

## Seattle Pilots - 1969

Batter	1	2	3	4	5	6	7	8	9	AB R H RBI BB SO LOB	TOP									
Tommy Harper, R OBP: 0.400, SLG: 0.500 (1, 4)										4 1 1 0 1 1 4										
Mike Hegan, L OBP: 0.500, SLG: 2.000 Steve Whitaker, L (2, 9)										2 1 1 2 0 1 0 3 0 0 0 0 2 1										
Tommy Davis, R OBP: 0.250, SLG: 0.250 Wayne Comer, R (9, 7)										4 1 1 0 0 1 0 0 0 0 0 0 0 0										
Don Mincher, L (1, 3)										3 1 0 0 0 0 0										
Rich Rollins, R OBP: 0.500, SLG: 0.333 (1, 5)										3 0 1 0 1 0 2										
Jim Gosger, L (1, 8)										2 0 0 0 1 1 1										
Jerry McNertney, R OBP: 0.250, SLG: 0.250 (1, 2)										4 0 1 2 0 1 2										
Ray Oylar, R (1, 6)										3 0 0 0 1 1 1										
Marty Pattin, R OBP: 0.333, SLG: 0.333 Diego Segui, R Jack Aker, R (9, 1)										3 0 1 0 0 1 3 1 0 0 0 0 1 0 0 0 0 0 0 0 0										
<b>Inning Stats</b>	R: 4 E: 0 K: 1 S: 9	H: 4 LOB: 3 BB: 2 P: 18	R: 0 E: 0 K: 1 S: 5	H: 0 LOB: 0 BB: 0 P: 5	R: 0 E: 0 K: 0 S: 3	H: 0 LOB: 0 BB: 0 P: 3	R: 0 E: 0 K: 0 S: 3	H: 0 LOB: 1 BB: 1 P: 7	R: 0 E: 0 K: 1 S: 5	H: 0 LOB: 1 BB: 1 P: 9	R: 0 E: 0 K: 2 S: 7	H: 0 LOB: 0 BB: 0 P: 7	R: 0 E: 1 K: 1 S: 6	H: 1 LOB: 1 BB: 0 P: 6	R: 0 E: 0 K: 3 S: 9	H: 0 LOB: 0 BB: 0 P: 9	1B: 4 2B: 1 3B: 0 HR: 1	SF: 0 SAC: 1 DP: 1 HBP: 1	WP: 1 PB: 2 SB: 1 CS: 0	PA: 38
<b>PITCHER</b>	IP WLS BF H R ER SO BB IBB HBP BLK WP HR S P ERA WHIP																			
Jim McGlothlin, R ERA: 108.0 (1, 1)	0.1 L 7 4 4 4 0 1 0 1 0 0 1 0 5 10 108.00 15.000																			
Clyde Wright, L ERA: (1, 1)	1.2 6 0 0 0 2 1 0 0 0 1 0 9 13 0.00 0.600																			
Eddie Fisher, R ERA: (3, 1)	4.0 15 1 0 0 2 2 0 0 0 0 0 17 25 0.00 0.750																			
Rudy May, L ERA: (7, 1)	3.0 10 1 0 0 6 0 0 0 0 0 0 22 22 0.00 0.333																			

Seattle Pilots @ California Angels  
Anaheim Stadium, Anaheim, CA

Tue Apr 08 1969, 9:05 PM EST  
Att: 11,930 - Unknown

livebaseballscorecards.com

AB	32
R	4
H	6
RBI	4
BB	4
SO	10
LOB	14



BOTTOM

Seattle Pilots @ California Angels  
Anaheim Stadium, Anaheim, CA

Tue Apr 08 1969, 9:05 PM EST  
Att. 11,930 - Unknown

livebaseballscorecards.com

AB 34  
R 3  
H 10  
RBI 3  
BB 5  
SO 8  
LOB 17



WP: 0 PA: 40  
PB: 0  
SB: 0  
CS: 0

AB R H RBI BB SO LOB

4	0	0	0	0	0	3
0	0	0	0	0	0	0
0	0	0	0	1	0	0
4	1	1	1	0	0	0
5	0	1	1	0	0	1
5	0	3	0	0	1	1
3	0	0	0	1	3	3
3	1	1	0	1	1	2
3	0	3	0	1	0	0
4	0	1	1	0	1	4
0	0	0	0	0	0	0
0	0	0	0	0	0	0
1	0	0	0	0	0	1
1	0	0	0	0	1	0
1	1	0	0	1	1	2

Batter	1	2	3	4	5	6	7	8	9
Bill Voss, L (1, 9) Rudy May, L (7, 1) Lou Johnson, R (9, PH)	0-0 F8	0-0 F7			0-0 G3	0-0 F8			4-0 SH5-4 BB
Jim Fregosi, R (1, 6) OBP: 0.250, SLG: 1.000	0-0 F8		0-0 4-3		0-0 HR		0-0 6-3		0-0 SH5-4
Jay Johnstone, L (1, 8) OBP: 0.200, SLG: 0.200	0-0 1B		0-0 G3		0-0 P4		0-0 F8		0-0 4-3
Rick Reichardt, R (1, 7) OBP: 0.600, SLG: 0.600	0-0 1B		0-0 BB		0-0 1B		0-3 K		0-0 5-3
Dick Stuart, R (1, 3)	0-3 K		4-0 BB		0-3 K		0-3 K		0-3 K
Aurelio Rodriguez, R (1, 5) OBP: 0.500, SLG: 0.333		0-0 1B	0-3 K		4-0 1B		0-0 6-3		0-0 6-3
Tom Satriano, L (1, 2) OBP: 1.000, SLG: 1.000		0-0 1B		4-0 G5-4-3	0-0 BB		0-0 1B		0-0 FC5-4
Bobby Knoop, R (1, 4) OBP: 0.250, SLG: 0.250		0-0 1B		0-0 G5-4-3	0-3 K		0-0 FC5-4		0-0 FC5-4
Jim McGlothlin, R (1, 1) Clyde Wright, R (1, 1) Vic Davalillo, L (2, PH) Eddie Fisher, R (3, 1) Roger Repoz, L (6, PH) (7, 9)		0-0 F7		0-3 K		0-3 K			4-0 SH5-4 BB

Inning Stats	R: 0	H: 2	E: 0	K: 1	S: 7	LOB: 2	BB: 0	P: 7	R: 1	H: 3	E: 0	K: 0	S: 5	LOB: 1	BB: 0	P: 5	R: 0	H: 1	E: 0	K: 1	S: 6	LOB: 2	BB: 1	P: 10	R: 0	H: 0	E: 0	K: 1	S: 4	LOB: 0	BB: 1	P: 8	R: 1	H: 2	E: 0	K: 1	S: 7	LOB: 1	BB: 0	P: 7	R: 0	H: 1	E: 0	K: 2	S: 8	LOB: 2	BB: 1	P: 12	R: 0	H: 0	E: 0	K: 1	S: 5	LOB: 0	BB: 0	P: 5	R: 0	H: 1	E: 0	K: 1	S: 6	LOB: 1	BB: 0	P: 6	R: 1	H: 0	E: 0	K: 0	S: 3	LOB: 1	BB: 2	P: 11
--------------	------	------	------	------	------	--------	-------	------	------	------	------	------	------	--------	-------	------	------	------	------	------	------	--------	-------	-------	------	------	------	------	------	--------	-------	------	------	------	------	------	------	--------	-------	------	------	------	------	------	------	--------	-------	-------	------	------	------	------	------	--------	-------	------	------	------	------	------	------	--------	-------	------	------	------	------	------	------	--------	-------	-------

PITCHER	IP	WLS	BF	H	R	ER	SO	BB	IBB	HBP	BLK	WP	HR	S	P	ERA	WHIP
Marty Pattin, R (1, 1) ERA: 3.6	5.0	W	24	8	2	2	4	3	0	0	0	0	1	29	41	3.60	2.200
Diego Segui, R (6, 1) ERA: 3.0	3.0		13	2	1	1	4	2	0	0	0	0	0	19	27	3.00	1.333
Jack Aker, R (9, 1) ERA:	1.0	S	3	0	0	0	0	0	0	0	0	0	0	3	3	0.00	0.000

Batter	1	2	3	4	5	6	7	8	9	AB R H RBI BB SO LOB	TOP																	
Tommy Harper, R (1, 4) OBP: 0.300, SLG: 0.333	0-0 CS E 1B	0-3 K		0-0 F7			0-0 F8		0-0 5-3	5 0 1 0 0 1 4																		
Jim Gosger, L (1, 8) OBP: 0.250, SLG: 0.143	0-0 F7 1-3		0-0 F7		0-0 4-3		0-0 P6			4 0 0 0 0 0 1																		
Tommy Davis, R (1, 7) OBP: 0.250, SLG: 0.143	0-0 F9		0-0 G3		0-0 G3		4-0 BB			3 0 0 0 1 0 0																		
Don Mincher, L (1, 3) OBP: 0.375, SLG: 0.857		0-0 1B 2B	0-0 HR		0-0 G3		0-0 G3			4 2 2 1 0 0 1																		
Rich Rollins, R (1, 5) OBP: 0.375, SLG: 0.429		0-0 5-3	0-0 P3			0-0 1B 2B		0-3 K		4 0 1 0 0 1 1																		
Steve Whitaker, L (1, 9) OBP: 0.286, SLG: 0.167		4-0 1B 1B BB		0-0 1B FC6-2 1B		0-3 K		0-0 F9		3 1 1 0 1 1 1																		
Larry Haney, R (1, 2) OBP: 0.500, SLG: 0.500		0-0 F8		0-0 FC6-2 1-3 1B		0-0 1B		0-3 K		4 0 2 0 0 1 2																		
Ray Oyler, R (1, 6) OBP: 0.333, SLG: 0.200		0-0 1B		0-3 K		0-3 K		0-0 5-3		2 0 1 1 0 1 2																		
Mike Hegan, L (6, PH) OBP: 0.333, SLG: 1.333		1-2 2-H 1B								1 0 0 0 0 1 2																		
John Morris, R (6, 1)										0 0 0 0 0 0 0																		
Jim Bouton, R (8, 1)										0 0 0 0 0 0 0																		
Wayne Comer, R (9, PH)										1 0 0 0 0 0 0																		
Mike Marshall, R (1, 1) OBP: 0.500, SLG: 0.500		0-0 1B		0-0 FC6-2		0-0 4-1		0-0 P4		2 0 1 1 0 0 2																		
Gene Brabender, R (5, 1)										0 0 0 0 0 0 0																		
Mike Ferraro, R (6, PH)										1 0 0 0 0 0 2																		
John Kennedy, R (6, 6)		1-2 2-H 1B		1-3 3-H						1 0 0 0 0 0 0																		
<b>Inning Stats</b>	R: 0 E: 1 K: 0 S: 3	H: 1 LOB: 0 BB: 0 P: 3	R: 2 E: 0 K: 1 S: 8	H: 3 LOB: 2 BB: 1 P: 12	R: 1 E: 0 K: 0 S: 4	H: 1 LOB: 0 BB: 0 P: 4	R: 0 E: 0 K: 1 S: 7	H: 2 LOB: 2 BB: 0 P: 7	R: 0 E: 0 K: 2 S: 9	H: 2 LOB: 2 BB: 0 P: 9	R: 0 E: 0 K: 0 S: 3	H: 0 LOB: 1 BB: 1 P: 7	R: 0 E: 0 K: 2 S: 7	H: 0 LOB: 0 BB: 0 P: 7	R: 0 E: 0 K: 0 S: 3	H: 0 LOB: 0 BB: 0 P: 3	1B: 6 2B: 2 3B: 0 HR: 1	SF: 0 SAC: 0 DP: 0 HBP: 0	WP: 0 PB: 0 SB: 1 CS: 1	PA: 37								
<b>PITCHER</b>	IP WLS BF H R ER SO BB IBB HBP BLK WP HR S P ERA WHIP																											
Andy Messersmith, R (1, 1) ERA: 6.75	4.0		19	7	3	3	2	1	0	0	0	0	1	22	26	6.75	2.000											
Pedro Borbon, R (5, 1) ERA:	3.0	W	12	2	0	0	2	1	0	0	0	0	0	15	19	0.00	1.000											
Hoyt Wilhelm, R (8, 1) ERA:	2.0	S	6	0	0	0	2	0	0	0	0	0	0	10	10	0.00	0.000											

Seattle Pilots @ California Angels  
Anaheim Stadium, Anaheim, CA

Wed Apr 09 1969, 9:05 PM EST  
Att. 5,347 - Unknown

livebaseballscorecards.com

AB	35
R	3
H	9
RBI	3
BB	2
SO	6
LOB	18



Batter	1	2	3	4	5	6	7	8	9
Vic Davalillo, L (1, 9) Lou Johnson, R (8, PH) (9, 7)	0-0 4-3	0-0 3-1		4-0 BB	0-0 FC4-6			4-0 2B	
Jim Fregosi, R (1, 6) OBP: 0.444, SLG: 0.778	0-0 BB 1B		0-0 6-3	0-0 E2	0-0 2B 1B	0-0 G3-6-3 1B		0-0 F8	
Jay Johnstone, L (1, 8) OBP: 0.300, SLG: 0.500	0-3 K		0-0 4-3		0-0 E9 2B	0-0 G3-6-3		0-0 2B	
Rick Reichardt, R (1, 7) OBP: 0.700, SLG: 0.714 Bill Voss, L (9, 9)	4-0 1-2 BB		0-0 2B		4-0 1B 1B BB	0-0 5-3		4-0 FC4-6 IBB	
Roger Repoz, L (1, 3) Dick Stuart, R (7, PH) Hoyt Wilhelm, R (8, 1)	0-3 K		0-0 4-3		0-3 K		0-0 L5	0-0 FC4-6	
Aurelio Rodriguez, R (1, 5) OBP: 0.500, SLG: 0.571		0-0 1-3		0-0 1B 2B	0-0 1B 1B		0-3 K		
Tom Satriano, L (1, 2) OBP: 0.625, SLG: 0.571		0-0 F8		0-0 F9	0-0 1B 1B		0-0 3-1		
Bobby Knoop, R (1, 4) OBP: 0.500, SLG: 0.500		0-0 BB 1B		0-0 F7	0-0 FC4-6 1B		0-0 SH1-4 S WP 1B		
Andy Messersmith, R (1, 1) Bob Chance, L (4, PH) Rudy May, L (4, PR) Pedro Borbon, R (5, 1) Ruben Amaro, R (8, 3)		4-0 BB		0-0 BB E2 1B	0-3 K		0-0 SH1-4		

Inning Stats	R: 0 E: 0 K: 2 S: 8	H: 1 LOB: 2 BB: 1 P: 12	R: 0 E: 0 K: 0 S: 4	H: 1 LOB: 2 BB: 1 P: 8	R: 0 E: 0 K: 0 S: 4	H: 1 LOB: 1 BB: 0 P: 4	R: 1 E: 2 K: 0 S: 4	H: 2 LOB: 2 BB: 1 P: 8	R: 4 E: 1 K: 2 S: 12	H: 5 LOB: 2 BB: 1 P: 16	R: 0 E: 0 K: 0 S: 3	H: 1 LOB: 0 BB: 0 P: 3	R: 0 E: 0 K: 1 S: 5	H: 0 LOB: 0 BB: 0 P: 5	R: 2 E: 0 K: 0 S: 5	H: 2 LOB: 2 BB: 2 P: 13
--------------	------------------------------	----------------------------------	------------------------------	---------------------------------	------------------------------	---------------------------------	------------------------------	---------------------------------	-------------------------------	----------------------------------	------------------------------	---------------------------------	------------------------------	---------------------------------	------------------------------	----------------------------------

PITCHER															PITCHER																		
IP	WLS	BF	H	R	ER	SO	BB	IBB	HBP	BLK	WP	HR	S	P	ERA	WHIP	IP	WLS	BF	H	R	ER	SO	BB	IBB	HBP	BLK	WP	HR	S	P	ERA	WHIP
Mike Marshall, R (1, 1) ERA: 6.75	4.0		22	7	3	3	2	3	0	0	0	0	22	34	6.75	2.500																	
Gene Brabender, R (5, 1) ERA: 18.0	1.0	L	7	3	2	2	1	0	0	0	0	0	10	14	18.00	4.000																	
John Morris, L (6, 1) ERA: 6.75	2.2		11	3	2	1	1	0	0	0	1	0	12	16	6.75	1.500																	
Jim Bouton, R (8, 1) ERA:	0.1		2	0	0	0	0	1	0	0	0	0	1	5	0.00	0.000																	

**BOTTOM**

AB	R	H	RBI	BB	SO	LOB
3	0	0	0	1	0	4
0	1	0	0	1	0	0
6	1	3	0	0	0	3
5	1	2	2	0	1	2
2	1	1	0	3	0	0
0	0	0	0	0	0	0
3	0	0	0	0	2	4
1	0	0	0	0	0	0
1	0	0	0	0	0	2
4	2	2	0	0	1	0
4	0	1	1	0	0	1
4	1	3	1	0	0	1
0	0	0	0	1	0	0
1	0	1	1	0	0	0
0	0	0	0	0	0	0
1	0	0	0	0	1	2
0	0	0	0	0	0	0

<b>AB</b>	<b>35</b>
<b>R</b>	<b>7</b>
<b>H</b>	<b>13</b>
<b>RBI</b>	<b>5</b>
<b>BB</b>	<b>6</b>
<b>SO</b>	<b>5</b>
<b>LOB</b>	<b>19</b>



WP: 1	PA: 42
PB: 0	
SB: 2	
CS: 0	

**Seattle Pilots @ California Angels**  
**Anaheim Stadium, Anaheim, CA**  
 Wed Apr 09 1969, 9:05 PM EST  
 Att. 5,347 - Unknown

[livebaseballscorecards.com](http://livebaseballscorecards.com)

Batter	1	2	3	4	5	6	7	8	9	AB R H RBI BB SO LOB	TOP											
Luis Aparicio, R (1, 6) OBP: 0.077, SLG: 0.154	0-0 6-3		0-0 F7	0-0 F8		0-0 F8			0-0 FC1-5-6 1B	5 0 0 0 0 0 4												
Carlos May, L (1, 7) OBP: 0.462, SLG: 0.923	0-0 4-3		0-0 2B 1B		0-3 K		0-3 K		0-0 BB 1B	5 0 2 0 0 2 0												
Bill Melton, R (1, 5) OBP: 0.538, SLG: 0.556	4-0 BB BB		0-0 1-3 2B		0-0 2B		0-0 F7		4-0 FC6-4 BB	3 0 2 0 2 0 0												
Gail Hopkins, L (1, 3) OBP: 0.286, SLG: 0.286	4-0 1-2 BB		4-0 IBB		0-0 G3		0-0 F4		0-3 K	3 0 0 0 2 1 4												
Don Pavletich, R (1, 2) OBP: 0.167, SLG: 0.167	0-0 F5		0-3 K		0-3 K			0-0 5-3	0-0 FC6-4	5 0 0 0 0 2 9												
Buddy Bradford, R (1, 9) OBP: 0.286, SLG: 0.286		0-0 4-3 S 1B	0-3 K			0-0 6-3		0-0 1B		4 0 2 0 0 1 3												
Ken Berry, R (1, 8) OBP: 0.182, SLG: 0.100 Wilbur Wood, R (8, 1)		0-0 4-3		1-0 FC3-6 HBP		0-0 F9		0-0 F8		3 0 0 0 0 0 2 0 0 0 0 0 0 0												
Sandy Alomar Sr., S (1, 4) OBP: 0.182, SLG: 0.100		0-0 4-3		0-0 FC3-6 4-3 E 1-2f		0-0 2B 1B		0-0 F9		4 0 1 0 0 0 3												
Joe Horlen, R (1, 1) Pete Ward, L (4, PH) Bob Priddy, R (4, 1) Walt Williams, R (6, PH) Bob Locker, S (6, 1) Don Secrist, L (6, 1) Woodie Held, R (8, 8) OBP: 0.500, SLG: 1.000		0-0 F7		0-0 4-3		0-0 2B		0-0 FC1-5-6 2B		1 0 0 0 0 0 0 1 1 0 0 0 0 0 0 1 0 0 0 0 0 0 0 0 1 0 0 1 0 1 0 1 0 0 0 0 0												
<b>Inning Stats</b>	R: 0 E: 0 K: 0 S: 3	H: 0 LOB: 2 BB: 2 P: 11	R: 0 E: 0 K: 0 S: 4	H: 1 LOB: 1 BB: 0 P: 4	R: 0 E: 0 K: 2 S: 9	H: 2 LOB: 3 BB: 1 P: 13	R: 0 E: 1 K: 0 S: 3	H: 0 LOB: 1 BB: 0 P: 4	R: 0 E: 0 K: 2 S: 8	H: 1 LOB: 1 BB: 0 P: 8	R: 0 E: 0 K: 1 S: 5	H: 2 LOB: 2 BB: 0 P: 5	R: 0 E: 0 K: 1 S: 5	H: 0 LOB: 0 BB: 0 P: 5	R: 0 E: 0 K: 0 S: 4	H: 1 LOB: 1 BB: 0 P: 4	R: 0 E: 0 K: 1 S: 7	H: 2 LOB: 3 BB: 1 P: 11	1B: 5 2B: 4 3B: 0 HR: 0	SF: 0 SAC: 0 DP: 0 HBP: 1	WP: 0 PB: 0 SB: 1 CS: 0	PA: 41
<b>PITCHER</b> Gary Bell, R (1, 1) ERA:	IP 9.0	WLS W	BF 41	H 9	R 0	ER 0	SO 6	BB 3	IBB 1	HBP 1	BLK 0	WP 0	HR 0	S 48	P 65	ERA 0.00	WHIP 1.333					

Chicago White Sox @ Seattle Pilots  
 Sicks Stadium, Boston, MA  
 Fri Apr 11 1969, 6:33 AM EST  
 Att. 14,993 - Unknown - 58 F

livebaseballscorecards.com

AB 36  
 R 0  
 H 9  
 RBI 0  
 BB 4  
 SO 6  
 LOB 27



Batter	1	2	3	4	5	6	7	8	9
Tommy Harper, R OBP: 0.333, SLG: 0.357 (1, 4)	0-0 G4-3 S 1B	0-0 F3			0-0 1-3	0-0 WP 1B		0-0 6-3	
Mike Hegan, L OBP: 0.571, SLG: 1.000 (1, 9)	4-0 G4-3 1-2 BB		4-0 HR BB		0-0 F8	4-0 FC4-6 1-2 BB			
Tommy Davis, R OBP: 0.167, SLG: 0.091 (1, 7)	0-0 G4-3 1-2f 2-3		0-0 F8		0-3 K	0-0 FC4-6 1-2f			
Don Mincher, L OBP: 0.417, SLG: 1.000 (1, 3)	4-0 1B BB		0-0 1-H HR		0-3 K	0-0 F9			
Rich Rollins, R OBP: 0.417, SLG: 0.455 (1, 5)	0-0 1-2 3-H 1B		0-0 4-3		0-0 BLK 1B	0-0 6-3			
Jim Gosger, L (1, 8)	0-0 5-3		0-0 B1-3		0-0 F7	0-0 F8			
Jerry McNertney, R OBP: 0.375, SLG: 0.375 (1, 2)		0-0 1B		0-0 5-3	0-0 1-H 2B 1B		0-0 F4		
Ray Oyler, R OBP: 0.400, SLG: 0.250 (1, 6)		0-0 F7		0-3 K	0-0 1-2 2B 1B		4-0 SH3-4 BB		
Gary Bell, R OBP: 0.333, SLG: 0.667 (1, 1)		0-0 B2		0-0 6-3	0-0 1-H 2-H 1B 2B		0-0 SH3-4		

Inning Stats	R: 1	H: 2	E: 0	K: 0	S: 4	LOB: 2	BB: 2	P: 12	R: 0	H: 1	E: 0	K: 0	S: 4	LOB: 1	BB: 0	P: 4	R: 2	H: 1	E: 0	K: 0	S: 4	LOB: 0	BB: 1	P: 8	R: 0	H: 0	E: 0	K: 1	S: 5	LOB: 0	BB: 0	P: 5	R: 0	H: 0	E: 0	K: 1	S: 5	LOB: 0	BB: 0	P: 5	R: 4	H: 5	E: 0	K: 1	S: 10	LOB: 2	BB: 1	P: 14	R: 0	H: 0	E: 0	K: 0	S: 3	LOB: 0	BB: 0	P: 3	R: 0	H: 0	E: 0	K: 0	S: 3	LOB: 1	BB: 1	P: 7
1B: 7	2B: 1	3B: 0	HR: 1	SF: 0	SAC: 1	DP: 1	HBP: 0	WP: 1	PA: 37																																																							


PITCHER	IP	WLS	BF	H	R	ER	SO	BB	IBB	HBP	BLK	WP	HR	S	P	ERA	WHIP
Joe Horlen, R ERA: 9.0 (1, 1)	3.0	L	15	4	3	3	0	3	0	0	0	0	1	12	24	9.00	2.333
Bob Priddy, R ERA: (4, 1)	2.0		6	0	0	0	2	0	0	0	0	0	0	10	10	0.00	0.000
Bob Locker, R ERA: 21.6 (6, 1)	0.2		7	5	4	4	1	0	0	0	1	0	0	9	9	54.00	7.500
Don Secrist, L ERA: (6, 1)	1.1		5	0	0	0	0	1	0	0	0	1	0	4	8	0.00	0.750
Wilbur Wood, L ERA: (8, 1)	1.0		4	0	0	0	0	1	0	0	0	0	0	3	7	0.00	1.000

**BOTTOM**

**Chicago White Sox @ Seattle Pilots**  
Sicks Stadium, Boston, MA

Fri Apr 11 1969, 6:33 AM EST  
Att: 14,993 - Unknown - 58 F

AB 31  
R 7  
H 9  
RBI 7  
BB 5  
SO 3  
LOB 12



PITCHER	IP	WLS	BF	H	R	ER	SO	BB	IBB	HBP	BLK	WP	HR	S	P	ERA	WHIP
WP: 1	PA: 37																

Batter	1	2	3	4	5	6	7	8	9	AB R H RBI BB SO LOB	TOP		
Buddy Bradford, R (1, 9) OBP: 0.455, SLG: 0.500	1-0 HBP		0-3 K			0-0 1B SF9 1B		0-0 BB 2B		3 1 2 0 0 1 0			
Luis Aparicio, R (1, 6) OBP: 0.118, SLG: 0.125	0-0 B3		4-0 BB			0-0 L7		0-3 K		3 0 0 0 1 1 3			
Pete Ward, L (1, 7) OBP: 0.333, SLG: 0.200	0-0 F7		0-3 K			0-0 1B		4-0 BB BB		3 0 1 0 1 1 2			
Bill Melton, R (1, 5) OBP: 0.529, SLG: 0.500	0-0 F3				4-0 BB FC4-6 BB	0-0 SF9		4-0 BB BB		1 0 0 1 2 0 1			
Gail Hopkins, L (1, 3) OBP: 0.188, SLG: 0.071					0-0 FC4-6 CS	0-3 K		0-0 4-3		4 0 1 0 0 1 5			
Duane Josephson, R (1, 2) OBP: 0.083, SLG: 0.083					0-3 K			0-0 6-3		4 0 0 0 0 2 2			
Ken Berry, R (1, 8) OBP: 0.133, SLG: 0.071					0-0 1-3			0-0 4-3		4 0 0 0 0 1 1			
Sandy Alomar Sr., S (1, 4) OBP: 0.133, SLG: 0.071					0-0 F7			0-0 4-3		4 0 0 0 0 1 1			
Sammy Ellis, L (1, 1) Bob Priddy, R (6, 1) Walt Williams, R (8, PH) Dan Osinski, R (8, 1)					0-3 K			0-0 F4		2 0 0 0 0 1 0 0 0 0 0 0 0 0 1 0 0 0 0 0 0 0 0 0 0 0 0 0			
<b>Inning Stats</b>	R: 0 H: 0 E: 0 LOB: 1 K: 0 BB: 0 S: 3 P: 4	R: 0 H: 1 E: 0 LOB: 1 K: 1 BB: 0 S: 6 P: 6	R: 0 H: 0 E: 0 LOB: 1 K: 3 BB: 1 S: 9 P: 13	R: 0 H: 0 E: 0 LOB: 1 K: 1 BB: 1 S: 4 P: 8	R: 0 H: 0 E: 0 LOB: 0 K: 1 BB: 0 S: 5 P: 5	R: 1 H: 2 E: 0 LOB: 1 K: 1 BB: 0 S: 7 P: 7	R: 0 H: 0 E: 0 LOB: 0 K: 0 BB: 0 S: 3 P: 3	R: 0 H: 1 E: 0 LOB: 3 K: 1 BB: 2 S: 6 P: 14	R: 0 H: 0 E: 0 LOB: 0 K: 1 BB: 0 S: 5 P: 5	1B: 3 SF: 1 2B: 2 SAC: 0 3B: 0 DP: 1 HR: 0 HBP: 1	WP: 0 PA: 35 PB: 0 SB: 2 CS: 1		
<b>PITCHER</b>	IP WLS BF H R ER SO BB IBB HBP BLK WP HR S P ERA WHIP											<b>PITCHER</b>	IP WLS BF H R ER SO BB IBB HBP BLK WP HR S P ERA WHIP
Diego Segui, R (1, 1) ERA: 1.69	7.2 W 30 4 1 1 8 3 0 1 0 0 0 42 55 1.17 0.913												
Jack Aker, R (8, 1) ERA:	1.1 S 5 0 0 0 1 1 0 0 0 0 0 6 10 0.00 0.750												

Chicago White Sox @ Seattle Pilots  
Sicks Stadium, Boston, MA  
Sat Apr 12 1969, 9:05 PM EST  
Att: 8,319 - Unknown - 53 F

livebaseballscorecards.com

AB 29  
R 1  
H 4  
RBI 1  
BB 4  
SO 9  
LOB 15





Batter	1	2	3	4	5	6	7	8	9	AB	R	H	RBI	BB	SO	LOB
Tommy Harper, R (1, 4) OBP: 0.350, SLG: 0.294	0-0 B1-3		0-0 G6-4-3	4-0 BB		0-0 F9		4-0 BB		3	0	0	0	2	0	4
Mike Hegan, L (1, 9) OBP: 0.500, SLG: 0.667	0-3 K		0-0 1B	0-0 F5		0-0 E 1B		0-3 K		5	1	2	1	0	2	4
Tommy Davis, R (1, 7) Wayne Comer, R (9, 7) OBP: 0.176, SLG: 0.125	0-0 1-3		0-0 1B		0-0 F3	0-0 FC6-2		0-0 6-3		5	0	1	0	0	0	2
Don Mincher, L (1, 3) OBP: 0.438, SLG: 0.833		0-0 G3	0-0 G3		4-0 BB	4-0 FC4		1-2 BB		2	0	0	0	2	0	2
Rich Rollins, R (1, 5) OBP: 0.438, SLG: 0.500		1-0 S HBP		0-0 1B 2B	0-0 F8	0-0 FC4		1-2		3	1	1	0	0	0	3
Jim Gosger, L (1, 8)		0-0 F9		0-0 6-3	0-0 F9		0-0 L3			4	0	0	0	0	0	3
Jerry McNertney, R (1, 2) OBP: 0.333, SLG: 0.333		0-0 1-3		0-0 FC1-5		0-0 E9		F9		4	1	1	1	0	0	1
Ray Oyler, R (1, 6) OBP: 0.500, SLG: 0.636			0-0 HR	4-0 PB	4-0 FC1-5	0-0 WP		5-3		3	2	2	1	1	0	0
Diego Segui, R (1, 1) Jack Aker, R (8, 1) OBP: 0.500, SLG: 0.333			4-0 BB	0-0 FC1-5		0-0 1B		K		2	0	1	0	1	0	2
				1-2		1-2				1	0	0	0	0	1	0

Inning Stats	R: 0	H: 0	E: 0	K: 1	S: 5	L: 0	LOB: 0	BB: 0	P: 5	R: 0	H: 0	E: 0	K: 0	S: 3	L: 0	LOB: 1	BB: 0	P: 4	R: 1	H: 3	E: 0	K: 0	S: 5	L: 0	LOB: 2	BB: 1	P: 9	R: 0	H: 0	E: 0	K: 0	S: 3	L: 0	LOB: 1	BB: 1	P: 7	R: 3	H: 3	E: 2	K: 0	S: 7	L: 0	LOB: 2	BB: 1	P: 11	R: 0	H: 0	E: 0	K: 0	S: 3	L: 0	LOB: 0	BB: 0	P: 3	R: 0	H: 0	E: 0	K: 2	S: 7	L: 0	LOB: 1	BB: 1	P: 11
--------------	------	------	------	------	------	------	--------	-------	------	------	------	------	------	------	------	--------	-------	------	------	------	------	------	------	------	--------	-------	------	------	------	------	------	------	------	--------	-------	------	------	------	------	------	------	------	--------	-------	-------	------	------	------	------	------	------	--------	-------	------	------	------	------	------	------	------	--------	-------	-------


PITCHER	IP	WLS	BF	H	R	ER	SO	BB	IBB	HBP	BLK	WP	HR	S	P	ERA	WHIP
Sammy Ellis, R (1, 1) ERA: 5.4	5.0	L	27	7	5	3	1	4	0	1	0	0	1	24	41	5.40	2.200
Bob Priddy, R (6, 1) ERA:	2.0		8	1	0	0	0	1	0	0	0	1	0	7	11	0.00	1.000
Dan Osinski, R (8, 1) ERA:	1.0		4	0	0	0	2	1	0	0	0	0	0	7	11	0.00	1.000

**BOTTOM**

**Chicago White Sox @ Seattle Pilots**  
**Sicks Stadium, Boston, MA**  
 Sat Apr 12 1969, 9:05 PM EST  
 Att. 8,319 - Unknown - 53 F

livebaseballscorecards.com

<b>AB</b>	<b>32</b>
<b>R</b>	<b>5</b>
<b>H</b>	<b>8</b>
<b>RBI</b>	<b>3</b>
<b>BB</b>	<b>6</b>
<b>SO</b>	<b>3</b>
<b>LOB</b>	<b>21</b>



1B: 6	SF: 0	WP: 1	PA: 39
2B: 1	SAC: 0	PB: 1	
3B: 0	DP: 1	SB: 2	
HR: 1	HBP: 1	CS: 0	

Batter	1	2	3	4	5	6	7	8	9	AB R H RBI BB SO LOB	TOP																
Buddy Bradford, R OBP: 0.471, SLG: 0.571 (1, 9) X	0-0 F9 X	0-0 6-3 X		0-0 1B 3B	4-0 FC5-2 BB		4-0 1B BB		0-0 L8 X	4 1 1 0 2 0 0																	
Luis Aparicio, R OBP: 0.227, SLG: 0.200 (1, 6) B B B	4-0 HR BB	0-0 F8 X		0-0 F8 S SF9 1B	0-0 FC5-2 1-2 3-H		0-0 1B 3-H			4 2 2 2 1 0 2																	
Pete Ward, L OBP: 0.300, SLG: 0.556 Ken Berry, R OBP: 0.125, SLG: 0.067 (1, 7) X (6, 8)	0-0 HR 1-H		0-3 K S S	0-0 F8 1-3	0-3 K S S		0-0 6-3 X			4 1 1 2 0 2 3 1 0 0 0 0 0 2																	
Bill Melton, R OBP: 0.545, SLG: 0.923 (1, 5) X	0-0 HR		0-0 2B 3B	0-0 SF9 3-H		4-0 G1-6-3 BB		0-0 1-3 X		3 2 2 2 1 0 0																	
Don Pavletich, R OBP: 0.444, SLG: 0.875 Wilbur Wood, R (1, 2) B B B (4, 1)	4-0 E SF8-2 BB		0-0 HR 2B	0-0 HR		0-0 G1-6-3 1-2f		0-3 K S S		2 3 2 2 1 0 0 1 0 0 0 0 1 0																	
Gail Hopkins, L OBP: 0.333, SLG: 0.444 (1, 3) X	0-0 E9 1-3 SF8-2 1B		0-0 HR 2-H	4-0 BB		0-3 K S S		0-0 2B X		4 1 3 2 1 1 0																	
Ron Hansen, R OBP: 0.250, SLG: 0.333 Sandy Alomar Sr., S OBP: 0.125, SLG: 0.067 (1, 4) X (7, PR) (7, 4)	0-0 SF8-2 2-H 3-H		0-0 6-3 X	0-0 F5 X			0-0 3-1 1B 1B		0-0 5-3 X	3 0 1 1 0 0 1 1 1 0 0 0 0 1																	
Woodie Held, R OBP: 0.429, SLG: 1.000 (1, 8) X (6, 7)		0-0 HR X	4-0 BB S S B		0-0 E6 SH1-4 FC5-2 X		0-3 K 1-2		0-3 K S S	4 1 1 1 1 2 1																	
Gary Peters, L OBP: 0.250, SLG: 1.000 Duane Josephson, R OBP: 0.067, SLG: 0.067 (1, 1) X (4, 2)		0-0 F9 X	0-0 5-3 X		0-0 SH1-4 2-3 X		0-0 3-1 2-3		0-0 6-3 X	2 0 0 0 0 0 1 3 0 0 0 0 0 2																	
Inning Stats	R: 4 E: 1 K: 0 S: 5	H: 3 LOB: 0 BB: 2 P: 13	R: 1 E: 0 K: 0 S: 4	H: 1 LOB: 0 BB: 0 P: 4	R: 3 E: 0 K: 1 S: 8	H: 3 LOB: 1 BB: 1 P: 12	R: 3 E: 0 K: 0 S: 6	H: 3 LOB: 1 BB: 1 P: 10	R: 0 E: 1 K: 1 S: 6	H: 0 LOB: 2 BB: 1 P: 10	R: 0 E: 0 K: 1 S: 4	H: 0 LOB: 0 BB: 1 P: 8	R: 1 E: 0 K: 1 S: 7	H: 2 LOB: 2 BB: 1 P: 11	R: 0 E: 0 K: 1 S: 6	H: 1 LOB: 1 BB: 0 P: 6	R: 0 E: 0 K: 1 S: 5	H: 0 LOB: 0 BB: 0 P: 5	1B: 4 2B: 3 3B: 2 HR: 5	SF: 2 SAC: 1 DP: 2 HBP: 0	WP: 0 PB: 0 SB: 2 CS: 0	PA: 46					
PITCHER	IP	WLS	BF	H	R	ER	SO	BB	IBB	HBP	BLK	WP	HR	S	P	ERA	WHIP										
Marty Pattin, R ERA: 10.13 (1, 1)	0.1	L	6	3	4	4	0	2	0	0	0	0	2	4	12	108.00	15.000										
Gene Brabender, R ERA: 16.2 (1, 1)	2.1		11	4	4	4	1	1	0	0	0	0	2	12	16	15.43	2.143										
Jim Bouton, R ERA: 16.2 (3, 1)	1.1		8	3	3	3	0	1	0	0	0	0	1	7	11	20.25	3.000										
John Morris, L ERA: 4.05 (5, 1)	4.0		18	3	1	1	4	3	0	0	0	0	0	23	35	2.25	1.500										
Steve Barber, L ERA: (9, 1)	1.0		3	0	0	0	1	0	0	0	0	0	0	5	5	0.00	0.000										

Chicago White Sox @ Seattle Pilots  
 Sicks Stadium, Boston, MA  
 Sun Apr 13 1969, 6:33 AM EST  
 Att: 10,031 - Unknown

livebaseballscorecards.com

AB	36
R	12
H	13
RBI	12
BB	7
SO	6
LOB	13



Batter	1	2	3	4	5	6	7	8	9	AB	R	H	RBI	BB	SO	LOB
Tommy Harper, R (1, 4) OBP: 0.400, SLG: 0.333	0-0 S BB E 1B		0-0 BB 1B	4-0 1B PB BB	0-0 F4			0-0 F8		4	2	2	0	1	0	2
Wayne Comer, R (1, 8) OBP: 0.500, SLG: 0.250	4-0 S 1-2 BB		0-0 F8	0-0 PB 1B		4-0 G6-4-3 BB		0-3 K		3	0	1	2	2	1	1
Tommy Davis, R (1, 7) OBP: 0.273, SLG: 0.316	0-0 F9 1-3 2-H		4-0 BB	4-0 BB		0-0 G6-4-3 1-2f		0-0 HR		3	1	1	1	2	0	2
Rich Rollins, R (1, 5) OBP: 0.381, SLG: 0.474	0-0 F8		0-0 F4	0-0 F9		0-0 2B		0-0 5-3		5	0	1	0	0	0	5
Don Mincher, L (1, 3) OBP: 0.333, SLG: 0.588	0-0 F8		0-0 F4	0-3 K		0-0 F3		0-0 F5		5	0	0	0	0	1	6
Jose Vidal, R (1, 9) OBP: 0.600, SLG: 1.250		4-0 BB		0-0 2B 1B		0-0 F6		0-0 F8		4	2	2	1	1	0	0
Larry Haney, R (1, 2) OBP: 0.556, SLG: 0.625		0-3 K		0-0 1B 1B 2B		0-0 1B 1B		0-0 L5		4	1	2	1	1	1	1
Ray Oyler, R (1, 6) OBP: 0.421, SLG: 0.500		0-0 F4		0-0 BB 1B		0-0 F6		0-0 5-3		5	1	1	0	0	0	3
Marty Pattin, R (1, 1) Gene Brabender, R (1, 1) Jim Bouton, R (3, 1) Mike Ferraro, R (4, PH) John Morris, R (5, 1) Gus Gil, R (8, PH) Steve Barber, L (9, 1)		0-3 K		0-0 F9		0-0 1B		0-0 5-3		0	0	0	0	0	0	0

Inning Stats	R: 1	H: 1	E: 0	LOB: 1	K: 0	P: 8	R: 0	H: 0	E: 0	LOB: 1	K: 2	P: 7	R: 0	H: 1	E: 0	LOB: 2	K: 0	P: 8	R: 4	H: 4	E: 0	LOB: 2	K: 1	P: 17	R: 0	H: 2	E: 0	LOB: 2	K: 0	P: 5	R: 0	H: 0	E: 0	LOB: 0	K: 0	P: 3	R: 0	H: 0	E: 0	LOB: 0	K: 1	P: 5	R: 2	H: 2	E: 0	LOB: 1	K: 0	P: 9	1B: 7	SF: 0	2B: 2	SAC: 0	3B: 0	DP: 1	HR: 2	HBP: 0	WP: 0	PA: 44
--------------	------	------	------	--------	------	------	------	------	------	--------	------	------	------	------	------	--------	------	------	------	------	------	--------	------	-------	------	------	------	--------	------	------	------	------	------	--------	------	------	------	------	------	--------	------	------	------	------	------	--------	------	------	-------	-------	-------	--------	-------	-------	-------	--------	-------	--------

PITCHER	IP	WLS	BF	H	R	ER	SO	BB	IBB	HBP	BLK	WP	HR	S	P	ERA	WHIP
Gary Peters, L (1, 1) ERA: 6.75	3.1		20	6	5	3	2	4	0	0	0	0	0	20	36	8.10	3.000
Wilbur Wood, L (4, 1) ERA: 2.7	5.2	W	24	5	2	2	2	3	0	0	0	0	2	25	37	3.18	1.412

**BOTTOM**

**Chicago White Sox @ Seattle Pilots**  
**Sicks Stadium, Boston, MA**  
 Sun Apr 13 1969, 6:33 AM EST  
 Att. 10,031 - Unknown

<b>AB</b>	<b>37</b>
<b>R</b>	<b>7</b>
<b>H</b>	<b>11</b>
<b>RBI</b>	<b>5</b>
<b>BB</b>	<b>7</b>
<b>SO</b>	<b>4</b>
<b>LOB</b>	<b>23</b>



Batter	1	2	3	4	5	6	7	8	9	AB R H RBI BB SO LOB	TOP											
Pat Kelly, L (1, 8) OBP: 0.304, SLG: 0.250	0-3 K		0-0 F8		0-0 6-3		0-0 4-3		0-0 4-3	5 0 0 0 0 1 1												
Jackie Hernandez, R (1, 6) OBP: 0.290, SLG: 0.250	0-0 1-3		0-3 K			0-0 E 1B	0-0 1-3		0-0 5-3	5 1 1 0 0 1 1												
Joe Keough, L (1, 9) OBP: 0.308, SLG: 0.385	0-3 K			0-0 F7		0-0 E6 1B FC3-2		0-0 3-1	0-0 4-3	5 0 0 0 0 1 1												
Joe Foy, R (1, 5) OBP: 0.364, SLG: 0.276		0-0 FC3-6 1B		0-0 1-3 S 1B		0-0 FC3-2 1B		0-0 WP E 1B		4 1 4 1 0 0 0												
Mike Fiore, L (1, 3) OBP: 0.524, SLG: 0.462		0-0 FC3-6 FC6 1-2f		4-0 1-3 BB		0-0 FC3-2 1B 1-2		4-0 E BB		2 0 0 0 2 0 3												
George Spriggs, L (1, 7) OBP: 0.308, SLG: 0.273		0-0 F8		0-0 1-3		4-0 1B BB		0-0 F8		3 0 0 0 1 0 5												
Jerry Adair, R (1, 4) OBP: 0.292, SLG: 0.261		0-0 FC6 1-2f		0-0 5-3		0-0 1-2 2-3 1B		0-0 E6 IBB		4 0 1 0 0 0 4												
Ellie Rodriguez, R (1, 2) OBP: 0.308, SLG: 0.200			1-0 SH5-4 HBP		0-0 4-3		0-0 3-1		4-0 1-2 IBB	1 0 0 0 0 0 0												
Ed Kirkpatrick, L (6, PH) OBP: 0.158, SLG: 0.059										1 0 0 0 1 0 3												
Roger Nelson, R (1, 1) OBP: 0.250, SLG: 0.250			0-0 SH5-4		0-3 K		0-3 K		0-3 K	3 0 0 0 0 3 3												
Dave Wickersham, R (9, 1)										0 0 0 0 0 0 0												
<b>Inning Stats</b>	R: 0 E: 0 K: 2 S: 7	H: 0 LOB: 0 BB: 0 P: 7	R: 0 E: 0 K: 0 S: 4	H: 1 LOB: 1 BB: 0 P: 4	R: 0 E: 0 K: 1 S: 5	H: 0 LOB: 1 BB: 0 P: 6	R: 0 E: 0 K: 0 S: 4	H: 1 LOB: 2 BB: 1 P: 8	R: 0 E: 0 K: 1 S: 5	H: 0 LOB: 0 BB: 0 P: 5	R: 1 E: 1 K: 0 S: 6	H: 3 LOB: 3 BB: 1 P: 10	R: 0 E: 0 K: 1 S: 5	H: 0 LOB: 0 BB: 0 P: 5	R: 1 E: 1 K: 1 S: 7	H: 1 LOB: 3 BB: 2 P: 15	R: 0 E: 0 K: 0 S: 3	H: 0 LOB: 0 BB: 0 P: 3	1B: 6 2B: 1 3B: 0 HR: 0	SF: 0 SAC: 1 DP: 1 HBP: 1	WP: 1 PB: 0 SB: 1 CS: 0	PA: 39
<b>PITCHER</b> Mike Marshall, R (1, 1) ERA: 2.77	IP 9.0	WLS L	BF 39	H 6	R 2	ER 1	SO 6	BB 3	IBB 1	HBP 1	BLK 0	WP 1	HR 0	S 46	P 63	ERA 1.00	WHIP 1.000					

**Kansas City Royals @ Seattle Pilots**  
 Sicks Stadium, Boston, MA  
 Mon Apr 14 1969, 9:05 PM EST  
 Att: 3,611 - Unknown - 49 F

[livebaseballscorecards.com](http://livebaseballscorecards.com)

<b>AB</b>	33
<b>R</b>	2
<b>H</b>	6
<b>RBI</b>	1
<b>BB</b>	4
<b>SO</b>	6
<b>LOB</b>	21





Batter	1	2	3	4	5	6	7	8	9	AB R H RBI BB SO LOB	TOP																								
Ted Uhlhaender, L (1, 8) X OBP: 0.242, SLG: 0.200	0-0 G3	0-0 E6		0-0 F8			0-0 FC5-4		0-0 4-3	5 0 1 0 0 0 0																									
Rod Carew, L (1, 4) X OBP: 0.455, SLG: 0.636	0-0 1B	0-0 2B			0-0 FC9-6		0-0 FC5-4		0-0 1B	5 2 4 0 0 0 1																									
Tony Oliva, L (1, 9) X OBP: 0.400, SLG: 0.559	0-0 1B	4-0 CS			0-0 FC9-6		0-0 F5		0-0 2B	4 2 3 1 1 0 1																									
Harmon Killebrew, R (1, 5) X OBP: 0.364, SLG: 0.444 Frank Quijici, R (9, 5) OBP: 0.200, SLG: 0.111	0-0 1B	0-3 K			0-0 FC9-6		4-0 IBB		4-0 2B	3 2 1 0 2 1 4 0 0 0 0 0 0 0																									
Graig Nettles, L (1, 7) X OBP: 0.368, SLG: 0.471 Cesar Tovar, R (9, 7) OBP: 0.167, SLG: 0.167	0-0 IBB		0-0 3-1		0-0 1-3-2		0-0 G3		0-0 F9	5 0 1 2 0 0 6 0 0 0 0 0 0 0																									
Rich Reese, L (1, 3) X OBP: 0.292, SLG: 0.542	0-0 F3		0-3 K			0-0 G3		0-0 L5	0-0 FC5	5 0 1 2 0 1 2																									
Leo Cardenas, R (1, 6) X OBP: 0.303, SLG: 0.250	0-0 IBB		0-0 F9			0-3 K		0-0 2B	4-0 FC5	4 0 2 1 1 1 0																									
John Roseboro, L (1, 2) X OBP: 0.600, SLG: 0.429 George Mitterwald, R (8, PH) X OBP: 0.292, SLG: 0.500	4-0 IBB			0-0 F8		0-0 1B		0-3 K	0-0 FC5	2 0 1 0 1 0 0 2 0 0 0 0 1 3																									
Dean Chance, R (1, 1) X Joe Grzenda, R (8, PH) X Charlie Manuel, L (8, PH) X Bob Miller, R (8, 1) X Charlie Walters, R (8, 1) X Ron Perranoski, L (8, 1) X	0-3 K		0-3 K		0-3 K			0-0 4-3		3 0 0 0 0 3 4 0 0 0 0 0 0 0 1 0 0 0 0 0 1 0																									
<b>Inning Stats</b>	R: 3 E: 0 K: 1 S: 10	H: 5 LOB: 3 BB: 1 P: 14	R: 0 E: 1 K: 1 S: 5	H: 1 LOB: 1 BB: 1 P: 9	R: 0 E: 0 K: 1 S: 5	H: 0 LOB: 0 BB: 0 P: 5	R: 0 E: 0 K: 1 S: 5	H: 2 LOB: 1 BB: 0 P: 4	R: 0 E: 0 K: 2 S: 8	H: 1 LOB: 1 BB: 0 P: 8	R: 0 E: 0 K: 0 S: 4	H: 1 LOB: 2 BB: 1 P: 8	R: 0 E: 0 K: 1 S: 6	H: 1 LOB: 1 BB: 0 P: 6	R: 3 E: 0 K: 0 S: 6	H: 3 LOB: 2 BB: 2 P: 14	1B: 10 2B: 5 3B: 0 HR: 0	SF: 0 SAC: 0 DP: 1 HBP: 0	WP: 1 PB: 0 SB: 0 CS: 1	PA: 44															
<b>PITCHER</b>	IP WLS BF H R ER SO BB IBB HBP BLK WP HR S P ERA WHIP																																		
Gary Bell, R (1, 1) ERA: 2.61	1.1	12	6	3	3	1	1	1	0	0	0	0	12	20	20.25	5.250																			
Diego Segui, R (2, 1) ERA: 1.35	2.2	7	0	0	0	3	0	0	0	0	0	0	13	13	0.00	0.000																			
Bill Edgerton, L (5, 1) ERA:	2.0	8	3	0	0	2	0	0	0	0	0	0	12	12	0.00	1.500																			
John Morris, L (7, 1) ERA: 3.38	1.1	7	2	0	0	0	0	1	0	0	1	0	6	10	0.00	1.500																			
Jack Aker, R (8, 1) ERA: 6.75	1.2	L 10	3	3	3	1	0	2	0	0	0	0	10	18	16.20	1.800																			

Minnesota Twins @ Seattle Pilots  
 Sicks Stadium, Boston, MA  
 Wed Apr 16 1969, 9:05 PM EST  
 Att. 7,329 - Unknown - 49 F

livebaseballscorecards.com

AB	39
R	6
H	14
RBI	6
BB	5
SO	7
LOB	22





Batter	1	2	3	4	5	6	7	8	9	AB R H RBI BB SO LOB	TOP											
Tommy Harper, R (1, 4) OBP: 0.450, SLG: 0.394	0-0 1-3		0-0 F2			0-0 E5		0-0 1B	0-0 1B	5 1 2 1 0 0 0												
Wayne Comer, R (1, 8) OBP: 0.500, SLG: 0.143	4-0 FC3-6 BB		0-0 F2			4-0 HR BB		4-0 1B BB	0-3 K	2 2 0 0 3 1 1												
Tommy Davis, R (1, 7) OBP: 0.265, SLG: 0.387	0-0 FC3-6					0-0 HR		0-0 1B		4 1 3 3 0 0 1												
Jim Gosger, L (8, 8) OBP: 0.206, SLG: 0.364	1-2f					1-H		1-H 2-H		0 0 0 0 0 0 0												
Rich Rollins, R (1, 5) OBP: 0.353, SLG: 0.367	0-3 K					0-0 F9		0-0 1-3		4 0 1 0 0 1 2												
Don Mincher, L (1, 3) OBP: 0.294, SLG: 0.433						0-0 L3		0-0 1B		4 0 1 0 0 2 2												
Jose Vidal, R (1, 9) OBP: 0.556, SLG: 0.857						0-3 K		4-0 SH2-4 BB	0-0 F8	3 0 1 0 1 1 1												
Jerry McNertney, R (1, 2) OBP: 0.409, SLG: 0.381						0-3 K		0-0 SH2-4	0-0 5-3 1B	3 1 2 0 0 1 0												
Ray Oyler, R (1, 6) OBP: 0.370, SLG: 0.417						0-0 F8		0-0 F9	0-0 5-3	4 0 0 0 0 1 4												
Marty Pattin, R (1, 1) OBP: 0.143, SLG: 0.143						0-0 F3		0-0 F9	0-3 K	4 0 0 0 0 2 2												
Diego Segui, R (9, 1) OBP: 0.400, SLG: 0.250										0 0 0 0 0 0 0												
<b>Inning Stats</b>	R: 0 E: 0 K: 1 S: 5	H: 0 LOB: 1 BB: 1 P: 9	R: 0 E: 0 K: 2 S: 8	H: 2 LOB: 1 BB: 0 P: 8	R: 0 E: 0 K: 0 S: 3	H: 0 LOB: 0 BB: 0 P: 3	R: 0 E: 0 K: 0 S: 3	H: 1 LOB: 0 BB: 0 P: 3	R: 0 E: 0 K: 2 S: 7	H: 0 LOB: 0 BB: 0 P: 7	R: 2 E: 1 K: 2 S: 9	H: 2 LOB: 1 BB: 1 P: 13	R: 0 E: 0 K: 0 S: 3	H: 0 LOB: 1 BB: 1 P: 7	R: 2 E: 0 K: 0 S: 5	H: 3 LOB: 1 BB: 1 P: 9	R: 1 E: 0 K: 2 S: 9	H: 2 LOB: 1 BB: 0 P: 9	1B: 9 2B: 1 3B: 0 HR: 1	SF: 0 SAC: 1 DP: 1 HBP: 0	WP: 0 PB: 0 SB: 2 CS: 2	PA: 39
<b>PITCHER</b>	IP WLS BF H R ER SO BB IBB HBP BLK WP HR S P ERA WHIP																					
Gary Peters, L (1, 1) ERA: 6.06	7.0 L 29 6 4 4 7 4 0 0 0 0 0 1 39 55 5.14 1.429																					
Wilbur Wood, L (8, 1) ERA: 2.35	1.0 4 2 0 0 0 0 0 0 0 0 0 0 4 4 0.00 2.000																					
Dan Osinski, R (9, 1) ERA: 3.0	1.0 5 2 1 1 2 0 0 0 0 0 0 0 9 9 9.00 2.000																					

Seattle Pilots @ Chicago White Sox  
Comiskey Park, Chicago, IL  
Sat Apr 19 1969, 4:33 AM EST  
Att. 3,901 - Unknown

livebaseballscorecards.com

AB	33
R	5
H	10
RBI	4
BB	4
SO	9
LOB	13





Batter	1	2	3	4	5	6	7	8	9	AB	R	H	RBI	BB	SO	LOB
<b>Carlos May, L</b> (1, 7) OBP: 0.440, SLG: 0.957	0-0 F3		0-0 4-3		0-0 F4			0-0 L7		4	0	0	0	0	0	1
<b>Luis Aparicio, R</b> (1, 6) OBP: 0.212, SLG: 0.167	0-3 K			0-0 5-3		0-0 F3			0-0 4-3	4	0	0	0	0	1	0
<b>Pete Ward, L</b> (1, 9) OBP: 0.286, SLG: 0.421	0-3 K			0-0 F7		0-0 F4			0-0 1B BB 1B	4	1	1	0	0	1	0
<b>Bill Melton, R</b> (1, 5) OBP: 0.382, SLG: 0.520		0-3 K		0-0 E6		0-3 K			0-0 BB 1B 1B	4	0	1	0	0	2	0
<b>Gail Hopkins, L</b> (1, 3) OBP: 0.364, SLG: 0.370		0-0 F8		4-0 BB			0-0 L9		0-0 BB 1B	3	0	1	0	1	0	0
<b>Duane Josephson, R</b> (1, 2) OBP: 0.167, SLG: 0.091		4-0 BB		0-0 F5			0-0 4-3		0-0 F7	3	0	0	0	1	0	5
<b>Buddy Bradford, R</b> (1, 8) OBP: 0.483, SLG: 0.625		0-0 L4			0-0 2-3		0-0 5-3		4-0 BB	3	0	0	1	1	0	1
<b>Sandy Alomar Sr., S</b> (1, 4) OBP: 0.182, SLG: 0.100			0-0 4-3		0-0 F5 1B			0-0 5-3	0-0 F9	2	0	1	0	0	0	0
<b>Walt Williams, R</b> (8, PH) OBP: 0.286, SLG: 0.429										1	0	0	0	0	0	0
<b>Ron Hansen, R</b> (9, 4) OBP: 0.143, SLG: 0.167										1	0	0	0	0	0	3
<b>Gary Peters, L</b> (1, 1) OBP: 0.167, SLG: 0.667		0-3 K			0-0 F5			0-0 6-3		2	0	0	0	0	1	1
<b>Wilbur Wood, R</b> (8, 1)										0	0	0	0	0	0	0
<b>Don Pavletich, R</b> (8, PH) OBP: 0.286, SLG: 0.538										1	0	0	0	0	0	0
<b>Dan Osinski, R</b> (9, 1)										0	0	0	0	0	0	0

Inning Stats	R: 0	H: 0	E: 0	K: 2	S: 7	R: 0	H: 0	E: 0	K: 1	S: 5	R: 0	H: 0	E: 0	K: 1	S: 5	R: 0	H: 0	E: 1	K: 0	S: 4	R: 0	H: 1	E: 0	K: 0	S: 4	R: 0	H: 0	E: 0	K: 0	S: 3	R: 0	H: 0	E: 0	K: 0	S: 3	R: 0	H: 0	E: 0	K: 0	S: 6	R: 1	H: 3	E: 0	K: 0	S: 6	1B: 4	2B: 0	3B: 0	SF: 0	SAC: 0	DP: 0	HBP: 0	WP: 0	PB: 0	SB: 1	CS: 0	PA: 35
--------------	------	------	------	------	------	------	------	------	------	------	------	------	------	------	------	------	------	------	------	------	------	------	------	------	------	------	------	------	------	------	------	------	------	------	------	------	------	------	------	------	------	------	------	------	------	-------	-------	-------	-------	--------	-------	--------	-------	-------	-------	-------	--------


PITCHER	IP	WLS	BF	H	R	ER	SO	BB	IBB	HBP	BLK	WP	HR	S	P	ERA	WHIP
<b>Marty Pattin, R</b> (1, 1) ERA: 4.5	8.2	W	34	4	1	1	5	3	0	0	0	0	0	41	53	1.04	0.808
<b>Diego Segui, R</b> (9, 1) ERA: 1.32	0.1	S	1	0	0	0	0	0	0	0	0	0	0	1	1	0.00	0.000

**BOTTOM**

**Seattle Pilots @ Chicago White Sox**  
Comiskey Park, Chicago, IL

Sat Apr 19 1969, 4:33 AM EST  
Att. 3,901 - Unknown

<b>AB</b>	<b>32</b>
<b>R</b>	<b>1</b>
<b>H</b>	<b>4</b>
<b>RBI</b>	<b>1</b>
<b>BB</b>	<b>3</b>
<b>SO</b>	<b>5</b>
<b>LOB</b>	<b>11</b>



PITCHER	IP	WLS	BF	H	R	ER	SO	BB	IBB	HBP	BLK	WP	HR	S	P	ERA	WHIP
---------	----	-----	----	---	---	----	----	----	-----	-----	-----	----	----	---	---	-----	------

Batter	1	2	3	4	5	6	7	8	9	10	AB R H RBI BB SO LOB	TOP										
Tommy Harper, R OBP: 0.467, SLG: 0.371 (1, 4)			x 0-0 6-3		x 0-0 5-3						2 1 0 0 3 0 2											
Wayne Comer, R OBP: 0.471, SLG: 0.500 (1, 8)			0-0 K			x 0-0 HR				x 0-0 F6	5 1 2 1 0 1 4											
Tommy Davis, R OBP: 0.231, SLG: 0.333 Jim Gosger, L OBP: 0.208, SLG: 0.364 (1, 7)			0-0 G4-3		x 0-0 4-3		x 0-0 6-3			x 0-0 5-3	5 0 0 0 0 1 2 0 0 0 0 0 0 0											
Rich Rollins, R OBP: 0.368, SLG: 0.364 (1, 5)			0-0 1B		4-0 G4-6-3 BB		0-3 K			0-0 5-3	3 0 1 1 1 1 0											
Don Mincher, L OBP: 0.289, SLG: 0.412 (1, 3)			0-0 F8		0-0 G4-6-3		0-0 4-3			0-0 FC5-4 1B	4 0 1 0 0 0 2											
Jose Vidal, R OBP: 0.385, SLG: 0.545 (1, 9)			0-0 4-3		0-3 K		0-0 1-3			0-0 FC5-4	4 0 0 0 0 1 1											
Jerry McNertney, R OBP: 0.385, SLG: 0.400 (1, 2)			0-0 4-3		0-0 2B		0-0 L3			0-0 L4	4 0 1 0 0 0 0											
Ray Oylar, R OBP: 0.387, SLG: 0.407 (1, 6)			0-0 F9		4-0 BB		0-0 BB E 1B			0-0 F8	3 0 1 0 1 0 0											
Gary Bell, R OBP: 0.143, SLG: 0.286 Diego Segui, R OBP: 0.400, SLG: 0.250 (1, 1)			0-0 1-3		0-3 K		0-0 E4 BB			0-0 6-3	4 0 0 0 0 1 3 0 0 0 0 0 0 0											
<b>Inning Stats</b>	R: 1 E: 0 K: 0 S: 4	H: 2 LOB: 1 BB: 1 P: 8	R: 0 E: 0 K: 0 S: 3	H: 0 LOB: 0 BB: 0 P: 3	R: 0 E: 0 K: 1 S: 5	H: 0 LOB: 0 BB: 0 P: 5	R: 0 E: 0 K: 0 S: 2	H: 0 LOB: 0 BB: 1 P: 6	R: 0 E: 0 K: 2 S: 8	H: 1 LOB: 2 BB: 1 P: 12	R: 1 E: 0 K: 1 S: 6	H: 1 LOB: 0 BB: 0 P: 6	R: 0 E: 0 K: 1 S: 6	H: 1 LOB: 1 BB: 0 P: 6	R: 0 E: 0 K: 1 S: 3	H: 0 LOB: 0 BB: 0 P: 3	R: 0 E: 0 K: 0 S: 2	H: 0 LOB: 0 BB: 1 P: 6	1B: 4 2B: 1 3B: 0 HR: 1	SF: 0 SAC: 0 DP: 2 HBP: 0	WP: 0 PB: 0 SB: 0 CS: 0	PA: 39
<b>PITCHER</b>	IP WLS BF H R ER SO BB IBB HBP BLK WP HR S P ERA WHIP																					
Tommy John, L ERA: 1.8 Wilbur Wood, L ERA: 2.08 (1, 1) (10, 1)	9.0 36 6 2 2 5 4 0 0 0 0 0 1 0 0 2 6 2.00 1.111																					

**Seattle Pilots @ Chicago White Sox**  
 Comiskey Park, Chicago, IL  
 Sun Apr 20 1969, 4:33 AM EST  
 Unknown - 64 F

livebaseballscorecards.com

**AB 34**  
**R 2**  
**H 6**  
**RBI 2**  
**BB 5**  
**SO 5**  
**LOB 14**



BOTTOM

Seattle Pilots @ Chicago White Sox  
Comiskey Park, Chicago, IL  
Sun Apr 20 1969, 4:33 AM EST  
Unknown - 64 F

livebaseballscorecards.com

AB 36  
R 3  
H 9  
RBI 3  
BB 2  
SO 3  
LOB 15



WP: 0 PA: 40  
PB: 0  
SB: 0  
CS: 0

AB R H RBI BB SO LOB

4 2 2 0 1 1 0

5 0 0 0 0 0 4

2 0 1 2 1 0 0  
1 0 0 0 0 0 0

5 1 3 1 0 0 1

4 0 1 0 0 0 4

4 0 0 0 0 1 2

3 0 1 0 0 0 0

3 0 0 0 0 0 3

1 0 0 0 0 0 0  
0 0 0 0 0 0 0

3 0 0 0 0 1 1  
1 0 1 0 0 0 0  
0 0 0 0 0 0 0

1B: 4 SF: 1  
2B: 3 SAC: 0  
3B: 1 DP: 0  
HR: 1 HBP: 1

Batter	1	2	3	4	5	6	7	8	9	10
Carlos May, L (1, 7) OBP: 0.467, SLG: 0.963	0-0 SF8 3B		0-0 6-3		4-0 1B G3 BB		0-3 K		0-0 1-2 1B	
Luis Aparicio, R (1, 6) OBP: 0.184, SLG: 0.143	0-0 6-3		0-0 F8		0-0 G3 1-2		0-0 5-3		0-0 L6	
Pete Ward, L (1, 9) OBP: 0.320, SLG: 0.429 Ken Berry, R (8, PR) OBP: 0.158, SLG: 0.111	0-0 SF8 3-H		0-0 4-3		0-0 1B 2-H 1B			4-0 FC3-6 BB		0-0 F8
Bill Melton, R (1, 5) OBP: 0.410, SLG: 0.667	0-0 2B			0-0 6-3				0-0 FC3-6 1-2f		0-0 HR
Gail Hopkins, L (1, 3) OBP: 0.351, SLG: 0.387	0-0 G3			0-0 2B				0-0 F8		
Don Pavletich, R (1, 2) OBP: 0.222, SLG: 0.412		0-0 F2		0-0 F2			0-0 F3		0-3 K	
Buddy Bradford, R (1, 8) OBP: 0.485, SLG: 0.630		0-0 2B		1-0 HBP			0-0 F9		0-0 F5	
Sandy Alomar Sr., S (1, 4) OBP: 0.160, SLG: 0.087 Walt Williams, R (9, PH) OBP: 0.250, SLG: 0.375 Rich Morales, R (10, 4)		0-0 3-1		0-0 F9			0-0 1-3		0-0 5-3	
Tommy John, R (1, 1) Duane Josephson, R (9, PH) OBP: 0.200, SLG: 0.130 Wilbur Wood, R (10, 1)		0-0 F7					0-3 K		0-0 F2	

Inning Stats	R: 1	H: 2	E: 0	K: 0	S: 5	H: 1	LOB: 1	BB: 0	P: 5	R: 0	H: 1	E: 0	K: 0	S: 4	H: 0	LOB: 0	BB: 0	P: 4	R: 0	H: 0	E: 0	K: 0	S: 3	H: 0	LOB: 0	BB: 0	P: 3	R: 0	H: 1	E: 0	K: 0	S: 4	H: 0	LOB: 2	BB: 1	P: 11	R: 0	H: 0	E: 0	K: 1	S: 3	H: 0	LOB: 0	BB: 0	P: 3	R: 0	H: 0	E: 0	K: 1	S: 5	H: 0	LOB: 0	BB: 0	P: 5	R: 0	H: 0	E: 0	K: 1	S: 5	H: 0	LOB: 1	BB: 1	P: 9	R: 0	H: 2	E: 0	K: 0	S: 5	H: 2	LOB: 2	BB: 0	P: 5	R: 1	H: 1	E: 0	K: 0	S: 2	H: 0	LOB: 0	BB: 0	P: 2	1B: 4	SF: 1	2B: 3	SAC: 0	3B: 1	DP: 0	HR: 1	HBP: 1
--------------	------	------	------	------	------	------	--------	-------	------	------	------	------	------	------	------	--------	-------	------	------	------	------	------	------	------	--------	-------	------	------	------	------	------	------	------	--------	-------	-------	------	------	------	------	------	------	--------	-------	------	------	------	------	------	------	------	--------	-------	------	------	------	------	------	------	------	--------	-------	------	------	------	------	------	------	------	--------	-------	------	------	------	------	------	------	------	--------	-------	------	-------	-------	-------	--------	-------	-------	-------	--------

PITCHER	IP	WLS	BF	H	R	ER	SO	BB	IBB	HBP	BLK	WP	HR	S	P	ERA	WHIP
Gary Bell, R (1, 1) ERA: 2.37	8.2		37	8	2	2	3	2	0	1	0	0	0	40	49	2.08	1.154
Diego Segui, R (9, 1) ERA: 1.88	0.2	L	3	1	1	1	0	0	0	0	0	0	1	3	3	13.50	1.500

Batter	1	2	3	4	5	6	7	8	9	AB R H RBI BB SO LOB	TOP											
Tommy Harper, R (1, 4) OBP: 0.438, SLG: 0.342 Gus Gil, R (7, 4) OBP: 0.333, SLG: 0.333	0-0 5-3		0-3 K		0-0 G6-4-3			0-0 1B	0-0 6-3	3 0 0 0 0 1 2 2 0 1 0 0 0 0												
Jim Gosger, L (1, 8) OBP: 0.214, SLG: 0.346	0-0 6-3		0-0 CS 1B			0-0 G3		0-0 G6-4-3 1B		4 0 1 0 0 0 2												
Tommy Davis, R (1, 7) OBP: 0.233, SLG: 0.325	0-0 L5		0-0 CS 1-2	0-0 F3		0-0 6-3		0-0 2B 1B		4 1 1 1 0 0 0												
Mike Hegan, L (1, 3) OBP: 0.500, SLG: 0.529		4-0 FC4-6 FC1-2 1B BB		0-0 S 1B		0-0 4-3		0-0 1B 2B		3 1 2 1 1 0 0												
Rich Rollins, R (1, 5) OBP: 0.381, SLG: 0.378		0-0 FC4-6 1-2 1B		0-0 F2 1-2			0-0 F3	0-0 1B 1B		4 0 2 1 0 0 1												
Steve Whitaker, L (1, 9) OBP: 0.250, SLG: 0.182		0-0 FC4-6 FC1-2 1-2f 2-3		0-0 F9			0-0 4-3	0-0 FC6-4 1-2 1B		4 0 1 0 0 0 3												
Larry Haney, R (1, 2) OBP: 0.615, SLG: 0.727 Freddie Velazquez, R (7, 2)		0-0 FC1-2 1-2 3-H			0-0 2B		0-0 1B	0-0 FC6-4 1-2f		3 0 2 0 0 0 2 1 0 0 0 0 0 2												
John Kennedy, R (1, 6) OBP: 0.375, SLG: 0.286		0-0 5-3			1-0 G6-4-3 HBP		0-3 K		0-0 5-3	3 0 0 0 0 1 3												
Steve Barber, L (1, 1) Mike Ferraro, R (5, PH) Gene Brabender, R (5, 1) John Morris, R (6, 1) Wayne Comer, R (8, PH) Bill Edgerton, L (8, 1) Don Mincher, L (9, PH) OBP: 0.282, SLG: 0.400			0-3 K		0-0 F7			0-0 G6-4-3 1B 1B	0-3 K	1 0 0 0 0 0 1 0 1 0 0 0 0 0 0 2 0 0 0 0 0 0 0 0 0 0 0 0 0 0 0 0 1 1 1 0 0 0 0 0 0 0 0 0 0 0 0 0 1 0 0 0 0 0 1 0												
<b>Inning Stats</b>	R: 0 E: 0 K: 0 S: 3	H: 0 LOB: 0 BB: 0 P: 3	R: 0 E: 0 K: 0 S: 4	H: 1 LOB: 2 BB: 1 P: 8	R: 0 E: 0 K: 2 S: 7	H: 1 LOB: 0 BB: 0 P: 7	R: 0 E: 0 K: 0 S: 4	H: 1 LOB: 1 BB: 0 P: 4	R: 0 E: 0 K: 0 S: 3	H: 0 LOB: 0 BB: 0 P: 3	R: 0 E: 0 K: 1 S: 6	H: 1 LOB: 1 BB: 0 P: 6	R: 3 E: 0 K: 0 S: 8	H: 6 LOB: 2 BB: 0 P: 8	R: 0 E: 0 K: 1 S: 5	H: 0 LOB: 0 BB: 0 P: 5	1B: 9 2B: 2 3B: 0 HR: 0	SF: 0 SAC: 0 DP: 2 HBP: 1	WP: 0 PB: 0 SB: 1 CS: 1	PA: 38		
<b>PITCHER</b>	IP WLS BF H R ER SO BB IBB HBP BLK WP HR S P ERA WHIP	IP WLS BF H R ER SO BB IBB HBP BLK WP HR S P ERA WHIP	IP WLS BF H R ER SO BB IBB HBP BLK WP HR S P ERA WHIP	IP WLS BF H R ER SO BB IBB HBP BLK WP HR S P ERA WHIP	IP WLS BF H R ER SO BB IBB HBP BLK WP HR S P ERA WHIP	IP WLS BF H R ER SO BB IBB HBP BLK WP HR S P ERA WHIP	IP WLS BF H R ER SO BB IBB HBP BLK WP HR S P ERA WHIP	IP WLS BF H R ER SO BB IBB HBP BLK WP HR S P ERA WHIP	IP WLS BF H R ER SO BB IBB HBP BLK WP HR S P ERA WHIP	IP WLS BF H R ER SO BB IBB HBP BLK WP HR S P ERA WHIP	IP WLS BF H R ER SO BB IBB HBP BLK WP HR S P ERA WHIP	IP WLS BF H R ER SO BB IBB HBP BLK WP HR S P ERA WHIP	IP WLS BF H R ER SO BB IBB HBP BLK WP HR S P ERA WHIP	IP WLS BF H R ER SO BB IBB HBP BLK WP HR S P ERA WHIP	IP WLS BF H R ER SO BB IBB HBP BLK WP HR S P ERA WHIP	IP WLS BF H R ER SO BB IBB HBP BLK WP HR S P ERA WHIP	IP WLS BF H R ER SO BB IBB HBP BLK WP HR S P ERA WHIP	IP WLS BF H R ER SO BB IBB HBP BLK WP HR S P ERA WHIP	IP WLS BF H R ER SO BB IBB HBP BLK WP HR S P ERA WHIP	IP WLS BF H R ER SO BB IBB HBP BLK WP HR S P ERA WHIP	IP WLS BF H R ER SO BB IBB HBP BLK WP HR S P ERA WHIP	
Joe Horlen, R (1, 1) ERA: 3.6	8.0 W 34 11 3 3 3 1 0 1 0 0 0 38 43 3.38 1.500																					
Bob Locker, R (9, 1) ERA: 7.71	0.0 S 0 0 0 0 0 0 0 0 0 0 0 0 0 ∞ ∞																					

Seattle Pilots @ Chicago White Sox  
Comiskey Park, Chicago, IL  
Sun Apr 20 1969, 4:38 AM EST  
Att. 12,579 - Unknown

livebaseballscorecards.com

AB 35  
R 3  
H 11  
RBI 3  
BB 1  
SO 4  
LOB 17



Batter	1	2	3	4	5	6	7	8	9
<b>Carlos May, L</b> (1, 7) <small>OBP: 0.438, SLG: 0.897</small> <b>Woodie Held, R</b> (5, PH) <small>OBP: 0.400, SLG: 0.750</small> (6, 7)	0-0 E6		0-0 G4-6-3		0-3 K	4-0 BB 1B BB		0-0 6-3	
<b>Luis Aparicio, R</b> (1, 6) <small>OBP: 0.214, SLG: 0.135</small> <b>Rich Morales, R</b> (8, 6)	0-3 K			4-0 1B PB BB	0-3 K	4-0 1B WP BB		0-0 5-3	
<b>Don Pavletich, R</b> (1, 3) <small>OBP: 0.273, SLG: 0.429</small>	0-0 F4			0-0 1B 1B	0-0 F9	0-0 WP HR 1B			
<b>Bill Melton, R</b> (1, 5) <small>OBP: 0.419, SLG: 0.727</small>	0-3 K			0-0 FC5-2-5-1 1B		0-0 HR BB			
<b>Duane Josephson, R</b> (1, 2) <small>OBP: 0.241, SLG: 0.296</small>		0-0 F5		0-0 HR 1B 1B		0-0 HR K			
<b>Buddy Bradford, R</b> (1, 9) <small>OBP: 0.486, SLG: 0.710</small>		0-0 4-3		0-0 HR 1B		0-0 HR	0-0 1-3		
<b>Ron Hansen, R</b> (1, 4) <small>OBP: 0.273, SLG: 0.600</small>		0-0 F3		0-0 HR		0-0 BB SH3-4 1B	0-0 4-3		
<b>Ken Berry, R</b> (1, 8) <small>OBP: 0.174, SLG: 0.136</small>			0-0 G4-6-3 1B	0-3 K		0-3 K	0-0 F3		
<b>Joe Horten, R</b> (1, 1) <small>OBP: 0.167, SLG: 0.167</small> <b>Walt Williams, R</b> (8, PH) <small>OBP: 0.222, SLG: 0.333</small> <b>Bob Locker, S</b> (9, 1)			0-3 K	0-0 6-3		0-0 SH3-4		0-0 F8	


Inning Stats	R: 0	H: 0	E: 1	LOB: 1	K: 2	BB: 0	S: 8	P: 8
	0	0	0	0	0	0	3	3
	0	0	0	0	0	0	3	3
	0	1	0	0	1	0	5	5
	5	4	0	0	1	1	9	13
	0	0	0	0	2	0	7	7
	8	5	0	0	2	3	12	24
	0	0	0	0	0	0	3	3
	0	0	0	0	0	0	3	3

PITCHER	IP	WLS	BF	H	R	ER	SO	BB	IBB	HBP	BLK	WP	HR	S	P	ERA	WHIP
<b>Steve Barber, L</b> (1, 1) <small>ERA: 9.0</small>	4.0	L	18	5	5	5	4	1	0	0	0	0	1	25	29	11.25	1.500
<b>Gene Brabender, R</b> (5, 1) <small>ERA: 21.6</small>	1.2		11	3	6	6	3	3	0	0	0	0	2	14	26	32.40	3.600
<b>John Morris, L</b> (6, 1) <small>ERA: 4.82</small>	1.1		6	2	2	2	1	0	0	0	0	1	1	8	8	13.50	1.500
<b>Bill Edgerton, L</b> (8, 1) <small>ERA:</small>	1.0		3	0	0	0	0	0	0	0	0	0	0	3	3	0.00	0.000

**BOTTOM**

AB	R	H	RBI	BB	SO	LOB
2	0	0	0	0	0	1
2	1	0	0	1	1	0
2	1	0	0	2	2	1
1	0	0	0	0	0	0
4	2	2	2	0	0	1
3	3	1	2	1	1	3
4	2	2	3	0	1	0
4	2	2	2	0	0	0
4	2	2	3	0	0	0
4	0	1	0	0	2	1
2	0	0	0	0	1	1
1	0	0	0	0	0	0
0	0	0	0	0	0	0

**AB 33**  
**R 13**  
**H 10**  
**RBI 12**  
**BB 4**  
**SO 8**  
**LOB 8**



**Seattle Pilots @ Chicago White Sox**  
**Comiskey Park, Chicago, IL**  
 Sun Apr 20 1969, 4:38 AM EST  
 Att. 12,579 - Unknown

WP	PA	ERA	WHIP
1	38		
1			
0			
0			

Batter	1	2	3	4	5	6	7	8	9	AB R H RBI BB SO LOB	TOP	
Tommy Harper, R OBP: 0.434, SLG: 0.333 (1, 4)	0-0 S WP PB 1B		0-0 F7		0-0 6-3		0-0 FC5-2 BB		0-0 5-3	4 1 1 0 1 0 2		
Wayne Comer, R OBP: 0.478, SLG: 0.556 (1, 8) (8, 9)	0-3 K 1-3		0-0 S 2B 1B		0-0	0-0 2B	0-0 FC5-2		0-0 L4-5 3-H	5 1 2 0 0 1 6		
Tommy Davis, R OBP: 0.234, SLG: 0.341 Steve Whitaker, L OBP: 0.250, SLG: 0.182 (1, 7) (9, 7)	0-3 K		0-0 1-H 2B		0-0 5-3	0-0 L3				4 0 1 1 0 1 5 0 0 0 0 0 0 0		
Rich Rollins, R OBP: 0.370, SLG: 0.350 (1, 5)	1-0 WP HBP		0-3 K		0-0 4-1	0-0 F7		0-0 1-3		3 0 0 0 0 1 2		
Don Mincher, L OBP: 0.256, SLG: 0.359 (1, 3)	0-0 F1 1-3 3-H			0-0 5-3	0-0 K	0-0 K		0-0 F9		4 0 0 0 0 1 2		
Jose Vidal, R OBP: 0.375, SLG: 0.462 Jim Gosger, L OBP: 0.207, SLG: 0.333 (1, 9) (8, PH) (8, 8)		0-0 L7		0-0 5-3		1-0 FC1 1B HBP		0-3 K		2 1 0 0 0 0 0 1 0 0 0 0 1 0		
Jerry McNertney, R OBP: 0.367, SLG: 0.379 (1, 2)		0-0 F9		0-0 5-3		0-0 FC1 1B FC5-2		0-0 E 1B 1B		4 1 1 0 0 0 1		
Ray Oylar, R OBP: 0.343, SLG: 0.355 (1, 6)		0-3 K			0-0 F9		0-0 F3		0-0 E5 1B L4-5	4 0 0 0 0 1 3		
Mike Marshall, R OBP: 0.333, SLG: 0.333 Jack Aker, R (1, 1) (9, 1)			0-0 1-3		0-3 K		0-0 FC5-2 BB 1B 1-3 2-H		0-0 2-3 3-H 1B	4 0 2 2 0 1 0 0 0 0 0 0 0 0		
<b>Inning Stats</b>	R: 1 E: 0 K: 2 S: 8 H: 1 LOB: 1 BB: 0 P: 9	R: 0 E: 0 K: 1 S: 5 H: 0 LOB: 0 BB: 0 P: 5	R: 1 E: 0 K: 1 S: 7 H: 2 LOB: 1 BB: 0 P: 7	R: 0 E: 0 K: 0 S: 3 H: 0 LOB: 0 BB: 0 P: 3	R: 0 E: 0 K: 1 S: 5 H: 0 LOB: 0 BB: 0 P: 5	R: 0 E: 0 K: 1 S: 6 H: 1 LOB: 1 BB: 0 P: 6	R: 1 E: 0 K: 0 S: 5 H: 1 LOB: 3 BB: 1 P: 10	R: 0 E: 0 K: 1 S: 5 H: 0 LOB: 0 BB: 0 P: 5	R: 1 E: 1 K: 0 S: 5 H: 2 LOB: 1 BB: 0 P: 5	1B: 5 2B: 3 3B: 0 HR: 0 SF: 0 SAC: 0 DP: 1 HBP: 2	WP: 2 PB: 1 SB: 2 CS: 0 PA: 38	
<b>PITCHER</b>	IP WLS BF H R ER SO BB IBB HBP BLK WP HR S P ERA WHIP											
Steve Jones, L ERA: 1.86 (1, 1)	6.0 L 23 4 2 1 6 0 0 1 0 1 0 34 35 1.50 0.667											
Dick Drago, R ERA: 3.12 (7, 1)	2.0 10 1 1 1 1 1 0 1 0 0 0 10 15 4.50 1.000											
Dave Wickersham, R ERA: 2.38 (9, 1)	1.0 5 2 1 0 0 0 0 0 0 0 0 5 5 0.00 2.000											

Seattle Pilots @ Kansas City Royals  
Municipal Stadium, Kansas City, MO

Mon Apr 21 1969, 7:05 PM EST  
Att: 9,024 - Unknown - 67 F

livebaseballscorecards.com

AB	35
R	4
H	7
RBI	3
BB	1
SO	7
LOB	21



Batter	1	2	3	4	5	6	7	8	9	AB	R	H	RBI	BB	SO	LOB
Pat Kelly, L (1, 8) OBP: 0.290, SLG: 0.259	0-0 F7		0-0 4-3			0-0 WP 2B		0-0 F8		4	0	1	0	0	0	1
Mike Fiore, L (1, 3) OBP: 0.425, SLG: 0.333	0-0 1-3			0-0 G5-4-3 1B		0-3 K 2-3		0-0 1B		4	0	2	0	0	1	1
Lou Piniella, R (1, 7) OBP: 0.349, SLG: 0.526	0-0 5-3			0-0 F8		0-0 L9		0-0 F7		4	0	0	0	0	0	3
Joe Foy, R (1, 5) OBP: 0.396, SLG: 0.391		0-0 4-3		0-0 G5-4-3 1-2f		0-0 3-1 WP 1B 1B		0-0 F3		4	1	1	0	0	0	1
Joe Keough, L (1, 9) OBP: 0.213, SLG: 0.239		0-0 4-3			0-0 3-1		0-0 3-1 1-3	4-0 BB 1B BB		3	0	0	0	1	0	1
Hawk Taylor, R (1, 2) OBP: 0.364, SLG: 0.727		0-0 F7			0-0 3-1 2B		0-0 5-3 1B 3-H	0-0 F8		4	0	2	1	0	0	1
Jerry Adair, R (1, 4) OBP: 0.289, SLG: 0.270			0-3 K		0-0 3-1 2-3		0-0 5-3 1B 1-2	0-0 1B		4	0	1	0	0	1	2
Juan Rios, R (1, 6) OBP: 0.400, SLG: 0.357			0-3 K		0-0 6-3		0-0 F8	0-0 5-3		4	0	0	0	0	1	4
Steve Jones, L (1, 1) George Spriggs, L (6, PH) Dick Drago, R (7, 1) Ed Kirkpatrick, L (8, PH) Dave Wickersham, R (9, 1)			4-0 BB			0-3 K		0-0 F4		0	0	0	0	1	0	0

Inning Stats	R: 0	H: 0	E: 0	K: 0	S: 3	LOB: 0	BB: 0	P: 3	R: 0	H: 0	E: 0	K: 2	S: 7	LOB: 1	BB: 1	P: 11	R: 0	H: 1	E: 0	K: 0	S: 3	LOB: 0	BB: 0	P: 3	R: 0	H: 1	E: 0	K: 0	S: 4	LOB: 1	BB: 0	P: 4	R: 1	H: 2	E: 0	K: 0	S: 5	LOB: 1	BB: 0	P: 5	R: 0	H: 1	E: 0	K: 0	S: 4	LOB: 1	BB: 0	P: 4	R: 0	H: 1	E: 0	K: 0	S: 4	LOB: 2	BB: 1	P: 8	1B: 5	SF: 0	2B: 2	SAC: 0	3B: 0	DP: 1	HR: 0	HBP: 0	WP: 2	PA: 35
--------------	------	------	------	------	------	--------	-------	------	------	------	------	------	------	--------	-------	-------	------	------	------	------	------	--------	-------	------	------	------	------	------	------	--------	-------	------	------	------	------	------	------	--------	-------	------	------	------	------	------	------	--------	-------	------	------	------	------	------	------	--------	-------	------	-------	-------	-------	--------	-------	-------	-------	--------	-------	--------

PITCHER	IP	WLS	BF	H	R	ER	SO	BB	IBB	HBP	BLK	WP	HR	S	P	ERA	WHIP
Mike Marshall, R (1, 1) ERA: 2.08	8.2	W	34	7	1	1	4	2	0	0	0	2	0	40	48	1.04	1.038
Jack Aker, R (9, 1) ERA: 6.23	0.1	S	1	0	0	0	0	0	0	0	0	0	0	1	1	0.00	0.000

**BOTTOM**

**Seattle Pilots @ Kansas City Royals**  
Municipal Stadium, Kansas City, MO

Mon Apr 21 1969, 7:05 PM EST  
Att. 9,024 - Unknown - 67 F

<b>AB</b>	<b>33</b>
<b>R</b>	<b>1</b>
<b>H</b>	<b>7</b>
<b>RBI</b>	<b>1</b>
<b>BB</b>	<b>2</b>
<b>SO</b>	<b>4</b>
<b>LOB</b>	<b>14</b>



Batter	1	2	3	4	5	6	7	8	9	AB R H RBI BB SO LOB	TOP
<b>Tommy Harper, R</b> (1, 4) <small>OBP: 0.436, SLG: 0.326</small> <b>Gus Gil, R</b> (4, 4) <small>OBP: 0.200, SLG: 0.200</small>	4-0  SF8 BB		0-3  K		0-0  F3			0-3  K		1 1 0 0 1 1 0 2 0 0 0 0 1 0	
<b>Jim Gosger, L</b> (1, 8) <small>OBP: 0.242, SLG: 0.310</small>	0-0  F8 1-3		4-0  BB			0-0  F6			4-0  1B BB	2 0 0 0 2 0 1	
<b>Tommy Davis, R</b> (1, 7) <small>OBP: 0.235, SLG: 0.340</small> <b>Jose Vidal, R</b> (9, PR) <small>OBP: 0.375, SLG: 0.462</small>	0-0  SF8 3-H		0-0  F8			0-0  L8			0-0  1B	3 0 1 1 0 0 1 0 0 0 0 0 0 0	
<b>Mike Hegan, L</b> (1, 9) <small>OBP: 0.464, SLG: 0.571</small>	0-3  K			0-0  3B		0-0  F5			0-0  F4	4 0 1 0 0 1 2	
<b>Rich Rollins, R</b> (1, 5) <small>OBP: 0.340, SLG: 0.318</small>		0-0  F2		0-0  F5		0-0  6-3			0-0  F4	4 0 0 0 0 0 3	
<b>Don Mincher, L</b> (1, 3) <small>OBP: 0.255, SLG: 0.349</small>		0-0  E S 1B		0-0  F5		0-0  L1			0-0  4-3	4 0 1 0 0 0 3	
<b>Larry Haney, R</b> (1, 2) <small>OBP: 0.500, SLG: 0.571</small>		0-0  F5 1-3		0-0  4-3		0-0  F9				3 0 0 0 0 0 2	
<b>Ray Oylar, R</b> (1, 6) <small>OBP: 0.324, SLG: 0.333</small> <b>Wayne Comer, R</b> (8, PH) <small>OBP: 0.458, SLG: 0.526</small> <b>Jack Aker, R</b> (8, 1)		0-3  K		0-3  K		0-0  5-3			0-0  K	2 0 0 0 0 2 1 1 0 0 0 0 0 0 0 0 0 0 0 0 0	
<b>Diego Segui, R</b> (1, 1) <small>OBP: 0.286, SLG: 0.167</small> <b>Steve Whitaker, L</b> (8, PH) <small>OBP: 0.231, SLG: 0.167</small> <b>John Kennedy, R</b> (8, 6) <small>OBP: 0.375, SLG: 0.286</small>		0-0  1-3		0-3  K						2 0 0 0 0 1 0 1 0 0 0 0 1 0 0 0 0 0 0 0 0	
<b>Inning Stats</b>	R: 1 H: 0 E: 0 LOB: 0 K: 1 BB: 1 S: 5 P: 9	R: 0 H: 1 E: 0 LOB: 1 K: 1 BB: 0 S: 6 P: 6	R: 0 H: 0 E: 0 LOB: 1 K: 1 BB: 1 S: 5 P: 9	R: 0 H: 1 E: 0 LOB: 1 K: 0 BB: 0 S: 4 P: 4	R: 0 H: 0 E: 0 LOB: 0 K: 2 BB: 0 S: 7 P: 7	R: 0 H: 0 E: 0 LOB: 0 K: 0 BB: 0 S: 3 P: 3	R: 0 H: 0 E: 0 LOB: 0 K: 0 BB: 0 S: 3 P: 3	R: 0 H: 0 E: 0 LOB: 0 K: 2 BB: 0 S: 7 P: 7	R: 0 H: 1 E: 0 LOB: 2 K: 0 BB: 1 S: 4 P: 8	1B: 2 SF: 1 2B: 0 SAC: 0 3B: 1 DP: 0 HR: 0 HBP: 0	WP: 0 PA: 33 PB: 0 SB: 2 CS: 0
<b>PITCHER</b> <b>Mike Hedlund, R</b> (1, 1) <small>ERA: 0.9</small> <b>Moe Drabowsky, R</b> (8, 1) <small>ERA:</small>	IP WLS BF H R ER SO BB IBB HBP BLK WP HR S P ERA WHIP 7.0 W 25 2 1 1 5 2 0 0 0 0 0 0 33 41 1.29 0.571 2.0 S 8 1 0 0 2 1 0 0 0 0 0 0 11 15 0.00 1.000										

**Seattle Pilots @ Kansas City Royals**  
**Municipal Stadium, Kansas City, MO**  
 Tue Apr 22 1969, 7:05 PM EST  
 Att: 9,066 - Sunny - 66 F

livebaseballscorecards.com

**AB 29**  
**R 1**  
**H 3**  
**RBI 1**  
**BB 3**  
**SO 7**  
**LOB 13**





Batter	1	2	3	4	5	6	7	8	9	AB	R	H	RBI	BB	SO	LOB
Pat Kelly, L OBP: 0.314, SLG: 0.323 (1, 8)	0-0 1-3	0-3 K			0-0 SF9 2B		0-0 E 1B			4	1	2	0	0	1	2
Mike Fiore, L OBP: 0.409, SLG: 0.303 (1, 3)	0-3 K		4-0 F3 BLK BB		0-0 F5		0-0 E6 1-2			3	0	0	0	1	1	2
Lou Piniella, R OBP: 0.340, SLG: 0.537 (1, 7)	0-0 2B		0-0 F8 1-2		0-0 SF9		0-0 F6			3	0	1	1	0	0	3
Joe Foy, R OBP: 0.368, SLG: 0.360 (1, 5)	0-0 1-3		0-0 F3 2-3		0-0 F8		0-0 F9			4	0	0	0	0	0	4
Joe Keough, L OBP: 0.196, SLG: 0.220 (1, 9)		0-0 F8	0-0 6-3			0-3 K		0-0 5-3		4	0	0	0	0	1	1
Jerry Adair, R OBP: 0.333, SLG: 0.300 (1, 4)		4-0 1B 1B BB		0-0 F7		0-0 1B		0-0 1B		3	1	2	0	1	0	0
Elie Rodriguez, R OBP: 0.333, SLG: 0.235 (1, 2)		0-0 1B 1B		4-0 FC5-4 BB		0-0 F8		0-0 1B		1	0	1	0	1	0	0
Jim Campanis, R OBP: 0.263, SLG: 0.294 (5, 2)		1-2 1B		0-0 FC5-4 BB		0-0 F8		0-0 1B		2	0	1	0	0	0	1
Juan Rios, R OBP: 0.316, SLG: 0.278 (1, 6)		0-0 F9		0-0 FC5-4 1-2f		0-0 4-3		0-0 F1		4	0	0	0	0	0	6
Mike Hedlund, R OBP: 0.333, SLG: 0.333 (1, 1)		0-0 1B		0-3 K			0-0 5-3	0-3 K		3	0	1	1	0	1	1
Moe Drabowsky, R (8, 1)		1-3 2-H 1B								1	0	0	0	0	1	2

Inning Stats	R: 0	H: 1	E: 0	K: 1	S: 6	H: 1	LOB: 1	BB: 0	P: 6	R: 1	H: 2	E: 0	K: 1	S: 7	H: 0	LOB: 2	BB: 1	P: 11	R: 0	H: 0	E: 0	K: 0	S: 3	H: 0	LOB: 1	BB: 1	P: 7	R: 0	H: 0	E: 0	K: 1	S: 5	H: 1	LOB: 1	BB: 1	P: 9	R: 1	H: 1	E: 0	K: 0	S: 4	H: 1	LOB: 0	BB: 0	P: 4	R: 0	H: 1	E: 0	K: 1	S: 6	H: 1	LOB: 1	BB: 0	P: 6	R: 0	H: 1	E: 1	K: 0	S: 5	H: 1	LOB: 2	BB: 0	P: 5	R: 0	H: 2	E: 1	K: 1	S: 7	H: 2	LOB: 2	BB: 0	P: 7
1B: 6	SF: 1	2B: 2	SAC: 0	3B: 0	DP: 0	HR: 0	HBP: 0	WP: 0	PA: 36																																																															

PITCHER	IP	WLS	BF	H	R	ER	SO	BB	IBB	HBP	BLK	WP	HR	S	P	ERA	WHIP
Diego Segui, R ERA: 2.11 (1, 1)	7.0	L	31	6	2	2	4	3	0	0	1	0	0	36	48	2.57	1.286
Jack Aker, R ERA: 5.06 (8, 1)	1.0		5	2	0	0	1	0	0	0	0	0	0	7	7	0.00	2.000

BOTTOM

Seattle Pilots @ Kansas City Royals  
Municipal Stadium, Kansas City, MO

Tue Apr 22 1969, 7:05 PM EST  
Att. 9,066 - Sunny - 66 F

livebaseballscores.com

AB	32
R	2
H	8
RBI	2
BB	3
SO	5
LOB	22



Batter	1	2	3	4	5	6	7	8	9	AB R H RBI BB SO LOB	TOP														
Tommy Harper, R (1, 4) OBP: 0.441, SLG: 0.326	0-0 F8		0-0 F4		0-0 2-H 1B		4-0 1B BB			3 0 1 1 1 0 1															
Mike Hegan, L (1, 9) OBP: 0.469, SLG: 0.542	4-0 4-3 BB		0-0 FC3-6 1-2f		0-0 F8		0-0 FC6-4 1B			3 0 1 0 1 0 2															
Tommy Davis, R (1, 7) Wayne Comer, R (9, 7) OBP: 0.218, SLG: 0.314 OBP: 0.458, SLG: 0.526	0-0 4-3 1-2		0-0 5-3		0-0 5-3		0-0 FC6-4 1-2f			4 0 0 0 0 0 4 0 0 0 0 0 0 0															
Don Mincher, L (1, 3) OBP: 0.275, SLG: 0.413	4-0 BB			0-0 HR		0-0 3-1		0-0 3-1		3 1 1 1 1 0 0															
Rich Rollins, R (1, 5) OBP: 0.333, SLG: 0.298	0-0 5-3			0-0 5-3		0-0 5-3		H 1-0 6-3-5 HBP		3 0 0 0 0 0 2															
Jim Gosger, L (1, 8) OBP: 0.243, SLG: 0.303		0-0 F2		0-0 3-1		0-0 S 1B		0-0 6-3-5 1-2f		4 1 1 0 0 0 1															
Jerry McNertney, R (1, 2) OBP: 0.353, SLG: 0.364			0-0 F5		0-0 F8		0-0 1-H 1B		0-0 4-3	4 0 1 1 0 0 0															
Ray Oyler, R (1, 6) OBP: 0.317, SLG: 0.324			0-0 F4		0-0 SH1-4 1B		0-0 F8		0-0 F5	4 1 1 0 0 0 1															
Marty Pattin, R (1, 1) Gene Brabender, R (8, 1) Bill Edgerton, L (9, 1) Jack Aker, R (9, 1) OBP: 0.222, SLG: 0.222			0-0 FC3-6 1B		0-0 SH1-4		0-3 K		0-3 K	2 0 1 0 0 1 0 1 0 0 0 0 1 0 0 0 0 0 0 0 0 0 0 0 0 0 0 0															
<b>Inning Stats</b>	R: 0 E: 0 K: 0 S: 3	H: 0 LOB: 2 BB: 2 P: 11	R: 0 E: 0 K: 0 S: 3	H: 0 LOB: 0 BB: 0 P: 3	R: 0 E: 0 K: 0 S: 4	H: 1 LOB: 1 BB: 0 P: 4	R: 1 E: 0 K: 0 S: 4	H: 1 LOB: 0 BB: 0 P: 4	R: 1 E: 0 K: 0 S: 5	H: 2 LOB: 1 BB: 0 P: 5	R: 0 E: 0 K: 1 S: 5	H: 1 LOB: 1 BB: 1 P: 9	R: 0 E: 0 K: 0 S: 2	H: 0 LOB: 0 BB: 0 P: 3	R: 0 E: 0 K: 1 S: 5	H: 0 LOB: 0 BB: 0 P: 5	1B: 6 2B: 1 3B: 0 HR: 1	SF: 0 SAC: 1 DP: 1 HBP: 1	WP: 0 PB: 0 SB: 1 CS: 0	PA: 36					
<b>PITCHER</b> Roger Nelson, R (1, 1) Dave Morehead, R (9, 1) ERA: 2.6 ERA: 9.39	IP 8.0	WLS 33	BF 7	H 3	R 3	ER 3	SO 1	BB 3	IBB 0	HBP 1	BLK 0	WP 0	HR 1	S 31	P 44	ERA 3.38	WHIP 1.250								
	IP 1.0	WLS 3	BF 0	H 0	R 0	ER 0	SO 1	BB 0	IBB 0	HBP 0	BLK 0	WP 0	HR 0	S 5	P 5	ERA 0.00	WHIP 0.000								

Seattle Pilots @ Kansas City Royals  
Municipal Stadium, Kansas City, MO

Wed Apr 23 1969, 7:05 PM EST  
Att. 10,267 - Unknown - 58 F

livebaseballscorecards.com

AB	31
R	3
H	7
RBI	3
BB	3
SO	2
LOB	11



Batter	1	2	3	4	5	6	7	8	9	AB	R	H	RBI	BB	SO	LOB
Pat Kelly, L (1, 8) OBP: 0.308, SLG: 0.314	0-0 6-3		0-0 6-3			0-0 4-3		0-0 BB 1B		4	0	1	0	0	0	0
Mike Fiore, L (1, 3) OBP: 0.417, SLG: 0.306	0-0 E 1B		0-3 K			0-0 F8		4-0 BB BB BB 1-2 2-3 BB FC5-4		3	0	1	0	1	1	0
Lou Piniella, R (1, 7) OBP: 0.314, SLG: 0.500	0-0 E5 1-2		0-0 F5			0-0 5-3		0-0 SF7 3-H		3	0	0	1	0	0	1
Joe Foy, R (1, 5) OBP: 0.344, SLG: 0.333	0-3 K			0-0 6-3			0-0 F7	0-0 FC5-4 1-2f		4	0	0	0	0	1	4
Joe Keough, L (1, 9) OBP: 0.182, SLG: 0.204	0-0 F7			0-0 L8			0-0 L9		0-0 4-3	4	0	0	0	0	0	2
Jerry Adair, R (1, 4) OBP: 0.370, SLG: 0.409 Tom Burgmeier, L (9, PR)		0-0 FC3-6 1B		0-0 F7			0-0 IHR		0-0 4-3	4	1	3	1	0	0	0
Elie Rodriguez, R (1, 2) OBP: 0.292, SLG: 0.200 Ed Kirkpatrick, L (9, PH) OBP: 0.148, SLG: 0.120 Hawk Taylor, R (9, PH) OBP: 0.417, SLG: 0.833		0-0 FC3-6 1-2f 1B				0-0 6-3		0-0 F8	0-0 1B 2B	3	0	0	0	0	0	1
Juan Rios, R (1, 6) OBP: 0.348, SLG: 0.250		0-0 F9				0-0 1-4-3		4-0 BB 1B SF7 BB	4-0 1B IBB	2	1	0	0	2	0	1
Roger Nelson, R (1, 1) OBP: 0.143, SLG: 0.143 George Spriggs, L (8, PH) OBP: 0.278, SLG: 0.313 Dave Morehead, R (9, 1) Chuck Harrison, R (9, PH) OBP: 0.300, SLG: 0.263		0-3 K				0-0 1-3		0-3 K	0-0 1B 1-2 2-H 3-H	2	0	0	0	0	1	1

Inning Stats	R: 0	H: 1	E: 1	LOB: 2	K: 1	BB: 0	S: 7	P: 7	R: 0	H: 1	E: 0	LOB: 1	K: 1	BB: 0	S: 6	P: 6	R: 0	H: 0	E: 0	LOB: 0	K: 1	BB: 0	S: 5	P: 5	R: 0	H: 0	E: 0	LOB: 0	K: 0	BB: 0	S: 3	P: 3	R: 0	H: 0	E: 0	LOB: 0	K: 0	BB: 0	S: 3	P: 3	R: 1	H: 1	E: 0	LOB: 0	K: 0	BB: 0	S: 4	P: 4	R: 1	H: 1	E: 0	LOB: 2	K: 1	BB: 2	S: 6	P: 14	R: 2	H: 3	E: 0	LOB: 2	K: 0	BB: 1	S: 4	P: 8	1B: 5	SF: 1	2B: 1	SAC: 0	3B: 0	DP: 0	HR: 1	HBP: 0	WP: 0	PA: 36
--------------	------	------	------	--------	------	-------	------	------	------	------	------	--------	------	-------	------	------	------	------	------	--------	------	-------	------	------	------	------	------	--------	------	-------	------	------	------	------	------	--------	------	-------	------	------	------	------	------	--------	------	-------	------	------	------	------	------	--------	------	-------	------	-------	------	------	------	--------	------	-------	------	------	-------	-------	-------	--------	-------	-------	-------	--------	-------	--------

PITCHER	IP	WLS	BF	H	R	ER	SO	BB	IBB	HBP	BLK	WP	HR	S	P	ERA	WHIP
Marty Pattin, R (1, 1) ERA: 3.8	7.1		29	4	2	2	4	2	0	0	0	0	0	35	43	2.46	0.818
Gene Brabender, R (8, 1) ERA: 19.5	1.0		4	1	1	1	0	0	0	0	0	0	0	4	4	9.00	1.000
Bill Edgerton, L (9, 1) ERA: 3.0	0.0	L	1	1	0	0	0	0	0	0	0	0	0	1	1	∞	∞
Jack Aker, R (9, 1) ERA: 5.06	0.0		2	1	1	1	0	0	1	0	0	0	0	1	5	∞	∞

**BOTTOM**

**Seattle Pilots @ Kansas City Royals**  
Municipal Stadium, Kansas City, MO

Wed Apr 23 1969, 7:05 PM EST  
Att: 10,267 - Unknown - 58 F

AB	32
R	4
H	7
RBI	4
BB	3
SO	4
LOB	11



PITCHER	IP	WLS	BF	H	R	ER	SO	BB	IBB	HBP	BLK	WP	HR	S	P	ERA	WHIP
---------	----	-----	----	---	---	----	----	----	-----	-----	-----	----	----	---	---	-----	------

Batter	1	2	3	4	5	6	7	8	9	AB R H RBI BB SO LOB	TOP									
Bert Campaneris, R (1, 6) OBP: 0.167, SLG: 0.197	0-0 5-3		0-3 K	0-0 F8			0-0 5-3	0-0 1B	0-0 FC	6 0 1 0 0 1 2										
Tommie Reynolds, R (1, 7) OBP: 0.366, SLG: 0.421	0-0 1-3			0-0 1B 2B	0-0 F9		4-0 HR BB	0-0 F4	0-0 2B	5 2 2 0 1 0 2										
Reggie Jackson, L (1, 9) OBP: 0.357, SLG: 0.660	0-0 HR			0-0 6-3 S BB 1B	0-0 F7		0-0 HR		1B HBP	4 4 3 4 1 0 0										
Sal Bando, R (1, 5) OBP: 0.386, SLG: 0.483	0-0 5-3			0-0 E1 BB 6-3 FC5-4	0-0 F8		0-0 6-3		E4 1B	6 2 0 0 0 0 5										
Danny Cater, R (1, 3) OBP: 0.397, SLG: 0.453		0-0 5-3		0-0 6-3		0-0 1-3 1B	0-0 1-3		0-0 1B HR 1B	5 1 2 1 0 0 2										
Rick Monday, L (1, 8) OBP: 0.389, SLG: 0.435		0-0 4-3		4-0 FC5-4 BB WP BB		0-0 1-3		0-0 6-3 1B 1B	0-0 HR 1B	4 3 2 1 1 0 1										
Dick Green, R (1, 4) OBP: 0.338, SLG: 0.554		0-0 6-3		4-0 FC5-4 BB		0-3 K		0-0 6-3	0-0 HR	4 1 1 4 1 1 2										
Dave Duncan, R (1, 2) OBP: 0.222, SLG: 0.174			0-3 K	0-0 FC5-4 WP 3B		4-0 IBB		0-0 6-3	0-0 F8	4 1 0 1 1 1 3										
Jim Nash, R (1, 1) OBP: 0.333, SLG: 0.455			0-3 K	0-0 3B		0-3 K		0-0 1B	4-0 FC BB	4 0 2 2 1 2 2										
<b>Inning Stats</b>	R: 1 E: 0 K: 0 S: 4	H: 1 LOB: 0 BB: 0 P: 4	R: 0 E: 0 K: 3 S: 3	H: 0 LOB: 0 BB: 0 P: 3	R: 0 E: 0 K: 3 S: 9	H: 0 LOB: 0 BB: 0 P: 9	R: 5 E: 1 K: 0 S: 7	H: 3 LOB: 1 BB: 2 P: 15	R: 0 E: 0 K: 2 S: 8	H: 1 LOB: 2 BB: 1 P: 12	R: 2 E: 0 K: 0 S: 4	H: 1 LOB: 0 BB: 1 P: 8	R: 1 E: 0 K: 0 S: 6	H: 3 LOB: 2 BB: 0 P: 6	R: 5 E: 1 K: 0 S: 8	H: 4 LOB: 3 BB: 2 P: 17	1B: 7 2B: 2 3B: 1 HR: 3	SF: 0 SAC: 0 DP: 0 HBP: 1	WP: 1 PB: 0 SB: 1 CS: 0	PA: 49
<b>PITCHER</b>	IP WLS BF H R ER SO BB IBB HBP BLK WP HR S P ERA WHIP																			
Gary Bell, R (1, 1) ERA: 2.78	3.2 L 18 4 6 2 3 2 0 0 0 0 1 1 22 30 4.91 1.636																			
Gene Brabender, R (4, 1) ERA: 15.95	1.1 4 0 0 0 0 0 0 0 0 0 0 0 4 4 0.00 0.000																			
John Morris, L (6, 1) ERA: 5.56	2.0 10 2 2 2 2 1 1 0 0 0 1 12 20 9.00 1.500																			
Bill Edgerton, L (8, 1) ERA: 13.5	1.0 11 6 6 5 0 0 0 1 0 0 1 10 11 45.00 6.000																			
Jack Aker, R (9, 1) ERA: 4.26	1.0 6 1 0 0 0 2 0 0 0 0 0 0 4 12 0.00 3.000																			

Oakland Athletics @ Seattle Pilots  
 Sicks Stadium, Boston, MA  
 Fri Apr 25 1969, 9:05 PM EST  
 Att. 6,617 - Unknown

livebaseballscorecards.com

AB	42
R	14
H	13
RBI	13
BB	6
SO	5
LOB	19



Batter	1	2	3	4	5	6	7	8	9	AB	R	H	RBI	BB	SO	LOB
Tommy Harper, R (1, 4) OBP: 0.429, SLG: 0.320	0-3 K ①		0-0 S 1B		0-0 F9 ②		0-0 L7 ②			4	0	1	0	0	1	1
Mike Hegan, L (1, 9) OBP: 0.444, SLG: 0.500	0-0 G3 ②		0-0 F5 ③		0-0 1B		0-0 3-1 ③			4	0	1	0	0	0	1
Tommy Davis, R (1, 7) OBP: 0.220, SLG: 0.309	0-3 K ③			0-0 1B	0-0 F9 ③			0-0 6-3 ①		4	0	1	0	0	1	2
Don Mincher, L (1, 3) OBP: 0.273, SLG: 0.400		0-0 F7 ①		0-0 F2 ①		0-0 HR 1B		0-0 F3 ②		4	1	1	0	0	0	1
Rich Rollins, R (1, 5) OBP: 0.345, SLG: 0.373		0-0 6-3 ②		0-0 1B		0-0 HR		0-0 5-3 ③		4	1	2	2	0	0	0
Jim Gosger, L (1, 8) OBP: 0.244, SLG: 0.278		4-0 BB		0-0 F8 ②		0-0 F4 ①			0-0 4-3 ①	3	0	0	0	1	0	2
Larry Haney, R (1, 2) OBP: 0.400, SLG: 0.444	0-3 K ③			0-0 L1 ③		0-0 F4 ②			0-3 K ②	4	0	0	0	0	2	3
Ray Oyler, R (1, 6) OBP: 0.311, SLG: 0.317			0-0 F7 ①		0-0 1B	0-0 6-3 ③			0-3 K ③	4	0	1	0	0	1	0
Gary Bell, R (1, 1) Gene Brabender, R (4, 1) Steve Whitaker, L (5, PH) John Morris, R (6, 1) Jose Vidal, R (7, PH) Bill Edgerton, L (8, 1) Jack Aker, R (9, 1)			0-0 F7 ②		0-0 F7 ①		0-0 F6 ①			1	0	0	0	0	0	0

Inning Stats	R: 0	H: 0	E: 0	K: 2	S: 7	LOB: 0	BB: 0	P: 7	R: 0	H: 0	E: 0	K: 1	S: 5	LOB: 1	BB: 1	P: 9	R: 0	H: 1	E: 0	K: 0	S: 4	LOB: 1	BB: 0	P: 4	R: 0	H: 2	E: 0	K: 0	S: 5	LOB: 2	BB: 0	P: 5	R: 2	H: 2	E: 0	K: 0	S: 5	LOB: 0	BB: 0	P: 5	R: 0	H: 0	E: 0	K: 0	S: 3	LOB: 0	BB: 0	P: 3	R: 0	H: 0	E: 0	K: 2	S: 7	LOB: 0	BB: 0	P: 7	1B: 6	2B: 0	3B: 0	HR: 1	SF: 0	SAC: 0	DP: 0	HBP: 0	WP: 0	PB: 0	SB: 2	CS: 0	PA: 35
PITCHER Jim Nash, R (1, 1) ERA: 1.36	IP	WLS	BF	H	R	ER	SO	BB	IBB	HBP	BLK	WP	HR	S	P	ERA	WHIP	IP	WLS	BF	H	R	ER	SO	BB	IBB	HBP	BLK	WP	HR	S	P	ERA	WHIP																																			


**BOTTOM**

**Oakland Athletics @ Seattle Pilots**  
Sicks Stadium, Boston, MA

Fri Apr 25 1969, 9:05 PM EST  
Att. 6,617 - Unknown

livebaseballscorecards.com

**AB 34**  
**R 2**  
**H 7**  
**RBI 2**  
**BB 1**  
**SO 5**  
**LOB 11**



Batter	1	2	3	4	5	6	7	8	9	AB R H RBI BB SO LOB	TOP	
Bert Campaneris, R (1, 6) OBP: 0.171, SLG: 0.189	0-0 4-3		0-3 K			4-0 WP BB		0-0 1-3		3 0 0 0 1 1 2		
Tommie Reynolds, R (1, 7) OBP: 0.378, SLG: 0.415	0-0 PB 1B			0-0 4-3		0-0 F3			4-0 BB 2B BB	3 1 1 0 1 0 1		
Reggie Jackson, L (1, 9) OBP: 0.350, SLG: 0.620	0-3 K 1-2			0-0 1-3			0-3 K		4-0 2B WP BB	3 1 0 0 1 2 1		
Sal Bando, R (1, 5) OBP: 0.365, SLG: 0.452	0-0 L8			0-0 5-3			0-0 L7		0-0 F7	4 0 0 0 0 0 3		
Danny Cater, R (1, 3) OBP: 0.389, SLG: 0.456		0-0 5-3			0-0 L9		0-0 5-3		0-0 WP FC4-6 2B	4 1 1 1 0 0 0		
Dick Green, R (1, 4) OBP: 0.333, SLG: 0.529		0-0 5-3			0-3 K			0-3 K	4-0 FC4-6 BB	3 0 0 0 1 2 0		
Rick Monday, L (1, 8) OBP: 0.379, SLG: 0.408		0-0 F5			0-3 K			4-0 S BB	0-0 FC4-6	3 0 0 1 1 1 1		
Dave Duncan, R (1, 2) John Donaldson, L (9, PH) OBP: 0.200, SLG: 0.154			0-0 5-3			0-3 K		0-3 K	0-3 K	3 0 0 0 0 2 1 0 0 0 0 0 0 0		
Chuck Dobson, R (1, 1) Ed Sprague, R (4, 1) Mike Hershberger, R (6, PH) Catfish Hunter, R (6, 1) Jim Pagliaroni, R (8, PH) Jim Roland, R (8, 1)			0-0 6-3			0-0 F8		4-0 BB		1 0 0 0 0 0 0 0 0 0 0 0 0 0 1 0 0 0 0 0 0 0 0 0 0 0 0 0 0 0 0 0 1 0 0 0 0 0 0 0 0 0		
<b>Inning Stats</b>	R: 0 E: 0 K: 1 S: 6 H: 1 LOB: 1 BB: 0 P: 6	R: 0 E: 0 K: 0 S: 3 H: 0 LOB: 0 BB: 0 P: 3	R: 0 E: 0 K: 1 S: 5 H: 0 LOB: 0 BB: 0 P: 5	R: 0 E: 0 K: 0 S: 3 H: 0 LOB: 0 BB: 0 P: 3	R: 0 E: 0 K: 2 S: 7 H: 0 LOB: 0 BB: 0 P: 7	R: 0 E: 0 K: 1 S: 5 H: 0 LOB: 1 BB: 1 P: 9	R: 0 E: 0 K: 1 S: 5 H: 0 LOB: 0 BB: 0 P: 5	R: 0 E: 0 K: 2 S: 7 H: 0 LOB: 2 BB: 2 P: 15	R: 3 E: 0 K: 1 S: 6 H: 1 LOB: 1 BB: 3 P: 18	1B: 1 2B: 1 3B: 0 HR: 0 SF: 0 SAC: 0 DP: 0 HBP: 0	WP: 2 PB: 1 SB: 1 CS: 0 PA: 35	
<b>PITCHER</b>	IP WLS BF H R ER SO BB IBB HBP BLK WP HR S P ERA WHIP											
Steve Barber, L (1, 1) ERA: 5.4	8.1 W 33 2 3 3 8 6 0 0 0 2 0 43 67 3.24 0.960											
Diego Segui, R (9, 1) ERA: 2.05	0.2 S 2 0 0 0 1 0 0 0 0 0 0 4 4 0.00 0.000											

Oakland Athletics @ Seattle Pilots  
 Sicks Stadium, Boston, MA  
 Sat Apr 26 1969, 10:05 PM EST  
 Att. 6,658 - Unknown

livebaseballscorecards.com

AB 28  
 R 3  
 H 2  
 RBI 2  
 BB 6  
 SO 8  
 LOB 9



Batter	1	2	3	4	5	6	7	8	9
Tommy Harper, R (1, 4) OBP: 0.412, SLG: 0.309	0-0 F9	0-0 F9		0-0 BB 1-2 1B		0-0 G1		0-0 6-3	
Mike Hegan, L (1, 9) OBP: 0.463, SLG: 0.484	0-0 BB 2B 1B		0-0 2-3	4-0 BB 1-2 2-3 1B		4-0 BB		0-0 4-3	
Tommy Davis, R (1, 7) OBP: 0.266, SLG: 0.345 Jim Gosger, L (8, PR) OBP: 0.244, SLG: 0.278 (9, 8)	4-0 BB 2B SF7		0-0 WP FC3-2 2B	0-0 BB 1-3 2-H 3-H 1B		0-0 L9		4-0 BB	
Don Mincher, L (1, 3) OBP: 0.300, SLG: 0.415	0-0 BB 1-3 2-H 2B		0-0 FC3-2 1B S	4-0 FC6-4 1-2 BB		4-0 CS BB		0-3 K	
Rich Rollins, R (1, 5) OBP: 0.339, SLG: 0.370	0-0 SF7		0-0 1B	0-0 FC6-4 1-2f		0-0 L7		0-0 K	
Wayne Comer, R (1, 8) OBP: 0.429, SLG: 0.478 (9, 7)	0-0 1-3		0-0 1-3		0-0 F6		0-0 S 2B 1B		
Ray Oyler, R (1, 6) OBP: 0.347, SLG: 0.326		4-0 BB G5-4-3		0-0 6-3	0-0 CS 1B		1-0 2B HBP		
Freddie Velazquez, R (1, 2) OBP: 0.200, SLG: 0.400		0-0 BB G5-4-3		0-0 6-3	0-3 K		0-0 2B 1-H 2-H		
Steve Barber, L (1, 1) OBP: 0.400, SLG: 0.400 Diego Segui, R (9, 1) OBP: 0.286, SLG: 0.167		0-0 1B		0-0 BB 1B 1B		0-0 F4		0-3 K	

Inning Stats	R: 2	H: 2	E: 0	K: 0	S: 5	LOB: 1	BB: 1	P: 9	R: 0	H: 1	E: 0	K: 0	S: 3	LOB: 1	BB: 1	P: 7	R: 0	H: 2	E: 0	K: 0	S: 5	LOB: 2	BB: 0	P: 5	R: 2	H: 3	E: 0	K: 0	S: 6	LOB: 3	BB: 2	P: 14	R: 0	H: 1	E: 0	K: 1	S: 5	LOB: 1	BB: 0	P: 5	R: 0	H: 0	E: 0	K: 0	S: 3	LOB: 1	BB: 1	P: 7	R: 2	H: 2	E: 0	K: 1	S: 6	LOB: 1	BB: 1	P: 11	R: 0	H: 0	E: 0	K: 1	S: 5	LOB: 1	BB: 1	P: 9
--------------	------	------	------	------	------	--------	-------	------	------	------	------	------	------	--------	-------	------	------	------	------	------	------	--------	-------	------	------	------	------	------	------	--------	-------	-------	------	------	------	------	------	--------	-------	------	------	------	------	------	------	--------	-------	------	------	------	------	------	------	--------	-------	-------	------	------	------	------	------	--------	-------	------

PITCHER																	1B: 8	SF: 1	WP: 1	PA: 40			
IP	WLS	BF	H	R	ER	SO	BB	IBB	HBP	BLK	WP	HR	S	P	ERA	WHIP	2B: 4	SAC: 0	PB: 0	3B: 0	DP: 2	SB: 2	CS: 2
Chuck Dobson, R (1, 1) ERA: 6.41	3.2	L	22	8	4	4	0	4	0	0	1	0	18	34	9.82	3.273							
Ed Sprague, R (4, 1) ERA: 3.24	1.1		4	1	0	1	0	0	0	0	0	0	6	6	0.00	0.750							
Catfish Hunter, R (6, 1) ERA: 5.47	2.0		10	2	2	1	2	0	1	0	0	0	9	18	9.00	2.000							
Jim Roland, L (8, 1) ERA: 6.23	1.0		4	0	0	1	1	0	0	0	0	0	5	9	0.00	1.000							

**BOTTOM**


**AB R H RBI BB SO LOB**

5	1	1	0	0	0	1
3	1	1	0	2	0	0
3	1	2	2	2	0	1
0	0	0	0	0	0	0
3	0	1	1	2	1	2
3	0	1	1	0	0	4
4	1	1	0	0	0	3
2	1	1	0	1	0	0
4	0	1	2	0	1	2
4	1	2	0	0	1	1
0	0	0	0	0	0	0

**AB 31**  
**R 6**  
**H 11**  
**RBI 6**  
**BB 7**  
**SO 3**  
**LOB 14**

**WP: 1** **PA: 40**  
**PB: 0**  
**SB: 2**  
**CS: 2**

**Oakland Athletics @ Seattle Pilots**  
**Sicks Stadium, Boston, MA**  
Sat Apr 26 1969, 10:05 PM EST  
Att. 6,658 - Unknown



livebaseballscorecards.com

Batter	1	2	3	4	5	6	7	8	9	AB R H RBI BB SO LOB	TOP
Bert Campaneris, R (1, 6) OBP: 0.195, SLG: 0.203	0-0 BB 1-3 1B		0-0 5-3		0-3 K		4-0 2B BB	0-0 1B	0-0 FC4-6	5 2 2 0 1 1 2	
Tommie Reynolds, R (1, 7) OBP: 0.353, SLG: 0.383	0-0 1-3 1-2		0-3 K		0-0 HR BB 1B		0-3 K	0-0 F8	0-0 F9	6 1 1 0 0 2 5	
Reggie Jackson, L (1, 9) OBP: 0.385, SLG: 0.608	4-0 HR BB 2-3			4-0 BB		4-0 HR BB 1B	0-0 4-1	4-0 1B BB		1 3 0 0 4 0 1	
Sal Bando, R (1, 5) OBP: 0.392, SLG: 0.561	0-0 HR			0-0 F4		0-0 HR	4-0 2B BB	0-0 1B BB		4 3 3 7 1 0 1	
Danny Cater, R (1, 3) OBP: 0.403, SLG: 0.472	0-0 L9			0-0 L8		4-0 HR BB	0-0 2B	0-0 1B		4 2 2 3 1 0 1	
Rick Monday, L (1, 8) OBP: 0.397, SLG: 0.500		0-0 E9 6-3 1B		0-0 4-3		0-0 HR	0-0 1B 2B	0-0 4-3		5 1 3 3 0 0 3	
Dick Green, R (1, 4) OBP: 0.325, SLG: 0.507		0-3 K		0-3 K		0-3 K	0-0 1B	0-0 6-3		5 0 1 0 0 3 3	
Dave Duncan, R (1, 2) OBP: 0.171, SLG: 0.129		0-0 6-3		0-0 6-3		0-3 K	0-0 F9		0-3 K	5 0 0 0 0 2 3	
Rollie Fingers, R (1, 1) OBP: 0.222, SLG: 0.222			0-0 L5		0-0 1B	0-0 5-3		0-0 E5 BB 1B 1B	0-0 FC4-6 1B	5 1 2 0 0 0 0 0 0 0 0 0 0 0	
Lew Krausse, R (9, 1)											
<b>Inning Stats</b>	R: 2 H: 2 E: 0 LOB: 0 K: 0 BB: 1 S: 4 P: 8	R: 0 H: 1 E: 1 LOB: 0 K: 1 BB: 0 S: 5 P: 5	R: 0 H: 0 E: 0 LOB: 0 K: 1 BB: 0 S: 5 P: 5	R: 0 H: 0 E: 0 LOB: 1 K: 0 BB: 1 S: 3 P: 7	R: 0 H: 1 E: 0 LOB: 1 K: 2 BB: 0 S: 8 P: 8	R: 5 H: 3 E: 0 LOB: 0 K: 2 BB: 2 S: 10 P: 18	R: 3 H: 3 E: 0 LOB: 2 K: 1 BB: 2 S: 8 P: 16	R: 3 H: 3 E: 1 LOB: 2 K: 0 BB: 1 S: 7 P: 11	R: 0 H: 1 E: 0 LOB: 1 K: 1 BB: 0 S: 6 P: 6	1B: 9 SF: 0 2B: 2 SAC: 0 3B: 0 DP: 0 HR: 3 HBP: 0	WP: 0 PA: 47 PB: 0 SB: 2 CS: 0
<b>PITCHER</b>	IP WLS BF H R ER SO BB IBB HBP BLK WP HR S P ERA WHIP										
Mike Marshall, R (1, 1) ERA: 3.38	5.0 L 22 6 5 5 4 3 0 0 0 0 0 2 27 39 9.00 1.800										
Dick Bates, R (6, 1) ERA: 27.0	1.2 11 3 5 5 3 3 0 0 0 0 0 1 14 26 27.00 3.600										
John Morris, L (7, 1) ERA: 6.39	1.1 10 4 3 2 0 1 0 0 0 0 0 0 9 13 13.50 3.750										
Jack Aker, R (9, 1) ERA: 3.68	1.0 4 1 0 0 0 1 0 0 0 0 0 0 6 6 0.00 1.000										

Oakland Athletics @ Seattle Pilots  
 Sicks Stadium, Boston, MA  
 Sun Apr 27 1969, 6:33 AM EDT  
 Att. 5,802 - Unknown


livebaseballscorecards.com

AB 40  
 R 13  
 H 14  
 RBI 13  
 BB 7  
 SO 8  
 LOB 19





Batter	1	2	3	4	5	6	7	8	9	AB	R	H	RBI	BB	SO	LOB
Tommy Harper, R (1, 4) OBP: 0.425, SLG: 0.298 Jose Vidal, R (9, PR) OBP: 0.353, SLG: 0.429	4-0 6-3 BB		4-0 FC6-4 BB		0-0 F7		0-0 1-3		1-0 1B 2B HBP	2	0	0	0	2	0	2
Mike Hegan, L (1, 9) OBP: 0.457, SLG: 0.472	0-0 6-3		0-0 FC6-4 BB			0-0 FC4-6 1B		0-0 F7	0-0 2B 1B 1-2 2-H 3-H	5	0	2	2	0	0	3
Tommy Davis, R (1, 7) OBP: 0.275, SLG: 0.355	0-0 5-3		0-0 G5-4-3 BB			0-0 F9		4-0 HR BB	0-0 2B	4	1	1	1	1	0	4
Don Mincher, L (1, 3) OBP: 0.292, SLG: 0.448	0-0 4-3			0-0 G3		0-0 FC4-6 1B		0-0 HR	0-3 K	5	1	1	2	0	1	5
Rich Rollins, R (1, 5) OBP: 0.328, SLG: 0.356		0-0 6-3		0-0 6-3		0-0 1B		0-0 F2	0-0 4-3	5	0	1	0	0	0	3
Wayne Comer, R (1, 8) OBP: 0.406, SLG: 0.423		4-0 PB BB		0-0 5-3		0-0 4-3		0-0 1-3		3	0	0	0	1	0	2
Ray Oylar, R (1, 6) OBP: 0.327, SLG: 0.304 Gus Gil, R (8, 6) OBP: 0.333, SLG: 0.333		0-3 K			0-3 K		0-0 F6		0-0 FC4-6 1B	3	0	0	0	0	2	1
Freddie Velazquez, R (1, 2) OBP: 0.222, SLG: 0.250		0-0 F2			4-0 SH1-4 BB		0-0 F8		0-0 FC4-6 1B	3	1	0	0	1	0	2
Mike Marshall, R (1, 1) OBP: 0.400, SLG: 0.400 Dick Bates, L (6, 1) John Morris, R (7, 1) OBP: 1.000, SLG: 1.000 Jack Aker, R (9, 1) Steve Whitaker, L (9, PH) OBP: 0.267, SLG: 0.286			0-0 FC6-4 BB		0-0 SH1-4		1-0 HBP		0-0 1B 2B	1	0	1	0	0	0	0

BOTTOM	
<b>AB</b> 33 <b>R</b> 5 <b>H</b> 8 <b>RBI</b> 5 <b>BB</b> 5 <b>SO</b> 3 <b>LOB</b> 22	

Inning Stats	
R: 0 E: 0 K: 0 S: 3	H: 0 LOB: 1 BB: 1 P: 7
R: 0 E: 0 K: 1 S: 5	H: 0 LOB: 1 BB: 1 P: 9
R: 0 E: 0 K: 0 S: 3	H: 1 LOB: 1 BB: 1 P: 7
R: 0 E: 0 K: 0 S: 3	H: 0 LOB: 0 BB: 0 P: 3
R: 0 E: 0 K: 1 S: 5	H: 0 LOB: 1 BB: 1 P: 9
R: 0 E: 0 K: 0 S: 5	H: 2 LOB: 2 BB: 0 P: 5
R: 0 E: 0 K: 0 S: 3	H: 0 LOB: 1 BB: 0 P: 4
R: 2 E: 0 K: 0 S: 4	H: 1 LOB: 0 BB: 1 P: 8
R: 3 E: 0 K: 1 S: 9	H: 4 LOB: 3 BB: 0 P: 10
1B: 5 2B: 2 3B: 0 HR: 1	SF: 0 SAC: 1 DP: 1 HBP: 2
WP: 0 PB: 1 SB: 0 CS: 0	PA: 41

PITCHER																	
Rollie Fingers, R (1, 1) ERA: 2.5	IP: 8.1	WLS: W	BF: 37	H: 6	R: 5	ER: 5	SO: 2	BB: 5	IBB: 0	HBP: 2	BLK: 0	WP: 0	HR: 1	S: 34	P: 56	ERA: 5.40	WHIP: 1.320
Lew Krausse, R (9, 1) ERA: 1.29	IP: 0.2	WLS: S	BF: 4	H: 2	R: 0	ER: 0	SO: 1	BB: 0	IBB: 0	HBP: 0	BLK: 0	WP: 0	HR: 0	S: 6	P: 6	ERA: 0.00	WHIP: 3.000

Oakland Athletics @ Seattle Pilots  
Sicks Stadium, Boston, MA  
Sun Apr 27 1969, 6:33 AM EDT  
Att. 5,802 - Unknown

livebaseballscorecards.com

Batter	1	2	3	4	5	6	7	8	9	AB R H RBI BB SO LOB	TOP											
Vic Davalillo, L (1, 9) OBP: 0.250, SLG: 0.179	0-0 1-3		0-0 F7			0-0 F9			0-0 6-3	4 0 0 0 0 0 1												
Jim Fregosi, R (1, 6) OBP: 0.379, SLG: 0.446	0-3 K			0-3 K		0-3 F7		0-0 CS 1B	4 0 1 0 0 2 0													
Jay Johnstone, L (1, 8) OBP: 0.292, SLG: 0.484	0-0 P6			0-0 6-3		0-3 K		0-0 CS 1-2	3 0 0 0 0 1 0													
Rick Reichardt, R (1, 7) OBP: 0.393, SLG: 0.375		0-3 K		0-0 L6		0-0 6-3			3 0 0 0 0 1 0													
Roger Repoz, L (1, 3) OBP: 0.333, SLG: 0.185		0-0 F3			4-0 BB G5-4-3			0-3 K	2 0 0 0 1 1 0													
Aurelio Rodriguez, R (1, 5) OBP: 0.333, SLG: 0.436		0-3 K			0-0 BB G5-4-3 1-2f			0-3 K	3 0 0 0 0 2 1													
Tom Satriano, L (1, 2) OBP: 0.436, SLG: 0.455			4-0 BB FC6-4 BB		0-3 K			0-0 1B	2 0 1 0 1 1 0													
Bobby Knoop, R (1, 4) OBP: 0.375, SLG: 0.237			0-3 K			0-0 6-3		0-3 K	2 0 0 0 0 1 1													
Bob Chance, L (8, PH) OBP: 0.143, SLG: 0.143									1 0 0 0 0 1 1													
Ruben Amaro, R (8, 4) OBP: 1.000, SLG: 1.000									0 0 0 0 0 0 0													
Jim McGlothlin, R (1, 1) OBP: 0.261, SLG: 0.250			0-0 FC6-4 1-2f			0-0 6-3		0-3 K	2 0 0 0 0 0 1													
Bill Voss, L (9, PH)									1 0 0 0 0 1 0													
<b>Inning Stats</b>	R: 0 E: 0 K: 1 S: 5	H: 0 LOB: 0 BB: 0 P: 5	R: 0 E: 0 K: 2 S: 7	H: 0 LOB: 0 BB: 0 P: 7	R: 0 E: 0 K: 1 S: 5	H: 0 LOB: 1 BB: 1 P: 9	R: 0 E: 0 K: 1 S: 5	H: 0 LOB: 0 BB: 0 P: 5	R: 0 E: 0 K: 1 S: 4	H: 0 LOB: 0 BB: 1 P: 8	R: 0 E: 0 K: 0 S: 3	H: 0 LOB: 0 BB: 0 P: 3	R: 0 E: 0 K: 1 S: 5	H: 0 LOB: 0 BB: 0 P: 5	R: 0 E: 0 K: 3 S: 10	H: 1 LOB: 1 BB: 0 P: 10	R: 0 E: 0 K: 1 S: 5	H: 1 LOB: 0 BB: 0 P: 5	1B: 2 2B: 0 3B: 0 HR: 0	SF: 0 SAC: 0 DP: 1 HBP: 0	WP: 0 PB: 0 SB: 0 CS: 1	PA: 30
<b>PITCHER</b> Marty Pattin, R (1, 1) ERA: 2.67	IP: 9.0 WLS: W BF: 29 H: 2 R: 0 ER: 0 SO: 11 BB: 2 IBB: 0 HBP: 0 BLK: 0 WP: 0 HR: 0 S: 49 P: 57 ERA: 0.00 WHIP: 0.444											<b>PITCHER</b>	IP: 9.0 WLS: W BF: 29 H: 2 R: 0 ER: 0 SO: 11 BB: 2 IBB: 0 HBP: 0 BLK: 0 WP: 0 HR: 0 S: 49 P: 57 ERA: 0.00 WHIP: 0.444									

California Angels @ Seattle Pilots  
Sicks Stadium, Boston, MA  
Tue Apr 29 1969, 6:33 AM EDT  
Att. 1,954 - Unknown - 41 F

livebaseballscorecards.com

AB	27
R	0
H	2
RBI	0
BB	2
SO	11
LOB	5



Batter	1	2	3	4	5	6	7	8	9
Tommy Harper, R (1, 4) OBP: 0.403, SLG: 0.279	0-0 6-3		0-0 L5-3			0-3 K		0-0 P6	
Mike Hegan, L (1, 9) OBP: 0.429, SLG: 0.436	0-0 4-3		0-3 K			0-0 3-1			
Tommy Davis, R (1, 7) OBP: 0.264, SLG: 0.338 Jim Gosger, L (8, 8) OBP: 0.244, SLG: 0.278	0-0 6-3			0-3 K			0-0 4-3		
Don Mincher, L (1, 3) OBP: 0.294, SLG: 0.443		0-0 G5-2-3 1B		0-0 L3			0-0 F7		
Wayne Comer, R (1, 8) OBP: 0.400, SLG: 0.393 (8, 7)		0-0 F7		0-0 P6			4-0 BB		
Gus Gil, R (1, 5) OBP: 0.444, SLG: 0.444		0-0 1B			0-0 G1-6-3 1B		0-0 G3		
Larry Haney, R (1, 2) OBP: 0.435, SLG: 0.619		0-0 1B			0-0 G1-6-3			0-0 HR	
Ray Oyler, R (1, 6) OBP: 0.309, SLG: 0.286		0-0 G5-2-3			0-0 F7		0-3 K		
Marty Pattin, R (1, 1) OBP: 0.250, SLG: 0.250			0-0 L5-3 1B			0-0 F9		0-3 K	

AB	R	H	RBI	BB	SO	LOB
4	0	0	0	0	1	1
3	0	0	0	0	1	0
3	0	0	0	0	1	0
0	0	0	0	0	0	0
3	0	1	0	0	0	0
2	0	0	0	1	0	1
3	0	2	0	0	0	1
3	1	2	1	0	0	1
3	0	0	0	0	1	3
3	0	1	0	0	1	0

**BOTTOM**

**California Angels @ Seattle Pilots**  
**Sicks Stadium, Boston, MA**  
 Tue Apr 29 1969, 6:33 AM EDT  
 Att. 1,954 - Unknown - 41 F

[livebaseballscorecards.com](http://livebaseballscorecards.com)

<b>AB</b>	<b>27</b>
<b>R</b>	<b>1</b>
<b>H</b>	<b>6</b>
<b>RBI</b>	<b>1</b>
<b>BB</b>	<b>1</b>
<b>SO</b>	<b>5</b>
<b>LOB</b>	<b>7</b>



Inning Stats	R: 0	H: 0	E: 0	K: 0	S: 3	P: 3	R: 0	H: 3	E: 0	K: 0	S: 5	P: 5	R: 0	H: 1	E: 0	K: 1	S: 5	R: 0	H: 0	E: 0	K: 1	S: 5	R: 0	H: 1	E: 0	K: 0	S: 3	R: 0	H: 0	E: 0	K: 1	S: 5	R: 0	H: 0	E: 0	K: 1	S: 5	R: 0	H: 0	E: 0	K: 0	S: 3	R: 1	H: 1	E: 0	K: 2	S: 8	R: 0	H: 1	E: 0	K: 0	S: 8															
<b>IP</b>	8.0	<b>WLS</b>	L	<b>BF</b>	28	<b>H</b>	6	<b>R</b>	1	<b>ER</b>	1	<b>SO</b>	5	<b>BB</b>	1	<b>IBB</b>	0	<b>HBP</b>	0	<b>BLK</b>	0	<b>WP</b>	0	<b>HR</b>	1	<b>S</b>	37	<b>P</b>	41	<b>ERA</b>	1.12	<b>WHIP</b>	0.875	<b>IP</b>		<b>WLS</b>		<b>BF</b>		<b>H</b>		<b>R</b>		<b>ER</b>		<b>SO</b>		<b>BB</b>		<b>IBB</b>		<b>HBP</b>		<b>BLK</b>		<b>WP</b>		<b>HR</b>		<b>S</b>		<b>P</b>		<b>ERA</b>		<b>WHIP</b>	

<b>WP: 0</b>	<b>PA: 28</b>
<b>PB: 0</b>	
<b>SB: 0</b>	
<b>CS: 0</b>	

Batter	1	2	3	4	5	6	7	8	9	AB R H RBI BB SO LOB	TOP		
Tommy Harper, R (1, 4) OBP: 0.390, SLG: 0.273	0-3 K		0-0 F7		0-0 F3		0-0 1B SF7 1B		0-0 G6-3	5 1 1 0 0 1 2			
Wayne Comer, R (1, 8) OBP: 0.400, SLG: 0.375	4-0 FC6-4 BB		0-0 5-3			0-0 F3	0-0 1B		0-0 4-3	4 0 1 1 1 0 0			
Tommy Davis, R (1, 7) OBP: 0.250, SLG: 0.319	0-0 FC6-4			0-0 E6		0-3 K	0-0 F9			4 0 0 0 0 1 3			
Don Mincher, L (1, 3) OBP: 0.292, SLG: 0.438	0-3 K			0-3 K		0-0 1B 1B	0-0 SF7			3 1 1 1 0 2 2			
Jose Vidal, R (1, 9) OBP: 0.333, SLG: 0.389		0-3 K		0-3 K		0-0 S 1B 1B	0-0 5-3			4 1 1 0 0 2 2			
Gus Gil, R (1, 5) OBP: 0.462, SLG: 0.462		0-3 K		0-0 1B		0-0 PB 1B		0-0 F9		4 0 2 1 0 1 0			
Larry Haney, R (1, 2) OBP: 0.407, SLG: 0.560		0-0 1B			0-0 F6	0-3 K		0-0 F7		4 0 1 0 0 1 1			
Ray Oyler, R (1, 6) OBP: 0.304, SLG: 0.280		0-0 F3			0-0 F8	0-3 K		0-3 K		1 0 0 0 0 0 1			
John Kennedy, R (4, 5) OBP: 0.273, SLG: 0.200										3 0 0 0 0 2 2			
Gene Brabender, R (1, 1)			0-0 L9		4-0 BB		0-0 1B 1B		0-0 G6-3 1B	1 0 0 0 1 0 0			
Darrell Brandon, R (5, 1)										0 0 0 0 0 0 0			
Jerry McNertney, R (7, PH) OBP: 0.371, SLG: 0.382										1 1 1 0 0 0 0			
Jim Bouton, R (7, 1)										0 0 0 0 0 0 0			
Rich Rollins, R (9, PH) OBP: 0.338, SLG: 0.367										1 0 1 0 0 0 0			
<b>Inning Stats</b>	R: 0 H: 0 E: 0 LOB: 1 K: 2 BB: 1 S: 7 P: 11	R: 0 H: 1 E: 0 LOB: 1 K: 2 BB: 0 S: 8 P: 8	R: 0 H: 0 E: 0 LOB: 0 K: 0 BB: 0 S: 3 P: 3	R: 0 H: 1 E: 1 LOB: 2 K: 2 BB: 0 S: 8 P: 8	R: 0 H: 0 E: 0 LOB: 1 K: 0 BB: 1 S: 3 P: 7	R: 2 H: 3 E: 0 LOB: 2 K: 3 BB: 0 S: 13 P: 13	R: 2 H: 3 E: 0 LOB: 1 K: 0 BB: 0 S: 6 P: 6	R: 0 H: 0 E: 0 LOB: 0 K: 1 BB: 0 S: 5 P: 5	R: 0 H: 1 E: 0 LOB: 0 K: 0 BB: 0 S: 3 P: 3	1B: 9 SF: 1 2B: 0 SAC: 0 3B: 0 DP: 1 HR: 0 HBP: 0	WP: 0 PA: 38 PB: 2 SB: 2 CS: 0		
<b>PITCHER</b>	IP WLS BF H R ER SO BB IBB HBP BLK WP HR S P ERA WHIP											<b>PITCHER</b>	IP WLS BF H R ER SO BB IBB HBP BLK WP HR S P ERA WHIP
Tom Hall, L (1, 1) ERA: 3.73	6.0 W 29 8 4 3 9 2 0 0 0 0 0 0 45 53 4.50 1.667												
Bob Miller, R (7, 1) ERA: 4.05	0.1 1 0 0 0 0 0 0 0 0 0 0 0 1 1 0.00 0.000												
Ron Perranoski, L (7, 1) ERA: 0.47	2.2 S 8 1 0 0 1 0 0 0 0 0 0 0 10 10 0.00 0.375												

Seattle Pilots @ Minnesota Twins  
Metropolitan Stadium, Bloomington, MI

Wed Apr 30 1969, 4:33 AM EDT  
Att: 4,087 - Unknown - 57 F

livebaseballscorecards.com

AB	35
R	4
H	9
RBI	3
BB	2
SO	10
LOB	13



Batter	1	2	3	4	5	6	7	8	9
<b>Ted Uhlaender, L</b> OBP: 0.378, SLG: 0.387 (1, 8)	0-3 <b>K</b>		0-0 <b>3-1</b>		0-0 <b>FC4-6</b> <b>1B</b>	0-0 <b>4-3</b>		0-0 <b>F5</b>	
<b>Rod Carew, L</b> OBP: 0.436, SLG: 0.587 (1, 4)	0-0 <b>F9</b>			0-0 <b>4-3</b> <b>2B</b> <b>1B</b>	0-0 <b>FC4-6</b> <b>BB</b> <b>S</b>	0-0 <b>1B</b>		0-0 <b>4-3</b>	
<b>Tony Oliva, L</b> OBP: 0.419, SLG: 0.500 (1, 9)	4-0 <b>BB</b>			0-0 <b>4-3</b> <b>1-2</b>	4-0 <b>S</b> <b>BB</b> <b>BB</b>	0-0 <b>G3</b>			
<b>Harmon Killebrew, R</b> OBP: 0.455, SLG: 0.544 <b>Frank Quilici, R</b> OBP: 0.200, SLG: 0.167 (1, 5) (8, 5)	0-0 <b>1-3</b>			0-0 <b>2B</b>	4-0 <b>S</b> <b>BB</b> <b>BB</b>		0-0 <b>F4</b>		
<b>Graig Nettles, L</b> OBP: 0.346, SLG: 0.468 <b>Cesar Tovar, R</b> OBP: 0.233, SLG: 0.279 (1, 7) (6, 7)		4-0 <b>G3-6-1</b> <b>BB</b>		0-0 <b>F8</b>	0-3 <b>K</b>		0-3 <b>K</b>		
<b>Rich Reese, L</b> OBP: 0.271, SLG: 0.431 (1, 3)		0-0 <b>G3-6-1</b>		0-0 <b>G3</b>	4-0 <b>FC6-4</b> <b>BB</b>		0-0 <b>F6</b>		
<b>Leo Cardenas, R</b> OBP: 0.368, SLG: 0.462 (1, 6)		0-0 <b>5-3</b>			0-0 <b>FC6-4</b> <b>BB</b>		4-0 <b>1-2</b> <b>BB</b>		
<b>John Roseboro, L</b> OBP: 0.396, SLG: 0.455 (1, 2)			0-0 <b>G3</b>		4-0 <b>1B</b> <b>BB</b>	0-0 <b>1-3</b>	0-0 <b>F5</b>		
<b>Tom Hall, L</b> OBP: 0.200, SLG: 0.300 <b>Bob Miller, R</b> <b>Ron Perranoski, L</b> OBP: 0.250, SLG: 0.250 (1, 1) (7, 1) (7, 1)			0-0 <b>1-3</b>		0-0 <b>FC4-6</b> <b>1B</b>	0-0 <b>1B</b> <b>2B</b>		0-0 <b>1-3</b>	

Inning Stats	R: 0	H: 0	E: 0	K: 1	S: 5	LOB: 1	BB: 1	P: 9
	R: 0	H: 0	E: 0	K: 0	S: 2	LOB: 0	BB: 1	P: 6
	R: 0	H: 0	E: 0	K: 0	S: 3	LOB: 0	BB: 0	P: 3
	R: 1	H: 2	E: 0	K: 0	S: 5	LOB: 1	BB: 0	P: 5
	R: 4	H: 3	E: 1	K: 1	S: 8	LOB: 3	BB: 4	P: 24
	R: 1	H: 2	E: 0	K: 0	S: 5	LOB: 1	BB: 0	P: 5
	R: 0	H: 0	E: 0	K: 1	S: 6	LOB: 2	BB: 1	P: 10
	R: 0	H: 0	E: 0	K: 0	S: 3	LOB: 0	BB: 0	P: 3

PITCHER	IP	WLS	BF	H	R	ER	SO	BB	IBB	HBP	BLK	WP	HR	S	P	ERA	WHIP
<b>Gene Brabender, R</b> ERA: 14.29 (1, 1)	4.0	L	19	5	5	5	1	3	0	0	0	0	0	18	30	11.25	2.000
<b>Darrell Brandon, R</b> ERA: 4.5 (5, 1)	2.0		11	2	1	1	1	3	0	0	0	0	0	10	22	4.50	2.500
<b>Jim Bouton, R</b> ERA: 7.36 (7, 1)	2.0		8	0	0	0	1	1	0	0	0	0	0	9	13	0.00	0.500

**BOTTOM**

AB	R	H	RBI	BB	SO	LOB
5	0	1	2	0	1	1
5	2	2	2	0	0	1
2	0	0	0	2	0	2
3	0	1	1	1	0	1
0	0	0	0	0	0	0
2	0	0	0	1	1	3
1	0	0	0	0	1	0
3	0	0	0	1	0	3
3	1	1	0	1	0	3
3	1	0	0	1	0	2
3	2	2	0	0	0	0
0	0	0	0	0	0	0
1	0	0	0	0	0	0

**AB 31**  
**R 6**  
**H 7**  
**RBI 5**  
**BB 7**  
**SO 3**  
**LOB 16**

**WP: 0** **PA: 38**  
**PB: 1**  
**SB: 4**  
**CS: 0**

**MINNESOTA TWINS**  
BASEBALL CLUB

**Seattle Pilots @ Minnesota Twins**  
Metropolitan Stadium, Bloomington, MI

Wed Apr 30 1969, 4:33 AM EDT  
Att. 4,087 - Unknown - 57 F

livebaseballscorecards.com

Batter	1	2	3	4	5	6	7	8	9	AB R H RBI BB SO LOB	TOP											
Tommy Harper, R (1, 4) OBP: 0.395, SLG: 0.300	0-0 F2		0-3 K			0-0 2B		0-0 1B		4 0 2 0 0 1 0												
Steve Whitaker, L (1, 7) OBP: 0.294, SLG: 0.313 Tommy Davis, R (6, PH) OBP: 0.244, SLG: 0.310 (6, 7)	0-0 F7			0-0 1B		0-0 F7		0-0 G4-6-3		2 0 1 0 0 0 0 2 0 0 0 0 0 3												
Mike Hegan, L (1, 9) OBP: 0.415, SLG: 0.405	4-0 BB			0-0 1-2		0-0 F7			0-0 1-3	3 0 0 0 1 0 2												
Don Mincher, L (1, 3) OBP: 0.276, SLG: 0.412	0-3 K			0-0 4-3		0-0 F9			0-0 4-3	4 0 0 0 0 1 2												
Rich Rollins, R (1, 5) OBP: 0.333, SLG: 0.359		0-0 F8			0-0 5-3		0-0 6-3		0-0 1B	4 0 1 0 0 0 0												
Wayne Comer, R (1, 8) OBP: 0.386, SLG: 0.444		0-0 5-3			0-0 HR		0-0 F3		0-3 K	4 1 1 1 0 1 1												
Jerry McNertney, R (1, 2) OBP: 0.342, SLG: 0.351		0-3 K2-3			0-0 4-3		0-0 6-3			3 0 0 0 0 1 0												
Gus Gil, R (1, 6) OBP: 0.438, SLG: 0.400			0-0 5-3		4-0 BB			0-0 5-3		2 0 0 0 1 0 0												
Gary Bell, R (1, 1) OBP: 0.100, SLG: 0.200 Jim Bouton, R (5, 1) Jose Vidal, R (8, PH) OBP: 0.364, SLG: 0.389 Jack Aker, R (8, 1)		0-3 K			0-0 F8			4-0 1B BB		2 0 0 0 0 1 1 0 0 0 0 0 0 0 0 0 0 0 1 0 0 0 0 0 0 0 0 0												
<b>Inning Stats</b>	R: 0 E: 0 K: 1 S: 5	H: 0 LOB: 1 BB: 1 P: 9	R: 0 E: 0 K: 1 S: 5	H: 0 LOB: 0 BB: 0 P: 5	R: 0 E: 0 K: 2 S: 7	H: 0 LOB: 0 BB: 0 P: 7	R: 0 E: 0 K: 0 S: 3	H: 1 LOB: 0 BB: 0 P: 3	R: 1 E: 0 K: 0 S: 4	H: 1 LOB: 1 BB: 1 P: 8	R: 0 E: 0 K: 0 S: 4	H: 1 LOB: 1 BB: 0 P: 4	R: 0 E: 0 K: 0 S: 3	H: 0 LOB: 0 BB: 0 P: 3	R: 0 E: 0 K: 0 S: 3	H: 1 LOB: 1 BB: 1 P: 7	R: 0 E: 0 K: 1 S: 6	H: 1 LOB: 1 BB: 0 P: 6	1B: 3 2B: 2 3B: 0 HR: 1	SF: 0 SAC: 0 DP: 2 HBP: 0	WP: 0 PB: 0 SB: 0 CS: 0	PA: 33
<b>PITCHER</b>	IP WLS BF H R ER SO BB IBB HBP BLK WP HR S P ERA WHIP																					
Dave Boswell, R (1, 1) ERA: 3.56	5.0 W 19 3 1 1 4 2 0 0 0 0 1 25 33 1.80 1.000																					
Joe Grzenda, L (6, 1) ERA: 3.21	4.0 S 14 2 0 0 1 1 0 0 0 0 0 15 19 0.00 0.750																					

Seattle Pilots @ Minnesota Twins  
Metropolitan Stadium, Bloomington, MI

Thu May 01 1969, 4:33 AM EDT  
Att: 6,485 - Unknown - 63 F

livebaseballscorecards.com

AB	30
R	1
H	5
RBI	1
BB	3
SO	5
LOB	9



Batter	1	2	3	4	5	6	7	8	9	AB	R	H	RBI	BB	SO	LOB
Ted Uhlaender, L (1, 8) OBP: 0.379, SLG: 0.388	0-0 F5		0-0 6-3 1B		0-0 IBB BB 1B	0-0 FC4-6 1B	0-0 G3			5	2	2	0	0	0	5
Rod Carew, L (1, 4) OBP: 0.422, SLG: 0.563	0-0 F5		0-0 6-3		0-0 BB FC3-2 1B	0-0 L3		0-0 4-3		5	0	1	0	0	0	3
Tony Oliva, L (1, 9) OBP: 0.418, SLG: 0.494	0-0 1B		0-0 F9		0-0 F8	0-0 1B 1B		0-0 4-3		5	0	2	1	0	0	3
Harmon Killebrew, R (1, 5) OBP: 0.473, SLG: 0.543 Frank Quilici, R (8, PR) OBP: 0.200, SLG: 0.167 (9, 5)	0-0 F6		4-0 1B BB		4-0 FC3-2 BB 1B	0-0 1B 1B		4-0 BB		2	0	1	0	3	0	1
Charlie Manuel, L (1, 7) OBP: 0.458, SLG: 0.650 Cesar Tovar, R (7, PR) OBP: 0.227, SLG: 0.273 (8, 7)		0-3 K	0-0 1B		4-0 FC3-2 BB		0-0 SH3-4 1B	0-0 F3		3	0	2	2	1	1	0
Rich Reese, L (1, 3) OBP: 0.286, SLG: 0.452		0-3 K		0-0 1B 2B	0-0 FC3-2		0-0 SH3-4 1B			4	1	2	0	0	1	3
Leo Cardenas, R (1, 6) OBP: 0.378, SLG: 0.481		0-0 2B		0-0 G4-6-3 1B	0-3 K		0-0 SH3-4			3	0	2	1	0	1	3
John Roseboro, L (1, 2) OBP: 0.423, SLG: 0.457		4-0 IBB		0-0 G4-6-3 1B		0-0 FC4-6 BB 1B		4-0 IBB		2	1	1	0	2	0	1
Dave Boswell, R (1, 1) OBP: 0.154, SLG: 0.308 Joe Grzenda, R (6, 1)		0-3 K		0-0 1-3		4-0 FC4-6 BB		0-3 K		2	0	0	0	0	1	2

Inning Stats	R: 0 E: 0 K: 0 S: 4	H: 1 LOB: 1 BB: 0 P: 4	R: 0 E: 0 K: 3 S: 10	H: 1 LOB: 2 BB: 1 P: 14	R: 1 E: 0 K: 0 S: 4	H: 2 LOB: 0 BB: 0 P: 4	R: 1 E: 0 K: 1 S: 7	H: 2 LOB: 3 BB: 2 P: 15	R: 1 E: 0 K: 0 S: 5	H: 3 LOB: 2 BB: 1 P: 9	R: 0 E: 0 K: 1 S: 7	H: 2 LOB: 3 BB: 1 P: 11	R: 0 E: 0 K: 0 S: 3	H: 0 LOB: 1 BB: 1 P: 7	1B: 11 2B: 2 3B: 0 HR: 0	SF: 0 SAC: 1 DP: 1 HBP: 0	WP: 0 PB: 0 SB: 0 CS: 0
--------------	------------------------------	---------------------------------	-------------------------------	----------------------------------	------------------------------	---------------------------------	------------------------------	----------------------------------	------------------------------	---------------------------------	------------------------------	----------------------------------	------------------------------	---------------------------------	-----------------------------------	------------------------------------	----------------------------------

PITCHER																	PITCHER																				
(1, 1)	IP	WLS	BF	H	R	ER	SO	BB	IBB	HBP	BLK	WP	HR	S	P	ERA	WHIP	IP	WLS	BF	H	R	ER	SO	BB	IBB	HBP	BLK	WP	HR	S	P	ERA	WHIP			
Gary Bell, R (1, 1) ERA: 3.33	4.1	L	23	8	3	3	3	2	2	0	0	0	0	25	41	6.23	2.308																				
Jim Bouton, R (5, 1) ERA: 5.68	2.2		14	5	1	1	2	1	1	0	0	0	0	16	24	3.38	2.250																				
Jack Aker, R (8, 1) ERA: 3.24	1.0		4	0	0	0	0	1	0	0	0	0	0	3	7	0.00	1.000																				

**Seattle Pilots @ Minnesota Twins**  
Metropolitan Stadium, Bloomington, MI

Thu May 01 1969, 4:33 AM EDT  
Att. 6,485 - Unknown - 63 F

	<b>AB</b> 33 <b>R</b> 4 <b>H</b> 13 <b>RBI</b> 4 <b>BB</b> 7 <b>SO</b> 5 <b>LOB</b> 25
	<b>WP:</b> 0 <b>PA:</b> 41 <b>PB:</b> 0 <b>SB:</b> 0 <b>CS:</b> 0

[livebaseballscorecards.com](http://livebaseballscorecards.com)

Batter	1	2	3	4	5	6	7	8	9	AB R H RBI BB SO LOB	TOP												
Tommy Harper, R (1, 4) OBP: 0.396, SLG: 0.324	0-0 F8		0-0 6-3		4-0 3B BB	0-0 FC6-4			0-0 3B	4 1 1 0 1 0 2													
Mike Hegan, L (1, 9) OBP: 0.414, SLG: 0.447	0-0 CS 1B		0-0 F8		0-0 1B 3B			0-0 F8	0-3 K	5 1 2 2 0 1 1													
Wayne Comer, R (1, 8) OBP: 0.388, SLG: 0.425	0-3 K		0-0 5-3		0-0 CS 1B			4-0 G3 2B BB	0-0 F5	4 1 1 1 1 1 2													
Don Mincher, L (1, 3) John Kennedy, R (9, PR) OBP: 0.284, SLG: 0.403 OBP: 0.273, SLG: 0.200		0-3 K		0-0 G6-4-3 1B	0-0 CS	0-0 F7	0-0 G3	4-0 BB BB	4-0 BB	4 0 1 0 1 1 1 0 0 0 0 0 0 0													
Rich Rollins, R (1, 5) OBP: 0.325, SLG: 0.362		0-0 E6 1B 2B		0-0 L7		0-0 6-3	0-0 2B	0-0 F7	0-0 F7	5 1 1 1 0 0 3													
Merritt Ranew, L (1, 7) OBP: 0.500, SLG: 0.500		0-0 2B 1B		0-0 G6-4-3		0-0 BB E 1B 1B	0-0 G3			4 1 2 0 0 0 2													
Jerry McNertney, R (1, 2) OBP: 0.333, SLG: 0.366		0-0 1-3 2-H 2B			0-0 6-3	0-0 E6 BB 1B		0-3 K	0-3 K	4 1 1 1 0 1 1 2 1 0 0 2 1 2													
Ray Oyler, R (1, 6) OBP: 0.317, SLG: 0.269		0-0 F6			4-0 BB 3B BB	4-0 1B BB		0-3 K	0-3 K														
Steve Barber, L Darrell Brandon, R Jim Gosger Jim Bouton, R Steve Whitaker, L John O'Donoghue, R Tommy Davis, R Jack Aker, R Jose Vidal, R Gene Brabender, R		0-3 K			0-3 K	0-0 FC6-4 1B		0-3 K	0-3 K	0 0 0 0 0 0 0 0 0 0 0 0 0 0 1 0 0 0 0 0 1 2 1 0 0 0 0 0 0 1 0 0 0 0 0 0 0 0 1 0 0 1 2 0 0 0 0 0 0 0 0 0 0 0 1 0 0 0 0 0 0 0 0 0 0 0 0 0 1 0 0 0 0 0 0 0 0 0													
<b>Inning Stats</b>	R: 0 E: 0 K: 1 S: 5	H: 1 LOB: 1 BB: 0 P: 5	R: 1 E: 1 K: 2 S: 10	H: 2 LOB: 2 BB: 0 P: 10	R: 0 E: 0 K: 0 S: 3	H: 0 LOB: 0 BB: 0 P: 3	R: 0 E: 0 K: 0 S: 3	H: 1 LOB: 0 BB: 0 P: 3	R: 3 E: 0 K: 1 S: 6	H: 2 LOB: 0 BB: 2 P: 14	R: 2 E: 1 K: 0 S: 6	H: 2 LOB: 2 BB: 1 P: 10	R: 1 E: 0 K: 0 S: 4	H: 1 LOB: 1 BB: 1 P: 8	R: 0 E: 0 K: 3 S: 9	H: 0 LOB: 0 BB: 0 P: 9	R: 0 E: 0 K: 1 S: 6	H: 1 LOB: 2 BB: 1 P: 10	1B: 6 2B: 3 3B: 2 HR: 0	SF: 0 SAC: 0 DP: 2 HBP: 0	WP: 0 PB: 0 SB: 0 CS: 2	PA: 42	
<b>PITCHER</b>	IP WLS BF H R ER SO BB IBB HBP BLK WP HR S P ERA WHIP																						
Jim Nash, R (1, 1) ERA: 1.86	5.2		7 6 3 4 3 0 0 0 0 0 0 0 0 31 43 4.76 1.765																				
Ed Sprague, R (6, 1) ERA: 3.86	1.0		6 2 1 1 0 1 0 0 0 0 0 0 5 9 9.00 3.000																				
Paul Lindblad, L (7, 1) ERA: 2.57	2.1	W	9 1 0 0 4 1 0 0 0 0 0 0 16 20 0.00 0.857																				

**Seattle Pilots @ Oakland Athletics**  
Oakland-Alameda County Coliseum, Oakland, CA

Fri May 02 1969, 7:05 PM PDT  
Att. 4,823 - Unknown

AB	36
R	7
H	10
RBI	7
BB	5
SO	8
LOB	17



[livebaseballscorecards.com](http://livebaseballscorecards.com)



Batter	1	2	3	4	5	6	7	8	9	AB	R	H	RBI	BB	SO	LOB
Bert Campaneris, R <small>(1, 6) OBP: 0.206, SLG: 0.215</small>	0-0 BB 1B	0-0 F8		0-0 F7		0-0 F9	0-3 K			5	1	1	0	0	1	3
Tommy Reynolds, R <small>(1, 7) OBP: 0.364, SLG: 0.433</small>	4-0 1B FC BB	0-0 HR		0-0 4-3		0-0 5-3	0-0 G6-4-3			4	2	1	1	1	0	3
Reggie Jackson, L <small>(1, 9) OBP: 0.418, SLG: 0.617</small>	4-0 FC 1B E BB	0-3 K		0-0 S 1B		4-0 BB 1B BB		4-0 CS BB		2	2	1	0	3	1	0
Sal Bando, R <small>(1, 5) OBP: 0.398, SLG: 0.571</small>	0-0 F3	0-0 HR		0-0 F9		4-0 HBP 1B BB		4-0 S BB		3	1	1	1	2	0	4
Danny Cater, R <small>(1, 3) OBP: 0.396, SLG: 0.453</small>	0-0 FC 1B	0-0 1B		0-0 L8		0-0 HBP 1B		0-0 F3		5	0	3	3	0	0	1
Dick Green, R <small>(1, 4) OBP: 0.341, SLG: 0.488</small>	0-0 FC 1B E	0-0 F7		0-0 3B		1-0 HBP		4-0 PO BB		3	1	1	1	1	0	3
Rick Monday, L <small>(1, 8) OBP: 0.382, SLG: 0.492</small>	0-0 E3 1B		0-3 K		0-3 K	0-0 3-1		0-0 PO		4	0	0	0	0	2	5
Phil Roof, R <small>(1, 2) OBP: 0.222, SLG: 0.235</small>	0-0 1B		0-0 5-3		0-0 1-3		0-0 1B 1B			4	0	2	1	0	0	1
Jim Nash, R <small>(1, 1) OBP: 0.286, SLG: 0.385</small>	0-0 5-3		0-0 1-3			0-0 BB 1B 2B		0-0 G6-4-3 1B		2	0	0	0	0	0	2
Ed Sprague, R <small>(6, 1) OBP: 1.000, SLG: 2.000</small>										1	1	1	0	0	0	0
Paul Lindblad, L <small>(7, 1) OBP: 1.000, SLG: 1.000</small>										1	0	1	0	0	0	0

Inning Stats	R: 4	H: 3	E: 1	LOB: 2	K: 0	S: 7	R: 2	H: 3	E: 0	LOB: 1	K: 1	S: 8	R: 0	H: 0	E: 0	LOB: 0	K: 1	S: 5	R: 0	H: 1	E: 0	LOB: 1	K: 0	S: 4	R: 0	H: 1	E: 0	LOB: 1	K: 1	S: 6	R: 2	H: 2	E: 0	LOB: 3	K: 0	S: 5	R: 0	H: 2	E: 0	LOB: 1	K: 1	S: 6	R: 0	H: 0	E: 0	LOB: 1	K: 0	S: 1	1B: 8	SF: 0	2B: 1	SAC: 0	3B: 1	DP: 1	HR: 2	HBP: 1	WP: 0	PA: 43
--------------	------	------	------	--------	------	------	------	------	------	--------	------	------	------	------	------	--------	------	------	------	------	------	--------	------	------	------	------	------	--------	------	------	------	------	------	--------	------	------	------	------	------	--------	------	------	------	------	------	--------	------	------	-------	-------	-------	--------	-------	-------	-------	--------	-------	--------

PITCHER	IP	WLS	BF	H	R	ER	SO	BB	IBB	HBP	BLK	WP	HR	S	P	ERA	WHIP
Steve Barber, L <small>(1, 1) ERA: 6.75</small>	0.0		3	1	3	2	0	2	0	0	0	0	0	1	9	∞	∞
Darrell Brandon, R <small>(1, 1) ERA: 3.0</small>	1.0		6	2	1	0	0	0	0	0	0	0	0	6	6	0.00	2.000
Jim Bouton, R <small>(2, 1) ERA: 5.79</small>	3.0		13	4	2	2	2	0	0	0	0	0	2	17	17	6.00	1.333
John O'Donoghue, L <small>(5, 1) ERA:</small>	1.0		4	1	0	0	1	0	0	0	0	0	0	6	6	0.00	1.000
Jack Aker, R <small>(6, 1) ERA: 4.35</small>	2.0	L	12	4	2	2	1	2	0	1	0	0	0	11	20	9.00	3.000
PITCHER	IP	WLS	BF	H	R	ER	SO	BB	IBB	HBP	BLK	WP	HR	S	P	ERA	WHIP
Gene Brabender, R <small>(8, 1) ERA: 13.14</small>	1.0		4	0	0	0	0	3	0	0	0	0	0	1	13	0.00	3.000

BOTTOM

Seattle Pilots @ Oakland Athletics  
Oakland-Alameda County Coliseum, Oakland, CA

AB	34
R	8
H	12
RBI	7
BB	7
SO	4
LOB	22



WP: 0	PA: 43
PB: 0	
SB: 2	
CS: 1	

Fri May 02 1969, 7:05 PM PDT  
Att. 4,823 - Unknown

livebaseballscores.com

Batter	1	2	3	4	5	6	7	8	9	AB R H RBI BB SO LOB	TOP											
Tommy Harper, R OBP: 0.396, SLG: 0.321 (1, 4) X	0-0 1B WP 1B	0-0 6-3		4-0 1B BB		0-3 K			0-0 F8	4 1 1 0 1 1 0												
Mike Hegan, L OBP: 0.429, SLG: 0.451 (1, 9) X	0-0 1B WP 1B	4-0 1B BB		0-0 1-3 1B		0-3 K			0-0 F7	4 1 2 0 1 1 0												
Wayne Comer, R OBP: 0.396, SLG: 0.432 (1, 8) X	0-0 1-3 S 1B 1B	0-0 1-2 1B		0-3 K		0-0 5-3				4 0 2 0 0 1 2												
Don Mincher, L OBP: 0.282, SLG: 0.395 (1, 3) X	0-0 1-2 S 1B 3-H	0-0 F7			0-0 F7				0-0 F7	4 0 1 1 0 0 2												
Rich Rollins, R OBP: 0.309, SLG: 0.342 (1, 5) X	0-0 F8 1-2 2-3		0-0 F8		0-0 L8				0-0 6-3	4 0 0 0 0 0 2												
Merritt Ranew, L OBP: 0.375, SLG: 0.375 (1, 7) S S S	0-3 K		0-3 K		0-0 1B				0-0 4-3	4 0 1 0 0 2 2 0 0 0 0 0 0 0												
Steve Whitaker, L OBP: 0.278, SLG: 0.294 (8, 7) S S S																						
Jerry McNertney, R OBP: 0.349, SLG: 0.366 Freddie Velazquez, R OBP: 0.250, SLG: 0.364 (1, 2) B B B	4-0 BB		0-3 K		0-0 4-3				0-0 2B	0 0 0 0 1 0 0 3 0 1 0 0 1 1												
Ray Oyler, R OBP: 0.317, SLG: 0.273 Tommy Davis, R OBP: 0.250, SLG: 0.315 John Kennedy, R OBP: 0.273, SLG: 0.200 (1, 6) S S S (8, PH) (8, 6)	0-3 K			0-3 K		0-0 1B			0-0 6-3	3 0 1 0 0 2 3 1 0 0 0 0 0 1 0 0 0 0 0 0 0												
Mike Marshall, R OBP: 0.308, SLG: 0.308 Jim Gosger, L OBP: 0.233, SLG: 0.263 (1, 1) (9, PH)		0-0 L6		0-3 K		0-0 4-3			0-3 K	3 0 0 0 0 1 0 1 0 0 0 0 1 0												
<b>Inning Stats</b>	R: 2 E: 0 K: 2 S: 11	H: 4 LOB: 3 BB: 1 P: 15	R: 0 E: 0 K: 0 S: 4	H: 1 LOB: 2 BB: 1 P: 8	R: 0 E: 0 K: 2 S: 7	H: 0 LOB: 0 BB: 0 P: 7	R: 0 E: 0 K: 3 S: 10	H: 1 LOB: 2 BB: 1 P: 14	R: 0 E: 0 K: 1 S: 5	H: 1 LOB: 0 BB: 0 P: 5	R: 0 E: 0 K: 1 S: 5	H: 0 LOB: 0 BB: 0 P: 5	R: 0 E: 0 K: 0 S: 4	H: 1 LOB: 1 BB: 0 P: 4	R: 0 E: 0 K: 1 S: 5	H: 0 LOB: 0 BB: 0 P: 5	R: 0 E: 0 K: 1 S: 5	H: 0 LOB: 0 BB: 0 P: 5	1B: 8 2B: 1 3B: 0 HR: 0	SF: 0 SAC: 0 DP: 0 HBP: 0	WP: 1 PB: 0 SB: 3 CS: 0	PA: 38
<b>PITCHER</b> Chuck Dobson, R ERA: 5.02 (1, 1)	IP: 9.0 WLS: W BF: 38 H: 9 R: 2 ER: 2 SO: 10 BB: 3 IBB: 0 HBP: 0 BLK: 0 WP: 1 HR: 0 S: 55 P: 67 ERA: 2.00 WHIP: 1.333											<b>PITCHER</b>	IP: WLS: BF: H: R: ER: SO: BB: IBB: HBP: BLK: WP: HR: S: P: ERA: WHIP:									

**Seattle Pilots @ Oakland Athletics**  
 Oakland-Alameda County Coliseum, Oakland, CA  
 Sat May 03 1969, 3:33 AM PDT  
 Att. 4,565 - Unknown

AB	35
R	2
H	9
RBI	1
BB	3
SO	10
LOB	13



Batter	1	2	3	4	5	6	7	8	9	AB R H RBI BB SO LOB
Bert Campaneris, R OBP: 0.218, SLG: 0.219 (1, 6)	0-0 S 1B		0-0 F3		0-0 F8			4-0 S BB		3 1 1 0 1 0 1
Tommie Reynolds, R OBP: 0.357, SLG: 0.422 (1, 7)	0-0 FC6-3 1-H 5-3 1B		0-0 6-3		0-0 F3			0-0 F3 1-2		4 1 1 1 0 0 2
Reggie Jackson, L OBP: 0.422, SLG: 0.619 (1, 9)	4-0 FC6-3 1-2 BB		0-0 F3			0-0 F9 5-3 2B		0-0 F7		3 1 1 0 1 0 1
Sal Bando, R OBP: 0.381, SLG: 0.543 (1, 5)	0-0 FC6-3 1-2 2-3 5-3			0-3 K		0-0 F9 2-3		0-0 5-3		4 0 0 0 0 1 4
Danny Cater, R OBP: 0.394, SLG: 0.449 (1, 3)	0-0 5-3 1-2 3-H			0-0 5-3 1B		0-0 5-3 3-H				3 0 1 2 0 0 1
Dick Green, R OBP: 0.330, SLG: 0.471 (1, 4)	0-3 K			0-0 5-3 1-2		0-0 1-3				3 0 0 0 0 1 2
Mike Hershberger, R OBP: 0.241, SLG: 0.196 Joe Nossek, R (8, 8)		0-0 1-3		0-0 6-3			0-0 F5			3 0 0 0 0 0 1 0 0 0 0 0 0 0
Phil Roof, R OBP: 0.238, SLG: 0.211 (1, 2)		0-3 K			4-0 BB		0-3 K			2 0 0 0 1 2 0
Chuck Dobson, R OBP: 0.111, SLG: 0.111 (1, 1)		0-3 K			0-3 K		0-0 L9			3 0 0 0 0 2 1

Inning Stats	R: 2 E: 0 K: 1 S: 7	H: 2 LOB: 1 BB: 1 P: 11	R: 0 E: 0 K: 2 S: 7	H: 0 LOB: 0 BB: 0 P: 7	R: 0 E: 0 K: 0 S: 3	H: 0 LOB: 0 BB: 0 P: 3	R: 0 E: 0 K: 1 S: 6	H: 1 LOB: 1 BB: 0 P: 6	R: 0 E: 0 K: 1 S: 5	H: 0 LOB: 1 BB: 1 P: 9	R: 1 E: 0 K: 0 S: 4	H: 1 LOB: 0 BB: 0 P: 4	R: 0 E: 0 K: 1 S: 5	H: 0 LOB: 0 BB: 0 P: 5	R: 0 E: 0 K: 0 S: 3	H: 0 LOB: 1 BB: 1 P: 7
--------------	------------------------------	----------------------------------	------------------------------	---------------------------------	------------------------------	---------------------------------	------------------------------	---------------------------------	------------------------------	---------------------------------	------------------------------	---------------------------------	------------------------------	---------------------------------	------------------------------	---------------------------------

PITCHER	IP	WLS	BF	H	R	ER	SO	BB	IBB	HBP	BLK	WP	HR	S	P	ERA	WHIP
Mike Marshall, R ERA: 3.38 (1, 1)	8.0	L	31	4	3	3	6	3	0	0	0	0	0	40	52	3.38	0.875

**BOTTOM**

**Seattle Pilots @ Oakland Athletics**  
Oakland-Alameda County Coliseum, Oakland, CA  
Sat May 03 1969, 3:33 AM PDT  
Att. 4,565 - Unknown

AB	28
R	3
H	4
RBI	3
BB	3
SO	6
LOB	13



1B: 3	SF: 0	WP: 0	PA: 31
2B: 1	SAC: 0	PB: 0	
3B: 0	DP: 0	SB: 2	
HR: 0	HBP: 0	CS: 0	

Batter	1	2	3	4	5	6	7	8	9	AB R H RBI BB SO LOB	TOP	
Tommy Harper, R (1, 4) OBP: 0.406, SLG: 0.373	0-0 S 2B 1B	0-0 1-3			0-0 1B 1B		0-0 HR	0-0 L8		5 2 3 1 0 0 1		
Mike Hegan, L (1, 9) OBP: 0.441, SLG: 0.482	0-0 4-3 1-H 2B		0-3 K		0-0 CS 1B		0-0 HBP 4-3 1B		0-0 4-3	5 0 3 1 0 1 0		
Wayne Comer, R (1, 8) OBP: 0.414, SLG: 0.489 (9, 7)	0-0 1-3		4-0 2B 4-3 BB		0-0 1-2 HR		0-0 F9		4-0 G6-4-3 BB	3 2 1 1 2 0 2		
Tommy Davis, R (1, 7) OBP: 0.247, SLG: 0.321 Jim Gosger, L (9, 8) OBP: 0.233, SLG: 0.263	0-0 4-3 2-3		0-0 4-3 1-3 2B		0-3 K		0-0 4-3		0-0 G6-4-3 1-2f	5 0 1 0 0 1 3 0 0 0 0 0 0 0		
Don Mincher, L (1, 3) OBP: 0.292, SLG: 0.430	0-0 3-1		0-0 4-3			0-0 HR	4-0 HBP IBB			3 1 1 2 1 0 2		
Rich Rollins, R (1, 5) OBP: 0.318, SLG: 0.342		0-0 E7 1B 1B	0-0 5-3			0-0 1-3	1-0 1-2 2-3 HBP			3 1 1 0 0 0 1		
Freddie Velazquez, R (1, 2) OBP: 0.188, SLG: 0.267				0-0 6-3		0-3 K	0-0 F6			4 0 0 0 0 1 4		
Ray Oylar, R (1, 6) OBP: 0.313, SLG: 0.271		0-3 K		0-3 K		0-0 1B		0-0 F3		4 0 1 0 0 2 1		
Marty Pattin, R (1, 1) OBP: 0.250, SLG: 0.250 John O'Donoghue, R (9, 1)		0-0 2-H 1B		0-0 F2		0-0 1-3		0-3 K		4 0 1 1 0 1 1 0 0 0 0 0 0 0		
<b>Inning Stats</b>	R: 1 E: 0 K: 0 S: 5 H: 2 LOB: 1 BB: 0 P: 5	R: 1 E: 1 K: 1 S: 7 H: 2 LOB: 1 BB: 0 P: 7	R: 1 E: 0 K: 1 S: 6 H: 1 LOB: 1 BB: 1 P: 10	R: 0 E: 0 K: 1 S: 5 H: 0 LOB: 0 BB: 0 P: 5	R: 1 E: 0 K: 1 S: 6 H: 3 LOB: 0 BB: 0 P: 6	R: 1 E: 0 K: 1 S: 7 H: 2 LOB: 1 BB: 0 P: 7	R: 1 E: 0 K: 0 S: 5 H: 2 LOB: 3 BB: 1 P: 10	R: 0 E: 0 K: 1 S: 5 H: 0 LOB: 0 BB: 0 P: 5	R: 0 E: 0 K: 0 S: 2 H: 0 LOB: 0 BB: 1 P: 6	1B: 7 2B: 2 3B: 0 HR: 3 SF: 0 SAC: 0 DP: 1 HBP: 1	WP: 0 PB: 0 SB: 1 CS: 1 PA: 40	
<b>PITCHER</b>	IP WLS BF H R ER SO BB IBB HBP BLK WP HR S P ERA WHIP											
Rollie Fingers, R (1, 1) ERA: 3.75	6.0 L 28 11 6 5 5 1 0 0 0 0 0 3 37 41 7.50 2.000											
Ed Sprague, R (7, 1) ERA: 3.48	1.0 6 1 0 0 0 0 0 1 1 0 0 0 4 9 0.00 1.000											
Jim Roland, L (8, 1) ERA: 4.26	2.0 6 0 0 0 0 1 1 0 0 0 0 0 7 11 0.00 0.500											

Seattle Pilots @ Oakland Athletics  
Oakland-Alameda County Coliseum, Oakland, CA  
Sun May 04 1969, 3:33 AM PDT  
Unknown

AB	36
R	6
H	12
RBI	6
BB	3
SO	6
LOB	15



WP: 0	PA: 40
PB: 0	
SB: 1	
CS: 1	

PITCHER	IP	WLS	BF	H	R	ER	SO	BB	IBB	HBP	BLK	WP	HR	S	P	ERA	WHIP
Rollie Fingers, R	6.0	L	28	11	6	5	5	1	0	0	0	0	3	37	41	7.50	2.000
Ed Sprague, R	1.0		6	1	0	0	0	0	1	1	0	0	0	4	9	0.00	1.000
Jim Roland, L	2.0		6	0	0	0	1	1	0	0	0	0	0	7	11	0.00	0.500

Batter	1	2	3	4	5	6	7	8	9	AB R H RBI BB SO LOB
--------	---	---	---	---	---	---	---	---	---	----------------------

<b>Bert Campaneris, R</b> OBP: 0.210, SLG: 0.212 (1, 6)	0-0 F9	0-0 F5			0-3 K		0-0 SF9			3 0 0 1 0 1 1
<b>Tommie Reynolds, R</b> OBP: 0.365, SLG: 0.426 (1, 7)	0-0 2B E 1B		0-3 K		0-0 FC6-4 1B		0-3 K			4 1 2 0 0 2 1
<b>Reggie Jackson, L</b> OBP: 0.402, SLG: 0.582 (1, 9)	0-3 K		0-0 G3		0-0 FC6-4		0-0 F5			4 0 0 0 0 1 2
<b>Sal Bando, R</b> OBP: 0.386, SLG: 0.553 (1, 5)	0-0 1-3 E 2B		0-0 1B		0-0 P3		0-0 5-3			4 1 2 0 0 0 0
<b>Danny Cater, R</b> OBP: 0.388, SLG: 0.441 (1, 3)	0-0 E7 1B		0-0 5-3		0-0 5-3		0-0 5-3			4 0 1 2 0 0 1
<b>Dick Green, R</b> OBP: 0.337, SLG: 0.506 (1, 4)	0-0 L8			0-0 L6-3 1B		0-3 K				4 1 2 1 0 1 1
<b>Mike Hershberger, R</b> OBP: 0.246, SLG: 0.222 <b>Rick Monday, L</b> OBP: 0.377, SLG: 0.485 (1, 8) (9, PH)		0-0 F9		0-0 L6-3 1-2		0-0 1B SF9 2B		0-0 E1 G4-6-3		3 1 1 0 0 0 1 1 0 0 0 0 0 0
<b>Phil Roof, R</b> OBP: 0.280, SLG: 0.227 (1, 2)		4-0 BB		0-0 1-3		0-0 2-3 1B		0-0 G4-6-3		3 0 1 0 1 0 1
<b>Rollie Fingers, R</b> OBP: 0.182, SLG: 0.182 <b>Ed Sprague, R</b> OBP: 1.000, SLG: 2.000 <b>Ray Webster, L</b> OBP: 0.286, SLG: 0.333 <b>Jim Roland, R</b> <b>Jim Pagliaroni, R</b> OBP: 0.300, SLG: 0.292 (1, 1) (7, 1) (7, PH) (8, 1) (9, PH)		0-3 K			0-0 6-3		0-0 F5		0-0 5-3	2 0 0 0 0 1 1 0 0 0 0 0 0 0 1 0 0 0 0 0 2 0 0 0 0 0 0 0 1 0 0 0 0 0 0

Inning Stats	R: 2	H: 3	E: 1	K: 1	S: 8	LOB: 1	BB: 0	P: 8	R: 0	H: 0	E: 0	K: 1	S: 5	LOB: 1	BB: 1	P: 9	R: 0	H: 1	E: 0	K: 1	S: 6	LOB: 1	BB: 0	P: 6	R: 0	H: 1	E: 0	K: 1	S: 3	LOB: 0	BB: 0	P: 3	R: 0	H: 0	E: 0	K: 1	S: 5	LOB: 0	BB: 0	P: 5	R: 1	H: 2	E: 0	K: 1	S: 7	LOB: 1	BB: 0	P: 7	R: 0	H: 0	E: 0	K: 0	S: 3	LOB: 0	BB: 0	P: 3	R: 1	H: 1	E: 1	K: 0	S: 4	LOB: 0	BB: 0	P: 4	1B: 6	SF: 1	2B: 3	3B: 0	HR: 1	SAC: 0	DP: 2	HBP: 0	WP: 0	PB: 0	SB: 0	CS: 0	PA: 36
--------------	------	------	------	------	------	--------	-------	------	------	------	------	------	------	--------	-------	------	------	------	------	------	------	--------	-------	------	------	------	------	------	------	--------	-------	------	------	------	------	------	------	--------	-------	------	------	------	------	------	------	--------	-------	------	------	------	------	------	------	--------	-------	------	------	------	------	------	------	--------	-------	------	-------	-------	-------	-------	-------	--------	-------	--------	-------	-------	-------	-------	--------

PITCHER	IP	WLS	BF	H	R	ER	SO	BB	IBB	HBP	BLK	WP	HR	S	P	ERA	WHIP
<b>Marty Pattin, R</b> ERA: 3.05 (1, 1)	8.0	W	33	9	4	4	6	1	0	0	0	0	1	44	48	4.50	1.250
<b>John O'Donoghue, L</b> ERA: (9, 1)	1.0	S	3	0	0	0	0	0	0	0	0	0	0	3	3	0.00	0.000

**BOTTOM**

**Seattle Pilots @ Oakland Athletics**  
Oakland-Alameda County Coliseum, Oakland, CA  
Sun May 04 1969, 3:33 AM PDT  
Unknown

livebaseballscores.com

<b>AB</b>	<b>34</b>
<b>R</b>	<b>4</b>
<b>H</b>	<b>9</b>
<b>RBI</b>	<b>4</b>
<b>BB</b>	<b>1</b>
<b>SO</b>	<b>6</b>
<b>LOB</b>	<b>11</b>



Batter	1	2	3	4	5	6	7	8	9	AB R H RBI BB SO LOB	TOP			
Tommy Harper, R (1, 4) OBP: 0.406, SLG: 0.375	0-0 6-3		0-0 S BB 1B		0-0 6-3		0-0 2B SF8 1B	0-0 F9		5 1 2 2 0 0 2				
Mike Hegan, L (1, 9) OBP: 0.466, SLG: 0.500	4-0 BB		4-0 S BB		0-0 F9		0-0 1-3 2-H 2B	4-0 1-2 2-3 1B BB		2 1 1 1 3 0 0				
Wayne Comer, R (1, 8) (8, 7) OBP: 0.413, SLG: 0.469	0-0 F8		4-0 1-2 2-3 BB		0-0 5-3		0-0 SF8 3-H	4-0 1-2 2-3 1B BB		2 0 0 2 2 0 1				
Tommy Davis, R (1, 7) Jim Gosger, L (8, 8) OBP: 0.244, SLG: 0.313 OBP: 0.233, SLG: 0.263	0-0 F5		0-0 F8			0-0 6-3	0-0 L4	0-0 1-3 2-H 3-H 1B		5 0 1 2 0 0 5 0 0 0 0 0 0 0				
Don Mincher, L (1, 3) OBP: 0.309, SLG: 0.420		4-0 BB BB G4-6-3 BB		4-0 BB BB 4-3 BB		0-0 G3	4-0 S S FC BB	0-3 K		2 0 0 0 3 1 2				
Rich Rollins, R (1, 5) Diego Segui, R (7, 1) Jose Vidal, R (9, PH) OBP: 0.303, SLG: 0.325 OBP: 0.266, SLG: 0.167 OBP: 0.375, SLG: 0.368		0-0 F9		0-0 4-3 1-2f		0-0 6-3	0-0 FC 1-2f		4-0 BB BB G6-4-3 BB	4 0 0 0 0 0 4 0 0 0 0 0 0 0 0 0 0 0 1 0 0				
Merritt Ranew, L (1, 2) Freddie Velazquez, R (9, PH) OBP: 0.500, SLG: 0.400 OBP: 0.176, SLG: 0.250		0-0 G4-6-3 1-2f		4-0 BB BB			4-0 BB BB 1B BB	0-0 BB BB 1B	0-0 G6-4-3	2 2 1 0 2 0 1 1 0 0 0 0 0 1				
John Kennedy, R (1, 6) OBP: 0.375, SLG: 0.286			0-0 F8		4-0 1-2 BB		0-0 BB BB 1B 1B	0-0 L8	0-0 1B	4 1 2 0 1 0 1				
Darrell Brandon, R (1, 1) Jim Bouton, R (2, 1) Steve Whitaker, L (4, PH) Jack Aker, R (4, 1) Gus Gil, R (7, PH) (7, 5) OBP: 0.474, SLG: 0.412			0-3 K		0-0 L9		4-0 BB BB 2B BB	0-0 BB BB 1B 1B	0-0 F9	0 0 0 0 0 0 0 1 0 0 0 0 1 0 1 0 0 0 0 0 2 0 0 0 0 0 0 0 2 2 1 0 1 0 1				
<b>Inning Stats</b>	R: 0 H: 0 E: 0 LOB: 1 K: 0 BB: 1 S: 3 P: 7	R: 0 H: 0 E: 0 LOB: 0 K: 0 BB: 1 S: 2 P: 6	R: 0 H: 1 E: 0 LOB: 3 K: 1 BB: 2 S: 6 P: 14	R: 0 H: 0 E: 0 LOB: 2 K: 0 BB: 3 S: 2 P: 14	R: 0 H: 0 E: 0 LOB: 0 K: 0 BB: 0 S: 3 P: 3	R: 0 H: 0 E: 0 LOB: 0 K: 0 BB: 0 S: 3 P: 3	R: 4 H: 3 E: 0 LOB: 2 K: 0 BB: 3 S: 6 P: 18	R: 3 H: 3 E: 0 LOB: 2 K: 1 BB: 2 S: 8 P: 16	R: 0 H: 1 E: 0 LOB: 1 K: 0 BB: 1 S: 3 P: 7	1B: 7 SF: 1 2B: 2 SAC: 0 3B: 0 DP: 3 HR: 0 HBP: 0	WP: 0 PA: 45 PB: 0 SB: 2 CS: 0			
<b>PITCHER</b>	IP WLS BF H R ER SO BB IBB HBP BLK WP HR S P ERA WHIP												<b>PITCHER</b>	IP WLS BF H R ER SO BB IBB HBP BLK WP HR S P ERA WHIP
Blue Moon Odom, R (1, 1) ERA: 2.84	6.0 W 29 4 4 4 1 9 0 0 0 0 0 0 22 58 6.00 2.167													
Lew Krausse, R (7, 1) ERA: 4.5	1.2 11 3 3 3 0 3 0 0 0 0 0 0 8 20 16.20 3.600													
Paul Lindblad, L (8, 1) ERA: 2.16	1.1 S 5 1 0 0 1 1 0 0 0 0 0 0 6 10 0.00 1.500													

**Seattle Pilots @ Oakland Athletics**  
 Oakland-Alameda County Coliseum, Oakland, CA  
 Sun May 04 1969, 3:38 AM PDT  
 Att: 10,852 - Unknown

AB	31
R	7
H	8
RBI	7
BB	13
SO	2
LOB	20



BOTTOM

Seattle Pilots @ Oakland Athletics  
Oakland-Alameda County Coliseum, Oakland, CA

Sun May 04 1969, 3:38 AM PDT  
Att. 10,852 - Unknown

livebaseballscorecards.com

AB	33
R	11
H	10
RBI	10
BB	9
SO	4
LOB	17



WP:	0	PA:	42
PB:	3		
SB:	2		
CS:	0		

AB	R	H	RBI	BB	SO	LOB
5	0	0	0	0	1	2
4	0	1	0	1	0	0
3	3	2	2	2	0	1
2	2	1	2	3	0	3
5	1	1	0	0	0	3
4	1	1	0	1	1	3
3	2	1	0	1	0	1
3	1	0	0	1	1	3
3	1	3	6	0	0	0
1	0	0	0	0	1	1
0	0	0	0	0	0	0

1B:	5	SF:	0
2B:	1	SAC:	0
3B:	0	DP:	2
HR:	4	HBP:	0

Batter	1	2	3	4	5	6	7	8	9
<b>Bert Campaneris, R</b> (1, 6) OBP: 0.200, SLG: 0.202	0-0 6-3	0-0 F3	0-0 5-3			0-3 K		0-0 F9	
<b>Tommie Reynolds, R</b> (1, 7) OBP: 0.367, SLG: 0.417	0-0 5-3	4-0 BB		0-0 F8		0-0 PB 1B		0-0 6-3	
<b>Reggie Jackson, L</b> (1, 9) OBP: 0.424, SLG: 0.671	4-0 HR BB	0-0 1-3		0-0 HR		4-0 1-2 2-3 BB		0-0 HR	
<b>Sal Bando, R</b> (1, 5) OBP: 0.406, SLG: 0.586	0-0 HR 1-H		4-0 BB PB 2B BB	4-0 G6-4-3 BB		0-0 G1-2-3 3-H		4-0 E BB	
<b>Danny Cater, R</b> (1, 3) OBP: 0.379, SLG: 0.429	0-0 1-3		0-0 F9	0-0 G6-4-3 1-2			0-0 1B S 1B	0-0 E6 1-2	
<b>Rick Monday, L</b> (1, 8) OBP: 0.378, SLG: 0.471		4-0 PB 1B HR BB	0-0 F6		0-0 G3		0-0 1-3 S 1B	0-3 K	
<b>Dick Green, R</b> (1, 4) OBP: 0.343, SLG: 0.500		0-0 1-2 HR PB 1B	4-0 1-2 2B BB		0-0 6-3		0-0 F3 1-2 3-H		
<b>Dave Duncan, R</b> (1, 2) OBP: 0.159, SLG: 0.103		0-0 L8 1-2 2-3	4-0 1-2 2-3 2B BB		0-0 F6		0-3 K		
<b>Blue Moon Odom, R</b> (1, 1) OBP: 0.353, SLG: 0.588		0-0 HR 2-H 3-H	0-0 1-2 2-3 2B BB			0-0 PB 1B G1-2-3 1B	0-3 K		
<b>Lew Krausse, R</b> (7, 1)									
<b>Paul Lindblad, L</b> (8, 1) OBP: 1.000, SLG: 1.000									

Inning Stats	R	H	E	K	S	LOB	BB	P	1B	2B	3B	HR	SF	DP	HBP
	2	1	0	0	8	0	1	13	3	1	0	1	0	0	0
	3	2	0	0	7	1	2	13	3	1	0	1	0	0	0
	0	1	0	0	7	0	1	16	0	0	0	0	0	0	0
	0	0	0	0	3	0	0	3	0	0	0	0	0	0	0
	0	0	0	0	3	0	0	3	0	0	0	0	0	0	0
	1	2	0	0	9	1	2	10	1	0	0	1	0	0	0
	0	0	0	0	9	0	0	10	0	0	0	0	0	0	0
	1	2	0	2	9	1	2	10	1	0	0	1	0	0	0
	0	1	0	0	9	0	1	11	0	0	0	0	0	0	0

PITCHER	IP	WLS	BF	H	R	ER	SO	BB	IBB	HBP	BLK	WP	HR	S	P	ERA	WHIP
<b>Darrell Brandon, R</b> (1, 1) ERA: 11.57	1.2	L	11	3	5	5	0	3	0	0	0	0	0	8	20	27.00	3.600
<b>Jim Bouton, R</b> (2, 1) ERA: 7.59	1.1		8	1	3	3	0	3	0	0	0	0	0	5	17	20.25	3.000
<b>Jack Aker, R</b> (4, 1) ERA: 4.05	3.0		12	3	1	1	1	2	0	0	0	0	1	12	20	3.00	1.667
<b>Diego Segui, R</b> (7, 1) ERA: 2.63	2.0		11	3	2	2	3	1	0	0	0	0	1	16	20	9.00	2.000

Batter	1	2	3	4	5	6	7	8	9	AB R H RBI BB SO LOB	TOP											
George Thomas, R (1, 3) OBP: 0.360, SLG: 0.409	0-0 5-3	0-3 K		0-0 1B	0-0 1B	0-0 2B			0-0 6-3	6 1 3 2 0 1 3												
Mike Andrews, R (1, 4) Syd O'Brien, R (6, PH) OBP: 0.388, SLG: 0.474 OBP: 0.333, SLG: 0.636	0-0 1B	0-0 E6		0-0 F5	0-0 1B	0-0 5-3			0-0 HR	3 1 1 1 1 0 3 2 1 1 1 0 0 2												
Carl Yastrzemski, L (1, 7) Joe Lahoud, L (6, 7) OBP: 0.356, SLG: 0.465 OBP: 0.333, SLG: 0.111	4-0 1B	0-0 1B		0-0 4-3	0-0 E3			0-3 K	0-0 F4	3 0 2 3 1 0 2 2 0 0 0 0 1 0												
Tony Conigliaro, R (1, 9) OBP: 0.362, SLG: 0.467	0-0 F8	0-0 F9						0-0 5-3	0-3 K	6 1 1 0 0 1 5												
Reggie Smith, S (1, 8) OBP: 0.333, SLG: 0.443	0-3 K		0-0 6-3		4-0 1B	0-0 6-3		0-0 L8		4 1 0 0 1 1 2												
Russ Gibson, R (1, 2) OBP: 0.320, SLG: 0.311		0-0 1B	0-0 L7		0-0 F4	0-0 2B		4-0 BB		4 2 2 0 1 0 2												
Rico Petrocelli, R (1, 6) Dick Schofield, S (6, 6) OBP: 0.486, SLG: 0.709 OBP: 0.357, SLG: 0.250		0-3 K	0-0 5-3		4-0 1B	0-0 1-3		0-3 K		3 1 0 0 1 1 2 1 0 0 0 0 1 1												
George Scott, R (1, 5) OBP: 0.238, SLG: 0.316		0-0 E5		0-0 6-3	0-0 E6	4-0 2B		0-0 F8		4 3 0 1 1 0 4												
Ray Culp, R (1, 1) OBP: 0.320, SLG: 0.409		4-0 1B		4-0 1B	0-0 F9	0-0 1B		0-0 4-3		3 1 1 1 2 0 4												
<b>Inning Stats</b>	R: 0 E: 0 K: 1 S: 6	H: 1 LOB: 2 BB: 1 P: 10	R: 3 E: 2 K: 2 S: 11	H: 2 LOB: 2 BB: 1 P: 15	R: 0 E: 0 K: 0 S: 3	H: 0 LOB: 0 BB: 0 P: 3	R: 0 E: 0 K: 0 S: 4	H: 1 LOB: 2 BB: 1 P: 8	R: 6 E: 2 K: 0 S: 7	H: 3 LOB: 1 BB: 3 P: 19	R: 2 E: 0 K: 0 S: 6	H: 3 LOB: 2 BB: 1 P: 10	R: 0 E: 0 K: 1 S: 5	H: 0 LOB: 0 BB: 0 P: 5	R: 0 E: 0 K: 1 S: 5	H: 0 LOB: 1 BB: 1 P: 9	R: 1 E: 0 K: 1 S: 6	H: 1 LOB: 0 BB: 0 P: 6	1B: 8 2B: 2 3B: 0 HR: 1	SF: 0 SAC: 0 DP: 0 HBP: 0	WP: 0 PB: 0 SB: 0 CS: 0	PA: 49
<b>PITCHER</b>	IP WLS BF H R ER SO BB IBB HBP BLK WP HR S P ERA WHIP																					
Gene Brabender, R (1, 1) ERA: 9.92	4.0 L 21 4 3 0 3 3 0 0 0 0 0 0 24 36 0.00 1.750																					
Diego Segui, R (5, 1) ERA: 2.92	0.2 8 2 6 1 0 3 0 0 0 0 0 0 5 17 13.50 7.500																					
Jack Aker, R (5, 1) ERA: 5.02	1.0 8 4 2 2 0 0 1 0 0 0 0 0 7 11 18.00 4.000																					
Jim Bouton, R (6, 1) ERA: 6.75	1.1 4 0 0 0 1 0 0 0 0 0 0 0 6 6 0.00 0.000																					
Darrell Brandon, R (8, 1) ERA: 9.45	2.0 8 1 1 1 2 1 0 0 0 0 0 1 11 15 4.50 1.000																					

**Boston Red Sox @ Seattle Pilots**  
 Sicks Stadium, Boston, MA  
 Tue May 06 1969, 10:05 PM EDT  
 Att. 9,427 - Unknown

[livebaseballscorecards.com](http://livebaseballscorecards.com)

<b>AB</b>	41
<b>R</b>	12
<b>H</b>	11
<b>RBI</b>	9
<b>BB</b>	8
<b>SO</b>	6
<b>LOB</b>	30





Batter	1	2	3	4	5	6	7	8	9	AB R H RBI BB SO LOB
Tommy Harper, R (1, 4) OBP: 0.418, SLG: 0.378 Darrell Brandon, R (8, 1) Jose Vidal, R (9, PH) OBP: 0.360, SLG: 0.350	0-0 BB S 1B	4-0 S 1B BB		0-0 F8			4-0 1B BB		0-0 5-3	2 1 1 0 2 0 0 0 0 0 0 0 0 0 1 0 0 0 0 0 0
Mike Hegan, L (1, 9) OBP: 0.474, SLG: 0.492	4-0 BB 1-2 BB	4-0 1B BB			0-0 4-3		0-0 1-3 1B		0-0 F8	3 0 1 0 2 0 0
Wayne Comer, R (1, 7) OBP: 0.412, SLG: 0.453	4-0 1-2 2-3 BB	0-0 1-2 2-H 3-H 1B			0-0 6-3		0-3 K		0-0 5-3	4 0 1 2 1 1 2
Don Mincher, L (1, 3) OBP: 0.306, SLG: 0.412	0-3 K	0-3 K			0-3 K			0-0 1B FC1-2 1B		4 0 1 0 0 3 5
Rich Rollins, R (1, 5) OBP: 0.290, SLG: 0.310	0-3 K		0-0 F7			0-3 K		0-0 F8		4 0 0 0 0 2 4
Jim Gosger, L (1, 8) OBP: 0.234, SLG: 0.244	0-0 F8		0-0 3-1			0-0 F8		4-0 FC1-2 1B 1-2 BB		3 0 0 0 1 0 3
Larry Haney, R (1, 2) OBP: 0.387, SLG: 0.517		0-3 K	0-0 L7			0-0 F7		0-0 FC1-2 1B 1-2 2-3		4 0 1 0 0 1 0
Ray Oyler, R (1, 6) OBP: 0.310, SLG: 0.258		4-0 E 1B BB		0-0 F8			0-0 F8	0-0 FC1-2 FC6-4		3 1 0 0 1 0 3
Gene Brabender, R (1, 1) Steve Whitaker, L (4, PH) Diego Segui, R (5, 1) Jack Aker, R (5, 1) Jim Bouton, R (6, 1) Gus Gil, R (7, PH) OBP: 0.429, SLG: 0.368 (8, 4)		0-3 K		0-3 K			0-3 K	0-0 FC6-4 1-2 2-3 3-H		1 0 0 0 0 0 1 1 1 0 0 0 0 0 1 0 2 0 0 0 0 0 1 3


<b>Inning Stats</b>	R: 0 H: 1 E: 0 LOB: 3 K: 2 BB: 2 S: 8 P: 16	R: 2 H: 1 E: 1 LOB: 2 K: 3 BB: 3 S: 10 P: 22	R: 0 H: 0 E: 0 LOB: 0 K: 0 BB: 0 S: 3 P: 3	R: 0 H: 0 E: 0 LOB: 0 K: 1 BB: 0 S: 5 P: 5	R: 0 H: 0 E: 0 LOB: 0 K: 1 BB: 0 S: 5 P: 5	R: 0 H: 0 E: 0 LOB: 0 K: 1 BB: 0 S: 5 P: 5	R: 0 H: 1 E: 0 LOB: 2 K: 2 BB: 1 S: 8 P: 12	R: 0 H: 2 E: 0 LOB: 3 K: 0 BB: 1 S: 5 P: 9	R: 0 H: 0 E: 0 LOB: 0 K: 0 BB: 0 S: 3 P: 3	1B: 5 SF: 0 2B: 0 SAC: 0 3B: 0 DP: 0 HR: 0 HBP: 0	WP: 0 PA: 39 PB: 0 SB: 2 CS: 0
<b>PITCHER</b> Ray Culp, R (1, 1) ERA: 4.03	IP WLS BF H R ER SO BB IBB HBP BLK WP HR S P ERA WHIP	9.0 W 39 5 2 2 10 7 0 0 0 0 0 0 52 80 2.00 1.333					<b>PITCHER</b>	IP WLS BF H R ER SO BB IBB HBP BLK WP HR S P ERA WHIP			

**BOTTOM**

**Boston Red Sox @ Seattle Pilots**  
Sicks Stadium, Boston, MA  
Tue May 06 1969, 10:05 PM EDT  
Att. 9,427 - Unknown

livebaseballscorecards.com

<b>AB</b>	<b>32</b>
<b>R</b>	<b>2</b>
<b>H</b>	<b>5</b>
<b>RBI</b>	<b>2</b>
<b>BB</b>	<b>7</b>
<b>SO</b>	<b>10</b>
<b>LOB</b>	<b>21</b>



Batter	1	2	3	4	5	6	7	8	9	AB R H RBI BB SO LOB	TOP											
George Thomas, R (1, 3) OBP: 0.367, SLG: 0.444	0-3 K		0-0 3-1		0-0 1B		0-0 WP		0-3 K	5 1 2 1 0 2 1												
Mike Andrews, R (1, 4) OBP: 0.383, SLG: 0.465	0-0 F3		0-0 F7		0-0 1B		0-0 L8			4 1 1 1 0 0 2												
Carl Yastrzemski, L (1, 7) OBP: 0.369, SLG: 0.460	0-0 F3			4-0 BB	4-0 1B		4-0 WP			1 0 0 0 3 0 0												
Tony Conigliaro, R (1, 9) OBP: 0.358, SLG: 0.458	0-3 K		0-0 F8		0-0 1B		0-0 5-3			4 0 1 2 0 1 3												
Reggie Smith, S (1, 8) OBP: 0.329, SLG: 0.431	0-0 F7		0-0 4-3		0-0 G4-3		0-0 F8			4 0 1 0 0 0 1												
Russ Gibson, R (1, 2) OBP: 0.296, SLG: 0.286	0-0 F7		0-3 K		0-0 G4-3		0-0 6-3			4 0 0 0 0 1 2												
Rico Petrocelli, R (1, 6) OBP: 0.477, SLG: 0.722			0-0 HR		0-0 F7		0-3 K			4 1 1 1 0 1 0												
George Scott, R (1, 5) OBP: 0.248, SLG: 0.333			0-0 3-1		0-0 F9		0-0 SH3		0-0 6-3	4 1 2 0 0 0 0												
Sonny Siebert, R (1, 1) OBP: 0.250, SLG: 0.182			0-0 F9		4-0 1B		0-0 SH3		0-0 4-3	1 1 0 0 1 0 1												
Vicente Romo, R (8, 1) OBP: 0.250, SLG: 0.250					1B					1 0 0 0 0 0 0												
<b>Inning Stats</b>	R: 0 E: 0 K: 1 S: 5	H: 0 LOB: 0 BB: 0 P: 5	R: 0 E: 0 K: 1 S: 5	H: 0 LOB: 0 BB: 0 P: 5	R: 1 E: 0 K: 0 S: 5	H: 2 LOB: 1 BB: 0 P: 5	R: 0 E: 0 K: 1 S: 5	H: 0 LOB: 1 BB: 1 P: 9	R: 3 E: 0 K: 0 S: 5	H: 3 LOB: 2 BB: 2 P: 13	R: 0 E: 0 K: 0 S: 3	H: 1 LOB: 0 BB: 0 P: 3	R: 1 E: 0 K: 0 S: 5	H: 2 LOB: 2 BB: 1 P: 9	R: 0 E: 0 K: 1 S: 5	H: 0 LOB: 0 BB: 0 P: 5	R: 0 E: 0 K: 1 S: 5	H: 0 LOB: 0 BB: 0 P: 5	1B: 5 2B: 2 3B: 0 HR: 1	SF: 0 SAC: 1 DP: 1 HBP: 0	WP: 1 PB: 0 SB: 0 CS: 0	PA: 37
<b>PITCHER</b>	IP WLS BF H R ER SO BB IBB HBP BLK WP HR S P ERA WHIP												<b>PITCHER</b>	IP WLS BF H R ER SO BB IBB HBP BLK WP HR S P ERA WHIP								
Gary Bell, R (1, 1) ERA: 4.05	6.1 L 28 8 5 5 3 2 1 0 0 0 1 31 43 7.11 1.579																					
Diego Segui, R (7, 1) ERA: 2.63	2.2 9 0 0 0 2 0 1 0 0 1 0 12 16 0.00 0.000																					

**Boston Red Sox @ Seattle Pilots**  
**Sicks Stadium, Boston, MA**  
 Wed May 07 1969, 10:05 PM EDT  
 Att. 7,084 - Unknown

[livebaseballscorecards.com](http://livebaseballscorecards.com)

**AB 32**  
**R 5**  
**H 8**  
**RBI 5**  
**BB 4**  
**SO 5**  
**LOB 10**



**BOTTOM**

**Boston Red Sox @ Seattle Pilots**  
**Sicks Stadium, Boston, MA**  
 Wed May 07 1969, 10:05 PM EDT  
 Att. 7,084 - Unknown

livebaseballscorecards.com

<b>AB</b>	<b>27</b>
<b>R</b>	<b>4</b>
<b>H</b>	<b>6</b>
<b>RBI</b>	<b>3</b>
<b>BB</b>	<b>7</b>
<b>SO</b>	<b>4</b>
<b>LOB</b>	<b>15</b>



<b>WP</b> : 0	<b>PA</b> : 39
<b>PB</b> : 0	
<b>SB</b> : 1	
<b>CS</b> : 2	


AB R H RBI BB SO LOB

4	0	1	0	1	0	3
4	2	1	0	1	1	4
2	1	0	0	2	1	1
2	1	0	0	1	0	1
4	0	1	2	0	0	2
3	0	1	1	0	2	1
4	0	1	0	0	0	2
1	0	0	0	2	0	0
0	0	0	0	0	0	0
1	0	1	0	0	0	0
1	0	0	0	0	0	0
1	0	0	0	0	0	1

Batter	1	2	3	4	5	6	7	8	9
<b>Tommy Harper, R</b> OBP: 0.417, SLG: 0.372 (1, 4)	0-0 L7	0-0 L8		0-0 5-3			0-0 CS 1B		4-0 BB
<b>Gus Gil, R</b> OBP: 0.423, SLG: 0.348 (1, 5)	4-0 BB BB BB BB E BB BB	0-3 K			0-0 4-3 1B 1B		0-0 F4 1-2		0-0 6-3
<b>Mike Hegan, L</b> OBP: 0.476, SLG: 0.476 (1, 9)	4-0 BB BB BB BB 1-2 E BB BB		0-3 K		0-0 4-3 1-2			4-0 SH2-4 BB	
<b>Wayne Comer, R</b> OBP: 0.408, SLG: 0.436 (1, 8)	4-0 E SF9 BB		0-0 6-3		0-0 F8			0-0 SH2-4 1-2	
<b>Don Mincher, L</b> OBP: 0.304, SLG: 0.404 (1, 3)	0-0 E3 S		0-0 F7		0-0 CS 1B			0-0 F5	
<b>Jerry McNertney, R</b> OBP: 0.340, SLG: 0.364 (1, 2)	0-0 SF9		0-3 K		0-0 CS 1-2	0-0 G1-6-3 1B		0-3 K	
<b>Steve Whitaker, L</b> OBP: 0.250, SLG: 0.261 (1, 7)	0-0 4-3 1-2		0-0 L3			0-0 G1-6-3 1-2f		0-0 SH1-4 1B	
<b>Ray Oyler, R</b> OBP: 0.324, SLG: 0.254 (1, 6)		4-0 SH1-4 BB		4-0 1B BB		0-0 5-3		0-0 SH1-4 1-2	
<b>Jim Gosger, L</b> OBP: 0.234, SLG: 0.244 (9, PH)									0-0 F3
<b>Gary Bell, R</b> OBP: 0.182, SLG: 0.273 (1, 1)		0-0 SH1-4		0-0 1B			0-0 6-3		
<b>Diego Segui, R</b> OBP: 0.250, SLG: 0.143 (7, 1)									
<b>Tommy Davis, R</b> OBP: 0.242, SLG: 0.310 (9, PH)									

Inning Stats	R: 3	H: 0	E: 1	LOB: 1	K: 0	P: 16	R: 0	H: 0	E: 0	LOB: 1	K: 1	P: 9	R: 0	H: 0	E: 0	LOB: 0	K: 1	P: 5	R: 0	H: 1	E: 0	LOB: 2	K: 1	P: 10	R: 1	H: 2	E: 0	LOB: 0	K: 0	P: 4	R: 0	H: 1	E: 0	LOB: 0	K: 0	P: 3	R: 0	H: 1	E: 0	LOB: 0	K: 0	P: 3	R: 0	H: 0	E: 0	LOB: 1	K: 1	P: 9	R: 0	H: 1	E: 0	LOB: 2	K: 0	P: 8	1B: 6	SF: 1	2B: 0	SAC: 3	3B: 0	DP: 1	HR: 0	HBP: 0	WP: 0	PA: 39
--------------	------	------	------	--------	------	-------	------	------	------	--------	------	------	------	------	------	--------	------	------	------	------	------	--------	------	-------	------	------	------	--------	------	------	------	------	------	--------	------	------	------	------	------	--------	------	------	------	------	------	--------	------	------	------	------	------	--------	------	------	-------	-------	-------	--------	-------	-------	-------	--------	-------	--------

PITCHER	IP	WLS	BF	H	R	ER	SO	BB	IBB	HBP	BLK	WP	HR	S	P	ERA	WHIP
<b>Sonny Siebert, R</b> ERA: 4.19 (1, 1)	7.0	W	30	5	4	2	3	6	0	0	0	0	0	30	54	2.57	1.571
<b>Vicente Romo, R</b> ERA: 1.29 (8, 1)	2.0	S	8	1	0	0	1	1	0	0	0	0	0	9	13	0.00	1.000

Batter	1	2	3	4	5	6	7	8	9	AB R H RBI BB SO LOB	TOP														
Del Unser, L (1, 8) OBP: 0.296, SLG: 0.267	0-0 6-3		0-0 E6		0-0 6-3			0-0 1-3		4 0 0 0 0 0 0	<p><b>Washington Senators @ Seattle Pilots</b>  <b>Sicks Stadium, Boston, MA</b>            Fri May 09 1969, 10:05 PM EDT            Att. 7,148 - Unknown</p> <p>livebaseballscorecards.com</p> <table border="1"> <tr><td>AB</td><td>29</td></tr> <tr><td>R</td><td>0</td></tr> <tr><td>H</td><td>2</td></tr> <tr><td>RBI</td><td>0</td></tr> <tr><td>BB</td><td>4</td></tr> <tr><td>SO</td><td>3</td></tr> <tr><td>LOB</td><td>11</td></tr> </table> 	AB	29	R	0	H	2	RBI	0	BB	4	SO	3	LOB	11
AB	29																								
R	0																								
H	2																								
RBI	0																								
BB	4																								
SO	3																								
LOB	11																								
Ed Brinkman, R (1, 6) OBP: 0.318, SLG: 0.347	4-0 BB BB		0-0 G4-6-3		0-0 4-3			0-0 6-3		3 0 0 0 1 0 1															
Frank Howard, R (1, 7) OBP: 0.344, SLG: 0.561	0-3 K		0-0 BB 1B					0-0 P5		4 0 1 0 0 1 1															
Mike Epstein, L (1, 3) OBP: 0.422, SLG: 0.524	4-0 FC6-4 BB		4-0 BB		4-0 G6-4-3 BB			0-0 FC6-4 1B		1 0 1 0 3 0 0															
Hank Allen, R (1, 9) OBP: 0.341, SLG: 0.419	0-0 FC6-4		0-0 1-3		0-0 G6-4-3			0-0 FC6-4		4 0 0 0 0 0 6															
Ken McMullen, R (1, 5) OBP: 0.287, SLG: 0.343		0-0 L6		0-0 3-1				0-0 P6		4 0 0 0 0 0 1															
Bernie Allen, L (1, 4) OBP: 0.424, SLG: 0.469		0-0 E6		0-0 5-3				0-0 4-3		3 0 0 0 0 0 0															
Jim French, L (1, 2) OBP: 0.276, SLG: 0.091		0-3 K		0-0 F8				0-0 1-3		3 0 0 0 0 1 1															
Joe Coleman, R (1, 1) OBP: 0.125, SLG: 0.067 Gary Holman, L (8, PH) OBP: 0.400, SLG: 0.444 Casey Cox, R (8, 1)		0-0 G3		0-0 G3				0-3 K		2 0 0 0 0 0 1 1 0 0 0 0 1 0 0 0 0 0 0 0 0															
<b>Inning Stats</b>	R: 0 H: 0 E: 0 LOB: 2 K: 1 BB: 2 S: 5 P: 13	R: 0 H: 0 E: 1 LOB: 1 K: 1 BB: 0 S: 6 P: 6	R: 0 H: 1 E: 1 LOB: 2 K: 0 BB: 1 S: 4 P: 8	R: 0 H: 0 E: 0 LOB: 0 K: 0 BB: 0 S: 3 P: 3	R: 0 H: 0 E: 0 LOB: 0 K: 0 BB: 0 S: 3 P: 3	R: 0 H: 0 E: 0 LOB: 0 K: 0 BB: 1 S: 2 P: 6	R: 0 H: 0 E: 0 LOB: 0 K: 0 BB: 0 S: 3 P: 3	R: 0 H: 0 E: 0 LOB: 0 K: 1 BB: 0 S: 5 P: 5	R: 0 H: 1 E: 0 LOB: 1 K: 0 BB: 0 S: 4 P: 4	1B: 2 SF: 0 2B: 0 SAC: 0 3B: 0 DP: 2 HR: 0 HBP: 0	WP: 0 PA: 33 PB: 0 SB: 0 CS: 0														
<b>PITCHER</b> Mike Marshall, R (1, 1) ERA: 2.68	IP WLS BF H R ER SO BB IBB HBP BLK WP HR S P ERA WHIP	9.0 W 33 2 0 0 3 4 0 0 0 0 0 0 35 51 0.00 0.667																							

Batter	1	2	3	4	5	6	7	8	9	AB R H RBI BB SO LOB
Tommy Harper, R OBP: 0.429, SLG: 0.375 (1, 4)	0-0 S 1B		0-0 5-3		4-0 CS BB			4-0 S BB		2 1 1 0 2 0 0
Mike Hegan, L OBP: 0.465, SLG: 0.455 (1, 9)	4-0 WP 1B 1-2 BB		0-0 4-3		0-0 CS 1-2	0-3 K		0-0 L9 1-2		3 0 0 0 1 1 1
Rich Rollins, R OBP: 0.289, SLG: 0.307 (1, 5)	0-0 WP 1B 1-2 2-H		0-0 6-3			0-0 F8		0-0 6-3		4 0 1 1 0 0 1
Wayne Comer, R OBP: 0.392, SLG: 0.414 (1, 8)	0-3 K			0-0 4-3		0-0 5-3				3 0 0 0 0 1 2
Don Mincher, L OBP: 0.305, SLG: 0.396 (1, 3)	0-3 K			1-0 3-1 1B HBP			0-0 4-3			2 1 0 0 0 1 2
Jerry McNertney, R OBP: 0.320, SLG: 0.340 (1, 2)	0-3 K 1-2 2-3			0-0 3-1			0-0 4-3			3 0 0 0 0 1 3
Steve Whitaker, L OBP: 0.296, SLG: 0.280 (1, 7)		0-0 L6		0-0 2-H 1B			4-0 E S BB			2 0 1 1 1 0 0
Ray Oyler, R OBP: 0.312, SLG: 0.242 (1, 6)		0-3 K			0-3 K		0-3 K 1-3			3 0 0 0 0 3 1
Mike Marshall, R OBP: 0.250, SLG: 0.250 (1, 1)		0-3 K			0-0 4-3			0-0 1-3		3 0 0 0 0 1 0

Inning Stats	R: 1	H: 2	E: 0	K: 3	S: 11	LOB: 2	BB: 1	P: 15	R: 0	H: 0	E: 0	K: 2	S: 7	LOB: 0	BB: 0	P: 7	R: 0	H: 0	E: 0	K: 0	S: 3	LOB: 0	BB: 0	P: 3	R: 1	H: 1	E: 0	K: 0	S: 3	LOB: 1	BB: 0	P: 4	R: 0	H: 0	E: 0	K: 1	S: 4	LOB: 0	BB: 1	P: 8	R: 0	H: 0	E: 0	K: 1	S: 5	LOB: 0	BB: 0	P: 5	R: 0	H: 0	E: 0	K: 1	S: 5	LOB: 1	BB: 1	P: 9	R: 0	H: 0	E: 0	K: 0	S: 3	LOB: 1	BB: 1	P: 7
--------------	------	------	------	------	-------	--------	-------	-------	------	------	------	------	------	--------	-------	------	------	------	------	------	------	--------	-------	------	------	------	------	------	------	--------	-------	------	------	------	------	------	------	--------	-------	------	------	------	------	------	------	--------	-------	------	------	------	------	------	------	--------	-------	------	------	------	------	------	------	--------	-------	------


PITCHER	IP	WLS	BF	H	R	ER	SO	BB	IBB	HBP	BLK	WP	HR	S	P	ERA	WHIP
Joe Coleman, R ERA: 3.51 (1, 1)	7.0	L	26	3	2	2	8	3	0	1	0	1	0	38	51	2.57	0.857
Casey Cox, R ERA: 2.25 (8, 1)	1.0		4	0	0	0	0	1	0	0	0	0	0	3	7	0.00	1.000

**BOTTOM**

**Washington Senators @ Seattle Pilots**  
**Sicks Stadium, Boston, MA**  
 Fri May 09 1969, 10:05 PM EDT  
 Att. 7,148 - Unknown

<b>AB</b>	<b>25</b>
<b>R</b>	<b>2</b>
<b>H</b>	<b>3</b>
<b>RBI</b>	<b>2</b>
<b>BB</b>	<b>4</b>
<b>SO</b>	<b>8</b>
<b>LOB</b>	<b>10</b>

livebaseballscorecards.com



<b>1B:</b> 3	<b>SF:</b> 0	<b>WP:</b> 1	<b>PA:</b> 31
<b>2B:</b> 0	<b>SAC:</b> 0	<b>PB:</b> 0	
<b>3B:</b> 0	<b>DP:</b> 0	<b>SB:</b> 3	
<b>HR:</b> 0	<b>HBP:</b> 1	<b>CS:</b> 1	

Batter	1	2	3	4	5	6	7	8	9	AB	R	H	RBI	BB	SO	LOB	TOP								
<b>Del Unser, L</b> (1, 8) OBP: 0.305, SLG: 0.272	0-0 1-3	0-0 G1-2-3 HR 1B		0-0 E4 CS		0-0 PB E 1B		0-0 F7	4-0 BB BB BB BB BB	5	2	2	1	1	0	0									
<b>Ed Brinkman, R</b> (1, 6) OBP: 0.311, SLG: 0.339	0-0 E4 6-3 2B	0-0 G1-2-3		0-3 K 1-2		0-3 K		0-0 FC1-4 1B	0-0 5-3	6	1	1	0	0	2	6									
<b>Frank Howard, R</b> (1, 7) OBP: 0.346, SLG: 0.576 <b>Ed Stroud, L</b> (8, PR) OBP: 0.269, SLG: 0.213	0-0 6-3 1-2	0-0 HR			4-0 4-3 BLK WP BB	0-3 K		0-0 FC1-4 1B 1-2f		4	2	1	3	1	1	3									
<b>Mike Epstein, L</b> (1, 3) OBP: 0.432, SLG: 0.537 <b>Dick Billings, R</b> (8, PR) OBP: 0.250, SLG: 0.143 <b>Dennis Higgins, R</b> (8, 1) <b>Barry Moore, L</b> (8, 1) OBP: 0.500, SLG: 0.333	0-0 2B	0-0 5-3			0-0 4-3	4-0 E BB		0-0 1B 1B		4	0	2	1	1	0	1									
<b>Hank Allen, R</b> (1, 9) OBP: 0.344, SLG: 0.411	0-0 6-3			0-3 K		4-0 1B 2B BB 3-H		0-0 E4 1-3 2-H	0-0 1B 1B 1-2	4	1	1	1	1	1	2									
<b>Ken McMullen, R</b> (1, 5) OBP: 0.299, SLG: 0.348				0-0 6-3		0-0 2B SF9 1B 1-3		0-0 6-3	0-0 1B 1-3 2-H	4	2	2	1	1	0	2									
<b>Bernie Allen, L</b> (1, 4) OBP: 0.438, SLG: 0.556				0-0 1B 1B 1B 1-2		0-0 2B		0-0 G3	0-0 F9	5	2	3	2	0	0	2									
<b>Paul Casanova, R</b> (1, 2) OBP: 0.253, SLG: 0.289				0-0 1B 1B G1-2-3 1B 1-2 2-H		0-3 K		0-0 F2	0-0 P4	4	0	1	2	0	1	0									
<b>Camilo Pascual, R</b> (1, 1) OBP: 0.231, SLG: 0.231 <b>Dave Baldwin, R</b> (6, 1) <b>Casey Cox, R</b> (6, 1) <b>Frank Kreutzer, R</b> (7, 1) <b>Gary Holman, L</b> (8, 3) <b>Brant Ayres, R</b> (9, PH) OBP: 0.500, SLG: 0.583				0-0 4-3		0-0 6-3		0-3 K	0-3 K	3	1	1	0	0	0	1									
<b>Inning Stats</b>	R: 1 E: 1 K: 0 S: 5	H: 1 LOB: 1 BB: 0 P: 5	R: 5 E: 0 K: 0 S: 7	H: 5 LOB: 0 BB: 1 P: 11	R: 1 E: 0 K: 2 S: 8	H: 1 LOB: 0 BB: 0 P: 8	R: 0 E: 1 K: 1 S: 5	H: 0 LOB: 0 BB: 0 P: 5	R: 3 E: 0 K: 0 S: 5	H: 2 LOB: 1 BB: 2 P: 13	R: 1 E: 1 K: 2 S: 9	H: 1 LOB: 2 BB: 1 P: 13	R: 0 E: 0 K: 1 S: 5	H: 0 LOB: 0 BB: 0 P: 5	R: 2 E: 0 K: 0 S: 7	H: 4 LOB: 2 BB: 0 P: 7	R: 0 E: 0 K: 1 S: 5	H: 0 LOB: 1 BB: 1 P: 9	1B: 10 2B: 2 3B: 0 HR: 2	SF: 1 SAC: 0 DP: 1 HBP: 0	WP: 1 PB: 1 SB: 0 CS: 1	PA: 47			
<b>PITCHER</b>	IP	WLS	BF	H	R	ER	SO	BB	IBB	HBP	BLK	WP	HR	S	P	ERA	WHIP								
<b>Marty Pattin, R</b> (1, 1) ERA: 3.89	1.0		10	5	6	5	0	1	0	0	0	0	0	9	13	45.00	6.000								
<b>Jack Aker, R</b> (2, 1) ERA: 5.28	1.0		3	1	0	0	0	0	0	0	0	0	1	3	3	0.00	1.000								
<b>Darrell Brandon, R</b> (3, 1) ERA: 11.0	2.1		11	2	4	4	3	2	0	0	1	1	1	15	23	15.43	1.714								
<b>John O'Donoghue, L</b> (5, 1) ERA:	0.2		3	1	0	0	0	0	0	0	0	0	0	3	3	0.00	1.500								
<b>Jim Bouton, R</b> (6, 1) ERA: 6.23	1.0		6	1	1	0	2	1	0	0	0	0	0	9	13	0.00	2.000								
<b>PITCHER</b>	IP	WLS	BF	H	R	ER	SO	BB	IBB	HBP	BLK	WP	HR	S	P	ERA	WHIP								
<b>Diego Segui, R</b> (7, 1) ERA: 3.07	2.0	W	10	4	2	2	1	0	0	0	0	0	0	12	12	9.00	2.000								
<b>Gary Bell, R</b> (9, 1) ERA: 3.93	1.0	S	4	0	0	0	1	1	0	0	0	0	0	5	9	0.00	1.000								

Washington Senators @ Seattle Pilots  
Sicks Stadium, Boston, MA  
Sat May 10 1969, 10:05 PM EDT  
Att. 7,360 - Unknown

livebaseballscorecards.com

AB	41
R	13
H	14
RBI	11
BB	5
SO	7
LOB	17



Washington Senators @ Seattle Pilots  
 Sicks Stadium, Boston, MA  
 Sat May 10 1969, 10:05 PM EDT  
 Att. 7,360 - Unknown

AB	35
R	16
H	12
RBI	15
BB	12
SO	6
LOB	21



WP	2	PA	48
PB	0		
SB	0		
CS	0		

1B	7	SF	0
2B	2	SAC	1
3B	0	DP	0
HR	3	HBP	0

AB	3	2	1	2	3	0	4
R	4	1	3	4	2	0	0
H	6	1	1	4	0	1	7
RBI	5	3	3	0	0	1	1
BB	4	1	2	3	1	0	1
SO	5	2	1	1	0	1	3
LOB	3	2	0	0	2	1	1

1B	7	SF	0
2B	2	SAC	1
3B	0	DP	0
HR	3	HBP	0


WP	2	PA	48
PB	0		
SB	0		
CS	0		

Batter	1	2	3	4	5	6	7	8	9
Tommy Harper, R (1, 4) OBP: 0.440, SLG: 0.404	4-0 2B BB	0-0 1-H HR			0-0 1-2 5-3	0-0 L3	4-0 FC5 1B BB	4-0 1B BB	
Mike Hegan, L (1, 9) OBP: 0.489, SLG: 0.486	0-0 FC5 1-H 2B	0-0 4-3			4-0 F8 BB	4-0 1-2 2-3 3-H HR BB	0-0 1-2 3-H 1B	0-0 1-3 2-H 1B	
Rich Rollins, R (1, 5) OBP: 0.282, SLG: 0.330	0-3 K		0-0 F7		0-0 F8	0-0 1-H 2-H 3-H HR	0-0 FC5 1-2 2-3f	0-0 F3	
Wayne Comer, R (1, 8) OBP: 0.405, SLG: 0.444	0-3 K		0-0 P5					0-0 G3 E 2B	
Don Mincher, L (1, 3) OBP: 0.318, SLG: 0.432	4-0 BB		0-0 4-3					0-0 G3	
Jerry McNertney, R (1, 2) OBP: 0.309, SLG: 0.327	0-0 FC5 2-3f			0-3 K				0-0 E6 1B BB	
Steve Whitaker, L (1, 7) OBP: 0.313, SLG: 0.250		0-0 F9		0-0 P5		0-3 K	4-0 6-3 SH2-4 1B BB	4-0 1B WP BB	
Ray Oyler, R (1, 6) OBP: 0.316, SLG: 0.239		4-0 BB		0-3 K		4-0 BB BB 1-2 HR BB	0-0 SH2-4	0-3 K	
Tommy Davis, R (6, PH) OBP: 0.250, SLG: 0.310									
Diego Segui, R (7, 1) OBP: 0.250, SLG: 0.143									
Jose Vidal, R (8, PH) OBP: 0.346, SLG: 0.333									
Gary Bell, R (9, 1) OBP: 0.182, SLG: 0.273									
Marty Pattin, R Jack Aker, R Jim Goggin, L Daniel Brandon, R John O'Donoghue, R Larry Haney, R Jim Bouton, R Gus Gil, R		0-0 F8			4-0 WP BB	4-0 1-2 2-3 HR BB	0-0 6-3	0-0 1-3 2-H 1B 1B	

Inning Stats	R: 1	H: 1	LOB: 2	BB: 2	P: 16	R: 2	H: 1	LOB: 0	BB: 1	P: 8	R: 0	H: 0	LOB: 0	BB: 0	P: 3	R: 0	H: 0	LOB: 0	BB: 0	P: 7	R: 0	H: 0	LOB: 1	BB: 2	P: 10	R: 8	H: 6	LOB: 1	BB: 3	P: 23	R: 1	H: 1	LOB: 2	BB: 2	P: 12	R: 4	H: 3	LOB: 2	BB: 2	P: 17
--------------	------	------	--------	-------	-------	------	------	--------	-------	------	------	------	--------	-------	------	------	------	--------	-------	------	------	------	--------	-------	-------	------	------	--------	-------	-------	------	------	--------	-------	-------	------	------	--------	-------	-------

PITCHER	IP	WLS	BF	H	R	ER	SO	BB	IBB	HBP	BLK	WP	HR	S	P	ERA	WHIP
Camilo Pascual, R (1, 1) ERA: 5.91	5.0		24	5	6	6	4	5	0	0	0	1	2	27	47	10.80	2.000
Dave Baldwin, R (6, 1) ERA: 3.72	0.2		6	1	4	4	1	3	0	0	0	0	1	5	17	54.00	6.000
Casey Cox, R (6, 1) ERA: 2.52	1.0		7	2	2	1	0	2	0	0	0	0	0	5	13	9.00	4.000
Frank Kreutzer, L (7, 1) ERA:	0.1		2	1	0	0	0	0	0	0	0	0	0	2	2	0.00	3.000
Dennis Higgins, R (8, 1) ERA: 2.22	0.2	L	7	2	4	1	1	2	0	0	0	1	0	7	15	13.50	6.000

PITCHER	IP	WLS	BF	H	R	ER	SO	BB	IBB	HBP	BLK	WP	HR	S	P	ERA	WHIP
Barry Moore, L (8, 1) ERA: 2.28	0.1		2	1	0	0	0	0	0	0	0	0	0	1	1	0.00	3.000

Batter	1	2	3	4	5	6	7	8	9	AB R H RBI BB SO LOB	TOP
Del Unser, L (1, 8) OBP: 0.301, SLG: 0.269	0-0 L6		0-0 B3		0-0 1B WP		0-0 P6	0-0 4-3		5 1 1 0 0 0 1	
Ed Brinkman, R (1, 6) OBP: 0.321, SLG: 0.352	0-0 HR 2B		0-0 F9		4-0 1B BB		0-0 HR 1B		0-0 5-3	4 2 2 0 1 0 0	
Frank Howard, R (1, 7) OBP: 0.370, SLG: 0.636	0-0 HR		4-0 BB		0-0 BB 1B		0-0 HR		4-0 BB	3 2 3 5 2 0 0	
Mike Epstein, L (1, 3) OBP: 0.441, SLG: 0.522	1-0 FC6-4 HBP		0-0 5-3		4-0 BB		4-0 E BB		0-0 P4	2 0 0 0 2 0 2	
Hank Allen, R (1, 9) OBP: 0.327, SLG: 0.389	0-0 FC6-4 CS			0-0 F8		0-0 L7		0-0 FC6	0-0 L8	5 0 0 0 0 0 6	
Ken McMullen, R (1, 5) OBP: 0.290, SLG: 0.336	0-0 CS	0-0 5-3		0-0 F7		0-0 5-3	0-0 1-3			4 0 0 0 0 0 2	
Bernie Allen, L (1, 4) OBP: 0.441, SLG: 0.544				4-0 CS BB		0-0 F7		0-3 K		3 0 1 0 1 1 0	AB 32 R 5 H 7 RBI 5 BB 8 SO 4 LOB 15
Jim French, L (1, 2) OBP: 0.303, SLG: 0.083			0-0 4-3		0-0 CS	4-0 G6-3 BB	0-0 F9	4-0 PB BB		2 0 0 0 2 0 1	
Jim Hannan, R (1, 1) OBP: 0.250, SLG: 0.250 Frank Bertains, L (4, 1) OBP: 0.286, SLG: 0.857 Bob Humphreys, R (6, 1) OBP: 0.200, SLG: 0.200 Gary Holman, L (7, PH) OBP: 0.384, SLG: 0.400 Frank Kreutzer, R (7, 1) Dave Baldwin, R (7, 1)		0-3 K			0-0 G6-3		0-3 K	0-3 K		1 0 0 0 0 0 1 1 1 0 0 0 0 0 0 1 0 0 0 0 0 0 0 0 1 0 0 0 0 0 1 0 0 0 0 0 0 0 0 0 1 0 0 0 0 0 1 1	
<b>Inning Stats</b>	R: 2 H: 2 E: 0 LOB: 0 K: 0 BB: 0 S: 4 P: 5	R: 0 H: 1 E: 0 LOB: 1 K: 1 BB: 0 S: 6 P: 6	R: 0 H: 0 E: 0 LOB: 1 K: 0 BB: 1 S: 3 P: 7	R: 0 H: 0 E: 0 LOB: 0 K: 0 BB: 1 S: 2 P: 6	R: 1 H: 2 E: 0 LOB: 3 K: 0 BB: 3 S: 4 P: 16	R: 0 H: 0 E: 0 LOB: 0 K: 0 BB: 0 S: 3 P: 3	R: 2 H: 2 E: 1 LOB: 2 K: 1 BB: 1 S: 8 P: 12	R: 0 H: 0 E: 0 LOB: 1 K: 2 BB: 1 S: 7 P: 11	R: 0 H: 0 E: 0 LOB: 1 K: 0 BB: 1 S: 3 P: 7	1B: 4 SF: 0 2B: 1 SAC: 0 3B: 0 DP: 1 HR: 2 HBP: 1	WP: 2 PA: 43 PB: 1 SB: 0 CS: 2
<b>PITCHER</b> Gene Brabender, R (1, 1) ERA: 9.0 Diego Segui, R (5, 1) ERA: 3.21	IP WLS BF H R ER SO BB IBB HBP BLK WP HR S P ERA WHIP	4.2 20 4 3 3 1 4 0 1 0 2 1 17 34 5.79 1.714	4.1 21 3 2 2 3 4 0 0 0 0 1 23 39 4.15 1.615		<b>PITCHER</b> IP WLS BF H R ER SO BB IBB HBP BLK WP HR S P ERA WHIP						

Washington Senators @ Seattle Pilots  
Sicks Stadium, Boston, MA  
Sun May 11 1969, 6:33 AM EDT  
Att. 14,363 - Unknown

livebaseballscorecards.com



Batter	1	2	3	4	5	6	7	8	9	AB	R	H	RBI	BB	SO	LOB
Tommy Harper, R OBP: 0.438, SLG: 0.398 (1, 4)	0-3 K	0-3 K		4-0 BB		0-0 1B		0-0 P4		4	0	1	0	1	2	0
Mike Hegan, L OBP: 0.485, SLG: 0.473 (1, 9)	0-0 4-3		4-0 BB	0-0 F5		0-0 1B		0-3 K		4	1	1	1	1	1	2
Rich Rollins, R OBP: 0.287, SLG: 0.327 (1, 5)	4-0 BB		0-0 F7		0-0 E	0-0 L6			0-0 4-3	4	2	1	0	1	0	3
Don Mincher, L OBP: 0.330, SLG: 0.465 (1, 3)	4-0 BB		0-0 FC6-4	1-2 1B	0-0 F9	0-0 P6			0-0 HR	4	2	2	1	1	0	3
Steve Whitaker, L OBP: 0.324, SLG: 0.267 Wayne Comer, R OBP: 0.407, SLG: 0.438 (1, 7) (5, PH) (6, 7)	0-0 1B		0-0 FC6-4	1-2 2-H	0-3 K		4-0 SH1-4			2	0	1	1	0	0	1
Larry Haney, R OBP: 0.429, SLG: 0.516 (1, 2)	0-0 1B		0-0 P6		4-0 E	0-0 SH1-4				2	0	1	1	1	0	1
Jim Gosger, L OBP: 0.212, SLG: 0.217 (1, 8)	0-0 F5			0-0 3-1	0-3 K		0-3 K			4	0	0	0	0	2	4
John Kennedy, R OBP: 0.316, SLG: 0.235 Tommy Davis, R OBP: 0.247, SLG: 0.306 Ray Oyster, R OBP: 0.316, SLG: 0.239 (1, 6) (7, PH) (8, 6)		0-0 5-3		0-0 4-3		0-0 E1	0-3 K			3	1	0	0	0	0	0
Gene Brabender, R OBP: 0.286, SLG: 0.167 Diego Segui, R OBP: 0.200, SLG: 0.111 (1, 1) (5, 1)		0-0 6-3		0-0 BB		0-0 P1		0-3 K		2	0	1	0	0	0	0

Inning Stats	R: 2	H: 2	E: 0	K: 1	S: 7	LOB: 2	BB: 2	P: 15	R: 0	H: 0	E: 0	K: 1	S: 5	LOB: 0	BB: 0	P: 5	R: 1	H: 1	E: 1	K: 0	S: 4	LOB: 1	BB: 1	P: 8	R: 0	H: 1	E: 0	K: 0	S: 4	LOB: 2	BB: 1	P: 8	R: 1	H: 1	E: 1	K: 2	S: 8	LOB: 1	BB: 1	P: 12	R: 1	H: 2	E: 1	K: 0	S: 6	LOB: 2	BB: 0	P: 6	R: 0	H: 0	E: 0	K: 2	S: 7	LOB: 1	BB: 1	P: 11	R: 0	H: 0	E: 0	K: 2	S: 7	LOB: 0	BB: 0	P: 7	R: 1	H: 1	E: 0	K: 0	S: 2	LOB: 0	BB: 0	P: 2	1B: 7	2B: 0	3B: 0	HR: 1	SF: 0	SAC: 1	DP: 0	HBP: 0	WP: 0	PB: 0	SB: 0	CS: 0	PA: 40
--------------	------	------	------	------	------	--------	-------	-------	------	------	------	------	------	--------	-------	------	------	------	------	------	------	--------	-------	------	------	------	------	------	------	--------	-------	------	------	------	------	------	------	--------	-------	-------	------	------	------	------	------	--------	-------	------	------	------	------	------	------	--------	-------	-------	------	------	------	------	------	--------	-------	------	------	------	------	------	------	--------	-------	------	-------	-------	-------	-------	-------	--------	-------	--------	-------	-------	-------	-------	--------


PITCHER	IP	WLS	BF	H	R	ER	SO	BB	IBB	HBP	BLK	WP	HR	S	P	ERA	WHIP
Jim Hannan, R ERA: 3.57 (1, 1)	3.2		19	4	3	2	2	4	0	0	0	0	0	19	35	4.91	2.182
Frank Bertaina, L ERA: 5.79 (4, 1)	1.2		10	3	2	0	2	1	0	0	0	0	0	13	17	0.00	2.400
Bob Humphreys, R ERA: 5.79 (6, 1)	0.2		2	0	0	0	0	0	0	0	0	0	0	2	2	0.00	0.000
Frank Kreutzer, L ERA: (7, 1)	0.0		1	0	0	0	0	1	0	0	0	0	0	0	4	∞	∞
Dave Baldwin, R ERA: 3.75 (7, 1)	2.1	L	8	1	1	1	4	0	0	0	0	0	1	16	16	3.86	0.429

**BOTTOM**

**Washington Senators @ Seattle Pilots**  
**Sicks Stadium, Boston, MA**  
Sun May 11 1969, 6:33 AM EDT  
Att. 14,363 - Unknown

livebaseballscores.com

<b>AB</b>	<b>33</b>
<b>R</b>	<b>6</b>
<b>H</b>	<b>8</b>
<b>RBI</b>	<b>4</b>
<b>BB</b>	<b>6</b>
<b>SO</b>	<b>8</b>
<b>LOB</b>	<b>17</b>



Batter	1	2	3	4	5	6	7	8	9	AB R H RBI BB SO LOB	TOP	
Horace Clarke, S OBP: 0.345, SLG: 0.315 (1, 4) X	0-0 F7	0-0 6-3		0-0 1B 2-H 3-H			0-0 F3		0-0 F7	5 0 1 1 0 0 2		
Jerry Kenney, L OBP: 0.290, SLG: 0.294 (1, 8) X	0-0 HR 1B		0-0 6-3		0-0 8-4 BB 1B		4-0 1-2 BB			3 1 2 0 1 0 0		
Bobby Murcer, L OBP: 0.341, SLG: 0.570 (1, 5) X	0-0 HR		0-0 1B		4-0 1-2 BB		0-0 F8			2 1 2 2 0 0 0		
Bobby Cox, R OBP: 0.125, SLG: 0.133 (3, 5)	1-H HR		0-0 1B		1-2 BB		0-0 F8			1 0 0 0 1 0 2		
Roy White, S OBP: 0.410, SLG: 0.385 (1, 7) X	0-0 1-3		0-0 1B		0-0 8-4 2-3f		0-0 F8			4 0 1 0 0 0 4		
Joe Pepitone, L OBP: 0.261, SLG: 0.526 (1, 3) X	0-0 F8		0-0 F9		0-3 K			0-0 4-3		4 0 0 0 0 1 2		
Jimmie Hall, L OBP: 0.318, SLG: 0.377 (1, 9)		0-0 2B E 1B		0-3 K		0-0 F9		0-3 K		4 1 1 0 0 2 0		
Tom Tresh, S OBP: 0.267, SLG: 0.263 (1, 6)		0-0 E9 1-H 2B		0-0 SH3 BB 1B		0-3 K		0-0 1-3		4 1 2 0 0 1 0		
Frank Fernandez, R OBP: 0.449, SLG: 0.457 (1, 2)		0-0 F3		4-0 SH3 BB 1-2 1B		0-0 6-3			0-0 F5	3 0 0 0 1 0 1		
Al Downing, R (1, 1)		0-3 K		0-0 SH3			0-0 E3 BB		0-3 K	0 0 0 0 0 0 0		
Mike Kekich, R (1, 1)										0 0 0 0 0 0 0		
Len Boehmer, R (2, PH)										1 0 0 0 0 0 1		
Fred Talbot, R (2, 1)										0 0 0 0 0 0 0		
Stan Bahnsen, R (4, 1)										0 0 0 0 0 0 0		
Dick Simpson, R (7, PH)										1 0 0 0 0 0 0		
Steve Hamilton, L (7, 1)										0 0 0 0 0 0 0		
Billy Cowan, R (9, PH)										1 0 0 0 0 0 1		
<b>Inning Stats</b>	R: 2 H: 2 E: 0 LOB: 0 K: 0 BB: 0 S: 5 P: 5	R: 1 H: 2 E: 1 LOB: 1 K: 1 BB: 0 S: 7 P: 7	R: 0 H: 2 E: 0 LOB: 1 K: 0 BB: 0 S: 4 P: 4	R: 1 H: 2 E: 0 LOB: 2 K: 1 BB: 1 S: 6 P: 10	R: 0 H: 1 E: 0 LOB: 1 K: 1 BB: 1 S: 5 P: 9	R: 0 H: 0 E: 0 LOB: 0 K: 1 BB: 0 S: 5 P: 5	R: 0 H: 0 E: 1 LOB: 2 K: 0 BB: 1 S: 4 P: 8	R: 0 H: 0 E: 0 LOB: 0 K: 1 BB: 0 S: 5 P: 5	R: 0 H: 0 E: 0 LOB: 0 K: 1 BB: 0 S: 5 P: 5	R: 0 H: 0 E: 0 LOB: 0 K: 1 BB: 0 S: 5 P: 5	1B: 7 SF: 0 2B: 2 SAC: 1 3B: 0 DP: 1 HR: 1 HBP: 0	WP: 0 PA: 37 PB: 0 SB: 0 CS: 0
<b>PITCHER</b> Marty Pattin, R (1, 1) ERA: 3.72	IP WLS BF H R ER SO BB IBB HBP BLK WP HR S P ERA WHIP	9.0 W 37 9 4 3 6 3 0 0 0 0 0 1 46 58 3.00 1.333										

**New York Yankees @ Seattle Pilots**  
 Sicks Stadium, Boston, MA  
 Mon May 12 1969, 10:05 PM EDT  
 Att: 8,763 - Unknown - 70 F

[livebaseballscorecards.com](http://livebaseballscorecards.com)

AB	33
R	4
H	9
RBI	3
BB	3
SO	6
LOB	12



Batter	1	2	3	4	5	6	7	8	9
Tommy Harper, R OBP: 0.452, SLG: 0.411									
Mike Hegan, L OBP: 0.471, SLG: 0.449									
Wayne Comer, R OBP: 0.407, SLG: 0.418									
Tommy Davis, R OBP: 0.258, SLG: 0.337									
Jim Gosger, L OBP: 0.212, SLG: 0.217									
Rich Rollins, R OBP: 0.286, SLG: 0.317									
Jerry McNertney, R OBP: 0.305, SLG: 0.321									
Jose Vidal, R OBP: 0.333, SLG: 0.400									
Ray Oyler, R OBP: 0.313, SLG: 0.235									
John Kennedy, R OBP: 0.364, SLG: 0.263									
Marty Pattin, R OBP: 0.250, SLG: 0.250									

Inning Stats	R: 7	H: 4	E: 0	LOB: 1	K: 2	BB: 3	S: 12	R: 0	H: 0	E: 0	LOB: 0	K: 1	BB: 0	S: 5	R: 0	H: 0	E: 0	LOB: 1	K: 3	BB: 0	S: 9	R: 0	H: 1	E: 0	LOB: 1	K: 0	BB: 0	S: 4	R: 0	H: 1	E: 0	LOB: 2	K: 1	BB: 1	S: 6	R: 1	H: 2	E: 0	LOB: 1	K: 0	BB: 1	S: 4	R: 0	H: 1	E: 0	LOB: 1	K: 0	BB: 0	S: 4	R: 0	H: 0	E: 0	LOB: 0	K: 0	BB: 0	S: 3
--------------	------	------	------	--------	------	-------	-------	------	------	------	--------	------	-------	------	------	------	------	--------	------	-------	------	------	------	------	--------	------	-------	------	------	------	------	--------	------	-------	------	------	------	------	--------	------	-------	------	------	------	------	--------	------	-------	------	------	------	------	--------	------	-------	------

PITCHER	IP	WLS	BF	H	R	ER	SO	BB	IBB	HBP	BLK	WP	HR	S	P	ERA	WHIP
Al Downing, L ERA: 6.75	(1, 1)	0.0	L	4	1	4	0	0	3	0	0	0	0	1	13	∞	∞
Mike Kekich, L ERA: 8.82	(1, 1)	1.0		7	3	3	2	0	0	0	0	0	0	11	11	27.00	3.000
Fred Talbot, R ERA: 5.11	(2, 1)	2.0		8	1	0	4	1	0	0	0	0	0	15	19	0.00	1.000
Stan Bahnsen, R ERA: 5.14	(4, 1)	3.0		13	3	1	1	2	0	0	0	0	0	13	21	3.00	1.667
Steve Hamilton, L ERA: 5.54	(7, 1)	2.0		7	1	0	0	0	0	0	0	0	0	7	7	0.00	0.500

**BOTTOM**

**New York Yankees @ Seattle Pilots**

**Sicks Stadium, Boston, MA**

Mon May 12 1969, 10:05 PM EDT  
Att. 8,763 - Unknown - 70 F

livebaseballscorecards.com

<b>AB</b>	<b>33</b>
<b>R</b>	<b>8</b>
<b>H</b>	<b>9</b>
<b>RBI</b>	<b>7</b>
<b>BB</b>	<b>6</b>
<b>SO</b>	<b>7</b>
<b>LOB</b>	<b>16</b>



1B: 6	SF: 0	WP: 0	PA: 39
2B: 2	SAC: 0	PB: 0	
3B: 1	DP: 1	SB: 1	
HR: 0	HBP: 0	CS: 0	

Batter	1	2	3	4	5	6	7	8	9	AB R H RBI BB SO LOB	TOP		
Horace Clarke, S (1, 4) OBP: 0.342, SLG: 0.313	0-0 F8		0-0 G1-4-3 1B		0-0 F8			0-0 4-3		4 0 1 0 0 0 0	<b>New York Yankees @ Seattle Pilots</b> Sicks Stadium, Boston, MA Tue May 13 1969, 10:05 PM EDT Att. 19,072 - Unknown - 62 F <a href="http://livebaseballscorecards.com">livebaseballscorecards.com</a>		
Jerry Kenney, L (1, 5) OBP: 0.289, SLG: 0.293	0-0 HR 1B		0-0 G1-4-3 1-2f		0-0 B1-3			0-0 F7		4 1 1 0 0 0 1			
Bobby Murcer, L (1, 9) OBP: 0.338, SLG: 0.583	0-0 HR		0-3 K		0-0 G3			0-0 4-3		4 1 1 2 0 1 0			
Roy White, S (1, 7) OBP: 0.413, SLG: 0.376	4-0 F2 BB				0-0 3-1			4-0 L8 1B BB		2 1 0 0 2 0 0			
Joe Pepitone, L (1, 3) OBP: 0.260, SLG: 0.517	0-0 F2 1-2				0-0 F7			0-0 3-1		4 0 1 0 0 0 1			
Jimmie Hall, L (1, 8) OBP: 0.318, SLG: 0.375 Frank Fernandez, R (9, PH) OBP: 0.460, SLG: 0.472			0-0 F7		0-0 BB 1B 1B			0-0 F9		3 0 1 0 0 0 0 1 0 1 1 0 0 0			
Tom Tresh, S (1, 6) OBP: 0.266, SLG: 0.263			0-0 1-3		0-0 FC5 1-2 1B			0-0 F8 1-2 2-H 1B		4 0 1 0 0 0 2			
Jake Gibbs, L (1, 2) OBP: 0.284, SLG: 0.257 Billy Cowan, R (9, PH) OBP: 0.294, SLG: 0.200			4-0 BB		4-0 BB 1-2 2-3 BB			0-0 L9		1 0 0 0 2 0 0 1 0 0 0 0 1 2			
Mel Stottlemyre, R (1, 1) OBP: 0.286, SLG: 0.208 Lindy McDaniel, R (7, 1) Bobby Cox, R (9, PH) OBP: 0.118, SLG: 0.125			0-0 F7		0-0 FC5 2-3f			0-3 K		3 0 0 0 0 1 4 0 0 0 0 0 0 0 1 0 0 0 0 0 2			
<b>Inning Stats</b>	R: 2 H: 2 E: 0 LOB: 1 K: 0 BB: 1 S: 4 P: 8	R: 0 H: 0 E: 0 LOB: 1 K: 0 BB: 1 S: 3 P: 7	R: 0 H: 1 E: 0 LOB: 0 K: 1 BB: 0 S: 5 P: 5	R: 0 H: 2 E: 0 LOB: 3 K: 0 BB: 1 S: 5 P: 9	R: 0 H: 0 E: 0 LOB: 0 K: 0 BB: 0 S: 3 P: 3	R: 0 H: 0 E: 0 LOB: 0 K: 1 BB: 0 S: 5 P: 5	R: 0 H: 0 E: 0 LOB: 0 K: 0 BB: 0 S: 3 P: 3	R: 0 H: 0 E: 0 LOB: 0 K: 1 BB: 0 S: 5 P: 5	R: 1 H: 2 E: 0 LOB: 2 K: 1 BB: 1 S: 7 P: 11	1B: 6 SF: 0 2B: 0 SAC: 0 3B: 0 DP: 1 HR: 1 HBP: 0	WP: 0 PA: 36 PB: 0 SB: 1 CS: 0		
<b>PITCHER</b> Gary Bell, R (1, 1) ERA: 3.83 John O'Donoghue, L (9, 1) ERA: Diego Segui, R (9, 1) ERA: 3.15	IP WLS BF H R ER SO BB IBB HBP BLK WP HR S P ERA WHIP	8.0 W 32 6 3 3 2 4 0 0 0 0 1 32 48 3.38 1.250	0.1 2 1 0 0 0 0 0 0 0 0 0 0 2 2 0.00 3.000	0.2 S 2 0 0 0 1 0 0 0 0 0 0 0 4 4 0.00 0.000	<b>PITCHER</b> IP WLS BF H R ER SO BB IBB HBP BLK WP HR S P ERA WHIP								



**BOTTOM**

**New York Yankees @ Seattle Pilots**  
**Sicks Stadium, Boston, MA**  
 Tue May 13 1969, 10:05 PM EDT  
 Att: 19,072 - Unknown - 62 F

[livebaseballscorecards.com](http://livebaseballscorecards.com)

<b>AB</b>	<b>29</b>
<b>R</b>	<b>5</b>
<b>H</b>	<b>6</b>
<b>RBI</b>	<b>5</b>
<b>BB</b>	<b>4</b>
<b>SO</b>	<b>3</b>
<b>LOB</b>	<b>11</b>



WP: 0	PA: 34
PB: 0	
SB: 0	
CS: 0	

AB R H RBI BB SO LOB

3 1 0 0 1 2 2

4 0 1 1 0 0 1

4 0 0 1 0 0 2

4 0 0 0 0 1 2

4 1 1 0 0 0 1

4 1 2 3 0 0 0

2 1 0 0 1 0 2

0 0 0 0 2 0 0

0 0 0 0 0 0 0

0 0 0 0 0 0 0

1B: 5	SF: 0
2B: 0	SAC: 1
3B: 0	DP: 0
HR: 1	HBP: 0

Batter	1	2	3	4	5	6	7	8	9
Tommy Harper, R (1, 4) OBP: 0.446, SLG: 0.400	0-3 K ①		0-3 K ① X	0-0 1-3 ③			4-0 1B FC6 BB		
Mike Hegan, L (1, 9) OBP: 0.462, SLG: 0.439	0-0 G3 ②		0-0 4-3 ②		0-0 L7 ①		0-0 1B FC6		
Tommy Davis, R (1, 7) OBP: 0.248, SLG: 0.323 Jim Gosger, L (8, 8) OBP: 0.212, SLG: 0.217	0-0 L8 ③		0-0 5-3 ③		0-0 6-3 ②		0-0 1B FC6 ②		
Don Mincher, L (1, 3) OBP: 0.336, SLG: 0.466		0-0 1B FC5-4		0-0 1B HR 1B		0-0 L3 ③	0-0 F7 ③		
Wayne Comer, R (1, 8) OBP: 0.389, SLG: 0.394 (8, 7)		0-0 1B FC5-4		0-0 F7 ①		0-3 K ①		0-0 6-3 ①	
Rich Rollins, R (1, 5) OBP: 0.284, SLG: 0.314		0-0 F7 ②		0-0 E9 1B HR		0-0 6-3 ②		0-0 6-3 ②	
Jerry McNertney, R (1, 2) OBP: 0.317, SLG: 0.383		0-0 1B		0-0 HR 1B		0-0 6-3 ③		0-0 6-3 ③	
Ray Oyler, R (1, 6) OBP: 0.313, SLG: 0.229		0-0 5-3 ③		0-0 F6 ②			4-0 1B SH1-4 BB		
Gary Bell, R (1, 1) OBP: 0.308, SLG: 0.273 John O'Donoghue, R (9, 1) Diego Segui, R (9, 1) OBP: 0.200, SLG: 0.111			4-0 BB	4-0 BB			0-0 SH1-4 ①		

Inning Stats	R: 0	H: 0	E: 0	K: 1	S: 5	H: 0	LOB: 0	BB: 0	P: 5	R: 0	H: 2	E: 0	K: 0	S: 5	H: 2	LOB: 2	BB: 0	P: 5	R: 0	H: 0	E: 0	K: 1	S: 5	H: 0	LOB: 1	BB: 1	P: 9	R: 3	H: 3	E: 1	K: 0	S: 6	H: 0	LOB: 0	BB: 0	P: 3	R: 0	H: 0	E: 0	K: 1	S: 5	H: 0	LOB: 0	BB: 0	P: 5	R: 2	H: 1	E: 0	K: 0	S: 4	H: 0	LOB: 1	BB: 2	P: 12	R: 0	H: 0	E: 0	K: 0	S: 3	H: 0	LOB: 0	BB: 0	P: 3
--------------	------	------	------	------	------	------	--------	-------	------	------	------	------	------	------	------	--------	-------	------	------	------	------	------	------	------	--------	-------	------	------	------	------	------	------	------	--------	-------	------	------	------	------	------	------	------	--------	-------	------	------	------	------	------	------	------	--------	-------	-------	------	------	------	------	------	------	--------	-------	------

PITCHER	IP	WLS	BF	H	R	ER	SO	BB	IBB	HBP	BLK	WP	HR	S	P	ERA	WHIP
Mel Stottliemre, R (1, 1) ERA: 3.03	6.1	L	29	6	5	5	3	4	0	0	0	0	1	31	47	7.11	1.579
Lindy McDaniel, R (7, 1) ERA: 4.34	1.2		5	0	0	0	0	0	0	0	0	0	0	5	5	0.00	0.000

PITCHER	IP	WLS	BF	H	R	ER	SO	BB	IBB	HBP	BLK	WP	HR	S	P	ERA	WHIP
---------	----	-----	----	---	---	----	----	----	-----	-----	-----	----	----	---	---	-----	------

Batter	1	2	3	4	5	6	7	8	9	AB R H RBI BB SO LOB	TOP									
Horace Clarke, S (1, 4) OBP: 0.338, SLG: 0.309	0-0 FC6-4 1B		0-0 F8		0-0 4-3		0-0 FC4-6 1B BB	0-0 L8		5 1 1 0 0 0 4										
Jerry Kenney, L (1, 5) OBP: 0.293, SLG: 0.291	0-0 FC6-4 1B FC3-2		0-0 4-3			0-0 1B	4-0 WP 1B BB		0-0 L7	4 1 1 0 1 0 1										
Bobby Murcer, L (1, 9) OBP: 0.347, SLG: 0.584	0-0 FC3-2 1B			0-0 F7		0-0 5-3 1B	0-0 1B WP 1B		0-0 L8	5 0 3 2 0 0 0										
Roy White, S (1, 7) OBP: 0.413, SLG: 0.388 Billy Cowan, R (9, PR) OBP: 0.294, SLG: 0.200	0-0 FC3-2			0-0 L7		0-0 5-3	0-0 1B WP 1B		0-0 WP 2B	5 0 2 1 0 0 4 0 0 0 0 0 0 0										
Joe Pepitone, L (1, 3) OBP: 0.250, SLG: 0.496	0-0 F4			0-0 F7		0-0 F6	0-0 G3		0-0 G1	5 0 0 0 0 0 7										
Jimmie Hall, L (1, 8) OBP: 0.315, SLG: 0.393		0-0 1-3			0-0 5-3				0-0 HR 3B	4 1 1 0 0 1 2										
Tom Tresh, S (1, 6) OBP: 0.283, SLG: 0.311		0-0 G3			0-0 SH2-4 1B		0-0 FC4-6 1B BB		0-0 HR	4 2 3 2 0 0 0										
Frank Fernandez, R (1, 2) OBP: 0.444, SLG: 0.450		0-3 K2-3			0-0 SH2-4 1B		0-0 L8		0-0 F7	4 0 1 0 0 1 1										
Bill Burbach, R (1, 1) OBP: 0.083, SLG: 0.083 Bobby Cox, R (7, PH) OBP: 0.167, SLG: 0.125 Gene Michael, S (7, PR) OBP: 0.388, SLG: 0.267 Lindy McDaniel, R (7, 1) Stan Bahnsen, R (9, 1)			0-3 K		0-0 SH2-4		4-0 FC4-6 BB		0-3 K	1 0 0 0 0 1 0 0 0 0 0 1 0 0 0 0 0 0 0 0 0 1 0 0 0 0 1 0 0 0 0 0 0 0 0										
<b>Inning Stats</b>	R: 0 E: 0 K: 0 S: 5	H: 2 LOB: 2 BB: 0 P: 5	R: 0 E: 0 K: 1 S: 5	H: 0 LOB: 0 BB: 0 P: 5	R: 0 E: 0 K: 1 S: 5	H: 0 LOB: 0 BB: 0 P: 5	R: 0 E: 0 K: 0 S: 5	H: 2 LOB: 2 BB: 0 P: 5	R: 0 E: 0 K: 1 S: 7	H: 2 LOB: 2 BB: 0 P: 7	R: 3 E: 0 K: 0 S: 6	H: 3 LOB: 2 BB: 2 P: 14	R: 2 E: 0 K: 1 S: 7	H: 2 LOB: 0 BB: 0 P: 7	R: 0 E: 0 K: 0 S: 4	H: 1 LOB: 2 BB: 0 P: 4	1B: 9 2B: 1 3B: 1 HR: 1	SF: 0 SAC: 1 DP: 0 HBP: 0	WP: 2 PB: 0 SB: 0 CS: 0	PA: 41
<b>PITCHER</b>	IP WLS BF H R ER SO BB IBB HBP BLK WP HR S P ERA WHIP																			
Mike Marshall, R (1, 1) ERA: 2.86	6.2 L 31 9 3 3 3 2 0 0 0 1 0 35 43 4.05 1.650																			
John O'Donoghue, L (7, 1) ERA:	0.1 1 0 0 0 0 0 0 0 0 0 0 1 1 0.00 0.000																			
Jack Aker, R (8, 1) ERA: 6.06	1.0 5 2 2 2 1 0 0 0 0 0 1 7 7 18.00 2.000																			
Jim Bouton, R (9, 1) ERA: 5.79	1.0 4 1 0 0 0 0 0 0 0 0 1 0 4 4 0.00 1.000																			

**New York Yankees @ Seattle Pilots**  
**Sicks Stadium, Boston, MA**  
 Wed May 14 1969, 10:05 PM EDT  
 Att. 12,273 - Unknown - 61 F

[livebaseballscorecards.com](http://livebaseballscorecards.com)

<b>AB</b>	<b>38</b>
<b>R</b>	<b>5</b>
<b>H</b>	<b>12</b>
<b>RBI</b>	<b>5</b>
<b>BB</b>	<b>2</b>
<b>SO</b>	<b>4</b>
<b>LOB</b>	<b>19</b>



Batter	1	2	3	4	5	6	7	8	9	AB R H RBI BB SO LOB
Tommy Harper, R (1, 4) OBP: 0.434, SLG: 0.386	0-0 1-3	0-3 K			0-0 F8			0-0 5-3		4 0 0 0 0 1 1
Steve Whitaker, L (1, 9) OBP: 0.342, SLG: 0.364	0-0 HR	0-3 K			4-0 G1-4-3 BB			0-0 G3		3 1 1 1 1 1 1
Tommy Davis, R (1, 7) OBP: 0.248, SLG: 0.320	0-0 WP PB 1B		0-0 L9		0-0 G1-4-3 1-2f			0-0 1-3		4 1 1 0 0 0 1
Don Mincher, L (1, 3) OBP: 0.350, SLG: 0.467	4-0 1-2 1B BB		4-0 S BB		0-0 4-3			0-0 1B 2B 1B		2 1 1 0 2 0 0
Wayne Comer, R (1, 8) OBP: 0.394, SLG: 0.400	0-0 1-2 2-H 1B		0-0 F4		0-0 5-3			0-0 1-2 2B 1B		4 1 2 1 0 0 1
Gus Gil, R (1, 5) OBP: 0.424, SLG: 0.379	0-3 K		0-3 K		0-0 F3			0-0 1-H 2-H 2B		4 0 1 2 0 2 3
Jerry McNertney, R (1, 2) OBP: 0.299, SLG: 0.359	0-0 F8			0-0 F5			0-0 L8	0-3 K		4 0 0 0 0 1 3
Ray Oyler, R (1, 6) OBP: 0.314, SLG: 0.222		0-3 K		4-0 B3-4-3 BB			0-0 5-3	0-3 K		2 0 0 0 1 1 0
Rich Rollins, R (9, PH) OBP: 0.282, SLG: 0.311								0-3 K		1 0 0 0 0 1 1
Mike Marshall, R (1, 1) OBP: 0.278, SLG: 0.235		4-0 B3-4-3 BB		0-0 B3-4-3 1-2f			0-3 K	0-3 K		1 0 0 0 0 1 0 1
John O'Donoghue, R (7, 1)										0 0 0 0 0 0 0 0
Jose Vidal, R (7, PH) OBP: 0.323, SLG: 0.385										1 0 0 0 0 1 0
Jack Aker, R (8, 1)										0 0 0 0 0 0 0 0
Jim Bouton, R (9, 1)										0 0 0 0 0 0 0 0
Jim Gosger, L (9, PH) OBP: 0.208, SLG: 0.213										1 0 0 0 0 0 1 1


Inning Stats	R: 2 E: 0 K: 1 S: 8	H: 3 LOB: 2 BB: 1 P: 12	R: 0 E: 0 K: 3 S: 9	H: 0 LOB: 1 BB: 1 P: 13	R: 0 E: 0 K: 1 S: 5	H: 0 LOB: 1 BB: 1 P: 9	R: 0 E: 0 K: 0 S: 2	H: 0 LOB: 0 BB: 1 P: 6	R: 0 E: 0 K: 0 S: 2	H: 0 LOB: 0 BB: 1 P: 6	R: 0 E: 0 K: 0 S: 3	H: 0 LOB: 0 BB: 0 P: 3	R: 0 E: 0 K: 1 S: 5	H: 0 LOB: 0 BB: 0 P: 5	R: 0 E: 0 K: 0 S: 3	H: 0 LOB: 0 BB: 0 P: 3	R: 2 E: 0 K: 3 S: 12	H: 3 LOB: 1 BB: 0 P: 12	1B: 4 2B: 1 3B: 0 HR: 1	SF: 0 SAC: 0 DP: 2 HBP: 0	WP: 1 PB: 1 SB: 1 CS: 0	PA: 36
--------------	------------------------------	----------------------------------	------------------------------	----------------------------------	------------------------------	---------------------------------	------------------------------	---------------------------------	------------------------------	---------------------------------	------------------------------	---------------------------------	------------------------------	---------------------------------	------------------------------	---------------------------------	-------------------------------	----------------------------------	----------------------------------	------------------------------------	----------------------------------	--------

PITCHER	IP	WLS	BF	H	R	ER	SO	BB	IBB	HBP	BLK	WP	HR	S	P	ERA	WHIP
Bill Burbach, R (1, 1) ERA: 2.66	6.0	W	24	3	2	2	5	5	0	0	0	1	1	29	49	3.00	1.333
Lindy McDaniel, R (7, 1) ERA: 4.79	2.0		9	3	2	2	1	0	0	0	0	0	0	11	11	9.00	1.500
Stan Bahnsen, R (9, 1) ERA: 5.02	1.0	S	3	0	0	0	3	0	0	0	0	0	0	9	9	0.00	0.000

**BOTTOM**

**New York Yankees @ Seattle Pilots**  
**Sicks Stadium, Boston, MA**  
 Wed May 14 1969, 10:05 PM EDT  
 Att. 12,273 - Unknown - 61 F

AB	31
R	4
H	6
RBI	4
BB	5
SO	9
LOB	13



PITCHER	IP	WLS	BF	H	R	ER	SO	BB	IBB	HBP	BLK	WP	HR	S	P	ERA	WHIP
---------	----	-----	----	---	---	----	----	----	-----	-----	-----	----	----	---	---	-----	------

Batter	1	2	3	4	5	6	7	8	9	10	11	AB R H RBI BB SO LOB	TOP															
Tommy Harper, R OBP: 0.430, SLG: 0.403 (1, 4)	5-3	6-3			6-3		BB 4-0 1-2 BB		SS 0-3 K		0-0 HR	5 1 1 1 1 1 3	<b>Seattle Pilots @ Boston Red Sox</b> Fenway Park, Boston, MA Fri May 16 1969, 7:05 PM EDT Att. 33,709 - Unknown															
Mike Hegan, L OBP: 0.450, SLG: 0.419 (1, 9)	K		F2		F7		BB 4-0 1-2 2-3 BB G6-4-3		S 0-1 CI		0-0 4-3	4 0 0 0 1 1 1																
Tommy Davis, R OBP: 0.243, SLG: 0.304 Ray Oyer, R OBP: 0.314, SLG: 0.222 (1, 7) (11, 6)	5-3		5-3		6-3		BB 0-0 1-2 2-3 BB G6-4-3		SS 0-3 K		4-0 2B BB	5 1 0 0 1 1 5 0 0 0 0 0 0 0																
Don Mincher, L OBP: 0.357, SLG: 0.473 (1, 3)		HR BB	F7		F9		BB 0-0 SH5-4 1B		SS 0-0 4-3		0-0 HR 2B	5 2 2 1 1 0 0																
Wayne Comer, R OBP: 0.404, SLG: 0.481 (1, 8) (11, 7)		HR	F5		FC6-4 BB		BB 4-0 SH5-4 1-2		SS 0-3 K		0-0 HR	4 2 2 4 1 1 0																
Rich Rollins, R OBP: 0.285, SLG: 0.321 Mike Marshall, R OBP: 0.278, SLG: 0.235 Jack Aker, R (11, 1) John O'Donoghue, R (11, 1)		6-3 2B	4-3		FC6-4		BB 0-0 5-3		SS 0-0 5-3		0-0 FC6 1B	6 0 2 0 0 0 2 0																
Jerry McNertney, R OBP: 0.300, SLG: 0.373 Jose Vidal, R (7, PR) Gene Grabenber, R OBP: 0.323, SLG: 0.385 Gus Gill, R OBP: 0.286, SLG: 0.167 Jim Bouton, R OBP: 0.412, SLG: 0.367 Jim Gosger, L OBP: 0.216, SLG: 0.285 (11, 8)		6-3	5-3		1B 2B		BB 0-0 G3		SS 0-0 G3		HR 3B FC6 1B	3 0 1 0 0 0 1 0 1 0 0 0 0 0 0 0 0 0 0 0 0 1 0 0 0 0 0 1 0 0 0 0 0 0 0 2 1 1 0 0 0 1																
John Kennedy, R OBP: 0.407, SLG: 0.478 (1, 6) (11, 5)		FC6-2-5 E			6-3 2B		SS 0-3 K		SS 4-0 WP SH1-4 BB		0-0 HR	4 2 2 2 1 1 2																
Marty Pattin, R OBP: 0.273, SLG: 0.273 Diego Segui, R OBP: 0.200, SLG: 0.111 Steve Whitaker, L OBP: 0.342, SLG: 0.364 Larry Haney, R OBP: 0.432, SLG: 0.515 (7, 2)		E7 1B			6-3		BB 0-0 BB 2B 1B		SS 0-0 SH1-4		0-0 L9	2 0 1 1 0 0 1 0 0 0 0 0 0 0 0 0 0 0 0 0 0 2 0 1 1 0 0 0																
<b>Inning Stats</b>	R: 0 E: 0 K: 1 S: 5	H: 0 LOB: 0 BB: 0 P: 5	R: 3 E: 2 K: 0 S: 6	H: 3 LOB: 1 BB: 1 P: 10	R: 0 E: 0 K: 0 S: 3	H: 0 LOB: 0 BB: 0 P: 3	R: 0 E: 0 K: 0 S: 3	H: 0 LOB: 0 BB: 0 P: 3	R: 0 E: 0 K: 0 S: 4	H: 1 LOB: 1 BB: 0 P: 4	R: 0 E: 0 K: 0 S: 3	H: 0 LOB: 1 BB: 1 P: 7		R: 1 E: 0 K: 1 S: 6	H: 2 LOB: 2 BB: 2 P: 14	R: 0 E: 0 K: 0 S: 4	H: 1 LOB: 1 BB: 0 P: 4	R: 0 E: 1 K: 2 S: 8	H: 0 LOB: 2 BB: 1 P: 12	R: 0 E: 0 K: 1 S: 5	H: 0 LOB: 0 BB: 0 P: 5	R: 6 E: 0 K: 0 S: 9	H: 6 LOB: 1 BB: 1 P: 13	1B: 4 2B: 4 3B: 1 HR: 4	SF: 0 SAC: 2 DP: 1 HBP: 0	WP: 1 PB: 0 SB: 0 CS: 0	PA: 52	
<b>PITCHER</b>	IP WLS BF H R ER SO BB IBB HBP BLK WP HR S P ERA WHIP													IP WLS BF H R ER SO BB IBB HBP BLK WP HR S P ERA WHIP														
Sonny Siebert, R ERA: 3.81 (1, 1)	6.1	26	5	4	3	2	2	0	0	0	0	0	1	28	36	4.26	1.105											
Sparky Lyle, L ERA: 2.0 (7, 1)	0.0	3	1	0	0	0	2	0	0	0	0	0	0	1	9	∞	∞											
Vicente Romo, R ERA: 3.52 (7, 1)	4.2	L	23	7	6	6	3	2	0	0	0	1	3	27	35	11.57	1.929											

AB	43
R	10
H	13
RBI	10
BB	6
SO	5
LOB	17





Batter	1	2	3	4	5	6	7	8	9	10	11	AB R H RBI BB SO LOB	BOTTOM														
<b>Reggie Smith, S</b> (1, 8) OBP: 0.313, SLG: 0.438	0-0 HR		0-0 1-3		0-0 G3		0-0 F5		0-0 FC3-6 CS		0-0 E7 SF9 1B	6 2 2 1 0 0 2	<b>Seattle Pilots @ Boston Red Sox</b> Fenway Park, Boston, MA Fri May 16 1969, 7:05 PM EDT Att. 33,709 - Unknown														
<b>Mike Andrews, R</b> (1, 4) OBP: 0.367, SLG: 0.444	0-0 L5		0-0 L7			0-0 WP 1B	0-0 F2		0-0 CS	0-0 F4	0-0 SF9	5 1 1 1 0 0 0															
<b>Carl Yastrzemski, L</b> (1, 7) OBP: 0.407, SLG: 0.533	0-3 K			0-0 G6-4-3 1B		4-0 WP FC4-6 BB	0-0			0-0 G3	0-3 K	5 1 2 0 1 2 0															
<b>Tony Conigliaro, R</b> (1, 9) OBP: 0.360, SLG: 0.467	0-3 K			0-0 G6-4-3 1-2f		0-3 K FC4-6	0-3 K			0-3 K2-3		5 0 0 0 0 4 3															
<b>Dalton Jones, L</b> (1, 3) OBP: 0.346, SLG: 0.357		0-0 F8		0-0 1B		0-0 FC4-6 F8 1-2f 3-H 1B		0-0 F5			0-0 5-3 HR 1B	5 2 2 1 0 0 1															
<b>George Scott, R</b> (1, 5) OBP: 0.217, SLG: 0.273		0-0 1-3		0-3 K		4-0 1B BB		0-0 6-3			0-0 5-3 1-2	4 0 0 0 1 1 2															
<b>Rico Petrocelli, R</b> (1, 6) OBP: 0.466, SLG: 0.730		0-0 1B			0-3 K	0-0 F8 2-3		0-0 5-3			0-0 HR 2-H	5 1 2 2 0 1 2															
<b>Russ Gibson, R</b> (1, 2) OBP: 0.293, SLG: 0.319		0-0 F9			0-3 K	0-0 1B 1-3 3-H		4-0 FC1-6 BB			0-0 1B BB E 1B	3 0 1 1 1 1 1 1 0 0 0 0 0 0 0 0 1 1 1 0 0 0 0 0															
<b>Syd O'Brien, R</b> (9, PR) OBP: 0.286, SLG: 0.538																											
<b>Joe Azcue, R</b> (10, 2) OBP: 0.339, SLG: 0.327																											
<b>Sonny Siebert, R</b> (1, 1) OBP: 0.222, SLG: 0.176			0-0 F8		0-0 1B		0-0 L8		0-0 FC1-6 FC3-6 1-2f		4-0 E BB	3 0 1 0 0 0 0 2 0 0 0 0 0 0 0 0 1 0 0 0 0 0 0 1 0 1 0 0 1 0 0 0															
<b>Sparky Lyle, L</b> (7, 1)																											
<b>Vicente Romo, R</b> (7, 1) OBP: 0.200, SLG: 0.200																											
<b>Joe Lahoud, L</b> (11, PH) OBP: 0.333, SLG: 0.103																											
<b>Inning Stats</b>	R: 1 E: 0 K: 2 S: 8	H: 1 LOB: 0 BB: 0 P: 8	R: 0 E: 0 K: 0 S: 4	H: 1 LOB: 1 BB: 0 P: 4	R: 0 E: 0 K: 0 S: 3	H: 0 LOB: 0 BB: 0 P: 3	R: 0 E: 0 K: 1 S: 6	H: 2 LOB: 1 BB: 0 P: 6	R: 0 E: 0 K: 2 S: 8	H: 1 LOB: 1 BB: 0 P: 8	R: 3 E: 1 K: 1 S: 8	H: 2 LOB: 2 BB: 2 P: 16	R: 0 E: 0 K: 1 S: 6	H: 1 LOB: 1 BB: 0 P: 6	R: 0 E: 0 K: 0 S: 3	H: 0 LOB: 0 BB: 0 P: 3	R: 0 E: 0 K: 0 S: 2	H: 0 LOB: 1 BB: 1 P: 6	R: 0 E: 0 K: 1 S: 5	H: 0 LOB: 0 BB: 0 P: 5	R: 5 E: 1 K: 1 S: 9	H: 4 LOB: 0 BB: 1 P: 13	1B: 9 2B: 1 3B: 0 HR: 2	SF: 1 SAC: 0 DP: 1 HBP: 0	WP: 2 PB: 0 SB: 0 CS: 1	PA: 49	
<b>PITCHER</b>	IP	WLS	BF	H	R	ER	SO	BB	IBB	HBP	BLK	WP	HR	S	P	ERA	WHIP										
<b>Marty Pattin, R</b> (1, 1) ERA: 4.0	5.2		26	7	4	4	6	2	0	0	0	1	1	36	44	6.35	1.588										
<b>Diego Segui, R</b> (6, 1) ERA: 3.12	0.1		1	0	0	0	0	0	0	0	0	0	0	1	1	0.00	0.000										
<b>Gene Brabender, R</b> (7, 1) ERA: 8.59	1.0		4	1	0	0	1	0	0	0	0	0	0	6	6	0.00	1.000										
<b>Jim Bouton, R</b> (8, 1) ERA: 4.76	3.0	W	9	0	0	0	1	1	0	0	0	0	0	10	14	0.00	0.333										
<b>Jack Aker, R</b> (11, 1) ERA: 7.56	0.1		5	3	4	3	0	1	0	0	0	0	1	4	8	81.00	12.000										
<b>PITCHER</b>	IP	WLS	BF	H	R	ER	SO	BB	IBB	HBP	BLK	WP	HR	S	P	ERA	WHIP										
<b>John O'Donoghue, L</b> (11, 1) ERA:	0.2		3	1	1	0	1	0	0	0	0	0	0	5	5	0.00	1.500										

AB	43
R	9
H	12
RBI	6
BB	4
SO	9
LOB	14



Batter	1	2	3	4	5	6	7	8	9	AB R H RBI BB SO LOB	TOP													
Tommy Harper, R (1, 4) OBP: 0.431, SLG: 0.415	0-3 K		0-0 FC3-6 1B			0-0 F5		0-0 2B		4 0 2 1 0 1 0	<b>Seattle Pilots @ Boston Red Sox</b> Fenway Park, Boston, MA Sat May 17 1969, 3:33 AM EDT Att: 21,172 - Unknown													
Mike Hegan, L (1, 9) OBP: 0.435, SLG: 0.400	0-0 F7		0-0 FC3-6			0-0 F8		0-3 K		4 0 0 0 0 1 2														
Tommy Davis, R (1, 7) OBP: 0.235, SLG: 0.292	0-0 3-1		0-0 1-3			0-0 2-3		0-0 6-3		4 0 0 0 0 0 2														
Don Mincher, L (1, 3) OBP: 0.353, SLG: 0.465		0-0 1B		0-0 L9			0-3 K		0-0 F8	4 0 1 0 0 1 0														
Wayne Comer, R (1, 8) OBP: 0.388, SLG: 0.458		0-3 K		0-0 F3			0-0 F3		0-0 5-3	4 0 0 0 0 1 1														
Gus Gil, R (1, 5) OBP: 0.421, SLG: 0.382		0-0 F3		0-3 K			0-0 BB 1B		0-0 1B	4 0 2 0 0 1 1														
Larry Haney, R (1, 2) OBP: 0.415, SLG: 0.472		0-0 5-3			0-0 F3		4-0 1-2 BB		0-0 F8	3 0 0 0 1 0 2														
John Kennedy, R (1, 6) OBP: 0.400, SLG: 0.462			0-0 SH3 1B 1B		0-0 1-4-3		0-0 F8			3 1 1 0 0 0 2														
Gary Bell, R (1, 1) OBP: 0.308, SLG: 0.273			0-0 SH3		0-0 F8			0-0 F8		0 0 0 0 0 0 0														
Steve Whitaker, L (5, PH) OBP: 0.333, SLG: 0.353										1 0 0 0 0 0 0														
Darrell Brandon, R (5, 1)										0 0 0 0 0 0 0														
Jim Gosger, L (8, PH) OBP: 0.214, SLG: 0.260			1-2							1 0 0 0 0 0 0														
Diego Segui, R (8, 1) OBP: 0.200, SLG: 0.111										0 0 0 0 0 0 0														
<b>Inning Stats</b>	R: 0 E: 0 K: 1 S: 5	H: 0 LOB: 0 BB: 0 P: 5	R: 0 E: 0 K: 1 S: 6	H: 1 LOB: 1 BB: 0 P: 6	R: 1 E: 0 K: 0 S: 5	H: 2 LOB: 1 BB: 0 P: 5	R: 0 E: 0 K: 1 S: 5	H: 0 LOB: 0 BB: 0 P: 5	R: 0 E: 0 K: 0 S: 3	H: 0 LOB: 0 BB: 0 P: 3	R: 0 E: 0 K: 0 S: 3	H: 0 LOB: 0 BB: 0 P: 3	R: 0 E: 0 K: 1 S: 6	H: 1 LOB: 2 BB: 1 P: 10	R: 0 E: 0 K: 1 S: 6	H: 1 LOB: 1 BB: 0 P: 6	R: 0 E: 0 K: 0 S: 4	H: 1 LOB: 1 BB: 0 P: 4	R: 0 E: 0 K: 0 S: 4	H: 1 LOB: 1 BB: 0 P: 4	1B: 5 2B: 1 3B: 0 HR: 0	SF: 0 SAC: 1 DP: 0 HBP: 0	WP: 0 PB: 0 SB: 0 CS: 0	PA: 34
<b>PITCHER</b> Mike Nagy, R (1, 1) ERA: 1.99	IP: 9.0 WLS: W BF: 34 H: 6 R: 1 ER: 1 SO: 5 BB: 1 IBB: 0 HBP: 0 BLK: 0 WP: 0 HR: 0 S: 43 P: 47 ERA: 1.00 WHIP: 0.778											<b>PITCHER</b>	IP: 9.0 WLS: W BF: 34 H: 6 R: 1 ER: 1 SO: 5 BB: 1 IBB: 0 HBP: 0 BLK: 0 WP: 0 HR: 0 S: 43 P: 47 ERA: 1.00 WHIP: 0.778											

livebaseballscorecards.com

AB	32
R	1
H	6
RBI	1
BB	1
SO	5
LOB	10



Batter	1	2	3	4	5	6	7	8	9
<b>Reggie Smith, S</b> OBP: 0.317, SLG: 0.430 (1, 8) X	0-0 F5 S S S	0-3 K S S S		0-0 1B S		4-0 BB B B B B		0-3 K S S S	
<b>Mike Andrews, R</b> OBP: 0.375, SLG: 0.473 (1, 4) X	0-0 HR	0-0 1B		0-0 HR 1-H		0-0 F5 1-3		0-0 F7	
<b>Carl Yastrzemski, L</b> OBP: 0.403, SLG: 0.548 <b>Don Lock, R</b> OBP: 0.200, SLG: 0.400 (1, 7) X (7, 7)	0-0 G3	0-0 F9		0-0 HR 1-H		0-3 K S S S			
<b>Tony Conigliaro, R</b> OBP: 0.350, SLG: 0.452 <b>Joe Lahoud, L</b> OBP: 0.333, SLG: 0.103 (1, 9) X (8, 9)	0-0 HR E5		0-0 5-3	0-0 1-3			0-0 6-3		
<b>Dalton Jones, L</b> OBP: 0.366, SLG: 0.411 (1, 3) X	0-0 HR 3-H		4-0 BB B B B B		0-0 F2		0-0 FC5 WP 1B		
<b>George Scott, R</b> OBP: 0.226, SLG: 0.274 (1, 5) X	0-0 WP 1B		0-0 F2		1-0 BB HBP		0-0 F9		
<b>Rico Petrocelli, R</b> OBP: 0.474, SLG: 0.723 <b>Syd O'Brien, R</b> OBP: 0.286, SLG: 0.538 (1, 6) X (7, PR) (8, 6)	4-0 IBB 1-2		0-3 K S S S		4-0 BB G6-4-3 1-2		4-0 BB 1-2		
<b>Russ Gibson, R</b> OBP: 0.291, SLG: 0.315 (1, 2) X S S S	0-3 K S S S			0-0 1B B3-6-4 1-2f		0-0 G6-4-3 1-2f		0-0 FC5 2-3f	
<b>Mike Nagy, R</b> (1, 1) X		0-0 F3		0-0 B3-6-4 1-2f		0-0 F8		0-3 K S S S	

AB	R	H	RBI	BB	SO	LOB
4	1	1	0	1	2	0
5	2	3	2	0	0	1
4	1	1	2	0	1	2
0	0	0	0	0	0	0
4	1	0	0	0	0	0
0	0	0	0	0	0	0
3	1	2	2	1	0	0
3	0	1	0	0	0	2
1	0	0	0	3	1	1
0	0	0	0	0	0	0
4	0	1	0	0	1	6
4	0	0	0	0	1	1

**BOTTOM**

**Seattle Pilots @ Boston Red Sox**  
Fenway Park, Boston, MA

Sat May 17 1969, 3:33 AM EDT  
Att. 21,172 - Unknown

<b>AB</b>	<b>32</b>
<b>R</b>	<b>6</b>
<b>H</b>	<b>9</b>
<b>RBI</b>	<b>6</b>
<b>BB</b>	<b>5</b>
<b>SO</b>	<b>6</b>
<b>LOB</b>	<b>13</b>



Inning Stats	R: 3	H: 3	LOB: 2	K: 1	P: 13	R: 0	H: 1	LOB: 1	K: 1	P: 6	R: 0	H: 0	LOB: 1	K: 1	P: 9	R: 0	H: 0	LOB: 1	K: 0	P: 7	R: 0	H: 0	LOB: 1	K: 1	P: 9	R: 0	H: 1	LOB: 2	K: 0	P: 8	R: 0	H: 0	LOB: 0	K: 2	P: 7
<b>PITCHER</b>	IP	WLS	BF	H	R	ER	SO	BB	IBB	HBP	BLK	WP	HR	S	P	ERA	WHIP																		
<b>Gary Bell, R</b> ERA: 4.27 (1, 1)	4.0	L	22	8	6	4	3	1	1	0	0	1	3	26	34	9.00	2.250																		
<b>Darrell Brandon, R</b> ERA: 8.25 (5, 1)	3.0		13	1	0	0	1	3	0	1	0	1	0	11	24	0.00	1.333																		
<b>Diego Segui, R</b> ERA: 3.03 (8, 1)	1.0		3	0	0	0	2	0	0	0	0	0	0	7	7	0.00	0.000																		

WP	HR	S	P	ERA	WHIP
2	0	0	38		
0	0	0			
1	0	2			
0	1	1			

Batter	1	2	3	4	5	6	7	8	9	AB R H RBI BB SO LOB	TOP											
Tommy Harper, R (1, 4) OBP: 0.440, SLG: 0.417	0-3 K		0-0 CS E 1B	0-0 WP BB SF9 1B		4-0 BB 1B BB		0-3 K	0-3 BB 1B BB	4 2 2 0 2 2 0												
Mike Hegan, L (1, 9) OBP: 0.446, SLG: 0.415	0-0 E 2B		0-3 K	4-0 SF9 WP BB		4-0 1B BB		0-0 E5 BB	0-0 FC5-4 1B	4 1 2 0 2 1 1												
Tommy Davis, R (1, 7) OBP: 0.240, SLG: 0.297	0-0 E8 PB 1B		0-0 HBP 1B	0-0 SF9		0-3 K		0-0 F9	0-0 FC5-4 1-2f	5 1 2 2 0 1 6												
Don Mincher, L (1, 3) OBP: 0.370, SLG: 0.466	4-0 BB		1-0 1B HBP	0-0 F9		0-0 1B		4-0 BB		2 0 1 2 2 0 1												
Wayne Comer, R (1, 8) OBP: 0.389, SLG: 0.448	0-3 K		0-0 FC5 1B		4-0 BB G4-3-5 BB	0-0 F8		0-0 6-3		4 0 1 1 1 1 6												
Larry Haney, R (1, 2) OBP: 0.413, SLG: 0.525	0-0 F5		4-0 BB		0-3 K		0-0 5-3		0-0 HR	4 1 1 1 1 1 3												
John Kennedy, R (1, 5) OBP: 0.343, SLG: 0.387		0-0 F7	0-0 FC5 2-3f		0-0 G4-3-5 1-2f		0-0 1-3		0-0 1-3	5 0 0 0 0 0 4												
Ray Oylar, R (1, 6) OBP: 0.319, SLG: 0.263		0-3 K		0-3 K		4-0 BB 1B BB	0-0 F4		0-0 HR	4 2 1 1 1 2 0												
Mike Marshall, R (1, 1) OBP: 0.304, SLG: 0.409		0-0 6-3		0-0 BB 1B WP 1B		0-0 2-4		0-0 HR	0-0 F9	5 2 2 1 0 0 1												
Diego Segui, R (9, 1) OBP: 0.200, SLG: 0.111										0 0 0 0 0 0 0												
<b>Inning Stats</b>	R: 1 E: 1 K: 2 S: 9	H: 2 LOB: 2 BB: 1 P: 13	R: 0 E: 0 K: 1 S: 5	H: 0 LOB: 0 BB: 0 P: 5	R: 1 E: 1 K: 1 S: 7	H: 3 LOB: 3 BB: 1 P: 12	R: 2 E: 0 K: 1 S: 7	H: 2 LOB: 1 BB: 1 P: 11	R: 0 E: 0 K: 1 S: 4	H: 0 LOB: 0 BB: 1 P: 8	R: 2 E: 0 K: 1 S: 6	H: 1 LOB: 2 BB: 3 P: 18	R: 0 E: 0 K: 0 S: 3	H: 0 LOB: 0 BB: 0 P: 3	R: 1 E: 1 K: 1 S: 7	H: 1 LOB: 2 BB: 1 P: 11	R: 2 E: 0 K: 0 S: 6	H: 3 LOB: 2 BB: 1 P: 10	1B: 8 2B: 1 3B: 0 HR: 3	SF: 1 SAC: 0 DP: 1 HBP: 1	WP: 1 PB: 1 SB: 0 CS: 1	PA: 48
<b>PITCHER</b>	IP WLS BF H R ER SO BB IBB HBP BLK WP HR S P ERA WHIP																					
Ray Culp, R (1, 1) ERA: 3.84	4.0 L 23 7 4 4 5 4 0 1 0 1 0 28 45 9.00 2.750																					
Lee Stange, R (5, 1) ERA: 2.55	1.0 2 0 0 0 1 0 0 0 0 0 0 4 4 0.00 0.000																					
Ray Jarvis, R (6, 1) ERA: 3.38	2.0 10 1 2 2 1 3 0 0 0 0 0 9 21 9.00 2.000																					
Fred Wenz, R (8, 1) ERA: 4.66	1.2 11 3 3 3 1 2 0 0 0 0 3 11 19 16.20 3.000																					
Sparky Lyle, L (9, 1) ERA: 1.96	0.1 2 1 0 0 0 0 0 0 0 0 0 2 2 0.00 3.000																					

Seattle Pilots @ Boston Red Sox  
 Fenway Park, Boston, MA  
 Sun May 18 1969, 3:33 AM EDT  
 Att. 25,125 - Unknown

livebaseballscorecards.com

AB	37
R	9
H	12
RBI	8
BB	9
SO	8
LOB	22



**BOTTOM**

**Seattle Pilots @ Boston Red Sox**  
 Fenway Park, Boston, MA  
 Sun May 18 1969, 3:33 AM EDT  
 Att. 25,125 - Unknown

livebaseballscorecards.com

<b>AB</b>	<b>37</b>
<b>R</b>	<b>6</b>
<b>H</b>	<b>10</b>
<b>RBI</b>	<b>6</b>
<b>BB</b>	<b>5</b>
<b>SO</b>	<b>7</b>
<b>LOB</b>	<b>19</b>



WP: 1	PA: 42
PB: 0	
SB: 0	
CS: 0	

AB R H RBI BB SO LOB

5	1	2	1	0	1	2
4	1	2	0	1	1	2
5	1	2	4	0	0	2
5	0	1	0	0	3	3
4	0	1	0	1	0	2
5	1	1	0	0	1	4
3	1	1	1	1	0	1
4	0	0	0	0	1	2
1	0	0	0	0	0	0
0	0	0	0	0	0	0
1	0	0	0	0	0	1
0	0	0	0	0	0	0
0	0	0	0	1	0	0
0	0	0	0	0	0	0
0	0	0	0	0	0	0
0	0	0	0	0	0	0
0	1	0	0	1	0	0

Batter	1	2	3	4	5	6	7	8	9
<b>Reggie Smith, S</b> OBP: 0.321, SLG: 0.429 (1, 8)	0-0 FC5-4 1B 1B		0-0 4-3		0-0 G3		0-3 K		0-0 1-2 2-H HR 1B
<b>Mike Andrews, R</b> OBP: 0.382, SLG: 0.474 (1, 4)	0-3 K		0-0 1B			0-0 WP 1B	0-0 L5		4-0 1-2 2-3 HR BB
<b>Carl Yastrzemski, L</b> OBP: 0.403, SLG: 0.565 (1, 7)	0-0 FC5-4 1-2 1B		0-0 F5			0-0 F4 1-2		0-0 F8	0-0 1-H 2-H 3-H HR
<b>Tony Conigliaro, R</b> OBP: 0.345, SLG: 0.442 (1, 9)	0-0 FC5-4 1-2 2-3			0-3 K		0-3 K		0-3 K	0-0 1B 1B
<b>Dalton Jones, L</b> OBP: 0.368, SLG: 0.403 (1, 3)	0-0 4-3			0-0 F6		4-0 BB		0-0 3-1	0-0 1-2 1B
<b>George Scott, R</b> OBP: 0.225, SLG: 0.271 (1, 5)		0-0 6-3		0-3 K		0-0 F8			0-0 1B F5
<b>Rico Petrocelli, R</b> OBP: 0.475, SLG: 0.739 (1, 6)		0-0 5-3			4-0 FC6-4 BB		0-0 HR		0-0 5-3 1B
<b>Russ Gibson, R</b> OBP: 0.277, SLG: 0.299 (1, 2)		0-0 5-3			0-0 FC6-4 1-2		0-0 4-3		0-3 K
<b>Ray Culp, R</b> OBP: 0.281, SLG: 0.345 (5, 1)			0-0 3-1			0-0 L9		4-0 BB	4-0 BB 1B HR BB
<b>Lee Stange, R</b> OBP: 0.450, SLG: 0.353 (5, PH)									
<b>Dick Schofield, S</b> OBP: 0.450, SLG: 0.353 (6, 1)									
<b>Ray Jarvis, R</b> OBP: 0.333, SLG: 0.400 (7, PH)									
<b>Don Lock, R</b> OBP: 0.350, SLG: 0.103 (8, 1)									
<b>Fred Wenz, R</b> OBP: 0.350, SLG: 0.103 (9, PH)									
<b>Sparky Lyle, L</b> OBP: 0.350, SLG: 0.103 (9, PH)									
<b>Joe Lahoud, L</b> OBP: 0.350, SLG: 0.103 (9, PH)									

Inning Stats	R: 0	H: 2	E: 0	K: 1	S: 7	R: 0	H: 0	E: 0	K: 0	S: 3	R: 0	H: 1	E: 0	K: 0	S: 4	R: 0	H: 0	E: 0	K: 2	S: 7	R: 0	H: 0	E: 0	K: 0	S: 3	R: 0	H: 1	E: 0	K: 1	S: 6	R: 1	H: 1	E: 0	K: 1	S: 6	R: 0	H: 0	E: 0	K: 1	S: 5	R: 5	H: 5	E: 0	K: 1	S: 10	1B: 8	2B: 0	3B: 0	HR: 2	SF: 0	SAC: 0	DP: 0	HBP: 0	WP: 1	PA: 42
--------------	------	------	------	------	------	------	------	------	------	------	------	------	------	------	------	------	------	------	------	------	------	------	------	------	------	------	------	------	------	------	------	------	------	------	------	------	------	------	------	------	------	------	------	------	-------	-------	-------	-------	-------	-------	--------	-------	--------	-------	--------

PITCHER	IP	WLS	BF	H	R	ER	SO	BB	IBB	HBP	BLK	WP	HR	S	P	ERA	WHIP
<b>Mike Marshall, R</b> ERA: 3.36 (1, 1)	8.2	W	39	8	6	6	7	5	0	0	0	1	2	48	68	6.23	1.500
<b>Diego Segui, R</b> ERA: 3.0 (9, 1)	0.1	S	3	2	0	0	0	0	0	0	0	0	0	3	3	0.00	6.000

Batter	1	2	3	4	5	6	7	8	9	AB R H RBI BB SO LOB	TOP											
Tommy Harper, R (1, 4) OBP: 0.427, SLG: 0.402	0-0 5-3	0-0 F8		0-0 F3		0-0 P5			0-3 K	5 0 0 0 0 1 3												
Mike Hegan, L (1, 9) OBP: 0.437, SLG: 0.424	0-0 3B		0-3 K	0-3 K			0-0 G3		0-0 G3	5 0 1 0 0 2 1												
Tommy Davis, R (1, 7) OBP: 0.246, SLG: 0.302	0-0 1-3		0-0 FC6-4 BB 1B	0-0 1-2 1B			0-0 F7		0-0 6-3	5 1 2 0 0 0 1												
Don Mincher, L (1, 3) OBP: 0.373, SLG: 0.458	4-0 FC5-4 IBB		4-0 FC6-4 BB	0-3 K			0-0 F8			2 0 0 0 2 1 2												
Wayne Comer, R (1, 8) OBP: 0.384, SLG: 0.440	0-0 FC5-4		0-0 FC6-4 BB 2B		0-0 5-3			0-0 SH2-4 1B		4 2 1 0 0 0 4												
Jerry McNertney, R (1, 2) OBP: 0.315, SLG: 0.377		0-0 SH2-3 1B	4-0 BB 2B	1-2 2B	0-0 5-3			0-0 SH2-4		2 1 1 0 1 0 0												
John Kennedy, R (1, 5) OBP: 0.385, SLG: 0.394		4-0 SH2-3 BB	4-0 BB 2B	1-2 2B BB	0-3 K			0-0 1B		2 1 1 2 2 1 0												
Ray Oylar, R (1, 6) OBP: 0.316, SLG: 0.275		0-3 K	0-0 2B	0-0 2B		0-0 F9		0-0 F7		4 0 1 3 0 1 3												
Marty Pattin, R (1, 1) John O'Donoghue, R (8, 1) OBP: 0.280, SLG: 0.280		0-0 SH2-3		0-0 1B		0-0 5-3		0-3 K		3 0 1 0 0 1 1 0 0 0 0 0 0 0												
<b>Inning Stats</b>	R: 0 E: 0 K: 0 S: 4	H: 1 LOB: 2 BB: 1 P: 8	R: 0 E: 0 K: 1 S: 6	H: 1 LOB: 2 BB: 1 P: 10	R: 4 E: 0 K: 1 S: 6	H: 2 LOB: 1 BB: 3 P: 18	R: 0 E: 0 K: 2 S: 9	H: 2 LOB: 2 BB: 0 P: 9	R: 0 E: 0 K: 1 S: 5	H: 0 LOB: 0 BB: 0 P: 5	R: 0 E: 0 K: 0 S: 3	H: 0 LOB: 0 BB: 0 P: 3	R: 0 E: 0 K: 0 S: 3	H: 0 LOB: 0 BB: 0 P: 3	R: 1 E: 0 K: 1 S: 7	H: 2 LOB: 1 BB: 0 P: 7	R: 0 E: 0 K: 1 S: 5	H: 0 LOB: 0 BB: 0 P: 5	1B: 6 2B: 1 3B: 1 HR: 0	SF: 0 SAC: 2 DP: 0 HBP: 0	WP: 0 PB: 0 SB: 0 CS: 0	PA: 39
<b>PITCHER</b>	IP WLS BF H R ER SO BB IBB HBP BLK WP HR S P ERA WHIP																					
Jim Hannan, R (1, 1) ERA: 3.98	2.2		16	3	4	4	2	4	1	0	0	0	0	15	35	13.50	2.625					
Bob Humphreys, R (3, 1) ERA: 3.68	4.1		15	3	0	0	3	0	0	0	0	0	0	21	21	0.00	0.692					
Dennis Higgins, R (8, 1) ERA: 1.97	2.0	W	8	2	1	1	2	0	0	0	0	0	0	12	12	4.50	1.000					

Seattle Pilots @ Washington Senators  
Robert F. Kennedy Memorial Stadium, Washington, DC

Tue May 20 1969, 7:05 PM EDT  
Att. 6,520 - Unknown

livebaseballscorecards.com

AB	32
R	5
H	8
RBI	5
BB	5
SO	7
LOB	15



Batter	1	2	3	4	5	6	7	8	9	AB	R	H	RBI	BB	SO	LOB	BOTTOM													
<b>Del Unser, L</b> (1, 8) OBP: 0.320, SLG: 0.289	0-0 3B 1B		0-0 1B		0-0 P3		0-0 G6-3 1-2f			4	1	2	0	0	0	1	<b>Seattle Pilots @ Washington Senators</b> <b>Robert F. Kennedy Memorial Stadium, Washington, DC</b> Tue May 20 1969, 7:05 PM EDT Att. 6,520 - Unknown <a href="http://livebaseballscorecards.com">livebaseballscorecards.com</a>													
<b>Ed Stroud, L</b> (1, 9) OBP: 0.274, SLG: 0.303	0-0 1B 3B		0-0 F7		0-0 6-3			0-0 F7		4	1	1	1	0	0	1														
<b>Frank Howard, R</b> (1, 7) OBP: 0.349, SLG: 0.569 <b>Hank Allen, R</b> (8, PR) OBP: 0.319, SLG: 0.367 (9, 7)	0-3 K		0-3 K		0-0 E1			4-0 HR BB		3	0	0	0	1	2	2														
<b>Mike Epstein, L</b> (1, 3) OBP: 0.429, SLG: 0.630	0-3 K		0-3 K		0-3 K			0-0 HR		4	1	1	2	0	3	3														
<b>Ken McMullen, R</b> (1, 5) OBP: 0.282, SLG: 0.315	0-0 CS 1B			4-0 HR BB		0-0 P6		0-0 K2-4-2 1B		3	1	2	1	1	0	0														
<b>Bernie Allen, L</b> (1, 4) OBP: 0.370, SLG: 0.456 <b>Brant Alyea, R</b> (8, PH) OBP: 0.500, SLG: 0.636 <b>Tim Cullen, R</b> (9, 4) OBP: 0.294, SLG: 0.274	0-0 CS	0-0 P6		0-0 HR		0-0 4-3		0-3 K2-4-2		3	1	1	2	0	0	0														
<b>Ed Brinkman, R</b> (1, 6) OBP: 0.320, SLG: 0.346		0-0 1B		0-0 F7		0-0 5-3				3	0	1	0	0	0	0														
<b>Paul Casanova, R</b> (1, 2) OBP: 0.234, SLG: 0.270		0-3 K		0-0 6-3			0-3 K			3	0	0	0	0	2	1														
<b>Jim Hannan, R</b> (1, 1) OBP: 0.200, SLG: 0.200 <b>Bob Humphreys, R</b> (3, 1) OBP: 0.167, SLG: 0.167 <b>Gary Holman, L</b> (7, PH) OBP: 0.389, SLG: 0.333 <b>Dennis Higgins, R</b> (8, 1)		0-3 K		0-0 5-3			4-0 G6-3 BB			1	0	0	0	0	1	1														
<b>Inning Stats</b>	R: 2 E: 0 K: 2 S: 9	H: 3 LOB: 0 BB: 0 P: 9	R: 0 E: 0 K: 2 S: 8	H: 1 LOB: 1 BB: 0 P: 8	R: 0 E: 0 K: 2 S: 8	H: 1 LOB: 1 BB: 0 P: 8	R: 2 E: 0 K: 0 S: 4	H: 1 LOB: 0 BB: 1 P: 8	R: 0 E: 1 K: 1 S: 6	H: 0 LOB: 1 BB: 0 P: 6	R: 0 E: 0 K: 0 S: 3	H: 0 LOB: 0 BB: 0 P: 3	R: 0 E: 0 K: 1 S: 4	H: 0 LOB: 0 BB: 1 P: 8	R: 2 E: 0 K: 1 S: 6	H: 2 LOB: 1 BB: 1 P: 10			1B: 5 2B: 1 3B: 1 HR: 2	SF: 0 SAC: 0 DP: 2 HBP: 0	WP: 0 PB: 0 SB: 0 CS: 1	PA: 34								
<b>PITCHER</b> <b>Marty Pattin, R</b> (1, 1) ERA: 4.4 <b>John O'Donoghue, L</b> (8, 1) ERA:	IP 7.1 0.2	WLS L	BF 32	H 8	R 6	ER 6	SO 8	BB 3	IBB 0	HBP 0	BLK 0	WP 0	HR 2	S 45	P 57	ERA 7.36	WHIP 1.500													
											<b>PITCHER</b>	IP	WLS	BF	H	R	ER	SO	BB	IBB	HBP	BLK	WP	HR	S	P	ERA	WHIP		

**Seattle Pilots @ Washington Senators**  
**Robert F. Kennedy Memorial Stadium, Washington, DC**  
 Tue May 20 1969, 7:05 PM EDT  
 Att. 6,520 - Unknown  
[livebaseballscorecards.com](http://livebaseballscorecards.com)

AB	30
R	6
H	8
RBI	6
BB	3
SO	9
LOB	10



Batter	1	2	3	4	5	6	7	8	9	AB R H RBI BB SO LOB	TOP											
Tommy Harper, R (1, 4) OBP: 0.429, SLG: 0.400	0-0 CS 1B		0-0 6-3		4-0 S BB			0-0 6-3		3 0 1 0 1 0 1												
Mike Hegan, L (1, 9) OBP: 0.446, SLG: 0.451	0-0 G4-6-3 1-2 1B		0-0 E 3B		0-3 K 1-2			4-0 1B FC6-4 BB		3 2 2 1 1 1 1												
Tommy Davis, R (1, 7) OBP: 0.246, SLG: 0.300	0-0 G4-6-3 1-2f		0-0 E1 S 1B		0-0 E3 CS			0-0 BB E 1B		4 2 1 0 0 0 1												
Don Mincher, L (1, 3) OBP: 0.384, SLG: 0.488		0-0 HR	0-0 CS 1B		0-0 F2 1-2			4-0 FC6-4 BB		3 1 2 2 1 0 1												
Wayne Comer, R (1, 8) OBP: 0.371, SLG: 0.421		0-0 1-3	0-0 CS 1-2	0-0 6-3		0-0 3-1		0-0 FC6-4 S 1-2f 2-H 3-H		4 0 0 1 0 0 1												
Jerry McNertney, R (1, 2) OBP: 0.312, SLG: 0.370		0-3 K		0-3 K			0-0 6-3 6-3 1B	0-0 5-3 1-2		4 0 1 0 0 2 1												
John Kennedy, R (1, 5) OBP: 0.349, SLG: 0.351		0-0 6-3		0-0 6-3			0-0 6-3 1-2	0-0 F9		4 0 0 0 0 0 1												
Gus Gil, R (1, 6) OBP: 0.381, SLG: 0.342			0-0 5-3		0-0 P3		0-0 6-3 2-3	0-0 5-3		4 0 0 0 0 0 1												
Gene Brabender, R (1, 1) OBP: 0.333, SLG: 0.250			0-0 3B 1B		0-0 3-1		0-0 F7	0-0 L1		2 1 1 0 0 0 0												
John O'Donoghue, R (6, 1)										2 0 0 0 0 0 1												
Diego Segui, R (9, 1) OBP: 0.200, SLG: 0.111										0 0 0 0 0 0 0												
<b>Inning Stats</b>	R: 0 E: 0 K: 0 S: 3	H: 2 LOB: 0 BB: 0 P: 3	R: 1 E: 0 K: 1 S: 6	H: 1 LOB: 0 BB: 0 P: 6	R: 3 E: 1 K: 0 S: 6	H: 3 LOB: 0 BB: 0 P: 6	R: 0 E: 0 K: 1 S: 5	H: 0 LOB: 0 BB: 0 P: 5	R: 0 E: 0 K: 1 S: 5	H: 0 LOB: 1 BB: 1 P: 9	R: 0 E: 1 K: 0 S: 3	H: 0 LOB: 0 BB: 0 P: 3	R: 0 E: 0 K: 0 S: 4	H: 1 LOB: 1 BB: 0 P: 4	R: 2 E: 1 K: 0 S: 4	H: 1 LOB: 1 BB: 2 P: 12	R: 0 E: 0 K: 0 S: 3	H: 0 LOB: 0 BB: 0 P: 3	1B: 6 2B: 0 3B: 1 HR: 1	SF: 0 SAC: 0 DP: 1 HBP: 0	WP: 0 PB: 0 SB: 3 CS: 3	PA: 37
<b>PITCHER</b>	IP WLS BF H R ER SO BB IBB HBP BLK WP HR S P ERA WHIP																					
Joe Coleman, R (1, 1) ERA: 4.13	3.0 L 13 6 4 2 1 0 0 0 0 0 0 1 15 15 6.00 2.000																					
Jim Shellenback, L (4, 1) ERA: 2.75	3.0 10 0 0 0 2 1 0 0 0 0 0 0 13 17 0.00 0.333																					
Casey Cox, R (7, 1) ERA: 3.0	2.0 10 2 2 1 0 2 0 0 0 0 0 0 8 16 4.50 2.000																					
Dave Baldwin, R (9, 1) ERA: 2.75	1.0 3 0 0 0 0 0 0 0 0 0 0 0 3 3 0.00 0.000																					

Seattle Pilots @ Washington Senators  
 Robert F. Kennedy Memorial Stadium, Washington, DC  
 Wed May 21 1969, 7:05 PM EDT  
 Att. 6,083 - Unknown

livebaseballscorecards.com

AB	33
R	6
H	8
RBI	4
BB	3
SO	3
LOB	9





Batter	1	2	3	4	5	6	7	8	9	AB	R	H	RBI	BB	SO	LOB
<b>Del Unser, L</b> (1, 8) OBP: 0.322, SLG: 0.293	0-0 HBP BB 1B		0-0 F7	0-0 1-2 1B		0-0 G6-4-3		0-0 F3		5	0	2	0	0	0	4
<b>Ed Stroud, L</b> (1, 9) OBP: 0.289, SLG: 0.299 <b>Hank Allen, R</b> (7, PH) OBP: 0.322, SLG: 0.364	4-0 HBP 1-2 BB		4-0 BB BB BB	0-3 K			0-0 5-3		4-0 1B 1B BB	1	0	0	0	2	1	2
<b>Frank Howard, R</b> (1, 7) OBP: 0.350, SLG: 0.561	0-3 K		4-0 BB 1-2 BB		0-0 F7		0-0 G3		0-0 1B 1-3 1B	4	0	1	0	1	1	2
<b>Mike Epstein, L</b> (1, 3) OBP: 0.435, SLG: 0.656	0-0 P5		4-0 BB 1-2 2-3 BB		0-0 F9		0-0 HR		0-0 1-2 3-H 1B	4	1	2	2	1	0	2
<b>Ken McMullen, R</b> (1, 5) OBP: 0.286, SLG: 0.309	1-0 HBP		0-3 K		0-3 K		4-0 BB		0-0 P6	3	0	0	0	1	2	5
<b>Bernie Allen, L</b> (1, 4) OBP: 0.358, SLG: 0.439 <b>Brant Alyea, R</b> (7, PH) OBP: 0.478, SLG: 0.600	0-0 4-3		0-0 P4			0-0 G3	0-0 F7		0-3 K	3	0	0	0	0	0	6
<b>Ed Brinkman, R</b> (1, 6) OBP: 0.316, SLG: 0.341		0-3 K		0-0 6-3		0-0 1B BB 1B		0-0 F9	0-0 6-3	5	0	1	0	0	1	2
<b>Jim French, L</b> (1, 2) OBP: 0.325, SLG: 0.138 <b>Tim Cullen, R</b> (8, PH) OBP: 0.304, SLG: 0.286 <b>Paul Casanova, R</b> (9, 2) OBP: 0.234, SLG: 0.270		0-0 F7		4-0 1B BB		4-0 1B 1-2 BB		0-0 1B		1	0	0	0	2	0	0
<b>Joe Coleman, R</b> (1, 1) OBP: 0.186, SLG: 0.056 <b>Jim Shellenback, L</b> (4, 1) OBP: 0.500, SLG: 0.500 <b>Gary Holman, L</b> (6, PH) OBP: 0.421, SLG: 0.375 <b>Casey Cox, R</b> (7, 1) OBP: 0.162, SLG: 0.100 <b>Dick Billings, R</b> (8, PH) OBP: 0.162, SLG: 0.100 <b>Dave Baldwin, R</b> (9, 1)		0-3 K		0-0 1B 1-2 1B		0-0 G6-4-3 1B		0-0 F2		1	0	0	0	0	1	0

Inning Stats	R: 0	H: 1	E: 0	K: 1	S: 6	LOB: 3	BB: 1	P: 11	R: 0	H: 0	E: 0	K: 2	S: 7	LOB: 0	BB: 0	P: 7	R: 0	H: 0	E: 0	K: 1	S: 5	LOB: 3	BB: 3	P: 17	R: 0	H: 2	E: 0	K: 1	S: 6	LOB: 2	BB: 1	P: 10	R: 0	H: 0	E: 0	K: 1	S: 5	LOB: 0	BB: 0	P: 5	R: 0	H: 2	E: 0	K: 0	S: 4	LOB: 2	BB: 1	P: 8	R: 1	H: 1	E: 0	K: 0	S: 4	LOB: 1	BB: 1	P: 8	R: 0	H: 1	E: 0	K: 0	S: 4	LOB: 1	BB: 0	P: 4	R: 1	H: 2	E: 0	K: 1	S: 7	LOB: 2	BB: 1	P: 11	1B: 8	2B: 0	3B: 0	HR: 1	SF: 0	SAC: 0	DP: 1	HBP: 1	WP: 0	PB: 0	SB: 0	CS: 0	PA: 43
--------------	------	------	------	------	------	--------	-------	-------	------	------	------	------	------	--------	-------	------	------	------	------	------	------	--------	-------	-------	------	------	------	------	------	--------	-------	-------	------	------	------	------	------	--------	-------	------	------	------	------	------	------	--------	-------	------	------	------	------	------	------	--------	-------	------	------	------	------	------	------	--------	-------	------	------	------	------	------	------	--------	-------	-------	-------	-------	-------	-------	-------	--------	-------	--------	-------	-------	-------	-------	--------


PITCHER	IP	WLS	BF	H	R	ER	SO	BB	IBB	HBP	BLK	WP	HR	S	P	ERA	WHIP
<b>Gene Brabender, R</b> (1, 1) ERA: 6.91	5.1	W	27	5	0	0	6	6	0	1	0	0	0	32	57	0.00	2.062
<b>John O'Donoghue, L</b> (6, 1) ERA: 2.45	2.2		13	4	2	2	0	2	0	0	0	0	1	11	19	6.75	2.250
<b>Diego Segui, R</b> (9, 1) ERA: 2.92	1.0	S	3	0	0	0	1	0	0	0	0	0	0	5	5	0.00	0.000

**BOTTOM**

**Seattle Pilots @ Washington Senators**  
Robert F. Kennedy Memorial Stadium, Washington, DC

Wed May 21 1969, 7:05 PM EDT  
Att. 6,083 - Unknown

<b>AB</b>	<b>34</b>
<b>R</b>	<b>2</b>
<b>H</b>	<b>9</b>
<b>RBI</b>	<b>2</b>
<b>BB</b>	<b>8</b>
<b>SO</b>	<b>7</b>
<b>LOB</b>	<b>27</b>



Batter	1	2	3	4	5	6	7	8	9	AB R H RBI BB SO LOB	TOP																									
Tommy Harper, R (1, 4) OBP: 0.416, SLG: 0.386	0-0 6-3	0-0 PO	0-3 K	0-0 F8			0-0 E6 HR		0-0 P3	5 1 0 0 0 1 0																										
Mike Hegan, L (1, 9) OBP: 0.452, SLG: 0.476	0-0 HR		4-0 FC4-6 BB		0-0 F8		0-3 K		4-0 BB	3 1 1 1 2 1 1																										
Tommy Davis, R (1, 7) OBP: 0.244, SLG: 0.296	0-0 1-3		0-0 FC4-6 PB 2B		0-0 1B		0-0 6-3		0-0 4-3 BB	5 1 1 0 0 0 3 0 0 0 0 0 0 0																										
Jim Gosger, L (9, 8) OBP: 0.214, SLG: 0.260																																				
Don Mincher, L (1, 3) OBP: 0.391, SLG: 0.480	4-0 BB		4-0 PB 2B BB		0-0 F8		4-0 HR BB		0-0 P6	2 2 0 0 3 0 2																										
Wayne Comer, R (1, 8) OBP: 0.375, SLG: 0.465	0-0 E5 1-2		0-0 2B 2B		0-0 P6		0-0 HR			4 2 2 5 0 0 2																										
Larry Haney, R (1, 2) OBP: 0.400, SLG: 0.523	0-3 K		0-0 2B			0-0 F3		0-0 6-3		4 0 1 1 0 1 2																										
John Kennedy, R (1, 6) OBP: 0.362, SLG: 0.350		0-0 L3 1B	0-0 F9			4-0 BB		0-0 6-3		3 0 1 0 1 0 1																										
Gus Gil, R (1, 5) OBP: 0.348, SLG: 0.310		0-0 L3		0-0 2-3		0-3 K		0-0 1-3		4 0 0 0 0 1 2																										
Gary Bell, R (1, 1) OBP: 0.333, SLG: 0.385		0-0 PO 2B		0-0 6-3		0-0 L5		0-0 P6		2 0 1 0 0 0 0 0 0 0 0 0 0 0 1 0 0 0 0 0 1 0 0 0 0 0 0 0 1 0 0 0 0 0 0																										
Jim Bouton, R (5, 1)																																				
Steve Whitaker, L (6, PH) OBP: 0.325, SLG: 0.343																																				
Darrell Brandon, R (6, 1)																																				
Diego Segui, R (7, 1) OBP: 0.182, SLG: 0.100																																				
<b>Inning Stats</b>	R: 1 E: 1 K: 1 S: 7	H: 1 LOB: 2 BB: 1 P: 11	R: 0 E: 0 K: 0 S: 3	H: 2 LOB: 0 BB: 0 P: 3	R: 3 E: 0 K: 1 S: 7	H: 2 LOB: 1 BB: 2 P: 15	R: 0 E: 0 K: 0 S: 3	H: 0 LOB: 0 BB: 0 P: 3	R: 0 E: 0 K: 1 S: 5	H: 0 LOB: 1 BB: 1 P: 9	R: 3 E: 1 K: 1 S: 7	H: 1 LOB: 0 BB: 1 P: 11	R: 0 E: 0 K: 0 S: 3	H: 0 LOB: 0 BB: 0 P: 3	R: 0 E: 0 K: 0 S: 3	H: 0 LOB: 1 BB: 1 P: 7	1B: 2 2B: 4 3B: 0 HR: 2	SF: 0 SAC: 0 DP: 1 HBP: 0	WP: 0 PA: 41 PB: 1 SB: 2 CS: 0																	
<b>PITCHER</b>	IP WLS BF H R ER SO BB IBB HBP BLK WP HR S P ERA WHIP																																			
Camilo Pascual, R (1, 1) ERA: 6.54	2.2		14	4	4	4	2	3	0	0	0	0	1	15	27	13.50	2.625																			
Casey Cox, R (3, 1) ERA: 2.88	1.1		5	1	0	0	0	0	0	0	0	0	0	5	5	0.00	0.750																			
Dave Baldwin, R (5, 1) ERA: 2.49	2.0		8	1	0	0	1	1	0	0	0	0	0	9	13	0.00	1.000																			
Dennis Higgins, R (7, 1) ERA: 1.91	1.0	L	6	1	3	0	1	1	0	0	0	0	1	7	11	0.00	2.000																			
Bob Humphreys, R (8, 1) ERA: 3.38	2.0		7	0	0	0	0	1	0	0	0	0	0	6	10	0.00	0.500																			

Seattle Pilots @ Washington Senators  
 Robert F. Kennedy Memorial Stadium, Washington, DC

Thu May 22 1969, 7:05 PM EDT  
 Att. 4,242 - Unknown

AB	34
R	7
H	7
RBI	7
BB	6
SO	4
LOB	14



Batter	1	2	3	4	5	6	7	8	9	AB	R	H	RBI	BB	SO	LOB
<b>Del Unser, L</b> OBP: 0.324, SLG: 0.292 (1, 8)	4-0 2B BB	0-0 1-2 1B		0-0 FC4-6 1-2f		0-3 K	0-0 5-3			4	1	1	0	1	1	2
<b>Ed Stroud, L</b> OBP: 0.309, SLG: 0.324 (1, 9)	0-0 BB FC6-4 1-H 2B	0-0 L8			0-0 F5	4-0 1B BB		0-0 G4-6-3 1B		4	2	2	1	1	0	2
<b>Frank Howard, R</b> OBP: 0.352, SLG: 0.553 (1, 7)	0-0 5-3	0-3 K			4-0 HR BB	0-0 HBP 1B		0-0 G4-6-3 1-2f		4	1	1	1	1	1	4
<b>Mike Epstein, L</b> OBP: 0.442, SLG: 0.677 (1, 3)	4-0 FC6-4 BB BB		0-3 K		0-0 HR 1B	1-0 HBP		0-3 K		3	1	1	2	1	2	0
<b>Bernie Allen, L</b> OBP: 0.350, SLG: 0.419 (1, 5)	4-0 FC6-4 1-2 2-3 BB		0-0 4-3		0-0 5-3	0-0 P6			0-0 F9	4	0	0	0	1	0	2
<b>Ed Brinkman, R</b> OBP: 0.319, SLG: 0.339 (1, 6)	0-0 FC6-4 1-2f 2-3 3-H		0-0 F7		0-0 1B 1B		4-0 1B SF9 BB		0-0 6-3	4	1	1	1	1	0	2
<b>Tim Cullen, R</b> OBP: 0.324, SLG: 0.309 (1, 4)	0-0 5-3			0-0 FC4-6 1B	0-0 1-2 1B		0-0 S 1B		0-3 K	5	0	3	0	0	1	2
<b>Paul Casanova, R</b> OBP: 0.228, SLG: 0.262 (1, 2)		0-0 P4		0-0 F3	0-0 F8		0-0 SF9			3	0	0	0	0	0	3
<b>Hank Allen, R</b> OBP: 0.319, SLG: 0.364 (7, PH)										0	0	0	1	0	0	0
<b>Bob Humphreys, R</b> OBP: 0.167, SLG: 0.167 (8, 1)										0	0	0	0	0	0	0
<b>Camilo Pascual, R</b> OBP: 0.287, SLG: 0.267 (3, 1)		0-0 1B		0-0 F9		0-0 F8	0-0 F3			1	0	1	0	0	0	0
<b>Casey Cox, R</b> OBP: 0.167, SLG: 0.091 (4, PH)										0	0	0	0	0	0	0
<b>Dick Billings, R</b> OBP: 0.167, SLG: 0.091 (5, 1)										0	0	0	0	0	0	0
<b>Dave Baldwin, R</b> OBP: 0.400, SLG: 0.353 (6, PH)										0	0	0	0	0	0	0
<b>Gary Holman, L</b> OBP: 0.284, SLG: 0.307 (7, 1)										1	0	0	0	0	0	1
<b>Dennis Higgins, R</b> OBP: 0.284, SLG: 0.307 (7, PH)										0	0	0	0	0	0	0
<b>Ken McMullen, R</b> OBP: 0.325, SLG: 0.138 (8, 2)										0	0	0	0	0	0	0

Inning Stats	R: 2	H: 1	E: 0	K: 0	S: 4	H: 1	LOB: 2	BB: 3	P: 16	R: 0	H: 2	E: 0	K: 1	S: 7	R: 0	H: 0	E: 0	K: 1	S: 5	R: 0	H: 1	E: 0	K: 0	S: 4	R: 2	H: 3	E: 0	K: 0	S: 6	R: 1	H: 1	E: 0	K: 1	S: 6	R: 1	H: 1	E: 0	K: 0	S: 4	R: 0	H: 1	E: 0	K: 1	S: 5	R: 0	H: 0	E: 0	K: 1	S: 5	1B: 8	SF: 1	2B: 1	SAC: 0	3B: 0	DP: 1	HR: 1	HBP: 1	WP: 0	PA: 43
--------------	------	------	------	------	------	------	--------	-------	-------	------	------	------	------	------	------	------	------	------	------	------	------	------	------	------	------	------	------	------	------	------	------	------	------	------	------	------	------	------	------	------	------	------	------	------	------	------	------	------	------	-------	-------	-------	--------	-------	-------	-------	--------	-------	--------

PITCHER	IP	WLS	BF	H	R	ER	SO	BB	IBB	HBP	BLK	WP	HR	S	P	ERA	WHIP
<b>Gary Bell, R</b> ERA: 4.59 (1, 1)	4.2		25	7	4	4	2	4	0	0	0	0	1	25	41	7.71	2.357
<b>Jim Bouton, R</b> ERA: 4.67 (5, 1)	0.1		1	0	0	0	0	0	0	0	0	0	0	1	1	0.00	0.000
<b>Darrell Brandon, R</b> ERA: 9.0 (6, 1)	1.0		8	2	2	2	1	2	0	1	0	0	0	7	16	18.00	4.000
<b>Diego Segui, R</b> ERA: 2.7 (7, 1)	3.0	W	9	1	0	0	2	0	0	0	0	0	0	13	13	0.00	0.333

**BOTTOM**

**Seattle Pilots @ Washington Senators**  
**Robert F. Kennedy Memorial Stadium, Washington, DC**  
 Thu May 22 1969, 7:05 PM EDT  
 Att. 4,242 - Unknown

<b>AB</b>	<b>35</b>
<b>R</b>	<b>6</b>
<b>H</b>	<b>10</b>
<b>RBI</b>	<b>6</b>
<b>BB</b>	<b>6</b>
<b>SO</b>	<b>5</b>
<b>LOB</b>	<b>19</b>



<b>WP: 0</b>	<b>PA: 43</b>
<b>PB: 0</b>	
<b>SB: 1</b>	
<b>CS: 0</b>	

Batter	1	2	3	4	5	6	7	8	9	AB R H RBI BB SO LOB	TOP									
Tommy Harper, R (1, 4) OBP: 0.412, SLG: 0.389	0-0 F7		0-0 S 2B		0-0 6-3			0-0 E6 FC6-4		4 0 1 0 0 0 0	<b>Seattle Pilots @ Cleveland Indians</b> <b>Cleveland Municipal Stadium, Cleveland, OH</b> Fri May 23 1969, 7:05 PM EDT Att. 5,633 - Unknown									
Dick Simpson, R (1, 8) OBP: 0.389, SLG: 0.357	0-0 E6 1B		4-0 S BB		0-0 F7			0-0 FC6-4 1-2f		3 1 0 0 1 0 1										
Tommy Davis, R (1, 7) OBP: 0.237, SLG: 0.287	0-0 F3		0-0 F8 1-2 2-3		0-0 5-3			0-0 F8		4 0 0 0 0 0 4										
Wayne Comer, R (1, 9) OBP: 0.371, SLG: 0.456	0-0 E9 1-H 1B		0-0 F8		0-0 6-3			0-0 F7		4 0 1 0 0 0 3										
Don Mincher, L (1, 3) OBP: 0.381, SLG: 0.465	0-0 1-3		0-0 G3		0-3 K			0-0 F9		4 0 0 0 0 1 3										
Jerry McNertney, R (1, 2) OBP: 0.296, SLG: 0.351		0-0 F9		0-0 F8		0-0 P4		0-0 F8		4 0 0 0 0 0 0										
Gus Gil, R (1, 5) OBP: 0.340, SLG: 0.304		0-0 1B		0-0 5-3		0-0 L5		0-0 6-3		4 0 1 0 0 0 0										
Ray Oyler, R (1, 6) OBP: 0.316, SLG: 0.289		0-3 K		0-0 2B		0-0 5-3				3 0 1 0 0 1 1										
Mike Marshall, R (1, 1) OBP: 0.280, SLG: 0.375		0-0 G3		0-0 5-3		0-3 K				2 0 0 0 0 0 2										
Jim Bouton, R (4, 1)										0 0 0 0 0 0 0										
Steve Whitaker, L (7, PH) OBP: 0.317, SLG: 0.333										1 0 0 0 0 1 0										
Darrell Brandon, R (7, 1)										0 0 0 0 0 0 0										
<b>Inning Stats</b>	R: 1 E: 2 K: 0 S: 5	H: 1 LOB: 1 BB: 0 P: 5	R: 0 E: 0 K: 1 S: 6	H: 1 LOB: 1 BB: 0 P: 6	R: 0 E: 0 K: 0 S: 4	H: 1 LOB: 2 BB: 1 P: 8	R: 0 E: 0 K: 0 S: 4	H: 1 LOB: 1 BB: 0 P: 4	R: 0 E: 0 K: 1 S: 5	H: 0 LOB: 0 BB: 0 P: 5	R: 0 E: 0 K: 1 S: 5	H: 0 LOB: 0 BB: 0 P: 5	R: 0 E: 1 K: 0 S: 4	H: 0 LOB: 1 BB: 0 P: 4	R: 0 E: 0 K: 0 S: 3	H: 0 LOB: 0 BB: 0 P: 3	1B: 2 2B: 2 3B: 0 HR: 0	SF: 0 SAC: 0 DP: 0 HBP: 0	WP: 0 PB: 0 SB: 2 CS: 0	PA: 34
PITCHER Dick Ellsworth, L (1, 1) ERA: 4.35	IP 9.0 WLS W BF 34 H 4 R 1 ER 0 SO 3 BB 1 IBB 0 HBP 0 BLK 0 WP 0 HR 0 S 39 P 43 ERA 0.00 WHIP 0.556																			

livebaseballscorecards.com

<b>AB</b>	<b>33</b>
<b>R</b>	<b>1</b>
<b>H</b>	<b>4</b>
<b>RBI</b>	<b>0</b>
<b>BB</b>	<b>1</b>
<b>SO</b>	<b>3</b>
<b>LOB</b>	<b>14</b>



Batter	1	2	3	4	5	6	7	8	9	AB	R	H	RBI	BB	SO	LOB
Zoilo Versalles, R OBP: 0.349, SLG: 0.404 Russ Snyder, L OBP: 0.379, SLG: 0.340 (1, 4) (7, PH) (8, 9)	0-0 1B 1B		0-0 S 3B 1B	4-0 BB 1-2 2-3 3-H BB		4-0 BB	0-0 F8			2	2	2	1	2	0	0
Jose Cardenal, R OBP: 0.264, SLG: 0.353 (1, 8)	0-0 1B 1-2 FC5-2 1B		0-0 1-H SF9 3B	0-0 G1-2-3 3-H		0-0 P4		0-3 K		5	1	2	1	0	1	4
Lee Mays, L OBP: 0.258, SLG: 0.214 (1, 7)	0-0 FC6-4 1-3 2-H 1B		0-0 SF9		0-0 G3	0-0 F9		0-0 F9		4	0	1	2	0	0	1
Ken Harrelson, R OBP: 0.282, SLG: 0.303 Chuck Hinton, R OBP: 0.314, SLG: 0.394 Vern Fuller, R OBP: 0.220, SLG: 0.116 (1, 9) (7, PR) (8, 4)	0-0 FC5-2 1-2 FC6-4 1B		1-0 HBP		0-0 E 1B 2B		4-0 WP 1B BB	0-0 6-3		2	1	1	0	1	0	2
Tony Horton, R OBP: 0.289, SLG: 0.459 (1, 3)	0-0 FC6-4 1-2f 2-3		0-0 F8		0-0 E 1B		0-0 2B 1-H 1B			4	1	1	1	0	0	4
Max Alvis, R OBP: 0.327, SLG: 0.330 (1, 5)		0-0 5-3		0-0 2B BB 1B		0-3 K		0-0 F5		4	1	1	0	0	1	3
Larry Brown, R OBP: 0.376, SLG: 0.387 (1, 6)		0-0 F7		0-0 BB G1-2-3 2B		0-0 E9 1-H 3-H 1B		0-0 2B		4	0	3	1	0	0	0
Ray Fosse, R OBP: 0.264, SLG: 0.292 (1, 2)		0-0 6-3		4-0 BB BB		0-3 K		4-0 IBB		2	0	0	0	2	1	1
Dick Ellsworth, L OBP: 0.133, SLG: 0.071 (1, 1)			0-0 F6		0-3 K		0-0 G3		0-3 K	4	0	0	0	0	2	6

Inning Stats	R: 1	H: 3	E: 0	K: 5	S: 5	LOB: 1	BB: 0	P: 5	R: 0	H: 0	E: 0	K: 0	S: 3	LOB: 0	BB: 0	P: 3	R: 2	H: 2	E: 0	K: 0	S: 5	LOB: 1	BB: 0	P: 6	R: 1	H: 2	E: 0	K: 1	S: 6	LOB: 2	BB: 2	P: 14	R: 2	H: 2	E: 2	K: 2	S: 10	LOB: 1	BB: 0	P: 10	R: 0	H: 0	E: 0	K: 0	S: 3	LOB: 1	BB: 1	P: 7	R: 1	H: 2	E: 0	K: 1	S: 7	LOB: 3	BB: 2	P: 15	R: 0	H: 0	E: 0	K: 1	S: 5	LOB: 0	BB: 0	P: 5
PITCHER	IP	WLS	BF	H	R	ER	SO	BB	IBB	HBP	BLK	WP	HR	S	P	ERA	WHIP																																															
Mike Marshall, R ERA: 3.75 (1, 1)	3.1	L	19	7	4	4	1	2	0	1	0	0	0	18	27	10.80	2.700																																															
Jim Bouton, R ERA: 4.5 (4, 1)	2.2		11	2	2	1	2	1	0	0	0	0	0	14	18	3.38	1.125																																															
Darrell Brandon, R ERA: 8.4 (7, 1)	2.0		10	2	1	1	2	1	1	0	0	1	0	12	20	4.50	1.500																																															

BOTTOM

Seattle Pilots @ Cleveland Indians  
Cleveland Municipal Stadium, Cleveland, OH  
Fri May 23 1969, 7:05 PM EDT  
Att. 5,633 - Unknown

livebaseballscorecards.com

AB	33
R	7
H	11
RBI	6
BB	5
SO	5
LOB	24



1B: 7	SF: 1	WP: 1	PA: 40
2B: 3	SAC: 0	PB: 0	
3B: 1	DP: 1	SB: 1	
HR: 0	HBP: 1	CS: 0	

PITCHER	IP	WLS	BF	H	R	ER	SO	BB	IBB	HBP	BLK	WP	HR	S	P	ERA	WHIP
---------	----	-----	----	---	---	----	----	----	-----	-----	-----	----	----	---	---	-----	------



Batter	1	2	3	4	5	6	7	8	9	AB R H RBI BB SO LOB
Zoilo Versalles, R OBP: 0.345, SLG: 0.398 (1, 4)	0-0 6-3 ①		0-3 K ①		0-0 F5 ②			0-0 FC5 1B 1B		4 0 1 0 0 1 1
Jose Cardenal, R OBP: 0.264, SLG: 0.350 (1, 8)	0-0 6-3 ②		0-0 FC6-4 1B 1-2		0-0 F7 ③			0-3 K ①		4 0 1 0 0 1 1
Larry Brown, R OBP: 0.379, SLG: 0.391 (1, 6)	0-0 1B		0-0 FC6-4 1B 1-2f 2-3				0-0 F8 ①	0-0 1B 1-2		4 0 2 0 0 0 2
Ken Harrelson, R OBP: 0.262, SLG: 0.302 (1, 9)	0-3 K ③		0-0 1B 1-2 3-H				0-3 K ②	0-0 P4 ②		4 0 1 1 0 2 3
Tony Horton, R OBP: 0.295, SLG: 0.478 (1, 3)		0-0 HR	0-0 F3 ③				4-0 BB	0-0 FC5 ③		3 1 1 1 1 0 4
Max Alvis, R OBP: 0.315, SLG: 0.317 (1, 5)		0-0 F8 ①		0-0 P3 ①			0-0 F7 ③	0-0 5-3 ①		4 0 0 0 0 0 1
Richie Scheinblum, S OBP: 0.211, SLG: 0.147 (1, 7)		0-0 G5-4-3 1B		0-3 K2-3 ②			0-0 F7 ①	0-0 G6-3 1B		4 0 2 0 0 1 0
Ray Fosse, R OBP: 0.250, SLG: 0.275 Lee Maye, L OBP: 0.254, SLG: 0.211 (9, PH)	0-0 G5-4-3 ② ③		0-0 6-3 ③				0-0 F8 ②	0-0 G6-3 ② ③		3 0 0 0 0 0 1 1 0 0 0 0 0 1
Sam McDowell, L Luis Tiant, R Russ Snyder, L Steve Hargrett, R Jack Hamilton, R Cap Peterson, R Gary Kroll, R Duke Sims, L Juan Pizarro, L			0-0 FC6-4 1B 1B		0-0 6-3 ①		0-3 K ③			0 0 0 0 0 0 0 0 0 0 0 0 0 0 1 1 1 0 0 0 0 0 0 0 0 0 0 0 1 0 0 0 0 0 0 0 0 0 0 0 0 0 1 0 0 0 0 0 0 1 0 0 0 0 0 0 0 0 0 0 0 0 0

Inning Stats	R: 0	H: 1	E: 0	K: 1	S: 6	LOB: 1	BB: 0	P: 6	R: 1	H: 2	E: 0	K: 0	S: 4	LOB: 0	BB: 0	P: 4	R: 1	H: 3	E: 0	K: 1	S: 8	LOB: 2	BB: 0	P: 8	R: 0	H: 0	E: 0	K: 1	S: 5	LOB: 0	BB: 0	P: 5	R: 0	H: 0	E: 0	K: 0	S: 3	LOB: 0	BB: 0	P: 3	R: 0	H: 0	E: 0	K: 1	S: 5	LOB: 1	BB: 1	P: 9	R: 0	H: 0	E: 0	K: 1	S: 5	LOB: 0	BB: 0	P: 5	R: 0	H: 2	E: 0	K: 1	S: 7	LOB: 2	BB: 0	P: 7	R: 0	H: 1	E: 0	K: 0	S: 3	LOB: 0	BB: 0	P: 3	1B: 8	2B: 0	3B: 0	HR: 1	SF: 0	SAC: 0	DP: 2	HBP: 0	WP: 0	PB: 0	SB: 0	CS: 0	PA: 35
PITCHER	IP	WLS	BF	H	R	ER	SO	BB	IBB	HBP	BLK	WP	HR	S	P	ERA	WHIP																																																																				
Steve Barber, L ERA: 6.23 (1, 1)	4.0		17	6	2	2	3	0	0	0	0	0	0	23	23	4.50	1.500																																																																				
Fred Talbot, R ERA: 3.63 (5, 1)	5.0	W	18	3	0	0	3	1	0	0	0	0	0	23	27	0.00	0.800																																																																				

**BOTTOM**

**Seattle Pilots @ Cleveland Indians**  
Cleveland Municipal Stadium, Cleveland, OH

Sat May 24 1969, 3:33 AM EDT  
Att. 7,094 - Unknown

AB	34
R	2
H	9
RBI	2
BB	1
SO	6
LOB	14



WP: 0	PA: 35
PB: 0	
SB: 0	
CS: 0	
ERA	WHIP

livebaseballscorecards.com

Batter	1	2	3	4	5	6	7	8	9	AB R H RBI BB SO LOB	TOP																										
Tommy Harper, R (1, 4) OBP: 0.428, SLG: 0.404	4-0 BB		0-0 1B		0-0 2B		0-0 L7	4-0 BB		3 1 2 1 2 0 0																											
Dick Simpson, R (1, 8) OBP: 0.357, SLG: 0.348	0-0 F7		0-3 K		4-0 BB		0-0 P5	0-3 K		4 0 0 0 1 2 5																											
Tommy Davis, R (1, 7) OBP: 0.248, SLG: 0.295	0-0 6-3		0-0 1B		0-3 K		0-3 K		0-0 1B	5 0 2 1 0 2 3																											
Jim Gosger, L (9, 9) OBP: 0.214, SLG: 0.260			3-H 1B							0 0 0 0 0 0 0																											
Wayne Comer, R (1, 9) OBP: 0.381, SLG: 0.440	0-0 6-3		0-0 P4		0-0 F3			4-0 1B BB	0-3 K	4 1 0 0 1 1 5																											
Mike Hegan, L (1, 3) OBP: 0.448, SLG: 0.465		0-0 1-3	0-3 K		0-0 F7			0-0 FC4-6 1B BB	0-0 F7	5 1 1 0 0 1 4																											
Jerry McNertney, R (1, 2) OBP: 0.298, SLG: 0.350		0-0 5-3		0-0 PB 1B		0-0 F7		0-0 FC4-6 1B	0-0 F7	3 0 1 0 0 0 0																											
Merritt Ranew, L (8, PH) OBP: 0.538, SLG: 0.455								1-2 2-H 1B		1 0 1 1 0 0 0																											
Larry Haney, R (8, 2) OBP: 0.375, SLG: 0.480										1 0 0 0 0 0 1																											
Gus Gil, R (1, 5) OBP: 0.362, SLG: 0.308		4-0 BB BB	0-3 K		0-0 1B		0-0 1B	0-0 FC4-6 BB IBB		3 0 1 0 1 1 3																											
Ray Oyler, R (1, 6) OBP: 0.314, SLG: 0.281		4-0 BB BB	0-0 6-3		0-3 K		0-3 K	4-0 BB IBB		2 0 0 0 1 1 2																											
Don Mincher, L (8, PH) OBP: 0.389, SLG: 0.465		1-2 BB	1-2 BB		1-2 BB		1-2 BB IBB			0 0 0 0 1 0 0																											
John Kennedy, R (8, 6) OBP: 0.362, SLG: 0.350								1-2 BB IBB		0 0 0 0 0 0 0																											
Marty Pattin, R (1, 1) OBP: 0.250, SLG: 0.250		0-0 P5	0-3 K		0-0 1-3		0-0 1-3	0-3 K		3 0 0 0 0 1 4																											
Diego Segui, R (7, 1) OBP: 0.182, SLG: 0.100										0 0 0 0 0 0 0																											
Steve Whitaker, L (8, PH) OBP: 0.310, SLG: 0.324										1 0 0 0 0 1 3																											
Jim Bouton, R (8, 1) OBP: 0.310, SLG: 0.324										0 0 0 0 0 0 0																											
John O'Donoghue, R (8, 1) OBP: 0.310, SLG: 0.324										0 0 0 0 0 0 0																											
Gary Bell, R (8, 1) OBP: 0.333, SLG: 0.385										0 0 0 0 0 0 0																											
<b>Inning Stats</b>	R: 0 E: 0 K: 0 S: 3	H: 0 LOB: 1 BB: 1 P: 7	R: 0 E: 0 K: 0 S: 3	H: 0 LOB: 2 BB: 2 P: 11	R: 1 E: 0 K: 2 S: 9	H: 2 LOB: 1 BB: 0 P: 9	R: 0 E: 0 K: 2 S: 8	H: 1 LOB: 1 BB: 0 P: 8	R: 0 E: 0 K: 1 S: 6	H: 1 LOB: 2 BB: 1 P: 10	R: 0 E: 0 K: 1 S: 5	H: 0 LOB: 0 BB: 0 P: 5	R: 2 E: 0 K: 2 S: 9	H: 2 LOB: 3 BB: 3 P: 21	R: 0 E: 0 K: 1 S: 6	H: 1 LOB: 1 BB: 0 P: 6	1B: 7 2B: 1 3B: 0 HR: 0	SF: 0 SAC: 0 DP: 0 HBP: 0	WP: 0 PB: 1 SB: 4 CS: 0	PA: 42																	
<b>PITCHER</b>	IP WLS BF H R ER SO BB IBB HBP BLK WP HR S P ERA WHIP																																				
Mike Paul, L (1, 1) ERA: 3.77	4.0		19	4	1	1	4	3	0	0	0	0	0	0	24	36	2.25	1.750																			
Stan Williams, R (5, 1) ERA: 4.77	4.2	L	22	4	2	2	6	3	1	0	0	0	0	0	30	46	3.86	1.500																			
Juan Pizarro, L (5, 1) ERA: 5.12	0.1		1	0	0	0	0	0	0	0	0	0	0	1	1	0.00	0.000																				
Stan Williams, R (6, 1) ERA: 4.77	4.2	L	22	4	2	2	6	3	1	0	0	0	0	0	30	46	3.86	1.500																			

Seattle Pilots @ Cleveland Indians  
Cleveland Municipal Stadium, Cleveland, OH

Sun May 25 1969, 3:33 AM EDT  
Att. 10,558 - Unknown

livebaseballscorecards.com

AB	35
R	3
H	8
RBI	3
BB	7
SO	10
LOB	30





Batter	1	2	3	4	5	6	7	8	9	AB	R	H	RBI	BB	SO	LOB
Zoilo Versalles, R OBP: 0.342, SLG: 0.392 (1, 5) (5, 4)	0-0 FC6-4 1B		0-3 K			0-0 F8	0-0 CS	0-0 4-3		4	0	1	0	0	1	1
Jose Cardenal, R OBP: 0.270, SLG: 0.357 (1, 8) (6, 5)	0-0 F8		0-0 P4			0-0 HR 2B		4-0 1B BB		3	1	1	0	1	0	2
Lee Maye, L OBP: 0.258, SLG: 0.267 Cap Peterson, R OBP: 0.450, SLG: 0.353 Chuck Hinton, R OBP: 0.314, SLG: 0.394 (1, 7) (8, PH) (8, PR) (9, 7)	0-0 P4			0-0 G3		0-0 HR 2-H		0-0 1-3 1B		3	1	1	2	0	0	1
Ken Harrelson, R OBP: 0.255, SLG: 0.292 (1, 9)	0-0 FC6-4 1-2f			0-0 F7		0-0 5-3		0-0 F5		4	0	0	0	0	0	3
Tony Horton, R OBP: 0.287, SLG: 0.465 (1, 3)		0-0 5-3		0-0 L9		0-3 K		0-0 F7		4	0	0	0	0	1	2
Larry Brown, R OBP: 0.376, SLG: 0.382 (1, 6)		0-0 F2			0-0 5-3		0-3 K		4-0 FC4-6 BB	3	0	0	0	1	1	0
Vern Fuller, R OBP: 0.216, SLG: 0.114 Juan Pizarro, L OBP: 0.250, SLG: 0.250 Russ Snyder, L OBP: 0.403, SLG: 0.370 (1, 4) (5, 1) (5, PH) (6, 8)		0-3 K			0-0 K BB 1B		0-0 1B CS 1B		0-0 FC4-6 1-2f	1	0	0	0	0	1	0
Ray Fosse, R OBP: 0.288, SLG: 0.302 Richie Scheinblum, S OBP: 0.208, SLG: 0.145 (1, 2) (9, PH)			0-0 SH2-4 1B		4-0 K BB		0-0 1-3 1B		0-0 F8	2	0	2	0	1	0	0
Mike Paul, L Stan Williams, R OBP: 0.067, SLG: 0.067 (1, 1) (5, 1) (5, 5) (6, 1)			0-0 SH2-4		0-3 K		0-3 K		0-0 4-3	0	0	0	0	0	0	0
Duke Sims, L OBP: 0.367, SLG: 0.569 (9, PH)			1-2		1-2 2-3					1	0	0	0	0	0	1

Inning Stats	R: 0	H: 1	E: 0	LOB: 1	K: 0	BB: 0	S: 4	R: 0	H: 0	E: 0	LOB: 0	K: 1	BB: 0	S: 5	R: 0	H: 1	E: 0	LOB: 1	K: 1	BB: 0	S: 6	R: 0	H: 0	E: 0	LOB: 0	K: 0	BB: 0	S: 3	R: 0	H: 1	E: 0	LOB: 1	K: 1	BB: 1	S: 5	R: 2	H: 2	E: 0	LOB: 0	K: 1	BB: 0	S: 7	R: 0	H: 2	E: 0	LOB: 1	K: 2	BB: 0	S: 8	R: 0	H: 1	E: 0	LOB: 2	K: 0	BB: 1	S: 4	R: 0	H: 0	E: 0	LOB: 1	K: 0	BB: 1	S: 3	1B: 6	SF: 0	2B: 1	SAC: 1	3B: 0	DP: 0	HR: 1	HBP: 0	WP: 0	PA: 37
--------------	------	------	------	--------	------	-------	------	------	------	------	--------	------	-------	------	------	------	------	--------	------	-------	------	------	------	------	--------	------	-------	------	------	------	------	--------	------	-------	------	------	------	------	--------	------	-------	------	------	------	------	--------	------	-------	------	------	------	------	--------	------	-------	------	------	------	------	--------	------	-------	------	-------	-------	-------	--------	-------	-------	-------	--------	-------	--------

PITCHER	IP	WLS	BF	H	R	ER	SO	BB	IBB	HBP	BLK	WP	HR	S	P	ERA	WHIP
Marty Pattin, R ERA: 4.26 (1, 1)	6.1		26	7	2	2	5	1	0	0	0	0	1	35	39	2.84	1.263
Diego Segui, R ERA: 2.66 (7, 1)	0.2	W	1	0	0	0	1	0	0	0	0	0	0	3	3	0.00	0.000
Jim Bouton, R ERA: 4.43 (8, 1)	0.1		2	0	0	0	0	1	0	0	0	0	0	1	5	0.00	3.000
John O'Donoghue, L ERA: 2.45 (8, 1)	0.0		1	1	0	0	0	0	0	0	0	0	0	1	1	∞	∞
Gary Bell, R ERA: 4.44 (8, 1)	1.2	S	6	0	0	0	0	1	0	0	0	0	0	5	9	0.00	0.600

BOTTOM

Seattle Pilots @ Cleveland Indians  
Cleveland Municipal Stadium, Cleveland, OH

Sun May 25 1969, 3:33 AM EDT  
Att. 10,558 - Unknown

livebaseballscorecards.com

AB	32
R	2
H	8
RBI	2
BB	3
SO	6
LOB	16



Batter	1	2	3	4	5	6	7	8	9	AB R H RBI BB SO LOB	TOP
<b>Don Buford, S</b> <small>(1, 7) OBP: 0.391, SLG: 0.375</small> <small>(6, 4)</small>	0-0 		0-3 		0-0 		0-0 		0-0 	5 0 1 0 0 1 2	
<b>Paul Blair, R</b> <small>(1, 8) OBP: 0.341, SLG: 0.479</small>	0-0 		0-0 		0-0 		0-3 		0-3 	5 0 1 0 0 2 3	
<b>Frank Robinson, R</b> <small>(1, 9) OBP: 0.422, SLG: 0.632</small> <small>(6, 7)</small>	0-0 		1-0 			0-0 	0-3 			3 0 1 0 0 1 1	
<b>Boog Powell, L</b> <small>(1, 3) OBP: 0.407, SLG: 0.455</small>	4-0 		0-0 			0-0 		0-0 		3 0 1 0 1 0 2	
<b>Elrod Hendricks, L</b> <small>(1, 2) OBP: 0.336, SLG: 0.337</small>	4-0 			0-3 		4-0 		0-0 		2 1 0 0 2 1 1	
<b>Brooks Robinson, R</b> <small>(1, 5) OBP: 0.291, SLG: 0.358</small>	0-0 			0-3 		0-0 		0-0 		4 0 1 0 0 1 4	
<b>Davey Johnson, R</b> <small>(1, 4) OBP: 0.320, SLG: 0.350</small> <small>(6, 6)</small>			0-3 		0-0 		0-0 		0-0 	4 0 1 1 0 1 1	
<b>Mark Belanger, R</b> <small>(1, 6) OBP: 0.349, SLG: 0.316</small> <b>Dave May, L</b> <small>(6, PH) OBP: 0.192, SLG: 0.261</small> <small>(6, 9)</small>			0-0 			0-0 	0-0 		4-0 	2 0 1 0 0 0 0 1 0 0 0 1 0 2	
<b>Tom Phoebus, R</b> <small>(1, 1) OBP: 0.333, SLG: 0.316</small> <b>Dave Leonhard, R</b> <small>(5, 1) OBP: 0.333, SLG: 0.333</small> <b>Dick Hall, R</b> <small>(5, 1) OBP: 0.385, SLG: 0.364</small> <b>Chico Salmon, R</b> <small>(7, PH) OBP: 0.385, SLG: 0.364</small> <b>Pete Richert, L</b> <small>(7, 1) OBP: 0.571, SLG: 0.250</small> <b>Clay Dalrymple, L</b> <small>(9, PH)</small>			0-3 		0-0 		0-3 		0-0 	1 0 0 0 0 0 1 0 0 0 0 0 0 0 0 0 0 0 0 0 0 0 0 0 1 0 0 0 0 0 1 0 0 0 0 0 0 0 0 0 1 0 0 0 0 0 0 1	
<b>Inning Stats</b>	R: 0 H: 1 E: 0 LOB: 3 K: 0 BB: 2 S: 4 P: 12	R: 0 H: 0 E: 0 LOB: 0 K: 2 BB: 0 S: 7 P: 7	R: 0 H: 1 E: 0 LOB: 1 K: 1 BB: 0 S: 5 P: 6	R: 0 H: 0 E: 0 LOB: 0 K: 2 BB: 0 S: 7 P: 7	R: 0 H: 1 E: 0 LOB: 1 K: 0 BB: 0 S: 4 P: 4	R: 1 H: 2 E: 0 LOB: 2 K: 0 BB: 1 S: 5 P: 9	R: 0 H: 1 E: 0 LOB: 1 K: 3 BB: 0 S: 10 P: 10	R: 0 H: 1 E: 0 LOB: 1 K: 0 BB: 0 S: 4 P: 4	R: 0 H: 0 E: 0 LOB: 1 K: 1 BB: 1 S: 5 P: 9	1B: 6 SF: 0 2B: 2 SAC: 1 3B: 0 DP: 1 HR: 0 HBP: 1	WP: 0 PA: 38 PB: 1 SB: 1 CS: 0
<b>PITCHER</b> <b>Gene Brabender, R</b> <small>(1, 1) ERA: 5.45</small>	IP 9.0 WLS W BF 38 H 7 R 1 ER 1 SO 9 BB 4 IBB 0 HBP 1 BLK 0 WP 0 HR 0 S 51 P 68 ERA 1.00 WHIP 1.222										

**Baltimore Orioles @ Seattle Pilots**  
 Sicks Stadium, Boston, MA  
 Tue May 27 1969, 10:05 PM EDT  
 Att. 8,308 - Unknown

[livebaseballscorecards.com](http://livebaseballscorecards.com)

**AB 32**  
**R 1**  
**H 7**  
**RBI 1**  
**BB 4**  
**SO 9**  
**LOB 17**



Batter	1	2	3	4	5	6	7	8	9
Tommy Harper, R OBP: 0.432, SLG: 0.403 (1, 4)	0-3 K		0-3 K		4-0 1B BB	0-0 S 1B		4-0 BB	
Mike Hegan, L OBP: 0.447, SLG: 0.487 (1, 9)	0-3 K		0-0 HR		0-0 1B FC 1B	0-3 K		0-0 P6	
Tommy Davis, R OBP: 0.255, SLG: 0.301 (1, 7)	0-0 5-3		0-3 K		0-0 1B FC 1B		0-0 1B		
Don Mincher, L OBP: 0.379, SLG: 0.450 (1, 3)		0-0 4-3		0-0 F8	0-0 FC		0-0 L8		
Wayne Comer, R OBP: 0.384, SLG: 0.438 (1, 8)		0-0 CS BB 1B		4-0 FC1-4 BB	0-0 G6-4-3		0-0 P3		
Gus Gil, R OBP: 0.371, SLG: 0.309 (1, 5)		4-0 S BB		0-0 FC1-4 S	0-0 1B		0-0 5-3		
Jerry McNertney, R OBP: 0.295, SLG: 0.381 (1, 2)	0-3 K		0-3 K	0-0 F2	0-0 6-3			0-0 HR	
Ray Oyler, R OBP: 0.321, SLG: 0.315 (1, 6)			0-0 HR		4-0 BB 1B BB	0-0 P6		0-3 K	
Gene Brabender, R OBP: 0.308, SLG: 0.250 (1, 1)			0-3 K		0-0 1B BB 1B	0-0 P6		0-3 K	

Inning Stats	R: 0	H: 0	E: 0	K: 2	S: 7	LOB: 0	BB: 0	P: 7	R: 0	H: 1	E: 0	K: 1	S: 5	LOB: 1	BB: 1	P: 9	R: 2	H: 2	E: 0	K: 3	S: 11	LOB: 0	BB: 0	P: 11	R: 0	H: 0	E: 0	K: 0	S: 3	LOB: 1	BB: 1	P: 7	R: 5	H: 4	E: 0	K: 0	S: 7	LOB: 1	BB: 2	P: 15	R: 0	H: 1	E: 0	K: 1	S: 6	LOB: 1	BB: 0	P: 6	R: 0	H: 1	E: 0	K: 0	S: 4	LOB: 1	BB: 0	P: 4	R: 1	H: 1	E: 0	K: 2	S: 8	LOB: 1	BB: 1	P: 12
1B: 7	SF: 0	2B: 0	SAC: 0	3B: 0	DP: 1	HR: 3	HBP: 0	WP: 0	PA: 38																																																							


PITCHER	IP	WLS	BF	H	R	ER	SO	BB	IBB	HBP	BLK	WP	HR	S	P	ERA	WHIP
Tom Phoebus, R ERA: 3.47 (1, 1)	4.0	L	19	4	5	5	6	4	0	0	0	0	2	27	43	11.25	2.000
Dave Leonhard, R ERA: 2.2 (5, 1)	0.2		5	3	2	2	0	0	0	0	0	0	0	5	5	27.00	4.500
Dick Hall, R ERA: 2.05 (5, 1)	1.1		5	1	0	0	1	0	0	0	0	0	0	7	7	0.00	0.750
Pete Richert, L ERA: 2.65 (7, 1)	2.0		9	2	1	1	2	1	0	0	0	0	1	12	16	4.50	1.500

**BOTTOM**

**Baltimore Orioles @ Seattle Pilots**  
Sicks Stadium, Boston, MA  
Tue May 27 1969, 10:05 PM EDT  
Att. 8,308 - Unknown

livebaseballscorecards.com

AB	33
R	8
H	10
RBI	8
BB	5
SO	9
LOB	13



Batter	1	2	3	4	5	6	7	8	9	AB R H RBI BB SO LOB	TOP									
Don Buford, S (1, 7) OBP: 0.397, SLG: 0.400	0-0 E3 FC4-6	0-0 FC 4-3 1B		0-0 HR	0-0 1B			4-0 BB BB BB FC6-4 BB		4 2 2 2 1 0 1										
Paul Blair, R (1, 8) OBP: 0.333, SLG: 0.467	0-3 K	0-0 4-3		0-0 6-3	0-0 F7			0-0 FC6-4 5-3 1-2f		5 0 0 1 0 1 5										
Frank Robinson, R (1, 9) OBP: 0.417, SLG: 0.620	0-0 FC4-6 BB 1B 1-2f	0-0 1B		0-0 E1 HR		0-3 K2-3		0-0 5-3 1-2		5 2 1 1 0 1 2										
Boog Powell, L (1, 3) OBP: 0.407, SLG: 0.473	0-0 BB 1B 1-2	0-0 P6		0-0 HR 1-H		0-3 K		0-0 F7		5 1 2 2 0 1 2										
Brooks Robinson, R (1, 5) OBP: 0.294, SLG: 0.373	4-0 1B 1-2 2-3 BB		0-0 F9	0-0 HR		0-0 F9		0-0 F7		4 1 1 1 1 0 0										
Elrod Hendricks, L (1, 2) OBP: 0.339, SLG: 0.349	0-0 1B 1-3 2-H 3-H		0-0 F8	0-0 4-3		0-3 K		0-0 1B 2B		5 0 2 1 0 1 0										
Davey Johnson, R (1, 4) OBP: 0.331, SLG: 0.381		0-0 1B FC 1B	0-0 HR		0-0 1B		0-0 FC5-4 1B	0-3 K	3 2 3 1 0 0 0		AB 42									
Bobby Floyd, R (6, 4) OBP: 0.286, SLG: 0.167									2 0 1 0 0 1 1		R 9									
Mark Belanger, R (1, 6) OBP: 0.351, SLG: 0.319		0-0 FC SH1-4 4-3 1B	0-0 L1		0-3 K		0-0 FC5-4 1-2f	0-0 1B	5 1 2 0 0 1 2		H 14									
Dave McNally, R (1, 1) OBP: 0.115, SLG: 0.080		0-0 SH1-4		0-0 6-3	0-3 K		0-3 K	0-0 P6	3 0 0 0 0 2 2		RBI 9									
Eddie Watt, R (7, 1)									1 0 0 0 0 0 2		BB 2									
Pete Richert, L (9, 1)									0 0 0 0 0 0 0		SO 8									
											LOB 17									
Inning Stats	R: 1 E: 1 K: 1 S: 7	H: 2 LOB: 2 BB: 1 P: 11	R: 3 E: 0 K: 0 S: 7	H: 3 LOB: 1 BB: 0 P: 7	R: 1 E: 0 K: 0 S: 4	H: 1 LOB: 0 BB: 0 P: 4	R: 4 E: 1 K: 0 S: 7	H: 3 LOB: 0 BB: 0 P: 7	R: 0 E: 0 K: 2 S: 7	H: 0 LOB: 0 BB: 0 P: 7	R: 0 E: 0 K: 2 S: 8	H: 1 LOB: 1 BB: 0 P: 8	R: 0 E: 0 K: 0 S: 3	H: 0 LOB: 1 BB: 1 P: 7	R: 0 E: 0 K: 1 S: 7	H: 2 LOB: 2 BB: 0 P: 7	1B: 9 2B: 1 3B: 0 HR: 4	SF: 0 SAC: 1 DP: 0 HBP: 0	WP: 0 PB: 0 SB: 1 CS: 0	PA: 45
PITCHER	IP WLS BF H R ER SO BB IBB HBP BLK WP HR S P ERA WHIP																			
Mike Marshall, R (1, 1) ERA: 4.23	3.2 L 22 8 8 5 1 1 0 0 0 0 0 3 23 27 12.27 2.455																			
Fred Talbot, R (4, 1) ERA: 3.86	1.1 7 3 1 1 2 0 0 0 0 0 0 1 11 11 6.75 2.250																			
Jim Bouton, R (6, 1) ERA: 4.22	1.0 3 0 0 0 2 0 0 0 0 0 0 0 7 7 0.00 0.000																			
John Gelnar, R (7, 1) ERA:	2.0 8 1 0 0 2 1 0 0 0 0 0 0 11 15 0.00 1.000																			
Diego Segui, R (9, 1) ERA: 2.59	1.0 5 2 0 0 1 0 0 0 0 0 0 0 7 7 0.00 2.000																			

**Baltimore Orioles @ Seattle Pilots**  
 Sicks Stadium, Boston, MA  
 Wed May 28 1969, 10:05 PM EDT  
 Att. 21,679 - Unknown

[livebaseballscorecards.com](http://livebaseballscorecards.com)



Batter	1	2	3	4	5	6	7	8	9	AB R H RBI BB SO LOB
Tommy Harper, R OBP: 0.442, SLG: 0.411 (1, 4)	0-0 5-3	0-0 PO	4-0 BB		0-0 1B		0-0 2B 1B		0-0 BB 2B 1B	4 2 3 0 1 0 0
Mike Hegan, L OBP: 0.442, SLG: 0.475 (1, 9) (1, 3)	4-0 BB		0-0 P6		0-3 K		0-3 K		4-0 2B BB	3 0 0 0 1 1 1
Tommy Davis, R OBP: 0.261, SLG: 0.320 (1, 7)	0-3 K		0-0 P6		0-0 F8		0-0 2B		0-0 2B	4 0 2 2 0 1 2
Don Mincher, L OBP: 0.379, SLG: 0.450 Dick Simpson, R OBP: 0.333, SLG: 0.296 Steve Whitaker, L OBP: 0.310, SLG: 0.324 John Kennedy, R OBP: 0.354, SLG: 0.341 (1, 3) (1, 8) (9, PH) (9, PH)	0-0 4-3		0-3 K		0-0 F2		0-3 K		0-3 K	0 0 0 0 0 0 0 4 0 0 0 1 2 6 0 0 0 0 0 0 0 1 0 0 0 0 0 1 2
Wayne Comer, R OBP: 0.368, SLG: 0.415 (1, 8) (1, 9)		0-3 K2-3		0-0 F9		0-3 K		0-0 4-3	0-0 F9	6 0 0 0 0 2 7
Gus Gil, R OBP: 0.364, SLG: 0.293 (1, 5)		0-0 4-3		0-0 L4		0-0 4-3		4-0 G4-3 BB		3 0 0 0 1 1 0
Jerry McNertney, R OBP: 0.315, SLG: 0.432 (1, 2)		0-0 HR		0-0 1B		0-0 HR		0-3 K		4 2 3 1 0 1 1
Ray Oyler, R OBP: 0.327, SLG: 0.347 (1, 6)		0-0 HR		0-0 P6		4-0 BB		0-0 G4-3		3 1 1 2 1 0 2
Mike Marshall, R OBP: 0.318, SLG: 0.375 Fred Talbot, R OBP: 0.290, SLG: 0.327 Rich Rollins, R OBP: 0.290, SLG: 0.471 Jim Boulton, R OBP: 0.182, SLG: 0.100 Larry Haney, R OBP: 0.500, SLG: 0.417 John Geinar, R OBP: 0.500, SLG: 0.417 (1, 1) (4, 1) (5, PH) (6, 1) (6, PH) (7, 1) (9, 1) (9, PH)		4-0 BB			0-0 1B		0-0 1-3		0-0 4-3	0 0 0 0 1 0 0 0 0 0 0 0 0 0 1 0 1 0 0 0 0 0 0 0 0 0 0 0 1 0 0 0 0 0 1 0 0 0 0 0 0 0 0 0 0 0 0 0 0 1 0 0 0 0 0 0

Inning Stats	R: 0 E: 0 K: 1 S: 5	H: 0 LOB: 1 BB: 1 P: 9	R: 2 E: 0 K: 1 S: 6	H: 2 LOB: 0 BB: 1 P: 10	R: 0 E: 0 K: 1 S: 5	H: 0 LOB: 1 BB: 1 P: 9	R: 0 E: 0 K: 0 S: 4	H: 1 LOB: 1 BB: 0 P: 4	R: 0 E: 0 K: 1 S: 7	H: 2 LOB: 2 BB: 0 P: 7	R: 1 E: 0 K: 1 S: 6	H: 1 LOB: 1 BB: 1 P: 10	R: 1 E: 0 K: 2 S: 9	H: 2 LOB: 1 BB: 0 P: 9	R: 0 E: 0 K: 1 S: 4	H: 0 LOB: 0 BB: 1 P: 8	R: 1 E: 0 K: 1 S: 7	H: 2 LOB: 2 BB: 1 P: 11	1B: 6 2B: 2 3B: 0 HR: 2	SF: 0 SAC: 0 DP: 1 HBP: 0	WP: 0 PB: 0 SB: 2 CS: 0	PA: 42
--------------	------------------------------	---------------------------------	------------------------------	----------------------------------	------------------------------	---------------------------------	------------------------------	---------------------------------	------------------------------	---------------------------------	------------------------------	----------------------------------	------------------------------	---------------------------------	------------------------------	---------------------------------	------------------------------	----------------------------------	----------------------------------	------------------------------------	----------------------------------	--------


PITCHER	IP	WLS	BF	H	R	ER	SO	BB	IBB	HBP	BLK	WP	HR	S	P	ERA	WHIP
Dave McNally, L ERA: 2.97 (1, 1)	6.1	W	30	8	4	4	6	4	0	0	0	0	2	38	54	5.68	1.895
Eddie Watt, R ERA: 1.9 (7, 1)	2.0		9	2	1	1	2	2	0	0	0	0	0	11	19	4.50	2.000
Pete Richert, L ERA: 2.55 (9, 1)	0.2	S	2	0	0	0	1	0	0	0	0	0	0	4	4	0.00	0.000

**BOTTOM**

**Baltimore Orioles @ Seattle Pilots**  
Sicks Stadium, Boston, MA  
Wed May 28 1969, 10:05 PM EDT  
Att. 21,679 - Unknown

AB	35
R	5
H	10
RBI	5
BB	6
SO	9
LOB	22

livebaseballscores.com



Batter	1	2	3	4	5	6	7	8	9	AB	R	H	RBI	BB	SO	LOB	TOP								
Mickey Stanley, R OBP: 0.253, SLG: 0.324 (1, 6) (9, 8)	0-0 E5 FC6		0-0 G4-3		4-0 2B 2B BB	0-0 P6		0-0 FC6-2		4	1	0	0	1	0	4									
Dick McAuliffe, L OBP: 0.350, SLG: 0.456 (1, 4)	0-0 FC6 L6-4-3			0-0 F8	0-0 2B 2B		0-0 L7 1B	0-3 K	5	1	2	0	0	1	3										
Al Kaline, R OBP: 0.379, SLG: 0.500 (1, 9)	0-0 L6-4-3			0-0 HR 1B	0-0 1B 2B		0-0 L7 1-2	0-0 L5-3	5	2	2	2	0	0	2										
Norm Cash, L OBP: 0.353, SLG: 0.418 (1, 3)		0-0 F8		0-0 HR	0-0 1B		0-3 K	0-0 F9	5	1	2	3	0	1	1										
Willie Horton, R OBP: 0.312, SLG: 0.400 Dick Tracewski, R OBP: 0.333, SLG: 0.167 (1, 7) (9, PR) (9, 6)		0-0 5-3		4-0 BB	0-0 5-3		0-0 5-3	4-0 2B BB	3	0	0	0	2	0	2										
Jim Northrup, L OBP: 0.333, SLG: 0.540 (1, 8) (9, 7)		4-0 BB		0-3 K		0-0 P3		0-0 HR	4	1	2	2	1	1	1										
Tom Matchick, L OBP: 0.383, SLG: 0.400 (1, 5)		0-0 4-3		0-3 K		0-0 E 2B		0-0 SH1-4 FC6-2 1B	5	1	2	0	0	2	4										
Bill Freehan, R OBP: 0.376, SLG: 0.428 (1, 2)			0-0 FC3-6 1B		0-0 F8	0-0 6-3		0-0 FC6-2 SH1-4 1B	4	0	2	0	0	0	1										
John Hiller, R (1, 1)			0-0 FC3-6		0-0 6-3	0-0 E5		0-0 SH1-4	1	0	0	0	0	0	1										
Dick Radatz, R (4, 1)									0	0	0	0	0	0	0										
Ron Woods, R OBP: 0.400, SLG: 0.538 (5, PH)			0-0 FC3-6 G4-3						1	0	0	0	0	0	0										
Fred Lasher, R (5, 1)									1	0	0	0	0	0	0										
Pat Dobson, R OBP: 0.100, SLG: 0.100 (7, 1)									0	0	0	0	0	0	0										
<b>Inning Stats</b>	R: 0 E: 1 K: 0 S: 3	H: 0 LOB: 0 BB: 0 P: 3	R: 0 E: 0 K: 0 S: 3	H: 0 LOB: 1 BB: 1 P: 7	R: 0 E: 0 K: 0 S: 3	H: 1 LOB: 0 BB: 0 P: 3	R: 2 E: 0 K: 2 S: 9	H: 2 LOB: 1 BB: 1 P: 13	R: 3 E: 0 K: 0 S: 6	H: 3 LOB: 1 BB: 1 P: 10	R: 1 E: 1 K: 0 S: 5	H: 1 LOB: 1 BB: 0 P: 5	R: 0 E: 0 K: 1 S: 6	H: 1 LOB: 1 BB: 0 P: 6	R: 1 E: 0 K: 1 S: 8	H: 3 LOB: 2 BB: 0 P: 8	R: 1 E: 0 K: 1 S: 6	H: 1 LOB: 2 BB: 1 P: 10	1B: 6 2B: 4 3B: 0 HR: 2	SF: 0 SAC: 1 DP: 2 HBP: 0	WP: 0 PB: 0 SB: 0 CS: 0	PA: 43			
<b>PITCHER</b>	IP	WLS	BF	H	R	ER	SO	BB	IBB	HBP	BLK	WP	HR	S	P	ERA	WHIP								
Marty Pattin, R ERA: 4.6 (1, 1)	4.2	L	21	5	5	5	2	3	0	0	0	0	1	22	34	9.64	1.714								
John O'Donoghue, L ERA: 1.93 (5, 1)	2.0		10	3	1	0	1	0	0	0	0	0	0	12	12	0.00	1.500								
Fred Talbot, R ERA: 3.79 (7, 1)	0.1		1	0	0	0	0	0	0	0	0	0	0	1	1	0.00	0.000								
Diego Segui, R ERA: 2.89 (8, 1)	2.0		11	4	2	2	2	1	0	0	0	0	1	14	18	9.00	2.500								

**Detroit Tigers @ Seattle Pilots**  
Sicks Stadium, Boston, MA  
Fri May 30 1969, 6:33 AM EDT  
Att: 12,084 - Unknown

livebaseballscores.com

<b>AB</b>	<b>38</b>
<b>R</b>	<b>8</b>
<b>H</b>	<b>12</b>
<b>RBI</b>	<b>7</b>
<b>BB</b>	<b>4</b>
<b>SO</b>	<b>5</b>
<b>LOB</b>	<b>19</b>



Batter	1	2	3	4	5	6	7	8	9	AB	R	H	RBI	BB	SO	LOB
Tommy Harper, R (1, 4) OBP: 0.436, SLG: 0.405	0-3 K		0-0 1B	0-0 F3			0-0 1-3		0-0 G6-4-3	5	0	1	0	0	1	1
Dick Simpson, R (1, 8) OBP: 0.306, SLG: 0.267 Steve Whitaker, L (7, PH) OBP: 0.326, SLG: 0.324 Diego Segui, R (8, 1) OBP: 0.182, SLG: 0.100 Jim Gosger, L (9, PH) OBP: 0.211, SLG: 0.255	0-0 F2		0-0 F8		0-0 F8		4-0 1B BB		0-0 F8	3	0	0	0	0	0	2
Tommy Davis, R (1, 7) OBP: 0.255, SLG: 0.311	0-3 K		0-0 1-3		0-0 1-3		0-0 L7			4	0	0	0	0	1	3
Wayne Comer, R (1, 9) OBP: 0.385, SLG: 0.459		0-0 1B		0-0 HR	0-0 1B		0-0 1B			4	1	4	1	0	0	0
Don Mincher, L (1, 3) OBP: 0.376, SLG: 0.452		0-3 K		0-0 SH HR	0-0 2B		0-0 4-3			4	1	1	0	0	1	4
Gus Gil, R (1, 5) OBP: 0.348, SLG: 0.279		0-0 P3		0-0 SH HR		0-0 F7		0-0 L9		3	1	0	0	0	0	1
Jerry McNertney, R (1, 2) OBP: 0.313, SLG: 0.457		0-0 G3		0-0 HR		0-0 4-1		0-0 5-3		4	1	1	3	0	0	1
Ray Oyler, R (1, 6) OBP: 0.328, SLG: 0.340 Merritt Ranew, L (8, PH) OBP: 0.467, SLG: 0.385 John Kennedy, R (9, 6) OBP: 0.354, SLG: 0.341			4-0 FC5-6 BB	0-3 K		0-0 6-3		0-0 3-1		2	0	0	0	1	1	0
Marty Pattin, R (1, 1) OBP: 0.233, SLG: 0.233 John O'Donoghue, R (5, 1) Fred Talbot, R (7, 1) Mike Hegan, L (7, PH) OBP: 0.449, SLG: 0.508			0-0 FC5-6 1B	0-0 L6			0-0 HR		0-0 G6-4-3 1B	2	0	0	0	0	0	1

Inning Stats	R: 0	H: 0	E: 0	K: 2	S: 7	H: 0	LOB: 0	BB: 0	P: 7	R: 0	H: 1	E: 0	K: 1	S: 6	H: 1	LOB: 1	BB: 0	P: 6	R: 0	H: 1	E: 0	K: 0	S: 4	R: 4	H: 3	E: 1	K: 1	S: 9	R: 0	H: 1	E: 0	K: 0	S: 4	R: 0	H: 0	E: 0	K: 0	S: 3	R: 1	H: 2	E: 0	K: 0	S: 5	R: 0	H: 0	E: 0	K: 0	S: 3	R: 0	H: 0	E: 0	K: 0	S: 3	R: 0	H: 1	E: 0	K: 0	S: 3	1B: 5	2B: 1	3B: 0	HR: 3	SF: 0	SAC: 1	DP: 1	HBP: 0	WP: 0	PB: 0	SB: 1	CS: 0	PA: 38
--------------	------	------	------	------	------	------	--------	-------	------	------	------	------	------	------	------	--------	-------	------	------	------	------	------	------	------	------	------	------	------	------	------	------	------	------	------	------	------	------	------	------	------	------	------	------	------	------	------	------	------	------	------	------	------	------	------	------	------	------	------	-------	-------	-------	-------	-------	--------	-------	--------	-------	-------	-------	-------	--------

PITCHER	IP	WLS	BF	H	R	ER	SO	BB	IBB	HBP	BLK	WP	HR	S	P	ERA	WHIP
John Hiller, L (1, 1) ERA: 5.0	3.0		16	5	4	3	3	1	0	0	0	0	0	21	25	9.00	2.000
Dick Radatz, R (4, 1) ERA: 4.02	1.0	W	3	0	0	0	1	0	0	0	0	0	0	5	5	0.00	0.000
Fred Lasher, R (5, 1) ERA: 1.74	2.1		10	2	1	1	0	1	0	0	0	0	1	9	13	3.86	1.286
Pat Dobson, R (7, 1) ERA: 2.58	2.2	S	9	2	0	0	0	0	0	0	0	0	0	9	9	0.00	0.750

BOTTOM

Detroit Tigers @ Seattle Pilots  
Sicks Stadium, Boston, MA  
Fri May 30 1969, 6:33 AM EDT  
Att. 12,084 - Unknown

livebaseballscorecards.com

AB	35
R	5
H	9
RBI	5
BB	2
SO	4
LOB	13



Batter	1	2	3	4	5	6	7	8	9	AB R H RBI BB SO LOB	TOP	
Mickey Stanley, R OBP: 0.256, SLG: 0.326 (1, 6) (8, 8)	0-0 P6		0-3 K		0-0 E6 BB SF8 BB		0-0 5-3		0-0 1-3	5 1 2 0 0 1 0		
Dick McAuliffe, L OBP: 0.360, SLG: 0.460 (1, 4) (8, 8)	0-0 FC6-4 1B		0-0 2B 1B		4-0 E BB 1-2 WP BB		0-0 E 1B		0-0 E S S 1B	4 2 2 0 1 0 2		
Al Kaline, R OBP: 0.381, SLG: 0.503 (1, 9) (8, 8)	0-0 FC6-4 1-2f		0-0 WP 1-H 2B		4-0 E BB 1-2 WP BB 1-2 2-3		0-0 F7		0-0 S 1-H	3 0 1 1 1 0 2		
Norm Cash, L OBP: 0.350, SLG: 0.412 (1, 3) (8, 8)	0-0 G3		4-0 FC5-4 2-3 BB		0-0 SF8 1-2 2-3 3-H		0-0 L5 1-2			2 0 0 1 1 1 3		
Willie Horton, R OBP: 0.304, SLG: 0.389 Dick Tracewski, R OBP: 0.333, SLG: 0.167 (1, 7) (8, 6)		0-0 F7	0-0 FC5-4 1-2f		0-0 WP 2-H 3-H		0-3 K			5 0 0 0 0 0 3 0 0 0 0 0 0 0		
Jim Northrup, L OBP: 0.331, SLG: 0.529 (1, 8) (8, 7)		4-0 BB		0-3 K		0-0 6-3		0-0 5-3		3 0 0 0 1 1 0		
Tom Matchick, L OBP: 0.375, SLG: 0.390 (1, 5) (8, 8)		0-0 P6		0-0 6-3		0-0 P5		0-0 4-3		4 0 1 0 0 0 1		
Bill Freehan, R OBP: 0.367, SLG: 0.415 (1, 2) (8, 8)		0-0 P6		0-0 L7		0-0 E S 1B		0-0 F8		4 0 0 0 0 1 2		
Joe Sparna, R OBP: 0.100, SLG: 0.100 (1, 1) (8, 8)			0-3 K		0-0 5-3		0-3 K 1-3		0-0 1-4-3	4 0 0 0 0 1 0		
<b>Inning Stats</b>	R: 0 E: 0 K: 0 S: 4 H: 1 LOB: 1 BB: 0 P: 4	R: 0 E: 0 K: 0 S: 3 H: 0 LOB: 1 BB: 1 P: 7	R: 1 E: 0 K: 2 S: 9 H: 2 LOB: 2 BB: 1 P: 13	R: 0 E: 0 K: 1 S: 5 H: 0 LOB: 0 BB: 0 P: 5	R: 2 E: 2 K: 0 S: 3 H: 0 LOB: 0 BB: 2 P: 11	R: 0 E: 0 K: 1 S: 6 H: 1 LOB: 1 BB: 0 P: 6	R: 0 E: 1 K: 1 S: 7 H: 1 LOB: 2 BB: 0 P: 7	R: 0 E: 0 K: 0 S: 3 H: 0 LOB: 0 BB: 0 P: 3	R: 0 E: 1 K: 0 S: 3 H: 1 LOB: 1 BB: 0 P: 3	1B: 5 2B: 1 3B: 0 HR: 0 SF: 1 SAC: 0 DP: 0 HBP: 0	WP: 2 PB: 0 SB: 2 CS: 0 PA: 39	
<b>PITCHER</b>	IP WLS BF H R ER SO BB IBB HBP BLK WP HR S P ERA WHIP											
Gary Bell, R ERA: 4.21 (1, 1)	5.0 L 23 3 3 1 3 4 0 0 0 2 0 24 40 1.80 1.400											
Mike Marshall, R ERA: 4.04 (6, 1)	3.0 12 2 0 0 2 0 0 0 0 0 0 16 16 0.00 0.667											
Diego Segui, R ERA: 2.82 (9, 1)	1.0 4 1 0 0 0 0 0 0 0 0 0 3 3 0.00 1.000											

**Detroit Tigers @ Seattle Pilots**  
 Sicks Stadium, Boston, MA  
 Sat May 31 1969, 6:33 AM EDT  
 Att. 15,395 - Unknown

livebaseballscorecards.com

**AB 34**  
**R 3**  
**H 6**  
**RBI 2**  
**BB 4**  
**SO 5**  
**LOB 13**






Batter	1	2	3	4	5	6	7	8	9	AB	R	H	RBI	BB	SO	LOB
Tommy Harper, R OBP: 0.437, SLG: 0.400 (1, 4)	4-0 CS BB			4-0 S BB	0-0 F8			0-0 5-3		2	0	0	0	2	0	1
Mike Hegan, L OBP: 0.450, SLG: 0.500 (1, 9)	4-0 5-3-6 1-2 BB			4-0 1-2 BB		0-0 P5		0-3 K		2	0	0	0	2	1	0
Tommy Davis, R OBP: 0.248, SLG: 0.303 (1, 7)	0-0 5-3-6 1-2f			0-3 K		0-0 F8			0-0 F7	4	0	0	0	0	1	3
Don Mincher, L OBP: 0.385, SLG: 0.460 (1, 3)		4-0 G1-4-3 BB		0-0 F7		4-0 BB			0-0 E FC6-4 2B	2	1	1	0	2	0	2
Wayne Comer, R OBP: 0.375, SLG: 0.444 (1, 8)		0-3 K		0-0 G3		0-0 P6			0-0 E6 FC6-4	4	0	0	0	0	1	5
Rich Rollins, R OBP: 0.289, SLG: 0.319 (1, 5)		0-0 G1-4-3			4-0 WP E BB			0-3 K	0-0 FC6-4	3	1	0	1	1	1	2
Dick Simpson, R OBP: 0.306, SLG: 0.267 (9, PR)		1-2f							1-2f 3-H 0-0 L9	0	0	0	0	0	0	0
Larry Haney, R OBP: 0.344, SLG: 0.436 (1, 2)			0-3 K		0-0 5-3 1-2			0-0 6-3		4	0	0	0	0	1	2
Ray Oyler, R OBP: 0.319, SLG: 0.330 (1, 6)			0-3 K		0-0 P3			0-0 F2		3	0	0	0	0	1	1
Gary Bell, R OBP: 0.313, SLG: 0.357 (1, 1)			0-3 K		0-0 E3 2-H			0-3 K		1	0	0	0	0	1	0
Merritt Ranew, L OBP: 0.438, SLG: 0.357 (5, PH)										1	0	0	0	0	0	0
Mike Marshall, R OBP: 0.308, SLG: 0.375 (6, 1)										0	0	0	0	0	0	0
Jim Gosger, L OBP: 0.207, SLG: 0.250 (8, PH)										1	0	0	0	0	1	0
Diego Segui, R OBP: 0.182, SLG: 0.100 (9, 1)										0	0	0	0	0	0	0

Inning Stats	R: 0	H: 0	R: 0	H: 0	R: 0	H: 0	R: 1	H: 0	R: 0	H: 0	R: 0	H: 0	R: 0	H: 1	1B: 0	SF: 0	WP: 1	PA: 34
	E: 0	LOB: 0	E: 0	LOB: 0	E: 0	LOB: 2	E: 1	LOB: 1	E: 0	LOB: 1	E: 0	LOB: 0	E: 0	LOB: 1	2B: 2	SAC: 0	PB: 0	
	K: 0	BB: 2	K: 1	BB: 1	K: 1	BB: 2	K: 0	BB: 1	K: 1	BB: 0	K: 2	BB: 0	K: 0	BB: 0	3B: 0	DP: 2	SB: 1	
	S: 1	P: 9	S: 4	P: 8	S: 9	P: 9	S: 4	P: 8	S: 3	P: 7	S: 5	P: 5	S: 7	P: 7	HR: 0	HBP: 0	CS: 1	

PITCHER	IP	WLS	BF	H	R	ER	SO	BB	IBB	HBP	BLK	WP	HR	S	P	ERA	WHIP
Joe Sparna, R ERA: 3.06 (1, 1)	9.0	W	34	1	2	0	8	7	0	0	0	1	0	43	71	0.00	0.889

**DETROIT TIGERS @ SEATTLE PILOTS**  
**SICKS STADIUM, BOSTON, MA**  
 Sat May 31 1969, 6:33 AM EDT  
 Att. 15,395 - Unknown

AB	27
R	2
H	1
RBI	1
BB	7
SO	8
LOB	16



Batter	1	2	3	4	5	6	7	8	9	AB R H RBI BB SO LOB	TOP					
Dick McAuliffe, L (1, 4) OBP: 0.373, SLG: 0.457	4-0 1B WP 4-3 BB		4-0 2B 1B BB	4-0 1B BB		4-0 1-2 2B BB			0-0 P5	1 3 0 0 4 0 0						
Mickey Stanley, R (1, 8) OBP: 0.270, SLG: 0.349	0-3 K		0-0 1B 2B	0-0 CS 1B		0-0 WP 1H 2H 2B			0-0 L5-3 1B	5 1 4 2 0 1 1						
Tom Matchick, L (1, 6) OBP: 0.368, SLG: 0.381 Jim Price, R (9, PH) OBP: 0.286, SLG: 0.640	0-0 4-3 2-3 1B		0-3 K	0-0 CS 1-2		0-0 F8			0-0 L5-3 1-2	4 0 1 0 0 1 3 1 0 0 0 0 0 1						
Norm Cash, L (1, 3) OBP: 0.354, SLG: 0.414	0-0 4-3 1-2 3-H		0-0 HR 1B			0-0 1B			0-0 6-3	4 1 2 3 0 0 1						
Willie Horton, R (1, 7) OBP: 0.309, SLG: 0.408	0-0 P4		0-0 HR			0-3 K			4-0 G6-3 BB	3 1 1 2 1 1 2						
Jim Northrup, L (1, 9) OBP: 0.324, SLG: 0.516			0-0 P6			0-3 K			0-0 G6-3 1-2f	4 0 0 0 0 1 2						
Bill Freehan, R (1, 2) OBP: 0.370, SLG: 0.414			0-0 5-3			0-0 BB 2B 1B			0-0 F9	3 1 1 0 1 0 0						
Don Wert, R (1, 5) OBP: 0.214, SLG: 0.192			0-0 L6			0-0 F8			0-0 F9	4 0 0 0 0 0 2						
Earl Wilson, R (1, 1) OBP: 0.265, SLG: 0.167 Dick Radatz, R (5, 1) Gates Brown, L (6, PH) OBP: 0.321, SLG: 0.269 Fred Lasher, R (6, 1) Mike Kilkeny, R (7, 1) Ron Woods, R (8, PH) OBP: 0.375, SLG: 0.500 Pat Dobson, R (8, 1) OBP: 0.100, SLG: 0.100			0-3 K			0-0 P6			0-0 F9	2 0 0 0 0 0 1 1 0 0 0 0 0 0 0 0 1 0 0 0 0 0 0 1 0 0 0 0 0 0 0 0 0 0 0 0 0 0 0 0 1 0 0 0 0 0 0 0 0 0 0 0 0 0 0 0						
<b>Inning Stats</b>	R: 1 H: 1 E: 0 LOB: 1 K: 1 BB: 1 S: 6 P: 10	R: 0 H: 0 E: 0 LOB: 1 K: 1 BB: 1 S: 5 P: 9	R: 4 H: 3 E: 0 LOB: 0 K: 1 BB: 1 S: 8 P: 12	R: 0 H: 1 E: 0 LOB: 1 K: 0 BB: 1 S: 3 P: 7	R: 0 H: 1 E: 0 LOB: 1 K: 2 BB: 0 S: 8 P: 8	R: 2 H: 2 E: 0 LOB: 1 K: 0 BB: 1 S: 5 P: 9	R: 0 H: 0 E: 0 LOB: 0 K: 0 BB: 1 S: 2 P: 6	R: 0 H: 0 E: 0 LOB: 0 K: 0 BB: 0 S: 3 P: 3	R: 0 H: 1 E: 0 LOB: 0 K: 0 BB: 0 S: 3 P: 3	1B: 6 SF: 0 2B: 3 SAC: 0 3B: 0 DP: 2 HR: 1 HBP: 0	WP: 2 PA: 40 PB: 0 SB: 0 CS: 1					
<b>PITCHER</b>	IP WLS BF H R ER SO BB IBB HBP BLK WP HR S P ERA WHIP															
Gene Brabender, R (1, 1) ERA: 6.28	2.1	14	4	5	5	3	3	0	0	0	1	1	17	29	19.29	3.000
Fred Talbot, R (3, 1) ERA: 4.03	3.1	15	4	2	2	2	2	0	0	0	0	0	17	25	5.40	1.800
Jim Bouton, R (6, 1) ERA: 4.15	0.1	1	0	0	0	0	0	0	0	0	1	0	1	1	0.00	0.000
Diego Segui, R (7, 1) ERA: 2.7	2.0	W	6	0	0	0	1	0	0	0	0	0	5	9	0.00	0.500
John O'Donoghue, L (9, 1) ERA: 1.74	1.0	S	3	1	0	0	0	0	0	0	0	0	3	3	0.00	1.000

**Detroit Tigers @ Seattle Pilots**  
**Sicks Stadium, Boston, MA**  
Sun Jun 01 1969, 6:33 AM EDT  
Att. 14,201 - Unknown

[livebaseballscorecards.com](http://livebaseballscorecards.com)

AB	33
R	7
H	9
RBI	7
BB	6
SO	5
LOB	14



BOTTOM

Detroit Tigers @ Seattle Pilots  
Sicks Stadium, Boston, MA  
Sun Jun 01 1969, 6:33 AM EDT  
Att. 14,201 - Unknown

AB 34  
R 8  
H 12  
RBI 8  
BB 3  
SO 7  
LOB 11



WP: 0 PA: 39  
PB: 0  
SB: 0  
CS: 0

AB	R	H	RBI	BB	SO	LOB
5	1	3	3	0	1	0
5	0	0	0	0	2	2
4	3	3	1	0	0	0
4	1	2	2	0	0	1
2	1	1	2	2	1	1
4	0	2	0	0	0	1
0	1	0	0	0	0	0
0	0	0	0	0	0	0
3	0	0	0	0	0	2
3	1	1	0	0	2	0
0	0	0	0	1	0	0
0	0	0	0	0	0	0
1	0	0	0	0	0	2
1	0	0	0	0	1	0
0	0	0	0	0	0	0
1	0	0	0	0	0	0
0	0	0	0	0	0	0
1	0	0	0	0	0	2
0	0	0	0	0	0	0
1B: 8	SF: 0	WP: 0	PA: 39			
2B: 0	SAC: 1	PB: 0				
3B: 0	DP: 1	SB: 0				
HR: 4	HBP: 0	CS: 0				

Batter	1	2	3	4	5	6	7	8	9												
Tommy Harper, R (1, 4) OBP: 0.441, SLG: 0.424	0-3 K	0-0 HR		0-0 PO 1B			0-0 5-3	0-0													
Mike Hegan, L (1, 9) OBP: 0.436, SLG: 0.481	0-0 4-3	0-3 K		0-0 PO 1-2	0-0 F8		0-3 K	0-0 F8													
Wayne Comer, R (1, 8) OBP: 0.385, SLG: 0.477	0-0 HR 1B				0-0 HR 1B		0-0 HR														
Don Mincher, L (1, 3) OBP: 0.387, SLG: 0.482	0-0 HR 1-H			0-0 4-3	0-0 F7		0-0 1B														
Steve Whitaker, L (1, 7) OBP: 0.362, SLG: 0.410	4-0 BB			4-0 1B BB	0-0 HR 1-H		0-3 K														
Rich Rollins, R (1, 5) OBP: 0.295, SLG: 0.325	0-0 6-3			0-0 1B	0-0 P4			0-0 SH2-4 1B													
Dick Simpson, R (8, PR) OBP: 0.306, SLG: 0.267																					
Gus Gil, R (9, 5) OBP: 0.348, SLG: 0.279																					
Jerry McNertney, R (1, 2) OBP: 0.303, SLG: 0.442		0-0 E6 G1-5-4 1B	0-0 F8			0-0 6-3		0-0 SH2-4 1-2													
Ray Oyler, R (1, 6) OBP: 0.320, SLG: 0.330		0-0 HR 1-2 G1-5-4 1B		0-3 K		0-3 K		4-0 1B IBB													
Merritt Ranew, L (8, PH) OBP: 0.471, SLG: 0.357																					
John Kennedy, R (8, PR) OBP: 0.354, SLG: 0.341																					
Gene Brabender, R (1, 1) OBP: 0.286, SLG: 0.231		0-0 G1-5-4		0-3 K		0-0 4-3		0-0 F9													
Fred Falbot, R (3, 1)																					
Jim Bouton, R (6, 1)																					
Jim Gosger, L (6, PH) OBP: 0.203, SLG: 0.245																					
Diego Segui, R (7, 1) OBP: 0.162, SLG: 0.100																					
Tommy Davis, R (8, PH) OBP: 0.247, SLG: 0.331																					
John O'Donoghue, R (9, 1)																					
Inning Stats	R: 2 E: 0 K: 1 S: 7	H: 2 LOB: 1 BB: 1 P: 11	R: 2 E: 1 K: 1 S: 7	H: 2 LOB: 0 BB: 0 P: 7	R: 0 E: 0 K: 0 S: 4	H: 1 LOB: 2 BB: 1 P: 8	R: 0 E: 0 K: 2 S: 7	H: 1 LOB: 0 BB: 0 P: 7	R: 2 E: 0 K: 0 S: 5	H: 2 LOB: 0 BB: 0 P: 5	R: 0 E: 0 K: 1 S: 5	H: 0 LOB: 0 BB: 0 P: 5	R: 1 E: 0 K: 2 S: 9	H: 2 LOB: 1 BB: 0 P: 9	R: 1 E: 0 K: 0 S: 5	H: 2 LOB: 2 BB: 1 P: 9	1B: 8 2B: 0 3B: 0 HR: 4	SF: 0 SAC: 1 DP: 1 HBP: 0	WP: 0 PB: 0 SB: 0 CS: 0	PA: 39	
PITCHER	IP	WLS	BF	H	R	ER	SO	BB	IBB	HBP	BLK	WP	HR	S	P	ERA	WHIP				
Earl Wilson, R (1, 1) ERA: 3.58	4.2		23	8	6	4	4	2	0	0	0	0	3	29	37	7.71	2.143				
Dick Radatz, R (5, 1) ERA: 3.94	0.1		1	0	0	0	0	0	0	0	0	0	0	1	1	0.00	0.000				
Fred Lasher, R (6, 1) ERA: 2.25	1.2		7	2	1	1	2	0	0	0	0	0	1	11	11	5.40	1.200				
Mike Kilkenny, L (7, 1) ERA:	0.1		1	0	0	0	1	0	0	0	0	0	0	3	3	0.00	0.000				
Pat Dobson, R (8, 1) ERA: 2.75	1.0	L	6	2	1	1	0	0	1	0	0	0	0	5	9	9.00	2.000				

WP	HR	S	P	ERA	WHIP
0	0	0	0	0	0
0	0	0	0	0	0
0	0	0	0	0	0
0	0	0	0	0	0
0	0	0	0	0	0
1	0	0	0	0	2
0	0	0	0	0	0
0	0	0	0	0	0
1	0	0	0	0	0
0	0	0	0	0	0
1	0	0	0	0	2
0	0	0	0	0	0

Batter	1	2	3	4	5	6	7	8	9	AB R H RBI BB SO LOB	TOP		
Jose Cardenal, R (1, 5) OBP: 0.264, SLG: 0.351	0-0 G6-4-3 1B		0-0 G4-6-3 1-2f		0-0 P4		0-0 P4			4 0 1 0 0 0 5			
Larry Brown, R (1, 6) OBP: 0.366, SLG: 0.387	0-0 G6-4-3 1-2f			0-0 5-3		0-0 6-3	0-0 FC6-4 1-2f			4 0 0 0 0 0 2			
Ken Harrelson, R (1, 7) OBP: 0.270, SLG: 0.333	0-0 F9			0-0 F9		0-0 WP 1B		0-0 HR		4 1 2 1 0 0 0			
Tony Horton, R (1, 3) OBP: 0.271, SLG: 0.416		0-3 K		0-3 K		0-3 K 1-3		0-0 5-3		4 0 0 0 0 3 1			
Cap Peterson, R (1, 9) OBP: 0.423, SLG: 0.318		0-3 K			0-0 G5-4-3 1B	4-0 HBP BB		0-0 5-3		3 0 1 0 1 1 0			
Zoilo Versalles, R (1, 4) OBP: 0.333, SLG: 0.358		0-3 K			0-0 G5-4-3 1-2f	1-0 HBP		0-3 K		3 0 0 0 0 2 1			
Duke Sims, L (1, 2) OBP: 0.360, SLG: 0.486			4-0 FC6-4 BB		4-0 PB 1B BB	0-0 P6		0-3 K		2 1 0 0 2 1 3			
Richie Scheinblum, S (1, 8) OBP: 0.212, SLG: 0.156			0-0 FC6-4 1B 1-2f		0-0 BB 1B 1-H		0-0 E4 FC6-4		0-0 F5	4 0 1 1 0 0 1			
Horacio Pina, R (1, 1) OBP: 0.500, SLG: 0.500			0-0 G4-6-3 1B		4-0 BB 1B		0-0 F7		0-0 F8	0 0 0 0 0 0 0 1 0 1 0 0 0 0 0 0 0 0 0 0 0 0 0 0 0 1 0 0 0 0 0 0 0 0 0 1 0 0 0 0 0 1 0 0 0 0 0 0 0 1 0 0 0 0 0 0			
Chuck Hinton, R (3, PH) OBP: 0.333, SLG: 0.412													
Mike Paul, L (3, 1)													
Lou Klimchuck, L (5, PH) OBP: 0.375, SLG: 0.357													
Juan Pizarro, L (5, 1) OBP: 0.250, SLG: 0.250													
Russ Snyder, L (7, PH) OBP: 0.373, SLG: 0.333													
Gary Kroil, R (7, 1) OBP: 0.236, SLG: 0.295													
Lee Maye, L (9, PH)													
<b>Inning Stats</b>	R: 0 H: 1 E: 0 LOB: 0 K: 0 BB: 0 S: 3 P: 3	R: 0 H: 0 E: 0 LOB: 0 K: 3 BB: 0 S: 9 P: 9	R: 0 H: 1 E: 0 LOB: 1 K: 0 BB: 1 S: 3 P: 7	R: 0 H: 0 E: 0 LOB: 0 K: 1 BB: 0 S: 5 P: 5	R: 1 H: 2 E: 0 LOB: 2 K: 0 BB: 2 S: 4 P: 12	R: 0 H: 1 E: 0 LOB: 3 K: 1 BB: 1 S: 6 P: 11	R: 0 H: 0 E: 1 LOB: 1 K: 0 BB: 0 S: 4 P: 4	R: 1 H: 1 E: 0 LOB: 0 K: 1 BB: 0 S: 6 P: 6	R: 0 H: 0 E: 0 LOB: 0 K: 1 BB: 0 S: 5 P: 5	1B: 5 SF: 0 2B: 0 SAC: 0 3B: 0 DP: 3 HR: 1 HBP: 1	WP: 2 PA: 36 PB: 1 SB: 0 CS: 0		
<b>PITCHER</b>	IP WLS BF H R ER SO BB IBB HBP BLK WP HR S P ERA WHIP											<b>PITCHER</b>	IP WLS BF H R ER SO BB IBB HBP BLK WP HR S P ERA WHIP
Steve Barber, L (1, 1) ERA: 4.84	5.0 W 19 4 1 0 4 3 0 0 0 0 0 0 24 36 0.00 1.400												
Jim Bouton, R (6, 1) ERA: 3.86	4.0 S 17 2 1 1 3 1 0 1 0 1 1 1 21 26 2.25 0.750												

Cleveland Indians @ Seattle Pilots  
 Sicks Stadium, Boston, MA  
 Mon Jun 02 1969, 10:05 PM EDT  
 Att. 9,044 - Unknown

livebaseballscorecards.com

AB	31
R	2
H	6
RBI	2
BB	4
SO	7
LOB	14



Batter	1	2	3	4	5	6	7	8	9	AB	R	H	RBI	BB	SO	LOB
Tommy Harper, R OBP: 0.435, SLG: 0.416 (1, 4)	0-0 5-3	0-0 SH5-3		0-3 K			0-0 P6			3	0	0	0	0	1	0
Mike Hegan, L OBP: 0.450, SLG: 0.537 (1, 9)	4-0 BB 2B BB	0-0 HR			0-0 HR		0-0 BB 1B			3	3	3	3	1	0	0
Wayne Comer, R OBP: 0.388, SLG: 0.470 (1, 8)	4-0 2B 1-2 WP BB	0-3 K			0-0 F8		4-0 1-2 BB			2	1	0	0	2	1	0
Don Mincher, L OBP: 0.390, SLG: 0.486 (1, 3)	0-0 WP 1-3 2-H 1B 2B		0-0 P4		1-0 CS HBP		0-0 F9			3	1	1	1	0	0	2
Steve Whitaker, L OBP: 0.392, SLG: 0.512 (1, 7)	0-0 1B		0-0 HR		0-3 K 1-2		0-0 S 1B 1B			4	2	3	2	0	1	1
Rich Rollins, R OBP: 0.294, SLG: 0.323 (1, 5)	0-3 K		0-0 P3		0-0 F2		0-0 1-H G3 1B			4	0	1	1	0	1	1
Jerry McNertney, R OBP: 0.301, SLG: 0.434 (1, 2)	0-3 K		0-0 F7		0-0 G4-6-3 1B		0-0 G3 1-2			4	0	1	0	0	1	2
Ray Oyler, R OBP: 0.310, SLG: 0.318 (1, 6)		0-0 5-3		0-3 K		0-0 G4-6-3 1-2f		0-0 F7		4	0	0	0	0	1	2
Steve Barber, L OBP: 0.333, SLG: 0.333 Jim Bouton, R (6, 1)		0-0 SH5-3 HR 1B		0-3 K			0-3 K	0-3 K		2	1	1	0	0	1	0
										2	0	0	0	0	2	1


Inning Stats	R: 3	H: 2	E: 0	K: 2	S: 9	LOB: 1	BB: 2	P: 17	R: 2	H: 2	E: 0	K: 1	S: 7	LOB: 0	BB: 0	P: 7	R: 1	H: 1	E: 0	K: 0	S: 4	LOB: 0	BB: 0	P: 4	R: 0	H: 0	E: 0	K: 3	S: 9	LOB: 0	BB: 0	P: 9	R: 1	H: 1	E: 0	K: 1	S: 5	LOB: 1	BB: 0	P: 6	R: 0	H: 1	E: 0	K: 0	S: 3	LOB: 0	BB: 0	P: 3	R: 0	H: 1	E: 0	K: 1	S: 6	LOB: 2	BB: 1	P: 10	R: 1	H: 2	E: 0	K: 1	S: 7	LOB: 1	BB: 0	P: 7	1B: 6	SF: 0	3B: 0	HR: 3	WP: 1	PA: 36
Horacio Pina, R ERA: 6.35 (1, 1)	IP	WLS	BF	H	R	ER	SO	BB	IBB	HBP	BLK	WP	HR	S	P	ERA	WHIP																																																					
Mike Paul, L ERA: 3.89 (3, 1)	2.0		7	1	1	1	3	0	0	0	0	0	1	13	13	4.50	0.500																																																					
Juan Pizarro, L ERA: 4.76 (5, 1)	2.0		7	2	1	1	1	0	0	1	0	0	1	8	9	4.50	1.000																																																					
Gary Kroll, R ERA: 1.64 (7, 1)	2.0		10	3	1	1	2	1	0	0	0	0	0	13	17	4.50	2.000																																																					


**BOTTOM**

**Cleveland Indians @ Seattle Pilots**  
Sicks Stadium, Boston, MA  
Mon Jun 02 1969, 10:05 PM EDT  
Att. 9,044 - Unknown

[livebaseballscorecards.com](http://livebaseballscorecards.com)

<b>AB</b>	<b>31</b>
<b>R</b>	<b>8</b>
<b>H</b>	<b>10</b>
<b>RBI</b>	<b>7</b>
<b>BB</b>	<b>3</b>
<b>SO</b>	<b>9</b>
<b>LOB</b>	<b>9</b>



Batter	1	2	3	4	5	6	7	8	9	AB R H RBI BB SO LOB	TOP											
Jose Cardenal, R (1, 8) OBP: 0.263, SLG: 0.349	0-0 F7		0-0 6-3		0-0 F8			0-0 S 1B		4 0 1 0 0 0 1												
Lee Maye, L (1, 9) OBP: 0.284, SLG: 0.284 Chuck Hinton, R (9, 9) OBP: 0.333, SLG: 0.412	0-0 G3			0-3 K		0-0 F8		4-0 BB 1-2 BB		3 0 0 0 1 1 0 0 0 0 0 0 0 0												
Ken Harrelson, R (1, 7) OBP: 0.269, SLG: 0.344	0-0 G3			0-0 6-3		0-0 1B 3B		0-0 F7		4 1 1 0 0 0 2												
Duke Sims, L (1, 2) OBP: 0.370, SLG: 0.532 Ray Fosse, R (6, 2) OBP: 0.283, SLG: 0.296		0-0 F7		0-0 HR		0-0 1B 3-H		0-0 F8		3 1 2 2 0 0 0 1 0 0 0 0 0 2												
Tony Horton, R (1, 3) OBP: 0.271, SLG: 0.408		0-3 K		1-0 HBP		0-0 F8		0-0 P4		3 0 0 0 0 1 3												
Lou Klimchock, L (1, 4) OBP: 0.350, SLG: 0.500 Vern Fuller, R (9, 4) OBP: 0.254, SLG: 0.148		0-0 HR		0-0 F8		0-0 P6		0-0 P6		4 1 1 1 0 0 2 0 0 0 0 0 0 0												
Larry Brown, R (1, 6) OBP: 0.363, SLG: 0.380		0-0 6-3			0-0 P4		0-0 6-3		1-0 G5-4-3 HBP	3 0 0 0 0 0 0	AB 32 R 3 H 6 RBI 3 BB 1 SO 4 LOB 11											
Max Alvis, R (1, 5) OBP: 0.288, SLG: 0.288			0-0 5-3		0-0 6-3		0-0 F7		0-0 G5-4-3 1-2f	4 0 0 0 0 0 1												
Luis Tiant, R (1, 1) OBP: 0.261, SLG: 0.273 Juan Pizarro, L (9, 1) OBP: 0.250, SLG: 0.250 Stan Williams, R (9, 1) OBP: 0.067, SLG: 0.067			0-3 K		0-0 1B		0-3 K			3 0 1 0 0 2 0 0 0 0 0 0 0 0 0 0 0 0 0 0 0												
<b>Inning Stats</b>	R: 0 E: 0 K: 0 S: 3	H: 0 LOB: 0 BB: 0 P: 3	R: 1 E: 0 K: 1 S: 6	H: 1 LOB: 0 BB: 0 P: 6	R: 0 E: 0 K: 1 S: 5	H: 0 LOB: 0 BB: 0 P: 5	R: 1 E: 0 K: 1 S: 6	H: 1 LOB: 1 BB: 0 P: 7	R: 0 E: 0 K: 0 S: 4	H: 1 LOB: 1 BB: 0 P: 4	R: 1 E: 0 K: 0 S: 5	H: 2 LOB: 1 BB: 0 P: 5	R: 0 E: 0 K: 1 S: 5	H: 0 LOB: 0 BB: 0 P: 5	R: 0 E: 0 K: 0 S: 4	H: 1 LOB: 2 BB: 1 P: 8	R: 0 E: 0 K: 0 S: 2	H: 0 LOB: 0 BB: 0 P: 3	1B: 3 2B: 0 3B: 1 HR: 2	SF: 0 SAC: 0 DP: 1 HBP: 2	WP: 0 PB: 0 SB: 1 CS: 0	PA: 35
<b>PITCHER</b>	IP WLS BF H R ER SO BB IBB HBP BLK WP HR S P ERA WHIP																					
Marty Pattin, R (1, 1) ERA: 4.54	7.0 L 27 5 3 3 4 0 0 1 0 0 2 34 35 3.86 0.714																					
Diego Segui, R (8, 1) ERA: 2.59	2.0 8 1 0 0 0 1 0 1 0 0 0 6 11 0.00 1.000																					

Cleveland Indians @ Seattle Pilots  
 Sicks Stadium, Boston, MA  
 Tue Jun 03 1969, 10:05 PM EDT  
 Att. 8,634 - Unknown

livebaseballscorecards.com

Batter	1	2	3	4	5	6	7	8	9	AB	R	H	RBI	BB	SO	LOB
Tommy Harper, R (1, 4) OBP: 0.431, SLG: 0.409	0-0 F9		4-0 BB			0-0 5-3		0-0 P4		3	0	0	0	1	0	0
Mike Hegan, L (1, 9) OBP: 0.445, SLG: 0.529	0-3 K		0-3 K			0-0 1B		0-3 K		4	0	1	0	0	3	2
Wayne Comer, R (1, 8) OBP: 0.378, SLG: 0.456	0-0 5-3				0-3 K	0-0 P5		0-0 P1		4	0	0	0	0	1	1
Don Mincher, L (1, 3) OBP: 0.387, SLG: 0.480 Jim Gosger, L (9, PR) OBP: 0.203, SLG: 0.245		0-3 K		0-0 P4		0-3 K			0-0 1B	4	0	1	0	0	2	1
Steve Whitaker, L (1, 7) OBP: 0.389, SLG: 0.500 Dick Simpson, R (9, PH) OBP: 0.297, SLG: 0.258		0-0 F8		0-0 G3			0-0 BB 1B		0-3 K	3	0	1	0	0	0	0
Rich Rollins, R (1, 5) OBP: 0.286, SLG: 0.313		0-0 P6			0-0 F8		0-0 P6		0-3 K	4	0	0	0	0	1	2
Jerry McNertney, R (1, 2) OBP: 0.299, SLG: 0.422			4-0 FC1-6 BB		0-3 K		0-0 P4		0-0 F8	3	0	0	0	1	1	2
Ray Oyler, R (1, 6) OBP: 0.313, SLG: 0.349 Merritt Ranew, L (7, PH) OBP: 0.500, SLG: 0.357 John Kennedy, R (7, PR) OBP: 0.354, SLG: 0.341 (8, 6)			0-0 F2		0-0 HR		4-0 BB			2	1	1	1	0	0	1
Marty Pattin, R (1, 1) OBP: 0.219, SLG: 0.219 Tommy Davis, R (7, PH) OBP: 0.246, SLG: 0.299 Diego Segui, R (8, 1) OBP: 0.182, SLG: 0.100			0-0 FC1-6 BB		0-3 K		0-0 1-3			0	0	0	0	0	0	0

Inning Stats	R: 0	H: 0	E: 0	K: 1	S: 5	LOB: 0	BB: 0	P: 5	R: 0	H: 0	E: 0	K: 1	S: 5	LOB: 0	BB: 0	P: 5	R: 0	H: 0	E: 0	K: 1	S: 5	LOB: 2	BB: 2	P: 13	R: 0	H: 0	E: 0	K: 1	S: 5	LOB: 0	BB: 0	P: 5	R: 1	H: 1	E: 0	K: 2	S: 8	LOB: 0	BB: 0	P: 8	R: 0	H: 1	E: 0	K: 1	S: 6	LOB: 1	BB: 0	P: 6	R: 0	H: 1	E: 0	K: 0	S: 4	LOB: 2	BB: 1	P: 8	R: 0	H: 0	E: 0	K: 1	S: 5	LOB: 0	BB: 0	P: 5	R: 0	H: 1	E: 0	K: 2	S: 8	LOB: 1	BB: 0	P: 8	1B: 3	SF: 0	2B: 0	SAC: 0	3B: 0	DP: 0	HR: 1	HBP: 0	WP: 0	PA: 34
--------------	------	------	------	------	------	--------	-------	------	------	------	------	------	------	--------	-------	------	------	------	------	------	------	--------	-------	-------	------	------	------	------	------	--------	-------	------	------	------	------	------	------	--------	-------	------	------	------	------	------	------	--------	-------	------	------	------	------	------	------	--------	-------	------	------	------	------	------	------	--------	-------	------	------	------	------	------	------	--------	-------	------	-------	-------	-------	--------	-------	-------	-------	--------	-------	--------

PITCHER	IP	WLS	BF	H	R	ER	SO	BB	IBB	HBP	BLK	WP	HR	S	P	ERA	WHIP
Luis Tiant, R (1, 1) ERA: 5.79	8.0	W	31	4	1	1	8	3	0	0	0	0	1	44	56	1.12	0.875
Juan Pizarro, L (9, 1) ERA: 4.7	0.1		1	0	0	0	1	0	0	0	0	0	0	3	3	0.00	0.000
Stan Williams, R (9, 1) ERA: 5.12	0.2	S	2	0	0	0	1	0	0	0	0	0	0	4	4	0.00	0.000


**BOTTOM**

**Cleveland Indians @ Seattle Pilots**

**Sicks Stadium, Boston, MA**

Tue Jun 03 1969, 10:05 PM EDT  
Att. 8,634 - Unknown

AB 31  
R 1  
H 4  
RBI 1  
BB 3  
SO 10  
LOB 13



livebaseballscorecards.com

Batter	1	2	3	4	5	6	7	8	9	AB R H RBI BB SO LOB	TOP			
Jose Cardenal, R (1, 8) OBP: 0.272, SLG: 0.349	0-0 G1-4-3 1B		4-0 BB 2B BB	0-0 E4		4-0 E 1B BB	0-3 K			3 2 1 0 2 1 3				
Larry Brown, R (1, 6) OBP: 0.359, SLG: 0.370	0-0 G1-4-3 1-2f		4-0 BB 2B BB	0-0 5-3		0-0 FC 1B S FC4	0-0 4-3			4 2 0 0 1 0 6				
Ken Harrelson, R (1, 7) OBP: 0.278, SLG: 0.348	0-0 G3		4-0 BB 2B 1B BB	0-3 K		0-0 FC4 1B		0-0 G6-4-3 1B		4 1 2 2 1 1 2				
Lee Mays, L (1, 9) OBP: 0.290, SLG: 0.314		0-3 K	0-0 1B 2B		0-0 2B	0-0 FC4 WP		0-3 K		5 1 2 3 0 2 2				
Tony Horton, R (1, 3) OBP: 0.269, SLG: 0.402		0-0 P3	0-0 FC5-4 1B		0-0 1-3	0-0 5-3		0-0 G6-4-3		5 0 1 2 0 0 3				
Lou Klimchuck, L (1, 4) OBP: 0.375, SLG: 0.545		0-0 1B	0-3 K		0-3 K		0-0 E9 1B 2B		0-0 HR	4 1 2 0 0 2 2 1 1 1 1 0 0 0				
Vern Fuller, R (7, 4) OBP: 0.266, SLG: 0.218														
Max Alvis, R (1, 5) OBP: 0.285, SLG: 0.284	0-0 F2		0-0 FC5-4		0-0 5-3		0-0 1B 1B		0-0 P6	5 0 1 1 0 0 3	AB 40 R 10 H 14 RBI 9 BB 4 SO 9 LOB 22			
Ray Fosse, R (1, 2) OBP: 0.277, SLG: 0.305			0-3 K	0-0 P5		0-0 SH3-4 E 2B	0-3 K		0-0 6-3	5 1 1 0 0 2 1				
Sam McDowell, L (1, 1) OBP: 0.241, SLG: 0.241			0-0 BB BB 1B	0-0 E 1B		0-0 SH3-4	0-0 1B		0-3 K	3 1 3 0 0 0 0 1 0 0 0 0 1 0				
Stan Williams, R (7, 1) OBP: 0.063, SLG: 0.063														
<b>Inning Stats</b>	R: 0 H: 1 E: 0 LOB: 0 K: 0 BB: 0 S: 3 P: 3	R: 0 H: 1 E: 0 LOB: 1 K: 1 BB: 0 S: 6 P: 6	R: 5 H: 3 E: 0 LOB: 1 K: 2 BB: 3 S: 10 P: 22	R: 0 H: 1 E: 1 LOB: 2 K: 1 BB: 0 S: 7 P: 7	R: 0 H: 1 E: 0 LOB: 1 K: 1 BB: 0 S: 6 P: 6	R: 3 H: 2 E: 1 LOB: 1 K: 0 BB: 1 S: 6 P: 10	R: 1 H: 3 E: 1 LOB: 2 K: 2 BB: 0 S: 10 P: 10	R: 0 H: 1 E: 0 LOB: 0 K: 1 BB: 0 S: 5 P: 5	R: 1 H: 1 E: 0 LOB: 0 K: 1 BB: 0 S: 6 P: 6	1B: 9 SF: 0 2B: 4 SAC: 1 3B: 0 DP: 2 HR: 1 HBP: 0	WP: 1 PA: 45 PB: 0 SB: 1 CS: 0			
<b>PITCHER</b>	IP WLS BF H R ER SO BB IBB HBP BLK WP HR S P ERA WHIP												<b>PITCHER</b>	IP WLS BF H R ER SO BB IBB HBP BLK WP HR S P ERA WHIP
Mike Marshall, R (1, 1) ERA: 4.29	2.1 L 11 3 3 3 2 2 0 0 0 0 0 0 13 21 11.57 2.143													
Fred Talbot, R (3, 1) ERA: 4.84	0.0 3 2 2 2 0 1 0 0 0 0 0 0 2 6 ∞ ∞													
John Gelnar, R (3, 1) ERA:	2.2 11 2 0 0 3 0 0 0 0 0 0 0 17 17 0.00 0.750													
Jim Bouton, R (6, 1) ERA: 4.33	1.1 11 5 4 2 1 1 0 0 0 1 0 12 16 13.50 4.500													
John O'Donoghue, L (7, 1) ERA: 2.08	2.2 9 2 1 1 3 0 0 0 0 0 0 1 15 15 3.38 0.750													

Cleveland Indians @ Seattle Pilots  
 Sicks Stadium, Boston, MA  
 Wed Jun 04 1969, 10:05 PM EDT  
 Att. 9,540 - Unknown

livebaseballscorecards.com





Batter	1	2	3	4	5	6	7	8	9	AB R H RBI BB SO LOB
Tommy Harper, R (1, 4) OBP: 0.430, SLG: 0.402	0-0 F8		0-3 K		4-0 E S 2B BB		0-0 E6 WP 1-2		4-0 G6-4-3 BB 1-2	3 1 0 0 2 1 2
Dick Simpson, R (1, 8) OBP: 0.310, SLG: 0.306	0-3 K			0-3 K	0-0 2B		0-0 1B		0-0 G6-4-3 1-2f 2-3	5 0 2 1 0 2 2
Tommy Davis, R (1, 7) OBP: 0.238, SLG: 0.292	0-0 1-3			0-0 F9	0-0 5-3		0-0 SF9		0-0 P3	4 0 0 1 0 0 2
Wayne Comer, R (1, 9) OBP: 0.381, SLG: 0.460		4-0 G6-3 BB		0-0 E6 E S 1B		0-0 2B	0-3 K			3 1 1 0 1 1 2
Don Mincher, L (1, 3) OBP: 0.384, SLG: 0.474		0-0 G6-3 1-2f		0-0 1B		0-3 K		0-0 G3		4 0 1 1 0 1 2
Rich Rollins, R (1, 5) OBP: 0.285, SLG: 0.311		0-0 1-6-3		0-0 5-3		0-0 5-3		0-0 1B		4 0 1 0 0 0 2
Larry Haney, R (1, 2) OBP: 0.328, SLG: 0.414			0-3 K		0-3 K	0-3 K2-3		0-3 K		3 0 0 0 0 3 1
Merritt Ranew, L (8, PH) OBP: 0.474, SLG: 0.333										1 0 0 0 0 1 1
John Kennedy, R (1, 6) OBP: 0.365, SLG: 0.341			0-3 K		4-0 E S BB BB		0-0 WP E SF9 1B	0-3 K		3 2 1 0 1 2 1
Mike Marshall, R (1, 1) OBP: 0.338, SLG: 0.375			4-0 BB		0-3 K 1-2				4-0 G6-4-3 BB BB	0 0 0 0 0 0 0
Fred Talbot, R (3, 1)										0 0 0 0 0 0 0
John Gelnar, R (3, 1)										0 0 0 0 1 0 0
Gus Gil, R (5, PH) OBP: 0.343, SLG: 0.274										1 0 0 0 0 1 1
Jim Bouton, R (6, 1)										0 0 0 0 0 0 0
John O'Donoghue, R (7, 1)										1 0 0 0 0 1 1
Steve Whitaker, L (9, PH) OBP: 0.400, SLG: 0.500										0 0 0 0 1 0 0

Inning Stats	R: 0	H: 0	E: 0	LOB: 0	K: 1	BB: 0	S: 5	P: 5	R: 0	H: 0	E: 0	LOB: 0	K: 0	BB: 1	S: 2	P: 6	R: 0	H: 0	E: 0	LOB: 0	K: 3	BB: 1	S: 9	P: 13	R: 1	H: 1	E: 1	LOB: 1	K: 1	BB: 0	S: 7	P: 7	R: 2	H: 1	E: 0	LOB: 1	K: 2	BB: 2	S: 8	P: 16	R: 0	H: 1	E: 0	LOB: 1	K: 2	BB: 0	S: 8	P: 8	R: 1	H: 2	E: 1	LOB: 2	K: 2	BB: 0	S: 10	P: 10	R: 0	H: 1	E: 0	LOB: 1	K: 2	BB: 0	S: 8	P: 8	R: 0	H: 0	E: 0	LOB: 1	K: 0	BB: 2	S: 2	P: 10	1B: 4	SF: 1	2B: 2	SAC: 0	3B: 0	DP: 2	HR: 0	HBP: 0	WP: 1	PA: 39
--------------	------	------	------	--------	------	-------	------	------	------	------	------	--------	------	-------	------	------	------	------	------	--------	------	-------	------	-------	------	------	------	--------	------	-------	------	------	------	------	------	--------	------	-------	------	-------	------	------	------	--------	------	-------	------	------	------	------	------	--------	------	-------	-------	-------	------	------	------	--------	------	-------	------	------	------	------	------	--------	------	-------	------	-------	-------	-------	-------	--------	-------	-------	-------	--------	-------	--------


PITCHER	IP	WLS	BF	H	R	ER	SO	BB	IBB	HBP	BLK	WP	HR	S	P	ERA	WHIP
Sam McDowell, L (1, 1) ERA: 3.13	6.1	W	28	4	4	2	10	4	0	0	0	0	0	44	60	2.84	1.263
Stan Williams, R (7, 1) ERA: 4.9	2.2	S	11	2	0	0	3	2	0	0	0	1	0	15	23	0.00	1.500

**BOTTOM**

**Cleveland Indians @ Seattle Pilots**  
Sicks Stadium, Boston, MA  
Wed Jun 04 1969, 10:05 PM EDT  
Att. 9,540 - Unknown

<b>AB</b>	<b>32</b>
<b>R</b>	<b>4</b>
<b>H</b>	<b>6</b>
<b>RBI</b>	<b>3</b>
<b>BB</b>	<b>6</b>
<b>SO</b>	<b>13</b>
<b>LOB</b>	<b>17</b>

[livebaseballscorecards.com](http://livebaseballscorecards.com)



Batter	1	2	3	4	5	6	7	8	9	AB R H RBI BB SO LOB	TOP											
Tommy Harper, R (1, 4) OBP: 0.427, SLG: 0.396	0-0 F9		4-0 BB			0-0 E7 CS 1B BLK		0-0 6-3		3 1 0 0 1 0 0												
Dick Simpson, R (1, 8) OBP: 0.304, SLG: 0.300	0-3 K		0-0 6-3			0-0 CS 1-2 1B		0-0 5-3		4 0 1 0 0 1 2												
Tommy Davis, R (1, 7) OBP: 0.239, SLG: 0.287	0-0 F9			4-0 FC5-4 BB		0-0 P4 1-2 2-H			0-0 6-3	3 0 0 0 1 0 1												
Wayne Comer, R (1, 9) OBP: 0.378, SLG: 0.455		0-0 P4		0-0 FC5-4 S 1-2f		0-0 F8			0-0 G3 1B	4 0 1 0 0 0 1												
Don Mincher, L (1, 3) OBP: 0.376, SLG: 0.462		0-0 6-3		0-0 F7 1-2			0-3 K		0-0 G3 1-2	4 0 0 0 0 1 2												
Rich Rollins, R (1, 5) OBP: 0.277, SLG: 0.301		0-0 6-3		0-3 K			0-0 6-3		0-0 F9	4 0 0 0 0 1 2												
Jerry McNertney, R (1, 2) OBP: 0.300, SLG: 0.419			0-0 1-3		0-0 E1 G6-4-3		0-0 1B			3 0 1 0 0 0 0												
Ray Oyler, R (1, 6) OBP: 0.313, SLG: 0.348			0-0 SH2-4 1B		0-0 G6-4-3 1-2f		0-0 P5			3 0 1 0 0 0 2												
Gary Bell, R (1, 1) OBP: 0.313, SLG: 0.357 Jim Bouton, R (4, 1) OBP: 0.390, SLG: 0.499 Steve Whitaker, L (5, PH) OBP: 0.390, SLG: 0.499 Fred Talbot, R (5, 1) Gus Gil, R (8, PH) OBP: 0.338, SLG: 0.270 John Geinar, R (8, 1)			0-0 SH2-4		0-0 P6			0-0 F9		0 0 0 0 0 0 0 0 0 0 0 0 0 0 1 0 0 0 0 0 0 0 0 0 0 0 0 0 1 0 0 0 0 0 0 0 0 0 0 0 0 0												
<b>Inning Stats</b>	R: 0 E: 0 K: 1 S: 5	H: 0 LOB: 0 BB: 0 P: 5	R: 0 E: 0 K: 0 S: 3	H: 0 LOB: 0 BB: 0 P: 3	R: 0 E: 0 K: 0 S: 4	H: 1 LOB: 2 BB: 1 P: 8	R: 0 E: 0 K: 1 S: 5	H: 0 LOB: 1 BB: 1 P: 9	R: 0 E: 1 K: 0 S: 3	H: 0 LOB: 0 BB: 0 P: 3	R: 1 E: 1 K: 0 S: 4	H: 1 LOB: 0 BB: 0 P: 4	R: 0 E: 0 K: 1 S: 6	H: 1 LOB: 1 BB: 0 P: 6	R: 0 E: 0 K: 0 S: 3	H: 0 LOB: 0 BB: 0 P: 3	R: 0 E: 0 K: 0 S: 4	H: 1 LOB: 1 BB: 0 P: 4	1B: 4 2B: 0 3B: 0 HR: 0	SF: 0 SAC: 1 DP: 1 HBP: 0	WP: 0 PB: 0 SB: 1 CS: 2	PA: 33
<b>PITCHER</b> Dave McNally, L (1, 1) ERA: 2.91	IP: 9.0 WLS: W BF: 33 H: 4 R: 1 ER: 0 SO: 3 BB: 2 IBB: 0 HBP: 0 BLK: 1 WP: 0 HR: 0 S: 37 P: 45 ERA: 0.00 WHIP: 0.667											<b>PITCHER</b>	IP: 9.0 WLS: W BF: 33 H: 4 R: 1 ER: 0 SO: 3 BB: 2 IBB: 0 HBP: 0 BLK: 1 WP: 0 HR: 0 S: 37 P: 45 ERA: 0.00 WHIP: 0.667									

Seattle Pilots @ Baltimore Orioles  
 Memorial Stadium, Baltimore, MD  
 Fri Jun 06 1969, 7:05 PM EDT  
 Att: 17,689 - Unknown

livebaseballscorecards.com

AB 30  
 R 1  
 H 4  
 RBI 0  
 BB 2  
 SO 3  
 LOB 10



Batter	1	2	3	4	5	6	7	8	9	AB	R	H	RBI	BB	SO	LOB
--------	---	---	---	---	---	---	---	---	---	----	---	---	-----	----	----	-----

<b>Don Buford, S</b> (1, 7) <small>OBP: 0.410, SLG: 0.444</small> <b>Merv Rettenmund, R</b> (7, 7) <small>OBP: 0.361, SLG: 0.448</small>										4	2	2	0	0	0	0
										0	0	0	0	0	0	0

<b>Paul Blair, R</b> (1, 8) <small>OBP: 0.329, SLG: 0.464</small>										4	1	2	2	0	0	0
--	--	--	--	--	--	--	--	--	--	---	---	---	---	---	---	---

<b>Frank Robinson, R</b> (1, 9) <small>OBP: 0.411, SLG: 0.620</small> <b>Dave May, L</b> (8, 9) <small>OBP: 0.207, SLG: 0.308</small>										3	1	1	2	0	1	1
										0	0	0	0	0	0	0

<b>Boog Powell, L</b> (1, 3) <small>OBP: 0.402, SLG: 0.529</small>										4	0	2	0	0	0	0
---	--	--	--	--	--	--	--	--	--	---	---	---	---	---	---	---

<b>Brooks Robinson, R</b> (1, 5) <small>OBP: 0.291, SLG: 0.387</small>										4	0	2	1	0	0	1
---	--	--	--	--	--	--	--	--	--	---	---	---	---	---	---	---

<b>Davey Johnson, R</b> (1, 4) <small>OBP: 0.323, SLG: 0.360</small>										3	0	1	0	1	0	2
---	--	--	--	--	--	--	--	--	--	---	---	---	---	---	---	---

<b>Clay Dalrymple, L</b> (1, 2) <small>OBP: 0.438, SLG: 0.455</small>										4	0	0	0	0	0	5
--	--	--	--	--	--	--	--	--	--	---	---	---	---	---	---	---

<b>Mark Belanger, R</b> (1, 6) <small>OBP: 0.347, SLG: 0.315</small>										3	1	1	0	0	0	0
---	--	--	--	--	--	--	--	--	--	---	---	---	---	---	---	---

<b>Dave McNally, R</b> (1, 1) <small>OBP: 0.107, SLG: 0.074</small>										2	0	0	0	0	1	0
--	--	--	--	--	--	--	--	--	--	---	---	---	---	---	---	---

Inning Stats	R: 2	H: 4	E: 0	K: 0	S: 6	LOB: 2	BB: 1	P: 10	R: 0	H: 0	E: 0	K: 0	S: 3	LOB: 0	BB: 0	P: 3	R: 1	H: 2	E: 0	K: 0	S: 5	LOB: 1	BB: 0	P: 5	R: 2	H: 3	E: 0	K: 0	S: 6	LOB: 1	BB: 0	P: 6	R: 0	H: 1	E: 0	K: 0	S: 4	LOB: 1	BB: 0	P: 4	R: 0	H: 0	E: 0	K: 1	S: 5	LOB: 0	BB: 0	P: 5	R: 0	H: 0	E: 0	K: 1	S: 5	LOB: 0	BB: 0	P: 3	R: 0	H: 1	E: 0	K: 0	S: 3	LOB: 0	BB: 0	P: 3
--------------	------	------	------	------	------	--------	-------	-------	------	------	------	------	------	--------	-------	------	------	------	------	------	------	--------	-------	------	------	------	------	------	------	--------	-------	------	------	------	------	------	------	--------	-------	------	------	------	------	------	------	--------	-------	------	------	------	------	------	------	--------	-------	------	------	------	------	------	------	--------	-------	------

PITCHER	IP	WLS	BF	H	R	ER	SO	BB	IBB	HBP	BLK	WP	HR	S	P	ERA	WHIP
<b>Gary Bell, R</b> (1, 1) <small>ERA: 4.7</small>	3.2	L	20	9	5	5	0	0	0	0	0	0	0	19	23	12.27	2.455
<b>Jim Bouton, R</b> (4, 1) <small>ERA: 4.28</small>	0.1		1	0	0	0	0	0	0	0	0	0	0	1	1	0.00	0.000
<b>Fred Talbot, R</b> (5, 1) <small>ERA: 4.26</small>	3.0		10	1	0	0	2	0	0	0	0	0	0	14	14	0.00	0.333
<b>John Gelnar, R</b> (8, 1) <small>ERA:</small>	1.0		3	1	0	0	0	0	0	0	0	0	0	3	3	0.00	1.000

**BOTTOM**

<b>Seattle Pilots @ Baltimore Orioles</b> Memorial Stadium, Baltimore, MD Fri Jun 06 1969, 7:05 PM EDT Att. 17,689 - Unknown	<table border="1"> <tr> <td>AB</td> <td>31</td> </tr> <tr> <td>R</td> <td>5</td> </tr> <tr> <td>H</td> <td>11</td> </tr> <tr> <td>RBI</td> <td>5</td> </tr> <tr> <td>BB</td> <td>1</td> </tr> <tr> <td>SO</td> <td>2</td> </tr> <tr> <td>LOB</td> <td>9</td> </tr> </table>	AB	31	R	5	H	11	RBI	5	BB	1	SO	2	LOB	9
AB	31														
R	5														
H	11														
RBI	5														
BB	1														
SO	2														
LOB	9														



1B: 7 2B: 3 3B: 0 HR: 1	SF: 1 SAC: 1 DP: 2 HBP: 0	WP: 0 PB: 0 SB: 0 CS: 0	PA: 34 ERA WHIP
----------------------------------	------------------------------------	----------------------------------	-----------------------

livebaseballscorecards.com

Batter	1	2	3	4	5	6	7	8	9	AB R H RBI BB SO LOB	TOP											
Tommy Harper, R (1, 4) OBP: 0.422, SLG: 0.389 Gus Gil, R (6, 4) OBP: 0.333, SLG: 0.266	0-3 K			0-0 P6		0-3 K		0-3 K	0-3 K	3 0 0 0 0 2 0 1 0 0 0 0 1 0												
Mike Hegan, L (1, 9) OBP: 0.446, SLG: 0.525 Steve Whitaker, L (4, 9) OBP: 0.397, SLG: 0.479	0-0 4-3			4-0 1B BB		0-3 K		4-0 BB	4-0 BB	1 0 0 0 1 0 0 1 0 0 0 1 1 0												
Tommy Davis, R (1, 7) OBP: 0.239, SLG: 0.286	0-0 4-3			0-0 FC6-4 1-2 1B		0-0 5-3		0-0 5-3	0-3 K	4 0 1 0 0 1 1												
Don Mincher, L (1, 3) OBP: 0.378, SLG: 0.459		0-0 CS 1B		0-0 F7		4-0 BB		0-0 P4	0-0 P4	3 0 1 0 1 0 3												
Wayne Comer, R (1, 8) OBP: 0.371, SLG: 0.445		0-0 P3 1-2		0-0 FC6-4 1-2f		0-3 K		0-3 K		3 0 0 0 0 1 4												
Rich Rollins, R (1, 5) OBP: 0.272, SLG: 0.295		0-3 K			0-0 F8		0-0 F8			3 0 0 0 0 1 1												
Jerry McNertney, R (1, 2) OBP: 0.292, SLG: 0.407			0-3 K		0-0 F3		0-0 F8		0-0 F8	3 0 0 0 0 1 0												
Ray Oylar, R (1, 6) OBP: 0.308, SLG: 0.342 John Kennedy, R (5, 6) OBP: 0.358, SLG: 0.333			0-0 F9		0-0 6-3		0-0 F9		0-0 F9	2 0 0 0 0 0 0 1 0 0 0 0 0 0												
Gene Brabender, R (1, 1) OBP: 0.267, SLG: 0.214 John Geinar, R (4, 1) Jim Gosger, L (6, PH) OBP: 0.230, SLG: 0.241 Diego Segui, R (6, 1) OBP: 0.182, SLG: 0.100 Jim Bouton, R (7, 1) Dick Simpson, R (8, PH) OBP: 0.298, SLG: 0.293 John O'Donoghue, R (8, 1)			0-0 6-3		0-0 F5		0-3 K		0-3 K	1 0 0 0 0 0 0 0 0 0 0 0 0 0 1 0 1 0 0 0 0 1 0 0 0 0 0 0 0 0												
<b>Inning Stats</b>	R: 0 E: 0 K: 1 S: 5	H: 0 LOB: 0 BB: 0 P: 5	R: 0 E: 0 K: 1 S: 5	H: 1 LOB: 0 BB: 0 P: 5	R: 0 E: 0 K: 1 S: 5	H: 0 LOB: 0 BB: 0 P: 5	R: 0 E: 0 K: 0 S: 4	H: 1 LOB: 2 BB: 1 P: 8	R: 0 E: 0 K: 0 S: 3	H: 0 LOB: 0 BB: 0 P: 3	R: 0 E: 0 K: 2 S: 7	H: 0 LOB: 0 BB: 0 P: 7	R: 0 E: 0 K: 1 S: 5	H: 0 LOB: 1 BB: 1 P: 9	R: 0 E: 0 K: 1 S: 5	H: 0 LOB: 0 BB: 0 P: 5	R: 0 E: 0 K: 2 S: 7	H: 0 LOB: 1 BB: 1 P: 11	1B: 2 2B: 0 3B: 0 HR: 0	SF: 0 SAC: 0 DP: 0 HBP: 0	WP: 0 PB: 0 SB: 0 CS: 1	PA: 31
<b>PITCHER</b> Jim Palmer, R (1, 1) ERA: 1.76	IP 9.0 WLS W BF 31 H 2 R 0 ER 0 SO 9 BB 3 IBB 0 HBP 0 BLK 0 WP 0 HR 0 S 46 P 58 ERA 0.00 WHIP 0.556																				<b>PITCHER</b> IP WLS BF H R ER SO BB IBB HBP BLK WP HR S P ERA WHIP	

Seattle Pilots @ Baltimore Orioles  
 Memorial Stadium, Baltimore, MD  
 Sat Jun 07 1969, 7:05 PM EDT  
 Att. 13,903 - Unknown

livebaseballscorecards.com

AB	28
R	0
H	2
RBI	0
BB	3
SO	9
LOB	9



**BOTTOM**

**Seattle Pilots @ Baltimore Orioles**  
**Memorial Stadium, Baltimore, MD**

Sat Jun 07 1969, 7:05 PM EDT  
 Att. 13,903 - Unknown

[livebaseballscorecards.com](http://livebaseballscorecards.com)

**AB 38**  
**R 10**  
**H 12**  
**RBI 9**  
**BB 4**  
**SO 7**  
**LOB 17**



AB R H RBI BB SO LOB

5	1	0	1	0	1	3
4	2	2	2	1	0	0
2	2	1	1	2	1	1
1	0	0	0	0	0	0
5	1	2	2	0	1	1
5	2	3	1	0	0	1
4	0	0	0	0	1	5
1	0	0	0	0	0	0
4	1	1	1	0	0	2
3	1	2	1	1	1	1
4	0	1	0	0	2	3
1B: 8	SF: 0	WP: 1	PA: 42			
2B: 3	SAC: 0	PB: 0				
3B: 1	DP: 0	SB: 2				
HR: 0	HBP: 0	CS: 0				

Batter	1	2	3	4	5	6	7	8	9
Don Buford, S OBP: 0.400, SLG: 0.431 (1, 7)	0-0 1-3	0-0 FC4-6 1B		0-0 F8	0-0 F5		0-3 K		
Paul Blair, R OBP: 0.335, SLG: 0.469 (1, 8)	0-0 F8	0-0 1B		4-0 1B BB		0-0 2B 2B	0-0 F7		
Frank Robinson, R OBP: 0.417, SLG: 0.619 (1, 9) Dave May, L OBP: 0.200, SLG: 0.296 (7, 9)	4-0 BB	0-3 K		0-0 1B 1B		4-0 2B BB	0-0 G1		
Boog Powell, L OBP: 0.402, SLG: 0.531 (1, 3)	0-0 F8		0-0 P6	0-0 1B 1B		0-0 FC4-6 1B 2B	0-3 K		
Brooks Robinson, R OBP: 0.297, SLG: 0.402 (1, 5)		0-0 E 3B	0-0 F8 WP 1B 1B	0-3 1B		0-0 P5	0-0 6-3		
Elrod Hendricks, L OBP: 0.314, SLG: 0.320 (1, 2) Andy Etchebarren, R OBP: 0.342, SLG: 0.391 (7, 2)		0-0 P5	0-0 F8	0-3 K		0-0 E5 FC4-6	0-0 6-3		
Davey Johnson, R OBP: 0.322, SLG: 0.357 (1, 4)		0-0 FC1 1B FC4-6	0-0 1B		0-0 6-3	0-0 FC4-6 1B			
Mark Belanger, R OBP: 0.355, SLG: 0.326 (1, 6)		4-0 FC4-6 1B BB	0-3 K		0-0 2B	0-0 1B			
Jim Palmer, R OBP: 0.172, SLG: 0.148 (1, 1)		0-0 FC4-6 1B		0-0 B2	0-3 K	0-3 K			

Inning Stats	R: 0	H: 0	E: 0	K: 0	S: 3	H: 0	LOB: 1	BB: 1	P: 7	R: 4	H: 3	E: 1	K: 1	S: 9	R: 1	H: 2	E: 0	K: 1	S: 7	R: 2	H: 3	E: 0	K: 1	S: 8	R: 0	H: 1	E: 0	K: 1	S: 6	R: 3	H: 3	E: 1	K: 1	S: 9	R: 0	H: 0	E: 0	K: 1	S: 5	R: 0	H: 0	E: 0	K: 1	S: 5	R: 0	H: 0	E: 0	K: 1	S: 5
--------------	------	------	------	------	------	------	--------	-------	------	------	------	------	------	------	------	------	------	------	------	------	------	------	------	------	------	------	------	------	------	------	------	------	------	------	------	------	------	------	------	------	------	------	------	------	------	------	------	------	------

PITCHER	IP	WLS	BF	H	R	ER	SO	BB	IBB	HBP	BLK	WP	HR	S	P	ERA	WHIP
Gene Brabender, R ERA: 6.38 (1, 1)	3.2	L	22	7	7	3	2	3	0	0	0	1	0	23	35	7.36	2.727
John Gelnar, R ERA: (4, 1)	1.1		6	2	0	0	2	0	0	0	0	0	0	10	10	0.00	1.500
Diego Segui, R ERA: 2.9 (6, 1)	1.0		8	3	3	2	1	1	0	0	0	0	0	9	13	18.00	4.000
Jim Bouton, R ERA: 4.13 (7, 1)	1.0		3	0	0	0	1	0	0	0	0	0	0	5	5	0.00	0.000
John O'Donoghue, L ERA: 1.93 (8, 1)	1.0		3	0	0	0	1	0	0	0	0	0	0	5	5	0.00	0.000

Batter	1	2	3	4	5	6	7	8	9	AB R H RBI BB SO LOB	TOP	
Tommy Harper, R (1, 4) OBP: 0.413, SLG: 0.379										5 0 0 0 0 0 2		
Dick Simpson, R (1, 8) OBP: 0.314, SLG: 0.364										3 2 1 1 1 0 0		
Tommy Davis, R (1, 7) OBP: 0.245, SLG: 0.291										4 1 2 0 0 0 0		
Jim Gosger, L (7, 9) OBP: 0.200, SLG: 0.241										0 0 0 0 0 0 0		
Wayne Comer, R (1, 9) OBP: 0.369, SLG: 0.460										4 2 1 1 0 0 3		
Don Mincher, L (1, 3) OBP: 0.371, SLG: 0.448										4 0 0 0 0 0 3		
John Kennedy, R (1, 5) OBP: 0.351, SLG: 0.327										4 1 1 2 0 1 0		
Jerry McNertney, R (1, 2) OBP: 0.291, SLG: 0.402										4 1 1 1 0 0 0		
Ray Oyler, R (1, 6) OBP: 0.314, SLG: 0.347										4 0 2 1 0 1 0		
Steve Barber, L (1, 1) OBP: 0.364, SLG: 0.364										2 0 1 1 0 0 0		
Diego Segui, R (5, 1) OBP: 0.167, SLG: 0.091										1 0 0 0 0 0 1		
John O'Donoghue, R (6, 1)										1 0 0 0 0 1 0		
<b>Inning Stats</b>	R: 5 H: 5 E: 1 LOB: 2 K: 0 BB: 1 S: 9 P: 13	R: 0 H: 1 E: 0 LOB: 0 K: 0 BB: 0 S: 3 P: 3	R: 0 H: 0 E: 0 LOB: 0 K: 0 BB: 0 S: 3 P: 3	R: 0 H: 0 E: 0 LOB: 0 K: 0 BB: 0 S: 3 P: 3	R: 1 H: 1 E: 0 LOB: 0 K: 0 BB: 0 S: 4 P: 4	R: 0 H: 1 E: 0 LOB: 1 K: 0 BB: 0 S: 4 P: 4	R: 0 H: 0 E: 0 LOB: 0 K: 0 BB: 0 S: 3 P: 3	R: 1 H: 1 E: 0 LOB: 0 K: 1 BB: 0 S: 6 P: 6	R: 0 H: 0 E: 0 LOB: 0 K: 2 BB: 0 S: 7 P: 7	1B: 7 SF: 0 2B: 0 SAC: 0 3B: 0 DP: 1 HR: 2 HBP: 0	WP: 0 PA: 37 PB: 0 SB: 0 CS: 0	
<b>PITCHER</b>	IP WLS BF H R ER SO BB IBB HBP BLK WP HR S P ERA WHIP											
Mike Cuellar, L (1, 1) ERA: 2.03	0.2 L 8 4 5 0 0 1 0 0 0 0 0 0 7 11 0.00 7.500											
Jim Hardin, R (1, 1) ERA: 4.2	1.1 5 2 0 0 0 0 0 0 0 0 0 0 5 5 0.00 1.500											
Dave Leonhard, R (3, 1) ERA: 2.08	4.0 14 2 1 1 0 0 0 0 0 0 0 1 14 14 2.25 0.500											
Dick Hall, R (7, 1) ERA: 1.95	2.0 7 1 1 1 1 0 0 0 0 0 1 9 9 4.50 0.500											
Eddie Watt, R (9, 1) ERA: 1.84	1.0 3 0 0 0 2 0 0 0 0 0 0 0 7 7 0.00 0.000											

Seattle Pilots @ Baltimore Orioles  
 Memorial Stadium, Baltimore, MD  
 Sun Jun 08 1969, 3:33 AM EDT  
 Att. 8,988 - Unknown

livebaseballscorecards.com

AB	36
R	7
H	9
RBI	7
BB	1
SO	3
LOB	9





Batter	1	2	3	4	5	6	7	8	9	10	AB R H RBI BB SO LOB	TOP												
Dick Simpson, R (1, 8) OBP: 0.309, SLG: 0.417 Don Mincher, L (10, PH) OBP: 0.374, SLG: 0.451 Steve Whitaker, L (10, PR) OBP: 0.397, SLG: 0.479 (10, 7)	0-0 HR		0-3 K		0-3 K			0-0 F2		0-0 1B	4 1 1 1 0 2 3 1 0 1 1 0 0 0 0 0 0 0 0 0 0													
Gus Gil, R (1, 4) OBP: 0.312, SLG: 0.250	0-3 K		0-0 F5			0-3 K		0-0 6-3		0-0 SF8	4 0 0 1 0 2 1													
Tommy Davis, R (1, 7) OBP: 0.238, SLG: 0.282 Diego Segui, R (10, 1) OBP: 0.167, SLG: 0.091 John O'Donoghue, R (10, 1) John Gelnar, R (10, 1)	0-3 K			0-0 4-3		0-0 E1		0-0 6-3		0-0 1-3	5 0 0 0 0 1 1 0													
Wayne Comer, R (1, 9) OBP: 0.361, SLG: 0.448	0-3 K			0-3 K		0-3 K			0-0 P4		4 0 0 0 0 3 1													
Mike Hegan, L (1, 3) OBP: 0.436, SLG: 0.510		0-3 K		0-3 K		0-3 K			0-0 4-3		4 0 0 0 0 3 1													
John Kennedy, R (1, 5) OBP: 0.328, SLG: 0.302		0-3 K			0-3 K		0-0 F8		0-0 5-3		4 0 0 0 0 2 0													
Jerry McNertney, R (1, 2) OBP: 0.306, SLG: 0.404 Tommy Harper, R (10, PR) OBP: 0.413, SLG: 0.379 Larry Haney, R (10, 2) OBP: 0.328, SLG: 0.414		0-0 P4			0-0 5-3 1B		4-0 BB			4-0 SH1-4 1B BB	2 0 1 0 2 0 0 0 1 0 0 0 0 0 0 0 0 0 0 0 0													
Ray Oyler, R (1, 6) OBP: 0.314, SLG: 0.347			0-3 K		0-0 5-3 1B		0-3 K			0-0 SH1-4	3 0 1 0 0 2 1													
Marty Pattin, R (1, 1) OBP: 0.229, SLG: 0.229 Merritt Ranew, L (10, PH) OBP: 0.500, SLG: 0.333 Jim Gosger, L (10, PR) OBP: 0.200, SLG: 0.241 (10, 8)			0-0 1B		0-0 5-3		0-3 K			4-0 1B SF8 IBB	3 0 1 0 0 1 3 0 0 0 0 1 0 0 0 1 0 0 0 0 0													
<b>Inning Stats</b>	R: 1 E: 0 K: 3 S: 10	H: 1 LOB: 0 BB: 0 P: 10	R: 0 E: 0 K: 2 S: 7	H: 0 LOB: 0 BB: 0 P: 7	R: 0 E: 0 K: 2 S: 8	H: 1 LOB: 1 BB: 0 P: 8	R: 0 E: 0 K: 2 S: 9	H: 2 LOB: 2 BB: 0 P: 9	R: 0 E: 1 K: 3 S: 10	H: 0 LOB: 1 BB: 0 P: 10	R: 0 E: 0 K: 2 S: 7	H: 0 LOB: 1 BB: 1 P: 11	R: 0 E: 0 K: 0 S: 3	H: 0 LOB: 0 BB: 0 P: 3	R: 0 E: 0 K: 0 S: 3	H: 0 LOB: 0 BB: 0 P: 3	R: 2 E: 0 K: 0 S: 4	H: 1 LOB: 1 BB: 2 P: 12	1B: 4 2B: 0 3B: 0 HR: 1	SF: 1 SAC: 1 DP: 0 HBP: 0	WP: 0 PB: 0 SB: 1 CS: 0	PA: 39		
<b>PITCHER</b>	IP WLS BF H R ER SO BB IBB HBP BLK WP HR S P ERA WHIP												IP WLS BF H R ER SO BB IBB HBP BLK WP HR S P ERA WHIP											
Mickey Lolich, L (1, 1) ERA: 3.15 Pat Dobson, R (10, 1) ERA: 2.98	9.0 L 6 1 2 2 0 1 1 0 0 0 0 4 12 18.00 2.000																							

Seattle Pilots @ Detroit Tigers  
Tiger Stadium, Detroit, MI  
Mon Jun 09 1969, 7:05 PM EDT  
Att. 13,477 - Unknown

livebaseballscores.com

AB 34  
R 3  
H 5  
RBI 3  
BB 3  
SO 16  
LOB 11





Batter	1	2	3	4	5	6	7	8	9	10	AB	R	H	RBI	BB	SO	LOB
Mickey Stanley, R OBP: 0.282, SLG: 0.347 (1, 6)	L8		F9		BB			P3		BB	4	1	1	0	1	0	0
Dick McAuliffe, L OBP: 0.362, SLG: 0.421 (1, 4)	S			K	K			CS		1B	3	0	1	0	2	2	2
Al Kaline, R OBP: 0.382, SLG: 0.491 (1, 9)	K			K			L9			BB	5	0	1	1	0	2	2
Ron Woods, R OBP: 0.375, SLG: 0.500 (10, PR)	1-2							L1-3		BB	0	0	0	0	0	0	0
Norm Cash, L OBP: 0.349, SLG: 0.426 (1, 3)	K			1B		4-3				K	5	0	1	0	0	3	3
Jim Northrup, L OBP: 0.330, SLG: 0.511 (1, 8)			F3							F7	4	0	2	0	1	1	1
Willie Horton, R OBP: 0.289, SLG: 0.368 (1, 7)					5-3		P6			F7	5	0	0	0	0	2	5
Tom Matchick, L OBP: 0.326, SLG: 0.329 (1, 5)				3-1						L3	3	1	0	0	2	0	3
Bill Freehan, R OBP: 0.365, SLG: 0.419 (1, 2)			4-3							F3	3	0	0	0	1	0	1
Mickey Lolich, S OBP: 0.200, SLG: 0.111 (1, 1)					1-3					FC4-6							
Gates Brown, L OBP: 0.281, SLG: 0.241 (9, PH)										BB	3	0	1	1	0	1	0
Pat Dobson, R OBP: 0.100, SLG: 0.100 (10, 1)			K		BB					FC4-6	1	0	0	0	0	0	3
					1B					1-2f	0	0	0	0	0	0	0

Inning Stats	R: 0	H: 1	R: 0	H: 0	R: 0	H: 0	R: 0	H: 1	R: 1	H: 1	R: 0	H: 1	R: 0	H: 0	R: 0	H: 0	R: 0	H: 1	R: 1	H: 2	1B: 6	SF: 0	WP: 0	PA: 43
	E: 0	LOB: 1	E: 0	LOB: 0	E: 0	LOB: 0	E: 0	LOB: 1	E: 0	LOB: 2	E: 0	LOB: 0	E: 0	LOB: 0	E: 0	LOB: 3	E: 0	LOB: 3	E: 0	LOB: 3	2B: 1	SAC: 0	PB: 0	
	K: 2	BB: 0	K: 2	BB: 0	K: 1	BB: 0	K: 2	BB: 0	K: 1	BB: 2	K: 0	BB: 0	K: 0	BB: 0	K: 1	BB: 2	K: 2	BB: 2	K: 2	BB: 2	3B: 0	DP: 0	SB: 1	
	S: 8	P: 8	S: 7	P: 7	S: 5	P: 5	S: 8	P: 8	S: 6	P: 14	S: 4	P: 4	S: 3	P: 3	S: 2	P: 6	S: 6	P: 14	S: 9	P: 17	HR: 0	HBP: 0	CS: 1	
PITCHER	IP	WLS	BF	H	R	ER	SO	BB	IBB	HBP	BLK	WP	HR	S	P	ERA	WHIP							
Marty Pattin, R ERA: 4.18 (1, 1)	9.0	W	36	5	1	1	9	4	1	0	0	0	0	49	69	1.00	1.000							
Diego Segui, R ERA: 3.35 (10, 1)	0.0		3	2	1	1	0	1	0	0	0	0	0	2	6	∞	∞							
John O'Donoghue, L ERA: 1.53 (10, 1)	0.1		2	0	0	0	1	1	0	0	0	0	0	3	7	0.00	3.000							
John Gelnar, R ERA: (10, 1)	0.2	S	2	0	0	0	1	0	0	0	0	0	0	4	4	0.00	0.000							

# Seattle Pilots @ Detroit Tigers

Tiger Stadium, Detroit, MI

Mon Jun 09 1969, 7:05 PM EDT

Att: 13,477 - Unknown

livebaseballscores.com

AB	36
R	2
H	7
RBI	2
BB	7
SO	11
LOB	20



Batter	1	2	3	4	5	6	7	8	9	AB R H RBI BB SO LOB	TOP
--------	---	---	---	---	---	---	---	---	---	----------------------	-----

<b>Gus Gil, R</b> OBP: 0.309, SLG: 0.250 (1, 4) (8, 5)	0-0 L9			0-0 F2		0-0 1-3			0-0 G4-3-6 1B	4 0 1 0 0 0 0
<b>Mike Hegan, L</b> OBP: 0.437, SLG: 0.510 (1, 9) SS	0-3 K			0-0 F7			0-0 1B 1B		0-0 G4-3-6 1B	4 0 2 0 0 1 0
<b>Wayne Comer, R</b> OBP: 0.358, SLG: 0.443 (1, 8) X	0-0 F2			0-3 K			0-0 1-3 1B		0-0 G4-3-6 1-2f 2-3	4 0 1 0 0 1 2

<b>Don Mincher, L</b> OBP: 0.371, SLG: 0.446 (1, 3) X		0-0 FC4-3 1B		0-0 4-3		0-0 L9		0-0 P6		4 0 1 0 0 0 3
<b>Steve Whitaker, L</b> OBP: 0.383, SLG: 0.460 <b>Tommy Davis, R</b> OBP: 0.237, SLG: 0.281 (7, PH) (7, 7)		0-0 FC4-3 G5-4-3 1-2f		0-0 F5		0-0 P4				2 0 0 0 0 0 1 1 0 0 0 0 0 2
<b>John Kennedy, R</b> OBP: 0.328, SLG: 0.304 (1, 5) (8, 6)		0-0 G5-4-3 1-2f		0-0 K		0-3 K				3 0 1 0 0 1 3

<b>Merritt Ranew, L</b> OBP: 0.435, SLG: 0.278 (1, 2) X			0-0 1-3		0-0 4-3		0-0 P4			3 0 0 0 0 0 1
<b>Ray Oyler, R</b> OBP: 0.310, SLG: 0.341 <b>Tommy Harper, R</b> OBP: 0.411, SLG: 0.377 (8, PH) (8, 4)			0-3 K		0-0 F7		0-3 K			2 0 0 0 0 1 0 1 0 0 0 0 1 0
<b>Fred Talbot, R</b> (8, PH) <b>Jim Gosger, L</b> OBP: 0.197, SLG: 0.236 (8, PH) <b>Bob Locker, S</b> (8, PH) <b>Rich Rollins, R</b> OBP: 0.270, SLG: 0.293 (8, PH) <b>Jim Bouton, R</b> (8, 1) <b>Gene Brabender, R</b> OBP: 0.267, SLG: 0.214 (8, 1)			0-3 K		0-3 K		0-3 K			1 0 0 0 0 1 0 1 0 0 0 0 1 0 0 0 0 0 0 0 0 1 0 0 0 0 1 0 0 0 0 0 0 0 0 0 0 0 0 0 0 0

Inning Stats	R: 0 E: 0 K: 1 S: 5	H: 0 LOB: 0 BB: 0 P: 5	R: 0 E: 0 K: 0 S: 3	H: 1 LOB: 0 BB: 0 P: 3	R: 0 E: 0 K: 2 S: 7	H: 0 LOB: 0 BB: 0 P: 7	R: 0 E: 0 K: 1 S: 5	H: 0 LOB: 0 BB: 0 P: 5	R: 0 E: 0 K: 0 S: 4	H: 1 LOB: 1 BB: 0 P: 4	R: 0 E: 0 K: 1 S: 5	H: 0 LOB: 0 BB: 0 P: 5	R: 0 E: 0 K: 1 S: 7	H: 2 LOB: 2 BB: 0 P: 7	R: 0 E: 0 K: 2 S: 7	H: 0 LOB: 0 BB: 0 P: 7	R: 0 E: 0 K: 0 S: 4	H: 2 LOB: 1 BB: 0 P: 4	1B: 6 2B: 0 3B: 0 HR: 0	SF: 0 SAC: 0 DP: 2 HBP: 0	WP: 0 PB: 0 SB: 0 CS: 0	PA: 31
--------------	------------------------------	---------------------------------	------------------------------	---------------------------------	------------------------------	---------------------------------	------------------------------	---------------------------------	------------------------------	---------------------------------	------------------------------	---------------------------------	------------------------------	---------------------------------	------------------------------	---------------------------------	------------------------------	---------------------------------	----------------------------------	------------------------------------	----------------------------------	--------

PITCHER	IP	WLS	BF	H	R	ER	SO	BB	IBB	HBP	BLK	WP	HR	S	P	ERA	WHIP
<b>Earl Wilson, R</b> ERA: 3.46 (1, 1)	6.0	W	21	4	0	0	5	0	0	0	0	0	0	31	31	0.00	0.667
<b>John Hiller, L</b> ERA: 4.94 (7, 1)	0.1		1	0	0	0	0	0	0	0	0	0	0	1	1	0.00	0.000
<b>Don McMahon, R</b> ERA: 4.11 (7, 1)	2.2	S	9	2	0	0	3	0	0	0	0	0	0	15	15	0.00	0.750

Seattle Pilots @ Detroit Tigers  
Tiger Stadium, Detroit, MI  
Tue Jun 10 1969, 7:05 PM EDT  
Att. 14,003 - Unknown

livebaseballscorecards.com

AB	31
R	0
H	6
RBI	0
BB	0
SO	8
LOB	12



Batter	1	2	3	4	5	6	7	8	9
Mickey Stanley, R OBP: 0.284, SLG: 0.345 (1, 6) (8, 8)	0-3 K		0-0 FC5-4 BB 1-2f		0-0 G1		0-0 1B 1B	4-0 BB BB BB BB	
Dick McAuliffe, L OBP: 0.373, SLG: 0.422 (1, 4) (8, 7)	0-0 L9		4-0 FC6-4 BB 1-2		4-0 1B BB		0-0 1B 1B	4-0 1-2 2-3 3-H BB	
Al Kaline, R OBP: 0.379, SLG: 0.485 Ron Woods, R OBP: 0.353, SLG: 0.467 (1, 9) (8, 7)	0-0 L3-1		0-0 FC6-4 1-2f		0-0 1-2 2-H 1B		0-0 L8	0-3 K	
Gates Brown, L OBP: 0.250, SLG: 0.212 Dick Tracewski, R OBP: 0.333, SLG: 0.167 (1, 7) (8, 6)		0-3 K		0-0 4-3	0-0 4-3		0-0 P6		
Norm Cash, L OBP: 0.358, SLG: 0.464 (1, 3) (8, 9)				0-0 G3		0-0 HR		0-0 1B 2B	
Jim Northrup, L OBP: 0.328, SLG: 0.503 (1, 8) (8, 9)		0-0 1-3		0-3 K		0-0 4-3		4-0 1B BB BB	
Tom Matchick, L OBP: 0.311, SLG: 0.313 (1, 5) (8, 9)		0-0 4-3			0-0 E9 1B G1	0-0 F8		0-3 K	
Jim Price, R OBP: 0.303, SLG: 0.600 (1, 2) (7, 1) (7, 1)			0-3 K		0-0 1-3 1B G1 1B	0-3 K		0-0 BB 1-3 2-H 1B	
Earl Wilson, R OBP: 0.289, SLG: 0.182 John Hiller, R Don McMahon, R (1, 1) (7, 1) (7, 1)			0-0 FC5-4 1B		0-3 K		0-3 K	0-3 K	

Inning Stats	R: 0	H: 0	E: 0	K: 1	S: 5	R: 0	H: 1	E: 0	K: 1	S: 6	R: 0	H: 1	E: 0	K: 1	S: 6	R: 2	H: 2	E: 1	K: 1	S: 8	R: 1	H: 1	E: 0	K: 1	S: 6	R: 0	H: 2	E: 0	K: 1	S: 7	R: 2	H: 2	E: 0	K: 3	S: 11	R: 4	H: 1	E: 0	K: 1	S: 5			
	0	0	0	1	5	0	1	0	1	6	0	0	0	1	5	2	2	0	1	8	1	1	0	0	6	0	0	2	0	7	2	2	0	11	2	2	0	1	20	0	0	0	5

PITCHER	IP	WLS	BF	H	R	ER	SO	BB	IBB	HBP	BLK	WP	HR	S	P	ERA	WHIP
Fred Talbot, R ERA: 3.56 (1, 1)	5.0	L	22	4	2	0	5	2	0	0	0	0	0	30	38	0.00	1.200
Bob Locker, R ERA: 6.38 (6, 1)	2.0		9	3	1	1	2	0	0	0	0	0	1	13	13	4.50	1.500
Jim Bouton, R ERA: 4.66 (8, 1)	0.2		7	2	2	2	2	3	0	0	0	0	0	8	20	27.00	7.500
Gene Brabender, R ERA: 6.33 (8, 1)	0.1		1	0	0	0	1	0	0	0	0	0	0	3	3	0.00	0.000


**BOTTOM**

**Seattle Pilots @ Detroit Tigers**  
Tiger Stadium, Detroit, MI  
Tue Jun 10 1969, 7:05 PM EDT  
Att. 14,003 - Unknown

AB	R	H	RBI	BB	SO	LOB
4	0	1	1	1	1	2
2	0	1	1	3	0	0
4	0	1	1	0	0	4
1	0	0	0	0	1	3
4	0	0	0	0	1	4
0	0	0	0	0	0	0
4	2	3	1	0	0	0
3	1	0	0	1	1	1
4	1	0	0	0	1	3
4	1	2	1	0	2	0
2	0	1	0	0	1	2
0	0	0	0	0	0	0
2	0	0	0	0	2	2

AB	34
R	5
H	9
RBI	5
BB	5
SO	10
LOB	21

WP: 0 PA: 39  
PB: 0  
SB: 1  
CS: 0



PITCHER	IP	WLS	BF	H	R	ER	SO	BB	IBB	HBP	BLK	WP	HR	S	P	ERA	WHIP
Fred Talbot, R ERA: 3.56 (1, 1)	5.0	L	22	4	2	0	5	2	0	0	0	0	0	30	38	0.00	1.200
Bob Locker, R ERA: 6.38 (6, 1)	2.0		9	3	1	1	2	0	0	0	0	0	1	13	13	4.50	1.500
Jim Bouton, R ERA: 4.66 (8, 1)	0.2		7	2	2	2	2	3	0	0	0	0	0	8	20	27.00	7.500
Gene Brabender, R ERA: 6.33 (8, 1)	0.1		1	0	0	0	1	0	0	0	0	0	0	3	3	0.00	0.000

Batter	1	2	3	4	5	6	7	8	9	10	AB R H RBI BB SO LOB	TOP																
Tommy Harper, R (1, 4) OBP: 0.411, SLG: 0.378	0-0 CS 1B		0-0 S 1B	0-0 F8		0-0 F7		0-0 P4			5 0 2 0 0 0 4	<p>Seattle Pilots @ Detroit Tigers</p> <p>Tiger Stadium, Detroit, MI</p> <p>Wed Jun 11 1969, 7:05 PM EDT</p> <p>Att. 23,569 - Unknown</p>																
Mike Hegan, L (1, 9) OBP: 0.441, SLG: 0.533	0-3 K		0-0 S 1B		0-0 BB BB 1B		0-0 HR		0-0 L4		5 1 3 2 0 1 1																	
Tommy Davis, R (1, 7) OBP: 0.231, SLG: 0.273	0-0 F8		0-0 L9		0-0 P5		0-0 4-3		0-0 G3		5 0 0 0 0 0 3																	
Dick Simpson, R (9, 8) OBP: 0.309, SLG: 0.417											0 0 0 0 0 0 0																	
Don Mincher, L (1, 3) OBP: 0.372, SLG: 0.442		0-0 FC2-6 1B	4-0 FC6-4 IBB		0-0 P5		0-0 F5		0-3 K		4 0 1 0 1 1 1																	
Wayne Comer, R (1, 8) OBP: 0.359, SLG: 0.451		0-0 FC2-6 S 1-2f	0-0 FC6-4 1-2f		4-0 BB BB BB 1-2 BB		0-0 3B		0-0 F3		4 0 1 0 1 0 4																	
John Kennedy, R (1, 5) OBP: 0.348, SLG: 0.367	0-3 K			0-0 1B S 1B	4-0 1-2 2-3 BB		0-0 F3		0-0 HR		4 1 2 1 1 1 2																	
Jerry McNertney, R (1, 2) OBP: 0.304, SLG: 0.398	0-0 4-3			0-3 K	0-0 6-3			0-0 SH1-4 1B		0-0 5-3	4 0 1 0 0 1 5																	
Jim Gosger, L (8, PR) OBP: 0.197, SLG: 0.236				1-2 K						0-0 6-3	0 0 0 0 0 0 0																	
Larry Haney, R (8, 2) OBP: 0.323, SLG: 0.407											1 0 0 0 0 0 0																	
Ray Oyler, R (1, 6) OBP: 0.306, SLG: 0.331				0-3 K		0-3 K		0-0 P6		0-0 6-3	4 1 0 0 1 2 2																	
Mike Marshall, R (1, 1) OBP: 0.321, SLG: 0.385				0-0 F8		0-0 5-3		0-0 SH1-4			2 0 1 0 0 0 1																	
John O'Donoghue, R (5, 1)											1 0 0 0 0 0 0																	
Diego Segui, R (10, 1) OBP: 0.167, SLG: 0.091				2-3 1B							0 0 0 0 0 0 0																	
<b>Inning Stats</b>	R: 0 E: 0 K: 1 S: 5	H: 1 LOB: 0 BB: 0 P: 5	R: 0 E: 0 K: 1 S: 6	H: 1 LOB: 1 BB: 0 P: 6	R: 1 E: 0 K: 0 S: 5	H: 2 LOB: 3 BB: 2 P: 13	R: 0 E: 0 K: 2 S: 9	H: 2 LOB: 2 BB: 0 P: 9	R: 0 E: 0 K: 0 S: 4	H: 1 LOB: 3 BB: 2 P: 12	R: 0 E: 0 K: 1 S: 5	H: 0 LOB: 0 BB: 0 P: 5	R: 1 E: 0 K: 0 S: 5	H: 2 LOB: 1 BB: 0 P: 5	R: 0 E: 0 K: 0 S: 4	H: 1 LOB: 2 BB: 0 P: 4	R: 0 E: 0 K: 1 S: 5	H: 0 LOB: 0 BB: 0 P: 5	R: 1 E: 0 K: 0 S: 4	H: 1 LOB: 0 BB: 0 P: 4	R: 0 E: 0 K: 1 S: 5	H: 0 LOB: 0 BB: 0 P: 5	R: 1 E: 0 K: 0 S: 4	H: 1 LOB: 0 BB: 0 P: 4	1B: 8 2B: 1 3B: 1 HR: 2	SF: 0 SAC: 1 DP: 1 HBP: 0	WP: 0 PB: 0 SB: 4 CS: 1	PA: 44
<b>PITCHER</b> Denny McLain, R (1, 1) ERA: 2.57	IP 9.0	WLS 4	BF 10	H 2	R 2	ER 2	SO 6	BB 3	IBB 1	HBP 0	BLK 0	WP 0	HR 1	S 48	P 64	ERA 2.00	WHIP 1.444											
Pat Dobson, R (10, 1) ERA: 3.12	IP 1.0	WLS 1	BF 4	H 1	R 1	ER 1	SO 0	BB 0	IBB 0	HBP 0	BLK 0	WP 0	HR 1	S 4	P 4	ERA 9.00	WHIP 1.000											

livebaseballscores.com

AB	39
R	3
H	11
RBI	3
BB	4
SO	6
LOB	23



BOTTOM

Seattle Pilots @ Detroit Tigers  
Tiger Stadium, Detroit, MI  
Wed Jun 11 1969, 7:05 PM EDT  
Att. 23,569 - Unknown

livebaseballscorecards.com

AB 37  
R 4  
H 11  
RBI 4  
BB 5  
SO 5  
LOB 17



WP: 1 PA: 44  
PB: 0  
SB: 0  
CS: 0

AB R H RBI BB SO LOB

3 0 0 0 2 1 1

5 0 2 0 0 1 3

2 0 0 0 0 1 2

5 2 3 0 0 0 0

4 1 2 2 0 0 1

5 0 1 1 0 0 3

4 0 1 1 1 1 1

3 0 1 0 0 1 2

1 0 0 0 0 0 0

0 0 0 0 0 0 0

1B: 8 SF: 0  
2B: 2 SAC: 2  
3B: 0 DP: 0  
HR: 1 HBP: 0

Batter	1	2	3	4	5	6	7	8	9	10
Mickey Stanley, R (1, 6) OBP: 0.287, SLG: 0.341	F8		F9		BB		K		BB	
Dick McAuliffe, L (1, 4) OBP: 0.379, SLG: 0.420	G3		1B		BB		BB		4-3	
Al Kaline, R (1, 9) OBP: 0.380, SLG: 0.483 Ron Woods, R (10, PR) OBP: 0.353, SLG: 0.467	F9		L8		1B		K			1B SH1-4 1B
Gates Brown, L (1, 7) OBP: 0.237, SLG: 0.200 Willie Horton, R (5, PH) OBP: 0.286, SLG: 0.364			F8		F8		P5			SH1-4 1-2
Norm Cash, L (1, 3) OBP: 0.364, SLG: 0.468		WP 2B 1B			F8		SH1-4 1B		4-3	1B 2B 1B
Jim Northrup, L (1, 8) OBP: 0.332, SLG: 0.519			F7		HR		SH1-4		F9	2B 1-2 3-H 1B
Tom Matchick, L (1, 5) OBP: 0.305, SLG: 0.318			2B		G3		F7		4-3	F8
Jim Price, R (1, 2) OBP: 0.316, SLG: 0.588			K		F7		IBB		P6	1-3 2-H 2B
Denny McLain, R (1, 1) OBP: 0.313, SLG: 0.267 Bill Freehan, R (9, PH) OBP: 0.364, SLG: 0.417 Pat Dobson, R (10, 1) OBP: 0.100, SLG: 0.100			1B 1B		5-3		K		P5	

Inning Stats	R: 0	H: 0	E: 0	K: 0	S: 3	R: 1	H: 2	E: 0	K: 2	S: 9	R: 0	H: 2	E: 0	K: 0	S: 5	R: 1	H: 1	E: 0	K: 0	S: 4	R: 0	H: 1	E: 0	K: 1	S: 6	R: 0	H: 0	E: 0	K: 2	S: 7	R: 0	H: 0	E: 0	K: 0	S: 3	R: 0	H: 0	E: 0	K: 0	S: 3	R: 2	H: 4	E: 0	K: 0	S: 6	R: 0	H: 3	E: 0	K: 0	S: 6	1B: 8	SF: 0	2B: 2	SAC: 2	3B: 0	DP: 0	HR: 1	HBP: 0
--------------	------	------	------	------	------	------	------	------	------	------	------	------	------	------	------	------	------	------	------	------	------	------	------	------	------	------	------	------	------	------	------	------	------	------	------	------	------	------	------	------	------	------	------	------	------	------	------	------	------	------	-------	-------	-------	--------	-------	-------	-------	--------

PITCHER	IP	WLS	BF	H	R	ER	SO	BB	IBB	HBP	BLK	WP	HR	S	P	ERA	WHIP
Mike Marshall, R (1, 1) ERA: 4.26	4.2		21	6	2	2	2	2	0	0	0	1	1	23	31	3.86	1.714
John O'Donoghue, L (5, 1) ERA: 1.99	5.0	L	22	4	2	2	3	2	1	0	0	0	0	25	37	3.60	1.200
Diego Segui, R (10, 1) ERA: 3.35	0.0		1	1	0	0	0	0	0	0	0	0	0	1	1	∞	∞

Batter	1	2	3	4	5	6	7	8	9	AB R H RBI BB SO LOB	TOP																													
Tommy Harper, R (1, 4) OBP: 0.411, SLG: 0.375	0-0 5-3 BBB	4-0 FC4 BB			0-0 E5		0-0 F3	0-0 1B 1-3 2-H		4 0 1 1 1 0 0																														
Mike Hegan, L (1, 9) OBP: 0.440, SLG: 0.529	0-0 FC6-4 1B	0-0 FC4 1-2f			0-0 F7		0-0 FC3-6 1B 1B	0-0 6-3		5 1 2 0 0 0 4																														
Tommy Davis, R (1, 7) OBP: 0.230, SLG: 0.271	0-0 FC6-4 BB 1-2f				0-0 F4		0-0 FC3-6 1B		0-3 K	5 0 1 0 0 1 2																														
Dick Simpson, R (9, 8) OBP: 0.309, SLG: 0.417										0 0 0 0 0 0 0																														
Don Mincher, L (1, 3) OBP: 0.373, SLG: 0.434	4-0 BB 1-2 IBB				0-0 4-3		0-0 FC3-6 1B 1-2f 2-3		0-0 4-3	3 0 0 0 2 0 2																														
Wayne Comer, R (1, 8) OBP: 0.365, SLG: 0.452	4-0 FC6-4 1-2 2-3 BB				0-0 F9		0-0 1-3		0-0 FC5-4 1B	4 0 2 1 1 0 2																														
Rich Rollins, R (1, 5) OBP: 0.268, SLG: 0.290	0-0 FC6-4 1-2f				0-0 F3		0-0 F8		0-0 FC5-4 1B 1-2f	5 0 1 0 0 0 6																														
John Kennedy, R (9, 5) OBP: 0.348, SLG: 0.367										0 0 0 0 0 0 0																														
Jerry McNertney, R (1, 2) OBP: 0.295, SLG: 0.385		0-0 6-3			0-0 4-1		0-0 F8		0-0 F5	4 0 0 0 0 0 1																														
Ray Oyler, R (1, 6) OBP: 0.318, SLG: 0.333		4-0 BB BB BB			4-0 BB BB		0-3 K		0-0 BB 1B 1B	2 1 1 0 2 1 1																														
Gene Brabender, R (1, 1) OBP: 0.263, SLG: 0.176		0-3 K			0-0 F7		0-3 K		4-0 1B 1-2 BB	3 0 0 0 1 2 3																														
<b>Inning Stats</b>	R: 0 E: 0 K: 0 S: 4	H: 1 LOB: 3 BB: 2 P: 12	R: 0 E: 0 K: 1 S: 5	H: 0 LOB: 2 BB: 2 P: 13	R: 0 E: 0 K: 0 S: 3	H: 0 LOB: 0 BB: 2 P: 3	R: 0 E: 0 K: 0 S: 3	H: 0 LOB: 1 BB: 1 P: 7	R: 0 E: 1 K: 0 S: 4	H: 0 LOB: 2 BB: 1 P: 8	R: 0 E: 0 K: 2 S: 8	H: 1 LOB: 1 BB: 0 P: 8	R: 1 E: 0 K: 0 S: 6	H: 3 LOB: 2 BB: 0 P: 6	R: 1 E: 0 K: 0 S: 4	H: 2 LOB: 1 BB: 1 P: 8	R: 0 E: 0 K: 1 S: 6	H: 1 LOB: 1 BB: 0 P: 6	1B: 8 2B: 0 3B: 0 HR: 0	SF: 0 SAC: 0 DP: 0 HBP: 0	WP: 0 PB: 0 SB: 2 CS: 0	PA: 42																		
<b>PITCHER</b> Mel Stottlemyre, R (1, 1) ERA: 2.49	IP 9.0	WLS L	BF 42	H 8	R 2	ER 2	SO 4	BB 5	IBB 2	HBP 0	BLK 0	WP 0	HR 0	S 43	P 71	ERA 2.00	WHIP 1.444						<b>PITCHER</b>	IP 9.0	WLS L	BF 42	H 8	R 2	ER 2	SO 4	BB 5	IBB 2	HBP 0	BLK 0	WP 0	HR 0	S 43	P 71	ERA 2.00	WHIP 1.444

Seattle Pilots @ New York Yankees  
Yankee Stadium, Bronx, NY

Fri Jun 13 1969, 7:05 PM EDT  
Att. 14,967 - Unknown - 80 F

AB	35
R	2
H	8
RBI	2
BB	7
SO	4
LOB	21



Batter	1	2	3	4	5	6	7	8	9	AB R H RBI BB SO LOB
Horace Clarke, S (1, 4) OBP: 0.326, SLG: 0.324	0-0 E4 WP SH4-3	0-0 1-3			0-0 G3 1B		4-0 FC4-6 BB			3 0 1 0 1 0 1
Jerry Kenney, L (1, 5) OBP: 0.344, SLG: 0.340	0-0 SH4-3 1-2		0-0 6-3		0-0 G3 1-2		0-0 FC4-6 1-2f			3 0 0 0 0 0 2
Bobby Murcer, L (1, 9) OBP: 0.345, SLG: 0.502	0-3 K		0-0 3-1		0-0 F4			0-0 G3		4 0 0 0 0 1 2
Roy White, S (1, 7) OBP: 0.380, SLG: 0.404	4-0 2-3 BB		0-0 1B		4-0 E 4-3 BB			0-0 4-3		2 0 1 0 2 0 0
Jimmie Hall, L (1, 3) OBP: 0.278, SLG: 0.333	0-0 G3		0-0 F9		0-0 4-3 1-2			0-3 K		4 0 0 0 0 1 4
Jim Lyttle, L (1, 8) OBP: 0.246, SLG: 0.259		0-0 1B S G6-4-3 1B		0-0 F3		0-0 5-3		0-0 F7		4 1 1 0 0 0 1
Gene Michael, S (1, 6) OBP: 0.333, SLG: 0.319		4-0 S G6-4-3 1B 1-2 BB		0-0 5-3		0-0 L8 2-3		0-0 F8		3 0 0 0 1 0 1
Jake Gibbs, L (1, 2) OBP: 0.268, SLG: 0.236		0-0 G6-4-3 1-2 2-3 1B		0-0 F7			0-3 K	0-3 K		4 0 1 0 0 2 0
Mel Stottlemyre, R (1, 1) OBP: 0.265, SLG: 0.295		0-0 G6-4-3 1-2f 2-3 3-H		0-0 6-3			0-0 F9			3 0 0 0 0 0 2


Inning Stats	R: 0	H: 0	E: 1	K: 1	S: 6	LOB: 2	BB: 1	P: 10	R: 1	H: 2	E: 0	K: 0	S: 4	LOB: 1	BB: 1	P: 8	R: 0	H: 1	E: 0	K: 0	S: 4	LOB: 0	BB: 0	P: 4	R: 0	H: 0	E: 0	K: 0	S: 3	LOB: 1	BB: 0	P: 4	R: 0	H: 0	E: 0	K: 0	S: 3	LOB: 1	BB: 1	P: 7	R: 0	H: 0	E: 0	K: 1	S: 5	LOB: 1	BB: 1	P: 9	R: 0	H: 0	E: 0	K: 1	S: 5	LOB: 0	BB: 0	P: 5	R: 0	H: 0	E: 0	K: 1	S: 5	LOB: 0	BB: 0	P: 5	1B: 4	2B: 0	3B: 0	HR: 0	SF: 0	SAC: 1	DP: 1	HBP: 0	WP: 1	HR: 0	S: 4	P: 55	ERA: 1.00	WHIP: 0.889	WP: 1	HR: 0	S: 4	P: 35	ERA: 5.4	WHIP: 1.00
PITCHER Gene Brabender, R (1, 1) ERA: 5.4	IP: 9.0	WLS: W	BF: 35	H: 4	R: 1	ER: 1	SO: 4	BB: 4	IBB: 0	HBP: 0	BLK: 0	WP: 1	HR: 0	S: 39	P: 55	ERA: 1.00	WHIP: 0.889																																																																			
PITCHER	IP	WLS	BF	H	R	ER	SO	BB	IBB	HBP	BLK	WP	HR	S	P	ERA	WHIP																																																																			

**BOTTOM**

**Seattle Pilots @ New York Yankees**  
 Yankee Stadium, Bronx, NY  
 Fri Jun 13 1969, 7:05 PM EDT  
 Att: 14,967 - Unknown - 80 F

livebaseballscorecards.com

AB	30
R	1
H	4
RBI	0
BB	4
SO	4
LOB	13



Batter	1	2	3	4	5	6	7	8	9	AB R H RBI BB SO LOB	TOP														
Tommy Harper, R (1, 4) OBP: 0.414, SLG: 0.377	0-3 K			0-0 5-3	0-0 1B			0-0 BB 1B	4-0 BB FC3-2 IBB	4 0 2 0 1 1 0															
Mike Hegan, L (1, 9) OBP: 0.434, SLG: 0.516	0-0 6-3			0-0 F8	0-3 K			4-0 BB 1B	0-0 FC3-2 BB	4 0 0 0 1 1 5															
Tommy Davis, R (1, 7) OBP: 0.234, SLG: 0.271 Diego Segui, R (9, 1) OBP: 0.167, SLG: 0.091	0-0 F3			0-0 1B			0-0 4-3	0-0 F2	4-0 BB FC3-2 BB	4 0 1 1 1 0 2 0 0 0 0 0 0 0															
Don Mincher, L (1, 3) OBP: 0.364, SLG: 0.422		0-0 F7		0-0 G3			0-0 E4 CS	0-0 F7	0-3 K	5 0 0 0 0 1 6															
Wayne Comer, R (1, 8) OBP: 0.368, SLG: 0.450		0-0 5-3			4-0 SH1-3 HR BB	0-3 K 1-2			0-0 BB 1B 2B 1B	3 2 1 0 1 1 1															
Rich Rollins, R (1, 5) OBP: 0.263, SLG: 0.284		0-0 F3			0-0 SH1-3			0-0 F8	0-3 K	3 0 0 0 0 1 1															
Jerry McNertney, R (1, 2) OBP: 0.301, SLG: 0.413 Dick Simpson, R (9, PR) OBP: 0.309, SLG: 0.417			0-0 F2		0-0 HR			0-0 F6	0-0 BB 2B 1B	4 1 2 2 0 0 0 0 1 0 0 0 0 0															
Ray Oyler, R (1, 6) OBP: 0.318, SLG: 0.328 John Donaldson, L (9, PH) OBP: 0.250, SLG: 0.077			0-0 6-3		4-0 1B BB			0-0 F7	4-0 2B FC3-2 BB	2 0 0 0 1 0 0 0 0 0 0 1 0 0															
Marty Pattin, R (1, 1) OBP: 0.216, SLG: 0.216 John O'Donoghue, R (5, 1) Jim Bouton, R (6, 1) Merritt Ranew, L (8, PH) OBP: 0.417, SLG: 0.263 John Geinar, R (8, 1) Gus Gil, R (9, PH) OBP: 0.317, SLG: 0.274 Jim Gosger, L (9, 7) OBP: 0.197, SLG: 0.236			0-3 K		0-0 F2			0-0 4-3	0-0 FC3-2 BB 2B	2 0 0 0 0 1 1 0 0 0 0 0 0 0 0 0 0 0 0 0 0 1 0 0 0 0 0 0 0 0 0 0 0 0 0 1 1 1 2 0 0 0 0 0 0 0 0 0 0															
<b>Inning Stats</b>	R: 0 E: 0 K: 1 S: 5	H: 0 LOB: 0 BB: 0 P: 5	R: 0 E: 0 K: 0 S: 3	H: 0 LOB: 0 BB: 0 P: 3	R: 0 E: 0 K: 1 S: 5	H: 0 LOB: 0 BB: 0 P: 5	R: 0 E: 0 K: 0 S: 4	H: 1 LOB: 1 BB: 0 P: 4	R: 2 E: 0 K: 1 S: 7	H: 2 LOB: 2 BB: 2 P: 15	R: 0 E: 1 K: 1 S: 5	H: 0 LOB: 1 BB: 0 P: 5	R: 0 E: 0 K: 0 S: 3	H: 0 LOB: 0 BB: 0 P: 3	R: 0 E: 0 K: 0 S: 4	H: 1 LOB: 2 BB: 1 P: 8	R: 3 E: 0 K: 2 S: 10	H: 3 LOB: 3 BB: 3 P: 22	1B: 5 2B: 2 3B: 0 HR: 1	SF: 0 SAC: 1 DP: 1 HBP: 0	WP: 0 PB: 0 SB: 0 CS: 1	PA: 40			
<b>PITCHER</b>	IP	WLS	BF	H	R	ER	SO	BB	IBB	HBP	BLK	WP	HR	S	P	ERA	WHIP								
Bill Burbach, R (1, 1) ERA: 2.85	5.0		20	3	2	2	3	2	0	0	0	0	1	24	32	3.60	1.000								
Ken Johnson, R (6, 1) ERA: 5.01	3.1		14	3	2	2	2	1	0	0	0	0	0	17	21	5.40	1.200								
Lindy McDaniel, R (9, 1) ERA: 4.08	0.0	L	2	1	0	0	0	1	0	0	0	0	0	1	5	∞	∞								
Steve Hamilton, L (9, 1) ERA: 3.55	0.1		2	0	0	0	0	0	1	0	0	0	0	1	5	0.00	0.000								
Jack Aker, R (9, 1) ERA: 4.82	0.1		2	0	1	1	1	1	0	0	0	0	0	3	7	27.00	3.000								

Seattle Pilots @ New York Yankees  
Yankee Stadium, Bronx, NY  
Sat Jun 14 1969, 7:05 PM EDT  
Att: 9,214 - Unknown - 74 F

livebaseballscorecards.com

AB 33  
R 5  
H 7  
RBI 5  
BB 6  
SO 6  
LOB 16





BOTTOM

Seattle Pilots @ New York Yankees  
Yankee Stadium, Bronx, NY  
Sat Jun 14 1969, 7:05 PM EDT  
Att. 9,214 - Unknown - 74 F

livebaseballscorecards.com

AB	35
R	4
H	9
RBI	4
BB	3
SO	2
LOB	18



WP:	0	PA:	38
PB:	0		
SB:	1		
CS:	0		

AB R H RBI BB SO LOB

5	1	1	1	0	0	3
5	0	0	1	0	0	4
4	0	2	1	0	0	0
3	0	1	0	1	0	1
3	0	0	0	1	1	3
4	1	1	0	0	1	2
4	1	2	0	0	0	1
4	0	2	0	0	0	1
1	0	0	0	0	0	1
0	1	0	0	1	0	0
1	0	0	1	0	0	2
0	0	0	0	0	0	0
0	0	0	0	0	0	0
0	0	0	0	0	0	0
1	0	0	0	0	0	0

1B:	8	SF:	0
2B:	1	SAC:	0
3B:	0	DP:	1
HR:	0	HBP:	0

WP	HR	S	P	ERA	WHIP
0	0	0	0	3.86	1.929
0	0	0	0	27.00	9.000
0	0	0	0	0.00	0.000
0	0	0	0	0.00	0.000
0	0	0	0	0.00	0.000

Batter	1	2	3	4	5	6	7	8	9
Horace Clarke, S OBP: 0.324, SLG: 0.321 (1, 4)	0-0 F7 1		0-0 4-3 2		0-0 E5 4-3 1B 1-3 2-H	0-0 F3 2			0-0 F6 2
Jerry Kenney, L OBP: 0.336, SLG: 0.332 (1, 5)	0-0 3-1 2		0-0 L7 3		0-0 4-3 2	0-0 FC4-6 3			0-0 F7 3
Bobby Murcer, L OBP: 0.347, SLG: 0.502 (1, 9)	0-0 1B 3			0-0 F8 1	0-0 BB 1B 3-H				0-0 F8 1
Joe Pepitone, L OBP: 0.286, SLG: 0.520 (1, 3)	0-0 4-3 3			0-0 S 1B 2	4-0 BB 1-2				0-0 F8 2
Roy White, S OBP: 0.378, SLG: 0.397 (1, 7)		4-0 FC4-6 BB 3		0-3 K 1-2 2	0-0 5-3 3				0-0 F9 3
Jim Lyttle, L OBP: 0.246, SLG: 0.259 (1, 8)		0-0 FC4-6 G1-6-3 1-2f 3		0-3 K 3		0-0 1B FC4-6 1B 1			0-0 4-3 1
Gene Michael, S OBP: 0.341, SLG: 0.329 (1, 6)		0-0 G1-6-3 1-2f 3			0-0 BB E 1B 1	0-0 FC4-6 1B 1-2			0-0 4-3 2
Jake Gibbs, L OBP: 0.277, SLG: 0.258 (1, 2)			0-0 4-3 2B 1		0-0 F9 1	0-0 FC4-6 1B 1-2 2-3			0-0 F8 3
Bill Burbach, R OBP: 0.091, SLG: 0.136 (5, PH)			0-0 G3 1		4-0 E 1-2 BB 1	0-0 FC4-6 1B 1-2f 2-3 3-H			0-0 F3 1

Inning Stats	R: 0	H: 1	E: 0	K: 0	S: 4	LOB: 1	BB: 0	P: 4	R: 0	H: 0	E: 0	K: 0	S: 2	LOB: 0	BB: 1	P: 6	R: 0	H: 1	E: 0	K: 0	S: 4	LOB: 1	BB: 0	P: 4	R: 3	H: 3	E: 1	K: 0	S: 6	LOB: 2	BB: 2	P: 14	R: 1	H: 3	E: 0	K: 0	S: 6	LOB: 2	BB: 0	P: 6	R: 0	H: 0	E: 0	K: 0	S: 3	LOB: 0	BB: 0	P: 3	R: 0	H: 0	E: 0	K: 0	S: 3	LOB: 0	BB: 0	P: 3	R: 0	H: 0	E: 0	K: 0	S: 3	LOB: 0	BB: 0	P: 3	R: 0	H: 0	E: 0	K: 0	S: 3	LOB: 0	BB: 0	P: 3
--------------	------	------	------	------	------	--------	-------	------	------	------	------	------	------	--------	-------	------	------	------	------	------	------	--------	-------	------	------	------	------	------	------	--------	-------	-------	------	------	------	------	------	--------	-------	------	------	------	------	------	------	--------	-------	------	------	------	------	------	------	--------	-------	------	------	------	------	------	------	--------	-------	------	------	------	------	------	------	--------	-------	------

PITCHER	IP	WLS	BF	H	R	ER	SO	BB	IBB	HBP	BLK	WP	HR	S	P	ERA	WHIP
Marty Pattin, R ERA: 4.16 (1, 1)	4.2		22	6	3	2	2	3	0	0	0	0	0	23	35	3.86	1.929
John O'Donoghue, L ERA: 2.35 (5, 1)	0.1		4	3	1	1	0	0	0	0	0	0	0	4	4	27.00	9.000
Jim Bouton, R ERA: 4.35 (6, 1)	2.0		6	0	0	0	0	0	0	0	0	0	0	6	6	0.00	0.000
John Gelnar, R ERA: (8, 1)	1.0	W	3	0	0	0	0	0	0	0	0	0	0	3	3	0.00	0.000
Diego Segui, R ERA: 3.29 (9, 1)	1.0	S	3	0	0	0	0	0	0	0	0	0	0	3	3	0.00	0.000

Batter	1	2	3	4	5	6	7	8	9	AB R H RBI BB SO LOB	TOP
Tommy Harper, R OBP: 0.409, SLG: 0.372 (1, 4) X	0-0 1-3		0-0 L7			0-3 K				3 0 0 0 0 1 1	
Mike Hegan, L OBP: 0.438, SLG: 0.515 (1, 9) B B B	4-0 FC5-4 BB		0-0 L8			0-0 1B				2 0 1 0 1 0 1	
Dick Simpson, R OBP: 0.298, SLG: 0.400 (1, 8) X	0-0 FC5-4 1-2f		0-0 5-3							2 0 0 0 0 0 2	
Don Mincher, L OBP: 0.365, SLG: 0.423 (1, 3) X	0-0 6-3					0-0 G5-4-3 1B				2 0 1 0 0 0 1	
Wayne Comer, R OBP: 0.369, SLG: 0.450 (1, 7) X						0-0 G5-4-3 1-2f				2 0 1 0 0 0 1	
John Donaldson, L OBP: 0.222, SLG: 0.067 (1, 5) S S S						0-0 4-3				2 0 0 0 0 1 1	
Jerry McNertney, R OBP: 0.296, SLG: 0.406 (1, 2) X						0-0 F9				2 0 0 0 0 0 1	
Ray Oyster, R OBP: 0.314, SLG: 0.323 (1, 6) S S S						0-0 K				2 0 0 0 0 1 1	
Fred Talbot, R Jim Bouton, R (1, 1) (5, 1) B B B						0-0 K				1 0 0 0 1 1 0 0 0 0 0 0 0 0	
						4-0 BB					
<b>Inning Stats</b>	R: 0 H: 0 E: 0 LOB: 1 K: 0 BB: 1 S: 3 P: 7	R: 0 H: 1 E: 0 LOB: 1 K: 2 BB: 0 S: 8 P: 8	R: 0 H: 0 E: 0 LOB: 1 K: 0 BB: 1 S: 3 P: 7	R: 0 H: 1 E: 0 LOB: 0 K: 0 BB: 0 S: 3 P: 3	R: 0 H: 0 E: 0 LOB: 0 K: 1 BB: 0 S: 5 P: 5	R: 0 H: 1 E: 0 LOB: 1 K: 1 BB: 0 S: 4 P: 4				1B: 3 SF: 0 2B: 0 SAC: 0 3B: 0 DP: 1 HR: 0 HBP: 0	WP: 0 PA: 20 PB: 0 SB: 1 CS: 0
<b>PITCHER</b> Stan Bahnsen, R ERA: 3.96 (1, 1)	IP WLS BF H R ER SO BB IBB HBP BLK WP HR S P ERA WHIP	5.1 W 20 3 0 0 4 2 0 0 0 0 0 0 26 34 0.00 0.938					<b>PITCHER</b>	IP WLS BF H R ER SO BB IBB HBP BLK WP HR S P ERA WHIP			

Seattle Pilots @ New York Yankees  
Yankee Stadium, Bronx, NY

Sun Jun 15 1969, 3:33 AM EDT  
Att. 58,733 - Overcast - 84 F

livebaseballscorecards.com

AB 18  
R 0  
H 3  
RBI 0  
BB 2  
SO 4  
LOB 9



Batter	1	2	3	4	5	6	7	8	9	AB R H RBI BB SO LOB
--------	---	---	---	---	---	---	---	---	---	----------------------

Horace Clarke, S OBP: 0.324, SLG: 0.322 (1, 4) X	0-0 4-3 ①		X 0-0 5-3 ①		X 0-0 CS 1B ①					3 0 1 0 0 0 0
Jerry Kenney, L OBP: 0.336, SLG: 0.328 (1, 5) X	0-0 E4 F8 S 3B		S S 0-3 K ②		B B B B 4-0 FC1-6 BB 1-2 ①					2 1 0 0 1 1 0
Bobby Murcer, L OBP: 0.343, SLG: 0.495 (1, 9) X	0-0 F8 1-3 ②		X 0-0 E3		X 0-0 FC1-6 BB 3B 1-2 ②					3 1 0 0 0 0 2
Roy White, S OBP: 0.382, SLG: 0.394 (1, 7) B B B	4-0 3B BB		X 0-0 F4 ③		B B B B 4-0 3B BB 1-2					1 2 0 0 2 0 1
Jimmie Hall, L OBP: 0.291, SLG: 0.370 (1, 3) X	0-0 1-H 3-H 3B ③		X 0-0 4-3 ①		X 0-0 1-H 2-H 3B ③					3 0 2 4 0 0 0
Jim Lyttle, L OBP: 0.234, SLG: 0.246 (1, 8) X	0-0 G3 ③		X 0-0 F6 ②		X 0-3 K ③					3 0 0 0 0 1 2
Gene Michael, S OBP: 0.345, SLG: 0.347 (1, 6) X		X 0-0 F7 ①		X 0-0 2B						2 0 1 0 0 0 0
Jake Gibbs, L OBP: 0.282, SLG: 0.255 (1, 2) X		X 0-0 4-3 ②		4-0 IBB						1 0 0 0 1 0 0
Stan Bahnsen, R OBP: 0.120, SLG: 0.083 (1, 1) S S S		S S S 0-3 K ③		S S S 0-3 K ③						2 0 0 0 0 2 2

Inning Stats	R: 2 E: 1 K: 0 S: 5	H: 1 LOB: 1 BB: 1 P: 9	R: 0 E: 0 K: 1 S: 5	H: 0 LOB: 0 BB: 0 P: 5	R: 0 E: 1 K: 1 S: 6	H: 0 LOB: 1 BB: 0 P: 6	R: 0 E: 0 K: 1 S: 6	H: 1 LOB: 2 BB: 1 P: 10	R: 2 E: 0 K: 1 S: 6	H: 2 LOB: 1 BB: 2 P: 14	1B: 1 2B: 1 3B: 2 HR: 0	SF: 0 SAC: 0 DP: 0 HBP: 0	WP: 0 PB: 0 SB: 1 CS: 1	PA: 24
--------------	------------------------------	---------------------------------	------------------------------	---------------------------------	------------------------------	---------------------------------	------------------------------	----------------------------------	------------------------------	----------------------------------	----------------------------------	------------------------------------	----------------------------------	--------

PITCHER	IP	WLS	BF	H	R	ER	SO	BB	IBB	HBP	BLK	WP	HR	S	P	ERA	WHIP
Fred Talbot, R ERA: 3.6 (1, 1)	4.2	L	23	4	4	2	3	3	1	0	0	0	0	25	41	3.86	1.500
Jim Bouton, R ERA: 4.31 (5, 1)	0.1		1	0	0	0	1	0	0	0	0	0	0	3	3	0.00	0.000

**BOTTOM**

**Seattle Pilots @ New York Yankees**  
**Yankee Stadium, Bronx, NY**  
 Sun Jun 15 1969, 3:33 AM EDT  
 Att. 58,733 - Overcast - 84 F

[livebaseballscorecards.com](http://livebaseballscorecards.com)

<b>AB</b>	<b>20</b>
<b>R</b>	<b>4</b>
<b>H</b>	<b>4</b>
<b>RBI</b>	<b>4</b>
<b>BB</b>	<b>4</b>
<b>SO</b>	<b>4</b>
<b>LOB</b>	<b>7</b>



Batter	1	2	3	4	5	6	7	8	9	AB R H RBI BB SO LOB	TOP	
Tommy Harper, R (1, 4) OBP: 0.405, SLG: 0.365	0-3 K	0-3 K			4-0 G3 1B 3-1 BB		0-0 6-3		0-3 K	4 1 0 0 1 3 3		
Mike Hegan, L (1, 9) OBP: 0.442, SLG: 0.515	0-0 FC4-6 1B		4-0 1B G4-3 BB		0-0 3-1		0-0 E4		0-0 G3 1B	4 1 2 0 1 0 2		
Tommy Davis, R (1, 7) OBP: 0.234, SLG: 0.270 John O'Donoghue, R (7, 1) Merritt Ranew, L (9, PH) OBP: 0.400, SLG: 0.250	0-0 FC4-6 BB		0-0 G4-3 1B		0-0 G3		0-0 6-3		0-0 G3	4 0 1 1 0 0 3 0 0 0 0 0 0 0 1 0 0 0 0 0 2		
Don Mincher, L (1, 3) OBP: 0.371, SLG: 0.425	4-0 1-2 BB		0-0 G4-3 1B		0-0 1B			0-0 1B 1B	0-0 F8	4 0 2 1 1 0 3		
Wayne Comer, R (1, 8) OBP: 0.367, SLG: 0.446	0-0 F3		0-0 F4		0-0 F3			0-0 1-2 1B		4 0 1 0 0 0 3		
John Donaldson, L (1, 5) OBP: 0.250, SLG: 0.063 Diego Segui, R (5, 1) OBP: 0.154, SLG: 0.083 Steve Whitaker, L (7, 7) OBP: 0.377, SLG: 0.451		4-0 G5-4-3 1B BB		0-0 G3		0-0 E5 G6-4-3		0-0 F9		1 0 0 0 1 0 0 1 0 0 0 0 0 0 1 0 0 0 0 0 2		
Jerry McNertney, R (1, 2) OBP: 0.295, SLG: 0.402		0-0 G5-4-3 1B		0-0 5-3		0-0 G6-4-3		0-3 K		4 0 1 0 0 1 3		
Ray Oyler, R (1, 6) OBP: 0.308, SLG: 0.316 Rich Rollins, R (8, PH) OBP: 0.261, SLG: 0.282 John Kennedy, R (8, 6) OBP: 0.348, SLG: 0.367		0-0 G5-4-3		0-0 6-3		0-0 F7		0-3 K		3 0 0 0 0 0 2 1 0 0 0 0 1 2 0 0 0 0 0 0 0		
Mike Marshall, R (1, 1) OBP: 0.345, SLG: 0.385 Bob Locker, S (3, 1) Jim Bouton, R (3, 1) Gus Gil, R (5, PH) OBP: 0.329, SLG: 0.280		4-0 BB			0-0 3-1 BB G3 1B		0-0 F8		4-0 G3 1B BB	0 0 0 0 1 0 0 0 0 0 0 0 0 0 0 0 0 0 0 0 0 2 1 1 0 1 0 0		
<b>Inning Stats</b>	R: 0 H: 1 E: 0 LOB: 2 K: 1 BB: 1 S: 6 P: 10	R: 0 H: 1 E: 0 LOB: 2 K: 1 BB: 2 S: 5 P: 13	R: 1 H: 1 E: 0 LOB: 0 K: 0 BB: 1 S: 3 P: 7	R: 0 H: 0 E: 0 LOB: 0 K: 0 BB: 0 S: 3 P: 3	R: 2 H: 2 E: 0 LOB: 1 K: 0 BB: 1 S: 5 P: 9	R: 0 H: 0 E: 1 LOB: 0 K: 0 BB: 0 S: 3 P: 3	R: 0 H: 0 E: 1 LOB: 1 K: 0 BB: 0 S: 4 P: 4	R: 0 H: 2 E: 0 LOB: 2 K: 2 BB: 0 S: 9 P: 9	R: 0 H: 1 E: 0 LOB: 2 K: 1 BB: 1 S: 6 P: 10	1B: 8 SF: 0 2B: 0 SAC: 0 3B: 0 DP: 3 HR: 0 HBP: 0	WP: 0 PA: 40 PB: 0 SB: 0 CS: 0	
<b>PITCHER</b> Billy Wynne, R (1, 1) ERA: 3.0	IP WLS BF H R ER SO BB IBB HBP BLK WP HR S P ERA WHIP	9.0 W 40 8 3 3 5 6 0 0 0 0 0 0 44 68 3.00 1.556										

Seattle Pilots @ Chicago White Sox  
Milwaukee County Stadium, Milwaukee, WI

Mon Jun 16 1969, 8:05 PM EDT  
Att. 13,133 - Unknown

livebaseballscorecards.com

AB 34  
R 3  
H 8  
RBI 2  
BB 6  
SO 5  
LOB 25






Batter	1	2	3	4	5	6	7	8	9	AB R H RBI BB SO LOB	TOP											
Tommy Harper, R (1, 8) OBP: 0.403, SLG: 0.363	0-3 K		0-3 K			0-0 6-3		0-0 G5-4-3 2-H 1B		4 0 1 1 0 2 0	<b>Seattle Pilots @ Chicago White Sox</b> Comiskey Park, Chicago, IL Wed Jun 18 1969, 4:33 AM EDT Unknown											
Mike Hegan, L (1, 3) OBP: 0.443, SLG: 0.512	4-0 WP 2B BB		0-0 F9			0-0 FC5-4 1B		0-3 K		3 1 1 0 1 1 1												
Wayne Comer, R (1, 9) OBP: 0.360, SLG: 0.436	0-0 5-3 1-2				0-0 F9	0-0 FC5-4 PB 1-2f		0-0 G5-4-3 1-2f		4 0 0 0 0 0 3												
Tommy Davis, R (1, 7) OBP: 0.239, SLG: 0.280	0-0 2-5 2-H 2B				0-0 4-3	0-0 F9 1-2			0-0 FC5-4 1B	4 0 2 1 0 0 1												
Rich Rollins, R (1, 5) OBP: 0.267, SLG: 0.288	0-0 2-5 2-3	0-0 K2-6-2 1B			0-0 1B		0-0 F8		0-0 FC5-4 WP 1-2f	4 0 2 0 0 0 1												
John Donaldson, L (1, 4) OBP: 0.208, SLG: 0.050		0-3 K2-6-2 1-2f			0-3 K		0-0 L8		0-3 K 1-2	4 0 0 0 0 3 3												
Jerry McNertney, R (1, 2) OBP: 0.294, SLG: 0.393						0-0 6-3			0-0 F9	3 0 0 0 1 0 1												
Ray Oyler, R (1, 6) OBP: 0.309, SLG: 0.312						0-3 K			4-0 2B BB	2 1 0 0 1 1 1												
Gene Brabender, R (1, 1) OBP: 0.238, SLG: 0.158						0-3 K			0-0 1-H 1B 2B	2 0 0 0 0 1 0												
Bob Locker, S (6, 1)										0 0 0 0 0 0 0												
Gus Gil, R (8, PH) OBP: 0.337, SLG: 0.303										1 1 1 1 0 0 0												
Jim Bouton, R (8, 1)										0 0 0 0 0 0 0												
<b>Inning Stats</b>	R: 1 E: 0 K: 1 S: 5	H: 1 LOB: 1 BB: 1 P: 9	R: 0 E: 0 K: 1 S: 5	H: 1 LOB: 1 BB: 1 P: 9	R: 0 E: 0 K: 1 S: 5	H: 0 LOB: 0 BB: 0 P: 5	R: 0 E: 0 K: 1 S: 6	H: 1 LOB: 1 BB: 0 P: 6	R: 0 E: 0 K: 2 S: 7	H: 0 LOB: 0 BB: 0 P: 7	R: 0 E: 0 K: 0 S: 4	H: 1 LOB: 1 BB: 0 P: 4	R: 0 E: 0 K: 0 S: 3	H: 0 LOB: 0 BB: 0 P: 3	R: 2 E: 0 K: 1 S: 6	H: 2 LOB: 0 BB: 1 P: 10	R: 0 E: 0 K: 1 S: 6	H: 1 LOB: 1 BB: 0 P: 6	1B: 5 2B: 3 3B: 0 HR: 0	SF: 0 SAC: 0 DP: 2 HBP: 0	WP: 2 PB: 1 SB: 0 CS: 0	PA: 34
<b>PITCHER</b> Gary Peters, L (1, 1) ERA: 4.08	IP: 9.0 WLS: W BF: 35 H: 7 R: 3 ER: 3 SO: 8 BB: 3 IBB: 0 HBP: 0 BLK: 0 WP: 2 HR: 0 S: 47 P: 59 ERA: 3.00 WHIP: 1.111											<b>PITCHER</b>	IP: 0.0 WLS: 0 BF: 0 H: 0 R: 0 ER: 0 SO: 0 BB: 0 IBB: 0 HBP: 0 BLK: 0 WP: 0 HR: 0 S: 0 P: 0 ERA: 0.00 WHIP: 0.000									

livebaseballscorecards.com

AB 31  
R 3  
H 7  
RBI 3  
BB 3  
SO 8  
LOB 11




Batter	1	2	3	4	5	6	7	8	9	AB R H RBI BB SO LOB	BOTTOM		
Tom McCraw, L (1, 8) OBP: 0.281, SLG: 0.280 (7, 3)	0-0 SF7 3B		0-0 1-3 2B		0-0 6-3		0-0 2-3 G3			4 1 2 0 0 0 1	<p><b>Seattle Pilots @ Chicago White Sox</b> Comiskey Park, Chicago, IL</p> <p>Wed Jun 18 1969, 4:33 AM EDT Unknown</p> <hr/> <p><b>AB 29</b> <b>R 7</b> <b>H 10</b> <b>RBI 7</b> <b>BB 1</b> <b>SO 2</b> <b>LOB 12</b></p> 		
Luis Aparicio, R (1, 6) OBP: 0.348, SLG: 0.349	0-0 F4		0-0 SF9			0-0 HR 1B	0-0 1B			3 1 2 2 0 0 1			
Carlos May, L (1, 7) OBP: 0.380, SLG: 0.524	0-0 SF7		0-0 3-H F3			0-0 1B	0-0 1B			3 0 1 1 0 0 2			
Gail Hopkins, L (1, 3) OBP: 0.398, SLG: 0.460 Ken Berry, R (6, PR) OBP: 0.287, SLG: 0.279 (7, 8)	0-0 3-1			0-0 HR		4-0 1-2 HR BB	0-0 1-3			2 1 1 1 1 0 0 1 1 0 0 0 0 2			
Ed Herrmann, L (1, 2) OBP: 0.375, SLG: 0.493		H 1-0 G6-4-3 HBP		0-0 CS 1B		0-0 1-H 2-H HR		0-0 F8		3 1 2 3 0 0 0			
Bill Melton, R (1, 5) OBP: 0.304, SLG: 0.419		0-3 K		0-0 F4		0-0 6-3		0-3 K		4 0 0 0 0 2 3			
Bobby Knoop, R (1, 4) OBP: 0.302, SLG: 0.322		0-0 G6-4-3 1-2f		0-0 5-3		0-0 5-3		0-0 F9		4 0 0 0 0 0 3			
Walt Williams, R (1, 9) OBP: 0.317, SLG: 0.356			0-0 F8		0-0 L5		0-0 G3 SH1-4 1B 1B			3 1 1 0 0 0 0			
Gary Peters, L (1, 1) OBP: 0.200, SLG: 0.324			0-0 2B SF9 1B		0-0 F7		0-0 SH1-4 1-2			2 1 1 0 0 0 0			
<b>Inning Stats</b>	R: 1 H: 1 E: 0 K: 0 S: 4	H: 1 LOB: 0 BB: 0 P: 4	R: 0 H: 0 E: 0 K: 1 S: 4	LOB: 0 BB: 0 P: 5	R: 1 H: 2 E: 0 K: 0 S: 5	LOB: 0 BB: 0 P: 5	R: 1 H: 3 E: 0 K: 0 S: 6	LOB: 2 BB: 0 P: 6	R: 0 H: 0 E: 0 K: 1 S: 5	LOB: 0 BB: 0 P: 5		1B: 6 SF: 2 2B: 1 SAC: 1 3B: 1 DP: 1 HR: 2 HBP: 1	WP: 0 PA: 34 PB: 0 SB: 0 CS: 1
<b>PITCHER</b> Gene Brabender, R (1, 1) ERA: 5.84 Bob Locker, R (6, 1) ERA: 7.01 Jim Bouton, R (8, 1) ERA: 3.97	IP WLS BF H R ER SO BB IBB HBP BLK WP HR S P ERA WHIP												
	5.1 L 23 7 6 6 1 1 0 0 0 0 0 2 28 10.12 1.500												
	1.2 8 3 1 1 0 0 0 0 0 0 8 8 5.40 1.800												
	1.0 3 0 0 0 1 0 0 0 0 0 0 5 5 0.00 0.000												

**Seattle Pilots @ Chicago White Sox**  
Comiskey Park, Chicago, IL  
Wed Jun 18 1969, 4:33 AM EDT  
Unknown

[livebaseballscorecards.com](http://livebaseballscorecards.com)

**AB 29**  
**R 7**  
**H 10**  
**RBI 7**  
**BB 1**  
**SO 2**  
**LOB 12**



Batter	1	2	3	4	5	6	7	8	9	10	11	AB R H RBI BB SO LOB	TOP																																																																																																																		
Tommy Harper, R OBP: 0.401, SLG: 0.359 (1, 8) (8, 4)	F7		K	FC1-2			K		K		K	5 1 1 0 1 2 3																																																																																																																			
Steve Whitaker, L OBP: 0.373, SLG: 0.429 (1, 9)	F8		WP 1B	F8			F8		WP IBB		F5	5 0 1 0 1 0 3																																																																																																																			
Tommy Davis, R OBP: 0.247, SLG: 0.286 (1, 7)	6-3								SF8			3 0 1 2 2 0 0																																																																																																																			
Don Mincher, L OBP: 0.374, SLG: 0.421 (1, 3)			F8									4 1 1 0 2 1 4																																																																																																																			
Merritt Ranew, L OBP: 0.429, SLG: 0.348 Wayne Comer, R OBP: 0.355, SLG: 0.429 (8, PH) (8, 8) (10, 5)												3 1 2 0 0 0 0 3 0 0 0 0 0 5																																																																																																																			
John Kennedy, R OBP: 0.351, SLG: 0.369 (1, 5) Bob Locker, S (10, 1)			E6				F8				K	5 1 2 1 0 1 1 0 0 0 0 0 0 0																																																																																																																			
John Donaldson, L OBP: 0.222, SLG: 0.087 Jerry McNertney, R OBP: 0.290, SLG: 0.387 (8, PH) (8, 2)			FC4-6								L6	3 1 1 1 0 0 2 2 0 0 0 0 0 1	AB 42 R 6 H 12 RBI 6 BB 6 SO 7 LOB 21																																																																																																																		
Ray Oyler, R OBP: 0.309, SLG: 0.319 Gus Gil, R OBP: 0.345, SLG: 0.312 Jim Bouton, R (9, 1) Mike Hegan, L OBP: 0.441, SLG: 0.509 (10, PH) (10, 8)			G6-4-3								4-3	3 0 1 2 0 0 2 1 1 1 0 0 0 0 0 0 0 0 0 0 0 1 0 0 0 0 0 0																																																																																																																			
Gary Timberlake, R (1, 1) Diego Segui, R OBP: 0.143, SLG: 0.077 (5, 1) Mike Marshall, R OBP: 0.345, SLG: 0.385 (7, 1) (9, PH) Rich Rollins, R OBP: 0.269, SLG: 0.290 (9, 5) (10, 6)			K								K	1 0 0 0 0 1 0 1 0 0 0 0 1 0 0 0 0 0 0 0 0 2 0 1 0 0 1 0																																																																																																																			
<b>Inning Stats</b>	R: 0 H: 0 E: 0 K: 0 S: 3	H: 0 LOB: 0 BB: 0 P: 3	R: 1 H: 2 E: 1 K: 0 S: 5	H: 2 LOB: 1 BB: 0 P: 5	R: 0 H: 1 E: 0 K: 2 S: 8	H: 1 LOB: 2 BB: 1 P: 12	R: 3 H: 4 E: 0 K: 0 S: 7	H: 4 LOB: 1 BB: 0 P: 7	R: 0 H: 0 E: 0 K: 0 S: 3	H: 0 LOB: 0 BB: 0 P: 3	R: 0 H: 1 E: 0 K: 2 S: 8	H: 1 LOB: 2 BB: 1 P: 12	R: 0 H: 1 E: 0 K: 1 S: 3	H: 1 LOB: 3 BB: 2 P: 15	R: 0 H: 0 E: 0 K: 1 S: 5	H: 0 LOB: 0 BB: 0 P: 5	R: 1 H: 1 E: 0 K: 1 S: 6	H: 1 LOB: 2 BB: 2 P: 14	1B: 9 SF: 1 2B: 3 SAC: 1 3B: 0 DP: 2 HR: 0 HBP: 0	WP: 3 PA: 50 PB: 0 SB: 4 CS: 0																																																																																																											
<b>PITCHER</b>	IP WLS BF H R ER SO BB IBB HBP BLK WP HR S P ERA WHIP	<table border="0"> <tr> <td>Gary Bell, R ERA: 5.35 (1, 1)</td> <td>3.0</td> <td>17</td> <td>7</td> <td>4</td> <td>4</td> <td>2</td> <td>2</td> <td>1</td> <td>0</td> <td>0</td> <td>0</td> <td>1</td> <td>0</td> <td>20</td> <td>24</td> <td>12.00</td> <td>2.667</td> </tr> <tr> <td>Don Secrist, L ERA: 8.0 (4, 1)</td> <td>1.0</td> <td>3</td> <td>0</td> <td>0</td> <td>0</td> <td>0</td> <td>0</td> <td>0</td> <td>0</td> <td>0</td> <td>0</td> <td>0</td> <td>0</td> <td>3</td> <td>3</td> <td>0.00</td> <td>0.000</td> </tr> <tr> <td>Cisco Carlos, R ERA: 5.16 (5, 1)</td> <td>2.0</td> <td>6</td> <td>0</td> <td>0</td> <td>0</td> <td>0</td> <td>0</td> <td>0</td> <td>0</td> <td>0</td> <td>0</td> <td>0</td> <td>0</td> <td>6</td> <td>6</td> <td>0.00</td> <td>0.000</td> </tr> <tr> <td>Wilbur Wood, L ERA: 3.0 (7, 1)</td> <td>2.0</td> <td>10</td> <td>4</td> <td>1</td> <td>1</td> <td>2</td> <td>0</td> <td>1</td> <td>0</td> <td>0</td> <td>1</td> <td>0</td> <td>13</td> <td>17</td> <td>4.50</td> <td>2.000</td> </tr> <tr> <td>Joe Horlen, R ERA: 4.28 (9, 1)</td> <td>2.0</td> <td>8</td> <td>0</td> <td>0</td> <td>0</td> <td>2</td> <td>1</td> <td>1</td> <td>0</td> <td>0</td> <td>1</td> <td>0</td> <td>10</td> <td>18</td> <td>0.00</td> <td>0.500</td> </tr> </table>																		Gary Bell, R ERA: 5.35 (1, 1)	3.0	17	7	4	4	2	2	1	0	0	0	1	0	20	24	12.00	2.667	Don Secrist, L ERA: 8.0 (4, 1)	1.0	3	0	0	0	0	0	0	0	0	0	0	0	3	3	0.00	0.000	Cisco Carlos, R ERA: 5.16 (5, 1)	2.0	6	0	0	0	0	0	0	0	0	0	0	0	6	6	0.00	0.000	Wilbur Wood, L ERA: 3.0 (7, 1)	2.0	10	4	1	1	2	0	1	0	0	1	0	13	17	4.50	2.000	Joe Horlen, R ERA: 4.28 (9, 1)	2.0	8	0	0	0	2	1	1	0	0	1	0	10	18	0.00	0.500	<table border="0"> <tr> <td><b>PITCHER</b></td> <td>IP WLS BF H R ER SO BB IBB HBP BLK WP HR S P ERA WHIP</td> </tr> <tr> <td>Dan Osinski, R ERA: 2.2 (11, 1)</td> <td>1.0</td> <td>6</td> <td>1</td> <td>1</td> <td>1</td> <td>1</td> <td>1</td> <td>1</td> <td>0</td> <td>0</td> <td>0</td> <td>0</td> <td>6</td> <td>14</td> <td>9.00</td> <td>2.000</td> </tr> </table>	<b>PITCHER</b>	IP WLS BF H R ER SO BB IBB HBP BLK WP HR S P ERA WHIP	Dan Osinski, R ERA: 2.2 (11, 1)	1.0	6	1	1	1	1	1	1	0	0	0	0	6	14	9.00	2.000
Gary Bell, R ERA: 5.35 (1, 1)	3.0	17	7	4	4	2	2	1	0	0	0	1	0	20	24	12.00	2.667																																																																																																														
Don Secrist, L ERA: 8.0 (4, 1)	1.0	3	0	0	0	0	0	0	0	0	0	0	0	3	3	0.00	0.000																																																																																																														
Cisco Carlos, R ERA: 5.16 (5, 1)	2.0	6	0	0	0	0	0	0	0	0	0	0	0	6	6	0.00	0.000																																																																																																														
Wilbur Wood, L ERA: 3.0 (7, 1)	2.0	10	4	1	1	2	0	1	0	0	1	0	13	17	4.50	2.000																																																																																																															
Joe Horlen, R ERA: 4.28 (9, 1)	2.0	8	0	0	0	2	1	1	0	0	1	0	10	18	0.00	0.500																																																																																																															
<b>PITCHER</b>	IP WLS BF H R ER SO BB IBB HBP BLK WP HR S P ERA WHIP																																																																																																																														
Dan Osinski, R ERA: 2.2 (11, 1)	1.0	6	1	1	1	1	1	1	0	0	0	0	6	14	9.00	2.000																																																																																																															

Seattle Pilots @ Chicago White Sox  
Comiskey Park, Chicago, IL  
Wed Jun 18 1969, 8:05 PM EDT  
Att: 6,044 - Unknown

livebaseballscorecards.com





Batter	1	2	3	4	5	6	7	8	9	10	11	AB	R	H	RBI	BB	SO	LOB
Walt Williams, R (1, 9) Dan Osinski, R (11, 1)	0-0 WP 1B		4-0 BB BB	0-0 6-3		0-0 F3		0-0 1-3		0-0 G6-4-3 1-2 1B		5	0	2	0	1	0	3
Luis Aparicio, R (1, 6) OBP: 0.348, SLG: 0.350	0-0 F8		4-0 BB 1-2 BB		0-0 6-3	0-0 4-1		0-0 2B		0-0 G6-4-3 1-2f		5	0	1	0	1	0	4
Carlos May, L (1, 7) OBP: 0.363, SLG: 0.534	0-0 6-3 1-2		0-0 F6		4-0 BLK BB		0-0 HR	4-0 IBB			0-0 F7	4	1	1	1	2	0	3
Duane Josephson, R (1, 2) OBP: 0.287, SLG: 0.296	0-0 4-3			0-0 BB E 1B	4-0 BB 1-2 BB		4-0 FC BB	0-0 F9			0-0 1B	4	2	2	0	2	0	3
Bill Melton, R (1, 5) OBP: 0.305, SLG: 0.413		0-0 F3		4-0 E BB	0-0 F3		0-0 FC 1B		0-0 F4		0-3 K	5	1	1	0	1	1	3
Tom McCraw, L (1, 3) (11, 9) OBP: 0.254, SLG: 0.250		0-0 F2		0-0 E4 1-H 2-H	0-3 K		0-0 FC G6-4-3		0-0 F8		0-0 4-3	6	0	0	1	0	1	4
Bobby Knoop, R (1, 4) OBP: 0.295, SLG: 0.313		0-0 4-3		0-0 F9		0-0 F8		0-0 F9		0-0 F4		5	0	0	0	0	0	3
Ken Berry, R (1, 8) OBP: 0.283, SLG: 0.284			0-0 G3	0-0 F2		0-0 2B		0-0 G6-4-3 1-2f		0-3 K		5	1	1	0	0	1	3
Gary Bell, R Don Secrett, L Ron Hansen, R Cisco Caplan, R Flete Ward, L Wilbur Wood, R Joe Hodson, R Gail Hopkins, L			0-3 K	4-0 BB		0-0 2B		0-0 K		4-0 1B BB		1	0	0	0	0	0	0

Inning Stats		R: 0	H: 1	R: 0	H: 0	R: 0	H: 0	R: 2	H: 1	R: 0	H: 0	R: 1	H: 2	R: 2	H: 2	R: 0	H: 1	R: 0	H: 0	R: 0	H: 1	R: 0	H: 1									
Pitcher		IP	WLS	BF	H	R	ER	SO	BB	IBB	HBP	BLK	WP	HR	S	P	ERA	WHIP														
Gary Timberlake, L (1, 1) ERA: 2.08		4.1		22	2	2	1	1	6	0	0	1	1	0	18	42	2.08	1.846														
Diego Segui, R (5, 1) ERA: 3.56		1.2		9	3	3	3	1	1	0	0	0	0	1	10	14	16.20	2.400														
Mike Marshall, R (7, 1) ERA: 4.59		2.0		9	2	0	0	1	0	1	0	0	0	0	10	14	0.00	1.000														
Jim Bouton, R (9, 1) ERA: 3.86		1.0		3	0	0	0	0	0	0	0	0	0	0	3	3	0.00	0.000														
Bob Locker, R (10, 1) ERA: 6.51		2.0	W	8	2	0	0	2	1	0	0	0	0	0	11	15	0.00	1.500														

**BOTTOM**

## Seattle Pilots @ Chicago White Sox

Comiskey Park, Chicago, IL  
Wed Jun 18 1969, 8:05 PM EDT  
Att: 6,044 - Unknown

AB	42
R	5
H	9
RBI	3
BB	9
SO	5
LOB	26

1B: 5	SF: 0	WP: 1	PA: 51
2B: 3	SAC: 0	PB: 0	
3B: 0	DP: 2	SB: 0	
HR: 1	HBP: 0	CS: 0	

Batter	1	2	3	4	5	6	7	8	9	AB R H RBI BB SO LOB	TOP																									
Tommy Harper, R (1, 8) OBP: 0.401, SLG: 0.357	4-0 1B 2B BB	0-3 K		0-0 F6			0-0 1B 1B	0-0 F4		4 2 1 0 1 1 1																										
Mike Hegan, L (1, 3) OBP: 0.435, SLG: 0.500	0-0 2B 1-2 2B 1B	0-3 K		0-3 K			0-0 1-3		0-3 K	5 1 1 0 0 3 3																										
Wayne Comer, R (1, 9) OBP: 0.361, SLG: 0.432	0-0 2B 1-3 2-H		4-0 HR BB		0-0 6-3		1-0 1B 1B HBP		0-0 6-3	3 3 1 1 1 0 0																										
Tommy Davis, R (1, 7) OBP: 0.254, SLG: 0.298	0-0 1B 2B		0-0 F7		0-0 1-3		0-0 1B 1B		0-0	5 2 3 4 0 0 1																										
Jerry McNertney, R (1, 2) OBP: 0.300, SLG: 0.415	0-0 FC1-6 1B 2-H		0-0 HR		0-3 K		0-0 1B		0-0 F7	5 1 3 5 0 1 1																										
John Kennedy, R (1, 5) OBP: 0.346, SLG: 0.353	0-0 F7		0-0 F4		0-3 K		0-0 BB			3 0 0 0 1 1 1																										
John Donaldson, L (1, 4) OBP: 0.194, SLG: 0.074	0-0 FC1-6 1-2		0-0 F8		0-0 4-3		0-0 4-3			4 0 0 0 0 0 2																										
Ray Oyler, R (1, 6) OBP: 0.304, SLG: 0.313	0-0 F9		0-0 E1		0-0 6-3			0-0 F7		3 0 0 0 0 0 1																										
Gus Gil, R (8, PH) OBP: 0.341, SLG: 0.308										1 0 0 0 0 0 0																										
Marty Pattin, R (1, 1) OBP: 0.211, SLG: 0.211		0-0 F8		0-0			0-0 1B 1B	0-3 K		1 0 0 0 0 0 0																										
Jim Bouton, R (3, 1) Steve Whitaker, L (7, PH) Mike Marshall, R (7, 1) Bob Locker, S (7, 1) Rich Rollins, R (8, PH) John O'Donoghue, R (8, 1)										1 0 0 0 0 0 0																										
<b>Inning Stats</b>	R: 4 E: 0 K: 0 S: 7	H: 4 LOB: 1 BB: 1 P: 11	R: 0 E: 0 K: 2 S: 7	H: 0 LOB: 0 BB: 0 P: 7	R: 2 E: 0 K: 0 S: 4	H: 1 LOB: 0 BB: 1 P: 8	R: 0 E: 1 K: 1 S: 6	H: 0 LOB: 1 BB: 0 P: 6	R: 0 E: 0 K: 1 S: 5	H: 0 LOB: 0 BB: 0 P: 5	R: 4 E: 0 K: 0 S: 6	H: 4 LOB: 1 BB: 1 P: 11	R: 0 E: 0 K: 1 S: 5	H: 0 LOB: 0 BB: 0 P: 5	R: 0 E: 0 K: 1 S: 6	H: 1 LOB: 1 BB: 0 P: 6	1B: 7 2B: 2 3B: 0 HR: 1	SF: 0 SAC: 0 DP: 0 HBP: 1	WP: 0 PB: 0 SB: 1 CS: 0	PA: 41																
<b>PITCHER</b>	IP WLS BF H R ER SO BB IBB HBP BLK WP HR S P ERA WHIP																																			
Jerry Nyman, L (1, 1) ERA: 5.3	0.0		5	4	4	4	0	1	0	0	0	0	0	4	8	∞	∞																			
Don Secrist, L (1, 1) ERA: 7.71	3.0		11	1	2	2	2	1	0	0	0	0	1	14	18	6.00	0.667																			
Cisco Carlos, R (4, 1) ERA: 5.54	3.1		14	2	3	3	3	0	0	1	0	0	0	19	20	8.10	0.600																			
Dan Osinski, R (7, 1) ERA: 2.45	0.2		4	2	1	1	0	1	0	0	0	0	0	3	7	13.50	4.500																			
Wilbur Wood, L (8, 1) ERA: 2.88	2.0	W	7	1	0	0	2	0	0	0	0	0	0	11	11	0.00	0.500																			

Seattle Pilots @ Chicago White Sox  
Comiskey Park, Chicago, IL  
Thu Jun 19 1969, 4:33 AM EDT  
Att. 2,318 - Unknown

livebaseballscorecards.com

AB	37
R	10
H	10
RBI	10
BB	3
SO	7
LOB	11



BOTTOM

Seattle Pilots @ Chicago White Sox  
Comiskey Park, Chicago, IL  
Thu Jun 19 1969, 4:33 AM EDT  
Att. 2,318 - Unknown

livebaseballscorecards.com

AB	36
R	13
H	11
RBI	9
BB	7
SO	7
LOB	20



WP:	3	PA:	43
PB:	0		
SB:	1		
CS:	0		

AB	R	H	RBI	BB	SO	LOB
5	0	0	0	0	1	5
4	1	2	0	1	0	4
5	1	1	2	0	3	2
2	2	1	0	3	0	0
5	3	2	0	0	0	2
4	3	1	4	1	1	3
5	2	2	2	0	1	2
3	0	1	0	0	0	0
1	0	0	1	0	0	2
0	1	0	0	0	0	0
0	0	0	0	1	0	0
0	0	0	0	1	0	0
0	0	0	0	0	0	0
1	0	1	0	0	0	0
0	0	0	0	0	0	0
0	0	0	0	0	0	0
0	0	0	0	0	0	0
1B:	8	SF:	0			
2B:	1	SAC:	0			
3B:	0	DP:	1			
HR:	2	HBP:	0			

Batter	1	2	3	4	5	6	7	8	9
Tom McCraw, L OBP: 0.235, SLG: 0.230 (1, 9)	0-0 G3	0-0 F8	0-0 G4-6-3			0-3 K	0-0 4-1		
Luis Aparicio, R OBP: 0.353, SLG: 0.353 (1, 6)	4-0 HR BB	0-0 1B	0-0 F8			0-0 1B	0-0 F7		
Carlos May, L OBP: 0.379, SLG: 0.541 (1, 7)	0-0 HR	0-3 K		0-0 6-3		0-3 K		0-3 K	
Pete Ward, L OBP: 0.376, SLG: 0.402 (1, 3)	4-0 HR BB		4-0 1B E BB	0-0 F8			0-0 FC3-5 1B 1B	4-0 BB BB	
Ed Herrmann, L OBP: 0.376, SLG: 0.487 (1, 2)	0-0 E6 HR		0-0 E 1B 1B	0-0 G3			0-0 1B FC3-5 1B	0-0 F5	
Bill Melton, R OBP: 0.307, SLG: 0.425 (1, 5)	0-0 HR		0-0 E6 1B		0-3 K		0-0 FC3-5 E 1B WP	4-0 BB	
Bobby Knoop, R OBP: 0.298, SLG: 0.315 (1, 4)	0-3 K		0-0 BB 1B G4-6-3 1B		0-0 F9		0-0 E 1B	0-0 5-3	
Ken Berry, R OBP: 0.285, SLG: 0.286 (1, 8)	0-0 G3		0-0 G4-6-3 BB 1B		0-0 1-3		0-0 E4 WP		
Gail Hopkins, L OBP: 0.400, SLG: 0.455 (7, PH)							1-2 2-3 3-H WP		
Woodie Held, R OBP: 0.283, SLG: 0.436 (7, PR)									
Jerry Nyman, L OBP: 0.083, SLG: 0.167 (1, 1)		0-3 K	4-0 G4-6-3 BB			4-0 K BB			
Don Secrist, L OBP: 0.590, SLG: 0.333 (1, 1)									
Bob Christian, R OBP: 0.133, SLG: 0.286 (3, PH)									
Cisco Carlos, R OBP: 0.133, SLG: 0.286 (4, 1)									
Dan Osinski, R OBP: 0.230, SLG: 0.333 (7, PH)									
Don Pavletich, R OBP: 0.230, SLG: 0.333 (7, PH)									
Gary Peters, L OBP: 0.200, SLG: 0.324 (7, PR)									
Wilbur Wood, R (8, 1)									

Inning Stats	R	H	E	K	S	L	LOB	BB	P
1	5	2	1	0	0	0	0	2	16
2	0	0	0	2	8	0	0	0	8
3	4	3	1	0	6	0	1	2	14
4	0	0	0	0	3	0	0	0	3
5	0	0	0	1	5	0	0	0	5
6	0	1	1	2	7	1	1	1	11
7	4	4	3	0	8	0	0	0	8
8	0	0	0	1	5	0	2	2	13
9	0	0	0	0	0	0	0	0	0

PITCHER	IP	WLS	BF	H	R	ER	SO	BB	IBB	HBP	BLK	WP	HR	S	P	ERA	WHIP
Marty Pattin, R ERA: 4.64 (1, 1)	2.0		14	4	7	6	3	3	0	0	0	0	0	17	29	27.00	3.500
Jim Bouton, R ERA: 3.46 (3, 1)	4.0		16	3	2	0	3	2	0	0	0	0	0	20	28	0.00	1.250
Mike Marshall, R ERA: 4.82 (7, 1)	0.0	L	2	2	2	2	0	0	0	0	0	0	0	2	2	∞	∞
Bob Locker, R ERA: 6.28 (7, 1)	1.0		6	2	2	0	0	0	0	0	0	1	0	6	6	0.00	2.000
John O'Donoghue, L ERA: 2.08 (8, 1)	1.0		5	0	0	0	1	2	0	0	0	0	0	5	13	0.00	2.000

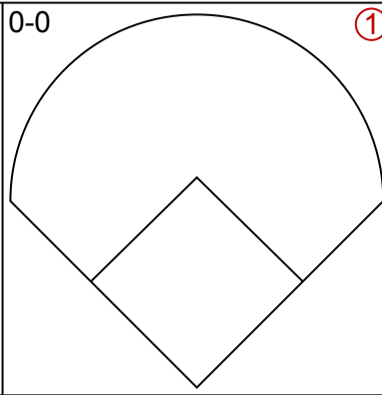
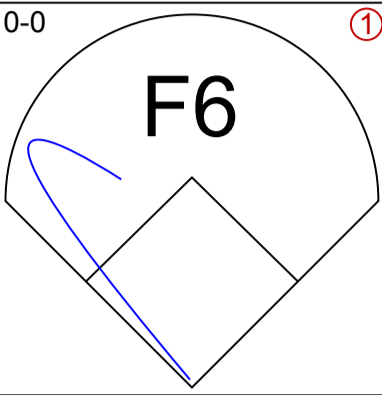
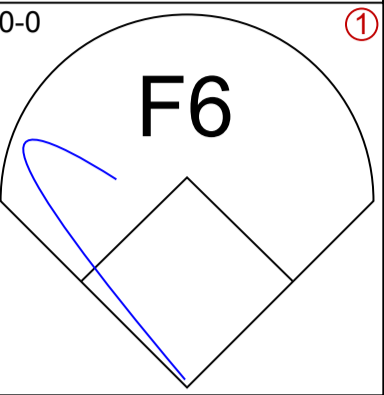
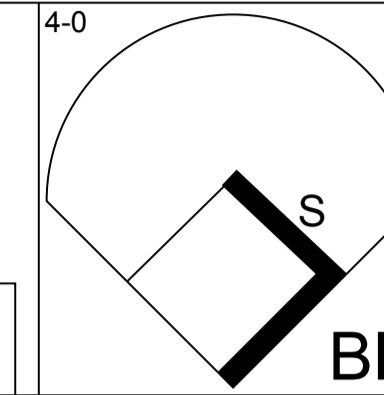
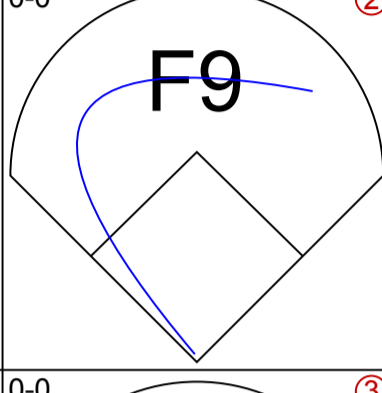
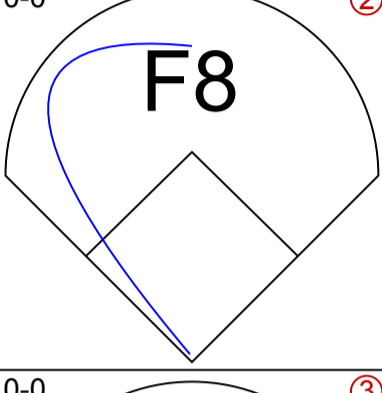
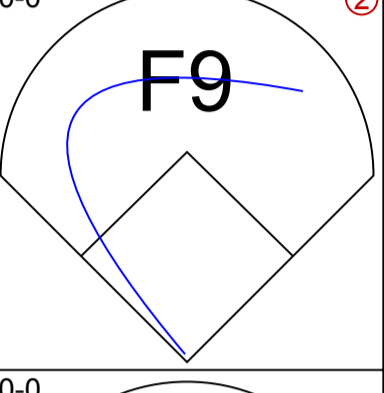
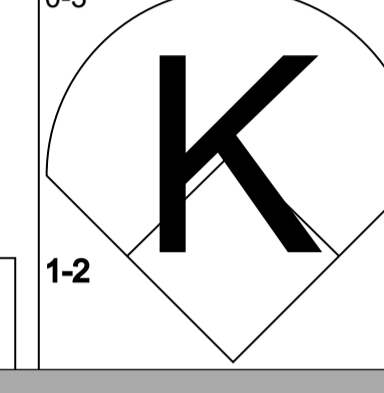
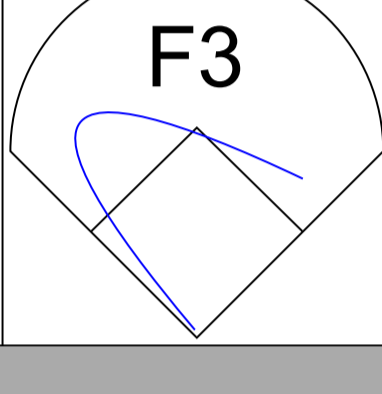
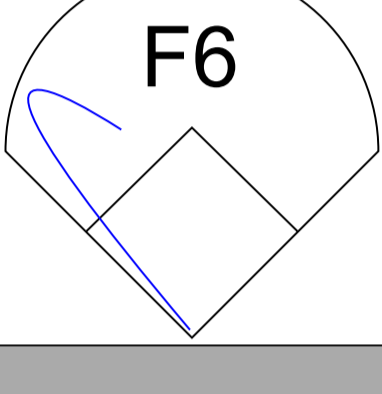
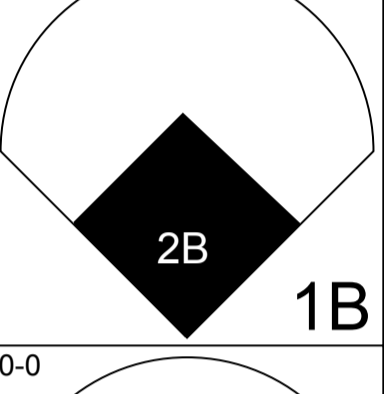
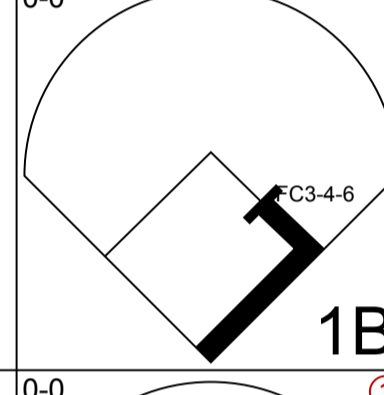
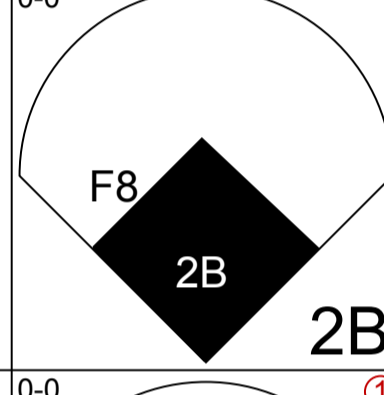
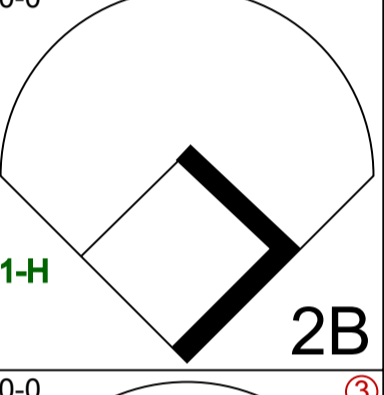
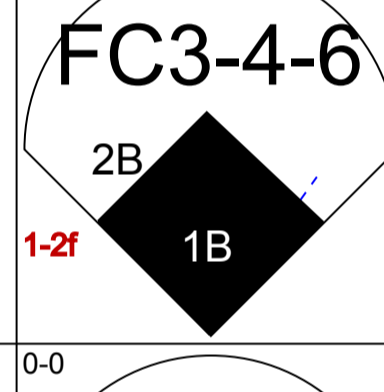
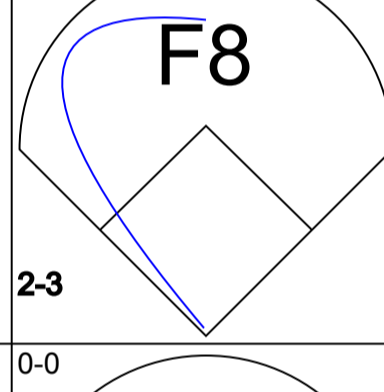
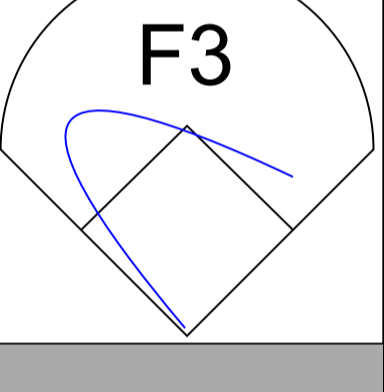
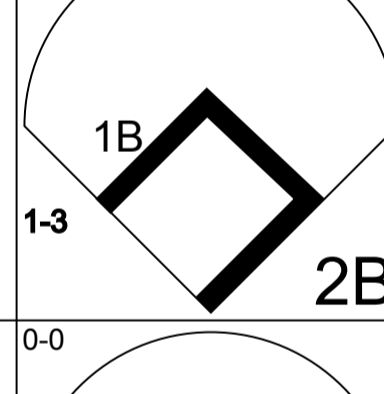
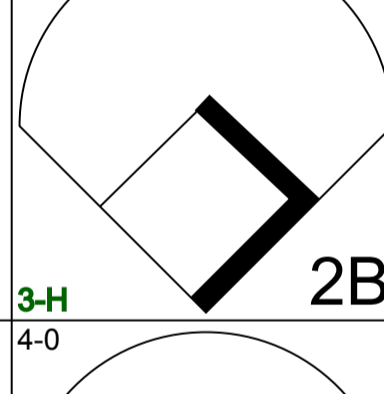
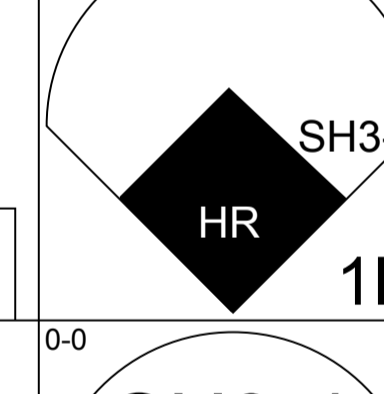
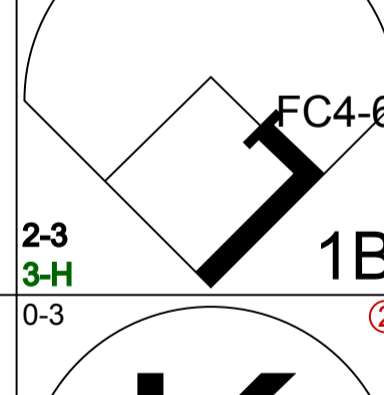
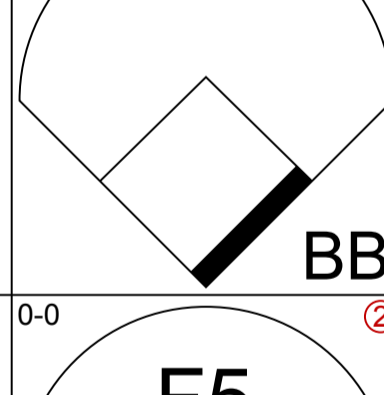
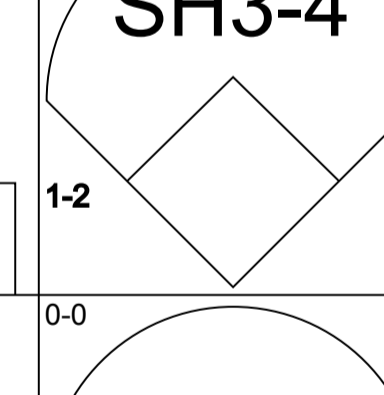
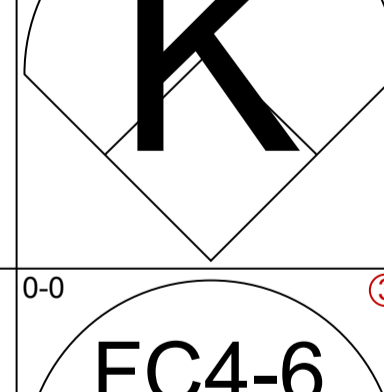
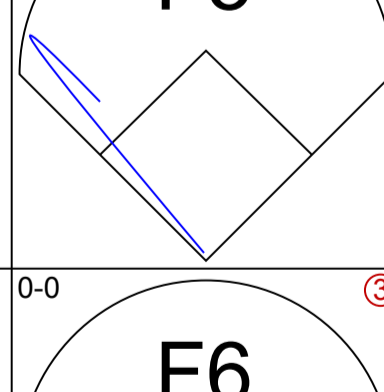
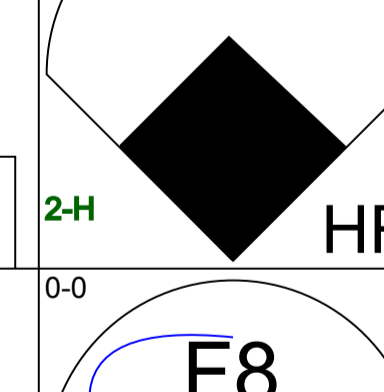
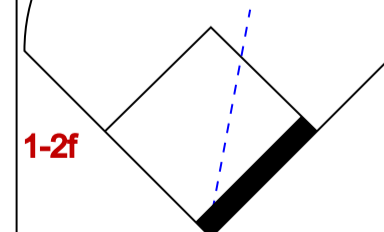
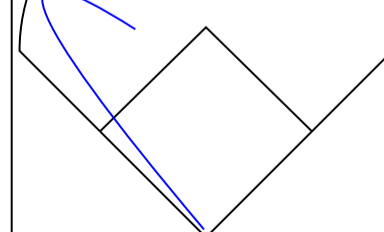
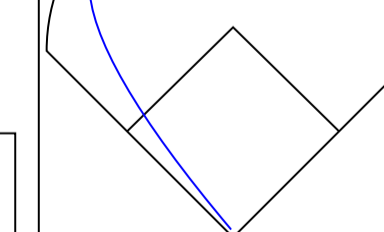
Batter	1	2	3	4	5	6	7	8	9	AB R H RBI BB SO LOB	TOP
Jackie Hernandez, R OBP: 0.288, SLG: 0.284 (1, 6)	0-0 E5 G6-4-3		0-0 F8	0-0 SF9		0-0 F2			0-0 F9	4 0 0 1 0 0 2	
Jerry Adair, R OBP: 0.294, SLG: 0.286 (1, 4)	0-0 G6-4-3 1-2f		0-0 F9	0-0 F9 3-H			0-0 F6		0-0 L9	5 0 0 0 0 0 4	
Pat Kelly, L OBP: 0.369, SLG: 0.420 (1, 8)	0-0 1B		0-3 K		0-0 1-3		0-0 1B		0-0 6-3	5 0 2 0 0 1 1	
Joe Foy, R OBP: 0.344, SLG: 0.332 (1, 5)	0-0 F8			0-0 F9	0-0 1B CS		0-0 F9			4 0 1 0 0 0 2	
Ellie Rodriguez, R OBP: 0.353, SLG: 0.392 (1, 2)		H 1-0 1B HBP		0-0 1B 1B	0-0 1B 1-2		0-0 4-3			3 1 2 0 0 0 1	
Lou Piniella, R OBP: 0.305, SLG: 0.434 (1, 7)		X 0-0 F4		0-0 1B 1-2 1B	0-0 F9		0-0 5-3			4 1 1 0 0 0 2	
Chuck Harrison, R OBP: 0.295, SLG: 0.322 (1, 3)		X 0-0 1B 1-2		0-0 1B 1-3 2-H SF9 1B		4-0 FC5-4 BB		0-0 F8		3 1 2 1 1 0 0	
Bob Oliver, R OBP: 0.267, SLG: 0.367 (1, 9)		X 0-0 F8		4-0 1B IBB		0-0 FC5-4 SH5-3 1-2f		0-3 K		3 0 0 0 1 1 3	
Bill Butler, L OBP: 0.091, SLG: 0.091 (1, 1)		0-3 K		0-0 1B		0-0 SH5-3			0-0 1B	2 0 1 1 0 1 2	
Don O'Riley, R (7, 1)										0 0 0 0 0 0 0	
Ed Kirkpatrick, L OBP: 0.277, SLG: 0.336 (9, PH)				1-2 2-3 3-H 1B						1 0 1 0 0 0 0	
<b>Inning Stats</b>	R: 0 E: 1 K: 0 S: 4 H: 1 LOB: 1 BB: 0 P: 4	R: 0 E: 0 K: 1 S: 6 H: 1 LOB: 2 BB: 0 P: 7	R: 0 E: 0 K: 1 S: 5 H: 0 LOB: 0 BB: 0 P: 5	R: 3 E: 0 K: 0 S: 7 H: 4 LOB: 2 BB: 1 P: 11	R: 0 E: 0 K: 0 S: 4 H: 2 LOB: 1 BB: 0 P: 4	R: 0 E: 0 K: 0 S: 3 H: 0 LOB: 1 BB: 1 P: 7	R: 0 E: 0 K: 0 S: 4 H: 1 LOB: 1 BB: 0 P: 4	R: 0 E: 0 K: 1 S: 5 H: 0 LOB: 0 BB: 0 P: 5	R: 0 E: 0 K: 0 S: 4 H: 1 LOB: 1 BB: 0 P: 4	1B: 10 2B: 0 3B: 0 HR: 0 SF: 1 SAC: 1 DP: 1 HBP: 1	WP: 0 PB: 0 SB: 0 CS: 1 PA: 39
<b>PITCHER</b>	IP WLS BF H R ER SO BB IBB HBP BLK WP HR S P ERA WHIP	IP WLS BF H R ER SO BB IBB HBP BLK WP HR S P ERA WHIP									
Fred Talbot, R ERA: 3.7 (1, 1)	6.1 W 30 9 3 3 2 1 1 1 0 0 0 31 40 4.26 1.579										
Bob Locker, R ERA: 5.74 (7, 1)	2.2 S 9 1 0 0 1 0 0 0 0 0 0 11 11 0.00 0.375										

Kansas City Royals @ Seattle Pilots  
Sicks Stadium, Boston, MA  
Fri Jun 20 1969, 10:05 PM EDT  
Unknown

livebaseballscorecards.com

AB	34
R	3
H	10
RBI	3
BB	2
SO	3
LOB	17



Batter	1	2	3	4	5	6	7	8	9	AB	R	H	RBI	BB	SO	LOB
Tommy Harper, R (1, 8) OBP: 0.399, SLG: 0.352	0-0  ①		0-0  F6 ①		0-0  F6 ①	4-0  S BB				3	0	0	0	1	0	0
Wayne Comer, R (1, 9) OBP: 0.354, SLG: 0.423	0-0  F9 ②		0-0  F8 ②		0-0  F9 ②	0-3  S S S K ③				4	0	0	0	0	1	1
Rich Rollins, R (1, 5) John Kennedy, R (8, 5) OBP: 0.267, SLG: 0.288 OBP: 0.346, SLG: 0.353	0-0  F3 ③		0-0  F6 ③		0-0  2B 1B					4	1	1	0	0	0	0
Tommy Davis, R (1, 7) OBP: 0.263, SLG: 0.316		0-0  FC3-4-6 1B		0-0  F8 2B	0-0  1-H 2B					4	1	3	1	0	0	0
Don Mincher, L (1, 3) OBP: 0.368, SLG: 0.412		0-0  FC3-4-6 2B 1B ①		0-0  F8 2-3 ①	0-0  F3 ③					4	1	0	0	0	0	3
Jerry McNertney, R (1, 2) OBP: 0.312, SLG: 0.438		0-0  1B 2B 1-3		0-0  3-H 2B		0-0  SH3-4 HR 1B				4	1	3	1	0	1	0
John Donaldson, L (1, 4) OBP: 0.265, SLG: 0.107		0-0  FC4-6 2B 3-H 1B		4-0  B B B B BB		0-0  SH3-4 1-2				1	0	1	1	2	0	0
Ray Oyler, R (1, 6) OBP: 0.302, SLG: 0.331		0-3  S S S K ②		0-0  F5 ②		0-0  2-H HR				4	1	1	2	0	1	5
Fred Talbot, R (1, 1) Bob Locker, S (7, 1)		0-0  FC4-6 1-2 ③		0-0  F6 ③		0-0  F8 ②				3	0	0	0	0	0	4
										1	0	0	0	0	0	1

Inning Stats	R: 0	H: 0	E: 0	K: 0	S: 3	LOB: 0	BB: 0	P: 3	R: 1	H: 3	E: 0	K: 1	S: 8	LOB: 2	BB: 0	P: 8	R: 0	H: 0	E: 0	K: 0	S: 3	LOB: 0	BB: 0	P: 3	R: 1	H: 2	E: 0	K: 0	S: 5	LOB: 1	BB: 0	P: 5	R: 2	H: 2	E: 0	K: 1	S: 7	LOB: 1	BB: 1	P: 11	R: 0	H: 0	E: 0	K: 0	S: 3	LOB: 0	BB: 0	P: 3	R: 0	H: 0	E: 0	K: 1	S: 5	LOB: 1	BB: 1	P: 9
PITCHER	IP	WLS	BF	H	R	ER	SO	BB	IBB	HBP	BLK	WP	HR	S	P	ERA	WHIP																																							
Bill Butler, L (1, 1) ERA: 3.61	6.0	L	29	9	5	5	2	2	0	0	0	0	0	31	39	7.50	1.833																																							
Don O'Riley, R (7, 1) ERA:	2.0		7	0	0	0	1	1	0	0	0	0	0	8	12	0.00	0.500																																							

**BOTTOM**

**Kansas City Royals @ Seattle Pilots**  
**Sicks Stadium, Boston, MA**  
 Fri Jun 20 1969, 10:05 PM EDT  
 Unknown

AB	32
R	5
H	9
RBI	5
BB	3
SO	3
LOB	14



WP: 0	PA: 36
PB: 0	CS: 0
SB: 2	
1B: 4	SF: 0
2B: 4	SAC: 1
3B: 0	DP: 0
HR: 1	HBP: 0

PITCHER	IP	WLS	BF	H	R	ER	SO	BB	IBB	HBP	BLK	WP	HR	S	P	ERA	WHIP
---------	----	-----	----	---	---	----	----	----	-----	-----	-----	----	----	---	---	-----	------


Batter	1	2	3	4	5	6	7	8	9	AB R H RBI BB SO LOB	TOP	
Jackie Hernandez, R OBP: 0.287, SLG: 0.284 (1, 6) X	0-0 G3 6-3 1B		0-0 FC4-6 3B 1-2f 3-H		0-3 K		0-0 F6			4 1 1 1 0 1 2		
Juan Rios, R OBP: 0.350, SLG: 0.376 (1, 4) X	0-0 6-3 1-2		0-0 4-1 3B 1-H		0-0 6-3			0-0 1B FC5-2 1B		4 1 2 1 0 0 2		
Pat Kelly, L OBP: 0.367, SLG: 0.416 (1, 8) X Bob Oliver, R OBP: 0.267, SLG: 0.367 (8, PR) (8, 8)	0-0 G3 2-3		0-0 4-1 3-H		0-0 1-3			0-0 FC5-2 1B 1B		4 0 1 1 0 0 1 0 1 0 0 0 0 0		
Joe Foy, R OBP: 0.343, SLG: 0.343 (1, 5) X	0-0 F3		0-0 6-3		0-0 HR			0-0 FC5-2 1B 1-2 3-H		4 1 1 1 0 0 3		
Ed Kirkpatrick, L OBP: 0.283, SLG: 0.364 (1, 9) X		0-0 4-3		0-0 3-1		0-0 HR		0-0 G5-4-3 1B 1-3 2-H		4 1 2 2 0 0 0		
Lou Piniella, R OBP: 0.300, SLG: 0.426 (1, 7) X		0-0 F5		0-0 F3		0-3 K		0-0 G5-4-3 1-2f		4 0 0 0 0 1 2		
Chuck Harrison, R OBP: 0.286, SLG: 0.311 (1, 3) X		0-3 K		0-0 F6		0-0 L7			0-0 5-3	4 0 0 0 0 1 0		
Dennis Paepke, R OBP: 0.154, SLG: 0.125 (1, 2) X			0-0 E8 1B FC4-6 2B		0-0 FC1 2B		0-0 5-3		0-0 F6	4 1 1 0 0 0 0		
Wally Bunker, R OBP: 0.130, SLG: 0.174 (1, 1) X			0-0 FC1 1B 2-3		0-0 FC1 2-3		0-0 F6		0-0 5-3	4 0 1 0 0 0 1		
<b>Inning Stats</b>	R: 0 H: 1 E: 0 LOB: 1 K: 0 BB: 0 S: 4 P: 4	R: 0 H: 0 E: 0 LOB: 0 K: 1 BB: 0 S: 5 P: 5	R: 3 H: 2 E: 1 LOB: 0 K: 0 BB: 0 S: 6 P: 6	R: 0 H: 0 E: 0 LOB: 0 K: 0 BB: 0 S: 3 P: 3	R: 0 H: 1 E: 0 LOB: 1 K: 1 BB: 0 S: 6 P: 6	R: 2 H: 2 E: 0 LOB: 0 K: 1 BB: 0 S: 7 P: 7	R: 0 H: 0 E: 0 LOB: 0 K: 0 BB: 0 S: 3 P: 3	R: 1 H: 3 E: 0 LOB: 2 K: 0 BB: 0 S: 5 P: 5	R: 0 H: 0 E: 0 LOB: 0 K: 0 BB: 0 S: 3 P: 3	1B: 5 SF: 0 2B: 1 SAC: 0 3B: 1 DP: 1 HR: 2 HBP: 0	WP: 0 PA: 36 PB: 0 SB: 0 CS: 0	
<b>PITCHER</b> John Geinar, R (1, 1) ERA: 1.84 Jim Bouton, R (7, 1) ERA: 3.43	IP WLS BF H R ER SO BB IBB HBP BLK WP HR S P ERA WHIP											<b>PITCHER</b> IP WLS BF H R ER SO BB IBB HBP BLK WP HR S P ERA WHIP

**Kansas City Royals @ Seattle Pilots**  
 Sicks Stadium, Boston, MA  
 Fri Jun 20 1969, 10:05 PM EDT  
 Att. 18,413 - Unknown

livebaseballscorecards.com

**AB 36**  
**R 6**  
**H 9**  
**RBI 6**  
**BB 0**  
**SO 3**  
**LOB 11**



Batter	1	2	3	4	5	6	7	8	9	AB	R	H	RBI	BB	SO	LOB	BOTTOM			
<b>Tommy Harper, R</b> <small>(1, 8) OBP: 0.397, SLG: 0.364</small>	0-0 F7		0-0 G6-4-3			0-3 K		0-0 1-H HR		4	1	1	2	0	1	2	<b>Kansas City Royals @ Seattle Pilots</b> Sicks Stadium, Boston, MA Fri Jun 20 1969, 10:05 PM EDT Att. 18,413 - Unknown			
<b>Mike Hegan, L</b> <small>(1, 9) OBP: 0.432, SLG: 0.492</small>	0-3 K			0-3 K		4-0 G3 1B BB		0-0 F6		3	0	0	0	1	2	0				
<b>Tommy Davis, R</b> <small>(1, 7) OBP: 0.267, SLG: 0.319</small>	0-0 4-3			0-0 S HBP 1B		0-0 1-2 G3 1B		0-0 L8		4	0	2	0	0	0	0				
<b>Don Mincher, L</b> <small>(1, 3) OBP: 0.370, SLG: 0.408</small>										2	0	0	0	1	0	2	<b>livebaseballscores.com</b>			
<b>Merritt Ranew, L</b> <small>(1, 2) OBP: 0.387, SLG: 0.308</small>										3	0	0	0	0	1	5				
<b>Jim Bouton, R</b> <small>(7, 1)</small>										0	0	0	0	0	0	0				
<b>Steve Whitaker, L</b> <small>(9, PH) OBP: 0.377, SLG: 0.431</small>										1	0	0	0	0	0	0	<b>AB 30</b> <b>R 2</b> <b>H 4</b> <b>RBI 2</b> <b>BB 3</b> <b>SO 6</b> <b>LOB 13</b>			
<b>John Kennedy, R</b> <small>(1, 5) OBP: 0.329, SLG: 0.333</small>										4	0	0	0	0	0	3				
<b>John Donaldson, L</b> <small>(1, 4) OBP: 0.237, SLG: 0.094</small>										4	0	0	0	0	1	0				
<b>Ray Oyer, R</b> <small>(1, 6) OBP: 0.306, SLG: 0.331</small>										0	0	0	0	1	0	0				
<b>Gus Gil, R</b> <small>(5, PH) OBP: 0.333, SLG: 0.300</small>										2	0	0	0	0	0	0				
<b>John Gelnar, R</b> <small>(1, 1)</small>										2	0	0	0	0	1	1				
<b>Jerry McNertney, R</b> <small>(7, 2) OBP: 0.316, SLG: 0.442</small>										1	1	1	0	0	0	0	<b>WP: 0 PA: 34</b> <b>PB: 0</b> <b>SB: 2</b> <b>CS: 0</b>			
<b>Inning Stats</b>	R: 0 H: 0 E: 0 LOB: 0 K: 1 BB: 0 S: 5 P: 5	R: 0 H: 0 E: 0 LOB: 0 K: 0 BB: 1 S: 2 P: 6	R: 0 H: 0 E: 1 LOB: 1 K: 0 BB: 1 S: 3 P: 7	R: 0 H: 1 E: 0 LOB: 2 K: 2 BB: 0 S: 8 P: 9	R: 0 H: 0 E: 0 LOB: 0 K: 2 BB: 0 S: 7 P: 7	R: 0 H: 1 E: 0 LOB: 2 K: 1 BB: 1 S: 6 P: 10	R: 0 H: 0 E: 0 LOB: 0 K: 0 BB: 0 S: 3 P: 3	R: 2 H: 2 E: 0 LOB: 0 K: 0 BB: 0 S: 5 P: 5	R: 0 H: 0 E: 0 LOB: 0 K: 0 BB: 0 S: 3 P: 3	1B: 3 SF: 0 2B: 0 SAC: 0 3B: 0 DP: 2 HR: 1 HBP: 1										
<b>PITCHER</b> <b>Wally Bunker, R</b> <small>(1, 1) ERA: 3.42</small>	IP 9.0 WLS 4 BF 34 H 4 R 2 ER 2 SO 6 BB 3 IBB 0 HBP 1 BLK 0 WP 0 HR 1 S 42 P 55 ERA 2.00 WHIP 0.778																			


Batter	1	2	3	4	5	6	7	8	9	AB R H RBI BB SO LOB	TOP									
Jackie Hernandez, R OBP: 0.283, SLG: 0.279 (1, 6) X	0-0 ①			0-0 ①			0-0 ①		0-3 ②	4 0 0 0 0 1 1	<b>Kansas City Royals @ Seattle Pilots</b> Sicks Stadium, Boston, MA Sat Jun 21 1969, 10:05 PM EDT Att. 6,829 - Unknown									
Juan Rios, R OBP: 0.337, SLG: 0.361 (1, 4) X	0-0 ②			0-0 ②			0-0 ②	0-0 ③	4 0 0 0 0 0 1											
Pat Kelly, L OBP: 0.366, SLG: 0.414 (1, 8) X	0-0 ③			0-0 ③			0-0		3 0 1 0 0 0 0											
Joe Foy, R OBP: 0.339, SLG: 0.339 (1, 5)		0-3 ①			0-0 ①		0-0 ③	0-3 ①	3 0 0 0 0 2 0											
Ed Kirkpatrick, L OBP: 0.284, SLG: 0.364 (1, 9)		0-0 ②			0-0 ②		0-0	0-0	3 0 1 0 0 0 0											
Lou Piniella, R OBP: 0.300, SLG: 0.422 (1, 7)		0-0 ③			0-0 ③		4-0		2 0 0 0 1 0 0											
Bob Oliver, R OBP: 0.267, SLG: 0.367 (8, PR) (8, 7)		5-3			F4		BBB	BB	0 0 0 0 0 0 0											
Chuck Harrison, R OBP: 0.279, SLG: 0.304 (1, 3)			0-0 ①		0-0 ①		0-0 ③	0-0 ③	3 0 0 0 0 0 1											
Ellie Rodriguez, R OBP: 0.346, SLG: 0.382 (1, 2)			0-0 ②		0-0 ②		0-3 ②	0-0 ①	3 0 0 0 0 1 0											
Roger Nelson, R OBP: 0.161, SLG: 0.138 (1, 1)			0-0 ③		0-0 ③		0-3 ③	0-0	2 0 0 0 0 1 0											
Hawk Taylor, R OBP: 0.342, SLG: 0.595 (9, PH)									1 0 1 0 0 0 0											
Don O'Riley, R (9, PR)									0 0 0 0 0 0 0											
<b>Inning Stats</b>	R: 0 E: 0 K: 0 S: 3	H: 0 LOB: 0 BB: 0 P: 3	R: 0 E: 0 K: 1 S: 5	H: 0 LOB: 0 BB: 0 P: 5	R: 0 E: 0 K: 0 S: 3	H: 0 LOB: 0 BB: 0 P: 3	R: 0 E: 0 K: 0 S: 3	H: 0 LOB: 0 BB: 0 P: 3	R: 0 E: 0 K: 2 S: 7	H: 0 LOB: 0 BB: 0 P: 7	R: 0 E: 0 K: 0 S: 3	H: 1 LOB: 0 BB: 0 P: 3	R: 0 E: 0 K: 1 S: 5	H: 1 LOB: 1 BB: 1 P: 9	R: 0 E: 1 K: 1 S: 6	H: 1 LOB: 1 BB: 0 P: 6	1B: 3 2B: 0 3B: 0 HR: 0	SF: 0 SAC: 0 DP: 0 HBP: 0	WP: 0 PB: 0 SB: 0 CS: 2	PA: 30
<b>PITCHER</b> Gene Brabender, R (1, 1) ERA: 5.05	IP: 9.0 WLS: W BF: 29 H: 3 R: 0 ER: 0 SO: 5 BB: 1 IBB: 0 HBP: 0 BLK: 0 WP: 0 HR: 0 S: 38 P: 42 ERA: 0.00 WHIP: 0.444											<b>PITCHER</b>	IP: 0 WLS: 0 BF: 0 H: 0 R: 0 ER: 0 SO: 0 BB: 0 IBB: 0 HBP: 0 BLK: 0 WP: 0 HR: 0 S: 0 P: 0 ERA: 0.00 WHIP: 0.000							

livebaseballscorecards.com

AB	28
R	0
H	3
RBI	0
BB	1
SO	5
LOB	3





Batter	1	2	3	4	5	6	7	8	9	AB R H RBI BB SO LOB	BOTTOM	
Tommy Harper, R OBP: 0.395, SLG: 0.362 (1, 8)	0-0 PB E 1B	0-0 F9			0-3 K			0-0 L5-4 2-3		4 1 1 0 0 1 2	<b>Kansas City Royals @ Seattle Pilots</b> Sicks Stadium, Boston, MA Sat Jun 21 1969, 10:05 PM EDT Att. 6,829 - Unknown  <a href="http://livebaseballscorecards.com">livebaseballscorecards.com</a>  <b>AB 26</b> <b>R 1</b> <b>H 5</b> <b>RBI 1</b> <b>BB 1</b> <b>SO 6</b> <b>LOB 11</b>  	
Mike Hegan, L OBP: 0.426, SLG: 0.484 (1, 9)	0-0 L7 1-3		0-0 4-3			0-3 K				3 0 0 0 0 1 1		
Tommy Davis, R OBP: 0.268, SLG: 0.317 (1, 7)	0-0 5-3		0-0 F7			1-0 CS HBP				2 0 0 0 0 0 1		
Don Mincher, L OBP: 0.369, SLG: 0.404 (1, 3)	4-0 1B BB		0-0 4-3			0-0 L4				2 0 0 0 1 0 1		
Gus Gil, R OBP: 0.333, SLG: 0.301 (1, 5)	0-0 1-2 3-H 1B		0-0 L7			0-0 CS 1-2	0-0 F4			3 0 1 1 0 0 0		
John Donaldson, L OBP: 0.244, SLG: 0.114 (1, 4)	0-0 1-3		0-0 F8			0-0 K 1B				3 0 1 0 0 0 2		
Jerry McNertney, R OBP: 0.316, SLG: 0.440 (1, 2)		0-0 1B	0-0 6-3			0-3 K 1-2				3 0 1 0 0 1 1		
John Kennedy, R OBP: 0.329, SLG: 0.333 (1, 6)		0-0 F8			0-0 F3			0-0 L5-4 S 1B		3 0 1 0 0 0 1		
Gene Brabender, R OBP: 0.208, SLG: 0.136 (1, 1)		0-3 K			0-3 K			0-3 K 1-2		3 0 0 0 0 3 2		
<b>Inning Stats</b>	R: 1 H: 2 E: 1 LOB: 2 K: 0 BB: 1 S: 5 P: 9	R: 0 H: 1 E: 0 LOB: 1 K: 1 BB: 0 S: 6 P: 6	R: 0 H: 0 E: 0 LOB: 0 K: 0 BB: 0 S: 3 P: 3	R: 0 H: 0 E: 0 LOB: 0 K: 0 BB: 0 S: 3 P: 3	R: 0 H: 0 E: 0 LOB: 0 K: 2 BB: 0 S: 7 P: 7	R: 0 H: 0 E: 0 LOB: 0 K: 1 BB: 0 S: 4 P: 5	R: 0 H: 1 E: 0 LOB: 0 K: 1 BB: 0 S: 5 P: 5	R: 0 H: 1 E: 0 LOB: 0 K: 1 BB: 0 S: 5 P: 5		1B: 5 SF: 0 2B: 1 SAC: 0 3B: 0 DP: 1 HR: 0 HBP: 1	WP: 0 PA: 29 PB: 1 SB: 1 CS: 1	
<b>PITCHER</b> Roger Nelson, R ERA: 3.17 (1, 1)	IP WLS BF H R ER SO BB IBB HBP BLK WP HR S P ERA WHIP	8.0 L 28 5 1 1 6 1 0 1 0 0 0 0 38 43 1.12 0.750										

Batter	1	2	3	4	5	6	7	8	9	AB R H RBI BB SO LOB	TOP	
<b>Jackie Hernandez, R</b> (1, 6) <small>OBP: 0.280, SLG: 0.275</small> <b>Jerry Adair, R</b> (7, PH) <small>OBP: 0.292, SLG: 0.284</small> (7, 4)	0-0 <b>F3</b>		0-0 <b>5-3</b>			0-3 <b>K</b>	0-0 <b>1-3</b>			3 0 0 0 0 1 2 1 0 0 0 0 0 2	<b>Kansas City Royals @ Seattle Pilots</b> Sicks Stadium, Boston, MA Sun Jun 22 1969, 6:33 AM EDT Att. 7,008 - Cloudy	
<b>Juan Rios, R</b> (1, 4) <small>OBP: 0.333, SLG: 0.356</small> (7, 6)	0-0 <b>F9</b>			0-0 <b>G</b>		0-0 <b>1B</b>		0-3 <b>K</b>		4 0 1 0 0 1 0		
<b>Pat Kelly, L</b> (1, 9) <small>OBP: 0.361, SLG: 0.408</small> <b>Don O'Riley, R</b> (6, 1) <b>Lou Piniella, R</b> (7, 7) <small>OBP: 0.299, SLG: 0.420</small>	0-0 <b>4-3</b>			0-0 <b>G</b>		0-0 <b>F8</b>		0-0 <b>4-3</b>		3 0 0 0 0 0 2 0 0 0 0 0 0 0 1 0 0 0 0 0 0		
<b>Joe Foy, R</b> (1, 5) <small>OBP: 0.334, SLG: 0.333</small>		0-0 <b>5-3</b>		0-0 <b>5-3</b>		0-0 <b>F3</b>		0-0 <b>F6</b>		4 0 0 0 0 0 2		
<b>Ed Kirkpatrick, L</b> (1, 7) <small>OBP: 0.276, SLG: 0.353</small> (7, 9)		0-0 <b>L8</b>			0-0 <b>4-3</b>		0-0 <b>F9</b>		0-0 <b>B3</b>	4 0 0 0 0 0 0		
<b>Bob Oliver, R</b> (1, 8) <small>OBP: 0.272, SLG: 0.387</small>		0-0 <b>L8</b>		0-0 <b>FC4-6</b> <b>1B</b>		0-0 <b>HR</b>		0-0 <b>5-3</b>	4 1 2 1 0 0 0			
<b>Chuck Harrison, R</b> (1, 3) <small>OBP: 0.286, SLG: 0.310</small>			0-0 <b>4-3</b>		0-0 <b>FC4-6</b> <b>1B</b>	0-0 <b>FC3-6</b> <b>1B</b>		0-0 <b>1B</b>	4 0 2 0 0 0 1			
<b>Dennis Paepke, R</b> (1, 2) <small>OBP: 0.185, SLG: 0.160</small> <b>Ellie Rodriguez, R</b> (5, PH) <small>OBP: 0.341, SLG: 0.376</small> (5, 2)			0-0 <b>SH</b> <b>1B</b>		0-0 <b>5-3</b>	0-0 <b>FC3-6</b> <b>1B</b>		0-3 <b>K</b>	1 0 1 0 0 0 0 2 0 0 0 0 0 2			
<b>Galen Cisco, R</b> (7, 1) <b>Buck Martinez, R</b> (9, PH) <small>OBP: 0.333, SLG: 0.333</small> <b>Dick Drago, R</b> (1, 1) <b>Hawk Taylor, R</b> (6, PH) <small>OBP: 0.375, SLG: 0.615</small> (6, 9) (7, 2)			0-0 <b>SH</b>			0-0 <b>1B</b>	0-0 <b>1B</b>		0 0 0 0 0 0 0 1 0 0 0 0 1 1			
<b>Inning Stats</b>	R: 0 H: 0 E: 0 LOB: 0 K: 0 BB: 0 S: 3 P: 3	R: 0 H: 0 E: 0 LOB: 0 K: 0 BB: 0 S: 3 P: 3	R: 0 H: 1 E: 0 LOB: 1 K: 0 BB: 0 S: 4 P: 4	R: 0 H: 0 E: 0 LOB: 0 K: 0 BB: 0 S: 3 P: 3	R: 0 H: 1 E: 1 LOB: 1 K: 0 BB: 0 S: 4 P: 4	R: 0 H: 2 E: 0 LOB: 2 K: 1 BB: 0 S: 7 P: 7	R: 1 H: 3 E: 0 LOB: 2 K: 0 BB: 0 S: 6 P: 6	R: 0 H: 0 E: 0 LOB: 0 K: 1 BB: 0 S: 5 P: 5	R: 0 H: 1 E: 0 LOB: 1 K: 1 BB: 0 S: 6 P: 6	1B: 7 SF: 0 2B: 0 SAC: 1 3B: 0 DP: 0 HR: 1 HBP: 0		WP: 0 PA: 35 PB: 0 SB: 0 CS: 0
<b>PITCHER</b> <b>Marty Pattin, R</b> (1, 1) <small>ERA: 4.44</small> <b>Bob Locker, R</b> (7, 1) <small>ERA: 5.29</small>	IP WLS BF H R ER SO BB IBB HBP BLK WP HR S P ERA WHIP 6.1 W 25 6 1 1 1 0 0 0 0 0 0 1 27 27 1.42 0.947											<b>PITCHER</b> IP WLS BF H R ER SO BB IBB HBP BLK WP HR S P ERA WHIP 2.2 S 10 2 0 0 0 2 0 0 0 0 0 0 14 14 0.00 0.750

livebaseballscorecards.com

<b>AB</b>	<b>34</b>
<b>R</b>	<b>1</b>
<b>H</b>	<b>8</b>
<b>RBI</b>	<b>1</b>
<b>BB</b>	<b>0</b>
<b>SO</b>	<b>3</b>
<b>LOB</b>	<b>12</b>



Batter	1	2	3	4	5	6	7	8	9
Tommy Harper, R OBP: 0.393, SLG: 0.357 (1, 8)	4-0 S 2B BB		0-0 F8		0-0 F8		0-0 5-3		
Mike Hegan, L OBP: 0.432, SLG: 0.489 (1, 3)	0-0 1-3 1-H 2B		0-0 F8		0-0 CS BB			4-0 4-3 SH1-4 PB BB	
Wayne Comer, R OBP: 0.354, SLG: 0.422 (1, 9)	0-0 1-3 2-3			0-0 6-3	0-0 CS	0-0 G6-3 1B		0-0 SH1-4	
Tommy Davis, R OBP: 0.268, SLG: 0.329 Steve Whitaker, L OBP: 0.377, SLG: 0.431 (1, 7) (9, 7)	0-3 K			0-0 HR		0-0 E3 G6-3		0-0 4-3	
Gus Gil, R OBP: 0.340, SLG: 0.302 (1, 5)	0-0 6-3			0-0 BB 1B		0-0 G6-3 1-2f 2-3		4-0 PB 1B BB	
John Donaldson, L OBP: 0.267, SLG: 0.154 (1, 4)		0-0 F8		0-0 F		0-0 FC4 1B		0-0 FC4-6 1B	
Jerry McNertney, R OBP: 0.315, SLG: 0.431 (1, 2)		0-0 5-3		4-0 BB 1-2 BB		0-0 FC4 1-2f		0-0 FC4-6 1-2f	
Ray Oyler, R OBP: 0.301, SLG: 0.325 (1, 6)		0-3 K		0-0 4-3			0-3 K		
Marty Pattin, R OBP: 0.200, SLG: 0.200 Bob Locker, S (7, 1)			0-0 6-3		0-3 K		0-3 K		

Inning Stats	R: 1 E: 0 K: 1 S: 6	H: 1 LOB: 1 BB: 1 P: 10	R: 0 E: 0 K: 1 S: 5	H: 0 LOB: 0 BB: 0 P: 5	R: 0 E: 0 K: 0 S: 3	H: 0 LOB: 0 BB: 0 P: 3	R: 1 E: 0 K: 0 S: 5	H: 2 LOB: 2 BB: 1 P: 9	R: 0 E: 0 K: 1 S: 4	H: 0 LOB: 0 BB: 1 P: 8	R: 1 E: 1 K: 0 S: 5	H: 2 LOB: 1 BB: 0 P: 5	R: 0 E: 0 K: 2 S: 7	H: 0 LOB: 0 BB: 0 P: 7	R: 2 E: 0 K: 0 S: 4	H: 1 LOB: 1 BB: 2 P: 12
--------------	------------------------------	----------------------------------	------------------------------	---------------------------------	------------------------------	---------------------------------	------------------------------	---------------------------------	------------------------------	---------------------------------	------------------------------	---------------------------------	------------------------------	---------------------------------	------------------------------	----------------------------------

PITCHER	IP	WLS	BF	H	R	ER	SO	BB	IBB	HBP	BLK	WP	HR	S	P	ERA	WHIP
Dick Drago, R ERA: 4.16 (1, 1)	5.0	L	20	3	2	2	3	3	0	0	0	0	1	23	35	3.60	1.200
Don O'Riley, R ERA: (6, 1)	1.0		5	2	1	0	0	0	0	0	0	0	0	5	5	0.00	2.000
Galen Cisco, R ERA: 4.5 (7, 1)	2.0		9	1	2	1	2	2	0	0	0	0	0	11	19	4.50	1.500

**BOTTOM**


**Kansas City Royals @ Seattle Pilots**  
Sicks Stadium, Boston, MA

Sun Jun 22 1969, 6:33 AM EDT  
Att. 7,008 - Cloudy

AB	28
R	5
H	6
RBI	4
BB	5
SO	5
LOB	12

livebaseballscores.com

1B:	4	SF:	0	WP:	0	PA:	35
2B:	1	SAC:	1	PB:	1		
3B:	0	DP:	1	SB:	1		
HR:	1	HBP:	0	CS:	1		



Batter	1	2	3	4	5	6	7	8	9	AB R H RBI BB SO LOB	TOP																
Walt Williams, R (1, 9) OBP: 0.313, SLG: 0.349	0-0 PB E 2B	0-0 BB 1B BB		0-0 5-3			0-0 1-3		0-0 6-3	5 2 2 0 0 0 0																	
Luis Aparicio, R (1, 6) OBP: 0.356, SLG: 0.358	0-0 6-3	0-0 BB BB 1B		0-0 6-3			0-0 5-3		0-0 1B	5 0 2 0 0 0 1																	
Carlos May, L (1, 7) OBP: 0.376, SLG: 0.530	4-0 E BB 2-3	4-0 BB BB 1-2 2-3			0-0 F6		0-0 F5		0-0 F5	3 1 0 0 2 0 1																	
Don Pavletich, R (1, 2) OBP: 0.250, SLG: 0.356	0-0 E4 1B 1-H 3-H	4-0 BB BB 1-2 2-3 3-H			0-0 F7			1-0 E E HBP		2 1 1 3 1 0 0 0 1 0 0 0 0 0																	
Ed Hermann, L (7, 2) OBP: 0.387, SLG: 0.488																											
Bill Melton, R (1, 5) OBP: 0.303, SLG: 0.404	0-0 1B 3-H	0-0 F7			0-0 F8			0-0 E6 1-3 E		4 1 1 1 0 0 4																	
Ron Hansen, R (1, 3) OBP: 0.234, SLG: 0.250	0-3 K		0-0 F6			0-0 1B		0-0 E1 6-3 B3-5 2-H 3-H		4 0 1 1 0 1 1 0 0 0 0 0 0 0																	
Tom McCraw, L (8, 3) OBP: 0.244, SLG: 0.266																											
Ken Berry, R (1, 8) OBP: 0.277, SLG: 0.285	0-0 4-3		0-0 4-3			0-0 1B		0-0 6-3 2-3		4 0 0 0 0 0 3																	
Bobby Knoop, R (1, 4) OBP: 0.289, SLG: 0.300		0-3 K	0-0 6-3			0-0 F9		0-0 B3-5 3-H		4 0 0 0 0 1 2																	
Tommy John, R (1, 1) OBP: 0.146, SLG: 0.079		0-3 K		0-3 K		0-0 F8			0-3 K	3 0 0 0 0 2 1 0 0 0 0 0 0 0 1 0 0 0 0 1 0																	
Dan Osinski, R (6, 1)																											
Wilbur Wood, R (6, 1)																											
<b>Inning Stats</b>	R: 3 E: 1 K: 1 S: 8	H: 3 LOB: 1 BB: 1 P: 12	R: 1 E: 0 K: 2 S: 9	H: 2 LOB: 3 BB: 2 P: 17	R: 0 E: 0 K: 0 S: 3	H: 0 LOB: 0 BB: 0 P: 3	R: 0 E: 0 K: 1 S: 5	H: 0 LOB: 0 BB: 0 P: 5	R: 0 E: 0 K: 0 S: 3	H: 0 LOB: 0 BB: 0 P: 3	R: 0 E: 0 K: 0 S: 4	H: 1 LOB: 1 BB: 0 P: 4	R: 0 E: 0 K: 0 S: 3	H: 0 LOB: 0 BB: 0 P: 3	R: 2 E: 2 K: 0 S: 4	H: 0 LOB: 0 BB: 0 P: 5	R: 0 E: 0 K: 1 S: 6	H: 1 LOB: 1 BB: 0 P: 6	1B: 5 2B: 3 3B: 0 HR: 0	SF: 0 SAC: 0 DP: 1 HBP: 1	WP: 0 PB: 1 SB: 0 CS: 0	PA: 39					
<b>PITCHER</b>	IP WLS BF H R ER SO BB IBB HBP BLK WP HR S P ERA WHIP																										
Gary Timberlake, L (1, 1) ERA: 7.5	1.2		13	5	4	4	3	3	0	0	0	0	0	16	28	21.60	4.800										
Jim Bouton, R (2, 1) ERA: 3.18	3.1		10	0	0	0	1	0	0	0	0	0	0	12	12	0.00	0.000										
Mike Marshall, R (6, 1) ERA: 4.76	1.0		4	1	0	0	0	0	0	0	0	0	0	4	4	0.00	1.000										
Bob Locker, R (7, 1) ERA: 4.86	0.0	L	0	0	0	0	0	0	0	0	0	0	0	0	0	∞	∞										

Chicago White Sox @ Seattle Pilots  
Sicks Stadium, Boston, MA  
Tue Jun 24 1969, 6:33 AM EDT  
Unknown

livebaseballscorecards.com

AB	35
R	6
H	7
RBI	5
BB	3
SO	5
LOB	13



BOTTOM

Chicago White Sox @ Seattle Pilots  
Sicks Stadium, Boston, MA  
Tue Jun 24 1969, 6:33 AM EDT  
Unknown

livebaseballscorecards.com

AB 34  
R 4  
H 8  
RBI 4  
BB 3  
SO 5  
LOB 15



WP: 0 PA: 38  
PB: 0  
SB: 1  
CS: 0

AB	R	H	RBI	BB	SO	LOB
5	2	1	0	0	0	4
5	1	1	0	0	0	1
4	0	1	2	0	0	1
3	0	0	0	1	2	1
3	0	1	1	1	0	0
3	0	1	0	0	0	2
1	0	1	0	0	0	0
3	1	1	0	0	1	1
2	0	0	0	0	0	1
1	0	0	0	1	1	1
0	0	0	0	0	0	0
1	0	0	0	0	0	0
1	0	1	1	0	0	0
0	0	0	0	0	0	0
1	0	0	0	0	0	3
0	0	0	0	0	0	0
1	0	0	0	0	0	0

Batter	1	2	3	4	5	6	7	8	9
Tommy Harper, R (1, 8) OBP: 0.390, SLG: 0.354	0-0 1-3 S 1B		0-0 4-3		0-0 FC1-5 1B	0-0 FC5-4			0-0 F8
Gus Gil, R (1, 5) OBP: 0.333, SLG: 0.297	0-0 1-3		0-0 4-3		0-0 1-3 1B			0-0 F7	0-0 5-3
Wayne Comer, R (1, 9) OBP: 0.352, SLG: 0.418	0-0 F9		0-0 F7		0-0 FC5-4 1B			0-0 F7	
Tommy Davis, R (1, 7) OBP: 0.267, SLG: 0.324	4-0 1B BB			0-3 K	0-0 FC5-4			0-3 K	
Jerry McNertney, R (1, 2) OBP: 0.319, SLG: 0.429	0-0 FC6-4 1B			0-0 F8		4-0 SH1-4 1B FC3-2 BB		0-0 6-3	
Jim Pagliaroni, R (1, 3) OBP: 0.306, SLG: 0.300	0-0 FC6-4			0-0 6-3		0-0 FC3-2 SH1-4 1B		0-0 1B	
John Kennedy, R (7, 6) OBP: 0.337, SLG: 0.342	1-2f					1-2			
John Donaldson, L (1, 4) OBP: 0.271, SLG: 0.167		0-0 3-1			0-0 1-3 2B 1B			0-3 SH1-4	
Ray Oyler, R (1, 6) OBP: 0.298, SLG: 0.320		0-0 6-3			0-0 1-3			0-3 K	
Don Mincher, L (6, PH) OBP: 0.370, SLG: 0.402					1-2			0-3 K	
Gary Timberlake, R (1, 1) OBP: 0.430, SLG: 0.496		0-3 K			0-0 FC1-5 2B			0-0 FC3-2 FC5-4	0-0 F7
Jim Bouton, R (5, PH) OBP: 0.272, SLG: 0.298					2-H				
Rich Rollins, R (6, 1) OBP: 0.345, SLG: 0.385									
Mike Marshall, R (6, PH) OBP: 0.430, SLG: 0.496									
Mike Hegan, L (7, 1) OBP: 0.375, SLG: 0.296									
Bob Locker, S (9, PH)									

Inning	R	H	E	K	S	LOB	BB	P
1	1	2	0	0	0	2	0	9
2	0	0	0	1	0	0	5	5
3	0	0	0	0	3	0	0	3
4	0	0	0	1	0	0	5	5
5	3	4	0	0	0	1	7	7
6	0	0	0	0	0	0	12	12
7	0	0	0	1	0	0	5	5
8	0	1	0	2	0	0	8	8
9	0	0	0	0	0	0	3	3

PITCHER	IP	WLS	BF	H	R	ER	SO	BB	IBB	HBP	BLK	WP	HR	S	P	ERA	WHIP
Tommy John, L (1, 1) ERA: 3.53	5.1		25	7	4	4	2	2	0	0	0	0	0	27	35	6.75	1.688
Dan Osinski, R (6, 1) ERA: 2.61	0.0		1	0	0	0	0	0	1	0	0	0	0	4	4	∞	∞
Wilbur Wood, L (6, 1) ERA: 2.91	3.2	W	12	1	0	0	3	0	0	0	0	0	0	18	18	0.00	0.273

Batter	1	2	3	4	5	6	7	8	9	AB	R	H	RBI	BB	SO	LOB	TOP										
Angel Bravo, L OBP: 0.357, SLG: 0.538 (1, 8) (7, 9)	0-0 F6	0-3 K			0-0 F7	4-0 BB		0-0 F8		4	0	0	0	1	1	3											
Tom McCraw, L OBP: 0.242, SLG: 0.253 (1, 9) (7, 3)	0-0 G3		0-0 4-3		4-0 FC4-6 BB	0-0 F8		0-0 F8		4	0	0	0	1	0	3											
Carlos May, L OBP: 0.373, SLG: 0.536 (1, 7)	0-0 HR		0-3 K		0-0 FC4-6 BB 1-2f 2-3		0-0 G3		0-0 F7	5	1	1	1	0	1	2											
Pete Ward, L OBP: 0.353, SLG: 0.372 Don Pavletich, R OBP: 0.273, SLG: 0.356 (5, PH) (5, 3) Ken Berry, R OBP: 0.275, SLG: 0.282 (7, PR) (7, 8)	0-0 F8		0-0 4-3		4-0 BB 1-2		4-0 BB		0-0 F3	2	0	0	0	0	0	0											
Ed Herrmann, L OBP: 0.378, SLG: 0.506 (1, 2)		0-0 F5		0-3 K	0-3 K		0-0 F9		0-0 HR	5	1	1	1	0	2	4											
Bill Melton, R OBP: 0.313, SLG: 0.459 (1, 5)		0-0 HR		0-0 HR		0-0 HR	0-3 K		0-0 2B	5	3	4	3	0	1	1											
Ron Hansen, R OBP: 0.246, SLG: 0.262 (1, 6)		0-0 1B SF9 1B		0-0 3-1		0-0 6-3		0-0 SH3-4 2B 1B	0-0 F8	5	2	2	0	0	0	1											
Bobby Knoop, R OBP: 0.290, SLG: 0.301 (1, 4)		0-0 1B		0-3 K		0-0 6-3		0-0 SH3-4		3	0	1	0	0	1	0											
Gary Peters, L OBP: 0.237, SLG: 0.389 Dan Osinski, R (7, 1) Gail Hopkins, L OBP: 0.398, SLG: 0.462 (8, PH) Luis Aparicio, R OBP: 0.356, SLG: 0.358 (8, PR) Wilbur Wood, R (8, 1)		0-0 SF9		0-0 K		0-0 FC4-6 BB 1B		0-0 2B	0-0 2B	2	0	2	1	0	0	0											
Inning Stats	R: 1 E: 0 K: 0 S: 4	H: 1 LOB: 0 BB: 0 P: 4	R: 2 E: 0 K: 1 S: 8	H: 3 LOB: 1 BB: 0 P: 8	R: 0 E: 0 K: 1 S: 5	H: 0 LOB: 0 BB: 0 P: 5	R: 1 E: 0 K: 2 S: 8	H: 1 LOB: 0 BB: 0 P: 8	R: 0 E: 0 K: 1 S: 6	H: 1 LOB: 3 BB: 2 P: 14	R: 1 E: 0 K: 0 S: 5	H: 2 LOB: 2 BB: 1 P: 9	R: 0 E: 0 K: 1 S: 5	H: 0 LOB: 1 BB: 1 P: 9	R: 1 E: 0 K: 0 S: 5	H: 2 LOB: 1 BB: 0 P: 5	R: 1 E: 0 K: 0 S: 5	H: 2 LOB: 1 BB: 0 P: 5	1B: 4 2B: 3 3B: 0 HR: 5	SF: 1 SAC: 1 DP: 0 HBP: 0	WP: 0 PB: 0 SB: 1 CS: 0	PA: 43					
PITCHER	IP	WLS	BF	H	R	ER	SO	BB	IBB	HBP	BLK	WP	HR	S	P	ERA	WHIP										
Fred Talbot, R ERA: 4.14 John O'Donoghue, L ERA: 2.28 Diego Segui, R ERA: 3.7 Jim Bouton, R ERA: 3.15	(1, 1) (5, 1) (7, 1) (9, 1)	4.1 1.2 2.2 0.1	20 9 13 1	6 2 4 0	4 1 2 0	4 1 2 0	4 1 1 0	1 2 1 0	0 0 0 0	0 0 0 0	0 0 0 0	0 0 0 0	0 0 0 0	3 1 14 1	31 17 18 1	8.31 5.40 6.75 0.00	1.615 2.400 1.875 0.000										

Chicago White Sox @ Seattle Pilots  
 Sicks Stadium, Boston, MA  
 Tue Jun 24 1969, 10:05 PM EDT  
 Att. 7,417 - Unknown

livebaseballscorecards.com

AB	37
R	7
H	12
RBI	7
BB	4
SO	6
LOB	14



Batter	1	2	3	4	5	6	7	8	9	AB	R	H	RBI	BB	SO	LOB
Tommy Harper, R OBP: 0.387, SLG: 0.348 (1, 8)	0-3 K	4-0 BB			0-0 2-3	0-0 6-3		0-0 F8		4	0	0	0	1	1	1
Mike Hegan, L OBP: 0.438, SLG: 0.489 (1, 3)	4-0 1B BB	0-3 K			0-0 HR 1B		4-0 S 1B BB	0-0 1B		3	3	2	0	2	1	2
Wayne Comer, R OBP: 0.353, SLG: 0.433 (1, 9)	0-0 1B 1-2 E 1B				0-0 HR		0-0 5-3	0-0 F8		5	2	2	2	0	0	2
Tommy Davis, R OBP: 0.270, SLG: 0.330 (1, 7)	0-0 1-3 2-H 1B				0-0 E 2B		0-3 K	0-0 F8		5	0	2	1	0	2	2
Jim Pagliaroni, R OBP: 0.300, SLG: 0.273 Jerry McNertney, R OBP: 0.317, SLG: 0.427 (1, 2) (8, 2)	0-0 F4				0-0 E6 FC6-4		4-0 E 1B BB			3	1	0	0	1	0	2
Gus Gil, R OBP: 0.327, SLG: 0.292 (1, 5)	0-3 K				0-0 L5		0-0 FC6-4			1	0	0	0	0	1	0
John Donaldson, L OBP: 0.283, SLG: 0.196 (1, 4)					0-0 K		0-0 SH1-4 2B	4-0 BB BB	0-3 K	4	0	1	0	1	3	0
Ray Oyler, R OBP: 0.294, SLG: 0.316 Don Mincher, L OBP: 0.373, SLG: 0.402 John Kennedy, R OBP: 0.337, SLG: 0.342 (1, 6) (7, PH) (8, 6)					0-0 K		0-0 SH1-4	4-0 BB BB		2	0	0	0	0	1	0
Fred Talbot, R John O'Donoghue, R Rich Rollins, R OBP: 0.270, SLG: 0.296 Diego Segui, R OBP: 0.133, SLG: 0.071 Jim Bouton, R (1, 1) (5, 1) (6, PH) (7, 1) (9, 1)					0-0 F3		0-0 SH1-4	1-2 2-3 3-H BB		0	0	0	0	1	0	0
					0-0 F7		0-0 F6	0-0 F8		0	0	0	0	0	0	0

Inning Stats	R: 2	H: 2	E: 1	K: 2	S: 9	LOB: 1	BB: 1	P: 13	R: 0	H: 0	E: 0	K: 3	S: 9	LOB: 2	BB: 2	P: 17	R: 0	H: 0	E: 0	K: 1	S: 5	LOB: 0	BB: 0	P: 5	R: 0	H: 3	E: 1	K: 0	S: 7	LOB: 2	BB: 0	P: 7	R: 0	H: 1	E: 0	K: 1	S: 4	LOB: 1	BB: 0	P: 4	R: 2	H: 1	E: 1	K: 1	S: 6	LOB: 3	BB: 4	P: 22	R: 0	H: 1	E: 0	K: 2	S: 7	LOB: 0	BB: 0	P: 7	R: 0	H: 0	E: 0	K: 2	S: 7	LOB: 0	BB: 0	P: 7
--------------	------	------	------	------	------	--------	-------	-------	------	------	------	------	------	--------	-------	-------	------	------	------	------	------	--------	-------	------	------	------	------	------	------	--------	-------	------	------	------	------	------	------	--------	-------	------	------	------	------	------	------	--------	-------	-------	------	------	------	------	------	--------	-------	------	------	------	------	------	------	--------	-------	------

PITCHER	IP	WLS	BF	H	R	ER	SO	BB	IBB	HBP	BLK	WP	HR	S	P	ERA	WHIP
Gary Peters, L ERA: 4.24 (1, 1)	6.2		34	7	6	5	8	6	0	0	0	0	1	44	68	6.75	1.950
Dan Osinski, R ERA: 2.59 (7, 1)	0.1		2	0	0	0	0	1	0	0	0	0	0	1	5	0.00	3.000
Wilbur Wood, L ERA: 2.81 (8, 1)	2.0	W	7	1	0	0	2	0	0	0	0	0	0	11	11	0.00	0.500


**BOTTOM**

**Chicago White Sox @ Seattle Pilots**  
Sicks Stadium, Boston, MA

Tue Jun 24 1969, 10:05 PM EDT  
Att. 7,417 - Unknown

AB	35
R	6
H	8
RBI	5
BB	7
SO	10
LOB	16

WP: 0 PA: 43  
PB: 0 SB: 1  
CS: 0



PITCHER	IP	WLS	BF	H	R	ER	SO	BB	IBB	HBP	BLK	WP	HR	S	P	ERA	WHIP
---------	----	-----	----	---	---	----	----	----	-----	-----	-----	----	----	---	---	-----	------

Batter	1	2	3	4	5	6	7	8	9	AB R H RBI BB SO LOB	TOP											
<b>Angel Bravo, L</b> (1, 8) <small>OBP: 0.389, SLG: 0.529</small> <b>Gary Bell, R</b> (7, 1) <small>OBP: 0.250, SLG: 0.278</small> <b>Walt Williams, R</b> (9, PH) <small>OBP: 0.311, SLG: 0.346</small>	0-0 F7		0-0 1B 1-2		0-0 1-3		0-0 BB 1-2 1B		0-0 FC5-4 1-2f	4 0 2 0 0 0 0 0 0 0 0 0 0 0 1 0 0 0 0 0 1												
<b>Tom McCraw, L</b> (1, 9) <small>OBP: 0.260, SLG: 0.264</small> (7, 8) (8, 9)	0-0 4-3		0-0 1B 1-3 2-H		0-0 1B		4-0 BB 1-2 2-3 BB		0-0 F2	4 0 2 1 1 0 1												
<b>Carlos May, L</b> (1, 7) <small>OBP: 0.367, SLG: 0.527</small>	0-0 F7		0-0 F7		0-0 4-3		0-0 F7			4 0 0 0 0 0 6												
<b>Pete Ward, L</b> (1, 3) <small>OBP: 0.353, SLG: 0.365</small> (7, 5) <b>Don Pavletich, R</b> (8, PH) <small>OBP: 0.269, SLG: 0.350</small> (8, 2)		0-0 3-1		0-0 F9		1-0 FC3-6 HBP		0-0 F8		2 0 0 0 0 0 0 1 0 0 0 0 0 0												
<b>Ed Herrmann, L</b> (1, 2) <small>OBP: 0.382, SLG: 0.511</small> <b>Ken Berry, R</b> (8, 8) <small>OBP: 0.275, SLG: 0.282</small>		0-0 F9		0-0 FC6-4 2B		0-0 FC3-6 G6-4-3 1-2f		1-0 1B HBP		3 0 1 0 0 0 1 0 0 0 0 0 0 0												
<b>Bill Melton, R</b> (1, 5) <small>OBP: 0.316, SLG: 0.457</small> (7, 9) (8, 5)		0-0 L5		4-0 FC6-4 BB		0-0 G6-4-3 1-2f		0-0 1B 1-2 G6-4-3		3 0 1 0 1 0 1												
<b>Ron Hansen, R</b> (1, 6) <small>OBP: 0.260, SLG: 0.275</small>			0-0 1B G6-4-3		0-0 FC6-4 1-2f 2-3		0-0 BB 1B		0-0 G6-4-3	4 0 2 0 0 0 4												
<b>Bobby Knoop, R</b> (1, 4) <small>OBP: 0.285, SLG: 0.295</small>			0-0 G6-4-3 1-2f		0-0 5-3		0-0 F9		0-3 K	4 0 0 0 0 1 4												
<b>Paul Edmondson, R</b> (1, 1) <small>OBP: 0.500, SLG: 0.500</small> <b>Gail Hopkins, L</b> (7, PH) <small>OBP: 0.400, SLG: 0.457</small> (7, 3)			0-0 1B 1B		0-0 6-3		0-0 F7		4-0 FC5-4 BB	2 1 1 0 0 0 0 1 0 0 0 1 0 1												
<b>Inning Stats</b>	R: 0 E: 0 K: 0 S: 3	H: 0 LOB: 0 BB: 0 P: 3	R: 0 E: 0 K: 0 S: 3	H: 0 LOB: 0 BB: 0 P: 3	R: 1 E: 0 K: 0 S: 6	H: 4 LOB: 2 BB: 0 P: 6	R: 0 E: 0 K: 0 S: 4	H: 1 LOB: 2 BB: 1 P: 8	R: 0 E: 0 K: 0 S: 4	H: 1 LOB: 1 BB: 0 P: 4	R: 0 E: 0 K: 0 S: 2	H: 0 LOB: 0 BB: 0 P: 3	R: 0 E: 0 K: 0 S: 5	H: 2 LOB: 3 BB: 1 P: 9	R: 0 E: 0 K: 0 S: 3	H: 1 LOB: 1 BB: 0 P: 4	R: 0 E: 0 K: 1 S: 5	H: 0 LOB: 1 BB: 1 P: 9	1B: 8 2B: 1 3B: 0 HR: 0	SF: 0 SAC: 0 DP: 3 HBP: 2	WP: 0 PB: 0 SB: 0 CS: 0	PA: 38
<b>PITCHER</b>	IP WLS BF H R ER SO BB IBB HBP BLK WP HR S P ERA WHIP																				<b>PITCHER</b>	IP WLS BF H R ER SO BB IBB HBP BLK WP HR S P ERA WHIP
<b>John Gelnar, R</b> (1, 1) <small>ERA: 1.69</small> <b>John O'Donoghue, L</b> (7, 1) <small>ERA: 2.22</small> <b>Bob Locker, R</b> (8, 1) <small>ERA: 4.66</small>	6.2 W 29 8 1 1 0 2 0 0 0 0 0 0 26 35 1.35 1.500																					

**Chicago White Sox @ Seattle Pilots**  
 Sicks Stadium, Boston, MA  
 Wed Jun 25 1969, 10:05 PM EDT  
 Att. 5,950 - Unknown

[livebaseballscorecards.com](http://livebaseballscorecards.com)

<b>AB</b>	33
<b>R</b>	1
<b>H</b>	9
<b>RBI</b>	1
<b>BB</b>	3
<b>SO</b>	1
<b>LOB</b>	19





Batter	1	2	3	4	5	6	7	8	9
Tommy Harper, R OBP: 0.388, SLG: 0.348 (1, 8)	4-0 FC6-4 BB		0-3 K			0-0 6-3		0-0 1B	
Mike Hegan, L OBP: 0.435, SLG: 0.490 (1, 3)	0-0 FC6-4 BB 1-2f 2B		0-0 4-3			0-0 2B		0-0 F7 1-2	
Wayne Comer, R OBP: 0.353, SLG: 0.429 Steve Whitaker, L OBP: 0.377, SLG: 0.431 (1, 9) (7, 9)	4-0 2B WP 1-2 BB		0-0 G3			0-0 5-3			
Tommy Davis, R OBP: 0.271, SLG: 0.335 (1, 7)	0-0 WP SF8 1-3 2-H 2B			0-0 4-3		0-0 4-3			
Gus Gil, R OBP: 0.327, SLG: 0.289 (1, 5)	0-0 SF8 2-H 3-H			0-0 5-3		4-0 F7 BB			
Jerry McNertney, R OBP: 0.312, SLG: 0.419 (1, 2)	0-3 K			0-0 4-3		0-0 F9			
John Donaldson, L OBP: 0.286, SLG: 0.204 (1, 4)		0-0 G5-4-3 1B			0-3 K	0-0 F7 1-2			
Ray Oyler, R OBP: 0.290, SLG: 0.310 (1, 6)		0-0 G5-4-3 1-2f			0-0 4-3		0-0 5-3		
John Gelnar, R John O'Donoghue, R Bob Locker, S (1, 1) (7, 1) (8, 1)		0-3 K			0-0 6-3		0-3 K		

Inning Stats		R: 3	H: 1	E: 0	LOB: 0	K: 1	BB: 2	S: 6	P: 14
Inning Stats		R: 0	H: 1	E: 0	LOB: 0	K: 1	BB: 0	S: 5	P: 5
Inning Stats		R: 0	H: 0	E: 0	LOB: 0	K: 1	BB: 0	S: 5	P: 5
Inning Stats		R: 0	H: 0	E: 0	LOB: 0	K: 0	BB: 0	S: 3	P: 3
Inning Stats		R: 0	H: 0	E: 0	LOB: 0	K: 1	BB: 0	S: 5	P: 5
Inning Stats		R: 0	H: 1	E: 0	LOB: 1	K: 0	BB: 0	S: 4	P: 4
Inning Stats		R: 0	H: 0	E: 0	LOB: 1	K: 0	BB: 1	S: 2	P: 6
Inning Stats		R: 0	H: 1	E: 0	LOB: 1	K: 1	BB: 0	S: 6	P: 6

PITCHER															IP	WLS	BF	H	R	ER	SO	BB	IBB	HBP	BLK	WP	HR	S	P	ERA	WHIP
Paul Edmondson, R ERA: 2.4 (1, 1)															6.0	L	22	3	3	3	4	2	0	0	0	1	0	28	36	4.50	0.833
Gary Bell, R ERA: 5.2 (7, 1)															2.0		7	1	0	0	1	1	0	0	0	0	0	8	12	0.00	1.000

**BOTTOM**

AB	R	H	RBI	BB	SO	LOB
3	0	1	0	1	1	0
4	1	1	0	0	0	2
2	1	0	0	1	0	1
0	0	0	0	0	0	0
3	1	1	1	0	0	1
1	0	0	1	1	0	0
3	0	0	0	0	1	1
3	0	1	0	0	1	1
3	0	0	0	0	0	1
2	0	0	0	0	1	0
0	0	0	0	0	0	0
1	0	0	0	0	1	0

<b>AB</b>	<b>25</b>
<b>R</b>	<b>3</b>
<b>H</b>	<b>4</b>
<b>RBI</b>	<b>2</b>
<b>BB</b>	<b>3</b>
<b>SO</b>	<b>5</b>
<b>LOB</b>	<b>7</b>



WP	PA	29
WP: 1	PA: 29	
PB: 0		
SB: 1		
CS: 0		

**Chicago White Sox @ Seattle Pilots**  
**Sicks Stadium, Boston, MA**  
 Wed Jun 25 1969, 10:05 PM EDT  
 Att. 5,950 - Unknown

[livebaseballscorecards.com](http://livebaseballscorecards.com)

Chicago White Sox @ Seattle Pilots  
 Sicks Stadium, Boston, MA  
 Thu Jun 26 1969, 10:05 PM EDT  
 Att. 7,109 - Unknown

livebaseballscorecards.com

AB	30
R	2
H	6
RBI	2
BB	6
SO	10
LOB	11



Batter	1	2	3	4	5	6	7	8	9	AB R H RBI BB SO LOB	TOP	
Angel Bravo, L OBP: 0.364, SLG: 0.476 (1, 8) (9, 9)	0-0 G4-6-3 1B		0-0 F7		0-0 1-3			0-0 F9		4 0 1 0 0 0 1		
Tom McCraw, L OBP: 0.250, SLG: 0.253 (1, 9) (9, 3)	0-0 G4-6-3 1-2f		0-3 K			0-0 F7		0-3 K		4 0 0 0 0 2 1		
Carlos May, L OBP: 0.373, SLG: 0.527 (1, 7) (9, 8)	0-0 1B			4-0 CS BB		4-0 BB			0-0 F5	2 0 1 0 2 0 0		
Pete Ward, L OBP: 0.357, SLG: 0.390 Ken Berry, R OBP: 0.275, SLG: 0.282 (1, 3) (9, PR) (9, 8)	0-3 K			0-0 1-2 HR		0-0 F8			4-0 BB 1B 1B BB	3 1 1 1 1 1 2 0 1 0 0 0 0 0		
Don Pavletich, R OBP: 0.268, SLG: 0.344 Luis Aparicio, R OBP: 0.356, SLG: 0.358 (1, 2) (9, PR) (9, 6)		0-3 K		0-3 K		0-3 K			0-0 1B BB 1B	4 0 1 0 0 3 1 0 0 0 0 0 0 0		
Bill Melton, R OBP: 0.319, SLG: 0.453 (1, 5)		4-0 6-3 BB		0-3 K			0-3 K		4-0 1BB 1B 1-2 2-3 BB	2 0 0 0 2 2 0		
Ron Hansen, R OBP: 0.250, SLG: 0.264 Gail Hopkins, L OBP: 0.405, SLG: 0.462 Ed Hermann, L OBP: 0.382, SLG: 0.511 (1, 6) (9, PH) (9, 2)		0-0 6-3 1-2			0-0 5-3		0-0 5-3		0-0 1B 1-2 2-H 3-H	3 0 0 0 0 0 1 1 0 1 1 0 0 0 0 0 0 0 0 0 0		
Bobby Knoop, R OBP: 0.289, SLG: 0.296 (1, 4)		0-0 F9			0-0 1B		0-3 K		4-0 1-2 2-3 IBB	3 0 1 0 1 1 1		
Joe Horlen, R OBP: 0.212, SLG: 0.242 Wilbur Wood, R (1, 1) (9, 1)			0-0 F4		0-3 K			0-0 F6	0-0 6-3	4 0 0 0 0 1 4 0 0 0 0 0 0 0		
<b>Inning Stats</b>	R: 0 H: 2 E: 0 LOB: 1 K: 1 BB: 0 S: 6 P: 6	R: 0 H: 0 E: 0 LOB: 1 K: 1 BB: 1 S: 5 P: 9	R: 0 H: 0 E: 0 LOB: 0 K: 1 BB: 0 S: 5 P: 5	R: 1 H: 1 E: 0 LOB: 0 K: 2 BB: 1 S: 7 P: 11	R: 0 H: 1 E: 0 LOB: 1 K: 1 BB: 0 S: 6 P: 6	R: 0 H: 0 E: 0 LOB: 1 K: 1 BB: 1 S: 5 P: 9	R: 0 H: 0 E: 0 LOB: 0 K: 2 BB: 0 S: 7 P: 7	R: 0 H: 0 E: 0 LOB: 0 K: 1 BB: 0 S: 5 P: 5	R: 1 H: 2 E: 0 LOB: 3 K: 0 BB: 3 S: 4 P: 16	1B: 5 SF: 0 2B: 0 SAC: 0 3B: 0 DP: 1 HR: 1 HBP: 0	WP: 0 PA: 36 PB: 0 SB: 0 CS: 1	
<b>PITCHER</b> Gene Brabender, R ERA: 4.68 (1, 1)	IP WLS BF H R ER SO BB IBB HBP BLK WP HR S P ERA WHIP	9.0 W 36 6 2 2 10 5 1 0 0 0 1 50 74 2.00 1.222										


Batter	1	2	3	4	5	6	7	8	9	AB	R	H	RBI	BB	SO	LOB
Tommy Harper, R OBP: 0.386, SLG: 0.346 (1, 8)	0-0 1B S		0-0 1-3 2		0-0 6-3 3			0-0 F3 2		4	0	1	0	0	0	0
Mike Hegan, L OBP: 0.432, SLG: 0.485 (1, 3)	0-0 6-3 1-2 1		0-0 4-3 3			0-0 F7 1		0-0 1B S E 1B		4	0	1	0	0	0	1
Steve Hovley, L (1, 9)	0-0 F7 2			0-0 1-3 1		0-0 6-3 2		0-0 S 1-H 3		5	0	0	0	0	0	2
Wayne Comer, R OBP: 0.360, SLG: 0.432 (1, 7)	0-3 K 3			4-0 1B WP BB		0-0 1B			0-0 1-3 1	3	1	2	0	1	1	1
Gus Gil, R OBP: 0.333, SLG: 0.297 (1, 5)		0-0 1B FC1-6		0-0 1B 1-H		0-3 K 3			0-0 1B FC4-6	4	1	2	1	0	1	2
Jerry McNertney, R OBP: 0.322, SLG: 0.429 John Kennedy, R OBP: 0.337, SLG: 0.342 (1, 2) (9, PR)		0-0 1-2f FC1-6 S		4-0 BB			0-0 1B 1		0-0 2B FC4-6 1-2f	3	0	2	1	1	0	1
John Donaldson, L OBP: 0.283, SLG: 0.192 (1, 4)		0-0 F8 2		0-0 G3 3			0-0 F5 2		0-0 1B 2B 1-H	3	0	0	0	1	0	2
Ray Oyler, R OBP: 0.285, SLG: 0.304 Don Mincher, L OBP: 0.373, SLG: 0.402 Tommy Davis, R OBP: 0.274, SLG: 0.338 (1, 6) (9, PH) (9, PH)		0-3 K 1-2 3			0-0 F7 1		0-0 F7 3		4-0 1B IBB	3	0	0	0	0	1	1
Gene Brabender, R OBP: 0.185, SLG: 0.120 (1, 1)			0-3 K 1		0-3 K 2				0-0 1B 1-2 2-H	3	0	0	0	0	2	0

Inning Stats	R: 0	H: 1	E: 0	LOB: 1	K: 1	BB: 0	S: 6	P: 6	R: 0	H: 1	E: 0	LOB: 1	K: 1	BB: 0	S: 6	P: 6	R: 0	H: 0	E: 0	LOB: 0	K: 1	BB: 0	S: 5	P: 5	R: 1	H: 1	E: 0	LOB: 1	K: 0	BB: 2	S: 3	P: 11	R: 0	H: 0	E: 0	LOB: 0	K: 1	BB: 0	S: 5	P: 5	R: 0	H: 1	E: 0	LOB: 1	K: 1	BB: 0	S: 6	P: 6	R: 0	H: 1	E: 0	LOB: 0	K: 0	BB: 0	S: 3	P: 3	R: 0	H: 1	E: 1	LOB: 1	K: 0	BB: 0	S: 3	P: 3	R: 2	H: 3	E: 0	LOB: 2	K: 0	BB: 1	S: 5	P: 9	1B: 8	SF: 0	2B: 1	SAC: 0	3B: 0	DP: 0	HR: 0	HBP: 0
PITCHER	IP	WLS	BF	H	R	ER	SO	BB	IBB	HBP	BLK	WP	HR	S	P	ERA	WHIP																			PITCHER	IP	WLS	BF	H	R	ER	SO	BB	IBB	HBP	BLK	WP	HR	S	P	ERA	WHIP																											
Joe Horten, R ERA: 3.93 (1, 1)	8.2	L	35	8	3	3	5	2	1	0	0	1	0	41	53	3.12	1.154																																																															
Wilbur Wood, L ERA: 2.81 (9, 1)	0.0		1	1	0	0	0	0	0	0	0	0	0	1	1	∞	∞																																																															

**Chicago White Sox @ Seattle Pilots**  
**Sicks Stadium, Boston, MA**  
 Thu Jun 26 1969, 10:05 PM EDT  
 Att. 7,109 - Unknown

<b>AB</b>	<b>33</b>
<b>R</b>	<b>3</b>
<b>H</b>	<b>9</b>
<b>RBI</b>	<b>3</b>
<b>BB</b>	<b>3</b>
<b>SO</b>	<b>5</b>
<b>LOB</b>	<b>10</b>

**WP: 1**   **PA: 36**  
**PB: 0**  
**SB: 3**  
**CS: 0**



livebaseballscorecards.com

Batter	1	2	3	4	5	6	7	8	9	AB R H RBI BB SO LOB	TOP					
Tommy Harper, R (1, 8) OBP: 0.381, SLG: 0.341	0-0 P3		0-0 P6		0-3 K		0-0 5-3			4 0 0 0 0 1 1						
Gus Gil, R (1, 5) OBP: 0.331, SLG: 0.295	0-0 2B 1B		0-0 1-3		0-0 6-3			0-0 F7		4 0 1 0 0 0 1						
Wayne Comer, R (1, 9) OBP: 0.358, SLG: 0.433	0-0 1-3 2B		0-0 F9		0-0 F8			0-0 F7		4 0 1 0 0 0 1						
Tommy Davis, R (1, 7) OBP: 0.273, SLG: 0.336	0-0 F7			0-0 2B 4-3 1B		0-0 5-3		0-0 4-3		4 1 1 0 0 0 2						
Jerry McNertney, R (1, 2) OBP: 0.320, SLG: 0.425	0-0 F9			0-0 F7		0-0 1B		0-0 6-3		4 0 1 0 0 0 3						
Jim Pagliaroni, R (1, 3) OBP: 0.295, SLG: 0.297		0-3 K		0-0 4-3 WP 2B		0-0 F9		0-0 F7		4 1 1 0 0 1 1						
John Donaldson, L (1, 4) OBP: 0.266, SLG: 0.179		0-0 P6		0-0 4-3		0-0 F8		0-0 4-3		4 0 0 1 0 0 2						
Ray Oyler, R (1, 6) OBP: 0.286, SLG: 0.323		0-0 L6		0-0 HR			0-0 F3			3 1 1 1 0 0 0						
Marty Pattin, R (1, 1) OBP: 0.214, SLG: 0.214			0-0 1-3 1B		0-3 K		0-0 F9			2 0 1 0 0 1 0						
Jim Bouton, R (4, 1)										0 0 0 0 0 0 0						
Steve Hovley, L (7, PH)										1 0 0 0 0 0 0						
Diego Segui, R (7, 1) OBP: 0.133, SLG: 0.071										0 0 0 0 0 0 0						
<b>Inning Stats</b>	R: 0 H: 2 E: 0 LOB: 2 K: 0 BB: 0 S: 5 P: 5	R: 0 H: 0 E: 0 LOB: 0 K: 1 BB: 0 S: 5 P: 5	R: 0 H: 1 E: 0 LOB: 1 K: 0 BB: 0 S: 4 P: 4	R: 3 H: 3 E: 0 LOB: 0 K: 1 BB: 0 S: 8 P: 8	R: 0 H: 0 E: 0 LOB: 0 K: 1 BB: 0 S: 5 P: 5	R: 0 H: 1 E: 0 LOB: 1 K: 0 BB: 0 S: 4 P: 4	R: 0 H: 0 E: 0 LOB: 0 K: 0 BB: 0 S: 3 P: 3	R: 0 H: 0 E: 0 LOB: 0 K: 0 BB: 0 S: 3 P: 3	R: 0 H: 0 E: 0 LOB: 0 K: 0 BB: 0 S: 3 P: 3	1B: 4 SF: 0 2B: 2 SAC: 0 3B: 0 DP: 0 HR: 1 HBP: 0	WP: 1 PA: 34 PB: 0 SB: 0 CS: 0					
<b>PITCHER</b>	IP WLS BF H R ER SO BB IBB HBP BLK WP HR S P ERA WHIP															
George Brunet, L (1, 1) ERA: 4.41	4.0	18	6	3	3	2	0	0	0	0	1	1	22	22	6.75	1.500
Eddie Fisher, R (5, 1) ERA: 3.22	5.0	W	16	1	0	0	1	0	0	0	0	0	18	18	0.00	0.200

Seattle Pilots @ California Angels  
Anaheim Stadium, Anaheim, CA  
Fri Jun 27 1969, 10:05 PM EDT  
Unknown

livebaseballscorecards.com

AB 34  
R 3  
H 7  
RBI 2  
BB 0  
SO 3  
LOB 11



**BOTTOM**

**Seattle Pilots @ California Angels**  
**Anaheim Stadium, Anaheim, CA**  
 Fri Jun 27 1969, 10:05 PM EDT  
 Unknown

livebaseballscorecards.com

<b>AB</b>	<b>32</b>
<b>R</b>	<b>5</b>
<b>H</b>	<b>8</b>
<b>RBI</b>	<b>4</b>
<b>BB</b>	<b>3</b>
<b>SO</b>	<b>7</b>
<b>LOB</b>	<b>15</b>




WP:	1	PA:	36
PB:	0	SB:	1
CS:	0		

AB	R	H	RBI	BB	SO	LOB
4	0	0	0	0	2	3
3	2	2	0	1	0	1
3	0	0	0	1	0	4
4	1	1	2	0	0	2
4	1	1	0	0	2	1
4	1	2	0	0	0	1
3	0	0	0	0	1	3
1	0	0	0	0	0	0
3	0	1	0	1	0	0
1	0	0	0	0	1	0
1	0	1	2	0	0	0
1	0	0	0	0	1	0

Batter	1	2	3	4	5	6	7	8	9
Sandy Alomar Sr., S (1, 4) OBP: 0.272, SLG: 0.271	0-0 P4		0-3 K	0-0 FC4-2 BB		0-3 K			
Bill Voss, L (1, 8) (8, 9) OBP: 0.313, SLG: 0.293	0-0 5-3 HR 1B		0-0 E S E 1B	4-0 2-3 3-H 1-2 BB		0-0 F8			
Jim Fregosi, R (1, 6) OBP: 0.348, SLG: 0.379	0-0 5-3 1-2		0-0 E5 1-H	0-0 F8		4-0 FC5-4 BB			
Rick Reichardt, R (1, 7) OBP: 0.363, SLG: 0.423	0-0 2-H HR		0-0 P6		0-0 P4	0-0 FC5-4 WP 1-2f			
Jim Spencer, L (1, 3) OBP: 0.361, SLG: 0.354	0-0 4-3			0-0 E 1B 1B 1B	0-3 K	0-3 K 1-2			
Aurelio Rodriguez, R (1, 5) OBP: 0.293, SLG: 0.343		0-0 5-3		0-0 E7 1-3 1B 1B	0-0 FC6-4 1B	0-0 F8			
Jim Hicks, R (1, 9) OBP: 0.280, SLG: 0.394		0-3 K		0-0 P4	0-0 FC6-4 1-2f		0-0 4-3		
Roger Repoz, L (8, 8) OBP: 0.271, SLG: 0.269									
Joe Azcue, R (1, 2) OBP: 0.300, SLG: 0.284		0-0 1-3		4-0 1B FC4-2 IBB		0-0 SH1-4 1B		0-0 5-3	
George Brunet, R (1, 1)			0-3 K	0-0 FC4-2 1-3 2-H 3-H 1B		0-0 SH1-4 1-2		0-3 K	

Inning	R	H	E	K	S	R	H	E	K	S	R	H	E	K	S	R	H	E	K	S	R	H	E	K	S
1	2	2	0	0	5	0	0	0	1	5	1	1	0	2	9	0	0	0	0	6	0	0	0	0	0
2	0	0	0	1	5	0	0	0	0	5	0	0	0	0	5	0	0	0	0	0	0	0	0	0	0
3	1	1	1	2	9	0	1	0	0	0	0	0	0	0	0	0	0	0	0	0	0	0	0	0	0
4	2	3	1	0	6	0	1	0	1	6	0	0	0	0	6	0	0	0	0	0	0	0	0	0	0
5	0	1	0	1	6	0	0	0	0	6	0	0	0	0	6	0	0	0	0	0	0	0	0	0	0
6	0	1	0	0	6	0	0	0	0	6	0	0	0	0	6	0	0	0	0	0	0	0	0	0	0
7	0	0	0	1	9	0	0	0	0	9	0	0	0	0	9	0	0	0	0	0	0	0	0	0	0
8	0	0	0	0	5	0	0	0	0	5	0	0	0	0	5	0	0	0	0	0	0	0	0	0	0
9	0	0	0	0	5	0	0	0	0	5	0	0	0	0	5	0	0	0	0	0	0	0	0	0	0

PITCHER	IP	WLS	BF	H	R	ER	SO	BB	IBB	HBP	BLK	WP	HR	S	P	ERA	WHIP
Marty Pattin, R (1, 1) ERA: 4.64	3.1	L	18	6	5	4	3	0	1	0	0	0	1	23	27	10.80	1.800
Jim Bouton, R (4, 1) ERA: 2.98	2.2		11	2	0	0	2	1	0	0	0	0	0	14	18	0.00	1.125
Diego Segui, R (7, 1) ERA: 3.58	2.0		7	0	0	0	2	1	0	0	0	1	0	10	14	0.00	0.500

Batter	1	2	3	4	5	6	7	8	9	AB R H RBI BB SO LOB	TOP											
Steve Hovley, L (1, 7) OBP: 0.300, SLG: 0.400	0-0 4-3	0-0 F8		0-0 SH 1B	0-0 1-2 1B			0-0 1B WP 2B		5 1 3 0 0 0 1												
Mike Hegan, L (1, 9) OBP: 0.433, SLG: 0.495	0-0 SF9 3B	0-0 F7		0-0 SH F5 1-3	0-0 F8			0-0 WP 1B		4 1 2 0 0 0 3												
Wayne Comer, R (1, 8) OBP: 0.355, SLG: 0.427	0-0 SF9		4-0 1B SH BB	0-3 K		0-3 K		0-0 P6		3 1 0 1 1 2 4												
Don Mincher, L (1, 3) OBP: 0.373, SLG: 0.399	0-0 3-H 1B E 1B		0-0 F8	0-0 F5 1-2		0-0 3-1		4-0 1-2 3-H IBB		4 1 1 0 1 0 3												
Merritt Ranew, L (1, 2) OBP: 0.405, SLG: 0.323	0-0 E 1-2 1B		0-0 SH 1B 1B	4-0 IBB		0-3 K		0-0 F9		4 1 2 0 1 1 2												
John Kennedy, R (1, 5) OBP: 0.333, SLG: 0.338	0-0 E5 1-3 2-H		0-0 SH FC3-6 1-3 3-H	0-0 F9				0-0 F7		4 0 1 1 0 0 6												
John Donaldson, L (1, 4) OBP: 0.246, SLG: 0.164	0-0 1-3		0-0 FC3-6 1B 1-2f		0-0 F8		0-0 P1		0-0 G3	5 0 0 0 0 0 5	AB 38 R 5 H 11 RBI 3 BB 3 SO 5 LOB 29											
Ray Oyster, R (1, 6) OBP: 0.289, SLG: 0.321		H 1-0	0-0 FC3-6 HBP 1-3 3-H 1B		0-0 5-3		0-0 F7		0-3 K	4 0 1 1 0 1 1												
Garry Roggenburk, R (1, 1) OBP: 0.200, SLG: 0.200 Bob Locker, S (6, 1)		X 0-0	0-0 FC3-6 1-2f	0-0 F8		X 0-0	0-3 K		0-0 4-3	3 0 1 0 0 0 3 2 0 0 0 0 1 1												
<b>Inning Stats</b>	R: 2 E: 1 K: 0 S: 7	H: 3 LOB: 2 BB: 0 P: 7	R: 0 E: 0 K: 0 S: 3	H: 0 LOB: 1 BB: 0 P: 4	R: 2 E: 0 K: 0 S: 6	H: 2 LOB: 2 BB: 1 P: 10	R: 0 E: 1 K: 1 S: 7	H: 1 LOB: 3 BB: 1 P: 11	R: 0 E: 0 K: 0 S: 5	H: 2 LOB: 2 BB: 0 P: 5	R: 0 E: 0 K: 2 S: 7	H: 0 LOB: 0 BB: 0 P: 7	R: 0 E: 0 K: 1 S: 6	H: 1 LOB: 1 BB: 0 P: 6	R: 1 E: 0 K: 0 S: 5	H: 2 LOB: 2 BB: 1 P: 9	R: 0 E: 0 K: 1 S: 5	H: 0 LOB: 0 BB: 0 P: 5	1B: 9 2B: 1 3B: 1 HR: 0	SF: 1 SAC: 2 DP: 0 HBP: 1	WP: 1 PB: 0 SB: 0 CS: 0	PA: 45
<b>PITCHER</b>	IP WLS BF H R ER SO BB IBB HBP BLK WP HR S P ERA WHIP																					
Greg Washburn, R (1, 1) ERA: 9.82	2.1 L 14 4 4 3 0 1 0 1 0 0 0 0 12 17 11.57 2.143																					
Pedro Borbon, R (3, 1) ERA: 5.1	2.2 15 4 0 0 1 0 1 0 0 0 0 0 16 20 0.00 1.500																					
Bob Priddy, R (6, 1) ERA: 4.78	3.0 13 3 1 1 3 0 1 0 0 1 0 0 18 22 3.00 1.000																					
Hoyt Wilhelm, R (9, 1) ERA: 3.6	1.0 3 0 0 0 0 1 0 0 0 0 0 0 5 5 0.00 0.000																					

Seattle Pilots @ California Angels  
Anaheim Stadium, Anaheim, CA  
Fri Jun 27 1969, 10:05 PM EDT  
Att. 9,518 - Unknown

livebaseballscorecards.com

Batter	1	2	3	4	5	6	7	8	9	AB	R	H	RBI	BB	SO	LOB
Sandy Alomar Sr., S OBP: 0.280, SLG: 0.284 (1, 4)	0-0 1B 2B		0-0 F7			0-0 G6-4-3 1B		0-0 G6-4-3 1B		4	1	3	0	0	0	0
Aurelio Rodriguez, R OBP: 0.293, SLG: 0.341 (1, 5)	0-0 G6-4-3 1B			0-3 K		0-0 G6-4-3 1-2f		0-0 G6-4-3 1-2f		4	0	1	1	0	1	2
Jim Fregosi, R OBP: 0.350, SLG: 0.385 (1, 6)	0-0 G6-4-3 1-2f			0-0 6-3		0-0 WP 2B			0-0 1B E G6-4-3 1B	4	1	2	0	0	0	1
Rick Reichardt, R OBP: 0.361, SLG: 0.417 (1, 7)	0-0 P6			0-0 5-3		4-0 WP BB			0-0 E5 G6-4-3 1B 1-2	3	0	0	0	1	0	1
Bubba Morton, R OBP: 0.402, SLG: 0.478 (1, 9)		0-3 K			4-0 FC1-6 BB	0-0 4-3 1-2 2-3			0-0 G6-4-3 1B 1-2 2-3	3	0	1	0	1	1	2
Jim Hicks, R OBP: 0.280, SLG: 0.394 Jim Spencer, L OBP: 0.342, SLG: 0.333 (1, 3) (2, 3)		0-0 4-3			0-0 P6		0-0 F7		0-0 G6-4-3	0	0	0	0	0	0	0
Bill Voss, L OBP: 0.304, SLG: 0.283 (1, 8)		0-0 F8			0-0 FC1-6 HBP 1-2f		0-0 F7		0-0 G3	4	0	0	0	0	0	2
Buck Rodgers, S OBP: 0.167, SLG: 0.091 (1, 2)			0-3 K		1-0 HBP		0-3 K			2	0	0	0	0	2	0
Greg Washburn, R Pedro Borbon, R Winston Llenas, R Bob Priddy, R Jay Johnstone, L Hoyt Wilhelm, R (1, 1) (3, 1) (5, PH) (6, 1) (8, PH) (9, 1)			0-0 F9		0-0 F8			0-3 K		0	0	0	0	0	0	0

Inning Stats	R: 1	H: 2	E: 0	LOB: 0	K: 0	BB: 0	S: 4	P: 4	R: 0	H: 0	E: 0	LOB: 0	K: 1	BB: 0	S: 5	P: 5	R: 0	H: 0	E: 0	LOB: 0	K: 1	BB: 0	S: 5	P: 5	R: 0	H: 0	E: 0	LOB: 2	K: 0	BB: 1	S: 3	P: 8	R: 0	H: 2	E: 0	LOB: 2	K: 0	BB: 1	S: 4	P: 8	R: 0	H: 0	E: 0	LOB: 0	K: 1	BB: 0	S: 5	P: 5	R: 0	H: 1	E: 0	LOB: 0	K: 1	BB: 0	S: 5	P: 5	R: 1	H: 2	E: 1	LOB: 1	K: 0	BB: 0	S: 5	P: 5	1B: 5	SF: 0	2B: 2	SAC: 0	3B: 0	DP: 4	HR: 0	HBP: 1	WP: 1	PA: 34
--------------	------	------	------	--------	------	-------	------	------	------	------	------	--------	------	-------	------	------	------	------	------	--------	------	-------	------	------	------	------	------	--------	------	-------	------	------	------	------	------	--------	------	-------	------	------	------	------	------	--------	------	-------	------	------	------	------	------	--------	------	-------	------	------	------	------	------	--------	------	-------	------	------	-------	-------	-------	--------	-------	-------	-------	--------	-------	--------


PITCHER	IP	WLS	BF	H	R	ER	SO	BB	IBB	HBP	BLK	WP	HR	S	P	ERA	WHIP
Garry Roggenburk, L ERA: 5.87 (1, 1)	5.2	W	22	4	1	1	3	2	0	1	0	0	0	25	34	1.59	1.059
Bob Locker, R ERA: 4.29 (6, 1)	3.1	S	12	3	1	0	2	0	0	0	0	1	0	16	16	0.00	0.900

**BOTTOM**

**Seattle Pilots @ California Angels**  
**Anaheim Stadium, Anaheim, CA**  
 Fri Jun 27 1969, 10:05 PM EDT  
 Att. 9,518 - Unknown

livebaseballscorecards.com

AB	31
R	2
H	7
RBI	1
BB	2
SO	5
LOB	13



Batter	1	2	3	4	5	6	7	8	9	AB R H RBI BB SO LOB	TOP											
Tommy Harper, R (1, 8) OBP: 0.377, SLG: 0.336	0-3 K		0-0 FC3-6 2B		0-0 F8		0-3 K			4 1 0 0 0 2 2												
Mike Hegan, L (1, 9) OBP: 0.426, SLG: 0.485	0-0 4-3		0-3 K		0-0 6-3		0-0 G3			4 0 0 0 0 1 2												
Tommy Davis, R (1, 7) OBP: 0.273, SLG: 0.339	0-3 K		0-0 S 2B		0-0 G3			0-0 5-3		4 0 1 1 0 1 0												
Don Mincher, L (1, 3) OBP: 0.379, SLG: 0.408		0-0 1B 2B	4-0 S IBB		0-0 1-3			0-0 5-3 1B		3 1 2 0 1 0 0												
Rich Rollins, R (1, 5) OBP: 0.275, SLG: 0.319		0-0 G5-3 BB 1B	0-0 F7		0-0 HR			0-0 5-3		4 1 2 2 0 0 3												
Jim Pagliaroni, R (1, 2) OBP: 0.292, SLG: 0.275		4-0 BB		0-0 6-3		0-0 F8		0-0 5-3		3 0 0 0 1 0 1												
John Donaldson, L (1, 4) OBP: 0.247, SLG: 0.169		0-0 F8		0-0 FC6-4 1B		0-0 4-3		0-0 F7		4 0 1 0 0 0 2												
Ray Oylar, R (1, 6) OBP: 0.286, SLG: 0.318		0-0 G5-3		0-3 K			0-0 5-3		0-0 5-3	2 0 0 0 0 1 3 2 0 0 0 0 0 0												
John Kennedy, R (6, 6) OBP: 0.326, SLG: 0.329		2-3f																				
Fred Talbot, R (1, 1) OBP: 0.286, SLG: 0.091			0-0 FC3-6 1B		0-0 FC6-4			4-0 BB		0-3 K	3 0 1 0 1 1 1 0 0 0 0 0 0 0											
Diego Segui, R (9, 1) OBP: 0.133, SLG: 0.071																						
<b>Inning Stats</b>	R: 0 E: 0 K: 2 S: 7	H: 0 LOB: 0 BB: 0 P: 7	R: 1 E: 0 K: 0 S: 4	H: 2 LOB: 1 BB: 1 P: 8	R: 1 E: 0 K: 1 S: 7	H: 2 LOB: 2 BB: 1 P: 11	R: 0 E: 0 K: 1 S: 6	H: 1 LOB: 1 BB: 0 P: 6	R: 0 E: 0 K: 0 S: 3	H: 0 LOB: 0 BB: 0 P: 3	R: 1 E: 0 K: 0 S: 4	H: 1 LOB: 0 BB: 0 P: 4	R: 0 E: 0 K: 1 S: 5	H: 0 LOB: 1 BB: 1 P: 9	R: 0 E: 0 K: 0 S: 4	H: 1 LOB: 1 BB: 0 P: 4	R: 0 E: 0 K: 1 S: 5	H: 0 LOB: 0 BB: 0 P: 5	1B: 4 2B: 2 3B: 0 HR: 1	SF: 0 SAC: 0 DP: 1 HBP: 0	WP: 0 PB: 0 SB: 3 CS: 0	PA: 36
<b>PITCHER</b>	IP WLS BF H R ER SO BB IBB HBP BLK WP HR S P ERA WHIP																					
Tom Murphy, R (1, 1) ERA: 4.45	5.0 L 21 5 2 2 4 1 1 0 0 0 0 0 27 35 3.60 1.200																					
Rudy May, L (6, 1) ERA: 4.74	2.0 8 1 1 1 1 1 0 0 0 0 0 1 9 13 4.50 1.000																					
Eddie Fisher, R (8, 1) ERA: 3.1	2.0 7 1 0 0 1 0 0 0 0 0 0 0 9 9 0.00 0.500																					

Seattle Pilots @ California Angels  
Anaheim Stadium, Anaheim, CA

Sat Jun 28 1969, 10:05 PM EDT  
Att. 8,893 - Unknown

livebaseballscorecards.com

AB 33  
R 3  
H 7  
RBI 3  
BB 3  
SO 6  
LOB 14





BOTTOM

Seattle Pilots @ California Angels  
Anaheim Stadium, Anaheim, CA  
Sat Jun 28 1969, 10:05 PM EDT  
Att. 8,893 - Unknown

livebaseballscorecards.com

AB 33  
R 0  
H 7  
RBI 0  
BB 1  
SO 4  
LOB 16



WP: 0 PA: 35  
PB: 0  
SB: 0  
CS: 0

AB R H RBI BB SO LOB

4 0 0 0 0 1 3

4 0 0 0 0 0 0

3 0 1 0 1 0 0

4 0 1 0 0 1 2

4 0 2 0 0 0 1

4 0 2 0 0 0 3

3 0 0 0 0 1 2

4 0 0 0 0 1 3

1B: 6 SF: 0  
2B: 0 SAC: 0  
3B: 1 DP: 1  
HR: 0 HBP: 1

Batter	1	2	3	4	5	6	7	8	9
Sandy Alomar Sr., S (1, 4) OBP: 0.276, SLG: 0.279	0-3 K		0-0 F7		0-0 P6		0-0 FC4-6		
Jay Johnstone, L (1, 8) OBP: 0.246, SLG: 0.309	0-0 F7			0-0 F9		0-0 F9		0-0 F7	
Jim Fregosi, R (1, 6) OBP: 0.352, SLG: 0.385	0-0 F9			0-0 FC5-4 1B		0-0 5-3		4-0 G5-4-3 BB	
Rick Reichardt, R (1, 7) OBP: 0.359, SLG: 0.414		0-3 K		0-0 FC5-4		0-0 1B 1B		0-0 G5-4-3	
Bill Voss, L (1, 9) OBP: 0.309, SLG: 0.306		0-0 F5		0-0 F7		0-0 1B		0-0 3B	
Aurelio Rodriguez, R (1, 5) OBP: 0.296, SLG: 0.344		0-0 E7 1B			0-0 HBP 1B	0-0 1-3		0-0 F3	
Jim Spencer, L (1, 3) OBP: 0.338, SLG: 0.319		0-0 4-3			1-0 HBP		0-0 F9	0-3 K	
Joe Azcue, R (1, 2) OBP: 0.291, SLG: 0.275			0-3 K		0-0 F3		0-0 F8	0-0 1-3	
Tom Murphy, R (1, 1) OBP: 0.171, SLG: 0.176			0-0 F8		0-0 F9		0-0 FC4-6 1B		
Bubba Morton, R (5, PH) OBP: 0.398, SLG: 0.471									
Rudy May, L (6, 1) OBP: 0.143, SLG: 0.077									
Roger Repoz, L (7, PH) OBP: 0.276, SLG: 0.274									
Eddie Fisher, R (8, 1)									

Inning Stats	R: 0	H: 0	E: 0	K: 1	S: 5	R: 0	H: 1	E: 1	K: 1	S: 6	R: 0	H: 0	E: 0	K: 1	S: 5	R: 0	H: 1	E: 0	K: 0	S: 4	R: 0	H: 1	E: 0	K: 0	S: 4	R: 0	H: 2	E: 0	K: 0	S: 5	R: 0	H: 1	E: 0	K: 0	S: 4	R: 0	H: 0	E: 0	K: 0	S: 2	R: 0	H: 1	E: 0	K: 1	S: 6	1B: 6	SF: 0	2B: 0	SAC: 0	3B: 1	DP: 1	HR: 0	HBP: 1	WP: 0	PA: 35
--------------	------	------	------	------	------	------	------	------	------	------	------	------	------	------	------	------	------	------	------	------	------	------	------	------	------	------	------	------	------	------	------	------	------	------	------	------	------	------	------	------	------	------	------	------	------	-------	-------	-------	--------	-------	-------	-------	--------	-------	--------

PITCHER	IP	WLS	BF	H	R	ER	SO	BB	IBB	HBP	BLK	WP	HR	S	P	ERA	WHIP
Fred Talbot, R (1, 1) ERA: 3.52	8.0	W	32	7	0	0	3	1	0	1	0	0	0	36	41	0.00	1.000
Diego Segui, R (9, 1) ERA: 3.52	1.0	S	3	0	0	0	1	0	0	0	0	0	0	5	5	0.00	0.000

Batter	1	2	3	4	5	6	7	8	9	AB R H RBI BB SO LOB	TOP									
Tommy Harper, R (1, 5) OBP: 0.372, SLG: 0.331	0-0 F7		0-0 5-3		0-0 F7			0-0 5-3		4 0 0 0 0 0 1										
Mike Hegan, L (1, 9) OBP: 0.427, SLG: 0.481	4-0 CS BB		4-0 S BB		0-0 3-1			0-0 E3 2B 3-1		2 1 0 0 2 0 0										
Tommy Davis, R (1, 7) OBP: 0.273, SLG: 0.341	0-3 K 1-2		0-3 K 1-2 2-3		0-0 6-3			0-0 3-1 1B 2B		4 1 1 0 0 2 3										
Don Mincher, L (1, 3) OBP: 0.374, SLG: 0.400		0-0 F8		0-3 K		0-0 F3		0-0 3-1		4 0 0 1 0 1 1										
Wayne Comer, R (1, 8) OBP: 0.353, SLG: 0.424		0-0 F8		0-3 K		0-0 G3		0-0 3-1 1B		4 0 1 1 0 1 0										
Jim Pagliaroni, R (1, 2) OBP: 0.308, SLG: 0.279		0-0 1B		4-0 2B BB		0-0 5-3		0-0 K 3-H 1B		3 0 1 0 1 1 1										
John Donaldson, L (1, 4) OBP: 0.247, SLG: 0.188		0-0 4-3		0-0 2B		0-0 1-3		0-0 L6		4 0 1 0 0 0 1										
John Kennedy, R (1, 6) OBP: 0.333, SLG: 0.329			4-0 S SH1-4 BB		0-0 F9		0-0 FC6-4 1B		0-3 K	3 0 1 0 1 1 2										
John Geinar, R (1, 1) Steve Hovley, L (5, PH) Mike Marshall, R (5, 1) Rich Rollins, R (7, PH) Jerry Stephenson, L (7, 1) Jim Bouton, R (8, 1) Merritt Ranew, L (9, PH)			0-0 SH1-4		0-0 4-3		0-0 FC6-4		0-0 F9	0 0 0 0 0 0 0 1 0 0 0 0 0 0 0 0 0 0 0 0 0 1 0 0 0 0 0 1 0 0 0 0 0 0 0 0 0 0 0 0 0 0 1 0 0 0 0 0 0										
<b>Inning Stats</b>	R: 0 E: 0 K: 1 S: 4	H: 0 LOB: 0 BB: 1 P: 8	R: 0 E: 0 K: 0 S: 4	H: 1 LOB: 1 BB: 0 P: 4	R: 0 E: 0 K: 1 S: 5	H: 0 LOB: 2 BB: 2 P: 13	R: 0 E: 0 K: 2 S: 8	H: 1 LOB: 2 BB: 1 P: 12	R: 0 E: 0 K: 0 S: 3	H: 0 LOB: 0 BB: 0 P: 3	R: 0 E: 0 K: 0 S: 4	H: 1 LOB: 1 BB: 0 P: 4	R: 2 E: 1 K: 1 S: 8	H: 2 LOB: 1 BB: 0 P: 8	R: 0 E: 0 K: 1 S: 5	H: 0 LOB: 0 BB: 0 P: 5	1B: 3 2B: 2 3B: 0 HR: 0	SF: 0 SAC: 1 DP: 0 HBP: 0	WP: 0 PB: 0 SB: 2 CS: 1	PA: 36
<b>PITCHER</b>	IP WLS BF H R ER SO BB IBB HBP BLK WP HR S P ERA WHIP																			
Andy Messersmith, R (1, 1) ERA: 2.83	7.2 W 32 5 2 0 4 4 0 0 0 0 0 0 36 52 0.00 1.174																			
Ken Tatum, R (8, 1) ERA: 0.38	1.1 S 4 0 0 0 2 0 0 0 0 0 0 0 8 8 0.00 0.000																			

Seattle Pilots @ California Angels  
Anaheim Stadium, Anaheim, CA

Sun Jun 29 1969, 6:33 AM EDT  
Att. 7,628 - Unknown

livebaseballscorecards.com

AB	31
R	2
H	5
RBI	2
BB	4
SO	6
LOB	10





Batter	1	2	3	4	5	6	7	8	9	AB R H RBI BB SO LOB	TOP											
Tommy Harper, R (1, 5) OBP: 0.366, SLG: 0.325	0-0 F7		0-0 L7		0-0 F8		0-0 1-3		0-0 L7	5 0 0 0 0 0 2												
Mike Hegan, L (1, 9) OBP: 0.428, SLG: 0.476	4-0 FC4-6 BB			0-0 F5	4-0 1-2 HR BB		0-0 6-3			2 1 0 0 2 0 0												
Tommy Davis, R (1, 7) OBP: 0.269, SLG: 0.336	0-0 FC4-6 1-2f			0-0 4-3	0-0 F9		0-0 G3			4 0 0 0 0 0 3												
Don Mincher, L (1, 3) OBP: 0.372, SLG: 0.411	0-0 L8			0-3 K	0-0 1-H 2-H HR			0-0 F7		4 1 1 3 0 1 1												
Wayne Comer, R (1, 8) OBP: 0.355, SLG: 0.420		0-3 K			0-0 3B BB			4-0 BB BB BB CS BB		2 1 0 0 2 1 0												
Jerry McNertney, R (1, 2) OBP: 0.313, SLG: 0.415		0-3 K			0-0 1-2 3B	0-0 5-3		0-0 F8 1-2		4 1 0 0 0 1 2												
John Donaldson, L (1, 4) OBP: 0.259, SLG: 0.247		0-0 4-3			0-0 1-H 2-H 3B	0-0 4-3			0-0 2B	0 1 0 0 0 0 0												
John Kennedy, R (1, 6) Gus Gil, R (9, 6) OBP: 0.340, SLG: 0.348 OBP: 0.331, SLG: 0.295			0-0 F7		0-0 WP 2B	0-0 1B		0-0 4-3	0-0 2-3	4 1 2 1 0 0 1 0 0 0 0 0 0 0												
Gene Brabender, R (1, 1) OBP: 0.161, SLG: 0.103			0-0 F9		0-3 K 2-H HR BB	0-3 K			0-0 5-3	4 1 0 0 0 2 2												
<b>Inning Stats</b>	R: 0 E: 0 K: 0 S: 3	H: 0 LOB: 1 BB: 1 P: 7	R: 0 E: 0 K: 2 S: 7	H: 0 LOB: 0 BB: 0 P: 7	R: 0 E: 0 K: 0 S: 3	H: 0 LOB: 0 BB: 0 P: 3	R: 0 E: 0 K: 1 S: 5	H: 0 LOB: 0 BB: 0 P: 5	R: 7 E: 1 K: 1 S: 10	H: 3 LOB: 0 BB: 2 P: 18	R: 0 E: 0 K: 1 S: 6	H: 1 LOB: 1 BB: 0 P: 6	R: 0 E: 0 K: 0 S: 3	H: 0 LOB: 0 BB: 0 P: 3	R: 0 E: 0 K: 0 S: 2	H: 0 LOB: 0 BB: 1 P: 6	R: 0 E: 0 K: 0 S: 4	H: 1 LOB: 1 BB: 0 P: 4	1B: 1 2B: 2 3B: 1 HR: 1	SF: 0 SAC: 0 DP: 0 HBP: 0	WP: 2 PB: 0 SB: 0 CS: 1	PA: 37
<b>PITCHER</b>	IP WLS BF H R ER SO BB IBB HBP BLK WP HR S P ERA WHIP																					
Chuck Dobson, R (1, 1) ERA: 3.07	5.0 L 23 3 7 3 4 3 0 0 0 1 1 28 40 5.40 1.200																					
Jim Nash, R (6, 1) ERA: 3.24	2.0 7 1 0 0 1 0 0 0 0 0 0 9 9 0.00 0.500																					
Marcel Lachemann, R (8, 1) ERA: 1.29	2.0 7 1 0 0 0 1 0 0 0 0 0 6 10 0.00 1.000																					

Seattle Pilots @ Oakland Athletics  
Oakland-Alameda County Coliseum, Oakland, CA

Tue Jul 01 1969, 7:05 PM PDT  
Att. 5,375 - Unknown

livebaseballscorecards.com

AB	29
R	7
H	3
RBI	4
BB	4
SO	5
LOB	11





Batter	1	2	3	4	5	6	7	8	9	AB R H RBI BB SO LOB	TOP
Tommy Harper, R (1, 5) OBP: 0.365, SLG: 0.324	0-0 FC3-6 1B	0-0 F8			0-0 6-3			0-0 6-3		4 0 1 0 0 0 3	
Mike Hegan, L (1, 9) OBP: 0.425, SLG: 0.472	0-0 FC3-6 1-2f		0-0 L8			0-0 FC4-6 1B		0-3 K		4 0 1 0 0 1 1	
Tommy Davis, R (1, 7) OBP: 0.268, SLG: 0.332	0-3 K		0-0 4-3			0-0 FC4-6 1-2f		4-0 BB		3 0 0 0 1 1 2	
Don Mincher, L (1, 3) OBP: 0.366, SLG: 0.404	0-0 F8		0-0 F5			0-3 K 1-2		0-0 F6		4 0 0 0 0 1 3	
Wayne Comer, R (1, 8) OBP: 0.354, SLG: 0.414		4-0 1B 1B BB		0-0 5-3		0-0 F8		0-3 K		3 0 0 0 1 1 1	
Jerry McNertney, R (1, 2) OBP: 0.306, SLG: 0.406		0-0 F8		0-0 F8			0-0 F4		0-3 K	4 0 0 0 0 1 1	
John Donaldson, L (1, 4) OBP: 0.271, SLG: 0.260			0-0 4-3				0-0 1B		0-0 4-3	0 0 0 0 0 0 0	
Gus Gil, R (1, 6) OBP: 0.331, SLG: 0.296		0-0 1-2 2-3 1B			0-0 4-3		0-0 F9			3 0 1 0 0 0 1	
Marty Pattin, R (1, 1) OBP: 0.205, SLG: 0.205		0-3 K			0-3 K		0-3 K			2 0 0 0 0 2 3	
Merritt Ranew, L (7, PH) OBP: 0.385, SLG: 0.303										1 0 0 0 0 1 1	
Diego Segui, R (7, 1) OBP: 0.133, SLG: 0.071										0 0 0 0 0 0 0	
<b>Inning Stats</b>	R: 0 E: 0 K: 1 S: 6 H: 1 LOB: 1 BB: 0 P: 6	R: 0 E: 0 K: 1 S: 7 H: 2 LOB: 3 BB: 1 P: 11	R: 0 E: 0 K: 0 S: 3 H: 0 LOB: 0 BB: 0 P: 3	R: 0 E: 0 K: 0 S: 3 H: 0 LOB: 0 BB: 0 P: 3	R: 0 E: 0 K: 1 S: 5 H: 0 LOB: 0 BB: 0 P: 5	R: 0 E: 0 K: 1 S: 6 H: 1 LOB: 1 BB: 0 P: 6	R: 0 E: 0 K: 1 S: 6 H: 1 LOB: 1 BB: 0 P: 6	R: 0 E: 0 K: 1 S: 5 H: 0 LOB: 1 BB: 1 P: 9	R: 0 E: 0 K: 2 S: 7 H: 0 LOB: 0 BB: 0 P: 7	1B: 5 2B: 0 3B: 0 HR: 0 SF: 0 SAC: 0 DP: 0 HBP: 0	WP: 0 PB: 0 SB: 1 CS: 0 PA: 34
<b>PITCHER</b> Blue Moon Odom, R (1, 1) ERA: 2.28	IP: 9.0 WLS: W BF: 34 H: 5 R: 0 ER: 0 SO: 8 BB: 2 IBB: 0 HBP: 0 BLK: 0 WP: 0 HR: 0 S: 48 P: 56 ERA: 0.00 WHIP: 0.778										

Seattle Pilots @ Oakland Athletics  
Oakland-Alameda County Coliseum, Oakland, CA

Wed Jul 02 1969, 7:05 PM PDT  
Att. 5,012 - Unknown



livebaseballscorecards.com

Batter	1	2	3	4	5	6	7	8	9	AB	R	H	RBI	BB	SO	LOB
<b>Bert Campaneris, R</b> OBP: 0.302, SLG: 0.314 (1, 6)	0-0 CS 1B	0-0 F8			0-0 F8		0-0 L7			4	0	1	0	0	0	1
<b>Ted Kubiak, S</b> OBP: 0.380, SLG: 0.391 (1, 4)	0-0 4-3 1-2		0-0 4-3		0-0 G3			0-0 4-3		4	0	0	0	0	0	1
<b>Reggie Jackson, L</b> OBP: 0.416, SLG: 0.769 (1, 9)	0-0 HR		0-3 K		0-0 HR			0-0 HR		4	3	3	3	0	1	0
<b>Sal Bando, R</b> OBP: 0.394, SLG: 0.481 (1, 5)	0-0 2B 1B		0-3 K		0-3 K		0-0 F4			4	1	1	0	0	2	0
<b>Danny Cater, R</b> OBP: 0.325, SLG: 0.389 (1, 3)	0-0 1-H 2B			0-0 WP 1B		0-0 F3		0-0 2B		4	0	3	1	0	0	0
<b>Rick Monday, L</b> OBP: 0.386, SLG: 0.426 (1, 8)	0-0 4-3			0-0 1-2 F6		0-0 3-1		0-3 K		4	0	0	0	0	1	3
<b>Tommie Reynolds, R</b> OBP: 0.344, SLG: 0.330 (1, 7)		0-0 F5		0-0 F8		0-0 F7				3	0	0	0	0	0	1
<b>Phil Roof, R</b> OBP: 0.302, SLG: 0.274 (1, 2)		0-3 K		0-0 6-3		0-0 SH5-4 1B				3	0	1	0	0	1	1
<b>Blue Moon Odom, R</b> OBP: 0.295, SLG: 0.452 (1, 1)		0-0 HR		0-3 K		0-0 SH5-4				2	1	1	1	0	1	0

Inning Stats	R: 2	H: 4	E: 0	LOB: 1	K: 0	BB: 0	S: 6	P: 6	R: 1	H: 1	E: 0	LOB: 0	K: 1	BB: 0	S: 6	P: 6	R: 0	H: 0	E: 0	LOB: 0	K: 2	BB: 0	S: 7	P: 7	R: 0	H: 1	E: 0	LOB: 1	K: 0	BB: 0	S: 4	P: 4	R: 0	H: 0	E: 0	LOB: 0	K: 1	BB: 0	S: 5	P: 5	R: 1	H: 1	E: 0	LOB: 0	K: 1	BB: 0	S: 6	P: 6	R: 0	H: 1	E: 0	LOB: 1	K: 0	BB: 0	S: 4	P: 4	R: 1	H: 2	E: 0	LOB: 1	K: 1	BB: 0	S: 7	P: 7	1B: 4	SF: 0	2B: 2	SAC: 1	3B: 0	DP: 0	HR: 4	HBP: 0	WP: 1	PA: 33	PB: 0	SB: 0	CS: 1
--------------	------	------	------	--------	------	-------	------	------	------	------	------	--------	------	-------	------	------	------	------	------	--------	------	-------	------	------	------	------	------	--------	------	-------	------	------	------	------	------	--------	------	-------	------	------	------	------	------	--------	------	-------	------	------	------	------	------	--------	------	-------	------	------	------	------	------	--------	------	-------	------	------	-------	-------	-------	--------	-------	-------	-------	--------	-------	--------	-------	-------	-------

PITCHER	IP	WLS	BF	H	R	ER	SO	BB	IBB	HBP	BLK	WP	HR	S	P	ERA	WHIP
<b>Marty Pattin, R</b> ERA: 4.72 (1, 1)	6.0	L	24	7	4	4	5	0	0	0	0	1	3	34	34	6.00	1.167
<b>Diego Segui, R</b> ERA: 3.55 (7, 1)	2.0		9	3	1	1	1	0	0	0	0	0	1	11	11	4.50	1.500

**BOTTOM**

**Seattle Pilots @ Oakland Athletics**  
Oakland-Alameda County Coliseum, Oakland, CA

Wed Jul 02 1969, 7:05 PM PDT  
Att. 5,012 - Unknown

livebaseballscores.com

<b>AB</b>	<b>32</b>
<b>R</b>	<b>5</b>
<b>H</b>	<b>10</b>
<b>RBI</b>	<b>5</b>
<b>BB</b>	<b>0</b>
<b>SO</b>	<b>6</b>
<b>LOB</b>	<b>7</b>



Batter	1	2	3	4	5	6	7	8	9	AB R H RBI BB SO LOB	TOP	
Tommy Harper, R (1, 8) OBP: 0.360, SLG: 0.319	0-0 F8	0-0 F3			0-3 K			0-0 6-3		4 0 0 0 0 1 0		
Mike Hegan, L (1, 9) OBP: 0.424, SLG: 0.463	4-0 HBP BB 1B BB		0-0 F7		0-3 K			0-3 K		3 1 0 0 1 2 0		
Tommy Davis, R (1, 7) OBP: 0.267, SLG: 0.327	4-0 1B HBP 1-2 BB		0-3 K		0-0 F6			0-0 4-3		3 0 0 0 1 1 0		
Don Mincher, L (1, 3) OBP: 0.364, SLG: 0.411	0-3 K		0-0 HR		0-0 L3			4-0 G5-4-3 BB		3 1 1 1 1 1 2		
Rich Rollins, R (1, 5) OBP: 0.278, SLG: 0.339	1-0 1B 1-2 2-3 HBP		0-0 F7		0-0 F9			0-0 G5-4-3 1-2f		3 0 0 0 0 0 1		
Jerry McNertney, R (1, 2) OBP: 0.305, SLG: 0.402	0-0 1B 1-2 2-3 3-H			0-0 5-3	0-0 F7			0-0 5-3		4 0 1 1 0 0 0		
John Donaldson, L (1, 4) OBP: 0.261, SLG: 0.250 Gordy Lund, R (8, 6)	0-0 4-3			0-0 FC6 1B		0-0 6-3				3 0 1 0 0 0 3		
Gus Gil, R (1, 6) OBP: 0.336, SLG: 0.313 (8, 4)		0-3 K		0-0 F7		0-0 1B				3 0 1 0 0 1 1		
Fred Talbot, R (1, 1) OBP: 0.235, SLG: 0.071 John O'Donoghue, R (7, 1) Jim Bouton, R (7, 1)		0-3 K		0-0 FC6 1-2f		0-0 6-3				3 0 0 0 0 1 1		
<b>Inning Stats</b>	R: 1 H: 1 E: 0 LOB: 3 K: 1 BB: 2 S: 6 P: 15	R: 0 H: 0 E: 0 LOB: 0 K: 2 BB: 0 S: 7 P: 7	R: 1 H: 1 E: 0 LOB: 0 K: 1 BB: 0 S: 6 P: 6	R: 0 H: 1 E: 0 LOB: 1 K: 0 BB: 0 S: 4 P: 4	R: 0 H: 0 E: 0 LOB: 0 K: 2 BB: 0 S: 7 P: 7	R: 0 H: 0 E: 0 LOB: 0 K: 0 BB: 0 S: 3 P: 3	R: 0 H: 1 E: 0 LOB: 0 K: 0 BB: 0 S: 3 P: 3	R: 0 H: 0 E: 0 LOB: 0 K: 1 BB: 0 S: 5 P: 5	R: 0 H: 0 E: 0 LOB: 0 K: 0 BB: 1 S: 2 P: 6	1B: 3 SF: 0 2B: 0 SAC: 0 3B: 0 DP: 1 HR: 1 HBP: 1	WP: 0 PA: 33 PB: 0 SB: 0 CS: 0	
<b>PITCHER</b> Roger Nelson, R (1, 1) ERA: 2.97	IP WLS BF H R ER SO BB IBB HBP BLK WP HR S P ERA WHIP	9.0 W 33 4 2 2 7 3 0 1 0 0 1 43 56 2.00 0.778										

Seattle Pilots @ Kansas City Royals  
Municipal Stadium, Kansas City, MO  
Fri Jul 04 1969, 4:33 AM EDT  
Unknown - 92 F

livebaseballscorecards.com

AB 29  
R 2  
H 4  
RBI 2  
BB 3  
SO 7  
LOB 8





Batter	1	2	3	4	5	6	7	8	9	AB	R	H	RBI	BB	SO	LOB
Joe Foy, R OBP: 0.339, SLG: 0.332 (1, 5)	0-0 5-3	0-0 6-3			0-0 6-3		0-0 2B	4-0 HR		4	2	1	2	1	0	2
Pat Kelly, L OBP: 0.371, SLG: 0.408 (1, 9)	0-0 F2		0-0 F8 S 1B		0-0 6-3		0-0 1B	0-3 K		5	1	2	1	0	1	3
Mike Fiore, L OBP: 0.401, SLG: 0.414 (1, 3)	0-0 F3		0-3 K			0-0 F3	0-0 2B	0-0 HR		5	2	2	2	0	1	1
Bob Oliver, R OBP: 0.298, SLG: 0.425 (1, 8)		0-0 HBP 1B	0-0 F8		0-0 5-3	0-0 5-3	4-0 2B	0-0 HR		4	3	2	4	1	0	1
Lou Piniella, R OBP: 0.309, SLG: 0.435 (1, 7)		0-0 HBP 1B	0-0 F2		0-0 6-3	0-0 6-3	0-0 2B	0-0 F7		5	1	2	2	0	0	1
Elie Rodriguez, R OBP: 0.339, SLG: 0.344 (1, 2)		1-0 SH5-4 1B		0-3 K		0-0 5-3				3	0	0	0	0	1	1
Jerry Adair, R OBP: 0.288, SLG: 0.281 (1, 4)		0-0 SH5-4 1B		0-0 F7		0-0 FC1-5 1B	0-0 FC1-5 1B	0-0 4-3 1B		3	0	2	2	0	0	0
Juan Rios, R OBP: 0.309, SLG: 0.328 (8, 4)		1-2 2-H 3-H 1B		0-0 F9		0-0 FC1-5 2B	0-0 FC1-5 1B	0-0 4-3 2B		1	1	1	0	0	0	0
Jackie Hernandez, R OBP: 0.288, SLG: 0.304 (1, 6)		0-3 K		0-0 F9		0-0 FC1-5 2B	0-0 FC1-5 1B	0-0 4-3 2B		4	1	1	0	0	1	3
Roger Nelson, R OBP: 0.158, SLG: 0.114 (1, 1)		0-0 SH5-4 1B		0-0 5-3		0-0 FC1-5 2B	0-0 FC1-5 1B	4-0 1B		2	2	0	0	1	0	2

Inning Stats	R: 0	H: 0	E: 0	K: 0	S: 3	R: 2	H: 3	E: 0	K: 1	S: 8	R: 0	H: 1	E: 0	K: 1	S: 6	R: 0	H: 0	E: 0	K: 1	S: 5	R: 0	H: 0	E: 0	K: 0	S: 3	R: 0	H: 0	E: 0	K: 0	S: 3	R: 6	H: 6	E: 0	K: 0	S: 9	R: 5	H: 3	E: 0	K: 1	S: 8	R: 1B: 8	SF: 0	R: 2B: 4	SAC: 1	R: 3B: 0	DP: 0	R: HR: 1	HBP: 1
--------------	------	------	------	------	------	------	------	------	------	------	------	------	------	------	------	------	------	------	------	------	------	------	------	------	------	------	------	------	------	------	------	------	------	------	------	------	------	------	------	------	----------	-------	----------	--------	----------	-------	----------	--------

PITCHER	IP	WLS	BF	H	R	ER	SO	BB	IBB	HBP	BLK	WP	HR	S	P	ERA	WHIP
Fred Talbot, R ERA: 4.03 (1, 1)	6.2	L	29	8	6	6	3	0	0	1	0	0	0	34	35	8.10	1.200
John O'Donoghue, L ERA: 2.86 (7, 1)	0.0		2	1	0	0	0	1	0	0	0	0	0	1	5	∞	∞
Jim Bouton, R ERA: 3.75 (7, 1)	1.1		10	4	7	7	1	2	0	0	0	0	1	10	18	47.25	4.500

**BOTTOM**

**Seattle Pilots @ Kansas City Royals**  
Municipal Stadium, Kansas City, MO

Fri Jul 04 1969, 4:33 AM EDT  
Unknown - 92 F

livebaseballscorecards.com

AB	36
R	13
H	13
RBI	13
BB	3
SO	4
LOB	14



WP: 0	PA: 41
PB: 0	
SB: 1	
CS: 0	

Batter	1	2	3	4	5	6	7	8	9	AB R H RBI BB SO LOB	TOP	
Steve Hovley, L (1, 9) OBP: 0.250, SLG: 0.450	0-0 1B 5-3 1B		0-0 F3		0-3 K			0-0 HR	0-0 FC2-6 1-3	5 1 2 1 0 1 1		
John Donaldson, L (1, 4) OBP: 0.258, SLG: 0.247	0-0 5-3 1-2		0-0 CS 1B			0-0 6-3		0-0 5-3	0-0 1-3	5 0 1 0 0 0 2		
Wayne Comer, R (1, 8) OBP: 0.360, SLG: 0.417	0-0 FC6-4 2-3 1B		0-3 K 1-2			0-0 F2		0-0 1B 1B	0-0 6-3	5 1 2 0 0 1 2		
Mike Hegan, L (1, 3) OBP: 0.429, SLG: 0.471	0-3 K			0-0 4-3 2B		4-0 BB		0-0 BB 1B		3 0 2 0 1 1 2		
Gus Gil, R (1, 5) OBP: 0.333, SLG: 0.311 (8, 6)	0-0 FC6-4 1-2f			0-0 L4		0-0 L8		0-0 BB 1B		4 0 1 1 0 0 4		
Merritt Ranew, L (1, 7) OBP: 0.386, SLG: 0.316		0-0 4-3 1B		0-0 4-3 2-3			0-0 FC5-4 1B	0-0 F7		4 0 2 0 0 0 3		
Jim Pagliaroni, R (1, 2) OBP: 0.305, SLG: 0.306 Tommy Harper, R (8, PH) OBP: 0.362, SLG: 0.319 Jerry McNertney, R (8, 2) OBP: 0.305, SLG: 0.402		0-0 4-3		0-0 F8			0-0 F4	4-0 BB 1B		3 0 0 0 0 0 3 0 0 0 0 1 0 0 0 0 0 0 0 0 0		
Gordy Lund, R (1, 6) Rich Rollins, R (8, PH) OBP: 0.277, SLG: 0.337 (8, 5)		0-0 F8			0-0 4-3		0-0 FC5-4 1-2f	0-0 F3		3 0 0 0 0 0 2 1 0 0 0 0 0 3		
John Gelnar, R (1, 1) Don Mincher, L (7, PH) OBP: 0.363, SLG: 0.409 Diego Segui, R (7, 1) OBP: 0.133, SLG: 0.071 Tommy Davis, R (9, PH) OBP: 0.270, SLG: 0.329		0-0 F6			0-3 K		0-3 K		0-0 FC2-6 1B	2 0 0 0 0 1 1 1 0 0 0 0 1 1 0 0 0 0 0 0 0 1 0 1 0 0 0 0		
<b>Inning Stats</b>	R: 0 H: 2 E: 0 LOB: 2 K: 1 BB: 0 S: 7 P: 7	R: 0 H: 1 E: 0 LOB: 1 K: 0 BB: 0 S: 4 P: 4	R: 0 H: 1 E: 0 LOB: 1 K: 1 BB: 0 S: 5 P: 5	R: 0 H: 1 E: 0 LOB: 1 K: 0 BB: 0 S: 4 P: 4	R: 0 H: 0 E: 0 LOB: 0 K: 2 BB: 0 S: 7 P: 7	R: 0 H: 0 E: 0 LOB: 1 K: 0 BB: 1 S: 3 P: 7	R: 0 H: 1 E: 0 LOB: 1 K: 1 BB: 0 S: 6 P: 6	R: 2 H: 4 E: 0 LOB: 3 K: 0 BB: 1 S: 7 P: 11	R: 0 H: 1 E: 0 LOB: 1 K: 0 BB: 0 S: 4 P: 4	1B: 9 SF: 0 2B: 2 SAC: 0 3B: 0 DP: 1 HR: 1 HBP: 0	WP: 0 PA: 39 PB: 0 SB: 0 CS: 1	
<b>PITCHER</b>	IP WLS BF H R ER SO BB IBB HBP BLK WP HR S P ERA WHIP											
Dick Drago, R (1, 1) ERA: 4.46	7.1 W 31 9 2 2 5 1 0 0 0 0 1 40 44 2.46 1.364											
Don O'Riley, R (8, 1) ERA: 7.27	1.2 S 8 2 0 0 0 1 0 0 0 0 0 7 11 0.00 1.800											

Seattle Pilots @ Kansas City Royals  
Municipal Stadium, Kansas City, MO

Fri Jul 04 1969, 4:38 AM EDT  
Att. 12,944 - Unknown - 94 F

livebaseballscorecards.com

AB	37
R	2
H	11
RBI	2
BB	2
SO	5
LOB	24



Batter	1	2	3	4	5	6	7	8	9	AB R H RBI BB SO LOB
--------	---	---	---	---	---	---	---	---	---	----------------------

<p><b>Pat Kelly, L</b> (1, 9) OBP: 0.373, SLG: 0.407</p>	<p>4-0</p>		<p>0-0</p>		<p>0-0</p>		<p>0-0</p>			3 1 1 1 1 0 0
<p><b>Mike Fiore, L</b> (1, 3) OBP: 0.407, SLG: 0.423</p>	<p>0-0</p>		<p>4-0</p>			<p>0-0</p>	<p>0-0</p>			3 1 2 0 1 0 1
<p><b>Paul Schaal, R</b> (1, 5) OBP: 0.400, SLG: 0.353</p>	<p>0-0</p>		<p>0-0</p>			<p>0-0</p>	<p>0-0</p>			3 0 1 1 0 0 3
<p><b>Bob Oliver, R</b> (1, 8) OBP: 0.297, SLG: 0.422</p>	<p>0-3</p>		<p>0-0</p>			<p>0-0</p>	<p>0-0</p>			4 0 1 1 0 1 1
<p><b>Lou Piniella, R</b> (1, 7) OBP: 0.318, SLG: 0.445</p>		<p>0-0</p>		<p>0-0</p>		<p>4-0</p>	<p>0-0</p>			3 0 3 0 1 0 0
<p><b>Buck Martinez, R</b> (1, 2) OBP: 0.333, SLG: 0.435</p>		<p>0-0</p>		<p>0-0</p>		<p>0-0</p>	<p>0-3</p>			4 0 0 0 0 1 5
<p><b>Juan Rios, R</b> (1, 4) OBP: 0.308, SLG: 0.321</p>		<p>0-0</p>		<p>0-0</p>		<p>0-3</p>	<p>4-0</p>			3 0 0 0 1 1 1
<p><b>Jackie Hernandez, R</b> (1, 6) OBP: 0.290, SLG: 0.304</p>		<p>0-0</p>		<p>0-0</p>		<p>0-0</p>	<p>4-0</p>			3 1 1 0 1 0 1
<p><b>Dick Drago, R</b> (1, 1) <b>Don O'Riley, R</b> (8, 1)</p>			<p>0-0</p>		<p>0-0</p>		<p>0-0</p>	<p>0-0</p>		2 0 0 0 0 0 0 1 0 0 0 0 0 3

Inning Stats	R: 1 E: 0 K: 1 S: 5	H: 0 LOB: 0 BB: 1 P: 9	R: 0 E: 0 K: 0 S: 4	H: 1 LOB: 1 BB: 0 P: 4	R: 1 E: 0 K: 0 S: 4	H: 2 LOB: 2 BB: 1 P: 8	R: 0 E: 0 K: 0 S: 3	H: 1 LOB: 0 BB: 0 P: 3	R: 0 E: 0 K: 0 S: 3	H: 0 LOB: 0 BB: 0 P: 3	R: 0 E: 0 K: 0 S: 4	H: 1 LOB: 2 BB: 1 P: 8	R: 1 E: 0 K: 1 S: 8	H: 3 LOB: 2 BB: 0 P: 8	R: 0 E: 0 K: 1 S: 6	H: 1 LOB: 3 BB: 2 P: 14	1B: 7 2B: 2 3B: 0 HR: 0	SF: 1 SAC: 1 DP: 1 HBP: 0								
PITCHER	John Gelnar, R (1, 1) ERA: 2.3	Diego Segui, R (7, 1) ERA: 3.58																								
	IP: 6.0 WLS: L BF: 24 H: 5 R: 2 ER: 2 SO: 1 BB: 2 IBB: 1 HBP: 0 BLK: 0 WP: 0 HR: 0 S: 23 P: 35 ERA: 3.00 WHIP: 1.167	IP: 2.0 WLS: L BF: 12 H: 4 R: 1 ER: 1 SO: 2 BB: 1 IBB: 1 HBP: 0 BLK: 0 WP: 0 HR: 0 S: 14 P: 22 ERA: 4.50 WHIP: 2.500																								

**BOTTOM**

**Seattle Pilots @ Kansas City Royals**  
Municipal Stadium, Kansas City, MO

Fri Jul 04 1969, 4:38 AM EDT  
Att: 12,944 - Unknown - 94 F

**AB 29**  
**R 3**  
**H 9**  
**RBI 3**  
**BB 5**  
**SO 3**  
**LOB 15**

WP: 0 PA: 36  
PB: 0  
SB: 1  
CS: 0

[livebaseballscorecards.com](http://livebaseballscorecards.com)

Batter	1	2	3	4	5	6	7	8	9	AB R H RBI BB SO LOB
Tommy Harper, R OBP: 0.357, SLG: 0.313 (1, 5) X	0-0 L5		0-0 1-3		0-0 6-3		0-0 E3 3-1		0-0 F9	5 0 0 0 0 0 1
Mike Hegan, L OBP: 0.432, SLG: 0.471 (1, 9) X (7, 3)	0-0 L8 2B 1B		4-0 1B 2B BB		0-0 BB 1B		0-0 3-1		0-3 K	4 2 2 1 1 1 1
Wayne Comer, R OBP: 0.362, SLG: 0.416 (1, 8) X	0-0 L8 1-2		0-0 2B 1-3 1B		4-0 1-2 BB		0-3 K			3 0 1 0 1 1 2
Don Mincher, L OBP: 0.365, SLG: 0.419 Bob Locker, S (1, 3) X (7, 1)	0-0 1B 2B 2-H		0-0 1-3 2B		0-0 F5		0-0 F5			4 0 2 2 0 0 3 0 0 0 0 0 0 0
Steve Hovley, L OBP: 0.250, SLG: 0.417 (1, 7) X (7, 9)	0-0 1B 2-H		0-0 F6		0-0 1-3		0-0 F2			4 0 1 0 0 0 2
Jerry McNertney, R OBP: 0.299, SLG: 0.393 (1, 2) X		0-0 5-3		0-0 L9		0-0 6-3		0-0 F2		4 0 0 0 0 0 0
John Donaldson, L OBP: 0.257, SLG: 0.258 (1, 4) X		0-0 F2		0-0 L9		0-0 1-3		0-0 2B		4 0 1 0 0 0 0
Gordy Lund, R OBP: 0.167, SLG: 0.167 Gus Gil, R OBP: 0.331, SLG: 0.308 (1, 6) X (8, PH) (8, 6)		0-0 F6		0-3 K		0-0 2B 1B		0-0 F9		3 1 1 0 0 1 0 1 0 0 0 0 0 1
Mike Marshall, R OBP: 0.333, SLG: 0.370 John O'Donoghue, R OBP: 0.276, SLG: 0.335 Rich Rollins, R OBP: 0.271, SLG: 0.335 Jim Bouton, R OBP: 0.271, SLG: 0.335 (1, 1) X (4, 1) (5, PH) (5, 1) (7, PH) (7, 7)			0-0 6-3		0-0 F6		0-0 E 3-1 2B		0-0 5-3	1 0 0 0 0 0 0 0 0 0 0 0 0 0 1 0 0 0 0 0 0 0 0 0 0 0 0 0 2 1 1 1 0 0 0

Inning Stats	R: 1	H: 3	E: 0	K: 0	S: 5	LOB: 2	P: 5	R: 0	H: 0	E: 0	K: 0	S: 3	LOB: 0	P: 3	R: 1	H: 2	E: 0	K: 0	S: 5	LOB: 2	P: 9	R: 0	H: 0	E: 0	K: 1	S: 5	LOB: 0	P: 5	R: 0	H: 1	E: 0	K: 0	S: 4	LOB: 2	P: 8	R: 0	H: 0	E: 0	K: 0	S: 3	LOB: 0	P: 3	R: 2	H: 2	E: 1	K: 1	S: 8	LOB: 1	P: 8	R: 0	H: 1	E: 0	K: 0	S: 4	LOB: 1	P: 4	R: 0	H: 0	E: 0	K: 1	S: 5	LOB: 0	P: 5	1B: 5	SF: 0	2B: 4	SAC: 0	3B: 0	DP: 0	HR: 0	HBP: 0	WP: 0	PA: 38
--------------	------	------	------	------	------	--------	------	------	------	------	------	------	--------	------	------	------	------	------	------	--------	------	------	------	------	------	------	--------	------	------	------	------	------	------	--------	------	------	------	------	------	------	--------	------	------	------	------	------	------	--------	------	------	------	------	------	------	--------	------	------	------	------	------	------	--------	------	-------	-------	-------	--------	-------	-------	-------	--------	-------	--------

PITCHER	IP	WLS	BF	H	R	ER	SO	BB	IBB	HBP	BLK	WP	HR	S	P	ERA	WHIP
Mike Hedlund, R ERA: 3.97 (1, 1)	4.2		21	6	2	2	1	2	0	0	0	0	0	21	29	3.86	1.714
Tom Burgmeier, L ERA: 3.32 (5, 1)	1.2	W	8	2	2	1	0	0	0	0	0	0	0	8	8	5.40	1.200
Moe Drabowsky, R ERA: 2.39 (7, 1)	2.2	S	9	1	0	0	2	0	0	0	0	0	0	13	13	0.00	0.375

**TOP**

**Seattle Pilots @ Kansas City Royals**  
Municipal Stadium, Kansas City, MO

Sat Jul 05 1969, 8:05 PM EDT  
Att. 10,268 - Unknown - 76 F

[livebaseballscorecards.com](http://livebaseballscorecards.com)

<b>AB</b>	<b>36</b>
<b>R</b>	<b>4</b>
<b>H</b>	<b>9</b>
<b>RBI</b>	<b>4</b>
<b>BB</b>	<b>2</b>
<b>SO</b>	<b>3</b>
<b>LOB</b>	<b>10</b>



Batter	1	2	3	4	5	6	7	8	9
Pat Kelly, L OBP: 0.373, SLG: 0.407 (1, 9)	0-0 BB 1B	0-0 F3		0-0 WP SF8 FC4-2 1B		0-0 F3		0-0 G4-3	
Joe Foy, R OBP: 0.340, SLG: 0.332 (1, 4)	4-0 L1-6 BLK BB		0-0 F8	0-0 SF8		0-0 BLK 1B		0-0 6-3	
Mike Fiore, L OBP: 0.404, SLG: 0.416 (1, 3)	0-0 L1-6		0-0 4-1	0-0 FC4-2		4-0 CS BB			
Bob Oliver, R OBP: 0.296, SLG: 0.419 (1, 8)		0-0 6-3	0-0 1B 1B	0-0 F3		0-0 CS	0-0 5-3		
Lou Piniella, R OBP: 0.321, SLG: 0.446 (1, 7)		0-0 1B 2B 1B	0-0 1-2 1B		0-0 F9		0-0 6-3		
Buck Martinez, R OBP: 0.357, SLG: 0.444 (1, 2)		0-0 2B SF7 1B	0-0 L8		0-0 5-3		0-0 1B 1B		
Paul Schaal, R OBP: 0.458, SLG: 0.476 (1, 5)		0-0 1B 2B		0-0 1B E 1B	0-0 E5		0-0 1B 1B		
Jackie Hernandez, R OBP: 0.293, SLG: 0.308 (1, 6)		0-0 SF7		0-0 E 1B 1B	0-0 6-3		0-0 1-3 2-H 1B		
Mike Hedlund, R OBP: 0.263, SLG: 0.263 (1, 1)		0-0		0-0 E1 1B SF8 1B		0-0 F3		0-0 G4-3 1B	
Tom Burgmeier, L OBP: 0.154, SLG: 0.154 (5, 1)									
Moe Drabowsky, R OBP: 0.111, SLG: 0.111 (7, 1)									

AB	R	H	RBI	BB	SO	LOB
5	0	2	1	0	0	3
3	0	1	1	1	0	0
3	0	0	0	1	0	2
4	0	1	0	0	0	1
4	1	2	0	0	0	0
4	2	2	0	0	0	2
4	1	3	1	0	0	0
3	1	2	2	0	0	1
2	1	2	0	0	0	0
1	0	0	0	0	0	0
1	0	1	0	0	0	0

Inning	R	H	E	K	S
1	0	1	0	2	6
2	2	4	0	0	7
3	0	2	0	0	5
4	3	4	1	0	7
5	0	0	1	4	4
6	1	3	0	5	5
7	0	1	0	3	3

AB	R	H	RBI	BB	SO	LOB
34	6	16	5	2	0	9

1B	2B	3B	HR	SF	SAC	DP	HBP
15	2	0	0	2	0	2	0

WP	PA
1	39

PITCHER	IP	WLS	BF	H	R	ER	SO	BB	IBB	HBP	BLK	WP	HR	S	P	ERA	WHIP
Mike Marshall, R ERA: 5.13 (1, 1)	3.0	L	18	10	5	5	0	1	0	0	1	0	0	17	21	15.00	3.667
John O'Donoghue, L ERA: 2.76 (4, 1)	1.0		4	1	0	0	0	0	0	0	0	1	0	4	4	0.00	1.000
Jim Bouton, R ERA: 3.61 (5, 1)	2.0		8	1	0	0	0	1	0	0	1	0	0	7	11	0.00	1.000
Bob Locker, R ERA: 4.11 (7, 1)	2.0		8	4	1	1	0	0	0	0	0	0	0	8	8	4.50	2.000

**BOTTOM**

**Seattle Pilots @ Kansas City Royals**  
Municipal Stadium, Kansas City, MO

Sat Jul 05 1969, 8:05 PM EDT  
Att: 10,268 - Unknown - 76 F

livebaseballscores.com



Batter	1	2	3	4	5	6	7	8	9	AB	R	H	RBI	BB	SO	LOB	TOP										
Tommy Harper, R (1, 8) OBP: 0.356, SLG: 0.312 Steve Hovley, L (1, 9) OBP: 0.321, SLG: 0.500	0-0 F7	0-0 F5			0-0 HR	0-0 2B		0-0 2B		1	0	0	0	0	0	0											
Mike Hegan, L (1, 3) Don Mincher, L (1, 3) OBP: 0.430, SLG: 0.469 OBP: 0.370, SLG: 0.455	0-0 E3 2B		0-0 HR		0-0 HR	0-0 2B		0-0 F8		1	1	0	0	0	0	0											
Wayne Comer, R (1, 9) OBP: 0.359, SLG: 0.409	4-0 2B		0-0 6-3		0-0 1-3		0-0 5-3	0-0 L8		4	1	0	0	1	0	1											
Tommy Davis, R (1, 7) OBP: 0.270, SLG: 0.336	0-0 2B		0-0 5-3		0-0 F3		0-3 K		0-0 F9	5	0	1	2	0	1	0											
Rich Rollins, R (1, 5) OBP: 0.273, SLG: 0.331	0-0 F3		0-0 6-3		0-0 1B		0-0 F7		0-0 6-3	5	0	1	0	0	0	1											
Jerry McNertney, R (1, 2) OBP: 0.296, SLG: 0.394	0-3 K			0-3 K	0-0 F8			0-0 E2 1B	0-0 4-3	5	1	1	0	0	2	2											
John Donaldson, L (1, 4) OBP: 0.267, SLG: 0.260		0-3 K		4-0 BB		0-0 1B		0-0 F3		3	1	1	0	1	1	1											
Gordy Lund, R (1, 6) Ray Oyler, R (8, 6) OBP: 0.200, SLG: 0.200 OBP: 0.286, SLG: 0.318		0-0 F7		0-3 K		0-0 6-3		0-0 SH		4	1	1	1	0	1	2											
Gene Brabender, R (1, 1) Diego Segui, R (7, 1) OBP: 0.176, SLG: 0.125 OBP: 0.133, SLG: 0.071		0-0 1B		0-0 F9		0-3 K		0-0 SH		3	0	1	0	0	1	2											
<b>Inning Stats</b>	R: 2 E: 1 K: 1 S: 7	H: 1 LOB: 1 BB: 1 P: 11	R: 0 E: 0 K: 1 S: 6	H: 1 LOB: 1 BB: 0 P: 6	R: 1 E: 0 K: 0 S: 4	H: 1 LOB: 0 BB: 0 P: 4	R: 0 E: 0 K: 2 S: 7	H: 0 LOB: 1 BB: 1 P: 11	R: 2 E: 0 K: 0 S: 6	H: 3 LOB: 1 BB: 0 P: 6	R: 1 E: 0 K: 1 S: 7	H: 3 LOB: 2 BB: 0 P: 7	R: 0 E: 0 K: 1 S: 5	H: 0 LOB: 0 BB: 0 P: 5	R: 3 E: 2 K: 0 S: 7	H: 3 LOB: 1 BB: 0 P: 7	R: 0 E: 0 K: 0 S: 3	H: 0 LOB: 0 BB: 0 P: 3	1B: 6 2B: 4 3B: 0 HR: 2	SF: 0 SAC: 1 DP: 0 HBP: 0	WP: 0 PB: 0 SB: 0 CS: 0	PA: 42					
<b>PITCHER</b>	IP	WLS	BF	H	R	ER	SO	BB	IBB	HBP	BLK	WP	HR	S	P	ERA	WHIP										
Bill Butler, L (1, 1) ERA: 3.63	6.0	L	29	9	6	5	5	2	0	0	0	0	2	37	45	7.50	1.833										
Don O'Riley, R (7, 1) ERA: 7.59	2.0		10	3	3	2	1	0	0	0	0	0	0	12	12	9.00	1.500										
Galen Cisco, R (9, 1) ERA: 1.29	1.0		3	0	0	0	0	0	0	0	0	0	0	3	3	0.00	0.000										

Seattle Pilots @ Kansas City Royals  
Municipal Stadium, Kansas City, MO

Sun Jul 06 1969, 4:33 AM EDT  
Att. 26,480 - Unknown - 88 F

AB	39
R	9
H	12
RBI	8
BB	2
SO	6
LOB	11



Batter	1	2	3	4	5	6	7	8	9	AB R H RBI BB SO LOB
Pat Kelly, L (1, 9) OBP: 0.381, SLG: 0.410	0-0 HBP 1B	4-0 IBB			4-0 1-3 BB		0-0 BB 1B SF7 1B		0-0 1-3	3 2 2 0 2 0 0
Joe Foy, R (1, 4) OBP: 0.341, SLG: 0.331 Juan Rios, R (5, PH) OBP: 0.310, SLG: 0.324 Chuck Harrison, R (9, PH) OBP: 0.273, SLG: 0.290	1-0 G5-3 1B	0-0 F5			0-0 F9		0-0 BB 1B		0-3 K	1 0 0 0 0 0 3 2 0 1 0 0 0 1 1 0 0 0 0 1 0
Mike Fiore, L (1, 3) OBP: 0.406, SLG: 0.415	0-0 G5-3 1B		0-0 F9		0-0 1-3		4-0 1-2 BB			3 0 1 1 1 0 1
Bob Oliver, R (1, 8) OBP: 0.291, SLG: 0.414	0-0 G5-3		0-3 K		0-0 F7		0-0 SF7			3 0 0 1 0 1 3
Lou Piniella, R (1, 7) OBP: 0.320, SLG: 0.454	0-0 F2		0-0 HR			0-0 5-3	0-0 F8			4 1 1 1 0 0 3
Buck Martinez, R (1, 2) OBP: 0.344, SLG: 0.419		0-0 SH5-4 1B	0-0 6-3			0-0 F9		0-0 F9		4 0 1 0 0 0 0
Paul Schaal, R (1, 5) OBP: 0.464, SLG: 0.458		0-0 SH5-4 1B		0-3 K		4-0 BB		0-0 F9		3 0 1 0 1 1 0
Jackie Hernandez, R (1, 6) OBP: 0.290, SLG: 0.304 Don O'Riley, R (7, 1) Ed Kirkpatrick, L (8, PH) OBP: 0.269, SLG: 0.333 Galen Cisco, R (9, 1)		0-0 F3		0-0 F8		0-0 F4		0-0 F8		3 0 0 0 0 0 3 0 0 0 0 0 0 0 1 0 0 0 0 0 0 0 0 0 0 0 0 0
Bill Butler, L (1, 1) OBP: 0.100, SLG: 0.100 Jerry Adair, R (7, 4) OBP: 0.286, SLG: 0.278		0-0 SH5-4		0-3 K			0-3 K		0-0 L6	1 0 0 0 0 1 0 2 0 0 0 0 1 0

Inning Stats	R: 1	H: 2	E: 0	K: 0	S: 4	H: 2	LOB: 1	BB: 0	P: 5	R: 0	H: 2	E: 0	K: 0	S: 5	R: 0	H: 1	E: 0	K: 1	S: 6	R: 0	H: 0	E: 0	K: 2	S: 7	R: 0	H: 0	E: 0	K: 0	S: 3	R: 0	H: 0	E: 0	K: 0	S: 3	R: 1	H: 2	E: 0	K: 1	S: 7	R: 0	H: 0	E: 0	K: 0	S: 3	R: 0	H: 0	E: 0	K: 1	S: 5	R: 0	H: 0	E: 0	K: 1	S: 5	1B: 6	SF: 1	2B: 0	SAC: 1	3B: 0	DP: 1	HR: 1	HBP: 1	WP: 0	PA: 38
--------------	------	------	------	------	------	------	--------	-------	------	------	------	------	------	------	------	------	------	------	------	------	------	------	------	------	------	------	------	------	------	------	------	------	------	------	------	------	------	------	------	------	------	------	------	------	------	------	------	------	------	------	------	------	------	------	-------	-------	-------	--------	-------	-------	-------	--------	-------	--------

PITCHER	IP	WLS	BF	H	R	ER	SO	BB	IBB	HBP	BLK	WP	HR	S	P	ERA	WHIP
Gene Brabender, R (1, 1) ERA: 4.28	6.1	W	30	7	3	3	4	3	1	1	0	0	1	33	50	4.26	1.579
Diego Segui, R (7, 1) ERA: 3.44	2.2	S	8	0	0	0	1	0	0	0	0	0	0	10	10	0.00	0.000

**BOTTOM**

**Seattle Pilots @ Kansas City Royals**  
Municipal Stadium, Kansas City, MO  
Sun Jul 06 1969, 4:33 AM EDT  
Att: 26,480 - Unknown - 88 F

livebaseballscores.com

<b>AB</b>	<b>31</b>
<b>R</b>	<b>3</b>
<b>H</b>	<b>7</b>
<b>RBI</b>	<b>3</b>
<b>BB</b>	<b>4</b>
<b>SO</b>	<b>5</b>
<b>LOB</b>	<b>14</b>



Batter	1	2	3	4	5	6	7	8	9	AB R H RBI BB SO LOB	TOP	
Sandy Alomar Sr., S OBP: 0.269, SLG: 0.261 (1, 4) X	0-0 4-3		0-0 F9		0-0 4-3		0-3 K		0-0 3-1	5 0 0 0 0 1 2		
Bill Voss, L OBP: 0.316, SLG: 0.312 (1, 9) X	0-0 P5		0-3 K		0-0 F5			0-0 1-3		4 0 0 0 0 1 0		
Jim Fregosi, R OBP: 0.358, SLG: 0.404 (1, 6) X	0-0 1B 2B			4-0 5-3 1B 1B BB	0-0 P4			0-0 6-3		3 1 1 0 1 0 0		
Jay Johnstone, L OBP: 0.286, SLG: 0.349 (1, 8) B B B B	4-0 1B BB			0-0 5-3 1B 1B		0-0 3-1		0-0 F8		3 1 1 0 1 0 0		
Bubba Morton, R OBP: 0.384, SLG: 0.482 (1, 7) X	0-0 1B			0-0 5-3		0-3 K2-3			0-3 K	3 0 1 0 0 1 2		
Lou Johnson, R OBP: 0.270, SLG: 0.255 (6, 7)	1-2 2-H 1B			1-2 2-3						1 0 0 0 0 1 0		
Jim Spencer, L OBP: 0.333, SLG: 0.339 (1, 3) X		0-0 G3		4-0 1B IBB		0-0 1B			0-0 3-1	3 0 1 0 1 0 0		
Joe Azcue, R OBP: 0.309, SLG: 0.281 (1, 2)		0-3 K		0-0 HR 1B		0-3 K			0-0 1B 2B	4 2 2 2 0 2 1		
Aurelio Rodriguez, R OBP: 0.279, SLG: 0.326 (1, 5) X		0-0 F7		0-0 HR			0-0 F8		4-0 1B IBB	3 1 1 2 1 0 0		
Andy Messersmith, R OBP: 0.229, SLG: 0.129 (1, 1)			0-3 K	0-3 K			0-0 4-3		0-0 1B	4 0 1 1 0 2 0		
<b>Inning Stats</b>	R: 0 H: 2 E: 0 LOB: 2 K: 0 BB: 1 S: 4 P: 8	R: 0 H: 0 E: 0 LOB: 0 K: 1 BB: 0 S: 5 P: 5	R: 0 H: 0 E: 0 LOB: 0 K: 2 BB: 0 S: 7 P: 7	R: 4 H: 3 E: 0 LOB: 0 K: 1 BB: 2 S: 7 P: 15	R: 0 H: 0 E: 0 LOB: 0 K: 0 BB: 0 S: 3 P: 3	R: 0 H: 1 E: 0 LOB: 1 K: 2 BB: 0 S: 8 P: 8	R: 0 H: 0 E: 0 LOB: 0 K: 1 BB: 0 S: 5 P: 5	R: 0 H: 0 E: 0 LOB: 0 K: 0 BB: 0 S: 3 P: 3	R: 1 H: 2 E: 0 LOB: 2 K: 1 BB: 1 S: 7 P: 11	1B: 5 SF: 0 2B: 2 SAC: 0 3B: 0 DP: 0 HR: 1 HBP: 0	WP: 0 PA: 37 PB: 0 SB: 0 CS: 0	
<b>PITCHER</b>	IP WLS BF H R ER SO BB IBB HBP BLK WP HR S P ERA WHIP											
Marty Pattin, R ERA: 4.74 (1, 1)	7.0 L 28 6 4 4 7 2 1 0 0 0 1 39 51 5.14 1.143											
Bob Locker, R ERA: 4.13 (8, 1)	2.0 9 2 1 1 1 0 1 0 0 0 0 10 14 4.50 1.000											

California Angels @ Seattle Pilots  
 Sicks Stadium, Boston, MA  
 Mon Jul 07 1969, 10:05 PM EDT  
 Att. 6,951 - Unknown

livebaseballscorecards.com

AB 33  
 R 5  
 H 8  
 RBI 5  
 BB 4  
 SO 8  
 LOB 5





Batter	1	2	3	4	5	6	7	8	9	AB	R	H	RBI	BB	SO	LOB
Steve Hovley, L OBP: 0.344, SLG: 0.531 (1, 9)	0-0 PB 5-3 2B	0-0 E4 1-2 2-3			0-0 F7			0-0 FC4-8 1B		4	1	2	0	0	0	2
Gus Gil, R OBP: 0.321, SLG: 0.298 (1, 5) (8, 6)	0-3 K 2-3	0-0 6-3			0-0 P3			0-0 FC4-6 1-2f		4	0	0	0	0	1	5
Tommy Davis, R OBP: 0.266, SLG: 0.331 (1, 7)	0-0 5-3		0-0 6-3		0-0 P3			0-0 F9		4	0	0	1	0	0	1
Don Mincher, L OBP: 0.368, SLG: 0.449 (1, 3)	4-0 S BB		0-3 K		0-0 P6			0-0 F2		3	0	0	0	1	1	1
Wayne Comer, R OBP: 0.358, SLG: 0.404 (1, 8)	0-3 K 1-2		4-0 WP BB		0-0 F9			0-0 F9		3	0	0	0	1	1	1
Jerry McNertney, R OBP: 0.300, SLG: 0.398 (1, 2)		0-0 E 2B	0-0 F8 1-2		0-0 F7			4-0 G4-6-3 BB		3	0	1	0	1	0	1
John Donaldson, L OBP: 0.266, SLG: 0.260 (1, 4)		0-0 6-3		0-0 3-1			0-0 G6-4-3 1B	0-0 G4-6-3 BB		4	0	1	0	0	0	2
Gordy Lund, R OBP: 0.167, SLG: 0.167 Merritt Ranew, L (7, PH) OBP: 0.378, SLG: 0.308 Bob Locker, S (8, 1)		0-3 K		0-0 6-3			0-3 K			2	0	0	0	0	1	1
Marty Pattin, R OBP: 0.217, SLG: 0.200 Rich Rollins, R (7, PH) OBP: 0.272, SLG: 0.330 (8, 5)		4-0 E BB		0-0 F9			0-0 G6-4-3 1-2f			1	0	0	0	1	0	0
										1	0	0	0	0	0	1

<b>Inning Stats</b>	R: 1 E: 0 K: 2 S: 8	H: 1 LOB: 1 BB: 1 P: 12	R: 0 E: 1 K: 1 S: 7	H: 1 LOB: 3 BB: 1 P: 11	R: 0 E: 0 K: 1 S: 5	H: 0 LOB: 1 BB: 1 P: 9	R: 0 E: 0 K: 0 S: 3	H: 0 LOB: 0 BB: 0 P: 3	R: 0 E: 0 K: 0 S: 3	H: 0 LOB: 0 BB: 0 P: 3	R: 0 E: 0 K: 1 S: 5	H: 1 LOB: 0 BB: 0 P: 5	R: 0 E: 0 K: 0 S: 4	H: 1 LOB: 1 BB: 0 P: 4	R: 0 E: 0 K: 0 S: 2	H: 0 LOB: 0 BB: 1 P: 6	1B: 2 2B: 2 3B: 0 HR: 0	SF: 0 SAC: 0 DP: 2 HBP: 0	WP: 1 PB: 1 SB: 1 CS: 0	PA: 34
---------------------	------------------------------	----------------------------------	------------------------------	----------------------------------	------------------------------	---------------------------------	------------------------------	---------------------------------	------------------------------	---------------------------------	------------------------------	---------------------------------	------------------------------	---------------------------------	------------------------------	---------------------------------	----------------------------------	------------------------------------	----------------------------------	--------


<b>PITCHER</b> Andy Messersmith, R ERA: 2.63 (1, 1)	IP 9.0	WLS W	BF 34	H 4	R 1	ER 0	SO 5	BB 4	IBB 0	HBP 0	BLK 0	WP 1	HR 0	S 40	P 56	ERA 0.00	WHIP 0.889	<b>PITCHER</b>	IP 9.0	WLS W	BF 34	H 4	R 1	ER 0	SO 5	BB 4	IBB 0	HBP 0	BLK 0	WP 1	HR 0	S 40	P 56	ERA 0.00	WHIP 0.889
--	-----------	----------	----------	--------	--------	---------	---------	---------	----------	----------	----------	---------	---------	---------	---------	-------------	---------------	----------------	-----------	----------	----------	--------	--------	---------	---------	---------	----------	----------	----------	---------	---------	---------	---------	-------------	---------------

**BOTTOM**

**California Angels @ Seattle Pilots**  
Sicks Stadium, Boston, MA  
Mon Jul 07 1969, 10:05 PM EDT  
Att. 6,951 - Unknown

livebaseballscorecards.com

<b>AB</b>	<b>30</b>
<b>R</b>	<b>1</b>
<b>H</b>	<b>4</b>
<b>RBI</b>	<b>1</b>
<b>BB</b>	<b>4</b>
<b>SO</b>	<b>5</b>
<b>LOB</b>	<b>16</b>



Batter	1	2	3	4	5	6	7	8	9	AB R H RBI BB SO LOB	TOP											
Sandy Alomar Sr., S OBP: 0.276, SLG: 0.269 (1, 4)	0-0 6-3		0-0 1-2 1B			4-0 BB		0-0 2B		3 0 2 0 1 0 0												
Jay Johnstone, L OBP: 0.285, SLG: 0.359 (1, 8)	0-0 HR		0-0 F8			0-0 F9		0-0 3-1		4 1 1 1 0 0 4												
Jim Fregosi, R OBP: 0.354, SLG: 0.399 (1, 6)	0-0 1-3		0-0 6-3			0-0 F9				4 0 0 0 0 0 3												
Rick Reichardt, R OBP: 0.358, SLG: 0.406 (1, 7)	0-3 K			0-0 2-3		0-0 5-3				4 0 0 0 0 1 1												
Bubba Morton, R OBP: 0.388, SLG: 0.477 (1, 9)		0-0 F8		4-0 BB G6-4-3		0-3 K		0-0 1B		3 0 1 0 1 1 0												
Joe Azcue, R OBP: 0.302, SLG: 0.273 (1, 2)		0-0 F7		0-0 G6-4-3 1-2f		0-0 5-3		0-0 F9		4 0 0 0 0 0 2												
Aurelio Rodriguez, R OBP: 0.276, SLG: 0.323 (1, 5)		0-0 5-3			0-3 K		0-0 F9			3 0 0 0 0 1 0												
Jim Spencer, L OBP: 0.333, SLG: 0.339 (1, 3)			0-0 1B 1B		0-0 4-3			0-0 P4		3 0 1 0 0 0 0												
Jim McGlothlin, R OBP: 0.114, SLG: 0.088 (1, 1)			0-0 P5		0-3 K			0-0 6-3		2 0 0 0 0 1 1												
Eddie Fisher, R (7, 1)										0 0 0 0 0 0 0												
Lou Johnson, R (8, PH)										1 0 0 0 0 0 0												
Hoyt Wilhelm, R (8, 1)										0 0 0 0 0 0 0												
<b>Inning Stats</b>	R: 1 E: 0 K: 1 S: 6	H: 1 LOB: 0 BB: 0 P: 6	R: 0 E: 0 K: 0 S: 3	H: 0 LOB: 0 BB: 0 P: 3	R: 0 E: 0 K: 0 S: 5	H: 2 LOB: 2 BB: 0 P: 5	R: 0 E: 0 K: 0 S: 2	H: 0 LOB: 0 BB: 1 P: 6	R: 0 E: 0 K: 2 S: 7	H: 0 LOB: 0 BB: 0 P: 7	R: 0 E: 0 K: 1 S: 3	H: 0 LOB: 1 BB: 1 P: 7	R: 0 E: 0 K: 1 S: 5	H: 0 LOB: 0 BB: 0 P: 5	R: 0 E: 0 K: 0 S: 4	H: 1 LOB: 1 BB: 0 P: 4	R: 0 E: 0 K: 0 S: 4	H: 1 LOB: 1 BB: 0 P: 4	1B: 3 2B: 1 3B: 0 HR: 1	SF: 0 SAC: 0 DP: 1 HBP: 0	WP: 0 PB: 0 SB: 0 CS: 0	PA: 33
<b>PITCHER</b> Garry Roggenburk, L (1, 1) ERA: 5.34	IP: 9.0 WLS: W BF: 33 H: 5 R: 1 ER: 1 SO: 4 BB: 2 IBB: 0 HBP: 0 BLK: 0 WP: 0 HR: 1 S: 39 P: 47 ERA: 1.00 WHIP: 0.778											<b>PITCHER</b>	IP: 9.0 WLS: W BF: 33 H: 5 R: 1 ER: 1 SO: 4 BB: 2 IBB: 0 HBP: 0 BLK: 0 WP: 0 HR: 1 S: 39 P: 47 ERA: 1.00 WHIP: 0.778									

California Angels @ Seattle Pilots  
 Sicks Stadium, Boston, MA  
 Tue Jul 08 1969, 10:05 PM EDT  
 Att. 6,877 - Unknown

livebaseballscorecards.com

AB	31
R	1
H	5
RBI	1
BB	2
SO	4
LOB	11



Batter	1	2	3	4	5	6	7	8	9	AB R H RBI BB SO LOB
Steve Hovley, L OBP: 0.389, SLG: 0.543 (1, 9)	0-0 FC5-4 1B	0-0 4-3			0-0 4-3 1B		4-0 CS BB			3 0 2 0 1 0 1
Gus Gil, R OBP: 0.312, SLG: 0.289 (1, 5)	0-0 FC5-4 1-2f HR		0-0 F7		0-0 4-3 1-2		0-0 F8 1-2 2-3			4 1 0 0 0 0 4
Tommy Davis, R OBP: 0.263, SLG: 0.326 (1, 7)	0-0 E5 1-2 HR		0-0 F8		0-0 6-3			0-3 K		4 1 0 0 0 1 2
Tommy Harper, R OBP: 0.356, SLG: 0.312 (9, 8)										0 0 0 0 0 0 0
Don Mincher, L OBP: 0.374, SLG: 0.469 (1, 3)	0-0 1-H 2-H HR		0-0 G3			4-0 CS BB		0-0 FC6-5 2B		3 1 2 3 1 0 0
Wayne Comer, R OBP: 0.356, SLG: 0.402 (1, 8) (9, 7)	0-0 6-3			0-0 F9 1-3 1B		0-0 F9 1-2		0-0 FC6-5 2-3		4 0 1 0 0 0 2
Jerry McNertney, R OBP: 0.300, SLG: 0.392 (1, 2)	0-0 F9			0-0 1-3 1-2		4-0 BB		0-3 K		3 0 0 0 1 1 2
John Donaldson, L OBP: 0.259, SLG: 0.252 (1, 4)			0-0 4-3		0-0 F9 2-3		0-0 3-1			3 0 0 0 0 0 2
Ray Oyler, R OBP: 0.289, SLG: 0.322 (1, 6)					0-0 6-3			0-0 CS SH3-4 1B		1 0 1 0 0 0 0
Gordy Lund, R OBP: 0.214, SLG: 0.214 (4, 6)										2 0 1 0 0 0 1
Garry Roggenburk, R OBP: 0.111, SLG: 0.111 (1, 1)		0-3 K					0-0 4-3	0-0 SH3-4 1-2		2 0 0 0 0 1 1

Inning Stats	R: 3	H: 2	E: 1	K: 0	S: 6	LOB: 0	BB: 0	P: 6	R: 0	H: 1	E: 0	K: 1	S: 6	LOB: 1	BB: 0	P: 6	R: 0	H: 0	E: 0	K: 0	S: 3	LOB: 0	BB: 0	P: 3	R: 0	H: 1	E: 0	K: 0	S: 4	LOB: 1	BB: 0	P: 4	R: 0	H: 0	E: 0	K: 0	S: 2	LOB: 1	BB: 2	P: 10	R: 0	H: 1	E: 0	K: 0	S: 3	LOB: 1	BB: 1	P: 7	R: 0	H: 1	E: 0	K: 2	S: 8	LOB: 1	BB: 0	P: 8
PITCHER	IP	WLS	BF	H	R	ER	SO	BB	IBB	HBP	BLK	WP	HR	S	P	ERA	WHIP																																							
Jim McGlothlin, R ERA: 2.72 (1, 1)	6.1	L	27	6	3	2	1	2	0	0	0	0	0	27	35	2.84	1.263																																							
Eddie Fisher, R ERA: 3.0 (7, 1)	0.2		2	0	0	0	0	1	0	0	0	0	0	1	5	0.00	1.500																																							
Hoyt Wilhelm, R ERA: 3.43 (8, 1)	1.0		4	1	0	0	2	0	0	0	0	0	0	8	8	0.00	1.000																																							

BOTTOM

California Angels @ Seattle Pilots  
Sicks Stadium, Boston, MA  
Tue Jul 08 1969, 10:05 PM EDT  
Att. 6,877 - Unknown

livebaseballscores.com

AB	29
R	3
H	7
RBI	3
BB	3
SO	3
LOB	15



WP: 0	PA: 33
PB: 0	
SB: 1	
CS: 3	

Batter	1	2	3	4	5	6	7	8	9	AB R H RBI BB SO LOB	TOP
Sandy Alomar Sr., S OBP: 0.279, SLG: 0.272 (1, 4)	0-0 1B		0-0 1B			0-0 1-3			0-0 E6	4 0 2 0 0 0 0	
Bill Voss, L OBP: 0.309, SLG: 0.304 (1, 9)	0-0 F7		0-0 F7			0-0 1-3			0-0 L4	4 0 0 0 0 0 3	
Jim Fregosi, R OBP: 0.353, SLG: 0.396 (1, 6)	0-3 K				0-0 6-3				0-0 6-3	2 0 0 0 1 1 1	
Ruben Amaro, R OBP: 0.296, SLG: 0.208 (7, 6)										1 0 0 0 0 0 1	
Rick Reichardt, R OBP: 0.354, SLG: 0.401 (1, 7)	0-3 K				0-0 6-3				0-0 G6-4-3	3 0 0 0 0 1 2	
Jay Johnstone, L OBP: 0.282, SLG: 0.355 (1, 8)		0-0 G3			0-0 3-1				0-0 F9	3 0 0 0 0 0 0	
Jim Spencer, L OBP: 0.325, SLG: 0.330 (1, 3)		0-0 4-3			0-0 F8				0-0 F9	3 0 0 0 0 0 0	
Joe Azcue, R OBP: 0.297, SLG: 0.268 (1, 2)		0-0 6-3			0-0 6-3				0-0 F7	3 0 0 0 0 0 0	
Aurelio Rodriguez, R OBP: 0.277, SLG: 0.323 (1, 5)			0-0 1B		0-0 F8				0-0 F7	3 0 1 0 0 0 0	
Clyde Wright, R OBP: 0.333, SLG: 0.333 (1, 1)			0-0 F4			0-0 5-3			0-0 F9	1 0 0 0 0 0 1	
Lou Johnson, R OBP: 0.266, SLG: 0.250 (6, PH)										1 0 0 0 0 0 0	
Eddie Fisher, R (6, 1)										0 0 0 0 0 0 0	
Pedro Borbon, R (7, 1)										0 0 0 0 0 0 0	
Roger Repoz, L OBP: 0.267, SLG: 0.264 (9, PH)										1 0 0 0 0 0 0	
<b>Inning Stats</b>	R: 0 E: 0 K: 2 S: 8 H: 1 LOB: 1 BB: 0 P: 8	R: 0 E: 0 K: 0 S: 3 H: 0 LOB: 0 BB: 0 P: 3	R: 0 E: 0 K: 0 S: 4 H: 2 LOB: 1 BB: 0 P: 4	R: 0 E: 0 K: 0 S: 3 H: 0 LOB: 0 BB: 0 P: 3	R: 0 E: 0 K: 0 S: 3 H: 0 LOB: 0 BB: 0 P: 3	R: 0 E: 0 K: 0 S: 3 H: 0 LOB: 0 BB: 0 P: 3	R: 0 E: 0 K: 0 S: 2 H: 0 LOB: 0 BB: 1 P: 6	R: 0 E: 0 K: 0 S: 3 H: 0 LOB: 0 BB: 0 P: 3	R: 0 E: 1 K: 0 S: 4 H: 0 LOB: 1 BB: 0 P: 4	1B: 3 2B: 0 3B: 0 HR: 0 SF: 0 SAC: 0 DP: 1 HBP: 0	WP: 0 PB: 0 SB: 1 CS: 0 PA: 30
<b>PITCHER</b> Fred Talbot, R ERA: 3.5 (1, 1)	IP: 9.0 WLS: W BF: 30 H: 3 R: 0 ER: 0 SO: 2 BB: 1 IBB: 0 HBP: 0 BLK: 1 WP: 0 HR: 0 S: 33 P: 37 ERA: 0.00 WHIP: 0.444										

California Angels @ Seattle Pilots  
 Sicks Stadium, Boston, MA  
 Wed Jul 09 1969, 10:05 PM EDT  
 Unknown

livebaseballscorecards.com

AB 29  
 R 0  
 H 3  
 RBI 0  
 BB 1  
 SO 2  
 LOB 8



Batter	1	2	3	4	5	6	7	8	9
Tommy Harper, R OBP: 0.357, SLG: 0.314 Steve Hovley, L OBP: 0.389, SLG: 0.543	0-0 F9		0-0 2B S 6-3 1B		0-0 1-2 1-3	0-0 5-3		0-0 FC6-4 1B	
Wayne Comer, R OBP: 0.354, SLG: 0.402	0-0 4-3		0-0 6-3 1-3 1B 2B		0-0 F8	0-0 1-3		0-0 FC6-4 1-2f 1B	
Tommy Davis, R OBP: 0.266, SLG: 0.329 Steve Whitaker, L OBP: 0.371, SLG: 0.424	0-0 4-3		0-0 6-3 2-3 3-H 1B		0-0 2-H 1B		0-0 1B PB 1B	0-0 F7	
Don Mincher, L OBP: 0.372, SLG: 0.465		0-0 F7	0-0 G4-6-3 3-H 1B		0-0 F8		0-0 P3 1-2		
Rich Rollins, R OBP: 0.271, SLG: 0.328		0-0 5-3	0-0 G4-6-3 1-2f			0-0 F7	0-0 1B 2-3 1B		
Jerry McNertney, R OBP: 0.303, SLG: 0.399		0-0 1B 1B		0-3 K		0-0 1B HR 2B	0-0 P4		
John Donaldson, L OBP: 0.276, SLG: 0.271		0-0 BB 1-3 1B		0-0 6-3		0-0 2-3 HR 1B	0-0 1-2 3-H 1B		
Gordy Lund, R OBP: 0.276, SLG: 0.188		4-0 BB 1-2 BB		0-0 F7		4-0 1-2 HR IBB	0-0 1-3		
Fred Talbot, R OBP: 0.286, SLG: 0.333		0-3 K			0-0 1B 1-3 1B	0-0 1-H 2-H 3-H HR		0-0 4-3	

Inning Stats	R: 0 E: 0 K: 0 S: 3	H: 0 LOB: 0 BB: 0 P: 3	R: 0 E: 0 K: 1 S: 7	H: 2 LOB: 3 BB: 1 P: 11	R: 2 E: 0 K: 0 S: 5	H: 3 LOB: 0 BB: 0 P: 5	R: 0 E: 0 K: 1 S: 5	H: 0 LOB: 0 BB: 0 P: 5	R: 1 E: 0 K: 0 S: 5	H: 2 LOB: 1 BB: 0 P: 5	R: 4 E: 0 K: 0 S: 6	H: 3 LOB: 0 BB: 1 P: 10	R: 1 E: 0 K: 0 S: 6	H: 3 LOB: 2 BB: 0 P: 6	R: 0 E: 0 K: 0 S: 4	H: 1 LOB: 1 BB: 0 P: 4
--------------	------------------------------	---------------------------------	------------------------------	----------------------------------	------------------------------	---------------------------------	------------------------------	---------------------------------	------------------------------	---------------------------------	------------------------------	----------------------------------	------------------------------	---------------------------------	------------------------------	---------------------------------

PITCHER	IP	WLS	BF	H	R	ER	SO	BB	IBB	HBP	BLK	WP	HR	S	P	ERA	WHIP
Clyde Wright, L ERA: 4.97	(1, 1)	5.0	22	7	3	3	2	1	0	0	0	0	0	25	29	5.40	1.600
Eddie Fisher, R ERA: 3.67	(6, 1)	1.1	10	5	5	5	0	0	1	0	0	0	1	9	13	33.75	3.750
Pedro Borbon, R ERA: 4.83	(7, 1)	1.2	7	2	0	0	0	0	0	0	0	0	0	7	7	0.00	1.200


**BOTTOM**

AB	R	H	RBI	BB	SO	LOB
5	1	2	0	0	0	1
0	0	0	0	0	0	0
5	1	1	0	0	0	2
4	1	2	2	0	0	1
1	0	0	0	0	0	1
4	0	1	1	0	0	2
4	0	1	0	0	0	1
4	1	2	0	0	1	2
4	1	3	1	0	0	0
2	1	0	0	2	0	2
4	2	2	4	0	1	3

**California Angels @ Seattle Pilots**  
**Sicks Stadium, Boston, MA**  
Wed Jul 09 1969, 10:05 PM EDT  
Unknown

AB	37
R	8
H	14
RBI	8
BB	2
SO	2
LOB	15

WP: 0 PA: 39  
PB: 1  
SB: 1  
CS: 0



livebaseballscorecards.com

Batter	1	2	3	4	5	6	7	8	9	AB R H RBI BB SO LOB	TOP		
<b>Sandy Alomar Sr., S</b> OBP: 0.284, SLG: 0.278 (1, 4) X	0-0 1B SF9 1B	0-0 F7			0-0 2B 1B		0-0 6-3 S 1B		0-0 1-3	5 2 3 0 0 0 1			
<b>Bill Voss, L</b> OBP: 0.311, SLG: 0.313 (1, 9) X	0-0 1B BB E 1B		0-3 K		0-0 1-H 2B		0-0 6-3 1-3		0-0 4-3	5 1 2 1 0 1 2			
<b>Jim Fregosi, R</b> OBP: 0.355, SLG: 0.393 (1, 6) B B B	4-0 1-2 E BB		4-0 BB		0-3 K		0-0 5-3			2 1 0 0 2 1 2			
<b>Jay Johnstone, L</b> OBP: 0.282, SLG: 0.355 (1, 8) X	0-0 SF9		0-3 K		0-0 1-3			0-0 CS 1B		3 0 1 1 0 1 2			
<b>Rick Reichardt, R</b> OBP: 0.349, SLG: 0.394 (1, 7) X	0-0 F7		0-0 P4		0-3 K			0-3 1-2 K		4 0 0 0 0 2 4			
<b>Jim Spencer, L</b> OBP: 0.331, SLG: 0.336 (1, 3) X	0-0 E6 1-H 2-H 1B		0-0 4-3		0-0 1B			0-3 K		4 0 2 0 0 1 0			
<b>Aurelio Rodriguez, R</b> OBP: 0.276, SLG: 0.320 (1, 5) X	0-0 5-3		0-0 L6		0-3 K				4-0 S 2B BB	3 1 0 0 1 1 2			
<b>Tom Egan, R</b> OBP: 0.204, SLG: 0.153 (1, 2) S S S		0-3 K		0-0 F7		0-0 L4			0-0 4-3 1-H 2B	4 0 1 1 0 1 1			
<b>George Brunet, R</b> OBP: 0.154, SLG: 0.087 (1, 1) X		0-0 P6		0-0 F8		0-3 K			0-0 4-3 2-3	4 0 0 0 0 1 1			
<b>Inning Stats</b>	R: 3 E: 1 K: 0 S: 6 H: 3 LOB: 1 BB: 1 P: 10	R: 0 E: 0 K: 1 S: 5 H: 0 LOB: 0 BB: 0 P: 5	R: 0 E: 0 K: 2 S: 7 H: 0 LOB: 1 BB: 1 P: 11	R: 0 E: 0 K: 0 S: 3 H: 0 LOB: 0 BB: 0 P: 3	R: 1 E: 0 K: 1 S: 7 H: 2 LOB: 1 BB: 0 P: 7	R: 0 E: 0 K: 2 S: 8 H: 1 LOB: 1 BB: 0 P: 8	R: 0 E: 0 K: 1 S: 6 H: 1 LOB: 1 BB: 0 P: 6	R: 0 E: 0 K: 2 S: 7 H: 1 LOB: 0 BB: 0 P: 7	R: 1 E: 0 K: 0 S: 4 H: 1 LOB: 1 BB: 1 P: 8	1B: 7 2B: 3 3B: 0 HR: 0 SF: 1 SAC: 0 DP: 1 HBP: 0	WP: 0 PB: 0 SB: 2 CS: 1 PA: 38		
<b>PITCHER</b>	IP WLS BF H R ER SO BB IBB HBP BLK WP HR S P ERA WHIP											<b>PITCHER</b>	IP WLS BF H R ER SO BB IBB HBP BLK WP HR S P ERA WHIP
<b>John Gelnar, R</b> ERA: 2.48 (1, 1)	5.0 L 22 5 4 2 4 2 0 0 0 0 0 0 28 36 3.60 1.400												
<b>Jim Bouton, R</b> ERA: 3.48 (6, 1)	2.0 8 2 0 0 3 0 0 0 0 0 0 0 14 14 0.00 1.000												
<b>Diego Segui, R</b> ERA: 3.47 (8, 1)	2.0 8 2 1 1 2 1 0 0 0 0 0 0 11 15 4.50 1.500												

California Angels @ Seattle Pilots  
 Sicks Stadium, Boston, MA  
 Wed Jul 09 1969, 10:05 PM EDT  
 Att. 8,461 - Unknown

livebaseballscorecards.com

AB	34
R	5
H	9
RBI	3
BB	3
SO	9
LOB	15



Batter	1	2	3	4	5	6	7	8	9	AB	R	H	RBI	BB	SO	LOB					
Steve Hovley, L (1, 9) OBP: 0.375, SLG: 0.513	0-0 1B		0-0 F7			0-0 4-3	0-0 G3			4	0	1	0	0	0	2					
Wayne Comer, R (1, 8) OBP: 0.349, SLG: 0.395	0-3 K		0-0 5-3			0-0 F7		0-0 F7		4	0	0	0	0	1	1					
Tommy Davis, R (1, 7) OBP: 0.269, SLG: 0.331	0-0 1B			0-0 P4		0-0 WP 1B		0-0 6-3		4	0	2	0	0	0	0					
Don Mincher, L (1, 3) OBP: 0.370, SLG: 0.462	0-0 4-1			0-3 K		0-0 E1		0-0 1B		4	0	1	0	0	1	2					
Gus Gil, R (1, 5) (9, 4) OBP: 0.310, SLG: 0.282		4-0 PB 1B BB		0-0 F7		0-0 F8		0-0 F8		3	0	0	0	1	0	3					
Jim Pagliaroni, R (1, 2) OBP: 0.302, SLG: 0.302		0-0 F7			0-0 F9		0-0 FC4-6 1B		0-0 P4	4	0	1	0	0	0	1					
John Donaldson, L (1, 4) Ray Oylar, R (9, 6) OBP: 0.277, SLG: 0.273 OBP: 0.288, SLG: 0.320		0-0 FC6-4 1B		0-3 K			0-0 FC4-6 1B		0-0 6-3	3	0	1	0	0	1	1					
Gordy Lund, R (1, 6) (9, 5) OBP: 0.318, SLG: 0.211		0-0 FC6-4			4-0 FC6-4 BB		0-0 1-2 1B		0-0 P6	1	0	0	0	0	0	0					
John Gelnar, R (1, 1) Rich Rollins, R (5, PH) Jim Bouton, R (6, 1) Jerry McNertney, R (7, PH) Diego Segui, R (8, 1) OBP: 0.270, SLG: 0.326 OBP: 0.302, SLG: 0.397 OBP: 0.133, SLG: 0.071			0-3 K		0-0 FC6-4		0-3 K			1	0	0	0	0	1	0					
<b>Inning Stats</b>	R: 0 E: 0 K: 1 S: 6	H: 2 LOB: 1 BB: 0 P: 6	R: 0 E: 0 K: 0 S: 3	H: 1 LOB: 1 BB: 1 P: 7	R: 0 E: 0 K: 1 S: 5	H: 0 LOB: 0 BB: 0 P: 5	R: 0 E: 0 K: 1 S: 5	H: 0 LOB: 1 BB: 1 P: 9	R: 0 E: 1 K: 0 S: 5	H: 1 LOB: 2 BB: 0 P: 5	R: 0 E: 0 K: 1 S: 7	H: 2 LOB: 2 BB: 0 P: 7	R: 0 E: 0 K: 0 S: 4	H: 1 LOB: 1 BB: 0 P: 4	R: 0 E: 0 K: 0 S: 3	H: 0 LOB: 0 BB: 0 P: 3	1B: 7 2B: 0 3B: 0 HR: 0	SF: 0 SAC: 0 DP: 0 HBP: 0	WP: 1 PB: 1 SB: 0 CS: 0	PA: 35	
<b>PITCHER</b> George Brunet, L (1, 1) ERA: 3.87	IP 9.0	WLS W	BF 35	H 7	R 0	ER 0	SO 5	BB 2	IBB 0	HBP 0	BLK 0	WP 1	HR 0	S 43	P 51	ERA 0.00	WHIP 1.000				
<b>PITCHER</b>	IP	WLS	BF	H	R	ER	SO	BB	IBB	HBP	BLK	WP	HR	S	P	ERA	WHIP				

**BOTTOM**

**California Angels @ Seattle Pilots**  
**Sicks Stadium, Boston, MA**  
 Wed Jul 09 1969, 10:05 PM EDT  
 Att. 8,461 - Unknown

livebaseballscorecards.com

<b>AB</b>	<b>33</b>
<b>R</b>	<b>0</b>
<b>H</b>	<b>7</b>
<b>RBI</b>	<b>0</b>
<b>BB</b>	<b>2</b>
<b>SO</b>	<b>5</b>
<b>LOB</b>	<b>14</b>



Batter	1	2	3	4	5	6	7	8	9	AB R H RBI BB SO LOB	TOP																													
Steve Hovley, L (1, 9) OBP: 0.341, SLG: 0.465	0-0 4-3		0-0 L3		0-0 F4			0-0 F8		4 0 0 0 0 0 1																														
Gus Gil, R (1, 4) OBP: 0.302, SLG: 0.274	0-0 5-3		0-0 6-3			0-0 6-3		0-0 F9		4 0 0 0 0 0 1																														
Wayne Comer, R (1, 8) OBP: 0.348, SLG: 0.391	0-0 F3			4-0 1B 1B WP BB		0-0 5-3		0-0 5-3		3 1 0 0 1 0 0																														
Tommy Davis, R (1, 7) OBP: 0.275, SLG: 0.338		0-0 WP G6-4-3 2B		0-0 WP 1B G4-6-3 1B		0-0 L9		4-0 BB		3 2 2 0 1 0 0																														
Don Mincher, L (1, 3) OBP: 0.375, SLG: 0.462		4-0 G6-4-3 2-3 BB		0-0 G4-6-3 1-2 2-3 1B		4-0 BB		0-3 K		2 0 1 0 2 1 1																														
Jerry McNertney, R (1, 2) OBP: 0.296, SLG: 0.389		0-0 G6-4-3 1-2f 3-H		0-0 G4-6-3 1-2f 2-H 3-H		0-0 F2		0-0 5-3		4 0 0 0 0 0 4																														
Ron Clark, R (1, 5) OBP: 0.091, SLG: 0.091		0-0 5-6-3		0-0 L7		0-0 F3				3 0 0 0 0 0 1																														
Gordy Lund, R (1, 6) OBP: 0.320, SLG: 0.227			0-0 1B		0-3 K		0-0 F8			3 0 1 0 0 1 1																														
Gene Brabender, R (1, 1) OBP: 0.167, SLG: 0.118			0-3 K		0-0 2-3			0-3 K		2 0 0 0 0 1 1																														
John O'Donoghue, R (5, 1)										0 0 0 0 0 0 0																														
Tommy Harper, R (8, PH) OBP: 0.355, SLG: 0.313										1 0 0 0 0 1 0																														
Dick Baney, R (8, 1)										0 0 0 0 0 0 0																														
<b>Inning Stats</b>	R: 0 E: 0 K: 0 S: 3	H: 0 LOB: 0 BB: 0 P: 3	R: 1 E: 0 K: 0 S: 3	H: 1 LOB: 0 BB: 1 P: 7	R: 0 E: 0 K: 1 S: 6	H: 1 LOB: 1 BB: 0 P: 6	R: 2 E: 0 K: 0 S: 4	H: 2 LOB: 0 BB: 1 P: 8	R: 0 E: 0 K: 1 S: 5	H: 0 LOB: 0 BB: 0 P: 5	R: 0 E: 0 K: 0 S: 3	H: 0 LOB: 0 BB: 0 P: 3	R: 0 E: 0 K: 0 S: 3	H: 0 LOB: 1 BB: 1 P: 7	R: 0 E: 0 K: 1 S: 5	H: 0 LOB: 0 BB: 0 P: 5	R: 0 E: 0 K: 1 S: 5	H: 0 LOB: 1 BB: 1 P: 9	1B: 3 2B: 1 3B: 0 HR: 0	SF: 0 SAC: 0 DP: 2 HBP: 0	WP: 2 PB: 0 SB: 0 CS: 0	PA: 33																		
<b>PITCHER</b> Tom Hall, L (1, 1) ERA: 4.15	IP 9.0	WLS W	BF 33	H 4	R 3	ER 3	SO 4	BB 4	IBB 0	HBP 0	BLK 0	WP 2	HR 0	S 37	P 53	ERA 3.00	WHIP 0.889						<b>PITCHER</b>	IP 9.0	WLS W	BF 33	H 4	R 3	ER 3	SO 4	BB 4	IBB 0	HBP 0	BLK 0	WP 2	HR 0	S 37	P 53	ERA 3.00	WHIP 0.889

Seattle Pilots @ Minnesota Twins  
Metropolitan Stadium, Bloomington, MI

Fri Jul 11 1969, 8:05 PM EDT  
Att. 19,221 - Unknown - 86 F

livebaseballscorecards.com

AB	29
R	3
H	4
RBI	0
BB	4
SO	4
LOB	10





Batter	1	2	3	4	5	6	7	8	9
<b>Ted Uhlaender, L</b> (1, 7) OBP: 0.334, SLG: 0.339	0-0 5-3 1-H HR	0-0 1-H HR			0-0 CS 1B		H 1-0 G3 HBP	B B B B 4-0 1-2 2-3 FC6-4 BB	
<b>Rod Carew, L</b> (1, 4) OBP: 0.407, SLG: 0.530	0-0 F9	0-3 K			0-0 1-2 3B 1B		X 0-0 G3 1-2f	X 0-0 FC6-4 1-2f	
<b>Tony Oliva, L</b> (1, 9) OBP: 0.396, SLG: 0.524	4-0 HR BB		X 0-0 3-1		0-0 1-H 2B 3B		X 0-0 L7		
<b>Harmon Killebrew, R</b> (1, 5) OBP: 0.418, SLG: 0.610 <b>Frank Quilici, R</b> (9, 5) OBP: 0.258, SLG: 0.244	0-0 1-H HR		X 0-0 5-3		0-0 3-H 1B 2B		X 0-0 HR		
<b>Rich Reese, L</b> (1, 3) OBP: 0.347, SLG: 0.526	0-0 2B		X 0-3 K		0-0 2-H 1B		X 0-0 1B 3B		
<b>John Roseboro, L</b> (1, 2) OBP: 0.367, SLG: 0.367	0-0 4-3		X 0-0 F8		0-0 L8		X 0-0 BB 1B 1B		
<b>Leo Cardenas, R</b> (1, 6) OBP: 0.349, SLG: 0.397		X 0-0 F7		X 0-0 6-3		S 0-3 K	X 0-0 F9		
<b>Cesar Tovar, R</b> (1, 8) OBP: 0.293, SLG: 0.343		H 1-0 S HR HBP		X 0-0 6-3		X 0-0 4-3	X 0-0 BB 1B		
<b>Tom Hall, L</b> (1, 1) OBP: 0.143, SLG: 0.190		S 0-3 K		X 0-0 F2		S 0-3 K	X 0-0 F7		

Inning Stats	R: 2 E: 0 K: 0 S: 5	H: 2 LOB: 1 BB: 1 P: 9	R: 2 E: 0 K: 2 S: 8	H: 1 LOB: 0 BB: 0 P: 9	R: 0 E: 0 K: 1 S: 5	H: 0 LOB: 0 BB: 0 P: 5	R: 0 E: 0 K: 0 S: 3	H: 0 LOB: 0 BB: 0 P: 3	R: 3 E: 0 K: 0 S: 7	H: 5 LOB: 1 BB: 0 P: 7	R: 0 E: 0 K: 2 S: 7	H: 0 LOB: 0 BB: 0 P: 7	R: 0 E: 0 K: 0 S: 2	H: 0 LOB: 0 BB: 0 P: 3	R: 2 E: 0 K: 0 S: 7	H: 4 LOB: 3 BB: 1 P: 11
1B: 5 2B: 2 3B: 2 HR: 3	SF: 0 SAC: 0 DP: 1 HBP: 2	WP: 0 PB: 0 SB: 1 CS: 1														

PITCHER	IP	WLS	BF	H	R	ER	SO	BB	IBB	HBP	BLK	WP	HR	S	P	ERA	WHIP
<b>Gene Brabender, R</b> (1, 1) ERA: 4.74	4.2	L	22	7	7	7	3	1	0	1	0	0	2	26	31	13.50	1.714
<b>John O'Donoghue, L</b> (5, 1) ERA: 2.56	2.1		8	1	0	0	2	0	0	1	0	0	0	11	12	0.00	0.429
<b>Dick Baney, R</b> (8, 1) ERA: 18.0	1.0		8	4	2	2	0	1	0	0	0	0	1	7	11	18.00	5.000

**BOTTOM**

**Seattle Pilots @ Minnesota Twins**  
Metropolitan Stadium, Bloomington, MI  
Fri Jul 11 1969, 8:05 PM EDT  
Att: 19,221 - Unknown - 86 F

[livebaseballscores.com](http://livebaseballscores.com)

<b>AB</b>	<b>34</b>
<b>R</b>	<b>9</b>
<b>H</b>	<b>12</b>
<b>RBI</b>	<b>9</b>
<b>BB</b>	<b>2</b>
<b>SO</b>	<b>5</b>
<b>LOB</b>	<b>10</b>



WP	HR	S	P	ERA	WHIP
0	0	1	1	0.00	0.429

Batter	1	2	3	4	5	6	7	8	9	AB R H RBI BB SO LOB	TOP	
Steve Hovley, L (1, 9) OBP: 0.333, SLG: 0.447	0-0 4-1 1B		0-0 G3			0-0 F9		0-0 F5		4 1 1 0 0 0 0		
Gus Gil, R (1, 4) OBP: 0.301, SLG: 0.273	0-0 4-1 1-2		0-0 5-3			0-0 6-3		0-0 1B		4 0 1 0 0 0 1		
Tommy Davis, R (1, 7) OBP: 0.278, SLG: 0.340	0-0 G4-6-3 2-H 1B			0-0 6-3		0-0 1B		0-0 L9		4 0 2 1 0 0 1		
Don Mincher, L (1, 3) OBP: 0.374, SLG: 0.456	0-0 G4-6-3 1-2f			4-0 1B BB		0-0 L9			0-0 F9	3 0 0 0 1 0 2		
Wayne Comer, R (1, 8) OBP: 0.346, SLG: 0.388		0-0 L1		0-0 G6-3 1-2 1B			0-3 K		0-0 F3	4 0 1 0 0 1 0		
Merritt Ranew, L (1, 5) OBP: 0.367, SLG: 0.286		0-0 4-3		0-0 G6-3 1-2f			4-0 BB		0-0 F8	3 0 0 0 1 0 2		
Jim Pagliaroni, R (1, 2) OBP: 0.288, SLG: 0.286		0-0 E4 FC6-4			0-0 F2		0-3 K			3 0 0 0 0 1 1		
Ron Clark, R (1, 6) OBP: 0.071, SLG: 0.071		0-0 FC6-4 1-2f			0-0 F4		0-0 6-3			3 0 0 0 0 0 2		
Marty Pattin, R (1, 1) OBP: 0.208, SLG: 0.191 John O'Donoghue, R (5, 1) Jim Bouton, R (5, 1) Jerry McNertney, R (8, PH) OBP: 0.295, SLG: 0.387 Jerry Stephenson, L (8, 1)			0-3 K		0-0 6-3			0-0 F6		2 0 0 0 0 1 0 0 0 0 0 0 0 0 0 0 0 0 0 0 0 1 0 0 0 0 0 0 0 0 0 0 0 0 0		
<b>Inning Stats</b>	R: 1 H: 2 E: 0 LOB: 0 K: 0 BB: 0 S: 4 P: 4	R: 0 H: 0 E: 1 LOB: 1 K: 0 BB: 0 S: 4 P: 4	R: 0 H: 0 E: 0 LOB: 0 K: 1 BB: 0 S: 5 P: 5	R: 0 H: 1 E: 0 LOB: 1 K: 0 BB: 1 S: 3 P: 7	R: 0 H: 0 E: 0 LOB: 0 K: 0 BB: 0 S: 3 P: 3	R: 0 H: 1 E: 0 LOB: 1 K: 0 BB: 0 S: 4 P: 4	R: 0 H: 0 E: 0 LOB: 1 K: 2 BB: 1 S: 7 P: 11	R: 0 H: 1 E: 0 LOB: 1 K: 0 BB: 0 S: 4 P: 4	R: 0 H: 0 E: 0 LOB: 0 K: 0 BB: 0 S: 3 P: 3	1B: 5 SF: 0 2B: 0 SAC: 0 3B: 0 DP: 2 HR: 0 HBP: 0	WP: 0 PA: 33 PB: 0 SB: 0 CS: 0	
<b>PITCHER</b> Jim Perry, R (1, 1) ERA: 3.35	IP WLS BF H R ER SO BB IBB HBP BLK WP HR S P ERA WHIP	9.0 W 33 5 1 1 3 2 0 0 0 0 0 0 37 45 1.00 0.778										

Seattle Pilots @ Minnesota Twins  
Metropolitan Stadium, Bloomington, MI

Sat Jul 12 1969, 4:33 AM EDT  
Att. 17,616 - Unknown - 90 F

livebaseballscorecards.com

AB	31
R	1
H	5
RBI	1
BB	2
SO	3
LOB	9



Batter	1	2	3	4	5	6	7	8	9	AB	R	H	RBI	BB	SO	LOB
Ted Uhlaender, L (1, 8) OBP: 0.332, SLG: 0.337	0-0 F8		0-0 F7	0-0 L9	0-0 1B		0-3 K			5	0	1	1	0	1	2
Graig Nettles, L (1, 7) OBP: 0.325, SLG: 0.377	0-3 K		0-0 F9		1B		0-3 K			5	1	1	0	0	2	3
Tony Oliva, L (1, 9) Charlie Manuel, L (7, 9) OBP: 0.399, SLG: 0.529 OBP: 0.374, SLG: 0.355	0-0 L7		0-0 BB 1B		WP SF9 2B		0-0 2B 1B		0-0 E8 1B	4	3	3	0	0	0	0
Harmon Killebrew, R (1, 5) Frank Quilici, R (6, 5) OBP: 0.418, SLG: 0.608 OBP: 0.264, SLG: 0.262		0-3 K	4-0 1B BB		BB FC3-2 BB		0-0 2B 2B		0-0 6-3	1	0	0	0	2	1	0
Rich Reese, L (1, 3) OBP: 0.358, SLG: 0.546		0-0 HR	0-0 FC4 1B		FC3-2 BB 1B		0-0 F9		0-0 1-3 1B	4	2	3	4	1	0	1
John Roseboro, L (1, 2) OBP: 0.363, SLG: 0.361		4-0 BB	0-0 FC4		0-0 SF9		0-0 5-3		0-0 1-3	3	0	0	1	1	0	4
Leo Cardenas, R (1, 6) OBP: 0.352, SLG: 0.400		0-3 K		0-3 K		4-0 FC3-2 1B BB		0-0 2B		3	1	1	1	2	2	1
Cesar Tovar, R (1, 4) OBP: 0.291, SLG: 0.344		0-0 F9		0-0 4-3 2B		0-0 FC3-2 1B		0-0 6-3		5	1	1	0	0	0	7
Jim Perry, S (1, 1) OBP: 0.238, SLG: 0.256			0-0 BB 1B		0-0 4-3		0-0 1B		0-0 3-1	4	1	2	2	0	0	1

Inning Stats	R: 0	H: 0	E: 0	K: 1	S: 5	R: 1	H: 1	E: 0	K: 2	S: 8	R: 2	H: 3	E: 0	K: 0	S: 6	R: 0	H: 1	E: 0	K: 1	S: 6	R: 5	H: 4	E: 0	K: 0	S: 7	R: 2	H: 3	E: 0	K: 0	S: 6	R: 0	H: 0	E: 0	K: 2	S: 7	R: 1	H: 2	E: 1	K: 0	S: 5
	LOB: 0	BB: 0	P: 5	LOB: 1	BB: 1	LOB: 2	BB: 1	LOB: 1	BB: 0	P: 6	LOB: 2	BB: 3	LOB: 2	BB: 3	P: 19	LOB: 0	BB: 0	LOB: 0	BB: 1	P: 9	LOB: 0	BB: 0	LOB: 2	BB: 1	P: 9	LOB: 0	BB: 0	LOB: 1	BB: 0	P: 6	LOB: 0	BB: 0	LOB: 2	BB: 1	P: 9	LOB: 2	BB: 1	P: 9		

PITCHER	IP	WLS	BF	H	R	ER	SO	BB	IBB	HBP	BLK	WP	HR	S	P	ERA	WHIP
Marty Pattin, R (1, 1) ERA: 5.03	4.0	L	22	7	6	6	4	3	0	0	0	1	1	27	39	13.50	2.500
John O'Donoghue, L (5, 1) ERA: 3.09	0.1		3	0	0	0	0	2	0	0	0	0	0	1	9	0.00	6.000
Jim Bouton, R (5, 1) ERA: 3.63	2.2		13	5	4	4	2	0	0	0	0	0	0	17	17	13.50	1.875
Jerry Stephenson, R (8, 1) ERA: 10.13	1.0		6	2	1	0	0	1	0	0	0	0	0	5	9	0.00	3.000


**BOTTOM**

**Seattle Pilots @ Minnesota Twins**  
Metropolitan Stadium, Bloomington, MI

Sat Jul 12 1969, 4:33 AM EDT  
Att: 17,616 - Unknown - 90 F

livebaseballscores.com

<b>AB</b>	<b>37</b>
<b>R</b>	<b>11</b>
<b>H</b>	<b>14</b>
<b>RBI</b>	<b>10</b>
<b>BB</b>	<b>6</b>
<b>SO</b>	<b>6</b>
<b>LOB</b>	<b>20</b>



1B: 9	SF: 1	WP: 1	PA: 44
2B: 4	SAC: 0	PB: 0	
3B: 0	DP: 0	SB: 0	
HR: 1	HBP: 0	CS: 0	

Batter	1	2	3	4	5	6	7	8	9	AB R H RBI BB SO LOB	TOP									
Steve Hovley, L (1, 9) OBP: 0.327, SLG: 0.431	0-0 4-3		0-0 CS 1B			0-3 K		0-0 G1-6-3 1-2f		4 0 1 0 0 1 1	<b>Seattle Pilots @ Minnesota Twins</b> Metropolitan Stadium, Bloomington, MI Sun Jul 13 1969, 4:33 AM EDT Cloudy - 80 F <a href="http://livebaseballscorecards.com">livebaseballscorecards.com</a>									
Gus Gil, R (1, 5) OBP: 0.299, SLG: 0.273	0-0 F9		0-0 L4 1-2			0-0 F3		0-0 1B		4 0 1 0 0 0 1										
Wayne Comer, R (1, 8) OBP: 0.345, SLG: 0.390	0-0 S 2B			0-0 F4		0-0 5-3		0-0 F8		4 0 1 0 0 0 1										
Tommy Davis, R (1, 7) OBP: 0.278, SLG: 0.339	0-0 5-3 2-3			0-0 L7			0-0 FC5-4 SF8 1B		0-0 F9	4 1 1 0 0 0 1										
Don Mincher, L (1, 3) OBP: 0.372, SLG: 0.453		0-0 F5		0-0 E3			0-0 FC5-4 1-2 1B		0-0 3-1	4 0 1 0 0 0 0										
Jerry McNertney, R (1, 2) OBP: 0.299, SLG: 0.404		0-0 1B		0-0 L9			0-0 FC5-4 1B 1-2f 2-3		0-0 HR	4 1 2 1 0 0 3										
Ron Clark, R (1, 4) OBP: 0.056, SLG: 0.059		0-0 L8			0-0 5-3		0-0 SF8		0-0 5-3	3 0 0 1 0 0 1										
Ray Oylar, R (1, 6) OBP: 0.289, SLG: 0.320		0-0 L7			0-3 K		0-0 3-H 0-0 1-3 1B			3 0 1 0 0 1 1										
Garry Roggenbuck, R (1, 1) OBP: 0.100, SLG: 0.100 Merritt Ranew, L (5, PH) OBP: 0.360, SLG: 0.279 Diego Segui, R (5, 1) OBP: 0.133, SLG: 0.071 Tommy Harper, R (8, PH) OBP: 0.357, SLG: 0.315 Dick Baney, R (8, 1)			0-0 4-3			0-0 F8		0-0 G1-6-3 1B		1 0 0 0 0 0 0 1 0 0 0 0 0 0 0 0 0 0 0 0 0 1 0 1 0 0 0 0 0 0 0 0 0 0 0										
<b>Inning Stats</b>	R: 0 E: 0 K: 0 S: 4	H: 1 LOB: 1 BB: 0 P: 4	R: 0 E: 0 K: 0 S: 4	H: 1 LOB: 1 BB: 0 P: 4	R: 0 E: 1 K: 0 S: 4	H: 0 LOB: 1 BB: 0 P: 4	R: 0 E: 0 K: 1 S: 5	H: 0 LOB: 0 BB: 0 P: 5	R: 0 E: 0 K: 1 S: 5	H: 0 LOB: 0 BB: 0 P: 5	R: 1 E: 0 K: 0 S: 5	H: 3 LOB: 2 BB: 0 P: 5	R: 0 E: 0 K: 0 S: 4	H: 2 LOB: 1 BB: 0 P: 4	R: 1 E: 0 K: 0 S: 4	H: 1 LOB: 0 BB: 0 P: 4	1B: 7 2B: 1 3B: 0 HR: 1	SF: 1 SAC: 0 DP: 1 HBP: 0	WP: 0 PB: 0 SB: 1 CS: 1	PA: 34
<b>PITCHER</b> Jim Kaat, L (1, 1) ERA: 2.86	IP: 9.0 WLS: W BF: 34 H: 9 R: 2 ER: 2 SO: 2 BB: 0 IBB: 0 HBP: 0 BLK: 0 WP: 0 HR: 1 S: 38 P: 38 ERA: 2.00 WHIP: 1.000																			



Batter	1	2	3	4	5	6	7	8	9	AB R H RBI BB SO LOB
<b>Cesar Tovar, R</b> OBP: 0.293, SLG: 0.357 (1, 8) (8, 4)	0-0 1B 1B	0-0 5-3		0-0 HR		0-3 K		0-0 F8		5 2 2 1 0 1 2
<b>Rich Reese, L</b> OBP: 0.359, SLG: 0.543 (1, 3) S S S	0-3 K	0-0 F4		0-0 BB 1B		0-0 4-3		0-0 1B		5 1 2 0 0 1 2
<b>Harmon Killebrew, R</b> OBP: 0.421, SLG: 0.607 (7, PR) <b>Ted Uhlaender, L</b> OBP: 0.331, SLG: 0.335 (8, 8)	0-0 1B 1-2 1B		0-0 F7	4-0 1B 1-2 BB		4-0 S 1B BB		0-0 F9		2 0 1 0 2 0 0 1 1 0 0 0 0 2
<b>Tony Oliva, L</b> OBP: 0.398, SLG: 0.526 (1, 9)	0-0 F9		0-0 3-1	0-0 1B		0-0 F6		0-0 F6		4 0 1 1 0 0 3
<b>Bob Allison, R</b> OBP: 0.327, SLG: 0.351 (7, PH) <b>Graig Nettles, L</b> OBP: 0.323, SLG: 0.374 (8, 7)	0-0 1B 1-2 2-H 1B		4-0 BB		0-0 F9		0-3 K			2 0 1 1 1 0 0 1 0 0 0 0 1 2
<b>Leo Cardenas, R</b> OBP: 0.357, SLG: 0.406 (1, 6)	0-0 1B 1-2 2-3 1B		0-0 F6		0-0 2B		4-0 1B IBB			3 0 2 0 1 0 1
<b>Frank Quilici, R</b> OBP: 0.274, SLG: 0.307 (1, 4) (8, 5)	0-0 F6			0-0 HR		0-3 K		0-0 1B		4 1 2 2 0 1 4
<b>John Roseboro, L</b> OBP: 0.356, SLG: 0.354 (1, 2)		0-3 K		0-0 F9		0-0 F8		0-0 F8		4 0 0 0 0 1 1
<b>Jim Kaat, L</b> OBP: 0.196, SLG: 0.302 (1, 1)		0-0 2B		0-0 4-3		0-3 K		0-0 1B 1B		4 0 2 0 0 1 0

Inning Stats	R: 1	H: 4	E: 0	K: 1	S: 9	LOB: 3	BB: 0	P: 9	R: 0	H: 1	E: 0	K: 1	S: 6	LOB: 1	BB: 0	P: 6	R: 0	H: 0	E: 0	K: 0	S: 3	LOB: 1	BB: 1	P: 7	R: 3	H: 4	E: 0	K: 0	S: 6	LOB: 2	BB: 1	P: 10	R: 0	H: 1	E: 0	K: 1	S: 6	LOB: 1	BB: 0	P: 6	R: 0	H: 0	E: 0	K: 2	S: 7	LOB: 0	BB: 0	P: 7	R: 1	H: 1	E: 0	K: 1	S: 5	LOB: 2	BB: 2	P: 13	R: 0	H: 2	E: 0	K: 0	S: 5	LOB: 2	BB: 0	P: 5
<b>PITCHER</b>	IP	WLS	BF	H	R	ER	SO	BB	IBB	HBP	BLK	WP	HR	S	P	ERA	WHIP																																															
<b>Garry Roggenburk, L</b> ERA: 5.79 (1, 1)	4.0	L	22	9	4	4	2	2	0	0	0	0	0	24	32	9.00	2.750																																															
<b>Diego Segui, R</b> ERA: 3.45 (5, 1)	3.0		12	2	1	1	4	1	1	0	0	0	0	18	26	3.00	1.000																																															
<b>Dick Baney, R</b> ERA: 9.0 (8, 1)	1.0		5	2	0	0	0	0	0	0	0	0	0	5	5	0.00	2.000																																															


**BOTTOM**

**Seattle Pilots @ Minnesota Twins**  
Metropolitan Stadium, Bloomington, MI

Sun Jul 13 1969, 4:33 AM EDT  
Cloudy - 80 F

livebaseballscorecards.com

<b>AB</b>	<b>35</b>
<b>R</b>	<b>5</b>
<b>H</b>	<b>13</b>
<b>RBI</b>	<b>5</b>
<b>BB</b>	<b>4</b>
<b>SO</b>	<b>6</b>
<b>LOB</b>	<b>17</b>



WP: 0	PA: 39
PB: 0	
SB: 1	
CS: 0	

Batter	1	2	3	4	5	6	7	8	9	AB R H RBI BB SO LOB	TOP																
Steve Hovley, L (1, 9) OBP: 0.298, SLG: 0.393	0-0 F7		0-0 4-3		0-0 F9			0-0 E1 SH3-4 BB	0-0 F2	5 1 0 0 0 0 2																	
Gus Gil, R (1, 5) OBP: 0.292, SLG: 0.265	0-0 F5			0-0 6-3	0-0 1-3			0-0 SH3-4	0-0 F8	4 0 0 0 0 0 2																	
Tommy Davis, R (1, 7) OBP: 0.278, SLG: 0.336 Tommy Harper, R (9, 7) OBP: 0.357, SLG: 0.315	0-0 F8			0-0 4-3		0-3 K		4-0 BB S IBB		3 0 0 0 1 1 0 0 0 0 0 0 0 0																	
Don Mincher, L (1, 3) OBP: 0.367, SLG: 0.446		0-0 F3		0-0 F6		0-0 F8		0-3 K		4 0 0 0 0 1 2																	
Wayne Comer, R (1, 8) OBP: 0.350, SLG: 0.395					4-0 1B 2B BB	0-0 F8		4-0 BB IBB		2 1 1 0 2 0 0																	
Merritt Ranew, L (1, 2) OBP: 0.358, SLG: 0.283 Jerry McNertney, R (8, PH) OBP: 0.302, SLG: 0.404 (8, 2)		0-0 6-3			0-0 2B 1B		0-0 F8	4-0 BB IBB		3 1 1 0 0 0 1 0 0 0 1 1 0 0																	
Ron Clark, R (1, 4) OBP: 0.136, SLG: 0.238		0-0 5-3			0-0 1B 2B		0-0 2B	0-0 F5		4 1 2 1 0 0 4																	
Ray Oyler, R (1, 6) OBP: 0.284, SLG: 0.315 Gordy Lund, R (8, 6) OBP: 0.308, SLG: 0.217			0-0 F8		0-0 6-3		0-3 K		0-3 K	3 0 0 0 0 1 3 1 0 0 0 0 1 0																	
Fred Talbot, R (1, 1) OBP: 0.292, SLG: 0.333 Bob Locker, S (8, 1) John O'Donoghue, R (9, 1) Diego Segui, R (9, 1) OBP: 0.133, SLG: 0.071			0-0 5-3		0-0 1B		0-0 G3		4-0 BB	3 0 1 2 0 0 1 0 0 0 0 1 0 0 0 0 0 0 0 0 0 0 0 0 0 0 0 0																	
<b>Inning Stats</b>	R: 0 E: 0 K: 0 S: 3	H: 0 LOB: 0 BB: 0 P: 3	R: 0 E: 0 K: 0 S: 4	H: 1 LOB: 1 BB: 0 P: 4	R: 0 E: 0 K: 0 S: 3	H: 0 LOB: 0 BB: 0 P: 3	R: 0 E: 0 K: 0 S: 3	H: 0 LOB: 0 BB: 0 P: 3	R: 3 E: 0 K: 1 S: 6	H: 3 LOB: 1 BB: 1 P: 10	R: 0 E: 0 K: 1 S: 5	H: 0 LOB: 0 BB: 0 P: 5	R: 0 E: 0 K: 1 S: 6	H: 1 LOB: 1 BB: 0 P: 6	R: 1 E: 1 K: 1 S: 6	H: 0 LOB: 3 BB: 3 P: 18	R: 0 E: 0 K: 1 S: 5	H: 0 LOB: 1 BB: 1 P: 9	1B: 2 2B: 3 3B: 0 HR: 0	SF: 0 SAC: 1 DP: 0 HBP: 0	WP: 0 PB: 0 SB: 1 CS: 0	PA: 38					
<b>PITCHER</b>	IP WLS BF H R ER SO BB IBB HBP BLK WP HR S P ERA WHIP																										
Bob Miller, R (1, 1) ERA: 3.09	4.1		18	4	3	3	0	1	0	0	0	0	0	17	21	6.23	1.154										
Joe Grzenda, L (5, 1) ERA: 4.19	0.2		2	0	0	0	0	0	0	0	0	0	0	2	2	0.00	0.000										
Al Worthington, R (6, 1) ERA: 3.32	2.0		7	1	0	0	2	0	0	0	0	0	0	11	11	0.00	0.500										
Darrell Brandon, R (8, 1) ERA: 8.22	0.1		3	0	1	0	0	0	1	0	0	0	0	2	6	0.00	0.000										
Ron Perranoski, L (8, 1) ERA: 2.09	1.2	W	8	0	0	0	2	2	1	0	0	0	0	9	21	0.00	1.200										

Seattle Pilots @ Minnesota Twins  
Metropolitan Stadium, Bloomington, MI

Sun Jul 13 1969, 4:38 AM EDT  
Att: 26,123 - Unknown

livebaseballscorecards.com

AB	32
R	4
H	5
RBI	4
BB	5
SO	4
LOB	15



BOTTOM

Seattle Pilots @ Minnesota Twins  
Metropolitan Stadium, Bloomington, MI  
Sun Jul 13 1969, 4:38 AM EDT  
Att. 26,123 - Unknown

livebaseballscorecards.com

AB	35
R	5
H	10
RBI	5
BB	5
SO	5
LOB	21



WP:	0	PA:	42
PB:	0		
SB:	0		
CS:	0		

AB R H RBI BB SO LOB

3	0	0	0	1	2	2
5	1	0	0	0	1	4
5	1	3	1	0	0	2
3	0	1	0	2	0	1
5	1	0	0	0	0	8
5	0	2	3	0	0	0
3	0	1	0	1	1	1
4	1	2	0	0	0	1
1	0	0	0	0	1	2
0	0	0	0	0	0	0
0	0	0	0	0	0	0
0	0	0	0	0	0	0
0	0	0	0	1	0	0
0	0	0	0	0	0	0
0	0	0	0	0	0	0
1	1	1	1	0	0	0

1B:	7	SF:	0
2B:	3	SAC:	1
3B:	0	DP:	2
HR:	0	HBP:	1

WP:	0	PA:	42
PB:	0		
SB:	0		
CS:	0		

Batter	1	2	3	4	5	6	7	8	9
Ted Uhlaender, L (1, 8) OBP: 0.330, SLG: 0.332	4-0 BB 6-3		0-0 FC3-5 E6		0-3 K		0-3 K		0-0 SH1-4
Cesar Tovar, R (1, 4) OBP: 0.288, SLG: 0.350	0-3 K		0-0 FC3-5 2B		0-0 6-3			0-0 F7	0-0 E6 1B
Tony Oliva, L (1, 9) OBP: 0.401, SLG: 0.530	0-0 6-3		0-0 2B		0-0 6-3			0-0 FC6-4 1B	0-0 1B 1B
Harmon Killebrew, R (1, 5) OBP: 0.424, SLG: 0.605	0-0 6-3		4-0 G6-3 IBB		0-0 5-3			0-0 FC6-4 1B	4-0 1B IBB
Rich Reese, L (1, 3) OBP: 0.350, SLG: 0.529		0-0 1-3	0-0 G6-3		0-0 F5			0-0 FC6-4 2B	0-0 F6
Charlie Manuel, L (1, 7) OBP: 0.375, SLG: 0.365		0-0 F8		0-0 F8		0-0 F8		0-0 2B	0-0 1B
John Roseboro, L (1, 2) OBP: 0.359, SLG: 0.354		4-0 1B BB		0-3 K		0-0 G1-4-3 1B		0-0 6-3	
Leo Cardenas, R (1, 6) OBP: 0.358, SLG: 0.410		0-0 1B		0-0 5-3		0-0 G1-4-3			0-0 1B 2B
Bob Miller, R (1, 1) Joe Grzenda, R (5, 1) Jim Kaat, L (5, PH) Al Worthington, R (8, 1) Graig Nettles, L (7, PH) Darrell Brandon, R (8, 1) Ron Perranoski, L (8, 1) Rod Garraway, L (9, PH)		0-3 K			1-0 6-3 HBP		4-0 BB		0-0 E SH1-4 1B 1B

Inning Stats	R: 0 E: 0 K: 5 S: 5	H: 0 LOB: 1 BB: 1 P: 9	R: 0 E: 0 K: 1 S: 6	H: 1 LOB: 2 BB: 1 P: 10	R: 0 E: 1 K: 0 S: 4	H: 1 LOB: 2 BB: 1 P: 8	R: 0 E: 0 K: 1 S: 5	H: 0 LOB: 0 BB: 0 P: 5	R: 0 E: 0 K: 1 S: 5	H: 0 LOB: 1 BB: 0 P: 6	R: 0 E: 0 K: 0 S: 3	H: 0 LOB: 0 BB: 0 P: 3	R: 0 E: 0 K: 1 S: 5	H: 1 LOB: 1 BB: 1 P: 9	R: 2 E: 0 K: 0 S: 6	H: 3 LOB: 1 BB: 0 P: 6	R: 3 E: 1 K: 0 S: 7	H: 4 LOB: 3 BB: 1 P: 11	1B: 7 2B: 3 3B: 0 HR: 0	SF: 0 SAC: 1 DP: 2 HBP: 1	WP: 0 PB: 0 SB: 0 CS: 0	PA: 42
--------------	------------------------------	---------------------------------	------------------------------	----------------------------------	------------------------------	---------------------------------	------------------------------	---------------------------------	------------------------------	---------------------------------	------------------------------	---------------------------------	------------------------------	---------------------------------	------------------------------	---------------------------------	------------------------------	----------------------------------	----------------------------------	------------------------------------	----------------------------------	--------

PITCHER	IP	WLS	BF	H	R	ER	SO	BB	IBB	HBP	BLK	WP	HR	S	P	ERA	WHIP
Fred Talbot, R (1, 1) ERA: 3.29	7.1		30	4	1	1	5	3	1	1	0	0	0	35	52	1.23	0.955
Bob Locker, R (8, 1) ERA: 4.44	0.2		6	4	3	2	0	0	0	0	0	0	0	6	6	27.00	6.000
John O'Donoghue, L (9, 1) ERA: 3.06	0.1		1	0	0	0	0	0	0	0	0	0	0	1	1	0.00	0.000
Diego Segui, R (9, 1) ERA: 3.44	0.1	L	5	2	1	0	0	0	1	0	0	0	0	4	8	0.00	6.000

Batter	1	2	3	4	5	6	7	8	9	AB R H RBI BB SO LOB	TOP									
Jose Tartabull, L (1, 7) OBP: 0.311, SLG: 0.318	0-0 1B		0-0 F9		0-0 1B	0-0 4-3		0-0 FC6		5 0 2 0 0 0 2										
Ted Kubiak, S (1, 6) OBP: 0.345, SLG: 0.323	0-0 P6		0-0 BB 1B		0-0 F7		0-0 6-3		0-0 F6	5 0 1 0 0 0 2										
Reggie Jackson, L (1, 9) OBP: 0.405, SLG: 0.710	0-0 P5		4-0 BB 1-2			0-0 F3	0-3 K		0-0 F8	4 0 0 0 1 1 1										
Sal Bando, R (1, 5) OBP: 0.405, SLG: 0.479	0-0 F8		0-0 F7			0-0 1B 1B	0-0 5-3		0-0 6-3	5 1 1 0 0 0 3										
Danny Cater, R (1, 3) OBP: 0.322, SLG: 0.394		0-0 1B		0-3 K		0-0 1B 1-2 1B		0-3 K		4 1 2 0 0 2 0										
Rick Monday, L (1, 8) OBP: 0.376, SLG: 0.427		0-3 K		0-0 F7		0-0 1B 1-3 2-H 1B		0-3 K S 1B		4 2 1 1 0 2 1										
Dick Green, R (1, 4) OBP: 0.347, SLG: 0.420		0-0 F8		0-0 5-3		0-3 K		4-0 1B 1-2 BB		3 0 0 0 1 1 3										
Phil Roof, R (1, 2) OBP: 0.335, SLG: 0.308		0-0 6-3				0-0 F8	0-0 1B 1-2 HR	0-3 K		4 1 1 1 0 1 3										
Blue Moon Odom, R (1, 1) OBP: 0.309, SLG: 0.481			0-0 1-3			0-0 6-3	0-0 1B 1-H 2-H HR	0-0 FC6 1B		4 1 2 4 0 0 0										
<b>Inning Stats</b>	R: 0 E: 0 K: 0 S: 4	H: 1 LOB: 1 BB: 0 P: 4	R: 0 E: 0 K: 1 S: 6	H: 1 LOB: 1 BB: 0 P: 6	R: 0 E: 0 K: 0 S: 4	H: 0 LOB: 0 BB: 0 P: 5	R: 0 E: 0 K: 1 S: 5	H: 1 LOB: 1 BB: 0 P: 4	R: 5 E: 0 K: 1 S: 10	H: 5 LOB: 0 BB: 0 P: 10	R: 0 E: 0 K: 1 S: 5	H: 0 LOB: 0 BB: 0 P: 5	R: 1 E: 0 K: 3 S: 11	H: 1 LOB: 2 BB: 1 P: 15	R: 0 E: 0 K: 0 S: 3	H: 0 LOB: 0 BB: 0 P: 3	1B: 9 2B: 0 3B: 0 HR: 1	SF: 0 SAC: 0 DP: 0 HBP: 0	WP: 0 PB: 1 SB: 1 CS: 0	PA: 40
<b>PITCHER</b>	IP WLS BF H R ER SO BB IBB HBP BLK WP HR S P ERA WHIP																			
John Gelnar, R (1, 1) ERA: 3.0	5.2 L 26 8 4 4 3 1 0 0 0 0 0 0 31 35 6.35 1.588																			
Diego Segui, R (6, 1) ERA: 3.5	1.1 5 1 1 1 1 0 0 0 0 0 1 7 7 6.75 0.750																			
Jim Bouton, R (8, 1) ERA: 3.51	2.0 9 1 1 0 3 1 0 0 0 0 0 0 14 18 0.00 1.000																			

Oakland Athletics @ Seattle Pilots  
 Sicks Stadium, Boston, MA  
 Tue Jul 15 1969, 10:05 PM EDT  
 Att. 12,228 - Unknown - 73 F

livebaseballscorecards.com

AB	38
R	6
H	10
RBI	6
BB	2
SO	7
LOB	15





Batter	1	2	3	4	5	6	7	8	9	AB R H RBI BB SO LOB
Tommy Harper, R (1, 4) OBP: 0.358, SLG: 0.314	0-3 K		0-0 6-3		0-0 1-2 1B		4-0 S BB		0-0 F7	4 0 1 0 1 1 1
Mike Hegan, L (1, 9) OBP: 0.426, SLG: 0.463	0-0 L5		0-3 K		0-0 1-3		0-0 F5			3 0 0 0 0 1 2
Steve Hovley, L (6, 9) OBP: 0.293, SLG: 0.386										1 0 0 0 0 0 1
Tommy Davis, R (1, 7) OBP: 0.283, SLG: 0.339	4-0 HR BB			0-0 5-3		0-0 1B 1B		0-0 G6-3 BB 1B		3 1 2 0 1 0 0
Don Mincher, L (1, 3) OBP: 0.372, SLG: 0.460	0-0 1-H HR		0-0 6-3		0-0 1-2 1B		0-0 1-2 1B	4-0 G6-3 BB		3 1 2 2 1 0 0
Wayne Comer, R (1, 8) OBP: 0.349, SLG: 0.393	0-0 4-3		0-0 WP 1B		0-0 F7		0-0 G6-3	0-0 1-2f 2-3		4 0 1 0 0 0 4
Jerry McNertney, R (1, 2) OBP: 0.296, SLG: 0.396		0-0 6-3		0-0 5-3		0-0 F6		0-0 F7		4 0 0 0 0 0 4
Ron Clark, R (1, 5) OBP: 0.115, SLG: 0.200		0-0 6-3			0-0 L6		0-0 F8		0-3 K	4 0 0 0 0 1 2
Ray Oyler, R (1, 6) OBP: 0.288, SLG: 0.311		0-0 F7			4-0 1B BB		0-3 K		4-0 BB	2 0 0 0 2 1 0
John Gelnar, R (1, 1) OBP: 0.133, SLG: 0.071			0-3 K		0-3 K		0-3 K		0-0 F3	2 0 0 0 0 2 1
Steve Whitaker, L (7, PH) OBP: 0.366, SLG: 0.417										0 0 0 0 0 0 0
Jim Bouton, R (8, 1)										1 0 0 0 0 1 0
Merritt Ranew, L (9, PH) OBP: 0.352, SLG: 0.277										0 0 0 0 0 0 0
										1 0 0 0 0 0 1

Inning Stats	R: 2	H: 1	E: 0	K: 1	S: 6	LOB: 0	BB: 1	P: 10	R: 0	H: 0	E: 0	K: 0	S: 3	LOB: 0	BB: 0	P: 3	R: 0	H: 0	E: 0	K: 2	S: 7	LOB: 0	BB: 0	P: 7	R: 0	H: 1	E: 0	K: 1	S: 5	LOB: 2	BB: 1	P: 10	R: 0	H: 2	E: 0	K: 0	S: 5	LOB: 2	BB: 0	P: 5	R: 0	H: 0	E: 0	K: 2	S: 7	LOB: 1	BB: 1	P: 11	R: 0	H: 1	E: 0	K: 0	S: 3	LOB: 1	BB: 1	P: 7	R: 0	H: 0	E: 0	K: 1	S: 5	LOB: 1	BB: 1	P: 9	1B: 5	SF: 0	2B: 0	SAC: 0	3B: 0	DP: 1	HR: 1	HBP: 0
PITCHER Blue Moon Odom, R (1, 1) ERA: 2.39	IP	WLS	BF	H	R	ER	SO	BB	IBB	HBP	BLK	WP	HR	S	P	ERA	WHIP	IP	WLS	BF	H	R	ER	SO	BB	IBB	HBP	BLK	WP	HR	S	P	ERA	WHIP	IP	WLS	BF	H	R	ER	SO	BB	IBB	HBP	BLK	WP	HR	S	P	ERA	WHIP																					
	9.0	W	37	6	2	2	7	5	0	0	0	1	1	46	66	2.00	1.222																																																							


**BOTTOM**

**Oakland Athletics @ Seattle Pilots**  
Sicks Stadium, Boston, MA

Tue Jul 15 1969, 10:05 PM EDT  
Att: 12,228 - Unknown - 73 F

livebaseballscorecards.com

AB	32
R	2
H	6
RBI	2
BB	5
SO	7
LOB	16



WP: 1 PA: 37  
PB: 0  
SB: 1  
CS: 0

Batter	1	2	3	4	5	6	7	8	9	AB R H RBI BB SO LOB	TOP	
Jose Tartabull, L (1, 7) OBP: 0.320, SLG: 0.367	0-0 3-1 2B	0-0 6-3			0-0 1-3 2B	0-0 G3			0-0 1-3	5 0 2 0 0 0 2		
Ted Kubiak, S (1, 6) OBP: 0.340, SLG: 0.318	0-0 3-1 2-3		0-0 6-3		0-0 P6		0-0 1B	0-0 1B	0-0 4-3	5 0 1 0 0 0 3		
Reggie Jackson, L (1, 9) OBP: 0.410, SLG: 0.708	0-0 F9		1-0 G6-4-3 HBP		4-0 IBB		0-0 1B	4-0 IBB 1B	4-0 S HR BB	2 1 1 0 2 0 1		
Sal Bando, R (1, 5) OBP: 0.402, SLG: 0.484	0-3 K		0-0 G6-4-3 1-2f		0-0 4-3		0-3 K	0-3 1-H HR	0-0 HR	5 1 1 2 0 2 7		
Danny Cater, R (1, 3) OBP: 0.326, SLG: 0.399		0-0 F2		0-0 P3		0-0 HR 3B	4-0 G4-6-3 IBB	4-0 BB	4-0 BB	3 1 1 0 2 0 0		
Rick Monday, L (1, 8) OBP: 0.376, SLG: 0.435		4-0 E S HR BB		0-3 K		0-0 HR 3-H	0-0 G4-6-3 1-2f	0-3 K	0-3 K	4 2 1 2 1 2 4		
Dick Green, R (1, 4) OBP: 0.345, SLG: 0.429		0-0 1-H HR		0-0 F8		0-0 F9		0-0 4-3		4 1 1 2 0 0 0		
Phil Roof, R (1, 2) OBP: 0.339, SLG: 0.313		0-0 1B		0-0 2B 1B		0-3 K		0-0 6-3		4 0 2 0 0 1 0		
Lew Krausse, R (1, 1) OBP: 0.250, SLG: 0.500		0-3 K		0-3 K		4-0 BB		0-0 P5		3 0 0 0 1 2 2		
<b>Inning Stats</b>	R: 0 E: 0 K: 1 S: 6 H: 1 LOB: 1 BB: 0 P: 6	R: 2 E: 0 K: 1 S: 7 H: 2 LOB: 1 BB: 1 P: 11	R: 0 E: 0 K: 0 S: 2 H: 0 LOB: 0 BB: 0 P: 3	R: 0 E: 0 K: 1 S: 5 H: 0 LOB: 0 BB: 0 P: 5	R: 0 E: 0 K: 1 S: 7 H: 2 LOB: 3 BB: 1 P: 11	R: 2 E: 0 K: 1 S: 7 H: 2 LOB: 1 BB: 1 P: 11	R: 0 E: 0 K: 1 S: 6 H: 2 LOB: 2 BB: 1 P: 10	R: 0 E: 0 K: 0 S: 3 H: 0 LOB: 0 BB: 0 P: 3	R: 2 E: 0 K: 1 S: 6 H: 1 LOB: 1 BB: 2 P: 14	1B: 4 2B: 2 3B: 1 HR: 3 SF: 0 SAC: 0 DP: 2 HBP: 1	WP: 0 PB: 0 SB: 2 CS: 0 PA: 42	
<b>PITCHER</b>	IP WLS BF H R ER SO BB IBB HBP BLK WP HR S P ERA WHIP											
Gene Brabender, R (1, 1) ERA: 4.81	6.0 L 28 7 4 4 5 2 1 1 0 0 2 34 47 6.00 1.500											
John O'Donoghue, L (7, 1) ERA: 2.88	2.0 8 2 0 0 1 0 1 0 0 0 0 9 13 0.00 1.000											
Bob Locker, R (9, 1) ERA: 4.71	1.0 6 1 2 2 1 2 0 0 0 0 1 6 14 18.00 3.000											

Oakland Athletics @ Seattle Pilots  
 Sicks Stadium, Boston, MA  
 Wed Jul 16 1969, 10:05 PM EDT  
 Att: 8,688 - Unknown - 75 F

livebaseballscorecards.com

AB	35
R	6
H	10
RBI	6
BB	6
SO	7
LOB	19



Batter	1	2	3	4	5	6	7	8	9	AB R H RBI BB SO LOB
Steve Hovley, L (1, 9) OBP: 0.306, SLG: 0.410	0-0 F9		0-3 K			0-0 2B			0-0 G5-4-3 1B	4 0 2 0 0 1 0
Gus Gil, R (1, 4) OBP: 0.285, SLG: 0.258	0-3 K			0-0 F7		0-0 F8			0-0 G5-4-3 1-2f	4 0 0 0 0 1 2
Tommy Davis, R (1, 7) OBP: 0.280, SLG: 0.334	0-0 L4			0-0 F8		0-0 6-3			0-0 F8	4 0 0 0 0 0 1
Don Mincher, L (1, 3) OBP: 0.375, SLG: 0.472		0-0 HR		4-0 BB		0-0 F7				2 1 1 1 1 1 0 0
Wayne Comer, R (1, 8) OBP: 0.349, SLG: 0.392		0-0 G6-4-3 1B		0-3 K		0-0 6-3				3 0 1 0 0 1 1
Jerry McNertney, R (1, 2) OBP: 0.293, SLG: 0.391		0-0 G6-4-3 1-2f			0-0 F3		0-0 L4			3 0 0 0 0 0 1
Ron Clark, R (1, 5) OBP: 0.103, SLG: 0.179		0-0 6-3			0-3 K			0-0 5-3		3 0 0 0 0 1 0
Ray Oyler, R (1, 6) OBP: 0.284, SLG: 0.306			0-3 K		0-3 K			0-0 F9		3 0 0 0 0 2 0
Gene Brabender, R (1, 1) OBP: 0.162, SLG: 0.114			0-3 K			0-0 P6		0-3 K		1 0 0 0 0 1 0
Steve Whitaker, L (6, PH) OBP: 0.361, SLG: 0.410										1 0 0 0 0 0 0
John O'Donoghue, R (7, 1)										0 0 0 0 0 0 0
Merritt Ranew, L (8, PH) OBP: 0.345, SLG: 0.271										1 0 0 0 0 1 0
Bob Locker, S (9, 1)										0 0 0 0 0 0 0

Inning Stats	R: 0	H: 0	E: 0	K: 1	S: 5	R: 1	H: 2	E: 0	K: 0	S: 4	R: 0	H: 0	E: 0	K: 3	S: 9	R: 0	H: 0	E: 0	K: 1	S: 5	R: 0	H: 0	E: 0	K: 2	S: 7	R: 0	H: 1	E: 0	K: 0	S: 4	R: 0	H: 0	E: 0	K: 1	S: 5	R: 0	H: 0	E: 0	K: 1	S: 3	R: 0	H: 0	E: 0	K: 1	S: 5	R: 0	H: 1	E: 0	K: 0	S: 3
	LOB: 0	BB: 0	P: 5	LOB: 0	BB: 0	P: 4	LOB: 0	BB: 0	P: 4	LOB: 0	BB: 0	LOB: 1	BB: 1	P: 9	LOB: 0	BB: 0	LOB: 1	BB: 0	P: 7	LOB: 1	BB: 0	LOB: 0	BB: 0	P: 3	LOB: 0	BB: 0	LOB: 0	BB: 0	P: 5	LOB: 0	BB: 0	LOB: 0	BB: 0	P: 3	LOB: 0	BB: 0	LOB: 0	BB: 0	P: 3	LOB: 0	BB: 0	LOB: 0	BB: 0	P: 3						

PITCHER	IP	WLS	BF	H	R	ER	SO	BB	IBB	HBP	BLK	WP	HR	S	P	ERA	WHIP
Lew Krausse, R (1, 1) ERA: 4.04	9.0	W	30	4	1	1	8	1	0	0	0	0	1	45	49	1.00	0.556


**BOTTOM**

**Oakland Athletics @ Seattle Pilots**  
Sicks Stadium, Boston, MA

Wed Jul 16 1969, 10:05 PM EDT  
Att. 8,688 - Unknown - 75 F

livebaseballscorecards.com

AB	29
R	1
H	4
RBI	1
BB	1
SO	8
LOB	5



WP: 0	PA: 30
PB: 0	SB: 0
CS: 0	

Batter	1	2	3	4	5	6	7	8	9	AB R H RBI BB SO LOB	TOP		
Jose Tartabull, L (1, 7) OBP: 0.327, SLG: 0.370	0-0 S 2B 1B		0-0 4-3		0-0 SH 1B 1B	0-0 5-3	0-0 1-3			5 2 2 0 0 0 2			
Ted Kubiak, S (1, 6) OBP: 0.338, SLG: 0.316	0-3 K		0-0 HBP 2B 1B		0-0 SH 1B 1-2		0-0 F8	0-3 K		4 1 1 0 0 2 1			
Reggie Jackson, L (1, 9) OBP: 0.413, SLG: 0.705	0-0 G3 1-2		1-0 2B HBP		0-0 L9		4-0 1B 2B BB	0-0 1B PB 1B		3 2 1 0 1 0 3			
Sal Bando, R (1, 5) OBP: 0.410, SLG: 0.498	0-0 2B 2-H		0-0 2B 1-H 2-H		0-0 BB 1B 1-3 2-H		0-0 2B BB 1B 1-2	0-0 G4-6-3 1B 1-3		5 1 5 4 0 0 0			
Danny Cater, R (1, 3) OBP: 0.325, SLG: 0.399	0-0 5-3		0-0 6-3		0-0 F9		0-0 BB 1B 2B 1-3 2-H	0-0 G4-6-3 1-2f		5 1 1 1 0 0 6			
Rick Monday, L (1, 8) OBP: 0.380, SLG: 0.432		0-0 F7		4-0 4-3 BB	4-0 1-2 BB		4-0 BB 1B IBB	0-3 K		2 1 0 0 3 1 0			
Dick Green, R (1, 4) OBP: 0.343, SLG: 0.423		0-3 K		0-0 F8	0-0 5-3		4-0 5-3 1B BB 1-2 2-3 3-H	0-3 K		4 0 0 1 1 2 4			
Phil Roof, R (1, 2) OBP: 0.335, SLG: 0.309		0-3 K		0-0 4-3 1-2		0-0 F8	0-0 5-3 1B 1-2 2-H 3-H	0-0 F9		5 0 1 2 0 1 1			
Catfish Hunter, R (1, 1) OBP: 0.255, SLG: 0.292			0-0 F8		0-3 K	0-3 K	0-0 5-3 1B 1-2 2-3			4 0 0 0 0 2 3			
<b>Inning Stats</b>	R: 1 H: 2 E: 0 LOB: 1 K: 1 BB: 0 S: 7 P: 7	R: 0 H: 0 E: 0 LOB: 0 K: 2 BB: 0 S: 7 P: 7	R: 2 H: 2 E: 0 LOB: 1 K: 0 BB: 0 S: 5 P: 6	R: 0 H: 0 E: 0 LOB: 1 K: 1 BB: 1 S: 5 P: 9	R: 1 H: 2 E: 1 LOB: 3 K: 0 BB: 1 S: 6 P: 10	R: 0 H: 0 E: 0 LOB: 0 K: 1 BB: 0 S: 5 P: 5	R: 4 H: 3 E: 0 LOB: 2 K: 0 BB: 3 S: 6 P: 18	R: 0 H: 2 E: 0 LOB: 1 K: 1 BB: 0 S: 6 P: 6	R: 0 H: 0 E: 0 LOB: 0 K: 2 BB: 0 S: 7 P: 7	1B: 8 SF: 0 2B: 3 SAC: 1 3B: 0 DP: 1 HR: 0 HBP: 1	WP: 0 PA: 44 PB: 1 SB: 1 CS: 0		
<b>PITCHER</b>	IP WLS BF H R ER SO BB IBB HBP BLK WP HR S P ERA WHIP											<b>PITCHER</b>	IP WLS BF H R ER SO BB IBB HBP BLK WP HR S P ERA WHIP
Marty Pattin, R (1, 1) ERA: 5.13	4.2 L 24 6 4 4 4 2 0 1 0 0 0 0 29 38 7.71 1.714												
Dick Baney, R (5, 1) ERA: 14.73	1.2 11 3 4 4 1 2 1 0 0 0 0 10 22 21.60 3.000												
Jim Bouton, R (7, 1) ERA: 3.36	2.2 9 2 0 0 3 0 0 0 0 0 0 0 15 15 0.00 0.750												

Oakland Athletics @ Seattle Pilots  
 Sicks Stadium, Boston, MA  
 Thu Jul 17 1969, 10:05 PM EDT  
 Att: 6,793 - Unknown - 74 F

livebaseballscorecards.com

AB	37
R	8
H	11
RBI	8
BB	5
SO	8
LOB	20





Batter	1	2	3	4	5	6	7	8	9	AB R H RBI BB SO LOB	TOP									
Ted Uhlaender, L (1, 8) OBP: 0.332, SLG: 0.334	0-0 L4		0-0 F8			0-0 4-3		0-0 1B		4 0 1 0 0 0 0										
Rod Carew, L (1, 4) OBP: 0.415, SLG: 0.530	0-0 1B		0-0 1B			0-0 4-3		0-3 K		4 0 2 0 0 1 1										
Rich Reese, L (1, 3) OBP: 0.357, SLG: 0.553	0-3 K		0-3 K			0-3 K			0-0 P3	4 0 0 0 0 3 2										
Harmon Killebrew, R (1, 5) OBP: 0.424, SLG: 0.596	0-0 1-3			0-0 4-3		4-0 1B	3-1 BB		0-0 2B	3 1 2 0 1 0 0										
Graig Nettles, L (1, 7) OBP: 0.325, SLG: 0.378	0-3 K			0-3 K		0-0 1-2	3-1		0-0 FC6-2	4 0 1 0 0 2 3										
John Roseboro, L (1, 2) OBP: 0.357, SLG: 0.348		0-0 F7		0-0 F7		0-0 L4	2-H 1B		4-0 FC6-2	3 0 1 1 1 0 0										
Cesar Tovar, R (1, 9) OBP: 0.293, SLG: 0.354		0-0 G1			0-0 4-3		0-0 L4		0-0 FC6-2	4 0 0 0 0 0 4										
Leo Cardenas, R (1, 6) OBP: 0.353, SLG: 0.396		0-3 K			0-0 P4				0-0 F6	4 0 0 0 0 1 3										
Bob Miller, R (1, 1) Ron Perranoski, L (8, 1) OBP: 0.143, SLG: 0.143			0-0 1-3		0-0 2-3			0-0 5-3		3 0 0 0 0 0 0 0 0 0 0 0 0 0										
<b>Inning Stats</b>	R: 0 E: 0 K: 2 S: 9	H: 2 LOB: 2 BB: 0 P: 9	R: 0 E: 0 K: 1 S: 5	H: 0 LOB: 0 BB: 0 P: 5	R: 0 E: 0 K: 1 S: 6	H: 1 LOB: 1 BB: 0 P: 6	R: 0 E: 0 K: 1 S: 5	H: 0 LOB: 0 BB: 0 P: 5	R: 0 E: 0 K: 1 S: 5	H: 0 LOB: 0 BB: 0 P: 5	R: 1 E: 0 K: 0 S: 3	H: 1 LOB: 0 BB: 1 P: 7	R: 0 E: 0 K: 1 S: 6	H: 1 LOB: 1 BB: 0 P: 6	R: 0 E: 0 K: 0 S: 5	H: 2 LOB: 3 BB: 1 P: 9	1B: 6 2B: 2 3B: 0 HR: 0	SF: 0 SAC: 0 DP: 1 HBP: 0	WP: 0 PB: 0 SB: 0 CS: 0	PA: 35
<b>PITCHER</b> Diego Segui, R (1, 1) ERA: 3.23	IP: 9.0 WLS: W BF: 35 H: 7 R: 1 ER: 1 SO: 7 BB: 1 IBB: 1 HBP: 0 BLK: 0 WP: 0 HR: 0 S: 47 P: 55 ERA: 1.00 WHIP: 0.889																			<b>PITCHER</b>

Minnesota Twins @ Seattle Pilots  
Sicks Stadium, Boston, MA  
Fri Jul 18 1969, 10:05 PM EDT  
Unknown - 79 F

livebaseballscorecards.com

AB	33
R	1
H	7
RBI	1
BB	2
SO	7
LOB	13




Batter	1	2	3	4	5	6	7	8	9	AB	R	H	RBI	BB	SO	LOB
Steve Hovley, L (1, 9) OBP: 0.352, SLG: 0.418	0-0 F7		4-0 BB		4-0 BB			0-0 P6	4-0 BB	2	0	0	1	3	0	0
Gus Gil, R (1, 4) OBP: 0.277, SLG: 0.247	0-3 K		0-0 5-3		0-0 5-3			0-0 F8		4	0	0	0	0	1	2
Tommy Davis, R (1, 7) OBP: 0.279, SLG: 0.332	0-0 P4			0-0 1B			0-0 G3	0-0 1B		4	0	2	0	0	0	0
Don Mincher, L (1, 3) OBP: 0.375, SLG: 0.478		4-0 BB	1-3 1B	0-0 L3-4		0-0 F7		0-3 K		3	1	0	0	1	1	2
Wayne Comer, R (1, 8) OBP: 0.353, SLG: 0.391		0-0 1B	4-3 1-2 1B	4-0 BB		0-0 F4			0-0 BB SH2-3	3	1	2	0	1	0	0
Jerry McNertney, R (1, 2) OBP: 0.292, SLG: 0.385		0-0 1B	0-0 1-3	0-0 1B			0-0 L6		0-0 SH2-3	3	0	1	0	0	0	2
Ron Clark, R (1, 5) OBP: 0.162, SLG: 0.200		0-0 4-3	0-0 2-3 3-H	0-0 P4				0-0 2B 1B	4-0 BB BB	3	0	1	1	1	0	3
Ray Oyler, R (1, 6) OBP: 0.282, SLG: 0.299	0-0 1-2		0-0 P4		0-0 F8		0-0 2B		0-0 F9	2	0	0	0	0	0	0
Merritt Ranew, L (7, PH) OBP: 0.351, SLG: 0.300							1-H			1	0	1	0	0	0	0
Gordy Lund, R (7, PR) OBP: 0.296, SLG: 0.208										1	0	0	0	0	0	2
Diego Segui, R (1, 1) OBP: 0.111, SLG: 0.059			0-3 K		0-3 K				4-0 BB	3	0	0	0	0	3	1
Tommy Harper, R (9, PH) OBP: 0.360, SLG: 0.314									1-2 2-3	0	0	0	0	1	0	0
Marty Pattin, R (9, PR) OBP: 0.200, SLG: 0.184										0	0	0	0	0	0	0

Inning Stats	R: 0	H: 0	R: 1	H: 1	R: 0	H: 0	R: 0	H: 2	R: 0	H: 0	R: 0	H: 0	R: 0	H: 1	R: 1	H: 1	1B: 6	SF: 0	WP: 0	PA: 37
	E: 0	LOB: 0	E: 0	LOB: 1	E: 0	LOB: 1	E: 0	LOB: 2	E: 0	LOB: 0	E: 0	LOB: 1	E: 0	LOB: 1	E: 0	LOB: 3	2B: 2	SAC: 1	PB: 0 <td> </td>	
	K: 1	BB: 0	K: 0	BB: 1	K: 1	BB: 1	K: 0	BB: 1	K: 1	BB: 0	K: 1	BB: 0	K: 1	BB: 0	K: 0	BB: 3	3B: 0	DP: 1	SB: 2	
	S: 5	P: 5	S: 3	P: 7	S: 5	P: 9	S: 4	P: 8	S: 3	P: 3	S: 6	P: 6	S: 6	P: 6	S: 3	P: 15	HR: 0	HBP: 0	CS: 0	

PITCHER	IP	WLS	BF	H	R	ER	SO	BB	IBB	HBP	BLK	WP	HR	S	P	ERA	WHIP
Bob Miller, R (1, 1) ERA: 2.89	7.2		31	6	1	1	4	4	0	0	0	0	0	34	50	1.17	1.304
Ron Perranoski, L (8, 1) ERA: 2.18	1.0	L	7	1	1	1	1	2	1	0	0	0	0	6	18	9.00	3.000

**Minnesota Twins @ Seattle Pilots**  
 Sicks Stadium, Boston, MA  
 Fri Jul 18 1969, 10:05 PM EDT  
 Unknown - 79 F

<b>AB</b>	<b>29</b>
<b>R</b>	<b>2</b>
<b>H</b>	<b>7</b>
<b>RBI</b>	<b>2</b>
<b>BB</b>	<b>7</b>
<b>SO</b>	<b>5</b>
<b>LOB</b>	<b>12</b>



livebaseballscores.com

Batter	1	2	3	4	5	6	7	8	9	AB R H RBI BB SO LOB	TOP		
Ted Uhlaender, L (1, 8) OBP: 0.333, SLG: 0.344	0-0 FC3-6 1B 5-3 1B		0-0 G3		0-0 1-3		0-0 HR		0-0 1-3	5 2 2 1 0 0 1			
Rod Carew, L (1, 4) OBP: 0.418, SLG: 0.531	0-0 FC3-6 1B 1-2		0-0 CS 1B		0-0 1B 1B		0-0 6-3		0-0 4-3	5 0 3 0 0 0 1			
Rich Reese, L (1, 3) OBP: 0.355, SLG: 0.547	0-0 FC3-6 5-3 BB 1-2f 2-3		0-3 K 1-2		0-0 1-3 1B		0-0 4-3			4 0 1 0 0 1 3			
Harmon Killebrew, R (1, 5) OBP: 0.422, SLG: 0.591	4-0 5-3 BB 1-2			0-0 F9	0-0 5-3		0-0 5-3			3 0 0 0 1 0 2			
Charlie Manuel, L (1, 7) OBP: 0.369, SLG: 0.352	0-0 5-3 1-2 2-3 3-H			0-0 F3		0-0 1-3		4-0 L4-3 BB		3 0 0 1 1 0 2			
John Roseboro, L (1, 2) OBP: 0.359, SLG: 0.351	0-0 F8			0-0 1B 1B		0-0 WP 1B		0-0 L4-3 1-2		4 0 2 0 0 0 3			
Cesar Tovar, R (1, 9) OBP: 0.299, SLG: 0.361		0-0 CS 2B		0-0 1-3 1B		4-0 1-2 BB		0-0 5-3		3 0 2 0 1 0 0			
Leo Cardenas, R (1, 6) OBP: 0.352, SLG: 0.393		0-3 K		0-3 K		0-0 F7		4-0 1-3 BB		3 0 0 0 1 2 5			
Dave Boswell, R (1, 1) OBP: 0.183, SLG: 0.276		0-3 K			0-0 F7	0-0 3-1		0-3 K		2 0 0 0 0 1 1			
Graig Nettles, L (6, PH) OBP: 0.323, SLG: 0.375										1 0 0 0 0 0 2			
Joe Grzenda, R (6, 1)										0 0 0 0 0 0 0			
Al Worthington, R (6, 1)										0 0 0 0 0 0 0			
Jim Kaat, L (9, PH) OBP: 0.213, SLG: 0.286		2-3								1 0 0 0 0 1 1			
<b>Inning Stats</b>	R: 1 H: 2 E: 0 LOB: 2 K: 0 BB: 1 S: 5 P: 9	R: 0 H: 1 E: 0 LOB: 0 K: 2 BB: 0 S: 7 P: 7	R: 0 H: 1 E: 0 LOB: 0 K: 1 BB: 0 S: 5 P: 5	R: 0 H: 2 E: 0 LOB: 2 K: 1 BB: 0 S: 7 P: 7	R: 0 H: 2 E: 0 LOB: 2 K: 0 BB: 0 S: 5 P: 5	R: 0 H: 1 E: 0 LOB: 2 K: 0 BB: 1 S: 4 P: 8	R: 1 H: 1 E: 0 LOB: 0 K: 0 BB: 0 S: 4 P: 4	R: 0 H: 0 E: 0 LOB: 0 K: 0 BB: 1 S: 2 P: 6	R: 0 H: 0 E: 0 LOB: 1 K: 1 BB: 1 S: 5 P: 9	1B: 8 SF: 0 2B: 2 SAC: 0 3B: 0 DP: 1 HR: 1 HBP: 0	WP: 1 PA: 38 PB: 0 SB: 0 CS: 2		
<b>PITCHER</b>	IP WLS BF H R ER SO BB IBB HBP BLK WP HR S P ERA WHIP											<b>PITCHER</b>	IP WLS BF H R ER SO BB IBB HBP BLK WP HR S P ERA WHIP
Fred Talbot, R (1, 1) ERA: 3.23	7.0 W 32 10 2 2 4 3 0 0 0 1 1 37 49 2.57 1.857												
Bob Locker, R (8, 1) ERA: 4.56	1.2 5 0 0 0 1 1 0 0 0 0 0 6 10 0.00 0.600												
John O'Donoghue, L (9, 1) ERA: 2.86	0.1 S 1 0 0 0 0 0 0 0 0 0 0 1 1 0.00 0.000												

Minnesota Twins @ Seattle Pilots

Sicks Stadium, Boston, MA

Fri Jul 18 1969, 10:05 PM EDT

Att: 14,134 - Unknown

livebaseballscorecards.com

AB	34
R	2
H	10
RBI	2
BB	4
SO	5
LOB	21







Batter	1	2	3	4	5	6	7	8	9	10	11	12	13	14	15	16	17	18	AB	R	H	RBI	BB	SO	LOB	TOP												
Ted Uhlauer, L OBP: 0.340, SLG: 0.358 (1, 8)	6-3	CS 1B		HR		SF7		1B		FC6			SH3-4 BB	4-3		BB		BLK 2B	7	2	4	5	2	0	3													
Rod Carew, L OBP: 0.419, SLG: 0.529 (1, 4)	3-1	F7		1B				K			6-3		SH3-4		F8	BB		BLK 2B	7	1	2	0	2	1	2													
Harmon Killebrew, R OBP: 0.417, SLG: 0.582 Frank Quijici, R OBP: 0.257, SLG: 0.281 Charlie Manuel, L OBP: 0.312, SLG: 0.359 (1, 5) (8, 5) (13, PH) (13, 9)	E6 BB 1B		5-3	F3		F8		6-3			1-3		F8		1B FC4-6 BB		K	BB SF7 2B	5	0	0	0	0	0	3													
Rich Reese, L OBP: 0.365, SLG: 0.550 (1, 3)	BB 1B		5-3		K		F9		F2				IBB		FC4-6 1B		SH3 1B	BB	8	0	4	0	2	1	0													
John Roseboro, L OBP: 0.359, SLG: 0.341 George Mitterwald, R OBP: 0.318, SLG: 0.361 (1, 2) (16, 2)	4-0 BB BB		K		F7		F8		P6				K		FC4-6		SH3	FC6-4 BB	6	0	0	1	2	2	3													
Bob Allison, R OBP: 0.344, SLG: 0.406 Craig Nettles, L OBP: 0.316, SLG: 0.365 (1, 7) (11, PH) (11, 7)	0-3 K			6-3	FC6 BB		1B BB		1-3		K		K		K		K	SF7	3	0	0	0	2	1	3													
Rick Renick, R OBP: 0.276, SLG: 0.275 (18, PH) (18, 7)																			4	0	0	0	0	4	4													
Leo Cardenas, R OBP: 0.351, SLG: 0.397 (1, 6)		2B 1B BB		HR		FC6		S 1B		F7		K		K			K	FC6-4	9	2	2	1	1	3	4													
Cesar Tovar, R OBP: 0.300, SLG: 0.353 (1, 9) (13, 5)		F7		6-3		E S SF7 BB		P4		6-3		6-3		S BB		BB S BB		G3	6	1	0	0	3	0	3													
Jerry Corder, R OBP: 0.333, SLG: 0.667 Al Worthington, R OBP: 0.188, SLG: 0.133 Ron Parranowski, L OBP: 0.222, SLG: 0.281 Jim Kaat, L OBP: 0.222, SLG: 0.281 Jim Perry, S OBP: 0.224, SLG: 0.273 (1, 1) (6, 1) (6, 1) (14, PH) (14, 1) (17, 1)		1B 2B			HR	1-3		K		FC6 BB		6-3		BB		1-2 BB		F9	BB BLK 2B	3	2	2	0	0	0	1												
<b>Inning Stats</b>	R: 0 E: 1 K: 1 S: 7	H: 1 LOB: 3 BB: 1 P: 11	R: 2 E: 0 K: 0 S: 4	H: 2 LOB: 0 BB: 1 P: 8	R: 0 E: 0 K: 1 S: 5	H: 0 LOB: 0 BB: 0 P: 5	R: 3 E: 0 K: 0 S: 7	H: 4 LOB: 1 BB: 0 P: 7	R: 0 E: 0 K: 1 S: 5	H: 0 LOB: 1 BB: 1 P: 9	R: 1 E: 1 K: 0 S: 4	H: 1 LOB: 1 BB: 1 P: 8	R: 0 E: 0 K: 2 S: 8	H: 1 LOB: 1 BB: 0 P: 8	R: 0 E: 0 K: 0 S: 3	H: 0 LOB: 0 BB: 0 P: 3	R: 0 E: 0 K: 0 S: 3	H: 0 LOB: 1 BB: 1 P: 7	R: 0 E: 0 K: 1 S: 6	H: 1 LOB: 2 BB: 1 P: 10	R: 0 E: 0 K: 1 S: 5	H: 0 LOB: 0 BB: 0 P: 5	R: 0 E: 0 K: 1 S: 7	H: 0 LOB: 2 BB: 2 P: 13	R: 0 E: 0 K: 2 S: 7	H: 0 LOB: 2 BB: 2 P: 15	R: 1 E: 0 K: 1 S: 6	H: 1 LOB: 1 BB: 1 P: 10	R: 0 E: 0 K: 2 S: 7	H: 0 LOB: 3 BB: 3 P: 19	R: 0 E: 0 K: 0 S: 6	H: 1 LOB: 1 BB: 0 P: 6	R: 4 E: 0 K: 0 S: 6	H: 3 LOB: 2 BB: 3 P: 18	1B: 8 2B: 6 3B: 0 HR: 2	SF: 2 SAC: 2 DP: 0 HBP: 0	WP: 0 PB: 0 SB: 4 CS: 1	PA: 88
<b>PITCHER</b>	IP WLS BF H R ER SO BB IBB HBP BLK WP HR S P ERA WHIP	3.2 0 19 6 5 5 2 2 0 0 0 0 2 21 29 12.27 2.182	1.1 0 6 1 0 0 1 1 0 0 0 0 0 7 11 0.00 1.500	1.0 0 5 1 1 1 0 1 0 0 0 0 0 4 8 9.00 2.000	2.0 0 9 2 0 0 2 1 0 0 0 0 0 12 16 0.00 1.500	7.0 0 30 2 1 1 6 5 2 0 0 0 0 35 63 1.29 1.000	<b>PITCHER</b>	IP WLS BF H R ER SO BB IBB HBP BLK WP HR S P ERA WHIP	1.0 0 6 0 0 0 2 3 0 0 0 0 0 0 7 19 0.00 3.000	1.1 L 9 4 4 4 1 1 0 0 1 0 0 10 14 27.00 3.750	0.2 0 4 0 0 0 0 2 0 0 0 0 0 2 10 0.00 3.000																											

Minnesota Twins @ Seattle Pilots  
Sicks Stadium, Boston, MA  
Sat Jul 19 1969, Postponed  
Att. 12,069 - Unknown - 78 F

AB 66  
R 11  
H 16  
RBI 10  
BB 18  
SO 14  
LOB 31



Batter	1	2	3	4	5	6	7	8	9	10	11	12	13	14	15	16	17	18	AB	R	H	RBI	BB	SO	LOB											
Steve Hovley, L (1, 8) OBP: 0.369, SLG: 0.456	4-3		G3		1B		SH2-3 1B		FC3-6 G3 1B	5-3		6-3 1B		FC2-6 1-2f		E3 5-3		F4	10	1	4	0	0	0	1											
Gus Gil, R (1, 4) OBP: 0.270, SLG: 0.241	6-3		1-3 1B		F4		F9		1-2 FC3-6 1B	F9		6-3		F9		5-3			9	0	2	0	0	0	5											
Tommy Davis, R (1, 7) OBP: 0.288, SLG: 0.333	HBP		1-3			2B 1B	SH2-3		1-2f 2-3 G3 1B		E5 E 4-3			5-3					5	2	1	0	2	0	4											
Don Mincher, L (1, 3) OBP: 0.362, SLG: 0.458	F7		K				P6		1-2 2-3 G3		4-3			P6					9	0	0	1	0	1	10											
Steve Whitaker, L (1, 9) OBP: 0.350, SLG: 0.391		F8					G5-4-3 1B		2B 1B		K									4	1	2	0	0	1	0										
Jim Pagliaroni, R (9, PH) OBP: 0.297, SLG: 0.333 (10, 9)									2B 1B		E 1B									4	2	2	2	1	0	0										
Jerry McNertney, R (1, 2) OBP: 0.294, SLG: 0.391		FC4-6 1B					G5-4-3 1-2f		1B 2B											9	1	3	1	0	1	4										
Ron Clark, R (1, 5) OBP: 0.204, SLG: 0.217		FC4-6 1B					F8		1B 2B											8	0	3	2	1	1	4										
Gordy Lund, R (1, 6) OBP: 0.345, SLG: 0.294									2-3 3-4 1B											2	0	1	0	0	0	0										
Merritt Ranew, L (6, PH) OBP: 0.279, SLG: 0.295							P5		2-3 3-4 K											1	0	0	0	0	1	2										
Ray Oyler, R (7, 6) OBP: 0.279, SLG: 0.295							K		2-3 3-4 K											6	0	1	1	0	1	7										
Jim Boutin, R John O'Donoghue, R John Davidson, R Dick Barry, R Tommy Pagney, R Bugs Lerner, R Wayne Collins, R Gene Blomquist, R Marty Felski, R John Garner, R Gene Roggenbuck, R Fred Taylor, R							4-3		2-3 3-4 K											1	0	0	0	0	0	2										
Inning Stats	R: 0 E: 0 K: 0 S: 3	H: 0 LOB: 1 BB: 0 P: 4	R: 0 E: 0 K: 0 S: 5	H: 2 LOB: 2 BB: 0 P: 5	R: 0 E: 0 K: 1 S: 6	H: 1 LOB: 1 BB: 1 P: 6	R: 0 E: 0 K: 0 S: 3	H: 1 LOB: 0 BB: 0 P: 3	R: 0 E: 0 K: 0 S: 4	H: 1 LOB: 1 BB: 0 P: 4	R: 0 E: 0 K: 0 S: 3	H: 1 LOB: 0 BB: 0 P: 3	R: 0 E: 0 K: 2 S: 7	H: 0 LOB: 1 BB: 1 P: 11	R: 0 E: 0 K: 0 S: 4	H: 0 LOB: 1 BB: 0 P: 4	R: 0 E: 0 K: 0 S: 4	H: 0 LOB: 2 BB: 1 P: 8	R: 0 E: 0 K: 0 S: 5	H: 0 LOB: 0 BB: 0 P: 9	R: 0 E: 0 K: 0 S: 5	H: 0 LOB: 3 BB: 1 P: 9	R: 0 E: 0 K: 0 S: 4	H: 1 LOB: 2 BB: 1 P: 8	R: 0 E: 0 K: 0 S: 4	H: 1 LOB: 1 BB: 0 P: 5	R: 0 E: 0 K: 0 S: 5	H: 0 LOB: 2 BB: 1 P: 8	R: 0 E: 0 K: 1 S: 5	H: 0 LOB: 0 BB: 0 P: 5	R: 0 E: 0 K: 1 S: 5	H: 0 LOB: 0 BB: 0 P: 5	1B: 17 2B: 2 3B: 0 HR: 1	SF: 0 SAC: 1 DP: 1 HBP: 1	WP: 0 PB: 1 SB: 1 CS: 0	PA: 82

PITCHER	IP	WLS	BF	H	R	ER	SO	BB	IBB	HBP	BLK	WP	HR	S	P	ERA	WHIP
Jerry Crider, R (1, 1) ERA: 4.7	5.1		25	9	2	2	1	0	0	1	0	0	0	26	27	3.38	1.688
Al Worthington, R (6, 1) ERA: 3.38	3.0		14	5	3	3	4	0	0	0	0	0	0	22	22	9.00	1.667
Ron Perranoski, L (9, 1) ERA: 2.04	4.2		23	3	1	0	2	1	2	0	0	0	0	24	36	0.00	0.857
Jim Kaat, L (14, 1) ERA: 2.67	3.0		14	3	1	1	0	0	1	0	0	0	1	13	17	3.00	1.000
Jim Perry, R (17, 1) ERA: 3.28	2.0	W	6	0	0	0	2	0	0	0	0	0	0	10	10	0.00	0.000



AB 76  
R 7  
H 20  
RBI 7  
BB 4  
SO 9  
LOB 42

WP: 0  
PA: 82

livebaseballscores.com

Sicks Stadium, Boston, MA

Sat Jul 19 1969, Postponed

Att. 12,069 - Unknown - 78 F

Minnesota Twins @ Seattle Pilots

BOTTOM

Minnesota Twins @ Seattle Pilots  
 Sicks Stadium, Boston, MA  
 Sun Jul 20 1969, 6:33 AM EDT  
 Att. 8,287 - Unknown

livebaseballscorecards.com

AB	32
R	4
H	6
RBI	2
BB	1
SO	4
LOB	7



WP	2	PA	34
PB	0		
SB	0		
CS	0		

AB R H RBI BB SO LOB

4	0	0	0	0	0	2	
4	0	1	0	0	0	1	
0	0	0	0	0	0	0	
3	0	0	0	1	0	1	
4	0	0	0	0	0	2	
4	0	0	0	0	1	0	
4	1	1	1	0	1	0	
4	2	2	1	0	1	0	
3	0	1	0	0	0	1	
2	1	1	0	0	1	0	
1B: 4	SF: 0	2B: 0	SAC: 1	3B: 0	DP: 1	HR: 2	HBP: 0

Batter	1	2	3	4	5	6	7	8	9
Ted Uhlaender, L (1, 8) OBP: 0.337, SLG: 0.353	0-0 P5		0-0 F7			0-0 1-3		0-0 4-3	
Rod Carew, L (1, 4) OBP: 0.417, SLG: 0.525	0-0 4-3			0-0 G6-4-3		0-0 G3		0-0 E5	
Frank Quilici, R (8, PR) OBP: 0.257, SLG: 0.281				1B				3-H	
Harmon Killebrew, R (1, 5) OBP: 0.416, SLG: 0.577	0-0 6-3			0-0 G6-4-3			0-0 F7	4-0	
Rich Reese, L (1, 3) OBP: 0.359, SLG: 0.540		0-0 3-1		0-0 4-3			0-0 F9	0-0 F9	
Charlie Manuel, L (1, 7) OBP: 0.363, SLG: 0.348		0-3 K			0-0 F8		0-0 P6		0-0 F9
Cesar Tovar, R (1, 9) OBP: 0.299, SLG: 0.362		0-0 F8			0-3 K				0-0 F3
George Mitterwald, R (1, 2) OBP: 0.324, SLG: 0.390			0-0 HR		0-3 K			0-0 HR	0-0 F5
Leo Cardenas, R (1, 6) OBP: 0.351, SLG: 0.396			0-0 5-3			0-0 1-3 SH1-3		0-0 5-3	
Jim Perry, S (1, 1) OBP: 0.245, SLG: 0.283			0-3 K			0-0 SH1-3		0-0 4-3 BLK	

Inning Stats	R: 0	H: 0	E: 0	K: 0	S: 3	P: 3	R: 0	H: 0	E: 0	K: 1	S: 5	P: 5	R: 1	H: 1	E: 0	K: 1	S: 6	P: 6	R: 0	H: 1	E: 0	K: 0	S: 3	P: 3	R: 0	H: 0	E: 0	K: 2	S: 7	P: 7	R: 0	H: 1	E: 0	K: 0	S: 4	P: 4	R: 0	H: 0	E: 0	K: 0	S: 3	P: 3	R: 3	H: 3	E: 2	K: 0	S: 7	P: 11	R: 0	H: 0	E: 0	K: 0	S: 3	P: 3	1B: 4	SF: 0	2B: 0	SAC: 1	3B: 0	DP: 1	HR: 2	HBP: 0	WP: 2	PA: 34
--------------	------	------	------	------	------	------	------	------	------	------	------	------	------	------	------	------	------	------	------	------	------	------	------	------	------	------	------	------	------	------	------	------	------	------	------	------	------	------	------	------	------	------	------	------	------	------	------	-------	------	------	------	------	------	------	-------	-------	-------	--------	-------	-------	-------	--------	-------	--------

PITCHER	IP	WLS	BF	H	R	ER	SO	BB	IBB	HBP	BLK	WP	HR	S	P	ERA	WHIP
John Gelnar, R (1, 1) ERA: 3.75	7.0	L	25	5	3	3	4	0	0	0	0	0	2	33	33	3.86	0.714
Jim Bouton, R (8, 1) ERA: 3.82	0.2		5	1	1	0	0	1	0	0	1	2	0	4	8	0.00	3.000
John O'Donoghue, L (8, 1) ERA: 2.72	0.1		1	0	0	0	0	0	0	0	0	0	0	1	1	0.00	0.000
Fred Talbot, R (9, 1) ERA: 3.19	1.0		3	0	0	0	0	0	0	0	0	0	0	3	3	0.00	0.000

PITCHER	IP	WLS	BF	H	R	ER	SO	BB	IBB	HBP	BLK	WP	HR	S	P	ERA	WHIP
---------	----	-----	----	---	---	----	----	----	-----	-----	-----	----	----	---	---	-----	------



Batter	1	2	3	4	5	6	7	8	9	AB R H RBI BB SO LOB	TOP											
Syd O'Brien, R OBP: 0.310, SLG: 0.512 (1, 5) X	0-0 F6		0-0 1-3		1-0 1B BB HBP		4-0 1B BB		0-0 6-3	3 2 0 0 1 0 0												
Mike Andrews, R OBP: 0.402, SLG: 0.455 (1, 4) X	0-0 1B S 1B		4-0 BB		4-0 1B BB		4-0 1B BB		0-3 K	2 1 1 1 3 1 0												
Carl Yastrzemski, L OBP: 0.367, SLG: 0.547 (1, 7) S (7, 8) S	0-3 K		0-3 K		0-0 1B		0-0 E9 1B		0-3 K	5 0 2 4 0 3 2												
Tony Conigliaro, R OBP: 0.324, SLG: 0.439 (1, 9) X	0-0 1B			0-0 5-3	0-0 F7		0-0 9-2			4 0 1 0 0 0 3												
Rico Petrocelli, R OBP: 0.426, SLG: 0.615 (1, 6) X	0-0 L7			0-0 6-3	0-3 K		4-0 BB			3 0 0 0 1 1 4												
Joe Lahoud, L OBP: 0.353, SLG: 0.350 (1, 8) S Don Lock, R OBP: 0.341, SLG: 0.324 (7, PH) Ron Kline, R (7, 1)		0-3 K		0-0 L7		0-0 F8	0-3 K			3 0 0 0 0 1 0 1 0 0 0 0 1 1 0 0 0 0 0 0 0												
George Scott, R OBP: 0.321, SLG: 0.381 (1, 3) S		4-0 G6-3 BB			0-0 5-3 1B BB 1B	0-0 5-3		0-3 K		3 1 1 0 1 1 0												
Tom Satriano, L OBP: 0.335, SLG: 0.250 (1, 2) X		0-0 G6-3			0-0 BB 5-3 1B 1B	0-0 F9		0-0 L9		4 1 1 0 0 0 1												
Ray Jarvis, R OBP: 0.067, SLG: 0.069 (1, 1) Vicente Romo, R OBP: 0.111, SLG: 0.111 (3, 1) Jerry Moses, R OBP: 0.346, SLG: 0.533 (5, PH) Bill Landis, L (5, 1) Dick Schofield, S OBP: 0.338, SLG: 0.330 (7, PH) (7, 7)			0-3 K		0-0 5-3		4-0 BB BB 1B BB	0-0 5-3		1 0 0 0 0 1 0 0 0 0 0 0 0 0 1 0 0 0 0 0 2 0 0 0 0 0 0 0 1 1 0 0 1 0 0												
<b>Inning Stats</b>	R: 0 E: 0 K: 1 S: 7	H: 2 LOB: 2 BB: 0 P: 7	R: 0 E: 0 K: 1 S: 4	H: 0 LOB: 0 BB: 1 P: 8	R: 0 E: 0 K: 2 S: 7	H: 0 LOB: 1 BB: 1 P: 11	R: 0 E: 0 K: 0 S: 3	H: 0 LOB: 0 BB: 0 P: 3	R: 3 E: 0 K: 1 S: 8	H: 3 LOB: 2 BB: 1 P: 13	R: 0 E: 0 K: 0 S: 3	H: 0 LOB: 0 BB: 0 P: 3	R: 3 E: 1 K: 1 S: 5	H: 1 LOB: 1 BB: 4 P: 21	R: 0 E: 0 K: 1 S: 5	H: 0 LOB: 0 BB: 0 P: 5	R: 0 E: 0 K: 2 S: 7	H: 0 LOB: 0 BB: 0 P: 7	1B: 6 2B: 1 3B: 0 HR: 0	SF: 0 SAC: 0 DP: 2 HBP: 1	WP: 0 PB: 0 SB: 1 CS: 0	PA: 39
<b>PITCHER</b>	IP WLS BF H R ER SO BB IBB HBP BLK WP HR S P ERA WHIP																				<b>PITCHER</b>	IP WLS BF H R ER SO BB IBB HBP BLK WP HR S P ERA WHIP
Gene Brabender, R ERA: 4.74 (1, 1)	6.0 W 28 5 5 5 5 5 0 1 0 0 0 32 53 7.50 1.667																					
Bob Locker, R ERA: 4.33 (7, 1)	0.2 S 4 1 1 0 0 2 0 0 0 0 0 2 10 0.00 4.500																					
John O'Donoghue, L ERA: 2.56 (7, 1)	2.1 S 7 0 0 0 4 0 0 0 0 0 0 15 15 0.00 0.000																					

**Boston Red Sox @ Seattle Pilots**  
 Sicks Stadium, Boston, MA  
 Thu Jul 24 1969, 10:05 PM EDT  
 Att. 8,395 - Unknown

[livebaseballscorecards.com](http://livebaseballscorecards.com)

<b>AB</b>	31
<b>R</b>	6
<b>H</b>	6
<b>RBI</b>	5
<b>BB</b>	7
<b>SO</b>	9
<b>LOB</b>	13



Batter	1	2	3	4	5	6	7	8	9	AB	R	H	RBI	BB	SO	LOB
Tommy Harper, R OBP: 0.362, SLG: 0.311 (1, 8)	4-0 S S E BB		4-0 1B 1B BB	0-0 F8	4-0 1-2 BB			0-0 4-3		2	2	0	0	3	0	0
John Donaldson, L OBP: 0.296, SLG: 0.281 (1, 4)	4-0 S 1-2 SF9 BB		0-0 1B 1B 1B BB	4-0 1B BB	0-0 1-3			0-0 FC4-6 1B		3	2	2	0	2	0	2
Steve Hovley, L OBP: 0.387, SLG: 0.466 (1, 9)	0-3 K 1-3 2-H		0-0 1B 2B 1B BB	0-0 1-2 1B			0-0 G5-4-3 1B	0-0 FC4-6 1-2f		5	1	3	1	0	1	2
Tommy Davis, R OBP: 0.280, SLG: 0.325 Wayne Comer, R OBP: 0.347, SLG: 0.384 (1, 7) (9, 7)	0-0 SF9 3-H		0-0 L8	0-0 F9			0-0 G5-4-3 1-2f	0-0 L8		4	0	0	1	0	0	6
Don Mincher, L OBP: 0.362, SLG: 0.454 (1, 3)	4-0 FC6-4 BB		0-0 2B 1B	0-0 G3			0-3 K			0	0	0	0	0	0	0
Jerry McNertney, R OBP: 0.296, SLG: 0.399 (1, 2)	0-0 FC6-4 1-2f		0-0 1B 2B		0-0 SH3 SF8 2B		0-3 K			4	2	2	3	0	1	1
Ron Clark, R OBP: 0.250, SLG: 0.264 (1, 5)		0-0 6-3	0-0 PB 2-H 1B		0-0 SH3		0-0 6-3			3	0	1	1	0	0	0
Ray Oyler, R OBP: 0.279, SLG: 0.292 (1, 6)		0-0 6-3	0-3 K		0-0 SF8		4-0 BB			2	0	0	1	1	1	1
Gene Brabender, R OBP: 0.186, SLG: 0.146 Bob Locker, S John O'Donoghue, R (1, 1) (7, 1) (7, 1)		0-0 1-3	0-0 4-3		0-0 BB 1B		0-3 K			3	0	1	0	0	0	1
										0	0	0	0	0	0	0
										1	0	0	0	0	1	1

Inning Stats	R: 2	H: 0	E: 0	K: 1	S: 5	L: 0	LOB: 1	BB: 3	P: 17	R: 0	H: 0	E: 0	K: 0	S: 3	R: 0	H: 0	E: 0	K: 0	S: 3	R: 5	H: 5	E: 0	K: 1	S: 10	R: 0	H: 1	E: 0	K: 0	S: 4	R: 1	H: 2	E: 0	K: 0	S: 5	R: 0	H: 1	E: 0	K: 1	S: 5	R: 0	H: 0	E: 0	K: 2	S: 7	R: 0	H: 1	E: 0	K: 0	S: 4	R: 0	H: 1	E: 0	K: 0	S: 4
--------------	------	------	------	------	------	------	--------	-------	-------	------	------	------	------	------	------	------	------	------	------	------	------	------	------	-------	------	------	------	------	------	------	------	------	------	------	------	------	------	------	------	------	------	------	------	------	------	------	------	------	------	------	------	------	------	------

PITCHER	IP	WLS	BF	H	R	ER	SO	BB	IBB	HBP	BLK	WP	HR	S	P	ERA	WHIP
Ray Jarvis, R ERA: 4.58 (1, 1)	2.1	L	15	4	7	6	1	4	0	0	0	0	0	13	29	23.14	3.429
Vicente Romo, R ERA: 4.03 (3, 1)	1.2		8	2	0	0	1	1	0	0	0	0	0	9	13	0.00	1.800
Bill Landis, L ERA: 6.29 (5, 1)	2.0		9	3	1	1	1	1	0	0	0	0	0	10	14	4.50	2.000
Ron Kline, R ERA: 4.94 (7, 1)	2.0		8	1	0	0	2	1	0	0	0	0	0	11	15	0.00	1.000

**BOTTOM**


**Boston Red Sox @ Seattle Pilots**  
Sicks Stadium, Boston, MA

Thu Jul 24 1969, 10:05 PM EDT  
Att. 8,395 - Unknown

AB 30  
R 8  
H 10  
RBI 7  
BB 7  
SO 5  
LOB 16

WP: 0 PA: 40  
PB: 1  
SB: 4  
CS: 0

1B: 8 SF: 2  
2B: 2 SAC: 1  
3B: 0 DP: 1  
HR: 0 HBP: 0



PITCHER	IP	WLS	BF	H	R	ER	SO	BB	IBB	HBP	BLK	WP	HR	S	P	ERA	WHIP
---------	----	-----	----	---	---	----	----	----	-----	-----	-----	----	----	---	---	-----	------

Batter	1	2	3	4	5	6	7	8	9	AB R H RBI BB SO LOB	TOP																										
Syd O'Brien, R (1, 5) OBP: 0.315, SLG: 0.500	4-0 1B BB	0-0 1-2 2-H 1B		0-3 K		0-0 L8		0-3 K		4 1 1 1 1 2 1																											
Mike Andrews, R (1, 4) OBP: 0.398, SLG: 0.449	0-0 1B 1-3 1B	0-3 K		0-0 E4 L4-3		0-0 L8		0-0 5-3		5 0 1 0 0 1 2																											
Carl Yastrzemski, L (1, 7) OBP: 0.368, SLG: 0.543	0-0 1-3 3-H 1B	0-0 F9		0-0 L4-3		0-3 K		4-0 S BB		4 0 1 1 1 1 3																											
Reggie Smith, S (1, 8) OBP: 0.389, SLG: 0.585	0-0 F6		0-0 L4		0-0 4-3		0-0 G3		0-3 K 1-3	5 0 0 0 0 1 3																											
Rico Petrocelli, R (1, 6) OBP: 0.423, SLG: 0.608	0-0 F6		0-0 L8		0-0 6-3			0-0 FC6-4 1B		5 0 1 0 0 0 3																											
Tony Conigliaro, R (1, 9) OBP: 0.325, SLG: 0.449	0-0 F4		0-0 HR		0-0 4-3			0-0 FC6-4 BB 1-2f HR		2 1 1 1 0 0 2																											
Joe Lahoud, L (3, 9) OBP: 0.349, SLG: 0.345										2 1 0 0 0 0 1																											
George Scott, R (1, 3) OBP: 0.326, SLG: 0.385		4-0 FC4-6 BB	0-0 2B 2B		0-0 F8			4-0 1-2 HR BB		2 2 1 0 2 0 0																											
Tom Satriano, L (1, 2) OBP: 0.340, SLG: 0.263		0-0 FC4-6 1B	0-0 2B		0-0 FC1-6 1B			0-0 1-H 2-H HR		3 1 2 1 0 0 1																											
Russ Gibson, R (8, PH) OBP: 0.284, SLG: 0.299		1-3 1B	2-H 2B		0-0 FC1-6			0-3 K		1 1 1 3 0 0 0																											
Mike Nagy, R (1, 1) OBP: 0.109, SLG: 0.111		0-0 1B	0-0 6-3		0-0 FC1-6					3 0 1 0 0 0 2																											
Bill Landis, L (6, 1)		1-2 1B								0 0 0 0 0 0 0																											
Don Lock, R (8, PH) OBP: 0.333, SLG: 0.316										1 0 0 0 0 1 0																											
Lee Stange, R (8, 1) OBP: 0.167, SLG: 0.091		1-2 1B								0 0 0 0 0 0 0																											
<b>Inning Stats</b>	R: 1 E: 0 K: 0 S: 5	H: 2 LOB: 2 BB: 1 P: 9	R: 1 E: 1 K: 1 S: 7	H: 2 LOB: 2 BB: 1 P: 11	R: 2 E: 0 K: 0 S: 6	H: 3 LOB: 1 BB: 0 P: 6	R: 0 E: 1 K: 1 S: 5	H: 0 LOB: 0 BB: 0 P: 5	R: 0 E: 0 K: 0 S: 3	H: 0 LOB: 0 BB: 0 P: 3	R: 0 E: 0 K: 0 S: 4	H: 1 LOB: 1 BB: 0 P: 4	R: 0 E: 0 K: 1 S: 5	H: 0 LOB: 0 BB: 0 P: 5	R: 3 E: 0 K: 2 S: 9	H: 2 LOB: 0 BB: 1 P: 13	R: 0 E: 0 K: 1 S: 5	H: 0 LOB: 1 BB: 1 P: 9	1B: 6 2B: 3 3B: 0 HR: 2	SF: 0 SAC: 0 DP: 1 HBP: 0	WP: 0 PA: 41 PB: 0 SB: 2 CS: 0																
<b>PITCHER</b>	IP WLS BF H R ER SO BB IBB HBP BLK WP HR S P ERA WHIP																																				
Diego Segui, R (1, 1) ERA: 3.44	2.2		17	7	4	3	1	2	0	0	0	0	1	17	25	10.12	3.375																				
John Gelnar, R (3, 1) ERA: 3.76	4.2	L	17	2	2	2	2	1	0	0	0	0	0	20	24	3.86	0.643																				
Garry Roggenburk, L (8, 1) ERA: 5.94	0.0		1	1	1	1	0	0	0	0	0	0	1	1	1	∞	∞																				
Bob Locker, R (8, 1) ERA: 4.28	0.2		2	0	0	0	2	0	0	0	0	0	0	6	6	0.00	0.000																				
Jim Bouton, R (9, 1) ERA: 3.76	1.0		4	0	0	0	1	1	0	0	0	0	0	5	9	0.00	1.000																				

**Boston Red Sox @ Seattle Pilots**  
 Sicks Stadium, Boston, MA  
 Fri Jul 25 1969, 10:05 PM EDT  
 Att. 8,470 - Unknown

AB	37
R	7
H	10
RBI	7
BB	4
SO	6
LOB	18



WP	0	PA	41
PB	0		
SB	2		
CS	0		

ERA	WHIP
-----	------



Batter	1	2	3	4	5	6	7	8	9	AB	R	H	RBI	BB	SO	LOB
Tommy Harper, R OBP: 0.357, SLG: 0.306 (1, 8)	0-0 L8	0-0 F7		0-0 F9		0-0 F8		0-0 F8		5	0	0	0	0	0	2
John Donaldson, L OBP: 0.292, SLG: 0.277 (1, 4)	0-0 1B BB 1B	0-0 L6			0-0 L4	0-0 6-3		0-0 4-3		5	1	1	0	0	0	2
Steve Hovley, L OBP: 0.388, SLG: 0.467 (1, 9)	4-0 1B 1-2 1B BB		0-0 F9		0-0 L9		0-0 1-3		0-0 E 2B	4	2	1	0	1	0	0
Tommy Davis, R OBP: 0.279, SLG: 0.323 (1, 7)	0-0 L9		0-3 K		0-0 1B 1B		0-0 F8		0-0 E4 B5-4	5	0	1	0	0	1	2
Greg Goossen, R OBP: 0.800, SLG: 1.500 (1, 3)	0-0 1B 1-2 2-3 E 1B		4-0 1B BB		0-0 1B 1B		0-0 HR		0-0 B5-4 1-2f	4	2	3	1	1	0	1
Jerry McNertney, R OBP: 0.306, SLG: 0.405 (1, 2)	0-0 E9 2B 1B		0-0 1B 1B		4-0 BB 1B		0-0 1B		0-0 4-3	4	1	3	2	1	0	0
Ron Clark, R OBP: 0.250, SLG: 0.281 (1, 5)	0-0 2B		0-0 F4		0-0 5-3		0-0 F9			4	0	1	1	0	0	6
Ray Oyler, R OBP: 0.275, SLG: 0.288 (1, 6)	0-0 6-3			0-0 F3		0-3 K		0-0 1B		3	0	0	0	0	1	1
Steve Whitaker, L OBP: 0.354, SLG: 0.394 (8, PH)										1	0	1	0	0	0	0
Gordy Lund, R OBP: 0.294, SLG: 0.226 (9, 6)										0	0	0	0	0	0	0
Diego Segui, R OBP: 0.180, SLG: 0.056 (1, 1)		0-3 K		0-3 K		0-0 1B		0-0 F7		1	0	0	0	0	1	0
John Gelnar, R OBP: 0.133, SLG: 0.071 (3, 1)										2	0	1	0	0	1	0
Gary Roggenbuck, R OBP: 0.180, SLG: 0.100 (8, 1)										0	0	0	0	0	0	0
Bob Locker, S OBP: 0.061, SLG: 0.042 (8, PH)										0	0	0	0	0	0	0
Don Mincher, L OBP: 0.061, SLG: 0.042 (9, 1)										1	0	0	0	0	0	1
Jim Bouton, R (9, 1)										0	0	0	0	0	0	0

Inning Stats	R: 4	H: 4	E: 1	LOB: 1	K: 0	BB: 1	S: 7	P: 11	R: 0	H: 0	E: 0	LOB: 0	K: 1	BB: 0	S: 5	P: 5	R: 0	H: 1	E: 0	LOB: 2	K: 1	BB: 1	S: 6	P: 10	R: 0	H: 2	E: 0	LOB: 3	K: 0	BB: 1	S: 5	P: 9	R: 0	H: 1	E: 0	LOB: 1	K: 1	BB: 0	S: 6	P: 6	R: 1	H: 2	E: 0	LOB: 1	K: 0	BB: 0	S: 5	P: 5	R: 0	H: 1	E: 0	LOB: 1	K: 0	BB: 0	S: 4	P: 4	R: 1	H: 1	E: 1	LOB: 0	K: 0	BB: 0	S: 4	P: 4	1B: 9	SF: 0	2B: 3	SAC: 0	3B: 0	DP: 1	HR: 1	HBP: 0	WP: 0	PA: 42
PITCHER	IP	WLS	BF	H	R	ER	SO	BB	IBB	HBP	BLK	WP	HR	S	P	ERA	WHIP																																																									
Mike Nagy, R ERA: 3.22 (1, 1)	5.2		28	8	4	4	4	3	0	0	0	0	0	33	45	6.35	1.941																																																									
Bill Landis, L ERA: 6.3 (6, 1)	1.1	W	6	2	1	1	0	0	0	0	0	0	1	6	6	6.75	1.500																																																									
Lee Stange, R ERA: 3.19 (8, 1)	2.0	S	8	2	1	0	0	0	0	0	0	0	0	8	8	0.00	1.000																																																									

BOTTOM

Boston Red Sox @ Seattle Pilots  
Sicks Stadium, Boston, MA  
Fri Jul 25 1969, 10:05 PM EDT  
Att. 8,470 - Unknown

livebaseballscores.com

AB	39
R	6
H	12
RBI	4
BB	3
SO	4
LOB	15

1B	9	SF	0
2B	3	SAC	0
3B	0	DP	1
HR	1	HBP	0
WP	0	PA	42
PB	0	ERA	
SB	0	WHIP	
CS	0		



Batter	1	2	3	4	5	6	7	8	9	AB R H RBI BB SO LOB	TOP																									
Syd O'Brien, R OBP: 0.309, SLG: 0.484 (1, 5)	0-0 5-3		0-0 FC1-4 CS 1-2f	0-0 F8			0-0 FC6-4 1B		0-0 5-3	5 0 1 0 0 0 4																										
Mike Andrews, R OBP: 0.398, SLG: 0.446 (1, 4)	0-0 F8		0-0 CS 1-2	0-0 F6	4-0 1B L3-6-5 BB		0-0 FC6-4 2B 1-2f		0-0 1B	4 0 1 0 1 0 1																										
Carl Yastrzemski, L OBP: 0.368, SLG: 0.542 (1, 7)	0-0 L6			0-0 1B FC3-2 1B	0-0 E S 2B 1B		0-0 L8		0-0 4-3	5 1 2 0 0 0 2																										
Reggie Smith, S OBP: 0.393, SLG: 0.599 (1, 8)		0-0 HR		0-0 FC3-2 2B 1B	0-0 L3-6-5		0-0 2B			4 2 3 1 0 0 2																										
Rico Petrocelli, R OBP: 0.424, SLG: 0.609 (1, 6)	0-0 5-3			4-0 FC3-2 2B IBB	0-0 1-H 2B		0-0 6-3			3 1 1 1 1 0 2																										
Joe Lahoud, L OBP: 0.341, SLG: 0.336 (1, 9)	0-0 3-1			0-0 FC3-2 2B 1B 1-2 2-3 3-Hf	0-0 F6		0-0 G3			4 1 0 0 0 0 4																										
George Scott, R OBP: 0.325, SLG: 0.386 (1, 3)	0-3 K			0-0 1B 2B 1-3 2-H 3-H	0-0 F8		0-0 F8			4 0 1 2 0 1 0																										
Tom Satriano, L OBP: 0.343, SLG: 0.264 (1, 2)			0-0 FC1-4 1B	4-0 1B IBB		0-0 F8		0-0 F5		3 0 1 0 1 0 0																										
Sonny Siebert, R OBP: 0.256, SLG: 0.300 (6, 1) Sparky Lyle, L OBP: 0.222, SLG: 0.125 (6, 1) Ron Kline, R (7, 1) Bill Landis, L (7, 1) Jim Lonborg, R OBP: 0.208, SLG: 0.190 (8, PH) Dick Schofield, S OBP: 0.336, SLG: 0.328			0-3 K	0-0 1B		0-0 F8			0-0 4-3	3 0 1 1 0 1 1 0 1 0 0 0 0 0 0																										
<b>Inning Stats</b>	R: 0 E: 0 K: 0 S: 3	H: 0 LOB: 0 BB: 0 P: 3	R: 1 E: 0 K: 1 S: 6	H: 1 LOB: 0 BB: 0 P: 6	R: 0 E: 0 K: 1 S: 5	H: 1 LOB: 0 BB: 0 P: 5	R: 3 E: 0 K: 0 S: 7	H: 4 LOB: 3 BB: 2 P: 15	R: 1 E: 0 K: 0 S: 4	H: 2 LOB: 1 BB: 1 P: 8	R: 0 E: 0 K: 0 S: 3	H: 0 LOB: 0 BB: 0 P: 3	R: 0 E: 0 K: 0 S: 5	H: 2 LOB: 2 BB: 0 P: 5	R: 0 E: 0 K: 0 S: 3	H: 0 LOB: 0 BB: 0 P: 3	R: 0 E: 0 K: 0 S: 4	H: 1 LOB: 1 BB: 0 P: 4	1B: 7 2B: 4 3B: 0 HR: 1	SF: 0 SAC: 0 DP: 1 HBP: 0	WP: 0 PB: 0 SB: 1 CS: 1	PA: 40														
<b>PITCHER</b>	IP WLS BF H R ER SO BB IBB HBP BLK WP HR S P ERA WHIP																				IP WLS BF H R ER SO BB IBB HBP BLK WP HR S P ERA WHIP															
Fred Talbot, R ERA: 3.53 (1, 1)	4.2	W	23	8	5	5	2	1	2	0	0	0	1	24	36	9.64	1.929																			
Jim Bouton, R ERA: 3.69 (5, 1)	1.1	W	4	0	0	0	0	0	0	0	0	0	0	4	4	0.00	0.000																			
Bob Locker, R ERA: 4.06 (7, 1)	3.0	S	12	3	0	0	0	0	0	0	0	0	0	12	12	0.00	1.000																			

**Boston Red Sox @ Seattle Pilots**  
 Sicks Stadium, Boston, MA  
 Sat Jul 26 1969, 10:05 PM EDT  
 Att: 13,632 - Unknown

livebaseballscorecards.com

AB	36
R	5
H	11
RBI	5
BB	3
SO	2
LOB	16



Batter	1	2	3	4	5	6	7	8	9	10	11	12	13	14	15	16	17	18	19	20	AB	R	H	RBI	BB	SO	LOB	TOP																						
Syd O'Brien, R OBP: 0.311, SLG: 0.470 (1, 5)	E5 G4-6-3		6-3			6-3			F5		CS 1-2	6-3								L5	9	1	3	0	0	0	1																							
Mike Andrews, R OBP: 0.390, SLG: 0.433 (1, 4)	F8											F9		F8						F8	7	0	0	0	1	0	4																							
Carl Yastrzemski, L OBP: 0.366, SLG: 0.537 (1, 7)	G4-6-3 1-2r																			G4-6-3	7	0	1	1	1	0	3																							
Reggie Smith, S OBP: 0.394, SLG: 0.607 Jim Lonborg, R OBP: 0.241, SLG: 0.227 (18, 1)																																																		
Rico Petrocelli, R OBP: 0.421, SLG: 0.603 (1, 6)																																																		
Joe Lahoud, L OBP: 0.337, SLG: 0.351 (18, 8)																																																		
George Scott, R OBP: 0.326, SLG: 0.382 (1, 3)																																																		
Tom Satriano, L OBP: 0.348, SLG: 0.261 Mike Nagy, R OBP: 0.189, SLG: 0.111 Ron Klino, R OBP: 0.181, SLG: 0.111 Bill Landis, L OBP: 0.181, SLG: 0.111 Dick Schofield, S OBP: 0.333, SLG: 0.324 (18, 9)																																																		
Ray Culp, R Don Lugg, R Spooky Little, L Lee Stange, R Jerry Morris, R Vernon Stephens, L Bill Lee, L Randy Gagnon, R (18, 9)																																																		
<b>Inning Stats</b>	R: 0 E: 1 K: 0 S: 3	H: 0 LOB: 0 BB: 0 P: 3	R: 0 E: 0 K: 2 S: 8	H: 1 LOB: 1 BB: 0 P: 8	R: 0 E: 0 K: 0 S: 3	H: 0 LOB: 0 BB: 0 P: 3	R: 0 E: 0 K: 1 S: 5	H: 0 LOB: 0 BB: 0 P: 5	R: 1 E: 0 K: 0 S: 4	H: 1 LOB: 0 BB: 0 P: 4	R: 0 E: 0 K: 0 S: 3	H: 0 LOB: 0 BB: 0 P: 3	R: 0 E: 0 K: 2 S: 7	H: 0 LOB: 0 BB: 0 P: 7	R: 0 E: 0 K: 1 S: 6	H: 0 LOB: 0 BB: 0 P: 6	R: 0 E: 0 K: 0 S: 3	H: 0 LOB: 0 BB: 0 P: 3	R: 0 E: 0 K: 0 S: 4	H: 1 LOB: 2 BB: 0 P: 8	R: 0 E: 0 K: 0 S: 3	H: 1 LOB: 1 BB: 0 P: 4	R: 0 E: 0 K: 0 S: 4	H: 1 LOB: 2 BB: 0 P: 8	R: 1 E: 0 K: 0 S: 4	H: 2 LOB: 1 BB: 0 P: 4	R: 3 E: 0 K: 0 S: 7	H: 4 LOB: 1 BB: 0 P: 7	1B: 10 2B: 3 3B: 0 HR: 2	SF: 0 SAC: 0 DP: 5 HBP: 0	WP: 1 PB: 0 SB: 0 CS: 1	PA: 74																		
<b>PITCHER</b>	IP WLS BF H R ER SO BB IBB HBP BLK WP HR S P ERA WHIP	8.0 2.0 2.0 2.0 5.0	0 7 7 7 19	26 1 0 0 5	4 0 0 0 1	1 0 0 0 1	3 0 0 0 1	3 0 0 0 0	0 0 0 0 1	0 0 0 0 0	0 0 0 0 0	0 0 0 0 0	0 0 0 0 0	0 0 0 0 0	0 0 0 0 0	0 0 0 0 0	0 0 0 0 0	0 0 0 0 0	0 0 0 0 0	0 0 0 0 0	0 0 0 0 0	0 0 0 0 0	0 0 0 0 0	0 0 0 0 0	0 0 0 0 0	0 0 0 0 0	0 0 0 0 0	0 0 0 0 0	0 0 0 0 0	1.12 0.00 0.00 0.00 1.80	0.625 0.500 1.000 0.500 1.000	<b>PITCHER</b> IP WLS BF H R ER SO BB IBB HBP BLK WP HR S P ERA WHIP	20.1 0.1 2.0 2.0 20.1	0 0 0 0 0	1 4 3 1 0	3 3 1 0 0	3 3 0 0 0	0 0 0 0 0	0 0 0 0 0	0 0 0 0 0	0 0 0 0 0	0 0 0 0 0	0 0 0 0 0	0 0 0 0 0	0 0 0 0 0	0 0 0 0 0	0 0 0 0 0	0 0 0 0 0	81.00 0.00 0.00 0.00 1.500	9.000 1.500

**Boston Red Sox @ Seattle Pilots**  
 Sicks Stadium, Boston, MA  
 Sun Jul 27 1969, 6:33 AM EDT  
 Att. 9,670 - Unknown

livebaseballscores.com

**AB** 69  
**R** 5  
**H** 15  
**RBI** 5  
**BB** 4  
**SO** 9  
**LOB** 27



Batter	1	2	3	4	5	6	7	8	9	10	11	12	13	14	15	16	17	18	19	20	AB	R	H	RBI	BB	SO	LOB
Tommy Harper, R OBP: 0.360, SLG: 0.320	K		6-3		F6			1B		6-3		1-2		5-3		FC6-2		6-3			9	2	3	1	1	1	5
John Donaldson, L OBP: 0.306, SLG: 0.266	L6			5-3		6-3		5-3		3-1		1-3				FC6-2		5-3			7	0	0	0	3	0	4
Steve Hovley, L OBP: 0.384, SLG: 0.441	BB			F7		4-3		FC6-4		1-3			F7		6-3	FC6-2					8	1	1	1	2	0	6
Greg Goossen, R OBP: 0.588, SLG: 0.636	1-3			K				FC6-4					1B			F8					4	0	0	0	3	1	5
Don Mincher, L OBP: 0.355, SLG: 0.442		3-1			2B	F5				6-3			K			F9					9	0	1	0	0	4	5
Jerry McNertney, R OBP: 0.308, SLG: 0.420		L5										F7				K					4	0	2	0	0	1	0
Ron Clark, R OBP: 0.246, SLG: 0.276										K											0	0	0	0	0	0	0
Jim Pagliaroni, R OBP: 0.304, SLG: 0.338													G4-6-3								5	0	2	1	0	2	2
Gus Gil, R OBP: 0.274, SLG: 0.249		5-3				BB				6-3			G4-6-3			FC6					8	0	1	0	1	1	5
Ray Oyer, R OBP: 0.269, SLG: 0.281										6-3																	
Wayne Comer, R OBP: 0.348, SLG: 0.382					F8																1	0	0	0	0	0	0
Gordy Lund, R OBP: 0.317, SLG: 0.243										6-3						SH2-4					1	0	0	0	0	1	3
Marty Patton, R OBP: 0.243, SLG: 0.243																					6	0	2	0	1	2	1
Steve Wilson, L OBP: 0.243, SLG: 0.243																											
Tommy Davis, R OBP: 0.243, SLG: 0.243																											
Frank Taylor, R OBP: 0.243, SLG: 0.243																											
Jim Hodson, R OBP: 0.243, SLG: 0.243																											
Wayne Comer, L OBP: 0.243, SLG: 0.243																											
Steve Wilson, R OBP: 0.243, SLG: 0.243																											
Wayne Comer, R OBP: 0.243, SLG: 0.243																											
Wayne Comer, R OBP: 0.243, SLG: 0.243																											
Marty Patton, R OBP: 0.243, SLG: 0.243																											
Steve Wilson, L OBP: 0.243, SLG: 0.243																											
Wayne Comer, R OBP: 0.243, SLG: 0.243																											
Wayne Comer, R OBP: 0.243, SLG: 0.243																											
Wayne Comer, R OBP: 0.243, SLG: 0.243																											
Wayne Comer, R OBP: 0.243, SLG: 0.243																											
Wayne Comer, R OBP: 0.243, SLG: 0.243																											
Wayne Comer, R OBP: 0.243, SLG: 0.243																											
Wayne Comer, R OBP: 0.243, SLG: 0.243																											

<b>AB</b>	70
<b>R</b>	3
<b>H</b>	13
<b>RBI</b>	3
<b>BB</b>	11
<b>SO</b>	18
<b>LOB</b>	41
<b>WP</b>	0
<b>PA</b>	84

<b>PITCHER</b>	<b>IP</b>	<b>WLS</b>	<b>BF</b>	<b>H</b>	<b>R</b>	<b>ER</b>	<b>SO</b>	<b>BB</b>	<b>IBB</b>	<b>HBP</b>	<b>BLK</b>	<b>WP</b>	<b>HR</b>	<b>S</b>	<b>P</b>	<b>ERA</b>	<b>WHIP</b>
Ray Culp, R	10.0	2.2	38	6	1	1	6	2	0	1	0	0	0	47	56	0.90	0.800
Sparky Lyle, L	2.2	13	2	0	0	0	3	3	0	0	0	0	0	16	28	0.00	1.875
Lee Stange, R	0.1	1	0	0	0	0	0	0	0	0	0	0	0	1	1	0.00	0.000
Vicente Romo, R	0.2	3	1	0	0	0	0	0	0	0	0	0	0	3	3	0.00	1.500
Bill Lee, L	1.1	6	0	0	0	0	1	2	0	0	0	0	0	6	14	0.00	1.500

AB R H RBI BB SO LOB

9 2 3 1 1 1 5  
7 0 0 0 3 0 4  
8 1 1 1 2 0 6  
4 0 0 0 3 1 5  
9 0 1 0 0 4 5  
4 0 2 0 0 1 0  
0 0 0 0 0 0 0  
5 0 2 1 0 2 2  
8 0 1 0 1 1 5  
1 0 0 0 0 0 0  
1 0 0 0 0 1 3  
6 0 2 0 1 2 1

1B: 10 SF: 0  
2B: 2 SAC: 2  
3B: 0 DP: 1  
HR: 1 HBP: 1

**Boston Red Sox @ Seattle Pilots**  
Sicks Stadium, Boston, MA  
Sun Jul 27 1969, 6:33 AM EDT  
Att: 9,670 - Unknown

livebaseballscores.com



Batter	1	2	3	4	5	6	7	8	9	AB R H RBI BB SO LOB	TOP											
<b>Del Unser, L</b> (1, 8) OBP: 0.332, SLG: 0.336	0-0 5-3		0-0 4-3		0-0 1-2 2-H 1B		0-0 4-3		0-0 4-3 1B	5 0 2 1 0 0 0												
<b>Lee Maye, L</b> (1, 9) OBP: 0.314, SLG: 0.372 <b>Ed Stroud, L</b> (9, 9) OBP: 0.325, SLG: 0.324	4-0 CS BB			0-0 HR	0-3 K		4-0 BB		0-0 4-3 1-2	3 1 1 1 2 1 3 0 0 0 0 0 0 0												
<b>Frank Howard, R</b> (1, 7) OBP: 0.407, SLG: 0.606	0-0 1-2 1B		0-0 6-3		0-3 K		0-3 K		4-0 IBB	4 0 1 0 1 2 3												
<b>Mike Epstein, L</b> (1, 3) OBP: 0.415, SLG: 0.532 <b>Brant Alyea, R</b> (9, PH) OBP: 0.355, SLG: 0.503 <b>Hank Allen, R</b> (9, 7) OBP: 0.302, SLG: 0.339	0-0 L5		1-0 FC5-4 HBP		0-3 K		0-0 P6		0-3 K	3 0 0 0 0 1 1 1 0 0 0 0 1 2 0 0 0 0 0 0 0												
<b>Ken McMullen, R</b> (1, 5) OBP: 0.343, SLG: 0.399		0-0 F8		0-0 FC5-4 1-2f		0-0 F8		0-0 HR		4 1 1 1 0 0 1												
<b>Bernie Allen, L</b> (1, 4) OBP: 0.343, SLG: 0.409 <b>Tim Cullen, R</b> (8, 4) OBP: 0.272, SLG: 0.259		0-0 4-3		0-0 L3		0-0 1B 1B		0-0 HR		4 1 2 1 0 0 1 0 0 0 0 0 0 0												
<b>Ed Brinkman, R</b> (1, 6) OBP: 0.324, SLG: 0.333		0-0 3-1			0-0 FC3-5 1B 1B		0-0 1-3 1B		0-0 1-3	4 0 2 0 0 0 0												
<b>Paul Casanova, R</b> (1, 2) OBP: 0.242, SLG: 0.271			0-0 F8		0-0 FC3-5 1B 1B		0-0 FC6 1-2f		0-0 4-3	4 1 1 0 0 0 2												
<b>Joe Coleman, R</b> (1, 1) OBP: 0.169, SLG: 0.143			0-0 6-3		0-0 FC3-5 1B 1-2 2-3f		0-0 6-3		0-0 1-3	4 0 0 0 0 0 2												
<b>Inning Stats</b>	R: 0 E: 0 K: 0 S: 3	H: 1 LOB: 1 BB: 1 P: 7	R: 0 E: 0 K: 0 S: 3	H: 0 LOB: 0 BB: 0 P: 3	R: 0 E: 0 K: 0 S: 3	H: 0 LOB: 0 BB: 0 P: 3	R: 1 E: 0 K: 0 S: 4	H: 1 LOB: 1 BB: 0 P: 5	R: 1 E: 0 K: 2 S: 10	H: 3 LOB: 2 BB: 0 P: 10	R: 0 E: 0 K: 1 S: 7	H: 2 LOB: 2 BB: 0 P: 7	R: 0 E: 0 K: 1 S: 5	H: 0 LOB: 1 BB: 1 P: 9	R: 2 E: 0 K: 0 S: 5	H: 2 LOB: 0 BB: 0 P: 5	R: 0 E: 0 K: 1 S: 6	H: 1 LOB: 2 BB: 1 P: 10	1B: 7 2B: 0 3B: 0 HR: 3	SF: 0 SAC: 0 DP: 0 HBP: 1	WP: 0 PB: 0 SB: 0 CS: 1	PA: 40
<b>PITCHER</b>	IP WLS BF H R ER SO BB IBB HBP BLK WP HR S P ERA WHIP																				<b>PITCHER</b>	IP WLS BF H R ER SO BB IBB HBP BLK WP HR S P ERA WHIP
<b>Gene Brabender, R</b> (1, 1) ERA: 4.75	7.1 L 33 9 4 4 4 2 0 1 0 0 3 38 47 4.91 1.500																					
<b>Bob Locker, R</b> (8, 1) ERA: 4.4	1.1 5 1 0 0 0 0 0 0 0 0 0 0 5 5 0.00 0.750																					
<b>John O'Donoghue, L</b> (9, 1) ERA: 2.43	0.0 1 0 0 0 0 0 0 1 0 0 0 0 0 4 ∞ ∞																					
<b>Jim Bouton, R</b> (9, 1) ERA: 3.57	0.1 1 0 0 0 0 1 0 0 0 0 0 0 3 3 0.00 0.000																					

**Washington Senators @ Seattle Pilots**  
**Sicks Stadium, Boston, MA**  
 Tue Jul 29 1969, 10:05 PM EDT  
 Att. 14,270 - Unknown

<b>AB</b>	<b>36</b>
<b>R</b>	<b>4</b>
<b>H</b>	<b>10</b>
<b>RBI</b>	<b>4</b>
<b>BB</b>	<b>3</b>
<b>SO</b>	<b>5</b>
<b>LOB</b>	<b>15</b>




WP: 0	PA: 40
PB: 0	
SB: 0	
CS: 1	

Batter	1	2	3	4	5	6	7	8	9	AB R H RBI BB SO LOB
Tommy Harper, R OBP: 0.356, SLG: 0.316 (1, 5)	0-3 K		0-0 F8		0-0 5-3		0-0 1-3			4 0 0 0 0 1 1
Wayne Comer, R OBP: 0.348, SLG: 0.385 (1, 8)	0-0 2B		4-0 CS BB		0-3 K			0-0 P4		3 1 1 0 0 1 1 0
Steve Hovley, L OBP: 0.371, SLG: 0.425 (1, 9)	0-0 F7		0-0 F5			0-3 K		0-0 F8		4 0 0 0 0 1 2
Tommy Davis, R OBP: 0.281, SLG: 0.329 (1, 7)	0-0 2B		0-0 CS	0-0 6-3		0-0 5-3		0-0 1-3		4 0 1 1 0 0 0
Don Mincher, L OBP: 0.359, SLG: 0.440 (1, 3)	0-3 K			4-0 6-3 BB		4-0 BB			4-0 FC4-6 BB	1 0 0 0 3 1 1
Jerry McNertney, R OBP: 0.304, SLG: 0.413 (1, 2)		0-0 1-3		0-0 6-3		0-3 K			0-3 K	4 0 0 0 0 2 3
John Donaldson, L OBP: 0.318, SLG: 0.282 (1, 4)		0-0 1B		4-0 IBB			0-0 FC5-4 1B		0-0 FC4-6	3 1 2 0 1 0 1
Ray Oyler, R OBP: 0.270, SLG: 0.282 Mike Hegan, L OBP: 0.424, SLG: 0.461 (9, PH)		0-0 B5-3 1B		0-3 K			0-0 FC5-4 SH2-4		0-0 F9	3 0 1 1 0 1 3 1 0 0 0 0 0 1
Gene Brabender, R OBP: 0.174, SLG: 0.136 Bob Locker, S OBP: 0.222, SLG: 0.125 John O'Donoghue, R Jim Bouton, R		0-0 B5-3			0-3 K		0-0 SH2-4			2 0 0 0 0 1 1 0

Inning Stats	R: 1	H: 2	E: 0	K: 2	S: 9	LOB: 1	BB: 0	P: 9	R: 1	H: 2	E: 0	K: 0	S: 4	LOB: 0	BB: 0	P: 4	R: 0	H: 0	E: 0	K: 0	S: 2	LOB: 2	BB: 2	P: 13	R: 0	H: 0	E: 0	K: 2	S: 7	LOB: 1	BB: 1	P: 11	R: 0	H: 1	E: 0	K: 0	S: 4	LOB: 1	BB: 0	P: 4	R: 0	H: 0	E: 0	K: 0	S: 3	LOB: 0	BB: 0	P: 3	R: 0	H: 0	E: 0	K: 1	S: 5	LOB: 1	BB: 1	P: 9	1B: 2	2B: 4	3B: 0	HR: 0	SF: 0	SAC: 1	DP: 1	HBP: 0	WP: 0	PA: 36
PITCHER Joe Coleman, R ERA: 3.44 (1, 1)	IP	WLS	BF	H	R	ER	SO	BB	IBB	HBP	BLK	WP	HR	S	P	ERA	WHIP																																																	
																		PITCHER	IP	WLS	BF	H	R	ER	SO	BB	IBB	HBP	BLK	WP	HR	S	P	ERA	WHIP																															

**Washington Senators @ Seattle Pilots**  
**Sicks Stadium, Boston, MA**  
 Tue Jul 29 1969, 10:05 PM EDT  
 Att. 14,270 - Unknown

<b>AB</b>	<b>29</b>
<b>R</b>	<b>2</b>
<b>H</b>	<b>5</b>
<b>RBI</b>	<b>2</b>
<b>BB</b>	<b>5</b>
<b>SO</b>	<b>8</b>
<b>LOB</b>	<b>13</b>



Batter	1	2	3	4	5	6	7	8	9	AB R H RBI BB SO LOB	TOP
<b>Del Unser, L</b> (1, 8) OBP: 0.330, SLG: 0.334	0-0 BB 1B		0-0 F7	0-0 6-3		0-0 6-3			0-0 F8	5 0 1 0 0 0 4	
<b>Lee Maye, L</b> (1, 9) OBP: 0.316, SLG: 0.372	0-0 F7		0-0 HR 1B		0-3 K		0-0 4-3 1B		0-0 G3	5 1 2 0 0 1 1	
<b>Mike Epstein, L</b> (1, 3) OBP: 0.415, SLG: 0.544	0-3 K		0-0 1-H HR		0-0 F7		0-0 4-3		0-0 2B	5 1 2 2 0 1 2	
<b>Frank Howard, R</b> (1, 7) OBP: 0.412, SLG: 0.605	4-0 FC6 1-2 BB		0-0 6-3		4-0 BB		4-0 IBB		4-0 IBB	1 0 0 0 4 0 0	
<b>Ken McMullen, R</b> (1, 5) OBP: 0.342, SLG: 0.398 <b>Zoilo Versalles, R</b> (1, 5) OBP: 0.294, SLG: 0.295 <b>Brant Alyea, R</b> (9, PH) OBP: 0.353, SLG: 0.500	0-0 FC6 1-2f			0-3 K	0-0 F9		0-0 P4		0-3 K	1 0 0 0 0 0 2 3 0 0 0 0 1 3 1 0 0 0 0 1 2	
<b>Bernie Allen, L</b> (1, 4) OBP: 0.342, SLG: 0.407		0-0 6-3		0-0 BB S 1B		0-0 6-3		0-3 K		4 0 1 0 0 1 2	
<b>Ed Brinkman, R</b> (1, 6) OBP: 0.327, SLG: 0.337		0-0 6-3		4-0 BB 1-2 BB		0-0 1B 2B		4-0 G4-3 BB		2 1 1 0 2 0 0	
<b>Paul Casanova, R</b> (1, 2) OBP: 0.247, SLG: 0.272 <b>Ed Stroud, L</b> (8, PH) OBP: 0.323, SLG: 0.322 <b>Jim French, L</b> (8, 2) OBP: 0.336, SLG: 0.287		0-3 K		4-0 BB 1-2 2-3 BB		0-0 SH3-4 1B		0-0 G4-3 1-2f		2 0 1 1 1 1 0 1 0 0 0 0 0 1 0 0 0 0 0 0 0	
<b>Casey Cox, R</b> (1, 1) OBP: 0.143, SLG: 0.077 <b>Hank Allen, R</b> (8, PH) OBP: 0.301, SLG: 0.337 <b>Darold Knowles, L</b> (8, 1) OBP: 0.143, SLG: 0.143		0-3 K	0-3 K	0-3 K		0-0 SH3-4		0-3 K		2 0 0 0 0 2 3 1 0 0 0 0 1 0 0 0 0 0 0 0 0	
<b>Inning Stats</b>	R: 0 E: 0 K: 1 S: 6 H: 1 LOB: 2 BB: 1 P: 10	R: 0 E: 0 K: 1 S: 5 H: 0 LOB: 0 BB: 0 P: 5	R: 2 E: 0 K: 1 S: 7 H: 2 LOB: 0 BB: 0 P: 7	R: 0 E: 0 K: 2 S: 8 H: 1 LOB: 3 BB: 2 P: 16	R: 0 E: 0 K: 1 S: 5 H: 0 LOB: 1 BB: 1 P: 9	R: 1 E: 0 K: 0 S: 5 H: 2 LOB: 1 BB: 0 P: 5	R: 0 E: 0 K: 1 S: 6 H: 1 LOB: 2 BB: 1 P: 10	R: 0 E: 0 K: 1 S: 4 H: 0 LOB: 0 BB: 1 P: 8	R: 0 E: 0 K: 1 S: 6 H: 1 LOB: 2 BB: 1 P: 10	1B: 5 2B: 2 3B: 0 HR: 1 SF: 0 SAC: 1 DP: 1 HBP: 0	WP: 0 PB: 0 SB: 1 CS: 0 PA: 41
<b>PITCHER</b> <b>Diego Segui, R</b> (1, 1) ERA: 3.47 <b>John Gelnar, R</b> (8, 1) ERA: 3.51	IP WLS BF H R ER SO BB IBB HBP BLK WP HR S P ERA WHIP	7.0 W 33 7 3 3 7 4 1 0 0 0 1 42 62 3.86 1.571	2.0 S 8 1 0 0 2 1 1 0 0 0 0 0 10 18 0.00 1.000		<b>PITCHER</b> IP WLS BF H R ER SO BB IBB HBP BLK WP HR S P ERA WHIP						

Washington Senators @ Seattle Pilots  
 Sicks Stadium, Boston, MA  
 Wed Jul 30 1969, 10:05 PM EDT  
 Att: 5,721 - Unknown - 79 F

livebaseballscorecards.com

AB	33
R	3
H	8
RBI	3
BB	7
SO	9
LOB	20







Batter	1	2	3	4	5	6	7	8	9	AB R H RBI BB SO LOB	TOP		
Del Unser, L (1, 8) OBP: 0.329, SLG: 0.332	0-0 6-3		0-0 4-3		0-0 4-3		0-0 1B		0-0 6-3	5 1 1 1 0 0 0			
Lee Maye, L (1, 9) Dennis Higgins, R (7, 1) Darold Knowles, L (8, 1) OBP: 0.315, SLG: 0.370 OBP: 0.111, SLG: 0.111 OBP: 0.125, SLG: 0.125	0-0 F7		0-0 F9			0-0 6-3	0-0 1B		0-3 K	4 1 1 1 0 0 0 0 0 0 0 0 0 0 1 0 0 0 0 1 0			
Frank Howard, R (1, 7) Hank Allen, R (9, 7) OBP: 0.414, SLG: 0.612 OBP: 0.301, SLG: 0.337	0-0 BB 1B		0-0 F8			0-0 E5	0-0 1B		0-0 HR	5 2 3 2 0 0 0 0 0 0 0 0 0 0			
Mike Epstein, L (1, 3) OBP: 0.418, SLG: 0.547	0-0 1B				0-0 2B	0-0 4-1	0-3 K		1-0 HR	4 0 2 0 0 1 2			
Bernie Allen, L (1, 4) Brant Alyea, R (9, PH) Tim Cullen, R (9, 4) OBP: 0.341, SLG: 0.402 OBP: 0.351, SLG: 0.497 OBP: 0.272, SLG: 0.259	4-0 1B				0-0 F8	0-0 F8	0-0 4-3		0-0 F3	3 0 0 0 1 0 3 1 0 0 0 0 0 1 0 0 0 0 0 0 0			
Ed Brinkman, R (1, 6) OBP: 0.331, SLG: 0.339	0-0 1B				0-0 5-3		4-0 1B			3 1 2 1 1 0 1			
Zoilo Versalles, R (1, 5) OBP: 0.289, SLG: 0.290			0-0 F7		0-0 F3		0-0 P4		0-3 K	4 0 0 0 0 1 3			
Paul Casanova, R (1, 2) OBP: 0.250, SLG: 0.276			0-3 K				0-0 1B		0-3 K	4 1 2 0 0 2 1			
Jim Shellenback, L (1, 1) Ed Stroud, L (7, PH) OBP: 0.190, SLG: 0.190 OBP: 0.325, SLG: 0.324			0-0 4-3				0-0 1B		0-0 1-3	2 0 0 0 0 0 1 2 1 1 1 0 0 1			
<b>Inning Stats</b>	R: 1 H: 3 E: 0 LOB: 2 K: 0 BB: 1 S: 5 P: 9	R: 0 H: 0 E: 0 LOB: 0 K: 1 BB: 0 S: 5 P: 5	R: 0 H: 0 E: 0 LOB: 0 K: 0 BB: 0 S: 3 P: 3	R: 0 H: 1 E: 0 LOB: 1 K: 0 BB: 0 S: 4 P: 4	R: 0 H: 1 E: 0 LOB: 0 K: 0 BB: 0 S: 3 P: 3	R: 0 H: 0 E: 1 LOB: 1 K: 0 BB: 0 S: 4 P: 4	R: 5 H: 5 E: 0 LOB: 1 K: 1 BB: 1 S: 10 P: 14	R: 0 H: 1 E: 0 LOB: 1 K: 2 BB: 0 S: 8 P: 8	R: 1 H: 1 E: 0 LOB: 1 K: 1 BB: 0 S: 6 P: 7	1B: 10 SF: 0 2B: 1 SAC: 0 3B: 0 DP: 1 HR: 1 HBP: 1	WP: 0 PA: 41 PB: 1 SB: 1 CS: 0		
<b>PITCHER</b>	IP WLS BF H R ER SO BB IBB HBP BLK WP HR S P ERA WHIP											<b>PITCHER</b>	IP WLS BF H R ER SO BB IBB HBP BLK WP HR S P ERA WHIP
Fred Talbot, R (1, 1) ERA: 3.67	6.1 L 27 7 4 4 1 2 0 0 0 0 0 0 27 35 5.68 1.421												
John O'Donoghue, L (7, 1) ERA: 2.66	0.0 2 2 0 0 0 0 0 0 0 0 0 0 2 2 ∞ ∞												
Jim Bouton, R (7, 1) ERA: 3.53	0.2 3 1 2 1 1 0 0 0 0 0 0 0 5 5 13.50 1.500												
Bob Locker, R (8, 1) ERA: 4.33	1.0 4 1 0 0 2 0 0 0 0 0 0 0 8 8 0.00 1.000												
Steve Barber, L (9, 1) ERA: 4.68	1.0 5 1 1 1 1 0 0 1 0 0 0 1 6 7 9.00 1.000												

Washington Senators @ Seattle Pilots  
Sicks Stadium, Boston, MA  
Thu Jul 31 1969, 10:05 PM EDT  
Att: 9,699 - Unknown - 71 F

livebaseballscorecards.com

AB 38  
R 7  
H 12  
RBI 6  
BB 2  
SO 5  
LOB 13



BOTTOM

Washington Senators @ Seattle Pilots  
Sicks Stadium, Boston, MA  
Thu Jul 31 1969, 10:05 PM EDT  
Att. 9,699 - Unknown - 71 F

livebaseballscorecards.com

AB	35
R	6
H	9
RBI	6
BB	8
SO	5
LOB	20



WP	0	PA	44
PB	0		
SB	0		
CS	0		

AB R H RBI BB SO LOB

4 0 1 1 1 0 1

3 1 0 0 1 0 2

4 1 2 1 1 0 1

5 1 1 1 0 0 4

4 0 0 0 1 1 0

5 1 1 1 0 0 3

3 1 2 0 1 1 0

1 0 1 2 0 0 0

1B	7	SF	0
2B	1	SAC	0
3B	0	DP	0
HR	1	HBP	1

1B	7	SF	0
2B	1	SAC	0
3B	0	DP	0
HR	1	HBP	1

Batter	1	2	3	4	5	6	7	8	9
Tommy Harper, R (1, 9) OBP: 0.355, SLG: 0.314	4-0 BB BB BB 6-3 BB		X 0-0 1-6-3 1B		X 0-0 P6		X 0-0 6-3		X 0-0 F8
Ron Clark, R (1, 5) (9, 6) OBP: 0.258, SLG: 0.262	0-0 6-3		X 0-0 1-6-3		X 0-0 5-3		H 1-0 1B HBP		BB BB 4-0 1B BB
Wayne Comer, R (1, 8) OBP: 0.351, SLG: 0.385	4-0 BB BB 2-3 BB		X 0-0 F8		X 0-0 1-3		X 0-0 1-3 2-H 1B		X 0-0 1-2 2B 1B
Tommy Davis, R (1, 7) OBP: 0.279, SLG: 0.330	0-0 F5		X 0-0 6-3		X 0-0 6-3		X 0-0 F9		X 0-0 1-3 2-H 1B 2B
Greg Goossen, R (1, 3) OBP: 0.500, SLG: 0.789		0-3 K		X 0-0 5-3		X 0-0 6-3		X 0-0 F9	BB BB 4-0 1B BB
Jim Pagliaroni, R (1, 2) OBP: 0.302, SLG: 0.413		0-0 6-3		X 0-0 HR		X 0-0 4-3		X 0-0 4-3	X 0-0 P6
John Donaldson, L (1, 4) OBP: 0.329, SLG: 0.287		4-0 BB BB 1B BB		0-3 K			X 0-0 6-3 BB 1B		X 0-0 BB 1B
Jerry McNertney, R (9, PH) OBP: 0.306, SLG: 0.416									X 0-0 1-2 2-H 3-H 1B
Gordy Lund, R (1, 0) OBP: 0.349, SLG: 0.263		0-0 X		4-0 BB BB			BB BB 4-0 6-3 BB 1B		BB BB 4-0 K
Merritt Ransaw, L (7, PH) OBP: 0.350, SLG: 0.288									0-3 K
Bob Locker, S (8, 1) OBP: 0.222, SLG: 0.125									1 0 1 0 1 0 0 0 1 0 0 1 0 0 0 0 0 0 0 0 0 0 0 0 0 1 0 0 0 0 0 0 0 0 0 0 0 0 0 0 0 0 1 0 0 0 0 1 2
Mike Hegan, L (8, PH) OBP: 0.425, SLG: 0.459									
Marty Pattin, R (8, PH) OBP: 0.189, SLG: 0.173									
Steve Barber, L (9, 1) OBP: 0.308, SLG: 0.308									
John Seinar, R (9, PH) OBP: 0.125, SLG: 0.067									
Fred Talbot, R (1, 1) OBP: 0.238, SLG: 0.298		0-3 K		0-3 K			X 0-0 6-3		X 0-0 5-3
John O'Donoghue, R (7, 1) OBP: 0.372, SLG: 0.418									
Jim Bouton, R (7, PH) OBP: 0.372, SLG: 0.418									
Steve Hovley, L (8, 0) OBP: 0.277, SLG: 0.278									
Ray Oyler, R (8, PH) OBP: 0.359, SLG: 0.440									
Don Mincher, L (8, PH) OBP: 0.272, SLG: 0.247									
Gus Gil, R (8, PH) OBP: 0.272, SLG: 0.247									

Inning Stats	R: 0	H: 0	E: 0	K: 0	S: 2	LOB: 1	BB: 2	P: 10	R: 0	H: 1	E: 0	K: 2	S: 8	LOB: 2	BB: 1	P: 12	R: 0	H: 1	E: 0	K: 0	S: 4	LOB: 1	BB: 0	P: 4	R: 1	H: 1	E: 0	K: 2	S: 8	LOB: 1	BB: 1	P: 12	R: 0	H: 0	E: 0	K: 0	S: 3	LOB: 0	BB: 0	P: 3	R: 0	H: 2	E: 0	K: 0	S: 5	LOB: 2	BB: 1	P: 10	R: 0	H: 1	E: 0	K: 0	S: 4	LOB: 2	BB: 1	P: 8	R: 3	H: 3	E: 0	K: 1	S: 8	LOB: 2	BB: 2	P: 16	1B: 7	SF: 0	2B: 1	SAC: 0	3B: 0	DP: 0	HR: 1	HBP: 1	WP: 0	PA: 44
--------------	------	------	------	------	------	--------	-------	-------	------	------	------	------	------	--------	-------	-------	------	------	------	------	------	--------	-------	------	------	------	------	------	------	--------	-------	-------	------	------	------	------	------	--------	-------	------	------	------	------	------	------	--------	-------	-------	------	------	------	------	------	--------	-------	------	------	------	------	------	------	--------	-------	-------	-------	-------	-------	--------	-------	-------	-------	--------	-------	--------

PITCHER	IP	WLS	BF	H	R	ER	SO	BB	IBB	HBP	BLK	WP	HR	S	P	ERA	WHIP
Jim Shellenback, L (1, 1) ERA: 3.81	6.0	W	24	3	1	1	4	4	0	0	0	0	1	28	44	1.50	1.167
Dennis Higgins, R (7, 1) ERA: 3.92	1.2		11	3	2	2	0	2	0	1	0	0	0	8	17	10.80	3.000
Darold Knowles, L (8, 1) ERA: 2.64	1.1	S	9	3	3	3	1	2	0	0	0	0	0	9	17	20.25	3.750

Batter	1	2	3	4	5	6	7	8	9	AB R H RBI BB SO LOB	TOP											
Horace Clarke, S OBP: 0.344, SLG: 0.353 (1, 4)	0-0 4-3	0-0 1-2 2-H 1B		0-0 1-2 1B		0-0 CS 1B			0-3 K	5 0 3 1 0 1 0												
Jerry Kenney, L OBP: 0.328, SLG: 0.313 (1, 5)	4-0 HR BB	0-0 L8		0-0 F6		0-0 CS 1-2	0-0 1-3		0-0 1-3	4 1 0 0 1 0 4												
Roy White, S OBP: 0.432, SLG: 0.483 (1, 7)	0-0 1-H HR	4-0 BB		0-0 4-1			0-0 S 1B		0-0 1-3	4 1 2 2 1 0 2												
Joe Pepitone, L OBP: 0.288, SLG: 0.475 (1, 3)	0-3 K	0-0 4-3			0-0 HR		0-3 K 1-2		0-3 K	4 1 1 1 0 2 4												
Bobby Murcer, L OBP: 0.319, SLG: 0.419 (1, 9)	4-0 BB		0-0 L8-3 1B		0-3 K		0-0 4-3			3 0 1 0 1 1 1												
Jimmie Hall, L OBP: 0.276, SLG: 0.320 (1, 8)	0-0 F5		0-0 L8-3 1-2		0-0 L4			0-3 K		4 0 0 0 0 1 2												
Gene Michael, S OBP: 0.365, SLG: 0.389 (1, 6)		0-0 BB 1B	0-0 1-3		0-3 K			0-3 K		4 1 1 0 0 2 0												
Frank Fernandez, R OBP: 0.369, SLG: 0.421 (1, 2)		4-0 S 1B BB		0-0 L6		0-0 F5		H 1-0 HBP		2 0 0 0 1 0 0												
Bill Burbach, R OBP: 0.154, SLG: 0.135 Ken Johnson, R (3, 1)		0-3 K	4-0 1B BB		0-3 K		0-3 K		0-3 K	1 0 0 0 0 1 2 2 0 0 0 1 2 1												
<b>Inning Stats</b>	R: 2 E: 0 K: 1 S: 6	H: 1 LOB: 1 BB: 2 P: 14	R: 1 E: 0 K: 1 S: 7	H: 2 LOB: 3 BB: 2 P: 15	R: 0 E: 0 K: 0 S: 3	H: 1 LOB: 0 BB: 0 P: 3	R: 0 E: 0 K: 0 S: 4	H: 1 LOB: 2 BB: 1 P: 8	R: 1 E: 0 K: 2 S: 8	H: 1 LOB: 0 BB: 0 P: 8	R: 0 E: 0 K: 1 S: 5	H: 1 LOB: 0 BB: 0 P: 5	R: 0 E: 0 K: 1 S: 6	H: 1 LOB: 1 BB: 0 P: 6	R: 0 E: 0 K: 3 S: 9	H: 0 LOB: 1 BB: 0 P: 10	R: 0 E: 0 K: 1 S: 5	H: 0 LOB: 0 BB: 0 P: 5	1B: 6 2B: 1 3B: 0 HR: 2	SF: 0 SAC: 0 DP: 1 HBP: 1	WP: 0 PB: 0 SB: 3 CS: 1	PA: 40
<b>PITCHER</b>	IP WLS BF H R ER SO BB IBB HBP BLK WP HR S P ERA WHIP											<b>PITCHER</b>	IP WLS BF H R ER SO BB IBB HBP BLK WP HR S P ERA WHIP									
Marty Pattin, R ERA: 5.0 (1, 1)	1.1 L 10 3 3 3 2 3 0 0 0 0 1 11 23 20.25 4.500																					
John O'Donoghue, L ERA: 2.61 (2, 1)	0.2 3 0 0 0 0 0 1 0 0 0 0 0 2 6 0.00 1.500																					
Jim Bouton, R ERA: 3.42 (3, 1)	5.0 19 5 1 1 4 1 0 0 0 0 1 26 30 1.80 1.200																					
John Gelnar, R ERA: 3.39 (8, 1)	2.0 7 0 0 0 0 4 0 0 1 0 0 0 14 15 0.00 0.000																					

**New York Yankees @ Seattle Pilots**  
 Sicks Stadium, Boston, MA  
 Fri Aug 01 1969, 10:05 PM EDT  
 Att: 7,596 - Unknown - 62 F

[livebaseballscorecards.com](http://livebaseballscorecards.com)

**AB 33**  
**R 4**  
**H 8**  
**RBI 4**  
**BB 5**  
**SO 10**  
**LOB 16**



BOTTOM

New York Yankees @ Seattle Pilots

Sicks Stadium, Boston, MA

Fri Aug 01 1969, 10:05 PM EDT

Att. 7,596 - Unknown - 62 F

livebaseballscorecards.com

AB 28  
R 2  
H 2  
RBI 1  
BB 6  
SO 7  
LOB 11



AB R H RBI BB SO LOB  
2 0 0 0 1 1 0  
1 0 0 0 0 0 1

2 1 0 0 2 0 1

4 1 1 0 0 1 2

4 0 1 1 0 0 1

3 0 0 0 1 1 1

4 0 0 0 0 0 1

4 0 0 0 0 1 1

1 0 0 0 2 1 0

0 0 0 0 0 0 0  
0 0 0 0 0 0 0  
1 0 0 0 0 0 2  
1 0 0 0 0 1 0  
1 0 0 0 0 1 1  
0 0 0 0 0 0 0

1B: 1 SF: 0  
2B: 1 SAC: 0  
3B: 0 DP: 0  
HR: 0 HBP: 0

WP: 2 PA: 34  
PB: 2  
SB: 1  
CS: 0

Batter	1	2	3	4	5	6	7	8	9
Tommy Harper, R (1, 5) OBP: 0.355, SLG: 0.312 Gus Gil, R (6, 5) OBP: 0.271, SLG: 0.246	4-0 FC4-6 BB		0-0 F8		0-3 K		0-0 F9		
Steve Hovley, L (1, 9) OBP: 0.376, SLG: 0.411	0-0 FC4-6 WP 1-2f		4-0 2B WP BB		4-0 BB			0-0 6-3	
Wayne Comer, R (1, 8) OBP: 0.349, SLG: 0.387	0-3 K		0-0 WP 1B 2B		0-0 F8			0-0 G3	
Tommy Davis, R (1, 7) OBP: 0.279, SLG: 0.329	0-0 3-1		0-0 K S 1B 2-H 3-H		0-0 4-3			0-0 F4	
Greg Goossen, R (1, 3) OBP: 0.467, SLG: 0.682		4-0 PB BB	0-3 K		0-0 6-3			0-0 F4	
Jerry McNertney, R (1, 2) OBP: 0.302, SLG: 0.409		0-0 F8		0-0 1-4-3		0-0 5-3		0-0 F5	
John Donaldson, L (1, 4) OBP: 0.321, SLG: 0.279		0-0 L7		0-0 1-3		0-3 K		0-0 F7	
Ron Clark, R (1, 6) OBP: 0.275, SLG: 0.258		4-0 BB		0-3 K		4-0 PB BB			
Marty Pattin, R (1, 1) OBP: 0.180, SLG: 0.173 John O'Donoghue, R (2, 1) Don Mincher, L (2, PH) OBP: 0.358, SLG: 0.439 Jim Bouton, R (3, 1) Merritt Ranew, L (7, PH) OBP: 0.344, SLG: 0.283 John Geinar, R (8, 1) OBP: 0.125, SLG: 0.067		0-0 F8		0-3 K		0-3 K			

Inning Stats	R: 0	H: 0	E: 0	K: 1	S: 5	LOB: 1	BB: 1	P: 9
	R: 0	H: 0	E: 0	K: 0	S: 3	LOB: 2	BB: 2	P: 11
	R: 2	H: 2	E: 0	K: 1	S: 6	LOB: 0	BB: 1	P: 10
	R: 0	H: 0	E: 0	K: 1	S: 5	LOB: 0	BB: 0	P: 5
	R: 0	H: 0	E: 0	K: 2	S: 7	LOB: 1	BB: 1	P: 11
	R: 0	H: 0	E: 0	K: 0	S: 3	LOB: 0	BB: 0	P: 3
	R: 0	H: 0	E: 0	K: 2	S: 7	LOB: 1	BB: 1	P: 11
	R: 0	H: 0	E: 0	K: 0	S: 3	LOB: 0	BB: 0	P: 3
	R: 0	H: 0	E: 0	K: 0	S: 3	LOB: 0	BB: 0	P: 3

PITCHER	IP	WLS	BF	H	R	ER	SO	BB	IBB	HBP	BLK	WP	HR	S	P	ERA	WHIP
Bill Burbach, R (1, 1) ERA: 3.62	2.1		12	1	2	2	1	4	0	0	0	1	0	10	26	7.71	2.143
Ken Johnson, R (3, 1) ERA: 4.11	6.2	W	22	1	0	0	6	2	0	0	0	1	0	32	40	0.00	0.450

Batter	1	2	3	4	5	6	7	8	9	AB	R	H	RBI	BB	SO	LOB	TOP
Horace Clarke, S (1, 4) OBP: 0.346, SLG: 0.356	0-0 4-3		0-0 6-3		0-0 1B HR 1B	0-0 E S 1B		0-0 BB 6-4-3 1B		5	1	3	0	0	0	0	
Ron Woods, R (1, 8) OBP: 0.321, SLG: 0.331	0-0 6-3 2B		0-0 FC3-6 BB 1B		0-0 1-3 HR 1B	0-0 F6		0-0 6-4-3		5	1	3	0	0	0	2	
Roy White, S (1, 7) OBP: 0.429, SLG: 0.475	0-0 6-3		4-0 FC3-6 BB 1-2		0-0 5-3	0-0 E5		0-3 K		4	0	0	0	1	1	5	
Joe Pepitone, L (1, 3) OBP: 0.289, SLG: 0.481	0-0 1-3		0-0 FC3-6 FC5-4 1-2f 2-3		0-0 2-H 3-H HR	0-3 K		4-0 FC5 BB IBB		4	1	1	3	1	1	5	
Frank Fernandez, R (1, 2) OBP: 0.375, SLG: 0.439		4-0 BB BB BB FC5-4 BB	0-0 FC5-4 1-2f		0-0 F7		0-0 HR	4-0 1-2 2-3 BB		3	1	1	1	2	0	2	
Bill Robinson, R (1, 9) OBP: 0.236, SLG: 0.307		0-0 FC5-4 1B 1-2f FC5-2		0-3 K	0-0 1B 2B		0-0 4-3 SF8 2B	0-0 FC5 2-3f		5	1	2	0	0	1	4	
Gene Michael, S (1, 6) OBP: 0.370, SLG: 0.393		0-0 FC5-2 1-3 1B		0-0 FC6-4 1B	0-0 2-3 1B		0-0 4-3		0-0 4-3	5	0	3	0	0	0	1	
Bobby Cox, R (1, 5) OBP: 0.311, SLG: 0.266 Jerry Kenney, L (7, PH) OBP: 0.326, SLG: 0.312		0-0 FC5-2 1-2 3-H		0-0 FC6-4 FC6 1-2f	0-3 K		0-0 SF8		0-0 5-3	3	0	0	0	0	1	5	
Al Downing, R (1, 1) Jack Aker, R (8, 1)		0-3 K		0-0 FC6 1-2f	0-3 K		0-3 K		0-0 F6	4	0	0	0	0	3	3	
<b>Inning Stats</b>	R: 0 E: 0 K: 0 S: 4 H: 1 LOB: 1 BB: 0 P: 4	R: 0 E: 0 K: 1 S: 6 H: 1 LOB: 2 BB: 1 P: 10	R: 0 E: 0 K: 0 S: 4 H: 1 LOB: 2 BB: 1 P: 8	R: 0 E: 0 K: 1 S: 6 H: 1 LOB: 1 BB: 0 P: 6	R: 3 E: 0 K: 1 S: 10 H: 5 LOB: 2 BB: 0 P: 10	R: 0 E: 1 K: 2 S: 9 H: 1 LOB: 2 BB: 0 P: 9	R: 2 E: 0 K: 1 S: 7 H: 2 LOB: 0 BB: 0 P: 7	R: 0 E: 0 K: 1 S: 6 H: 1 LOB: 3 BB: 2 P: 14	R: 0 E: 0 K: 0 S: 3 H: 0 LOB: 0 BB: 0 P: 3	1B: 8 2B: 3 3B: 0 HR: 2 SF: 1 SAC: 0 DP: 0 HBP: 0	WP: 0 PB: 0 SB: 1 CS: 0	PA: 45					
<b>PITCHER</b>	IP WLS BF H R ER SO BB IBB HBP BLK WP HR S P ERA WHIP	IP WLS BF H R ER SO BB IBB HBP BLK WP HR S P ERA WHIP	IP WLS BF H R ER SO BB IBB HBP BLK WP HR S P ERA WHIP	IP WLS BF H R ER SO BB IBB HBP BLK WP HR S P ERA WHIP	IP WLS BF H R ER SO BB IBB HBP BLK WP HR S P ERA WHIP	IP WLS BF H R ER SO BB IBB HBP BLK WP HR S P ERA WHIP	IP WLS BF H R ER SO BB IBB HBP BLK WP HR S P ERA WHIP	IP WLS BF H R ER SO BB IBB HBP BLK WP HR S P ERA WHIP	IP WLS BF H R ER SO BB IBB HBP BLK WP HR S P ERA WHIP								
George Brunet, L (1, 1) ERA: 3.97	6.0 L 32 11 4 4 5 2 0 0 0 0 2 40 48 6.00 2.167	1.0 4 1 1 1 1 0 0 0 0 0 0 0 6 6 9.00 1.000	2.0 9 1 0 0 0 1 1 1 0 0 0 0 9 17 0.00 1.000														

**New York Yankees @ Seattle Pilots**  
 Sicks Stadium, Boston, MA  
 Sat Aug 02 1969, 10:05 PM EDT  
 Att. 10,755 - Unknown - 63 F

AB	40
R	5
H	13
RBI	5
BB	4
SO	7
LOB	27



WP: 0	PA: 45
PB: 0	
SB: 1	
CS: 0	

BOTTOM

New York Yankees @ Seattle Pilots  
Sicks Stadium, Boston, MA

Sat Aug 02 1969, 10:05 PM EDT  
Att: 10,755 - Unknown - 63 F

livebaseballscorecards.com

AB	37
R	4
H	12
RBI	4
BB	3
SO	7
LOB	16



WP:	0	PA:	40
PB:	0		
SB:	1		
CS:	0		

Batter	1	2	3	4	5	6	7	8	9	AB	R	H	RBI	BB	SO	LOB
Tommy Harper, R (1, 8) OBP: 0.353, SLG: 0.310	0-3 K		0-0 F7		0-0 1B		0-0 F9		0-0 5-3	5	0	1	0	0	1	2
Steve Hovley, L (1, 9) OBP: 0.369, SLG: 0.410	0-0 4-3		0-0 2B		0-0 1-2		0-3 K		0-0 1-3	5	0	1	0	0	1	2
Greg Goossen, R (1, 3) OBP: 0.457, SLG: 0.630 Gordy Lund, R (9, PR) OBP: 0.349, SLG: 0.263	0-3 K		0-0 F3		0-0 F8		0-0 1B		0-0 FC5-4 1B	5	0	2	0	0	1	3
Tommy Davis, R (1, 7) OBP: 0.281, SLG: 0.328		0-0 F9	4-0 BB		0-0 1B		0-3 K		0-0 FC5-4	4	0	1	0	1	1	2
Jerry McNertney, R (1, 2) OBP: 0.301, SLG: 0.411		0-0 1B 2B	0-0 F7		0-0 1-2		0-0 G6-3		0-0 5-3	4	0	1	0	0	0	4
Ron Clark, R (1, 5) OBP: 0.288, SLG: 0.288 (8, 6)		0-0 BB 1B		0-3 K		0-0 2B		0-0 F8		4	0	2	0	0	1	0
John Donaldson, L (1, 4) OBP: 0.319, SLG: 0.273		4-0 1-2 BB		0-0 4-3		0-0 1-3		0-0 4-3		3	0	0	0	1	0	1
Ray Oyler, R (1, 6) OBP: 0.264, SLG: 0.275 Gus Gil, R (7, PH) OBP: 0.275, SLG: 0.250 (8, 5)		0-3 K		0-0 5-3			0-0 HR 1B		4-0 HR BB	2	0	0	0	0	1	2
Mike Hegan, L (9, PH) OBP: 0.427, SLG: 0.459 Marty Pattin, R (9, PR) OBP: 0.189, SLG: 0.173										1	1	1	0	0	0	0
George Brunet, R (1, 1) OBP: 0.156, SLG: 0.103 Bob Locker, S (7, 1) OBP: 0.222, SLG: 0.125 Jim Pagliaroni, R (7, PH) OBP: 0.310, SLG: 0.461 Jim Bouton, R (8, 1) Don Mincher, L (9, PH) OBP: 0.360, SLG: 0.451			0-0 2B 1B		0-3 K				0-0 HR	2	0	1	0	0	1	0

Inning Stats	R: 0	H: 0	E: 0	K: 2	S: 7	H: 0	LOB: 0	BB: 0	P: 7	R: 0	H: 2	E: 0	K: 1	S: 6	H: 2	LOB: 2	BB: 1	P: 10	R: 0	H: 2	E: 0	K: 0	S: 5	H: 1	LOB: 3	BB: 1	P: 9	R: 0	H: 0	E: 0	K: 1	S: 5	H: 0	LOB: 0	BB: 0	P: 5	R: 0	H: 1	E: 0	K: 1	S: 6	H: 2	LOB: 1	BB: 0	P: 6	R: 2	H: 3	E: 0	K: 2	S: 10	H: 0	LOB: 1	BB: 0	P: 10	R: 0	H: 0	E: 0	K: 0	S: 3	H: 0	LOB: 0	BB: 0	P: 3	R: 2	H: 2	E: 0	K: 0	S: 5	H: 2	LOB: 1	BB: 1	P: 9	1B: 7	SF: 0	2B: 3	SAC: 0	3B: 0	DP: 1	HR: 2	HBP: 0	WP: 0	PA: 40
--------------	------	------	------	------	------	------	--------	-------	------	------	------	------	------	------	------	--------	-------	-------	------	------	------	------	------	------	--------	-------	------	------	------	------	------	------	------	--------	-------	------	------	------	------	------	------	------	--------	-------	------	------	------	------	------	-------	------	--------	-------	-------	------	------	------	------	------	------	--------	-------	------	------	------	------	------	------	------	--------	-------	------	-------	-------	-------	--------	-------	-------	-------	--------	-------	--------

PITCHER	IP	WLS	BF	H	R	ER	SO	BB	IBB	HBP	BLK	WP	HR	S	P	ERA	WHIP
Al Downing, L (1, 1) ERA: 5.01	7.0	W	31	10	2	2	7	2	0	0	0	0	1	43	51	2.57	1.714
Jack Aker, R (8, 1) ERA: 3.14	2.0	S	9	2	2	2	0	1	0	0	0	0	1	8	12	9.00	1.500

**New York Yankees @ Seattle Pilots**  
**Sicks Stadium, Boston, MA**

Sun Aug 03 1969, 6:33 AM EDT  
 Att. 23,657 - Unknown - 66 F

[livebaseballscorecards.com](http://livebaseballscorecards.com)

<b>AB</b>	<b>33</b>
<b>R</b>	<b>5</b>
<b>H</b>	<b>7</b>
<b>RBI</b>	<b>5</b>
<b>BB</b>	<b>7</b>
<b>SO</b>	<b>9</b>
<b>LOB</b>	<b>14</b>



Batter	1	2	3	4	5	6	7	8	9	AB	R	H	RBI	BB	SO	LOB
Horace Clarke, S (1, 4) OBP: 0.347, SLG: 0.357	4-0 BB FC3-2 1B BB	0-3 K			0-0 L9		0-0 2B		0-0 1-3	4	0	1	0	1	1	0
Ron Woods, R (1, 8) OBP: 0.317, SLG: 0.325	0-0 FC3-2 BB 1-2 BB 1B	0-0 F4			0-0 F7		0-0 6-3		0-3 K	5	1	1	0	0	1	1
Roy White, S (1, 7) OBP: 0.431, SLG: 0.478	4-0 BB FC3-2 1-2 2-3 2B BB				0-0 F8		0-0 2B		4-0 BB	3	1	1	0	2	0	1
Joe Pepitone, L (1, 3) OBP: 0.291, SLG: 0.477	0-0 FC3-2 BB 1-2 2-3 3-H 2B				0-3 K		4-0 IBB		0-0 F4	3	1	0	0	2	1	4
Frank Fernandez, R (1, 2) OBP: 0.372, SLG: 0.430	4-0 2B 1-2 2-3 3-H 1B BB				0-3 K		0-3 K			3	1	0	1	1	3	4
Bill Robinson, R (1, 9) OBP: 0.237, SLG: 0.311	0-0 1B 2B				0-0 F8		0-0 F7		0-0 6-3	4	1	1	2	0	0	0
Gene Michael, S (1, 6) OBP: 0.368, SLG: 0.391	0-0 L6-3 1B				0-0 F9		0-0 F6		0-3 K	4	0	1	2	0	1	0
Bobby Cox, R (1, 5) OBP: 0.323, SLG: 0.282	0-0 L6-3 1-2				0-0 2B		0-0 1B		4-0 BB	3	0	2	0	1	0	1
Stan Bahnsen, R (1, 1) OBP: 0.087, SLG: 0.067		0-0 6-3			0-0 5-3		0-3 K		0-3 K	4	0	0	0	0	2	3
Steve Hamilton, L (8, 1)										0	0	0	0	0	0	0
Lindy McDaniel, R (9, 1)										0	0	0	0	0	0	0

Inning Stats	R: 5	H: 3	E: 0	K: 0	S: 5	P: 17	R: 0	H: 0	E: 0	K: 1	S: 5	P: 5	R: 0	H: 0	E: 0	K: 2	S: 7	P: 7	R: 0	H: 1	E: 0	K: 1	S: 4	P: 4	R: 0	H: 1	E: 0	K: 1	S: 6	P: 10	R: 0	H: 1	E: 0	K: 1	S: 6	P: 6	R: 0	H: 1	E: 0	K: 1	S: 6	P: 10	R: 0	H: 0	E: 0	K: 2	S: 7	P: 11	R: 0	H: 0	E: 0	K: 1	S: 5	P: 9	1B: 3	2B: 5	3B: 0	HR: 0	SF: 0	SAC: 0	DP: 1	HBP: 0	WP: 0	PB: 0	SB: 0	CS: 0	PA: 40
--------------	------	------	------	------	------	-------	------	------	------	------	------	------	------	------	------	------	------	------	------	------	------	------	------	------	------	------	------	------	------	-------	------	------	------	------	------	------	------	------	------	------	------	-------	------	------	------	------	------	-------	------	------	------	------	------	------	-------	-------	-------	-------	-------	--------	-------	--------	-------	-------	-------	-------	--------

PITCHER	IP	WLS	BF	H	R	ER	SO	BB	IBB	HBP	BLK	WP	HR	S	P	ERA	WHIP
Steve Barber, L (1, 1) ERA: 6.0	0.1	L	6	2	5	5	0	3	0	0	0	0	0	3	15	135.00	15.000
John Gelnar, R (1, 1) ERA: 3.11	5.2		21	4	0	0	5	0	1	0	0	0	0	30	34	0.00	0.706
Fred Talbot, R (7, 1) ERA: 3.59	2.0		9	1	0	0	3	1	1	0	0	0	0	13	21	0.00	1.000
Diego Segui, R (9, 1) ERA: 3.43	1.0		4	0	0	0	1	1	0	0	0	0	0	5	9	0.00	1.000



BOTTOM

New York Yankees @ Seattle Pilots  
Sicks Stadium, Boston, MA

Sun Aug 03 1969, 6:33 AM EDT  
Att: 23,657 - Unknown - 66 F

livebaseballscorecards.com

AB	34
R	3
H	7
RBI	3
BB	2
SO	5
LOB	14



WP	0	PA	36
PB	0		
SB	0		
CS	0		

AB R H RBI BB SO LOB

3	1	2	1	1	0	0
4	0	0	0	0	0	3
4	0	1	1	0	0	2
3	1	1	0	1	1	1
4	0	0	0	0	1	4
4	0	1	0	0	1	0
0	0	0	0	0	0	0
3	0	0	0	0	0	0
1	0	1	1	0	0	0
4	0	0	0	0	2	2
0	0	0	0	0	0	0
1	0	0	0	0	0	0
1	1	1	0	0	0	0
0	0	0	0	0	0	0
0	0	0	0	0	0	0
1	0	0	0	0	0	0
0	0	0	0	0	0	0
1	0	0	0	0	0	2

Batter	1	2	3	4	5	6	7	8	9
Tommy Harper, R (1, 5) OBP: 0.357, SLG: 0.322	4-0 BB G3		0-0 1-3			0-0 BB 1B 1-2		0-0 HR	
Steve Hovley, L (1, 8) OBP: 0.358, SLG: 0.397	0-0 G3 1-2			0-0 E3 G3-6-3		0-0 F6		0-0 L4	
Tommy Davis, R (1, 7) OBP: 0.280, SLG: 0.327	0-0 6-3			0-0 G3-6-3 1-2f		0-0 BB 1B 1-2 2-H		0-0 F8	
Don Mincher, L (1, 3) OBP: 0.361, SLG: 0.450	0-0 F7			0-3 K		4-0 BB 1-2 2-3		0-0 1B G3 1B	
Mike Hegan, L (1, 9) OBP: 0.421, SLG: 0.451		0-3 K			0-0 6-3	0-0 5-3		0-0 G3 1-2	
Jerry McNertney, R (1, 2) OBP: 0.300, SLG: 0.408 Gordy Lund, R (9, PR) OBP: 0.349, SLG: 0.263		0-3 K			0-0 6-3		0-0 6-3	0-0 1B 2-3 1B	
John Donaldson, L (1, 4) OBP: 0.313, SLG: 0.267 Jim Pagliaroni, R (9, PH) OBP: 0.318, SLG: 0.468		0-0 4-3			0-0 F8		0-0 L5	0-0 1-2 3-H 1B	
Ron Clark, R (1, 6) OBP: 0.273, SLG: 0.271			0-3 K			0-0 6-3	0-0 F8	0-3 K	
Steve Barber, L (1, 1) OBP: 0.296, SLG: 0.308 John Gehrig, R (1, 1) OBP: 0.118, SLG: 0.063 Merritt Raney, L (6, PH) OBP: 0.355, SLG: 0.296 Fred Talbot, R (7, 1) OBP: 0.258, SLG: 0.286 Greg Goossen, R (8, PH) OBP: 0.444, SLG: 0.607 Diego Segui, R (9, 1) OBP: 0.095, SLG: 0.050 Gus Gil, R (9, PH) OBP: 0.273, SLG: 0.249			0-0 6-3			0-0 1B 1B		0-0 F7	0-0 G3

Inning Stats	R: 0	H: 0	E: 0	LOB: 1	K: 0	BB: 1	S: 3	R: 0	H: 0	E: 0	LOB: 0	K: 2	BB: 0	S: 7	R: 0	H: 0	E: 0	LOB: 0	K: 1	BB: 0	S: 5	R: 0	H: 0	E: 1	LOB: 0	K: 1	BB: 0	S: 5	R: 0	H: 0	E: 0	LOB: 0	K: 0	BB: 0	S: 3	R: 1	H: 3	E: 0	LOB: 3	K: 0	BB: 1	S: 6	R: 0	H: 0	E: 0	LOB: 0	K: 0	BB: 0	S: 3	R: 1	H: 1	E: 0	LOB: 0	K: 0	BB: 0	S: 4	R: 1	H: 1	E: 0	LOB: 2	K: 1	BB: 0	S: 8	1B: 6	SF: 0	2B: 0	SAC: 0	3B: 0	DP: 1	HR: 1	HBP: 0	WP: 0	PA: 36
--------------	------	------	------	--------	------	-------	------	------	------	------	--------	------	-------	------	------	------	------	--------	------	-------	------	------	------	------	--------	------	-------	------	------	------	------	--------	------	-------	------	------	------	------	--------	------	-------	------	------	------	------	--------	------	-------	------	------	------	------	--------	------	-------	------	------	------	------	--------	------	-------	------	-------	-------	-------	--------	-------	-------	-------	--------	-------	--------

PITCHER	IP	WLS	BF	H	R	ER	SO	BB	IBB	HBP	BLK	WP	HR	S	P	ERA	WHIP
Stan Bahnsen, R (1, 1) ERA: 4.07	7.1	W	28	4	2	2	4	2	0	0	0	0	1	34	42	2.46	0.818
Steve Hamilton, L (8, 1) ERA: 3.02	1.0		5	2	1	1	0	0	0	0	0	0	0	5	5	9.00	2.000
Lindy McDaniel, R (9, 1) ERA: 4.17	0.2	S	3	1	0	0	1	0	0	0	0	0	0	5	5	0.00	1.500

Batter	1	2	3	4	5	6	7	8	9	AB R H RBI BB SO LOB	TOP	
Tommy Harper, R (1, 5) OBP: 0.360, SLG: 0.323	0-0 F9			0-0 S 3B 1B	4-0 1B 1B BB		0-0 F9		4-0 HR BB	3 3 1 0 2 0 0		
Steve Hovley, L (1, 9) OBP: 0.367, SLG: 0.444	0-0 F8			0-0 1-H 2B 3B	0-0 1B 1-2 2-3 1B		0-3 K		0-0 1-H HR	5 2 3 3 0 1 0		
Wayne Comer, R (1, 8) OBP: 0.347, SLG: 0.387	0-0 6-3			0-0 1B 2B	0-0 F3		0-0 1-3		0-0 5-3	5 1 1 1 0 0 3		
Tommy Davis, R (1, 7) OBP: 0.284, SLG: 0.333		0-0 L6		0-0 F3	0-0 1-3 2-H 3-H 1B			0-0 E 1B	0-0 BB PB 2B	5 1 3 2 0 0 1		
Don Mincher, L (1, 3) OBP: 0.362, SLG: 0.445		0-0 F6		4-0 1B BB	0-0 F7			0-0 F5 1-2	4-0 PB BB BB	3 0 0 0 2 0 3		
Jim Pagliaroni, R (1, 2) OBP: 0.323, SLG: 0.450		0-0 6-3		0-3 K		4-0 BB		0-0 5-3	4-0 1-2 2-3 PB BB	3 0 0 0 2 1 3		
John Donaldson, L (1, 4) OBP: 0.316, SLG: 0.267			0-0 G3	0-0 1-3 2-H 1B		0-3 K		0-0 4-3	4-0 1-2 2-3 3-H FC6-4 BB	4 0 1 1 1 1 2		
Ron Clark, R (1, 6) OBP: 0.288, SLG: 0.257		0-0 L5			4-0 1B SH1-4 1B BB		0-0 F7		6-3 FC6-4	4 1 0 0 1 0 4		
Gene Brabender, R (1, 1) OBP: 0.184, SLG: 0.213			0-3 K		0-0 SH1-4 1-2		0-3 K		0-0 HR	3 1 1 1 0 2 1		
<b>Inning Stats</b>	R: 0 E: 0 K: 0 S: 3 H: 0 LOB: 0 P: 3	R: 0 E: 0 K: 0 S: 3 H: 0 LOB: 0 P: 3	R: 0 E: 0 K: 1 S: 5 H: 0 LOB: 0 BB: 0 P: 5	R: 3 E: 0 K: 1 S: 8 H: 4 LOB: 2 BB: 1 P: 12	R: 2 E: 0 K: 0 S: 5 H: 2 LOB: 2 BB: 2 P: 13	R: 0 E: 0 K: 2 S: 7 H: 0 LOB: 1 BB: 1 P: 11	R: 0 E: 0 K: 1 S: 5 H: 0 LOB: 0 BB: 0 P: 5	R: 0 E: 1 K: 0 S: 4 H: 1 LOB: 1 BB: 0 P: 4	R: 4 E: 0 K: 0 S: 6 H: 3 LOB: 3 BB: 4 P: 22	1B: 5 2B: 2 3B: 1 HR: 2 SF: 0 SAC: 1 DP: 0 HBP: 0	WP: 0 PB: 1 SB: 1 CS: 0 PA: 44	
<b>PITCHER</b>	IP WLS BF H R ER SO BB IBB HBP BLK WP HR S P ERA WHIP											
Ray Culp, R (1, 1) ERA: 3.51	4.2 L 22 6 5 5 2 3 0 0 0 0 0 0 23 35 9.64 1.929											
Bill Landis, L (5, 1) ERA: 6.32	0.1 1 0 0 0 0 0 0 0 0 0 0 0 1 1 0.00 0.000											
Bill Lee, L (6, 1) ERA: 5.24	3.0 11 1 0 0 3 1 0 0 0 0 0 0 16 20 0.00 0.667											
Ron Kline, R (9, 1) ERA: 5.82	0.2 8 3 4 4 0 3 0 0 0 0 0 2 5 17 54.00 9.000											
Sparky Lyle, L (9, 1) ERA: 2.49	0.1 2 0 0 0 0 1 0 0 0 0 0 0 1 5 0.00 3.000											

Seattle Pilots @ Boston Red Sox  
Fenway Park, Boston, MA  
Tue Aug 05 1969, 7:05 PM EDT  
Att: 25,977 - Unknown

livebaseballscorecards.com

AB	35
R	9
H	10
RBI	8
BB	8
SO	5
LOB	17



Batter	1	2	3	4	5	6	7	8	9	AB R H RBI BB SO LOB
Syd O'Brien, R OBP: 0.297, SLG: 0.398 (1, 5)	0-3 K		0-0 SH3 1B		0-0 4-3			0-0 L8	0-0 L7	5 0 1 0 0 1 2
Mike Andrews, R OBP: 0.389, SLG: 0.441 (1, 4)	0-0 PB 1B		0-0 SH3 1-2			0-3 K		0-0 6-3		3 0 1 0 0 1 0
Carl Yastrzemski, L OBP: 0.358, SLG: 0.512 (1, 7)	0-0 F8 1-2		0-0 F5			0-0 3-1		0-0 PB 1B		4 0 1 0 0 0 2
Reggie Smith, S OBP: 0.385, SLG: 0.583 (1, 8)	0-0 F7		0-0 F4			0-0 4-3		0-3 K 1-2		4 0 0 0 0 1 3
Rico Petrocelli, R OBP: 0.426, SLG: 0.617 (1, 6)		0-0 1-4-3 S 1B		0-3 K			0-0 2B		0-0 1B SF7 2B	4 1 3 0 0 1 0
Tony Conigliaro, R OBP: 0.317, SLG: 0.434 (1, 9)		0-3 K 1-2		0-0 F2			0-0 5-3		0-0 BB 2-3 1B	4 0 1 0 0 1 2
George Scott, R OBP: 0.314, SLG: 0.368 (1, 3)		0-0 1-4-3 2-3		0-0 5-3			0-0 5-3		4-0 BB 1-2 BB	3 0 0 0 1 0 2
Russ Gibson, R OBP: 0.301, SLG: 0.312 (1, 2)		4-0 BB			0-0 4-3		0-0 6-3		0-0 SF7 3-H	2 0 0 1 1 0 1
Ray Culp, R OBP: 0.184, SLG: 0.206 (5, 1)		0-3 K			0-0 3-1			0-0 HR	0-3 K	1 0 0 0 0 0 1 2 0 0 0 0 0 0 0 0 1 0 0 0 0 0 0 0 0 0 0 0 0 0 0 0 1 1 1 1 0 1 0 0 0 0 0 1 2

**BOTTOM**

**Seattle Pilots @ Boston Red Sox**  
**Fenway Park, Boston, MA**  
 Tue Aug 05 1969, 7:05 PM EDT  
 Att. 25,977 - Unknown

AB	33
R	2
H	8
RBI	2
BB	2
SO	7
LOB	16



Inning Stats	R: 0 H: 1 E: 0 K: 1 S: 6	H: 1 LOB: 1 BB: 0 P: 6	R: 0 H: 1 E: 0 K: 2 S: 8	H: 1 LOB: 2 BB: 1 P: 12	R: 0 H: 1 E: 0 K: 0 S: 4	H: 1 LOB: 1 BB: 0 P: 4	R: 0 H: 0 E: 0 K: 1 S: 5	H: 0 LOB: 0 BB: 0 P: 5	R: 0 H: 0 E: 0 K: 0 S: 3	H: 0 LOB: 0 BB: 0 P: 3	R: 0 H: 0 E: 0 K: 1 S: 5	H: 0 LOB: 0 BB: 0 P: 5	R: 0 H: 1 E: 0 K: 0 S: 4	H: 1 LOB: 1 BB: 0 P: 4	R: 1 H: 2 E: 0 K: 1 S: 7	H: 2 LOB: 1 BB: 0 P: 7	R: 1 H: 2 E: 0 K: 1 S: 7	H: 2 LOB: 2 BB: 1 P: 11	1B: 5 SF: 1 2B: 2 SAC: 1 3B: 0 DP: 0 HR: 1 HBP: 0	WP: 0 PA: 37 PB: 2 SB: 1 CS: 0
--------------	--------------------------	------------------------	--------------------------	-------------------------	--------------------------	------------------------	--------------------------	------------------------	--------------------------	------------------------	--------------------------	------------------------	--------------------------	------------------------	--------------------------	------------------------	--------------------------	-------------------------	--	---

PITCHER	IP	WLS	BF	H	R	ER	SO	BB	IBB	HBP	BLK	WP	HR	S	P	ERA	WHIP
Gene Brabender, R ERA: 4.56 (1, 1)	9.0	W	37	8	2	2	7	2	0	0	0	0	1	49	57	2.00	1.111

Batter	1	2	3	4	5	6	7	8	9	10	AB R H RBI BB SO LOB	TOP										
Tommy Harper, R (1, 5) OBP: 0.358, SLG: 0.322	0-0 E5 1B	0-0 WP 1B		0-3 K			0-3 K		0-0 SF8		4 1 1 1 0 2 1											
Steve Hovley, L (1, 9) OBP: 0.368, SLG: 0.450	0-0 BB 1B	0-3 K			0-0 2B		0-0 G3		0-0 1-3		5 0 2 0 0 1 2											
Wayne Comer, R (1, 8) OBP: 0.348, SLG: 0.388	0-0 F6		0-0 6-3		0-0 5-3			4-0 2B BB		0-0 G1 2B	4 2 1 0 1 0 3											
Tommy Davis, R (1, 7) OBP: 0.286, SLG: 0.337	0-0 BB 1B		0-0 F3		0-0 F7			0-0 1B 2B		0-0 G1	5 1 2 2 0 0 2											
Mike Hegan, L (1, 3) OBP: 0.424, SLG: 0.450	4-0 G6-4-3 BB		0-0 6-3		0-3 K			0-0 G6-3 1B		4-0 2B IBB	3 0 1 1 2 1 1											
Jerry McNertney, R (1, 2) OBP: 0.302, SLG: 0.412	0-0 G6-4-3			0-0 1B G4-6-3 1B			0-0 F3		0-3 K		5 1 2 1 0 1 4											
John Donaldson, L (1, 4) OBP: 0.318, SLG: 0.266		0-0 F7		0-0 G4-6-3 1B			0-0 G3		0-0 G6-3		4 0 1 0 1 0 1											
Ron Clark, R (1, 6) OBP: 0.271, SLG: 0.260		0-0 F8		0-0 G4-6-3 1B			0-3 K		0-0 6-3		3 0 1 0 0 1 0	AB 40										
Greg Goossen, R (9, PH) OBP: 0.432, SLG: 0.586										0-3 K	1 0 0 0 0 0 0	R 6										
Ray Oylar, R (9, 6) OBP: 0.263, SLG: 0.274											1 0 0 0 0 1 3	H 13										
Diego Segui, R (1, 1) OBP: 0.136, SLG: 0.095		0-0 WP 1B		0-0 G4-6-3			0-0 L9		0-0 SF8		1 0 1 0 0 0 0	RBI 5										
Don Mincher, L (4, PH) OBP: 0.361, SLG: 0.444											1 0 0 0 0 0 2	BB 4										
Marty Pattin, R (4, 1) OBP: 0.189, SLG: 0.173											0 0 0 0 0 0 0	SO 8										
Jim Bouton, R (6, 1) OBP: 0.348, SLG: 0.291											0 0 0 0 0 0 0	LOB 22										
Merritt Ranew, L (7, PH) OBP: 0.348, SLG: 0.291											1 0 0 0 0 0 0											
Steve Barbour, L (7, 1) OBP: 0.357, SLG: 0.500											1 1 1 0 0 0 0											
Bob Locker, S (9, 1) OBP: 0.200, SLG: 0.111											1 0 0 0 0 1 3											
<b>Inning Stats</b>	R: 1 H: 2 E: 1 K: 0 S: 5	H: 2 LOB: 2 BB: 1 P: 9	R: 0 H: 2 E: 0 K: 1 S: 7	H: 2 LOB: 2 BB: 0 P: 7	R: 0 H: 0 E: 0 K: 0 S: 3	H: 0 LOB: 0 BB: 0 P: 3	R: 1 H: 3 E: 0 K: 1 S: 7	H: 3 LOB: 1 BB: 0 P: 7	R: 0 H: 1 E: 0 K: 1 S: 6	H: 1 LOB: 1 BB: 0 P: 6	R: 0 H: 0 E: 0 K: 1 S: 5	H: 0 LOB: 0 BB: 0 P: 5	R: 0 H: 0 E: 0 K: 1 S: 6	H: 0 LOB: 0 BB: 0 P: 10	R: 1 H: 1 E: 0 K: 0 S: 4	H: 1 LOB: 0 BB: 0 P: 4	R: 1 H: 2 E: 0 K: 2 S: 9	H: 2 LOB: 3 BB: 2 P: 17	1B: 8 2B: 4 3B: 1 HR: 0	SF: 1 SAC: 0 DP: 3 HBP: 0	WP: 1 PB: 0 SB: 0 CS: 0	PA: 45
<b>PITCHER</b>	IP WLS BF H R ER SO BB IBB HBP BLK WP HR S P ERA WHIP																					
Jim Lonborg, R (1, 1) ERA: 3.29	7.0																					
Sparky Lyle, L (8, 1) ERA: 2.55	2.0																					
Vicente Romo, R (10, 1) ERA: 3.93	1.0	L	7	2	1	1	2	0	2	0	0	0	0	9	17	9.00	2.000					

Seattle Pilots @ Boston Red Sox  
Fenway Park, Boston, MA  
Wed Aug 06 1969, 7:05 PM EDT  
Att. 22,186 - Unknown

livebaseballscorecards.com



BOTTOM

Seattle Pilots @ Boston Red Sox  
Fenway Park, Boston, MA  
Wed Aug 06 1969, 7:05 PM EDT  
Att: 22,186 - Unknown

livebaseballscorecards.com

AB 39  
R 5  
H 11  
RBI 5  
BB 6  
SO 7  
LOB 21



WP: 1 PA: 45  
PB: 0  
SB: 0  
CS: 0

AB R H RBI BB SO LOB

4 2 1 1 1 0 4  
3 0 0 0 1 1 0  
1 0 1 1 0 0 0  
0 0 0 0 0 0 0

5 1 3 0 0 1 2

4 1 1 3 1 0 2

5 0 1 0 0 1 5

5 0 2 0 0 0 1

4 0 1 0 1 1 2

5 0 1 0 0 1 3

2 0 0 0 1 2 1

0 0 0 0 0 0 0  
1 1 0 0 1 0 1

1B: 9 SF: 0  
2B: 1 SAC: 0  
3B: 0 DP: 2  
HR: 2 HBP: 0

Batter	1	2	3	4	5	6	7	8	9	10
Mike Andrews, R (1, 4) OBP: 0.389, SLG: 0.449	4-0 FC4-6 BB HR BB	0-0 4-3			0-0 HR	0-0 G5-3			0-0 5-3	
Dalton Jones, L (1, 3) OBP: 0.316, SLG: 0.340	4-0 FC4-6 BB		0-0 F8		0-3 K		0-0 G3		0-0 1B	
Syd O'Brien, R (9, PH) OBP: 0.302, SLG: 0.403									2-H 1B	
Vicente Romo, R (10, 1) OBP: 0.077, SLG: 0.077	1-2 FC4-6 BB									
Carl Yastrzemski, L (1, 7) OBP: 0.361, SLG: 0.513	0-0 FC4-6 1-2f 2-3 HR		0-0 4-3 1B		0-0 5-3 1B		0-3 K		0-0 FC5 IBB 1-3 1B	
Reggie Smith, S (1, 8) OBP: 0.385, SLG: 0.588	0-0 1-H 3-H HR		0-0 4-3		0-0 5-3		0-0 L7		4-0 1-2 IBB	
Rico Petrocelli, R (1, 6) OBP: 0.423, SLG: 0.612	0-0 WP 1B		0-0 F3		0-3 K		0-0 L8		0-0 FC5 2-3f	
Tony Conigliaro, R (1, 9) OBP: 0.318, SLG: 0.433	0-0 F6			0-0 9-6 1B		0-0 FC6-4 1B		0-0 6-3		0-0 F5
George Scott, R (1, 5) OBP: 0.315, SLG: 0.367	0-0 F8 1-2			0-0 9-6 1-2f 1B		0-0 FC6-4 1-2 1B		0-3 K		4-0 BB
Jerry Moses, R (1, 2) OBP: 0.321, SLG: 0.473		0-0 5-3				0-0 FC6-4 G5-3 BB 1-2f 2-3 1B			0-0 6-3	0-3 K
Jim Lonborg, R (1, 1) OBP: 0.250, SLG: 0.185									4-0 BB	
Sparky Lyle, L (8, 1) OBP: 0.182, SLG: 0.100										0-0 F8
Dick Schofield, S (9, PH) OBP: 0.336, SLG: 0.340										

Inning Stats	R: 3	H: 2	E: 0	K: 0	S: 5	P: 13	R: 0	H: 0	E: 0	K: 1	S: 5	R: 0	H: 1	E: 0	K: 0	S: 4	R: 0	H: 2	E: 0	K: 2	S: 9	R: 0	H: 2	E: 0	K: 0	S: 4	R: 0	H: 0	E: 0	K: 1	S: 5	R: 0	H: 0	E: 0	K: 0	S: 5	R: 1	H: 2	E: 0	K: 0	S: 5	R: 0	H: 0	E: 0	K: 1	S: 5	R: 0	H: 0	E: 0	K: 1	S: 5						

PITCHER	IP	WLS	BF	H	R	ER	SO	BB	IBB	HBP	BLK	WP	HR	S	P	ERA	WHIP
Diego Segui, R (1, 1) ERA: 3.61	3.0		14	3	3	3	1	2	0	0	0	1	1	14	22	9.00	1.667
Marty Pattin, R (4, 1) ERA: 4.99	2.1		13	6	1	1	3	1	0	0	0	0	1	18	22	3.86	3.000
Jim Bouton, R (6, 1) ERA: 3.3	0.2		1	0	0	0	0	0	0	0	0	0	0	1	1	0.00	0.000
Steve Barber, L (7, 1) ERA: 5.8	2.2		11	2	1	1	2	1	0	0	0	0	0	14	18	3.38	1.125
Bob Locker, R (9, 1) ERA: 4.31	1.1	W	6	0	0	0	1	1	1	0	0	0	0	6	14	0.00	0.750

Batter	1	2	3	4	5	6	7	8	9	AB R H RBI BB SO LOB	TOP																										
Tommy Harper, R OBP: 0.356, SLG: 0.320 (1, 5) (9, 7)	0-0 1B 1B	0-0 6-3 1-2			0-0 1-3		0-0 6-3		0-0 5-3	5 1 1 0 0 0 1	<b>Seattle Pilots @ Boston Red Sox</b> <b>Fenway Park, Boston, MA</b> Thu Aug 07 1969, 3:33 AM EDT Att: 30,706 - Unknown																										
Steve Hovley, L OBP: 0.372, SLG: 0.448 (1, 9)	0-0 1B 1B	0-0 4-3			4-0 BB BB		0-0 L9			3 1 1 0 1 0 1																											
Wayne Comer, R OBP: 0.350, SLG: 0.388 (1, 8)	0-0 1B 1B				4-0 BB BB		0-0 F7			3 1 1 1 1 1 0																											
Tommy Davis, R OBP: 0.288, SLG: 0.339 Ray Oyler, R OBP: 0.263, SLG: 0.274 (1, 7) (9, 6)	0-0 SF8 1B				0-0 F8 BB		0-0 5-3			4 0 2 1 0 0 2 0 0 0 0 0 0 0																											
Don Mincher, L OBP: 0.357, SLG: 0.438 (1, 3)	0-3 K 1B				0-0 F9 1B		0-0 G3			4 0 0 0 0 1 5																											
Jim Pajlaroni, R OBP: 0.309, SLG: 0.434 Jerry McNertney, R OBP: 0.302, SLG: 0.412 (1, 2) (8, 2)	0-0 SF8 1B				0-0 5-3		0-0 F5			3 0 0 1 0 0 1 0 0 0 0 0 0 0																											
John Donaldson, L OBP: 0.317, SLG: 0.261 (1, 4)	0-0 6-3				0-0 6-3		4-0 FC5-4 BB			3 0 0 0 1 0 1																											
Ron Clark, R OBP: 0.270, SLG: 0.250 (1, 6) (9, 5)					0-0 4-3		0-3 K			3 0 0 0 1 1 1																											
Fred Talbot, R OBP: 0.257, SLG: 0.375 Bob Locker, S OBP: 0.200, SLG: 0.111 John O'Donoghue, R (1, 1) (9, 1) (9, 1)					0-3 K		0-0 FC5-4			4 1 1 1 0 2 2 0 0 0 0 0 0 0 0 0 0 0 0 0 0																											
<b>Inning Stats</b>	R: 3 E: 0 K: 1 S: 9	H: 4 LOB: 1 BB: 0 P: 9	R: 0 E: 0 K: 1 S: 5	H: 0 LOB: 1 BB: 1 P: 9	R: 0 E: 0 K: 1 S: 6	H: 1 LOB: 1 BB: 0 P: 6	R: 0 E: 0 K: 1 S: 5	H: 0 LOB: 0 BB: 0 P: 5	R: 0 E: 0 K: 1 S: 5	H: 0 LOB: 2 BB: 2 P: 9	R: 0 E: 0 K: 0 S: 3	H: 0 LOB: 0 BB: 0 P: 3	R: 0 E: 0 K: 0 S: 3	H: 0 LOB: 0 BB: 0 P: 3	R: 0 E: 0 K: 0 S: 3	H: 0 LOB: 0 BB: 0 P: 3	R: 1 E: 0 K: 0 S: 4	H: 1 LOB: 0 BB: 0 P: 4	1B: 5 2B: 0 3B: 0 HR: 1	SF: 1 SAC: 0 DP: 0 HBP: 0	WP: 0 PB: 0 SB: 2 CS: 0	PA: 37															
<b>PITCHER</b> Mike Nagy, R ERA: 3.26 Lee Stange, R ERA: 3.4	IP 7.0	WLS 30	H 5	R 3	ER 3	SO 5	BB 4	IBB 0	HBP 0	BLK 0	WP 0	HR 0	S 36	P 52	ERA 3.86	WHIP 1.286						<b>PITCHER</b> IP 2.0	WLS 7	H 1	R 1	ER 1	SO 0	BB 0	IBB 0	HBP 0	BLK 0	WP 0	HR 1	S 7	P 7	ERA 4.50	WHIP 0.500

livebaseballscores.com

AB	32
R	4
H	6
RBI	4
BB	4
SO	5
LOB	14



**BOTTOM**

**Seattle Pilots @ Boston Red Sox**  
**Fenway Park, Boston, MA**  
 Thu Aug 07 1969, 3:33 AM EDT  
 Att. 30,706 - Unknown

livebaseballscorecards.com

<b>AB</b>	<b>38</b>
<b>R</b>	<b>5</b>
<b>H</b>	<b>11</b>
<b>RBI</b>	<b>5</b>
<b>BB</b>	<b>2</b>
<b>SO</b>	<b>4</b>
<b>LOB</b>	<b>23</b>



WP: 0	PA: 40
PB: 0	
SB: 0	
CS: 0	

AB R H RBI BB SO LOB

4	1	1	1	1	1	2
4	0	0	0	0	1	3
1	0	0	0	0	1	2
5	0	0	0	0	0	3
5	0	2	2	0	0	1
4	1	2	0	0	0	1
0	0	0	0	0	0	0
4	0	0	0	0	1	4
4	2	4	1	0	0	0
4	0	1	0	0	0	4
1	0	0	0	1	0	1
1	0	0	0	0	0	2
0	0	0	0	0	0	0
1	1	1	1	0	0	0

1B: 9	SF: 0
2B: 3	SAC: 0
3B: 0	DP: 1
HR: 0	HBP: 0

Batter	1	2	3	4	5	6	7	8	9
<b>Mike Andrews, R</b> (1, 4) OBP: 0.390, SLG: 0.446	4-0 BB		0-3 K		0-0 FC6-4		0-0 G3		0-0 1B
<b>Dalton Jones, L</b> (1, 3) OBP: 0.312, SLG: 0.335	0-0 F3		0-0 F8		0-0 9-6		0-3 K		0-3 K
<b>Don Lock, R</b> (9, PH) OBP: 0.345, SLG: 0.292									
<b>Carl Yastrzemski, L</b> (1, 7) OBP: 0.357, SLG: 0.507	0-0 F8		0-0 F8			0-0 G3		0-0 4-3	0-0 E6
<b>Reggie Smith, S</b> (1, 8) OBP: 0.385, SLG: 0.585	0-0 F7			0-0 B1		0-0 4-3		0-0 1B	0-0 1B
<b>Rico Petrocelli, R</b> (1, 6) OBP: 0.424, SLG: 0.613		0-0 1B		0-0 FC5-4		0-0 E5		0-0 F5	
<b>Syd O'Brien, R</b> (9, 6) OBP: 0.302, SLG: 0.403		2B		1B		FC5-4		1-2	
<b>Tony Conigliaro, R</b> (1, 9) OBP: 0.315, SLG: 0.428		0-3 K		0-0 F8		0-0 FC5-4		0-0 F7	
<b>George Scott, R</b> (1, 5) OBP: 0.321, SLG: 0.376		0-0 1B		0-0 1B			0-0 E7		0-0 F9
<b>Jerry Moses, R</b> (1, 2) OBP: 0.317, SLG: 0.458		0-0 F8		0-0 FC5			0-0 G3		0-0 F9
<b>Mike Nagy, R</b> (1, 1) OBP: 0.125, SLG: 0.109		0-0 5-3			4-0 BB		0-0 F3		0-0 1B
<b>Joe Lahoud, L</b> (7, PH) OBP: 0.332, SLG: 0.349									0-0 1B
<b>Lee Stange, R</b> (8, 1) OBP: 0.160, SLG: 0.087									0-0 1B
<b>Dick Schofield, S</b> (9, PH) OBP: 0.339, SLG: 0.344									0-0 1B

Inning Stats	R: 0 E: 0 K: 3 S: 3	H: 0 LOB: 1 BB: 1 P: 7	R: 1 E: 0 K: 1 S: 7	H: 2 LOB: 1 BB: 0 P: 7	R: 0 E: 0 K: 1 S: 5	H: 0 LOB: 0 BB: 0 P: 5	R: 0 E: 0 K: 0 S: 5	H: 2 LOB: 2 BB: 0 P: 5	R: 0 E: 0 K: 0 S: 2	H: 0 LOB: 0 BB: 1 P: 6	R: 0 E: 1 K: 0 S: 4	H: 0 LOB: 1 BB: 0 P: 4	R: 1 E: 1 K: 1 S: 7	H: 2 LOB: 1 BB: 0 P: 7	R: 0 E: 1 K: 0 S: 4	H: 1 LOB: 1 BB: 0 P: 4	R: 3 E: 1 K: 1 S: 9	H: 4 LOB: 2 BB: 0 P: 9	1B: 9 2B: 3 3B: 0 HR: 0	SF: 0 SAC: 0 DP: 1 HBP: 0
--------------	------------------------------	---------------------------------	------------------------------	---------------------------------	------------------------------	---------------------------------	------------------------------	---------------------------------	------------------------------	---------------------------------	------------------------------	---------------------------------	------------------------------	---------------------------------	------------------------------	---------------------------------	------------------------------	---------------------------------	----------------------------------	------------------------------------

PITCHER	IP	WLS	BF	H	R	ER	SO	BB	IBB	HBP	BLK	WP	HR	S	P	ERA	WHIP
<b>Fred Talbot, R</b> (1, 1) ERA: 3.49	8.0		34	8	3	2	3	2	0	0	0	0	0	38	46	2.25	1.250
<b>Bob Locker, R</b> (9, 1) ERA: 4.29	0.1	L	3	2	0	0	0	0	0	0	0	0	0	3	3	0.00	6.000
<b>John O'Donoghue, L</b> (9, 1) ERA: 2.59	0.1		3	1	2	0	1	0	0	0	0	0	0	5	5	0.00	3.000

Batter	1	2	3	4	5	6	7	8	9	AB R H RBI BB SO LOB	TOP											
Tommy Harper, R (1, 5) OBP: 0.359, SLG: 0.324	0-3 K		0-0 CS 1B			0-0 1B 2B	0-0 1B 1-2 2-H		0-0 F9	5 1 3 1 0 1 0												
Steve Hovley, L (1, 9) OBP: 0.366, SLG: 0.439	0-0 F3		0-0 CS 1-2	0-0 4-3		0-0 1B 1-2	0-0 F7		0-0 F8	5 0 1 0 0 0 2												
Wayne Comer, R (1, 8) OBP: 0.346, SLG: 0.383	0-0 4-3			0-0 F7		0-0 L9-3 1-2	0-0 5-3			4 0 0 0 0 0 4												
Tommy Davis, R (1, 7) OBP: 0.290, SLG: 0.341		0-0 6-3		0-0 6-3		0-0 FC5 2-H		4-0 1B BB		3 0 1 1 1 0 0												
Don Mincher, L (1, 3) OBP: 0.361, SLG: 0.450	0-3 K				0-0 HR	4-0 IBB		0-0 1B 1-2		3 1 2 1 1 1 0												
Jerry McNertney, R (1, 2) OBP: 0.301, SLG: 0.409	0-0 1B				0-0 F7	0-0 FC5 2-3f		0-3 K		4 0 1 0 0 1 4												
John Donaldson, L (1, 4) OBP: 0.322, SLG: 0.264	0-0 G3				0-0 1B		4-0 BB 1B BB	0-0 F9		2 1 1 0 1 0 1												
Greg Goossen, R (8, PH) OBP: 0.421, SLG: 0.567										1 0 0 0 0 0 2												
Gordy Lund, R (8, 4) OBP: 0.349, SLG: 0.263										0 0 0 0 0 0 0												
Ray Oyler, R (1, 6) OBP: 0.263, SLG: 0.274			0-3 K		0-0 F8		0-3 K	0-0 L5		0 0 0 0 0 0 0												
Ron Clark, R (2, 6) OBP: 0.258, SLG: 0.238			0-3 K		0-0 4-3					4 0 0 0 0 2 4												
George Brunet, R (1, 1) OBP: 0.147, SLG: 0.097									0-3 K	2 0 0 0 0 0 1 1												
Steve Barber, L (6, 1) OBP: 0.357, SLG: 0.500										0 0 0 0 0 0 0 0												
Merritt Ranew, L (7, PH) OBP: 0.259, SLG: 0.291										0 0 0 0 0 1 0 0												
Marty Pattin, R (7, 1) OBP: 0.189, SLG: 0.173										0 0 0 0 0 0 0 0												
John O'Donoghue, R (7, 1) OBP: 0.189, SLG: 0.173										0 0 0 0 0 0 0 0												
Jim Bouton, R (8, 1) OBP: 0.293, SLG: 0.392										0 0 0 0 0 0 0 0												
Dick Simpson, R (9, PH) OBP: 0.293, SLG: 0.392										1 0 0 0 0 0 1 0												
<b>Inning Stats</b>	R: 0 E: 0 K: 1 S: 5	H: 0 LOB: 0 BB: 0 P: 5	R: 0 E: 0 K: 1 S: 6	H: 1 LOB: 1 BB: 0 P: 6	R: 0 E: 0 K: 2 S: 7	H: 1 LOB: 0 BB: 0 P: 7	R: 0 E: 0 K: 0 S: 3	H: 0 LOB: 0 BB: 0 P: 3	R: 1 E: 0 K: 0 S: 5	H: 2 LOB: 1 BB: 0 P: 5	R: 1 E: 0 K: 0 S: 5	H: 3 LOB: 2 BB: 1 P: 9	R: 1 E: 0 K: 1 S: 6	H: 1 LOB: 2 BB: 2 P: 14	R: 0 E: 0 K: 1 S: 6	H: 1 LOB: 2 BB: 1 P: 10	R: 0 E: 0 K: 1 S: 5	H: 0 LOB: 0 BB: 0 P: 5	1B: 7 2B: 2 3B: 0 HR: 1	SF: 0 SAC: 0 DP: 1 HBP: 0	WP: 0 PB: 0 SB: 0 CS: 1	PA: 39
<b>PITCHER</b>	IP WLS BF H R ER SO BB IBB HBP BLK WP HR S P ERA WHIP																					
Joe Coleman, R (1, 1) ERA: 3.32	6.0 W 24 7 2 2 4 0 1 0 0 0 1 31 35 3.00 1.167																					
Dennis Higgins, R (7, 1) ERA: 3.84	0.1 4 1 1 1 1 2 0 0 0 0 0 4 12 27.00 9.000																					
Darold Knowles, L (7, 1) ERA: 2.47	1.2 7 1 0 0 1 1 0 0 0 0 0 8 12 0.00 1.200																					
Dave Baldwin, R (9, 1) ERA: 3.83	1.0 S 3 0 0 0 1 0 0 0 0 0 0 5 5 0.00 0.000																					

Seattle Pilots @ Washington Senators  
 Robert F. Kennedy Memorial Stadium, Washington, DC

Fri Aug 08 1969, 7:05 PM EDT  
 Att: 10,737 - Unknown

livebaseballscorecards.com

AB	34
R	3
H	9
RBI	3
BB	4
SO	7
LOB	18





Batter	1	2	3	4	5	6	7	8	9
Ed Brinkman, R OBP: 0.333, SLG: 0.345 (1, 6)	0-0 5-3			0-0 F3		0-0 1B 2B	0-0 SH5-4	0-0 E4	
Hank Allen, R OBP: 0.315, SLG: 0.349 (1, 9)	0-0 8-3 1B			0-0 F2 1B		0-0 BB WP 1B	0-0 P6	0-0 FC4-6	
Frank Howard, R OBP: 0.405, SLG: 0.594 (1, 3)	0-0 8-3 1-2f			0-0 F2 1-2		4-0 WP SF7 IBB	4-0 BB 1B IBB	0-0 FC6-4	
Ken McMullen, R OBP: 0.346, SLG: 0.402 (1, 5)		0-3 K			0-0 L7	4-0 WP BB	4-0 BB 1B BB		
Brant Alyea, R OBP: 0.341, SLG: 0.475 (1, 7)		0-0 F8			0-3 K	0-0 SF7	4-0 1B WP BB		
Dennis Higgins, R OBP: 0.100, SLG: 0.100 (7, 1)						1-2 2-3 3-H			
Darold Knowles, L OBP: 0.222, SLG: 0.125 (7, 1)									
Dave Baldwin, R (9, 1)									
Del Unser, L OBP: 0.339, SLG: 0.339 (1, 8)		0-0 P4			0-0 FC6-4 1B	0-0 4-3	0-0 WP 1B		
Tim Cullen, R OBP: 0.262, SLG: 0.249 (1, 4)			0-3 K		0-0 FC6-4		E9 1B 2B		
Bernie Allen, L OBP: 0.347, SLG: 0.411 (7, PH) (8, 4)					1-2f		F9		
Paul Casanova, R OBP: 0.251, SLG: 0.287 (1, 2)		0-0 F3				0-0 F7	0-0 1B 1B	0-0 P3	
Joe Coleman, R OBP: 0.172, SLG: 0.148 (1, 1)			0-3 K			4-0 2B BB	0-0 BB SH5-4 1B	4-0 FC4-6 E BB	
Zoilo Versalles, R OBP: 0.287, SLG: 0.284 (6, PH)									
Ed Stroud, L OBP: 0.331, SLG: 0.322 (7, 7)									

Inning Stats	R: 0 E: 0 K: 0 S: 3	H: 1 LOB: 0 BB: 0 P: 3	R: 0 E: 0 K: 1 S: 5	H: 0 LOB: 0 BB: 0 P: 5	R: 0 E: 0 K: 2 S: 7	H: 0 LOB: 0 BB: 0 P: 7	R: 0 E: 0 K: 0 S: 3	H: 1 LOB: 0 BB: 0 P: 3	R: 0 E: 0 K: 1 S: 6	H: 1 LOB: 1 BB: 0 P: 6	R: 4 E: 0 K: 0 S: 5	H: 2 LOB: 1 BB: 3 P: 17	R: 6 E: 1 K: 0 S: 7	H: 4 LOB: 1 BB: 3 P: 19	R: 0 E: 1 K: 0 S: 4	H: 0 LOB: 2 BB: 1 P: 8
1B: 7 2B: 3 3B: 0 HR: 0	SF: 1 SAC: 1 DP: 1 HBP: 0	WP: 2 PB: 0 SB: 0 CS: 0	PA: 39													

PITCHER	IP	WLS	BF	H	R	ER	SO	BB	IBB	HBP	BLK	WP	HR	S	P	ERA	WHIP
George Brunet, L ERA: 4.1 (1, 1)	5.1	L	22	5	4	4	4	2	1	0	0	0	0	27	39	6.75	1.312
Steve Barber, L ERA: 5.7 (6, 1)	0.2		2	0	0	0	0	0	0	0	0	1	0	2	2	0.00	0.000
Marty Pattin, R ERA: 5.35 (7, 1)	0.2		8	3	6	6	0	2	1	0	0	0	0	5	17	81.00	7.500
John O'Donoghue, L ERA: 2.57 (7, 1)	0.1		2	1	0	0	0	0	0	0	0	1	0	2	2	0.00	3.000
Jim Bouton, R ERA: 3.26 (8, 1)	1.0		5	0	0	0	0	1	0	0	0	0	0	4	8	0.00	1.000


**BOTTOM**

**Seattle Pilots @ Washington Senators**  
Robert F. Kennedy Memorial Stadium, Washington, DC

Fri Aug 08 1969, 7:05 PM EDT  
Att. 10,737 - Unknown

AB	R	H	RBI	BB	SO	LOB
4	1	1	1	0	0	1
5	1	3	1	0	0	3
3	2	0	0	2	0	4
2	1	0	0	2	1	0
2	0	0	1	0	1	0
0	0	0	0	0	0	0
0	1	0	1	1	0	0
0	0	0	0	0	0	0
4	0	2	2	0	0	1
2	0	0	0	0	1	1
2	1	1	0	0	0	1
4	1	1	1	0	0	0
1	0	0	0	0	1	0
0	1	0	0	1	0	0
1	1	1	1	1	0	0

AB	30
R	10
H	9
RBI	8
BB	7
SO	4
LOB	11



Batter	1	2	3	4	5	6	7	8	9	AB R H RBI BB SO LOB	TOP																									
Tommy Harper, R (1, 5) OBP: 0.359, SLG: 0.322	0-0 5-3	4-0 1B 1-2 2-3 BB		0-0 FC1-6 1-2f		0-0 FC5-4 1-2 1B		0-0 F2	0-0 5-3	5 0 1 0 1 0 2																										
Dick Simpson, R (1, 8) OBP: 0.286, SLG: 0.375	0-0 P6	0-0 1B 1-3 2-H 3-H		0-0 F7		0-0 FC5-4 1-2f 2-3 WP		0-3 K		5 1 1 2 0 1 3																										
Wayne Comer, R (1, 9) OBP: 0.347, SLG: 0.383	0-0 1B	0-0 F9			0-3 K	0-0 4-3 1-H 3-H		0-0 BB 2B 1B		5 1 2 0 0 1 2																										
Tommy Davis, R (1, 7) OBP: 0.291, SLG: 0.340	0-3 K		0-0 P4		0-0 1B 1B 1B	0-0 6-3		4-0 BB 2B 1B		4 1 1 0 1 1 1																										
Greg Goossen, R (1, 3) OBP: 0.442, SLG: 0.600		0-0 E G3 1B 1B	0-0 6-3		0-0 1B 1-2 1B		0-0 6-3	0-0 1-H 2-H 2B		5 1 3 2 0 0 0																										
Jim Pagliaroni, R (1, 2) OBP: 0.314, SLG: 0.425		0-0 G3 1-2	4-0 BB		0-0 P6	0-0 1B 5-3 1B		0-0 F7		4 1 1 0 1 0 4																										
John Donaldson, L (1, 4) OBP: 0.330, SLG: 0.274		0-0 E3 1B FC1-2 2-3	0-0 F9		0-0 1B 1-2 2-3		0-0 5-3 1B		0-0 SH5-3 1B	5 0 3 0 0 0 2	AB 41 R 8 H 14 RBI 6 BB 4 SO 4 LOB 23																									
Ron Clark, R (1, 6) OBP: 0.268, SLG: 0.250		0-0 BB FC1-2 1B 1-3 3-H		0-0 FC6-4 1B	0-0 F8		0-0 5-3		0-0 SH5-3	4 1 2 2 0 0 4																										
John Gelinek, R Merritt Ranney, L Jim Bouton, R Gus Giji, R Steve Hovley, L Don Mincher, L John O'Donoghue, R Steve Hovley, L Bob Locker, S		0-0 FC1-2 1B 1-2 3-H		0-0 FC6-4 1-2f		4-0 FC5-4 1B WP BB	0-0 3-1		0-3 K	0 0 0 0 0 0 0 1 1 0 0 0 0 2 0 0 0 0 0 0 0 1 0 0 0 0 0 1 0 0 0 0 0 0 0 0 1 0 0 1 0 0 0 0 0 0 0 0 0 1 0 0 0 0 0 1 1 0 0 0 0 0 1																										
<b>Inning Stats</b>	R: 0 E: 0 K: 1 S: 6	H: 1 LOB: 1 BB: 0 P: 6	R: 3 E: 1 K: 0 S: 7	H: 3 LOB: 2 BB: 1 P: 11	R: 0 E: 0 K: 0 S: 3	H: 0 LOB: 1 BB: 1 P: 7	R: 0 E: 0 K: 0 S: 4	H: 1 LOB: 1 BB: 0 P: 4	R: 0 E: 0 K: 1 S: 8	H: 3 LOB: 3 BB: 0 P: 8	R: 2 E: 0 K: 0 S: 4	H: 1 LOB: 0 BB: 1 P: 8	R: 1 E: 0 K: 0 S: 5	H: 2 LOB: 1 BB: 0 P: 5	R: 2 E: 0 K: 1 S: 7	H: 2 LOB: 1 BB: 1 P: 11	R: 0 E: 0 K: 1 S: 6	H: 1 LOB: 1 BB: 0 P: 6	1B: 13 2B: 1 3B: 0 HR: 0	SF: 0 SAC: 1 DP: 0 HBP: 0	WP: 3 PB: 0 SB: 1 CS: 0	PA: 46														
<b>PITCHER</b>	IP WLS BF H R ER SO BB IBB HBP BLK WP HR S P ERA WHIP																																			
Jim Shellenback, L (1, 1) ERA: 4.09	5.0		27	8	4	2	2	3	0	0	0	0	0	28	40	3.60	2.200																			
Jim Hannan, R (6, 1) ERA: 3.95	2.0		9	3	2	2	0	0	0	0	0	1	0	9	9	9.00	1.500																			
Dave Baldwin, R (8, 1) ERA: 4.1	1.0	L	6	2	2	2	1	1	0	0	0	0	0	7	11	18.00	3.000																			
Darold Knowles, L (9, 1) ERA: 2.42	1.0		4	1	0	0	1	0	0	0	0	0	0	6	6	0.00	1.000																			

Seattle Pilots @ Washington Senators  
 Robert F. Kennedy Memorial Stadium, Washington, DC  
 Sat Aug 09 1969, 3:33 AM EDT  
 Att. 8,482 - Unknown

livebaseballscorecards.com



Batter	1	2	3	4	5	6	7	8	9	AB R H RBI BB SO LOB
Del Unser, L OBP: 0.340, SLG: 0.338 (1, 8)	0-0 1B 1B	0-0 B2		4-0 S BB			0-0 L9		0-0 P5	4 1 1 0 1 0 2
Lee Mays, L OBP: 0.329, SLG: 0.374 Dave Baldwin, R (8, 1)	0-0 1B SF9	0-3 K		0-0 1-3			0-0 L3			4 1 1 0 0 1 1 0 0 0 0 0 0 0 0 0 0 0 0 0 0
Darold Knowles, L OBP: 0.222, SLG: 0.125 (9, 1)	0-0 1B SF9	0-0 HR		1-2						4 2 2 2 0 1 0
Frank Howard, R OBP: 0.406, SLG: 0.600 (1, 7)	0-0 1B 3-H	0-0 P5		0-3 K				0-0 4-3		3 0 1 1 0 1 0
Mike Epstein, L OBP: 0.420, SLG: 0.547 (1, 3)	0-0 SF9	0-0 P5		0-0 CS 1B				0-3 K		3 1 0 0 1 1 1
Ken McMullen, R OBP: 0.345, SLG: 0.399 (1, 5)	4-0 1B FC3-6 BB		0-0 F8	0-3 K			0-3 K	0-0 5-3		4 1 1 1 0 1 0
Bernie Allen, L OBP: 0.345, SLG: 0.409 (1, 4)	0-0 E 1B		0-3 K	1-2			0-0 4-3		0-0 4-1	3 0 0 0 1 0 0
Ed Brinkman, R OBP: 0.333, SLG: 0.343 (1, 6)	4-0 FC3-6 IBB		0-0 5-3				0-0 4-3		0-0 6-3	3 0 1 1 1 0 1 0 0 0 0 0 0 0
Jim French, L OBP: 0.363, SLG: 0.358 Zoilo Versalles, R OBP: 0.287, SLG: 0.284 (1, 2) (9, PR)	0-0 FC3-6			4-0 B5-6-4 BB			0-0 3-1		0-0 1B 1B	2 0 0 0 0 0 2 0 0 0 0 0 0 0 2 0 1 0 0 1 0
Jim Shellenback, L OBP: 0.167, SLG: 0.167 Jim Hannan, R OBP: 0.139, SLG: 0.139 Ed Stroud, L OBP: 0.333, SLG: 0.325 (1, 1) (6, 1) (7, PH) (8, 9)	0-0 G3			0-0 B5-6-4				0-3 K	0-0 1B	

Inning Stats	R: 5	H: 4	LOB: 1	BB: 2	S: 7	P: 15	R: 1	H: 1	LOB: 0	BB: 0	S: 6	P: 6	R: 0	H: 0	LOB: 0	BB: 0	S: 5	P: 5	R: 0	H: 1	LOB: 0	BB: 0	S: 7	P: 7	R: 0	H: 0	LOB: 0	BB: 0	S: 3	P: 3	R: 0	H: 0	LOB: 0	BB: 0	S: 5	P: 5	R: 0	H: 0	LOB: 0	BB: 0	S: 5	P: 5	R: 0	H: 2	LOB: 2	BB: 0	S: 5	P: 5	1B: 7	SF: 1	2B: 0	SAC: 0	3B: 0	DP: 1	HR: 1	HBP: 0	WP: 0	PA: 37
--------------	------	------	--------	-------	------	-------	------	------	--------	-------	------	------	------	------	--------	-------	------	------	------	------	--------	-------	------	------	------	------	--------	-------	------	------	------	------	--------	-------	------	------	------	------	--------	-------	------	------	------	------	--------	-------	------	------	-------	-------	-------	--------	-------	-------	-------	--------	-------	--------

PITCHER	IP	WLS	BF	H	R	ER	SO	BB	IBB	HBP	BLK	WP	HR	S	P	ERA	WHIP
John Gelnar, R ERA: 3.59 (1, 1)	1.0		9	4	5	4	0	1	1	0	0	0	0	7	15	36.00	5.000
Jim Bouton, R ERA: 3.29 (2, 1)	2.0		7	1	1	1	2	0	0	0	0	0	1	11	11	4.50	0.500
Steve Barber, L ERA: 5.4 (4, 1)	2.0		7	1	0	0	2	2	0	0	0	0	0	9	17	0.00	1.500
John O'Donoghue, L ERA: 2.51 (6, 1)	1.0		3	0	0	0	0	0	0	0	0	0	0	3	3	0.00	0.000
Bob Locker, R ERA: 4.09 (7, 1)	3.0	W	11	2	0	0	2	0	0	0	0	0	0	15	15	0.00	0.667

**BOTTOM**

**Seattle Pilots @ Washington Senators**  
 Robert F. Kennedy Memorial Stadium, Washington, DC

Sat Aug 09 1969, 3:33 AM EDT  
 Att. 8,482 - Unknown

livebaseballscorecards.com

<b>AB</b>	<b>32</b>
<b>R</b>	<b>6</b>
<b>H</b>	<b>8</b>
<b>RBI</b>	<b>5</b>
<b>BB</b>	<b>4</b>
<b>SO</b>	<b>6</b>
<b>LOB</b>	<b>7</b>



Batter	1	2	3	4	5	6	7	8	9	AB R H RBI BB SO LOB	TOP																										
Tommy Harper, R (1, 5) OBP: 0.362, SLG: 0.326	0-0 6-3		0-0 6-3		0-0 SF9 1B		0-0 S 1B		0-0 S 1B	5 1 3 2 0 0 1																											
Steve Hovley, L (1, 9) OBP: 0.371, SLG: 0.444	0-0 2-3			0-0 6-3 2B	0-0 1-3 2-H 3-H 1B		4-0 1-2 IBB		0-3 K	4 0 2 1 1 1 1																											
Wayne Comer, R (1, 8) OBP: 0.345, SLG: 0.380	4-0 CS BB			0-0 6-3 2-3	0-0 SF9		0-0 F9		0-3 K	3 0 0 1 1 1 4																											
Tommy Davis, R (1, 7) OBP: 0.295, SLG: 0.342	0-0 CS 1-2	0-0 CS 1B		0-0 F9	0-0 1-3			4-0 SH1-4 BB 1B	0-0 S 1B	4 1 2 0 1 0 2																											
Don Mincher, L (1, 3) OBP: 0.362, SLG: 0.445			0-3 K 1-2			0-0 F7		4-0 1B SH1-4 BB	0-3 K	3 0 0 0 1 1 2 1 0 0 0 0 1 2																											
Greg Goossen, R (9, PH) OBP: 0.432, SLG: 0.583																																					
Jerry McNertney, R (1, 2) OBP: 0.302, SLG: 0.406			0-3 K			0-3 K		0-0 SH1-4		2 1 0 0 1 2 0																											
John Donaldson, L (1, 4) OBP: 0.333, SLG: 0.280				0-0 4-1 1B		0-0 1-2 BB 1B	0-0 1-3		0-3 K	4 1 2 0 0 1 2																											
Ron Clark, R (1, 6) OBP: 0.267, SLG: 0.250			0-0 4-1		0-0 F9			0-0 F9		4 0 1 1 0 0 3																											
Gene Brabender, R (1, 1) OBP: 0.180, SLG: 0.208			0-3 K			4-0 1-2 2-3 1B BB		0-3 K	0-0 4-3	1 0 0 0 0 1 1 0 1 0 0 1 0 0 2 0 0 0 0 1 2 0 0 0 0 0 0 0 0 0 0 0 0 0 0																											
Merritt Ranew, L (5, PH) OBP: 0.364, SLG: 0.286																																					
John O'Donoghue, R (5, 1)																																					
John Gelnar, R (8, 1) OBP: 0.118, SLG: 0.063																																					
Steve Barber, L (8, 1) OBP: 0.357, SLG: 0.500																																					
<b>Inning Stats</b>	R: 0 E: 0 K: 0 S: 2	H: 0 LOB: 0 BB: 1 P: 6	R: 0 E: 0 K: 2 S: 7	H: 1 LOB: 0 BB: 0 P: 7	R: 0 E: 0 K: 1 S: 6	H: 1 LOB: 1 BB: 0 P: 6	R: 0 E: 0 K: 0 S: 4	H: 1 LOB: 1 BB: 0 P: 4	R: 4 E: 0 K: 0 S: 6	H: 3 LOB: 1 BB: 2 P: 14	R: 0 E: 0 K: 1 S: 5	H: 0 LOB: 0 BB: 0 P: 5	R: 0 E: 0 K: 1 S: 6	H: 1 LOB: 2 BB: 1 P: 10	R: 1 E: 0 K: 1 S: 6	H: 1 LOB: 2 BB: 2 P: 14	R: 0 E: 0 K: 3 S: 11	H: 2 LOB: 2 BB: 0 P: 11	1B: 9 2B: 2 3B: 0 HR: 0	SF: 1 SAC: 1 DP: 1 HBP: 0	WP: 0 PB: 0 SB: 3 CS: 2	PA: 42															
<b>PITCHER</b>	IP WLS BF H R ER SO BB IBB HBP BLK WP HR S P ERA WHIP																																				
Casey Cox, R (1, 1) ERA: 2.5	4.1		20	6	4	4	3	3	0	0	0	0	0	23	35	8.31	2.077																				
Jim Miles, R (5, 1) ERA: 3.18	2.2		12	1	1	1	2	2	1	0	0	0	0	13	25	3.38	1.125																				
Darold Knowles, L (8, 1) ERA: 2.35	1.2	W	8	3	0	0	3	0	0	0	0	0	0	14	14	0.00	1.800																				
Joe Coleman, R (9, 1) ERA: 3.32	0.1	S	1	0	0	0	1	0	0	0	0	0	0	3	3	0.00	0.000																				

Seattle Pilots @ Washington Senators  
 Robert F. Kennedy Memorial Stadium, Washington, DC  
 Sun Aug 10 1969, 3:33 AM EDT  
 Att. 8,442 - Unknown

livebaseballscorecards.com

AB	33
R	5
H	10
RBI	5
BB	6
SO	9
LOB	20



Batter	1	2	3	4	5	6	7	8	9
<b>Del Unser, L</b> (1, 8) OBP: 0.343, SLG: 0.340	0-0 G3	4-0 3B BB		0-3 K			0-0 1B	0-0 1B	
<b>Lee Maye, L</b> (1, 9) OBP: 0.332, SLG: 0.386 <b>Brant Alyea, R</b> (8, PH) OBP: 0.344, SLG: 0.478 <b>Ed Brinkman, R</b> (9, 6) OBP: 0.333, SLG: 0.343	0-0 BB 1B	0-0 1-H 2-H 3-H 3B		0-0 E4			0-0 P6	0-0 BB 1B	
<b>Frank Howard, R</b> (1, 7) OBP: 0.406, SLG: 0.596	4-0 1-2 BB	0-0 5-3		0-0 F9			0-0 F3	4-0 1-2 BB	
<b>Mike Epstein, L</b> (1, 3) OBP: 0.417, SLG: 0.542 <b>Zoilo Versalles, R</b> (9, 4) OBP: 0.287, SLG: 0.284	0-0 F6		0-0 1B SH1-3 1B		0-0 P6		0-3 K	0-0 L4	
<b>Ken McMullen, R</b> (1, 5) OBP: 0.347, SLG: 0.397	0-3 K		0-0 F7		4-0 BB G1-4-3		4-0 BB 3B	4-0 BB 3B	
<b>Bernie Allen, L</b> (1, 4) OBP: 0.346, SLG: 0.410 <b>Hank Allen, R</b> (5, PH) OBP: 0.313, SLG: 0.346		0-0 G3	0-0 SH1-3 1B		0-0 G1-4-3		0-0 F7	0-0 F7	
<b>Tim Cullen, R</b> (1, 6) OBP: 0.264, SLG: 0.247 <b>Ed Stroud, L</b> (8, PH) OBP: 0.337, SLG: 0.342		1-0 1B 3B HBP	0-0 SH1-3		0-3 K		0-0 1B 3B	0-0 1B 3B	
<b>Jim French, L</b> (1, 2) OBP: 0.365, SLG: 0.361 <b>Paul Casanova, R</b> (6, PH) OBP: 0.252, SLG: 0.288		0-0 1-3 3B 1B	0-0 F9		0-3 K		0-0 1B 1B	0-0 1B 1B	
<b>Casey Cox, R</b> (1, 1) OBP: 0.129, SLG: 0.069 <b>Jim Miles, R</b> (5, 1) OBP: 0.333, SLG: 0.333 <b>Darold Knowles, L</b> (8, 1) OBP: 0.200, SLG: 0.111 <b>Joe Coleman, R</b> (9, 1) OBP: 0.172, SLG: 0.148		0-3 K		0-3 K		0-3 K	0-3 K	0-3 K	

AB	R	H	RBI	BB	SO	LOB
4	1	2	0	1	1	0
4	0	2	3	0	0	1
1	0	1	1	0	0	0
0	0	0	0	0	0	0
3	0	0	0	2	0	3
5	1	1	0	0	1	6
0	0	0	0	0	0	0
2	1	0	0	2	1	3
2	0	1	0	0	0	0
2	0	0	0	0	0	2
1	1	0	1	0	1	0
1	1	1	1	0	0	0
2	1	1	0	0	0	1
2	1	1	1	0	1	0
2	0	0	0	0	2	2
1	0	0	0	0	1	0
1	0	0	0	0	1	1
0	0	0	0	0	0	0


**BOTTOM**

**Seattle Pilots @ Washington Senators**  
**Robert F. Kennedy Memorial Stadium, Washington, DC**

Sun Aug 10 1969, 3:33 AM EDT  
 Att. 8,442 - Unknown

livebaseballscorecards.com

<b>AB</b>	<b>33</b>
<b>R</b>	<b>7</b>
<b>H</b>	<b>10</b>
<b>RBI</b>	<b>7</b>
<b>BB</b>	<b>5</b>
<b>SO</b>	<b>9</b>
<b>LOB</b>	<b>19</b>



Inning Stats	R	H	E	K	S	P	BB	IBB	HBP	BLK	WP	HR	S	P	ERA	WHIP
<b>Gene Brabender, R</b> (1, 1) ERA: 4.49	0	1	0	1	6	10	0	0	0	0	0	0	26	35	2.25	1.750
<b>John O'Donoghue, L</b> (5, 1) ERA: 2.54	3	2	1	1	7	12	2	0	0	0	0	0	17	25	3.00	1.000
<b>John Gelnar, R</b> (8, 1) ERA: 3.82	0	2	0	0	5	10	0	0	0	0	0	0	7	7	13.50	4.500
<b>Steve Barber, L</b> (8, 1) ERA: 5.35	1	2	0	0	3	5	1	0	0	0	0	0	2	6	27.00	6.000

WP	PA	ERA	WHIP
0	40		
0			
0			
0			

Batter	1	2	3	4	5	6	7	8	9	AB R H RBI BB SO LOB	TOP											
Tommy Harper, R (1, 5) OBP: 0.359, SLG: 0.322	0-3 K		0-0 F2	0-0 F7		4-0 1B BB	0-0 F7		0-3 K	5 0 0 0 1 2 6												
Steve Hovley, L (1, 9) OBP: 0.370, SLG: 0.436	0-0 F9		0-0 F7		4-0 HBP HR BB	0-0 1B 1B		0-0 3-1	0-0 4-3	5 1 1 0 1 0 1												
Wayne Comer, R (1, 8) OBP: 0.345, SLG: 0.378	0-0 F8			0-0 BB 1B	4-0 HBP HR BB	0-3 K		0-0 E3 1B G3-2		4 2 1 0 1 1 1												
Tommy Davis, R (1, 7) OBP: 0.301, SLG: 0.344		0-0 F8		4-0 BB 1B BB	1-0 HR HBP	0-0 1B		0-0 1B		3 2 2 0 1 0 0												
Don Mincher, L (1, 3) OBP: 0.362, SLG: 0.454		0-0 E 1B		0-0 P4	0-0 HR	0-0 P6		0-0 G3-2		5 1 2 4 0 0 6												
Jerry McNertney, R (1, 2) OBP: 0.300, SLG: 0.403		0-0 F5		0-0 BB BB 1B	0-0 5-3		0-0 5-3		0-3 K	5 0 1 1 0 1 1												
John Donaldson, L (1, 4) OBP: 0.345, SLG: 0.287		4-0 IBB		4-0 BB BB	0-0 3-1		0-0 1B 1B		0-0 E 1B 1B	3 1 2 0 2 0 0												
Ron Clark, R (1, 6) OBP: 0.283, SLG: 0.268		0-3 K		0-0 P3	0-0 1B		0-0 1B 1B		0-0 E8 1B 1B	5 1 3 0 0 1 5												
Diego Segui, R (1, 1) OBP: 0.185, SLG: 0.120			0-0 6-3	4-0 BB	0-3 K		0-3 K		0-0 1B	4 0 1 3 1 2 3												
<b>Inning Stats</b>	R: 0 E: 0 K: 1 S: 5	H: 0 LOB: 0 BB: 0 P: 5	R: 0 E: 1 K: 1 S: 6	H: 1 LOB: 2 BB: 1 P: 10	R: 0 E: 0 K: 0 S: 3	H: 0 LOB: 0 BB: 0 P: 3	R: 2 E: 0 K: 0 S: 5	H: 2 LOB: 3 BB: 3 P: 17	R: 4 E: 0 K: 1 S: 7	H: 2 LOB: 1 BB: 2 P: 16	R: 0 E: 0 K: 1 S: 6	H: 2 LOB: 2 BB: 1 P: 10	R: 0 E: 0 K: 1 S: 7	H: 2 LOB: 2 BB: 0 P: 7	R: 0 E: 1 K: 0 S: 4	H: 1 LOB: 1 BB: 0 P: 4	R: 2 E: 1 K: 2 S: 10	H: 3 LOB: 1 BB: 0 P: 10	1B: 12 2B: 0 3B: 0 HR: 1	SF: 0 SAC: 0 DP: 1 HBP: 1	WP: 0 PB: 0 SB: 1 CS: 0	PA: 47
<b>PITCHER</b>	IP WLS BF H R ER SO BB IBB HBP BLK WP HR S P ERA WHIP																					
Luis Tiant, R (1, 1) ERA: 3.87	4.0 L 21 3 4 4 2 5 1 0 0 0 0 0 19 43 9.00 2.000																					
Stan Williams, R (5, 1) ERA: 3.97	1.0 6 2 2 2 1 0 0 1 0 0 0 1 7 8 18.00 2.000																					
Ron Law, R (6, 1) ERA: 4.6	3.0 14 5 0 0 2 1 0 0 0 0 0 0 17 21 0.00 2.000																					
Larry Burchart, R (9, 1) ERA: 3.48	1.0 6 3 2 1 2 0 0 0 0 0 0 0 10 10 9.00 3.000																					

Seattle Pilots @ Cleveland Indians  
Cleveland Municipal Stadium, Cleveland, OH

Mon Aug 11 1969, 7:05 PM EDT  
Att. 4,658 - Unknown

livebaseballscorecards.com

AB	39
R	8
H	13
RBI	8
BB	7
SO	7
LOB	23



Batter	1	2	3	4	5	6	7	8	9	AB R H RBI BB SO LOB
Davey Nelson, R (1, 4) OBP: 0.257, SLG: 0.204	4-0 CS BB		X 0-0 2-H 1B		X 0-0 P4			X 0-0 1-2 1B		3 0 2 1 1 0 1
Lou Klimchok, L (1, 5) OBP: 0.331, SLG: 0.411	0-0 F5 1-2		X 0-0 P6			X 0-0 P6		X 0-0 F3		4 0 0 0 0 0 4
Frank Baker, L (1, 7) OBP: 0.410, SLG: 0.679	0-0 2-3			X 0-0 HR		X 0-0 G5-4-3 1B		X 0-0 F9		4 1 2 1 0 0 2
Tony Horton, R (1, 3) OBP: 0.322, SLG: 0.462		X 0-0 F8		X 0-0 F8		X 0-0 G5-4-3 1-2f		X 0-0 2-3 1B		4 0 1 0 0 0 1
Ken Harrelson, R (1, 9) OBP: 0.337, SLG: 0.433		X 0-0 6-3		0-3 K		X 0-0 L5		X 0-0 2-3 1-2		4 0 0 0 0 1 1
Duke Sims, L (1, 2) OBP: 0.391, SLG: 0.443		X 0-0 F8		0-3 K		X 0-0 F3		X 0-0 F2		4 0 0 0 0 1 1
Russ Snyder, L (1, 8) OBP: 0.322, SLG: 0.329			4-0 FC6-4 BB		4-0 BB		X 0-0 L9		X 0-0 6-3	2 0 0 0 2 0 1
Eddie Leon, R (1, 6) OBP: 0.309, SLG: 0.310			X 0-0 FC6-4 SH1-4 1-2f 1B		0-3 K		X 0-0 P4			3 1 0 0 0 1 2
Luis Tiant, R (1, 1) OBP: 0.283, SLG: 0.429			X 0-0 SH1-4		0-3 K		X 0-0 1B			0 0 0 0 0 0 0
Stan Williams, R (5, 1) OBP: 0.219, SLG: 0.107										0 0 0 0 0 0 0
Cap Peterson, R (5, PH) OBP: 0.350, SLG: 0.306										1 0 0 0 0 1 1
Ron Law, R (6, 1)										0 0 0 0 0 0 0
Richie Scheinblum, S (8, PH) OBP: 0.259, SLG: 0.244										1 0 1 0 0 0 0
Larry Burchart, R (9, 1)										0 0 0 0 0 0 0

Inning Stats	R: 0	H: 0	E: 0	K: 0	S: 2	R: 0	H: 0	E: 0	K: 0	S: 3	R: 1	H: 1	E: 0	K: 0	S: 4	R: 0	H: 0	E: 0	K: 2	S: 7	R: 0	H: 1	E: 0	K: 0	S: 3	R: 0	H: 0	E: 0	K: 0	S: 3	R: 0	H: 2	E: 0	K: 0	S: 5	R: 0	H: 1	E: 0	K: 0	S: 4	1B: 5	2B: 0	3B: 0	HR: 1	SF: 0	SAC: 1	DP: 1	HBP: 0	WP: 0	PB: 0	SB: 0	CS: 1	PA: 34
PITCHER Diego Segui, R (1, 1) ERA: 3.47	IP: 9.0	WLS: W	BF: 34	H: 6	R: 2	ER: 2	SO: 4	BB: 3	IBB: 0	HBP: 0	BLK: 0	WP: 0	HR: 1	S: 39	P: 51	ERA: 2.00	WHIP: 1.000																																				
PITCHER	IP	WLS	BF	H	R	ER	SO	BB	IBB	HBP	BLK	WP	HR	S	P	ERA	WHIP																																				

BOTTOM

Seattle Pilots @ Cleveland Indians  
Cleveland Municipal Stadium, Cleveland, OH

Mon Aug 11 1969, 7:05 PM EDT  
Att. 4,658 - Unknown

livebaseballscorecards.com

AB	30
R	2
H	6
RBI	2
BB	3
SO	4
LOB	14



Batter	1	2	3	4	5	6	7	8	9	AB R H RBI BB SO LOB	TOP											
Tommy Harper, R (1, 5) OBP: 0.355, SLG: 0.317	0-3 K		0-0 F3		0-0 F5		0-0 F7	0-0 FC6-4		5 0 0 0 0 1 1												
Dick Simpson, R (1, 8) OBP: 0.292, SLG: 0.379 Steve Hovley, L (4, PR) OBP: 0.375, SLG: 0.437 (4, 8)	0-3 K			0-0 1B		0-0 F9 S 1B	1-0 1B HBP	0-0 P6		2 0 1 0 0 1 0 2 2 1 0 0 0 1												
Wayne Comer, R (1, 9) OBP: 0.344, SLG: 0.375	0-0 F9			0-3 K		0-0 F7	0-0 BB 1B		0-0 F9	5 0 1 0 0 1 2												
Tommy Davis, R (1, 7) OBP: 0.307, SLG: 0.351		0-0 1B		0-0 S 1B		0-0 F9	4-0 BB BB		0-0 1B SF8	4 1 3 1 1 0 1												
Greg Goossen, R (1, 3) OBP: 0.469, SLG: 0.590		0-0 L4-3 1B		4-0 BB		4-0 1B BB	0-3 K		0-0 1B	3 1 2 0 2 1 3												
Jim Pagliaroni, R (1, 2) OBP: 0.308, SLG: 0.418		0-0 L4-3		0-3 K		0-0 1B 1B	0-0 6-3		0-0 SF8	4 0 1 2 0 1 8												
John Donaldson, L (1, 4) OBP: 0.351, SLG: 0.307		0-3 K		0-0 1-3		0-0 1B 1B		0-0 1B 3B	0-0 1B	5 1 3 1 0 1 4												
Ron Clark, R (1, 6) OBP: 0.279, SLG: 0.265			0-0 F7		0-3 K	0-0 1B 1B		0-0 P5	0-0 P4	5 0 1 0 0 1 3												
Fred Talbot, R (1, 1) OBP: 0.243, SLG: 0.353 Marty Patten, R (5, 1) OBP: 0.189, SLG: 0.173 Merritt Ranew, L (6, PH) OBP: 0.859, SLG: 0.281 Jim Bouton, R (6, 1) Jerry McNertney, R (8, PH) OBP: 0.302, SLG: 0.405 John Selinger, R (8, 1) OBP: 0.118, SLG: 0.063			0-3 K		0-0 P6	0-0 6-3		0-0 FC6-4 1B		2 0 0 0 0 1 0 0 0 0 0 0 0 0 1 0 0 0 0 0 3 0 0 0 0 0 0 0 1 0 1 1 0 0 0 0 0 0 0 0 0 0												
<b>Inning Stats</b>	R: 0 E: 0 K: 2 S: 7	H: 0 LOB: 0 BB: 0 P: 7	R: 0 E: 0 K: 1 S: 6	H: 2 LOB: 1 BB: 0 P: 6	R: 0 E: 0 K: 1 S: 5	H: 0 LOB: 0 BB: 0 P: 5	R: 1 E: 0 K: 2 S: 9	H: 2 LOB: 3 BB: 1 P: 13	R: 0 E: 0 K: 1 S: 5	H: 0 LOB: 0 BB: 0 P: 5	R: 2 E: 0 K: 0 S: 7	H: 4 LOB: 3 BB: 1 P: 11	R: 0 E: 0 K: 1 S: 6	H: 1 LOB: 3 BB: 1 P: 11	R: 1 E: 0 K: 0 S: 5	H: 2 LOB: 1 BB: 0 P: 5	R: 1 E: 0 K: 0 S: 6	H: 3 LOB: 2 BB: 0 P: 6	1B: 12 2B: 2 3B: 1 HR: 0	SF: 1 SAC: 0 DP: 1 HBP: 1	WP: 0 PB: 0 SB: 4 CS: 0	PA: 44
<b>PITCHER</b>	IP WLS BF H R ER SO BB IBB HBP BLK WP HR S P ERA WHIP																					
Mike Paul, L (1, 1) ERA: 3.56	5.2 W 25 7 3 3 7 2 0 0 0 0 0 0 37 45 4.76 1.588																					
Ron Law, R (6, 1) ERA: 4.41	1.1 8 2 0 0 1 1 0 1 0 0 0 0 8 13 0.00 2.250																					
Juan Pizarro, L (8, 1) ERA: 3.39	1.2 10 5 2 2 0 0 0 0 0 0 0 0 10 10 10.80 3.000																					
Stan Williams, R (9, 1) ERA: 3.96	0.1 S 1 0 0 0 0 0 0 0 0 0 0 0 1 1 0.00 0.000																					

Seattle Pilots @ Cleveland Indians  
Cleveland Municipal Stadium, Cleveland, OH

Tue Aug 12 1969, 7:05 PM EDT  
Att. 8,190 - Unknown

livebaseballscorecards.com

AB	39
R	5
H	14
RBI	5
BB	3
SO	8
LOB	26





Batter	1	2	3	4	5	6	7	8	9
Davey Nelson, R OBP: 0.255, SLG: 0.204 (1, 4)	0-3 K		0-0 P5		0-0 G4-6-3 1B 1-2 3B 1B	0-0 5-3		0-3 K	
Lou Klimchok, L OBP: 0.341, SLG: 0.420 Lou Camilli, S (1, 5) (7, 5)	0-0 FC6 1B		0-0 2B 1B		0-0 G4-6-3 1B 1-2 2-3	0-0 F5			
Frank Baker, L OBP: 0.415, SLG: 0.683 (1, 7)	0-0 FC6 BB 1-2f		0-0 2B		0-0 G4-6-3 1-2f 2-3 3-H	0-0 1B			
Tony Horton, R OBP: 0.323, SLG: 0.466 (1, 3)	4-0 1-2 BB		0-0 6-3		0-0 HR 3B 3-H	0-0 4-3			
Ken Harrelson, R OBP: 0.336, SLG: 0.438 (1, 9)	0-0 F7			0-0 5-3	0-0 HR 3-H		0-3 K		
Duke Sims, L OBP: 0.392, SLG: 0.455 (1, 2)		0-3 K		4-0 L6-4 1B BB	0-0 HR		0-3 K		
Jose Cardenal, R OBP: 0.304, SLG: 0.339 (1, 8)		0-3 K		0-0 1-2 1B	4-0 S BB		0-0 1-3		
Eddie Leon, R OBP: 0.306, SLG: 0.300 (1, 6)		0-0 F9		0-0 L6-4 2-3	4-0 FC5-4 1B 1-2 IBB		0-0 F8		
Mike Paul, L Ron Law, R Juan Pizarro, L OBP: 0.250, SLG: 0.222 Stan Williams, R OBP: 0.219, SLG: 0.107 (1, 1) (6, 1) (8, 1) (9, 1)			0-3 K		1B G4-6-3 BB FC5-4		0-3 K		

Inning Stats	R: 0	H: 1	E: 0	K: 1	S: 6	LOB: 2	BB: 1	P: 10	R: 0	H: 0	E: 0	K: 2	S: 7	LOB: 0	BB: 0	P: 7	R: 1	H: 2	E: 0	K: 1	S: 7	LOB: 1	BB: 0	P: 7	R: 0	H: 1	E: 0	K: 0	S: 3	LOB: 1	BB: 1	P: 7	R: 5	H: 5	E: 0	K: 0	S: 7	LOB: 2	BB: 3	P: 19	R: 0	H: 1	E: 0	K: 0	S: 4	LOB: 1	BB: 0	P: 4	R: 0	H: 0	E: 0	K: 2	S: 7	LOB: 0	BB: 0	P: 7	R: 0	H: 0	E: 0	K: 2	S: 7	LOB: 0	BB: 0	P: 7
--------------	------	------	------	------	------	--------	-------	-------	------	------	------	------	------	--------	-------	------	------	------	------	------	------	--------	-------	------	------	------	------	------	------	--------	-------	------	------	------	------	------	------	--------	-------	-------	------	------	------	------	------	--------	-------	------	------	------	------	------	------	--------	-------	------	------	------	------	------	------	--------	-------	------

AB	R	H	RBI	BB	SO	LOB	
5	1	1	0	0	2	0	
4	1	3	0	0	0	0	
0	0	0	0	0	0	0	
4	0	2	1	0	0	3	
3	1	1	1	1	0	2	
4	1	1	2	0	1	2	
3	1	1	1	1	2	0	
3	0	1	0	1	1	0	
3	0	0	0	1	0	2	
2	1	0	0	1	1	2	
0	0	0	0	0	0	0	
1	0	0	0	0	1	0	
0	0	0	0	0	0	0	
1B: 6	SF: 0	2B: 2	SAC: 0	3B: 1	DP: 2	HR: 2	HBP: 0

**BOTTOM**

**Seattle Pilots @ Cleveland Indians**  
Cleveland Municipal Stadium, Cleveland, OH

Tue Aug 12 1969, 7:05 PM EDT  
Att. 8,190 - Unknown

livebaseballscorecards.com

AB	32
R	6
H	10
RBI	5
BB	5
SO	8
LOB	11



WP: 0	PA: 37
PB: 0	
SB: 1	
CS: 0	

PITCHER	IP	WLS	BF	H	R	ER	SO	BB	IBB	HBP	BLK	WP	HR	S	P	ERA	WHIP
Fred Talbot, R ERA: 3.75 (1, 1)	4.2	L	23	8	5	5	4	3	0	0	0	0	1	28	40	9.64	2.357
Marty Pattin, R ERA: 5.4 (5, 1)	0.1		4	1	1	1	0	1	1	0	0	0	1	2	10	27.00	6.000
Jim Bouton, R ERA: 3.21 (6, 1)	2.0		7	1	0	0	2	0	0	0	0	0	0	11	11	0.00	0.500
John Gelnar, R ERA: 3.76 (8, 1)	1.0		3	0	0	0	2	0	0	0	0	0	0	7	7	0.00	0.000

Batter	1	2	3	4	5	6	7	8	9	AB R H RBI BB SO LOB	TOP												
Tommy Harper, R OBP: 0.356, SLG: 0.318 (1, 5) X	0-0 6-3		0-0 E4 CS S			0-0 E 1B	0-0 FC6-4 1-2 1B		0-0 5-3	5 1 2 0 0 0 0	<b>Seattle Pilots @ Cleveland Indians</b> Cleveland Municipal Stadium, Cleveland, OH Wed Aug 13 1969, 7:05 PM EDT Att. 5,494 - Unknown  <a href="http://livebaseballscorecards.com">livebaseballscorecards.com</a>												
Steve Hovley, L OBP: 0.376, SLG: 0.429 (1, 9) B B B	4-0 SH5-3 BB		0-0 4-3 1-3			0-0 E6 1-2 1B	0-0 F7		4-0 1B BB	3 2 0 0 2 0 4													
Wayne Comer, R OBP: 0.345, SLG: 0.377 (1, 8) X	0-0 SH5-3 1-2			0-0 5-3		0-0 1B 1-2 2-H WP 1B	0-3 K		0-0 1B 1-3	4 1 2 1 0 1 2													
Tommy Davis, R OBP: 0.308, SLG: 0.352 (1, 7) X	0-0 P4			0-3 K		0-0 F8 1-3 2-H 5-3 1B	0-0 FC6-4 1-2f		0-0 FC5-6-4 1-3 3-H 1B	5 0 2 2 0 1 3													
Greg Goossen, R OBP: 0.444, SLG: 0.535 (1, 3) X		0-0 E6 S1-6-4-3		0-0 6-3		0-0 5-3 1-2 3-H		4-0 SH1-4 1B BB	0-3 K	4 1 0 0 1 1 3													
Jerry McNertney, R OBP: 0.298, SLG: 0.399 (1, 2) X		0-0 G1-6-4-3 1-2f			0-0 E5 FC4-6	0-0 F8 2-3		0-0 SH1-4 1-2	0-0 FC5-6-4 1-2f	4 0 0 0 0 0 4													
John Donaldson, L OBP: 0.359, SLG: 0.309 (1, 4) B B B		4-0 BB		0-0 FC4-6 1-2f		4-0 BB		0-0 1B 2-H		2 0 1 1 2 0 1													
Ron Clark, R OBP: 0.270, SLG: 0.255 (1, 6) X		0-0 5-3			0-0 F8	0-0 6-3		0-0 F8		4 0 0 0 0 0 5													
George Brunet, R OBP: 0.158, SLG: 0.114 (1, 1) X			0-0 6-3		0-3 K		0-0 1B 1B	0-0 F8		4 0 1 0 0 1 2													
<b>Inning Stats</b>	R: 0 E: 0 K: 0 S: 3	H: 0 LOB: 1 BB: 1 P: 7	R: 0 E: 1 K: 0 S: 3	H: 0 LOB: 1 BB: 1 P: 7	R: 0 E: 1 K: 0 S: 3	H: 0 LOB: 0 BB: 0 P: 3	R: 0 E: 0 K: 1 S: 5	H: 0 LOB: 0 BB: 0 P: 5	R: 0 E: 1 K: 1 S: 6	H: 0 LOB: 1 BB: 0 P: 6		R: 3 E: 1 K: 0 S: 7	H: 3 LOB: 2 BB: 1 P: 11	R: 0 E: 0 K: 1 S: 7	H: 2 LOB: 2 BB: 0 P: 7	R: 1 E: 0 K: 0 S: 4	H: 1 LOB: 1 BB: 1 P: 8	R: 1 E: 0 K: 1 S: 7	H: 2 LOB: 2 BB: 1 P: 11	1B: 8 2B: 0 3B: 0 HR: 0	SF: 0 SAC: 2 DP: 1 HBP: 0	WP: 1 PB: 0 SB: 1 CS: 1	PA: 42
<b>PITCHER</b> Steve Hargan, R ERA: 5.83 Ron Law, R ERA: 4.32	IP 8.1	WLS L	BF 40	H 8	R 5	ER 3	SO 3	BB 5	IBB 0	HBP 0	BLK 0	WP 1	HR 0	S 41	P 61	ERA 3.24	WHIP 1.560						
	IP 0.2	WLS L	BF 2	H 0	R 0	ER 0	SO 1	BB 0	IBB 0	HBP 0	BLK 0	WP 0	HR 0	S 4	P 4	ERA 0.00	WHIP 0.000						



Batter	1	2	3	4	5	6	7	8	9	AB	R	H	RBI	BB	SO	LOB
Davey Nelson, R OBP: 0.255, SLG: 0.198 (1, 4)	4-0 SH1-3 1B BB	0-0 P5		0-0 F3			0-0 F8			3	1	0	0	1	0	3
Lou Klimchok, L OBP: 0.337, SLG: 0.415 Cap Peterson, R OBP: 0.377, SLG: 0.303 Lou Camilli, S (7, PH) (8, 5)	0-0 SH1-3 1-2	0-0 P3			0-0 P6		0-3 K			2	0	0	0	0	0	1
Frank Baker, L OBP: 0.391, SLG: 0.641 (1, 7)	0-0 F2		0-0 4-3		0-3 K		0-0 G3			4	0	0	0	0	1	2
Tony Horton, R OBP: 0.327, SLG: 0.468 (1, 3)	0-0 PB 2B 1B 2-H		0-0 2B 1B		0-0 1B			0-0 6-3		4	2	3	1	0	0	0
Ken Harrelson, R OBP: 0.337, SLG: 0.440 (1, 9)	4-0 2B 1-2 IBB		0-0 2B		0-0 F7			0-0 L6		3	0	1	1	1	0	1
Jose Cardenal, R OBP: 0.304, SLG: 0.341 (1, 8)	0-0 1-3 2-H 2B		0-0 5-3			0-0 F7		0-0 F8		4	0	1	1	0	0	0
Eddie Leon, R OBP: 0.304, SLG: 0.298 (1, 6)	0-3 K			0-0 CS 1B		0-0 F8			0-0 F4	4	0	1	0	0	1	2
Ken Suarez, R OBP: 0.342, SLG: 0.343 Riche Scheinblum, S OBP: 0.257, SLG: 0.242 (9, PH) (1, 2)		0-0 SH1-4 1B		0-0 F7 1-2		0-0 F8			0-0 F7	3	0	1	0	0	0	1
Steve Hargan, R OBP: 0.194, SLG: 0.194 Ron Law, R OBP: 0.284, SLG: 0.371 (9, PH) (1, 1)		0-0 SH1-4 1-2		0-0 1B			0-0 1B		0-0 F8	2	0	2	0	0	0	0
										0	0	0	0	0	0	0
										1	0	0	0	0	0	0

**BOTTOM**

**Seattle Pilots @ Cleveland Indians**  
Cleveland Municipal Stadium, Cleveland, OH

Wed Aug 13 1969, 7:05 PM EDT  
Att. 5,494 - Unknown

livebaseballscorecards.com

<b>AB</b>	<b>32</b>
<b>R</b>	<b>3</b>
<b>H</b>	<b>9</b>
<b>RBI</b>	<b>3</b>
<b>BB</b>	<b>2</b>
<b>SO</b>	<b>3</b>
<b>LOB</b>	<b>11</b>



<b>Inning Stats</b>	R: 2 E: 0 K: 1 S: 7	H: 2 LOB: 2 BB: 2 P: 15	R: 0 E: 0 K: 0 S: 4	H: 1 LOB: 1 BB: 0 P: 4	R: 1 E: 0 K: 0 S: 4	H: 2 LOB: 0 BB: 0 P: 4	R: 0 E: 0 K: 0 S: 4	H: 2 LOB: 1 BB: 0 P: 4	R: 0 E: 0 K: 1 S: 6	H: 1 LOB: 1 BB: 0 P: 6	R: 0 E: 0 K: 0 S: 3	H: 0 LOB: 0 BB: 0 P: 3	R: 0 E: 0 K: 0 S: 3	H: 0 LOB: 0 BB: 0 P: 3	R: 0 E: 0 K: 0 S: 3	H: 0 LOB: 0 BB: 0 P: 3	1B: 7 2B: 2 3B: 0 HR: 0	SF: 0 SAC: 2 DP: 0 HBP: 0	WP: 0 PB: 1 SB: 0 CS: 1	PA: 36	
<b>PITCHER</b> George Brunet, L ERA: 4.02 (1, 1)	IP 9.0	WLS W	BF 36	H 9	R 3	ER 3	SO 3	BB 1	IBB 1	HBP 0	BLK 0	WP 0	HR 0	S 40	P 48	ERA 3.00	WHIP 1.111				
<b>PITCHER</b>	IP	WLS	BF	H	R	ER	SO	BB	IBB	HBP	BLK	WP	HR	S	P	ERA	WHIP				

Batter	1	2	3	4	5	6	7	8	9	AB R H RBI BB SO LOB	TOP	
Don Buford, S (1, 7) X OBP: 0.398, SLG: 0.438	0-0 FC6-4 BB FC6 1B		0-0 FC1-4-5 2B	0-3 K		0-0 F7			0-3 K	5 1 2 0 0 2 2		
Paul Blair, R (1, 8) B B B OBP: 0.352, SLG: 0.528	4-0 FC6-4 1-2 BB		0-0 F8		0-0 1B SF4 1B	0-0 L5			0-0 5-3	4 1 1 0 1 0 1		
Frank Robinson, R (1, 9) X OBP: 0.422, SLG: 0.578	0-0 FC6-4 1-2f 2-3 FC6		0-0 FC1-4-5		0-0 FC5 1B 1-3 1B			0-0 F3	0-0 4-3	5 0 1 0 0 0 3		
Boog Powell, L (1, 3) X OBP: 0.386, SLG: 0.585	0-0 FC6 1-2f FC5-4		4-0 IBB		0-0 SF4			0-0 4-3		2 0 0 2 1 0 1		
Brooks Robinson, R (1, 5) X OBP: 0.289, SLG: 0.423	0-0 FC5-4 1-2f		0-3 K		0-0 BB FC5 1-2 1B			0-0 F8		4 0 1 0 0 1 3		
Davey Johnson, R (1, 4) X OBP: 0.363, SLG: 0.387		0-0 F3		0-0 F7		0-0 FC5 BB 1-2 2-3f		0-0 E4 FC4-6		4 0 0 0 0 0 2		
Elrod Hendricks, L (1, 2) B B B B OBP: 0.336, SLG: 0.383		4-0 BB		0-0 F9		4-0 1-2 2-3 BB		0-0 FC4-6 1-2f		2 0 0 0 2 0 1		
Chico Salmon, R (1, 6) S S S S OBP: 0.340, SLG: 0.302		0-3 K		0-0 FC 1B		0-3 K		0-3 K		4 0 1 0 0 3 5		
Mike Cuellar, L (1, 1) S S S S OBP: 0.069, SLG: 0.113		0-3 K		0-0 FC 1-2		0-0 F6		0-0 F6		4 0 0 0 0 1 3		
<b>Inning Stats</b>	R: 1 H: 1 E: 0 LOB: 1 K: 0 BB: 1 S: 4 P: 8	R: 0 H: 0 E: 0 LOB: 1 K: 2 BB: 1 S: 7 P: 11	R: 0 H: 1 E: 0 LOB: 2 K: 1 BB: 1 S: 6 P: 10	R: 0 H: 1 E: 0 LOB: 2 K: 1 BB: 0 S: 7 P: 7	R: 1 H: 3 E: 0 LOB: 3 K: 1 BB: 1 S: 8 P: 12	R: 0 H: 0 E: 0 LOB: 0 K: 0 BB: 0 S: 3 P: 3	R: 0 H: 0 E: 0 LOB: 0 K: 0 BB: 0 S: 3 P: 3	R: 0 H: 0 E: 1 LOB: 1 K: 1 BB: 0 S: 6 P: 6	R: 0 H: 0 E: 0 LOB: 0 K: 1 BB: 0 S: 5 P: 5	1B: 5 SF: 1 2B: 1 SAC: 0 3B: 0 DP: 0 HR: 0 HBP: 0	WP: 0 PA: 39 PB: 0 SB: 0 CS: 0	
<b>PITCHER</b> Gene Brabender, R (1, 1) ERA: 4.39 Bob Locker, R (8, 1) ERA: 3.97	IP WLS BF H R ER SO BB IBB HBP BLK WP HR S P ERA WHIP											<b>PITCHER</b> IP WLS BF H R ER SO BB IBB HBP BLK WP HR S P ERA WHIP

Baltimore Orioles @ Seattle Pilots  
 Sicks Stadium, Boston, MA  
 Fri Aug 15 1969, 10:05 PM EDT  
 Att. 9,922 - Unknown

livebaseballscorecards.com

AB 34  
 R 2  
 H 6  
 RBI 2  
 BB 4  
 SO 7  
 LOB 21




Batter	1	2	3	4	5	6	7	8	9	AB	R	H	RBI	BB	SO	LOB
Tommy Harper, R (1, 5) OBP: 0.357, SLG: 0.319	0-0 4-3 1B		0-0 B5-3		4-0 CS BB		0-0 FC1-2			3	1	1	0	1	0	2
Steve Hovley, L (1, 9) OBP: 0.367, SLG: 0.418	0-0 4-3		0-0 F8		0-0 CS	0-0 F5		0-0 4-3		4	0	0	0	0	0	1
Wayne Comer, R (1, 8) OBP: 0.349, SLG: 0.381	4-0 1B BB		4-0 BB		0-0 5-3 2-4-2 2B		0-0 5-3		0-0 5-3	2	0	1	0	2	0	0
Tommy Davis, R (1, 7) OBP: 0.305, SLG: 0.348	0-0 F8		0-0 F4		0-0 5-3		0-0 4-3		0-0 4-3	4	0	0	0	0	0	4
Greg Goossen, R (1, 3) OBP: 0.448, SLG: 0.522	0-0 1-3 2-H 1B		0-0 F7		4-0 BB		0-0 6-3		0-0 6-3	3	0	1	1	1	0	0
Jerry McNertney, R (1, 2) OBP: 0.299, SLG: 0.399 Billy Williams, L (7, PR) Bob Locker, S (8, 1) Gus Gil, R (9, PH) OBP: 0.271, SLG: 0.246	0-0 F5		0-0 F2		0-0 2-4-2	0-0 FC1-2 1B		0-0 F2		3	0	1	0	0	0	2
John Donaldson, L (1, 4) OBP: 0.357, SLG: 0.308		0-0 5-3 1B		0-0 F7		0-3 K		0-3 K		4	0	1	0	0	2	1
Ron Clark, R (1, 6) OBP: 0.263, SLG: 0.248		0-0 5-3		0-0 L9		0-3 K		0-3 K		3	0	0	0	0	1	2
Gene Brabender, R (1, 1) OBP: 0.173, SLG: 0.200 Jim Pagliaroni, R (7, PH) OBP: 0.315, SLG: 0.424 (8, 2)		0-3 K		0-0 5-3		0-0 5-3		0-0 FC1-2 1B		2	0	0	0	0	1	0

<b>Inning Stats</b>	R: 1 E: 0 K: 0 S: 5	H: 2 LOB: 2 BB: 1 P: 9	R: 0 E: 0 K: 1 S: 5	H: 1 LOB: 0 BB: 0 P: 5	R: 0 E: 0 K: 0 S: 3	H: 0 LOB: 1 BB: 1 P: 7	R: 0 E: 0 K: 0 S: 3	H: 0 LOB: 0 BB: 0 P: 3	R: 0 E: 0 K: 0 S: 2	H: 0 LOB: 0 BB: 1 P: 6	R: 0 E: 0 K: 0 S: 3	H: 1 LOB: 2 BB: 1 P: 7	R: 0 E: 0 K: 2 S: 9	H: 2 LOB: 2 BB: 0 P: 9	R: 0 E: 0 K: 0 S: 3	H: 0 LOB: 0 BB: 0 P: 3	R: 0 E: 0 K: 1 S: 5	H: 0 LOB: 0 BB: 0 P: 5	1B: 5 2B: 1 3B: 0 HR: 0	SF: 0 SAC: 0 DP: 0 HBP: 0	WP: 0 PB: 0 SB: 0 CS: 1	PA: 35
<b>PITCHER</b> Mike Cuellar, L (1, 1) ERA: 2.22	IP 9.0	WLS W	BF 35	H 6	R 1	ER 1	SO 4	BB 4	IBB 0	HBP 0	BLK 0	WP 0	HR 0	S 38	P 54	ERA 1.00	WHIP 1.111					

**Baltimore Orioles @ Seattle Pilots**  
Sicks Stadium, Boston, MA  
Fri Aug 15 1969, 10:05 PM EDT  
Att. 9,922 - Unknown

<b>AB</b>	<b>30</b>
<b>R</b>	<b>1</b>
<b>H</b>	<b>6</b>
<b>RBI</b>	<b>1</b>
<b>BB</b>	<b>4</b>
<b>SO</b>	<b>4</b>
<b>LOB</b>	<b>12</b>



Batter	1	2	3	4	5	6	7	8	9	AB	R	H	RBI	BB	SO	LOB	TOP																		
Don Buford, S OBP: 0.395, SLG: 0.434 (1, 7)	G3		F4	K		HR 1B	FC3-6 1B		4-3	6	1	1	1	0	1	5																			
Paul Blair, R OBP: 0.354, SLG: 0.534 (1, 8)	K		F5	FC1-2		HR 1B			FC6-4 1B	6	1	3	3	0	1	3																			
Frank Robinson, R OBP: 0.420, SLG: 0.573 Dave May, L OBP: 0.266, SLG: 0.317 (1, 9) (6, 9)	K			2B BB	K	6-3	F4		FC6-4 IHR	3	1	0	0	1	2	0																			
Boog Powell, L OBP: 0.388, SLG: 0.594 Elrod Hendricks, L OBP: 0.336, SLG: 0.383 (1, 3) (9, 3)		F9		FC3-6 2B	K			3-1	IHR	6	2	3	3	0	1	0																			
Brooks Robinson, R OBP: 0.289, SLG: 0.420 Bobby Floyd, R OBP: 0.232, SLG: 0.216 (1, 5) (6, 5)	K			FC3-6 BB	1-3	K		1B BB	K	3	0	0	0	1	2	1																			
Davey Johnson, R OBP: 0.361, SLG: 0.383 (1, 4)		F8		FC3-6 2B BB		1B HR BB	5-3	K		4	2	0	0	1	1	3																			
Andy Etchebarren, R OBP: 0.392, SLG: 0.429 (1, 2)			HR 1B	BB FC1-2 2B		HR 1B	BB 1B HBP	1B		4	3	4	1	0	0	0																			
Chico Salmon, R OBP: 0.400, SLG: 0.489 (1, 6)			HR 1B	BB IBB		HR 1B	FC3-6 BB 1B	1B		4	3	4	6	1	0	0																			
Dave McNally, R OBP: 0.147, SLG: 0.116 Clay Dalrymple, L OBP: 0.367, SLG: 0.408 Jim Hardin, R OBP: 0.216, SLG: 0.343 (1, 1) (8, PH) (8, 1)			K	BB 1-2 2-3 3-H		K	FC3-6 BB	G3		2	0	0	1	2	2	0																			
Inning Stats	R: 0 E: 0 K: 2 S: 7	H: 0 LOB: 0 BB: 0 P: 7	R: 0 E: 0 K: 1 S: 5	H: 0 LOB: 0 BB: 0 P: 5	R: 2 E: 0 K: 1 S: 7	H: 2 LOB: 0 BB: 0 P: 7	R: 3 E: 0 K: 1 S: 7	H: 2 LOB: 3 BB: 4 P: 23	R: 0 E: 0 K: 2 S: 7	H: 0 LOB: 0 BB: 0 P: 7	R: 5 E: 0 K: 2 S: 12	H: 5 LOB: 1 BB: 1 P: 16	R: 2 E: 0 K: 0 S: 5	H: 2 LOB: 2 BB: 1 P: 10	R: 1 E: 0 K: 1 S: 7	H: 2 LOB: 2 BB: 1 P: 11	R: 2 E: 0 K: 1 S: 7	H: 2 LOB: 0 BB: 0 P: 7	1B: 9 2B: 2 3B: 0 HR: 4	SF: 0 SAC: 0 DP: 0 HBP: 1	WP: 0 PA: 50 PB: 0 SB: 0 CS: 0														
PITCHER	IP	WLS	BF	H	R	ER	SO	BB	IBB	HBP	BLK	WP	HR	S	P	ERA	WHIP	PITCHER	IP	WLS	BF	H	R	ER	SO	BB	IBB	HBP	BLK	WP	HR	S	P	ERA	WHIP
Diego Segui, R ERA: 3.78 (1, 1)	3.1	L	16	4	5	5	4	2	0	0	0	0	1	22	30	13.50	1.800																		
Marty Pattin, R ERA: 5.64 (4, 1)	2.0		13	4	5	5	4	2	1	0	0	0	2	18	30	22.50	3.000																		
John Gelnar, R ERA: 3.73 (6, 1)	0.2		3	1	0	0	1	0	0	0	0	0	0	5	5	0.00	1.500																		
Jim Bouton, R ERA: 3.45 (7, 1)	2.0		13	4	3	3	1	2	0	1	0	0	0	12	21	13.50	3.000																		
Steve Barber, L ERA: 5.67 (9, 1)	1.0		5	2	2	2	1	0	0	0	0	0	0	7	7	18.00	2.000																		

Baltimore Orioles @ Seattle Pilots

Sicks Stadium, Boston, MA

Sat Aug 16 1969, 10:05 PM EDT

Att: 11,550 - Unknown

[livebaseballscorecards.com](http://livebaseballscorecards.com)



**BOTTOM**

**Baltimore Orioles @ Seattle Pilots**  
**Sicks Stadium, Boston, MA**  
 Sat Aug 16 1969, 10:05 PM EDT  
 Att. 11,550 - Unknown

livebaseballscores.com

<b>AB</b>	<b>32</b>
<b>R</b>	<b>3</b>
<b>H</b>	<b>7</b>
<b>RBI</b>	<b>3</b>
<b>BB</b>	<b>6</b>
<b>SO</b>	<b>3</b>
<b>LOB</b>	<b>15</b>



WP: 0	PA: 41
PB: 0	
SB: 1	
CS: 1	

AB R H RBI BB SO LOB

4 0 1 1 1 1 0

4 1 0 0 0 1 4

4 1 1 0 1 0 1

4 0 2 2 1 0 1

4 0 1 0 0 1 2

3 0 0 0 1 0 3

3 0 1 0 1 0 0

4 1 1 0 0 0 4

0 0 0 0 0 0 0  
 1 0 0 0 0 0 0  
 0 0 0 0 0 0 0  
 0 0 0 0 1 0 0  
 0 0 0 0 0 0 0  
 1 0 0 0 0 0 0  
 0 0 0 0 0 0 0

1B: 6 SF: 0  
 2B: 1 SAC: 1  
 3B: 0 DP: 0  
 HR: 0 HBP: 2

WP: 0 PA: 41  
 PB: 0  
 SB: 1  
 CS: 1

Batter	1	2	3	4	5	6	7	8	9
Tommy Harper, R OBP: 0.357, SLG: 0.318 (1, 5)	0-3 K 1B	4-0 BB		0-0 F8		0-0 1B			0-0 F7
Billy Williams, L (1, 9)	0-0 1-3	0-3 K		0-0 L4		0-0 F4			1-0 1B HBP
Wayne Comer, R OBP: 0.350, SLG: 0.379 (1, 8)	4-0 2B BB		0-0 CS 1B		0-0 F4		0-0 F2		0-0 4-3 1-2
Tommy Davis, R OBP: 0.308, SLG: 0.352 (1, 7)	0-0 1-H 2B		0-0 F4 1-2		0-0 5-3		4-0 FC4 BB		0-0 FC5-4 1B 2-H
Greg Goossen, R OBP: 0.444, SLG: 0.500 (1, 3)	1-0 HBP		0-0 BB BB 1B		0-3 K		0-0 F3		0-0 FC5-4 1-2f
Jerry McNertney, R OBP: 0.298, SLG: 0.395 (1, 2)	0-0 L9		4-0 BB BB		0-0 6-3		0-0 FC4 1-2f		
John Donaldson, L OBP: 0.360, SLG: 0.308 (1, 4)		0-0 SH2-4 1B	4-0 FC4-6 BB		0-0 6-3		0-0 5-3		
Ron Clark, R OBP: 0.262, SLG: 0.248 (1, 6)		0-0 F6	0-0 FC4-6 1-2f		0-0 BB 1B		0-0 5-3		
Diego Segui, R OBP: 0.185, SLG: 0.120 (1, 1)		0-0 SH2-4		0-0 F9		4-0 1B BB		0-0 6-3	
Marty Pattin, R OBP: 0.185, SLG: 0.170 (4, 1)									
John Geinar, R OBP: 0.118, SLG: 0.063 (6, 1)									
Gus Gil, R OBP: 0.274, SLG: 0.246 (6, PH)									
Jim Bouton, R (7, 1)									
Steve Hovley, L OBP: 0.365, SLG: 0.415 (8, PH)									
Steve Barber, L OBP: 0.357, SLG: 0.500 (9, 1)									

Inning Stats	R: 1	H: 1	E: 0	K: 1	S: 6	LOB: 2	BB: 1	P: 11
	R: 0	H: 1	E: 0	K: 1	S: 6	LOB: 2	BB: 1	P: 10
	R: 0	H: 2	E: 0	K: 0	S: 4	LOB: 3	BB: 2	P: 12
	R: 0	H: 0	E: 0	K: 0	S: 3	LOB: 0	BB: 0	P: 3
	R: 0	H: 0	E: 0	K: 1	S: 5	LOB: 0	BB: 0	P: 5
	R: 1	H: 2	E: 0	K: 0	S: 5	LOB: 2	BB: 1	P: 9
	R: 0	H: 0	E: 0	K: 0	S: 3	LOB: 1	BB: 1	P: 7
	R: 0	H: 0	E: 0	K: 0	S: 3	LOB: 0	BB: 0	P: 3
	R: 1	H: 1	E: 0	K: 0	S: 4	LOB: 1	BB: 0	P: 5

PITCHER	IP	WLS	BF	H	R	ER	SO	BB	IBB	HBP	BLK	WP	HR	S	P	ERA	WHIP
Dave McNally, L ERA: 3.0 (1, 1)	7.0	W	33	6	2	2	3	6	0	1	0	0	0	32	57	2.57	1.714
Jim Hardin, R ERA: 3.64 (8, 1)	2.0	S	8	1	1	1	0	0	0	1	0	0	0	7	8	4.50	0.500

Batter	1	2	3	4	5	6	7	8	9	AB R H RBI BB SO LOB	TOP									
Don Buford, S (1, 7) OBP: 0.395, SLG: 0.441	0-0 4-3	0-3 K		0-0 4-3			0-0 HR		0-0 4-3 1B	5 1 2 1 0 1 2										
Mark Belanger, R (1, 6) OBP: 0.351, SLG: 0.331	0-0 F8		0-0 F7		0-0 F7		0-0 F7		0-0 4-3 1-2	5 0 0 0 0 0 1										
Brooks Robinson, R (1, 5) OBP: 0.292, SLG: 0.427	4-0 BB		0-0 1B 1B		0-0 F8		0-0 HR		0-3 K	4 1 2 1 1 1 1										
Boog Powell, L (1, 3) OBP: 0.386, SLG: 0.590	0-3 K		0-0 FC6-4 1B		0-3 K		0-0 1-3			4 0 1 0 0 2 1										
Paul Blair, R (1, 8) OBP: 0.353, SLG: 0.531		0-0 HR 1B	0-0 F6		0-3 K		0-0 5-3			4 1 1 0 0 1 2										
Davey Johnson, R (1, 4) OBP: 0.360, SLG: 0.381		0-0 5-3	0-0 FC6-4		0-0 1B 1B		0-0 6-3			4 0 1 0 0 0 3										
Dave May, L (1, 9) OBP: 0.280, SLG: 0.364		0-0 HR		4-0 BB BB		0-0 F8		0-0 1-5-3		3 1 1 2 1 0 1										
Clay Dalrymple, L (1, 2) OBP: 0.359, SLG: 0.396		0-0 F7		0-0 F9		0-0 1-2 1B		0-0 4-3		4 0 1 0 0 0 1										
Tom Phoebus, R (1, 1) OBP: 0.242, SLG: 0.238		4-0 BB		0-3 K		0-3 K		0-3 K		3 0 0 0 1 3 3										
Eddie Watt, R (9, 1)										0 0 0 0 0 0 0										
<b>Inning Stats</b>	R: 0 E: 0 K: 1 S: 5	H: 0 LOB: 1 BB: 1 P: 9	R: 2 E: 0 K: 1 S: 7	H: 2 LOB: 1 BB: 1 P: 11	R: 0 E: 0 K: 0 S: 5	H: 2 LOB: 2 BB: 0 P: 5	R: 0 E: 0 K: 1 S: 5	H: 0 LOB: 1 BB: 1 P: 9	R: 0 E: 0 K: 2 S: 9	H: 2 LOB: 2 BB: 0 P: 9	R: 2 E: 0 K: 0 S: 5	H: 2 LOB: 0 BB: 0 P: 5	R: 0 E: 0 K: 0 S: 3	H: 0 LOB: 0 BB: 0 P: 3	R: 0 E: 0 K: 2 S: 8	H: 1 LOB: 1 BB: 0 P: 8	1B: 6 2B: 0 3B: 0 HR: 3	SF: 0 SAC: 0 DP: 0 HBP: 0	WP: 0 PB: 0 SB: 1 CS: 0	PA: 39
<b>PITCHER</b>	IP WLS BF H R ER SO BB IBB HBP BLK WP HR S P ERA WHIP																			
Fred Talbot, R (1, 1) ERA: 3.86	6.1 L 30 8 4 4 6 3 0 0 0 0 0 3 39 51 5.68 1.737																			
John O'Donoghue, L (7, 1) ERA: 2.51	0.2 2 0 0 0 0 0 0 0 0 0 0 0 2 2 0.00 0.000																			
John Gelnar, R (8, 1) ERA: 3.63	2.0 7 1 0 0 2 0 0 0 0 0 0 0 11 11 0.00 0.500																			

Baltimore Orioles @ Seattle Pilots  
 Sicks Stadium, Boston, MA  
 Sun Aug 17 1969, 6:33 AM EDT  
 Att: 10,227 - Unknown

livebaseballscorecards.com

AB	36
R	4
H	9
RBI	4
BB	3
SO	8
LOB	15





Batter	1	2	3	4	5	6	7	8	9
Tommy Harper, R OBP: 0.361, SLG: 0.319 (1, 5)	4-0 BB S		0-0 CS 1B		0-3 K			4-0 FC4-8 BB	
Steve Hovley, L OBP: 0.357, SLG: 0.405 (1, 9)	0-0 6-3 1-2		0-0 CS 1-2	0-0 G3		0-3 K		0-0 F8	
Wayne Comer, R OBP: 0.346, SLG: 0.375 (1, 8)	0-0 6-3			0-0 F7		0-0 5-3		0-0 FC4-6 1-2f	
Tommy Davis, R OBP: 0.308, SLG: 0.350 (1, 7)	0-3 K			4-0 1B BB		0-0 6-3		0-0 1-3	
Don Mincher, L OBP: 0.369, SLG: 0.468 (1, 3)		0-0 G5-4-3 1B		0-0 1-2 1B		4-0 FC6-4 BB		0-0 HR	
Jim Pagliaroni, R OBP: 0.313, SLG: 0.411 (1, 2)		0-0 G5-4-3 1-2f		0-0 F7		4-0 FC6-4 BB		0-0 3-1	
John Donaldson, L OBP: 0.358, SLG: 0.307 (1, 4)		0-0 F7			0-0 SH1-4 1B		0-0 FC6-4 1-2f 2-3	0-0 3-1	
Ron Clark, R OBP: 0.258, SLG: 0.243 (1, 6)			0-0 4-3		0-3 K		0-3 K	4-0 BB	
Merritt Ranew, L OBP: 0.353, SLG: 0.276 (7, PH)									
Ray Oyler, R OBP: 0.263, SLG: 0.274 (8, 6)									
Jerry McNertney, R OBP: 0.300, SLG: 0.395 (9, PH)									
Fred Talbot, R OBP: 0.237, SLG: 0.343 (1, 1)			0-0 4-3		0-0 SH1-4		0-3 K	0-3 K	
John O'Donoghue, R (7, 1)									
Greg Goossen, R OBP: 0.438, SLG: 0.490 (7, PH)									
John Gelnar, R OBP: 0.118, SLG: 0.063 (8, 1)									
Gus Gil, R OBP: 0.273, SLG: 0.245 (9, PH)									

Inning Stats	R: 0	H: 0	E: 0	K: 1	S: 5	LOB: 1	BB: 1	P: 9	R: 0	H: 1	E: 0	K: 0	S: 3	LOB: 0	BB: 0	P: 3	R: 0	H: 1	E: 0	K: 0	S: 3	LOB: 2	BB: 1	P: 8	R: 0	H: 1	E: 0	K: 2	S: 8	LOB: 1	BB: 0	P: 8	R: 0	H: 0	E: 0	K: 1	S: 5	LOB: 0	BB: 0	P: 5	R: 0	H: 0	E: 0	K: 2	S: 7	LOB: 2	BB: 2	P: 15	R: 0	H: 0	E: 0	K: 0	S: 3	LOB: 1	BB: 1	P: 7	R: 1	H: 1	E: 0	K: 1	S: 6	LOB: 1	BB: 1	P: 10	1B: 4	2B: 0	3B: 0	HR: 1	SF: 0	SAC: 1	DP: 1	HBP: 0	WP: 0	PB: 0	SB: 1	CS: 1	PA: 37
--------------	------	------	------	------	------	--------	-------	------	------	------	------	------	------	--------	-------	------	------	------	------	------	------	--------	-------	------	------	------	------	------	------	--------	-------	------	------	------	------	------	------	--------	-------	------	------	------	------	------	------	--------	-------	-------	------	------	------	------	------	--------	-------	------	------	------	------	------	------	--------	-------	-------	-------	-------	-------	-------	-------	--------	-------	--------	-------	-------	-------	-------	--------

PITCHER	IP	WLS	BF	H	R	ER	SO	BB	IBB	HBP	BLK	WP	HR	S	P	ERA	WHIP
Tom Phoebus, R ERA: 3.15 (1, 1)	8.2	W	35	5	1	1	6	6	0	0	0	0	1	41	65	1.04	1.269
Eddie Watt, R ERA: 1.83 (9, 1)	0.1	S	1	0	0	0	1	0	0	0	0	0	0	3	3	0.00	0.000

BOTTOM

Baltimore Orioles @ Seattle Pilots  
Sicks Stadium, Boston, MA  
Sun Aug 17 1969, 6:33 AM EDT  
Att. 10,227 - Unknown

livebaseballscorecards.com

AB	29
R	1
H	5
RBI	1
BB	6
SO	7
LOB	18



Batter	1	2	3	4	5	6	7	8	9	AB R H RBI BB SO LOB	TOP															
Merv Rettenmund, R OBP: 0.347, SLG: 0.389 (1, 9)	0-3 K	0-3 K			4-0 BB	0-0 E5 BB 1-2		0-0 F7		5 0 1 0 1 2 2																
Paul Blair, R OBP: 0.354, SLG: 0.530 (1, 8)	0-0 BB E 1B	0-0 BB 1B			0-3 K	4-0 FC6-4 BB 1-2 2-3		0-3 K		5 2 2 0 1 2 4																
Frank Robinson, R OBP: 0.419, SLG: 0.571 (1, 3)	4-0 E 1B BB 1-2	0-0 1B PB 2B	0-3 K		0-0 F3	0-0 FC6-4 1-2f			0-0 1-3	5 2 1 1 1 1 5																
Brooks Robinson, R OBP: 0.291, SLG: 0.423 Bobby Floyd, R OBP: 0.228, SLG: 0.212 (1, 5) (7, 5)	0-0 F6	4-0 PB 1B 2B IBB	0-0 F9		0-0 F4		0-3 K		0-3 K	4 1 0 0 1 1 4 1 0 0 0 0 1 0																
Curt Motton, R OBP: 0.385, SLG: 0.522 (1, 7)	0-0 E5 1B 1-3 2-H	0-0 PB 2B 1B 1-2 2-3 3-H	0-0 5-3			0-0 3-1 BB 1B	0-0 BB 1B		0-0 F8	6 2 3 1 0 0 1																
Davey Johnson, R OBP: 0.363, SLG: 0.381 (1, 4)	0-0 FC6-4 1B 1-3 3-H	4-0 2B BB 1-2 2-3 3-H		0-0 6-3		4-0 3-1 BB 1B	0-0 F8			3 2 1 1 2 0 1																
Andy Etchebarren, R OBP: 0.387, SLG: 0.418 (1, 2)	0-0 FC6-4 1-2f	0-3 K		0-3 K		0-0 3-1 BB 1-2 2-3	4-0 BB 1-2			4 0 0 0 1 2 7																
Mark Belanger, R OBP: 0.356, SLG: 0.344 (1, 6)		0-0 E 2B		0-0 2B		0-0 BB E 1B 2-H 3-H	0-0 4-3			5 2 4 5 0 0 2																
Jim Palmer, R OBP: 0.267, SLG: 0.286 (1, 1)		0-0 E5 1B 2B			0-0 2B	0-0 2B		0-0 L1		5 1 3 1 0 1 1																
<b>Inning Stats</b>	R: 2 E: 1 K: 1 S: 8	H: 2 LOB: 2 BB: 1 P: 12	R: 8 E: 1 K: 2 S: 15	H: 8 LOB: 2 BB: 2 P: 23	R: 0 E: 0 K: 1 S: 5	H: 0 LOB: 0 BB: 0 P: 5	R: 0 E: 0 K: 1 S: 5	H: 1 LOB: 1 BB: 0 P: 5	R: 0 E: 0 K: 1 S: 6	H: 1 LOB: 2 BB: 1 P: 10	R: 2 E: 1 K: 1 S: 8	H: 2 LOB: 3 BB: 2 P: 16	R: 0 E: 0 K: 1 S: 6	H: 1 LOB: 2 BB: 1 P: 10	R: 0 E: 0 K: 1 S: 5	H: 0 LOB: 0 BB: 0 P: 5	R: 0 E: 0 K: 1 S: 5	H: 0 LOB: 0 BB: 0 P: 5	1B: 9 2B: 6 3B: 0 HR: 0	SF: 0 SAC: 0 DP: 0 HBP: 0	WP: 0 PB: 1 SB: 0 CS: 0	PA: 50				
<b>PITCHER</b>	IP WLS BF H R ER SO BB IBB HBP BLK WP HR S P ERA WHIP	IP WLS BF H R ER SO BB IBB HBP BLK WP HR S P ERA WHIP											IP WLS BF H R ER SO BB IBB HBP BLK WP HR S P ERA WHIP													
George Brunet, L ERA: 4.41 (1, 1)	1.1 L 14 7 8 6 2 1 1 0 0 0 0 0 16 24 40.50 6.000	0.1 4 2 2 2 1 1 0 0 0 0 0 0 5 9 54.00 9.000	2.1 8 2 0 0 2 0 0 0 0 0 0 0 12 12 0.00 0.857	1.2 12 3 2 2 2 3 0 0 0 0 0 0 13 25 10.80 3.600	1.1 6 1 0 0 1 1 0 0 0 0 0 0 7 11 0.00 1.500											2.0 6 0 0 0 2 0 0 0 0 0 0 0 10 10 0.00 0.000										
Jim Bouton, R ERA: 3.65 (2, 1)																										
Marty Pattin, R ERA: 5.55 (2, 1)																										
John O'Donoghue, L ERA: 2.79 (5, 1)																										
John Gelnar, R ERA: 3.56 (6, 1)																										

**Baltimore Orioles @ Seattle Pilots**  
 Sicks Stadium, Boston, MA  
 Mon Aug 18 1969, 10:05 PM EDT  
 Att: 19,770 - Unknown

livebaseballscorecards.com

AB	43
R	12
H	15
RBI	9
BB	7
SO	10
LOB	27



Batter	1	2	3	4	5	6	7	8	9
Tommy Harper, R (1, 5) OBP: 0.364, SLG: 0.324 Bob Locker, S (8, 1) OBP: 0.182, SLG: 0.100	0-0 2B		4-0 BB		0-0 F3		0-0 1B		
Steve Hovley, L (1, 9) OBP: 0.349, SLG: 0.395	0-3 K		0-3 K		0-0 G3		0-0 4-3		
Wayne Comer, R (1, 8) OBP: 0.345, SLG: 0.382	0-0 F7		0-0 4-3		0-0 HR		0-0 F9		
Tommy Davis, R (1, 7) OBP: 0.308, SLG: 0.357 Greg Goossen, R (6, 7) OBP: 0.431, SLG: 0.481	0-0 4-3			0-0 HR	0-0 5-6-3		0-3 K		
Don Mincher, L (1, 3) OBP: 0.368, SLG: 0.468		0-0 2B		0-0 F7		0-0 F8		0-0 4-3	
Jerry McNertney, R (1, 2) OBP: 0.302, SLG: 0.402 Merritt Ranew, L (5, 2) OBP: 0.343, SLG: 0.267		0-0 F7		0-0 2B 3B		0-0 5-3		0-0 4-3	
John Donaldson, L (1, 4) OBP: 0.360, SLG: 0.316		0-3 K		0-0 2B		0-0 3-1		0-0 G6-4-3 1B	
Ron Clark, R (1, 6) OBP: 0.250, SLG: 0.235		0-0 F9		0-0 F8		0-3 K		0-0 G6-4-3	
George Brunet, R (1, 1) OBP: 0.158, SLG: 0.114 Jim Bouton, R (2, 1) Marty Pattin, R (2, 1) OBP: 0.182, SLG: 0.167 Dick Simpson, R (4, PH) OBP: 0.288, SLG: 0.373 John O'Donoghue, R (5, 1) John Geinar, R (6, 1) OBP: 0.118, SLG: 0.063 Gus Gil, R (7, PH) OBP: 0.271, SLG: 0.244 (8, 5)			0-3 K	0-3 K2-3			0-0 F9		

AB R H RBI BB SO LOB

3 0 2 0 1 0 0  
0 0 0 0 0 0 0

4 0 0 0 0 2 3

4 1 1 1 0 0 2

3 1 1 1 0 0 1  
1 0 0 0 0 1 0

4 0 1 0 0 0 0

2 1 1 0 0 0 1  
2 0 0 0 0 0 0

4 0 2 1 0 1 1

4 0 0 0 0 1 3

0 0 0 0 0 0 0  
0 0 0 0 0 0 0  
1 0 0 0 0 1 0  
1 0 0 0 0 1 1  
0 0 0 0 0 0 0  
0 0 0 0 0 0 0  
1 0 0 0 0 0 0

**BOTTOM**

Baltimore Orioles @ Seattle Pilots  
Sicks Stadium, Boston, MA  
Mon Aug 18 1969, 10:05 PM EDT  
Att: 19,770 - Unknown

AB 34  
R 3  
H 8  
RBI 3  
BB 1  
SO 7  
LOB 12



Inning Stats	R: 0 H: 1 E: 0 K: 1 S: 6	H: 1 LOB: 1 BB: 0 P: 6	R: 0 H: 1 E: 0 K: 1 S: 6	H: 1 LOB: 1 BB: 0 P: 6	R: 0 H: 0 E: 0 K: 2 S: 7	H: 0 LOB: 1 BB: 1 P: 11	R: 2 H: 3 E: 0 K: 1 S: 8	H: 3 LOB: 1 BB: 0 P: 8	R: 1 H: 1 E: 0 K: 0 S: 4	H: 1 LOB: 0 BB: 0 P: 4	R: 0 H: 0 E: 0 K: 1 S: 3	H: 0 LOB: 0 BB: 0 P: 3	R: 0 H: 1 E: 0 K: 1 S: 6	H: 1 LOB: 1 BB: 0 P: 6	R: 0 H: 0 E: 0 K: 1 S: 5	H: 0 LOB: 0 BB: 0 P: 5	R: 0 H: 1 E: 0 K: 0 S: 3	H: 1 LOB: 0 BB: 0 P: 3	1B: 2 2B: 3 3B: 1 HR: 2	SF: 0 SAC: 0 DP: 1 HBP: 0	WP: 0 PB: 1 SB: 0 PA: 35
--------------	--------------------------	------------------------	--------------------------	------------------------	--------------------------	-------------------------	--------------------------	------------------------	--------------------------	------------------------	--------------------------	------------------------	--------------------------	------------------------	--------------------------	------------------------	--------------------------	------------------------	-------------------------	---------------------------	--------------------------

PITCHER	Jim Palmer, R (1, 1) ERA: 1.87	IP 9.0 WLS W BF 35 H 8 R 3 ER 3 SO 7 BB 1 IBB 0 HBP 0 BLK 0 WP 0 HR 2 S 48 P 52 ERA 3.00 WHIP 1.000	PITCHER		IP WLS BF H R ER SO BB IBB HBP BLK WP HR S P ERA WHIP
---------	-----------------------------------	---	---------	--	---

Batter	1	2	3	4	5	6	7	8	9	AB R H RBI BB SO LOB	TOP		
Mickey Stanley, R OBP: 0.300, SLG: 0.338 (1, 8) X	0-0 2B L6-3 1B	0-0 G6-4-3 1-2f		0-3 K			0-3 K		0-0 1-3	5 1 1 0 0 2 3			
Tom Tresh, S OBP: 0.305, SLG: 0.370 (1, 6) X	0-0 1B 1-3 2B		0-3 K	0-0 4-3			0-3 K			4 1 1 0 0 2 2			
Al Kaline, R OBP: 0.345, SLG: 0.438 (1, 9) X	0-0 L6-3		0-3 K			0-0 L7	0-0 2B			4 0 1 1 0 1 1			
Willie Horton, R OBP: 0.324, SLG: 0.427 (1, 7) X	0-0 1B FC6-4 1B		0-0 F7			0-0 P4	0-3 K			4 1 1 0 0 1 1			
Bill Freehan, R OBP: 0.345, SLG: 0.413 (1, 3) X	0-0 FC6-4 1-3 3-H 1B			0-0 G3 1B 1B		0-3 K		4-0 G6-4-3 BB		3 1 2 1 1 1 0			
Jim Price, R OBP: 0.327, SLG: 0.511 (1, 2) X	0-0 FC6-4 1-2f 3-H		4-0 G3 1B BB			0-3 K		0-3 K		3 1 0 1 1 2 2			
Don Wert, R OBP: 0.297, SLG: 0.358 (1, 5) X	0-0 F7		0-0 G3 1-2 2-3			0-0 E3		0-0 G6-4-3 1-2f		4 0 0 0 0 0 4			
Ike Brown, R OBP: 0.308, SLG: 0.324 (1, 4) X		0-0 G3		4-0 1B IBB		0-0 6-3		0-0 6-3		3 0 0 0 1 0 1			
Mike Kilkenny, R OBP: 0.231, SLG: 0.167 (1, 1)			4-0 G6-4-3 BB			0-3 K		0-0 F8		2 0 1 2 1 1 1			
Pat Dobson, R OBP: 0.095, SLG: 0.143 (8, 1)				1-3 2-H 3-H 1B						1 0 0 0 0 0 0			
<b>Inning Stats</b>	R: 3 H: 4 E: 0 LOB: 1 K: 0 BB: 0 S: 7 P: 7	R: 0 H: 0 E: 0 LOB: 0 K: 0 BB: 1 S: 2 P: 6	R: 0 H: 0 E: 0 LOB: 0 K: 2 BB: 0 S: 7 P: 7	R: 2 H: 2 E: 0 LOB: 2 K: 1 BB: 2 S: 7 P: 15	R: 0 H: 0 E: 0 LOB: 0 K: 1 BB: 0 S: 5 P: 5	R: 0 H: 0 E: 1 LOB: 1 K: 2 BB: 0 S: 8 P: 8	R: 0 H: 1 E: 0 LOB: 1 K: 3 BB: 0 S: 10 P: 10	R: 0 H: 0 E: 0 LOB: 0 K: 1 BB: 1 S: 4 P: 8	R: 0 H: 0 E: 0 LOB: 0 K: 0 BB: 0 S: 3 P: 3	1B: 5 SF: 0 2B: 2 SAC: 0 3B: 0 DP: 2 HR: 0 HBP: 0	WP: 0 PA: 37 PB: 0 SB: 1 CS: 0		
<b>PITCHER</b>	IP WLS BF H R ER SO BB IBB HBP BLK WP HR S P ERA WHIP											<b>PITCHER</b>	IP WLS BF H R ER SO BB IBB HBP BLK WP HR S P ERA WHIP
Steve Barber, L ERA: 6.28 (1, 1)	3.1 L 18 6 5 5 2 2 1 0 0 0 0 0 19 31 13.50 2.400												
John Gelnar, R ERA: 3.43 (4, 1)	2.2 9 0 0 0 4 0 0 0 0 0 0 0 17 17 0.00 0.000												
Bob Locker, R ERA: 3.75 (7, 1)	2.0 7 1 0 0 4 1 0 0 0 0 0 0 14 18 0.00 1.000												
Jim Bouton, R ERA: 3.61 (9, 1)	1.0 3 0 0 0 0 0 0 0 0 0 0 0 3 3 0.00 0.000												

**Detroit Tigers @ Seattle Pilots**  
 Sicks Stadium, Boston, MA  
 Tue Aug 19 1969, 10:05 PM EDT  
 Att. 5,909 - Unknown

livebaseballscorecards.com

**AB 33**  
**R 5**  
**H 7**  
**RBI 5**  
**BB 4**  
**SO 10**  
**LOB 15**



Batter	1	2	3	4	5	6	7	8	9	AB	R	H	RBI	BB	SO	LOB	BOTTOM																	
<b>Tommy Harper, R</b> OBP: 0.365, SLG: 0.333 (1, 5)	0-0  G5-4-3 1B 		0-0  1-3 			0-0  HR 	0-0  F8 			4	1	2	1	0	0	1	<b>Detroit Tigers @ Seattle Pilots</b> Sicks Stadium, Boston, MA Tue Aug 19 1969, 10:05 PM EDT Att. 5,909 - Unknown																	
<b>Billy Williams, L</b> (1, 9)	0-0  G5-4-3 1-2f 			0-0  6-3 		0-0  L5 		4-0  BB BB BB BB G6-4-3 BB 	3	0	0	0	1	0	1																			
<b>Wayne Comer, R</b> OBP: 0.345, SLG: 0.379 (1, 8)	0-3  K 			0-0  P3 		0-0  E3 E S 		4-0  BB BB BB BB G6-4-3 BB 1-2 	3	0	0	0	1	1	0																			
<b>Tommy Davis, R</b> OBP: 0.305, SLG: 0.353 (1, 7)		0-0  L9 		0-0  6-3 		0-0  E5 1-3 		0-0  G6-4-3 1-2f 2-3 	4	0	0	0	0	0	3																			
<b>Jerry McNertney, R</b> OBP: 0.302, SLG: 0.401 (1, 2)		0-3  K 			0-0  		0-3  K 		0-3  K 	3	0	1	0	0	2	2																		
<b>Bob Locker, S</b> OBP: 0.182, SLG: 0.100 (7, 1)					0-0  					0	0	0	0	0	0	0																		
<b>Steve Hovley, L</b> OBP: 0.348, SLG: 0.393 (8, PH)										1	0	0	0	0	1	1																		
<b>Jim Bouton, R</b> (9, 1)						0-0  1B 				0	0	0	0	0	0	0																		
<b>Don Mincher, L</b> OBP: 0.369, SLG: 0.467 (1, 3)		0-0  CS 1B 			0-3  K 		4-0  HR BB 		0-0  F7 	3	1	1	0	1	1	1																		
<b>John Donaldson, L</b> OBP: 0.358, SLG: 0.315 (1, 4)		0-0  CS 1-2 	0-0  		0-3  K 		0-3  K 		0-0  F7 	4	0	1	0	0	2	2																		
<b>Ron Clark, R</b> OBP: 0.244, SLG: 0.230 (1, 6)					0-3  K 		0-0  F7 		0-0  5-3 	3	0	0	0	0	1	3																		
<b>Greg Goossen, R</b> OBP: 0.424, SLG: 0.472 (9, PH)						0-3  K 				1	0	0	0	0	0	0																		
<b>Steve Barber, L</b> OBP: 0.333, SLG: 0.467 (1, 1)						0-3  K 				1	0	0	0	0	1	1																		
<b>John Gelnar, R</b> OBP: 0.118, SLG: 0.063 (4, 1)							0-0  HR 			0	0	0	0	0	0	0																		
<b>Jim Pagliaroni, R</b> OBP: 0.316, SLG: 0.443 (6, PH)										2	1	1	2	0	1	0																		
<b>Pat Dobson, R</b> ERA: 3.9 (8, 1)																																		
<b>Mike Kilkenny, L</b> ERA: 4.53 (1, 1)																																		
<b>Inning Stats</b>											R: 0 E: 0 K: 1 S: 5	H: 1 LOB: 0 BB: 0 P: 5	R: 0 E: 0 K: 1 S: 5	H: 1 LOB: 0 BB: 0 P: 5	R: 0 E: 0 K: 1 S: 6	H: 1 LOB: 1 BB: 0 P: 6	R: 0 E: 0 K: 0 S: 3	H: 0 LOB: 0 BB: 0 P: 3	R: 0 E: 0 K: 3 S: 10	H: 1 LOB: 1 BB: 0 P: 10	R: 1 E: 2 K: 2 S: 10	H: 1 LOB: 2 BB: 0 P: 10	R: 2 E: 0 K: 1 S: 6	H: 1 LOB: 0 BB: 1 P: 10	R: 0 E: 0 K: 1 S: 4	H: 0 LOB: 1 BB: 2 P: 12	R: 0 E: 0 K: 0 S: 3	H: 0 LOB: 0 BB: 0 P: 3	1B: 4 2B: 0 3B: 0 HR: 2	SF: 0 SAC: 0 DP: 2 HBP: 0	WP: 0 PB: 0 SB: 1 CS: 1	PA: 36		
<b>PITCHER</b>											IP WLS BF H R ER SO BB IBB HBP BLK WP HR S P	ERA WHIP	<b>PITCHER</b>											IP WLS BF H R ER SO BB IBB HBP BLK WP HR S P	ERA WHIP									
<b>Pat Dobson, R</b> ERA: 3.9 (8, 1)	2.0	S	6	0	0	0	1	1	0	0	0	0	0	0	0	0	0	0	7	11	0.00	0.500												
<b>Mike Kilkenny, L</b> ERA: 4.53 (1, 1)	7.0	W	29	6	3	3	9	2	0	0	0	0	0	0	0	0	0	0	45	53	3.86	1.143												

livebaseballscorecards.com

**AB 32**  
**R 3**  
**H 6**  
**RBI 3**  
**BB 3**  
**SO 10**  
**LOB 15**



Batter	1	2	3	4	5	6	7	8	9	AB R H RBI BB SO LOB	TOP												
Tom Tresh, S OBP: 0.302, SLG: 0.364 (1, 6) X	0-0 G3	0-3 K			0-0 4-3		0-3 K		0-0 6-3	5 0 0 0 0 2 4													
Jim Northrup, L OBP: 0.339, SLG: 0.463 (1, 8) X	0-0 4-3	0-0 2B			0-0 G3			0-0 4-3		4 0 1 2 0 0 0													
Al Kaline, R OBP: 0.347, SLG: 0.439 (1, 9) X	0-0 1B				0-0 L3			0-0 1B		4 0 2 0 0 0 0													
Norm Cash, L OBP: 0.362, SLG: 0.442 (1, 3) B B B	4-0 1-2 BB				0-0 K			4-0 1B		2 1 1 1 2 1 0													
Willie Horton, R OBP: 0.326, SLG: 0.427 (1, 7) X	0-0 F7				0-0 F2			0-0 1B		4 0 2 0 0 0 2													
Tom Matchick, L OBP: 0.295, SLG: 0.320 (1, 4) B B B B		4-0 1B 2B BB			0-0 G3			0-0 G3		3 1 0 0 1 1 3													
Bill Freehan, R OBP: 0.346, SLG: 0.416 (1, 2) X		0-0 2B 1B			0-3 K2-3			0-0 P3		4 2 2 0 0 1 1													
Don Wert, R OBP: 0.303, SLG: 0.361 (1, 5) B B B B		4-0 1-2 2B BB			0-0 1B			0-0 CS 6-3		3 0 2 1 1 0 0													
Mickey Lolich, S OBP: 0.157, SLG: 0.094 (1, 1) B B B B		0-3 K			0-0 F8			0-0 6-3		4 0 0 0 0 2 5													
<b>Inning Stats</b>	R: 0 E: 0 K: 0 S: 4	H: 1 LOB: 2 BB: 1 P: 8	R: 2 E: 0 K: 2 S: 8	H: 2 LOB: 2 BB: 2 P: 16	R: 0 E: 0 K: 1 S: 5	H: 0 LOB: 0 BB: 0 P: 5	R: 0 E: 0 K: 1 S: 6	H: 1 LOB: 1 BB: 0 P: 6	R: 0 E: 0 K: 0 S: 3	H: 0 LOB: 0 BB: 0 P: 3	R: 1 E: 0 K: 1 S: 6	H: 2 LOB: 0 BB: 0 P: 6	R: 0 E: 0 K: 1 S: 5	H: 0 LOB: 0 BB: 0 P: 5	R: 0 E: 0 K: 0 S: 4	H: 2 LOB: 2 BB: 1 P: 8	R: 1 E: 0 K: 1 S: 6	H: 2 LOB: 0 BB: 0 P: 6	1B: 7 2B: 3 3B: 0 HR: 1	SF: 0 SAC: 0 DP: 1 HBP: 0	WP: 0 PB: 0 SB: 1 CS: 1	PA: 38	
<b>PITCHER</b> Gene Brabender, R ERA: 4.4 Marty Pattin, R ERA: 5.51	IP WLS BF H R ER SO BB IBB HBP BLK WP HR S P ERA WHIP	8.0 L 35 10 4 4 6 3 1 0 0 0 1 43 59 4.50 1.625	1.0 2 0 0 0 1 0 0 0 0 0 0 4 4 0.00 0.000																				

**Detroit Tigers @ Seattle Pilots**  
 Sicks Stadium, Boston, MA  
 Wed Aug 20 1969, 10:05 PM EDT  
 Att: 5,577 - Unknown - 66 F

livebaseballscorecards.com

**AB 33**  
**R 4**  
**H 10**  
**RBI 4**  
**BB 4**  
**SO 7**  
**LOB 15**




Batter	1	2	3	4	5	6	7	8	9	AB R H RBI BB SO LOB
Tommy Harper, R OBP: 0.366, SLG: 0.331 (1, 5)	0-3 K		0-3 K		4-0 CS BB		4-0 S BB		0-3 K	3 0 0 0 2 3 2
Wayne Comer, R OBP: 0.350, SLG: 0.381 (1, 8)	4-0 FC5 HBP BB		0-0 1B 1B 1B		0-0 4-3 1-2		4-0 1-2 BB		0-0 1B 2-H	3 1 2 1 2 0 1
Greg Goossen, R OBP: 0.437, SLG: 0.491 (1, 3)	1-0 FC5 HBP		0-0 1B 1B 1-3 2-H		0-0 2B		0-3 K		0-0 P6	4 0 2 1 0 1 3
Tommy Davis, R OBP: 0.307, SLG: 0.353 (1, 7)	0-3 K		0-0 1B 1-3 3-H		1-0 HBP		0-0 5-3		0-0	3 0 1 1 0 1 2
Jerry McNertney, R OBP: 0.298, SLG: 0.396 (1, 2)	0-0 FC5 1-2 2-3f		0-3 K		0-0 F2		0-0 E4		0-0	4 0 0 0 0 1 6
John Donaldson, L OBP: 0.352, SLG: 0.308 (1, 4)		0-0 6-3	0-0 1-3-6-3-5-2-6 3-H	0-0 4-3		0-3 K		0-3 K		4 0 0 0 0 2 3
Billy Williams, L (1, 9)		0-3 K		0-3 K		0-0 4-3		0-0 F8		3 0 0 0 0 2 2
Jim Pagliaroni, R OBP: 0.313, SLG: 0.439 (8, PH)										1 0 0 0 0 0 1
Steve Hovley, L OBP: 0.348, SLG: 0.393 (9, 9)										0 0 0 0 0 0 0
Ron Clark, R OBP: 0.246, SLG: 0.232 (1, 6)		0-3 K		0-0 F7			0-0 K 1B		0-3 K	3 0 1 0 0 1 0
Dick Simpson, R OBP: 0.284, SLG: 0.367 (9, PH)										1 0 0 0 0 1 0
Gene Brabender, R OBP: 0.182, SLG: 0.208 (1, 1)			0-0 1B 1B		0-3 K		0-3 K		0-0 1B 2B	3 1 1 0 0 2 1
Marty Pattin, R OBP: 0.182, SLG: 0.167 (9, 1)										0 0 0 0 0 0 0
Gus Gil, R OBP: 0.275, SLG: 0.253 (9, PH)										1 1 1 0 0 0 0

Inning Stats	R: 0	H: 0	E: 0	K: 2	S: 7	R: 0	H: 0	E: 0	K: 2	S: 7	R: 2	H: 4	E: 0	K: 2	S: 10	R: 0	H: 0	E: 0	K: 1	S: 5	R: 0	H: 1	E: 0	K: 1	S: 6	R: 0	H: 1	E: 0	K: 2	S: 7	R: 0	H: 0	E: 1	K: 1	S: 6	R: 1	H: 2	E: 0	K: 2	S: 9	1B: 6	2B: 2	3B: 0	HR: 0	SF: 0	SAC: 0	DP: 0	HBP: 2	WP: 0	PB: 0	SB: 1	CS: 1	PA: 39
PITCHER Mickey Lolich, L ERA: 2.84 (1, 1)	IP	WLS	BF	H	R	ER	SO	BB	IBB	HBP	BLK	WP	HR	S	P	ERA	WHIP																																				

**DETROIT TIGERS @ SEATTLE PILOTS**  
**SICKS STADIUM, BOSTON, MA**  
 Wed Aug 20 1969, 10:05 PM EDT  
 Att. 5,577 - Unknown - 66 F

livebaseballscorecards.com

**AB 33**  
**R 3**  
**H 8**  
**RBI 3**  
**BB 4**  
**SO 14**  
**LOB 21**



Batter	1	2	3	4	5	6	7	8	9	AB R H RBI BB SO LOB	TOP											
Mickey Stanley, R (1, 8) OBP: 0.301, SLG: 0.345	0-3 K		0-0 FC6-4 FC5-4 1-2f 2-3		0-3 K	0-0 BB 1B		0-0 HR		5 1 2 2 0 2 3												
Tom Tresh, S (1, 6) OBP: 0.300, SLG: 0.360	0-0 P6		0-0 FC5-4 1-2f 3-H		0-0 F7	4-0 FC6-4 BB		0-0 G1		4 0 0 1 1 0 2												
Al Kaline, R (1, 9) OBP: 0.343, SLG: 0.433	0-3 K		0-0 L6		0-3 K	0-0 FC6-4 1-2f		0-3 K		5 0 0 0 0 3 5												
Willie Horton, R (1, 7) OBP: 0.324, SLG: 0.424		0-0 F2		0-0 F5 BB 1B		0-0 P4	0-0 5-3	0-3 K		5 0 1 0 0 1 0												
Bill Freehan, R (1, 3) OBP: 0.347, SLG: 0.419 (6, 2)		0-0 4-3		0-3 K		0-0 1B 2B	0-0 5-3 1B 1B	0-0 6-3		5 2 2 0 0 1 1												
Don Wert, R (1, 5) OBP: 0.307, SLG: 0.374		0-0 HR		4-0 F5 BB		0-0 2B 1B 1B	0-0 5-3	0-3 K2-3		4 2 2 2 1 1 1												
Jim Price, R (1, 2) OBP: 0.322, SLG: 0.504 Norm Cash, L (6, PH) OBP: 0.364, SLG: 0.445 (6, 3)		0-0 F3		0-0 F5 1-2 2-3		0-0 1B 1B 2B	4-0 1B 1B IBB	0-0 E1		2 0 0 0 0 0 2 2 1 1 0 1 0 0												
Ike Brown, R (1, 4) OBP: 0.311, SLG: 0.327 Tom Matchick, L (6, PH) OBP: 0.300, SLG: 0.325 (6, 4)			0-0 FC6-4 BB FC5-4 1B	0-0 F9		0-0 BB 1B 1B	0-0 1-3 2B	0-3 K		2 1 1 0 0 0 2 3 0 2 2 0 1 1												
Earl Wilson, R (1, 1) OBP: 0.222, SLG: 0.127 Jim Northrup, L (6, PH) OBP: 0.338, SLG: 0.462 John Hiller, R (6, 1) OBP: 0.313, SLG: 0.267			4-0 FC6-4 BB		0-0 1B	0-3 K	0-0 F5			1 0 1 0 1 0 0 1 0 0 0 0 1 2 1 0 0 0 0 0 2												
<b>Inning Stats</b>	R: 0 E: 0 K: 2 S: 7	H: 0 LOB: 0 BB: 0 P: 7	R: 1 E: 0 K: 0 S: 4	H: 1 LOB: 0 BB: 0 P: 4	R: 1 E: 0 K: 0 S: 4	H: 1 LOB: 1 BB: 1 P: 8	R: 0 E: 0 K: 1 S: 6	H: 1 LOB: 2 BB: 1 P: 10	R: 0 E: 0 K: 2 S: 8	H: 1 LOB: 1 BB: 0 P: 8	R: 3 E: 0 K: 1 S: 10	H: 5 LOB: 3 BB: 1 P: 14	R: 1 E: 0 K: 0 S: 5	H: 2 LOB: 2 BB: 1 P: 9	R: 1 E: 0 K: 2 S: 8	H: 1 LOB: 0 BB: 0 P: 8	R: 0 E: 1 K: 2 S: 8	H: 0 LOB: 1 BB: 0 P: 8	1B: 8 2B: 2 3B: 0 HR: 2	SF: 0 SAC: 0 DP: 0 HBP: 0	WP: 0 PB: 0 SB: 1 CS: 0	PA: 44
<b>PITCHER</b>	IP WLS BF H R ER SO BB IBB HBP BLK WP HR S P ERA WHIP	George Brunet, L (1, 1) ERA: 4.51	5.1 24 6 4 4 5 2 0 0 0 0 0 1 32 40 6.75 1.500	Bob Locker, R (6, 1) ERA: 3.88	0.0 2 2 0 0 0 0 0 0 0 0 0 0 2 2 ∞ ∞	John O'Donoghue, L (6, 1) ERA: 2.77	0.1 3 1 1 1 1 1 0 0 0 0 0 0 4 8 27.00 6.000	John Gelnar, R (6, 1) ERA: 3.49	1.1 7 2 1 1 0 0 1 0 0 0 0 0 6 10 6.75 1.500	Jim Bouton, R (8, 1) ERA: 3.67	1.0 L 4 1 1 1 2 0 0 0 0 0 1 8 8 9.00 1.000	<b>PITCHER</b>	IP WLS BF H R ER SO BB IBB HBP BLK WP HR S P ERA WHIP	Steve Barber, L (9, 1) ERA: 6.14	1.0 4 0 0 0 2 0 0 0 0 0 0 0 4 8 0.00 0.000							

**Detroit Tigers @ Seattle Pilots**  
 Sicks Stadium, Boston, MA  
 Thu Aug 21 1969, 10:05 PM EDT  
 Att: 6,483 - Unknown - 66 F

livebaseballscorecards.com

AB	40
R	7
H	12
RBI	7
BB	4
SO	10
LOB	21






Batter	1	2	3	4	5	6	7	8	9	AB	R	H	RBI	BB	SO	LOB
Tommy Harper, R (1, 5) OBP: 0.366, SLG: 0.330	0-0 G3	0-0 1-2 3-H 1B			0-0 6-3		4-0 S 1B 1B BB		0-0 F8	4	1	1	1	1	0	0
Steve Hovley, L (1, 9) OBP: 0.344, SLG: 0.393	0-0 6-3	0-0 1-3			0-0 1B 2B		0-0 F7		0-0 6-3	5	1	1	0	0	0	3
Wayne Comer, R (1, 8) OBP: 0.348, SLG: 0.378	0-0 6-3		0-0 5-3		0-0 5-3		0-0 1B 1-2 S 1B		0-0 L9	5	1	1	0	0	0	1
Tommy Davis, R (1, 7) OBP: 0.311, SLG: 0.355		0-0 S 1B 1B	0-0 4-3		0-0 1B 2-H 1B		4-0 E 1-2 2-3 IBB			3	1	2	1	1	0	0
Don Mincher, L (1, 3) OBP: 0.370, SLG: 0.468		0-3 K	0-3 K		0-0 1-3 1B		0-0 E6 1-3 2-H 3-H 1B			4	0	2	1	0	2	1
John Donaldson, L (1, 4) OBP: 0.350, SLG: 0.304		4-0 1B 1-2 1B BB		0-0 F8		0-3 K	0-3 K			3	1	0	0	1	2	2
Merritt Ranew, L (1, 2) OBP: 0.361, SLG: 0.290		0-0 FC5-6 1B		0-0 E K2-5-1-2 1B		0-0 P6		0-0 4-3		2	1	2	1	0	0	0
Jerry McNertney, R (6, PH) OBP: 0.296, SLG: 0.393		1-3 2-H 1B 1B		0-0 E4		0-0 L6		0-0 B3		2	0	0	0	0	0	0
Ron Clark, R (1, 6) OBP: 0.246, SLG: 0.233		0-0 FC5-6 1-2 3-H 1B		0-0 E4		0-0 L6		0-0 B3		4	0	1	1	0	0	1
George Brunet, R (1, 1) OBP: 0.150, SLG: 0.108		0-0 FC5-6		0-3 K2-5-1-2			0-0 F2		0-0 4-3	2	0	0	0	0	1	4
Bob Locker, S (6, 1) OBP: 0.162, SLG: 0.100										0	0	0	0	0	0	0
John O'Donoghue, R (6, 1) OBP: 0.118, SLG: 0.063										0	0	0	0	0	0	0
John Gainer, R (6, 1) OBP: 0.118, SLG: 0.063										0	0	0	0	0	0	0
Greg Goossen, R (7, PH) OBP: 0.431, SLG: 0.483										1	0	0	0	0	0	0
Jim Bouton, R (8, 1) OBP: 0.274, SLG: 0.251										0	0	0	0	0	0	0
Gus Gil, R (8, PH) OBP: 0.274, SLG: 0.251										1	0	0	0	0	0	0
Steve Barber, L (9, 1) OBP: 0.333, SLG: 0.467										0	0	0	0	0	0	0

Inning Stats	R: 0	H: 0	E: 0	LOB: 0	K: 0	BB: 0	S: 3	P: 3	R: 3	H: 4	E: 0	LOB: 2	K: 1	BB: 1	S: 9	P: 13	R: 0	H: 0	E: 0	LOB: 0	K: 1	BB: 0	S: 5	P: 5	R: 0	H: 1	E: 1	LOB: 2	K: 1	BB: 0	S: 6	P: 6	R: 1	H: 3	E: 0	LOB: 2	K: 0	BB: 0	S: 5	P: 5	R: 0	H: 0	E: 0	LOB: 0	K: 1	BB: 0	S: 5	P: 5	R: 2	H: 2	E: 1	LOB: 2	K: 1	BB: 2	S: 7	P: 15	R: 0	H: 0	E: 0	LOB: 0	K: 0	BB: 0	S: 3	P: 3	R: 0	H: 0	E: 0	LOB: 0	K: 0	BB: 0	S: 3	P: 3	R: 0	H: 0	E: 0	LOB: 0	K: 0	BB: 0	S: 3	P: 3	1B: 9	SF: 0	2B: 2	SAC: 0	3B: 0	DP: 1	HR: 0	HBP: 0	WP: 0	PA: 39
--------------	------	------	------	--------	------	-------	------	------	------	------	------	--------	------	-------	------	-------	------	------	------	--------	------	-------	------	------	------	------	------	--------	------	-------	------	------	------	------	------	--------	------	-------	------	------	------	------	------	--------	------	-------	------	------	------	------	------	--------	------	-------	------	-------	------	------	------	--------	------	-------	------	------	------	------	------	--------	------	-------	------	------	------	------	------	--------	------	-------	------	------	-------	-------	-------	--------	-------	-------	-------	--------	-------	--------

PITCHER	IP	WLS	BF	H	R	ER	SO	BB	IBB	HBP	BLK	WP	HR	S	P	ERA	WHIP
Earl Wilson, R (1, 1) ERA: 3.16	5.0		23	8	4	4	3	1	0	0	0	0	0	28	32	7.20	1.800
John Hiller, L (6, 1) ERA: 4.48	4.0	W	16	2	2	1	2	1	1	0	0	0	0	18	26	2.25	0.750

**DETROIT TIGERS @ SEATTLE PILOTS**  
 Sicks Stadium, Boston, MA  
 Thu Aug 21 1969, 10:05 PM EDT  
 Att. 6,483 - Unknown - 66 F

<b>AB</b>	<b>36</b>
<b>R</b>	<b>6</b>
<b>H</b>	<b>10</b>
<b>RBI</b>	<b>5</b>
<b>BB</b>	<b>3</b>
<b>SO</b>	<b>5</b>
<b>LOB</b>	<b>12</b>



livebaseballscorecards.com

Batter	1	2	3	4	5	6	7	8	9	AB R H RBI BB SO LOB	TOP	
Jose Cardenal, R (1, 8) OBP: 0.305, SLG: 0.346	0-0 HR 1B	0-0 FC4-6 1B		0-0 6-3			0-0 FC4-6 1B	0-0 G6-4-3		5 1 3 1 0 0 1		
Lou Klimchok, L (1, 5) OBP: 0.333, SLG: 0.422 Davey Nelson, R (8, PR) OBP: 0.252, SLG: 0.193 Lou Camilli, S (8, 5)	0-0 HR	0-0 FC4-6			0-0 F8		0-0 FC4-6 1B	4-0 BB		4 2 1 2 1 0 3 0 0 0 0 0 0 0 0 0 0 0 0 0 0		
Russ Snyder, L (1, 7) OBP: 0.317, SLG: 0.321	0-0 P6		0-0 3-1		4-0 HR BB		0-0 E6 1B SF8	0-0 4-3		4 2 0 0 1 0 2		
Tony Horton, R (1, 3) OBP: 0.335, SLG: 0.486	0-3 K		0-0 1B 1B		0-0 HR		0-0 1B 1B		0-0 HR	5 2 4 4 0 1 0		
Ken Harrelson, R (1, 9) OBP: 0.335, SLG: 0.432	0-3 K		0-0 F7		0-0 F7		0-0 SF8		0-3 K	4 0 0 1 0 2 1		
Duke Sims, L (1, 2) OBP: 0.388, SLG: 0.436		0-0 F8	0-0 1B		0-0 P6		0-0 1B 1B		0-3 K	5 0 2 0 0 1 0		
Vern Fuller, R (1, 4) OBP: 0.298, SLG: 0.348		0-0 1B 1B 2B	0-3 K		0-0 F8		0-3 K		0-0 P4	5 1 1 0 0 2 4		
Eddie Leon, R (1, 6) OBP: 0.313, SLG: 0.324		0-0 1B 1B		0-0 6-3		0-0 6-3		0-0 HR		4 1 2 1 0 0 0		
Steve Hargan, R (1, 1) OBP: 0.187, SLG: 0.167 Juan Pizarro, L (6, 1) OBP: 0.250, SLG: 0.222 Ron Law, R (7, 1) OBP: 0.143, SLG: 0.143 Dick Ellsworth, L (9, 1) OBP: 0.163, SLG: 0.122 Stan Williams, R (9, 1) OBP: 0.212, SLG: 0.103		0-3 K	0-3 K		0-3 K		0-0 F2	0-0 G6-4-3 1B		3 0 0 0 0 2 2 0 0 0 0 0 0 0 1 0 1 0 0 0 0 0 0 0 0 0 0 0 0 0 0 0 0 0 0		
<b>Inning Stats</b>	R: 2 H: 2 E: 0 LOB: 0 K: 2 BB: 0 S: 9 P: 9	R: 1 H: 3 E: 0 LOB: 2 K: 1 BB: 0 S: 8 P: 8	R: 0 H: 2 E: 0 LOB: 2 K: 1 BB: 0 S: 7 P: 7	R: 0 H: 0 E: 0 LOB: 0 K: 1 BB: 0 S: 5 P: 5	R: 2 H: 1 E: 0 LOB: 0 K: 0 BB: 1 S: 4 P: 8	R: 0 H: 0 E: 0 LOB: 0 K: 0 BB: 0 S: 3 P: 3	R: 2 H: 3 E: 1 LOB: 2 K: 1 BB: 0 S: 9 P: 9	R: 1 H: 2 E: 0 LOB: 1 K: 0 BB: 1 S: 4 P: 8	R: 1 H: 1 E: 0 LOB: 0 K: 2 BB: 0 S: 8 P: 8	1B: 9 SF: 1 2B: 1 SAC: 0 3B: 0 DP: 1 HR: 4 HBP: 0	WP: 0 PA: 43 PB: 0 SB: 0 CS: 0	
<b>PITCHER</b>	IP WLS BF H R ER SO BB IBB HBP BLK WP HR S P ERA WHIP											
Fred Talbot, R (1, 1) ERA: 4.07	5.0 L 24 8 5 5 5 1 0 0 0 0 0 2 33 37 9.00 1.800											
John Gelnar, R (6, 1) ERA: 3.52	2.0 12 5 3 1 1 0 0 0 0 0 0 1 14 14 4.50 2.500											
Bob Locker, R (8, 1) ERA: 3.82	1.0 3 0 0 0 0 1 0 0 0 0 0 0 2 6 0.00 1.000											
Jim Bouton, R (9, 1) ERA: 3.73	1.0 4 1 1 1 2 0 0 0 0 0 0 1 8 8 9.00 1.000											

Cleveland Indians @ Seattle Pilots  
 Sicks Stadium, Boston, MA  
 Fri Aug 22 1969, 10:05 PM EDT  
 Att: 6,720 - Unknown - 69 F

livebaseballscorecards.com

AB	40
R	9
H	14
RBI	9
BB	2
SO	8
LOB	13



Batter	1	2	3	4	5	6	7	8	9	AB R H RBI BB SO LOB
Tommy Harper, R (1, 5) OBP: 0.368, SLG: 0.332	0-0 BB 1B G1-2-3 1B	0-3 K		0-0 4-3		4-0 BB 1-2 BB			0-0 S 1B	4 1 2 0 1 1 1
Steve Hovley, L (1, 9) OBP: 0.345, SLG: 0.390	0-0 G1-2-3 BB 1-2 1B		0-0 6-3		0-0 3-1	0-3 K			4-0 1-3 1B BB	4 2 1 0 1 1 2
Wayne Comer, R (1, 8) OBP: 0.356, SLG: 0.385	4-0 G1-2-3 1-2 2-3 1B BB		4-0 1B SF9 BB		0-0 2B		4-0 FC3-6 BB		0-0 1-2 3-H 1B 1B	2 4 2 1 3 0 0
Tommy Davis, R (1, 7) OBP: 0.314, SLG: 0.361	0-0 G1-2-3 1-2 2-3 3-H		0-0 1-3 1B		0-0 2B		0-0 FC3-6 S 1-2f		0-0 1-2 2-H 1B 1B	5 1 3 2 0 0 4
Don Mincher, L (1, 3) OBP: 0.370, SLG: 0.465	4-0 1B IBB		0-0 SF9		0-3 K		0-0 4-3		4-0 1-2 2-3 1B BB	2 0 0 1 2 1 2
Jerry McNertney, R (1, 2) OBP: 0.296, SLG: 0.392	0-0 1-2 2-H 3-H 1B		0-0 5-3		0-0 F3		0-0 6-3		0-3 K	4 0 1 2 0 0 3 1 0 0 0 0 1 3
Merritt Ranew, L (9, PH) OBP: 0.356, SLG: 0.286										
John Donaldson, L (1, 4) OBP: 0.347, SLG: 0.301	0-0 F8			0-0 4-3		0-0 6-3		0-0 6-3	0-0 1-2 2-H 3-H 1B	5 0 1 2 0 0 2
Ray Oyler, R (1, 6) OBP: 0.268, SLG: 0.279		0-3 K		0-0 SH1-4 1B		0-0 FC1-6 1B		0-0 G1-4-3 1B	0-3 K	3 0 2 0 0 1 0 1 0 1 0 0 0 0
Ron Clark, R (6, PR) OBP: 0.252, SLG: 0.238										
Gus Gil, R (9, PH) OBP: 0.272, SLG: 0.250										
Fred Talbot, R (1, 1) OBP: 0.231, SLG: 0.333		0-0 2-3		0-0 SH1-4		0-0 FC1-6 BB		0-0 G1-4-3	0-3 K	1 0 0 0 0 0 0 1 0 0 0 0 0 1 0 0 0 0 0 0 0 1 0 0 0 0 0 1 0 0 0 0 0 0 0 1 0 0 0 0 1 2
John Gehlert, R (6, 1) OBP: 0.111, SLG: 0.059										
Bob Locker, S (8, 1) OBP: 0.182, SLG: 0.100										
Greg Goossen, R (8, PH) OBP: 0.426, SLG: 0.475										
Jim Bouton, R (9, 1) OBP: 0.310, SLG: 0.434										

Inning Stats	R: 2	H: 3	E: 0	K: 0	S: 5	LOB: 2	BB: 2	P: 13	R: 0	H: 0	E: 0	K: 2	S: 7	LOB: 0	BB: 0	P: 7	R: 1	H: 1	E: 0	K: 0	S: 4	LOB: 1	BB: 1	P: 8	R: 0	H: 1	E: 0	K: 0	S: 4	LOB: 1	BB: 0	P: 4	R: 1	H: 2	E: 0	K: 1	S: 7	LOB: 1	BB: 0	P: 7	R: 0	H: 1	E: 0	K: 1	S: 6	LOB: 2	BB: 1	P: 10	R: 0	H: 0	E: 0	K: 0	S: 3	LOB: 1	BB: 1	P: 7	R: 0	H: 1	E: 0	K: 0	S: 3	LOB: 0	BB: 0	P: 3	R: 4	H: 4	E: 0	K: 3	S: 13	LOB: 2	BB: 2	P: 21	1B: 11	SF: 1	2B: 2	SAC: 1	3B: 0	DP: 2	HR: 0	HBP: 0	WP: 0	PA: 45
PITCHER	IP	WLS	BF	H	R	ER	SO	BB	IBB	HBP	BLK	WP	HR	S	P	ERA	WHIP																																																																	
Steve Hargan, R (1, 1) ERA: 5.56	5.2	W	28	8	4	4	3	3	1	0	0	0	0	30	46	6.35	1.941																																																																	
Juan Pizarro, L (6, 1) ERA: 3.45	0.1		1	0	0	0	1	0	0	0	0	0	0	3	3	0.00	0.000																																																																	
Ron Law, R (7, 1) ERA: 4.58	2.0		11	4	4	4	0	2	0	0	0	0	0	9	17	18.00	3.000																																																																	
Dick Ellsworth, L (9, 1) ERA: 4.36	0.0		1	0	0	0	0	1	0	0	0	0	0	0	4	∞	∞																																																																	
Stan Williams, R (9, 1) ERA: 4.02	1.0	S	4	1	0	0	3	0	0	0	0	0	0	10	10	0.00	1.000																																																																	

BOTTOM

Cleveland Indians @ Seattle Pilots  
Sicks Stadium, Boston, MA  
Fri Aug 22 1969, 10:05 PM EDT  
Att. 6,720 - Unknown - 69 F

livebaseballscorecards.com

AB	36
R	8
H	13
RBI	8
BB	7
SO	7
LOB	23



Batter	1	2	3	4	5	6	7	8	9	AB R H RBI BB SO LOB	TOP		
Jose Cardenal, R OBP: 0.310, SLG: 0.352 (1, 8) X	0-0 1B 2B		0-0 F9	0-0 2-3 1B		0-0 WP PB 1B		4-0 1B BB		4 2 3 0 1 0 0			
Lou Klimchok, L OBP: 0.330, SLG: 0.417 Larry Brown, R OBP: 0.295, SLG: 0.294 (4, PH) (4, 5) Russ Snyder, L OBP: 0.315, SLG: 0.319 (8, PH) (8, 7)	0-0 G3		0-0 6-3	0-0 4-3		0-0 F5 1-2		0-0 F8 1-2		2 0 0 0 0 0 1 2 0 0 0 0 0 2 1 0 0 0 0 0 1			
Frank Baker, L OBP: 0.378, SLG: 0.609 Chuck Hinton, R OBP: 0.290, SLG: 0.372 Richie Scheinblum, S OBP: 0.251, SLG: 0.236 Davey Nelson, R OBP: 0.252, SLG: 0.193 Lou Camilli, S (8, 5)	0-0 G6-4-3 1B 2-H		0-3 K		0-0 P3	0-3 K 2-3		0-0 PO 1B 2-H		2 0 1 1 0 1 0 2 0 0 0 0 1 1 1 0 1 1 0 0 0 0 0 0 0 0 0 0 0 0 0 0 0 0 0			
Tony Horton, R OBP: 0.335, SLG: 0.491 (1, 3) X	0-0 G6-4-3 1-2f			0-0 HR	0-0 BB FC1-2 1B	0-0 F8		0-0 PO 1-2	0-0 F8	5 1 2 1 0 0 3			
Ken Harrelson, R OBP: 0.338, SLG: 0.438 (1, 9)		4-0 S WP BB	0-3 K	4-0 FC1-2 BB 1-2		0-0 HR		0-0 F3		3 1 1 1 2 1 0			
Duke Sims, L OBP: 0.394, SLG: 0.437 (1, 2)		4-0 1-3 BB	4-0 BB 1B 2B BB	4-0 FC1-2 BB 1-2 2-3		0-0 1-3		0-0 1B		2 1 1 0 3 0 0			
Vern Fuller, R OBP: 0.295, SLG: 0.344 (1, 4) X		0-0 F9	0-0 BB 2B 1B	0-0 FC1-2 1-2 2-3 3-H		0-3 K		0-0 5-3		5 1 1 0 0 1 6			
Eddie Leon, R OBP: 0.311, SLG: 0.315 (1, 6)		0-3 K	4-0 BB 2B BB	0-3 K		0-0 P6				3 1 0 0 1 2 5			
Sam McDowell, L OBP: 0.171, SLG: 0.200 (1, 1) X		0-0 1-3	0-0 1B 2B 1-H 2-H 3-H	0-3 K		0-3 K		0-3 K		4 0 1 3 0 2 2			
Inning Stats	R: 1 E: 0 K: 0 S: 4 H: 2 LOB: 0 BB: 0 P: 4	R: 0 E: 0 K: 1 S: 5 H: 0 LOB: 2 BB: 2 P: 13	R: 0 E: 0 K: 1 S: 5 H: 0 LOB: 0 BB: 0 P: 5	R: 4 E: 0 K: 1 S: 8 H: 4 LOB: 1 BB: 2 P: 16	R: 0 E: 0 K: 1 S: 6 H: 1 LOB: 3 BB: 2 P: 14	R: 0 E: 0 K: 2 S: 9 H: 1 LOB: 2 BB: 0 P: 9	R: 1 E: 0 K: 1 S: 6 H: 1 LOB: 0 BB: 0 P: 6	R: 1 E: 0 K: 1 S: 5 H: 1 LOB: 1 BB: 1 P: 9	R: 0 E: 0 K: 0 S: 4 H: 1 LOB: 1 BB: 0 P: 4	1B: 7 2B: 2 3B: 0 HR: 2 SF: 0 SAC: 0 DP: 1 HBP: 0	WP: 2 PB: 1 SB: 2 CS: 0 PA: 44		
PITCHER	IP WLS BF H R ER SO BB IBB HBP BLK WP HR S P ERA WHIP											PITCHER	IP WLS BF H R ER SO BB IBB HBP BLK WP HR S P ERA WHIP
Marty Pattin, R ERA: 5.69 (1, 1)	3.1 L 18 5 5 5 3 4 0 0 0 1 1 20 36 13.50 2.700												
John O'Donoghue, L ERA: 2.72 (4, 1)	1.0 6 2 0 0 0 2 0 0 0 0 0 4 12 0.00 4.000												
Jim Bouton, R ERA: 3.72 (5, 1)	2.2 11 2 1 1 4 0 0 0 0 1 1 19 19 3.38 0.750												
Gene Brabender, R ERA: 4.43 (8, 1)	1.0 4 1 1 1 1 1 0 0 0 0 0 5 9 9.00 2.000												
Bob Locker, R ERA: 3.77 (9, 1)	1.0 4 1 0 0 0 0 0 0 0 0 0 4 4 0.00 1.000												

Cleveland Indians @ Seattle Pilots  
 Sicks Stadium, Boston, MA  
 Sat Aug 23 1969, 10:05 PM EDT  
 Att. 5,469 - Unknown

livebaseballscorecards.com

AB	36
R	7
H	11
RBI	7
BB	7
SO	8
LOB	21



Batter	1	2	3	4	5	6	7	8	9	AB	R	H	RBI	BB	SO	LOB
Tommy Harper, R (1, 5) OBP: 0.365, SLG: 0.328	0-0 5-3		0-0 F9			0-0 G3		0-0 F3		4	0	0	0	0	0	0
Steve Hovley, L (1, 9) OBP: 0.338, SLG: 0.381	0-3 K			0-0 G3		0-0 6-3		0-0 P4		4	0	0	0	0	1	0
Wayne Comer, R (1, 8) OBP: 0.359, SLG: 0.388	0-3 K			4-0 1B 2-4-3-2 BB			0-0 1B 2B		4-0 G5-4-3 BB	2	1	1	0	2	1	0
Tommy Davis, R (1, 7) OBP: 0.316, SLG: 0.362		0-0 F9		0-0 1-3 1B			0-0 2-H HR 1B		0-0 G5-4-3 1-2	4	1	2	1	0	0	1
Greg Goossen, R (1, 3) OBP: 0.416, SLG: 0.508		0-3 K		0-0 F3			0-0 1-H HR		0-3 K	4	1	1	2	0	2	2
Jim Pagliaroni, R (1, 2) OBP: 0.311, SLG: 0.441				0-0 2-4-3-2 3-H	0-0 F9		0-0 F5			3	0	1	0	0	0	0
Gus Gil, R (1, 4) OBP: 0.269, SLG: 0.246		0-0 4-3			0-0 F8		0-0 F8			3	0	0	0	0	0	1
Ray Oyler, R (1, 6) OBP: 0.265, SLG: 0.275			0-3 K		0-3 K		0-0 F9			3	0	0	0	0	2	0
Marty Pattin, R (1, 1) John O'Donoghue, R (4, 1) Jim Bouton, R (5, 1) Gene Brabender, R (8, 1) Dick Simpson, R (8, PH) Bob Locker, S (9, 1)			0-3 K			0-3 K		0-3 K		1	0	0	0	0	1	0

Inning Stats	R: 0	H: 0	E: 0	K: 2	S: 7	R: 0	H: 1	E: 0	K: 1	S: 6	R: 0	H: 0	E: 0	K: 2	S: 7	R: 0	H: 1	E: 0	K: 0	S: 3	R: 0	H: 0	E: 0	K: 1	S: 5	R: 0	H: 0	E: 0	K: 1	S: 5	R: 3	H: 3	E: 0	K: 0	S: 6	R: 0	H: 0	E: 0	K: 1	S: 5	R: 0	H: 0	E: 0	K: 1	S: 4	1B: 2	2B: 2	3B: 0	HR: 1	SF: 0	SAC: 0	DP: 1	HBP: 0	WP: 0	PB: 0	SB: 0	CS: 0	PA: 32
PITCHER Sam McDowell, L (1, 1) ERA: 2.71	IP	WLS	BF	H	R	ER	SO	BB	IBB	HBP	BLK	WP	HR	S	P	ERA	WHIP													PITCHER	IP	WLS	BF	H	R	ER	SO	BB	IBB	HBP	BLK	WP	HR	S	P	ERA	WHIP											

**BOTTOM**

**Cleveland Indians @ Seattle Pilots**  
Sicks Stadium, Boston, MA

Sat Aug 23 1969, 10:05 PM EDT  
Att. 5,469 - Unknown

livebaseballscorecards.com

AB	30
R	3
H	5
RBI	3
BB	2
SO	9
LOB	4



Batter	1	2	3	4	5	6	7	8	9	AB R H RBI BB SO LOB	TOP																	
Jose Cardenal, R (1, 8) OBP: 0.313, SLG: 0.360	0-3 K	4-0 BB		0-0 G5-4-3			0-0 4-3		0-0 SH1-4 1B 2B	4 2 2 0 1 1 1																		
Cap Peterson, R (1, 7) Davey Nelson, R (7, PR) Lou Camilli, S (7, 5)	4-0 BB	0-0 L8		0-0 6-3			4-0 4-3 BB		0-0 SH1-4	2 0 0 0 2 0 3 0 0 0 0 0 0 0 0 0 0 0 0 0 0																		
Ken Harrelson, R (1, 9) OBP: 0.340, SLG: 0.439	4-0 BB		0-0 G4-6-3 1B		0-0 6-3		0-0 4-3		0-0 3B 1B	4 1 2 2 1 0 1																		
Tony Horton, R (1, 3) OBP: 0.334, SLG: 0.492	0-0 F8		0-0 F5		0-0 F9		0-0 6-3		0-0 K2-5-2 3B	5 0 1 1 0 0 5																		
Chuck Hinton, R (1, 5) Russ Snyder, L (7, 7) OBP: 0.262, SLG: 0.361 OBP: 0.313, SLG: 0.317	0-0 P3		0-0 G4-6-3		0-0 F2				0-0 F9 3-3	3 0 0 0 0 0 3 2 0 0 0 0 1 1																		
Vern Fuller, R (1, 4) OBP: 0.300, SLG: 0.348		0-3 K		0-0 2B 1B		0-0 1B		0-0 E5		4 1 2 0 0 1 0																		
Eddie Leon, R (1, 6) OBP: 0.317, SLG: 0.324		4-0 1B BB		0-0 1B 2B		0-0 F9		0-0 F9		3 1 1 0 1 0 2																		
Ken Suarez, R (1, 2) OBP: 0.375, SLG: 0.347		0-0 BB 1B		4-0 1B BB		0-0 L4		4-0 IBB		2 1 1 0 2 0 1																		
Luis Tiant, R (1, 1) Stan Williams, R (7, 1) Mike Paul, L (9, 1) Ron Law, R (9, 1) OBP: 0.265, SLG: 0.391 OBP: 0.206, SLG: 0.100		0-3 K		0-0 G5-4-3 1B			0-0 6-3		0-0 1-3	3 0 1 2 0 1 2 1 0 0 0 0 0 2 0 0 0 0 0 0 0 0 0 0 0 0 0 0																		
<b>Inning Stats</b>	R: 0 E: 0 K: 1 S: 5	H: 0 LOB: 2 BB: 2 P: 13	R: 0 E: 0 K: 2 S: 8	H: 1 LOB: 3 BB: 2 P: 16	R: 0 E: 0 K: 0 S: 3	H: 1 LOB: 0 BB: 0 P: 3	R: 3 E: 0 K: 0 S: 5	H: 3 LOB: 0 BB: 1 P: 9	R: 0 E: 0 K: 0 S: 3	H: 0 LOB: 0 BB: 0 P: 3	R: 0 E: 0 K: 0 S: 3	H: 1 LOB: 0 BB: 0 P: 3	R: 1 E: 0 K: 0 S: 4	H: 1 LOB: 2 BB: 1 P: 8	R: 0 E: 1 K: 0 S: 4	H: 0 LOB: 2 BB: 1 P: 8	R: 2 E: 0 K: 1 S: 7	H: 3 LOB: 1 BB: 0 P: 7	1B: 6 2B: 4 3B: 2 HR: 0	SF: 0 SAC: 1 DP: 4 HBP: 0	WP: 0 PB: 0 SB: 1 CS: 0	PA: 41						
<b>PITCHER</b>	IP WLS BF H R ER SO BB IBB HBP BLK WP HR S P ERA WHIP																											
Steve Barber, L (1, 1) ERA: 6.13	3.0		18	5	3	2	3	5	0	0	0	0	0	0	19	39	6.00	3.333										
John O'Donoghue, L (4, 1) ERA: 2.72	3.1		11	2	1	1	0	1	0	0	0	0	0	10	14	2.70	0.900											
Bob Locker, R (7, 1) ERA: 3.69	1.2		7	0	0	0	0	0	1	0	0	0	0	6	10	0.00	0.000											
Fred Talbot, R (9, 1) ERA: 4.2	0.1	L	4	3	2	2	0	0	0	0	0	0	0	4	4	54.00	9.000											
George Brunet, L (9, 1) ERA: 4.49	0.2		1	0	0	0	1	0	0	0	0	0	0	3	3	0.00	0.000											

**Cleveland Indians @ Seattle Pilots**  
**Sicks Stadium, Boston, MA**  
 Sun Aug 24 1969, 6:33 AM EDT  
 Att: 5,900 - Unknown - 70 F

[livebaseballscorecards.com](http://livebaseballscorecards.com)

<b>AB</b>	<b>33</b>
<b>R</b>	<b>6</b>
<b>H</b>	<b>10</b>
<b>RBI</b>	<b>5</b>
<b>BB</b>	<b>7</b>
<b>SO</b>	<b>4</b>
<b>LOB</b>	<b>21</b>



BOTTOM

Cleveland Indians @ Seattle Pilots  
Sicks Stadium, Boston, MA  
Sun Aug 24 1969, 6:33 AM EDT  
Att. 5,900 - Unknown - 70 F

livebaseballscorecards.com

AB	34
R	5
H	11
RBI	5
BB	9
SO	4
LOB	16



WP:	0	PA:	44
PB:	0		
SB:	0		
CS:	1		

AB R H RBI BB SO LOB

2 1 1 3 3 0 0

4 0 0 0 1 0 3

3 1 1 1 2 2 3

5 0 2 0 0 0 1

4 0 1 0 1 0 1

5 0 2 0 0 0 4

4 0 0 0 0 1 2

1 0 1 0 0 0 0

1B:	7	SF:	0
2B:	2	SAC:	1
3B:	0	DP:	2
HR:	3	HBP:	0

0	1	0	0	1	0	0
1	0	1	0	0	0	0
0	0	0	0	0	0	0
1	0	0	0	0	1	0
0	0	0	0	0	0	0
0	0	0	0	0	0	0

Batter	1	2	3	4	5	6	7	8	9
Tommy Harper, R OBP: 0.370, SLG: 0.337 (1, 5)	0-0 L7 	0-0 HR 		4-0 BB 		4-0 BB 		4-0 CS BB 	
Steve Hovley, L OBP: 0.335, SLG: 0.373 (1, 9)	0-0 4-3 	0-0 P6 		4-0 BB 		0-0 F8 		0-0 3-1 	
Wayne Comer, R OBP: 0.362, SLG: 0.396 (1, 8)	4-0 1B BB 	0-3 K 		0-3 K 			4-0 7-6-3 BB 		0-0 HR 
Tommy Davis, R OBP: 0.316, SLG: 0.362 (1, 7)	0-0 1B BB 		0-0 5-3 		0-0 1B 		0-0 7-6-3 		0-0 F2 
Don Mincher, L OBP: 0.371, SLG: 0.462 (1, 3)	4-0 1B BB 		0-0 G3 		0-0 P4 		0-0 1B 		0-0 G3 
John Donaldson, L OBP: 0.348, SLG: 0.304 (1, 4)	0-0 F8 		0-0 F7 		0-0 G4-6-3 		0-0 1B 		0-0 1B 
Merritt Ranew, L OBP: 0.338, SLG: 0.269 Jim Pagliaroni, R OBP: 0.317, SLG: 0.447 (1, 2)		0-3 K 		0-0 6-3 		0-0 3-1 		0-0 F9 	0-0 1B 
Ron Clark, R OBP: 0.261, SLG: 0.242 Greg Goossen, R OBP: 0.423, SLG: 0.563 Ray Oyler, R OBP: 0.265, SLG: 0.275 Dick Simpson, R OBP: 0.275, SLG: 0.355 (1, 6)		0-0 HR 1B 		0-0 F8 		4-0 SH3-4 BB 		0-0 HR 	0-0 P4 
Steve Barber, L OBP: 0.375, SLG: 0.467 John O'Donoghue, R OBP: 0.100, SLG: 0.200 Bob Locker, S OBP: 0.182, SLG: 0.100 Gus Gil, R OBP: 0.267, SLG: 0.245 Fred Talbot, R OBP: 0.231, SLG: 0.333 George Brunet, R OBP: 0.150, SLG: 0.108 (1, 1)		4-0 HR BB 		0-0 BB 2B 		0-0 SH3-4 		0-3 K 	

Inning Stats	R: 0	H: 1	E: 0	LOB: 3	K: 0	BB: 2	S: 4	P: 12
	R: 3	H: 2	E: 0	LOB: 0	K: 2	BB: 1	S: 9	P: 13
	R: 0	H: 0	E: 0	LOB: 0	K: 0	BB: 0	S: 3	P: 3
	R: 0	H: 1	E: 0	LOB: 3	K: 1	BB: 2	S: 6	P: 14
	R: 0	H: 1	E: 0	LOB: 0	K: 0	BB: 0	S: 3	P: 3
	R: 0	H: 0	E: 0	LOB: 2	K: 0	BB: 2	S: 3	P: 11
	R: 0	H: 2	E: 0	LOB: 2	K: 0	BB: 1	S: 4	P: 8
	R: 1	H: 1	E: 0	LOB: 0	K: 1	BB: 1	S: 5	P: 9
	R: 1	H: 3	E: 0	LOB: 2	K: 0	BB: 0	S: 6	P: 6

PITCHER	IP	WLS	BF	H	R	ER	SO	BB	IBB	HBP	BLK	WP	HR	S	P	ERA	WHIP
Luis Tiant, R ERA: 3.83 (1, 1)	6.2		33	7	3	3	3	8	0	0	0	0	1	31	63	4.05	2.250
Stan Williams, R ERA: 4.1 (7, 1)	1.2	W	7	2	2	2	1	1	0	0	0	0	2	8	12	10.80	1.800
Mike Paul, L ERA: 3.69 (9, 1)	0.1		2	1	0	0	0	0	0	0	0	0	0	2	2	0.00	3.000
Ron Law, R ERA: 4.54 (9, 1)	0.1	S	2	1	0	0	0	0	0	0	0	0	0	2	2	0.00	3.000

Batter	1	2	3	4	5	6	7	8	9	AB R H RBI BB SO LOB	TOP		
Tommy Harper, R (1, 5) OBP: 0.369, SLG: 0.334	0-0 F7		0-3 K			4-0 F8 1B BB		0-3 K		3 1 0 0 1 2 0			
Steve Hovley, L (1, 9) OBP: 0.343, SLG: 0.378	0-0 G6-4-3 1B			0-0 4-3 FC5-2 1B		4-0 1B 1-2 BB		0-0 6-3		3 0 2 0 1 0 0			
Wayne Comer, R (1, 8) OBP: 0.359, SLG: 0.391	0-0 G6-4-3 1-2f			0-0 4-3		0-0 F8 2-3		0-0 F2		4 0 0 0 0 0 4			
Tommy Davis, R (1, 7) Dick Simpson, R (9, 7) OBP: 0.318, SLG: 0.370 OBP: 0.275, SLG: 0.355		0-0 HR		0-0 FC5-2 1B CS		0-0 1B 1-3 3-H		0-0 F7		4 1 2 2 0 0 1 0 0 0 0 0 0 0			
Don Mincher, L (1, 3) OBP: 0.370, SLG: 0.460		0-0 G3		0-0 1B 1-3		0-0 G3		0-0 G3		4 0 1 0 0 0 1			
Jim Pagliaroni, R (1, 2) OBP: 0.331, SLG: 0.453		0-0 5-3		0-0 CS 3-H		0-0 FC6-4 1B		0-0 BB		3 0 2 0 1 0 0			
John Donaldson, L (1, 4) OBP: 0.343, SLG: 0.298		0-0 G3			0-0 FC6-4 1-2f		0-0 P5		0-0 G3	4 0 0 0 0 0 3			
Ron Clark, R (1, 6) OBP: 0.255, SLG: 0.237			0-0 G3		0-0 FC6-4 1-2f		0-0 FC6-4 1-2f			3 0 0 0 0 0 2			
Gene Brabender, R (1, 1) OBP: 0.172, SLG: 0.196			0-3 K		0-3 K		0-3 K			3 0 0 0 0 3 2			
<b>Inning Stats</b>	R: 0 E: 0 K: 0 S: 3 H: 1 LOB: 0 BB: 0 P: 3	R: 1 E: 0 K: 0 S: 4 H: 1 LOB: 0 BB: 0 P: 4	R: 0 E: 0 K: 2 S: 7 H: 0 LOB: 0 BB: 0 P: 7	R: 0 E: 0 K: 0 S: 4 H: 2 LOB: 1 BB: 0 P: 4	R: 0 E: 0 K: 1 S: 6 H: 1 LOB: 1 BB: 0 P: 6	R: 1 E: 0 K: 0 S: 3 H: 1 LOB: 1 BB: 2 P: 11	R: 0 E: 0 K: 1 S: 6 H: 1 LOB: 1 BB: 0 P: 6	R: 0 E: 0 K: 1 S: 5 H: 0 LOB: 0 BB: 0 P: 5	R: 0 E: 0 K: 0 S: 3 H: 0 LOB: 1 BB: 1 P: 7	1B: 6 2B: 0 3B: 0 HR: 1 SF: 0 SAC: 0 DP: 1 HBP: 0	WP: 0 PB: 0 SB: 2 CS: 1 PA: 35		
<b>PITCHER</b>	IP WLS BF H R ER SO BB IBB HBP BLK WP HR S P ERA WHIP											<b>PITCHER</b>	IP WLS BF H R ER SO BB IBB HBP BLK WP HR S P ERA WHIP
Tom Phoebus, R (1, 1) ERA: 3.19	5.2 L 22 6 2 2 3 2 0 0 0 0 0 1 26 34 3.18 1.412												
Marcelino Lopez, L (6, 1) ERA: 4.5	1.1 5 1 0 0 1 0 0 0 0 0 0 0 7 7 0.00 0.750												
Eddie Watt, R (8, 1) ERA: 1.62	2.0 7 0 0 0 1 1 0 0 0 0 0 0 8 12 0.00 0.500												

Seattle Pilots @ Baltimore Orioles  
 Memorial Stadium, Baltimore, MD  
 Tue Aug 26 1969, 7:05 PM EDT  
 Att: 11,400 - Unknown

livebaseballscorecards.com

AB 31  
 R 2  
 H 7  
 RBI 2  
 BB 3  
 SO 5  
 LOB 13





Batter	1	2	3	4	5	6	7	8	9	AB	R	H	RBI	BB	SO	LOB
Don Buford, S (1, 7) OBP: 0.392, SLG: 0.429	0-0 F6		4-0 HBP BB		0-0 6-3		0-0 3-1			3	0	0	0	1	0	1
Paul Blair, R (1, 8) OBP: 0.349, SLG: 0.518	0-3 K		0-0 F4		0-0 F4		0-0 FC6-4 1B			4	0	1	1	0	1	2
Frank Robinson, R (1, 9) OBP: 0.423, SLG: 0.565	0-0 F2		1-0 HBP		0-0 F9		0-0 FC6-4			3	0	0	0	0	0	1
Boog Powell, L (1, 3) OBP: 0.385, SLG: 0.582		0-0 E6	0-0 4-3		0-0 HBP 1B		0-0 4-3			4	0	1	0	0	0	3
Brooks Robinson, R (1, 5) OBP: 0.287, SLG: 0.408		0-0 F7		0-0 6-3		0-3 K		0-3 K		4	0	0	0	0	2	2
Davey Johnson, R (1, 4) OBP: 0.356, SLG: 0.364		0-3 K		0-0 F3		1-0 HBP		0-0 F9		3	0	0	0	0	1	1
Clay Dalrymple, L (1, 2) OBP: 0.387, SLG: 0.410		0-0 F7		4-0 BB		0-0 F7				3	0	0	0	1	0	3
Mark Belanger, R (1, 6) OBP: 0.353, SLG: 0.342			0-0 HBP BB 1B		0-0 F8		0-0 3-1 1B 1B			4	1	2	0	0	0	1
Tom Phoebus, R (1, 1) OBP: 0.246, SLG: 0.242			0-0 F3		0-0 F2		0-0 3-1			2	0	0	0	0	0	1
Marcelino Lopez, R (6, 1) OBP: 0.333, SLG: 0.167										0	0	0	0	0	0	0
Dave May, L (7, PH) OBP: 0.304, SLG: 0.386										1	0	0	0	0	0	1
Eddie Watt, R (8, 1)										0	0	0	0	0	0	0
Elrod Hendricks, L (9, PH) OBP: 0.332, SLG: 0.385										1	0	0	0	0	0	0

Inning Stats	R: 0	H: 0	R: 0	H: 0	R: 0	H: 1	R: 0	H: 0	R: 0	H: 1	R: 1	H: 2	R: 0	H: 0	R: 0	H: 0	1B: 4	SF: 0	WP: 0	PA: 36	
E: 0	LOB: 0	E: 1	LOB: 1	E: 0	LOB: 3	E: 0	LOB: 1	E: 0	LOB: 2	E: 0	LOB: 1	E: 0	LOB: 0	E: 0	LOB: 0	E: 0	LOB: 0	2B: 0	SAC: 0	PB: 0	
K: 1	BB: 0	K: 1	BB: 0	K: 0	BB: 1	K: 1	BB: 1	K: 0	BB: 0	K: 0	BB: 0	K: 0	BB: 0	K: 1	BB: 0	K: 0	BB: 0	3B: 0	DP: 0	SB: 0	
S: 5	P: 5	S: 6	P: 6	S: 4	P: 9	S: 3	P: 7	S: 3	P: 3	S: 6	P: 7	S: 5	P: 5	S: 5	P: 5	S: 3	P: 3	HR: 0	HBP: 2	CS: 0	

PITCHER	IP	WLS	BF	H	R	ER	SO	BB	IBB	HBP	BLK	WP	HR	S	P	ERA	WHIP										
Gene Brabender, R (1, 1) ERA: 4.24	9.0	W	36	4	1	1	4	2	0	2	0	0	0	40	50	1.00	0.667										

**Seattle Pilots @ Baltimore Orioles**  
**Memorial Stadium, Baltimore, MD**  
 Tue Aug 26 1969, 7:05 PM EDT  
 Att. 11,400 - Unknown

<b>AB</b>	<b>32</b>
<b>R</b>	<b>1</b>
<b>H</b>	<b>4</b>
<b>RBI</b>	<b>1</b>
<b>BB</b>	<b>2</b>
<b>SO</b>	<b>4</b>
<b>LOB</b>	<b>16</b>

Batter	1	2	3	4	5	6	7	8	9	AB R H RBI BB SO LOB	TOP											
Tommy Harper, R OBP: 0.370, SLG: 0.334 (1, 5) X	0-0 5-3 ①		0-3 K ③			4-0 BB G1-6-3 ① ②		0-0 S 1B ③		3 0 1 0 1 1 0												
Dick Simpson, R OBP: 0.271, SLG: 0.349 Steve Hovley, L OBP: 0.338, SLG: 0.372 (1, 8) X (1, 9)	0-0 F7 ②			0-0 4-3 ①		0-0 G1-6-3 ① ② 1-2f		0-0 6-3 ③ 1-2		1 0 0 0 0 0 0 3 0 0 0 0 0 2												
Wayne Comer, R OBP: 0.360, SLG: 0.391 (1, 9) X (1, 8)	0-0 1B			4-0 HR BB		0-3 K			0-3 K ①	3 1 1 0 1 2 0												
Tommy Davis, R OBP: 0.320, SLG: 0.378 (1, 7) S S	0-3 K ③			0-0 1-H HR			0-0 FC4 1B		0-0 5-3 ②	4 1 2 2 0 1 1												
Greg Goossen, R OBP: 0.402, SLG: 0.529 (1, 3) X		0-0 F6 ①		0-0 5-3 ②			0-0 F7 ①		0-3 K ③	4 0 0 0 0 1 1												
Jim Pagliaroni, R OBP: 0.328, SLG: 0.449 Merritt Ranew, L OBP: 0.329, SLG: 0.261 (1, 2) S (3, 2)		0-3 K ②		0-0 G3 ③			0-3 K ②			1 0 0 0 0 1 0 2 0 0 0 0 1 1												
John Donaldson, L OBP: 0.339, SLG: 0.294 (1, 4) X		0-0 G3 ③			0-0 F5 ①		0-0 FC4 ③ 1-2f			3 0 0 0 0 0 1												
Ron Clark, R OBP: 0.257, SLG: 0.234 (1, 6) X			0-0 F3 ①		0-0 5-3 ②			4-0 L3 BB		2 0 0 0 1 0 0												
George Brunet, R OBP: 0.143, SLG: 0.103 John Gelnar, R OBP: 0.111, SLG: 0.059 Gus Gil, R OBP: 0.266, SLG: 0.244 Skip Lockwood, R (8, 1)			0-3 K ②		0-3 K ③			0-0 L3 ① ② 1-2		2 0 0 0 0 2 0 0 0 0 0 0 0 0 1 0 0 0 0 0 1 0 0 0 0 0 0 0												
<b>Inning Stats</b>	R: 0 E: 0 K: 1 S: 6	H: 1 LOB: 1 BB: 0 P: 6	R: 0 E: 0 K: 1 S: 5	H: 0 LOB: 0 BB: 0 P: 5	R: 0 E: 0 K: 2 S: 7	H: 0 LOB: 0 BB: 0 P: 7	R: 2 E: 0 K: 0 S: 4	H: 1 LOB: 0 BB: 1 P: 8	R: 0 E: 0 K: 1 S: 5	H: 0 LOB: 0 BB: 0 P: 5	R: 0 E: 0 K: 1 S: 4	H: 0 LOB: 0 BB: 1 P: 8	R: 0 E: 0 K: 1 S: 6	H: 1 LOB: 1 BB: 0 P: 6	R: 0 E: 0 K: 2 S: 7	H: 0 LOB: 0 BB: 0 P: 7	1B: 3 2B: 1 3B: 0 HR: 1	SF: 0 SAC: 0 DP: 2 HBP: 0	WP: 0 PB: 0 SB: 1 CS: 0	PA: 32		
<b>PITCHER</b> Mike Cuellar, L ERA: 2.21 (1, 1)	IP 9.0	WLS W	BF 32	H 4	R 2	ER 2	SO 9	BB 3	IBB 0	HBP 0	BLK 0	WP 0	HR 1	S 47	P 59	ERA 2.00	WHIP 0.778					<b>PITCHER</b> IP WLS BF H R ER SO BB IBB HBP BLK WP HR S P ERA WHIP

Seattle Pilots @ Baltimore Orioles  
Memorial Stadium, Baltimore, MD  
Wed Aug 27 1969, 7:05 PM EDT  
Att. 8,960 - Unknown

livebaseballscorecards.com

AB 29  
R 2  
H 4  
RBI 2  
BB 3  
SO 9  
LOB 7



Batter	1	2	3	4	5	6	7	8	9	AB	R	H	RBI	BB	SO	LOB
Don Buford, S OBP: 0.392, SLG: 0.427 (1, 7)	4-0 1-3 1B BB	0-0 PO 1B		0-3 K		0-0 G3		0-0 F6		4	1	1	0	1	1	1
Mark Belanger, R OBP: 0.354, SLG: 0.344 (1, 6)	0-0 1-2 1B 1B	0-0 PO	0-0 5-3	0-0 F8			0-0 FC5 S 1B			4	1	2	0	0	0	1
Paul Blair, R OBP: 0.350, SLG: 0.520 (1, 8)	0-0 1-3 1-2 2-3		0-0 HR 1B		0-0 1B 2B		0-3 K			4	2	2	0	0	1	3
Frank Robinson, R OBP: 0.428, SLG: 0.574 (1, 3)	4-0 1B 5-3 IBB		0-0 1-H HR		0-0 6-3 SH2-3 1B		1-0 FC5 HBP			2	2	2	3	1	0	0
Curt Motton, R OBP: 0.443, SLG: 0.678 (1, 9)	0-0 1-3 2-H 3-H 1B		4-0 BB		0-0 SH2-3		0-0 FC5 FC5-4			2	0	1	2	1	0	2
Merv Rettenmund, R OBP: 0.324, SLG: 0.367 (8, 9)										0	0	0	0	0	0	0
Brooks Robinson, R OBP: 0.284, SLG: 0.405 (1, 5)	0-0 5-3		0-0 F3		0-0 6-3		0-0 FC5-4			4	0	0	1	0	0	5
Davey Johnson, R OBP: 0.353, SLG: 0.360 (1, 4)	0-0 L5		0-0 F8		0-0 F3			0-0 5-3		4	0	0	0	0	0	3
Andy Etchebarren, R OBP: 0.376, SLG: 0.402 (1, 2)		0-0 1-3		0-3 K		0-0 G3		0-0 HR		2	0	0	0	0	1	0
Elrod Hendricks, L OBP: 0.333, SLG: 0.398 (6, PH) (7, 2)										2	1	1	1	0	0	0
Mike Cuellar, L OBP: 0.072, SLG: 0.110 (1, 1)		0-0 G3		0-0 K 1B		0-3 K		0-3 K		4	0	1	0	0	2	0

Inning Stats	R: 3	H: 2	E: 0	K: 0	S: 5	LOB: 1	BB: 2	P: 13	R: 0	H: 1	E: 0	K: 0	S: 3	LOB: 0	BB: 0	P: 3	R: 2	H: 2	E: 0	K: 0	S: 5	LOB: 1	BB: 1	P: 9	R: 0	H: 1	E: 0	K: 2	S: 8	LOB: 1	BB: 0	P: 8	R: 1	H: 2	E: 0	K: 0	S: 5	LOB: 0	BB: 0	P: 5	R: 0	H: 1	E: 0	K: 1	S: 6	LOB: 2	BB: 0	P: 7	R: 1	H: 1	E: 0	K: 1	S: 6	LOB: 0	BB: 0	P: 6
--------------	------	------	------	------	------	--------	-------	-------	------	------	------	------	------	--------	-------	------	------	------	------	------	------	--------	-------	------	------	------	------	------	------	--------	-------	------	------	------	------	------	------	--------	-------	------	------	------	------	------	------	--------	-------	------	------	------	------	------	------	--------	-------	------


PITCHER	IP	WLS	BF	H	R	ER	SO	BB	IBB	HBP	BLK	WP	HR	S	P	ERA	WHIP
George Brunet, L ERA: 4.76 (1, 1)	4.0	L	21	7	6	6	2	2	2	0	0	0	1	22	34	13.50	2.250
John Gelnar, R ERA: 3.39 (5, 1)	3.0		12	2	0	0	2	0	0	1	0	0	0	15	16	0.00	0.667
Skip Lockwood, R ERA: 9.0 (8, 1)	1.0		4	1	1	1	1	0	0	0	0	0	1	6	6	9.00	1.000

**BOTTOM**

**Seattle Pilots @ Baltimore Orioles**  
**Memorial Stadium, Baltimore, MD**  
 Wed Aug 27 1969, 7:05 PM EDT  
 Att. 8,960 - Unknown

AB	32
R	7
H	10
RBI	7
BB	3
SO	5
LOB	15

livebaseballscores.com



WP	HR	S	P	ERA	WHIP
0	0	0	0	0	0

Batter	1	2	3	4	5	6	7	8	9	10	11	AB R H RBI BB SO LOB	TOP																
Tommy Harper, R OBP: 0.366, SLG: 0.330 (1, 5)	F9		F9		6-3		6-3			K		5 0 0 0 0 1 3	<b>Seattle Pilots @ Baltimore Orioles</b> <b>Memorial Stadium, Baltimore, MD</b> Thu Aug 28 1969, 7:05 PM EDT Att: 8,118 - Unknown																
Steve Hovley, L OBP: 0.339, SLG: 0.363 (1, 9)	4-3		1B		3B			4-3		4-3		5 0 2 1 0 0 1																	
Wayne Comer, R OBP: 0.356, SLG: 0.386 (1, 8)	F2		F7		F6			K		F8		5 0 0 0 0 1 4																	
Tommy Davis, R OBP: 0.320, SLG: 0.383 (1, 7)		5-3		HR	6-3			F9			3B	5 1 2 0 0 0 1																	
Don Mincher, L OBP: 0.368, SLG: 0.465 (1, 3)		F7		HR		3-1			F7		F5	5 1 1 2 0 0 1																	
Jerry McNertney, R OBP: 0.294, SLG: 0.389 (1, 2)		K		F4		G6-3			6-3		F5	5 0 1 0 0 1 1																	
John Donaldson, L OBP: 0.340, SLG: 0.293 (1, 4)			1B	F7		G6-3			BB		4-3	4 1 1 0 1 0 2																	
Ron Clark, R OBP: 0.263, SLG: 0.241 (1, 6)			1B	1B					6-3			4 0 2 0 0 1 1																	
Fred Talbot, R OBP: 0.220, SLG: 0.316 (1, 1)			K					K				2 0 0 0 0 1 3																	
Bob Locker, S OBP: 0.167, SLG: 0.091 (6, 1)			K		FC6-4			K				1 0 0 0 0 1 0																	
Mike Hegan, L OBP: 0.426, SLG: 0.450 (10, PH)												0 0 0 0 1 0 0																	
Dooley Womack, L OBP: 0.167, SLG: 0.167 (10, 1)												0 0 0 0 0 0 0																	
<b>Inning Stats</b>	R: 0 E: 0 S: 3	H: 0 LOB: 0 BB: 0 P: 3	R: 0 E: 0 S: 5	H: 0 LOB: 0 BB: 0 P: 5	R: 1 E: 0 S: 8	H: 3 LOB: 2 BB: 0 P: 8	R: 2 E: 0 S: 6	H: 3 LOB: 1 BB: 0 P: 6	R: 0 E: 0 S: 4	H: 1 LOB: 1 BB: 0 P: 4	R: 0 E: 0 S: 3	H: 1 LOB: 0 BB: 0 P: 3	R: 0 E: 0 S: 7	H: 0 LOB: 0 BB: 0 P: 7	R: 0 E: 0 S: 5	H: 0 LOB: 0 BB: 0 P: 5	R: 0 E: 0 S: 3	H: 0 LOB: 1 BB: 1 P: 7	R: 0 E: 0 S: 5	H: 0 LOB: 1 BB: 1 P: 9	R: 0 E: 0 S: 4	H: 1 LOB: 1 BB: 0 P: 4	1B: 6 2B: 0 3B: 2 HR: 1	SF: 0 SAC: 0 DP: 1 HBP: 0	WP: 0 PB: 0 SB: 0 CS: 0	PA: 43			
<b>PITCHER</b>	IP WLS BF H R ER SO BB IBB HBP BLK WP HR S P ERA WHIP																												
Jim Palmer, R ERA: 2.02 (1, 1)	9.0	35	8	3	3	5	1	0	0	0	0	0	0	1	44	48	3.00	1.000											
Eddie Watt, R ERA: 1.57 (10, 1)	2.0	8	1	0	0	1	1	0	0	0	0	0	0	0	9	13	0.00	1.000											

livebaseballscores.com

AB	41
R	3
H	9
RBI	3
BB	2
SO	6
LOB	17



Batter	1	2	3	4	5	6	7	8	9	10	11	AB R H RBI BB SO LOB	BOTTOM															
Don Buford, S OBP: 0.394, SLG: 0.426 (1, 7)												3 0 1 0 2 0 1	Seattle Pilots @ Baltimore Orioles Memorial Stadium, Baltimore, MD Thu Aug 28 1969, 7:05 PM EDT Att: 8,118 - Unknown															
Mark Belanger, R OBP: 0.349, SLG: 0.339 (1, 6)												6 0 0 0 0 0 7																
Frank Robinson, R OBP: 0.428, SLG: 0.571 (1, 9)												4 1 1 0 2 2 2																
Boog Powell, L OBP: 0.386, SLG: 0.580 Chico Salmon, R OBP: 0.386, SLG: 0.492 (1, 3) (8, PR) (9, 3)												3 0 1 0 1 0 1 2 0 1 1 0 0 0																
Paul Blair, R OBP: 0.351, SLG: 0.522 (1, 8)												4 1 2 0 0 0 2																
Brooks Robinson, R OBP: 0.287, SLG: 0.408 (1, 5)												4 0 3 2 0 0 0																
Elrod Hendricks, L OBP: 0.331, SLG: 0.392 (1, 2)												4 0 0 0 1 1 4																
Davey Johnson, R OBP: 0.355, SLG: 0.368 (1, 4)												5 1 3 0 0 0 2																
Jim Palmer, R OBP: 0.275, SLG: 0.292 Dave May, L OBP: 0.301, SLG: 0.381 Eddie Watt, R Curt Motton, R OBP: 0.451, SLG: 0.683 (1, 1) (9, PH) (10, 1) (11, PH)												3 0 1 1 0 1 1 1 0 0 0 0 0 1 0 0 0 0 0 0 0 1 1 1 0 0 0 0																
Inning Stats	R: 0 H: 0 E: 0 K: 1 S: 5	H: 0 LOB: 0 BB: 0 P: 5	R: 0 H: 1 E: 0 K: 0 S: 3	H: 1 LOB: 0 BB: 0 P: 3	R: 1 H: 3 E: 0 K: 0 S: 5	H: 3 LOB: 1 BB: 0 P: 5	R: 1 H: 2 E: 0 K: 1 S: 7	H: 2 LOB: 1 BB: 0 P: 7	R: 0 H: 0 E: 0 K: 1 S: 5	H: 0 LOB: 1 BB: 1 P: 9	R: 1 H: 0 E: 0 K: 0 S: 3	H: 0 LOB: 1 BB: 2 P: 11		R: 0 H: 1 E: 0 K: 1 S: 4	H: 1 LOB: 1 BB: 0 P: 4	R: 0 H: 2 E: 0 K: 1 S: 7	H: 2 LOB: 2 BB: 0 P: 7	R: 0 H: 1 E: 0 K: 0 S: 4	H: 1 LOB: 2 BB: 1 P: 8	R: 0 H: 2 E: 0 K: 0 S: 4	H: 2 LOB: 2 BB: 1 P: 8	R: 1 H: 2 E: 0 K: 0 S: 4	H: 2 LOB: 2 BB: 1 P: 8	1B: 11 SF: 1 2B: 5 SAC: 2 3B: 0 DP: 2 HR: 0 HBP: 0	WP: 0 PA: 49 PB: 0 SB: 1 CS: 0			
PITCHER	IP WLS BF H R ER SO BB IBB HBP BLK WP HR S P ERA WHIP																											
Fred Talbot, R ERA: 4.25 Bob Locker, R ERA: 3.5 Dooley Womack, R ERA: 3.4	(1, 1) 5.0	(6, 1) 4.0	(10, 1) 1.2	L	(10, 1) 1.2	(10, 1) 1.2	(10, 1) 1.2	(10, 1) 1.2	(10, 1) 1.2	(10, 1) 1.2	(10, 1) 1.2	(10, 1) 1.2		(10, 1) 1.2	(10, 1) 1.2	(10, 1) 1.2	(10, 1) 1.2	(10, 1) 1.2	(10, 1) 1.2	(10, 1) 1.2	(10, 1) 1.2	(10, 1) 1.2	(10, 1) 1.2	(10, 1) 1.2	(10, 1) 1.2	(10, 1) 1.2		

AB	40
R	4
H	14
RBI	4
BB	6
SO	4
LOB	21



Batter	1	2	3	4	5	6	7	8	9	AB R H RBI BB SO LOB	TOP									
Tommy Harper, R (1, 5) OBP: 0.367, SLG: 0.330	4-0 L3 WP BB		0-0 L1-3		0-0 S 2-H 1B			0-0 5-3		3 0 1 1 1 0 0	<p>Seattle Pilots @ Detroit Tigers</p> <p>Tiger Stadium, Detroit, MI</p> <p>Fri Aug 29 1969, 7:05 PM EDT</p> <p>Att. 16,685 - Unknown</p>									
Steve Hovley, L (1, 9) OBP: 0.338, SLG: 0.380	0-0 F7		0-0 F7		0-3 K			0-0 1B		4 0 1 0 0 1 2										
Wayne Comer, R (1, 8) OBP: 0.355, SLG: 0.384	0-0 L3			0-3 K		0-0 FC6-4 1B		0-3 K		4 0 1 0 0 2 2										
Tommy Davis, R (1, 7) OBP: 0.318, SLG: 0.380	0-3 K			0-0 L6-3		0-3 K		0-0 F7		4 0 0 0 0 2 3										
Greg Goossen, R (1, 3) OBP: 0.407, SLG: 0.542		0-0 F8		0-0 FC6-4 1B		0-0 FC6-4 WP 1-2f		0-0 2B		4 0 2 0 0 0 1										
Jerry McNertney, R (1, 2) OBP: 0.294, SLG: 0.385		4-0 BB		0-0 FC6-4 1-2f		0-3 K		0-0 5-3		3 0 0 0 1 1 3										
John Donaldson, L (1, 4) OBP: 0.338, SLG: 0.289		0-0 F2		4-0 WP 1B BB		0-0 L4-3		0-3 K		3 1 0 0 1 1 2										
Ron Clark, R (1, 6) OBP: 0.256, SLG: 0.234		0-3 K		0-0 F8 1-2		0-3 K		0-3 K		4 0 0 0 0 3 3										
Steve Barber, L (1, 1) OBP: 0.353, SLG: 0.438			0-3 K		0-0 L6-3		0-3 K			1 0 0 0 0 1 0										
Jim Paoliaroni, R (5, PH) OBP: 0.325, SLG: 0.444										1 0 0 0 0 0 1										
John O'Donoghue, R (5, 1) OBP: 0.100, SLG: 0.200										0 0 0 0 0 0 0										
Mike Hegan, L (7, PH) OBP: 0.424, SLG: 0.448										1 0 0 0 0 1 0										
Dooley Womack, L (7, 1) OBP: 0.187, SLG: 0.167										0 0 0 0 0 0 0										
Skip Lockwood, R (8, 1)										0 0 0 0 0 0 0										
<b>Inning Stats</b>	R: 0 E: 0 K: 1 S: 5	H: 0 LOB: 1 BB: 1 P: 9	R: 0 E: 0 K: 1 S: 5	H: 0 LOB: 1 BB: 1 P: 9	R: 0 E: 0 K: 1 S: 5	H: 1 LOB: 1 BB: 0 P: 6	R: 1 E: 0 K: 1 S: 6	H: 1 LOB: 1 BB: 1 P: 10	R: 0 E: 0 K: 2 S: 8	H: 1 LOB: 1 BB: 0 P: 8	R: 0 E: 0 K: 2 S: 7	H: 0 LOB: 0 BB: 0 P: 7	R: 0 E: 0 K: 1 S: 6	H: 1 LOB: 1 BB: 0 P: 6	R: 0 E: 0 K: 2 S: 8	H: 1 LOB: 1 BB: 0 P: 8	1B: 4 2B: 1 3B: 0 HR: 0	SF: 0 SAC: 0 DP: 0 HBP: 0	WP: 3 PB: 0 SB: 1 CS: 0	PA: 35
<b>PITCHER</b> Mickey Lolich, L (1, 1) ERA: 2.88	IP: 9.0 WLS: W BF: 35 H: 5 R: 1 ER: 1 SO: 12 BB: 3 IBB: 0 HBP: 0 BLK: 0 WP: 3 HR: 0 S: 56 P: 68 ERA: 1.00 WHIP: 0.889											<b>PITCHER</b>	IP: WLS: BF: H: R: ER: SO: BB: IBB: HBP: BLK: WP: HR: S: P: ERA: WHIP:							

AB	32
R	1
H	5
RBI	1
BB	3
SO	12
LOB	17



livebaseballscorecards.com

Batter	1	2	3	4	5	6	7	8	9	AB	R	H	RBI	BB	SO	LOB
Mickey Stanley, R (1, 8) OBP: 0.299, SLG: 0.368	0-0 5-3		0-0 F7		0-0 6-3		0-0 6-3			4	0	0	0	0	0	2
Tom Tresh, S (1, 6) OBP: 0.291, SLG: 0.348	0-0 5-3		0-0 SF8		0-3 K		0-0 F2			3	0	0	1	0	1	0
Al Kaline, R (1, 3) OBP: 0.339, SLG: 0.439 (8, 9)	0-0 L5-3		0-0 L5-3		0-0 L5-3		0-0 1B 2B			4	1	1	0	0	0	1
Willie Horton, R (1, 7) OBP: 0.326, SLG: 0.429 Dave Campbell, R (7, PR) OBP: 0.147, SLG: 0.065 (8, 3)		0-0 F9		0-0 1B		0-0 HR	0-0 1B			4	1	3	2	0	0	0
Jim Northrup, L (1, 9) OBP: 0.342, SLG: 0.477 (8, 7)		4-0 1B BB		0-0 G4-6-3		0-0 1B S	0-0 4-3			3	0	1	0	1	0	2
Don Wert, R (1, 5) OBP: 0.309, SLG: 0.371		0-0 1B		0-0 2B 1B		0-0 1B		0-0 4-3		4	1	3	0	0	0	0
Jim Price, R (1, 2) OBP: 0.313, SLG: 0.480		0-0 G5-3		0-0 3B 2B		0-0 FC6-2-5		0-0 6-3		4	1	1	1	0	0	4
Ike Brown, R (1, 4) OBP: 0.328, SLG: 0.391			4-0 F7 BB SF8 BB		0-0 3B	0-0 F8		0-0 HR		3	2	2	2	1	0	2
Mickey Lolich, S (1, 1) OBP: 0.158, SLG: 0.087			4-0 1B BB		0-0 F9	0-0 G2		0-0 5-3		3	0	0	0	1	0	3

Inning Stats	R: 0	H: 0	E: 0	K: 0	S: 3	H: 0	LOB: 0	BB: 0	P: 3	R: 0	H: 1	E: 0	K: 0	S: 3	H: 0	LOB: 1	BB: 1	P: 7	R: 1	H: 0	E: 0	K: 0	S: 3	H: 0	LOB: 1	BB: 2	P: 11	R: 2	H: 4	E: 0	K: 0	S: 6	R: 0	H: 0	E: 0	K: 1	S: 5	H: 3	LOB: 2	BB: 0	P: 6	R: 1	H: 2	E: 0	K: 0	S: 5	H: 1	LOB: 1	BB: 0	P: 4	R: 1	H: 1	E: 0	K: 0	S: 4	H: 1	LOB: 0	BB: 0	P: 4
1B: 6	SF: 1	2B: 2	SAC: 0	3B: 1	DP: 2	HR: 2	HBP: 0	WP: 0	PA: 36																																																		


**BOTTOM**

**Seattle Pilots @ Detroit Tigers**  
Tiger Stadium, Detroit, MI

Fri Aug 29 1969, 7:05 PM EDT  
Att. 16,685 - Unknown

livebaseballscorecards.com

AB	32
R	6
H	11
RBI	6
BB	3
SO	1
LOB	14



PITCHER	IP	WLS	BF	H	R	ER	SO	BB	IBB	HBP	BLK	WP	HR	S	P	ERA	WHIP
Steve Barber, L (1, 1) ERA: 6.18	4.0	L	18	5	3	3	0	3	0	0	0	0	0	15	27	6.75	2.000
John O'Donoghue, L (5, 1) ERA: 2.78	2.0		9	3	1	1	1	0	0	0	0	0	1	11	11	4.50	1.500
Dooley Womack, R (7, 1) ERA: 3.5	1.0		5	2	1	1	0	0	0	0	0	0	0	5	5	9.00	2.000
Skip Lockwood, R (8, 1) ERA: 9.0	1.0		4	1	1	1	0	0	0	0	0	0	1	4	4	9.00	1.000

Batter	1	2	3	4	5	6	7	8	9	AB R H RBI BB SO LOB	TOP	
Tommy Harper, R (1, 5) OBP: 0.364, SLG: 0.327	0-0 5-3	0-0 6-3		0-0 P6			0-0 F3			4 0 0 0 0 0 1		
Mike Hegan, L (1, 7) OBP: 0.429, SLG: 0.456	0-0 1B		4-0 1B SF7 BB		0-0 6-3		4-0 CS BB			2 2 1 0 2 0 0		
Wayne Comer, R (1, 8) OBP: 0.357, SLG: 0.384	4-0 1B BB		0-0 FC4-6 1B		0-3 K		0-0 F8			3 0 1 0 1 1 1		
Don Mincher, L (1, 3) OBP: 0.367, SLG: 0.464	0-0 1B		0-0 SF7		0-0 P4		0-0 6-3			3 0 1 2 0 0 0		
Steve Hovley, L (1, 9) OBP: 0.332, SLG: 0.373	0-0 F2		0-0 FC4-6 1B		0-0 P6		0-0 4-3			4 1 0 0 0 0 3		
Jerry McNertney, R (1, 2) OBP: 0.293, SLG: 0.384	0-0 3-1		0-0 1B		0-3 K		0-0 P4			1 0 0 0 0 0 2		
Merritt Ranew, L (1, 2) OBP: 0.329, SLG: 0.264			1-3 1B							3 0 1 1 0 1 0		
John Donaldson, L (1, 4) OBP: 0.337, SLG: 0.289			0-0 SH5-4 1B		0-0 F8		0-0 4-3			4 0 1 0 0 0 1		
Ray Oylar, R (1, 6) OBP: 0.262, SLG: 0.271			0-0 F7		0-0 1-3		0-3 K			3 0 0 0 0 1 1		
John Geinar, R (1, 1) OBP: 0.105, SLG: 0.056			0-0 SH5-4		0-0 L7		0-0 L5			1 0 0 0 0 0 0		
John O'Donoghue, R (6, 1) OBP: 0.100, SLG: 0.200										0 0 0 0 0 0 0		
Bob Locker, S (6, 1) OBP: 0.167, SLG: 0.091										0 0 0 0 0 0 0		
Greg Goossen, R (7, PH) OBP: 0.462, SLG: 0.534										1 0 0 0 0 0 0		
Bob Meyer, R (7, 1) OBP: 0.462, SLG: 0.534										0 0 0 0 0 0 0		
Diego Segui, R (8, 1) OBP: 0.185, SLG: 0.120										0 0 0 0 0 0 0		
<b>Inning Stats</b>	R: 1 H: 2 E: 0 LOB: 2 K: 0 BB: 1 S: 5 P: 9	R: 0 H: 1 E: 0 LOB: 1 K: 0 BB: 0 S: 4 P: 4	R: 2 H: 2 E: 0 LOB: 1 K: 0 BB: 1 S: 5 P: 9	R: 0 H: 0 E: 0 LOB: 0 K: 0 BB: 0 S: 3 P: 3	R: 0 H: 0 E: 0 LOB: 0 K: 1 BB: 0 S: 5 P: 5	R: 0 H: 0 E: 0 LOB: 0 K: 1 BB: 0 S: 5 P: 5	R: 0 H: 0 E: 0 LOB: 0 K: 1 BB: 0 S: 5 P: 5	R: 0 H: 0 E: 0 LOB: 0 K: 1 BB: 0 S: 5 P: 5	R: 0 H: 0 E: 0 LOB: 0 K: 0 BB: 1 S: 2 P: 6	R: 0 H: 0 E: 0 LOB: 0 K: 0 BB: 0 S: 3 P: 3	1B: 4 SF: 1 2B: 0 SAC: 1 3B: 1 DP: 0 HR: 0 HBP: 0	WP: 0 PA: 34 PB: 0 SB: 1 CS: 1
<b>PITCHER</b> Denny McLain, R (1, 1) ERA: 2.74	IP WLS BF H R ER SO BB IBB HBP BLK WP HR S P ERA WHIP											
	9.0 W 34 5 3 3 3 3 3 0 0 0 0 0 0 37 49 3.00 0.889											

Seattle Pilots @ Detroit Tigers  
Tiger Stadium, Detroit, MI  
Sat Aug 30 1969, 4:33 AM EDT  
Att: 17,550 - Unknown

livebaseballscorecards.com





BOTTOM

Seattle Pilots @ Detroit Tigers  
Tiger Stadium, Detroit, MI  
Sat Aug 30 1969, 4:33 AM EDT  
Att. 17,550 - Unknown

livebaseballscorecards.com

AB	29
R	4
H	10
RBI	4
BB	5
SO	3
LOB	11



WP:	0	PA:	35
PB:	0		
SB:	0		
CS:	0		

AB	R	H	RBI	BB	SO	LOB
4	0	1	0	0	0	1
3	0	0	0	1	0	2
4	2	3	0	0	0	0
3	0	0	0	1	0	3
3	2	2	2	1	0	0
2	0	0	0	0	0	0
1	0	1	1	0	0	0
1	0	0	0	0	1	0
3	0	1	1	1	0	0
3	0	2	0	1	1	1
2	0	0	0	0	1	4
1B:	5	SF:	0			
2B:	5	SAC:	1			
3B:	0	DP:	3			
HR:	1	HBP:	0			

Batter	1	2	3	4	5	6	7	8	9
Mickey Stanley, R (1, 8) OBP: 0.298, SLG: 0.369	0-0 L6 2B		0-0 5-3		0-0 6-3		0-0 F9		
Tom Tresh, S (1, 6) OBP: 0.291, SLG: 0.345	0-0 L6 2-3		0-0 P3		0-0 4-3		4-0 1B BB		
Jim Northrup, L (1, 9) OBP: 0.346, SLG: 0.482	0-0 BB 2B 1B		0-0 4-3		0-0 1B 2B		0-0 1-3 G4-6-3 1B		
Norm Cash, L (1, 3) OBP: 0.355, SLG: 0.442	4-0 1-2 2B BB			0-0 3-1		0-0 F5	0-0 G4-6-3 1-2f		
Willie Horton, R (1, 7) OBP: 0.330, SLG: 0.441	0-0 1-H 2-H 2B			0-0 HR		4-0 1B 2B BB		0-0 4-3	
Tom Matchick, L (1, 4) OBP: 0.296, SLG: 0.315		0-0 6-3		0-0 6-3		0-0 2B 1B		0-3 K	
Al Kaline, R (6, PH) OBP: 0.340, SLG: 0.441						1-2 2-H			
Dick Tracewski, R (7, 4) OBP: 0.287, SLG: 0.167									
Bill Freehan, R (1, 2) OBP: 0.343, SLG: 0.414		0-0 F8		0-0 L6		0-0 1-3 2-H 2B		4-0 BB	
Don Wert, R (1, 5) OBP: 0.314, SLG: 0.374					0-0 6-3 SH3-4 1B	4-0 G4-6-3 IBB		0-3 K	
Denny McLain, R (1, 1) OBP: 0.183, SLG: 0.159					0-0 SH3-4	0-0 G4-6-3			
					1-2	1-2f			

Inning	R	H	E	K	S	R	H	E	K	S	R	H	E	K	S	R	H	E	K	S	R	H	E	K	S
1	1	3	0	4	8	0	1	0	1	6	1	0	0	3	3	0	1	0	0	0	0	0	0	0	0
2	0	0	0	1	6	0	0	0	0	0	0	0	0	0	0	0	0	0	0	0	0	0	0	0	0
3	0	0	0	0	3	0	0	0	0	0	1	1	0	4	0	0	0	0	0	0	0	0	0	0	0
4	1	1	0	0	4	1	0	0	0	4	0	0	0	0	0	0	0	0	0	0	0	0	0	0	0
5	0	0	0	0	4	0	0	0	0	4	0	0	0	0	0	0	0	0	0	0	0	0	0	0	0
6	2	3	0	0	5	0	0	0	0	5	0	0	0	0	0	0	0	0	0	0	0	0	0	0	0
7	0	1	0	0	7	0	0	0	0	7	0	0	0	0	0	0	0	0	0	0	0	0	0	0	0
8	0	0	0	0	7	0	0	0	0	7	0	0	0	0	0	0	0	0	0	0	0	0	0	0	0
9	0	0	0	0	11	0	0	0	0	11	0	0	0	0	0	0	0	0	0	0	0	0	0	0	0

PITCHER	IP	WLS	BF	H	R	ER	SO	BB	IBB	HBP	BLK	WP	HR	S	P	ERA	WHIP
John Gelnar, R (1, 1) ERA: 3.4	5.0		20	6	2	2	1	1	0	0	0	0	1	21	25	3.60	1.400
John O'Donoghue, L (6, 1) ERA: 3.09	0.1	L	3	1	2	2	0	1	0	0	0	0	0	2	6	54.00	6.000
Bob Locker, R (6, 1) ERA: 3.47	0.2		4	2	0	0	0	0	1	0	0	0	0	3	7	0.00	3.000
Bob Meyer, L (7, 1) ERA:	1.0		4	1	0	0	0	1	0	0	0	0	0	3	7	0.00	2.000
Diego Segui, R (8, 1) ERA: 3.74	1.0		4	0	0	0	2	1	0	0	0	0	0	7	11	0.00	1.000

PITCHER	IP	WLS	BF	H	R	ER	SO	BB	IBB	HBP	BLK	WP	HR	S	P	ERA	WHIP
John Gelnar, R (1, 1) ERA: 3.4	5.0		20	6	2	2	1	1	0	0	0	0	1	21	25	3.60	1.400
John O'Donoghue, L (6, 1) ERA: 3.09	0.1	L	3	1	2	2	0	1	0	0	0	0	0	2	6	54.00	6.000
Bob Locker, R (6, 1) ERA: 3.47	0.2		4	2	0	0	0	0	1	0	0	0	0	3	7	0.00	3.000
Bob Meyer, L (7, 1) ERA:	1.0		4	1	0	0	0	1	0	0	0	0	0	3	7	0.00	2.000
Diego Segui, R (8, 1) ERA: 3.74	1.0		4	0	0	0	2	1	0	0	0	0	0	7	11	0.00	1.000

Batter	1	2	3	4	5	6	7	8	9	AB R H RBI BB SO LOB	TOP
Gus Gil, R OBP: 0.266, SLG: 0.244 (1, 5) X	0-0 1-3	0-0 PO	0-0 1B G3 1B		0-0 P6		0-0 6-3			4 0 1 0 0 0 0	<b>Seattle Pilots @ Detroit Tigers</b> <b>Tiger Stadium, Detroit, MI</b> Sun Aug 31 1969, 4:33 AM EDT Att. 16,485 - Unknown
Mike Hegan, L OBP: 0.426, SLG: 0.453 (1, 7) X	0-0 BB 2B 1B		0-0 G3 1-2		0-0 4-3		0-0 L9			4 1 1 0 0 0 1	
Wayne Comer, R OBP: 0.358, SLG: 0.385 (1, 8) X	0-0 F3		0-0 1B		0-0 1B S		0-0 F9			4 0 2 0 0 0 1	
Don Mincher, L OBP: 0.368, SLG: 0.461 (1, 3) B B B	4-0 1-2 2B BB		0-0 F5 1B		4-0 1-2 1B BB		0-0 6-3			2 1 0 0 2 0 2	
Steve Hovley, L OBP: 0.339, SLG: 0.382 (1, 9) X	0-0 1-H 2-H 2B		4-0 IBB		0-0 1-2 2-H 1B		0-3 K			3 0 2 2 1 1 0	
Jerry McNertney, R OBP: 0.292, SLG: 0.382 (1, 2) X		0-0 PO 1B 1B	0-3 K		0-0 5-3		0-0 P6			4 0 1 0 0 1 3	
John Donaldson, L OBP: 0.340, SLG: 0.292 (1, 4) X		0-0 1-2 1B		0-0 F7		0-0 G5-4-3 1B		0-0 4-3		4 0 2 0 0 0 0	
Ray Oyler, R OBP: 0.260, SLG: 0.269 (1, 6) X		0-3 K		0-0 1-3		0-0 G5-4-3 1-2f		0-3 K		2 0 0 0 0 1 2	
Greg Goossen, R OBP: 0.398, SLG: 0.527 (6, PH) X		0-3 K		0-3 K						1 0 0 0 0 0 1	
Ron Clark, R OBP: 0.255, SLG: 0.233 (6, 6) X										1 0 0 0 0 1 0	
Gene Brabender, R OBP: 0.167, SLG: 0.190 (1, 1) X		0-3 K		0-3 K			0-0 4-3			2 0 0 0 0 2 2	
Bob Locker, S OBP: 0.167, SLG: 0.091 (6, 1) X										0 0 0 0 0 0 0	
Merritt Ranew, L OBP: 0.325, SLG: 0.260 (7, PH) X										1 0 0 0 0 0 0	
Diego Segui, R OBP: 0.185, SLG: 0.120 (7, 1) X										0 0 0 0 0 0 0	
<b>Inning Stats</b>	R: 2 E: 0 K: 0 S: 4 H: 2 LOB: 1 BB: 1 P: 8	R: 0 E: 0 K: 2 S: 8 H: 2 LOB: 1 BB: 0 P: 8	R: 0 E: 0 K: 1 S: 7 H: 2 LOB: 3 BB: 1 P: 11	R: 0 E: 0 K: 1 S: 5 H: 0 LOB: 0 BB: 0 P: 5	R: 0 E: 0 K: 0 S: 4 H: 2 LOB: 2 BB: 1 P: 8	R: 0 E: 0 K: 0 S: 3 H: 1 LOB: 0 BB: 0 P: 3	R: 0 E: 0 K: 0 S: 3 H: 0 LOB: 0 BB: 0 P: 3	R: 0 E: 0 K: 1 S: 5 H: 0 LOB: 0 BB: 0 P: 5	R: 0 E: 0 K: 1 S: 5 H: 0 LOB: 0 BB: 0 P: 5	1B: 8 2B: 1 3B: 0 HR: 0 SF: 0 SAC: 0 DP: 1 HBP: 0	WP: 0 PA: 36 PB: 0 SB: 1 CS: 0
<b>PITCHER</b> Earl Wilson, R ERA: 3.17 (1, 1)	IP 9.0 WLS W BF 35 H 9 R 2 ER 2 SO 6 BB 2 IBB 1 HBP 0 BLK 0 WP 0 HR 0 S 44 P 56 ERA 2.00 WHIP 1.222	<b>PITCHER</b> IP WLS BF H R ER SO BB IBB HBP BLK WP HR S P ERA WHIP									

livebaseballscorecards.com

<b>AB</b>	32
<b>R</b>	2
<b>H</b>	9
<b>RBI</b>	2
<b>BB</b>	3
<b>SO</b>	6
<b>LOB</b>	12



Batter	1	2	3	4	5	6	7	8	9
Mickey Stanley, R (1, 8) OBP: 0.295, SLG: 0.365	0-0 5-3		0-0 F8		0-0 E6	0-0 F8		0-3 K	
Tom Tresh, S (1, 6) OBP: 0.290, SLG: 0.344	0-0 4-3			0-0 P4	0-0 1B		0-0 F2		
Jim Northrup, L (1, 9) OBP: 0.347, SLG: 0.481	0-0 4-3			0-0 HR 1B	0-3 K		4-0 FC4-6 BB		
Norm Cash, L (1, 3) OBP: 0.354, SLG: 0.438		0-0 F2		4-0 HR BB	0-3 K		0-3 K		
Dave Campbell, R (8, 3) OBP: 0.147, SLG: 0.065									
Willie Horton, R (1, 7) OBP: 0.331, SLG: 0.457		0-0 E7		0-0 HR		0-0 HR	0-0 FC4-6		
Tom Matchick, L (1, 4) OBP: 0.291, SLG: 0.309		0-0 F9		0-3 K		0-3 K		0-0 1-3	
Bill Freehan, R (1, 2) OBP: 0.340, SLG: 0.410		0-0 F8		0-0 5-3		0-0 P6		0-0 E7 1B	
Don Wert, R (1, 5) OBP: 0.318, SLG: 0.386			4-0 BB		0-3 K	0-0 HR		0-0 1B	
Earl Wilson, R (1, 1) OBP: 0.238, SLG: 0.143			0-0 G5-4-3		4-0 BB	0-0 1B		0-0 L4	

Inning Stats	R: 0	H: 0	E: 0	K: 0	S: 3	LOB: 0	BB: 0	P: 3	R: 0	H: 0	E: 1	K: 0	S: 4	LOB: 1	BB: 0	P: 4	R: 0	H: 0	E: 0	K: 0	S: 2	LOB: 0	BB: 1	P: 6	R: 3	H: 2	E: 0	K: 1	S: 7	LOB: 0	BB: 1	P: 11	R: 1	H: 1	E: 1	K: 3	S: 11	LOB: 2	BB: 1	P: 15	R: 2	H: 3	E: 0	K: 1	S: 8	LOB: 1	BB: 0	P: 8	R: 0	H: 0	E: 0	K: 1	S: 5	LOB: 1	BB: 1	P: 9	R: 1	H: 1	E: 1	K: 1	S: 7	LOB: 1	BB: 0	P: 7
	0	0	0	0	3	0	0	3	0	0	1	0	4	0	1	0	4	0	0	0	0	2	0	1	6	3	2	0	1	11	1	1	1	3	11	2	3	0	1	8	0	0	0	1	9	1	1	1	1	7														

PITCHER										PITCHER																																								
IP	WLS	BF	H	R	ER	SO	BB	IBB	HBP	BLK	WP	HR	S	P	ERA	WHIP	IP	WLS	BF	H	R	ER	SO	BB	IBB	HBP	BLK	WP	HR	S	P	ERA	WHIP																	
Gene Brabender, R (1, 1) ERA: 4.36	5.2	L	26	5	6	5	5	3	0	0	0	3	33	45	7.94	1.412	Bob Locker, R (6, 1) ERA: 3.46	0.1		2	1	0	0	0	0	0	0	0	0	2	2	0.00	3.000	Diego Segui, R (7, 1) ERA: 3.67	2.0		9	1	1	0	2	1	0	0	0	0	12	16	0.00	1.000

**BOTTOM**


**Seattle Pilots @ Detroit Tigers**  
Tiger Stadium, Detroit, MI

Sun Aug 31 1969, 4:33 AM EDT  
Att. 16,485 - Unknown

AB	R	H	RBI	BB	SO	LOB
5	0	0	0	0	1	3
4	0	1	1	0	0	0
3	1	1	0	1	1	2
3	1	0	0	1	2	3
0	0	0	0	0	0	0
4	2	2	4	0	0	1
4	0	0	0	0	2	1
4	1	0	0	0	0	1
3	1	2	2	1	1	0
3	1	1	0	1	0	2

livebaseballscorecards.com

AB	33
R	7
H	7
RBI	7
BB	4
SO	7
LOB	13



WP: 0	PA: 37
PB: 0	
SB: 0	
CS: 0	

Batter	1	2	3	4	5	6	7	8	9	AB R H RBI BB SO LOB	TOP													
Tommy Harper, R (1, 5) OBP: 0.362, SLG: 0.325	0-0 F7		0-0 SH1	0-0 6-3			0-0 1-3			3 0 0 0 0 0 2	<b>Seattle Pilots @ New York Yankees</b> Yankee Stadium, Bronx, NY Mon Sep 01 1969, 3:33 AM EDT Unknown - 90 F													
Mike Hegan, L (1, 9) OBP: 0.424, SLG: 0.450	0-3 K		0-0 E4			0-0 F8	0-0 1B			4 0 1 0 0 1 1														
Sandy Valdespino, L (1, 7) John O'Donoghue, R (7, 1) Bob Locker, S (7, 1) Miguel Fuentes, R (8, 1)	0-0 1B		0-0 FC5-4			0-0 F7	0-0 4-3			4 0 1 1 0 0 2 0														
Steve Hovley, L (1, 8) OBP: 0.346, SLG: 0.389	0-0 1-2		0-0 1-2			0-0 1B	0-0 1-3			4 0 3 0 0 0 0														
Don Mincher, L (1, 3) OBP: 0.364, SLG: 0.456	0-3 K		0-0 F7			0-0 G3	0-0 5-3			4 0 0 0 0 1 5														
Jim Pajliaroni, R (1, 2) OBP: 0.315, SLG: 0.429		0-0 6-3		0-3 K		0-0 6-3	0-0 F7			4 0 0 0 0 1 0														
John Donaldson, L (1, 4) OBP: 0.338, SLG: 0.296		0-0 1-3		0-0 FC1-5		0-0 F8	0-0 F8			4 0 1 0 0 0 0														
Ray Oyler, R (1, 6) Greg Goossen, R (9, PH) OBP: 0.393, SLG: 0.520	0-0 1-3		0-0 E5			0-0 F7	0-3 K			3 0 0 0 0 0 1 1 0 0 0 0 1 0														
George Brunet, R (1, 1) Wayne Comer, R (7, PH) OBP: 0.356, SLG: 0.383		4-0 E	0-0 SH1	0-0 FC1-5		0-0 F8	0-0 5-3			1 1 0 0 1 0 2 2 0 0 0 0 0 0														
<b>Inning Stats</b>	R: 0 E: 0 K: 2 S: 9	H: 2 LOB: 2 BB: 0 P: 9	R: 0 E: 0 K: 0 S: 3	H: 0 LOB: 0 BB: 0 P: 3	R: 1 E: 1 K: 0 S: 5	H: 1 LOB: 2 BB: 1 P: 9	R: 0 E: 1 K: 1 S: 7	H: 1 LOB: 2 BB: 0 P: 7	R: 0 E: 0 K: 1 S: 4	H: 0 LOB: 0 BB: 0 P: 4		R: 0 E: 0 K: 0 S: 3	H: 0 LOB: 0 BB: 0 P: 3	R: 0 E: 0 K: 0 S: 4	H: 1 LOB: 1 BB: 0 P: 4	R: 0 E: 0 K: 0 S: 3	H: 1 LOB: 1 BB: 0 P: 4	R: 0 E: 0 K: 0 S: 3	H: 0 LOB: 0 BB: 0 P: 3	R: 0 E: 0 K: 1 S: 5	H: 0 LOB: 0 BB: 0 P: 5	1B: 5 2B: 1 3B: 0 HR: 0	SF: 0 SAC: 1 DP: 0 HBP: 0	WP: 0 PB: 0 SB: 0 CS: 0
<b>PITCHER</b> Mel Stottlemyre, R (1, 1) ERA: 2.7	IP: 9.0 WLS: W BF: 36 H: 6 R: 1 ER: 0 SO: 4 BB: 1 IBB: 0 HBP: 0 BLK: 0 WP: 0 HR: 0 S: 43 P: 47 ERA: 0.00 WHIP: 0.778											<b>PITCHER</b>	IP: 9.0 WLS: W BF: 36 H: 6 R: 1 ER: 0 SO: 4 BB: 1 IBB: 0 HBP: 0 BLK: 0 WP: 0 HR: 0 S: 43 P: 47 ERA: 0.00 WHIP: 0.778											

livebaseballscorecards.com

<b>AB</b>	34
<b>R</b>	1
<b>H</b>	6
<b>RBI</b>	1
<b>BB</b>	1
<b>SO</b>	4
<b>LOB</b>	13



Batter	1	2	3	4	5	6	7	8	9	AB	R	H	RBI	BB	SO	LOB
Horace Clarke, S OBP: 0.354, SLG: 0.378 (1, 4)	0-0 L6		0-0 2B		0-0 1B		0-0 1B	4-0 BB		4	2	3	0	1	0	0
Gene Michael, S OBP: 0.342, SLG: 0.380 (1, 6)	0-0 6-3		0-0 6-3		0-0 F7		0-0 1B	0-0 FC6-4		5	1	1	0	0	0	3
Roy White, S OBP: 0.410, SLG: 0.455 (1, 7)	0-0 2B		0-0 P6		0-0 WP		0-0 1B	0-3 K		5	0	3	3	0	1	2
Frank Fernandez, R OBP: 0.404, SLG: 0.441 (1, 2)	0-0 5-3		0-0 6-3		4-0 1B		0-3 K			3	0	0	0	1	1	3
Bobby Murcer, L OBP: 0.315, SLG: 0.449 (1, 9)		0-0 HR		0-0 HR	0-3 K		4-0 BB			3	2	2	2	1	1	2
Ron Woods, R OBP: 0.286, SLG: 0.267 (1, 8)		0-0 F9		0-3 K		0-0 5-3	0-0 FC5-2-5			4	0	0	0	0	1	2
Jerry Kenney, L OBP: 0.322, SLG: 0.300 (1, 5)		0-0 5-3		0-0 1-3		0-0 B1	4-0 IBB			3	0	0	0	1	0	0
Len Boehmer, R OBP: 0.243, SLG: 0.206 (1, 3)		0-0 E7		0-0 F7		0-0 F7	0-0 F8			4	0	1	0	0	0	3
Mel Stottlemyre, R OBP: 0.263, SLG: 0.227 (1, 1)		0-0 F4		0-3 K		4-0 BB	0-3 K			3	1	0	0	1	2	1

Inning Stats	R: 0	H: 1	E: 0	K: 0	S: 4	LOB: 1	BB: 0	P: 4	R: 1	H: 2	E: 1	K: 0	S: 5	LOB: 1	BB: 0	P: 5	R: 0	H: 1	E: 0	K: 0	S: 4	LOB: 1	BB: 0	P: 4	R: 1	H: 1	E: 0	K: 1	S: 6	LOB: 0	BB: 0	P: 6	R: 1	H: 2	E: 1	K: 2	S: 9	LOB: 2	BB: 1	P: 13	R: 0	H: 0	E: 0	K: 0	S: 3	LOB: 0	BB: 0	P: 3	R: 3	H: 3	E: 0	K: 1	S: 8	LOB: 3	BB: 3	P: 20	R: 0	H: 0	E: 0	K: 2	S: 7	LOB: 1	BB: 1	P: 11
--------------	------	------	------	------	------	--------	-------	------	------	------	------	------	------	--------	-------	------	------	------	------	------	------	--------	-------	------	------	------	------	------	------	--------	-------	------	------	------	------	------	------	--------	-------	-------	------	------	------	------	------	--------	-------	------	------	------	------	------	------	--------	-------	-------	------	------	------	------	------	--------	-------	-------

PITCHER																	1B	2B	3B	HR	SF	SAC	DP	HBP	WP	HR	S	P	ERA	WHIP
George Brunet, L ERA: 4.75 (1, 1)	6.0	WLS	BF	H	R	ER	SO	BB	IBB	HBP	BLK	WP	HR	S	P	ERA	WHIP	5	3	0	0	1	39	4.50	1.333					
John O'Donoghue, L ERA: 3.4 (7, 1)	0.1		6	3	3	2	1	2	0	0	0	0	0	6	14	54.00	15.000	3	0	0	0	0	0	0	0					
Bob Locker, R ERA: 3.43 (7, 1)	0.2		3	0	0	0	0	0	1	0	0	0	0	2	6	0.00	0.000	0	0	0	0	0	0	0	0					
Miguel Fuentes, R ERA: (8, 1)	1.0		4	0	0	0	2	1	0	0	0	0	0	7	11	0.00	1.000	0	0	0	0	0	0	0	0					

**BOTTOM**

**Seattle Pilots @ New York Yankees**  
 Yankee Stadium, Bronx, NY  
 Mon Sep 01 1969, 3:33 AM EDT  
 Unknown - 90 F

livebaseballscorecards.com

AB	34
R	6
H	10
RBI	5
BB	5
SO	6
LOB	16



Batter	1	2	3	4	5	6	7	8	9	10	11	12	13	AB R H RBI BB SO LOB	TOP											
Tommy Harper, R OBP: 0.362, SLG: 0.322 (1, 5)	F8		F7			F5			SH1 1B BB		F9		1B HR IBB	4 2 0 0 2 0 0	<b>Seattle Pilots @ New York Yankees</b> Yankee Stadium, Bronx, NY Mon Sep 01 1969, 3:38 AM EDT Att. 15,387 - Overcast - 92 F  livebaseballscorecards.com											
Steve Hovley, L OBP: 0.343, SLG: 0.384 (1, 8)	6-3			B1			P2		SH1		3-1		HR 1B	5 1 1 1 0 0 0												
Wayne Comer, R OBP: 0.356, SLG: 0.383 Mike Hegan, L OBP: 0.426, SLG: 0.464 (9, PH) (9, 9)	F7			F7			PB 1B 1B						HR	3 0 1 0 0 0 0 3 1 2 4 0 1 0												
Danny Walton, R (1, 7)		K		F8			P6		F7			6-3	F7	6 0 0 0 0 1 2												
Greg Goossen, R OBP: 0.394, SLG: 0.506 (1, 3)		F2				K		PB 1B	P6					4 0 1 0 1 1 1												
Gus Gil, R OBP: 0.265, SLG: 0.244 Diego Segui, R OBP: 0.165, SLG: 0.120 Sandy Valdespino, L OBP: 0.321, SLG: 0.274 Dooley Womack, L OBP: 0.167, SLG: 0.167 (1, 4) (10, 1) (12, PH) (12, 1)		FC6 1B				1-3		P5		F3		P3		4 0 1 0 0 0 2 0 0 0 0 0 0 0 1 0 0 0 0 0 1 0 0 0 0 0 0 0												
Jerry McNertney, R OBP: 0.288, SLG: 0.376 (1, 2)	FC6			P6				F8		F7			L5	5 0 0 0 0 0 1												
Ron Clark, R OBP: 0.253, SLG: 0.232 (1, 6)			K			F8		6-3		6-3			5-3 1B 1B	5 1 1 0 0 1 0												
Bob Meyer, R John Donaldson, L OBP: 0.336, SLG: 0.293 (1, 1) (10, 4)			K			K		K			4-3		5-3	3 0 0 0 0 3 0 2 0 0 0 0 0 1												
<b>Inning Stats</b>	R: 0 E: 0 K: 0 S: 3	H: 0 LOB: 0 BB: 0 P: 3	R: 0 E: 0 K: 1 S: 6	H: 1 LOB: 1 BB: 0 P: 6	R: 0 E: 0 K: 2 S: 7	H: 0 LOB: 0 BB: 0 P: 7	R: 0 E: 0 K: 0 S: 3	H: 0 LOB: 0 BB: 0 P: 3	R: 0 E: 0 K: 1 S: 5	H: 0 LOB: 0 BB: 0 P: 5	R: 0 E: 0 K: 1 S: 5	H: 2 LOB: 2 BB: 0 P: 5	R: 0 E: 0 K: 1 S: 5	H: 0 LOB: 0 BB: 0 P: 5		R: 1 E: 0 K: 0 S: 4	H: 1 LOB: 1 BB: 1 P: 8	R: 0 E: 0 K: 0 S: 3	H: 0 LOB: 0 BB: 0 P: 3	R: 0 E: 0 K: 1 S: 5	H: 0 LOB: 1 BB: 1 P: 9	R: 0 E: 0 K: 0 S: 6	H: 3 LOB: 0 BB: 1 P: 10	1B: 6 2B: 0 3B: 0 HR: 1	SF: 0 SAC: 1 DP: 0 HBP: 0	WP: 0 PA: 49 PB: 1 SB: 0 CS: 0
<b>PITCHER</b>	IP WLS BF H R ER SO BB IBB HBP BLK WP HR S P ERA WHIP															IP WLS BF H R ER SO BB IBB HBP BLK WP HR S P ERA WHIP										
Mike Kekich, L ERA: 5.24 (1, 1)	8.1															8.1										
Lindy McDaniel, R ERA: 3.27 (9, 1)	3.2															3.2										
Steve Hamilton, L ERA: 3.54 (13, 1)	1.0														1.0											



Batter	1	2	3	4	5	6	7	8	9	10	11	12	13	AB R H RBI BB SO LOB
Horace Clarke, S OBP: 0.354, SLG: 0.378 (1, 4)	0-0 5-3		0-0 1-3 1B		0-0 F8			0-0 SH SF8 1B		0-0 F9			0-0 F6	6 1 2 0 0 0 0
Gene Michael, S OBP: 0.340, SLG: 0.377 (1, 6)	0-0 FC5-4 1B		0-0 5-3		0-0 P3			0-0 SH SF8 1-3		0-0 4-3			0-0 F8	5 0 1 0 0 0 2
Roy White, S OBP: 0.406, SLG: 0.449 (1, 7)	0-0 FC5-4 1-2		0-0 F7			0-0 5-3		0-0 SF8 1-2 3-H		4-0 CS BB			0-0 3-1	4 0 0 1 1 0 3
Frank Fernandez, R OBP: 0.398, SLG: 0.432 (1, 9)	0-3 K			0-3 K		0-0 F8		0-0 F7		0-0 CS	0-0 G3			4 0 0 0 0 2 2
Ron Woods, R OBP: 0.286, SLG: 0.267 (9, 8)										1-2				0 0 0 0 0 0 0
Jimmie Hall, L OBP: 0.287, SLG: 0.347 (11, PH) (12, 8)														1 0 0 0 0 0 0
Bobby Murcer, L OBP: 0.314, SLG: 0.445 (1, 8) (9, 9)		0-3 K		4-0 E BB		0-3 K		0-0 L9			0-0 3-1			4 0 0 0 1 2 1
Len Boehmer, R OBP: 0.228, SLG: 0.192 (1, 3)		0-0 4-3		0-0 E4 FC6 1-3			0-0 5-3		0-0 F7		0-3 K			5 0 0 0 0 1 1
Jerry Kenney, L OBP: 0.320, SLG: 0.297 (1, 5)		0-0 F8		0-3 K			0-0 F8		4-0 FC5-6 BB		0-0 4-3			4 0 0 0 1 1 2
Jake Gibbs, L OBP: 0.298, SLG: 0.294 (1, 2)			0-0 F5	0-0 FC6 1-2			0-0 E1		0-0 FC5-6 1-2		0-0 4-3			5 0 0 0 0 0 3
Mike Kekich, R OBP: 0.133, SLG: 0.200 (1, 1)			0-0 F5		0-0 6-3		0-0 P6		0-0 5-4-3		0-0 G3			3 0 1 0 0 0 1
Lindy McDaniel, R (9, 1)														1 0 0 0 0 0 1
Tom Shopay, L OBP: 0.133, SLG: 0.172 (12, PH)			1B WP 1B											1 0 0 0 0 0 0
Steve Hamilton, L (13, 1)														0 0 0 0 0 0 0

Inning Stats	R: 0	H: 1	E: 0	LOB: 1	K: 1	BB: 0	S: 6	P: 6
	R: 0	H: 0	E: 0	LOB: 0	K: 1	BB: 0	S: 5	P: 5
	R: 0	H: 2	E: 0	LOB: 2	K: 0	BB: 0	S: 5	P: 5
	R: 0	H: 0	E: 1	LOB: 2	K: 2	BB: 1	S: 8	P: 12
	R: 0	H: 0	E: 0	LOB: 0	K: 0	BB: 0	S: 3	P: 3
	R: 0	H: 0	E: 0	LOB: 0	K: 1	BB: 0	S: 5	P: 5
	R: 0	H: 0	E: 0	LOB: 1	K: 0	BB: 1	S: 3	P: 7
	R: 0	H: 0	E: 0	LOB: 0	K: 0	BB: 1	S: 2	P: 6
	R: 0	H: 0	E: 0	LOB: 0	K: 0	BB: 0	S: 3	P: 3
	R: 0	H: 0	E: 0	LOB: 0	K: 0	BB: 0	S: 3	P: 3
	R: 0	H: 0	E: 0	LOB: 0	K: 0	BB: 0	S: 3	P: 3
	R: 0	H: 0	E: 0	LOB: 0	K: 0	BB: 0	S: 3	P: 3
	R: 0	H: 0	E: 0	LOB: 0	K: 0	BB: 0	S: 3	P: 3
	R: 0	H: 0	E: 0	LOB: 0	K: 0	BB: 0	S: 3	P: 3

PITCHER	IP	WLS	BF	H	R	ER	SO	BB	IBB	HBP	BLK	WP	HR	S	P	ERA	WHIP
Bob Meyer, L ERA: 0.00 (1, 1)	9.0		36	4	1	0	5	2	0	0	0	1	0	44	52	0.00	0.667
Diego Segui, R ERA: 3.61 (10, 1)	2.0		6	0	0	0	1	1	0	0	0	0	0	7	11	0.00	0.500
Dooley Womack, R ERA: 3.38 (12, 1)	2.0	W	6	0	0	0	0	0	0	0	0	0	0	6	6	0.00	0.000

**BOTTOM**

**Seattle Pilots @ New York Yankees**  
 Yankee Stadium, Bronx, NY  
 Mon Sep 01 1969, 3:38 AM EDT  
 Att: 15,387 - Overcast - 92 F

livebaseballscorecards.com

AB	43
R	1
H	4
RBI	1
BB	3
SO	6
LOB	16



WP: 1	PA: 49
PB: 0	
SB: 0	
CS: 1	

Batter	1	2	3	4	5	6	7	8	9	10	11	12	13	14	15	AB R H RBI BB SO LOB	TOP																		
<b>Tommy Harper, R</b> OBP: 0.361, SLG: 0.321	(1, 5) S 0-3 K		X 0-0 1-3		X 0-0 L5			X 0-0 F2		X 0-0 CS 1B			X 0-0 F4		X 0-0 1-3 SH1 1B	7 0 2 0 0 1 1																			
<b>Steve Hovley, L</b> OBP: 0.339, SLG: 0.376	(1, 8) X 0-0 G3		X 0-0 L6			0-3 K		X 0-0 6-3		0-3 K			0-0 CS BB		X 0-0 SH1	5 0 0 0 1 2 1																			
<b>Wayne Comer, R</b> OBP: 0.355, SLG: 0.382	(1, 9) S 0-3 K			X 0-0 6-3		4-0 BB		X 0-0 F8			0-3 K		X 0-0 1-2 2B		X 0-0 1-3	6 0 1 0 1 2 1																			
<b>Danny Walton, R</b> OBP: 0.154, SLG: 0.385	(1, 7)	X 0-0 3B 1B			X 0-3 K		X 0-0 F9		X 0-0 HR		X 0-0 5-3		S 0-3 K		X 0-0 F9	7 2 2 1 0 2 3																			
<b>Greg Goossen, R</b> OBP: 0.408, SLG: 0.549	(1, 3)	X 0-0 1B			X 0-0 2B		0-3 K		4-0 1B BB					X 0-0 4-3 1B 2B		3 1 2 1 1 1 1 2 1 1 0 0 0 0																			
<b>Mike Hegan, L</b> OBP: 0.427, SLG: 0.469	(9, PR) (9, 3)	1-H WP 3B			X 0-0 6-3																														
<b>Jerry McNertney, R</b> OBP: 0.286, SLG: 0.372	(1, 2)	S 0-3 K		X 0-0 6-3			X 0-0 5-3		X 0-0 1B				X 0-0 5-3		X 0-0 G3	6 0 1 0 0 1 2																			
<b>John Donaldson, L</b> OBP: 0.336, SLG: 0.294	(1, 4)	X 0-0 5-3			X 0-0 SH3-4 1B		X 0-0 L7		S 0-3 K				X 0-0 FC5-4 1B		X 0-0 4-3	6 0 2 0 0 1 3																			
<b>Ron Clark, R</b> OBP: 0.246, SLG: 0.224	(1, 6)	X 0-0 P4			X 0-0 F4		X 0-0 F4		S 0-3 K				X 0-0 FC5-4		X 0-0 FC4 1B	5 0 0 0 0 1 4 1 0 1 1 0 0 0 0 0 0 0 0 0 0																			
<b>Merritt Ranew, L</b> OBP: 0.333, SLG: 0.270	(14, PH)												X 0-0 G3		X 0-0 FC4																				
<b>Ray Oyster, R</b> OBP: 0.257, SLG: 0.265	(14, 6)												X 0-0 G3		X 0-0 FC4																				
<b>Steve Barber, L</b> OBP: 0.333, SLG: 0.412	(1, 1)			X 0-3 K		X 0-0 SH3-4		X 0-0 F2		X 0-0 6-3			X 0-0 G3		X 0-0 FC4	1 0 0 0 0 0 1 0 1 0 0 0 0 0 0 0 0 0 0 0 0 0 0 0 1 0 0 0 0 0 0 0 0 0 0 0 0 0 0 0 1 0 0 0 0 0 0 1 1 0 0 0 0 0 0 1 1 0 0 0 0 0 0 1 0 0 0 0 0 0 0 0																			
<b>Inning Stats</b>	R: 0 E: 0 K: 2 S: 7	H: 0 LOB: 0 BB: 0 P: 7	R: 2 E: 0 K: 1 S: 7	H: 2 LOB: 0 BB: 0 P: 7	R: 0 E: 0 K: 1 S: 5	H: 0 LOB: 0 BB: 0 P: 5	R: 0 E: 0 K: 1 S: 6	H: 1 LOB: 1 BB: 0 P: 6	R: 0 E: 0 K: 0 S: 4	H: 1 LOB: 1 BB: 0 P: 4	R: 0 E: 0 K: 0 S: 3	H: 0 LOB: 0 BB: 0 P: 3	R: 1 E: 0 K: 2 S: 9	H: 2 LOB: 2 BB: 1 P: 13	R: 0 E: 0 K: 1 S: 5	H: 1 LOB: 0 BB: 0 P: 5	R: 0 E: 0 K: 1 S: 5	H: 1 LOB: 1 BB: 1 P: 9	R: 1 E: 0 K: 0 S: 5	H: 2 LOB: 1 BB: 0 P: 5	R: 0 E: 0 K: 0 S: 4	H: 1 LOB: 1 BB: 0 P: 4	R: 0 E: 0 K: 0 S: 4	H: 1 LOB: 1 BB: 0 P: 4	R: 0 E: 0 K: 0 S: 4	H: 1 LOB: 1 BB: 0 P: 4	1B: 7 2B: 3 3B: 1 HR: 1	SF: 0 SAC: 2 DP: 0 HBP: 0	WP: 1 PB: 0 SB: 0 CS: 2	PA: 58					
<b>PITCHER</b>	IP WLS BF H R ER SO BB IBB HBP BLK WP HR S P ERA WHIP																																		
<b>AI Downing, L</b> ERA: 2.84	(1, 1) 9.0																																		
<b>Jack Aker, R</b> ERA: 3.2	(10, 1) 2.0		6	1	0	0	2	0	0	0	0																								
<b>Stan Bahnsen, R</b> ERA: 3.88	(12, 1) 4.0	W	17	5	1	1	1	1	0	0	0																								

Seattle Pilots @ New York Yankees  
Yankee Stadium, Bronx, NY  
Tue Sep 02 1969, 7:05 PM EDT  
Att: 7,071 - Cloudy - 73 F

livebaseballscorecards.com

AB	53
R	4
H	12
RBI	3
BB	3
SO	12
LOB	18





Batter	1	2	3	4	5	6	7	8	9	10	11	12	13	14	15	AB	R	H	RBI	BB	SO	LOB	BOTTOM									
Horace Clarke, S OBP: 0.359, SLG: 0.380 (1, 4)	F8 1B BB		4-3 BB		1B SF9 1B		F7		0-0 S 1B		0-0 G3			0-0 4-3 S E 1B		5	2	3	1	2	0	3										
Gene Michael, S OBP: 0.339, SLG: 0.375 (1, 6)			4-3		0-0 CS 1B		K		0-0 F8			0-0 6-3		0-0 4-3		7	0	2	0	0	1	4										
Roy White, S OBP: 0.400, SLG: 0.442 (1, 7)	F8 2-3		K		0-0 SF9				0-0 4-3			0-0 5-3		0-0 E1		6	0	0	1	0	1	3										
Frank Fernandez, R OBP: 0.398, SLG: 0.423 (1, 2)	K				0-0 CS 1-2		K		0-0 E6		0-3 K	4-0 1B BB		4-0 G4-6-3 BB		4	0	0	0	3	3	2										
Bobby Murcer, L OBP: 0.314, SLG: 0.449 (1, 9)	F8		K						0-3 K		0-3 K2-3	1-2 FC6-4 1B		0-0 G4-6-3 1-2f		7	1	2	1	0	3	7										
Ron Woods, R OBP: 0.286, SLG: 0.274 (1, 8)		0-0 F8		0-0 F2		0-0 5-3		0-0 1-3			0-0 FC4-6 SH1-3 1B	0-0 FC6-4 1-2f		0-0 1B 2B		7	1	2	0	0	0	3										
Jerry Kenney, L OBP: 0.323, SLG: 0.298 (1, 5)		0-3 K		0-0 L1-3 1B		0-0 4-3		4-0 1B BB		0-0 SH1-3			0-0 6-3		0-0 1B		5	1	2	1	1	0										
Len Boehmer, R OBP: 0.232, SLG: 0.211 (1, 3)		0-0		0-0					0-0 F4		0-0 3-1	4-0 FC4-6 IBB		0-0 F4		3	0	1	0	0	0	1										
Joe Peppone, L OBP: 0.289, SLG: 0.461 (9, PH) (10, 3)				1-2 L1-3					1-2 F4			1-2 FC4-6 2-3				2	0	0	0	1	0	1										
Al Downing, R OBP: 0.100, SLG: 0.100 (1, 1)		0-3 K		0-0 F3					0-0 F4		0-0 FC4-6		0-3 K			3	0	1	0	0	1	1										
Jimmie Hall, L OBP: 0.286, SLG: 0.346 (9, PH)																1	0	0	0	0	0	1										
Jack Aker, R OBP: 0.200, SLG: 0.111 (10, 1)																0	0	0	0	0	0	0										
Tom Shopay, L OBP: 0.129, SLG: 0.167 (11, PH)																1	0	0	0	0	0	2										
Stan Bahnsen, R OBP: 0.089, SLG: 0.073 (12, 1)																1	0	0	0	0	1	0										
<b>Inning Stats</b>	R: 0 E: 0 K: 1 S: 6	H: 1 LOB: 2 BB: 1 P: 10	R: 0 E: 0 K: 2 S: 8	H: 1 LOB: 1 BB: 0 P: 8	R: 0 E: 0 K: 2 S: 7	H: 0 LOB: 2 BB: 2 P: 15	R: 0 E: 0 K: 0 S: 3	H: 1 LOB: 0 BB: 0 P: 3	R: 1 E: 0 K: 0 S: 4	H: 2 LOB: 0 BB: 0 P: 4	R: 1 E: 0 K: 1 S: 6	H: 1 LOB: 1 BB: 0 P: 6	R: 0 E: 0 K: 1 S: 6	H: 0 LOB: 1 BB: 0 P: 6	R: 1 E: 0 K: 0 S: 4	H: 1 LOB: 2 BB: 1 P: 8	R: 0 E: 0 K: 0 S: 4	H: 1 LOB: 2 BB: 1 P: 8	R: 0 E: 0 K: 1 S: 5	H: 0 LOB: 0 BB: 0 P: 5	R: 1 E: 1 K: 0 S: 4	H: 1 LOB: 1 BB: 1 P: 8	R: 1 E: 0 K: 0 S: 2	H: 2 LOB: 1 BB: 0 P: 2	1B: 10 2B: 3 3B: 0 HR: 1	SF: 1 SAC: 1 DP: 2 HBP: 0	WP: 0 PB: 0 SB: 2 CS: 1	PA: 62				
<b>PITCHER</b>	IP WLS BF H R ER SO BB IBB HBP BLK WP HR S P ERA WHIP																															
Steve Barber, L ERA: 5.74 (1, 1)	7.0		29	7	2	2	7	3	0	0	0	0	0	0	0	2.57	1.429															
Bob Locker, R ERA: 3.46 (8, 1)	2.0		9	1	1	1	1	0	0	0	0	0	0	0	0	4.50	1.000															
Diego Segui, R ERA: 3.55 (10, 1)	2.0		8	1	0	0	2	0	1	0	0	0	0	0	0	0.00	0.500															
John O'Donoghue, L ERA: 3.28 (12, 1)	2.0		9	2	1	0	1	1	0	0	0	0	0	0	0	0.00	1.500															
Gene Brabender, R ERA: 4.39 (14, 1)	1.0	L	6	2	1	1	0	1	0	0	0	0	0	0	0	9.00	3.000															


Seattle Pilots @ New York Yankees  
Yankee Stadium, Bronx, NY  
Tue Sep 02 1969, 7:05 PM EDT  
Att. 7,071 - Cloudy - 73 F

livebaseballscorecards.com

AB	52
R	5
H	13
RBI	4
BB	7
SO	11
LOB	28



Batter	1	2	3	4	5	6	7	8	9	AB R H RBI BB SO LOB
Pat Kelly, L (1, 9) OBP: 0.358, SLG: 0.399	0-0 4-3		0-0 4-3 2-H 1B		4-0 BB BB BB BB		0-0 L4	0-0 P6		4 0 1 1 1 0 3
Scott Northey, R (1, 8) OBP: 0.286, SLG: 0.231	0-0 5-3		0-0 4-3		0-3 K2-3		0-0 HBP 1B	0-0 WP S 1B		5 0 2 1 0 1 2
Mike Fiore, L (1, 3) OBP: 0.423, SLG: 0.429	0-0 HR		4-0 FC6-4 BB			0-0 F9	1-0 HBP	0-3 K		3 1 1 1 1 1 1
Lou Piniella, R (1, 7) OBP: 0.329, SLG: 0.437	0-0 F3		0-0 FC6-4 1-2f			0-0 P4	0-3 K	0-0 F8		5 0 0 0 0 1 6
Joe Foy, R (1, 5) OBP: 0.355, SLG: 0.364		0-0 L5		4-0 BB BB BB BB		0-0 2B	4-0 2B BB	0-0 F6		3 1 1 0 2 0 1
Jerry Adair, R (1, 4) OBP: 0.270, SLG: 0.287		0-0 5-3		0-0 G6-4-3 1-2f		0-0 5-3		0-0 F8		4 0 0 0 0 0 3
Ellie Rodriguez, R (1, 2) OBP: 0.339, SLG: 0.308		0-0 F9		0-0 F8			0-0 E6 1B	0-0 2B		3 0 0 0 0 0 0
George Spriggs, L (7, PR) OBP: 0.259, SLG: 0.333								1-H 2B		0 1 0 0 0 0 0
Buck Martinez, R (7, 2) OBP: 0.267, SLG: 0.361								2B		1 1 1 1 0 0 0
Jackie Hernandez, R (1, 6) OBP: 0.287, SLG: 0.298			0-0 SH3-4 1B		0-3 K		0-0 HBP 1B	0-0 1-3		4 1 2 0 0 1 1
Dick Drago, R (1, 1) OBP: 0.077, SLG: 0.054			0-0 SH3-4		0-3 K		0-3 K	0-0 2B		3 0 1 1 0 2 2

TOP	
Kansas City Royals @ Seattle Pilots	
Sicks Stadium, Boston, MA	
Thu Sep 04 1969, 10:05 PM EDT	
Att: 3,958 - Unknown - 56 F	
AB	35
R	5
H	9
RBI	5
BB	4
SO	6
LOB	19
	

Inning Stats	R: 1	H: 1	E: 0	K: 0	S: 4	P: 4	R: 0	H: 0	E: 0	K: 0	S: 3	P: 3	R: 1	H: 2	E: 0	K: 0	S: 5	P: 9	R: 0	H: 0	E: 0	K: 0	S: 2	P: 6	R: 0	H: 0	E: 0	K: 3	S: 9	P: 13	R: 0	H: 1	E: 0	K: 0	S: 4	P: 4	R: 1	H: 2	E: 1	K: 2	S: 10	P: 11	R: 2	H: 2	E: 0	K: 0	S: 5	P: 9	R: 0	H: 1	E: 0	K: 1	S: 6	P: 6	1B: 5	2B: 3	3B: 0	HR: 1	SF: 0	SAC: 1	DP: 1	HBP: 1	WP: 1	PA: 41
--------------	------	------	------	------	------	------	------	------	------	------	------	------	------	------	------	------	------	------	------	------	------	------	------	------	------	------	------	------	------	-------	------	------	------	------	------	------	------	------	------	------	-------	-------	------	------	------	------	------	------	------	------	------	------	------	------	-------	-------	-------	-------	-------	--------	-------	--------	-------	--------

PITCHER	IP	WLS	BF	H	R	ER	SO	BB	IBB	HBP	BLK	WP	HR	S	P	ERA	WHIP
John Gelnar, R (1, 1) ERA: 3.36	6.1	L	27	5	3	2	4	3	0	0	0	0	1	32	44	2.84	1.263
John O'Donoghue, L (7, 1) ERA: 3.26	0.1		3	1	0	0	0	0	0	1	0	0	0	2	3	0.00	3.000
Bob Locker, R (7, 1) ERA: 3.44	0.1		1	0	0	0	1	0	0	0	0	0	0	3	3	0.00	0.000
Diego Segui, R (8, 1) ERA: 3.64	2.0		10	3	2	2	1	1	0	0	0	1	0	11	15	9.00	2.000

PITCHER	IP	WLS	BF	H	R	ER	SO	BB	IBB	HBP	BLK	WP	HR	S	P	ERA	WHIP
---------	----	-----	----	---	---	----	----	----	-----	-----	-----	----	----	---	---	-----	------

Batter	1	2	3	4	5	6	7	8	9	AB	R	H	RBI	BB	SO	LOB
Tommy Harper, R (1, 5) OBP: 0.358, SLG: 0.319	0-0 L7		0-0 L8		0-0 SF8			0-0 F7		3	0	0	1	0	0	0
Mike Hegan, L (1, 9) OBP: 0.425, SLG: 0.465	0-0 F7		0-0 4-3		0-0 1B			0-0 F9		4	0	1	0	0	0	0
Danny Walton, R (1, 7) OBP: 0.118, SLG: 0.294	0-0 E9 1B			0-3 K	0-0 5-3			0-0 1-3		4	0	0	0	0	1	1
Steve Hovley, L (1, 8) OBP: 0.341, SLG: 0.378	0-0 1B			0-0 3-1				0-0 P6	0-0 HR 1B	4	1	2	0	0	0	0
Don Mincher, L (1, 3) OBP: 0.365, SLG: 0.462	0-0 F3			4-0 BB				0-0 F8	0-0 HR 1-H	3	1	1	2	1	0	2
Jerry McNertney, R (1, 2) OBP: 0.287, SLG: 0.370		0-3 K		4-0 BB				0-3 K	0-0 5-3	2	0	0	0	1	2	0
Greg Goossen, R (9, PH) OBP: 0.404, SLG: 0.542				1-2 BB					1	0	0	0	0	0	0	0
John Donaldson, L (1, 4) OBP: 0.331, SLG: 0.290		0-0 L4		0-0 4-3				0-0 F9	0-0 4-3	4	0	0	0	0	0	2
Ron Clark, R (1, 6) OBP: 0.249, SLG: 0.234		0-0 6-3						0-3 K	0-0 5-3	2	1	1	0	0	0	0
Steve Whitaker, L (7, PH) OBP: 0.353, SLG: 0.384								SH5-4 SF8 2B		1	0	0	0	0	1	0
Diego Segui, R (8, 1) OBP: 0.185, SLG: 0.120									0-0 1-3	0	0	0	0	0	0	0
Merritt Ranew, L (9, PH) OBP: 0.329, SLG: 0.267										1	0	0	0	0	0	0
John Gelnar, R (1, 1) OBP: 0.100, SLG: 0.053			0-0 P6							0	0	0	0	0	0	0
John O'Donoghue, R (7, 1) OBP: 0.091, SLG: 0.182										0	0	0	0	0	0	0
Bob Locker, S (7, 1) OBP: 0.167, SLG: 0.091										0	0	0	0	0	0	0
Sandy Valdespino, L (7, PH) OBP: 0.317, SLG: 0.270										1	0	0	0	0	0	0
Ray Oyler, R (8, 6) OBP: 0.257, SLG: 0.265										0	0	0	0	0	0	0

Inning Stats	R: 0	H: 1	R: 0	H: 0	R: 0	H: 0	R: 0	H: 0	R: 1	H: 2	R: 0	H: 0	R: 0	H: 0	R: 0	H: 0	R: 2	H: 2	1B: 3	SF: 1	WP: 0	PA: 35	
E: 1	LOB: 2	E: 0	LOB: 0	E: 0	LOB: 2	E: 0	LOB: 1	E: 0	LOB: 0	E: 0	LOB: 0	E: 0	LOB: 0	E: 0	LOB: 0	E: 0	LOB: 0	E: 0	LOB: 0	2B: 1	SAC: 1	PB: 0	
K: 0	BB: 0	K: 1	BB: 0	K: 0	BB: 2	K: 0	BB: 0	K: 1	BB: 0	K: 0	BB: 0	K: 0	BB: 0	K: 0	BB: 0	K: 0	BB: 0	K: 0	BB: 0	3B: 0	DP: 0	SB: 1	
S: 5	P: 5	S: 5	P: 5	S: 3	P: 13	S: 5	P: 5	S: 5	P: 5	S: 5	P: 5	S: 3	P: 3	S: 5	P: 5	S: 3	P: 3	S: 5	P: 5	HR: 1	HBP: 0	CS: 0	

PITCHER	IP	WLS	BF	H	R	ER	SO	BB	IBB	HBP	BLK	WP	HR	S	P	ERA	WHIP	PITCHER	IP	WLS	BF	H	R	ER	SO	BB	IBB	HBP	BLK	WP	HR	S	P	ERA	WHIP	
Dick Drago, R (1, 1) ERA: 4.11	9.0	W	35	5	3	3	4	2	0	0	0	0	1	41	49	3.00	0.778																			


**BOTTOM**

**Kansas City Royals @ Seattle Pilots**  
Sicks Stadium, Boston, MA

Thu Sep 04 1969, 10:05 PM EDT  
Att. 3,958 - Unknown - 56 F

[livebaseballscorecards.com](http://livebaseballscorecards.com)

<b>AB</b>	<b>31</b>
<b>R</b>	<b>3</b>
<b>H</b>	<b>5</b>
<b>RBI</b>	<b>3</b>
<b>BB</b>	<b>2</b>
<b>SO</b>	<b>4</b>
<b>LOB</b>	<b>5</b>



Batter	1	2	3	4	5	6	7	8	9	AB R H RBI BB SO LOB	TOP
Pat Kelly, L (1, 9) OBP: 0.361, SLG: 0.414	0-0 2B	0-0 1-H 2-H 3B		0-0 2B			0-0 4-3			4 0 3 2 0 0 0	
Scott Northey, R (1, 8) OBP: 0.235, SLG: 0.188 Joe Keough, L (7, PH) OBP: 0.261, SLG: 0.205 (7, 8)	0-3 K	0-3 K		0-3 K			0-0 F9			3 0 0 0 0 3 3 1 0 0 0 0 0 0	
Ed Kirkpatrick, L (1, 3) OBP: 0.340, SLG: 0.375	0-0 F3			0-0 5-3 1B			0-0 F7			4 1 1 0 0 0 1	
Lou Piniella, R (1, 7) OBP: 0.328, SLG: 0.435	0-0 F3			0-0 5-3 1B			0-0 FC6-4 1B			4 0 1 0 0 0 2	
Joe Foy, R (1, 5) OBP: 0.356, SLG: 0.364		4-0 1B SH BB		0-0 S 1B			0-0 FC6-4 CS			3 1 1 1 1 0 1	
Buck Martinez, R (1, 2) OBP: 0.267, SLG: 0.358		0-0 L8		0-3 K			0-0 CS			4 0 1 0 0 1 2	
Jerry Adair, R (1, 4) OBP: 0.270, SLG: 0.286		0-0 SH 3B 1B		0-0 L7			0-0 F7			4 1 1 0 0 0 2	
Jackie Hernandez, R (1, 6) OBP: 0.286, SLG: 0.297 George Spriggs, L (9, PH) OBP: 0.250, SLG: 0.320		0-0 SH 3B		0-0 6-3			0-3 K			2 1 0 1 0 1 1 1 0 0 0 0 0 0	
Bill Butler, L (1, 1) OBP: 0.105, SLG: 0.056 Moe Drabowsky, R (7, 1) OBP: 0.333, SLG: 0.417 Paul Schaal, R (9, PH) OBP: 0.347, SLG: 0.328		0-0 F7		0-0 6-3			0-3 K			3 0 0 0 0 1 3 0 0 0 0 0 0 0 1 0 0 0 0 0 0	
<b>Inning Stats</b>	R: 0 E: 0 K: 1 S: 6 H: 1 LOB: 1 BB: 0 P: 6	R: 3 E: 0 K: 1 S: 8 H: 2 LOB: 1 BB: 1 P: 12	R: 1 E: 0 K: 1 S: 7 H: 2 LOB: 1 BB: 0 P: 7	R: 0 E: 0 K: 1 S: 6 H: 1 LOB: 1 BB: 0 P: 6	R: 0 E: 0 K: 0 S: 3 H: 1 LOB: 0 BB: 0 P: 3	R: 0 E: 0 K: 2 S: 8 H: 1 LOB: 1 BB: 0 P: 8	R: 0 E: 0 K: 0 S: 3 H: 0 LOB: 0 BB: 0 P: 3	R: 0 E: 0 K: 0 S: 3 H: 0 LOB: 0 BB: 0 P: 3	R: 0 E: 0 K: 0 S: 3 H: 0 LOB: 0 BB: 0 P: 3	1B: 5 2B: 2 3B: 1 HR: 0 SF: 0 SAC: 1 DP: 0 HBP: 0	WP: 0 PA: 37 PB: 0 SB: 2 CS: 1
<b>PITCHER</b> Gene Brabender, R (1, 1) ERA: 4.42 Bob Locker, R (8, 1) ERA: 3.36	IP: 7.0 WLS: W BF: 30 H: 8 R: 4 ER: 4 SO: 6 BB: 1 IBB: 0 HBP: 0 BLK: 0 WP: 0 HR: 0 S: 41 P: 45 ERA: 5.14 WHIP: 1.286	IP: 2.0 WLS: S BF: 6 H: 0 R: 0 ER: 0 SO: 0 BB: 0 IBB: 0 HBP: 0 BLK: 0 WP: 0 HR: 0 S: 6 P: 6 ERA: 0.00 WHIP: 0.000	<b>PITCHER</b> IP WLS BF H R ER SO BB IBB HBP BLK WP HR S P ERA WHIP								

**Kansas City Royals @ Seattle Pilots**  
 Sicks Stadium, Boston, MA  
 Fri Sep 05 1969, 10:05 PM EDT  
 Att. 6,903 - Unknown

[livebaseballscorecards.com](http://livebaseballscorecards.com)

<b>AB</b>	34
<b>R</b>	4
<b>H</b>	8
<b>RBI</b>	4
<b>BB</b>	1
<b>SO</b>	6
<b>LOB</b>	15



Batter	1	2	3	4	5	6	7	8	9	AB	R	H	RBI	BB	SO	LOB
Tommy Harper, R OBP: 0.356, SLG: 0.316 (1, 5)	0-3 K	0-3 K		0-3 K			0-0 SH1-3	0-0 F5		4	0	0	0	0	3	4
Wayne Comer, R OBP: 0.355, SLG: 0.380 Steve Hovley, L OBP: 0.344, SLG: 0.378 (7, PH) (8, 8)	4-0 BB		0-3 K		0-0 F7		4-0 E BB 1B BB			2	0	0	0	1	1	0
Mike Hegan, L OBP: 0.425, SLG: 0.464 (1, 9)	0-3 K		0-0 L8		0-0 1B		4-0 1B BB			3	0	1	0	1	1	1
Danny Walton, R OBP: 0.143, SLG: 0.450 (1, 7)	0-3 K		0-0 HR		0-0 F8		0-0 SF9			3	1	1	2	0	1	2
Greg Goossen, R OBP: 0.408, SLG: 0.575 (1, 3)		0-0 F8		0-0 HR		0-0 F7		0-0 1B		4	1	2	2	0	0	1
Jim Pagliaroni, R OBP: 0.313, SLG: 0.417 Jerry McNertney, R OBP: 0.287, SLG: 0.370 (8, 2)		4-0 1B BB 2B		0-0 L4		0-3 K		0-0 F3		3	1	0	0	1	1	2
John Donaldson, L OBP: 0.333, SLG: 0.293 (1, 4)		0-0 1B 2B		0-0 WP 1B		0-0 F7		0-0 1-3		4	0	2	0	0	0	0
Ray Oyler, R OBP: 0.261, SLG: 0.271 (1, 6)		0-0 2B		0-0 F7		0-3 K		4-0 FC1-6 BB		3	0	1	1	1	1	1
Gene Brabender, R OBP: 0.161, SLG: 0.183 Gus Gil, R OBP: 0.268, SLG: 0.251 Bob Locker, S OBP: 0.154, SLG: 0.083 (8, 1)		0-3 K		0-3 K			0-0 SH1-3 SF9 2B	0-0 FC1-6 1-2f		2	0	0	0	0	2	3

Inning Stats	R: 0	H: 0	E: 0	K: 3	S: 9	LOB: 1	BB: 1	P: 13	R: 1	H: 2	E: 0	K: 2	S: 9	LOB: 2	BB: 1	P: 13	R: 2	H: 2	E: 0	K: 1	S: 7	LOB: 0	BB: 0	P: 7	R: 0	H: 1	E: 0	K: 2	S: 8	LOB: 1	BB: 0	P: 8	R: 0	H: 0	E: 0	K: 0	S: 7	LOB: 0	BB: 0	P: 7	R: 2	H: 2	E: 1	K: 0	S: 5	LOB: 2	BB: 2	P: 13	R: 0	H: 0	E: 0	K: 0	S: 3	LOB: 1	BB: 1	P: 7	1B: 4	SF: 1	2B: 2	SAC: 1	3B: 0	DP: 0	HR: 2	HBP: 0
--------------	------	------	------	------	------	--------	-------	-------	------	------	------	------	------	--------	-------	-------	------	------	------	------	------	--------	-------	------	------	------	------	------	------	--------	-------	------	------	------	------	------	------	--------	-------	------	------	------	------	------	------	--------	-------	-------	------	------	------	------	------	--------	-------	------	-------	-------	-------	--------	-------	-------	-------	--------

PITCHER	IP	WLS	BF	H	R	ER	SO	BB	IBB	HBP	BLK	WP	HR	S	P	ERA	WHIP
Bill Butler, L ERA: 3.81 (1, 1)	6.0		27	7	4	4	10	2	0	0	0	1	2	45	53	6.00	1.500
Moe Drabowsky, R ERA: 2.9 (7, 1)	2.0	L	10	1	1	1	0	3	0	0	0	0	0	7	19	4.50	2.000


**BOTTOM**

**Kansas City Royals @ Seattle Pilots**  
Sicks Stadium, Boston, MA  
Fri Sep 05 1969, 10:05 PM EDT  
Att. 6,903 - Unknown

livebaseballscorecards.com

<b>AB</b>	<b>30</b>
<b>R</b>	<b>5</b>
<b>H</b>	<b>8</b>
<b>RBI</b>	<b>5</b>
<b>BB</b>	<b>5</b>
<b>SO</b>	<b>10</b>
<b>LOB</b>	<b>15</b>

WP: 1 PA: 37  
PB: 0  
SB: 0  
CS: 0



Batter	1	2	3	4	5	6	7	8	9	AB R H RBI BB SO LOB	TOP									
Jackie Hernandez, R OBP: 0.285, SLG: 0.296 (1, 6)	0-0 F9		0-0 4-3	0-0 1B		0-0 F5		0-3 K		5 0 1 2 0 1 1										
Scott Northey, R OBP: 0.318, SLG: 0.250 (1, 8)	4-0 CS BB		0-0 6-3	0-0 1B		0-0 HR 1B		0-3 K		4 1 2 1 1 1 0										
Paul Schaal, R OBP: 0.348, SLG: 0.326 (1, 5)	0-0 HBP 1B		0-0 F7	0-0 F7		0-3 K		4-0 FC6-4 BB		4 0 1 0 1 1 3										
Joe Foy, R OBP: 0.361, SLG: 0.372 (1, 7)	1-0 FC6-4 HBP			4-0 E 1B BB	0-0 S 1B		0-0 HR	0-0 FC6-4 CS		3 2 2 2 1 0 1										
Buck Martinez, R OBP: 0.260, SLG: 0.350 (1, 2)	0-0 FC6-4			0-0 F8	0-0 6-3		0-3 K	0-0 CS		4 0 0 0 0 1 4										
Jerry Adair, R OBP: 0.270, SLG: 0.286 (1, 4)		0-0 F9		0-0 FC5-4 1B 1B	0-0 6-3		0-0 F3			4 1 1 1 0 0 1										
Chuck Harrison, R OBP: 0.257, SLG: 0.278 (1, 3)		0-0 P6		0-0 FC5-4 1B	0-0 F7		0-0 6-3			4 0 1 0 0 0 1										
Bob Oliver, R OBP: 0.287, SLG: 0.393 (1, 9)		0-0 1B		0-0 FC5-4 BB 1B		0-3 K		0-0 SH2-4 1B		4 1 2 0 0 1 2										
Wally Bunker, R OBP: 0.177, SLG: 0.169 (1, 1)		0-0 5-3		4-0 1B BB		0-0 F3		0-0 SH2-4		2 1 0 0 1 0 1										
<b>Inning Stats</b>	R: 0 E: 0 K: 0 S: 3	H: 1 LOB: 2 BB: 1 P: 8	R: 0 E: 0 K: 0 S: 4	H: 1 LOB: 1 BB: 0 P: 4	R: 0 E: 0 K: 0 S: 3	H: 0 LOB: 0 BB: 0 P: 3	R: 4 E: 1 K: 0 S: 7	H: 4 LOB: 2 BB: 2 P: 15	R: 0 E: 0 K: 1 S: 5	H: 0 LOB: 0 BB: 0 P: 5	R: 2 E: 0 K: 2 S: 9	H: 2 LOB: 0 BB: 0 P: 9	R: 0 E: 0 K: 1 S: 6	H: 1 LOB: 1 BB: 0 P: 6	R: 0 E: 0 K: 1 S: 4	H: 0 LOB: 0 BB: 1 P: 8	1B: 9 2B: 0 3B: 0 HR: 1	SF: 0 SAC: 1 DP: 0 HBP: 1	WP: 0 PB: 0 SB: 2 CS: 2	PA: 41
<b>PITCHER</b>	IP WLS BF H R ER SO BB IBB HBP BLK WP HR S P ERA WHIP																			
Bob Meyer, L ERA: 2.63 (1, 1)	3.2 L 20 6 4 4 0 3 0 0 0 0 0 0 16 29 9.82 2.455																			
Dooley Womack, R ERA: 3.3 (4, 1)	1.1 5 1 0 0 0 0 0 0 0 0 0 0 5 5 0.00 0.750																			
John O'Donoghue, L ERA: 3.45 (6, 1)	2.0 8 2 2 2 3 0 0 0 0 0 0 1 14 14 9.00 1.000																			
Diego Segui, R ERA: 3.61 (8, 1)	1.0 4 1 0 0 1 0 0 0 0 0 0 0 6 6 0.00 1.000																			
Miguel Fuentes, R ERA: (9, 1)	1.0 3 0 0 0 1 1 0 0 0 0 0 0 4 8 0.00 1.000																			

Kansas City Royals @ Seattle Pilots  
 Sicks Stadium, Boston, MA  
 Sat Sep 06 1969, 10:05 PM EDT  
 Att: 4,744 - Unknown - 69 F

livebaseballscorecards.com

AB	34
R	6
H	10
RBI	6
BB	4
SO	5
LOB	14



Batter	1	2	3	4	5	6	7	8	9	AB R H RBI BB SO LOB
Tommy Harper, R (1, 5) OBP: 0.356, SLG: 0.316	0-0 P3		4-0 BB BB		0-0 1B		0-0 F9		0-0 5-3	4 1 1 0 1 0 0
Mike Hegan, L (1, 9) OBP: 0.429, SLG: 0.466	0-0 G5-4-3 1B		4-0 BB BB		0-0 1B		0-0 G3			3 0 2 1 1 0 0
Wayne Comer, R (1, 8) OBP: 0.354, SLG: 0.377	0-0 G5-4-3 1-2f		4-0 BB		0-0 F6			0-0 G3		3 0 0 1 1 0 2
Danny Walton, R (1, 7) OBP: 0.120, SLG: 0.375		0-0 F9	0-3 K		0-0 F9			0-0 6-3		4 0 0 0 0 1 4
Don Mincher, L (1, 3) OBP: 0.366, SLG: 0.461		4-0 BB	0-0 F8			0-0 3-1		0-0 1B 1B		3 0 1 0 1 0 3
Jim Pagliaroni, R (1, 2) OBP: 0.319, SLG: 0.429		0-0 P4		0-0 6-3		0-0 2B		0-0 1B		4 0 2 0 0 0 1
John Kennedy, R (8, PR) OBP: 0.340, SLG: 0.348								1-3 1B		0 0 0 0 0 0 0
Miguel Fuentes, R (9, 1)										0 0 0 0 0 0 0
John Donaldson, L (1, 4) OBP: 0.329, SLG: 0.288		0-0 F7		0-0 F9		0-0 F6		0-0 4-3		4 0 0 0 0 0 4
Ray Oyler, R (1, 6) OBP: 0.262, SLG: 0.277			0-0 FC1-5 2B	0-3 K		0-0 F5			0-0 F8	2 0 1 0 0 1 0
Steve Hovley, L (6, PH) OBP: 0.343, SLG: 0.376										1 0 0 0 0 0 1
Ron Clark, R (7, 6) OBP: 0.249, SLG: 0.234										0 0 0 0 0 0 0
Gus Gil, R (9, PH) OBP: 0.266, SLG: 0.250										1 0 0 0 0 0 0
Bob Meyer, R (1, 1) OBP: 0.167, SLG: 0.167			0-0 FC1-5 BB BB		0-0 4-3		0-3 K		0-0 2-3	1 1 0 0 0 0 1
Dooley Womack, L (4, 1) OBP: 0.349, SLG: 0.373										0 0 0 0 0 0 0
Steve Whitaker, R (5, PH) OBP: 0.091, SLG: 0.182										1 0 0 0 0 0 0
John O'Donoghue, R (6, 1) OBP: 0.215, SLG: 0.120										0 0 0 0 0 0 0
Sandy Valdespino, L (7, PH) OBP: 0.287, SLG: 0.370										1 0 0 0 0 1 0
Diego Segui, R (8, 1) OBP: 0.404, SLG: 0.568										0 0 0 0 0 0 0
Jerry McNertney, R (9, 2) OBP: 0.287, SLG: 0.370										0 0 0 0 0 0 0
Greg Coossien, R (9, PH)										1 0 0 0 0 0 0

Inning Stats	R: 0	H: 1	E: 0	LOB: 0	K: 0	S: 3	P: 3	R: 0	H: 0	E: 0	LOB: 1	K: 0	S: 3	P: 7	R: 1	H: 1	E: 0	LOB: 3	K: 1	S: 6	P: 18	R: 0	H: 0	E: 0	LOB: 0	K: 1	S: 5	P: 5	R: 1	H: 2	E: 0	LOB: 1	K: 0	S: 5	P: 5	R: 0	H: 1	E: 0	LOB: 1	K: 0	S: 4	P: 4	R: 0	H: 0	E: 0	LOB: 0	K: 1	S: 5	P: 5	R: 0	H: 2	E: 0	LOB: 2	K: 0	S: 5	P: 5	R: 0	H: 0	E: 0	LOB: 0	K: 0	S: 3	P: 3	1B: 5	SF: 0	2B: 2	SAC: 0	3B: 0	DP: 1	HR: 0	HBP: 0	WP: 0	PA: 37
PITCHER Wally Bunker, R (1, 1) ERA: 3.36	IP	WLS	BF	H	R	ER	SO	BB	IBB	HBP	BLK	WP	HR	S	P	ERA	WHIP																			IP	WLS	BF	H	R	ER	SO	BB	IBB	HBP	BLK	WP	HR	S	P	ERA	WHIP																					
																		9.0	W	37	7	2	2	3	4	0	0	0	0	0	39	55	2.00	1.222																			9.0	W	37	7	2	2	3	4	0	0	0	0	0	39	55	2.00	1.222				

**BOTTOM**

**Kansas City Royals @ Seattle Pilots**  
Sicks Stadium, Boston, MA

Sat Sep 06 1969, 10:05 PM EDT  
Att. 4,744 - Unknown - 69 F

livebaseballscorecards.com

AB	33
R	2
H	7
RBI	2
BB	4
SO	3
LOB	16







BOTTOM

Kansas City Royals @ Seattle Pilots  
Sicks Stadium, Boston, MA  
Sun Sep 07 1969, 6:33 AM EDT  
Att. 4,653 - Unknown - 75 F

livebaseballscorecards.com



WP: 0 PA: 48  
PB: 1  
SB: 3  
CS: 0

AB R H RBI BB SO LOB

6	1	1	1	1	0	0	2
3	1	0	1	0	1	0	
1	0	0	0	1	0	0	
3	1	1	1	2	0	0	
3	1	1	0	2	1	1	
4	1	1	1	1	0	3	
4	0	2	2	1	0	0	
5	0	1	0	0	0	6	
2	0	1	0	1	1	2	
2	0	1	1	0	1	1	
1	0	0	0	0	0	1	
1	1	1	0	0	0	0	
1	0	0	0	0	0	1	
1	0	0	0	0	0	1	
0	0	0	0	0	0	0	
1	0	0	0	0	0	1	
0	1	0	0	0	0	0	

AB 38  
R 7  
H 10  
RBI 7  
BB 8  
SO 6  
LOB 21

1B: 9 SF: 0  
2B: 0 SAC: 1  
3B: 1 DP: 1  
HR: 0 HBP: 1

Batter	1	2	3	4	5	6	7	8	9	10
Tommy Harper, R (1, 5) OBP: 0.354, SLG: 0.318	1-3		5-3		6-3	G1-6-3		6-3		1B 3B
Mike Hegan, L (1, 9) OBP: 0.427, SLG: 0.461	K		4-3		G3		4-3 SH1 1B HBP	1-3		1B IBB
Steve Hovley, L (8, 9) OBP: 0.344, SLG: 0.374										
Wayne Comer, R (1, 8) OBP: 0.357, SLG: 0.377	PB BB		P4		S 1B BB		SH1 1-2	F5		1-2 3-H 1B
Danny Walton, R (1, 7) OBP: 0.200, SLG: 0.370	1-2 BB				G3 1B BB		4-3		K	
Greg Goossen, R (1, 3) OBP: 0.404, SLG: 0.554	4-3		F9		1B BB		E S 1B	G3		
Jerry McNertney, R (1, 2) OBP: 0.291, SLG: 0.372		5-3			G3 1B		1B E IBB		F8	
John Donaldson, L (1, 4) OBP: 0.327, SLG: 0.287		6-3			G3 1B		E6 1B			FC5-4 1B
Ray Oylar, R (1, 6) OBP: 0.267, SLG: 0.279										
Ron Clark, R (6, PR) OBP: 0.251, SLG: 0.238					K		FC5-4 BB			K
George Brunet, R (1, 1) OBP: 0.198, SLG: 0.098										
Gus Gil, R (5, PH) OBP: 0.270, SLG: 0.254										
Dick Baney, R (6, 1) OBP: 0.313, SLG: 0.266										
Sandy Valdespino, L (6, PH) OBP: 0.143, SLG: 0.077										
Bob Locker, S (7, 1) OBP: 0.195, SLG: 0.120										
Diego Segui, R (8, 1) OBP: 0.385, SLG: 0.460										
Don Mincher, L (10, PH) OBP: 0.340, SLG: 0.348										
John Kennedy, R (10, PR) OBP: 0.340, SLG: 0.348										

Inning Stats	R: 0	H: 0	E: 0	K: 1	S: 5	R: 0	H: 1	E: 0	K: 1	S: 6	R: 0	H: 0	E: 0	K: 0	S: 3	R: 0	H: 1	E: 0	K: 1	S: 6	R: 3	H: 3	E: 1	K: 0	S: 6	R: 0	H: 0	E: 0	K: 0	S: 2	R: 2	H: 2	E: 1	K: 1	S: 8	R: 0	H: 0	E: 0	K: 0	S: 3	R: 0	H: 0	E: 0	K: 1	S: 5	R: 2	H: 3	E: 0	K: 1	S: 7
	LOB: 2	BB: 2	P: 13	LOB: 1	BB: 0	P: 6	LOB: 0	BB: 0	P: 3	LOB: 2	BB: 1	P: 10	LOB: 2	BB: 2	P: 14	LOB: 0	LOB: 1	BB: 1	P: 6	LOB: 3	BB: 1	P: 13	LOB: 0	LOB: 0	BB: 0	P: 3	LOB: 0	LOB: 0	BB: 0	P: 5	LOB: 2	LOB: 2	BB: 1	P: 11	LOB: 0	LOB: 0	BB: 0	P: 11	LOB: 0	LOB: 0	BB: 0	P: 11	LOB: 0	LOB: 0	BB: 0	P: 11				

PITCHER	IP	WLS	BF	H	R	ER	SO	BB	IBB	HBP	BLK	WP	HR	S	P	ERA	WHIP
Jim Rooker, L (1, 1) ERA: 3.86	4.2		24	5	3	3	3	5	0	0	0	0	0	25	45	5.79	2.143
Galen Cisco, R (5, 1) ERA: 3.63	0.1		2	0	0	0	0	1	0	0	0	0	0	1	5	0.00	3.000
Tom Burgmeier, L (6, 1) ERA: 3.69	2.0		10	2	2	1	1	0	1	1	0	0	0	10	15	4.50	1.000
Moe Drabowsky, R (8, 1) ERA: 3.02	2.2	L	12	3	2	2	2	0	1	0	0	0	0	15	19	6.75	1.125

PITCHER	IP	WLS	BF	H	R	ER	SO	BB	IBB	HBP	BLK	WP	HR	S	P	ERA	WHIP
Jim Rooker, L (1, 1) ERA: 3.86	4.2		24	5	3	3	3	5	0	0	0	0	0	25	45	5.79	2.143
Galen Cisco, R (5, 1) ERA: 3.63	0.1		2	0	0	0	0	1	0	0	0	0	0	1	5	0.00	3.000
Tom Burgmeier, L (6, 1) ERA: 3.69	2.0		10	2	2	1	1	0	1	1	0	0	0	10	15	4.50	1.000
Moe Drabowsky, R (8, 1) ERA: 3.02	2.2	L	12	3	2	2	2	0	1	0	0	0	0	15	19	6.75	1.125

Batter	1	2	3	4	5	6	7	8	9	AB R H RBI BB SO LOB	TOP	
Walt Williams, R OBP: 0.343, SLG: 0.375 (1, 7) (6, 9)	0-0 G3		0-0 G6-3		0-0 BB 1B		4-0 BB		0-0 F7	4 0 1 0 1 0 1		
Luis Aparicio, R OBP: 0.344, SLG: 0.360 (1, 6)	0-0 5-3		0-0 1B 1B		4-0 1-2 BB		0-3 K		0-0 1B 1B	4 0 2 0 1 1 1		
Ron Hansen, R OBP: 0.315, SLG: 0.333 Woodie Held, R OBP: 0.307, SLG: 0.328 (1, 3) (9, PR)	0-0 P3		0-0 1-3 1B		0-0 F7		0-3 K		0-0 1-3 1B	5 0 2 0 0 1 3 0 0 0 0 0 0 0		
Bill Melton, R OBP: 0.321, SLG: 0.434 (1, 5)		0-3 K	0-3 K		0-0 4-3		0-3 K		0-0 F8	5 0 0 0 0 3 4		
Buddy Bradford, R OBP: 0.347, SLG: 0.421 Bob Christian, R OBP: 0.204, SLG: 0.222 (1, 9) (6, PR) (6, 7)		0-0 HR		0-0 P3		0-0 1B 1B		0-0 F8		3 1 2 1 0 0 0 0 0 0 0 0 0 0		
Angel Bravo, L OBP: 0.333, SLG: 0.388 (8, PH) (8, 8)										1 0 0 0 0 0 0		
Bobby Knoop, R OBP: 0.298, SLG: 0.311 (1, 4)		0-0 1-6-3		0-0 5-3		0-0 F8		0-0 BB 1B		4 0 1 0 0 0 1		
Ken Berry, R OBP: 0.286, SLG: 0.313 Pete Ward, L OBP: 0.346, SLG: 0.368 Jose Ortiz, R (8, PH) (8, PR) (8, 7)		0-0 1B		0-0 4-3		0-0 1-3 1B		4-0 1-2 BB		3 0 2 0 0 0 0 0 0 0 0 1 0 0 0 0 0 0 0 0 0		
Ed Herrmann, L OBP: 0.306, SLG: 0.329 Jerry Nyman, L OBP: 0.077, SLG: 0.154 Gail Hopkins, L OBP: 0.346, SLG: 0.372 Wilbur Wood, R (8, 1)		0-0 4-3		0-3 K		0-0 F3		0-0 F6		3 0 0 0 0 1 3 0 0 0 0 0 0 0 1 0 0 0 0 0 2 0 0 0 0 0 0 0		
Bart Johnson, R Duane Josephson, R OBP: 0.280, SLG: 0.302 (1, 1) (7, PH) (7, 2)			4-0 G6-3 BB		0-3 K		0-0 F4		0-0 6-3	1 0 0 0 1 1 0 2 0 0 0 0 0 0		
Inning Stats	R: 0 E: 0 K: 0 S: 3 H: 0 LOB: 0 BB: 0 P: 3	R: 1 E: 0 K: 1 S: 7 H: 2 LOB: 1 BB: 0 P: 7	R: 0 E: 0 K: 1 S: 6 H: 2 LOB: 2 BB: 1 P: 10	R: 0 E: 0 K: 0 S: 3 H: 0 LOB: 0 BB: 0 P: 3	R: 0 E: 0 K: 2 S: 8 H: 1 LOB: 2 BB: 1 P: 12	R: 0 E: 0 K: 0 S: 5 H: 2 LOB: 2 BB: 0 P: 5	R: 0 E: 0 K: 2 S: 7 H: 0 LOB: 1 BB: 1 P: 11	R: 0 E: 0 K: 1 S: 6 H: 1 LOB: 2 BB: 1 P: 10	R: 0 E: 0 K: 0 S: 5 H: 2 LOB: 2 BB: 0 P: 5	1B: 9 2B: 0 3B: 0 HR: 1 SF: 0 SAC: 0 DP: 1 HBP: 0	WP: 0 PB: 0 SB: 0 CS: 0 PA: 40	
PITCHER Steve Barber, L ERA: 5.26 John Gelnar, R ERA: 3.29 (1, 1) (8, 1)	IP WLS BF H R ER SO BB IBB HBP BLK WP HR S P ERA WHIP	PITCHER IP WLS BF H R ER SO BB IBB HBP BLK WP HR S P ERA WHIP										

Chicago White Sox @ Seattle Pilots  
Sicks Stadium, Boston, MA  
Mon Sep 08 1969, 10:05 PM EDT  
Unknown - 77 F

livebaseballscorecards.com

AB	36
R	1
H	10
RBI	1
BB	4
SO	7
LOB	15



Batter	1	2	3	4	5	6	7	8	9
Tommy Harper, R OBP: 0.353, SLG: 0.316 (1, 5) X	0-0 F9		4-0 BB S BB		0-0 5-3		0-0 5-3		
Steve Whitaker, L OBP: 0.348, SLG: 0.416 Wayne Comer, R OBP: 0.356, SLG: 0.376 (8, PH) (9, 9) X	0-0 HR		0-3 K		0-3 K			0-0 4-3	
Danny Walton, R OBP: 0.265, SLG: 0.400 (1, 7) X	0-0 FC6-4 1B		4-0 BB BB BB		0-3 K			0-0 FC6-4 1B	
Steve Hovley, L OBP: 0.342, SLG: 0.370 (1, 8) X	0-0 FC6-4 1-2f		4-0 BB BB			0-0 F8		0-0 FC6-4 FC5 S 1-2f	
Don Mincher, L OBP: 0.366, SLG: 0.457 (1, 3) X	0-0 F7		4-0 G6-4-3 BB			0-0 G3		4-0 BB	
Jerry McNertney, R OBP: 0.290, SLG: 0.370 (1, 2) X		0-0 5-3	0-0 G6-4-3 1-2f			0-0 BLK 1B		0-0 FC5 2-3f	
John Donaldson, L OBP: 0.327, SLG: 0.287 (1, 4) X		0-0 E6		0-0 G5-4-3 1B		0-0 5-3 1-2			
Ray Oyler, R OBP: 0.268, SLG: 0.277 (1, 6) X		0-3 K		0-0 G5-4-3 1-2f			4-0 CS BB		
Steve Barber, L OBP: 0.300, SLG: 0.368 Gus Gil, R OBP: 0.268, SLG: 0.252 John Gelnar, R OBP: 0.100, SLG: 0.053 (8, 1) X		0-3 K		0-0 4-3			0-0 6-3 1-2		

Inning Stats	R: 1	H: 2	E: 0	K: 0	S: 5	LOB: 1	BB: 0	P: 5
	R: 0	H: 0	E: 1	K: 2	S: 8	LOB: 1	BB: 0	P: 8
	R: 1	H: 0	E: 0	K: 1	S: 4	LOB: 2	BB: 4	P: 20
	R: 0	H: 1	E: 0	K: 0	S: 3	LOB: 0	BB: 0	P: 3
	R: 0	H: 0	E: 0	K: 2	S: 7	LOB: 0	BB: 0	P: 7
	R: 0	H: 1	E: 0	K: 0	S: 4	LOB: 1	BB: 0	P: 4
	R: 0	H: 0	E: 0	K: 0	S: 2	LOB: 0	BB: 1	P: 6
	R: 0	H: 1	E: 0	K: 0	S: 4	LOB: 2	BB: 1	P: 8

PITCHER	IP	WLS	BF	H	R	ER	SO	BB	IBB	HBP	BLK	WP	HR	S	P	ERA	WHIP
Bart Johnson, R ERA: 3.0 (1, 1)	6.0	L	25	4	2	2	5	4	0	0	1	0	1	31	47	3.00	1.333
Jerry Nyman, L ERA: 6.65 (7, 1)	1.0		3	0	0	0	0	1	0	0	0	0	2	6	0.00	1.000	
Wilbur Wood, L ERA: 3.0 (8, 1)	1.0		5	1	0	0	0	1	0	0	0	0	4	8	0.00	2.000	

AB R H RBI BB SO LOB

3	1	0	0	1	0	0
3	1	1	1	0	2	1
1	0	0	0	0	0	0
3	0	2	0	1	1	0
3	0	0	0	1	0	2
2	0	0	1	2	0	1
4	0	1	0	0	0	5
3	0	1	0	0	0	1
2	0	0	0	1	1	2
2	0	0	0	0	1	1
1	0	0	0	0	0	1
0	0	0	0	0	0	0

AB	R	H	RBI	BB	SO	LOB
27	2	5	2	6	5	14

WP: 0 PA: 33  
PB: 0  
SB: 2  
CS: 1

Chicago White Sox @ Seattle Pilots  
Sicks Stadium, Boston, MA  
Mon Sep 08 1969, 10:05 PM EDT  
Unknown - 77 F

livebaseballscorecards.com



Batter	1	2	3	4	5	6	7	8	9	AB R H RBI BB SO LOB	TOP
Angel Bravo, L (1, 8) OBP: 0.327, SLG: 0.415	0-0 F8		0-0 P6		0-0 F7			0-0 1B 3B		4 1 1 0 0 0 0	
Luis Aparicio, R (1, 6) OBP: 0.345, SLG: 0.361 Rich Morales, R (8, 6) OBP: 0.250, SLG: 0.209	0-0 1B		0-0 L4			0-0 1B		0-0 5-3		4 0 2 0 0 0 1 0 0 0 0 0 0 0	
Walt Williams, R (1, 9) OBP: 0.344, SLG: 0.374	0-0 F3			4-0 1B BB		0-0 F8		0-0 FC6-4 1B		3 0 1 1 1 0 2	
Bill Melton, R (1, 5) OBP: 0.320, SLG: 0.432	4-0 BB			0-3 K		0-0 F9		0-0 FC6-4		3 0 0 0 1 1 3	
Gail Hopkins, L (1, 3) OBP: 0.343, SLG: 0.368	0-0 L5			0-0 F8		0-0 F9		0-0 F5		4 0 0 0 0 0 5	
Bob Christian, R (1, 7) OBP: 0.208, SLG: 0.224		0-0 L5		0-0 1B		0-0 4-3			0-0 F9	4 0 1 0 0 0 0	
Ed Herrmann, L (1, 2) OBP: 0.309, SLG: 0.332 Jose Ortiz, R (9, PR)		0-0 4-3		0-0 3-1		0-0 1B			0-0 1B	4 0 2 0 0 0 2 0 0 0 0 0 0 0	
Bobby Knoop, R (1, 4) OBP: 0.296, SLG: 0.309 Doug Adams, L (9, PH)		0-0 6-3			0-0 5-3		0-0 F8		0-0 P6	3 0 0 0 0 0 1 1 0 0 0 0 0 1	
Gary Peters, L (1, 1) OBP: 0.183, SLG: 0.309 Bob Spence, L (7, PH) Dennis O'Toole, R (7, 1) Pete Ward, L (9, PH) OBP: 0.345, SLG: 0.366			0-0 4-3		0-0 P6		0-3 K		0-0 4-3	2 0 0 0 0 0 0 1 0 0 0 0 1 1 0 0 0 0 0 0 0 1 0 0 0 0 0 1	
<b>Inning Stats</b>	R: 0 H: 1 E: 0 LOB: 2 K: 0 BB: 1 S: 4 P: 8	R: 0 H: 0 E: 0 LOB: 0 K: 0 BB: 0 S: 3 P: 3	R: 0 H: 0 E: 0 LOB: 0 K: 0 BB: 0 S: 3 P: 3	R: 0 H: 1 E: 0 LOB: 2 K: 1 BB: 1 S: 6 P: 10	R: 0 H: 0 E: 0 LOB: 0 K: 0 BB: 0 S: 3 P: 3	R: 0 H: 1 E: 0 LOB: 1 K: 0 BB: 0 S: 4 P: 4	R: 0 H: 1 E: 0 LOB: 1 K: 1 BB: 0 S: 6 P: 6	R: 1 H: 2 E: 0 LOB: 1 K: 0 BB: 0 S: 5 P: 5	R: 0 H: 1 E: 0 LOB: 1 K: 0 BB: 0 S: 4 P: 4	1B: 6 SF: 0 2B: 0 SAC: 0 3B: 1 DP: 0 HR: 0 HBP: 0	WP: 0 PA: 36 PB: 0 SB: 1 CS: 0
<b>PITCHER</b> Miguel Fuentes, R (1, 1) ERA: 0.82	IP WLS BF H R ER SO BB IBB HBP BLK WP HR S P ERA WHIP										
	9.0 W 36 7 1 1 2 2 0 0 0 0 0 0 38 46 1.00 1.000										
<b>PITCHER</b>	IP WLS BF H R ER SO BB IBB HBP BLK WP HR S P ERA WHIP										

Chicago White Sox @ Seattle Pilots  
 Sicks Stadium, Boston, MA  
 Mon Sep 08 1969, 10:05 PM EDT  
 Att: 10,831 - Unknown

livebaseballscorecards.com

AB	34
R	1
H	7
RBI	1
BB	2
SO	2
LOB	17



Batter	1	2	3	4	5	6	7	8	9
Tommy Harper, R OBP: 0.352, SLG: 0.313 (1, 5) BBB	4-0 2B BB	0-3 K		0-0 F3		0-0 F8		0-0 F7	
Steve Hovley, L OBP: 0.351, SLG: 0.387 (1, 8) X	0-0 1B SF 1-H	0-0 1B 2-3		0-0 CS 1B		0-0 1-3		0-0 2B	
Wayne Comer, R OBP: 0.358, SLG: 0.377 (1, 9) X	0-0 SF SF8 2-3		0-0 E5 1B S	4-0 1B BB 1-2		0-0 1B 3-H 1B		0-3 K	
Danny Walton, R OBP: 0.282, SLG: 0.412 (1, 7) X	0-0 SF 1-3 3-H		0-0 L8 1-2	0-0 1B 1-2		0-0 1B 1-3		0-3 K	
Greg Goossen, R OBP: 0.398, SLG: 0.542 Don Mincher, L OBP: 0.366, SLG: 0.457 (1, 3) (9, 3) X	0-0 F4		0-0 2B 1B 2-H	0-0 F9		0-0 F8			
Jim Pagliaroni, R OBP: 0.324, SLG: 0.443 (1, 2) X	0-0 SF8 3-H		0-0 1B 1-3 2B		0-0 P4		0-0 FC4-6 1B		
John Donaldson, L OBP: 0.322, SLG: 0.283 (1, 4) X	0-0 4-3		0-0 F9		0-0 1-3		0-0 FC4-6 1-2f		
Ron Clark, R OBP: 0.257, SLG: 0.235 (1, 6) X		4-0 1B SH1-4 BB	4-0 IBB		0-0 F8		0-3 K		
Miguel Fuentes, R OBP: 0.333, SLG: 0.333 (1, 1) X		0-0 SH1-4 1-2	0-3 K			0-0 WP 1B 1B		0-0 6-3	

Inning Stats	R: 3	H: 2	E: 1	LOB: 1	K: 0	BB: 1	S: 6	P: 10
	R: 0	H: 1	E: 0	LOB: 2	K: 1	BB: 1	S: 5	P: 9
	R: 1	H: 2	E: 1	LOB: 3	K: 1	BB: 1	S: 8	P: 12
	R: 0	H: 2	E: 0	LOB: 2	K: 0	BB: 1	S: 4	P: 8
	R: 0	H: 0	E: 0	LOB: 0	K: 0	BB: 0	S: 3	P: 3
	R: 1	H: 3	E: 0	LOB: 2	K: 0	BB: 0	S: 6	P: 6
	R: 0	H: 1	E: 0	LOB: 1	K: 1	BB: 0	S: 6	P: 6
	R: 0	H: 1	E: 0	LOB: 1	K: 2	BB: 0	S: 8	P: 8

PITCHER															PITCHER																			
IP	WLS	BF	H	R	ER	SO	BB	IBB	HBP	BLK	WP	HR	S	P	ERA	WHIP	IP	WLS	BF	H	R	ER	SO	BB	IBB	HBP	BLK	WP	HR	S	P	ERA	WHIP	
Gary Peters, L ERA: 4.01 (1, 1)	6.0	L	32	10	5	3	2	3	1	0	0	0	32	48	4.50	2.167																		
Dennis O'Toole, R ERA: (7, 1)	2.0		8	2	0	0	3	0	0	0	0	0	14	14	0.00	1.000																		


**BOTTOM**

**Chicago White Sox @ Seattle Pilots**  
**Sicks Stadium, Boston, MA**  
 Mon Sep 08 1969, 10:05 PM EDT  
 Att. 10,831 - Unknown

AB	R	H	RBI	BB	SO	LOB
4	1	0	0	1	1	2
5	1	4	1	0	0	1
4	2	2	1	1	1	1
4	0	2	1	0	1	2
4	0	1	1	0	0	6
0	0	0	0	0	0	0
3	0	2	1	0	0	0
4	0	0	0	0	0	4
2	0	0	0	2	1	1
3	1	1	0	0	1	4

<b>AB</b>	<b>33</b>
<b>R</b>	<b>5</b>
<b>H</b>	<b>12</b>
<b>RBI</b>	<b>5</b>
<b>BB</b>	<b>4</b>
<b>SO</b>	<b>5</b>
<b>LOB</b>	<b>21</b>

livebaseballscorecards.com



WP: 2	PA: 40
PB: 0	
SB: 1	
CS: 1	

Batter	1	2	3	4	5	6	7	8	9	AB R H RBI BB SO LOB	TOP	
Tommy Harper, R (1, 5) OBP: 0.352, SLG: 0.316	0-0 1B S 1B		0-3 K	0-0 5-3			0-0 2-H HR 2B	0-0 F9		5 2 2 1 0 1 1		
Steve Hovley, L (1, 8) OBP: 0.356, SLG: 0.392	0-0 1B 1-3 G6-4-3 1B		0-0 BB 3B 1B			0-3 K	0-0 4-3		0-0 1B 1B	5 3 3 0 0 1 1		
Wayne Comer, R (1, 9) OBP: 0.363, SLG: 0.388	0-0 1-3 G6-4-3 1B		4-0 1-2 3B BB			0-0 F8	0-0 2-H HR		0-0 1B 1B	4 2 3 3 1 0 0		
Danny Walton, R (1, 7) OBP: 0.318, SLG: 0.487	0-0 G6-4-3 1-2f 3-H 1B		0-0 1-H 2-H 2B 3B			0-3 K	0-0 G3 1B		0-0 FC5-4 1B	5 1 3 3 0 1 1		
Don Mincher, L (1, 3) OBP: 0.367, SLG: 0.458	4-0 CS BB		0-0 5-3 2B			0-3 K	0-0 G3 1-2		0-0 FC5-4 FC6-4 1-2f	4 0 1 1 1 1 2		
Jerry McNertney, R (1, 2) OBP: 0.269, SLG: 0.368	0-0 CS 1-2		0-3 K	0-0 5-3 2-3			0-0 1B		0-0 FC6-4 1-2f	5 0 1 0 0 1 3		
John Donaldson, L (1, 4) OBP: 0.321, SLG: 0.283			0-0 K	0-0 4-3			0-0 F5 1B		0-0 G3	0 0 0 0 0 0 0		
Ray Oylar, R (1, 6) OBP: 0.267, SLG: 0.276			0-0 F5	0-0 6-3			0-3 K		0-0 S 1B	4 0 1 0 0 1 2		
Gene Brabender, R (1, 1) OBP: 0.156, SLG: 0.177 Sandy Valdespino, L (7, PH) OBP: 0.317, SLG: 0.279 Diego Segui, R (7, 1) OBP: 0.179, SLG: 0.115			0-0 4-3	0-3 K			0-0 2B 2B		0-3 K	2 0 0 0 0 1 1 1 1 1 0 0 0 0 1 0 0 0 0 1 1		
<b>Inning Stats</b>	R: 2 H: 3 E: 0 LOB: 0 K: 0 BB: 1 S: 4 P: 8	R: 0 H: 1 E: 0 LOB: 1 K: 1 BB: 0 S: 6 P: 6	R: 3 H: 3 E: 0 LOB: 1 K: 1 BB: 1 S: 8 P: 12	R: 0 H: 0 E: 0 LOB: 0 K: 1 BB: 0 S: 5 P: 5	R: 0 H: 0 E: 0 LOB: 0 K: 2 BB: 0 S: 7 P: 7	R: 0 H: 1 E: 0 LOB: 1 K: 2 BB: 0 S: 8 P: 8	R: 3 H: 4 E: 0 LOB: 1 K: 0 BB: 0 S: 7 P: 7	R: 0 H: 1 E: 0 LOB: 1 K: 1 BB: 0 S: 6 P: 6	R: 1 H: 3 E: 0 LOB: 1 K: 0 BB: 0 S: 5 P: 5	1B: 11 SF: 0 2B: 3 SAC: 0 3B: 1 DP: 1 HR: 1 HBP: 0	WP: 0 PA: 43 PB: 0 SB: 2 CS: 1	
<b>PITCHER</b>	IP WLS BF H R ER SO BB IBB HBP BLK WP HR S P ERA WHIP											
Chuck Dobson, R (1, 1) ERA: 3.6	6.0 L 26 8 5 5 7 2 0 0 0 0 0 0 38 46 7.50 1.667											
Rollie Fingers, R (7, 1) ERA: 3.21	0.1 4 3 3 3 0 0 0 0 0 0 0 1 4 4 81.00 9.000											
Marcel Lachemann, R (7, 1) ERA: 3.15	2.2 12 5 1 1 1 0 0 0 0 0 0 0 14 14 3.38 1.875											

Seattle Pilots @ Oakland Athletics  
Oakland-Alameda County Coliseum, Oakland, CA

Wed Sep 10 1969, 7:05 PM PDT  
Att. 1,945 - Unknown

AB	36
R	9
H	15
RBI	8
BB	2
SO	8
LOB	12





Batter	1	2	3	4	5	6	7	8	9	AB R H RBI BB SO LOB	TOP	
Sandy Alomar Sr., S (1, 4) OBP: 0.292, SLG: 0.277 Billy Cowan, R (8, PH) OBP: 0.286, SLG: 0.397 Marty Perez, R (8, 4)	0-0 F9		0-0 FC5			0-0 F7		0-0 F8		3 0 0 0 0 0 1 1 0 0 0 0 0 1 0 0 0 0 0 0 0		
Jay Johnstone, L (1, 8) OBP: 0.307, SLG: 0.367	0-3 K		0-0 L3			4-0 FC5-4 BB		0-0 F5		3 0 0 0 1 1 2		
Jim Fregosi, R (1, 6) OBP: 0.354, SLG: 0.373	4-0 BB				0-0 6-3			4-0 WP BB		2 0 0 0 2 0 1		
Bubba Morton, R (1, 9) OBP: 0.357, SLG: 0.440	0-3 K				0-3 K			0-3 K		4 0 0 0 0 3 4		
Rick Reichardt, R (1, 7) OBP: 0.317, SLG: 0.374			0-0 5-3		0-0 F5			0-0 4-3		4 0 0 0 0 0 0		
Aurelio Rodriguez, R (1, 5) OBP: 0.283, SLG: 0.320			0-0 F9			0-0 P4		0-0 HR		4 1 2 1 0 0 0		
Jim Spencer, L (1, 3) OBP: 0.300, SLG: 0.364			0-0 F7			0-0 6-3		0-0 1-3		4 0 0 0 0 0 1		
Joe Azcue, R (1, 2) OBP: 0.310, SLG: 0.276			0-0 E4 SH1-3 FC5 1B			0-0 1B		0-0 F3		4 0 2 0 0 1 1		
Rudy May, L (1, 1) OBP: 0.143, SLG: 0.077 Winston Llenas, R (8, PH) OBP: 0.286, SLG: 0.300 Vern Geishert, R (8, 1)			0-0 SH1-3			0-0 F8		0-0 WP BB 1B		1 0 0 0 0 0 1 1 0 1 0 0 0 0 0 0 0 0 0 0 0		
<b>Inning Stats</b>	R: 0 H: 0 E: 0 LOB: 1 K: 2 BB: 1 S: 7 P: 11	R: 0 H: 0 E: 0 LOB: 0 K: 0 BB: 0 S: 3 P: 3	R: 0 H: 1 E: 1 LOB: 1 K: 0 BB: 0 S: 4 P: 4	R: 0 H: 0 E: 0 LOB: 0 K: 1 BB: 0 S: 5 P: 5	R: 0 H: 1 E: 0 LOB: 1 K: 0 BB: 0 S: 4 P: 4	R: 0 H: 0 E: 0 LOB: 1 K: 0 BB: 1 S: 3 P: 7	R: 1 H: 1 E: 0 LOB: 0 K: 0 BB: 0 S: 4 P: 4	R: 0 H: 1 E: 0 LOB: 2 K: 1 BB: 1 S: 6 P: 10	R: 0 H: 1 E: 0 LOB: 1 K: 1 BB: 0 S: 6 P: 6	1B: 4 SF: 0 2B: 0 SAC: 1 3B: 0 DP: 0 HR: 1 HBP: 0	WP: 1 PA: 35 PB: 0 SB: 0 CS: 0	
<b>PITCHER</b> George Brunet, L (1, 1) ERA: 4.55	IP WLS BF H R ER SO BB IBB HBP BLK WP HR S P ERA WHIP											<b>PITCHER</b> IP WLS BF H R ER SO BB IBB HBP BLK WP HR S P ERA WHIP

California Angels @ Seattle Pilots  
Sicks Stadium, Boston, MA  
Fri Sep 12 1969, 10:05 PM EDT  
Unknown - 66 F

livebaseballscorecards.com

AB 31  
R 1  
H 5  
RBI 1  
BB 3  
SO 5  
LOB 12





Batter	1	2	3	4	5	6	7	8	9
Tommy Harper, R OBP: 0.355, SLG: 0.318 (1, 5)	0-0 S E 1B	0-0 5-3			0-0 S 1B		4-0 S 1B BB		
Steve Hovley, L OBP: 0.360, SLG: 0.390 (1, 8)	0-0 E3 1B 1-H		0-0 G6-4-3 1B		0-3 K 1-2		0-0 1-H 1B		
Wayne Comer, R OBP: 0.362, SLG: 0.394 (1, 9)	0-3 K		0-0 F9		0-0 HR		0-0 P4		
Danny Walton, R OBP: 0.283, SLG: 0.417 (1, 7)	0-3 K		0-0 G6-4-3 1-2f		0-0 F8		0-3 K		
Greg Goossen, R OBP: 0.407, SLG: 0.554 John Kennedy, R OBP: 0.337, SLG: 0.344 (8, PR) Don Mincher, L OBP: 0.366, SLG: 0.455 (9, 3)	0-0 1-3 1B			0-0 CS 1B		0-3 K		0-0 1B 2B	
Jim Pagliaroni, R OBP: 0.329, SLG: 0.444 (1, 2)	0-0 F8			0-3 K		0-0 FC5-4 1B		0-0 2-H 1B	
John Donaldson, L OBP: 0.320, SLG: 0.285 (1, 4)		0-0 6-3		0-3 K		0-0 FC5-4 1-2f		0-0 4-3	
Ray Oyler, R OBP: 0.263, SLG: 0.270 (1, 6)		0-0 F8		0-0 CS 1-2	0-0 F8		0-3 K		
George Brunet, R OBP: 0.167, SLG: 0.182 (1, 1)		0-0 HR			0-3 K		0-0 6-3		

AB	R	H	RBI	BB	SO	LOB
3	1	2	0	1	0	0
4	0	2	0	0	1	1
4	1	1	1	0	1	2
4	0	0	0	0	2	2
4	0	3	0	0	1	0
0	1	0	0	0	0	0
0	0	0	0	0	0	0
4	0	2	1	0	1	3
4	0	0	0	0	1	4
3	0	0	0	0	1	0
3	1	1	1	0	1	0


AB	R	H	RBI	BB	SO	LOB
33	4	11	3	1	9	12

Inning	1	2	3	4	5	6	7	8	9
R: 1	R: 1	R: 0	R: 0	R: 0	R: 0	R: 1	R: 0	R: 1	R: 1
E: 1	E: 0	E: 0	E: 0	E: 0	E: 0	E: 0	E: 0	E: 0	E: 0
K: 2	K: 0	K: 0	K: 0	K: 2	K: 2	K: 1	K: 1	K: 1	K: 1
S: 10	S: 4	S: 3	S: 7	S: 7	S: 8	S: 7	S: 5	S: 7	S: 7
H: 2	H: 1	H: 1	H: 1	H: 1	H: 1	H: 2	H: 1	H: 2	H: 2
LOB: 2	LOB: 0	LOB: 0	LOB: 0	LOB: 0	LOB: 1	LOB: 1	LOB: 2	LOB: 2	LOB: 2
BB: 0	BB: 0	BB: 0	BB: 0	BB: 0	BB: 0	BB: 0	BB: 1	BB: 0	BB: 0
P: 10	P: 4	P: 3	P: 7	P: 7	P: 8	P: 7	P: 9	P: 7	P: 7

WP	HR	S	P	ERA	WHIP
0	2	44	48	2.57	1.429
0	0	7	7	9.00	2.000

**California Angels @ Seattle Pilots**  
**Sicks Stadium, Boston, MA**  
 Fri Sep 12 1969, 10:05 PM EDT  
 Unknown - 66 F

livebaseballscorecards.com



Batter	1	2	3	4	5	6	7	8	9	10	AB R H RBI BB SO LOB	TOP												
Sandy Alomar Sr., S OBP: 0.295, SLG: 0.279 (1, 4) B B B	4-0 G1-6-3 BB		x 0-0 1-2 1B 1B		x 0-0 1-2 1-3		x 0-0 1-3 1B		x 0-0 4-3		4 0 2 0 1 0 1													
Jim Spencer, L OBP: 0.295, SLG: 0.359 (1, 3) x	0-0 G1-6-3 1-2f		x 0-0 L3		x 0-0 P5		x 0-0 4-3		x 0-0 G3		5 0 0 0 0 0 6													
Jim Fregosi, R OBP: 0.356, SLG: 0.377 (1, 6) x	0-0 1B 1B		x 0-0 G4-6-3 1-2 2-3 1B			0-3 K		x 0-0 WP 1B 2B		x 0-0 6-3	5 1 3 0 0 1 0													
Jay Johnstone, L OBP: 0.311, SLG: 0.374 Roger Repoz, L OBP: 0.252, SLG: 0.273 (1, 8) x (8, PR) (8, 8)	0-0 1-2 1B		x 0-0 G4-6-3 1-2f			x 0-0 FC5-2-5 3B		x 0-0 SH3-4 2-H 1B		x 0-3 K	4 0 3 1 0 0 3 1 0 0 0 0 1 0													
Rick Reichardt, R OBP: 0.317, SLG: 0.373 (1, 7) x	0-0 5-3			0-3 K		x 0-0 FC5-2-5 3-H K		x 0-0 SH3-4 1-2		x 0-0 1B	4 0 1 0 0 1 3													
Bill Voss, L OBP: 0.316, SLG: 0.327 (1, 9) x		0-0 G3		x 0-0 F5		x 0-3 K		x 0-0 F8		x 0-0 4-3	5 0 0 0 0 1 4													
Aurelio Rodriguez, R OBP: 0.283, SLG: 0.318 (1, 5) x		0-0 1-3		x 0-0 P6			x 0-0 6-3	4-0 IBB			3 0 0 0 1 0 0													
Randy Brown, L (1, 2) x		0-0 1-3		x 0-0 G3		x 0-0 G3	B B B B x 4-0 1B BB	x 0-0 4-3			3 0 0 0 1 0 2													
Rickey Clark, R OBP: 0.500, SLG: 0.500 Clyde Wright, R OBP: 0.200, SLG: 0.111 Ken Tatum, R OBP: 0.368, SLG: 0.722 (1, 1) x (3, 1) (6, 1)			x 0-0 1B 1B 1B		B B B B x 4-0 1-3 BB		x 0-0 F9	S S S S x 0-3 K			1 0 1 0 0 0 0 0 0 0 0 1 0 0 2 0 0 0 0 1 1													
<b>Inning Stats</b>	R: 0 E: 0 K: 0 S: 4	H: 2 LOB: 2 BB: 1 P: 8	R: 0 E: 0 K: 0 S: 3	H: 0 LOB: 0 BB: 0 P: 3	R: 0 E: 0 K: 0 S: 5	H: 3 LOB: 2 BB: 0 P: 5	R: 0 E: 0 K: 1 S: 5	H: 0 LOB: 0 BB: 0 P: 5	R: 0 E: 0 K: 2 S: 8	H: 1 LOB: 1 BB: 0 P: 8	R: 0 E: 0 K: 0 S: 4	H: 1 LOB: 2 BB: 1 P: 8	R: 1 E: 0 K: 0 S: 5	H: 2 LOB: 2 BB: 1 P: 9	R: 0 E: 0 K: 1 S: 5	H: 0 LOB: 0 BB: 0 P: 5	R: 0 E: 0 K: 1 S: 6	H: 1 LOB: 1 BB: 0 P: 6	1B: 8 2B: 1 3B: 1 HR: 0	SF: 0 SAC: 1 DP: 2 HBP: 0	WP: 1 PB: 0 SB: 0 CS: 0	PA: 42		
<b>PITCHER</b>	IP WLS BF H R ER SO BB IBB HBP BLK WP HR S P ERA WHIP																							
Skip Lockwood, R ERA: 3.0 (1, 1)	7.0	31	9	1	1	3	3	0	0	0	0	1	0	34	46	1.29	1.714							
Diego Segui, R ERA: 3.56 (8, 1)	1.0	4	0	0	0	0	0	1	0	0	0	0	0	3	7	0.00	0.000							
Bob Locker, R ERA: 3.3 (9, 1)	2.0	7	1	0	0	2	0	0	0	0	0	0	0	11	11	0.00	0.500							

California Angels @ Seattle Pilots  
Sicks Stadium, Boston, MA  
Fri Sep 12 1969, 10:05 PM EDT  
Att: 5,085 - Unknown

livebaseballscorecards.com

AB 37  
R 1  
H 10  
RBI 1  
BB 4  
SO 5  
LOB 20



BOTTOM

California Angels @ Seattle Pilots  
Sicks Stadium, Boston, MA  
Fri Sep 12 1969, 10:05 PM EDT  
Att. 5,085 - Unknown

livebaseballscorecards.com

AB	33
R	1
H	9
RBI	1
BB	6
SO	5
LOB	27



WP	1	PA	42
PB	0		
SB	1		
CS	1		

AB R H RBI BB SO LOB

4	0	1	1	1	1	3
4	0	1	0	0	0	3
3	0	1	0	2	0	1
5	0	1	0	0	0	6
4	0	0	0	1	1	4
3	0	0	0	1	2	3
0	1	0	0	0	0	0
1	0	0	0	0	1	1
3	0	2	0	0	0	0
3	0	3	0	1	0	0
3	0	0	0	0	0	6
0	0	0	0	0	0	0
0	0	0	0	0	0	0
0	0	0	0	0	0	0
0	0	0	0	0	0	0

1B:	7	SF:	0
2B:	3	SAC:	2
3B:	0	DP:	2
HR:	0	HBP:	1

Batter 1 2 3 4 5 6 7 8 9 10

Tommy Harper, R OBP: 0.356, SLG: 0.318 (1, 5)	0-0 6-3	0-3 K			4-0 6-3 SH1-4 BB		0-0 1B FC4-2 1B	0-0 6-3	
John Donaldson, L OBP: 0.319, SLG: 0.285 (1, 4)	0-0 3-1		0-0 5-3		0-0 SH1-4		0-0 FC4-2 S 1B	0-0 F7	
Wayne Comer, R OBP: 0.365, SLG: 0.394 (1, 9)	4-0 2B BB		0-0 E5 CS		0-0 6-3		4-0 FC4-2 BB	0-0 WP 1B	
Steve Hovley, L OBP: 0.357, SLG: 0.390 (1, 8)	0-0 1-3 2B		0-0 5-3		0-0 4-3		0-0 FC4-2 G5-4-3	0-0 P6	
Danny Walton, R OBP: 0.276, SLG: 0.385 (1, 7)	4-0 BB			0-0 1-3		0-3 K	0-0 G5-4-3	0-0 F3	
Don Mincher, L OBP: 0.365, SLG: 0.452 Mike Hegan, L OBP: 0.427, SLG: 0.461 Greg Goossen, R OBP: 0.403, SLG: 0.549 (1, 3) (8, PR) (9, 3)	0-0 G3		0-3 K		0-3 K			4-0 1B SH1-4 6-3 BB	0-3 K
Jerry McNertney, R OBP: 0.294, SLG: 0.370 (1, 2)		0-0 1B 1B		0-0 2B 1B		0-0 E6 BB		0-0 SH1-4	
Fred Stanley, R OBP: 1.000, SLG: 1.333 (1, 6)		0-0 L5-4 1B		0-0 1-3 2B		4-0 FC6-4 BB		0-0 6-3 HBP 1B	
Skip Lockwood, R Diego Segui, R OBP: 0.179, SLG: 0.115 Sandy Valdespino, L OBP: 0.322, SLG: 0.279 John Kennedy, R OBP: 0.337, SLG: 0.344 Bob Locker, S OBP: 0.143, SLG: 0.077 (1, 1) (8, 1) (8, PH) (8, PR) (9, 1)		0-0 L5-4		0-0 6-3		0-0 FC6-4		1-0 6-3 HBP	

Inning Stats	R: 0 E: 0 K: 0 S: 4	H: 1 LOB: 3 BB: 2 P: 12	R: 0 E: 0 K: 1 S: 6	H: 2 LOB: 1 BB: 0 P: 6	R: 0 E: 1 K: 0 S: 3	H: 0 LOB: 0 BB: 0 P: 3	R: 0 E: 0 K: 1 S: 7	H: 2 LOB: 2 BB: 0 P: 7	R: 0 E: 0 K: 0 S: 3	H: 0 LOB: 1 BB: 1 P: 7	R: 0 E: 1 K: 2 S: 8	H: 0 LOB: 2 BB: 1 P: 12	R: 0 E: 0 K: 0 S: 4	H: 2 LOB: 2 BB: 1 P: 8	R: 1 E: 0 K: 0 S: 4	H: 1 LOB: 3 BB: 1 P: 9	R: 0 E: 0 K: 1 S: 6	H: 1 LOB: 1 BB: 0 P: 6
--------------	------------------------------	----------------------------------	------------------------------	---------------------------------	------------------------------	---------------------------------	------------------------------	---------------------------------	------------------------------	---------------------------------	------------------------------	----------------------------------	------------------------------	---------------------------------	------------------------------	---------------------------------	------------------------------	---------------------------------

PITCHER	IP	WLS	BF	H	R	ER	SO	BB	IBB	HBP	BLK	WP	HR	S	P	ERA	WHIP
Rickey Clark, R ERA: 5.59 (1, 1)	2.0		10	3	0	0	1	2	0	0	0	0	0	10	18	0.00	2.500
Clyde Wright, L ERA: 4.5 (3, 1)	3.2		16	2	0	0	3	2	0	0	0	0	0	20	28	0.00	1.091
Ken Tatum, R ERA: 1.38 (6, 1)	3.1		16	4	1	1	1	2	0	1	0	1	0	15	24	2.70	1.800

PITCHER	IP	WLS	BF	H	R	ER	SO	BB	IBB	HBP	BLK	WP	HR	S	P	ERA	WHIP
---------	----	-----	----	---	---	----	----	----	-----	-----	-----	----	----	---	---	-----	------

Batter	1	2	3	4	5	6	7	8	9	AB R H RBI BB SO LOB	TOP														
Sandy Alomar Sr., S OBP: 0.294, SLG: 0.278 (1, 4)	0-0 4-3		0-0 4-3			0-0 BB 1B 1B 1B	0-0 6-3		0-3 K	5 1 1 0 0 1 1															
Jim Spencer, L OBP: 0.300, SLG: 0.364 (1, 3)	0-0 F9		4-0 BB			0-0 1B BB 1B 1B	0-0 F8		0-0 1B 2B	4 2 2 0 1 0 0															
Jim Fregosi, R OBP: 0.356, SLG: 0.376 (1, 6)	0-0 F8		0-0 F8			4-0 1B BB 1B BB	0-3 K		0-0 2-H 1B	4 1 1 1 1 1 2															
Rick Reichardt, R OBP: 0.315, SLG: 0.371 (1, 7)		0-0 L5		0-0 F8		0-0 BB 1B 1B 1B		0-0 F7	0-0 4-3	5 0 1 1 0 0 1															
Bill Voss, L OBP: 0.317, SLG: 0.328 (1, 9)		0-0		0-0 4-3		0-0		0-0 F7		2 0 1 0 0 0 0															
Billy Cowan, R OBP: 0.291, SLG: 0.400 (6, PH)						1-2 2-H 3-H 1B				2 0 1 2 0 0 0															
Roger Repoz, L OBP: 0.252, SLG: 0.272 (1, 8)		0-3 K		0-0 P6		0-3 K		0-0 E 1B		4 0 1 0 0 2 3															
Aurelio Rodriguez, R OBP: 0.281, SLG: 0.315 (1, 5)		0-0 F8			0-0 F3	0-0 F9		0-0 E4		4 0 0 0 0 0 4															
Randy Brown, L OBP: 0.333, SLG: 0.143 (1, 2)			0-0 4-3 SH3 1B		0-3 K	4-0 1-2 2-3 BB		0-0 4-3		3 0 1 0 1 1 2															
Tom Murphy, R OBP: 0.179, SLG: 0.172 (1, 1)			0-0 SH3		0-3 K	0-3 K			0-3 K	2 0 0 0 0 2 3															
Steve Kealey, R (7, 1)										0 0 0 0 0 0 0															
Winston Llenas, R OBP: 0.273, SLG: 0.286 (9, PH)			1-2							1 0 0 0 0 1 0															
<b>Inning Stats</b>	R: 0 E: 0 K: 0 S: 3	H: 0 LOB: 0 BB: 0 P: 3	R: 0 E: 0 K: 1 S: 6	H: 1 LOB: 1 BB: 0 P: 6	R: 0 E: 0 K: 0 S: 4	H: 1 LOB: 2 BB: 1 P: 8	R: 0 E: 0 K: 0 S: 3	H: 0 LOB: 0 BB: 0 P: 3	R: 0 E: 0 K: 2 S: 7	H: 0 LOB: 0 BB: 0 P: 7	R: 3 E: 0 K: 2 S: 11	H: 4 LOB: 3 BB: 2 P: 19	R: 0 E: 0 K: 1 S: 5	H: 0 LOB: 0 BB: 0 P: 5	R: 0 E: 1 K: 0 S: 5	H: 1 LOB: 2 BB: 0 P: 5	R: 1 E: 0 K: 2 S: 9	H: 2 LOB: 1 BB: 0 P: 9	1B: 8 2B: 1 3B: 0 HR: 0	SF: 0 SAC: 1 DP: 0 HBP: 0	WP: 0 PB: 0 SB: 0 CS: 0	PA: 40			
<b>PITCHER</b>	IP WLS BF H R ER SO BB IBB HBP BLK WP HR S P ERA WHIP																								
Marty Pattin, R ERA: 5.68 (1, 1)	5.0		22	5	3	3	3	2	0	0	0	0	0	26	34	5.40	1.400								
John O'Donoghue, L ERA: 3.43 (6, 1)	0.1		2	1	0	0	1	0	0	0	0	0	0	4	4	0.00	3.000								
Diego Segui, R ERA: 3.53 (6, 1)	3.2	W	16	3	1	1	4	1	0	0	0	0	0	23	27	2.46	1.091								

California Angels @ Seattle Pilots  
Sicks Stadium, Boston, MA  
Sat Sep 13 1969, 10:05 PM EDT  
Unknown - 62 F

livebaseballscorecards.com

AB	36
R	4
H	9
RBI	4
BB	3
SO	8
LOB	16



Batter	1	2	3	4	5	6	7	8	9
Tommy Harper, R (1, 5) OBP: 0.353, SLG: 0.315	0-3 K		0-0 F8		0-0 6-3	0-0 F7			
John Donaldson, L (1, 4) OBP: 0.324, SLG: 0.286	0-0 F8			4-0 FC6-4 BB	0-0 S 1B		4-0 L5-3 BB		
Wayne Comer, R (1, 9) OBP: 0.362, SLG: 0.390	0-0 4-3			0-0 FC6-4 1B 1-2f	0-0 F8 1-2		0-0 L5-3 1-2		
Steve Hovley, L (1, 8) OBP: 0.363, SLG: 0.394		4-0 G4-6-3 BB		0-0 1B 1-3 1B		0-0 1B 1B	0-0 4-3		
Danny Walton, R (1, 7) OBP: 0.290, SLG: 0.393		0-0 P4		0-0 1B 1-2 1B		0-0 1B 1-2 E 1B		0-0 F8	
Don Mincher, L (1, 3) OBP: 0.366, SLG: 0.452		0-0 G4-6-3 1-2f		0-0 1B 1-2 2-H		0-0 E 1B 1-3 2-H 1B		0-0 F8	
Jerry McNertney, R (1, 2) OBP: 0.294, SLG: 0.369			0-0 FC6-4 1B	0-3 K		0-0 E6 1B 1-3 3-H 1B		0-0 F8	
Ray Oyler, R (1, 6) OBP: 0.261, SLG: 0.268			0-0 FC6-4 1-2f	0-0 F2		0-0 L4			
Sandy Valdespino, L (6, PH) OBP: 0.320, SLG: 0.277									
Fred Stanley, R (7, 6) OBP: 1.000, SLG: 1.333									
Marty Pattin, R (1, 1) OBP: 0.172, SLG: 0.158			0-0 FC9-6 1-2f		0-0 G3	0-0 1B 1-H 3-H			
John O'Donoghue, R (6, 1) OBP: 0.091, SLG: 0.182									
Diego Segui, R (6, 1) OBP: 0.207, SLG: 0.148									


AB	R	H	RBI	BB	SO	LOB
4	0	0	0	0	1	1
2	0	1	0	2	0	0
4	1	0	0	0	0	3
3	2	2	0	1	0	0
4	1	2	1	0	0	1
4	1	2	2	0	0	1
4	1	1	0	0	1	3
2	0	0	0	0	0	3
1	0	0	0	0	0	2
0	0	0	0	0	0	0
2	0	0	0	0	0	1
0	0	0	0	0	0	0
1	0	1	2	0	0	0

AB	R	H	RBI	BB	SO	LOB
31	6	9	5	3	2	15

Inning Stats		R: 0	H: 0	E: 0	K: 1	S: 5	R: 0	H: 0	E: 0	K: 0	S: 2	R: 0	H: 1	E: 0	K: 0	S: 4	R: 2	H: 3	E: 0	K: 1	S: 8	R: 0	H: 1	E: 0	K: 0	S: 4	R: 4	H: 4	E: 1	K: 0	S: 7	R: 0	H: 0	E: 0	K: 0	S: 2	R: 0	H: 0	E: 0	K: 0	S: 3
PITCHER		IP	WLS	BF	H	R	ER	SO	BB	IBB	HBP	BLK	WP	HR	S	P	ERA	WHIP	PITCHER		IP	WLS	BF	H	R	ER	SO	BB	IBB	HBP	BLK	WP	HR	S	P	ERA	WHIP				
Tom Murphy, R (1, 1) ERA: 3.73	(1, 1)	6.0	L	28	9	6	5	2	2	0	0	0	0	0	30	38	7.50	1.833	PITCHER		IP	WLS	BF	H	R	ER	SO	BB	IBB	HBP	BLK	WP	HR	S	P	ERA	WHIP				
Steve Kealey, R (7, 1) ERA: 4.2	(7, 1)	2.0		6	0	0	0	0	1	0	0	0	0	5	9	0.00	0.500	PITCHER		IP	WLS	BF	H	R	ER	SO	BB	IBB	HBP	BLK	WP	HR	S	P	ERA	WHIP					

**California Angels @ Seattle Pilots**  
Sicks Stadium, Boston, MA  
Sat Sep 13 1969, 10:05 PM EDT  
Unknown - 62 F

WP: 0 PA: 34  
PB: 0  
SB: 1  
CS: 0



livebaseballscorecards.com

Batter	1	2	3	4	5	6	7	8	9	AB R H RBI BB SO LOB	TOP
Sandy Alomar Sr., S OBP: 0.297, SLG: 0.280 (1, 4)	0-0 1-3		0-0 F7		4-0 3B BB		0-0 1B		0-0 1B	4 2 2 0 1 0 0	
Jim Spencer, L OBP: 0.304, SLG: 0.373 (1, 3)	0-0 1B BB		0-0 P5		0-0 3B 1-H		0-0 9-3		0-0 1B 1-H	5 1 3 2 0 0 1	
Jim Fregosi, R OBP: 0.355, SLG: 0.373 (1, 6)	4-0 1B 1-2 BB		0-3 K		0-0 F7		0-3 K		0-0 F8	4 0 0 0 1 2 2	
Rick Reichardt, R OBP: 0.313, SLG: 0.367 (1, 7)	0-3 K			0-0 F9		0-0 5-3		0-3 K		4 0 0 0 0 2 2	
Bill Voss, L OBP: 0.322, SLG: 0.333 (1, 9)	0-0 1B 1-3 2-H			0-0 1B		0-0 1B S		0-3 K		4 1 3 1 0 1 0	
Roger Repoz, L OBP: 0.257, SLG: 0.269 (1, 8)	0-0 F9			0-0 P5		4-0 1B 1-2 BB		4-0 BB FC5-4		2 0 0 0 2 0 3	
Aurelio Rodriguez, R OBP: 0.281, SLG: 0.315 (1, 5)		0-0 1-3		0-0 P5		0-0 1B FC1-2-5		0-0 FC5-4		4 0 1 1 0 0 2	
Joe Azcue, R OBP: 0.306, SLG: 0.272 (1, 2)		0-0 5-3			0-0 F7		0-0 FC1-2-5		0-0 F5	4 0 0 0 0 0 2	
Eddie Fisher, R Ken Tatum, R OBP: 0.368, SLG: 0.722 (9, 1)		0-3 K			0-0 P3		0-0 4-3		0-0 5-3	4 0 0 0 0 1 2 0 0 0 0 0 0 0	
<b>Inning Stats</b>	R: 1 H: 2 E: 0 LOB: 2 K: 1 BB: 1 S: 7 P: 11	R: 0 H: 0 E: 0 LOB: 0 K: 1 BB: 0 S: 5 P: 5	R: 0 H: 0 E: 0 LOB: 0 K: 1 BB: 0 S: 5 P: 5	R: 0 H: 1 E: 0 LOB: 1 K: 0 BB: 0 S: 4 P: 4	R: 1 H: 1 E: 0 LOB: 1 K: 0 BB: 1 S: 4 P: 8	R: 1 H: 2 E: 0 LOB: 2 K: 0 BB: 1 S: 5 P: 9	R: 0 H: 1 E: 0 LOB: 0 K: 1 BB: 0 S: 5 P: 5	R: 0 H: 0 E: 0 LOB: 1 K: 2 BB: 1 S: 7 P: 11	R: 1 H: 2 E: 0 LOB: 1 K: 0 BB: 0 S: 5 P: 5	1B: 8 SF: 0 2B: 1 SAC: 0 3B: 1 DP: 1 HR: 0 HBP: 0	WP: 0 PA: 39 PB: 0 SB: 4 CS: 0
<b>PITCHER</b>	IP WLS BF H R ER SO BB IBB HBP BLK WP HR S P ERA WHIP										
Miguel Fuentes, R ERA: 2.2 (1, 1)	5.1 L 25 6 3 3 3 3 0 0 0 0 0 0 28 40 5.06 1.688										
Dooley Womack, R ERA: 3.26 (6, 1)	0.2 2 0 0 0 0 0 0 0 0 0 0 0 2 2 0.00 0.000										
John Gelnar, R ERA: 3.44 (7, 1)	3.0 12 3 1 1 3 1 0 0 0 0 0 0 17 21 3.00 1.333										

California Angels @ Seattle Pilots  
 Sicks Stadium, Boston, MA  
 Sat Sep 13 1969, 10:05 PM EDT  
 Att. 11,184 - Unknown

livebaseballscorecards.com

AB	35
R	4
H	9
RBI	4
BB	4
SO	6
LOB	14



Batter	1	2	3	4	5	6	7	8	9	AB R H RBI BB SO LOB
John Kennedy, R (1, 5) OBP: 0.324, SLG: 0.330	0-3 K		0-0 6-3			0-0 F2			0-0 P3	4 0 0 0 0 1 2
John Donaldson, L (1, 4) OBP: 0.323, SLG: 0.283	0-0 F7			0-0 6-3			0-0 F7		4-0 1B BB	3 0 0 0 1 0 0
Wayne Comer, R (1, 9) OBP: 0.359, SLG: 0.387	0-0 6-3			0-0 F8			0-0 6-3		0-0 F9	4 0 0 0 0 0 2
Steve Hovley, L (1, 8) OBP: 0.365, SLG: 0.395		0-0 G6-4-3 1B		0-0 P6			0-3 K		0-0 1B 2-H	4 0 2 1 0 1 0
Danny Walton, R (1, 7) OBP: 0.273, SLG: 0.367		0-0 G6-4-3 1-2f		0-0 6-3				0-0 F7	0-3 K	4 0 0 0 0 1 3
Don Mincher, L (1, 3) OBP: 0.366, SLG: 0.452		0-0 CS 1B		0-0 G3				0-0 F8		3 0 1 0 0 0 0
Jim Pagliaroni, R (1, 2) OBP: 0.322, SLG: 0.434		0-0 CS 1-2	0-0 L5		0-0 F8			0-0 5-3		3 0 0 0 0 0 0
Fred Stanley, R (1, 6) OBP: 0.714, SLG: 1.167			0-0 4-3			0-0 F5			0-0 1B 3B	3 1 1 0 0 0 0
Miguel Fuentes, R (1, 1) Dooley Wornack, L (6, 1) Sandy Videspino, L (6, PH) John Geinar, R (7, 1) Steve Whitaker, I (9, PH) Mike Hegan, L (9, PR)			0-0 1B		0-0 6-3				0-0 1B BB 3-H	1 0 1 0 0 0 0 0 0 0 0 0 0 0 1 0 0 0 0 0 0 0 0 0 0 0 0 0 1 0 1 1 0 0 0 0 1 0 0 0 0 0

Inning Stats	R: 0	H: 0	E: 0	K: 1	S: 5	WLS	BF	H	R	ER	SO	BB	IBB	HBP	BLK	WP	HR	S	P	ERA	WHIP
	0	0	0	1	5		27	5	2	2	2	0	0	0	0	0	0	31	31	2.25	0.625
	0	0	0	0	3		5	2	0	0	3	0	0	0	0	0	0	4	3	0.00	2.000

PITCHER	IP	WLS	BF	H	R	ER	SO	BB	IBB	HBP	BLK	WP	HR	S	P	ERA	WHIP
Eddie Fisher, R (1, 1) ERA: 3.58	8.0	W	27	5	2	2	2	0	0	0	0	0	0	31	31	2.25	0.625
Ken Tatum, R (9, 1) ERA: 1.36	1.0	S	5	1	0	0	1	1	0	0	0	0	0	6	10	0.00	2.000


**BOTTOM**

**California Angels @ Seattle Pilots**  
Sicks Stadium, Boston, MA

Sat Sep 13 1969, 10:05 PM EDT  
Att. 11,184 - Unknown

livebaseballscorecards.com

AB	31
R	2
H	6
RBI	2
BB	1
SO	3
LOB	7



WP	PA	3B	SF	SAC	DP	HBP
0	33	1	0	0	1	0

Batter	1	2	3	4	5	6	7	8	9	AB R H RBI BB SO LOB
--------	---	---	---	---	---	---	---	---	---	----------------------

Sandy Alomar Sr., S OBP: 0.298, SLG: 0.281 (1, 4)	0-0 6-3		0-0 S 4-3 6-3 1B	0-0 F8			0-0 SH1-4 1B 1B	0-0 1-3		5 2 2 0 0 0 3
--	------------	--	---------------------------	-----------	--	--	--------------------------	------------	--	---------------

Jim Spencer, L OBP: 0.303, SLG: 0.372 (1, 3)	0-0 BB 1B		0-0 4-3 1-2		0-3 K		0-0 SH1-4 1-2		0-0 F8	4 0 1 0 0 1 1
---	-----------------	--	-------------------	--	----------	--	---------------------	--	-----------	---------------

Jim Fregosi, R OBP: 0.359, SLG: 0.375 (1, 6)	4-0 1-2 BB		0-0 6-3 2-H		4-0 G5-3 1B BB		0-0 3B 1B		0-0 E 5-3 1B	3 1 2 2 2 0 0
---	------------------	--	-------------------	--	-------------------------	--	-----------------	--	--------------------	---------------

Rick Reichardt, R OBP: 0.316, SLG: 0.374 (1, 7)	0-3 K		0-0 1B		0-0 1-2 1B		0-0 1-H 3B		0-0 5-3	5 0 3 1 0 1 3
--	----------	--	-----------	--	------------------	--	------------------	--	------------	---------------

Billy Cowan, R OBP: 0.275, SLG: 0.376 (1, 8)	0-0 6-3		0-0 6-3		0-0 G5-3 2-3f		0-3 K		0-0 E5 2-3	5 0 0 0 0 1 7
---	------------	--	------------	--	---------------------	--	----------	--	------------------	---------------

Jarvis Tatum, R OBP: 0.143, SLG: 0.143 (1, 9)					0-0 SH1-4 1B 1B		0-0 5-3		0-3 K	5 0 1 0 0 3 3
--	--	--	--	--	--------------------------	--	------------	--	----------	---------------

Aurelio Rodriguez, R OBP: 0.282, SLG: 0.322 (1, 5)			0-0 6-3		0-0 F7		0-0 HR		0-0 CS 5-3 1B	4 1 2 1 0 0 1
---	--	--	------------	--	-----------	--	-----------	--	---------------------	---------------

Joe Azcue, R OBP: 0.309, SLG: 0.275 (1, 2)			0-0 WP 1B		0-0 SH1-4 1-2 1B		0-0 3-1		0-0 5-3 1-2	4 0 2 0 0 0 1
---	--	--	-----------------	--	---------------------------	--	------------	--	-------------------	---------------

Andy Messersmith, R OBP: 0.244, SLG: 0.197 (1, 1)			0-3 K 1-2		0-0 SH1-4 1-2 2-3		0-0 1-3		0-0 2-3 1B	3 0 1 0 0 1 1
--	--	--	-----------------	--	----------------------------	--	------------	--	------------------	---------------


Inning Stats	R: 0	H: 1	E: 0	K: 1	S: 6	P: 10	R: 0	H: 1	E: 0	K: 2	S: 8	P: 8	R: 1	H: 2	E: 0	K: 0	S: 5	P: 5	R: 0	H: 2	E: 0	K: 1	S: 5	P: 9	R: 1	H: 1	E: 0	K: 0	S: 4	P: 4	R: 2	H: 3	E: 0	K: 2	S: 10	P: 10	R: 0	H: 2	E: 0	K: 0	S: 4	P: 4	R: 0	H: 1	E: 1	K: 1	S: 7	P: 7	1B: 12	2B: 0	3B: 1	HR: 1	SF: 0	SAC: 2	DP: 1	HBP: 0	WP: 1	PB: 0	SB: 1	CS: 1	PA: 42
--------------	------	------	------	------	------	-------	------	------	------	------	------	------	------	------	------	------	------	------	------	------	------	------	------	------	------	------	------	------	------	------	------	------	------	------	-------	-------	------	------	------	------	------	------	------	------	------	------	------	------	--------	-------	-------	-------	-------	--------	-------	--------	-------	-------	-------	-------	--------

PITCHER	IP	WLS	BF	H	R	ER	SO	BB	IBB	HBP	BLK	WP	HR	S	P	ERA	WHIP
Steve Barber, L ERA: 5.3 (1, 1)	6.1	L	30	10	4	4	4	2	0	0	0	1	1	36	44	5.68	1.895
Dooley Womack, R ERA: 3.17 (7, 1)	1.2		7	3	0	0	2	0	0	0	0	0	0	11	11	0.00	1.800
Bob Locker, R ERA: 3.26 (9, 1)	1.0		5	1	0	0	1	0	0	0	0	0	0	7	7	0.00	1.000

**California Angels @ Seattle Pilots**  
Sicks Stadium, Boston, MA

Sun Sep 14 1969, 6:33 AM EDT  
Att: 4,216 - Unknown - 60 F

<b>AB</b>	<b>38</b>
<b>R</b>	<b>4</b>
<b>H</b>	<b>14</b>
<b>RBI</b>	<b>4</b>
<b>BB</b>	<b>2</b>
<b>SO</b>	<b>7</b>
<b>LOB</b>	<b>20</b>



livebaseballscorecards.com



Batter	1	2	3	4	5	6	7	8	9	AB R H RBI BB SO LOB
Tommy Harper, R (1, 5) OBP: 0.351, SLG: 0.312	0-3 K ①		0-3 K ②		0-0 F7 ②			0-3 K ②		4 0 0 0 0 3 0
John Donaldson, L (1, 4) OBP: 0.319, SLG: 0.279	0-3 K ②		0-0 4-3 ③		0-0 F8 ③			0-0 F8 ③		4 0 0 0 0 1 0
Wayne Comer, R (1, 9) OBP: 0.358, SLG: 0.384	0-0 P4 ③			4-0 BB 1B BB ①		0-0 5-3 ①			0-0 F8 ①	3 1 0 0 1 0 0
Steve Hovley, L (1, 8) OBP: 0.363, SLG: 0.393		0-0 4-3 ①		0-3 K ①		0-0 4-3 ②			0-0 S 1B 1B ②	4 1 1 0 0 1 1
Danny Walton, R (1, 7) OBP: 0.271, SLG: 0.349		1-0 BB HBP ②		0-0 F8 ②		0-3 K ③			0-3 K ②	3 0 0 0 0 2 2
Don Mincher, L (1, 3) OBP: 0.367, SLG: 0.451 Mike Hegan, L (9, PR) OBP: 0.427, SLG: 0.461		0-0 F5 ②		4-0 FC5 1B BB ②			0-0 F8 ①		0-0 1B ②	3 0 1 1 1 0 1 0 0 0 0 0 0 0
Jerry McNertney, R (1, 2) OBP: 0.296, SLG: 0.368		4-0 1-2 BB ②		0-0 1-2 2-H 1B ③			0-0 F8 ②		0-0 F9 ③	3 0 1 1 1 0 1
Fred Stanley, R (1, 6) OBP: 0.500, SLG: 0.778		0-3 K ③		0-0 FC5 ③			0-3 K ③			3 0 0 0 0 2 4
Steve Barber, L (1, 1) OBP: 0.273, SLG: 0.333 Dooley Womack, L (7, 1) OBP: 0.167, SLG: 0.167 Sandy Valdespino, L (8, PH) OBP: 0.315, SLG: 0.273 Bob Locker, S (9, 1) OBP: 0.143, SLG: 0.077			0-3 K ①		0-3 K ①			0-0 5-3 ①		2 0 0 0 0 2 0 0 0 0 0 0 0 0 1 0 0 0 0 0 0 0 0 0 0 0 0 0

Inning Stats	R: 0	H: 0	E: 0	K: 2	S: 7	LOB: 0	BB: 0	P: 7	R: 0	H: 0	E: 0	K: 1	S: 5	LOB: 2	BB: 1	P: 10	R: 0	H: 0	E: 0	K: 2	S: 7	LOB: 0	BB: 0	P: 7	R: 1	H: 1	E: 0	K: 1	S: 6	LOB: 2	BB: 2	P: 14	R: 0	H: 0	E: 0	K: 1	S: 5	LOB: 0	BB: 0	P: 5	R: 0	H: 0	E: 0	K: 1	S: 5	LOB: 0	BB: 0	P: 5	R: 0	H: 0	E: 0	K: 1	S: 5	LOB: 0	BB: 0	P: 5	R: 0	H: 0	E: 0	K: 1	S: 5	LOB: 0	BB: 0	P: 5	R: 1	H: 2	E: 0	K: 1	S: 7	LOB: 1	BB: 0	P: 7	1B: 3	2B: 0	3B: 0	HR: 0	SF: 0	SAC: 0	DP: 0	HBP: 1	WP: 0	PB: 0	SB: 1	CS: 0	PA: 34
PITCHER Andy Messersmith, R (1, 1) ERA: 2.53	IP	WLS	BF	H	R	ER	SO	BB	IBB	HBP	BLK	WP	HR	S	P	ERA	WHIP																																																																				
	9.0	W	34	3	2	2	11	3	0	1	0	0	0	52	65	2.00	0.667																																																																				


**BOTTOM**

**California Angels @ Seattle Pilots**  
Sicks Stadium, Boston, MA

Sun Sep 14 1969, 6:33 AM EDT  
Att. 4,216 - Unknown - 60 F

livebaseballscorecards.com

**AB 30**  
**R 2**  
**H 3**  
**RBI 2**  
**BB 3**  
**SO 11**  
**LOB 9**



Batter	1	2	3	4	5	6	7	8	9	AB R H RBI BB SO LOB	TOP											
Tommy Harper, R (1, 5) OBP: 0.351, SLG: 0.313	0-0 F3		0-3 K		0-0 1B			0-0 SH3-4		3 0 1 0 0 1 0												
John Donaldson, L (1, 4) OBP: 0.318, SLG: 0.279	0-0 4-3			0-0 F8	0-0 1B			0-0 F9		4 0 1 1 0 0 1												
Wayne Comer, R (1, 9) OBP: 0.359, SLG: 0.384	0-3 K			4-0 E		0-0 4-3		0-0 1B		3 1 1 1 1 1 0												
Steve Hovley, L (1, 8) OBP: 0.358, SLG: 0.387		0-0 F9		0-0 4-3		0-0 L4		0-0 F7		4 0 0 0 0 0 2												
Danny Walton, R (1, 7) OBP: 0.270, SLG: 0.343				0-0 E5		0-0 F3			0-0 5-3	4 0 1 0 0 0 0												
Steve Whitaker, L (9, 7) OBP: 0.344, SLG: 0.407				2-H						0 0 0 0 0 0 0												
Don Mincher, L (1, 3) OBP: 0.364, SLG: 0.446		0-0 F8		0-0 F6			0-0 F8		0-0 F5	4 0 0 0 0 0 2												
Jerry McNertney, R (1, 2) OBP: 0.293, SLG: 0.364		0-0 F6			0-0 L7		0-0 F7		0-3 K	4 0 0 0 0 1 1												
Ray Oyler, R (1, 6) OBP: 0.261, SLG: 0.269			0-3 K		0-0 1B		0-0 F7			3 1 1 0 0 1 0												
Gene Brabender, R (1, 1) OBP: 0.164, SLG: 0.185			0-3 K		0-3 K			0-0 SH3-4		3 1 1 0 0 2 1												
Diego Segui, R (8, 1) OBP: 0.207, SLG: 0.148								1B		0 0 0 0 0 0 0												
<b>Inning Stats</b>	R: 0 E: 0 K: 1 S: 5	H: 0 LOB: 0 BB: 0 P: 5	R: 0 E: 0 K: 0 S: 4	H: 1 LOB: 1 BB: 0 P: 4	R: 0 E: 0 K: 3 S: 9	H: 0 LOB: 0 BB: 0 P: 9	R: 1 E: 1 K: 0 S: 4	H: 0 LOB: 1 BB: 1 P: 8	R: 1 E: 0 K: 1 S: 7	H: 3 LOB: 2 BB: 0 P: 7	R: 0 E: 0 K: 0 S: 3	H: 0 LOB: 0 BB: 0 P: 3	R: 0 E: 0 K: 0 S: 3	H: 0 LOB: 0 BB: 0 P: 3	R: 1 E: 0 K: 0 S: 5	H: 2 LOB: 1 BB: 0 P: 5	R: 0 E: 0 K: 1 S: 5	H: 0 LOB: 0 BB: 0 P: 5	1B: 6 2B: 0 3B: 0 HR: 0	SF: 0 SAC: 1 DP: 0 HBP: 0	WP: 0 PB: 0 SB: 0 CS: 0	PA: 34
<b>PITCHER</b>	IP WLS BF H R ER SO BB IBB HBP BLK WP HR S P ERA WHIP																					
Jerry Cram, R (1, 1) ERA: 2.77	7.0 L 26 4 2 1 5 1 0 0 0 0 0 0 35 39 1.29 0.714																					
Al Fitzmorris, R (8, 1) ERA: 4.76	2.0 8 2 1 1 1 0 0 0 0 0 0 0 10 10 4.50 1.000																					

Seattle Pilots @ Kansas City Royals  
Municipal Stadium, Kansas City, MO

Mon Sep 15 1969, 8:05 PM EDT  
Att: 7,238 - Unknown - 75 F

livebaseballscorecards.com

AB	32
R	3
H	6
RBI	2
BB	1
SO	6
LOB	7



Batter	1	2	3	4	5	6	7	8	9	AB	R	H	RBI	BB	SO	LOB
Pat Kelly, L OBP: 0.357, SLG: 0.404 (1, 9)	0-0 E BB WP 1B		0-0 4-3		0-0 2B			4-0 2B BB		3	2	2	0	1	0	0
Mike Fiore, L OBP: 0.410, SLG: 0.419 (1, 3)	4-0 E BB 1-2		0-0 F7		0-0 F9			0-3 K		3	0	0	0	1	1	2
Ed Kirkpatrick, L OBP: 0.345, SLG: 0.404 (1, 8)	0-3 K 1-2 2-H		0-0 S 1B		0-0 4-1			0-0 3-1 1-H 2B		4	0	2	1	0	1	2
Joe Foy, R OBP: 0.355, SLG: 0.361 (1, 5)	0-0 L4		4-0 1-2 BB		0-3 K			0-0 3-1 2-3		3	0	0	0	1	1	2
Joe Keough, L OBP: 0.261, SLG: 0.205 (1, 7) Hawk Taylor, R OBP: 0.316, SLG: 0.432 (8, PH) Bob Oliver, R OBP: 0.295, SLG: 0.402 (9, 7)	0-0 F5		0-0 1-3		0-0 1-3			0-0 6-3		3	0	0	0	0	0	3
Luis Alcaraz, R OBP: 0.265, SLG: 0.290 (1, 4)		0-0 6-3		0-0 F7		0-0 F9		0-0 1-3		4	0	0	0	0	0	0
Elie Rodriguez, R OBP: 0.337, SLG: 0.299 (1, 2) George Spriggs, L OBP: 0.250, SLG: 0.286 (7, PH) Juan Rios, R OBP: 0.261, SLG: 0.278 (8, 6) Jerry Adair, R OBP: 0.278, SLG: 0.294 (9, PH)		0-0 F4		0-0 F9		0-0 6-3		0-3 K		2	0	0	0	0	0	0
Jackie Hernandez, R OBP: 0.281, SLG: 0.286 (1, 6) Billy Harris, L OBP: 0.333, SLG: 0.500 (7, PH) Al Fitzmorris, S (8, 1) Lou Piniella, R OBP: 0.325, SLG: 0.421 (9, PH)		4-0 BB		0-0 L8		0-0 6-3		0-0 F8		1	0	0	0	1	0	0
Jerry Cram, R (1, 1) Buck Martinez, R OBP: 0.262, SLG: 0.347 (7, PH) (8, 2)	0-0 F8				0-3 K		0-0 2-3			2	0	0	0	0	1	1

BOTTOM

Seattle Pilots @ Kansas City Royals  
Municipal Stadium, Kansas City, MO  
Mon Sep 15 1969, 8:05 PM EDT  
Att. 7,238 - Unknown - 75 F

livebaseballscorecards.com

AB	31
R	2
H	4
RBI	1
BB	4
SO	5
LOB	11



Inning Stats	R	H	E	K	S	R	H	E	K	S	R	H	E	K	S	R	H	E	K	S	R	H	E	K	S	R	H	E	K	S	R	H	E	K	S			
Gene Brabender, R ERA: 4.26 (1, 1)	1	1	1	1	10	0	0	0	0	3	0	0	0	0	3	0	0	0	0	0	0	0	0	0	0	0	0	0	0	0	0	0	0	0	0	0	0	
Diego Segui, R ERA: 3.48 (8, 1)	0	0	0	0	7	0	0	0	0	2	0	0	0	0	2	0	0	0	0	0	0	0	0	0	0	0	0	0	0	0	0	0	0	0	0	0	0	0

WP	1	PA	35
PB	0		
SB	1		
CS	0		

Batter	1	2	3	4	5	6	7	8	9	AB R H RBI BB SO LOB	TOP																			
Tommy Harper, R (1, 5) OBP: 0.348, SLG: 0.310	0-0 F9		0-0 1-3		0-0 G1-6-3			0-0 L4		4 0 0 0 0 0 2																				
John Donaldson, L (1, 4) OBP: 0.315, SLG: 0.275	0-0 4-3		0-0 F4			0-0		0-0 L4		4 0 0 0 0 0 1																				
Wayne Comer, R (1, 9) OBP: 0.357, SLG: 0.380	0-0 E5 FC		0-3 K			0-0			0-0 F9	4 0 0 0 0 1 0																				
Steve Hovley, L (1, 8) OBP: 0.357, SLG: 0.385	0-0 FC 1-2f			0-0 HBP 1B		0-0			0-0 F7	4 0 1 0 0 0 1																				
Danny Walton, R (1, 7) OBP: 0.269, SLG: 0.329		0-0 F6		1-0 FC5-4 HBP		0-0 6-3			0-0 F7	3 0 0 0 0 0 0																				
Don Mincher, L (1, 3) OBP: 0.364, SLG: 0.444		4-0 1B SF9 BB		0-3 K		0-0 4-3				2 1 0 0 1 1 1																				
Jerry McNertney, R (1, 2) OBP: 0.293, SLG: 0.364		0-0 FC6-4 1B		0-0 FC5-4		0-3 K				3 0 1 0 0 1 1																				
Fred Stanley, R (1, 6) OBP: 0.462, SLG: 0.818		0-0 SF9			0-0 F7			0-0 2B		2 0 1 1 0 0 0																				
Bob Meyer, R (1, 1) OBP: 0.111, SLG: 0.111		0-0 FC6-4			0-0 G1-6-3 1B			0-3 K		3 0 1 0 0 1 2																				
<b>Inning Stats</b>	R: 0 E: 1 K: 0 S: 4	H: 0 LOB: 1 BB: 0 P: 4	R: 1 E: 0 K: 0 S: 4	H: 1 LOB: 1 BB: 1 P: 8	R: 0 E: 0 K: 1 S: 5	H: 0 LOB: 0 BB: 0 P: 5	R: 0 E: 0 K: 1 S: 5	H: 1 LOB: 1 BB: 0 P: 6	R: 0 E: 0 K: 0 S: 3	H: 0 LOB: 0 BB: 0 P: 3	R: 0 E: 0 K: 1 S: 5	H: 0 LOB: 0 BB: 0 P: 5	R: 0 E: 0 K: 1 S: 6	H: 1 LOB: 1 BB: 0 P: 6	R: 0 E: 0 K: 0 S: 3	H: 0 LOB: 0 BB: 0 P: 3	1B: 3 2B: 1 3B: 0 HR: 0	SF: 1 SAC: 0 DP: 1 HBP: 1	WP: 0 PB: 0 SB: 0 CS: 0	PA: 32										
<b>PITCHER</b> Wally Bunker, R (1, 1) ERA: 3.11	IP 9.0	WLS W	BF 32	H 4	R 1	ER 1	SO 4	BB 1	IBB 0	HBP 1	BLK 0	WP 0	HR 0	S 38	P 43	ERA 1.00	WHIP 0.556													
											<b>PITCHER</b>	IP	WLS	BF	H	R	ER	SO	BB	IBB	HBP	BLK	WP	HR	S	P	ERA	WHIP		

Seattle Pilots @ Kansas City Royals  
Municipal Stadium, Kansas City, MO

Tue Sep 16 1969, 8:05 PM EDT  
Att. 7,282 - Unknown - 70 F

livebaseballscorecards.com

AB	29
R	1
H	4
RBI	1
BB	1
SO	4
LOB	8



Batter	1	2	3	4	5	6	7	8	9
Jackie Hernandez, R <small>OBP: 0.281, SLG: 0.284</small>	0-0 F8		4-0 CS BB			0-0 FC3-6 1-2f		0-3 K	
Scott Northey, R <small>OBP: 0.229, SLG: 0.156</small>	0-0 F9		0-3 K			0-0 FC6-4 1-2f		0-0 L7	
Luis Alcaraz, R <small>OBP: 0.237, SLG: 0.257</small>	0-0 F8		0-0 CS 1-2	0-0 L9		0-0 4-3		0-3 K	
Chuck Harrison, R <small>OBP: 0.280, SLG: 0.303</small>		0-0 PB SF9 2B		0-0 5-3			0-0 B3-4 1B		
Paul Schaal, R <small>OBP: 0.346, SLG: 0.321</small>		4-0 BB 2-3 BB		0-0 5-3			0-0 B3-4 1-2		
Buck Martinez, R <small>OBP: 0.258, SLG: 0.341</small>		0-0 F3			0-0 F7		0-0 F4		
Lou Piniella, R <small>OBP: 0.325, SLG: 0.422</small>		0-0 SF9 3-H			0-0 G4-6-3 1B		0-0 F9		
Bob Oliver, R <small>OBP: 0.295, SLG: 0.401</small>		0-0 L8			0-0 G4-6-3 1-2f			0-0 2B 1B	
Wally Bunker, R <small>OBP: 0.188, SLG: 0.185</small>			0-0 5-3			4-0 FC3-6 BB		0-0 1-H 2B	

Inning Stats	R: 0	H: 0	E: 0	K: 0	S: 3	R: 1	H: 1	E: 0	K: 0	S: 4	R: 0	H: 0	E: 0	K: 1	S: 4	R: 0	H: 0	E: 0	K: 0	S: 3	R: 0	H: 1	E: 0	K: 0	S: 3	R: 0	H: 0	E: 0	K: 0	S: 3	R: 0	H: 0	E: 0	K: 0	S: 4	R: 1	H: 2	E: 0	K: 2	S: 9
	LOB: 0	BB: 0	P: 3	LOB: 1	BB: 1	P: 8	LOB: 0	BB: 1	P: 8		LOB: 0	BB: 0	P: 3	LOB: 0	BB: 0	P: 3	LOB: 1	BB: 1	P: 7		LOB: 1	BB: 0	P: 4	LOB: 1	BB: 0	P: 9		LOB: 1	BB: 0	P: 9		LOB: 1	BB: 0	P: 9		LOB: 1	BB: 0	P: 9		

PITCHER	IP	WLS	BF	H	R	ER	SO	BB	IBB	HBP	BLK	WP	HR	S	P	ERA	WHIP	PITCHER	IP	WLS	BF	H	R	ER	SO	BB	IBB	HBP	BLK	WP	HR	S	P	ERA	WHIP						
Bob Meyer, L <small>ERA: 3.04</small>	8.0	L	30	5	2	1	3	3	0	0	0	0	0	33	45	1.12	1.000																								

**BOTTOM**

**Seattle Pilots @ Kansas City Royals**  
Municipal Stadium, Kansas City, MO

Tue Sep 16 1969, 8:05 PM EDT  
Att. 7,282 - Unknown - 70 F

AB	26
R	2
H	5
RBI	2
BB	3
SO	3
LOB	14



1B	SF	WP	PA
3	1	0	31
2	SAC: 0	PB: 1	
0	DP: 1	SB: 0	
0	HBP: 0	CS: 1	

Batter	1	2	3	4	5	6	7	8	9	AB R H RBI BB SO LOB	TOP									
Tommy Harper, R (1, 5) OBP: 0.351, SLG: 0.312	0-0 1B		0-0 F8			0-0 1B		4-0 BB		3 0 2 0 1 0 0										
Steve Hovley, L (1, 8) OBP: 0.355, SLG: 0.391	0-0 1B			0-0 4-3		0-0 F3		0-0 4-3		4 1 1 0 0 0 3										
Wayne Comer, R (1, 9) Mike Hegan, L (9, PR) OBP: 0.358, SLG: 0.380 OBP: 0.427, SLG: 0.461	0-0 1B			0-0 1-3		0-0 F9			4-0 E 1B 1B BB	3 0 1 1 1 0 2 0 1 0 0 0 0 0										
Danny Walton, R (1, 7) OBP: 0.268, SLG: 0.324	0-3 K2-6-2			0-3 K		0-0 6-3			0-0 1B E 1-2 PB 1B	4 1 1 0 0 2 3										
Greg Goossen, R (1, 3) OBP: 0.398, SLG: 0.538				0-0 F3		0-0 G6-4-3 1B			0-3 K	4 0 1 0 0 1 2										
Jerry McNertney, R (1, 2) OBP: 0.290, SLG: 0.360				0-0 1-6-3		0-0 G6-4-3			0-0 E5 PB 1B SF8	4 1 0 0 0 0 3										
Fred Stanley, R (1, 4) OBP: 0.471, SLG: 0.714				0-0 F9		4-0 BB			0-0 PB 1B	3 0 1 1 1 0 0										
Ray Oylar, R (1, 6) Jim Pagliaroni, R (8, PH) Bob Locker, S (8, 1) John Donaldson, L (9, PH) OBP: 0.260, SLG: 0.267 OBP: 0.320, SLG: 0.431 OBP: 0.143, SLG: 0.077 OBP: 0.314, SLG: 0.275				0-3 K		0-3 K			0-0 SF8	2 0 0 0 0 2 1 1 0 0 0 0 0 0 0 0 0 0 0 0 0 0 0 0 1 0 0 0										
Marty Patten, R (1, 1) Gus Gil, R (8, PH) Miguel Fuentes, R (6, 1) Dick Baney, R (7, 1) John Kennedy, R (8, PH) OBP: 0.169, SLG: 0.155 OBP: 0.275, SLG: 0.259 OBP: 0.650, SLG: 0.500 OBP: 0.318, SLG: 0.323				0-0 F4		0-0 1B 1B			0-0 L8	1-2 2-H 3-H	1 0 0 0 0 0 0 1 0 1 0 0 0 0 0 0 0 0 0 0 0 0 0 0 0 0 0 0 2 0 0 0 0 1 2									
<b>Inning Stats</b>	R: 1 E: 0 K: 1 S: 6	H: 3 LOB: 1 BB: 0 P: 6	R: 0 E: 0 K: 0 S: 3	H: 0 LOB: 0 BB: 0 P: 3	R: 0 E: 0 K: 1 S: 5	H: 0 LOB: 0 BB: 0 P: 5	R: 0 E: 0 K: 1 S: 5	H: 1 LOB: 1 BB: 1 P: 9	R: 0 E: 0 K: 0 S: 5	H: 2 LOB: 2 BB: 0 P: 5	R: 0 E: 0 K: 0 S: 3	H: 0 LOB: 0 BB: 0 P: 3	R: 0 E: 0 K: 0 S: 3	H: 0 LOB: 1 BB: 1 P: 7	R: 3 E: 1 K: 2 S: 10	H: 2 LOB: 2 BB: 1 P: 14	1B: 7 2B: 1 3B: 1 HR: 0	SF: 1 SAC: 0 DP: 2 HBP: 0	WP: 0 PB: 1 SB: 0 CS: 0	PA: 36
<b>PITCHER</b>	IP WLS BF H R ER SO BB IBB HBP BLK WP HR S P ERA WHIP																			
Jerry Nyman, L (1, 1) ERA: 5.98	8.1 W 33 7 4 2 5 3 0 0 0 0 0 0 40 52 2.16 1.200																			
Wilbur Wood, L (9, 1) ERA: 3.18	0.2 S 3 1 0 0 1 0 0 0 0 0 0 0 5 5 0.00 1.500																			

Seattle Pilots @ Chicago White Sox  
Comiskey Park, Chicago, IL  
Wed Sep 17 1969, 4:33 AM EDT  
Unknown

livebaseballscorecards.com

AB	32
R	4
H	8
RBI	3
BB	3
SO	6
LOB	16



Batter	1	2	3	4	5	6	7	8	9
Walt Williams, R OBP: 0.341, SLG: 0.371 (1, 9)	0-0 1-3		0-0 BB 1B BB 1B		0-0 F3		0-0 1B 1B	0-0 6-3	
Angel Bravo, L OBP: 0.323, SLG: 0.460 (1, 8)	0-0 4-3		0-0 F7		0-0 F8		0-0 BB 1B SF8 1B		
Bob Spence, L OBP: 0.222, SLG: 0.222 (1, 3)	0-3 K		0-0 BB BB 1-2 2-H 3-H 1B		0-0 1B		0-0 F2		
Bill Melton, R OBP: 0.325, SLG: 0.429 (1, 5)		0-3 K	4-0 BB BB 1-2 2-3 BB		0-0 F3		0-0 1-2 3-H 1B		
Ed Herrmann, L OBP: 0.310, SLG: 0.322 (1, 2)		0-0 F8	4-0 1-2 2-3 3-H BB			0-3 K	4-0 1-2 2-3 BB		
Bob Christian, R OBP: 0.280, SLG: 0.318 (1, 7)		0-0 F8	0-3 K			0-0 5-3	0-0 SF8		
Rich Morales, R OBP: 0.243, SLG: 0.192 (1, 6)			0-0 B3 BB 1B 1B	0-0 F5		4-0 2B BB	0-0 F7		
Bobby Knoop, R OBP: 0.311, SLG: 0.330 (1, 4)			4-0 1-2 1B BB	0-0 6-3		0-0 1-H 2B	0-0 F8		
Jerry Nyman, L OBP: 0.059, SLG: 0.118 Wilbur Wood, R (9, 1)			0-0 B3	0-3 K		0-3 K	0-0 1-3		

Inning Stats	R: 0	H: 0	E: 0	K: 1	S: 5	LOB: 0	BB: 0	P: 5	R: 0	H: 0	E: 0	K: 1	S: 5	LOB: 0	BB: 0	P: 5	R: 3	H: 3	E: 0	K: 1	S: 8	LOB: 3	BB: 3	P: 20	R: 0	H: 0	E: 0	K: 1	S: 5	LOB: 0	BB: 0	P: 5	R: 0	H: 1	E: 0	K: 2	S: 8	LOB: 1	BB: 1	P: 12	R: 2	H: 3	E: 0	K: 0	S: 6	LOB: 2	BB: 1	P: 10	R: 0	H: 0	E: 0	K: 0	S: 3	LOB: 0	BB: 0	P: 3
--------------	------	------	------	------	------	--------	-------	------	------	------	------	------	------	--------	-------	------	------	------	------	------	------	--------	-------	-------	------	------	------	------	------	--------	-------	------	------	------	------	------	------	--------	-------	-------	------	------	------	------	------	--------	-------	-------	------	------	------	------	------	--------	-------	------


PITCHER										PITCHER																								
IP	WLS	BF	H	R	ER	SO	BB	IBB	HBP	BLK	WP	HR	S	P	ERA	WHIP	IP	WLS	BF	H	R	ER	SO	BB	IBB	HBP	BLK	WP	HR	S	P	ERA	WHIP	
Marty Pattin, R ERA: 5.67 (1, 1)	5.0	L	22	4	3	3	4	3	0	0	0	0	0	27	39	5.40	1.400	Miguel Fuentes, R ERA: 3.57 (6, 1)	1.1	9	4	3	3	2	1	0	0	0	0	0	12	16	20.25	3.750
Dick Baney, R ERA: 8.22 (7, 1)	0.2		3	0	0	0	1	0	0	0	0	0	0	2	6	0.00	1.500	Bob Locker, R ERA: 3.23 (8, 1)	1.0	3	0	0	0	0	0	0	0	0	3	3	0.00	0.000		

**BOTTOM**

**Seattle Pilots @ Chicago White Sox**  
Comiskey Park, Chicago, IL  
Wed Sep 17 1969, 4:33 AM EDT  
Unknown

AB	R	H	RBI	BB	SO	LOB
5	2	2	0	0	0	0
4	1	1	0	0	0	3
4	0	2	2	0	1	2
3	0	1	1	1	1	1
2	0	0	1	2	1	0
3	0	0	1	0	1	3
3	2	1	0	1	0	2
3	1	1	1	1	0	0
4	0	0	0	0	2	3
0	0	0	0	0	0	0

AB	31
R	6
H	8
RBI	6
BB	5
SO	6
LOB	14



1B	7	SF	1	WP	0	PA	37
2B	1	SAC	0	PB	0	SB	0
3B	0	DP	0	CS	0		
HR	0	HBP	0				

Batter	1	2	3	4	5	6	7	8	9	AB R H RBI BB SO LOB	TOP									
John Donaldson, L (1, 4) OBP: 0.313, SLG: 0.285	0-0 4-3		0-0 HR		0-0 G3		0-0 L9			4 1 1 1 0 0 1										
John Kennedy, R (1, 5) OBP: 0.306, SLG: 0.310 Diego Segui, R (7, 1) OBP: 0.207, SLG: 0.148	0-0 F7		0-0 F4		0-0 5-3		0-3 K			4 0 0 0 0 1 1 0 0 0 0 0 0 0										
Steve Hovley, L (1, 8) OBP: 0.354, SLG: 0.386	0-0 F8		4-0 6-4 BB BB		0-0 G3		0-0 F8			3 0 0 0 1 0 0										
Don Mincher, L (1, 3) OBP: 0.365, SLG: 0.443		0-0 F8	4-0 1-2 BB		0-0 HBP 1B		0-3 K			3 0 1 0 1 1 0										
Steve Whitaker, L (1, 9) OBP: 0.351, SLG: 0.417		0-0 FC3-6 2B	0-0 6-4 2-3f		1-0 FC5-4 HBP		0-0 F7			3 0 1 0 0 0 2										
Sandy Valdespino, L (1, 7) OBP: 0.314, SLG: 0.267		4-0 FC3-6 BB		0-0 5-3		0-0 FC5-4 FC3-6 1-2f		0-0 F7		3 0 0 0 1 0 2										
Merritt Ranew, L (1, 2) OBP: 0.322, SLG: 0.263		0-0 FC3-6 BB 1-2f 2-3		0-0 F7		0-0 FC3-6 1-2f		0-0 F8		4 0 0 0 0 0 4										
Ron Clark, R (1, 6) OBP: 0.260, SLG: 0.233 Tommy Harper, R (7, PH) OBP: 0.350, SLG: 0.311		4-0 BB 1-2 BB		0-0 F4		0-3 K		0-3 K		1 0 0 0 1 0 0 2 0 0 0 0 2 0										
Skip Lockwood, R (1, 1) Greg Goossen, R (7, PH) OBP: 0.403, SLG: 0.542 Mike Hegan, L (7, PR) OBP: 0.427, SLG: 0.461 Fred Stanley, R (7, 6) OBP: 0.471, SLG: 0.714		0-3 K		0-0 F7		0-0 1B				2 0 0 0 0 1 3 1 0 1 0 0 0 0 0 0 0 0 0 0 0 0 0 0 0 0 0 0										
<b>Inning Stats</b>	R: 0 E: 0 K: 0 S: 3	H: 0 LOB: 0 BB: 0 P: 3	R: 0 E: 0 K: 1 S: 6	H: 1 LOB: 3 BB: 2 P: 14	R: 1 E: 0 K: 0 S: 3	H: 1 LOB: 1 BB: 2 P: 11	R: 0 E: 0 K: 0 S: 3	H: 0 LOB: 0 BB: 0 P: 3	R: 0 E: 0 K: 0 S: 4	H: 1 LOB: 2 BB: 0 P: 5	R: 0 E: 0 K: 2 S: 8	H: 1 LOB: 1 BB: 0 P: 8	R: 0 E: 0 K: 1 S: 5	H: 0 LOB: 0 BB: 0 P: 5	R: 0 E: 0 K: 1 S: 5	H: 0 LOB: 0 BB: 0 P: 5	1B: 2 2B: 2 3B: 0 HR: 1	SF: 0 SAC: 0 DP: 1 HBP: 1	WP: 0 PB: 0 SB: 0 CS: 0	PA: 35
<b>PITCHER</b> Billy Wynne, R (1, 1) ERA: 4.01	IP: 9.0 WLS: W BF: 35 H: 4 R: 1 ER: 1 SO: 5 BB: 4 IBB: 0 HBP: 1 BLK: 0 WP: 0 HR: 1 S: 40 P: 57 ERA: 1.00 WHIP: 0.889											<b>PITCHER</b>	IP: 9.0 WLS: W BF: 35 H: 4 R: 1 ER: 1 SO: 5 BB: 4 IBB: 0 HBP: 1 BLK: 0 WP: 0 HR: 1 S: 40 P: 57 ERA: 1.00 WHIP: 0.889							

Seattle Pilots @ Chicago White Sox  
Comiskey Park, Chicago, IL  
Wed Sep 17 1969, 8:05 PM EDT  
Att. 3,643 - Unknown

livebaseballscorecards.com

AB 30  
R 1  
H 4  
RBI 1  
BB 4  
SO 5  
LOB 13





Batter	1	2	3	4	5	6	7	8	9
Walt Williams, R OBP: 0.345, SLG: 0.377 (1, 9)	0-0 3-4-3 2B 1B		0-0 E5 S		0-0 WP 1B			0-0 2B	
Angel Bravo, L OBP: 0.304, SLG: 0.433 (1, 8)	0-0 F9		0-0 F7 1-2		0-0 F9 1-2			0-0 1-3	
Bob Spence, L OBP: 0.231, SLG: 0.231 (1, 3) Tom McCraw, L OBP: 0.310, SLG: 0.332 (9, 3)	0-0 3-4-3 1-2		0-3 K		0-0 G6-4-3 1B			0-0 F9	
Bill Melton, R OBP: 0.325, SLG: 0.430 (1, 5)	0-0 2B		0-0 F9		0-0 G6-4-3 1-2f				
Doug Adams, L OBP: 0.182, SLG: 0.100 (1, 2)	0-3 K		0-3 K		0-3 K				
Bob Christian, R OBP: 0.281, SLG: 0.330 (1, 7)		0-0 SH SF8 2B		0-0 F4			0-0 4-3		
Rich Morales, R OBP: 0.239, SLG: 0.189 (1, 6)		0-0 SH 2-3		0-0 F3			0-0 F9		
Bobby Knoop, R OBP: 0.309, SLG: 0.328 (1, 4)		0-0 SF8 3-H		0-0 5-3			0-0 6-3		
Billy Wynne, L OBP: 0.158, SLG: 0.189 (1, 1)		0-0 3-1		0-0 F3			0-3 K		

Inning Stats	R: 1	H: 2	E: 0	K: 1	S: 7	R: 1	H: 1	E: 0	K: 0	S: 4	R: 0	H: 0	E: 1	K: 1	S: 6	R: 0	H: 0	E: 0	K: 1	S: 5	R: 0	H: 1	E: 0	K: 0	S: 4	R: 0	H: 1	E: 0	K: 1	S: 5	R: 0	H: 0	E: 0	K: 0	S: 3	R: 0	H: 1	E: 0	K: 1	S: 6
	LOB: 1	BB: 0	P: 7	LOB: 0	BB: 0	LOB: 0	BB: 0	LOB: 0	BB: 0	P: 4	LOB: 1	BB: 0	LOB: 0	BB: 0	P: 6	LOB: 1	BB: 0	LOB: 0	BB: 0	P: 5	LOB: 0	BB: 0	LOB: 0	BB: 0	P: 3	LOB: 1	BB: 0	LOB: 1	BB: 0	P: 6	LOB: 0	BB: 0	LOB: 0	BB: 0	P: 6	LOB: 0	BB: 0	LOB: 0	BB: 0	P: 6

PITCHER	IP	WLS	BF	H	R	ER	SO	BB	IBB	HBP	BLK	WP	HR	S	P	ERA	WHIP
Skip Lockwood, R ERA: 3.0 (1, 1)	6.0	L	23	5	2	2	4	0	0	0	0	1	0	31	31	3.00	0.833
Diego Segui, R ERA: 3.43 (7, 1)	2.0		7	1	0	0	1	0	0	0	0	0	0	9	9	0.00	0.500


**BOTTOM**

**Seattle Pilots @ Chicago White Sox**  
Comiskey Park, Chicago, IL

Wed Sep 17 1969, 8:05 PM EDT  
Att. 3,643 - Unknown

AB	R	H	RBI	BB	SO	LOB
4	1	3	0	0	0	0
4	0	0	0	0	0	4
4	0	1	0	0	1	3
0	0	0	0	0	0	0
3	0	1	1	0	0	2
3	0	0	0	0	3	1
3	1	1	0	0	0	0
2	0	0	0	0	0	0
2	0	0	1	0	0	0
3	0	0	0	0	1	0

AB	28
R	2
H	6
RBI	2
BB	0
SO	5
LOB	10



1B	2B	3B	HR	SF	SAC	DP	HBP	WP	HR	S	P	ERA	WHIP
3	3	0	0	1	1	1	0	1	0	31	31	3.00	0.833
0	0	0	0	0	0	0	0	0	0	9	9	0.00	0.500

Batter	1	2	3	4	5	6	7	8	9	AB R H RBI BB SO LOB	TOP									
<b>Tommy Harper, R</b> (1, 5) OBP: 0.349, SLG: 0.309	0-3 K		0-0 6-3			0-0 6-3		4-0 WP S BB		3 0 0 0 1 1 0										
<b>John Donaldson, L</b> (1, 4) OBP: 0.312, SLG: 0.291	0-0 G3			0-0 3B		0-3 K		0-0 G3		4 0 1 0 0 1 1										
<b>Steve Hovley, L</b> (1, 8) OBP: 0.353, SLG: 0.384	0-0 1B			0-3 K			0-3 K		0-0 4-3	4 0 1 0 0 2 1										
<b>Danny Walton, R</b> (1, 7) OBP: 0.267, SLG: 0.333	0-0 F8			0-3 K			0-0 1B 2B		0-3 K	4 1 1 0 0 2 2										
<b>Don Mincher, L</b> (1, 3) OBP: 0.364, SLG: 0.441		0-0 G6-4-3 1B		0-0 4-3			0-0 L9		0-3 K	4 0 1 0 0 1 2										
<b>Jerry McNertney, R</b> (1, 2) OBP: 0.291, SLG: 0.360		0-0 G6-4-3 1-2f			0-3 K		0-0 1B			3 0 1 1 0 1 1										
<b>Steve Whitaker, L</b> (1, 9) OBP: 0.340, SLG: 0.402		0-3 K			0-0 4-3		0-3 K			3 0 0 0 0 2 1										
<b>Ray Oyler, R</b> (1, 6) OBP: 0.258, SLG: 0.265 <b>Greg Goossen, R</b> (8, PH) OBP: 0.400, SLG: 0.537 <b>Diego Segui, R</b> (8, 1) OBP: 0.207, SLG: 0.148			0-3 K		0-0 F8			0-3 K		2 0 0 0 0 1 0 1 0 0 0 0 1 0 0 0 0 0 0 0 0										
<b>Steve Barber, L</b> (1, 1) OBP: 0.261, SLG: 0.318 <b>Sandy Valdespino, L</b> (6, PH) OBP: 0.312, SLG: 0.265 <b>John Gelhar, R</b> (6, 1) OBP: 0.100, SLG: 0.053 <b>Gus Gil, R</b> (8, PH) OBP: 0.274, SLG: 0.258 <b>Ron Clark, R</b> (8, 6) OBP: 0.260, SLG: 0.233			0-3 K			0-0 4-3		0-3 K		1 0 0 0 0 1 0 1 0 0 0 0 0 0 0 0 0 0 0 0 0 1 0 0 0 0 1 0 0 0 0 0 0 0 0										
<b>Inning Stats</b>	R: 0 E: 0 K: 1 S: 6	H: 1 LOB: 1 BB: 0 P: 6	R: 0 E: 0 K: 1 S: 5	H: 1 LOB: 0 BB: 0 P: 5	R: 0 E: 0 K: 2 S: 7	H: 0 LOB: 0 BB: 0 P: 7	R: 0 E: 0 K: 2 S: 8	H: 1 LOB: 1 BB: 0 P: 8	R: 0 E: 0 K: 1 S: 5	H: 0 LOB: 0 BB: 0 P: 5	R: 1 E: 0 K: 2 S: 9	H: 2 LOB: 1 BB: 0 P: 9	R: 0 E: 0 K: 2 S: 7	H: 0 LOB: 1 BB: 1 P: 11	R: 0 E: 0 K: 2 S: 7	H: 0 LOB: 0 BB: 0 P: 7	1B: 3 2B: 1 3B: 1 HR: 0	SF: 0 SAC: 0 DP: 1 HBP: 0	WP: 1 PB: 0 SB: 1 CS: 0	PA: 32

Seattle Pilots @ Minnesota Twins  
Metropolitan Stadium, Bloomington, MI  
Fri Sep 19 1969, 8:05 PM EDT  
Att. 23,700 - Unknown - 64 F

livebaseballscorecards.com

AB	31
R	1
H	5
RBI	1
BB	1
SO	14
LOB	8



<b>PITCHER</b> <b>Dave Boswell, R</b> (1, 1) ERA: 3.22	IP	WLS	BF	H	R	ER	SO	BB	IBB	HBP	BLK	WP	HR	S	P	ERA	WHIP
	9.0	W	32	5	1	1	14	1	0	0	0	1	0	59	63	1.00	0.667

<b>PITCHER</b>	IP	WLS	BF	H	R	ER	SO	BB	IBB	HBP	BLK	WP	HR	S	P	ERA	WHIP
----------------	----	-----	----	---	---	----	----	----	-----	-----	-----	----	----	---	---	-----	------

Batter	1	2	3	4	5	6	7	8	9
Cesar Tovar, R OBP: 0.335, SLG: 0.415 (1, 8)	0-0 4-3		0-0 6-3		0-0 L8		0-0 4-3		
Tony Oliva, L OBP: 0.360, SLG: 0.506 (1, 9)	0-0 1B		0-0 6-3		0-0 1-3			0-0 S 1B	
Harmon Killebrew, R OBP: 0.429, SLG: 0.579 (1, 3) (9, 5)	0-0 G6-4-3		0-0 1-3		0-0 E5			0-3 S S K	
Bob Allison, R OBP: 0.340, SLG: 0.409 (1, 7)	0-0 G6-4-3			0-0 FC6-4	0-3 K			0-3 S S K	
Rich Reese, L OBP: 0.364, SLG: 0.515 (8, PH) (9, 3)	1-2f								
Rick Renick, R OBP: 0.308, SLG: 0.333 (1, 5)		0-0 1B E		0-0 FC6-4		0-0 6-3		0-3 S S K	
Ted Uhlaender, L OBP: 0.325, SLG: 0.344 (8, PH) (9, 7)		G6-4-3 1B		1-2f FC6-4					
Leo Cardenas, R OBP: 0.356, SLG: 0.393 (1, 6)		0-0 E4		0-0 FC6-4		0-3 S S K			
Rod Carew, L OBP: 0.386, SLG: 0.466 (1, 4)		0-0 G6-4-3		1-3 FC6-4		0-0 S F8			
George Mitterwald, R OBP: 0.326, SLG: 0.359 (1, 2)		1-2 2-3 1B		0-0 FC6-4			0-0 F7		
Dave Boswell, R OBP: 0.202, SLG: 0.291 (1, 1)		0-3 K		1-2 1B			0-0 F7		

AB	R	H	RBI	BB	SO	LOB
4	0	0	0	0	0	0
4	0	2	0	0	0	0
4	0	1	0	0	1	1
3	0	1	0	0	1	3
1	0	0	0	0	1	1
3	2	1	0	0	0	1
1	0	0	0	0	1	1
3	0	1	0	0	1	1
3	0	1	1	0	0	1
3	0	1	0	0	0	2
3	0	0	0	0	1	3

<b>AB</b>	<b>32</b>
<b>R</b>	<b>2</b>
<b>H</b>	<b>8</b>
<b>RBI</b>	<b>1</b>
<b>BB</b>	<b>0</b>
<b>SO</b>	<b>6</b>
<b>LOB</b>	<b>14</b>



1B: 8	SF: 0	WP: 0	PA: 32
2B: 0	SAC: 0	PB: 0	
3B: 0	DP: 2	SB: 1	
HR: 0	HBP: 0	CS: 0	

PITCHER	IP	WLS	BF	H	R	ER	SO	BB	IBB	HBP	BLK	WP	HR	S	P	ERA	WHIP
Steve Barber, L ERA: 5.07 (1, 1)	5.0	L	22	7	2	1	2	0	0	0	0	0	0	26	26	1.80	1.400
John Gelnar, R ERA: 3.38 (6, 1)	2.0		6	0	0	0	1	0	0	0	0	0	0	8	8	0.00	0.000
Diego Segui, R ERA: 3.4 (8, 1)	1.0		4	1	0	0	3	0	0	0	0	0	0	10	10	0.00	1.000

**Seattle Pilots @ Minnesota Twins**  
Metropolitan Stadium, Bloomington, MI  
Fri Sep 19 1969, 8:05 PM EDT  
Att: 23,700 - Unknown - 64 F

Batter	1	2	3	4	5	6	7	8	9	AB R H RBI BB SO LOB	TOP													
John Donaldson, L (1, 4) OBP: 0.312, SLG: 0.290	0-0 1B	0-0 G1-6-3			0-0 4-3			0-0 6-3		4 0 1 0 0 0 1														
Steve Whitaker, L (1, 9) OBP: 0.346, SLG: 0.407	0-0 1B		0-0 FC5-6		0-0 G3			0-0 3-1		4 0 2 0 0 0 0														
Danny Walton, R (1, 7) OBP: 0.256, SLG: 0.317	0-3 K		0-0 F7		0-3 K			0-0 F8		4 0 0 0 0 2 3														
Steve Hovley, L (1, 8) OBP: 0.348, SLG: 0.379	0-3 K		0-0 FC5-6		0-0 4-3			0-0 4-3		4 0 0 0 0 1 3														
Greg Goossen, R (1, 3) OBP: 0.388, SLG: 0.518	0-3 K		0-0 CS	0-3 K	0-0 1-3			0-3 K		4 0 0 0 0 3 2														
Jerry McNertney, R (1, 2) OBP: 0.293, SLG: 0.360		4-0 HR		0-0 1B	0-0 1-3			0-0 F7		3 1 1 0 1 0 0														
John Kennedy, R (1, 5) OBP: 0.316, SLG: 0.350		0-0 HR		0-0 1B	0-0 F5					3 1 2 2 0 0 0														
Ron Clark, R (1, 6) OBP: 0.261, SLG: 0.230		4-0 BB		0-0 F9	0-0 L8					2 0 0 0 1 0 2														
Gene Brabender, R (1, 1) OBP: 0.157, SLG: 0.176		0-0 FC5-6		0-3 K	0-3 K					3 0 0 0 0 2 3														
Diego Segui, R (7, 1) OBP: 0.207, SLG: 0.148		0-0 G1-6-3								0 0 0 0 0 0 0														
<b>Inning Stats</b>	R: 0 E: 0 K: 3 S: 11	H: 2 LOB: 2 BB: 0 P: 11	R: 2 E: 0 K: 0 S: 3	H: 1 LOB: 0 BB: 2 P: 11	R: 0 E: 0 K: 0 S: 3	H: 1 LOB: 0 BB: 0 P: 3	R: 0 E: 0 K: 2 S: 9	H: 2 LOB: 2 BB: 0 P: 9	R: 0 E: 0 K: 1 S: 5	H: 0 LOB: 0 BB: 0 P: 5	R: 0 E: 0 K: 1 S: 5	H: 0 LOB: 0 BB: 0 P: 5	R: 0 E: 0 K: 1 S: 3	H: 0 LOB: 0 BB: 0 P: 3	R: 0 E: 0 K: 1 S: 5	H: 0 LOB: 0 BB: 0 P: 5	R: 0 E: 0 K: 1 S: 5	H: 0 LOB: 0 BB: 0 P: 5	R: 0 E: 0 K: 1 S: 5	H: 0 LOB: 0 BB: 0 P: 5	1B: 5 2B: 0 3B: 0 HR: 1	SF: 0 SAC: 0 DP: 1 HBP: 0	WP: 0 PB: 0 SB: 0 CS: 1	PA: 34
<b>PITCHER</b> Jim Perry, R (1, 1) ERA: 2.9	IP: 9.0 WLS: W BF: 33 H: 6 R: 2 ER: 2 SO: 8 BB: 2 IBB: 0 HBP: 0 BLK: 0 WP: 0 HR: 1 S: 47 P: 55 ERA: 2.00 WHIP: 0.889																				<b>PITCHER</b> IP: WLS: BF: H: R: ER: SO: BB: IBB: HBP: BLK: WP: HR: S: P: ERA: WHIP			

Seattle Pilots @ Minnesota Twins  
Metropolitan Stadium, Bloomington, MI

Sat Sep 20 1969, 4:33 AM EDT  
Att. 12,797 - Unknown - 73 F

AB	31
R	2
H	6
RBI	2
BB	2
SO	8
LOB	14



Batter	1	2	3	4	5	6	7	8	9	AB R H RBI BB SO LOB
Ted Uhlaender, L (1, 7) OBP: 0.327, SLG: 0.350	0-0 1-3 K		0-0 FC6-4 1B K		0-0 BB 1B K		0-0 1B 3B K		0-3 K	5 1 3 0 0 1 0
Rod Carew, L (1, 4) OBP: 0.390, SLG: 0.468	0-3 K		0-0 FC6-4 1B K		4-0 BB 1B K		0-0 1B 1B K		0-0 2B 1B K	4 2 3 1 1 1 0
Tony Oliva, L (1, 9) OBP: 0.360, SLG: 0.507	0-0 F6		0-0 FC6-4 K		0-0 L3 K		0-0 FC5-2 1B K		0-0 2B K	5 0 2 1 0 0 4
Harmon Killebrew, R (1, 5) OBP: 0.428, SLG: 0.576		0-0 6-3 K	0-3 K		4-0 FC3-6 BB K		0-3 K			3 0 0 0 1 2 4
Rich Reese, L (1, 3) OBP: 0.363, SLG: 0.512		0-0 F4 K		0-0 L7 K		0-0 FC3-6 1B K		0-0 FC5-2 1B K		4 0 1 1 0 0 1
Cesar Tovar, R (1, 8) OBP: 0.338, SLG: 0.416		0-0 1B 1B K		4-0 FC3-6 BB K		0-0 1B K		0-0 FC5-2 K		3 0 2 0 1 0 2
John Roseboro, L (1, 2) OBP: 0.334, SLG: 0.320		0-0 K		0-0 FC3-6 K		0-0 F8 K		4-0 CS BB K		3 0 1 0 1 0 3
Herman Hill, L (8, PR)		0-0 K		0-0 FC3-6 K						0 0 0 0 0 0 0
George Mittenwald, R (9, 2) OBP: 0.326, SLG: 0.359		1-3 K		1-2 FC5-4 K						0 0 0 0 0 0 0
Leo Cardenas, R (1, 6) OBP: 0.354, SLG: 0.390		0-0 5-3 K		0-0 FC5-4 K		0-3 K		0-0 L9 K		4 0 0 0 0 1 6
Jim Perry, S (1, 1) OBP: 0.207, SLG: 0.207			0-3 K		0-0 1-3 K		0-0 4-3 K		0-3 K	4 0 0 0 0 2 1

**BOTTOM**

**Seattle Pilots @ Minnesota Twins**  
**Metropolitan Stadium, Bloomington, MI**  
 Sat Sep 20 1969, 4:33 AM EDT  
 Att: 12,797 - Unknown - 73 F

[livebaseballscorecards.com](http://livebaseballscorecards.com)

<b>AB</b>	<b>35</b>
<b>R</b>	<b>3</b>
<b>H</b>	<b>12</b>
<b>RBI</b>	<b>3</b>
<b>BB</b>	<b>4</b>
<b>SO</b>	<b>7</b>
<b>LOB</b>	<b>21</b>



Inning Stats	R: 0	H: 0	E: 0	K: 1	S: 5	H: 0	LOB: 0	BB: 0	P: 5	R: 0	H: 2	E: 0	K: 0	S: 5	R: 0	H: 2	E: 0	K: 2	S: 9	R: 0	H: 0	E: 0	K: 0	S: 3	R: 0	H: 1	E: 0	K: 1	S: 6	R: 2	H: 4	E: 0	K: 1	S: 9	R: 0	H: 0	E: 0	K: 1	S: 4	R: 1	H: 2	E: 0	K: 1	S: 5	1B: 10	2B: 2	3B: 1	HR: 0	SF: 0	SAC: 0	DP: 1	HBP: 0	WP: 0	PB: 0	SB: 0	CS: 1	PA: 39
--------------	------	------	------	------	------	------	--------	-------	------	------	------	------	------	------	------	------	------	------	------	------	------	------	------	------	------	------	------	------	------	------	------	------	------	------	------	------	------	------	------	------	------	------	------	------	--------	-------	-------	-------	-------	--------	-------	--------	-------	-------	-------	-------	--------

PITCHER	IP	WLS	BF	H	R	ER	SO	BB	IBB	HBP	BLK	WP	HR	S	P	ERA	WHIP
Gene Brabender, R (1, 1) ERA: 4.21	6.1		30	9	2	2	4	3	0	0	0	0	0	35	47	2.84	1.895
Diego Segui, R (7, 1) ERA: 3.42	2.0	L	9	3	1	1	3	1	0	0	0	0	0	14	18	4.50	2.000

Batter	1	2	3	4	5	6	7	8	9	AB R H RBI BB SO LOB	TOP																
Tommy Harper, R (1, 5) OBP: 0.350, SLG: 0.311	0-0 S S 1B		0-0 F8		0-0 FC4-6 1B		0-0 L3			4 0 2 0 0 0 0																	
Steve Whitaker, L (1, 9) OBP: 0.333, SLG: 0.389	0-0 F7 1-2			0-3 K	0-0 FC4-6		0-0 4-3			4 0 0 0 0 1 2																	
Danny Walton, R (1, 7) OBP: 0.266, SLG: 0.318	0-0 L6 S 1B			4-0 1B FC6-4 BB	0-0 5-3			0-3 K		3 1 1 0 0 1 1																	
Steve Hovley, L (1, 8) OBP: 0.350, SLG: 0.381	0-0 L6 1-3 2-3			0-0 FC6-4 1-3 1B 1B		0-0 1B FC5-2 1B		0-0 6-3		4 1 2 0 0 0 2																	
Don Mincher, L (1, 3) OBP: 0.365, SLG: 0.440		0-3 K		4-0 FC6-4 1-2 BB		0-0 FC5-2 1-3 1B		0-3 K		3 0 1 0 0 1 2 0																	
Jerry McNertney, R (1, 2) OBP: 0.290, SLG: 0.356		0-0 F6		0-0 FC6-4 1B 1-2f 2-3 3-H		0-0 FC5-2 1B E		0-0 F3		4 1 0 1 0 0 4																	
John Donaldson, L (1, 4) OBP: 0.314, SLG: 0.293		0-0 5-3		0-0 S 1-3 3-H 1B		0-0 E5 1-H 1B		0-0 3-1		4 0 2 1 0 0 0																	
John Kennedy, R (1, 6) OBP: 0.314, SLG: 0.374			0-0 5-3	0-3 K 1-2		0-0 5-3		0-0 HR		4 1 1 1 0 1 3																	
Bob Meyer, R (1, 1) OBP: 0.091, SLG: 0.091			0-0 3-1		0-0 F3		0-0 F7		0-3 K	2 0 0 0 0 0 0																	
Greg Goossen, R (7, PH) OBP: 0.385, SLG: 0.513										1 0 0 0 0 0 0																	
Bob Locker, S (7, 1) OBP: 0.143, SLG: 0.077										0 0 0 0 0 0 0																	
John O'Donoghue, R (8, 1) OBP: 0.083, SLG: 0.167										1 0 0 0 0 1 0																	
<b>Inning Stats</b>	R: 0 E: 0 K: 0 S: 4	H: 2 LOB: 1 BB: 0 P: 4	R: 0 E: 0 K: 1 S: 5	H: 0 LOB: 0 BB: 0 P: 5	R: 0 E: 0 K: 0 S: 3	H: 0 LOB: 0 BB: 0 P: 3	R: 2 E: 0 K: 2 S: 9	H: 2 LOB: 2 BB: 2 P: 17	R: 0 E: 0 K: 0 S: 4	H: 1 LOB: 1 BB: 0 P: 4	R: 1 E: 1 K: 0 S: 5	H: 3 LOB: 1 BB: 0 P: 5	R: 0 E: 0 K: 0 S: 3	H: 0 LOB: 0 BB: 0 P: 3	R: 0 E: 0 K: 2 S: 7	H: 0 LOB: 0 BB: 0 P: 7	R: 1 E: 0 K: 1 S: 6	H: 1 LOB: 0 BB: 0 P: 6	1B: 8 2B: 2 3B: 0 HR: 1	SF: 0 SAC: 0 DP: 2 HBP: 0	WP: 0 PB: 0 SB: 4 CS: 0	PA: 36					
<b>PITCHER</b>	IP WLS BF H R ER SO BB IBB HBP BLK WP HR S P ERA WHIP																										
Dean Chance, R (1, 1) ERA: 2.95	6.0		26	8	3	2	3	2	0	0	0	0	0	30	38	3.00	1.667										
Jim Kaat, L (7, 1) ERA: 3.3	3.0	L	10	1	1	1	3	0	0	0	0	0	1	16	16	3.00	0.333										

Seattle Pilots @ Minnesota Twins  
Metropolitan Stadium, Bloomington, MI

Sun Sep 21 1969, 4:33 AM EDT  
Att. 15,443 - Unknown - 76 F

livebaseballscorecards.com

AB	34
R	4
H	9
RBI	3
BB	2
SO	6
LOB	12



Batter	1	2	3	4	5	6	7	8	9	AB	R	H	RBI	BB	SO	LOB
Cesar Tovar, R OBP: 0.338, SLG: 0.415 (1, 8)	0-0 6-3		0-0 F9			H 1-0 S 1B HBP		X 0-0 SH 4-3		2	1	0	0	0	0	0
Rod Carew, L OBP: 0.389, SLG: 0.466 (1, 4)	0-3 K			0-3 K		X 0-0 CS 1B 1B		X 0-0 4-3		4	0	1	1	0	2	2
Harmon Killebrew, R OBP: 0.432, SLG: 0.590 (1, 3) (8, 5)	0-0 HR			0-0 HR		X 0-0 1-2 1B		X 4-0 IBB		3	2	3	2	1	0	0
Tony Oliva, L OBP: 0.358, SLG: 0.503 (1, 9)	0-0 F9			0-0 6-3		X 0-3 K 2-3		X 0-0 G1-2-3		4	0	0	0	0	1	5
Bob Allison, R OBP: 0.337, SLG: 0.405 (1, 7)		0-3 K		0-3 K			X 0-0 4-3		X 0-0 1-3	2	0	0	0	0	2	0
Ted Uhlaender, L OBP: 0.326, SLG: 0.348 (7, PH) (8, 7)										2	0	0	0	0	0	0
Rick Renick, R OBP: 0.303, SLG: 0.328 (1, 5)		0-0 F3			0-0 L8		X 0-0 G3		X 0-0 G3	2	0	0	0	0	0	0
Rich Reese, L OBP: 0.362, SLG: 0.510 (7, PH) (8, 3)										2	0	0	0	0	0	0
George Mitterwald, R OBP: 0.335, SLG: 0.368 (1, 2)		0-0 PO 1B			0-0 G6-4-3 1B		X 0-0 1B		X 0-0 F9	4	0	3	0	0	0	0
Leo Cardenas, R OBP: 0.352, SLG: 0.388 (1, 6)		0-0 PO	0-0 F8		0-0 G6-4-3		X 0-3 K			3	0	0	0	0	1	2
Dean Chance, R OBP: 0.148, SLG: 0.042 (1, 1)			0-3 K			0-3 K		X 0-0 SH G1-2-3 1B		1	0	0	0	0	1	0
Frank Kostro, R (6, PH)										1	0	0	0	0	1	0
Jim Kaat, L (7, 1)										1	0	1	0	0	0	0

Inning Stats	R: 1	H: 1	R: 0	H: 1	R: 0	H: 1	R: 0	H: 1	R: 1	H: 2	R: 0	H: 1	R: 0	H: 1	R: 0	H: 0	R: 0	H: 0	R: 0	H: 0	1B: 6	SF: 0	WP: 0	PA: 35
	E: 0	LOB: 0	E: 0	LOB: 0	E: 0	LOB: 0	E: 0	LOB: 0	E: 0	LOB: 2	E: 0	LOB: 1	E: 1	LOB: 2	E: 0	LOB: 0	E: 0	LOB: 0	E: 0	LOB: 0	2B: 1	SAC: 1	PB: 0	PA: 35
	K: 1	BB: 0	K: 1	BB: 0	K: 2	BB: 0	K: 0	BB: 0	K: 1	BB: 0	K: 1	BB: 0	K: 0	BB: 1	K: 0	BB: 0	K: 0	BB: 0	K: 0	BB: 0	3B: 0	DP: 3	SB: 2	
	S: 6	P: 6	S: 5	P: 5	S: 8	P: 8	S: 3	P: 3	S: 8	P: 9	S: 6	P: 6	S: 4	P: 8	S: 3	P: 3	S: 3	P: 3	S: 3	P: 3	HR: 2	HBP: 1	CS: 1	

PITCHER	IP	WLS	BF	H	R	ER	SO	BB	IBB	HBP	BLK	WP	HR	S	P	ERA	WHIP
Bob Meyer, L (1, 1) ERA: 3.31	6.0		22	6	3	3	7	0	0	1	0	0	2	35	36	4.50	1.000
Bob Locker, R (7, 1) ERA: 3.19	1.0		6	2	0	0	1	0	0	0	0	0	0	8	8	0.00	2.000
John O'Donoghue, L (8, 1) ERA: 3.32	2.0	W	6	0	0	0	0	0	1	0	0	0	0	5	9	0.00	0.000


BOTTOM

Seattle Pilots @ Minnesota Twins  
Metropolitan Stadium, Bloomington, MI  
Sun Sep 21 1969, 4:33 AM EDT  
Att. 15,443 - Unknown - 76 F

livebaseballscorecards.com

AB	31
R	3
H	8
RBI	3
BB	1
SO	8
LOB	9



Batter	1	2	3	4	5	6	7	8	9	AB R H RBI BB SO LOB	TOP		
Tommy Harper, R (1, 5) OBP: 0.351, SLG: 0.314	0-0 F8			0-0 HR	0-0 4-3 1B			0-0 F9		4 1 2 1 0 0 0	<b>Seattle Pilots @ California Angels</b> Anaheim Stadium, Anaheim, CA Mon Sep 22 1969, 10:05 PM EDT Att. 5,158 - Unknown		
John Donaldson, L (1, 4) OBP: 0.310, SLG: 0.289	0-3 K			0-0 F5	0-0 4-3			0-0 4-3		4 0 0 0 0 1 2			
Danny Walton, R (1, 7) OBP: 0.265, SLG: 0.348	0-0 1-3			0-0 HR	0-3 K			0-3 K		4 1 1 2 0 2 2			
Steve Hovley, L (1, 8) OBP: 0.346, SLG: 0.375		0-3 K		0-3 K		0-3 K		0-0 1-3		4 0 0 0 0 3 0			
Don Mincher, L (1, 3) OBP: 0.362, SLG: 0.436		0-0 F8		0-3 K		0-0 P3		0-3 K		4 0 0 0 0 2 0			
Jerry McNertney, R (1, 2) OBP: 0.290, SLG: 0.353		0-0 1-3			4-0 SH1-3 1B E BB	0-0 F8		0-0 4-3		3 1 0 0 1 0 0			
Steve Whitaker, L (1, 9) OBP: 0.333, SLG: 0.388			0-3 K		0-0 SH1-3 1B E		0-0 P5			3 1 1 0 0 1 0			
John Kennedy, R (1, 6) OBP: 0.311, SLG: 0.370			0-3 K		0-0 SH1-3		0-0 P4			1 0 0 0 0 1 0			
Fred Stanley, R (3, 6) OBP: 0.444, SLG: 0.667					1-2 2-3					1 0 0 0 0 0 0			
George Brunet, R (1, 1) OBP: 0.163, SLG: 0.178			0-3 K		0-0 E1 1B 2-H 3-H		0-3 K			1 0 0 0 0 1 0			
Wayne Comer, R (5, PH) OBP: 0.357, SLG: 0.379										1 0 0 0 0 0 0			
Marty Pattin, R (5, PR) OBP: 0.169, SLG: 0.155										0 1 0 0 0 0 0			
Dooley Womack, L (5, 1) OBP: 0.143, SLG: 0.143										1 0 0 0 0 1 0	WP: 0 PA: 33 PB: 0 SB: 0 CS: 0		
Diego Segui, R (8, 1) OBP: 0.207, SLG: 0.148										0 0 0 0 0 0 0			
<b>Inning Stats</b>	R: 0 H: 0 E: 0 LOB: 0 K: 1 BB: 0 S: 5 P: 5	R: 0 H: 0 E: 0 LOB: 0 K: 1 BB: 0 S: 5 P: 5	R: 0 H: 0 E: 0 LOB: 0 K: 3 BB: 0 S: 9 P: 9	R: 2 H: 2 E: 0 LOB: 0 K: 2 BB: 0 S: 9 P: 9	R: 3 H: 2 E: 1 LOB: 2 K: 1 BB: 1 S: 8 P: 12	R: 0 H: 0 E: 0 LOB: 0 K: 1 BB: 0 S: 5 P: 5	R: 0 H: 0 E: 0 LOB: 0 K: 1 BB: 0 S: 5 P: 5	R: 0 H: 0 E: 0 LOB: 0 K: 1 BB: 0 S: 5 P: 5	R: 0 H: 0 E: 0 LOB: 0 K: 1 BB: 0 S: 5 P: 5	1B: 2 SF: 0 2B: 1 SAC: 1 3B: 0 DP: 0 HR: 1 HBP: 0			
<b>PITCHER</b>	IP WLS BF H R ER SO BB IBB HBP BLK WP HR S P ERA WHIP											<b>PITCHER</b>	IP WLS BF H R ER SO BB IBB HBP BLK WP HR S P ERA WHIP
Andy Messersmith, R (1, 1) ERA: 2.57	8.0 L 30 4 5 4 11 1 0 0 0 0 0 1 51 55 4.50 0.625												
Clyde Wright, L (9, 1) ERA: 4.28	1.0 3 0 0 0 1 0 0 0 0 0 0 0 5 5 0.00 0.000												

livebaseballscorecards.com



Batter	1	2	3	4	5	6	7	8	9	AB R H RBI BB SO LOB
Sandy Alomar Sr., S (1, 4) OBP: 0.294, SLG: 0.275	0-0 F3		0-0 F7		0-0 4-3			0-0 2-3		4 0 0 0 0 0 0
Jay Johnstone, L (1, 8) OBP: 0.316, SLG: 0.376	0-0 1-3		4-0 CS BB		0-0 4-3			0-0 2B 1B		3 1 1 0 1 0 0
Jim Fregosi, R (1, 6) OBP: 0.362, SLG: 0.386	0-0 HR		0-3 K 1-2			0-3 K		0-0 1B 2B		4 2 2 1 0 2 1
Rick Reichardt, R (1, 7) OBP: 0.322, SLG: 0.374	4-0 BB			0-0 5-3		0-0 F9		0-0 1B		3 0 1 2 1 0 0
Billy Cowan, R (1, 9) OBP: 0.295, SLG: 0.414 Roger Repoz, L (8, PH) (9, 9) OBP: 0.271, SLG: 0.268	0-0 P6			0-0 HR		0-3 K		0-0 P6		3 1 1 1 0 1 1 1 0 0 0 0 0 1
Joe Azcue, R (1, 2) OBP: 0.304, SLG: 0.273		4-0 1B BB		0-0 1B		0-3 K		0-0 F9		3 0 1 0 1 1 0
Jim Spencer, L (1, 3) OBP: 0.298, SLG: 0.366		0-0 1-3 1B		0-0 F8		0-0 3-1		0-0 L4		4 0 1 0 0 0 1
Aurelio Rodriguez, R (1, 5) OBP: 0.273, SLG: 0.309 Randy Brown, L (7, PH) OBP: 0.333, SLG: 0.111 Marty Perez, R (8, 5) OBP: 0.750, SLG: 0.667 Bill Voss, L (9, PH) OBP: 0.332, SLG: 0.342		0-0 P4		0-3 K		0-0 F8		0-0 1B		2 0 0 0 0 1 2 1 0 0 0 0 0 0 0 0 0 0 0 0 0 1 0 1 0 0 0 0
Andy Messersmith, R (1, 1) OBP: 0.241, SLG: 0.187 Winston Llenas, R (8, PH) OBP: 0.290, SLG: 0.346 Clyde Wright, R (9, 1) OBP: 0.250, SLG: 0.182 Bubba Morton, R (9, PH) OBP: 0.356, SLG: 0.438		0-0 F7			0-0 5-3			0-3 K	0-3 K	2 0 0 0 0 0 1 1 0 0 0 0 1 0 0 0 0 0 0 0 0 1 0 0 0 0 1 1

Inning Stats	R: 1	H: 1	E: 0	LOB: 1	K: 0	BB: 1	S: 4	P: 8	R: 0	H: 1	E: 0	LOB: 1	K: 0	BB: 1	S: 3	P: 7	R: 0	H: 0	E: 0	LOB: 0	K: 1	BB: 1	S: 4	P: 8	R: 1	H: 2	E: 0	LOB: 1	K: 1	BB: 0	S: 7	P: 7	R: 0	H: 0	E: 0	LOB: 0	K: 0	BB: 0	S: 3	P: 3	R: 0	H: 0	E: 0	LOB: 0	K: 2	BB: 0	S: 7	P: 7	R: 0	H: 0	E: 0	LOB: 0	K: 1	BB: 0	S: 5	P: 5	R: 2	H: 3	E: 0	LOB: 1	K: 1	BB: 0	S: 8	P: 8	R: 0	H: 1	E: 0	LOB: 1	K: 1	BB: 0	S: 6	P: 6	1B: 5	SF: 0	2B: 1	SAC: 0	3B: 0	DP: 0	HR: 2	HBP: 0	WP: 0	PA: 36
--------------	------	------	------	--------	------	-------	------	------	------	------	------	--------	------	-------	------	------	------	------	------	--------	------	-------	------	------	------	------	------	--------	------	-------	------	------	------	------	------	--------	------	-------	------	------	------	------	------	--------	------	-------	------	------	------	------	------	--------	------	-------	------	------	------	------	------	--------	------	-------	------	------	------	------	------	--------	------	-------	------	------	-------	-------	-------	--------	-------	-------	-------	--------	-------	--------

PITCHER	IP	WLS	BF	H	R	ER	SO	BB	IBB	HBP	BLK	WP	HR	S	P	ERA	WHIP
George Brunet, L (1, 1) ERA: 4.55	4.0		17	4	2	2	2	3	0	0	0	0	2	18	30	4.50	1.750
Dooley Womack, R (5, 1) ERA: 3.27	3.2	W	14	3	2	2	4	0	0	0	0	0	0	22	22	4.91	0.818
Diego Segui, R (8, 1) ERA: 3.38	1.1	S	5	1	0	0	1	0	0	0	0	0	0	7	7	0.00	0.750

**BOTTOM**

**Seattle Pilots @ California Angels**  
**Anaheim Stadium, Anaheim, CA**  
 Mon Sep 22 1969, 10:05 PM EDT  
 Att. 5,158 - Unknown

livebaseballscores.com

<b>AB</b>	<b>33</b>
<b>R</b>	<b>4</b>
<b>H</b>	<b>8</b>
<b>RBI</b>	<b>4</b>
<b>BB</b>	<b>3</b>
<b>SO</b>	<b>7</b>
<b>LOB</b>	<b>8</b>



Batter	1	2	3	4	5	6	7	8	9	AB R H RBI BB SO LOB	TOP																								
John Kennedy, R (1, 5) OBP: 0.301, SLG: 0.357	0-0 P6		0-0 6-3		0-0 6-3		0-0 F9			4 0 0 0 0 0 2																									
John Donaldson, L (1, 4) OBP: 0.307, SLG: 0.286	0-0 F9			0-0 F7		0-3 K	0-0 F6			4 0 0 0 0 1 1																									
Wayne Comer, R (1, 9) OBP: 0.356, SLG: 0.378	0-0 P5			0-0 4-1 HR 1B		0-3 K	0-0 6-3			4 1 1 0 0 1 0																									
Steve Hovley, L (1, 8) OBP: 0.345, SLG: 0.374		0-0 4-3		0-0 4-1		0-0 HBP 1B	0-0 F7			4 1 1 0 0 0 1																									
Don Mincher, L (1, 3) OBP: 0.363, SLG: 0.444		0-0 F8		0-0 HR		0-0 F5				4 1 2 2 0 0 1																									
Mike Hegan, L (8, PR) OBP: 0.427, SLG: 0.461				2-H			G5-4-3 1B			0 0 0 0 0 0 0																									
Greg Goossen, R (8, 3) OBP: 0.385, SLG: 0.513										0 0 0 0 0 0 0																									
Danny Walton, R (1, 7) OBP: 0.275, SLG: 0.370		0-3 K		0-0 3B		1-0 1B	0-0 G5-4-3			3 1 1 0 0 1 1																									
Steve Whitaker, L (8, 7) OBP: 0.333, SLG: 0.388						1-2 1B HBP	1-2 1B			0 0 0 0 0 0 0																									
Jerry McNertney, R (1, 2) OBP: 0.292, SLG: 0.357			0-0 6-3 2B	0-0 6-3		0-0 1B				4 0 2 1 0 0 1																									
Fred Stanley, R (1, 6) OBP: 0.455, SLG: 0.632			0-3 K		0-0 6-3 SH3-4 1B	0-0 1B				4 0 2 1 0 2 1																									
Miguel Fuentes, R (1, 1) OBP: 0.333, SLG: 0.333			0-0 6-3		0-0 SH3-4 1B	0-0 1B				2 0 0 0 0 0 3																									
John Gelnar, R (6, 1) OBP: 0.100, SLG: 0.053					0-0 SH3-4 1B					0 0 0 0 0 0 0																									
Sandy Valdespino, L (9, PH) OBP: 0.310, SLG: 0.263			2-3		1-2		0-0 F9			1 0 0 0 0 0 0																									
<b>Inning Stats</b>	R: 0 H: 0 E: 0 K: 0 S: 3	H: 0 LOB: 0 BB: 0 P: 3	R: 0 H: 0 E: 0 K: 1 S: 5	H: 0 LOB: 0 BB: 0 P: 5	R: 0 H: 1 E: 0 K: 1 S: 6	H: 1 LOB: 1 BB: 0 P: 6	R: 2 H: 3 E: 0 K: 0 S: 6	H: 3 LOB: 1 BB: 0 P: 6	R: 0 H: 1 E: 0 K: 1 S: 6	H: 1 LOB: 1 BB: 0 P: 6	R: 2 H: 3 E: 0 K: 1 S: 8	H: 3 LOB: 2 BB: 0 P: 9	R: 0 H: 0 E: 0 K: 0 S: 3	H: 0 LOB: 1 BB: 0 P: 3	R: 0 H: 1 E: 0 K: 1 S: 5	H: 0 LOB: 0 BB: 0 P: 5	1B: 6 SF: 0 2B: 1 SAC: 1 3B: 1 DP: 1 HR: 1 HBP: 1	WP: 0 PA: 36 PB: 0 SB: 0 CS: 0																	
<b>PITCHER</b>	IP WLS BF H R ER SO BB IBB HBP BLK WP HR S P ERA WHIP																																		
Jim McGlothlin, R (1, 1) ERA: 3.08	5.2		25	7	4	4	4	0	0	1	0	0	1	32	33	6.35	1.235																		
Vern Geishert, R (6, 1) ERA: 5.85	0.1		2	1	0	0	0	0	0	0	0	0	0	2	2	0.00	3.000																		
Ken Tatum, R (7, 1) ERA: 1.2	3.0	W	9	1	0	0	1	0	0	0	0	0	0	11	11	0.00	0.333																		

Seattle Pilots @ California Angels  
 Anaheim Stadium, Anaheim, CA  
 Tue Sep 23 1969, 10:05 PM EDT  
 Att. 5,400 - Unknown

livebaseballscorecards.com



Batter	1	2	3	4	5	6	7	8	9
Sandy Alomar Sr., S OBP: 0.293, SLG: 0.275 (1, 4)	0-0 1B E 1B	0-0 G3			0-0 B2-4-6 1-2f	0-0 F7			
Jim Spencer, L OBP: 0.301, SLG: 0.368 (1, 3)	0-0 1B 1B		0-0 1B		0-0 P6		0-0 F5		
Jim Fregosi, R OBP: 0.363, SLG: 0.387 (1, 6)	0-0 1B 2-H 3-H 1B		0-0 F9			0-0 FC3-6 1B	0-3 K		
Jay Johnstone, L OBP: 0.317, SLG: 0.377 (1, 8)	0-0 L6-4 1-3 1B		0-0 F9			0-0 FC3-6 BB 1-2f BB	0-0 FC6-4 1B		
Rick Reichardt, R OBP: 0.320, SLG: 0.371 (1, 7)	0-0 F8		0-0 F8			0-0 F7	0-0 FC6-4 1-2f		
Bill Voss, L OBP: 0.334, SLG: 0.340 (1, 9)	4-0 IBB			0-0 4-3		4-0 BB 1-2 1B BB	0-0 F9		
Joe Azcue, R OBP: 0.303, SLG: 0.271 (1, 2)	0-0 L6-4 2-3			0-0 1-3		4-0 BB 1-2 2-3 1B BB	0-0 3-4-1		
Randy Brown, L OBP: 0.357, SLG: 0.100 (6, PH) (7, 2)									
Aurelio Rodriguez, R OBP: 0.273, SLG: 0.308 (1, 5)		0-0 F8		0-0 5-3		4-0 BB 1-2 2-3 3-H 1B BB	0-0 F9		
Roger Repoz, L OBP: 0.274, SLG: 0.268 (6, PH)									
Marty Perez, R OBP: 0.600, SLG: 0.500 (7, 5)									
Jim McGlothlin, R OBP: 0.167, SLG: 0.158 (1, 1)		0-3 K				4-0 BB B2-4-6 BB			
Vern Geishert, R (6, 1)									
Bubba Morton, R OBP: 0.360, SLG: 0.441 (6, PH)									
Ken Tatum, R OBP: 0.350, SLG: 0.684 (7, 1)									

Inning Stats	R: 2	H: 4	E: 1	LOB: 2	K: 0	BB: 1	S: 6	P: 10
	R: 0	H: 0	E: 0	LOB: 0	K: 1	BB: 0	S: 5	P: 5
	R: 0	H: 1	E: 0	LOB: 1	K: 0	BB: 0	S: 4	P: 4
	R: 0	H: 0	E: 0	LOB: 0	K: 0	BB: 0	S: 3	P: 3
	R: 0	H: 0	E: 0	LOB: 0	K: 0	BB: 1	S: 2	P: 6
	R: 3	H: 2	E: 0	LOB: 2	K: 0	BB: 3	S: 5	P: 17
	R: 0	H: 1	E: 0	LOB: 1	K: 1	BB: 0	S: 6	P: 6
	R: 0	H: 0	E: 0	LOB: 0	K: 0	BB: 0	S: 3	P: 3

PITCHER	IP	WLS	BF	H	R	ER	SO	BB	IBB	HBP	BLK	WP	HR	S	P	ERA	WHIP
Miguel Fuentes, R ERA: 4.63 (1, 1)	5.2	L	25	6	5	5	1	3	1	0	0	0	0	23	39	7.94	1.588
John Gelnar, R ERA: 3.3 (6, 1)	2.1		10	2	0	0	1	1	0	0	0	0	0	11	15	0.00	1.286

**BOTTOM**

**Seattle Pilots @ California Angels**  
**Anaheim Stadium, Anaheim, CA**

Tue Sep 23 1969, 10:05 PM EDT  
 Att. 5,400 - Unknown

AB	R	H	RBI	BB	SO	LOB
4	1	1	0	0	0	3
4	1	2	0	0	0	0
4	0	2	2	0	1	1
4	1	2	0	0	0	2
4	0	0	0	0	0	5
2	1	0	0	2	0	0
2	0	0	0	0	0	3
1	1	0	0	1	0	0
2	0	0	0	0	0	0
0	0	0	1	1	0	0
1	0	0	0	0	0	0
1	0	0	0	1	1	0
0	0	0	0	0	0	0
1	0	1	2	0	0	0
0	0	0	0	0	0	0

AB	30
R	5
H	8
RBI	5
BB	5
SO	2
LOB	14



WP	0	PA	35
PB	0		
SB	0		
CS	0		

livebaseballscorecards.com

Batter	1	2	3	4	5	6	7	8	9	AB R H RBI BB SO LOB	TOP									
John Kennedy, R (1, 5) OBP: 0.299, SLG: 0.348	0-0 1-3			0-0 5-3		0-3 K			4-0 FC5-4 BB	3 0 0 0 1 1 1										
Steve Hovley, L (1, 8) OBP: 0.340, SLG: 0.369	0-0 6-3			0-0 4-3			0-0 4-3		0-0 FC5-4 G6-4-3	4 0 0 0 0 0 1										
Wayne Comer, R (1, 9) OBP: 0.355, SLG: 0.377	0-0 F8			0-0 1-3			0-0 1B		0-0 G6-4-3	4 1 1 0 0 0 1										
Greg Goossen, R (1, 3) OBP: 0.383, SLG: 0.509		0-0 G5-4-3 1B			0-0 F8		0-3 K			3 0 1 0 0 1 1										
Jerry McNertney, R (1, 2) OBP: 0.292, SLG: 0.357		0-0 G5-4-3			0-0 F8		0-0 1B			3 0 1 1 0 0 1										
John Donaldson, L (1, 4) OBP: 0.304, SLG: 0.283		0-0 F7			0-0 3-1		0-0 4-3			3 0 0 0 0 0 1										
Steve Whitaker, L (1, 7) OBP: 0.325, SLG: 0.376			0-3 K			0-0 F7		0-3 K		3 0 0 0 0 2 0										
Fred Stanley, R (1, 6) OBP: 0.440, SLG: 0.591			0-0 6-3			0-0 1B		0-0 6-3		3 0 1 0 0 0 0										
Gene Brabender, R (1, 1) OBP: 0.153, SLG: 0.171			0-0 F9			0-3 K		0-0 4-3		2 0 0 0 0 1 1										
Gus Gil, R (8, PH) OBP: 0.272, SLG: 0.257										1 0 0 0 0 0 0										
Bob Locker, S (8, 1) OBP: 0.143, SLG: 0.077										0 0 0 0 0 0 0										
<b>Inning Stats</b>	R: 0 E: 0 K: 0 S: 3	H: 0 LOB: 0 BB: 0 P: 3	R: 0 E: 0 K: 0 S: 3	H: 1 LOB: 0 BB: 0 P: 3	R: 0 E: 0 K: 1 S: 5	H: 0 LOB: 0 BB: 0 P: 5	R: 0 E: 0 K: 0 S: 3	H: 0 LOB: 0 BB: 0 P: 3	R: 0 E: 0 K: 2 S: 8	H: 1 LOB: 1 BB: 0 P: 8	R: 1 E: 1 K: 1 S: 7	H: 2 LOB: 1 BB: 0 P: 7	R: 0 E: 0 K: 1 S: 5	H: 0 LOB: 0 BB: 0 P: 5	R: 0 E: 0 K: 0 S: 2	H: 0 LOB: 0 BB: 1 P: 6	1B: 4 2B: 0 3B: 0 HR: 0	SF: 0 SAC: 0 DP: 2 HBP: 0	WP: 0 PB: 0 SB: 0 CS: 0	PA: 30
<b>PITCHER</b> Rudy May, L (1, 1) ERA: 3.39	IP: 9.0 WLS: W BF: 30 H: 4 R: 1 ER: 0 SO: 5 BB: 1 IBB: 0 HBP: 0 BLK: 0 WP: 0 HR: 0 S: 39 P: 43 ERA: 0.00 WHIP: 0.556																			

Seattle Pilots @ California Angels  
Anaheim Stadium, Anaheim, CA  
Wed Sep 24 1969, 10:05 PM EDT  
Att. 5,728 - Unknown

livebaseballscorecards.com

AB 29  
R 1  
H 4  
RBI 1  
BB 1  
SO 5  
LOB 7



Batter	1	2	3	4	5	6	7	8	9
Sandy Alomar Sr., S (1, 4) OBP: 0.291, SLG: 0.273	0-0 5-3		0-0 P4		0-0 F9			0-0 4-3	
Jim Spencer, L (1, 3) OBP: 0.300, SLG: 0.375	0-0 G3		0-0 HR			0-0 G3		0-0 F9	
Jim Fregosi, R (1, 6) OBP: 0.364, SLG: 0.387	0-0 E6 1B		0-0 5-3			4-0 BB			
Jay Johnstone, L (1, 8) OBP: 0.316, SLG: 0.375	0-3 K			0-3 K		0-0 4-3 1-2			
Rick Reichardt, R (1, 7) OBP: 0.320, SLG: 0.377		0-0 F8		0-0 IHR		0-3 K			
Bill Voss, L (1, 9) OBP: 0.334, SLG: 0.340		0-0 F8		0-0 1B		0-0 3-1			
Winston Llenas, R (1, 5) Aurelio Rodriguez, R (8, 5) OBP: 0.267, SLG: 0.310 OBP: 0.273, SLG: 0.308		0-0 6-3		0-0 1-3		0-3 K			
Randy Brown, L (1, 2) OBP: 0.353, SLG: 0.231			0-0 HR 2B		0-0 4-3		0-0 F9		
Rudy May, L (1, 1) OBP: 0.160, SLG: 0.087			0-0 F7		0-0 1B			0-0 5-3	

Inning Stats	R: 0	H: 1	E: 1	K: 1	S: 6	LOB: 1	BB: 0	P: 6
	R: 0	H: 0	E: 0	K: 0	S: 3	LOB: 0	BB: 0	P: 3
	R: 2	H: 2	E: 0	K: 0	S: 5	LOB: 0	BB: 0	P: 5
	R: 1	H: 2	E: 0	K: 1	S: 6	LOB: 0	BB: 0	P: 6
	R: 0	H: 1	E: 0	K: 0	S: 3	LOB: 0	BB: 0	P: 3
	R: 0	H: 0	E: 0	K: 1	S: 5	LOB: 1	BB: 1	P: 9
	R: 0	H: 0	E: 0	K: 1	S: 5	LOB: 0	BB: 0	P: 5
	R: 0	H: 0	E: 0	K: 0	S: 3	LOB: 0	BB: 0	P: 3


PITCHER	IP	WLS	BF	H	R	ER	SO	BB	IBB	HBP	BLK	WP	HR	S	P	ERA	WHIP
Gene Brabender, R ERA: 4.2	(1, 1)	7.0	L	26	6	3	3	4	1	0	0	0	1	33	37	3.86	1.000
Bob Locker, R ERA: 3.16	(8, 1)	1.0		3	0	0	0	0	0	0	0	0	0	3	3	0.00	0.000

**BOTTOM**

AB R H RBI BB SO LOB

4	0	0	0	0	0	1
4	1	1	2	0	0	0
2	0	1	0	1	0	0
3	0	0	0	0	2	2
3	1	1	1	0	1	1
3	0	1	0	0	0	0
3	0	0	0	0	1	0
0	0	0	0	0	0	0
3	1	1	0	0	0	0
3	0	1	0	0	0	1

AB 28  
R 3  
H 6  
RBI 3  
BB 1  
SO 4  
LOB 5



WP	HR	S	P	ERA	WHIP
0	0	0	29	0	0

Seattle Pilots @ California Angels  
Anaheim Stadium, Anaheim, CA  
Wed Sep 24 1969, 10:05 PM EDT  
Att. 5,728 - Unknown

livebaseballscorecards.com

Batter	1	2	3	4	5	6	7	8	9	AB R H RBI BB SO LOB	TOP											
Cesar Tovar, R OBP: 0.340, SLG: 0.414 Graig Nettles, L OBP: 0.322, SLG: 0.382	4-0 1B BB		0-0 6-3		0-0 F7		0-0 F9		0-0 F9	3 0 0 0 1 0 0 1 0 0 0 0 0 2												
Frank Quilici, R OBP: 0.253, SLG: 0.271	0-3 K		0-0 1B		0-3 K		0-3 K		0-3 K	5 0 1 0 0 4 3												
Harmon Killebrew, R OBP: 0.430, SLG: 0.585 Jim Holt, L OBP: 0.333, SLG: 0.333	0-0 1-2 1B		0-3 K		4-0 BB		0-3 K		0-0 F3	3 0 1 0 1 2 1 1 0 0 0 0 0 2												
Bob Allison, R OBP: 0.329, SLG: 0.398	0-3 K		0-3 K		0-0 F9			0-0 5-3		4 0 0 0 0 2 4												
Rick Renick, R OBP: 0.313, SLG: 0.376	0-3 K			0-3 K		0-0 1B 1B		0-0 HR		4 1 2 1 0 2 2												
Leo Cardenas, R OBP: 0.352, SLG: 0.389 Cotton Nash, R OBP: 0.250, SLG: 0.250		0-0 G3		0-0 1B 1B		0-0 1-3 1B		0-0 G3		2 0 1 0 0 0 0 2 0 1 0 0 0 0												
Rod Carew, L OBP: 0.388, SLG: 0.462 Herman Hill, L		0-0 FC4-6 1B		0-0 P6		0-0 1-2 G3		0-0 4-3		4 0 1 0 0 0 3 0 0 0 0 0 0 0												
Tom Tischinski, R OBP: 0.286, SLG: 0.167		0-0 F7		0-0 1-2 1B		0-0 P4			0-0 BB 1B	4 0 2 0 0 0 3												
Jim Kaat, L OBP: 0.244, SLG: 0.369 Tony Oliva, L OBP: 0.356, SLG: 0.498 Tom Hall, L OBP: 0.261, SLG: 0.214 Rick Dempsey, R OBP: 0.667, SLG: 0.500		0-0 FC4-6 1-2f BB		0-3 K		0-0 4-3			4-0 BB	2 0 0 0 0 1 3 1 0 0 0 0 0 2 0 0 0 0 0 0 0 0 0 0 0 1 0 0												
<b>Inning Stats</b>	R: 0 E: 0 K: 3 S: 10	H: 1 LOB: 2 BB: 1 P: 14	R: 0 E: 0 K: 0 S: 4	H: 1 LOB: 1 BB: 0 P: 4	R: 0 E: 0 K: 2 S: 8	H: 1 LOB: 1 BB: 0 P: 8	R: 0 E: 0 K: 2 S: 9	H: 2 LOB: 2 BB: 0 P: 9	R: 0 E: 0 K: 1 S: 5	H: 0 LOB: 1 BB: 1 P: 9	R: 0 E: 0 K: 0 S: 5	H: 2 LOB: 2 BB: 0 P: 5	R: 0 E: 0 K: 2 S: 7	H: 0 LOB: 0 BB: 0 P: 7	R: 1 E: 0 K: 0 S: 4	H: 1 LOB: 0 BB: 0 P: 4	R: 0 E: 0 K: 1 S: 6	H: 1 LOB: 2 BB: 1 P: 10	1B: 8 2B: 0 3B: 0 HR: 1	SF: 0 SAC: 0 DP: 0 HBP: 0	WP: 0 PB: 0 SB: 0 CS: 0	PA: 39
<b>PITCHER</b>	IP WLS BF H R ER SO BB IBB HBP BLK WP HR S P ERA WHIP																					
Steve Barber, L ERA: 4.7	(1, 1) 8.0 W 36 9 1 1 10 3 0 0 0 0 0 1 53 65 1.12 1.500																					
John O'Donoghue, L ERA: 3.27	(9, 1) 1.0 S 3 0 0 0 1 0 0 0 0 0 0 0 5 5 0.00 0.000																					

Minnesota Twins @ Seattle Pilots  
Sicks Stadium, Boston, MA  
Thu Sep 25 1969, 10:05 PM EDT  
Att: 3,642 - Unknown - 61 F

livebaseballscorecards.com

AB 36  
R 1  
H 9  
RBI 1  
BB 3  
SO 11  
LOB 25



Batter	1	2	3	4	5	6	7	8	9	AB	R	H	RBI	BB	SO	LOB
John Kennedy, R OBP: 0.305, SLG: 0.364 (1, 5) BBB	4-0 HR BB		x 0-0 6-3		x 0-0 4-3		x 0-0 1-H 3B			3	1	1	1	1	0	0
Steve Hovley, L OBP: 0.336, SLG: 0.364 (1, 8) SSS	0-3 K		x 0-0 6-3		x 0-0 1-3		x 0-0 6-3			4	0	0	0	0	1	2
Wayne Comer, R OBP: 0.355, SLG: 0.376 (1, 9) X	0-0 F3			SSS 0-3 K	SSS 0-3 K			x 0-0 1B		4	0	1	0	0	2	1
Greg Coossen, R OBP: 0.394, SLG: 0.575 (1, 3) X	0-0 1-H HR			x 0-0 1B SF7 2B		x 0-0 5-3		x 0-0 HR		4	3	3	3	0	0	0
Jerry McNertney, R OBP: 0.291, SLG: 0.354 (1, 2) X	0-0 F7			BB 1B IBB		x 0-0 F9		x 0-0 F9		3	0	0	0	1	0	0
John Donaldson, L OBP: 0.304, SLG: 0.283 (1, 4) X		x 0-0 6-3		x 0-0 1-2 2-3 1B BB		x 0-0 6-3		x 0-0 P5		4	0	1	0	0	0	0
Steve Whitaker, L OBP: 0.325, SLG: 0.398 (1, 7) SSS		0-3 K		x 0-0 SF7			x 0-0 FC6-2 3B			2	0	1	1	0	1	0
Fred Stanley, R OBP: 0.426, SLG: 0.542 (1, 6) SSS		0-3 K		BBB 4-0 1-2 2-3 BB			x 0-0 FC6-2 3B			2	1	0	0	1	1	1
Steve Barber, L OBP: 0.231, SLG: 0.280 John O'Donoghue, R OBP: 0.083, SLG: 0.167 (1, 1) (9, 1) SSS			x 0-0 3-1	SSS 0-3 K			SSS 0-3 K			3	0	0	0	0	2	4
										0	0	0	0	0	0	0

Inning Stats	R: 2	H: 1	E: 0	K: 1	S: 6	LOB: 0	BB: 1	P: 10	R: 0	H: 0	E: 0	K: 2	S: 7	LOB: 0	BB: 0	P: 7	R: 0	H: 0	E: 0	K: 0	S: 3	LOB: 0	BB: 0	P: 3	R: 1	H: 2	E: 0	K: 2	S: 9	LOB: 3	BB: 2	P: 17	R: 0	H: 0	E: 0	K: 1	S: 5	LOB: 0	BB: 0	P: 5	R: 0	H: 0	E: 0	K: 0	S: 3	LOB: 0	BB: 0	P: 3	R: 1	H: 2	E: 0	K: 1	S: 7	LOB: 1	BB: 0	P: 7	R: 1	H: 2	E: 0	K: 0	S: 4	LOB: 0	BB: 0	P: 4
PITCHER	IP	WLS	BF	H	R	ER	SO	BB	IBB	HBP	BLK	WP	HR	S	P	ERA	WHIP																																															
Jim Kaat, L ERA: 3.34 (1, 1)	5.0	L	21	3	3	3	6	2	1	0	0	0	1	30	42	5.40	1.000																																															
Tom Hall, L ERA: 3.31 (6, 1)	3.0		12	4	2	2	1	0	0	0	0	0	1	14	14	6.00	1.333																																															


**BOTTOM**

**Minnesota Twins @ Seattle Pilots**  
Sicks Stadium, Boston, MA

Thu Sep 25 1969, 10:05 PM EDT  
Att. 3,642 - Unknown - 61 F

livebaseballscorecards.com

AB	29
R	5
H	7
RBI	5
BB	3
SO	7
LOB	8



WP: 0	PA: 33
PB: 0	SB: 0
CS: 0	

Batter	1	2	3	4	5	6	7	8	9	10	11	12	13	14	AB	R	H	RBI	BB	SO	LOB	TOP						
Ted Uhlaender, L OBP: 0.326, SLG: 0.347 (1, 7) (7, 8)	0-0 6-3 9-2-5 2B		4-0 1B 2B BB		0-0 L8		0-0 4-3			0-0 E6 FC1-4		4-0 IBB			4	1	1	0	2	0	1							
Rod Carew, L OBP: 0.388, SLG: 0.462 Frank Quilici, R OBP: 0.247, SLG: 0.263 (1, 4) (3, 4)	0-0 6-3		0-0 2B CS 1B		0-0 F7		0-0 F8			0-0 FC1-4		0-3 K			2	0	1	0	0	0	1							
Tony Oliva, L OBP: 0.353, SLG: 0.494 Jim Holt, L OBP: 0.300, SLG: 0.300 (1, 9) (11, 9)	0-0 9-2-5		0-0 F7		0-0 4-3		0-0 G3			0-0 L7			0-0 4-3		5	0	0	0	0	0	4							
Harmon Killebrew, R OBP: 0.429, SLG: 0.588 Cotton Nash, R OBP: 0.200, SLG: 0.200 (1, 3) (11, 3)	3-H	0-0 HR	0-0 F2		0-0 F7		4-0 BB			0-0 6-3			0-0 F8		4	1	1	1	1	0	2							
Graig Nettles, L OBP: 0.327, SLG: 0.384 (1, 5)	0-0 1-3		0-0 2B		4-0 FC6-4 BB		0-0 3-1			0-3 K			4-0 FC6 BB		4	0	1	1	2	1	1							
Cesar Tovar, R OBP: 0.340, SLG: 0.413 Charlie Manuel, L OBP: 0.326, SLG: 0.288 (1, 8) (7, 7)	0-0 1B		0-0 CS		0-0 F4		0-0 FC6-4			0-0 F7			0-0 FC6		3	1	1	0	0	0	1							
John Roseboro, L OBP: 0.332, SLG: 0.318 Al Worthington, R (6, 1)	0-0 1B		0-0 4-3		0-3 K					0-3 K				0-0 5-3	3	0	1	1	0	1	1							
Ron Perranoski, L OBP: 0.160, SLG: 0.087 Rick Dempsey, R OBP: 0.600, SLG: 0.750 (7, 1) (10, 2)	1-H 1B		0-0 4-3		0-0 K					0-0 F8				0-0 2B	0	0	0	0	0	0	0							
Leo Cardenas, R OBP: 0.352, SLG: 0.389 Rick Renick, R OBP: 0.313, SLG: 0.382 (1, 6) (7, 6)	0-0 F7		0-0 1B		0-0 F9		0-0 F8			0-0 F8				0-3 K	3	0	1	0	0	0	1							
Jim Pearty, S Herman Hill, L Dick Woodson, R Tom Trabasso, R Bob Allison, R Joe Grandis, R Jim Kautz, L Dannel Stribanek, R Tom Hall, L (1, 1) (1, 1) (1, 1) (1, 1) (1, 1) (1, 1) (1, 1) (1, 1) (1, 1)	0-3 K		0-0 4-3		0-0 L5		4-0 FC1-4 E BB			0-0 F2				0-3 K	1	0	0	0	0	0	1							
<b>Inning Stats</b>	R: 0 E: 0 K: 0 S: 3	H: 1 LOB: 0 BB: 0 P: 3	R: 2 E: 0 K: 1 S: 8	H: 3 LOB: 1 BB: 0 P: 8	R: 1 E: 0 K: 0 S: 4	H: 2 LOB: 1 BB: 1 P: 8	R: 0 E: 0 K: 0 S: 4	H: 1 LOB: 1 BB: 0 P: 4	R: 0 E: 0 K: 1 S: 3	H: 0 LOB: 0 BB: 0 P: 3	R: 0 E: 0 K: 0 S: 5	H: 0 LOB: 1 BB: 1 P: 9	R: 0 E: 0 K: 1 S: 5	H: 0 LOB: 0 BB: 0 P: 5	R: 0 E: 1 K: 0 S: 3	H: 0 LOB: 1 BB: 1 P: 7	R: 0 E: 0 K: 2 S: 7	H: 0 LOB: 0 BB: 0 P: 7	R: 0 E: 0 K: 2 S: 8	H: 1 LOB: 2 BB: 1 P: 12	R: 0 E: 0 K: 0 S: 3	H: 0 LOB: 1 BB: 0 P: 7	R: 0 E: 0 K: 1 S: 5	H: 1 LOB: 0 BB: 0 P: 5	1B: 4 2B: 5 3B: 0 HR: 1	SF: 0 SAC: 0 DP: 1 HBP: 0	WP: 0 PB: 0 CS: 1	PA: 55
<b>PITCHER</b>	IP	WLS	BF	H	R	ER	SO	BB	IBB	HBP	BLK	WP	HR	S	P	ERA	WHIP											
Skip Lockwood, R ERA: 3.27 (1, 1)	7.0		28	7	3	3	2	2	0	0	0	0	1	30	38	3.86	1.286											
Diego Segui, R ERA: 3.33 (8, 1)	2.0		7	0	0	0	1	1	0	0	0	0	0	8	12	0.00	0.500											
Bob Locker, R ERA: 3.06 (10, 1)	3.0		12	1	0	0	4	1	1	0	0	0	0	18	26	0.00	0.667											
John O'Donoghue, L ERA: 3.22 (13, 1)	1.0		4	0	0	0	0	1	0	0	0	0	0	3	7	0.00	1.000											
John Gelnar, R ERA: 3.27 (14, 1)	1.0	W	3	1	0	0	1	0	0	0	0	0	0	5	5	0.00	1.000											

Minnesota Twins @ Seattle Pilots  
Sicks Stadium, Boston, MA  
Fri Sep 26 1969, 10:05 PM EDT  
Att: 6,586 - Unknown - 57 F

livebaseballscores.com

AB	48
R	3
H	9
RBI	3
BB	6
SO	8
LOB	21






Batter	1	2	3	4	5	6	7	8	9	10	11	12	13	14	AB	R	H	RBI	BB	SO	LOB
John Kennedy, R (1, 5) OBP: 0.307, SLG: 0.363	L7		FC4 1B		1-3		1B		L7			SH3-4		4-3	6	0	2	0	0	0	2
John Donaldson, L (1, 4) OBP: 0.306, SLG: 0.282	6-3		K			4-3 BB		FC5-4 1B		4-3		IBB		4-3	5	0	1	0	2	1	1
Wayne Comer, R (1, 9) OBP: 0.357, SLG: 0.384	BB		F9			4-3		FC5-4 1B		FC1-6 1B		L8		HR	6	1	3	1	1	0	4
Steve Hovley, L (1, 8) OBP: 0.330, SLG: 0.357	5-3		FC4			4-3		FC5-4 G5-4-3		FC1-6 E S		4-3			6	0	0	0	0	0	8
Greg Goossen, R (1, 3) OBP: 0.392, SLG: 0.595		HR		4-3		K		G5-4-3 1-2f 2-3		4-3			FC5-6 FC1-2 2B		6	1	2	1	0	1	4
Ron Clark, R (13, PR) OBP: 0.261, SLG: 0.230															0	0	0	0	0	0	0
Jerry McNertney, R (1, 2) OBP: 0.292, SLG: 0.353		4-3		F4			E 4-3 1B		6-3			6-3		FC5-6 IBB	5	1	1	0	1	0	0
Sandy Valdespino, L (1, 7) OBP: 0.311, SLG: 0.266			K		4-3		E7 4-3 SF7 1B					6-3		FC5-6 FC1-2	6	1	2	0	0	1	2
Fred Stanley, R (1, 6) OBP: 0.382, SLG: 0.467			FC6 1B			F4		4-3		E6 BB		L9		FC1-2	6	0	1	1	0	0	5
Phil Lockwood, R (1, 1) Don Mischel, L (1, 1) Tommy Haggler, R (1, 1) Dwight Gooden, R (1, 1) Gar Gilchrist, R (1, 1) Bub Locker, R (1, 1) Steve Whitney, L (1, 1) John Christy, R (1, 1) Jim Paganoni, L (1, 1) John Gashar, R (1, 1)			FC6			K		SF7 3-H		4-0 BB		SH3-4 1B		F6	2	0	0	0	0	1	1

Inning Stats	R: 0	H: 0	E: 0	K: 0	S: 3	P: 7	R: 1	H: 2	E: 0	K: 1	S: 7	P: 7	R: 0	H: 1	E: 0	K: 1	S: 6	P: 6	R: 0	H: 0	E: 0	K: 0	S: 3	P: 3	R: 0	H: 0	E: 0	K: 1	S: 5	P: 5	R: 0	H: 0	E: 0	K: 1	S: 9	R: 2	H: 3	E: 1	K: 0	S: 5	P: 5	R: 0	H: 2	E: 0	K: 0	S: 4	P: 4	R: 0	H: 1	E: 1	K: 0	S: 4	P: 8	R: 0	H: 1	E: 0	K: 0	S: 4	P: 4	R: 0	H: 0	E: 0	K: 0	S: 3	P: 3	R: 0	H: 1	E: 0	K: 0	S: 4	P: 8	R: 0	H: 1	E: 0	K: 0	S: 4	P: 8	R: 1	H: 1	E: 0	K: 0	S: 3	P: 3	R: 0	H: 1	E: 0	K: 0	S: 3	P: 3	1B: 10	SF: 1	2B: 1	SAC: 1	3B: 0	DP: 1	HR: 2	HBP: 0	WP: 0	PA: 57
PITCHER	IP	WLS	BF	H	R	ER	SO	BB	IBB	HBP	BLK	WP	HR	S	P	ERA	WHIP																																																																																		
Jim Perry, R (1, 1) ERA: 2.85	3.0		13	3	1	1	2	1	0	0	0	0	1	8	20	3.00	1.333																																																																																		
Dick Woodson, R (4, 1) ERA: 3.77	2.0		6	0	0	0	1	0	0	0	0	0	0	8	8	0.00	0.000																																																																																		
Al Worthington, R (6, 1) ERA: 4.58	1.1		7	2	2	2	1	1	0	0	0	0	0	8	12	13.50	2.250																																																																																		
Ron Perranoski, L (7, 1) ERA: 2.18	2.2		11	4	0	0	0	1	0	0	0	0	0	10	14	0.00	1.875																																																																																		
Joe Grzenda, L (10, 1) ERA: 3.97	2.0		7	1	0	0	0	0	0	0	0	0	0	7	7	0.00	0.500																																																																																		
PITCHER	IP	WLS	BF	H	R	ER	SO	BB	IBB	HBP	BLK	WP	HR	S	P	ERA	WHIP																																																																																		
Darrell Brandon, R (12, 1) ERA: 7.36	0.2		4	1	0	0	0	0	0	0	0	0	0	1	7	0.00	1.500																																																																																		
Tom Hall, L (12, 1) ERA: 3.33	2.0	L	9	2	1	1	0	0	1	0	0	0	1	8	12	4.50	1.000																																																																																		

**Minnesota Twins @ Seattle Pilots**  
 Sicks Stadium, Boston, MA  
 Fri Sep 26 1969, 10:05 PM EDT  
 Att: 6,586 - Unknown - 57 F

**AB 50**  
**R 4**  
**H 13**  
**RBI 4**  
**BB 5**  
**SO 4**  
**LOB 29**



Batter	1	2	3	4	5	6	7	8	9	AB R H RBI BB SO LOB	TOP									
<b>Ted Uhlaender, L</b> (1, 7) OBP: 0.326, SLG: 0.353	0-0 HR	0-0 F7		0-3 K			0-0 5-3		0-3 K	3 1 1 1 0 1 3										
<b>Rick Renick, R</b> (6, 5) OBP: 0.311, SLG: 0.380										1 0 0 0 0 0 0										
<b>Frank Quilici, R</b> (7, 5) OBP: 0.245, SLG: 0.261										1 0 0 0 0 1 1										
<b>Rod Carew, L</b> (1, 4) OBP: 0.389, SLG: 0.463	0-3 K	0-0 FC4-6 1B				0-0 5-3			0-0 F7	5 0 2 3 0 1 0										
<b>Tony Oliva, L</b> (1, 9) OBP: 0.354, SLG: 0.494	4-0 BB BB	0-0 FC4-6 1-2f				0-0 2B			0-3 K	4 0 1 0 1 1 3										
<b>Harmon Killebrew, R</b> (1, 3) OBP: 0.428, SLG: 0.585	4-0 BB BB			0-0 F8		0-0 F2			0-0 5-3	3 0 0 0 1 0 1										
<b>Graig Nettles, L</b> (1, 5) OBP: 0.324, SLG: 0.381	0-0 G4-6-3 1-2f			0-3 K		4-0 FC4-6 BB			0-0 5-3	2 0 0 0 0 1 2										
<b>Bob Allison, R</b> (5, PH) OBP: 0.330, SLG: 0.396										1 0 0 0 1 0 0										
<b>Cesar Tovar, R</b> (1, 8) OBP: 0.341, SLG: 0.414						0-0 FC4-6 1-2f			0-0 5-3	4 1 2 0 0 0 2										
<b>John Roseboro, L</b> (1, 2) OBP: 0.334, SLG: 0.323										4 1 2 0 0 1 1										
<b>Herman Hill, L</b> (9, PR)										0 1 0 0 0 0 0										
<b>Tom Tischinski, R</b> (9, 2) OBP: 0.294, SLG: 0.163										0 0 0 0 0 0 0										
<b>Leo Cardenas, R</b> (1, 6) OBP: 0.353, SLG: 0.390						0-3 K			0-0 F8	3 1 1 1 1 1 0										
<b>Dave Boswell, R</b> (1, 1) OBP: 0.189, SLG: 0.272																				
<b>Ron Perranoski, L</b> (8, 1) OBP: 0.154, SLG: 0.083						0-3 G3			0-3 K	3 0 0 0 0 2 3										
<b>Inning Stats</b>	R: 1 E: 0 K: 1 S: 5	H: 1 LOB: 1 BB: 2 P: 13	R: 2 E: 0 K: 1 S: 8	H: 3 LOB: 2 BB: 1 P: 12	R: 0 E: 0 K: 2 S: 8	H: 1 LOB: 1 BB: 0 P: 8	R: 0 E: 0 K: 2 S: 7	H: 0 LOB: 0 BB: 0 P: 7	R: 0 E: 0 K: 1 S: 5	H: 0 LOB: 0 BB: 0 P: 5	R: 0 E: 0 K: 1 S: 5	H: 0 LOB: 0 BB: 0 P: 5	R: 0 E: 0 K: 0 S: 3	H: 0 LOB: 0 BB: 0 P: 3	R: 2 E: 0 K: 2 S: 10	H: 3 LOB: 1 BB: 0 P: 10	1B: 4 2B: 4 3B: 0 HR: 1	SF: 0 SAC: 0 DP: 1 HBP: 0	WP: 0 PB: 0 SB: 1 CS: 0	PA: 39
<b>PITCHER</b>	IP WLS BF H R ER SO BB IBB HBP BLK WP HR S P ERA WHIP																			
<b>Miguel Fuentes, R</b> (1, 1) ERA: 5.4	1.2 L 11 4 3 3 2 3 0 0 0 0 0 1 12 24 16.20 4.200																			
<b>John O'Donoghue, L</b> (2, 1) ERA: 2.97	5.1 19 2 0 0 6 1 0 0 0 0 0 0 30 34 0.00 0.562																			
<b>Bob Locker, R</b> (8, 1) ERA: 3.19	1.2 8 3 2 2 2 0 0 0 0 0 0 0 12 12 10.80 1.800																			
<b>Dooley Womack, R</b> (9, 1) ERA: 3.25	0.1 1 0 0 0 0 0 0 0 0 0 0 0 1 1 0.00 0.000																			

Minnesota Twins @ Seattle Pilots  
 Sicks Stadium, Boston, MA  
 Sun Sep 28 1969, 6:33 AM EDT  
 Unknown - 56 F

livebaseballscorecards.com

AB	35
R	5
H	9
RBI	5
BB	4
SO	10
LOB	17



Batter	1	2	3	4	5	6	7	8	9	AB	R	H	RBI	BB	SO	LOB
Tommy Harper, R (1, 5) OBP: 0.348, SLG: 0.312	0-0 6-3	0-0 F8			0-0 F4		0-0 6-3			4	0	0	0	0	0	2
John Donaldson, L (1, 4) OBP: 0.306, SLG: 0.280	4-0 FC4-6 1B BB		0-0 P6		0-0 3-1			0-0 F8		2	1	0	0	1	0	0
Greg Goossen, R (8, PH) OBP: 0.389, SLG: 0.591										1	0	0	0	0	0	0
Ron Clark, R (9, 4) OBP: 0.261, SLG: 0.230										0	0	0	0	0	0	0
Wayne Comer, R (1, 9) OBP: 0.357, SLG: 0.381	4-0 FC4-6 1-2 BB		0-0 P4		0-0 F9			0-3 K		3	0	0	0	1	1	0
Steve Hovley, L (1, 8) OBP: 0.329, SLG: 0.354	0-0 FC4-6 1B 1-2f 2-3		4-0 BB		0-0 1-3			0-3 K		3	0	0	0	1	1	2
Don Mincher, L (1, 3) OBP: 0.362, SLG: 0.442	0-0 FC5-4 1-3 3-H 1B		0-0 L8		0-0 F7				0-0 1-3	4	0	1	1	0	0	1
Jerry McNertney, R (1, 2) OBP: 0.289, SLG: 0.349	0-0 FC5-4 1-2f		0-0 3-1		0-0 5-3				0-0 1-3	4	0	0	0	0	0	2
Sandy Valdespino, L (1, 7) OBP: 0.311, SLG: 0.267		0-0 5-3		0-3 K		0-0 2B E 1B			0-0 6-3	3	1	1	0	0	1	0
Gus Gil, R (9, PH) OBP: 0.274, SLG: 0.256				0-3 K						1	0	0	0	0	0	0
John Kennedy, R (1, 6) OBP: 0.314, SLG: 0.373		4-0 SH1-4 BB		0-3 K		0-0 E9 1-H 2B				2	0	1	0	1	1	0
Miguel Fuentes, R (1, 1) OBP: 0.333, SLG: 0.333		0-0 SH1-4		0-0 F7						0	0	0	0	0	0	0
John O'Donoghue, R (2, 1) OBP: 0.077, SLG: 0.154										1	0	0	0	0	0	0
Steve Whitaker, L (7, PH) OBP: 0.328, SLG: 0.400										1	0	0	0	0	1	1
Bob Locker, S (8, 1) OBP: 0.143, SLG: 0.077										0	0	0	0	0	0	0
Dooley Womack, L (9, 1) OBP: 0.143, SLG: 0.143										0	0	0	0	0	0	0


Inning Stats	R: 1	H: 1	E: 0	K: 0	S: 4	LOB: 2	BB: 2	P: 12	R: 0	H: 0	E: 0	K: 0	S: 3	LOB: 1	BB: 1	P: 7	R: 0	H: 0	E: 0	K: 0	S: 3	LOB: 0	BB: 0	P: 7	R: 0	H: 0	E: 0	K: 2	S: 7	LOB: 0	BB: 0	P: 7	R: 0	H: 0	E: 0	K: 0	S: 3	LOB: 0	BB: 0	P: 3	R: 1	H: 2	E: 1	K: 1	S: 7	LOB: 1	BB: 0	P: 7	R: 0	H: 0	E: 0	K: 2	S: 7	LOB: 0	BB: 0	P: 7	R: 0	H: 0	E: 0	K: 0	S: 3	LOB: 0	BB: 3	P: 3
PITCHER	IP	WLS	BF	H	R	ER	SO	BB	IBB	HBP	BLK	WP	HR	S	P	ERA	WHIP																																															
Dave Boswell, R (1, 1) ERA: 3.15	7.0	W	28	3	2	1	3	4	0	0	0	0	0	30	46	1.29	1.000																																															
Ron Perranoski, L (8, 1) ERA: 2.14	2.0	S	6	0	0	0	2	0	0	0	0	0	0	10	10	0.00	0.000																																															

**BOTTOM**

**Minnesota Twins @ Seattle Pilots**  
**Sicks Stadium, Boston, MA**  
 Sun Sep 28 1969, 6:33 AM EDT  
 Unknown - 56 F

livebaseballscores.com

<b>AB</b>	<b>29</b>
<b>R</b>	<b>2</b>
<b>H</b>	<b>3</b>
<b>RBI</b>	<b>1</b>
<b>BB</b>	<b>4</b>
<b>SO</b>	<b>5</b>
<b>LOB</b>	<b>8</b>



<b>WP</b> : 0	<b>PA</b> : 34
<b>PB</b> : 0	
<b>SB</b> : 0	
<b>CS</b> : 0	

Minnesota Twins @ Seattle Pilots  
 Sicks Stadium, Boston, MA  
 Sun Sep 28 1969, 6:38 AM EDT  
 Att. 8,096 - Unknown

livebaseballscorecards.com

AB	33
R	1
H	8
RBI	1
BB	1
SO	5
LOB	15



Batter	1	2	3	4	5	6	7	8	9	AB	R	H	RBI	BB	SO	LOB											
Ted Uhlaender, L OBP: 0.327, SLG: 0.354 (1, 7) (2, 8)	0-0 F6		0-0 1B		0-0 1B		0-0 L8			4	0	2	0	0	0	1											
Rod Carew, L OBP: 0.387, SLG: 0.468 (1, 4)	0-0 HR		0-0 F8		0-0 F7			0-0 F7		4	1	1	1	0	0	2											
Harmon Killebrew, R OBP: 0.429, SLG: 0.586 (1, 3) (5, 5)	0-0 2B		0-0 F8		0-0 FC3-6 1B			0-0 F8		4	0	2	0	0	0	1											
Tony Oliva, L OBP: 0.352, SLG: 0.490 (1, 9)	0-3 K		0-0 F6		0-0 FC3-6 1-2f			0-3 K		4	0	0	0	0	2	3											
Graig Nettles, L OBP: 0.322, SLG: 0.377 Cotton Nash, R OBP: 0.286, SLG: 0.167 Herman Hill, L (9, PR)	0-3 K		0-0 4-3		0-3 K		0-3 K		4-0 L3-6 1-3 BB	2	0	0	0	0	1	1											
Cesar Tovar, R OBP: 0.340, SLG: 0.413 Charlie Manuel, L OBP: 0.321, SLG: 0.282 (1, 8) (2, 7)		0-0 F9		0-3 K		0-0 4-3			0-0 1-3 1-2	1	0	0	0	0	0	0											
Leo Cardenas, R OBP: 0.352, SLG: 0.389 (1, 6)		0-0 1B 1B		0-0 F8			0-0 F3		0-0 L3-6 2-3	4	0	1	0	0	0	2											
Tom Tischinski, R OBP: 0.296, SLG: 0.174 (1, 2)		0-0 1B G4-6-3		0-0 F8			0-0 F5			3	0	1	0	0	0	0											
Bob Miller, R Jim Holt, L OBP: 0.364, SLG: 0.364 Al Worthington, R (7, PH) (7, 1)		0-0 G4-6-3 1-2f		0-0 3-1			0-0 1B			2	0	0	0	0	0	2											
Inning Stats	R: 1 E: 0 K: 2 S: 9	H: 2 LOB: 1 BB: 0 P: 9	R: 0 E: 0 K: 0 S: 4	H: 2 LOB: 1 BB: 0 P: 4	R: 0 E: 0 K: 0 S: 4	H: 1 LOB: 1 BB: 0 P: 4	R: 0 E: 0 K: 1 S: 5	H: 0 LOB: 0 BB: 0 P: 5	R: 0 E: 0 K: 1 S: 6	H: 1 LOB: 1 BB: 0 P: 6	R: 0 E: 0 K: 0 S: 4	H: 1 LOB: 1 BB: 0 P: 4	R: 0 E: 0 K: 1 S: 5	H: 0 LOB: 0 BB: 0 P: 5	R: 0 E: 0 K: 0 S: 2	H: 0 LOB: 1 BB: 1 P: 6	1B: 6 2B: 2 3B: 0 HR: 1	SF: 0 SAC: 0 DP: 2 HBP: 0	WP: 0 PB: 0 SB: 0 CS: 0	PA: 34							
PITCHER	IP	WLS	BF	H	R	ER	SO	BB	IBB	HBP	BLK	WP	HR	S	P	ERA	WHIP										
Dick Baney, R ERA: 4.6 Diego Segui, R ERA: 3.31	(1, 1) (9, 1)	8.0 S	32 2	8 0	1 0	1 0	5 0	1 0	0 0	0 0	0 0	0 0	1 0	41 2	45 2	1.12 0.00	1.125 0.000										

Batter	1	2	3	4	5	6	7	8	9	AB	R	H	RBI	BB	SO	LOB
Tommy Harper, R OBP: 0.349, SLG: 0.313 (1, 5)	0-0 6-3 1B		0-0 CS 1B	0-0 F2			0-0 F7			4	0	2	0	0	0	2
John Donaldson, L OBP: 0.303, SLG: 0.277 (1, 4)	0-3 K		0-0 L9 1-2		0-0 G3			0-0 L7		4	0	0	0	0	1	2
Wayne Comer, R OBP: 0.358, SLG: 0.384 (1, 9)	0-0 6-3 1-2		0-0 HR 2B		0-0 5-3			0-0 2B 1B		4	2	2	0	0	0	1
Don Mincher, L OBP: 0.385, SLG: 0.454 Mike Hegan, L OBP: 0.427, SLG: 0.461 (1, 3) (8, PR) (9, 3)		0-0 1B FC5-2 1B	0-0 HR 2B		0-0 F5			0-0 2B 2B		4	1	3	3	0	0	0
Steve Hovley, L OBP: 0.331, SLG: 0.358 (1, 8)		0-0 FC5-2 1B 1-2	0-0 4-3		0-0 4-3			0-0 K2-5-2 2B 2B		4	0	2	1	0	0	0
Jim Pagliaroni, R OBP: 0.323, SLG: 0.425 (1, 2)		0-0 FC5-2 1B 1-2 2-3		0-0 5-3		0-0 G3		4-0 BB BB BB		3	0	1	0	1	0	0
Sandy Valdespino, L OBP: 0.310, SLG: 0.267 (1, 7)		0-0 FC5-2 1B 1-2 2-3 3-H		0-0 SH1-4 1B 1B		0-0 3-1		0-3 K2-5-2 2B 2-3f		4	0	1	0	0	1	5
Fred Stanley, R OBP: 0.378, SLG: 0.455 (1, 6)		0-3 K		0-0 SH1-4 1B 1-2			0-0 L8			3	0	1	0	0	1	3
Dick Baney, R Diego Segui, R OBP: 0.207, SLG: 0.148 (1, 1) (9, 1)		0-3 K		0-0 SH1-4 1B 1-2 2-3			0-0 5-3			2	0	0	0	0	1	3

Inning Stats	R: 0	H: 1	E: 0	K: 1	S: 5	LOB: 0	BB: 0	P: 5									
R: 0 E: 0 K: 1 S: 5	H: 3 LOB: 3 BB: 0 P: 10	R: 2 E: 0 K: 0 S: 5	H: 3 LOB: 0 BB: 0 P: 5	R: 0 E: 0 K: 0 S: 5	H: 2 LOB: 2 BB: 0 P: 5	R: 0 E: 0 K: 0 S: 3	H: 0 LOB: 0 BB: 0 P: 3	R: 0 E: 0 K: 0 S: 3	H: 0 LOB: 0 BB: 0 P: 3	R: 0 E: 0 K: 0 S: 3	H: 0 LOB: 0 BB: 0 P: 3	R: 2 E: 0 K: 1 S: 7	H: 3 LOB: 2 BB: 1 P: 11				
PITCHER Bob Miller, R ERA: 3.02 Al Worthington, R ERA: 4.73	IP 6.0 2.0	WLS L	BF 25	H 9	R 2	ER 2	SO 3	BB 1	IBB 0	HBP 0	BLK 0	WP 0	HR 1	S 31	P 31	ERA 3.00	WHIP 1.500

BOTTOM

Minnesota Twins @ Seattle Pilots  
Sicks Stadium, Boston, MA  
Sun Sep 28 1969, 6:38 AM EDT  
Att. 8,096 - Unknown

livebaseballscorecards.com

AB	32
R	4
H	12
RBI	4
BB	1
SO	4
LOB	16



1B: 8	SF: 0	WP: 0	PA: 34
2B: 4	SAC: 1	PB: 0	
3B: 0	DP: 1	SB: 0	
HR: 1	HBP: 0	CS: 1	

Batter	1	2	3	4	5	6	7	8	9	AB R H RBI BB SO LOB	TOP	
Bert Campaneris, R (1, 6) OBP: 0.302, SLG: 0.305	0-3 K		0-0 1B 2B 1B	4-0 BB		0-0 F8			4-0 S SH2-4 1B BB	3 2 1 0 2 1 0		
Jose Tartabull, L (1, 7) OBP: 0.290, SLG: 0.316	0-0 F7		0-0 2B 1B E	0-0 BB			0-0 1B 2B		0-0 SH2-4	4 2 2 1 0 0 2		
Reggie Jackson, L (1, 9) OBP: 0.413, SLG: 0.615	0-3 K		0-0 1B 2B E7				1-0 1B HBP		0-0 5-3	3 1 1 1 0 1 0 1 0 0 0 0 0 1		
Tommie Reynolds, R (7, 9) OBP: 0.339, SLG: 0.305			1-3 3-H 1B						2-3			
Sal Bando, R (1, 5) OBP: 0.398, SLG: 0.470		0-0 2B 1B	0-0 1B 2B				0-0 1B G5-4-3		0-0 1B 3-H	5 1 5 3 0 0 0		
Rick Monday, L (1, 8) OBP: 0.391, SLG: 0.420		0-0 1B 2B	0-0 1B			0-0 P5		0-3 K	0-3 K	5 0 2 1 0 2 4		
Danny Cater, R (1, 3) OBP: 0.297, SLG: 0.366		0-0 P4	0-0 F9			0-0 4-3		0-0 G5-4-3		4 0 0 0 0 0 4		
Ted Kubiak, S (1, 4) OBP: 0.309, SLG: 0.310		0-0 G3		0-3 K					0-0 3-1	4 1 1 0 0 1 0		
Phil Roof, R (1, 2) OBP: 0.335, SLG: 0.291			0-0 1B SH2-4 1B						0-0 F9	4 1 2 0 0 1 1		
Chuck Dobson, R (1, 1) OBP: 0.120, SLG: 0.114			0-0 SH2-4						0-0 K	2 0 0 1 0 1 1		
Paul Lindblad, L (8, 1) OBP: 0.357, SLG: 0.333			0-0 K						0-0 SF7	0 0 0 0 0 0 0		
Lew Krausse, R (8, 1) OBP: 0.200, SLG: 0.438			1-2 K						0-0 5-3	0 0 0 0 0 0 0		
<b>Inning Stats</b>	R: 0 E: 0 K: 2 S: 7 H: 0 LOB: 0 BB: 0 P: 7	R: 1 E: 0 K: 0 S: 4 H: 2 LOB: 0 BB: 0 P: 4	R: 4 E: 1 K: 0 S: 8 H: 6 LOB: 1 BB: 0 P: 8	R: 0 E: 0 K: 2 S: 8 H: 1 LOB: 2 BB: 1 P: 12	R: 0 E: 0 K: 0 S: 4 H: 1 LOB: 1 BB: 0 P: 4	R: 1 E: 0 K: 0 S: 4 H: 1 LOB: 0 BB: 0 P: 4	R: 1 E: 0 K: 1 S: 6 H: 2 LOB: 1 BB: 0 P: 7	R: 0 E: 0 K: 1 S: 5 H: 0 LOB: 0 BB: 0 P: 5	R: 1 E: 0 K: 1 S: 6 H: 1 LOB: 1 BB: 1 P: 10	1B: 11 2B: 3 3B: 0 HR: 0 SF: 1 SAC: 2 DP: 1 HBP: 1	WP: 0 PB: 0 SB: 3 CS: 0 PA: 41	
<b>PITCHER</b>	IP WLS BF H R ER SO BB IBB HBP BLK WP HR S P ERA WHIP											
Gene Brabender, R (1, 1) ERA: 4.36	3.0 L 15 8 5 5 2 0 0 0 0 0 0 0 19 19 15.00 2.667											
Dooley Womack, R (4, 1) ERA: 3.15	2.0 9 2 0 0 2 1 0 0 0 0 0 0 12 16 0.00 1.500											
John Gelnar, R (6, 1) ERA: 3.34	3.0 12 3 2 2 2 0 0 1 0 0 0 0 15 16 6.00 1.000											
Skip Lockwood, R (9, 1) ERA: 3.52	1.0 5 1 1 1 1 1 0 0 0 0 0 0 6 10 9.00 2.000											

Oakland Athletics @ Seattle Pilots  
Sicks Stadium, Boston, MA  
Tue Sep 30 1969, 10:05 PM EDT  
Att. 2,937 - Unknown

livebaseballscorecards.com

AB 35  
R 8  
H 14  
RBI 7  
BB 2  
SO 7  
LOB 13



Batter	1	2	3	4	5	6	7	8	9	AB	R	H	RBI	BB	SO	LOB
Tommy Harper, R OBP: 0.347, SLG: 0.310 (1, 5) (9, 7)	0-0 F9		0-0 P4			0-0 6-3		0-0 2-3	0-0 G6-4-3	5	0	0	0	0	0	3
John Donaldson, L OBP: 0.303, SLG: 0.276 (1, 4)	0-0 G3			0-0 F8		0-0 F7		0-0 1B		4	0	1	0	0	0	0
Steve Hovley, L OBP: 0.333, SLG: 0.360 (1, 8)	0-0 F7			0-0 HR 1B		0-0 6-3		0-0 BB 1B 1B		4	1	2	1	0	0	0
Greg Coossen, R OBP: 0.392, SLG: 0.611 (1, 3)		0-0 5-3		0-0 HR 1B		0-0 F8		0-0 BB 1B		4	1	2	3	0	0	0
Steve Whitaker, L OBP: 0.320, SLG: 0.389 Wayne Comer, R OBP: 0.357, SLG: 0.384 (1, 9) (8, PH) (9, 9)		0-0 F7		0-0 1-3		0-0 F7		0-0 F5		3	0	0	0	0	0	0
Jim Pagliaroni, R OBP: 0.327, SLG: 0.423 Marty Pattin, R OBP: 0.169, SLG: 0.155 Skip Lockwood, R (1, 2) (8, PR) (9, 1)		0-0 5-3		0-3 K		0-0 1B 1B		4-0 BB BB BB 1B BB		3	0	1	0	1	1	0
Sandy Valdespino, L OBP: 0.310, SLG: 0.268 John Kennedy, R OBP: 0.312, SLG: 0.370 (1, 7) (8, PH) (9, 5)			0-0 5-3		0-3 K		0-0 1B 1B	0-0 F4		3	0	1	0	0	1	0
Fred Stanley, R OBP: 0.366, SLG: 0.432 (1, 6)			0-0 G3		0-0 G1-4-3 1B		0-0 F9		0-3 K	4	0	1	0	0	1	2
Gene Brabender, R OBP: 0.153, SLG: 0.171 Merritt Ranney, L OBP: 0.330, SLG: 0.272 Dorley Wortack, L OBP: 0.143, SLG: 0.143 Gus Gil, R OBP: 0.273, SLG: 0.255 John Geinar, R OBP: 0.100, SLG: 0.053 Don Mincher, L OBP: 0.386, SLG: 0.454 Mike Hegan, L OBP: 0.427, SLG: 0.461 Jerry McNettney, R OBP: 0.291, SLG: 0.349 (1, 1) (3, PH) (4, 1) (5, PH) (6, 1) (8, PH) (8, PR) (9, 2)			0-0 1B		0-0 G1-4-3 1B		0-0 1-2f	4-0 BB BB BB 1B BB BB	4-0 G6-4-3 BB	0	0	0	0	0	0	0

Inning Stats	R: 0	H: 0	E: 0	K: 0	S: 3	R: 0	H: 0	E: 0	K: 0	S: 3	R: 0	H: 1	E: 0	K: 1	S: 4	R: 2	H: 2	E: 0	K: 1	S: 7	R: 0	H: 1	E: 0	K: 1	S: 5	R: 0	H: 0	E: 0	K: 0	S: 3	R: 0	H: 2	E: 0	K: 0	S: 5	R: 2	H: 3	E: 0	K: 0	S: 6	R: 0	H: 0	E: 0	K: 1	S: 4	R: 0	H: 0	E: 0	K: 1	S: 8	1B: 8	SF: 0	2B: 0	3B: 0	HR: 1	WP: 0	PA: 37
--------------	------	------	------	------	------	------	------	------	------	------	------	------	------	------	------	------	------	------	------	------	------	------	------	------	------	------	------	------	------	------	------	------	------	------	------	------	------	------	------	------	------	------	------	------	------	------	------	------	------	------	-------	-------	-------	-------	-------	-------	--------

PITCHER	IP	WLS	BF	H	R	ER	SO	BB	IBB	HBP	BLK	WP	HR	S	P	ERA	WHIP
Chuck Dobson, R ERA: 3.86 (1, 1)	7.1	W	31	9	4	4	2	1	0	0	0	0	1	34	38	4.91	1.364
Paul Lindblad, L ERA: 4.0 (8, 1)	0.1		2	0	0	0	0	1	0	0	0	0	0	1	5	0.00	3.000
Lew Krausse, R ERA: 4.44 (8, 1)	1.1	S	4	0	0	0	1	1	0	0	0	0	0	5	9	0.00	0.750

BOTTOM

Oakland Athletics @ Seattle Pilots  
Sicks Stadium, Boston, MA  
Tue Sep 30 1969, 10:05 PM EDT  
Att. 2,937 - Unknown

livebaseballscores.com

AB	34
R	3
H	9
RBI	4
BB	3
SO	3
LOB	11



Batter	1	2	3	4	5	6	7	8	9	AB R H RBI BB SO LOB	TOP																
Bert Campaneris, R (1, 6) OBP: 0.302, SLG: 0.304	0-0 F9		0-0 F8		0-0 P5			0-0 F7 1B		4 0 1 0 0 0 0																	
Danny Cater, R (1, 3) OBP: 0.296, SLG: 0.364	0-0 F4		4-0 BB			0-0 L7		0-0 F7 1-2		3 0 0 0 1 0 1																	
Reggie Jackson, L (1, 9) OBP: 0.412, SLG: 0.612	0-0 1B		0-0 G3			0-0 4-3		0-0 F9		4 0 1 0 0 0 1																	
Sal Bando, R (1, 5) OBP: 0.400, SLG: 0.481	0-0 G3			0-0 HR		4-0 BB		0-0 HR		3 2 2 2 1 0 1																	
Tommye Reynolds, R (1, 7) OBP: 0.339, SLG: 0.306		0-0 F7		0-0 FC4-6 1B		0-0 F3		0-0 F8		3 0 1 0 0 0 1																	
Tito Francona, L (9, PH) OBP: 0.394, SLG: 0.457										1 0 0 0 0 0 0																	
Jose Tartabull, L (9, 7) OBP: 0.290, SLG: 0.316										0 0 0 0 0 0 0																	
Rick Monday, L (1, 8) OBP: 0.392, SLG: 0.427		4-0 BB		0-0 FC4-6 F7 1-2f		0-0 HR		0-0 6-3		3 1 1 1 1 0 1																	
Ted Kubiak, S (1, 4) OBP: 0.308, SLG: 0.309			0-0 F9		0-0 F7		0-0 F8		0-0 1B	4 0 1 0 0 0 2																	
Gene Tenace, R (1, 2) OBP: 0.205, SLG: 0.243			0-0 L6			0-0 5-3		0-0 F7		3 0 0 0 0 0 1																	
Ray Webster, L (9, PH) OBP: 0.359, SLG: 0.325										1 0 0 0 0 1 1																	
Phil Roof, R (9, 2) OBP: 0.335, SLG: 0.291										0 0 0 0 0 0 0																	
Rollie Fingers, R (1, 1) OBP: 0.200, SLG: 0.200			0-0 6-3		0-0 F8		0-0 F2			3 0 0 0 0 0 0																	
Paul Lindblad, L (8, 1) OBP: 0.357, SLG: 0.333										0 0 0 0 0 0 0																	
Fred Talbot, R (9, 1) OBP: 0.227, SLG: 0.317										0 0 0 0 0 0 0																	
<b>Inning Stats</b>	R: 0 E: 0 K: 0 S: 4	H: 1 LOB: 1 BB: 0 P: 4	R: 0 E: 0 K: 0 S: 3	H: 0 LOB: 1 BB: 1 P: 7	R: 0 E: 0 K: 0 S: 3	H: 0 LOB: 1 BB: 1 P: 7	R: 1 E: 0 K: 0 S: 4	H: 2 LOB: 0 BB: 0 P: 4	R: 0 E: 0 K: 0 S: 3	H: 0 LOB: 0 BB: 0 P: 3	R: 0 E: 0 K: 0 S: 3	H: 0 LOB: 1 BB: 1 P: 7	R: 1 E: 0 K: 0 S: 4	H: 1 LOB: 0 BB: 0 P: 4	R: 0 E: 0 K: 0 S: 3	H: 1 LOB: 0 BB: 0 P: 3	R: 1 E: 0 K: 1 S: 7	H: 2 LOB: 1 BB: 0 P: 7	1B: 4 2B: 0 3B: 0 HR: 3	SF: 0 SAC: 0 DP: 0 HBP: 0	WP: 0 PB: 0 SB: 1 CS: 0	PA: 35					
<b>PITCHER</b>	IP WLS BF H R ER SO BB IBB HBP BLK WP HR S P ERA WHIP																										
George Brunet, L (1, 1) ERA: 4.44	8.0		30	5	2	2	0	3	0	0	0	0	2	27	39	2.25	1.000										
Diego Segui, R (9, 1) ERA: 3.35	1.0	W	5	2	1	1	1	0	0	0	0	0	1	7	7	9.00	2.000										

Oakland Athletics @ Seattle Pilots  
Sicks Stadium, Boston, MA  
Wed Oct 01 1969, 10:05 PM EDT  
Att: 3,612 - Unknown - 56 F

livebaseballscorecards.com

AB	32
R	3
H	7
RBI	3
BB	3
SO	1
LOB	9





Batter	1	2	3	4	5	6	7	8	9	AB	R	H	RBI	BB	SO	LOB
Tommy Harper, R OBP: 0.349, SLG: 0.311 (1, 5) X	0-0 4-3 ①		0-3 K ③			4-0 CS BB BBB		0-0 L7-4 1B 1-2	0-0 1B 1-2 2-3 3-H	4	0	2	1	1	1	0
Sandy Valdespino, L OBP: 0.309, SLG: 0.268 (1, 7) X	0-0 L5			0-3 K ①		0-0 5-3 ① ②		0-0 1B 1-2 2-H		4	0	1	1	0	1	1
Steve Hovley, L OBP: 0.335, SLG: 0.362 (1, 8) X	0-0 S 1B			0-0 FC5-4 1B		0-0 F7		0-3 K ③ ①		4	0	2	0	0	1	2
Greg Coossen, R OBP: 0.388, SLG: 0.607 (1, 3) SSS	0-3 K ③ 1-2			0-0 FC5-4 ② 1-2f			0-0 HR 2B	0-0 L7-4 ② ③ 2-3		4	1	1	0	0	1	4
Steve Whitaker, L OBP: 0.325, SLG: 0.420 (1, 9) X		0-0 3-1 ①		0-0 4-3 ③			0-0 HR 2H		0-0 FC5-4 SH1-4 1B	4	2	2	2	0	0	1
Jerry McNertney, R OBP: 0.291, SLG: 0.347 (1, 2) SSS		0-3 K ②			4-0 4-3 5-3 BB		0-0 6-3 ①		0-0 SH1-4 ① 1-2	2	0	0	0	1	1	0
Ron Clark, R OBP: 0.257, SLG: 0.226 Wayne Comer, R OBP: 0.358, SLG: 0.384 (1, 4) (9, PH)		0-3 K ③			0-0 5-3 ① 1-2		0-3 K ②		4-0 FC5-4 IBB	3	0	0	0	0	2	1
Fred Stanley, R OBP: 0.333, SLG: 0.390 (1, 6) X			0-0 4-3 ①		0-0 4-3 ② 2-3		0-3 K ③		0-0 FC5-4 ② 1B S 1-2f 2-3	4	0	0	0	0	1	3
George Brunet, R OBP: 0.157, SLG: 0.170 Don Mincher, L OBP: 0.368, SLG: 0.454 Mike Hegan, L OBP: 0.427, SLG: 0.461 Diego Segui, R OBP: 0.207, SLG: 0.148 John Kennedy, R OBP: 0.317, SLG: 0.370 (1, 1) (8, PH) (8, PR) (9, 1) (9, PH)			0-3 K ②		0-3 K ③			4-0 1B BB	4-0 1B IBB	2	0	0	0	0	2	1

Inning Stats	R: 0	H: 1	E: 0	K: 1	S: 6	H: 1	LOB: 1	BB: 0	P: 6	R: 0	H: 0	E: 0	K: 2	S: 7	H: 0	LOB: 0	BB: 0	P: 7	R: 0	H: 1	E: 0	K: 1	S: 6	H: 0	LOB: 1	BB: 1	P: 9	R: 0	H: 0	E: 0	K: 2	S: 5	R: 2	H: 2	E: 0	K: 2	S: 9	R: 1	H: 2	E: 0	K: 1	S: 6	H: 2	LOB: 1	BB: 1	P: 10	R: 1	H: 2	E: 0	K: 0	S: 4	H: 2	LOB: 3	BB: 2	P: 12	1B: 6	2B: 2	3B: 0	HR: 1	SF: 0	SAC: 1	DP: 1	HBP: 0	WP: 0	PA: 37
--------------	------	------	------	------	------	------	--------	-------	------	------	------	------	------	------	------	--------	-------	------	------	------	------	------	------	------	--------	-------	------	------	------	------	------	------	------	------	------	------	------	------	------	------	------	------	------	--------	-------	-------	------	------	------	------	------	------	--------	-------	-------	-------	-------	-------	-------	-------	--------	-------	--------	-------	--------

PITCHER	IP	WLS	BF	H	R	ER	SO	BB	IBB	HBP	BLK	WP	HR	S	P	ERA	WHIP
Rollie Fingers, R ERA: 3.71 (1, 1)	7.0		29	6	3	3	9	3	0	0	0	0	1	44	56	3.86	1.286
Paul Lindblad, L ERA: 4.03 (8, 1)	1.2	L	7	1	1	1	1	0	2	0	0	0	0	7	15	5.40	0.600
Fred Talbot, R ERA: 4.38 (9, 1)	0.0		1	1	0	0	0	0	0	0	0	0	0	1	1	∞	∞

BOTTOM

Oakland Athletics @ Seattle Pilots  
Sicks Stadium, Boston, MA  
Wed Oct 01 1969, 10:05 PM EDT  
Att. 3,612 - Unknown - 56 F

livebaseballscores.com

AB	31
R	4
H	8
RBI	4
BB	5
SO	10
LOB	13



Batter	1	2	3	4	5	6	7	8	9	AB R H RBI BB SO LOB	TOP											
Bert Campaneris, R OBP: 0.302, SLG: 0.305 (1, 6) X	0-0 5-3 1B	0-0 FC6-4 1-2 1B		0-3 K		0-0 FC5-4 1-2f			0-0 S 1B	5 0 2 0 0 1 1												
Danny Cater, R OBP: 0.296, SLG: 0.361 (1, 3) X	0-0 L7	0-0 FC6-4 1-2f		0-0 5-3			0-0 G1		4-0 BB 1-2 BB	4 0 0 0 1 0 2												
Reggie Jackson, L OBP: 0.411, SLG: 0.608 (1, 9) X (4, 8)	0-0 E1 1B		0-0 3B 1B	0-3 K			0-0 3-1		0-0 L8	5 1 1 0 0 1 2												
Sal Bando, R OBP: 0.400, SLG: 0.484 (1, 5) X	0-0 BB 1-3 1B		0-0 1-H E 3B		0-0 5-3		0-0 2-3			4 1 2 1 0 0 0												
Bobby Brooks, R OBP: 0.396, SLG: 0.418 (1, 7) B B B B	4-0 1-2 BB		4-0 WP E G3 BB		0-0 4-3			0-0 5-3		2 1 0 0 2 0 0												
Rick Monday, L OBP: 0.390, SLG: 0.425 (1, 8) S S S	0-3 K		0-0 E4 G3 WP 1-2 3-H		0-0 CS 1B			1-0 G6-4-3 HBP		2 0 0 1 0 1 4 1 0 1 0 0 0 0												
Ted Kubiak, S OBP: 0.304, SLG: 0.305 (1, 4)		0-0 5-3	0-0 G3 1-3 2-H		0-0 CS 1-2	0-0 F5		0-0 G6-4-3 1-2f		4 0 0 1 0 0 2												
Gene Tenace, R OBP: 0.200, SLG: 0.237 (1, 2)		0-3 K	0-3 K			0-0 FC5-4 1B			0-0 5-3	1 0 0 0 0 1 0 3 0 1 0 0 1 1												
Phil Roof, R OBP: 0.335, SLG: 0.291 (2, 2)																						
Jim Roland, R OBP: 0.136, SLG: 0.095 (1, 1)		0-0 1B 1B	0-0 5-3			0-3 K			0-3 K	4 0 1 0 0 2 2												
<b>Inning Stats</b>	R: 0 E: 1 K: 1 S: 7	H: 1 LOB: 3 BB: 1 P: 11	R: 0 E: 0 K: 1 S: 7	H: 2 LOB: 2 BB: 0 P: 7	R: 3 E: 1 K: 1 S: 8	H: 2 LOB: 1 BB: 1 P: 12	R: 0 E: 0 K: 2 S: 7	H: 0 LOB: 0 BB: 0 P: 7	R: 0 E: 0 K: 0 S: 3	H: 1 LOB: 0 BB: 0 P: 3	R: 0 E: 0 K: 1 S: 6	H: 1 LOB: 1 BB: 0 P: 6	R: 0 E: 0 K: 0 S: 3	H: 0 LOB: 0 BB: 0 P: 3	R: 0 E: 0 K: 0 S: 2	H: 0 LOB: 0 BB: 0 P: 3	R: 0 E: 0 K: 1 S: 6	H: 1 LOB: 2 BB: 1 P: 10	1B: 7 2B: 0 3B: 1 HR: 0	SF: 0 SAC: 0 DP: 1 HBP: 1	WP: 1 PB: 0 SB: 1 CS: 1	PA: 40
<b>PITCHER</b>	IP WLS BF H R ER SO BB IBB HBP BLK WP HR S P ERA WHIP																			<b>PITCHER</b>	IP WLS BF H R ER SO BB IBB HBP BLK WP HR S P ERA WHIP	
Steve Barber, L ERA: 4.8 (1, 1)	2.0 L 15 5 3 2 2 2 0 0 0 0 0 0 17 25 9.00 3.500																					
John Gelnar, R ERA: 3.31 (3, 1)	1.0 3 0 0 0 0 1 0 0 0 0 1 0 5 5 0.00 0.000																					
Dick Baney, R ERA: 3.86 (4, 1)	3.0 10 2 0 0 0 3 0 0 0 0 0 0 16 16 0.00 0.667																					
Bob Locker, R ERA: 3.13 (7, 1)	2.0 6 0 0 0 0 0 0 0 1 0 0 0 5 6 0.00 0.000																					
Miguel Fuentes, R ERA: 5.19 (9, 1)	1.0 5 1 0 0 0 1 1 0 0 0 0 0 6 10 0.00 2.000																					

Oakland Athletics @ Seattle Pilots  
Sicks Stadium, Boston, MA  
Thu Oct 02 1969, 10:05 PM EDT  
Att. 5,473 - Unknown

livebaseballscorecards.com

AB	35
R	3
H	8
RBI	3
BB	3
SO	7
LOB	14



Batter	1	2	3	4	5	6	7	8	9	AB R H RBI BB SO LOB
Tommy Harper, R (1, 5) OBP: 0.348, SLG: 0.311	0-0 F9			0-0 5-3		0-3 K			0-0 CS 1B	4 0 1 0 0 1 0
Steve Whitaker, L (1, 7) OBP: 0.323, SLG: 0.440	0-0 F8			0-0 G3			0-3 K		0-0 1-2 HR	4 1 1 1 0 1 0
Wayne Comer, R (1, 9) OBP: 0.356, SLG: 0.380	0-0 4-3			0-3 K			0-3 K		0-0 F3	4 0 0 0 0 2 0
Greg Coossen, R (1, 3) OBP: 0.385, SLG: 0.597		0-0 4-3			0-3 K		0-0 F5		0-0 1B	4 0 1 0 0 1 0
Jerry McNertney, R (1, 2) OBP: 0.291, SLG: 0.349		0-3 K			0-0 6-3			0-0 1B 2B	0-3 K	4 0 1 0 0 2 1
Steve Hovley, L (1, 8) OBP: 0.338, SLG: 0.365		0-3 K			0-0 1B			0-0 FC6-4 1B		3 0 2 0 0 1 0
Ron Clark, R (1, 4) OBP: 0.253, SLG: 0.222			0-0 F8		0-0 P4			0-0 F3		3 0 0 0 0 0 3
Ray Oyler, R (1, 6) OBP: 0.260, SLG: 0.267			0-0			0-0 F7		0-3 K		2 0 1 0 0 0 0
Bob Locker, S (7, 1) OBP: 0.143, SLG: 0.077										0 0 0 0 0 0 0
John Kennedy, R (8, PH) OBP: 0.315, SLG: 0.367				G1-4-3 1B						1 0 0 0 0 1 2
Miguel Fuentes, R (9, 1) OBP: 0.333, SLG: 0.333										0 0 0 0 0 0 0
Steve Barber, L (1, 1) OBP: 0.231, SLG: 0.280			0-0 G1-4-3			0-0 6-3		0-0 FC6-4		0 0 0 0 0 0 0
John Gehring, R (3, 1) OBP: 0.100, SLG: 0.053										0 0 0 0 0 0 0
Cris Gill, R (3, PH) OBP: 0.272, SLG: 0.253										1 0 0 0 0 0 1
Dick Baney, R (4, 1) OBP: 0.316, SLG: 0.372										0 0 0 0 0 0 0
Fred Stanley, R (6, PH) OBP: 0.316, SLG: 0.372			1-2f					1-2f		2 0 0 0 0 0 2

Inning Stats	R: 0	H: 0	E: 0	LOB: 0	K: 0	BB: 0	S: 3	P: 3	R: 0	H: 0	E: 0	LOB: 0	K: 2	BB: 0	S: 7	P: 7	R: 0	H: 1	E: 0	LOB: 0	K: 0	BB: 0	S: 3	P: 3	R: 0	H: 0	E: 0	LOB: 0	K: 1	BB: 0	S: 5	P: 5	R: 0	H: 1	E: 0	LOB: 1	K: 1	BB: 0	S: 6	P: 6	R: 0	H: 0	E: 0	LOB: 0	K: 1	BB: 0	S: 5	P: 5	R: 0	H: 0	E: 0	LOB: 0	K: 2	BB: 0	S: 7	P: 7	R: 0	H: 2	E: 0	LOB: 2	K: 1	BB: 0	S: 7	P: 7	R: 1	H: 3	E: 0	LOB: 1	K: 1	BB: 0	S: 7	P: 7	1B: 5	SF: 0	2B: 1	SAC: 0	3B: 0	DP: 1	HR: 1	HBP: 0	WP: 0	PA: 32
PITCHER Jim Roland, L (1, 1) ERA: 2.19	IP	WLS	BF	H	R	ER	SO	BB	IBB	HBP	BLK	WP	HR	S	P	ERA	WHIP	IP	WLS	BF	H	R	ER	SO	BB	IBB	HBP	BLK	WP	HR	S	P	ERA	WHIP	IP	WLS	BF	H	R	ER	SO	BB	IBB	HBP	BLK	WP	HR	S	P	ERA	WHIP																															

**BOTTOM**

**Oakland Athletics @ Seattle Pilots**  
Sicks Stadium, Boston, MA

Thu Oct 02 1969, 10:05 PM EDT  
Att. 5,473 - Unknown

AB 32  
R 1  
H 7  
RBI 1  
BB 0  
SO 9  
LOB 9



WP	PA
0	32