

# Seattle Pilots - 1969

Batter	1	2	3	4	5	6	7	8	9	AB	R	H	RBI	BB	SO	LOB	TOP				
Tommy Harper, R OBP: 0.400, SLG: 0.500 (1, 4)																					
Mike Hegan, L OBP: 0.500, SLG: 2.000 Steve Whitaker, L (2, 9)																					
Tommy Davis, R Wayne Comer, R (1, 7) (9, 7)																					
Don Mincher, L (1, 3)																					
Rich Rollins, R OBP: 0.500, SLG: 0.333 (1, 5)																					
Jim Gosger, L (1, 8)																					
Jerry McNertney, R OBP: 0.250, SLG: 0.250 (1, 2)																					
Ray Oylar, R (1, 6)																					
Marty Pattin, R OBP: 0.333, SLG: 0.333 Diego Segui, R (6, 1) Jack Aker, R (9, 1)																					
<b>Inning Stats</b>	R: 4 E: 0 K: 1 S: 9	H: 4 LOB: 3 BB: 2 P: 18	R: 0 E: 0 K: 1 S: 5	H: 0 LOB: 0 BB: 0 P: 5	R: 0 E: 0 K: 0 S: 3	H: 0 LOB: 0 BB: 0 P: 3	R: 0 E: 0 K: 0 S: 3	H: 0 LOB: 1 BB: 1 P: 7	R: 0 E: 0 K: 1 S: 5	H: 1 LOB: 1 BB: 0 P: 6	R: 0 E: 0 K: 2 S: 7	H: 0 LOB: 0 BB: 0 P: 7	R: 0 E: 1 K: 1 S: 6	H: 1 LOB: 1 BB: 0 P: 6	R: 0 E: 0 K: 3 S: 9	H: 0 LOB: 0 BB: 0 P: 9	1B: 4 2B: 1 3B: 0 HR: 1	SF: 0 SAC: 1 DP: 1 HBP: 1	WP: 1 PB: 2 SB: 1 CS: 0	PA: 38	
<b>PITCHER</b>	IP	WLS	BF	H	R	ER	SO	BB	IBB	HBP	BLK	WP	HR	S	P	ERA	WHIP				
Jim McGlothlin, R ERA: 108.0 (1, 1)	0.1	L	7	4	4	4	0	1	0	1	0	0	1	5	10	108.00	15.000				
Clyde Wright, L ERA: (1, 1)	1.2		6	0	0	0	2	1	0	0	0	1	0	9	13	0.00	0.600				
Eddie Fisher, R ERA: (3, 1)	4.0		15	1	0	0	2	2	0	0	0	0	0	17	25	0.00	0.750				
Rudy May, L ERA: (7, 1)	3.0		10	1	0	0	6	0	0	0	0	0	0	22	22	0.00	0.333				

Seattle Pilots @ California Angels  
Anaheim Stadium, Anaheim, CA  
Tue Apr 08 1969, 9:05 PM EST  
Att: 11,930 - Unknown

AB 32  
R 4  
H 6  
RBI 4  
BB 4  
SO 10  
LOB 14



Batter	1	2	3	4	5	6	7	8	9	AB	R	H	RBI	BB	SO	LOB	BOTTOM						
Bill Voss, L (1, 9) Rudy May, L (7, 1) Lou Johnson, R (9, PH)																							
Jim Fregosi, R OBP: 0.250, SLG: 1.000 (1, 6)																							
Jay Johnstone, L OBP: 0.200, SLG: 0.200 (1, 8)																							
Rick Reichardt, R OBP: 0.600, SLG: 0.600 (1, 7)																							
Dick Stuart, R (1, 3)																							
Aurelio Rodriguez, R OBP: 0.500, SLG: 0.333 (1, 5)																							
Tom Satriono, L OBP: 1.000, SLG: 1.000 (1, 2)																							
Bobby Knoop, R OBP: 0.250, SLG: 0.250 (1, 4)																							
Jim McGlothlin, R Clyde Wright, L Vic Davallio, L Eddie Fisher, R Roger Repoz, L (1, 1) (1, 1) (2, PH) (3, 1) (6, PH) (7, 9)																							
<b>Inning Stats</b>	R: 0 E: 1 K: 1 S: 7	H: 2 LOB: 2 BB: 0 P: 7	R: 1 E: 0 K: 0 S: 5	H: 3 LOB: 1 BB: 0 P: 5	R: 0 E: 0 K: 1 S: 6	H: 1 LOB: 2 BB: 1 P: 10	R: 0 E: 0 K: 1 S: 4	H: 0 LOB: 0 BB: 1 P: 8	R: 1 E: 0 K: 1 S: 7	H: 2 LOB: 1 BB: 0 P: 7	R: 0 E: 0 K: 2 S: 8	H: 1 LOB: 2 BB: 1 P: 12	R: 0 E: 0 K: 1 S: 5	R: 0 E: 0 K: 1 S: 6	R: 0 E: 0 K: 1 S: 6	R: 1 E: 0 K: 0 S: 3	H: 1 LOB: 1 BB: 0 P: 6	R: 1 E: 0 K: 0 S: 3	H: 0 LOB: 1 BB: 2 P: 11	1B: 9 2B: 0 3B: 0 HR: 1	SF: 0 SAC: 1 DP: 1 HBP: 0	WP: 0 PB: 0 SB: 0 CS: 0	PA: 40
<b>PITCHER</b>	IP	WLS	BF	H	R	ER	SO	BB	IBB	HBP	BLK	WP	HR	S	P	ERA	WHIP						
Marty Pattin, R ERA: 3.6 (1, 1)	5.0	W	24	8	2	2	4	3	0	0	0	0	0	19	27	3.60	2.200						
Diego Segui, R ERA: 3.0 (6, 1)	3.0		13	2	1	1	4	2	0	0	0	0	0	19	27	3.00	1.333						
Jack Aker, R ERA: (9, 1)	1.0	S	3	0	0	0	0	0	0	0	0	0	0	3	3	0.00	0.000						

Seattle Pilots @ California Angels  
Anaheim Stadium, Anaheim, CA  
Tue Apr 08 1969, 9:05 PM EST  
Att: 11,930 - Unknown

AB 34  
R 3  
H 10  
RBI 3  
BB 5  
SO 8  
LOB 17









Batter	1	2	3	4	5	6	7	8	9	AB	R	H	RBI	BB	SO	LOB	TOP		
Luis Aparicio, R OBP: 0.077, SLG: 0.154	0-0 6-3		0-0 F7	0-0 F8		0-0 F8			0-0 FC1-5-6 1B	5	0	0	0	0	0	4			
Carlos May, L OBP: 0.462, SLG: 0.923	0-0 4-3		0-0 2B 1B		0-3 K		0-3 K		0-0 1-3 1B	5	0	2	0	0	2	0			
Bill Melton, R OBP: 0.538, SLG: 0.556	4-0 BB BB		0-0 1-3 2B		0-0 2B		0-0 F7		4-0 1-2 FC6-4 BB	3	0	2	0	2	0	0			
Gail Hopkins, L	4-0 1-2 BB		4-0 IBB		0-0 G3		0-0 F4		0-3 K	3	0	0	0	2	1	4			
Don Pavletich, R OBP: 0.167, SLG: 0.167	0-0 F5		0-3 K		0-3 K			0-0 5-3	0-0 FC6-4	5	0	0	0	0	2	9			
Buddy Bradford, R OBP: 0.286, SLG: 0.286		0-0 4-3 S 1B	0-3 K		0-0 6-3			0-0 1B		4	0	2	0	0	1	3			
Ken Berry, R OBP: 0.182, SLG: 0.100 Wilbur Wood, R	0-0 4-3		1-0 FC3-6 HBP		0-0 F9		0-0 F8		0-0 F8	3	0	0	0	0	0	2	AB 36 R 0 H 9 RBI 0 BB 4 SO 6 LOB 27		
Sandy Alomar Sr., S OBP: 0.182, SLG: 0.100	0-0 4-3		0-0 FC3-6 4-3 E 1-2		0-0 2B 1B		0-0 F9			4	0	1	0	0	0	3			
Joe Horlen, R Pete Ward, L Bob Priddy, R Walt Williams, R Bob Locker, S Don Secrist, L Woodie Held, R	0-0 F7		0-0 4-3		0-0 1-3 2B		0-0 FC1-5 2B			1	0	0	0	0	0	1			
<b>Inning Stats</b>	R: 0 E: 0 K: 0 S: 3	H: 0 LOB: 2 BB: 2 P: 11	R: 0 E: 0 K: 0 S: 4	H: 1 LOB: 1 BB: 0 P: 4	R: 0 E: 0 K: 2 S: 9	H: 2 LOB: 3 BB: 1 P: 13	R: 0 E: 1 K: 0 S: 3	H: 0 LOB: 1 BB: 0 P: 4	R: 0 E: 0 K: 2 S: 8	H: 1 LOB: 1 BB: 0 P: 8	R: 0 E: 0 K: 1 S: 5	H: 0 LOB: 0 BB: 0 P: 5	R: 0 E: 0 K: 0 S: 4	H: 1 LOB: 1 BB: 0 P: 4	R: 0 E: 0 K: 1 S: 7	H: 2 LOB: 3 BB: 1 P: 11	1B: 5 2B: 4 3B: 0 HR: 0	SF: 0 SAC: 0 DP: 0 HBP: 1	WP: 0 PA: 41 PB: 0 SB: 1 CS: 0
<b>PITCHER</b> Gary Bell, R ERA:	IP 9.0	WLS W	BF 41	H 9	R 0	ER 0	SO 6	BB 3	IBB 1	HBP 1	BLK 0	WP 0	HR 0	S 48	P 65	ERA 0.00	WHIP 1.333		

Chicago White Sox @ Seattle Pilots  
Sicks Stadium, Boston, MA  
Fri Apr 11 1969, 6:33 AM EST  
Att: 14,993 - Unknown - 58 F

livebaseballscorecards.com



Batter	1	2	3	4	5	6	7	8	9	AB	R	H	RBI	BB	SO	LOB	BOTTOM		
Tommy Harper, R OBP: 0.333, SLG: 0.357	0-0 G4-3 S 1B	0-0 F3			0-0 1-3	0-0 WP 1B		0-0 6-3		5	1	2	1	0	0	2			
Mike Hegan, L OBP: 0.571, SLG: 1.000	4-0 G4-3 BB		4-0 HR BB		0-0 F8	4-0 FC4-6 BB				1	1	0	0	3	0	0			
Tommy Davis, R OBP: 0.167, SLG: 0.091	0-0 G4-3 1-2 2-3		0-0 F8		0-3 K	0-0 FC4-6 1-2				4	0	0	0	0	1	5			
Don Mincher, L OBP: 0.417, SLG: 1.000	4-0 1B BB		0-0 1-H HR		0-3 K	0-0 F9		0-0 6-3		3	1	1	2	1	1	0			
Rich Rollins, R OBP: 0.417, SLG: 0.455	0-0 1-2 3-H 1B		0-0 4-3		0-0 BLK 1B 1B	0-0 6-3				4	1	2	1	0	0	0			
Jim Gosger, L	0-0 5-3		0-0 B1-3		0-0 F7	0-0 F8				4	0	0	0	0	0	3			
Jerry McNertney, R OBP: 0.375, SLG: 0.375		0-0 1B		0-0 5-3		0-0 1B 2B 1B		0-0 F4		4	1	2	1	0	0	0	AB 31 R 7 H 9 RBI 7 BB 5 SO 3 LOB 12		
Ray Oyler, R OBP: 0.400, SLG: 0.250	0-0 F7		0-0 K		0-0 K	0-0 2B 1B		4-0 SH3-4 BB		3	1	1	0	1	1	1			
Gary Bell, R OBP: 0.333, SLG: 0.667	0-0 B2		0-0 6-3		0-0 1B 2B	0-0 SH3-4 BB				3	1	1	2	0	0	1			
<b>Inning Stats</b>	R: 1 E: 0 K: 0 S: 4	H: 2 LOB: 2 BB: 2 P: 12	R: 0 E: 0 K: 0 S: 4	H: 1 LOB: 1 BB: 0 P: 4	R: 2 E: 0 K: 0 S: 4	H: 1 LOB: 0 BB: 1 P: 8	R: 0 E: 0 K: 1 S: 5	H: 0 LOB: 0 BB: 0 P: 5	R: 0 E: 0 K: 1 S: 5	H: 0 LOB: 0 BB: 0 P: 5	R: 4 E: 0 K: 1 S: 10	H: 5 LOB: 2 BB: 1 P: 14	R: 0 E: 0 K: 0 S: 3	H: 0 LOB: 0 BB: 0 P: 3	R: 0 E: 0 K: 0 S: 3	H: 0 LOB: 1 BB: 1 P: 7	1B: 7 2B: 1 3B: 0 HR: 1	SF: 0 SAC: 1 DP: 1 HBP: 0	WP: 1 PA: 37 PB: 0 SB: 1 CS: 0
<b>PITCHER</b> Joe Horlen, R ERA: 9.0 Bob Priddy, R ERA Bob Locker, R ERA: 21.6 Don Secrist, L ERA Wilbur Wood, L ERA	IP 3.0	WLS L	BF 15	H 4	R 3	ER 3	SO 0	BB 3	IBB 0	HBP 0	BLK 0	WP 0	HR 1	S 12	P 24	ERA 9.00	WHIP 2.333		

Chicago White Sox @ Seattle Pilots  
Sicks Stadium, Boston, MA  
Fri Apr 11 1969, 6:33 AM EST  
Att: 14,993 - Unknown - 58 F

livebaseballscorecards.com






Batter	1	2	3	4	5	6	7	8	9	AB	R	H	RBI	BB	SO	LOB	TOP	
Buddy Bradford, R (1,9) OBP: 0.455, SLG: 0.500	1-0 HBP		0-3 K			0-0 1B SF9 1B		0-0 BB 2B		3	1	2	0	0	1	0		
Luis Aparicio, R (1,6) OBP: 0.118, SLG: 0.125	0-0 B3		4-0 BB			0-0 L7		0-3 K		3	0	0	0	1	1	3		
Pete Ward, L (1,7) OBP: 0.333, SLG: 0.200	0-0 F7		0-3 K			0-0 1B		4-0 BB BB		3	0	1	0	1	1	2		
Bill Melton, R (1,5) OBP: 0.529, SLG: 0.500	0-0 F3			4-0 BB FC4-6		0-0 SF9		4-0 BB BB		1	0	0	1	2	0	1		
Gail Hopkins, L (1,3) OBP: 0.188, SLG: 0.071		0-0 1-3 1B		0-0 FC4-6 CS		0-0 K		0-0 4-3		4	0	1	0	0	1	5		
Duane Josephson, R (1,2) OBP: 0.083, SLG: 0.083		0-3 K		0-3 K			0-0 6-3		0-0 6-3	4	0	0	0	0	2	2		
Ken Berry, R (1,8) OBP: 0.133, SLG: 0.071		0-0 1-3			0-0 1-3		0-0 4-3	0-3 K		4	0	0	0	0	1	1	AB 29	
Sandy Alomar Sr., S (1,4) OBP: 0.133, SLG: 0.071		0-0 F7			0-3 K		0-0 3-1	0-0 4-3		4	0	0	0	0	1	1	R 1	
Sammy Ellis, L (1,1) Bob Priddy, R (6,1) Walt Williams, R (8, PH) Dan Osinski, R (8,1)			0-3 K		0-0 B1-3			0-0 F4		2	0	0	0	0	1	0	H 4	
	R: 0 H: 0 E: 0 LOB: 1 K: 0 BB: 0 S: 3 P: 4	R: 0 H: 1 E: 0 LOB: 1 K: 1 BB: 0 S: 6 P: 6	R: 0 H: 0 E: 0 LOB: 1 K: 3 BB: 1 S: 9 P: 13	R: 0 H: 0 E: 0 LOB: 1 K: 1 BB: 1 S: 4 P: 8	R: 0 H: 0 E: 0 LOB: 0 K: 1 BB: 0 S: 5 P: 5	R: 1 H: 2 E: 0 LOB: 1 K: 1 BB: 0 S: 7 P: 7	R: 0 H: 0 E: 0 LOB: 0 K: 0 BB: 0 S: 3 P: 3	R: 0 H: 1 E: 0 LOB: 3 K: 1 BB: 2 S: 6 P: 14	R: 0 H: 0 E: 0 LOB: 0 K: 1 BB: 0 S: 5 P: 5	1B: 3 SF: 1 2B: 2 SAC: 0 3B: 0 DP: 1 HR: 0 HBP: 1	WP: 0 PA: 35 PB: 0 SB: 2 CS: 1							
	PITCHER Diego Segui, R (1,1) ERA: 1.69 Jack Aker, R (8,1) ERA:	IP WLS BF H R ER SO BB IBB HBP BLK WP HR S P ERA WHIP																

Chicago White Sox @ Seattle Pilots  
Sicks Stadium, Boston, MA  
Sat Apr 12 1969, 9:05 PM EST  
Att. 8,319 - Unknown - 53 F


livebaseballscores.com  
AB 29  
R 1  
H 4  
RBI 1  
BB 4  
SO 9  
LOB 15



Batter	1	2	3	4	5	6	7	8	9	AB	R	H	RBI	BB	SO	LOB	BOTTOM
Tommy Harper, R (1,4) OBP: 0.350, SLG: 0.294	0-0 B1-3		0-0 G6-4-3	4-0 BB		0-0 F9		4-0 BB		3	0	0	0	2	0	4	
Mike Hegan, L (1,9) OBP: 0.500, SLG: 0.667	0-3 K		0-0 1B	1-2 2-3 BB		0-0 E 1B		0-3 K		5	1	2	1	0	2	4	
Tommy Davis, R (1,7) Wayne Comer, R (9,7)	0-0 1-3		0-0 1B		0-0 F3	0-0 FC6-2 BB		0-0 6-3		5	0	1	0	0	0	2	
Don Mincher, L (1,3) OBP: 0.438, SLG: 0.833		0-0 G3	0-0 G3		4-0 BB	4-0 FC4 BB		1-2 BB		2	0	0	0	2	0	2	
Rich Rollins, R (1,5) OBP: 0.438, SLG: 0.500		1-0 HBP		0-0 1B 2B		0-0 F8	0-0 FC4			3	1	1	0	0	0	3	
Jim Gosger, L (1,8)		0-0 F9		0-0 6-3		0-0 F9		0-0 L3		4	0	0	0	0	0	3	
Jerry McNertney, R (1,2) OBP: 0.333, SLG: 0.333		0-0 1-3		0-0 FC1-5 BB 1B		0-0 E9 1B 1B WP	0-0 F9			4	1	1	1	0	0	1	AB 32
Ray Oyler, R (1,6) OBP: 0.500, SLG: 0.636			0-0 HR	4-0 PB FC1-5 BB		0-0 WP 1B 1B 1B	0-0 5-3			3	2	2	1	1	0	0	H 8
Diego Segui, R (1,1) Jack Aker, R (8,1)			4-0 BB	0-0 FC1-5 PB		0-0 1B WP FC6-2 1B		0-3 K		2	0	1	0	1	0	2	RBI 3
	R: 0 H: 0 E: 0 LOB: 0 K: 1 BB: 0 S: 5 P: 5	R: 0 H: 0 E: 0 LOB: 1 K: 0 BB: 0 S: 3 P: 4	R: 1 H: 3 E: 0 LOB: 2 K: 0 BB: 1 S: 5 P: 9	R: 1 H: 2 E: 0 LOB: 3 K: 0 BB: 2 S: 5 P: 13	R: 0 H: 0 E: 0 LOB: 1 K: 0 BB: 1 S: 3 P: 7	R: 3 H: 3 E: 2 LOB: 2 K: 0 BB: 1 S: 7 P: 11	R: 0 H: 0 E: 0 LOB: 0 K: 0 BB: 0 S: 3 P: 3	R: 0 H: 0 E: 0 LOB: 1 K: 2 BB: 1 S: 7 P: 11	R: 0 H: 0 E: 0 LOB: 0 K: 1 BB: 0 S: 5 P: 5	1B: 6 SF: 0 2B: 1 SAC: 0 3B: 0 DP: 1 HR: 1 HBP: 1	WP: 1 PA: 39 PB: 1 SB: 2 CS: 0						
	PITCHER Sammy Ellis, R (1,1) ERA: 5.4 Bob Priddy, R (6,1) ERA: Dan Osinski, R (8,1) ERA:	IP WLS BF H R ER SO BB IBB HBP BLK WP HR S P ERA WHIP															

Chicago White Sox @ Seattle Pilots  
Sicks Stadium, Boston, MA  
Sat Apr 12 1969, 9:05 PM EST  
Att. 8,319 - Unknown - 53 F

livebaseballscores.com  
AB 32  
R 5  
H 8  
RBI 3  
BB 6  
SO 3  
LOB 21






Batter	1	2	3	4	5	6	7	8	9	AB	R	H	RBI	BB	SO	LOB	TOP										
<b>Buddy Bradford, R</b> OBP: 0.471, SLG: 0.571 (1, 9)	F9	6-3		1B	FC5-2 BB		1B BB		L8	4	1	1	0	2	0	0											
<b>Luis Aparicio, R</b> OBP: 0.227, SLG: 0.200 (1, 6)	HR BB	F8		F8 SF9 1B	FC5-2		1-2 1B			4	2	2	2	1	0	2											
<b>Pete Ward, L</b> OBP: 0.300, SLG: 0.556 <b>Ken Berry, R</b> OBP: 0.125, SLG: 0.067 (1, 7) (6, 8)	HR		K	F8	K		6-3			4	1	1	2	0	2	3											
<b>Bill Melton, R</b> OBP: 0.545, SLG: 0.923 (1, 5)	HR		2B 3B	SF9		G1-6-3 BB		1-3		3	2	2	2	1	0	0											
<b>Don Pavletich, R</b> OBP: 0.444, SLG: 0.875 <b>Wilbur Wood, R</b> (1, 2) (4, 1)	SF8-2 BB		HR 2B	HR		G1-6-3 1-2		K		2	3	2	2	1	0	0											
<b>Gail Hopkins, L</b> OBP: 0.333, SLG: 0.444 (1, 3)	E9 SF8-2 1B		HR	BB		K		2B		4	1	3	2	1	1	0											
<b>Ron Hansen, R</b> <b>Sandy Alomar Sr., S</b> OBP: 0.333, SLG: 0.333 OBP: 0.125, SLG: 0.067 (1, 4) (7, PR) (7, 4)	SF8-2		6-3	F5			3-1 1B	5-3		3	0	1	1	0	0	1											
<b>Woodie Held, R</b> OBP: 0.429, SLG: 1.000 (1, 8) (6, 7)		HR		SH1-4 FC5-2		K		K		4	1	1	1	1	2	1											
<b>Gary Peters, L</b> OBP: 0.250, SLG: 1.000 <b>Duane Josephson, R</b> OBP: 0.067, SLG: 0.067 (1, 1) (4, 2)	F9		5-3	SH1-4		3-1		6-3		2	0	0	0	0	0	1											
<b>Inning Stats</b>	R: 4 E: 1 K: 0 S: 5	H: 3 LOB: 0 BB: 2 P: 13	R: 1 E: 0 K: 0 S: 4	H: 1 LOB: 0 BB: 0 P: 4	R: 3 E: 0 K: 1 S: 8	H: 3 LOB: 1 BB: 1 P: 12	R: 3 E: 0 K: 0 S: 6	H: 3 LOB: 1 BB: 1 P: 10	R: 0 E: 1 K: 1 S: 6	H: 0 LOB: 2 BB: 1 P: 10	R: 0 E: 0 K: 1 S: 4	H: 0 LOB: 0 BB: 1 P: 8	R: 1 E: 0 K: 1 S: 7	H: 2 LOB: 2 BB: 1 P: 11	R: 0 E: 0 K: 1 S: 6	H: 1 LOB: 0 BB: 0 P: 6	R: 0 E: 0 K: 1 S: 5	H: 0 LOB: 0 BB: 0 P: 5	1B: 4 2B: 3 3B: 2 HR: 5	SF: 2 SAC: 1 DP: 2 HBP: 0	WP: 0 PB: 0 SB: 2 CS: 0	PA: 46					
<b>PITCHER</b>	IP	WLS	BF	H	R	ER	SO	BB	IBB	HBP	BLK	WP	HR	S	P	ERA	WHIP										
<b>Marty Pattin, R</b> ERA: 10.13 (1, 1)	0.1	L	6	3	4	4	0	2	0	0	0	0	2	4	12	108.00	15.000										
<b>Gene Grabender, R</b> ERA: 16.2 (3, 1)	2.1		11	4	4	4	1	1	0	0	0	0	2	12	16	15.43	2.143										
<b>Jim Bouton, R</b> ERA: 16.2 (5, 1)	1.1		8	3	3	3	0	1	0	0	0	0	1	7	11	20.25	3.000										
<b>John Morris, L</b> ERA: 4.05 (9, 1)	4.0		18	3	1	1	4	3	0	0	0	0	0	23	35	2.25	1.500										
<b>Steve Barber, L</b> ERA: (9, 1)	1.0		3	0	0	0	1	0	0	0	0	0	0	5	5	0.00	0.000										
<b>Batter</b>	<b>1</b>	<b>2</b>	<b>3</b>	<b>4</b>	<b>5</b>	<b>6</b>	<b>7</b>	<b>8</b>	<b>9</b>	<b>AB</b>	<b>R</b>	<b>H</b>	<b>RBI</b>	<b>BB</b>	<b>SO</b>	<b>LOB</b>	<b>BOTTOM</b>										
<b>Tommy Harper, R</b> OBP: 0.400, SLG: 0.333 (1, 4)	S BB E 1B		BB	1B PB BB	F4			F8		4	2	0	1	0	2												
<b>Wayne Comer, R</b> OBP: 0.500, SLG: 0.250 (1, 8)	S BB		F8	PB 1B		G6-4-3 BB		K		3	0	1	2	2	1	1											
<b>Tommy Davis, R</b> OBP: 0.273, SLG: 0.316 (1, 7)	F9		BB	BB	G6-4-3		HR			3	1	1	1	2	0	2											
<b>Rich Rollins, R</b> OBP: 0.381, SLG: 0.474 (1, 5)	F8		F4	F9		2B		5-3		5	0	1	0	0	0	5											
<b>Don Mincher, L</b> OBP: 0.333, SLG: 0.588 (1, 3)	F8		F4	K		F3		F5		5	0	0	0	0	1	6											
<b>Jose Vidal, R</b> OBP: 0.600, SLG: 1.250 (1, 9)		BB		2B 1B	F6		F8		HR	4	2	2	1	1	0	0											
<b>Larry Haney, R</b> OBP: 0.556, SLG: 0.625 (1, 2)		K		1B 2B	1B	L5		BB		4	1	2	1	1	1	1											
<b>Ray Oyler, R</b> OBP: 0.421, SLG: 0.500 (1, 6)		F4		1B 1B	F6		5-3		F3	5	1	1	0	0	0	3											
<b>Marty Pattin, R</b> ERA: 10.13 (1, 1)										0	0	0	0	0	0	0											
<b>Gene Grabender, R</b> ERA: 16.2 (3, 1)										1	0	0	0	0	0	1											
<b>Jim Bouton, R</b> ERA: 16.2 (5, 1)										0	0	0	0	0	0	0											
<b>Mike Ferraro, R</b> ERA: 16.2 (9, 1)										1	0	1	0	0	0	2											
<b>John Morris, R</b> ERA: 4.05 (9, 1)										1	0	1	0	0	0	0											
<b>Gus Gil, R</b> ERA: 4.05 (9, 1)										1	0	0	0	0	0	0											
<b>Steve Barber, L</b> ERA: (9, 1)										0	0	0	0	0	0	0											
<b>Inning Stats</b>	R: 1 E: 0 K: 0 S: 4	H: 1 LOB: 1 BB: 1 P: 8	R: 0 E: 0 K: 2 S: 7	H: 0 LOB: 1 BB: 1 P: 11	R: 0 E: 0 K: 0 S: 4	H: 1 LOB: 2 BB: 1 P: 8	R: 4 E: 0 K: 1 S: 9	H: 4 LOB: 2 BB: 2 P: 17	R: 0 E: 0 K: 0 S: 5	H: 2 LOB: 2 BB: 0 P: 5	R: 0 E: 0 K: 0 S: 3	H: 1 LOB: 1 BB: 1 P: 7	R: 0 E: 0 K: 0 S: 3	H: 0 LOB: 0 BB: 0 P: 3	R: 0 E: 0 K: 1 S: 5	H: 0 LOB: 0 BB: 0 P: 5	R: 2 E: 0 K: 0 S: 5	H: 2 LOB: 1 BB: 1 P: 9	1B: 7 2B: 2 3B: 0 HR: 2	SF: 0 SAC: 0 DP: 1 HBP: 0	WP: 0 PB: 1 SB: 3 CS: 0	PA: 44					
<b>PITCHER</b>	IP	WLS	BF	H	R	ER	SO	BB	IBB	HBP	BLK	WP	HR	S	P	ERA	WHIP										
<b>Gary Peters, L</b> ERA: 6.75 (4, 1)	3.1	W	24	5	2	2	2	3	0	0	0	0	2	25	37	3.18	1.412										
<b>Wilbur Wood, L</b> ERA: 2.7 (4, 1)																											


Chicago White Sox @ Seattle Pilots  
Sicks Stadium, Boston, MA  
Sun Apr 13 1969, 6:33 AM EST  
Att: 10,031 - Unknown

AB 36  
R 12  
H 13  
RBI 12  
BB 7  
SO 6  
LOB 13

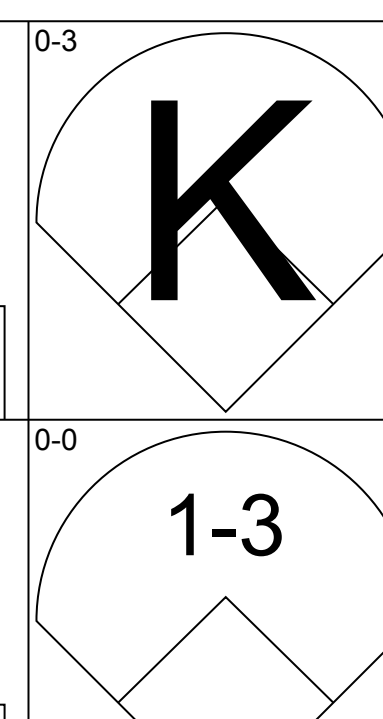
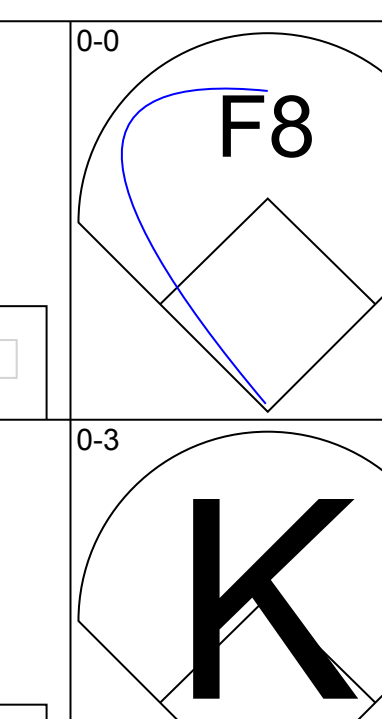
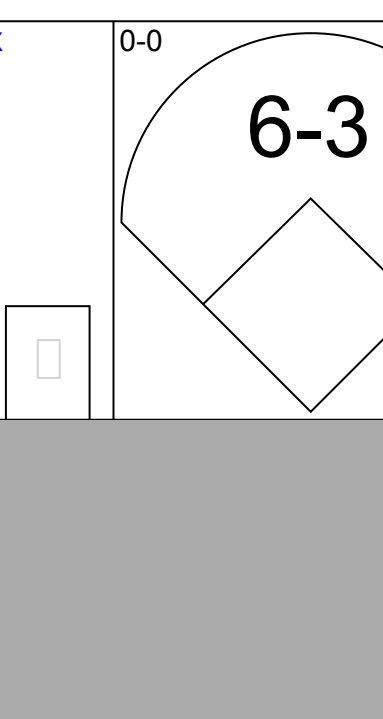
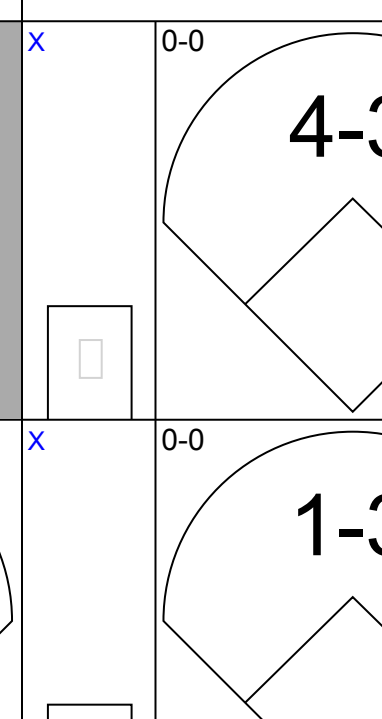
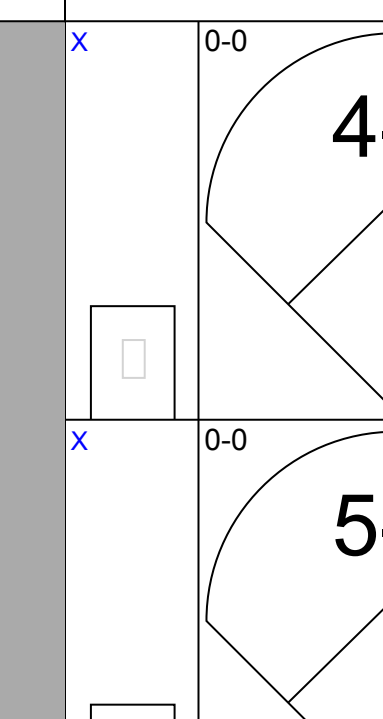
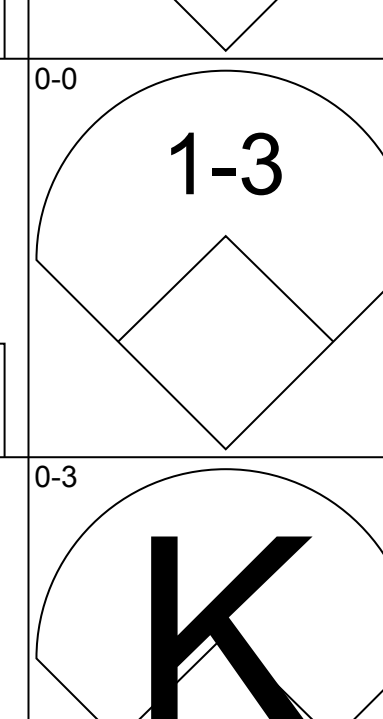
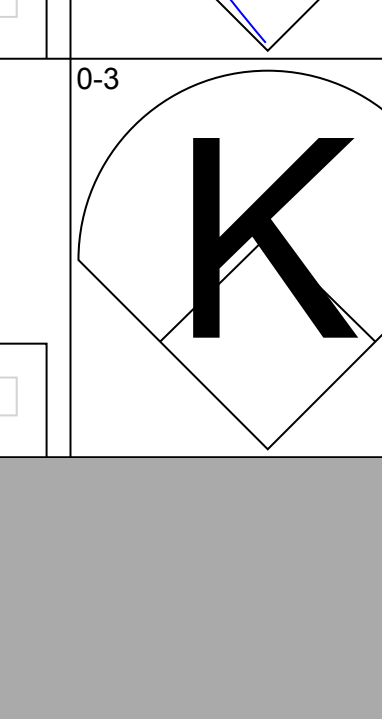
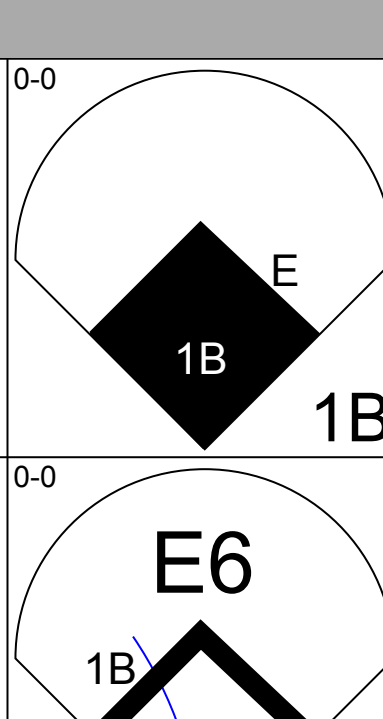
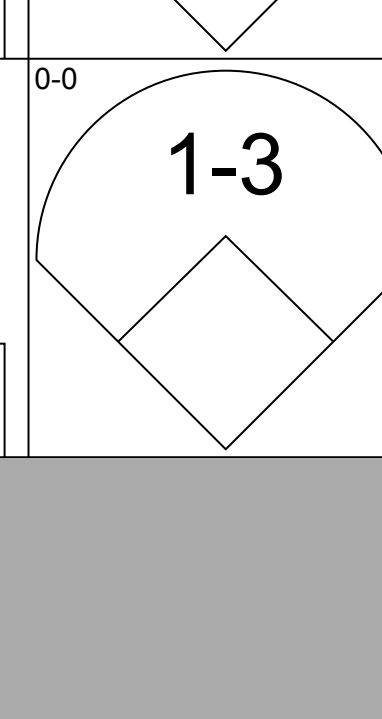
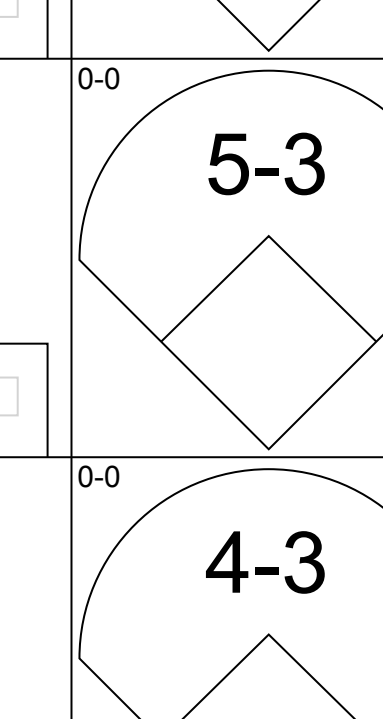
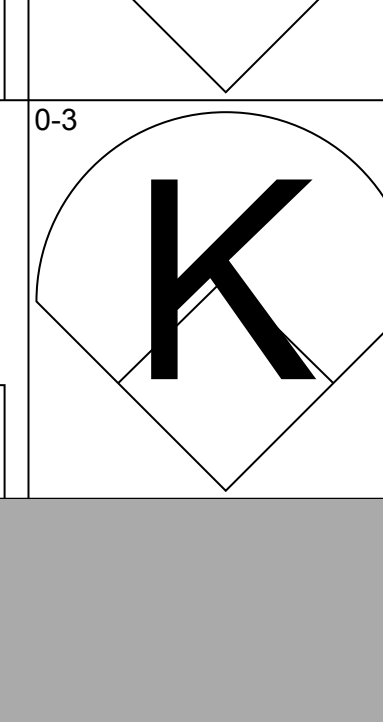
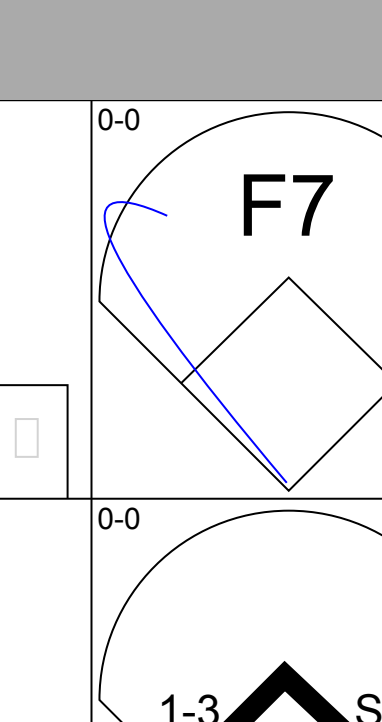
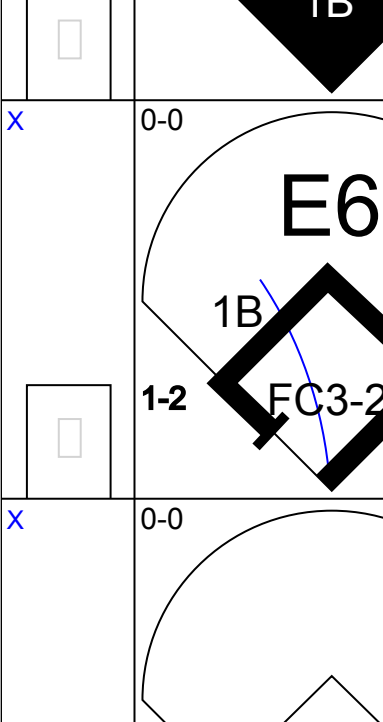
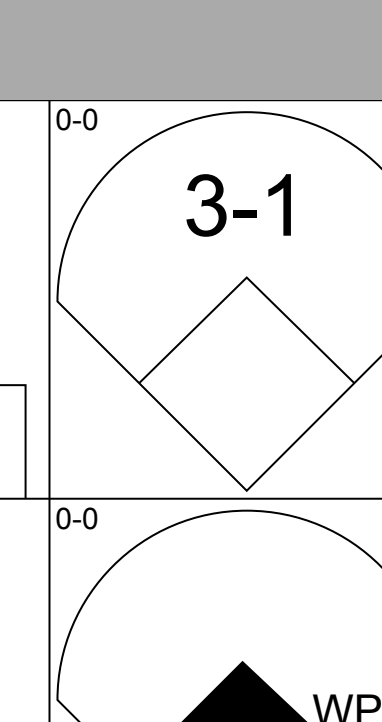
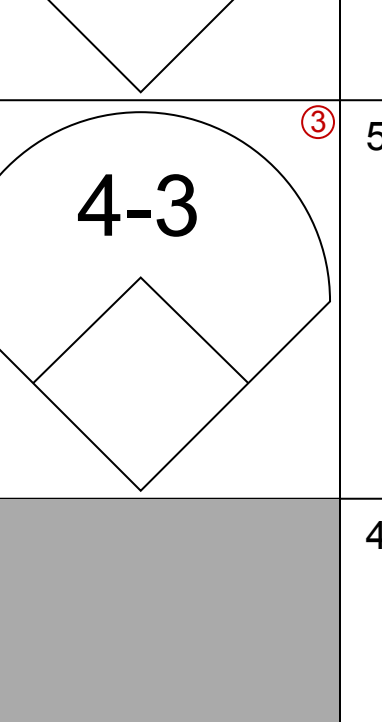
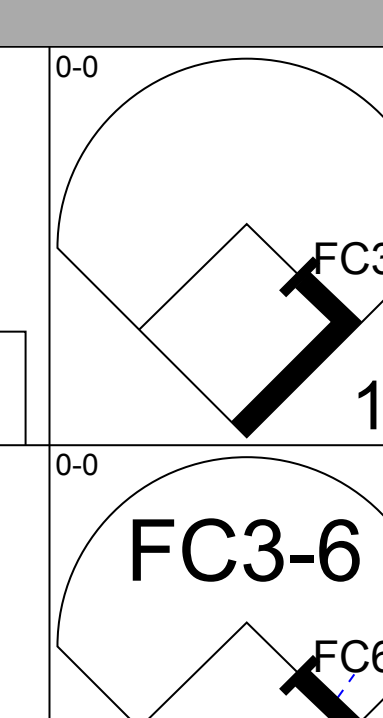
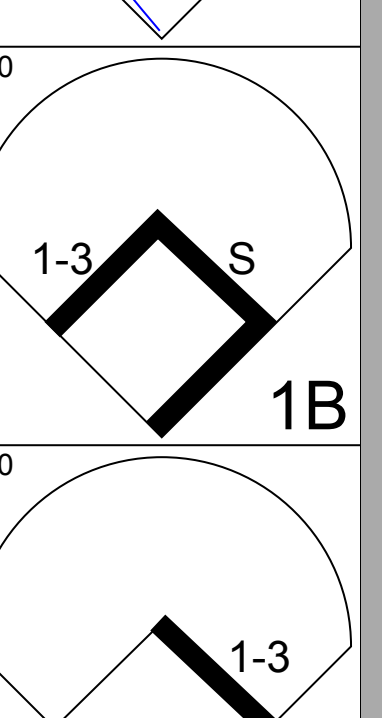
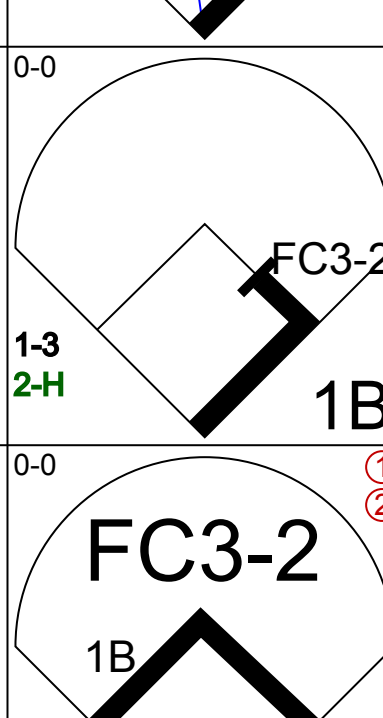
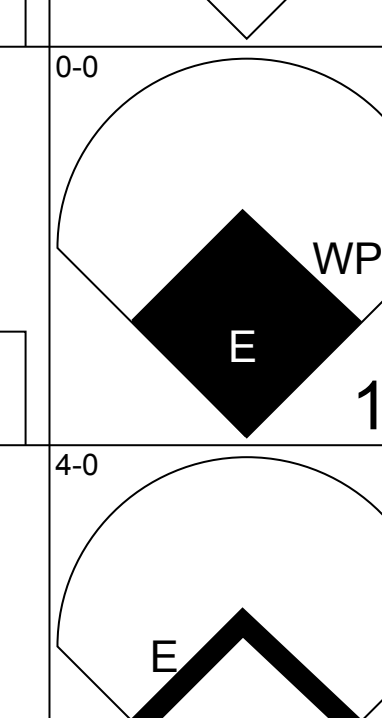
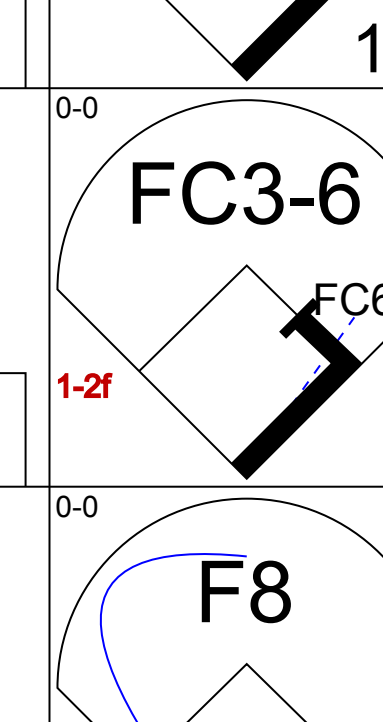
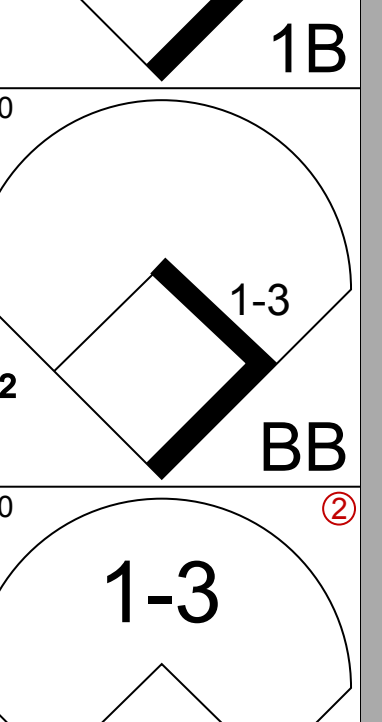
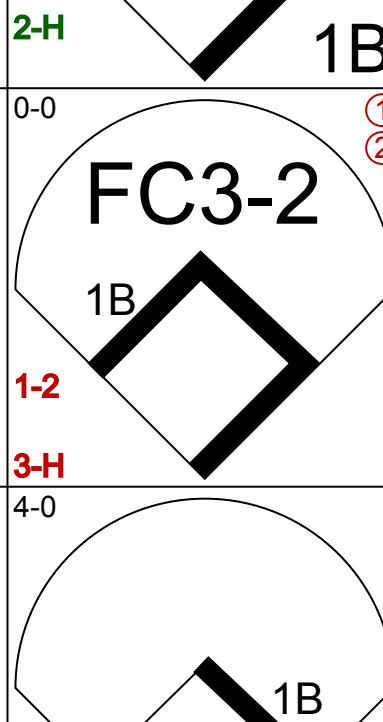
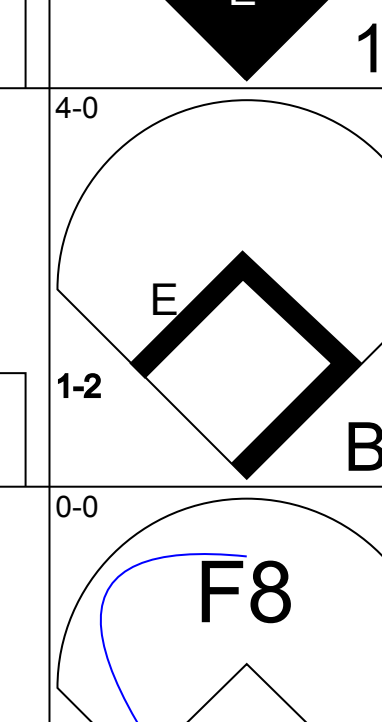
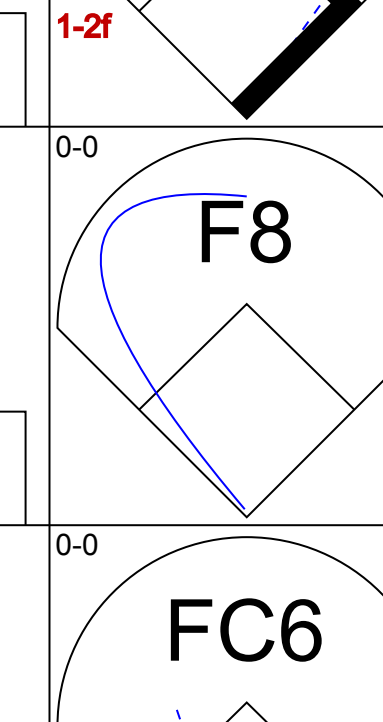
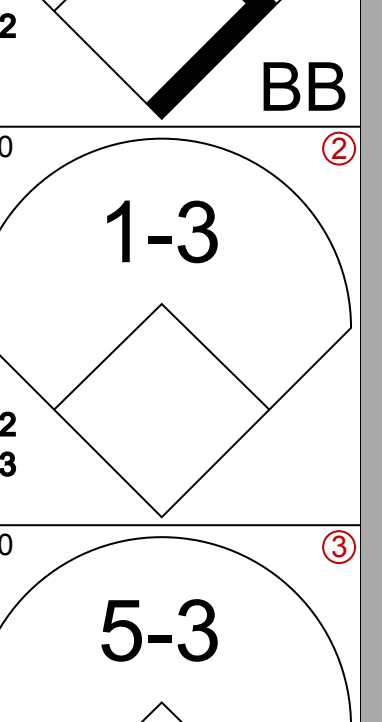
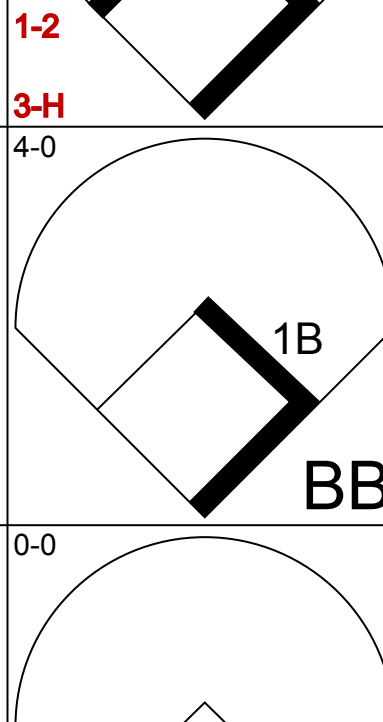
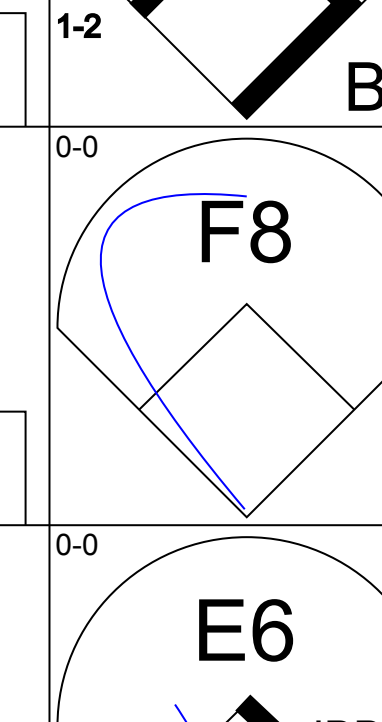
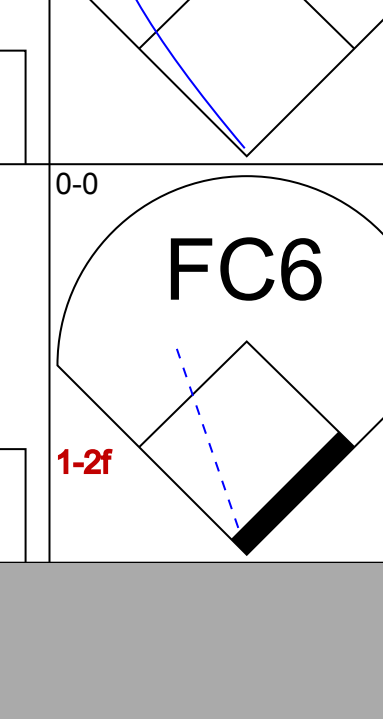
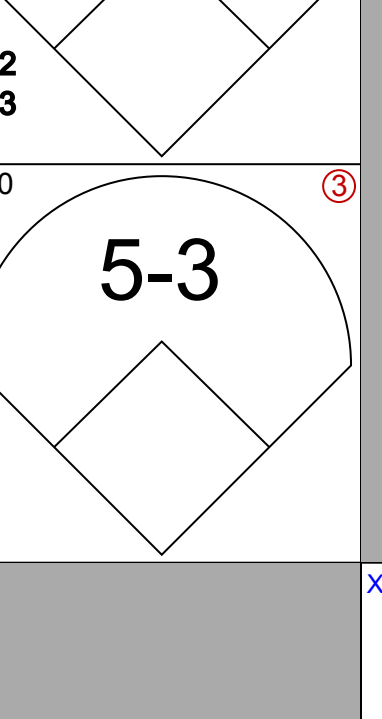
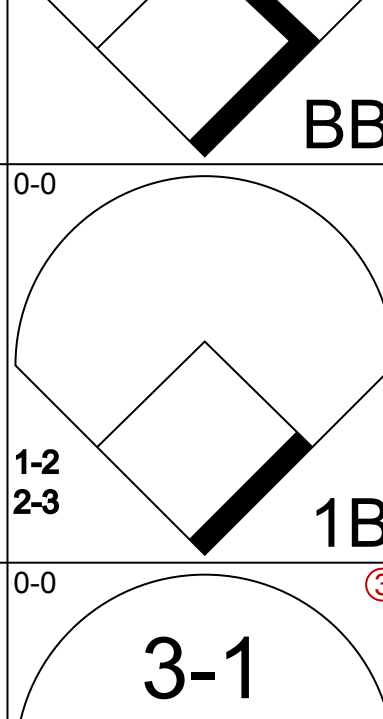
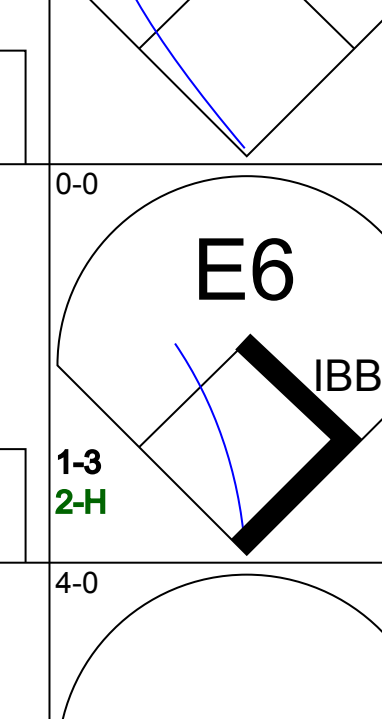
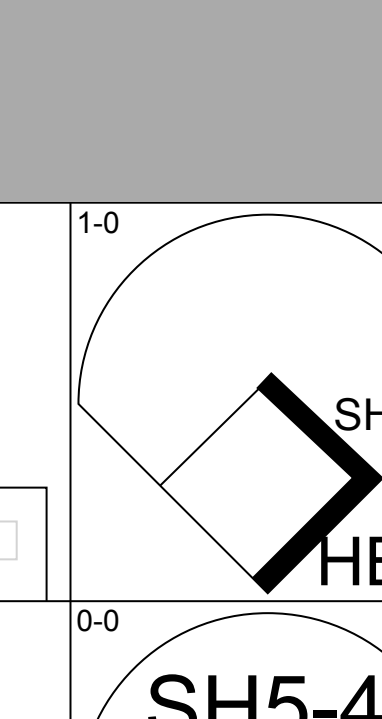
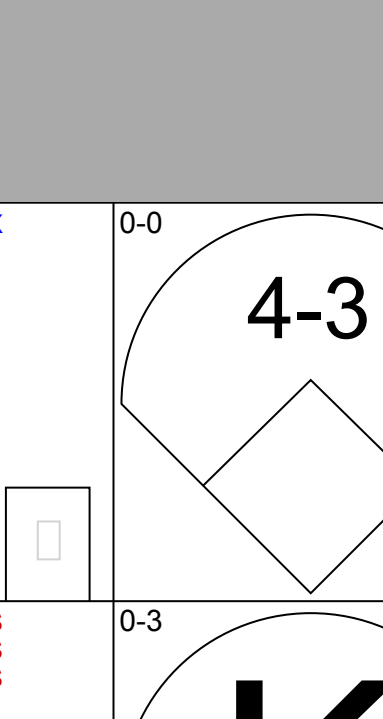
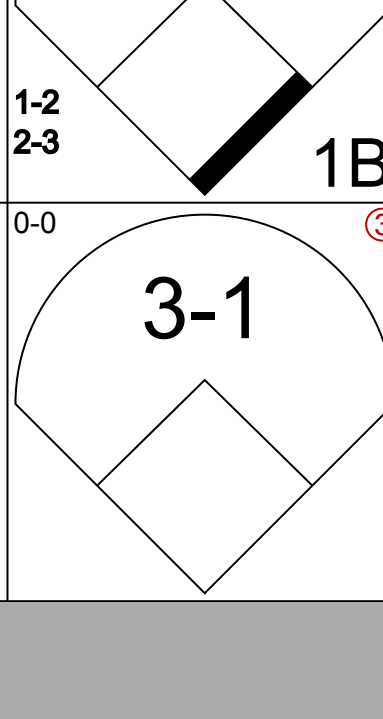
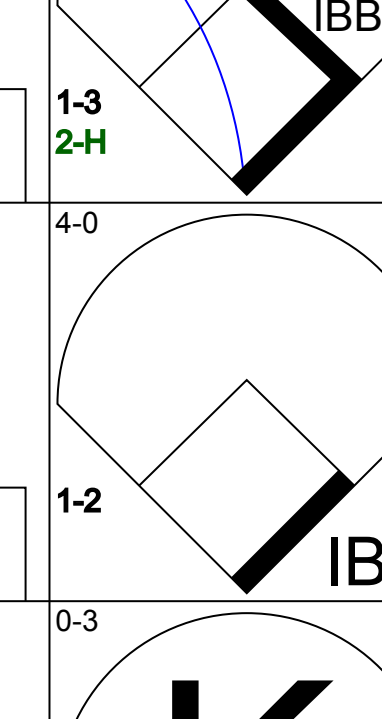
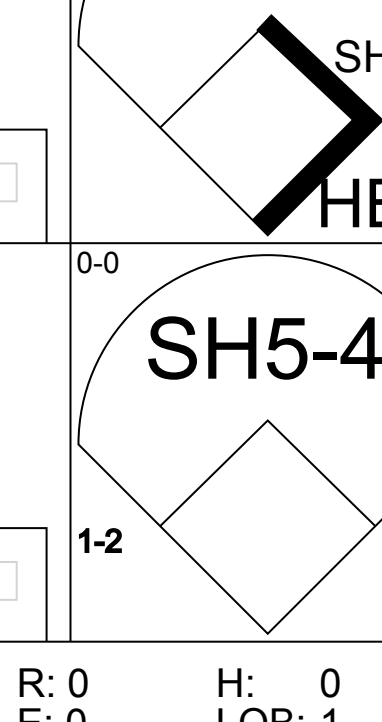
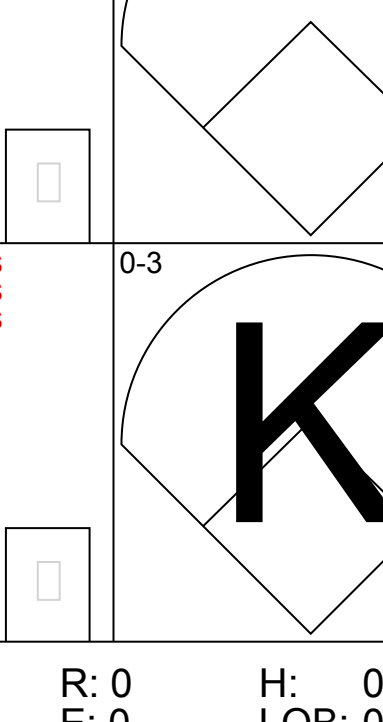
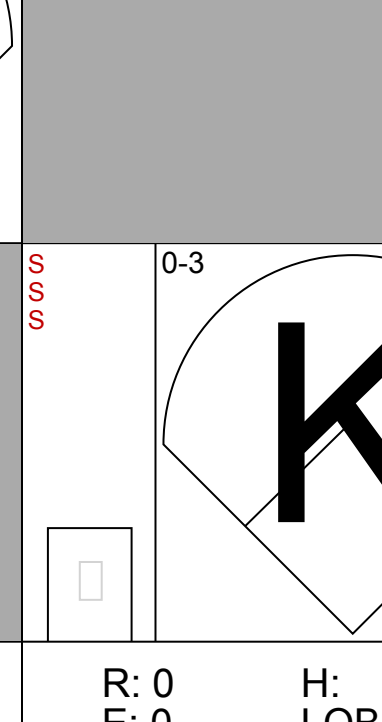
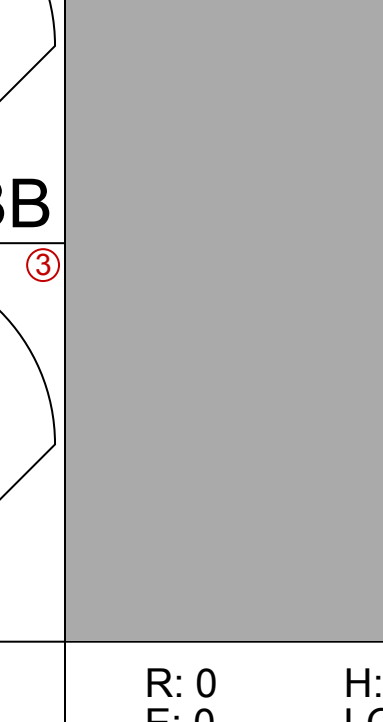


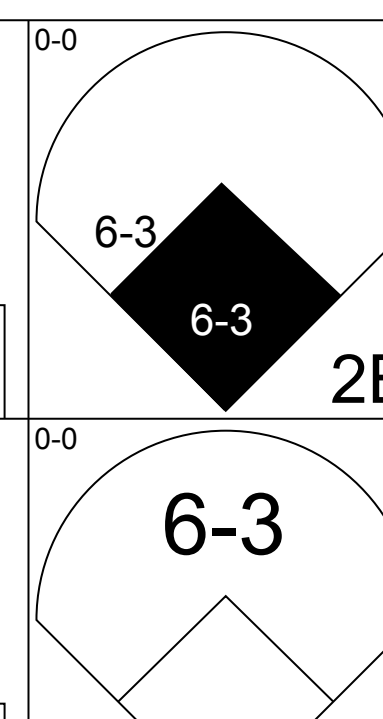
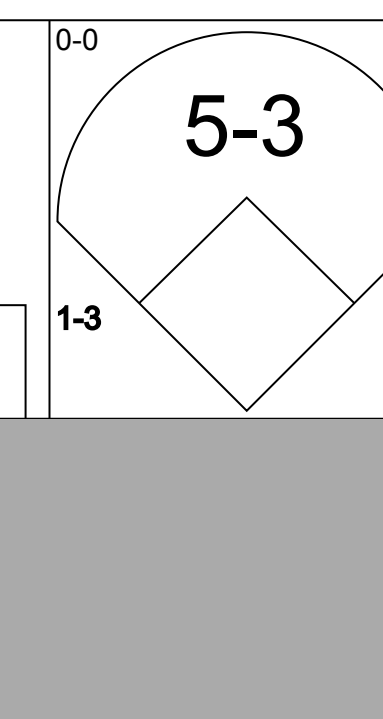
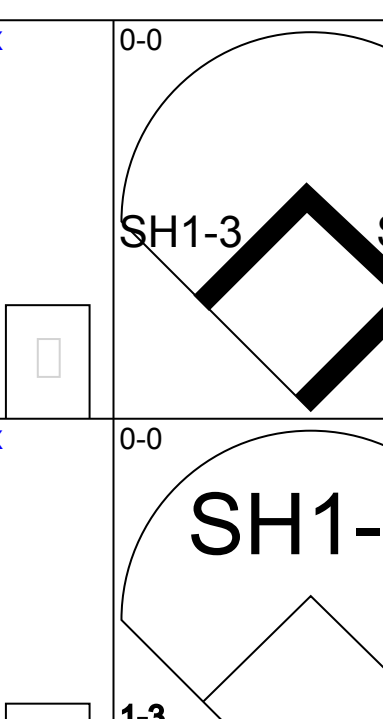
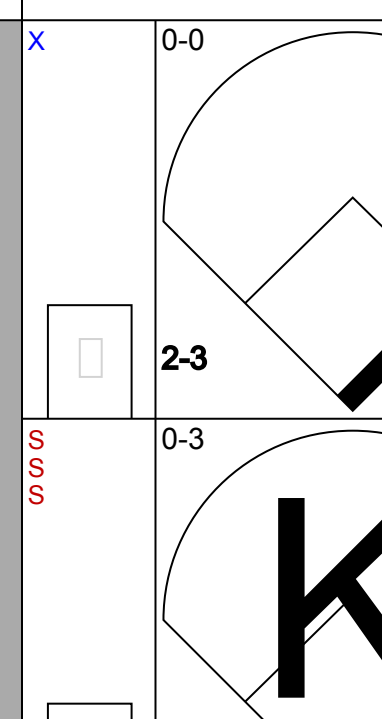
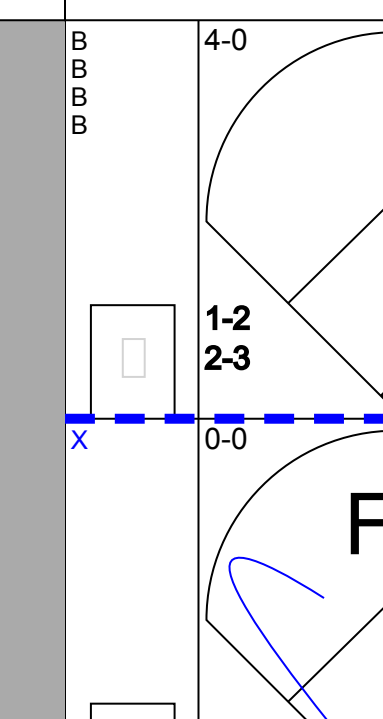
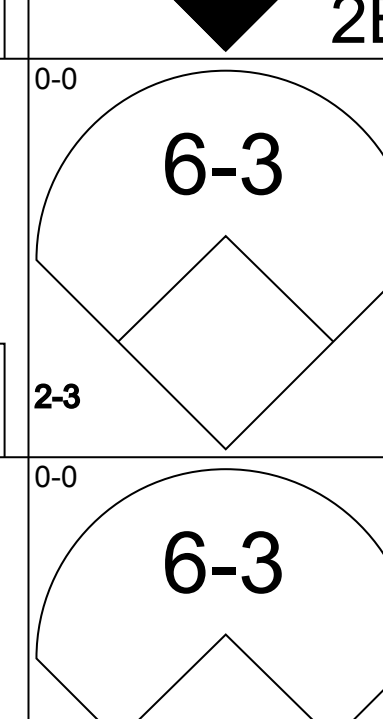
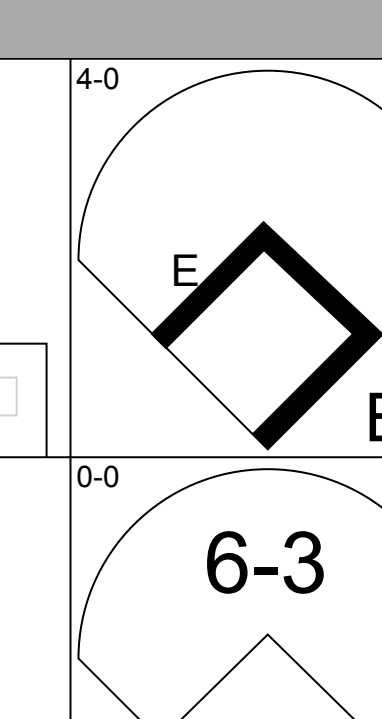
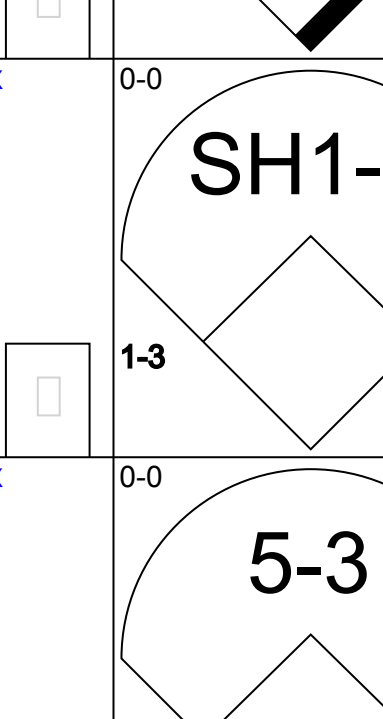
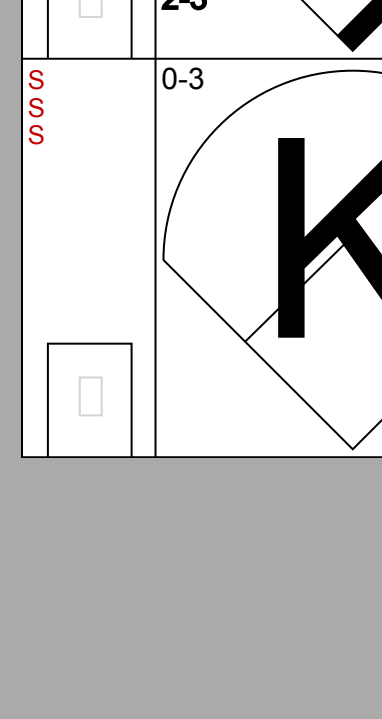
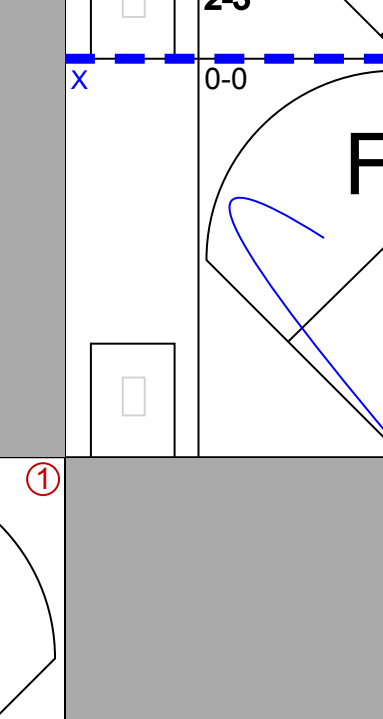
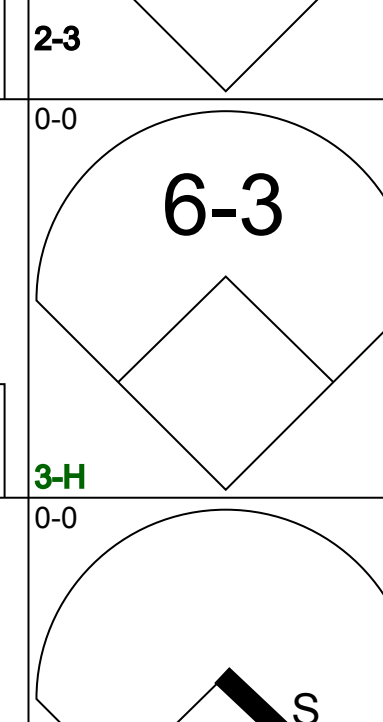
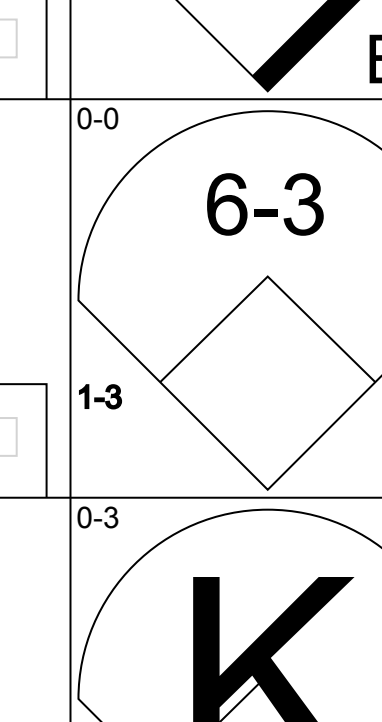
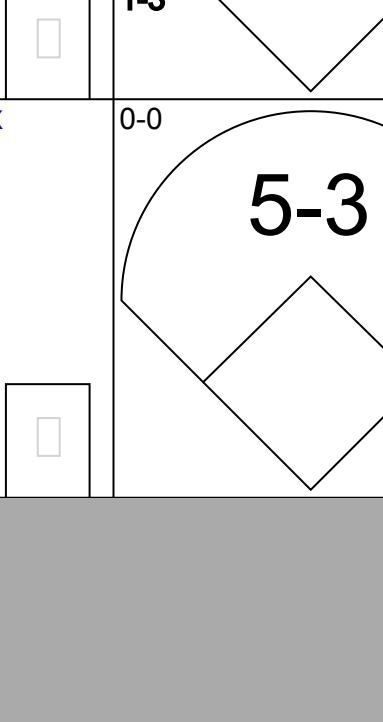
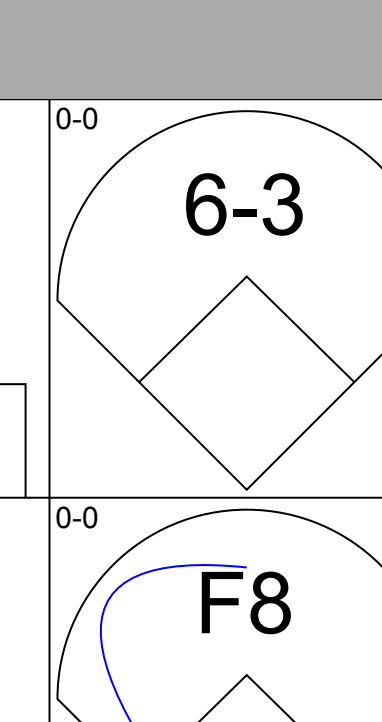
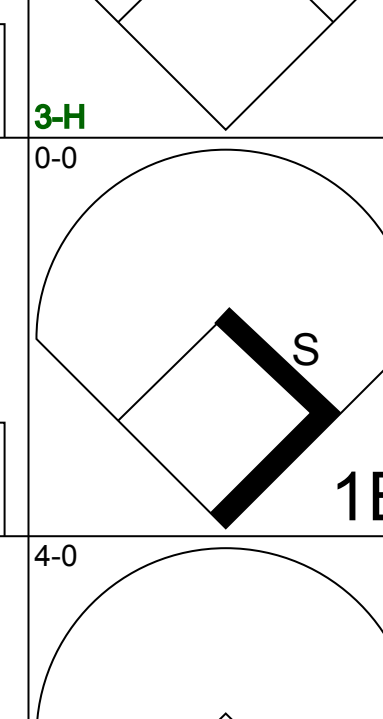
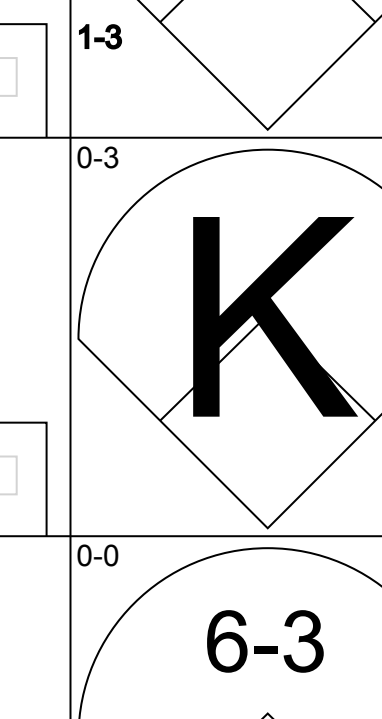
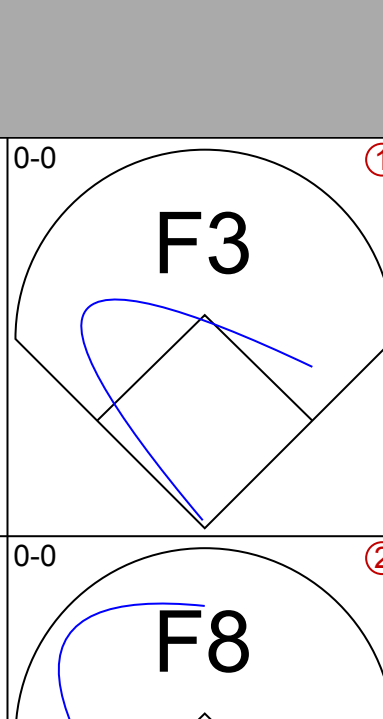
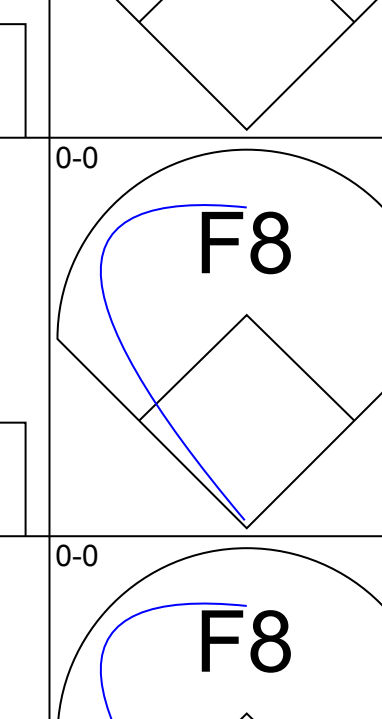
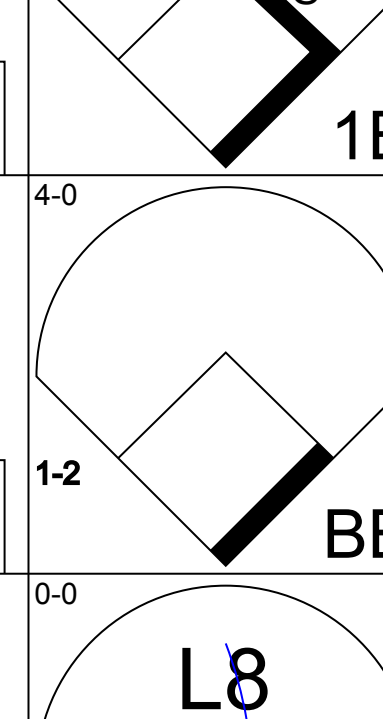
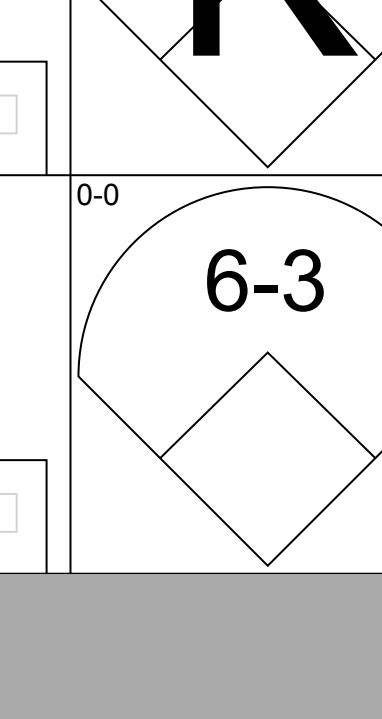
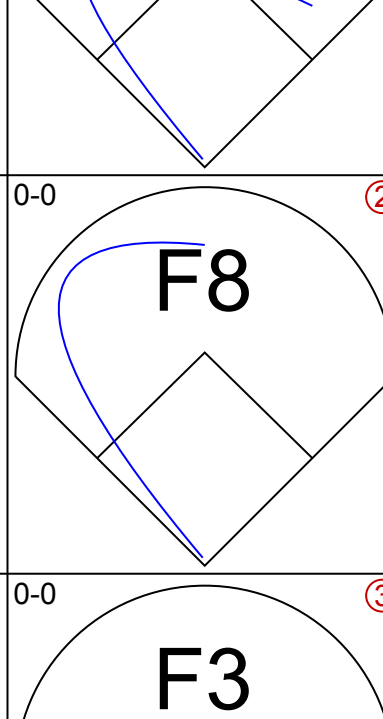
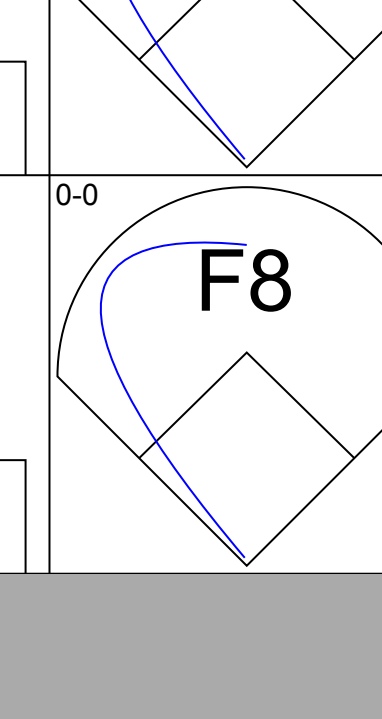
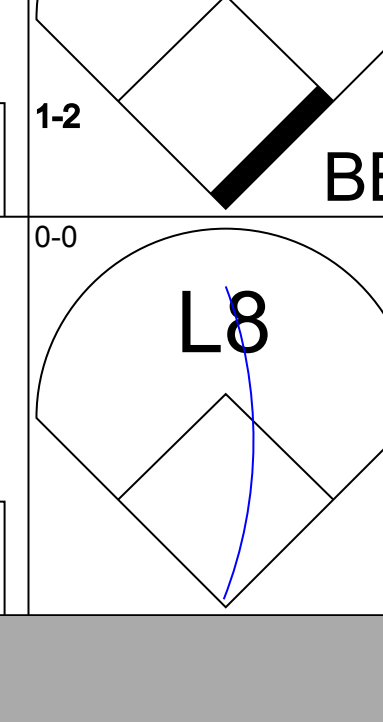
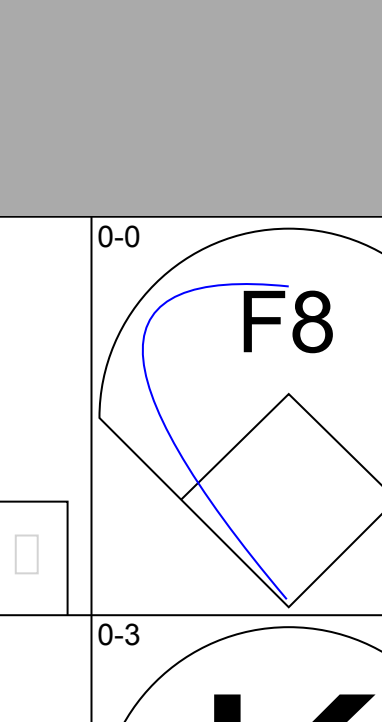
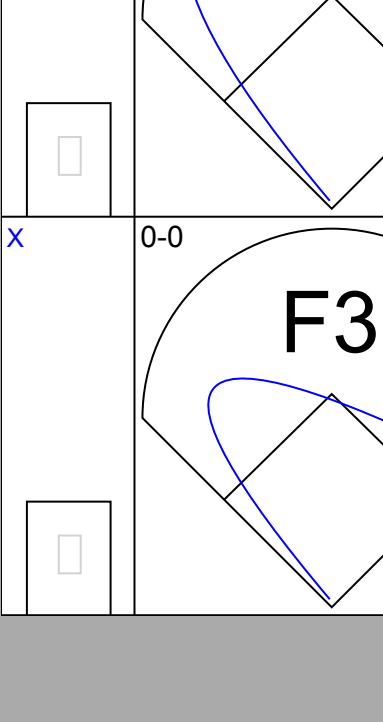
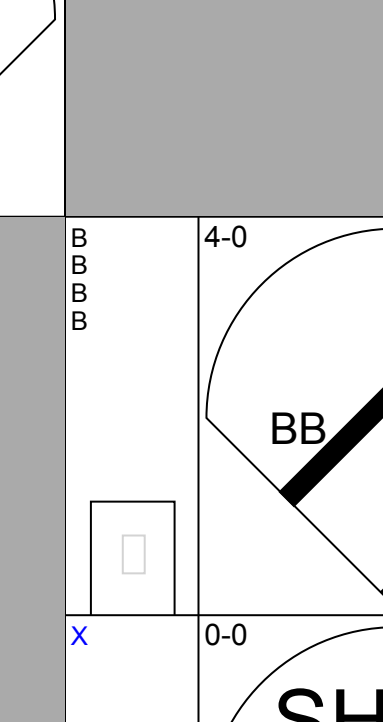
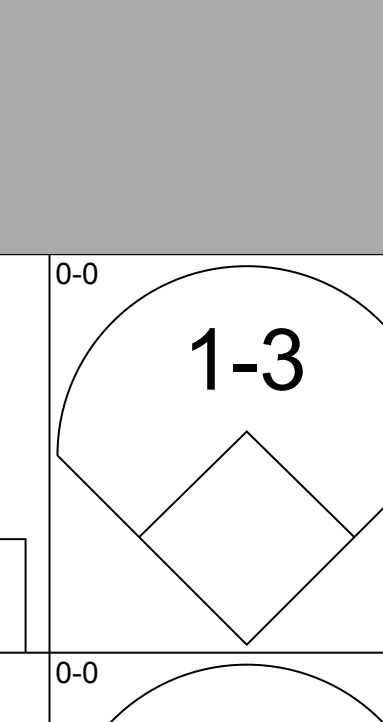
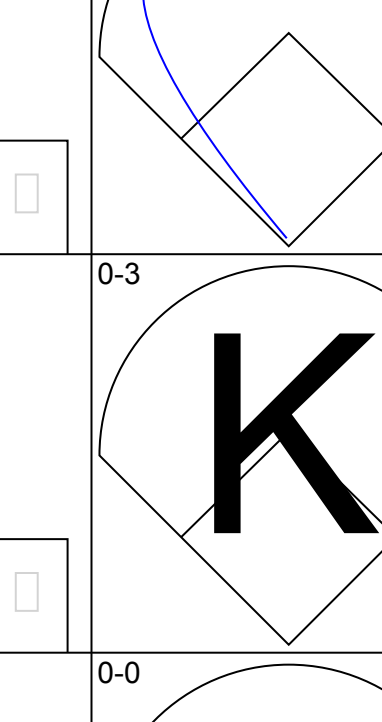
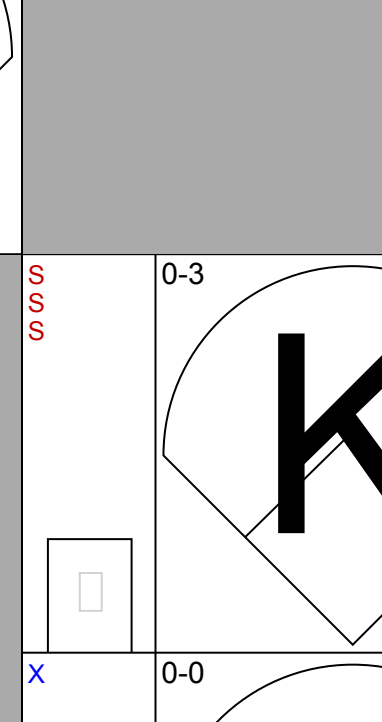
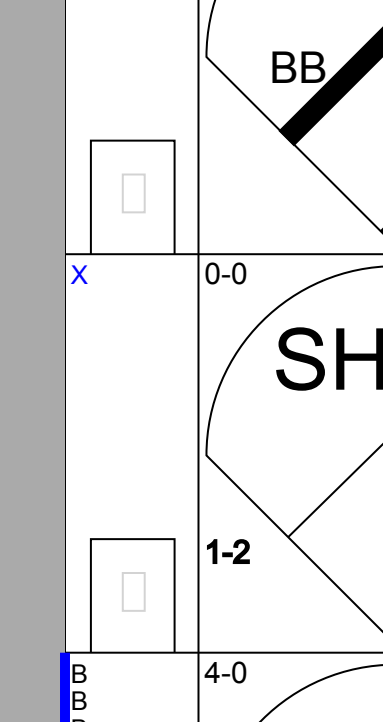
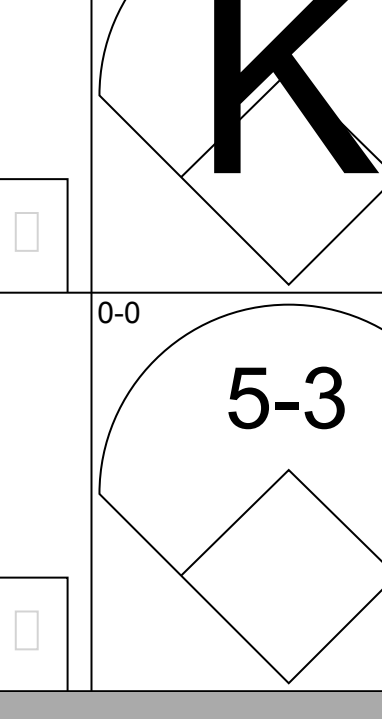
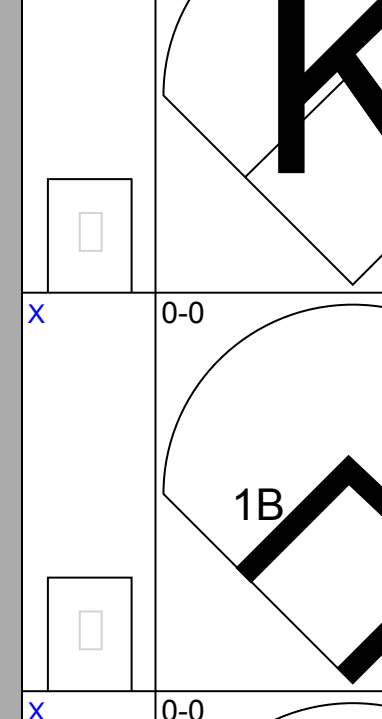
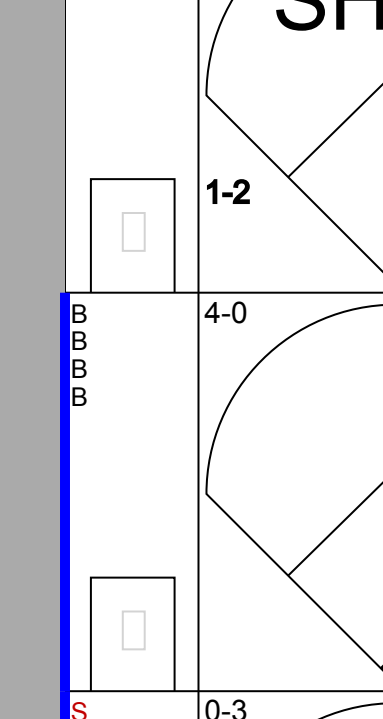
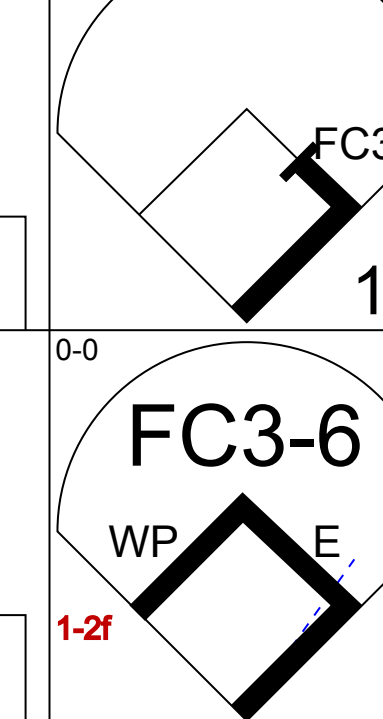
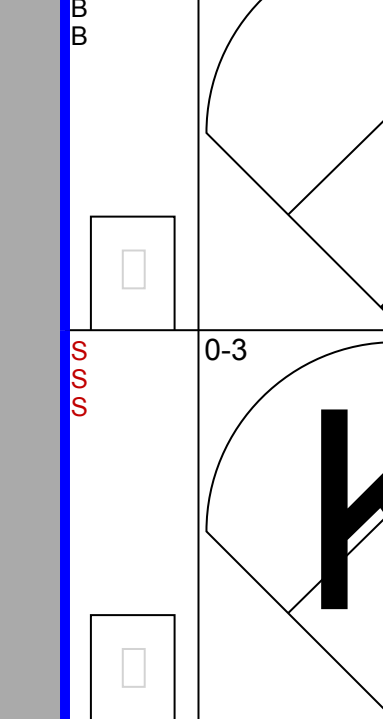
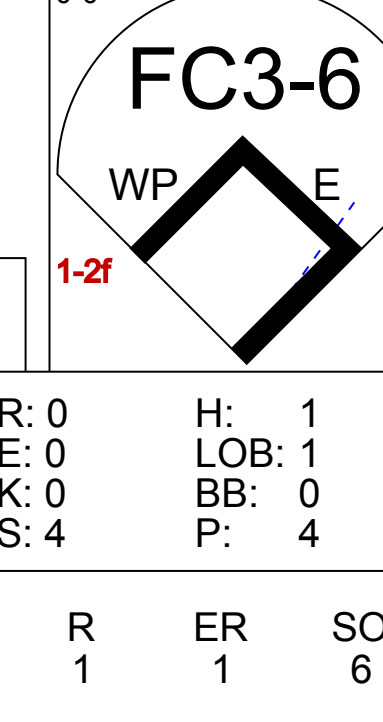
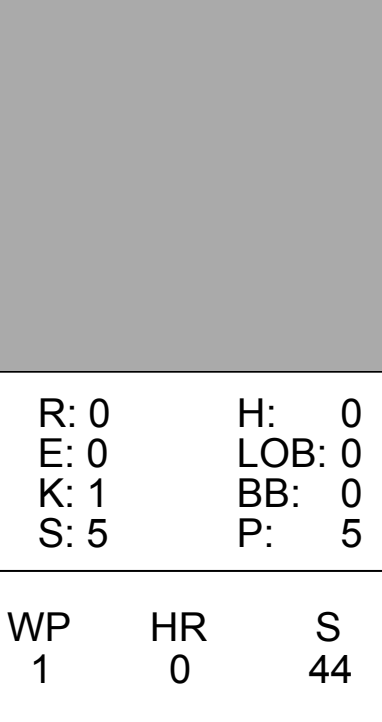
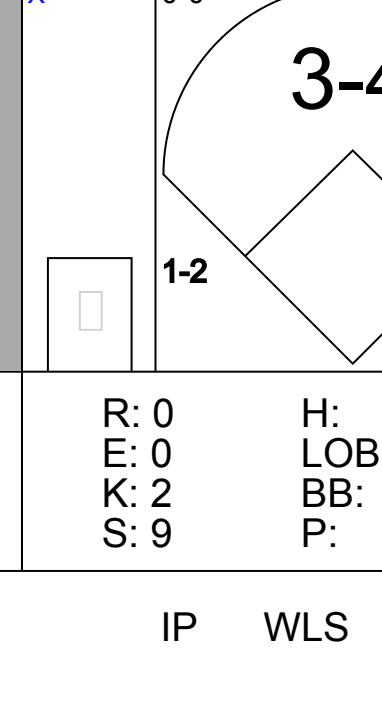
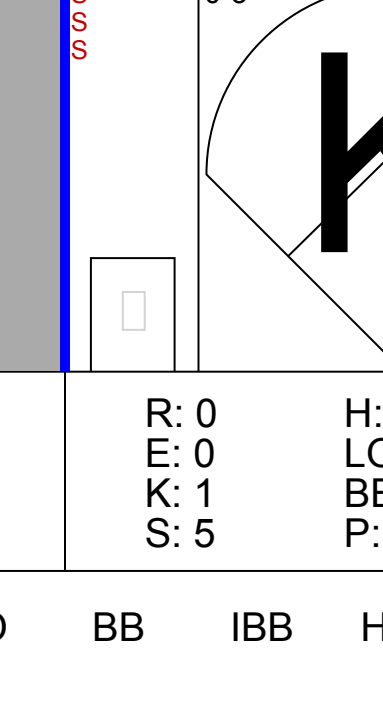
Chicago White Sox @ Seattle Pilots  
Sicks Stadium, Boston, MA  
Sun Apr 13 1969, 6:33 AM EST  
Att: 10,031 - Unknown

AB 37  
R 7  
H 11  
RBI 5  
BB 7  
SO 4  
LOB 23





Batter	1	2	3	4	5	6	7	8	9	AB	R	H	RBI	BB	SO	LOB	TOP					
Pat Kelly, L OBP: 0.304, SLG: 0.250 (1, 8)										5	0	0	0	0	1	1	<b>Kansas City Royals @ Seattle Pilots</b> Sicks Stadium, Boston, MA Mon Apr 14 1969, 9:05 PM EST Att. 3,611 - Unknown - 49 F					
Jackie Hernandez, R OBP: 0.250, SLG: 0.250 (1, 6)										5	1	1	0	0	1	1						
Joe Keough, L OBP: 0.308, SLG: 0.385 (1, 9)										5	0	0	0	0	1	1						
Joe Foy, R OBP: 0.364, SLG: 0.276 (1, 5)										4	1	4	1	0	0	0						
Mike Fiore, L OBP: 0.524, SLG: 0.462 (1, 3)										2	0	0	0	2	0	3						
George Springs, L OBP: 0.308, SLG: 0.273 (1, 7)										3	0	0	0	1	0	5						
Jerry Adair, R OBP: 0.292, SLG: 0.261 (1, 4)										4	0	1	0	0	0	4						
Ellie Rodriguez, R OBP: 0.308, SLG: 0.200 (6, PH)										1	0	0	0	0	0	0						
Ed Kirkpatrick, L OBP: 0.156, SLG: 0.059 (6, 2)										1	0	0	0	1	0	3						
Roger Nelson, R OBP: 0.250, SLG: 0.250 (1, 1)										3	0	0	0	0	3	3						
Dave Wickersham, R (9, 1)										0	0	0	0	0	0	0						
<b>Inning Stats</b>	R: 0 E: 0 K: 2 S: 7	H: 0 LOB: 0 BB: 0 P: 7	R: 0 E: 0 K: 0 S: 4	H: 1 LOB: 1 BB: 0 P: 4	R: 0 E: 0 K: 1 S: 5	H: 0 LOB: 1 BB: 0 P: 6	R: 0 E: 0 K: 0 S: 4	H: 1 LOB: 2 BB: 1 P: 8	R: 0 E: 0 K: 1 S: 5	H: 0 LOB: 0 BB: 0 P: 5	R: 1 E: 1 K: 0 S: 6	H: 3 LOB: 3 BB: 1 P: 10	R: 0 E: 0 K: 1 S: 5	H: 0 LOB: 0 BB: 0 P: 5	R: 1 E: 1 K: 1 S: 7	H: 1 LOB: 2 BB: 2 P: 15	R: 0 E: 0 K: 0 S: 3	H: 0 LOB: 0 BB: 0 P: 3	1B: 6 2B: 1 3B: 0 HR: 0	SF: 0 SAC: 1 DP: 1 HBP: 1	WP: 1 PB: 0 SB: 1 CS: 0	PA: 39
<b>PITCHER</b> Mike Marshall, R ERA: 2.77 (1, 1)	IP: 9.0 WLS: L BF: 39 H: 6 R: 2 ER: 1 SO: 6 BB: 3 IBB: 1 HBP: 1 BLK: 0 WP: 1 HR: 0 S: 46 P: 63 ERA: 1.00 WHIP: 1.000															<b>PITCHER</b>						

Batter	1	2	3	4	5	6	7	8	9	AB	R	H	RBI	BB	SO	LOB	BOTTOM					
Tommy Harper, R OBP: 0.467, SLG: 0.440 (1, 4)										4	1	3	0	1	0	1	<b>Kansas City Royals @ Seattle Pilots</b> Sicks Stadium, Boston, MA Mon Apr 14 1969, 9:05 PM EST Att. 3,611 - Unknown - 49 F					
Mike Hegan, L OBP: 0.438, SLG: 0.500 (1, 9)										3	0	0	0	1	1	6						
Tommy Davis, R OBP: 0.231, SLG: 0.261 (1, 7)										4	0	0	1	0	0	2						
Don Mincher, L OBP: 0.320, SLG: 0.524 (1, 3)										4	0	1	0	0	1	1						
Rich Rollins, R OBP: 0.360, SLG: 0.409 (1, 5)										3	0	0	0	1	0	1						
Jim Gosger, L (1, 8)										3	0	0	0	1	0	2						
Jerry McNertney, R OBP: 0.287, SLG: 0.287 (1, 2)										3	0	0	0	0	2	0						
John Kennedy, R OBP: 0.500, SLG: 0.500 (9, PH)										3	0	2	0	0	0	0						
Mike Ferraro, R (9, PH)										0	0	0	0	1	0	0						
Jose Vidal, R OBP: 0.600, SLG: 1.250 (9, PR)										0	0	0	0	0	0	0						
Mike Marshall, R OBP: 0.200, SLG: 0.200 Steve Whitaker, L OBP: 0.250, SLG: 0.143 (9, PH)										3	0	0	0	0	1	2						
<b>Inning Stats</b>	R: 1 E: 0 K: 0 S: 5	H: 2 LOB: 2 BB: 1 P: 9	R: 0 E: 0 K: 0 S: 4	H: 1 LOB: 0 BB: 0 P: 4	R: 0 E: 0 K: 1 S: 5	H: 0 LOB: 0 BB: 0 P: 5	R: 0 E: 0 K: 1 S: 6	H: 1 LOB: 1 BB: 0 P: 6	R: 0 E: 0 K: 0 S: 3	H: 0 LOB: 2 BB: 0 P: 3	R: 0 E: 0 K: 2 S: 9	H: 2 LOB: 2 BB: 0 P: 9	R: 0 E: 0 K: 0 S: 3	H: 0 LOB: 0 BB: 0 P: 3	R: 1 E: 0 K: 1 S: 5	H: 0 LOB: 3 BB: 3 P: 17	R: 0 E: 0 K: 1 S: 5	H: 0 LOB: 0 BB: 0 P: 3	1B: 5 2B: 1 3B: 0 HR: 0	SF: 0 SAC: 2 DP: 0 HBP: 0	WP: 1 PB: 0 SB: 2 CS: 0	PA: 38
<b>PITCHER</b> Roger Nelson, R ERA: 1.98 Dave Wickersham, R ERA: (9, 1)	IP: 0.1 WLS: S BF: 1 H: 0 R: 0 ER: 0 SO: 0 BB: 0 IBB: 0 HBP: 0 BLK: 0 WP: 0 HR: 0 S: 1 P: 1 ERA: 0.00 WHIP: 0.000															<b>PITCHER</b>						







Batter	1	2	3	4	5	6	7	8	9	AB	R	H	RBI	BB	SO	LOB	TOP										
Tommy Harper, R OBP: 0.450, SLG: 0.394 (1, 4)	0-0 1-3		0-0 F2			0-0 E5		0-0 1B	0-0 1B	5	1	2	1	0	0	0	<b>Seattle Pilots @ Chicago White Sox</b> Comiskey Park, Chicago, IL Sat Apr 19 1969, 4:33 AM EST Att: 3,901 - Unknown  <a href="http://livebaseballscorecards.com">livebaseballscorecards.com</a>										
Wayne Comer, R OBP: 0.500, SLG: 0.143 (1, 8) (8, 7)	4-0 FC3-6 BB		0-0 F2			4-0 HR BB		4-0 1B BB	0-3 K	2	2	0	0	3	1	1											
Tommy Davis, R OBP: 0.265, SLG: 0.387 Jim Gosger, L OBP: 0.208, SLG: 0.364 (1, 7) (8, 8)	0-0 FC3-6			0-0 L3 1B		0-0 HR		0-0 1B		4	1	3	3	0	0	1											
Rich Rollins, R OBP: 0.353, SLG: 0.367 (1, 5)	0-3 K			0-0 F9		0-0 1B		0-0 1-3		4	0	1	0	0	1	2											
Don Mincher, L OBP: 0.294, SLG: 0.433 (1, 3)		0-3 K		0-0 L3		0-3 K		0-0 1B		4	0	1	0	0	2	2											
Jose Vidal, R OBP: 0.556, SLG: 0.857 (1, 9)		0-0 1B CS 1B			0-3 K		4-0 SH2-4 BB	0-0 F8		3	0	1	0	1	1	1											
Jerry McNertney, R OBP: 0.409, SLG: 0.381 (1, 2)		0-0 1-3 1B			0-3 K		0-0 SH2-4		0-0 5-3 1B	3	1	2	0	0	1	0											
Ray Oyler, R OBP: 0.370, SLG: 0.417 (1, 6)		0-3 K			0-0 F8		0-0 F9		0-0 5-3	4	0	0	0	0	1	4											
Marty Pattin, R OBP: 0.143, SLG: 0.143 Diego Segui, R OBP: 0.400, SLG: 0.250 (1, 1) (9, 1)	0-0 CS		0-0 F3		0-3 K		0-0 F9		0-3 K	4	0	0	0	0	2	2											
<b>Inning Stats</b>	R: 0 E: 0 K: 1 S: 5	H: 0 LOB: 1 BB: 1 P: 9	R: 0 E: 0 K: 2 S: 8	H: 2 LOB: 1 BB: 0 P: 8	R: 0 E: 0 K: 0 S: 3	H: 0 LOB: 0 BB: 0 P: 3	R: 0 E: 0 K: 0 S: 3	H: 1 LOB: 0 BB: 0 P: 3	R: 0 E: 0 K: 2 S: 7	H: 0 LOB: 0 BB: 0 P: 7	R: 0 E: 0 K: 0 S: 3	H: 0 LOB: 1 BB: 1 P: 7	R: 0 E: 0 K: 0 S: 3	H: 0 LOB: 1 BB: 1 P: 7	R: 2 E: 1 K: 2 S: 9	H: 2 LOB: 1 BB: 1 P: 13		R: 0 E: 0 K: 0 S: 3	H: 0 LOB: 1 BB: 1 P: 7	R: 2 E: 0 K: 0 S: 5	H: 3 LOB: 1 BB: 1 P: 9	R: 1 E: 0 K: 2 S: 9	H: 2 LOB: 1 BB: 0 P: 9	1B: 9 2B: 1 3B: 0 HR: 1	SF: 0 SAC: 1 DP: 1 HBP: 0	WP: 0 PB: 0 SB: 2 CS: 2	PA: 39
<b>PITCHER</b>	IP	WLS	BF	H	R	ER	SO	BB	IBB	HBP	BLK	WP	HR	S	P	ERA	WHIP	<b>PITCHER</b>									
Gary Peters, L ERA: 6.06 (1, 1)	7.0	L	29	6	4	4	7	4	0	0	0	0	1	39	55	5.14	1.429										
Wilbur Wood, L ERA: 2.35 (8, 1)	1.0		4	2	0	0	0	0	0	0	0	0	0	4	4	0.00	2.000										
Dan Osinski, R ERA: 3.0 (9, 1)	1.0		5	2	1	1	2	0	0	0	0	0	0	9	9	9.00	2.000										

Batter	1	2	3	4	5	6	7	8	9	AB	R	H	RBI	BB	SO	LOB	BOTTOM										
Carlos May, L OBP: 0.440, SLG: 0.957 (1, 7)	0-0 F3		0-0 4-3		0-0 F4			0-0 L7		4	0	0	0	0	0	1	<b>Seattle Pilots @ Chicago White Sox</b> Comiskey Park, Chicago, IL Sat Apr 19 1969, 4:33 AM EST Att: 3,901 - Unknown  <a href="http://livebaseballscorecards.com">livebaseballscorecards.com</a>										
Luis Aparicio, R OBP: 0.212, SLG: 0.167 (1, 6)	0-3 K			0-0 5-3		0-0 F3			0-0 4-3	4	0	0	0	0	1	0											
Pete Ward, L OBP: 0.286, SLG: 0.421 (1, 9)	0-3 K			0-0 F7		0-0 F4			0-0 1B BB 1B	4	1	1	0	0	1	0											
Bill Melton, R OBP: 0.382, SLG: 0.520 (1, 5)		0-3 K		0-0 E6		0-3 K			0-0 BB 1B 1B	4	0	1	0	0	2	0											
Gail Hopkins, L OBP: 0.364, SLG: 0.370 (1, 3)		0-0 F8		4-0 BB		0-0 L9			0-0 BB 1B	3	0	1	0	1	0	0											
Duane Josephson, R OBP: 0.167, SLG: 0.091 (1, 2)		4-0 BB		0-0 F5		0-0 4-3			0-0 F7	3	0	0	0	1	0	5											
Buddy Bradford, R OBP: 0.483, SLG: 0.625 (1, 8)		0-0 L4			0-0 2-3		0-0 5-3		4-0 BB	3	0	0	1	1	0	1											
Sandy Alomar Sr., S OBP: 0.182, SLG: 0.100 Walt Williams, R OBP: 0.286, SLG: 0.429 Ron Hansen, R OBP: 0.143, SLG: 0.167 (1, 4) (8, PH) (9, 4)			0-0 4-3		0-0 F5 1B			0-0 5-3	0-0 F9	2	0	1	0	0	0	0											
Gary Peters, L OBP: 0.167, SLG: 0.667 Wilbur Wood, R (8, 1)			0-3 K		0-0 F5			0-0 6-3		2	0	0	0	0	1	1											
Don Pavletich, R OBP: 0.286, SLG: 0.538 Dan Osinski, R (9, 1)				0-0 K		1-2				1	0	0	0	0	0	0											
<b>Inning Stats</b>	R: 0 E: 0 K: 2 S: 7	H: 0 LOB: 0 BB: 0 P: 7	R: 0 E: 0 K: 1 S: 5	H: 0 LOB: 1 BB: 1 P: 9	R: 0 E: 0 K: 1 S: 5	H: 0 LOB: 0 BB: 0 P: 5	R: 0 E: 1 K: 0 S: 4	H: 0 LOB: 2 BB: 1 P: 8	R: 0 E: 0 K: 0 S: 4	H: 0 LOB: 1 BB: 0 P: 4	R: 0 E: 0 K: 1 S: 5	H: 0 LOB: 0 BB: 0 P: 5	R: 0 E: 0 K: 0 S: 3	H: 0 LOB: 0 BB: 0 P: 3	R: 0 E: 0 K: 0 S: 3	H: 0 LOB: 0 BB: 0 P: 3	R: 1 E: 0 K: 0 S: 6	H: 3 LOB: 3 BB: 1 P: 10	1B: 4 2B: 0 3B: 0 HR: 0	SF: 0 SAC: 0 DP: 0 HBP: 0	WP: 0 PB: 0 SB: 1 CS: 0	PA: 35					
<b>PITCHER</b>	IP	WLS	BF	H	R	ER	SO	BB	IBB	HBP	BLK	WP	HR	S	P	ERA	WHIP	<b>PITCHER</b>									
Marty Pattin, R ERA: 4.5 (1, 1)	8.2	W	34	4	1	1	5	3	0	0	0	0	0	41	53	1.04	0.808										
Diego Segui, R ERA: 1.32 (9, 1)	0.1	S	1	0	0	0	0	0	0	0	0	0	0	1	1	0.00	0.000										



Batter	1	2	3	4	5	6	7	8	9	10	AB	R	H	RBI	BB	SO	LOB	TOP
Tommy Harper, R OBP: 0.467, SLG: 0.371 (1.4)											2	1	0	0	3	0	2	<b>Seattle Pilots @ Chicago White Sox</b> Comiskey Park, Chicago, IL Sun Apr 20 1969, 4:33 AM EST Unknown - 64 F <a href="http://livebaseballscorecards.com">livebaseballscorecards.com</a>
Wayne Comer, R OBP: 0.471, SLG: 0.500 (1.8)											5	1	2	1	0	1	4	
Tommy Davis, R OBP: 0.231, SLG: 0.333 Jim Gosger, L OBP: 0.208, SLG: 0.364 (1.7)											5	0	0	0	0	1	2	
Rich Rollins, R OBP: 0.368, SLG: 0.364 (1.5)											3	0	1	1	1	1	0	
Don Mincher, L OBP: 0.269, SLG: 0.412 (1.3)											4	0	1	0	0	0	2	
Jose Vidal, R OBP: 0.385, SLG: 0.545 (1.9)											4	0	0	0	0	1	1	
Jerry McNertney, R OBP: 0.385, SLG: 0.400 (1.2)											4	0	1	0	0	0	0	
Ray Oyler, R OBP: 0.387, SLG: 0.407 (1.6)											3	0	1	0	1	0	0	
Gary Bell, R OBP: 0.143, SLG: 0.286 Diego Segui, R OBP: 0.400, SLG: 0.250 (1.1)											4	0	0	0	0	1	3	
											0	0	0	0	0	0	0	
<b>Inning Stats</b>	R: 1 E: 0 K: 0 S: 4	H: 2 LOB: 1 BB: 1 P: 8	R: 0 E: 0 K: 0 S: 3	H: 0 LOB: 0 BB: 0 P: 3	R: 0 E: 0 K: 1 S: 5	H: 0 LOB: 0 BB: 1 P: 6	R: 0 E: 0 K: 2 S: 8	H: 1 LOB: 2 BB: 1 P: 12	R: 1 E: 0 K: 1 S: 6	H: 1 LOB: 0 BB: 0 P: 6	R: 0 E: 1 K: 0 S: 5	H: 0 LOB: 0 BB: 0 P: 3	R: 0 E: 0 K: 0 S: 2	H: 0 LOB: 0 BB: 1 P: 6	1B: 4 2B: 1 3B: 0 HR: 1	SF: 0 SAC: 0 DP: 2 HBP: 0	WP: 0 PA: 39 PB: 0 SB: 0 CS: 0	
<b>PITCHER</b>	IP 9.0	WLS 36	BF 6	H 2	R 2	ER 2	SO 5	BB 4	IBB 0	HBP 0	BLK 0	WP 0	HR 1	S 42	P 58	ERA 2.00	WHIP 1.111	
Tommy John, L ERA: 1.8 Wilbur Wood, L ERA: 2.08 (10.1)	1.0	W	3	0	0	0	0	1	0	0	0	0	0	2	6	0.00	1.000	

Batter	1	2	3	4	5	6	7	8	9	10	AB	R	H	RBI	BB	SO	LOB	BOTTOM			
Carlos May, L OBP: 0.467, SLG: 0.963 (1.7)											4	2	2	0	1	1	0	<b>Seattle Pilots @ Chicago White Sox</b> Comiskey Park, Chicago, IL Sun Apr 20 1969, 4:33 AM EST Unknown - 64 F <a href="http://livebaseballscorecards.com">livebaseballscorecards.com</a>			
Luis Aparicio, R OBP: 0.184, SLG: 0.143 (1.6)											5	0	0	0	0	0	4				
Pete Ward, L OBP: 0.320, SLG: 0.429 Ken Berry, R OBP: 0.158, SLG: 0.111 (1.9)											2	0	1	2	1	0	0				
Bill Melton, R OBP: 0.410, SLG: 0.667 (1.5)											5	1	3	1	0	0	1				
Gail Hopkins, L OBP: 0.351, SLG: 0.387 (1.3)											4	0	1	0	0	0	4				
Don Pavletich, R OBP: 0.222, SLG: 0.412 (1.2)											4	0	0	0	0	1	2				
Buddy Bradford, R OBP: 0.485, SLG: 0.630 (1.8)											3	0	1	0	0	0	0				
Sandy Alomar Sr., S OBP: 0.160, SLG: 0.087 Walt Williams, R OBP: 0.250, SLG: 0.375 Rich Morales, R (1.4)											3	0	0	0	0	0	3				
Tommy John, R Duane Josephson, R OBP: 0.200, SLG: 0.130 Wilbur Wood, R (1.1)											3	0	0	0	0	1	1				
											1	0	1	0	0	0	0				
<b>Inning Stats</b>	R: 1 E: 0 K: 0 S: 5	H: 2 LOB: 1 BB: 0 P: 5	R: 0 E: 0 K: 0 S: 4	H: 1 LOB: 1 BB: 0 P: 4	R: 0 E: 0 K: 0 S: 3	H: 0 LOB: 0 BB: 0 P: 3	R: 0 E: 0 K: 0 S: 4	H: 1 LOB: 2 BB: 0 P: 5	R: 1 E: 0 K: 1 S: 7	H: 2 LOB: 2 BB: 1 P: 11	R: 0 E: 0 K: 1 S: 3	H: 0 LOB: 0 BB: 0 P: 3	R: 0 E: 0 K: 1 S: 5	H: 0 LOB: 0 BB: 0 P: 5	R: 0 E: 0 K: 1 S: 5	H: 2 LOB: 2 BB: 0 P: 5	R: 0 E: 0 K: 0 S: 5	H: 2 LOB: 2 BB: 0 P: 5	1B: 4 2B: 3 3B: 1 HR: 1	SF: 1 SAC: 0 DP: 0 HBP: 1	WP: 0 PA: 40 PB: 0 SB: 0 CS: 0
<b>PITCHER</b>	IP 8.2	WLS 37	BF 37	H 8	R 2	ER 2	SO 3	BB 2	IBB 0	HBP 1	BLK 0	WP 0	HR 0	S 40	P 49	ERA 2.08	WHIP 1.154				
Gary Bell, R ERA: 2.37 Diego Segui, R ERA: 1.88 (9.1)	0.2	L	3	1	1	0	0	0	0	0	0	0	1	3	3	13.50	1.500				







Batter	1	2	3	4	5	6	7	8	9	AB	R	H	RBI	BB	SO	LOB	TOP										
Tommy Harper, R OBP: 0.434, SLG: 0.333 (1, 4)										4	1	1	0	1	0	2											
Wayne Comer, R OBP: 0.478, SLG: 0.556 (1, 8) (8, 9)										5	1	2	0	0	1	6											
Tommy Davis, R OBP: 0.234, SLG: 0.341 Steve Whitaker, L OBP: 0.250, SLG: 0.182 (1, 7) (9, 7)										4	0	1	1	0	1	5											
Rich Rollins, R OBP: 0.370, SLG: 0.350 (1, 5)										3	0	0	0	0	1	2											
Don Mincher, L OBP: 0.256, SLG: 0.359 (1, 3)										4	0	0	0	0	1	2											
Jose Vidal, R OBP: 0.375, SLG: 0.462 Jim Gosger, L OBP: 0.207, SLG: 0.333 (1, 9) (8, 8)										2	1	0	0	0	0	0											
Jerry McNertney, R OBP: 0.367, SLG: 0.379 (1, 2)										4	1	1	0	0	0	1											
Ray Oyler, R OBP: 0.343, SLG: 0.355 (1, 6)										4	0	0	0	0	1	3											
Mike Marshall, R OBP: 0.333, SLG: 0.333 Jack Aker, R (1, 1) (9, 1)										4	0	2	2	0	1	0											
<b>Inning Stats</b>	R: 1 E: 0 K: 2 S: 8	H: 1 LOB: 1 BB: 0 P: 9	R: 0 E: 0 K: 1 S: 5	H: 0 LOB: 0 BB: 0 P: 5	R: 1 E: 0 K: 1 S: 7	H: 2 LOB: 1 BB: 0 P: 7	R: 0 E: 0 K: 0 S: 3	H: 0 LOB: 0 BB: 0 P: 3	R: 0 E: 0 K: 1 S: 5	H: 1 LOB: 1 BB: 0 P: 6	R: 1 E: 0 K: 0 S: 5	H: 1 LOB: 3 BB: 1 P: 10	R: 0 E: 0 K: 1 S: 5	H: 0 LOB: 0 BB: 0 P: 5	R: 1 E: 1 K: 0 S: 5	H: 2 LOB: 1 BB: 0 P: 5	1B: 5 2B: 3 3B: 0 HR: 0	SF: 0 SAC: 0 DP: 1 HBP: 2	WP: 2 PB: 1 SB: 2 CS: 0	PA: 38							
<b>PITCHER</b>	IP	WLS	BF	H	R	ER	SO	BB	IBB	HBP	BLK	WP	HR	S	P	ERA	WHIP										
Steve Jones, L ERA: 1.86 (1, 1)	6.0	L	23	4	2	1	6	0	0	1	0	1	0	34	35	1.50	0.667										
Dick Drago, R ERA: 3.12 (7, 1)	2.0		10	1	1	1	1	1	0	1	0	0	0	10	15	4.50	1.000										
Dave Wickersham, R ERA: 2.38 (9, 1)	1.0		5	2	1	0	0	0	0	0	0	0	0	5	5	0.00	2.000										

Seattle Pilots @ Kansas City Royals  
Municipal Stadium, Kansas City, MO  
Mon Apr 21 1969, 7:05 PM EST  
Att: 9,024 - Unknown - 67 F

AB 35  
R 4  
H 7  
RBI 3  
BB 1  
SO 7  
LOB 21



Batter	1	2	3	4	5	6	7	8	9	AB	R	H	RBI	BB	SO	LOB	BOTTOM										
Pat Kelly, L OBP: 0.290, SLG: 0.259 (1, 8)										4	0	1	0	0	0	1											
Mike Fiore, L OBP: 0.425, SLG: 0.333 (1, 3)										4	0	2	0	0	1	1											
Lou Piniella, R OBP: 0.349, SLG: 0.526 (1, 7)										4	0	0	0	0	0	3											
Joe Foy, R OBP: 0.396, SLG: 0.391 (1, 5)										4	1	1	0	0	0	1											
Joe Keough, L OBP: 0.213, SLG: 0.239 (1, 9)										3	0	0	0	1	0	1											
Hawk Taylor, R OBP: 0.364, SLG: 0.727 (1, 2)										4	0	2	1	0	0	1											
Jerry Adair, R OBP: 0.289, SLG: 0.270 (1, 4)										4	0	1	0	0	1	2											
Juan Rios, R OBP: 0.400, SLG: 0.357 (1, 6)										4	0	0	0	0	1	4											
Steve Jones, L George Spriggs, L OBP: 0.294, SLG: 0.333 Dick Drago, R Ed Kirkpatrick, L OBP: 0.148, SLG: 0.120 Dave Wickersham, R (1, 1) (6, PH) (7, 1) (8, PH) (9, 1)										0	0	0	0	1	0	0											
<b>Inning Stats</b>	R: 0 E: 0 K: 0 S: 3	H: 0 LOB: 0 BB: 0 P: 3	R: 0 E: 0 K: 0 S: 3	H: 0 LOB: 0 BB: 0 P: 3	R: 0 E: 0 K: 2 S: 7	H: 0 LOB: 1 BB: 1 P: 11	R: 0 E: 0 K: 0 S: 3	H: 1 LOB: 0 BB: 0 P: 3	R: 0 E: 0 K: 0 S: 4	H: 1 LOB: 1 BB: 0 P: 4	R: 0 E: 0 K: 2 S: 8	H: 1 LOB: 1 BB: 0 P: 8	R: 1 E: 0 K: 0 S: 5	H: 2 LOB: 1 BB: 0 P: 5	R: 0 E: 0 K: 0 S: 4	H: 1 LOB: 1 BB: 0 P: 4	R: 0 E: 0 K: 0 S: 4	H: 1 LOB: 2 BB: 1 P: 8	1B: 5 2B: 2 3B: 0 HR: 0	SF: 0 SAC: 0 DP: 1 HBP: 0	WP: 2 PB: 0 SB: 0 CS: 0	PA: 35					
<b>PITCHER</b>	IP	WLS	BF	H	R	ER	SO	BB	IBB	HBP	BLK	WP	HR	S	P	ERA	WHIP										
Mike Marshall, R ERA: 2.08 Jack Aker, R ERA: 6.23 (1, 1) (9, 1)	8.2	W	34	7	1	1	4	2	0	0	0	2	0	40	48	1.04	1.038										
	0.1	S	1	0	0	0	0	0	0	0	0	0	0	1	1	0.00	0.000										

Seattle Pilots @ Kansas City Royals  
Municipal Stadium, Kansas City, MO  
Mon Apr 21 1969, 7:05 PM EST  
Att: 9,024 - Unknown - 67 F

AB 33  
R 1  
H 7  
RBI 1  
BB 2  
SO 4  
LOB 14





Batter	1	2	3	4	5	6	7	8	9	AB	R	H	RBI	BB	SO	LOB	TOP										
Tommy Harper, R (1,4) OBP: 0.436, SLG: 0.326 Gus Gil, R (4,4) OBP: 0.200, SLG: 0.200	4-0 F8 SF8 BB		0-3 K		0-0 F3			0-3 K		1	1	0	0	1	1	0											
Jim Gosger, L (1,8) OBP: 0.242, SLG: 0.310	0-0 F8 1-3		4-0 BB		0-0 F6			4-0 1B BB		2	0	0	0	2	0	1											
Tommy Davis, R (1,7) OBP: 0.235, SLG: 0.340 Jose Vidal, R (9, PR) OBP: 0.375, SLG: 0.462	0-0 SF8		0-0 F8		0-0 L8			0-0 1B		3	0	1	1	0	0	1											
Mike Hegan, L (1,9) OBP: 0.464, SLG: 0.571	0-3 K				0-0 3B			0-0 F4		4	0	1	0	0	1	2											
Rich Rollins, R (1,5) OBP: 0.340, SLG: 0.318			0-0 F2		0-0 6-3			0-0 F4		4	0	0	0	0	0	3											
Don Mincher, L (1,3) OBP: 0.255, SLG: 0.349			0-0 F5		0-0 L1			0-0 4-3		4	0	1	0	0	0	3											
Larry Haney, R (1,2) OBP: 0.500, SLG: 0.571			0-0 F5		0-0 4-3			0-0 F9		3	0	0	0	0	0	2											
Ray Oyler, R (1,6) OBP: 0.324, SLG: 0.333 Wayne Comer, R (8, PH) OBP: 0.458, SLG: 0.526 Jack Aker, R (8,1)	0-3 K				0-3 K			0-0 5-3		2	0	0	0	0	2	1											
Diego Segui, R (1,1) OBP: 0.286, SLG: 0.167 Steve Whitaker, L (8, PH) OBP: 0.231, SLG: 0.167 John Kennedy, R (8,6) OBP: 0.375, SLG: 0.286			0-0 1-3		0-3 K			0-3 K		2	0	0	0	0	1	0											
<b>Inning Stats</b>	R: 1 E: 0 K: 1 S: 5	H: 0 LOB: 0 BB: 1 P: 9	R: 0 E: 0 K: 1 S: 6	H: 1 LOB: 1 BB: 0 P: 6	R: 0 E: 0 K: 1 S: 5	H: 0 LOB: 1 BB: 1 P: 9	R: 0 E: 0 K: 0 S: 4	H: 1 LOB: 1 BB: 0 P: 4	R: 0 E: 0 K: 2 S: 7	H: 0 LOB: 0 BB: 0 P: 7	R: 0 E: 0 K: 0 S: 3	H: 0 LOB: 0 BB: 0 P: 3	R: 0 E: 0 K: 0 S: 3	H: 0 LOB: 0 BB: 0 P: 3	R: 0 E: 0 K: 2 S: 7	H: 1 LOB: 2 BB: 1 P: 8	1B: 2 2B: 0 3B: 1 HR: 0	SF: 1 SAC: 0 DP: 0 HBP: 0	WP: 0 PB: 0 SB: 2 CS: 0	PA: 33							
<b>PITCHER</b>	IP	WLS	BF	H	R	ER	SO	BB	IBB	HBP	BLK	WP	HR	S	P	ERA	WHIP										
Mike Hedlund, R (1,1) ERA: 0.9	7.0	W	25	2	1	1	5	2	0	0	0	0	0	33	41	1.29	0.571										
Moe Drabowsky, R (8,1) ERA:	2.0	S	8	1	0	0	2	1	0	0	0	0	0	11	15	0.00	1.000										

Seattle Pilots @ Kansas City Royals  
Municipal Stadium, Kansas City, MO  
Tue Apr 22 1969, 7:05 PM EST  
Att: 9,066 - Sunny - 66 F

AB 29  
R 1  
H 3  
RBI 1  
BB 3  
SO 7  
LOB 13



Batter	1	2	3	4	5	6	7	8	9	AB	R	H	RBI	BB	SO	LOB	BOTTOM										
Pat Kelly, L (1,8) OBP: 0.314, SLG: 0.323	0-0 1-3		0-3 K		0-0 S SF9 2B			0-0 E 1B		4	1	2	0	0	1	2											
Mike Fiore, L (1,3) OBP: 0.409, SLG: 0.303	0-3 K		4-0 F3 BLK BB		0-0 F5 2-3			0-0 E6 1-2		3	0	0	0	1	1	2											
Lou Piniella, R (1,7) OBP: 0.340, SLG: 0.537	0-0 2B		0-0 F8 1-2		0-0 SF9 3-H			0-0 F6		3	0	1	1	0	0	3											
Joe Foy, R (1,5) OBP: 0.368, SLG: 0.360	0-0 1-3		0-0 F3 2-3		0-0 F8			0-0 F9		4	0	0	0	0	0	4											
Joe Keough, L (1,9) OBP: 0.196, SLG: 0.220			0-0 F8		0-0 6-3			0-0 5-3		4	0	0	0	0	1	1											
Jerry Adair, R (1,4) OBP: 0.333, SLG: 0.300			4-0 1B BB		0-0 F7			0-0 1B		3	1	2	0	1	0	0											
Elie Rodriguez, R (1,2) OBP: 0.233, SLG: 0.235 Jim Campanis, R (5,2) OBP: 0.263, SLG: 0.294			0-0 1B 1-2		4-0 FC5-4 BB			0-0 F8		1	0	1	0	1	0	0											
Juan Rios, R (1,6) OBP: 0.316, SLG: 0.278			0-0 F9		0-0 FC5-4 1-2			0-0 F1		4	0	0	0	0	0	6											
Mike Hedlund, R (1,1) OBP: 0.333, SLG: 0.333 Moe Drabowsky, R (8,1) ERA: 5.06			0-0 1B 1-3 2-H		0-3 K			0-3 5-3		3	0	1	1	0	1	1											
<b>Inning Stats</b>	R: 0 E: 0 K: 1 S: 6	H: 1 LOB: 1 BB: 0 P: 6	R: 1 E: 0 K: 1 S: 7	H: 2 LOB: 2 BB: 1 P: 11	R: 0 E: 0 K: 0 S: 3	H: 0 LOB: 1 BB: 1 P: 7	R: 0 E: 0 K: 1 S: 5	H: 0 LOB: 1 BB: 1 P: 9	R: 1 E: 0 K: 0 S: 4	H: 1 LOB: 0 BB: 0 P: 4	R: 0 E: 0 K: 1 S: 6	H: 1 LOB: 1 BB: 0 P: 6	R: 0 E: 1 K: 0 S: 5	H: 1 LOB: 2 BB: 0 P: 5	R: 0 E: 1 K: 1 S: 7	H: 2 LOB: 2 BB: 0 P: 7	1B: 6 2B: 2 3B: 0 HR: 0	SF: 1 SAC: 0 DP: 0 HBP: 0	WP: 0 PB: 0 SB: 1 CS: 0	PA: 36							
<b>PITCHER</b>	IP	WLS	BF	H	R	ER	SO	BB	IBB	HBP	BLK	WP	HR	S	P	ERA	WHIP										
Diego Segui, R (1,1) ERA: 2.1	7.0	L	31	6	2	2	4	3	0	0	1	0	0	36	48	2.57	1.286										
Jack Aker, R (8,1) ERA: 5.06	1.0		5	2	0	0	1	0	0	0	0	0	0	7	7	0.00	2.000										

Seattle Pilots @ Kansas City Royals  
Municipal Stadium, Kansas City, MO  
Tue Apr 22 1969, 7:05 PM EST  
Att: 9,066 - Sunny - 66 F

AB 32  
R 2  
H 8  
RBI 2  
BB 3  
SO 5  
LOB 22





Batter	1	2	3	4	5	6	7	8	9	AB	R	H	RBI	BB	SO	LOB	TOP										
Tommy Harper, R OBP: 0.441, SLG: 0.326	F8		F4														3 0 1 1 1 0 1										
Mike Hegan, L OBP: 0.469, SLG: 0.542	4-3 BB		FC3-6														3 0 1 0 1 0 2										
Tommy Davis, R OBP: 0.218, SLG: 0.314	4-3		5-3														4 0 0 0 0 0 4										
Wayne Comer, R OBP: 0.458, SLG: 0.526	1-2																0 0 0 0 0 0 0										
Don Mincher, L OBP: 0.275, SLG: 0.413																	3 1 1 1 1 0 0										
Rich Rollins, R OBP: 0.333, SLG: 0.298	5-3																3 0 0 0 0 0 2										
Jim Gosger, L OBP: 0.243, SLG: 0.303																	4 1 1 0 0 0 1										
Jerry McNertney, R OBP: 0.353, SLG: 0.364																	4 0 1 1 0 0 0										
Ray Oyler, R OBP: 0.317, SLG: 0.324																	4 1 1 0 0 0 1										
Marty Pattin, R OBP: 0.222, SLG: 0.222																	2 0 1 0 0 1 0										
Gene Brabender, R (8, 1)																	1 0 0 0 0 1 0										
Bill Edgerton, L (9, 1)																	0 0 0 0 0 0 0										
Jack Aker, R (9, 1)																	0 0 0 0 0 0 0										
<b>Inning Stats</b>	R: 0 E: 0 K: 0 S: 3	H: 0 LOB: 2 BB: 2 P: 11	R: 0 E: 0 K: 0 S: 3	H: 0 LOB: 0 BB: 0 P: 3	R: 0 E: 0 K: 0 S: 4	H: 1 LOB: 1 BB: 0 P: 4	R: 1 E: 0 K: 0 S: 4	H: 1 LOB: 0 BB: 0 P: 4	R: 1 E: 0 K: 0 S: 5	H: 2 LOB: 1 BB: 0 P: 5	R: 0 E: 0 K: 1 S: 5	H: 1 LOB: 1 BB: 1 P: 9	R: 0 E: 0 K: 0 S: 2	H: 0 LOB: 0 BB: 0 P: 3	R: 0 E: 0 K: 1 S: 5	H: 0 LOB: 0 BB: 0 P: 5	1B: 6 2B: 1 3B: 0 HR: 1	SF: 0 SAC: 1 DP: 1 HBP: 1	WP: 0 PA: 36 PB: 0 SB: 1 CS: 0								
<b>PITCHER</b>	IP	WLS	BF	H	R	ER	SO	BB	IBB	HBP	BLK	WP	HR	S	P	ERA	WHIP										
Roger Nelson, R ERA: 2.6	8.0		33	7	3	3	1	3	0	1	0	0	1	31	44	3.38	1.250										
Dave Morehead, R ERA: 9.99	1.0	W	3	0	0	0	1	0	0	0	0	0	0	5	5	0.00	0.000										

Seattle Pilots @ Kansas City Royals  
Municipal Stadium, Kansas City, MO  
Wed Apr 23 1969, 7:05 PM EST  
Att: 10,267 - Unknown - 58 F

AB 31  
R 3  
H 7  
RBI 3  
BB 3  
SO 2  
LOB 11



Batter	1	2	3	4	5	6	7	8	9	AB	R	H	RBI	BB	SO	LOB	BOTTOM										
Pat Kelly, L OBP: 0.308, SLG: 0.314	6-3		6-3														4 0 1 0 0 0 0										
Mike Fiore, L OBP: 0.417, SLG: 0.306																	3 0 1 0 1 1 0										
Lou Piniella, R OBP: 0.314, SLG: 0.500																	3 0 0 1 0 0 1										
Joe Foy, R OBP: 0.344, SLG: 0.333																	4 0 0 0 0 1 4										
Joe Keough, L OBP: 0.182, SLG: 0.204																	4 0 0 0 0 0 2										
Jerry Adair, R OBP: 0.370, SLG: 0.409																	4 1 3 1 0 0 0										
Tom Burgmeier, L (9, FR)																	0 1 0 0 0 0 0										
Elie Rodriguez, R OBP: 0.292, SLG: 0.200																	3 0 0 0 0 0 1										
Ed Kirkpatrick, L OBP: 0.148, SLG: 0.120																	0 0 0 0 0 0 0										
Hawk Taylor, R OBP: 0.417, SLG: 0.833																	1 1 1 0 0 0 0										
Juan Rios, R OBP: 0.348, SLG: 0.250																	2 1 0 0 2 0 1										
Roger Nelson, R OBP: 0.143, SLG: 0.143																	2 0 0 0 0 1 1										
George Spriggs, L OBP: 0.279, SLG: 0.313																	1 0 0 0 0 1 1										
Dave Morehead, R (9, 1)																	0 0 0 0 0 0 0										
Chuck Harrison, R OBP: 0.300, SLG: 0.263																	1 0 1 2 0 0 0										
<b>Inning Stats</b>	R: 0 E: 1 K: 1 S: 7	H: 1 LOB: 2 BB: 0 P: 7	R: 0 E: 0 K: 1 S: 6	H: 1 LOB: 1 BB: 0 P: 6	R: 0 E: 0 K: 1 S: 5	H: 0 LOB: 0 BB: 0 P: 5	R: 0 E: 0 K: 0 S: 3	H: 0 LOB: 0 BB: 0 P: 3	R: 0 E: 0 K: 0 S: 3	H: 0 LOB: 0 BB: 0 P: 3	R: 1 E: 0 K: 0 S: 4	H: 1 LOB: 0 BB: 0 P: 4	R: 1 E: 0 K: 1 S: 6	H: 1 LOB: 2 BB: 2 P: 14	R: 2 E: 0 K: 0 S: 4	H: 3 LOB: 2 BB: 1 P: 8	1B: 5 2B: 1 3B: 0 HR: 1	SF: 1 SAC: 0 DP: 0 HBP: 0	WP: 0 PA: 36 PB: 0 SB: 0 CS: 0								
<b>PITCHER</b>	IP	WLS	BF	H	R	ER	SO	BB	IBB	HBP	BLK	WP	HR	S	P	ERA	WHIP										
Marty Pattin, R ERA: 3.8	7.1		29	4	2	2	4	2	0	0	0	0	0	35	43	2.46	0.818										
Gene Brabender, R ERA: 19.5	1.0		4	1	1	1	0	0	0	0	0	0	0	4	4	9.00	1.000										
Bill Edgerton, L ERA: 3.0	0.0	L	1	1	0	0	0	0	0	0	0	0	0	1	1	∞	∞										
Jack Aker, R ERA: 5.06	0.0		2	1	1	1	0	0	1	0	0	0	0	1	5	∞	∞										

Seattle Pilots @ Kansas City Royals  
Municipal Stadium, Kansas City, MO  
Wed Apr 23 1969, 7:05 PM EST  
Att: 10,267 - Unknown - 58 F

AB 32  
R 4  
H 7  
RBI 4  
BB 3  
SO 4  
LOB 11






Batter	1	2	3	4	5	6	7	8	9	AB	R	H	RBI	BB	SO	LOB	TOP										
<b>Bert Campaneris, R</b> OBP: 0.167, SLG: 0.197 (1.6)	5-3		K	F8			5-3		FC	6	0	1	0	0	1	2											
<b>Tommie Reynolds, R</b> OBP: 0.366, SLG: 0.421 (1.7)	1-3			1B	F9		HR	F4		5	2	2	0	1	0	2											
<b>Reggie Jackson, L</b> OBP: 0.357, SLG: 0.660 (1.9)	HR			6-3	F7		HR			4	4	3	4	1	0	0											
<b>Sal Bando, R</b> OBP: 0.386, SLG: 0.483 (1.5)	5-3			E1	F8		6-3			6	2	0	0	0	0	5											
<b>Danny Cater, R</b> OBP: 0.397, SLG: 0.453 (1.3)	5-3			6-3			1-3			5	1	2	1	0	0	2											
<b>Rick Monday, L</b> OBP: 0.389, SLG: 0.435 (1.8)	4-3			FC5-4	WP		1-3			4	3	2	1	1	0	1											
<b>Dick Green, R</b> OBP: 0.338, SLG: 0.554 (1.4)	6-3			FC5-4	BB		K			4	1	1	4	1	1	2											
<b>Dave Duncan, R</b> OBP: 0.222, SLG: 0.174 (1.2)			K	FC5-4	WP			6-3	F8	4	1	0	1	1	1	3											
<b>Jim Nash, R</b> OBP: 0.333, SLG: 0.455 (1.1)			K		3B		K			4	0	2	2	1	2	2											
<b>Inning Stats</b>	R: 1 E: 0 K: 0 S: 4	H: 1 LOB: 0 BB: 0 P: 4	R: 0 E: 0 K: 0 S: 3	H: 0 LOB: 0 BB: 0 P: 3	R: 0 E: 0 K: 3 S: 9	H: 0 LOB: 0 BB: 0 P: 9	R: 5 E: 1 K: 0 S: 7	H: 3 LOB: 1 BB: 2 P: 15	R: 0 E: 0 K: 2 S: 8	H: 1 LOB: 2 BB: 1 P: 12	R: 2 E: 0 K: 0 S: 4	H: 1 LOB: 0 BB: 1 P: 8	R: 1 E: 0 K: 0 S: 6	H: 3 LOB: 2 BB: 0 P: 6	R: 5 E: 1 K: 0 S: 8	H: 4 LOB: 3 BB: 2 P: 17	1B: 7 2B: 2 3B: 1 HR: 3	SF: 0 SAC: 0 DP: 0 HBP: 1	WP: 1 PB: 0 SB: 1 CS: 0	PA: 49							
<b>PITCHER</b>	IP	WLS	BF	H	R	ER	SO	BB	IBB	HBP	BLK	WP	HR	S	P	ERA	WHIP										
<b>Gary Bell, R</b> ERA: 2.78 (1.1)	3.2	L	18	4	6	2	3	2	0	0	0	1	1	22	30	4.91	1.636										
<b>Gene Grabender, R</b> ERA: 15.95 (4.1)	1.1		4	0	0	0	0	0	0	0	0	0	0	4	4	0.00	0.000										
<b>John Morris, L</b> ERA: 5.56 (6.1)	2.0		10	2	2	2	2	1	1	0	0	0	1	12	20	9.00	1.500										
<b>Bill Edgerton, L</b> ERA: 13.5 (8.1)	1.0		11	6	6	5	0	0	0	1	0	0	1	10	11	45.00	6.000										
<b>Jack Aker, R</b> ERA: 4.26 (9.1)	1.0		6	1	0	0	0	2	0	0	0	0	0	4	12	0.00	3.000										

**Oakland Athletics @ Seattle Pilots**  
Sicks Stadium, Boston, MA  
Fri Apr 25 1969, 9:05 PM EST  
Att: 6,617 - Unknown


AB 42  
R 14  
H 13  
RBI 13  
BB 6  
SO 5  
LOB 19



Batter	1	2	3	4	5	6	7	8	9	AB	R	H	RBI	BB	SO	LOB	BOTTOM										
<b>Tommy Harper, R</b> OBP: 0.426, SLG: 0.320 (1.4)	K				F9		L7			4	0	1	0	0	1	1											
<b>Mike Hegan, L</b> OBP: 0.444, SLG: 0.500 (1.9)	G3		F5				3-1			4	0	1	0	0	0	1											
<b>Tommy Davis, R</b> OBP: 0.220, SLG: 0.309 (1.7)	K			1B	F9			6-3		4	0	1	0	0	1	2											
<b>Don Mincher, L</b> OBP: 0.273, SLG: 0.400 (1.3)		F7		F2		HR		F3		4	1	1	0	0	0	1											
<b>Rich Rollins, R</b> OBP: 0.345, SLG: 0.373 (1.5)		6-3						5-3		4	1	2	2	0	0	0											
<b>Jim Gosger, L</b> OBP: 0.244, SLG: 0.278 (1.8)			S		F8		F4		4-3	3	0	0	0	1	0	2											
<b>Larry Haney, R</b> OBP: 0.400, SLG: 0.444 (1.2)			K		L1		F4		K	4	0	0	0	0	2	3											
<b>Ray Oyler, R</b> OBP: 0.311, SLG: 0.317 (1.6)				F7			6-3		K	4	0	1	0	0	1	0											
<b>Gary Bell, R</b> ERA: 0.25, SLG: 0.250 (1.1)					F7					1	0	0	0	0	0	0											
<b>Gene Grabender, R</b> ERA: 15.95 (4.1)										0	0	0	0	0	0	0											
<b>Steve Whitaker, L</b> OBP: 0.274, SLG: 0.154 (5.1)										1	0	0	0	0	0	1											
<b>John Morris, R</b> ERA: 5.56 (6.1)										0	0	0	0	0	0	0											
<b>Jose Vidal, R</b> OBP: 0.262, SLG: 0.1000 (7.1)										1	0	0	0	0	0	0											
<b>Bill Edgerton, L</b> ERA: 13.5 (8.1)										0	0	0	0	0	0	0											
<b>Jack Aker, R</b> ERA: 4.26 (9.1)										0	0	0	0	0	0	0											
<b>Inning Stats</b>	R: 0 E: 0 K: 2 S: 7	H: 0 LOB: 0 BB: 0 P: 7	R: 0 E: 0 K: 1 S: 5	H: 0 LOB: 1 BB: 1 P: 9	R: 0 E: 0 K: 0 S: 4	H: 1 LOB: 1 BB: 0 P: 4	R: 0 E: 0 K: 0 S: 5	H: 2 LOB: 2 BB: 0 P: 5	R: 0 E: 0 K: 0 S: 5	H: 2 LOB: 0 BB: 0 P: 5	R: 2 E: 0 K: 0 S: 3	H: 0 LOB: 0 BB: 0 P: 3	R: 0 E: 0 K: 0 S: 3	H: 0 LOB: 0 BB: 0 P: 3	R: 0 E: 0 K: 2 S: 7	H: 0 LOB: 0 BB: 0 P: 7	1B: 6 2B: 0 3B: 0 HR: 1	SF: 0 SAC: 0 DP: 0 HBP: 0	WP: 0 PB: 0 SB: 2 CS: 0	PA: 35							
<b>PITCHER</b>	IP	WLS	BF	H	R	ER	SO	BB	IBB	HBP	BLK	WP	HR	S	P	ERA	WHIP										
<b>Jim Nash, R</b> ERA: 1.36 (1.1)	9.0	W	35	7	2	2	5	1	0	0	0	0	1	44	48	2.00	0.889										

**Oakland Athletics @ Seattle Pilots**  
Sicks Stadium, Boston, MA  
Fri Apr 25 1969, 9:05 PM EST  
Att: 6,617 - Unknown

AB 34  
R 2  
H 7  
RBI 2  
BB 1  
SO 5  
LOB 11





Batter	1	2	3	4	5	6	7	8	9	AB	R	H	RBI	BB	SO	LOB	TOP											
<b>Bert Campaneris, R</b> OBP: 0.171, SLG: 0.189 (1, 6)	0-0 4-3		0-3 K			4-0 WP BB		0-0 1-3		3	0	0	0	1	1	2												
<b>Tommy Reynolds, R</b> OBP: 0.376, SLG: 0.415 (1, 7)	0-0 PB 1B			0-0 4-3		0-0 F3			4-0 BB 2B	3	1	1	0	1	0	1												
<b>Reggie Jackson, L</b> OBP: 0.350, SLG: 0.620 (1, 9)	0-3 K			0-0 1-3			0-3 K		4-0 2B WP BB	3	1	0	0	1	2	1												
<b>Sal Bando, R</b> OBP: 0.365, SLG: 0.452 (1, 5)	0-0 L8			0-0 5-3			0-0 L7		0-0 F7	4	0	0	0	0	0	3												
<b>Danny Cater, R</b> OBP: 0.389, SLG: 0.456 (1, 3)		0-0 5-3			0-0 L9			0-0 5-3		0-0 WP FC4-6 2B	4	1	1	1	0	0												
<b>Dick Green, R</b> OBP: 0.333, SLG: 0.529 (1, 4)		0-0 5-3			0-3 K			0-3 K	4-0 FC4-6 BB	3	0	0	0	1	2	0												
<b>Rick Monday, L</b> OBP: 0.379, SLG: 0.408 (1, 8)			0-0 F5		0-3 K			4-0 S BB	0-0 FC4-6	3	0	0	1	1	1	1												
<b>Dave Duncan, R</b> OBP: 0.200, SLG: 0.154 <b>John Donaldson, L</b> (9, PH)			0-0 5-3		0-3 K			0-3 K	0-3 K	3	0	0	0	0	2	1												
<b>Chuck Dobson, R</b> OBP: 0.167, SLG: 0.167 <b>Ed Sprague, R</b> (4, 1)			0-0 6-3			0-0 F8				1	0	0	0	0	0	0												
<b>Mike Hershberger, R</b> OBP: 0.266, SLG: 0.213 <b>Catfish Hunter, R</b> (6, 1)										0	0	0	0	0	0	0												
<b>Jim Paglatore, R</b> OBP: 0.191, SLG: 0.204 <b>Jim Roland, R</b> (8, 1)										0	0	0	0	0	1	0												
<b>Inning Stats</b>	R: 0 E: 0 K: 1 S: 6	H: 1 LOB: 1 BB: 0 P: 6	R: 0 E: 0 K: 0 S: 3	H: 0 LOB: 0 BB: 0 P: 3	R: 0 E: 0 K: 1 S: 5	H: 0 LOB: 0 BB: 0 P: 5	R: 0 E: 0 K: 2 S: 3	H: 0 LOB: 0 BB: 0 P: 3	R: 0 E: 0 K: 1 S: 7	H: 0 LOB: 0 BB: 0 P: 7	R: 0 E: 0 K: 1 S: 5	H: 0 LOB: 0 BB: 0 P: 5	R: 0 E: 0 K: 2 S: 7	H: 0 LOB: 2 BB: 2 P: 15	R: 3 E: 0 K: 1 S: 6	H: 1 LOB: 1 BB: 3 P: 18	1B: 1 2B: 1 3B: 0 HR: 0	SF: 0 SAC: 0 DP: 0 HBP: 0	WP: 2 PB: 1 SB: 1 CS: 0	PA: 35								
<b>PITCHER</b>	IP	WLS	BF	H	R	ER	SO	BB	IBB	HBP	BLK	WP	HR	S	P	ERA	WHIP											
<b>Steve Barber, L</b> ERA: 5.4 <b>Diego Segui, R</b> ERA: 2.05	(1, 1)	8.1	W	33	2	3	3	8	6	0	0	0	2	0	43	67	3.24	0.960										

Oakland Athletics @ Seattle Pilots  
Sicks Stadium, Boston, MA  
Sat Apr 26 1969, 10:05 PM EST  
Att: 6,658 - Unknown

AB 28  
R 3  
H 2  
RBI 2  
BB 6  
SO 8  
LOB 9



Batter	1	2	3	4	5	6	7	8	9	AB	R	H	RBI	BB	SO	LOB	BOTTOM										
<b>Tommy Harper, R</b> OBP: 0.412, SLG: 0.309 (1, 4)	0-0 F9	0-0 F9		0-0 BB 1B		0-0 G1		0-0 6-3		5	1	1	0	0	0	1											
<b>Mike Hegan, L</b> OBP: 0.463, SLG: 0.484 (1, 9)	0-0 BB 2B 1B		0-0 2-3	4-0 1B BB		4-0 BB		0-0 4-3		3	1	1	0	2	0	0											
<b>Tommy Davis, R</b> OBP: 0.266, SLG: 0.345 <b>Jim Gosger, L</b> OBP: 0.244, SLG: 0.278 (6, PR) (9, 8)	4-0 2B SF7 BB		0-0 WP FC3-2 2B	0-0 1-3 2-H 3-H 1B		0-0 L9		4-0 BB		3	1	2	2	2	0	1											
<b>Don Mincher, L</b> OBP: 0.300, SLG: 0.415 (1, 3)	0-0 1-3 2-H 2B		0-0 FC3-2 1B S 2-H	4-0 FC6-4 BB		4-0 CS BB		0-3 K		3	0	1	1	2	1	2											
<b>Rich Rollins, R</b> OBP: 0.339, SLG: 0.370 (1, 5)	0-0 SF7		0-0 1B	0-0 FC6-4		0-0 L7				3	0	1	1	0	0	4											
<b>Wayne Comer, R</b> OBP: 0.429, SLG: 0.478 (1, 8) (9, 7)	0-0 1-3		0-0 1-3		0-0 F6		0-0 S 2B 1B			4	1	1	0	0	0	3											
<b>Ray Oyler, R</b> OBP: 0.347, SLG: 0.326 (1, 6)		4-0 G5-4-3 BB		0-0 6-3		0-0 CS 1B		1-0 2B HBP		2	1	1	0	1	0	0											
<b>Freddie Velazquez, R</b> OBP: 0.200, SLG: 0.400 (1, 2)		0-0 G5-4-3		0-0 6-3		0-3 K		0-0 1-H 2-H 2B		4	0	1	2	0	1	2											
<b>Steve Barber, L</b> OBP: 0.400, SLG: 0.400 <b>Diego Segui, R</b> OBP: 0.286, SLG: 0.167 (1, 1) (9, 1)		0-0 1B		0-0 BB 1B 1B		0-0 F4		0-3 K		4	1	2	0	0	1	1											
<b>Inning Stats</b>	R: 2 E: 0 K: 0 S: 5	H: 2 LOB: 1 BB: 1 P: 9	R: 0 E: 0 K: 0 S: 3	H: 1 LOB: 1 BB: 1 P: 7	R: 0 E: 0 K: 0 S: 5	H: 2 LOB: 2 BB: 0 P: 5	R: 2 E: 0 K: 0 S: 6	H: 3 LOB: 3 BB: 2 P: 14	R: 0 E: 0 K: 1 S: 5	H: 1 LOB: 1 BB: 0 P: 5	R: 0 E: 0 K: 0 S: 3	H: 0 LOB: 1 BB: 1 P: 7	R: 2 E: 0 K: 1 S: 6	H: 2 LOB: 1 BB: 1 P: 11	R: 0 E: 0 K: 1 S: 5	H: 0 LOB: 1 BB: 1 P: 9	1B: 8 2B: 4 3B: 0 HR: 0	SF: 1 SAC: 0 DP: 2 HBP: 1	WP: 1 PB: 0 SB: 2 CS: 2	PA: 40							
<b>PITCHER</b>	IP	WLS	BF	H	R	ER	SO	BB	IBB	HBP	BLK	WP	HR	S	P	ERA	WHIP										
<b>Chuck Dobson, R</b> ERA: 6.41 <b>Ed Sprague, R</b> ERA: 3.24 <b>Catfish Hunter, R</b> ERA: 5.47 <b>Jim Roland, L</b> ERA: 6.23	(1, 1)	3.2	L	22	8	4	4	0	0	0	0	0	0	6	6	0.00	0.750										

Oakland Athletics @ Seattle Pilots  
Sicks Stadium, Boston, MA  
Sat Apr 26 1969, 10:05 PM EST  
Att: 6,658 - Unknown

AB 31  
R 6  
H 11  
RBI 6  
BB 7  
SO 3  
LOB 14





Batter	1	2	3	4	5	6	7	8	9	AB	R	H	RBI	BB	SO	LOB	TOP								
<b>Bert Campaneris, R</b> OBP: 0.195, SLG: 0.203 (1, 6)	0-0 BB 1-3 1B		0-0 5-3		0-3 K		4-0 S 2B BB	0-0 BB 1B	0-0 FC4-6	5	2	2	0	1	1	2									
<b>Tommie Reynolds, R</b> OBP: 0.355, SLG: 0.383 (1, 7)	0-0 1-3		0-3 K		0-0 HR 1B		0-3 K	0-0 F8	0-0 F9	6	1	1	0	0	2	5									
<b>Reggie Jackson, L</b> OBP: 0.385, SLG: 0.608 (1, 9)	4-0 S HR BB			4-0 BB		4-0 HR BB	0-0 4-1	4-0 1B BB		1	3	0	0	4	0	1									
<b>Sal Bando, R</b> OBP: 0.392, SLG: 0.561 (1, 5)	0-0 1-H HR			0-0 F4		0-0 1-H 2-H HR	4-0 2B BB	0-0 4-3 1B		4	3	3	7	1	0	1									
<b>Danny Cater, R</b> OBP: 0.403, SLG: 0.472 (1, 3)	0-0 L9			0-0 L8		4-0 HR BB	0-0 2B BB	0-0 4-3 1B		4	2	2	3	1	0	1									
<b>Rick Monday, L</b> OBP: 0.397, SLG: 0.500 (1, 8)		0-0 E9 6-3 1B		0-0 4-3		0-0 1-H HR	0-0 1B 2B	0-0 4-3 1B		5	1	3	3	0	0	3									
<b>Dick Green, R</b> OBP: 0.325, SLG: 0.507 (1, 4)		0-3 K		0-3 K		0-3 K	0-0 2-3 1B	0-0 6-3		5	0	1	0	0	3	3									
<b>Dave Duncan, R</b> OBP: 0.171, SLG: 0.129 (1, 2)		0-0 6-3		0-0 6-3		0-3 K	0-0 F9	0-3 K		5	0	0	0	0	2	3									
<b>Rollie Fingers, R</b> OBP: 0.222, SLG: 0.222 (1, 1)			0-0 L5		0-0 5-3			0-0 E5 BB 1B	0-0 FC4-6 1B	5	1	2	0	0	0	0									
<b>Lew Krausse, R</b> (9, 1)										0	0	0	0	0	0	0									
<b>Inning Stats</b>	R: 2 E: 0 K: 0 S: 4	H: 2 LOB: 0 BB: 1 P: 8	R: 0 E: 1 K: 1 S: 5	H: 1 LOB: 0 BB: 0 P: 5	R: 0 E: 0 K: 1 S: 5	H: 0 LOB: 0 BB: 0 P: 5	R: 0 E: 0 K: 0 S: 3	H: 0 LOB: 1 BB: 1 P: 7	R: 0 E: 0 K: 2 S: 8	H: 1 LOB: 1 BB: 0 P: 8	R: 5 E: 0 K: 2 S: 10	H: 3 LOB: 2 BB: 2 P: 18	R: 3 E: 0 K: 1 S: 8	H: 3 LOB: 2 BB: 2 P: 16	R: 3 E: 1 K: 0 S: 7	H: 3 LOB: 2 BB: 1 P: 11	R: 0 E: 0 K: 1 S: 6	H: 1 LOB: 3 BB: 0 P: 6	1B: 9 2B: 2 3B: 0 HR: 3	SF: 0 SAC: 0 DP: 0 HBP: 0	WP: 0 PB: 0 SB: 2 CS: 0	PA: 47			
<b>PITCHER</b>	IP	WLS	BF	H	R	ER	SO	BB	IBB	HBP	BLK	WP	HR	S	P	ERA	WHIP								
<b>Mike Marshall, R</b> ERA: 3.38 (1, 1)	5.0	L	22	6	5	5	4	3	0	0	0	0	2	27	39	9.00	1.800								
<b>Dick Bates, R</b> ERA: 27.0 (6, 1)	1.2		11	3	5	5	3	3	0	0	0	0	1	14	26	27.00	3.600								
<b>John Morris, L</b> ERA: 6.39 (7, 1)	1.1		10	4	3	2	0	1	0	0	0	0	0	9	13	13.50	3.750								
<b>Jack Aker, R</b> ERA: 3.68 (9, 1)	1.0		4	1	0	0	1	0	0	0	0	0	0	6	6	0.00	1.000								

Oakland Athletics @ Seattle Pilots  
Sicks Stadium, Boston, MA  
Sun Apr 27 1969, 6:33 AM EDT  
Att: 5,802 - Unknown

AB	40
R	13
H	14
RBI	13
BB	7
SO	8
LOB	19



Batter	1	2	3	4	5	6	7	8	9	AB	R	H	RBI	BB	SO	LOB	BOTTOM								
<b>Tommy Harper, R</b> OBP: 0.425, SLG: 0.298 (1, 4)	4-0 6-3 BB		4-0 FC6-4 BB		0-0 F7		0-0 1-3		1-0 1B 2B HBP	2	0	0	0	2	0	2									
<b>Jose Vidal, R</b> OBP: 0.353, SLG: 0.429 (9, FR)			0-0 FC6-4 G5-4-3			0-0 FC4-6 1B		0-0 F7	0-0 2B 1B	5	0	2	2	0	0	3									
<b>Mike Hegan, L</b> OBP: 0.457, SLG: 0.472 (1, 9)	0-0 6-3		0-0 FC6-4 G5-4-3			0-0 F9 1B		4-0 HR BB	0-0 1-3 2-H 2B	4	1	1	1	1	0	4									
<b>Tommy Davis, R</b> OBP: 0.275, SLG: 0.355 (1, 7)	0-0 5-3		0-0 G5-4-3			0-0 FC4-6 1B		0-0 HR BB	0-3 K	5	1	1	2	0	1	5									
<b>Don Mincher, L</b> OBP: 0.292, SLG: 0.448 (1, 3)	0-0 4-3			0-0 G3		0-0 FC4-6 1B		0-0 1-H HR	0-3 K	5	0	1	0	0	0	3									
<b>Rich Rollins, R</b> OBP: 0.328, SLG: 0.356 (1, 5)		0-0 6-3		0-0 6-3		0-0 1-2 1B		0-0 F2	0-0 4-3	5	0	1	0	0	0	3									
<b>Wayne Comer, R</b> OBP: 0.406, SLG: 0.423 (1, 8)		4-0 PB BB		0-0 5-3		0-0 4-3		0-0 1-3		3	0	0	0	1	0	2									
<b>Ray Oyler, R</b> OBP: 0.327, SLG: 0.304 (1, 6)		0-3 K		0-3 K		0-0 F6		0-0 FC4-6 1B		3	0	0	0	0	2	1									
<b>Gus Gil, R</b> OBP: 0.333, SLG: 0.333 (8, 6)		0-0 K		0-0 K		0-0 F6		0-0 FC4-6 1B		1	0	1	0	0	0	0									
<b>Freddie Velazquez, R</b> OBP: 0.222, SLG: 0.250 (1, 2)		0-0 F2		0-0 F2		4-0 SH1-4 BB		0-0 F8	0-0 FC4-6 2B 1B	3	1	0	0	1	0	2									
<b>Mike Marshall, R</b> OBP: 0.400, SLG: 0.400 (1, 1)			0-0 FC6-4 BB		0-0 SH1-4 BB		1-0 HBP		0-0 1B 2B	1	0	1	0	0	0	0									
<b>Dick Bates, L</b> (6, 1)										0	0	0	0	0	0	0									
<b>John Morris, R</b> OBP: 1.000, SLG: 1.000 (7, 1)										0	0	0	0	0	0	0									
<b>Jack Aker, R</b> (9, 1)										0	0	0	0	0	0	0									
<b>Steve Whitaker, L</b> OBP: 0.287, SLG: 0.286 (9, PH)										1	1	1	0	0	0	0									
<b>Inning Stats</b>	R: 0 E: 0 K: 0 S: 3	H: 0 LOB: 1 BB: 1 P: 7	R: 0 E: 0 K: 1 S: 5	H: 0 LOB: 1 BB: 1 P: 9	R: 0 E: 0 K: 0 S: 3	H: 0 LOB: 0 BB: 0 P: 3	R: 0 E: 0 K: 1 S: 5	H: 0 LOB: 1 BB: 1 P: 9	R: 0 E: 0 K: 0 S: 5	H: 2 LOB: 2 BB: 0 P: 5	R: 0 E: 0 K: 0 S: 3	H: 0 LOB: 1 BB: 0 P: 4	R: 2 E: 0 K: 0 S: 4	H: 1 LOB: 0 BB: 1 P: 8	R: 3 E: 0 K: 1 S: 9	H: 4 LOB: 3 BB: 0 P: 10	1B: 5 2B: 2 3B: 0 HR: 1	SF: 0 SAC: 1 DP: 1 HBP: 2	WP: 0 PB: 1 SB: 0 CS: 0	PA: 41					
<b>PITCHER</b>	IP	WLS	BF	H	R	ER	SO	BB	IBB	HBP	BLK	WP	HR	S	P	ERA	WHIP								
<b>Rollie Fingers, R</b> ERA: 2.5 (1, 1)	8.1	W	37	6	5	5	2	5	0	2	0	0	0	34	56	5.40	1.320								
<b>Lew Krausse, R</b> ERA: 1.29 (9, 1)	0.2	S	4	2	0	0	1	0	0	0	0	0	0	6	6	0.00	3.000								

Oakland Athletics @ Seattle Pilots  
Sicks Stadium, Boston, MA  
Sun Apr 27 1969, 6:33 AM EDT  
Att: 5,802 - Unknown

AB	33
R	5
H	8
RBI	5
BB	5
SO	3
LOB	22






Batter	1	2	3	4	5	6	7	8	9	AB	R	H	RBI	BB	SO	LOB	TOP			
Vic Davallilo, L OBP: 0.250, SLG: 0.179	1-3		F7			F9			6-3	4	0	0	0	0	0	1				
Jim Fregosi, R OBP: 0.375, SLG: 0.446	K					F7			CS 1B	4	0	1	0	0	2	0				
Jay Johnstone, L OBP: 0.292, SLG: 0.484	P6					6-3			CS	3	0	0	0	0	1	0				
Rick Reichardt, R OBP: 0.393, SLG: 0.375		K				L6				3	0	0	0	0	1	0				
Roger Repoz, L OBP: 0.333, SLG: 0.185		F3				G5-4-3 BB			K	2	0	0	0	1	1	0				
Aurelio Rodriguez, R OBP: 0.333, SLG: 0.436		K				G5-4-3 1-2			K	3	0	0	0	0	2	1				
Tom Satriano, L OBP: 0.436, SLG: 0.455						K				2	0	1	0	1	1	0				
Bobby Knoop, R OBP: 0.375, SLG: 0.237										2	0	0	0	0	1	1				
Bob Chance, L OBP: 0.143, SLG: 0.143										1	0	0	0	0	1	1				
Ruben Amaro, R OBP: 1.000, SLG: 1.000										0	0	0	0	0	0	0				
Jim McGlothlin, R OBP: 0.261, SLG: 0.250										2	0	0	0	0	0	1				
Bill Voss, L OBP: 0.261, SLG: 0.250										1	0	0	0	0	1	0				
<b>Inning Stats</b>	R: 0 E: 0 K: 1 S: 5	H: 0 LOB: 0 BB: 0 P: 5	R: 0 E: 0 K: 2 S: 7	H: 0 LOB: 0 BB: 0 P: 7	R: 0 E: 0 K: 1 S: 5	H: 0 LOB: 1 BB: 1 P: 9	R: 0 E: 0 K: 1 S: 5	H: 0 LOB: 0 BB: 0 P: 5	R: 0 E: 0 K: 1 S: 4	H: 0 LOB: 0 BB: 1 P: 8	R: 0 E: 0 K: 1 S: 5	H: 0 LOB: 0 BB: 0 P: 5	R: 0 E: 0 K: 3 S: 10	H: 1 LOB: 1 BB: 0 P: 10	R: 0 E: 0 K: 1 S: 5	H: 1 LOB: 0 BB: 0 P: 5	1B: 2 2B: 0 3B: 0 HR: 0	SF: 0 SAC: 0 DP: 1 HBP: 0	WP: 0 PB: 0 SB: 0 CS: 1	PA: 30
<b>PITCHER</b> Marty Pattin, R ERA: 2.67	IP: 9.0 WLS: W BF: 29 H: 2 R: 0 ER: 0 SO: 11 BB: 2 IBB: 0 HBP: 0 BLK: 0 WP: 0 HR: 0 S: 49 P: 57 ERA: 0.00 WHIP: 0.444																			

California Angels @ Seattle Pilots  
Sicks Stadium, Boston, MA  
Tue Apr 29 1969, 6:33 AM EDT  
Att. 1,954 - Unknown - 41 F


AB 27  
R 0  
H 2  
RBI 0  
BB 2  
SO 11  
LOB 5



Batter	1	2	3	4	5	6	7	8	9	AB	R	H	RBI	BB	SO	LOB	BOTTOM			
Tommy Harper, R OBP: 0.403, SLG: 0.279	6-3		L5-3			K			P6	4	0	0	0	0	1	1				
Mike Hegan, L OBP: 0.423, SLG: 0.436	4-3		K			3-1				3	0	0	0	0	1	0				
Tommy Davis, R OBP: 0.264, SLG: 0.338										3	0	0	0	0	1	0				
Jim Gosger, L OBP: 0.244, SLG: 0.278	6-3									0	0	0	0	0	0	0				
Don Mincher, L OBP: 0.294, SLG: 0.443										3	0	1	0	0	0	0				
Wayne Comer, R OBP: 0.400, SLG: 0.393										2	0	0	0	1	0	1				
Gus Gil, R OBP: 0.444, SLG: 0.444										3	0	2	0	0	0	1				
Larry Haney, R OBP: 0.435, SLG: 0.619										3	1	2	1	0	0	1				
Ray Oyler, R OBP: 0.309, SLG: 0.286										3	0	0	0	0	1	3				
Marty Pattin, R OBP: 0.250, SLG: 0.250										3	0	1	0	0	1	0				
<b>Inning Stats</b>	R: 0 E: 0 K: 0 S: 3	H: 3 LOB: 2 BB: 0 P: 5	R: 0 E: 0 K: 1 S: 5	H: 1 LOB: 0 BB: 0 P: 5	R: 0 E: 0 K: 1 S: 5	H: 0 LOB: 0 BB: 0 P: 5	R: 0 E: 0 K: 1 S: 5	H: 1 LOB: 0 BB: 0 P: 3	R: 0 E: 0 K: 1 S: 3	H: 0 LOB: 0 BB: 0 P: 5	R: 0 E: 0 K: 1 S: 5	H: 0 LOB: 0 BB: 0 P: 5	R: 0 E: 0 K: 2 S: 8	H: 1 LOB: 1 BB: 0 P: 8	R: 1 E: 0 K: 2 S: 8	H: 1 LOB: 0 BB: 0 P: 8	1B: 5 2B: 1 3B: 0 HR: 1	SF: 0 SAC: 0 DP: 3 HBP: 0	WP: 0 PB: 0 SB: 0 CS: 0	PA: 28
<b>PITCHER</b> Jim McGlothlin, R ERA: 2.96	IP: 8.0 WLS: L BF: 28 H: 6 R: 1 ER: 1 SO: 5 BB: 1 IBB: 0 HBP: 0 BLK: 0 WP: 0 HR: 1 S: 37 P: 41 ERA: 1.12 WHIP: 0.875																			

California Angels @ Seattle Pilots  
Sicks Stadium, Boston, MA  
Tue Apr 29 1969, 6:33 AM EDT  
Att. 1,954 - Unknown - 41 F

AB 27  
R 1  
H 6  
RBI 1  
BB 1  
SO 5  
LOB 7





Batter	1	2	3	4	5	6	7	8	9	AB	R	H	RBI	BB	SO	LOB	TOP								
Tommy Harper, R (1.4) OBP: 0.390, SLG: 0.273	K		F7		F3		SF7		G6-3	5	1	1	0	0	1	2									
Wayne Comer, R (1.8) OBP: 0.400, SLG: 0.375	FC6-4 BB		5-3			F3			4-3	4	0	1	1	1	0	0									
Tommy Davis, R (1.7) OBP: 0.250, SLG: 0.319	FC6-4			E6		K			F9	4	0	0	0	0	1	3									
Don Mincher, L (1.3) OBP: 0.292, SLG: 0.438	K			K					SF7	3	1	1	1	0	2	2									
Jose Vidal, R (1.9) OBP: 0.333, SLG: 0.389		K		K					5-3	4	1	1	0	0	2	2									
Gus Gil, R (1.5) OBP: 0.462, SLG: 0.462	K								F9	4	0	2	1	0	1	0									
Larry Haney, R (1.2) OBP: 0.407, SLG: 0.560						F6			F7	4	0	1	0	0	1	1									
Ray Oyler, R (1.6) OBP: 0.304, SLG: 0.280						F8			K	1	0	0	0	0	0	1									
John Kennedy, R (4.5) OBP: 0.273, SLG: 0.200	F3								K	3	0	0	0	0	2	2									
Gene Brabender, R (1.1)										1	0	0	0	1	0	0									
Darrell Brandon, R (5.1)										0	0	0	0	0	0	0									
Jerry McNertney, R (7.7, PH) OBP: 0.371, SLG: 0.382			L9							0	0	0	0	0	0	0									
Jim Bouton, R (7.1) OBP: 0.338, SLG: 0.367									G6-3	1	1	1	0	0	0	0									
Rich Rollins, R (9.7, PH) OBP: 0.338, SLG: 0.367										1	0	1	0	0	0	0									
<b>Inning Stats</b>	R: 0 E: 0 K: 2 S: 7	H: 0 LOB: 1 BB: 1 P: 11	R: 0 E: 0 K: 2 S: 8	H: 1 LOB: 1 BB: 0 P: 8	R: 0 E: 0 K: 0 S: 3	H: 0 LOB: 0 BB: 0 P: 3	R: 0 E: 1 K: 2 S: 8	H: 1 LOB: 2 BB: 0 P: 8	R: 0 E: 0 K: 0 S: 3	H: 0 LOB: 1 BB: 1 P: 7	R: 2 E: 0 K: 3 S: 13	H: 3 LOB: 2 BB: 0 P: 13	R: 2 E: 0 K: 0 S: 6	H: 3 LOB: 1 BB: 0 P: 6	R: 0 E: 0 K: 1 S: 5	H: 0 LOB: 0 BB: 0 P: 5	R: 0 E: 0 K: 0 S: 3	H: 1 LOB: 0 BB: 0 P: 3	1B: 9 2B: 0 3B: 0 HR: 0	SF: 1 SAC: 0 DP: 1 HBP: 0	WP: 0 PB: 2 SB: 2 CS: 0	PA: 38			
<b>PITCHER</b>	IP	WLS	BF	H	R	ER	SO	BB	IBB	HBP	BLK	WP	HR	S	P	ERA	WHIP								
Tom Hall, L (1.1) ERA: 3.73	6.0	W	29	8	4	3	9	2	0	0	0	0	0	45	53	4.50	1.667								
Bob Miller, R (7.1) ERA: 4.05	0.1		1	0	0	0	0	0	0	0	0	0	0	1	1	0.00	0.000								
Ron Perranoski, L (7.1) ERA: 0.47	2.2	S	8	1	0	0	1	0	0	0	0	0	0	10	10	0.00	0.375								

Seattle Pilots @ Minnesota Twins  
Metropolitan Stadium, Bloomington, MI  
Wed Apr 30 1969, 4:33 AM EDT  
Att. 4,087 - Unknown - 57 F

AB 35  
R 4  
H 9  
RBI 3  
BB 2  
SO 10  
LOB 13



Batter	1	2	3	4	5	6	7	8	9	AB	R	H	RBI	BB	SO	LOB	BOTTOM								
Ted Uhlhaender, L (1.8) OBP: 0.378, SLG: 0.387	K		3-1			4-3			F5	5	0	1	2	0	1	1									
Rod Carew, L (1.4) OBP: 0.436, SLG: 0.587	F9			4-3	FC4-6				4-3	5	2	2	2	0	0	1									
Tony Oliva, L (1.9) OBP: 0.419, SLG: 0.500				4-3	BB	G3				2	0	0	0	2	0	2									
Harmon Killebrew, R (1.5) OBP: 0.455, SLG: 0.544	1-3								F4	3	0	1	1	1	0	1									
Frank Quilici, R (8.5) OBP: 0.200, SLG: 0.167										0	0	0	0	0	0	0									
Graig Nettles, L (1.7) OBP: 0.346, SLG: 0.468									K	2	0	0	0	1	1	3									
Cesar Tovar, R (6.7) OBP: 0.233, SLG: 0.279										1	0	0	0	0	1	0									
Rich Reese, L (1.3) OBP: 0.271, SLG: 0.431									F6	3	0	0	0	1	0	3									
Leo Cardenas, R (1.6) OBP: 0.368, SLG: 0.462										3	1	1	0	1	0	3									
John Roseboro, L (1.2) OBP: 0.396, SLG: 0.455										3	1	0	0	1	0	2									
Tom Hall, L (1.1) OBP: 0.200, SLG: 0.300										3	2	2	0	0	0	0									
Bob Miller, R (7.1) ERA: 4.5										0	0	0	0	0	0	0									
Ron Perranoski, L (7.1) OBP: 0.250, SLG: 0.250										1	0	0	0	0	0	0									
<b>Inning Stats</b>	R: 0 E: 0 K: 1 S: 5	H: 0 LOB: 0 BB: 1 P: 9	R: 0 E: 0 K: 0 S: 2	H: 0 LOB: 0 BB: 1 P: 6	R: 0 E: 0 K: 0 S: 3	H: 0 LOB: 0 BB: 0 P: 3	R: 1 E: 0 K: 0 S: 5	H: 2 LOB: 1 BB: 0 P: 5	R: 4 E: 1 K: 1 S: 8	H: 3 LOB: 3 BB: 4 P: 24	R: 1 E: 0 K: 0 S: 5	H: 2 LOB: 1 BB: 0 P: 5	R: 0 E: 0 K: 1 S: 6	H: 0 LOB: 2 BB: 1 P: 10	R: 0 E: 0 K: 0 S: 3	H: 0 LOB: 0 BB: 0 P: 3	1B: 5 2B: 2 3B: 0 HR: 0	SF: 0 SAC: 0 DP: 1 HBP: 0	WP: 0 PB: 1 SB: 4 CS: 0	PA: 38					
<b>PITCHER</b>	IP	WLS	BF	H	R	ER	SO	BB	IBB	HBP	BLK	WP	HR	S	P	ERA	WHIP								
Gene Brabender, R (1.1) ERA: 14.29	4.0	L	19	5	5	5	1	3	0	0	0	0	0	18	30	11.25	2.000								
Darrell Brandon, R (5.1) ERA: 4.5	2.0		11	2	1	1	1	3	0	0	0	0	0	10	22	4.50	2.500								
Jim Bouton, R (7.1) ERA: 7.36	2.0		8	0	0	0	1	1	0	0	0	0	0	9	13	0.00	0.500								

Seattle Pilots @ Minnesota Twins  
Metropolitan Stadium, Bloomington, MI  
Wed Apr 30 1969, 4:33 AM EDT  
Att. 4,087 - Unknown - 57 F

AB 31  
R 6  
H 7  
RBI 5  
BB 7  
SO 3  
LOB 16









Batter	1	2	3	4	5	6	7	8	9	AB	R	H	RBI	BB	SO	LOB	TOP								
<b>Tommy Harper, R</b> OBP: 0.396, SLG: 0.324 (1, 4)										4	1	1	0	1	0	2	<b>Seattle Pilots @ Oakland Athletics</b> Oakland-Alameda County Coliseum, Oakland, CA Fri May 02 1969, 7:05 PM PDT Att.: 4,823 - Unknown <a href="http://livebaseballscorecards.com">livebaseballscorecards.com</a>								
<b>Mike Hegan, L</b> OBP: 0.414, SLG: 0.447 (1, 9)										5	1	2	2	0	1	1									
<b>Wayne Comer, R</b> OBP: 0.388, SLG: 0.425 (1, 8)										4	1	1	1	1	1	2									
<b>Don Mincher, L</b> OBP: 0.284, SLG: 0.403 <b>John Kennedy, R</b> OBP: 0.273, SLG: 0.200 (9, PR)										4	0	1	0	1	1	1									
<b>Rich Rollins, R</b> OBP: 0.325, SLG: 0.362 (1, 5)										5	1	1	1	0	0	3									
<b>Merritt Ranew, L</b> OBP: 0.500, SLG: 0.500 (1, 7)										4	1	2	0	0	0	2									
<b>Jerry McNertney, R</b> OBP: 0.333, SLG: 0.366 (1, 2)										4	1	1	1	0	1	1									
<b>Ray Oyler, R</b> OBP: 0.317, SLG: 0.269 (1, 6)										2	1	0	0	2	1	2									
<b>Steve Barber, L</b> OBP: 0.388, SLG: 0.425 <b>Darrell Brandon, R</b> OBP: 0.388, SLG: 0.425 <b>Jim Goggin, L</b> OBP: 0.388, SLG: 0.425 <b>Jim Bouton, R</b> OBP: 0.388, SLG: 0.425 <b>John O'Donoghue, L</b> OBP: 0.388, SLG: 0.425 <b>Jack Aker, R</b> OBP: 0.388, SLG: 0.425 <b>Gene Brabender, R</b> OBP: 0.388, SLG: 0.425 (1, 1)										0	0	0	0	0	0	0									
<b>Inning Stats</b>	R: 0 E: 0 K: 1 S: 5	H: 1 LOB: 1 BB: 0 P: 5	R: 1 E: 1 K: 2 S: 10	H: 2 LOB: 2 BB: 0 P: 10	R: 0 E: 0 K: 0 S: 3	H: 0 LOB: 0 BB: 0 P: 3	R: 0 E: 0 K: 0 S: 3	H: 1 LOB: 1 BB: 0 P: 3	R: 3 E: 0 K: 1 S: 6	H: 2 LOB: 0 BB: 2 P: 14	R: 2 E: 1 K: 0 S: 6	H: 2 LOB: 2 BB: 1 P: 10	R: 1 E: 0 K: 0 S: 4	H: 1 LOB: 1 BB: 1 P: 8	R: 0 E: 0 K: 3 S: 9	H: 0 LOB: 0 BB: 0 P: 9		R: 0 E: 0 K: 1 S: 6	H: 1 LOB: 2 BB: 1 P: 10	1B: 6 2B: 3 3B: 2 HR: 0	SF: 0 SAC: 0 DP: 2 HBP: 0	WP: 0 PB: 0 SB: 0 CS: 2	PA: 42		
<b>PITCHER</b>	IP	WLS	BF	H	R	ER	SO	BB	IBB	HBP	BLK	WP	HR	S	P	ERA	WHIP								
<b>Jim Nash, R</b> ERA: 1.86 (1, 1)	5.2		26	7	6	3	4	3	0	0	0	0	0	31	43	4.76	1.765								
<b>Ed Sprague, R</b> ERA: 3.66 (6, 1)	1.0		6	2	1	1	0	1	0	0	0	0	0	5	9	9.00	3.000								
<b>Paul Lindblad, L</b> ERA: 2.57 (7, 1)	2.1	W	9	1	0	0	4	1	0	0	0	0	0	16	20	0.00	0.857								

Batter	1	2	3	4	5	6	7	8	9	AB	R	H	RBI	BB	SO	LOB	BOTTOM								
<b>Bert Campaneris, R</b> OBP: 0.206, SLG: 0.215 (1, 6)										5	1	1	0	0	1	3	<b>Seattle Pilots @ Oakland Athletics</b> Oakland-Alameda County Coliseum, Oakland, CA Fri May 02 1969, 7:05 PM PDT Att.: 4,823 - Unknown <a href="http://livebaseballscorecards.com">livebaseballscorecards.com</a>								
<b>Tommie Reynolds, R</b> OBP: 0.364, SLG: 0.433 (1, 7)										4	2	1	1	1	0	3									
<b>Reggie Jackson, L</b> OBP: 0.418, SLG: 0.617 (1, 9)										2	2	1	0	3	1	0									
<b>Sal Bando, R</b> OBP: 0.396, SLG: 0.571 (1, 5)										3	1	1	1	2	0	4									
<b>Danny Cater, R</b> OBP: 0.396, SLG: 0.453 (1, 3)										5	0	3	3	0	0	1									
<b>Dick Green, R</b> OBP: 0.341, SLG: 0.488 (1, 4)										3	1	1	1	1	0	3									
<b>Rick Monday, L</b> OBP: 0.382, SLG: 0.492 (1, 8)										4	0	0	0	0	2	5									
<b>Phil Roof, R</b> OBP: 0.222, SLG: 0.235 (1, 2)										4	0	2	1	0	0	1									
<b>Jim Nash, R</b> OBP: 0.286, SLG: 0.385 (1, 1)										2	0	0	0	0	0	2									
<b>Ed Sprague, R</b> OBP: 1.000, SLG: 2.000 <b>Paul Lindblad, L</b> OBP: 1.000, SLG: 1.000 (7, 1)										1	1	1	0	0	0	0									
<b>Inning Stats</b>	R: 4 E: 1 K: 0 S: 7	H: 3 LOB: 2 BB: 2 P: 15	R: 2 E: 0 K: 1 S: 8	H: 3 LOB: 1 BB: 0 P: 8	R: 0 E: 0 K: 1 S: 5	H: 0 LOB: 0 BB: 0 P: 5	R: 0 E: 0 K: 0 S: 4	H: 1 LOB: 1 BB: 0 P: 4	R: 0 E: 0 K: 1 S: 6	H: 1 LOB: 1 BB: 0 P: 6	R: 2 E: 0 K: 0 S: 5	H: 2 LOB: 3 BB: 2 P: 14	R: 0 E: 0 K: 1 S: 6	H: 2 LOB: 1 BB: 0 P: 6	R: 0 E: 0 K: 0 S: 1	H: 0 LOB: 3 BB: 3 P: 13	1B: 8 2B: 1 3B: 1 HR: 2	SF: 0 SAC: 0 DP: 1 HBP: 1	WP: 0 PB: 0 SB: 2 CS: 1	PA: 43					
<b>PITCHER</b>	IP	WLS	BF	H	R	ER	SO	BB	IBB	HBP	BLK	WP	HR	S	P	ERA	WHIP								
<b>Steve Barber, L</b> ERA: 6.75 (1, 1)	0.0		3	1	3	2	0	2	0	0	0	0	0	1	9	∞	∞								
<b>Darrell Brandon, R</b> ERA: 3.0 (1, 1)	1.0		6	2	1	0	0	0	0	0	0	0	0	6	6	0.00	2.000								
<b>Jim Bouton, R</b> ERA: 5.79 (2, 1)	3.0		13	4	2	2	2	0	0	0	0	0	2	17	17	6.00	1.333								
<b>John O'Donoghue, L</b> ERA (5, 1)	1.0		4	1	0	0	1	0	0	0	0	0	0	6	6	0.00	1.000								
<b>Jack Aker, R</b> ERA: 4.35 (6, 1)	2.0	L	12	4	2	2	1	2	0	1	0	0	0	11	20	9.00	3.000								
<b>Gene Brabender, R</b> ERA: 13.14 (8, 1)	1.0		4	0	0	0	0	3	0	0	0	0	0	1	13	0.00	3.000								









Batter	1	2	3	4	5	6	7	8	9	AB	R	H	RBI	BB	SO	LOB	TOP								
Tommy Harper, R OBP: 0.406, SLG: 0.373 (1, 4)										5	2	3	1	0	0	1									
Mike Hegan, L OBP: 0.441, SLG: 0.482 (1, 9)										5	0	3	1	0	1	0									
Wayne Comer, R OBP: 0.414, SLG: 0.489 (1, 8) (9, 7)										3	2	1	1	2	0	2									
Tommy Davis, R OBP: 0.247, SLG: 0.321 Jim Gosger, L OBP: 0.233, SLG: 0.263 (1, 7) (9, 8)										5	0	1	0	0	1	3									
Don Mincher, L OBP: 0.292, SLG: 0.430 (1, 3)										3	1	1	2	1	0	2									
Rich Rollins, R OBP: 0.318, SLG: 0.342 (1, 5)										3	1	1	0	0	0	1									
Freddie Velazquez, R OBP: 0.189, SLG: 0.267 (1, 2)										4	0	0	0	0	1	4									
Ray Oyler, R OBP: 0.313, SLG: 0.271 (1, 6)										4	0	1	0	0	2	1									
Marty Pattin, R OBP: 0.250, SLG: 0.250 John O'Donoghue, R (9, 1)										4	0	1	1	0	1	1									
<b>Inning Stats</b>	R: 1 E: 0 K: 0 S: 5	H: 2 LOB: 1 BB: 0 P: 5	R: 1 E: 1 K: 1 S: 7	H: 2 LOB: 1 BB: 0 P: 7	R: 1 E: 0 K: 1 S: 6	H: 1 LOB: 1 BB: 1 P: 10	R: 0 E: 0 K: 1 S: 5	H: 0 LOB: 0 BB: 0 P: 5	R: 1 E: 0 K: 1 S: 6	H: 3 LOB: 0 BB: 0 P: 6	R: 1 E: 0 K: 1 S: 7	H: 2 LOB: 1 BB: 0 P: 7	R: 1 E: 0 K: 0 S: 5	H: 2 LOB: 1 BB: 1 P: 10	R: 0 E: 0 K: 0 S: 5	H: 0 LOB: 0 BB: 1 P: 6	R: 0 E: 0 K: 0 S: 2	H: 0 LOB: 0 BB: 1 P: 6	1B: 7 2B: 2 3B: 0 HR: 3	SF: 0 SAC: 0 DP: 1 HBP: 1	WP: 0 PB: 0 SB: 1 CS: 1	PA: 40			
<b>PITCHER</b>	IP WLS BF H R ER SO BB IBB HBP BLK WP HR S P ERA WHIP	IP WLS BF H R ER SO BB IBB HBP BLK WP HR S P ERA WHIP	IP WLS BF H R ER SO BB IBB HBP BLK WP HR S P ERA WHIP	IP WLS BF H R ER SO BB IBB HBP BLK WP HR S P ERA WHIP	IP WLS BF H R ER SO BB IBB HBP BLK WP HR S P ERA WHIP	IP WLS BF H R ER SO BB IBB HBP BLK WP HR S P ERA WHIP	IP WLS BF H R ER SO BB IBB HBP BLK WP HR S P ERA WHIP	IP WLS BF H R ER SO BB IBB HBP BLK WP HR S P ERA WHIP	IP WLS BF H R ER SO BB IBB HBP BLK WP HR S P ERA WHIP	IP WLS BF H R ER SO BB IBB HBP BLK WP HR S P ERA WHIP	IP WLS BF H R ER SO BB IBB HBP BLK WP HR S P ERA WHIP	IP WLS BF H R ER SO BB IBB HBP BLK WP HR S P ERA WHIP	IP WLS BF H R ER SO BB IBB HBP BLK WP HR S P ERA WHIP	IP WLS BF H R ER SO BB IBB HBP BLK WP HR S P ERA WHIP	IP WLS BF H R ER SO BB IBB HBP BLK WP HR S P ERA WHIP	IP WLS BF H R ER SO BB IBB HBP BLK WP HR S P ERA WHIP	IP WLS BF H R ER SO BB IBB HBP BLK WP HR S P ERA WHIP	IP WLS BF H R ER SO BB IBB HBP BLK WP HR S P ERA WHIP	IP WLS BF H R ER SO BB IBB HBP BLK WP HR S P ERA WHIP	IP WLS BF H R ER SO BB IBB HBP BLK WP HR S P ERA WHIP	IP WLS BF H R ER SO BB IBB HBP BLK WP HR S P ERA WHIP	IP WLS BF H R ER SO BB IBB HBP BLK WP HR S P ERA WHIP	IP WLS BF H R ER SO BB IBB HBP BLK WP HR S P ERA WHIP	IP WLS BF H R ER SO BB IBB HBP BLK WP HR S P ERA WHIP	IP WLS BF H R ER SO BB IBB HBP BLK WP HR S P ERA WHIP

Seattle Pilots @ Oakland Athletics  
Oakland-Alameda County Coliseum, Oakland, CA  
Sun May 04 1969, 3:33 AM PDT  
Unknown

AB	36
R	6
H	12
RBI	6
BB	3
SO	6
LOB	15



Batter	1	2	3	4	5	6	7	8	9	AB	R	H	RBI	BB	SO	LOB	BOTTOM								
Bert Campaneris, R OBP: 0.210, SLG: 0.212 (1, 6)										3	0	0	1	0	1	1									
Tommie Raynolds, R OBP: 0.365, SLG: 0.426 (1, 7)										4	1	2	0	0	2	1									
Reggie Jackson, L OBP: 0.402, SLG: 0.582 (1, 9)										4	0	0	0	0	1	2									
Sal Bando, R OBP: 0.386, SLG: 0.553 (1, 5)										4	1	2	0	0	0	0									
Danny Cater, R OBP: 0.388, SLG: 0.441 (1, 3)										4	0	1	2	0	0	1									
Dick Green, R OBP: 0.337, SLG: 0.506 (1, 4)										4	1	2	1	0	1	1									
Mike Hershberger, R OBP: 0.246, SLG: 0.222 Rick Monday, L OBP: 0.377, SLG: 0.485 (1, 8) (9, PH)										3	1	1	0	0	0	1									
Phil Roof, R OBP: 0.280, SLG: 0.227 (1, 2)										3	0	1	0	1	0	1									
Rollie Fingers, R OBP: 0.182, SLG: 0.182 Ed Sprague, R OBP: 1.000, SLG: 2.000 Ray Webster, L OBP: 0.286, SLG: 0.333 Jim Roland, R (8, 1) Jim Pagliaroni, R OBP: 0.300, SLG: 0.292 (9, PH)										2	0	0	0	0	1	1									
<b>Inning Stats</b>	R: 2 E: 1 K: 1 S: 8	H: 3 LOB: 1 BB: 0 P: 8	R: 0 E: 0 K: 1 S: 5	H: 0 LOB: 1 BB: 1 P: 9	R: 0 E: 0 K: 1 S: 6	H: 1 LOB: 0 BB: 0 P: 6	R: 0 E: 0 K: 0 S: 3	H: 1 LOB: 0 BB: 0 P: 3	R: 0 E: 0 K: 1 S: 6	H: 1 LOB: 1 BB: 0 P: 6	R: 0 E: 0 K: 1 S: 5	H: 0 LOB: 0 BB: 0 P: 5	R: 1 E: 0 K: 1 S: 7	H: 2 LOB: 1 BB: 0 P: 7	R: 0 E: 0 K: 0 S: 3	H: 0 LOB: 0 BB: 0 P: 3	R: 1 E: 1 K: 0 S: 4	H: 1 LOB: 0 BB: 0 P: 4	1B: 6 2B: 3 3B: 0 HR: 1	SF: 1 SAC: 0 DP: 2 HBP: 0	WP: 0 PB: 0 SB: 0 CS: 0	PA: 36			
<b>PITCHER</b>	IP WLS BF H R ER SO BB IBB HBP BLK WP HR S P ERA WHIP	IP WLS BF H R ER SO BB IBB HBP BLK WP HR S P ERA WHIP	IP WLS BF H R ER SO BB IBB HBP BLK WP HR S P ERA WHIP	IP WLS BF H R ER SO BB IBB HBP BLK WP HR S P ERA WHIP	IP WLS BF H R ER SO BB IBB HBP BLK WP HR S P ERA WHIP	IP WLS BF H R ER SO BB IBB HBP BLK WP HR S P ERA WHIP	IP WLS BF H R ER SO BB IBB HBP BLK WP HR S P ERA WHIP	IP WLS BF H R ER SO BB IBB HBP BLK WP HR S P ERA WHIP	IP WLS BF H R ER SO BB IBB HBP BLK WP HR S P ERA WHIP	IP WLS BF H R ER SO BB IBB HBP BLK WP HR S P ERA WHIP	IP WLS BF H R ER SO BB IBB HBP BLK WP HR S P ERA WHIP	IP WLS BF H R ER SO BB IBB HBP BLK WP HR S P ERA WHIP	IP WLS BF H R ER SO BB IBB HBP BLK WP HR S P ERA WHIP	IP WLS BF H R ER SO BB IBB HBP BLK WP HR S P ERA WHIP	IP WLS BF H R ER SO BB IBB HBP BLK WP HR S P ERA WHIP	IP WLS BF H R ER SO BB IBB HBP BLK WP HR S P ERA WHIP	IP WLS BF H R ER SO BB IBB HBP BLK WP HR S P ERA WHIP	IP WLS BF H R ER SO BB IBB HBP BLK WP HR S P ERA WHIP	IP WLS BF H R ER SO BB IBB HBP BLK WP HR S P ERA WHIP	IP WLS BF H R ER SO BB IBB HBP BLK WP HR S P ERA WHIP	IP WLS BF H R ER SO BB IBB HBP BLK WP HR S P ERA WHIP	IP WLS BF H R ER SO BB IBB HBP BLK WP HR S P ERA WHIP	IP WLS BF H R ER SO BB IBB HBP BLK WP HR S P ERA WHIP	IP WLS BF H R ER SO BB IBB HBP BLK WP HR S P ERA WHIP	IP WLS BF H R ER SO BB IBB HBP BLK WP HR S P ERA WHIP

Seattle Pilots @ Oakland Athletics  
Oakland-Alameda County Coliseum, Oakland, CA  
Sun May 04 1969, 3:33 AM PDT  
Unknown

AB	34
R	4
H	9
RBI	4
BB	1
SO	6
LOB	11





Batter	1	2	3	4	5	6	7	8	9	AB	R	H	RBI	BB	SO	LOB	TOP				
Tommy Harper, R OBP: 0.406, SLG: 0.375	0-0 6-3		0-0 S BB 1B		0-0 6-3		0-0 2B SF8 1B	0-0 F9		5	1	2	2	0	0	2	<b>Seattle Pilots @ Oakland Athletics</b> <b>Oakland-Alameda County Coliseum, Oakland, CA</b> Sun May 04 1969, 3:38 AM PDT Att: 10,852 - Unknown				
Mike Hegan, L OBP: 0.466, SLG: 0.500	4-0 BB		4-0 S BB		0-0 F9		0-0 1-2 2-H 3-H 2B	4-0 BB 1B BB		2	1	1	1	3	0	0					
Wayne Comer, R OBP: 0.413, SLG: 0.469	0-0 F8		4-0 1-2 2-3 BB		0-0 5-3		0-0 SF8	4-0 1B BB		2	0	0	2	2	0	1					
Tommy Davis, R OBP: 0.244, SLG: 0.313	0-0 F5		0-0 F8			0-0 6-3	0-0 L4	0-0 1-3 2-H 3-H 1B		5	0	1	2	0	0	5					
Jim Gosger, L OBP: 0.235, SLG: 0.263										0	0	0	0	0	0	0					
Don Mincher, L OBP: 0.309, SLG: 0.420		4-0 G4-6-3 BB		4-0 1-3 BB		0-0 G3	4-0 FC BB	0-0 K		2	0	0	0	3	1	2					
Rich Rollins, R OBP: 0.303, SLG: 0.325		0-0 F9		0-0 4-3		0-0 6-3	0-0 FC		4-0	4	0	0	0	0	0	4					
Diego Segui, R OBP: 0.286, SLG: 0.167				1-2						0	0	0	0	0	0	0					
Jose Vidal, R OBP: 0.375, SLG: 0.368										0	0	0	0	1	0	0					
Merritt Ranew, L OBP: 0.500, SLG: 0.400		4-0 G4-6-3		4-0 BB			4-0 BB 1B BB	0-0 BB 1B BB	0-0 G6-4-3	2	2	1	0	2	0	1					
Freddie Velazquez, R OBP: 0.176, SLG: 0.250										1	0	0	0	0	0	1					
John Kennedy, R OBP: 0.375, SLG: 0.286			0-0 F8	4-0 1-2 BB			0-0 BB 1B BB	0-0 L8	0-0	4	1	2	0	1	0	1					
Darrell Brandon, R OBP: 0.474, SLG: 0.412			0-3 K	0-0 L9			4-0 1-2 2-3 2B BB	0-0 BB BB 1B	0-0 F9	0	0	0	0	0	0	0					
Jim Bouton, R OBP: 0.288, SLG: 0.278										1	0	0	0	0	1	0					
Steve Whitaker, L OBP: 0.288, SLG: 0.278										0	0	0	0	0	0	2					
Jack Aker, R OBP: 0.288, SLG: 0.278										0	0	0	0	0	0	0					
Gus Gil, R OBP: 0.288, SLG: 0.278										2	2	1	0	1	0	1					
Inning Stats	R: 0 E: 0 K: 0 S: 3	H: 0 LOB: 1 BB: 1 P: 7	R: 0 E: 0 K: 0 S: 2	H: 0 LOB: 0 BB: 1 P: 6	R: 0 E: 0 K: 1 S: 6	H: 1 LOB: 3 BB: 2 P: 14	R: 0 E: 0 K: 0 S: 2	H: 0 LOB: 2 BB: 3 P: 14	R: 0 E: 0 K: 0 S: 3	H: 0 LOB: 0 BB: 0 P: 3	R: 4 E: 0 K: 0 S: 6	H: 3 LOB: 2 BB: 3 P: 18	R: 3 E: 0 K: 1 S: 8	H: 3 LOB: 2 BB: 1 P: 16	R: 0 E: 0 K: 0 S: 3	H: 1 LOB: 1 BB: 1 P: 7	1B: 7 2B: 2 3B: 0 HR: 0	SF: 1 SAC: 0 DP: 3 HBP: 0	WP: 0 PB: 0 SB: 2 CS: 0	PA: 45	
PITCHER	IP	WLS	BF	H	R	ER	SO	BB	IBB	HBP	BLK	WP	HR	S	P	ERA	WHIP				
Blue Moon Odom, R ERA: 2.84	(1, 1)	6.0	W	29	4	4	4	1	9	0	0	0	0	22	58	6.00	2.167				
Lew Krausse, R ERA: 4.5	(7, 1)	1.2		11	3	3	3	0	3	0	0	0	0	8	20	16.20	3.600				
Paul Lindblad, L ERA: 2.16	(8, 1)	1.1	S	5	1	0	0	1	1	0	0	0	0	6	10	0.00	1.500				

Batter	1	2	3	4	5	6	7	8	9	AB	R	H	RBI	BB	SO	LOB	BOTTOM				
Bert Campaneris, R OBP: 0.200, SLG: 0.202	0-0 6-3	0-0 F3	0-0 5-3			0-3 K		0-0 F9		5	0	0	0	0	1	2	<b>Seattle Pilots @ Oakland Athletics</b> <b>Oakland-Alameda County Coliseum, Oakland, CA</b> Sun May 04 1969, 3:38 AM PDT Att: 10,852 - Unknown				
Tommie Raynolds, R OBP: 0.387, SLG: 0.417	0-0 5-3	4-0 BB		0-0 F8		0-0 PB 1B		0-0 6-3		4	0	1	0	1	0	0					
Reggie Jackson, L OBP: 0.424, SLG: 0.671	4-0 HR BB	0-0 1-3		0-0 HR		4-0 1-2 2-3 BB		0-0 HR		3	3	2	2	2	0	1					
Sal Bando, R OBP: 0.406, SLG: 0.586	0-0 HR		4-0 BB PB 2B BB	4-0 G6-4-3 BB		0-0 G1-2-3		4-0 E BB		2	2	1	2	3	0	3					
Danny Cater, R OBP: 0.379, SLG: 0.429	0-0 1-3		0-0 F9	0-0 G6-4-3			0-0 1B S 1B	0-0 E6		5	1	1	0	0	0	3					
Rick Monday, L OBP: 0.376, SLG: 0.471		4-0 PB HR BB	0-0 F6		0-0 G3		0-0 1-3 1B	0-3 K		4	1	1	0	1	1	3					
Dick Green, R OBP: 0.343, SLG: 0.500		0-0 PB HR 1B	4-0 2B BB		0-0 6-3		0-0 F3			3	2	1	0	1	0	1					
Dave Duncan, R OBP: 0.159, SLG: 0.103		0-0 L8	4-0 2B BB		0-0 F6		0-0 K			3	1	0	0	1	1	3					
Blue Moon Odom, R OBP: 0.353, SLG: 0.588		0-0 2-H 3-H HR	0-0 HR		0-0 G1-2-3 1B		0-3 K			3	1	3	6	0	0	0					
Lew Krausse, R ERA: 7.59										1	0	0	0	0	1	1					
Paul Lindblad, L OBP: 1.000, SLG: 1.000										0	0	0	0	0	0	0					
Inning Stats	R: 2 E: 0 K: 0 S: 4	H: 1 LOB: 0 BB: 1 P: 8	R: 3 E: 0 K: 0 S: 5	H: 2 LOB: 1 BB: 2 P: 13	R: 3 E: 0 K: 0 S: 4	H: 1 LOB: 1 BB: 3 P: 16	R: 1 E: 0 K: 0 S: 3	H: 1 LOB: 0 BB: 1 P: 7	R: 0 E: 0 K: 0 S: 3	H: 0 LOB: 0 BB: 0 P: 3	R: 0 E: 0 K: 1 S: 6	H: 2 LOB: 1 BB: 1 P: 10	R: 1 E: 0 K: 2 S: 9	H: 2 LOB: 1 BB: 0 P: 9	R: 1 E: 1 K: 1 S: 7	H: 1 LOB: 2 BB: 1 P: 11	1B: 5 2B: 1 3B: 0 HR: 4	SF: 0 SAC: 0 DP: 2 HBP: 0	WP: 0 PB: 3 SB: 2 CS: 0	PA: 42	
PITCHER	IP	WLS	BF	H	R	ER	SO	BB	IBB	HBP	BLK	WP	HR	S	P	ERA	WHIP				
Darrell Brandon, R ERA: 11.57	(1, 1)	1.2	L	11	3	5	5	0	3	0	0	0	0	2	8	27.00	3.600				
Jim Bouton, R ERA: 7.59	(2, 1)	1.1		8	1	3	3	0	3	0	0	0	0	5	17	20.25	3.000				
Jack Aker, R ERA: 4.05	(4, 1)	3.0		12	3	1	1	1	2	0	0	0	0	1	12	3.00	1.667				
Diego Segui, R ERA: 2.83	(7, 1)	2.0		11	3	2	2	3	1	0	0	0	0	1	16	9.00	2.000				





Batter	1	2	3	4	5	6	7	8	9	AB	R	H	RBI	BB	SO	LOB	TOP								
<b>George Thomas, R</b> OBP: 0.360, SLG: 0.409 (1, 3)	0-0 5-3	0-3 K		0-0 1-2	0-0 1B	0-0 1B			0-0 6-3	6	1	3	2	0	1	3									
<b>Mike Andrews, R</b> OBP: 0.388, SLG: 0.474 (1, 4)	0-0 BB	0-0 E6		0-0 F5	0-0 1B	0-0 5-3			0-0 HR	3	1	1	1	1	0	3									
<b>Syd O'Brien, R</b> OBP: 0.333, SLG: 0.636 (6, FH)	0-0 1B	0-0 1B		0-0 1-2	0-0 E	0-0 BB				2	1	1	1	0	0	2									
<b>Carl Yastrzemski, L</b> OBP: 0.350, SLG: 0.465 (1, 7)	4-0 1-2	0-0 1B		0-0 4-3	0-0 E3				0-0 F4	3	0	2	3	1	0	2									
<b>Joe Lahoud, L</b> OBP: 0.333, SLG: 0.111 (6, 7)	0-0 BB	0-0 1B		0-0 1-2	0-0 1B				0-0 K	2	0	0	0	0	1	0									
<b>Tony Conigliaro, R</b> OBP: 0.362, SLG: 0.467 (1, 9)	0-0 F8	0-0 F9			0-0 1B				0-0 5-3	6	1	1	0	0	1	5									
<b>Reggie Smith, S</b> OBP: 0.333, SLG: 0.443 (1, 8)	0-3 K			0-0 6-3	4-0 E	0-0 6-3			0-0 L8	4	1	0	0	1	1	2									
<b>Russ Gibson, R</b> OBP: 0.320, SLG: 0.311 (1, 2)		0-0 BB		0-0 L7	0-0 F4	0-0 1B			4-0 BB	4	2	2	0	1	0	2									
<b>Rico Petrocelli, R</b> OBP: 0.486, SLG: 0.709 (1, 6)		0-3 K		0-0 5-3	4-0 1B	0-0 1-3			0-3 K	3	1	0	0	1	1	2									
<b>Dick Schofield, S</b> OBP: 0.357, SLG: 0.250 (6, 6)					1-2 BB					1	0	0	0	0	1	1									
<b>George Scott, R</b> OBP: 0.238, SLG: 0.316 (1, 5)		0-0 E5		0-0 6-3	0-0 E6	4-0 1B			0-0 F8	4	3	0	1	1	0	4									
<b>Ray Culp, R</b> OBP: 0.320, SLG: 0.409 (1, 1)		4-0 E		4-0 1B	0-0 F9	0-0 1B			0-0 4-3	3	1	1	1	2	0	4									
<b>Inning Stats</b>	R: 0 E: 0 K: 1 S: 6	H: 1 LOB: 2 BB: 1 P: 10	R: 3 E: 2 K: 2 S: 11	H: 2 LOB: 2 BB: 1 P: 15	R: 0 E: 0 K: 0 S: 3	H: 0 LOB: 0 BB: 0 P: 3	R: 0 E: 0 K: 0 S: 4	H: 1 LOB: 2 BB: 1 P: 8	R: 6 E: 2 K: 0 S: 7	H: 3 LOB: 1 BB: 3 P: 19	R: 2 E: 0 K: 0 S: 6	H: 3 LOB: 2 BB: 1 P: 10	R: 0 E: 0 K: 1 S: 5	H: 0 LOB: 0 BB: 0 P: 5	R: 0 E: 0 K: 1 S: 5	H: 0 LOB: 1 BB: 1 P: 9	R: 1 E: 0 K: 1 S: 6	H: 1 LOB: 0 BB: 0 P: 6	1B: 8 2B: 2 3B: 0 HR: 1	SF: 0 SAC: 0 DP: 0 HBP: 0	WP: 0 PB: 0 SB: 0 CS: 0	PA: 49			
<b>PITCHER</b>	IP	WLS	BF	H	R	ER	SO	BB	IBB	HBP	BLK	WP	HR	S	P	ERA	WHIP								
<b>Gene Brabender, R</b> ERA: 9.92 (1, 1)	4.0	L	21	4	3	0	3	3	0	0	0	0	0	24	36	0.00	1.750								
<b>Diego Segui, R</b> ERA: 2.92 (5, 1)	0.2		8	2	6	1	0	3	0	0	0	0	0	5	17	13.50	7.500								
<b>Jack Aker, R</b> ERA: 5.02 (5, 1)	1.0		8	4	2	2	0	0	1	0	0	0	0	7	11	18.00	4.000								
<b>Jim Bouton, R</b> ERA: 6.75 (6, 1)	1.1		4	0	0	0	1	0	0	0	0	0	0	6	6	0.00	0.000								
<b>Darrell Brandon, R</b> ERA: 9.45 (8, 1)	2.0		8	1	1	1	2	1	0	0	0	0	1	11	15	4.50	1.000								

**Boston Red Sox @ Seattle Pilots**  
Sicks Stadium, Boston, MA  
Tue May 06 1969, 10:05 PM EDT  
Att: 9,427 - Unknown

**AB 41**  
**R 12**  
**H 11**  
**RBI 9**  
**BB 8**  
**SO 6**  
**LOB 30**



Batter	1	2	3	4	5	6	7	8	9	AB	R	H	RBI	BB	SO	LOB	BOTTOM								
<b>Tommy Harper, R</b> OBP: 0.418, SLG: 0.378 (1, 4)	0-0 BB	4-0 S		0-0 F8					0-0 5-3	2	1	1	0	2	0	0									
<b>Darrell Brandon, R</b> (8, 1)										0	0	0	0	0	0	0									
<b>Jose Vidal, R</b> OBP: 0.360, SLG: 0.350 (9, FH)	0-0 1B	0-0 1B							0-0 F8	3	0	1	0	2	0	0									
<b>Mike Hegan, L</b> OBP: 0.474, SLG: 0.492 (1, 9)	4-0 1-2	4-0 1B			0-0 4-3				0-0 F8	3	0	1	0	2	0	0									
<b>Wayne Comer, R</b> OBP: 0.412, SLG: 0.453 (1, 7)	4-0 1-2	0-0 1B			0-0 6-3				0-0 5-3	4	0	1	2	1	1	2									
<b>Don Mincher, L</b> OBP: 0.306, SLG: 0.412 (1, 3)	0-3 K	0-3 K			0-3 K				0-0 FC1-2	4	0	1	0	0	3	5									
<b>Rich Rollins, R</b> OBP: 0.290, SLG: 0.310 (1, 5)	0-3 K				0-0 F7				0-0 F8	4	0	0	0	0	2	4									
<b>Jim Gosger, L</b> OBP: 0.234, SLG: 0.244 (1, 8)	0-0 F8				0-0 3-1				0-0 FC1-2	3	0	0	0	1	0	3									
<b>Larry Haney, R</b> OBP: 0.387, SLG: 0.517 (1, 2)		0-3 K			0-0 L7				0-0 FC1-2	4	0	1	0	0	1	0									
<b>Ray Oyler, R</b> OBP: 0.310, SLG: 0.258 (1, 6)		4-0 E			0-0 F8				0-0 FC1-2	3	1	0	0	1	0	3									
<b>Gene Brabender, R</b> OBP: 0.290, SLG: 0.200 (4, PH)		0-3 K			0-3 K				0-0 FC6-4	1	0	0	0	0	1	1									
<b>Steve Whitaker, L</b> OBP: 0.290, SLG: 0.200 (5, 1)										1	0	0	0	0	1	0									
<b>Diego Segui, R</b> OBP: 0.486, SLG: 0.709 (5, 1)										0	0	0	0	0	0	0									
<b>Jack Aker, R</b> (5, 1)										0	0	0	0	0	0	0									
<b>Jim Bouton, R</b> (6, 1)										0	0	0	0	0	0	0									
<b>Gus Gil, R</b> OBP: 0.420, SLG: 0.390 (8, 4)		1-3							1-2	2	0	0	0	0	1	3									
<b>Inning Stats</b>	R: 0 E: 0 K: 2 S: 8	H: 1 LOB: 3 BB: 2 P: 16	R: 2 E: 1 K: 3 S: 10	H: 1 LOB: 2 BB: 3 P: 22	R: 0 E: 0 K: 0 S: 3	H: 0 LOB: 0 BB: 0 P: 3	R: 0 E: 0 K: 1 S: 5	H: 0 LOB: 0 BB: 0 P: 5	R: 0 E: 0 K: 1 S: 5	H: 0 LOB: 0 BB: 0 P: 5	R: 0 E: 0 K: 1 S: 5	H: 0 LOB: 0 BB: 0 P: 5	R: 0 E: 0 K: 2 S: 8	H: 1 LOB: 2 BB: 1 P: 12	R: 0 E: 0 K: 0 S: 5	H: 2 LOB: 3 BB: 1 P: 9	R: 0 E: 0 K: 0 S: 3	H: 0 LOB: 0 BB: 0 P: 3	1B: 5 2B: 0 3B: 0 HR: 0	SF: 0 SAC: 0 DP: 0 HBP: 0	WP: 0 PB: 0 SB: 2 CS: 0	PA: 39			
<b>PITCHER</b>	IP	WLS	BF	H	R	ER	SO	BB	IBB	HBP	BLK	WP	HR	S	P	ERA	WHIP								
<b>Ray Culp, R</b> ERA: 4.03 (1, 1)	9.0	W	39	5	2	2	10	7	0	0	0	0	0	52	80	2.00	1.333								

**Boston Red Sox @ Seattle Pilots**  
Sicks Stadium, Boston, MA  
Tue May 06 1969, 10:05 PM EDT  
Att: 9,427 - Unknown

**AB 32**  
**R 2**  
**H 5**  
**RBI 2**  
**BB 7**  
**SO 10**  
**LOB 21**





Batter	1	2	3	4	5	6	7	8	9	AB	R	H	RBI	BB	SO	LOB	TOP										
George Thomas, R (1, 3) OBP: 0.367, SLG: 0.444	0-3 K		0-0 3-1		0-0 1B		0-0 WP 2B		0-3 K	5	1	2	1	0	2	1											
Mike Andrews, R (1, 4) OBP: 0.383, SLG: 0.465	0-0 F3		0-0 F7		0-0 1B		0-0 L8			4	1	1	1	0	0	2											
Carl Yastrzemski, L (1, 7) OBP: 0.369, SLG: 0.460	0-0 F3			4-0 BB	4-0 1B		4-0 WP IBB			1	0	0	0	3	0	0											
Tony Conigliaro, R (1, 9) OBP: 0.358, SLG: 0.458		0-3 K		0-0 F8	0-0 1B		0-0 5-3			4	0	1	2	0	1	3											
Reggie Smith, S (1, 8) OBP: 0.329, SLG: 0.431		0-0 F7		0-0 4-3		0-0 G4-3 1B		0-0 F8		4	0	1	0	0	0	1											
Russ Gibson, R (1, 2) OBP: 0.296, SLG: 0.286		0-0 F7		0-3 K		0-0 G4-3 1B		0-0 6-3		4	0	0	0	0	1	2											
Rico Petrocelli, R (1, 6) OBP: 0.477, SLG: 0.722			0-0 HR		0-0 F7		0-0 5-3		0-3 K	4	1	1	1	0	1	0											
George Scott, R (1, 5) OBP: 0.248, SLG: 0.333			0-0 3-1 2B		0-0 F9		0-0 SH3 2B 1B		0-0 6-3	4	1	2	0	0	0	0											
Sonny Siebert, R (1, 1) OBP: 0.250, SLG: 0.182			0-0 F9		4-0 1B		0-0 SH3		0-0 4-3	1	1	0	0	1	0	1											
Vicente Romo, R (8, 1) OBP: 0.250, SLG: 0.250					0-0 1B BB		1-2 SH3			1	0	0	0	0	0	0											
<b>Inning Stats</b>	R: 0 E: 0 K: 1 S: 5	H: 0 LOB: 0 BB: 0 P: 5	R: 0 E: 0 K: 1 S: 5	H: 0 LOB: 0 BB: 0 P: 5	R: 1 E: 0 K: 0 S: 5	H: 2 LOB: 1 BB: 0 P: 5	R: 0 E: 0 K: 1 S: 5	H: 0 LOB: 1 BB: 1 P: 9	R: 3 E: 0 K: 0 S: 5	H: 3 LOB: 2 BB: 2 P: 13	R: 0 E: 0 K: 0 S: 3	H: 1 LOB: 0 BB: 0 P: 3	R: 1 E: 0 K: 0 S: 5	H: 2 LOB: 2 BB: 1 P: 9	R: 0 E: 0 K: 1 S: 5	H: 0 LOB: 0 BB: 0 P: 5	R: 0 E: 0 K: 1 S: 5	H: 0 LOB: 0 BB: 0 P: 5	1B: 5 2B: 2 3B: 0 HR: 1	SF: 0 SAC: 1 DP: 1 HBP: 0	WP: 1 PB: 0 SB: 0 CS: 0	PA: 37					
<b>PITCHER</b>	IP	WLS	BF	H	R	ER	SO	BB	IBB	HBP	BLK	WP	HR	S	P	ERA	WHIP										
Gary Bell, R (1, 1) ERA: 4.05	6.1	L	28	8	5	5	3	2	1	0	0	0	1	31	43	7.11	1.579										
Diego Segui, R (7, 1) ERA: 2.63	2.2		9	0	0	0	2	0	1	0	0	1	0	12	16	0.00	0.000										

**Boston Red Sox @ Seattle Pilots**  
Sicks Stadium, Boston, MA  
Wed May 07 1969, 10:05 PM EDT  
Att: 7,084 - Unknown

AB 32  
R 5  
H 8  
RBI 5  
BB 4  
SO 5  
LOB 10




Batter	1	2	3	4	5	6	7	8	9	AB	R	H	RBI	BB	SO	LOB	BOTTOM										
Tommy Harper, R (1, 4) OBP: 0.417, SLG: 0.372	0-0 L7	0-0 L8		0-0 5-3			0-0 CS 1B		4-0 BB	4	0	1	0	1	0	3											
Gus Gil, R (1, 5) OBP: 0.423, SLG: 0.348	4-0 BB E BB	0-3 K			0-0 4-3 1B		0-0 F4		0-0 6-3	4	2	1	0	1	1	4											
Mike Hegan, L (1, 9) OBP: 0.476, SLG: 0.476	4-0 1-2 E BB		0-3 K		0-0 4-3			4-0 SH2-4 BB		2	1	0	0	2	1	1											
Wayne Comer, R (1, 8) OBP: 0.408, SLG: 0.436	4-0 1-2 2-3 E SF9 BB		0-0 6-3		0-0 F8			0-0 SH2-4		2	1	0	0	1	0	1											
Don Mincher, L (1, 3) OBP: 0.304, SLG: 0.404	0-0 E3		0-0 F7		0-0 CS 1B		0-0 F5		0-0 F5	4	0	1	2	0	0	2											
Jerry McNertney, R (1, 2) OBP: 0.340, SLG: 0.364	0-0 SF9			0-3 K	0-0 CS	0-0 G1-6-3 1B		0-3 K		3	0	1	1	0	2	1											
Steve Whitaker, L (1, 7) OBP: 0.250, SLG: 0.261	0-0 4-3			0-0 L3		0-0 G1-6-3 1B		0-0 SH1-4 1B		4	0	1	0	0	0	2											
Ray Oyler, R (1, 6) OBP: 0.324, SLG: 0.254		4-0 SH1-4 BB		4-0 1B BB		0-0 5-3		0-0 SH1-4		1	0	0	0	2	0	0											
Jim Gosger, L (9, PH) OBP: 0.234, SLG: 0.244								0-0 SH1-4		0	0	0	0	0	0	0											
Gary Bell, R (1, 1) OBP: 0.182, SLG: 0.273		0-0 SH1-4		0-0 1B BB				0-0 F3		1	0	1	0	0	0	0											
Diego Segui, R (7, 1) OBP: 0.250, SLG: 0.143										1	0	0	0	0	0	0											
Tommy Davis, R (9, PH) OBP: 0.242, SLG: 0.310										1	0	0	0	0	0	1											
<b>Inning Stats</b>	R: 3 E: 1 K: 0 S: 4	H: 0 LOB: 1 BB: 3 P: 16	R: 0 E: 0 K: 1 S: 5	H: 0 LOB: 1 BB: 1 P: 9	R: 0 E: 0 K: 1 S: 5	H: 0 LOB: 0 BB: 0 P: 5	R: 0 E: 0 K: 1 S: 6	H: 1 LOB: 2 BB: 1 P: 10	R: 1 E: 0 K: 0 S: 4	H: 2 LOB: 0 BB: 0 P: 4	R: 0 E: 0 K: 0 S: 3	H: 1 LOB: 0 BB: 0 P: 3	R: 0 E: 0 K: 0 S: 3	H: 1 LOB: 0 BB: 0 P: 3	R: 0 E: 0 K: 1 S: 5	H: 0 LOB: 1 BB: 1 P: 9	R: 0 E: 0 K: 0 S: 4	H: 1 LOB: 2 BB: 1 P: 8	1B: 6 2B: 0 3B: 0 HR: 0	SF: 1 SAC: 3 DP: 1 HBP: 0	WP: 0 PB: 0 SB: 1 CS: 2	PA: 39					
<b>PITCHER</b>	IP	WLS	BF	H	R	ER	SO	BB	IBB	HBP	BLK	WP	HR	S	P	ERA	WHIP										
Sonny Siebert, R (1, 1) ERA: 4.19	7.0	W	30	5	4	2	3	6	0	0	0	0	0	30	54	2.57	1.571										
Vicente Romo, R (8, 1) ERA: 1.29	2.0	S	8	1	0	0	1	1	0	0	0	0	0	9	13	0.00	1.000										


**Boston Red Sox @ Seattle Pilots**  
Sicks Stadium, Boston, MA  
Wed May 07 1969, 10:05 PM EDT  
Att: 7,084 - Unknown

AB 27  
R 4  
H 6  
RBI 3  
BB 7  
SO 4  
LOB 15






Batter	1	2	3	4	5	6	7	8	9	AB	R	H	RBI	BB	SO	LOB	TOP					
<b>Del Unser, L</b> OBP: 0.296, SLG: 0.267 (1, 8)	0-0 6-3		0-0 E6		0-0 6-3			0-0 1-3		4	0	0	0	0	0	0	<b>Washington Senators @ Seattle Pilots</b> Sicks Stadium, Boston, MA Fri May 09 1969, 10:05 PM EDT Att: 7,148 - Unknown 					
<b>Ed Brinkman, R</b> OBP: 0.318, SLG: 0.347 (1, 6)	4-0 BB BB		0-0 G4-6-3		0-0 4-3			0-0 6-3		3	0	0	0	1	0	1						
<b>Frank Howard, R</b> OBP: 0.344, SLG: 0.561 (1, 7)	0-3 K		0-0 BB 1B		0-0 6-3			0-0 P5		4	0	1	0	0	1	1						
<b>Mike Epstein, L</b> OBP: 0.422, SLG: 0.524 (1, 3)	4-0 FC6-4 BB		4-0 BB		4-0 G6-4-3 BB			0-0 FC6-4 1B		1	0	1	0	3	0	0						
<b>Hank Allen, R</b> OBP: 0.341, SLG: 0.419 (1, 9)	0-0 FC6-4		0-0 1-3		0-0 G6-4-3			0-0 FC6-4		4	0	0	0	0	0	6						
<b>Ken McMullen, R</b> OBP: 0.287, SLG: 0.343 (1, 5)		0-0 L6		0-0 3-1			0-0 6-3		0-0 P6	4	0	0	0	0	0	1						
<b>Bernie Allen, L</b> OBP: 0.424, SLG: 0.469 (1, 4)		0-0 E6		0-0 5-3			0-0 4-3			3	0	0	0	0	0	0						
<b>Jim French, L</b> OBP: 0.276, SLG: 0.091 (1, 2)		0-3 K		0-0 F8			0-0 1-3			3	0	0	0	0	1	1						
<b>Joe Coleman, R</b> OBP: 0.125, SLG: 0.067 (8, PH)		0-0 G3		0-0 G3				0-3 K		2	0	0	0	0	0	1						
<b>Gary Holman, L</b> OBP: 0.400, SLG: 0.444 (8, 1)										1	0	0	0	0	1	0						
<b>Casey Cox, R</b> OBP: 0.250, SLG: 0.250 (8, 1)										0	0	0	0	0	0	0						
<b>Inning Stats</b>	R: 0 E: 0 K: 1 S: 5	H: 0 LOB: 2 BB: 2 P: 13	R: 0 E: 1 K: 1 S: 6	H: 0 LOB: 1 BB: 0 P: 6	R: 0 E: 1 K: 0 S: 4	H: 1 LOB: 2 BB: 1 P: 8	R: 0 E: 0 K: 0 S: 3	H: 0 LOB: 0 BB: 0 P: 3	R: 0 E: 0 K: 0 S: 3	H: 0 LOB: 0 BB: 0 P: 3	R: 0 E: 0 K: 0 S: 2	H: 0 LOB: 0 BB: 1 P: 6	R: 0 E: 0 K: 0 S: 3	H: 0 LOB: 0 BB: 0 P: 3	R: 0 E: 0 K: 1 S: 5	H: 0 LOB: 0 BB: 0 P: 5	R: 0 E: 0 K: 0 S: 4	H: 1 LOB: 1 BB: 0 P: 4	1B: 2 2B: 0 3B: 0 HR: 0	SF: 0 SAC: 0 DP: 2 HBP: 0	WP: 0 SB: 0 CS: 0	PA: 33
<b>PITCHER</b> <b>Mike Marshall, R</b> ERA: 2.68 (1, 1)	IP: 9.0 WLS: W BF: 33 H: 2 R: 0 ER: 0 SO: 3 BB: 4 IBB: 0 HBP: 0 BLK: 0 WP: 0 HR: 0 S: 35 P: 51 ERA: 0.00 WHIP: 0.667															<b>PITCHER</b> <b>Mike Marshall, R</b> ERA: 2.68 (1, 1)	IP: 9.0 WLS: W BF: 33 H: 2 R: 0 ER: 0 SO: 3 BB: 4 IBB: 0 HBP: 0 BLK: 0 WP: 0 HR: 0 S: 35 P: 51 ERA: 0.00 WHIP: 0.667					


Batter	1	2	3	4	5	6	7	8	9	AB	R	H	RBI	BB	SO	LOB	BOTTOM			
<b>Tommy Harper, R</b> OBP: 0.426, SLG: 0.375 (1, 4)	0-0 S 1B		0-0 5-3		4-0 CS BB			4-0 S BB		2	1	1	0	2	0	0	<b>Washington Senators @ Seattle Pilots</b> Sicks Stadium, Boston, MA Fri May 09 1969, 10:05 PM EDT Att: 7,148 - Unknown 			
<b>Mike Hegan, L</b> OBP: 0.465, SLG: 0.455 (1, 9)	4-0 WP 1B BB		0-0 4-3		0-0 CS	0-3 K		0-0 L9		3	0	0	0	1	1	1				
<b>Rich Rollins, R</b> OBP: 0.289, SLG: 0.307 (1, 5)	0-0 WP 1B		0-0 6-3		0-0 F8			0-0 6-3		4	0	1	1	0	0	1				
<b>Wayne Comer, R</b> OBP: 0.392, SLG: 0.414 (1, 8)	0-3 K			0-0 4-3		0-0 5-3				3	0	0	0	0	1	2				
<b>Don Mincher, L</b> OBP: 0.305, SLG: 0.396 (1, 3)	0-3 K			1-0 3-1 1B HBP			0-0 4-3			2	1	0	0	0	1	2				
<b>Jerry McNertney, R</b> OBP: 0.320, SLG: 0.340 (1, 2)	0-3 K			0-0 3-1			0-0 4-3			3	0	0	0	0	1	3				
<b>Steve Whitaker, L</b> OBP: 0.296, SLG: 0.280 (1, 7)		0-0 L6		0-0 1B		4-0 E S BB				2	0	1	1	1	0	0				
<b>Ray Oyler, R</b> OBP: 0.312, SLG: 0.242 (1, 6)		0-3 K			0-3 K		0-3 K			3	0	0	0	0	3	1				
<b>Mike Marshall, R</b> OBP: 0.250, SLG: 0.250 (1, 1)		0-3 K			0-0 4-3			0-0 1-3		3	0	0	0	0	1	0				
<b>Inning Stats</b>	R: 1 E: 0 K: 3 S: 11	H: 2 LOB: 1 BB: 1 P: 15	R: 0 E: 0 K: 2 S: 7	H: 0 LOB: 0 BB: 0 P: 7	R: 0 E: 0 K: 0 S: 3	H: 0 LOB: 0 BB: 0 P: 3	R: 1 E: 0 K: 0 S: 3	H: 1 LOB: 1 BB: 0 P: 4	R: 0 E: 0 K: 1 S: 4	H: 0 LOB: 0 BB: 1 P: 8	R: 0 E: 0 K: 1 S: 5	H: 0 LOB: 0 BB: 0 P: 5	R: 0 E: 0 K: 1 S: 5	H: 0 LOB: 1 BB: 1 P: 9	R: 0 E: 0 K: 0 S: 3	H: 0 LOB: 1 BB: 1 P: 7		1B: 3 2B: 0 3B: 0 HR: 0	SF: 0 SAC: 0 DP: 0 HBP: 1	WP: 1 SB: 0 CS: 1
<b>PITCHER</b> <b>Joe Coleman, R</b> ERA: 3.51 (8, 1)	IP: 7.0 WLS: L BF: 26 H: 3 R: 2 ER: 2 SO: 8 BB: 3 IBB: 2 HBP: 1 BLK: 0 WP: 1 HR: 0 S: 38 P: 51 ERA: 2.57 WHIP: 0.857															<b>PITCHER</b> <b>Casey Cox, R</b> ERA: 2.25 (8, 1)	IP: 1.0 WLS: L BF: 4 H: 0 R: 0 ER: 0 SO: 0 BB: 1 IBB: 0 HBP: 0 BLK: 0 WP: 0 HR: 0 S: 3 P: 7 ERA: 0.00 WHIP: 1.000			







Batter	1	2	3	4	5	6	7	8	9	AB	R	H	RBI	BB	SO	LOB	TOP								
<b>Del Unser, L</b> OBP: 0.301, SLG: 0.269 (1, 8) X	L6		B3		WP 1B		P6	4-3		5	1	1	0	0	0	1	<b>Washington Senators @ Seattle Pilots</b> Sicks Stadium, Boston, MA Sun May 11 1969, 6:33 AM EDT Att: 14,363 - Unknown 								
<b>Ed Brinkman, R</b> OBP: 0.321, SLG: 0.352 (1, 6) X	HR		F9		1B BB		HR	1B	5-3	4	2	2	0	1	0	0									
<b>Frank Howard, R</b> OBP: 0.370, SLG: 0.636 (1, 7) X	HR				BB 1B		HR			3	2	3	5	2	0	0									
<b>Mike Epstein, L</b> OBP: 0.441, SLG: 0.522 (1, 3) H	FC6-4 HBP		5-3		1B BB		HR		P4	2	0	0	0	2	0	2									
<b>Hank Allen, R</b> OBP: 0.327, SLG: 0.389 (1, 9) X	FC6-4 CS				F8		L7		FC6	5	0	0	0	0	0	6									
<b>Ken McMullen, R</b> OBP: 0.290, SLG: 0.336 (1, 5) X	CS	5-3			F7		5-3		1-3	4	0	0	0	0	0	2									
<b>Bernie Allen, L</b> OBP: 0.441, SLG: 0.544 (1, 4) X			WP 4-3 1B		CS BB		F7		K	3	0	1	0	1	1	0									
<b>Jim French, L</b> OBP: 0.303, SLG: 0.083 (1, 2) X			4-3		CS		F9		PB BB	2	0	0	0	2	0	1									
<b>Jim Hannan, R</b> OBP: 0.290, SLG: 0.290 (1, 1) X			K				G6-3		K	1	0	0	0	0	1	1									
<b>Frank Bertaina, L</b> OBP: 0.296, SLG: 0.307 (4, 1) X									K	1	0	0	0	0	0	1									
<b>Bob Humphreys, R</b> OBP: 0.200, SLG: 0.200 (6, 1) X									K	0	0	0	0	0	0	0									
<b>Gary Holman, L</b> OBP: 0.361, SLG: 0.400 (7, PH) X									K	1	0	0	0	0	1	0									
<b>Frank Kreutzer, R</b> OBP: 0.316, SLG: 0.239 (7, 1) X									K	0	0	0	0	0	0	0									
<b>Dave Baldwin, R</b> OBP: 0.316, SLG: 0.239 (7, 1) X									K	1	0	0	0	0	1	1									
<b>Inning Stats</b>	R: 2 E: 0 K: 0 S: 4	H: 2 LOB: 0 BB: 0 P: 5	R: 0 E: 0 K: 1 S: 6	H: 1 LOB: 1 BB: 0 P: 6	R: 0 E: 0 K: 0 S: 3	H: 0 LOB: 1 BB: 1 P: 7	R: 0 E: 0 K: 0 S: 2	H: 0 LOB: 0 BB: 1 P: 6	R: 1 E: 0 K: 0 S: 4	H: 2 LOB: 3 BB: 3 P: 16	R: 0 E: 0 K: 0 S: 3	H: 0 LOB: 0 BB: 0 P: 3	R: 2 E: 1 K: 1 S: 8	H: 2 LOB: 2 BB: 1 P: 12	R: 0 E: 0 K: 2 S: 7	H: 0 LOB: 1 BB: 1 P: 11	R: 0 E: 0 K: 0 S: 3	H: 0 LOB: 1 BB: 1 P: 7	1B: 4 2B: 1 3B: 0 HR: 2	SF: 0 SAC: 0 DP: 1 HBP: 1	WP: 2 PB: 1 CS: 2	PA: 43			
<b>PITCHER</b>	IP	WLS	BF	H	R	ER	SO	BB	IBB	HBP	BLK	WP	HR	S	P	ERA	WHIP								
<b>Gene Brabender, R</b> ERA: 9.0 (1, 1)	4.2		20	4	3	3	1	4	0	1	0	2	1	17	34	5.79	1.714								
<b>Diego Segui, R</b> ERA: 3.21 (5, 1)	4.1	W	21	3	2	2	3	4	0	0	0	0	1	23	39	4.15	1.615								


Batter	1	2	3	4	5	6	7	8	9	AB	R	H	RBI	BB	SO	LOB	BOTTOM								
<b>Tommy Harper, R</b> OBP: 0.438, SLG: 0.398 (1, 4) X	K	K			BB			P4		4	0	1	0	1	2	0	<b>Washington Senators @ Seattle Pilots</b> Sicks Stadium, Boston, MA Sun May 11 1969, 6:33 AM EDT Att: 14,363 - Unknown 								
<b>Mike Hegan, L</b> OBP: 0.485, SLG: 0.473 (1, 9) X	4-3		E BB		F5		1B	K		4	1	1	1	1	1	2									
<b>Rich Rollins, R</b> OBP: 0.287, SLG: 0.327 (1, 5) X	BB BB		F7				L6		4-3	4	2	1	0	1	0	3									
<b>Don Mincher, L</b> OBP: 0.330, SLG: 0.465 (1, 3) X	1B BB		FC6-4 1B		F9		P6		HR	4	2	2	1	1	0	3									
<b>Steve Whitaker, L</b> OBP: 0.324, SLG: 0.267 (1, 7) X			FC6-4				K		SH1-4 BB	2	0	1	1	0	0	1									
<b>Wayne Comer, R</b> OBP: 0.407, SLG: 0.438 (5, PH) X	1B		1-2 2-H							1	0	0	0	1	1	1									
<b>Larry Haney, R</b> OBP: 0.429, SLG: 0.516 (1, 2) X			P6				SH1-4			2	0	1	1	1	0	1									
<b>Jim Gosger, L</b> OBP: 0.212, SLG: 0.217 (1, 8) X	F5				3-1		K		K	4	0	0	0	0	2	4									
<b>John Kennedy, R</b> OBP: 0.316, SLG: 0.235 (1, 6) X									E1 1B	3	1	0	0	0	0	0									
<b>Tommy Davis, R</b> OBP: 0.247, SLG: 0.306 (7, PH) X			5-3		4-3				K	1	0	0	0	0	1	1									
<b>Ray Oyler, R</b> OBP: 0.316, SLG: 0.239 (8, 6) X									K	0	0	0	0	0	0	0									
<b>Gene Brabender, R</b> OBP: 0.286, SLG: 0.167 (1, 1) X										2	0	1	0	0	0	0									
<b>Diego Segui, R</b> OBP: 0.200, SLG: 0.111 (5, 1) X			6-3		BB 1B		P1		K	2	0	0	0	0	1	1									
<b>Inning Stats</b>	R: 2 E: 0 K: 1 S: 7	H: 2 LOB: 2 BB: 2 P: 15	R: 0 E: 0 K: 1 S: 5	H: 0 LOB: 0 BB: 0 P: 5	R: 1 E: 1 K: 0 S: 4	H: 1 LOB: 1 BB: 1 P: 8	R: 0 E: 0 K: 0 S: 4	H: 1 LOB: 2 BB: 1 P: 8	R: 1 E: 1 K: 2 S: 6	H: 2 LOB: 2 BB: 0 P: 6	R: 0 E: 0 K: 2 S: 7	H: 0 LOB: 1 BB: 1 P: 11	R: 0 E: 0 K: 2 S: 7	H: 0 LOB: 0 BB: 0 P: 7	R: 1 E: 0 K: 0 S: 2	H: 1 LOB: 0 BB: 0 P: 2	1B: 7 2B: 0 3B: 0 HR: 1	SF: 0 SAC: 1 DP: 0 HBP: 0	WP: 0 PB: 0 CS: 0	PA: 40					
<b>PITCHER</b>	IP	WLS	BF	H	R	ER	SO	BB	IBB	HBP	BLK	WP	HR	S	P	ERA	WHIP								
<b>Jim Hannan, R</b> ERA: 3.57 (1, 1)	3.2		19	4	3	2	2	4	0	0	0	0	0	13	17	0.00	2.400								
<b>Frank Bertaina, L</b> ERA: 5.79 (4, 1)	1.2		10	3	2	0	2	1	0	0	0	0	0	2	2	0.00	0.000								
<b>Bob Humphreys, R</b> ERA: 5.79 (6, 1)	0.2		2	0	0	0	0	0	0	0	0	0	0	2	2	0.00	0.000								
<b>Frank Kreutzer, L</b> ERA: 5.79 (7, 1)	0.0		1	0	0	0	0	1	0	0	0	0	0	0	4	∞	∞								
<b>Dave Baldwin, R</b> ERA: 3.75 (7, 1)	2.1	L	8	1	1	1	4	0	0	0	0	0	1	16	16	3.86	0.429								



Batter	1	2	3	4	5	6	7	8	9	AB	R	H	RBI	BB	SO	LOB	TOP			
Horace Clarke, S OBP: 0.345, SLG: 0.315	F7	6-3		1B			F3		F7	5	0	1	1	0	0	2				
Jerry Kenney, L OBP: 0.290, SLG: 0.294	HR		6-3		1B		BB			3	1	2	0	1	0	0				
Bobby Murcer, L OBP: 0.341, SLG: 0.570	HR									2	1	2	2	0	0	0				
Bobby Cox, R OBP: 0.125, SLG: 0.133	HR			1B						1	0	0	0	1	0	2				
Roy White, S OBP: 0.410, SLG: 0.385	1-3			1B						4	0	1	0	0	0	4				
Joe Pepitone, L OBP: 0.261, SLG: 0.526	F8			1B						4	0	0	0	0	1	2				
Jimmie Hall, L OBP: 0.318, SLG: 0.377										4	1	1	0	0	2	0				
Tom Tresh, S OBP: 0.267, SLG: 0.263										4	1	2	0	0	1	0				
Frank Fernandez, R OBP: 0.449, SLG: 0.457										3	0	0	0	1	0	1				
Al Downing, R Mike Kekich, R Len Boehmer, R Fred Talbot, R Stan Bahnsen, R Dick Simpson, R Steve Hamilton, L Billy Cowan, R										0	0	0	0	0	0	0				
<b>Inning Stats</b>	R: 2 E: 0 K: 0 S: 5	H: 2 LOB: 0 BB: 0 P: 5	R: 1 E: 1 K: 1 S: 7	H: 2 LOB: 1 BB: 0 P: 7	R: 0 E: 0 K: 0 S: 4	H: 2 LOB: 1 BB: 0 P: 4	R: 1 E: 0 K: 1 S: 6	H: 2 LOB: 2 BB: 1 P: 10	R: 0 E: 0 K: 1 S: 5	H: 0 LOB: 0 BB: 0 P: 5	R: 0 E: 1 K: 0 S: 4	H: 0 LOB: 2 BB: 1 P: 8	R: 0 E: 0 K: 1 S: 5	H: 0 LOB: 0 BB: 0 P: 5	R: 0 E: 0 K: 1 S: 5	H: 0 LOB: 0 BB: 0 P: 5	1B: 7 2B: 2 3B: 0 HR: 1	SF: 0 SAC: 1 DP: 1 HBP: 0	WP: 0 PB: 0 CS: 0	PA: 37
<b>PITCHER</b> Marty Pattin, R ERA: 3.72	IP: 9.0 WLS: W BF: 37 H: 9 R: 4 ER: 3 SO: 6 BB: 3 IBB: 0 HBP: 0 BLK: 0 WP: 0 HR: 1 S: 46 P: 58 ERA: 3.00 WHIP: 1.333															<b>PITCHER</b>	IP: 9.0 WLS: W BF: 37 H: 9 R: 4 ER: 3 SO: 6 BB: 3 IBB: 0 HBP: 0 BLK: 0 WP: 0 HR: 1 S: 46 P: 58 ERA: 3.00 WHIP: 1.333			

New York Yankees @ Seattle Pilots  
Sicks Stadium, Boston, MA  
Mon May 12 1969, 10:05 PM EDT  
Att: 8,763 - Unknown - 70 F

AB 33  
R 4  
H 9  
RBI 3  
BB 3  
SO 6  
LOB 12



Batter	1	2	3	4	5	6	7	8	9	AB	R	H	RBI	BB	SO	LOB	BOTTOM			
Tommy Harper, R OBP: 0.452, SLG: 0.411				1B						4	1	3	0	1	0	0				
Mike Hegan, L OBP: 0.471, SLG: 0.449				1B						4	1	0	0	1	1	3				
Wayne Comer, R OBP: 0.407, SLG: 0.418										3	2	0	0	2	1	1				
Tommy Davis, R OBP: 0.258, SLG: 0.337										4	1	2	4	0	0	1				
Jim Gosger, L OBP: 0.212, SLG: 0.217										0	0	0	0	0	0	0				
Rich Rollins, R OBP: 0.286, SLG: 0.317										3	0	0	0	1	0	2				
Jerry McNertney, R OBP: 0.305, SLG: 0.321										4	1	1	1	0	1	1				
Jose Vidal, R OBP: 0.333, SLG: 0.490										4	1	1	1	0	1	2				
Ray Oyler, R OBP: 0.313, SLG: 0.235										1	0	0	0	0	1	1				
John Kennedy, R OBP: 0.354, SLG: 0.263										2	0	1	0	1	0	1				
Marty Pattin, R OBP: 0.250, SLG: 0.250										4	1	1	1	0	2	4				
<b>Inning Stats</b>	R: 7 E: 0 K: 2 S: 12	H: 4 LOB: 1 BB: 3 P: 24	R: 0 E: 0 K: 1 S: 5	H: 0 LOB: 0 BB: 0 P: 5	R: 0 E: 0 K: 3 S: 9	H: 0 LOB: 1 BB: 1 P: 13	R: 0 E: 0 K: 0 S: 4	H: 1 LOB: 1 BB: 0 P: 4	R: 0 E: 0 K: 1 S: 6	H: 1 LOB: 2 BB: 1 P: 10	R: 1 E: 0 K: 0 S: 4	H: 2 LOB: 1 BB: 1 P: 8	R: 0 E: 0 K: 0 S: 4	H: 1 LOB: 1 BB: 0 P: 4	R: 0 E: 0 K: 0 S: 3	H: 0 LOB: 0 BB: 0 P: 3	1B: 6 2B: 2 3B: 1 HR: 0	SF: 0 SAC: 0 DP: 1 HBP: 0	WP: 0 PB: 0 CS: 0	PA: 39
<b>PITCHER</b> Al Downing, L ERA: 6.75 Mike Kekich, L ERA: 8.52 Fred Talbot, R ERA: 5.11 Stan Bahnsen, R ERA: 5.14 Steve Hamilton, L ERA: 5.54	IP: 0.0 WLS: L BF: 7 H: 3 R: 3 ER: 3 SO: 2 BB: 0 IBB: 0 HBP: 0 BLK: 0 WP: 0 HR: 0 S: 11 P: 11 ERA: 27.00 WHIP: 3.000															<b>PITCHER</b>	IP: 0.0 WLS: L BF: 7 H: 3 R: 3 ER: 3 SO: 2 BB: 0 IBB: 0 HBP: 0 BLK: 0 WP: 0 HR: 0 S: 11 P: 11 ERA: 27.00 WHIP: 3.000			

New York Yankees @ Seattle Pilots  
Sicks Stadium, Boston, MA  
Mon May 12 1969, 10:05 PM EDT  
Att: 8,763 - Unknown - 70 F

AB 33  
R 8  
H 9  
RBI 7  
BB 6  
SO 7  
LOB 16





Batter	1	2	3	4	5	6	7	8	9	AB	R	H	RBI	BB	SO	LOB	TOP										
<b>Horace Clarke, S</b> OBP: 0.342, SLG: 0.313 (1, 4)										4	0	1	0	0	0	0	<b>New York Yankees @ Seattle Pilots</b> Sicks Stadium, Boston, MA Tue May 13 1969, 10:05 PM EDT Att: 19,072 - Unknown - 62 F										
<b>Jerry Kenney, L</b> OBP: 0.289, SLG: 0.293 (1, 5)										4	1	1	0	0	0	1											
<b>Bobby Murcer, L</b> OBP: 0.338, SLG: 0.583 (1, 9)										4	1	1	2	0	1	0											
<b>Roy White, S</b> OBP: 0.413, SLG: 0.376 (1, 7)										2	1	0	0	2	0	0											
<b>Joe Pepitone, L</b> OBP: 0.260, SLG: 0.517 (1, 3)										4	0	1	0	0	0	1											
<b>Jimmie Hall, L</b> OBP: 0.318, SLG: 0.375 <b>Frank Fernandez, R</b> OBP: 0.460, SLG: 0.472 (9, PH)										3	0	1	0	0	0	0											
<b>Tom Tresh, S</b> OBP: 0.266, SLG: 0.263 (1, 6)										4	0	1	0	0	0	2											
<b>Jake Gibbs, L</b> OBP: 0.284, SLG: 0.257 <b>Billy Cowan, R</b> OBP: 0.294, SLG: 0.200 (9, PH)										1	0	0	0	2	0	0											
<b>Mel Stottlemyre, R</b> OBP: 0.286, SLG: 0.208 <b>Lindy McDaniel, R</b> (7, 1)										3	0	0	0	0	1	4											
<b>Bobby Cox, R</b> OBP: 0.118, SLG: 0.125 (9, PH)										0	0	0	0	0	0	0											
<b>Inning Stats</b>	R: 2 E: 0 K: 0 S: 4	H: 2 LOB: 1 BB: 1 P: 8	R: 0 E: 0 K: 0 S: 3	H: 0 LOB: 1 BB: 1 P: 7	R: 0 E: 0 K: 1 S: 5	H: 1 LOB: 0 BB: 0 P: 5	R: 0 E: 0 K: 0 S: 5	H: 2 LOB: 3 BB: 1 P: 9	R: 0 E: 0 K: 0 S: 3	H: 0 LOB: 0 BB: 0 P: 3	R: 0 E: 0 K: 1 S: 5	H: 0 LOB: 0 BB: 0 P: 5	R: 0 E: 0 K: 0 S: 3	H: 0 LOB: 0 BB: 0 P: 3	R: 1 E: 0 K: 1 S: 7	H: 2 LOB: 2 BB: 1 P: 11	1B: 6 2B: 0 3B: 0 HR: 1	SF: 0 SAC: 0 DP: 1 HBP: 0	WP: 0 PB: 0 SB: 1 CS: 0	PA: 36							
<b>PITCHER</b>	IP	WLS	BF	H	R	ER	SO	BB	IBB	HBP	BLK	WP	HR	S	P	ERA	WHIP										
<b>Gary Bell, R</b> ERA: 3.83 (1, 1)	8.0	W	32	6	3	3	2	4	0	0	0	0	1	32	48	3.38	1.250										
<b>John O'Donoghue, L</b> ERA: (9, 1)	0.1		2	1	0	0	0	0	0	0	0	0	0	2	2	0.00	3.000										
<b>Diego Segui, R</b> ERA: 3.15 (9, 1)	0.2	S	2	0	0	0	1	0	0	0	0	0	0	4	4	0.00	0.000										

AB	32
R	3
H	7
RBI	3
BB	4
SO	3
LOB	12



Batter	1	2	3	4	5	6	7	8	9	AB	R	H	RBI	BB	SO	LOB	BOTTOM										
<b>Tommy Harper, R</b> OBP: 0.446, SLG: 0.400 (1, 4)										3	1	0	0	1	2	2	<b>New York Yankees @ Seattle Pilots</b> Sicks Stadium, Boston, MA Tue May 13 1969, 10:05 PM EDT Att: 19,072 - Unknown - 62 F										
<b>Mike Hegan, L</b> OBP: 0.462, SLG: 0.439 (1, 9)										4	0	1	1	0	0	1											
<b>Tommy Davis, R</b> OBP: 0.248, SLG: 0.323 <b>Jim Gosger, L</b> OBP: 0.212, SLG: 0.217 (8, 8)										4	0	0	1	0	0	2											
<b>Don Mincher, L</b> OBP: 0.336, SLG: 0.466 (1, 3)										4	1	2	0	0	0	1											
<b>Wayne Comer, R</b> OBP: 0.389, SLG: 0.394 (8, 7)										4	0	0	0	0	1	2											
<b>Rich Rollins, R</b> OBP: 0.284, SLG: 0.314 (1, 5)										4	1	1	0	0	0	1											
<b>Jerry McNertney, R</b> OBP: 0.317, SLG: 0.383 (1, 2)										4	1	2	3	0	0	0											
<b>Ray Oyler, R</b> OBP: 0.313, SLG: 0.229 (1, 6)										2	1	0	0	1	0	2											
<b>Gary Bell, R</b> OBP: 0.308, SLG: 0.273 <b>John O'Donoghue, R</b> (9, 1)										0	0	0	0	2	0	0											
<b>Diego Segui, R</b> OBP: 0.200, SLG: 0.111 (9, 1)										0	0	0	0	0	0	0											
<b>Inning Stats</b>	R: 0 E: 0 K: 1 S: 5	H: 0 LOB: 0 BB: 0 P: 5	R: 0 E: 0 K: 0 S: 5	H: 2 LOB: 2 BB: 0 P: 5	R: 0 E: 0 K: 1 S: 5	H: 0 LOB: 1 BB: 1 P: 9	R: 3 E: 1 K: 0 S: 6	H: 3 LOB: 1 BB: 1 P: 10	R: 0 E: 0 K: 0 S: 3	H: 0 LOB: 0 BB: 0 P: 3	R: 0 E: 0 K: 1 S: 5	H: 0 LOB: 0 BB: 0 P: 5	R: 2 E: 0 K: 0 S: 4	H: 1 LOB: 1 BB: 2 P: 12	R: 0 E: 0 K: 0 S: 3	H: 0 LOB: 0 BB: 0 P: 3	1B: 5 2B: 0 3B: 0 HR: 1	SF: 0 SAC: 1 DP: 0 HBP: 0	WP: 0 PB: 0 SB: 0 CS: 0	PA: 34							
<b>PITCHER</b>	IP	WLS	BF	H	R	ER	SO	BB	IBB	HBP	BLK	WP	HR	S	P	ERA	WHIP										
<b>Mel Stottlemyre, R</b> ERA: 3.03 (1, 1)	6.1	L	29	6	5	5	3	4	0	0	0	0	1	31	47	7.11	1.579										
<b>Lindy McDaniel, R</b> ERA: 4.34 (7, 1)	1.2		5	0	0	0	0	0	0	0	0	0	0	5	5	0.00	0.000										

AB	29
R	5
H	6
RBI	5
BB	4
SO	3
LOB	11





Batter	1	2	3	4	5	6	7	8	9	AB	R	H	RBI	BB	SO	LOB	TOP									
Horace Clarke, S (1,4) OBP: 0.338, SLG: 0.309										5	1	1	0	0	0	4	<b>New York Yankees @ Seattle Pilots</b> Sicks Stadium, Boston, MA Wed May 14 1969, 10:05 PM EDT Att: 12,273 - Unknown - 61 F									
Jerry Kenney, L (1,5) OBP: 0.293, SLG: 0.291										4	1	1	0	1	0	1										
Bobby Murcer, L (1,9) OBP: 0.347, SLG: 0.584										5	0	3	2	0	0	0										
Roy White, S (1,7) OBP: 0.413, SLG: 0.388										5	0	2	1	0	0	4										
Billy Cowan, R (9, PR) OBP: 0.294, SLG: 0.200										0	0	0	0	0	0	0										
Joe Pepitone, L (1,3) OBP: 0.250, SLG: 0.496										5	0	0	0	0	0	7										
Jimmie Hall, L (1,8) OBP: 0.315, SLG: 0.393										4	1	1	0	0	1	2										
Tom Tresh, S (1,6) OBP: 0.283, SLG: 0.311										4	2	3	2	0	0	0										
Frank Fernandez, R (1,2) OBP: 0.444, SLG: 0.450										4	0	1	0	0	1	1										
Bill Burbach, R (1,1) OBP: 0.083, SLG: 0.083										1	0	0	0	0	1	0										
Bobby Cox, R (7, PH) OBP: 0.167, SLG: 0.125										0	0	0	0	1	0	0										
Gene Michael, S (7, PR) OBP: 0.368, SLG: 0.267										0	0	0	0	0	0	0										
Lindy McDaniel, R (7,1)										1	0	0	0	0	1	0										
Stan Bahnsen, R (9,1)										0	0	0	0	0	0	0										
<b>Inning Stats</b>	R: 0 E: 0 K: 0 S: 5	H: 2 LOB: 2 BB: 0 P: 5	R: 0 E: 0 K: 1 S: 5	H: 0 LOB: 0 BB: 0 P: 5	R: 0 E: 0 K: 1 S: 5	H: 0 LOB: 0 BB: 0 P: 5	R: 0 E: 0 K: 0 S: 3	H: 0 LOB: 0 BB: 0 P: 3	R: 0 E: 0 K: 0 S: 5	H: 2 LOB: 2 BB: 0 P: 5	R: 0 E: 0 K: 1 S: 7	H: 2 LOB: 2 BB: 0 P: 7	R: 3 E: 0 K: 0 S: 6	H: 3 LOB: 2 BB: 2 P: 14	R: 2 E: 0 K: 1 S: 7	H: 2 LOB: 0 BB: 0 P: 7	R: 0 E: 0 K: 0 S: 4	H: 1 LOB: 2 BB: 0 P: 4	1B: 9 2B: 1 3B: 1 HR: 1	SF: 0 SAC: 1 DP: 0 HBP: 0	WP: 2 PB: 2 SB: 0 CS: 0	PA: 41				
<b>PITCHER</b>	IP WLS BF H R ER SO BB IBB HBP BLK WP HR S P ERA WHIP	IP WLS BF H R ER SO BB IBB HBP BLK WP HR S P ERA WHIP	IP WLS BF H R ER SO BB IBB HBP BLK WP HR S P ERA WHIP	IP WLS BF H R ER SO BB IBB HBP BLK WP HR S P ERA WHIP	IP WLS BF H R ER SO BB IBB HBP BLK WP HR S P ERA WHIP	IP WLS BF H R ER SO BB IBB HBP BLK WP HR S P ERA WHIP	IP WLS BF H R ER SO BB IBB HBP BLK WP HR S P ERA WHIP	IP WLS BF H R ER SO BB IBB HBP BLK WP HR S P ERA WHIP	IP WLS BF H R ER SO BB IBB HBP BLK WP HR S P ERA WHIP	IP WLS BF H R ER SO BB IBB HBP BLK WP HR S P ERA WHIP	IP WLS BF H R ER SO BB IBB HBP BLK WP HR S P ERA WHIP	IP WLS BF H R ER SO BB IBB HBP BLK WP HR S P ERA WHIP	IP WLS BF H R ER SO BB IBB HBP BLK WP HR S P ERA WHIP	IP WLS BF H R ER SO BB IBB HBP BLK WP HR S P ERA WHIP	IP WLS BF H R ER SO BB IBB HBP BLK WP HR S P ERA WHIP	IP WLS BF H R ER SO BB IBB HBP BLK WP HR S P ERA WHIP	IP WLS BF H R ER SO BB IBB HBP BLK WP HR S P ERA WHIP	IP WLS BF H R ER SO BB IBB HBP BLK WP HR S P ERA WHIP	IP WLS BF H R ER SO BB IBB HBP BLK WP HR S P ERA WHIP	IP WLS BF H R ER SO BB IBB HBP BLK WP HR S P ERA WHIP	IP WLS BF H R ER SO BB IBB HBP BLK WP HR S P ERA WHIP	IP WLS BF H R ER SO BB IBB HBP BLK WP HR S P ERA WHIP	IP WLS BF H R ER SO BB IBB HBP BLK WP HR S P ERA WHIP	IP WLS BF H R ER SO BB IBB HBP BLK WP HR S P ERA WHIP		
Mike Marshall, R (1,1) ERA: 2.86	6.2 L 31 9 3 3 3 2 0 0 0 0 1 0 35 43 4.05 1.650	6.2 L 31 9 3 3 3 2 0 0 0 0 1 0 35 43 4.05 1.650	6.2 L 31 9 3 3 3 2 0 0 0 0 1 0 35 43 4.05 1.650	6.2 L 31 9 3 3 3 2 0 0 0 0 1 0 35 43 4.05 1.650	6.2 L 31 9 3 3 3 2 0 0 0 0 1 0 35 43 4.05 1.650	6.2 L 31 9 3 3 3 2 0 0 0 0 1 0 35 43 4.05 1.650	6.2 L 31 9 3 3 3 2 0 0 0 0 1 0 35 43 4.05 1.650	6.2 L 31 9 3 3 3 2 0 0 0 0 1 0 35 43 4.05 1.650	6.2 L 31 9 3 3 3 2 0 0 0 0 1 0 35 43 4.05 1.650	6.2 L 31 9 3 3 3 2 0 0 0 0 1 0 35 43 4.05 1.650	6.2 L 31 9 3 3 3 2 0 0 0 0 1 0 35 43 4.05 1.650	6.2 L 31 9 3 3 3 2 0 0 0 0 1 0 35 43 4.05 1.650	6.2 L 31 9 3 3 3 2 0 0 0 0 1 0 35 43 4.05 1.650	6.2 L 31 9 3 3 3 2 0 0 0 0 1 0 35 43 4.05 1.650	6.2 L 31 9 3 3 3 2 0 0 0 0 1 0 35 43 4.05 1.650	6.2 L 31 9 3 3 3 2 0 0 0 0 1 0 35 43 4.05 1.650	6.2 L 31 9 3 3 3 2 0 0 0 0 1 0 35 43 4.05 1.650	6.2 L 31 9 3 3 3 2 0 0 0 0 1 0 35 43 4.05 1.650	6.2 L 31 9 3 3 3 2 0 0 0 0 1 0 35 43 4.05 1.650	6.2 L 31 9 3 3 3 2 0 0 0 0 1 0 35 43 4.05 1.650	6.2 L 31 9 3 3 3 2 0 0 0 0 1 0 35 43 4.05 1.650	6.2 L 31 9 3 3 3 2 0 0 0 0 1 0 35 43 4.05 1.650	6.2 L 31 9 3 3 3 2 0 0 0 0 1 0 35 43 4.05 1.650	6.2 L 31 9 3 3 3 2 0 0 0 0 1 0 35 43 4.05 1.650		
John O'Donoghue, L (7,1) ERA	0.1 1 0 0 0 0 0 0 0 0 0 0 1 1 0.00 0.000	0.1 1 0 0 0 0 0 0 0 0 0 0 1 1 0.00 0.000	0.1 1 0 0 0 0 0 0 0 0 0 0 1 1 0.00 0.000	0.1 1 0 0 0 0 0 0 0 0 0 0 1 1 0.00 0.000	0.1 1 0 0 0 0 0 0 0 0 0 0 1 1 0.00 0.000	0.1 1 0 0 0 0 0 0 0 0 0 0 1 1 0.00 0.000	0.1 1 0 0 0 0 0 0 0 0 0 0 1 1 0.00 0.000	0.1 1 0 0 0 0 0 0 0 0 0 0 1 1 0.00 0.000	0.1 1 0 0 0 0 0 0 0 0 0 0 1 1 0.00 0.000	0.1 1 0 0 0 0 0 0 0 0 0 0 1 1 0.00 0.000	0.1 1 0 0 0 0 0 0 0 0 0 0 1 1 0.00 0.000	0.1 1 0 0 0 0 0 0 0 0 0 0 1 1 0.00 0.000	0.1 1 0 0 0 0 0 0 0 0 0 0 1 1 0.00 0.000	0.1 1 0 0 0 0 0 0 0 0 0 0 1 1 0.00 0.000	0.1 1 0 0 0 0 0 0 0 0 0 0 1 1 0.00 0.000	0.1 1 0 0 0 0 0 0 0 0 0 0 1 1 0.00 0.000	0.1 1 0 0 0 0 0 0 0 0 0 0 1 1 0.00 0.000	0.1 1 0 0 0 0 0 0 0 0 0 0 1 1 0.00 0.000	0.1 1 0 0 0 0 0 0 0 0 0 0 1 1 0.00 0.000	0.1 1 0 0 0 0 0 0 0 0 0 0 1 1 0.00 0.000	0.1 1 0 0 0 0 0 0 0 0 0 0 1 1 0.00 0.000	0.1 1 0 0 0 0 0 0 0 0 0 0 1 1 0.00 0.000	0.1 1 0 0 0 0 0 0 0 0 0 0 1 1 0.00 0.000	0.1 1 0 0 0 0 0 0 0 0 0 0 1 1 0.00 0.000		
Jack Aker, R (8,1) ERA: 6.06	1.0 5 2 2 2 1 0 0 0 0 0 0 1 7 18.00 2.000	1.0 5 2 2 2 1 0 0 0 0 0 0 1 7 18.00 2.000	1.0 5 2 2 2 1 0 0 0 0 0 0 1 7 18.00 2.000	1.0 5 2 2 2 1 0 0 0 0 0 0 1 7 18.00 2.000	1.0 5 2 2 2 1 0 0 0 0 0 0 1 7 18.00 2.000	1.0 5 2 2 2 1 0 0 0 0 0 0 1 7 18.00 2.000	1.0 5 2 2 2 1 0 0 0 0 0 0 1 7 18.00 2.000	1.0 5 2 2 2 1 0 0 0 0 0 0 1 7 18.00 2.000	1.0 5 2 2 2 1 0 0 0 0 0 0 1 7 18.00 2.000	1.0 5 2 2 2 1 0 0 0 0 0 0 1 7 18.00 2.000	1.0 5 2 2 2 1 0 0 0 0 0 0 1 7 18.00 2.000	1.0 5 2 2 2 1 0 0 0 0 0 0 1 7 18.00 2.000	1.0 5 2 2 2 1 0 0 0 0 0 0 1 7 18.00 2.000	1.0 5 2 2 2 1 0 0 0 0 0 0 1 7 18.00 2.000	1.0 5 2 2 2 1 0 0 0 0 0 0 1 7 18.00 2.000	1.0 5 2 2 2 1 0 0 0 0 0 0 1 7 18.00 2.000	1.0 5 2 2 2 1 0 0 0 0 0 0 1 7 18.00 2.000	1.0 5 2 2 2 1 0 0 0 0 0 0 1 7 18.00 2.000	1.0 5 2 2 2 1 0 0 0 0 0 0 1 7 18.00 2.000	1.0 5 2 2 2 1 0 0 0 0 0 0 1 7 18.00 2.000	1.0 5 2 2 2 1 0 0 0 0 0 0 1 7 18.00 2.000	1.0 5 2 2 2 1 0 0 0 0 0 0 1 7 18.00 2.000	1.0 5 2 2 2 1 0 0 0 0 0 0 1 7 18.00 2.000	1.0 5 2 2 2 1 0 0 0 0 0 0 1 7 18.00 2.000	1.0 5 2 2 2 1 0 0 0 0 0 0 1 7 18.00 2.000	
Jim Bouton, R (9,1) ERA: 5.79	1.0 4 1 0 0 0 0 0 0 0 0 0 1 0 4 0.00 1.000	1.0 4 1 0 0 0 0 0 0 0 0 0 1 0 4 0.00 1.000	1.0 4 1 0 0 0 0 0 0 0 0 0 1 0 4 0.00 1.000	1.0 4 1 0 0 0 0 0 0 0 0 0 1 0 4 0.00 1.000	1.0 4 1 0 0 0 0 0 0 0 0 0 1 0 4 0.00 1.000	1.0 4 1 0 0 0 0 0 0 0 0 0 1 0 4 0.00 1.000	1.0 4 1 0 0 0 0 0 0 0 0 0 1 0 4 0.00 1.000	1.0 4 1 0 0 0 0 0 0 0 0 0 1 0 4 0.00 1.000	1.0 4 1 0 0 0 0 0 0 0 0 0 1 0 4 0.00 1.000	1.0 4 1 0 0 0 0 0 0 0 0 0 1 0 4 0.00 1.000	1.0 4 1 0 0 0 0 0 0 0 0 0 1 0 4 0.00 1.000	1.0 4 1 0 0 0 0 0 0 0 0 0 1 0 4 0.00 1.000	1.0 4 1 0 0 0 0 0 0 0 0 0 1 0 4 0.00 1.000	1.0 4 1 0 0 0 0 0 0 0 0 0 1 0 4 0.00 1.000	1.0 4 1 0 0 0 0 0 0 0 0 0 1 0 4 0.00 1.000	1.0 4 1 0 0 0 0 0 0 0 0 0 1 0 4 0.00 1.000	1.0 4 1 0 0 0 0 0 0 0 0 0 1 0 4 0.00 1.000	1.0 4 1 0 0 0 0 0 0 0 0 0 1 0 4 0.00 1.000	1.0 4 1 0 0 0 0 0 0 0 0 0 1 0 4 0.00 1.000	1.0 4 1 0 0 0 0 0 0 0 0 0 1 0 4 0.00 1.000	1.0 4 1 0 0 0 0 0 0 0 0 0 1 0 4 0.00 1.000	1.0 4 1 0 0 0 0 0 0 0 0 0 1 0 4 0.00 1.000	1.0 4 1 0 0 0 0 0 0 0 0 0 1 0 4 0.00 1.000	1.0 4 1 0 0 0 0 0 0 0 0 0 1 0 4 0.00 1.000	1.0 4 1 0 0 0 0 0 0 0 0 0 1 0 4 0.00 1.000	1.0 4 1 0 0 0 0 0 0 0 0 0 1 0 4 0.00 1.000

Batter	1	2	3	4	5	6	7	8	9	AB	R	H	RBI	BB	SO	LOB	BOTTOM					
Tommy Harper, R (1,4) OBP: 0.434, SLG: 0.386										4	0	0	0	0	1	1	<b>New York Yankees @ Seattle Pilots</b> Sicks Stadium, Boston, MA Wed May 14 1969, 10:05 PM EDT Att: 12,273 - Unknown - 61 F					
Steve Whitaker, L (1,9) OBP: 0.342, SLG: 0.364										3	1	1	1	1	1	1						
Tommy Davis, R (1,7) OBP: 0.248, SLG: 0.320										4	1	1	0	0	0	1						
Don Mincher, L (1,3) OBP: 0.350, SLG: 0.467										2	1	1	0	2	0	0						
Wayne Comer, R (1,8) OBP: 0.394, SLG: 0.400										4	1	2	1	0	0	1						
Gus Gil, R (1,5) OBP: 0.424, SLG: 0.379										4	0	1	2	0	2	3						
Jerry McNertney, R (1,2) OBP: 0.299, SLG: 0.359										4	0	0	0	0	1	3						
Ray Oyler, R (1,6) OBP: 0.314, SLG: 0.222										2	0	0	0	1	1	0						
Rich Rollins, R (9, PH) OBP: 0.282, SLG: 0.311										1	0	0	0	0	1	1						
Mike Marshall, R (1,1) ERA: 2.86										1	0	0	0	1	0	1						
John O'Donoghue, R (7,1) ERA										0	0	0	0	0	0	0						
Jose Vidal, R (7, PH) OBP: 0.263, SLG: 0.385										0	0	0	0	0	0	0						
Jack Aker, R (8,1) ERA: 6.06										0	0	0	0	0	0	0						
Jim Bouton, R (9,1) ERA: 5.79										0	0	0	0	0	0	0						
Jim Gosger, R (9, PH) OBP: 0.208, SLG: 0.213										1	0	0	0	0	1	1						
<b>Inning Stats</b>	R: 2 E: 0 K: 1 S: 8	H: 3 LOB: 1 BB: 1 P: 12	R: 0 E: 0 K: 3 S: 9	H: 0 LOB: 1 BB: 1 P: 13	R: 0 E: 0 K: 1 S: 5	H: 0 LOB: 1 BB: 1 P: 9	R: 0 E: 0 K: 0 S: 2	H: 0 LOB: 0 BB: 1 P: 6	R: 0 E: 0 K: 0 S: 2	H: 0 LOB: 0 BB: 1 P: 6	R: 0 E: 0 K: 0 S: 3	H: 0 LOB: 0 BB: 0 P: 3	R: 0 E: 0 K: 1 S: 5	H: 0 LOB: 0 BB: 0 P: 5	R: 0 E: 0 K: 0 S: 3	H: 0 LOB: 0 BB: 0 P: 3	R: 2 E: 0 K: 3 S: 12	H: 3 LOB: 1 BB: 0 P: 12	1B: 4 2B: 1 3B: 0 HR: 1	SF: 0 SAC: 0 DP: 2 HBP: 0	WP: 1 PB: 1 SB: 1 CS: 0	PA: 36
<b>PITCHER</b>	IP WLS BF H R ER SO BB IBB HBP BLK WP HR S P ERA WHIP	IP WLS BF H R ER SO BB IBB HBP BLK WP HR S P ERA WHIP	IP WLS BF H R ER SO BB IBB HBP BLK WP HR S P ERA WHIP	IP WLS BF H R ER SO BB IBB HBP BLK WP HR S P ERA WHIP	IP WLS																	



Batter	1	2	3	4	5	6	7	8	9	10	11	AB	R	H	RBI	BB	SO	LOB	TOP								
Tommy Harper, R OBP: 0.430, SLG: 0.403 (1, 4)	5-3	6-3			6-3				K		HR	5	1	1	1	1	1	3									
Mike Hegan, L OBP: 0.400, SLG: 0.419 (1, 9)	K		F2		F7				CI		4-3	4	0	0	0	1	1	1									
Tommy Davis, R OBP: 0.243, SLG: 0.304 Ray Oylar, R OBP: 0.314, SLG: 0.222 (1, 7) (11, 6)	5-3		5-3			6-3	G6-4-3		K		2B	5	1	0	0	1	1	5									
Don Mincher, L OBP: 0.357, SLG: 0.473 (1, 3)		HR	F7			F9			SH5-4		4-3	5	2	2	1	1	0	0									
Wayne Comer, R OBP: 0.404, SLG: 0.481 (1, 8) (11, 7)		HR			F5				SH5-4		K	4	2	2	4	1	1	0									
Rich Rollins, R OBP: 0.285, SLG: 0.321 Mike Marshall, R OBP: 0.278, SLG: 0.235 Jack Aker, R OBP: 0.278, SLG: 0.235 John O'Donoghue, R OBP: 0.278, SLG: 0.235 (1, 5) (11, PR) (11, 1) (11, 1)		HR	4-3		4-3				5-3		5-3	6	0	2	0	0	0	2									
Jerry McNettrey, R OBP: 0.273, SLG: 0.333 Joe Vanni, R OBP: 0.273, SLG: 0.333 Gene Brabender, R OBP: 0.273, SLG: 0.333 Gus Gil, R OBP: 0.273, SLG: 0.333 Jim Bouton, R OBP: 0.273, SLG: 0.333 Jim Goggin, L OBP: 0.273, SLG: 0.333 (1, 2) (7, PR) (7, 1) (8, PH) (8, 1) (11, PH) (11, 8)		6-3	5-3		5-3				G3			3	0	1	0	0	0	1	AB 43								
John Kennedy, R OBP: 0.407, SLG: 0.478 (1, 6) (11, 5)	FC6-2-5				6-3				K		HR	4	2	2	2	1	1	2	R 10								
Marty Pattin, R OBP: 0.273, SLG: 0.273 Diego Segui, R OBP: 0.200, SLG: 0.111 Steve Whitaker, L OBP: 0.342, SLG: 0.364 Larry Haney, R OBP: 0.432, SLG: 0.515 (1, 1) (6, 1) (7, PH) (7, PH) (7, 2)	E7		1B		6-3				SH1-4		L9	2	0	1	1	0	0	1	H 13								
Inning Stats	R: 0 E: 0 K: 1 S: 5	H: 0 LOB: 0 BB: 0 P: 5	R: 3 E: 2 K: 0 S: 6	H: 3 LOB: 1 BB: 1 P: 10	R: 0 E: 0 K: 0 S: 3	H: 0 LOB: 0 BB: 0 P: 3	R: 0 E: 0 K: 0 S: 3	H: 0 LOB: 0 BB: 0 P: 3	R: 0 E: 0 K: 0 S: 4	H: 1 LOB: 1 BB: 0 P: 4	R: 0 E: 0 K: 0 S: 3	H: 0 LOB: 1 BB: 0 P: 7	R: 1 E: 0 K: 1 S: 6	H: 2 LOB: 2 BB: 2 P: 14	R: 0 E: 0 K: 0 S: 4	H: 1 LOB: 1 BB: 1 P: 4	R: 0 E: 1 K: 0 S: 8	H: 0 LOB: 2 BB: 1 P: 12	R: 0 E: 0 K: 1 S: 5	H: 0 LOB: 0 BB: 0 P: 5	R: 6 E: 0 K: 0 S: 9	H: 6 LOB: 1 BB: 1 P: 13	1B: 4 2B: 4 3B: 1 HR: 4	SF: 0 SAC: 2 DP: 1 HBP: 0	WP: 1 PB: 0 SB: 0 CS: 0	PA: 52	
PITCHER	IP	WLS	BF	H	R	ER	SO	BB	IBB	HBP	BLK	WP	HR	S	P	ERA	WHIP										
Sonny Siebert, R ERA: 3.81 Sparky Lyle, L ERA: 2.0 Vicente Romo, R ERA: 3.52 (1, 1) (7, 1) (7, 1)	5.2	0.0	23	7	6	6	3	2	0	0	0	1	3	27	35	11.57	1.929										

Seattle Pilots @ Boston Red Sox  
Fenway Park, Boston, MA  
Fri May 16 1969, 7:05 PM EDT  
Att: 33,709 - Unknown

AB 43  
R 10  
H 13  
RBI 10  
BB 6  
SO 5  
LOB 17



Batter	1	2	3	4	5	6	7	8	9	10	11	AB	R	H	RBI	BB	SO	LOB	BOTTOM								
Reggie Smith, S OBP: 0.313, SLG: 0.438 (1, 8)	HR		1-3		G3				FC3-6		E7	6	2	2	1	0	0	2									
Mike Andrews, R OBP: 0.367, SLG: 0.444 (1, 4)	L5		L7			WP			CS		SF9	5	1	1	1	0	0	0									
Carl Yastrzemski, L OBP: 0.407, SLG: 0.533 (1, 7)	K				G6-4-3						G3	5	1	2	0	1	2	0									
Tony Conigliaro, R OBP: 0.380, SLG: 0.467 (1, 9)	K				G6-4-3				K		K	5	0	0	0	0	4	3									
Dalton Jones, L OBP: 0.346, SLG: 0.357 (1, 3)		F8				FC4-6			F5		HR	5	2	2	1	0	0	1									
George Scott, R OBP: 0.217, SLG: 0.273 (1, 5)		1-3				1B			6-3		5-3	4	0	0	0	1	1	2									
Rico Petrocelli, R OBP: 0.466, SLG: 0.730 (1, 6)						K			5-3		HR	5	1	2	2	0	1	2									
Russ Gibson, R OBP: 0.293, SLG: 0.319 Syd O'Brien, R OBP: 0.286, SLG: 0.538 Joe Azcue, R OBP: 0.339, SLG: 0.327 (1, 2) (9, PR) (10, 2)		F9				K			FC1-6		1B	3	0	1	1	1	1	1	AB 43								
Sonny Siebert, R OBP: 0.222, SLG: 0.176 Sparky Lyle, L ERA: 4.0 Vicente Romo, R OBP: 0.200, SLG: 0.200 Joe Lahoud, L OBP: 0.333, SLG: 0.103 (1, 1) (7, 1) (7, 1) (11, PH)			F8			L8			FC1-6		E	3	0	1	0	0	0	2	R 9								
Inning Stats	R: 1 E: 0 K: 2 S: 8	H: 1 LOB: 0 BB: 0 P: 8	R: 0 E: 0 K: 0 S: 4	H: 1 LOB: 1 BB: 0 P: 4	R: 0 E: 0 K: 0 S: 3	H: 0 LOB: 0 BB: 0 P: 3	R: 0 E: 0 K: 1 S: 6	H: 2 LOB: 1 BB: 0 P: 6	R: 0 E: 0 K: 2 S: 8	H: 0 LOB: 0 BB: 0 P: 3	R: 0 E: 0 K: 0 S: 3	H: 0 LOB: 1 BB: 1 P: 6	R: 0 E: 0 K: 1 S: 9	H: 4 LOB: 0 BB: 1 P: 13	1B: 9 2B: 1 3B: 0 HR: 2	SF: 1 SAC: 0 DP: 1 HBP: 0	WP: 2 PB: 0 SB: 0 CS: 1	PA: 49									
PITCHER	IP	WLS	BF	H	R	ER	SO	BB	IBB	HBP	BLK	WP	HR	S	P	ERA	WHIP										
Marty Pattin, R ERA: 4.0 Diego Segui, R ERA: 3.12 Gene Brabender, R ERA: 6.59 Jim Bouton, R ERA: 4.76 Jack Aker, R ERA: 7.56 (1, 1) (6, 1) (7, 1) (8, 1) (11, 1)	0.2	0.1	1.0	4	1	0	0	0	0	0	0	0	0	6	6	0.00	1.000										
John O'Donoghue, L ERA: 4.0 (11, 1)	0.2	0.1	1.0	4	1	0	0	0	0	0	0	0	0	6	6	0.00	1.000										

Seattle Pilots @ Boston Red Sox  
Fenway Park, Boston, MA  
Fri May 16 1969, 7:05 PM EDT  
Att: 33,709 - Unknown

AB 43  
R 9  
H 12  
RBI 6  
BB 4  
SO 9  
LOB 14





Batter	1	2	3	4	5	6	7	8	9	AB	R	H	RBI	BB	SO	LOB	TOP			
<b>Tommy Harper, R</b> OBP: 0.431, SLG: 0.415 (1, 4)	0-3 K		0-0 FC3-6 1B			0-0 F5		0-0 2B		4	0	2	1	0	1	0				
<b>Mike Hegan, L</b> OBP: 0.435, SLG: 0.400 (1, 9)	0-0 F7		0-0 FC3-6			0-0 F8		0-3 K		4	0	0	0	0	1	2				
<b>Tommy Davis, R</b> OBP: 0.235, SLG: 0.292 (1, 7)	0-0 3-1		0-0 1-3			0-0 2-3		0-0 6-3		4	0	0	0	0	0	2				
<b>Don Mincher, L</b> OBP: 0.353, SLG: 0.465 (1, 3)		0-0 1B		0-0 L9			0-3 K		0-0 F8	4	0	1	0	0	1	0				
<b>Wayne Comer, R</b> OBP: 0.388, SLG: 0.458 (1, 8)		0-3 K		0-0 F3			0-0 F3		0-0 5-3	4	0	0	0	0	1	1				
<b>Gus Gil, R</b> OBP: 0.421, SLG: 0.382 (1, 5)		0-0 F3		0-3 K			0-0 BB 1B		0-0 1B	4	0	2	0	0	1	1				
<b>Larry Haney, R</b> OBP: 0.415, SLG: 0.472 (1, 2)		0-0 5-3			0-0 F3		4-0 1-2 BB		0-0 F8	3	0	0	0	1	0	2				
<b>John Kennedy, R</b> OBP: 0.400, SLG: 0.462 (1, 6)			0-0 SH3 1B 1B		0-0 1-4-3		0-0 F8			3	1	1	0	0	0	2				
<b>Gary Bell, R</b> OBP: 0.308, SLG: 0.273 (1, 1)			0-0 SH3		0-0 F8			0-0 F8		0	0	0	0	0	0	0				
<b>Steve Whitaker, L</b> OBP: 0.333, SLG: 0.353 (5, PH)										1	0	0	0	0	0	0				
<b>Darrell Brandon, R</b> (5, 1)										0	0	0	0	0	0	0				
<b>Jim Gosger, L</b> OBP: 0.214, SLG: 0.260 (8, PH)			1-2							1	0	0	0	0	0	0				
<b>Diego Segui, R</b> OBP: 0.200, SLG: 0.111 (8, 1)										0	0	0	0	0	0	0				
<b>Inning Stats</b>	R: 0 E: 0 K: 1 S: 5	H: 0 LOB: 0 BB: 0 P: 5	R: 0 E: 0 K: 1 S: 6	H: 1 LOB: 1 BB: 0 P: 6	R: 1 E: 0 K: 0 S: 5	H: 2 LOB: 1 BB: 0 P: 5	R: 0 E: 0 K: 1 S: 5	H: 0 LOB: 0 BB: 0 P: 5	R: 0 E: 0 K: 0 S: 3	H: 0 LOB: 0 BB: 0 P: 3	R: 0 E: 0 K: 1 S: 6	H: 1 LOB: 2 BB: 1 P: 10	R: 0 E: 0 K: 1 S: 6	H: 1 LOB: 1 BB: 0 P: 6	R: 0 E: 0 K: 0 S: 4	H: 1 LOB: 1 BB: 0 P: 4	1B: 5 2B: 1 3B: 0 HR: 0	SF: 0 SAC: 1 DP: 0 HBP: 0	WP: 0 PB: 0 SB: 0 CS: 0	PA: 34
<b>PITCHER</b> <b>Mike Nagy, R</b> ERA: 1.99 (1, 1)	IP: 9.0 WLS: W BF: 34 H: 6 R: 1 ER: 1 SO: 5 BB: 1 IBB: 0 HBP: 0 BLK: 0 WP: 0 HR: 0 S: 43 P: 47 ERA: 1.00 WHIP: 0.778															<b>PITCHER</b>				

**Seattle Pilots @ Boston Red Sox**  
Fenway Park, Boston, MA  
Sat May 17 1969, 3:33 AM EDT  
Att: 21,172 - Unknown

AB 32  
R 1  
H 6  
RBI 1  
BB 1  
SO 5  
LOB 10



Batter	1	2	3	4	5	6	7	8	9	AB	R	H	RBI	BB	SO	LOB	BOTTOM			
<b>Reggie Smith, S</b> OBP: 0.317, SLG: 0.430 (1, 8)	0-0 F5	0-3 K		0-0 S 1B		4-0 E BB		0-3 K		4	1	1	0	1	2	0				
<b>Mike Andrews, R</b> OBP: 0.375, SLG: 0.473 (1, 4)	0-0 HR			0-0 HR 1B		0-0 F5		0-0 F7		5	2	3	2	0	0	1				
<b>Carl Yastrzemski, L</b> OBP: 0.403, SLG: 0.548 (1, 7)	0-0 G3			0-0 HR		0-3 K				4	1	1	2	0	1	2				
<b>Don Lock, R</b> OBP: 0.200, SLG: 0.400 (7, 7)		0-0 F9		0-0 HR						0	0	0	0	0	0	0				
<b>Tony Conigliaro, R</b> OBP: 0.350, SLG: 0.452 (1, 9)	0-0 HR		0-0 5-3	0-0 1-3			0-0 6-3			4	1	0	0	0	0	0				
<b>Joe Lahoud, L</b> OBP: 0.333, SLG: 0.103 (8, 9)										0	0	0	0	0	0	0				
<b>Dalton Jones, L</b> OBP: 0.366, SLG: 0.411 (1, 3)	0-0 HR		4-0 BB		0-0 F2		0-0 FC5 WP 1B			3	1	2	2	1	0	0				
<b>George Scott, R</b> OBP: 0.226, SLG: 0.274 (1, 5)	0-0 WP 1B		0-0 F2		1-0 BB HBP		0-0 F9			3	0	1	0	0	0	2				
<b>Rico Petrocelli, R</b> OBP: 0.474, SLG: 0.723 (1, 6)	4-0 1-2 IBB		0-3 K		4-0 G6-4-3 BB		4-0 1-2 BB			1	0	0	0	3	1	1				
<b>Syd O'Brien, R</b> OBP: 0.286, SLG: 0.538 (7, PR)										0	0	0	0	0	0	0				
<b>Russ Gibson, R</b> OBP: 0.291, SLG: 0.315 (1, 2)	0-3 K			0-0 B3-6-4 1B		0-0 G6-4-3		0-0 FC5		4	0	1	0	0	1	6				
<b>Mike Nagy, R</b> (1, 1)		0-0 F3		0-0 B3-6-4 1B		0-0 F8		0-3 K		4	0	0	0	0	1	1				
<b>Inning Stats</b>	R: 3 E: 1 K: 1 S: 9	H: 3 LOB: 2 BB: 1 P: 13	R: 0 E: 0 K: 1 S: 6	H: 1 LOB: 1 BB: 0 P: 6	R: 0 E: 0 K: 1 S: 5	H: 0 LOB: 1 BB: 1 P: 9	R: 3 E: 0 K: 0 S: 6	H: 4 LOB: 0 BB: 0 P: 6	R: 0 E: 0 K: 0 S: 2	H: 0 LOB: 1 BB: 1 P: 7	R: 0 E: 1 K: 1 S: 5	H: 0 LOB: 1 BB: 1 P: 9	R: 0 E: 0 K: 0 S: 4	H: 1 LOB: 2 BB: 1 P: 8	R: 0 E: 0 K: 2 S: 7	H: 0 LOB: 0 BB: 0 P: 7	1B: 6 2B: 0 3B: 0 HR: 3	SF: 0 SAC: 0 DP: 2 HBP: 1	WP: 2 PB: 0 SB: 1 CS: 0	PA: 38
<b>PITCHER</b> <b>Gary Bell, R</b> ERA: 4.27 (1, 1)	IP: 4.0 WLS: L BF: 22 H: 8 R: 6 ER: 4 SO: 3 BB: 1 IBB: 0 HBP: 0 BLK: 0 WP: 1 HR: 3 S: 26 P: 34 ERA: 9.00 WHIP: 2.250															<b>PITCHER</b>				
<b>Darrell Brandon, R</b> ERA: 8.25 (5, 1)	3.0 13 1 0 0 1 3 0 1 0 1 0 11 24 0.00 1.333																			
<b>Diego Segui, R</b> ERA: 3.03 (8, 1)	1.0 3 0 0 0 2 0 0 0 0 0 0 7 7 0.00 0.000																			

**Seattle Pilots @ Boston Red Sox**  
Fenway Park, Boston, MA  
Sat May 17 1969, 3:33 AM EDT  
Att: 21,172 - Unknown

AB 32  
R 6  
H 9  
RBI 6  
BB 5  
SO 6  
LOB 13





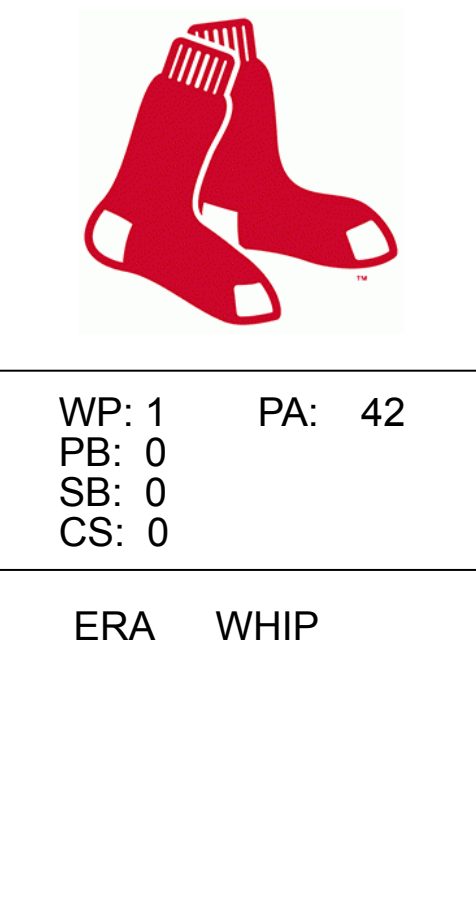
Batter	1	2	3	4	5	6	7	8	9	AB	R	H	RBI	BB	SO	LOB	TOP																				
Tommy Harper, R OBP: 0.440, SLG: 0.417 (1, 4)	0-3 K		0-0 CS E 1B	0-0 WP BB SF9 1B		4-0 BB 1B BB		0-3 K	4-0 1B BB	4	2	2	0	2	2	0																					
Mike Hegan, L OBP: 0.446, SLG: 0.415 (1, 9)	0-0 E 2B		0-3 K	4-0 SF9 WP BB		4-0 1B BB		0-0 E5 BB	0-0 FC5-4 1B	4	1	2	0	2	1	1																					
Tommy Davis, R OBP: 0.240, SLG: 0.297 (1, 7)	0-0 E8 PB 2-H 1B		0-0 HBP 1B	0-0 SF9		0-3 K		0-0 F9	0-0 FC5-4 1-2	5	1	2	2	0	1	6																					
Don Mincher, L OBP: 0.370, SLG: 0.466 (1, 3)	4-0 BB		1-0 1B HBP	0-0 F9		0-0 1B		4-0 BB		2	0	1	2	2	0	1																					
Wayne Comer, R OBP: 0.389, SLG: 0.448 (1, 8)	0-3 K		0-0 FC5 1-3 2-H 1B		4-0 G4-3-5 BB			0-0 F8		4	0	1	1	1	1	6																					
Larry Haney, R OBP: 0.413, SLG: 0.525 (1, 2)	0-0 F5		4-0 BB		0-3 K			0-0 5-3		4	1	1	1	1	1	3																					
John Kennedy, R OBP: 0.343, SLG: 0.387 (1, 5)		0-0 F7	0-0 FC5 2-3F		0-0 G4-3-5 1-2			0-0 1-3		5	0	0	0	0	0	4																					
Ray Oyler, R OBP: 0.319, SLG: 0.263 (1, 6)	0-3 K		0-3 K			4-0 BB 1B BB		0-0 F4		4	2	1	1	1	2	0																					
Mike Marshall, R OBP: 0.304, SLG: 0.409 Diego Segui, R OBP: 0.200, SLG: 0.111 (1, 1) (9, 1)	0-0 6-3		0-0 BB 1B WP 1B		0-0 2-4			0-0 HR		5	2	2	1	0	0	1																					
<b>Inning Stats</b>	R: 1 E: 1 K: 2 S: 9	H: 2 LOB: 2 BB: 1 P: 13	R: 0 E: 0 K: 1 S: 5	H: 0 LOB: 0 BB: 0 P: 5	R: 1 E: 1 K: 1 S: 7	H: 3 LOB: 3 BB: 1 P: 12	R: 2 E: 0 K: 1 S: 7	H: 2 LOB: 1 BB: 1 P: 11	R: 0 E: 0 K: 1 S: 4	H: 0 LOB: 0 BB: 1 P: 8	R: 2 E: 0 K: 1 S: 6	H: 1 LOB: 2 BB: 3 P: 18	R: 0 E: 0 K: 0 S: 3	H: 0 LOB: 0 BB: 0 P: 3	R: 1 E: 1 K: 1 S: 7	H: 1 LOB: 2 BB: 1 P: 11	R: 2 E: 0 K: 0 S: 6	H: 3 LOB: 2 BB: 1 P: 10	1B: 8 2B: 1 3B: 0 HR: 3	SF: 1 SAC: 0 DP: 1 HBP: 1	WP: 1 PB: 1 SB: 0 CS: 0	PA: 48															
<b>PITCHER</b>	IP	WLS	BF	H	R	ER	SO	BB	IBB	HBP	BLK	WP	HR	S	P	ERA	WHIP	<b>PITCHER</b>	IP	WLS	BF	H	R	ER	SO	BB	IBB	HBP	BLK	WP	HR	S	P	ERA	WHIP		
Ray Culp, R ERA: 3.84 (1, 1)	4.0	L	23	7	4	4	5	4	0	1	0	1	0	28	45	9.00	2.750																				
Lee Stange, R ERA: 2.55 (5, 1)	1.0		2	0	0	0	1	0	0	0	0	0	0	4	4	0.00	0.000																				
Ray Jarvis, R ERA: 3.38 (6, 1)	2.0		10	1	2	2	1	3	0	0	0	0	0	9	21	9.00	2.000																				
Fred Wenz, R ERA: 4.66 (8, 1)	1.2		11	3	3	3	1	2	0	0	0	0	3	11	19	16.20	3.000																				
Sparky Lyle, L ERA: 1.99 (9, 1)	0.1		2	1	0	0	0	0	0	0	0	0	0	2	2	0.00	3.000																				
<b>Batter</b>	<b>1</b>	<b>2</b>	<b>3</b>	<b>4</b>	<b>5</b>	<b>6</b>	<b>7</b>	<b>8</b>	<b>9</b>	<b>AB</b>	<b>R</b>	<b>H</b>	<b>RBI</b>	<b>BB</b>	<b>SO</b>	<b>LOB</b>	<b>BOTTOM</b>																				
Reggie Smith, S OBP: 0.321, SLG: 0.429 (1, 8)	0-0 FC5-4 1B		0-0 4-3		0-0 G3				0-0 BB HR 1B	5	1	2	1	0	1	2																					
Mike Andrews, R OBP: 0.382, SLG: 0.474 (1, 4)	0-3 K		0-0 1B			0-0 WP 1B			4-0 HR BB	4	1	2	0	1	1	2																					
Carl Yastrzemski, L OBP: 0.493, SLG: 0.565 (1, 7)	0-0 FC5-4 1-2 1B		0-0 F5			0-0 F4 1-2			0-0 HR 1B	5	1	2	4	0	0	2																					
Tony Conigliaro, R OBP: 0.345, SLG: 0.442 (1, 9)	0-0 FC5-4 1-2 2-3			0-3 K		0-3 K			0-0 1B	5	0	1	0	0	3	3																					
Dalton Jones, L OBP: 0.368, SLG: 0.403 (1, 3)	0-0 4-3			0-0 F6		4-0 BB			0-0 1B	4	0	1	0	1	0	2																					
George Scott, R OBP: 0.225, SLG: 0.271 (1, 5)		0-0 6-3		0-3 K		0-0 F8			0-0 1B F5	5	1	1	0	0	1	4																					
Rico Petrocelli, R OBP: 0.475, SLG: 0.739 (1, 6)		0-0 5-3			4-0 FC6-4 BB				0-0 HR	3	1	1	1	1	0	1																					
Russ Gibson, R OBP: 0.277, SLG: 0.299 (1, 2)		0-0 5-3			0-0 FC6-4 1-2				0-3 K	4	0	0	0	0	1	2																					
Ray Culp, R ERA: 3.84 (1, 1)	8.2	W	39	8	6	6	7	5	0	0	0	0	0	0	0	68	6.23	1.500																			
Lee Stange, R ERA: 2.55 (5, 1)	1.0		2	0	0	0	1	0	0	0	0	0	0	4	4	0.00	0.000																				
Dick Schofield, S OBP: 0.440, SLG: 0.553 (5, 1)	2.0		10	1	2	2	1	3	0	0	0	0	0	9	21	9.00	2.000																				
Ray Jarvis, R ERA: 3.38 (6, 1)	1.2		11	3	3	3	1	2	0	0	0	0	3	11	19	16.20	3.000																				
Don Lock, R OBP: 0.333, SLG: 0.490 (7, 1)	0.1		2	1	0	0	0	0	0	0	0	0	0	2	2	0.00	3.000																				
Fred Wenz, R ERA: 4.66 (8, 1)	1.2		11	3	3	3	1	2	0	0	0	0	3	11	19	16.20	3.000																				
Sparky Lyle, L ERA: 1.99 (9, 1)	0.1		2	1	0	0	0	0	0	0	0	0	0	2	2	0.00	3.000																				
<b>Inning Stats</b>	R: 0 E: 0 K: 1 S: 7	H: 2 LOB: 2 BB: 0 P: 7	R: 0 E: 0 K: 0 S: 3	H: 0 LOB: 0 BB: 0 P: 3	R: 0 E: 0 K: 0 S: 4	H: 1 LOB: 1 BB: 0 P: 4	R: 0 E: 0 K: 2 S: 7	H: 0 LOB: 0 BB: 0 P: 7	R: 0 E: 0 K: 0 S: 3	H: 0 LOB: 1 BB: 1 P: 7	R: 0 E: 0 K: 1 S: 6	H: 1 LOB: 2 BB: 1 P: 10	R: 1 E: 0 K: 1 S: 6	H: 1 LOB: 1 BB: 1 P: 10	R: 0 E: 0 K: 1 S: 5	H: 0 LOB: 0 BB: 0 P: 5	R: 5 E: 0 K: 1 S: 10	H: 5 LOB: 2 BB: 2 P: 18	1B: 8 2B: 0 3B: 0 HR: 2	SF: 0 SAC: 0 DP: 0 HBP: 0	WP: 1 PB: 0 SB: 0 CS: 0	PA: 42															
<b>PITCHER</b>	IP	WLS	BF	H	R	ER	SO	BB	IBB	HBP	BLK	WP	HR	S	P	ERA	WHIP	<b>PITCHER</b>	IP	WLS	BF	H	R	ER	SO	BB	IBB	HBP	BLK	WP	HR	S	P	ERA	WHIP		
Mike Marshall, R ERA: 3.36 (1, 1)	8.2	W	39	8	6	6	7	5	0	0	0	0	0	0	0	68	6.23	1.500																			
Diego Segui, R ERA: 3.0 (9, 1)	0.1	S	3	2	0	0	0	0	0	0	0	0	0	3	3	0.00	6.000																				

Seattle Pilots @ Boston Red Sox  
Fenway Park, Boston, MA  
Sun May 18 1969, 3:33 AM EDT  
Att: 25,125 - Unknown

AB 37  
R 9  
H 12  
RBI 8  
BB 9  
SO 8  
LOB 22

Seattle Pilots @ Boston Red Sox  
Fenway Park, Boston, MA  
Sun May 18 1969, 3:33 AM EDT  
Att: 25,125 - Unknown

AB 37  
R 6  
H 10  
RBI 6  
BB 5  
SO 7  
LOB 19





Batter	1	2	3	4	5	6	7	8	9	AB R H RBI BB SO LOB	TOP															
Tommy Harper, R (1,4) OBP: 0.427, SLG: 0.402	5-3	F8		F3		P5			K	5 0 0 0 0 1 3	<b>Seattle Pilots @ Washington Senators</b> Robert F. Kennedy Memorial Stadium, Washington, DC Tue May 20 1969, 7:05 PM EDT Att: 6,520 - Unknown <a href="http://livebaseballscorecards.com">livebaseballscorecards.com</a>															
Mike Hegan, L (1,9) OBP: 0.437, SLG: 0.424	3B		K	K		G3		G3	5 0 1 0 0 2 1																	
Tommy Davis, R (1,7) OBP: 0.246, SLG: 0.302	1-3		FC6-4 BB	1B	1-2 1B	F7		6-3	5 1 2 0 0 0 1																	
Don Mincher, L (1,3) OBP: 0.373, SLG: 0.458	FC5-4 IBB		FC6-4 BB			F8			2 0 0 0 2 1 2																	
Wayne Comer, R (1,8) OBP: 0.384, SLG: 0.440	FC5-4 1-2		FC6-4 BB 2B		5-3			SH2-4 1B	4 2 1 0 0 0 4																	
Jerry McNettney, R (1,2) OBP: 0.315, SLG: 0.377		SH2-3 BB 1B	2B BB		5-3			SH2-4 1-2	2 1 1 0 1 0 0																	
John Kennedy, R (1,5) OBP: 0.385, SLG: 0.394		SH2-3 BB 1-2	2B BB 1-2 2-3 3-H		K			1B 2-H	2 1 1 2 2 1 0																	
Ray Oyler, R (1,6) OBP: 0.316, SLG: 0.275	K		2B			F9		F7	4 0 1 3 0 1 3																	
Marty Pattin, R (1,1) OBP: 0.280, SLG: 0.280	SH2-3 1-2 2-3					5-3			3 0 1 0 0 1 1																	
John O'Donoghue, R (8,1)				1B				K	0 0 0 0 0 0 0																	
<b>Inning Stats</b>	R: 0 E: 0 K: 0 S: 4	H: 1 LOB: 2 BB: 1 P: 8	R: 0 E: 0 K: 1 S: 6	H: 1 LOB: 2 BB: 1 P: 10	R: 4 E: 0 K: 1 S: 6	H: 2 LOB: 1 BB: 3 P: 18	R: 0 E: 0 K: 2 S: 9	H: 2 LOB: 2 BB: 0 P: 9	R: 0 E: 0 K: 1 S: 5	H: 0 LOB: 0 BB: 0 P: 5	R: 0 E: 0 K: 0 S: 3	H: 0 LOB: 0 BB: 0 P: 3	R: 0 E: 0 K: 0 S: 3	H: 0 LOB: 0 BB: 0 P: 3	R: 1 E: 0 K: 1 S: 7	H: 2 LOB: 1 BB: 0 P: 7	R: 0 E: 0 K: 1 S: 5	H: 0 LOB: 0 BB: 0 P: 5	1B: 6 2B: 1 3B: 1 HR: 0	SF: 0 SAC: 2 DP: 0 HBP: 0	WP: 0 PB: 0 SB: 0 CS: 0	PA: 39				
<b>PITCHER</b>	IP WLS BF H R ER SO BB IBB HBP BLK WP HR S P ERA WHIP											IP WLS BF H R ER SO BB IBB HBP BLK WP HR S P ERA WHIP														
Jim Hannan, R (1,1) ERA: 3.98	2.2	16	3	4	4	2	4	1	0	0	0	0	15	35	13.50	2.625										
Bob Humphreys, R (3,1) ERA: 3.98	4.1	15	3	0	0	3	0	0	0	0	0	0	21	21	0.00	0.692										
Dennis Higgins, R (8,1) ERA: 1.97	2.0	W 8	2	1	1	2	0	0	0	0	0	0	12	12	4.50	1.000										


Batter	1	2	3	4	5	6	7	8	9	AB R H RBI BB SO LOB	BOTTOM															
Del Unser, L (1,8) OBP: 0.320, SLG: 0.289	3B 1B		1B			P3		G6-3		4 1 2 0 0 0 1	<b>Seattle Pilots @ Washington Senators</b> Robert F. Kennedy Memorial Stadium, Washington, DC Tue May 20 1969, 7:05 PM EDT Att: 6,520 - Unknown <a href="http://livebaseballscorecards.com">livebaseballscorecards.com</a>															
Ed Stroud, L (1,9) OBP: 0.274, SLG: 0.303	1B 1-H		F7		6-3			F7		4 1 1 1 0 0 1																
Frank Howard, R (1,7) OBP: 0.349, SLG: 0.569	K		K		E1			HR BB	3 0 0 0 1 2 2																	
Hank Allen, R (6, PR) OBP: 0.319, SLG: 0.367	K		K		K			HR	0 1 0 0 0 0 0																	
Mike Epstein, L (1,3) OBP: 0.429, SLG: 0.630	K		K		K			HR 1-H	4 1 1 2 0 3 3																	
Ken McMullen, R (1,5) OBP: 0.282, SLG: 0.315	CS 1B 3-H				HR BB			P6	3 1 2 1 1 0 0																	
Bernie Allen, L (1,4) OBP: 0.370, SLG: 0.456	CS		P6					4-3	3 1 1 2 0 0 0																	
Brant Alyea, R (8, PH) OBP: 0.500, SLG: 0.636					HR			K2-4-2 1B	1 0 0 0 0 1 1																	
Tim Cullen, R (9,4) OBP: 0.294, SLG: 0.274	1-2				HR			5-3	0 0 0 0 0 0 0																	
Ed Brinkman, R (1,6) OBP: 0.320, SLG: 0.346			1B		F7			5-3	3 0 1 0 0 0 0																	
Paul Casanova, R (1,2) OBP: 0.234, SLG: 0.270			K		6-3			K	3 0 0 0 0 2 1																	
Jim Hannan, R (1,1) OBP: 0.200, SLG: 0.200			K		5-3			G6-3 BB	1 0 0 0 0 1 1																	
Bob Humphreys, R (3,1) OBP: 0.167, SLG: 0.167									1 0 0 0 0 0 0																	
Gary Holman, L (7, PH) OBP: 0.389, SLG: 0.333									0 0 0 0 1 0 0																	
Dennis Higgins, R (8,1)									0 0 0 0 0 0 0																	
<b>Inning Stats</b>	R: 2 E: 0 K: 2 S: 9	H: 3 LOB: 0 BB: 0 P: 9	R: 0 E: 0 K: 2 S: 8	H: 1 LOB: 1 BB: 0 P: 8	R: 0 E: 0 K: 2 S: 8	H: 1 LOB: 1 BB: 0 P: 8	R: 2 E: 0 K: 0 S: 4	H: 1 LOB: 0 BB: 1 P: 8	R: 0 E: 1 K: 1 S: 6	H: 0 LOB: 1 BB: 0 P: 6	R: 0 E: 0 K: 0 S: 3	H: 0 LOB: 0 BB: 0 P: 3	R: 0 E: 0 K: 1 S: 4	H: 0 LOB: 1 BB: 1 P: 8	R: 2 E: 0 K: 1 S: 6	H: 2 LOB: 1 BB: 1 P: 10	R: 2 E: 0 K: 1 S: 6	H: 2 LOB: 1 BB: 1 P: 10	1B: 5 2B: 1 3B: 1 HR: 2	SF: 0 SAC: 0 DP: 2 HBP: 0	WP: 0 PB: 0 SB: 0 CS: 1	PA: 34				
<b>PITCHER</b>	IP WLS BF H R ER SO BB IBB HBP BLK WP HR S P ERA WHIP											IP WLS BF H R ER SO BB IBB HBP BLK WP HR S P ERA WHIP														
Marty Pattin, R (1,1) ERA: 4.4	7.1	L 32	8	6	6	8	3	0	0	0	0	0	45	57	7.36	1.500										
John O'Donoghue, L (8,1) ERA:	0.2	1	0	0	0	1	0	0	0	0	0	0	3	3	0.00	0.000										




Batter	1	2	3	4	5	6	7	8	9	AB	R	H	RBI	BB	SO	LOB	TOP			
<b>Tommy Harper, R</b> OBP: 0.428, SLG: 0.400 (1, 4)										3	0	1	0	1	0	1	<b>Seattle Pilots @ Washington Senators</b> Robert F. Kennedy Memorial Stadium, Washington, DC Wed May 21 1969, 7:05 PM EDT Att: 6,083 - Unknown <a href="http://livebaseballscorecards.com">livebaseballscorecards.com</a>			
<b>Mike Hegan, L</b> OBP: 0.446, SLG: 0.451 (1, 9)										3	2	2	1	1	1	1				
<b>Tommy Davis, R</b> OBP: 0.246, SLG: 0.300 (1, 7)										4	2	1	0	0	0	1				
<b>Don Mincher, L</b> OBP: 0.384, SLG: 0.488 (1, 3)										3	1	2	2	1	0	1				
<b>Wayne Comer, R</b> OBP: 0.371, SLG: 0.421 (1, 8)										4	0	0	1	0	0	1				
<b>Jerry McNetney, R</b> OBP: 0.312, SLG: 0.370 (1, 2)										4	0	1	0	0	2	1				
<b>John Kennedy, R</b> OBP: 0.349, SLG: 0.351 (1, 5)										4	0	0	0	0	0	1				
<b>Gus Gil, R</b> OBP: 0.381, SLG: 0.342 (1, 6)										4	0	0	0	0	0	1				
<b>Gene Brabender, R</b> OBP: 0.333, SLG: 0.250 <b>John O'Donoghue, R</b> (6, 1)										2	1	1	0	0	0	0				
<b>Diego Segui, R</b> OBP: 0.200, SLG: 0.111 (9, 1)										2	0	0	0	0	0	1				
										0	0	0	0	0	0	0				
<b>Inning Stats</b>	R: 0 E: 0 K: 0 S: 3	H: 2 LOB: 0 BB: 0 P: 3	R: 1 E: 0 K: 1 S: 6	H: 1 LOB: 0 BB: 0 P: 6	R: 3 E: 1 K: 0 S: 6	H: 3 LOB: 0 BB: 0 P: 6	R: 0 E: 0 K: 1 S: 5	H: 0 LOB: 2 BB: 0 P: 5	R: 0 E: 0 K: 1 S: 5	H: 0 LOB: 1 BB: 1 P: 9	R: 0 E: 1 K: 0 S: 4	H: 1 LOB: 1 BB: 0 P: 4	R: 0 E: 0 K: 0 S: 4	H: 1 LOB: 1 BB: 2 P: 12	R: 0 E: 0 K: 0 S: 3	H: 0 LOB: 0 BB: 0 P: 3	1B: 6 2B: 0 3B: 1 HR: 1	SF: 0 SAC: 0 DP: 1 HBP: 0	WP: 0 PB: 0 SB: 0 CS: 3	PA: 37
<b>PITCHER</b>	IP	WLS	BF	H	R	ER	SO	BB	IBB	HBP	BLK	WP	HR	S	P	ERA	WHIP			
<b>Joe Coleman, R</b> ERA: 4.13 <b>Jim Shellenback, L</b> ERA: 2.75 <b>Casey Cox, R</b> ERA: 3.0 <b>Dave Baldwin, R</b> ERA: 2.75	3.0	L	13	6	4	2	1	0	0	0	0	0	1	15	15	6.00	2.000			
	3.0		10	0	0	0	2	1	0	0	0	0	0	13	17	0.00	0.333			
	2.0		10	2	2	1	0	2	0	0	0	0	0	8	16	4.50	2.000			
	1.0		3	0	0	0	0	0	0	0	0	0	0	3	3	0.00	0.000			

Batter	1	2	3	4	5	6	7	8	9	AB	R	H	RBI	BB	SO	LOB	BOTTOM					
<b>Del Unser, L</b> OBP: 0.322, SLG: 0.293 (1, 8)										5	0	2	0	0	0	4	<b>Seattle Pilots @ Washington Senators</b> Robert F. Kennedy Memorial Stadium, Washington, DC Wed May 21 1969, 7:05 PM EDT Att: 6,083 - Unknown <a href="http://livebaseballscorecards.com">livebaseballscorecards.com</a>					
<b>Ed Stroud, L</b> OBP: 0.288, SLG: 0.299 <b>Hank Allen, R</b> OBP: 0.322, SLG: 0.364 (7, PH)										1	0	0	0	2	1	2						
<b>Frank Howard, R</b> OBP: 0.350, SLG: 0.561 (1, 7)										4	0	1	0	1	1	2						
<b>Mike Epstein, L</b> OBP: 0.435, SLG: 0.656 (1, 3)										4	1	2	2	1	0	2						
<b>Ken McMullen, R</b> OBP: 0.286, SLG: 0.309 (1, 5)										3	0	0	0	1	2	5						
<b>Bernie Allen, L</b> OBP: 0.358, SLG: 0.439 <b>Brant Alyea, R</b> OBP: 0.478, SLG: 0.600 (7, PH)										3	0	0	0	0	0	6						
										2	0	0	0	0	1	3						
										1	0	0	0	0	1	0						
<b>Ed Brinkman, R</b> OBP: 0.316, SLG: 0.341 (1, 6)										5	0	1	0	0	1	2						
<b>Jim French, L</b> OBP: 0.325, SLG: 0.138 <b>Tim Cullen, R</b> OBP: 0.304, SLG: 0.286 <b>Paul Casanova, R</b> OBP: 0.234, SLG: 0.270 (8, PH)										1	0	0	0	2	0	0						
										1	0	1	0	0	0	0						
										0	0	0	0	0	0	0						
<b>Joe Coleman, R</b> OBP: 0.105, SLG: 0.056 <b>Jim Shellenback, L</b> OBP: 0.200, SLG: 0.000 <b>Gary Holman, L</b> OBP: 0.421, SLG: 0.375 <b>Casey Cox, R</b> OBP: 0.102, SLG: 0.100 <b>Dick Billings, R</b> OBP: 0.102, SLG: 0.100 <b>Dave Baldwin, R</b> OBP: 0.102, SLG: 0.100 (8, PH)										1	0	0	0	0	1	0						
										1	0	1	0	0	0	0						
										1	0	1	0	0	0	0						
										0	0	0	0	0	0	0						
										1	0	0	0	0	0	1						
										0	0	0	0	0	0	0						
<b>Inning Stats</b>	R: 0 E: 0 K: 1 S: 6	H: 1 LOB: 3 BB: 1 P: 11	R: 0 E: 0 K: 2 S: 7	H: 0 LOB: 0 BB: 0 P: 7	R: 0 E: 0 K: 1 S: 5	H: 0 LOB: 3 BB: 3 P: 17	R: 0 E: 0 K: 1 S: 6	H: 2 LOB: 2 BB: 1 P: 10	R: 0 E: 0 K: 0 S: 4	H: 0 LOB: 0 BB: 0 P: 5	R: 0 E: 0 K: 0 S: 4	H: 2 LOB: 1 BB: 1 P: 8	R: 1 E: 0 K: 0 S: 4	H: 1 LOB: 1 BB: 1 P: 8	R: 0 E: 0 K: 0 S: 4	H: 1 LOB: 1 BB: 0 P: 4	R: 1 E: 0 K: 1 S: 7	H: 2 LOB: 2 BB: 1 P: 11	1B: 8 2B: 0 3B: 0 HR: 1	SF: 0 SAC: 0 DP: 1 HBP: 1	WP: 0 PB: 0 SB: 0 CS: 0	PA: 43
<b>PITCHER</b>	IP	WLS	BF	H	R	ER	SO	BB	IBB	HBP	BLK	WP	HR	S	P	ERA	WHIP					
<b>Gene Brabender, R</b> ERA: 6.91 <b>John O'Donoghue, L</b> ERA: 2.45 <b>Diego Segui, R</b> ERA: 2.92	5.1	W	27	5	0	0	6	6	0	1	0	0	0	32	57	0.00	2.062					
	2.2		13	4	2	2	0	2	0	0	0	0	1	11	19	6.75	2.250					
	1.0	S	3	0	0	0	1	0	0	0	0	0	0	5	5	0.00	0.000					



Batter	1	2	3	4	5	6	7	8	9	AB	R	H	RBI	BB	SO	LOB	TOP											
<b>Tommy Harper, R</b> OBP: 0.416, SLG: 0.386 (1, 4)	0-0 6-3	0-0 PO	0-3 K	0-0 F8			0-0 E6 HR		0-0 P3	5	1	0	0	0	1	0	<b>Seattle Pilots @ Washington Senators</b> Robert F. Kennedy Memorial Stadium, Washington, DC Thu May 22 1969, 7:05 PM EDT Att: 4,242 - Unknown  <b>AB 34</b> <b>R 7</b> <b>H 7</b> <b>RBI 7</b> <b>BB 6</b> <b>SO 4</b> <b>LOB 14</b>  											
<b>Mike Hegan, L</b> OBP: 0.452, SLG: 0.476 (1, 9)	0-0 HR		4-0 FC4-6 BB		0-0 F8		0-3 K		4-0 4-3 BB	3	1	1	1	2	1	1												
<b>Tommy Davis, R</b> OBP: 0.234, SLG: 0.296 <b>Jim Gosger, L</b> OBP: 0.214, SLG: 0.260 (9, 8)	0-0 1-3		0-0 FC4-6 PB 2B		0-0 1B		0-0 6-3		0-0 4-3	5	1	1	0	0	0	3												
<b>Don Mincher, L</b> OBP: 0.391, SLG: 0.480 (1, 3)	4-0 E BB		4-0 PB 2B BB		0-0 F8		4-0 HR BB		0-0 P6	2	2	0	0	3	0	2												
<b>Wayne Comer, R</b> OBP: 0.375, SLG: 0.465 (1, 8) (9, 7)	0-0 E5 1-2		0-0 2B		0-0 P6		0-0 HR			4	2	2	5	0	0	2												
<b>Larry Haney, R</b> OBP: 0.400, SLG: 0.523 (1, 2)	0-3 K		0-0 2B				0-0 6-3			4	0	1	1	0	1	2												
<b>John Kennedy, R</b> OBP: 0.362, SLG: 0.350 (1, 6)		0-0 L3 1B	0-0 F9			4-0 BB		0-0 6-3		3	0	1	0	1	0	1												
<b>Gus Gil, R</b> OBP: 0.348, SLG: 0.310 (1, 5)		0-0 L3		0-0 2-3		0-3 K		0-0 1-3		4	0	0	0	0	1	2												
<b>Gary Bell, R</b> OBP: 0.333, SLG: 0.385 <b>Jim Bouton, R</b> (5, 1) <b>Steve Whitaker, L</b> OBP: 0.325, SLG: 0.343 <b>Darrell Brandon, R</b> (6, 1) <b>Diego Segui, R</b> OBP: 0.182, SLG: 0.100 (7, 1)		0-0 PO 2B		0-0 6-3		0-0 L5		0-0 P6		2	0	1	0	0	0	0												
<b>Inning Stats</b>	R: 1 E: 1 K: 1 S: 7	H: 1 LOB: 2 BB: 1 P: 11	R: 0 E: 0 K: 0 S: 3	H: 2 LOB: 0 BB: 0 P: 3	R: 3 E: 0 K: 1 S: 7	H: 2 LOB: 1 BB: 2 P: 15	R: 0 E: 0 K: 0 S: 3	H: 0 LOB: 0 BB: 0 P: 3	R: 0 E: 0 K: 1 S: 5	H: 0 LOB: 1 BB: 1 P: 9	R: 3 E: 1 K: 1 S: 7	H: 1 LOB: 0 BB: 1 P: 11	R: 0 E: 0 K: 0 S: 3	H: 0 LOB: 0 BB: 0 P: 3	R: 0 E: 0 K: 0 S: 3	H: 0 LOB: 1 BB: 1 P: 7		1B: 2 2B: 4 3B: 0 HR: 2	SF: 0 SAC: 0 DP: 1 HBP: 0	WP: 0 PB: 1 SB: 2 CS: 0	PA: 41							
<b>PITCHER</b>	IP	WLS	BF	H	R	ER	SO	BB	IBB	HBP	BLK	WP	HR	S	P	ERA	WHIP	<b>PITCHER</b>										
<b>Camilo Pascual, R</b> ERA: 6.54 <b>Casey Cox, R</b> ERA: 2.99 <b>Dave Baldwin, R</b> ERA: 2.49 <b>Dennis Higgins, R</b> ERA: 1.91 <b>Bob Humphreys, R</b> ERA: 3.39	(1, 1)	2.2	14	4	4	4	2	3	0	0	0	0	0	1	15	27	13.50	2.625										
	(3, 1)	1.1	5	1	0	0	0	0	0	0	0	0	0	0	5	5	0.00	0.750										
	(5, 1)	2.0	8	1	0	0	1	1	0	0	0	0	0	0	9	13	0.00	1.000										
	(7, 1)	1.0	L	6	1	3	0	1	0	0	0	0	0	1	7	11	0.00	2.000										
	(8, 1)	2.0	7	0	0	0	0	1	0	0	0	0	0	0	6	10	0.00	0.500										

Batter	1	2	3	4	5	6	7	8	9	AB	R	H	RBI	BB	SO	LOB	BOTTOM											
<b>Del Unser, L</b> OBP: 0.324, SLG: 0.292 (1, 8)	4-0 2B BB	0-0 1B		0-0 FC4-6		0-3 K	0-0 5-3			4	1	1	0	1	1	2	<b>Seattle Pilots @ Washington Senators</b> Robert F. Kennedy Memorial Stadium, Washington, DC Thu May 22 1969, 7:05 PM EDT Att: 4,242 - Unknown  <b>AB 35</b> <b>R 6</b> <b>H 10</b> <b>RBI 6</b> <b>BB 6</b> <b>SO 5</b> <b>LOB 19</b>  											
<b>Ed Stroud, L</b> OBP: 0.309, SLG: 0.324 (1, 9)	0-0 BB FC6-4 2B	0-0 L8			0-0 F5	4-0 1B BB		0-0 G4-6-3 1B		4	2	2	1	1	0	2												
<b>Frank Howard, R</b> OBP: 0.352, SLG: 0.553 (1, 7)	0-0 5-3	0-3 K			4-0 HR BB	0-0 HBP 1B		0-0 G4-6-3 1B		4	1	1	1	1	1	4												
<b>Mike Epstein, L</b> OBP: 0.442, SLG: 0.677 (1, 3)	4-0 FC6-4 BB BB		0-3 K		0-0 HR	1-0 HBP		0-3 K		3	1	1	2	1	2	0												
<b>Bernie Allen, L</b> OBP: 0.350, SLG: 0.419 (1, 5)	4-0 FC6-4 1-2 2-3 BB		0-0 4-3		0-0 5-3	0-0 P6		0-0 F9		4	0	0	0	1	0	2												
<b>Ed Brinkman, R</b> OBP: 0.319, SLG: 0.339 (1, 6)	0-0 FC6-4		0-0 F7		0-0 1B		4-0 1B SF9 BB		0-0 6-3	4	1	1	1	1	0	2												
<b>Tim Cullen, R</b> OBP: 0.324, SLG: 0.309 (1, 4)	0-0 5-3			0-0 FC4-6 1B	0-0 1B		0-0 K		0-3 K	5	0	3	0	0	1	2												
<b>Paul Casanova, R</b> OBP: 0.228, SLG: 0.262 <b>Hank Allen, R</b> OBP: 0.319, SLG: 0.364 <b>Bob Humphreys, R</b> OBP: 0.167, SLG: 0.167 (8, 1)		0-0 P4		0-0 F3	0-0 F8		0-0 SF9			3	0	0	0	0	0	3												
<b>Camilo Pascual, R</b> OBP: 0.267, SLG: 0.267 <b>Casey Cox, R</b> (3, 1) <b>Dick Billings, R</b> OBP: 0.091 <b>Dave Baldwin, R</b> (5, 1) <b>Gary Holman, L</b> OBP: 0.400, SLG: 0.353 <b>Dennis Higgins, R</b> (7, 1) <b>Ken McMullen, R</b> OBP: 0.266, SLG: 0.307 <b>Jim French, L</b> OBP: 0.320, SLG: 0.138 (8, 2)		0-0 1B		0-0 F9		0-0 F8		0-0 F3		1	0	1	0	0	0	0												
<b>Inning Stats</b>	R: 2 E: 0 K: 0 S: 4	H: 1 LOB: 2 BB: 3 P: 16	R: 0 E: 0 K: 1 S: 7	H: 2 LOB: 0 BB: 0 P: 7	R: 0 E: 0 K: 1 S: 5	H: 0 LOB: 0 BB: 0 P: 5	R: 0 E: 0 K: 0 S: 4	H: 1 LOB: 1 BB: 0 P: 4	R: 2 E: 0 K: 0 S: 6	H: 3 LOB: 2 BB: 1 P: 10	R: 1 E: 0 K: 1 S: 6	H: 1 LOB: 1 BB: 1 P: 11	R: 1 E: 0 K: 0 S: 4	H: 1 LOB: 1 BB: 1 P: 8	R: 0 E: 0 K: 1 S: 5	H: 1 LOB: 0 BB: 0 P: 5		R: 0 E: 0 K: 1 S: 5	H: 0 LOB: 0 BB: 0 P: 5	1B: 8 2B: 1 3B: 0 HR: 1	SF: 1 SAC: 0 DP: 1 HBP: 1	WP: 0 PB: 0 SB: 1 CS: 0	PA: 43					
<b>PITCHER</b>	IP	WLS	BF	H	R	ER	SO	BB	IBB	HBP	BLK	WP	HR	S	P	ERA	WHIP	<b>PITCHER</b>										
<b>Gary Bell, R</b> ERA: 4.59 <b>Jim Bouton, R</b> ERA: 4.07 <b>Darrell Brandon, R</b> ERA: 9.0 <b>Diego Segui, R</b> ERA: 2.7	(1, 1)	4.2	25	7	4	4	2	4	0	0	0	0	0	1	25	41	7.71	2.357										
	(5, 1)	0.1	1	0	0	0	0	0	0	0	0	0	0	1	1	0.00	0.000											
	(6, 1)	1.0	8	2	2	2	1	2	0	1	0	0	0	7	16	18.00	4.000											
	(7, 1)	3.0	W	9	1	0	0	2	0	0	0	0	0	13	13	0.00	0.333											



Batter	1	2	3	4	5	6	7	8	9	AB	R	H	RBI	BB	SO	LOB	TOP			
Tommy Harper, R (1.4) OBP: 0.412, SLG: 0.389	F7		S 2B		6-3			E6 FC6-4		4	0	1	0	0	0	0	<b>Seattle Pilots @ Cleveland Indians</b> Cleveland Municipal Stadium, Cleveland, OH Fri May 23 1969, 7:05 PM EDT Att: 5,633 - Unknown			
Dick Simson, R (1.8) OBP: 0.389, SLG: 0.357	E6 1B E		S BB		F7			FC6-4 1-2		3	1	0	0	1	0	1				
Tommy Davis, R (1.7) OBP: 0.237, SLG: 0.287	F3		F8 1-2 2-3		5-3			F8		4	0	0	0	0	0	4				
Wayne Comer, R (1.9) OBP: 0.371, SLG: 0.456	E9 1-H 1B		F8		6-3			F7		4	0	1	0	0	0	3				
Don Mincher, L (1.3) OBP: 0.381, SLG: 0.465	1-3		G3		K			F9		4	0	0	0	0	1	3				
Jerry McNetney, R (1.2) OBP: 0.296, SLG: 0.351			F9		F8			F8		4	0	0	0	0	0	0				
Gus Gil, R (1.5) OBP: 0.340, SLG: 0.304					5-3			L5		4	0	1	0	0	0	0				
Ray Oyler, R (1.6) OBP: 0.316, SLG: 0.289			K					5-3		3	0	1	0	0	1	1				
Mike Marshall, R (1.1) OBP: 0.280, SLG: 0.375			G3		5-3			K		2	0	0	0	0	0	2				
Jim Bouton, R (4.1)										0	0	0	0	0	0	0				
Steve Whitaker, L (7. PH) OBP: 0.317, SLG: 0.333										1	0	0	0	0	1	0				
Darrell Brandon, R (7.1)										0	0	0	0	0	0	0				
<b>Inning Stats</b>	R: 1 E: 2 K: 0 S: 5	H: 1 LOB: 1 BB: 0 P: 5	R: 0 E: 0 K: 1 S: 6	H: 1 LOB: 1 BB: 0 P: 6	R: 0 E: 0 K: 0 S: 4	H: 1 LOB: 2 BB: 1 P: 8	R: 0 E: 0 K: 0 S: 4	H: 0 LOB: 0 BB: 0 P: 4	R: 0 E: 0 K: 1 S: 5	H: 0 LOB: 0 BB: 0 P: 5	R: 0 E: 0 K: 1 S: 5	H: 0 LOB: 1 BB: 0 P: 5	R: 0 E: 1 K: 0 S: 4	H: 0 LOB: 1 BB: 0 P: 4	R: 0 E: 0 K: 0 S: 3	H: 0 LOB: 0 BB: 0 P: 3	1B: 2 2B: 2 3B: 0 HR: 0	SF: 0 SAC: 0 DP: 0 HBP: 0	WP: 0 PB: 0 SB: 2 CS: 0	PA: 34
<b>PITCHER</b> Dick Ellsworth, L (1.1) ERA: 4.35	IP: 9.0 WLS: W BF: 34 H: 4 R: 1 ER: 0 SO: 3 BB: 1 IBB: 0 HBP: 0 BLK: 0 WP: 0 HR: 0 S: 39 P: 43 ERA: 0.00 WHIP: 0.556																			

Batter	1	2	3	4	5	6	7	8	9	AB	R	H	RBI	BB	SO	LOB	BOTTOM			
Zoilo Versalles, R (1.4) OBP: 0.349, SLG: 0.404	1B 1B		S 3B		1-2 2-3 3-H BB			F8		2	2	2	1	2	0	0	<b>Seattle Pilots @ Cleveland Indians</b> Cleveland Municipal Stadium, Cleveland, OH Fri May 23 1969, 7:05 PM EDT Att: 5,633 - Unknown			
Russ Snyder, L (7. PH) OBP: 0.379, SLG: 0.340	1B		S 1B		1-2 2-3 3-H BB					1	0	0	0	0	3					
Jose Cardenal, R (1.8) OBP: 0.294, SLG: 0.353	1B 1-2 FC5-2 1B		S SF9 3B		G1-2-3			K		5	1	2	1	0	1	4				
Lee Mays, L (1.7) OBP: 0.258, SLG: 0.214	FC6-4 1-3 2-H 1B		S SF9 3B		G3			F9		4	0	1	2	0	0	1				
Ken Harrelson, R (1.9) OBP: 0.262, SLG: 0.303	FC5-2 FC6-4 1-2 3-H 1B		S HBP		E 1B 2B			6-3		2	1	1	0	1	0	2				
Chuck Hinton, R (7. PR) OBP: 0.314, SLG: 0.394	FC5-2 FC6-4 1-2 3-H 1B		S HBP		E 1B 2B			6-3		0	1	0	0	0	0	0				
Vern Fuller, R (8.4) OBP: 0.220, SLG: 0.116	FC5-2 FC6-4 1-2 3-H 1B		S HBP		E 1B 2B			6-3		1	0	0	0	0	0	0				
Tony Horton, R (1.3) OBP: 0.289, SLG: 0.459	FC6-4 1-2 2-3		F8		E1 1B E			2B 1-H 1B		4	1	1	1	0	0	4				
Max Alvis, R (1.5) OBP: 0.327, SLG: 0.330			5-3		2B BB 1B			F5		4	1	1	0	0	1	3				
Larry Brown, R (1.6) OBP: 0.376, SLG: 0.387			F7		BB 1-3 G1-2-3 2B			E9 1-H 1B		4	0	3	1	0	0	0				
Ray Fosse, R (1.2) OBP: 0.264, SLG: 0.292			6-3		BB BB			K		2	0	0	0	2	1	1				
Dick Ellsworth, L (1.1) OBP: 0.133, SLG: 0.071			F6		K			G3		4	0	0	0	0	2	6				
<b>Inning Stats</b>	R: 1 E: 0 K: 0 S: 5	H: 3 LOB: 1 BB: 0 P: 5	R: 0 E: 0 K: 0 S: 3	H: 0 LOB: 0 BB: 0 P: 3	R: 2 E: 0 K: 0 S: 5	H: 2 LOB: 1 BB: 0 P: 6	R: 1 E: 0 K: 1 S: 6	H: 2 LOB: 2 BB: 2 P: 14	R: 2 E: 2 K: 2 S: 10	H: 2 LOB: 1 BB: 0 P: 10	R: 0 E: 0 K: 0 S: 3	H: 0 LOB: 1 BB: 1 P: 7	R: 1 E: 0 K: 1 S: 7	H: 2 LOB: 3 BB: 2 P: 15	R: 0 E: 0 K: 1 S: 5	H: 0 LOB: 0 BB: 0 P: 5	1B: 7 2B: 3 3B: 1 HR: 0	SF: 1 SAC: 0 DP: 1 HBP: 1	WP: 1 PB: 0 SB: 1 CS: 0	PA: 40
<b>PITCHER</b> Mike Marshall, R (1.1) ERA: 3.75	IP: 3.1 WLS: L BF: 19 H: 7 R: 4 ER: 4 SO: 1 BB: 2 IBB: 0 HBP: 1 BLK: 0 WP: 0 HR: 0 S: 18 P: 27 ERA: 10.80 WHIP: 2.700																			
Jim Bouton, R (4.1) ERA: 4.5	2.2 11 2 2 1 2 1 0 0 0 0 0 14 18 3.38 1.125																			
Darrell Brandon, R (7.1) ERA: 8.4	2.0 10 2 1 1 2 1 1 0 0 1 0 12 20 4.50 1.500																			

AB	33
R	1
H	4
RBI	0
BB	1
SO	3
LOB	14





Batter	1	2	3	4	5	6	7	8	9	AB	R	H	RBI	BB	SO	LOB	TOP											
<b>Tommy Harper, R</b> OBP: 0.418, SLG: 0.392 (1, 4)	0-3 K	0-0 1B S		0-0 P4	0-0 1B			4-0 BB G5-4-3		4	1	2	2	1	1	0												
<b>Dick Simson, R</b> OBP: 0.391, SLG: 0.421 (1, 8)	0-0 1B	0-0 F7		0-0 2B	0-0 FC5			0-0 G5-4-3		5	1	2	0	0	0	4												
<b>Tommy Davis, R</b> OBP: 0.243, SLG: 0.291 (1, 7)	0-0 1B	0-0 S 1B		0-3 K				0-0 5-3		5	2	2	0	0	1	1												
<b>Wayne Comer, R</b> OBP: 0.388, SLG: 0.457 (1, 9)	0-0 1B	4-0 1B			4-0 BB G6-4-3 1B			4-0 BLK BB		2	2	1	1	3	0	0												
<b>Mike Hegan, L</b> OBP: 0.457, SLG: 0.477 (1, 3)	0-0 PB WP 1B	0-0 BB			4-0 BB G6-4-3			0-3 K		4	0	2	2	1	1	1												
<b>Larry Haney, R</b> OBP: 0.382, SLG: 0.490 (1, 2)	0-0 6-3				0-0 G6-4-3			0-0 L7		5	0	1	1	0	0	4												
<b>Gus Gil, R</b> OBP: 0.352, SLG: 0.306 (1, 5)	0-0 BB			0-3 K	0-0 WP 1B			0-0 F7		3	1	1	1	1	1	1												
<b>Ray Oyler, R</b> OBP: 0.314, SLG: 0.287 (1, 6)	0-3 K			0-0 F7	0-0 WP 1B			0-0 F7		4	1	1	0	0	1	2												
<b>Steve Barber, L</b> OBP: 0.286, SLG: 0.286 (5, PH)		0-3 K		0-3 K	4-0 FC5 1B			0-0 6-3		2	0	0	0	0	2	0												
<b>Don Mincher, L</b> OBP: 0.385, SLG: 0.465 (5, 1)					1-2 2-3 IBB					0	0	0	0	1	0	0												
<b>Fred Talbot, R</b> (5, 1)										1	0	0	0	0	0	0												
<b>Inning Stats</b>	R: 3 E: 0 K: 2 S: 11	H: 4 LOB: 2 BB: 1 P: 15	R: 2 E: 0 K: 1 S: 7	H: 3 LOB: 2 BB: 1 P: 11	R: 0 E: 0 K: 1 S: 5	H: 1 LOB: 0 BB: 0 P: 5	R: 0 E: 0 K: 2 S: 8	H: 1 LOB: 1 BB: 0 P: 8	R: 3 E: 0 K: 0 S: 5	H: 3 LOB: 2 BB: 3 P: 17	R: 0 E: 0 K: 1 S: 5	H: 0 LOB: 1 BB: 1 P: 9	R: 0 E: 0 K: 0 S: 3	H: 0 LOB: 0 BB: 0 P: 3	R: 0 E: 0 K: 0 S: 2	H: 0 LOB: 0 BB: 0 P: 6	R: 0 E: 0 K: 0 S: 3	H: 0 LOB: 0 BB: 0 P: 3	1B: 11 2B: 2 3B: 0 HR: 0	SF: 0 SAC: 0 DP: 3 HBP: 0	WP: 2 PB: 1 SB: 3 CS: 1	PA: 42						
<b>PITCHER</b>	IP	WLS	BF	H	R	ER	SO	BB	IBB	HBP	BLK	WP	HR	S	P	ERA	WHIP											
<b>Sam McDowell, L</b> ERA: 3.52	(1, 1)	1.2	L	13	6	5	5	3	2	0	0	0	1	0	17	25	27.00	4.800										
<b>Luis Tiant, R</b> ERA: 7.29	(2, 1)	1.1	A	2	0	0	1	0	0	0	0	0	0	0	6	6	0.00	1.500										
<b>Steve Hargan, R</b> ERA: 13.94	(4, 1)	1.0	6	1	2	2	2	2	2	0	0	0	0	0	8	16	18.00	3.000										
<b>Jack Hamilton, R</b> ERA: 4.18	(5, 1)	1.0	6	3	1	1	0	0	1	0	0	1	0	5	9	9.00	3.000											
<b>Gary Kroll, R</b> ERA: 1.29	(6, 1)	2.0	7	0	0	0	1	1	0	0	1	0	0	8	12	0.00	0.500											
<b>Juan Pizarro, L</b> ERA: 5.21	(8, 1)	2.0	6	0	0	0	0	1	0	0	0	0	0	5	9	0.00	0.500											

Seattle Pilots @ Cleveland Indians  
Cleveland Municipal Stadium, Cleveland, OH  
Sat May 24 1969, 3:33 AM EDT  
Att: 7,094 - Unknown

AB 35  
R 8  
H 12  
RBI 7  
BB 7  
SO 7  
LOB 13



Batter	1	2	3	4	5	6	7	8	9	AB	R	H	RBI	BB	SO	LOB	BOTTOM										
<b>Zoilo Versalles, R</b> OBP: 0.345, SLG: 0.398 (1, 4)	0-0 6-3		0-3 K		0-0 F5			0-0 FC5 1B		4	0	1	0	0	1	1											
<b>Jose Cardenal, R</b> OBP: 0.294, SLG: 0.350 (1, 8)	0-0 6-3		0-0 FC6-4 1B		0-0 F7			0-3 K		4	0	1	0	0	1	1											
<b>Larry Brown, R</b> OBP: 0.379, SLG: 0.391 (1, 6)	0-0 1B		0-0 FC6-4 1B		0-0 F8			0-0 1B		4	0	2	0	0	0	2											
<b>Ken Harrelson, R</b> OBP: 0.262, SLG: 0.302 (1, 9)	0-3 K		0-0 1B		0-3 K			0-0 P4		4	0	1	1	0	2	3											
<b>Tony Horton, R</b> OBP: 0.295, SLG: 0.478 (1, 3)		0-0 HR	0-0 F3		4-0 BB			0-0 FC5		3	1	1	1	1	0	4											
<b>Max Alvis, R</b> OBP: 0.315, SLG: 0.317 (1, 5)		0-0 F8		0-0 P3	0-0 F7			0-0 5-3		4	0	0	0	0	0	1											
<b>Richie Scheinblum, S</b> OBP: 0.211, SLG: 0.147 (1, 7)		0-0 G5-4-3 1B		0-3 K2-3				0-0 F7		4	0	2	0	0	1	0											
<b>Ray Fosse, R</b> OBP: 0.250, SLG: 0.275 (9, PH)		0-0 G5-4-3		0-0 6-3				0-0 F8		3	0	0	0	0	0	1											
<b>Lee Maye, L</b> OBP: 0.254, SLG: 0.211 (9, PH)		1-2 2-3		0-0 6-3				0-0 G6-3		1	0	0	0	0	0	1											
<b>Inning Stats</b>	R: 0 E: 0 K: 1 S: 6	H: 1 LOB: 1 BB: 0 P: 6	R: 1 E: 0 K: 0 S: 4	H: 2 LOB: 0 BB: 0 P: 4	R: 1 E: 0 K: 1 S: 8	H: 3 LOB: 2 BB: 0 P: 8	R: 0 E: 0 K: 1 S: 5	H: 0 LOB: 0 BB: 0 P: 5	R: 0 E: 0 K: 1 S: 5	H: 0 LOB: 1 BB: 1 P: 9	R: 0 E: 0 K: 1 S: 5	H: 0 LOB: 0 BB: 0 P: 5	R: 0 E: 0 K: 1 S: 7	H: 2 LOB: 2 BB: 0 P: 7	R: 0 E: 0 K: 0 S: 3	H: 1 LOB: 0 BB: 0 P: 3	1B: 8 2B: 0 3B: 0 HR: 1	SF: 0 SAC: 0 DP: 2 HBP: 0	WP: 0 PB: 0 SB: 0 CS: 0	PA: 35							
<b>PITCHER</b>	IP	WLS	BF	H	R	ER	SO	BB	IBB	HBP	BLK	WP	HR	S	P	ERA	WHIP										
<b>Steve Barber, L</b> ERA: 6.23	(1, 1)	4.0	W	17	3	0	2	3	1	0	0	0	0	23	23	4.50	1.500										
<b>Fred Talbot, R</b> ERA: 3.63	(5, 1)	5.0	W	18	3	0	0	3	1	0	0	0	0	23	27	0.00	0.800										

Seattle Pilots @ Cleveland Indians  
Cleveland Municipal Stadium, Cleveland, OH  
Sat May 24 1969, 3:33 AM EDT  
Att: 7,094 - Unknown

AB 34  
R 2  
H 9  
RBI 2  
BB 1  
SO 6  
LOB 14





Batter	1	2	3	4	5	6	7	8	9	AB	R	H	RBI	BB	SO	LOB	TOP			
Tommy Harper, R (1, 4) OBP: 0.428, SLG: 0.404	4-0 BB		0-0 1B		0-0 2B		0-0 L7	4-0 BB		3	1	2	1	2	0	0	<b>Seattle Pilots @ Cleveland Indians</b> Cleveland Municipal Stadium, Cleveland, OH Sun May 25 1969, 3:33 AM EDT Att: 10,558 - Unknown			
Dick Simpson, R (1, 8) OBP: 0.357, SLG: 0.348	0-0 F7		0-3 K		4-0 BB		0-0 P5	0-3 K		4	0	0	0	1	2	5				
Tommy Davis, R (1, 7) OBP: 0.248, SLG: 0.295	0-0 6-3		0-0 K		0-3 K		0-3 K		0-0 1B	5	0	2	1	0	2	3				
Jim Gosger, L (9, 9) OBP: 0.214, SLG: 0.260	0-0 6-3		0-0 1B		0-0 K				0-0 1B	0	0	0	0	0	0	0				
Wayne Comer, R (1, 9) OBP: 0.381, SLG: 0.440	0-0 6-3		0-0 P4		0-0 F3			4-0 1B BB	0-3 K	4	1	0	0	1	1	5				
Mike Hegan, L (1, 3) OBP: 0.448, SLG: 0.465		0-0 1-3	0-3 K		0-0 F7			0-0 FC4-6 1B BB	0-0 F7	5	1	1	0	0	1	4				
Jerry McNetney, R (1, 2) OBP: 0.298, SLG: 0.350		0-0 5-3		0-0 PB 1B		0-0 F7		0-0 FC4-6 1B	0-0 F7	3	0	1	0	0	0	0				
Merritt Ranew, L (8, PH) OBP: 0.538, SLG: 0.455								1-2 2-H		1	0	1	1	0	0	0				
Larry Haney, R (8, 2) OBP: 0.376, SLG: 0.480										1	0	0	0	0	0	1				
Gus Gil, R (1, 5) OBP: 0.362, SLG: 0.308		4-0 BB BB		0-3 K		0-0 1B		0-0 FC4-6 BB IBB		3	0	1	0	1	1	3				
Ray Oyler, R (1, 6) OBP: 0.314, SLG: 0.281		4-0 BB BB		0-0 6-3		0-3 K		4-0 1-2 2-3		2	0	0	0	1	1	2				
Don Mincher, L (8, PH) OBP: 0.389, SLG: 0.465		1-2 BB		1-2 BB		1-2 BB		1-2 IBB		0	0	0	0	1	0	0				
John Kennedy, R (8, 6) OBP: 0.362, SLG: 0.350		1-2 BB		1-2 BB		1-2 BB		1-2 IBB		0	0	0	0	0	0	0				
Marty Pattin, R (1, 1) OBP: 0.290, SLG: 0.250		0-0 P5		0-3 K		0-0 1-3		0-3 K		3	0	0	0	0	1	4				
Diego Segul, R (7, 1) OBP: 0.165, SLG: 0.100										0	0	0	0	0	0	0				
Steve Whitaker, R (8, PH) OBP: 0.316, SLG: 0.334										1	0	0	0	0	1	3				
Jim Bouton, R (8, 1) OBP: 0.316, SLG: 0.334										0	0	0	0	0	0	0				
John O'Donoghue, R (8, 1) OBP: 0.316, SLG: 0.334										0	0	0	0	0	0	0				
Gary Bell, R (8, 1) OBP: 0.333, SLG: 0.390										0	0	0	0	0	0	0				
<b>Inning Stats</b>	R: 0 E: 0 K: 0 S: 3	H: 0 LOB: 1 BB: 1 P: 7	R: 0 E: 0 K: 0 S: 3	H: 0 LOB: 2 BB: 2 P: 11	R: 1 E: 0 K: 2 S: 9	H: 2 LOB: 1 BB: 0 P: 9	R: 0 E: 0 K: 2 S: 8	H: 1 LOB: 1 BB: 0 P: 8	R: 0 E: 0 K: 1 S: 6	H: 1 LOB: 2 BB: 1 P: 10	R: 0 E: 0 K: 1 S: 5	H: 0 LOB: 0 BB: 0 P: 5	R: 2 E: 0 K: 2 S: 9	H: 2 LOB: 3 BB: 3 P: 21	R: 0 E: 0 K: 1 S: 6	H: 1 LOB: 1 BB: 0 P: 6	1B: 7 2B: 1 3B: 0 HR: 0	SF: 0 SAC: 0 DP: 0 HBP: 0	WP: 0 PB: 1 SB: 4 CS: 0	PA: 42
<b>PITCHER</b>	IP WLS BF H R ER SO	IP WLS BF H R ER SO	IP WLS BF H R ER SO	IP WLS BF H R ER SO	IP WLS BF H R ER SO	IP WLS BF H R ER SO	IP WLS BF H R ER SO	IP WLS BF H R ER SO	IP WLS BF H R ER SO	IP WLS BF H R ER SO	IP WLS BF H R ER SO	IP WLS BF H R ER SO	IP WLS BF H R ER SO	IP WLS BF H R ER SO	IP WLS BF H R ER SO	IP WLS BF H R ER SO	ERA WHIP	ERA WHIP		
Mike Paul, L (1, 1) ERA: 3.77	4.0		4.0		4.0		4.0		4.0	2.25		2.25		1.750						
Stan Williams, R (5, 1) ERA: 4.77	4.2	L	22	4	2	2	6	3	1	0	0	0	0	30	46	3.86	1.500			
Juan Pizarro, L (5, 1) ERA: 5.12	0.1		1	0	0	0	0	0	0	0	0	0	0	1	1	0.00	0.000			
Stan Williams, R (6, 1) ERA: 4.77	4.2	L	22	4	2	2	6	3	1	0	0	0	0	30	46	3.86	1.500			

Batter	1	2	3	4	5	6	7	8	9	AB	R	H	RBI	BB	SO	LOB	BOTTOM					
Zoilo Versalles, R (1, 5) OBP: 0.342, SLG: 0.392	0-0 FC6-4 1B		0-3 K			0-0 F8	0-0 CS	0-0 4-3		4	0	1	0	0	1	1	<b>Seattle Pilots @ Cleveland Indians</b> Cleveland Municipal Stadium, Cleveland, OH Sun May 25 1969, 3:33 AM EDT Att: 10,558 - Unknown					
Jose Cardenal, R (1, 8) OBP: 0.270, SLG: 0.357	0-0 F8		0-0 P4			0-0 HR 2B		4-0 1B BB		3	1	1	0	1	0	2						
Lee Maye, L (1, 7) OBP: 0.258, SLG: 0.267	0-0 P4			0-0 G3		0-0 HR		0-0 1-3 1B		3	1	1	2	0	0	1						
Cap Peterson, R (8, PH) OBP: 0.450, SLG: 0.353						2-H				1	0	1	0	0	0	0						
Chuck Hinton, R (8, FR) OBP: 0.314, SLG: 0.394										0	0	0	0	0	0	0						
Ken Harrelson, R (1, 9) OBP: 0.255, SLG: 0.292	0-0 FC6-4			0-0 F7		0-0 5-3		0-0 F5		4	0	0	0	0	0	3						
Tony Horton, R (1, 3) OBP: 0.287, SLG: 0.465		0-0 5-3		0-0 L9		0-3 K		0-0 F7		4	0	0	0	0	1	2						
Larry Brown, R (1, 6) OBP: 0.376, SLG: 0.382	0-0 F2				0-0 5-3		0-3 K		4-0 FC4-6 BB	3	0	0	0	1	1	0						
Vern Fuller, R (1, 4) OBP: 0.216, SLG: 0.114		0-3 K			0-0 K BB 1B		0-0 1B CS 1B		0-0 FC4-6	1	0	0	0	0	1	0						
Juan Pizarro, L (5, 1) OBP: 0.250, SLG: 0.250									1-2	0	0	0	0	0	0	0						
Russ Snyder, L (5, PH) OBP: 0.403, SLG: 0.370										3	0	2	0	0	0	1						
Ray Fosse, R (1, 2) OBP: 0.289, SLG: 0.302			0-0 SH2-4 1B		4-0 K BB		0-0 1-3 1B		0-0 F8	2	0	2	0	1	0	0						
Riche Scheinblum, S (8, PH) OBP: 0.208, SLG: 0.145					1-2 K BB					1	0	0	0	0	0	1						
Mike Paul, L (1, 1) ERA: 4.26					0-3 K		0-3 K		0-0 4-3	0	0	0	0	0	0	0						
Stan Williams, R (5, 1) ERA: 0.067					0-0 SH2-4					2	0	0	0	0	2	4						
Duke Sims, L (8, PH) OBP: 0.397, SLG: 0.569					1-2 K					1	0	0	0	0	0	1						
<b>Inning Stats</b>	R: 0 E: 0 K: 0 S: 4	H: 1 LOB: 1 BB: 0 P: 4	R: 0 E: 0 K: 1 S: 5	H: 0 LOB: 0 BB: 0 P: 5	R: 0 E: 0 K: 1 S: 6	H: 1 LOB: 1 BB: 0 P: 6	R: 0 E: 0 K: 0 S: 3	H: 0 LOB: 0 BB: 0 P: 3	R: 0 E: 0 K: 1 S: 5	H: 1 LOB: 1 BB: 1 P: 9	R: 2 E: 0 K: 1 S: 7	H: 2 LOB: 0 BB: 0 P: 7	R: 0 E: 0 K: 2 S: 8	H: 2 LOB: 1 BB: 0 P: 8	R: 0 E: 0 K: 0 S: 4	H: 1 LOB: 2 BB: 1 P: 8	R: 0 E: 0 K: 0 S: 3	H: 0 LOB: 1 BB: 1 P: 7	1B: 6 2B: 1 3B: 0 HR: 1	SF: 0 SAC: 1 DP: 0 HBP: 0	WP: 0 PB: 0 SB: 0 CS: 1	PA: 37
<b>PITCHER</b>	IP WLS BF H R ER SO	IP WLS BF H R ER SO	IP WLS BF H R ER SO	IP WLS BF H R ER SO	IP WLS BF H R ER SO	IP WLS BF H R ER SO	IP WLS BF H R ER SO	IP WLS BF H R ER SO	IP WLS BF H R ER SO	IP WLS BF H R ER SO	IP WLS BF H R ER SO	IP WLS BF H R ER SO	IP WLS BF H R ER SO	IP WLS BF H R ER SO	IP WLS BF H R ER SO	IP WLS BF H R ER SO	ERA WHIP	ERA WHIP				
Marty Pattin, R (1, 1) ERA: 4.26	6.1		6.1		6.1		6.1		6.1	2.84		2.84		1.263								
Diego Segul, R (7, 1) ERA: 2.69	0.2	W	1	0	0	0	1	0	0	0	0	3	3	0.00	0.000							
Jim Bouton, R (8, 1) ERA: 4.43	0.1		2	0	0	0	0	1	0	0	1	5	0.00	3.000								
John O'Donoghue, L (8, 1) ERA: 2.45	0.0		1	1	0	0	0	0	0	0	1	1	∞	∞								
Gary Bell, R (8, 1) ERA: 4.44	1.2	S	6	0	0	0	0	1	0	0	5	9	0.00	0.600								





Batter	1	2	3	4	5	6	7	8	9	AB	R	H	RBI	BB	SO	LOB	TOP					
<b>Don Buford, S</b> OBP: 0.391, SLG: 0.375 (1, 7)	F7		K		4-3		1B		FC1-6	5	0	1	0	0	1	2						
<b>Paul Blair, R</b> OBP: 0.341, SLG: 0.479 (1, 8)	F9		7-2 1B		F8		K		K	5	0	1	0	0	2	3						
<b>Frank Robinson, R</b> OBP: 0.422, SLG: 0.632 (1, 9)	PB 2B		1-3 HBP		F7		K			3	0	1	0	0	1	1						
<b>Boog Powell, L</b> OBP: 0.407, SLG: 0.455 (1, 3)	PB BB		7-2		L8				1B	3	0	1	0	1	0	2						
<b>Eliot Hendricks, L</b> OBP: 0.336, SLG: 0.337 (1, 2)	FC6 BB		3-H		K		1B BB		F8	2	1	0	0	2	1	1						
<b>Brooks Robinson, R</b> OBP: 0.291, SLG: 0.358 (1, 5)	FC6				K		1B		F5	4	0	1	0	0	1	4						
<b>Davey Johnson, R</b> OBP: 0.320, SLG: 0.350 (1, 4)			K		F2		1B		F7	4	0	1	1	0	1	1						
<b>Mark Belanger, R</b> OBP: 0.349, SLG: 0.316 (6, PH)	6-3				4-3 SH3 1B		F2		FC1-6 BB	2	0	1	0	0	0	0						
<b>Dave May, L</b> OBP: 0.192, SLG: 0.261 (6, 9)					SH3				P6	1	0	0	0	0	1	0						
<b>Tom Phoebus, R</b> OBP: 0.333, SLG: 0.316 (5, 1)										0	0	0	0	0	0	0						
<b>Dick Hall, R</b> OBP: 0.333, SLG: 0.333 (7, PH)										0	0	0	0	0	0	0						
<b>Chico Salmon, R</b> OBP: 0.265, SLG: 0.364 (7, 1)										0	0	0	0	0	1	0						
<b>Pete Richert, L</b> OBP: 0.271, SLG: 0.220 (8, PH)										0	0	0	0	0	0	0						
<b>Inning Stats</b>	R: 0 E: 0 K: 0 S: 4	H: 1 LOB: 3 BB: 2 P: 12	R: 0 E: 0 K: 2 S: 7	H: 0 LOB: 0 BB: 0 P: 7	R: 0 E: 0 K: 1 S: 5	H: 1 LOB: 1 BB: 0 P: 6	R: 0 E: 0 K: 2 S: 7	H: 0 LOB: 0 BB: 0 P: 7	R: 0 E: 0 K: 0 S: 4	H: 1 LOB: 1 BB: 0 P: 4	R: 1 E: 0 K: 0 S: 5	H: 2 LOB: 2 BB: 1 P: 9	R: 0 E: 0 K: 3 S: 10	H: 1 LOB: 1 BB: 0 P: 10	R: 0 E: 0 K: 0 S: 4	H: 1 LOB: 1 BB: 0 P: 4	R: 0 E: 0 K: 1 S: 5	H: 0 LOB: 1 BB: 1 P: 9	1B: 6 2B: 2 3B: 0 HR: 0	SF: 0 SAC: 1 DP: 1 HBP: 1	WP: 0 PB: 1 SB: 1 CS: 0	PA: 38
<b>PITCHER</b> <b>Gene Brabender, R</b> ERA: 5.45 (1, 1)	IP: 9.0 WLS: W BF: 38 H: 7 R: 1 ER: 1 SO: 9 BB: 4 IBB: 0 HBP: 1 BLK: 0 WP: 0 HR: 0 S: 51 P: 68 ERA: 1.00 WHIP: 1.222															<b>PITCHER</b>						

Baltimore Orioles @ Seattle Pilots  
Sicks Stadium, Boston, MA  
Tue May 27 1969, 10:05 PM EDT  
Att: 8,308 - Unknown

AB 32  
R 1  
H 7  
RBI 1  
BB 4  
SO 9  
LOB 17



Batter	1	2	3	4	5	6	7	8	9	AB	R	H	RBI	BB	SO	LOB	BOTTOM					
<b>Tommy Harper, R</b> OBP: 0.432, SLG: 0.403 (1, 4)	K		K		1B BB	S 1B				3	1	1	0	2	2	0						
<b>Mike Hegan, L</b> OBP: 0.447, SLG: 0.487 (1, 9)	K		HR		1B FC	K		P6		5	2	2	2	0	2	2						
<b>Tommy Davis, R</b> OBP: 0.295, SLG: 0.301 (1, 7)	5-3		K		6-4-3 1B FC					4	1	2	2	0	1	0						
<b>Don Mincher, L</b> OBP: 0.379, SLG: 0.450 (1, 3)	4-3				F8 FC	L8				4	0	0	1	0	0	2						
<b>Wayne Comer, R</b> OBP: 0.384, SLG: 0.438 (1, 8)	CS BB 1B				FC1-4 BB	G6-4-3 P3				3	0	1	0	1	0	3						
<b>Gus Gil, R</b> OBP: 0.371, SLG: 0.309 (1, 5)	S BB				FC1-4 S	5-3				3	0	1	1	1	0	2						
<b>Jerry McNertney, R</b> OBP: 0.295, SLG: 0.381 (1, 2)	K				F2	6-3				4	1	1	1	0	1	4						
<b>Ray Oyler, R</b> OBP: 0.321, SLG: 0.315 (1, 6)						P6				3	2	1	1	1	1	0						
<b>Gene Brabender, R</b> OBP: 0.308, SLG: 0.250 (1, 1)			K		1B BB	P6				4	1	1	0	0	2	0						
<b>Inning Stats</b>	R: 0 E: 0 K: 2 S: 7	H: 0 LOB: 0 BB: 0 P: 7	R: 0 E: 0 K: 1 S: 5	H: 1 LOB: 1 BB: 1 P: 9	R: 2 E: 0 K: 3 S: 11	H: 2 LOB: 0 BB: 0 P: 11	R: 0 E: 0 K: 0 S: 3	H: 0 LOB: 1 BB: 1 P: 7	R: 5 E: 0 K: 0 S: 7	H: 4 LOB: 1 BB: 2 P: 15	R: 0 E: 0 K: 1 S: 6	H: 1 LOB: 0 BB: 0 P: 6	R: 0 E: 0 K: 0 S: 4	H: 1 LOB: 1 BB: 0 P: 4	R: 1 E: 0 K: 2 S: 8	H: 1 LOB: 1 BB: 1 P: 12	R: 0 E: 0 K: 0 S: 3	H: 0 LOB: 0 BB: 0 P: 0	1B: 7 2B: 0 3B: 0 HR: 3	SF: 0 SAC: 0 DP: 1 HBP: 0	WP: 0 PB: 0 SB: 3 CS: 1	PA: 38
<b>PITCHER</b> <b>Tom Phoebus, R</b> ERA: 3.47 (1, 1)	IP: 4.0 WLS: L BF: 19 H: 4 R: 5 ER: 5 SO: 6 BB: 4 IBB: 0 HBP: 0 BLK: 0 WP: 0 HR: 2 S: 27 P: 43 ERA: 11.25 WHIP: 2.000															<b>PITCHER</b>						
<b>Dave Leonhard, R</b> ERA: 2.2 (5, 1)	0.2	5	3	2	2	0	0	0	0	0	0	5	5	27.00	4.500							
<b>Dick Hall, R</b> ERA: 2.05 (5, 1)	1.1	5	1	0	0	1	0	0	0	0	0	7	7	0.00	0.750							
<b>Pete Richert, L</b> ERA: 2.65 (7, 1)	2.0	9	2	1	1	2	1	0	0	0	0	1	12	4.50	1.500							

Baltimore Orioles @ Seattle Pilots  
Sicks Stadium, Boston, MA  
Tue May 27 1969, 10:05 PM EDT  
Att: 8,308 - Unknown

AB 33  
R 8  
H 10  
RBI 8  
BB 5  
SO 9  
LOB 13





Batter	1	2	3	4	5	6	7	8	9	AB	R	H	RBI	BB	SO	LOB	TOP				
Don Buford, S OBP: 0.397, SLG: 0.400 (1, 7)	E3 FC4-6	FC 4-3 1B S		HR	1B 1-2			FC6-4 BB		4	2	2	2	1	0	1					
Paul Blair, R OBP: 0.333, SLG: 0.467 (1, 8)	K	4-3		6-3	F7			FC6-4 5-3 1-2		5	0	0	1	0	1	5					
Frank Robinson, R OBP: 0.417, SLG: 0.620 (1, 9)	FC4-6 BB 1B 1-2			E1 HR				5-3		5	2	1	1	0	1	2					
Boog Powell, L OBP: 0.407, SLG: 0.473 (1, 3)	BB 1B 1-2	P6		HR				F7		5	1	2	2	0	1	2					
Brooks Robinson, R OBP: 0.294, SLG: 0.373 (1, 5)	1B 1-2 2-3 BB			F9	HR			F7		4	1	1	1	1	0	0					
Elrod Hendricks, L OBP: 0.336, SLG: 0.349 (1, 2)	1-3 2-H 3-H 1B			F8	4-3			1B 2B		5	0	2	1	0	1	0					
Davey Johnson, R OBP: 0.331, SLG: 0.381 Bobby Floyd, R OBP: 0.286, SLG: 0.167 (6, 4)		1B FC 1B		HR	1B			FC5-4 1B		3	2	3	1	0	0	0					
Mark Belanger, R OBP: 0.351, SLG: 0.319 (1, 6)		FC SH1-4 4-3 1B		L1	K			FC5-4 1-2		5	1	2	0	0	1	2					
Dave McNally, R OBP: 0.115, SLG: 0.080 Eddie Watt, R (7, 1) Pete Richert, L (9, 1)		SH1-4		6-3	K			K		3	0	0	0	0	2	2					
<b>Inning Stats</b>	R: 1 E: 1 K: 1 S: 7	H: 2 LOB: 2 BB: 1 P: 11	R: 3 E: 0 K: 0 S: 7	H: 3 LOB: 1 BB: 0 P: 7	R: 1 E: 0 K: 0 S: 4	H: 1 LOB: 0 BB: 0 P: 4	R: 4 E: 1 K: 0 S: 7	H: 3 LOB: 0 BB: 0 P: 7	R: 0 E: 0 K: 2 S: 9	H: 0 LOB: 0 BB: 0 P: 7	R: 0 E: 0 K: 2 S: 8	H: 1 LOB: 1 BB: 0 P: 8	R: 0 E: 0 K: 0 S: 3	H: 0 LOB: 1 BB: 1 P: 7	R: 0 E: 0 K: 1 S: 7	H: 2 LOB: 2 BB: 0 P: 7	1B: 9 2B: 1 3B: 0 HR: 4	SF: 0 SAC: 1 DP: 0 HBP: 0	WP: 0 PA: 45 PB: 0 SB: 1 CS: 0		
<b>PITCHER</b>	IP WLS BF H R ER SO BB IBB HBP BLK WP HR S P ERA WHIP	IP WLS BF H R ER SO BB IBB HBP BLK WP HR S P ERA WHIP	IP WLS BF H R ER SO BB IBB HBP BLK WP HR S P ERA WHIP	IP WLS BF H R ER SO BB IBB HBP BLK WP HR S P ERA WHIP	IP WLS BF H R ER SO BB IBB HBP BLK WP HR S P ERA WHIP	IP WLS BF H R ER SO BB IBB HBP BLK WP HR S P ERA WHIP	IP WLS BF H R ER SO BB IBB HBP BLK WP HR S P ERA WHIP	IP WLS BF H R ER SO BB IBB HBP BLK WP HR S P ERA WHIP	IP WLS BF H R ER SO BB IBB HBP BLK WP HR S P ERA WHIP	IP WLS BF H R ER SO BB IBB HBP BLK WP HR S P ERA WHIP	IP WLS BF H R ER SO BB IBB HBP BLK WP HR S P ERA WHIP	IP WLS BF H R ER SO BB IBB HBP BLK WP HR S P ERA WHIP	IP WLS BF H R ER SO BB IBB HBP BLK WP HR S P ERA WHIP	IP WLS BF H R ER SO BB IBB HBP BLK WP HR S P ERA WHIP	IP WLS BF H R ER SO BB IBB HBP BLK WP HR S P ERA WHIP	IP WLS BF H R ER SO BB IBB HBP BLK WP HR S P ERA WHIP	IP WLS BF H R ER SO BB IBB HBP BLK WP HR S P ERA WHIP	IP WLS BF H R ER SO BB IBB HBP BLK WP HR S P ERA WHIP			
Mike Marshall, R ERA: 4.23 Fred Talbot, R ERA: 3.95 Jim Bouton, R ERA: 4.22 John Gelnar, R ERA: Diego Segui, R ERA: 2.59 (1, 1) (4, 1) (6, 1) (7, 1) (9, 1)	3.2 L 22 8 8 5 1 1 0 0 0 0 3 23 27 12.27 2.455	1.1 7 3 1 1 2 0 0 0 0 0 1 11 11 6.75 2.250	1.0 3 0 0 0 2 0 0 0 0 0 0 7 7 0.00 0.000	2.0 8 1 0 0 2 1 0 0 0 0 0 11 15 0.00 1.000	1.0 5 2 0 0 1 0 0 0 0 0 0 7 7 0.00 2.000																
Tommy Harper, R OBP: 0.442, SLG: 0.411 (1, 4)	5-3	PO		S BB	1B 1-2			2B 1B		4	2	3	0	1	0	0					
Mike Hegan, L OBP: 0.442, SLG: 0.475 (1, 9) (1, 3)	S BB			P6	K			2B BB		3	0	0	0	1	1	1					
Tommy Davis, R OBP: 0.261, SLG: 0.320 (1, 7)	K			P6	F8			2B		4	0	2	2	0	1	2					
Don Mincher, L OBP: 0.379, SLG: 0.450 Dick Simpson, R OBP: 0.333, SLG: 0.296 Steve Whitaker, L (9, PH) John Kennedy, R (9, PH) Wayne Comer, R OBP: 0.368, SLG: 0.415 (1, 8) (1, 9)	4-3			K	F2			K		0	0	0	0	0	0	0					
Gus Gil, R OBP: 0.364, SLG: 0.293 (1, 5)		4-3		L4	4-3			4-3 BB		3	0	0	0	1	1	0					
Jerry McNertney, R OBP: 0.315, SLG: 0.432 (1, 2)				HR 1B	1B			K		4	2	3	1	0	1	1					
Ray Oyler, R OBP: 0.327, SLG: 0.347 (1, 6)				P6				G4-3 1-2		3	1	1	2	1	0	2					
Mike Marshall, R OBP: 0.326, SLG: 0.375 Fred Talbot, R Rich Rollins, R OBP: 0.296, SLG: 0.327 Jim Bouton, R Larry Haney, R OBP: 0.356, SLG: 0.471 John Gelnar, R Diego Segui, R OBP: 0.162, SLG: 0.100 Merritt Ranney, L OBP: 0.305, SLG: 0.417 (11, 1) (4, 1) (5, PH) (6, 1) (5, PH) (7, 1) (9, 1) (9, PH)				PO BB	1B			1-3 1B		0	0	0	0	1	0	0					
<b>Inning Stats</b>	R: 0 E: 0 K: 1 S: 5	H: 0 LOB: 1 BB: 1 P: 9	R: 2 E: 0 K: 1 S: 6	H: 2 LOB: 0 BB: 1 P: 10	R: 0 E: 0 K: 1 S: 5	H: 0 LOB: 1 BB: 1 P: 9	R: 0 E: 0 K: 0 S: 4	H: 1 LOB: 1 BB: 0 P: 4	R: 0 E: 0 K: 1 S: 7	H: 2 LOB: 2 BB: 0 P: 7	R: 1 E: 0 K: 1 S: 6	H: 1 LOB: 1 BB: 1 P: 10	R: 1 E: 0 K: 2 S: 9	H: 2 LOB: 1 BB: 0 P: 9	R: 0 E: 0 K: 1 S: 4	H: 0 LOB: 0 BB: 1 P: 8	R: 1 E: 0 K: 1 S: 7	H: 2 LOB: 2 BB: 1 P: 11	1B: 6 2B: 2 3B: 0 HR: 2	SF: 0 SAC: 0 DP: 1 HBP: 0	WP: 0 PA: 42 PB: 0 SB: 2 CS: 0
<b>PITCHER</b>	IP WLS BF H R ER SO BB IBB HBP BLK WP HR S P ERA WHIP	IP WLS BF H R ER SO BB IBB HBP BLK WP HR S P ERA WHIP	IP WLS BF H R ER SO BB IBB HBP BLK WP HR S P ERA WHIP	IP WLS BF H R ER SO BB IBB HBP BLK WP HR S P ERA WHIP	IP WLS BF H R ER SO BB IBB HBP BLK WP HR S P ERA WHIP	IP WLS BF H R ER SO BB IBB HBP BLK WP HR S P ERA WHIP	IP WLS BF H R ER SO BB IBB HBP BLK WP HR S P ERA WHIP	IP WLS BF H R ER SO BB IBB HBP BLK WP HR S P ERA WHIP	IP WLS BF H R ER SO BB IBB HBP BLK WP HR S P ERA WHIP	IP WLS BF H R ER SO BB IBB HBP BLK WP HR S P ERA WHIP	IP WLS BF H R ER SO BB IBB HBP BLK WP HR S P ERA WHIP	IP WLS BF H R ER SO BB IBB HBP BLK WP HR S P ERA WHIP	IP WLS BF H R ER SO BB IBB HBP BLK WP HR S P ERA WHIP	IP WLS BF H R ER SO BB IBB HBP BLK WP HR S P ERA WHIP	IP WLS BF H R ER SO BB IBB HBP BLK WP HR S P ERA WHIP	IP WLS BF H R ER SO BB IBB HBP BLK WP HR S P ERA WHIP	IP WLS BF H R ER SO BB IBB HBP BLK WP HR S P ERA WHIP	IP WLS BF H R ER SO BB IBB HBP BLK WP HR S P ERA WHIP			
Dave McNally, L ERA: 2.97 Eddie Watt, R ERA: 1.9 Pete Richert, L ERA: 2.55 (1, 1) (7, 1) (9, 1)	6.1 W 30 8 4 4 6 4 0 0 0 0 2 38 54 5.68 1.895	2.0 9 2 1 1 2 2 0 0 0 0 0 11 19 4.50 2.000	0.2 S 2 0 0 0 1 0 0 0 0 0 0 4 4 0.00 0.000																		

Baltimore Orioles @ Seattle Pilots  
Sicks Stadium, Boston, MA  
Wed May 28 1969, 10:05 PM EDT  
Att: 21,679 - Unknown

AB 42  
R 9  
H 14  
RBI 9  
BB 2  
SO 8  
LOB 17



Baltimore Orioles @ Seattle Pilots  
Sicks Stadium, Boston, MA  
Wed May 28 1969, 10:05 PM EDT  
Att: 21,679 - Unknown

AB 35  
R 5  
H 10  
RBI 5  
BB 6  
SO 9  
LOB 22





Batter	1	2	3	4	5	6	7	8	9	AB	R	H	RBI	BB	SO	LOB	TOP					
Mickey Stanley, R OBP: 0.253, SLG: 0.324 (1, 6)	E5 FC6		G4-3 1-2		2B BB	P6		FC6-2 2-3 3-H		4	1	0	0	1	0	4	<b>Detroit Tigers @ Seattle Pilots</b> Sicks Stadium, Boston, MA Fri May 30 1969, 6:33 AM EDT Att: 12,084 - Unknown					
Dick McAuliffe, L OBP: 0.350, SLG: 0.456 (1, 4)	FC6 L6-4-3 1-2			F8	2B 2B		L7 1B	K		5	1	2	0	0	1	3						
Al Kaline, R OBP: 0.379, SLG: 0.500 (1, 9)	L6-4-3 1-2			HR 1B	1B 2B		L7 1-2	L5-3		5	2	2	2	0	0	2						
Norm Cash, L OBP: 0.353, SLG: 0.418 (1, 3)		F8		HR 1B	1B		K	F9		5	1	2	3	0	1	1						
Willie Horton, R OBP: 0.312, SLG: 0.400 Dick Tracewski, R OBP: 0.333, SLG: 0.167 (9, PR) (9, 6)	5-3			HR BB	5-3 BB		5-3	2B BB		3	0	0	0	2	0	2						
Jim Northrup, L OBP: 0.333, SLG: 0.540 (1, 8) (9, 7)	BB			K		P3		HR 2B		4	1	2	2	1	1	1						
Tom Matchick, L OBP: 0.383, SLG: 0.400 (1, 5)	4-3			K		E 2B		SH1-4 FC6-2 1B	K	5	1	2	0	0	2	4						
Bill Freehan, R OBP: 0.376, SLG: 0.428 (1, 2)			FC3-6 1B		F8	6-3		FC6-2 SH1-4 1-2 1B		4	0	2	0	0	0	1						
John Hiller, R (1, 1)			FC3-6		6-3	E5		SH1-4		1	0	0	0	0	0	1						
Dick Radatz, R (4, 1)			G4-3							0	0	0	0	0	0	0						
Ron Woods, R OBP: 0.400, SLG: 0.538 Fred Lasher, R (5, 1)			1-2			2-H		1-2 2-3		1	0	0	0	0	0	0						
Pat Dobson, R OBP: 0.100, SLG: 0.100 (7, 1)										0	0	0	0	0	0	0						
<b>Inning Stats</b>	R: 0 E: 1 K: 0 S: 3	H: 0 LOB: 0 BB: 0 P: 3	R: 0 E: 0 K: 0 S: 3	H: 0 LOB: 1 BB: 1 P: 7	R: 0 E: 0 K: 0 S: 3	H: 1 LOB: 0 BB: 0 P: 3	R: 2 E: 0 K: 2 S: 9	H: 2 LOB: 1 BB: 1 P: 13	R: 3 E: 0 K: 0 S: 6	H: 3 LOB: 1 BB: 1 P: 10	R: 1 E: 1 K: 0 S: 5	H: 1 LOB: 1 BB: 0 P: 5	R: 0 E: 0 K: 1 S: 6	H: 1 LOB: 1 BB: 0 P: 6	R: 1 E: 0 K: 1 S: 8	H: 3 LOB: 2 BB: 0 P: 8	R: 1 E: 0 K: 1 S: 6	H: 1 LOB: 2 BB: 1 P: 10	1B: 6 2B: 4 3B: 0 HR: 2	SF: 0 SAC: 1 DP: 2 HBP: 0	WP: 0 PB: 0 SB: 0 CS: 0	PA: 43
<b>PITCHER</b>	IP WLS BF H R ER SO BB IBB HBP BLK WP HR S P ERA WHIP																					
Marty Pattin, R ERA: 4.6 (1, 1)	4.2 L 21 5 5 5 2 3 0 0 0 0 0 1 22 34 9.64 1.714																					
John O'Donoghue, L ERA: 1.93 (5, 1)	2.0 10 3 1 0 1 0 0 0 0 0 0 0 12 12 0.00 1.500																					
Fred Talbot, R ERA: 3.79 (7, 1)	0.1 1 0 0 0 0 0 0 0 0 0 0 0 1 1 0.00 0.000																					
Diego Segui, R ERA: 2.89 (8, 1)	2.0 11 4 2 2 2 1 0 0 0 0 0 1 14 18 9.00 2.500																					

AB	38
R	8
H	12
RBI	7
BB	4
SO	5
LOB	19



Batter	1	2	3	4	5	6	7	8	9	AB	R	H	RBI	BB	SO	LOB	BOTTOM					
Tommy Harper, R OBP: 0.436, SLG: 0.405 (1, 4)	K		1B	F3			1-3		G6-4-3 1-2	5	0	1	0	0	1	1	<b>Detroit Tigers @ Seattle Pilots</b> Sicks Stadium, Boston, MA Fri May 30 1969, 6:33 AM EDT Att: 12,084 - Unknown					
Dick Simpson, R OBP: 0.306, SLG: 0.267 Steve Whitaker, L OBP: 0.326, SLG: 0.324 Diego Segui, R OBP: 0.192, SLG: 0.100 Jim Gosger, L OBP: 0.211, SLG: 0.255 (1, 8) (7, PH) (8, 1) (9, PH)	F2		F8		F8		1B BB	F8		3	0	0	0	0	0	2						
Tommy Davis, R OBP: 0.255, SLG: 0.311 (1, 7)	K		1-3		1-3		L7			4	0	0	0	0	1	3						
Wayne Comer, R OBP: 0.385, SLG: 0.459 (8, 8)		S 1B		HR			1-3 1B			4	1	4	1	0	0	0						
Don Mincher, L OBP: 0.376, SLG: 0.452 (1, 3)	K		SH HR 2B		2-3		4-3			4	1	1	0	0	1	4						
Gus Gil, R OBP: 0.348, SLG: 0.279 (1, 5)	P3		SH HR				F7		L9	3	1	0	0	0	0	1						
Jerry McNertney, R OBP: 0.313, SLG: 0.457 (1, 2)	G3			HR			4-1		5-3	4	1	1	3	0	0	1						
Ray Oyler, R OBP: 0.328, SLG: 0.340 Merritt Raney, L OBP: 0.467, SLG: 0.385 John Kennedy, R OBP: 0.354, SLG: 0.341 (1, 6) (8, PH) (9, 6)			FC5-6 BB		K		6-3		3-1	2	0	0	0	1	1	0						
Marty Pattin, R OBP: 0.233, SLG: 0.233 John O'Donoghue, R (5, 1)	FC5-6 1B			L6						2	0	0	0	0	0	1						
Fred Talbot, R (7, 1)										0	0	0	0	0	0	0						
Mike Hegan, L OBP: 0.449, SLG: 0.508 (7, PH) (8, 9)			1-2				HR		G6-4-3 1B	2	1	2	1	0	0	0						
<b>Inning Stats</b>	R: 0 E: 0 K: 2 S: 7	H: 0 LOB: 0 BB: 0 P: 7	R: 0 E: 0 K: 1 S: 6	H: 1 LOB: 0 BB: 0 P: 6	R: 0 E: 0 K: 0 S: 4	H: 1 LOB: 2 BB: 1 P: 8	R: 4 E: 1 K: 1 S: 9	H: 3 LOB: 0 BB: 0 P: 9	R: 0 E: 0 K: 0 S: 4	H: 1 LOB: 1 BB: 0 P: 4	R: 0 E: 0 K: 0 S: 3	H: 0 LOB: 0 BB: 0 P: 3	R: 1 E: 0 K: 0 S: 5	H: 2 LOB: 2 BB: 1 P: 9	R: 0 E: 0 K: 0 S: 3	H: 0 LOB: 0 BB: 0 P: 3		R: 0 E: 0 K: 0 S: 3	H: 1 LOB: 0 BB: 0 P: 3	1B: 5 2B: 1 3B: 0 HR: 3	SF: 0 SAC: 1 DP: 1 HBP: 0	WP: 0 PB: 0 SB: 1 CS: 0
<b>PITCHER</b>	IP WLS BF H R ER SO BB IBB HBP BLK WP HR S P ERA WHIP																					
John Hiller, L ERA: 5.0 (1, 1)	3.0 W 16 5 4 3 3 1 0 0 0 0 0 0 2 21 25 9.00 2.000																					
Dick Radatz, R ERA: 4.02 (4, 1)	1.0 W 3 0 0 0 1 0 0 0 0 0 0 0 5 5 0.00 0.000																					
Fred Lasher, R ERA: 1.74 (5, 1)	2.1 S 10 2 1 1 0 1 0 0 0 0 0 1 9 13 3.86 1.286																					
Pat Dobson, R ERA: 2.58 (7, 1)	2.2 S 9 2 0 0 0 0 0 0 0 0 0 0 9 9 0.00 0.750																					

AB	35
R	5
H	9
RBI	5
BB	2
SO	4
LOB	13






Batter	1	2	3	4	5	6	7	8	9	AB	R	H	RBI	BB	SO	LOB	TOP										
Mickey Stanley, R OBP: 0.256, SLG: 0.326 (1, 6)	P6		K		E6 BB SF8		5-3		1-3	5	1	2	0	0	1	0	<b>Detroit Tigers @ Seattle Pilots</b> Sicks Stadium, Boston, MA Sat May 31 1969, 6:33 AM EDT Att: 15,395 - Unknown										
Dick McAuliffe, L OBP: 0.360, SLG: 0.460 (1, 4)	FC6-4 1B		2B	1B	E BB WP BB		1B		E S S 1B	4	2	2	0	1	0	2											
Al Kaline, R OBP: 0.381, SLG: 0.503 (1, 9)	FC6-4 1-2		WP	2B	E WP BB		F7		S	3	0	1	1	1	0	2											
Norm Cash, L OBP: 0.350, SLG: 0.412 (1, 3)	G3		FC5-4 BB		SF8		L5			2	0	0	1	1	1	3											
Willie Horton, R OBP: 0.304, SLG: 0.389 Dick Tracewski, R OBP: 0.333, SLG: 0.167 (1, 7) (8, 6)		F7	FC5-4 1-2		WP		K			5	0	0	0	0	0	3											
Jim Northrup, L OBP: 0.331, SLG: 0.529 (1, 8) (8, 7)				K		6-3		5-3		3	0	0	0	1	1	0											
Tom Matchick, L OBP: 0.375, SLG: 0.390 (1, 5)	P6			6-3		P5		4-3		4	0	1	0	0	0	1											
Bill Freehan, R OBP: 0.367, SLG: 0.415 (1, 2)	P6			L7		E S 1B		F8		4	0	0	0	0	1	2											
Joe Sparma, R OBP: 0.100, SLG: 0.100 (1, 1)			K		5-3		K		1-4-3	4	0	0	0	0	1	0											
<b>Inning Stats</b>	R: 0 E: 0 K: 0 S: 4	H: 1 LOB: 1 BB: 0 P: 4	R: 0 E: 0 K: 0 S: 3	H: 0 LOB: 1 BB: 1 P: 7	R: 1 E: 0 K: 2 S: 9	H: 2 LOB: 2 BB: 1 P: 13	R: 0 E: 0 K: 1 S: 5	H: 0 LOB: 0 BB: 2 P: 5	R: 2 E: 2 K: 0 S: 3	H: 0 LOB: 0 BB: 2 P: 11	R: 0 E: 0 K: 1 S: 6	H: 1 LOB: 1 BB: 0 P: 6	R: 0 E: 1 K: 1 S: 7	H: 1 LOB: 2 BB: 0 P: 7	R: 0 E: 0 K: 0 S: 3	H: 0 LOB: 0 BB: 0 P: 3		R: 0 E: 1 K: 0 S: 3	H: 1 LOB: 1 BB: 0 P: 3	1B: 5 2B: 1 3B: 0 HR: 0	SF: 1 SAC: 0 DP: 0 HBP: 0	WP: 2 PB: 0 SB: 2 CS: 0	PA: 39				
<b>PITCHER</b>	IP	WLS	BF	H	R	ER	SO	BB	IBB	HBP	BLK	WP	HR	S	P	ERA	WHIP										
Gary Bell, R ERA: 4.21 (1, 1)	5.0	L	23	3	3	1	3	4	0	0	0	2	0	24	40	1.80	1.400										
Mike Marshall, R ERA: 4.04 (6, 1)	3.0		12	2	0	0	2	0	0	0	0	0	0	16	16	0.00	0.667										
Diego Segui, R ERA: 2.82 (9, 1)	1.0		4	1	0	0	0	0	0	0	0	0	0	3	3	0.00	1.000										

Batter	1	2	3	4	5	6	7	8	9	AB	R	H	RBI	BB	SO	LOB	BOTTOM										
Tommy Harper, R OBP: 0.437, SLG: 0.400 (1, 4)	CS BB			S BB	F8			5-3		2	0	0	0	2	0	1	<b>Detroit Tigers @ Seattle Pilots</b> Sicks Stadium, Boston, MA Sat May 31 1969, 6:33 AM EDT Att: 15,395 - Unknown										
Mike Hegan, L OBP: 0.450, SLG: 0.500 (1, 9)	5-3-6 1-2 BB			BB		P5		K		2	0	0	0	2	1	0											
Tommy Davis, R OBP: 0.248, SLG: 0.303 (1, 7)	5-3-6 1-2			K		F8		F7		4	0	0	0	0	1	3											
Don Mincher, L OBP: 0.385, SLG: 0.460 (1, 3)		G1-4-3 BB		F7		BB		FC6-4 2B		2	1	1	0	2	0	2											
Wayne Comer, R OBP: 0.375, SLG: 0.444 (1, 8)		K		G3		P6		E6 FC6-4		4	0	0	0	0	1	5											
Rich Rollins, R OBP: 0.289, SLG: 0.319 Dick Simpson, R OBP: 0.306, SLG: 0.267 (1, 5) (8, FR)		G1-4-3 1-2		WP E BB		K		FC6-4		3	1	0	1	1	1	2											
Larry Haney, R OBP: 0.344, SLG: 0.436 (1, 2)			K		5-3 1-2		6-3		L9	4	0	0	0	0	1	2											
Ray Oyler, R OBP: 0.319, SLG: 0.330 (1, 6)			K		P3		F2			3	0	0	0	0	1	1											
Gary Bell, R OBP: 0.313, SLG: 0.357 Merritt Ranew, L OBP: 0.438, SLG: 0.357 Mike Marshall, R OBP: 0.308, SLG: 0.375 Jim Gosger, L OBP: 0.207, SLG: 0.250 Diego Segui, R OBP: 0.182, SLG: 0.100 (1, 1) (5, PH) (6, 1) (8, PH) (9, 1)			K		E3 2H		K			1	0	0	0	0	1	0											
<b>Inning Stats</b>	R: 0 E: 0 K: 0 S: 1	H: 0 LOB: 0 BB: 2 P: 9	R: 0 E: 0 K: 1 S: 4	H: 0 LOB: 0 BB: 1 P: 8	R: 0 E: 0 K: 3 S: 9	H: 0 LOB: 0 BB: 0 P: 9	R: 0 E: 0 K: 1 S: 5	H: 0 LOB: 2 BB: 2 P: 13	R: 1 E: 1 K: 0 S: 4	H: 0 LOB: 1 BB: 1 P: 8	R: 0 E: 0 K: 0 S: 3	H: 0 LOB: 0 BB: 1 P: 7	R: 0 E: 0 K: 1 S: 5	H: 0 LOB: 0 BB: 0 P: 5	R: 0 E: 0 K: 2 S: 7	H: 0 LOB: 0 BB: 0 P: 7		R: 1 E: 1 K: 0 S: 5	H: 1 LOB: 1 BB: 0 P: 5	1B: 0 2B: 2 3B: 0 HR: 0	SF: 0 SAC: 0 DP: 2 HBP: 0	WP: 1 PB: 0 SB: 1 CS: 1	PA: 34				
<b>PITCHER</b>	IP	WLS	BF	H	R	ER	SO	BB	IBB	HBP	BLK	WP	HR	S	P	ERA	WHIP										
Joe Sparma, R ERA: 3.06 (1, 1)	9.0	W	34	1	2	0	8	7	0	0	0	1	0	43	71	0.00	0.889										

AB	34
R	3
H	6
RBI	2
BB	4
SO	5
LOB	13



AB	27
R	2
H	1
RBI	1
BB	7
SO	8
LOB	16

















Batter	1	2	3	4	5	6	7	8	9	AB	R	H	RBI	BB	SO	LOB	TOP								
Jose Cardenal, R OBP: 0.272, SLG: 0.349 (1, 8)										3	2	1	0	2	1	3									
Larry Brown, R OBP: 0.359, SLG: 0.370 (1, 6)										4	2	0	0	1	0	6									
Ken Harrelson, R OBP: 0.278, SLG: 0.348 (1, 7)										4	1	2	2	1	1	2									
Lee Mays, L OBP: 0.290, SLG: 0.314 (1, 9)										5	1	2	3	0	2	2									
Tony Horton, R OBP: 0.269, SLG: 0.402 (1, 3)										5	0	1	2	0	0	3									
Lou Klimchok, L OBP: 0.375, SLG: 0.545 Vern Fuller, R OBP: 0.266, SLG: 0.218 (7, 4)										4	1	2	0	0	2	2									
Max Alvis, R OBP: 0.285, SLG: 0.284 (1, 5)										5	0	1	1	0	0	3									
Ray Fosse, R OBP: 0.277, SLG: 0.305 (1, 2)										5	1	1	0	0	2	1									
Sam McDowell, L OBP: 0.241, SLG: 0.241 Stan Williams, R OBP: 0.063, SLG: 0.063 (7, 1)										3	1	3	0	0	0	0									
<b>Inning Stats</b>	R: 0 E: 0 K: 0 S: 3	H: 1 LOB: 0 BB: 0 P: 3	R: 0 E: 0 K: 1 S: 6	H: 1 LOB: 1 BB: 0 P: 6	R: 5 E: 0 K: 2 S: 10	H: 3 LOB: 1 BB: 3 P: 22	R: 0 E: 1 K: 1 S: 7	H: 1 LOB: 2 BB: 0 P: 7	R: 0 E: 0 K: 1 S: 6	H: 1 LOB: 0 BB: 0 P: 6	R: 3 E: 1 K: 0 S: 6	H: 2 LOB: 1 BB: 1 P: 10	R: 1 E: 1 K: 2 S: 10	H: 3 LOB: 2 BB: 0 P: 10	R: 0 E: 0 K: 1 S: 5	H: 1 LOB: 0 BB: 0 P: 5	R: 1 E: 0 K: 1 S: 6	H: 1 LOB: 0 BB: 0 P: 6	1B: 9 2B: 4 3B: 0 HR: 1	SF: 0 SAC: 1 DP: 2 HBP: 0	WP: 1 PB: 0 SB: 1 CS: 0	PA: 45			
<b>PITCHER</b>	IP	WLS	BF	H	R	ER	SO	BB	IBB	HBP	BLK	WP	HR	S	P	ERA	WHIP								
Mike Marshall, R ERA: 4.29 (1, 1)	2.1	L	11	3	3	3	2	2	0	0	0	0	0	13	21	11.57	2.143								
Fred Talbot, R ERA: 4.94 (3, 1)	0.0		3	2	2	2	0	1	0	0	0	0	0	2	6	∞	∞								
John Gelnar, R ERA: (3, 1)	2.2		11	2	0	0	3	0	0	0	0	0	0	17	17	0.00	0.750								
Jim Bouton, R ERA: 4.33 (6, 1)	1.1		11	5	4	2	1	1	0	0	0	1	0	12	16	13.50	4.500								
John O'Donoghue, L ERA: 2.09 (7, 1)	2.2		9	2	1	1	3	0	0	0	0	0	1	15	15	3.38	0.750								

Cleveland Indians @ Seattle Pilots  
Sicks Stadium, Boston, MA  
Wed Jun 04 1969, 10:05 PM EDT  
Att: 9,540 - Unknown

AB 40  
R 10  
H 14  
RBI 9  
BB 4  
SO 9  
LOB 22



Batter	1	2	3	4	5	6	7	8	9	AB	R	H	RBI	BB	SO	LOB	BOTTOM								
Tommy Harper, R OBP: 0.430, SLG: 0.402 (1, 4)										3	1	0	0	2	1	2									
Dick Simpson, R OBP: 0.310, SLG: 0.306 (1, 8)										5	0	2	1	0	2	2									
Tommy Davis, R OBP: 0.238, SLG: 0.292 (1, 7)										4	0	0	1	0	0	2									
Wayne Comer, R OBP: 0.381, SLG: 0.460 (1, 9)										3	1	1	0	1	1	2									
Don Mincher, L OBP: 0.384, SLG: 0.474 (1, 3)										4	0	1	1	0	1	2									
Rich Rollins, R OBP: 0.285, SLG: 0.311 (1, 5)										4	0	1	0	0	0	2									
Larry Haney, R OBP: 0.326, SLG: 0.414 Merritt Ranew, L OBP: 0.474, SLG: 0.333 (6, PH) (9, 2)										3	0	0	0	0	3	1									
John Kennedy, R OBP: 0.365, SLG: 0.341 (1, 6)										3	2	1	0	1	2	1									
Mike Marshall, R OBP: 0.328, SLG: 0.375 Fred Talbot, R John Gelnar, R Gus Gil, R Jim Bouton, R John O'Donoghue, R Steve Whitaker, L (1, 1) (3, 1) (3, 1) (5, PH) (6, 1) (7, 1) (9, PH)										0	0	0	0	0	0	0									
<b>Inning Stats</b>	R: 0 E: 0 K: 1 S: 5	H: 0 LOB: 0 BB: 0 P: 5	R: 0 E: 0 K: 0 S: 2	H: 0 LOB: 0 BB: 1 P: 6	R: 0 E: 0 K: 3 S: 9	H: 0 LOB: 1 BB: 1 P: 13	R: 1 E: 1 K: 1 S: 7	H: 1 LOB: 1 BB: 0 P: 7	R: 2 E: 0 K: 2 S: 8	H: 1 LOB: 1 BB: 2 P: 16	R: 0 E: 0 K: 2 S: 8	H: 1 LOB: 1 BB: 0 P: 8	R: 1 E: 1 K: 2 S: 10	H: 2 LOB: 2 BB: 0 P: 10	R: 0 E: 0 K: 2 S: 8	H: 1 LOB: 0 BB: 0 P: 8	R: 0 E: 0 K: 0 S: 2	H: 0 LOB: 1 BB: 2 P: 10	1B: 4 2B: 2 3B: 0 HR: 0	SF: 1 SAC: 0 DP: 2 HBP: 0	WP: 1 PB: 0 SB: 3 CS: 0	PA: 39			
<b>PITCHER</b>	IP	WLS	BF	H	R	ER	SO	BB	IBB	HBP	BLK	WP	HR	S	P	ERA	WHIP								
Sam McDowell, L ERA: 3.13 (1, 1)	6.1	W	28	4	4	2	10	4	0	0	0	0	0	44	60	2.84	1.263								
Stan Williams, R ERA: 4.9 (7, 1)	2.2	S	11	2	0	0	3	2	0	0	0	1	0	15	23	0.00	1.500								

Cleveland Indians @ Seattle Pilots  
Sicks Stadium, Boston, MA  
Wed Jun 04 1969, 10:05 PM EDT  
Att: 9,540 - Unknown

AB 32  
R 4  
H 6  
RBI 3  
BB 6  
SO 13  
LOB 17





Batter	1	2	3	4	5	6	7	8	9	AB	R	H	RBI	BB	SO	LOB	TOP			
Tommy Harper, R OBP: 0.427, SLG: 0.396 (1, 4)	F9		BB	BB		E7		6-3		3	1	0	0	1	0	0	Seattle Pilots @ Baltimore Orioles Memorial Stadium, Baltimore, MD Fri Jun 06 1969, 7:05 PM EDT Att: 17,689 - Unknown			
Dick Simson, R OBP: 0.304, SLG: 0.300 (1, 8)	K		6-3			CS		5-3		4	0	1	0	0	1	2				
Tommy Davis, R OBP: 0.239, SLG: 0.287 (1, 7)	F9			FC5-4		P4		6-3		3	0	0	0	1	0	1				
Wayne Comer, R OBP: 0.378, SLG: 0.455 (1, 9)		P4		FC5-4		F8		G3		4	0	1	0	0	0	1				
Don Mincher, L OBP: 0.376, SLG: 0.462 (1, 3)	6-3			F7				G3		4	0	0	0	0	1	2				
Rich Rollins, R OBP: 0.277, SLG: 0.301 (1, 5)	6-3			K				F9		4	0	0	0	0	1	2				
Jerry McNertney, R OBP: 0.300, SLG: 0.419 (1, 2)			1-3			E1				3	0	1	0	0	0	0				
Ray Oyler, R OBP: 0.313, SLG: 0.348 (1, 6)				SH2-4		G6-4-3		P5		3	0	1	0	0	0	2				
Gary Bell, R OBP: 0.313, SLG: 0.357 Jim Bouton, R OBP: 0.300, SLG: 0.489 Steve Whitaker, L OBP: 0.277, SLG: 0.270 Fred Talbot, R OBP: 0.277, SLG: 0.270 Gus Gil, R OBP: 0.277, SLG: 0.270 John Gelnar, R OBP: 0.277, SLG: 0.270 (1, 1) (4, 1) (5, PH) (5, 1) (8, PH) (8, 1)				SH2-4		P6		F9		0	0	0	0	0	0	0				
<b>Inning Stats</b>	R: 0 E: 0 K: 1 S: 5	H: 0 LOB: 0 BB: 0 P: 5	R: 0 E: 0 K: 0 S: 3	H: 0 LOB: 0 BB: 0 P: 3	R: 0 E: 0 K: 0 S: 4	H: 1 LOB: 2 BB: 1 P: 8	R: 0 E: 0 K: 1 S: 5	H: 0 LOB: 1 BB: 0 P: 9	R: 0 E: 1 K: 0 S: 4	H: 1 LOB: 0 BB: 0 P: 4	R: 0 E: 0 K: 1 S: 6	H: 1 LOB: 1 BB: 0 P: 6	R: 0 E: 0 K: 0 S: 3	H: 0 LOB: 0 BB: 0 P: 3	R: 0 E: 0 K: 0 S: 4	H: 1 LOB: 1 BB: 0 P: 4	1B: 4 2B: 0 3B: 0 HR: 0	SF: 0 SAC: 1 DP: 1 HBP: 0	WP: 0 PB: 0 SB: 1 CS: 2	PA: 33
<b>PITCHER</b> Dave McNally, L ERA: 2.91 (1, 1)	IP: 9.0 WLS: W BF: 33 H: 4 R: 1 ER: 0 SO: 3 BB: 2 IBB: 0 HBP: 0 BLK: 1 WP: 0 HR: 0 S: 37 P: 45 ERA: 0.00 WHIP: 0.667											<b>PITCHER</b>	IP: 9.0 WLS: W BF: 33 H: 4 R: 1 ER: 0 SO: 3 BB: 2 IBB: 0 HBP: 0 BLK: 1 WP: 0 HR: 0 S: 37 P: 45 ERA: 0.00 WHIP: 0.667							

Batter	1	2	3	4	5	6	7	8	9	AB	R	H	RBI	BB	SO	LOB	BOTTOM			
Don Buford, S OBP: 0.410, SLG: 0.444 Merv Rettenmund, R OBP: 0.361, SLG: 0.448 (1, 7) (7, 7)	1B	F5		2B		1-3				4	2	2	0	0	0	0	Seattle Pilots @ Baltimore Orioles Memorial Stadium, Baltimore, MD Fri Jun 06 1969, 7:05 PM EDT Att: 17,689 - Unknown			
Paul Blair, R OBP: 0.329, SLG: 0.464 (1, 8)	1B		P6	2B		F9				4	1	2	2	0	0	0				
Frank Robinson, R OBP: 0.411, SLG: 0.620 Dave May, L OBP: 0.207, SLG: 0.308 (1, 9) (8, 9)	SF9			F8		K				3	1	1	2	0	1	1				
Boog Powell, L OBP: 0.402, SLG: 0.529 (1, 3)	2B			HR		F8				4	0	2	0	0	0	0				
Brooks Robinson, R OBP: 0.291, SLG: 0.387 (1, 5)	2B			1B		F7		F8		4	0	2	1	0	0	1				
Davey Johnson, R OBP: 0.323, SLG: 0.360 (1, 4)	2B			F8		2B				4	0	2	1	0	0	1				
Clay Dalrymple, L OBP: 0.438, SLG: 0.455 (1, 2)	IBB			L7		6-3				3	0	1	0	1	0	2				
Mark Belanger, R OBP: 0.347, SLG: 0.315 (1, 6)	G1-2-3			4-3		1-3				4	0	0	0	0	0	5				
Dave McNally, R OBP: 0.107, SLG: 0.074 (1, 1)	G3			1B		6-3				3	1	1	0	0	0	0				
Dave McNally, R OBP: 0.107, SLG: 0.074 (1, 1)	6-3			SH1-4		K				2	0	0	0	0	1	0				
<b>Inning Stats</b>	R: 2 E: 0 K: 0 S: 6	H: 4 LOB: 2 BB: 1 P: 10	R: 0 E: 0 K: 0 S: 3	H: 0 LOB: 0 BB: 0 P: 3	R: 1 E: 0 K: 0 S: 5	H: 2 LOB: 1 BB: 0 P: 5	R: 2 E: 0 K: 0 S: 6	H: 3 LOB: 1 BB: 0 P: 6	R: 0 E: 0 K: 1 S: 5	H: 1 LOB: 1 BB: 0 P: 4	R: 0 E: 0 K: 1 S: 5	H: 0 LOB: 0 BB: 0 P: 5	R: 0 E: 0 K: 0 S: 3	H: 1 LOB: 0 BB: 0 P: 3	R: 0 E: 0 K: 0 S: 3	H: 1 LOB: 0 BB: 0 P: 3	1B: 7 2B: 3 3B: 0 HR: 1	SF: 1 SAC: 1 DP: 2 HBP: 0	WP: 0 PB: 0 SB: 0 CS: 0	PA: 34
<b>PITCHER</b> Gary Bell, R ERA: 4.7 Jim Bouton, R ERA: 4.28 Fred Talbot, R ERA: 4.26 John Gelnar, R ERA: (1, 1) (4, 1) (5, 1) (8, 1)	IP: 3.2 WLS: L BF: 20 H: 9 R: 5 ER: 5 SO: 0 BB: 0 IBB: 0 HBP: 0 BLK: 0 WP: 0 HR: 1 S: 19 P: 23 ERA: 12.27 WHIP: 2.455											<b>PITCHER</b>	IP: 3.2 WLS: L BF: 20 H: 9 R: 5 ER: 5 SO: 0 BB: 0 IBB: 0 HBP: 0 BLK: 0 WP: 0 HR: 1 S: 19 P: 23 ERA: 12.27 WHIP: 2.455							



Batter	1	2	3	4	5	6	7	8	9	AB	R	H	RBI	BB	SO	LOB	TOP		
Tommy Harper, R (1.4) Gus Gil, R (6.4) OBP: 0.422, SLG: 0.389 OBP: 0.333, SLG: 0.266	0-3 K			0-0 P6		0-3 K			0-3 K	3	0	0	0	0	2	0			
Mike Hegan, L (1.9) Steve Whitaker, L (4.9) OBP: 0.446, SLG: 0.525 OBP: 0.397, SLG: 0.479	0-0 4-3			4-0 1B BB		0-3 K			4-0 BB	1	0	0	0	1	0	0			
Tommy Davis, R (1.7) OBP: 0.239, SLG: 0.286	0-0 4-3			0-0 FC6-4 1B			0-0 5-3		0-3 K	4	0	1	0	0	1	1			
Don Mincher, L (1.3) OBP: 0.378, SLG: 0.459		0-0 CS 1B		0-0 F7			4-0 BB		0-0 P4	3	0	1	0	1	0	3			
Wayne Comer, R (1.8) OBP: 0.371, SLG: 0.445		0-0 P3		0-0 FC6-4			0-3 K			3	0	0	0	0	1	4			
Rich Rollins, R (1.5) OBP: 0.272, SLG: 0.295		0-3 K			0-0 F8		0-0 F8			3	0	0	0	0	1	1			
Jerry McNertney, R (1.2) OBP: 0.292, SLG: 0.407			0-3 K		0-0 F3			0-0 F8		3	0	0	0	0	1	0			
Ray Oyler, R (1.6) John Kennedy, R (5.6) OBP: 0.308, SLG: 0.342 OBP: 0.358, SLG: 0.333			0-0 F9		0-0 6-3			0-0 F9		2	0	0	0	0	0	0			
Gene Brabender, R (11.1) John Gehring, R (4.1) Jim Gosger, L (6.1) Diego Segui, R (6.1) Jim Bouton, R (7.1) Dick Simpson, R (8.1) John O'Donoghue, R (8.1)			0-0 6-3			0-0 F5		0-3 K		1	0	0	0	0	0	0			
<b>Inning Stats</b>	R: 0 E: 0 K: 1 S: 5	H: 0 LOB: 0 BB: 0 P: 5	R: 0 E: 0 K: 1 S: 5	H: 1 LOB: 0 BB: 0 P: 5	R: 0 E: 0 K: 1 S: 5	H: 0 LOB: 0 BB: 0 P: 5	R: 0 E: 0 K: 0 S: 4	H: 1 LOB: 2 BB: 1 P: 8	R: 0 E: 0 K: 0 S: 3	H: 0 LOB: 0 BB: 0 P: 3	R: 0 E: 0 K: 1 S: 5	H: 0 LOB: 1 BB: 1 P: 9	R: 0 E: 0 K: 1 S: 5	H: 0 LOB: 0 BB: 0 P: 5	R: 0 E: 0 K: 2 S: 7	H: 1 LOB: 1 BB: 1 P: 11	1B: 2 2B: 0 3B: 0 HR: 0	SF: 0 SAC: 0 DP: 0 HBP: 0	WP: 0 PA: 31 PB: 0 SB: 0 CS: 1
<b>PITCHER</b> Jim Palmer, R (1.1) ERA: 1.76	IP: 9.0 WLS: W BF: 31 H: 2 R: 0 ER: 0 SO: 9 BB: 3 IBB: 0 HBP: 0 BLK: 0 WP: 0 HR: 0 S: 46 P: 58 ERA: 0.00 WHIP: 0.556															<b>PITCHER</b>			

Seattle Pilots @ Baltimore Orioles  
Memorial Stadium, Baltimore, MD  
Sat Jun 07 1969, 7:05 PM EDT  
Att: 13,903 - Unknown

AB 28  
R 0  
H 2  
RBI 0  
BB 3  
SO 9  
LOB 9



Batter	1	2	3	4	5	6	7	8	9	AB	R	H	RBI	BB	SO	LOB	BOTTOM		
Don Buford, S (1.7) OBP: 0.400, SLG: 0.431	0-0 1-3	0-0 FC4-6 1B		0-0 F8	0-0 F5		0-3 K			5	1	0	1	0	1	3			
Paul Blair, R (1.8) OBP: 0.335, SLG: 0.469	0-0 F8	0-0 1B		4-0 1B BB		0-0 2B 2B	0-0 F7			4	2	2	2	1	0	0			
Frank Robinson, R (1.9) Dave May, L (7.9) OBP: 0.417, SLG: 0.619 OBP: 0.200, SLG: 0.296	4-0 BB	0-3 K		0-0 1B 1B	1-3 2-H 1B	4-0 2B BB	0-0 G1			2	2	1	1	2	1	1			
Boog Powell, L (1.3) OBP: 0.402, SLG: 0.531	0-0 F8		0-0 P6	0-0 1B 1B	0-0 1B 1B	0-0 FC4-6 1B 2B		0-3 K		5	1	2	2	0	1	1			
Brooks Robinson, R (1.5) OBP: 0.297, SLG: 0.402		0-0 E 3B	0-0 F8 WP 1B 1B	0-0 1B 1B	1-3 2-H 1B	0-0 P5		0-0 6-3		5	2	3	1	0	0	1			
Eliud Hendricks, L (1.2) Andy Etchebarren, R (7.2) OBP: 0.314, SLG: 0.320 OBP: 0.342, SLG: 0.391		0-0 P5	0-0 F8	0-3 K		0-0 E5 FC4-6		0-0 6-3		4	0	0	0	0	1	5			
Davey Johnson, R (1.4) OBP: 0.322, SLG: 0.357		0-0 FC1 1B FC4-6	0-0 1B		0-0 6-3	0-0 FC4-6 1B				4	1	1	1	0	0	2			
Mark Belanger, R (1.6) OBP: 0.355, SLG: 0.326		4-0 FC4-6 1B BB	0-3 K		0-0 2B	0-0 1B				3	1	2	1	1	1	1			
Jim Palmer, R (1.1) OBP: 0.172, SLG: 0.148		0-0 FC4-6 1B		0-0 B2	0-3 K	0-3 K				4	0	1	0	0	2	3			
<b>Inning Stats</b>	R: 0 E: 0 K: 0 S: 3	H: 0 LOB: 1 BB: 1 P: 7	R: 4 E: 1 K: 1 S: 9	H: 3 LOB: 1 BB: 1 P: 13	R: 1 E: 0 K: 1 S: 7	H: 2 LOB: 1 BB: 0 P: 7	R: 2 E: 0 K: 1 S: 8	H: 3 LOB: 1 BB: 1 P: 12	R: 0 E: 0 K: 1 S: 6	H: 1 LOB: 1 BB: 0 P: 6	R: 3 E: 1 K: 1 S: 9	H: 3 LOB: 2 BB: 1 P: 13	R: 0 E: 0 K: 1 S: 5	H: 0 LOB: 0 BB: 0 P: 5	R: 0 E: 0 K: 1 S: 5	H: 0 LOB: 0 BB: 0 P: 5	1B: 8 2B: 3 3B: 1 HR: 0	SF: 0 SAC: 0 DP: 0 HBP: 0	WP: 1 PA: 42 PB: 0 SB: 2 CS: 0
<b>PITCHER</b> Gene Brabender, R (1.1) John Geinar, R (4.1) Diego Segui, R (6.1) Jim Bouton, R (7.1) John O'Donoghue, L (8.1)	IP: 3.2 WLS: L BF: 22 H: 7 R: 7 ER: 3 SO: 2 BB: 3 IBB: 0 HBP: 0 BLK: 0 WP: 0 HR: 0 S: 23 P: 35 ERA: 7.36 WHIP: 2.727															<b>PITCHER</b>			

Seattle Pilots @ Baltimore Orioles  
Memorial Stadium, Baltimore, MD  
Sat Jun 07 1969, 7:05 PM EDT  
Att: 13,903 - Unknown

AB 38  
R 10  
H 12  
RBI 9  
BB 4  
SO 7  
LOB 17





Batter	1	2	3	4	5	6	7	8	9	AB	R	H	RBI	BB	SO	LOB	TOP					
<b>Tommy Harper, R</b> OBP: 0.413, SLG: 0.379 (1, 4)										5	0	0	0	0	0	2						
<b>Dick Simson, R</b> OBP: 0.314, SLG: 0.364 (1, 8)										3	2	1	1	1	0	0						
<b>Tommy Davis, R</b> OBP: 0.245, SLG: 0.291 (1, 7)										4	1	2	0	0	0	0						
<b>Jim Gosger, L</b> OBP: 0.200, SLG: 0.241 (7, 9)										0	0	0	0	0	0	0						
<b>Wayne Comer, R</b> OBP: 0.369, SLG: 0.460 (1, 9) (7, 7)										4	2	1	1	0	0	3						
<b>Don Mincher, L</b> OBP: 0.371, SLG: 0.448 (1, 3)										4	0	0	0	0	3							
<b>John Kennedy, R</b> OBP: 0.351, SLG: 0.327 (1, 5)										4	1	1	2	0	1	0						
<b>Jerry McNertney, R</b> OBP: 0.291, SLG: 0.402 (1, 2)										4	1	1	1	0	0	0						
<b>Ray Oyler, R</b> OBP: 0.314, SLG: 0.347 (1, 6)										4	0	2	1	0	1	0						
<b>Steve Barber, L</b> OBP: 0.364, SLG: 0.364 (1, 1)										2	0	1	1	0	0	0						
<b>Diego Segui, R</b> OBP: 0.167, SLG: 0.091 (5, 1)										1	0	0	0	0	0	1						
<b>John O'Donoghue, R</b> (6, 1)										1	0	0	0	0	1	0						
<b>Inning Stats</b>	R: 5 E: 1 K: 0 S: 9	H: 5 LOB: 2 BB: 1 P: 13	R: 0 E: 0 K: 0 S: 3	H: 1 LOB: 0 BB: 0 P: 3	R: 0 E: 0 K: 0 S: 3	H: 0 LOB: 0 BB: 0 P: 3	R: 0 E: 0 K: 0 S: 3	H: 0 LOB: 0 BB: 0 P: 3	R: 1 E: 0 K: 0 S: 4	H: 1 LOB: 0 BB: 0 P: 4	R: 0 E: 0 K: 0 S: 4	H: 1 LOB: 1 BB: 0 P: 4	R: 0 E: 0 K: 0 S: 3	H: 0 LOB: 0 BB: 0 P: 3	R: 1 E: 0 K: 1 S: 6	H: 1 LOB: 0 BB: 0 P: 6	R: 0 E: 0 K: 2 S: 7	H: 0 LOB: 0 BB: 0 P: 7	1B: 7 2B: 0 3B: 0 HR: 2	SF: 0 SAC: 0 DP: 1 HBP: 0	WP: 0 PB: 0 SB: 0 CS: 0	PA: 37
<b>PITCHER</b>	IP WLS BF H R ER SO BB IBB HBP BLK WP HR S P ERA WHIP																					
<b>Mike Cuellar, L</b> ERA: 2.03 (1, 1)	0.2 L 8 4 5 0 0 0 1 0 0 0 0 0 0 0 0 0 0 0.00 7.500																					
<b>Jim Hardin, R</b> ERA: 4.2 (3, 1)	1.1 5 2 0 0 0 0 0 0 0 0 0 0 0 0 0 0 0 0.00 1.500																					
<b>Dave Leonhard, R</b> ERA: 2.08 (7, 1)	4.0 14 2 1 1 0 0 0 0 0 0 0 0 1 14 14 2.25 0.500																					
<b>Dick Hall, R</b> ERA: 1.95 (9, 1)	2.0 7 1 1 1 1 0 0 0 0 0 0 0 1 9 9 4.50 0.500																					
<b>Eddie Watt, R</b> ERA: 1.84 (9, 1)	1.0 3 0 0 0 0 2 0 0 0 0 0 0 0 7 7 0.00 0.000																					

Seattle Pilots @ Baltimore Orioles  
Memorial Stadium, Baltimore, MD  
Sun Jun 08 1969, 3:33 AM EDT  
Att: 8,988 - Unknown

AB 36  
R 7  
H 9  
RBI 7  
BB 1  
SO 3  
LOB 9



Batter	1	2	3	4	5	6	7	8	9	AB	R	H	RBI	BB	SO	LOB	BOTTOM					
<b>Don Buford, S</b> OBP: 0.405, SLG: 0.433 (1, 7)										4	2	2	1	1	0	0						
<b>Paul Blair, R</b> OBP: 0.340, SLG: 0.485 (1, 8)										5	2	3	2	0	0	2						
<b>Frank Robinson, R</b> OBP: 0.421, SLG: 0.617 (1, 9)										4	0	2	1	1	0	2						
<b>Boog Powell, L</b> OBP: 0.397, SLG: 0.522 (1, 3)										5	0	1	1	0	2	3						
<b>Brooks Robinson, R</b> OBP: 0.297, SLG: 0.396 (1, 5)										3	0	0	0	1	0	1						
<b>Davey Johnson, R</b> OBP: 0.316, SLG: 0.349 (1, 4)										4	0	0	0	0	1	4						
<b>Andy Etchebarren, R</b> OBP: 0.325, SLG: 0.368 (1, 2)										4	0	0	0	0	3	3						
<b>Mark Belanger, R</b> OBP: 0.362, SLG: 0.332 (1, 6)										3	1	2	0	1	0	0						
<b>Mike Cuellar, L</b> ERA: 2.03 (1, 1)	4.1 WLS 22 BF 6 3 3 4 4 0 0 0 0 0 0 0 0 0 0 0 0.00 2.308																					
<b>Jim Hardin, R</b> ERA: 5.06 (5, 1)	1.1 8 4 2 2 2 0 0 0 0 0 0 0 12 12 13.50 3.000																					
<b>Diego Segui, R</b> ERA: 3.19 (6, 1)	3.1 W 10 0 0 0 0 1 0 0 0 0 0 0 12 12 0.00 0.000																					
<b>Inning Stats</b>	R: 1 E: 0 K: 2 S: 9	H: 2 LOB: 2 BB: 2 P: 17	R: 0 E: 0 K: 0 S: 5	H: 2 LOB: 2 BB: 0 P: 5	R: 0 E: 0 K: 1 S: 5	H: 0 LOB: 0 BB: 0 P: 5	R: 0 E: 0 K: 0 S: 2	H: 0 LOB: 0 BB: 1 P: 6	R: 2 E: 0 K: 1 S: 7	H: 2 LOB: 1 BB: 1 P: 11	R: 2 E: 0 K: 2 S: 11	H: 4 LOB: 2 BB: 0 P: 11	R: 0 E: 0 K: 1 S: 5	H: 0 LOB: 0 BB: 0 P: 5	R: 0 E: 0 K: 0 S: 3	H: 0 LOB: 0 BB: 0 P: 3	R: 0 E: 0 K: 0 S: 3	H: 0 LOB: 0 BB: 0 P: 3	1B: 9 2B: 0 3B: 0 HR: 1	SF: 0 SAC: 0 DP: 1 HBP: 0	WP: 1 PB: 0 SB: 2 CS: 0	PA: 40
<b>PITCHER</b>	IP WLS BF H R ER SO BB IBB HBP BLK WP HR S P ERA WHIP																					

Seattle Pilots @ Baltimore Orioles  
Memorial Stadium, Baltimore, MD  
Sun Jun 08 1969, 3:33 AM EDT  
Att: 8,988 - Unknown

AB 36  
R 5  
H 10  
RBI 5  
BB 4  
SO 7  
LOB 18





Batter	1	2	3	4	5	6	7	8	9	10	AB	R	H	RBI	BB	SO	LOB	TOP		
Dick Simpson, R OBP: 0.309, SLG: 0.417 Don Mincher, L OBP: 0.274, SLG: 0.451 Steve Whitaker, L OBP: 0.397, SLG: 0.479	0-0 HR		0-3 K		0-3 K			0-0 F2		0-0 1B	4	1	1	1	0	2	3	<p>Seattle Pilots @ Detroit Tigers</p> <p>Tiger Stadium, Detroit, MI</p> <p>Mon Jun 09 1969, 7:05 PM EDT</p> <p>Att: 13,477 - Unknown</p>		
Gus Gil, R OBP: 0.312, SLG: 0.260	0-3 K		0-0 F5		0-3 K			0-0 6-3		0-0 SF8	4	0	0	1	0	2	1			
Tommy Davis, R OBP: 0.238, SLG: 0.282 Diego Segui, R OBP: 0.167, SLG: 0.091 John O'Donoghue, R OBP: 0.167, SLG: 0.091 John Gelnar, R OBP: 0.167, SLG: 0.091	0-3 K			0-0 4-3		0-0 E1		0-0 6-3		0-0 1-3	5	0	0	0	0	1	1			
Wayne Comer, R OBP: 0.351, SLG: 0.448	0-3 K			0-3 K		0-3 K			0-0 P4		4	0	0	0	0	3	1			
Mike Hegan, L OBP: 0.436, SLG: 0.510		0-3 K		0-3 K		0-3 K			0-0 4-3		4	0	0	0	0	3	1			
John Kennedy, R OBP: 0.328, SLG: 0.302		0-3 K			0-3 K		0-0 F8		0-0 5-3		4	0	0	0	0	2	0			
Jerry McNertney, R OBP: 0.306, SLG: 0.404 Tommy Harper, R OBP: 0.413, SLG: 0.379 Larry Haney, R OBP: 0.328, SLG: 0.414	0-0 P4				0-0 5-3 1B		4-0 BB			4-0 SH1-4 1B BB	2	0	1	0	2	0	0			
Ray Oyler, R OBP: 0.314, SLG: 0.347			0-3 K		0-0 5-3 1B		0-3 K			0-0 SH1-4	3	0	1	0	0	2	1			
Marty Pattin, R OBP: 0.229, SLG: 0.229 Merritt Ranew, L OBP: 0.500, SLG: 0.333 Jim Gosger, L OBP: 0.200, SLG: 0.241	0-0 1B				0-0 5-3		0-3 K			4-0 1B SF8 IBB	3	0	1	0	0	1	3			
<b>Inning Stats</b>	R: 1 E: 0 K: 3 S: 10	H: 1 LOB: 0 BB: 0 P: 10	R: 0 E: 0 K: 2 S: 7	H: 0 LOB: 0 BB: 0 P: 7	R: 0 E: 0 K: 2 S: 8	H: 1 LOB: 1 BB: 0 P: 8	R: 0 E: 0 K: 2 S: 9	H: 2 LOB: 2 BB: 0 P: 9	R: 0 E: 1 K: 3 S: 10	H: 0 LOB: 1 BB: 0 P: 11	R: 0 E: 0 K: 0 S: 3	H: 0 LOB: 0 BB: 0 P: 3	R: 0 E: 0 K: 0 S: 3	H: 0 LOB: 0 BB: 0 P: 3	R: 2 E: 0 K: 0 S: 4	H: 1 LOB: 1 BB: 2 P: 12	1B: 4 2B: 0 3B: 0 HR: 1		SF: 1 SAC: 1 DP: 0 HBP: 0	WP: 0 PB: 0 SB: 1 CS: 0
<b>PITCHER</b>	IP 9.0	WLS 33	BF 4	H 1	R 1	ER 1	SO 16	BB 1	IBB 0	HBP 0	BLK 0	WP 0	HR 1	S 64	P 68	ERA 1.00	WHIP 0.556			
Mickey Lolich, L ERA: 3.15 Pat Dobson, R ERA: 2.98	1.0	L	6	1	2	2	0	1	1	0	0	0	0	4	12	18.00	2.000			

AB	34
R	3
H	5
RBI	3
BB	3
SO	16
LOB	11



Batter	1	2	3	4	5	6	7	8	9	10	AB	R	H	RBI	BB	SO	LOB	BOTTOM				
Mickey Stanley, R OBP: 0.282, SLG: 0.347	0-0 L8		0-0 F9		4-0 BB			0-0 P3		0-0 1B BB	4	1	1	0	1	0	0	<p>Seattle Pilots @ Detroit Tigers</p> <p>Tiger Stadium, Detroit, MI</p> <p>Mon Jun 09 1969, 7:05 PM EDT</p> <p>Att: 13,477 - Unknown</p>				
Dick McAuliffe, L OBP: 0.362, SLG: 0.421	0-0 S 1B			0-3 K	0-3 K			4-0 CS BB		4-0 1B BB	3	0	1	0	2	2	2					
Al Kaline, R OBP: 0.362, SLG: 0.491 Ron Woods, R OBP: 0.375, SLG: 0.500	0-3 K			0-3 K		0-0 L9		0-0 L1-3		0-0 BB 1B	5	0	1	1	0	2	2					
Norm Cash, L OBP: 0.349, SLG: 0.426	0-3 K			0-0 1B		0-0 4-3			0-3 K	0-3 K	5	0	1	0	0	3	3					
Jim Northrup, L OBP: 0.330, SLG: 0.511		0-3 K		0-0 F3		0-0 1B			0-0 F7 2B	4-0 1-2 BB	4	0	2	0	1	1	1					
Willie Horton, R OBP: 0.289, SLG: 0.368		0-3 K			0-0 5-3	0-0 P6			0-0 F7	0-3 K	5	0	0	0	0	2	5					
Tom Matchick, L OBP: 0.326, SLG: 0.329	0-0 3-1				4-0 1-3 BB		0-0 L3		4-0 BB IBB	0-0 4-3	3	1	0	0	2	0	3					
Bill Freehan, R OBP: 0.365, SLG: 0.419			0-0 4-3		0-0 1-3		0-0 F3		4-0 FC4-6 BB		3	0	0	0	1	0	1					
Mickey Lolich, S OBP: 0.200, SLG: 0.111 Gates Brown, L OBP: 0.251, SLG: 0.241 Pat Dobson, R OBP: 0.100, SLG: 0.100	0-0 K		0-3 K		0-0 BB 1B		0-0 5-3		0-0 FC4-6	0-0 1-2	3	0	1	1	0	1	0					
<b>Inning Stats</b>	R: 0 E: 0 K: 2 S: 8	H: 1 LOB: 1 BB: 0 P: 8	R: 0 E: 0 K: 2 S: 7	H: 0 LOB: 0 BB: 0 P: 7	R: 0 E: 0 K: 1 S: 5	H: 0 LOB: 0 BB: 0 P: 5	R: 0 E: 0 K: 2 S: 8	H: 1 LOB: 1 BB: 0 P: 8	R: 0 E: 0 K: 1 S: 6	H: 1 LOB: 2 BB: 2 P: 14	R: 0 E: 0 K: 0 S: 4	H: 0 LOB: 0 BB: 1 P: 4	R: 0 E: 0 K: 0 S: 2	H: 0 LOB: 0 BB: 1 P: 6	R: 0 E: 0 K: 1 S: 6	H: 1 LOB: 3 BB: 2 P: 14	R: 1 E: 0 K: 2 S: 9		H: 2 LOB: 3 BB: 2 P: 17	1B: 6 2B: 1 3B: 0 HR: 0	SF: 0 SAC: 0 DP: 0 HBP: 0	WP: 0 PB: 0 SB: 1 CS: 1
<b>PITCHER</b>	IP 9.0	WLS 36	BF 5	H 1	R 1	ER 1	SO 9	BB 4	IBB 1	HBP 0	BLK 0	WP 0	HR 0	S 49	P 69	ERA 1.00	WHIP 1.000					
Marty Pattin, R ERA: 4.18 Diego Segui, R ERA: 3.35 John O'Donoghue, L ERA: 1.53 John Gelnar, R ERA:	0.0	3	2	1	1	0	1	0	0	0	0	0	0	2	6	∞	∞					
	0.1	2	0	0	0	1	1	0	0	0	0	0	0	3	7	0.00	3.000					
	0.2	S	2	0	0	0	1	0	0	0	0	0	0	4	4	0.00	0.000					

AB	36
R	2
H	7
RBI	2
BB	7
SO	11
LOB	20





Batter	1	2	3	4	5	6	7	8	9	AB	R	H	RBI	BB	SO	LOB	TOP			
Gus Gil, R OBP: 0.309, SLG: 0.250 (1, 4)	L9			F2		1-3			G4-3-6 1B	4	0	1	0	0	0	0	<b>Seattle Pilots @ Detroit Tigers</b> Tiger Stadium, Detroit, MI Tue Jun 10 1969, 7:05 PM EDT Att: 14,003 - Unknown			
Mike Hegan, L OBP: 0.437, SLG: 0.510 (1, 9)	K			F7			1B		G4-3-6 1B	4	0	2	0	0	1	0				
Wayne Comer, R OBP: 0.358, SLG: 0.443 (1, 8)	F2			K			1B		G4-3-6 1-2 2-3	4	0	1	0	0	1	2				
Don Mincher, L OBP: 0.371, SLG: 0.446 (1, 3)					4-3		L9		P6	4	0	1	0	0	0	3				
Steve Whitaker, L OBP: 0.383, SLG: 0.460 Tommy Davis, R OBP: 0.237, SLG: 0.281 (7, PH) (7, 7)	FC4-3 1B			F5			P4			2	0	0	0	0	0	1				
John Kennedy, R OBP: 0.328, SLG: 0.304 (1, 5) (8, 6)	G5-4-3 1-2						K			1	0	0	0	0	0	2				
John Kennedy, R OBP: 0.328, SLG: 0.304 (1, 5) (8, 6)	G5-4-3 1-2									3	0	1	0	0	1	3				
Merritt Ranew, L OBP: 0.435, SLG: 0.278 (1, 2)				1-3					P4	3	0	0	0	0	0	1				
Ray Oyler, R OBP: 0.310, SLG: 0.341 Tommy Harper, R OBP: 0.411, SLG: 0.377 (8, PH) (8, 4)				K			F7		K	2	0	0	0	0	1	0				
Fred Talbot, R Jim Gosser, L Bob Locker, S Rich Rollins, R Jim Bouton, R Gene Brabender, R (1, 1) (5, PH) (8, 1) (8, PH) (8, 1) (8, 1)				K			K		K	1	0	0	0	0	1	0				
<b>Inning Stats</b>	R: 0 E: 0 K: 1 S: 5	H: 0 LOB: 0 BB: 0 P: 5	R: 0 E: 0 K: 0 S: 3	H: 1 LOB: 0 BB: 0 P: 3	R: 0 E: 0 K: 2 S: 7	H: 0 LOB: 0 BB: 0 P: 7	R: 0 E: 0 K: 1 S: 5	H: 0 LOB: 0 BB: 0 P: 5	R: 0 E: 0 K: 1 S: 5	H: 2 LOB: 2 BB: 0 P: 7	R: 0 E: 0 K: 2 S: 7	H: 0 LOB: 1 BB: 0 P: 4	R: 0 E: 0 K: 0 S: 4	H: 2 LOB: 1 BB: 0 P: 4	1B: 6 2B: 0 3B: 0 HR: 0	SF: 0 SAC: 0 DP: 2 HBP: 0	WP: 0 PB: 0 SB: 0 CS: 0	PA: 31		
<b>PITCHER</b>	IP WLS BF H R ER SO BB IBB HBP BLK WP HR S P ERA WHIP	IP WLS BF H R ER SO BB IBB HBP BLK WP HR S P ERA WHIP	IP WLS BF H R ER SO BB IBB HBP BLK WP HR S P ERA WHIP	IP WLS BF H R ER SO BB IBB HBP BLK WP HR S P ERA WHIP	IP WLS BF H R ER SO BB IBB HBP BLK WP HR S P ERA WHIP	IP WLS BF H R ER SO BB IBB HBP BLK WP HR S P ERA WHIP	IP WLS BF H R ER SO BB IBB HBP BLK WP HR S P ERA WHIP	IP WLS BF H R ER SO BB IBB HBP BLK WP HR S P ERA WHIP	IP WLS BF H R ER SO BB IBB HBP BLK WP HR S P ERA WHIP	IP WLS BF H R ER SO BB IBB HBP BLK WP HR S P ERA WHIP	IP WLS BF H R ER SO BB IBB HBP BLK WP HR S P ERA WHIP	IP WLS BF H R ER SO BB IBB HBP BLK WP HR S P ERA WHIP	IP WLS BF H R ER SO BB IBB HBP BLK WP HR S P ERA WHIP	IP WLS BF H R ER SO BB IBB HBP BLK WP HR S P ERA WHIP	IP WLS BF H R ER SO BB IBB HBP BLK WP HR S P ERA WHIP	IP WLS BF H R ER SO BB IBB HBP BLK WP HR S P ERA WHIP	IP WLS BF H R ER SO BB IBB HBP BLK WP HR S P ERA WHIP	IP WLS BF H R ER SO BB IBB HBP BLK WP HR S P ERA WHIP	IP WLS BF H R ER SO BB IBB HBP BLK WP HR S P ERA WHIP	
Earl Wilson, R ERA: 3.46 John Hiller, L ERA: 4.54 Don McMahon, R ERA: 4.11	6.0 W 21 4 0 0 5 0 0 0 0 0 0 0 31 31 0.00 0.667	0.1 S 9 2 0 0 3 0 0 0 0 0 0 0 1 1 0.00 0.000	2.2 S 9 2 0 0 3 0 0 0 0 0 0 0 15 15 0.00 0.750																	

AB	31
R	0
H	6
RBI	0
BB	0
SO	8
LOB	12



Batter	1	2	3	4	5	6	7	8	9	AB	R	H	RBI	BB	SO	LOB	BOTTOM			
Mickey Stanley, R OBP: 0.284, SLG: 0.345 (1, 6) (8, 8)	K		FC5-4 BB		G1		1B	BB		4	0	1	1	1	1	2	<b>Seattle Pilots @ Detroit Tigers</b> Tiger Stadium, Detroit, MI Tue Jun 10 1969, 7:05 PM EDT Att: 14,003 - Unknown			
Dick McAuliffe, L OBP: 0.373, SLG: 0.422 (1, 4)	L9		FC6-4 BB		1B		1B	BB		2	0	1	1	3	0	0				
Al Kaline, R OBP: 0.479, SLG: 0.485 Ron Woods, R OBP: 0.353, SLG: 0.467 (1, 9) (8, 7)	L3-1		FC6-4 BB		1B		L8	BB		4	0	1	1	0	0	4				
Gates Brown, L OBP: 0.250, SLG: 0.212 Dick Tracewski, R OBP: 0.333, SLG: 0.167 (1, 7) (8, 6)				4-3	4-3		P6			4	0	0	0	0	1	4				
Norm Cash, L OBP: 0.358, SLG: 0.464 (1, 3)					G3		HR	1B	2B	4	2	3	1	0	0	0				
Jim Northrup, L OBP: 0.326, SLG: 0.503 (1, 8) (8, 9)	1-3			K			4-3	1B	BB	3	1	0	0	1	1	1				
Tom Matchick, L OBP: 0.311, SLG: 0.313 (1, 5)	4-3				E9 G1		F8	K		4	1	0	0	0	1	3				
Jim Price, R OBP: 0.303, SLG: 0.600 (1, 2)			K		G1 1B		K	BB	1B	4	1	2	1	0	2	0				
Earl Wilson, R OBP: 0.289, SLG: 0.182 John Hiller, R Don McMahon, R (1, 1) (7, 1) (7, 1)			FC5-4 1B		K		K	K		2	0	1	0	0	1	2				
<b>Inning Stats</b>	R: 0 E: 0 K: 1 S: 5	H: 0 LOB: 0 BB: 0 P: 5	R: 0 E: 0 K: 1 S: 6	H: 1 LOB: 1 BB: 0 P: 6	R: 0 E: 0 K: 1 S: 6	H: 1 LOB: 2 BB: 1 P: 10	R: 0 E: 0 K: 1 S: 5	H: 0 LOB: 0 BB: 0 P: 5	R: 2 E: 1 K: 1 S: 8	H: 2 LOB: 2 BB: 1 P: 12	R: 1 E: 0 K: 1 S: 6	H: 1 LOB: 0 BB: 0 P: 6	R: 0 E: 0 K: 1 S: 7	H: 2 LOB: 2 BB: 0 P: 7	R: 2 E: 0 K: 3 S: 11	H: 2 LOB: 3 BB: 3 P: 23		1B: 6 2B: 2 3B: 0 HR: 1	SF: 0 SAC: 0 DP: 0 HBP: 0	WP: 0 PB: 0 SB: 1 CS: 0
<b>PITCHER</b>	IP WLS BF H R ER SO BB IBB HBP BLK WP HR S P ERA WHIP	IP WLS BF H R ER SO BB IBB HBP BLK WP HR S P ERA WHIP	IP WLS BF H R ER SO BB IBB HBP BLK WP HR S P ERA WHIP	IP WLS BF H R ER SO BB IBB HBP BLK WP HR S P ERA WHIP	IP WLS BF H R ER SO BB IBB HBP BLK WP HR S P ERA WHIP	IP WLS BF H R ER SO BB IBB HBP BLK WP HR S P ERA WHIP	IP WLS BF H R ER SO BB IBB HBP BLK WP HR S P ERA WHIP	IP WLS BF H R ER SO BB IBB HBP BLK WP HR S P ERA WHIP	IP WLS BF H R ER SO BB IBB HBP BLK WP HR S P ERA WHIP	IP WLS BF H R ER SO BB IBB HBP BLK WP HR S P ERA WHIP	IP WLS BF H R ER SO BB IBB HBP BLK WP HR S P ERA WHIP	IP WLS BF H R ER SO BB IBB HBP BLK WP HR S P ERA WHIP	IP WLS BF H R ER SO BB IBB HBP BLK WP HR S P ERA WHIP	IP WLS BF H R ER SO BB IBB HBP BLK WP HR S P ERA WHIP	IP WLS BF H R ER SO BB IBB HBP BLK WP HR S P ERA WHIP	IP WLS BF H R ER SO BB IBB HBP BLK WP HR S P ERA WHIP	IP WLS BF H R ER SO BB IBB HBP BLK WP HR S P ERA WHIP	IP WLS BF H R ER SO BB IBB HBP BLK WP HR S P ERA WHIP	IP WLS BF H R ER SO BB IBB HBP BLK WP HR S P ERA WHIP	
Fred Talbot, R ERA: 3.56 Bob Locker, R ERA: 6.38 Jim Bouton, R ERA: 4.66 Gene Brabender, R ERA: 6.33	5.0 L 22 4 2 0 2 0 0 0 0 0 0 0 13 13 4.50 1.500	2.0 S 9 3 1 1 2 0 0 0 0 0 0 0 8 8 27.00 7.500	0.2 S 7 2 2 2 2 3 0 0 0 0 0 0 3 3 0.00 0.000	0.1 S 1 0 0 0 1 0 0 0 0 0 0 0 3 3 0.00 0.000																





Batter	1	2	3	4	5	6	7	8	9	10	AB	R	H	RBI	BB	SO	LOB	TOP							
Tommy Harper, R OBP: 0.411, SLG: 0.378 (1, 4)											5	0	2	0	0	0	4								
Mike Hegan, L OBP: 0.441, SLG: 0.533 (1, 9)											5	1	3	2	0	1	1								
Tommy Davis, R OBP: 0.231, SLG: 0.273 Dick Simpson, R OBP: 0.309, SLG: 0.417 (1, 7) (9, 8)											5	0	0	0	0	0	3								
Don Mincher, L OBP: 0.372, SLG: 0.442 (1, 3)											4	0	1	0	1	1	1								
Wayne Comer, R OBP: 0.359, SLG: 0.451 (1, 8) (9, 7)											4	0	1	0	1	0	4								
John Kennedy, R OBP: 0.348, SLG: 0.367 (1, 5)											4	1	2	1	1	2									
Jerry McNertney, R OBP: 0.304, SLG: 0.398 Jim Gosger, L OBP: 0.197, SLG: 0.236 Larry Haney, R OBP: 0.323, SLG: 0.407 (1, 2) (8, PR) (8, 2)											4	0	1	0	0	1	5	AB 39							
Ray Oyler, R OBP: 0.306, SLG: 0.331 (1, 6)											4	1	0	0	1	2	2	R 3							
Mike Marshall, R OBP: 0.321, SLG: 0.385 John O'Donoghue, R OBP: 0.167, SLG: 0.091 (1, 1) (5, 1) (10, 1)											2	0	1	0	0	0	1	H 11							
<b>Inning Stats</b>	R: 0 E: 0 K: 1 S: 5	H: 1 LOB: 0 BB: 0 P: 5	R: 0 E: 0 K: 1 S: 6	H: 1 LOB: 1 BB: 0 P: 6	R: 1 E: 0 K: 0 S: 5	H: 2 LOB: 3 BB: 2 P: 13	R: 0 E: 0 K: 2 S: 9	H: 2 LOB: 2 BB: 0 P: 9	R: 0 E: 0 K: 1 S: 5	H: 0 LOB: 1 BB: 0 P: 5	R: 1 E: 0 K: 0 S: 4	H: 2 LOB: 1 BB: 0 P: 5	R: 0 E: 0 K: 0 S: 5	H: 1 LOB: 2 BB: 0 P: 4	R: 0 E: 0 K: 1 S: 5	H: 0 LOB: 0 BB: 0 P: 5	R: 1 E: 0 K: 0 S: 4	H: 1 LOB: 0 BB: 0 P: 4	1B: 8 2B: 1 3B: 1 HR: 2	SF: 0 SAC: 1 DP: 1 HBP: 0	WP: 0 PB: 0 SB: 4 CS: 1	PA: 44			
<b>PITCHER</b>	IP 9.0	WLS 4	BF 40	H 10	R 2	ER 2	SO 6	BB 3	IBB 0	HBP 0	BLK 0	WP 0	HR 1	S 48	P 64	ERA 2.00	WHIP 1.444								
Denny McLain, R ERA: 2.57 Pat Dobson, R ERA: 3.12 (1, 1) (10, 1)	1.0	W	4	1	1	1	0	0	0	0	0	0	0	1	4	4	9.00	1.000							

Seattle Pilots @ Detroit Tigers  
Tiger Stadium, Detroit, MI  
Wed Jun 11 1969, 7:05 PM EDT  
Att: 23,569 - Unknown

AB 39  
R 3  
H 11  
RBI 3  
BB 4  
SO 6  
LOB 23




Batter	1	2	3	4	5	6	7	8	9	10	AB	R	H	RBI	BB	SO	LOB	BOTTOM						
Mickey Stanley, R OBP: 0.287, SLG: 0.341 (1, 6)											3	0	0	0	2	1	1							
Dick McAuliffe, L OBP: 0.379, SLG: 0.420 (1, 4)											3	0	1	0	2	0	1							
Al Kaline, R OBP: 0.380, SLG: 0.483 Ron Woods, R OBP: 0.353, SLG: 0.467 (1, 9) (10, PR)											5	0	2	0	0	1	3							
Gates Brown, L OBP: 0.237, SLG: 0.200 Willie Horton, R OBP: 0.286, SLG: 0.364 (1, 7) (5, PH) (6, 7)											2	0	0	0	0	1	2							
Norm Cash, L OBP: 0.354, SLG: 0.466 (1, 3)											5	2	3	0	0	0	0							
Jim Northrup, L OBP: 0.332, SLG: 0.519 (1, 8)											4	1	2	2	0	0	1							
Tom Matchick, L OBP: 0.305, SLG: 0.318 (1, 5)											5	0	1	1	0	0	3	AB 37						
Jim Price, R OBP: 0.316, SLG: 0.588 (1, 2)											4	0	1	1	1	1	1	R 4						
Denny McLain, R OBP: 0.313, SLG: 0.267 Bill Freehan, R OBP: 0.354, SLG: 0.417 Pat Dobson, R OBP: 0.100, SLG: 0.100 (1, 1) (9, PH) (10, 1)											3	0	1	0	0	1	2	H 11						
<b>Inning Stats</b>	R: 0 E: 0 K: 0 S: 3	H: 0 LOB: 0 BB: 0 P: 3	R: 1 E: 0 K: 2 S: 9	H: 2 LOB: 1 BB: 0 P: 9	R: 0 E: 0 K: 0 S: 5	H: 2 LOB: 2 BB: 0 P: 5	R: 1 E: 0 K: 0 S: 4	H: 1 LOB: 0 BB: 0 P: 4	R: 0 E: 0 K: 0 S: 3	H: 1 LOB: 2 BB: 1 P: 11	R: 0 E: 0 K: 1 S: 6	H: 1 LOB: 1 BB: 1 P: 10	R: 0 E: 0 K: 0 S: 3	H: 0 LOB: 0 BB: 0 P: 3	R: 0 E: 0 K: 0 S: 3	H: 0 LOB: 1 BB: 0 P: 7	R: 2 E: 0 K: 0 S: 6	H: 4 LOB: 3 BB: 0 P: 6	1B: 8 2B: 2 3B: 0 HR: 1	SF: 0 SAC: 2 DP: 0 HBP: 0	WP: 1 PB: 0 SB: 0 CS: 0	PA: 44		
<b>PITCHER</b>	IP 4.2	WLS L	BF 22	H 4	R 2	ER 2	SO 3	BB 2	IBB 1	HBP 0	BLK 0	WP 1	HR 1	S 23	P 31	ERA 3.86	WHIP 1.714							
Mike Marshall, R ERA: 4.26 John O'Donoghue, L ERA: 1.99 Diego Segui, R ERA: 3.35 (1, 1) (5, 1) (10, 1)	5.0	L	22	4	2	2	3	2	1	0	0	0	0	0	1	1	3.60	1.200						


Seattle Pilots @ Detroit Tigers  
Tiger Stadium, Detroit, MI  
Wed Jun 11 1969, 7:05 PM EDT  
Att: 23,569 - Unknown

AB 37  
R 4  
H 11  
RBI 4  
BB 5  
SO 5  
LOB 17

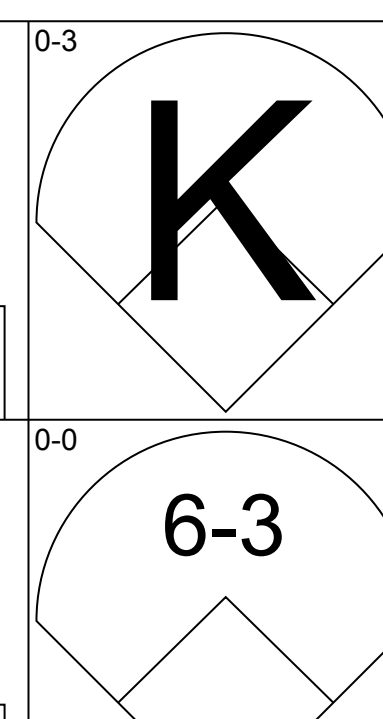
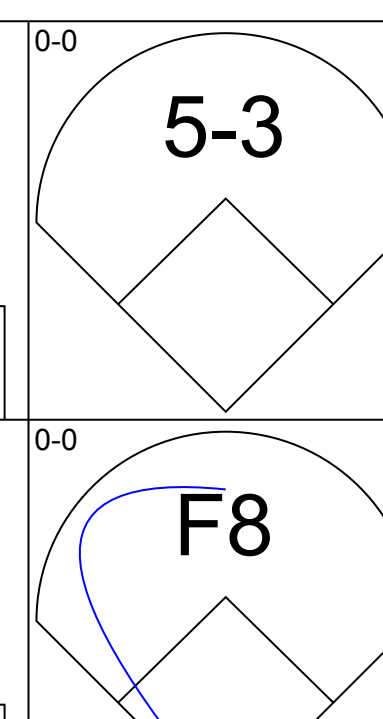
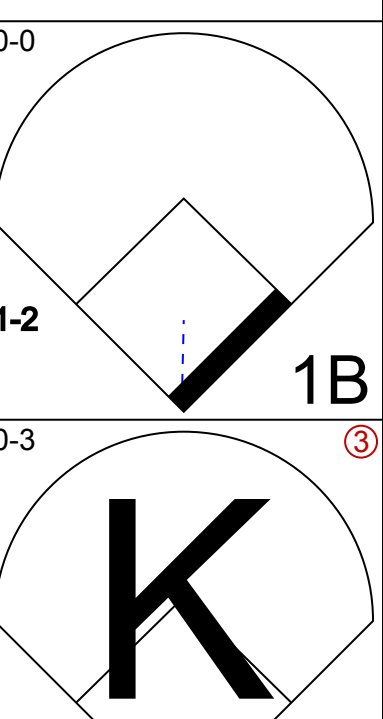
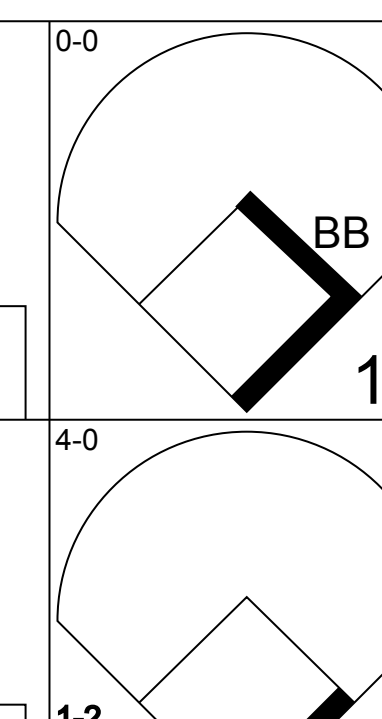
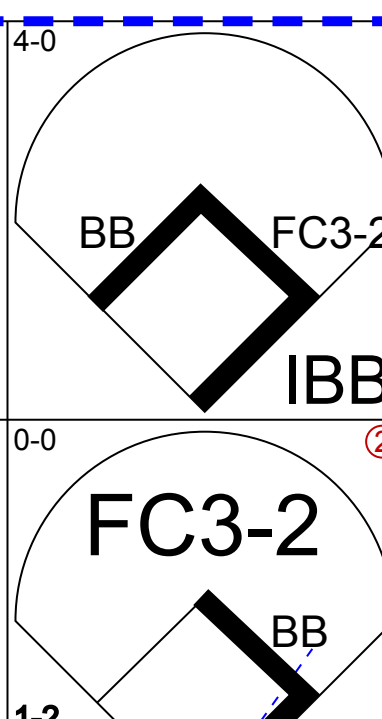
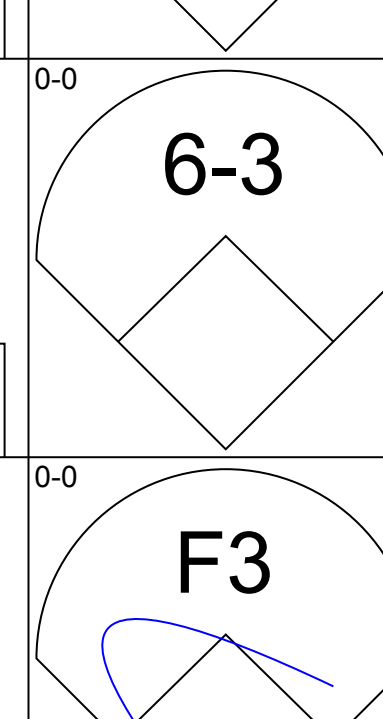
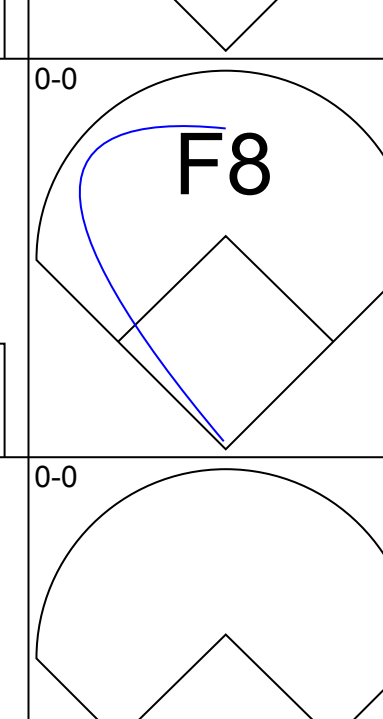
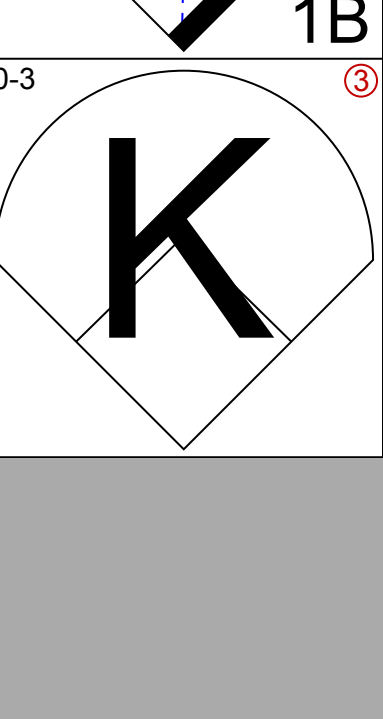
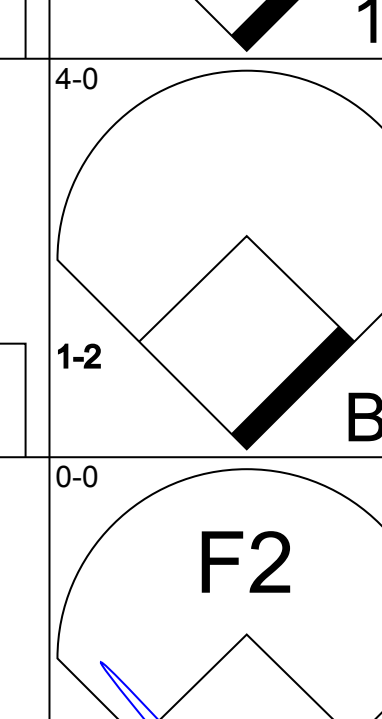
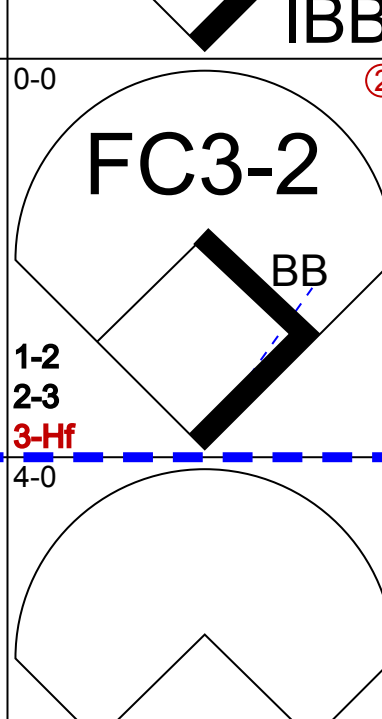
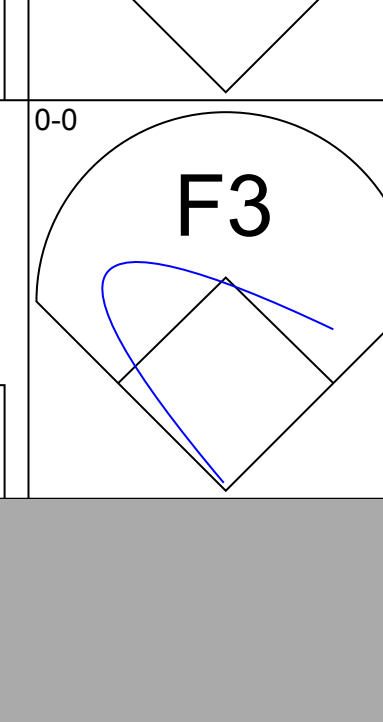
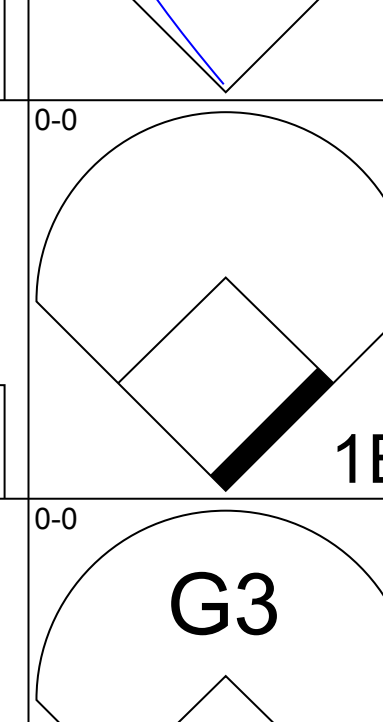
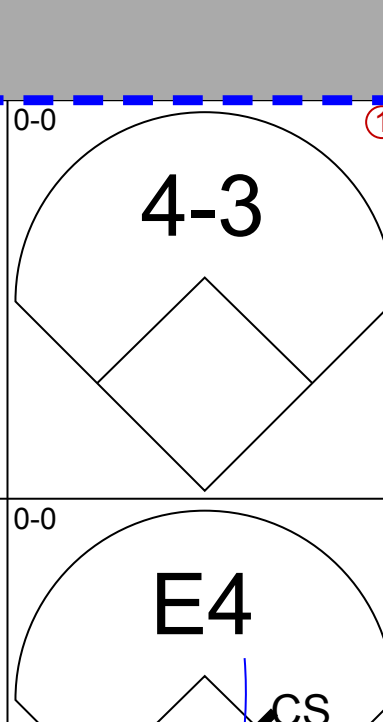
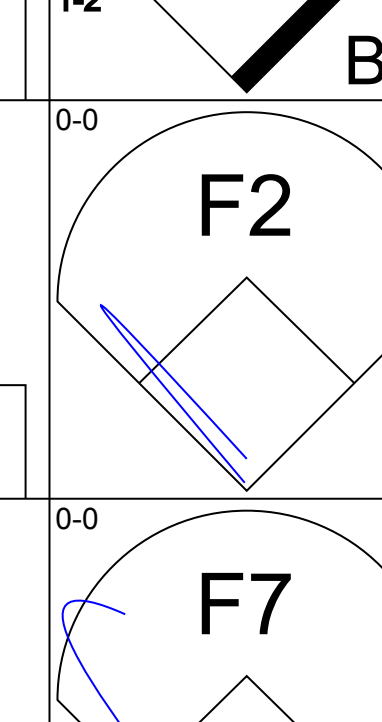
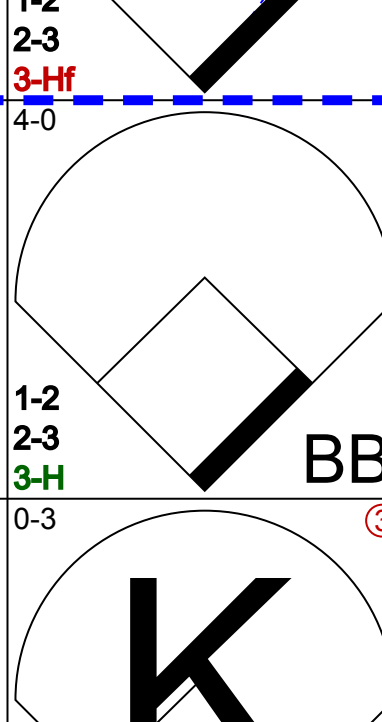
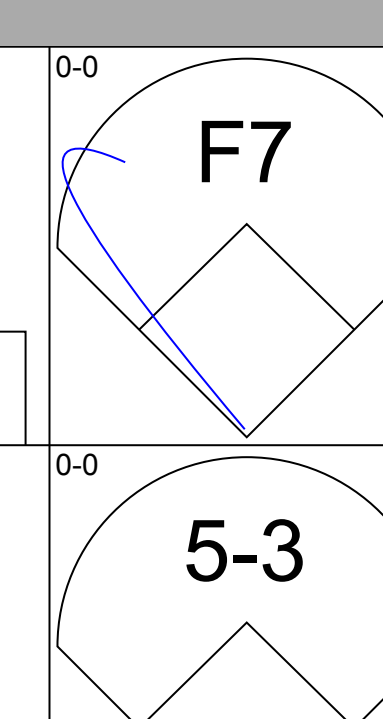
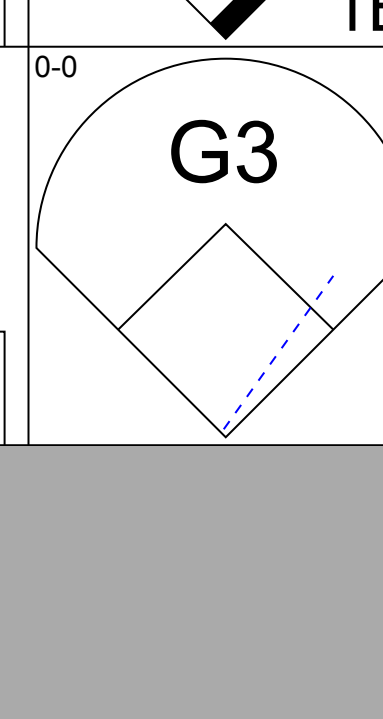
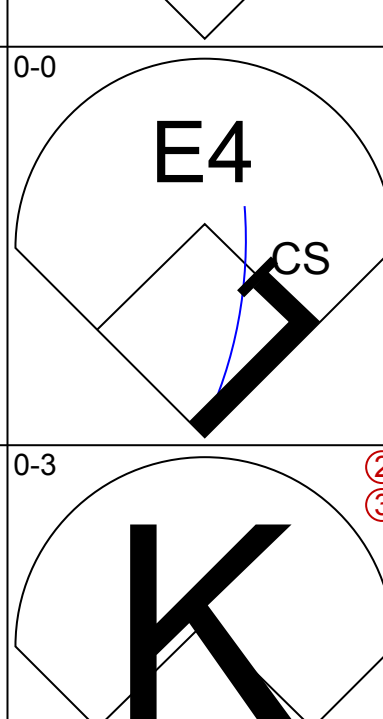
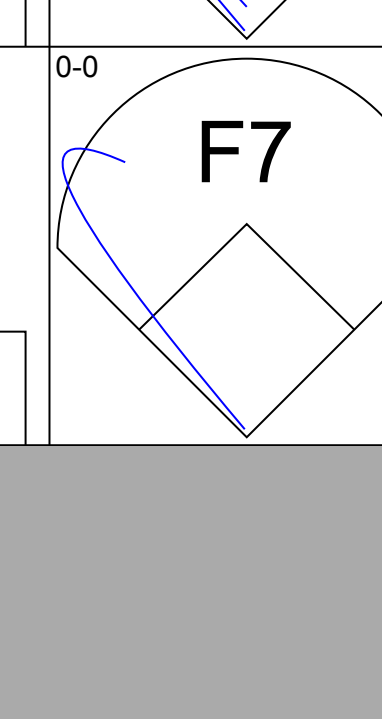
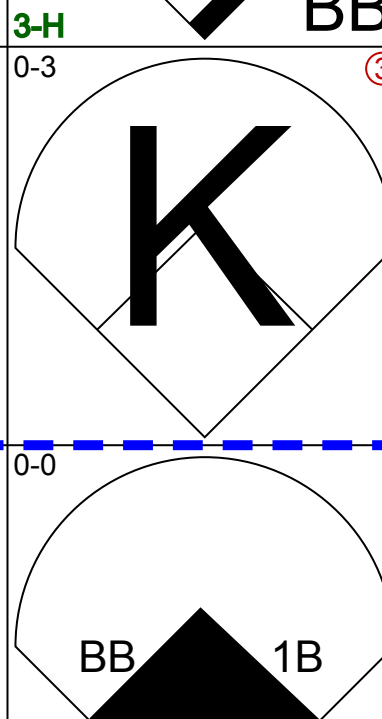
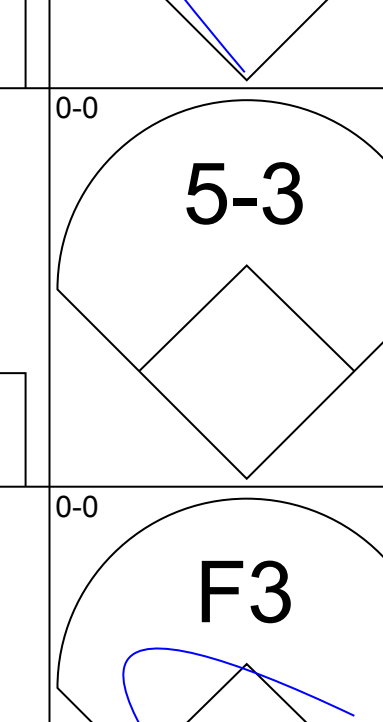
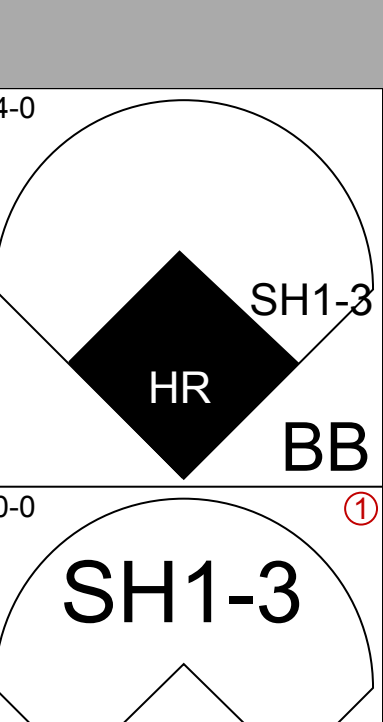
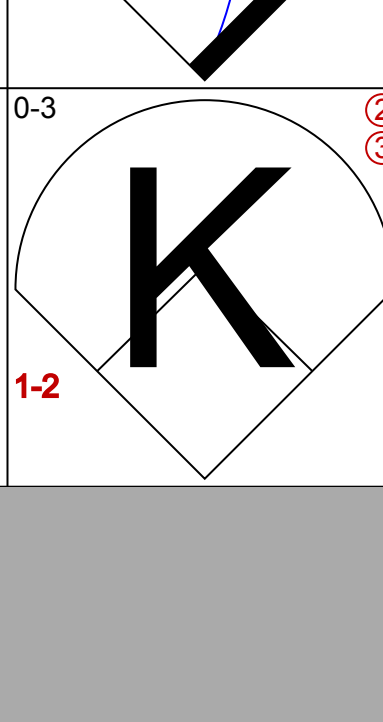
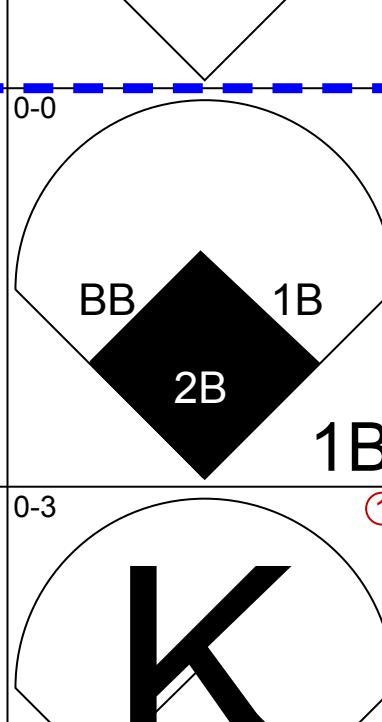
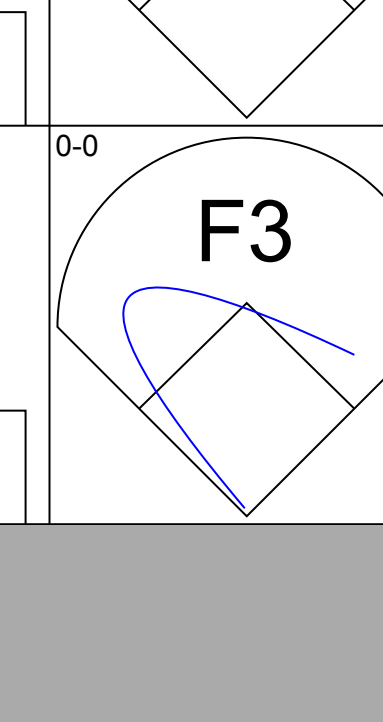

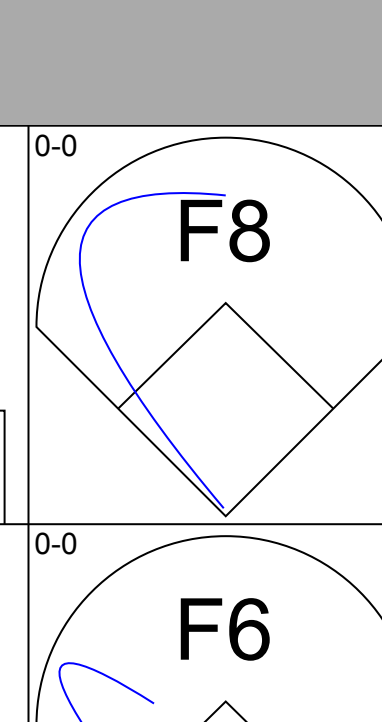
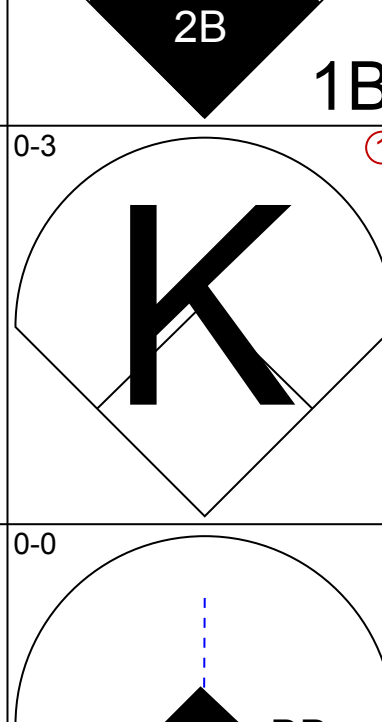
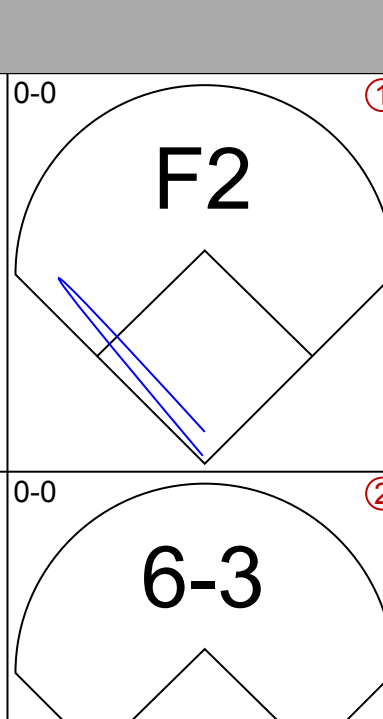
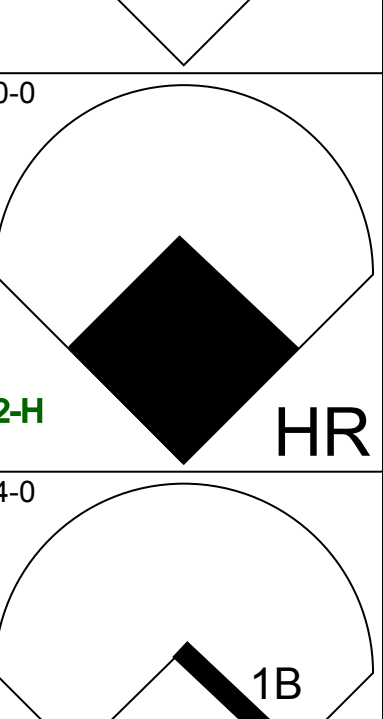
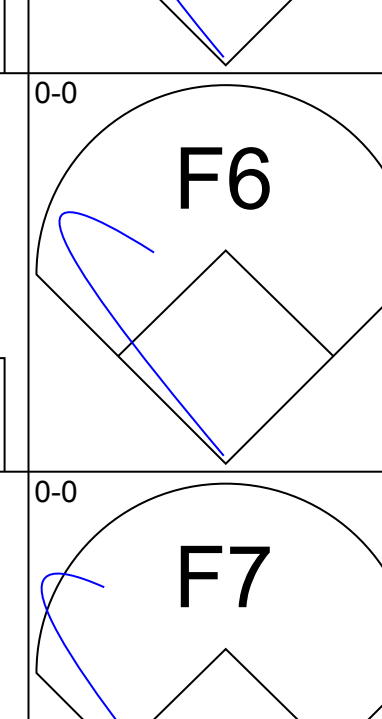
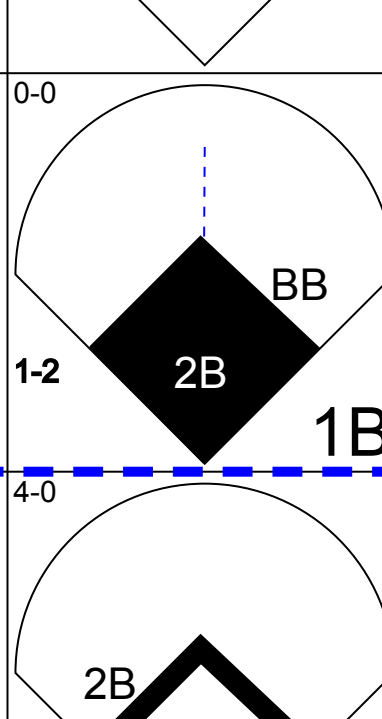
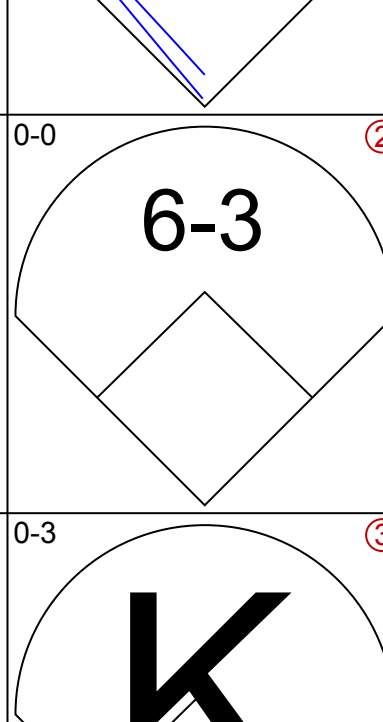
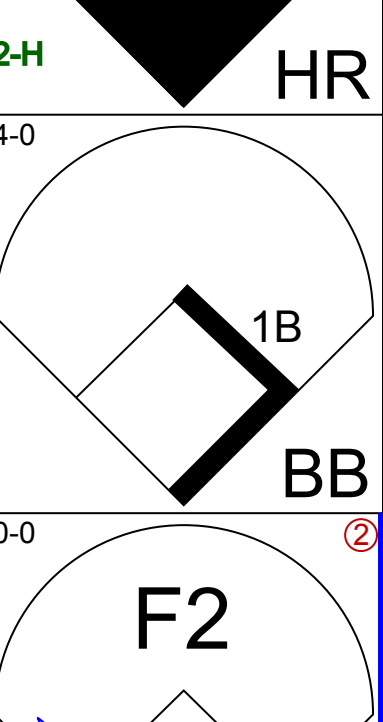
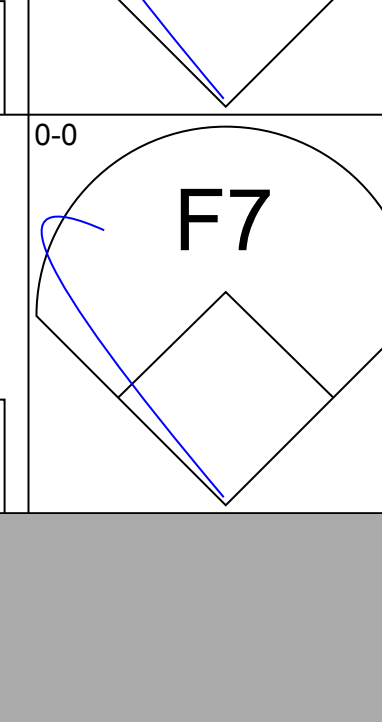
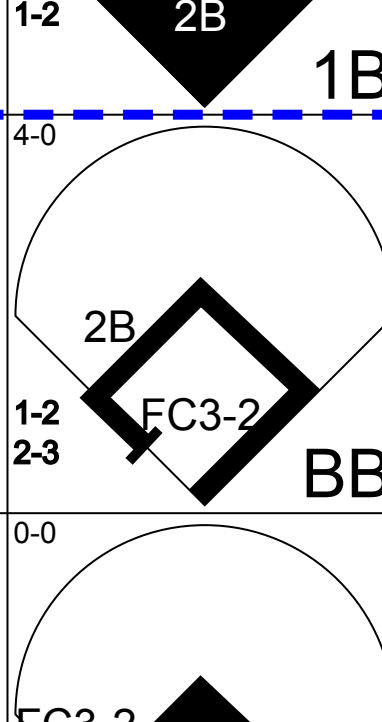
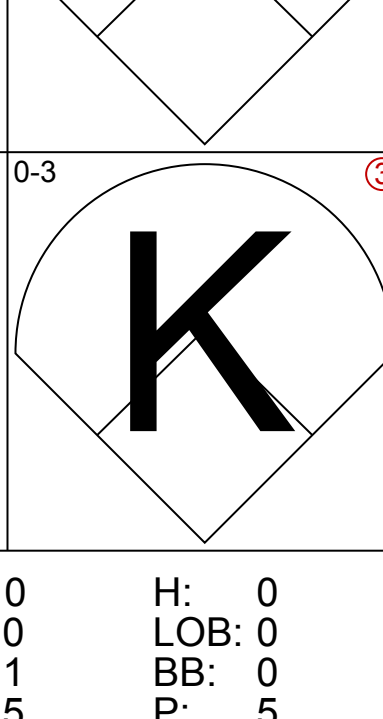
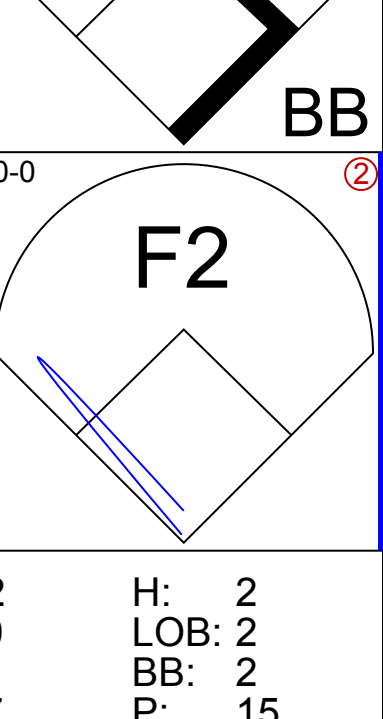
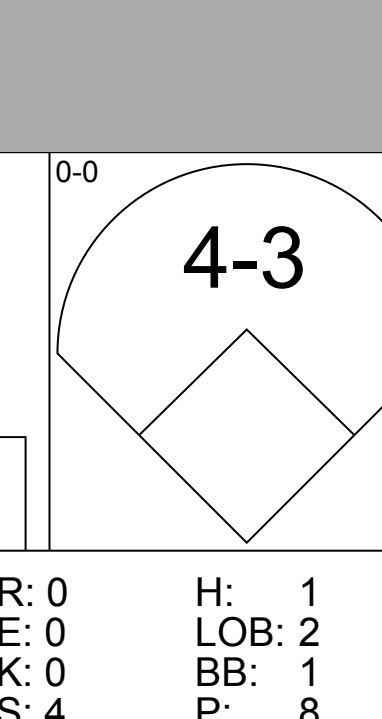
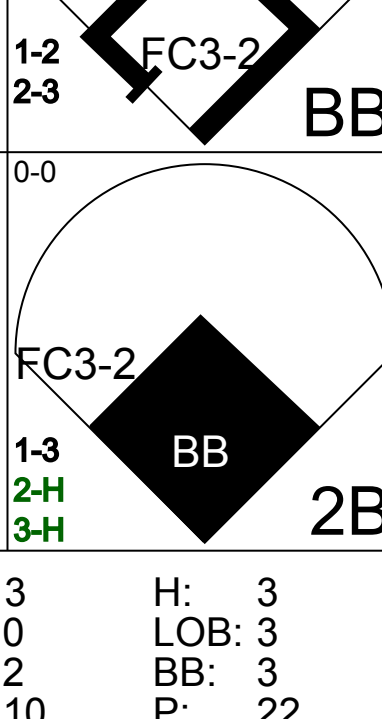




Batter	1	2	3	4	5	6	7	8	9	AB	R	H	RBI	BB	SO	LOB	TOP					
Tommy Harper, R OBP: 0.411, SLG: 0.375	5-3	FC4 BB			E5		F3	1B		4	0	1	1	1	0	0	<b>Seattle Pilots @ New York Yankees</b> Yankee Stadium, Bronx, NY Fri Jun 13 1969, 7:05 PM EDT Att: 14,967 - Unknown - 80 F  <b>AB 35</b> <b>R 2</b> <b>H 8</b> <b>RBI 2</b> <b>BB 7</b> <b>SO 4</b> <b>LOB 21</b>  					
Mike Hegan, L OBP: 0.440, SLG: 0.529	FC6-4 1B	FC4			F7		FC3-6 1B	6-3		5	1	2	0	0	0	4						
Tommy Davis, R OBP: 0.230, SLG: 0.271 Dick Simpson, R OBP: 0.309, SLG: 0.417	FC6-4 BB S				F4		FC3-6 1B	K		5	0	1	0	0	1	2						
Don Mincher, L OBP: 0.373, SLG: 0.434	BB IBB				4-3		FC3-6 1B	4-3		3	0	0	0	2	0	2						
Wayne Comer, R OBP: 0.365, SLG: 0.452	FC6-4 1-2 2-3 BB				F9		1-2 3-H 1B	FC5-4 1B		4	0	2	1	1	0	2						
Rich Rollins, R OBP: 0.288, SLG: 0.290 John Kennedy, R OBP: 0.348, SLG: 0.367	FC6-4 1-2				F3		F8	FC5-4 1-2		5	0	1	0	0	0	6						
Jerry McNertney, R OBP: 0.295, SLG: 0.385		6-3			4-1		F8	F5		4	0	0	0	0	0	1						
Ray Oyler, R OBP: 0.318, SLG: 0.333		BB BB			BB BB		K	BB 1B		2	1	1	0	2	1	1						
Gene Brabender, R OBP: 0.263, SLG: 0.176		K			F7		K	1B BB		3	0	0	0	1	2	3						
<b>Inning Stats</b>	R: 0 E: 0 K: 0 S: 4	H: 1 LOB: 3 BB: 2 P: 12	R: 0 E: 0 K: 1 S: 5	H: 0 LOB: 2 BB: 2 P: 13	R: 0 E: 0 K: 0 S: 3	H: 0 LOB: 0 BB: 0 P: 3	R: 0 E: 0 K: 0 S: 3	H: 0 LOB: 1 BB: 1 P: 7	R: 0 E: 1 K: 0 S: 4	H: 0 LOB: 2 BB: 0 P: 8	R: 0 E: 0 K: 2 S: 8	H: 1 LOB: 1 BB: 0 P: 8	R: 1 E: 0 K: 0 S: 6	H: 3 LOB: 2 BB: 0 P: 6	R: 1 E: 0 K: 0 S: 4	H: 2 LOB: 1 BB: 1 P: 8		R: 0 E: 0 K: 1 S: 6	H: 1 LOB: 1 BB: 0 P: 6	1B: 8 2B: 0 3B: 0 HR: 0	SF: 0 SAC: 0 DP: 0 HBP: 0	WP: 0 PB: 0 SB: 2 CS: 0
<b>PITCHER</b> Mel Stottlemyre, R ERA: 2.49	IP: 9.0 WLS: L BF: 42	H: 8 R: 2 ER: 2 SO: 4	BB: 5 IBB: 2 HBP: 0 BLK: 0	WP: 0 HR: 0 S: 43 P: 71	ERA: 2.00 WHIP: 1.444	<b>PITCHER</b>																

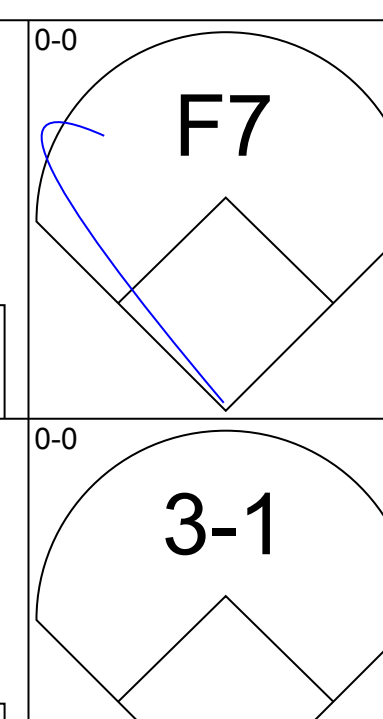
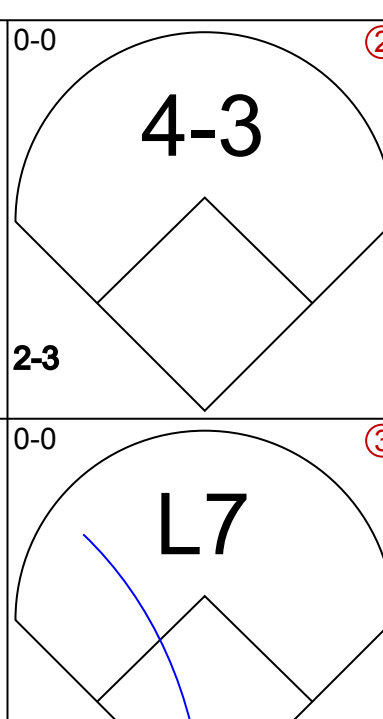
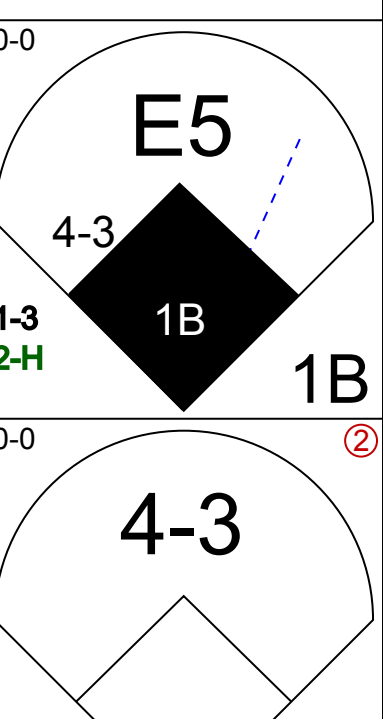
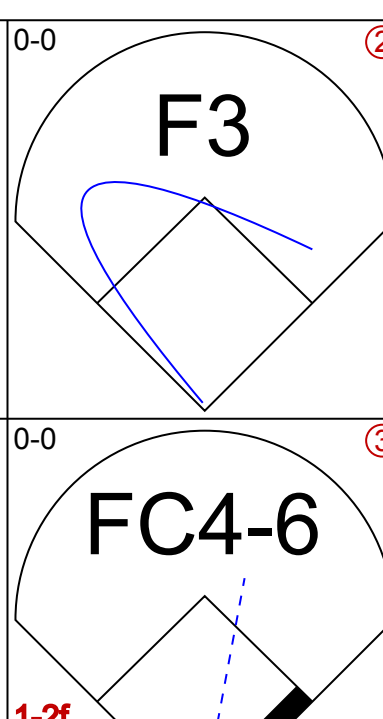
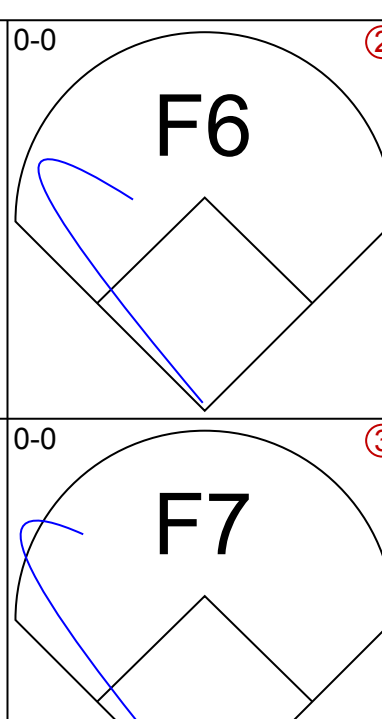
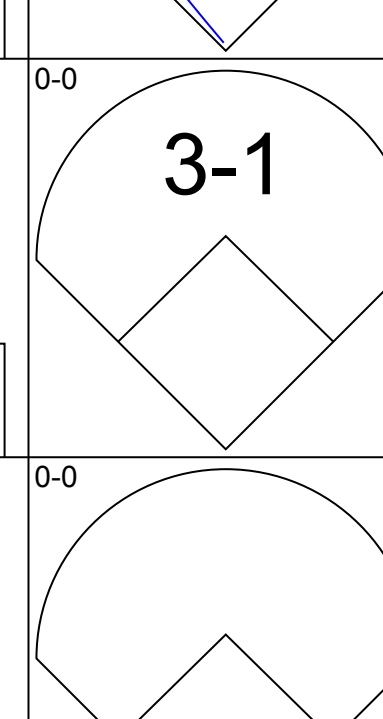
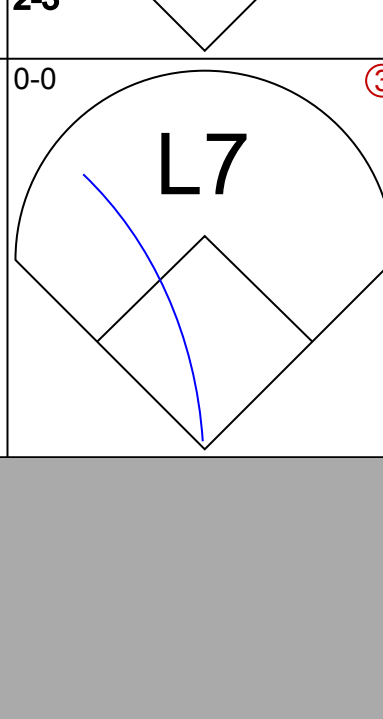
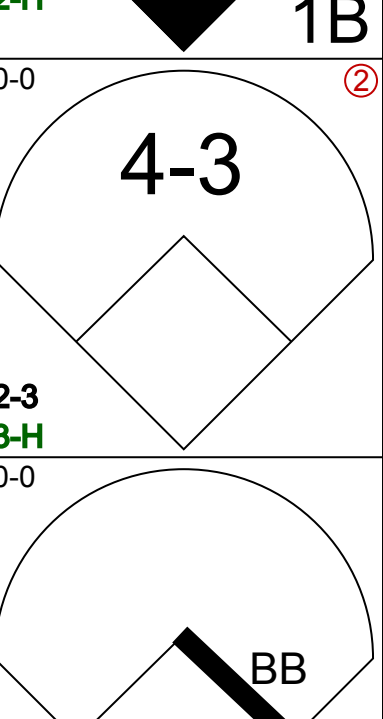
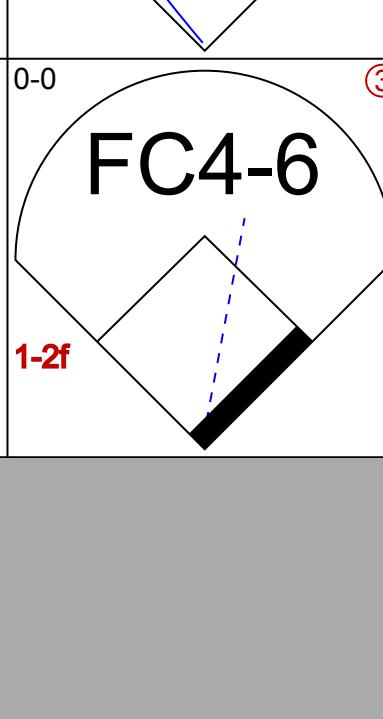
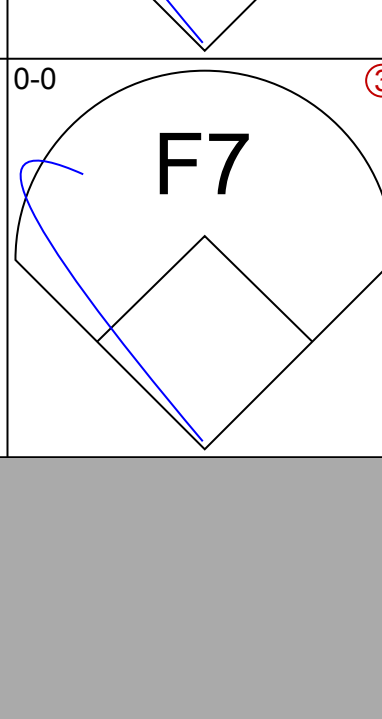
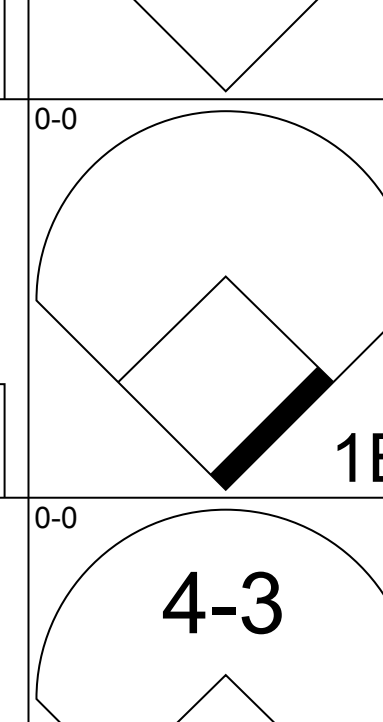
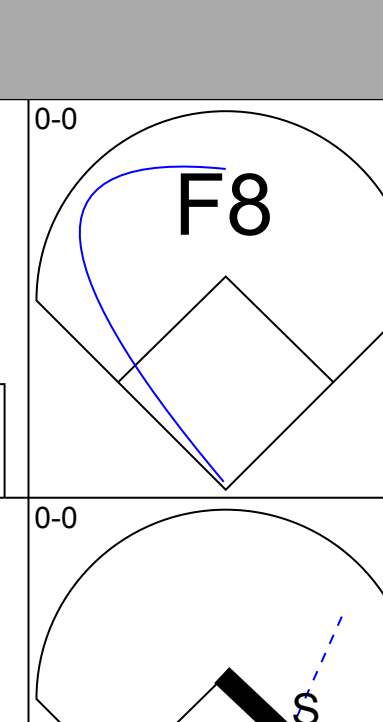
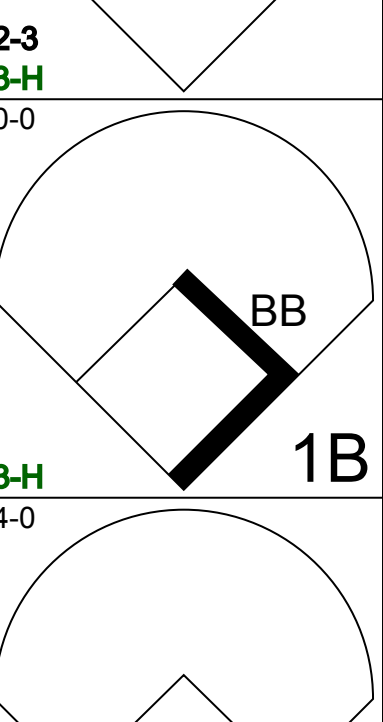
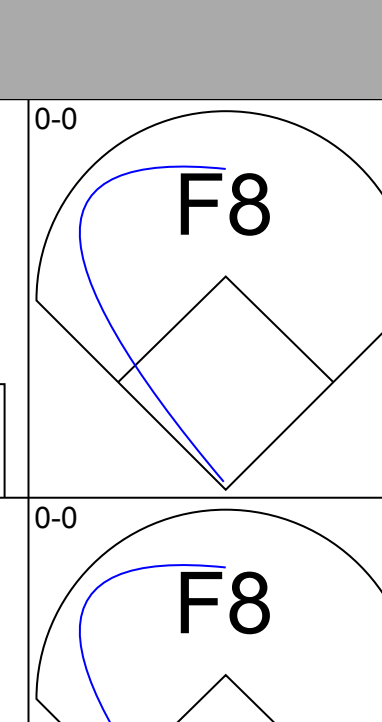
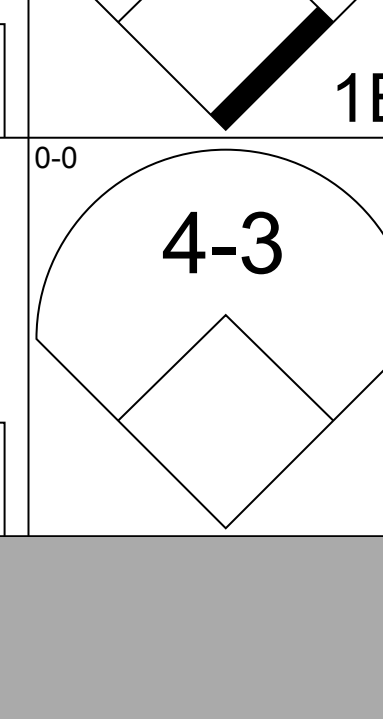
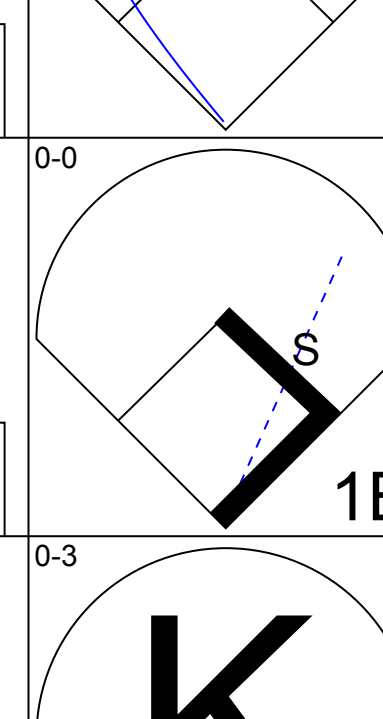
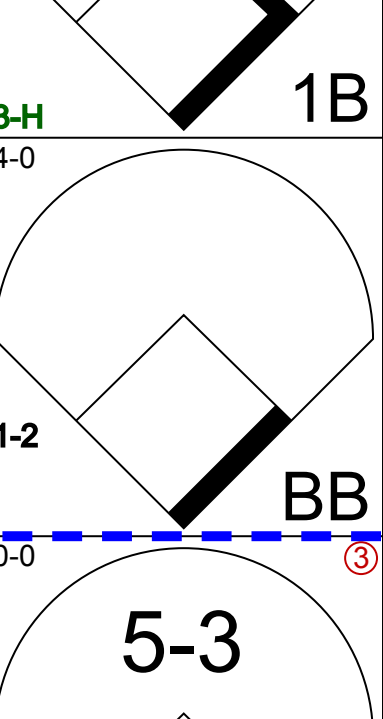
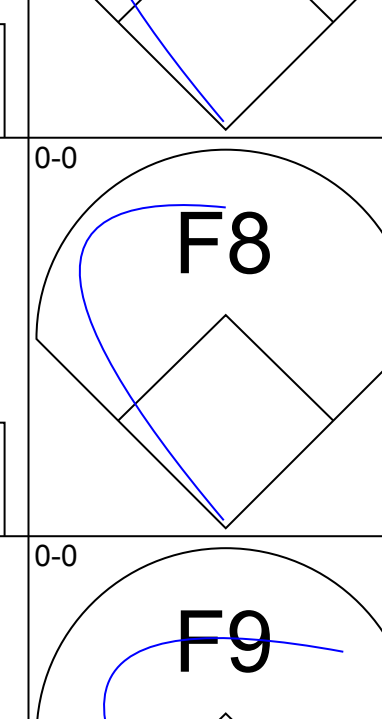
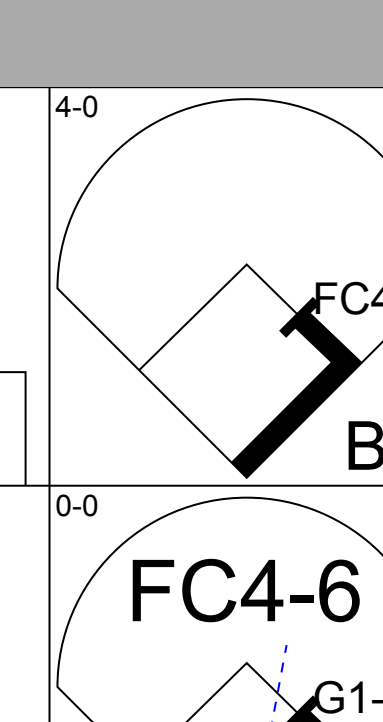
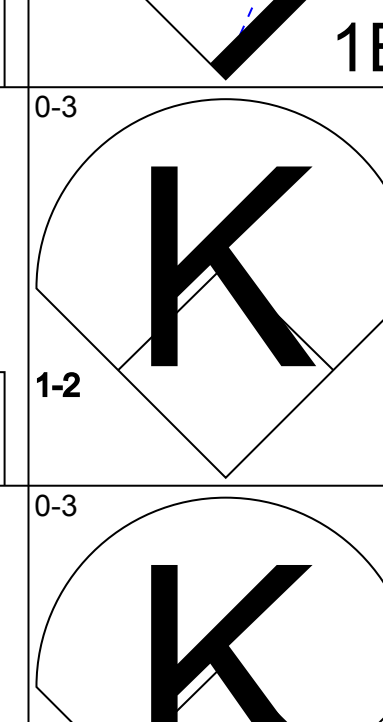
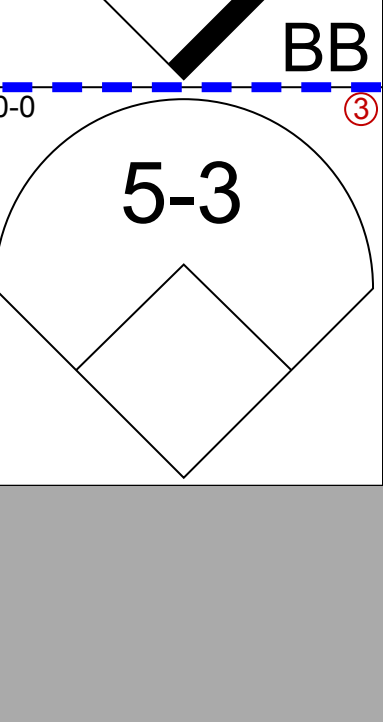
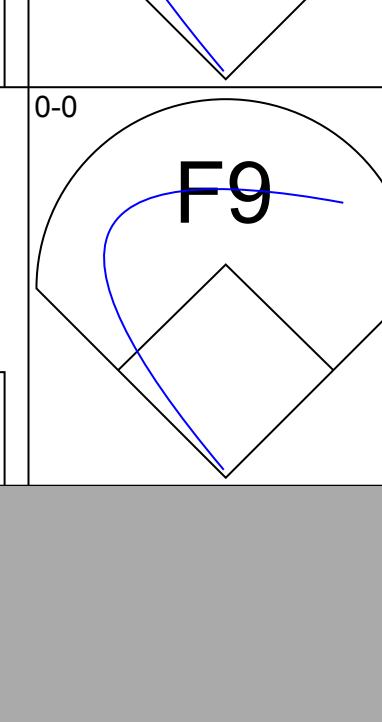
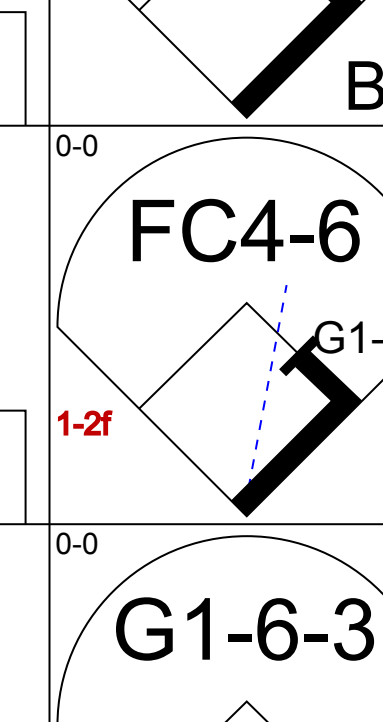
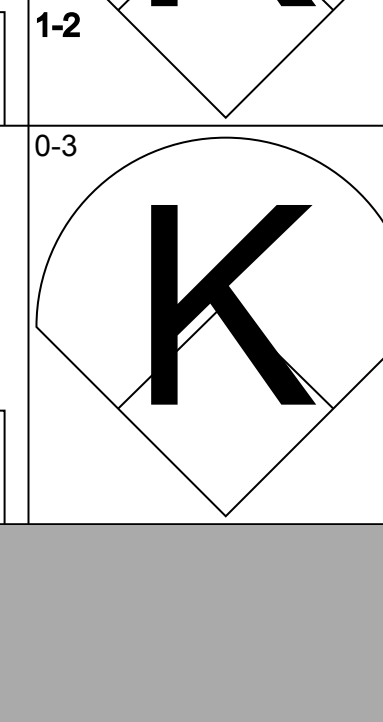
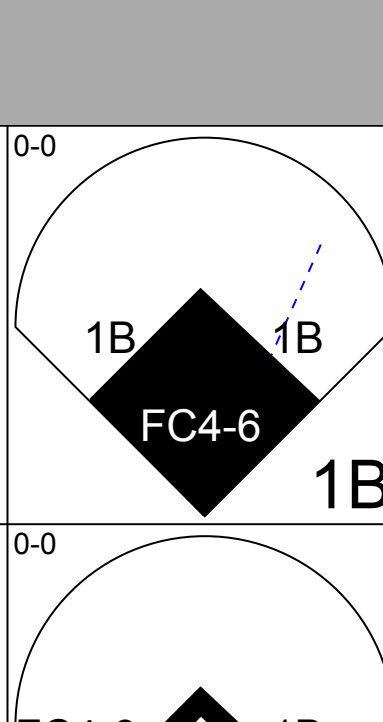
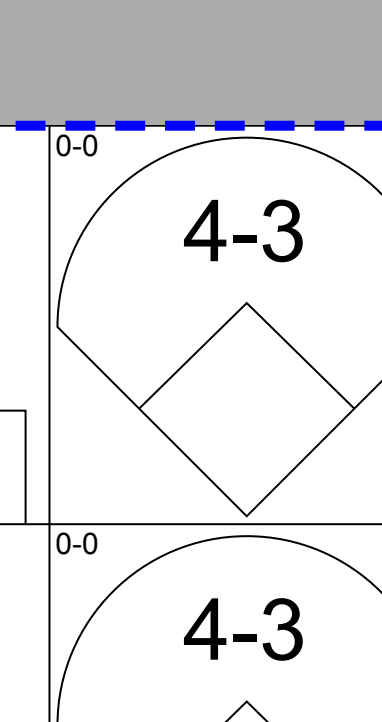
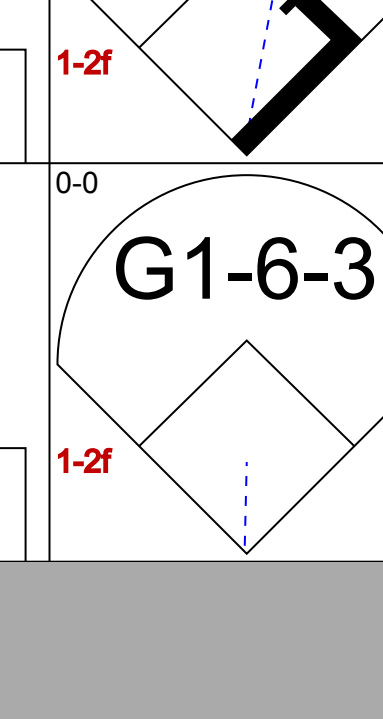
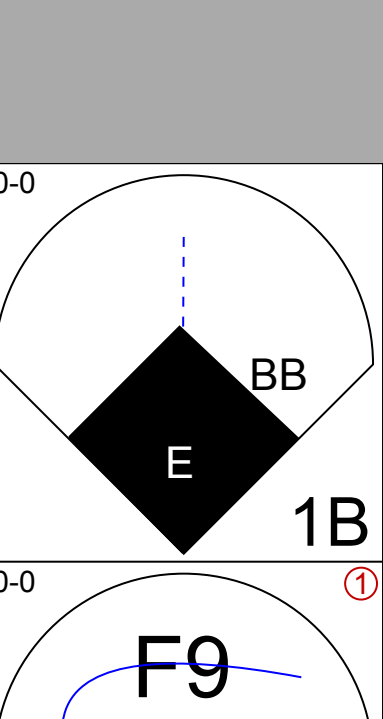
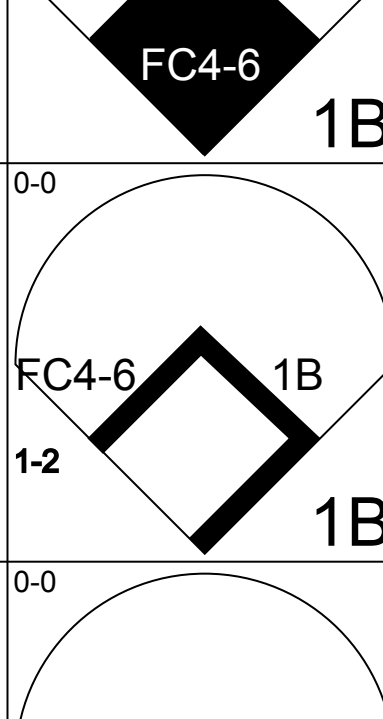
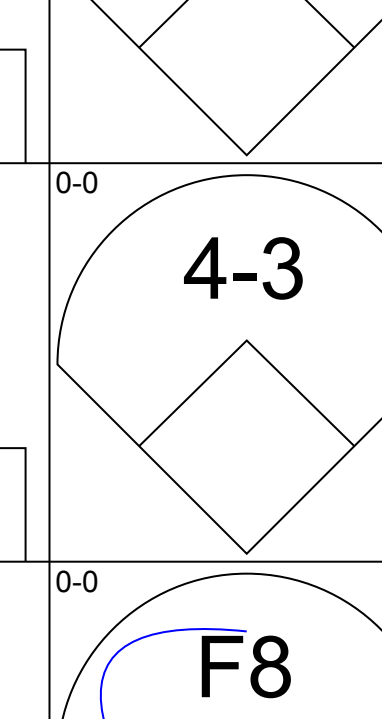
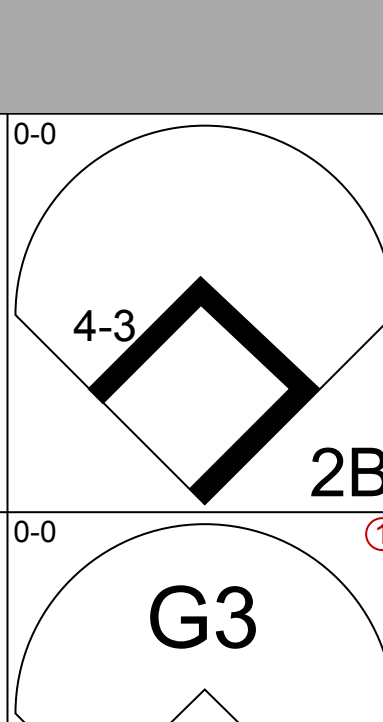
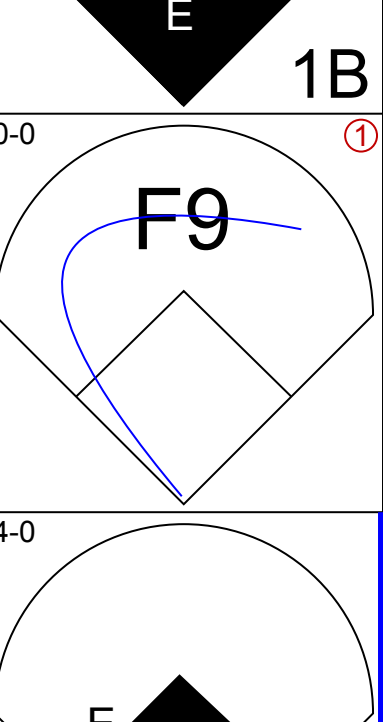
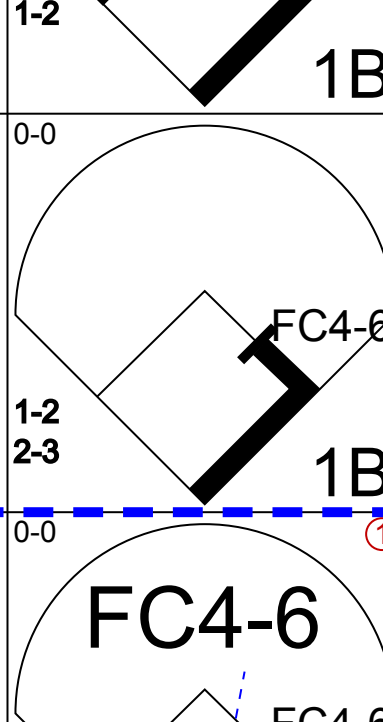
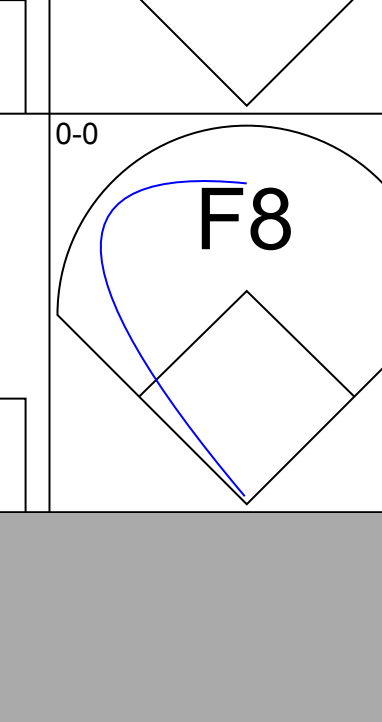
Batter	1	2	3	4	5	6	7	8	9	AB	R	H	RBI	BB	SO	LOB	BOTTOM					
Horace Clarke, S OBP: 0.326, SLG: 0.324	E4 WP SH4-3	1-3			G3 1B		FC4-6 BB			3	0	1	0	1	0	1	<b>Seattle Pilots @ New York Yankees</b> Yankee Stadium, Bronx, NY Fri Jun 13 1969, 7:05 PM EDT Att: 14,967 - Unknown - 80 F  <b>AB 30</b> <b>R 1</b> <b>H 4</b> <b>RBI 0</b> <b>BB 4</b> <b>SO 4</b> <b>LOB 13</b>  					
Jerry Kenney, L OBP: 0.344, SLG: 0.340	SH4-3 1-2				G3		FC4-6 1-2			3	0	0	0	0	0	2						
Bobby Murcer, L OBP: 0.345, SLG: 0.502	K				F4		G3			4	0	0	0	0	1	2						
Roy White, S OBP: 0.380, SLG: 0.404	BB				BB		4-3			2	0	1	0	2	0	0						
Jimmie Hall, L OBP: 0.278, SLG: 0.333	G3				F9		4-3			4	0	0	0	0	1	4						
Jim Lytle, L OBP: 0.246, SLG: 0.259		1B S G6-4-3			F3		5-3			4	1	1	0	0	0	1						
Gene Michael, S OBP: 0.333, SLG: 0.319		G6-4-3 1B BB			5-3		L8			3	0	0	0	1	0	1						
Jake Gibbs, L OBP: 0.268, SLG: 0.236		G6-4-3 1B			F7		K			4	0	1	0	0	2	0						
Mel Stottlemyre, R OBP: 0.265, SLG: 0.295	G6-4-3 1-2 2-3 3-H				6-3		F9			3	0	0	0	0	0	2						
<b>Inning Stats</b>	R: 0 E: 1 K: 1 S: 6	H: 0 LOB: 2 BB: 1 P: 10	R: 0 E: 0 K: 0 S: 4	H: 2 LOB: 1 BB: 1 P: 8	R: 0 E: 0 K: 0 S: 4	H: 1 LOB: 1 BB: 0 P: 4	R: 0 E: 0 K: 0 S: 3	H: 0 LOB: 0 BB: 0 P: 3	R: 0 E: 0 K: 0 S: 4	H: 1 LOB: 1 BB: 0 P: 4	R: 0 E: 0 K: 0 S: 3	H: 0 LOB: 1 BB: 1 P: 7	R: 0 E: 0 K: 1 S: 5	H: 0 LOB: 1 BB: 1 P: 9	R: 0 E: 0 K: 1 S: 5	H: 0 LOB: 0 BB: 0 P: 5		R: 0 E: 0 K: 1 S: 5	H: 0 LOB: 0 BB: 0 P: 5	1B: 4 2B: 0 3B: 0 HR: 0	SF: 0 SAC: 1 DP: 1 HBP: 0	WP: 1 PB: 0 SB: 1 CS: 0
<b>PITCHER</b> Gene Brabender, R ERA: 5.4	IP: 9.0 WLS: W BF: 35	H: 4 R: 1 ER: 1 SO: 4	BB: 4 IBB: 0 HBP: 0 BLK: 0	WP: 1 HR: 0 S: 39 P: 55	ERA: 1.00 WHIP: 0.889	<b>PITCHER</b>																



Batter	1	2	3	4	5	6	7	8	9	AB	R	H	RBI	BB	SO	LOB	TOP										
Tommy Harper, R OBP: 0.414, SLG: 0.377 (1, 4)										4	0	2	0	1	1	0	<b>Seattle Pilots @ New York Yankees</b> Yankee Stadium, Bronx, NY Sat Jun 14 1969, 7:05 PM EDT Alt. 9,214 - Unknown - 74 F										
Mike Hegan, L OBP: 0.434, SLG: 0.516 (1, 9)										4	0	0	0	1	1	5											
Tommy Davis, R OBP: 0.234, SLG: 0.271 Diego Segui, R OBP: 0.167, SLG: 0.091 (1, 7) (9, 1)										4	0	1	1	1	0	2											
Don Mincher, L OBP: 0.364, SLG: 0.422 (1, 3)										5	0	0	0	0	1	6											
Wayne Comer, R OBP: 0.368, SLG: 0.450 (1, 8) (9, 2)										3	2	1	0	1	1	1											
Rich Rollins, R OBP: 0.263, SLG: 0.284 (1, 5)										3	0	0	0	0	1	1											
Jerry McNertney, R OBP: 0.301, SLG: 0.413 Dick Simpson, R OBP: 0.309, SLG: 0.417 (1, 2) (9, PR) (9, 8)										4	1	2	2	0	0	0											
Ray Oyler, R OBP: 0.318, SLG: 0.328 John Donaldson, L OBP: 0.250, SLG: 0.077 (1, 6) (9, PH) (9, 6)										2	0	0	0	1	0	0											
Marty Pattin, R OBP: 0.216, SLG: 0.219 John O'Donoghue, R OBP: 0.145, SLG: 0.263 Jim Bouton, R OBP: 0.145, SLG: 0.263 Merritt Ranew, L OBP: 0.145, SLG: 0.263 John Gelnar, R OBP: 0.145, SLG: 0.263 Gus Gil, R OBP: 0.145, SLG: 0.263 Jim Gosger, L OBP: 0.145, SLG: 0.263 (1, 1) (5, 1) (6, 1) (8, PH) (8, 1) (9, PH) (9, 7)										2	0	0	0	0	1	1											
<b>Inning Stats</b>	R: 0 E: 0 K: 1 S: 5	H: 0 LOB: 0 BB: 0 P: 5	R: 0 E: 0 K: 0 S: 3	H: 0 LOB: 0 BB: 0 P: 3	R: 0 E: 0 K: 1 S: 5	H: 0 LOB: 0 BB: 0 P: 5	R: 0 E: 0 K: 0 S: 4	H: 1 LOB: 1 BB: 0 P: 4	R: 2 E: 0 K: 1 S: 7	H: 2 LOB: 2 BB: 2 P: 15	R: 0 E: 1 K: 0 S: 5	H: 0 LOB: 0 BB: 0 P: 3	R: 0 E: 0 K: 0 S: 3	H: 1 LOB: 2 BB: 1 P: 8	R: 3 E: 0 K: 2 S: 10	H: 3 LOB: 3 BB: 3 P: 22		1B: 5 2B: 2 3B: 0 HR: 1	SF: 0 SAC: 1 DP: 1 HBP: 0	WP: 0 PB: 0 SB: 0 CS: 1	PA: 40						
<b>PITCHER</b>	IP	WLS	BF	H	R	ER	SO	BB	IBB	HBP	BLK	WP	HR	S	P	ERA	WHIP										
Bill Burbach, R ERA: 2.85 (1, 1)	5.0		20	3	2	2	3	2	0	0	0	0	1	24	32	3.60	1.000										
Ken Johnson, R ERA: 5.01 (6, 1)	3.1		14	3	2	2	2	1	0	0	0	0	0	17	21	5.40	1.200										
Lindy McDaniel, R ERA: 4.08 (9, 1)	0.0	L	2	1	0	0	0	1	0	0	0	0	0	1	5	∞	∞										
Steve Hamilton, L ERA: 3.55 (9, 1)	0.1		2	0	0	0	0	0	1	0	0	0	0	1	5	0.00	0.000										
Jack Aker, R ERA: 4.82 (9, 1)	0.1		2	0	1	1	1	1	0	0	0	0	0	3	7	27.00	3.000										

AB	33
R	5
H	7
RBI	5
BB	6
SO	6
LOB	16



Batter	1	2	3	4	5	6	7	8	9	AB	R	H	RBI	BB	SO	LOB	BOTTOM											
Horace Clarke, S OBP: 0.324, SLG: 0.321 (1, 4)										5	1	1	1	0	0	3	<b>Seattle Pilots @ New York Yankees</b> Yankee Stadium, Bronx, NY Sat Jun 14 1969, 7:05 PM EDT Alt. 9,214 - Unknown - 74 F											
Jerry Kenney, L OBP: 0.336, SLG: 0.332 (1, 5)										5	0	0	1	0	0	4												
Bobby Murcer, L OBP: 0.347, SLG: 0.502 (1, 9)										4	0	2	1	0	0	0												
Joe Pepitone, L OBP: 0.286, SLG: 0.520 (1, 3)										3	0	1	0	1	0	1												
Roy White, S OBP: 0.378, SLG: 0.397 (1, 7)										3	0	0	0	1	1	3												
Jim Lytle, L OBP: 0.246, SLG: 0.259 (1, 8)										4	1	1	0	0	1	2												
Gene Michael, S OBP: 0.341, SLG: 0.329 (1, 6)										4	1	2	0	0	0	1												
Jake Gibbs, L OBP: 0.277, SLG: 0.258 (1, 2)										4	0	2	0	0	0	1												
Bill Burbach, R ERA: 2.85 (1, 1)	4.2		22	6	3	2	2	3	0	0	0	0	0	23	35	3.86		1.929										
Marty Pattin, R ERA: 4.16 (5, 1)	0.1		4	3	1	1	0	0	0	0	0	0	0	4	4	27.00		9.000										
John O'Donoghue, L ERA: 2.35 (6, 1)	2.0		6	0	0	0	0	0	0	0	0	0	0	6	6	0.00	0.000											
Jim Bouton, R ERA: 4.35 (8, 1)	1.0	W	3	0	0	0	0	0	0	0	0	0	0	3	3	0.00	0.000											
John Gelnar, R ERA: 3.29 (9, 1)	1.0	S	3	0	0	0	0	0	0	0	0	0	0	3	3	0.00	0.000											
<b>Inning Stats</b>	R: 0 E: 0 K: 0 S: 4	H: 1 LOB: 1 BB: 0 P: 4	R: 0 E: 0 K: 0 S: 2	H: 0 LOB: 1 BB: 1 P: 6	R: 0 E: 0 K: 0 S: 4	H: 1 LOB: 1 BB: 0 P: 4	R: 0 E: 0 K: 2 S: 8	H: 1 LOB: 1 BB: 0 P: 8	R: 3 E: 1 K: 0 S: 6	H: 3 LOB: 2 BB: 2 P: 14	R: 0 E: 0 K: 0 S: 3	H: 0 LOB: 0 BB: 0 P: 3	R: 0 E: 0 K: 0 S: 3	H: 0 LOB: 0 BB: 0 P: 3	R: 0 E: 0 K: 0 S: 3	H: 0 LOB: 0 BB: 0 P: 3	1B: 8 2B: 1 3B: 0 HR: 0	SF: 0 SAC: 0 DP: 1 HBP: 0	WP: 0 PB: 0 SB: 1 CS: 0	PA: 38								
<b>PITCHER</b>	IP	WLS	BF	H	R	ER	SO	BB	IBB	HBP	BLK	WP	HR	S	P	ERA	WHIP											





Batter	1	2	3	4	5	6	7	8	9	AB	R	H	RBI	BB	SO	LOB	TOP
<b>Tommy Harper, R</b> OBP: 0.406, SLG: 0.372 (1, 4)	0-0 1-3		0-0 L7			0-3 K				3	0	0	0	0	1	1	<b>Seattle Pilots @ New York Yankees</b> Yankee Stadium, Bronx, NY Sun Jun 15 1969, 3:33 AM EDT Att: 58,733 - Overcast - 84 F <a href="http://livebaseballscorecards.com">livebaseballscorecards.com</a>
<b>Mike Hegan, L</b> OBP: 0.436, SLG: 0.515 (1, 9)	4-0 FC5-4 BB		0-0 L8			0-0 1B				2	0	1	0	1	0	1	
<b>Dick Simpson, R</b> OBP: 0.298, SLG: 0.400 (1, 8)	0-0 FC5-4 1-2		0-0 5-3							2	0	0	0	0	0	2	
<b>Don Mincher, L</b> OBP: 0.365, SLG: 0.423 (1, 3)	0-0 6-3			0-0 G5-4-3 1B						2	0	1	0	0	0	1	
<b>Wayne Comer, R</b> OBP: 0.369, SLG: 0.450 (1, 7)		0-0 S 1B		0-0 G5-4-3 1-2						2	0	1	0	0	0	1	
<b>John Donaldson, L</b> OBP: 0.222, SLG: 0.067 (1, 5)		0-3 K		0-0 4-3						2	0	0	0	0	1	1	
<b>Jerry McNertney, R</b> OBP: 0.296, SLG: 0.406 (1, 2)		0-0 F9 1-2			0-0 6-3					2	0	0	0	0	0	1	
<b>Ray Oyler, R</b> OBP: 0.314, SLG: 0.323 (1, 6)		0-3 K			0-0 F6					2	0	0	0	0	1	1	
<b>Fred Talbot, R</b> <b>Jim Bouton, R</b> (5, 1)			4-0 BB		0-3 K					1	0	0	0	1	1	0	
<b>Inning Stats</b>	R: 0 E: 0 K: 0 S: 3	H: 0 LOB: 1 BB: 1 P: 7	R: 0 E: 0 K: 2 S: 8	H: 1 LOB: 1 BB: 0 P: 8	R: 0 E: 0 K: 0 S: 3	H: 0 LOB: 1 BB: 1 P: 7	R: 0 E: 0 K: 0 S: 3	H: 1 LOB: 0 BB: 0 P: 3	R: 0 E: 0 K: 1 S: 5	H: 0 LOB: 0 BB: 0 P: 5	R: 0 E: 0 K: 1 S: 4	H: 1 LOB: 1 BB: 0 P: 4					
<b>PITCHER</b> <b>Stan Bahnsen, R</b> ERA: 3.96 (1, 1)	IP: 5.1 WLS: W BF: 20 H: 3 R: 0 ER: 0 SO: 4 BB: 2 IBB: 0 HBP: 0 BLK: 0 WP: 0 HR: 0 S: 26 P: 34 ERA: 0.00 WHIP: 0.938																


Batter	1	2	3	4	5	6	7	8	9	AB	R	H	RBI	BB	SO	LOB	BOTTOM
<b>Horace Clarke, S</b> OBP: 0.324, SLG: 0.322 (1, 4)	0-0 4-3		0-0 5-3		0-0 CS 1B					3	0	1	0	0	0	0	<b>Seattle Pilots @ New York Yankees</b> Yankee Stadium, Bronx, NY Sun Jun 15 1969, 3:33 AM EDT Att: 58,733 - Overcast - 84 F <a href="http://livebaseballscorecards.com">livebaseballscorecards.com</a>
<b>Jerry Kenney, L</b> OBP: 0.336, SLG: 0.328 (1, 5)	0-0 E4 F8 3B		0-3 K		4-0 FC1-6 BB					2	1	0	0	1	1	0	
<b>Bobby Murcer, L</b> OBP: 0.343, SLG: 0.495 (1, 9)	0-0 F8 1-3		0-0 E3		0-0 FC1-6 BB 3B					3	1	0	0	0	0	2	
<b>Roy White, S</b> OBP: 0.382, SLG: 0.394 (1, 7)	4-0 3B BB		0-0 F4		4-0 3B BB					1	2	0	0	2	0	1	
<b>Jimmie Hall, L</b> OBP: 0.291, SLG: 0.370 (1, 3)	0-0 1-H 3-H 3B			0-0 4-3	0-0 1-H 2-H 3B					3	0	2	4	0	0	0	
<b>Jim Lytle, L</b> OBP: 0.234, SLG: 0.246 (1, 8)	0-0 G3			0-0 F6	0-3 K					3	0	0	0	0	1	2	
<b>Gene Michael, S</b> OBP: 0.345, SLG: 0.347 (1, 6)		0-0 F7								2	0	1	0	0	0	0	
<b>Jake Gibbs, L</b> OBP: 0.282, SLG: 0.255 (1, 2)		0-0 4-3		4-0 IBB						1	0	0	0	1	0	0	
<b>Stan Bahnsen, R</b> OBP: 0.120, SLG: 0.083 (1, 1)		0-3 K		0-3 K						2	0	0	0	0	2	2	
<b>Inning Stats</b>	R: 2 E: 1 K: 0 S: 5	H: 1 LOB: 1 BB: 1 P: 9	R: 0 E: 0 K: 1 S: 5	H: 0 LOB: 0 BB: 0 P: 5	R: 0 E: 1 K: 1 S: 6	H: 0 LOB: 1 BB: 0 P: 6	R: 0 E: 0 K: 1 S: 6	H: 1 LOB: 2 BB: 1 P: 10	R: 2 E: 0 K: 1 S: 6	H: 2 LOB: 1 BB: 2 P: 14							
<b>PITCHER</b> <b>Fred Talbot, R</b> ERA: 3.6 <b>Jim Bouton, R</b> ERA: 4.31 (5, 1)	IP: 4.2 WLS: L BF: 23 H: 4 R: 4 ER: 2 SO: 3 BB: 3 IBB: 1 HBP: 0 BLK: 0 WP: 0 HR: 0 S: 25 P: 41 ERA: 3.86 WHIP: 1.500																

AB 18  
R 0  
H 3  
RBI 0  
BB 2  
SO 4  
LOB 9



WP: 0 PA: 20  
PB: 0  
SB: 1  
CS: 0

AB 20  
R 4  
H 4  
RBI 4  
BB 4  
SO 4  
LOB 7



WP: 0 PA: 24  
PB: 0  
SB: 1  
CS: 1



Batter	1	2	3	4	5	6	7	8	9	AB	R	H	RBI	BB	SO	LOB	TOP						
Tommy Harper, R (1,4) OBP: 0.405, SLG: 0.365	K	K							K	4	1	0	0	1	3	3	<b>Seattle Pilots @ Chicago White Sox</b> <b>Milwaukee County Stadium, Milwaukee, WI</b> Mon Jun 16 1969, 8:05 PM EDT Att: 13,133 - Unknown <a href="http://livebaseballscorecards.com">livebaseballscorecards.com</a>						
Mike Hegan, L (1,9) OBP: 0.442, SLG: 0.515	FC4-6 1B		1B G4-3 BB						G3 1B	4	1	2	0	1	0	2							
Tommy Davis, R (1,7) John O'Donoghue, R (7,1) Merritt Ranew, L (9, FH) OBP: 0.400, SLG: 0.250	FC4-6 BB		G4-3 1B						G3	4	0	1	1	0	0	3							
Don Mincher, L (1,3) OBP: 0.371, SLG: 0.425	1-2 BB		G4-3 1B						1B 1B	4	0	2	1	1	0	3							
Wayne Comer, R (1,8) OBP: 0.367, SLG: 0.446	F3		F4						1B 1B	4	0	1	0	0	0	3							
John Donaldson, L (1,5) Diego Segui, R (5,1) Steve Whitaker, L (7,7) OBP: 0.290, SLG: 0.063 OBP: 0.154, SLG: 0.083 OBP: 0.377, SLG: 0.451		G5-4-3 1B BB							F9	1	0	0	0	1	0	0							
Jerry McNertney, R (1,2) OBP: 0.295, SLG: 0.402		G5-4-3 1B							G6-4-3 1-2	4	0	1	0	0	1	3							
Ray Oyler, R (1,6) Rich Rollins, R (8, FH) John Kennedy, R (8,6) OBP: 0.308, SLG: 0.316 OBP: 0.282, SLG: 0.282 OBP: 0.348, SLG: 0.367	G5-4-3 1-2 2-3								F7	3	0	0	0	0	0	2							
Mike Marshall, R (1,1) Bob Locker, S (3,1) Jim Bouton, R (3,1) Gus Gil, R (5, FH) OBP: 0.345, SLG: 0.385 OBP: 0.329, SLG: 0.280									F8 G3 1B BB	0	0	0	0	1	0	0							
<b>Inning Stats</b>	R: 0 E: 0 K: 1 S: 6	H: 1 LOB: 2 BB: 1 P: 10	R: 0 E: 0 K: 1 S: 5	H: 1 LOB: 2 BB: 2 P: 13	R: 1 E: 0 K: 0 S: 3	H: 1 LOB: 0 BB: 1 P: 7	R: 0 E: 0 K: 0 S: 3	H: 0 LOB: 0 BB: 0 P: 3	R: 2 E: 0 K: 0 S: 5	H: 2 LOB: 1 BB: 1 P: 9	R: 0 E: 1 K: 0 S: 3	H: 0 LOB: 0 BB: 0 P: 3	R: 0 E: 1 K: 0 S: 4	H: 0 LOB: 1 BB: 0 P: 4	R: 0 E: 0 K: 2 S: 9	H: 2 LOB: 2 BB: 0 P: 9		R: 0 E: 0 K: 1 S: 6	H: 1 LOB: 2 BB: 1 P: 10	1B: 8 2B: 0 3B: 0 HR: 0	SF: 0 SAC: 0 DP: 3 HBP: 0	WP: 0 PB: 0 CS: 0	PA: 40
<b>PITCHER</b> Billy Wynne, R (1,1) ERA: 3.0	IP: 9.0 WLS: W BF: 40 H: 8 R: 3 ER: 3 SO: 5 BB: 6 IBB: 0 HBP: 0 BLK: 0 WP: 0 HR: 0 S: 44 P: 68 ERA: 3.00 WHIP: 1.556																						

Batter	1	2	3	4	5	6	7	8	9	AB	R	H	RBI	BB	SO	LOB	BOTTOM				
Tom McCraw, L (1,8) OBP: 0.264, SLG: 0.196	4-3		E4							4	0	0	0	1	0	3	<b>Seattle Pilots @ Chicago White Sox</b> <b>Milwaukee County Stadium, Milwaukee, WI</b> Mon Jun 16 1969, 8:05 PM EDT Att: 13,133 - Unknown <a href="http://livebaseballscorecards.com">livebaseballscorecards.com</a>				
Luis Aparicio, R (1,6) OBP: 0.346, SLG: 0.344	1B 2B 1B		FC4-6 1B 6-3						K	4	1	2	0	1	1	4					
Carlos May, L (1,9) OBP: 0.382, SLG: 0.527	2B SF8 1B		FC4-6 2B						1B BB	4	2	1	0	1	0	3					
Gail Hopkins, L (1,3) OBP: 0.392, SLG: 0.429	WP E 2B		WP BB 2B						F8 4-3	5	2	2	2	0	0	3					
Duane Josephson, R (1,2) OBP: 0.271, SLG: 0.290	SF8		BB BB 1B BB						F7 1B	3	1	1	1	1	0	1					
Bill Melton, R (1,5) OBP: 0.310, SLG: 0.428	E4		BB 1B BB						F7 1B IBB	3	1	0	0	2	0	1					
Bobby Knoop, R (1,4) OBP: 0.308, SLG: 0.329	6-3		1B E BB						SH1-4 FC6-2 BB	3	1	0	1	2	2	4					
Bob Christian, R (1,7) Ken Berry, R (6,8) OBP: 0.071, SLG: 0.286 OBP: 0.289, SLG: 0.282			K K						E5 FC6-2 SH1-4	3	0	0	0	0	2	4					
Billy Wynne, L (1,1) OBP: 0.333, SLG: 0.333	3-1		1-3 2-4 3-H 1B						SH1-4 G3	3	0	1	2	0	0	0					
<b>Inning Stats</b>	R: 3 E: 1 K: 0 S: 7	H: 3 LOB: 1 BB: 0 P: 7	R: 0 E: 0 K: 1 S: 5	H: 0 LOB: 0 BB: 0 P: 5	R: 5 E: 1 K: 1 S: 9	H: 3 LOB: 2 BB: 3 P: 21	R: 0 E: 1 K: 0 S: 4	H: 0 LOB: 1 BB: 0 P: 4	R: 0 E: 1 K: 1 S: 6	H: 0 LOB: 2 BB: 1 P: 10	R: 0 E: 0 K: 1 S: 6	H: 1 LOB: 3 BB: 2 P: 14	R: 0 E: 0 K: 0 S: 3	H: 0 LOB: 2 BB: 2 P: 11	R: 0 E: 0 K: 1 S: 5	H: 0 LOB: 0 BB: 0 P: 5		1B: 5 2B: 2 3B: 0 HR: 0	SF: 1 SAC: 1 DP: 0 HBP: 0	WP: 3 PB: 0 CS: 0	PA: 43
<b>PITCHER</b> Mike Marshall, R (1,1) ERA: 4.71 Bob Locker, R (3,1) ERA: 7.13 Jim Bouton, R (3,1) ERA: 4.09 Diego Segui, R (5,1) ERA: 3.77 John O'Donoghue, L (7,1) ERA: 2.16	IP: 2.1 WLS: L BF: 13 H: 5 R: 5 ER: 5 SO: 1 BB: 0 IBB: 0 HBP: 0 BLK: 0 WP: 1 HR: 0 S: 15 P: 15 ERA: 19.29 WHIP: 2.143																				



Batter	1	2	3	4	5	6	7	8	9	AB	R	H	RBI	BB	SO	LOB	TOP					
Tommy Harper, R OBP: 0.403, SLG: 0.363 (1, 8)	0-3 K ①		0-3 K ②			0-0 6-3 ①		0-0 G5-4-3 2H 1B ①		4	0	1	1	0	2	0	<b>Seattle Pilots @ Chicago White Sox</b> Comiskey Park, Chicago, IL Wed Jun 18 1969, 4:33 AM EDT Unknown <a href="http://livebaseballscorecards.com">livebaseballscorecards.com</a>					
Mike Hegan, L OBP: 0.443, SLG: 0.512 (1, 3)	4-0 WP 2B BB		0-0 F9 ③			0-0 FC5-4 1B		0-3 K ①		3	1	1	0	1	1							
Wayne Comer, R OBP: 0.360, SLG: 0.436 (1, 9)	0-0 5-3 1-2 ②			0-0 F9 ①		0-0 FC5-4 PB 1-2 ②		0-0 G5-4-3 1-2 ③		4	0	0	0	0	3							
Tommy Davis, R OBP: 0.239, SLG: 0.280 (1, 7)	0-0 2-5 2H 2B ②			0-0 4-3 ②		0-0 F9 1-2 ③		0-0 FC5-4 1B ①		4	0	2	1	0	0	1						
Rich Rollins, R OBP: 0.267, SLG: 0.288 (1, 5)	0-0 2-5 2-3 ③	0-0 K2-6-2 1B ①		0-0 1B ①		0-0 F8 ①		0-0 FC5-4 WP 1-2 ①		4	0	2	0	0	0	1						
John Donaldson, L OBP: 0.206, SLG: 0.050 (1, 4)		0-3 K2-6-2 1-2 ②		0-3 K ③		0-0 L8 ②		0-3 K 1-2 ②		4	0	0	0	0	3	3						
Jerry McNertney, R OBP: 0.294, SLG: 0.393 (1, 2)		4-0 BB			0-0 6-3 ①		0-0 F9 ③		0-0 6-3 ③		3	0	0	0	1	0						
Ray Oyler, R OBP: 0.309, SLG: 0.312 (1, 6)		0-0 F9 ③			0-3 K ②			4-0 2B BB		2	1	0	0	1	1							
Gene Brabender, R OBP: 0.238, SLG: 0.158 Bob Locker, S (6, 1)				0-0 5-3 ①		0-3 K ③			0-0 1B 2B 1-H ①		2	0	0	0	0	1						
Gus Gil, R OBP: 0.337, SLG: 0.303 Jim Bouton, R (8, 1)										0	0	0	0	0	0	0						
<b>Inning Stats</b>	R: 1 E: 0 K: 1 S: 5	H: 1 LOB: 1 BB: 1 P: 9	R: 0 E: 0 K: 1 S: 5	H: 1 LOB: 1 BB: 1 P: 9	R: 0 E: 0 K: 1 S: 5	H: 0 LOB: 0 BB: 0 P: 5	R: 0 E: 0 K: 1 S: 6	H: 1 LOB: 1 BB: 0 P: 6	R: 0 E: 0 K: 2 S: 7	H: 0 LOB: 0 BB: 0 P: 7	R: 0 E: 0 K: 0 S: 4	H: 1 LOB: 1 BB: 0 P: 4	R: 0 E: 0 K: 0 S: 3	H: 0 LOB: 0 BB: 0 P: 3	R: 2 E: 0 K: 1 S: 6	H: 2 LOB: 0 BB: 1 P: 10	R: 0 E: 0 K: 1 S: 6	H: 1 LOB: 1 BB: 0 P: 6	1B: 5 2B: 3 3B: 0 HR: 0	SF: 0 SAC: 0 DP: 2 HBP: 0	WP: 2 PB: 1 SB: 0 CS: 0	PA: 34
<b>PITCHER</b> Gary Peters, L ERA: 4.08 (1, 1)	IP: 9.0 WLS: W BF: 35 H: 7 R: 3 ER: 3 SO: 8 BB: 3 IBB: 0 HBP: 0 BLK: 0 WP: 2 HR: 0 S: 47 P: 59 ERA: 3.00 WHIP: 1.111															<b>PITCHER</b>	IP: 9.0 WLS: W BF: 35 H: 7 R: 3 ER: 3 SO: 8 BB: 3 IBB: 0 HBP: 0 BLK: 0 WP: 2 HR: 0 S: 47 P: 59 ERA: 3.00 WHIP: 1.111					

Batter	1	2	3	4	5	6	7	8	9	AB	R	H	RBI	BB	SO	LOB	BOTTOM			
Tom McCraw, L OBP: 0.281, SLG: 0.280 (1, 8) (7, 3)	0-0 SF7 3B		0-0 1-3 2B		0-0 6-3 ③		0-0 G3 ②		4	1	2	0	0	0	1		<b>Seattle Pilots @ Chicago White Sox</b> Comiskey Park, Chicago, IL Wed Jun 18 1969, 4:33 AM EDT Unknown <a href="http://livebaseballscorecards.com">livebaseballscorecards.com</a>			
Luis Aparicio, R OBP: 0.348, SLG: 0.349 (1, 6)	0-0 F4 ①		0-0 SF9 ②			0-0 BB HR 1B	0-0 1B 1B		3	1	2	2	0	0	1					
Carlos May, L OBP: 0.380, SLG: 0.524 (1, 7)	0-0 SF7 3H ③		0-0 F3 ③			0-0 F9 ①	0-0 1-2 1B		3	0	1	1	0	0	2					
Gail Hopkins, L OBP: 0.398, SLG: 0.460 Ken Berry, R OBP: 0.297, SLG: 0.279 (6, PR) (7, 8)	0-0 3-1 ③			0-0 HR		0-0 HR BB	0-0 1-3 ③		2	1	1	1	1	0	0					
Ed Herrmann, L OBP: 0.375, SLG: 0.493 (1, 2)		1-0 G6-4-3 HBP		0-0 CS 1B		0-0 1H 2H HR BB	0-0 F8 ①		3	1	2	3	0	0	0					
Bill Melton, R OBP: 0.304, SLG: 0.419 (1, 5)		0-3 K ①		0-0 F4 ①		0-0 6-3 ②	0-3 K ②		4	0	0	0	0	2	3					
Bobby Knoop, R OBP: 0.302, SLG: 0.322 (1, 4)		0-0 G6-4-3 1-2 ③		0-0 5-3 1-2 ③		0-0 5-3 ③	0-0 F9 ③		4	0	0	0	0	0	3					
Walt Williams, R OBP: 0.317, SLG: 0.356 (1, 9)			0-0 F8 ①		0-0 L5 ①		0-0 G3 SH1-4 1B 1B		3	1	1	0	0	0	0					
Gary Peters, L OBP: 0.200, SLG: 0.324 (1, 1)			0-0 2B SF9 1B		0-0 F7 ②		0-0 SH1-4 ①		2	1	1	0	0	0	0					
<b>Inning Stats</b>	R: 1 E: 0 K: 0 S: 4	H: 1 LOB: 0 BB: 0 P: 4	R: 0 E: 0 K: 1 S: 4	H: 0 LOB: 0 BB: 0 P: 5	R: 1 E: 0 K: 0 S: 5	H: 2 LOB: 1 BB: 0 P: 5	R: 1 E: 0 K: 0 S: 4	H: 2 LOB: 0 BB: 0 P: 4	R: 0 E: 0 K: 0 S: 3	H: 0 LOB: 0 BB: 0 P: 3	R: 3 E: 0 K: 0 S: 5	H: 2 LOB: 1 BB: 1 P: 9	R: 1 E: 0 K: 0 S: 6	H: 3 LOB: 2 BB: 0 P: 6	R: 0 E: 0 K: 1 S: 5	H: 0 LOB: 0 BB: 0 P: 5		1B: 6 2B: 1 3B: 1 HR: 2	SF: 2 SAC: 1 DP: 1 HBP: 1	WP: 0 PB: 0 SB: 0 CS: 1
<b>PITCHER</b> Gene Brabender, R ERA: 5.84 Bob Locker, R ERA: 7.01 Jim Bouton, R ERA: 3.97 (1, 1)	IP: 5.1 WLS: L BF: 23 H: 7 R: 6 ER: 6 SO: 1 BB: 1 IBB: 0 HBP: 1 BLK: 0 WP: 0 HR: 2 S: 23 P: 28 ERA: 10.12 WHIP: 1.500															<b>PITCHER</b>	IP: 5.1 WLS: L BF: 23 H: 7 R: 6 ER: 6 SO: 1 BB: 1 IBB: 0 HBP: 1 BLK: 0 WP: 0 HR: 2 S: 23 P: 28 ERA: 10.12 WHIP: 1.500			



Batter	1	2	3	4	5	6	7	8	9	10	11	AB	R	H	RBI	BB	SO	LOB	TOP	
Tommy Harper, R OBP: 0.401, SLG: 0.359 (1, 8)	F7		K	FC1-2					K			5	1	1	0	1	2	3		
Sieve Whitaker, L OBP: 0.373, SLG: 0.429 (1, 9)	F8		WP	F8					F8		F5	5	0	1	0	1	0	3		
Tommy Davis, R OBP: 0.247, SLG: 0.286 (1, 7)	6-3				4-3				SF8			3	0	1	2	2	0	0		
Don Mincher, L OBP: 0.374, SLG: 0.421 (1, 3)		1B	F8		F8							4	1	1	0	2	1	4		
Merritt Ranew, L OBP: 0.429, SLG: 0.348 Wayne Comer, R OBP: 0.355, SLG: 0.429 (8, PH) (8, 8) (10, 5)	FC4-6			1B	4-1				L4	6-3	1-3	3	1	2	0	0	0	0		
John Kennedy, R OBP: 0.351, SLG: 0.369 (9, 6) Bob Locker, S (10, 1)	E6			1B					F8		K	5	1	2	1	0	1	1		
John Donaldson, L OBP: 0.222, SLG: 0.087 Jerry McNertney, R OBP: 0.290, SLG: 0.387 (8, PH) (8, 2)	FC4-6			2B	3-1				G5-4-3		L6	3	1	1	1	0	0	2		
Ray Oyler, R OBP: 0.309, SLG: 0.319 Gus Gill, R OBP: 0.345, SLG: 0.312 Jim Bouton, R (9, 1)	G6-4-3			1B							4-3	3	0	1	2	0	0	2		
Mike Hegan, L OBP: 0.441, SLG: 0.509 (10, PH) (10, 8)				2B					1B			1	1	1	0	0	0	0		
Gary Timberlake, R OBP: 0.288, SLG: 0.290 (9, PH) (9, 5) (10, 6)			K	SH1-4							K	1	0	0	0	0	1	0		
<b>Inning Stats</b>	R: 0 E: 0 K: 0 S: 3	H: 0 LOB: 0 BB: 0 P: 3	R: 1 E: 1 K: 0 S: 5	H: 2 LOB: 1 BB: 0 P: 5	R: 0 E: 0 K: 2 S: 8	H: 1 LOB: 2 BB: 1 P: 12	R: 3 E: 0 K: 0 S: 7	H: 4 LOB: 1 BB: 0 P: 7	R: 0 E: 0 K: 0 S: 3	H: 0 LOB: 0 BB: 0 P: 3	R: 0 E: 0 K: 2 S: 8	H: 1 LOB: 2 BB: 1 P: 12	R: 0 E: 0 K: 1 S: 3	H: 1 LOB: 0 BB: 0 P: 3	R: 1 E: 0 K: 1 S: 6	H: 1 LOB: 2 BB: 2 P: 14	1B: 9 2B: 3 3B: 0 HR: 0	SF: 1 SAC: 1 DP: 2 HBP: 0	WP: 3 PB: 0 SB: 4 CS: 0	PA: 50
<b>PITCHER</b>	IP WLS BF H R ER SO BB IBB HBP BLK WP HR S P ERA WHIP	IP WLS BF H R ER SO BB IBB HBP BLK WP HR S P ERA WHIP	IP WLS BF H R ER SO BB IBB HBP BLK WP HR S P ERA WHIP	IP WLS BF H R ER SO BB IBB HBP BLK WP HR S P ERA WHIP	IP WLS BF H R ER SO BB IBB HBP BLK WP HR S P ERA WHIP	IP WLS BF H R ER SO BB IBB HBP BLK WP HR S P ERA WHIP	IP WLS BF H R ER SO BB IBB HBP BLK WP HR S P ERA WHIP	IP WLS BF H R ER SO BB IBB HBP BLK WP HR S P ERA WHIP	IP WLS BF H R ER SO BB IBB HBP BLK WP HR S P ERA WHIP	IP WLS BF H R ER SO BB IBB HBP BLK WP HR S P ERA WHIP	IP WLS BF H R ER SO BB IBB HBP BLK WP HR S P ERA WHIP	IP WLS BF H R ER SO BB IBB HBP BLK WP HR S P ERA WHIP	IP WLS BF H R ER SO BB IBB HBP BLK WP HR S P ERA WHIP	IP WLS BF H R ER SO BB IBB HBP BLK WP HR S P ERA WHIP	IP WLS BF H R ER SO BB IBB HBP BLK WP HR S P ERA WHIP	IP WLS BF H R ER SO BB IBB HBP BLK WP HR S P ERA WHIP	IP WLS BF H R ER SO BB IBB HBP BLK WP HR S P ERA WHIP	IP WLS BF H R ER SO BB IBB HBP BLK WP HR S P ERA WHIP	IP WLS BF H R ER SO BB IBB HBP BLK WP HR S P ERA WHIP	IP WLS BF H R ER SO BB IBB HBP BLK WP HR S P ERA WHIP

Seattle Pilots @ Chicago White Sox  
Comiskey Park, Chicago, IL  
Wed Jun 18 1969, 8:05 PM EDT  
Att: 6,044 - Unknown

AB 42  
R 6  
H 12  
RBI 6  
BB 6  
SO 7  
LOB 21



Batter	1	2	3	4	5	6	7	8	9	10	11	AB	R	H	RBI	BB	SO	LOB	BOTTOM	
Walt Williams, R OBP: 0.324, SLG: 0.357 Dan Osinski, R (11, 1)	WP		BB	6-3					1-3			5	0	2	0	1	0	3		
Luis Aparicio, R OBP: 0.346, SLG: 0.350 (1, 6)	F8				6-3	4-1					G6-4-3	5	0	1	0	1	0	4		
Carlos May, L OBP: 0.383, SLG: 0.534 (1, 7)	6-3			F6								4	1	1	1	2	0	3		
Duane Josephson, R OBP: 0.287, SLG: 0.296 (1, 2)	4-3			BB					F9			4	2	2	0	2	0	3		
Bill Melton, R OBP: 0.305, SLG: 0.413 (1, 5)				BB								5	1	1	0	1	1	3		
Tom McCraw, L OBP: 0.254, SLG: 0.250 (11, 9)	F2			E4					F8		4-3	6	0	0	1	0	1	4		
Bobby Knoop, R OBP: 0.295, SLG: 0.313 (1, 4)	4-3			F9					F4			5	0	0	0	0	3			
Ken Berry, R OBP: 0.283, SLG: 0.284 (1, 8)				F2					G6-4-3		K	5	1	1	0	0	1	3		
<b>Inning Stats</b>	R: 0 E: 0 K: 0 S: 4	H: 1 LOB: 1 BB: 0 P: 4	R: 0 E: 0 K: 0 S: 3	H: 0 LOB: 0 BB: 0 P: 3	R: 0 E: 0 K: 1 S: 5	H: 0 LOB: 2 BB: 1 P: 13	R: 2 E: 1 K: 0 S: 5	H: 1 LOB: 2 BB: 2 P: 13	R: 0 E: 0 K: 1 S: 6	H: 1 LOB: 2 BB: 1 P: 10	R: 0 E: 0 K: 0 S: 3	H: 0 LOB: 0 BB: 0 P: 3	R: 0 E: 0 K: 1 S: 5	H: 1 LOB: 1 BB: 1 P: 9	R: 0 E: 0 K: 1 S: 6	H: 1 LOB: 1 BB: 0 P: 6	1B: 5 2B: 3 3B: 0 HR: 1	SF: 0 SAC: 0 DP: 2 HBP: 0	WP: 1 PB: 0 SB: 0 CS: 0	PA: 51
<b>PITCHER</b>	IP WLS BF H R ER SO BB IBB HBP BLK WP HR S P ERA WHIP	IP WLS BF H R ER SO BB IBB HBP BLK WP HR S P ERA WHIP	IP WLS BF H R ER SO BB IBB HBP BLK WP HR S P ERA WHIP	IP WLS BF H R ER SO BB IBB HBP BLK WP HR S P ERA WHIP	IP WLS BF H R ER SO BB IBB HBP BLK WP HR S P ERA WHIP	IP WLS BF H R ER SO BB IBB HBP BLK WP HR S P ERA WHIP	IP WLS BF H R ER SO BB IBB HBP BLK WP HR S P ERA WHIP	IP WLS BF H R ER SO BB IBB HBP BLK WP HR S P ERA WHIP	IP WLS BF H R ER SO BB IBB HBP BLK WP HR S P ERA WHIP	IP WLS BF H R ER SO BB IBB HBP BLK WP HR S P ERA WHIP	IP WLS BF H R ER SO BB IBB HBP BLK WP HR S P ERA WHIP	IP WLS BF H R ER SO BB IBB HBP BLK WP HR S P ERA WHIP	IP WLS BF H R ER SO BB IBB HBP BLK WP HR S P ERA WHIP	IP WLS BF H R ER SO BB IBB HBP BLK WP HR S P ERA WHIP	IP WLS BF H R ER SO BB IBB HBP BLK WP HR S P ERA WHIP	IP WLS BF H R ER SO BB IBB HBP BLK WP HR S P ERA WHIP	IP WLS BF H R ER SO BB IBB HBP BLK WP HR S P ERA WHIP	IP WLS BF H R ER SO BB IBB HBP BLK WP HR S P ERA WHIP	IP WLS BF H R ER SO BB IBB HBP BLK WP HR S P ERA WHIP	IP WLS BF H R ER SO BB IBB HBP BLK WP HR S P ERA WHIP

Seattle Pilots @ Chicago White Sox  
Comiskey Park, Chicago, IL  
Wed Jun 18 1969, 8:05 PM EDT  
Att: 6,044 - Unknown

AB 42  
R 5  
H 9  
RBI 3  
BB 9  
SO 5  
LOB 26





Batter	1	2	3	4	5	6	7	8	9	AB	R	H	RBI	BB	SO	LOB	TOP										
<b>Tommy Harper, R</b> OBP: 0.401, SLG: 0.357 (1, 8)										4	2	1	0	1	1	1	<b>Seattle Pilots @ Chicago White Sox</b> Comiskey Park, Chicago, IL Thu Jun 19 1969, 4:33 AM EDT Att: 2,318 - Unknown										
<b>Mike Hegan, L</b> OBP: 0.435, SLG: 0.500 (1, 3)										5	1	1	0	0	3	3											
<b>Wayne Comer, R</b> OBP: 0.361, SLG: 0.432 (1, 9)										3	3	1	1	1	0	0											
<b>Tommy Davis, R</b> OBP: 0.254, SLG: 0.298 (1, 7)										5	2	3	4	0	0	1											
<b>Jerry McNertney, R</b> OBP: 0.300, SLG: 0.415 (1, 2)										5	1	3	5	0	1	1											
<b>John Kennedy, R</b> OBP: 0.346, SLG: 0.353 (1, 5) (8, 6)										3	0	0	0	1	1	1											
<b>John Donaldson, L</b> OBP: 0.194, SLG: 0.074 (1, 4)										4	0	0	0	0	0	2											
<b>Ray Oyler, R</b> OBP: 0.304, SLG: 0.313 (8, PH)										3	0	0	0	0	0	1											
<b>Gus Gil, R</b> OBP: 0.341, SLG: 0.308 (8, 5)										1	0	0	0	0	0	0											
<b>Marty Pattin, R</b> OBP: 0.211, SLG: 0.211 (3, 1) <b>Jim Bouton, R</b> OBP: 0.342, SLG: 0.439 (7, PH) <b>Steve Whitaker, L</b> OBP: 0.335, SLG: 0.385 (7, 1) <b>Mike Marshall, R</b> OBP: 0.335, SLG: 0.385 (7, 1) <b>Bob Locker, R</b> OBP: 0.298, SLG: 0.298 (8, PH) <b>Rich Rollins, R</b> OBP: 0.298, SLG: 0.298 (8, 1) <b>John O'Donoghue, R</b> OBP: 0.298, SLG: 0.298 (8, 1)										1	0	0	0	0	0	0											
<b>Inning Stats</b>	R: 4 E: 0 K: 0 S: 7	H: 4 LOB: 1 BB: 1 P: 11	R: 0 E: 0 K: 2 S: 7	H: 0 LOB: 0 BB: 0 P: 7	R: 2 E: 0 K: 0 S: 4	H: 1 LOB: 0 BB: 1 P: 8	R: 0 E: 1 K: 1 S: 6	H: 0 LOB: 1 BB: 0 P: 6	R: 0 E: 0 K: 1 S: 5	H: 0 LOB: 0 BB: 0 P: 5	R: 0 E: 0 K: 1 S: 5	H: 0 LOB: 0 BB: 0 P: 5	R: 4 E: 0 K: 0 S: 6	H: 4 LOB: 1 BB: 1 P: 11	R: 0 E: 0 K: 1 S: 5	H: 0 LOB: 0 BB: 0 P: 5	R: 0 E: 0 K: 1 S: 6	H: 1 LOB: 1 BB: 0 P: 6	1B: 7 2B: 2 3B: 0 HR: 1	SF: 0 SAC: 0 DP: 0 HBP: 1	WP: 0 PA: 41 FB: 0 SB: 1 CS: 0						
<b>PITCHER</b>	IP	WLS	BF	H	R	ER	SO	BB	IBB	HBP	BLK	WP	HR	S	P	ERA	WHIP	<b>PITCHER</b>									
<b>Jerry Nyman, L</b> ERA: 5.3 (1, 1)	0.0		5	4	4	4	0	1	0	0	0	0	0	4	8	∞	∞										
<b>Don Secrist, L</b> ERA: 7.71 (1, 1)	3.0		11	1	2	2	2	1	0	0	0	0	1	14	18	6.00	0.667										
<b>Cisco Carlos, R</b> ERA: 5.54 (4, 1)	3.1		14	2	3	3	2	0	0	1	0	0	0	19	20	8.10	0.600										
<b>Dan Osinski, R</b> ERA: 2.45 (7, 1)	0.2		4	2	1	1	0	1	0	0	0	0	0	3	7	13.50	4.500										
<b>Wilbur Wood, L</b> ERA: 2.89 (8, 1)	2.0	W	7	1	0	0	2	0	0	0	0	0	0	11	11	0.00	0.500										
<b>Batter</b>	<b>1</b>	<b>2</b>	<b>3</b>	<b>4</b>	<b>5</b>	<b>6</b>	<b>7</b>	<b>8</b>	<b>9</b>	<b>AB</b>	<b>R</b>	<b>H</b>	<b>RBI</b>	<b>BB</b>	<b>SO</b>	<b>LOB</b>	<b>BOTTOM</b>										
<b>Tom McCraw, L</b> OBP: 0.235, SLG: 0.230 (1, 9)										5	0	0	0	0	1	5	<b>Seattle Pilots @ Chicago White Sox</b> Comiskey Park, Chicago, IL Thu Jun 19 1969, 4:33 AM EDT Att: 2,318 - Unknown										
<b>Luis Aparicio, R</b> OBP: 0.353, SLG: 0.353 (1, 6)										4	1	2	0	1	0	4											
<b>Carlos May, L</b> OBP: 0.379, SLG: 0.541 (1, 7)										5	1	1	2	0	3	2											
<b>Pete Ward, L</b> OBP: 0.376, SLG: 0.402 (1, 3)										2	2	1	0	3	0	0											
<b>Ed Herrmann, L</b> OBP: 0.376, SLG: 0.487 (1, 2)										5	3	2	0	0	0	2											
<b>Bill Melton, R</b> OBP: 0.307, SLG: 0.425 (1, 5)										4	3	1	4	1	1	3											
<b>Bobby Knoop, R</b> OBP: 0.298, SLG: 0.315 (1, 4)										5	2	2	2	0	1	2											
<b>Ken Berry, R</b> OBP: 0.285, SLG: 0.286 (1, 8)										3	0	1	0	0	0	0											
<b>Gail Hopkins, L</b> OBP: 0.400, SLG: 0.455 (7, PH) <b>Woodie Held, R</b> OBP: 0.283, SLG: 0.436 (7, PR) (8, 8)										1	0	0	1	0	0	2											
<b>Jerry Nyman, L</b> OBP: 0.285, SLG: 0.167 (1, 1) <b>Don Secrist, L</b> OBP: 0.206, SLG: 0.333 (3, PH) <b>Bob Christian, R</b> OBP: 0.133, SLG: 0.286 (4, 1) <b>Cisco Carlos, R</b> OBP: 0.335, SLG: 0.385 (7, 1) <b>Dan Osinski, R</b> OBP: 0.298, SLG: 0.333 (7, PH) <b>Don Pavletich, R</b> OBP: 0.206, SLG: 0.333 (7, PR) <b>Gary Peters, R</b> OBP: 0.206, SLG: 0.333 (8, 1) <b>Wilbur Wood, L</b> ERA: 2.08 (8, 1)										0	0	0	0	0	0	0											
<b>Inning Stats</b>	R: 5 E: 1 K: 1 S: 8	H: 2 LOB: 0 BB: 2 P: 16	R: 0 E: 0 K: 2 S: 8	H: 1 LOB: 1 BB: 0 P: 8	R: 4 E: 1 K: 0 S: 6	H: 3 LOB: 1 BB: 2 P: 14	R: 0 E: 0 K: 0 S: 3	H: 0 LOB: 0 BB: 0 P: 3	R: 0 E: 0 K: 1 S: 5	H: 0 LOB: 0 BB: 0 P: 5	R: 0 E: 0 K: 2 S: 7	H: 1 LOB: 1 BB: 1 P: 11	R: 4 E: 1 K: 0 S: 8	H: 4 LOB: 3 BB: 0 P: 8	R: 0 E: 0 K: 1 S: 5	H: 0 LOB: 2 BB: 2 P: 13	1B: 8 2B: 1 3B: 0 HR: 2	SF: 0 SAC: 0 DP: 1 HBP: 0	WP: 3 PA: 43 FB: 0 SB: 1 CS: 0								
<b>PITCHER</b>	IP	WLS	BF	H	R	ER	SO	BB	IBB	HBP	BLK	WP	HR	S	P	ERA	WHIP	<b>PITCHER</b>									
<b>Marty Pattin, R</b> ERA: 4.64 (1, 1)	2.0		14	4	7	6	3	3	0	0	0	0	0	20	28	0.00	1.250										
<b>Jim Bouton, R</b> ERA: 3.49 (3, 1)	4.0		16	3	2	0	3	2	0	0	0	0	0	20	28	0.00	1.250										
<b>Mike Marshall, R</b> ERA: 4.82 (7, 1)	0.0	L	2	2	2	2	0	0	0	0	0	0	0	2	2	∞	∞										
<b>Bob Locker, R</b> ERA: 6.28 (7, 1)	1.0		6	2	2	0	0	0	0	0	0	1	0	6	6	0.00	2.000										
<b>John O'Donoghue, L</b> ERA: 2.08 (8, 1)	1.0		5	0	0	0	1	2	0	0	0	0	0	5	13	0.00	2.000										



Batter	1	2	3	4	5	6	7	8	9	AB	R	H	RBI	BB	SO	LOB	TOP					
Jackie Hernandez, R OBP: 0.288, SLG: 0.284 (1, 6)	E5 G6-4-3		F8	SF9		F2		F9		4	0	0	1	0	0	2	<b>Kansas City Royals @ Seattle Pilots</b> Sicks Stadium, Boston, MA Fri Jun 20 1969, 10:05 PM EDT Unknown					
Jerry Adair, R OBP: 0.294, SLG: 0.286 (1, 4)	G6-4-3		F9	F9			F6		L9	5	0	0	0	0	0	4						
Pat Kelly, L OBP: 0.369, SLG: 0.420 (1, 8)			K		1-3				6-3	5	0	2	0	0	1	1						
Joe Foy, R OBP: 0.344, SLG: 0.332 (1, 5)	F8				F9		F9			4	0	1	0	0	0	2						
Elie Rodriguez, R OBP: 0.353, SLG: 0.392 (1, 2)		1B HBP		1B					4-3	3	1	2	0	0	0	1						
Lou Piniella, R OBP: 0.305, SLG: 0.434 (1, 7)	F4			1B					5-3	4	1	1	0	0	0	2						
Chuck Harrison, R OBP: 0.295, SLG: 0.322 (1, 3)		1B		1B					F8	3	1	2	1	1	0	0						
Bob Oliver, R OBP: 0.267, SLG: 0.367 (1, 9)	F8			1B		FC5-4			K	3	0	0	0	1	1	3						
Bill Butler, L OBP: 0.091, SLG: 0.091 Don O'Riley, R (7, 1) Ed Kirkpatrick, L OBP: 0.277, SLG: 0.336 (9, PH)			K			SH5-3				2	0	1	1	0	1	2						
				1B					1B	0	0	0	0	0	0	0						
<b>Inning Stats</b>	R: 0 E: 1 K: 0 S: 4	H: 1 LOB: 1 BB: 0 P: 4	R: 0 E: 0 K: 1 S: 6	H: 1 LOB: 2 BB: 0 P: 7	R: 0 E: 0 K: 1 S: 5	H: 0 LOB: 0 BB: 0 P: 5	R: 3 E: 0 K: 0 S: 7	H: 4 LOB: 2 BB: 1 P: 11	R: 0 E: 0 K: 0 S: 4	H: 2 LOB: 1 BB: 0 P: 4	R: 0 E: 0 K: 0 S: 3	H: 0 LOB: 1 BB: 1 P: 7	R: 0 E: 0 K: 0 S: 4	H: 1 LOB: 1 BB: 0 P: 4	R: 0 E: 0 K: 1 S: 5	H: 0 LOB: 0 BB: 0 P: 5	R: 0 E: 0 K: 0 S: 4	H: 1 LOB: 1 BB: 0 P: 4	1B: 10 2B: 0 3B: 0 HR: 0	SF: 1 SAC: 1 DP: 1 HBP: 1	WP: 0 PB: 0 SB: 0 CS: 1	PA: 39
<b>PITCHER</b>	IP WLS BF H R ER SO BB IBB HBP BLK WP HR S P ERA WHIP	IP WLS BF H R ER SO BB IBB HBP BLK WP HR S P ERA WHIP															IP WLS BF H R ER SO BB IBB HBP BLK WP HR S P ERA WHIP					
Fred Talbot, R ERA: 3.7 Bob Locker, R ERA: 5.74	(1, 1) (7, 1)	6.1 W 30 9 3 3 2 1 1 1 0 0 0 0 31 40 4.26 1.579	2.2 S 9 1 0 0 1 0 0 0 0 0 0 0 11 11 0.00 0.375																			

Batter	1	2	3	4	5	6	7	8	9	AB	R	H	RBI	BB	SO	LOB	BOTTOM					
Tommy Harper, R OBP: 0.399, SLG: 0.352 (1, 8)			F6		F6					3	0	0	0	1	0	0	<b>Kansas City Royals @ Seattle Pilots</b> Sicks Stadium, Boston, MA Fri Jun 20 1969, 10:05 PM EDT Unknown					
Wayne Comer, R OBP: 0.354, SLG: 0.423 (1, 9)	F9		F8		F9				K	4	0	0	0	0	1	1						
Rich Rollins, R OBP: 0.287, SLG: 0.288 John Kennedy, R OBP: 0.346, SLG: 0.353 (8, 5)	F3		F6						5-3	4	1	1	0	0	0	0						
Tommy Davis, R OBP: 0.263, SLG: 0.316 (1, 7)									5-3	4	1	3	1	0	0	0						
Don Mincher, L OBP: 0.368, SLG: 0.412 (1, 3)		FC3-4-6		F8	F3				L6	4	1	0	0	0	0	3						
Jerry McNertney, R OBP: 0.312, SLG: 0.438 (1, 2)		1B							K	4	1	3	1	0	1	0						
John Donaldson, L OBP: 0.265, SLG: 0.107 (1, 4)									SH3-4	1	0	1	1	2	0	0						
Ray Oyler, R OBP: 0.302, SLG: 0.331 (1, 6)										4	1	1	2	0	1	5						
Fred Talbot, R Bob Locker, S (7, 1)		FC4-6			F6				2-3	3	0	0	0	0	0	4						
										1	0	0	0	0	0	1						
<b>Inning Stats</b>	R: 0 E: 0 K: 0 S: 3	H: 0 LOB: 0 BB: 0 P: 3	R: 1 E: 0 K: 1 S: 8	H: 3 LOB: 2 BB: 0 P: 8	R: 0 E: 0 K: 0 S: 3	H: 0 LOB: 0 BB: 0 P: 3	R: 1 E: 0 K: 0 S: 5	H: 2 LOB: 2 BB: 1 P: 9	R: 1 E: 0 K: 0 S: 5	H: 2 LOB: 1 BB: 0 P: 5	R: 2 E: 0 K: 1 S: 7	H: 2 LOB: 1 BB: 1 P: 11	R: 0 E: 0 K: 0 S: 3	H: 0 LOB: 0 BB: 0 P: 3	R: 0 E: 0 K: 1 S: 5	H: 0 LOB: 1 BB: 1 P: 9	R: 0 E: 0 K: 1 S: 5	H: 0 LOB: 1 BB: 1 P: 9	1B: 4 2B: 4 3B: 0 HR: 1	SF: 0 SAC: 1 DP: 0 HBP: 0	WP: 0 PB: 0 SB: 2 CS: 0	PA: 36
<b>PITCHER</b>	IP WLS BF H R ER SO BB IBB HBP BLK WP HR S P ERA WHIP	IP WLS BF H R ER SO BB IBB HBP BLK WP HR S P ERA WHIP															IP WLS BF H R ER SO BB IBB HBP BLK WP HR S P ERA WHIP					
Bill Butler, L Don O'Riley, R	(1, 1) (7, 1)	6.0 L 29 9 5 5 2 2 0 0 0 0 0 0 31 39 7.50 1.833	2.0 7 0 0 0 1 1 0 0 0 0 0 0 8 12 0.00 0.500																			

AB	34
R	3
H	10
RBI	3
BB	2
SO	3
LOB	17



AB	32
R	5
H	9
RBI	5
BB	3
SO	3
LOB	14





Batter	1	2	3	4	5	6	7	8	9	AB	R	H	RBI	BB	SO	LOB	TOP					
Jackie Hernandez, R OBP: 0.287, SLG: 0.284 (1, 6)										4	1	1	1	0	1	2	<b>Kansas City Royals @ Seattle Pilots</b> Sicks Stadium, Boston, MA Fri Jun 20 1969, 10:05 PM EDT Att: 18,413 - Unknown					
Juan Rios, R OBP: 0.350, SLG: 0.376 (1, 4)										4	1	2	1	0	0	2						
Pat Kelly, L OBP: 0.367, SLG: 0.416 Bob Oliver, R OBP: 0.267, SLG: 0.367 (6, PR) (8, 8)										4	0	1	1	0	0	1						
Joe Foy, R OBP: 0.343, SLG: 0.343 (1, 5)										4	1	1	1	0	0	3						
Ed Kirkpatrick, L OBP: 0.283, SLG: 0.364 (1, 9)										4	1	2	2	0	0	0						
Lou Piniella, R OBP: 0.300, SLG: 0.426 (1, 7)										4	0	0	0	0	1	2						
Chuck Harrison, R OBP: 0.286, SLG: 0.311 (1, 3)										4	0	0	0	0	1	0						
Dennis Paepke, R OBP: 0.154, SLG: 0.125 (1, 2)										4	1	1	0	0	0	0						
Wally Bunker, R OBP: 0.130, SLG: 0.174 (1, 1)										4	0	1	0	0	0	1						
<b>Inning Stats</b>	R: 0 E: 0 K: 0 S: 4	H: 1 LOB: 1 BB: 0 P: 4	R: 0 E: 0 K: 1 S: 5	H: 0 LOB: 0 BB: 0 P: 5	R: 3 E: 1 K: 0 S: 6	H: 2 LOB: 0 BB: 0 P: 6	R: 0 E: 0 K: 0 S: 3	H: 0 LOB: 0 BB: 0 P: 3	R: 0 E: 0 K: 1 S: 6	H: 1 LOB: 1 BB: 0 P: 6	R: 2 E: 0 K: 1 S: 7	H: 2 LOB: 2 BB: 0 P: 7	R: 0 E: 0 K: 0 S: 3	H: 0 LOB: 0 BB: 0 P: 3	R: 1 E: 0 K: 0 S: 5	H: 3 LOB: 2 BB: 0 P: 5	R: 0 E: 0 K: 0 S: 3	H: 0 LOB: 0 BB: 0 P: 3	1B: 5 2B: 1 3B: 1 HR: 2	SF: 0 SAC: 0 DP: 1 HBP: 0	WP: 0 PB: 0 SB: 0 CS: 0	PA: 36
<b>PITCHER</b>	IP WLS BF H R ER SO BB IBB HBP BLK WP HR S P ERA WHIP	6.0 L 25 6 5 3 3 0 0 0 0 0 2 31 31 4.50 1.000	3.0 11 3 1 1 0 0 0 0 0 0 0 0 11 11 3.00 1.000																			
John Gelnar, R ERA: 1.84 Jim Bouton, R ERA: 3.43																						

AB	36
R	6
H	9
RBI	6
BB	0
SO	3
LOB	11



Batter	1	2	3	4	5	6	7	8	9	AB	R	H	RBI	BB	SO	LOB	BOTTOM					
Tommy Harper, R OBP: 0.397, SLG: 0.364 (1, 8)										4	1	1	2	0	1	2	<b>Kansas City Royals @ Seattle Pilots</b> Sicks Stadium, Boston, MA Fri Jun 20 1969, 10:05 PM EDT Att: 18,413 - Unknown					
Mike Hegan, L OBP: 0.432, SLG: 0.492 (1, 9)										3	0	0	0	1	2	0						
Tommy Davis, R OBP: 0.267, SLG: 0.319 (1, 7)										4	0	2	0	0	0	0						
Don Mincher, L OBP: 0.370, SLG: 0.408 (1, 3)										2	0	0	0	1	0	2						
Merritt Ranew, L OBP: 0.387, SLG: 0.308 Jim Bouton, R (7, 1) Steve Whitaker, L OBP: 0.377, SLG: 0.431 (9, PH)										3	0	0	0	0	1	5						
John Kennedy, R OBP: 0.329, SLG: 0.333 (6, 6)										4	0	0	0	0	0	3						
John Donaldson, L OBP: 0.237, SLG: 0.094 (1, 4)										4	0	0	0	0	1	0						
Ray Oyler, R OBP: 0.306, SLG: 0.331 Gus Gil, R OBP: 0.333, SLG: 0.300 (6, PH) (6, 5)										0	0	0	0	1	0	0						
John Gelnar, R Jerry McNertney, R OBP: 0.316, SLG: 0.442 (7, 2)										2	0	0	0	0	1	1						
<b>Inning Stats</b>	R: 0 E: 0 K: 1 S: 5	H: 0 LOB: 0 BB: 1 P: 5	R: 0 E: 0 K: 0 S: 2	H: 0 LOB: 0 BB: 1 P: 6	R: 0 E: 1 K: 0 S: 3	H: 0 LOB: 1 BB: 1 P: 7	R: 0 E: 0 K: 2 S: 8	H: 1 LOB: 2 BB: 0 P: 9	R: 0 E: 0 K: 2 S: 7	H: 0 LOB: 0 BB: 0 P: 7	R: 0 E: 0 K: 1 S: 6	H: 1 LOB: 2 BB: 1 P: 10	R: 0 E: 0 K: 0 S: 3	H: 0 LOB: 0 BB: 0 P: 3	R: 2 E: 0 K: 0 S: 5	H: 2 LOB: 0 BB: 0 P: 5	R: 0 E: 0 K: 0 S: 3	H: 0 LOB: 0 BB: 0 P: 3	1B: 3 2B: 0 3B: 0 HR: 1	SF: 0 SAC: 0 DP: 2 HBP: 1	WP: 0 PB: 0 SB: 2 CS: 0	PA: 34
<b>PITCHER</b>	IP WLS BF H R ER SO BB IBB HBP BLK WP HR S P ERA WHIP	9.0 W 34 4 2 2 6 3 0 1 0 0 1 42 55 2.00 0.778																				
Wally Bunker, R ERA: 3.42																						

AB	30
R	2
H	4
RBI	2
BB	3
SO	6
LOB	13






Batter	1	2	3	4	5	6	7	8	9	AB	R	H	RBI	BB	SO	LOB	TOP			
Jackie Hernandez, R OBP: 0.283, SLG: 0.279 (1, 6)	0-0 K			0-0 6-3			0-0 6-3		0-3 K	4	0	0	0	0	1	1				
Juan Rios, R OBP: 0.337, SLG: 0.361 (1, 4)	0-0 5-3			0-0 L7			0-0 F8		0-0 1-3	4	0	0	0	0	0	1				
Pat Kelly, L OBP: 0.366, SLG: 0.414 (1, 8)	0-0 L9			0-0 4-3			0-0 CS 1B			3	0	1	0	0	0	0				
Joe Foy, R OBP: 0.339, SLG: 0.339 (1, 5)		0-3 K			0-0 5-3			0-3 K		3	0	0	0	0	2	0				
Ed Kirkpatrick, L OBP: 0.284, SLG: 0.364 (1, 9)		0-0 L9			0-0 L9			0-0 CS 1B		3	0	1	0	0	0	0				
Lou Piniella, R OBP: 0.300, SLG: 0.422 Bob Oliver, R OBP: 0.267, SLG: 0.367 (8, 7) (8, 7)		0-0 5-3			0-0 F4			4-0 BB 1-2		2	0	0	0	1	0	0				
Chuck Harrison, R OBP: 0.279, SLG: 0.304 (1, 3)				0-0 F5			0-0 6-3		0-0 F3	3	0	0	0	0	0	1				
Ellie Rodriguez, R OBP: 0.346, SLG: 0.382 (1, 2)				0-0 F9			0-3 K		0-0 F9	3	0	0	0	0	1	0				
Roger Nelson, R OBP: 0.161, SLG: 0.138 Hawk Taylor, R OBP: 0.342, SLG: 0.595 Don O'Riley, R (9, PR) (9, PR)				0-0 F6			0-3 K		0-0 E6 1B	2	0	0	0	0	1	0				
<b>Inning Stats</b>	R: 0 E: 0 K: 0 S: 3	H: 0 LOB: 0 BB: 0 P: 3	R: 0 E: 0 K: 1 S: 5	H: 0 LOB: 0 BB: 0 P: 5	R: 0 E: 0 K: 0 S: 3	H: 0 LOB: 0 BB: 0 P: 3	R: 0 E: 0 K: 0 S: 3	H: 0 LOB: 0 BB: 0 P: 3	R: 0 E: 0 K: 2 S: 7	H: 0 LOB: 0 BB: 0 P: 7	R: 0 E: 0 K: 0 S: 3	H: 1 LOB: 0 BB: 0 P: 3	R: 0 E: 0 K: 1 S: 5	H: 1 LOB: 1 BB: 1 P: 9	R: 0 E: 1 K: 1 S: 6	H: 1 LOB: 1 BB: 0 P: 6	1B: 3 2B: 0 3B: 0 HR: 0	SF: 0 SAC: 0 DP: 0 HBP: 0	WP: 0 PB: 0 SB: 0 CS: 2	PA: 30
<b>PITCHER</b> Gene Brabender, R ERA: 5.05 (1, 1)	IP: 9.0 WLS: W BF: 29 H: 3 R: 0 ER: 0 SO: 5 BB: 1 IBB: 0 HBP: 0 BLK: 0 WP: 0 HR: 0 S: 38 P: 42 ERA: 0.00 WHIP: 0.444																			

**Kansas City Royals @ Seattle Pilots**  
Sicks Stadium, Boston, MA  
Sat Jun 21 1969, 10:05 PM EDT  
Att: 6,829 - Unknown


AB 28  
R 0  
H 3  
RBI 0  
BB 1  
SO 5  
LOB 3



Batter	1	2	3	4	5	6	7	8	9	AB	R	H	RBI	BB	SO	LOB	BOTTOM			
Tommy Harper, R OBP: 0.395, SLG: 0.362 (1, 8)	0-0 PB E 1B	0-0 F9			0-3 K			0-0 L5-4 2-3		4	1	1	0	0	1	2				
Mike Hegan, L OBP: 0.426, SLG: 0.484 (1, 9)	0-0 L7 1-3			0-0 4-3		0-3 K				3	0	0	0	0	1	1				
Tommy Davis, R OBP: 0.288, SLG: 0.317 (1, 7)	0-0 5-3			0-0 F7		1-0 CS HBP				2	0	0	0	0	0	1				
Don Mincher, L OBP: 0.369, SLG: 0.404 (1, 3)	4-0 BB 1B			0-0 4-3		0-0 L4				2	0	0	0	1	0	1				
Gus Gil, R OBP: 0.333, SLG: 0.301 (1, 5)	0-0 1-2 3-H 1B			0-0 L7		0-0 CS 1-2	0-0 F4			3	0	1	1	0	0	0				
John Donaldson, L OBP: 0.244, SLG: 0.114 (1, 4)	0-0 1-3			0-0 F8			0-0 CS 1B			3	0	1	0	0	0	2				
Jerry McNertney, R OBP: 0.316, SLG: 0.440 (1, 2)				0-0 6-3			0-3 K 1-2			3	0	1	0	0	1	1				
John Kennedy, R OBP: 0.329, SLG: 0.333 (1, 6)				0-0 F8			0-0 F3		0-0 L5-4 S 1B	3	0	1	0	0	0	1				
Gene Brabender, R OBP: 0.208, SLG: 0.136 (1, 1)		0-3 K			0-3 K			0-3 K 1-2		3	0	0	0	0	3	2				
<b>Inning Stats</b>	R: 1 E: 1 K: 0 S: 5	H: 2 LOB: 2 BB: 1 P: 9	R: 0 E: 0 K: 1 S: 6	H: 1 LOB: 1 BB: 0 P: 6	R: 0 E: 0 K: 0 S: 3	H: 0 LOB: 0 BB: 0 P: 3	R: 0 E: 0 K: 0 S: 3	H: 0 LOB: 0 BB: 0 P: 3	R: 0 E: 0 K: 2 S: 7	H: 0 LOB: 0 BB: 0 P: 7	R: 0 E: 0 K: 1 S: 4	H: 0 LOB: 0 BB: 0 P: 5	R: 0 E: 0 K: 1 S: 5	H: 1 LOB: 0 BB: 0 P: 5	R: 0 E: 0 K: 1 S: 5	H: 1 LOB: 0 BB: 0 P: 5	1B: 5 2B: 1 3B: 0 HR: 0	SF: 0 SAC: 0 DP: 1 HBP: 1	WP: 0 PB: 1 SB: 1 CS: 1	PA: 29
<b>PITCHER</b> Roger Nelson, R ERA: 3.17 (1, 1)	IP: 8.0 WLS: L BF: 28 H: 5 R: 1 ER: 1 SO: 6 BB: 1 IBB: 0 HBP: 1 BLK: 0 WP: 0 HR: 0 S: 38 P: 43 ERA: 1.12 WHIP: 0.750																			

**Kansas City Royals @ Seattle Pilots**  
Sicks Stadium, Boston, MA  
Sat Jun 21 1969, 10:05 PM EDT  
Att: 6,829 - Unknown

AB 26  
R 1  
H 5  
RBI 1  
BB 1  
SO 6  
LOB 11





Batter	1	2	3	4	5	6	7	8	9	AB	R	H	RBI	BB	SO	LOB	TOP										
Jackie Hernandez, R OBP: 0.280, SLG: 0.275 Jerry Adair, R OBP: 0.284, SLG: 0.284	F3		5-3			K	1-3			3	0	0	0	0	1	2											
Juan Rios, R OBP: 0.333, SLG: 0.356	F9			G		1B		K		4	0	1	0	0	1	0											
Pat Kelly, L OBP: 0.361, SLG: 0.408 Don O'Riley, R OBP: 0.299, SLG: 0.420	4-3			G		F8		4-3		3	0	0	0	0	0	2											
Joe Foy, R OBP: 0.334, SLG: 0.333		5-3		5-3		F3		F6		4	0	0	0	0	0	2											
Ed Kirkpatrick, L OBP: 0.276, SLG: 0.353		L8			4-3			F9		4	0	0	0	0	0	0											
Bob Oliver, R OBP: 0.272, SLG: 0.387		L8		FC4-6 1B				5-3		4	1	2	1	0	0	0											
Chuck Harrison, R OBP: 0.286, SLG: 0.310			4-3	FC4-6 1B			FC3-6 1B			4	0	2	0	0	0	1											
Dennis Paepke, R OBP: 0.185, SLG: 0.160 Elle Rodriguez, R OBP: 0.376, SLG: 0.376				5-3		FC3-6 1B		K		1	0	1	0	0	0	0											
Galen Cisco, R OBP: 0.333, SLG: 0.333 Buck Martinez, R OBP: 0.333, SLG: 0.333 Dick Drago, R OBP: 0.375, SLG: 0.615			SH 1B	5-3		1B				2	0	0	0	0	0	2											
Hawk Taylor, R OBP: 0.375, SLG: 0.615			SH			1B		1B		0	0	0	0	0	0	0											
Inning Stats	R: 0 E: 0 K: 0 S: 3	H: 0 LOB: 0 BB: 0 P: 3	R: 0 E: 0 K: 0 S: 3	H: 0 LOB: 0 BB: 0 P: 3	R: 0 E: 0 K: 0 S: 4	H: 1 LOB: 1 BB: 0 P: 4	R: 0 E: 0 K: 0 S: 3	H: 0 LOB: 0 BB: 0 P: 3	R: 0 E: 1 K: 0 S: 4	H: 1 LOB: 1 BB: 0 P: 4	R: 0 E: 0 K: 1 S: 7	H: 2 LOB: 2 BB: 0 P: 7	R: 1 E: 0 K: 0 S: 6	H: 3 LOB: 2 BB: 0 P: 6	R: 0 E: 0 K: 1 S: 5	H: 0 LOB: 0 BB: 0 P: 5	R: 0 E: 0 K: 1 S: 6	H: 1 LOB: 1 BB: 0 P: 6	1B: 7 2B: 0 3B: 0 HR: 1	SF: 0 SAC: 1 DP: 0 HBP: 0	WP: 0 PA: 35 PB: 0 SB: 0 CS: 0						
PITCHER	IP	WLS	BF	H	R	ER	SO	BB	IBB	HBP	BLK	WP	HR	S	P	ERA	WHIP										
Marty Pattin, R ERA: 4.44 Bob Locker, R ERA: 5.29	6.1	W	25	6	1	1	1	0	0	0	0	0	1	27	27	1.42	0.947										

Kansas City Royals @ Seattle Pilots  
Sicks Stadium, Boston, MA  
Sun Jun 22 1969, 6:33 AM EDT  
Att: 7,008 - Cloudy

AB	34
R	1
H	8
RBI	1
BB	0
SO	3
LOB	12



Batter	1	2	3	4	5	6	7	8	9	AB	R	H	RBI	BB	SO	LOB	BOTTOM										
Tommy Harper, R OBP: 0.393, SLG: 0.357	S 2B		5-3		F8		5-3			3	1	0	0	1	0	0											
Mike Hegan, L OBP: 0.432, SLG: 0.489	1-3 1H 2B		F8		CS BB			4-3 SH1-4 PB BB		2	1	1	1	2	0	0											
Wayne Comer, R OBP: 0.354, SLG: 0.422	1-3			6-3	CS	G6-3 1B		SH1-4		3	1	1	0	0	0	1											
Tommy Davis, R OBP: 0.268, SLG: 0.329 Steve Whitaker, L OBP: 0.377, SLG: 0.431	K			HR		E3 G6-3		4-3		4	1	1	1	0	1	3											
Gus Gil, R OBP: 0.340, SLG: 0.302	6-3			BB 1B		G6-3		PB 1B BB		3	1	1	0	1	0	3											
John Donaldson, L OBP: 0.287, SLG: 0.154		F8		F		FC4 1B		FC4-6 1B		4	0	2	2	0	0	1											
Jerry McNertney, R OBP: 0.315, SLG: 0.431		5-3		BB	4-0 1-2 BB	FC4		FC4-6		3	0	0	0	1	0	2											
Ray Oyler, R OBP: 0.301, SLG: 0.325		K		4-3				K		3	0	0	0	0	2	2											
Marty Pattin, R OBP: 0.200, SLG: 0.200 Bob Locker, S			6-3		K			K		2	0	0	0	0	1	0											
Inning Stats	R: 1 E: 0 K: 1 S: 6	H: 1 LOB: 1 BB: 1 P: 10	R: 0 E: 0 K: 1 S: 5	H: 0 LOB: 0 BB: 0 P: 5	R: 0 E: 0 K: 0 S: 3	H: 0 LOB: 0 BB: 0 P: 3	R: 1 E: 0 K: 0 S: 5	H: 2 LOB: 2 BB: 1 P: 9	R: 0 E: 0 K: 1 S: 4	H: 0 LOB: 0 BB: 1 P: 8	R: 1 E: 1 K: 0 S: 5	H: 2 LOB: 1 BB: 0 P: 5	R: 0 E: 0 K: 2 S: 7	H: 0 LOB: 0 BB: 0 P: 7	R: 2 E: 0 K: 0 S: 4	H: 1 LOB: 1 BB: 2 P: 12	1B: 4 2B: 1 3B: 0 HR: 1	SF: 0 SAC: 1 DP: 1 HBP: 0	WP: 0 PA: 35 PB: 1 SB: 1 CS: 1								
PITCHER	IP	WLS	BF	H	R	ER	SO	BB	IBB	HBP	BLK	WP	HR	S	P	ERA	WHIP										
Dick Drago, R ERA: 4.16 Don O'Riley, R ERA: 4.5	5.0	L	20	3	2	2	3	3	0	0	0	0	0	5	5	0.00	2.000										
Galen Cisco, R ERA: 4.5	2.0		9	1	2	1	2	2	0	0	0	0	0	11	19	4.50	1.500										

Kansas City Royals @ Seattle Pilots  
Sicks Stadium, Boston, MA  
Sun Jun 22 1969, 6:33 AM EDT  
Att: 7,008 - Cloudy

AB	28
R	5
H	6
RBI	4
BB	5
SO	5
LOB	12













Batter	1	2	3	4	5	6	7	8	9	AB	R	H	RBI	BB	SO	LOB	TOP										
Angel Bravo, L (1, 8) OBP: 0.389, SLG: 0.529	F7		1B		1-3				FC5-4	4	0	2	0	0	0	0	<b>Chicago White Sox @ Seattle Pilots</b> Sicks Stadium, Boston, MA Wed Jun 25 1969, 10:05 PM EDT Att: 5,950 - Unknown										
Gary Bell, R (7, 1) OBP: 0.250, SLG: 0.278			1B				1B			0	0	0	0	0	0	0											
Walt Williams, R (9, PH) OBP: 0.311, SLG: 0.346							1B		1-2	1	0	0	0	0	0	1											
Tom McCraw, L (1, 9) OBP: 0.260, SLG: 0.264	4-3								F2	4	0	2	1	1	0	1											
Carlos May, L (1, 7) OBP: 0.367, SLG: 0.527	F7		F7		4-3					4	0	0	0	0	0	6											
Pete Ward, L (1, 3) OBP: 0.353, SLG: 0.365		3-1			F9				F8	2	0	0	0	0	0	0											
Don Pavletich, R (8, PH) OBP: 0.269, SLG: 0.350						FC3-6 HBP				1	0	0	0	0	0	0											
Ed Herrmann, L (1, 2) OBP: 0.382, SLG: 0.511	F9				FC6-4					3	0	1	0	0	0	1											
Ken Berry, R (8, 8) OBP: 0.215, SLG: 0.282					2B				1B HBP	0	0	0	0	0	0	0											
Bill Melton, R (1, 5) OBP: 0.316, SLG: 0.457	L5				FC6-4 BB				G6-4-3	3	0	1	0	1	0	1											
Ron Hansen, R (1, 6) OBP: 0.260, SLG: 0.275									G6-4-3	4	0	2	0	0	0	4											
Bobby Knoop, R (1, 4) OBP: 0.285, SLG: 0.295			G6-4-3		5-3				K	4	0	0	0	0	1	4											
Paul Edmondson, R (1, 1) OBP: 0.500, SLG: 0.500										2	1	1	0	0	0	0											
Gail Hopkins, L (7, PH) OBP: 0.400, SLG: 0.457			1B		6-3				FC5-4 BB	1	0	0	0	1	0	1											
<b>Inning Stats</b>	R: 0 E: 0 K: 0 S: 3	H: 0 LOB: 0 BB: 0 P: 3	R: 0 E: 0 K: 0 S: 3	H: 0 LOB: 0 BB: 0 P: 3	R: 1 E: 0 K: 0 S: 6	H: 4 LOB: 2 BB: 0 P: 6	R: 0 E: 0 K: 0 S: 4	H: 1 LOB: 2 BB: 1 P: 8	R: 0 E: 0 K: 0 S: 4	H: 1 LOB: 1 BB: 0 P: 4	R: 0 E: 0 K: 0 S: 2	H: 0 LOB: 0 BB: 0 P: 3	R: 0 E: 0 K: 0 S: 5	H: 2 LOB: 3 BB: 1 P: 9	R: 0 E: 0 K: 0 S: 3	H: 1 LOB: 1 BB: 0 P: 4	R: 0 E: 0 K: 1 S: 5	H: 0 LOB: 1 BB: 1 P: 9	1B: 8 2B: 1 3B: 0 HR: 0	SF: 0 SAC: 0 DP: 3 HBP: 2	WP: 0 PB: 0 SB: 0 CS: 0	PA: 38					
<b>PITCHER</b>	IP	WLS	BF	H	R	ER	SO	BB	IBB	HBP	BLK	WP	HR	S	P	ERA	WHIP										
John Gelnar, R (1, 1) ERA: 1.69	6.2	W	29	8	1	1	0	2	0	1	0	0	0	26	35	1.35	1.500										
John O'Donoghue, L (7, 1) ERA: 2.22	0.2		3	0	0	0	0	0	0	1	0	0	0	2	3	0.00	0.000										
Bob Locker, R (8, 1) ERA: 4.66	0.0	S	0	0	0	0	0	0	0	0	0	0	0	0	0	∞	∞										

Batter	1	2	3	4	5	6	7	8	9	AB	R	H	RBI	BB	SO	LOB	BOTTOM										
Tommy Harper, R (1, 8) OBP: 0.388, SLG: 0.348	FC6-4 BB		K						6-3	3	0	1	0	1	1	0	<b>Chicago White Sox @ Seattle Pilots</b> Sicks Stadium, Boston, MA Wed Jun 25 1969, 10:05 PM EDT Att: 5,950 - Unknown										
Mike Hegan, L (1, 3) OBP: 0.435, SLG: 0.490	FC6-4 BB		4-3						F7	4	1	1	0	0	0	2											
Wayne Comer, R (1, 9) OBP: 0.353, SLG: 0.429										2	1	0	0	1	0	1											
Steve Whitaker, L (7, 9) OBP: 0.377, SLG: 0.431	2B WP		G3						5-3	0	0	0	0	0	0	0											
Tommy Davis, R (1, 7) OBP: 0.271, SLG: 0.335	WP SF8				4-3				4-3	3	1	1	1	0	0	1											
Gus Gil, R (1, 5) OBP: 0.327, SLG: 0.289	SF8				5-3				F7	1	0	0	1	1	0	0											
Jerry McNertney, R (1, 2) OBP: 0.312, SLG: 0.419	K				4-3				F9	3	0	0	0	0	1	1											
John Donaldson, L (1, 4) OBP: 0.286, SLG: 0.204									F7	3	0	1	0	0	1	1											
Ray Oyler, R (1, 6) OBP: 0.290, SLG: 0.310		G5-4-3			4-3				5-3	3	0	0	0	0	0	1											
John Gelnar, R (1, 1) John O'Donoghue, R (7, 1) Bob Locker, S (8, 1)			K						K	2	0	0	0	0	0	0											
<b>Inning Stats</b>	R: 3 E: 0 K: 1 S: 6	H: 1 LOB: 0 BB: 2 P: 14	R: 0 E: 0 K: 1 S: 5	H: 1 LOB: 0 BB: 0 P: 5	R: 0 E: 0 K: 1 S: 5	H: 0 LOB: 0 BB: 0 P: 5	R: 0 E: 0 K: 0 S: 3	H: 0 LOB: 0 BB: 0 P: 3	R: 0 E: 0 K: 1 S: 5	H: 0 LOB: 0 BB: 0 P: 5	R: 0 E: 0 K: 0 S: 4	H: 1 LOB: 1 BB: 0 P: 4	R: 0 E: 0 K: 0 S: 2	H: 0 LOB: 1 BB: 1 P: 6	R: 0 E: 0 K: 1 S: 6	H: 1 LOB: 1 BB: 0 P: 6	R: 0 E: 0 K: 1 S: 6	H: 1 LOB: 1 BB: 0 P: 6	1B: 2 2B: 2 3B: 0 HR: 0	SF: 1 SAC: 0 DP: 1 HBP: 0	WP: 1 PB: 0 SB: 1 CS: 0	PA: 29					
<b>PITCHER</b>	IP	WLS	BF	H	R	ER	SO	BB	IBB	HBP	BLK	WP	HR	S	P	ERA	WHIP										
Paul Edmondson, R (1, 1) ERA: 2.4	6.0	L	22	3	3	3	4	2	0	0	0	0	0	28	36	4.50	0.833										
Gary Bell, R (7, 1) ERA: 5.2	2.0		7	1	0	0	1	1	0	0	0	0	0	8	12	0.00	1.000										







Batter	1	2	3	4	5	6	7	8	9	AB	R	H	RBI	BB	SO	LOB	TOP										
Tommy Harper, R OBP: 0.381, SLG: 0.341 (1, 8)										4	0	0	0	0	1	1											
Gus Gil, R OBP: 0.331, SLG: 0.295 (1, 5)	 									4	0	1	0	0	0	1											
Wayne Comer, R OBP: 0.358, SLG: 0.433 (1, 9)	 									4	0	1	0	0	0	1											
Tommy Davis, R OBP: 0.273, SLG: 0.336 (1, 7)				  						4	1	1	0	0	0	2											
Jerry McNertney, R OBP: 0.320, SLG: 0.425 (1, 2)										4	0	1	0	0	0	3											
Jim Pagliaroni, R OBP: 0.295, SLG: 0.297 (1, 3)				  						4	1	1	0	0	1	1											
John Donaldson, L OBP: 0.266, SLG: 0.179 (1, 4)										4	0	0	1	0	0	2											
Ray Oyler, R OBP: 0.286, SLG: 0.323 (1, 6)				   						3	1	1	1	0	0	0											
Marty Pattin, R OBP: 0.214, SLG: 0.214 Jim Bouton, R (4, 1) Steve Hovley, L (7, PH) Diego Segui, R OBP: 0.133, SLG: 0.071 (7, 1)			 							2	0	1	0	0	1	0											
										0	0	0	0	0	0	0											
										1	0	0	0	0	0	0											
										0	0	0	0	0	0	0											
<b>Inning Stats</b>	R: 0 E: 0 K: 0 S: 5	H: 2 LOB: 2 BB: 0 P: 5	R: 0 E: 0 K: 1 S: 5	H: 0 LOB: 0 BB: 0 P: 5	R: 0 E: 0 K: 1 S: 4	H: 1 LOB: 1 BB: 0 P: 4	R: 3 E: 0 K: 1 S: 8	H: 3 LOB: 3 BB: 0 P: 8	R: 0 E: 0 K: 1 S: 5	H: 0 LOB: 0 BB: 0 P: 5	R: 0 E: 0 K: 0 S: 4	H: 1 LOB: 1 BB: 0 P: 4	R: 0 E: 0 K: 0 S: 3	H: 0 LOB: 0 BB: 0 P: 3	R: 0 E: 0 K: 0 S: 3	H: 0 LOB: 0 BB: 0 P: 3	R: 0 E: 0 K: 0 S: 3	H: 0 LOB: 0 BB: 0 P: 3	1B: 4 2B: 2 3B: 0 HR: 1	SF: 0 SAC: 0 DP: 0 HBP: 0	WP: 1 PB: 0 SB: 0 CS: 0	PA: 34					
<b>PITCHER</b>	IP	WLS	BF	H	R	ER	SO	BB	IBB	HBP	BLK	WP	HR	S	P	ERA	WHIP										
George Brunet, L ERA: 4.41 Eddie Fisher, R ERA: 3.22	(1, 1) (5, 1)	4.0 W	18 16	6 1	3 0	3 0	2 1	0 0	0 0	0 0	0 0	1 0	1 0	22 18	22 18	6.75 0.00	1.500 0.200										

Seattle Pilots @ California Angels  
Anaheim Stadium, Anaheim, CA  
Fri Jun 27 1969, 10:05 PM EDT  
Unknown

AB 34  
R 3  
H 7  
RBI 2  
BB 0  
SO 3  
LOB 11



Batter	1	2	3	4	5	6	7	8	9	AB	R	H	RBI	BB	SO	LOB	BOTTOM										
Sandy Alomar Sr., S OBP: 0.272, SLG: 0.271 (1, 4)				 						4	0	0	0	0	2	3											
Bill Voss, L OBP: 0.313, SLG: 0.293 (1, 8) (8, 9)	  		  							3	2	2	0	1	0	1											
Jim Fregosi, R OBP: 0.348, SLG: 0.379 (1, 6)	 		 			 				3	0	0	0	1	0	4											
Rick Reichardt, R OBP: 0.363, SLG: 0.423 (1, 7)	 					 				4	1	1	2	0	0	2											
Jim Spencer, L OBP: 0.361, SLG: 0.354 (1, 3)				  						4	1	1	0	0	2	1											
Aurelio Rodriguez, R OBP: 0.293, SLG: 0.343 (1, 5)				   		 				4	1	2	0	0	0	1											
Jim Hicks, R OBP: 0.260, SLG: 0.394 Roger Repoz, L OBP: 0.271, SLG: 0.269 (8, 8)						 				3	0	0	0	0	1	3											
Joe Azcue, R OBP: 0.300, SLG: 0.284 (1, 2)				  		 				3	0	1	0	1	0	0											
George Brunet, R ERA: 4.64 Jay Johnstone, L OBP: 0.251, SLG: 0.316 Eddie Fisher, R (5, 1)				    						1	0	0	0	0	1	0											
										1	0	1	2	0	0	0											
										1	0	0	0	0	1	0											
<b>Inning Stats</b>	R: 2 E: 0 K: 0 S: 5	H: 2 LOB: 0 BB: 0 P: 5	R: 0 E: 0 K: 1 S: 5	H: 0 LOB: 0 BB: 0 P: 5	R: 1 E: 1 K: 2 S: 9	H: 1 LOB: 1 BB: 0 P: 9	R: 2 E: 1 K: 0 S: 6	H: 3 LOB: 3 BB: 2 P: 14	R: 0 E: 0 K: 1 S: 6	H: 1 LOB: 1 BB: 0 P: 6	R: 0 E: 0 K: 1 S: 6	H: 1 LOB: 1 BB: 0 P: 6	R: 0 E: 0 K: 1 S: 5	H: 0 LOB: 1 BB: 1 P: 9	R: 0 E: 0 K: 1 S: 5	H: 0 LOB: 0 BB: 0 P: 5	R: 0 E: 0 K: 1 S: 5	H: 0 LOB: 0 BB: 0 P: 5	1B: 7 2B: 0 3B: 0 HR: 1	SF: 0 SAC: 1 DP: 0 HBP: 0	WP: 1 PB: 0 SB: 1 CS: 0	PA: 36					
<b>PITCHER</b>	IP	WLS	BF	H	R	ER	SO	BB	IBB	HBP	BLK	WP	HR	S	P	ERA	WHIP										
Marty Pattin, R ERA: 4.64 Jim Bouton, R ERA: 2.99 Diego Segui, R ERA: 3.58	(1, 1) (4, 1) (7, 1)	3.1 2.2 2.0	L 11 7	18 2 0	0 0 0	4 0 0	3 2 0	0 1 0	0 0 0	0 0 0	0 0 0	0 0 1	0 0 0	23 14 10	27 18 14	10.80 0.00 0.00	1.800 1.125 0.500										

Seattle Pilots @ California Angels  
Anaheim Stadium, Anaheim, CA  
Fri Jun 27 1969, 10:05 PM EDT  
Unknown

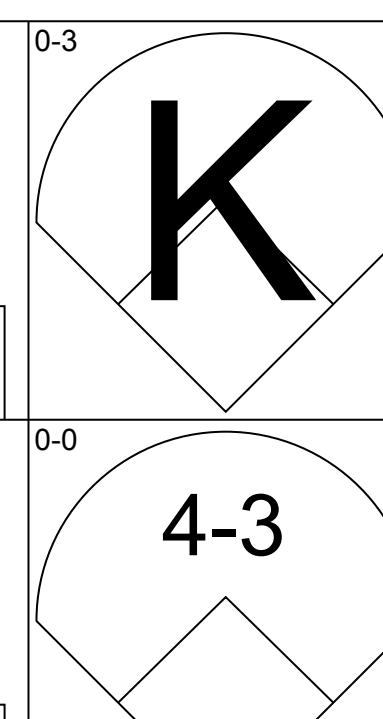
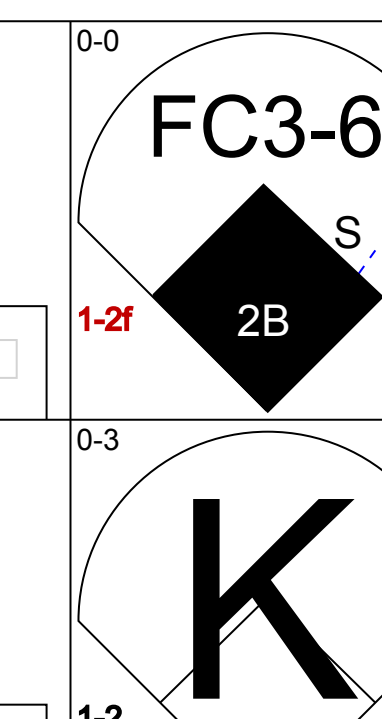
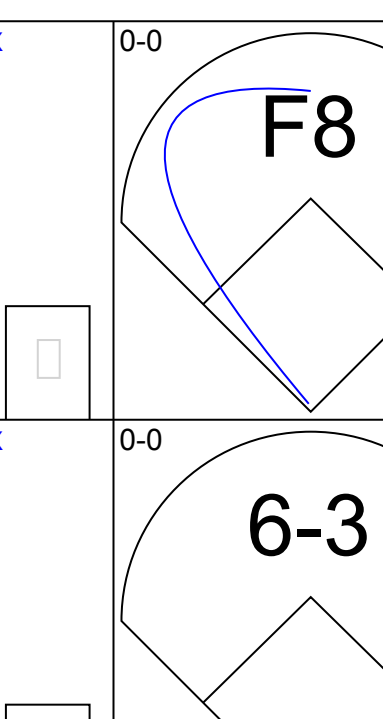
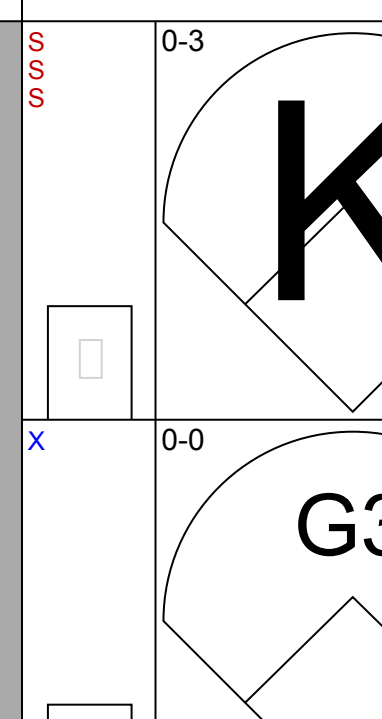
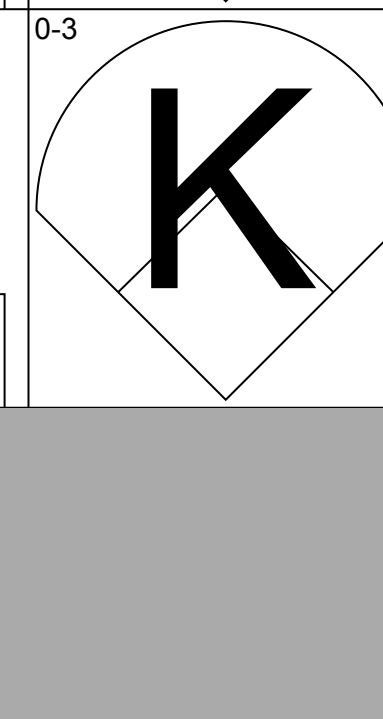
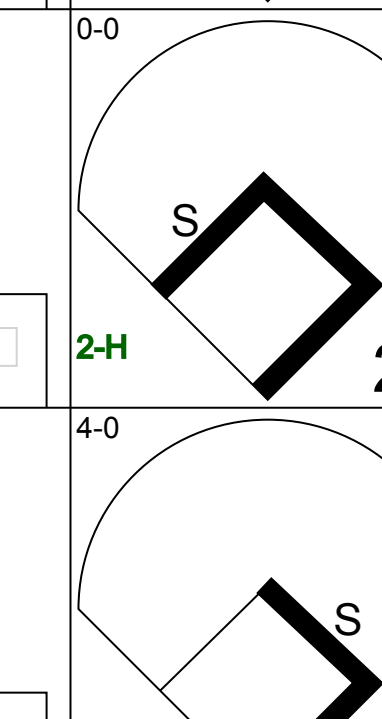
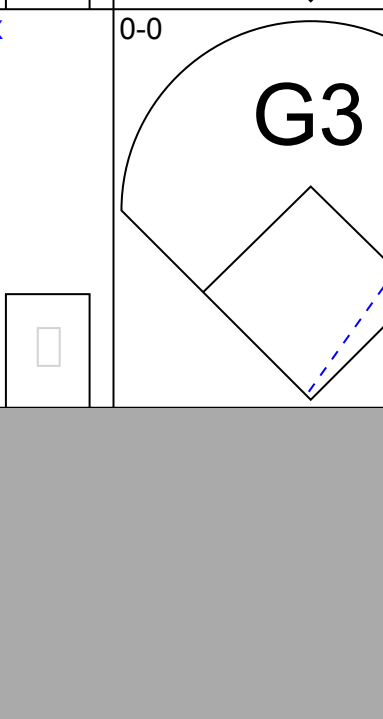


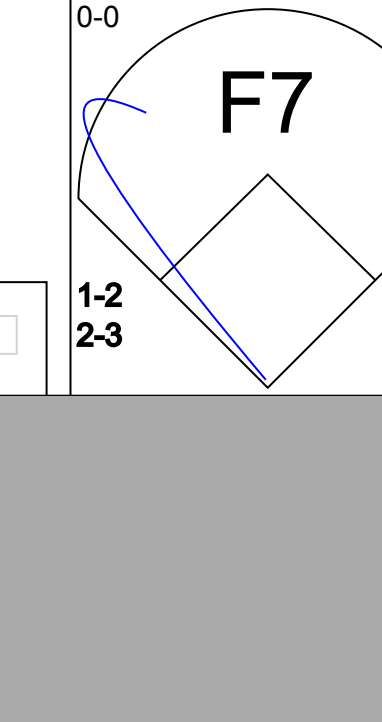

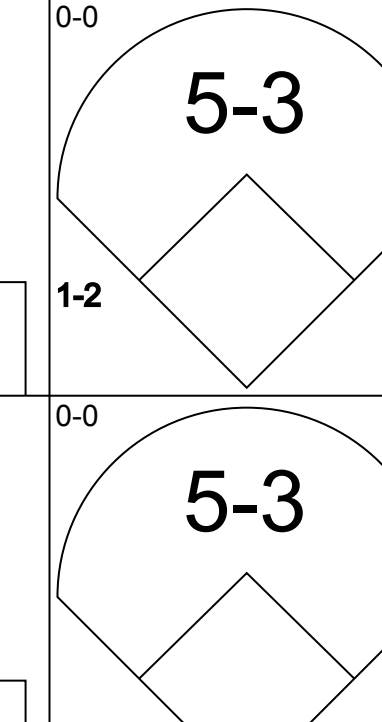
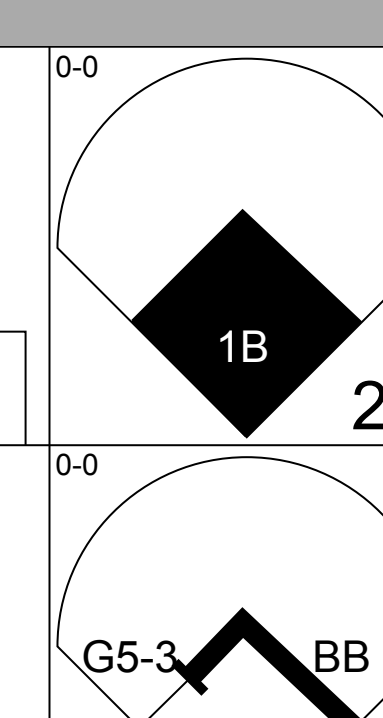
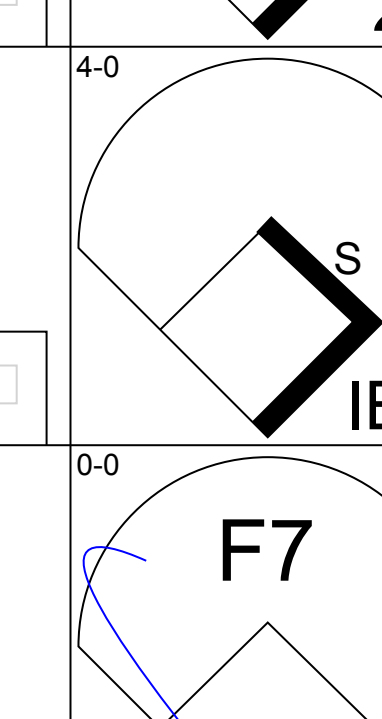
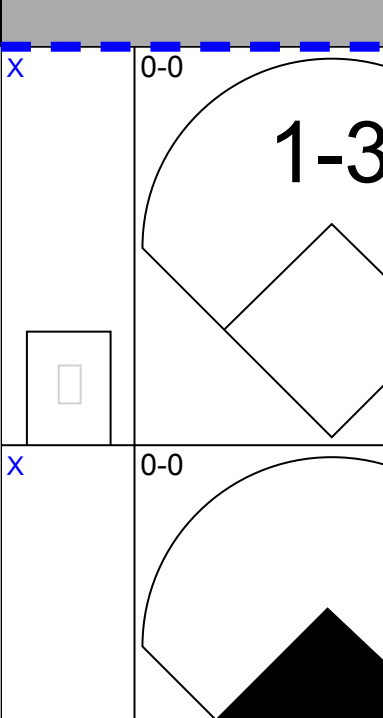
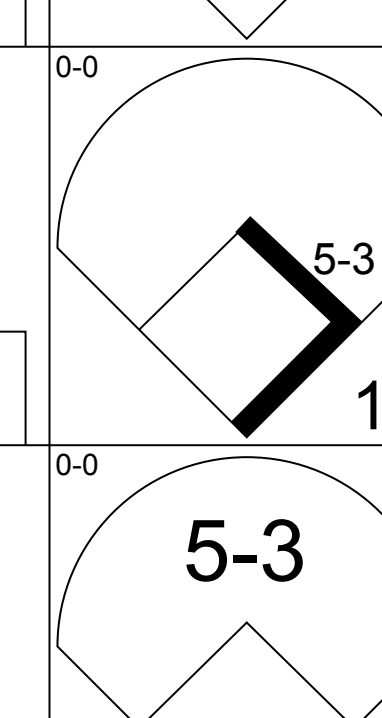
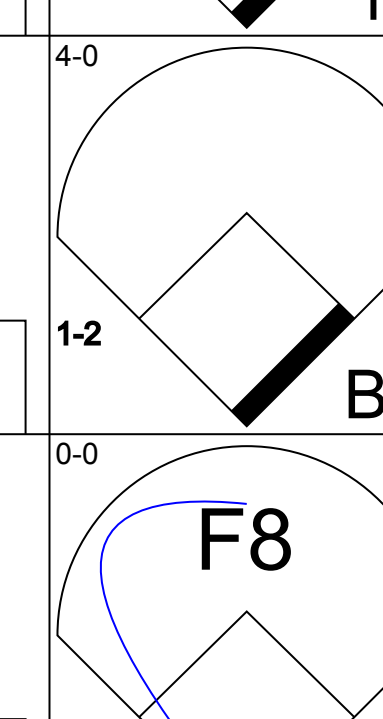

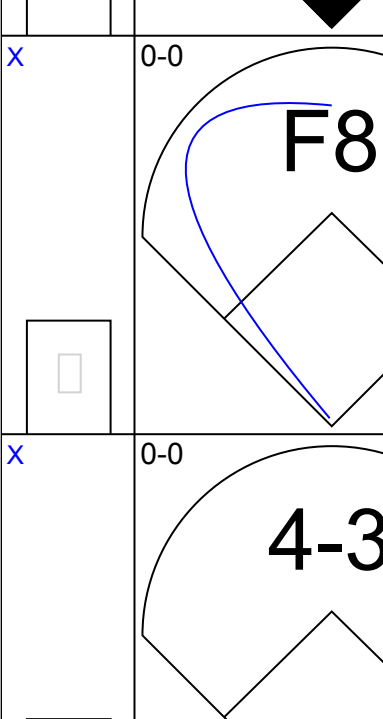

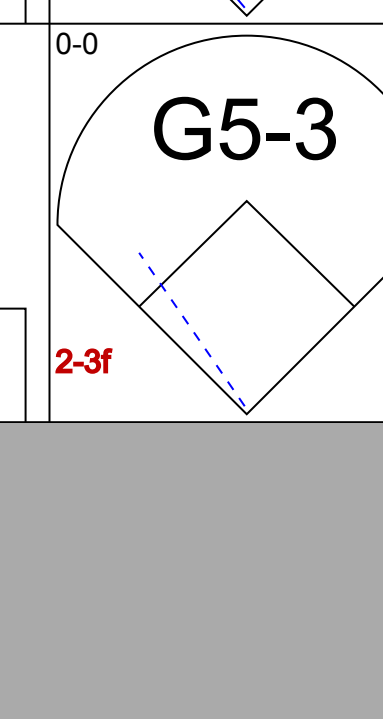
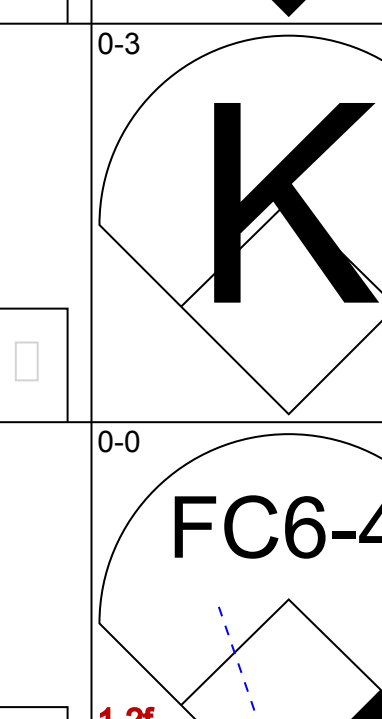


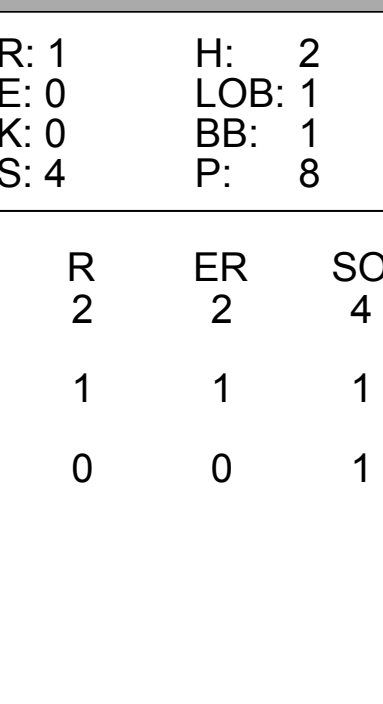
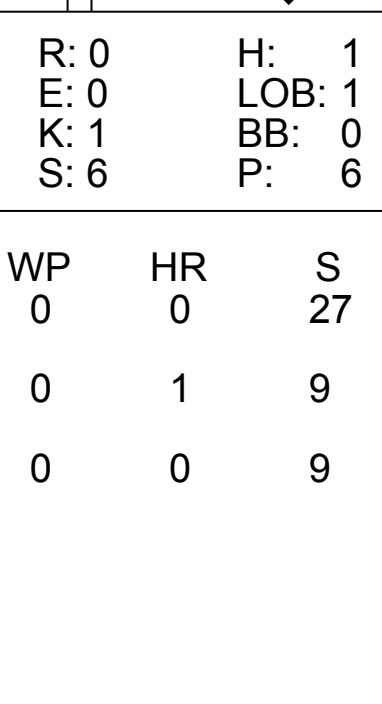
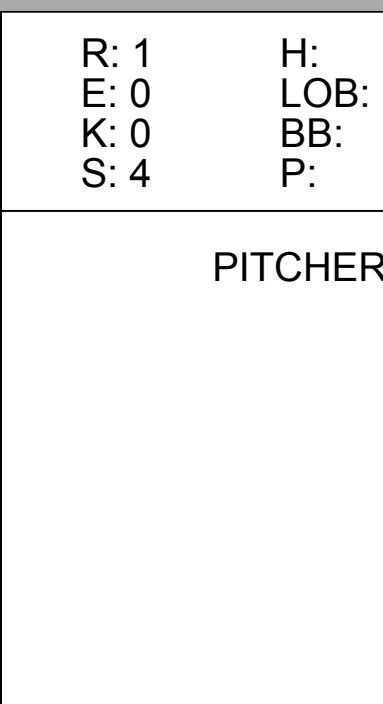
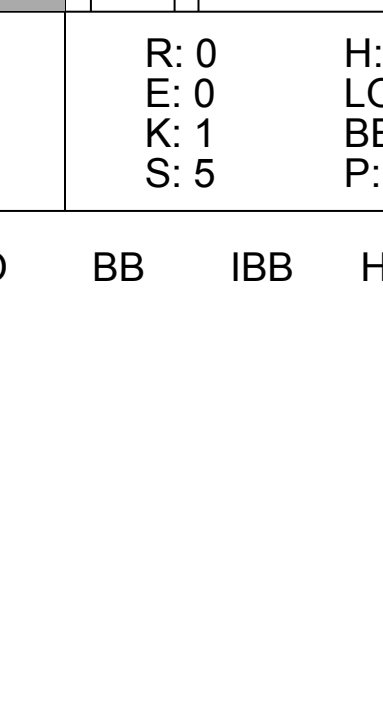

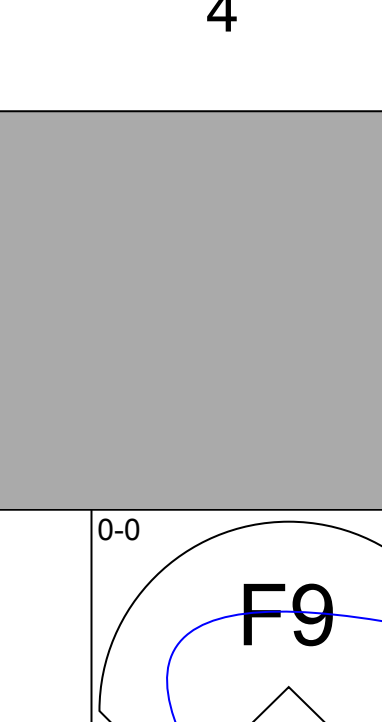
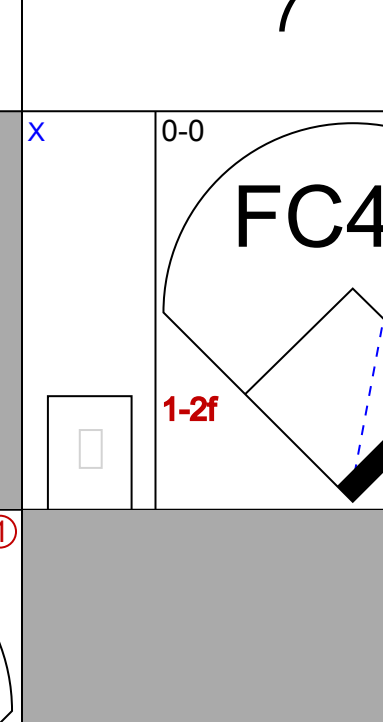


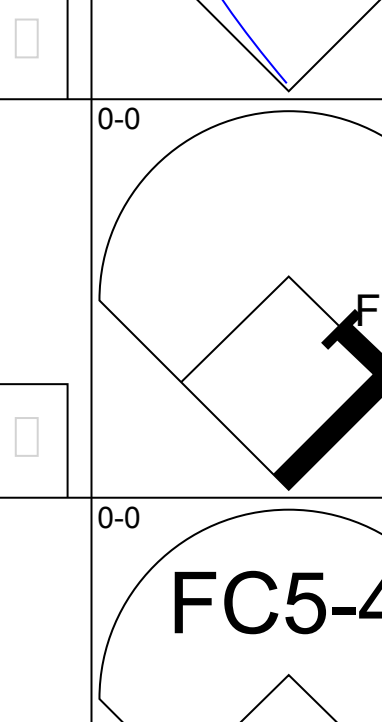
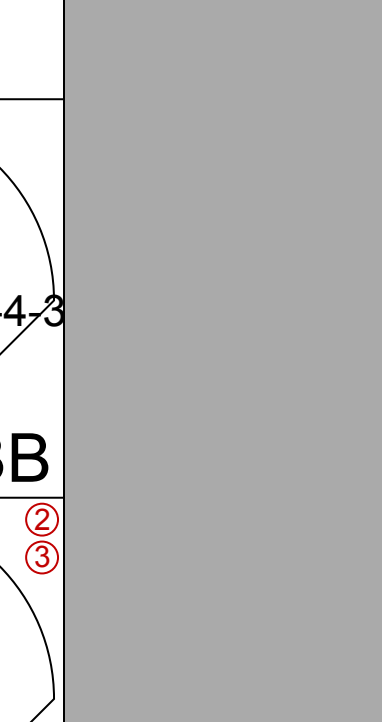
AB 32  
R 5  
H 8  
RBI 4  
BB 3  
SO 7  
LOB 15





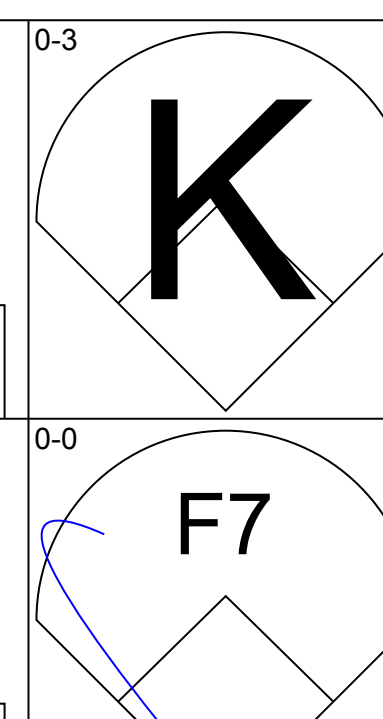
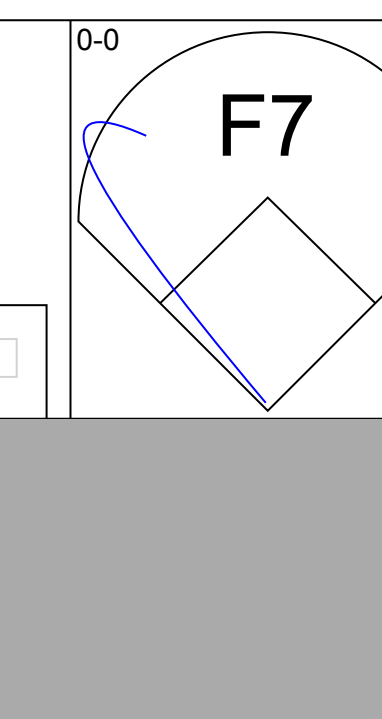
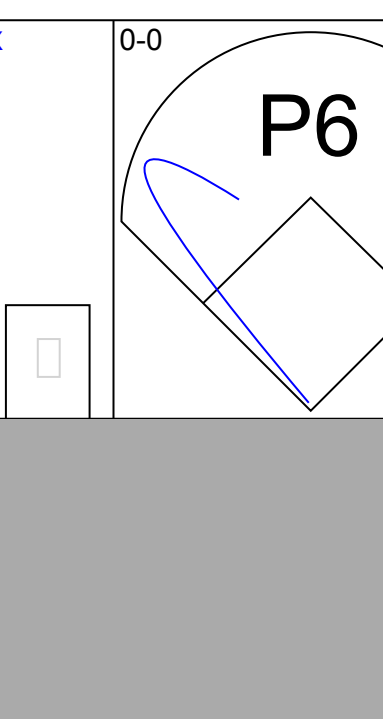
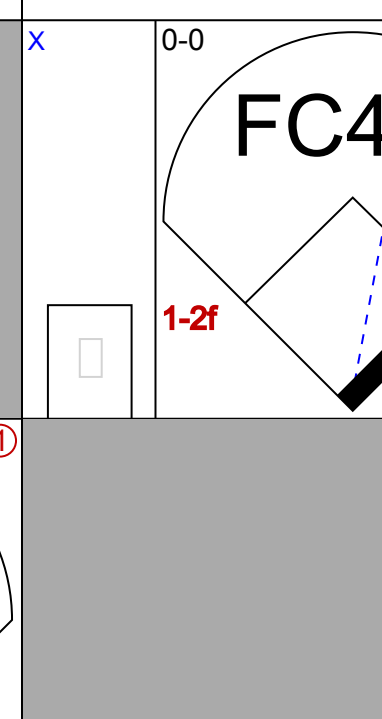
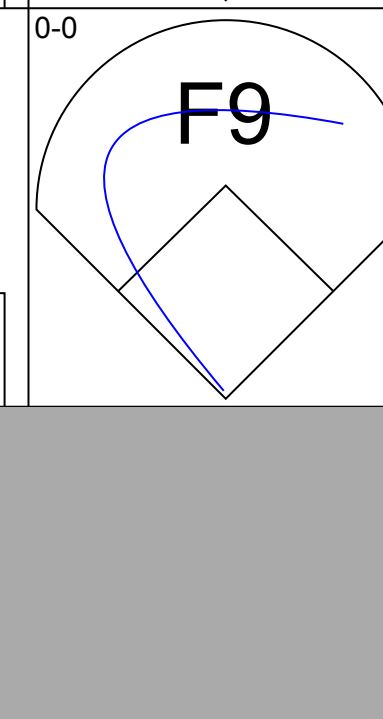
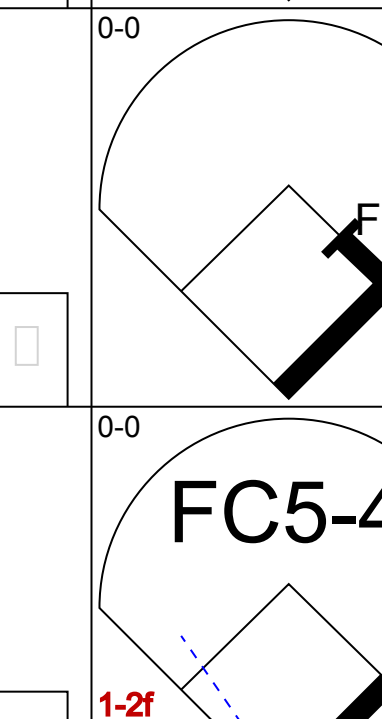
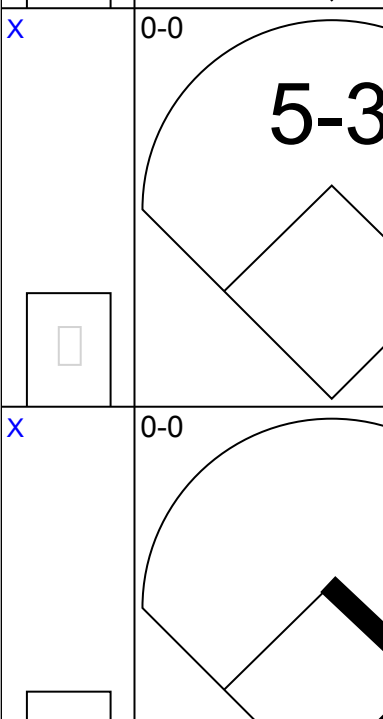
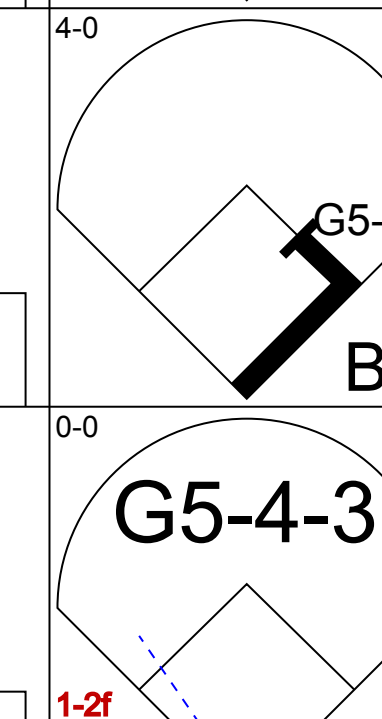

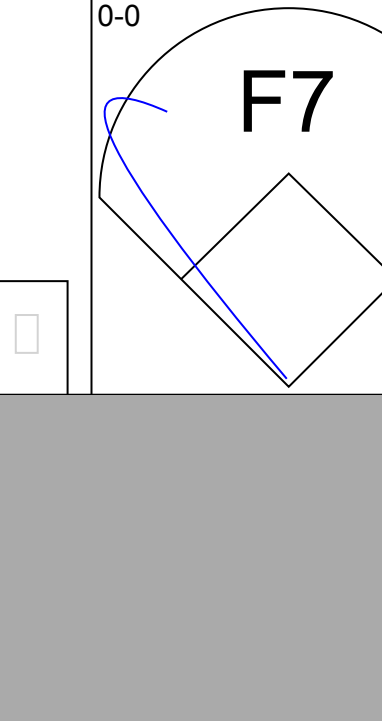
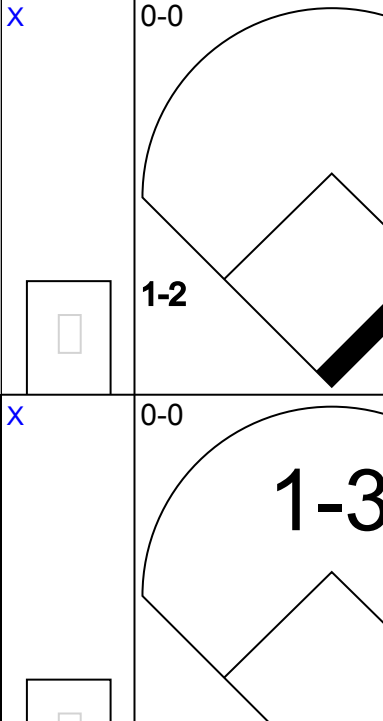

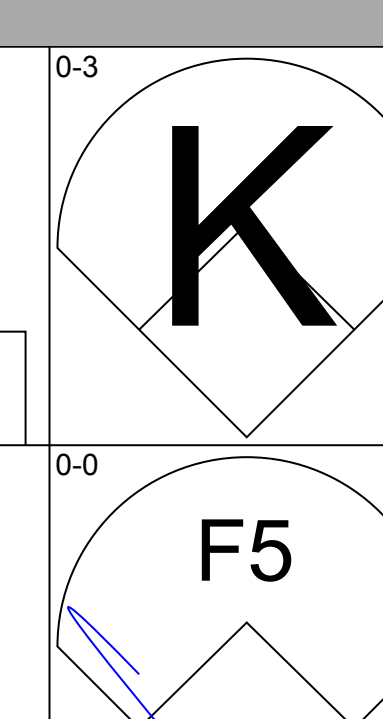
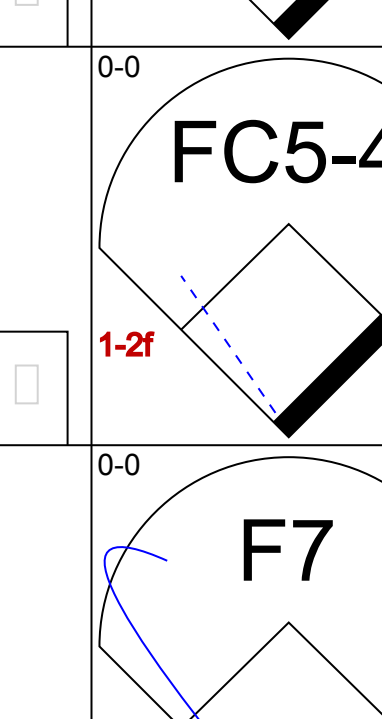
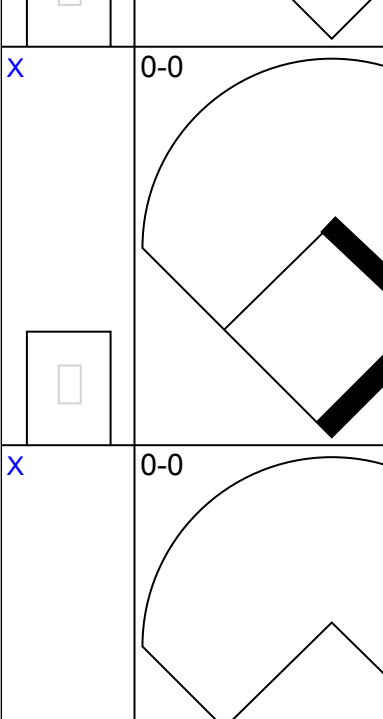
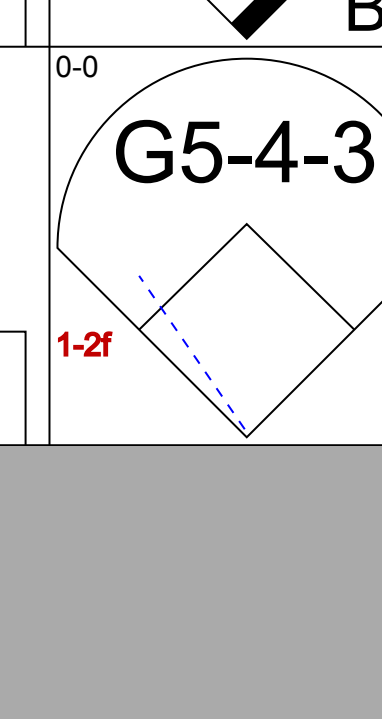
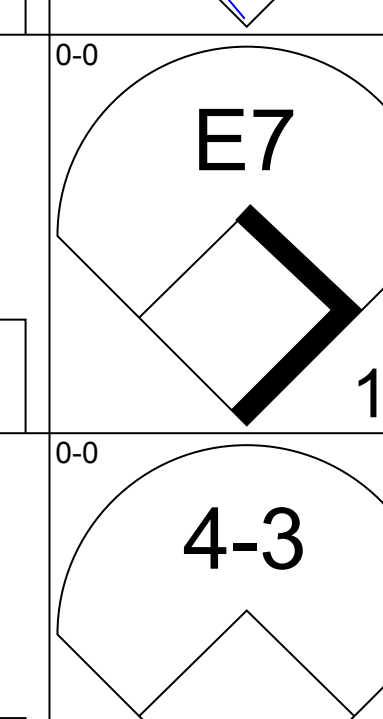

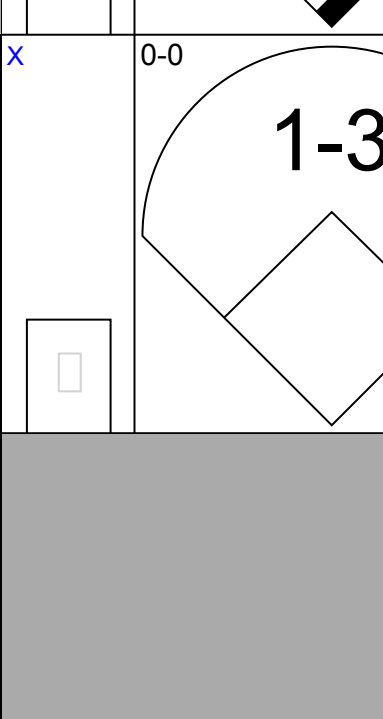
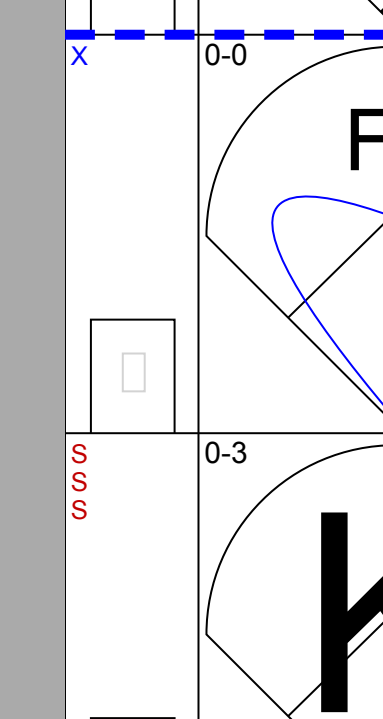

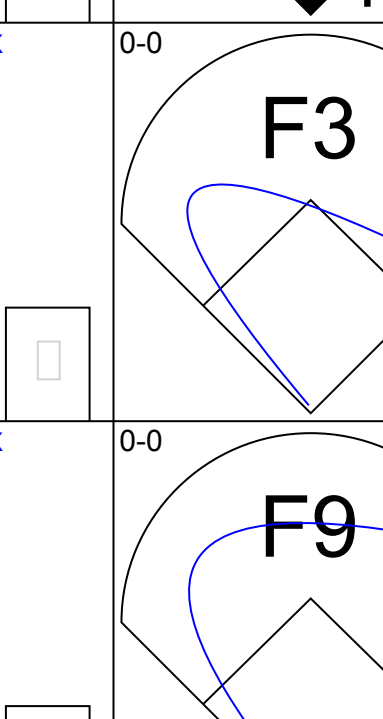

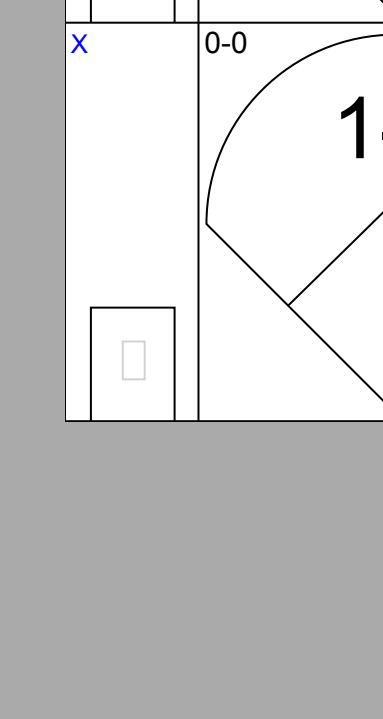
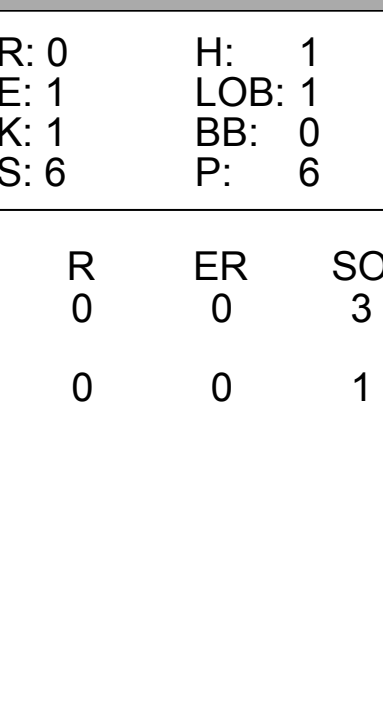
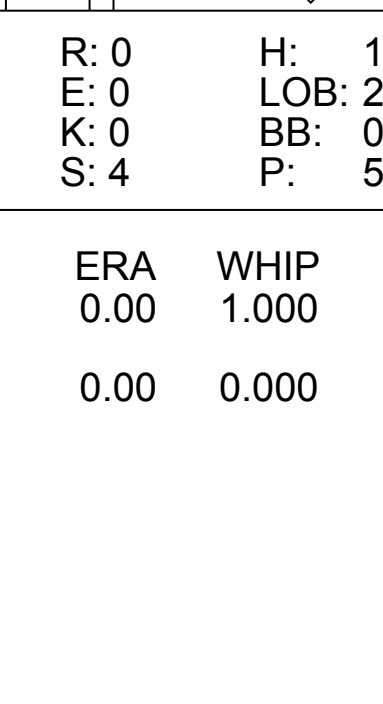
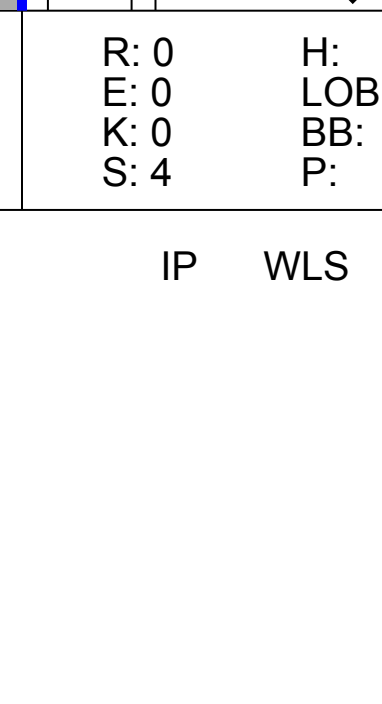
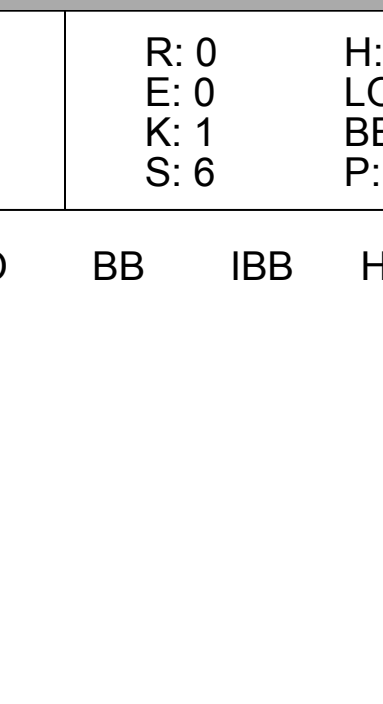
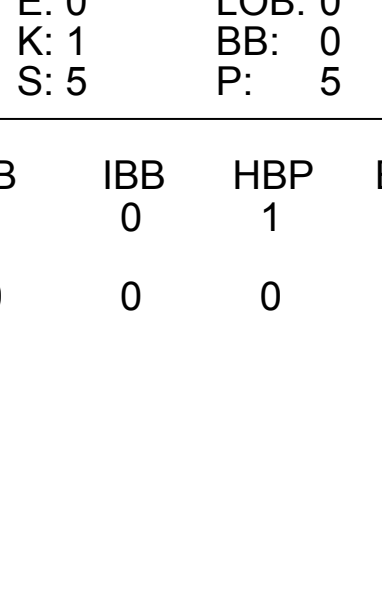
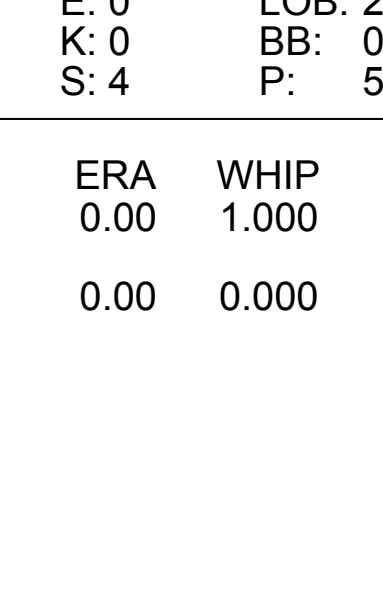



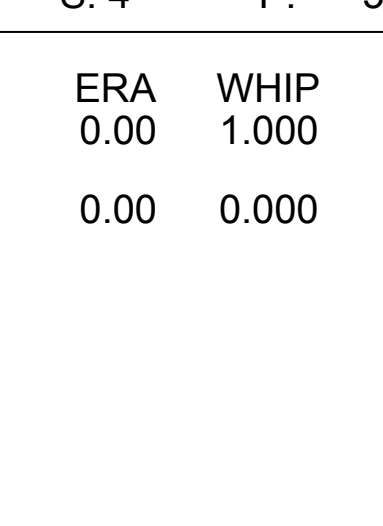






Batter	1	2	3	4	5	6	7	8	9	AB	R	H	RBI	BB	SO	LOB	TOP					
Tommy Harper, R OBP: 0.377, SLG: 0.336 (1, 8)										4	1	0	0	0	2	2	<b>Seattle Pilots @ California Angels</b> Anaheim Stadium, Anaheim, CA Sat Jun 28 1969, 10:05 PM EDT Att: 8,893 - Unknown					
Mike Hegan, L OBP: 0.426, SLG: 0.485 (1, 9)										4	0	0	0	0	1	2						
Tommy Davis, R OBP: 0.273, SLG: 0.339 (1, 7)										4	0	1	1	0	1	0						
Don Mincher, L OBP: 0.379, SLG: 0.408 (1, 3)										3	1	2	0	1	0	0						
Rich Rollins, R OBP: 0.275, SLG: 0.319 (1, 5)										4	1	2	2	0	0	3						
Jim Pagliaroni, R OBP: 0.292, SLG: 0.275 (1, 2)										3	0	0	0	1	0	1						
John Donaldson, L OBP: 0.247, SLG: 0.169 (1, 4)										4	0	1	0	0	0	2						
Ray Oyler, R OBP: 0.286, SLG: 0.318 John Kennedy, R OBP: 0.326, SLG: 0.329 (1, 6) (6, 6)										2	0	0	0	0	1	3						
Fred Talbot, R OBP: 0.286, SLG: 0.091 Diego Segui, R OBP: 0.133, SLG: 0.071 (1, 1) (9, 1)									3	0	1	0	1	1	1							
<b>Inning Stats</b>	R: 0 E: 0 K: 2 S: 7	H: 0 LOB: 0 BB: 0 P: 7	R: 1 E: 0 K: 0 S: 4	H: 2 LOB: 1 BB: 1 P: 8	R: 1 E: 0 K: 1 S: 7	H: 2 LOB: 2 BB: 1 P: 11	R: 0 E: 0 K: 1 S: 6	H: 1 LOB: 0 BB: 0 P: 6	R: 0 E: 0 K: 0 S: 3	H: 0 LOB: 0 BB: 0 P: 3	R: 1 E: 0 K: 0 S: 4	H: 1 LOB: 1 BB: 0 P: 4	R: 0 E: 0 K: 1 S: 5	H: 0 LOB: 1 BB: 1 P: 9	R: 0 E: 0 K: 0 S: 4	H: 1 LOB: 0 BB: 0 P: 4		R: 0 E: 0 K: 1 S: 5	H: 0 LOB: 0 BB: 0 P: 5	1B: 4 2B: 2 HR: 1	SF: 0 SAC: 0 DP: 1 HBP: 0	WP: 0 PB: 0 SB: 3 CS: 0
<b>PITCHER</b>	IP WLS BF H R ER SO BB IBB HBP BLK WP HR S P ERA WHIP																					
Tom Murphy, R ERA: 4.45 Rudy May, L ERA: 4.74 Eddie Fisher, R ERA: 3.1 (1, 1) (6, 1) (8, 1)	5.0 2.0 2.0	L 8 7	21 1 1	5 1 0	2 1 0	2 1 0	4 1 1	1 1 0	0 0 0	0 0 0	0 0 0	0 1 0	27 9 9	35 13 9	3.60 4.50 0.00	1.200 1.000 0.500						

AB	33
R	3
H	7
RBI	3
BB	3
SO	6
LOB	14



Batter	1	2	3	4	5	6	7	8	9	AB	R	H	RBI	BB	SO	LOB	BOTTOM			
Sandy Alomar Sr., S OBP: 0.276, SLG: 0.279 (1, 4)										4	0	0	0	0	1	3	<b>Seattle Pilots @ California Angels</b> Anaheim Stadium, Anaheim, CA Sat Jun 28 1969, 10:05 PM EDT Att: 8,893 - Unknown			
Jay Johnstone, L OBP: 0.246, SLG: 0.309 (1, 8)										4	0	0	0	0	0	0				
Jim Fregosi, R OBP: 0.352, SLG: 0.385 (1, 6)										3	0	1	0	1	0	0				
Rick Reichardt, R OBP: 0.359, SLG: 0.414 (1, 7)										4	0	1	0	0	1	2				
Bill Voss, L OBP: 0.309, SLG: 0.306 (1, 9)										4	0	2	0	0	0	1				
Aurelio Rodriguez, R OBP: 0.296, SLG: 0.344 (1, 5)										4	0	2	0	0	0	3				
Jim Spencer, L OBP: 0.338, SLG: 0.319 (1, 3)										3	0	0	0	0	1	2				
Joe Azcue, R OBP: 0.291, SLG: 0.275 (1, 2)										4	0	0	0	0	1	3				
Tom Murphy, R OBP: 0.171, SLG: 0.176 Bubba Morton, R OBP: 0.398, SLG: 0.471 Rudy May, L OBP: 0.143, SLG: 0.077 Roger Repoz, L OBP: 0.276, SLG: 0.274 Eddie Fisher, R (1, 1) (5, PH) (6, 1) (7, PH) (8, 1)										1	0	0	0	0	0	0				
<b>Inning Stats</b>	R: 0 E: 0 K: 1 S: 5	H: 0 LOB: 0 BB: 0 P: 5	R: 0 E: 1 K: 1 S: 6	H: 1 LOB: 1 BB: 0 P: 6	R: 0 E: 0 K: 1 S: 5	H: 0 LOB: 0 BB: 0 P: 5	R: 0 E: 0 K: 0 S: 4	H: 1 LOB: 1 BB: 0 P: 4	R: 0 E: 0 K: 0 S: 5	H: 2 LOB: 2 BB: 0 P: 5	R: 0 E: 0 K: 0 S: 4	H: 1 LOB: 1 BB: 0 P: 4	R: 0 E: 0 K: 0 S: 2	H: 0 LOB: 0 BB: 1 P: 6	R: 0 E: 0 K: 1 S: 6	H: 1 LOB: 1 BB: 0 P: 6		1B: 6 2B: 0 3B: 1 HR: 0	SF: 0 SAC: 0 DP: 1 HBP: 1	WP: 0 PB: 0 SB: 0 CS: 0
<b>PITCHER</b>	IP WLS BF H R ER SO BB IBB HBP BLK WP HR S P ERA WHIP																			
Fred Talbot, R ERA: 3.52 Diego Segui, R ERA: 3.52 (1, 1) (9, 1)	8.0 1.0	W S	32 3	7 0	0 0	0 0	3 1	0 0	0 0	0 0	0 0	0 5	36 5	41 5	0.00 0.00	1.000 0.000				





Batter	1	2	3	4	5	6	7	8	9	AB	R	H	RBI	BB	SO	LOB	TOP		
Tommy Harper, R (1.5) X OBP: 0.372, SLG: 0.331	0-0 F7		0-0 5-3		0-0 F7			0-0 5-3		4	0	0	0	0	0	1	<b>Seattle Pilots @ California Angels</b> Anaheim Stadium, Anaheim, CA Sun Jun 29 1969, 6:33 AM EDT Att: 7,628 - Unknown		
Mike Hegan, L (1.9) B OBP: 0.427, SLG: 0.481	4-0 CS BB		4-0 S BB		0-0 3-1			0-0 E3 2B 3-1		2	1	0	0	2	0	0			
Tommy Davis, R (1.7) S OBP: 0.273, SLG: 0.341	0-3 K 1-2		0-3 K 1-2 2-3		0-0 6-3			0-0 3-1 1-3 1B 2B		4	1	1	0	0	2	3			
Don Mincher, L (1.3) X OBP: 0.374, SLG: 0.400		0-0 F8		0-3 K		0-0 F3		0-0 3-1		4	0	0	1	0	1	1			
Wayne Comer, R (1.8) X OBP: 0.353, SLG: 0.424		0-0 F8		0-3 K		0-0 G3		0-0 3-1 2-3 3-H		4	0	1	1	0	1	0			
Jim Pagliaroni, R (1.2) X OBP: 0.308, SLG: 0.279		0-0 1B		4-0 2B BB		0-0 5-3		0-0 3-1 3-H 0-3 K		3	0	1	0	1	1	1			
John Donaldson, L (1.4) X OBP: 0.247, SLG: 0.188		0-0 4-3		0-0 2B		0-0 1-3		0-0 L6		4	0	1	0	0	0	1			
John Kennedy, R (1.6) B OBP: 0.333, SLG: 0.329			4-0 S SH1-4 BB		0-0 F9		0-0 FC6-4 1B	0-3 K		3	0	1	0	1	1	2			
John Geinar, R (1.1) X Steve Hovley, L (5. PH) Mike Marshall, R (5.1) Rich Rollins, S (7. PH) Jerry Stephenson, L (7.1) Jim Bouton, R (8.1) Merritt Raney, L (9. PH) OBP: 0.395, SLG: 0.313			0-0 SH1-4		0-0 4-3		0-0 FC6-4 1-2	0-0 F9		0	0	0	0	0	0	0			
<b>Inning Stats</b>	R: 0 E: 0 K: 1 S: 4	H: 0 LOB: 0 BB: 1 P: 8	R: 0 E: 0 K: 0 S: 4	H: 1 LOB: 1 BB: 0 P: 4	R: 0 E: 0 K: 1 S: 5	H: 0 LOB: 2 BB: 2 P: 13	R: 0 E: 0 K: 2 S: 8	H: 1 LOB: 2 BB: 1 P: 12	R: 0 E: 0 K: 0 S: 3	H: 0 LOB: 0 BB: 0 P: 3	R: 0 E: 0 K: 0 S: 3	H: 1 LOB: 1 BB: 0 P: 4	R: 2 E: 1 K: 1 S: 8	H: 2 LOB: 1 BB: 0 P: 8	R: 0 E: 0 K: 1 S: 5	H: 0 LOB: 0 BB: 0 P: 5		1B: 3 2B: 2 3B: 0 HR: 0	SF: 0 SAC: 1 DP: 0 HBP: 0
<b>PITCHER</b>	IP WLS BF H R ER SO BB IBB HBP BLK WP HR S P ERA WHIP																		
Andy Messersmith, R (1.1) ERA: 2.83	7.2 W 32 5 2 0 4 4 0 0 0 0 0 0 36 52 0.00 1.174																		
Ken Tatum, R (8.1) ERA: 0.38	1.1 S 4 0 0 0 2 0 0 0 0 0 0 0 8 8 0.00 0.000																		

Batter	1	2	3	4	5	6	7	8	9	AB	R	H	RBI	BB	SO	LOB	BOTTOM		
Sandy Alomar Sr., S (1.4) X OBP: 0.278, SLG: 0.282	0-0 E7 1B				0-0 P6	0-0 P6		0-0 BB 1B HBP 1B		5	2	2	0	0	0	1	<b>Seattle Pilots @ California Angels</b> Anaheim Stadium, Anaheim, CA Sun Jun 29 1969, 6:33 AM EDT Att: 7,628 - Unknown		
Jay Johnstone, L (1.8) X OBP: 0.297, SLG: 0.320	0-0 6-3 2-H 1B	0-0 1B			0-0 1B 3B 1B		0-0 4-3	0-0 HBP BB 1B		5	1	4	4	0	0	0			
Jim Fregosi, R (1.6) X OBP: 0.353, SLG: 0.383	0-0 6-3 1-2	0-0 F8			0-0 1B 3B 1B		0-0 6-3	0-0 HBP BB		4	1	1	1	1	0	3			
Rick Reichardt, R (1.7) X OBP: 0.364, SLG: 0.422	0-0 6-3 2-3		0-3 K		0-0 3B 1-H 3-H FC1-2-5 3B		0-0 S BB	0-0 HBP BB		3	0	1	3	1	1	1			
Bill Voss, L (1.9) X OBP: 0.299, SLG: 0.295	0-0 4-3		0-0 F8		0-0 FC1-2-5 3-H		0-3 K 1-2	0-0 F9		5	0	0	0	0	1	6			
Aurelio Rodriguez, R (1.5) X OBP: 0.291, SLG: 0.338		0-0 6-3			0-0 L6			0-0 P6		4	0	0	0	0	0	1			
Jim Spencer, L (1.3) X OBP: 0.357, SLG: 0.368		0-0 1B HBP 1B 1B			0-0 G3			0-0 1B 1B 1B		4	2	3	0	0	0	0			
Joe Azcue, R (1.2) H OBP: 0.294, SLG: 0.273		1-0 1B HBP 1B			0-0 F9			0-0 F8		1	1	0	0	0	0	0			
Buck Rodgers, S (6.2) X OBP: 0.143, SLG: 0.077		1-2 1B HBP			0-0 K			0-0 1B BB 1B		2	0	0	0	0	0	2			
Andy Messersmith, R (1.1) X Ken Tatum, R (8.1) X OBP: 0.178, SLG: 0.042 OBP: 0.500, SLG: 0.500		0-3 K			0-3 K			0-0 1B BB 1B		3	0	0	0	0	2	3			
<b>Inning Stats</b>	R: 1 E: 1 K: 0 S: 5	H: 1 LOB: 1 BB: 0 P: 5	R: 2 E: 0 K: 1 S: 8	H: 3 LOB: 2 BB: 0 P: 9	R: 0 E: 0 K: 1 S: 5	H: 0 LOB: 0 BB: 0 P: 5	R: 0 E: 0 K: 1 S: 5	H: 0 LOB: 0 BB: 0 P: 5	R: 2 E: 0 K: 0 S: 6	H: 3 LOB: 1 BB: 0 P: 6	R: 0 E: 0 K: 0 S: 4	H: 1 LOB: 1 BB: 0 P: 4	R: 0 E: 0 K: 1 S: 5	H: 0 LOB: 1 BB: 1 P: 9	R: 3 E: 0 K: 0 S: 7	H: 4 LOB: 3 BB: 1 P: 12	1B: 10 2B: 0 3B: 2 HR: 0	SF: 0 SAC: 0 DP: 0 HBP: 2	WP: 0 PA: 41 PB: 0 SB: 1 CS: 0
<b>PITCHER</b>	IP WLS BF H R ER SO BB IBB HBP BLK WP HR S P ERA WHIP																		
John Geinar, R (1.1) ERA: 2.15	4.0 L 18 4 3 2 3 0 0 1 0 0 0 0 23 24 4.50 1.000																		
Mike Marshall, R (5.1) ERA: 4.86	2.0 10 4 2 2 0 0 0 0 0 0 0 10 10 9.00 2.000																		
Jerry Stephenson, R (7.1) ERA: 16.2	1.2 12 4 3 3 1 2 0 1 0 0 0 11 20 16.20 3.600																		
Jim Bouton, R (8.1) ERA: 2.96	0.1 1 0 0 0 0 0 0 0 0 0 0 1 1 0.00 0.000																		





Batter	1	2	3	4	5	6	7	8	9	AB	R	H	RBI	BB	SO	LOB	TOP										
<b>Tommy Harper, R</b> OBP: 0.366, SLG: 0.325 (1, 5)	F7		L7		F8		1-3		L7	5	0	0	0	0	0	2											
<b>Mike Hegan, L</b> OBP: 0.426, SLG: 0.476 (1, 9)	FC4-6 BB				F5	1-2 HR BB	6-3			2	1	0	0	2	0	0											
<b>Tommy Davis, R</b> OBP: 0.289, SLG: 0.336 (1, 7)	FC4-6 1-2			4-3	F9		G3			4	0	0	0	0	0	3											
<b>Don Mincher, L</b> OBP: 0.372, SLG: 0.411 (1, 3)	L8			K					F7	4	1	1	3	0	1	1											
<b>Wayne Comer, R</b> OBP: 0.355, SLG: 0.420 (1, 8)		0-3 K							F7	2	1	0	0	2	1	0											
<b>Jerry McNettney, R</b> OBP: 0.313, SLG: 0.415 (1, 2)		0-3 K			E8 3B		5-3		F8	4	1	0	0	0	1	2											
<b>John Donaldson, L</b> OBP: 0.299, SLG: 0.247 (1, 4)				4-3						0	1	0	0	0	0	0											
<b>John Kennedy, R</b> OBP: 0.340, SLG: 0.348 (1, 6)					F7					4	1	2	1	0	0	1											
<b>Gus Gil, R</b> OBP: 0.331, SLG: 0.295 (9, 6)						WP 2B			4-3	0	0	0	0	0	0	0											
<b>Gene Brabender, R</b> OBP: 0.161, SLG: 0.103 (1, 1)					F9					4	1	0	0	0	2	2											
<b>Inning Stats</b>	R: 0 E: 0 K: 0 S: 3	H: 0 LOB: 1 BB: 1 P: 7	R: 0 E: 0 K: 2 S: 7	H: 0 LOB: 0 BB: 0 P: 7	R: 0 E: 0 K: 1 S: 3	H: 0 LOB: 0 BB: 0 P: 3	R: 0 E: 0 K: 1 S: 5	H: 0 LOB: 0 BB: 0 P: 5	R: 7 E: 1 K: 1 S: 10	H: 3 LOB: 2 BB: 2 P: 18	R: 0 E: 0 K: 0 S: 6	H: 1 LOB: 1 BB: 0 P: 6	R: 0 E: 0 K: 0 S: 3	H: 0 LOB: 0 BB: 0 P: 3	R: 0 E: 0 K: 0 S: 2	H: 0 LOB: 0 BB: 1 P: 6	R: 0 E: 0 K: 0 S: 4	H: 1 LOB: 1 BB: 0 P: 4	1B: 1 2B: 2 3B: 1 HR: 1	SF: 0 SAC: 0 DP: 0 HBP: 0	WP: 2 PA: 37 PB: 0 SB: 0 CS: 1						
<b>PITCHER</b>	IP	WLS	BF	H	R	ER	SO	BB	IBB	HBP	BLK	WP	HR	S	P	ERA	WHIP										
<b>Chuck Dobson, R</b> ERA: 3.07 (1, 1)	5.0	L	23	3	7	3	4	3	0	0	0	1	1	28	40	5.40	1.200										
<b>Jim Nash, R</b> ERA: 3.24 (6, 1)	2.0		7	1	0	0	1	0	0	0	0	0	0	9	9	0.00	0.500										
<b>Marcel Lachemann, R</b> ERA: 1.29 (8, 1)	2.0		7	1	0	0	0	1	0	0	0	0	0	6	10	0.00	1.000										

Seattle Pilots @ Oakland Athletics  
Oakland-Alameda County Coliseum, Oakland, CA  
Tue Jul 01 1969, 7:05 PM PDT  
Att: 5,375 - Unknown

AB 29  
R 7  
H 3  
RBI 4  
BB 4  
SO 5  
LOB 11



Batter	1	2	3	4	5	6	7	8	9	AB	R	H	RBI	BB	SO	LOB	BOTTOM										
<b>Bert Campaneris, R</b> OBP: 0.303, SLG: 0.315 (1, 6)	CS BB		F5		1B		K		E	4	0	2	0	1	1	1											
<b>Ted Kubiak, S</b> OBP: 0.400, SLG: 0.415 (1, 4)	F7		BB BB 1B		1B		E4		E4	5	0	2	0	0	0	4											
<b>Reggie Jackson, L</b> OBP: 0.412, SLG: 0.733 (1, 9)	HR		BB BB		F6		3-1		F8	4	1	1	1	1	0	7											
<b>Sal Bando, R</b> OBP: 0.396, SLG: 0.485 (1, 5)	1B		BB BB		K				F7	4	0	1	0	1	1	5											
<b>Danny Cater, R</b> OBP: 0.319, SLG: 0.377 (1, 3)	F2		BB BB		F9		6-3		L6	4	0	0	0	0	0	4											
<b>Rick Monday, L</b> OBP: 0.392, SLG: 0.434 (1, 8)		0-3 K			K		4-3		1B BB	3	0	0	0	1	2	0											
<b>Tommy Reynolds, R</b> OBP: 0.349, SLG: 0.535 (1, 7)			L8		F9		F8			4	0	1	0	0	0	0											
<b>Larry Haney, R</b> OBP: 0.299, SLG: 0.375 (1, 2)		0-3 K			5-3				F8	4	0	0	0	0	1	0											
<b>Chuck Dobson, R</b> OBP: 0.186, SLG: 0.145 (5, PH)					6-3		F4			1	0	0	0	0	0	0											
<b>Mike Herzberg, R</b> OBP: 0.292, SLG: 0.239 (6, PH)							F4			1	0	0	0	0	0	0											
<b>Jim Nash, R</b> OBP: 0.354, SLG: 0.200 (6, PH)										0	0	0	0	0	0	0											
<b>Tony La Russa, R</b> OBP: 0.299, SLG: 0.229 (7, PH)										1	0	0	0	0	0	1											
<b>Marcel Lachemann, R</b> OBP: 0.203, SLG: 0.229 (8, PH)									E 1B BB	0	0	0	0	0	0	0											
<b>Inning Stats</b>	R: 1 E: 0 K: 0 S: 4	H: 2 LOB: 1 BB: 1 P: 8	R: 0 E: 0 K: 2 S: 7	H: 0 LOB: 0 BB: 0 P: 7	R: 0 E: 0 K: 1 S: 5	H: 1 LOB: 3 BB: 2 P: 12	R: 0 E: 0 K: 1 S: 5	H: 0 LOB: 0 BB: 0 P: 5	R: 0 E: 0 K: 1 S: 7	H: 2 LOB: 2 BB: 0 P: 7	R: 0 E: 0 K: 0 S: 3	H: 0 LOB: 0 BB: 0 P: 3	R: 0 E: 2 K: 1 S: 7	H: 0 LOB: 2 BB: 0 P: 7	R: 0 E: 0 K: 0 S: 3	H: 1 LOB: 2 BB: 1 P: 7	R: 0 E: 1 K: 0 S: 5	H: 1 LOB: 3 BB: 1 P: 9	1B: 6 2B: 0 3B: 0 HR: 1	SF: 0 SAC: 0 DP: 0 HBP: 0	WP: 0 PA: 40 PB: 0 SB: 0 CS: 1						
<b>PITCHER</b>	IP	WLS	BF	H	R	ER	SO	BB	IBB	HBP	BLK	WP	HR	S	P	ERA	WHIP										
<b>Gene Brabender, R</b> ERA: 4.29 (1, 1)	9.0	W	40	7	1	1	5	5	0	0	0	0	1	45	65	1.00	1.333										

Seattle Pilots @ Oakland Athletics  
Oakland-Alameda County Coliseum, Oakland, CA  
Tue Jul 01 1969, 7:05 PM PDT  
Att: 5,375 - Unknown

AB 35  
R 1  
H 7  
RBI 1  
BB 5  
SO 5  
LOB 22





Batter	1	2	3	4	5	6	7	8	9	AB	R	H	RBI	BB	SO	LOB	TOP		
Tommy Harper, R OBP: 0.365, SLG: 0.324 (1, 5)										4	0	1	0	0	0	3			
Mike Hegan, L OBP: 0.425, SLG: 0.472 (1, 9)										4	0	1	0	0	1	1			
Tommy Davis, R OBP: 0.268, SLG: 0.332 (1, 7)										3	0	0	0	1	1	2			
Don Mincher, L OBP: 0.366, SLG: 0.404 (1, 3)										4	0	0	0	0	1	3			
Wayne Comer, R OBP: 0.354, SLG: 0.414 (1, 8)										3	0	0	0	1	1	1			
Jerry McNettney, R OBP: 0.306, SLG: 0.406 (1, 2)										4	0	0	0	0	1	1			
John Donaldson, L OBP: 0.271, SLG: 0.260 (1, 4)										0	0	0	0	0	0	0			
Gus Gil, R OBP: 0.331, SLG: 0.296 (1, 6)										3	0	1	0	0	0	1			
Marty Pattin, R OBP: 0.205, SLG: 0.205 (7, PH)										2	0	0	0	0	2	3			
Merritt Ranew, L OBP: 0.365, SLG: 0.303 (7, 1)										1	0	0	0	0	1	1			
Diego Segui, R OBP: 0.133, SLG: 0.071 (7, 1)										0	0	0	0	0	0	0			
<b>Inning Stats</b>	R: 0 E: 0 K: 1 S: 6	H: 1 LOB: 1 BB: 0 P: 6	R: 0 E: 0 K: 1 S: 7	H: 2 LOB: 3 BB: 1 P: 11	R: 0 E: 0 K: 0 S: 3	H: 0 LOB: 0 BB: 0 P: 3	R: 0 E: 0 K: 0 S: 3	H: 0 LOB: 0 BB: 0 P: 3	R: 0 E: 0 K: 1 S: 5	H: 1 LOB: 1 BB: 0 P: 6	R: 0 E: 0 K: 1 S: 6	H: 1 LOB: 1 BB: 0 P: 6	R: 0 E: 0 K: 1 S: 5	H: 0 LOB: 1 BB: 1 P: 9	R: 0 E: 0 K: 2 S: 7	H: 0 LOB: 0 BB: 0 P: 7	1B: 5 2B: 0 3B: 0 HR: 0	SF: 0 SAC: 0 DP: 0 HBP: 0	WP: 0 PA: 34 PB: 0 SB: 1 CS: 0
<b>PITCHER</b> Blue Moon Odom, R ERA: 2.28 (1, 1)	IP: 9.0 WLS: W BF: 34 H: 5 R: 0 ER: 0 SO: 8 BB: 2 IBB: 0 HBP: 0 BLK: 0 WP: 0 HR: 0 S: 48 P: 56 ERA: 0.00 WHIP: 0.778															<b>PITCHER</b>			

Seattle Pilots @ Oakland Athletics  
Oakland-Alameda County Coliseum, Oakland, CA  
Wed Jul 02 1969, 7:05 PM PDT  
Att: 5,012 - Unknown

AB 28  
R 0  
H 3  
RBI 0  
BB 2  
SO 8  
LOB 16



Batter	1	2	3	4	5	6	7	8	9	AB	R	H	RBI	BB	SO	LOB	BOTTOM		
Bert Campaneris, R OBP: 0.302, SLG: 0.314 (1, 6)										4	0	1	0	0	0	1			
Ted Kubiak, S OBP: 0.380, SLG: 0.391 (1, 4)										4	0	0	0	0	0	1			
Reggie Jackson, L OBP: 0.416, SLG: 0.769 (1, 9)										4	3	3	3	0	1	0			
Sal Bando, R OBP: 0.394, SLG: 0.481 (1, 5)										4	1	1	0	0	2	0			
Danny Cater, R OBP: 0.325, SLG: 0.389 (1, 3)										4	0	3	1	0	0	0			
Rick Monday, L OBP: 0.386, SLG: 0.426 (1, 8)										4	0	0	0	0	1	3			
Tommie Reynolds, R OBP: 0.344, SLG: 0.330 (1, 7)										3	0	0	0	0	0	1			
Phil Roof, R OBP: 0.302, SLG: 0.274 (1, 2)										3	0	1	0	0	1	1			
Blue Moon Odom, R OBP: 0.295, SLG: 0.452 (1, 1)										2	1	1	1	0	1	0			
<b>Inning Stats</b>	R: 2 E: 0 K: 0 S: 6	H: 4 LOB: 1 BB: 0 P: 6	R: 1 E: 0 K: 1 S: 6	H: 1 LOB: 0 BB: 0 P: 6	R: 0 E: 0 K: 2 S: 7	H: 0 LOB: 0 BB: 0 P: 7	R: 0 E: 0 K: 0 S: 4	H: 1 LOB: 1 BB: 0 P: 4	R: 0 E: 0 K: 1 S: 5	H: 0 LOB: 0 BB: 0 P: 5	R: 1 E: 0 K: 1 S: 6	H: 1 LOB: 0 BB: 0 P: 6	R: 0 E: 0 K: 0 S: 4	H: 1 LOB: 1 BB: 0 P: 4	R: 1 E: 0 K: 1 S: 7	H: 2 LOB: 1 BB: 0 P: 7	1B: 4 2B: 2 3B: 0 HR: 4	SF: 0 SAC: 1 DP: 0 HBP: 0	WP: 1 PA: 33 PB: 0 SB: 0 CS: 1
<b>PITCHER</b> Marty Pattin, R ERA: 4.72 Diego Segui, R ERA: 3.55 (7, 1)	IP: 6.0 WLS: L BF: 24 H: 7 R: 4 ER: 4 SO: 4 BB: 0 IBB: 0 HBP: 0 BLK: 0 WP: 1 HR: 3 S: 34 P: 34 ERA: 6.00 WHIP: 1.167															<b>PITCHER</b>			

Seattle Pilots @ Oakland Athletics  
Oakland-Alameda County Coliseum, Oakland, CA  
Wed Jul 02 1969, 7:05 PM PDT  
Att: 5,012 - Unknown

AB 32  
R 5  
H 10  
RBI 5  
BB 0  
SO 6  
LOB 7





Batter	1	2	3	4	5	6	7	8	9	AB	R	H	RBI	BB	SO	LOB	TOP			
Tommy Harper, R OBP: 0.360, SLG: 0.319	F8	F3			K			6-3		4	0	0	0	0	1	0	<b>Seattle Pilots @ Kansas City Royals</b> Municipal Stadium, Kansas City, MO Fri Jul 04 1969, 4:33 AM EDT Unknown - 92 F <a href="http://livebaseballscorecards.com">livebaseballscorecards.com</a>			
Mike Hegan, L OBP: 0.424, SLG: 0.463	HBP 1B BB		F7		K			K		3	1	0	0	1	2	0				
Tommy Davis, R OBP: 0.267, SLG: 0.327	1B HBP BB		K		F6			4-3		3	0	0	0	1	1	0				
Don Mincher, L OBP: 0.364, SLG: 0.411	K					L3			G5-4-3 BB	3	1	1	1	1	2					
Rich Rollins, R OBP: 0.278, SLG: 0.339	1B HBP		F7			F9		G5-4-3		3	0	0	0	0	0	1				
Jerry McNettney, R OBP: 0.305, SLG: 0.402	1B				5-3			F7		4	0	1	1	0	0	0				
John Donaldson, L Gordy Lund, R	4-3							6-3		3	0	1	0	0	0	3				
Gus Gil, R			K		F7					3	0	1	0	0	1	1				
Fred Talbot, R John O'Donoghue, R Jim Bouton, R			K		FC6			6-3		3	0	0	0	0	1	1				
										0	0	0	0	0	0	0				
<b>Inning Stats</b>	R: 1 E: 0 K: 1 S: 6	H: 1 LOB: 3 BB: 2 P: 15	R: 0 E: 0 K: 2 S: 7	H: 0 LOB: 0 BB: 0 P: 7	R: 1 E: 0 K: 1 S: 6	H: 1 LOB: 1 BB: 0 P: 6	R: 0 E: 0 K: 0 S: 4	H: 1 LOB: 1 BB: 0 P: 4	R: 0 E: 0 K: 0 S: 3	H: 0 LOB: 0 BB: 0 P: 3	R: 0 E: 0 K: 0 S: 3	H: 1 LOB: 0 BB: 3 P: 3	R: 0 E: 0 K: 1 S: 5	H: 0 LOB: 0 BB: 1 P: 5	R: 0 E: 0 K: 0 S: 2	H: 0 LOB: 0 BB: 1 P: 6	1B: 3 2B: 0 3B: 0 HR: 1	SF: 0 SAC: 0 DP: 1 HBP: 1	WP: 0 PB: 0 SB: 0 CS: 0	PA: 33
<b>PITCHER</b> Roger Nelson, R ERA: 2.97	IP: 9.0 WLS: W BF: 33	H: 4 R: 2 ER: 2 SO: 7	BB: 3 IBB: 0 HBP: 1 BLK: 0	WP: 0 HR: 1 S: 43 P: 56	ERA: 2.00 WHIP: 0.778	<b>PITCHER</b>										ERA: 2.00 WHIP: 0.778				

Batter	1	2	3	4	5	6	7	8	9	AB	R	H	RBI	BB	SO	LOB	BOTTOM			
Joe Foy, R OBP: 0.339, SLG: 0.332	5-3	6-3			6-3					4	2	1	2	1	0	2	<b>Seattle Pilots @ Kansas City Royals</b> Municipal Stadium, Kansas City, MO Fri Jul 04 1969, 4:33 AM EDT Unknown - 92 F <a href="http://livebaseballscorecards.com">livebaseballscorecards.com</a>			
Pat Kelly, L OBP: 0.371, SLG: 0.408	F2		F8 S 1B		6-3		1H 2H 2B	2B	1-2 HR BB	5	1	2	1	0	1	3				
Mike Fiore, L OBP: 0.401, SLG: 0.414	F3		K				2H 2B	1B	2B	5	2	2	2	0	1	1				
Bob Oliver, R OBP: 0.298, SLG: 0.425		HBP 1B 1B	F8				2H 2B	1B	1-2 2B BB	4	3	2	4	1	0	1				
Lou Piniella, R OBP: 0.309, SLG: 0.435		HBP 1B 1B	F2				1H 2H 2B	2B	1-2 2-3 3-H HR	5	1	2	2	0	0	1				
Ellie Rodriguez, R OBP: 0.339, SLG: 0.344		SH5-4 1B HBP			K		5-3			3	0	0	0	0	1	1				
Jerry Adair, R Juan Rios, R					F7			FC1-5 1B	4-3 1B 2B	3	0	2	2	0	0	0				
Jackie Hernandez, R OBP: 0.288, SLG: 0.304					F9			FC1-5 2B	4-3 1B 2B	4	1	1	0	0	1	3				
Roger Nelson, R OBP: 0.158, SLG: 0.114		SH5-4			5-3			FC1-5 2B	1B HR BB	2	2	0	0	1	0	2				
										1B: 8 2B: 4 3B: 0 HR: 1	SF: 0 SAC: 1 DP: 0 HBP: 1	WP: 0 PB: 0 SB: 1 CS: 0	PA: 41							
<b>Inning Stats</b>	R: 0 E: 0 K: 0 S: 3	H: 0 LOB: 0 BB: 0 P: 3	R: 2 E: 0 K: 1 S: 8	H: 3 LOB: 2 BB: 0 P: 9	R: 0 E: 0 K: 1 S: 6	H: 1 LOB: 1 BB: 0 P: 6	R: 0 E: 0 K: 1 S: 5	H: 0 LOB: 0 BB: 0 P: 5	R: 0 E: 0 K: 0 S: 3	H: 0 LOB: 0 BB: 0 P: 3	R: 6 E: 0 K: 0 S: 9	H: 6 LOB: 1 BB: 1 P: 13	R: 5 E: 0 K: 1 S: 8	H: 3 LOB: 0 BB: 2 P: 16	R: 0 E: 0 K: 0 S: 2	H: 0 LOB: 0 BB: 1 P: 6	1B: 8 2B: 4 3B: 0 HR: 1	SF: 0 SAC: 1 DP: 0 HBP: 1	WP: 0 PB: 0 SB: 1 CS: 0	PA: 41
<b>PITCHER</b> Fred Talbot, R ERA: 4.03 John O'Donoghue, L ERA: 2.86 Jim Bouton, R ERA: 3.75	IP: 6.2 WLS: L BF: 29	H: 8 R: 6 ER: 6 SO: 3	BB: 0 IBB: 0 HBP: 1 BLK: 0	WP: 0 HR: 0 S: 34 P: 35	ERA: 8.10 WHIP: 1.200	<b>PITCHER</b>										ERA: 4.03 WHIP: 1.200				







Batter	1	2	3	4	5	6	7	8	9	AB	R	H	RBI	BB	SO	LOB	TOP																					
Tommy Harper, R OBP: 0.397, SLG: 0.313 (1, 5)	L5		1-3		6-3		E3		F9	5	0	0	0	0	0	1																						
Mike Hegan, L OBP: 0.432, SLG: 0.471 (1, 9) (7, 3)	L8		1B		BB		3-1		K	4	2	2	1	1	1	1																						
Wayne Comer, R OBP: 0.362, SLG: 0.416 (1, 8)	L8		2B		1B		K			3	0	1	0	1	1	2																						
Don Mincher, L OBP: 0.365, SLG: 0.419 Bob Locker, S (7, 1)	1B		2B		BB		F5		F5	4	0	2	2	0	0	3																						
Steve Hovley, L OBP: 0.250, SLG: 0.417 (1, 7) (7, 9)	1B		F6							4	0	1	0	0	0	2																						
Jerry McNetney, R OBP: 0.299, SLG: 0.393 (1, 2)		5-3			L9		F2		F2	4	0	0	0	0	0	0																						
John Donaldson, L OBP: 0.257, SLG: 0.258 (1, 4)		F2			L9		1-3			4	0	1	0	0	0	0																						
Gordy Lund, R OBP: 0.167, SLG: 0.167 Gus Gil, R OBP: 0.331, SLG: 0.308 (8, PH) (8, 6)		F6			K				F9	3	1	1	0	0	1	0																						
Mike Marshall, R OBP: 0.333, SLG: 0.393 John O'Donoghue, R OBP: 0.276, SLG: 0.335 Rich Rollins, R OBP: 0.276, SLG: 0.335 Jim Bouton, R OBP: 0.276, SLG: 0.335 Tommy Davis, R OBP: 0.276, SLG: 0.335 (1, 1) (4, 1) (5, PH) (5, 1) (7, PH) (7, 7)			6-3		F6				5-3	1	0	0	0	0	0	0																						
<b>Inning Stats</b>	R: 1 E: 0 K: 0 S: 5	H: 3 LOB: 2 BB: 0 P: 5	R: 0 E: 0 K: 0 S: 3	H: 0 LOB: 0 BB: 0 P: 3	R: 1 E: 0 K: 0 S: 5	H: 2 LOB: 2 BB: 1 P: 9	R: 0 E: 0 K: 1 S: 5	H: 0 LOB: 0 BB: 1 P: 5	R: 0 E: 0 K: 0 S: 4	H: 1 LOB: 2 BB: 1 P: 8	R: 0 E: 0 K: 0 S: 3	H: 0 LOB: 0 BB: 0 P: 3	R: 2 E: 1 K: 1 S: 8	H: 2 LOB: 1 BB: 0 P: 8	R: 0 E: 0 K: 0 S: 4	H: 1 LOB: 1 BB: 0 P: 4	R: 0 E: 0 K: 1 S: 5	H: 0 LOB: 0 BB: 0 P: 5	1B: 5 2B: 4 3B: 0 HR: 0	SF: 0 SAC: 0 DP: 0 HBP: 0	WP: 0 PA: 38 PB: 0 SB: 0 CS: 0																	
<b>PITCHER</b>	IP	WLS	BF	H	R	ER	SO	BB	IBB	HBP	BLK	WP	HR	S	P	ERA	WHIP	<b>PITCHER</b>				IP	WLS	BF	H	R	ER	SO	BB	IBB	HBP	BLK	WP	HR	S	P	ERA	WHIP
Mike Hedlund, R ERA: 3.97 (1, 1)	4.2		21	6	2	2	1	2	0	0	0	0	0	21	29	3.86	1.714																					
Tom Burgmeier, L ERA: 3.32 (5, 1)	1.2	W	8	2	2	1	0	0	0	0	0	0	0	8	8	5.40	1.200																					
Moe Drabowsky, R ERA: 2.39 (7, 1)	2.2	S	9	1	0	0	2	0	0	0	0	0	0	13	13	0.00	0.375																					

Seattle Pilots @ Kansas City Royals  
Municipal Stadium, Kansas City, MO  
Sat Jul 05 1969, 8:05 PM EDT  
Att: 10,268 - Unknown - 76 F

AB 36  
R 4  
H 9  
RBI 4  
BB 2  
SO 3  
LOB 10



Batter	1	2	3	4	5	6	7	8	9	AB	R	H	RBI	BB	SO	LOB	BOTTOM																					
Pat Kelly, L OBP: 0.373, SLG: 0.407 (1, 9)	BB	F3		WP		F3		G4-3		5	0	2	1	0	0	3																						
Joe Foy, R OBP: 0.340, SLG: 0.332 (1, 4)	L1-6		F8	SF8		BLK		6-3		3	0	1	1	1	0	0																						
Mike Fiore, L OBP: 0.404, SLG: 0.416 (1, 3)	L1-6		4-1	FC4-2		CS				3	0	0	0	1	0	2																						
Bob Oliver, R OBP: 0.296, SLG: 0.419 (1, 8)		6-3		F3		CS		5-3		4	0	1	0	0	0	1																						
Lou Piniella, R OBP: 0.321, SLG: 0.446 (1, 7)		1B				F9		6-3		4	1	2	0	0	0	0																						
Buck Martinez, R OBP: 0.357, SLG: 0.444 (1, 2)		2B		L8		1B		1B		4	2	2	0	0	0	2																						
Paul Schaal, R OBP: 0.458, SLG: 0.476 (1, 5)		1B				E5		1B		4	1	3	1	0	0	0																						
Jackie Hernandez, R OBP: 0.293, SLG: 0.308 (1, 6)		SF7		E		6-3		1B		3	1	2	2	0	0	1																						
Mike Hedlund, R OBP: 0.263, SLG: 0.263 Tom Burgmeier, L OBP: 0.154, SLG: 0.154 Moe Drabowsky, R OBP: 0.111, SLG: 0.111 (1, 1) (5, 1) (7, 1)		SF7		E		6-3		1B		2	1	2	0	0	0	0																						
<b>Inning Stats</b>	R: 0 E: 0 K: 0 S: 2	H: 1 LOB: 0 BB: 1 P: 6	R: 2 E: 0 K: 0 S: 7	H: 4 LOB: 2 BB: 0 P: 7	R: 0 E: 0 K: 0 S: 5	H: 2 LOB: 0 BB: 0 P: 5	R: 3 E: 1 K: 0 S: 7	H: 4 LOB: 1 BB: 0 P: 7	R: 0 E: 1 K: 0 S: 4	H: 0 LOB: 1 BB: 0 P: 4	R: 0 E: 0 K: 0 S: 3	H: 1 LOB: 1 BB: 1 P: 7	R: 1 E: 0 K: 0 S: 5	H: 3 LOB: 2 BB: 0 P: 5	R: 0 E: 0 K: 0 S: 3	H: 1 LOB: 0 BB: 0 P: 3	1B: 15 2B: 2 3B: 0 HR: 0	SF: 2 SAC: 0 DP: 2 HBP: 0	WP: 1 PA: 39 PB: 0 SB: 1 CS: 1																			
<b>PITCHER</b>	IP	WLS	BF	H	R	ER	SO	BB	IBB	HBP	BLK	WP	HR	S	P	ERA	WHIP	<b>PITCHER</b>				IP	WLS	BF	H	R	ER	SO	BB	IBB	HBP	BLK	WP	HR	S	P	ERA	WHIP
Mike Marshall, R ERA: 5.13 (1, 1)	3.0	L	18	10	0	5	0	1	0	0	0	0	0	17	21	15.00	3.667																					
John O'Donoghue, L ERA: 2.75 (4, 1)	1.0		4	1	0	0	0	0	0	0	0	1	0	4	4	0.00	1.000																					
Jim Bouton, R ERA: 3.61 (5, 1)	2.0		8	1	0	0	0	1	0	0	1	0	0	7	11	0.00	1.000																					
Bob Locker, R ERA: 4.11 (7, 1)	2.0		8	4	1	1	0	0	0	0	0	0	0	8	8	4.50	2.000																					

Seattle Pilots @ Kansas City Royals  
Municipal Stadium, Kansas City, MO  
Sat Jul 05 1969, 8:05 PM EDT  
Att: 10,268 - Unknown - 76 F

AB 34  
R 6  
H 16  
RBI 5  
BB 2  
SO 0  
LOB 9





Batter	1	2	3	4	5	6	7	8	9	AB	R	H	RBI	BB	SO	LOB	TOP										
Tommy Harper, R OBP: 0.356, SLG: 0.312 Steve Hovley, L OBP: 0.321, SLG: 0.500	F7	F5				HR 1B		2B 1B		1	0	0	0	0	0	0	1 0 0 0 0 0 0 4 1 3 1 0 0 1										
Mike Hegan, L OBP: 0.430, SLG: 0.469 Don Mincher, L OBP: 0.370, SLG: 0.455	E3 2B		HR			HR		F8		1	1	0	0	0	0	0	1 1 0 0 0 0 0 4 2 3 4 0 0 1										
Wayne Comer, R OBP: 0.359, SLG: 0.409	2B BB		6-3		1-3		5-3	L8		4	1	0	0	1	0	1	4 1 0 0 1 0 1										
Tommy Davis, R OBP: 0.270, SLG: 0.336	2B		5-3		F3		K		F9	5	0	1	2	0	1	0	5 0 1 2 0 1 0										
Rich Rollins, R OBP: 0.273, SLG: 0.331	F3		6-3		1B		F7		6-3	5	0	1	0	0	0	1	5 0 1 0 0 0 1										
Jerry McNettney, R OBP: 0.296, SLG: 0.394	K				K		F8		E2 1B	5	1	1	0	0	2	2	5 1 1 0 0 2 2										
John Donaldson, L OBP: 0.267, SLG: 0.260			K					F3		3	1	1	0	1	1	1	3 1 1 0 1 1 1										
Gordy Lund, R OBP: 0.200, SLG: 0.200 Ray Oyler, R OBP: 0.266, SLG: 0.318	F7				K		6-3		SH 1B	4	1	1	1	0	1	2	4 1 1 1 0 1 2 0 0 0 0 0 0 0										
Gene Brabender, R OBP: 0.176, SLG: 0.125 Diego Segui, R OBP: 0.133, SLG: 0.071					F9		K		SH 2B	3	0	1	0	0	1	2	3 0 1 0 0 1 2 0 1 0 0 0 0 0										
<b>Inning Stats</b>	R: 2 E: 1 K: 1 S: 7	H: 1 LOB: 1 BB: 1 P: 11	R: 0 E: 0 K: 1 S: 6	H: 1 LOB: 0 BB: 0 P: 6	R: 1 E: 0 K: 0 S: 4	H: 1 LOB: 0 BB: 0 P: 4	R: 0 E: 0 K: 2 S: 7	H: 0 LOB: 1 BB: 1 P: 11	R: 2 E: 0 K: 0 S: 6	H: 3 LOB: 1 BB: 0 P: 6	R: 1 E: 0 K: 1 S: 7	H: 3 LOB: 2 BB: 0 P: 7	R: 0 E: 0 K: 1 S: 5	H: 0 LOB: 0 BB: 0 P: 5	R: 3 E: 2 K: 0 S: 7	H: 3 LOB: 1 BB: 0 P: 7	R: 0 E: 0 K: 0 S: 3	H: 0 LOB: 0 BB: 0 P: 3	1B: 6 2B: 4 3B: 0 HR: 2	SF: 0 SAC: 1 DP: 0 HBP: 0	WP: 0 PB: 0 SB: 0 CS: 0	PA: 42					
<b>PITCHER</b>	IP	WLS	BF	H	R	ER	SO	BB	IBB	HBP	BLK	WP	HR	S	P	ERA	WHIP										
Bill Butler, L ERA: 3.63	6.0	L	29	9	6	5	5	2	0	0	0	0	2	37	45	7.50	1.833										
Don O'Riley, R ERA: 7.50	2.0		10	3	3	2	1	0	0	0	0	0	0	12	12	9.00	1.500										
Galen Cisco, R ERA: 1.29	1.0		3	0	0	0	0	0	0	0	0	0	0	3	3	0.00	0.000										

Seattle Pilots @ Kansas City Royals  
Municipal Stadium, Kansas City, MO  
Sun Jul 06 1969, 4:33 AM EDT  
Att: 26,480 - Unknown - 88 F

AB 39  
R 9  
H 12  
RBI 8  
BB 2  
SO 6  
LOB 11



Batter	1	2	3	4	5	6	7	8	9	AB	R	H	RBI	BB	SO	LOB	BOTTOM										
Pat Kelly, L OBP: 0.381, SLG: 0.410	HBP 1B				1-3 BB		BB 1B		1-3	3	2	2	0	2	0	0	3 2 2 0 2 0 0										
Joe Foy, R OBP: 0.341, SLG: 0.331 Juan Rios, R OBP: 0.310, SLG: 0.324	G5-3 1B	F5			F9		BB 1B		K	1	0	0	0	0	0	3	1 0 0 0 0 0 3 2 0 1 0 0 0 1										
Chuck Harrison, R OBP: 0.273, SLG: 0.290 Mike Fiore, L OBP: 0.406, SLG: 0.415	HBP				1-3		BB		K	1	0	0	0	0	1	0	1 0 0 0 0 1 0 3 0 1 1 1 0 1										
Bob Oliver, R OBP: 0.291, SLG: 0.414	G5-3				F7		SF7			3	0	0	1	0	1	3	3 0 0 1 0 1 3										
Lou Piniella, R OBP: 0.320, SLG: 0.454	F2						F8			4	1	1	1	0	0	3	4 1 1 1 0 0 3										
Buck Martinez, R OBP: 0.344, SLG: 0.419					6-3		F9		F9	4	0	1	0	0	0	0	4 0 1 0 0 0 0										
Paul Schaal, R OBP: 0.464, SLG: 0.458					K		BB		F9	3	0	1	0	1	1	0	3 0 1 0 1 1 0										
Jackie Hernandez, R OBP: 0.290, SLG: 0.304 Don O'Riley, R OBP: 0.259, SLG: 0.333 Galen Cisco, R					F8		F4		F8	3	0	0	0	0	0	3	3 0 0 0 0 0 3 0 0 0 0 0 0 0 1 0 0 0 0 0 0 0 0 0 0 0 0 0										
Bill Butler, L OBP: 0.100, SLG: 0.100 Jerry Adair, R OBP: 0.286, SLG: 0.278					K		K		L6	1	0	0	0	0	1	0	1 0 0 0 0 1 0 2 0 0 0 0 1 0										
<b>Inning Stats</b>	R: 1 E: 0 K: 0 S: 4	H: 2 LOB: 1 BB: 0 P: 5	R: 0 E: 0 K: 0 S: 5	H: 2 LOB: 3 BB: 1 P: 9	R: 1 E: 0 K: 1 S: 6	H: 1 LOB: 0 BB: 0 P: 6	R: 0 E: 0 K: 2 S: 7	H: 0 LOB: 0 BB: 0 P: 7	R: 0 E: 0 K: 0 S: 3	H: 0 LOB: 1 BB: 1 P: 7	R: 1 E: 0 K: 1 S: 7	H: 2 LOB: 2 BB: 1 P: 11	R: 0 E: 0 K: 0 S: 3	H: 0 LOB: 0 BB: 0 P: 3	R: 0 E: 0 K: 1 S: 5	H: 0 LOB: 0 BB: 0 P: 5	1B: 6 2B: 0 3B: 0 HR: 1	SF: 1 SAC: 1 DP: 1 HBP: 1	WP: 0 PB: 0 SB: 0 CS: 0	PA: 38							
<b>PITCHER</b>	IP	WLS	BF	H	R	ER	SO	BB	IBB	HBP	BLK	WP	HR	S	P	ERA	WHIP										
Gene Brabender, R ERA: 4.28	6.1	W	30	7	3	3	4	3	1	1	0	0	1	33	50	4.26	1.579										
Diego Segui, R ERA: 3.44	2.2	S	8	0	0	0	1	0	0	0	0	0	0	10	10	0.00	0.000										

Seattle Pilots @ Kansas City Royals  
Municipal Stadium, Kansas City, MO  
Sun Jul 06 1969, 4:33 AM EDT  
Att: 26,480 - Unknown - 88 F

AB 31  
R 3  
H 7  
RBI 3  
BB 4  
SO 5  
LOB 14









Batter	1	2	3	4	5	6	7	8	9	AB	R	H	RBI	BB	SO	LOB	TOP					
Sandy Alomar Sr. S OBP: 0.276, SLG: 0.269 (1, 4)	0-0 6-3		0-0 1B			4-0 BB		0-0 2B		3	0	2	0	1	0	0	<b>California Angels @ Seattle Pilots</b> Sicks Stadium, Boston, MA Tue Jul 08 1969, 10:05 PM EDT Att: 6,877 - Unknown					
Jay Johnstone L OBP: 0.285, SLG: 0.359 (1, 8)	0-0 HR		0-0 F8			0-0 F9		0-0 3-1		4	1	1	1	0	0	4						
Jim Fregosi R OBP: 0.354, SLG: 0.399 (1, 6)	0-0 1-3		0-0 6-3			0-0 F9			0-0 5-3	4	0	0	0	0	0	3						
Rick Reichardt R OBP: 0.358, SLG: 0.406 (1, 7)	0-3 K			0-0 2-3		0-0 5-3			0-0 P3	4	0	0	0	0	1	1						
Bubba Morton R OBP: 0.388, SLG: 0.477 (1, 9)		0-0 F8		4-0 G6-4-3 BB			0-3 K		0-0 1B	3	0	1	0	1	1	0						
Joe Azcue R OBP: 0.302, SLG: 0.273 (1, 2)		0-0 F7		0-0 G6-4-3			0-0 5-3		0-0 F9	4	0	0	0	0	0	2						
Aurelio Rodriguez R OBP: 0.276, SLG: 0.323 (1, 5)		0-0 5-3			0-3 K		0-0 F9			3	0	0	0	0	1	0						
Jim Spencer L OBP: 0.333, SLG: 0.339 (1, 3)			0-0 1B		0-0 4-3			0-0 P4		3	0	1	0	0	0	0						
Jim McGlothlin R OBP: 0.114, SLG: 0.088 Eddie Fisher R (7, 1) Lou Johnson R OBP: 0.268, SLG: 0.252 Hoyt Wilhelm R (8, 1)			0-0 P5		0-3 K			0-0 6-3		2	0	0	0	0	1	1	<b>AB 31</b> <b>R 1</b> <b>H 5</b> <b>RBI 1</b> <b>BB 2</b> <b>SO 4</b> <b>LOB 11</b>					
<b>Inning Stats</b>	R: 1 E: 0 K: 1 S: 6	H: 1 LOB: 0 BB: 0 P: 6	R: 0 E: 0 K: 0 S: 3	H: 0 LOB: 0 BB: 0 P: 3	R: 0 E: 0 K: 0 S: 5	H: 2 LOB: 2 BB: 0 P: 5	R: 0 E: 0 K: 0 S: 2	H: 0 LOB: 0 BB: 1 P: 6	R: 0 E: 0 K: 2 S: 7	H: 0 LOB: 0 BB: 0 P: 7	R: 0 E: 0 K: 0 S: 3	H: 0 LOB: 1 BB: 1 P: 7	R: 0 E: 0 K: 1 S: 5	H: 0 LOB: 0 BB: 0 P: 5	R: 0 E: 0 K: 0 S: 4	H: 1 LOB: 1 BB: 0 P: 4		R: 0 E: 0 K: 0 S: 4	H: 1 LOB: 1 BB: 0 P: 4	1B: 3 2B: 1 3B: 0 HR: 1	SF: 0 SAC: 0 DP: 1 HBP: 0	WP: 0 PB: 0 SB: 0 CS: 0
<b>PITCHER</b> Gary Roggenburk L ERA: 5.34 (1, 1)	IP: 9.0 WLS: W BF: 33 H: 5 R: 1 ER: 1 SO: 4 BB: 2 IBB: 0 HBP: 0 BLK: 0 WP: 0 HR: 1 S: 39 P: 47 ERA: 1.00 WHIP: 0.778															<b>PITCHER</b>	IP: 9.0 WLS: W BF: 33 H: 5 R: 1 ER: 1 SO: 4 BB: 2 IBB: 0 HBP: 0 BLK: 0 WP: 0 HR: 1 S: 39 P: 47 ERA: 1.00 WHIP: 0.778					

Batter	1	2	3	4	5	6	7	8	9	AB	R	H	RBI	BB	SO	LOB	BOTTOM			
Steve Hovley L OBP: 0.389, SLG: 0.543 (1, 9)	0-0 FC5-4 1B	0-0 4-3			0-0 4-3 1B		4-0 CS BB			3	0	2	0	1	0	1	<b>California Angels @ Seattle Pilots</b> Sicks Stadium, Boston, MA Tue Jul 08 1969, 10:05 PM EDT Att: 6,877 - Unknown			
Gus Gil R OBP: 0.312, SLG: 0.289 (1, 5)	0-0 FC5-4 HR		0-0 F7		0-0 4-3		0-0 F8			4	1	0	0	0	0	4				
Tommy Davis R OBP: 0.326, SLG: 0.326 Tommy Harper R OBP: 0.356, SLG: 0.312 (1, 7) (9, 8)	0-0 E5 HR		0-0 F8		0-0 6-3			0-3 K		4	1	0	0	0	1	2				
Don Mincher L OBP: 0.374, SLG: 0.469 (1, 3)	0-0 HR		0-0 G3			4-0 CS BB		0-0 FC6-5 2B		3	1	2	3	1	0	0				
Wayne Comer R OBP: 0.356, SLG: 0.402 (9, 7)	0-0 6-3			0-0 F9 1-3 1B		0-0 F9		0-0 FC6-5 S		4	0	1	0	0	0	2				
Jerry McNettney R OBP: 0.300, SLG: 0.392 (1, 2)	0-0 F9			0-0 1-3		4-0 BB		0-3 K		3	0	0	0	1	1	2				
John Donaldson L OBP: 0.259, SLG: 0.252 (1, 4)		0-0 4-3		0-0 F9		0-0 3-1				3	0	0	0	0	0	2				
Ray Oyler R OBP: 0.289, SLG: 0.322 Gordy Lund R OBP: 0.214, SLG: 0.214 (1, 6) (4, 6)		0-0 1B		0-0 6-3			0-0 CS SH3-4 1B			1	0	1	0	0	0	0				
Garry Roggenburk R OBP: 0.111, SLG: 0.111 (1, 1)	0-3 K				0-0 4-3		0-0 SH3-4			2	0	0	0	0	1	1	<b>AB 29</b> <b>R 3</b> <b>H 7</b> <b>RBI 3</b> <b>BB 3</b> <b>SO 3</b> <b>LOB 15</b>			
<b>Inning Stats</b>	R: 3 E: 1 K: 0 S: 6	H: 2 LOB: 0 BB: 0 P: 6	R: 0 E: 0 K: 1 S: 6	H: 1 LOB: 0 BB: 0 P: 6	R: 0 E: 0 K: 0 S: 3	H: 0 LOB: 0 BB: 0 P: 3	R: 0 E: 0 K: 0 S: 4	H: 1 LOB: 1 BB: 0 P: 4	R: 0 E: 0 K: 0 S: 4	H: 1 LOB: 1 BB: 0 P: 4	R: 0 E: 0 K: 0 S: 2	H: 0 LOB: 2 BB: 2 P: 10	R: 0 E: 0 K: 0 S: 3	H: 1 LOB: 1 BB: 1 P: 7	R: 0 E: 0 K: 2 S: 8	H: 1 LOB: 1 BB: 0 P: 8		1B: 5 2B: 1 3B: 0 HR: 1	SF: 0 SAC: 1 DP: 0 HBP: 0	WP: 0 PB: 0 SB: 1 CS: 3
<b>PITCHER</b> Jim McGlothlin R ERA: 2.72 Eddie Fisher R ERA: 3.0 Hoyt Wilhelm R ERA: 3.43 (1, 1) (7, 1) (8, 1)	IP: 6.1 WLS: L BF: 27 H: 6 R: 3 ER: 2 SO: 1 BB: 2 IBB: 0 HBP: 0 BLK: 0 WP: 0 HR: 1 S: 27 P: 35 ERA: 2.84 WHIP: 1.263															<b>PITCHER</b>	IP: 6.1 WLS: L BF: 27 H: 6 R: 3 ER: 2 SO: 1 BB: 2 IBB: 0 HBP: 0 BLK: 0 WP: 0 HR: 1 S: 27 P: 35 ERA: 2.84 WHIP: 1.263			



Batter	1	2	3	4	5	6	7	8	9	AB	R	H	RBI	BB	SO	LOB	TOP
Sandy Alomar Sr. S OBP: 0.279, SLG: 0.272										4	0	2	0	0	0	0	<p>California Angels @ Seattle Pilots Sicks Stadium, Boston, MA Wed Jul 09 1969, 10:05 PM EDT Unknown</p>
Bill Voos L OBP: 0.309, SLG: 0.304										4	0	0	0	0	0	3	
Jim Fregosi R OBP: 0.353, SLG: 0.396 Ruben Amaro R OBP: 0.296, SLG: 0.208										2	0	0	0	1	1	1	
Rick Reichardt R OBP: 0.354, SLG: 0.401										3	0	0	0	0	1	2	
Jay Johnstone L OBP: 0.282, SLG: 0.355										3	0	0	0	0	0	0	
Jim Spencer L OBP: 0.325, SLG: 0.330										3	0	0	0	0	0	0	
Joe Azcue R OBP: 0.297, SLG: 0.268										3	0	0	0	0	0	0	
Aurelio Rodriguez R OBP: 0.277, SLG: 0.323										3	0	1	0	0	0	0	
Clyde Wright R OBP: 0.333, SLG: 0.333 Lou Johnson R OBP: 0.266, SLG: 0.250 Eddie Fisher R Pedro Borbon R Roger Repoz L OBP: 0.267, SLG: 0.264										1	0	0	0	0	0	1	
<b>Inning Stats</b>	R: 0 E: 0 K: 2 S: 8	H: 1 LOB: 1 BB: 0 P: 8	R: 0 E: 0 K: 0 S: 3	H: 0 LOB: 0 BB: 0 P: 3	R: 0 E: 0 K: 0 S: 4	H: 2 LOB: 1 BB: 0 P: 4	R: 0 E: 0 K: 0 S: 3	H: 0 LOB: 0 BB: 0 P: 3	R: 0 E: 0 K: 0 S: 3	H: 0 LOB: 0 BB: 1 P: 6	R: 0 E: 0 K: 0 S: 3	H: 0 LOB: 1 BB: 0 P: 4	R: 0 E: 1 K: 0 S: 4	H: 0 LOB: 1 BB: 0 P: 4	1B: 3 2B: 0 3B: 0 HR: 0	SF: 0 SAC: 0 DP: 1 HBP: 0	
<b>PITCHER</b> Fred Talbot R ERA: 3.5	IP: 9.0 WLS: W BF: 30 H: 3 R: 0 ER: 0 SO: 2 BB: 1 IBB: 0 HBP: 0 BLK: 1 WP: 0 HR: 0 S: 33 P: 37 ERA: 0.00 WHIP: 0.444																

Batter	1	2	3	4	5	6	7	8	9	AB	R	H	RBI	BB	SO	LOB	BOTTOM		
Tommy Harper R OBP: 0.357, SLG: 0.314 Steve Hovley L OBP: 0.389, SLG: 0.543										5	1	2	0	0	0	1	<p>California Angels @ Seattle Pilots Sicks Stadium, Boston, MA Wed Jul 09 1969, 10:05 PM EDT Unknown</p>		
Wayne Comer R OBP: 0.354, SLG: 0.402										5	1	1	0	0	2				
Tommy Davis R OBP: 0.329, SLG: 0.329 Steve Whitaker L OBP: 0.371, SLG: 0.424										4	1	2	2	0	1				
Don Mincher L OBP: 0.372, SLG: 0.465										4	0	1	1	0	2				
Rich Rollins R OBP: 0.271, SLG: 0.328										4	0	1	0	0	1				
Jerry McNettney R OBP: 0.303, SLG: 0.399										4	1	2	0	0	1				
John Donaldson L OBP: 0.276, SLG: 0.271										4	1	3	1	0	0				
Gordy Lund R OBP: 0.278, SLG: 0.188										2	1	0	0	2	2				
Fred Talbot R OBP: 0.286, SLG: 0.333										4	2	2	4	0	1	3			
<b>Inning Stats</b>	R: 0 E: 0 K: 0 S: 3	H: 0 LOB: 0 BB: 0 P: 3	R: 0 E: 0 K: 1 S: 7	H: 2 LOB: 3 BB: 1 P: 11	R: 2 E: 0 K: 0 S: 5	H: 3 LOB: 0 BB: 0 P: 5	R: 0 E: 0 K: 1 S: 5	H: 0 LOB: 0 BB: 0 P: 5	R: 1 E: 0 K: 0 S: 5	H: 2 LOB: 1 BB: 0 P: 5	R: 4 E: 0 K: 0 S: 6	H: 3 LOB: 0 BB: 1 P: 10	R: 1 E: 0 K: 0 S: 6	H: 3 LOB: 2 BB: 0 P: 6	R: 0 E: 0 K: 0 S: 4	H: 1 LOB: 1 BB: 0 P: 4		1B: 11 2B: 2 3B: 0 HR: 1	SF: 0 SAC: 0 DP: 1 HBP: 0
<b>PITCHER</b> Clyde Wright L ERA: 4.97 Eddie Fisher R ERA: 3.67 Pedro Borbon R ERA: 4.83	IP: 5.0 WLS: L BF: 22 H: 7 R: 3 ER: 3 SO: 3 BB: 1 IBB: 0 HBP: 0 BLK: 0 WP: 0 HR: 0 S: 25 P: 29 ERA: 5.40 WHIP: 1.600	1.1 10 5 5 5 0 0 1 0 0 0 1 9 13 33.75 3.750	1.2 7 2 0 0 0 0 0 0 0 0 0 7 7 0.00 1.200																



Batter	1	2	3	4	5	6	7	8	9	AB	R	H	RBI	BB	SO	LOB	TOP					
Sandy Alomar Sr. S OBP: 0.284, SLG: 0.278 (1,4)										5	2	3	0	0	0	1						
Bill Voos L OBP: 0.311, SLG: 0.313 (1,9)										5	1	2	1	0	1	2						
Jim Fregosi R OBP: 0.355, SLG: 0.393 (1,6)										2	1	0	0	2	1	2						
Jay Johnstone L OBP: 0.282, SLG: 0.355 (1,8)										3	0	1	1	0	1	2						
Rick Reichardt R OBP: 0.349, SLG: 0.394 (1,7)										4	0	0	0	0	2	4						
Jim Spencer L OBP: 0.331, SLG: 0.336 (1,3)										4	0	2	0	0	1	0						
Aurelio Rodriguez R OBP: 0.276, SLG: 0.320 (1,5)										3	1	0	0	1	1	2	AB 34					
Tom Egan R OBP: 0.204, SLG: 0.153 (1,2)										4	0	1	1	0	1	1	R 5					
George Brunet R OBP: 0.154, SLG: 0.087 (1,1)										4	0	0	0	0	1	1	H 9					
																	RBI 3					
																	BB 3					
																	SO 9					
																	LOB 15					
<b>Inning Stats</b>	R: 3 E: 1 K: 0 S: 6	H: 3 LOB: 1 BB: 1 P: 10	R: 0 E: 0 K: 1 S: 5	H: 0 LOB: 0 BB: 0 P: 5	R: 0 E: 0 K: 2 S: 7	H: 0 LOB: 1 BB: 1 P: 11	R: 0 E: 0 K: 0 S: 3	H: 0 LOB: 0 BB: 0 P: 3	R: 1 E: 0 K: 1 S: 7	H: 2 LOB: 1 BB: 0 P: 7	R: 0 E: 0 K: 2 S: 8	H: 1 LOB: 1 BB: 0 P: 8	R: 0 E: 0 K: 1 S: 6	H: 1 LOB: 1 BB: 0 P: 6	R: 0 E: 0 K: 2 S: 7	H: 1 LOB: 0 BB: 0 P: 7	R: 1 E: 0 K: 0 S: 4	H: 1 LOB: 1 BB: 1 P: 8	1B: 7 2B: 3 3B: 0 HR: 0	SF: 1 SAC: 0 DP: 1 HBP: 0	WP: 0 PB: 0 SB: 2 CS: 1	PA: 38
<b>PITCHER</b>	IP WLS BF H R ER SO BB IBB HBP BLK WP HR S P ERA WHIP																					
John Gelnar R ERA: 2.48 (1,1)	5.0 L 22 5 4 2 4 2 0 0 0 0 0 0 28 36 3.60 1.400																					
Jim Bouton R ERA: 3.48 (6,1)	2.0 8 2 0 0 3 0 0 0 0 0 0 0 14 14 0.00 1.000																					
Diego Segui R ERA: 3.47 (8,1)	2.0 8 2 1 1 2 1 0 0 0 0 0 0 11 15 4.50 1.500																					

California Angels @ Seattle Pilots  
Sicks Stadium, Boston, MA  
Wed Jul 09 1969, 10:05 PM EDT  
Att: 8,461 - Unknown

AB	34
R	5
H	9
RBI	3
BB	3
SO	9
LOB	15

Batter	1	2	3	4	5	6	7	8	9	AB	R	H	RBI	BB	SO	LOB	BOTTOM					
Steve Hovley L OBP: 0.375, SLG: 0.513 (1,9)										4	0	1	0	0	0	2						
Wayne Comer R OBP: 0.348, SLG: 0.395 (1,8)										4	0	0	0	0	1	1						
Tommy Davis R OBP: 0.289, SLG: 0.331 (1,7)										4	0	2	0	0	0	0						
Don Mincher L OBP: 0.370, SLG: 0.462 (1,3)										4	0	1	0	0	1	2						
Gus Gil R OBP: 0.310, SLG: 0.282 (9,4)										3	0	0	0	1	0	3						
Jim Pagliaroni R OBP: 0.302, SLG: 0.302 (1,2)										4	0	1	0	0	0	1						
John Donaldson L OBP: 0.277, SLG: 0.273 Ray Oyler R OBP: 0.288, SLG: 0.320 (9,6)										3	0	1	0	0	1	1	AB 33					
Gordy Lund R OBP: 0.318, SLG: 0.211 (9,5)										1	0	0	0	0	1	0	R 0					
John Gelnar R (1,1)										1	0	0	0	0	1	0	H 7					
Rich Rollins R OBP: 0.270, SLG: 0.326 (5,PH)										1	0	0	0	0	0	1	RBI 0					
Jim Bouton R (6,1)										0	0	0	0	0	0	0	BB 2					
Jerry McNertney R OBP: 0.302, SLG: 0.397 (7,PH)										0	0	0	0	0	0	0	SO 5					
Diego Segui R OBP: 0.333, SLG: 0.071 (8,1)										0	0	0	0	0	0	0	LOB 14					
<b>Inning Stats</b>	R: 0 E: 0 K: 1 S: 6	H: 2 LOB: 1 BB: 0 P: 6	R: 0 E: 0 K: 0 S: 3	H: 1 LOB: 1 BB: 1 P: 7	R: 0 E: 0 K: 1 S: 5	H: 0 LOB: 0 BB: 0 P: 5	R: 0 E: 0 K: 1 S: 5	H: 0 LOB: 0 BB: 0 P: 5	R: 0 E: 0 K: 0 S: 3	H: 0 LOB: 1 BB: 1 P: 9	R: 0 E: 0 K: 0 S: 5	H: 1 LOB: 2 BB: 0 P: 5	R: 0 E: 0 K: 1 S: 7	H: 2 LOB: 2 BB: 0 P: 7	R: 0 E: 0 K: 0 S: 4	H: 1 LOB: 1 BB: 0 P: 4	R: 0 E: 0 K: 0 S: 3	H: 0 LOB: 0 BB: 0 P: 3	1B: 7 2B: 0 3B: 0 HR: 0	SF: 0 SAC: 0 DP: 0 HBP: 0	WP: 1 PB: 1 SB: 0 CS: 0	PA: 35
<b>PITCHER</b>	IP WLS BF H R ER SO BB IBB HBP BLK WP HR S P ERA WHIP																					
George Brunet L ERA: 3.87 (1,1)	9.0 W 35 7 0 0 5 2 0 0 0 0 1 0 43 51 0.00 1.000																					

California Angels @ Seattle Pilots  
Sicks Stadium, Boston, MA  
Wed Jul 09 1969, 10:05 PM EDT  
Att: 8,461 - Unknown

AB	33
R	0
H	7
RBI	0
BB	2
SO	5
LOB	14



Batter	1	2	3	4	5	6	7	8	9	AB	R	H	RBI	BB	SO	LOB	TOP					
Steve Hovley, L (1,9) OBP: 0.341, SLG: 0.465	0-0 4-3		0-0 L3		0-0 F4			0-0 F8		4	0	0	0	0	0	1						
Gus Gil, R (1,4) OBP: 0.302, SLG: 0.274	0-0 5-3		0-0 6-3			0-0 6-3		0-0 F9		4	0	0	0	0	0	1						
Wayne Comer, R (1,8) OBP: 0.348, SLG: 0.391	0-0 F3			4-0 1B WP 1B BB		0-0 5-3			0-0 5-3	3	1	0	0	1	0	0						
Tommy Davis, R (1,7) OBP: 0.275, SLG: 0.338		0-0 WP G6-4-3 2B		0-0 WP G4-6-3 1B		0-0 L9			4-0 BB	3	2	2	0	1	0	0						
Don Mincher, L (1,3) OBP: 0.375, SLG: 0.462		4-0 G6-4-3 BB		0-0 G4-6-3 1B			4-0 BB		0-3 K	2	0	1	0	2	1	1						
Jerry McNettney, R (1,2) OBP: 0.296, SLG: 0.389		0-0 G6-4-3 1-2 2-3 3-H		0-0 G4-6-3 1-2 2-3			0-0 F2		0-0 5-3	4	0	0	0	0	0	4						
Ron Clark, R (1,5) OBP: 0.091, SLG: 0.091		0-0 5-6-3		0-0 L7			0-0 F3			3	0	0	0	0	0	1						
Gordy Lund, R (1,6) OBP: 0.320, SLG: 0.227			0-0 1B		0-3 K			0-0 F8		3	0	1	0	0	1	1						
Gene Brabender, R (1,1) OBP: 0.167, SLG: 0.118			0-3 K		0-0 2-3			0-3 K		2	0	0	0	0	1	1						
John O'Donoghue, R (5,1)										0	0	0	0	0	0	0						
Tommy Harper, R (8, PH) OBP: 0.355, SLG: 0.313										1	0	0	0	0	1	0						
Dick Baney, R (8,1)										0	0	0	0	0	0	0						
<b>Inning Stats</b>	R: 0 E: 0 K: 0 S: 3	H: 0 LOB: 0 BB: 0 P: 3	R: 1 E: 0 K: 0 S: 3	H: 1 LOB: 0 BB: 1 P: 7	R: 0 E: 0 K: 1 S: 6	H: 1 LOB: 1 BB: 0 P: 6	R: 2 E: 0 K: 0 S: 4	H: 2 LOB: 0 BB: 1 P: 8	R: 0 E: 0 K: 0 S: 5	H: 0 LOB: 0 BB: 0 P: 5	R: 0 E: 0 K: 0 S: 3	H: 0 LOB: 0 BB: 0 P: 3	R: 0 E: 0 K: 0 S: 3	H: 0 LOB: 1 BB: 1 P: 7	R: 0 E: 0 K: 1 S: 5	H: 0 LOB: 0 BB: 0 P: 5	R: 0 E: 0 K: 1 S: 5	H: 0 LOB: 1 BB: 1 P: 9	1B: 3 2B: 1 3B: 0 HR: 0	SF: 0 SAC: 0 DP: 2 HBP: 0	WP: 2 PB: 0 SB: 0 CS: 0	PA: 33
<b>PITCHER</b> Tom Hall, L (1,1) ERA: 4.15	IP: 9.0 WLS: W BF: 33 H: 4 R: 3 ER: 3 SO: 4 BB: 4 IBB: 0 HBP: 0 BLK: 0 WP: 2 HR: 0 S: 37 P: 53 ERA: 3.00 WHIP: 0.889															<b>PITCHER</b>						

Seattle Pilots @ Minnesota Twins  
Metropolitan Stadium, Bloomington, MI  
Fri Jul 11 1969, 8:05 PM EDT  
Att: 19,221 - Unknown - 86 F

AB 29  
R 3  
H 4  
RBI 0  
BB 4  
SO 4  
LOB 10



Batter	1	2	3	4	5	6	7	8	9	AB	R	H	RBI	BB	SO	LOB	BOTTOM			
Ted Uhlaender, L (1,7) OBP: 0.334, SLG: 0.339	0-0 5-3	0-0 1-H HR			0-0 CS 1B		1-0 G3 HBP	4-0 FC6-4 BB		3	1	2	2	1	0	0				
Rod Carew, L (1,4) OBP: 0.407, SLG: 0.530	0-0 F9	0-3 K			0-0 1-2 3B 1B		0-0 G3 1-2	0-0 FC6-4		5	1	1	0	0	1	4				
Tony Oliva, L (1,9) OBP: 0.396, SLG: 0.524	4-0 HR BB		0-0 3-1		0-0 1-H 2B 3B		0-0 L7			3	2	1	1	1	0	0				
Harmon Killebrew, R (1,5) OBP: 0.416, SLG: 0.610	0-0 1-H HR		0-0 5-3		0-0 1B 2B			0-0 HR		4	3	3	4	0	0	0				
Frank Quilici, R (9,5) OBP: 0.259, SLG: 0.244					3-H 1B 2B					0	0	0	0	0	0	0				
Rich Reese, L (1,3) OBP: 0.347, SLG: 0.526	0-0 2B		0-3 K		0-0 2-H 1B			0-0 1B 3B		4	1	3	1	0	1	0				
John Roseboro, L (1,2) OBP: 0.367, SLG: 0.367	0-0 4-3			0-0 F8	0-0 L8			0-0 BB 1B 1B		4	0	1	1	0	0	2				
Leo Cardenas, R (1,6) OBP: 0.349, SLG: 0.397		0-0 F7		0-0 6-3		0-3 K		0-0 F9		4	0	0	0	0	1	1				
Cesar Tovar, R (1,8) OBP: 0.293, SLG: 0.343		1-0 S HR HBP		0-0 6-3		0-0 4-3		0-0 BB 1B		3	1	1	0	0	0	0				
Tom Hall, L (1,1) OBP: 0.143, SLG: 0.190		0-3 K			0-0 F2	0-3 K		0-0 F7		4	0	0	0	0	2	3				
<b>Inning Stats</b>	R: 2 E: 0 K: 0 S: 5	H: 2 LOB: 1 BB: 1 P: 9	R: 2 E: 0 K: 2 S: 8	H: 1 LOB: 0 BB: 0 P: 9	R: 0 E: 0 K: 1 S: 5	H: 0 LOB: 0 BB: 0 P: 5	R: 0 E: 0 K: 0 S: 3	H: 0 LOB: 0 BB: 0 P: 3	R: 3 E: 0 K: 0 S: 7	H: 5 LOB: 1 BB: 0 P: 7	R: 0 E: 0 K: 2 S: 7	H: 0 LOB: 0 BB: 0 P: 7	R: 0 E: 0 K: 0 S: 2	H: 0 LOB: 0 BB: 0 P: 3	R: 2 E: 0 K: 0 S: 7	H: 4 LOB: 3 BB: 1 P: 11	1B: 5 2B: 2 3B: 2 HR: 3	SF: 0 SAC: 0 DP: 1 HBP: 2	WP: 0 PB: 0 SB: 1 CS: 1	PA: 38
<b>PITCHER</b> Gene Brabender, R (1,1) ERA: 4.74	IP: 4.2 WLS: L BF: 22 H: 7 R: 7 ER: 7 SO: 3 BB: 1 IBB: 1 HBP: 0 BLK: 0 WP: 0 HR: 2 S: 26 P: 31 ERA: 13.50 WHIP: 1.714															<b>PITCHER</b>				
John O'Donoghue, L (5,1) ERA: 2.59	2.1 8 1 0 0 2 0 0 1 0 0 0 11 12 0.00 0.429																			
Dick Baney, R (8,1) ERA: 18.0	1.0 8 4 2 2 0 1 0 0 0 0 1 7 11 18.00 5.000																			

Seattle Pilots @ Minnesota Twins  
Metropolitan Stadium, Bloomington, MI  
Fri Jul 11 1969, 8:05 PM EDT  
Att: 19,221 - Unknown - 86 F

AB 34  
R 9  
H 12  
RBI 9  
BB 2  
SO 5  
LOB 10





Batter	1	2	3	4	5	6	7	8	9	AB	R	H	RBI	BB	SO	LOB	TOP			
Steve Hovley, L (1, 9) OBP: 0.333, SLG: 0.447	0-0 1B 4-1		0-0 G3			0-0 F9		0-0 F5		4	1	1	0	0	0	0				
Gus Gil, R (1, 4) OBP: 0.301, SLG: 0.273	0-0 4-1		0-0 5-3			0-0 6-3		0-0 1B		4	0	1	0	0	0	1				
Tommy Davis, R (1, 7) OBP: 0.278, SLG: 0.340	0-0 1B G4-6-3 2-H			0-0 6-3		0-0 1B		0-0 L9		4	0	2	1	0	0	1				
Don Mincher, L (1, 3) OBP: 0.374, SLG: 0.456	0-0 G4-6-3			4-0 1B BB		0-0 L9			0-0 F9	3	0	0	0	1	0	2				
Wayne Comer, R (1, 8) OBP: 0.346, SLG: 0.388		0-0 L1		0-0 G6-3 1B			0-3 K		0-0 F3	4	0	1	0	0	1	0				
Merritt Ranew, L (1, 5) OBP: 0.367, SLG: 0.286		0-0 4-3		0-0 G6-3			4-0 BB		0-0 F8	3	0	0	0	1	0	2				
Jim Pagliaroni, R (1, 2) OBP: 0.288, SLG: 0.286					0-0 F2		0-3 K			3	0	0	0	0	1	1				
Ron Clark, R (1, 6) OBP: 0.071, SLG: 0.071					0-0 F4		0-0 6-3			3	0	0	0	0	0	2				
Marty Pattin, R (1, 1) OBP: 0.208, SLG: 0.191						0-0 6-3			0-0 F6	2	0	0	0	0	1	0				
John O'Donoghue, R (5, 1)										0	0	0	0	0	0	0				
Jim Bouton, R (5, 1)										0	0	0	0	0	0	0				
Jerry McNertney, R (8, PH) OBP: 0.295, SLG: 0.387										1	0	0	0	0	0	0				
Jerry Stephenson, L (8, 1)										0	0	0	0	0	0	0				
<b>Inning Stats</b>	R: 1 E: 0 K: 0 S: 4	H: 2 LOB: 0 BB: 0 P: 4	R: 0 E: 1 K: 0 S: 4	H: 0 LOB: 1 BB: 0 P: 4	R: 0 E: 0 K: 1 S: 5	H: 0 LOB: 0 BB: 0 P: 5	R: 0 E: 0 K: 0 S: 3	H: 1 LOB: 1 BB: 1 P: 7	R: 0 E: 0 K: 0 S: 3	H: 0 LOB: 0 BB: 0 P: 3	R: 0 E: 0 K: 2 S: 4	H: 1 LOB: 1 BB: 0 P: 4	R: 0 E: 0 K: 2 S: 7	H: 0 LOB: 1 BB: 1 P: 11	R: 0 E: 0 K: 0 S: 4	H: 1 LOB: 0 BB: 0 P: 3	1B: 5 2B: 0 3B: 0 HR: 0	SF: 0 SAC: 0 DP: 2 HBP: 0	WP: 0 PB: 0 SB: 0 CS: 0	PA: 33
<b>PITCHER</b> Jim Perry, R (1, 1) ERA: 3.35	IP: 9.0 WLS: W BF: 33 H: 5 R: 1 ER: 1 SO: 3 BB: 2 IBB: 0 HBP: 0 BLK: 0 WP: 0 HR: 0 S: 37 P: 45 ERA: 1.00 WHIP: 0.778																			

Seattle Pilots @ Minnesota Twins  
Metropolitan Stadium, Bloomington, MI  
Sat Jul 12 1969, 4:33 AM EDT  
Att: 17,616 - Unknown - 90 F

AB 31  
R 1  
H 5  
RBI 1  
BB 2  
SO 3  
LOB 9



Batter	1	2	3	4	5	6	7	8	9	AB	R	H	RBI	BB	SO	LOB	BOTTOM			
Ted Uhlhaender, L (1, 8) OBP: 0.332, SLG: 0.337	0-0 F8		0-0 F7	0-0 L9	0-0 1B 1-2 2-H		0-3 K			5	0	1	1	0	1	2				
Graig Nettles, L (1, 7) OBP: 0.325, SLG: 0.377	0-3 K		0-0 F9		0-0 1B WP F9		0-3 K			5	1	1	0	0	2	3				
Tony Oliva, L (1, 9) OBP: 0.399, SLG: 0.529	0-0 L7		0-0 BB 1B		0-0 WP SF9 2B	0-0 2B 1B		0-0 E8 1B 1B		4	3	3	0	0	0	0				
Charlie Manuel, L (7, 9) OBP: 0.374, SLG: 0.355			1-2 BB 1B		1-3 SF9 2B	0-0 2B 1B		0-0 E8 1B 1B		1	1	1	0	0	0	0				
Harmon Killebrew, R (1, 5) OBP: 0.418, SLG: 0.608		0-3 K	4-0 1B BB		4-0 BB FC3-2 BB	0-0 2B 1B		0-0 6-3		1	0	0	0	2	1	0				
Frank Quilici, R (6, 5) OBP: 0.264, SLG: 0.262			1-2 2-3 BB		2-3 3-H 4-0 FC3-2 BB	1-H 2B 2B		0-0 6-3		2	1	1	1	0	0	1				
Rich Reese, L (1, 3) OBP: 0.358, SLG: 0.546		0-0 HR	0-0 FC4 1B		0-0 FC3-2 1B BB	0-0 F9		0-0 1-3 1B		4	2	3	4	1	0	1				
John Roseboro, L (1, 2) OBP: 0.383, SLG: 0.361		4-0 BB	0-0 FC4		0-0 SF9 1B BB	0-0 5-3		0-0 1-3 1B		3	0	0	1	1	0	4				
Leo Cardenas, R (1, 6) OBP: 0.352, SLG: 0.400		0-3 K		0-3 K	1-2 2-3 3-H 4-0 FC3-2 1B BB	0-0 2B		4-0 BB		3	1	1	1	2	2	1				
Cesar Tovar, R (1, 4) OBP: 0.291, SLG: 0.344	0-0 F9			0-0 4-3 2B	0-0 FC3-2 1B 1B	0-0 6-3		0-0 L6		5	1	1	0	0	0	7				
Jim Perry, S (1, 1) OBP: 0.238, SLG: 0.256			0-0 BB 1B 1B	0-0 4-3	0-0 1B 1B		0-0 3-1			4	1	2	2	0	0	1				
<b>Inning Stats</b>	R: 0 E: 0 K: 1 S: 5	H: 0 LOB: 0 BB: 0 P: 5	R: 1 E: 0 K: 2 S: 8	H: 1 LOB: 1 BB: 1 P: 12	R: 2 E: 0 K: 0 S: 6	H: 3 LOB: 2 BB: 1 P: 10	R: 0 E: 0 K: 1 S: 6	H: 1 LOB: 0 BB: 0 P: 6	R: 5 E: 0 K: 0 S: 7	H: 4 LOB: 2 BB: 3 P: 19	R: 2 E: 0 K: 0 S: 6	H: 3 LOB: 1 BB: 0 P: 6	R: 0 E: 0 K: 2 S: 7	H: 0 LOB: 0 BB: 0 P: 7	R: 1 E: 1 K: 0 S: 5	H: 2 LOB: 2 BB: 1 P: 9	1B: 9 2B: 4 3B: 0 HR: 1	SF: 1 SAC: 0 DP: 0 HBP: 0	WP: 1 PB: 0 SB: 0 CS: 0	PA: 44
<b>PITCHER</b> Marty Pattin, R (1, 1) ERA: 5.05	IP: 4.0 WLS: L BF: 22 H: 7 R: 6 ER: 6 SO: 4 BB: 3 IBB: 0 HBP: 0 BLK: 0 WP: 1 HR: 1 S: 27 P: 39 ERA: 13.50 WHIP: 2.500																			
John O'Donoghue, L (5, 1) ERA: 3.09	0.1 0 0 0 0	3 0 0 0 0	0 0 0 0 0	0 0 0 0 0	2 0 0 0 0	0 0 0 0 0	0 0 0 0 0	0 0 0 0 0	0 0 0 0 0	1 9 0.00 6.000										
Jim Bouton, R (5, 1) ERA: 3.63	2.2 5 4 4 2	13 2 1 0 0	5 4 4 2 0	4 2 0 0 0	0 0 0 0 0	0 0 0 0 0	0 0 0 0 0	0 0 0 0 0	0 0 0 0 0	17 17 13.50 1.875										
Jerry Stephenson, R (8, 1) ERA: 10.13	1.0 6 2 1 0 0	2 1 0 0 0	2 1 0 0 0	0 0 0 0 0	1 0 0 0 0	0 0 0 0 0	0 0 0 0 0	0 0 0 0 0	0 0 0 0 0	5 9 0.00 3.000										

Seattle Pilots @ Minnesota Twins  
Metropolitan Stadium, Bloomington, MI  
Sat Jul 12 1969, 4:33 AM EDT  
Att: 17,616 - Unknown - 90 F

AB 37  
R 11  
H 14  
RBI 10  
BB 6  
SO 6  
LOB 20





Batter	1	2	3	4	5	6	7	8	9	AB	R	H	RBI	BB	SO	LOB	TOP			
Steve Hovley, L (1.9) OBP: 0.327, SLG: 0.431	0-0 4-3		0-0 CS 1B			0-3 K		0-0 G1-6-3		4	0	1	0	0	1	1				
Gus Gil, R (1.5) OBP: 0.299, SLG: 0.273	0-0 F9		0-0 L4			0-0 F3		0-0 1B		4	0	1	0	0	0	1				
Wayne Comer, R (1.8) OBP: 0.345, SLG: 0.390	0-0 S 2B			0-0 F4		0-0 5-3		0-0 F8		4	0	1	0	0	0	1				
Tommy Davis, R (1.7) OBP: 0.278, SLG: 0.339	0-0 5-3			0-0 L7			0-0 FC5-4 1B SF8	0-0 F9		4	1	1	0	0	0	1				
Don Mincher, L (1.3) OBP: 0.372, SLG: 0.453		0-0 F5		0-0 E3			0-0 FC5-4 1B	0-0 3-1		4	0	1	0	0	0	0				
Jerry McNettney, R (1.2) OBP: 0.299, SLG: 0.404		0-0 1B		0-0 L9			0-0 FC5-4 1B 1-2 2-3	0-0 HR		4	1	2	1	0	0	3				
Ron Clark, R (1.4) OBP: 0.056, SLG: 0.059		0-0 L8		0-0 5-3			0-0 SF8	0-0 5-3		3	0	0	1	0	0	1				
Ray Oyler, R (1.6) OBP: 0.289, SLG: 0.320		0-0 L7		0-3 K			0-0 1B 1-3			3	0	1	0	0	1	1				
Garry Roggenburk, R (1.1) OBP: 0.100, SLG: 0.100			0-0 4-3		0-0 F8			0-0 G1-6-3 1B		1	0	0	0	0	0	0				
Merritt Ranew, L (5. PH) OBP: 0.350, SLG: 0.279										1	0	0	0	0	0	0				
Diego Segui, R (5.1) OBP: 0.133, SLG: 0.071										0	0	0	0	0	0	0				
Tommy Harper, R (8. PH) OBP: 0.357, SLG: 0.315										1	0	1	0	0	0	0				
Dick Baney, R (8.1)										0	0	0	0	0	0	0				
<b>Inning Stats</b>	R: 0 E: 0 K: 0 S: 4	H: 1 LOB: 1 BB: 0 P: 4	R: 0 E: 0 K: 0 S: 4	H: 1 LOB: 1 BB: 0 P: 4	R: 0 E: 0 K: 0 S: 3	H: 1 LOB: 0 BB: 0 P: 3	R: 0 E: 1 K: 0 S: 4	H: 0 LOB: 1 BB: 0 P: 4	R: 0 E: 0 K: 1 S: 5	H: 0 LOB: 0 BB: 0 P: 5	R: 1 E: 0 K: 0 S: 5	H: 3 LOB: 2 BB: 0 P: 5	R: 0 E: 0 K: 0 S: 4	H: 2 LOB: 1 BB: 0 P: 4	R: 1 E: 0 K: 0 S: 4	H: 1 LOB: 0 BB: 0 P: 4	1B: 7 2B: 1 3B: 0 HR: 1	SF: 1 SAC: 0 DP: 1 HBP: 0	WP: 0 PB: 0 SB: 1 CS: 1	PA: 34
<b>PITCHER</b> Jim Kaat, L (1.1) ERA: 2.86	IP: 9.0 WLS: W BF: 34 H: 9 R: 2 ER: 2 SO: 2 BB: 0 IBB: 0 HBP: 0 BLK: 0 WP: 0 HR: 1 S: 38 P: 38 ERA: 2.00 WHIP: 1.000															<b>PITCHER</b>	IP: 9.0 WLS: W BF: 34 H: 9 R: 2 ER: 2 SO: 2 BB: 0 IBB: 0 HBP: 0 BLK: 0 WP: 0 HR: 1 S: 38 P: 38 ERA: 2.00 WHIP: 1.000			

Seattle Pilots @ Minnesota Twins  
Metropolitan Stadium, Bloomington, MI  
Sun Jul 13 1969, 4:33 AM EDT  
Cloudy - 80 F

AB 33  
R 2  
H 9  
RBI 2  
BB 0  
SO 2  
LOB 9



Batter	1	2	3	4	5	6	7	8	9	AB	R	H	RBI	BB	SO	LOB	BOTTOM			
Cesar Tovar, R (1.8) OBP: 0.293, SLG: 0.357	0-0 1B 1B	0-0 5-3		0-0 HR		0-3 K		0-0 F8		5	2	2	1	0	1	2				
Rich Reese, L (1.3) OBP: 0.356, SLG: 0.543	0-3 K	0-0 F4		0-0 BB 1B		0-0 4-3		0-0 1B 1-3		5	1	2	0	0	1	2				
Harmon Killebrew, R (1.5) OBP: 0.421, SLG: 0.697	0-0 1B 1B 1-2		0-0 F7	4-0 1B 1-2	4-0 BB		4-0 1B S BB	0-0 F9		2	0	1	0	2	0	0				
Ted Uhlender, L (7. PR) OBP: 0.331, SLG: 0.335										1	1	0	0	0	0	2				
Tony Oliva, L (1.9) OBP: 0.398, SLG: 0.526	0-0 F9		0-0 3-1	0-0 1B 1-3 2-H			0-0 F6			4	0	1	1	0	0	3				
Bob Allison, R (1.7) OBP: 0.327, SLG: 0.351	0-0 1B		4-0 BB BB		0-0 F9		0-3 K			2	0	1	1	1	0	0				
Graig Nettles, L (7. PH) OBP: 0.323, SLG: 0.374	0-0 1B 1-2 2-H		0-0 BB		0-0 F9		0-3 K			1	0	0	0	0	1	2				
Leo Cardenas, R (1.6) OBP: 0.357, SLG: 0.406	0-0 1B 1-2 2-3		0-0 F6		0-0 2B		4-0 1B IBB			3	0	2	0	1	0	1				
Frank Quilici, R (1.4) OBP: 0.274, SLG: 0.307	0-0 F6			0-0 HR	0-3 K		0-0 1B 1-3 2-H			4	1	2	2	0	1	4				
John Roseboro, L (1.2) OBP: 0.356, SLG: 0.354		0-3 K		0-0 F9	0-0 F8			0-0 F8		4	0	0	0	0	1	1				
Jim Kaat, L (1.1) OBP: 0.196, SLG: 0.302		0-0 2B		0-0 4-3		0-3 K		0-0 1B		4	0	2	0	0	1	0				
<b>Inning Stats</b>	R: 1 E: 0 K: 1 S: 9	H: 4 LOB: 3 BB: 0 P: 9	R: 0 E: 0 K: 1 S: 6	H: 1 LOB: 0 BB: 0 P: 6	R: 0 E: 0 K: 0 S: 3	H: 0 LOB: 1 BB: 1 P: 7	R: 3 E: 0 K: 0 S: 6	H: 4 LOB: 2 BB: 1 P: 10	R: 0 E: 0 K: 1 S: 6	H: 1 LOB: 1 BB: 0 P: 6	R: 0 E: 0 K: 2 S: 7	H: 0 LOB: 0 BB: 0 P: 7	R: 1 E: 0 K: 1 S: 5	H: 1 LOB: 2 BB: 2 P: 13	R: 0 E: 0 K: 0 S: 5	H: 2 LOB: 2 BB: 0 P: 5	1B: 9 2B: 2 3B: 0 HR: 2	SF: 0 SAC: 0 DP: 0 HBP: 0	WP: 0 PB: 0 SB: 1 CS: 0	PA: 39
<b>PITCHER</b> Garry Roggenburk, L (1.1) ERA: 5.78	IP: 4.0 WLS: L BF: 22 H: 9 R: 4 ER: 4 SO: 4 BB: 2 IBB: 1 HBP: 0 BLK: 0 WP: 0 HR: 2 S: 24 P: 32 ERA: 9.00 WHIP: 2.750															<b>PITCHER</b>	IP: 4.0 WLS: L BF: 22 H: 9 R: 4 ER: 4 SO: 4 BB: 2 IBB: 1 HBP: 0 BLK: 0 WP: 0 HR: 2 S: 24 P: 32 ERA: 9.00 WHIP: 2.750			
Diego Segui, R (5.1) ERA: 3.45	IP: 3.0 WLS: L BF: 12 H: 2 R: 1 ER: 1 SO: 4 BB: 1 IBB: 0 HBP: 0 BLK: 0 WP: 0 HR: 0 S: 18 P: 26 ERA: 3.00 WHIP: 1.000															<b>PITCHER</b>	IP: 3.0 WLS: L BF: 12 H: 2 R: 1 ER: 1 SO: 4 BB: 1 IBB: 0 HBP: 0 BLK: 0 WP: 0 HR: 0 S: 18 P: 26 ERA: 3.00 WHIP: 1.000			
Dick Baney, R (8.1) ERA: 9.6	IP: 1.0 WLS: L BF: 5 H: 2 R: 0 ER: 0 SO: 0 BB: 0 IBB: 0 HBP: 0 BLK: 0 WP: 0 HR: 0 S: 5 P: 5 ERA: 0.00 WHIP: 2.000															<b>PITCHER</b>	IP: 1.0 WLS: L BF: 5 H: 2 R: 0 ER: 0 SO: 0 BB: 0 IBB: 0 HBP: 0 BLK: 0 WP: 0 HR: 0 S: 5 P: 5 ERA: 0.00 WHIP: 2.000			

Seattle Pilots @ Minnesota Twins  
Metropolitan Stadium, Bloomington, MI  
Sun Jul 13 1969, 4:33 AM EDT  
Cloudy - 80 F

AB 35  
R 5  
H 13  
RBI 5  
BB 4  
SO 6  
LOB 17





Batter	1	2	3	4	5	6	7	8	9	AB	R	H	RBI	BB	SO	LOB	TOP								
Steve Howley, L OBP: 0.298, SLG: 0.393 (1, 9)	F7		4-3		F9			E1 SH3-4 BB	F2	5	1	0	0	0	0	2									
Gus Gil, R OBP: 0.292, SLG: 0.265 (1, 5)	F5			6-3	1-3			SH3-4	F8	4	0	0	0	0	0	2									
Tommy Davis, R OBP: 0.278, SLG: 0.336 Tommy Harner, R OBP: 0.357, SLG: 0.315 (1, 7) (9, 7)	F8			4-3		K		BB S IBB		3	0	0	0	1	1	0									
Don Mincher, L OBP: 0.367, SLG: 0.446 (1, 3)		F3		F6		F8		K		4	0	0	0	0	1	2									
Wayne Comer, R OBP: 0.350, SLG: 0.395 (1, 8)						F8 1B 2B BB		F8 BB IBB		2	1	1	0	2	0	0									
Merritt Ranew, L OBP: 0.358, SLG: 0.283 Jerry McNertney, R OBP: 0.302, SLG: 0.404 (8, PH) (8, 2)			6-3			2B 1B		F8	BB IBB	3	1	1	0	0	0	1									
Ron Clark, R OBP: 0.136, SLG: 0.238 (1, 4)			5-3			1B			BB	4	1	2	1	0	0	4									
Ray Oyler, R OBP: 0.284, SLG: 0.315 Gordy Lund, R OBP: 0.306, SLG: 0.217 (1, 6) (8, 6)			F8		6-3			K	K	3	0	0	0	0	1	3									
Fred Talbot, R OBP: 0.292, SLG: 0.333 Bob Locker, S John O'Donoghue, R Diego Segui, R OBP: 0.133, SLG: 0.071 (1, 1) (8, 1) (9, 1) (9, 1)			5-3			1B		G3	BB	3	0	1	2	0	0	1									
<b>Inning Stats</b>	R: 0 E: 0 K: 0 S: 3	H: 0 LOB: 0 BB: 0 P: 3	R: 0 E: 0 K: 0 S: 4	H: 1 LOB: 1 BB: 0 P: 4	R: 0 E: 0 K: 0 S: 3	H: 0 LOB: 0 BB: 0 P: 3	R: 0 E: 0 K: 0 S: 3	H: 0 LOB: 0 BB: 0 P: 3	R: 3 E: 0 K: 0 S: 6	H: 3 LOB: 1 BB: 1 P: 10	R: 0 E: 0 K: 1 S: 5	H: 0 LOB: 0 BB: 0 P: 5	R: 0 E: 0 K: 1 S: 6	H: 1 LOB: 1 BB: 0 P: 6	R: 1 E: 1 K: 1 S: 6	H: 0 LOB: 3 BB: 3 P: 18	R: 0 E: 0 K: 1 S: 5	H: 0 LOB: 1 BB: 1 P: 9	1B: 2 2B: 3 3B: 0 HR: 0	SF: 0 SAC: 1 DP: 0 HBP: 0	WP: 0 PB: 0 SB: 1 CS: 0	PA: 38			
<b>PITCHER</b>	IP	WLS	BF	H	R	ER	SO	BB	IBB	HBP	BLK	WP	HR	S	P	ERA	WHIP								
Bob Miller, R ERA: 3.09 Joe Grzenda, L ERA: 4.19 Al Worthington, R ERA: 3.32 Darrell Brandon, R ERA: 8.22 Ron Ferranoski, L ERA: 2.09	4.1	2	18	4	3	3	0	1	0	0	0	0	0	17	21	6.23	1.154								

Seattle Pilots @ Minnesota Twins  
Metropolitan Stadium, Bloomington, MI  
Sun Jul 13 1969, 4:38 AM EDT  
Att: 26,123 - Unknown

AB 32  
R 4  
H 5  
RBI 4  
BB 5  
SO 4  
LOB 15



Batter	1	2	3	4	5	6	7	8	9	AB	R	H	RBI	BB	SO	LOB	BOTTOM								
Ted Uhlhaender, L OBP: 0.330, SLG: 0.332 (1, 8)			E6 FC3-5		K		K		SH1-4	3	0	0	0	1	2	2									
Cesar Tovar, R OBP: 0.285, SLG: 0.350 (1, 4)			FC3-5 2B		6-3			F7	E6 1B	5	1	0	0	0	1	4									
Tony Oliva, L OBP: 0.401, SLG: 0.530 (1, 9)			6-3		6-3			FC6-4 1B	1B IBB	5	1	3	1	0	0	2									
Harmon Killebrew, R OBP: 0.424, SLG: 0.605 (1, 5)			6-3		5-3			FC6-4 1B	1B IBB	3	0	1	0	2	0	1									
Rich Reese, L OBP: 0.350, SLG: 0.529 (1, 3)			1-3		G6-3		F5	FC6-4 2B	F6	5	1	0	0	0	0	8									
Charlie Manuel, L OBP: 0.375, SLG: 0.365 (1, 7)			F8		F8		F8			5	0	2	3	0	0	0									
John Roseboro, L OBP: 0.359, SLG: 0.354 (1, 2)					K			6-3		3	0	1	0	1	1	1									
Leo Cardenas, R OBP: 0.358, SLG: 0.410 (1, 6)					5-3			G1-4-3 1B		4	1	2	0	0	0	1									
Bob Miller, R Joe Grzenda, R Jim Kaat, L Al Worthington, R Craig Nettles, L Darrell Brandon, R Ron Ferranoski, R Rod Carew, R OBP: 0.271, SLG: 0.302 OBP: 0.327, SLG: 0.374 OBP: 0.143, SLG: 0.143 OBP: 0.400, SLG: 0.532 (1, 1) (5, 1) (5, PH) (8, 1) (7, PH) (8, 1) (8, 1) (9, PH)									E SH1-4 1B	1	0	0	0	0	1	2									
<b>Inning Stats</b>	R: 0 E: 0 K: 1 S: 5	H: 0 LOB: 1 BB: 1 P: 9	R: 0 E: 0 K: 1 S: 6	H: 1 LOB: 2 BB: 1 P: 10	R: 0 E: 1 K: 0 S: 4	H: 1 LOB: 2 BB: 1 P: 8	R: 0 E: 0 K: 1 S: 5	H: 0 LOB: 0 BB: 0 P: 5	R: 0 E: 0 K: 1 S: 5	H: 0 LOB: 1 BB: 0 P: 6	R: 0 E: 0 K: 0 S: 3	H: 0 LOB: 0 BB: 0 P: 3	R: 0 E: 0 K: 1 S: 5	H: 1 LOB: 1 BB: 1 P: 9	R: 2 E: 0 K: 0 S: 6	H: 3 LOB: 1 BB: 0 P: 6	R: 3 E: 1 K: 0 S: 7	H: 4 LOB: 3 BB: 1 P: 11	1B: 7 2B: 3 3B: 0 HR: 0	SF: 0 SAC: 1 DP: 2 HBP: 1	WP: 0 PB: 0 SB: 0 CS: 0	PA: 42			
<b>PITCHER</b>	IP	WLS	BF	H	R	ER	SO	BB	IBB	HBP	BLK	WP	HR	S	P	ERA	WHIP								
Fred Talbot, R ERA: 3.29 Bob Locker, R ERA: 4.44 John O'Donoghue, L ERA: 3.06 Diego Segui, R ERA: 3.44	7.1	0	30	4	1	1	5	3	1	1	0	0	0	35	52	1.23	0.955								

Seattle Pilots @ Minnesota Twins  
Metropolitan Stadium, Bloomington, MI  
Sun Jul 13 1969, 4:38 AM EDT  
Att: 26,123 - Unknown

AB 35  
R 5  
H 10  
RBI 5  
BB 5  
SO 5  
LOB 21





Batter	1	2	3	4	5	6	7	8	9	AB	R	H	RBI	BB	SO	LOB	TOP								
Jose Tartabull, L (1.7) OBP: 0.311, SLG: 0.318	0-0 1B		0-0 F9		0-0 1B	0-0 4-3		0-0 FC6		5	0	2	0	0	0	2									
Ted Kubiak, S (1.6) OBP: 0.345, SLG: 0.323	0-0 P6		0-0 BB 1B		0-0 F7		0-0 6-3		0-0 F6	5	0	1	0	0	0	2									
Reggie Jackson, L (1.9) OBP: 0.405, SLG: 0.710	0-0 P5		4-0 1-2 BB		0-0 F7	0-0 F3	0-3 K		0-0 F8	4	0	0	0	1	1	1									
Sal Bando, R (1.5) OBP: 0.405, SLG: 0.479	0-0 F8		0-0 F7		0-0 F7	0-0 1B 1B	0-0 5-3		0-0 6-3	5	1	1	0	0	0	3									
Danny Cater, R (1.3) OBP: 0.322, SLG: 0.394		0-0 1B		0-3 K		0-0 1B 1-2 1B		0-3 K		4	1	2	0	0	2	0									
Rick Monday, L (1.8) OBP: 0.376, SLG: 0.427		0-3 K		0-0 F7		0-0 1B 1-3 2-H 1B		0-3 K S 1B		4	2	1	1	0	2	1									
Dick Green, R (1.4) OBP: 0.347, SLG: 0.420		0-0 F8		0-0 5-3		0-3 K		4-0 1B 1-2 BB		3	0	0	0	1	1	3									
Phil Roof, R (1.2) OBP: 0.335, SLG: 0.308		0-0 6-3			0-0 F8	0-0 1B 1-2 HR		0-3 K		4	1	1	1	0	1	3									
Blue Moon Odom, R (1.1) OBP: 0.309, SLG: 0.481			0-0 1-3		0-0 6-3	0-0 1B 1-1 2-H HR		0-0 FC6 1B		4	1	2	4	0	0	0									
<b>Inning Stats</b>	R: 0 E: 0 K: 0 S: 4	H: 1 LOB: 1 BB: 0 P: 4	R: 0 E: 0 K: 1 S: 6	H: 1 LOB: 1 BB: 0 P: 6	R: 0 E: 0 K: 0 S: 4	H: 1 LOB: 2 BB: 1 P: 8	R: 0 E: 0 K: 1 S: 5	H: 0 LOB: 0 BB: 0 P: 5	R: 0 E: 0 K: 0 S: 4	H: 1 LOB: 1 BB: 0 P: 4	R: 5 E: 0 K: 1 S: 10	H: 5 LOB: 0 BB: 0 P: 10	R: 0 E: 0 K: 1 S: 5	H: 0 LOB: 0 BB: 0 P: 5	R: 1 E: 0 K: 3 S: 11	H: 1 LOB: 2 BB: 1 P: 15	R: 0 E: 0 K: 0 S: 3	H: 0 LOB: 0 BB: 0 P: 3	1B: 9 2B: 0 3B: 0 HR: 1	SF: 0 SAC: 0 DP: 0 HBP: 0	WP: 0 PB: 1 SB: 1 CS: 0	PA: 40			
<b>PITCHER</b>	IP	WLS	BF	H	R	ER	SO	BB	IBB	HBP	BLK	WP	HR	S	P	ERA	WHIP	<b>PITCHER</b>							
John Gelnar, R (1.1) ERA: 3.0	5.2	L	26	8	4	4	3	1	0	0	0	0	0	31	35	6.35	1.588								
Diego Segui, R (6.1) ERA: 3.5	1.1		5	1	1	1	1	0	0	0	0	0	1	7	7	6.75	0.750								
Jim Bouton, R (8.1) ERA: 3.51	2.0		9	1	1	0	3	1	0	0	0	0	0	14	18	0.00	1.000								

Oakland Athletics @ Seattle Pilots  
Sicks Stadium, Boston, MA  
Tue Jul 15 1969, 10:05 PM EDT  
Att: 12,228 - Unknown - 73 F

AB 38  
R 6  
H 10  
RBI 6  
BB 2  
SO 7  
LOB 15



Batter	1	2	3	4	5	6	7	8	9	AB	R	H	RBI	BB	SO	LOB	BOTTOM								
Tommy Harper, R (1.4) OBP: 0.358, SLG: 0.314	0-3 K		0-0 6-3		0-0 1-2 1B		4-0 S BB		0-0 F7	4	0	1	0	1	1	1									
Mike Hegan, L (1.9) OBP: 0.426, SLG: 0.463	0-0 L5		0-3 K		0-0 1-3		0-0 F5			3	0	0	0	0	1	2									
Steve Hovley, L (6.9) OBP: 0.293, SLG: 0.386							1-2			1	0	0	0	0	0	1									
Tommy Davis, R (1.7) OBP: 0.283, SLG: 0.339	4-0 HR BB			0-0 5-3		0-0 1B 1B		0-0 G6-3 BB 1B		3	1	2	0	1	0	0									
Don Mincher, L (1.3) OBP: 0.372, SLG: 0.460	0-0 1-H HR			0-0 6-3		0-0 1-2 1B		4-0 G6-3 BB		3	1	2	2	1	0	0									
Wayne Comer, R (1.8) OBP: 0.349, SLG: 0.393	0-0 4-3			0-0 WP 1B		0-0 F7		0-0 G6-3 1-2 2-S		4	0	1	0	0	0	4									
Jerry McNertney, R (1.2) OBP: 0.296, SLG: 0.396		0-0 6-3		0-0 5-3		0-0 F6		0-0 F7		4	0	0	0	0	0	4									
Ron Clark, R (1.5) OBP: 0.115, SLG: 0.200		0-0 6-3			0-0 L6	0-0 F8			0-3 K	4	0	0	0	0	1	2									
Ray Oyler, R (1.6) OBP: 0.288, SLG: 0.311		0-0 F7			4-0 1B BB		0-3 K		4-0 BB	2	0	0	0	2	1	0									
John Gelnar, R (1.1)			0-3 K		0-3 K		0-3 K		0-0 F3	2	0	0	0	0	2	1									
Diego Segui, R (6.1) OBP: 0.133, SLG: 0.071										0	0	0	0	0	0	0									
Steve Whitaker, L (7. PH) OBP: 0.366, SLG: 0.417										1	0	0	0	0	1	0									
Jim Bouton, R (8.1) ERA: 3.51										0	0	0	0	0	0	0									
Merritt Raney, L (8. PH) OBP: 0.382, SLG: 0.277										1	0	0	0	0	0	1									
<b>Inning Stats</b>	R: 2 E: 0 K: 1 S: 6	H: 1 LOB: 0 BB: 1 P: 10	R: 0 E: 0 K: 0 S: 3	H: 0 LOB: 0 BB: 0 P: 3	R: 0 E: 0 K: 2 S: 7	H: 0 LOB: 0 BB: 0 P: 7	R: 0 E: 0 K: 0 S: 4	H: 1 LOB: 1 BB: 0 P: 4	R: 0 E: 0 K: 0 S: 5	H: 1 LOB: 2 BB: 0 P: 5	R: 0 E: 0 K: 2 S: 7	H: 0 LOB: 1 BB: 1 P: 11	R: 0 E: 0 K: 0 S: 3	H: 1 LOB: 1 BB: 1 P: 7	R: 0 E: 0 K: 1 S: 5	H: 0 LOB: 1 BB: 1 P: 9	1B: 5 2B: 0 3B: 0 HR: 1	SF: 0 SAC: 0 DP: 1 HBP: 0	WP: 1 PB: 0 SB: 1 CS: 0	PA: 37					
<b>PITCHER</b>	IP	WLS	BF	H	R	ER	SO	BB	IBB	HBP	BLK	WP	HR	S	P	ERA	WHIP	<b>PITCHER</b>							
Blue Moon Odom, R (1.1) ERA: 2.39	9.0	W	37	6	2	2	7	5	0	0	0	1	1	46	66	2.00	1.222								

Oakland Athletics @ Seattle Pilots  
Sicks Stadium, Boston, MA  
Tue Jul 15 1969, 10:05 PM EDT  
Att: 12,228 - Unknown - 73 F

AB 32  
R 2  
H 6  
RBI 2  
BB 5  
SO 7  
LOB 16





Batter	1	2	3	4	5	6	7	8	9	AB	R	H	RBI	BB	SO	LOB	TOP				
<b>Jose Tartabull, L</b> OBP: 0.320, SLG: 0.367 (1, 7)										5	0	2	0	0	0	2					
<b>Ted Kubiak, S</b> OBP: 0.340, SLG: 0.318 (1, 6)										5	0	1	0	0	0	3					
<b>Reggie Jackson, L</b> OBP: 0.410, SLG: 0.708 (1, 9)										2	1	1	0	2	0	1					
<b>Sal Bando, R</b> OBP: 0.402, SLG: 0.484 (1, 5)										5	1	1	2	0	2	7					
<b>Danny Cater, R</b> OBP: 0.326, SLG: 0.399 (1, 3)										3	1	1	0	2	0	0					
<b>Rick Monday, L</b> OBP: 0.376, SLG: 0.435 (1, 8)										4	2	1	2	1	2	4					
<b>Dick Green, R</b> OBP: 0.345, SLG: 0.429 (1, 4)										4	1	1	2	0	0	0					
<b>Phil Roof, R</b> OBP: 0.339, SLG: 0.313 (1, 2)										4	0	2	0	0	1	0					
<b>Lew Krausse, R</b> OBP: 0.250, SLG: 0.500 (1, 1)										3	0	0	0	1	2	2					
<b>Inning Stats</b>	R: 0 E: 0 K: 1 S: 6	H: 1 LOB: 1 BB: 0 P: 6	R: 2 E: 0 K: 1 S: 7	H: 2 LOB: 1 BB: 1 P: 11	R: 0 E: 0 K: 0 S: 2	H: 0 LOB: 0 BB: 0 P: 3	R: 0 E: 0 K: 1 S: 5	H: 0 LOB: 0 BB: 0 P: 5	R: 0 E: 0 K: 1 S: 7	H: 2 LOB: 3 BB: 1 P: 11	R: 2 E: 0 K: 1 S: 6	H: 2 LOB: 2 BB: 1 P: 10	R: 0 E: 0 K: 0 S: 3	H: 0 LOB: 0 BB: 0 P: 3	R: 2 E: 0 K: 1 S: 6	H: 1 LOB: 1 BB: 2 P: 14	1B: 4 2B: 2 3B: 1 HR: 3	SF: 0 SAC: 0 DP: 2 HBP: 1	WP: 0 PB: 0 SB: 2 CS: 0	PA: 42	
<b>PITCHER</b>	IP	WLS	BF	H	R	ER	SO	BB	IBB	HBP	BLK	WP	HR	S	P	ERA	WHIP				
<b>Gene Brabender, R</b> ERA: 4.81 (1, 1)	6.0	L	28	7	4	4	5	2	1	1	0	0	2	34	47	6.00	1.500				
<b>John O'Donoghue, L</b> ERA: 2.99 (7, 1)	2.0		8	2	0	0	1	0	1	0	0	0	0	9	13	0.00	1.000				
<b>Bob Locker, R</b> ERA: 4.71 (9, 1)	1.0		6	1	2	2	1	2	0	0	0	0	1	6	14	18.00	3.000				

Oakland Athletics @ Seattle Pilots  
Sicks Stadium, Boston, MA  
Wed Jul 16 1969, 10:05 PM EDT  
Att: 8,688 - Unknown - 75 F

AB	35
R	6
H	10
RBI	6
BB	6
SO	7
LOB	19



Batter	1	2	3	4	5	6	7	8	9	AB	R	H	RBI	BB	SO	LOB	BOTTOM					
<b>Steve Hovley, L</b> OBP: 0.306, SLG: 0.410 (1, 9)										4	0	2	0	0	1	0						
<b>Gus Gil, R</b> OBP: 0.285, SLG: 0.258 (1, 4)										4	0	0	0	0	1	2						
<b>Tommy Davis, R</b> OBP: 0.280, SLG: 0.334 (1, 7)										4	0	0	0	0	0	1						
<b>Don Mincher, L</b> OBP: 0.375, SLG: 0.472 (1, 3)										2	1	1	1	1	0	0						
<b>Wayne Comer, R</b> OBP: 0.349, SLG: 0.392 (1, 8)										3	0	1	0	0	1	1						
<b>Jerry McNertney, R</b> OBP: 0.293, SLG: 0.391 (1, 2)										3	0	0	0	0	0	1						
<b>Ron Clark, R</b> OBP: 0.103, SLG: 0.179 (1, 5)										3	0	0	0	0	1	0						
<b>Ray Oyler, R</b> OBP: 0.284, SLG: 0.306 (1, 6)										3	0	0	0	0	2	0						
<b>Gene Brabender, R</b> OBP: 0.162, SLG: 0.114 (1, 1)										1	0	0	0	0	1	0						
<b>Steve Whitaker, L</b> OBP: 0.361, SLG: 0.410 (6, PH)										1	0	0	0	0	0	0						
<b>John O'Donoghue, R</b> OBP: 0.361, SLG: 0.410 (7, 1)										0	0	0	0	0	0	0						
<b>Merritt Ranew, L</b> OBP: 0.345, SLG: 0.271 (8, PH)										1	0	0	0	0	1	0						
<b>Bob Locker, S</b> OBP: 0.345, SLG: 0.271 (9, 1)										0	0	0	0	0	0	0						
<b>Inning Stats</b>	R: 0 E: 0 K: 1 S: 5	H: 0 LOB: 0 BB: 0 P: 5	R: 1 E: 0 K: 0 S: 4	H: 2 LOB: 0 BB: 0 P: 4	R: 0 E: 0 K: 3 S: 9	H: 0 LOB: 0 BB: 0 P: 9	R: 0 E: 0 K: 1 S: 5	H: 0 LOB: 1 BB: 1 P: 9	R: 0 E: 0 K: 2 S: 7	H: 0 LOB: 0 BB: 0 P: 7	R: 0 E: 0 K: 0 S: 4	H: 1 LOB: 1 BB: 0 P: 4	R: 0 E: 0 K: 0 S: 3	H: 0 LOB: 0 BB: 0 P: 3	R: 0 E: 0 K: 1 S: 5	H: 0 LOB: 0 BB: 0 P: 5	R: 0 E: 0 K: 0 S: 3	H: 1 LOB: 0 BB: 0 P: 3	1B: 2 2B: 1 3B: 0 HR: 1	SF: 0 SAC: 0 DP: 2 HBP: 0	WP: 0 PB: 0 SB: 0 CS: 0	PA: 30
<b>PITCHER</b>	IP	WLS	BF	H	R	ER	SO	BB	IBB	HBP	BLK	WP	HR	S	P	ERA	WHIP					
<b>Lew Krausse, R</b> ERA: 4.04 (1, 1)	9.0	W	30	4	1	1	8	1	0	0	0	0	1	45	49	1.00	0.556					

Oakland Athletics @ Seattle Pilots  
Sicks Stadium, Boston, MA  
Wed Jul 16 1969, 10:05 PM EDT  
Att: 8,688 - Unknown - 75 F

AB	29
R	1
H	4
RBI	1
BB	1
SO	8
LOB	5










Batter	1	2	3	4	5	6	7	8	9	AB	R	H	RBI	BB	SO	LOB	TOP			
Ted Uhlhaender, L (1, 8) OBP: 0.332, SLG: 0.334	L4		F8			4-3		1B		4	0	1	0	0	0	0				
Rod Carew, L (1, 4) OBP: 0.415, SLG: 0.530	1B		1B			4-3		K		4	0	2	0	0	0	1				
Rich Reese, L (1, 3) OBP: 0.357, SLG: 0.553	K		K			K			P3	4	0	0	0	0	3	2				
Harmon Killebrew, R (1, 5) OBP: 0.424, SLG: 0.596	1B			4-3				1B	2B	3	1	2	0	1	0	0				
Graig Nettles, L (1, 7) OBP: 0.325, SLG: 0.378	K			K				1B	2B	4	0	1	0	0	2	3				
John Roseboro, L (1, 2) OBP: 0.357, SLG: 0.348		F7		F7				1B	2B	3	0	1	1	1	0	0				
Cesar Tovar, R (1, 9) OBP: 0.293, SLG: 0.354		G1			4-3			1B	IBB	4	0	0	0	0	0	4				
Leo Cardenas, R (1, 6) OBP: 0.353, SLG: 0.396		K		P4				G2	F6	4	0	0	0	0	1	3				
Bob Miller, R (1, 1) Ron Perranoski, L (8, 1) OBP: 0.143, SLG: 0.143			1-3		2-3			5-3		3	0	0	0	0	0	0				
<b>Inning Stats</b>	R: 0 E: 0 K: 2 S: 9	H: 2 LOB: 2 BB: 0 P: 9	R: 0 E: 0 K: 1 S: 5	H: 0 LOB: 0 BB: 0 P: 5	R: 0 E: 0 K: 1 S: 6	H: 1 LOB: 1 BB: 0 P: 6	R: 0 E: 0 K: 1 S: 5	H: 0 LOB: 0 BB: 0 P: 5	R: 0 E: 0 K: 0 S: 3	H: 0 LOB: 0 BB: 0 P: 3	R: 0 E: 0 K: 1 S: 5	H: 0 LOB: 0 BB: 0 P: 5	R: 1 E: 0 K: 0 S: 3	H: 1 LOB: 0 BB: 1 P: 7	R: 0 E: 0 K: 1 S: 6	H: 1 LOB: 3 BB: 1 P: 9	1B: 6 2B: 2 3B: 0 HR: 0	SF: 0 SAC: 0 DP: 1 HBP: 0	WP: 0 PB: 0 SB: 0 CS: 0	PA: 35
<b>PITCHER</b> Diego Segui, R (1, 1) ERA: 3.23	IP: 9.0 WLS: W BF: 35 H: 7 R: 1 ER: 1 SO: 7 BB: 1 IBB: 1 HBP: 0 BLK: 0 WP: 0 HR: 0 S: 47 P: 55 ERA: 1.00 WHIP: 0.889																			

Minnesota Twins @ Seattle Pilots  
Sicks Stadium, Boston, MA  
Fri Jul 18 1969, 10:05 PM EDT  
Unknown - 79 F


AB 33  
R 1  
H 7  
RBI 1  
BB 2  
SO 7  
LOB 13



Batter	1	2	3	4	5	6	7	8	9	AB	R	H	RBI	BB	SO	LOB	BOTTOM					
Steve Hovley, L (1, 9) OBP: 0.352, SLG: 0.418	F7		S					P6		2	0	0	1	3	0	0						
Gus Gil, R (1, 4) OBP: 0.277, SLG: 0.247	K		5-3		5-3			F8		4	0	0	0	0	1	2						
Tommy Davis, R (1, 7) OBP: 0.279, SLG: 0.332	P4			1B			G3			4	0	2	0	0	0	0						
Don Mincher, L (1, 3) OBP: 0.375, SLG: 0.478		1B		L3-4			F7			3	1	0	0	1	1	2						
Wayne Comer, R (1, 8) OBP: 0.353, SLG: 0.391		1B		1B			F4			3	1	2	0	1	0	0						
Jerry McNettney, R (1, 2) OBP: 0.292, SLG: 0.385		1-3					L6			3	0	1	0	0	0	2						
Ron Clark, R (1, 5) OBP: 0.162, SLG: 0.200		4-3		P4			1B			3	0	1	1	1	0	3						
Ray Oyler, R (1, 6) OBP: 0.282, SLG: 0.299		1-2								2	0	0	0	0	0	0						
Merritt Ranney, L (7, PH) OBP: 0.351, SLG: 0.300			P4				F8			1	0	1	0	0	0	0						
Gordy Lund, R (7, PR) OBP: 0.296, SLG: 0.208										1	0	0	0	0	0	2						
Diego Segui, R (1, 1) OBP: 0.111, SLG: 0.059										3	0	0	0	0	3	1						
Tommy Harper, R (8, PH) OBP: 0.360, SLG: 0.314			K							0	0	0	0	1	0	0						
Marty Pattin, R (8, PR) OBP: 0.200, SLG: 0.184										0	0	0	0	0	0	0						
<b>Inning Stats</b>	R: 0 E: 0 K: 1 S: 5	H: 0 LOB: 0 BB: 0 P: 5	R: 1 E: 0 K: 0 S: 3	H: 1 LOB: 1 BB: 1 P: 7	R: 0 E: 0 K: 1 S: 5	H: 0 LOB: 1 BB: 1 P: 9	R: 0 E: 0 K: 0 S: 4	H: 2 LOB: 2 BB: 1 P: 8	R: 0 E: 0 K: 1 S: 5	H: 0 LOB: 1 BB: 1 P: 9	R: 0 E: 0 K: 0 S: 3	H: 0 LOB: 0 BB: 0 P: 3	R: 0 E: 0 K: 1 S: 6	H: 2 LOB: 1 BB: 0 P: 6	R: 0 E: 0 K: 1 S: 6	H: 1 LOB: 1 BB: 0 P: 6	R: 1 E: 0 K: 0 S: 3	H: 1 LOB: 3 BB: 3 P: 15	1B: 6 2B: 2 3B: 0 HR: 0	SF: 0 SAC: 1 DP: 1 HBP: 0	WP: 0 PB: 0 SB: 2 CS: 0	PA: 37
<b>PITCHER</b> Bob Miller, R (1, 1) ERA: 2.89 Ron Perranoski, L (8, 1) ERA: 2.16	IP: 7.2 WLS: L BF: 31 H: 6 R: 1 ER: 1 SO: 4 BB: 2 IBB: 1 HBP: 0 BLK: 0 WP: 0 HR: 0 S: 34 P: 50 ERA: 1.17 WHIP: 1.304																					

Minnesota Twins @ Seattle Pilots  
Sicks Stadium, Boston, MA  
Fri Jul 18 1969, 10:05 PM EDT  
Unknown - 79 F

AB 29  
R 2  
H 7  
RBI 2  
BB 7  
SO 5  
LOB 12





Batter	1	2	3	4	5	6	7	8	9	AB	R	H	RBI	BB	SO	LOB	TOP			
Ted Uhlhaender, L (1, 8) OBP: 0.333, SLG: 0.344										5	2	1	0	0	1		<b>Minnesota Twins @ Seattle Pilots</b> Sicks Stadium, Boston, MA Fri Jul 18 1969, 10:05 PM EDT Att: 14,134 - Unknown			
Rod Carew, L (1, 4) OBP: 0.418, SLG: 0.531										5	0	3	0	0	0	1				
Rich Reese, L (1, 3) OBP: 0.355, SLG: 0.547										4	0	1	0	0	1	3				
Harmon Killebrew, R (1, 5) OBP: 0.422, SLG: 0.591										3	0	0	0	1	0	2				
Charlie Manuel, L (1, 7) OBP: 0.369, SLG: 0.352										3	0	0	1	1	0	2				
John Roseboro, L (1, 2) OBP: 0.359, SLG: 0.351										4	0	2	0	0	0	3				
Cesar Tovar, R (1, 9)										3	0	2	0	1	0	0				
Leo Cardenas, R (1, 6) OBP: 0.352, SLG: 0.393										3	0	0	0	1	2	5				
Dave Boswell, R (1, 1) OBP: 0.183, SLG: 0.276										2	0	0	0	0	1	1				
Graig Nettles, L (6, PH) OBP: 0.323, SLG: 0.375										1	0	0	0	0	0	2				
Joe Grzenda, R (6, 1)										0	0	0	0	0	0	0				
Al Worthington, R (6, 1)										0	0	0	0	0	0	0				
Jim Kaat, L (9, PH) OBP: 0.213, SLG: 0.286										1	0	0	0	0	1	1				
<b>Inning Stats</b>	R: 1 E: 0 K: 0 S: 5	H: 2 LOB: 2 BB: 1 P: 9	R: 0 E: 0 K: 2 S: 7	H: 1 LOB: 0 BB: 0 P: 7	R: 0 E: 0 K: 1 S: 5	H: 1 LOB: 0 BB: 0 P: 5	R: 0 E: 0 K: 1 S: 7	H: 2 LOB: 2 BB: 0 P: 7	R: 0 E: 0 K: 0 S: 4	H: 1 LOB: 2 BB: 1 P: 8	R: 1 E: 0 K: 0 S: 4	H: 1 LOB: 0 BB: 0 P: 4	R: 0 E: 0 K: 0 S: 2	H: 0 LOB: 0 BB: 1 P: 6	R: 0 E: 0 K: 1 S: 5	H: 0 LOB: 1 BB: 1 P: 9	1B: 8 2B: 2 3B: 0 HR: 1	SF: 0 SAC: 0 DP: 1 HBP: 0	WP: 1 PB: 0 SB: 0 CS: 2	PA: 38
<b>PITCHER</b>	IP WLS BF H R ER SO BB IBB HBP BLK WP HR S P ERA WHIP																			
Fred Talbot, R (1, 1) ERA: 3.23	7.0 W 32 10 2 2 4 3 0 0 0 1 1 37 49 2.57 1.857																			
Bob Locker, R (8, 1) ERA: 4.56	1.2 5 0 0 0 1 1 0 0 0 0 0 6 10 0.00 0.600																			
John O'Donoghue, L (9, 1) ERA: 2.86	0.1 S 1 0 0 0 0 0 0 0 0 0 0 1 1 0.00 0.000																			

AB	34
R	2
H	10
RBI	2
BB	4
SO	5
LOB	21



Batter	1	2	3	4	5	6	7	8	9	AB	R	H	RBI	BB	SO	LOB	BOTTOM			
Steve Hovley, L (1, 8) OBP: 0.365, SLG: 0.464										2	1	1	2	1	0	0	<b>Minnesota Twins @ Seattle Pilots</b> Sicks Stadium, Boston, MA Fri Jul 18 1969, 10:05 PM EDT Att: 14,134 - Unknown			
Gus Gil, R (1, 4) OBP: 0.273, SLG: 0.242										3	0	0	0	0	2					
Tommy Davis, R (1, 7) OBP: 0.275, SLG: 0.335										3	0	2	1	0	0					
Wayne Comer, R (9, 8) OBP: 0.353, SLG: 0.391										0	0	0	0	0	0					
Don Mincher, L (1, 3) OBP: 0.372, SLG: 0.473										3	0	0	0	0	1	2				
Steve Whitaker, L (1, 9) OBP: 0.342, SLG: 0.385										3	0	0	0	0	0					
Ron Clark, R (1, 5) OBP: 0.150, SLG: 0.184										3	0	0	0	0	0					
Jim Pagliaroni, R (1, 2) OBP: 0.275, SLG: 0.271										3	0	0	0	0	1	0				
Jerry McNertney, R (9, 2) OBP: 0.292, SLG: 0.385										0	0	0	0	0	0	0				
Gordy Lund, R (1, 6) OBP: 0.300, SLG: 0.222										3	1	1	0	0	0	0				
Fred Talbot, R (1, 1) OBP: 0.308, SLG: 0.348										2	1	1	0	0	1	1				
Bob Locker, S (8, 1)										1	0	0	0	0	1	0				
John O'Donoghue, R (9, 1)										0	0	0	0	0	0	0				
<b>Inning Stats</b>	R: 0 E: 0 K: 0 S: 2	H: 0 LOB: 0 BB: 1 P: 6	R: 0 E: 0 K: 1 S: 5	H: 0 LOB: 0 BB: 0 P: 5	R: 2 E: 0 K: 2 S: 9	H: 2 LOB: 0 BB: 0 P: 9	R: 0 E: 0 K: 0 S: 3	H: 1 LOB: 0 BB: 0 P: 3	R: 0 E: 0 K: 0 S: 3	H: 0 LOB: 0 BB: 0 P: 3	R: 1 E: 0 K: 0 S: 5	H: 2 LOB: 1 BB: 0 P: 5	R: 0 E: 0 K: 0 S: 3	H: 0 LOB: 0 BB: 0 P: 3	R: 0 E: 0 K: 1 S: 5	H: 0 LOB: 0 BB: 0 P: 5	1B: 4 2B: 1 3B: 0 HR: 1	SF: 0 SAC: 1 DP: 2 HBP: 0	WP: 0 PB: 0 SB: 0 CS: 0	PA: 28
<b>PITCHER</b>	IP WLS BF H R ER SO BB IBB HBP BLK WP HR S P ERA WHIP																			
Dave Boswell, R (1, 1) ERA: 3.13	5.0 L 17 3 2 2 3 1 0 0 0 0 0 22 26 3.60 0.800																			
Joe Grzenda, L (6, 1) ERA: 4.35	0.2 3 1 1 1 0 0 0 0 0 0 0 3 3 13.50 1.500																			
Al Worthington, R (6, 1) ERA: 2.79	2.1 8 1 0 0 1 0 0 0 0 0 0 10 10 0.00 0.429																			

AB	26
R	3
H	5
RBI	3
BB	1
SO	4
LOB	5





Batter	1	2	3	4	5	6	7	8	9	10	11	12	13	14	15	16	17	18	AB	R	H	RBI	BB	SO	LOB	TOP										
Ted Uhllander, L OBP: 0.340, SLG: 0.358	6-3			HR		SF7				FC6			SH3-4	4-3		BB		BLK 2B	7	2	4	5	2	0	3											
Rod Carew, L OBP: 0.419, SLG: 0.529	3-1	F7						K			6-3		SH3-4		F8	BB		BLK 2B	7	1	2	0	2	1	2											
Harrison Killebrew, R OBP: 0.417, SLG: 0.582	E6		5-3	F3		F8		6-3			1-3		F8		1B	FC4-6		BB	5	0	0	0	0	0	3											
Frank Quigg, R OBP: 0.257, SLG: 0.281	BB																			1	0	0	0	0	0											
Charlie Mariani, L OBP: 0.391, SLG: 0.359	BB																			3	2	1	2	1	1	4										
Rich Reese, L OBP: 0.366, SLG: 0.550	BB		5-3						F2											8	0	4	0	2	1	0										
John Roseboro, L OBP: 0.336, SLG: 0.341	1-2																																			
George Mitterwald, R OBP: 0.218, SLG: 0.351	1-2																																			
Bob Allison, R OBP: 0.344, SLG: 0.408	K																																			
Grain Verries, L OBP: 0.316, SLG: 0.365																																				
Rick Renick, R OBP: 0.276, SLG: 0.275																																				
Leo Cardenas, R OBP: 0.351, SLG: 0.397		2B				FC6																														
Cesar Tovar, R OBP: 0.300, SLG: 0.353		F7																																		
Jerry Corder, R OBP: 0.300, SLG: 0.353																																				
Al Worthington, R OBP: 0.297, SLG: 0.333																																				
Ron Ferranski, L OBP: 0.297, SLG: 0.333																																				
Jim Kaat, L OBP: 0.279, SLG: 0.295																																				
Jim Perry, S OBP: 0.258, SLG: 0.275																																				
<b>Inning Stats</b>	R: 0 E: 0 K: 0 S: 7	H: 1 LOB: 3 BB: 1 P: 11	R: 2 E: 0 K: 0 S: 5	H: 2 LOB: 0 BB: 1 P: 8	R: 0 E: 0 K: 1 S: 5	H: 0 LOB: 0 BB: 0 P: 5	R: 3 E: 0 K: 0 S: 7	H: 4 LOB: 1 BB: 0 P: 7	R: 0 E: 0 K: 0 S: 5	H: 0 LOB: 1 BB: 1 P: 9	R: 1 E: 0 K: 0 S: 4	H: 1 LOB: 1 BB: 1 P: 8	R: 0 E: 0 K: 2 S: 4	H: 1 LOB: 2 BB: 0 P: 8	R: 0 E: 0 K: 0 S: 8	H: 1 LOB: 1 BB: 0 P: 3	R: 0 E: 0 K: 0 S: 3	H: 0 LOB: 0 BB: 0 P: 3	R: 0 E: 0 K: 1 S: 6	H: 1 LOB: 2 BB: 1 P: 10	R: 0 E: 0 K: 1 S: 5	H: 0 LOB: 0 BB: 2 P: 13	R: 0 E: 0 K: 0 S: 7	H: 0 LOB: 2 BB: 2 P: 15	R: 1 E: 0 K: 1 S: 6	H: 1 LOB: 1 BB: 1 P: 10	R: 0 E: 0 K: 2 S: 7	H: 0 LOB: 3 BB: 3 P: 19	R: 0 E: 0 K: 1 S: 6	H: 1 LOB: 1 BB: 0 P: 6	R: 4 E: 0 K: 0 S: 6	H: 3 LOB: 2 BB: 3 P: 18	1B: 8 2B: 6 3B: 0 HR: 2	SF: 2 SAC: 2 DF: 1 HBP: 0	WP: 0 PB: 4 CS: 1	PA: 88

Minnesota Twins @ Seattle Pilots  
Sicks Stadium, Boston, MA  
Sat Jul 19 1969, Postponed  
Att: 12,069 - Unknown - 78 F

AB 66  
R 11  
H 16  
RBI 10  
BB 18  
SO 14  
LOB 31



PITCHER	IP	WLS	BF	H	R	ER	SO	BB	IBB	HBP	BLK	WP	HR	S	P	ERA	WHIP
Jim Bouton, R ERA: 3.99	3.2	19	6	5	2	2	1	1	0	0	0	0	0	7	11	0.00	1.500
John O'Donoghue, L ERA: 2.75	4.1	1.1	6	1	0	0	1	1	0	0	0	0	0	7	11	0.00	1.500
Dick Barney, R ERA: 13.5	6.1	2.0	5	1	1	1	0	1	0	0	0	0	0	4	8	9.00	2.000
Bob Locker, R ERA: 4.39	7.1	1.0	9	2	0	0	2	1	0	0	0	0	0	12	16	0.00	1.500
Gene Grabender, R ERA: 4.58	9.1	7.0	30	2	1	1	6	5	2	0	0	0	0	35	63	1.29	1.000

Batter	1	2	3	4	5	6	7	8	9	10	11	12	13	14	15	16	17	18	AB	R	H	RBI	BB	SO	LOB	BOTTOM										
Steve Hovley, L OBP: 0.369, SLG: 0.456	4-3		G3							5-3				FC2-6		E3		F4	10	1	4	0	0	0	1											
Gus Gil, R OBP: 0.270, SLG: 0.241	6-3																			9	0	2	0	0	5											
Tommy Davis, R OBP: 0.288, SLG: 0.333																				5	2	1	0	2	0	4										
Don Mincher, L OBP: 0.360, SLG: 0.458																				9	0	0	1	0	1	10										
Steve Whitaker, L OBP: 0.350, SLG: 0.391																																				
Jim Papparoni, R OBP: 0.297, SLG: 0.333																																				
Jerry McNertney, R OBP: 0.294, SLG: 0.391																																				
Ron Clark, R OBP: 0.204, SLG: 0.217																																				
Gordy Lund, R OBP: 0.313, SLG: 0.241																																				
Merritt Raney, L OBP: 0.245, SLG: 0.294																																				
Ray Oyler, R OBP: 0.279, SLG: 0.295																																				
Jan Stevan, R OBP: 0.279, SLG: 0.295																																				
<b>Inning Stats</b>	R: 0 E: 0 K: 0 S: 3	H: 0 LOB: 1 BB: 0 P: 4	R: 0 E: 0 K: 1 S: 5	H: 2 LOB: 2 BB: 0 P: 5	R: 0 E: 0 K: 1 S: 6	H: 1 LOB: 1 BB: 0 P: 6	R: 0 E: 0 K: 0 S: 3	H: 1 LOB: 0 BB: 0 P: 3	R: 0 E: 0 K: 0 S: 4	H: 1 LOB: 1 BB: 0 P: 4	R: 2 E: 0 K: 2 S: 11	H: 4 LOB: 2 BB: 0 P: 11	R: 0 E: 0 K: 0 S: 4	H: 1 LOB: 1 BB: 0 P: 4	R: 1 E: 0 K: 2 S: 9	H: 2 LOB: 1 BB: 0 P: 9	R: 3 E: 1 K: 0 S: 8	H: 4 LOB: 2 BB: 0 P: 8	R: 0 E: 0 K: 0 S: 3	H: 0 LOB: 0 BB: 0 P: 3	R: 0 E: 2 K: 0 S: 5	H: 0 LOB: 3 BB: 1 P: 9	R: 0 E: 0 K: 0 S: 4	H: 1 LOB: 1 BB: 0 P: 8	R: 0 E: 0 K: 0 S: 4	H: 0 LOB: 1 BB: 1 P: 11	R: 0 E: 0 K: 0 S: 4	H: 1 LOB: 1 BB: 0 P: 4	R: 1 E: 1 K: 1 S: 5	H: 2 LOB: 2 BB: 1 P: 8	R: 0 E: 0 K: 0 S: 4	H: 0 LOB: 2 BB: 0 P: 5	1B: 17 2B: 2 3B: 0 HR: 1	SF: 0 SAC: 1 DF: 1 HBP: 1	WP: 0 PB: 1 CS: 0	PA: 82

Minnesota Twins @ Seattle Pilots  
Sicks Stadium, Boston, MA  
Sat Jul 19 1969, Postponed  
Att: 12,069 - Unknown - 78 F

AB 76  
R 7  
H 20  
RBI 7  
BB 4  
SO 9  
LOB 42



PITCHER	IP	WLS	BF	H	R	ER	SO	BB	IBB	HBP	BLK	WP	HR	S	P	ERA	WHIP
Jerry Corder, R ERA: 4.3	1.1	5.1	25	9	2	2	1	0	0	1	0	0	0	26	27	3.38	1.688
Al Worthington, R ERA: 3.38	8.1	3.0	14	5	3	3	4	0	0	0	0	0	0	22	22	9.00	1.667
Ron Ferranski, L ERA: 2.04	9.1	4.2	23	3	1	0	2	1	2	0	0	0	0	24	36	0.00	0.857
Jim Kaat, L ERA: 2.07	14.1	3.0	14	3	1	1	0	0	1	0	0	0	1	13	17	3.00	1.000
Jim Perry, R ERA: 3.28	17.1	2.0	W	6	0	0	0	2	0	0	0	0	0	10	10	0.00	0.000



Batter	1	2	3	4	5	6	7	8	9	AB	R	H	RBI	BB	SO	LOB	TOP								
Ted Uhlhaender, L OBP: 0.337, SLG: 0.353 (1, 8)										4	0	0	0	0	0	2									
Rod Carew, L OBP: 0.417, SLG: 0.525 (1, 4)										4	0	1	0	0	0	1									
Frank Quilici, R OBP: 0.257, SLG: 0.281 (8, FR)										0	0	0	0	0	0	0									
Harmon Killebrew, R OBP: 0.416, SLG: 0.577 (1, 5)										3	0	0	0	1	0	1									
Rich Reese, L OBP: 0.359, SLG: 0.540 (1, 3)										4	0	0	0	0	0	2									
Charlie Manuel, L OBP: 0.363, SLG: 0.348 (1, 7)										4	0	0	0	0	1	0									
Cesar Tovar, R OBP: 0.295, SLG: 0.362 (1, 9)										4	1	1	1	0	1	0									
George Mitterwald, R OBP: 0.324, SLG: 0.390 (1, 2)										4	2	2	1	0	1	0									
Leo Cardenas, R OBP: 0.351, SLG: 0.396 (1, 6)										3	0	1	0	0	0	1									
Jim Perry, S OBP: 0.245, SLG: 0.283 (1, 1)										2	1	1	0	0	1	0									
<b>Inning Stats</b>	R: 0 E: 0 K: 0 S: 3	H: 0 LOB: 0 BB: 0 P: 3	R: 0 E: 0 K: 1 S: 5	H: 0 LOB: 0 BB: 0 P: 5	R: 1 E: 0 K: 1 S: 6	H: 1 LOB: 0 BB: 0 P: 6	R: 0 E: 0 K: 0 S: 3	H: 1 LOB: 0 BB: 0 P: 3	R: 0 E: 0 K: 2 S: 7	H: 0 LOB: 1 BB: 0 P: 7	R: 0 E: 0 K: 0 S: 4	H: 0 LOB: 0 BB: 0 P: 4	R: 0 E: 0 K: 0 S: 3	H: 0 LOB: 0 BB: 0 P: 3	R: 3 E: 2 K: 0 S: 7	H: 3 LOB: 2 BB: 1 P: 11	R: 0 E: 0 K: 0 S: 3	H: 0 LOB: 0 BB: 0 P: 3	1B: 4 2B: 0 3B: 0 HR: 2	SF: 0 SAC: 1 DP: 1 HBP: 0	WP: 2 PB: 0 SB: 0 CS: 0	PA: 34			
<b>PITCHER</b>	IP	WLS	BF	H	R	ER	SO	BB	IBB	HBP	BLK	WP	HR	S	P	ERA	WHIP								
John Gelnar, R ERA: 3.75 (1, 1)	7.0	L	25	5	3	3	4	0	0	0	0	0	2	33	33	3.86	0.714								
Jim Bouton, R ERA: 3.92 (8, 1)	0.2		5	1	1	0	0	1	0	0	1	2	0	4	8	0.00	3.000								
John O'Donoghue, L ERA: 2.72 (8, 1)	0.1		1	0	0	0	0	0	0	0	0	0	0	1	1	0.00	0.000								
Fred Talbot, R ERA: 3.19 (9, 1)	1.0		3	0	0	0	0	0	0	0	0	0	0	3	3	0.00	0.000								

Minnesota Twins @ Seattle Pilots  
Sicks Stadium, Boston, MA  
Sun Jul 20 1969, 6:33 AM EDT  
Att: 8,287 - Unknown

AB	32
R	4
H	6
RBI	2
BB	1
SO	4
LOB	7



Batter	1	2	3	4	5	6	7	8	9	AB	R	H	RBI	BB	SO	LOB	BOTTOM								
Steve Hovley, L OBP: 0.375, SLG: 0.458 (1, 9)										4	0	2	0	0	0	0									
Gus Gil, R OBP: 0.275, SLG: 0.253 (1, 4)										4	0	2	0	0	0	1									
Tommy Davis, R OBP: 0.284, SLG: 0.329 (1, 7)										4	0	0	0	0	0	4									
Don Mincher, L OBP: 0.360, SLG: 0.455 (1, 3)										4	0	1	0	0	0	1									
Wayne Comer, R OBP: 0.347, SLG: 0.384 (1, 8)										4	0	0	0	0	1	1									
Jerry McNertney, R OBP: 0.293, SLG: 0.389 (1, 2)										4	0	1	0	0	1	1									
Ron Clark, R OBP: 0.245, SLG: 0.260 (1, 5)										4	0	3	0	0	0	0									
Gordy Lund, R OBP: 0.294, SLG: 0.226 (1, 6)										2	0	0	0	0	0	4									
Steve Whisker, L OBP: 0.348, SLG: 0.386 (7, PH)										1	0	0	0	0	1	0									
Ray Oyler, R OBP: 0.279, SLG: 0.295 (8, 6)										0	0	0	0	0	0	0									
Merritt Ranew, L OBP: 0.339, SLG: 0.288 (9, PH)										1	0	0	0	0	0	1									
John Gelnar, R (1, 1)										3	0	0	0	0	0	0									
Jim Bouton, R (8, 1)										0	0	0	0	0	0	0									
John O'Donoghue, R (8, 1)										0	0	0	0	0	0	0									
Fred Talbot, R (9, 1)										0	0	0	0	0	0	0									
<b>Inning Stats</b>	R: 0 E: 0 K: 0 S: 3	H: 0 LOB: 0 BB: 0 P: 3	R: 0 E: 0 K: 1 S: 7	H: 2 LOB: 2 BB: 0 P: 7	R: 0 E: 0 K: 0 S: 4	H: 2 LOB: 1 BB: 0 P: 4	R: 0 E: 0 K: 0 S: 5	H: 2 LOB: 2 BB: 0 P: 5	R: 0 E: 0 K: 0 S: 4	H: 1 LOB: 1 BB: 0 P: 4	R: 0 E: 0 K: 1 S: 5	H: 0 LOB: 0 BB: 0 P: 5	R: 0 E: 0 K: 1 S: 5	H: 0 LOB: 0 BB: 0 P: 5	R: 0 E: 0 K: 0 S: 4	H: 1 LOB: 1 BB: 0 P: 4	R: 0 E: 0 K: 0 S: 4	H: 1 LOB: 1 BB: 0 P: 4	1B: 8 2B: 1 3B: 0 HR: 0	SF: 0 SAC: 0 DP: 1 HBP: 0	WP: 0 PB: 0 SB: 0 CS: 0	PA: 35			
<b>PITCHER</b>	IP	WLS	BF	H	R	ER	SO	BB	IBB	HBP	BLK	WP	HR	S	P	ERA	WHIP								
Jim Perry, R ERA: 3.07 (1, 1)	9.0	W	35	9	0	0	3	0	0	0	0	0	0	41	41	0.00	1.000								

Minnesota Twins @ Seattle Pilots  
Sicks Stadium, Boston, MA  
Sun Jul 20 1969, 6:33 AM EDT  
Att: 8,287 - Unknown

AB	35
R	0
H	9
RBI	0
BB	0
SO	3
LOB	13









Batter	1	2	3	4	5	6	7	8	9	AB	R	H	RBI	BB	SO	LOB	TOP													
Syd O'Brien, R OBP: 0.315, SLG: 0.500 (1, 5)										4	1	1	1	1	2	1	<b>Boston Red Sox @ Seattle Pilots</b> Sicks Stadium, Boston, MA Fri Jul 25 1969, 10:05 PM EDT Att: 8,470 - Unknown													
Mike Andrews, R OBP: 0.398, SLG: 0.449 (1, 4)										5	0	1	0	0	1	2														
Carl Yastrzemski, L OBP: 0.369, SLG: 0.543 (1, 7)										4	0	1	1	1	1	3														
Reggie Smith, S OBP: 0.389, SLG: 0.585 (1, 8)										5	0	0	0	0	1	3														
Rico Petrocelli, R OBP: 0.423, SLG: 0.608 (1, 6)										5	0	1	0	0	0	3														
Tony Conigliaro, R OBP: 0.325, SLG: 0.449 Joe Lahoud, L OBP: 0.349, SLG: 0.345 (1, 9) (3, 9)										2	1	1	1	0	0	2														
George Scott, R OBP: 0.326, SLG: 0.385 (1, 3)										2	2	1	0	2	0	0														
Tom Satriano, L OBP: 0.340, SLG: 0.263 Russ Gibson, R OBP: 0.294, SLG: 0.299 (8, PH) (8, 2)										3	1	2	1	0	0	1														
Mike Nagy, R OBP: 0.109, SLG: 0.111 Bill Landis, L (6, 1) Don Lock, R OBP: 0.333, SLG: 0.316 Lee Stange, R OBP: 0.167, SLG: 0.091 (8, PH) (8, 1)										3	0	1	0	0	0	2														
<b>Inning Stats</b>	R: 1 E: 0 K: 0 S: 5	H: 2 LOB: 2 BB: 1 P: 9	R: 1 E: 1 K: 1 S: 7	H: 2 LOB: 2 BB: 1 P: 11	R: 2 E: 0 K: 0 S: 6	H: 3 LOB: 1 BB: 0 P: 6	R: 0 E: 1 K: 1 S: 5	H: 0 LOB: 0 BB: 0 P: 5	R: 0 E: 0 K: 0 S: 3	H: 0 LOB: 0 BB: 0 P: 3	R: 0 E: 0 K: 0 S: 4	H: 1 LOB: 1 BB: 0 P: 4	R: 0 E: 0 K: 1 S: 5	H: 0 LOB: 0 BB: 0 P: 5	R: 3 E: 0 K: 2 S: 9	H: 2 LOB: 0 BB: 1 P: 13		R: 0 E: 0 K: 1 S: 5	H: 0 LOB: 1 BB: 1 P: 9	1B: 6 2B: 3 3B: 0 HR: 2	SF: 0 SAC: 0 DP: 1 HBP: 0	WP: 0 PB: 0 SB: 2 CS: 0	PA: 41							
<b>PITCHER</b>	IP WLS BF H R ER SO BB IBB HBP BLK WP HR S P ERA WHIP	IP WLS BF H R ER SO BB IBB HBP BLK WP HR S P ERA WHIP																												
Diego Segui, R ERA: 3.44 John Gelnar, R ERA: 3.76 Gary Roggenburk, L ERA: 5.98 Bob Locker, R ERA: 4.28 Jim Bouton, R ERA: 3.76 (1, 1) (3, 1) (8, 1) (8, 1) (9, 1)	2.2 4.2 0.0 0.2 1.0	17 17 1 2 4	7 4 1 0 0	4 2 1 0 0	3 2 1 0 0	1 2 0 0 1	2 1 0 0 1	0 0 0 0 0	0 0 0 0 0	0 0 1 0 0	17 20 1 6 5	25 24 1 6 9	10.12 3.86 ∞ 0.00 0.00	3.375 0.643 ∞ 0.000 1.000																

AB	37
R	7
H	10
RBI	7
BB	4
SO	6
LOB	18



Batter	1	2	3	4	5	6	7	8	9	AB	R	H	RBI	BB	SO	LOB	BOTTOM													
Tommy Harper, R OBP: 0.397, SLG: 0.306 (1, 8)										5	0	0	0	0	0	2	<b>Boston Red Sox @ Seattle Pilots</b> Sicks Stadium, Boston, MA Fri Jul 25 1969, 10:05 PM EDT Att: 8,470 - Unknown													
John Donaldson, L OBP: 0.292, SLG: 0.277 (1, 4)										5	1	1	0	0	0	2														
Steve Hovley, L OBP: 0.388, SLG: 0.467 (1, 9)										4	2	1	0	1	0	0														
Tommy Davis, R OBP: 0.279, SLG: 0.323 (1, 7)										5	0	1	0	0	1	2														
Greg Goossen, R OBP: 0.800, SLG: 1.500 (1, 3)										4	2	3	1	1	0	1														
Jerry McNettney, R OBP: 0.306, SLG: 0.405 (1, 2)										4	1	3	2	1	0	0														
Ron Clark, R OBP: 0.250, SLG: 0.281 (1, 5)										4	0	1	1	0	0	6														
Ray Oyler, R OBP: 0.275, SLG: 0.288 Steve Whitaker, L OBP: 0.354, SLG: 0.394 Gordy Lund, R OBP: 0.294, SLG: 0.226 (1, 6) (8, PH) (9, 6)										3	0	0	0	0	1	1														
Diego Segui, R ERA: 5.16 John Gelnar, R ERA: 3.76 Gary Roggenburk, R ERA: 5.98 Bob Locker, R ERA: 4.28 Don Mincher, L ERA: 6.5 Jim Bouton, R ERA: 3.76 (1, 1) (3, 1) (8, 1) (8, 1) (9, 1)										1	0	0	0	0	1	0														
<b>Inning Stats</b>	R: 4 E: 1 K: 0 S: 7	H: 4 LOB: 1 BB: 1 P: 11	R: 0 E: 0 K: 1 S: 5	H: 0 LOB: 0 BB: 0 P: 5	R: 0 E: 0 K: 1 S: 6	H: 1 LOB: 2 BB: 1 P: 10	R: 0 E: 0 K: 1 S: 5	H: 0 LOB: 0 BB: 0 P: 5	R: 0 E: 0 K: 1 S: 6	H: 1 LOB: 1 BB: 0 P: 6	R: 1 E: 0 K: 0 S: 5	H: 2 LOB: 1 BB: 0 P: 5	R: 0 E: 0 K: 0 S: 4	H: 1 LOB: 0 BB: 0 P: 4	R: 1 E: 1 K: 0 S: 4	H: 1 LOB: 0 BB: 0 P: 4		1B: 9 2B: 3 3B: 0 HR: 1	SF: 0 SAC: 0 DP: 1 HBP: 0	WP: 0 PB: 0 SB: 0 CS: 0	PA: 42									
<b>PITCHER</b>	IP WLS BF H R ER SO BB IBB HBP BLK WP HR S P ERA WHIP	IP WLS BF H R ER SO BB IBB HBP BLK WP HR S P ERA WHIP																												
Mike Nagy, R ERA: 3.22 Bill Landis, L ERA: 6.3 Lee Stange, R ERA: 3.19 (1, 1) (6, 1) (8, 1)	5.2 1.1 2.0	28 6 8	8 2 2	4 1 1	4 1 0	0 0 0	0 0 0	0 0 0	0 0 0	0 0 0	33 6 8	45 6 8	6.35 6.75 0.00	1.941 1.500 1.000																

AB	39
R	6
H	12
RBI	4
BB	3
SO	4
LOB	15





Batter	1	2	3	4	5	6	7	8	9	AB	R	H	RBI	BB	SO	LOB	TOP										
Syd O'Brien, R OBP: 0.309, SLG: 0.484 (1, 5)	5-3		FC1-4	F8			FC6-4		5-3	5	0	1	0	0	0	4											
Mike Andrews, R OBP: 0.398, SLG: 0.446 (1, 4)	F8		CS	F6	1B	1B	FC6-4			4	0	1	0	1	0	1											
Carl Yastrzemski, L OBP: 0.369, SLG: 0.542 (1, 7)	L6			1B	1B	1B	L8		4-3	5	1	2	0	0	0	2											
Reggie Smith, S OBP: 0.393, SLG: 0.599 (1, 8)		HR		FC3-2	1B		L3-6-5			4	2	3	1	0	0	2											
Rico Petrocelli, R OBP: 0.424, SLG: 0.609 (1, 6)	5-3			FC3-2	1B	3-H				3	1	1	1	1	0	2											
Joe Lahoud, L OBP: 0.341, SLG: 0.336 (1, 9)	3-1			FC3-2	1B		F6		G3	4	1	0	0	0	0	4											
George Scott, R OBP: 0.325, SLG: 0.386 (1, 3)	K			1B	2B		F8		F8	4	0	1	2	0	1	0											
Tom Satriano, L OBP: 0.343, SLG: 0.264 (1, 2)				1B	1B		F8		F5	3	0	1	0	1	0	0											
Sonny Siebert, R OBP: 0.266, SLG: 0.300 Sparky Lye, L OBP: 0.222, SLG: 0.125 Ron Kline, R OBP: 0.254 Bill Landis, L OBP: 0.286, SLG: 0.320 Jim Lonborg, R OBP: 0.361, SLG: 0.394 Dick Scholfield, S OBP: 0.222, SLG: 0.125 (1, 1) (6, 1) (6, 1) (7, 1) (7, 1) (6, PH)			K		1B				4-3	3	0	1	1	0	1	1											
<b>Inning Stats</b>	R: 0 E: 0 K: 0 S: 3	H: 0 LOB: 0 BB: 0 P: 3	R: 1 E: 0 K: 1 S: 6	H: 1 LOB: 0 BB: 0 P: 6	R: 0 E: 0 K: 1 S: 5	H: 1 LOB: 0 BB: 0 P: 5	R: 3 E: 0 K: 0 S: 7	H: 4 LOB: 2 BB: 2 P: 15	R: 1 E: 0 K: 0 S: 4	H: 2 LOB: 1 BB: 1 P: 8	R: 0 E: 0 K: 0 S: 3	H: 0 LOB: 0 BB: 0 P: 3	R: 0 E: 0 K: 0 S: 5	H: 2 LOB: 2 BB: 0 P: 5	R: 0 E: 0 K: 0 S: 3	H: 0 LOB: 0 BB: 0 P: 3	R: 0 E: 0 K: 0 S: 4	H: 1 LOB: 1 BB: 0 P: 4	1B: 7 2B: 4 3B: 0 HR: 1	SF: 0 SAC: 0 DP: 1 HBP: 0	WP: 0 PA: 40 PB: 0 SB: 1 CS: 1						
<b>PITCHER</b>	IP	WLS	BF	H	R	ER	SO	BB	IBB	HBP	BLK	WP	HR	S	P	ERA	WHIP										
Fred Talbot, R ERA: 3.53 (1, 1)	4.2		23	8	5	5	2	1	2	0	0	0	1	24	36	9.64	1.929										
Jim Bouton, R ERA: 3.59 (5, 1)	1.1	W	4	0	0	0	0	0	0	0	0	0	0	4	4	0.00	0.000										
Bob Locker, R ERA: 4.06 (7, 1)	3.0	S	12	3	0	0	0	0	0	0	0	0	0	12	12	0.00	1.000										

**Boston Red Sox @ Seattle Pilots**  
Sicks Stadium, Boston, MA  
Sat Jul 26 1969, 10:05 PM EDT  
Att: 13,632 - Unknown

AB 36  
R 5  
H 11  
RBI 5  
BB 3  
SO 2  
LOB 16



Batter	1	2	3	4	5	6	7	8	9	AB	R	H	RBI	BB	SO	LOB	BOTTOM										
Tommy Harper, R OBP: 0.359, SLG: 0.306 (1, 8)	K		F8			BB	BB			3	2	1	0	1	1	0											
John Donaldson, L OBP: 0.305, SLG: 0.281 (1, 4)	1B			L6		BB	BB		E1	2	1	1	0	2	0	0											
Steve Hovley, L OBP: 0.392, SLG: 0.468 (1, 9)	1B			4-3		BB	BB		SF9	2	1	1	1	1	0	0											
Tommy Davis, R OBP: 0.279, SLG: 0.325 (1, 7)	G5-4-3			4-3		HR	2B		K	4	1	1	2	0	1	3											
Greg Goossen, R OBP: 0.667, SLG: 1.000 (1, 3)			F3			1B	BB		K	3	1	1	1	1	1	1											
Jerry McNertney, R OBP: 0.305, SLG: 0.415 (1, 2)	5-3			F7		HR			5-3	4	1	1	3	0	0	1											
Ron Clark, R OBP: 0.276, SLG: 0.276 Gus Gil, R OBP: 0.276, SLG: 0.254 (1, 5) (4, 5)	6-3					1B	BB		F8	1	0	0	0	0	0	0											
Ray Oyler, R OBP: 0.270, SLG: 0.282 (1, 6)			K			G6-4-3			K	4	0	0	0	0	2	2											
Fred Talbot, R OBP: 0.286, SLG: 0.320 Jim Bouton, R OBP: 0.361, SLG: 0.394 Steve Whitaker, L OBP: 0.222, SLG: 0.125 Bob Locker, S OBP: 0.222, SLG: 0.125 (1, 1) (5, 1) (6, PH) (7, 1)				6-3			BB		1B	1	0	0	0	0	0	0											
<b>Inning Stats</b>	R: 0 E: 0 K: 1 S: 5	H: 1 LOB: 1 BB: 1 P: 9	R: 0 E: 0 K: 0 S: 3	H: 0 LOB: 0 BB: 0 P: 3	R: 0 E: 0 K: 1 S: 5	H: 0 LOB: 0 BB: 0 P: 5	R: 0 E: 0 K: 0 S: 3	H: 0 LOB: 0 BB: 0 P: 3	R: 0 E: 0 K: 0 S: 3	H: 1 LOB: 1 BB: 1 P: 7	R: 6 E: 0 K: 0 S: 5	H: 3 LOB: 4 BB: 4 P: 21	R: 2 E: 1 K: 2 S: 10	H: 3 LOB: 1 BB: 0 P: 10	R: 0 E: 0 K: 1 S: 5	H: 0 LOB: 0 BB: 0 P: 5	1B: 6 2B: 1 3B: 0 HR: 1	SF: 1 SAC: 0 DP: 2 HBP: 0	WP: 0 PA: 35 PB: 0 SB: 1 CS: 0								
<b>PITCHER</b>	IP	WLS	BF	H	R	ER	SO	BB	IBB	HBP	BLK	WP	HR	S	P	ERA	WHIP										
Sonny Siebert, R ERA: 3.83 (1, 1)	5.1		20	2	2	2	2	5	0	0	0	0	0	19	39	3.38	1.312										
Sparky Lye, L ERA: 2.54 (6, 1)	0.0		3	2	1	1	0	1	0	0	0	0	0	2	6												
Ron Kline, R ERA: 5.25 (6, 1)	0.2	L	5	3	5	4	0	0	0	0	0	0	1	5	5	54.00	4.500										
Bill Landis, L ERA: 6.26 Jim Lonborg, R ERA: 3.25 (7, 1)	0.1		2	1	0	0	0	0	0	0	0	0	0	2	2	0.00	3.000										
Jim Lonborg, R ERA: 3.25 (7, 1)	1.2		5	0	0	0	3	0	0	0	0	0	0	11	11	0.00	0.000										

**Boston Red Sox @ Seattle Pilots**  
Sicks Stadium, Boston, MA  
Sat Jul 26 1969, 10:05 PM EDT  
Att: 13,632 - Unknown

AB 28  
R 8  
H 8  
RBI 7  
BB 6  
SO 5  
LOB 7













Batter	1	2	3	4	5	6	7	8	9	AB	R	H	RBI	BB	SO	LOB	TOP					
Del Unser, L OBP: 0.330, SLG: 0.334 (1,8)										5	0	1	0	0	0	4	<p><b>Washington Senators @ Seattle Pilots</b> Sicks Stadium, Boston, MA Wed Jul 30 1969, 10:05 PM EDT Att: 5,721 - Unknown - 79 F</p> <p>livebaseballscorecards.com</p> <p>AB 33 R 3 H 8 RBI 3 BB 7 SO 9 LOB 20</p>					
Lee Mays, L OBP: 0.316, SLG: 0.372 (1,9)										5	1	2	0	0	1	1						
Mike Epstein, L OBP: 0.415, SLG: 0.544 (1,3)										5	1	2	2	0	1	2						
Frank Howard, R OBP: 0.412, SLG: 0.605 (1,7)										1	0	0	0	4	0	0						
Ken McMullen, R OBP: 0.342, SLG: 0.398 (1,5)										1	0	0	0	0	0	2						
Zolio Versalles, R OBP: 0.294, SLG: 0.295 (9, PH)										3	0	0	0	0	1	3						
Brant Ayles, R OBP: 0.353, SLG: 0.500 (9, PH)										1	0	0	0	0	1	2						
Bernie Allen, L OBP: 0.342, SLG: 0.407 (1,4)										4	0	1	0	0	1	2						
Ed Brinkman, R OBP: 0.327, SLG: 0.337 (1,6)										2	1	1	0	2	0	0						
Paul Casanova, R OBP: 0.247, SLG: 0.272 (8, PH)										2	0	1	1	1	1	0						
Ed Stroud, L OBP: 0.323, SLG: 0.322 (8, PH)										1	0	0	0	0	0	1						
Jim French, L OBP: 0.336, SLG: 0.287 (8, 2)										0	0	0	0	0	0	0						
Casey Cox, R OBP: 0.143, SLG: 0.077 (1, 1)										2	0	0	0	0	2	3						
Hank Allen, R OBP: 0.301, SLG: 0.337 (8, PH)										1	0	0	0	0	1	0						
Darold Knowles, L OBP: 0.143, SLG: 0.143 (8, 1)										0	0	0	0	0	0	0						
<b>Inning Stats</b>	R: 0 E: 0 K: 1 S: 6	H: 1 LOB: 2 BB: 1 P: 10	R: 0 E: 0 K: 1 S: 5	H: 0 LOB: 0 BB: 0 P: 5	R: 2 E: 0 K: 1 S: 7	H: 2 LOB: 0 BB: 0 P: 7	R: 0 E: 0 K: 2 S: 8	H: 1 LOB: 3 BB: 2 P: 16	R: 0 E: 0 K: 1 S: 5	H: 0 LOB: 1 BB: 1 P: 9	R: 1 E: 0 K: 0 S: 5	H: 2 LOB: 1 BB: 0 P: 5	R: 0 E: 0 K: 1 S: 6	H: 1 LOB: 2 BB: 1 P: 10	R: 0 E: 0 K: 1 S: 4	H: 0 LOB: 2 BB: 1 P: 8	R: 0 E: 0 K: 1 S: 6	H: 1 LOB: 2 BB: 1 P: 10	1B: 5 2B: 2 3B: 0 HR: 1	SF: 0 SAC: 1 DP: 1 HBP: 0	WP: 0 PB: 0 CS: 1	PA: 41
<b>PITCHER</b>	IP WLS BF H R ER SO BB IBB HBP BLK WP HR S P ERA WHIP																					
Diego Segui, R ERA: 3.47 (1, 1)	7.0 W 33 7 3 3 7 4 1 0 0 0 1 42 62 3.86 1.571																					
John Gelnar, R ERA: 3.51 (8, 1)	2.0 S 8 1 0 0 2 1 1 0 0 0 0 10 18 0.00 1.000																					

Batter	1	2	3	4	5	6	7	8	9	AB	R	H	RBI	BB	SO	LOB	BOTTOM			
Tommy Harper, R OBP: 0.355, SLG: 0.315 (1,5)										4	0	1	0	0	0	0	<p><b>Washington Senators @ Seattle Pilots</b> Sicks Stadium, Boston, MA Wed Jul 30 1969, 10:05 PM EDT Att: 5,721 - Unknown - 79 F</p> <p>livebaseballscorecards.com</p> <p>AB 29 R 4 H 7 RBI 4 BB 2 SO 5 LOB 10</p>			
Wayne Comer, R OBP: 0.347, SLG: 0.384 (1,8)										4	0	1	0	0	1	0				
Steve Hovley, L OBP: 0.375, SLG: 0.422 (1,9)										3	0	1	0	1	0	0				
Tommy Davis, R OBP: 0.280, SLG: 0.328 (1,7)										4	1	1	0	0	1	4				
Ron Clark, R OBP: 0.246, SLG: 0.276 (9, 5)										0	0	0	0	0	0	0				
Greg Goossen, R OBP: 0.571, SLG: 1.000 (1, 3)										4	2	2	3	0	0	4				
John Donaldson, L OBP: 0.318, SLG: 0.278 (1, 4)										2	0	0	0	1	1	0				
Jim Pagliaroni, R OBP: 0.309, SLG: 0.386 (1, 2)										2	1	1	1	0	0	0				
Jerry McNettney, R OBP: 0.304, SLG: 0.413 (9, 2)										0	0	0	0	0	0	0				
Ray Oyler, R OBP: 0.267, SLG: 0.278 (1, 6)										3	0	0	0	0	1	1				
Diego Segui, R OBP: 0.095, SLG: 0.050 (1, 1)										2	0	0	0	0	1	0				
Mike Hegan, L OBP: 0.423, SLG: 0.459 (7, PH)										1	0	0	0	0	0	1				
John Gelnar, R OBP: 0.133, SLG: 0.071 (8, 1)										0	0	0	0	0	0	0				
<b>Inning Stats</b>	R: 0 E: 0 K: 1 S: 5	H: 0 LOB: 0 BB: 0 P: 5	R: 0 E: 0 K: 0 S: 3	H: 1 LOB: 0 BB: 0 P: 3	R: 1 E: 0 K: 1 S: 6	H: 1 LOB: 0 BB: 0 P: 6	R: 2 E: 1 K: 1 S: 7	H: 1 LOB: 0 BB: 0 P: 7	R: 0 E: 0 K: 1 S: 5	H: 0 LOB: 0 BB: 0 P: 5	R: 0 E: 0 K: 0 S: 4	H: 1 LOB: 1 BB: 0 P: 4	R: 1 E: 0 K: 0 S: 4	H: 1 LOB: 1 BB: 1 P: 8	R: 0 E: 0 K: 1 S: 6	H: 2 LOB: 2 BB: 1 P: 10	1B: 4 2B: 0 3B: 0 HR: 3	SF: 0 SAC: 1 DP: 2 HBP: 0	WP: 0 PB: 0 CS: 0	PA: 32
<b>PITCHER</b>	IP WLS BF H R ER SO BB IBB HBP BLK WP HR S P ERA WHIP																			
Casey Cox, R ERA: 1.99 (1, 1)	7.0 L 27 5 4 2 4 1 0 0 0 0 0 3 34 38 2.57 0.857																			
Darold Knowles, L ERA: 2.09 (8, 1)	1.0 5 2 0 0 1 1 0 0 0 0 0 0 6 10 0.00 3.000																			
















Batter	1	2	3	4	5	6	7	8	9	AB R H RBI BB SO LOB	TOP									
Horace Clarke, S (1.4) OBP: 0.347, SLG: 0.357										4 0 1 0 1 1 0	<b>New York Yankees @ Seattle Pilots</b> Sicks Stadium, Boston, MA Sun Aug 03 1969, 6:33 AM EDT Att: 23,657 - Unknown - 66 F									
Ron Woods, R (1.8) OBP: 0.317, SLG: 0.325										5 1 1 0 0 1 1										
Roy White, S (1.7) OBP: 0.431, SLG: 0.478										3 1 1 0 2 0 1										
Joe Pepitone, L (1.3) OBP: 0.291, SLG: 0.477										3 1 0 0 2 1 4										
Frank Fernandez, R (1.2) OBP: 0.372, SLG: 0.430										3 1 0 1 1 3 4										
Bill Robinson, R (1.9) OBP: 0.237, SLG: 0.311										4 1 1 2 0 0 0										
Gene Michael, S (1.6) OBP: 0.368, SLG: 0.391										4 0 1 2 0 1 0										
Bobby Cox, R (1.5) OBP: 0.323, SLG: 0.282										3 0 2 0 1 0 1										
Stan Bahnsen, R (1.1) OBP: 0.087, SLG: 0.067										4 0 0 0 0 2 3										
Steve Hamilton, L (8.1)										0 0 0 0 0 0 0										
Lindy McDaniel, R (9.1)										0 0 0 0 0 0 0										
<b>Inning Stats</b>	R: 5 E: 0 K: 0 S: 5	H: 3 LOB: 0 BB: 3 P: 17	R: 0 E: 0 K: 1 S: 5	H: 0 LOB: 0 BB: 0 P: 5	R: 0 E: 0 K: 2 S: 7	H: 0 LOB: 0 BB: 0 P: 7	R: 0 E: 0 K: 0 S: 4	H: 1 LOB: 1 BB: 0 P: 4	R: 0 E: 0 K: 1 S: 6	H: 1 LOB: 2 BB: 1 P: 10	R: 0 E: 0 K: 1 S: 6	H: 1 LOB: 2 BB: 1 P: 10	R: 0 E: 0 K: 2 S: 7	H: 0 LOB: 1 BB: 1 P: 11	R: 0 E: 0 K: 1 S: 5	H: 0 LOB: 1 BB: 1 P: 9	1B: 3 2B: 5 3B: 0 HR: 0	SF: 0 SAC: 0 DP: 1 HBP: 0	WP: 0 PB: 0 SB: 0 CS: 0	PA: 40
<b>PITCHER</b>	IP WLS BF H R ER SO BB IBB HBP BLK WP HR S P ERA WHIP																			
Steve Barber, L (1.1) ERA: 6.0	0.1 L 6 2 5 5 0 3 0 0 0 0 0 0 0 3 15 135.00 15.000																			
John Geinar, R (1.1) ERA: 3.11	5.2 21 4 0 0 5 0 1 0 0 0 0 0 30 34 0.00 0.706																			
Fred Talbot, R (7.1) ERA: 3.59	2.0 9 1 0 0 3 1 1 0 0 0 0 0 13 21 0.00 1.000																			
Diego Segui, R (9.1) ERA: 3.43	1.0 4 0 0 0 1 1 0 0 0 0 0 0 5 9 0.00 1.000																			


Batter	1	2	3	4	5	6	7	8	9	AB R H RBI BB SO LOB	BOTTOM									
Tommy Harper, R (1.5) OBP: 0.357, SLG: 0.322										3 1 2 1 1 0 0	<b>New York Yankees @ Seattle Pilots</b> Sicks Stadium, Boston, MA Sun Aug 03 1969, 6:33 AM EDT Att: 23,657 - Unknown - 66 F									
Steve Hovley, L (1.8) OBP: 0.358, SLG: 0.397										4 0 0 0 0 0 3										
Tommy Davis, R (1.7) OBP: 0.280, SLG: 0.327										4 0 1 1 0 0 2										
Don Mincher, L (1.3) OBP: 0.361, SLG: 0.450										3 1 1 0 1 1 1										
Mike Hegan, L (1.9) OBP: 0.421, SLG: 0.451										4 0 0 0 0 1 4										
Jerry McNettney, R (1.2) OBP: 0.300, SLG: 0.408										4 0 1 0 0 1 0										
Gordy Lund, R (9, FR) OBP: 0.349, SLG: 0.263										0 0 0 0 0 0 0										
John Donaldson, L (1.4) OBP: 0.313, SLG: 0.267										3 0 0 0 0 0 0										
Jim Pagliaroni, R (9, PH) OBP: 0.318, SLG: 0.468										1 0 1 1 0 0 0										
Ron Clark, R (1.6) OBP: 0.273, SLG: 0.271										4 0 0 0 0 2 2										
Steve Barber, L (1.1) OBP: 0.348, SLG: 0.308										0 0 0 0 0 0 0										
John Geinar, R (1.1) OBP: 0.118, SLG: 0.003										1 0 0 0 0 0 0										
Merrill Ponder, L (9, PH) OBP: 0.258, SLG: 0.298										1 1 1 0 0 0 0										
Fred Talbot, R (7.1) OBP: 0.258, SLG: 0.298										0 0 0 0 0 0 0										
Greg Goossen, R (9, PH) OBP: 0.448, SLG: 0.802										1 0 0 0 0 0 0										
Diego Segui, R (9.1) OBP: 0.306, SLG: 0.550										0 0 0 0 0 0 0										
Gus Gil, L (9, PH) OBP: 0.273, SLG: 0.249										1 0 0 0 0 0 2										
<b>Inning Stats</b>	R: 0 E: 0 K: 0 S: 3	H: 0 LOB: 1 BB: 1 P: 7	R: 0 E: 0 K: 2 S: 7	H: 0 LOB: 0 BB: 0 P: 7	R: 0 E: 1 K: 1 S: 5	H: 0 LOB: 0 BB: 0 P: 5	R: 0 E: 0 K: 0 S: 3	H: 0 LOB: 0 BB: 0 P: 3	R: 1 E: 0 K: 0 S: 6	H: 3 LOB: 3 BB: 1 P: 10	R: 0 E: 0 K: 0 S: 3	H: 0 LOB: 0 BB: 0 P: 3	R: 1 E: 0 K: 0 S: 4	H: 1 LOB: 0 BB: 0 P: 4	R: 1 E: 0 K: 1 S: 8	H: 3 LOB: 2 BB: 0 P: 8	1B: 6 2B: 0 3B: 0 HR: 1	SF: 0 SAC: 0 DP: 1 HBP: 0	WP: 0 PB: 0 SB: 0 CS: 0	PA: 36
<b>PITCHER</b>	IP WLS BF H R ER SO BB IBB HBP BLK WP HR S P ERA WHIP																			
Stan Bahnsen, R (1.1) ERA: 4.07	7.1 W 28 4 2 2 4 2 0 0 0 0 0 0 1 34 42 2.46 0.818																			
Steve Hamilton, L (8.1) ERA: 3.02	1.0 5 2 1 1 0 0 0 0 0 0 0 0 5 5 9.00 2.000																			
Lindy McDaniel, R (9.1) ERA: 4.17	0.2 S 3 1 0 0 1 0 0 0 0 0 0 0 5 5 0.00 1.500																			

AB	33
R	5
H	7
RBI	5
BB	7
SO	9
LOB	14





Batter	1	2	3	4	5	6	7	8	9	AB	R	H	RBI	BB	SO	LOB	TOP			
<b>Tommy Harper, R</b> OBP: 0.360, SLG: 0.323 (1, 5)	F9			3B 1B	1B BB		F9		HR BB	3	3	1	0	2	0	0	<b>Seattle Pilots @ Boston Red Sox</b> Fenway Park, Boston, MA Tue Aug 05 1969, 7:05 PM EDT Att: 25,977 - Unknown			
<b>Steve Hovley, L</b> OBP: 0.367, SLG: 0.444 (1, 9)	F8			2B 3B	1B 1B		K		HR	5	2	3	3	0	1	0				
<b>Wayne Comer, R</b> OBP: 0.347, SLG: 0.387 (1, 8)	6-3			1B 2B	F3		1-3		5-3	5	1	1	1	0	0	3				
<b>Tommy Davis, R</b> OBP: 0.284, SLG: 0.333 (1, 7)		L6		F3	1B				BB PB 2B	5	1	3	2	0	0	1				
<b>Don Mincher, L</b> OBP: 0.362, SLG: 0.445 (1, 3)	F6			1B BB	F7				PB BB BB	3	0	0	0	2	0	3				
<b>Jim Pagliaroni, R</b> OBP: 0.323, SLG: 0.450 (1, 2)	6-3			K					PB BB	3	0	0	0	2	1	3				
<b>John Donaldson, L</b> OBP: 0.316, SLG: 0.267 (1, 4)			G3	1B					BB	4	0	1	1	1	1	2				
<b>Ron Clark, R</b> OBP: 0.268, SLG: 0.257 (1, 6)		L5		1B SH1-4 BB	F7				FC6-4 BB	4	1	0	0	1	0	4				
<b>Gene Brabender, R</b> OBP: 0.184, SLG: 0.213 (1, 1)			K		SH1-4				HR	3	1	1	1	0	2	1				
<b>Inning Stats</b>	R: 0 E: 0 K: 0 S: 3	H: 0 LOB: 0 BB: 0 P: 3	R: 0 E: 0 K: 0 S: 3	H: 0 LOB: 0 BB: 0 P: 3	R: 0 E: 0 K: 1 S: 5	H: 0 LOB: 0 BB: 0 P: 5	R: 3 E: 0 K: 1 S: 8	H: 4 LOB: 2 BB: 1 P: 12	R: 2 E: 0 K: 0 S: 5	H: 2 LOB: 2 BB: 2 P: 13	R: 0 E: 0 K: 2 S: 7	H: 0 LOB: 1 BB: 1 P: 11	R: 0 E: 1 K: 0 S: 4	H: 1 LOB: 1 BB: 0 P: 4	R: 4 E: 0 K: 0 S: 6	H: 3 LOB: 3 BB: 4 P: 22	1B: 5 2B: 2 3B: 1 HR: 2	SF: 0 SAC: 1 DP: 0 HBP: 0	WP: 0 PB: 1 SB: 1 CS: 0	PA: 44
<b>PITCHER</b>	IP WLS BF H R ER SO BB IBB HBP BLK WP HR S P ERA WHIP																			
<b>Ray Culp, R</b> ERA: 3.51 (1, 1)	4.2 L 22 6 5 5 2 3 0 0 0 0 0 0 23 35 9.64 1.929																			
<b>Bill Landis, L</b> ERA: 5.32 (5, 1)	0.1 1 0 0 0 0 0 0 0 0 0 0 0 1 1 0.00 0.000																			
<b>Bill Lee, L</b> ERA: 5.24 (6, 1)	3.0 11 1 0 0 3 1 0 0 0 0 0 0 16 20 0.00 0.667																			
<b>Ron Kline, R</b> ERA: 5.82 (9, 1)	0.2 8 3 4 4 0 3 0 0 0 0 0 2 5 17 54.00 9.000																			
<b>Sparky Lyle, L</b> ERA: 2.49 (9, 1)	0.1 2 0 0 0 0 1 0 0 0 0 0 0 1 5 0.00 3.000																			

Batter	1	2	3	4	5	6	7	8	9	AB	R	H	RBI	BB	SO	LOB	BOTTOM	
<b>Syd O'Brien, R</b> OBP: 0.297, SLG: 0.398 (1, 5)	K		SH3 1B		4-3			L8	L7	5	0	1	0	0	1	2	<b>Seattle Pilots @ Boston Red Sox</b> Fenway Park, Boston, MA Tue Aug 05 1969, 7:05 PM EDT Att: 25,977 - Unknown	
<b>Mike Andrews, R</b> OBP: 0.389, SLG: 0.441 (1, 4)	PB 1B		SH3 1-2			K		6-3		3	0	1	0	0	1	0		
<b>Carl Yastrzemski, L</b> OBP: 0.359, SLG: 0.512 (1, 7)	F8 1-2		F5			3-1		PB 1B		4	0	1	0	0	0	2		
<b>Reggie Smith, S</b> OBP: 0.385, SLG: 0.583 (1, 8)	F7		F4			4-3		K		4	0	0	0	0	1	3		
<b>Rico Petrocelli, R</b> OBP: 0.426, SLG: 0.617 (1, 6)		1-4-3 S 1B		K				2B	1B SF7 2B	4	1	3	0	0	1	0		
<b>Tony Conigliaro, R</b> OBP: 0.317, SLG: 0.434 (1, 9)	K		F2			5-3		BB 1B		4	0	1	0	0	1	2		
<b>George Scott, R</b> OBP: 0.314, SLG: 0.368 (1, 3)	1-4-3 2-3		5-3			5-3		BB BB	BB BB	3	0	0	0	1	0	2		
<b>Russ Gibson, R</b> OBP: 0.301, SLG: 0.312 (1, 2)		BB BB			4-3			6-3	SF7	2	0	0	1	1	0	1		
<b>Ray Culp, R</b> OBP: 0.194, SLG: 0.206 (5, 1)					3-1			HR	K	1	0	0	0	0	1	2		
<b>Joe Lahoud, L</b> OBP: 0.333, SLG: 0.351 (5, 1)										0	0	0	0	0	0	0		
<b>Bill Lee, L</b> OBP: 0.355, SLG: 0.342 (5, 1)										0	0	0	0	0	0	0		
<b>Dick Schofield, S</b> OBP: 0.162, SLG: 0.100 (9, 1)										0	0	0	0	0	0	0		
<b>Ron Kline, R</b> OBP: 0.162, SLG: 0.100 (9, 1)										0	0	0	0	0	0	0		
<b>Sparky Lyle, L</b> OBP: 0.162, SLG: 0.100 (9, 1)										0	0	0	0	0	0	0		
<b>Dalton Jones, L</b> OBP: 0.317, SLG: 0.344 (9, 1)										1	0	0	0	0	1	2		
<b>Inning Stats</b>	R: 0 E: 0 K: 1 S: 6	H: 1 LOB: 1 BB: 0 P: 6	R: 0 E: 0 K: 2 S: 8	H: 1 LOB: 2 BB: 1 P: 12	R: 0 E: 0 K: 0 S: 4	H: 1 LOB: 1 BB: 0 P: 4	R: 0 E: 0 K: 1 S: 5	H: 0 LOB: 0 BB: 0 P: 5	R: 0 E: 0 K: 1 S: 4	H: 1 LOB: 1 BB: 0 P: 4	R: 1 E: 0 K: 1 S: 7	H: 2 LOB: 1 BB: 0 P: 7	R: 1 E: 0 K: 1 S: 7	H: 2 LOB: 2 BB: 1 P: 11	1B: 5 2B: 2 3B: 0 HR: 1	SF: 1 SAC: 1 DP: 0 HBP: 0		WP: 0 PB: 2 SB: 1 CS: 0
<b>PITCHER</b>	IP WLS BF H R ER SO BB IBB HBP BLK WP HR S P ERA WHIP																	
<b>Gene Brabender, R</b> ERA: 4.56 (1, 1)	9.0 W 37 8 2 2 7 2 0 0 0 0 0 1 49 57 2.00 1.111																	







Batter	1	2	3	4	5	6	7	8	9	AB	R	H	RBI	BB	SO	LOB	TOP										
<b>Tommy Harper, R</b> OBP: 0.356, SLG: 0.320 (1, 5)										5	1	1	0	0	0	1											
<b>Steve Hoyley, L</b> OBP: 0.372, SLG: 0.448 (1, 9)										3	1	1	0	1	0	1											
<b>Wayne Comer, R</b> OBP: 0.350, SLG: 0.388 (1, 8)										3	1	1	1	1	1	0											
<b>Tommy Davis, R</b> OBP: 0.288, SLG: 0.339 <b>Ray Oyler, R</b> OBP: 0.263, SLG: 0.274 (1, 7)										4	0	2	1	0	0	2											
<b>Don Mincher, L</b> OBP: 0.357, SLG: 0.438 (1, 3)										4	0	0	0	0	1	5											
<b>Jim Pagliaroni, R</b> OBP: 0.309, SLG: 0.434 <b>Jerry McNertney, R</b> OBP: 0.302, SLG: 0.412 (1, 2)										3	0	0	1	0	0	1											
<b>John Donaldson, L</b> OBP: 0.317, SLG: 0.261 (1, 4)										3	0	0	0	1	0	1											
<b>Ron Clark, R</b> OBP: 0.270, SLG: 0.250 (1, 6)										3	0	0	0	1	1	1											
<b>Fred Talbot, R</b> OBP: 0.257, SLG: 0.375 <b>Bob Locker, S</b> OBP: 0.200, SLG: 0.111 <b>John O'Donoghue, R</b> (1, 1)										4	1	1	1	0	2	2											
<b>Inning Stats</b>	R: 3 E: 0 K: 1 S: 9	H: 4 LOB: 1 BB: 0 P: 9	R: 0 E: 0 K: 1 S: 5	H: 0 LOB: 1 BB: 1 P: 9	R: 0 E: 0 K: 1 S: 6	H: 1 LOB: 1 BB: 0 P: 6	R: 0 E: 0 K: 0 S: 5	H: 0 LOB: 0 BB: 0 P: 5	R: 0 E: 0 K: 0 S: 3	H: 0 LOB: 2 BB: 2 P: 11	R: 0 E: 0 K: 0 S: 3	H: 0 LOB: 0 BB: 0 P: 3	R: 0 E: 0 K: 0 S: 3	H: 0 LOB: 0 BB: 0 P: 3	R: 1 E: 0 K: 0 S: 4	H: 1 LOB: 0 BB: 0 P: 4	1B: 5 2B: 0 3B: 0 HR: 1	SF: 1 SAC: 0 DP: 0 HBP: 0	WP: 0 PB: 0 SB: 2 CS: 0	PA: 37							
<b>PITCHER</b>	IP	WLS	BF	H	R	ER	SO	BB	IBB	HBP	BLK	WP	HR	S	P	ERA	WHIP										
<b>Mike Nagy, R</b> ERA: 3.26 <b>Lee Stange, R</b> ERA: 3.4	(1, 1)	7.0	30	5	3	3	5	4	0	0	0	0	0	36	52	3.86	1.286										
(8, 1)	2.0	W	7	1	1	1	0	0	0	0	0	0	1	7	7	4.50	0.500										

Seattle Pilots @ Boston Red Sox  
Fenway Park, Boston, MA  
Thu Aug 07 1969, 3:33 AM EDT  
Att: 30,706 - Unknown

AB 32  
R 4  
H 6  
RBI 4  
BB 4  
SO 5  
LOB 14



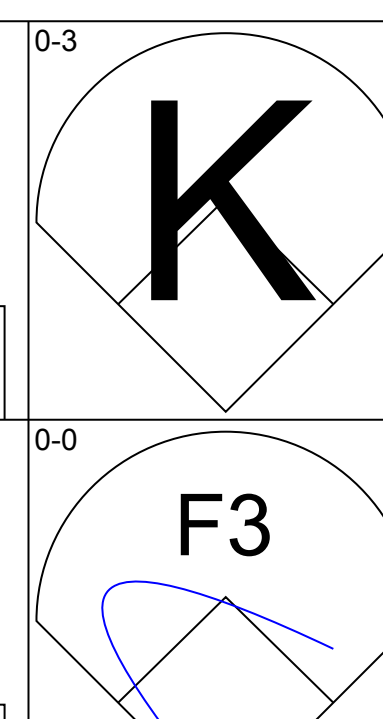
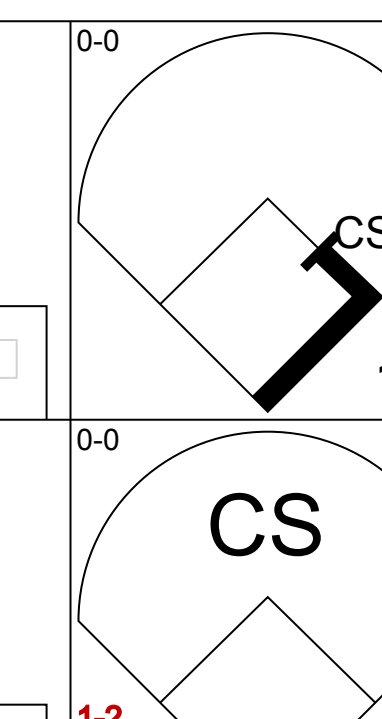
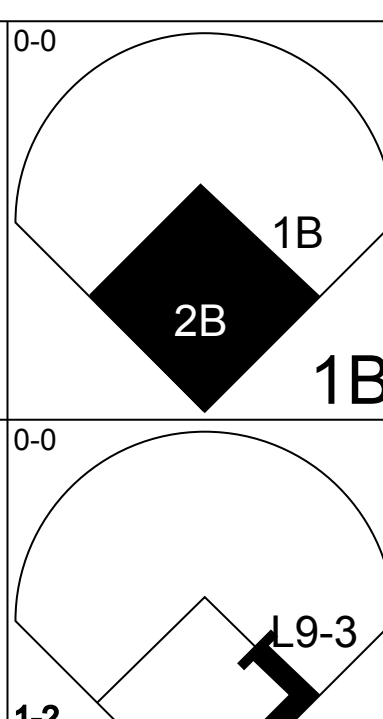
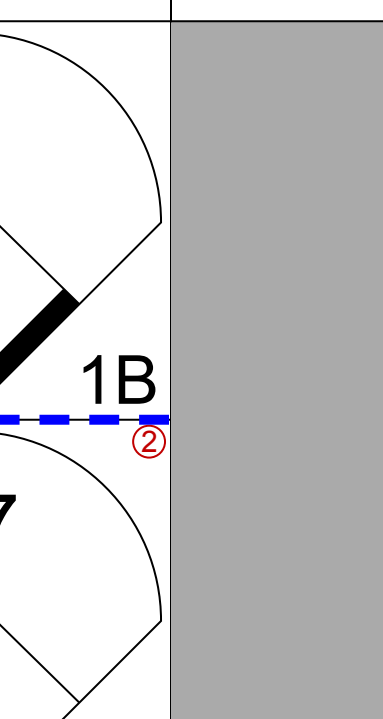
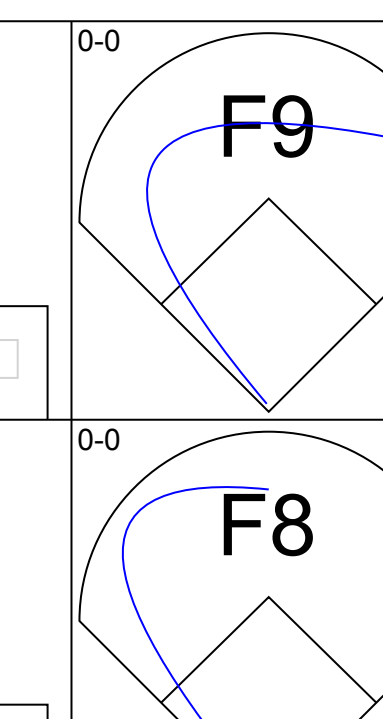
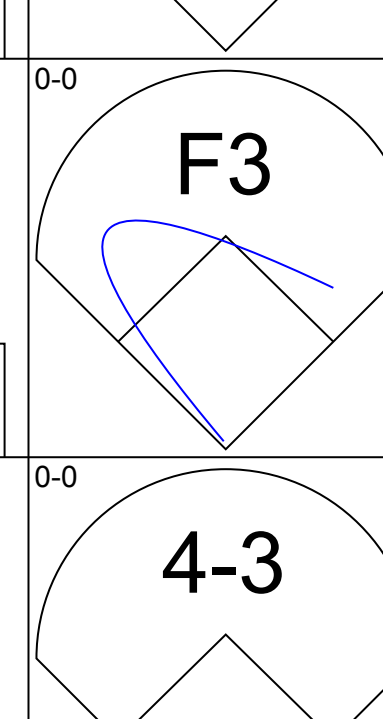
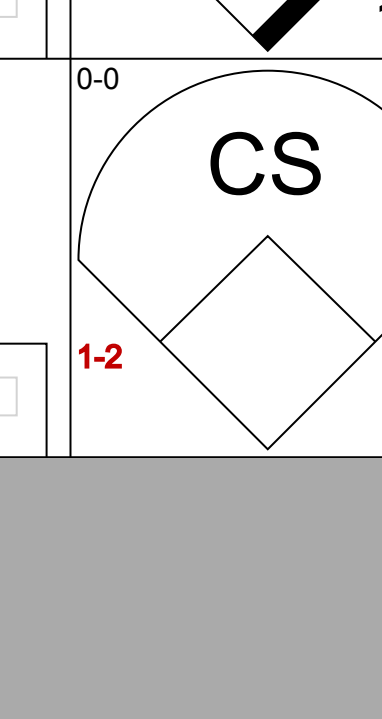

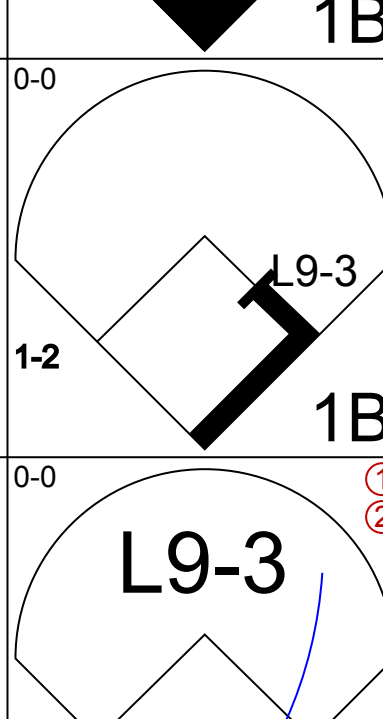
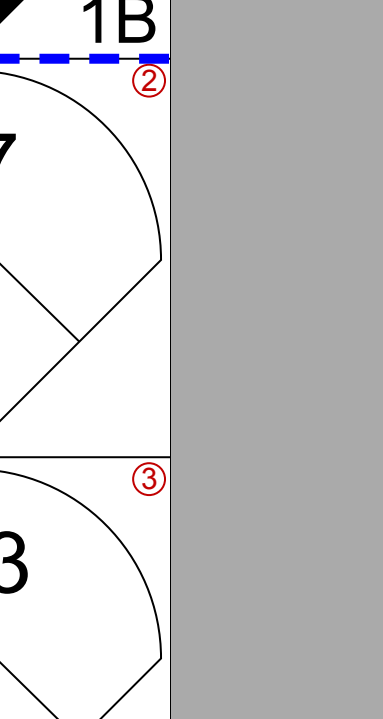
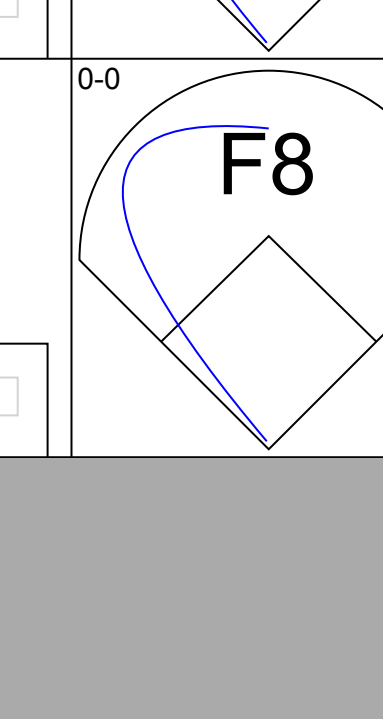
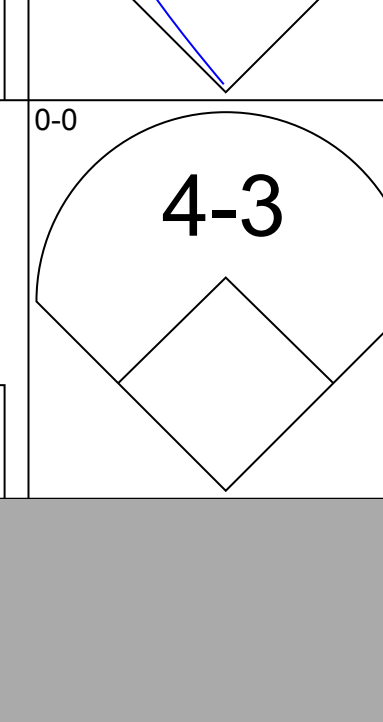
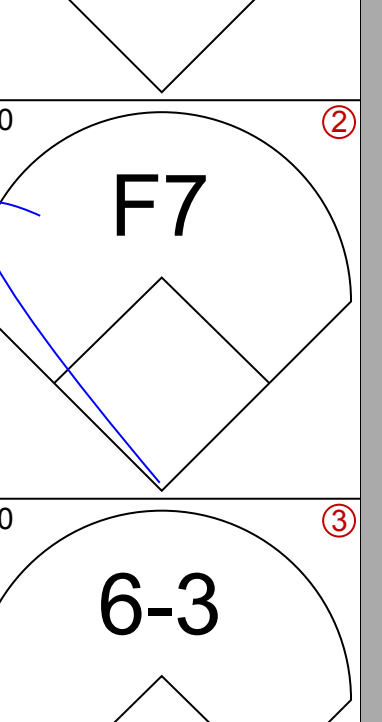
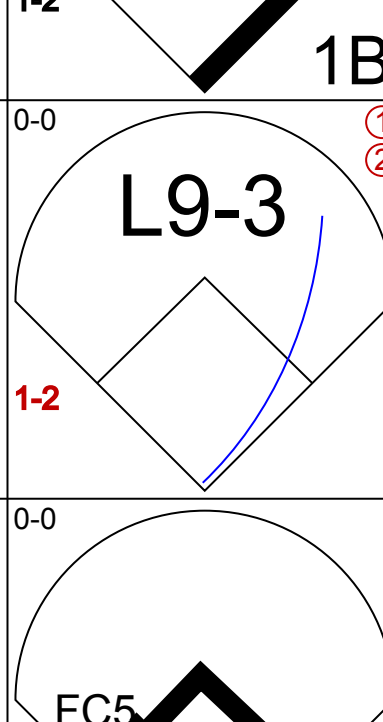
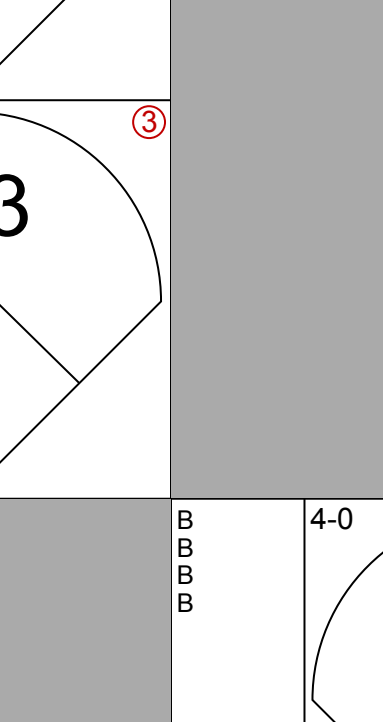
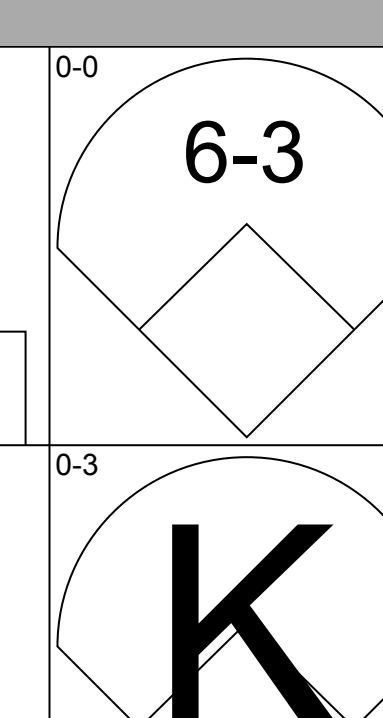
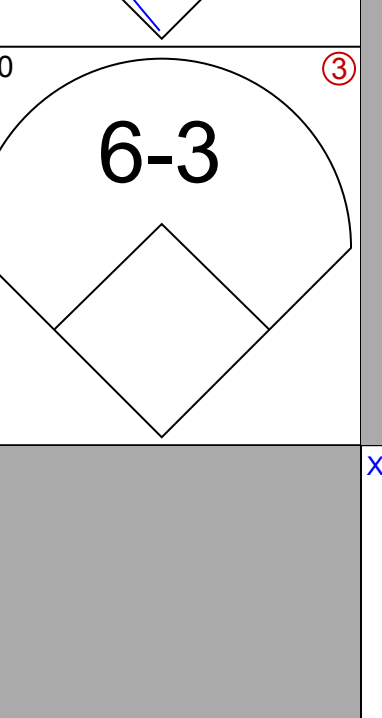
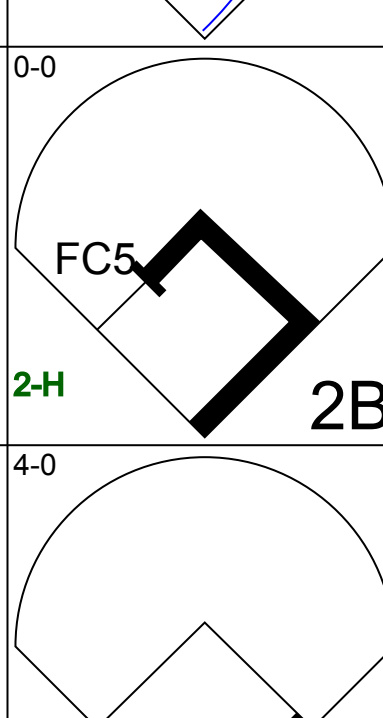
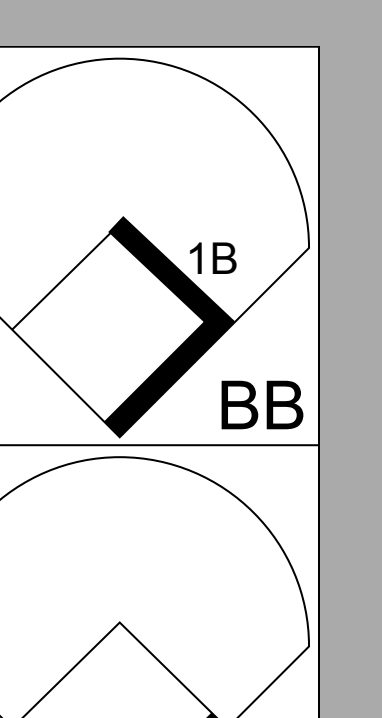
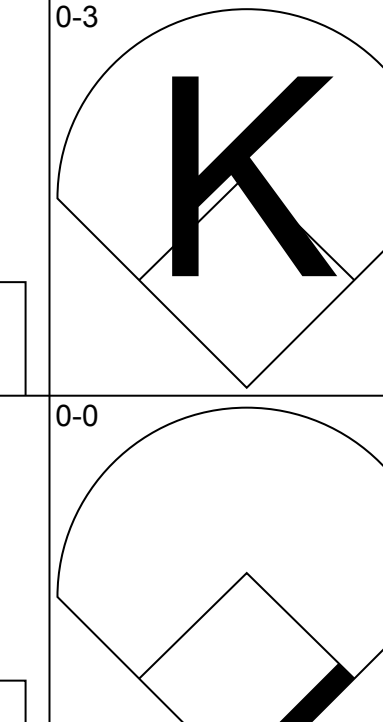
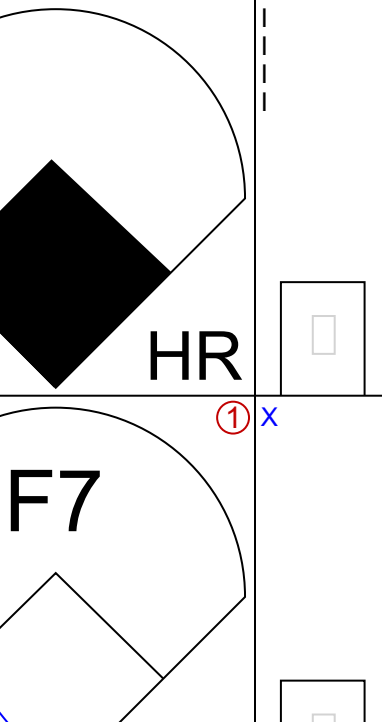


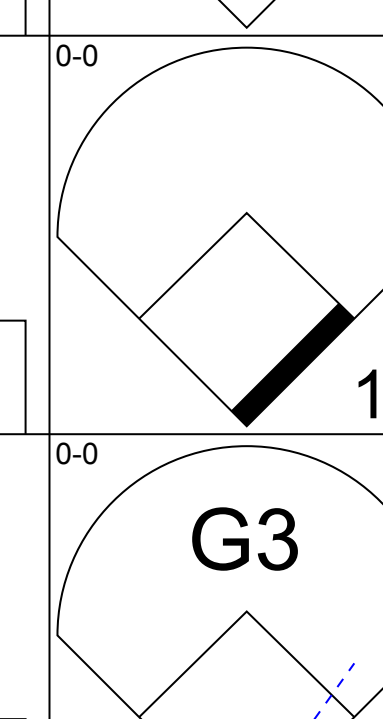
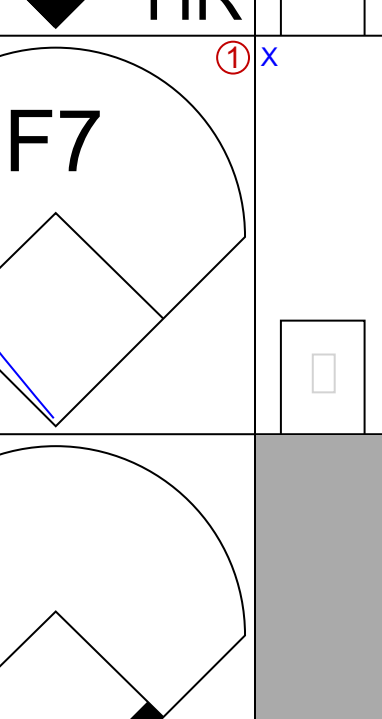
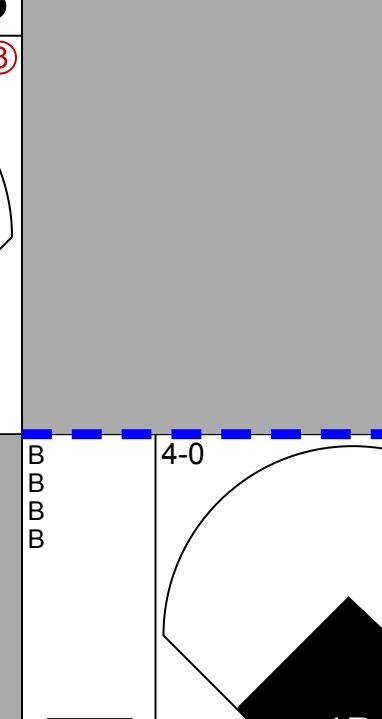
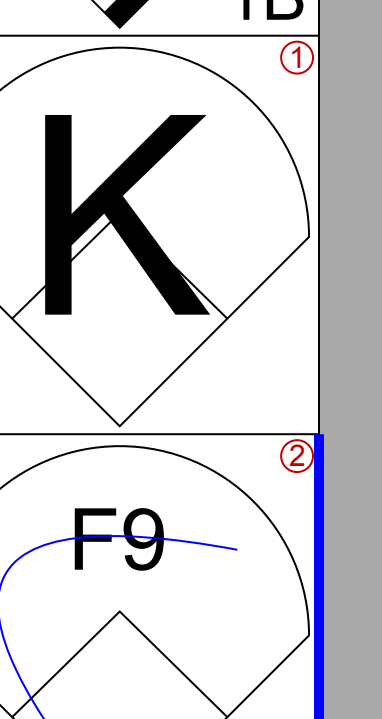

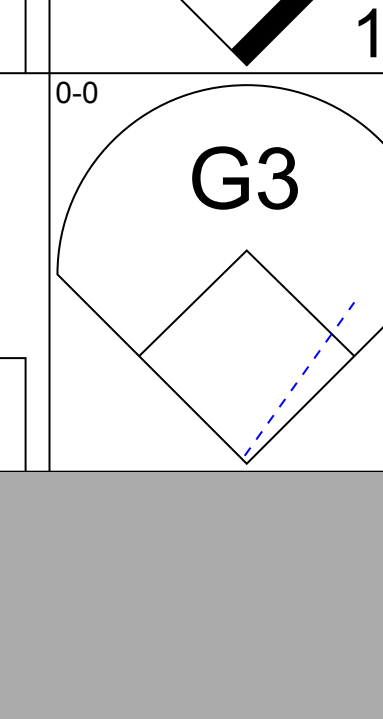
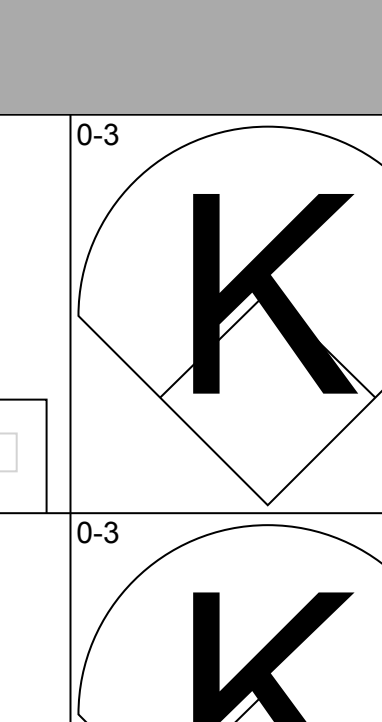
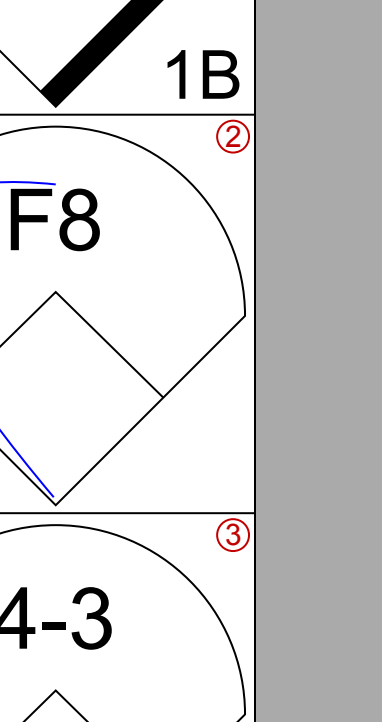
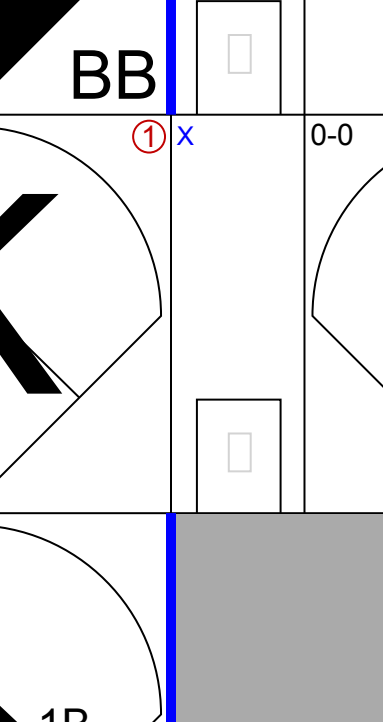
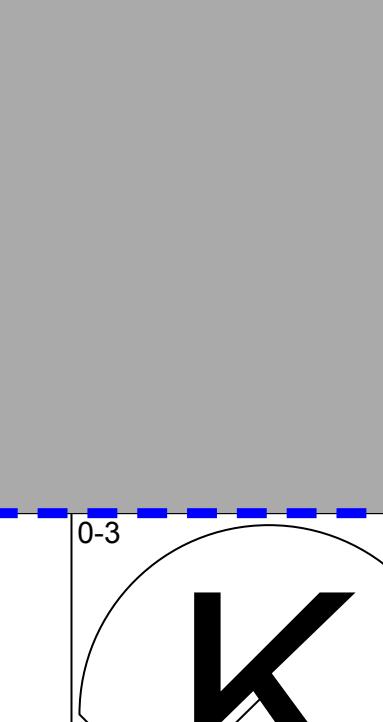
Batter	1	2	3	4	5	6	7	8	9	AB	R	H	RBI	BB	SO	LOB	BOTTOM										
<b>Mike Andrews, R</b> OBP: 0.390, SLG: 0.446 (1, 4)										4	1	1	1	1	1	2											
<b>Dalton Jones, L</b> OBP: 0.312, SLG: 0.335 <b>Don Lock, R</b> OBP: 0.345, SLG: 0.292 (1, 3)										4	0	0	0	0	1	3											
<b>Carl Yastrzemski, L</b> OBP: 0.397, SLG: 0.597 (1, 7)										5	0	0	0	0	0	3											
<b>Reggie Smith, S</b> OBP: 0.385, SLG: 0.585 (1, 8)										5	0	2	2	0	0	1											
<b>Rico Petrocelli, R</b> OBP: 0.424, SLG: 0.613 <b>Syd O'Brien, R</b> OBP: 0.302, SLG: 0.403 (1, 6)										4	1	2	0	0	0	1											
<b>Tony Conigliaro, R</b> OBP: 0.375, SLG: 0.428 (1, 9)										4	0	0	0	0	1	4											
<b>George Scott, R</b> OBP: 0.321, SLG: 0.376 (1, 5)										4	2	4	1	0	0	0											
<b>Jerry Moses, R</b> OBP: 0.317, SLG: 0.458 (1, 2)										4	0	1	0	0	0	4											
<b>Mike Nagy, R</b> OBP: 0.125, SLG: 0.109 <b>Joe Lahoud, L</b> OBP: 0.332, SLG: 0.349 <b>Lee Stange, R</b> OBP: 0.160, SLG: 0.087 <b>Dick Schofield, S</b> OBP: 0.339, SLG: 0.344 (1, 1)										1	0	0	0	1	0	1											
<b>Inning Stats</b>	R: 0 E: 0 K: 0 S: 3	H: 2 LOB: 1 BB: 0 P: 7	R: 1 E: 0 K: 1 S: 7	H: 2 LOB: 1 BB: 0 P: 7	R: 0 E: 0 K: 1 S: 5	H: 0 LOB: 0 BB: 0 P: 5	R: 0 E: 0 K: 0 S: 5	H: 2 LOB: 2 BB: 0 P: 5	R: 0 E: 0 K: 0 S: 2	H: 0 LOB: 0 BB: 1 P: 6	R: 1 E: 1 K: 1 S: 7	H: 2 LOB: 1 BB: 0 P: 7	R: 0 E: 1 K: 0 S: 4	H: 1 LOB: 1 BB: 0 P: 4	R: 3 E: 1 K: 1 S: 9	H: 4 LOB: 2 BB: 0 P: 9	1B: 9 2B: 3 3B: 0 HR: 0	SF: 0 SAC: 0 DP: 1 HBP: 0	WP: 0 PB: 0 SB: 0 CS: 0	PA: 40							
<b>PITCHER</b>	IP	WLS	BF	H	R	ER	SO	BB	IBB	HBP	BLK	WP	HR	S	P	ERA	WHIP										
<b>Fred Talbot, R</b> ERA: 3.49 <b>Bob Locker, R</b> ERA: 4.29 <b>John O'Donoghue, L</b> ERA: 2.59	(1, 1)	8.0	L	3	2	0	0	0	0	0	0	0	0	3	3	0.00	6.000										
(9, 1)	0.1	3	1	2	0	1	0	0	0	0	0	0	0	5	5	0.00	3.000										

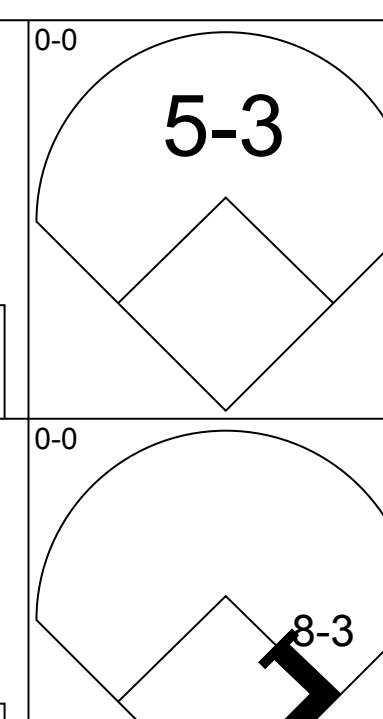
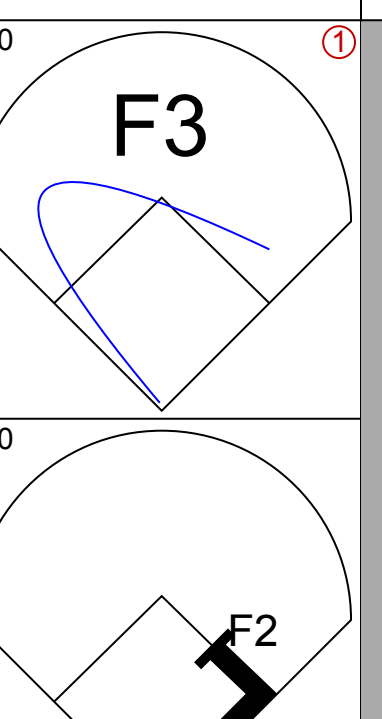
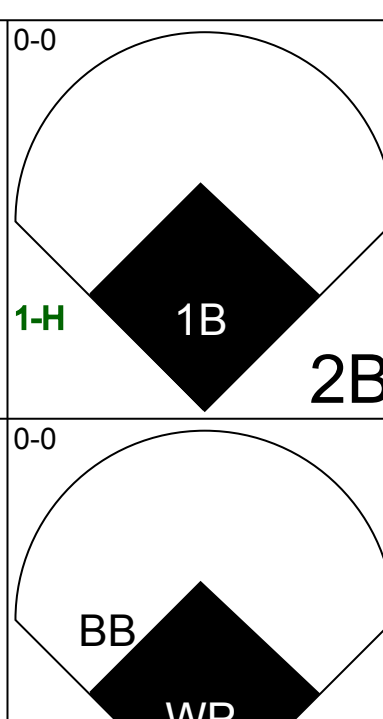
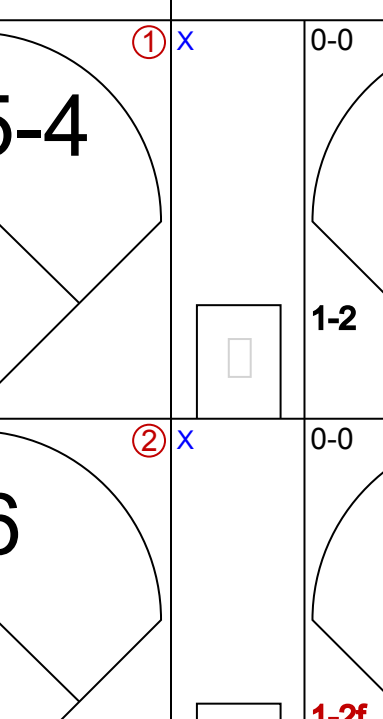


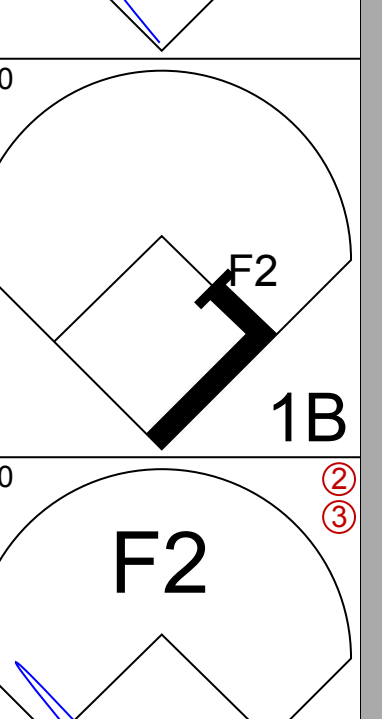
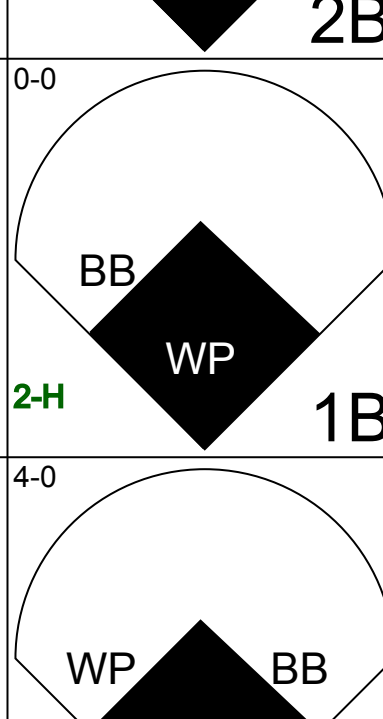
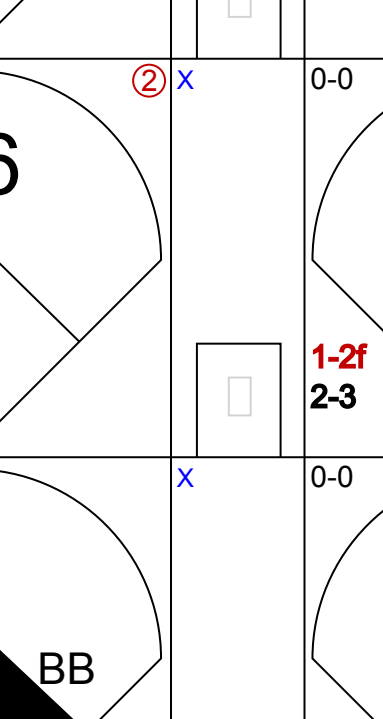

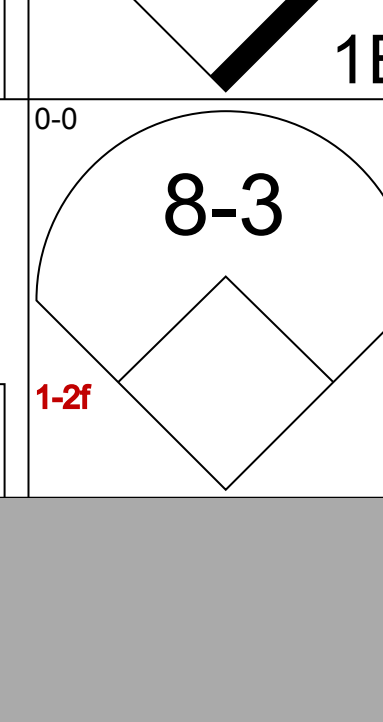
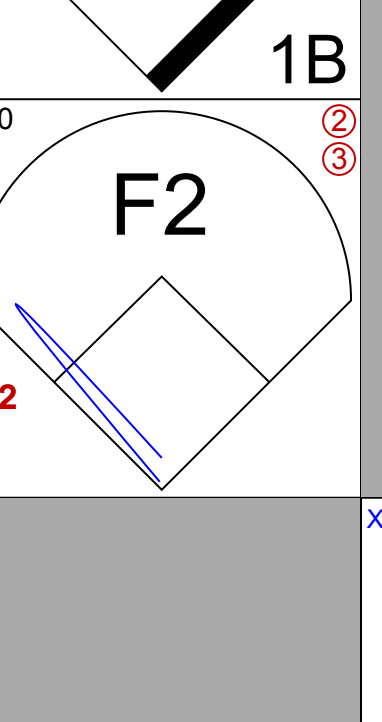
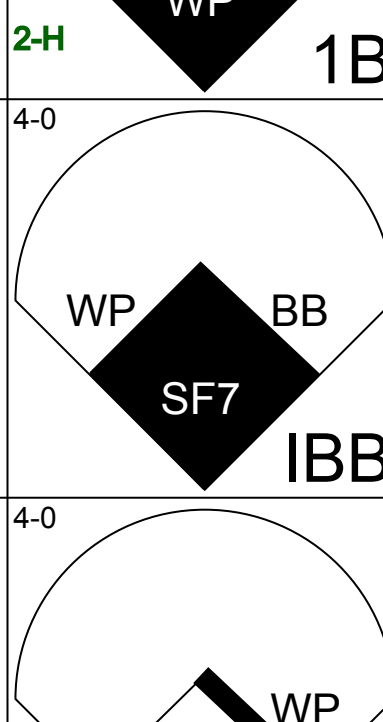
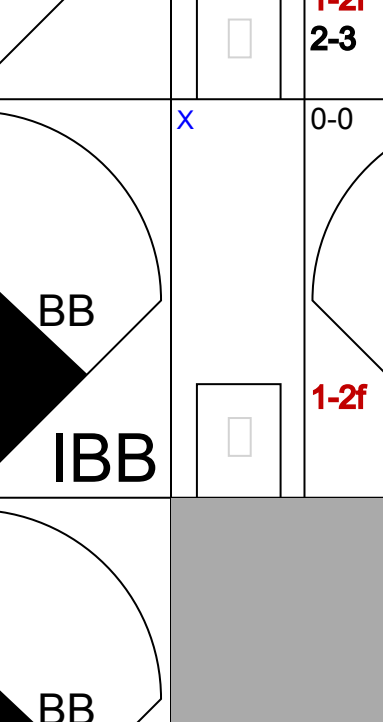

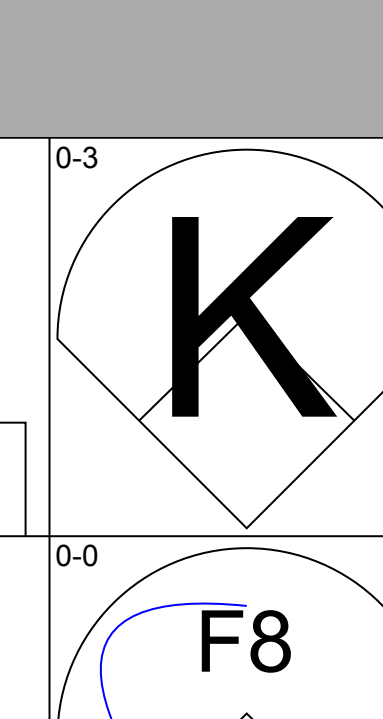
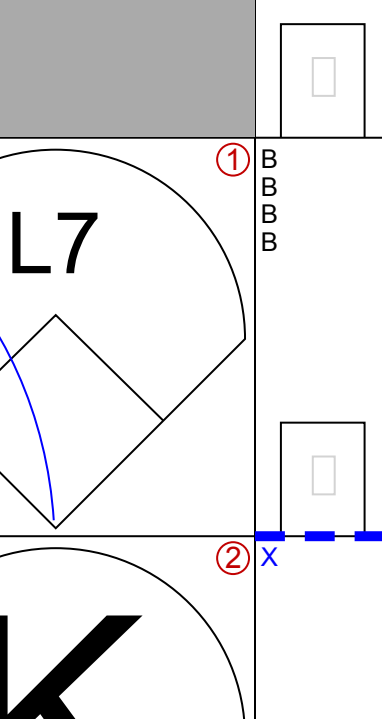
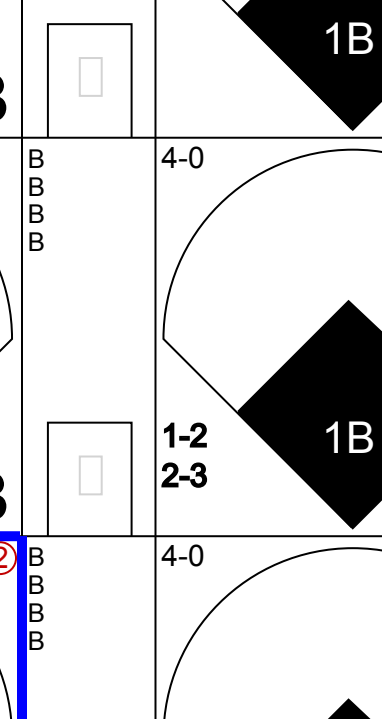

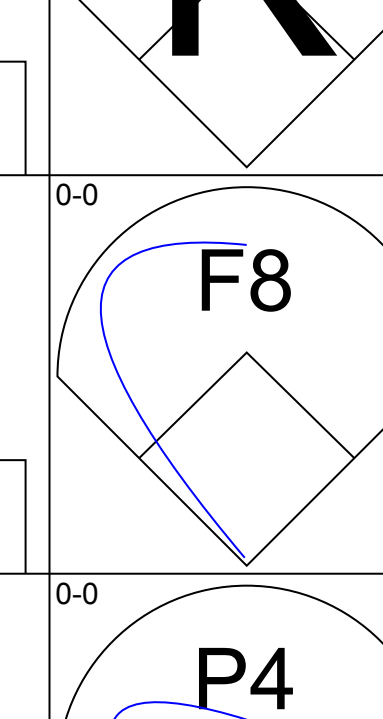
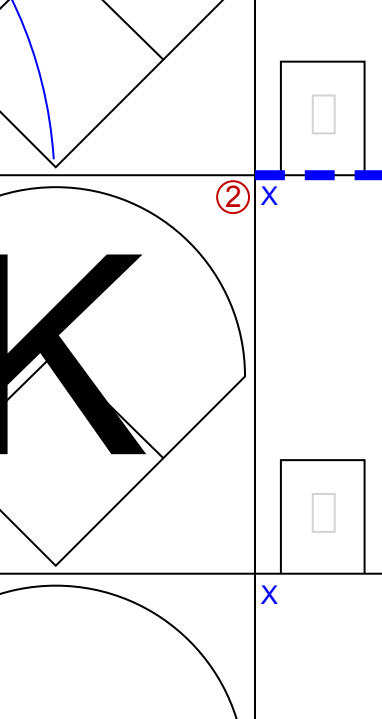
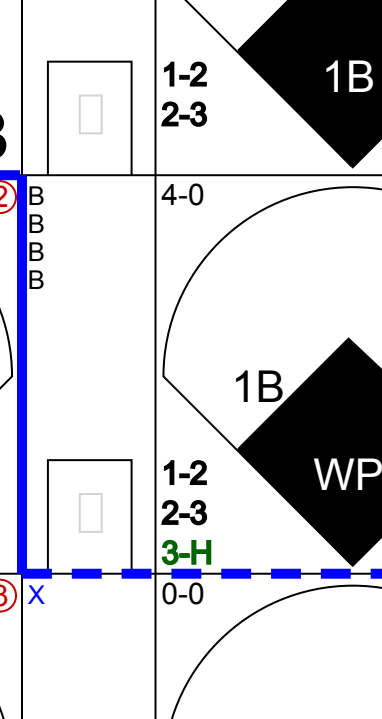

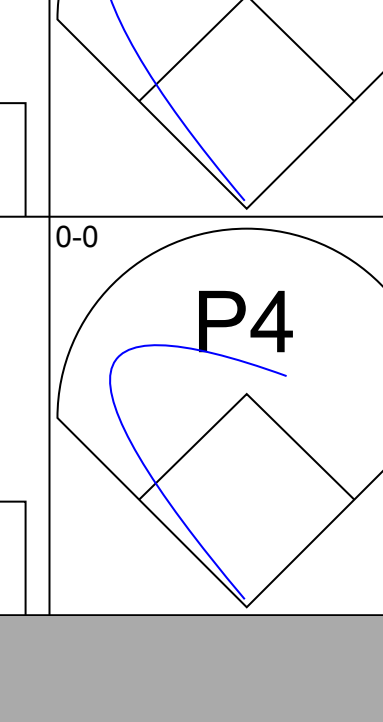
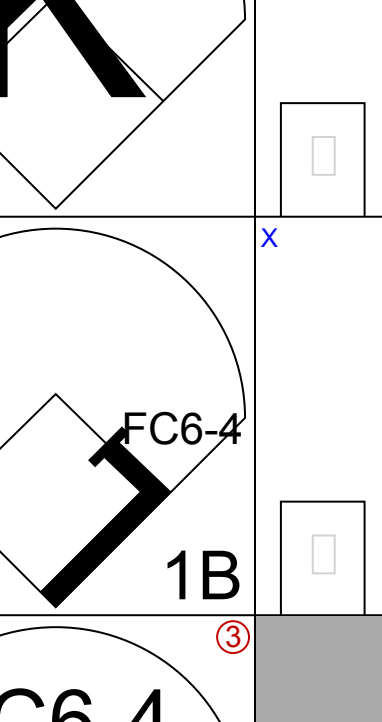
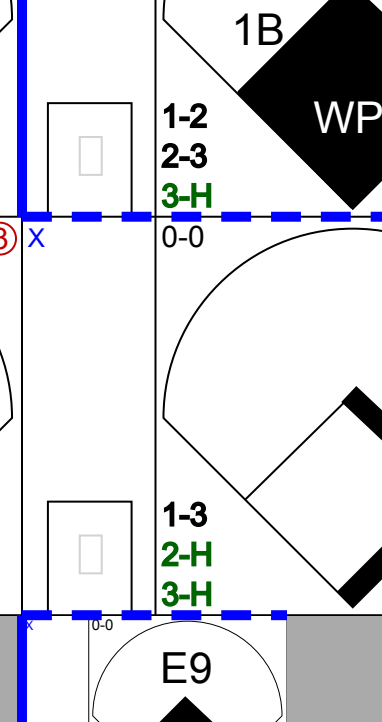

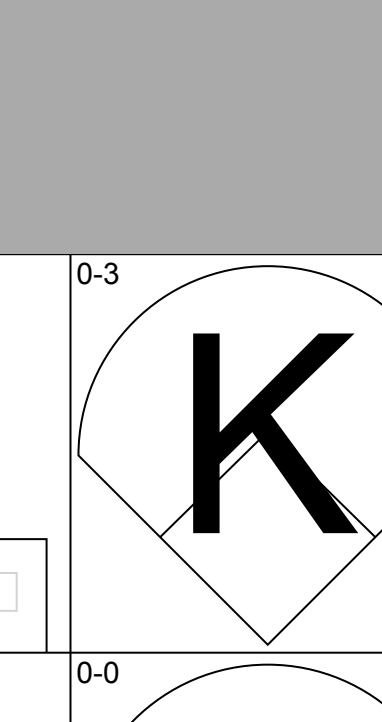
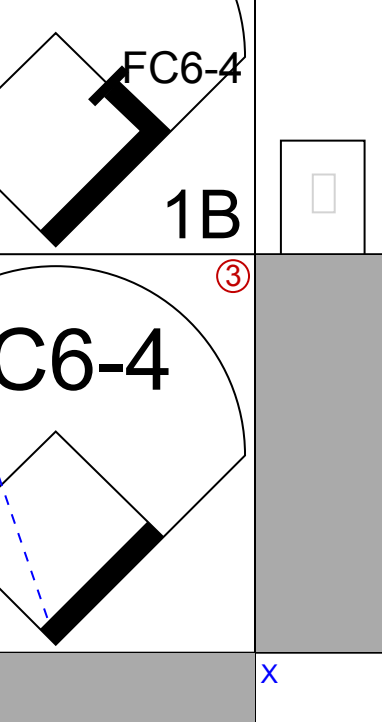
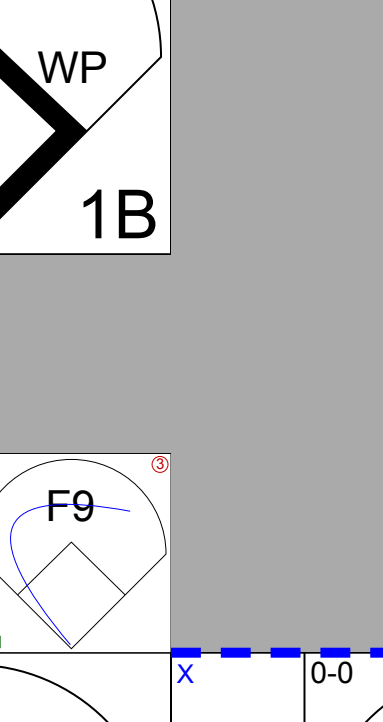
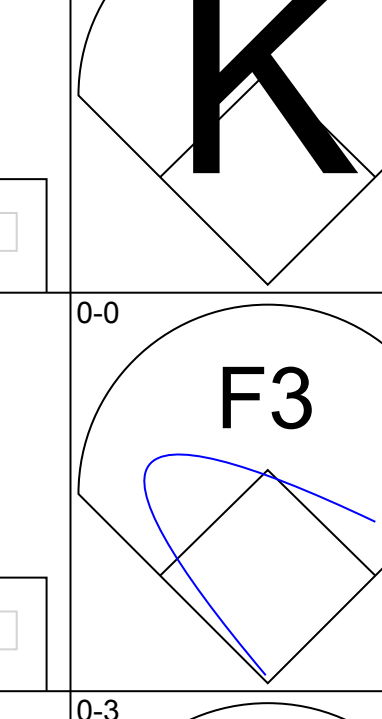
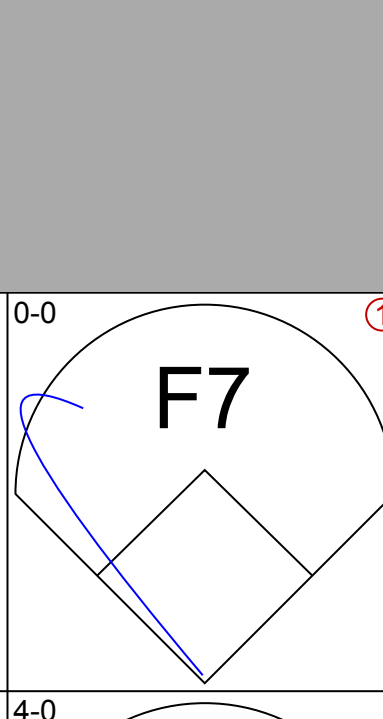
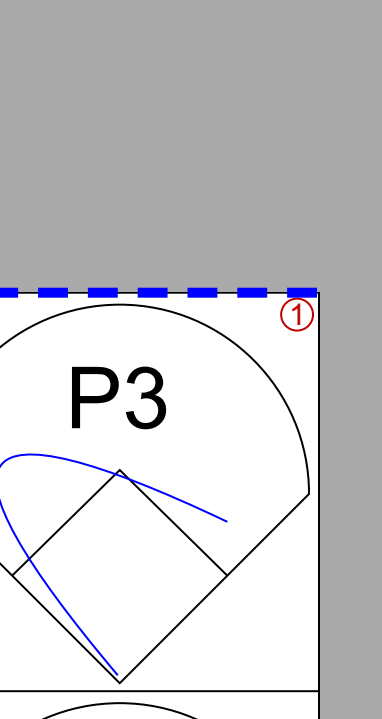
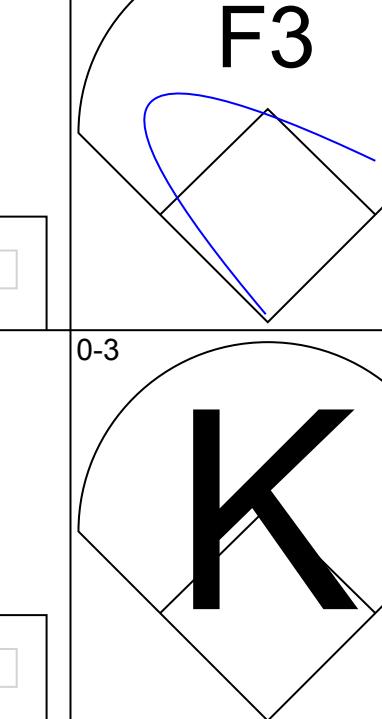
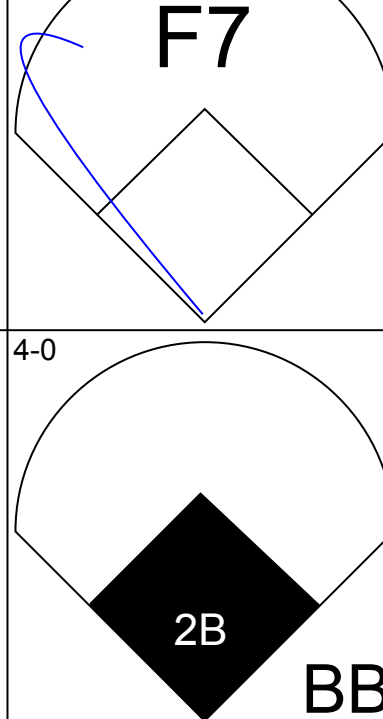
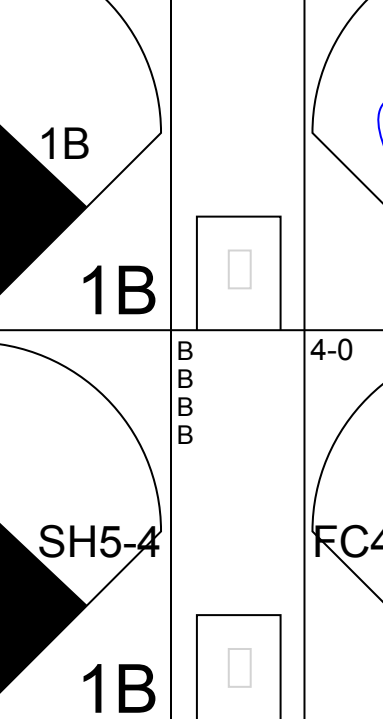

Seattle Pilots @ Boston Red Sox  
Fenway Park, Boston, MA  
Thu Aug 07 1969, 3:33 AM EDT  
Att: 30,706 - Unknown

AB 38  
R 5  
H 11  
RBI 5  
BB 2  
SO 4  
LOB 23





Batter	1	2	3	4	5	6	7	8	9	AB	R	H	RBI	BB	SO	LOB	TOP				
<b>Tommy Harper, R</b> OBP: 0.355, SLG: 0.324 (1, 5)										5	1	3	1	0	1	0	<b>Seattle Pilots @ Washington Senators</b> Robert F. Kennedy Memorial Stadium, Washington, DC Fri Aug 08 1969, 7:05 PM EDT Att: 10,737 - Unknown <a href="http://livebaseballscorecards.com">livebaseballscorecards.com</a>				
<b>Steve Hoyley, L</b> OBP: 0.366, SLG: 0.439 (1, 9)										5	0	1	0	0	0	2					
<b>Wayne Comer, R</b> OBP: 0.346, SLG: 0.383 (1, 8)										4	0	0	0	0	0	4					
<b>Tommy Davis, R</b> OBP: 0.290, SLG: 0.341 (1, 7)										3	0	1	1	1	0	0					
<b>Don Mincher, L</b> OBP: 0.361, SLG: 0.450 (1, 3)										3	1	2	1	1	1	0					
<b>Jerry McNettney, R</b> OBP: 0.301, SLG: 0.409 (1, 2)										4	0	1	0	0	1	4					
<b>John Donaldson, L</b> OBP: 0.322, SLG: 0.264 (6, PH)										2	1	1	0	1	0	1					
<b>Greg Goossens, R</b> OBP: 0.421, SLG: 0.567 (8, 4)										1	0	0	0	0	0	2					
<b>Gordy Lund, R</b> OBP: 0.349, SLG: 0.263 (8, 4)										0	0	0	0	0	0	0					
<b>Ray Oyler, R</b> OBP: 0.263, SLG: 0.274 (1, 6)										0	0	0	0	0	0	0					
<b>Ron Clark, R</b> OBP: 0.256, SLG: 0.238 (2, 6)										4	0	0	0	0	2	4					
<b>George Brunet, R</b> OBP: 0.147, SLG: 0.097 (6, 1)										2	0	0	0	0	1	1					
<b>Steve Barber, L</b> OBP: 0.307, SLG: 0.500 (7, PH)										0	0	0	0	0	0	0					
<b>Merrill Patters, L</b> OBP: 0.259, SLG: 0.291 (7, 1)										0	0	0	0	0	0	0					
<b>Marty Pattin, R</b> OBP: 0.196, SLG: 0.173 (7, 1)										0	0	0	0	0	0	0					
<b>John O'Donoghue, R</b> OBP: 0.287, SLG: 0.173 (8, 1)										0	0	0	0	0	0	0					
<b>Jim Bouton, R</b> OBP: 0.250, SLG: 0.302 (9, PH)										1	0	0	0	0	1	0					
<b>Inning Stats</b>	R: 0 E: 0 K: 1 S: 5	H: 0 LOB: 0 BB: 0 P: 5	R: 0 E: 0 K: 1 S: 6	H: 1 LOB: 1 BB: 0 P: 6	R: 0 E: 0 K: 2 S: 7	H: 1 LOB: 0 BB: 0 P: 7	R: 0 E: 0 K: 0 S: 3	H: 0 LOB: 0 BB: 0 P: 3	R: 1 E: 0 K: 0 S: 5	H: 2 LOB: 1 BB: 0 P: 5	R: 1 E: 0 K: 0 S: 5	H: 3 LOB: 2 BB: 1 P: 9	R: 1 E: 0 K: 1 S: 6	H: 1 LOB: 2 BB: 2 P: 14	R: 0 E: 0 K: 1 S: 6	H: 1 LOB: 2 BB: 1 P: 10	R: 0 E: 0 K: 1 S: 5	H: 0 LOB: 0 BB: 0 P: 5	1B: 7 2B: 2 3B: 0 HR: 1	SF: 0 SAC: 0 DP: 1 HBP: 0	WP: 0 PB: 0 CS: 1 PA: 39
<b>PITCHER</b>	IP WLS BF H R ER SO BB IBB HBP BLK WP HR S P ERA WHIP																				
<b>Joe Coleman, R</b> ERA: 3.32 (1, 1)	6.0 W 24 7 2 2 4 0 1 0 0 0 1 31 35 3.00 1.167																				
<b>Dennis Higgins, L</b> ERA: 3.94 (7, 1)	0.1 4 1 1 1 1 2 0 0 0 0 0 4 12 27.00 9.000																				
<b>Darold Knowles, L</b> ERA: 2.47 (7, 1)	1.2 7 1 0 0 1 1 0 0 0 0 0 8 12 0.00 1.200																				
<b>Dave Baldwin, R</b> ERA: 3.83 (9, 1)	1.0 S 3 0 0 0 1 0 0 0 0 0 0 5 5 0.00 0.000																				

Batter	1	2	3	4	5	6	7	8	9	AB	R	H	RBI	BB	SO	LOB	BOTTOM		
<b>Ed Brinkman, R</b> OBP: 0.333, SLG: 0.345 (1, 6)										4	1	1	1	0	0	1	<b>Seattle Pilots @ Washington Senators</b> Robert F. Kennedy Memorial Stadium, Washington, DC Fri Aug 08 1969, 7:05 PM EDT Att: 10,737 - Unknown <a href="http://livebaseballscorecards.com">livebaseballscorecards.com</a>		
<b>Hank Allen, R</b> OBP: 0.315, SLG: 0.349 (1, 9)										5	1	3	1	0	0	3			
<b>Frank Howard, R</b> OBP: 0.405, SLG: 0.594 (1, 3)										3	2	0	0	2	0	4			
<b>Ken McMullen, R</b> OBP: 0.346, SLG: 0.402 (1, 5)										2	1	0	0	2	1	0			
<b>Brant Alyea, R</b> OBP: 0.341, SLG: 0.475 (1, 7)										2	0	0	1	0	1	0			
<b>Dennis Higgins, R</b> OBP: 0.100, SLG: 0.100 (7, 1)										0	0	0	0	0	0	0			
<b>Darold Knowles, L</b> OBP: 0.222, SLG: 0.125 (7, 1)										0	1	0	1	1	0	0			
<b>Dave Baldwin, R</b> (9, 1)										0	0	0	0	0	0	0			
<b>Del Unser, L</b> OBP: 0.339, SLG: 0.339 (1, 8)										4	0	2	2	0	0	1			
<b>Tim Cullen, R</b> OBP: 0.262, SLG: 0.249 (1, 4)										2	0	0	0	0	1	1			
<b>Bernie Allen, L</b> OBP: 0.347, SLG: 0.411 (8, 4)										2	1	1	0	0	0	1			
<b>Paul Casanova, R</b> OBP: 0.251, SLG: 0.287 (1, 2)										4	1	1	1	0	0	0			
<b>Joe Coleman, R</b> OBP: 0.172, SLG: 0.148 (1, 1)										1	0	0	0	0	1	0			
<b>Zoilo Versalles, R</b> OBP: 0.287, SLG: 0.284 (6, PH)										0	1	0	0	1	0	0			
<b>Ed Stroud, L</b> OBP: 0.331, SLG: 0.322 (7, 7)										1	1	1	1	1	0	0			
<b>Inning Stats</b>	R: 0 E: 0 K: 0 S: 3	H: 1 LOB: 0 BB: 0 P: 3	R: 0 E: 0 K: 1 S: 5	H: 0 LOB: 0 BB: 0 P: 5	R: 0 E: 0 K: 2 S: 7	H: 0 LOB: 0 BB: 0 P: 7	R: 0 E: 0 K: 0 S: 3	H: 1 LOB: 0 BB: 0 P: 3	R: 0 E: 0 K: 1 S: 6	H: 1 LOB: 1 BB: 0 P: 6	R: 4 E: 0 K: 0 S: 5	H: 2 LOB: 3 BB: 3 P: 17	R: 6 E: 1 K: 0 S: 7	H: 4 LOB: 1 BB: 3 P: 19	R: 0 E: 1 K: 0 S: 4	H: 0 LOB: 2 BB: 1 P: 8	1B: 7 2B: 3 3B: 0 HR: 0	SF: 1 SAC: 1 DP: 1 HBP: 0	WP: 2 PB: 0 CS: 0 PA: 39
<b>PITCHER</b>	IP WLS BF H R ER SO BB IBB HBP BLK WP HR S P ERA WHIP																		
<b>George Brunet, L</b> ERA: 4.1 (1, 1)	5.1 L 22 5 4 4 4 2 1 0 0 0 1 0 27 39 6.75 1.312																		
<b>Steve Barber, L</b> ERA: 5.7 (6, 1)	0.2 2 0 0 0 0 0 0 0 0 0 1 0 2 0.00 0.000																		
<b>Marty Pattin, R</b> ERA: 5.35 (7, 1)	0.2 8 3 6 6 0 2 1 0 0 0 0 0 5 17 81.00 7.500																		
<b>John O'Donoghue, L</b> ERA: 2.57 (7, 1)	0.1 2 1 0 0 0 0 0 0 0 0 1 0 2 2 0.00 3.000																		
<b>Jim Bouton, R</b> ERA: 3.26 (8, 1)	1.0 5 0 0 0 0 1 0 0 0 0 0 0 4 8 0.00 1.000																		



Batter	1	2	3	4	5	6	7	8	9	AB	R	H	RBI	BB	SO	LOB	TOP					
<b>Tommy Harper, R</b> OBP: 0.355, SLG: 0.322	5-3	1B		FC1-6		FC5-4		F2	5-3	5	0	1	0	1	0	2						
<b>Dick Simpson, R</b> OBP: 0.266, SLG: 0.375	P6			F7		FC5-4		K		5	1	1	2	0	1	3						
<b>Wayne Comer, R</b> OBP: 0.347, SLG: 0.383		F9								5	1	2	0	0	1	2						
<b>Tommy Davis, R</b> OBP: 0.291, SLG: 0.340	K			P4						4	1	1	0	1	1	1						
<b>Greg Goossen, R</b> OBP: 0.442, SLG: 0.600				6-3						5	1	3	2	0	0	0						
<b>Jim Pagliaroni, R</b> OBP: 0.314, SLG: 0.425		G3						F7		4	1	1	0	1	0	4						
<b>John Donaldson, L</b> OBP: 0.330, SLG: 0.274		E3		F9						5	0	3	0	0	0	2						
<b>Ron Clark, R</b> OBP: 0.268, SLG: 0.250		BB		FC1-2		FC6-4		SH5-3		4	1	2	2	0	0	4						
<b>John Gelnar, R</b> OBP: 0.359, SLG: 0.358	FC1-2			FC6-4		FC5-4		K		0	1	0	0	0	0	0						
<b>Inning Stats</b>	R: 0 E: 0 K: 1 S: 6	H: 1 LOB: 1 BB: 0 P: 6	R: 3 E: 1 K: 0 S: 7	H: 3 LOB: 2 BB: 1 P: 11	R: 0 E: 0 K: 0 S: 3	H: 0 LOB: 1 BB: 1 P: 7	R: 0 E: 0 K: 0 S: 4	H: 1 LOB: 1 BB: 0 P: 4	R: 0 E: 0 K: 1 S: 8	H: 3 LOB: 3 BB: 0 P: 8	R: 2 E: 0 K: 0 S: 4	H: 1 LOB: 0 BB: 1 P: 8	R: 1 E: 0 K: 0 S: 5	H: 2 LOB: 1 BB: 0 P: 5	R: 2 E: 0 K: 1 S: 7	H: 2 LOB: 1 BB: 1 P: 11	R: 0 E: 0 K: 1 S: 6	H: 1 LOB: 0 BB: 0 P: 6	1B: 13 2B: 1 3B: 0 HR: 0	SF: 0 SAC: 1 DP: 0 HBP: 0	WP: 3 PB: 0 SB: 1 CS: 0	PA: 46
<b>PITCHER</b>	IP	WLS	BF	H	R	ER	SO	BB	IBB	HBP	BLK	WP	HR	S	P	ERA	WHIP					
<b>Jim Shellenback, L</b> ERA: 4.09	5.0		27	8	4	2	2	3	0	0	0	0	0	28	40	3.60	2.200					
<b>Jim Hannan, R</b> ERA: 3.95	2.0		9	3	2	2	0	0	0	0	0	1	0	9	9	9.00	1.500					
<b>Dave Baldwin, R</b> ERA: 4.1	1.0	L	6	2	2	2	1	1	0	0	0	0	0	7	11	18.00	3.000					
<b>Darold Knowles, L</b> ERA: 2.42	1.0		4	1	0	0	1	0	0	0	0	0	0	6	6	0.00	1.000					

Seattle Pilots @ Washington Senators  
Robert F. Kennedy Memorial Stadium, Washington, DC

AB 41  
R 8  
H 14  
RBI 6  
BB 4  
SO 4  
LOB 23



Sat Aug 09 1969, 3:33 AM EDT  
Att: 8,482 - Unknown

Batter	1	2	3	4	5	6	7	8	9	AB	R	H	RBI	BB	SO	LOB	BOTTOM					
<b>Del Unser, L</b> OBP: 0.340, SLG: 0.338	1B	B2		S			L9		P5	4	1	1	0	1	0	2						
<b>Lee Maye, L</b> OBP: 0.325, SLG: 0.374										4	1	1	0	0	1	1						
<b>Dave Baldwin, R</b> OBP: 0.222, SLG: 0.125	1B	K		1-3			L3			0	0	0	0	0	0	0						
<b>Darold Knowles, L</b> OBP: 0.222, SLG: 0.125	SF9									0	0	0	0	0	0	0						
<b>Frank Howard, R</b> OBP: 0.406, SLG: 0.600	BB							4-3		4	2	2	2	0	1	0						
<b>Mike Epstein, L</b> OBP: 0.420, SLG: 0.547	SF9	P5								3	0	1	1	0	1	0						
<b>Ken McMullen, R</b> OBP: 0.345, SLG: 0.399	1B			F8						3	1	0	0	1	1	1						
<b>Bernie Allen, L</b> OBP: 0.345, SLG: 0.409	E									4	1	1	1	0	1	0						
<b>Ed Brinkman, R</b> OBP: 0.333, SLG: 0.343	FC3-6									3	0	0	0	1	0	0						
<b>Jim French, L</b> OBP: 0.363, SLG: 0.358	FC3-6									3	0	1	1	1	0	1						
<b>Zoilo Versalles, R</b> OBP: 0.297, SLG: 0.284				B5-6-4						0	0	0	0	0	0	0						
<b>Jim Shellenback, L</b> OBP: 0.167, SLG: 0.167	G3									2	0	0	0	0	0	2						
<b>Jim Hannan, R</b> OBP: 0.139, SLG: 0.139										0	0	0	0	0	0	0						
<b>Ed Stroud, L</b> OBP: 0.333, SLG: 0.325				B5-6-4						2	0	1	0	0	1	0						
<b>Inning Stats</b>	R: 5 E: 1 K: 0 S: 7	H: 4 LOB: 2 BB: 2 P: 15	R: 1 E: 0 K: 1 S: 6	H: 1 LOB: 0 BB: 0 P: 6	R: 0 E: 0 K: 1 S: 5	H: 0 LOB: 0 BB: 0 P: 5	R: 0 E: 0 K: 0 S: 2	H: 0 LOB: 1 BB: 2 P: 10	R: 0 E: 0 K: 2 S: 7	H: 1 LOB: 0 BB: 0 P: 7	R: 0 E: 0 K: 0 S: 3	H: 0 LOB: 0 BB: 0 P: 3	R: 0 E: 0 K: 1 S: 5	H: 0 LOB: 0 BB: 0 P: 5	R: 0 E: 0 K: 1 S: 5	H: 0 LOB: 2 BB: 0 P: 5	R: 0 E: 0 K: 0 S: 5	H: 2 LOB: 2 BB: 0 P: 5	1B: 7 2B: 0 3B: 0 HR: 1	SF: 1 SAC: 0 DP: 1 HBP: 0	WP: 0 PB: 0 SB: 1 CS: 1	PA: 37
<b>PITCHER</b>	IP	WLS	BF	H	R	ER	SO	BB	IBB	HBP	BLK	WP	HR	S	P	ERA	WHIP					
<b>John Gelnar, R</b> ERA: 3.59	1.0		4	5	4	0	0	1	0	0	0	0	1	11	11	4.50	0.500					
<b>Jim Bouton, R</b> ERA: 3.29	2.0		7	1	1	1	2	0	0	0	0	0	0	9	17	0.00	1.500					
<b>Steve Barber, L</b> ERA: 5.4	2.0		7	1	0	0	2	2	0	0	0	0	0	9	17	0.00	1.500					
<b>John O'Donoghue, L</b> ERA: 2.51	1.0		3	0	0	0	0	0	0	0	0	0	0	3	3	0.00	0.000					
<b>Bob Locker, R</b> ERA: 4.09	3.0	W	11	2	0	0	2	0	0	0	0	0	0	15	15	0.00	0.667					

Seattle Pilots @ Washington Senators  
Robert F. Kennedy Memorial Stadium, Washington, DC

AB 32  
R 6  
H 8  
RBI 5  
BB 4  
SO 6  
LOB 7



Sat Aug 09 1969, 3:33 AM EDT  
Att: 8,482 - Unknown



Batter	1	2	3	4	5	6	7	8	9	AB	R	H	RBI	BB	SO	LOB	TOP								
<b>Tommy Harper, R</b> OBP: 0.362, SLG: 0.326 (1, 5)	0-0 6-3		0-0 6-3		0-0 SF9 1B		0-0 S 1B		0-0 S 1B	5	1	3	2	0	0	1	<b>Seattle Pilots @ Washington Senators</b> Robert F. Kennedy Memorial Stadium, Washington, DC Sun Aug 10 1969, 3:33 AM EDT Att: 8,442 - Unknown <a href="http://livebaseballscorecards.com">livebaseballscorecards.com</a>								
<b>Steve Hoyley, L</b> OBP: 0.371, SLG: 0.444 (1, 9)	0-0 2-3			0-0 6-3 2B	0-0 1-3 2-H 3-H 1B		4-0 1-2 1B	0-3 K	0-3 K	4	0	2	1	1	1	1									
<b>Wayne Comer, R</b> OBP: 0.345, SLG: 0.380 (1, 8)	4-0 CS BB			0-0 6-3 2-3	0-0 SF9		0-0 F9	0-3 K	0-3 K	3	0	0	1	1	1	4									
<b>Tommy Davis, R</b> OBP: 0.295, SLG: 0.342 (1, 7)	0-0 CS 1-2	0-0 CS 1B		0-0 F9	0-0 1-3			4-0 SH1-4 BB 1B	0-0 S 1B	4	1	2	0	1	0	2									
<b>Don Mincher, L</b> OBP: 0.362, SLG: 0.445 <b>Greg Goossen, R</b> OBP: 0.432, SLG: 0.583 (9, PH)		0-3 K		0-0 F9		0-0 F7		4-0 1B SH1-4 BB	0-3 K	3	0	0	0	1	1	2									
<b>Jerry McNettney, R</b> OBP: 0.302, SLG: 0.406 (1, 2)		0-3 K			4-0 BB 1B	0-3 K		0-0 SH1-4		2	1	0	0	1	2	0									
<b>John Donaldson, L</b> OBP: 0.333, SLG: 0.280 (1, 4)			0-0 4-1 1B		0-0 1-2 1B	0-0 1-3		0-3 K		4	1	2	0	0	1	2									
<b>Ron Clark, R</b> OBP: 0.267, SLG: 0.250 (1, 6)			0-0 4-1		0-0 F9		0-0 F9	0-0 2-3 3-H 1B		4	0	1	1	0	0	3									
<b>Gene Brabender, R</b> OBP: 0.180, SLG: 0.208 <b>Merritt Ranew, L</b> OBP: 0.364, SLG: 0.286 <b>John O'Donoghue, R</b> (5, 1)			0-3 K		4-0 1B BB		0-3 K	0-0 4-3		1	0	0	0	0	1	1									
<b>John Gelnar, R</b> OBP: 0.118, SLG: 0.063 <b>Steve Barber, L</b> OBP: 0.337, SLG: 0.500 (8, 1)					1-2 2-3 1B BB					0	0	0	0	0	0	0									
<b>Inning Stats</b>	R: 0 E: 0 K: 0 S: 2	H: 0 LOB: 0 BB: 1 P: 6	R: 0 E: 0 K: 2 S: 7	H: 1 LOB: 0 BB: 0 P: 7	R: 0 E: 0 K: 1 S: 6	H: 1 LOB: 1 BB: 0 P: 6	R: 0 E: 0 K: 0 S: 4	H: 1 LOB: 1 BB: 0 P: 4	R: 4 E: 0 K: 0 S: 6	H: 3 LOB: 1 BB: 2 P: 14	R: 0 E: 0 K: 1 S: 5	H: 0 LOB: 0 BB: 0 P: 5	R: 0 E: 0 K: 1 S: 6	H: 1 LOB: 2 BB: 1 P: 10	R: 1 E: 0 K: 1 S: 6	H: 1 LOB: 2 BB: 2 P: 14	R: 0 E: 0 K: 3 S: 11	H: 2 LOB: 2 BB: 0 P: 11	1B: 9 2B: 2 3B: 0 HR: 0	SF: 1 SAC: 1 DP: 1 HBP: 0	WP: 0 PB: 0 SB: 3 CS: 2	PA: 42			
<b>PITCHER</b>	IP	WLS	BF	H	R	ER	SO	BB	IBB	HBP	BLK	WP	HR	S	P	ERA	WHIP								
<b>Casey Cox, R</b> ERA: 2.5 (1, 1)	4.1		20	6	4	4	3	3	0	0	0	0	0	23	35	8.31	2.077								
<b>Jim Miles, R</b> ERA: 3.18 (5, 1)	2.2		12	1	1	1	2	2	1	0	0	0	0	13	25	3.38	1.125								
<b>Darold Knowles, L</b> ERA: 2.35 (8, 1)	1.2	W	8	3	0	0	3	0	0	0	0	0	0	14	14	0.00	1.800								
<b>Joe Coleman, R</b> ERA: 3.32 (9, 1)	0.1	S	1	0	0	0	1	0	0	0	0	0	0	3	3	0.00	0.000								

Batter	1	2	3	4	5	6	7	8	9	AB	R	H	RBI	BB	SO	LOB	BOTTOM								
<b>Del Unser, L</b> OBP: 0.343, SLG: 0.340 (1, 8)	0-0 G3	4-0 3B BB		0-3 K			0-0 1B	0-0 1B		4	1	2	0	1	1	0	<b>Seattle Pilots @ Washington Senators</b> Robert F. Kennedy Memorial Stadium, Washington, DC Sun Aug 10 1969, 3:33 AM EDT Att: 8,442 - Unknown <a href="http://livebaseballscorecards.com">livebaseballscorecards.com</a>								
<b>Lee Maye, L</b> OBP: 0.332, SLG: 0.386 <b>Brant Aleya, R</b> OBP: 0.344, SLG: 0.478 <b>Ed Brinkman, R</b> OBP: 0.333, SLG: 0.343 (8, PH)	0-0 BB	0-0 1B		0-0 E4			0-0 P6	0-0 1B BB	0-0 1B	4	0	2	3	0	0	1									
<b>Frank Howard, R</b> OBP: 0.406, SLG: 0.596 (1, 7)	4-0 1-2 BB	0-0 5-3		0-0 F9			0-0 F3	4-0 1-2 BB	0-0 BB	3	0	0	0	2	0	3									
<b>Mike Epstein, L</b> OBP: 0.417, SLG: 0.542 <b>Zollo Versailles, R</b> OBP: 0.297, SLG: 0.284 (1, 3)	0-0 F6		0-0 1B SH1-3 1B		0-0 P6		0-3 K	0-0 L4		5	1	1	0	0	1	6									
<b>Ken McMullen, R</b> OBP: 0.347, SLG: 0.397 (1, 5)	0-3 K		0-0 F7		4-0 G1-4-3 BB		0-0 K	4-0 3B BB		2	1	0	0	2	1	3									
<b>Bernie Allen, L</b> OBP: 0.346, SLG: 0.410 <b>Hank Allen, R</b> OBP: 0.313, SLG: 0.346 (6, 4)		0-0 G3		0-0 SH1-3 1B		0-0 G1-4-3		0-0 F7		2	0	1	0	0	0	0									
<b>Ed Stroud, L</b> OBP: 0.337, SLG: 0.342 (8, PH)		1-0 1B 3B HBP		0-0 SH1-3		0-3 K		0-0 1B 3B		1	1	1	1	0	0	0									
<b>Jim French, L</b> OBP: 0.365, SLG: 0.361 <b>Paul Casanova, R</b> OBP: 0.252, SLG: 0.288 (6, PH)		0-0 1B 3B E 1B		0-0 F9		0-3 K		0-0 1B 1B		2	1	1	0	0	0	1									
<b>Casey Cox, R</b> OBP: 0.129, SLG: 0.069 <b>Jim Miles, R</b> OBP: 0.333, SLG: 0.333 <b>Darold Knowles, L</b> OBP: 0.200, SLG: 0.111 <b>Joe Coleman, R</b> OBP: 0.172, SLG: 0.148 (9, 1)		0-3 K		0-0 K		0-3 K		0-0 K		2	0	0	0	0	2	2									
<b>Inning Stats</b>	R: 0 E: 0 K: 1 S: 6	H: 1 LOB: 2 BB: 1 P: 10	R: 3 E: 1 K: 1 S: 7	H: 2 LOB: 1 BB: 1 P: 12	R: 1 E: 0 K: 0 S: 5	H: 2 LOB: 1 BB: 0 P: 5	R: 0 E: 1 K: 2 S: 8	H: 0 LOB: 1 BB: 0 P: 8	R: 0 E: 0 K: 0 S: 2	H: 0 LOB: 0 BB: 1 P: 6	R: 0 E: 0 K: 3 S: 9	H: 0 LOB: 0 BB: 0 P: 9	R: 0 E: 0 K: 1 S: 6	H: 1 LOB: 1 BB: 0 P: 6	R: 3 E: 0 K: 1 S: 9	H: 4 LOB: 3 BB: 2 P: 17		1B: 8 2B: 0 3B: 2 HR: 0	SF: 0 SAC: 1 DP: 1 HBP: 1	WP: 0 PB: 0 SB: 0 CS: 0	PA: 40				
<b>PITCHER</b>	IP	WLS	BF	H	R	ER	SO	BB	IBB	HBP	BLK	WP	HR	S	P	ERA	WHIP								
<b>Gene Brabender, R</b> ERA: 4.49 (1, 1)	4.0		21	5	4	1	4	2	0	0	0	0	0	17	25	3.00	1.000								
<b>John O'Donoghue, L</b> ERA: 2.54 (5, 1)	3.0		11	1	1	1	4	2	0	0	0	0	0	7	7	13.50	4.500								
<b>John Gelnar, R</b> ERA: 3.82 (8, 1)	0.2	L	5	3	1	1	1	0	0	0	0	0	0	2	6	27.00	6.000								
<b>Steve Barber, L</b> ERA: 5.35 (8, 1)	0.1		3	1	1	1	0	1	0	0	0	0	0	2	6	27.00	6.000								



Batter	1	2	3	4	5	6	7	8	9	AB	R	H	RBI	BB	SO	LOB	TOP				
<b>Tommy Harper, R</b> OBP: 0.355, SLG: 0.322 (1, 5)	0-3 K		0-0 F2	0-0 F7		4-0 1B BB	0-0 F7		0-3 K	5	0	0	0	1	2	6					
<b>Steve Hoyley, L</b> OBP: 0.370, SLG: 0.436 (1, 9)	0-0 F9		0-0 F7		4-0 HBP HR BB	0-0 1B 1-2		0-0 3-1	0-0 4-3	5	1	1	0	1	0	1					
<b>Wayne Comer, R</b> OBP: 0.345, SLG: 0.378 (1, 8)	0-0 F8			0-0 BB 1B	4-0 HBP HR BB	0-3 K		0-0 E3 1B G3-2		4	2	1	0	1	1	1					
<b>Tommy Davis, R</b> OBP: 0.301, SLG: 0.344 (1, 7)		0-0 F8		4-0 BB 1B BB	1-0 HR HBP BB	0-0 1B		0-0 1B 1-3		3	2	2	0	1	0	0					
<b>Don Mincher, L</b> OBP: 0.362, SLG: 0.454 (1, 3)		0-0 E 1B		0-0 P4	0-0 HR	0-0 P6		0-0 G3-2		5	1	2	4	0	0	6					
<b>Jerry McNetney, R</b> OBP: 0.300, SLG: 0.403 (1, 2)		0-0 F5 1-2		0-0 BB BB 1B 1-2 2-H	0-0 5-3		0-0 5-3		0-3 K	5	0	1	1	0	1	1					
<b>John Donaldson, L</b> OBP: 0.345, SLG: 0.287 (1, 4)		4-0 IBB		4-0 BB BB	0-0 3-1		0-0 1B 1B		0-0 E 1B 1B	3	1	2	0	2	0	0					
<b>Ron Clark, R</b> OBP: 0.283, SLG: 0.268 (1, 6)	0-3 K		0-0 P3		0-0 1B		0-0 1B 1-3		0-0 E8 1B 1B	5	1	3	0	0	1	5					
<b>Diego Segui, R</b> OBP: 0.185, SLG: 0.120 (1, 1)			0-0 6-3		4-0 BB 1-2 2-3 3-H	0-3 K		0-3 K		0-0 2-H 3-H 1B	4	0	1	3	1	2	3				
<b>Inning Stats</b>	R: 0 E: 0 K: 1 S: 5	H: 0 LOB: 0 BB: 0 P: 5	R: 0 E: 1 K: 1 S: 6	H: 1 LOB: 2 BB: 1 P: 10	R: 0 E: 0 K: 0 S: 3	H: 0 LOB: 0 BB: 0 P: 3	R: 2 E: 0 K: 0 S: 5	H: 2 LOB: 3 BB: 3 P: 17	R: 4 E: 0 K: 1 S: 7	H: 2 LOB: 1 BB: 2 P: 16	R: 0 E: 0 K: 1 S: 6	H: 2 LOB: 2 BB: 0 P: 10	R: 0 E: 1 K: 0 S: 4	H: 1 LOB: 1 BB: 0 P: 4	R: 2 E: 1 K: 2 S: 10	H: 3 LOB: 1 BB: 0 P: 10	1B: 12 2B: 0 3B: 0 HR: 1	SF: 0 SAC: 0 DP: 1 HBP: 1	WP: 0 PB: 0 SB: 1 CS: 0	PA: 47	
<b>PITCHER</b>	IP	WLS	BF	H	R	ER	SO	BB	IBB	HBP	BLK	WP	HR	S	P	ERA	WHIP				
<b>Luis Tiant, R</b> ERA: 3.87 (1, 1)	4.0	L	21	3	4	4	2	5	1	0	0	0	0	19	43	9.00	2.000				
<b>Stan Williams, R</b> ERA: 3.97 (5, 1)	1.0		6	2	2	2	1	0	0	1	0	0	1	7	8	18.00	2.000				
<b>Ron Law, R</b> ERA: 4.6 (6, 1)	3.0		14	5	0	0	2	1	0	0	0	0	0	17	21	0.00	2.000				
<b>Larry Burchart, R</b> ERA: 3.48 (9, 1)	1.0		6	3	2	1	2	0	0	0	0	0	0	10	10	9.00	3.000				

Seattle Pilots @ Cleveland Indians  
Cleveland Municipal Stadium, Cleveland, OH  
Mon Aug 11 1969, 7:05 PM EDT  
Att. 4,658 - Unknown

AB 39  
R 8  
H 13  
RBI 8  
BB 7  
SO 7  
LOB 23



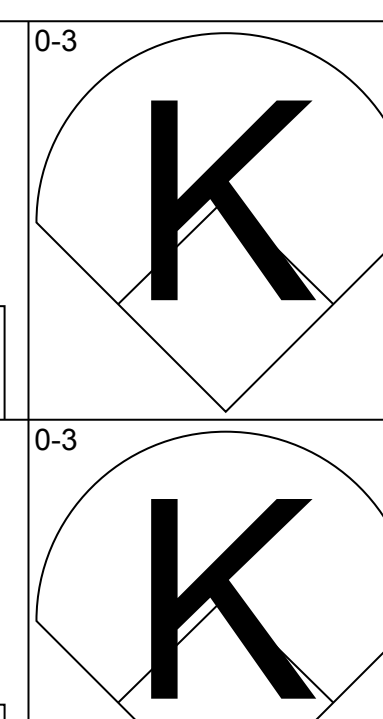
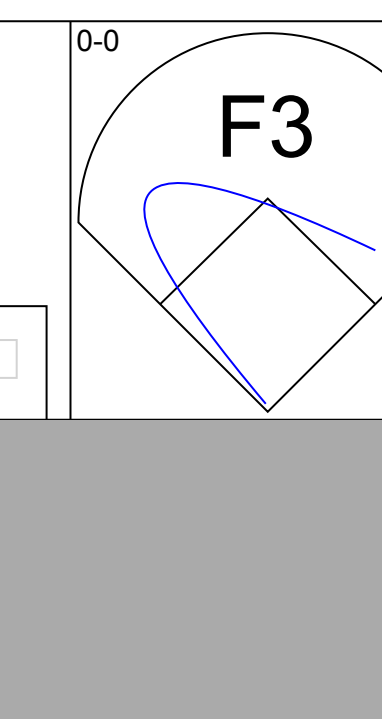
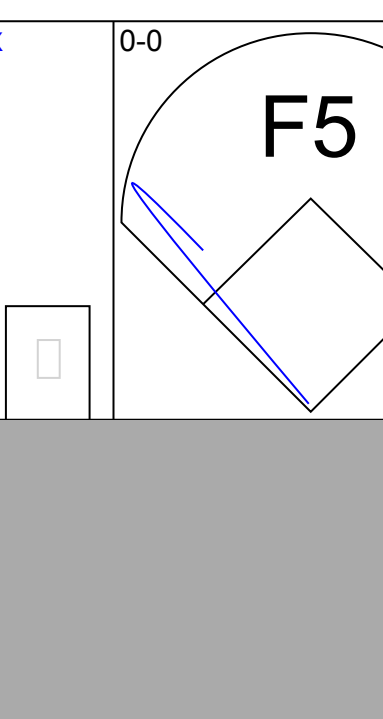
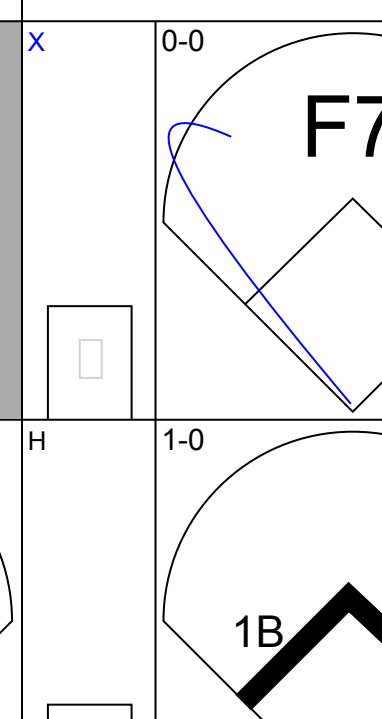
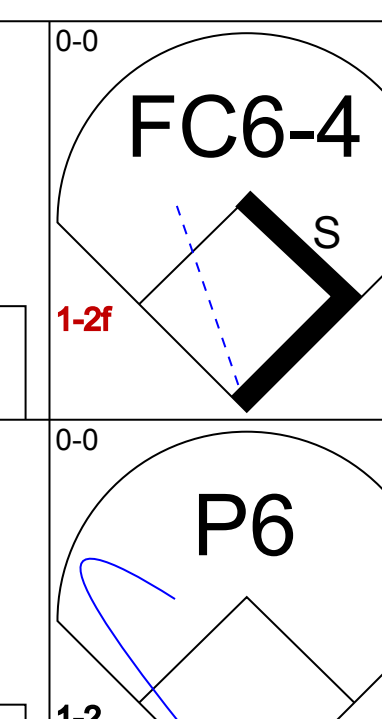
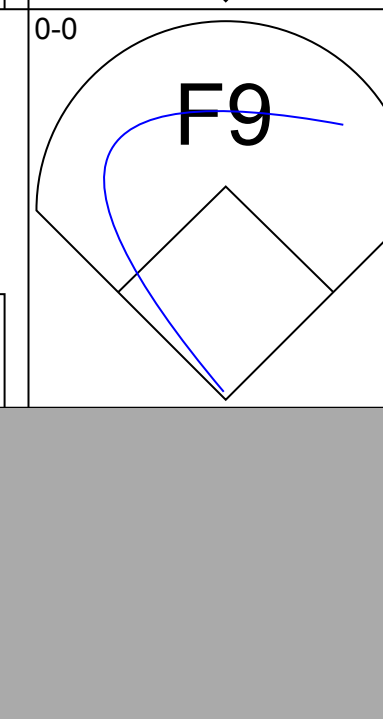
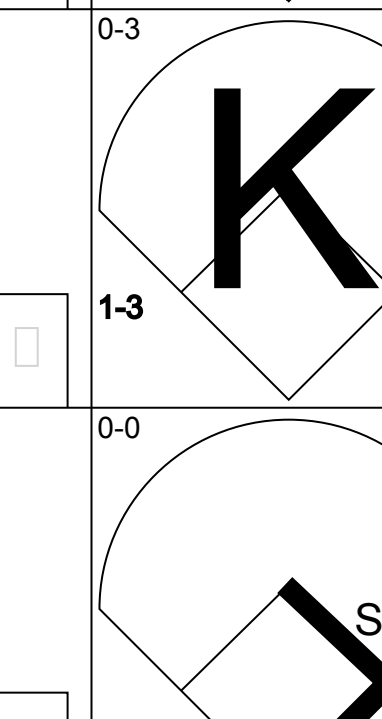
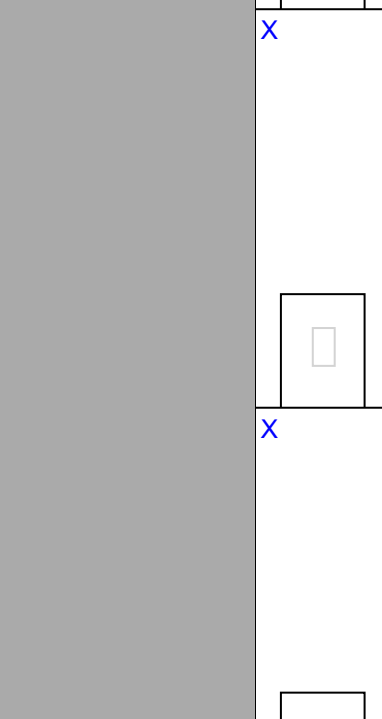
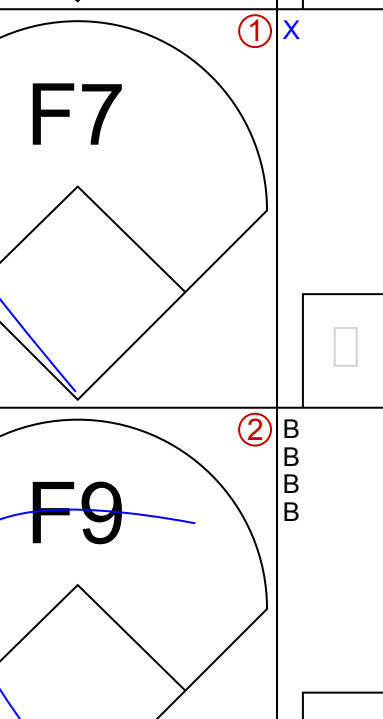
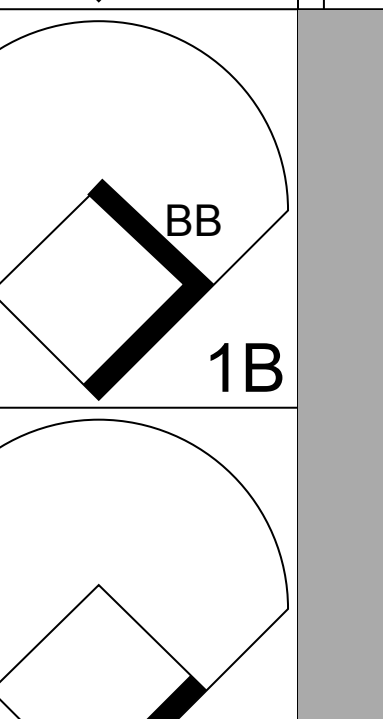


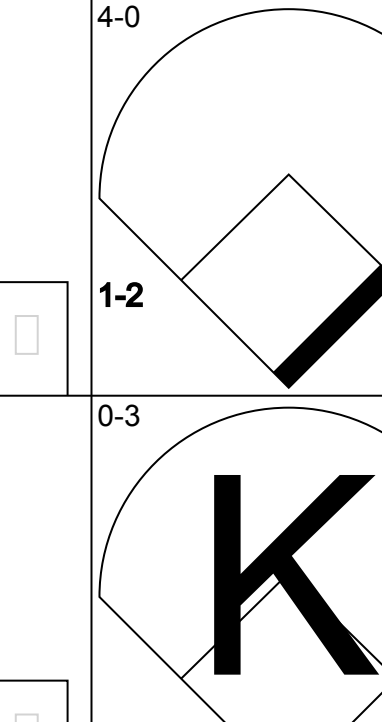
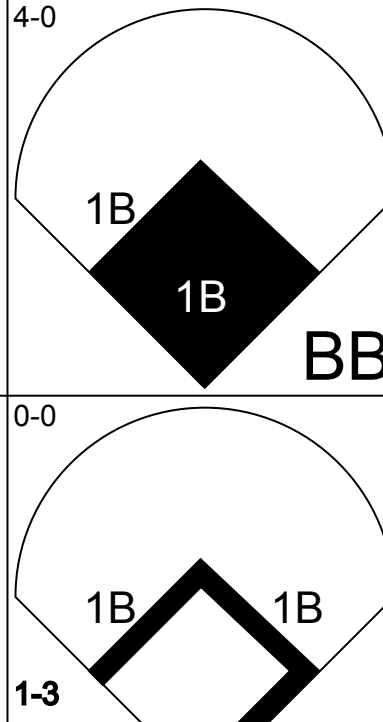
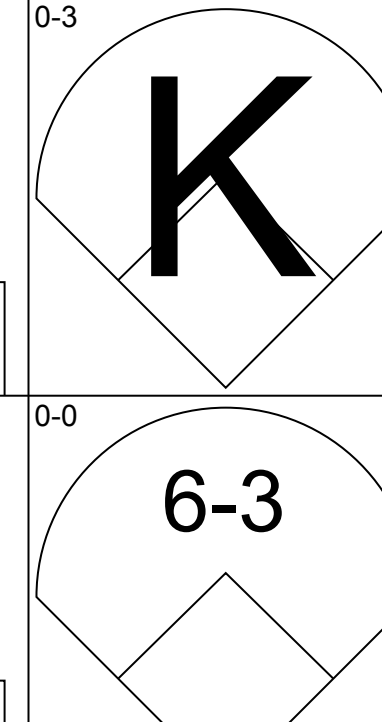
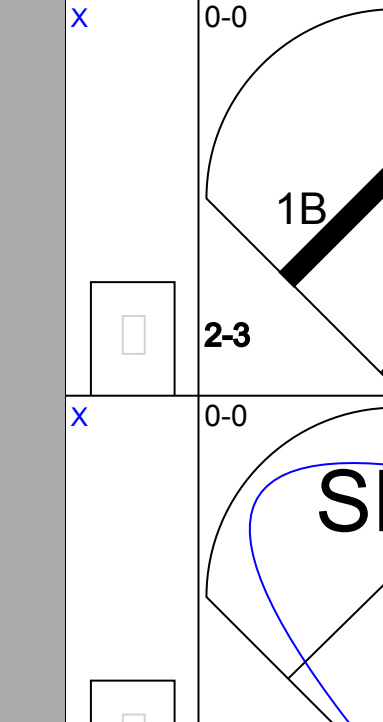
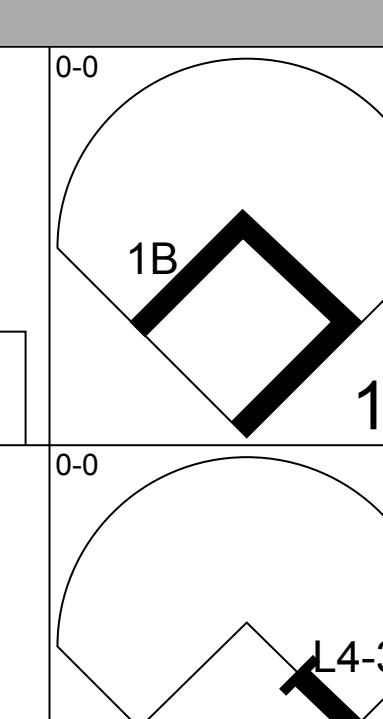
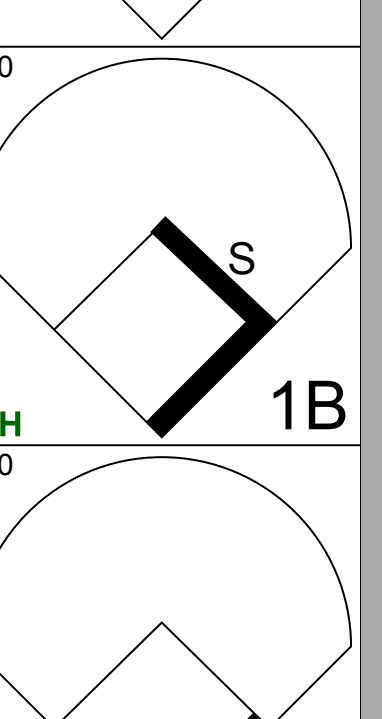
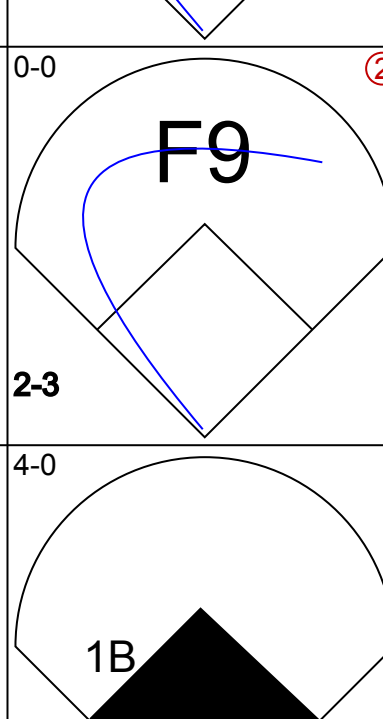
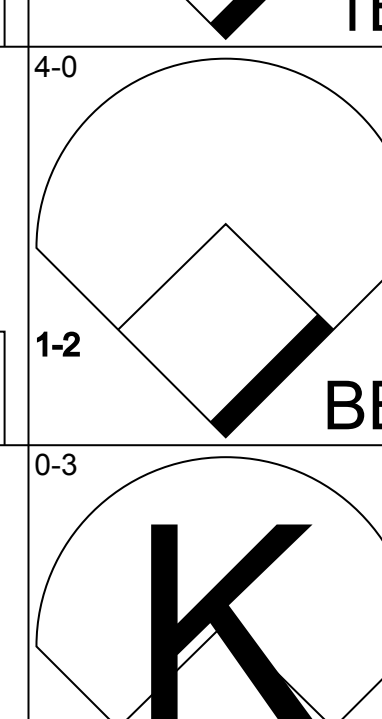
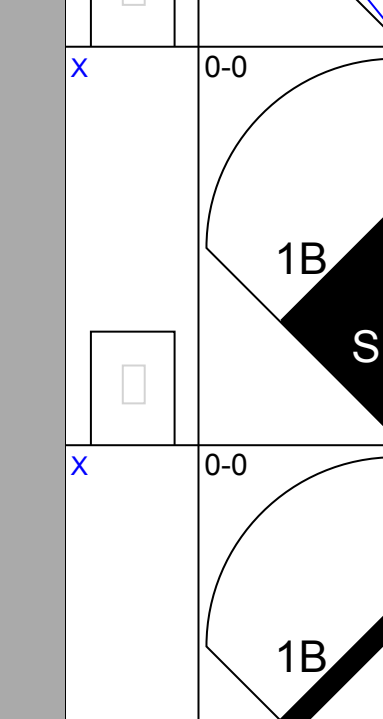
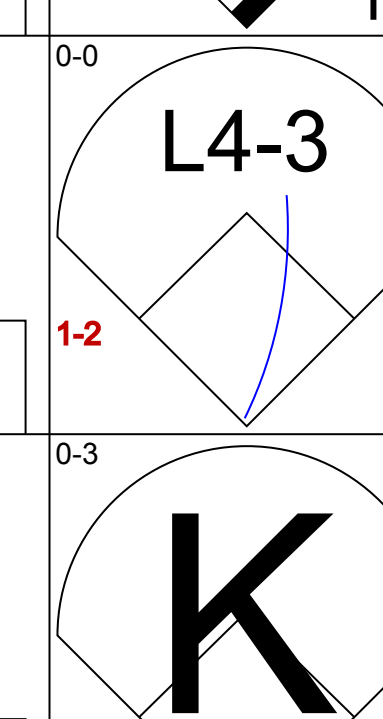
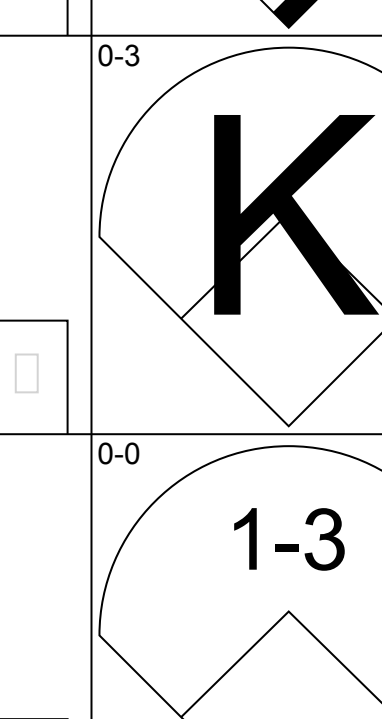
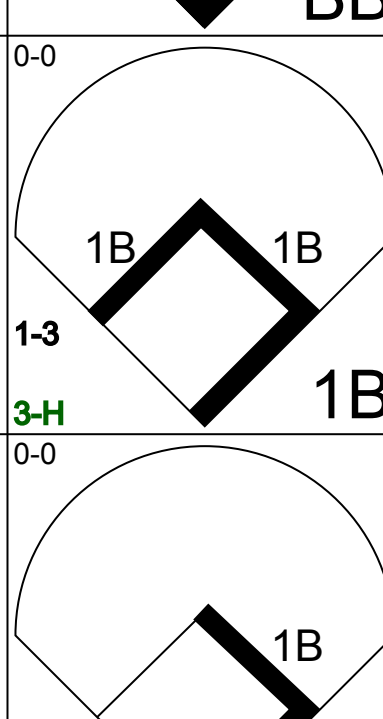
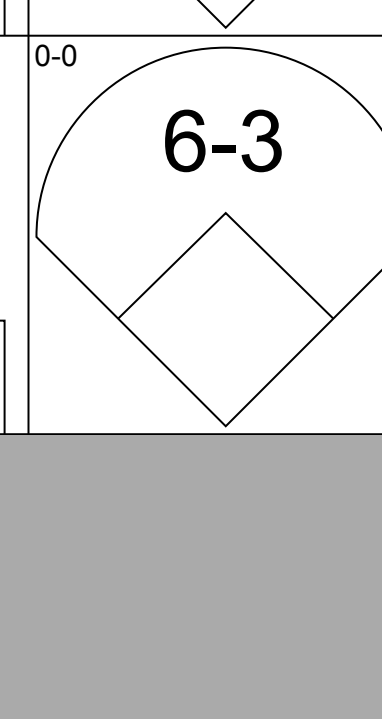
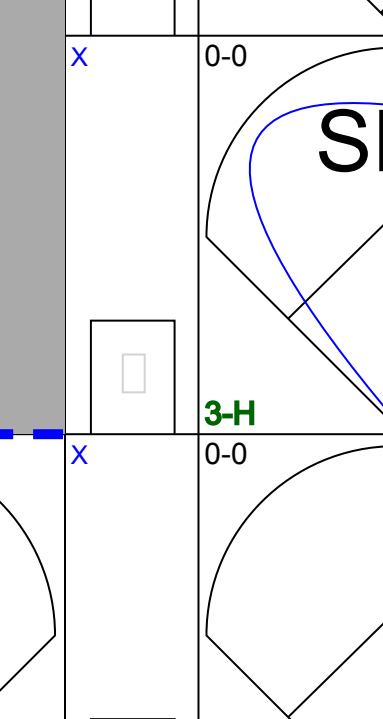
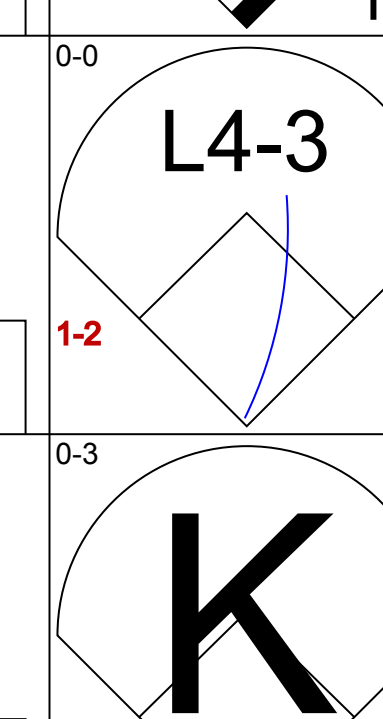
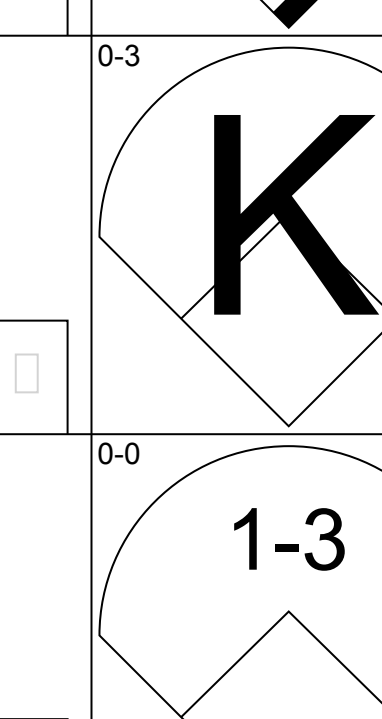
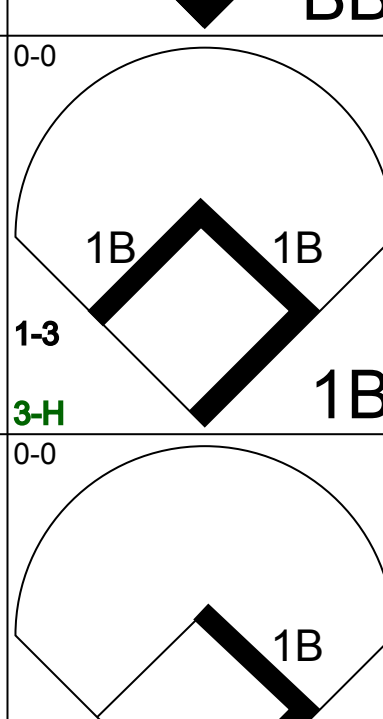
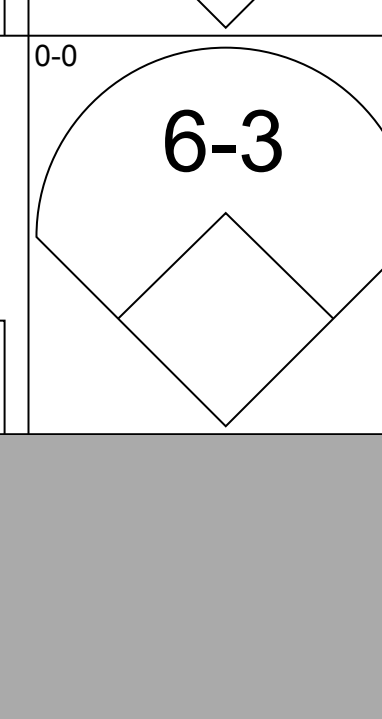
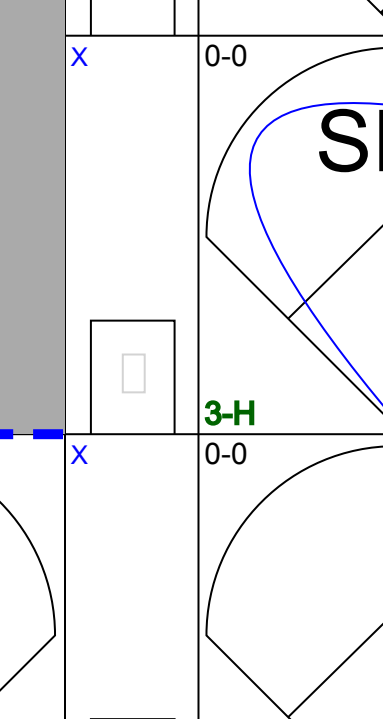
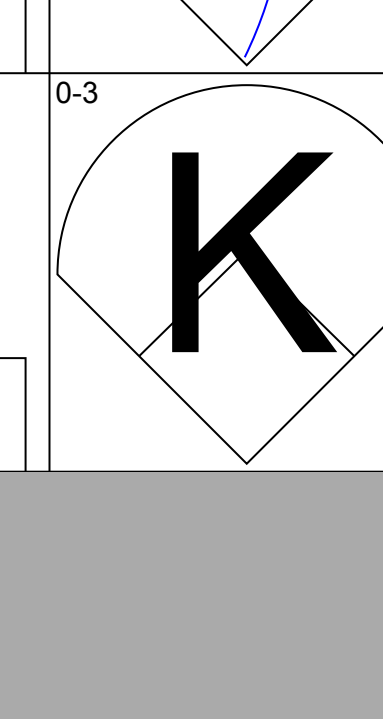
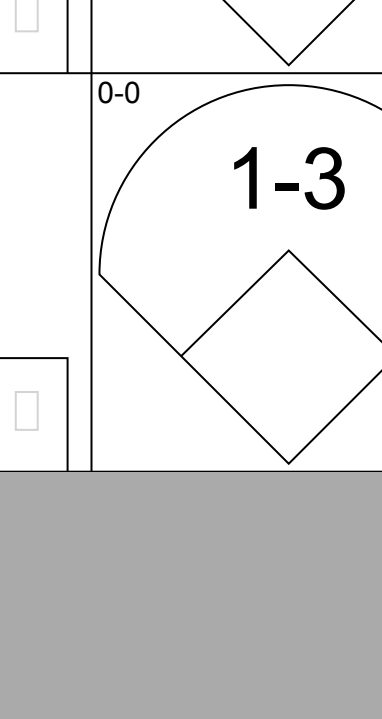
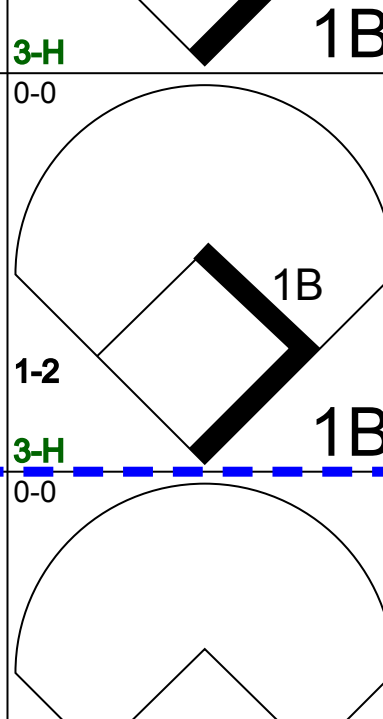
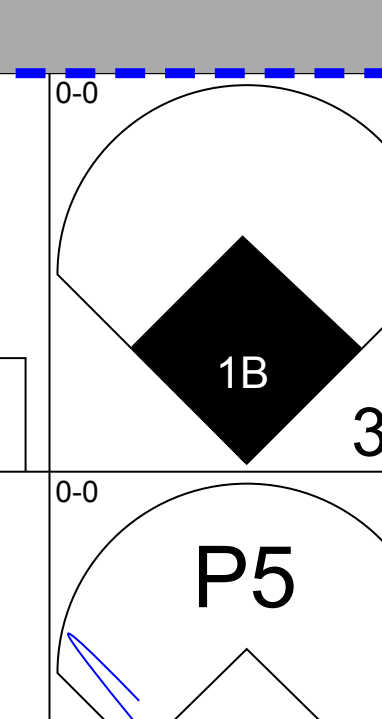
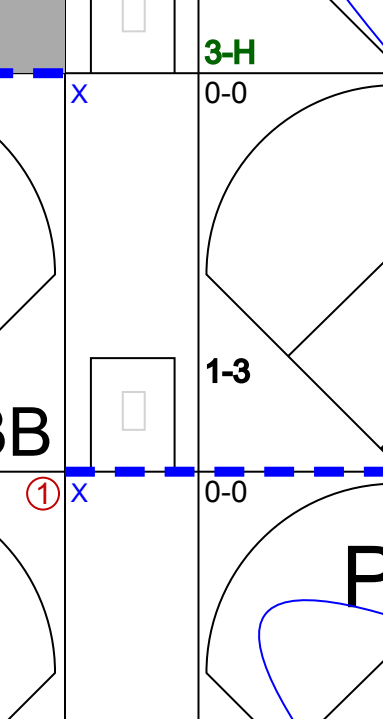
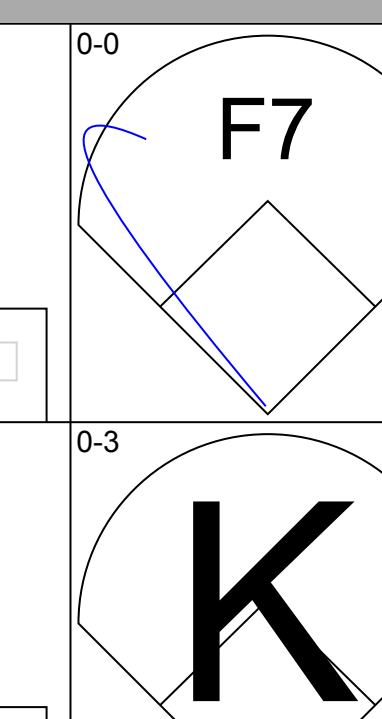
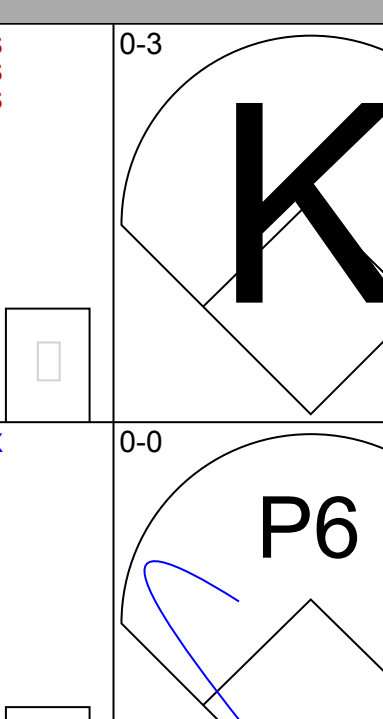
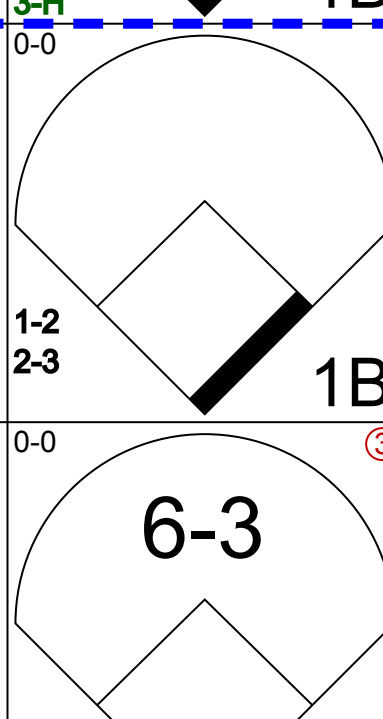
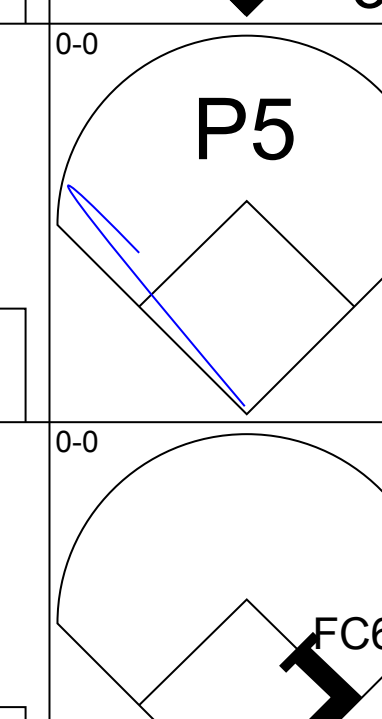
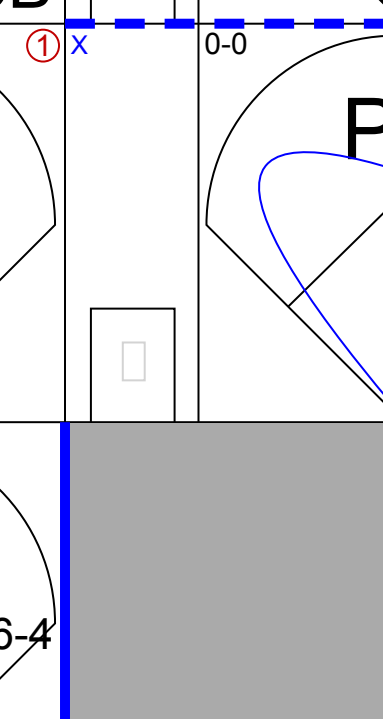
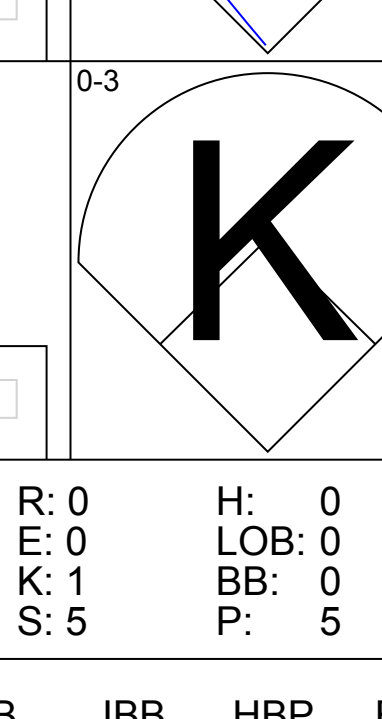
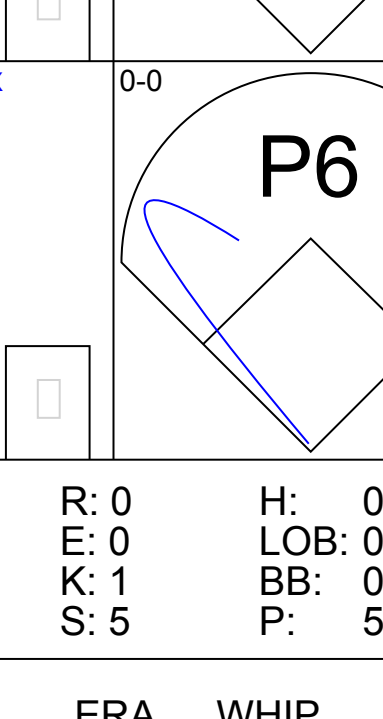
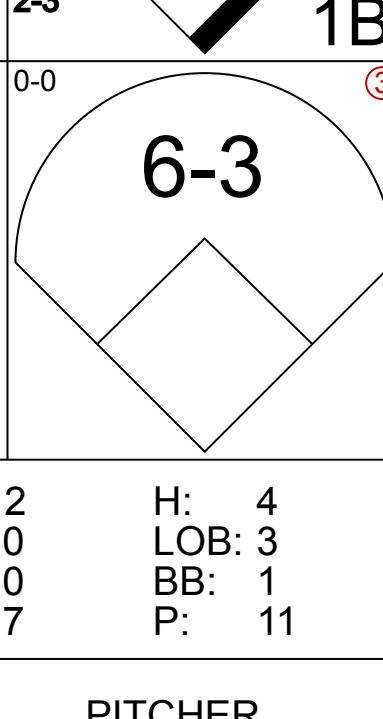
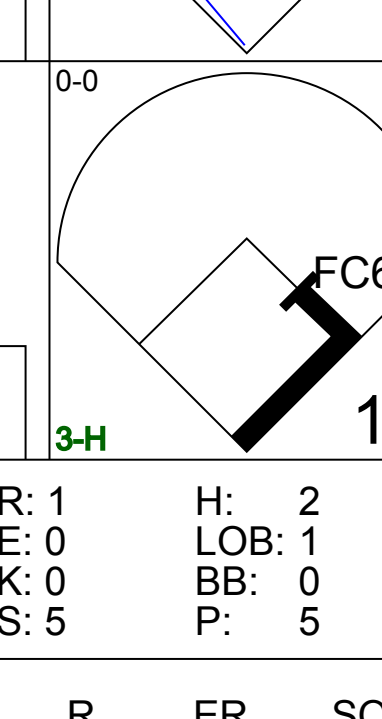
Batter	1	2	3	4	5	6	7	8	9	AB	R	H	RBI	BB	SO	LOB	BOTTOM					
<b>Davey Nelson, R</b> OBP: 0.257, SLG: 0.204 (1, 4)	4-0 CS BB		0-0 2-H 1B		0-0 P4			0-0 1B 1-2		3	0	2	1	1	0	1						
<b>Lou Klimchok, L</b> OBP: 0.331, SLG: 0.411 (1, 5)	0-0 F5 1-2		0-0 P6			0-0 P6		0-0 F3		4	0	0	0	0	0	4						
<b>Frank Baker, L</b> OBP: 0.410, SLG: 0.679 (1, 7)	0-0 2-3			0-0 HR		0-0 G5-4-3 1B		0-0 F9		4	1	2	1	0	0	2						
<b>Tony Horton, R</b> OBP: 0.322, SLG: 0.462 (1, 3)		0-0 F8		0-0 F8		0-0 G5-4-3 1-2			0-0 2-3 1B	4	0	1	0	0	0	1						
<b>Ken Harrelson, R</b> OBP: 0.337, SLG: 0.433 (1, 9)		0-0 6-3		0-3 K		0-0 L5			0-0 2-3	4	0	0	0	0	1	1						
<b>Duke Sims, L</b> OBP: 0.391, SLG: 0.443 (1, 2)		0-0 F8		0-3 K		0-0 F3			0-0 F2	4	0	0	0	0	1	1						
<b>Russ Snyder, L</b> OBP: 0.322, SLG: 0.329 (1, 8)			4-0 FC6-4 BB		4-0 BB		0-0 L9		0-0 6-3	2	0	0	0	2	0	1						
<b>Eddie Leon, R</b> OBP: 0.309, SLG: 0.310 (1, 6)			0-0 FC6-4 SH1-4 1B		0-3 K				0-0 P4	3	1	0	0	0	1	2						
<b>Luis Tiant, R</b> ERA: 3.87 (1, 1)			0-0 SH1-4		0-3 K				0-0 1B 1B	0	0	0	0	0	0	0						
<b>Stan Williams, R</b> ERA: 3.97 (5, 1)					0-3 K					0	0	0	0	0	0	0						
<b>Cap Peterson, R</b> ERA: 3.97 (5, 1)										1	0	0	0	0	0	1						
<b>Ron Law, R</b> ERA: 4.6 (6, 1)										0	0	0	0	0	0	0						
<b>Richie Scheinblum, S</b> ERA: 2.99 (8, 1)										1	0	1	0	0	0	0						
<b>Larry Burchart, R</b> ERA: 3.48 (9, 1)										0	0	0	0	0	0	0						
<b>Inning Stats</b>	R: 0 E: 0 K: 0 S: 2	H: 0 LOB: 0 BB: 1 P: 6	R: 0 E: 0 K: 0 S: 3	H: 0 LOB: 0 BB: 0 P: 3	R: 1 E: 0 K: 0 S: 4	H: 1 LOB: 1 BB: 1 P: 8	R: 1 E: 0 K: 2 S: 8	H: 1 LOB: 0 BB: 0 P: 8	R: 0 E: 0 K: 2 S: 7	H: 0 LOB: 1 BB: 1 P: 11	R: 0 E: 0 K: 0 S: 3	H: 1 LOB: 0 BB: 0 P: 3	R: 0 E: 0 K: 0 S: 3	H: 0 LOB: 0 BB: 0 P: 3	R: 0 E: 0 K: 0 S: 5	H: 2 LOB: 2 BB: 0 P: 5	R: 0 E: 0 K: 0 S: 4	H: 1 LOB: 1 BB: 0 P: 4	1B: 5 2B: 0 3B: 0 HR: 1	SF: 0 SAC: 1 DP: 1 HBP: 0	WP: 0 PB: 0 SB: 0 CS: 1	PA: 34
<b>PITCHER</b>	IP	WLS	BF	H	R	ER	SO	BB	IBB	HBP	BLK	WP	HR	S	P	ERA	WHIP					
<b>Diego Segui, R</b> ERA: 3.47 (1, 1)	9.0	W	34	6	2	2	4	3	0	0	0	0	1	39	51	2.00	1.000					

Seattle Pilots @ Cleveland Indians  
Cleveland Municipal Stadium, Cleveland, OH  
Mon Aug 11 1969, 7:05 PM EDT  
Att. 4,658 - Unknown

AB 30  
R 2  
H 6  
RBI 2  
BB 3  
SO 4  
LOB 14



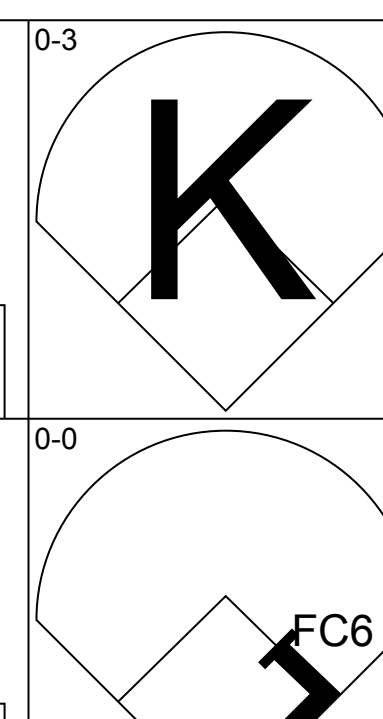
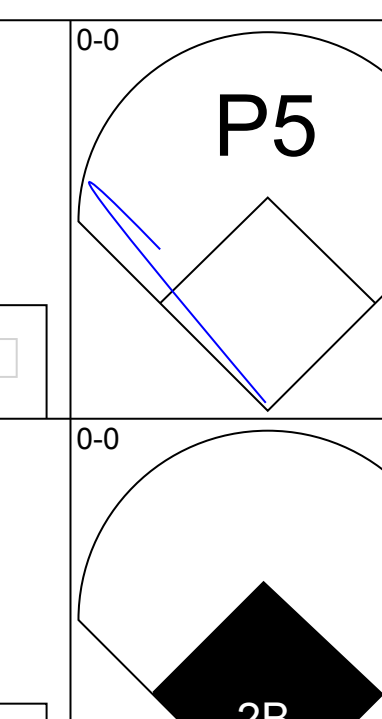
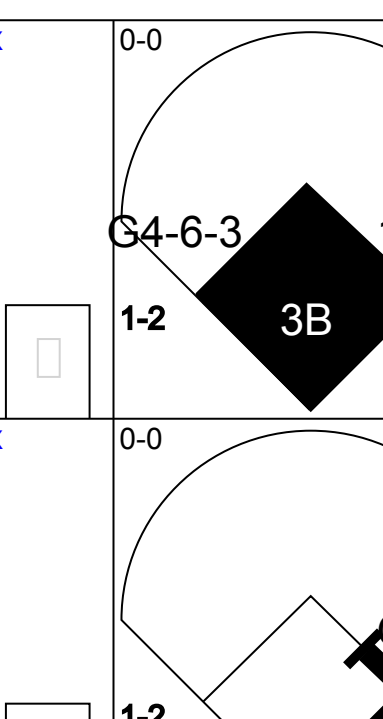
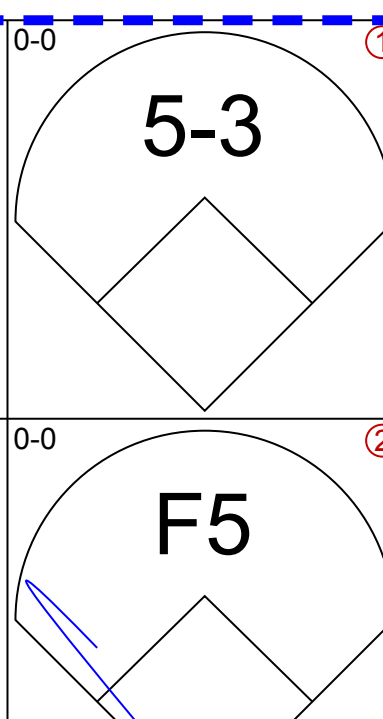
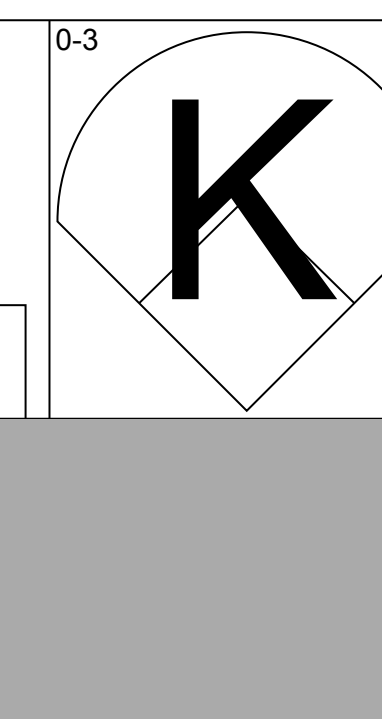
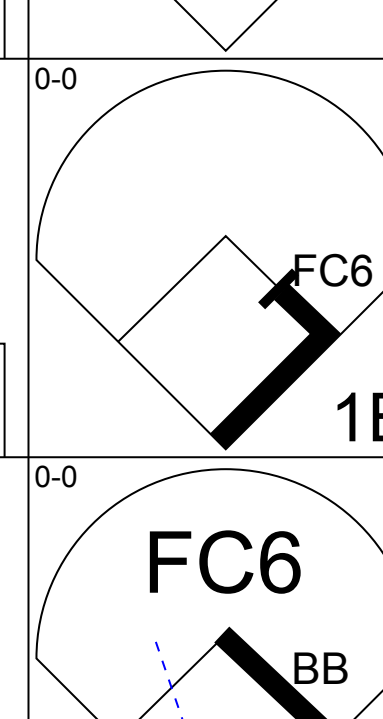
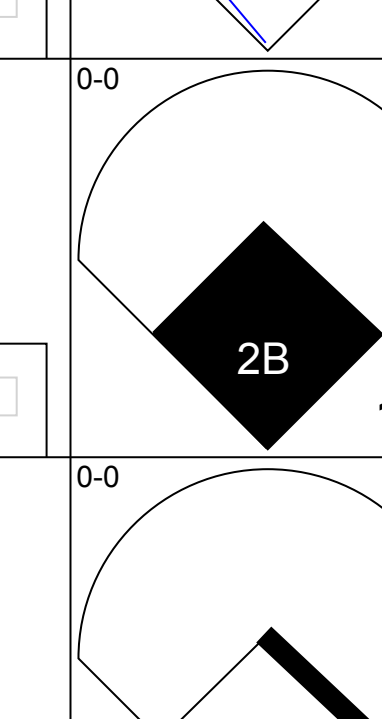
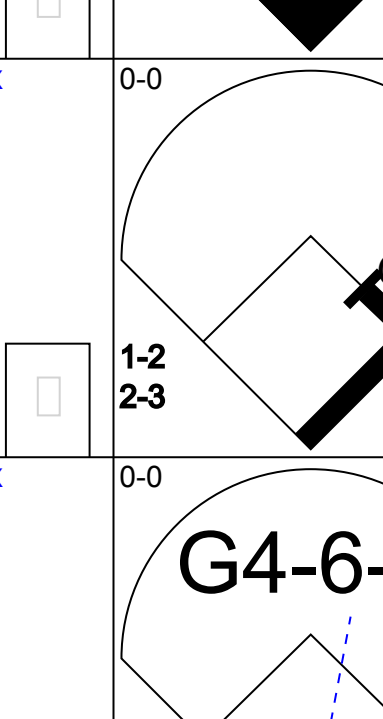
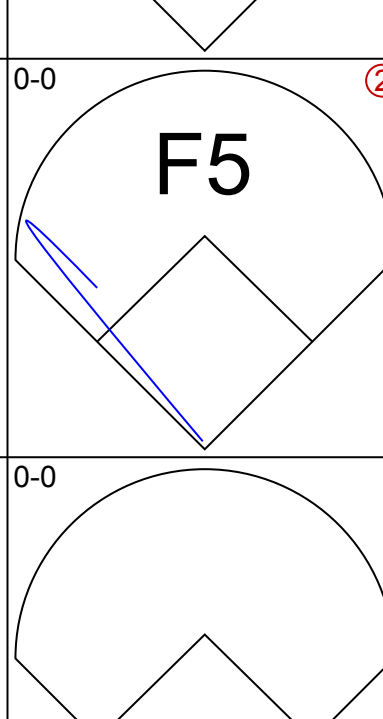
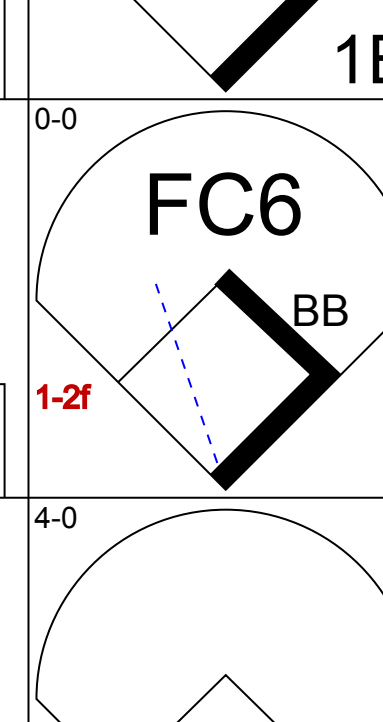
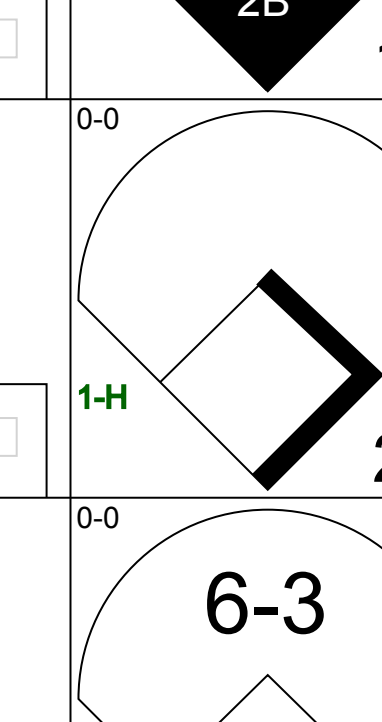
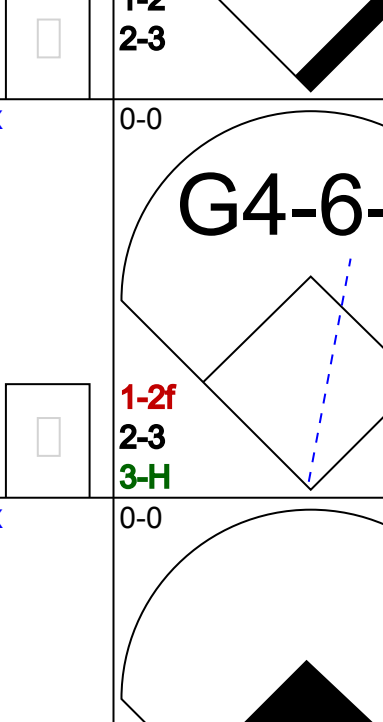
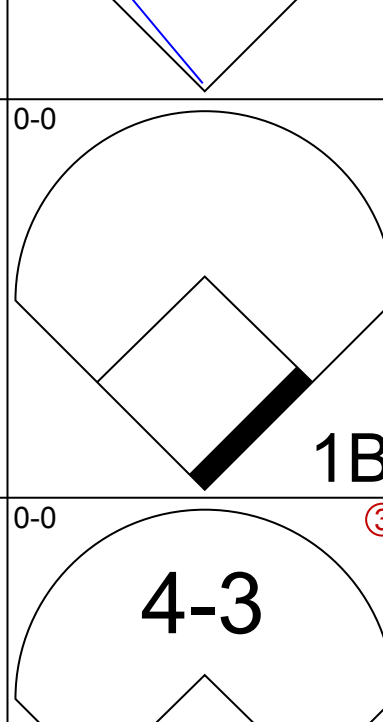
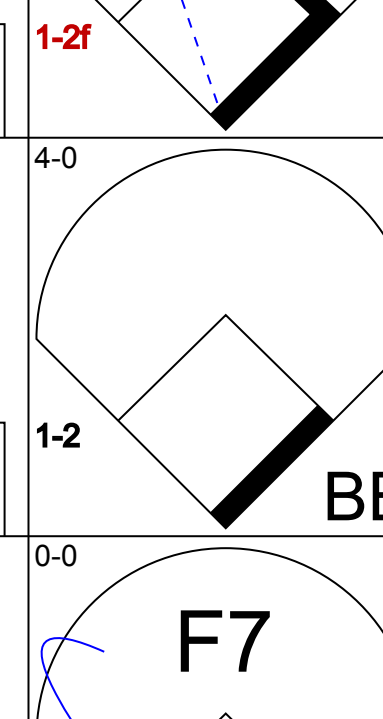
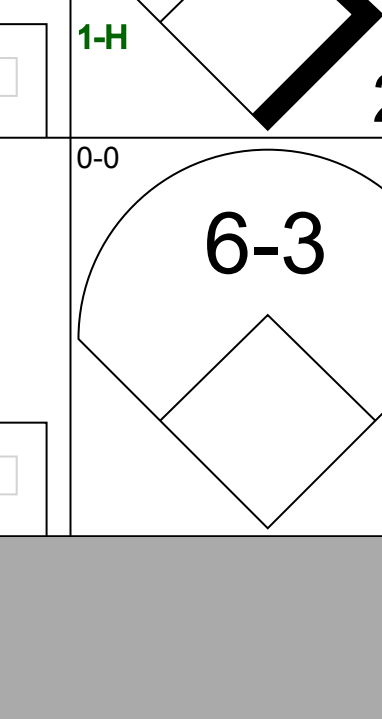
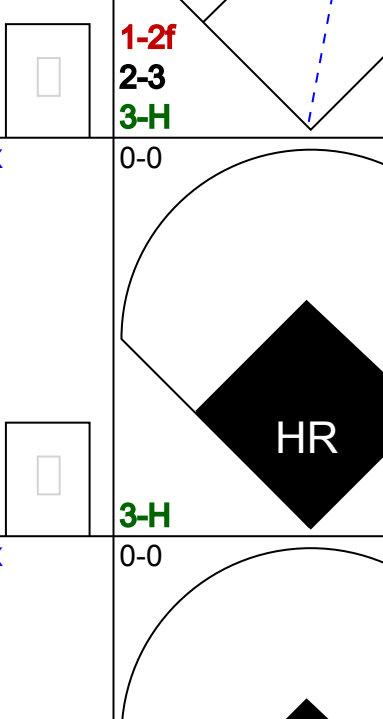
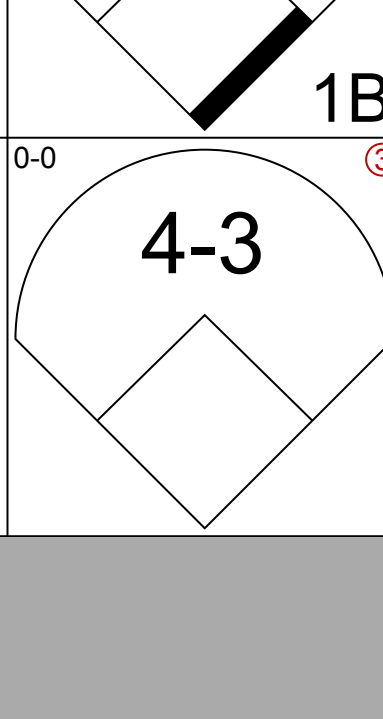
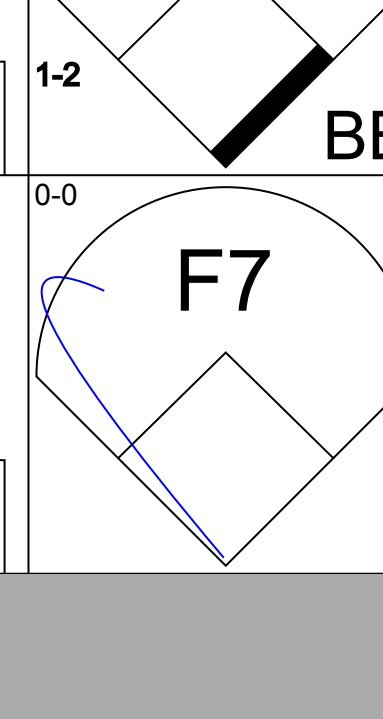
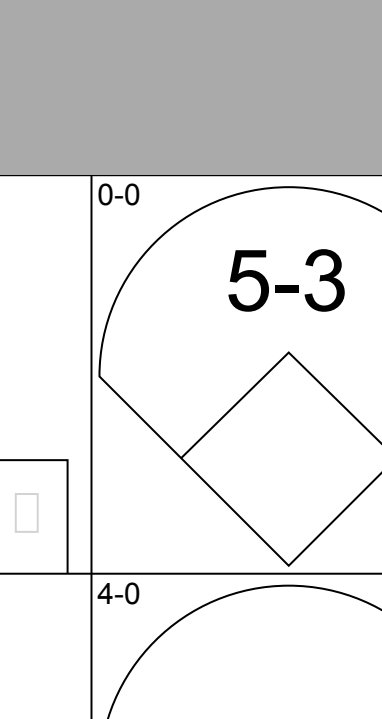
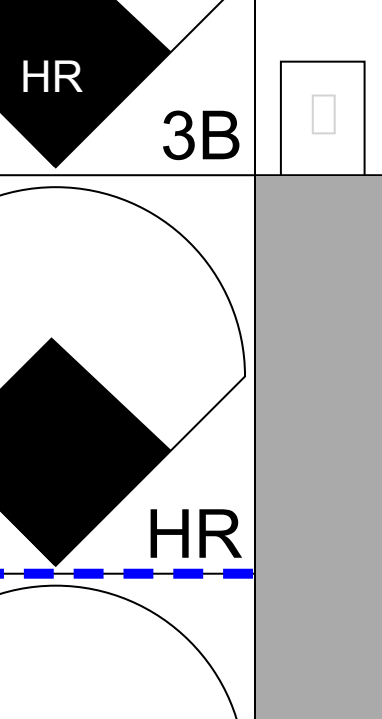
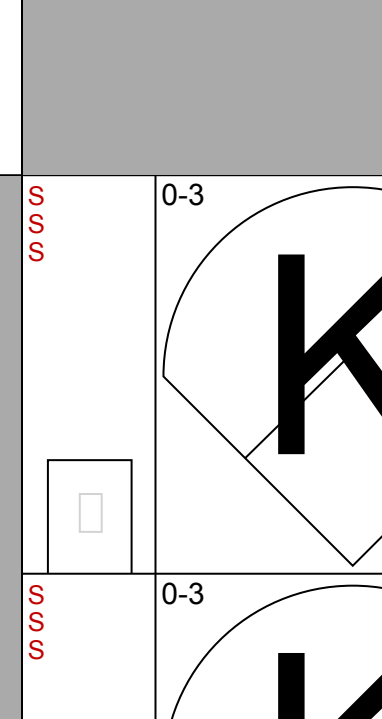
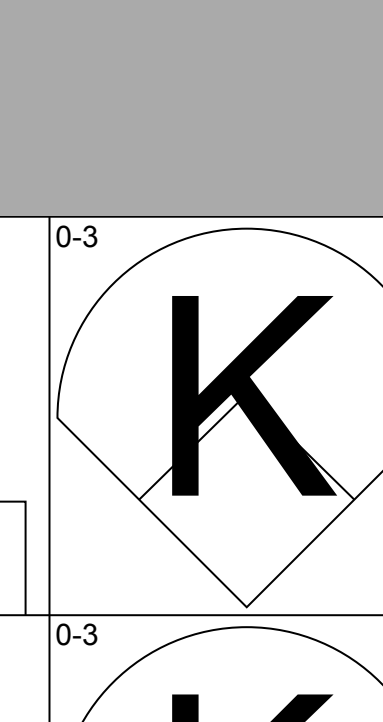
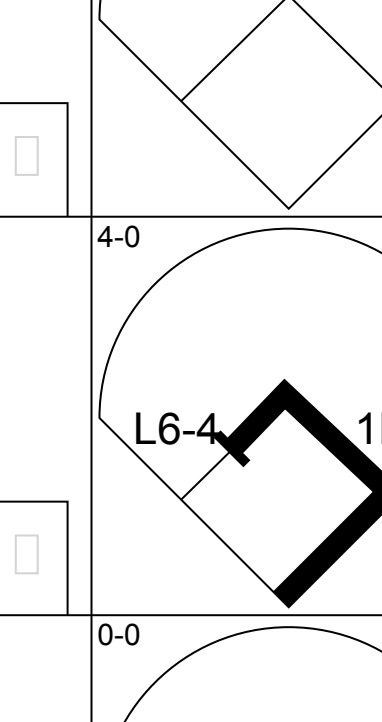
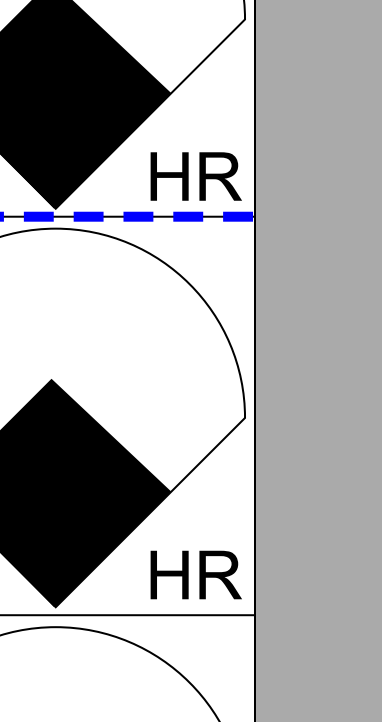
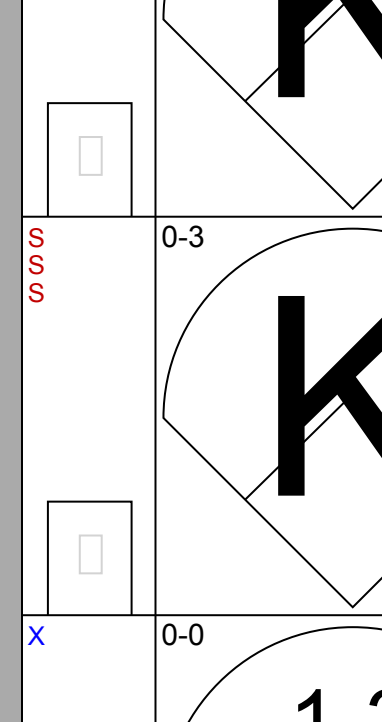
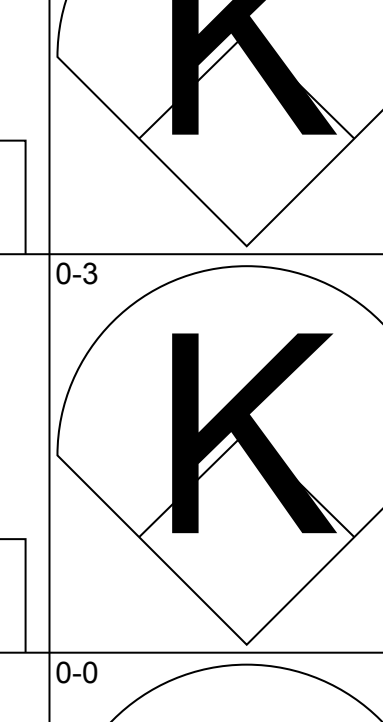
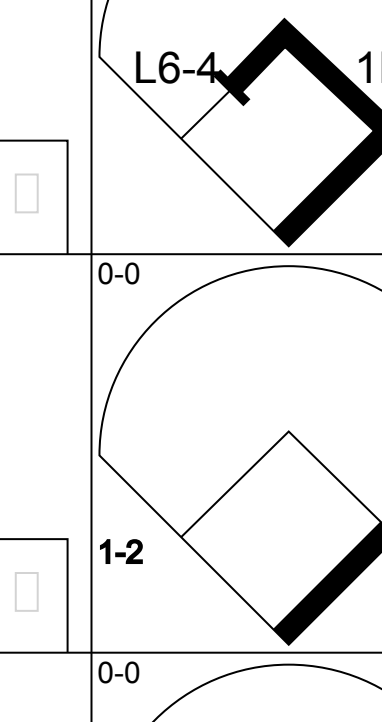
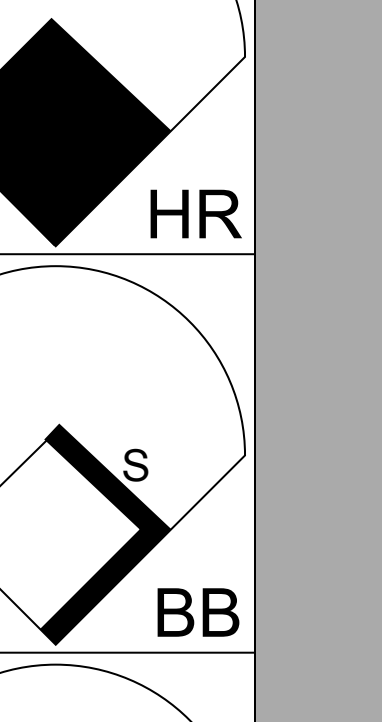
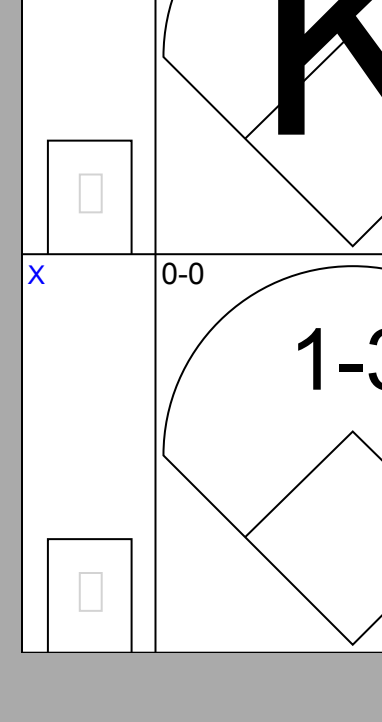
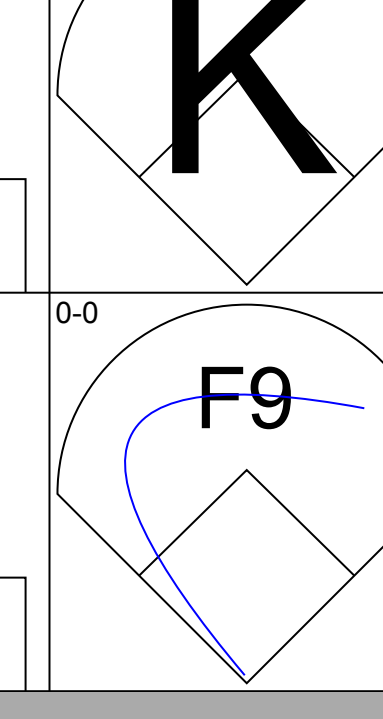
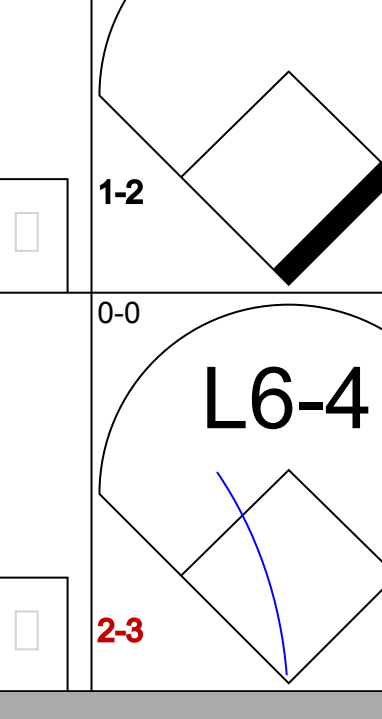
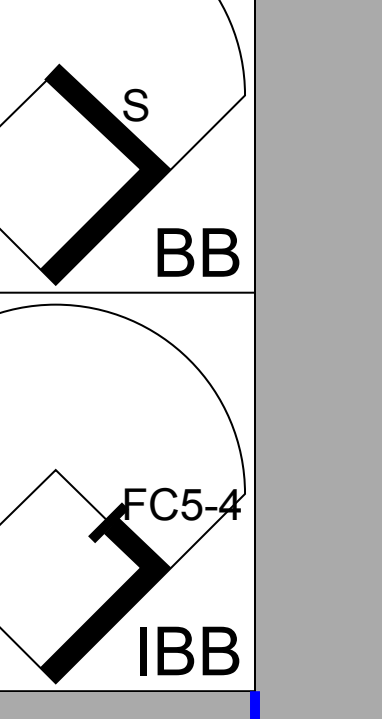
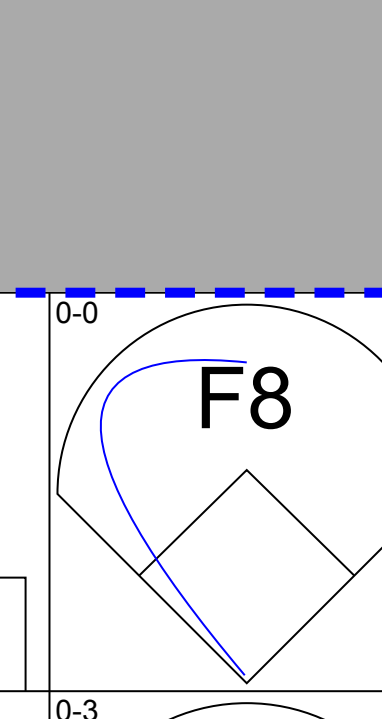
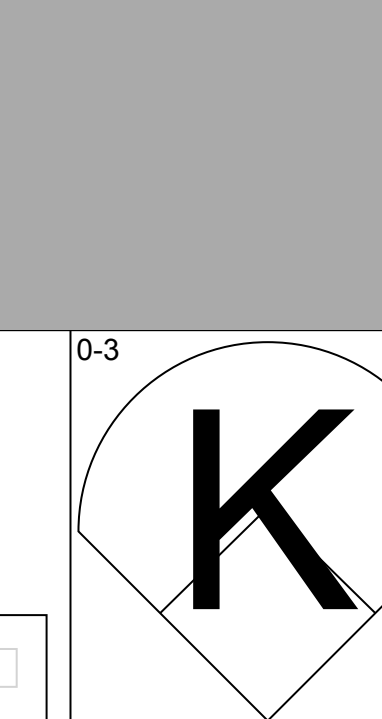
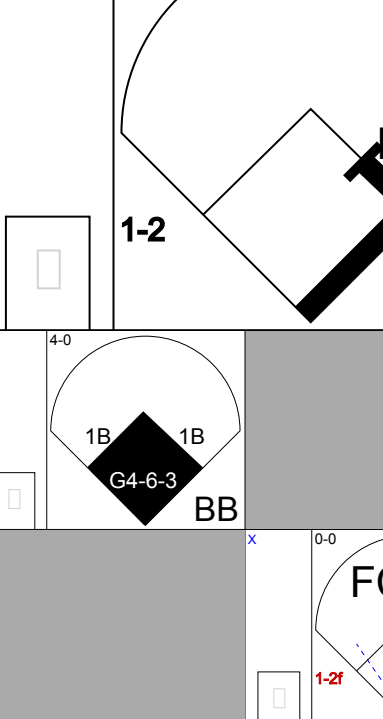
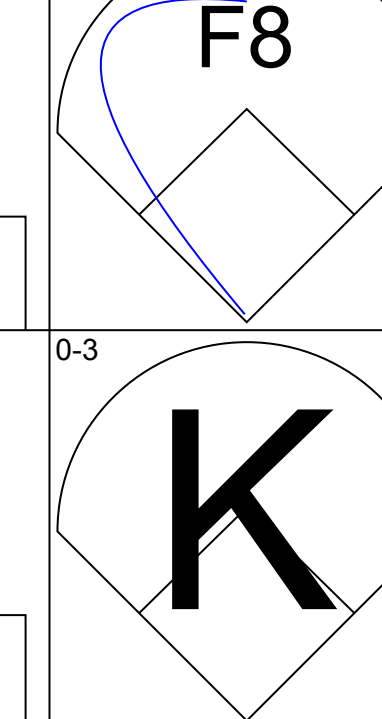
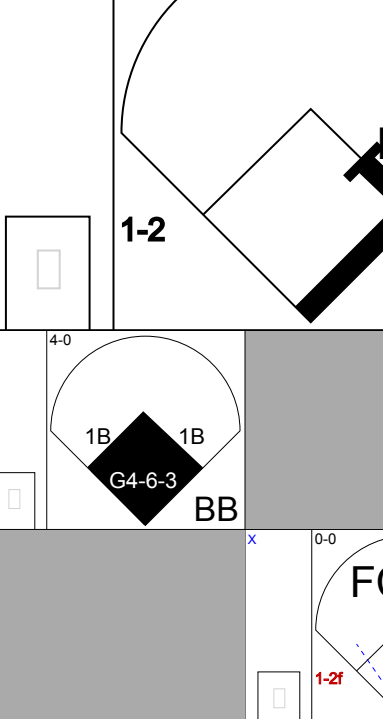
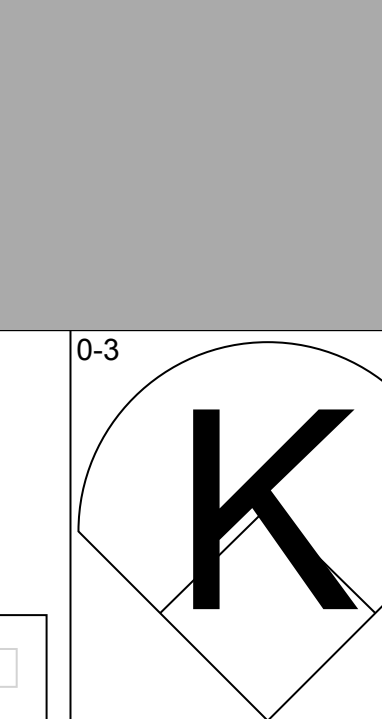
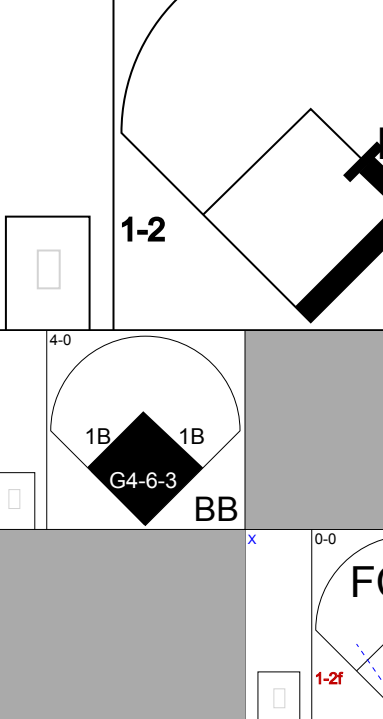


Batter	1	2	3	4	5	6	7	8	9	AB	R	H	RBI	BB	SO	LOB	TOP			
<b>Tommy Harper, R</b> OBP: 0.355, SLG: 0.317 (1, 5)										5	0	0	0	0	0	1				
<b>Dick Simson, R</b> OBP: 0.292, SLG: 0.379 <b>Steve Hovley, L</b> OBP: 0.375, SLG: 0.437 (4, FR) (4, 8)										2	0	1	0	0	1	0				
<b>Wayne Comer, R</b> OBP: 0.344, SLG: 0.375 (1, 9)										5	0	1	0	0	1	2				
<b>Tommy Davis, R</b> OBP: 0.307, SLG: 0.351 (1, 7)										4	1	3	1	1	0	1				
<b>Greg Goossen, R</b> OBP: 0.469, SLG: 0.590 (1, 3)										3	1	2	0	2	1	3				
<b>Jim Pagliaroni, R</b> OBP: 0.308, SLG: 0.418 (1, 2)										4	0	1	2	0	1	8				
<b>John Donaldson, L</b> OBP: 0.351, SLG: 0.307 (1, 4)										5	1	3	1	0	1	4				
<b>Ron Clark, R</b> OBP: 0.279, SLG: 0.265 (1, 6)										5	0	1	0	0	1	3				
<b>Fred Talbot, R</b> OBP: 0.243, SLG: 0.353 (5, 1) <b>Marty Palfin, R</b> OBP: 0.198, SLG: 0.173 (6, PH) <b>Merrill Peterson, R</b> OBP: 0.328, SLG: 0.281 (6, 1) <b>Jim Bouton, R</b> OBP: 0.321, SLG: 0.405 (8, PH) <b>Jerry McNertney, R</b> OBP: 0.352, SLG: 0.425 (8, 1) <b>John Gelnar, R</b> OBP: 0.198, SLG: 0.263 (8, 1)										2	0	0	0	0	1	0				
<b>Inning Stats</b>	R: 0 E: 0 K: 2 S: 7	H: 0 LOB: 0 BB: 0 P: 7	R: 0 E: 0 K: 1 S: 6	H: 2 LOB: 1 BB: 0 P: 6	R: 0 E: 0 K: 1 S: 5	H: 0 LOB: 0 BB: 0 P: 5	R: 1 E: 0 K: 2 S: 9	H: 2 LOB: 3 BB: 1 P: 13	R: 0 E: 0 K: 1 S: 5	H: 0 LOB: 0 BB: 0 P: 5	R: 2 E: 0 K: 0 S: 7	H: 4 LOB: 3 BB: 1 P: 11	R: 0 E: 0 K: 1 S: 6	H: 1 LOB: 3 BB: 1 P: 11	R: 1 E: 0 K: 0 S: 5	H: 3 LOB: 2 BB: 0 P: 6	1B: 12 2B: 2 3B: 1 HR: 0	SF: 1 SAC: 0 DP: 1 HBP: 1	WP: 0 PA: 44 PB: 0 SB: 4 CS: 0	
<b>PITCHER</b>	IP	WLS	BF	H	R	ER	SO	BB	IBB	HBP	BLK	WP	HR	S	P	ERA	WHIP			
<b>Mike Paul, L</b> ERA: 3.96 (1, 1)	5.2	W	25	7	3	3	7	2	0	0	0	0	0	37	45	4.76	1.588			
<b>Ron Law, R</b> ERA: 4.41 (6, 1)	1.1		8	2	0	0	1	1	0	1	0	0	0	8	13	0.00	2.250			
<b>Juan Pizarro, L</b> ERA: 3.39 (8, 1)	1.2	S	10	5	2	2	0	0	0	0	0	0	0	10	10	10.80	3.000			
<b>Stan Williams, R</b> ERA: 3.96 (9, 1)	0.1		1	0	0	0	0	0	0	0	0	0	0	1	1	0.00	0.000			

Seattle Pilots @ Cleveland Indians  
Cleveland Municipal Stadium, Cleveland, OH  
Tue Aug 12 1969, 7:05 PM EDT  
Att: 8,190 - Unknown

AB 39  
R 5  
H 14  
RBI 5  
BB 3  
SO 8  
LOB 26



Batter	1	2	3	4	5	6	7	8	9	AB	R	H	RBI	BB	SO	LOB	BOTTOM			
<b>Davey Nelson, R</b> OBP: 0.255, SLG: 0.204 (1, 4)										5	1	1	0	0	2	0				
<b>Lou Klimchok, L</b> OBP: 0.341, SLG: 0.420 <b>Lou Camilli, S</b> (7, 5)										4	1	3	0	0	0	0				
<b>Frank Baker, L</b> OBP: 0.415, SLG: 0.683 (1, 7)										4	0	2	1	0	0	3				
<b>Tony Horton, R</b> OBP: 0.323, SLG: 0.466 (1, 3)										3	1	1	1	1	0	2				
<b>Ken Harrelson, R</b> OBP: 0.336, SLG: 0.438 (1, 9)										4	1	1	2	0	1	2				
<b>Duke Sims, L</b> OBP: 0.392, SLG: 0.455 (1, 2)										3	1	1	1	1	2	0				
<b>Jose Cardenal, R</b> OBP: 0.304, SLG: 0.339 (1, 8)										3	0	1	0	1	1	0				
<b>Eddie Leon, R</b> OBP: 0.306, SLG: 0.300 (1, 6)										3	0	0	0	1	0	2				
<b>Mike Paul, L</b> (1, 1)										2	1	0	0	1	1	2				
<b>Ron Law, R</b> (6, 1)										0	0	0	0	0	0	0				
<b>Juan Pizarro, L</b> OBP: 0.250, SLG: 0.222 (8, 1)										1	0	0	0	0	1	0				
<b>Stan Williams, R</b> OBP: 0.219, SLG: 0.107 (9, 1)										0	0	0	0	0	0	0				
<b>Inning Stats</b>	R: 0 E: 0 K: 1 S: 6	H: 1 LOB: 2 BB: 1 P: 10	R: 0 E: 0 K: 2 S: 7	H: 0 LOB: 0 BB: 0 P: 7	R: 1 E: 0 K: 1 S: 7	H: 2 LOB: 1 BB: 0 P: 7	R: 0 E: 0 K: 0 S: 3	H: 1 LOB: 1 BB: 1 P: 7	R: 5 E: 0 K: 0 S: 7	H: 5 LOB: 2 BB: 3 P: 19	R: 0 E: 0 K: 0 S: 4	H: 1 LOB: 0 BB: 0 P: 4	R: 0 E: 0 K: 2 S: 7	H: 0 LOB: 0 BB: 0 P: 7	R: 0 E: 0 K: 2 S: 7	H: 0 LOB: 0 BB: 0 P: 7	1B: 6 2B: 2 3B: 1 HR: 2	SF: 0 SAC: 0 DP: 2 HBP: 0	WP: 0 PA: 37 PB: 0 SB: 1 CS: 0	
<b>PITCHER</b>	IP	WLS	BF	H	R	ER	SO	BB	IBB	HBP	BLK	WP	HR	S	P	ERA	WHIP			
<b>Fred Talbot, R</b> ERA: 3.75 (1, 1)	4.2	L	23	8	5	5	4	3	0	0	0	0	1	28	40	9.64	2.357			
<b>Marty Palfin, R</b> ERA: 5.4 (5, 1)	0.1		4	1	1	1	0	1	1	0	0	0	1	2	10	27.00	6.000			
<b>Jim Bouton, R</b> ERA: 3.21 (6, 1)	2.0		7	1	0	0	2	0	0	0	0	0	0	11	11	0.00	0.500			
<b>John Gelnar, R</b> ERA: 3.76 (8, 1)	1.0		3	0	0	0	2	0	0	0	0	0	0	7	7	0.00	0.000			

Seattle Pilots @ Cleveland Indians  
Cleveland Municipal Stadium, Cleveland, OH  
Tue Aug 12 1969, 7:05 PM EDT  
Att: 8,190 - Unknown


AB 32  
R 6  
H 10  
RBI 5  
BB 5  
SO 8  
LOB 11









Batter	1	2	3	4	5	6	7	8	9	AB	R	H	RBI	BB	SO	LOB	TOP										
<b>Don Buford, S</b> OBP: 0.398, SLG: 0.438 (1, 7)	0-0 FC6-4 BB FC6 1B		0-0 FC1-4 2B	0-3 K		0-0 F7		0-3 K	5 1 2 0 0 2 2																		
<b>Paul Blair, R</b> OBP: 0.352, SLG: 0.528 (1, 8)	4-0 FC6-4 1-2 BB		0-0 F8		0-0 1B SF4	0-0 L5		0-0 5-3	4 1 1 0 1 0 1																		
<b>Frank Robinson, R</b> OBP: 0.422, SLG: 0.578 (1, 9)	0-0 FC6-4 FC6 1-2 2-3		0-0 FC1-4-5		0-0 FC5 1B		0-0 F3	0-0 4-3	5 0 1 0 0 0 3																		
<b>Boog Powell, L</b> OBP: 0.386, SLG: 0.585 (1, 3)	0-0 FC6 FC5-4 1-2 3-H		4-0		0-0 SF4		0-0 4-3		2 0 0 2 1 0 1																		
<b>Brooks Robinson, R</b> OBP: 0.289, SLG: 0.423 (1, 5)	0-0 FC5-4 1-2		0-3 K		0-0 BB FC5 1B		0-0 F8		4 0 1 0 0 1 3																		
<b>Davey Johnson, R</b> OBP: 0.363, SLG: 0.387 (1, 4)		0-0 F3		0-0 F7	0-0 FC5 BB 1-2 2-3		0-0 E4 FC4-6		4 0 0 0 0 0 2																		
<b>Eliot Hendricks, L</b> OBP: 0.336, SLG: 0.383 (1, 2)		4-0 BB		0-0 F9	4-0 BB 1-2 2-3		0-0 FC4-6 1-2		2 0 0 0 2 0 1																		
<b>Chico Salmon, R</b> OBP: 0.340, SLG: 0.302 (1, 6)		0-3 K		0-0 FC 1B	0-3 K		0-3 K		4 0 1 0 0 3 5																		
<b>Mike Cuellar, L</b> OBP: 0.069, SLG: 0.113 (1, 1)		0-3 K		0-0 FC 1-2		0-0 F6		0-0 F6	4 0 0 0 0 1 3																		
<b>Inning Stats</b>	R: 1 E: 0 K: 0 S: 4	H: 1 LOB: 1 BB: 1 P: 8	R: 0 E: 0 K: 2 S: 7	H: 0 LOB: 1 BB: 1 P: 11	R: 0 E: 0 K: 1 S: 6	H: 1 LOB: 2 BB: 1 P: 10	R: 0 E: 0 K: 1 S: 7	H: 3 LOB: 3 BB: 0 P: 7	R: 0 E: 0 K: 0 S: 3	H: 0 LOB: 0 BB: 0 P: 3	R: 0 E: 0 K: 0 S: 3	H: 0 LOB: 0 BB: 0 P: 3	R: 0 E: 1 K: 1 S: 6	H: 0 LOB: 1 BB: 0 P: 6	R: 0 E: 0 K: 1 S: 5	H: 0 LOB: 0 BB: 0 P: 5	1B: 5 2B: 1 3B: 0 HR: 0	SF: 1 SAC: 0 DP: 0 HBP: 0	WP: 0 PB: 0 SB: 0 CS: 0	PA: 39							
<b>PITCHER</b>	IP	WLS	BF	H	R	ER	SO	BB	IBB	HBP	BLK	WP	HR	S	P	ERA	WHIP										
<b>Gene Brabender, R</b> ERA: 4.39 (1, 1)	7.0	L	32	6	2	2	5	3	1	0	0	0	0	38	54	2.57	1.286										
<b>Bob Locker, R</b> ERA: 3.97 (8, 1)	2.0		7	0	0	0	2	0	0	0	0	0	0	11	11	0.00	0.000										

Baltimore Orioles @ Seattle Pilots  
Sicks Stadium, Boston, MA  
Fri Aug 15 1969, 10:05 PM EDT  
Att: 9,922 - Unknown

AB 34  
R 2  
H 6  
RBI 2  
BB 4  
SO 7  
LOB 21




Batter	1	2	3	4	5	6	7	8	9	AB	R	H	RBI	BB	SO	LOB	BOTTOM										
<b>Tommy Harper, R</b> OBP: 0.357, SLG: 0.319 (1, 5)	0-0 4-3 1B		0-0 B5-3		4-0 CS BB		0-0 FC1-2 1-2 3-H		3 1 1 0 1 0 2																		
<b>Steve Hovley, L</b> OBP: 0.367, SLG: 0.418 (1, 9)	0-0 4-3 1-2		0-0 F8		0-0 CS 1-2	0-0 F5		0-0 4-3	4 0 0 0 0 0 1																		
<b>Wayne Comer, R</b> OBP: 0.349, SLG: 0.381 (1, 8)	4-0 1B BB		4-0 BB		0-0 5-3 2-4-2 2B		0-0 5-3	0-0 4-3	2 0 1 0 2 0 0																		
<b>Tommy Davis, R</b> OBP: 0.305, SLG: 0.348 (1, 7)	0-0 F8		0-0 F4		0-0 5-3 2-3		0-0 5-3	0-0 4-3	4 0 0 0 0 0 4																		
<b>Greg Goossen, R</b> OBP: 0.448, SLG: 0.522 (1, 3)	0-0 1-3 2-H 1B		0-0 F7		0-0 F2 BB	4-0 BB		0-0 6-3	3 0 1 1 1 0 0																		
<b>Jerry McNettney, R</b> OBP: 0.299, SLG: 0.399 (1, 2)	0-0 F5		0-0 F2		0-0 2-4-2	0-0 1B FC1-2 1B		0-0 F2	3 0 1 0 0 0 2																		
<b>Billy Williams, L</b> (7, FR)									0 0 0 0 0 0 0																		
<b>Bob Locker, S</b> OBP: 0.192, SLG: 0.100 (8, 1)									0 0 0 0 0 0 0																		
<b>Gus Gil, R</b> OBP: 0.271, SLG: 0.246 (9, PH)									1 0 0 0 0 0 0																		
<b>John Donaldson, L</b> OBP: 0.357, SLG: 0.308 (1, 4)		0-0 5-3 1B		0-0 F7		0-0 L9		0-3 K	4 0 1 0 0 2 1																		
<b>Ron Clark, R</b> OBP: 0.263, SLG: 0.248 (1, 6)		0-0 5-3 1-2		0-0 K		0-0 5-3		0-0 FC1-2 1B	3 0 0 0 0 1 2																		
<b>Gene Brabender, R</b> OBP: 0.173, SLG: 0.200 (1, 1)									2 0 0 0 0 1 0																		
<b>Jim Pagliaroni, R</b> OBP: 0.315, SLG: 0.424 (7, PH)									1 0 1 0 0 0 0																		
<b>Inning Stats</b>	R: 1 E: 0 K: 0 S: 5	H: 2 LOB: 2 BB: 1 P: 9	R: 0 E: 0 K: 1 S: 5	H: 1 LOB: 0 BB: 0 P: 5	R: 0 E: 0 K: 0 S: 3	H: 0 LOB: 1 BB: 1 P: 7	R: 0 E: 0 K: 0 S: 3	H: 0 LOB: 0 BB: 0 P: 3	R: 0 E: 0 K: 0 S: 2	H: 0 LOB: 0 BB: 1 P: 6	R: 0 E: 0 K: 0 S: 3	H: 1 LOB: 2 BB: 1 P: 7	R: 0 E: 0 K: 2 S: 9	H: 2 LOB: 2 BB: 0 P: 9	R: 0 E: 0 K: 0 S: 3	H: 0 LOB: 0 BB: 0 P: 3	R: 0 E: 0 K: 1 S: 5	H: 0 LOB: 0 BB: 0 P: 5	1B: 5 2B: 1 3B: 0 HR: 0	SF: 0 SAC: 0 DP: 0 HBP: 0	WP: 0 PB: 0 SB: 0 CS: 1	PA: 35					
<b>PITCHER</b>	IP	WLS	BF	H	R	ER	SO	BB	IBB	HBP	BLK	WP	HR	S	P	ERA	WHIP										
<b>Mike Cuellar, L</b> ERA: 2.22 (1, 1)	9.0	W	35	6	1	1	4	4	0	0	0	0	0	38	54	1.00	1.111										


Baltimore Orioles @ Seattle Pilots  
Sicks Stadium, Boston, MA  
Fri Aug 15 1969, 10:05 PM EDT  
Att: 9,922 - Unknown

AB 30  
R 1  
H 6  
RBI 1  
BB 4  
SO 4  
LOB 12







Batter	1	2	3	4	5	6	7	8	9	AB R H RBI BB SO LOB	TOP											
Don Buford, S OBP: 0.395, SLG: 0.434 (1, 7)	G3		F4	K		HR	FC3-6 1B		4-3	6 1 1 1 0 1 5	<b>Baltimore Orioles @ Seattle Pilots</b> Sicks Stadium, Boston, MA Sat Aug 16 1969, 10:05 PM EDT Att: 11,550 - Unknown  <b>AB 42</b> <b>R 15</b> <b>H 15</b> <b>RBI 15</b> <b>BB 7</b> <b>SO 11</b> <b>LOB 17</b>  											
Paul Blair, R OBP: 0.354, SLG: 0.534 (1, 8)	K		F5	FC1-2		HR			FC6-4 1B	6 1 3 3 0 1 3												
Frank Robinson, R OBP: 0.420, SLG: 0.573 Dave May, L OBP: 0.268, SLG: 0.317 (6, 9)	K			2B	K	6-3	F4		FC6-4 IHR	3 1 0 0 1 2 0 2 1 0 0 0 0 3												
Boog Powell, L OBP: 0.388, SLG: 0.594 Eliot Hendricks, L OBP: 0.336, SLG: 0.383 (9, 3)		F9		FC3-6 2B	K			3-1	IHR	6 2 3 3 0 1 0 0 0 0 0 0 0 0												
Brooks Robinson, R OBP: 0.289, SLG: 0.420 Bobby Floyd, R OBP: 0.232, SLG: 0.216 (6, 5)	K			FC3-6 BB	1-3	K		1B BB	K	3 0 0 0 1 2 1 1 1 0 0 1 1 0												
Davey Johnson, R OBP: 0.361, SLG: 0.383 (1, 4)	F8			FC3-6 2B		HR	5-3	K		4 2 0 0 1 1 3												
Andy Etchebarren, R OBP: 0.392, SLG: 0.429 (1, 2)			HR	BB FC1-2 2B		HR	BB FC3-6 HBP	1B	1B	4 3 4 1 0 0 0												
Chico Salmon, R OBP: 0.400, SLG: 0.489 (1, 6)			HR	HR		HR	FC3-6 1B	1B	1B	4 3 4 6 1 0 0												
Dave McNally, R OBP: 0.147, SLG: 0.116 Clay Dalrymple, L OBP: 0.367, SLG: 0.408 Jim Hardin, R OBP: 0.216, SLG: 0.343 (8, PH) (8, 1)	K		K	1-2 2-3 3-H BB		K	FC3-6 BB	G3		2 0 0 1 2 2 0 1 0 0 0 0 0 2 0 0 0 0 0 0 0												
<b>Inning Stats</b>	R: 0 E: 0 K: 2 S: 7	H: 0 LOB: 0 BB: 0 P: 7	R: 0 E: 0 K: 1 S: 5	H: 0 LOB: 0 BB: 0 P: 5	R: 2 E: 0 K: 1 S: 7	H: 2 LOB: 0 BB: 0 P: 7	R: 3 E: 0 K: 1 S: 7	H: 2 LOB: 3 BB: 4 P: 23	R: 0 E: 0 K: 2 S: 7	H: 0 LOB: 0 BB: 0 P: 7		R: 5 E: 0 K: 2 S: 12	H: 5 LOB: 1 BB: 1 P: 16	R: 2 E: 0 K: 0 S: 5	H: 2 LOB: 2 BB: 1 P: 10	R: 1 E: 0 K: 1 S: 7	H: 2 LOB: 2 BB: 1 P: 11	R: 2 E: 0 K: 1 S: 7	H: 2 LOB: 0 BB: 0 P: 7	1B: 9 2B: 2 3B: 0 HR: 4	SF: 0 SAC: 0 DP: 0 HBP: 1	WP: 0 PB: 0 SB: 0 CS: 0
<b>PITCHER</b>	IP WLS BF H R ER SO BB IBB HBP BLK WP HR S P ERA WHIP											IP WLS BF H R ER SO BB IBB HBP BLK WP HR S P ERA WHIP										
Diego Segui, R ERA: 3.78 (1, 1)	3.1 L 16 4 5 5 4 2 0 0 0 0 0 1 22 30 13.50 1.800																					
Marty Pattin, R ERA: 5.64 (4, 1)	2.0 13 4 5 5 4 2 1 0 0 0 2 18 30 22.50 3.000																					
John Gelnar, R ERA: 3.73 (6, 1)	0.2 3 1 0 0 1 0 0 0 0 0 0 5 5 0.00 1.500																					
Jim Bouton, R ERA: 3.45 (7, 1)	2.0 13 4 3 3 1 2 0 1 0 0 0 12 21 13.50 3.000																					
Steve Barber, L ERA: 5.67 (9, 1)	1.0 5 2 2 2 1 0 0 0 0 0 0 7 7 18.00 2.000																					

Batter	1	2	3	4	5	6	7	8	9	AB R H RBI BB SO LOB	BOTTOM											
Tommy Harper, R OBP: 0.397, SLG: 0.318 (1, 5)	K			F8		S			F7	4 0 1 1 1 1 0	<b>Baltimore Orioles @ Seattle Pilots</b> Sicks Stadium, Boston, MA Sat Aug 16 1969, 10:05 PM EDT Att: 11,550 - Unknown  											
Billy Williams, L (1, 9)	1-3	K		L4		F4			4-3 1B HBP	4 1 0 0 0 1 4												
Wayne Comer, R OBP: 0.350, SLG: 0.379 (1, 8)	2B			CS		F4		F2	4-3	4 1 1 0 1 0 1												
Tommy Davis, R OBP: 0.308, SLG: 0.352 (1, 7)				F4		5-3			FC5-4 1B	4 0 2 2 1 0 1												
Greg Goossen, R OBP: 0.444, SLG: 0.500 (1, 3)				BB		K		F3	FC5-4	4 0 1 0 0 1 2												
Jerry McNertney, R OBP: 0.298, SLG: 0.395 (1, 2)	L9			BB		6-3		FC4		3 0 0 0 1 0 3												
John Donaldson, L OBP: 0.360, SLG: 0.308 (1, 4)				SH2-4 1B		6-3		5-3		3 0 1 0 1 0 0												
Ron Clark, R OBP: 0.262, SLG: 0.248 (1, 6)				F6		BB		5-3		4 1 1 0 0 0 4												
Diego Segui, R OBP: 0.145, SLG: 0.120 Marty Pattin, R OBP: 0.185, SLG: 0.170 John Gelnar, R OBP: 0.116, SLG: 0.063 Gus Gill, L OBP: 0.245, SLG: 0.245 Jim Bouton, R OBP: 0.305, SLG: 0.415 Steve Hovley, L OBP: 0.251, SLG: 0.500 (1, 1) (4, 1) (6, 1) (7, 1) (8, PH) (9, 1)	SH2-4			F9		1B		6-3		0 0 0 0 0 0 0 1 0 0 0 0 0 0 0 0 0 0 0 0 0 0 0 0 0 1 0 0 0 0 0 0 0 0 0 1 0 0 0 0 0 0 0 0 0 0 0 0 0												
<b>Inning Stats</b>	R: 1 E: 0 K: 1 S: 6	H: 1 LOB: 2 BB: 1 P: 11	R: 0 E: 0 K: 1 S: 6	H: 1 LOB: 1 BB: 1 P: 10	R: 0 E: 0 K: 0 S: 4	H: 2 LOB: 3 BB: 2 P: 12	R: 0 E: 0 K: 0 S: 3	H: 0 LOB: 0 BB: 0 P: 3	R: 0 E: 0 K: 1 S: 5	H: 0 LOB: 0 BB: 0 P: 5		R: 1 E: 0 K: 0 S: 5	H: 2 LOB: 2 BB: 1 P: 9	R: 0 E: 0 K: 0 S: 3	H: 0 LOB: 1 BB: 1 P: 7	R: 0 E: 0 K: 0 S: 3	H: 0 LOB: 0 BB: 0 P: 3	R: 1 E: 0 K: 0 S: 4	H: 1 LOB: 1 BB: 0 P: 5	1B: 6 2B: 1 3B: 0 HR: 0	SF: 0 SAC: 1 DP: 0 HBP: 2	WP: 0 PB: 0 SB: 1 CS: 1
<b>PITCHER</b>	IP WLS BF H R ER SO BB IBB HBP BLK WP HR S P ERA WHIP											IP WLS BF H R ER SO BB IBB HBP BLK WP HR S P ERA WHIP										
Dave McNally, L ERA: 3.0 (1, 1)	7.0 W 33 6 2 2 3 6 0 0 1 0 0 0 7 8 2.57 1.714																					
Jim Hardin, R ERA: 3.64 (8, 1)	2.0 S 8 1 1 1 0 0 0 0 1 0 0 0 7 8 4.50 0.500																					



Batter	1	2	3	4	5	6	7	8	9	AB	R	H	RBI	BB	SO	LOB	TOP										
<b>Don Buford, S</b> OBP: 0.395, SLG: 0.441 (1, 7)	0-0 4-3	0-3 K		0-0 4-3			0-0 HR		0-0 4-3 1B	5	1	2	1	0	1	2	<b>Baltimore Orioles @ Seattle Pilots</b> Sicks Stadium, Boston, MA Sun Aug 17 1969, 6:33 AM EDT Att: 10,227 - Unknown  <b>AB 36</b> <b>R 4</b> <b>H 9</b> <b>RBI 4</b> <b>BB 3</b> <b>SO 8</b> <b>LOB 15</b>  										
<b>Mark Belanger, R</b> OBP: 0.351, SLG: 0.331 (1, 6)	0-0 F8		0-0 F7		0-0 F7		0-0 F7		0-0 4-3 1-2	5	0	0	0	0	0	1											
<b>Brooks Robinson, R</b> OBP: 0.292, SLG: 0.427 (1, 5)	4-0 BB		0-0 1B		0-0 F8		0-0 HR		0-3 K	4	1	2	1	1	1	1											
<b>Boog Powell, L</b> OBP: 0.386, SLG: 0.590 (1, 3)	0-3 K		0-0 1B		0-3 K		0-0 1-3			4	0	1	0	0	2	1											
<b>Paul Blair, R</b> OBP: 0.353, SLG: 0.531 (1, 8)		0-0 HR 1B	0-0 F6		0-3 K		0-0 5-3			4	1	1	0	0	1	2											
<b>Davey Johnson, R</b> OBP: 0.360, SLG: 0.381 (1, 4)		0-0 5-3	0-0 FC6-4		0-0 1B		0-0 1B		0-0 6-3	4	0	1	0	0	0	3											
<b>Dave May, L</b> OBP: 0.280, SLG: 0.364 (1, 9)		0-0 HR		4-0 BB		0-0 F8		0-0 1-5-3		3	1	1	2	1	0	1											
<b>Clay Dalrymple, L</b> OBP: 0.359, SLG: 0.396 (1, 2)	0-0 F7		0-0 F9		0-0 1-2 1B		0-0 4-3			4	0	1	0	0	0	1											
<b>Tom Phoebus, R</b> OBP: 0.242, SLG: 0.238 <b>Eddie Watt, R</b> (9, 1)	4-0 BB		0-3 K		0-3 K		0-3 K		0-3 K	3	0	0	0	1	3	3											
<b>Inning Stats</b>	R: 0 E: 0 K: 1 S: 5	H: 0 LOB: 1 BB: 1 P: 9	R: 2 E: 0 K: 1 S: 7	H: 2 LOB: 1 BB: 1 P: 11	R: 0 E: 0 K: 0 S: 5	H: 2 LOB: 2 BB: 0 P: 5	R: 0 E: 0 K: 1 S: 5	H: 0 LOB: 0 BB: 0 P: 5	R: 0 E: 0 K: 2 S: 9	H: 2 LOB: 0 BB: 0 P: 9	R: 2 E: 0 K: 0 S: 5	H: 2 LOB: 0 BB: 0 P: 5	R: 0 E: 0 K: 0 S: 3	H: 0 LOB: 0 BB: 0 P: 3	R: 0 E: 0 K: 2 S: 8	H: 1 LOB: 1 BB: 0 P: 8	1B: 6 2B: 0 3B: 0 HR: 3	SF: 0 SAC: 0 DP: 0 HBP: 0	WP: 0 PA: 39 PB: 0 SB: 1 CS: 0								
<b>PITCHER</b>	IP	WLS	BF	H	R	ER	SO	BB	IBB	HBP	BLK	WP	HR	S	P	ERA	WHIP										
<b>Fred Talbot, R</b> ERA: 3.86 (1, 1)	6.1	L	30	8	4	4	6	3	0	0	0	0	3	39	51	5.68	1.737										
<b>John O'Donoghue, L</b> ERA: 2.51 (7, 1)	0.2		2	0	0	0	0	0	0	0	0	0	0	2	2	0.00	0.000										
<b>John Gelnar, R</b> ERA: 3.63 (8, 1)	2.0		7	1	0	0	2	0	0	0	0	0	0	11	11	0.00	0.500										

Batter	1	2	3	4	5	6	7	8	9	AB	R	H	RBI	BB	SO	LOB	BOTTOM										
<b>Tommy Harper, R</b> OBP: 0.361, SLG: 0.319 (1, 5)	4-0 S BB		0-0 CS 1B		0-3 K			4-0 FC4-6 BB		2	0	1	0	2	1	1	<b>Baltimore Orioles @ Seattle Pilots</b> Sicks Stadium, Boston, MA Sun Aug 17 1969, 6:33 AM EDT Att: 10,227 - Unknown  <b>AB 29</b> <b>R 1</b> <b>H 5</b> <b>RBI 1</b> <b>BB 6</b> <b>SO 7</b> <b>LOB 18</b>  										
<b>Steve Hovley, L</b> OBP: 0.357, SLG: 0.405 (1, 9)	0-0 6-3 1-2		0-0 CS	0-0 G3		0-3 K		0-0 F8		4	0	0	0	0	1	2											
<b>Wayne Comer, R</b> OBP: 0.346, SLG: 0.375 (1, 8)	0-0 6-3			0-0 F7		0-0 5-3		0-0 FC4-6 1-2		4	0	0	0	0	0	2											
<b>Tommy Davis, R</b> OBP: 0.308, SLG: 0.350 (1, 7)	0-3 K			4-0 1B BB		0-0 6-3		0-0 1-3		3	0	0	0	1	1	2											
<b>Don Mincher, L</b> OBP: 0.369, SLG: 0.468 (1, 3)		0-0 G5-4-3 1B		0-0 1-2 1B		4-0 FC6-4 BB BB		0-0 HR		3	1	3	1	1	0	0											
<b>Jim Pagliaroni, R</b> OBP: 0.313, SLG: 0.411 (1, 2)		0-0 G5-4-3		0-0 F7		4-0 FC6-4 BB		0-0 3-1		3	0	0	0	1	0	3											
<b>John Donaldson, L</b> OBP: 0.358, SLG: 0.307 (1, 4)	0-0 F7				0-0 SH1-4 1B		0-0 FC6-4		0-0 3-1	4	0	1	0	0	0	2											
<b>Ron Clark, R</b> OBP: 0.258, SLG: 0.243 (1, 6)			0-0 4-3		0-3 K		0-3 K		4-0 BB	2	0	0	0	0	1	1											
<b>Merritt Raney, L</b> OBP: 0.353, SLG: 0.276 (7, PH)										1	0	0	0	0	1	2											
<b>Ray Oyler, R</b> OBP: 0.263, SLG: 0.274 (8, 6)										0	0	0	0	0	0	0											
<b>Jerry McNertney, R</b> OBP: 0.300, SLG: 0.395 (9, PH)										0	0	0	0	1	0	0											
<b>Fred Talbot, R</b> OBP: 0.237, SLG: 0.343 (1, 1)			0-0 4-3		0-0 SH1-4		0-3 K		0-3 K	1	0	0	0	0	0	0											
<b>John O'Donoghue, R</b> (7, 1)										0	0	0	0	0	0	0											
<b>Greg Goossen, R</b> OBP: 0.438, SLG: 0.490 (7, PH)										1	0	0	0	0	1	2											
<b>John Gelnar, R</b> OBP: 0.118, SLG: 0.063 (8, 1)										0	0	0	0	0	0	0											
<b>Gus Gil, R</b> OBP: 0.273, SLG: 0.245 (9, PH)										1	0	0	0	0	1	1											
<b>Inning Stats</b>	R: 0 E: 0 K: 1 S: 5	H: 0 LOB: 1 BB: 1 P: 9	R: 0 E: 0 K: 0 S: 3	H: 1 LOB: 0 BB: 0 P: 3	R: 0 E: 0 K: 0 S: 3	H: 1 LOB: 0 BB: 0 P: 3	R: 0 E: 0 K: 0 S: 4	H: 1 LOB: 2 BB: 1 P: 8	R: 0 E: 0 K: 2 S: 8	H: 1 LOB: 1 BB: 0 P: 8	R: 0 E: 0 K: 1 S: 5	H: 0 LOB: 0 BB: 0 P: 5	R: 0 E: 0 K: 2 S: 7	H: 0 LOB: 2 BB: 2 P: 15	R: 0 E: 0 K: 0 S: 3	H: 0 LOB: 1 BB: 1 P: 7	R: 1 E: 0 K: 1 S: 6	H: 1 LOB: 1 BB: 1 P: 10	1B: 4 2B: 0 3B: 0 HR: 1	SF: 0 SAC: 1 DP: 1 HBP: 0	WP: 0 PA: 37 PB: 0 SB: 1 CS: 1						
<b>PITCHER</b>	IP	WLS	BF	H	R	ER	SO	BB	IBB	HBP	BLK	WP	HR	S	P	ERA	WHIP										
<b>Tom Phoebus, R</b> ERA: 3.15 (1, 1)	8.2	W	35	5	1	1	6	6	0	0	0	0	1	41	65	1.04	1.269										
<b>Eddie Watt, R</b> ERA: 1.83 (9, 1)	0.1	S	1	0	0	0	1	0	0	0	0	0	0	3	3	0.00	0.000										











Batter	1	2	3	4	5	6	7	8	9	AB	R	H	RBI	BB	SO	LOB	TOP					
Tom Tresh, S OBP: 0.302, SLG: 0.364 (1, 6)	G3	K			4-3		K		6-3	5	0	0	0	0	2	4						
Jim Northrup, L OBP: 0.335, SLG: 0.463 (1, 8)	4-3				G3			4-3		4	0	1	2	0	0	0						
Al Kaline, R OBP: 0.347, SLG: 0.439 (1, 9)	BB				L3			BB		4	0	2	0	0	0	0						
Norm Cash, L OBP: 0.362, SLG: 0.442 (1, 3)	BB				K			1B		2	1	1	1	2	1	0						
Willie Horton, R OBP: 0.326, SLG: 0.427 (1, 7)	F7				F2			CS		4	0	2	0	0	0	2						
Tom Matchick, L OBP: 0.295, SLG: 0.320 (1, 4)		BB			G3			G3		3	1	0	0	1	1	3						
Bill Freehan, R OBP: 0.346, SLG: 0.416 (1, 2)		BB			K2-3			HR		4	2	2	0	0	1	1						
Don Wert, R OBP: 0.303, SLG: 0.361 (1, 5)		BB						CS		3	0	2	1	1	0	0						
Mickey Lolich, S OBP: 0.157, SLG: 0.094 (1, 1)					F8			6-3		4	0	0	0	0	2	5						
<b>Inning Stats</b>	R: 0 E: 0 K: 0 S: 4	H: 1 LOB: 2 BB: 1 P: 8	R: 2 E: 0 K: 2 S: 8	H: 2 LOB: 2 BB: 2 P: 16	R: 0 E: 0 K: 1 S: 5	H: 0 LOB: 0 BB: 0 P: 5	R: 0 E: 0 K: 1 S: 6	H: 1 LOB: 1 BB: 0 P: 6	R: 0 E: 0 K: 0 S: 3	H: 0 LOB: 0 BB: 0 P: 3	R: 1 E: 0 K: 1 S: 6	H: 2 LOB: 0 BB: 0 P: 6	R: 0 E: 0 K: 1 S: 5	H: 0 LOB: 0 BB: 0 P: 5	R: 0 E: 0 K: 0 S: 4	H: 2 LOB: 2 BB: 1 P: 8	R: 1 E: 0 K: 1 S: 6	H: 2 LOB: 0 BB: 0 P: 6	1B: 7 2B: 3 3B: 0 HR: 1	SF: 0 SAC: 0 DP: 1 HBP: 0	WP: 0 PB: 0 SB: 1 CS: 1	PA: 38
<b>PITCHER</b>	IP	WLS	BF	H	R	ER	SO	BB	IBB	HBP	BLK	WP	HR	S	P	ERA	WHIP					
Gene Brabender, R ERA: 4.4 (1, 1)	8.0	L	35	10	4	4	6	3	1	0	0	0	1	43	59	4.50	1.625					
Marty Pattin, R ERA: 5.51 (9, 1)	1.0		2	0	0	0	1	0	0	0	0	0	0	4	4	0.00	0.000					

Detroit Tigers @ Seattle Pilots  
Sicks Stadium, Boston, MA  
Wed Aug 20 1969, 10:05 PM EDT  
Att. 5,577 - Unknown - 66 F

AB 33  
R 4  
H 10  
RBI 4  
BB 4  
SO 7  
LOB 15



Batter	1	2	3	4	5	6	7	8	9	AB	R	H	RBI	BB	SO	LOB	BOTTOM					
Tommy Harper, R OBP: 0.366, SLG: 0.331 (1, 5)	K		K						K	3	0	0	0	2	3	2						
Wayne Comer, R OBP: 0.350, SLG: 0.381 (1, 8)	FC5		BB		4-3					3	1	2	1	2	0	1						
Greg Goossen, R OBP: 0.437, SLG: 0.491 (1, 3)	FC5		BB						P6	4	0	2	1	0	1	3						
Tommy Davis, R OBP: 0.307, SLG: 0.353 (1, 7)	K								5-3	3	0	1	1	0	1	2						
Jerry McNertney, R OBP: 0.298, SLG: 0.396 (1, 2)	FC5		K						E4	4	0	0	0	0	1	6						
John Donaldson, L OBP: 0.352, SLG: 0.308 (1, 4)			6-3		1-3-6-3-5-2-6		4-3		K	4	0	0	0	0	2	3						
Billy Williams, L (1, 9)									F8	3	0	0	0	0	2	2						
Jim Pagliaroni, R OBP: 0.313, SLG: 0.439 (9, PH)										1	0	0	0	0	0	1						
Steve Hovley, L OBP: 0.348, SLG: 0.393 (9, 9)										0	0	0	0	0	0	0						
Ron Clark, R OBP: 0.246, SLG: 0.232 (1, 6)									K	3	0	1	0	0	1	0						
Dick Simpson, R OBP: 0.294, SLG: 0.367 (9, PH)									K	1	0	0	0	0	1	0						
Gene Brabender, R OBP: 0.182, SLG: 0.208 (1, 1)									K	3	1	1	0	0	2	1						
Marty Pattin, R OBP: 0.182, SLG: 0.167 (9, 1)										0	0	0	0	0	0	0						
Gus Gil, R OBP: 0.275, SLG: 0.253 (9, PH)									BB	1	1	1	0	0	0	0						
<b>Inning Stats</b>	R: 0 E: 0 K: 2 S: 7	H: 0 LOB: 2 BB: 1 P: 12	R: 0 E: 0 K: 2 S: 7	H: 0 LOB: 0 BB: 0 P: 7	R: 2 E: 0 K: 2 S: 10	H: 4 LOB: 2 BB: 0 P: 10	R: 0 E: 0 K: 1 S: 5	H: 0 LOB: 0 BB: 0 P: 5	R: 0 E: 0 K: 1 S: 4	H: 0 LOB: 0 BB: 1 P: 8	R: 0 E: 0 K: 1 S: 6	H: 1 LOB: 2 BB: 0 P: 7	R: 0 E: 0 K: 2 S: 7	H: 1 LOB: 2 BB: 2 P: 15	R: 0 E: 1 K: 1 S: 6	H: 0 LOB: 1 BB: 0 P: 6	R: 1 E: 0 K: 2 S: 9	H: 2 LOB: 1 BB: 0 P: 9	1B: 6 2B: 2 3B: 0 HR: 0	SF: 0 SAC: 0 DP: 0 HBP: 2	WP: 0 PB: 0 SB: 1 CS: 1	PA: 39
<b>PITCHER</b>	IP	WLS	BF	H	R	ER	SO	BB	IBB	HBP	BLK	WP	HR	S	P	ERA	WHIP					
Mickey Lolich, L ERA: 2.84 (1, 1)	9.0	W	40	8	3	3	14	4	0	2	0	0	0	61	79	3.00	1.333					

Detroit Tigers @ Seattle Pilots  
Sicks Stadium, Boston, MA  
Wed Aug 20 1969, 10:05 PM EDT  
Att. 5,577 - Unknown - 66 F

AB 33  
R 3  
H 8  
RBI 3  
BB 4  
SO 14  
LOB 21









Batter	1	2	3	4	5	6	7	8	9	AB	R	H	RBI	BB	SO	LOB	TOP					
Jose Cardenal, R (1, 8) OBP: 0.305, SLG: 0.346										5	1	3	1	0	0	1	Cleveland Indians @ Seattle Pilots Sicks Stadium, Boston, MA Fri Aug 22 1969, 10:05 PM EDT Alt. 6,720 - Unknown - 69 F					
Lou Klimchuck, L (1, 5) OBP: 0.333, SLG: 0.422										4	2	1	2	1	0	3						
Davey Nelson, R (8, PR) OBP: 0.252, SLG: 0.193										0	0	0	0	0	0	0						
Lou Camilli, S (8, 5)										0	0	0	0	0	0	0						
Russ Snyder, L (1, 7) OBP: 0.317, SLG: 0.321										4	2	0	0	1	0	2						
Tony Horton, R (1, 3) OBP: 0.335, SLG: 0.486										5	2	4	4	0	1	0						
Ken Harrelson, R (1, 9) OBP: 0.335, SLG: 0.432										4	0	0	1	0	2	1						
Duke Sims, L (1, 2) OBP: 0.388, SLG: 0.436										5	0	2	0	0	1	0						
Vern Fuller, R (1, 4) OBP: 0.298, SLG: 0.348										5	1	1	0	0	2	4						
Eddie Leon, R (1, 6) OBP: 0.313, SLG: 0.324										4	1	2	1	0	0	0						
Steve Hargan, R (1, 1) OBP: 0.167, SLG: 0.167										3	0	0	0	0	2	2						
Juan Pizarro, L (6, 1) OBP: 0.250, SLG: 0.222										0	0	0	0	0	0	0						
Ron Law, R (7, 1) OBP: 0.143, SLG: 0.143										1	0	1	0	0	0	0						
Dick Ellsworth, L (9, 1) OBP: 0.163, SLG: 0.122										0	0	0	0	0	0	0						
Stan Williams, R (9, 1) OBP: 0.212, SLG: 0.103										0	0	0	0	0	0	0						
<b>Inning Stats</b>	R: 2 E: 0 K: 2 S: 9	H: 2 LOB: 0 BB: 0 P: 9	R: 1 E: 0 K: 1 S: 8	H: 3 LOB: 2 BB: 0 P: 8	R: 0 E: 0 K: 1 S: 7	H: 2 LOB: 2 BB: 0 P: 7	R: 0 E: 0 K: 1 S: 5	H: 0 LOB: 0 BB: 0 P: 5	R: 2 E: 0 K: 0 S: 4	H: 1 LOB: 0 BB: 1 P: 8	R: 0 E: 0 K: 0 S: 3	H: 0 LOB: 0 BB: 0 P: 3	R: 2 E: 1 K: 1 S: 9	H: 3 LOB: 2 BB: 0 P: 9	R: 1 E: 0 K: 0 S: 4	H: 2 LOB: 1 BB: 1 P: 8	R: 1 E: 0 K: 2 S: 8	H: 1 LOB: 0 BB: 0 P: 8	1B: 9 2B: 1 3B: 0 HR: 4	SF: 1 SAC: 0 DP: 1 HBP: 0	WP: 0 PB: 0 SB: 0 CS: 0	PA: 43
<b>PITCHER</b>	IP WLS BF H R ER SO BB IBB HBP BLK WP HR S P ERA WHIP																					
Fred Talbot, R (1, 1) ERA: 4.07	5.0 L 24 8 5 5 5 1 0 0 0 0 0 2 33 37 9.00 1.800																					
John Geinar, R (6, 1) ERA: 3.52	2.0 12 5 3 1 1 0 0 0 0 0 0 1 14 14 4.50 2.500																					
Bob Locker, R (8, 1) ERA: 3.82	1.0 3 0 0 0 0 1 0 0 0 0 0 0 2 6 0.00 1.000																					
Jim Bouton, R (9, 1) ERA: 3.73	1.0 4 1 1 1 2 0 0 0 0 0 0 1 8 8 9.00 1.000																					

Batter	1	2	3	4	5	6	7	8	9	AB	R	H	RBI	BB	SO	LOB	BOTTOM					
Tommy Harper, R (1, 5) OBP: 0.368, SLG: 0.332										4	1	2	0	1	1	1	Cleveland Indians @ Seattle Pilots Sicks Stadium, Boston, MA Fri Aug 22 1969, 10:05 PM EDT Alt. 6,720 - Unknown - 69 F					
Steve Howley, L (1, 9) OBP: 0.345, SLG: 0.390										4	2	1	0	1	1	2						
Wayne Comer, R (1, 8) OBP: 0.356, SLG: 0.385										2	4	2	1	3	0	0						
Tommy Davis, R (1, 7) OBP: 0.314, SLG: 0.361										5	1	3	2	0	0	4						
Don Mincher, L (1, 3) OBP: 0.370, SLG: 0.465										2	0	0	1	2	1	2						
Jerry McNertney, R (1, 2) OBP: 0.296, SLG: 0.392										4	0	1	2	0	0	3						
Merritt Ranew, L (9, PH) OBP: 0.356, SLG: 0.286										1	0	0	0	0	1	3						
John Donaldson, L (1, 4) OBP: 0.347, SLG: 0.301										5	0	1	2	0	0	2						
Ray Oyler, R (1, 6) OBP: 0.268, SLG: 0.279										3	0	2	0	0	1	0						
Ron Clark, R (6, PR) OBP: 0.252, SLG: 0.238										1	0	1	0	0	0	0						
Gus Gil, R (9, PH) OBP: 0.272, SLG: 0.250										1	0	0	0	0	1	2						
Fred Talbot, R (1, 1) ERA: 5.56	5.2 W 28 8 4 4 3 3 1 0 0 0 0 0 30 46 6.35 1.941																					
Juan Pizarro, L (6, 1) ERA: 3.45	0.1 1 0 0 0 1 0 0 0 0 0 0 0 3 3 0.00 0.000																					
Ron Law, R (7, 1) ERA: 4.58	2.0 11 4 4 4 0 2 0 0 0 0 0 0 9 17 18.00 3.000																					
Dick Ellsworth, L (9, 1) ERA: 4.36	0.0 1 0 0 0 0 1 0 0 0 0 0 0 0 4 ∞ ∞																					
Stan Williams, R (9, 1) ERA: 4.02	1.0 S 4 1 0 0 3 0 0 0 0 0 0 0 10 10 0.00 1.000																					
<b>Inning Stats</b>	R: 2 E: 0 K: 0 S: 5	H: 3 LOB: 2 BB: 2 P: 13	R: 0 E: 0 K: 2 S: 7	H: 0 LOB: 0 BB: 0 P: 7	R: 1 E: 0 K: 0 S: 4	H: 1 LOB: 1 BB: 1 P: 8	R: 0 E: 0 K: 0 S: 4	H: 1 LOB: 1 BB: 0 P: 4	R: 1 E: 0 K: 1 S: 7	H: 2 LOB: 1 BB: 0 P: 7	R: 0 E: 0 K: 1 S: 6	H: 1 LOB: 2 BB: 1 P: 10	R: 0 E: 0 K: 0 S: 3	H: 0 LOB: 1 BB: 1 P: 7	R: 0 E: 0 K: 0 S: 3	H: 1 LOB: 0 BB: 0 P: 3	R: 4 E: 0 K: 3 S: 13	H: 4 LOB: 2 BB: 2 P: 21	1B: 11 2B: 2 3B: 0 HR: 0	SF: 1 SAC: 1 DP: 2 HBP: 0	WP: 0 PB: 0 SB: 3 CS: 0	PA: 45
<b>PITCHER</b>	IP WLS BF H R ER SO BB IBB HBP BLK WP HR S P ERA WHIP																					











Batter	1	2	3	4	5	6	7	8	9	AB	R	H	RBI	BB	SO	LOB	TOP										
Tommy Harper, R (1.5) X OBP: 0.366, SLG: 0.334	F7		K			F8 1B BB		K		3	1	0	0	1	2	0	<b>Seattle Pilots @ Baltimore Orioles</b> Memorial Stadium, Baltimore, MD Tue Aug 26 1969, 7:05 PM EDT Att: 11,400 - Unknown										
Steve Hoyley, L (1.9) X OBP: 0.343, SLG: 0.378	G6-4-3 1B			4-3 FC5-2 1B		1B BB		6-3		3	0	2	0	1	0	0											
Wayne Comer, R (1.8) X OBP: 0.359, SLG: 0.391	G6-4-3 1-2			4-3		F8		F2		4	0	0	0	0	4												
Tommy Davis, R (1.7) X Dick Simpson, R (9.7) X OBP: 0.318, SLG: 0.370 OBP: 0.275, SLG: 0.355		HR		FC5-2 1B CS		1B		F7		4	1	2	2	0	0	1											
Don Mincher, L (1.3) X OBP: 0.370, SLG: 0.460	G3			3-H 1B		1B		G3		4	0	1	0	0	0	1											
Jim Paglioni, R (1.2) X OBP: 0.331, SLG: 0.453	5-3			CS		FC6-4 1B				3	0	2	0	1	0	0											
John Donaldson, L (1.4) X OBP: 0.343, SLG: 0.298	G3					FC6-4 1B		P5		4	0	0	0	0	3												
Ron Clark, R (1.6) X OBP: 0.255, SLG: 0.237			G3			FC6-4		FC6-4		3	0	0	0	0	2												
Gene Brabender, R (1.1) X OBP: 0.172, SLG: 0.196			K			K		K		3	0	0	0	0	3	2											
<b>Inning Stats</b>	R: 0 E: 0 K: 0 S: 3	H: 1 LOB: 0 BB: 0 P: 3	R: 1 E: 0 K: 0 S: 4	H: 1 LOB: 0 BB: 0 P: 4	R: 0 E: 0 K: 2 S: 7	H: 0 LOB: 0 BB: 0 P: 7	R: 0 E: 0 K: 0 S: 4	H: 2 LOB: 1 BB: 0 P: 4	R: 0 E: 0 K: 1 S: 6	H: 1 LOB: 1 BB: 0 P: 6	R: 1 E: 0 K: 0 S: 3	H: 1 LOB: 1 BB: 2 P: 11	R: 0 E: 0 K: 1 S: 5	H: 0 LOB: 0 BB: 0 P: 5	R: 0 E: 0 K: 0 S: 3	H: 0 LOB: 1 BB: 1 P: 7	1B: 6 2B: 0 3B: 0 HR: 1	SF: 0 SAC: 0 DP: 1 HBP: 0	WP: 0 PB: 0 SB: 2 CS: 1	PA: 35							
<b>PITCHER</b>	IP	WLS	BF	H	R	ER	SO	BB	IBB	HBP	BLK	WP	HR	S	P	ERA	WHIP										
Tom Phoebus, R (1.1) ERA: 3.19	5.2	L	22	6	2	2	3	2	0	0	0	0	1	26	34	3.18	1.412										
Marcelino Lopez, L (6.1) ERA: 4.5	1.1		5	1	0	0	1	0	0	0	0	0	0	7	7	0.00	0.750										
Eddie Watt, R (8.1) ERA: 1.62	2.0		7	0	0	0	1	1	0	0	0	0	0	8	12	0.00	0.500										

Batter	1	2	3	4	5	6	7	8	9	AB	R	H	RBI	BB	SO	LOB	BOTTOM										
Don Buford, S (1.7) X OBP: 0.392, SLG: 0.429	F6		HBP BB			6-3		3-1		3	0	0	0	1	0	1	<b>Seattle Pilots @ Baltimore Orioles</b> Memorial Stadium, Baltimore, MD Tue Aug 26 1969, 7:05 PM EDT Att: 11,400 - Unknown										
Paul Blair, R (1.8) S OBP: 0.349, SLG: 0.518	K		F4		F4		FC6-4 1B			4	0	1	1	0	1	2											
Frank Robinson, R (1.9) X OBP: 0.423, SLG: 0.565	F2		HBP			F9		FC6-4		3	0	0	0	0	0	1											
Boog Powell, L (1.3) X OBP: 0.385, SLG: 0.582		E6	4-3			HBP 1B		4-3		4	0	1	0	0	0	3											
Brooks Robinson, R (1.5) X OBP: 0.287, SLG: 0.408	F7				6-3	K		K		4	0	0	0	0	2	2											
Davey Johnson, R (1.4) S OBP: 0.356, SLG: 0.364	K		F3		F3		HBP	F9		3	0	0	0	0	1	1											
Clay Dalrymple, L (1.2) X OBP: 0.387, SLG: 0.410	F7					F7				3	0	0	0	1	0	3											
Mark Belanger, R (1.6) X OBP: 0.353, SLG: 0.342			HBP BB		F8		3-1 1B		F8	4	1	2	0	0	0	1											
Tom Phoebus, R (1.1) X Marcelino Lopez, R (6.1) X Dave May, L (7. PH) X Eddie Watt, R (8.1) X Elrod Hendricks, L (9. PH) X OBP: 0.246, SLG: 0.242 OBP: 0.333, SLG: 0.167 OBP: 0.304, SLG: 0.386 OBP: 0.332, SLG: 0.385	F3		F3		F2		3-1		6-3	2	0	0	0	0	0	0											
<b>Inning Stats</b>	R: 0 E: 0 K: 1 S: 5	H: 0 LOB: 0 BB: 0 P: 5	R: 0 E: 1 K: 1 S: 6	H: 0 LOB: 1 BB: 0 P: 6	R: 0 E: 0 K: 0 S: 4	H: 1 LOB: 3 BB: 1 P: 9	R: 0 E: 0 K: 0 S: 3	H: 0 LOB: 1 BB: 1 P: 7	R: 0 E: 0 K: 0 S: 6	H: 0 LOB: 0 BB: 0 P: 3	R: 0 E: 0 K: 1 S: 5	H: 1 LOB: 2 BB: 0 P: 7	R: 1 E: 0 K: 0 S: 5	H: 2 LOB: 1 BB: 0 P: 5	R: 0 E: 0 K: 1 S: 5	H: 0 LOB: 0 BB: 0 P: 5	R: 0 E: 0 K: 0 S: 3	H: 0 LOB: 0 BB: 0 P: 3	1B: 4 2B: 0 3B: 0 HR: 0	SF: 0 SAC: 0 DP: 0 HBP: 2	WP: 0 PB: 0 SB: 0 CS: 0	PA: 36					
<b>PITCHER</b>	IP	WLS	BF	H	R	ER	SO	BB	IBB	HBP	BLK	WP	HR	S	P	ERA	WHIP										
Gene Brabender, R (1.1) ERA: 4.24	9.0	W	36	4	1	1	4	2	0	2	0	0	0	40	50	1.00	0.667										





Batter	1	2	3	4	5	6	7	8	9	AB	R	H	RBI	BB	SO	LOB	TOP			
Tommy Harper, R OBP: 0.370, SLG: 0.334 (1, 5)	5-3		K			G1-6-3 BB		S 1B		3	0	1	0	1	1	0	<b>Seattle Pilots @ Baltimore Orioles</b> <b>Memorial Stadium, Baltimore, MD</b> Wed Aug 27 1969, 7:05 PM EDT Att: 8,960 - Unknown			
Dick Simms, R OBP: 0.271, SLG: 0.349 Steve Hovley, L OBP: 0.338, SLG: 0.372 (1, 8) (1, 9)	F7			4-3		G1-6-3 1-2		6-3		1	0	0	0	0	0	0				
Wayne Comer, R OBP: 0.360, SLG: 0.391 (1, 9) (1, 8)				HR BB		K			K	3	1	1	0	1	2	0				
Tommy Davis, R OBP: 0.320, SLG: 0.378 (1, 7)	K			HR BB			FC4 1B		5-3	4	1	2	2	0	1	1				
Greg Goossen, R OBP: 0.402, SLG: 0.529 (1, 3)	F6			5-3			F7		K	4	0	0	0	0	1	1				
Jim Pagliaroni, R OBP: 0.328, SLG: 0.449 Merritt Ranew, L OBP: 0.329, SLG: 0.261 (1, 2) (3, 2)	K			G3			K			1	0	0	0	0	1	0				
John Donaldson, L OBP: 0.339, SLG: 0.294 (1, 4)	G3					F5		FC4		3	0	0	0	0	0	1				
Ron Clark, R OBP: 0.257, SLG: 0.234 (1, 6)			F3			5-3		L3 BB		2	0	0	0	1	0	0				
George Brunet, R OBP: 0.143, SLG: 0.103 John Geinar, R OBP: 0.111, SLG: 0.059 Gus Gil, R OBP: 0.266, SLG: 0.244 Skip Lockwood, R (8, 1) (8, 1)	K			K				L3		2	0	0	0	0	2	0				
Inning Stats	R: 0 E: 0 K: 1 S: 6	H: 1 LOB: 1 BB: 0 P: 6	R: 0 E: 0 K: 1 S: 5	H: 0 LOB: 0 BB: 0 P: 5	R: 0 E: 0 K: 2 S: 7	H: 0 LOB: 0 BB: 0 P: 7	R: 2 E: 0 K: 0 S: 4	H: 1 LOB: 0 BB: 1 P: 8	R: 0 E: 0 K: 1 S: 5	H: 0 LOB: 0 BB: 0 P: 5	R: 0 E: 0 K: 1 S: 4	H: 1 LOB: 1 BB: 0 P: 6	R: 0 E: 0 K: 0 S: 3	H: 1 LOB: 1 BB: 1 P: 7	R: 0 E: 0 K: 2 S: 7	H: 0 LOB: 0 BB: 0 P: 7		1B: 3 2B: 1 3B: 0 HR: 1	SF: 0 SAC: 0 DP: 2 HBP: 0	WP: 0 PB: 0 SB: 1 CS: 0
PITCHER Mike Cuellar, L ERA: 2.21 (1, 1)	IP: 9.0 WLS: W BF: 32 H: 4 R: 2 ER: 2 SO: 9 BB: 3 IBB: 0 HBP: 0 BLK: 0 WP: 0 HR: 1 S: 47 P: 59 ERA: 2.00 WHIP: 0.778															PITCHER				

Batter	1	2	3	4	5	6	7	8	9	AB	R	H	RBI	BB	SO	LOB	BOTTOM			
Don Buford, S OBP: 0.392, SLG: 0.427 (1, 7)	1-3 1B BB			K		G3		F6		4	1	1	0	1	1	1	<b>Seattle Pilots @ Baltimore Orioles</b> <b>Memorial Stadium, Baltimore, MD</b> Wed Aug 27 1969, 7:05 PM EDT Att: 8,960 - Unknown			
Mark Belanger, R OBP: 0.354, SLG: 0.344 (1, 6)	1-2 1B BB	PO 1B	5-3	F8			FC5 S 1B			4	1	2	0	0	0	1				
Paul Blair, R OBP: 0.350, SLG: 0.520 (1, 8)	1-3 1-2 2-3		HR 1B				K			4	2	2	0	0	1	3				
Frank Robinson, R OBP: 0.428, SLG: 0.574 (1, 3)	1B 5-3 IBB		HR 1B			6-3 SH2-3 1B		FC5 HBP		2	2	2	3	1	0	0				
Curt Motton, R OBP: 0.443, SLG: 0.678 Merv Rettenmund, R OBP: 0.324, SLG: 0.367 (1, 9) (8, 9)	5-3 1-3 2-H 3-H 1B			SH2-3 BB			FC5 FC5-4			2	0	1	2	1	0	2				
Brooks Robinson, R OBP: 0.294, SLG: 0.405 (1, 5)	5-3 1-2		F3			6-3		FC5-4		4	0	0	1	0	0	5				
Davey Johnson, R OBP: 0.353, SLG: 0.360 (1, 4)	L5 1-2 3-H		F8			F3				4	0	0	0	0	0	3				
Andy Etchebarren, R OBP: 0.376, SLG: 0.402 Elrod Hendricks, L OBP: 0.333, SLG: 0.398 (1, 2) (6, PH) (7, 2)	1-3			K		G3				2	0	0	0	0	1	0				
Mike Cuellar, L OBP: 0.072, SLG: 0.110 (1, 1)	G3					K		K		4	0	1	0	0	2	0				
Inning Stats	R: 3 E: 0 K: 0 S: 5	H: 2 LOB: 1 BB: 2 P: 13	R: 0 E: 0 K: 0 S: 3	H: 1 LOB: 0 BB: 0 P: 3	R: 2 E: 0 K: 0 S: 5	H: 2 LOB: 1 BB: 1 P: 9	R: 0 E: 0 K: 2 S: 8	H: 1 LOB: 1 BB: 0 P: 8	R: 1 E: 0 K: 0 S: 5	H: 2 LOB: 1 BB: 0 P: 5	R: 0 E: 0 K: 1 S: 5	H: 0 LOB: 0 BB: 0 P: 5	R: 0 E: 0 K: 1 S: 6	H: 1 LOB: 2 BB: 0 P: 7	R: 1 E: 0 K: 1 S: 6	H: 1 LOB: 0 BB: 0 P: 6		1B: 7 2B: 1 3B: 0 HR: 2	SF: 0 SAC: 1 DP: 0 HBP: 1	WP: 0 PB: 0 SB: 1 CS: 0
PITCHER George Brunet, L ERA: 4.76 John Geinar, R ERA: 3.39 Skip Lockwood, R ERA: 9.0 (1, 1) (5, 1) (8, 1)	IP: 4.0 WLS: L BF: 21 H: 7 R: 6 ER: 6 SO: 2 BB: 2 IBB: 1 HBP: 0 BLK: 0 WP: 0 HR: 1 S: 22 P: 34 ERA: 13.50 WHIP: 2.250															PITCHER				



Batter	1	2	3	4	5	6	7	8	9	10	11	AB	R	H	RBI	BB	SO	LOB	TOP							
Tommy Harper, R OBP: 0.366, SLG: 0.330	F9		F9		6-3		6-3			K		5	0	0	0	0	1	3								
Steve Hovley, L OBP: 0.339, SLG: 0.383	4-3							4-3		4-3		5	0	2	1	0	0	1								
Wayne Comer, R OBP: 0.356, SLG: 0.386	F2		1B		F6			K		F8		5	0	0	0	0	1	4								
Tommy Davis, R OBP: 0.320, SLG: 0.383		5-3			6-3			F9				5	1	2	0	0	0	1								
Don Mincher, L OBP: 0.368, SLG: 0.465	F7				HR			3-1		F7		5	1	1	2	0	0	1								
Jerry McNortney, R OBP: 0.294, SLG: 0.389	K				F4			6-3		F5		5	0	1	0	0	1	1								
John Donaldson, L OBP: 0.340, SLG: 0.293					F7			G6-3				4	1	1	0	1	0	2								
Ron Clark, R OBP: 0.263, SLG: 0.241					1B			K		6-3		4	0	2	0	0	1	1								
Fred Talbot, R OBP: 0.220, SLG: 0.316					1B							2	0	0	0	0	1	3								
Bob Locker, S OBP: 0.167, SLG: 0.091					FC6-4							1	0	0	0	0	1	0								
Mike Hegan, L OBP: 0.428, SLG: 0.450					K							0	0	0	0	1	0	0								
Dooley Womack, L OBP: 0.167, SLG: 0.167					FC6-4			K				0	0	0	0	0	0	0								
<b>Inning Stats</b>	R: 0 E: 0 K: 0 S: 3	H: 0 LOB: 0 BB: 0 P: 3	R: 0 E: 0 K: 1 S: 5	H: 0 LOB: 0 BB: 0 P: 5	R: 1 E: 0 K: 1 S: 8	H: 3 LOB: 2 BB: 0 P: 8	R: 2 E: 0 K: 0 S: 6	H: 3 LOB: 1 BB: 0 P: 6	R: 0 E: 0 K: 0 S: 4	H: 1 LOB: 1 BB: 0 P: 4	R: 0 E: 0 K: 2 S: 7	H: 0 LOB: 0 BB: 0 P: 7	R: 0 E: 0 K: 1 S: 5	H: 0 LOB: 0 BB: 1 P: 5	R: 0 E: 0 K: 0 S: 3	H: 0 LOB: 1 BB: 1 P: 7	R: 0 E: 0 K: 1 S: 5	H: 0 LOB: 1 BB: 1 P: 9	R: 0 E: 0 K: 1 S: 4	H: 1 LOB: 1 BB: 0 P: 4	1B: 6 2B: 0 3B: 2 HR: 1	SF: 0 SAC: 0 DP: 1 HBP: 0	WP: 0 PB: 0 SB: 0 CS: 0	PA: 43		
<b>PITCHER</b>	IP 9.0	WLS 8	BF 35	H 8	R 3	ER 3	SO 5	BB 1	IBB 0	HBP 0	BLK 0	WP 0	HR 0	S 44	P 48	ERA 3.00	WHIP 1.000									
Jim Palmer, R ERA: 2.02	(1, 1)																									
Eddie Watt, R ERA: 1.57	(10, 1)	2.0	W	8	1	0	0	1	1	0	0	0	0	0	9	13	0.00	1.000								

Seattle Pilots @ Baltimore Orioles  
Memorial Stadium, Baltimore, MD  
Thu Aug 28 1969, 7:05 PM EDT  
Att: 8,118 - Unknown

AB 41  
R 3  
H 9  
RBI 3  
BB 2  
SO 6  
LOB 17



Batter	1	2	3	4	5	6	7	8	9	10	11	AB	R	H	RBI	BB	SO	LOB	BOTTOM						
Don Buford, S OBP: 0.394, SLG: 0.426	F8						6-3				SH1-4	3	0	1	0	2	0	1							
Mark Belanger, R OBP: 0.349, SLG: 0.339	F9		1B					5-3		FC5-2		6	0	0	0	0	0	7							
Frank Robinson, R OBP: 0.428, SLG: 0.571	K							FC6-4		FC5		4	1	1	0	2	2	2							
Boog Powell, L OBP: 0.386, SLG: 0.580												3	0	1	0	1	0	1							
Chico Salmon, R OBP: 0.350, SLG: 0.492												2	0	1	1	0	0	0							
Paul Blair, R OBP: 0.351, SLG: 0.522		L6-3						SH1-4		F6		4	1	2	0	0	0	2							
Brooks Robinson, R OBP: 0.287, SLG: 0.408		L6-3										4	0	3	2	0	0	0							
Eliud Hendricks, L OBP: 0.331, SLG: 0.392												4	0	0	0	1	1	4							
Davey Johnson, R OBP: 0.355, SLG: 0.368												5	1	3	0	0	0	2							
Jim Palmer, R ERA: 4.26	(1, 1)											3	0	1	1	0	1	1							
Dave May, L OBP: 0.301, SLG: 0.381	(9, PH)											1	0	0	0	0	0	1							
Eddie Watt, R ERA: 3.5	(10, 1)											0	0	0	0	0	0	0							
Curt Motton, R OBP: 0.451, SLG: 0.683	(11, PH)											1	1	1	0	0	0	0							
<b>Inning Stats</b>	R: 0 E: 0 K: 1 S: 5	H: 0 LOB: 0 BB: 0 P: 5	R: 0 E: 0 K: 0 S: 3	H: 1 LOB: 0 BB: 0 P: 3	R: 1 E: 0 K: 0 S: 5	H: 3 LOB: 1 BB: 0 P: 5	R: 1 E: 0 K: 1 S: 7	H: 2 LOB: 1 BB: 0 P: 7	R: 0 E: 0 K: 1 S: 5	H: 0 LOB: 2 BB: 0 P: 11	R: 0 E: 0 K: 0 S: 4	H: 1 LOB: 1 BB: 0 P: 4	R: 0 E: 0 K: 1 S: 7	H: 2 LOB: 2 BB: 0 P: 7	R: 0 E: 0 K: 0 S: 4	H: 1 LOB: 2 BB: 1 P: 8	R: 0 E: 0 K: 0 S: 4	H: 2 LOB: 2 BB: 1 P: 8	R: 1 E: 0 K: 0 S: 4	H: 2 LOB: 2 BB: 1 P: 8	1B: 11 2B: 5 3B: 0 HR: 0	SF: 1 SAC: 2 DP: 2 HBP: 0	WP: 0 PB: 0 SB: 1 CS: 0	PA: 49	
<b>PITCHER</b>	IP 5.0	WLS 4	BF 22	H 6	R 3	ER 3	SO 3	BB 3	IBB 0	HBP 0	BLK 0	WP 0	HR 0	S 25	P 37	ERA 5.40	WHIP 1.800								
Fred Talbot, R ERA: 4.26	(6, 1)	4.0	L	17	4	0	0	1	0	0	0	0	0	18	22	0.00	1.000								
Dooley Womack, R ERA: 3.4	(10, 1)	1.2	L	10	4	1	1	0	0	2	0	0	0	8	16	5.40	2.400								

Seattle Pilots @ Baltimore Orioles  
Memorial Stadium, Baltimore, MD  
Thu Aug 28 1969, 7:05 PM EDT  
Att: 8,118 - Unknown

AB 40  
R 4  
H 14  
RBI 4  
BB 6  
SO 4  
LOB 21





Batter	1	2	3	4	5	6	7	8	9	AB	R	H	RBI	BB	SO	LOB	TOP			
<b>Tommy Harper, R</b> OBP: 0.367, SLG: 0.330 (1, 5)										3	0	1	1	1	0	0				
<b>Steve Hoyley, L</b> OBP: 0.338, SLG: 0.380 (1, 9)										4	0	1	0	0	1	2				
<b>Wayne Comer, R</b> OBP: 0.355, SLG: 0.384 (1, 8)										4	0	1	0	0	2	2				
<b>Tommy Davis, R</b> OBP: 0.318, SLG: 0.380 (1, 7)										4	0	0	0	0	2	3				
<b>Greg Goossen, R</b> OBP: 0.407, SLG: 0.542 (1, 3)										4	0	2	0	0	0	1				
<b>Jerry McNettney, R</b> OBP: 0.294, SLG: 0.385 (1, 2)										3	0	0	0	1	1	3				
<b>John Donaldson, L</b> OBP: 0.338, SLG: 0.289 (1, 4)										3	1	0	0	1	1	2				
<b>Ron Clark, R</b> OBP: 0.256, SLG: 0.234 (1, 6)										4	0	0	0	0	3	3				
<b>Steve Barber, L</b> OBP: 0.303, SLG: 0.438 (5, PR) <b>Jim Gagliardi, R</b> OBP: 0.328, SLG: 0.442 (5, 1) <b>John O'Donoghue, L</b> OBP: 0.340, SLG: 0.250 (7, PR) <b>Mike Higbee, L</b> OBP: 0.167, SLG: 0.048 (7, 1) <b>Dooley Womack, L</b> OBP: 0.167, SLG: 0.048 (8, 1) <b>Skip Lockwood, R</b> (8, 1)										1	0	0	0	0	1	0				
<b>Inning Stats</b>	R: 0 E: 0 K: 1 S: 5	H: 0 LOB: 1 BB: 1 P: 9	R: 0 E: 0 K: 1 S: 5	H: 0 LOB: 1 BB: 1 P: 9	R: 0 E: 0 K: 1 S: 5	H: 0 LOB: 0 BB: 0 P: 5	R: 0 E: 0 K: 1 S: 6	H: 1 LOB: 1 BB: 0 P: 6	R: 1 E: 0 K: 2 S: 8	H: 1 LOB: 1 BB: 0 P: 10	R: 0 E: 0 K: 2 S: 8	H: 1 LOB: 0 BB: 0 P: 7	R: 0 E: 0 K: 1 S: 6	H: 1 LOB: 1 BB: 0 P: 6	R: 0 E: 0 K: 2 S: 8	H: 1 LOB: 1 BB: 0 P: 8	1B: 4 2B: 1 3B: 0 HR: 0	SF: 0 SAC: 0 DP: 0 HBP: 0	WP: 3 PB: 0 SB: 1 CS: 0	PA: 35
<b>PITCHER</b> <b>Mickey Lolich, L</b> ERA: 2.88 (1, 1)	IP: 9.0 WLS: W BF: 35 H: 5 R: 1 ER: 1 SO: 12 BB: 3 IBB: 0 HBP: 0 BLK: 0 WP: 3 HR: 0 S: 56 P: 68 ERA: 1.00 WHIP: 0.889															<b>PITCHER</b>				

Seattle Pilots @ Detroit Tigers  
Tiger Stadium, Detroit, MI  
Fri Aug 29 1969, 7:05 PM EDT  
Att: 16,685 - Unknown

AB 32  
R 1  
H 5  
RBI 1  
BB 3  
SO 12  
LOB 17



Batter	1	2	3	4	5	6	7	8	9	AB	R	H	RBI	BB	SO	LOB	BOTTOM			
<b>Mickey Stanley, R</b> OBP: 0.299, SLG: 0.368 (1, 8)										4	0	0	0	0	0	2				
<b>Tom Tresh, S</b> OBP: 0.291, SLG: 0.348 (1, 6)										3	0	0	1	0	1	0				
<b>Al Kaline, R</b> OBP: 0.339, SLG: 0.439 (6, 9)										4	1	1	0	0	0	1				
<b>Willie Horton, R</b> OBP: 0.326, SLG: 0.429 (7, PR) <b>Dave Campbell, R</b> OBP: 0.147, SLG: 0.065 (8, 3)										4	1	3	2	0	0	0				
<b>Jim Northrup, L</b> OBP: 0.342, SLG: 0.477 (8, 7)										3	0	1	0	1	0	2				
<b>Don Wert, R</b> OBP: 0.309, SLG: 0.371 (1, 5)										4	1	3	0	0	0	0				
<b>Jim Price, R</b> OBP: 0.313, SLG: 0.480 (1, 2)										4	1	1	1	0	0	4				
<b>Ike Brown, R</b> OBP: 0.328, SLG: 0.391 (1, 4)										3	2	2	2	1	0	2				
<b>Mickey Lolich, S</b> OBP: 0.158, SLG: 0.087 (1, 1)										3	0	0	0	1	0	3				
<b>Inning Stats</b>	R: 0 E: 0 K: 0 S: 3	H: 0 LOB: 0 BB: 0 P: 3	R: 0 E: 0 K: 0 S: 3	H: 1 LOB: 1 BB: 1 P: 7	R: 1 E: 0 K: 0 S: 3	H: 0 LOB: 1 BB: 2 P: 11	R: 2 E: 0 K: 0 S: 6	H: 4 LOB: 1 BB: 0 P: 6	R: 0 E: 0 K: 1 S: 5	H: 0 LOB: 0 BB: 0 P: 5	R: 1 E: 0 K: 0 S: 6	H: 3 LOB: 2 BB: 0 P: 6	R: 1 E: 0 K: 0 S: 5	H: 2 LOB: 1 BB: 0 P: 5	R: 1 E: 0 K: 0 S: 4	H: 1 LOB: 0 BB: 0 P: 4	1B: 6 2B: 2 3B: 1 HR: 2	SF: 1 SAC: 0 DP: 2 HBP: 0	WP: 0 PB: 0 SB: 1 CS: 0	PA: 36
<b>PITCHER</b> <b>Steve Barber, L</b> ERA: 6.18 <b>John O'Donoghue, L</b> ERA: 2.78 <b>Dooley Womack, R</b> ERA: 3.5 <b>Skip Lockwood, R</b> ERA: 9.0	IP: 4.0 WLS: L BF: 18 H: 5 R: 3 ER: 3 SO: 3 BB: 3 IBB: 0 HBP: 0 BLK: 0 WP: 0 HR: 0 S: 15 P: 27 ERA: 6.75 WHIP: 2.000	IP: 2.0 WLS: 9 BF: 9 H: 3 R: 1 ER: 1 SO: 1 BB: 0 IBB: 0 HBP: 0 BLK: 0 WP: 0 HR: 1 S: 11 P: 11 ERA: 4.50 WHIP: 1.500	IP: 1.0 WLS: 5 BF: 2 H: 2 R: 1 ER: 1 SO: 0 BB: 0 IBB: 0 HBP: 0 BLK: 0 WP: 0 HR: 0 S: 5 P: 5 ERA: 9.00 WHIP: 2.000	IP: 1.0 WLS: 4 BF: 1 H: 1 R: 1 ER: 1 SO: 0 BB: 0 IBB: 0 HBP: 0 BLK: 0 WP: 0 HR: 1 S: 4 P: 4 ERA: 9.00 WHIP: 1.000															<b>PITCHER</b>	

Seattle Pilots @ Detroit Tigers  
Tiger Stadium, Detroit, MI  
Fri Aug 29 1969, 7:05 PM EDT  
Att: 16,685 - Unknown

AB 32  
R 6  
H 11  
RBI 6  
BB 3  
SO 1  
LOB 14





Batter	1	2	3	4	5	6	7	8	9	AB	R	H	RBI	BB	SO	LOB	TOP		
<b>Tommy Harper, R</b> OBP: 0.364, SLG: 0.327 (1, 5)	5-3	6-3		P6			F3			4	0	0	0	0	0	1			
<b>Mike Hegan, L</b> OBP: 0.429, SLG: 0.456 (1, 7)	1B	3B	1B SF7	BB	6-3			CS BB		2	2	1	0	2	0	0			
<b>Wayne Comer, R</b> OBP: 0.357, SLG: 0.384 (1, 8)	1B	BB	FC4-6	1B	K			F8		3	0	1	0	1	1	1			
<b>Don Mincher, L</b> OBP: 0.367, SLG: 0.464 (1, 3)	1B	1B	SF7		P4			6-3		3	0	1	2	0	0	0			
<b>Steve Hovley, L</b> OBP: 0.332, SLG: 0.373 (1, 9)	F2		FC4-6	1B		P6		4-3		4	1	0	0	0	0	3			
<b>Jerry McNettney, R</b> OBP: 0.293, SLG: 0.384 <b>Merritt Ranew, L</b> OBP: 0.329, SLG: 0.264 (1, 2)	3-1			1B	K			P4		1	0	0	0	0	0	2			
<b>John Donaldson, L</b> OBP: 0.337, SLG: 0.289 (1, 4)			F8		4-3			4-3		4	0	1	0	0	0	1			
<b>Ray Oyler, R</b> OBP: 0.262, SLG: 0.271 (1, 6)		F7		1-3			K			3	0	0	0	0	1	1			
<b>John Gelnar, R</b> OBP: 0.105, SLG: 0.099 <b>John O'Donoghue, L</b> OBP: 0.100, SLG: 0.200 <b>Bob Locker, R</b> OBP: 0.149, SLG: 0.099 <b>Greg Gosciniak, L</b> OBP: 0.089, SLG: 0.334 <b>Bob Meyer, R</b> OBP: 0.100, SLG: 0.100 <b>Diego Segui, R</b> OBP: 0.100, SLG: 0.100 (1, 1)		SH5-4	1B		L7			L5		1	0	0	0	0	0	0			
<b>Inning Stats</b>	R: 1 E: 0 K: 0 S: 5	H: 2 LOB: 2 BB: 1 P: 9	R: 0 E: 0 K: 0 S: 4	H: 1 LOB: 1 BB: 0 P: 4	R: 2 E: 0 K: 0 S: 5	H: 2 LOB: 1 BB: 1 P: 9	R: 0 E: 0 K: 0 S: 3	H: 0 LOB: 0 BB: 0 P: 3	R: 0 E: 0 K: 1 S: 5	H: 0 LOB: 0 BB: 0 P: 5	R: 0 E: 0 K: 1 S: 5	H: 0 LOB: 0 BB: 0 P: 5	R: 0 E: 0 K: 0 S: 2	H: 0 LOB: 0 BB: 1 P: 6	R: 0 E: 0 K: 0 S: 3	H: 0 LOB: 0 BB: 0 P: 3	1B: 4 2B: 0 3B: 1 HR: 0	SF: 1 SAC: 1 DP: 0 HBP: 0	WP: 0 PA: 34 PB: 0 SB: 1 CS: 1
<b>PITCHER</b> <b>Denny McLain, R</b> ERA: 2.74 (1, 1)	IP: 9.0 WLS: W BF: 34 H: 5 R: 3 ER: 3 SO: 3 BB: 3 IBB: 0 HBP: 0 BLK: 0 WP: 0 HR: 0 S: 37 P: 49 ERA: 3.00 WHIP: 0.889																		

Seattle Pilots @ Detroit Tigers  
Tiger Stadium, Detroit, MI  
Sat Aug 30 1969, 4:33 AM EDT  
Att: 17,550 - Unknown

AB 29  
R 3  
H 5  
RBI 3  
BB 3  
SO 3  
LOB 9



Batter	1	2	3	4	5	6	7	8	9	AB	R	H	RBI	BB	SO	LOB	BOTTOM		
<b>Mickey Stanley, R</b> OBP: 0.298, SLG: 0.369 (1, 8)	L6		5-3		6-3		F9			4	0	1	0	0	0	1			
<b>Tom Tresh, S</b> OBP: 0.291, SLG: 0.345 (1, 6)	L6		P3		4-3		1B	BB		3	0	0	0	1	0	2			
<b>Jim Northrup, L</b> OBP: 0.346, SLG: 0.482 (1, 9)	2B	1B	4-3			1B	2B	1B		4	2	3	0	0	0	0			
<b>Norm Cash, L</b> OBP: 0.355, SLG: 0.442 (1, 3)	2B	BB		3-1		F5	G4-6-3			3	0	0	0	1	0	3			
<b>Willie Horton, R</b> OBP: 0.330, SLG: 0.441 (1, 7)	2B			HR		1B	2B	BB		3	2	2	2	1	0	0			
<b>Tom Matchick, L</b> OBP: 0.296, SLG: 0.315 <b>Al Kaline, R</b> OBP: 0.340, SLG: 0.441 <b>Dick Tracewski, R</b> OBP: 0.297, SLG: 0.167 (6, FH)		6-3		6-3		2B	1B			2	0	0	0	0	0	0			
<b>Bill Freehan, R</b> OBP: 0.343, SLG: 0.414 (1, 2)	F8		L6			2B		BB		3	0	1	1	1	0	0			
<b>Don Wert, R</b> OBP: 0.314, SLG: 0.374 (1, 5)					6-3	SH3-4	G4-6-3			3	0	2	0	1	1	1			
<b>Denny McLain, R</b> OBP: 0.183, SLG: 0.159 (1, 1)	K		SH3-4		G4-6-3					2	0	0	0	0	1	4			
<b>Inning Stats</b>	R: 1 E: 0 K: 0 S: 4	H: 3 LOB: 1 BB: 1 P: 8	R: 0 E: 0 K: 1 S: 6	H: 1 LOB: 0 BB: 0 P: 6	R: 0 E: 0 K: 0 S: 3	H: 0 LOB: 0 BB: 0 P: 3	R: 1 E: 0 K: 0 S: 4	H: 1 LOB: 0 BB: 0 P: 4	R: 0 E: 0 K: 0 S: 4	H: 1 LOB: 1 BB: 0 P: 4	R: 2 E: 0 K: 0 S: 5	H: 3 LOB: 2 BB: 2 P: 13	R: 0 E: 0 K: 2 S: 7	H: 1 LOB: 1 BB: 1 P: 7	R: 0 E: 0 K: 2 S: 7	H: 0 LOB: 1 BB: 1 P: 11	1B: 5 2B: 5 3B: 0 HR: 1	SF: 0 SAC: 1 DP: 3 HBP: 0	WP: 0 PA: 35 PB: 0 SB: 0 CS: 0
<b>PITCHER</b> <b>John Gelnar, R</b> ERA: 3.4 <b>John O'Donoghue, L</b> ERA: 3.09 <b>Bob Locker, R</b> ERA: 3.47 <b>Bob Meyer, L</b> ERA <b>Diego Segui, R</b> ERA: 3.74 (1, 1)	IP: 5.0 WLS: L BF: 3 H: 2 R: 2 ER: 2 SO: 0 BB: 1 IBB: 0 HBP: 0 BLK: 0 WP: 0 HR: 0 S: 21 P: 25 ERA: 54.00 WHIP: 6.000																		

Seattle Pilots @ Detroit Tigers  
Tiger Stadium, Detroit, MI  
Sat Aug 30 1969, 4:33 AM EDT  
Att: 17,550 - Unknown

AB 29  
R 4  
H 10  
RBI 4  
BB 5  
SO 3  
LOB 11











Batter	1	2	3	4	5	6	7	8	9	AB	R	H	RBI	BB	SO	LOB	TOP			
Tommy Harper, R (1.5) OBP: 0.362, SLG: 0.325	F7		SH1	6-3			1-3			3	0	0	0	0	0	2	<b>Seattle Pilots @ New York Yankees</b> Yankee Stadium, Bronx, NY Mon Sep 01 1969, 3:33AM EDT Unknown - 90 F  livebaseballscorecards.com			
Mike Hegan, L (1.9) OBP: 0.424, SLG: 0.450	K		E4		F8		1B			4	0	1	0	0	1	1				
Sandy Valdespino, L (1.7) John O'Donoghue, R (7.1) Bob Locker, S (7.1) Miguel Fuentes, R (8.1)	1B		FC5-4		F7		4-3			4	0	1	1	0	0	2				
Steve Hovley, L (1.8) OBP: 0.346, SLG: 0.389	1B							1-3		4	0	3	0	0	0	0				
Don Mincher, L (1.3) OBP: 0.364, SLG: 0.456	K		F7		G3			5-3		4	0	0	0	0	1	5				
Jim Pagliaroni, R (1.2) OBP: 0.315, SLG: 0.429		6-3		K		6-3		F7		4	0	0	0	0	1	0				
John Donaldson, L (1.4) OBP: 0.338, SLG: 0.296	1-3			FC1-5		F8		F8		4	0	1	0	0	0	0				
Ray Oyler, R (1.6) Greg Goossen, R (9, PH)	1-3			E5		F7		K		3	0	0	0	0	0	1				
George Brunet, R (1.1) Wayne Comer, R (7, PH)				E SH1	FC1-5		F8	5-3		1	1	0	0	1	0	2				
Inning Stats	R: 0 E: 0 K: 2 S: 9	H: 2 LOB: 2 BB: 0 P: 9	R: 0 E: 0 K: 0 S: 3	H: 0 LOB: 0 BB: 0 P: 3	R: 1 E: 1 K: 0 S: 5	H: 1 LOB: 2 BB: 1 P: 9	R: 0 E: 1 K: 1 S: 7	H: 1 LOB: 2 BB: 0 P: 7	R: 0 E: 0 K: 0 S: 4	H: 0 LOB: 0 BB: 0 P: 4	R: 0 E: 0 K: 0 S: 3	H: 1 LOB: 0 BB: 0 P: 4	R: 0 E: 0 K: 0 S: 3	H: 0 LOB: 0 BB: 0 P: 3	R: 0 E: 0 K: 1 S: 5	H: 0 LOB: 0 BB: 0 P: 5		1B: 5 2B: 1 3B: 0 HR: 0	SF: 0 SAC: 1 DP: 0 HBP: 0	WP: 0 PB: 0 SB: 0 CS: 0
PITCHER Mel Stottlemyre, R (1.1) ERA: 2.7	IP: 9.0 WLS: W BF: 36 H: 6 R: 1 ER: 0 SO: 4 BB: 1 IBB: 0 HBP: 0 BLK: 0 WP: 0 HR: 0 S: 43 P: 47 ERA: 0.00 WHIP: 0.778															PITCHER				

Batter	1	2	3	4	5	6	7	8	9	AB	R	H	RBI	BB	SO	LOB	BOTTOM			
Horace Clarke, S (1.4) OBP: 0.354, SLG: 0.378	L6				E7		1B	FC6-4		4	2	3	0	1	0	0	<b>Seattle Pilots @ New York Yankees</b> Yankee Stadium, Bronx, NY Mon Sep 01 1969, 3:33AM EDT Unknown - 90 F  livebaseballscorecards.com			
Gene Michael, S (1.6) OBP: 0.342, SLG: 0.380	6-3		6-3		F7		S	FC6-4		5	1	1	0	0	0	3				
Roy White, S (1.7) OBP: 0.410, SLG: 0.455	2B		P6		WP		S	K		5	0	3	3	0	1	2				
Frank Fernandez, R (1.2) OBP: 0.404, SLG: 0.441	5-3		6-3		BB		K			3	0	0	0	1	1	3				
Bobby Murcer, L (1.9) OBP: 0.315, SLG: 0.449		HR		HR	K		BB			3	2	2	2	1	1	2				
Ron Woods, R (1.8) OBP: 0.286, SLG: 0.267	F9		K		5-3		FC5-2-5			4	0	0	0	0	1	2				
Jerry Kenney, L (1.5) OBP: 0.322, SLG: 0.300	5-3		1-3		B1		IBB			3	0	0	0	1	0	0				
Len Boehmer, R (1.3) OBP: 0.243, SLG: 0.206	E7		F7		F7		F8			4	0	1	0	0	0	3				
Mel Stottlemyre, R (1.1) OBP: 0.263, SLG: 0.227	F4				K		1B	K		3	1	0	0	1	2	1				
Inning Stats	R: 0 E: 0 K: 0 S: 4	H: 1 LOB: 1 BB: 0 P: 4	R: 1 E: 1 K: 0 S: 5	H: 2 LOB: 1 BB: 0 P: 5	R: 0 E: 0 K: 0 S: 4	H: 1 LOB: 0 BB: 0 P: 4	R: 1 E: 0 K: 1 S: 6	H: 1 LOB: 0 BB: 0 P: 6	R: 1 E: 1 K: 2 S: 9	H: 2 LOB: 2 BB: 1 P: 13	R: 0 E: 0 K: 0 S: 3	H: 0 LOB: 0 BB: 0 P: 3	R: 3 E: 0 K: 1 S: 8	H: 3 LOB: 3 BB: 3 P: 20	R: 0 E: 0 K: 2 S: 7	H: 0 LOB: 1 BB: 1 P: 11		1B: 5 2B: 3 3B: 0 HR: 2	SF: 0 SAC: 0 DP: 0 HBP: 0	WP: 1 PB: 0 SB: 3 CS: 0
PITCHER George Brunet, L (1.1) ERA: 4.75 John O'Donoghue, L (7.1) Bob Locker, R (7.1) Miguel Fuentes, R (8.1)	IP: 6.0 WLS: L BF: 26 H: 7 R: 3 ER: 3 SO: 3 BB: 1 IBB: 0 HBP: 0 BLK: 0 WP: 1 HR: 2 S: 31 P: 35 ERA: 4.50 WHIP: 1.333															PITCHER				



Batter	1	2	3	4	5	6	7	8	9	10	11	12	13	AB R H RBI BB SO LOB	TOP							
Tommy Harper, R OBP: 0.362, SLG: 0.322 (1, 5)	F8		F7			F5			SH1 1B BB		F9		1B HR IBB	4 2 0 0 2 0 0	<p>Seattle Pilots @ New York Yankees Yankee Stadium, Bronx, NY Mon Sep 01 1969, 3:38 AM EDT Att. 15,387 - Overcast - 92 F</p> <p>AB 45 R 5 H 7 RBI 5 BB 3 SO 7 LOB 8</p> 							
Steve Hovley, L OBP: 0.343, SLG: 0.384 (1, 8)	6-3			B1			P2		SH1		3-1		HR 1B	5 1 1 1 0 0 0								
Wayne Comer, R OBP: 0.355, SLG: 0.383 (9, PH)													HR 1B	3 0 1 0 0 0 0								
Mike Hegan, L OBP: 0.426, SLG: 0.464 (9, 9)	F7			F7			PB 1B						HR 1B	3 1 2 4 0 1 0								
Danny Walton, R (1, 7)													HR	6 0 0 0 0 1 2								
Greg Goossen, R OBP: 0.394, SLG: 0.506 (1, 3)														4 0 1 0 1 1 1								
Gus Gil, R OBP: 0.265, SLG: 0.244 (10, 1)														4 0 1 0 0 0 2								
Diego Segui, R OBP: 0.185, SLG: 0.120 (12, PH)														0 0 0 0 0 0 0								
Sandy Valdesano, L OBP: 0.321, SLG: 0.274 (12, 1)														1 0 0 0 0 0 1								
Dooley Womack, L OBP: 0.167, SLG: 0.167 (1, 2)														0 0 0 0 0 0 0								
Jerry McNertney, R OBP: 0.288, SLG: 0.376 (1, 2)														5 0 0 0 0 0 1								
Ron Clark, R OBP: 0.253, SLG: 0.232 (1, 6)														5 1 1 0 0 1 0								
Bob Meyer, R (1, 1)														3 0 0 0 0 3 0								
John Donaldson, L OBP: 0.336, SLG: 0.293 (10, 4)														2 0 0 0 0 0 1								
<b>Inning Stats</b>	R: 0 E: 0 K: 0 S: 3	H: 0 LOB: 0 BB: 0 P: 3	R: 0 E: 0 K: 1 S: 6	H: 1 LOB: 1 BB: 0 P: 6	R: 0 E: 0 K: 2 S: 7	H: 0 LOB: 0 BB: 0 P: 3	R: 0 E: 0 K: 1 S: 5	H: 0 LOB: 0 BB: 0 P: 5	R: 0 E: 0 K: 1 S: 5	H: 2 LOB: 2 BB: 0 P: 5	R: 0 E: 0 K: 0 S: 4	H: 1 LOB: 1 BB: 1 P: 8	R: 0 E: 0 K: 0 S: 3	H: 0 LOB: 0 BB: 0 P: 3	R: 0 E: 0 K: 1 S: 5	H: 0 LOB: 1 BB: 1 P: 9	R: 4 E: 0 K: 0 S: 6	H: 3 LOB: 0 BB: 1 P: 10	1B: 6 2B: 0 3B: 0 HR: 1	SF: 0 SAC: 1 DP: 0 HBP: 0	WP: 0 PB: 1 SB: 0 CS: 0	PA: 49
<b>PITCHER</b>	IP WLS BF H R ER SO BB IBB HBP BLK WP HR S P ERA WHIP																					
Mike Kekich, L ERA: 5.24 (1, 1)	8.1	29	3	1	1	6	1	0	0	0	0	0	0	40	44	1.08	0.480					
Lindy McDaniel, R ERA: 3.27 (9, 1)	3.2	13	1	0	0	1	1	0	0	0	0	0	14	18	0.00	0.545						
Steve Hamilton, L ERA: 3.54 (13, 1)	1.0	L	7	3	4	4	0	0	1	0	0	0	1	6	10	36.00	3.000					

Batter	1	2	3	4	5	6	7	8	9	10	11	12	13	AB R H RBI BB SO LOB	BOTTOM									
Horace Clarke, S OBP: 0.354, SLG: 0.378 (1, 4)	5-3													6 1 2 0 0 0 0	<p>Seattle Pilots @ New York Yankees Yankee Stadium, Bronx, NY Mon Sep 01 1969, 3:38 AM EDT Att. 15,387 - Overcast - 92 F</p> <p>AB 43 R 1 H 4 RBI 1 BB 3 SO 6 LOB 16</p> 									
Gene Michael, S OBP: 0.340, SLG: 0.377 (1, 6)														5 0 1 0 0 0 2										
Roy White, S OBP: 0.406, SLG: 0.449 (1, 7)														4 0 0 1 1 0 3										
Frank Fernandez, R OBP: 0.398, SLG: 0.432 (9, 8)														4 0 0 0 0 2 2										
Ron Woods, R OBP: 0.286, SLG: 0.267 (11, PH)														0 0 0 0 0 0 0										
Jimmie Hall, L OBP: 0.287, SLG: 0.347 (12, 8)														1 0 0 0 0 0 0										
Bobby Murcer, L OBP: 0.314, SLG: 0.445 (9, 9)														4 0 0 0 1 2 1										
Len Boehmer, R OBP: 0.228, SLG: 0.192 (1, 3)														5 0 0 0 0 1 1										
Jerry Kenney, L OBP: 0.320, SLG: 0.297 (1, 5)														4 0 0 0 1 1 2										
Jake Gibbs, L OBP: 0.298, SLG: 0.294 (1, 2)														5 0 0 0 0 0 3										
Mike Kekich, R OBP: 0.133, SLG: 0.200 (9, 1)														3 0 1 0 0 0 1										
Lindy McDaniel, R ERA: 3.61 (12, PH)														1 0 0 0 0 0 1										
Tom Shopay, L OBP: 0.133, SLG: 0.172 (13, 1)														0 0 0 0 0 0 0										
<b>Inning Stats</b>	R: 0 E: 0 K: 1 S: 6	H: 1 LOB: 1 BB: 0 P: 6	R: 0 E: 0 K: 1 S: 5	H: 0 LOB: 0 BB: 0 P: 5	R: 0 E: 0 K: 0 S: 5	H: 2 LOB: 2 BB: 0 P: 5	R: 0 E: 1 K: 0 S: 8	H: 0 LOB: 2 BB: 1 P: 12	R: 0 E: 0 K: 0 S: 3	H: 0 LOB: 1 BB: 0 P: 4	R: 1 E: 1 K: 0 S: 5	H: 1 LOB: 1 BB: 0 P: 5	R: 0 E: 0 K: 0 S: 2	H: 0 LOB: 0 BB: 1 P: 6	R: 0 E: 0 K: 1 S: 5	H: 0 LOB: 0 BB: 0 P: 5	R: 0 E: 0 K: 0 S: 3	H: 0 LOB: 0 BB: 0 P: 3	R: 0 E: 0 K: 0 S: 3	H: 0 LOB: 0 BB: 0 P: 3	1B: 4 2B: 0 3B: 0 HR: 0	SF: 1 SAC: 1 DP: 0 HBP: 0	WP: 1 PB: 0 SB: 0 CS: 1	PA: 49
<b>PITCHER</b>	IP WLS BF H R ER SO BB IBB HBP BLK WP HR S P ERA WHIP																							
Bob Meyer, L ERA: 3.61 (1, 1)	9.0	36	4	1	0	5	2	0	0	0	0	0	7	11	0.00	0.500								
Diego Segui, R ERA: 3.61 (10, 1)	2.0	6	0	0	0	1	1	0	0	0	0	0	0	6	6	0.00	0.000							
Dooley Womack, R ERA: 3.38 (12, 1)	2.0	W	6	0	0	0	0	0	0	0	0	0	0	6	6	0.00	0.000							








Batter	1	2	3	4	5	6	7	8	9	AB	R	H	RBI	BB	SO	LOB	TOP								
Pat Kelly, L OBP: 0.358, SLG: 0.399 (1,9)	0-0 4-3		0-0 4-3 2H		4-0 S BB		0-0 L4	0-0 P6		4	0	1	1	1	0	3									
Scott Northey, R OBP: 0.286, SLG: 0.231 (1,8)	0-0 5-3		0-0 4-3		0-3 K2-3		0-0 HBP 1B		0-0 WP S 1B	5	0	2	1	0	1	2									
Mike Fiore, L OBP: 0.423, SLG: 0.429 (1,3)	0-0 HR		4-0 FC6-4 BB		0-0 F9		1-0 HBP		0-3 K	3	1	1	1	1	1	1									
Lou Piniella, R OBP: 0.329, SLG: 0.437 (1,7)	0-0 F3		0-0 FC6-4 1-2		0-0 P4		0-3 K		0-0 F8	5	0	0	0	0	1	6									
Joe Foy, R OBP: 0.355, SLG: 0.364 (1,5)		0-0 L5		4-0 G6-4-3 BB		0-0 2B		4-0 2B BB	0-0 F6	3	1	1	0	2	0	1									
Jerry Adair, R OBP: 0.270, SLG: 0.287 (1,4)	0-0 5-3		0-0 G6-4-3 1-2		0-0 5-3				0-0 F8	4	0	0	0	0	0	3									
Elie Rodriguez, R George Spriggs, L OBP: 0.299, SLG: 0.333 (7, PR)	0-0 F9		0-0 F8				0-0 E6 1B		0-0 2B	3	0	0	0	0	0	0									
Buck Martinez, R OBP: 0.267, SLG: 0.361 (7, 2)								1-H 2B		0	1	1	1	0	0	0									
Jackie Hernandez, R OBP: 0.287, SLG: 0.298 (1,6)			0-0 SH3-4 1B		0-3 K		0-0 HBP 1B		0-0 1-3	4	1	2	0	0	1	1									
Dick Drago, R OBP: 0.077, SLG: 0.054 (1,1)			0-0 SH3-4 1-2		0-3 K		0-3 K		0-0 2B	3	0	1	1	0	2	2									
<b>Inning Stats</b>	R: 1 E: 0 K: 0 S: 4	H: 1 LOB: 0 BB: 0 P: 4	R: 0 E: 0 K: 0 S: 3	H: 0 LOB: 0 BB: 0 P: 3	R: 1 E: 0 K: 0 S: 5	H: 2 LOB: 2 BB: 1 P: 9	R: 0 E: 0 K: 0 S: 2	H: 0 LOB: 0 BB: 1 P: 6	R: 0 E: 0 K: 3 S: 9	H: 0 LOB: 1 BB: 1 P: 13	R: 0 E: 0 K: 0 S: 4	H: 1 LOB: 1 BB: 0 P: 4	R: 1 E: 1 K: 2 S: 10	H: 2 LOB: 3 BB: 0 P: 11	R: 2 E: 0 K: 0 S: 5	H: 2 LOB: 1 BB: 1 P: 9	R: 0 E: 0 K: 1 S: 6	H: 1 LOB: 1 BB: 0 P: 6	1B: 5 2B: 3 3B: 0 HR: 1	SF: 0 SAC: 1 DP: 1 HBP: 1	WP: 1 PB: 0 SB: 2 CS: 0	PA: 41			
<b>PITCHER</b>	IP	WLS	BF	H	R	ER	SO	BB	IBB	HBP	BLK	WP	HR	S	P	ERA	WHIP								
John Gelnar, R ERA: 3.36 (1,1)	6.1	L	27	5	3	2	4	3	0	0	0	0	1	32	44	2.84	1.263								
John O'Donoghue, L ERA: 3.29 (7,1)	0.1		3	1	0	0	0	0	0	1	0	0	0	2	3	0.00	3.000								
Bob Locker, R ERA: 3.44 (7,1)	0.1		1	0	0	0	1	0	0	0	0	0	0	3	3	0.00	0.000								
Diego Segui, R ERA: 3.64 (8,1)	2.0		10	3	2	2	1	1	0	0	0	1	0	11	15	9.00	2.000								

**Kansas City Royals @ Seattle Pilots**  
 Sicks Stadium, Boston, MA  
 Thu Sep 04 1969, 10:05 PM EDT  
 Alt. 3,958 - Unknown - 56 F

livebaseballscores.com

**AB 35**  
**R 5**  
**H 9**  
**RBI 5**  
**BB 4**  
**SO 6**  
**LOB 19**




Batter	1	2	3	4	5	6	7	8	9	AB	R	H	RBI	BB	SO	LOB	BOTTOM								
Tommy Harper, R OBP: 0.358, SLG: 0.319 (1,5)	0-0 L7		0-0 L8		0-0 SF8			0-0 F7		3	0	0	1	0	0	0									
Mike Hegan, L OBP: 0.425, SLG: 0.465 (1,9)	0-0 F7		0-0 4-3		0-0 1B			0-0 F9		4	0	1	0	0	0	0									
Danny Walton, R OBP: 0.118, SLG: 0.294 (1,7)	0-0 E9 1B			0-3 K	0-0 5-3			0-0 1-3		4	0	0	0	0	1	1									
Steve Hovley, L OBP: 0.341, SLG: 0.378 (1,8)	0-0 1B			0-0 3-1		0-0 P6			0-0 HR 1B	4	1	2	0	0	0	0									
Don Mincher, L OBP: 0.365, SLG: 0.462 (1,3)	0-0 F3			4-0 S BB		0-0 F8			0-0 1-H HR	3	1	1	2	1	0	2									
Jerry McNettney, R OBP: 0.287, SLG: 0.370 (1,2)		0-3 K		4-0 BB		0-3 K			0-0 5-3	2	0	0	0	1	2	0									
Greg Goossen, R OBP: 0.404, SLG: 0.542 (8, PH)				1-2 BB					0-0 4-3	1	0	0	0	0	0	0									
John Donaldson, L OBP: 0.331, SLG: 0.290 (1,4)		0-0 L4		0-0 4-3			0-0 F9		0-0 4-3	4	0	0	0	0	0	2									
Ron Clark, R OBP: 0.249, SLG: 0.234 (1,6)		0-0 6-3			0-0 SH5-4 SF8 2B		0-3 K		0-0 5-3	2	1	1	0	0	0	0									
Steve Whitaker, L OBP: 0.353, SLG: 0.384 (7, PH)					0-0 SH5-4					1	0	0	0	0	1	0									
Diego Segui, R OBP: 0.185, SLG: 0.120 (8,1)										0	0	0	0	0	0	0									
Merritt Ranew, L OBP: 0.329, SLG: 0.267 (8, PH)										1	0	0	0	0	0	0									
John Gelnar, R OBP: 0.100, SLG: 0.053 (1,1)					0-0 P6					0	0	0	0	0	0	0									
John O'Donoghue, R OBP: 0.091, SLG: 0.182 (7,1)										0	0	0	0	0	0	0									
Bob Locker, S OBP: 0.167, SLG: 0.091 (7,1)										0	0	0	0	0	0	0									
Sandy Valdespino, L OBP: 0.317, SLG: 0.270 (7, PH)										1	0	0	0	0	0	0									
Ray Oyler, R OBP: 0.257, SLG: 0.265 (8,6)										0	0	0	0	0	0	0									
<b>Inning Stats</b>	R: 0 E: 1 K: 0 S: 5	H: 1 LOB: 2 BB: 0 P: 5	R: 0 E: 0 K: 1 S: 5	H: 0 LOB: 0 BB: 0 P: 5	R: 0 E: 0 K: 0 S: 3	H: 0 LOB: 0 BB: 0 P: 3	R: 0 E: 0 K: 1 S: 5	H: 0 LOB: 2 BB: 2 P: 13	R: 1 E: 0 K: 0 S: 5	H: 2 LOB: 1 BB: 0 P: 5	R: 0 E: 0 K: 1 S: 5	H: 0 LOB: 0 BB: 0 P: 5	R: 0 E: 0 K: 1 S: 5	H: 0 LOB: 0 BB: 0 P: 5	R: 0 E: 0 K: 0 S: 3	H: 0 LOB: 0 BB: 0 P: 3	R: 2 E: 0 K: 0 S: 5	H: 2 LOB: 0 BB: 0 P: 5	1B: 3 2B: 1 3B: 0 HR: 1	SF: 1 SAC: 1 DP: 0 HBP: 0	WP: 0 PB: 0 SB: 1 CS: 0	PA: 35			
<b>PITCHER</b>	IP	WLS	BF	H	R	ER	SO	BB	IBB	HBP	BLK	WP	HR	S	P	ERA	WHIP								
Dick Drago, R ERA: 4.11 (1,1)	9.0	W	35	5	3	3	4	2	0	0	0	0	1	41	49	3.00	0.778								

**Kansas City Royals @ Seattle Pilots**  
 Sicks Stadium, Boston, MA  
 Thu Sep 04 1969, 10:05 PM EDT  
 Alt. 3,958 - Unknown - 56 F

livebaseballscores.com

**AB 31**  
**R 3**  
**H 5**  
**RBI 3**  
**BB 2**  
**SO 4**  
**LOB 5**





Batter	1	2	3	4	5	6	7	8	9	AB	R	H	RBI	BB	SO	LOB	TOP			
Pat Kelly, L OBP: 0.361, SLG: 0.414 (1, 9)	0-0 2B	0-0 3B		0-0 2B			0-0 4-3			4	0	3	2	0	0	0	<b>Kansas City Royals @ Seattle Pilots</b> Sicks Stadium, Boston, MA Fri Sep 05 1969, 10:05 PM EDT Att: 6,903 - Unknown			
Scott Northey, R OBP: 0.235, SLG: 0.188 (1, 8)	0-3 K	0-3 K		0-3 K			0-0 F9			3	0	0	0	0	3	3				
Joe Keough, L OBP: 0.261, SLG: 0.205 (7, PH)										1	0	0	0	0	0	0				
Ed Kirkpatrick, L OBP: 0.340, SLG: 0.375 (1, 3)	0-0 F3			0-0 5-3 1B			0-0 F7			4	1	1	0	0	0	1				
Lou Piniella, R OBP: 0.328, SLG: 0.435 (1, 7)	0-0 F3			0-0 5-3			0-0 FC6-4 1B			4	0	1	0	0	0	2				
Joe Foy, R OBP: 0.356, SLG: 0.364 (1, 5)		4-0 1B SH BB		0-0 S 1B			0-0 FC6-4 CS			3	1	1	1	1	0	1				
Buck Martinez, R OBP: 0.267, SLG: 0.358 (1, 2)	0-0 L8	0-0 S BB		0-3 K			0-0 CS			4	0	1	0	0	1	2				
Jerry Adair, R OBP: 0.270, SLG: 0.286 (1, 4)	0-0 SH 3B			0-0 L7			0-0 F7			4	1	1	0	0	0	2				
Jackie Hernandez, R OBP: 0.296, SLG: 0.297 (1, 6)	0-0 SH 3B			0-0 6-3			0-3 K			2	1	0	1	0	1	1				
George Springs, L OBP: 0.250, SLG: 0.320 (9, PH)	1-2 3B			0-0 6-3			0-3 K			1	0	0	0	0	0	0				
Bill Butler, L OBP: 0.105, SLG: 0.056 (1, 1)	0-0 F7			0-0 6-3			0-3 K			3	0	0	0	0	1	3				
Moe Drabowsky, R OBP: 0.333, SLG: 0.417 (7, 1)										0	0	0	0	0	0	0				
Paul Schaaf, R OBP: 0.347, SLG: 0.328 (9, PH)										1	0	0	0	0	0	0				
<b>Inning Stats</b>	R: 0 E: 0 K: 1 S: 6	H: 1 LOB: 1 BB: 0 P: 6	R: 3 E: 0 K: 1 S: 8	H: 2 LOB: 1 BB: 1 P: 12	R: 1 E: 0 K: 1 S: 7	H: 2 LOB: 1 BB: 0 P: 7	R: 0 E: 0 K: 1 S: 6	H: 1 LOB: 1 BB: 0 P: 6	R: 0 E: 0 K: 0 S: 3	H: 1 LOB: 0 BB: 0 P: 3	R: 0 E: 0 K: 2 S: 8	H: 0 LOB: 0 BB: 0 P: 8	R: 0 E: 0 K: 0 S: 3	H: 0 LOB: 0 BB: 0 P: 3	R: 0 E: 0 K: 0 S: 3	H: 0 LOB: 0 BB: 0 P: 3	1B: 5 2B: 2 3B: 1 HR: 0	SF: 0 SAC: 1 DP: 0 HBP: 0	WP: 0 PB: 0 SB: 2 CS: 1	PA: 37
<b>PITCHER</b>	IP WLS BF H R ER SO BB IBB HBP BLK WP HR S P ERA WHIP															IP WLS BF H R ER SO BB IBB HBP BLK WP HR S P ERA WHIP				
Gene Brabender, R ERA: 4.42 (1, 1)	7.0 W 30 8 4 4 6 1 0 0 0 0 0 0 41 45 5.14 1.286																			
Bob Locker, R ERA: 3.36 (8, 1)	2.0 S 6 0 0 0 0 0 0 0 0 0 0 0 6 6 0.00 0.000																			

Batter	1	2	3	4	5	6	7	8	9	AB	R	H	RBI	BB	SO	LOB	BOTTOM			
Tommy Harper, R OBP: 0.356, SLG: 0.316 (1, 5)	0-3 K	0-3 K		0-3 K			0-0 SH1-3	0-0 F5		4	0	0	0	0	3	4	<b>Kansas City Royals @ Seattle Pilots</b> Sicks Stadium, Boston, MA Fri Sep 05 1969, 10:05 PM EDT Att: 6,903 - Unknown			
Wayne Comer, R OBP: 0.355, SLG: 0.380 (1, 8)	4-0 BB			0-3 K			0-0 F7			2	0	0	0	1	1	0				
Steve Hovley, L OBP: 0.344, SLG: 0.378 (7, PH)										0	1	0	0	1	0	0				
Mike Hegan, L OBP: 0.425, SLG: 0.464 (1, 9)	0-3 K			0-0 L8			0-0 1B			3	0	1	0	1	1	1				
Danny Walton, R OBP: 0.143, SLG: 0.450 (1, 7)	0-3 K			0-0 HR			0-0 F8			3	1	1	2	0	1	2				
Greg Goossen, R OBP: 0.408, SLG: 0.575 (1, 3)		0-0 F8		0-0 HR			0-0 F7			4	1	2	2	0	0	1				
Jim Pagliaroni, R OBP: 0.313, SLG: 0.417 (1, 2)	4-0 BB			0-0 L4			0-0 1B			3	1	0	0	1	1	2				
Jerry McNertney, R OBP: 0.287, SLG: 0.370 (8, 2)	0-0 1B 2B BB			0-0 L4			0-0 F3			0	0	0	0	0	0	0				
John Donaldson, L OBP: 0.333, SLG: 0.293 (1, 4)	0-0 2B 1B			0-0 WP 1B			0-0 F7			4	0	2	0	0	0	0				
Ray Oyler, R OBP: 0.261, SLG: 0.271 (1, 6)	0-0 1-3 2H			0-0 F7			0-3 K			3	0	1	1	1	1	1				
Gene Brabender, R OBP: 0.161, SLG: 0.183 (1, 1)	0-3 K			0-3 K			0-0 SH1-3 SF9			2	0	0	0	0	2	3				
Gus Gil, R OBP: 0.268, SLG: 0.251 (7, PH)										1	1	1	0	0	0	0				
Bob Locker, S OBP: 0.154, SLG: 0.083 (8, 1)										1	0	0	0	0	0	1				
<b>Inning Stats</b>	R: 0 E: 0 K: 3 S: 9	H: 0 LOB: 1 BB: 1 P: 13	R: 1 E: 0 K: 2 S: 9	H: 2 LOB: 2 BB: 1 P: 13	R: 2 E: 0 K: 1 S: 7	H: 2 LOB: 0 BB: 0 P: 7	R: 0 E: 0 K: 2 S: 8	H: 1 LOB: 1 BB: 0 P: 8	R: 0 E: 0 K: 0 S: 4	H: 1 LOB: 1 BB: 0 P: 4	R: 0 E: 0 K: 2 S: 7	H: 0 LOB: 0 BB: 0 P: 7	R: 2 E: 1 K: 0 S: 5	H: 2 LOB: 2 BB: 2 P: 13	R: 0 E: 0 K: 0 S: 3	H: 0 LOB: 1 BB: 1 P: 7	1B: 4 2B: 2 3B: 0 HR: 2	SF: 1 SAC: 1 DP: 0 HBP: 0	WP: 1 PB: 0 SB: 0 CS: 0	PA: 37
<b>PITCHER</b>	IP WLS BF H R ER SO BB IBB HBP BLK WP HR S P ERA WHIP															IP WLS BF H R ER SO BB IBB HBP BLK WP HR S P ERA WHIP				
Bill Butler, L ERA: 3.81 (1, 1)	6.0 L 27 7 4 4 10 2 0 0 0 0 0 0 45 53 6.00 1.500																			
Moe Drabowsky, R ERA: 2.9 (7, 1)	2.0 L 10 1 1 1 0 3 0 0 0 0 0 0 7 19 4.50 2.000																			

AB	34
R	4
H	8
RBI	4
BB	1
SO	6
LOB	15





Batter	1	2	3	4	5	6	7	8	9	AB	R	H	RBI	BB	SO	LOB	TOP								
Jackie Hernandez, R OBP: 0.285, SLG: 0.296 (1, 6)	F9		4-3	1B		F5		K		5	0	1	2	0	1	1	<b>Kansas City Royals @ Seattle Pilots</b> Sicks Stadium, Boston, MA Sat Sep 06 1969, 10:05 PM EDT Alt. 4,744 - Unknown - 69 F  livebaseballscores.com								
Scott Northey, R OBP: 0.316, SLG: 0.250 (1, 8)	CS		6-3	1B			HR	K		4	1	2	1	1	1	0									
Paul Schaal, R OBP: 0.348, SLG: 0.326 (1, 5)	HBP		F7	F7			K	FC6-4		4	0	1	0	1	1	3									
Joe Foy, R OBP: 0.361, SLG: 0.372 (1, 7)	FC6-4			1B			HR	FC6-4		3	2	2	2	1	0	1									
Buck Martinez, R OBP: 0.260, SLG: 0.350 (1, 2)	FC6-4		F8	6-3			K	CS		4	0	0	0	0	1	4									
Jerry Adair, R OBP: 0.270, SLG: 0.286 (1, 4)		F9	FC5-4	1B	6-3		F3			4	1	1	1	0	0	1									
Chuck Harrison, R OBP: 0.257, SLG: 0.278 (1, 3)	P6			1B	F7			6-3		4	0	1	0	0	0	1									
Bob Oliver, R OBP: 0.287, SLG: 0.393 (1, 9)			FC5-4	1B		K		SH2-4		4	1	2	0	0	1	2									
Wally Bunker, R OBP: 0.177, SLG: 0.169 (1, 1)	5-3			1B	F3			SH2-4		2	1	0	0	1	0	1									
<b>Inning Stats</b>	R: 0 E: 0 K: 0 S: 3	H: 1 LOB: 2 BB: 1 P: 8	R: 0 E: 0 K: 0 S: 4	H: 1 LOB: 1 BB: 0 P: 4	R: 0 E: 0 K: 0 S: 3	H: 0 LOB: 0 BB: 0 P: 3	R: 4 E: 1 K: 0 S: 7	H: 4 LOB: 2 BB: 2 P: 15	R: 0 E: 0 K: 0 S: 4	H: 1 LOB: 1 BB: 0 P: 4	R: 0 E: 0 K: 1 S: 5	H: 0 LOB: 0 BB: 0 P: 5	R: 2 E: 0 K: 2 S: 9	H: 2 LOB: 0 BB: 0 P: 9	R: 0 E: 0 K: 1 S: 6	H: 1 LOB: 1 BB: 0 P: 6	R: 0 E: 0 K: 1 S: 4	H: 0 LOB: 0 BB: 1 P: 8	1B: 9 2B: 0 3B: 0 HR: 1	SF: 0 SAC: 1 DP: 0 HBP: 1	WP: 0 PB: 0 SB: 2 CS: 2	PA: 41			
<b>PITCHER</b>	IP	WLS	BF	H	R	ER	SO	BB	IBB	HBP	BLK	WP	HR	S	P	ERA	WHIP	<b>PITCHER</b>							
Bob Meyer, L ERA: 2.63 (1, 1)	3.2	L	20	6	4	4	0	3	0	1	0	0	0	16	29	9.82	2.455								
Dooly Womack, R ERA: 3.3 (4, 1)	1.1		5	1	0	0	0	0	0	0	0	0	0	5	5	0.00	0.750								
John O'Donoghue, L ERA: 3.45 (6, 1)	2.0		8	2	2	3	3	0	0	0	0	0	1	14	14	9.00	1.000								
Diego Segui, R ERA: 3.61 (8, 1)	1.0		4	1	0	0	1	0	0	0	0	0	0	6	6	0.00	1.000								
Miguel Fuentes, R ERA: (9, 1)	1.0		3	0	0	0	1	1	0	0	0	0	0	4	8	0.00	1.000								
<b>Batter</b>	<b>1</b>	<b>2</b>	<b>3</b>	<b>4</b>	<b>5</b>	<b>6</b>	<b>7</b>	<b>8</b>	<b>9</b>	<b>AB</b>	<b>R</b>	<b>H</b>	<b>RBI</b>	<b>BB</b>	<b>SO</b>	<b>LOB</b>	<b>BOTTOM</b>								
Tommy Harper, R OBP: 0.356, SLG: 0.316 (1, 5)	P3		BB	1B	S		F9		5-3	4	1	1	0	1	0	0	<b>Kansas City Royals @ Seattle Pilots</b> Sicks Stadium, Boston, MA Sat Sep 06 1969, 10:05 PM EDT Alt. 4,744 - Unknown - 69 F  livebaseballscores.com								
Mike Hegan, L OBP: 0.423, SLG: 0.466 (1, 9)	G5-4-3		BB	1B	1B		G3			3	0	2	1	1	0	0									
Wayne Comer, R OBP: 0.354, SLG: 0.377 (1, 8)	G5-4-3		BB	1B	1B		F6		G3	3	0	0	1	1	0	2									
Danny Walton, R OBP: 0.120, SLG: 0.375 (1, 7)	F9		K		F9		F9		6-3	4	0	0	0	0	1	4									
Don Mincher, L OBP: 0.366, SLG: 0.461 (1, 3)		BB	F8		3-1			1B	1B	3	0	1	0	1	0	3									
Jim Pagliaroni, R OBP: 0.319, SLG: 0.429 (1, 2)			P4		6-3					4	0	2	0	0	0	1									
John Kennedy, R OBP: 0.340, SLG: 0.348 (8, FR)										0	0	0	0	0	0	0									
Miguel Fuentes, R OBP: 0.266, SLG: 0.250 (9, PH)										0	0	0	0	0	0	0									
John Donaldson, L OBP: 0.329, SLG: 0.288 (1, 4)	F7		F9		F9		F6		4-3	4	0	0	0	0	0	4									
Ray Oylar, R OBP: 0.262, SLG: 0.277 (6, PH)			FC1-5		K		F5		F8	2	0	1	0	0	1	0									
Steve Howley, L OBP: 0.343, SLG: 0.376 (7, 6)										0	0	0	0	0	0	0									
Ron Clark, R OBP: 0.249, SLG: 0.234 (9, PH)										1	0	0	0	0	0	0									
Gus Gil, R OBP: 0.266, SLG: 0.250 (9, PH)										1	0	0	0	0	0	0									
Bob Meyer, R OBP: 0.167, SLG: 0.167 (4, 1)			FC1-5		4-3				2-3	1	1	0	0	0	0	1									
Dooly Womack, L OBP: 0.346, SLG: 0.379 (5, PH)										0	0	0	0	0	0	0									
Steve Whicker, L OBP: 0.346, SLG: 0.379 (5, PH)										1	0	0	0	0	0	0									
John O'Donoghue, R OBP: 0.319, SLG: 0.429 (6, 1)										0	0	0	0	0	0	0									
Sandy Valdespino, L OBP: 0.116, SLG: 0.238 (7, PH)										1	0	0	0	0	1	0									
Diego Segui, R OBP: 0.116, SLG: 0.238 (8, 1)										0	0	0	0	0	0	0									
Jerry McNetney, R OBP: 0.267, SLG: 0.370 (8, 2)										0	0	0	0	0	0	0									
Greg Goossen, R OBP: 0.266, SLG: 0.250 (9, PH)										1	0	0	0	0	0	0									
<b>Inning Stats</b>	R: 0 E: 0 K: 0 S: 3	H: 1 LOB: 0 BB: 0 P: 3	R: 0 E: 0 K: 0 S: 3	H: 0 LOB: 1 BB: 1 P: 7	R: 1 E: 0 K: 1 S: 6	H: 1 LOB: 3 BB: 3 P: 18	R: 0 E: 0 K: 1 S: 5	H: 0 LOB: 0 BB: 0 P: 5	R: 1 E: 0 K: 0 S: 5	H: 2 LOB: 1 BB: 0 P: 5	R: 0 E: 0 K: 0 S: 4	H: 1 LOB: 1 BB: 0 P: 4	R: 0 E: 0 K: 1 S: 5	H: 0 LOB: 0 BB: 0 P: 5	R: 0 E: 0 K: 0 S: 5	H: 2 LOB: 2 BB: 0 P: 5	R: 0 E: 0 K: 0 S: 3	H: 0 LOB: 0 BB: 0 P: 3	1B: 5 2B: 2 3B: 0 HR: 0	SF: 0 SAC: 0 DP: 1 HBP: 0	WP: 0 PB: 0 SB: 1 CS: 0	PA: 37			
<b>PITCHER</b>	IP	WLS	BF	H	R	ER	SO	BB	IBB	HBP	BLK	WP	HR	S	P	ERA	WHIP	<b>PITCHER</b>							
Wally Bunker, R ERA: 3.36 (1, 1)	9.0	W	37	7	2	2	3	4	0	0	0	0	0	39	55	2.00	1.222								







Batter	1	2	3	4	5	6	7	8	9	AB	R	H	RBI	BB	SO	LOB	TOP										
Walt Williams, R OBP: 0.343, SLG: 0.375 (1, 7)	G3		G6-3						F7	4	0	1	0	1	0	1	<p>Chicago White Sox @ Seattle Pilots</p> <p>Sicks Stadium, Boston, MA</p> <p>Mon Sep 08 1969, 10:05 PM EDT</p> <p>Unknown - 77 F</p>										
Luis Aparicio, R OBP: 0.344, SLG: 0.360 (1, 6)	5-3		1B						1B	4	0	2	0	1	1	1											
Ron Hansen, R Woodie Held, R OBP: 0.307, SLG: 0.328 (9, PR)	P3		1B						1B	5	0	2	0	0	1	3											
Bill Melton, R OBP: 0.321, SLG: 0.434 (1, 5)		K	K						F8	5	0	0	0	0	3	4											
Buddy Bradford, R Bob Christian, R OBP: 0.204, SLG: 0.222 (6, PR)					P3				F8	3	1	2	1	0	0	0											
Angel Bravo, L OBP: 0.333, SLG: 0.388 (8, PH)		HR			1B					1	0	0	0	0	0	0											
Bobby Knoop, R OBP: 0.298, SLG: 0.311 (1, 4)	1-6-3				5-3					4	0	1	0	0	0	1											
Ken Berry, R Pete Ward, L Jose Ortiz, R OBP: 0.346, SLG: 0.368 (8, PR)					4-3					3	0	2	0	0	0	0											
Ed Herrmann, L Jery Nyman, L Gail Hopkins, L Wilbur Wood, R OBP: 0.346, SLG: 0.372 (8, 1)		4-3							F6	3	0	0	0	0	1	3											
Bart Johnson, R Duane Josephson, R OBP: 0.280, SLG: 0.302 (7, 2)									6-3	2	0	0	0	0	0	0											
<b>Inning Stats</b>	R: 0 E: 0 K: 0 S: 3	H: 0 LOB: 0 BB: 0 P: 3	R: 1 E: 0 K: 1 S: 7	H: 2 LOB: 1 BB: 7	R: 0 E: 0 K: 1 S: 6	H: 2 LOB: 2 BB: 1 P: 10	R: 0 E: 0 K: 0 S: 3	H: 0 LOB: 0 BB: 0 P: 3	R: 0 E: 0 K: 2 S: 8	H: 1 LOB: 2 BB: 1 P: 12	R: 0 E: 0 K: 0 S: 5	H: 2 LOB: 2 BB: 0 P: 5	R: 0 E: 0 K: 2 S: 7	H: 0 LOB: 1 BB: 1 P: 11	R: 0 E: 0 K: 1 S: 6	H: 1 LOB: 2 BB: 1 P: 10	R: 0 E: 0 K: 0 S: 5	H: 2 LOB: 2 BB: 0 P: 5	1B: 9 2B: 0 3B: 0 HR: 1	SF: 0 SAC: 0 DP: 1 HBP: 0	WP: 0 PB: 0 SB: 0 CS: 0	PA: 40					
<b>PITCHER</b>	IP	WLS	BF	H	R	ER	SO	BB	IBB	HBP	BLK	WP	HR	S	P	ERA	WHIP										
Steve Barber, L ERA: 5.26	7.0	W	30	7	1	1	6	3	0	0	0	0	1	39	51	1.29	1.429										
John Gelnar, R ERA: 3.29	2.0	S	10	3	0	0	1	1	0	0	0	0	0	11	15	0.00	2.000										

Batter	1	2	3	4	5	6	7	8	9	AB	R	H	RBI	BB	SO	LOB	BOTTOM										
Tommy Harper, R OBP: 0.353, SLG: 0.316 (1, 5)	F9		BB							3	1	0	0	1	0	0	<p>Chicago White Sox @ Seattle Pilots</p> <p>Sicks Stadium, Boston, MA</p> <p>Mon Sep 08 1969, 10:05 PM EDT</p> <p>Unknown - 77 F</p>										
Steve Whitaker, L Wayne Comer, R OBP: 0.356, SLG: 0.376 (8, PH)			K						4-3	3	1	1	1	0	2	1											
Danny Walton, R OBP: 0.265, SLG: 0.400 (1, 7)			1B							3	0	2	0	1	1	0											
Steve Hovley, L OBP: 0.342, SLG: 0.370 (1, 8)	FC6-4		BB						FC6-4	3	0	0	0	1	0	2											
Don Mincher, L OBP: 0.366, SLG: 0.457 (1, 3)	F7		BB						G3	2	0	0	1	2	0	1											
Jerry McNettney, R OBP: 0.290, SLG: 0.370 (1, 2)		5-3	G6-4-3						FC5	4	0	1	0	0	0	5											
John Donaldson, L OBP: 0.327, SLG: 0.287 (1, 4)		E6							5-3	3	0	1	0	0	0	1											
Ray Oyler, R OBP: 0.268, SLG: 0.277 (1, 6)		K							5-3	2	0	0	0	1	1	2											
Steve Barber, L Gus Gil, R John Gelnar, R OBP: 0.100, SLG: 0.053 (7, PH)									6-3	2	0	0	0	0	1	1											
<b>Inning Stats</b>	R: 1 E: 0 K: 0 S: 5	H: 2 LOB: 1 BB: 0 P: 5	R: 0 E: 1 K: 2 S: 8	H: 0 LOB: 0 BB: 0 P: 8	R: 1 E: 0 K: 1 S: 4	H: 0 LOB: 4 BB: 20	R: 0 E: 0 K: 0 S: 3	H: 1 LOB: 0 BB: 0 P: 3	R: 0 E: 0 K: 2 S: 7	H: 0 LOB: 0 BB: 0 P: 7	R: 0 E: 0 K: 0 S: 4	H: 1 LOB: 1 BB: 0 P: 4	R: 0 E: 0 K: 0 S: 2	H: 0 LOB: 0 BB: 1 P: 6	R: 0 E: 0 K: 0 S: 4	H: 1 LOB: 2 BB: 1 P: 8		R: 0 E: 0 K: 0 S: 4	H: 1 LOB: 2 BB: 1 P: 8	1B: 4 2B: 0 3B: 0 HR: 1	SF: 0 SAC: 0 DP: 2 HBP: 0	WP: 0 PB: 0 SB: 2 CS: 1	PA: 33				
<b>PITCHER</b>	IP	WLS	BF	H	R	ER	SO	BB	IBB	HBP	BLK	WP	HR	S	P	ERA	WHIP										
Bart Johnson, R ERA: 3.0	6.0	L	25	4	2	2	5	4	0	0	1	31	47	3.00	1.333												
Jery Nyman, L ERA: 6.65	1.0		3	0	0	0	0	1	0	0	0	0	0	2	6	0.00	1.000										
Wilbur Wood, L ERA: 3.0	1.0		5	1	0	0	0	1	0	0	0	0	0	4	8	0.00	2.000										



Batter	1	2	3	4	5	6	7	8	9	AB	R	H	RBI	BB	SO	LOB	TOP						
Angel Bravo, L OBP: 0.327, SLG: 0.415 (1, 8)	F8		P6		F7			1B 3B		4	1	1	0	0	0	0							
Luis Aparicio, R OBP: 0.345, SLG: 0.361 Rich Morales, R OBP: 0.250, SLG: 0.209 (8, 6)	1B		L4					5-3		4	0	2	0	0	0	1							
Walt Williams, R OBP: 0.344, SLG: 0.374 (1, 9)	F3			1B BB				F8		3	0	1	1	1	0	2							
Bill Melton, R OBP: 0.320, SLG: 0.432 (1, 5)	BB			K				F9		3	0	0	0	1	1	3							
Gail Hopkins, L OBP: 0.343, SLG: 0.368 (1, 3)	L5			F8				F9		4	0	0	0	0	0	5							
Bob Christian, R OBP: 0.208, SLG: 0.224 (1, 7)		L5			1B					4	0	1	0	0	0	0							
Ed Herrmann, L OBP: 0.309, SLG: 0.332 Jose Ortiz, R (9, PR)		4-3			3-1					4	0	2	0	0	0	2							
Bobby Knoop, R OBP: 0.296, SLG: 0.309 Doug Adams, L (9, PH)		6-3								3	0	0	0	0	0	1							
Gary Peters, L OBP: 0.183, SLG: 0.309 Bob Spence, L (7, PH) Dennis O'Toole, R (7, 1) Pete Ward, L (9, PH) OBP: 0.345, SLG: 0.366			4-3							1	0	0	0	0	1	1							
										1	0	0	0	0	0	0							
										1	0	0	0	0	1								
										2	0	0	0	0	0	0							
										1	0	0	0	0	0	0							
										1	0	0	0	0	1								
<b>Inning Stats</b>	R: 0 E: 0 K: 0 S: 4	H: 1 LOB: 2 BB: 1 P: 8	R: 0 E: 0 K: 0 S: 3	H: 0 LOB: 0 BB: 0 P: 3	R: 0 E: 0 K: 1 S: 3	H: 0 LOB: 0 BB: 0 P: 3	R: 0 E: 0 K: 1 S: 6	H: 1 LOB: 2 BB: 1 P: 10	R: 0 E: 0 K: 0 S: 3	H: 0 LOB: 0 BB: 0 P: 3	R: 0 E: 0 K: 0 S: 4	H: 1 LOB: 1 BB: 0 P: 4	R: 0 E: 0 K: 1 S: 6	H: 1 LOB: 1 BB: 0 P: 6	R: 1 E: 0 K: 0 S: 5	H: 2 LOB: 1 BB: 0 P: 5	R: 0 E: 0 K: 0 S: 4	H: 1 LOB: 1 BB: 0 P: 4	1B: 6 2B: 0 3B: 1 HR: 0	SF: 0 SAC: 0 DP: 0 HBP: 0	WP: 0 PB: 0 SB: 1 CS: 0	PA: 36	
<b>PITCHER</b> Miguel Fuentes, R ERA: 0.82 (1, 1)	IP: 9.0 WLS: W BF: 36 H: 7 R: 1 ER: 1 SO: 2 BB: 2 IBB: 0 HBP: 0 BLK: 0 WP: 0 HR: 0 S: 38 P: 46 ERA: 1.00 WHIP: 1.000											<b>PITCHER</b>	IP: 9.0 WLS: W BF: 36 H: 7 R: 1 ER: 1 SO: 2 BB: 2 IBB: 0 HBP: 0 BLK: 0 WP: 0 HR: 0 S: 38 P: 46 ERA: 1.00 WHIP: 1.000										

Chicago White Sox @ Seattle Pilots  
Sicks Stadium, Boston, MA  
Mon Sep 08 1969, 10:05 PM EDT  
Att: 10,831 - Unknown

AB	34
R	1
H	7
RBI	1
BB	2
SO	2
LOB	17



Batter	1	2	3	4	5	6	7	8	9	AB	R	H	RBI	BB	SO	LOB	BOTTOM						
Tommy Harper, R OBP: 0.352, SLG: 0.313 (1, 5)	2B BB			F3		F8		F7		4	1	0	0	1	1	2							
Steve Hovley, L OBP: 0.351, SLG: 0.387 (1, 8)	1B SF			CS		1-3				5	1	4	1	0	0	1							
Wayne Comer, R OBP: 0.358, SLG: 0.377 (1, 9)	SF SF8			1B		1B		K		4	2	2	1	1	1	1							
Danny Walton, R OBP: 0.282, SLG: 0.412 (1, 7)	SF		L8							4	0	2	1	0	1	2							
Greg Goossen, R OBP: 0.398, SLG: 0.542 Don Mincher, L OBP: 0.366, SLG: 0.457 (9, 3)	F4			F9		F8				4	0	1	1	0	0	6							
Jim Pagliaroni, R OBP: 0.324, SLG: 0.443 (1, 2)	SF8									3	0	2	1	0	0	0							
John Donaldson, L OBP: 0.322, SLG: 0.283 (1, 4)	4-3		F9			1-3		FC4-6		4	0	0	0	0	0	4							
Ron Clark, R OBP: 0.257, SLG: 0.235 (1, 6)		1B SH1-4								2	0	0	0	2	1	1							
Miguel Fuentes, R OBP: 0.333, SLG: 0.333 (1, 1)		SH1-4		K						3	1	1	0	0	1	4							
										1B													
<b>Inning Stats</b>	R: 3 E: 1 K: 0 S: 6	H: 2 LOB: 1 BB: 1 P: 10	R: 0 E: 0 K: 1 S: 5	H: 1 LOB: 2 BB: 1 P: 9	R: 1 E: 1 K: 1 S: 8	H: 2 LOB: 3 BB: 1 P: 12	R: 0 E: 0 K: 0 S: 4	H: 2 LOB: 2 BB: 1 P: 8	R: 0 E: 0 K: 0 S: 3	H: 0 LOB: 0 BB: 0 P: 3	R: 1 E: 0 K: 0 S: 6	H: 3 LOB: 2 BB: 0 P: 6	R: 0 E: 0 K: 1 S: 6	H: 1 LOB: 1 BB: 0 P: 6	R: 0 E: 0 K: 2 S: 8	H: 1 LOB: 1 BB: 0 P: 8	1B: 9 2B: 3 3B: 0 HR: 0	SF: 2 SAC: 1 DP: 0 HBP: 0	WP: 2 PB: 0 SB: 1 CS: 1	PA: 40			
<b>PITCHER</b> Gary Peters, L ERA: 4.01 Dennis O'Toole, R ERA:	IP: 6.0 WLS: L BF: 32 H: 10 R: 5 ER: 3 SO: 3 BB: 3 IBB: 1 HBP: 0 BLK: 0 WP: 0 HR: 0 S: 48 P: 48 ERA: 4.50 WHIP: 2.167											<b>PITCHER</b>	IP: 2.0 WLS: 8 BF: 8 H: 2 R: 0 ER: 0 SO: 3 BB: 0 IBB: 0 HBP: 0 BLK: 0 WP: 0 HR: 0 S: 14 P: 14 ERA: 0.00 WHIP: 1.000										

Chicago White Sox @ Seattle Pilots  
Sicks Stadium, Boston, MA  
Mon Sep 08 1969, 10:05 PM EDT  
Att: 10,831 - Unknown

AB	33
R	5
H	12
RBI	5
BB	4
SO	5
LOB	21





Batter	1	2	3	4	5	6	7	8	9	AB	R	H	RBI	BB	SO	LOB	TOP										
<b>Tommy Harper, R</b> OBP: 0.352, SLG: 0.316 (1, 5)										5	2	2	1	0	1	1											
<b>Steve Hovley, L</b> OBP: 0.356, SLG: 0.392 (1, 8)										5	3	3	0	0	1	1											
<b>Wayne Comer, R</b> OBP: 0.363, SLG: 0.388 (1, 9)										4	2	3	3	1	0	0											
<b>Danny Walton, R</b> OBP: 0.318, SLG: 0.487 (1, 7)										5	1	3	3	0	1	1											
<b>Don Mincher, L</b> OBP: 0.367, SLG: 0.458 (1, 3)										4	0	1	1	1	1	2											
<b>Jerry McNettney, R</b> OBP: 0.289, SLG: 0.368 (1, 2)										5	0	1	0	0	1	3											
<b>John Donaldson, L</b> OBP: 0.321, SLG: 0.283 (1, 4)										0	0	0	0	0	0	0											
<b>Ray Oyler, R</b> OBP: 0.267, SLG: 0.276 (1, 6)										4	0	1	0	0	1	2											
<b>Gene Brabender, R</b> OBP: 0.156, SLG: 0.177 <b>Sandy Valdespino, L</b> OBP: 0.317, SLG: 0.279 <b>Diego Segui, R</b> OBP: 0.179, SLG: 0.115 (1, 1) (7, PH) (7, 1)										2	0	0	0	0	1	1											
<b>Inning Stats</b>	R: 2 E: 0 K: 0 S: 4	H: 3 LOB: 0 BB: 1 P: 8	R: 0 E: 0 K: 1 S: 6	H: 1 LOB: 1 BB: 0 P: 6	R: 3 E: 0 K: 1 S: 8	H: 3 LOB: 1 BB: 1 P: 12	R: 0 E: 0 K: 1 S: 5	H: 0 LOB: 0 BB: 0 P: 5	R: 0 E: 0 K: 2 S: 7	H: 1 LOB: 1 BB: 0 P: 8	R: 3 E: 0 K: 0 S: 7	H: 4 LOB: 1 BB: 0 P: 7	R: 0 E: 0 K: 1 S: 6	H: 1 LOB: 1 BB: 0 P: 6	R: 1 E: 0 K: 0 S: 5	H: 3 LOB: 1 BB: 0 P: 5	1B: 11 2B: 3 3B: 1 HR: 1	SF: 0 SAC: 0 DP: 1 HBP: 0	WP: 0 PB: 0 SB: 2 CS: 1	PA: 43							
<b>PITCHER</b>	IP	WLS	BF	H	R	ER	SO	BB	IBB	HBP	BLK	WP	HR	S	P	ERA	WHIP										
<b>Chuck Dobson, R</b> ERA: 3.8 <b>Rollie Fingers, R</b> ERA: 3.21 <b>Marcel Lachemann, R</b> ERA: 3.15 (1, 1) (7, 1) (7, 1)	6.0	L	26	8	5	5	7	2	0	0	0	0	0	38	46	7.50	1.667										
	0.1		4	3	3	3	0	0	0	0	0	0	1	4	4	81.00	9.000										
	2.2		12	5	1	1	1	0	0	0	0	0	0	14	14	3.38	1.875										

Seattle Pilots @ Oakland Athletics  
Oakland-Alameda County Coliseum, Oakland, CA  
Wed Sep 10 1969, 7:05 PM PDT  
Att: 1,945 - Unknown

AB 36  
R 9  
H 15  
RBI 8  
BB 2  
SO 8  
LOB 12



Batter	1	2	3	4	5	6	7	8	9	AB	R	H	RBI	BB	SO	LOB	BOTTOM										
<b>Bert Campaneris, R</b> OBP: 0.286, SLG: 0.291 (1, 6)										4	0	0	0	0	0	1											
<b>Ted Kubiak, S</b> OBP: 0.320, SLG: 0.305 (1, 4)										5	1	1	0	0	0	2											
<b>Tito Francona, L</b> OBP: 0.377, SLG: 0.423 (1, 7)										5	1	2	0	0	2	1											
<b>Sal Bando, R</b> OBP: 0.394, SLG: 0.461 (1, 5)										5	1	2	2	0	0	2											
<b>Ray Webster, L</b> OBP: 0.358, SLG: 0.338 (1, 3)										4	1	1	1	0	0	2											
<b>Tommie Reynolds, R</b> OBP: 0.346, SLG: 0.318 (1, 9)										4	0	2	0	0	0	0											
<b>Mike Hershberger, R</b> OBP: 0.269, SLG: 0.246 (1, 8)										3	0	1	0	1	0	1											
<b>Phil Roof, R</b> OBP: 0.335, SLG: 0.291 <b>Bob Johnson, R</b> OBP: 0.321, SLG: 0.320 <b>Larry Haney, R</b> OBP: 0.258, SLG: 0.300 (1, 2) (6, PH) (7, 2)										1	0	0	0	1	0	1											
<b>Chuck Dobson, R</b> OBP: 0.141, SLG: 0.132 <b>Dick Green, R</b> OBP: 0.351, SLG: 0.418 <b>Rollie Fingers, R</b> OBP: 0.235, SLG: 0.235 <b>Marcel Lachemann, R</b> <b>Bobby Brooks, R</b> OBP: 0.545, SLG: 0.333 (1, 1) (6, PH) (7, 1) (7, 1) (9, PH)										2	0	0	0	0	1	3											
<b>Inning Stats</b>	R: 0 E: 0 K: 1 S: 4	H: 0 LOB: 0 BB: 0 P: 5	R: 0 E: 0 K: 1 S: 6	H: 1 LOB: 3 BB: 2 P: 14	R: 0 E: 0 K: 0 S: 3	H: 0 LOB: 0 BB: 0 P: 3	R: 1 E: 0 K: 0 S: 5	H: 2 LOB: 1 BB: 0 P: 5	R: 0 E: 0 K: 0 S: 3	H: 0 LOB: 0 BB: 0 P: 3	R: 2 E: 0 K: 1 S: 9	H: 3 LOB: 2 BB: 0 P: 9	R: 1 E: 0 K: 1 S: 7	H: 2 LOB: 1 BB: 0 P: 7	R: 0 E: 0 K: 1 S: 5	H: 0 LOB: 0 BB: 0 P: 5	R: 0 E: 0 K: 0 S: 4	H: 1 LOB: 2 BB: 1 P: 8	1B: 5 2B: 3 3B: 0 HR: 1	SF: 0 SAC: 0 DP: 1 HBP: 1	WP: 0 PB: 0 SB: 0 CS: 0	PA: 40					
<b>PITCHER</b>	IP	WLS	BF	H	R	ER	SO	BB	IBB	HBP	BLK	WP	HR	S	P	ERA	WHIP										
<b>Gene Brabender, R</b> ERA: 4.37 <b>Diego Segui, R</b> ERA: 3.59 (1, 1) (7, 1)	6.0	W	27	6	3	2	3	2	0	1	0	0	0	30	39	3.00	1.333										
	3.0	S	13	3	1	1	2	1	0	0	0	0	0	16	20	3.00	1.333										

Seattle Pilots @ Oakland Athletics  
Oakland-Alameda County Coliseum, Oakland, CA  
Wed Sep 10 1969, 7:05 PM PDT  
Att: 1,945 - Unknown

AB 36  
R 4  
H 9  
RBI 3  
BB 3  
SO 5  
LOB 17





Batter	1	2	3	4	5	6	7	8	9	AB	R	H	RBI	BB	SO	LOB	TOP					
Sandy Alomar Sr. S (1.4) OBP: 0.292, SLG: 0.277 Billy Cowan, R (8, PH) OBP: 0.286, SLG: 0.397 Marty Perez, R (8.4)	F9		FC5			F7		F8		3	0	0	0	0	0	1	California Angels @ Seattle Pilots Sicks Stadium, Boston, MA Fri Sep 12 1969, 10:05 PM EDT Unknown - 66 F					
Jay Johnstone, L (1.8) OBP: 0.307, SLG: 0.367	K		L3			FC5-4 BB		F5		3	0	0	0	1	1	2						
Jim Fregosi, R (1.6) OBP: 0.354, SLG: 0.373	BB				6-3	F7		WP BB		2	0	0	0	2	0	1						
Bubba Morton, R (1.9) OBP: 0.357, SLG: 0.440	K				K	FC5-4 1-2		K		4	0	0	0	0	3	4						
Rick Reichardt, R (1.7) OBP: 0.317, SLG: 0.374		5-3			F5			P3		4	0	0	0	0	0	0						
Aurelio Rodriguez, R (1.5) OBP: 0.283, SLG: 0.320	F9					P4		FC4-6 1B		4	1	2	1	0	0	0						
Jim Spencer, L (1.3) OBP: 0.300, SLG: 0.364	F7				6-3			FC4-6 1-2		4	0	0	0	0	0	1						
Joe Azcue, R (1.2) OBP: 0.310, SLG: 0.276			E4 SH1-3 FC5 1B			F3		K		4	0	2	0	0	1	1						
Rudy May, L (1.1) OBP: 0.143, SLG: 0.077 Winston Lienas, R (8, PH) OBP: 0.286, SLG: 0.300 Vern Geisbert, R (8.1)			SH1-3			F8		WP BB 1B		1	0	0	0	0	0	1						
			2-3							1	0	1	0	0	0	0						
<b>Inning Stats</b>	R: 0 E: 0 K: 2 S: 7	H: 0 LOB: 1 BB: 1 P: 11	R: 0 E: 0 K: 0 S: 3	H: 0 LOB: 0 BB: 0 P: 3	R: 0 E: 1 K: 0 S: 4	H: 1 LOB: 1 BB: 0 P: 4	R: 0 E: 0 K: 1 S: 5	H: 0 LOB: 0 BB: 0 P: 5	R: 0 E: 0 K: 0 S: 4	H: 1 LOB: 1 BB: 0 P: 4	R: 0 E: 0 K: 0 S: 3	H: 0 LOB: 1 BB: 1 P: 7	R: 1 E: 0 K: 0 S: 4	H: 1 LOB: 0 BB: 0 P: 4	R: 0 E: 0 K: 1 S: 6	H: 1 LOB: 2 BB: 1 P: 10	R: 0 E: 0 K: 1 S: 6	H: 1 LOB: 1 BB: 0 P: 6	1B: 4 2B: 0 3B: 0 HR: 1	SF: 0 SAC: 1 DP: 0 HBP: 0	WP: 1 PB: 0 SB: 0 CS: 0	PA: 35
<b>PITCHER</b> George Brunet, L (1.1) ERA: 4.55	IP: 9.0 WLS: W BF: 35 H: 5 R: 1 ER: 1 SO: 5 BB: 3 IBB: 0 HBP: 0 BLK: 0 WP: 1 HR: 1 S: 42 P: 54 ERA: 1.00 WHIP: 0.889															<b>PITCHER</b>						

Batter	1	2	3	4	5	6	7	8	9	AB	R	H	RBI	BB	SO	LOB	BOTTOM			
Tommy Harper, R (1.5) OBP: 0.355, SLG: 0.318	S E 1B	5-3			S 1B		S 1B BB			3	1	2	0	1	0	0	California Angels @ Seattle Pilots Sicks Stadium, Boston, MA Fri Sep 12 1969, 10:05 PM EDT Unknown - 66 F			
Steve Howley, L (1.8) OBP: 0.360, SLG: 0.390	E3 1B 1-H		G6-4-3 1B		K 1-2		1-H 1B			4	0	2	0	0	1	1				
Wayne Comer, R (1.9) OBP: 0.362, SLG: 0.394	K		F9			HR		P4		4	1	1	1	0	1	2				
Danny Walton, R (1.7) OBP: 0.283, SLG: 0.417	K		G6-4-3 1-2			F8		K		4	0	0	0	0	2	2				
Greg Goossen, R (1.3) OBP: 0.407, SLG: 0.554 John Kennedy, R (8, PR) OBP: 0.337, SLG: 0.344 Don Mincher, L (9.3) OBP: 0.366, SLG: 0.455					CS 1B			1B 2B		4	0	3	0	0	1	0				
Jim Pagliaroni, R (1.2) OBP: 0.325, SLG: 0.444	F8				K	FC5-4 1B		1B		4	0	2	1	0	1	3				
John Donaldson, L (1.4) OBP: 0.320, SLG: 0.285		6-3			K	FC5-4 1-2		4-3		4	0	0	0	0	1	4				
Ray Oyler, R (1.6) OBP: 0.263, SLG: 0.270	F8			CS 1-2	F8		K			3	0	0	0	0	1	0				
George Brunet, R (1.1) OBP: 0.167, SLG: 0.182		HR			K		6-3			3	1	1	1	0	1	0				
<b>Inning Stats</b>	R: 1 E: 1 K: 2 S: 10	H: 2 LOB: 2 BB: 0 P: 10	R: 1 E: 0 K: 0 S: 4	H: 1 LOB: 0 BB: 0 P: 4	R: 0 E: 0 K: 0 S: 3	H: 1 LOB: 0 BB: 0 P: 3	R: 0 E: 0 K: 2 S: 7	H: 1 LOB: 0 BB: 0 P: 7	R: 0 E: 0 K: 2 S: 8	H: 1 LOB: 1 BB: 0 P: 8	R: 1 E: 0 K: 1 S: 7	H: 2 LOB: 1 BB: 0 P: 7	R: 0 E: 0 K: 1 S: 5	H: 1 LOB: 2 BB: 1 P: 9	R: 1 E: 0 K: 1 S: 7	H: 2 LOB: 2 BB: 0 P: 7		1B: 8 2B: 1 3B: 0 HR: 2	SF: 0 SAC: 0 DP: 1 HBP: 0	WP: 0 PB: 0 SB: 3 CS: 1
<b>PITCHER</b> Rudy May, L (1.1) ERA: 3.4 Vern Geisbert, R (8.1) ERA: 6.61	IP: 7.0 WLS: L BF: 29 H: 9 R: 3 ER: 2 SO: 8 BB: 1 IBB: 0 HBP: 0 BLK: 0 WP: 0 HR: 2 S: 44 P: 48 ERA: 2.57 WHIP: 1.429															<b>PITCHER</b>				

AB	31
R	1
H	5
RBI	1
BB	3
SO	5
LOB	12



AB	33
R	4
H	11
RBI	3
BB	1
SO	9
LOB	12










Batter	1	2	3	4	5	6	7	8	9	AB	R	H	RBI	BB	SO	LOB	TOP				
Sandy Alomar Sr. S OBP: 0.294, SLG: 0.278 (1, 4)	0-0 4-3		0-0 4-3			0-0 BB 1B 1B	0-0 6-3		0-3 K	5	1	1	0	0	1	1					
Jim Spencer L OBP: 0.300, SLG: 0.364 (1, 3)	0-0 F9		4-0 BB			0-0 1B BB 1B	0-0 F8		0-0 1B 2B	4	2	2	0	1	0	0					
Jim Fregosi R OBP: 0.356, SLG: 0.376 (1, 6)	0-0 F8		0-0 F8			4-0 1B 1B	0-3 K		0-0 1B 2-H	4	1	1	1	1	1	2					
Rick Reichardt R OBP: 0.315, SLG: 0.371 (1, 7)		0-0 L5		0-0 F8		0-0 BB 1B 1B		0-0 F7	0-0 4-3	5	0	1	1	0	0	1					
Bill Voss L OBP: 0.317, SLG: 0.328 Billy Cowan R OBP: 0.291, SLG: 0.400 (6, PH) (6, 9)		0-0 1B		0-0 4-3		0-0 BB 1B		0-0 F7		2	0	1	0	0	0	0					
Roger Repoz L OBP: 0.252, SLG: 0.272 (1, 8)	0-3 K		0-0 P6			0-3 K		0-0 E 1B		4	0	1	0	0	2	3					
Aurelio Rodriguez R OBP: 0.281, SLG: 0.315 (1, 5)	0-0 F8			0-0 F3		0-0 F9		0-0 E4		4	0	0	0	0	0	4					
Randy Brown L OBP: 0.333, SLG: 0.143 (1, 2)			0-0 4-3 SH3 1B		0-3 K	4-0 1B 2-3 BB		0-0 4-3		3	0	1	0	1	1	2					
Tom Murphy R OBP: 0.175, SLG: 0.172 Steve Kealey R (7, 1) Winston Llenas R OBP: 0.273, SLG: 0.286 (9, PH)			0-0 SH3		0-3 K	0-3 K		0-3 K		2	0	0	0	0	2	3					
<b>Inning Stats</b>	R: 0 E: 0 K: 0 S: 3	H: 0 LOB: 0 BB: 0 P: 3	R: 0 E: 0 K: 1 S: 6	H: 1 LOB: 1 BB: 0 P: 6	R: 0 E: 0 K: 0 S: 4	H: 1 LOB: 2 BB: 1 P: 8	R: 0 E: 0 K: 0 S: 3	H: 0 LOB: 0 BB: 0 P: 3	R: 0 E: 0 K: 2 S: 7	H: 0 LOB: 0 BB: 0 P: 7	R: 0 E: 0 K: 1 S: 5	H: 0 LOB: 0 BB: 0 P: 5	R: 0 E: 1 K: 0 S: 5	H: 1 LOB: 2 BB: 0 P: 5	R: 1 E: 0 K: 2 S: 9	H: 2 LOB: 1 BB: 0 P: 9	1B: 8 2B: 1 3B: 0 HR: 0	SF: 0 SAC: 1 DP: 0 HBP: 0	WP: 0 PB: 0 SB: 0 CS: 0	PA: 40	
<b>PITCHER</b>	IP	WLS	BF	H	R	ER	SO	BB	IBB	HBP	BLK	WP	HR	S	P	ERA	WHIP				
Marty Pattin R ERA: 5.68 (1, 1)	5.0		22	5	3	3	3	2	0	0	0	0	0	26	34	5.40	1.400				
John O'Donoghue L ERA: 3.43 (6, 1)	0.1		2	1	0	0	1	0	0	0	0	0	0	4	4	0.00	3.000				
Diego Segui R ERA: 3.53 (6, 1)	3.2	W	16	3	1	1	4	1	0	0	0	0	0	23	27	2.46	1.091				

California Angels @ Seattle Pilots  
Sicks Stadium, Boston, MA  
Sat Sep 13 1969, 10:05 PM EDT  
Unknown - 62 F


AB 36  
R 4  
H 9  
RBI 4  
BB 3  
SO 8  
LOB 16




Batter	1	2	3	4	5	6	7	8	9	AB	R	H	RBI	BB	SO	LOB	BOTTOM				
Tommy Harper R OBP: 0.353, SLG: 0.315 (1, 5)	0-3 K		0-0 F8		0-0 6-3	0-0 F7				4	0	0	0	0	1	1					
John Donaldson L OBP: 0.324, SLG: 0.286 (1, 4)	0-0 F8			4-0 FC6-4 BB	0-0 S 1B		4-0 L5-3 BB			2	0	1	0	2	0	0					
Wayne Comer R OBP: 0.362, SLG: 0.390 (1, 9)	0-0 4-3			0-0 FC6-4 1B 1-2	0-0 F8		0-0 L5-3		0-0 1-2	4	1	0	0	0	0	3					
Steve Hovley L OBP: 0.363, SLG: 0.394 (1, 8)		4-0 G4-6-3 BB		0-0 1B 1B		0-0 1B 1B		0-0 4-3		3	2	2	0	1	0	0					
Danny Walton R OBP: 0.290, SLG: 0.393 (1, 7)		0-0 P4		0-0 1B 1B		0-0 1B E 1B		0-0 F8		4	1	2	1	0	0	1					
Don Mincher L OBP: 0.386, SLG: 0.452 (1, 3)		0-0 G4-6-3		0-0 1B 1B		0-0 E 1B 1B		0-0 F8		4	1	2	2	0	0	1					
Jerry McNertney R OBP: 0.294, SLG: 0.369 (1, 2)			0-0 FC6-4 1B		0-3 K		0-0 E6 1B 1-3		0-0 F8	4	1	1	0	0	1	3					
Ray Oyler R OBP: 0.261, SLG: 0.268 Sandy Valdespino L OBP: 0.320, SLG: 0.277 Fred Stanley R OBP: 1.000, SLG: 1.333 (6, PH) (7, 6)			0-0 FC6-4 FC9-6 1-2		0-0 F2		0-0 L4			2	0	0	0	0	0	3					
Marty Pattin R OBP: 0.172, SLG: 0.158 John O'Donoghue R OBP: 0.091, SLG: 0.182 Diego Segui R OBP: 0.207, SLG: 0.148 (6, 1) (6, 1)			0-0 FC9-6 1-2		0-0 G3		0-0 1B			1	0	0	0	0	0	0					
<b>Inning Stats</b>	R: 0 E: 0 K: 1 S: 5	H: 0 LOB: 0 BB: 0 P: 5	R: 0 E: 0 K: 0 S: 2	H: 0 LOB: 0 BB: 1 P: 6	R: 0 E: 0 K: 0 S: 4	H: 1 LOB: 1 BB: 0 P: 4	R: 2 E: 0 K: 1 S: 8	H: 3 LOB: 2 BB: 1 P: 12	R: 0 E: 0 K: 0 S: 4	H: 1 LOB: 1 BB: 0 P: 4	R: 4 E: 1 K: 0 S: 7	H: 4 LOB: 0 BB: 0 P: 7	R: 0 E: 0 K: 0 S: 2	H: 0 LOB: 0 BB: 1 P: 6	R: 0 E: 0 K: 0 S: 3	H: 0 LOB: 0 BB: 0 P: 3	1B: 9 2B: 1 3B: 0 HR: 0	SF: 0 SAC: 0 DP: 2 HBP: 0	WP: 0 PB: 0 SB: 1 CS: 0	PA: 34	
<b>PITCHER</b>	IP	WLS	BF	H	R	ER	SO	BB	IBB	HBP	BLK	WP	HR	S	P	ERA	WHIP				
Tom Murphy R ERA: 3.73 (1, 1)	6.0	L	28	9	6	5	2	2	0	0	0	0	0	30	38	7.50	1.833				
Steve Kealey R ERA: 4.2 (7, 1)	2.0		6	0	0	0	0	1	0	0	0	0	0	5	9	0.00	0.500				


California Angels @ Seattle Pilots  
Sicks Stadium, Boston, MA  
Sat Sep 13 1969, 10:05 PM EDT  
Unknown - 62 F

AB 31  
R 6  
H 9  
RBI 5  
BB 3  
SO 2  
LOB 15





Batter	1	2	3	4	5	6	7	8	9	AB	R	H	RBI	BB	SO	LOB	TOP							
<b>Sandy Alomar Sr. S</b> OBP: 0.297, SLG: 0.280 (1, 4)	0-0 1-3		0-0 F7		4-0 S 3B BB		0-0 1B		0-0 S 1B	4	2	2	0	1	0	0	<b>California Angels @ Seattle Pilots</b> Sicks Stadium, Boston, MA Sat Sep 13 1969, 10:05 PM EDT Att: 11,184 - Unknown  <b>AB 35</b> <b>R 4</b> <b>H 9</b> <b>RBI 4</b> <b>BB 4</b> <b>SO 6</b> <b>LOB 14</b>							
<b>Jim Spencer L</b> OBP: 0.304, SLG: 0.373 (1, 3)	0-0 BB 1B		0-0 P5		0-0 1-H 3B		0-0 1-2 9-3		0-0 1-H 1B	5	1	3	2	0	0	1								
<b>Jim Fregosi R</b> OBP: 0.355, SLG: 0.373 (1, 6)	4-0 1B 1-2 BB		0-3 K		0-0 F7		0-3 K		0-0 F8	4	0	0	0	1	2	2								
<b>Rick Reichardt R</b> OBP: 0.313, SLG: 0.367 (1, 7)	0-3 K			0-0 F9		0-0 5-3		0-3 K		4	0	0	0	0	2	2								
<b>Bill Voss L</b> OBP: 0.322, SLG: 0.333 (1, 9)	0-0 1-3 2-H 1B			0-0 1B		0-0 S 1B		0-3 K		4	1	3	1	0	1	0								
<b>Roger Repoz L</b> OBP: 0.257, SLG: 0.269 (1, 8)	0-0 F9			0-0 P5		4-0 1B 1-2 BB		4-0 FC5-4 BB		2	0	0	0	2	0	3								
<b>Aurelio Rodriguez R</b> OBP: 0.281, SLG: 0.315 (1, 5)		0-0 1-3		0-0 P5		0-0 1-3 2-H 1B		0-0 FC5-4 1-2		4	0	1	1	0	0	2								
<b>Joe Azcue R</b> OBP: 0.306, SLG: 0.272 (1, 2)		0-0 5-3			0-0 F7		0-0 FC1-2-5 1-2 3-H		0-0 F5	4	0	0	0	0	0	2								
<b>Eddie Fisher R</b> (1, 1)		0-3 K			0-0 P3		0-0 4-3		0-0 5-3	4	0	0	0	0	1	2								
<b>Ken Tatum R</b> OBP: 0.368, SLG: 0.722 (9, 1)										0	0	0	0	0	0	0								
<b>Inning Stats</b>	R: 1 E: 0 K: 1 S: 7	H: 2 LOB: 2 BB: 1 P: 11	R: 0 E: 0 K: 1 S: 5	H: 0 LOB: 0 BB: 0 P: 5	R: 0 E: 0 K: 1 S: 5	H: 0 LOB: 0 BB: 0 P: 5	R: 0 E: 0 K: 0 S: 4	H: 1 LOB: 1 BB: 0 P: 4	R: 1 E: 0 K: 0 S: 4	H: 1 LOB: 1 BB: 1 P: 8	R: 1 E: 0 K: 0 S: 5	H: 2 LOB: 2 BB: 1 P: 9	R: 0 E: 0 K: 1 S: 5	H: 1 LOB: 0 BB: 0 P: 5	R: 0 E: 0 K: 2 S: 7	H: 0 LOB: 1 BB: 1 P: 11	R: 1 E: 0 K: 0 S: 5	H: 2 LOB: 1 BB: 0 P: 5	R: 1 E: 0 K: 0 S: 5	H: 2 LOB: 1 BB: 0 P: 5	1B: 8 2B: 1 3B: 1 HR: 0	SF: 0 SAC: 0 DP: 1 HBP: 0	WP: 0 PB: 0 SB: 4 CS: 0	PA: 39
<b>PITCHER</b>	IP WLS BF H R ER SO BB IBB HBP BLK WP HR S P ERA WHIP																							
<b>Miguel Fuentes R</b> ERA: 2.2 (1, 1)	5.1 L 25 6 3 3 3 3 0 0 0 0 0 0 28 40 5.06 1.688																							
<b>Doolley Womack R</b> ERA: 3.25 (6, 1)	0.2 2 0 0 0 0 0 0 0 0 0 0 0 2 2 0.00 0.000																							
<b>John Gelnar R</b> ERA: 3.44 (7, 1)	3.0 12 3 1 1 3 1 0 0 0 0 0 0 17 21 3.00 1.333																							

Batter	1	2	3	4	5	6	7	8	9	AB	R	H	RBI	BB	SO	LOB	BOTTOM			
<b>John Kennedy R</b> OBP: 0.324, SLG: 0.330 (1, 5)	0-3 K		0-0 6-3			0-0 F2			0-0 P3	4	0	0	0	0	1	2	<b>California Angels @ Seattle Pilots</b> Sicks Stadium, Boston, MA Sat Sep 13 1969, 10:05 PM EDT Att: 11,184 - Unknown  <b>AB 31</b> <b>R 2</b> <b>H 6</b> <b>RBI 2</b> <b>BB 1</b> <b>SO 3</b> <b>LOB 7</b>			
<b>John Donaldson L</b> OBP: 0.323, SLG: 0.283 (1, 4)	0-0 F7			0-0 6-3			0-0 F7		4-0 1B 1-2 BB	3	0	0	0	1	0	0				
<b>Wayne Comer R</b> OBP: 0.359, SLG: 0.387 (1, 9)	0-0 6-3			0-0 F8			0-0 6-3		0-0 F9	4	0	0	0	0	0	2				
<b>Steve Hovley L</b> OBP: 0.365, SLG: 0.395 (1, 8)		0-0 G6-4-3 1B		0-0 P6			0-3 K		0-0 1-2 2-H 1B	4	0	2	1	0	1	0				
<b>Danny Walton R</b> OBP: 0.273, SLG: 0.367 (1, 7)		0-0 G6-4-3 1-2			0-0 6-3			0-0 F7	0-3 K	4	0	0	0	0	1	3				
<b>Don Mincher L</b> OBP: 0.396, SLG: 0.452 (1, 3)		0-0 CS 1B			0-0 G3			0-0 F8		3	0	1	0	0	0	0				
<b>Jim Pagliaroni R</b> OBP: 0.322, SLG: 0.434 (1, 2)		0-0 CS 1-2	0-0 L5		0-0 F8			0-0 5-3		3	0	0	0	0	0	0				
<b>Fred Stanley R</b> OBP: 0.714, SLG: 1.167 (1, 6)			0-0 4-3			0-0 F5			0-0 1B 3B	3	1	1	0	0	0	0				
<b>Miguel Fuentes R</b> OBP: 0.500, SLG: 0.500 (6, 1)						0-0 6-3			0-0 1B 3B	1	0	1	0	0	0	0				
<b>Doolley Womack L</b> OBP: 0.197, SLG: 0.197 (6, 1)									0-0 1B	0	0	0	0	0	0	0				
<b>Sandy Virdempote L</b> OBP: 0.316, SLG: 0.275 (7, 1)										0	0	0	0	0	0	0				
<b>John Gelnar R</b> OBP: 0.344, SLG: 0.462 (6, 1)										0	0	1	1	0	0	0				
<b>Steve Whitaker R</b> OBP: 0.347, SLG: 0.462 (6, 1)										0	1	0	0	0	0	0				
<b>Mike Hagan L</b> OBP: 0.427, SLG: 0.441 (6, 1)										0	1	0	0	0	0	0				
<b>Inning Stats</b>	R: 0 E: 0 K: 1 S: 5	H: 0 LOB: 0 BB: 0 P: 5	R: 0 E: 0 K: 0 S: 3	H: 2 LOB: 0 BB: 0 P: 3	R: 0 E: 0 K: 0 S: 4	H: 1 LOB: 1 BB: 0 P: 4	R: 0 E: 0 K: 0 S: 3	H: 0 LOB: 0 BB: 0 P: 3	R: 0 E: 0 K: 0 S: 3	H: 0 LOB: 0 BB: 0 P: 3	R: 0 E: 0 K: 1 S: 5	H: 0 LOB: 0 BB: 0 P: 5	R: 0 E: 0 K: 0 S: 3	H: 0 LOB: 0 BB: 0 P: 3	R: 2 E: 0 K: 1 S: 8	H: 3 LOB: 2 BB: 1 P: 12	1B: 5 2B: 0 3B: 1 HR: 0	SF: 0 SAC: 0 DP: 1 HBP: 0	WP: 0 PB: 0 SB: 0 CS: 1	PA: 33
<b>PITCHER</b>	IP WLS BF H R ER SO BB IBB HBP BLK WP HR S P ERA WHIP																			
<b>Eddie Fisher R</b> ERA: 3.58 (1, 1)	8.0 W 27 5 2 2 2 2 0 0 0 0 0 0 31 31 2.25 0.625																			
<b>Ken Tatum R</b> ERA: 1.35 (9, 1)	1.0 S 5 1 0 0 1 1 0 0 0 0 0 0 6 10 0.00 2.000																			



Batter	1	2	3	4	5	6	7	8	9	AB	R	H	RBI	BB	SO	LOB	TOP								
<b>Sandy Alomar Sr. S</b> OBP: 0.288, SLG: 0.281 (1, 4)	0-0 6-3		0-0 S 4-3 6-3 1B	0-0 F8			0-0 SH1-4 1B	0-0 1-3		5	2	2	0	0	0	3									
<b>Jim Spencer L</b> OBP: 0.303, SLG: 0.372 (1, 3)	0-0 BB 1B		0-0 4-3 1-2		0-3 K		0-0 SH1-4 1-2		0-0 F8	4	0	1	0	0	1	1									
<b>Jim Fregosi R</b> OBP: 0.359, SLG: 0.375 (1, 6)	4-0 1-2 BB		0-0 6-3 2-H		4-0 G5-3 1B BB		0-0 3B 1B		0-0 E 5-3 1B	3	1	2	2	2	0	0									
<b>Rick Reichardt R</b> OBP: 0.316, SLG: 0.374 (1, 7)	0-3 K		0-0 1B		0-0 1-2 1B		0-0 1-H 3B		0-0 5-3	5	0	3	1	0	1	3									
<b>Billy Cowan R</b> OBP: 0.275, SLG: 0.376 (1, 8)	0-0 6-3		0-0 6-3		0-0 G5-3 2-3f		0-3 K		0-0 E5	5	0	0	0	0	1	7									
<b>Jarvis Tatum R</b> OBP: 0.143, SLG: 0.143 (1, 9)		0-3 K		0-0 SH1-4 1B		0-0 5-3		0-3 K	0-0 K	5	0	1	0	0	3	3									
<b>Aurelio Rodriguez R</b> OBP: 0.282, SLG: 0.322 (1, 5)		0-0 6-3		0-0 F7		0-0 HR		0-0 CS 5-3 1B		4	1	2	1	0	0	1	AB 38								
<b>Joe Azcue R</b> OBP: 0.309, SLG: 0.275 (1, 2)		0-0 WP 1B		0-0 SH1-4 1B		0-0 3-1		0-0 5-3		4	0	2	0	0	0	1	R 4								
<b>Andy Messersmith R</b> OBP: 0.244, SLG: 0.197 (1, 1)	0-3 K		0-3 SH1-4		0-0 1-3		0-0 1B			3	0	1	0	0	1	1	H 14								
<b>Inning Stats</b>	R: 0 E: 0 K: 1 S: 6	H: 1 LOB: 2 BB: 1 P: 10	R: 0 E: 0 K: 2 S: 8	H: 1 LOB: 1 BB: 0 P: 8	R: 1 E: 0 K: 0 S: 5	H: 2 LOB: 1 BB: 0 P: 5	R: 0 E: 0 K: 0 S: 5	H: 2 LOB: 2 BB: 0 P: 5	R: 0 E: 0 K: 1 S: 5	H: 1 LOB: 0 BB: 1 P: 9	R: 1 E: 0 K: 0 S: 4	H: 1 LOB: 0 BB: 0 P: 4	R: 2 E: 0 K: 2 S: 10	H: 3 LOB: 1 BB: 0 P: 10	R: 0 E: 0 K: 0 S: 4	H: 2 LOB: 1 BB: 0 P: 4	R: 0 E: 1 K: 1 S: 7	H: 1 LOB: 2 BB: 0 P: 7	1B: 12 2B: 0 3B: 1 HR: 1	SF: 0 SAC: 2 DP: 1 HBP: 0	WP: 1 PB: 0 SB: 1 CS: 1	PA: 42			
<b>PITCHER</b>	IP	WLS	BF	H	R	ER	SO	BB	IBB	HBP	BLK	WP	HR	S	P	ERA	WHIP								
<b>Steve Barber, L</b> ERA: 5.3 (1, 1)	6.1	L	30	10	4	4	4	2	0	0	0	1	1	36	44	5.68	1.895								
<b>Doolley Womack, R</b> ERA: 3.17 (7, 1)	1.2		7	3	0	0	2	0	0	0	0	0	0	11	11	0.00	1.800								
<b>Bob Locker, R</b> ERA: 3.26 (9, 1)	1.0		5	1	0	0	1	0	0	0	0	0	0	7	7	0.00	1.000								

California Angels @ Seattle Pilots  
Sicks Stadium, Boston, MA  
Sun Sep 14 1969, 6:33 AM EDT  
Att. 4,216 - Unknown - 60 F

AB 38  
R 4  
H 14  
RBI 4  
BB 2  
SO 7  
LOB 20



Batter	1	2	3	4	5	6	7	8	9	AB	R	H	RBI	BB	SO	LOB	BOTTOM								
<b>Tommy Harper R</b> OBP: 0.351, SLG: 0.312 (1, 5)	0-3 K		0-3 K		0-0 F7			0-3 K		4	0	0	0	0	3	0									
<b>John Donaldson L</b> OBP: 0.319, SLG: 0.279 (1, 4)	0-3 K		0-0 4-3		0-0 F8			0-0 F8		4	0	0	0	0	1	0									
<b>Wayne Comer R</b> OBP: 0.358, SLG: 0.384 (1, 9)	0-0 P4			4-0 BB 1B BB		0-0 5-3			0-0 F8	3	1	0	0	1	0	0									
<b>Steve Hovley L</b> OBP: 0.363, SLG: 0.393 (1, 8)		0-0 4-3		0-3 K		0-0 4-3			0-0 S 1B	4	1	1	0	0	1	1									
<b>Danny Walton R</b> OBP: 0.271, SLG: 0.349 (1, 7)		1-0 BB HBP		0-0 F8		0-3 K			0-3 K	3	0	0	0	0	2	2									
<b>Don Mincher L</b> OBP: 0.387, SLG: 0.451 (1, 3)		0-0 F5		4-0 FC5 1B BB		0-0 F8			0-0 F8	3	0	1	1	1	0	1									
<b>Mike Hegan L</b> OBP: 0.427, SLG: 0.481 (9, FR)		0-0 F5		1-2 BB		0-0 F8			0-0 2-H 1B	0	0	0	0	0	0	0									
<b>Jerry McNertney R</b> OBP: 0.296, SLG: 0.368 (1, 2)		4-0 1-2 BB		0-0 1-2 2-H 1B		0-0 F8			0-0 F9	3	0	1	1	1	0	1	AB 30								
<b>Fred Stanley R</b> OBP: 0.500, SLG: 0.778 (1, 6)		0-3 K		0-0 FC5		0-3 K				3	0	0	0	0	2	4	R 2								
<b>Steve Barber L</b> OBP: 0.273, SLG: 0.333 (1, 1)			0-3 K		0-3 K				0-0 5-3	2	0	0	0	0	2	0	H 3								
<b>Doolley Womack L</b> OBP: 0.197, SLG: 0.167 (7, 1)										0	0	0	0	0	0	0	RBI 2								
<b>Sandy Valdespino L</b> OBP: 0.315, SLG: 0.273 (8, PH)										1	0	0	0	0	0	0	BB 3								
<b>Bob Locker S</b> OBP: 0.143, SLG: 0.077 (9, 1)										0	0	0	0	0	0	0	SO 11								
<b>Inning Stats</b>	R: 0 E: 0 K: 2 S: 7	H: 0 LOB: 0 BB: 0 P: 7	R: 0 E: 0 K: 1 S: 5	H: 0 LOB: 2 BB: 1 P: 10	R: 0 E: 0 K: 2 S: 7	H: 0 LOB: 0 BB: 0 P: 7	R: 1 E: 0 K: 1 S: 6	H: 1 LOB: 2 BB: 2 P: 14	R: 0 E: 0 K: 1 S: 5	H: 0 LOB: 0 BB: 0 P: 5	R: 0 E: 0 K: 1 S: 5	H: 0 LOB: 0 BB: 0 P: 5	R: 0 E: 0 K: 1 S: 5	H: 0 LOB: 0 BB: 0 P: 5	R: 0 E: 0 K: 1 S: 5	H: 0 LOB: 1 BB: 0 P: 5	R: 1 E: 0 K: 1 S: 7	H: 2 LOB: 1 BB: 0 P: 7	1B: 3 2B: 0 3B: 0 HR: 0	SF: 0 SAC: 0 DP: 0 HBP: 1	WP: 0 PB: 0 SB: 1 CS: 0	PA: 34			
<b>PITCHER</b>	IP	WLS	BF	H	R	ER	SO	BB	IBB	HBP	BLK	WP	HR	S	P	ERA	WHIP								
<b>Andy Messersmith, R</b> ERA: 2.53 (1, 1)	9.0	W	34	3	2	2	11	3	0	1	0	0	0	52	65	2.00	0.667								

California Angels @ Seattle Pilots  
Sicks Stadium, Boston, MA  
Sun Sep 14 1969, 6:33 AM EDT  
Att. 4,216 - Unknown - 60 F

AB 30  
R 2  
H 3  
RBI 2  
BB 3  
SO 11  
LOB 9





Batter	1	2	3	4	5	6	7	8	9	AB	R	H	RBI	BB	SO	LOB	TOP										
<b>Tommy Harper, R</b> OBP: 0.351, SLG: 0.313 (1, 5)	F3		K					SH3-4		3	0	1	0	0	1	0	<b>Seattle Pilots @ Kansas City Royals</b> Municipal Stadium, Kansas City, MO Mon Sep 15 1969, 8:05 PM EDT Att: 7,238 - Unknown - 75 F										
<b>John Donaldson, L</b> OBP: 0.316, SLG: 0.279 (1, 4)	4-3			F8				F9		4	0	1	1	0	0	1											
<b>Wayne Comer, R</b> OBP: 0.359, SLG: 0.384 (1, 9)	K				4-3					3	1	1	1	1	1	0											
<b>Steve Hovley, L</b> OBP: 0.358, SLG: 0.387 (1, 8)		F9		4-3				F7		4	0	0	0	0	0	2											
<b>Danny Walton, R</b> OBP: 0.270, SLG: 0.343 (1, 7)				E5						4	0	1	0	0	0	0											
<b>Steve Whitaker, L</b> OBP: 0.344, SLG: 0.407 (9, 7)									5-3	0	0	0	0	0	0	0											
<b>Don Mincher, L</b> OBP: 0.364, SLG: 0.446 (1, 3)		F8		F6				F8	F5	4	0	0	0	0	0	2											
<b>Jerry McNertney, R</b> OBP: 0.293, SLG: 0.364 (1, 2)		F6			L7			F7	K	4	0	0	0	0	1	1											
<b>Ray Oyler, R</b> OBP: 0.261, SLG: 0.269 (1, 6)			K					F7		3	1	1	0	0	1	0											
<b>Gene Brabender, R</b> OBP: 0.164, SLG: 0.185 (1, 1)			K							3	1	1	0	0	2	1											
<b>Diego Segui, R</b> OBP: 0.207, SLG: 0.148 (8, 1)										0	0	0	0	0	0	0											
<b>Inning Stats</b>	R: 0 E: 0 K: 1 S: 5	H: 0 LOB: 0 BB: 0 P: 5	R: 0 E: 0 K: 0 S: 4	H: 1 LOB: 1 BB: 0 P: 4	R: 0 E: 0 K: 3 S: 9	H: 0 LOB: 0 BB: 0 P: 9	R: 1 E: 1 K: 0 S: 4	H: 0 LOB: 1 BB: 1 P: 8	R: 1 E: 0 K: 1 S: 7	H: 3 LOB: 2 BB: 0 P: 7	R: 0 E: 0 K: 0 S: 3	H: 0 LOB: 0 BB: 0 P: 3	R: 0 E: 0 K: 0 S: 3	H: 0 LOB: 0 BB: 0 P: 3	R: 1 E: 0 K: 0 S: 5	H: 2 LOB: 1 BB: 0 P: 5	R: 0 E: 0 K: 1 S: 5	H: 0 LOB: 0 BB: 0 P: 5	1B: 6 2B: 0 3B: 0 HR: 0	SF: 0 SAC: 1 DP: 0 HBP: 0	WP: 0 PB: 0 SB: 0 CS: 0	PA: 34					
<b>PITCHER</b>	IP	WLS	BF	H	R	ER	SO	BB	IBB	HBP	BLK	WP	HR	S	P	ERA	WHIP										
<b>Jerry Cram, R</b> ERA: 2.77 (1, 1)	7.0	L	26	4	2	1	5	1	0	0	0	0	0	35	39	1.29	0.714										
<b>Al Fitzmorris, R</b> ERA: 4.75 (8, 1)	2.0	S	8	2	1	1	1	0	0	0	0	0	0	10	10	4.50	1.000										

Batter	1	2	3	4	5	6	7	8	9	AB	R	H	RBI	BB	SO	LOB	BOTTOM										
<b>Pat Kelly, L</b> OBP: 0.357, SLG: 0.404 (1, 9)	E BB WP 1B		4-3					2B		3	2	2	0	1	0	0	<b>Seattle Pilots @ Kansas City Royals</b> Municipal Stadium, Kansas City, MO Mon Sep 15 1969, 8:05 PM EDT Att: 7,238 - Unknown - 75 F										
<b>Mike Fiore, L</b> OBP: 0.410, SLG: 0.419 (1, 3)	E 1-2 BB		F7		F9			K		3	0	0	0	1	1	2											
<b>Ed Kirkpatrick, L</b> OBP: 0.345, SLG: 0.404 (1, 8)	K 1-2 2-H			S 1B	4-1			3-1 1-H 2B		4	0	2	1	0	1	2											
<b>Joe Foy, R</b> OBP: 0.355, SLG: 0.361 (1, 5)	L4							3-1		3	0	0	0	1	1	2											
<b>Joe Keough, L</b> OBP: 0.261, SLG: 0.205 (1, 7)	F5		1-3					6-3		3	0	0	0	0	0	3											
<b>Hawk Taylor, R</b> OBP: 0.316, SLG: 0.432 (8, PH)										1	0	0	0	0	0	1											
<b>Bob Oliver, R</b> OBP: 0.295, SLG: 0.402 (9, 7)										0	0	0	0	0	0	0											
<b>Luis Alcaraz, R</b> OBP: 0.285, SLG: 0.290 (1, 4)		6-3			F7			F9		4	0	0	0	0	0	0											
<b>Elie Rodriguez, R</b> OBP: 0.337, SLG: 0.299 (1, 2)										2	0	0	0	0	0	0											
<b>George Spriggs, L</b> OBP: 0.250, SLG: 0.286 (7, PH)		F4			F9			6-3		1	0	0	0	0	0	0											
<b>Juan Rios, R</b> OBP: 0.261, SLG: 0.278 (8, 6)										0	0	0	0	0	0	0											
<b>Jerry Adair, R</b> OBP: 0.278, SLG: 0.294 (9, PH)										1	0	0	0	0	1	0											
<b>Jackie Hernandez, R</b> OBP: 0.281, SLG: 0.286 (1, 6)										1	0	0	0	1	0	0											
<b>Billy Harris, L</b> OBP: 0.333, SLG: 0.500 (7, PH)					L8					1	0	0	0	0	0	0											
<b>Al Fitzmorris, S</b> (8, 1)										0	0	0	0	0	0	0											
<b>Lou Piniella, R</b> OBP: 0.325, SLG: 0.421 (9, PH)										1	0	0	0	0	0	0											
<b>Jerry Cram, R</b> (1, 1)										2	0	0	0	0	1	1											
<b>Buck Martinez, R</b> OBP: 0.262, SLG: 0.347 (7, PH) (8, 2)		F8								1	0	0	0	0	0	0											
<b>Inning Stats</b>	R: 1 E: 1 K: 1 S: 6	H: 1 LOB: 1 BB: 1 P: 10	R: 0 E: 0 K: 0 S: 3	H: 0 LOB: 1 BB: 1 P: 7	R: 0 E: 0 K: 0 S: 4	H: 1 LOB: 2 BB: 1 P: 8	R: 0 E: 0 K: 0 S: 3	H: 0 LOB: 0 BB: 0 P: 3	R: 0 E: 0 K: 1 S: 6	H: 1 LOB: 1 BB: 0 P: 6	R: 0 E: 0 K: 1 S: 5	H: 0 LOB: 0 BB: 0 P: 5	R: 0 E: 0 K: 0 S: 3	H: 0 LOB: 0 BB: 0 P: 3	R: 1 E: 0 K: 1 S: 6	H: 1 LOB: 1 BB: 1 P: 10	R: 0 E: 0 K: 1 S: 5	H: 0 LOB: 0 BB: 0 P: 5	1B: 2 2B: 2 3B: 0 HR: 0	SF: 0 SAC: 0 DP: 0 HBP: 0	WP: 1 PB: 0 SB: 1 CS: 0	PA: 35					
<b>PITCHER</b>	IP	WLS	BF	H	R	ER	SO	BB	IBB	HBP	BLK	WP	HR	S	P	ERA	WHIP										
<b>Gene Brabender, R</b> ERA: 4.26 (1, 1)	7.0	W	28	3	2	1	3	4	0	0	0	0	0	30	46	1.29	1.000										
<b>Diego Segui, R</b> ERA: 3.45 (8, 1)	2.0	S	7	1	0	0	2	0	0	0	0	0	0	11	11	0.00	0.500										





Batter	1	2	3	4	5	6	7	8	9	AB	R	H	RBI	BB	SO	LOB	TOP			
Tommy Harper, R OBP: 0.348, SLG: 0.310	F9		1-3		G1-6-3					4	0	0	0	0	0	2	<b>Seattle Pilots @ Kansas City Royals</b> Municipal Stadium, Kansas City, MO Tue Sep 16 1969, 8:05 PM EDT Att. 7,282 - Unknown - 70 F			
John Donaldson, L OBP: 0.315, SLG: 0.275	4-3		F4					L4		4	0	0	0	0	0	1				
Wayne Comer, R OBP: 0.357, SLG: 0.380	E5		K						F9	4	0	0	0	0	1	0				
Steve Hovley, L OBP: 0.357, SLG: 0.385	FC								F7	4	0	1	0	0	0	1				
Danny Walton, R OBP: 0.269, SLG: 0.329		F6							F7	3	0	0	0	0	0	0				
Don Mincher, L OBP: 0.394, SLG: 0.444		1B SF9 BB								2	1	0	0	1	1	1				
Jerry McNertney, R OBP: 0.293, SLG: 0.364										3	0	1	0	0	1	1				
Fred Stanley, R OBP: 0.462, SLG: 0.818		SF9								2	0	1	1	0	0	0				
Bob Meyer, R OBP: 0.111, SLG: 0.111		FC6-4								3	0	1	0	0	1	2				
<b>Inning Stats</b>	R: 0 E: 1 K: 0 S: 4	H: 0 LOB: 1 BB: 0 P: 4	R: 1 E: 0 K: 0 S: 4	H: 1 LOB: 1 BB: 1 P: 8	R: 0 E: 0 K: 1 S: 5	H: 0 LOB: 0 BB: 0 P: 5	R: 0 E: 0 K: 1 S: 5	H: 1 LOB: 1 BB: 0 P: 6	R: 0 E: 0 K: 0 S: 3	H: 0 LOB: 0 BB: 0 P: 3	R: 0 E: 0 K: 1 S: 5	H: 0 LOB: 0 BB: 0 P: 5	R: 0 E: 0 K: 1 S: 6	H: 1 LOB: 1 BB: 0 P: 6	R: 0 E: 0 K: 0 S: 3	H: 0 LOB: 0 BB: 0 P: 3	1B: 3 2B: 1 3B: 0 HR: 0	SF: 1 SAC: 0 DP: 1 HBP: 1	WP: 0 PB: 0 SB: 0 CS: 0	PA: 32
<b>PITCHER</b> Wally Bunker, R ERA: 3.11	IP: 9.0 WLS: W BF: 32 H: 4 R: 1 ER: 1 SO: 4 BB: 1 IBB: 0 HBP: 1 BLK: 0 WP: 0 HR: 0 S: 38 P: 43 ERA: 1.00 WHIP: 0.556															<b>PITCHER</b>				

Batter	1	2	3	4	5	6	7	8	9	AB	R	H	RBI	BB	SO	LOB	BOTTOM			
Jackie Hernandez, R OBP: 0.281, SLG: 0.284	F8									3	0	0	0	1	1	2	<b>Seattle Pilots @ Kansas City Royals</b> Municipal Stadium, Kansas City, MO Tue Sep 16 1969, 8:05 PM EDT Att. 7,282 - Unknown - 70 F			
Scott Northey, R OBP: 0.225, SLG: 0.156	F9									4	0	0	0	0	1	3				
Luis Alcaraz, R OBP: 0.237, SLG: 0.257	F8									4	0	0	0	0	1	2				
Chuck Harrison, R OBP: 0.280, SLG: 0.303										3	1	2	0	0	0	0				
Paul Schaaf, R OBP: 0.346, SLG: 0.321										2	0	0	0	1	0	1				
Buck Martinez, R OBP: 0.258, SLG: 0.341										3	0	0	0	0	0	3				
Lou Piniella, R OBP: 0.325, SLG: 0.422										2	0	1	1	0	0	1				
Bob Oliver, R OBP: 0.295, SLG: 0.401										3	1	1	0	0	0	2				
Wally Bunker, R OBP: 0.188, SLG: 0.185										2	0	1	1	1	0	0				
<b>Inning Stats</b>	R: 0 E: 0 K: 0 S: 3	H: 0 LOB: 0 BB: 0 P: 3	R: 1 E: 0 K: 0 S: 4	H: 1 LOB: 1 BB: 1 P: 8	R: 0 E: 0 K: 1 S: 4	H: 0 LOB: 0 BB: 1 P: 8	R: 0 E: 0 K: 0 S: 3	H: 0 LOB: 0 BB: 0 P: 3	R: 0 E: 0 K: 0 S: 3	H: 1 LOB: 0 BB: 0 P: 7	R: 0 E: 0 K: 0 S: 4	H: 1 LOB: 1 BB: 0 P: 4	R: 1 E: 0 K: 2 S: 9	H: 2 LOB: 1 BB: 0 P: 9	R: 0 E: 0 K: 0 S: 3	H: 0 LOB: 0 BB: 0 P: 7	1B: 3 2B: 2 3B: 0 HR: 0	SF: 1 SAC: 0 DP: 1 HBP: 0	WP: 0 PB: 1 SB: 0 CS: 1	PA: 31
<b>PITCHER</b> Bob Meyer, L ERA: 3.04	IP: 8.0 WLS: L BF: 30 H: 5 R: 2 ER: 1 SO: 3 BB: 3 IBB: 0 HBP: 0 BLK: 0 WP: 0 HR: 0 S: 33 P: 45 ERA: 1.12 WHIP: 1.000															<b>PITCHER</b>				

AB	29
R	1
H	4
RBI	1
BB	1
SO	4
LOB	8

AB	26
R	2
H	5
RBI	2
BB	3
SO	3
LOB	14









Batter	1	2	3	4	5	6	7	8	9	AB	R	H	RBI	BB	SO	LOB	TOP			
John Donaldson, L (1,4) OBP: 0.313, SLG: 0.285	4-3		HR		G3		L9			4	1	1	1	0	0	1	<b>Seattle Pilots @ Chicago White Sox</b> Comiskey Park, Chicago, IL Wed Sep 17 1969, 8:05 PM EDT Att: 3,643 - Unknown			
John Kennedy, R (1,5) OBP: 0.306, SLG: 0.310	F7		F4		5-3		K			4	0	0	0	0	1	1				
Diego Segui, R (7,1) OBP: 0.207, SLG: 0.148	F8		6-4 BB							3	0	0	0	1	0	0				
Steve Hovley, L (1,8) OBP: 0.354, SLG: 0.386			BB		G3			F8		3	0	1	0	1	0	0				
Don Mincher, L (1,3) OBP: 0.365, SLG: 0.443		F8	BB	1-2 BB		HBP		K		3	0	1	0	1	1	0				
Steve Whitaker, L (1,9) OBP: 0.351, SLG: 0.417		FC3-6	6-4		1-2 HBP	1B		F7		3	0	1	0	0	0	2				
Sandy Valdespino, L (1,7) OBP: 0.314, SLG: 0.267		FC3-6	2B	2-3	5-3				F7	3	0	0	0	1	0	2				
Merritt Ranew, L (1,2) OBP: 0.322, SLG: 0.263		FC3-6	BB		F7			F8		4	0	0	0	0	0	4				
Ron Clark, R (1,6) OBP: 0.260, SLG: 0.233					F4				F8											
Tommy Harper, R (7,PH) OBP: 0.350, SLG: 0.311							K		K	1	0	0	0	1	0	0				
Skip Lockwood, R (1,1)										2	0	0	0	0	1	3				
Greg Goossen, R (7,PH) OBP: 0.403, SLG: 0.542										1	0	1	0	0	0	0				
Mike Hegan, L (7,PR) OBP: 0.427, SLG: 0.461										0	0	0	0	0	0	0				
Fred Stanley, R (7,6) OBP: 0.471, SLG: 0.714										0	0	0	0	0	0	0				
<b>Inning Stats</b>	R: 0 E: 0 K: 0 S: 3	H: 0 LOB: 0 BB: 0 P: 3	R: 0 E: 0 K: 1 S: 6	H: 1 LOB: 3 BB: 2 P: 14	R: 1 E: 0 K: 0 S: 3	H: 1 LOB: 1 BB: 2 P: 11	R: 0 E: 0 K: 0 S: 3	H: 0 LOB: 0 BB: 0 P: 3	R: 0 E: 0 K: 2 S: 4	H: 1 LOB: 2 BB: 0 P: 5	R: 0 E: 0 K: 1 S: 5	H: 1 LOB: 1 BB: 0 P: 8	R: 0 E: 0 K: 1 S: 5	H: 0 LOB: 0 BB: 0 P: 5	R: 0 E: 0 K: 1 S: 5	H: 0 LOB: 0 BB: 0 P: 5	1B: 2 2B: 2 3B: 0 HR: 1	SF: 0 SAC: 0 DP: 1 HBP: 1	WP: 0 PB: 0 CS: 0	PA: 35
<b>PITCHER</b> Billy Wynne, R (1,1) ERA: 4.01	IP: 9.0 WLS: W BF: 35 H: 4 R: 1 ER: 1 SO: 5 BB: 4 IBB: 0 HBP: 1 BLK: 0 WP: 0 HR: 1 S: 40 P: 57 ERA: 1.00 WHIP: 0.889																			

Batter	1	2	3	4	5	6	7	8	9	AB	R	H	RBI	BB	SO	LOB	BOTTOM				
Walt Williams, R (1,9) OBP: 0.345, SLG: 0.377	3-4-3 2B		E5		WP					4	1	3	0	0	0	0	<b>Seattle Pilots @ Chicago White Sox</b> Comiskey Park, Chicago, IL Wed Sep 17 1969, 8:05 PM EDT Att: 3,643 - Unknown				
Angel Bravo, L (1,8) OBP: 0.304, SLG: 0.433	F9		F7		F9			1-3		4	0	0	0	0	0	4					
Bob Spence, L (1,3) OBP: 0.231, SLG: 0.231	3-4-3		K					F9		4	0	1	0	0	1	3					
Tom McCraw, L (9,3) OBP: 0.310, SLG: 0.332	1-2				G6-4-3 1B					0	0	0	0	0	0	0					
Bill Melton, R (1,5) OBP: 0.325, SLG: 0.430	2H 2B		F9		G6-4-3					3	0	1	1	0	0	2					
Doug Adams, L (1,2) OBP: 0.182, SLG: 0.100	K				K					3	0	0	0	0	3	1					
Bob Christian, R (1,7) OBP: 0.281, SLG: 0.330		SH SF8 2B		F4			4-3			3	1	1	0	0	0	0					
Rich Morales, R (1,6) OBP: 0.239, SLG: 0.189		SH		F3			F9			2	0	0	0	0	0	0					
Bobby Knoop, R (1,4) OBP: 0.309, SLG: 0.328		SF8			5-3		6-3			2	0	0	1	0	0	0					
Billy Wynne, L (1,1) OBP: 0.158, SLG: 0.189	3-1				F3			K		3	0	0	0	0	1	0					
<b>Inning Stats</b>	R: 1 E: 0 K: 1 S: 7	H: 2 LOB: 1 BB: 0 P: 7	R: 1 E: 0 K: 0 S: 4	H: 1 LOB: 0 BB: 0 P: 4	R: 0 E: 1 K: 1 S: 6	H: 0 LOB: 1 BB: 0 P: 6	R: 0 E: 0 K: 1 S: 5	H: 0 LOB: 0 BB: 0 P: 5	R: 0 E: 0 K: 1 S: 5	H: 1 LOB: 0 BB: 0 P: 5	R: 0 E: 0 K: 0 S: 3	H: 0 LOB: 0 BB: 0 P: 3	R: 0 E: 0 K: 1 S: 6	H: 1 LOB: 1 BB: 0 P: 6	R: 0 E: 0 K: 1 S: 6	H: 1 LOB: 1 BB: 0 P: 6		1B: 3 2B: 3 3B: 0 HR: 0	SF: 1 SAC: 1 DP: 1 HBP: 0	WP: 1 PB: 0 CS: 0	PA: 30
<b>PITCHER</b> Skip Lockwood, R (1,1) ERA: 3.0	IP: 6.0 WLS: L BF: 23 H: 5 R: 2 ER: 2 SO: 4 BB: 0 IBB: 0 HBP: 0 BLK: 0 WP: 1 HR: 0 S: 31 P: 31 ERA: 3.00 WHIP: 0.833																				
<b>PITCHER</b> Diego Segui, R (7,1) ERA: 3.43	IP: 2.0 WLS: 7 BF: 1 H: 0 R: 0 ER: 0 SO: 1 BB: 0 IBB: 0 HBP: 0 BLK: 0 WP: 0 HR: 0 S: 9 P: 9 ERA: 0.00 WHIP: 0.500																				



Batter	1	2	3	4	5	6	7	8	9	AB	R	H	RBI	BB	SO	LOB	TOP					
Tommy Harper, R (1.5) OBP: 0.348, SLG: 0.309	0-3 K		0-0 6-3			0-0 6-3		4-0 WP S BB		3	0	0	0	1	1	0						
John Donaldson, L (1.4) OBP: 0.312, SLG: 0.291	0-0 G3			0-0 3B		0-3 K		0-0 G3		4	0	1	0	0	1	1						
Steve Hovley, L (1.8) OBP: 0.353, SLG: 0.384	0-0 1B			0-3 K			0-3 K		0-0 4-3	4	0	1	0	0	2	1						
Danny Walton, R (1.7) OBP: 0.267, SLG: 0.333	0-0 F8			0-3 K			0-0 1B 2B		0-3 K	4	1	1	0	0	2	2						
Don Mincher, L (1.3) OBP: 0.364, SLG: 0.441		0-0 G6-4-3 1B		0-0 4-3			0-0 L9		0-3 K	4	0	1	0	0	1	2						
Jerry McNettney, R (1.2) OBP: 0.291, SLG: 0.360		0-0 G6-4-3 1-2			0-3 K		0-0 1B			3	0	1	1	0	1	1						
Steve Whitaker, L (1.9) OBP: 0.340, SLG: 0.402		0-3 K			0-0 4-3		0-3 K			3	0	0	0	0	2	1						
Ray Oyler, R (1.6) OBP: 0.258, SLG: 0.265 (8, PH)			0-3 K			0-0 F8		0-3 K		2	0	0	0	0	1	0						
Greg Goossen, R (8, PH) OBP: 0.400, SLG: 0.537										1	0	0	0	0	1	0						
Diego Segui, R (8, 1) OBP: 0.207, SLG: 0.148										0	0	0	0	0	0	0						
Steve Barber, L (1.1) OBP: 0.261, SLG: 0.318 (8, PH)										1	0	0	0	0	1	0						
Sandy Valdespino, L (8, PH) OBP: 0.312, SLG: 0.265 (6, 1)										1	0	0	0	0	0	0						
John Geinar, R (8, PH) OBP: 0.180, SLG: 0.053 (8, PH)										1	0	0	0	0	1	0						
Gus Gil, R (8, PH) OBP: 0.274, SLG: 0.258 (8, 6)										0	0	0	0	0	0	0						
Ron Clark, R (8, 6) OBP: 0.260, SLG: 0.233										0	0	0	0	0	0	0						
<b>Inning Stats</b>	R: 0 E: 0 K: 1 S: 6	H: 1 LOB: 1 BB: 0 P: 6	R: 0 E: 0 K: 1 S: 5	H: 1 LOB: 0 BB: 0 P: 5	R: 0 E: 0 K: 2 S: 7	H: 0 LOB: 0 BB: 0 P: 7	R: 0 E: 0 K: 2 S: 8	H: 1 LOB: 1 BB: 0 P: 8	R: 0 E: 0 K: 1 S: 5	H: 0 LOB: 0 BB: 0 P: 5	R: 0 E: 0 K: 1 S: 5	H: 0 LOB: 0 BB: 0 P: 5	R: 1 E: 0 K: 2 S: 9	H: 2 LOB: 1 BB: 0 P: 9	R: 0 E: 0 K: 2 S: 7	H: 0 LOB: 0 BB: 0 P: 7	R: 0 E: 0 K: 2 S: 7	H: 0 LOB: 0 BB: 0 P: 7	1B: 3 2B: 1 3B: 1 HR: 0	SF: 0 SAC: 0 DP: 1 HBP: 0	WP: 1 PB: 0 SB: 1 CS: 0	PA: 32
<b>PITCHER</b> Dave Boswell, R (1.1) ERA: 3.22	IP: 9.0 WLS: W BF: 32 H: 5 R: 1 ER: 1 SO: 14 BB: 1 IBB: 0 HBP: 0 BLK: 0 WP: 1 HR: 0 S: 59 P: 63 ERA: 1.00 WHIP: 0.667											<b>PITCHER</b>	IP: 9.0 WLS: W BF: 32 H: 5 R: 1 ER: 1 SO: 14 BB: 1 IBB: 0 HBP: 0 BLK: 0 WP: 1 HR: 0 S: 59 P: 63 ERA: 1.00 WHIP: 0.667									

Seattle Pilots @ Minnesota Twins  
Metropolitan Stadium, Bloomington, MI  
Fri Sep 19 1969, 8:05 PM EDT  
Att: 23,700 - Unknown - 64 F

AB 31  
R 1  
H 5  
RBI 1  
BB 1  
SO 14  
LOB 8



Batter	1	2	3	4	5	6	7	8	9	AB	R	H	RBI	BB	SO	LOB	BOTTOM			
Cesar Tovar, R (1.8) OBP: 0.335, SLG: 0.415	0-0 4-3		0-0 6-3		0-0 L8		0-0 4-3			4	0	0	0	0	0	0				
Tony Oliva, L (1.9) OBP: 0.360, SLG: 0.506	0-0 1B		0-0 6-3		0-0 1-3			0-0 S 1B		4	0	2	0	0	0	0				
Harmon Killebrew, R (1.3) OBP: 0.429, SLG: 0.579 (9, 5)	0-0 1B		0-0 1-3		0-0 E5			0-3 K		4	0	1	0	0	1	1				
Bob Allison, R (1.7) OBP: 0.340, SLG: 0.409 (8, PH)	0-0 G6-4-3				0-0 K			0-3 K		3	0	1	0	0	1	3				
Rich Reese, L (9, 3) OBP: 0.364, SLG: 0.515 (9, 3)	0-0 G6-4-3 1-2				0-0 FC6-4 1B			0-3 K		1	0	0	0	0	1	1				
Rick Renick, R (1.5) OBP: 0.308, SLG: 0.333 (8, PH)		0-0 1B E G6-4-3 1B		0-0 FC6-4 1B 1-2		0-0 6-3		0-3 K		3	2	1	0	0	0	1				
Ted Uhlhaender, L (9, 7) OBP: 0.325, SLG: 0.344								0-3 K		1	0	0	0	0	1	1				
Leo Cardenas, R (1.6) OBP: 0.356, SLG: 0.393		0-0 E4 G6-4-3 1B		0-0 FC6-4 1B		0-3 K				3	0	1	0	0	1	1				
Rod Carew, L (1.4) OBP: 0.386, SLG: 0.466		0-0 G6-4-3 1B		0-0 FC6-4 1B		0-0 F8				3	0	1	1	0	0	1				
George Mitterwald, R (1.2) OBP: 0.326, SLG: 0.359		0-0 G6-4-3 1-2 2-3 3-H		0-0 FC6-4 1B			0-0 F7			3	0	1	0	0	0	2				
Dave Boswell, R (1.1) OBP: 0.202, SLG: 0.291		0-3 K		0-0 F7			0-0 6-3			3	0	0	0	0	1	3				
<b>Inning Stats</b>	R: 0 E: 0 K: 0 S: 4	H: 2 LOB: 1 BB: 0 P: 4	R: 1 E: 1 K: 1 S: 7	H: 2 LOB: 1 BB: 0 P: 7	R: 0 E: 0 K: 0 S: 3	H: 0 LOB: 0 BB: 0 P: 3	R: 1 E: 0 K: 0 S: 6	H: 3 LOB: 2 BB: 0 P: 6	R: 0 E: 0 K: 1 S: 6	H: 0 LOB: 1 BB: 0 P: 6	R: 0 E: 0 K: 1 S: 5	H: 0 LOB: 0 BB: 0 P: 5	R: 0 E: 0 K: 0 S: 3	H: 0 LOB: 0 BB: 0 P: 3	R: 0 E: 0 K: 3 S: 10	H: 1 LOB: 1 BB: 0 P: 10	1B: 8 2B: 0 3B: 0 HR: 0	SF: 0 SAC: 0 DP: 2 HBP: 0	WP: 0 PB: 0 SB: 1 CS: 0	PA: 32
<b>PITCHER</b> Steve Barber, L (1.1) ERA: 5.07	IP: 5.0 WLS: L BF: 22 H: 7 R: 2 ER: 1 SO: 2 BB: 0 IBB: 0 HBP: 0 BLK: 0 WP: 0 HR: 0 S: 26 P: 26 ERA: 1.80 WHIP: 1.400											<b>PITCHER</b>	IP: 5.0 WLS: L BF: 22 H: 7 R: 2 ER: 1 SO: 2 BB: 0 IBB: 0 HBP: 0 BLK: 0 WP: 0 HR: 0 S: 26 P: 26 ERA: 1.80 WHIP: 1.400							
John Geinar, R (6, 1) ERA: 3.38	2.0 6 0 0 0 1 0 0 0 0 0 0 8 8 0.00 0.000												2.0 6 0 0 0 1 0 0 0 0 0 0 8 8 0.00 0.000							
Diego Segui, R (8, 1) ERA: 3.4	1.0 4 1 0 0 3 0 0 0 0 0 0 10 10 0.00 1.000												1.0 4 1 0 0 3 0 0 0 0 0 0 10 10 0.00 1.000							

Seattle Pilots @ Minnesota Twins  
Metropolitan Stadium, Bloomington, MI  
Fri Sep 19 1969, 8:05 PM EDT  
Att: 23,700 - Unknown - 64 F

AB 32  
R 2  
H 8  
RBI 1  
BB 0  
SO 6  
LOB 14





Batter	1	2	3	4	5	6	7	8	9	AB	R	H	RBI	BB	SO	LOB	TOP					
<b>John Donaldson, L</b> (1, 4) OBP: 0.312, SLG: 0.290										4	0	1	0	0	0	1						
<b>Steve Whitaker, L</b> (1, 9) OBP: 0.348, SLG: 0.407										4	0	2	0	0	0	0						
<b>Danny Walton, R</b> (1, 7) OBP: 0.256, SLG: 0.317										4	0	0	0	0	2	3						
<b>Steve Hovley, L</b> (1, 8) OBP: 0.348, SLG: 0.379										4	0	0	0	0	1	3						
<b>Greg Goossen, R</b> (1, 3) OBP: 0.388, SLG: 0.518										4	0	0	0	0	3	2						
<b>Jerry McNetney, R</b> (1, 2) OBP: 0.293, SLG: 0.360										3	1	1	0	1	0	0						
<b>John Kennedy, R</b> (1, 5) OBP: 0.316, SLG: 0.350										3	1	2	2	0	0	0						
<b>Ron Clark, R</b> (1, 6) OBP: 0.261, SLG: 0.230										2	0	0	0	1	0	2						
<b>Gene Brabender, R</b> (1, 1) OBP: 0.157, SLG: 0.176										3	0	0	0	0	2	3						
<b>Diego Segui, R</b> (7, 1) OBP: 0.207, SLG: 0.148										0	0	0	0	0	0	0						
<b>Inning Stats</b>	R: 0 E: 0 K: 3 S: 11	H: 2 LOB: 2 BB: 0 P: 11	R: 2 E: 0 K: 0 S: 3	H: 1 LOB: 0 BB: 2 P: 11	R: 0 E: 0 K: 0 S: 3	H: 1 LOB: 0 BB: 0 P: 3	R: 0 E: 0 K: 2 S: 9	H: 2 LOB: 2 BB: 0 P: 9	R: 0 E: 0 K: 1 S: 5	H: 0 LOB: 0 BB: 0 P: 5	R: 0 E: 0 K: 0 S: 3	H: 0 LOB: 0 BB: 0 P: 3	R: 0 E: 0 K: 1 S: 5	H: 0 LOB: 0 BB: 0 P: 5	R: 0 E: 0 K: 0 S: 3	H: 0 LOB: 0 BB: 0 P: 3	R: 0 E: 0 K: 1 S: 5	H: 0 LOB: 0 BB: 0 P: 5	1B: 5 2B: 2 3B: 0 HR: 1	SF: 0 SAC: 0 DP: 1 HBP: 0	WP: 0 PB: 0 SB: 0 CS: 1	PA: 34
<b>PITCHER</b> <b>Jim Perry, R</b> (1, 1) ERA: 2.9	IP: 9.0 WLS: W BF: 33 H: 6 R: 2 ER: 2 SO: 8 BB: 2 IBB: 0 HBP: 0 BLK: 0 WP: 0 HR: 1 S: 47 P: 55 ERA: 2.00 WHIP: 0.889															<b>PITCHER</b>						

Seattle Pilots @ Minnesota Twins  
Metropolitan Stadium, Bloomington, MI  
Sat Sep 20 1969, 4:33 AM EDT  
Att: 12,797 - Unknown - 73 F

AB 31  
R 2  
H 6  
RBI 2  
BB 2  
SO 8  
LOB 14



Batter	1	2	3	4	5	6	7	8	9	AB	R	H	RBI	BB	SO	LOB	BOTTOM			
<b>Ted Uhlhaender, L</b> (1, 7) OBP: 0.327, SLG: 0.350										5	1	3	0	0	1	0				
<b>Rod Carew, L</b> (1, 4) OBP: 0.390, SLG: 0.468										4	2	3	1	1	1	0				
<b>Tony Oliva, L</b> (1, 9) OBP: 0.360, SLG: 0.507										5	0	2	1	0	0	4				
<b>Harmon Killebrew, R</b> (1, 5) OBP: 0.428, SLG: 0.576										3	0	0	0	1	2	4				
<b>Rich Reese, L</b> (1, 3) OBP: 0.363, SLG: 0.512										4	0	1	1	0	0	1				
<b>Cesar Tovar, R</b> (1, 8) OBP: 0.338, SLG: 0.416										3	0	2	0	1	0	2				
<b>John Roseboro, L</b> (1, 2) OBP: 0.334, SLG: 0.320										3	0	1	0	1	0	3				
<b>Herman Hill, L</b> (8, PR)										0	0	0	0	0	0	0				
<b>George Mitterwald, R</b> (9, 2) OBP: 0.328, SLG: 0.359										0	0	0	0	0	0	0				
<b>Leo Cardenas, R</b> (1, 6) OBP: 0.354, SLG: 0.390										4	0	0	0	0	1	6				
<b>Jim Perry, S</b> (1, 1) OBP: 0.207, SLG: 0.207										4	0	0	0	0	2	1				
<b>Inning Stats</b>	R: 0 E: 0 K: 1 S: 5	H: 0 LOB: 0 BB: 0 P: 5	R: 0 E: 0 K: 0 S: 5	H: 2 LOB: 2 BB: 0 P: 5	R: 0 E: 0 K: 2 S: 9	H: 2 LOB: 2 BB: 0 P: 9	R: 0 E: 0 K: 0 S: 3	H: 0 LOB: 1 BB: 1 P: 7	R: 0 E: 0 K: 1 S: 6	H: 1 LOB: 2 BB: 1 P: 10	R: 2 E: 0 K: 1 S: 9	H: 4 LOB: 2 BB: 0 P: 9	R: 0 E: 0 K: 1 S: 4	H: 0 LOB: 1 BB: 1 P: 8	R: 1 E: 0 K: 1 S: 5	H: 2 LOB: 1 BB: 0 P: 5	1B: 10 2B: 2 3B: 1 HR: 0	SF: 0 SAC: 0 DP: 1 HBP: 0	WP: 0 PB: 0 SB: 0 CS: 1	PA: 39
<b>PITCHER</b> <b>Gene Brabender, R</b> (1, 1) ERA: 4.21	IP: 6.1 WLS: L BF: 9 H: 3 R: 2 ER: 2 SO: 4 BB: 3 IBB: 0 HBP: 0 BLK: 0 WP: 0 HR: 0 S: 35 P: 47 ERA: 2.84 WHIP: 1.895															<b>PITCHER</b>				
<b>Diego Segui, R</b> (7, 1) ERA: 3.42	IP: 2.0 WLS: L BF: 9 H: 3 R: 1 ER: 1 SO: 3 BB: 1 IBB: 0 HBP: 0 BLK: 0 WP: 0 HR: 0 S: 14 P: 18 ERA: 4.50 WHIP: 2.000															<b>PITCHER</b>				

Seattle Pilots @ Minnesota Twins  
Metropolitan Stadium, Bloomington, MI  
Sat Sep 20 1969, 4:33 AM EDT  
Att: 12,797 - Unknown - 73 F

AB 35  
R 3  
H 12  
RBI 3  
BB 4  
SO 7  
LOB 21





Batter	1	2	3	4	5	6	7	8	9	AB	R	H	RBI	BB	SO	LOB	TOP					
Tommy Harper, R OBP: 0.350, SLG: 0.311										4	0	2	0	0	0	0						
Steve Whitaker, L OBP: 0.333, SLG: 0.389										4	0	0	0	0	1	2						
Danny Walton, R OBP: 0.266, SLG: 0.318										3	1	1	0	1	1	1						
Steve Hovley, L OBP: 0.350, SLG: 0.381										4	1	2	0	0	0	2						
Don Mincher, L OBP: 0.365, SLG: 0.440										3	0	1	0	1	2	0						
Jerry McNettney, R OBP: 0.290, SLG: 0.356										4	1	0	1	0	0	4						
John Donaldson, L OBP: 0.314, SLG: 0.293										4	0	2	1	0	0	0						
John Kennedy, R OBP: 0.314, SLG: 0.374										4	1	1	1	0	1	3						
Bob Meyer, R OBP: 0.091, SLG: 0.091										2	0	0	0	0	0	0						
Greg Goossen, R OBP: 0.385, SLG: 0.513										1	0	0	0	0	0	0						
Bob Locker, S OBP: 0.143, SLG: 0.077										0	0	0	0	0	0	0						
John O'Donoghue, R OBP: 0.083, SLG: 0.167										1	0	0	0	0	1	0						
<b>Inning Stats</b>	R: 0 E: 0 K: 0 S: 4	H: 2 LOB: 1 BB: 0 P: 4	R: 0 E: 0 K: 1 S: 5	H: 0 LOB: 0 BB: 0 P: 5	R: 0 E: 0 K: 0 S: 3	H: 0 LOB: 0 BB: 0 P: 3	R: 2 E: 0 K: 2 S: 9	H: 2 LOB: 2 BB: 2 P: 17	R: 0 E: 0 K: 0 S: 4	H: 1 LOB: 1 BB: 0 P: 4	R: 1 E: 0 K: 0 S: 5	H: 3 LOB: 1 BB: 0 P: 5	R: 0 E: 0 K: 0 S: 3	H: 0 LOB: 0 BB: 0 P: 3	R: 0 E: 0 K: 2 S: 7	H: 0 LOB: 0 BB: 0 P: 7	R: 1 E: 0 K: 1 S: 6	H: 1 LOB: 0 BB: 0 P: 6	1B: 8 2B: 2 3B: 0 HR: 1	SF: 0 SAC: 0 DP: 2 HBP: 0	WP: 0 PB: 0 SB: 4 CS: 0	PA: 36
<b>PITCHER</b>	IP WLS BF H R ER SO BB IBB HBP BLK WP HR S P ERA WHIP																					
Dean Chance, R ERA: 2.95	(1, 1) 6.0 26 8 3 2 3 2 0 0 0 0 0 30 38 3.00 1.667																					
Jim Kaat, L ERA: 3.3	(7, 1) 3.0 L 10 1 1 1 3 0 0 0 0 0 1 16 16 3.00 0.333																					

Seattle Pilots @ Minnesota Twins  
Metropolitan Stadium, Bloomington, MI  
Sun Sep 21 1969, 4:33 AM EDT  
Att: 15,443 - Unknown - 76 F

AB 34  
R 4  
H 9  
RBI 3  
BB 2  
SO 6  
LOB 12



Batter	1	2	3	4	5	6	7	8	9	AB	R	H	RBI	BB	SO	LOB	BOTTOM					
Cesar Tovar, R OBP: 0.338, SLG: 0.415										2	1	0	0	0	0	0						
Rod Carew, L OBP: 0.388, SLG: 0.466										4	0	1	1	0	2	2						
Harmon Killebrew, R OBP: 0.432, SLG: 0.590										3	2	3	2	1	0	0						
Tony Oliva, L OBP: 0.358, SLG: 0.503										4	0	0	0	0	1	5						
Bob Allison, R OBP: 0.337, SLG: 0.405										2	0	0	0	0	2	0						
Ted Uhlhaender, L OBP: 0.326, SLG: 0.348										2	0	0	0	0	0	0						
Rick Renick, R OBP: 0.303, SLG: 0.328										2	0	0	0	0	0	0						
Rich Reese, L OBP: 0.362, SLG: 0.510										2	0	0	0	0	0	0						
George Mitterwald, R OBP: 0.335, SLG: 0.368										4	0	3	0	0	0	0						
Leo Cardenas, R OBP: 0.352, SLG: 0.388										3	0	0	0	0	1	2						
Dean Chance, R OBP: 0.148, SLG: 0.042										1	0	0	0	0	1	0						
Frank Kostro, R										1	0	0	0	0	1	0						
Jim Kaat, L OBP: 0.250, SLG: 0.378										1	0	1	0	0	0	0						
<b>Inning Stats</b>	R: 1 E: 0 K: 1 S: 6	H: 1 LOB: 0 BB: 0 P: 6	R: 0 E: 0 K: 1 S: 5	H: 1 LOB: 0 BB: 0 P: 5	R: 0 E: 0 K: 1 S: 5	H: 0 LOB: 0 BB: 0 P: 5	R: 1 E: 0 K: 2 S: 8	H: 1 LOB: 0 BB: 0 P: 8	R: 0 E: 0 K: 0 S: 3	H: 1 LOB: 0 BB: 0 P: 3	R: 1 E: 0 K: 2 S: 8	H: 2 LOB: 2 BB: 0 P: 9	R: 0 E: 0 K: 1 S: 6	H: 1 LOB: 1 BB: 0 P: 6	R: 0 E: 1 K: 0 S: 4	H: 1 LOB: 2 BB: 1 P: 8	R: 0 E: 0 K: 0 S: 3	H: 0 LOB: 0 BB: 0 P: 3	1B: 6 2B: 1 3B: 0 HR: 2	SF: 0 SAC: 1 DP: 3 HBP: 1	WP: 0 PB: 0 SB: 2 CS: 1	PA: 35
<b>PITCHER</b>	IP WLS BF H R ER SO BB IBB HBP BLK WP HR S P ERA WHIP																					
Bob Meyer, L ERA: 3.31	(1, 1) 6.0 22 6 3 3 3 7 0 0 0 0 0 35 36 4.50 1.000																					
Bob Locker, R ERA: 3.19	(7, 1) 1.0 6 2 0 0 1 0 0 0 0 0 0 8 8 0.00 2.000																					
John O'Donoghue, L ERA: 3.32	(8, 1) 2.0 W 6 0 0 0 0 0 0 1 0 0 0 0 5 9 0.00 0.000																					

Seattle Pilots @ Minnesota Twins  
Metropolitan Stadium, Bloomington, MI  
Sun Sep 21 1969, 4:33 AM EDT  
Att: 15,443 - Unknown - 76 F

AB 31  
R 3  
H 8  
RBI 3  
BB 1  
SO 8  
LOB 9





Batter	1	2	3	4	5	6	7	8	9	AB	R	H	RBI	BB	SO	LOB	TOP										
Tommy Harper, R (1, 5) OBP: 0.391, SLG: 0.314	F8			HR	4-3			F9		4	1	2	1	0	0	0	<b>Seattle Pilots @ California Angels</b> Anaheim Stadium, Anaheim, CA Mon Sep 22 1969, 10:05 PM EDT Att: 5,158 - Unknown <a href="http://livebaseballscorecards.com">livebaseballscorecards.com</a>										
John Donaldson, L (1, 4) OBP: 0.310, SLG: 0.289	K			F5	4-3			4-3		4	0	0	0	0	1	2											
Danny Walton, R (1, 7) OBP: 0.265, SLG: 0.348	1-3			HR	K			K		4	1	1	2	0	2	2											
Steve Hovley, L (1, 8) OBP: 0.346, SLG: 0.375		K		K				K	1-3	4	0	0	0	0	3	0											
Don Mincher, L (1, 3) OBP: 0.362, SLG: 0.436	F8			K				P3	K	4	0	0	0	0	2	0											
Jerry McNetney, R (1, 2) OBP: 0.290, SLG: 0.353	1-3				SH1-3	1B		F8	4-3	3	1	0	0	1	0	0											
Steve Whitaker, L (1, 9) OBP: 0.333, SLG: 0.388			K		SH1-3	1B		P5		3	1	1	0	0	1	0											
John Kennedy, R (1, 6) OBP: 0.311, SLG: 0.370			K		SH1-3			P4		1	0	0	0	0	1	0											
Fred Stanley, R (3, 6) OBP: 0.444, SLG: 0.667			K		SH1-3			P4		1	0	0	0	0	0	0											
George Brunet, R (1, 1) OBP: 0.163, SLG: 0.178			K		E1	1B		K		1	0	0	0	0	1	0											
Wayne Comer, R (5, PH) OBP: 0.357, SLG: 0.379										1	0	0	0	0	0	0											
Marty Pattin, R (5, PH) OBP: 0.169, SLG: 0.155										0	1	0	0	0	0	0											
Dooley Womack, L (5, 1) OBP: 0.143, SLG: 0.143										1	0	0	0	0	1	0											
Diego Segui, R (8, 1) OBP: 0.207, SLG: 0.148										0	0	0	0	0	0	0											
<b>Inning Stats</b>	R: 0 H: 0 E: 0 K: 1 S: 5	H: 0 LOB: 0 BB: 0 P: 5	R: 0 H: 0 E: 0 K: 1 S: 5	H: 0 LOB: 0 BB: 0 P: 5	R: 0 H: 0 E: 0 K: 3 S: 9	H: 0 LOB: 0 BB: 0 P: 9	R: 2 H: 2 E: 0 K: 2 S: 9	H: 2 LOB: 0 BB: 0 P: 9	R: 3 H: 2 E: 1 K: 1 S: 8	H: 2 LOB: 2 BB: 1 P: 12	R: 0 H: 0 E: 0 K: 1 S: 5	H: 0 LOB: 0 BB: 0 P: 5	R: 0 H: 0 E: 0 K: 1 S: 5	H: 0 LOB: 0 BB: 0 P: 5	R: 0 H: 0 E: 0 K: 1 S: 5	H: 0 LOB: 0 BB: 0 P: 5	1B: 2 2B: 1 3B: 0 HR: 1	SF: 0 SAC: 1 DP: 0 HBP: 0	WP: 0 PB: 0 SB: 0 CS: 0	PA: 33							
<b>PITCHER</b>	IP	WLS	BF	H	R	ER	SO	BB	IBB	HBP	BLK	WP	HR	S	P	ERA	WHIP										
Andy Messersmith, R (1, 1) ERA: 2.57	8.0	L	30	4	5	4	11	1	0	0	0	0	1	51	55	4.50	0.625										
Clyde Wright, L (9, 1) ERA: 4.26	1.0		3	0	0	0	1	0	0	0	0	0	0	5	5	0.00	0.000										

Batter	1	2	3	4	5	6	7	8	9	AB	R	H	RBI	BB	SO	LOB	BOTTOM											
Sandy Alomar Sr., S (1, 4) OBP: 0.294, SLG: 0.275	F3		F7		4-3			2-3		4	0	0	0	0	0	0	<b>Seattle Pilots @ California Angels</b> Anaheim Stadium, Anaheim, CA Mon Sep 22 1969, 10:05 PM EDT Att: 5,158 - Unknown <a href="http://livebaseballscorecards.com">livebaseballscorecards.com</a>											
Jay Johnstone, L (1, 8) OBP: 0.316, SLG: 0.376	1-3		CS		4-3			2B	1B	3	1	1	0	1	0	0												
Jim Fregosi, R (1, 6) OBP: 0.362, SLG: 0.386	HR		1-2					1B	2B	4	2	2	1	0	2	1												
Rick Reichardt, R (1, 7) OBP: 0.322, SLG: 0.374	BB				5-3			F9	1B	3	0	1	2	1	0	0												
Billy Cowan, R (1, 9) OBP: 0.295, SLG: 0.414	P6							2H	1B	3	1	1	1	0	1	1												
Roger Repoz, L (8, PH) OBP: 0.271, SLG: 0.268					HR			P6		1	0	0	0	0	0	1												
Joe Azcue, R (1, 2) OBP: 0.304, SLG: 0.273		1B	BB		1B			K	F9	3	0	1	0	1	1	0												
Jim Spencer, L (1, 3) OBP: 0.298, SLG: 0.366					F8			3-1	L4	4	0	1	0	0	0	1												
Aurelio Rodriguez, R (1, 5) OBP: 0.273, SLG: 0.309								F8		2	0	0	0	0	1	2												
Randy Brown, L (7, PH) OBP: 0.333, SLG: 0.111		P4			K					1	0	0	0	0	0	0												
Marty Perez, R (8, 5) OBP: 0.750, SLG: 0.667										0	0	0	0	0	0	0												
Bill Voss, L (9, PH) OBP: 0.332, SLG: 0.342										1	0	1	0	0	0	0												
Andy Messersmith, R (1, 1) OBP: 0.241, SLG: 0.187										2	0	0	0	0	0	1												
Winston Lenas, R (8, PH) OBP: 0.250, SLG: 0.346										1	0	0	0	0	1	0												
Clyde Wright, R (9, 1) ERA: 3.27										0	0	0	0	0	0	0												
Bubba Morton, R (9, PH) OBP: 0.356, SLG: 0.438										1	0	0	0	0	1	1												
<b>Inning Stats</b>	R: 1 H: 1 E: 0 K: 0 S: 4	H: 1 LOB: 1 BB: 1 P: 8	R: 0 H: 1 E: 0 K: 0 S: 3	H: 1 LOB: 1 BB: 1 P: 7	R: 0 H: 0 E: 0 K: 1 S: 4	H: 0 LOB: 0 BB: 1 P: 8	R: 1 H: 2 E: 0 K: 1 S: 7	H: 2 LOB: 1 BB: 0 P: 7	R: 0 H: 0 E: 0 K: 0 S: 3	H: 0 LOB: 0 BB: 0 P: 3	R: 0 H: 0 E: 0 K: 2 S: 7	H: 0 LOB: 0 BB: 0 P: 7	R: 0 H: 0 E: 0 K: 1 S: 5	H: 0 LOB: 0 BB: 0 P: 5	R: 2 H: 3 E: 0 K: 1 S: 8	H: 3 LOB: 1 BB: 0 P: 8	R: 0 H: 1 E: 0 K: 1 S: 6	H: 1 LOB: 1 BB: 0 P: 6	1B: 5 2B: 1 3B: 0 HR: 2	SF: 0 SAC: 0 DP: 0 HBP: 0	WP: 0 PB: 0 SB: 0 CS: 1	PA: 36						
<b>PITCHER</b>	IP	WLS	BF	H	R	ER	SO	BB	IBB	HBP	BLK	WP	HR	S	P	ERA	WHIP											
George Brunet, L (1, 1) ERA: 4.55	4.0		17	4	2	2	2	3	0	0	0	0	0	2	18	30	4.50	1.750										
Dooley Womack, R (5, 1) ERA: 3.27	3.2	W	14	3	2	2	4	0	0	0	0	0	0	22	22	4.91	0.818											
Diego Segui, R (8, 1) ERA: 3.38	1.1	S	5	1	0	0	1	0	0	0	0	0	0	7	7	0.00	0.750											



Batter	1	2	3	4	5	6	7	8	9	AB	R	H	RBI	BB	SO	LOB	TOP																					
John Kennedy, R OBP: 0.301, SLG: 0.357 (1, 5)	P6		6-3		6-3		F9			4	0	0	0	0	0	2																						
John Donaldson, L OBP: 0.307, SLG: 0.286 (1, 4)	F9			F7	K		F6			4	0	0	0	0	1	1																						
Wayne Comer, R OBP: 0.356, SLG: 0.378 (1, 9)	P5			4-1 HR	K		6-3			4	1	1	0	0	1	0																						
Steve Hovley, L OBP: 0.345, SLG: 0.374 (1, 8)		4-3		4-1		HBP 1B	F7			4	1	1	0	0	0	1																						
Don Mincher, L OBP: 0.363, SLG: 0.444 Mike Hegan, L OBP: 0.427, SLG: 0.461 Greg Goossen, R OBP: 0.385, SLG: 0.513 (1, 3)	F8				F5					4	1	2	2	0	0	1																						
Danny Walton, R OBP: 0.275, SLG: 0.370 Steve Whitaker, L OBP: 0.333, SLG: 0.388 (1, 7)	K			2H HR		1B	G5-4-3			0	0	0	0	0	0	0																						
Jerry McNertney, R OBP: 0.292, SLG: 0.357 (1, 2)			6-3	6-3		1B				3	1	1	0	0	1	1																						
Fred Stanley, R OBP: 0.455, SLG: 0.632 (1, 6)			K		6-3 SH3-4	1B	K			4	0	2	1	0	2	1																						
Miguel Fuentes, R OBP: 0.333, SLG: 0.333 John Geinar, R OBP: 0.100, SLG: 0.053 Sandy Valdespino, L OBP: 0.310, SLG: 0.263 (1, 1)	6-3				SH3-4	F9				2	0	0	0	0	0	3																						
<b>Inning Stats</b>	R: 0 E: 0 K: 0 S: 3	H: 0 LOB: 0 BB: 0 P: 3	R: 0 E: 0 K: 1 S: 5	H: 0 LOB: 0 BB: 0 P: 5	R: 0 E: 0 K: 1 S: 6	H: 1 LOB: 1 BB: 0 P: 6	R: 2 E: 0 K: 0 S: 6	H: 3 LOB: 1 BB: 0 P: 6	R: 0 E: 0 K: 1 S: 6	H: 1 LOB: 1 BB: 0 P: 6	R: 2 E: 0 K: 1 S: 8	H: 3 LOB: 2 BB: 0 P: 9	R: 0 E: 0 K: 0 S: 3	H: 0 LOB: 0 BB: 0 P: 3	R: 0 E: 0 K: 1 S: 5	H: 0 LOB: 0 BB: 0 P: 5	1B: 6 2B: 1 3B: 1 HR: 1	SF: 0 SAC: 1 DP: 1 HBP: 1	WP: 0 PB: 0 SB: 0 CS: 0	PA: 36																		
<b>PITCHER</b>	IP	WLS	BF	H	R	ER	SO	BB	IBB	HBP	BLK	WP	HR	S	P	ERA	WHIP	<b>PITCHER</b>				IP	WLS	BF	H	R	ER	SO	BB	IBB	HBP	BLK	WP	HR	S	P	ERA	WHIP
Jim McGlothlin, R ERA: 3.08 (1, 1)	5.2		25	7	4	4	4	0	0	1	0	0	1	32	33	6.35	1.235																					
Vern Geishert, R ERA: 5.85 (6, 1)	0.1		2	1	0	0	0	0	0	0	0	0	0	2	2	0.00	3.000																					
Ken Tatum, R ERA: 1.2 (7, 1)	3.0	W	9	1	0	0	1	0	0	0	0	0	0	11	11	0.00	0.333																					

Seattle Pilots @ California Angels  
Anaheim Stadium, Anaheim, CA  
Tue Sep 23 1969, 10:05 PM EDT  
Att: 5,400 - Unknown

AB 34  
R 4  
H 9  
RBI 4  
BB 0  
SO 5  
LOB 11



Batter	1	2	3	4	5	6	7	8	9	AB	R	H	RBI	BB	SO	LOB	BOTTOM																					
Sandy Alomar Sr., S OBP: 0.293, SLG: 0.275 (1, 4)	1B E	G3			B2-4-6	F7				4	1	1	0	0	0	3																						
Jim Spencer, L OBP: 0.301, SLG: 0.368 (1, 3)	1B				P6		F5			4	1	2	0	0	0	0																						
Jim Fregosi, R OBP: 0.363, SLG: 0.387 (1, 6)	1B		F9			FC3-6	K			4	0	2	2	0	1	1																						
Jay Johnstone, L OBP: 0.317, SLG: 0.377 (1, 8)	L6-4		F9		FC3-6	BB	FC6-4			4	1	2	0	0	0	2																						
Rick Reichardt, R OBP: 0.320, SLG: 0.371 (1, 7)	F8		F8		F7		FC6-4			4	0	0	0	0	0	5																						
Bill Voos, L OBP: 0.334, SLG: 0.340 (1, 9)				4-3		BB	F9			2	1	0	0	2	0	0																						
Joe Azcue, R OBP: 0.303, SLG: 0.271 Randy Brown, L OBP: 0.357, SLG: 0.100 (1, 2)	L6-4			1-3		BB	3-4-1			2	0	0	0	0	0	3																						
Aurelio Rodriguez, R OBP: 0.273, SLG: 0.308 Roger Repoz, L OBP: 0.274, SLG: 0.268 Marty Perez, R OBP: 0.600, SLG: 0.500 (1, 5)	F8			5-3		1B	F9			2	0	0	0	0	0	0																						
Jim McGlothlin, R OBP: 0.167, SLG: 0.158 Vern Geishert, R (6, 1)	K				B2-4-6					1	0	0	0	1	1	0																						
Bubba Morton, R OBP: 0.360, SLG: 0.441 Ken Tatum, R OBP: 0.350, SLG: 0.684 (7, 1)						1-3 2H 3H				1	0	1	2	0	0	0																						
<b>Inning Stats</b>	R: 2 E: 1 K: 0 S: 6	H: 4 LOB: 2 BB: 1 P: 10	R: 0 E: 0 K: 1 S: 5	H: 0 LOB: 0 BB: 0 P: 5	R: 0 E: 0 K: 0 S: 4	H: 1 LOB: 1 BB: 0 P: 4	R: 0 E: 0 K: 0 S: 3	H: 0 LOB: 0 BB: 0 P: 3	R: 0 E: 0 K: 0 S: 2	H: 0 LOB: 0 BB: 1 P: 6	R: 3 E: 0 K: 0 S: 5	H: 2 LOB: 2 BB: 3 P: 17	R: 0 E: 0 K: 1 S: 6	H: 1 LOB: 1 BB: 0 P: 6	R: 0 E: 0 K: 0 S: 3	H: 0 LOB: 0 BB: 0 P: 3	1B: 8 2B: 1 3B: 0 HR: 0	SF: 0 SAC: 0 DP: 2 HBP: 0	WP: 0 PB: 0 SB: 0 CS: 0	PA: 35																		
<b>PITCHER</b>	IP	WLS	BF	H	R	ER	SO	BB	IBB	HBP	BLK	WP	HR	S	P	ERA	WHIP	<b>PITCHER</b>				IP	WLS	BF	H	R	ER	SO	BB	IBB	HBP	BLK	WP	HR	S	P	ERA	WHIP
Miguel Fuentes, R ERA: 4.63 (1, 1)	5.2	L	25	6	5	5	1	3	1	0	0	0	0	23	39	7.94	1.588																					
John Geinar, R ERA: 3.3 (6, 1)	2.1		10	2	0	0	1	1	0	0	0	0	0	11	15	0.00	1.286																					

Seattle Pilots @ California Angels  
Anaheim Stadium, Anaheim, CA  
Tue Sep 23 1969, 10:05 PM EDT  
Att: 5,400 - Unknown

AB 30  
R 5  
H 8  
RBI 5  
BB 5  
SO 2  
LOB 14





Batter	1	2	3	4	5	6	7	8	9	AB	R	H	RBI	BB	SO	LOB	TOP			
<b>John Kennedy, R</b> OBP: 0.299, SLG: 0.348 (1, 5)	1-3			5-3		K			FC5-4 BB	3	0	0	0	1	1	1				
<b>Steve Hoyley, L</b> OBP: 0.340, SLG: 0.369 (1, 8)	6-3			4-3			4-3		FC5-4 G6-4-3 1-2	4	0	0	0	0	0	1				
<b>Wayne Comer, R</b> OBP: 0.355, SLG: 0.377 (1, 9)	F8			1-3				E 1B	G6-4-3 1-2	4	1	1	0	0	0	1				
<b>Greg Goossen, R</b> OBP: 0.383, SLG: 0.509 (1, 3)		G5-4-3 1B			F8			K		3	0	1	0	0	1	1				
<b>Jerry McNertney, R</b> OBP: 0.292, SLG: 0.357 (1, 2)		G5-4-3 1-2			F8					3	0	1	1	0	0	1				
<b>John Donaldson, L</b> OBP: 0.304, SLG: 0.283 (1, 4)		F7			3-1					3	0	0	0	0	0	1				
<b>Steve Whitaker, L</b> OBP: 0.325, SLG: 0.376 (1, 7)				K			F7		K	3	0	0	0	0	2	0				
<b>Fred Stanley, R</b> OBP: 0.440, SLG: 0.591 (1, 6)				6-3					6-3	3	0	1	0	0	0	0				
<b>Gene Brabender, R</b> OBP: 0.153, SLG: 0.171 (1, 1)										2	0	0	0	0	1	1				
<b>Gus Gil, R</b> OBP: 0.272, SLG: 0.257 (8, PH)										1	0	0	0	0	0	0				
<b>Bob Locker, S</b> OBP: 0.143, SLG: 0.077 (8, 1)										0	0	0	0	0	0	0				
<b>Inning Stats</b>	R: 0 E: 0 K: 0 S: 3	H: 0 LOB: 0 BB: 0 P: 3	R: 0 E: 0 K: 0 S: 3	H: 1 LOB: 0 BB: 0 P: 3	R: 0 E: 0 K: 1 S: 5	H: 0 LOB: 0 BB: 0 P: 5	R: 0 E: 0 K: 0 S: 3	H: 0 LOB: 0 BB: 0 P: 3	R: 0 E: 0 K: 0 S: 8	H: 1 LOB: 1 BB: 0 P: 8	R: 1 E: 1 K: 1 S: 7	H: 2 LOB: 1 BB: 0 P: 7	R: 0 E: 0 K: 1 S: 5	H: 0 LOB: 0 BB: 0 P: 5	R: 0 E: 0 K: 0 S: 2	H: 0 LOB: 0 BB: 1 P: 6	1B: 4 2B: 0 3B: 0 HR: 0	SF: 0 SAC: 0 DP: 2 HBP: 0	WP: 0 PB: 0 SB: 0 CS: 0	PA: 30
<b>PITCHER</b> <b>Rudy May, L</b> ERA: 3.39 (1, 1)	IP: 9.0 WLS: W BF: 30 H: 4 R: 1 ER: 0 SO: 5 BB: 1 IBB: 0 HBP: 0 BLK: 0 WP: 0 HR: 0 S: 39 P: 43 ERA: 0.00 WHIP: 0.556															<b>PITCHER</b>				

Seattle Pilots @ California Angels  
Anaheim Stadium, Anaheim, CA  
Wed Sep 24 1969, 10:05 PM EDT  
Att: 5,728 - Unknown

AB 29  
R 1  
H 4  
RBI 1  
BB 1  
SO 5  
LOB 7



Batter	1	2	3	4	5	6	7	8	9	AB	R	H	RBI	BB	SO	LOB	BOTTOM			
<b>Sandy Alomar Sr., S</b> OBP: 0.291, SLG: 0.273 (1, 4)	5-3		P4		F9			4-3		4	0	0	0	0	0	1				
<b>Jim Spencer, L</b> OBP: 0.300, SLG: 0.375 (1, 3)	G3					G3		F9		4	1	1	2	0	0	0				
<b>Jim Fregosi, R</b> OBP: 0.364, SLG: 0.387 (1, 6)	E6 1B		2H HR	5-3		4-3 BB				2	0	1	0	1	0	0				
<b>Jay Johnstone, L</b> OBP: 0.316, SLG: 0.375 (1, 8)	K				K		4-3			3	0	0	0	0	2	2				
<b>Rick Reichardt, R</b> OBP: 0.320, SLG: 0.377 (1, 7)		F8			IHR		K			3	1	1	1	0	1	1				
<b>Bill Voss, L</b> OBP: 0.334, SLG: 0.340 (1, 9)		F8					3-1			3	0	1	0	0	0	0				
<b>Winston Llenas, R</b> OBP: 0.267, SLG: 0.310 (1, 5)							K			3	0	0	0	0	1	0				
<b>Aurelio Rodriguez, R</b> OBP: 0.273, SLG: 0.308 (8, 5)		6-3			1-3					0	0	0	0	0	0	0				
<b>Randy Brown, L</b> OBP: 0.353, SLG: 0.231 (1, 2)					HR 2B		4-3			3	1	1	0	0	0	0				
<b>Rudy May, L</b> OBP: 0.160, SLG: 0.087 (1, 1)				F7				5-3		3	0	1	0	0	0	1				
<b>Inning Stats</b>	R: 0 E: 1 K: 1 S: 6	H: 1 LOB: 1 BB: 0 P: 6	R: 0 E: 0 K: 0 S: 3	H: 0 LOB: 0 BB: 0 P: 3	R: 2 E: 0 K: 0 S: 5	H: 2 LOB: 0 BB: 0 P: 5	R: 1 E: 0 K: 1 S: 6	H: 2 LOB: 0 BB: 0 P: 6	R: 0 E: 0 K: 0 S: 3	H: 1 LOB: 0 BB: 0 P: 3	R: 0 E: 0 K: 1 S: 5	H: 0 LOB: 1 BB: 1 P: 9	R: 0 E: 0 K: 1 S: 5	H: 0 LOB: 0 BB: 0 P: 5	R: 0 E: 0 K: 0 S: 3	H: 0 LOB: 0 BB: 0 P: 3	1B: 3 2B: 1 3B: 0 HR: 2	SF: 0 SAC: 0 DP: 0 HBP: 0	WP: 0 PB: 0 SB: 0 CS: 0	PA: 29
<b>PITCHER</b> <b>Gene Brabender, R</b> ERA: 4.2 (1, 1)	IP: 7.0 WLS: L BF: 26 H: 6 R: 3 ER: 3 SO: 4 BB: 1 IBB: 0 HBP: 0 BLK: 0 WP: 0 HR: 1 S: 33 P: 37 ERA: 3.86 WHIP: 1.000															<b>PITCHER</b>				
<b>Bob Locker, R</b> ERA: 3.16 (8, 1)	IP: 1.0 WLS: L BF: 3 H: 0 R: 0 ER: 0 SO: 0 BB: 0 IBB: 0 HBP: 0 BLK: 0 WP: 0 HR: 0 S: 3 P: 3 ERA: 0.00 WHIP: 0.000															<b>PITCHER</b>				

Seattle Pilots @ California Angels  
Anaheim Stadium, Anaheim, CA  
Wed Sep 24 1969, 10:05 PM EDT  
Att: 5,728 - Unknown

AB 28  
R 3  
H 6  
RBI 3  
BB 1  
SO 4  
LOB 5





Batter	1	2	3	4	5	6	7	8	9	AB	R	H	RBI	BB	SO	LOB	TOP							
Cesar Tovar, R OBP: 0.340, SLG: 0.414 Graig Nettles, L OBP: 0.322, SLG: 0.382	4-0 1B BB		0-0 6-3		0-0 F7		0-0 F9		0-0 F9	3	0	0	0	1	0	0								
Frank Quijci, R OBP: 0.253, SLG: 0.271	0-3 K		0-0 1B		0-3 K		0-3 K		0-3 K	5	0	1	0	0	0	4								
Harmon Killebrew, R OBP: 0.430, SLG: 0.585 Jim Holt, L OBP: 0.333, SLG: 0.333	0-0 1-2 1B		0-3 K		4-0 BB		0-3 K		0-0 F3	3	0	1	0	1	2	1								
Bob Allison, R OBP: 0.329, SLG: 0.398	0-3 K		0-3 K		0-0 F9				0-0 5-3	4	0	0	0	0	2	4								
Rick Renick, R OBP: 0.313, SLG: 0.376	0-3 K			0-3 K					0-0 1B 1B	4	1	2	1	0	2	2								
Leo Cardenas, R OBP: 0.352, SLG: 0.389 Cotton Nash, R OBP: 0.250, SLG: 0.250		0-0 G3		0-0 1B 1B		0-0 1-3 1B			0-0 G3	2	0	1	0	0	0	0								
Rod Carew, L Herman Hill, L	0-0 FC4-6 1B			0-0 P6		0-0 1-2 1B			0-0 G3	4	0	1	0	0	0	3								
Tom Tischinski, R OBP: 0.286, SLG: 0.167	0-0 F7			0-0 1-2 1B		0-0 P4			0-0 BB 1B	4	0	2	0	0	0	3								
Jim Kaat, L Tony Oliva, L Tom Hall, L Rick Dempsey, R	0-0 FC4-6 1-2 BB		0-3 K		0-0 4-3				4-0 1-2 BB	2	0	0	0	0	1	3								
<b>Inning Stats</b>	R: 0 E: 0 K: 3 S: 10	H: 1 LOB: 2 BB: 1 P: 14	R: 0 E: 0 K: 0 S: 4	H: 1 LOB: 1 BB: 0 P: 4	R: 0 E: 0 K: 2 S: 8	H: 1 LOB: 1 BB: 0 P: 8	R: 0 E: 0 K: 2 S: 9	H: 2 LOB: 2 BB: 0 P: 9	R: 0 E: 0 K: 1 S: 5	H: 0 LOB: 1 BB: 1 P: 9	R: 0 E: 0 K: 0 S: 5	H: 2 LOB: 0 BB: 0 P: 5	R: 0 E: 0 K: 0 S: 7	H: 0 LOB: 0 BB: 0 P: 7	R: 1 E: 0 K: 0 S: 4	H: 1 LOB: 0 BB: 0 P: 4	R: 0 E: 0 K: 1 S: 6	H: 1 LOB: 2 BB: 1 P: 10	1B: 8 2B: 0 3B: 0 HR: 1	SF: 0 SAC: 0 DP: 0 HBP: 0	WP: 0 PB: 0 SB: 0 CS: 0	PA: 39		
<b>PITCHER</b>	IP WLS BF H R ER SO BB IBB HBP BLK WP HR S P ERA WHIP	IP WLS BF H R ER SO BB IBB HBP BLK WP HR S P ERA WHIP	IP WLS BF H R ER SO BB IBB HBP BLK WP HR S P ERA WHIP	IP WLS BF H R ER SO BB IBB HBP BLK WP HR S P ERA WHIP	IP WLS BF H R ER SO BB IBB HBP BLK WP HR S P ERA WHIP	IP WLS BF H R ER SO BB IBB HBP BLK WP HR S P ERA WHIP	IP WLS BF H R ER SO BB IBB HBP BLK WP HR S P ERA WHIP	IP WLS BF H R ER SO BB IBB HBP BLK WP HR S P ERA WHIP	IP WLS BF H R ER SO BB IBB HBP BLK WP HR S P ERA WHIP	IP WLS BF H R ER SO BB IBB HBP BLK WP HR S P ERA WHIP	IP WLS BF H R ER SO BB IBB HBP BLK WP HR S P ERA WHIP	IP WLS BF H R ER SO BB IBB HBP BLK WP HR S P ERA WHIP	IP WLS BF H R ER SO BB IBB HBP BLK WP HR S P ERA WHIP	IP WLS BF H R ER SO BB IBB HBP BLK WP HR S P ERA WHIP	IP WLS BF H R ER SO BB IBB HBP BLK WP HR S P ERA WHIP	IP WLS BF H R ER SO BB IBB HBP BLK WP HR S P ERA WHIP	IP WLS BF H R ER SO BB IBB HBP BLK WP HR S P ERA WHIP	IP WLS BF H R ER SO BB IBB HBP BLK WP HR S P ERA WHIP	IP WLS BF H R ER SO BB IBB HBP BLK WP HR S P ERA WHIP	IP WLS BF H R ER SO BB IBB HBP BLK WP HR S P ERA WHIP	IP WLS BF H R ER SO BB IBB HBP BLK WP HR S P ERA WHIP	IP WLS BF H R ER SO BB IBB HBP BLK WP HR S P ERA WHIP	IP WLS BF H R ER SO BB IBB HBP BLK WP HR S P ERA WHIP	IP WLS BF H R ER SO BB IBB HBP BLK WP HR S P ERA WHIP

Minnesota Twins @ Seattle Pilots  
Sicks Stadium, Boston, MA  
Thu Sep 25 1969, 10:05 PM EDT  
Att. 3,642 - Unknown - 61 F

AB 36  
R 1  
H 9  
RBI 1  
BB 3  
SO 11  
LOB 25



Batter	1	2	3	4	5	6	7	8	9	AB	R	H	RBI	BB	SO	LOB	BOTTOM								
John Kennedy, R OBP: 0.305, SLG: 0.364	4-0 HR BB		0-0 6-3		0-0 4-3		0-0 1-H 3B			3	1	1	1	1	0	0									
Steve Howley, L OBP: 0.336, SLG: 0.364	0-3 K		0-0 6-3		0-0 1-3		0-0 6-3			4	0	0	0	0	1	2									
Wayne Comer, R OBP: 0.355, SLG: 0.376	0-0 F3			0-3 K		0-3 K			0-0 1B	4	0	1	0	0	2	1									
Greg Goossen, R OBP: 0.394, SLG: 0.575	0-0 1-H HR			0-0 1B SF7 2B		0-0 5-3			0-0 HR	4	3	3	3	0	0	0									
Jerry McNertney, R OBP: 0.291, SLG: 0.354	0-0 F7			4-0 BB 1B IBB		0-0 F9			0-0 F9	3	0	0	0	1	0	0									
John Donaldson, L OBP: 0.304, SLG: 0.283		0-0 6-3		0-0 1-2 2-3 1B		0-0 6-3			0-0 P5	4	0	1	0	0	0	0									
Steve Whitaker, L OBP: 0.325, SLG: 0.398		0-3 K		0-0 SF7			0-0 FC6-2 3B			2	0	1	1	0	1	0									
Fred Stanley, R OBP: 0.429, SLG: 0.542		0-3 K		3-H 4-0 BB		0-0 FC6-2 3B			0-0 3B	2	1	0	0	1	1	1									
Steve Barber, L John O'Donoghue, R	0-0 3-1		0-0 3-1		0-3 K		0-3 K			3	0	0	0	0	2	4									
<b>Inning Stats</b>	R: 2 E: 0 K: 1 S: 6	H: 1 LOB: 0 BB: 1 P: 10	R: 0 E: 0 K: 2 S: 7	H: 0 LOB: 0 BB: 0 P: 7	R: 0 E: 0 K: 0 S: 3	H: 0 LOB: 0 BB: 0 P: 3	R: 1 E: 0 K: 2 S: 9	H: 2 LOB: 3 BB: 2 P: 17	R: 0 E: 0 K: 1 S: 5	H: 0 LOB: 0 BB: 0 P: 5	R: 0 E: 0 K: 0 S: 3	H: 0 LOB: 0 BB: 0 P: 3	R: 1 E: 0 K: 1 S: 7	H: 2 LOB: 1 BB: 0 P: 7	R: 1 E: 0 K: 0 S: 4	H: 2 LOB: 0 BB: 0 P: 4	R: 1 E: 0 K: 0 S: 4	H: 2 LOB: 0 BB: 0 P: 4	1B: 2 2B: 1 3B: 2 HR: 2	SF: 1 SAC: 0 DP: 0 HBP: 0	WP: 0 PB: 0 SB: 0 CS: 0	PA: 33			
<b>PITCHER</b>	IP WLS BF H R ER SO BB IBB HBP BLK WP HR S P ERA WHIP	IP WLS BF H R ER SO BB IBB HBP BLK WP HR S P ERA WHIP	IP WLS BF H R ER SO BB IBB HBP BLK WP HR S P ERA WHIP	IP WLS BF H R ER SO BB IBB HBP BLK WP HR S P ERA WHIP	IP WLS BF H R ER SO BB IBB HBP BLK WP HR S P ERA WHIP	IP WLS BF H R ER SO BB IBB HBP BLK WP HR S P ERA WHIP	IP WLS BF H R ER SO BB IBB HBP BLK WP HR S P ERA WHIP	IP WLS BF H R ER SO BB IBB HBP BLK WP HR S P ERA WHIP	IP WLS BF H R ER SO BB IBB HBP BLK WP HR S P ERA WHIP	IP WLS BF H R ER SO BB IBB HBP BLK WP HR S P ERA WHIP	IP WLS BF H R ER SO BB IBB HBP BLK WP HR S P ERA WHIP	IP WLS BF H R ER SO BB IBB HBP BLK WP HR S P ERA WHIP	IP WLS BF H R ER SO BB IBB HBP BLK WP HR S P ERA WHIP	IP WLS BF H R ER SO BB IBB HBP BLK WP HR S P ERA WHIP	IP WLS BF H R ER SO BB IBB HBP BLK WP HR S P ERA WHIP	IP WLS BF H R ER SO BB IBB HBP BLK WP HR S P ERA WHIP	IP WLS BF H R ER SO BB IBB HBP BLK WP HR S P ERA WHIP	IP WLS BF H R ER SO BB IBB HBP BLK WP HR S P ERA WHIP	IP WLS BF H R ER SO BB IBB HBP BLK WP HR S P ERA WHIP	IP WLS BF H R ER SO BB IBB HBP BLK WP HR S P ERA WHIP	IP WLS BF H R ER SO BB IBB HBP BLK WP HR S P ERA WHIP	IP WLS BF H R ER SO BB IBB HBP BLK WP HR S P ERA WHIP	IP WLS BF H R ER SO BB IBB HBP BLK WP HR S P ERA WHIP	IP WLS BF H R ER SO BB IBB HBP BLK WP HR S P ERA WHIP	IP WLS BF H R ER SO BB IBB HBP BLK WP HR S P ERA WHIP

Minnesota Twins @ Seattle Pilots  
Sicks Stadium, Boston, MA  
Thu Sep 25 1969, 10:05 PM EDT  
Att. 3,642 - Unknown - 61 F

AB 29  
R 5  
H 7  
RBI 5  
BB 3  
SO 7  
LOB 8





Batter	1	2	3	4	5	6	7	8	9	10	11	12	13	14	AB	R	H	RBI	BB	SO	LOB	TOP
Ted Uhlender, L OBP: 0.328, SLG: 0.347 (1.7)	6-3 9-2-5 2B		1B 2B BB		L8		4-3			E6 FC1-4		IBB			4	1	1	0	2	0	1	
Rod Carew, L OBP: 0.388, SLG: 0.462 (1.4)	6-3		2B CS 1B		F7			F8		FC1-4		K			2	0	1	0	0	0	1	
Frank Quilici, R OBP: 0.247, SLG: 0.263 (3.4)	6-3		2B CS 1B		F7			F8		FC1-4		K			4	0	0	0	0	1	4	
Tony Oliva, L OBP: 0.353, SLG: 0.494 (1.9)	9-2-5		F7		4-3			G3		L7					5	0	0	0	0	0	4	
Jim Holt, L OBP: 0.300, SLG: 0.300 (11.9)	9-2-5		F7		4-3			G3		L7					1	0	0	0	0	0	0	
Harmon Killebrew, R OBP: 0.429, SLG: 0.566 (1.3)			F2												4	1	1	1	1	0	2	
Colton Nash, R OBP: 0.200, SLG: 0.200 (11.3)			F2												1	0	0	0	0	0	0	
Graig Nettles, L OBP: 0.327, SLG: 0.384 (1.5)		HR	1-3 2B		F7			3-1		6-3		K			4	0	1	1	2	1	1	
Cesar Tovar, R OBP: 0.340, SLG: 0.413 (1.8)			CS		F4			FC6-4 BB		K		K			3	1	1	0	0	0	1	
Charlie Manuel, L OBP: 0.326, SLG: 0.288 (7.7)		S 1B	CS		F4			FC6-4 BB		K		K			3	0	0	0	0	1	1	
John Roseboro, L OBP: 0.352, SLG: 0.318 (6.1)			1B		4-3			K		F7					3	0	1	1	0	1	1	
Al Worthington, R OBP: 0.306, SLG: 0.282 (10.2)			1B		4-3			K		F7					0	0	0	0	0	0	0	
Ron Ferranoski, L OBP: 0.300, SLG: 0.750 (10.2)			1B		4-3			K		F7					1	0	0	0	0	1	0	
Rick Dempsey, R OBP: 0.300, SLG: 0.750 (10.2)			1B		4-3			K		F7					2	0	1	0	0	0	0	
Leo Cardenas, R OBP: 0.352, SLG: 0.389 (1.6)			F7					F9		F8					3	0	1	0	0	0	1	
Rick Renick, R OBP: 0.313, SLG: 0.382 (7.6)			F7					F9		F8					3	0	1	0	0	1	1	
Jim Pugh, L OBP: 0.280, SLG: 0.280 (11.1)			K		4-3			L5		FC1-4 E BB					1	0	0	0	0	0	0	
Bob Anderson, L OBP: 0.280, SLG: 0.280 (11.1)			K		4-3			L5		FC1-4 E BB					1	0	0	0	0	0	0	
Bob Anderson, L OBP: 0.280, SLG: 0.280 (11.1)			K		4-3			L5		FC1-4 E BB					1	0	0	0	0	0	0	
Bob Anderson, L OBP: 0.280, SLG: 0.280 (11.1)			K		4-3			L5		FC1-4 E BB					1	0	0	0	0	0	0	
Bob Anderson, L OBP: 0.280, SLG: 0.280 (11.1)			K		4-3			L5		FC1-4 E BB					1	0	0	0	0	0	0	
Bob Anderson, L OBP: 0.280, SLG: 0.280 (11.1)			K		4-3			L5		FC1-4 E BB					1	0	0	0	0	0	0	
Bob Anderson, L OBP: 0.280, SLG: 0.280 (11.1)			K		4-3			L5		FC1-4 E BB					1	0	0	0	0	0	0	
Bob Anderson, L OBP: 0.280, SLG: 0.280 (11.1)			K		4-3			L5		FC1-4 E BB					1	0	0	0	0	0	0	
Bob Anderson, L OBP: 0.280, SLG: 0.280 (11.1)			K		4-3			L5		FC1-4 E BB					1	0	0	0	0	0	0	
Bob Anderson, L OBP: 0.280, SLG: 0.280 (11.1)			K		4-3			L5		FC1-4 E BB					1	0	0	0	0	0	0	
Bob Anderson, L OBP: 0.280, SLG: 0.280 (11.1)			K		4-3			L5		FC1-4 E BB					1	0	0	0	0	0	0	
Bob Anderson, L OBP: 0.280, SLG: 0.280 (11.1)			K		4-3			L5		FC1-4 E BB					1	0	0	0	0	0	0	
Bob Anderson, L OBP: 0.280, SLG: 0.280 (11.1)			K		4-3			L5		FC1-4 E BB					1	0	0	0	0	0	0	
Bob Anderson, L OBP: 0.280, SLG: 0.280 (11.1)			K		4-3			L5		FC1-4 E BB					1	0	0	0	0	0	0	
Bob Anderson, L OBP: 0.280, SLG: 0.280 (11.1)			K		4-3			L5		FC1-4 E BB					1	0	0	0	0	0	0	
Bob Anderson, L OBP: 0.280, SLG: 0.280 (11.1)			K		4-3			L5		FC1-4 E BB					1	0	0	0	0	0	0	
Bob Anderson, L OBP: 0.280, SLG: 0.280 (11.1)			K		4-3			L5		FC1-4 E BB					1	0	0	0	0	0	0	
Bob Anderson, L OBP: 0.280, SLG: 0.280 (11.1)			K		4-3			L5		FC1-4 E BB					1	0	0	0	0	0	0	
Bob Anderson, L OBP: 0.280, SLG: 0.280 (11.1)			K		4-3			L5		FC1-4 E BB					1	0	0	0	0	0	0	
Bob Anderson, L OBP: 0.280, SLG: 0.280 (11.1)			K		4-3			L5		FC1-4 E BB					1	0	0	0	0	0	0	
Bob Anderson, L OBP: 0.280, SLG: 0.280 (11.1)			K		4-3			L5		FC1-4 E BB					1	0	0	0	0	0	0	
Bob Anderson, L OBP: 0.280, SLG: 0.280 (11.1)			K		4-3			L5		FC1-4 E BB					1	0	0	0	0	0	0	
Bob Anderson, L OBP: 0.280, SLG: 0.280 (11.1)			K		4-3			L5		FC1-4 E BB					1	0	0	0	0	0	0	
Bob Anderson, L OBP: 0.280, SLG: 0.280 (11.1)			K		4-3			L5		FC1-4 E BB					1	0	0	0	0	0	0	
Bob Anderson, L OBP: 0.280, SLG: 0.280 (11.1)			K		4-3			L5		FC1-4 E BB					1	0	0	0	0	0	0	
Bob Anderson, L OBP: 0.280, SLG: 0.280 (11.1)			K		4-3			L5		FC1-4 E BB					1	0	0	0	0	0	0	
Bob Anderson, L OBP: 0.280, SLG: 0.280 (11.1)			K		4-3			L5		FC1-4 E BB					1	0	0	0	0	0	0	
Bob Anderson, L OBP: 0.280, SLG: 0.280 (11.1)			K		4-3			L5		FC1-4 E BB					1	0	0	0	0	0	0	
Bob Anderson, L OBP: 0.280, SLG: 0.280 (11.1)			K		4-3			L5		FC1-4 E BB					1	0	0	0	0	0	0	
Bob Anderson, L OBP: 0.280, SLG: 0.280 (11.1)			K		4-3			L5		FC1-4 E BB					1	0	0	0	0	0	0	
Bob Anderson, L OBP: 0.280, SLG: 0.280 (11.1)			K		4-3			L5		FC1-4 E BB					1	0	0	0	0	0	0	
Bob Anderson, L OBP: 0.280, SLG: 0.280 (11.1)			K		4-3			L5		FC1-4 E BB					1	0	0	0	0	0	0	
Bob Anderson, L OBP: 0.280, SLG: 0.280 (11.1)			K		4-3			L5		FC1-4 E BB					1	0	0	0	0	0	0	
Bob Anderson, L OBP: 0.280, SLG: 0.280 (11.1)			K		4-3			L5		FC1-4 E BB					1	0	0	0	0	0	0	
Bob Anderson, L OBP: 0.280, SLG: 0.280 (11.1)			K		4-3			L5		FC1-4 E BB					1	0	0	0	0	0	0	
Bob Anderson, L OBP: 0.280, SLG: 0.280 (11.1)			K		4-3			L5		FC1-4 E BB					1	0	0	0	0	0	0	
Bob Anderson, L OBP: 0.280, SLG: 0.280 (11.1)			K		4-3			L5		FC1-4 E BB					1	0	0	0	0	0	0	
Bob Anderson, L OBP: 0.280, SLG: 0.280 (11.1)			K		4-3			L5		FC1-4 E BB					1	0	0	0	0	0	0	
Bob Anderson, L OBP: 0.280, SLG: 0.280 (11.1)			K		4-3			L5		FC1-4 E BB					1	0	0	0	0	0	0	
Bob Anderson, L OBP: 0.280, SLG: 0.280 (11.1)			K		4-3			L5		FC1-4 E BB					1	0	0	0	0	0	0	
Bob Anderson, L OBP: 0.280, SLG: 0.280 (11.1)			K		4-3			L5		FC1-4 E BB					1	0	0	0	0	0	0	
Bob Anderson, L OBP: 0.280, SLG: 0.280 (11.1)			K		4-3			L5		FC1-4 E BB					1	0	0	0	0	0	0	
Bob Anderson, L OBP: 0.280, SLG: 0.280 (11.1)			K		4-3			L5		FC1-4 E BB					1	0	0	0	0	0	0	
Bob Anderson, L OBP: 0.280, SLG: 0.280 (11.1)			K		4-3			L5		FC1-4 E BB					1	0	0	0	0	0	0	
Bob Anderson, L OBP: 0.280, SLG: 0.280 (11.1)			K		4-3			L5		FC1-4 E BB					1	0	0	0	0	0	0	
Bob Anderson, L OBP: 0.280, SLG: 0.280 (11.1)			K		4-3			L5		FC1-4 E BB					1	0	0	0	0	0	0	
Bob Anderson, L OBP: 0.280, SLG: 0.280 (11.1)			K		4-3			L5		FC1-4 E BB					1	0	0	0	0	0	0	
Bob Anderson, L OBP: 0.280, SLG: 0.280 (11.1)			K		4-3			L5		FC1-4 E BB					1	0	0	0	0	0	0	
Bob Anderson, L OBP: 0.280, SLG: 0.280 (11.1)			K		4-3			L5		FC1-4 E BB					1	0	0	0	0	0	0	
Bob Anderson, L OBP: 0.280, SLG: 0.280 (11.1)			K																			



Batter	1	2	3	4	5	6	7	8	9	AB	R	H	RBI	BB	SO	LOB	TOP										
Ted Uhlhaender, L (1, 7) OBP: 0.326, SLG: 0.353	0-0 K	0-0 F7		0-3 K			0-0 5-3		0-3 K	3	1	1	1	0	1	3	<b>Minnesota Twins @ Seattle Pilots</b> Sicks Stadium, Boston, MA Sun Sep 28 1969, 6:33 AM EDT Unknown - 56 F										
Rick Renick, R (6, 5) OBP: 0.311, SLG: 0.380	HR									1	0	0	0	0	0	0											
Frank Quilici, R (7, 5) OBP: 0.245, SLG: 0.261										1	0	0	0	0	1	1											
Rod Carew, L (1, 4) OBP: 0.388, SLG: 0.463	0-3 K	0-0 FC4-6 1B			0-0 5-3		0-0 F7		0-0 2B	5	0	2	3	0	1	0											
Tony Oliva, L (1, 9) OBP: 0.354, SLG: 0.494	4-0 BB	0-0 FC4-6 1B			0-0 2B		0-3 K		0-0 F7	4	0	1	0	1	1	3											
Harmon Killebrew, R (1, 3) OBP: 0.428, SLG: 0.585	4-0 BB			0-0 F8		0-0 F2		0-0 5-3		3	0	0	0	1	0	1											
Graig Nettles, L (1, 5) OBP: 0.324, SLG: 0.381	0-0 BB			0-3 K		4-0 FC4-6 BB		0-0 5-3		2	0	0	0	0	1	2											
Bob Allison, R (5, PH) (5, 7) OBP: 0.330, SLG: 0.396	G4-6-3 1-2			0-3 K		FC4-6 BB		0-0 5-3		1	0	0	0	1	0	0											
Cesar Tovar, R (1, 8) (5, 5) (6, 8) OBP: 0.341, SLG: 0.414		0-0 BB		0-0 S		0-0 FC4-6 1-2		0-0 5-3		4	1	2	0	0	0	2											
John Roseboro, L (1, 2) Herman Hill, L (9, PR)	0-0 BB	0-0 1B		0-3 K		0-0 3-1		0-0 2B		4	1	2	0	0	1	1											
Tom Tischinski, R (9, 2) OBP: 0.294, SLG: 0.163	1-2 BB	1-2 1B		1-2 K				0-0 2B		0	1	0	0	0	0	0											
Leo Cardenas, R (1, 6) OBP: 0.353, SLG: 0.390	4-0 BB	0-0 1B		0-3 K		0-0 F8		0-0 2B		3	1	1	1	1	1	0											
Dave Boswell, R (1, 1) OBP: 0.189, SLG: 0.272	0-3 K	0-3 BB		0-0 G3		0-3 K		0-3 K		3	0	0	0	0	2	3											
Ron Perranoski, L (8, 1) OBP: 0.154, SLG: 0.083								0-3 K		1	0	0	0	0	1	1											
<b>Inning Stats</b>	R: 1 E: 0 K: 1 S: 5	H: 1 LOB: 1 BB: 2 P: 13	R: 2 E: 0 K: 1 S: 8	H: 3 LOB: 2 BB: 1 P: 12	R: 0 E: 0 K: 2 S: 8	H: 1 LOB: 1 BB: 0 P: 8	R: 0 E: 0 K: 2 S: 7	H: 0 LOB: 0 BB: 0 P: 7	R: 0 E: 0 K: 0 S: 4	H: 1 LOB: 2 BB: 1 P: 8	R: 0 E: 0 K: 1 S: 5	H: 0 LOB: 0 BB: 0 P: 5	R: 0 E: 0 K: 0 S: 3	H: 0 LOB: 0 BB: 0 P: 3	R: 2 E: 0 K: 2 S: 10	H: 3 LOB: 1 BB: 0 P: 10	1B: 4 2B: 4 3B: 0 HR: 1	SF: 0 SAC: 0 DP: 1 HBP: 0	WP: 0 PB: 0 SB: 1 CS: 0	PA: 39							
<b>PITCHER</b>	IP	WLS	BF	H	R	ER	SO	BB	IBB	HBP	BLK	WP	HR	S	P	ERA	WHIP										
Miguel Fuentes, R (1, 1) ERA: 5.4	1.2	L	11	4	3	3	2	3	0	0	0	0	1	12	24	16.20	4.200										
John O'Donoghue, L (2, 1) ERA: 2.97	5.1		19	2	0	0	6	1	0	0	0	0	0	30	34	0.00	0.562										
Bob Locker, R (8, 1) ERA: 3.19	1.2		8	3	2	2	2	0	0	0	0	0	0	12	12	10.80	1.800										
Dooley Womack, R (9, 1) ERA: 3.25	0.1		1	0	0	0	0	0	0	0	0	0	0	1	1	0.00	0.000										
<b>Batter</b>	<b>1</b>	<b>2</b>	<b>3</b>	<b>4</b>	<b>5</b>	<b>6</b>	<b>7</b>	<b>8</b>	<b>9</b>	<b>AB</b>	<b>R</b>	<b>H</b>	<b>RBI</b>	<b>BB</b>	<b>SO</b>	<b>LOB</b>	<b>BOTTOM</b>										
Tommy Harper, R (1, 5) OBP: 0.348, SLG: 0.312	0-0 6-3	0-0 F8			0-0 F4		0-0 6-3			4	0	0	0	0	0	2	<b>Minnesota Twins @ Seattle Pilots</b> Sicks Stadium, Boston, MA Sun Sep 28 1969, 6:33 AM EDT Unknown - 56 F										
John Donaldson, L (1, 4) OBP: 0.306, SLG: 0.280	4-0 BB			0-0 P6		0-0 3-1		0-0 F8		2	1	0	0	1	0	0											
Greg Goossen, R (8, PH) OBP: 0.389, SLG: 0.591	FC4-6 BB	BB								1	0	0	0	0	0	0											
Ron Clark, R (9, 4) OBP: 0.261, SLG: 0.230	FC4-6 BB	BB								0	0	0	0	0	0	0											
Wayne Comer, R (1, 9) OBP: 0.357, SLG: 0.381	4-0 BB	0-0 P4		0-0 F9		0-0 F9		0-3 K		3	0	0	0	1	1	0											
Steve Hovley, L (1, 8) OBP: 0.329, SLG: 0.354	0-0 FC4-6 1B	0-0 FC4-6 1B		4-0 BB		0-0 1-3		0-3 K		3	0	0	0	1	1	2											
Don Mincher, L (1, 3) OBP: 0.362, SLG: 0.442	0-0 FC5-4 1B	0-0 FC5-4 1B		0-0 L8		0-0 F7				4	0	1	1	0	0	1											
Jerry McNettney, R (1, 2) OBP: 0.289, SLG: 0.349	0-0 FC5-4 1-2			0-0 3-1		0-0 5-3		0-0 1-3		4	0	0	0	0	0	2											
Sandy Valdespino, L (1, 7) OBP: 0.311, SLG: 0.267		0-0 5-3		0-3 K		0-0 2B		0-0 6-3		3	1	1	0	0	1	0											
Gus Gil, R (9, PH) OBP: 0.274, SLG: 0.256										1	0	0	0	0	0	0											
John Kennedy, R (1, 6) OBP: 0.314, SLG: 0.373	4-0 SH1-4 BB			0-3 K		0-0 E9		0-0 1-3		2	0	1	0	1	1	0											
Miguel Fuentes, R (1, 1) OBP: 0.333, SLG: 0.333		0-0 SH1-4			0-0 F7		0-3 K			0	0	0	0	0	0	0											
John O'Donoghue, R (2, 1) OBP: 0.077, SLG: 0.154										1	0	0	0	0	0	0											
Steve Whitaker, L (7, PH) OBP: 0.328, SLG: 0.400										1	0	0	0	1	1												
Bob Locker, S (8, 1) OBP: 0.143, SLG: 0.077		1-2								0	0	0	0	0	0	0											
Dooley Womack, L (9, 1) OBP: 0.143, SLG: 0.143										0	0	0	0	0	0	0											
<b>Inning Stats</b>	R: 1 E: 0 K: 0 S: 4	H: 1 LOB: 2 BB: 2 P: 12	R: 0 E: 0 K: 0 S: 3	H: 0 LOB: 1 BB: 1 P: 7	R: 0 E: 0 K: 0 S: 3	H: 0 LOB: 1 BB: 1 P: 7	R: 0 E: 0 K: 2 S: 7	H: 0 LOB: 0 BB: 0 P: 7	R: 0 E: 0 K: 0 S: 3	H: 0 LOB: 0 BB: 0 P: 3	R: 1 E: 1 K: 1 S: 7	H: 2 LOB: 1 BB: 0 P: 7	R: 0 E: 0 K: 2 S: 7	H: 0 LOB: 0 BB: 0 P: 7	R: 0 E: 0 K: 0 S: 3	H: 0 LOB: 0 BB: 0 P: 3	1B: 2 2B: 1 3B: 0 HR: 0	SF: 0 SAC: 1 DP: 0 HBP: 0	WP: 0 PB: 0 SB: 0 CS: 0	PA: 34							
<b>PITCHER</b>	IP	WLS	BF	H	R	ER	SO	BB	IBB	HBP	BLK	WP	HR	S	P	ERA	WHIP										
Dave Boswell, R (1, 1) ERA: 3.15	7.0	W	28	3	2	1	3	4	0	0	0	0	0	30	46	1.29	1.000										
Ron Perranoski, L (8, 1) ERA: 2.14	2.0	S	6	0	0	0	2	0	0	0	0	0	0	10	10	0.00	0.000										

AB 35  
R 5  
H 9  
RBI 5  
BB 4  
SO 10  
LOB 17



AB 29  
R 2  
H 3  
RBI 1  
BB 4  
SO 5  
LOB 8





Batter	1	2	3	4	5	6	7	8	9	AB	R	H	RBI	BB	SO	LOB	TOP			
Ted Uhlhaender, L (1, 7) OBP: 0.327, SLG: 0.354	F6		1B		1B		L8			4	0	2	0	0	0	1				
Rod Carew, L (1, 4) OBP: 0.387, SLG: 0.468	HR		F8		F7			F7		4	1	1	1	0	0	2				
Harmon Killebrew, R (1, 3) (5, 5) OBP: 0.429, SLG: 0.586	2B		F8		FC3-6 1B			F8		4	0	2	0	0	0	1				
Tony Oliva, L (1, 9) OBP: 0.352, SLG: 0.490	K		F6		FC3-6 1-2			K		4	0	0	0	0	2	3				
Graig Nettles, L (1, 5) OBP: 0.322, SLG: 0.377	K			4-3				L3-6 1-3 BB		2	0	0	0	0	1	1				
Cotton Nash, R (5, 3) OBP: 0.286, SLG: 0.167										1	0	0	0	1	1					
Herman Hill, L (9, PR)										0	0	0	0	0	0	0				
Cesar Tovar, R (1, 8) OBP: 0.340, SLG: 0.413		F9		K				1-3		1	0	0	0	0	0					
Charlie Manuel, L (2, 7) OBP: 0.321, SLG: 0.282								1-2		3	0	0	0	0	1	2				
Leo Cardenas, R (1, 6) OBP: 0.352, SLG: 0.389		1B		F8				L3-6 2-3		4	0	1	0	0	0	2				
Tom Tischinski, R (1, 2) OBP: 0.296, SLG: 0.174		1B			F8					3	0	1	0	0	0	0				
Bob Miller, R (1, 1)																				
Jim Holt, L (7, PH) OBP: 0.364, SLG: 0.364		G4-6-3			3-1					2	0	0	0	0	0	2				
Al Worthington, R (7, 1)										1	0	1	0	0	0	0				
										0	0	0	0	0	0	0				
<b>Inning Stats</b>	R: 1 E: 0 K: 2 S: 9	H: 2 LOB: 1 BB: 0 P: 9	R: 0 E: 0 K: 0 S: 4	H: 2 LOB: 1 BB: 0 P: 4	R: 0 E: 0 K: 0 S: 4	H: 1 LOB: 1 BB: 0 P: 4	R: 0 E: 0 K: 1 S: 5	H: 0 LOB: 0 BB: 0 P: 5	R: 0 E: 0 K: 1 S: 6	H: 1 LOB: 1 BB: 0 P: 6	R: 0 E: 0 K: 0 S: 4	H: 1 LOB: 1 BB: 0 P: 4	R: 0 E: 0 K: 1 S: 5	H: 0 LOB: 0 BB: 1 P: 5	R: 0 E: 0 K: 0 S: 2	H: 0 LOB: 0 BB: 1 P: 6	1B: 6 2B: 2 3B: 0 HR: 1	SF: 0 SAC: 0 DP: 2 HBP: 0	WP: 0 PB: 0 SB: 0 CS: 0	PA: 34
<b>PITCHER</b>	IP WLS BF H R ER SO BB IBB HBP BLK WP HR S P ERA WHIP	IP WLS BF H R ER SO BB IBB HBP BLK WP HR S P ERA WHIP																		
Dick Baney, R (1, 1) ERA: 4.6	8.0 W 32 8 1 1 5 1 0 0 0 0 1 41 45 1.12 1.125	1.0 S 2 0 0 0 0 0 0 0 0 0 0 2 2 0.00 0.000																		
Diego Segui, R (9, 1) ERA: 3.31																				

Minnesota Twins @ Seattle Pilots  
Sicks Stadium, Boston, MA  
Sun Sep 28 1969, 6:38 AM EDT  
Att: 8,096 - Unknown

AB	33
R	1
H	8
RBI	1
BB	1
SO	5
LOB	15



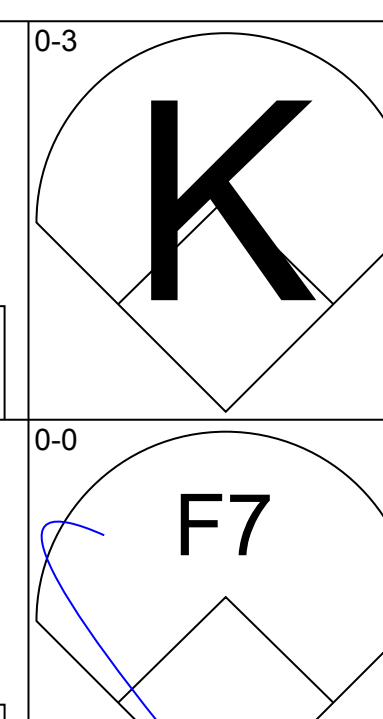
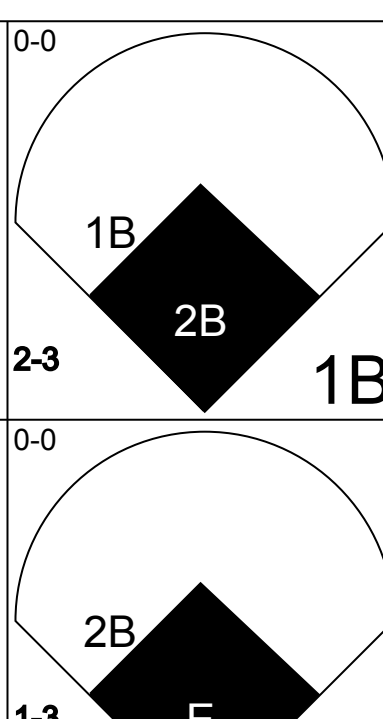
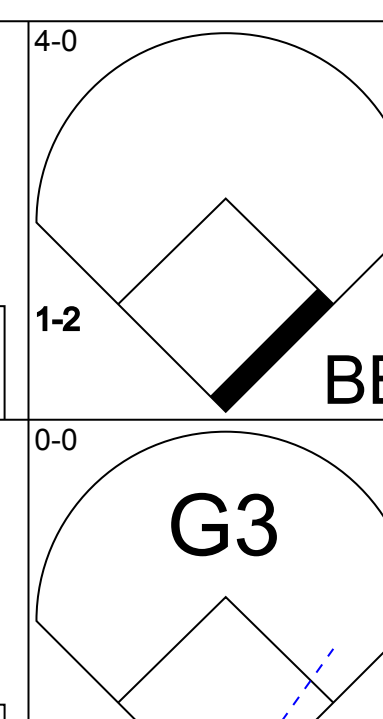
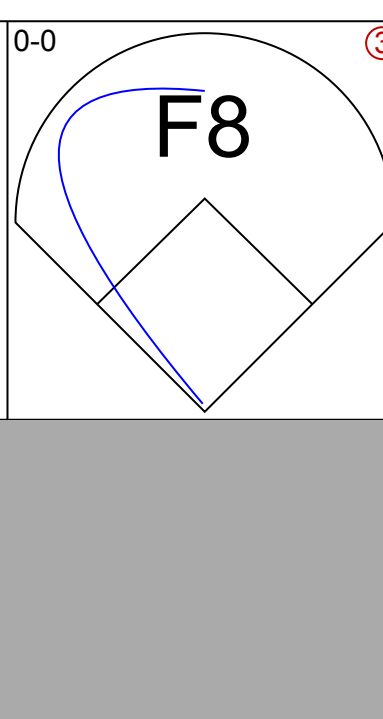
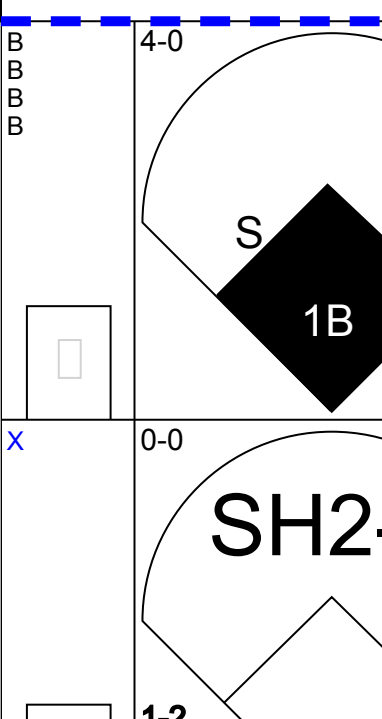
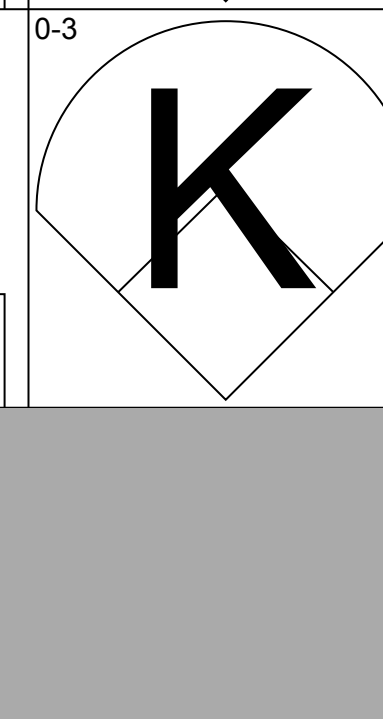
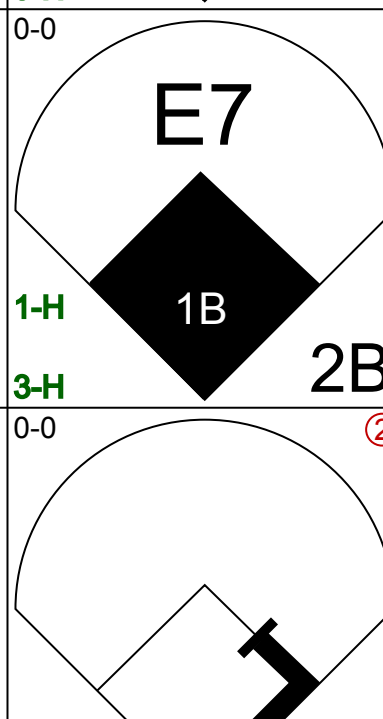


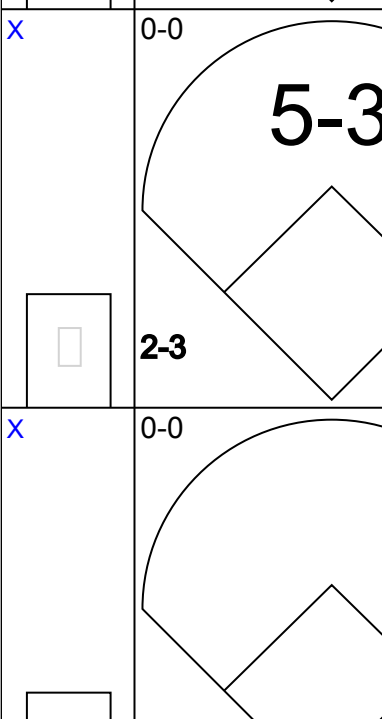

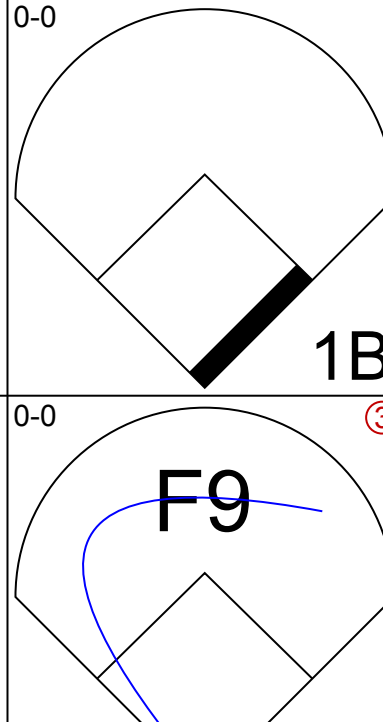
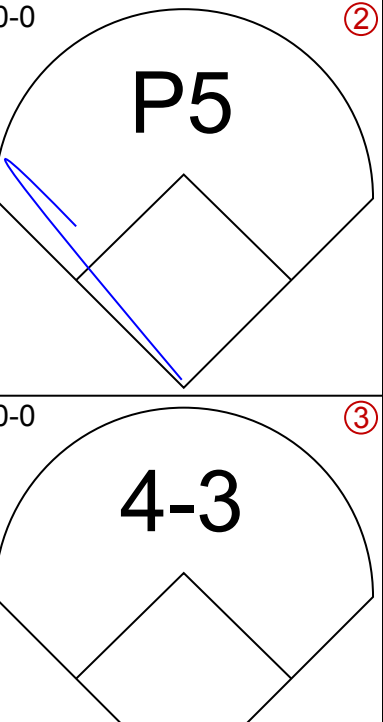
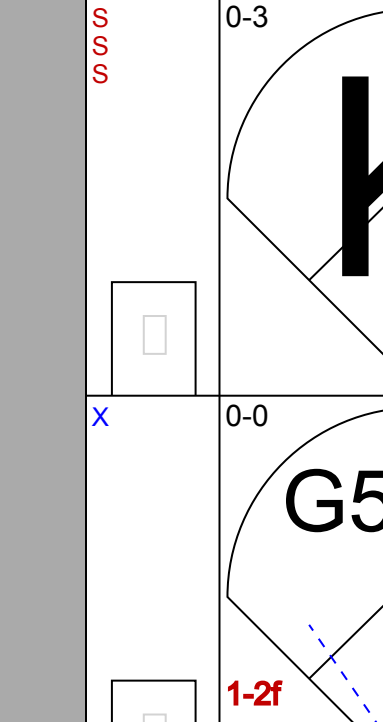
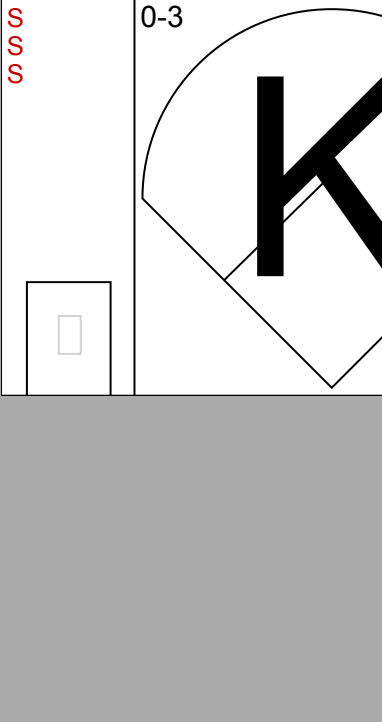
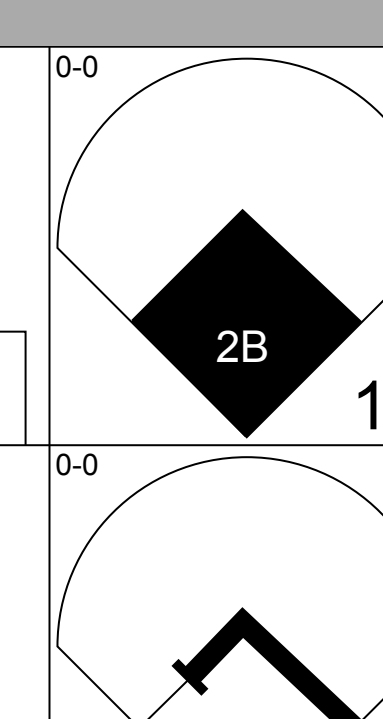
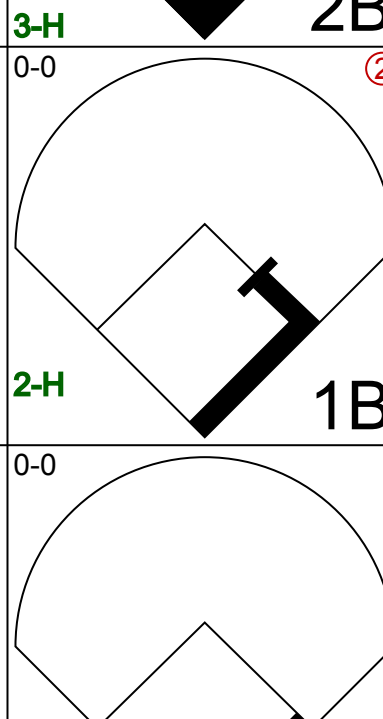
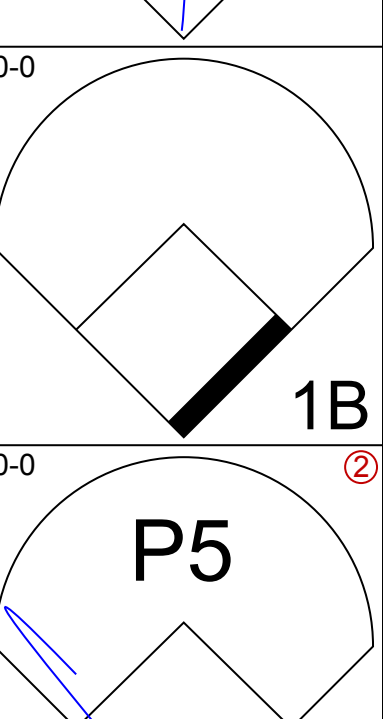
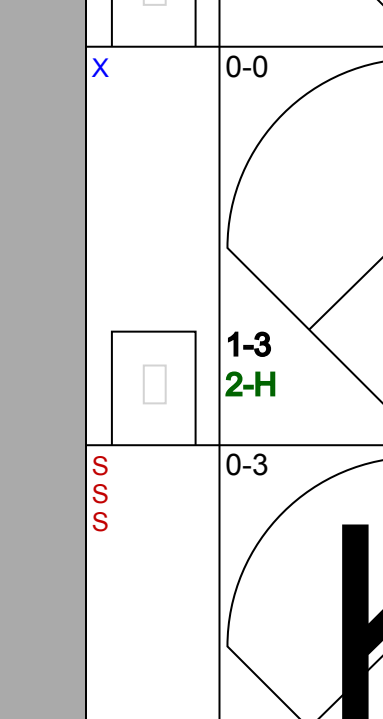
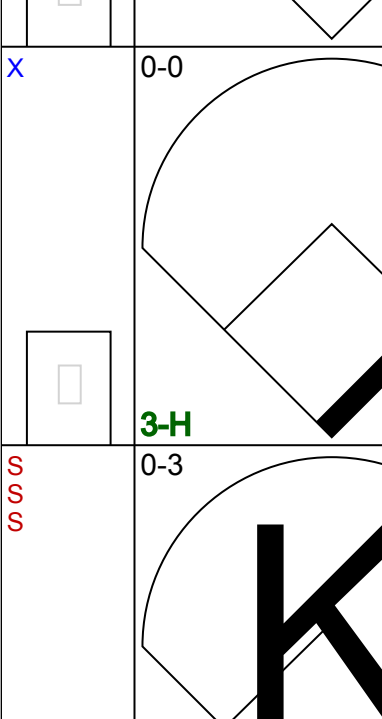

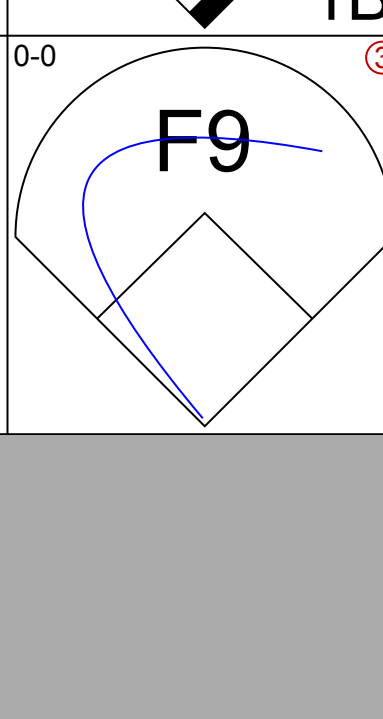

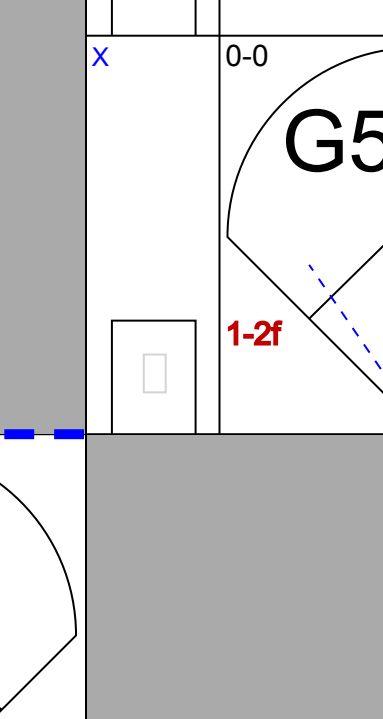


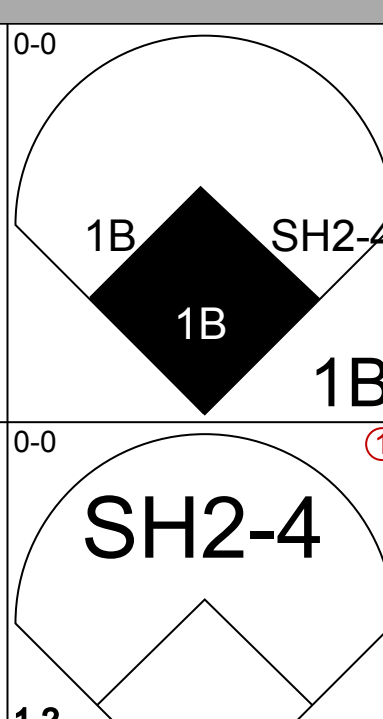

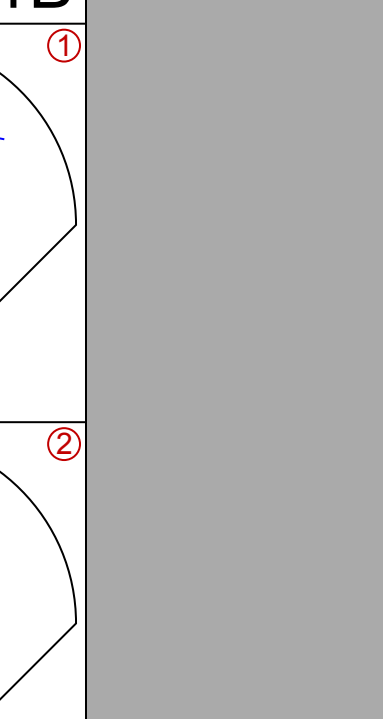
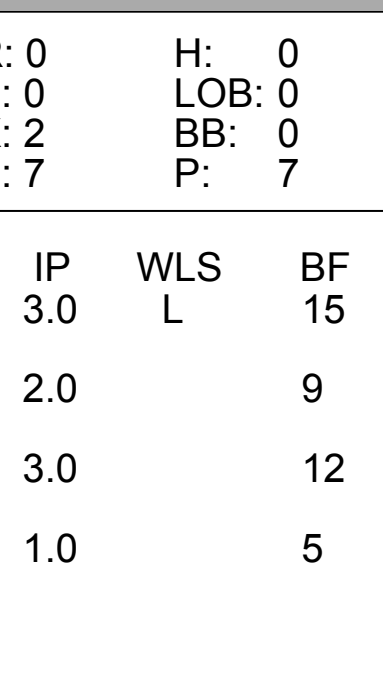
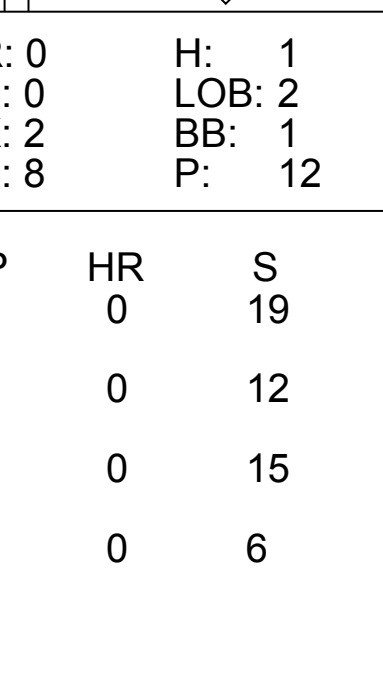
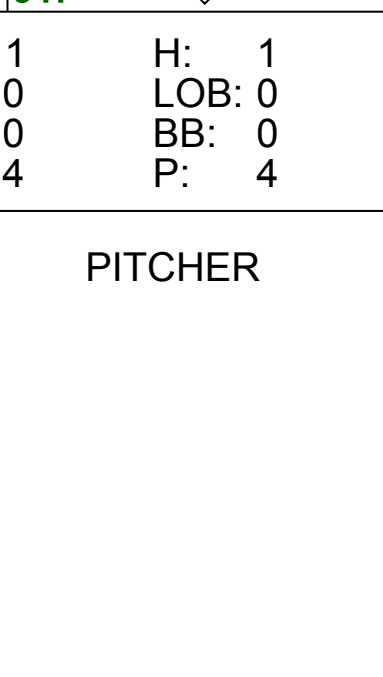
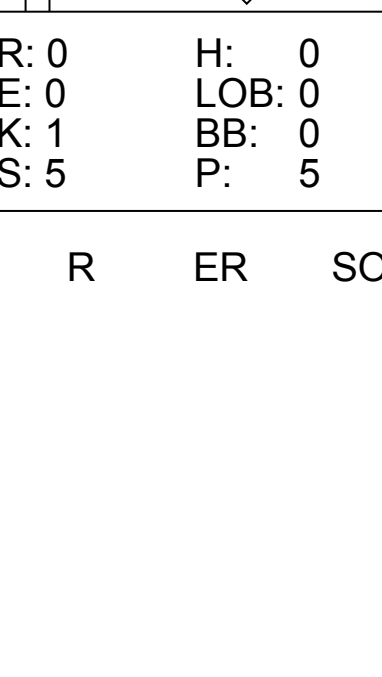
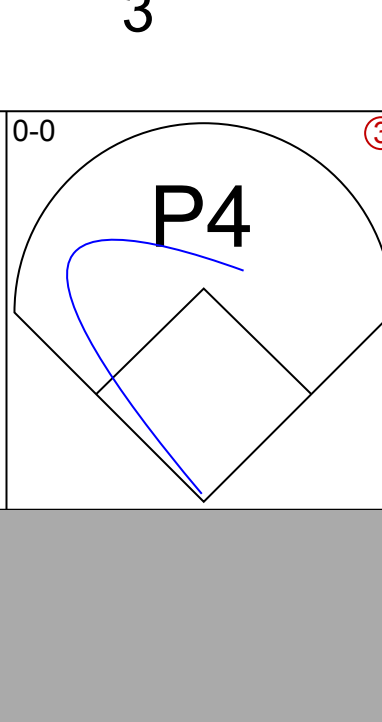
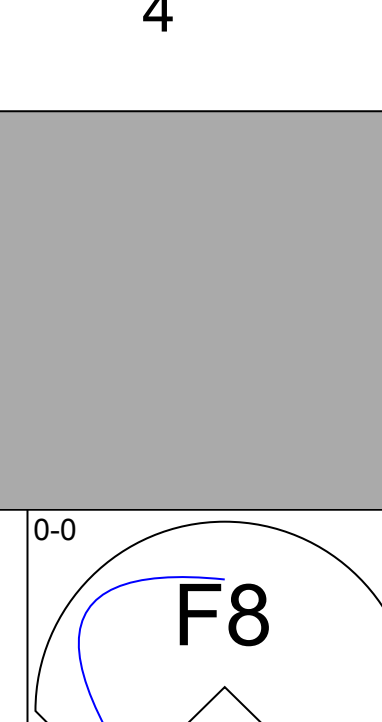
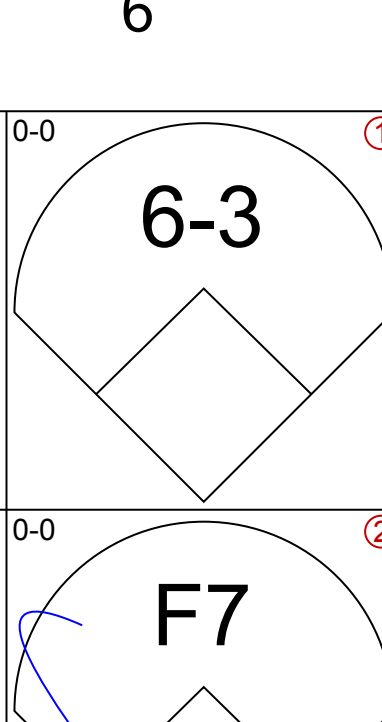
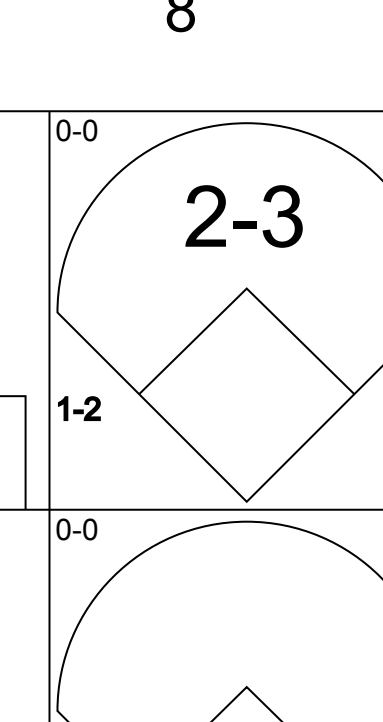

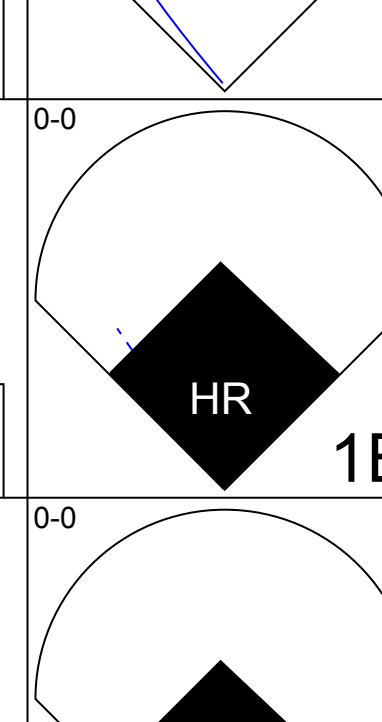
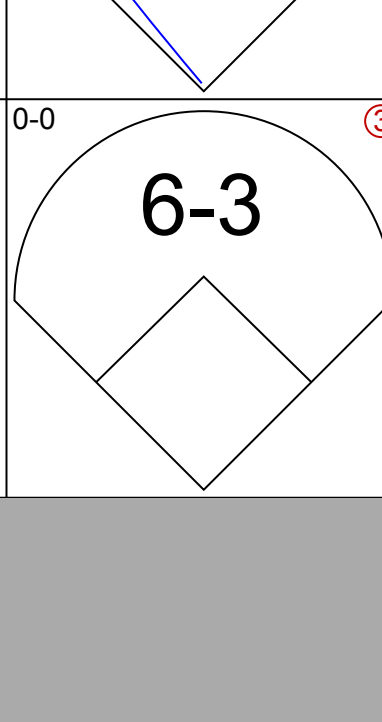
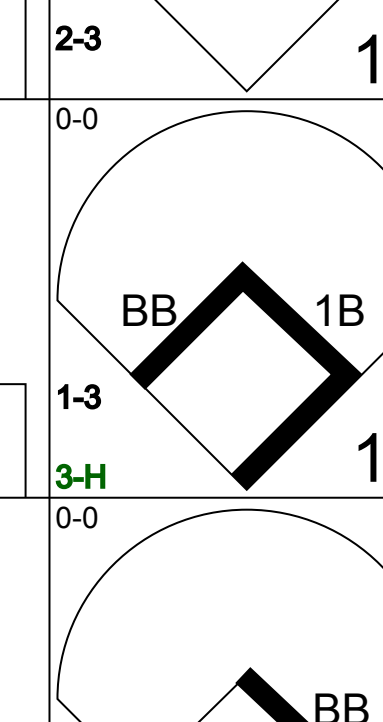
Batter	1	2	3	4	5	6	7	8	9	AB	R	H	RBI	BB	SO	LOB	BOTTOM		
Tommy Harper, R (1, 5) OBP: 0.349, SLG: 0.313	6-3 1B		CS 1B	F2			F7			4	0	2	0	0	0	2			
John Donaldson, L (1, 4) OBP: 0.303, SLG: 0.277	K		L9 1-2		G3			L7		4	0	0	0	0	1	2			
Wayne Comer, R (1, 9) OBP: 0.358, SLG: 0.384	6-3 1-2		HR 2B		5-3			2B 1B		4	2	2	0	0	0	1			
Don Mincher, L (1, 3) OBP: 0.365, SLG: 0.454		1B FC5-2 1B	2H HR		F5			2B 2B		4	1	3	3	0	0	0			
Mike Hegan, L (8, PR) OBP: 0.427, SLG: 0.461								2B 2B		0	1	0	0	0	0	0			
Steve Hovley, L (1, 8) OBP: 0.331, SLG: 0.358		FC5-2 1B 1-2	4-3					K2-5-2 2H 2B		4	0	2	1	0	0	0			
Jim Pagliaroni, R (1, 2) OBP: 0.323, SLG: 0.425					5-3					3	0	1	0	1	0	0			
Sandy Valdespino, L (1, 7) OBP: 0.310, SLG: 0.267		FC5-2 1-2 2-3 3-H		SH1-4 1B				BB		4	0	1	0	0	1	5			
Fred Stanley, R (1, 6) OBP: 0.378, SLG: 0.455		K		SH1-4 1B						3	0	1	0	0	1	3			
Dick Baney, R (1, 1)																			
Diego Segui, R (9, 1) OBP: 0.207, SLG: 0.148		K		SH1-4 1-2 2-3						2	0	0	0	0	1	3			
										0	0	0	0	0	0	0			
<b>Inning Stats</b>	R: 0 E: 0 K: 1 S: 5	H: 1 LOB: 0 BB: 0 P: 5	R: 0 E: 0 K: 2 S: 10	H: 3 LOB: 3 BB: 0 P: 10	R: 2 E: 0 K: 0 S: 5	H: 3 LOB: 0 BB: 0 P: 5	R: 0 E: 0 K: 0 S: 5	H: 2 LOB: 2 BB: 0 P: 5	R: 0 E: 0 K: 0 S: 3	H: 0 LOB: 0 BB: 0 P: 3	R: 0 E: 0 K: 0 S: 3	H: 0 LOB: 0 BB: 0 P: 3	R: 0 E: 0 K: 1 S: 7	H: 3 LOB: 2 BB: 1 P: 11	1B: 8 2B: 4 3B: 0 HR: 1	SF: 0 SAC: 1 DP: 1 HBP: 0	WP: 0 PB: 0 SB: 0 CS: 1	PA: 34	
<b>PITCHER</b>	IP WLS BF H R ER SO BB IBB HBP BLK WP HR S P ERA WHIP	IP WLS BF H R ER SO BB IBB HBP BLK WP HR S P ERA WHIP																	
Bob Miller, R (1, 1) ERA: 3.02	6.0 L 25 9 2 2 3 0 0 0 0 0 1 31 31 3.00 1.500	2.0 9 3 2 2 2 1 1 0 0 0 0 0 10 14 9.00 2.000																	
Al Worthington, R (7, 1) ERA: 4.73																			

Minnesota Twins @ Seattle Pilots  
Sicks Stadium, Boston, MA  
Sun Sep 28 1969, 6:38 AM EDT  
Att: 8,096 - Unknown

AB	32
R	4
H	12
RBI	4
BB	1
SO	4
LOB	16




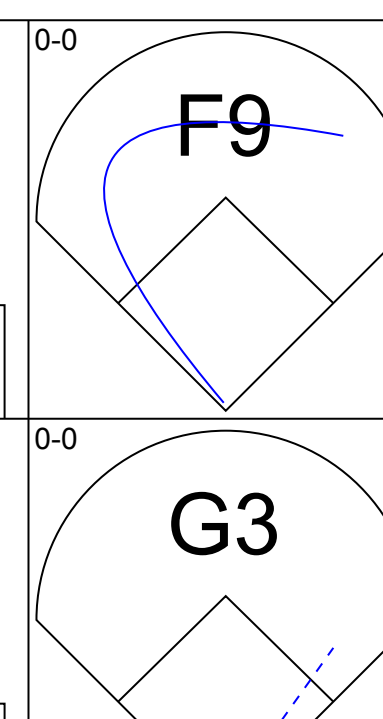
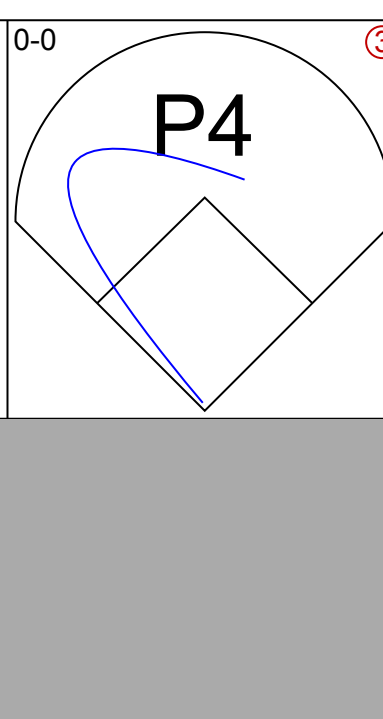
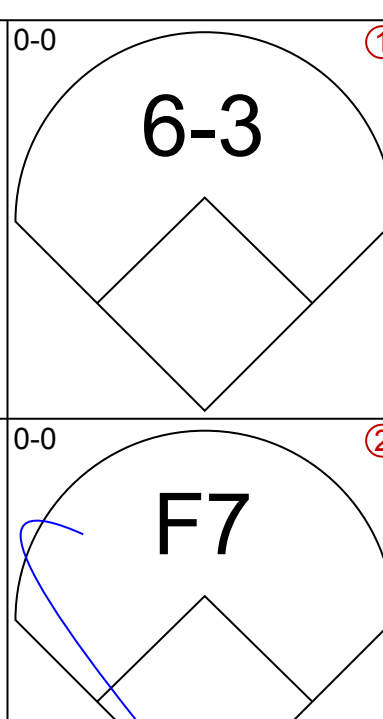
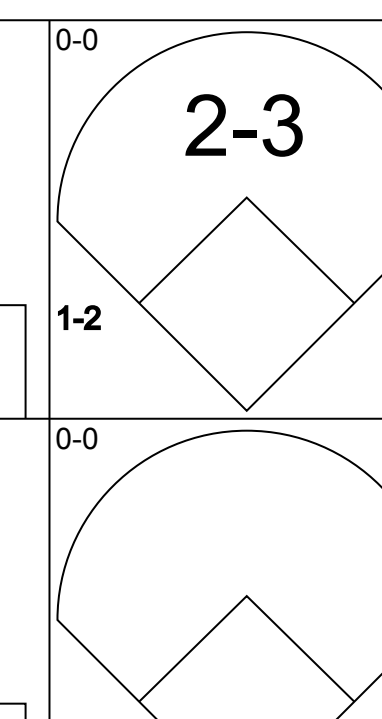
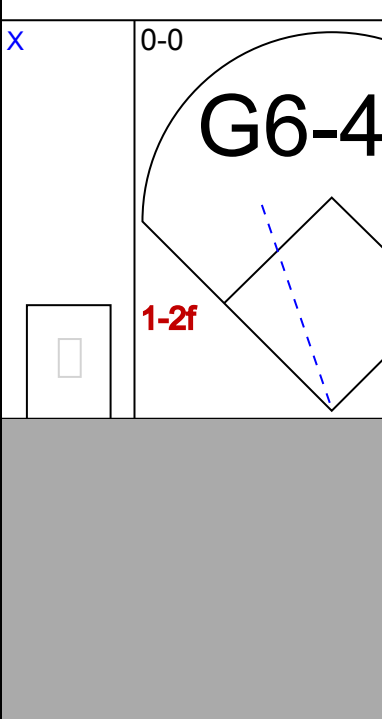
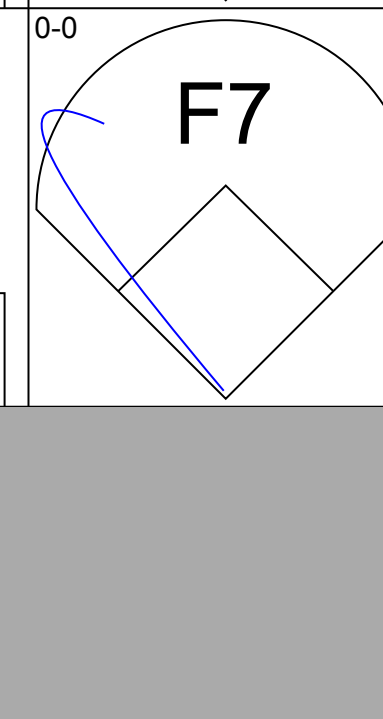
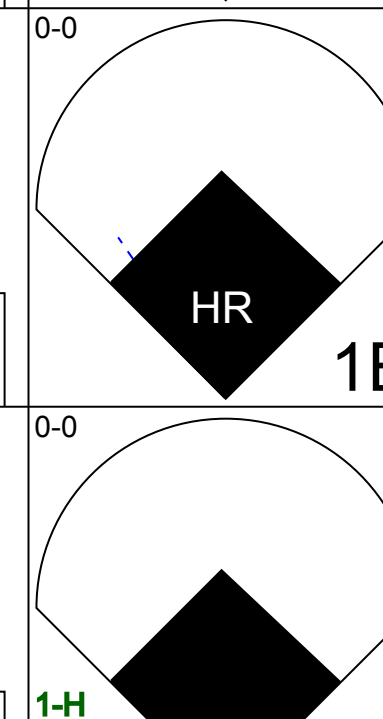
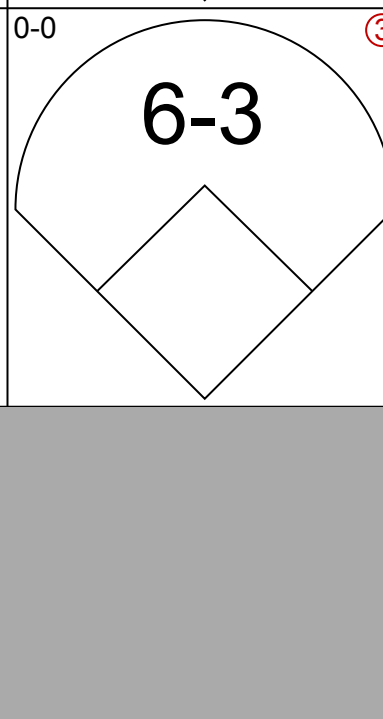

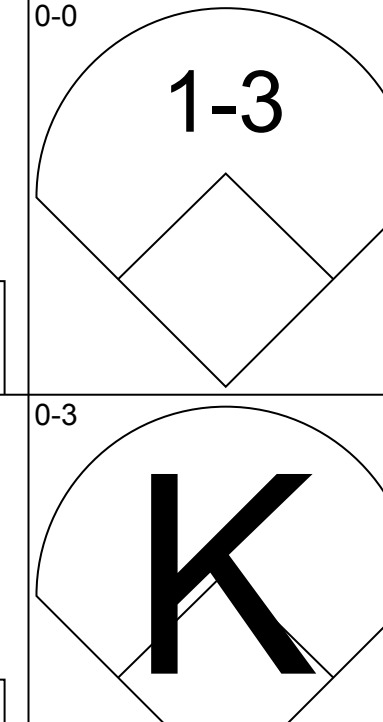

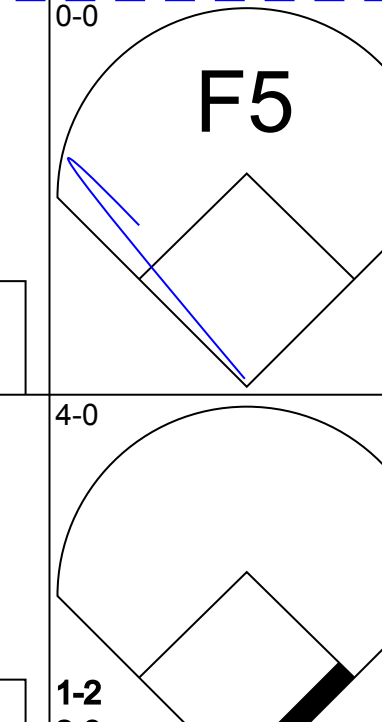
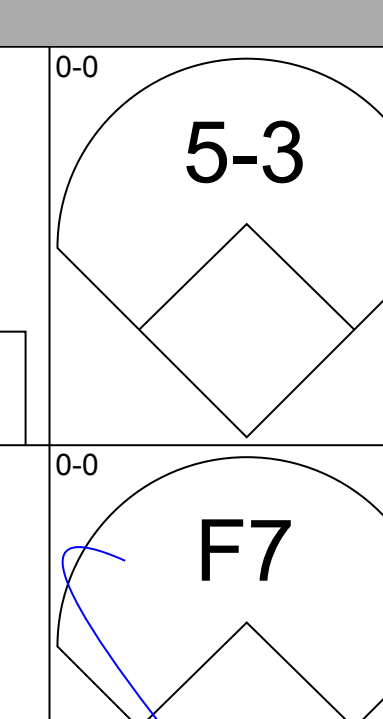
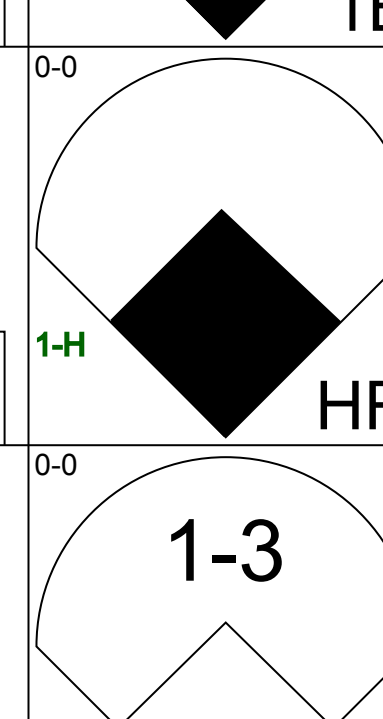

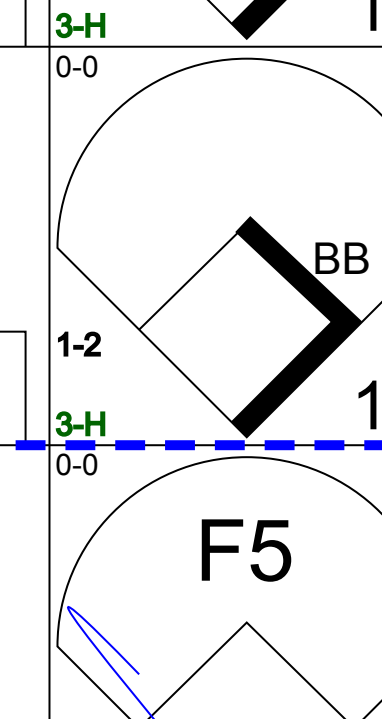

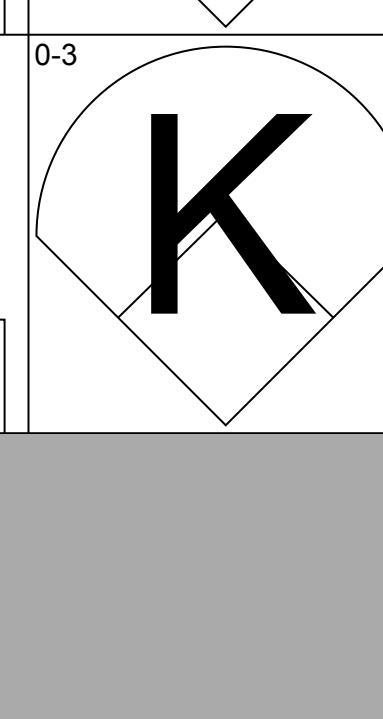

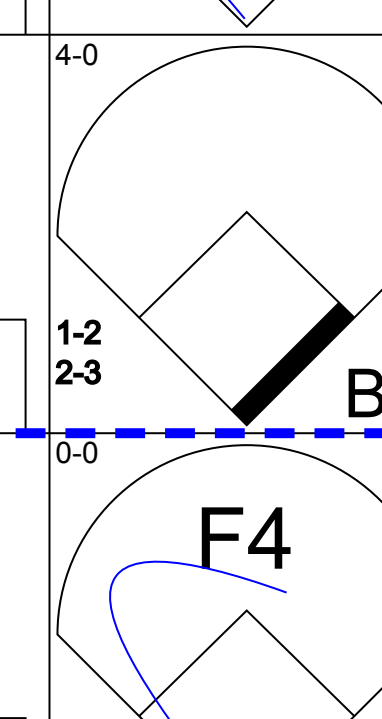



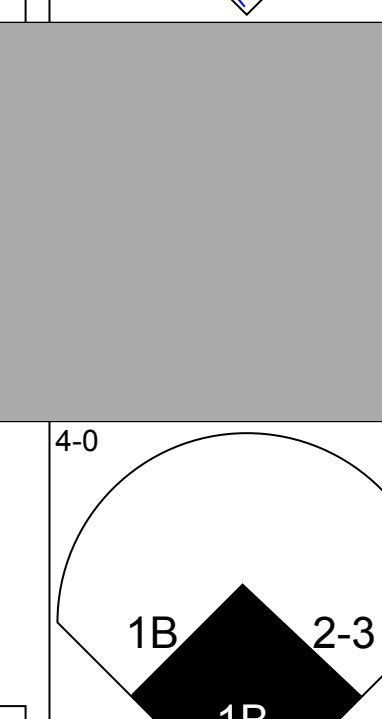
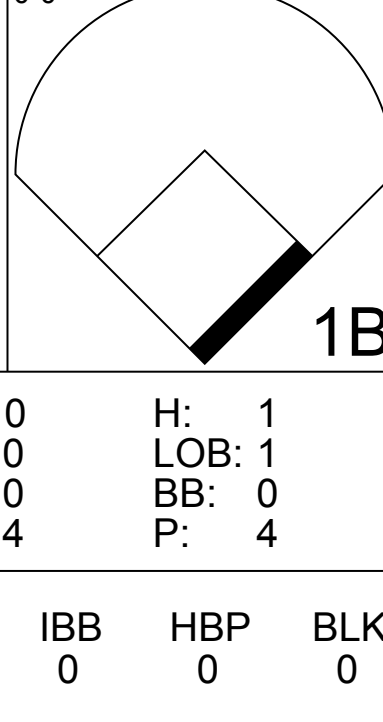
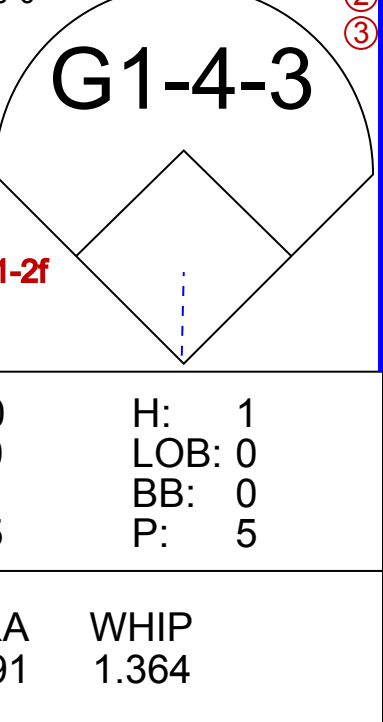

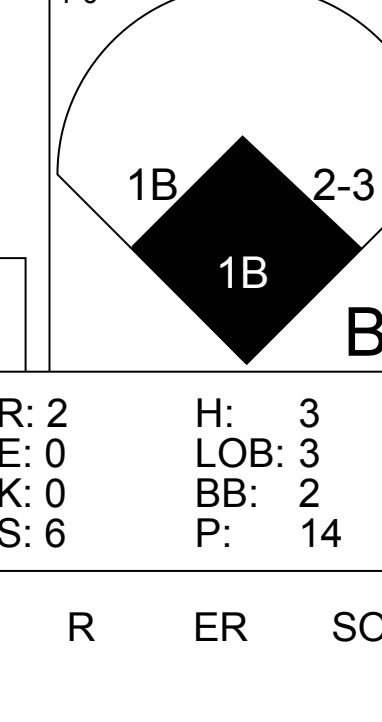






Batter	1	2	3	4	5	6	7	8	9	AB	R	H	RBI	BB	SO	LOB	TOP			
<b>Bert Campaneris, R</b> OBP: 0.302, SLG: 0.305 (1, 6)										3	2	1	0	2	1	0				
<b>Jose Tartabull, L</b> OBP: 0.290, SLG: 0.316 (1, 7)										4	2	2	1	0	0	2				
<b>Reggie Jackson, L</b> OBP: 0.413, SLG: 0.615 <b>Tommie Reynolds, R</b> OBP: 0.339, SLG: 0.305 (1, 9) (7, 9)										3	1	1	1	0	0	1				
<b>Sal Bando, R</b> OBP: 0.398, SLG: 0.470 (1, 5)										5	1	5	3	0	0	0				
<b>Rick Monday, L</b> OBP: 0.391, SLG: 0.420 (1, 8)										5	0	2	1	0	2	4				
<b>Danny Cater, R</b> OBP: 0.297, SLG: 0.366 (1, 3)										4	0	0	0	0	0	4				
<b>Ted Kubiak, S</b> OBP: 0.309, SLG: 0.310 (1, 4)										4	1	1	0	0	1	0				
<b>Phil Roof, R</b> OBP: 0.335, SLG: 0.291 (1, 2)										4	1	2	0	0	1	1				
<b>Chuck Dobson, R</b> OBP: 0.120, SLG: 0.114 <b>Paul Lindblad, L</b> OBP: 0.357, SLG: 0.333 <b>Lew Krausse, R</b> OBP: 0.200, SLG: 0.438 (1, 1) (8, 1) (8, 1)										2	0	0	1	0	1	1				
<b>Inning Stats</b>	R: 0 E: 0 K: 2 S: 7	H: 0 LOB: 0 BB: 0 P: 7	R: 1 E: 0 K: 0 S: 4	H: 2 LOB: 0 BB: 0 P: 4	R: 4 E: 1 K: 0 S: 8	H: 6 LOB: 1 BB: 0 P: 8	R: 0 E: 0 K: 2 S: 8	H: 1 LOB: 2 BB: 1 P: 12	R: 0 E: 0 K: 0 S: 4	H: 1 LOB: 1 BB: 0 P: 4	R: 1 E: 0 K: 1 S: 6	H: 2 LOB: 1 BB: 0 P: 7	R: 0 E: 0 K: 1 S: 5	H: 0 LOB: 0 BB: 0 P: 5	R: 1 E: 0 K: 1 S: 6	H: 1 LOB: 1 BB: 1 P: 10	1B: 11 2B: 3 3B: 0 HR: 0	SF: 1 SAC: 2 DP: 1 HBP: 1	WP: 0 PB: 0 SB: 3 CS: 0	PA: 41
<b>PITCHER</b>	IP	WLS	BF	H	R	ER	SO	BB	IBB	HBP	BLK	WP	HR	S	P	ERA	WHIP			
<b>Gene Brabender, R</b> ERA: 4.36 (1, 1)	3.0	L	15	8	5	5	2	0	0	0	0	0	0	19	19	15.00	2.667			
<b>Dootley Womack, R</b> ERA: 3.15 (4, 1)	2.0		9	2	0	0	2	1	0	0	0	0	0	12	16	0.00	1.500			
<b>John Gelnar, R</b> ERA: 3.34 (6, 1)	3.0		12	3	2	2	2	0	0	1	0	0	0	15	16	6.00	1.000			
<b>Skip Lockwood, R</b> ERA: 3.52 (9, 1)	1.0		5	1	1	1	1	1	0	0	0	0	0	6	10	9.00	2.000			

**Oakland Athletics @ Seattle Pilots**  
Sicks Stadium, Boston, MA  
Tue Sep 30 1969, 10:05 PM EDT  
Att: 2,937 - Unknown


AB	35
R	8
H	14
RBI	7
BB	2
SO	7
LOB	13



Batter	1	2	3	4	5	6	7	8	9	AB	R	H	RBI	BB	SO	LOB	BOTTOM					
<b>Tommy Harper, R</b> OBP: 0.347, SLG: 0.310 (1, 5) (9, 7)										5	0	0	0	0	0	3						
<b>John Donaldson, L</b> OBP: 0.303, SLG: 0.276 (1, 4)										4	0	1	0	0	0	0						
<b>Steve Hovley, L</b> OBP: 0.333, SLG: 0.360 (1, 8)										4	1	2	1	0	0	0						
<b>Greg Goossen, R</b> OBP: 0.392, SLG: 0.611 (1, 3)										4	1	2	3	0	0	0						
<b>Steve Whitaker, L</b> OBP: 0.320, SLG: 0.389 <b>Wayne Comer, R</b> OBP: 0.357, SLG: 0.384 (8, PH) (9, 9)										3	0	0	0	0	0	0						
<b>Jim Pagliaroni, R</b> OBP: 0.327, SLG: 0.423 <b>Marty Pattin, R</b> OBP: 0.169, SLG: 0.155 <b>Skip Lockwood, R</b> (9, 1)										3	0	1	0	1	1	0						
<b>Sandy Valdespino, L</b> OBP: 0.310, SLG: 0.268 <b>John Kennedy, R</b> OBP: 0.312, SLG: 0.370 (1, 7) (8, PH) (9, 5)										3	0	1	0	0	1	0						
<b>Fred Stanley, R</b> OBP: 0.366, SLG: 0.432 (1, 6)										4	0	1	0	0	1	2						
<b>Gene Brabender, R</b> OBP: 0.153, SLG: 0.171 (3, PH) <b>Merrill Ranney, L</b> OBP: 0.330, SLG: 0.272 <b>Dootley Womack, R</b> OBP: 0.343, SLG: 0.343 <b>Gus Gil, R</b> OBP: 0.275, SLG: 0.295 <b>John Gelnar, R</b> OBP: 0.302, SLG: 0.253 <b>Don Mincher, L</b> OBP: 0.266, SLG: 0.454 <b>Mike Hegan, R</b> OBP: 0.227, SLG: 0.481 <b>Jerry McNertney, R</b> OBP: 0.291, SLG: 0.349 (1, 1) (3, PH) (4, 1) (5, PH) (8, 1) (8, PH) (8, PH) (9, 2)										0	0	0	0	0	0	0						
<b>Inning Stats</b>	R: 0 E: 0 K: 0 S: 3	H: 0 LOB: 0 BB: 0 P: 3	R: 0 E: 0 K: 0 S: 3	H: 0 LOB: 0 BB: 0 P: 3	R: 0 E: 0 K: 0 S: 4	H: 1 LOB: 1 BB: 0 P: 4	R: 2 E: 0 K: 1 S: 7	H: 2 LOB: 0 BB: 0 P: 7	R: 0 E: 0 K: 1 S: 5	H: 1 LOB: 0 BB: 0 P: 5	R: 0 E: 0 K: 0 S: 3	H: 0 LOB: 2 BB: 0 P: 3	R: 0 E: 0 K: 0 S: 5	H: 2 LOB: 2 BB: 0 P: 5	R: 2 E: 0 K: 0 S: 6	H: 3 LOB: 3 BB: 2 P: 14	R: 0 E: 0 K: 1 S: 4	H: 0 LOB: 0 BB: 1 P: 8	1B: 8 2B: 0 3B: 0 HR: 1	SF: 0 SAC: 0 DP: 2 HBP: 0	WP: 0 PB: 0 SB: 0 CS: 0	PA: 37
<b>PITCHER</b>	IP	WLS	BF	H	R	ER	SO	BB	IBB	HBP	BLK	WP	HR	S	P	ERA	WHIP					
<b>Chuck Dobson, R</b> ERA: 3.86 (1, 1)	0.1		2	0	0	0	0	1	0	0	0	0	0	1	5	0.00	3.000					
<b>Paul Lindblad, L</b> ERA: 4.0 (8, 1)	1.1	S	4	0	0	0	1	1	0	0	0	0	0	5	9	0.00	0.750					

**Oakland Athletics @ Seattle Pilots**  
Sicks Stadium, Boston, MA  
Tue Sep 30 1969, 10:05 PM EDT  
Att: 2,937 - Unknown

AB	34
R	3
H	9
RBI	4
BB	3
SO	3
LOB	11





Batter	1	2	3	4	5	6	7	8	9	AB	R	H	RBI	BB	SO	LOB	TOP								
Bert Campaneris, R OBP: 0.302, SLG: 0.304	F9		F8		P5			F7 1B		4	0	1	0	0	0	0									
Danny Cater, R OBP: 0.296, SLG: 0.364	F4		BB			L7		F7 1-2		3	0	0	0	1	0	1									
Reggie Jackson, L OBP: 0.412, SLG: 0.612			G3			4-3		F9		4	0	1	0	0	0	1									
Sal Bando, R OBP: 0.400, SLG: 0.481	G3			HR					HR	3	2	2	2	1	0	1									
Tommie Reynolds, R OBP: 0.339, SLG: 0.306			F7						F8	3	0	1	0	0	0	1									
Tito Francona, L OBP: 0.394, SLG: 0.457										1	0	0	0	0	0	0									
Jose Tartabull, L OBP: 0.290, SLG: 0.316										0	0	0	0	0	0	0									
Rick Monday, L OBP: 0.392, SLG: 0.427										3	1	1	1	1	0	1									
Ted Kubiak, S OBP: 0.308, SLG: 0.309										4	0	1	0	0	0	2									
Gene Tenace, R OBP: 0.205, SLG: 0.243										3	0	0	0	0	0	1									
Ray Webster, L OBP: 0.359, SLG: 0.325										1	0	0	0	1	1										
Phil Roof, R OBP: 0.335, SLG: 0.291										0	0	0	0	0	0	0									
Rollie Fingers, R OBP: 0.200, SLG: 0.200										3	0	0	0	0	0	0									
Paul Lindblad, L OBP: 0.357, SLG: 0.333										0	0	0	0	0	0	0									
Fred Talbot, R OBP: 0.227, SLG: 0.317										0	0	0	0	0	0	0									
<b>Inning Stats</b>	R: 0 E: 0 K: 0 S: 4	H: 1 LOB: 1 BB: 0 P: 4	R: 0 E: 0 K: 0 S: 3	H: 0 LOB: 1 BB: 1 P: 7	R: 0 E: 0 K: 0 S: 3	H: 0 LOB: 1 BB: 1 P: 7	R: 1 E: 0 K: 0 S: 4	H: 2 LOB: 0 BB: 0 P: 4	R: 0 E: 0 K: 0 S: 3	H: 0 LOB: 0 BB: 0 P: 3	R: 0 E: 0 K: 0 S: 3	H: 0 LOB: 0 BB: 1 P: 7	R: 1 E: 0 K: 0 S: 4	H: 1 LOB: 0 BB: 0 P: 4	R: 0 E: 0 K: 0 S: 3	H: 1 LOB: 1 BB: 0 P: 3	R: 1 E: 0 K: 1 S: 7	H: 2 LOB: 1 BB: 0 P: 7	1B: 4 2B: 0 3B: 0 HR: 3	SF: 0 SAC: 0 DP: 0 HBP: 0	WP: 0 PB: 0 SB: 1 CS: 0	PA: 35			
<b>PITCHER</b>	IP	WLS	BF	H	R	ER	SO	BB	IBB	HBP	BLK	WP	HR	S	P	ERA	WHIP								
George Brunet, L ERA: 4.44	(1, 1)	8.0	30	5	2	2	0	3	0	0	0	0	2	27	39	2.25	1.000								
Diego Segui, R ERA: 3.35	(9, 1)	1.0	W	5	2	1	1	1	0	0	0	0	1	7	7	9.00	2.000								

Oakland Athletics @ Seattle Pilots  
Sicks Stadium, Boston, MA  
Wed Oct 01 1969, 10:05 PM EDT  
Att. 3,612 - Unknown - 56 F

AB 32  
R 3  
H 7  
RBI 3  
BB 3  
SO 1  
LOB 9





Batter	1	2	3	4	5	6	7	8	9	AB	R	H	RBI	BB	SO	LOB	BOTTOM								
Tommy Harper, R OBP: 0.349, SLG: 0.311	4-3		K							4	0	2	1	1	1	0									
Sandy Valdespino, L OBP: 0.309, SLG: 0.268	L5									4	0	1	1	0	1	1									
Steve Hovley, L OBP: 0.335, SLG: 0.362										4	0	2	0	0	1	2									
Greg Goossen, R OBP: 0.388, SLG: 0.607										4	1	1	0	0	1	4									
Steve Whitaker, L OBP: 0.325, SLG: 0.420										4	2	2	2	0	0	1									
Jerry McNertney, R OBP: 0.291, SLG: 0.347										2	0	0	0	1	1	0									
Ron Clark, R OBP: 0.257, SLG: 0.226										3	0	0	0	0	2	1									
Wayne Comer, R OBP: 0.358, SLG: 0.384										0	0	0	0	1	0	0									
Fred Stanley, R OBP: 0.333, SLG: 0.390										4	0	0	0	0	1	3									
George Brunet, R OBP: 0.157, SLG: 0.170										2	0	0	0	0	2	1									
Don Mincher, L OBP: 0.368, SLG: 0.454										0	0	0	0	1	0	0									
Mike Hegan, L OBP: 0.427, SLG: 0.461										0	1	0	0	0	0	0									
Diego Segui, R OBP: 0.207, SLG: 0.148										0	0	0	0	0	0	0									
John Kennedy, R OBP: 0.317, SLG: 0.370										0	0	0	0	1	0	0									
<b>Inning Stats</b>	R: 0 E: 0 K: 1 S: 6	H: 1 LOB: 1 BB: 0 P: 6	R: 0 E: 0 K: 2 S: 7	H: 0 LOB: 0 BB: 0 P: 7	R: 0 E: 0 K: 2 S: 7	H: 0 LOB: 0 BB: 0 P: 7	R: 0 E: 0 K: 1 S: 6	H: 1 LOB: 1 BB: 0 P: 6	R: 0 E: 0 K: 1 S: 5	H: 0 LOB: 0 BB: 1 P: 9	R: 0 E: 0 K: 0 S: 2	H: 0 LOB: 0 BB: 1 P: 6	R: 2 E: 0 K: 2 S: 9	H: 2 LOB: 0 BB: 0 P: 9	R: 1 E: 0 K: 1 S: 6	H: 2 LOB: 1 BB: 1 P: 10	R: 1 E: 0 K: 0 S: 4	H: 2 LOB: 3 BB: 2 P: 12	1B: 6 2B: 2 3B: 0 HR: 1	SF: 0 SAC: 1 DP: 1 HBP: 0	WP: 0 PB: 0 SB: 2 CS: 1	PA: 37			
<b>PITCHER</b>	IP	WLS	BF	H	R	ER	SO	BB	IBB	HBP	BLK	WP	HR	S	P	ERA	WHIP								
Rollie Fingers, R ERA: 3.71	(1, 1)																								
Paul Lindblad, L ERA: 4.03	(8, 1)	1.2	L	7	1	1	1	1	0	2	0	0	0	7	15	5.40	0.600								
Fred Talbot, R ERA: 4.38	(9, 1)	0.0		1	0	0	0	0	0	0	0	0	0	1	1	∞	∞								

Oakland Athletics @ Seattle Pilots  
Sicks Stadium, Boston, MA  
Wed Oct 01 1969, 10:05 PM EDT  
Att. 3,612 - Unknown - 56 F

AB 31  
R 4  
H 8  
RBI 4  
BB 5  
SO 10  
LOB 13





Batter	1	2	3	4	5	6	7	8	9	AB	R	H	RBI	BB	SO	LOB	TOP										
<b>Bert Campaneris, R</b> OBP: 0.302, SLG: 0.305 (1, 6)	5-3	FC6-4 1B		K		FC5-4			S 1B	5	0	2	0	0	1	1	<b>Oakland Athletics @ Seattle Pilots</b> Sicks Stadium, Boston, MA Thu Oct 02 1969, 10:05 PM EDT Att: 5,473 - Unknown  <b>AB 35</b> <b>R 3</b> <b>H 8</b> <b>RBI 3</b> <b>BB 3</b> <b>SO 7</b> <b>LOB 14</b> 										
<b>Danny Cater, R</b> OBP: 0.296, SLG: 0.361 (1, 3)	L7	FC6-4		5-3			G1		BB 1-2 BB	4	0	0	0	1	0	2											
<b>Reggie Jackson, L</b> OBP: 0.411, SLG: 0.608 (1, 9) (4, 8)	E1 1B			K			3-1		L8	5	1	1	0	0	1	2											
<b>Sal Bando, R</b> OBP: 0.400, SLG: 0.484 (1, 5)	BB 1B			E 3B		5-3	2-3			4	1	2	1	0	0	0											
<b>Bobby Brooks, R</b> OBP: 0.396, SLG: 0.418 (1, 7)	1-2 BB		WP E G3 BB	4-3			5-3			2	1	0	0	2	0	0											
<b>Rick Monday, L</b> OBP: 0.390, SLG: 0.425 <b>Tommie Reynolds, R</b> OBP: 0.343, SLG: 0.308 (1, 8) (4, 9)	K		E4 G3 WP 1-2 3-H	CS 1B			G6-4-3 HBP			2	0	0	1	0	1	4											
<b>Ted Kubiak, S</b> OBP: 0.304, SLG: 0.305 (1, 4)		5-3	G3	CS	F5		G6-4-3			4	0	0	1	0	0	2											
<b>Gene Tenace, R</b> OBP: 0.200, SLG: 0.237 <b>Phil Roof, R</b> OBP: 0.335, SLG: 0.291 (1, 2) (2, 2)	K	K	K	FC5-4 1B			5-3			1	0	0	0	0	1	0											
<b>Jim Roland, R</b> OBP: 0.136, SLG: 0.095 (1, 1)	1B 1B	5-3		K			K			4	0	1	0	0	2	2											
<b>Inning Stats</b>	R: 0 E: 1 K: 1 S: 7	H: 1 LOB: 3 BB: 1 P: 11	R: 0 E: 0 K: 1 S: 7	H: 2 LOB: 2 BB: 0 P: 7	R: 3 E: 1 K: 1 S: 8	H: 2 LOB: 1 BB: 1 P: 12	R: 0 E: 0 K: 2 S: 7	H: 0 LOB: 0 BB: 0 P: 7	R: 0 E: 0 K: 0 S: 3	H: 1 LOB: 1 BB: 0 P: 6	R: 0 E: 0 K: 0 S: 3	H: 0 LOB: 0 BB: 0 P: 3	R: 0 E: 0 K: 0 S: 2	H: 0 LOB: 0 BB: 0 P: 3	R: 0 E: 0 K: 1 S: 6	H: 1 LOB: 2 BB: 1 P: 10		1B: 7 2B: 0 3B: 1 HR: 0	SF: 0 SAC: 0 DP: 1 HBP: 1	WP: 1 PB: 0 SB: 1 CS: 1	PA: 40						
<b>PITCHER</b>	IP	WLS	BF	H	R	ER	SO	BB	IBB	HBP	BLK	WP	HR	S	P	ERA	WHIP										
<b>Steve Barber, L</b> ERA: 4.8 (1, 1)	2.0	L	15	5	3	2	2	2	0	0	0	0	0	17	25	9.00	3.500										
<b>John Gelmar, R</b> ERA: 3.31 (3, 1)	1.0		3	0	0	0	1	0	0	0	0	1	0	5	5	0.00	0.000										
<b>Dick Baney, R</b> ERA: 3.86 (4, 1)	3.0		10	2	0	0	3	0	0	0	0	0	0	16	16	0.00	0.667										
<b>Bob Locker, R</b> ERA: 3.13 (7, 1)	2.0		6	0	0	0	0	0	0	1	0	0	0	5	6	0.00	0.000										
<b>Miguel Fuentes, R</b> ERA: 5.19 (9, 1)	1.0		5	1	0	0	1	1	0	0	0	0	0	6	10	0.00	2.000										
Batter	1	2	3	4	5	6	7	8	9	AB	R	H	RBI	BB	SO	LOB	BOTTOM										
<b>Tommy Harper, R</b> OBP: 0.348, SLG: 0.311 (1, 5)	F9			5-3		K			CS 1B	4	0	1	0	0	1	0	<b>Oakland Athletics @ Seattle Pilots</b> Sicks Stadium, Boston, MA Thu Oct 02 1969, 10:05 PM EDT Att: 5,473 - Unknown  <b>AB 32</b> <b>R 1</b> <b>H 7</b> <b>RBI 1</b> <b>BB 0</b> <b>SO 9</b> <b>LOB 9</b> 										
<b>Steve Whitaker, L</b> OBP: 0.323, SLG: 0.440 (1, 7)	F8			G3		K			1-2 HR	4	1	1	1	0	1	0											
<b>Wayne Comer, R</b> OBP: 0.356, SLG: 0.380 (1, 9)	4-3			K		K			F3	4	0	0	0	0	2	0											
<b>Greg Goossen, R</b> OBP: 0.385, SLG: 0.597 (1, 3)		4-3		K		F5			1B	4	0	1	0	0	1	0											
<b>Jerry McNertney, R</b> OBP: 0.291, SLG: 0.349 (1, 2)		K		6-3					1B 2B	4	0	1	0	0	2	1											
<b>Steve Howley, L</b> OBP: 0.338, SLG: 0.365 (1, 8)		K							FC6-4 1B	3	0	2	0	0	1	0											
<b>Ron Clark, R</b> OBP: 0.253, SLG: 0.222 (1, 4)				F8		P4			F3	3	0	0	0	0	0	3											
<b>Ray Oyler, R</b> OBP: 0.260, SLG: 0.267 (1, 6)						F7			K	2	0	1	0	0	0	0											
<b>Bob Locker, S</b> OBP: 0.143, SLG: 0.077 (7, 1)										0	0	0	0	0	0	0											
<b>John Kennedy, R</b> OBP: 0.315, SLG: 0.367 (8, PH)				G1-4-3 1B						1	0	0	0	0	1	2											
<b>Miguel Fuentes, R</b> OBP: 0.333, SLG: 0.333 (9, 1)										0	0	0	0	0	0	0											
<b>Steve Barber, L</b> OBP: 0.241, SLG: 0.280 (1, 1)										0	0	0	0	0	0	0											
<b>John Gelmar, R</b> OBP: 0.100, SLG: 0.050 (3, 1)										1	0	0	0	0	0	1											
<b>Gus Gil, L</b> OBP: 0.272, SLG: 0.253 (4, 1)										0	0	0	0	0	0	0											
<b>Dick Baney, R</b> OBP: 0.198, SLG: 0.372 (5, PH)										2	0	0	0	0	0	2											
<b>Inning Stats</b>	R: 0 E: 0 K: 0 S: 3	H: 0 LOB: 0 BB: 0 P: 3	R: 0 E: 0 K: 2 S: 7	H: 0 LOB: 0 BB: 0 P: 7	R: 0 E: 0 K: 0 S: 3	H: 1 LOB: 0 BB: 0 P: 3	R: 0 E: 0 K: 1 S: 5	H: 0 LOB: 0 BB: 0 P: 5	R: 0 E: 0 K: 1 S: 5	H: 0 LOB: 0 BB: 0 P: 5	R: 0 E: 0 K: 2 S: 7	H: 2 LOB: 2 BB: 0 P: 7	R: 0 E: 0 K: 1 S: 7	H: 3 LOB: 1 BB: 0 P: 7	1B: 5 2B: 1 3B: 0 HR: 1	SF: 0 SAC: 0 DP: 1 HBP: 0	WP: 0 PB: 0 SB: 0 CS: 1	PA: 32									
<b>PITCHER</b>	IP	WLS	BF	H	R	ER	SO	BB	IBB	HBP	BLK	WP	HR	S	P	ERA	WHIP										
<b>Jim Roland, L</b> ERA: 2.19 (1, 1)	9.0	W	32	7	1	1	9	0	0	0	0	0	1	50	50	1.00	0.778										