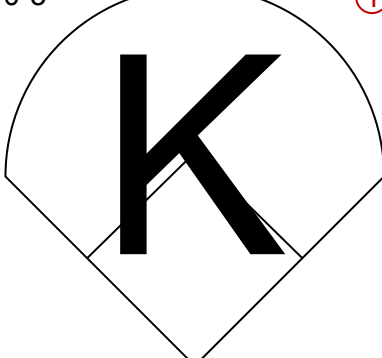
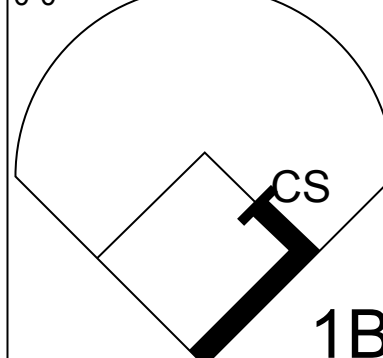
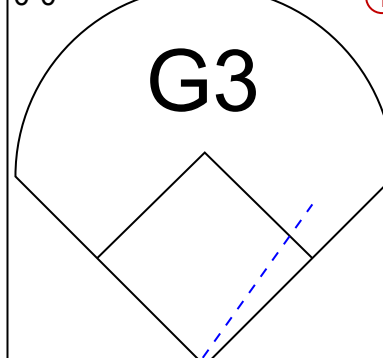
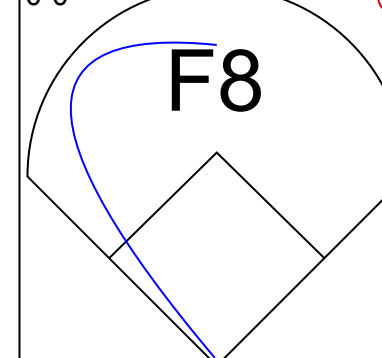
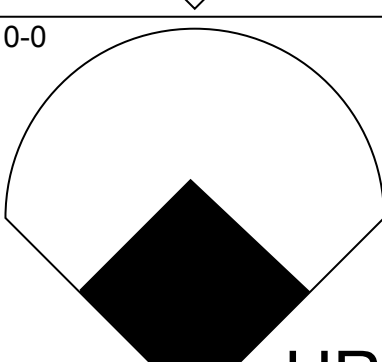
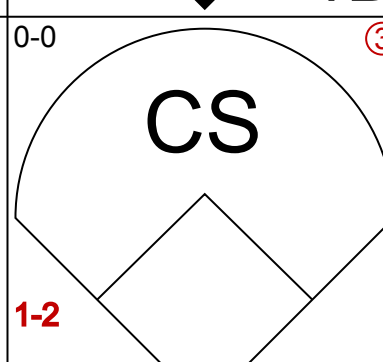
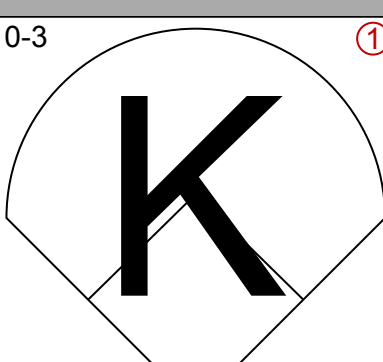
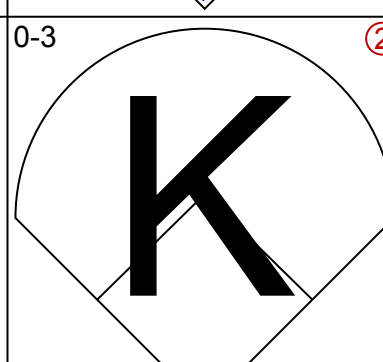
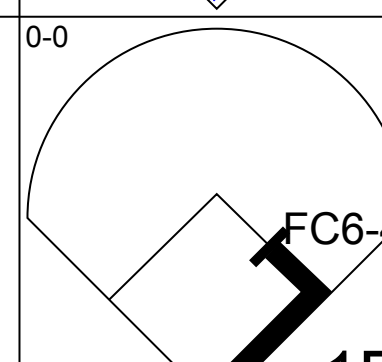
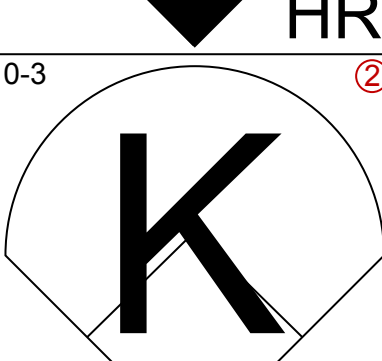
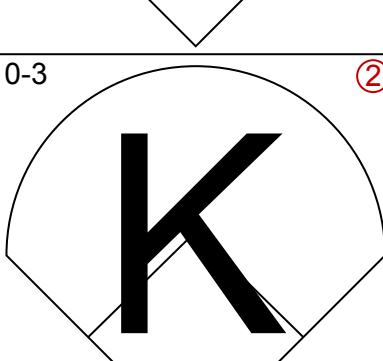
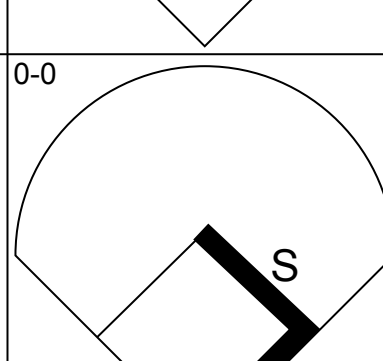
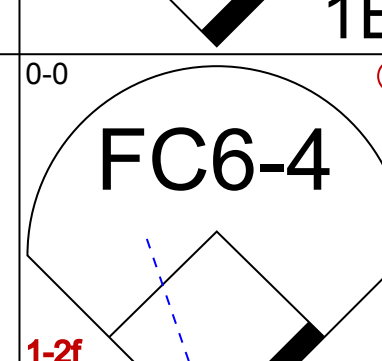
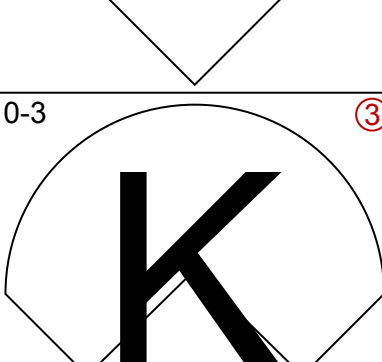
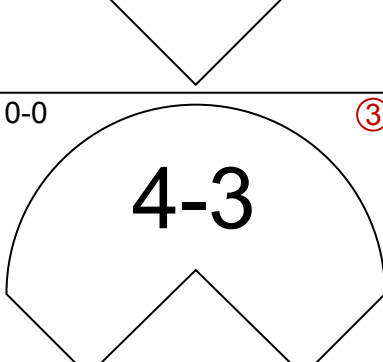
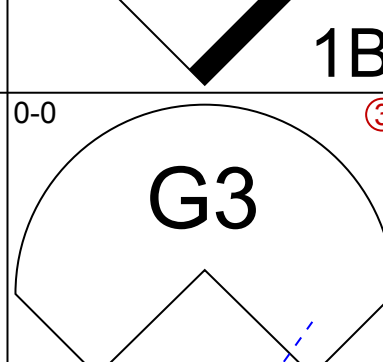
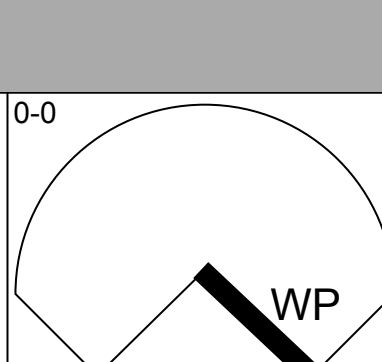
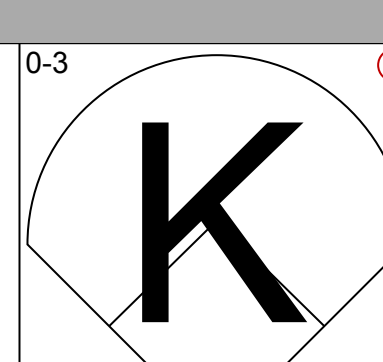
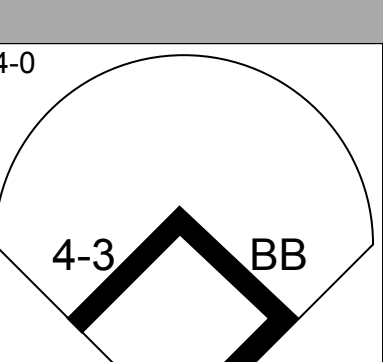
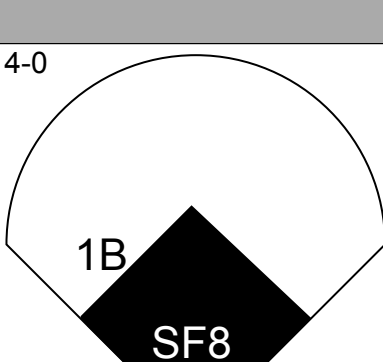
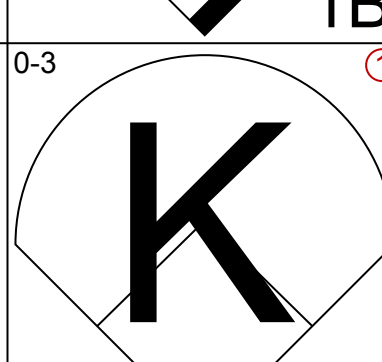
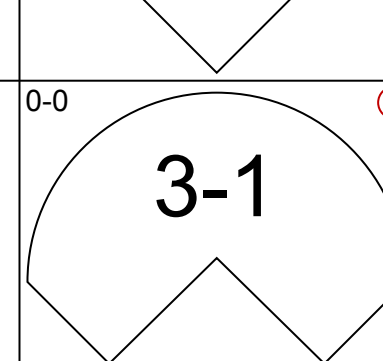
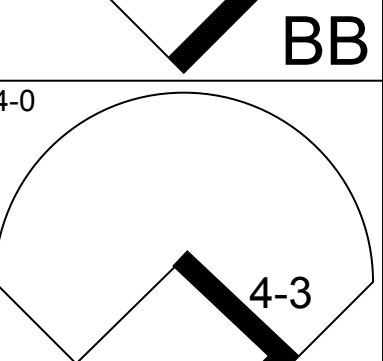
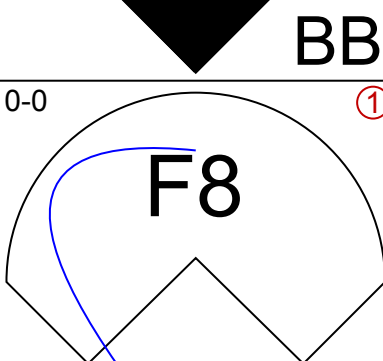
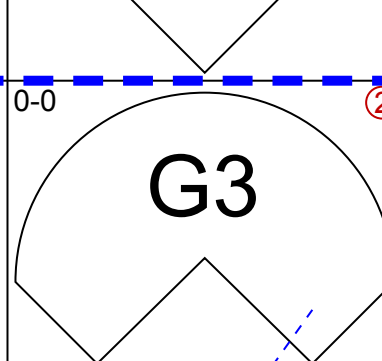
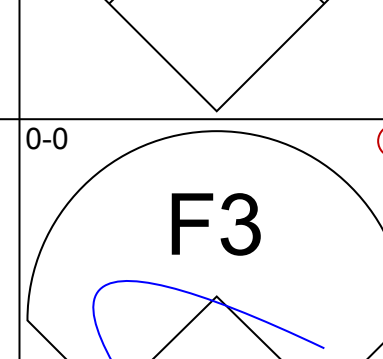
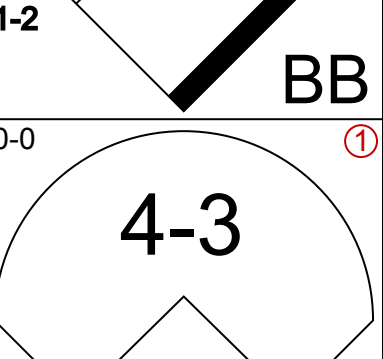
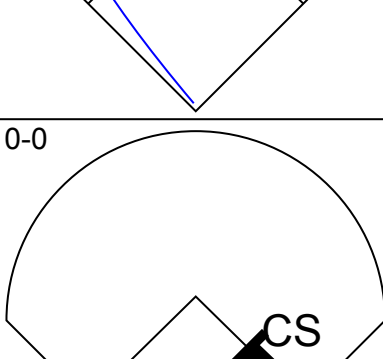
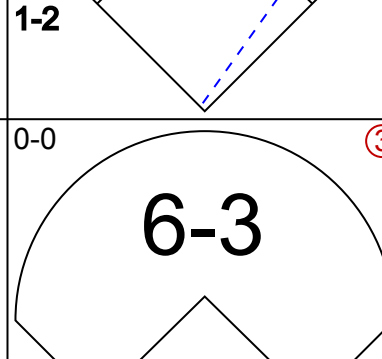
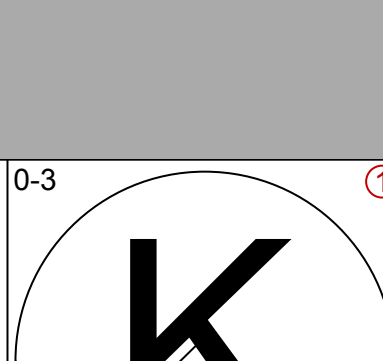
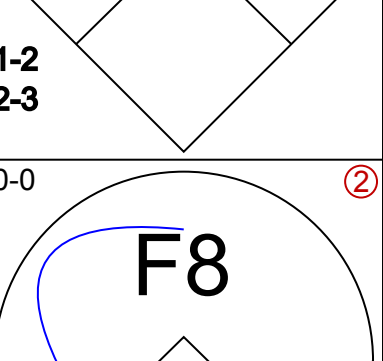
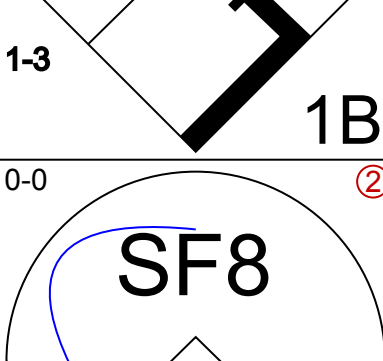
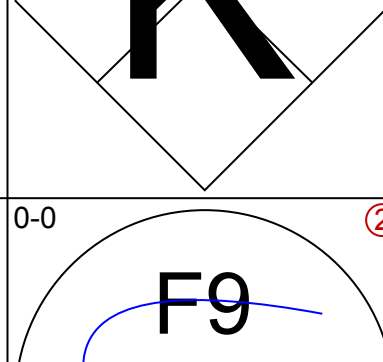
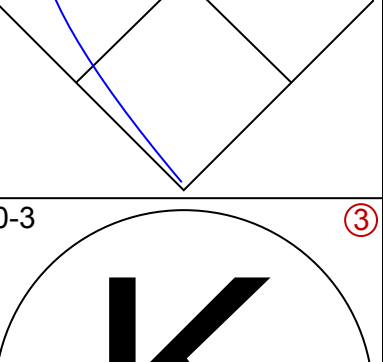
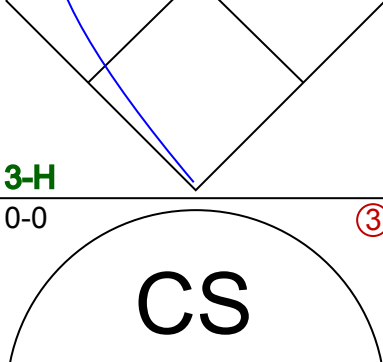
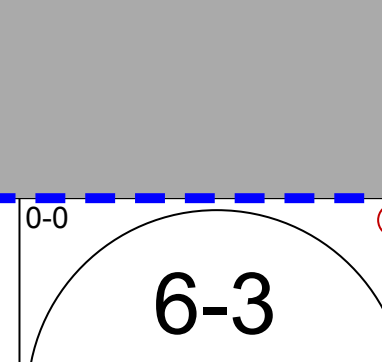
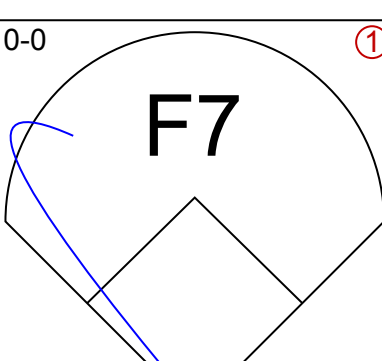
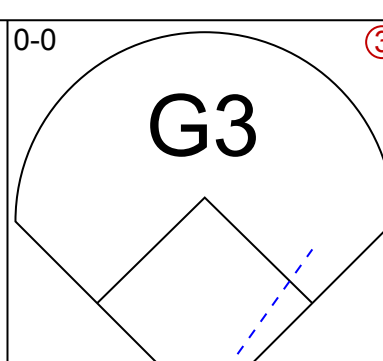
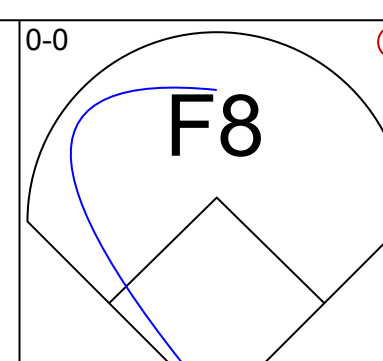
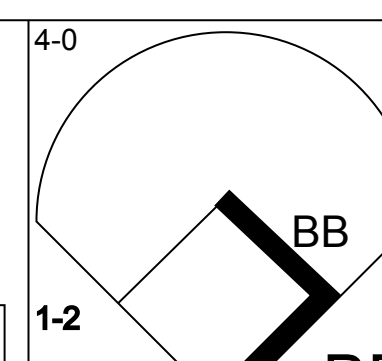
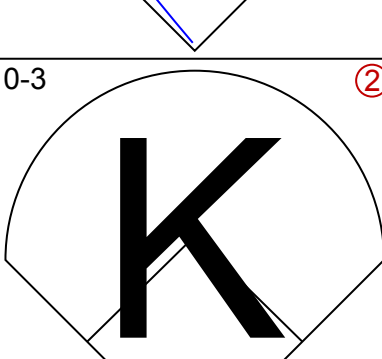
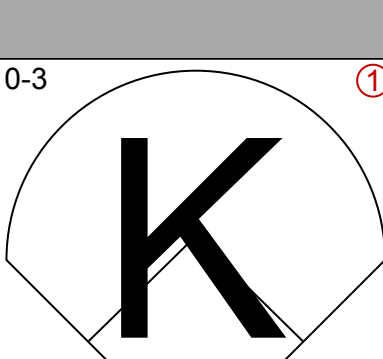
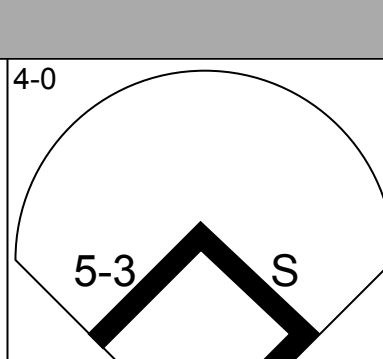

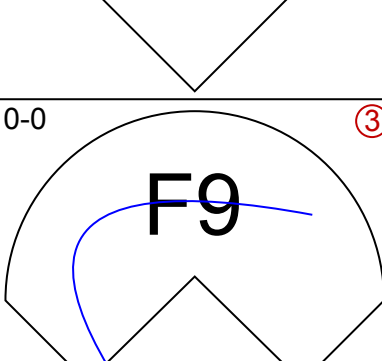
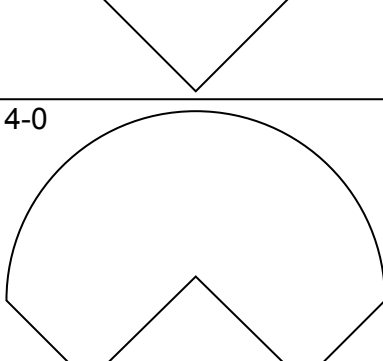
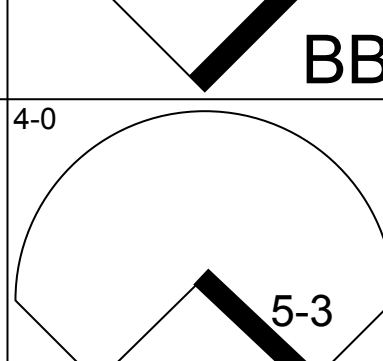
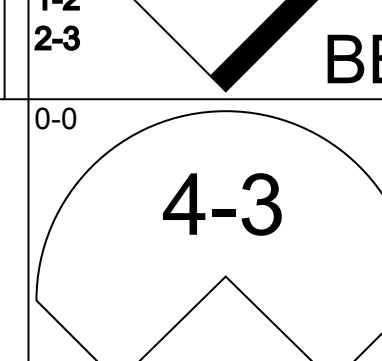
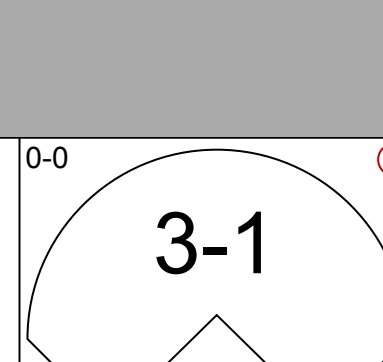
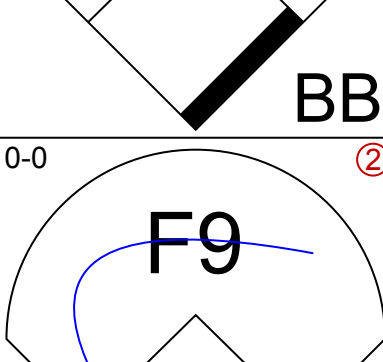
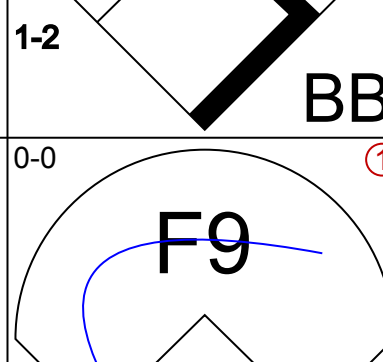
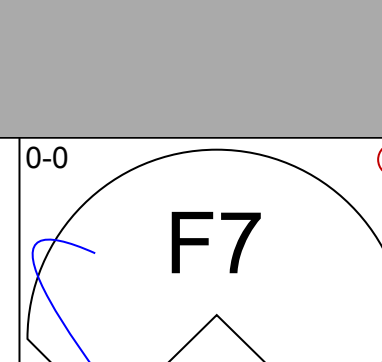
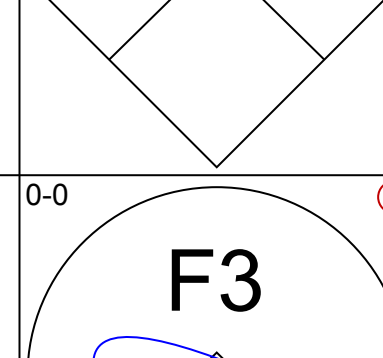
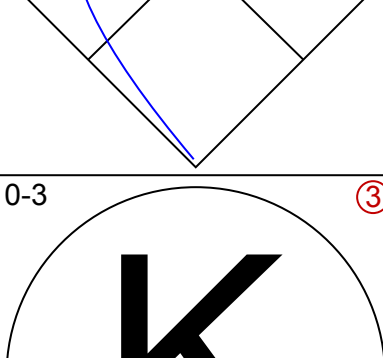
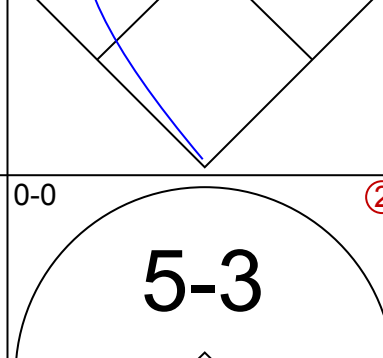
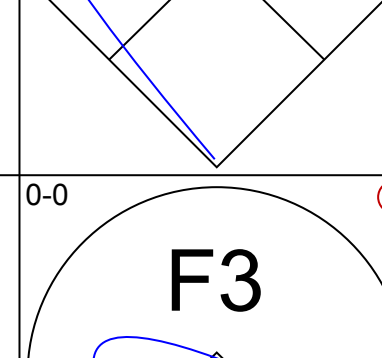

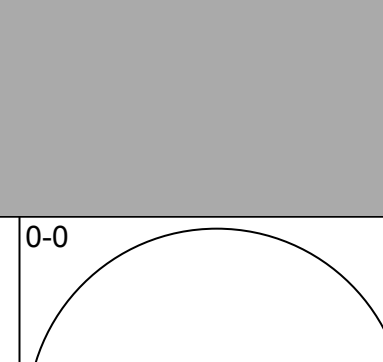
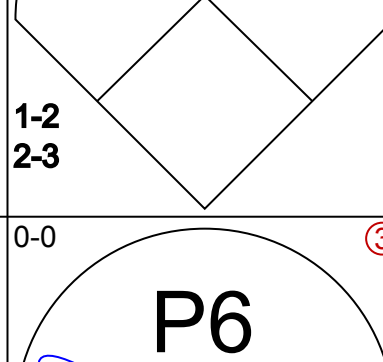
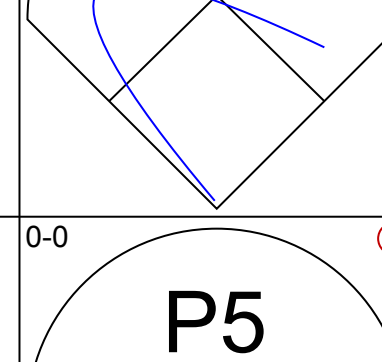
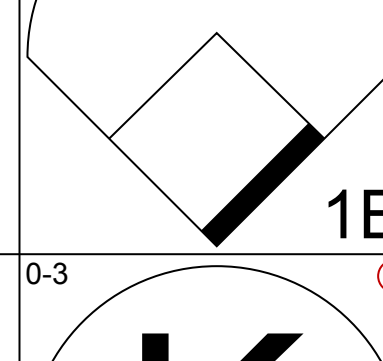
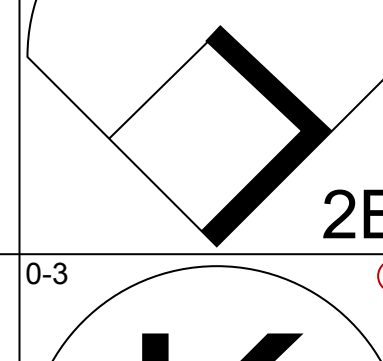
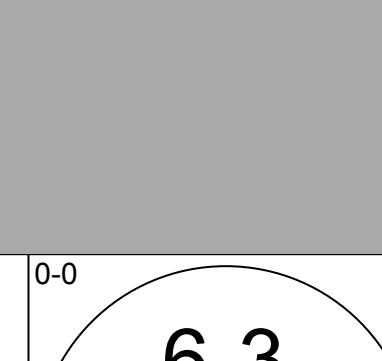
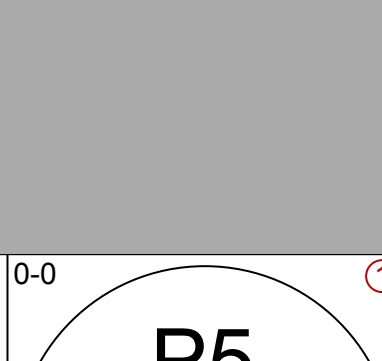
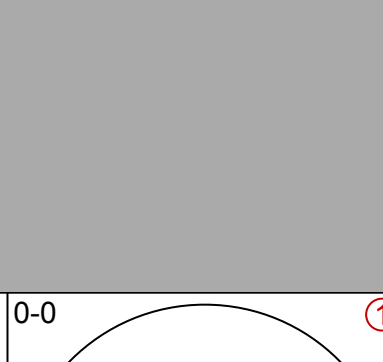
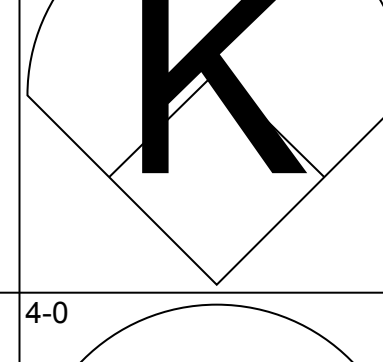
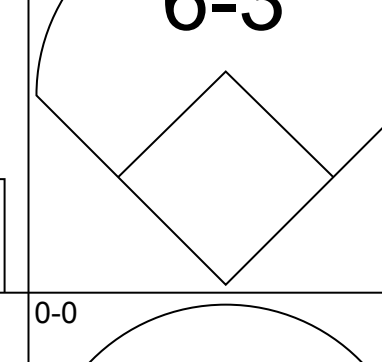
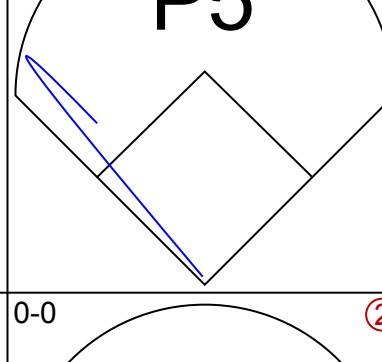
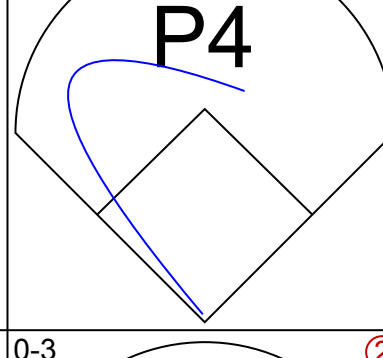
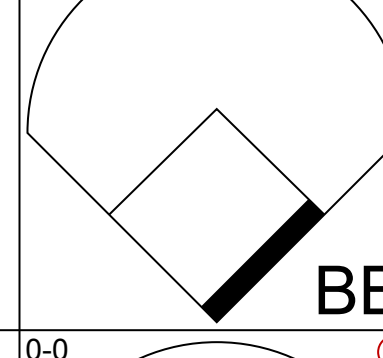
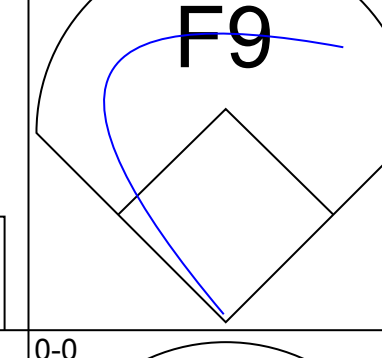



Seattle Mariners - 1977

Batter	1	2	3	4	5	6	7	8	9	AB	R	H	RBI	BB	SO	LOB	TOP	
Jerry Remy, L (1,4)										3	1	0	0	1	1	3	California Angels @ Seattle Mariners The Kingdome, Seattle, WA Wed Apr 06 1977, 9:05 PM EST Att: 57,762 - Unknown	
Bobby Grich, R (1,6)										4	0	0	0	1	1	4		
Bobby Bonds, R (1,9)										5	1	0	0	0	1	3		
Don Baylor, R (1,10) OBP: 0.600, SLG: 0.667										3	1	1	1	2	0	0		
Joe Rudi, R (1,7) OBP: 0.600, SLG: 1.400										5	1	3	4	0	2	1		
Tony Solaita, L (1,3) OBP: 0.200, SLG: 0.200										5	0	1	0	0	1	1		
Bruce Bochte, L (1,8) OBP: 0.800, SLG: 0.667										3	2	2	0	2	0	1		
Dave Chalk, R (1,5) OBP: 0.200, SLG: 0.200										5	0	1	0	0	0	5		
Terry Humphrey, R (1,2) OBP: 0.250, SLG: 0.250										4	1	1	2	0	0	1		
Inning Stats	R: 1 E: 0 K: 3 S: 10	H: 1 LOB: 1 BB: 1 P: 14	R: 2 E: 0 K: 0 S: 6	H: 2 LOB: 2 BB: 0 P: 6	R: 2 E: 0 K: 0 S: 5	H: 1 LOB: 2 BB: 1 P: 9	R: 1 E: 0 K: 0 S: 4	H: 1 LOB: 1 BB: 1 P: 8	R: 0 E: 0 K: 0 S: 3	H: 0 LOB: 1 BB: 1 P: 11	R: 0 E: 0 K: 1 S: 5	H: 0 LOB: 1 BB: 1 P: 9	R: 0 E: 0 K: 0 S: 5	H: 2 LOB: 2 BB: 0 P: 5	1B: 6 2B: 2 3B: 0 HR: 1	SF: 0 SAC: 1 DP: 0 HBP: 0		WP: 0 PB: 0 SB: 3 CS: 0
PITCHER	IP WLS BF H R ER SO BB IBB HBP BLK WP HR S P ERA WHIP																	
Diego Segui, R (1,1) ERA: 9.82	3.2 L 22 5 6 4 3 3 0 0 0 0 1 25 37 9.82 2.182																	
John Montague, R (4,1) ERA: 1.69	5.1 22 4 1 1 3 3 0 0 0 0 0 25 37 1.69 1.312																	

Batter	1	2	3	4	5	6	7	8	9	AB	R	H	RBI	BB	SO	LOB	BOTTOM			
Dave Collins, S (1,10)										4	0	0	0	0	1	2	California Angels @ Seattle Mariners The Kingdome, Seattle, WA Wed Apr 06 1977, 9:05 PM EST Att: 57,762 - Unknown			
Jose Baez, R (1,4) OBP: 0.500, SLG: 0.500										4	0	2	0	0	0	1				
Steve Braun, L (1,7) OBP: 0.500, SLG: 0.333										3	0	1	0	1	0	2				
Leroy Stanton, R (1,9) OBP: 0.250, SLG: 0.250										4	0	1	0	0	3	5				
Bill Stein, R (1,5) OBP: 0.500, SLG: 1.000										4	0	2	0	0	0	1				
Dan Meyer, L (1,3)										4	0	0	0	0	1	2				
Ruppert Jones, L (1,8)										4	0	0	0	0	3	2				
Bob Stinson, S (1,2) OBP: 0.500, SLG: 0.333										3	0	1	0	1	1	0				
Craig Reynolds, L (1,6) OBP: 0.500, SLG: 0.500										4	0	2	0	0	0	3				
Inning Stats	R: 0 E: 0 K: 1 S: 5	H: 1 LOB: 0 BB: 0 P: 5	R: 0 E: 0 K: 2 S: 8	H: 2 LOB: 1 BB: 0 P: 8	R: 0 E: 0 K: 1 S: 5	H: 1 LOB: 0 BB: 0 P: 5	R: 0 E: 0 K: 1 S: 6	H: 1 LOB: 1 BB: 0 P: 6	R: 0 E: 1 K: 1 S: 6	H: 0 LOB: 1 BB: 0 P: 6	R: 0 E: 0 K: 0 S: 3	H: 0 LOB: 0 BB: 0 P: 3	R: 0 E: 0 K: 1 S: 7	H: 2 LOB: 3 BB: 1 P: 11	R: 0 E: 0 K: 1 S: 6	H: 1 LOB: 2 BB: 1 P: 10		1B: 7 2B: 3 3B: 0 HR: 0	SF: 0 SAC: 0 DP: 2 HBP: 0	WP: 0 PB: 0 SB: 0 CS: 0
PITCHER	IP WLS BF H R ER SO BB IBB HBP BLK WP HR S P ERA WHIP																			
Frank Tanana, L (1,1) ERA:	9.0 W 36 9 0 0 9 2 0 0 0 0 0 52 60 0.00 1.222																			

Batter	1	2	3	4	5	6	7	8	9	AB	R	H	RBI	BB	SO	LOB	TOP					
Jerry Remy, L OBP: 0.250, SLG: 0.143 (1, 4)										4	0	1	0	0	1	0	California Angels @ Seattle Mariners The Kingdome, Seattle, WA Thu Apr 07 1977, 9:05 PM EST Att: 10,144 - Unknown					
Bobby Grich, R OBP: 0.333, SLG: 0.625 (1, 6)										4	1	2	1	0	2	0						
Bobby Bonds, R OBP: 0.111, SLG: 0.111 (1, 9)										4	0	1	0	0	2	1						
Don Baylor, R OBP: 0.444, SLG: 0.429 (1, 10)										4	0	1	0	0	1	1						
Joe Rudi, R OBP: 0.556, SLG: 1.000 (1, 7)										2	1	0	0	2	2	1						
Tony Solaita, L OBP: 0.222, SLG: 0.125 (1, 3)										3	0	0	0	1	0	2						
Bruce Bochte, L OBP: 0.556, SLG: 0.429 (1, 8)										4	0	1	0	0	0	3						
Dave Chalk, R OBP: 0.125, SLG: 0.143 (1, 5)										2	0	0	1	0	1	2						
Terry Humphrey, R OBP: 0.143, SLG: 0.143 (1, 2)										3	0	0	0	0	1	2						
Inning Stats	R: 1 E: 0 K: 3 S: 10	H: 1 LOB: 0 BB: 0 P: 10	R: 0 E: 0 K: 1 S: 5	H: 0 LOB: 0 BB: 0 P: 5	R: 0 E: 0 K: 1 S: 5	H: 1 LOB: 0 BB: 0 P: 5	R: 0 E: 0 K: 2 S: 7	H: 0 LOB: 0 BB: 0 P: 7	R: 0 E: 0 K: 1 S: 5	H: 0 LOB: 2 BB: 2 P: 13	R: 0 E: 0 K: 1 S: 6	H: 1 LOB: 1 BB: 0 P: 6	R: 1 E: 0 K: 0 S: 3	H: 1 LOB: 0 BB: 1 P: 7	R: 0 E: 0 K: 0 S: 4	H: 1 LOB: 1 BB: 0 P: 4	R: 0 E: 0 K: 1 S: 6	H: 1 LOB: 1 BB: 0 P: 6	1B: 5 2B: 0 3B: 0 HR: 1	SF: 1 SAC: 0 DP: 0 HBP: 0	WP: 1 PB: 0 SB: 1 CS: 2	PA: 36
PITCHER	IP	WLS	BF	H	R	ER	SO	BB	IBB	HBP	BLK	WP	HR	S	P	ERA	WHIP					
Enrique Romo, R ERA: 2.57 (1, 1)	7.0	L	26	4	2	2	9	3	0	0	0	0	1	41	53	2.57	1.000					
Glenn Abbott, R ERA: (8, 1)	1.1		6	2	0	0	1	0	0	0	0	0	0	8	8	0.00	1.500					
Mike Kekich, L ERA: (9, 1)	0.2		2	0	0	0	0	0	0	0	0	1	0	2	2	0.00	0.000					

Batter	1	2	3	4	5	6	7	8	9	AB	R	H	RBI	BB	SO	LOB	BOTTOM					
Larry Milbourne, S (1, 4)										3	0	0	0	1	0	2	California Angels @ Seattle Mariners The Kingdome, Seattle, WA Thu Apr 07 1977, 9:05 PM EST Att: 10,144 - Unknown					
Dave Collins, S (1, 10)										2	0	0	0	2	2	0						
Steve Braun, L OBP: 0.500, SLG: 0.200 (1, 7)										2	0	0	0	2	0	3						
Dan Meyer, L (1, 3)										4	0	0	0	0	0	3						
Bill Stein, R OBP: 0.250, SLG: 0.500 (1, 5)										4	0	0	0	0	1	3						
Ruppert Jones, L OBP: 0.250, SLG: 0.375 (1, 8)										4	0	2	0	0	0	2						
Leroy Stanton, R OBP: 0.125, SLG: 0.125 (1, 9)										4	0	0	0	0	2	2						
Bob Stinson, S OBP: 0.375, SLG: 0.167 (1, 2)										3	0	0	0	1	0	0						
Craig Reynolds, L OBP: 0.375, SLG: 0.375 (1, 6)										4	0	1	0	0	1	2						
Inning Stats	R: 0 E: 0 K: 1 S: 5	H: 0 LOB: 0 BB: 0 P: 5	R: 0 E: 0 K: 1 S: 6	H: 1 LOB: 1 BB: 0 P: 6	R: 0 E: 0 K: 1 S: 5	H: 0 LOB: 0 BB: 0 P: 5	R: 0 E: 0 K: 2 S: 7	H: 0 LOB: 1 BB: 1 P: 11	R: 0 E: 0 K: 0 S: 3	H: 0 LOB: 2 BB: 2 P: 11	R: 0 E: 0 K: 0 S: 4	H: 1 LOB: 3 BB: 2 P: 12	R: 0 E: 0 K: 0 S: 3	H: 0 LOB: 0 BB: 0 P: 3	R: 0 E: 0 K: 0 S: 3	H: 0 LOB: 0 BB: 0 P: 3	R: 0 E: 0 K: 1 S: 6	H: 0 LOB: 0 BB: 0 P: 6	1B: 2 2B: 1 3B: 0 HR: 0	SF: 0 SAC: 0 DP: 0 HBP: 0	WP: 0 PB: 0 SB: 2 CS: 0	PA: 36
PITCHER	IP	WLS	BF	H	R	ER	SO	BB	IBB	HBP	BLK	WP	HR	S	P	ERA	WHIP					
Nolan Ryan, R ERA: (1, 1)	9.0	W	36	3	0	0	6	6	0	0	0	0	0	42	66	0.00	1.000					

Batter	1	2	3	4	5	6	7	8	9	AB	R	H	RBI	BB	SO	LOB	TOP																		
Jerry Remy, L (1,4) OBP: 0.306, SLG: 0.182										4	1	1	1	1	1	3																			
Bobby Grich, R (1,6) OBP: 0.286, SLG: 0.462										5	0	1	0	0	0	4																			
Bobby Bonds, R (1,9) OBP: 0.214, SLG: 0.308										4	1	2	1	0	0	2																			
Don Baylor, R (1,10) OBP: 0.429, SLG: 0.455										4	1	1	0	1	0	1																			
Joe Rudi, R (1,7) OBP: 0.500, SLG: 0.818										4	2	1	0	1	1	1																			
Tony Solaita, L (1,3) OBP: 0.286, SLG: 0.182										3	0	1	2	1	1	1																			
Bruce Bochte, L (1,8) OBP: 0.429, SLG: 0.333										5	0	1	0	0	0	5																			
Ron Jackson, R (1,5) OBP: 0.800, SLG: 0.750										4	1	3	1	1	0	3																			
Terry Humphrey, R (1,2) OBP: 0.200, SLG: 0.200										3	0	1	0	0	0	2																			
Ike Hampton, S (7, PR)										0	0	0	0	0	0	0																			
Bob Jones, L (8, PH)										0	0	0	1	0	0	0																			
Andy Etchebarren, R (8, 2)										0	0	0	0	0	0	0																			
Inning Stats	R: 1 E: 1 K: 0 S: 4	H: 0 LOB: 0 BB: 0 P: 4	R: 2 E: 0 K: 0 S: 7	H: 4 LOB: 2 BB: 0 P: 7	R: 0 E: 0 K: 0 S: 3	H: 0 LOB: 0 BB: 0 P: 3	R: 0 E: 0 K: 0 S: 4	H: 2 LOB: 1 BB: 0 P: 4	R: 0 E: 0 K: 2 S: 7	H: 0 LOB: 0 BB: 0 P: 7	R: 0 E: 0 K: 0 S: 4	H: 1 LOB: 2 BB: 1 P: 8	R: 2 E: 1 K: 1 S: 9	H: 3 LOB: 2 BB: 0 P: 9	R: 1 E: 0 K: 0 S: 4	H: 1 LOB: 3 BB: 3 P: 16	1B: 9 2B: 3 3B: 0 HR: 0	SF: 3 SAC: 0 DP: 2 HBP: 0	WP: 0 PB: 1 SB: 1 CS: 0	PA: 44															
PITCHER	IP WLS BF H R ER SO BB IBB HBP BLK WP HR S P ERA WHIP																																		
Stan Thomas, R (1, 1) ERA: 3.86	7.0	32	9	5	3	2	2	0	0	0	1	0	0	0	34	42	3.86	1.571																	
Mike Kekich, L (8, 1) ERA:	0.1	3	2	0	0	0	0	0	0	0	0	0	0	3	3	0.00	6.000																		
Tommy Moore, R (8, 1) ERA: 9.0	1.0	5	1	1	1	1	0	1	0	0	0	0	0	6	10	9.00	1.000																		
Bill Laxton, L (9, 1) ERA:	0.2	W	4	0	0	0	1	1	0	0	0	0	0	2	10	0.00	1.500																		

California Angels @ Seattle Mariners
The Kingdome, Seattle, WA
Fri Apr 08 1977, 9:05 PM EST
Att: 11,845 - Dome

AB 36
R 6
H 12
RBI 6
BB 5
SO 3
LOB 22



Batter	1	2	3	4	5	6	7	8	9	AB	R	H	RBI	BB	SO	LOB	BOTTOM																	
Larry Milbourne, S (1,4) OBP: 0.333, SLG: 0.375										5	1	2	1	0	0	1																		
Dave Collins, S (1,10) OBP: 0.333, SLG: 0.200										4	1	2	1	0	0	0																		
Ruppert Jones, L (1,8) OBP: 0.250, SLG: 0.333										4	1	1	0	0	0	0																		
Dan Meyer, L (1,3) OBP: 0.167, SLG: 0.250										4	2	2	1	0	0	0																		
Steve Braun, L (1,7) OBP: 0.417, SLG: 0.222										4	0	1	1	0	2	1																		
Bill Stein, R (1,5) OBP: 0.333, SLG: 0.500										4	0	2	1	0	0	1																		
Carlos Lopez, R (9, PR)										0	1	0	0	0	0	0																		
Leroy Stanton, R (1,9) OBP: 0.083, SLG: 0.083										4	0	0	0	0	1	3																		
Bob Stinson, S (1,2) OBP: 0.417, SLG: 0.500										4	0	2	1	0	0	1																		
Jose Baez, R (9, PR) OBP: 0.500, SLG: 0.500										0	1	0	0	0	0	0																		
Craig Reynolds, L (1,6) OBP: 0.417, SLG: 0.364										3	0	1	0	1	0	1																		
Inning Stats	R: 0 E: 0 K: 0 S: 3	H: 0 LOB: 0 BB: 0 P: 3	R: 0 E: 0 K: 0 S: 3	H: 0 LOB: 0 BB: 0 P: 3	R: 0 E: 0 K: 0 S: 4	H: 1 LOB: 1 BB: 0 P: 4	R: 3 E: 0 K: 0 S: 7	H: 4 LOB: 1 BB: 0 P: 7	R: 0 E: 0 K: 0 S: 3	H: 0 LOB: 0 BB: 0 P: 3	R: 1 E: 0 K: 1 S: 7	H: 2 LOB: 1 BB: 0 P: 7	R: 1 E: 0 K: 0 S: 4	H: 3 LOB: 0 BB: 0 P: 4	R: 0 E: 0 K: 1 S: 5	H: 0 LOB: 0 BB: 0 P: 5	R: 2 E: 0 K: 1 S: 6	H: 3 LOB: 3 BB: 1 P: 10	1B: 9 2B: 4 3B: 0 HR: 0	SF: 0 SAC: 0 DP: 0 HBP: 0	WP: 2 PB: 0 SB: 1 CS: 1	PA: 38												
PITCHER	IP WLS BF H R ER SO BB IBB HBP BLK WP HR S P ERA WHIP																																	
Gary Ross, R (1, 1) ERA: 6.75	6.2	29	10	5	5	1	0	0	0	0	0	2	0	31	31	6.75	1.500																	
Mickey Scott, L (7, 1) ERA:	1.1	3	0	0	0	1	0	0	0	0	0	5	5	0.00	0.000																			
John Verhoeven, R (9, 1) ERA: 54.0	0.1	L	5	3	2	2	1	0	1	0	0	6	10	54.00	9.000																			

California Angels @ Seattle Mariners
The Kingdome, Seattle, WA
Fri Apr 08 1977, 9:05 PM EST
Att: 11,845 - Dome

AB 36
R 7
H 13
RBI 6
BB 1
SO 3
LOB 8



Batter	1	2	3	4	5	6	7	8	9	AB	R	H	RBI	BB	SO	LOB	TOP										
Jerry Remy, L OBP: 0.412, SLG: 0.400 (1, 4)										4	1	3	0	0	0	0	California Angels @ Seattle Mariners The Kingdome, Seattle, WA Sat Apr 09 1977, 9:05 PM EST Att: 27,668 - Dome										
Bobby Grich, R OBP: 0.278, SLG: 0.412 (1, 6)										4	0	1	1	0	0	3											
Bobby Bonds, R OBP: 0.167, SLG: 0.235 (1, 9)										4	0	0	0	0	0	4											
Don Baylor, R OBP: 0.389, SLG: 0.400 (1, 10)										4	0	1	0	0	2	2											
Joe Rudi, R OBP: 0.444, SLG: 0.643 (1, 7)										3	0	0	0	1	0	1											
Bruce Bochte, L OBP: 0.389, SLG: 0.267 (1, 8)										3	0	0	0	1	0	2											
Dan Briggs, L (1, 3)										4	0	0	0	0	0	1											
Ron Jackson, R OBP: 0.500, SLG: 0.429 (1, 5)										3	0	0	0	0	2	0											
Terry Humphrey, R OBP: 0.231, SLG: 0.231 (1, 2)										3	0	1	0	0	1	0											
Inning Stats	R: 0 E: 0 K: 1 S: 6	H: 1 LOB: 1 BB: 0 P: 6	R: 0 E: 0 K: 0 S: 3	H: 0 LOB: 0 BB: 0 P: 3	R: 0 E: 0 K: 0 S: 3	H: 0 LOB: 0 BB: 0 P: 3	R: 0 E: 0 K: 0 S: 4	H: 1 LOB: 2 BB: 1 P: 8	R: 0 E: 0 K: 1 S: 7	H: 0 LOB: 0 BB: 0 P: 7	R: 1 E: 0 K: 1 S: 7	H: 2 LOB: 1 BB: 0 P: 7	R: 0 E: 0 K: 1 S: 5	H: 0 LOB: 0 BB: 0 P: 5	R: 0 E: 0 K: 0 S: 4	H: 2 LOB: 1 BB: 0 P: 4	R: 0 E: 0 K: 0 S: 3	H: 0 LOB: 1 BB: 1 P: 7	1B: 5 2B: 1 3B: 0 HR: 0	SF: 0 SAC: 0 DP: 1 HBP: 0	WP: 0 PB: 0 SB: 2 CS: 0	PA: 34					
PITCHER	IP	WLS	BF	H	R	ER	SO	BB	IBB	HBP	BLK	WP	HR	S	P	ERA	WHIP										
Gary Wheelock, R ERA: 1.5 (1, 1)	6.0	W	23	4	1	1	4	1	0	0	0	0	0	30	34	1.50	0.833										
Bill Laxton, L ERA: (7, 1)	1.0		5	2	0	0	1	0	0	0	0	0	0	7	7	0.00	2.000										
John Montague, R ERA: 1.23 (8, 1)	2.0	S	6	0	0	0	0	1	0	0	0	0	0	5	9	0.00	0.500										


AB	32
R	1
H	6
RBI	1
BB	2
SO	5
LOB	13



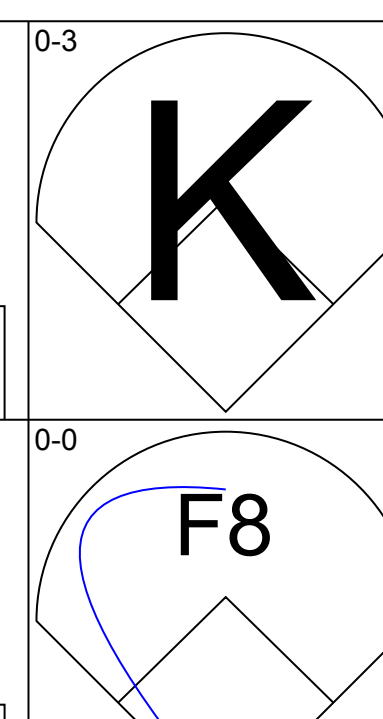
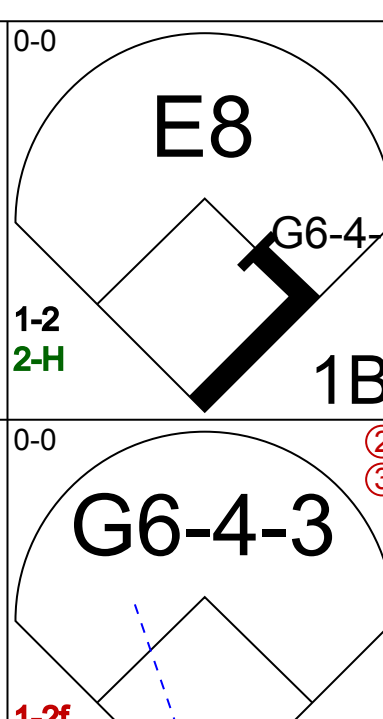
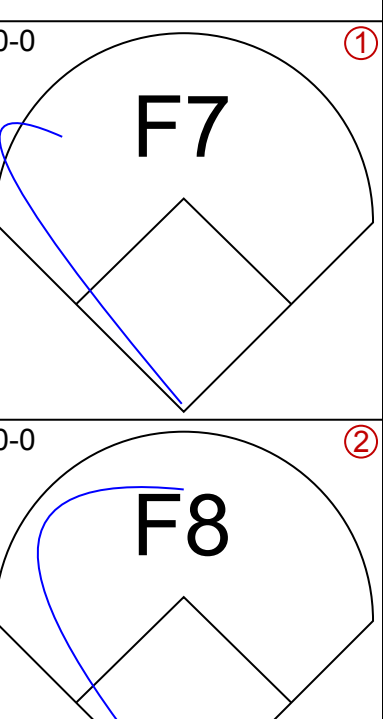
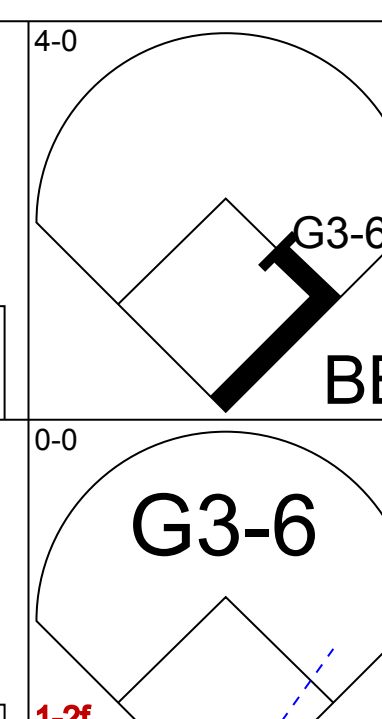
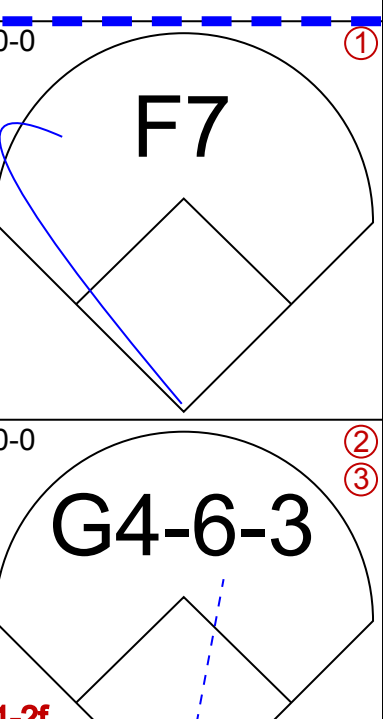
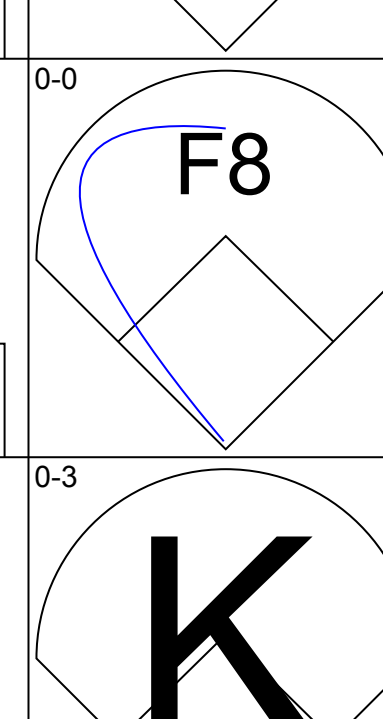
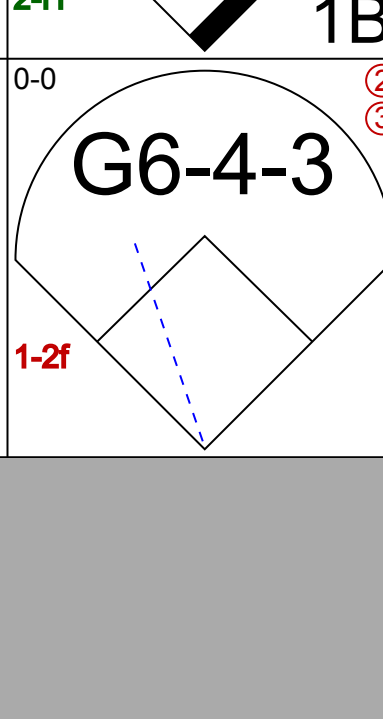
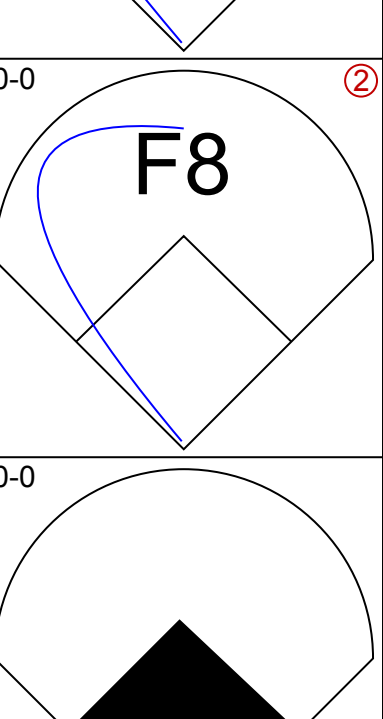
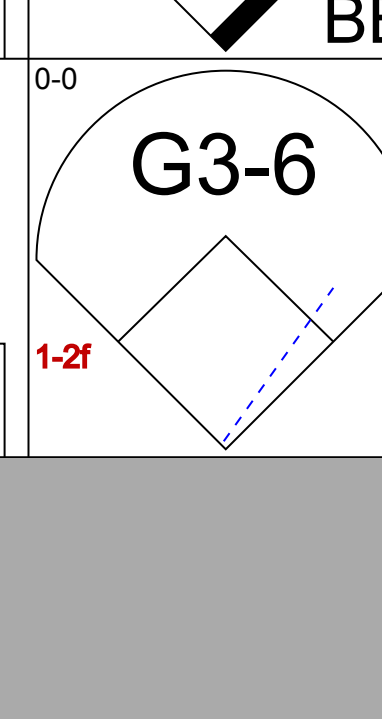
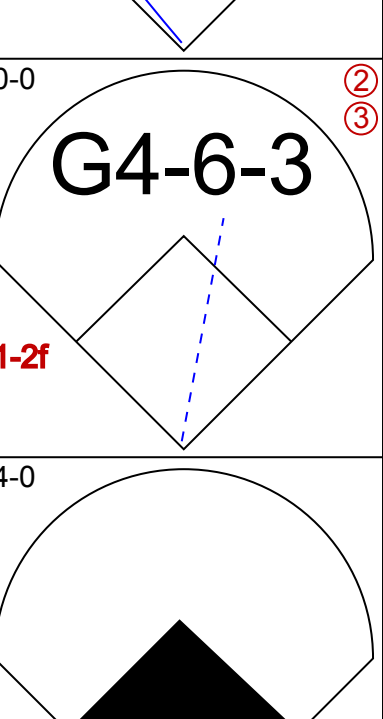
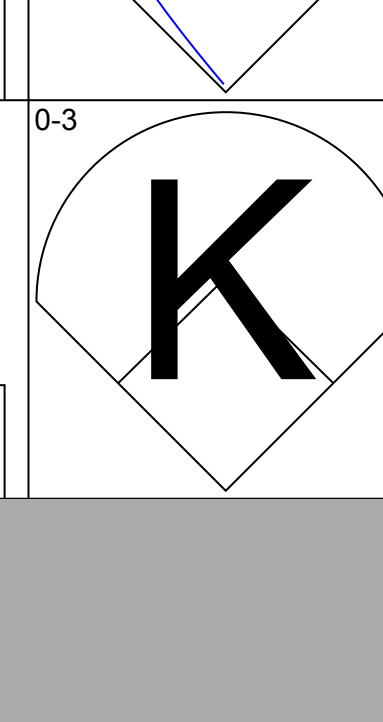
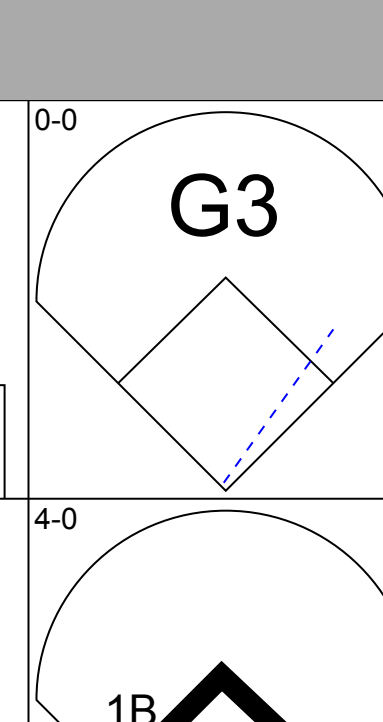
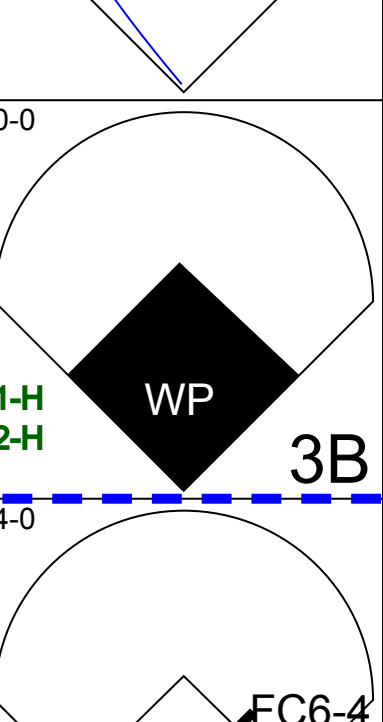
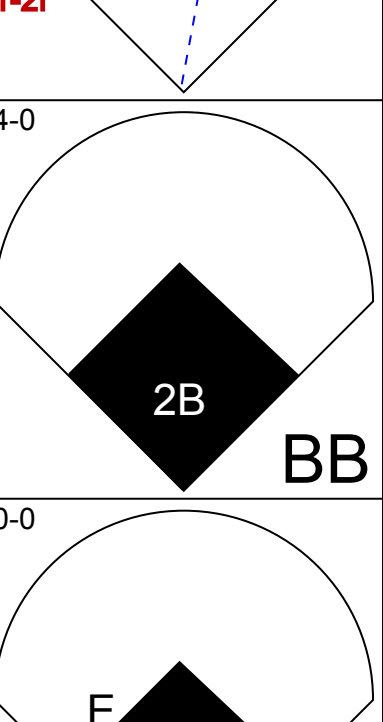
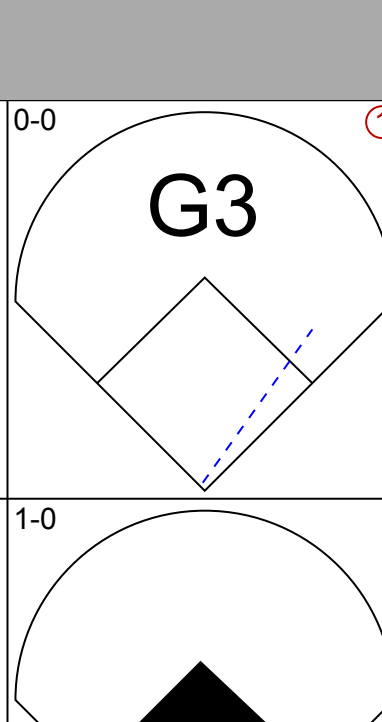
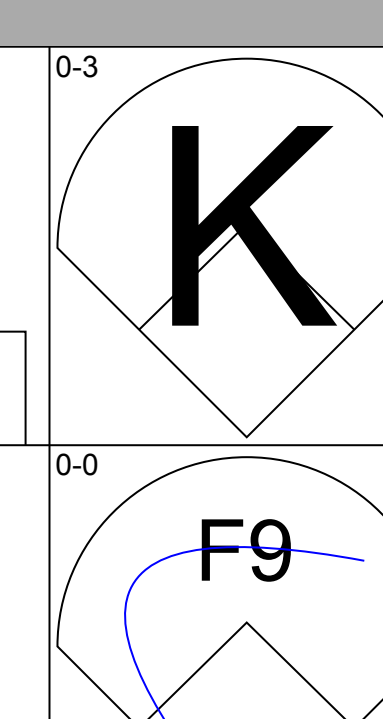
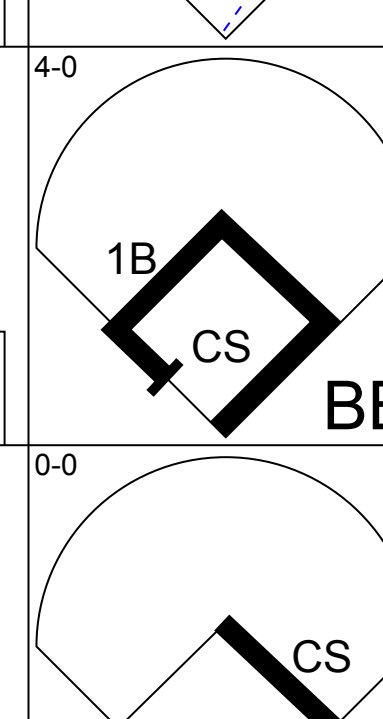
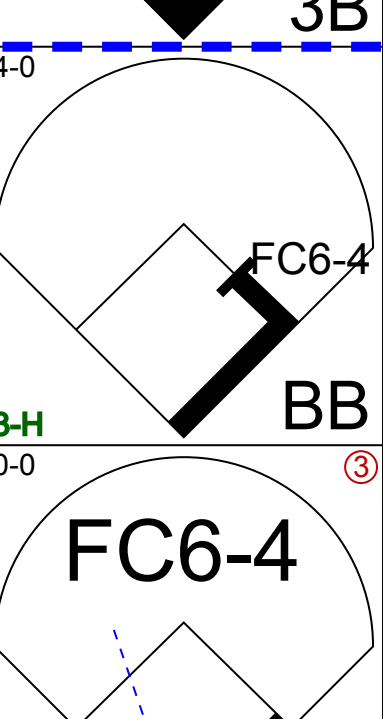
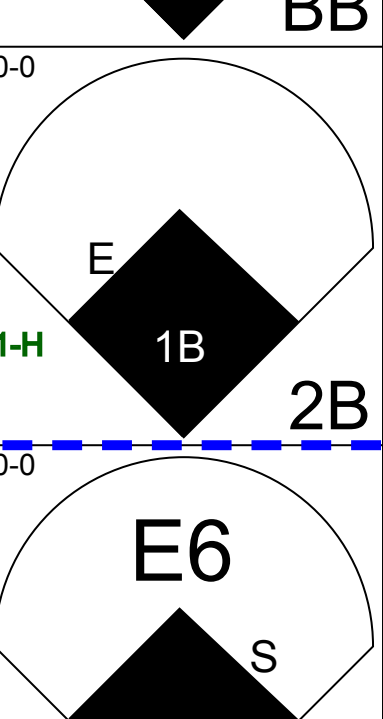
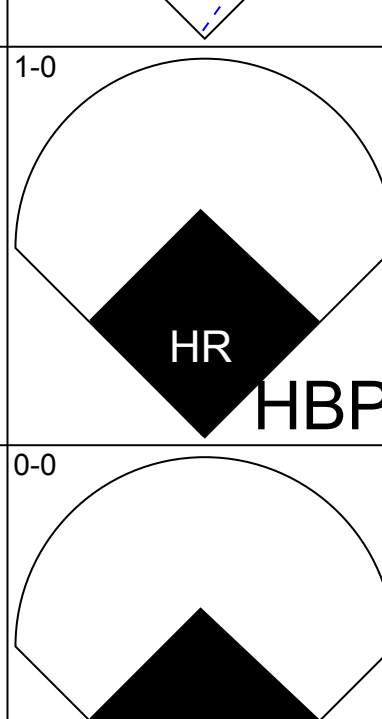
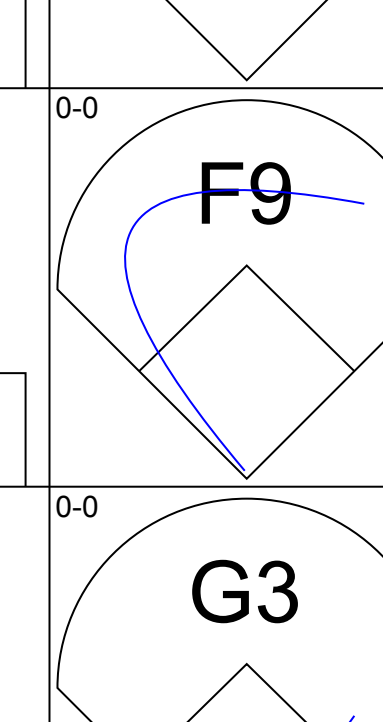
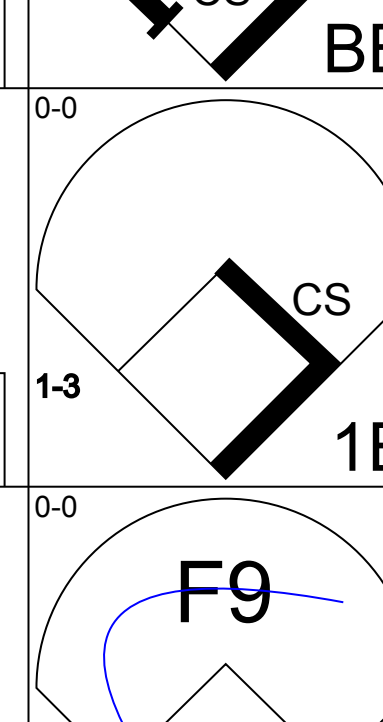
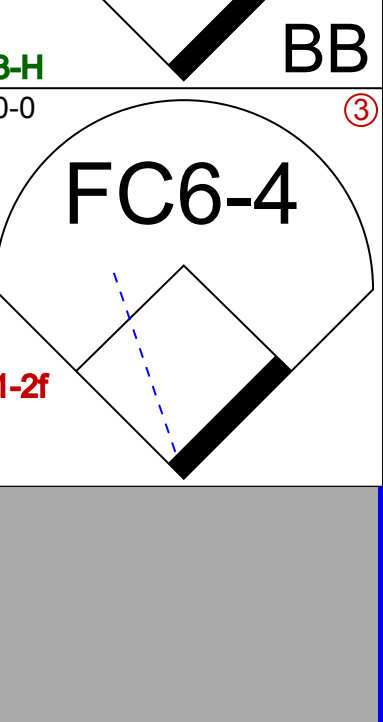
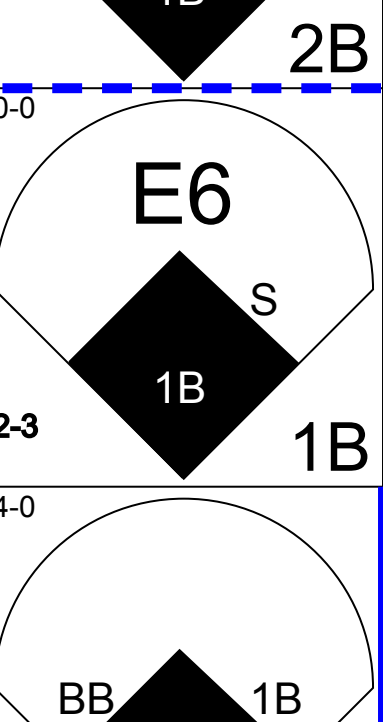
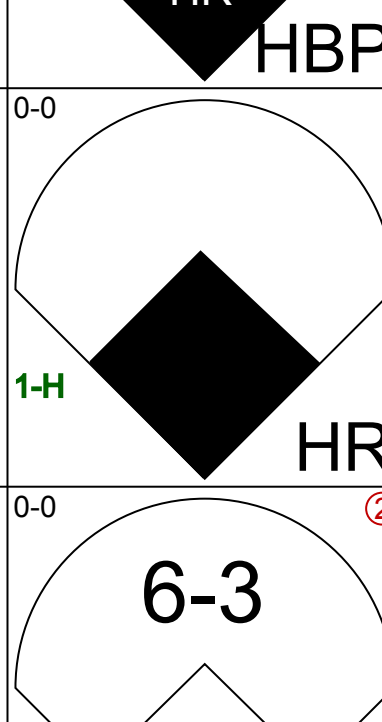
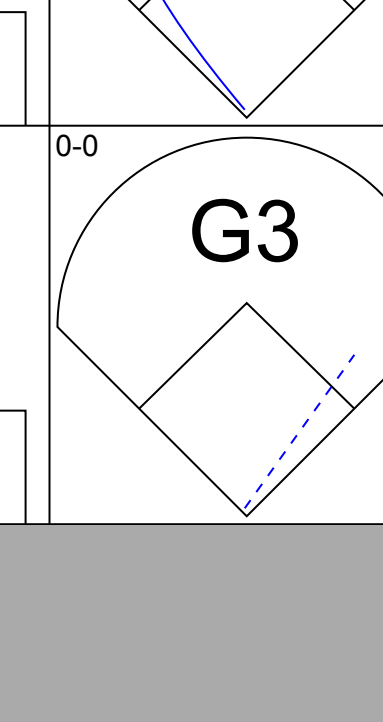
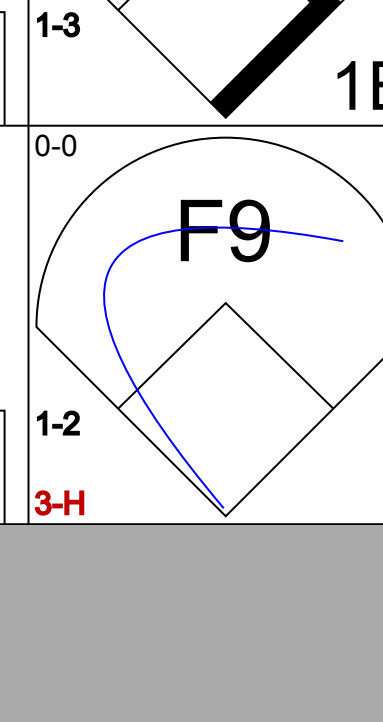
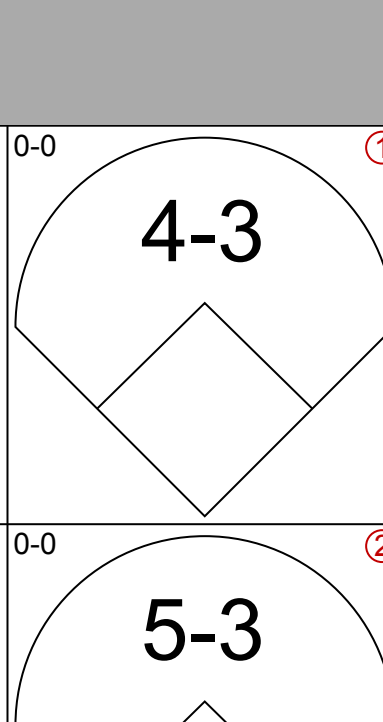
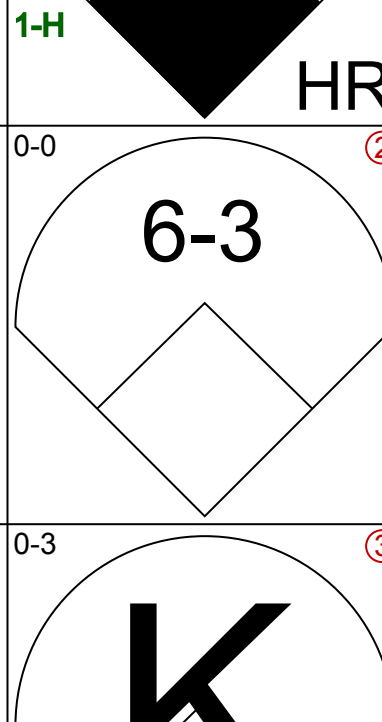

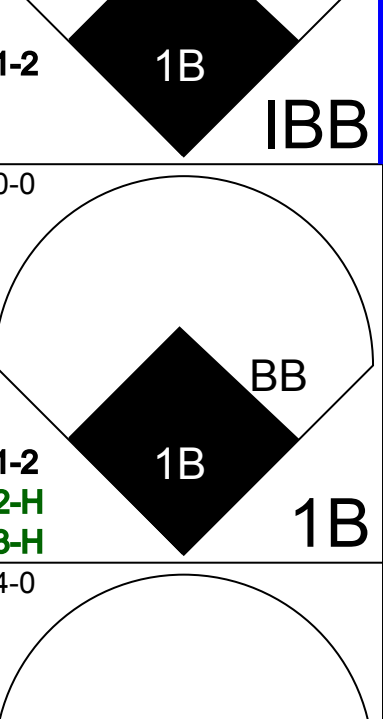

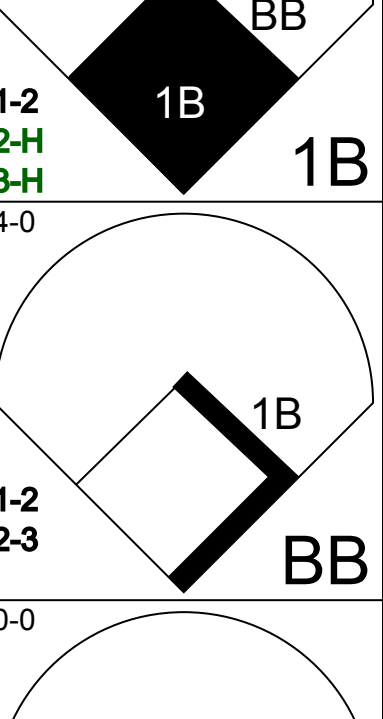

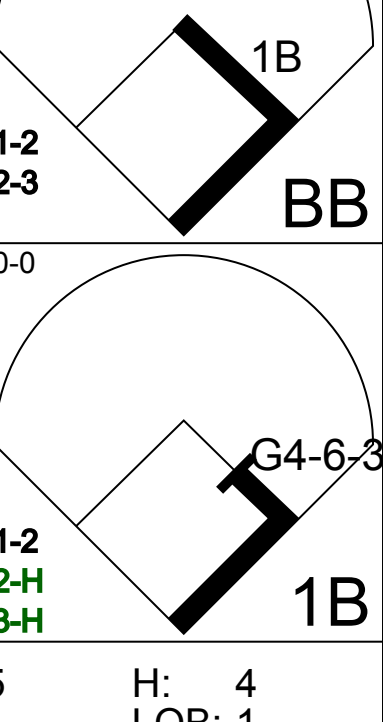
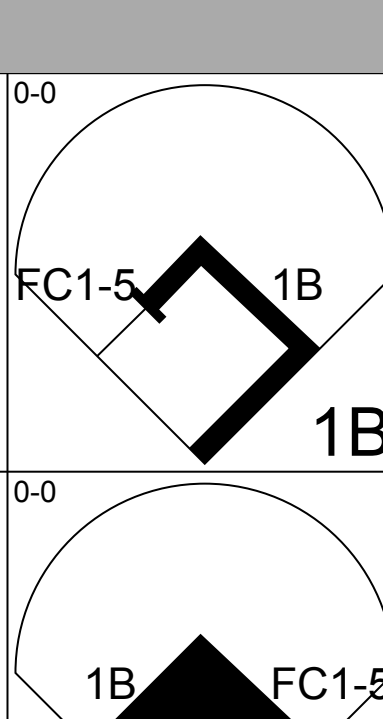
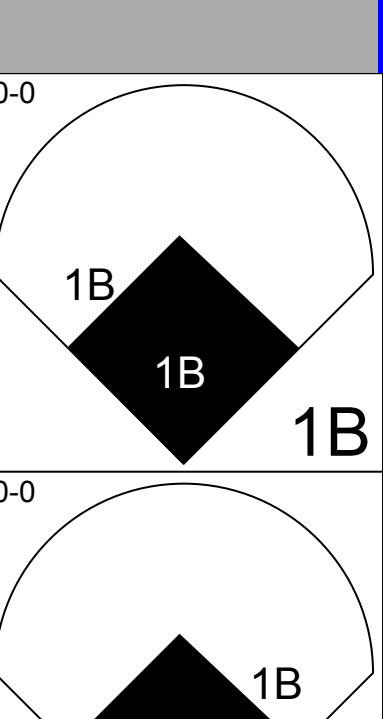
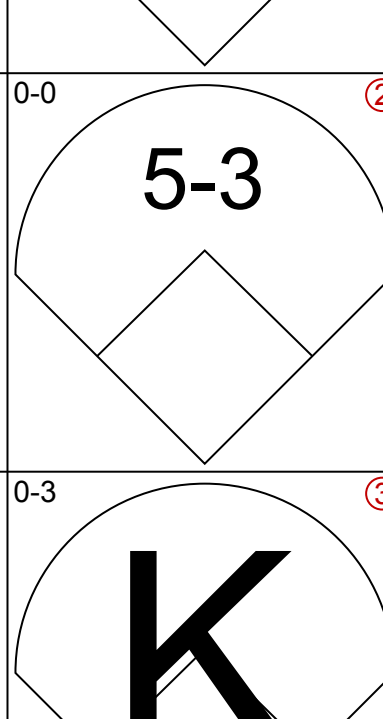
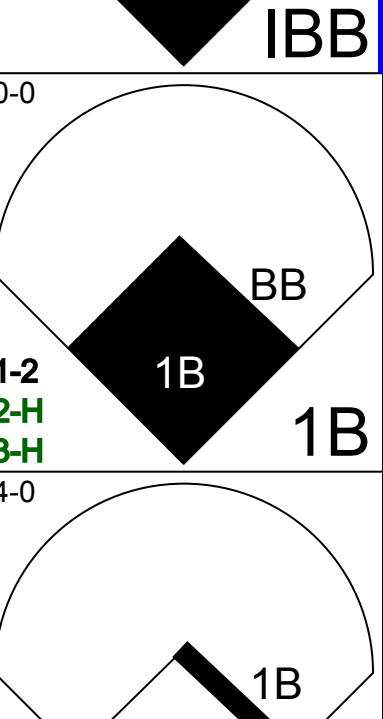
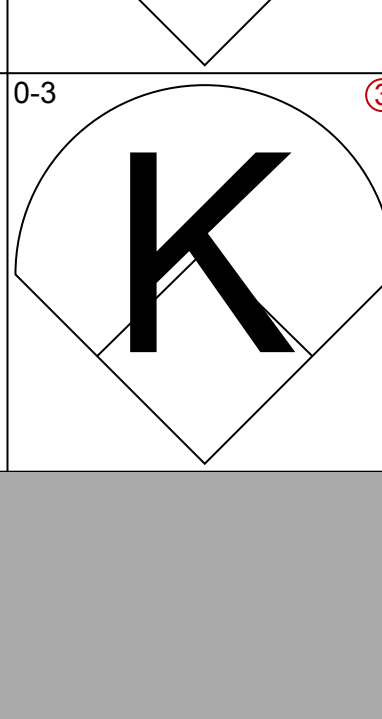
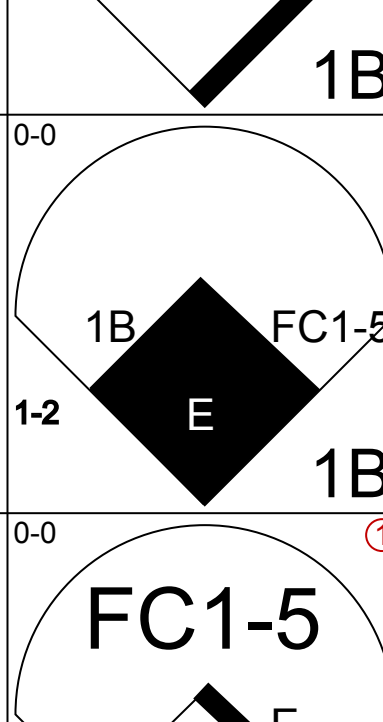
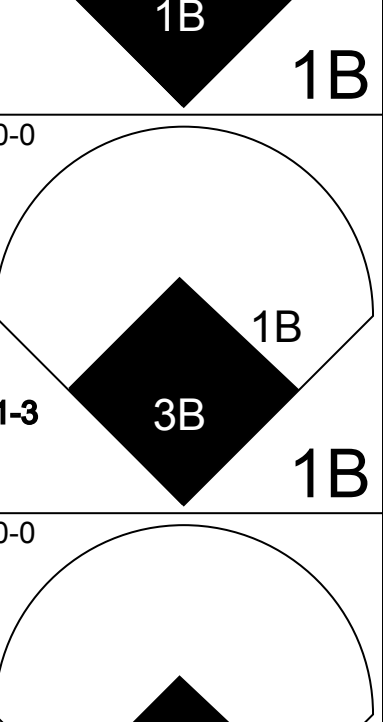
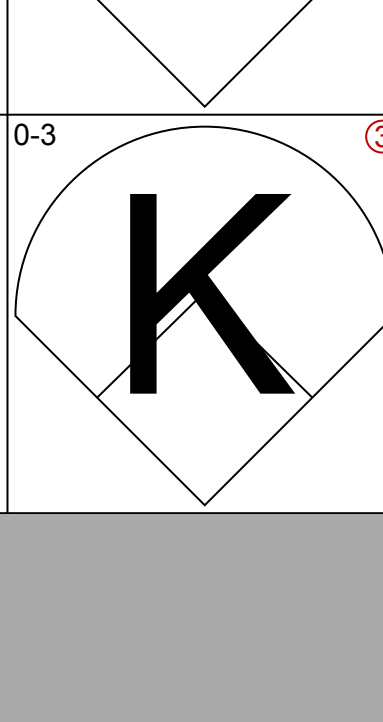
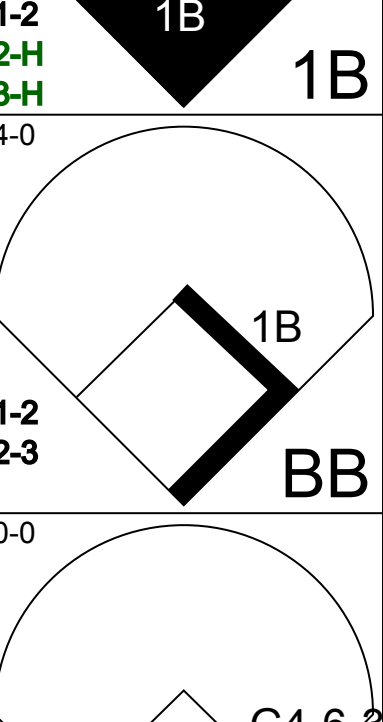
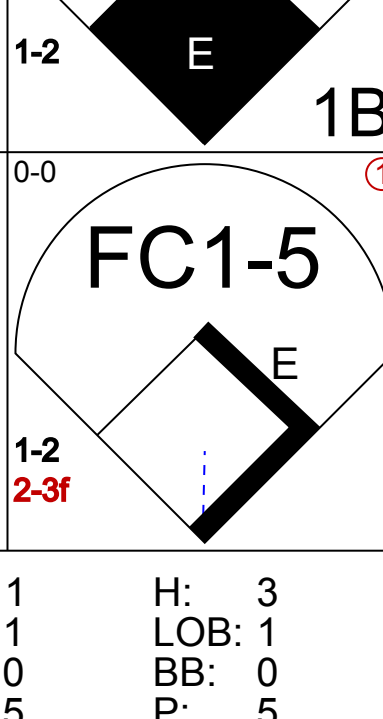
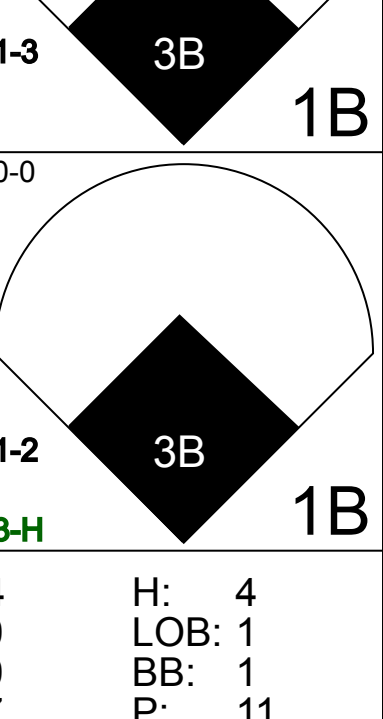
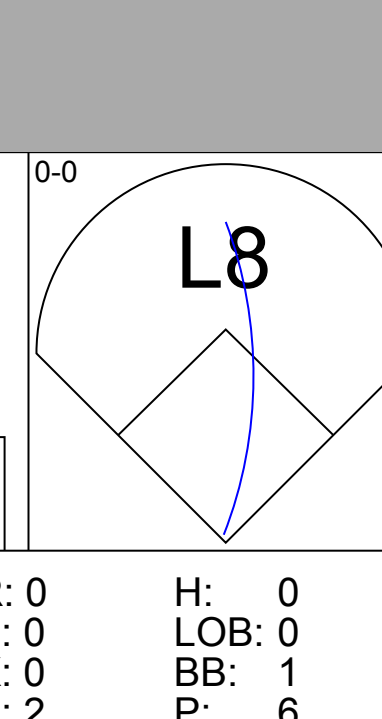
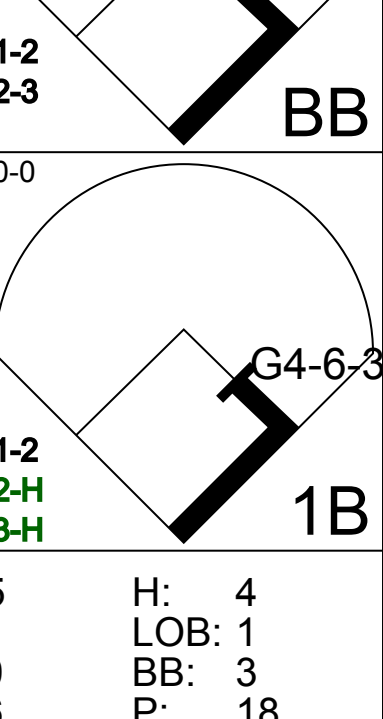
Batter	1	2	3	4	5	6	7	8	9	AB	R	H	RBI	BB	SO	LOB	BOTTOM										
Larry Milbourne, S OBP: 0.357, SLG: 0.385 (1, 4)										5	1	2	2	0	0	2	California Angels @ Seattle Mariners The Kingdome, Seattle, WA Sat Apr 09 1977, 9:05 PM EST Att: 27,668 - Dome										
Dave Collins, S OBP: 0.333, SLG: 0.167 (1, 10)										2	0	0	0	1	1	0											
Ruppert Jones, L OBP: 0.313, SLG: 0.400 (1, 8)										3	0	1	3	1	0	0											
Dan Meyer, L OBP: 0.188, SLG: 0.250 (1, 3)										4	0	1	0	0	0	4											
Steve Braun, L OBP: 0.563, SLG: 0.364 (1, 7)										2	0	2	0	2	0	0											
Bill Stein, R OBP: 0.267, SLG: 0.400 (1, 5)										3	1	0	0	0	0	5											
Carlos Lopez, R (1, 9)										4	0	0	0	0	3	4											
Bob Stinson, S OBP: 0.438, SLG: 0.462 (1, 2)										3	2	1	0	1	0	2											
Craig Reynolds, L OBP: 0.438, SLG: 0.357 (1, 6)										3	1	1	0	0	0	3											
Inning Stats	R: 0 E: 0 K: 1 S: 5	H: 0 LOB: 0 BB: 0 P: 5	R: 0 E: 0 K: 1 S: 7	H: 2 LOB: 2 BB: 0 P: 7	R: 2 E: 0 K: 0 S: 5	H: 2 LOB: 1 BB: 1 P: 10	R: 1 E: 0 K: 1 S: 7	H: 2 LOB: 3 BB: 2 P: 15	R: 2 E: 0 K: 0 S: 4	H: 1 LOB: 2 BB: 2 P: 12	R: 0 E: 0 K: 0 S: 3	H: 0 LOB: 0 BB: 0 P: 3	R: 0 E: 0 K: 1 S: 5	H: 1 LOB: 0 BB: 0 P: 5	R: 0 E: 0 K: 0 S: 3	H: 0 LOB: 0 BB: 0 P: 3	R: 0 E: 0 K: 0 S: 3	H: 0 LOB: 1 BB: 0 P: 3	1B: 7 2B: 1 3B: 0 HR: 0	SF: 0 SAC: 2 DP: 1 HBP: 1	WP: 1 PB: 0 SB: 0 CS: 0	PA: 37					
PITCHER	IP	WLS	BF	H	R	ER	SO	BB	IBB	HBP	BLK	WP	HR	S	P	ERA	WHIP										
Wayne Simpson, R ERA: 7.36 (1, 1)	3.2	L	20	6	3	3	3	2	0	1	0	0	0	23	32	7.36	2.182										
Sid Monge, L ERA: 54.0 (4, 1)	0.1		4	0	2	2	0	2	0	0	0	0	0	2	10	54.00	6.000										
Paul Hartzell, R ERA: (5, 1)	3.0		10	2	0	0	1	1	0	0	0	0	0	11	15	0.00	1.000										
Dick Drago, R ERA: (8, 1)	1.0		3	0	0	0	0	0	0	0	0	0	0	3	3	0.00	0.000										

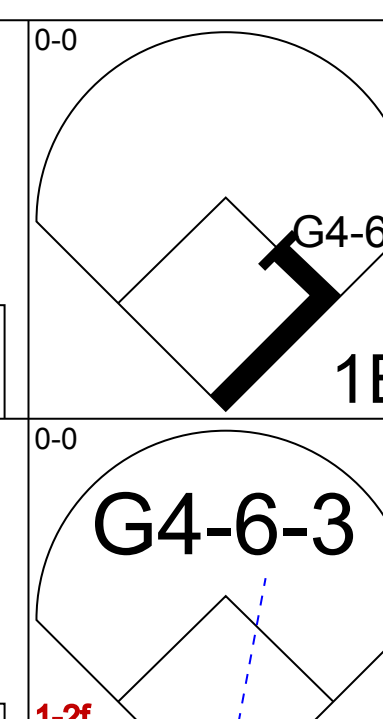
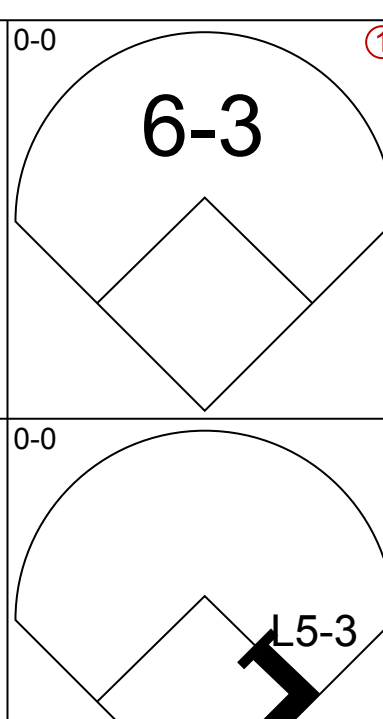
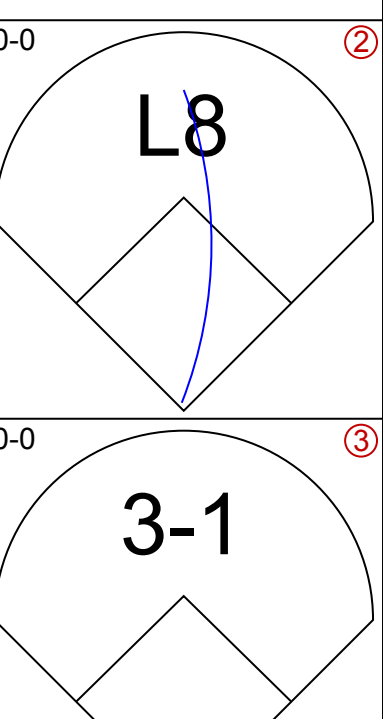
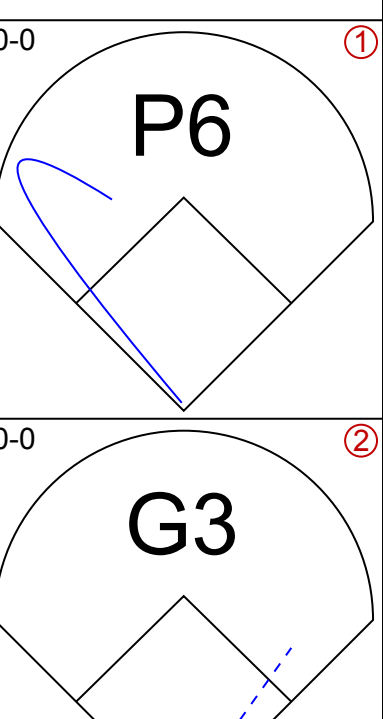
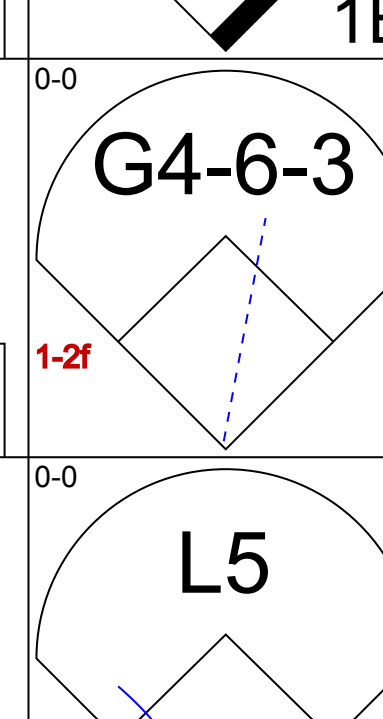
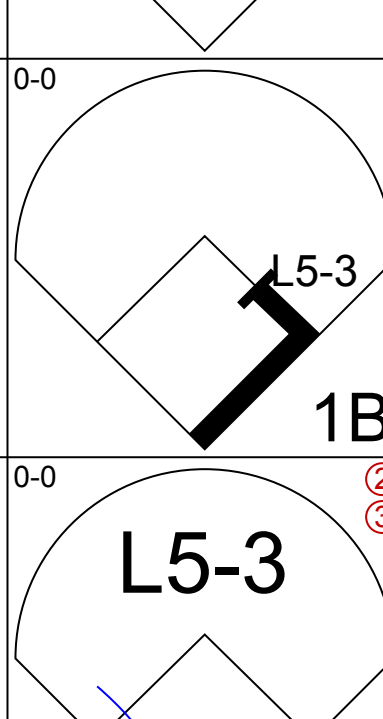
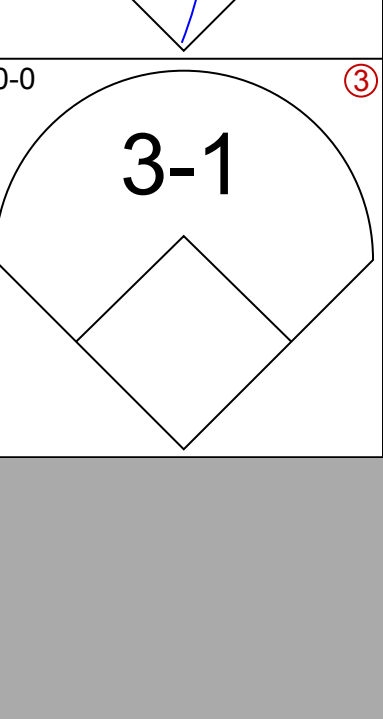
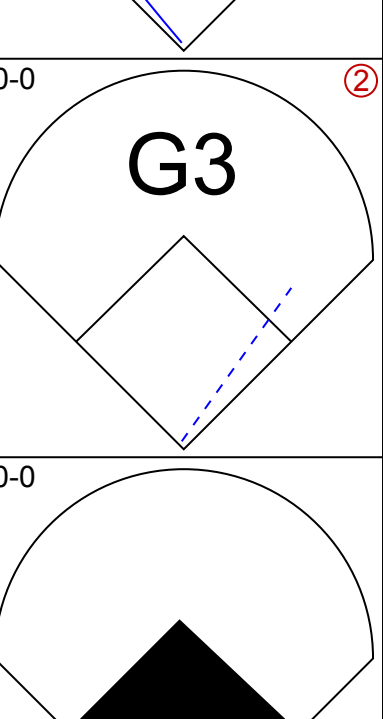
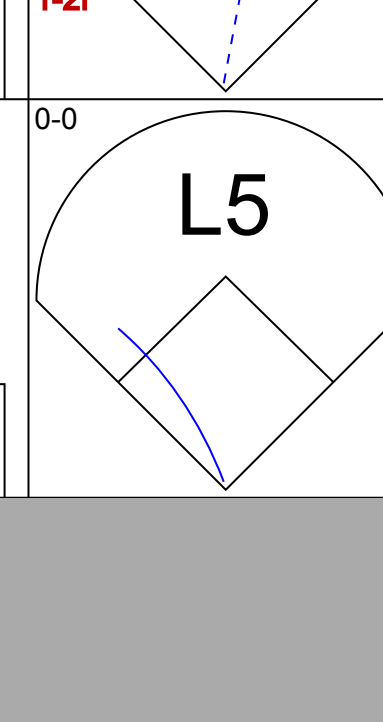
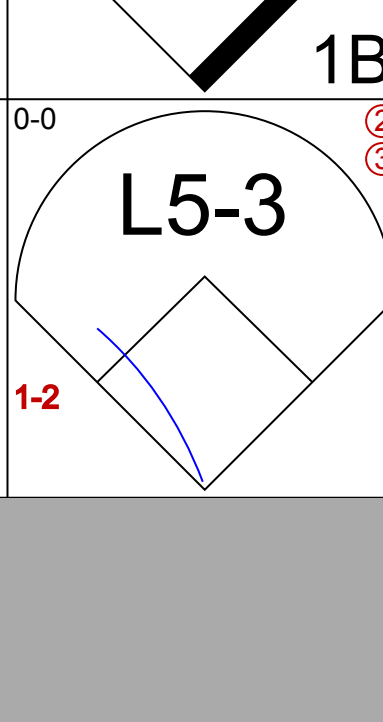
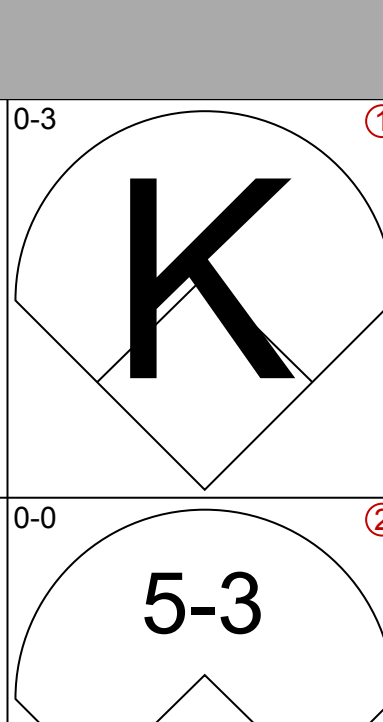
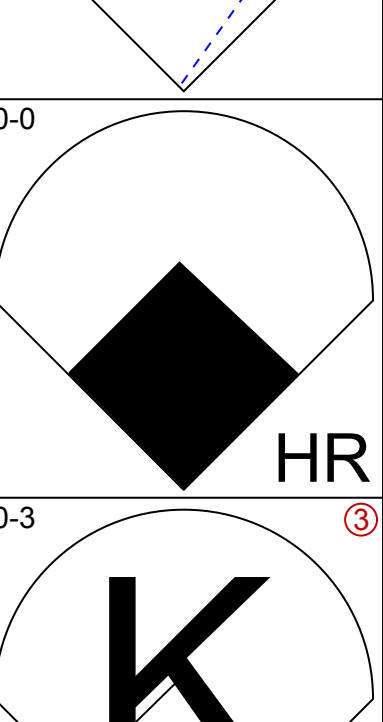
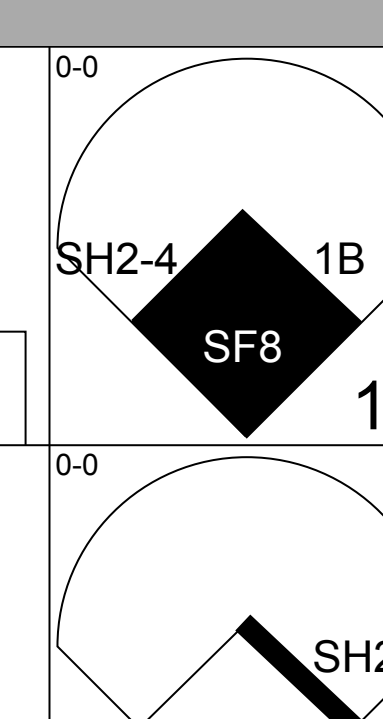
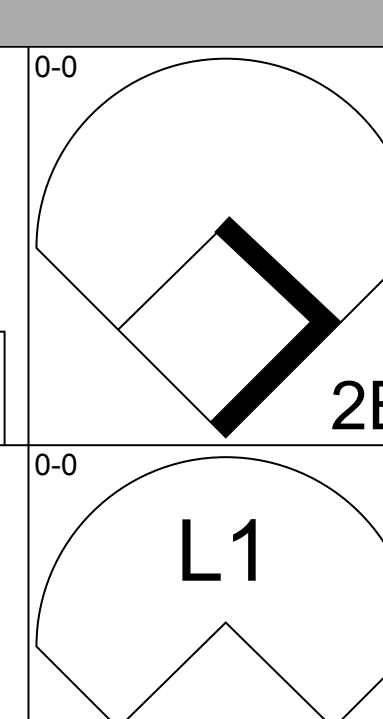
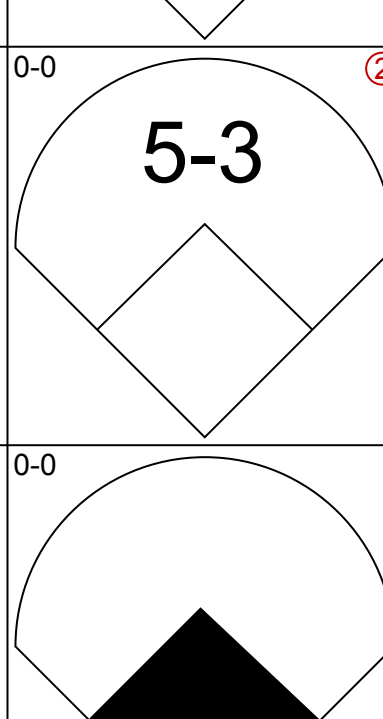
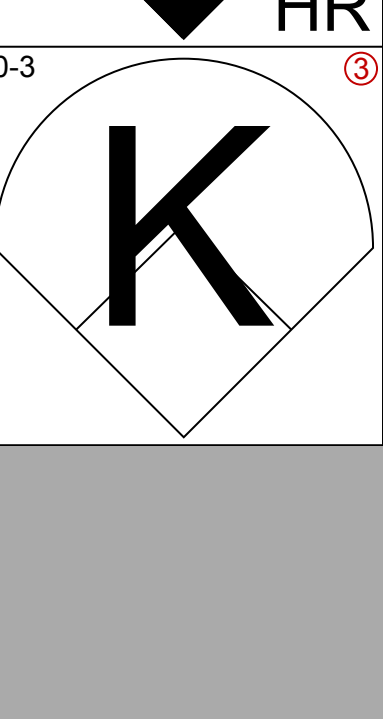
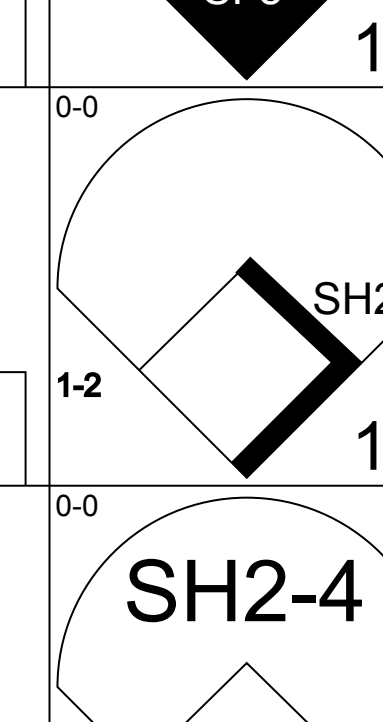
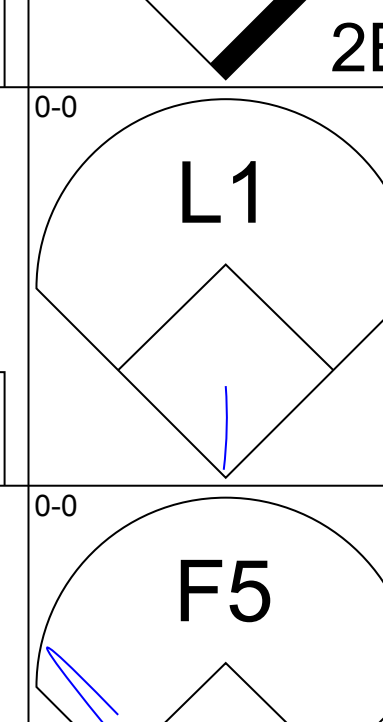
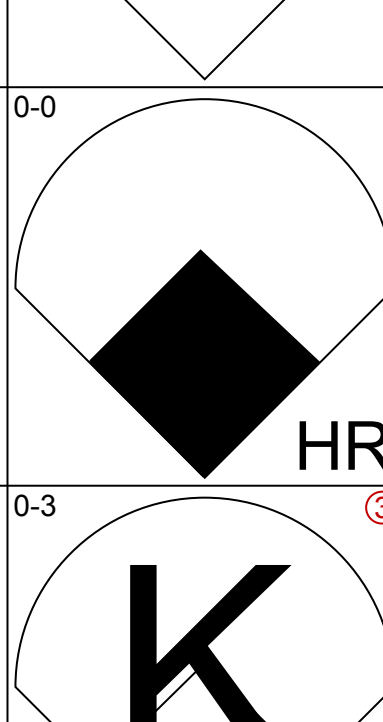

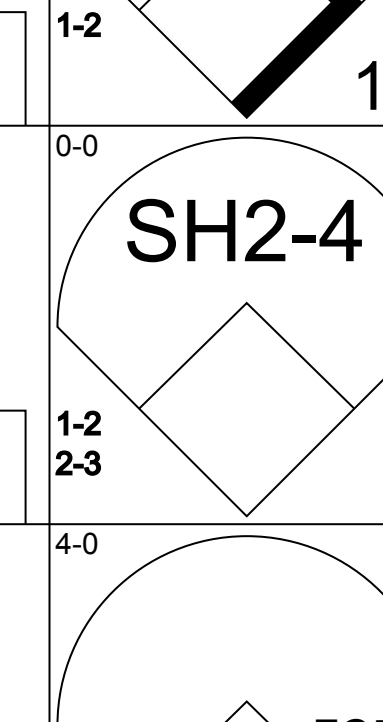
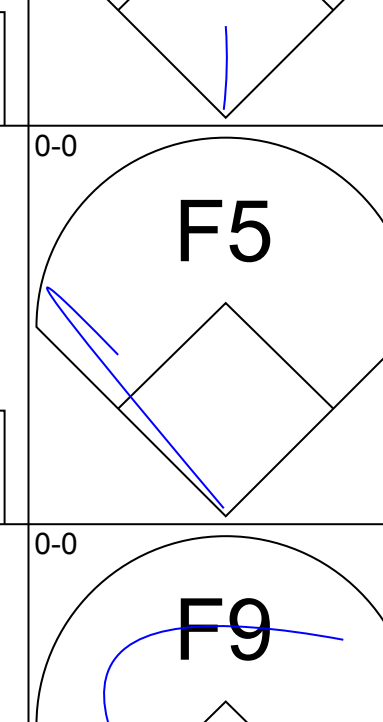
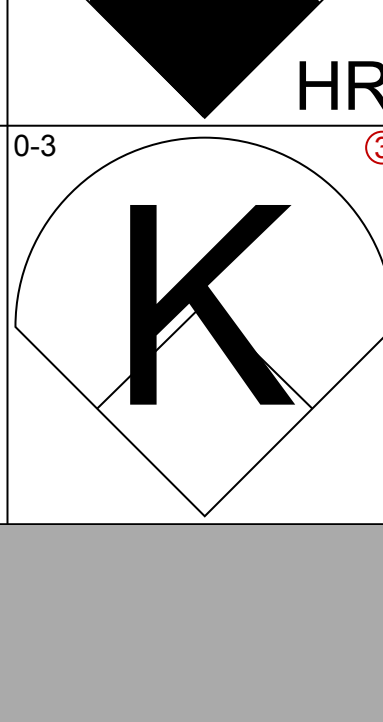

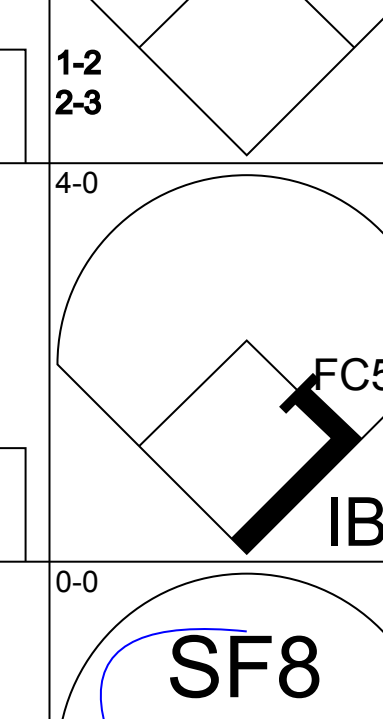
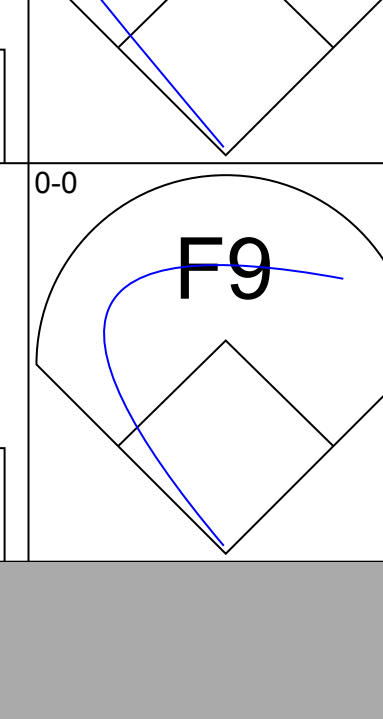


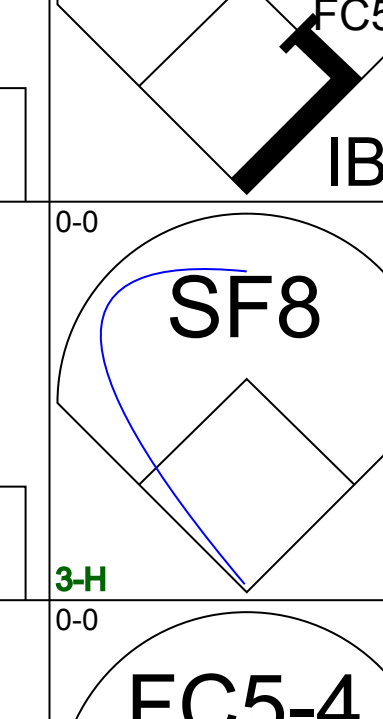
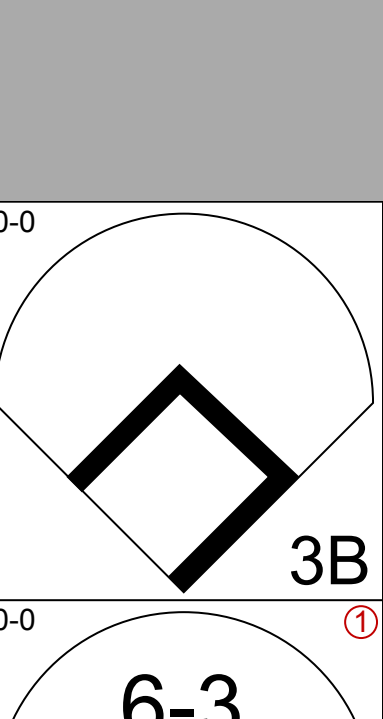
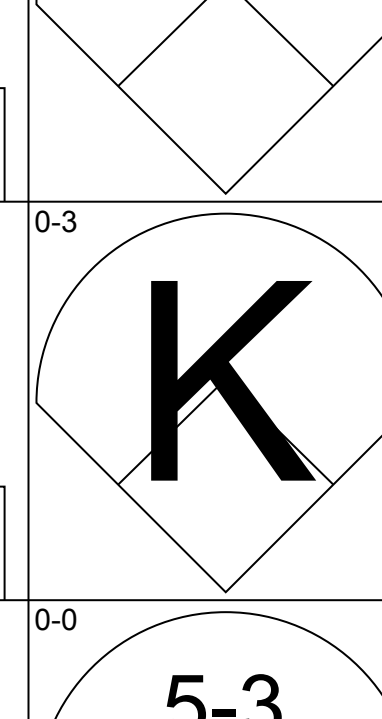
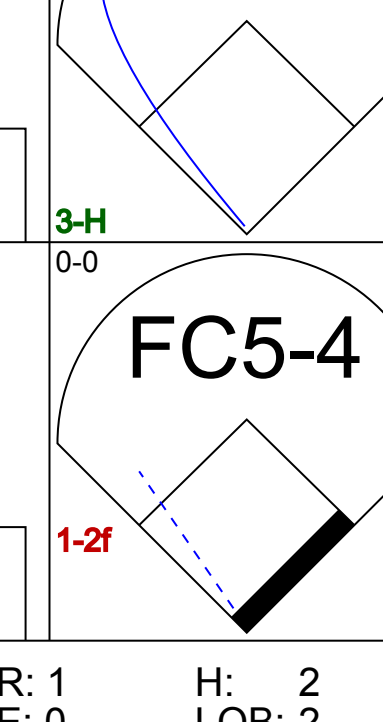
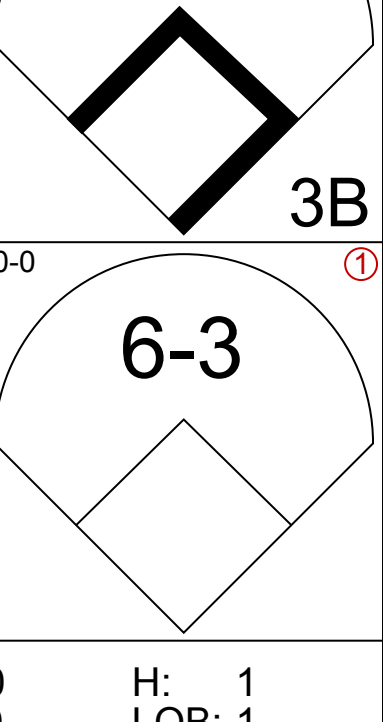
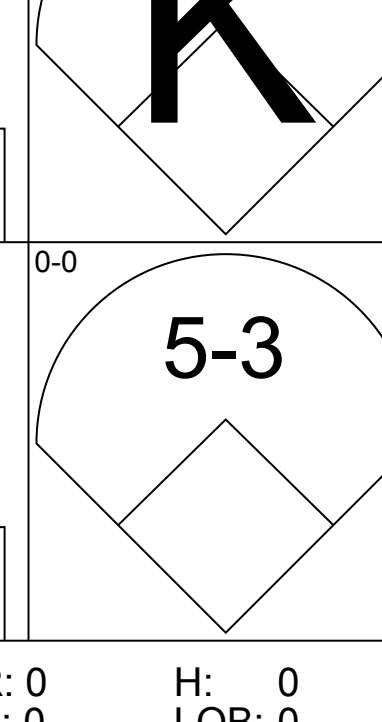
AB	29
R	5
H	8
RBI	5
BB	5
SO	4
LOB	20



Batter	1	2	3	4	5	6	7	8	9	AB	R	H	RBI	BB	SO	LOB	TOP					
Jerry Remy, L (1,4) OBP: 0.364, SLG: 0.400	F7			G4-6-3	4-3		P4			5	0	1	1	0	0	3	California Angels @ Seattle Mariners The Kingdome, Seattle, WA Sun Apr 10 1977, 9:05 PM EST Att: 10,405 - Dome					
Bobby Grich, R (1,6) OBP: 0.304, SLG: 0.381	HBP HR 1B	6-3		6-3			F8			4	1	1	0	1	0	1						
Bobby Bonds, R (1,9) OBP: 0.174, SLG: 0.190	HBP HR HBP	K					F8			4	1	0	0	0	1	4						
Don Baylor, R (1,3) OBP: 0.435, SLG: 0.632	HBP HR HBP			F8			5-3			4	3	2	1	0	0	0						
Joe Rudi, R (1,7) OBP: 0.478, SLG: 0.833	HBP HR			5-3			K			4	2	2	5	1	1	0						
Bruce Bochte, L (1,8) OBP: 0.348, SLG: 0.250	G3			4-3						5	1	1	0	0	0	2						
Bob Jones, L (1,10) OBP: 0.333, SLG: 1.000	F8									4	2	1	1	1	0	2						
Ron Jackson, R (1,5) OBP: 0.538, SLG: 0.727				HR						4	2	2	2	1	0	1						
Andy Etchebarren, R (1,2) OBP: 0.500, SLG: 0.500		K								4	0	2	1	0	1	0						
Inning Stats	R: 4 E: 0 K: 0 S: 5	H: 2 LOB: 0 BB: 0 P: 7	R: 1 E: 0 K: 2 S: 9	H: 2 LOB: 1 BB: 0 P: 9	R: 0 E: 0 K: 0 S: 3	H: 0 LOB: 0 BB: 0 P: 3	R: 2 E: 0 K: 0 S: 5	H: 3 LOB: 0 BB: 0 P: 5	R: 4 E: 1 K: 0 S: 6	H: 2 LOB: 3 BB: 4 P: 22	R: 1 E: 0 K: 0 S: 5	H: 2 LOB: 1 BB: 0 P: 5	R: 0 E: 0 K: 1 S: 5	H: 0 LOB: 0 BB: 0 P: 5	R: 0 E: 0 K: 0 S: 3	H: 1 LOB: 0 BB: 0 P: 3		1B: 5 2B: 3 3B: 0 HR: 4	SF: 0 SAC: 0 DP: 2 HBP: 2	WP: 1 PB: 0 SB: 0 CS: 0	PA: 44	
PITCHER	IP WLS BF H R ER SO BB IBB HBP BLK WP HR S P ERA WHIP	IP WLS BF H R ER SO BB IBB HBP BLK WP HR S P ERA WHIP																				
Glenn Abbott, R (1,1) ERA: 16.88	1.1	L	10	4	5	5	1	0	0	2	0	0	0	0	0	0		2	10	12	33.75	3.000
Dave Pagan, R (2,1) ERA: 12.0	3.0		15	4	6	4	1	2	0	0	0	1	2	15	23	12.00		2.000				
Tommy Moore, R (5,1) ERA: 3.18	4.2		19	4	1	1	1	2	0	0	0	0	0	19	27	1.93		1.286				

Batter	1	2	3	4	5	6	7	8	9	AB	R	H	RBI	BB	SO	LOB	BOTTOM					
Jose Baez, R (1,4) OBP: 0.333, SLG: 0.333	5-3							F9	5-3	5	0	1	0	0	0	0	California Angels @ Seattle Mariners The Kingdome, Seattle, WA Sun Apr 10 1977, 9:05 PM EST Att: 10,405 - Dome					
Juan Bernhardt, R (1,10) OBP: 0.600, SLG: 1.500	HBP							HR	F8	4	2	3	1	0	0	0						
Ruppert Jones, L (1,8) OBP: 0.333, SLG: 0.550	L5									5	2	2	2	0	1	3						
Bill Stein, R (1,5) OBP: 0.300, SLG: 0.421	5-3							HR	2B	4	1	1	1	1	0	1						
Steve Braun, L (1,7) OBP: 0.524, SLG: 0.333		K						1B	F8	4	0	1	0	1	1	1						
Carlos Lopez, R (1,9) OBP: 0.250, SLG: 0.143	K							1B		3	0	1	0	1	1	0						
Dan Meyer, L (1,3) OBP: 0.158, SLG: 0.211								1B		3	0	0	0	0	0	2						
Joe Lis, R (8,3) OBP: 1.000, SLG: 1.000	P6							1B		1	0	1	1	0	0	0						
Bob Stinson, S (1,2) OBP: 0.400, SLG: 0.412										4	0	1	0	0	3	5						
Craig Reynolds, L (1,6) OBP: 0.350, SLG: 0.278	F9									4	0	0	0	0	0	4						
Inning Stats	R: 0 E: 0 K: 0 S: 3	H: 0 LOB: 1 BB: 0 P: 4	R: 0 E: 0 K: 2 S: 7	H: 0 LOB: 0 BB: 0 P: 7	R: 0 E: 0 K: 2 S: 9	H: 2 LOB: 2 BB: 0 P: 9	R: 0 E: 0 K: 1 S: 5	H: 0 LOB: 2 BB: 2 P: 13	R: 1 E: 0 K: 0 S: 4	H: 1 LOB: 0 BB: 0 P: 4	R: 0 E: 0 K: 0 S: 3	H: 0 LOB: 0 BB: 0 P: 3	R: 0 E: 0 K: 0 S: 3	H: 1 LOB: 0 BB: 0 P: 3	R: 3 E: 0 K: 1 S: 10	H: 5 LOB: 3 BB: 1 P: 14	R: 1 E: 0 K: 0 S: 5	H: 2 LOB: 1 BB: 0 P: 5	1B: 8 2B: 1 3B: 0 HR: 2	SF: 0 SAC: 0 DP: 1 HBP: 1	WP: 0 PB: 0 SB: 0 CS: 0	PA: 41
PITCHER	IP WLS BF H R ER SO BB IBB HBP BLK WP HR S P ERA WHIP	IP WLS BF H R ER SO BB IBB HBP BLK WP HR S P ERA WHIP																				
Frank Tanana, L (1,1) ERA: 0.6	6.0	W	24	3	1	1	5	2	0	1	0	0	0	0	0	0	1	9	13	20.25	5.250	
Don Kirkwood, R (7,1) ERA: 20.25	1.1		10	6	3	3	0	1	0	0	0	0	1	9	13	20.25	5.250					
Mickey Scott, L (8,1) ERA: 3.0	1.2		7	2	1	1	1	0	0	0	0	0	0	9	9	5.40	1.200					

Batter	1	2	3	4	5	6	7	8	9	AB	R	H	RBI	BB	SO	LOB	TOP					
Butch Wynegar, S OBP: 0.214, SLG: 0.182 (1, 2)			 G6-4-3 1B		 F7		 BB	 F7		4	0	1	0	1	1	4	Minnesota Twins @ Seattle Mariners The Kingdome, Seattle, WA Mon Apr 11 1977, 9:05 PM EST Att: 8,979 - Dome					
Jerry Terrell, R OBP: 0.455, SLG: 0.700 (1, 6)			 G6-4-3				 G3-6	 G4-6-3		5	0	0	0	0	0	7						
Rod Carew, L OBP: 0.316, SLG: 0.444 (1, 3)				 G3		 WP 3B		 2B BB	 G3	4	2	1	2	1	1	0						
Lyman Bostock, L OBP: 0.556, SLG: 0.583 (1, 8)				 1B CS BB		 FC6-4 BB		 1B 2B HR	 HR	2	2	1	1	2	1	0						
Larry Hisle, R OBP: 0.368, SLG: 0.688 (1, 7)				 CS 1B		 FC6-4 BB		 E6 1B 1B	 HR	5	2	3	2	0	0	1						
Glenn Adams, L (1, 10)				 F9			 4-3		 6-3	2	0	0	0	0	0	2						
Craig Kusick, R OBP: 0.333, SLG: 0.462 (6, PH)				 1B				 BB 1B		1	0	0	0	0	0	0						
Rich Chiles, L (8, PH)				 1B				 1B		0	1	0	0	1	0	0						
Bob Gorinski, R (9, PH)				 1B				 1B		1	0	0	0	0	0	0						
Dan Ford, R OBP: 0.526, SLG: 0.467 (1, 9)			 FC1-5 1B		 1B 1B		 5-3	 1B 1B	 K	5	2	3	2	0	1	0						
Mike Cubbage, L OBP: 0.588, SLG: 0.571 (1, 5)			 1B FC1-5 E 1B		 1B 3B 1B		 K	 1B		3	2	2	0	1	1	0						
Bob Randall, R OBP: 0.143, SLG: 0.143 (1, 4)			 FC1-5 E		 1B 3B			 L8	 G4-6-3 1B	4	1	2	3	0	0	2						
Inning Stats	R: 0 E: 0 K: 2 S: 7	H: 0 LOB: 0 BB: 0 P: 7	R: 0 E: 0 K: 1 S: 5	H: 0 LOB: 0 BB: 0 P: 5	R: 1 E: 1 K: 0 S: 5	H: 3 LOB: 1 BB: 0 P: 5	R: 0 E: 0 K: 0 S: 3	H: 1 LOB: 1 BB: 1 P: 7	R: 4 E: 0 K: 0 S: 7	H: 4 LOB: 1 BB: 1 P: 11	R: 0 E: 0 K: 1 S: 5	H: 0 LOB: 0 BB: 0 P: 5	R: 0 E: 0 K: 0 S: 2	H: 0 LOB: 0 BB: 1 P: 6	R: 5 E: 1 K: 0 S: 6	H: 4 LOB: 1 BB: 3 P: 18	R: 2 E: 0 K: 1 S: 6	H: 1 LOB: 0 BB: 0 P: 7	1B: 10 2B: 1 3B: 1 HR: 1	SF: 0 SAC: 0 DP: 3 HBP: 1	WP: 1 PB: 0 CS: 2	PA: 43
PITCHER	IP	WLS	BF	H	R	ER	SO	BB	IBB	HBP	BLK	WP	HR	S	P	ERA	WHIP					
Diego Segui, R ERA: 8.64 (1, 1)	4.2	L	21	8	5	4	3	1	0	0	0	0	0	26	30	7.71	1.929					
Mike Kekich, L ERA: 5.4 (5, 1)	2.1		10	1	2	2	1	3	0	0	0	1	0	9	21	7.71	1.714					
John Montague, R ERA: 4.91 (8, 1)	0.0		5	3	3	3	0	1	1	0	0	0	0	3	11	∞	∞					
Bill Laxton, L ERA: 4.91 (8, 1)	2.0		7	1	2	2	1	0	0	1	0	0	1	8	9	9.00	0.500					

Batter	1	2	3	4	5	6	7	8	9	AB	R	H	RBI	BB	SO	LOB	BOTTOM				
Jose Báez, R OBP: 0.308, SLG: 0.308 (1, 4)	 G4-6-3 1B		 6-3		 L8			 P6		4	0	1	0	0	0	1	Minnesota Twins @ Seattle Mariners The Kingdome, Seattle, WA Mon Apr 11 1977, 9:05 PM EST Att: 8,979 - Dome				
Craig Reynolds, L OBP: 0.333, SLG: 0.273 (1, 6)	 G4-6-3		 L5-3 1B		 3-1			 G3		4	0	1	0	0	0	2					
Ruppert Jones, L OBP: 0.320, SLG: 0.625 (1, 8)	 L5		 L5-3			 K		 HR		4	1	1	1	0	1	1					
Bill Stein, R OBP: 0.333, SLG: 0.478 (1, 5)		 SH2-4 1B SF8 1B		 2B		 5-3		 K		4	1	2	0	0	1	0					
Juan Bernhardt, R OBP: 0.667, SLG: 1.375 (1, 10)		 SH2-4 1B		 L1		 HR		 F3		4	1	2	1	0	0	1					
Steve Braun, L OBP: 0.458, SLG: 0.278 (1, 7)		 SH2-4		 F5		 K		 6-3		3	0	0	0	0	1	1					
Carlos Lopez, R OBP: 0.250, SLG: 0.100 (1, 9)		 FC5-4 IBB		 F9			 5-3		 5-3	3	0	0	0	1	0	1					
Dan Meyer, L OBP: 0.182, SLG: 0.333 (1, 3)		 SF8			 3B		 K			2	0	1	1	0	1	0					
Bob Stinson, S OBP: 0.348, SLG: 0.350 (1, 2)		 FC5-4			 6-3		 5-3			3	0	0	0	0	0	3					
Inning Stats	R: 0 E: 0 K: 0 S: 3	H: 1 LOB: 0 BB: 0 P: 3	R: 1 E: 0 K: 0 S: 5	H: 2 LOB: 2 BB: 1 P: 9	R: 0 E: 0 K: 0 S: 3	H: 1 LOB: 0 BB: 0 P: 3	R: 0 E: 0 K: 0 S: 4	H: 1 LOB: 1 BB: 0 P: 4	R: 0 E: 0 K: 2 S: 8	H: 0 LOB: 0 BB: 0 P: 8	R: 0 E: 0 K: 1 S: 5	H: 0 LOB: 0 BB: 0 P: 5	R: 0 E: 0 K: 1 S: 6	H: 0 LOB: 0 BB: 0 P: 6	R: 0 E: 0 K: 0 S: 3	H: 0 LOB: 0 BB: 0 P: 3	1B: 4 2B: 2 3B: 1 HR: 2	SF: 1 SAC: 1 DP: 2 HBP: 0	WP: 0 PB: 0 CS: 0	PA: 34	
PITCHER	IP	WLS	BF	H	R	ER	SO	BB	IBB	HBP	BLK	WP	HR	S	P	ERA	WHIP				
Geoff Zahn, L ERA: 3.38 (1, 1)	8.0	W	31	8	3	3	4	0	1	0	0	0	0	38	42	3.38	1.000				
Tom Johnson, R ERA: (9, 1)	1.0		3	0	0	0	0	0	0	0	0	0	0	3	3	0.00	0.000				



Batter	1	2	3	4	5	6	7	8	9	AB	R	H	RBI	BB	SO	LOB	TOP								
Bob Randall, R (1,4) OBP: 0.222, SLG: 0.176										3	1	1	0	1	0	1	Minnesota Twins @ Seattle Mariners The Kingdome, Seattle, WA Tue Apr 12 1977, 9:05 PM EST Att: 8,589 - Dome								
Glenn Adams, L (1,10) OBP: 0.200, SLG: 0.200										3	0	1	0	0	0	2									
Craig Kusick, R (8, PH) OBP: 0.375, SLG: 0.571										1	1	1	1	0	0	0									
Rod Carew, L (1,3) OBP: 0.304, SLG: 0.381										3	0	0	0	1	0	2									
Lyman Bostock, L (1,8) OBP: 0.500, SLG: 0.563										4	0	1	1	0	0	1									
Larry Hisle, R (1,7) OBP: 0.391, SLG: 0.700										4	0	2	0	0	1	1									
Dan Ford, R (1,9) OBP: 0.478, SLG: 0.389										3	0	0	0	1	1	2									
Mike Cabbage, L (1,5) OBP: 0.571, SLG: 0.611											4	1	2	0	0	0	2								
Butch Wynegar, S (1,2) OBP: 0.167, SLG: 0.133											4	0	0	0	0	0	3								
Jerry Terrell, R (1,6) OBP: 0.400, SLG: 0.571											4	0	1	1	0	0	1								
Inning Stats	R: 0 E: 0 K: 0 S: 3	H: 1 LOB: 1 BB: 1 P: 7	R: 0 E: 0 K: 0 S: 3	H: 1 LOB: 1 BB: 1 P: 7	R: 0 E: 0 K: 0 S: 4	H: 1 LOB: 0 BB: 0 P: 4	R: 0 E: 0 K: 2 S: 7	H: 0 LOB: 0 BB: 0 P: 7	R: 0 E: 0 K: 0 S: 5	H: 2 LOB: 1 BB: 0 P: 5	R: 0 E: 0 K: 0 S: 4	H: 1 LOB: 1 BB: 0 P: 4	R: 0 E: 1 K: 0 S: 3	H: 0 LOB: 0 BB: 0 P: 3	R: 0 E: 0 K: 0 S: 5	H: 2 LOB: 1 BB: 1 P: 9	R: 0 E: 0 K: 0 S: 3	H: 1 LOB: 0 BB: 0 P: 3	1B: 5 2B: 4 3B: 0 HR: 0	SF: 0 SAC: 0 DP: 3 HBP: 0	WP: 0 PB: 0 SB: 1 CS: 1	PA: 36			
PITCHER	IP	WLS	BF	H	R	ER	SO	BB	IBB	HBP	BLK	WP	HR	S	P	ERA	WHIP								
Enrique Romo, R (1,1) ERA: 1.93	7.0		27	6	1	1	2	2	0	0	0	0	0	29	37	1.29	1.143								
Bill Laxton, L (8,1) ERA: 9.0	0.1	L	4	2	2	2	0	1	0	0	0	0	0	3	7	54.00	9.000								
John Montague, R (8,1) ERA: 4.0	1.2		5	1	0	0	0	0	0	0	0	0	0	5	5	0.00	0.600								

AB	33
R	3
H	9
RBI	3
BB	3
SO	2
LOB	15



Batter	1	2	3	4	5	6	7	8	9	AB	R	H	RBI	BB	SO	LOB	BOTTOM								
Jose Baez, R (1,4) OBP: 0.333, SLG: 0.389											5	0	2	0	0	0	1	Minnesota Twins @ Seattle Mariners The Kingdome, Seattle, WA Tue Apr 12 1977, 9:05 PM EST Att: 8,589 - Dome							
Dave Collins, S (1,7) OBP: 0.368, SLG: 0.250											4	0	2	1	0	0	1								
Ruppert Jones, L (1,8) OBP: 0.276, SLG: 0.536											4	0	0	0	0	0	3								
Bill Stein, R (1,5) OBP: 0.357, SLG: 0.500										3	0	1	0	1	0	0									
Juan Bernhardt, R (1,10) OBP: 0.583, SLG: 1.091										3	0	1	0	0	1	2									
Joe Lie, R (1,3) OBP: 0.333, SLG: 0.333										2	0	0	0	0	1	0									
Dan Meyer, L (6, PH) OBP: 0.167, SLG: 0.304										2	0	0	0	0	1	2									
Leroy Stanton, R (1,9) OBP: 0.083, SLG: 0.063											4	0	0	0	0	1	1								
Craig Reynolds, L (1,6) OBP: 0.333, SLG: 0.280											3	1	1	0	0	0	0								
Carlos Lopez, R (9, PH) OBP: 0.308, SLG: 0.182											1	0	1	0	0	0	0								
Skip Jutze, R (1,2) OBP: 0.250, SLG: 1.000											4	1	1	1	0	0	2								
Larry Milbourne, S (9, PR) OBP: 0.357, SLG: 0.385											0	0	0	0	0	0	0								
Inning Stats	R: 0 E: 0 K: 0 S: 4	H: 1 LOB: 2 BB: 1 P: 8	R: 0 E: 0 K: 1 S: 5	H: 0 LOB: 0 BB: 0 P: 5	R: 1 E: 0 K: 0 S: 4	H: 1 LOB: 0 BB: 0 P: 4	R: 0 E: 0 K: 2 S: 7	H: 0 LOB: 0 BB: 0 P: 7	R: 0 E: 0 K: 1 S: 6	H: 1 LOB: 1 BB: 0 P: 6	R: 0 E: 0 K: 0 S: 4	H: 1 LOB: 1 BB: 0 P: 4	R: 0 E: 0 K: 0 S: 4	H: 1 LOB: 1 BB: 0 P: 4	R: 0 E: 1 K: 0 S: 4	H: 1 LOB: 1 BB: 0 P: 4	R: 0 E: 0 K: 0 S: 4	H: 1 LOB: 1 BB: 0 P: 4	1B: 6 2B: 2 3B: 0 HR: 1	SF: 0 SAC: 1 DP: 0 HBP: 0	WP: 0 PB: 0 SB: 1 CS: 0	PA: 37			
PITCHER	IP	WLS	BF	H	R	ER	SO	BB	IBB	HBP	BLK	WP	HR	S	P	ERA	WHIP								
Mike Pazik, L (1,1) ERA: 3.6	5.0		21	5	2	2	3	1	0	0	0	0	0	10	10	0.00	1.200								
Ron Schueier, R (6,1) ERA: 5.79	2.0	W	8	2	0	0	1	0	0	0	0	0	0	10	10	0.00	1.000								
Tom Burgmeier, L (8,1) ERA:	2.0	S	8	2	0	0	0	0	0	0	0	0	0	8	8	0.00	1.000								

AB	35
R	2
H	9
RBI	2
BB	1
SO	4
LOB	12



Batter	1	2	3	4	5	6	7	8	9	AB	R	H	RBI	BB	SO	LOB	TOP			
Glenn Adams, L (1, 10) OBP: 0.308, SLG: 0.333	E1 G4-6-3			4-3					1B 1B	4	1	2	0	0	0	0	Minnesota Twins @ Seattle Mariners The Kingdome, Seattle, WA Thu Apr 14 1977, 6:33 AM EST Att: 9,167 - Dome			
Dan Ford, R (1, 9) OBP: 0.394, SLG: 0.296	G4-6-3 1-2f			6-3					1B 1B	3	1	1	0	1	0	1				
Rod Carew, L (1, 3) OBP: 0.333, SLG: 0.345	4-3			4-3					L7-4 1B 1-2 2-3	4	0	1	0	0	0	2				
Lyman Bostock, L (1, 8) OBP: 0.469, SLG: 0.600		E6 5-3-5 S							1B 1-2 2-H 3-H	4	1	2	3	0	0	0				
Larry Hise, R (1, 7) OBP: 0.333, SLG: 0.567	5-3-5 1-3f			5-3					L7-4 2-3	4	0	0	0	0	0	3				
Mike Cubbage, L (1, 5) OBP: 0.516, SLG: 0.536	4-3			3-1					4-3	4	0	0	0	0	0	1				
Bob Randall, R (1, 4) OBP: 0.167, SLG: 0.130			6-3	6-3					6-3	3	0	0	0	0	0	0				
Jerry Terrell, R (1, 6) OBP: 0.333, SLG: 0.409			K						6-3	3	0	0	0	0	1	0				
Glenn Borgmann, R (1, 2) OBP: 0.143, SLG: 0.143			K						5-3	3	0	0	0	0	2	0				
Inning Stats	R: 0 E: 1 K: 0 S: 3	H: 0 LOB: 0 BB: 0 P: 3	R: 0 E: 1 K: 0 S: 3	H: 0 LOB: 0 BB: 0 P: 3	R: 0 E: 0 K: 2 S: 7	H: 0 LOB: 0 BB: 0 P: 7	R: 0 E: 0 K: 0 S: 3	H: 0 LOB: 0 BB: 0 P: 3	R: 1 E: 0 K: 0 S: 4	H: 1 LOB: 0 BB: 0 P: 4	R: 0 E: 0 K: 0 S: 3	H: 0 LOB: 0 BB: 0 P: 3	R: 0 E: 0 K: 1 S: 5	H: 0 LOB: 0 BB: 0 P: 5	R: 2 E: 0 K: 0 S: 6	H: 4 LOB: 1 BB: 0 P: 6	1B: 4 2B: 3 3B: 0 HR: 1	SF: 0 SAC: 0 DP: 3 HBP: 0	WP: 0 PB: 0 SB: 1 CS: 0	PA: 33
PITCHER	IP WLS BF H R ER SO BB IBB HBP BLK WP HR S P ERA WHIP																			
Gary Wheelock, R (1, 1) ERA: 2.57	8.0 W 29 4 3 3 3 1 0 0 0 0 1 34 38 3.38 0.625																			
John Montague, R (9, 1) ERA: 3.6	1.0 S 4 2 0 0 0 0 0 0 0 0 0 4 4 0.00 2.000																			


AB	32
R	3
H	6
RBI	3
BB	1
SO	3
LOB	7




Batter	1	2	3	4	5	6	7	8	9	AB	R	H	RBI	BB	SO	LOB	BOTTOM			
Larry Milbourne, S (1, 6) OBP: 0.375, SLG: 0.391	F7		G1-6-3 1-2f						F8	4	0	1	0	0	0	1	Minnesota Twins @ Seattle Mariners The Kingdome, Seattle, WA Thu Apr 14 1977, 6:33 AM EST Att: 9,167 - Dome			
Dave Collins, S (1, 10) OBP: 0.310, SLG: 0.200	F8								HR BB	3	1	0	0	1	1	1				
Ruppert Jones, L (1, 8) OBP: 0.256, SLG: 0.579	3-1								HR	4	1	1	2	0	0	1				
Steve Braun, L (1, 7) OBP: 0.441, SLG: 0.269		E3 1B S G4-6-3							4-3	2	2	0	0	2	0	0				
Bill Stein, R (1, 5) OBP: 0.314, SLG: 0.424				FC6-4 BB					SH1-4 BB	3	0	1	0	0	0	1				
Dan Meyer, L (1, 3) OBP: 0.219, SLG: 0.300		G4-6-3 1-3 1B		FC6-4 1-2f					F8	3	0	0	0	0	0	2				
Leroy Stanton, R (1, 9) OBP: 0.048, SLG: 0.048		G4-6-3 1-2f 3-H 0-3								2	0	0	0	0	2	0				
Tommy Smith, L (7, PH) OBP: 0.667, SLG: 0.667										1	0	1	1	0	0	0				
Carlos Lopez, R (7, PR) OBP: 0.308, SLG: 0.182										0	0	0	0	0	0	0				
Bob Stinson, S (1, 2) OBP: 0.414, SLG: 0.417										1	0	0	0	1	1	0				
Jose Baez, R (1, 4) OBP: 0.286, SLG: 0.333										3	0	0	0	0	0	3				
Inning Stats	R: 0 E: 0 K: 0 S: 3	H: 0 LOB: 0 BB: 0 P: 3	R: 1 E: 1 K: 1 S: 6	H: 1 LOB: 0 BB: 0 P: 6	R: 0 E: 0 K: 0 S: 2	H: 0 LOB: 0 BB: 0 P: 3	R: 0 E: 0 K: 0 S: 3	H: 0 LOB: 1 BB: 1 P: 7	R: 0 E: 0 K: 2 S: 7	H: 0 LOB: 0 BB: 0 P: 7	R: 0 E: 0 K: 1 S: 6	H: 1 LOB: 1 BB: 0 P: 6	R: 1 E: 0 K: 0 S: 4	H: 1 LOB: 2 BB: 2 P: 12	R: 2 E: 0 K: 0 S: 4	H: 1 LOB: 0 BB: 1 P: 8	1B: 3 2B: 0 3B: 0 HR: 1	SF: 0 SAC: 1 DP: 2 HBP: 1	WP: 0 PB: 0 SB: 3 CS: 0	PA: 32
PITCHER	IP WLS BF H R ER SO BB IBB HBP BLK WP HR S P ERA WHIP																			
Pete Redfern, R (1, 1) ERA: 3.75	7.1 L 30 4 4 3 4 3 1 0 0 0 0 1 33 50 3.68 0.955																			
Ron Schueler, R (8, 1) ERA: 5.00	0.2 2 0 0 0 0 0 0 0 0 0 0 2 2 0.00 0.000																			

AB	26
R	4
H	4
RBI	3
BB	4
SO	4
LOB	9



Batter	1	2	3	4	5	6	7	8	9	AB	R	H	RBI	BB	SO	LOB	TOP			
Larry Milbourne, S (1.4) OBP: 0.357, SLG: 0.346	0-0 4-3		4-0 BB			0-0 G3		0-0 4-3		3	0	0	0	1	0	0	Seattle Mariners @ California Angels Anaheim Stadium, Anaheim, CA Fri Apr 15 1977, 9:05 PM EST Att: 34,654 - Unknown 			
Dave Collins, S (1.10) OBP: 0.303, SLG: 0.179	0-3 K		0-0 F8			4-0 BB S BB		0-0 4-3		3	0	0	0	1	1	1				
Ruppert Jones, L (1.8) OBP: 0.256, SLG: 0.537	0-0 4-3			0-3 K		4-0 BB 1-2 BB		0-3 K		3	0	0	0	1	2	0				
Steve Braun, L (1.7) OBP: 0.447, SLG: 0.250		4-0 SH1-4 BB		0-0 F9		4-0 1-2 2-3 BB			0-0 F7	2	0	0	0	2	0	0				
Bill Stein, R (1.5) OBP: 0.289, SLG: 0.389		0-0 SH1-4 1-2		0-0 G3		0-0 1-3			0-3 K	3	0	0	0	0	1	3				
Dan Meyer, L (1.3) OBP: 0.194, SLG: 0.265		0-0 F8			0-3 K				0-0 P5	4	0	0	0	0	1	1				
Bob Stinson, S (1.2) OBP: 0.438, SLG: 0.423		0-3 K			0-0 CS 1B				4-0 BB	2	0	1	0	1	1	1				
Carlos Lopez, R (1.9) OBP: 0.250, SLG: 0.143			0-0 P4		0-3 K				0-3 K	3	0	0	0	0	2	2				
Craig Reynolds, L (1.6) OBP: 0.265, SLG: 0.219			0-0 3-1			0-0 F6			0-0 F8	3	0	0	0	0	0	1				
Inning Stats	R: 0 E: 0 K: 1 S: 5	H: 0 LOB: 0 BB: 0 P: 5	R: 0 E: 0 K: 1 S: 5	H: 0 LOB: 1 BB: 1 P: 9	R: 0 E: 0 K: 0 S: 3	H: 0 LOB: 1 BB: 1 P: 7	R: 0 E: 0 K: 1 S: 5	H: 0 LOB: 0 BB: 0 P: 5	R: 0 E: 0 K: 2 S: 7	H: 1 LOB: 1 BB: 0 P: 7	R: 0 E: 0 K: 0 S: 3	H: 0 LOB: 3 BB: 3 P: 15	R: 0 E: 0 K: 1 S: 5	H: 0 LOB: 1 BB: 1 P: 9	R: 0 E: 0 K: 1 S: 5	H: 0 LOB: 0 BB: 0 P: 5	1B: 1 2B: 1 3B: 0 HR: 0	SF: 0 SAC: 1 DP: 1 HBP: 0	WP: 0 PB: 0 SB: 1 CS: 1	PA: 33
PITCHER Nolan Ryan, R (1.1) ERA: 1.03	IP: 9.0 WLS: W BF: 33 H: 1 R: 0 ER: 0 SO: 8 BB: 6 IBB: 0 HBP: 0 BLK: 0 WP: 0 HR: 0 S: 43 P: 67 ERA: 0.00 WHIP: 0.778																			

Batter	1	2	3	4	5	6	7	8	9	AB	R	H	RBI	BB	SO	LOB	BOTTOM			
Jerry Remy, L (1.4) OBP: 0.262, SLG: 0.275	0-0 4-3		0-0 4-3			0-0 S SH1-3 1B			0-0 P6	4	1	1	0	0	0	0	Seattle Mariners @ California Angels Anaheim Stadium, Anaheim, CA Fri Apr 15 1977, 9:05 PM EST Att: 34,654 - Unknown 			
Bobby Grich, R (1.6) OBP: 0.349, SLG: 0.450	4-0 CS BB			0-0 E S HR 1B		0-0 SH1-3			0-0 HR	2	2	2	1	1	0	0				
Bobby Bonds, R (1.9) OBP: 0.341, SLG: 0.432	0-0 1-2 HR			0-0 P4		4-0 S 1B BB			0-0 6-3	3	2	1	1	1	0	1				
Don Baylor, R (1.10) OBP: 0.364, SLG: 0.538	0-0 6-3			0-0 1-H HR		4-0 1B 1B IBB			0-0 L6	3	2	1	2	1	0	0				
Joe Rudi, R (1.7) OBP: 0.432, SLG: 0.611		0-0 F9		0-0 F8		0-0 1B 1-2 2-H 3-H 1B			0-0 WP 1B	4	0	2	2	0	0	0				
Tony Solaita, L (1.3) OBP: 0.214, SLG: 0.280	0-3 K			0-0 3-1		0-0 1-3 2-H 3-H 1B			0-3 K	4	0	1	1	0	2	1				
Dan Briggs, L (1.8) OBP: 0.167, SLG: 0.091		0-0 F7			0-0 P4	0-0 G4-6-3 1-2 1B				3	0	0	0	0	0	2				
Dave Chalk, R (1.5) OBP: 0.217, SLG: 0.250			0-0 F9		0-0 1-3				0-0 1B	3	0	1	0	0	0	0				
Terry Humphrey, R (1.2) OBP: 0.300, SLG: 0.286			0-0 F8		0-0 5-3				0-0 F7	3	0	0	0	0	0	0				
Inning Stats	R: 1 E: 0 K: 0 S: 3	H: 1 LOB: 0 BB: 1 P: 7	R: 0 E: 0 K: 1 S: 5	H: 0 LOB: 0 BB: 0 P: 5	R: 0 E: 0 K: 0 S: 3	H: 0 LOB: 0 BB: 0 P: 3	R: 2 E: 0 K: 0 S: 5	H: 2 LOB: 0 BB: 0 P: 5	R: 0 E: 0 K: 0 S: 3	H: 0 LOB: 0 BB: 0 P: 3	R: 3 E: 0 K: 0 S: 5	H: 3 LOB: 1 BB: 2 P: 13	R: 0 E: 0 K: 0 S: 3	H: 1 LOB: 0 BB: 0 P: 3	R: 1 E: 0 K: 1 S: 7	H: 2 LOB: 1 BB: 0 P: 7	1B: 6 2B: 0 3B: 0 HR: 3	SF: 0 SAC: 1 DP: 1 HBP: 0	WP: 1 PB: 0 SB: 3 CS: 1	PA: 33
PITCHER Glenn Abbott, R (1.1) ERA: 12.38 Dave Pagan, R (6.1) ERA: 12.0 Bill Laxton, L (6.1) ERA: 6.75	IP: 5.1 WLS: L BF: 22 H: 4 R: 6 ER: 6 SO: 1 BB: 2 IBB: 0 HBP: 0 BLK: 0 WP: 0 HR: 2 S: 21 P: 33 ERA: 10.12 WHIP: 1.125																			

Batter	1	2	3	4	5	6	7	8	9	AB	R	H	RBI	BB	SO	LOB	TOP			
Larry Milbourne, S OBP: 0.364, SLG: 0.387										5	2	2	0	0	0	4				
Dave Collins, S OBP: 0.263, SLG: 0.152										5	1	0	0	0	1	4				
Ruppert Jones, L OBP: 0.277, SLG: 0.523										3	0	1	0	1	0	1				
Steve Braun, L OBP: 0.476, SLG: 0.333										2	0	2	2	1	0	0				
Bill Stein, R OBP: 0.262, SLG: 0.359										3	0	0	1	0	1	4				
Dan Meyer, L OBP: 0.225, SLG: 0.289										4	1	2	0	0	0	1				
Bob Stinson, S OBP: 0.444, SLG: 0.414										3	0	1	0	1	0	1	AB 33			
Carlos Lopez, R OBP: 0.300, SLG: 0.278										4	0	2	1	0	2	1	R 4			
Craig Reynolds, L OBP: 0.289, SLG: 0.250										4	0	2	0	0	0	1	H 12			
Inning Stats	R: 2 E: 1 K: 0 S: 5	H: 1 LOB: 1 BB: 1 P: 9	R: 0 E: 0 K: 1 S: 5	H: 1 LOB: 0 BB: 0 P: 5	R: 1 E: 0 K: 0 S: 5	H: 2 LOB: 1 BB: 0 P: 5	R: 0 E: 0 K: 1 S: 5	H: 0 LOB: 0 BB: 0 P: 5	R: 0 E: 0 K: 0 S: 3	H: 0 LOB: 0 BB: 1 P: 6	R: 0 E: 0 K: 0 S: 4	H: 2 LOB: 1 BB: 0 P: 4	R: 0 E: 0 K: 2 S: 9	H: 2 LOB: 2 BB: 0 P: 9	R: 1 E: 0 K: 0 S: 5	H: 3 LOB: 2 BB: 1 P: 9	1B: 9 2B: 6 3B: 0 HR: 0	SF: 2 SAC: 0 DP: 4 HBP: 0	WP: 0 PB: 0 SB: 0 CS: 1	PA: 38
PITCHER	IP WLS BF H R ER SO BB IBB HBP BLK WP HR S P ERA WHIP																			
Paul Hartzell, R ERA: 0.93	(1, 1) 6.2 W 26 7 3 1 2 2 0 0 0 0 0 28 36 1.35 1.350																			
Dick Drago, R ERA: 5.06	(7, 1) 1.1 8 3 1 1 2 1 0 0 0 0 0 11 15 6.75 3.000																			
Don Kirkwood, R ERA: 13.5	(9, 1) 1.0 S 4 2 0 0 0 0 0 0 0 0 0 4 4 0.00 2.000																			
Batter	1	2	3	4	5	6	7	8	9	AB	R	H	RBI	BB	SO	LOB	BOTTOM			
Jerry Remy, L OBP: 0.277, SLG: 0.333										5	1	2	1	0	1	2				
Bobby Grich, R OBP: 0.354, SLG: 0.419										3	1	0	0	2	2	1				
Bobby Bonds, R OBP: 0.367, SLG: 0.512										4	1	2	2	1	0	3				
Don Baylor, R OBP: 0.367, SLG: 0.581										4	1	1	1	1	1	2				
Joe Rudi, R OBP: 0.417, SLG: 0.564										3	0	0	0	1	0	1				
Tony Solaita, L OBP: 0.241, SLG: 0.280										0	0	0	1	1	0	0				
Dan Briggs, L OBP: 0.200, SLG: 0.143										3	1	1	0	0	0	0				
Bruce Bochte, L OBP: 0.357, SLG: 0.289										4	0	1	0	0	0	3	AB 34			
Dave Chalk, R OBP: 0.296, SLG: 0.333										4	1	3	1	0	0	0	R 6			
Terry Humphrey, R OBP: 0.265, SLG: 0.250										4	0	0	0	0	0	4	H 10			
Inning Stats	R: 1 E: 0 K: 1 S: 5	H: 0 LOB: 3 BB: 4 P: 21	R: 0 E: 0 K: 0 S: 3	H: 0 LOB: 0 BB: 0 P: 3	R: 2 E: 0 K: 0 S: 5	H: 2 LOB: 0 BB: 0 P: 5	R: 1 E: 0 K: 0 S: 5	H: 2 LOB: 2 BB: 1 P: 9	R: 1 E: 0 K: 0 S: 6	H: 3 LOB: 2 BB: 0 P: 6	R: 1 E: 0 K: 1 S: 7	H: 2 LOB: 1 BB: 0 P: 7	R: 0 E: 1 K: 0 S: 5	H: 1 LOB: 2 BB: 0 P: 5	R: 0 E: 0 K: 2 S: 6	H: 0 LOB: 0 BB: 1 P: 10	1B: 6 2B: 2 3B: 0 HR: 2	SF: 0 SAC: 0 DP: 0 HBP: 0	WP: 0 PB: 0 SB: 2 CS: 1	PA: 40
PITCHER	IP WLS BF H R ER SO BB IBB HBP BLK WP HR S P ERA WHIP																			
Diego Segui, R ERA: 8.74	(1, 1) 3.0 L 15 7 3 3 1 1 0 0 0 0 0 16 20 11.57 3.429																			
John Montague, R ERA: 5.11	(4, 1) 2.1 15 7 3 3 1 1 0 0 0 0 0 16 20 11.57 3.429																			
Tommy Moore, R ERA: 2.0	(6, 1) 0.2 2 0 0 0 0 0 0 0 0 0 0 2 2 0.00 0.000																			
Mike Kekich, L ERA: 2.7	(7, 1) 2.0 8 1 0 0 2 1 0 0 0 0 0 11 15 0.00 1.000																			


Seattle Mariners @ California Angels
Anaheim Stadium, Anaheim, CA
Sat Apr 16 1977, 9:05 PM EST
Att: 19,690 - Unknown

AB 33
R 4
H 12
RBI 4
BB 3
SO 4
LOB 17



Seattle Mariners @ California Angels
Anaheim Stadium, Anaheim, CA
Sat Apr 16 1977, 9:05 PM EST
Att: 19,690 - Unknown

AB 34
R 6
H 10
RBI 6
BB 6
SO 4
LOB 16



Batter	1	2	3	4	5	6	7	8	9	AB	R	H	RBI	BB	SO	LOB	TOP					
Bert Campaneris, R OBP: 0.278, SLG: 0.457	0-0 4-3 1B 2B	0-3 K			0-0 2B 1B		0-0 HR		0-0 F9	5	3	3	1	0	1	2						
Bump Wills, S OBP: 0.229, SLG: 0.188	0-0 4-3 2-3	0-0 G3 1-2 3-H			0-0 2B E 1B		4-0 E CS BB		0-0 L7	4	1	1	0	1	0	2						
Claudell Washington, L OBP: 0.467, SLG: 0.950 Willie Horton, R OBP: 0.273, SLG: 0.273	0-0 G3		0-0 F7		0-0 E 2B		0-0 E8 CS 1B		0-0 F7	3	1	1	1	0	0	1						
Mike Hargrove, L OBP: 0.321, SLG: 0.269	0-0 1B 1B		0-3 K2-3		0-0 E9 1B CS 1B		0-3 K			4	0	2	3	0	2	2						
Ken Henderson, S OBP: 0.250, SLG: 0.211	0-0 1-2 1B		0-3 K		0-0 2-3 1B		0-0 P5			4	0	2	0	0	1	1						
Toby Harrah, R OBP: 0.406, SLG: 0.621	0-0 4-3			0-0 P6	0-0 P4				0-0 5-3	4	0	0	0	0	0	4						
Tom Grieve, R OBP: 0.296, SLG: 0.480		0-0 1B WP 1B		0-0 P4		0-0 6-3		0-3 K		4	1	1	0	0	1	0						
Jim Sundberg, R OBP: 0.231, SLG: 0.217 Sandy Alomar Sr., S OBP: 0.143, SLG: 0.143		0-0 WP 1B		0-0 F8		0-0 6-3		4-0 BB		3	0	1	0	1	0	0						
Juan Beniquez, R OBP: 0.286, SLG: 0.250		0-0 P6		0-0 1-3	0-0 6-3		0-0 1-3			0	0	0	0	0	0	0						
Inning Stats	R: 1 E: 0 K: 0 S: 6	H: 3 LOB: 2 BB: 0 P: 6	R: 1 E: 0 K: 1 S: 7	H: 2 LOB: 1 BB: 0 P: 7	R: 0 E: 0 K: 2 S: 7	H: 0 LOB: 0 BB: 0 P: 7	R: 0 E: 0 K: 0 S: 3	H: 0 LOB: 0 BB: 0 P: 3	R: 3 E: 1 K: 0 S: 7	H: 5 LOB: 1 BB: 0 P: 7	R: 0 E: 0 K: 0 S: 3	H: 0 LOB: 0 BB: 0 P: 3	R: 1 E: 1 K: 1 S: 6	H: 2 LOB: 1 BB: 1 P: 10	R: 0 E: 0 K: 1 S: 5	H: 0 LOB: 1 BB: 1 P: 9	R: 0 E: 0 K: 0 S: 3	H: 0 LOB: 0 BB: 0 P: 3	1B: 9 2B: 2 3B: 0 HR: 1	SF: 0 SAC: 0 DP: 0 HBP: 0	WP: 1 PB: 0 SB: 0 CS: 3	PA: 39
PITCHER	IP WLS BF H R ER SO BB IBB HBP BLK WP HR S P ERA WHIP	IP WLS BF H R ER SO BB IBB HBP BLK WP HR S P ERA WHIP																				
Stan Thomas, R ERA: 4.5	(1, 1) 6.0 W 29 11 6 6 3 1 0 0 0 1 1 34 38 9.00 2.000	(7, 1) 3.0 S 10 1 0 0 2 1 0 0 0 0 0 13 17 0.00 0.667																				
Bill Laxton, L ERA: 4.66	(7, 1) 3.0 S 10 1 0 0 2 1 0 0 0 0 0 13 17 0.00 0.667																					

Texas Rangers @ Seattle Mariners
The Kingdome, Seattle, WA
Mon Apr 18 1977, 9:05 PM EST
Att: 9,535 - Unknown

AB	37
R	6
H	12
RBI	5
BB	2
SO	5
LOB	15

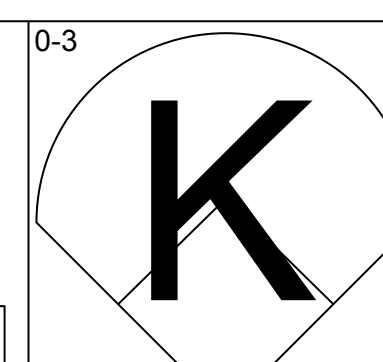
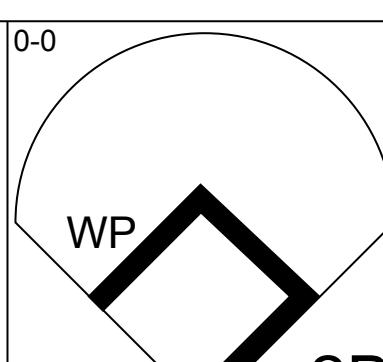
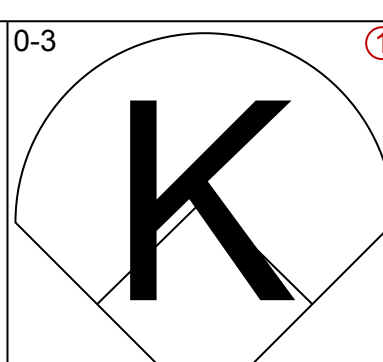
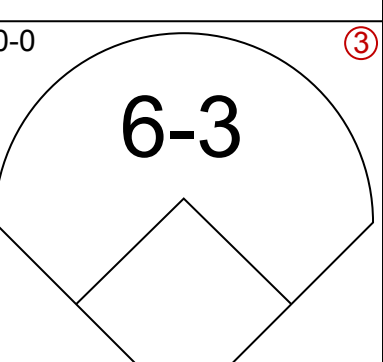
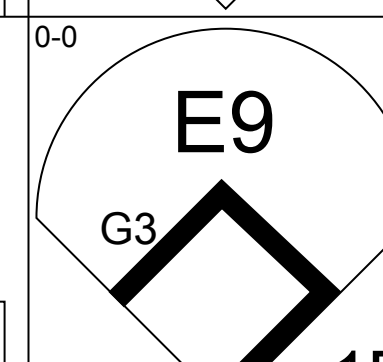
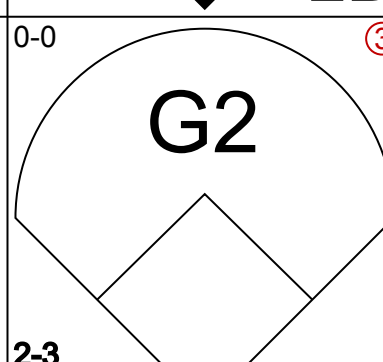
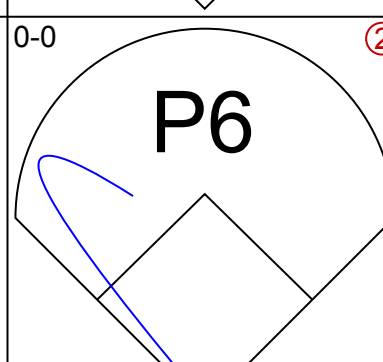
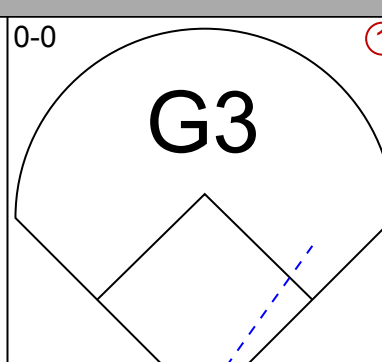
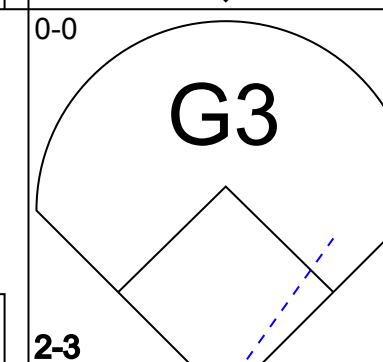
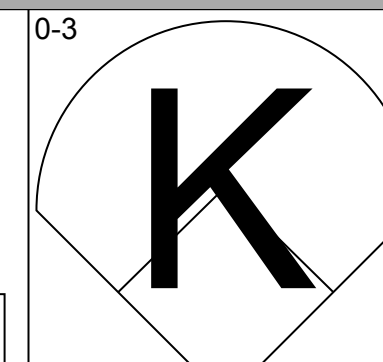
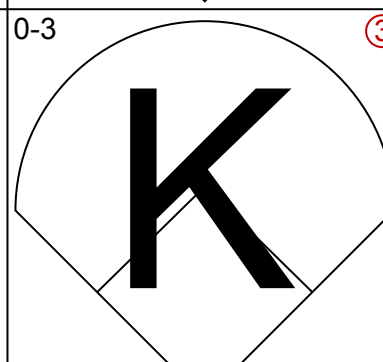
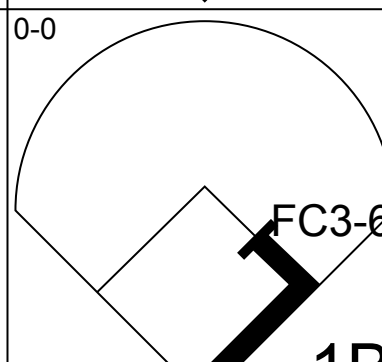
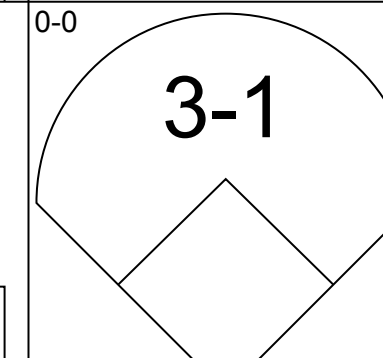
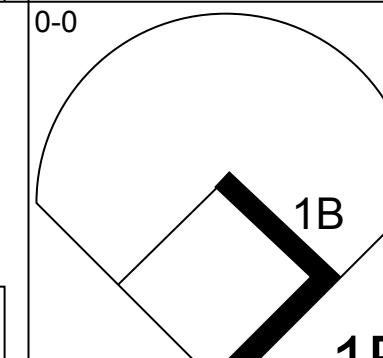
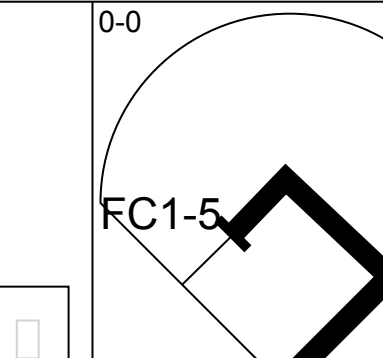
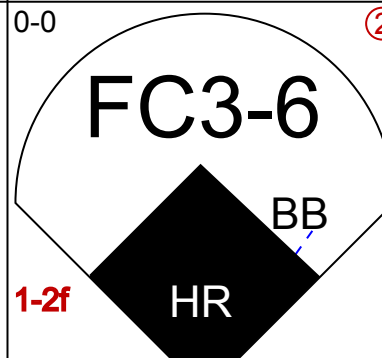
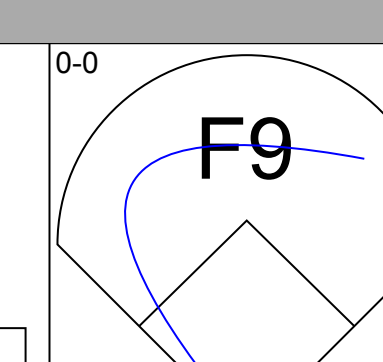
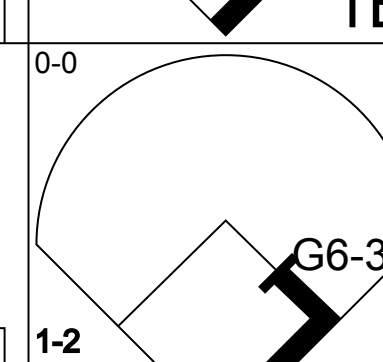
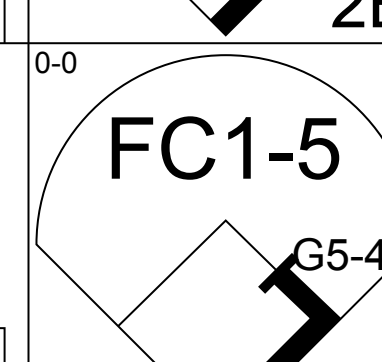
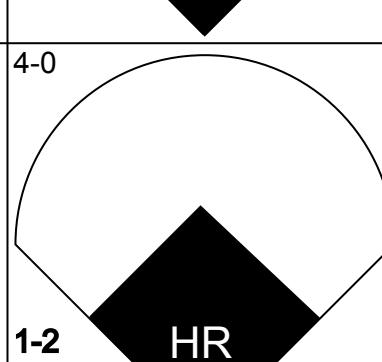
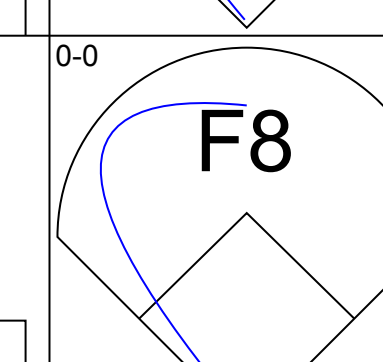
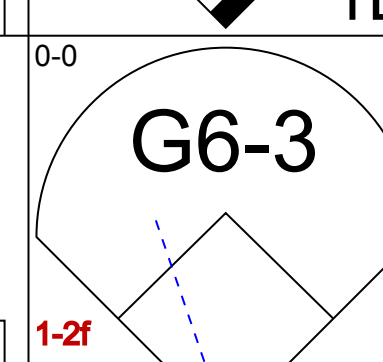
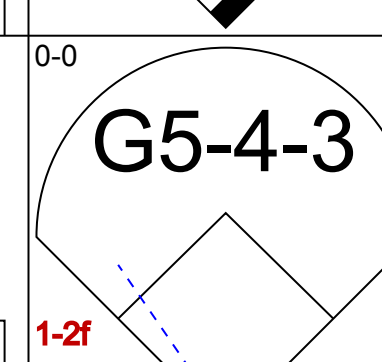
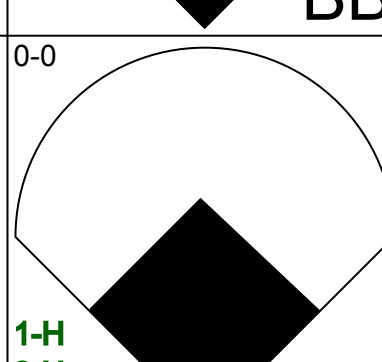
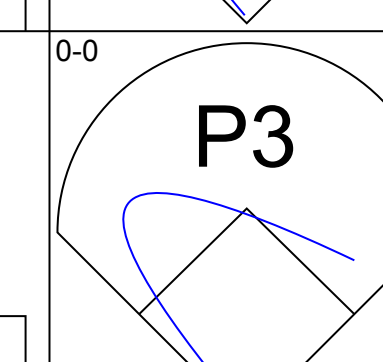
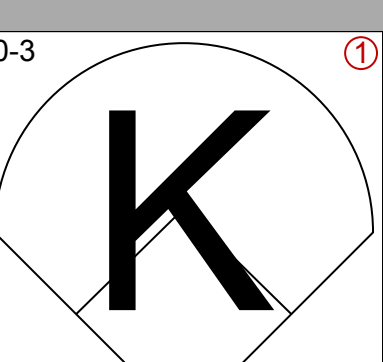
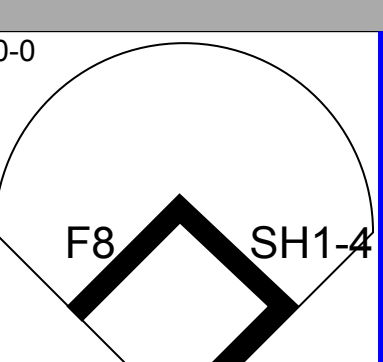
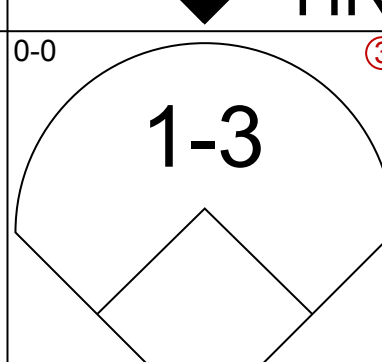
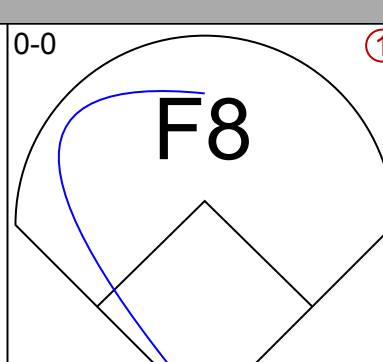
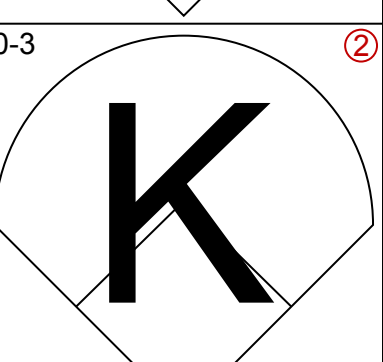
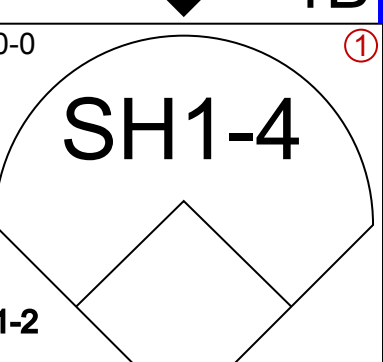
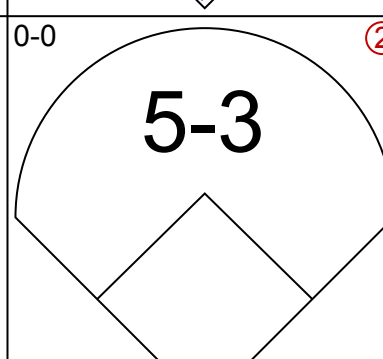
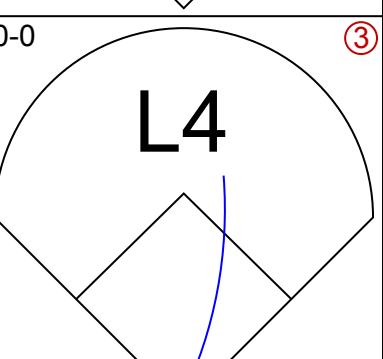
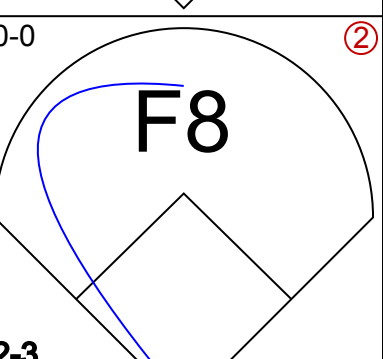


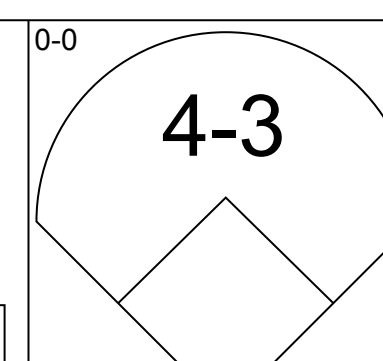
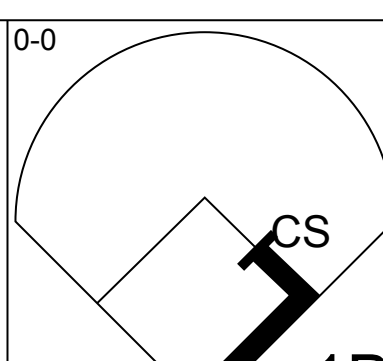
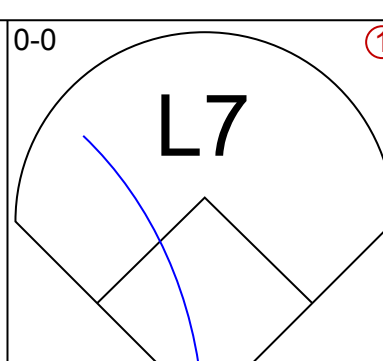
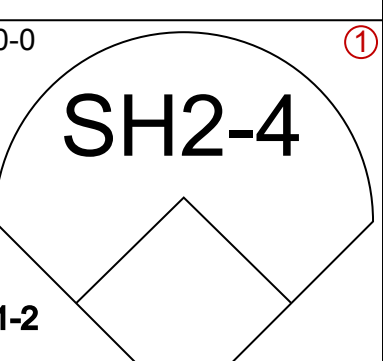
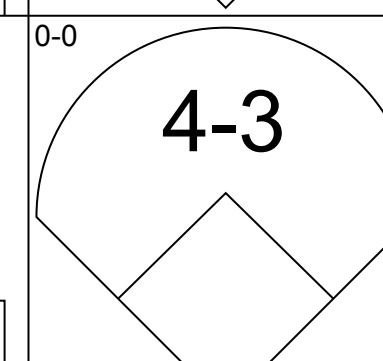
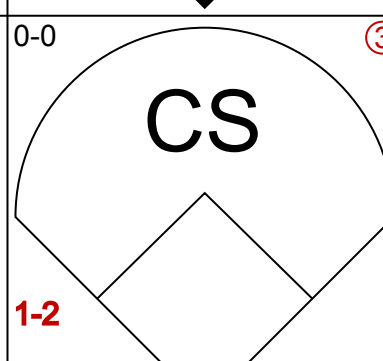
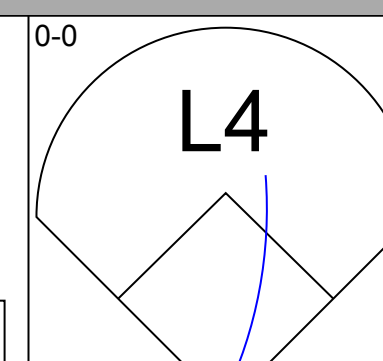
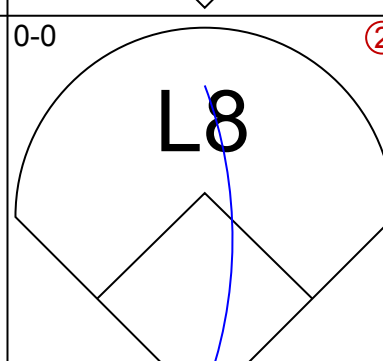
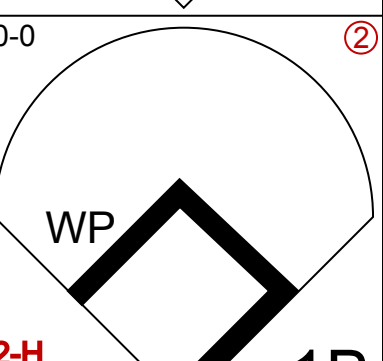
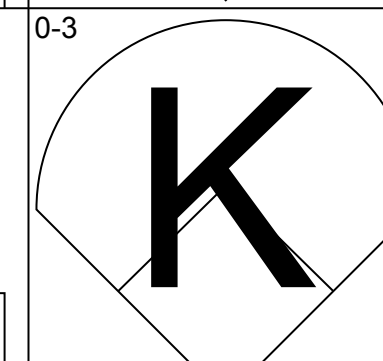
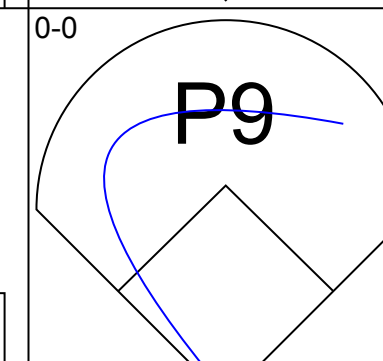
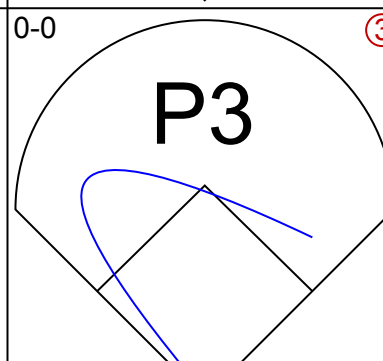
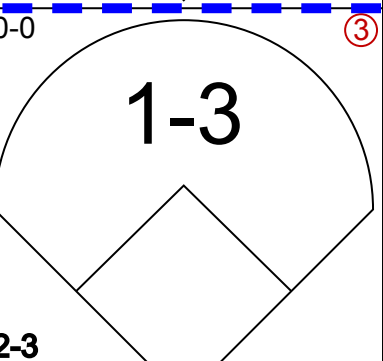
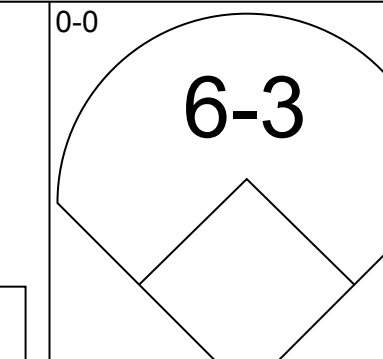
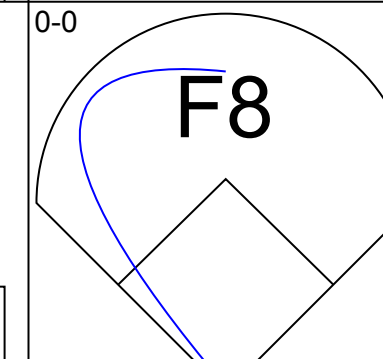
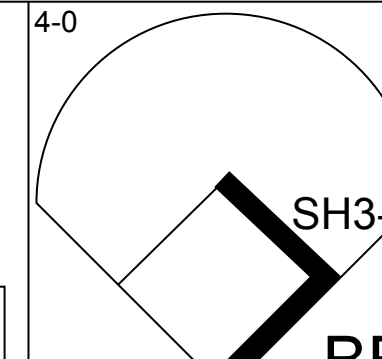
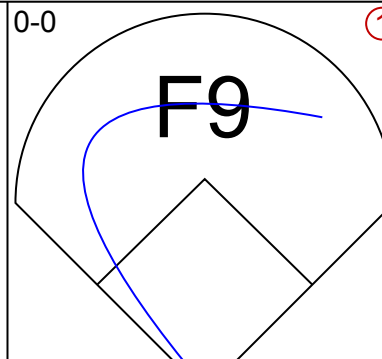
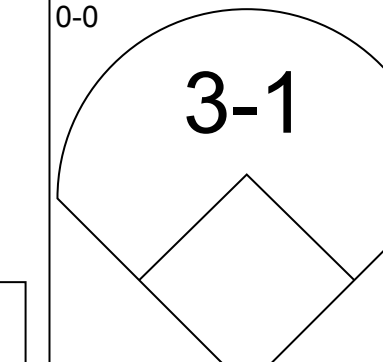
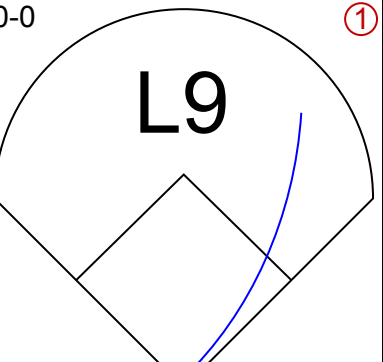
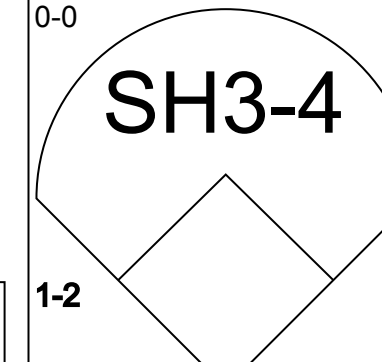
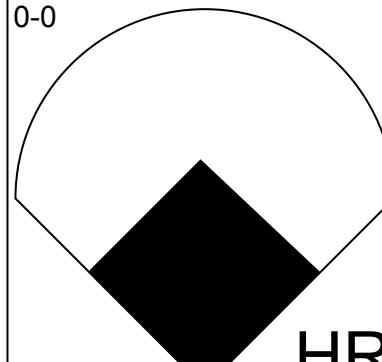
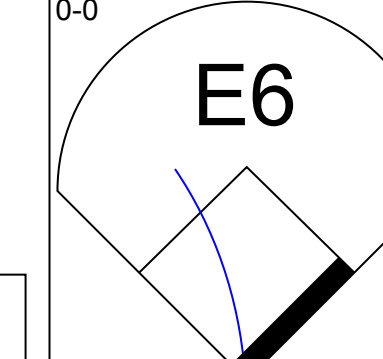
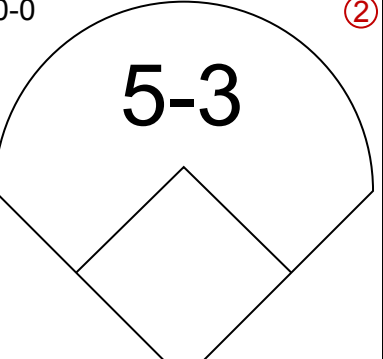
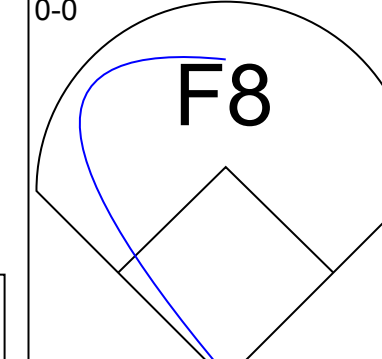
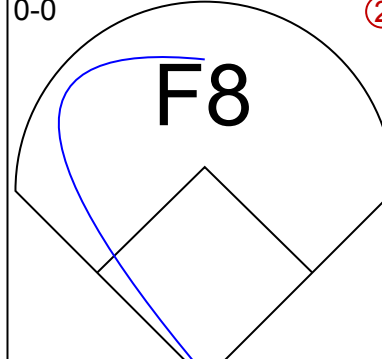
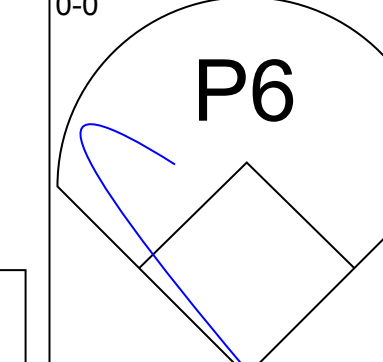
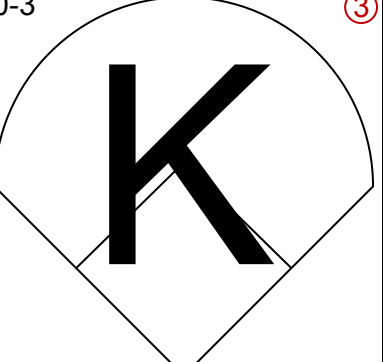
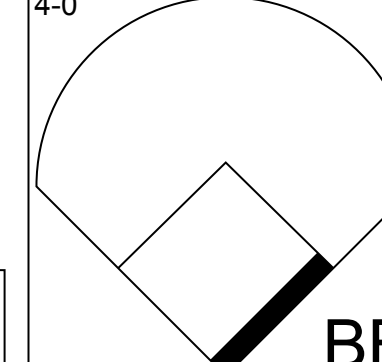
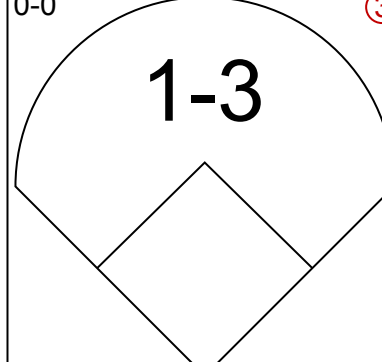
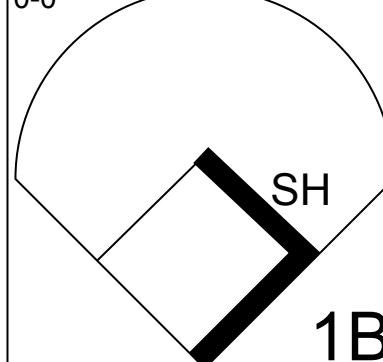
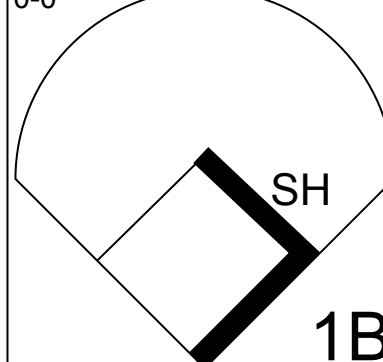
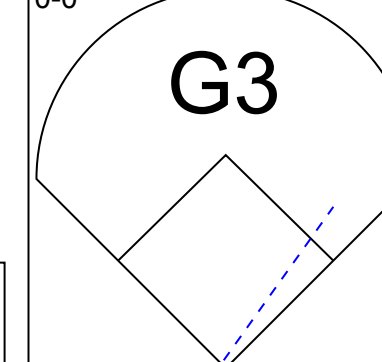
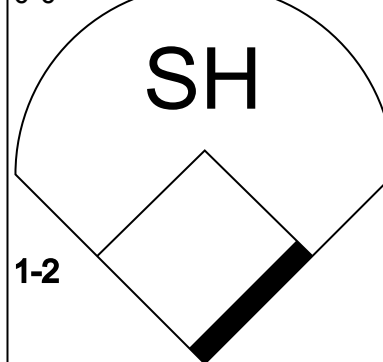
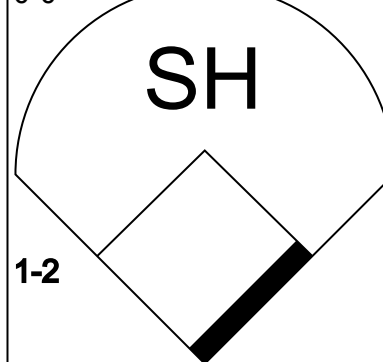
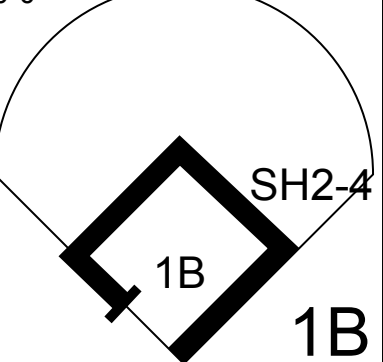
Batter	1	2	3	4	5	6	7	8	9	AB	R	H	RBI	BB	SO	LOB	BOTTOM					
Larry Milbourne, S OBP: 0.325, SLG: 0.342	0-0 2-3 1B 1B		0-0 G3	0-0 SH5-4	0-0 L6			0-0 6-3		4	1	1	0	0	0	1						
Tommy Smith, L OBP: 0.428, SLG: 0.571 Leroy Stanton, R OBP: 0.185, SLG: 0.385	0-0 2-3		0-0 4-3	0-0 1B		0-0 5-3		0-0 HR		2	0	0	0	0	0	1						
Ruppert Jones, L OBP: 0.298, SLG: 0.500	0-0 P4		0-0 HR 1B	0-0 FC1-6 1B		0-0 6-3		0-3 K		5	1	2	1	0	1	1						
Steve Braun, L OBP: 0.490, SLG: 0.294	4-0 1B BB		4-0 HR BB	0-0 FC1-6 1-2		4-0 BB		4-0 BB		1	1	0	0	4	0	1						
Juan Bernhardt, R OBP: 0.458, SLG: 0.826	0-0 1-2 2-H 1B		0-0 HR	0-0 6-3		0-0 F3		0-0 4-3		5	1	2	4	0	0	3						
Dan Meyer, L OBP: 0.306, SLG: 0.467	0-0 L4		4-0 1B BB		0-0 HR		0-0 G3			3	1	1	1	1	0	2						
Bill Stein, R OBP: 0.314, SLG: 0.378		0-0 F9	0-0 1-2 1B		4-0 SH1-4 BB		4-0 CS BB			2	0	1	0	2	0	0						
Bob Stinson, S OBP: 0.432, SLG: 0.371		0-3 K	0-0 F8		0-0 SH1-4		4-0 1-2 BB			2	0	0	0	1	1	2						
Craig Reynolds, L OBP: 0.319, SLG: 0.289		0-0 F9		0-0 SH5-4 1B	0-0 1-3		0-0 3-1			4	1	1	0	0	0	2						
Inning Stats	R: 1 E: 0 K: 0 S: 5	H: 2 LOB: 2 BB: 1 P: 9	R: 0 E: 0 K: 1 S: 5	H: 0 LOB: 0 BB: 0 P: 5	R: 3 E: 0 K: 0 S: 6	H: 3 LOB: 2 BB: 2 P: 14	R: 2 E: 0 K: 0 S: 6	H: 3 LOB: 1 BB: 0 P: 6	R: 1 E: 0 K: 0 S: 4	H: 1 LOB: 1 BB: 1 P: 8	R: 0 E: 0 K: 0 S: 3	H: 0 LOB: 1 BB: 1 P: 7	R: 0 E: 0 K: 0 S: 2	H: 0 LOB: 2 BB: 2 P: 10	R: 1 E: 0 K: 1 S: 6	H: 1 LOB: 1 BB: 1 P: 10	R: 0 E: 0 K: 0 S: 3	H: 0 LOB: 0 BB: 0 P: 3	1B: 7 2B: 0 3B: 0 HR: 3	SF: 0 SAC: 2 DP: 0 HBP: 0	WP: 0 PB: 0 SB: 0 CS: 1	PA: 41
PITCHER	IP WLS BF H R ER SO BB IBB HBP BLK WP HR S P ERA WHIP	IP WLS BF H R ER SO BB IBB HBP BLK WP HR S P ERA WHIP																				
Doyle Alexander, R ERA: 6.0	(1, 1) 2.2 L 16 5 4 3 3 0 1 0 0 0 0 1 8 12 20.25 3.750	(3, 1) 1.1 9 4 3 3 0 1 0 0 0 0 1 8 12 20.25 3.750	(5, 1) 3.1 13 1 1 1 0 3 0 0 0 0 1 10 22 2.70 1.200	(8, 1) 0.2 3 0 0 0 1 1 0 0 0 0 0 4 8 0.00 1.500																		

Texas Rangers @ Seattle Mariners
The Kingdome, Seattle, WA
Mon Apr 18 1977, 9:05 PM EST
Att: 9,535 - Unknown

AB	31
R	8
H	10
RBI	8
BB	8
SO	2
LOB	13



Batter	1	2	3	4	5	6	7	8	9	AB	R	H	RBI	BB	SO	LOB	TOP			
Bert Campaneris, R (1, 6) OBP: 0.275, SLG: 0.462										4	0	1	0	0	2	2	Texas Rangers @ Seattle Mariners The Kingdome, Seattle, WA Tue Apr 19 1977, 9:05 PM EST Att: 10,947 - Dome			
Bump Wills, S (1, 4) OBP: 0.231, SLG: 0.194										4	0	1	0	0	0	1				
Claudell Washington, L (1, 7) OBP: 0.441, SLG: 0.469										4	0	1	0	0	2	1				
Mike Hargrove, L (1, 3) OBP: 0.344, SLG: 0.333										4	1	2	0	0	0	2				
Ken Henderson, S (1, 9) (8, 8) OBP: 0.292, SLG: 0.227										3	1	1	0	1	0	1				
Toby Harrah, R (1, 5) OBP: 0.389, SLG: 0.667										4	1	1	3	0	0	3				
Tom Grieve, R (1, 10) OBP: 0.276, SLG: 0.444 Willie Horton, R (8, PH) OBP: 0.333, SLG: 0.333 Sandy Alomar Sr., S (8, PR)										2	0	0	0	0	1	0		AB 32		
Jim Sundberg, R (1, 2) OBP: 0.214, SLG: 0.200										2	0	0	0	0	1	0		R 3		
Juan Beniquez, R (1, 8) OBP: 0.267, SLG: 0.231 Dave May, L (8, PH) OBP: 0.333, SLG: 0.250										2	0	0	0	0	0	0		H 8		
Inning Stats	R: 0 E: 1 K: 1 S: 6	H: 1 LOB: 1 BB: 0 P: 6	R: 0 E: 0 K: 0 S: 3	H: 0 LOB: 0 BB: 0 P: 3	R: 0 E: 0 K: 1 S: 4	H: 1 LOB: 1 BB: 0 P: 4	R: 0 E: 0 K: 1 S: 6	H: 2 LOB: 1 BB: 0 P: 6	R: 0 E: 0 K: 2 S: 7	H: 0 LOB: 0 BB: 0 P: 7	R: 0 E: 0 K: 0 S: 3	H: 1 LOB: 0 BB: 0 P: 3	R: 0 E: 0 K: 0 S: 4	H: 1 LOB: 2 BB: 1 P: 4	R: 3 E: 0 K: 0 S: 5	H: 2 LOB: 0 BB: 1 P: 9		1B: 5 2B: 2 3B: 0 HR: 1	SF: 0 SAC: 1 DP: 2 HBP: 0	WP: 1 PB: 0 SB: 0 CS: 0
PITCHER Gary Wheelock, R (1, 1) ERA: 2.74	IP: 9.0 WLS: L BF: 34 H: 8 R: 3 ER: 3 SO: 6 BB: 1 IBB: 0 HBP: 0 BLK: 0 WP: 1 HR: 1 S: 45 P: 49 ERA: 3.00 WHIP: 1.000																			

Batter	1	2	3	4	5	6	7	8	9	AB	R	H	RBI	BB	SO	LOB	BOTTOM			
Larry Milbourne, S (1, 4) OBP: 0.326, SLG: 0.341										3	0	1	0	0	0	2	Texas Rangers @ Seattle Mariners The Kingdome, Seattle, WA Tue Apr 19 1977, 9:05 PM EST Att: 10,947 - Dome			
Steve Braun, L (1, 7) OBP: 0.473, SLG: 0.289										4	0	1	0	0	0	2				
Ruppert Jones, L (1, 8) OBP: 0.279, SLG: 0.464										4	0	0	0	0	1	3				
Leroy Stanton, R (1, 9) OBP: 0.200, SLG: 0.357 Dave Collins, S (7, PR) OBP: 0.263, SLG: 0.152 Jose Baez, R (8, PH) OBP: 0.273, SLG: 0.318										2	0	0	0	1	0	0		AB 29		
Dan Meyer, L (1, 3) OBP: 0.308, SLG: 0.521										3	1	1	1	0	0	0		R 1		
Juan Bernhardt, R (1, 10) OBP: 0.393, SLG: 0.704										4	0	0	0	0	0	2		H 5		
Bill Stein, R (1, 5) OBP: 0.309, SLG: 0.354										3	0	0	0	1	1	1		RBI 1		
Bob Stinson, S (1, 2) OBP: 0.426, SLG: 0.368										3	0	1	0	0	1	2		BB 2		
Craig Reynolds, L (1, 6) OBP: 0.327, SLG: 0.298										2	0	1	0	0	0	0		SO 3		
Inning Stats	R: 0 E: 0 K: 1 S: 5	H: 0 LOB: 0 BB: 0 P: 5	R: 0 E: 1 K: 0 S: 4	H: 0 LOB: 1 BB: 0 P: 4	R: 0 E: 0 K: 1 S: 5	H: 1 LOB: 0 BB: 0 P: 5	R: 0 E: 0 K: 0 S: 3	H: 0 LOB: 0 BB: 0 P: 3	R: 0 E: 0 K: 0 S: 5	H: 1 LOB: 2 BB: 0 P: 5	R: 0 E: 0 K: 0 S: 3	H: 0 LOB: 2 BB: 2 P: 11	R: 0 E: 0 K: 0 S: 4	H: 2 LOB: 1 BB: 0 P: 4	R: 1 E: 0 K: 0 S: 4	H: 1 LOB: 0 BB: 0 P: 4		1B: 4 2B: 0 3B: 0 HR: 1	SF: 0 SAC: 3 DP: 0 HBP: 0	WP: 1 PB: 0 SB: 0 CS: 1
PITCHER Tommy Boggs, R (1, 1) ERA: 2.25 Paul Lindblad, L (8, 1) ERA: 0.82	IP: 7.2 WLS: W BF: 5 H: 4 R: 1 ER: 1 SO: 0 BB: 0 IBB: 0 HBP: 0 BLK: 0 WP: 1 HR: 1 S: 5 P: 5 ERA: 6.75 WHIP: 0.750																			

Batter	1	2	3	4	5	6	7	8	9	AB	R	H	RBI	BB	SO	LOB	TOP					
Bert Campaneris, R (1, 6) OBP: 0.289, SLG: 0.455	F3		1-3			FC4-6											5 0 2 0 0 0 3					
Dave May, L (1, 7) OBP: 0.286, SLG: 0.462	4-3		HR			F8											5 1 1 2 0 1 2					
Mike Hargrove, L (1, 3) OBP: 0.351, SLG: 0.324			4-3														4 0 1 0 1 0 1					
Willie Horton, R (1, 10) OBP: 0.250, SLG: 0.250	5-3																4 0 0 0 0 0 2					
Ken Henderson, S (1, 9) OBP: 0.286, SLG: 0.269			1-5-3														4 1 1 0 0 1 0					
Toby Harrah, R (1, 5) OBP: 0.425, SLG: 0.743																	2 1 1 1 2 0 0					
Bump Willis, S (1, 4) OBP: 0.256, SLG: 0.225																	4 1 2 0 0 0 3					
Jim Sundberg, R (1, 2) OBP: 0.250, SLG: 0.214																	3 0 1 1 1 0 0					
Juan Beniquez, R (1, 8) OBP: 0.265, SLG: 0.233																	4 1 1 0 0 0 4					
Inning Stats	R: 0 E: 0 K: 0 S: 3	H: 0 LOB: 1 BB: 1 P: 7	R: 0 E: 0 K: 0 S: 2	H: 0 LOB: 0 BB: 1 P: 6	R: 2 E: 0 K: 0 S: 5	H: 2 LOB: 0 BB: 0 P: 5	R: 1 E: 0 K: 0 S: 5	H: 2 LOB: 2 BB: 1 P: 9	R: 0 E: 0 K: 0 S: 4	H: 2 LOB: 1 BB: 0 P: 4	R: 1 E: 0 K: 0 S: 5	H: 2 LOB: 2 BB: 1 P: 9	R: 0 E: 0 K: 0 S: 3	H: 0 LOB: 0 BB: 0 P: 3	R: 1 E: 0 K: 1 S: 6	H: 1 LOB: 0 BB: 0 P: 6	R: 0 E: 0 K: 1 S: 6	H: 1 LOB: 1 BB: 0 P: 6	1B: 7 2B: 1 3B: 0 HR: 2	SF: 0 SAC: 0 DP: 1 HBP: 0	WP: 0 PB: 0 SB: 2 CS: 0	PA: 39
PITCHER	IP	WLS	BF	H	R	ER	SO	BB	IBB	HBP	BLK	WP	HR	S	P	ERA	WHIP					
John Montague, R (1, 1) ERA: 5.75	5.1	L	24	7	4	4	0	3	0	0	0	0	2	21	33	6.75	1.875					
Dave Pagan, R (6, 1) ERA: 4.15	3.2	S	15	3	1	0	2	1	0	0	0	0	0	18	22	0.00	1.091					

Texas Rangers @ Seattle Mariners
The Kingdome, Seattle, WA
Wed Apr 20 1977, 9:05 PM EST
Att: 10,763 - Dome

AB 35
R 5
H 10
RBI 4
BB 4
SO 2
LOB 15



Batter	1	2	3	4	5	6	7	8	9	AB	R	H	RBI	BB	SO	LOB	BOTTOM					
Larry Milbourne, S (1, 4) OBP: 0.298, SLG: 0.311	F8																4 0 0 0 0 0 0					
Steve Braun, L (1, 7) OBP: 0.458, SLG: 0.286	K																4 1 1 0 0 1 0					
Ruppert Jones, L (1, 8) OBP: 0.277, SLG: 0.450	F8																4 0 1 0 0 1 0					
Leroy Stanton, R (1, 9) OBP: 0.176, SLG: 0.313																	4 0 0 0 0 2 2					
Dan Meyer, L (1, 3) OBP: 0.291, SLG: 0.490																	3 0 0 0 0 1 2					
Juan Bernhardt, R (1, 10) OBP: 0.418, SLG: 0.800																	3 1 2 2 0 0 1					
Bob Stinson, S (1, 2) OBP: 0.400, SLG: 0.341																	3 0 0 0 0 0 2					
Bill Stein, R (1, 5) OBP: 0.293, SLG: 0.333																	3 0 0 0 0 1 0					
Craig Reynolds, L (1, 6) OBP: 0.308, SLG: 0.280																	3 0 0 0 0 0 0					
Inning Stats	R: 0 E: 0 K: 1 S: 5	H: 0 LOB: 0 BB: 0 P: 5	R: 0 E: 1 K: 1 S: 5	H: 0 LOB: 0 BB: 0 P: 5	R: 0 E: 0 K: 0 S: 3	H: 0 LOB: 0 BB: 0 P: 3	R: 0 E: 0 K: 0 S: 3	H: 0 LOB: 0 BB: 0 P: 3	R: 1 E: 0 K: 0 S: 4	H: 1 LOB: 0 BB: 0 P: 4	R: 0 E: 0 K: 1 S: 5	H: 0 LOB: 0 BB: 0 P: 5	R: 1 E: 0 K: 2 S: 10	H: 3 LOB: 2 BB: 0 P: 10	R: 0 E: 0 K: 0 S: 3	H: 0 LOB: 0 BB: 0 P: 3	R: 0 E: 0 K: 1 S: 5	H: 0 LOB: 0 BB: 0 P: 5	1B: 3 2B: 0 3B: 0 HR: 1	SF: 0 SAC: 0 DP: 0 HBP: 0	WP: 0 PB: 0 SB: 0 CS: 1	PA: 32
PITCHER	IP	WLS	BF	H	R	ER	SO	BB	IBB	HBP	BLK	WP	HR	S	P	ERA	WHIP					
Nelson Briles, R (1, 1) ERA: 2.7	6.0	W	21	3	2	2	3	0	0	0	0	0	1	27	27	3.00	0.500					
Adrian Devine, R (7, 1) ERA: 1.23	3.0	S	10	1	0	0	3	0	0	0	0	0	0	16	16	0.00	0.333					

Texas Rangers @ Seattle Mariners
The Kingdome, Seattle, WA
Wed Apr 20 1977, 9:05 PM EST
Att: 10,763 - Dome

AB 31
R 2
H 4
RBI 2
BB 0
SO 6
LOB 7



Batter	1	2	3	4	5	6	7	8	9	AB	R	H	RBI	BB	SO	LOB	TOP					
George Brett, L OBP: 0.379, SLG: 0.412 (1, 5)	0-0 6-3		4-0 BB			0-0 G3	0-0 F7		0-0 2B	4	0	1	2	1	0	2	Kansas City Royals @ Seattle Mariners The Kingdome, Seattle, WA Fri Apr 22 1977, 9:05 PM EST Att: 19,756 - Dome					
Hal McRae, R OBP: 0.475, SLG: 0.549 (1, 10)	4-0 L7-6 BB		0-0 F9			0-0 E9 4-3		0-0 SH5-3 4-3 2B	0-0 6-3	4	2	1	0	1	0	3						
Tom Poquette, L OBP: 0.500, SLG: 0.500 (1, 7)	0-0 L7-6			0-0 E 1B 1B		0-0 4-3		0-0 SH5-3		3	1	1	1	0	0	1						
John Mayberry, L OBP: 0.304, SLG: 0.423 (1, 3)		0-3 K		0-0 E4 1B G6-3-2		0-0 K		0-0 4-3		4	0	0	1	0	2	1						
Amos Otis, R OBP: 0.340, SLG: 0.553 (1, 8)		0-3 K		0-0 G6-3-2 1B			0-0 5-3	0-0 F3		4	0	1	1	0	1	0						
Darrell Porter, L OBP: 0.436, SLG: 0.571 (1, 2)		4-0 BB		0-0 G6-3-2 1B			0-0 1B 1B		0-0 5-3	2	1	1	0	1	0	2						
Cookie Rojas, R OBP: 0.231, SLG: 0.250 (9, PH)				0-0 G6-3-2 1B			0-0 1B 1B			1	0	0	0	0	0	0						
Buck Martinez, R OBP: 0.273, SLG: 0.364 (9, 2)				0-0 1-2 3-H			0-0 1B 1B			0	0	0	0	0	0	0						
Al Cowens, R OBP: 0.377, SLG: 0.500 (1, 9)		0-0 FC6-4 BB		4-0 G4-6-3 BB			0-0 F8 1B 1B		0-0 6-3	3	0	1	0	1	0	1						
Freddie Patek, R OBP: 0.375, SLG: 0.452 (1, 6)			0-0 5-3		0-0 G4-6-3		0-0 1-2 3-H 1B		0-0 1B 1B	4	1	2	1	0	0	1						
Frank White, R OBP: 0.256, SLG: 0.415 (1, 4)			0-0 5-3		0-0 K		0-0 F8		0-0 2B 1B	3	0	0	0	0	1	2						
Ralph LaCock, L OBP: 0.222, SLG: 0.320 (9, PH)										1	0	1	0	0	0	0						
Joe Zdeb, R OBP: 0.125, SLG: 0.125 (9, PR)										0	1	0	0	0	0	0						
Bob Heise, R OBP: 1.000, SLG: 1.000 (9, 4)										0	0	0	0	0	0	0						
Inning Stats	R: 0 E: 0 K: 0 S: 2	H: 0 LOB: 0 BB: 1 P: 6	R: 0 E: 0 K: 2 S: 7	H: 0 LOB: 1 BB: 1 P: 11	R: 0 E: 0 K: 0 S: 3	H: 0 LOB: 1 BB: 1 P: 7	R: 1 E: 1 K: 0 S: 4	H: 2 LOB: 0 BB: 0 P: 4	R: 0 E: 0 K: 1 S: 4	H: 0 LOB: 0 BB: 1 P: 8	R: 1 E: 0 K: 1 S: 6	H: 0 LOB: 0 BB: 0 P: 6	R: 1 E: 0 K: 0 S: 6	H: 3 LOB: 2 BB: 0 P: 6	R: 1 E: 0 K: 0 S: 4	H: 1 LOB: 0 BB: 0 P: 4	R: 2 E: 0 K: 0 S: 6	H: 3 LOB: 2 BB: 0 P: 6	1B: 7 2B: 3 3B: 1 HR: 0	SF: 0 SAC: 1 DP: 2 HBP: 0	WP: 0 PB: 0 SB: 1 CS: 0	PA: 38
PITCHER	IP	WLS	BF	H	R	ER	SO	BB	IBB	HBP	BLK	WP	HR	S	P	ERA	WHIP					
Glenn Abbott, R ERA: 7.36 (1, 1)	6.2		27	5	3	1	4	4	0	0	0	0	0	31	47	1.35	1.350					
Bill Laxton, L ERA: 4.91 (7, 1)	1.1	5	1	1	1	0	0	0	0	0	0	0	0	5	5	6.75	0.750					
Dave Pagan, R ERA: 5.59 (9, 1)	1.0	L	6	3	2	2	0	0	0	0	0	0	0	6	6	18.00	3.000					

Batter	1	2	3	4	5	6	7	8	9	AB	R	H	RBI	BB	SO	LOB	BOTTOM				
Jose Baez, R OBP: 0.308, SLG: 0.292 (1, 4)	4-0 1B 5-3 BB		0-0 E3 2B 4-3		0-0 1-3			4-0 BB 1B BB		2	3	0	0	2	0	0	Kansas City Royals @ Seattle Mariners The Kingdome, Seattle, WA Fri Apr 22 1977, 9:05 PM EST Att: 19,756 - Dome				
Steve Braun, L OBP: 0.480, SLG: 0.326 (1, 7)	0-3 K		0-0 4-3 2B			0-3 K		0-0 1-2 3B 1B		4	0	2	0	0	2	1					
Dave Collins, S OBP: 0.263, SLG: 0.152 (8, PR)	1-2 K		1-3 4-3 2B			0-0 K		1-2 3B 1B		0	1	0	0	0	0	0					
Ruppert Jones, L OBP: 0.290, SLG: 0.444 (1, 8)	0-0 5-3 1B		0-0 4-3			0-0 5-3		4-0 1-2 2-3 3B BB		3	1	1	1	1	0	1					
Leroy Stanton, R OBP: 0.184, SLG: 0.306 (1, 9)	0-0 5-3		0-0 F8			0-0 FC6-4 1B		0-3 K		4	0	1	1	0	1	5					
Juan Bernhardt, R OBP: 0.400, SLG: 0.794 (1, 10)	0-0 6-3			0-0 4-3		0-0 FC6-4		0-0 1-1 2-H 3-H 3B		4	0	1	3	0	0	2					
Bill Stein, R OBP: 0.290, SLG: 0.327 (1, 5)		0-0 G4-6-3 1B		0-0 L9		0-0 5-3		0-3 K		4	0	1	0	0	1	2					
Dan Meyer, L OBP: 0.271, SLG: 0.455 (1, 3)		0-0 G4-6-3		0-0 6-3		0-0 4-3		0-0 4-3		4	0	0	0	0	0	1					
Skip Jutze, R OBP: 0.167, SLG: 0.667 (1, 2)		0-0 4-3			0-0 1-3				0-0 4-3	2	0	0	0	0	0	0					
Joe Lis, R OBP: 0.200, SLG: 0.200 (7, PH)										1	0	0	0	0	1	0					
Bob Stinson, S OBP: 0.400, SLG: 0.341 (8, 2)										0	0	0	0	0	0	0					
Carlos Lopez, R OBP: 0.286, SLG: 0.263 (9, PH)										1	0	0	0	0	0	0					
Craig Reynolds, L OBP: 0.291, SLG: 0.264 (1, 6)		0-0 6-3			0-0 4-3			0-0 L9		3	0	0	0	0	0	0					
Larry Milbourne, S OBP: 0.292, SLG: 0.304 (9, PH)									0-0 6-3	1	0	0	0	0	0	0					
Inning Stats	R: 1 E: 0 K: 1 S: 6	H: 1 LOB: 1 BB: 1 P: 10	R: 0 E: 0 K: 0 S: 3	H: 1 LOB: 0 BB: 0 P: 3	R: 1 E: 1 K: 0 S: 5	H: 1 LOB: 1 BB: 0 P: 5	R: 0 E: 0 K: 0 S: 3	H: 0 LOB: 0 BB: 0 P: 3	R: 0 E: 0 K: 1 S: 6	H: 1 LOB: 1 BB: 0 P: 6	R: 0 E: 0 K: 1 S: 5	H: 0 LOB: 0 BB: 0 P: 5	R: 3 E: 0 K: 2 S: 9	H: 2 LOB: 2 BB: 2 P: 17	R: 0 E: 0 K: 0 S: 3	H: 0 LOB: 0 BB: 0 P: 3	1B: 4 2B: 1 3B: 1 HR: 0	SF: 0 SAC: 0 DP: 1 HBP: 0	WP: 0 PB: 0 SB: 1 CS: 0	PA: 36	
PITCHER	IP	WLS	BF	H	R	ER	SO	BB	IBB	HBP	BLK	WP	HR	S	P	ERA	WHIP				
Andy Hassler, L ERA: 3.75 (1, 1)	7.1		30	5	5	4	3	3	0	0	0	0	0	33	45	4.91	1.091				
Mark Little, R ERA: 0.93 (8, 1)	0.2	W	3	1	0	0	2	0	0	0	0	0	0	7	7	0.00	1.500				
Larry Gura, L ERA: 1.0 (9, 1)	1.0	S	3	0	0	0	0	0	0	0	0	0	0	3	3	0.00	0.000				



Batter	1	2	3	4	5	6	7	8	9	AB	R	H	RBI	BB	SO	LOB	TOP								
George Brett, L (1, 5) OBP: 0.397, SLG: 0.407	L7			G6-4-3 BB	2B 1B		E BB		1-3	3	2	1	1	2	0	0	Kansas City Royals @ Seattle Mariners The Kingdome, Seattle, WA Sat Apr 23 1977, 6:33 AM EST Att: 22,685 - Unknown								
Hal McRae, R (1, 10) OBP: 0.484, SLG: 0.571	F8			G6-4-3 1-2	2B		E8 1B		CS 1B	5	0	3	3	0	0	1									
Tom Poquette, L (1, 7) OBP: 0.333, SLG: 0.333	6-3			4-3	K		K		4-3	5	0	0	0	0	2	3									
John Mayberry, L (1, 3) OBP: 0.283, SLG: 0.393			K		E1 F3 1B FC1-2		F5		L9	4	0	0	0	0	1	0									
Darrell Porter, L (1, 2) OBP: 0.419, SLG: 0.538			4-3		FC1-2 1-2 2B 1B		F2		K	4	1	1	0	0	1	0									
Amos Otis, R (1, 8) OBP: 0.333, SLG: 0.520			K		F3 1-2 2-3		5-3		S 1B BB	3	1	0	0	1	1	2									
Al Cowens, R (1, 9) OBP: 0.368, SLG: 0.481					FC1-2 2-3 3-H		F8		HBP 1B	4	1	1	1	0	0	2									
Freddie Patek, R (1, 6) OBP: 0.385, SLG: 0.467			P6		1B 2B		5-3		1-2 HBP	3	1	1	2	0	0	0									
Frank White, R (1, 4) OBP: 0.277, SLG: 0.409			5-3		1B 2B BB		S 1B 1B		F8	3	2	1	0	1	0	2									
Inning Stats	R: 0 E: 0 K: 0 S: 3	H: 0 LOB: 0 BB: 0 P: 3	R: 0 E: 0 K: 2 S: 7	H: 0 LOB: 0 BB: 0 P: 7	R: 0 E: 0 K: 0 S: 3	H: 0 LOB: 0 BB: 0 P: 3	R: 0 E: 0 K: 0 S: 2	H: 0 LOB: 0 BB: 1 P: 6	R: 5 E: 1 K: 1 S: 10	H: 4 LOB: 1 BB: 1 P: 14	R: 0 E: 0 K: 0 S: 3	H: 0 LOB: 0 BB: 0 P: 3	R: 2 E: 1 K: 1 S: 7	H: 2 LOB: 1 BB: 1 P: 11	R: 1 E: 0 K: 1 S: 6	H: 1 LOB: 2 BB: 1 P: 11	R: 0 E: 0 K: 0 S: 3	H: 1 LOB: 0 BB: 0 P: 3	1B: 6 2B: 2 3B: 0 HR: 0	SF: 0 SAC: 0 DP: 1 HBP: 1	WP: 0 PB: 0 SB: 2 CS: 1	PA: 39			
PITCHER	IP	WLS	BF	H	R	ER	SO	BB	IBB	HBP	BLK	WP	HR	S	P	ERA	WHIP								
Stan Thomas, R (1, 1) ERA: 3.71	4.2		20	4	5	0	2	2	0	0	0	0	0	22	30	0.00	1.286								
Bill Laxton, L (5, 1) ERA: 4.5	1.0		3	0	0	0	1	0	0	0	0	0	0	5	5	0.00	0.000								
Diego Segui, R (6, 1) ERA: 8.78	2.0	L	11	3	3	2	2	2	0	0	0	0	0	13	21	9.00	2.500								
Tommy Moore, R (8, 1) ERA: 4.09	1.1		5	1	0	0	0	0	0	1	0	0	0	4	5	0.00	0.750								

Batter	1	2	3	4	5	6	7	8	9	AB	R	H	RBI	BB	SO	LOB	BOTTOM								
Larry Milbourne, S (1, 4) OBP: 0.264, SLG: 0.275	F7		6-3		K		4-3		P6	5	0	0	0	0	1	1	Kansas City Royals @ Seattle Mariners The Kingdome, Seattle, WA Sat Apr 23 1977, 6:33 AM EST Att: 22,685 - Unknown								
Dave Collins, S (1, 9) OBP: 0.282, SLG: 0.162			F7		F7		K		F8	4	0	1	0	0	1	1									
Carlos Lopez, R (9, FH) OBP: 0.273, SLG: 0.250										1	0	0	0	0	0	0									
Ruppert Jones, L (1, 8) OBP: 0.301, SLG: 0.439	4-0 1-2				F8		L7 4-3 3B 1B		K	3	1	1	0	1	1	0									
Steve Braun, L (1, 7) OBP: 0.463, SLG: 0.340	G5-4-3 1-2				PB E 2B 1B		4-3		FC3-6 1B	4	1	2	0	0	0	3									
Juan Bernhardt, R (1, 10) OBP: 0.385, SLG: 0.737			E9 CS 1B		E3 PB 2B		L7		FC3-6 1-3 1B	4	2	1	0	0	0	3									
Dan Meyer, L (1, 3) OBP: 0.270, SLG: 0.458			F9 2-3		BLK 1-H 2-H 2B		E5 3B		1-3	4	1	1	2	0	0	3									
Bill Stein, R (1, 5) OBP: 0.303, SLG: 0.373			K		6-3		1-H 1B 3B		2-H 1B	4	1	2	3	0	1	1									
Bob Stinson, S (1, 2) OBP: 0.407, SLG: 0.341					SH5-4 BB		F8		4-3	3	0	1	1	1	0	2									
Craig Reynolds, L (1, 6) OBP: 0.276, SLG: 0.250			SH5-4		K		F5		K	3	0	0	0	0	2	1									
Inning Stats	R: 0 E: 0 K: 0 S: 3	H: 1 LOB: 1 BB: 1 P: 7	R: 0 E: 1 K: 1 S: 5	H: 1 LOB: 0 BB: 0 P: 5	R: 0 E: 0 K: 0 S: 3	H: 0 LOB: 1 BB: 1 P: 7	R: 2 E: 1 K: 0 S: 6	H: 2 LOB: 1 BB: 0 P: 6	R: 0 E: 0 K: 0 S: 7	H: 3 LOB: 1 BB: 0 P: 7	R: 3 E: 1 K: 0 S: 7	H: 3 LOB: 1 BB: 0 P: 7	R: 0 E: 0 K: 2 S: 7	H: 0 LOB: 0 BB: 0 P: 7	R: 1 E: 0 K: 0 S: 5	H: 2 LOB: 1 BB: 0 P: 5	R: 0 E: 0 K: 1 S: 5	H: 0 LOB: 0 BB: 0 P: 5	1B: 7 2B: 1 3B: 1 HR: 0	SF: 0 SAC: 1 DP: 1 HBP: 0	WP: 0 PB: 1 SB: 1 CS: 1	PA: 38			
PITCHER	IP	WLS	BF	H	R	ER	SO	BB	IBB	HBP	BLK	WP	HR	S	P	ERA	WHIP								
Dennis Leonard, R (1, 1) ERA: 3.52	8.0	W	35	9	6	2	5	2	0	0	1	0	0	43	51	2.25	1.375								
Larry Gura, L (9, 1) ERA: 0.9	1.0	S	3	0	0	0	1	0	0	0	0	0	0	5	5	0.00	0.000								

Batter	1	2	3	4	5	6	7	8	9	AB	R	H	RBI	BB	SO	LOB	TOP					
George Brett, L (1.5) OBP: 0.412, SLG: 0.424 Cookie Rojas, R (8, FR) OBP: 0.286, SLG: 0.250 (8.5)	1-3		BB BB 1-3 1B		1B		4-3	1B 2H 1B 1B	2B 1-2	5	0	3	1	0	0	1	Kansas City Royals @ Seattle Mariners The Kingdome, Seattle, WA Sun Apr 24 1977, 6:33 AM EDT Dome					
Hal McRae, R (1.10) OBP: 0.514, SLG: 0.607	F8		BB BB 1-2 BB			FC4 1B SF8 1B	BB BB 1B 1B	F8 1B 1-3 BLK 1B	2B 1H 2H	5	3	4	3	1	0	0						
Tom Poquette, L (1.7) Joe Zdeb, R (7.7) OBP: 0.200, SLG: 0.200	4-3		BB BB 1-2 2-3 3-H			FC4 1B HR 1B	F8 3-H	BLK 1-2 1B	5-3	3	1	1	1	1	0	1						
John Mayberry, L (1.3) Ralph LaCock, L (8.3) OBP: 0.222, SLG: 0.320	L4		F9			FC4 1B HR 1-2 2-3	1B BB WP BB	F8 2-3		4	2	0	0	1	0	7						
Darrell Porter, L (1.2) OBP: 0.396, SLG: 0.488	3-1				P4	K	WP 1B 2B BB	P6 1-2 1B		4	1	0	0	1	1	4						
Amos Otis, R (1.8) OBP: 0.335, SLG: 0.519	K				G6-4-3 1B	SF8	WP 2B 1B	F9 3-H		4	1	2	2	0	1	2						
Al Cowens, R (1.9) OBP: 0.387, SLG: 0.534			K		G6-4-3 1-2	K	HR 1-H 2-H	2B 1-2 2-3 3-H	BB 2B 1B	4	3	2	3	0	1	1						
Freddie Patek, R (1.6) Bob Heise, R (7.6) OBP: 0.375, SLG: 0.469 OBP: 0.500, SLG: 0.500			K		K	F8	2B 1-H 2-H 3-H	F8		4	0	1	3	0	2	0						
Frank White, R (1.4) OBP: 0.288, SLG: 0.429	1B BB 1B				K	K	E5 4-3 S 1B	F9 2B		5	3	2	0	0	1	1						
Inning Stats	R: 0 E: 0 K: 0 S: 3	H: 0 LOB: 0 BB: 0 P: 3	R: 0 E: 0 K: 1 S: 5	H: 0 LOB: 0 BB: 0 P: 5	R: 1 E: 0 K: 2 S: 9	H: 2 LOB: 3 BB: 2 P: 17	R: 0 E: 0 K: 0 S: 3	H: 1 LOB: 0 BB: 0 P: 3	R: 0 E: 0 K: 2 S: 7	H: 1 LOB: 1 BB: 0 P: 7	R: 4 E: 0 K: 1 S: 9	H: 3 LOB: 0 BB: 0 P: 9	R: 6 E: 1 K: 0 S: 6	H: 3 LOB: 1 BB: 2 P: 15	R: 3 E: 0 K: 0 S: 7	H: 4 LOB: 2 BB: 0 P: 7		R: 2 E: 0 K: 0 S: 5	H: 2 LOB: 1 BB: 1 P: 9	1B: 12 2B: 3 3B: 0 HR: 1	SF: 1 SAC: 0 DP: 1 HBP: 1	WP: 1 PB: 0 SB: 1 CS: 0
PITCHER	IP WLS BF H R ER SO BB IBB HBP BLK WP HR S P ERA WHIP																					
Gary Wheelock, R (1.1) ERA: 3.72	6.0 L 27 7 6 6 6 2 0 0 0 0 1 37 45 9.00 1.500																					
Tommy Moore, R (7.1) ERA: 6.94	0.2 6 2 1 0 0 2 0 0 0 0 0 4 12 0.00 6.000																					
Dave Pagan, R (7.1) ERA: 9.0	0.1 5 4 7 7 0 0 0 0 1 0 1 0 4 5 189.00 12.000																					
Diego Segui, R (8.1) ERA: 8.8	2.0 10 3 2 2 0 1 0 0 1 0 0 9 13 9.00 2.000																					
Batter	1	2	3	4	5	6	7	8	9	AB	R	H	RBI	BB	SO	LOB	BOTTOM					
Larry Milbourne, S (1.4) OBP: 0.246, SLG: 0.255	G3		4-3			4-3		K		4	0	0	0	0	1	0	Kansas City Royals @ Seattle Mariners The Kingdome, Seattle, WA Sun Apr 24 1977, 6:33 AM EDT Dome					
Tommy Smith, L (1.9) OBP: 0.455, SLG: 0.545	4-3				CS 1B	BB 1B 1B		P6		4	0	2	0	0	0	0						
Ruppert Jones, L (1.8) OBP: 0.299, SLG: 0.429	K				F9	BB 1B		K		4	0	1	0	0	2	1						
Steve Braun, L (1.7) OBP: 0.465, SLG: 0.327			K		4-0 1-2 BB	BB 1B		K		2	0	0	0	2	2	0						
Juan Bernhardt, R (1.10) OBP: 0.349, SLG: 0.667	F7				K	K		K		4	0	0	0	0	3	4						
Dan Meyer, L (1.3) OBP: 0.269, SLG: 0.444					P4			F8		4	0	1	0	0	0	0						
Bill Stein, R (1.5) OBP: 0.290, SLG: 0.355	L6				1-3			F7		3	0	0	0	0	0	1						
Bob Stinson, S (1.2) OBP: 0.386, SLG: 0.319			4-3		K			K		3	0	0	0	0	2	0						
Craig Reynolds, L (1.6) OBP: 0.279, SLG: 0.305			K			F8		HR		3	1	1	1	0	1	0						
Inning Stats	R: 0 E: 0 K: 1 S: 5	H: 0 LOB: 0 BB: 0 P: 5	R: 0 E: 0 K: 1 S: 6	H: 1 LOB: 1 BB: 0 P: 6	R: 0 E: 0 K: 1 S: 5	H: 0 LOB: 0 BB: 0 P: 5	R: 0 E: 0 K: 1 S: 5	H: 1 LOB: 1 BB: 1 P: 9	R: 0 E: 0 K: 1 S: 7	H: 0 LOB: 0 BB: 0 P: 5	R: 0 E: 0 K: 1 S: 8	H: 2 LOB: 3 BB: 1 P: 11	R: 0 E: 0 K: 1 S: 5	H: 0 LOB: 0 BB: 0 P: 5	R: 1 E: 0 K: 2 S: 8	H: 1 LOB: 0 BB: 0 P: 8		R: 0 E: 0 K: 2 S: 7	H: 0 LOB: 0 BB: 0 P: 7	1B: 4 2B: 0 3B: 0 HR: 1	SF: 0 SAC: 0 DP: 0 HBP: 0	WP: 0 PB: 0 SB: 0 CS: 1
PITCHER	IP WLS BF H R ER SO BB IBB HBP BLK WP HR S P ERA WHIP																					
Jim Colborn, R (1.1) ERA: 2.57	8.0 W 30 5 1 1 9 2 0 0 0 0 0 46 54 1.12 0.875																					
Tom Hall, L (9.1) ERA:	1.0 3 0 0 0 2 0 0 0 0 0 0 7 7 0.00 0.000																					

Batter	1	2	3	4	5	6	7	8	9	AB	R	H	RBI	BB	SO	LOB	TOP								
George Brett, L (1,5) OBP: 0.425, SLG: 0.435	4-0 WP BB		4-0 L8 HBP WP BB	0-0 1-3 2-H 2B			0-0 4-3		0-0 4-3	3	1	1	1	2	0	0	Kansas City Royals @ Seattle Mariners The Kingdome, Seattle, WA Sun Apr 24 1977, 6:38 AM EDT Att: 21,734 - Dome								
Hal McRae, R (1,10) OBP: 0.500, SLG: 0.578	0-0 F4		1-0 F8 WP HBP	0-0 5-3			0-0 1-3			3	0	0	0	0	0	3									
Tom Poquette, L (1,7) OBP: 0.391, SLG: 0.455	0-3 K		0-0 L8		0-0 CS 1B		0-0 3B			4	0	2	0	0	1	3									
John Mayberry, L (1,3) OBP: 0.290, SLG: 0.355	1-0 HBP		0-0 F8		4-0 FC6-4 BB		0-0 G3			2	0	0	0	1	0	2									
Amos Otis, R (1,8) OBP: 0.318, SLG: 0.483	0-0 P4		0-0 F8		0-0 F8			0-3 K		4	0	0	0	0	1	4									
Al Cowens, R (1,9) OBP: 0.379, SLG: 0.508		0-0 1-3		4-0 CS BB			0-0 1-3			3	0	0	0	1	0	1									
Buck Martinez, R (1,2) OBP: 0.214, SLG: 0.286		0-3 K		0-3 K			0-0 4-3		0-0 G3	3	0	0	0	0	2	1									
Ralph LaCock, L (8,PH) OBP: 0.214, SLG: 0.308				1-2 K						1	0	0	0	0	0	0									
John Wathan, R (8,2)										0	0	0	0	0	0	0									
Freddie Patek, R (1,6) OBP: 0.383, SLG: 0.451		4-0 S BB		4-0 1B 2B BB			0-0 F9		0-0 5-3	2	1	0	0	2	0	0									
Frank White, R (1,4) OBP: 0.291, SLG: 0.423		0-0 P6		0-0 2B			0-3 K		0-0 F2	3	0	1	0	0	1	1									
Darrell Porter, L (9,PH) OBP: 0.388, SLG: 0.477		1-2 P6		1-2 2B 1B						1	0	0	0	0	0	0									
Inning Stats	R: 0 E: 0 K: 1 S: 5	H: 0 LOB: 2 BB: 1 P: 10	R: 0 E: 0 K: 1 S: 5	H: 0 LOB: 1 BB: 1 P: 9	R: 1 E: 0 K: 0 S: 3	H: 0 LOB: 1 BB: 1 P: 8	R: 1 E: 0 K: 1 S: 6	H: 2 LOB: 2 BB: 2 P: 14	R: 0 E: 0 K: 0 S: 3	H: 1 LOB: 1 BB: 1 P: 7	R: 0 E: 0 K: 1 S: 5	H: 0 LOB: 2 BB: 0 P: 5	R: 0 E: 0 K: 0 S: 4	H: 1 LOB: 1 BB: 0 P: 4	R: 0 E: 0 K: 1 S: 5	H: 0 LOB: 0 BB: 0 P: 5	R: 0 E: 0 K: 0 S: 3	H: 0 LOB: 0 BB: 0 P: 3	1B: 2 2B: 1 3B: 1 HR: 0	SF: 0 SAC: 0 DP: 0 HBP: 2	WP: 2 PB: 2 SB: 1 CS: 2	PA: 37			
PITCHER	IP WLS BF H R ER SO BB IBB HBP BLK WP HR S P ERA WHIP	3.0 L 15 0 2 2 2 4 0 2 0 2 0 0 13 31 6.00 1.333	6.0 W 22 4 0 0 3 2 0 0 0 0 0 0 26 34 0.00 1.000																						

AB	29
R	2
H	4
RBI	1
BB	6
SO	5
LOB	15



Batter	1	2	3	4	5	6	7	8	9	AB	R	H	RBI	BB	SO	LOB	BOTTOM							
Jose Baez, R (1,4) OBP: 0.333, SLG: 0.296	0-0 F9		4-0 BB		0-0 SH5-4	0-0 FC5-4 1B		0-3 K		3	0	1	1	1	1	1	Kansas City Royals @ Seattle Mariners The Kingdome, Seattle, WA Sun Apr 24 1977, 6:38 AM EDT Att: 21,734 - Dome							
Carlos Lopez, R (1,9) OBP: 0.280, SLG: 0.227	4-0 1B BB		0-0 L8		0-3 K	0-0 FC5-4 1B				2	0	0	0	1	1	2								
Steve Braun, L (7,PH) OBP: 0.458, SLG: 0.321										1	0	0	0	0	0	2								
Juan Bernhardt, R (1,10) OBP: 0.340, SLG: 0.630	0-0 1B		0-0 F8		0-0 P3		0-0 F7			4	1	1	0	0	0	2								
Leroy Stanton, R (1,7) OBP: 0.214, SLG: 0.400	0-0 1B		0-0 L8			0-0 HR	0-0 4-3			4	1	2	2	0	0	1								
Tommy Smith, L (8,9) OBP: 0.455, SLG: 0.545	2-H 1B									0	0	0	0	0	0	0								
Bill Stein, R (1,5) OBP: 0.315, SLG: 0.379	0-0 1B				0-0 P4	0-0 FC3-5 BB 1B	0-0 1B			4	0	3	0	0	0	0								
Joe Lis, R (1,3) OBP: 0.250, SLG: 0.143	0-0 P6				0-0 P4	4-0 FC3-5 1B BB	0-0 G3			2	1	0	0	1	0	2								
Dan Meyer, L (7,PH) OBP: 0.265, SLG: 0.438										1	0	0	0	0	0	1								
Ruppert Jones, L (1,8) OBP: 0.296, SLG: 0.411		0-0 G3		4-0 S BB		0-0 FC3-5 1B BB		0-0 F5		3	1	0	0	1	0	2								
Skip Jutze, R (1,2) OBP: 0.100, SLG: 0.400		0-3 K		0-3 K		0-0 F3		0-3 K		4	0	0	0	0	3	3								
Craig Reynolds, L (1,6) OBP: 0.292, SLG: 0.306		0-0 4-3			4-0 SH5-4 BB	0-0 1B	0-0 E3			3	0	1	1	1	0	0								
Inning Stats	R: 1 E: 0 K: 0 S: 5	H: 3 LOB: 2 BB: 1 P: 9	R: 0 E: 0 K: 1 S: 5	H: 0 LOB: 0 BB: 0 P: 5	R: 0 E: 0 K: 0 S: 3	H: 0 LOB: 1 BB: 1 P: 7	R: 0 E: 0 K: 1 S: 5	H: 0 LOB: 1 BB: 1 P: 9	R: 3 E: 0 K: 0 S: 7	H: 4 LOB: 2 BB: 1 P: 11	R: 0 E: 0 K: 0 S: 4	H: 1 LOB: 1 BB: 0 P: 4	R: 0 E: 1 K: 2 S: 8	H: 0 LOB: 1 BB: 0 P: 8	1B: 7 2B: 0 3B: 0 HR: 1	SF: 0 SAC: 1 DP: 0 HBP: 0	WP: 0 PB: 0 SB: 1 CS: 0	PA: 37						
PITCHER	IP WLS BF H R ER SO BB IBB HBP BLK WP HR S P ERA WHIP	5.2 L 28 7 4 4 3 5 0 0 0 0 0 0 29 49 6.35 2.118	2.1 L 9 1 0 0 2 0 0 0 0 0 0 0 13 13 0.00 0.429																					

AB	31
R	4
H	8
RBI	4
BB	5
SO	5
LOB	16



Batter	1	2	3	4	5	6	7	8	9	AB	R	H	RBI	BB	SO	LOB	TOP																					
Jose Baez, R (1,4) OBP: 0.303, SLG: 0.267 Larry Milbourne, S (7,PH) OBP: 0.271, SLG: 0.281 (7,4)	6-3		L8	F7			4-3 S		1-2	3	0	0	0	0	0	1																						
Steve Braun, L (1,7) OBP: 0.468, SLG: 0.333	1B		1B	FC	G5-4-3		4-3		F9	4	1	2	0	1	0	3																						
Bill Stein, R (1,5) OBP: 0.308, SLG: 0.366	1B		1B	FC	G5-4-3		4-3		F8	5	1	1	0	0	0	5																						
Leroy Stanton, R (1,9) OBP: 0.217, SLG: 0.386 Tommy Smith, L (7,9) OBP: 0.455, SLG: 0.545	F3		1B	1B	5-3		6-3			4	0	1	1	0	0	3																						
Juan Bernhardt, R (1,10) OBP: 0.333, SLG: 0.600	K		1B	G1-6-3		K			5-3	4	0	1	1	0	2	2																						
Ruppert Jones, L (1,8) OBP: 0.306, SLG: 0.408			G1-6-3			4-3			G4-6-3	3	0	1	0	1	0	2																						
Dan Meyer, L (1,3) OBP: 0.278, SLG: 0.448	L7								G4-6-3	3	0	1	0	1	0	2																						
Larry Cox, R (1,2) Bob Stinson, S (6,PH) OBP: 0.379, SLG: 0.313 (6,2) Joe Lis, R (9,PH) OBP: 0.333, SLG: 0.250 (9,PH)	K		5-3			P6			FC1-6	2	0	0	0	0	1	2																						
Craig Reynolds, L (1,6) OBP: 0.290, SLG: 0.348	G3								FC1-6	1	0	1	0	0	0	0																						
									F9	4	1	1	1	0	0	3																						
Inning Stats	R: 0 E: 0 K: 1 S: 6	H: 1 LOB: 2 BB: 1 P: 10	R: 0 E: 0 K: 1 S: 5	H: 0 LOB: 1 BB: 1 P: 9	R: 2 E: 0 K: 0 S: 6	H: 3 LOB: 1 BB: 0 P: 6	R: 0 E: 0 K: 0 S: 4	H: 1 LOB: 1 BB: 0 P: 4	R: 0 E: 0 K: 1 S: 5	H: 0 LOB: 1 BB: 1 P: 9	R: 1 E: 0 K: 0 S: 5	H: 2 LOB: 1 BB: 0 P: 5	R: 0 E: 0 K: 0 S: 3	H: 1 LOB: 2 BB: 0 P: 3	R: 0 E: 0 K: 0 S: 5	H: 2 LOB: 2 BB: 0 P: 5	1B: 9 2B: 1 3B: 0 HR: 1	SF: 0 SAC: 0 DP: 3 HBP: 0	WP: 0 PB: 0 SB: 2 CS: 0	PA: 39																		
PITCHER	IP	WLS	BF	H	R	ER	SO	BB	IBB	HBP	BLK	WP	HR	S	P	ERA	WHIP	PITCHER				IP	WLS	BF	H	R	ER	SO	BB	IBB	HBP	BLK	WP	HR	S	P	ERA	WHIP
Geoff Zahn, L (1,1) ERA: 3.25	4.0		20	6	2	2	2	2	0	0	0	0	0	22	30	4.50	2.000																					
Ron Schueler, R (5,1) ERA: 2.4	3.1		12	2	1	1	1	1	0	0	0	0	1	13	17	2.70	0.900																					
Tom Burgmeier, L (8,1) ERA: 3.0	1.1	W	6	3	0	0	0	0	0	0	0	0	0	6	6	0.00	2.250																					
Tom Johnson, R (9,1) ERA:	0.1	S	1	0	0	0	0	0	0	0	0	0	0	1	1	0.00	0.000																					

Seattle Mariners @ Minnesota Twins
Metropolitan Stadium, Bloomington, MI
Tue Apr 26 1977, 4:33 AM EDT
Att. 3,422 - Unknown - 74 F

AB 36
R 3
H 11
RBI 3
BB 3
SO 3
LOB 24



Batter	1	2	3	4	5	6	7	8	9	AB	R	H	RBI	BB	SO	LOB	BOTTOM																					
Rich Chiles, L (1,10) OBP: 0.481, SLG: 0.455	SH1-3		2B				F7		4-3	5	0	3	2	0	0	3																						
Roy Smalley, S (1,6) OBP: 0.382, SLG: 0.388	SH1-3		1B				FC4-6		HBP	2	1	1	0	0	0	1																						
Rod Carew, L (1,3) OBP: 0.398, SLG: 0.493	6-3		F7				F7		4-3	4	0	0	0	1	0	6																						
Lyman Bostock, L (1,8) OBP: 0.414, SLG: 0.593	3-1		1B				F9		1B	4	1	2	1	0	0	3																						
Butch Wynegar, S (1,2) OBP: 0.319, SLG: 0.512			P4				L7		1B	4	1	1	0	0	0	3																						
Larry Hise, R (1,7) OBP: 0.395, SLG: 0.515							F2		E5	3	0	1	0	0	0	2																						
Mike Cabbage, L (1,5) OBP: 0.412, SLG: 0.410	F7		L8-3				G3		FC4-2	4	1	1	1	0	0	2																						
Dan Ford, R (1,9) OBP: 0.329, SLG: 0.283	6-3						K		FC4-2	3	0	1	1	1	1	1																						
Rob Wilfong, L (1,4) OBP: 0.348, SLG: 0.364			2B				G3		FC4-2	4	1	2	0	0	0	4																						
									FC4-2	4	1	2	0	0	0	4																						
Inning Stats	R: 0 E: 0 K: 0 S: 4	H: 1 LOB: 1 BB: 0 P: 4	R: 0 E: 0 K: 0 S: 3	H: 0 LOB: 0 BB: 0 P: 4	R: 2 E: 0 K: 0 S: 6	H: 4 LOB: 1 BB: 0 P: 6	R: 0 E: 0 K: 0 S: 4	H: 2 LOB: 1 BB: 0 P: 4	R: 0 E: 0 K: 1 S: 5	H: 0 LOB: 0 BB: 0 P: 5	R: 0 E: 0 K: 0 S: 4	H: 1 LOB: 1 BB: 0 P: 4	R: 3 E: 1 K: 0 S: 7	H: 3 LOB: 3 BB: 1 P: 12	1B: 10 2B: 3 3B: 0 HR: 0	SF: 0 SAC: 2 DP: 1 HBP: 2	WP: 0 PB: 0 SB: 2 CS: 0	PA: 39																				
PITCHER	IP	WLS	BF	H	R	ER	SO	BB	IBB	HBP	BLK	WP	HR	S	P	ERA	WHIP	PITCHER				IP	WLS	BF	H	R	ER	SO	BB	IBB	HBP	BLK	WP	HR	S	P	ERA	WHIP
Glenn Abbott, R (1,1) ERA: 5.91	6.2		29	9	2	2	1	0	1	1	0	0	0	29	34	2.70	1.350																					
Bill Laxton, L (7,1) ERA: 5.11	0.1		2	1	1	1	0	0	0	0	0	0	0	2	2	27.00	3.000																					
Stan Thomas, R (8,1) ERA: 3.58	1.0	L	8	2	2	0	0	1	0	1	0	0	0	6	11	0.00	3.000																					

Seattle Mariners @ Minnesota Twins
Metropolitan Stadium, Bloomington, MI
Tue Apr 26 1977, 4:33 AM EDT
Att. 3,422 - Unknown - 74 F

AB 33
R 5
H 12
RBI 5
BB 2
SO 1
LOB 25



Batter	1	2	3	4	5	6	7	8	9	AB	R	H	RBI	BB	SO	LOB	TOP										
Larry Milbourne, S OBP: 0.250, SLG: 0.258 (1, 4)	4-3	G2			1-3		6-3		F7	5	0	0	0	0	0	2											
Steve Braun, L OBP: 0.488, SLG: 0.350 (1, 7)	1B BB	FC4-6			1B		BB 1B BB		2B 1B	3	1	2	0	2	0	2											
Ruppert Jones, L OBP: 0.311, SLG: 0.420 (1, 8)	K		4-3		K		BB 1B		2B	5	0	2	1	0	2	2											
Dan Meyer, L OBP: 0.303, SLG: 0.457 Leroy Stanton, R OBP: 0.213, SLG: 0.378 (9, PH)	1B		4-3		4-3		BB 1B		K	3	0	2	0	1	0	1											
Juan Bernhardt, R OBP: 0.327, SLG: 0.593 (1, 10)	5-3		G6-4-3				BB 1B			4	0	1	0	0	0	6											
Bob Stinson, S OBP: 0.393, SLG: 0.360 (1, 2)		BB 1B BB			1B		SH3		K	2	2	1	0	1	1	0											
Bill Stein, R OBP: 0.305, SLG: 0.351 (1, 5)		FC2-5 1B BB			6-3		F3		K	3	0	0	0	1	1	2											
Carlos Lopez, R OBP: 0.310, SLG: 0.269 (1, 9)		FC2-5 1B			L9-3		K		6-3	4	0	2	2	0	1	1											
Craig Reynolds, L OBP: 0.274, SLG: 0.329 (1, 6)	FC2-5 FC4-6		L9-3				1-3		G3	4	0	0	0	0	0	3											
Inning Stats	R: 0 E: 0 K: 1 S: 6	H: 1 LOB: 2 BB: 1 P: 10	R: 1 E: 0 K: 0 S: 4	H: 1 LOB: 2 BB: 2 P: 12	R: 0 E: 0 K: 0 S: 3	H: 1 LOB: 0 BB: 0 P: 3	R: 1 E: 0 K: 0 S: 4	H: 2 LOB: 0 BB: 0 P: 4	R: 0 E: 0 K: 1 S: 6	H: 1 LOB: 1 BB: 0 P: 6	R: 0 E: 0 K: 0 S: 4	H: 1 LOB: 3 BB: 2 P: 12	R: 0 E: 0 K: 2 S: 7	H: 0 LOB: 0 BB: 0 P: 7	R: 1 E: 0 K: 1 S: 7	H: 2 LOB: 1 BB: 0 P: 7	1B: 7 2B: 3 3B: 1 HR: 0	SF: 0 SAC: 1 DP: 2 HBP: 0	WP: 0 PB: 0 SB: 1 CS: 0	PA: 40							
PITCHER	IP	WLS	BF	H	R	ER	SO	BB	IBB	HBP	BLK	WP	HR	S	P	ERA	WHIP										
Paul Thordogard, R ERA: 2.45 (1, 1)	5.2		25	7	2	2	2	3	0	0	0	0	0	26	38	3.18	1.765										
Tom Johnson, R ERA: 0.6 (6, 1)	3.0	W	14	3	1	1	3	2	0	0	0	0	0	18	26	3.00	1.667										
Tom Burgmeier, L ERA: 2.93 (9, 1)	0.1	S	1	0	0	0	1	0	0	0	0	0	0	3	3	0.00	0.000										

Seattle Mariners @ Minnesota Twins
Metropolitan Stadium, Bloomington, MI
Wed Apr 27 1977, 4:33 AM EDT
Att: 3,170 - Unknown - 85 F

AB	34
R	3
H	10
RBI	3
BB	5
SO	6
LOB	20



Batter	1	2	3	4	5	6	7	8	9	AB	R	H	RBI	BB	SO	LOB	BOTTOM										
Rich Chiles, L OBP: 0.467, SLG: 0.417 Jerry Terrell, R OBP: 0.294, SLG: 0.323 Craig Kusick, R OBP: 0.333, SLG: 0.475 (1, 10)	4-3		G1				SH1-3		K	2	0	0	0	1	0	1											
Roy Smalley, S OBP: 0.335, SLG: 0.358 (1, 6)	F7				3-1		F9		K	4	0	0	0	0	1	3											
Rod Carew, L OBP: 0.402, SLG: 0.500 (1, 3)	F7				K		SH1-4 2B		BB 1B IBB	3	2	1	0	1	1	0											
Lyman Bostock, L OBP: 0.432, SLG: 0.590 (1, 8)		4-3			1B		SH1-4 BB		1B BB	2	0	1	0	2	0	0											
Butch Wynegar, S OBP: 0.320, SLG: 0.500 (1, 2)		1-3			4-3		SH1-4		E 1B	3	0	1	2	0	0	1											
Larry Hise, R OBP: 0.350, SLG: 0.493 (1, 7)		K					6-3		F2	3	1	0	1	0	1	3											
Mike Cabbage, L OBP: 0.431, SLG: 0.446 (1, 5)					4-3		F8		FC2-6 1B	4	0	3	1	0	0	1											
Dan Ford, R OBP: 0.324, SLG: 0.313 (1, 9)					4-3		K		FC2-6	4	1	1	0	0	1	3											
Rob Wilfong, L OBP: 0.333, SLG: 0.346 (1, 4)					G3		L9		F8	4	1	1	1	0	0	3											
Inning Stats	R: 0 E: 0 K: 0 S: 3	H: 0 LOB: 0 BB: 0 P: 3	R: 0 E: 0 K: 1 S: 5	H: 0 LOB: 0 BB: 0 P: 5	R: 0 E: 0 K: 0 S: 4	H: 1 LOB: 1 BB: 0 P: 4	R: 0 E: 0 K: 1 S: 6	H: 1 LOB: 0 BB: 0 P: 6	R: 1 E: 0 K: 0 S: 4	H: 1 LOB: 1 BB: 1 P: 11	R: 1 E: 0 K: 0 S: 4	H: 3 LOB: 2 BB: 2 P: 16	R: 0 E: 0 K: 1 S: 6	H: 1 LOB: 1 BB: 0 P: 6	1B: 5 2B: 2 3B: 1 HR: 0	SF: 0 SAC: 2 DP: 0 HBP: 1	WP: 0 PB: 0 SB: 1 CS: 0	PA: 37									
PITCHER	IP	WLS	BF	H	R	ER	SO	BB	IBB	HBP	BLK	WP	HR	S	P	ERA	WHIP										
Tommy Moore, R ERA: 6.62 (1, 1)	6.0	L	27	6	4	4	3	2	0	1	0	0	0	30	39	6.00	1.333										
Bill Laxton, L ERA: 5.54 (7, 1)	0.2		5	1	1	1	1	1	1	0	0	0	0	5	13	13.50	3.000										
Dave Pagan, R ERA: 7.94 (7, 1)	1.1		5	1	0	0	1	0	0	0	0	0	0	7	7	0.00	0.750										

Seattle Mariners @ Minnesota Twins
Metropolitan Stadium, Bloomington, MI
Wed Apr 27 1977, 4:33 AM EDT
Att: 3,170 - Unknown - 85 F

AB	30
R	5
H	8
RBI	5
BB	4
SO	5
LOB	16



Batter	1	2	3	4	5	6	7	8	9	AB	R	H	RBI	BB	SO	LOB	TOP										
Larry Milbourne, S OBP: 0.246, SLG: 0.254 (1, 6)										5	0	1	0	0	0	4											
Steve Braun, L OBP: 0.494, SLG: 0.359 (1, 7)										4	0	2	1	1	0	1											
Ruppert Jones, L OBP: 0.312, SLG: 0.417 Tommy Smith, L OBP: 0.385, SLG: 0.462 (1, 8) (5, 9)										3	0	1	0	0	1	1											
Dan Meyer, L OBP: 0.309, SLG: 0.446 (1, 3)										4	0	1	0	1	0	2											
Juan Bernhardt, R OBP: 0.317, SLG: 0.559 (1, 10)										5	0	1	0	0	1	4											
Bob Stinson, S OBP: 0.379, SLG: 0.364 (1, 2)										5	0	1	0	0	0	4											
Bill Stein, R OBP: 0.333, SLG: 0.397 (1, 5)										4	2	3	0	1	0	0											
Carlos Lopez, R OBP: 0.333, SLG: 0.333 (1, 9) (5, 8)										4	1	2	1	0	0	2											
Jose Baez, R OBP: 0.324, SLG: 0.294 (1, 4)										4	1	2	2	0	0	1											
Inning Stats	R: 0 E: 1 K: 0 S: 5	H: 2 LOB: 2 BB: 0 P: 5	R: 1 E: 0 K: 0 S: 5	H: 2 LOB: 1 BB: 0 P: 5	R: 0 E: 0 K: 0 S: 5	H: 2 LOB: 2 BB: 0 P: 5	R: 0 E: 0 K: 0 S: 3	H: 0 LOB: 0 BB: 0 P: 3	R: 0 E: 0 K: 1 S: 6	H: 1 LOB: 1 BB: 0 P: 6	R: 2 E: 0 K: 0 S: 6	H: 3 LOB: 1 BB: 0 P: 6	R: 0 E: 0 K: 0 S: 3	H: 0 LOB: 2 BB: 2 P: 11	R: 1 E: 0 K: 0 S: 6	H: 3 LOB: 2 BB: 0 P: 6	R: 0 E: 0 K: 1 S: 6	H: 1 LOB: 2 BB: 1 P: 10	1B: 11 2B: 3 3B: 1 HR: 0	SF: 0 SAC: 1 DP: 1 HBP: 0	WP: 1 PB: 0 SB: 0 CS: 0	PA: 44					
PITCHER	IP	WLS	BF	H	R	ER	SO	BB	IBB	HBP	BLK	WP	HR	S	P	ERA	WHIP										
Dave Goltz, R ERA: 3.78 (1, 1)	7.0	L	33	10	3	3	1	2	0	0	0	1	0	33	41	3.86	1.714										
Ron Schueler, R ERA: 2.51 (8, 1)	1.0		6	3	1	1	0	0	0	0	0	0	0	6	6	9.00	3.000										
Tom Burgmeier, L ERA: 2.81 (9, 1)	0.2		4	1	0	0	1	1	0	0	0	0	0	5	9	0.00	3.000										
Tom Johnson, R ERA: 0.59 (9, 1)	0.1		1	0	0	0	0	0	0	0	0	0	0	1	1	0.00	0.000										

Seattle Mariners @ Minnesota Twins
Metropolitan Stadium, Bloomington, MI
Thu Apr 28 1977, 4:33 AM EDT
Att: 3,766 - Unknown - 57 F

AB 40
R 4
H 14
RBI 4
BB 3
SO 2
LOB 22



Batter	1	2	3	4	5	6	7	8	9	AB	R	H	RBI	BB	SO	LOB	BOTTOM										
Rich Chiles, L OBP: 0.486, SLG: 0.385 (1, 10)										2	1	0	0	3	0	1											
Roy Smalley, S OBP: 0.326, SLG: 0.333 (1, 6)										4	0	0	0	1	0	4											
Rod Carew, L OBP: 0.413, SLG: 0.519 (1, 3)										5	0	3	0	0	0	0											
Lyman Bostock, L OBP: 0.405, SLG: 0.545 (1, 8)										5	0	0	0	0	0	5											
Butch Wynegar, S OBP: 0.333, SLG: 0.489 (1, 2)										3	1	1	0	1	0	0											
Larry Hise, R OBP: 0.345, SLG: 0.493 (1, 7)										4	1	1	0	0	1	3											
Mike Cabbage, L OBP: 0.421, SLG: 0.433 (1, 5)										2	0	0	1	1	0	0											
Dan Ford, R OBP: 0.321, SLG: 0.324 (1, 9)										4	0	1	1	0	1	1											
Rob Wilfong, L OBP: 0.355, SLG: 0.321 (1, 4)										2	0	0	0	1	1	2											
Inning Stats	R: 1 E: 0 K: 1 S: 5	H: 1 LOB: 2 BB: 3 P: 17	R: 0 E: 0 K: 1 S: 5	H: 0 LOB: 2 BB: 1 P: 10	R: 0 E: 0 K: 0 S: 4	H: 2 LOB: 1 BB: 0 P: 4	R: 0 E: 0 K: 0 S: 3	H: 0 LOB: 2 BB: 2 P: 11	R: 0 E: 0 K: 1 S: 5	H: 0 LOB: 0 BB: 1 P: 9	R: 0 E: 0 K: 0 S: 4	H: 1 LOB: 1 BB: 0 P: 4	R: 2 E: 1 K: 0 S: 6	H: 2 LOB: 1 BB: 0 P: 6	R: 0 E: 0 K: 0 S: 3	H: 0 LOB: 0 BB: 0 P: 3	1B: 3 2B: 4 3B: 0 HR: 0	SF: 1 SAC: 0 DP: 1 HBP: 1	WP: 2 PB: 0 SB: 0 CS: 1	PA: 40							
PITCHER	IP	WLS	BF	H	R	ER	SO	BB	IBB	HBP	BLK	WP	HR	S	P	ERA	WHIP										
Frank McCormack, R ERA: 2.97 (1, 1)	4.0		20	3	1	1	2	6	0	1	1	1	0	17	42	2.25	2.250										
John Montague, R ERA: 4.31 (5, 1)	5.0	W	20	3	2	1	1	1	0	0	0	1	0	21	25	1.80	0.800										

Seattle Mariners @ Minnesota Twins
Metropolitan Stadium, Bloomington, MI
Thu Apr 28 1977, 4:33 AM EDT
Att: 3,766 - Unknown - 57 F

AB 31
R 3
H 6
RBI 2
BB 7
SO 3
LOB 16



Batter	1	2	3	4	5	6	7	8	9	AB	R	H	RBI	BB	SO	LOB	TOP			
Larry Mitbourne, S (1, 4) OBP: 0.233, SLG: 0.239 (8, 6)	K2-3		5-3		F3			K		4	0	0	0	0	2	1	Seattle Mariners @ New York Yankees Yankee Stadium, Bronx, NY Fri Apr 29 1977, 7:05 PM EDT Att: 15,284 - Unknown - 57 F			
Craig Reynolds, L (1, 6) OBP: 0.276, SLG: 0.329 Leroy Stanton, R (8, PH) OBP: 0.208, SLG: 0.370 Skip Jutze, R (8, 2) OBP: 0.100, SLG: 0.400	1B BB 1B		K2-3		F5			G4-6-3		3	0	1	0	0	1	0				
Steve Braun, L (1, 7) OBP: 0.484, SLG: 0.343	1B 1-2 BB		6-3		F6			4-3		3	0	0	0	1	0	0				
Juan Bernhardt, R (1, 10) OBP: 0.344, SLG: 0.565	1B 1-2 2-3		5-3		BB			1B		3	0	2	0	1	0	0				
Bill Stein, R (1, 5) OBP: 0.330, SLG: 0.390	K		K		4-3			1B		4	0	1	0	0	2	4				
Dan Meyer, L (1, 3) OBP: 0.306, SLG: 0.436	K		1B		F8			F4		4	0	1	0	0	1	5				
Ruppert Jones, L (1, 8) OBP: 0.309, SLG: 0.409	K		2-3		1B			4-3		4	0	1	0	0	1	3				
Carlos Lopez, R (1, 9) OBP: 0.306, SLG: 0.303	K		F4		F7					3	0	0	0	0	1	1				
Larry Cox, R (1, 2) Jose Baez, R (8, PH) OBP: 0.342, SLG: 0.314 (8, 4)	6-3		6-3		6-3			G4-6-3 1B		2	0	0	0	0	0	0				
Inning Stats	R: 0 E: 0 K: 3 S: 11	H: 2 LOB: 3 BB: 1 P: 15	R: 0 E: 0 K: 2 S: 7	H: 0 LOB: 0 BB: 0 P: 7	R: 0 E: 0 K: 1 S: 5	H: 0 LOB: 0 BB: 0 P: 5	R: 0 E: 0 K: 1 S: 6	H: 1 LOB: 1 BB: 0 P: 6	R: 0 E: 0 K: 0 S: 3	H: 0 LOB: 1 BB: 1 P: 7	R: 0 E: 0 K: 0 S: 3	H: 1 LOB: 0 BB: 0 P: 3	R: 0 E: 0 K: 1 S: 5	H: 1 LOB: 0 BB: 0 P: 5	R: 0 E: 0 K: 0 S: 5	H: 2 LOB: 2 BB: 0 P: 5		1B: 7 2B: 0 3B: 0 HR: 0	SF: 0 SAC: 0 DP: 1 HBP: 0	WP: 0 PB: 0 CS: 1
PITCHER	IP WLS BF H R ER SO BB IBB HBP BLK WP HR S P ERA WHIP																			
Ron Guidry, L (1, 1) ERA: 1.93	8.1 W 32	H 7 R 0 ER 0 SO 8	BB 2 IBB 0 HBP 0 BLK 0	WP 0 HR 0 S 46 P 54	ERA 0.00 WHIP 1.080															
Sparky Lyle, L (9, 1) ERA: 1.2	0.2 S 2	H 0 R 0 ER 0 SO 0	BB 0 IBB 0 HBP 0 BLK 0	WP 0 HR 0 S 2 P 2	ERA 0.00 WHIP 0.000															

AB	32
R	0
H	7
RBI	0
BB	2
SO	8
LOB	15



Batter	1	2	3	4	5	6	7	8	9	AB	R	H	RBI	BB	SO	LOB	BOTTOM			
Willie Randolph, R (1, 4) OBP: 0.373, SLG: 0.479	1B BB BB		4-3		1B			FC6-5 HR		2	2	0	0	2	0	1	Seattle Mariners @ New York Yankees Yankee Stadium, Bronx, NY Fri Apr 29 1977, 7:05 PM EDT Att: 15,284 - Unknown - 57 F			
Thurman Munson, R (1, 2) OBP: 0.357, SLG: 0.442	F6		5-3		1B			HR		4	1	2	2	0	0	1				
Reggie Jackson, L (1, 9) OBP: 0.377, SLG: 0.453	1B 1-2 BB		S HBP		F8			G3		2	0	0	0	1	0	2				
Chris Chambliss, L (1, 3) OBP: 0.286, SLG: 0.466	G6-4-3 1B		F8		K			3-1		4	0	1	1	0	1	1				
Carlos May, L (1, 10) OBP: 0.359, SLG: 0.314	G6-4-3		6-3		G3			4-3		4	0	0	0	0	0	2				
Graig Nettles, L (1, 5) OBP: 0.276, SLG: 0.215	4-3		F8		BB			F7		3	0	0	0	1	0	0				
Roy White, S (1, 7) OBP: 0.368, SLG: 0.379	PB 2B		F2		E9 1B			F5		4	0	2	0	0	0	0				
Paul Blair, R (1, 8) OBP: 0.286, SLG: 0.429	F8		F5		F4					3	0	0	0	0	0	3				
Bucky Dent, R (1, 6) OBP: 0.348, SLG: 0.333	F4		F9		FC6-5 2B					3	0	1	0	0	0	1				
Inning Stats	R: 1 E: 0 K: 0 S: 3	H: 1 LOB: 1 BB: 2 P: 11	R: 0 E: 0 K: 0 S: 4	H: 1 LOB: 1 BB: 0 P: 4	R: 0 E: 0 K: 0 S: 3	H: 0 LOB: 0 BB: 0 P: 4	R: 0 E: 0 K: 0 S: 3	H: 0 LOB: 0 BB: 0 P: 3	R: 0 E: 0 K: 0 S: 4	H: 1 LOB: 2 BB: 1 P: 8	R: 0 E: 1 K: 1 S: 6	H: 1 LOB: 2 BB: 1 P: 10	R: 2 E: 0 K: 0 S: 5	H: 2 LOB: 0 BB: 0 P: 5	R: 0 E: 0 K: 0 S: 3	H: 0 LOB: 0 BB: 0 P: 3		1B: 3 2B: 2 3B: 0 HR: 1	SF: 0 SAC: 0 DP: 1 HBP: 1	WP: 0 PB: 1 CS: 0
PITCHER	IP WLS BF H R ER SO BB IBB HBP BLK WP HR S P ERA WHIP																			
Stan Thomas, R (1, 1) ERA: 3.53	8.0 L 34	H 6 R 3 ER 3 SO 1	BB 4 IBB 0 HBP 1 BLK 0	WP 0 HR 1 S 31 P 48	ERA 3.38 WHIP 1.250															


AB	29
R	3
H	6
RBI	3
BB	4
SO	1
LOB	11



Batter	1	2	3	4	5	6	7	8	9	AB	R	H	RBI	BB	SO	LOB	TOP		
Larry Milbourne, S OBP: 0.218, SLG: 0.224 (1,4)	0-0 4-3		0-3 K		0-0 G4-3			0-0 4-3	0-0 F8	5	0	0	0	0	1	3			
Craig Reynolds, L OBP: 0.275, SLG: 0.325 (1,6)	0-0 F8		0-0 F9					0-0 FC3-6 1B		4	0	1	0	0	0	0			
Steve Braun, L OBP: 0.484, SLG: 0.343 (1,7)	0-0 1B		4-0 BB					0-0 FC3-6		3	0	1	0	1	0	1			
Dan Meyer, L OBP: 0.292, SLG: 0.415 (1,3)	0-0 F8		0-0 F7					0-0 F7		4	0	0	0	0	0	3			
Juan Bernhardt, R OBP: 0.353, SLG: 0.547 (1,10)		0-0 F6		0-3 K				4-0 1B BB	4-0 F8 1B SF8 BB	2	1	0	0	2	1	0			
Bill Stein, R OBP: 0.337, SLG: 0.395 (1,5)	0-0 FC6-4 1B		0-0 4-3					0-0 F8	0-0 1B 1-2	4	0	2	0	0	0	1			
Ruppert Jones, L OBP: 0.297, SLG: 0.391 (1,8)	0-3 K		0-0 G3					0-0 F8	0-0 F8	4	0	0	0	0	1	4			
Carlos Lopez, R OBP: 0.300, SLG: 0.306 (1,9)	0-0 FC6-4				0-0 5-3			0-0 1B	0-0 SF8	3	0	1	1	0	0	1			
Bob Stinson, S OBP: 0.400, SLG: 0.431 (1,2)					4-0 G4-3 BB			0-0 F9	0-0 1B	3	1	2	1	1	0	2			
Inning Stats	R: 0 E: 0 K: 0 S: 4	H: 1 LOB: 1 BB: 0 P: 4	R: 0 E: 0 K: 1 S: 6	H: 1 LOB: 1 BB: 0 P: 6	R: 1 E: 0 K: 1 S: 6	H: 1 LOB: 1 BB: 1 P: 10	R: 0 E: 0 K: 1 S: 5	H: 0 LOB: 0 BB: 0 P: 5	R: 0 E: 0 K: 0 S: 3	H: 0 LOB: 0 BB: 1 P: 3	R: 0 E: 0 K: 0 S: 4	H: 1 LOB: 2 BB: 1 P: 8	R: 0 E: 0 K: 0 S: 4	H: 1 LOB: 1 BB: 0 P: 4	R: 1 E: 0 K: 0 S: 5	H: 2 LOB: 2 BB: 1 P: 9	1B: 6 2B: 0 3B: 0 HR: 1	SF: 1 SAC: 0 DP: 1 HBP: 0	WP: 0 PA: 37 CS: 0
PITCHER Ed Figueroa, R ERA: 1.83 (1,1)	IP: 9.0 WLS: W BF: 37 H: 7 R: 2 ER: 2 SO: 3 BB: 4 IBB: 0 HBP: 0 BLK: 0 WP: 0 HR: 1 S: 39 P: 55 ERA: 2.00 WHIP: 1.222																		

Seattle Mariners @ New York Yankees
Yankee Stadium, Bronx, NY
Sat Apr 30 1977, 3:33 AM EDT
Att: 19,525 - Unknown


AB 32
R 2
H 7
RBI 2
BB 4
SO 3
LOB 15



Batter	1	2	3	4	5	6	7	8	9	AB	R	H	RBI	BB	SO	LOB	BOTTOM		
Willie Randolph, R OBP: 0.368, SLG: 0.494 (1,4)	0-0 5-3		0-0 F9					0-0 2-3		4	0	1	2	0	0	1			
Thurman Munson, R OBP: 0.352, SLG: 0.469 (1,2)	0-0 HR	0-0 F7		0-3 K				0-0 6-3		4	1	1	1	0	1	1			
Reggie Jackson, L OBP: 0.395, SLG: 0.507 (1,9)	4-0 FC3-6 BB		0-0 HR	0-0 1B G3-2-3 1B				0-3 K		3	1	2	1	1	1	0			
Chris Chambliss, L OBP: 0.296, SLG: 0.461 (1,3)	0-0 FC3-6		1-0 1B 1B HBP	0-0 1B 1B				0-0 F7		3	1	1	0	0	0	1			
Carlos May, L OBP: 0.372, SLG: 0.316 (1,10)	0-0 G3		0-0 1B SF7 1B	4-0 1B 1B				0-0 4-3		3	1	1	0	1	0	1			
Graig Nettles, L OBP: 0.283, SLG: 0.203 (1,5)		0-0 G3	0-0 F9	0-0 G3-2-3				0-0 F4		4	0	0	0	0	0	5			
Roy White, S OBP: 0.363, SLG: 0.371 (1,7)		0-0 3-1	0-0 SF7 1B WP	0-0 1B				0-0 F8		4	1	1	0	0	0	0			
Paul Blair, R OBP: 0.333, SLG: 0.500 (1,8)		0-0 3B 2B	0-0 WP SF7 1B	0-0 1B				0-0 4-3		4	1	2	1	0	0	0			
Bucky Dent, R OBP: 0.343, SLG: 0.322 (1,6)		4-0 3B BB	0-0 SF7	0-0 6-3				0-0 F7		2	1	0	1	1	0	0			
Inning Stats	R: 1 E: 0 K: 0 S: 4	H: 1 LOB: 1 BB: 1 P: 8	R: 2 E: 0 K: 0 S: 5	H: 2 LOB: 1 BB: 1 P: 9	R: 4 E: 0 K: 0 S: 7	H: 4 LOB: 1 BB: 0 P: 8	R: 0 E: 0 K: 1 S: 6	H: 2 LOB: 2 BB: 1 P: 10	R: 0 E: 0 K: 0 S: 3	H: 0 LOB: 0 BB: 0 P: 3	R: 0 E: 0 K: 1 S: 5	H: 0 LOB: 0 BB: 0 P: 5	R: 0 E: 0 K: 0 S: 3	H: 0 LOB: 0 BB: 0 P: 3	R: 0 E: 0 K: 0 S: 3	H: 0 LOB: 0 BB: 0 P: 3	1B: 5 2B: 1 3B: 1 HR: 2	SF: 1 SAC: 0 DP: 1 HBP: 1	WP: 1 PA: 36 CS: 0
PITCHER Gary Wheelock, R ERA: 5.23 Bill Laxton, L ERA: 5.93 Dave Pagan, R ERA: 5.4 (1,1) (3,1) (3,1)	IP: 2.0 WLS: L BF: 14 H: 5 R: 6 ER: 6 SO: 0 BB: 2 IBB: 0 HBP: 1 BLK: 0 WP: 0 HR: 2 S: 11 P: 20 ERA: 27.00 WHIP: 3.500																		

Seattle Mariners @ New York Yankees
Yankee Stadium, Bronx, NY
Sat Apr 30 1977, 3:33 AM EDT
Att: 19,525 - Unknown

AB 31
R 7
H 9
RBI 6
BB 3
SO 2
LOB 9



Batter	1	2	3	4	5	6	7	8	9	AB	R	H	RBI	BB	SO	LOB	TOP										
Jose Báez, R OBP: 0.372, SLG: 0.333 (1, 4)										4	0	2	0	1	0	1	Seattle Mariners @ New York Yankees Yankee Stadium, Bronx, NY Sun May 01 1977, 3:33 AM EDT Att: 20,477 - Unknown - 70 F										
Steve Braun, L OBP: 0.360, SLG: 0.360 (1, 7)										5	1	2	0	0	0	4											
Carlos Lopez, R OBP: 0.318, SLG: 0.325 (1, 9) (8, 8)										4	0	2	0	0	0	4											
Juan Bernhardt, R OBP: 0.361, SLG: 0.544 (1, 10)										4	1	2	1	0	0	3											
Bill Stein, R OBP: 0.354, SLG: 0.422 (1, 5)										4	0	3	1	0	1	0											
Dan Meyer, L OBP: 0.280, SLG: 0.395 (1, 3)										4	0	0	0	0	0	4											
Ruppert Jones, L OBP: 0.299, SLG: 0.383 (8, PH)										2	0	0	0	1	0	0											
Leroy Stanton, R OBP: 0.204, SLG: 0.362 (8, 9)										1	0	0	0	0	0	2											
Larry Cox, R OBP: 0.250, SLG: 0.143 (1, 2)										3	0	1	0	1	0	0											
Craig Reynolds, L OBP: 0.277, SLG: 0.325 (1, 6)										3	0	1	0	0	0	1											
Joe Lis, R OBP: 0.300, SLG: 0.222 (8, PH)										1	0	0	0	0	0	1											
Inning Stats	R: 2 E: 0 K: 0 S: 6	H: 4 LOB: 1 BB: 0 P: 6	R: 0 E: 1 K: 0 S: 4	H: 1 LOB: 2 BB: 1 P: 8	R: 0 E: 0 K: 1 S: 5	H: 1 LOB: 0 BB: 0 P: 5	R: 0 E: 0 K: 0 S: 3	H: 0 LOB: 0 BB: 0 P: 3	R: 0 E: 0 K: 0 S: 5	H: 2 LOB: 2 BB: 0 P: 5	R: 0 E: 1 K: 0 S: 5	H: 1 LOB: 2 BB: 0 P: 5	R: 0 E: 0 K: 0 S: 4	H: 2 LOB: 1 BB: 0 P: 4	R: 0 E: 0 K: 0 S: 3	H: 1 LOB: 1 BB: 1 P: 7	1B: 11 2B: 2 3B: 0 HR: 0	SF: 0 SAC: 0 DP: 4 HBP: 0	WP: 0 PB: 0 SB: 0 CS: 1	PA: 39							
PITCHER	IP	WLS	BF	H	R	ER	SO	BB	IBB	HBP	BLK	WP	HR	S	P	ERA	WHIP										
Ken Holtzman, L ERA: 4.4 (1, 1)	6.0	W	26	10	2	2	1	2	0	0	0	0	0	26	34	3.00	2.000										
Sparky Lyle, L ERA: 1.0 (7, 1)	3.0	S	12	3	0	0	0	1	0	0	0	0	0	11	15	0.00	1.333										

Batter	1	2	3	4	5	6	7	8	9	AB	R	H	RBI	BB	SO	LOB	BOTTOM										
Willie Randolph, R OBP: 0.363, SLG: 0.475 (1, 4)										3	0	0	0	1	0	0	Seattle Mariners @ New York Yankees Yankee Stadium, Bronx, NY Sun May 01 1977, 3:33 AM EDT Att: 20,477 - Unknown - 70 F										
Thurman Munson, R OBP: 0.370, SLG: 0.512 (1, 2)										3	2	2	1	1	0	0											
Reggie Jackson, L OBP: 0.400, SLG: 0.493 (1, 9)										2	1	0	0	2	2	1											
Chris Chambliss, L OBP: 0.318, SLG: 0.500 (1, 3)										4	1	3	1	0	0	0											
Carlos May, L OBP: 0.383, SLG: 0.317 (1, 10)										3	0	1	0	1	0	1											
Graig Nettles, L OBP: 0.282, SLG: 0.197 (1, 5)										2	1	0	1	1	1	3											
Roy White, S OBP: 0.369, SLG: 0.384 (1, 7)										3	0	1	1	1	0	1											
Paul Blair, R OBP: 0.318, SLG: 0.455 (1, 8)										4	0	1	1	0	0	4											
Bucky Dent, R OBP: 0.324, SLG: 0.302 (1, 6)										4	0	0	0	0	0	3											
Inning Stats	R: 1 E: 0 K: 1 S: 6	H: 1 LOB: 0 BB: 0 P: 6	R: 1 E: 0 K: 0 S: 4	H: 1 LOB: 1 BB: 1 P: 8	R: 0 E: 0 K: 0 S: 2	H: 0 LOB: 0 BB: 1 P: 6	R: 0 E: 0 K: 0 S: 3	H: 1 LOB: 0 BB: 0 P: 3	R: 0 E: 0 K: 0 S: 3	H: 0 LOB: 0 BB: 0 P: 3	R: 2 E: 0 K: 1 S: 6	H: 2 LOB: 3 BB: 4 P: 22	R: 0 E: 0 K: 1 S: 5	H: 0 LOB: 1 BB: 1 P: 9	R: 1 E: 0 K: 0 S: 6	H: 3 LOB: 2 BB: 0 P: 6	1B: 4 2B: 3 3B: 0 HR: 1	SF: 1 SAC: 0 DP: 1 HBP: 0	WP: 0 PB: 0 SB: 0 CS: 2	PA: 37							
PITCHER	IP	WLS	BF	H	R	ER	SO	BB	IBB	HBP	BLK	WP	HR	S	P	ERA	WHIP										
Glenn Abbott, R ERA: 6.08 (1, 1)	5.1	L	22	5	4	4	1	4	0	0	0	0	1	20	36	6.75	1.688										
Tommy Moore, R ERA: 6.2 (6, 1)	2.2		14	3	1	1	2	2	1	0	0	0	0	15	27	3.38	1.875										

AB	35
R	2
H	13
RBI	2
BB	3
SO	1
LOB	20



Batter	1	2	3	4	5	6	7	8	9	AB	R	H	RBI	BB	SO	LOB	TOP					
Larry Milbourne, S OBP: 0.229, SLG: 0.247 (1, 4)	0-0 1B 1B 2B	0-0 4-3		0-0 F3			0-0 E HR 1B		0-0 F7	5	2	2	0	0	0	1						
Steve Braun, L OBP: 0.476, SLG: 0.375 (1, 7)	0-0 1B 1B SF8	0-0 P8			0-0 1B G4-6-3 2B		0-0 F5		0-0 F4	5	2	2	0	0	0	1						
Carlos Lopez, R OBP: 0.367, SLG: 0.432 (1, 9)	0-0 1B HR		0-0 5-3		0-0 G4-6-3 CI 1B		0-0 HR		4-0 CI 2B BB	4	3	3	3	1	0	0						
Dan Meyer, L OBP: 0.281, SLG: 0.393 (1, 3)	0-0 HR		0-0 B1-3		0-1 CI G4-6-3		0-3 K		0-1 CI 2B BB	3	1	1	0	0	1	0						
Juan Bernhardt, R OBP: 0.377, SLG: 0.569 (1, 5)	0-0 SF8		0-0		0-0 G4-6-3				0-0	4	0	3	2	0	0	2						
Bill Stein, R OBP: 0.356, SLG: 0.484 (1, 10)	0-0 HR			0-0 HR			0-3 K		0-3 K	5	2	2	4	0	2	4						
Ruppert Jones, L OBP: 0.377, SLG: 0.367 (1, 8)	0-3 K			0-0 G3			0-3 K		0-3 K	4	0	0	0	0	3	0						
Bob Stinson, S OBP: 0.392, SLG: 0.419 (1, 2)	0-0 5-3			0-0 4-3 1B			0-0 F3		0-0 1-3	4	0	1	0	0	0	0						
Craig Reynolds, L OBP: 0.264, SLG: 0.310 (1, 6)		0-0 F8		0-0 4-3			0-0 G3		0-3 K	4	0	0	0	0	1	1						
Inning Stats	R: 5 E: 0 K: 1 S: 10	H: 5 LOB: 0 BB: 0 P: 10	R: 0 E: 0 K: 0 S: 3	H: 0 LOB: 0 BB: 0 P: 3	R: 0 E: 0 K: 0 S: 3	H: 1 LOB: 1 BB: 0 P: 3	R: 1 E: 0 K: 0 S: 5	H: 2 LOB: 1 BB: 0 P: 5	R: 1 E: 1 K: 0 S: 5	H: 2 LOB: 1 BB: 0 P: 5	R: 0 E: 0 K: 1 S: 5	H: 0 LOB: 0 BB: 0 P: 5	R: 2 E: 1 K: 2 S: 10	H: 3 LOB: 1 BB: 0 P: 10	R: 0 E: 0 K: 2 S: 7	H: 0 LOB: 0 BB: 0 P: 7	R: 1 E: 1 K: 1 S: 7	H: 1 LOB: 2 BB: 1 P: 11	1B: 8 2B: 3 3B: 0 HR: 3	SF: 1 SAC: 0 DP: 1 HBP: 0	WP: 0 PB: 0 CS: 0	PA: 42
PITCHER	IP WLS BF H R ER SO BB IBB HBP BLK WP HR S P ERA WHIP	IP WLS BF H R ER SO BB IBB HBP BLK WP HR S P ERA WHIP															IP WLS BF H R ER SO BB IBB HBP BLK WP HR S P ERA WHIP					
Rick Wise, R ERA: 13.5 (1, 1)	0.1 L 6 5 5 5 0 0 0 0 0 0 1 6 6 135.00 15.000																					
Bill Lee, L ERA: 4.32 (1, 1)	5.2 21 5 2 2 2 0 0 0 0 0 0 1 25 25 3.18 0.882																					
Tom Murphy, R ERA: 3.77 (7, 1)	3.0 15 4 3 2 5 1 0 0 0 0 0 1 24 28 6.00 1.667																					

Seattle Mariners @ Boston Red Sox
Fenway Park, Boston, MA
Tue May 03 1977, 7:05 PM EDT
Att: 12,422 - Unknown - 60 F

AB	38
R	10
H	14
RBI	9
BB	1
SO	7
LOB	9



Batter	1	2	3	4	5	6	7	8	9	AB	R	H	RBI	BB	SO	LOB	BOTTOM					
Rick Burleson, R OBP: 0.411, SLG: 0.494 (1, 6)	4-0 WP 1B BB		0-0 L9		0-0 E FC6-4 2B		0-0 1-2 2-H 1B		0-0 5-3	5	2	2	1	1	0	1						
Denny Doyle, L OBP: 0.305, SLG: 0.385 (1, 4)	4-0 1B BB		0-0 G3		0-0 E4 FC6-4		0-0 G3		0-0 1B	5	0	1	0	1	0	4						
Jim Rice, R OBP: 0.344, SLG: 0.350 (1, 10)	0-0 FC5-4 1-2 2-H 1B		4-0		0-0 FC6-4		0-0 F5		0-0 F7	4	0	1	2	1	0	2						
Carl Yastrzemski, L OBP: 0.372, SLG: 0.432 Dave Coleman, R (9, 7)	0-3 K		0-0 F9		0-0 L7		0-0 F4		0-0	5	0	1	0	0	1	4						
George Scott, R OBP: 0.330, SLG: 0.469 (1, 3)	0-0 F4			0-0 6-3		0-0 F8 1B 2B		0-3 E6 1B	0-3 K	5	2	1	0	0	1	4						
Carlton Fisk, R OBP: 0.475, SLG: 0.618 (1, 2)	0-0 FC5-4 1-2			4-0 BB		0-0 F8		4-0 BB 1B BB	4-0 HR BB	2	2	0	0	3	0	3						
Dwight Evans, R OBP: 0.390, SLG: 0.556 (8, 8)		0-3 K		0-3 K		0-0 HBP 1B 1B		4-0 1-2 2-3 BB	0-0 1-H HR	4	2	2	3	1	2	1						
Butch Hobson, R OBP: 0.263, SLG: 0.351 (1, 5)		0-0 L6		0-0 F8		0-3 K		0-0 1-3 2-H 3-H 1B	0-0 FC6 1B	5	0	2	2	0	1	2						
Rick Miller, L OBP: 0.293, SLG: 0.269 Bernie Carbo, L OBP: 0.350, SLG: 0.471 (7, PH) (8, 9)		0-0 5-3			0-0 4-3		1-0 1B HBP		0-0 G3	2	0	0	0	0	0	0						
Inning Stats	R: 1 E: 0 K: 1 S: 6	H: 1 LOB: 2 BB: 2 P: 14	R: 0 E: 0 K: 1 S: 5	H: 0 LOB: 0 BB: 0 P: 5	R: 0 E: 0 K: 0 S: 3	H: 0 LOB: 1 BB: 1 P: 7	R: 0 E: 0 K: 1 S: 5	H: 0 LOB: 1 BB: 1 P: 9	R: 1 E: 1 K: 0 S: 5	H: 1 LOB: 1 BB: 0 P: 5	R: 2 E: 0 K: 1 S: 8	H: 3 LOB: 2 BB: 0 P: 9	R: 2 E: 1 K: 0 S: 5	H: 1 LOB: 2 BB: 2 P: 13	R: 0 E: 0 K: 1 S: 7	H: 2 LOB: 2 BB: 0 P: 7	R: 2 E: 0 K: 0 S: 5	H: 2 LOB: 1 BB: 1 P: 9	1B: 7 2B: 2 3B: 0 HR: 1	SF: 0 SAC: 0 DP: 0 HBP: 1	WP: 1 PB: 0 CS: 0	PA: 47
PITCHER	IP WLS BF H R ER SO BB IBB HBP BLK WP HR S P ERA WHIP	IP WLS BF H R ER SO BB IBB HBP BLK WP HR S P ERA WHIP															IP WLS BF H R ER SO BB IBB HBP BLK WP HR S P ERA WHIP					
Frank MacCormack, R ERA: 3.88 (1, 1)	0.0 3 1 1 1 0 0 2 0 0 0 0 0 1 9 ∞ ∞																					
John Montague, R ERA: 4.03 (1, 1)	6.2 W 30 4 5 2 4 3 0 1 0 0 0 34 47 2.70 1.050																					
Tommy Moore, R ERA: 6.65 (7, 1)	1.1 10 4 2 2 1 2 0 0 0 0 0 1 10 18 13.50 4.500																					
Dave Pagan, R ERA: 5.09 (8, 1)	1.0 S 4 1 0 0 0 0 0 0 0 0 0 4 4 0.00 1.000																					

Seattle Mariners @ Boston Red Sox
Fenway Park, Boston, MA
Tue May 03 1977, 7:05 PM EDT
Att: 12,422 - Unknown - 60 F


AB	39
R	8
H	10
RBI	8
BB	7
SO	5
LOB	24



Batter	1	2	3	4	5	6	7	8	9	AB	R	H	RBI	BB	SO	LOB	TOP										
Larry Milbourne, S (1,4) OBP: 0.227, SLG: 0.235	4-3						F8		G3-6-1	4	0	0	0	1	0	2											
Steve Braun, L (1,7) OBP: 0.459, SLG: 0.357	5-3						K		3-1	4	0	0	0	0	1	1											
Carlos Lopez, R (1,9) OBP: 0.396, SLG: 0.447	1B						F8		1B	3	0	2	0	0	0	1											
Dan Meyer, L (1,3) OBP: 0.280, SLG: 0.387	1B						G3		F4	4	0	1	0	0	0	3											
Juan Bernhardt, R (1,10) OBP: 0.358, SLG: 0.539	F8						E5		1-3	4	1	0	0	0	0	3											
Bill Stein, R (1,5) OBP: 0.352, SLG: 0.485							6-3		2B	4	1	1	0	0	0	1											
Ruppert Jones, L (1,8) OBP: 0.286, SLG: 0.376							SF9		2B	3	0	1	2	0	2	0											
Craig Reynolds, L (1,6) OBP: 0.286, SLG: 0.330							1B		1B	4	0	3	0	0	0	0											
Skip Jutze, R (1,2) OBP: 0.083, SLG: 0.333							1B		1B	2	0	0	0	0	0	2											
Tommy Smith, L (7, PH) OBP: 0.357, SLG: 0.429	FC6-4						1B		K	1	0	0	0	0	0	0											
Larry Cox, R (7,2) OBP: 0.250, SLG: 0.143	1-2t						1-2t		K	0	0	0	0	0	0	0											
Dave Collins, S (9, PH) OBP: 0.256, SLG: 0.158										1	0	0	0	0	1	2											
Inning Stats	R: 0 E: 0 K: 0 S: 5	H: 2 LOB: 2 BB: 0 P: 5	R: 0 E: 0 K: 1 S: 6	H: 1 LOB: 0 BB: 0 P: 6	R: 0 E: 0 K: 0 S: 3	H: 0 LOB: 1 BB: 1 P: 7	R: 1 E: 1 K: 0 S: 5	H: 1 LOB: 0 BB: 0 P: 5	R: 0 E: 0 K: 1 S: 5	H: 0 LOB: 1 BB: 0 P: 6	R: 0 E: 0 K: 0 S: 3	H: 0 LOB: 0 BB: 0 P: 3	R: 0 E: 0 K: 0 S: 4	H: 1 LOB: 1 BB: 0 P: 4	R: 1 E: 0 K: 1 S: 7	H: 3 LOB: 1 BB: 0 P: 7	1B: 6 2B: 2 3B: 0 HR: 0	SF: 1 SAC: 0 DP: 1 HBP: 1	WP: 0 PB: 0 CS: 0	PA: 37							
PITCHER	IP	WLS	BF	H	R	ER	SO	BB	IBB	HBP	BLK	WP	HR	S	P	ERA	WHIP										
Reggie Cleveland, R (1,1) ERA: 3.13	8.0	W	35	8	2	1	3	1	0	1	0	0	0	39	44	1.12	1.125										
Bill Campbell, R (9,1) ERA: 5.17	1.0	S	2	0	0	0	1	0	0	0	0	0	0	4	4	0.00	0.000										

Seattle Mariners @ Boston Red Sox
 Fenway Park, Boston, MA
 Wed May 04 1977, 7:05 PM EDT
 Att: 11,408 - Unknown - 60 F


AB 34
 R 2
 H 8
 RBI 2
 BB 1
 SO 4
 LOB 15



Batter	1	2	3	4	5	6	7	8	9	AB	R	H	RBI	BB	SO	LOB	BOTTOM										
Rick Burleson, R (1,6) OBP: 0.400, SLG: 0.473	5-3						6-3		1-4-3	4	0	0	0	1	0	3											
Denny Doyle, L (1,4) OBP: 0.301, SLG: 0.386	G3						F7		F8	5	1	1	0	0	0	5											
Jim Rice, R (1,10) OBP: 0.351, SLG: 0.417	G3						L6		L6	4	2	2	1	0	0	2											
Carl Yastrzemski, L (1,7) OBP: 0.389, SLG: 0.442							1B		1B	3	0	2	2	1	0	0											
George Scott, R (1,3) OBP: 0.326, SLG: 0.459	1-4-3						P7		FC6-4	4	0	1	0	0	0	3											
Carlton Fisk, R (1,2) OBP: 0.488, SLG: 0.629							G5-4-3		1B	2	2	1	0	2	0	1											
Dwight Evans, R (1,8) OBP: 0.393, SLG: 0.548							G5-4-3		1B	1	0	0	0	1	0	2											
Bernie Carbo, L (1,9) OBP: 0.375, SLG: 0.450							SH5-3		SH3-4	1	0	0	0	1	0	2											
Butch Hobson, R (1,5) OBP: 0.274, SLG: 0.359							SH5-3		SH3-4	3	0	1	1	1	0	3											
Inning Stats	R: 1 E: 0 K: 0 S: 5	H: 2 LOB: 1 BB: 0 P: 5	R: 1 E: 0 K: 1 S: 7	H: 2 LOB: 2 BB: 1 P: 11	R: 1 E: 0 K: 0 S: 5	H: 2 LOB: 2 BB: 1 P: 9	R: 0 E: 0 K: 0 S: 4	H: 1 LOB: 0 BB: 0 P: 4	R: 0 E: 0 K: 1 S: 3	H: 0 LOB: 0 BB: 0 P: 3	R: 0 E: 0 K: 1 S: 4	H: 0 LOB: 1 BB: 1 P: 8	R: 1 E: 0 K: 0 S: 4	H: 1 LOB: 1 BB: 1 P: 8	R: 1 E: 0 K: 0 S: 4	H: 1 LOB: 2 BB: 2 P: 12	1B: 6 2B: 2 3B: 1 HR: 1	SF: 0 SAC: 2 DP: 2 HBP: 0	WP: 1 PB: 0 CS: 0	PA: 38							
PITCHER	IP	WLS	BF	H	R	ER	SO	BB	IBB	HBP	BLK	WP	HR	S	P	ERA	WHIP										
Stan Thomas, R (1,1) ERA: 3.8	7.0	L	32	9	4	4	2	4	0	0	0	0	1	32	48	5.14	1.857										
Dick Pole, R (8,1) ERA: 9.0	1.0		6	1	1	1	0	2	0	0	0	1	0	4	12	9.00	3.000										

Seattle Mariners @ Boston Red Sox
 Fenway Park, Boston, MA
 Wed May 04 1977, 7:05 PM EDT
 Att: 11,408 - Unknown - 60 F

AB 30
 R 5
 H 10
 RBI 5
 BB 6
 SO 2
 LOB 20



Batter	1	2	3	4	5	6	7	8	9	AB	R	H	RBI	BB	SO	LOB	TOP	
Larry Milbourne, S OBP: 0.217, SLG: 0.225	F7		B1-3			1-3		F8		4	0	0	0	0	0	0		
Steve Braun, L OBP: 0.451, SLG: 0.364	HR		P8			4-3			F7	4	1	1	0	0	0	0		
Carlos Lopez, R OBP: 0.404, SLG: 0.490	F6									4	0	2	0	0	0	1		
Dan Meyer, L OBP: 0.288, SLG: 0.423	HR									4	1	2	2	0	1	2		
Juan Bernhardt, R OBP: 0.341, SLG: 0.513	L5									4	0	0	0	0	0	3		
Bill Stein, R OBP: 0.351, SLG: 0.480										3	0	1	0	0	0	0		
Ruppert Jones, L OBP: 0.278, SLG: 0.365										3	0	0	0	0	0	2		
Craig Reynolds, L OBP: 0.277, SLG: 0.319										3	0	0	0	0	0	0		
Bob Stinson, S OBP: 0.390, SLG: 0.415										3	0	1	0	0	0	0		
Inning Stats	R: 2 E: 0 K: 0 S: 5	H: 2 LOB: 0 BB: 0 P: 5	R: 0 E: 0 K: 0 S: 3	H: 0 LOB: 0 BB: 0 P: 3	R: 0 E: 0 K: 0 S: 3	H: 1 LOB: 0 BB: 0 P: 3	R: 0 E: 0 K: 0 S: 3	H: 0 LOB: 0 BB: 0 P: 3	R: 0 E: 0 K: 0 S: 3	H: 2 LOB: 2 BB: 0 P: 5	R: 0 E: 0 K: 1 S: 6	H: 0 LOB: 1 BB: 0 P: 6	R: 0 E: 0 K: 1 S: 6	H: 1 LOB: 1 BB: 0 P: 6	1B: 3 2B: 3 3B: 0 HR: 1	SF: 0 SAC: 0 DP: 0 HBP: 0	WP: 0 PB: 0 SB: 0 CS: 1	PA: 33
PITCHER Fergie Jenkins, R ERA: 2.91	IP: 9.0 WLS: W BF: 32 H: 7 R: 2 ER: 2 SO: 1 BB: 0 IBB: 0 HBP: 0 BLK: 0 WP: 0 HR: 1 S: 34 P: 34 ERA: 2.00 WHIP: 0.778															PITCHER		

Seattle Mariners @ Boston Red Sox
Fenway Park, Boston, MA
Thu May 05 1977, 7:05 PM EDT
Att: 10,358 - Unknown - 52 F

AB 32
R 2
H 7
RBI 2
BB 0
SO 1
LOB 8



Batter	1	2	3	4	5	6	7	8	9	AB	R	H	RBI	BB	SO	LOB	BOTTOM	
Bernie Carbo, L OBP: 0.357, SLG: 0.417	1-3		K					F8		4	0	1	0	0	1	2		
Denny Doyle, L OBP: 0.295, SLG: 0.392	K									4	2	1	0	0	1	1		
Jim Rice, R OBP: 0.347, SLG: 0.443	1-3									4	1	1	2	0	0	2		
Carl Yastrzemski, L OBP: 0.383, SLG: 0.432	K									4	1	1	1	0	1	2		
George Scott, R OBP: 0.323, SLG: 0.483										4	1	1	2	0	2	1		
Carlton Fisk, R OBP: 0.477, SLG: 0.608										4	0	1	0	0	0	0		
Dwight Evans, R OBP: 0.386, SLG: 0.532										4	0	1	0	0	3	1		
Butch Hobson, R OBP: 0.264, SLG: 0.346										3	0	0	0	0	2	1		
Steve Dillard, R OBP: 0.429, SLG: 0.450										2	0	0	0	1	1	0		
Inning Stats	R: 0 E: 0 K: 2 S: 8	H: 1 LOB: 1 BB: 0 P: 8	R: 0 E: 0 K: 2 S: 7	H: 0 LOB: 0 BB: 0 P: 7	R: 0 E: 1 K: 1 S: 6	H: 0 LOB: 1 BB: 0 P: 6	R: 0 E: 0 K: 0 S: 4	H: 1 LOB: 2 BB: 1 P: 8	R: 3 E: 0 K: 1 S: 8	H: 3 LOB: 0 BB: 0 P: 8	R: 0 E: 0 K: 2 S: 7	H: 0 LOB: 0 BB: 0 P: 7	R: 2 E: 1 K: 1 S: 8	H: 2 LOB: 1 BB: 0 P: 8	1B: 4 2B: 1 3B: 0 HR: 2	SF: 0 SAC: 0 DP: 0 HBP: 0	WP: 0 PB: 0 SB: 4 CS: 0	PA: 34
PITCHER Diego Segui, R ERA: 7.66 Dave Pagan, R ERA: 4.82	IP: 7.0 WLS: L BF: 30 H: 6 R: 5 ER: 4 SO: 10 BB: 1 IBB: 0 HBP: 0 BLK: 0 WP: 0 HR: 2 S: 49 P: 53 ERA: 5.14 WHIP: 1.000															PITCHER		

Seattle Mariners @ Boston Red Sox
Fenway Park, Boston, MA
Thu May 05 1977, 7:05 PM EDT
Att: 10,358 - Unknown - 52 F

AB 33
R 5
H 7
RBI 5
BB 1
SO 11
LOB 10



Batter	1	2	3	4	5	6	7	8	9	AB	R	H	RBI	BB	SO	LOB	TOP					
Jose Baez, R OBP: 0.362, SLG: 0.326 (1,4)										4	1	1	0	0	0	1						
Steve Braun, L OBP: 0.444, SLG: 0.359 (1,7)										4	0	1	0	0	1	0						
Carlos Lopez, R OBP: 0.410, SLG: 0.491 (1,8)										4	0	2	1	0	0	0						
Juan Bernhardt, R OBP: 0.326, SLG: 0.488 (1,10)										4	0	0	0	0	0	3						
Bill Stein, R OBP: 0.342, SLG: 0.467 (1,5)										3	0	0	0	0	1	3						
Leroy Stanton, R OBP: 0.192, SLG: 0.340 (1,9)										3	0	0	0	0	0	1						
Dan Meyer, L OBP: 0.280, SLG: 0.410 (1,3)										3	0	0	0	0	0	0						
Craig Reynolds, L OBP: 0.271, SLG: 0.312 (8, PH)										2	0	0	0	0	0	0						
Dave Collins, S OBP: 0.273, SLG: 0.158 (8, PH)										0	0	0	0	1	0	0						
Larry Milbourne, S OBP: 0.217, SLG: 0.225 (8,6)										0	0	0	0	0	0	0						
Larry Cox, R OBP: 0.273, SLG: 0.300 (1,2)										3	0	1	0	0	0	1						
Inning Stats	R: 1 E: 0 K: 0 S: 5	H: 3 LOB: 1 BB: 0 P: 5	R: 0 E: 0 K: 0 S: 3	H: 0 LOB: 0 BB: 0 P: 3	R: 0 E: 0 K: 1 S: 5	H: 0 LOB: 0 BB: 0 P: 5	R: 0 E: 0 K: 1 S: 6	H: 1 LOB: 1 BB: 0 P: 6	R: 0 E: 0 K: 0 S: 4	H: 1 LOB: 1 BB: 0 P: 4	R: 0 E: 0 K: 0 S: 3	H: 0 LOB: 0 BB: 0 P: 3	R: 0 E: 0 K: 0 S: 3	H: 0 LOB: 0 BB: 0 P: 3	R: 0 E: 0 K: 0 S: 2	H: 0 LOB: 0 BB: 1 P: 6	R: 0 E: 0 K: 0 S: 3	H: 0 LOB: 0 BB: 0 P: 3	1B: 4 2B: 1 3B: 0 HR: 0	SF: 0 SAC: 0 DP: 2 HBP: 0	WP: 0 PB: 0 SB: 0 CS: 0	PA: 31
PITCHER Ross Grimsley, L ERA: 2.48 (1,1)	IP: 9.0 WLS: W BF: 31	H: 5 R: 1 ER: 1 SO: 2	BB: 1 IBB: 0 HBP: 0 BLK: 0	WP: 0 HR: 0 S: 34 P: 38	ERA: 1.00 WHIP: 0.667																	

Seattle Mariners @ Baltimore Orioles
Memorial Stadium, Baltimore, MD
Fri May 06 1977, 7:05 PM EDT
Att: 4,402 - Unknown

AB 30
R 1
H 5
RBI 1
BB 1
SO 2
LOB 9



Batter	1	2	3	4	5	6	7	8	9	AB	R	H	RBI	BB	SO	LOB	BOTTOM			
Al Bumbry, L OBP: 0.314, SLG: 0.316 (8,7)										4	0	0	0	0	0	3				
Mark Belanger, R OBP: 0.275, SLG: 0.233 (1,6)										3	1	2	0	1	0	0				
Ken Singleton, S OBP: 0.460, SLG: 0.471 (1,9)										4	0	0	0	0	1	3				
Larry Harlow, L OBP: 0.289, SLG: 0.286 (8,8)										0	0	0	0	0	0	0				
Lee May, R OBP: 0.313, SLG: 0.395 (1,3)										3	0	1	1	1	0	0				
Tony Muser, L OBP: 0.417, SLG: 0.455 (8,3)										0	0	0	0	0	0	0				
Eddie Murray, S OBP: 0.318, SLG: 0.456 (1,10)										4	0	0	0	0	0	3				
Pat Kelly, L OBP: 0.300, SLG: 0.632 (8,9)										3	1	1	1	0	0	3				
Doug DeCinces, R OBP: 0.329, SLG: 0.472 (1,5)										2	1	1	1	2	0	1				
Billy Smith, S OBP: 0.446, SLG: 0.508 (1,4)										4	1	2	0	0	1	2				
Rick Dempsey, R OBP: 0.261, SLG: 0.200 (1,2)										3	0	1	1	0	1	3				
Inning Stats	R: 0 E: 0 K: 0 S: 3	H: 1 LOB: 1 BB: 0 P: 3	R: 3 E: 0 K: 0 S: 7	H: 4 LOB: 1 BB: 0 P: 7	R: 0 E: 0 K: 1 S: 6	H: 1 LOB: 2 BB: 1 P: 10	R: 0 E: 0 K: 0 S: 3	H: 1 LOB: 1 BB: 1 P: 7	R: 1 E: 0 K: 2 S: 7	H: 1 LOB: 1 BB: 1 P: 11	R: 0 E: 0 K: 0 S: 3	H: 0 LOB: 0 BB: 0 P: 3	R: 0 E: 0 K: 0 S: 3	H: 0 LOB: 1 BB: 0 P: 4	R: 0 E: 0 K: 0 S: 3	H: 0 LOB: 1 BB: 0 P: 4	1B: 4 2B: 1 3B: 1 HR: 2	SF: 0 SAC: 0 DP: 1 HBP: 1	WP: 0 PB: 0 SB: 4 CS: 0	PA: 35
PITCHER Glenn Abbott, R ERA: 6.59 (1,1)	IP: 2.0 WLS: L BF: 11	H: 6 R: 3 ER: 3 SO: 3	BB: 0 IBB: 0 HBP: 0 BLK: 0	WP: 0 HR: 2 S: 11 P: 11	ERA: 13.50 WHIP: 3.000															
Tommy Moore, R ERA: 5.53 (3,1)	IP: 6.0 WLS: L BF: 24	H: 2 R: 1 ER: 1 SO: 3	BB: 4 IBB: 0 HBP: 1 BLK: 0	WP: 0 HR: 0 S: 25 P: 42	ERA: 1.50 WHIP: 1.000															

Seattle Mariners @ Baltimore Orioles
Memorial Stadium, Baltimore, MD
Fri May 06 1977, 7:05 PM EDT
Att: 4,402 - Unknown

AB 30
R 4
H 8
RBI 4
BB 4
SO 3
LOB 18



Batter	1	2	3	4	5	6	7	8	9	AB	R	H	RBI	BB	SO	LOB	TOP			
Jose Baez, R OBP: 0.365, SLG: 0.319 (1,4)										4	0	1	0	1	0	0	Seattle Mariners @ Baltimore Orioles Memorial Stadium, Baltimore, MD Sat May 07 1977, 7:05 PM EDT Att: 16,212 - Unknown - 68 F			
Steve Braun, L OBP: 0.434, SLG: 0.361 (1,7)										5	0	1	0	0	0	2				
Carlos Lopez, R OBP: 0.424, SLG: 0.500 (1,8)										3	1	1	0	2	1	1				
Juan Bernhardt, R OBP: 0.323, SLG: 0.471 (1,10)										3	0	0	0	1	0	4				
Bill Stein, R OBP: 0.339, SLG: 0.459 (1,5)										4	0	1	0	0	0	2				
Leroy Stanton, R OBP: 0.232, SLG: 0.423 (1,9)										2	1	2	2	1	0	0				
Joe Lis, R OBP: 0.308, SLG: 0.250 (1,3)										3	0	1	0	0	0	1				
Dan Meyer, L OBP: 0.287, SLG: 0.410 (8, PH) (8,3)										0	0	0	0	1	0	0				
Craig Reynolds, L OBP: 0.273, SLG: 0.323 (8, PH) (8,6)										3	0	1	0	0	0	2				
Dave Collins, S OBP: 0.299, SLG: 0.179 (8, PH) (8,2)										1	0	1	0	0	0	0				
Bob Stinson, S OBP: 0.390, SLG: 0.415 (8,2)										0	0	0	0	0	0	0				
Larry Cox, R OBP: 0.214, SLG: 0.231 (1,2)										3	0	0	0	0	0	1				
Larry Milbourne, S OBP: 0.215, SLG: 0.222 (8, PH) (8,6)										1	0	0	0	0	0	3				
Inning Stats	R: 0 E: 0 K: 0 S: 3	H: 1 LOB: 2 BB: 2 P: 11	R: 0 E: 0 K: 0 S: 3	H: 1 LOB: 1 BB: 1 P: 7	R: 0 E: 0 K: 1 S: 6	H: 1 LOB: 1 BB: 0 P: 6	R: 1 E: 0 K: 0 S: 4	H: 1 LOB: 0 BB: 0 P: 4	R: 0 E: 0 K: 0 S: 3	H: 2 LOB: 1 BB: 0 P: 4	R: 0 E: 0 K: 0 S: 3	H: 0 LOB: 0 BB: 0 P: 3	R: 1 E: 0 K: 0 S: 6	H: 3 LOB: 3 BB: 1 P: 10	R: 0 E: 0 K: 0 S: 3	H: 0 LOB: 0 BB: 0 P: 3	1B: 5 2B: 4 3B: 0 HR: 1	SF: 1 SAC: 0 DP: 2 HBP: 0	WP: 0 PB: 0 SB: 0 CS: 1	PA: 39
PITCHER	IP	WLS	BF	H	R	ER	SO	BB	IBB	HBP	BLK	WP	HR	S	P	ERA	WHIP			
Rudy May, L ERA: 2.72 (1,1)	7.1	W	32	8	2	2	1	5	0	0	0	0	1	29	49	2.46	1.773			
Fred Holdsworth, R ERA: 3.99 (8,1)	0.1		2	0	0	0	0	1	0	0	0	0	0	1	5	0.00	3.000			
Mike Flanagan, L ERA: 2.55 (8,1)	1.1	S	5	1	0	0	0	0	0	0	0	0	0	5	5	0.00	0.750			

AB	32
R	2
H	9
RBI	2
BB	6
SO	1
LOB	16



Batter	1	2	3	4	5	6	7	8	9	AB	R	H	RBI	BB	SO	LOB	BOTTOM			
Al Bumbry, L OBP: 0.311, SLG: 0.313 (1,8) (8,7)										4	0	1	0	0	1	1	Seattle Mariners @ Baltimore Orioles Memorial Stadium, Baltimore, MD Sat May 07 1977, 7:05 PM EDT Att: 16,212 - Unknown - 68 F			
Mark Belanger, R OBP: 0.276, SLG: 0.222 (1,6)										3	0	0	0	1	0	1				
Billy Smith, S OBP: 0.435, SLG: 0.484 (1,4)										3	0	0	0	1	0	1				
Lee May, R OBP: 0.310, SLG: 0.388 (1,3)										4	0	1	0	0	0	2				
Tony Muser, L OBP: 0.417, SLG: 0.455 (9,3)										0	0	0	0	0	0	0				
Eddie Murray, S OBP: 0.326, SLG: 0.494 (1,10)										4	2	2	1	0	0	2				
Doug DeCinces, R OBP: 0.337, SLG: 0.513 (1,5)										4	1	2	1	0	0	1				
Pat Kelly, L OBP: 0.326, SLG: 0.641 (1,9)										1	1	1	1	1	0	0				
Larry Harlow, L OBP: 0.304, SLG: 0.286 (8,8)										0	0	0	0	1	0	0				
Tom Shopay, L OBP: 0.214, SLG: 0.385 (1,7) (8,9)										4	0	1	1	0	0	4				
Rick Dempsey, R OBP: 0.250, SLG: 0.190 (1,2)										3	0	0	0	0	0	2				
Inning Stats	R: 0 E: 0 K: 0 S: 5	H: 2 LOB: 2 BB: 0 P: 5	R: 1 E: 0 K: 0 S: 5	H: 2 LOB: 1 BB: 0 P: 5	R: 0 E: 0 K: 0 S: 3	H: 0 LOB: 0 BB: 0 P: 3	R: 1 E: 0 K: 0 S: 4	H: 2 LOB: 1 BB: 1 P: 8	R: 0 E: 0 K: 0 S: 2	H: 2 LOB: 1 BB: 2 P: 10	R: 2 E: 1 K: 0 S: 5	H: 1 LOB: 0 BB: 0 P: 5	R: 0 E: 0 K: 1 S: 5	H: 0 LOB: 0 BB: 0 P: 5	R: 0 E: 0 K: 0 S: 4	H: 1 LOB: 2 BB: 1 P: 8	1B: 5 2B: 1 3B: 1 HR: 1	SF: 1 SAC: 0 DP: 1 HBP: 0	WP: 0 PB: 0 SB: 2 CS: 2	PA: 35
PITCHER	IP	WLS	BF	H	R	ER	SO	BB	IBB	HBP	BLK	WP	HR	S	P	ERA	WHIP			
Rick Jones, L ERA: 4.15 (1,1)	4.1	L	21	6	2	2	0	3	0	0	0	0	0	18	30	4.15	2.077			
Dave Pagan, R ERA: 4.43 (5,1)	3.2		14	2	2	1	1	1	0	0	0	0	0	15	19	2.46	0.818			


AB	30
R	4
H	8
RBI	4
BB	4
SO	1
LOB	14



Batter	1	2	3	4	5	6	7	8	9	AB	R	H	RBI	BB	SO	LOB	TOP								
Dave Collins, S (1, 10) OBP: 0.260, SLG: 0.159	F7		K		1-3		L6		K	5	0	0	0	0	2	3									
Steve Braun, L (1, 7) OBP: 0.437, SLG: 0.366	1B		1B		F9		F8			4	0	2	0	0	0	1									
Carlos Lopez, R (1, 9) OBP: 0.414, SLG: 0.500	K		F5		F8			F8 4-3	2B	4	1	1	0	0	1	2									
Dan Meyer, L (1, 3) OBP: 0.295, SLG: 0.413	K			FC4-6 1B		G5-4-3 1B		F8 2-3		4	1	2	0	0	1	2									
Bill Stein, R (1, 5) OBP: 0.336, SLG: 0.451		6-3		FC4-6 1B		G5-4-3 1B		4-3		4	0	1	1	0	0	1									
Ruppert Jones, L (1, 8) OBP: 0.269, SLG: 0.352	F7		FC4-6 1B		4-3			F9		4	1	0	0	0	0	2									
Craig Reynolds, L (1, 6) OBP: 0.301, SLG: 0.350	1B		6-3 1B							4	1	4	1	0	0	0									
Larry Milbourne, S (1, 4) OBP: 0.219, SLG: 0.226				6-3 1B						3	0	1	0	0	0	2									
Leroy Stanton, R (9, PH) OBP: 0.246, SLG: 0.434										1	0	1	0	0	0	0									
Jose Baez, R (9, FR) OBP: 0.365, SLG: 0.319										0	0	0	0	0	0	0									
Bob Stinson, S (1, 2) OBP: 0.375, SLG: 0.397										3	0	0	0	0	0	2									
Joe Lis, R (9, PH) OBP: 0.286, SLG: 0.231										1	0	0	0	0	0	2									
Inning Stats	R: 0 E: 0 K: 2 S: 8	H: 1 LOB: 1 BB: 0 P: 8	R: 0 E: 0 K: 0 S: 4	H: 1 LOB: 1 BB: 0 P: 4	R: 0 E: 0 K: 1 S: 6	H: 1 LOB: 1 BB: 0 P: 6	R: 2 E: 1 K: 0 S: 6	H: 3 LOB: 1 BB: 0 P: 6	R: 0 E: 0 K: 0 S: 3	H: 0 LOB: 0 BB: 0 P: 3	R: 0 E: 0 K: 0 S: 3	H: 1 LOB: 0 BB: 0 P: 3	R: 1 E: 1 K: 0 S: 5	H: 2 LOB: 1 BB: 0 P: 5	R: 1 E: 0 K: 0 S: 4	H: 1 LOB: 0 BB: 0 P: 4	R: 0 E: 0 K: 1 S: 6	H: 2 LOB: 2 BB: 0 P: 6	1B: 11 2B: 1 3B: 0 HR: 0	SF: 0 SAC: 0 DP: 2 HBP: 0	WP: 0 PB: 0 SB: 0 CS: 0	PA: 37			
PITCHER	IP	WLS	BF	H	R	ER	SO	BB	IBB	HBP	BLK	WP	HR	S	P	ERA	WHIP								
Jim Palmer, R (1, 1) ERA: 1.55	8.0	W	34	11	4	4	3	0	0	0	0	0	0	40	40	4.50	1.375								
Scott McGregor, L (9, 1) ERA: 2.93	1.0	S	3	1	0	0	1	0	0	0	0	0	0	5	5	0.00	1.000								

Seattle Mariners @ Baltimore Orioles
Memorial Stadium, Baltimore, MD
Sun May 08 1977, 3:33 AM EDT
Att: 9,638 - Unknown


AB 37
R 4
H 12
RBI 2
BB 0
SO 4
LOB 17



Batter	1	2	3	4	5	6	7	8	9	AB	R	H	RBI	BB	SO	LOB	BOTTOM								
Al Bumbry, L (1, 7) OBP: 0.326, SLG: 0.325	BB HR	1B		K				K		3	2	1	0	2	2	3									
Mark Belanger, R (1, 6) OBP: 0.276, SLG: 0.224	K	1B		K			F7			4	0	1	1	0	2	3									
Billy Smith, S (1, 4) OBP: 0.452, SLG: 0.476	HR	1B		FC6-4 HBP			5-3			1	1	0	0	2	0	0									
Lee May, R (1, 3) OBP: 0.297, SLG: 0.369	K			FC6-4			K			4	0	0	0	0	3	6									
Tony Muser, L (9, 3) OBP: 0.417, SLG: 0.455	K			FC6-4			K			0	0	0	0	0	0	0									
Eddie Murray, S (1, 10) OBP: 0.344, SLG: 0.529	HR			HR		G4-6-3 BB		5-3		2	2	1	1	2	0	0									
Pat Kelly, L (1, 9) OBP: 0.319, SLG: 0.674	HR			F8		G4-6-3		F8		4	1	1	4	0	0	1									
Doug DeCinces, R (1, 5) OBP: 0.333, SLG: 0.494	F5			F5		K		BB		3	0	0	0	1	1	0									
Larry Harlow, L (1, 8) OBP: 0.300, SLG: 0.267		F8		F9		F7		BB		3	0	0	0	1	0	0									
Rick Dempsey, R (1, 2) OBP: 0.250, SLG: 0.182		6-3		HBP		F8		K		3	0	0	0	1	1	2									
Inning Stats	R: 4 E: 0 K: 2 S: 8	H: 1 LOB: 3 BB: 3 P: 20	R: 1 E: 0 K: 1 S: 7	H: 2 LOB: 1 BB: 1 P: 11	R: 1 E: 0 K: 0 S: 4	H: 1 LOB: 0 BB: 0 P: 4	R: 0 E: 0 K: 2 S: 7	H: 0 LOB: 2 BB: 1 P: 12	R: 0 E: 0 K: 0 S: 4	H: 0 LOB: 0 BB: 1 P: 8	R: 0 E: 0 K: 0 S: 3	H: 0 LOB: 1 BB: 1 P: 7	R: 0 E: 0 K: 1 S: 5	H: 0 LOB: 0 BB: 0 P: 5	R: 0 E: 0 K: 2 S: 7	H: 0 LOB: 2 BB: 2 P: 15	1B: 1 2B: 1 3B: 0 HR: 2	SF: 0 SAC: 0 DP: 1 HBP: 1	WP: 0 PB: 0 SB: 1 CS: 0	PA: 37					
PITCHER	IP	WLS	BF	H	R	ER	SO	BB	IBB	HBP	BLK	WP	HR	S	P	ERA	WHIP								
Dick Pole, R (1, 1) ERA: 21.0	2.0	L	14	4	0	6	3	4	0	0	0	0	0	16	32	27.00	4.000								
Bill Laxton, L (3, 1) ERA: 4.29	5.1		21	0	0	0	4	5	0	1	0	0	0	23	44	0.00	0.938								
Diego Segui, R (8, 1) ERA: 7.43	0.2		2	0	0	0	2	0	0	0	0	0	0	6	6	0.00	0.000								

Seattle Mariners @ Baltimore Orioles
Memorial Stadium, Baltimore, MD
Sun May 08 1977, 3:33 AM EDT
Att: 9,638 - Unknown

AB 27
R 6
H 4
RBI 6
BB 9
SO 9
LOB 15



Batter	1	2	3	4	5	6	7	8	9	AB	R	H	RBI	BB	SO	LOB	TOP										
Craig Reynolds, L OBP: 0.287, SLG: 0.333 (1, 6)	F7		F9	4-3			4-3		3-1	5	0	1	0	0	6												
Steve Braun, L OBP: 0.443, SLG: 0.365 (1, 7)	5-3				L4			G4-6-3 BB		3	0	1	1	2	0	0											
Carlos Lopez, R OBP: 0.400, SLG: 0.470 (1, 9)	K		G3		F8			G4-6-3 BB	5-3	4	0	0	0	1	1	5											
Dan Meyer, L OBP: 0.284, SLG: 0.398 (1, 3)		F7		4-3	4-3			G4-6-3		4	0	0	0	0	2												
Juan Bernhardt, R OBP: 0.320, SLG: 0.495 (1, 10)	6-3			HR		5-3		L5		4	1	1	1	0	0	1											
Bill Stein, R OBP: 0.333, SLG: 0.440 (1, 5)	F9			5-3		K			1B 1B 3-1 BB	3	1	0	0	1	1	0											
Ruppert Jones, L OBP: 0.276, SLG: 0.357 (1, 8)			F9 SH 1B	1B	1B		K		F7	4	2	2	0	0	1	1											
Larry Milbourne, S OBP: 0.232, SLG: 0.240 (1, 4)			SH 1B	1B	1B		3-1		3-1 1B	3	0	2	0	0	0	0											
Bob Stinson, S OBP: 0.381, SLG: 0.403 (1, 2)			K		1B		6-3		3-1 1B	4	0	2	1	0	1	2											
Inning Stats	R: 0 E: 0 K: 1 S: 5	H: 0 LOB: 0 BB: 0 P: 5	R: 0 E: 0 K: 0 S: 3	H: 0 LOB: 0 BB: 0 P: 3	R: 1 E: 0 K: 1 S: 8	H: 2 LOB: 2 BB: 0 P: 8	R: 2 E: 0 K: 0 S: 7	H: 4 LOB: 2 BB: 0 P: 7	R: 0 E: 0 K: 2 S: 7	H: 0 LOB: 0 BB: 0 P: 7	R: 0 E: 0 K: 0 S: 3	H: 0 LOB: 0 BB: 0 P: 3	R: 0 E: 0 K: 0 S: 2	H: 0 LOB: 1 BB: 2 P: 10	R: 1 E: 0 K: 0 S: 5	H: 2 LOB: 3 BB: 2 P: 13	1B: 7 2B: 0 3B: 0 HR: 1	SF: 0 SAC: 1 DP: 1 HBP: 0	WP: 0 PB: 0 SB: 0 CS: 0	PA: 39							
PITCHER	IP	WLS	BF	H	R	ER	SO	BB	IBB	HBP	BLK	WP	HR	S	P	ERA	WHIP										
Bill Singer, R ERA: 5.9 (1, 1)	7.0	W	30	6	3	3	4	2	0	0	0	0	1	36	44	3.86	1.143										
Jerry Johnson, R ERA: 3.95 (8, 1)	2.0		9	2	1	1	0	2	0	0	0	0	0	7	15	4.50	2.000										

Seattle Mariners @ Toronto Blue Jays
Exhibition Stadium, Toronto, ON
Mon May 09 1977, 7:05 PM EDT
Att: 11,680 - Unknown

AB 34
R 4
H 8
RBI 4
BB 4
SO 4
LOB 17



Batter	1	2	3	4	5	6	7	8	9	AB	R	H	RBI	BB	SO	LOB	BOTTOM										
Pedro Garcia, R OBP: 0.239, SLG: 0.274 (1, 4)	P3		F2		SH 1B SF7		1B 1B	F9		4	1	1	0	0	0	1											
Bob Bailor, R OBP: 0.333, SLG: 0.476 (1, 6)							1B			4	2	3	2	0	0	0											
Hector Torres, R OBP: 0.288, SLG: 0.283 (8, PR) (9, 6)	F8			HR 1B	SF7		1B	1B		0	0	0	0	0	0	0											
Al Woods, L OBP: 0.386, SLG: 0.523 (1, 7)				F9			1B			5	1	4	1	0	0	1											
Otto Velez, R OBP: 0.466, SLG: 0.707 (1, 9)	4-3			P4	F8		E5	1B		4	1	0	1	1	0	5											
Ron Fairly, L OBP: 0.402, SLG: 0.486 (1, 10)				HR 1B	F8		1B BB	4-3		3	1	1	0	2	0	5											
Doug Ault, R OBP: 0.390, SLG: 0.523 (1, 3)		G1-6-3					1B			3	1	1	4	1	0	1											
Alan Ashby, S OBP: 0.300, SLG: 0.300 (1, 2)		G1-6-3		HR			1B			4	0	1	1	0	0	0											
Gary Woods, R OBP: 0.287, SLG: 0.311 (1, 8)				P4			L6			4	1	2	0	0	1	0											
Dave McKay, S OBP: 0.211, SLG: 0.267 (1, 5)				F9			CS			3	2	0	0	1	0	0											
Inning Stats	R: 0 E: 0 K: 0 S: 4	H: 1 LOB: 1 BB: 0 P: 4	R: 0 E: 0 K: 0 S: 2	H: 0 LOB: 0 BB: 1 P: 6	R: 0 E: 0 K: 1 S: 5	H: 0 LOB: 0 BB: 0 P: 5	R: 3 E: 0 K: 0 S: 6	H: 3 LOB: 0 BB: 0 P: 6	R: 2 E: 0 K: 0 S: 6	H: 2 LOB: 2 BB: 1 P: 10	R: 0 E: 0 K: 0 S: 3	H: 1 LOB: 0 BB: 0 P: 3	R: 4 E: 1 K: 0 S: 6	H: 4 LOB: 2 BB: 2 P: 14	R: 1 E: 1 K: 0 S: 6	H: 2 LOB: 3 BB: 1 P: 10	1B: 11 2B: 1 3B: 0 HR: 1	SF: 1 SAC: 1 DP: 1 HBP: 0	WP: 0 PB: 0 SB: 0 CS: 1	PA: 42							
PITCHER	IP	WLS	BF	H	R	ER	SO	BB	IBB	HBP	BLK	WP	HR	S	P	ERA	WHIP										
Stan Thomas, R ERA: 4.4 (1, 1)	4.1	L	21	6	5	5	1	2	0	0	0	0	1	21	29	10.38	1.846										
Dave Pagan, R ERA: 5.55 (5, 1)	2.0		12	4	4	4	0	1	1	0	0	0	0	10	18	18.00	2.500										
Tommy Moore, R ERA: 5.22 (7, 1)	1.2		8	3	1	0	0	1	0	0	0	0	0	7	11	0.00	2.400										

Seattle Mariners @ Toronto Blue Jays
Exhibition Stadium, Toronto, ON
Mon May 09 1977, 7:05 PM EDT
Att: 11,680 - Unknown

AB 34
R 10
H 13
RBI 9
BB 5
SO 1
LOB 13



Batter	1	2	3	4	5	6	7	8	9	AB	R	H	RBI	BB	SO	LOB	TOP			
Jose Báez, R OBP: 0.375, SLG: 0.353 (1,4)	6-3		P4		1B 2B		G4-6-3 1B			4	1	2	0	0	0	1	Seattle Mariners @ Toronto Blue Jays Exhibition Stadium, Toronto, ON Tue May 10 1977, 7:05 PM EDT Att: 13,017 - Unknown - 52 F			
Steve Braun, L OBP: 0.444, SLG: 0.358 (1,7)	F9		BB		1B BB		G4-6-3 1-2			2	0	0	0	2	0	1				
Carlos Lopez, R OBP: 0.405, SLG: 0.471 (1,9)	K		K		1B					4	0	2	1	0	2	2				
Juan Bernhardt, R OBP: 0.323, SLG: 0.495 (1,10)		F8			2B 1B					2	1	1	0	0	0	0				
Dave Collins, S OBP: 0.250, SLG: 0.152 (5, PH)					1B					2	0	0	0	0	0	3				
Bill Stein, R OBP: 0.331, SLG: 0.433 (1,5)	6-3		F8							4	0	1	0	0	1	1				
Dan Meyer, L OBP: 0.292, SLG: 0.411 (1,3)	G3				2B					4	0	2	1	0	0	1				
Ruppert Jones, L OBP: 0.276, SLG: 0.371 (1,8)			SF8		F3		F8			4	1	1	0	0	0	3				
Craig Reynolds, L OBP: 0.277, SLG: 0.324 (1,6)			SF8		1-3		3-1			3	0	0	1	0	0	3				
Larry Cox, R OBP: 0.235, SLG: 0.313 (1,2)					2B		6-3			3	0	1	0	0	1	0				
Inning Stats	R: 0 E: 0 K: 1 S: 5	H: 0 LOB: 0 BB: 0 P: 5	R: 0 E: 0 K: 0 S: 3	H: 0 LOB: 0 BB: 0 P: 3	R: 1 E: 0 K: 1 S: 7	H: 2 LOB: 2 BB: 1 P: 11	R: 1 E: 0 K: 0 S: 5	H: 2 LOB: 1 BB: 1 P: 5	R: 1 E: 0 K: 1 S: 6	H: 2 LOB: 1 BB: 1 P: 10	R: 0 E: 0 K: 0 S: 4	H: 1 LOB: 0 BB: 0 P: 4	R: 0 E: 0 K: 0 S: 3	H: 1 LOB: 0 BB: 0 P: 3	R: 0 E: 0 K: 0 S: 3	H: 1 LOB: 0 BB: 0 P: 3	1B: 6 2B: 4 3B: 1 HR: 0	SF: 1 SAC: 0 DP: 4 HBP: 0	WP: 0 PB: 0 SB: 0 CS: 0	PA: 35
PITCHER	IP WLS BF H R ER SO BB IBB HBP BLK WP HR S P ERA WHIP																			
Jerry Garvin, L ERA: 3.19 (1,1)	7.0 W 29 8 3 3 3 2 0 0 0 0 0 0 0 33 41 3.86 1.429																			
Pete Vuckovich, R ERA: 3.95 (8,1)	2.0 6 2 0 0 1 0 0 0 0 0 0 0 8 8 0.00 1.000																			

AB 32
R 3
H 10
RBI 3
BB 2
SO 4
LOB 15



Batter	1	2	3	4	5	6	7	8	9	AB	R	H	RBI	BB	SO	LOB	BOTTOM			
Bob Bailor, R OBP: 0.348, SLG: 0.506 (1,6)	K									5	1	3	0	0	1	2	Seattle Mariners @ Toronto Blue Jays Exhibition Stadium, Toronto, ON Tue May 10 1977, 7:05 PM EDT Att: 13,017 - Unknown - 52 F			
Hector Torres, R OBP: 0.288, SLG: 0.283 (8, PR)			1B		F3		CS			0	0	0	0	0	0	0				
Al Woods, L OBP: 0.405, SLG: 0.567 (1,7)			3B				1B			4	2	3	2	1	0	1				
Roy Howell, L OBP: 0.174, SLG: 0.050 (1,5)										3	1	1	1	1	2	3				
Otto Velez, R OBP: 0.472, SLG: 0.709 (1,9)										4	1	2	2	1	1	3				
Ron Fairly, L OBP: 0.402, SLG: 0.468 (1,10)										3	1	0	0	2	1	4				
Doug Ault, R OBP: 0.394, SLG: 0.514 (1,3)										2	1	0	0	2	0	2				
Alan Ashby, S OBP: 0.298, SLG: 0.298 (1,2)										4	0	1	1	0	1	1				
Gary Woods, R OBP: 0.296, SLG: 0.319 (1,8)										4	1	2	2	0	1	0				
Pedro Garcia, R OBP: 0.239, SLG: 0.273 (1,4)										4	1	1	0	0	2	1				
Inning Stats	R: 0 E: 0 K: 2 S: 8	H: 1 LOB: 2 BB: 1 P: 12	R: 0 E: 0 K: 2 S: 7	H: 0 LOB: 0 BB: 0 P: 7	R: 2 E: 0 K: 0 S: 5	H: 2 LOB: 2 BB: 2 P: 13	R: 3 E: 1 K: 0 S: 7	H: 4 LOB: 1 BB: 0 P: 7	R: 0 E: 0 K: 0 S: 2	H: 0 LOB: 0 BB: 1 P: 6	R: 0 E: 0 K: 1 S: 5	H: 1 LOB: 0 BB: 0 P: 5	R: 4 E: 0 K: 1 S: 8	H: 4 LOB: 1 BB: 2 P: 16	R: 0 E: 0 K: 3 S: 10	H: 1 LOB: 2 BB: 1 P: 14	1B: 9 2B: 2 3B: 2 HR: 0	SF: 0 SAC: 1 DP: 0 HBP: 0	WP: 1 PB: 1 SB: 0 CS: 2	PA: 42
PITCHER	IP WLS BF H R ER SO BB IBB HBP BLK WP HR S P ERA WHIP																			
John Montague, R ERA: 4.75 (1,1)	3.2 L 21 7 5 4 1 2 1 0 0 0 0 0 12 24 13.50 2.250																			
Diego Segui, R ERA: 8.05 (4,1)	2.2 13 4 4 4 1 2 1 0 0 0 0 0 14 18 0.00 1.800																			
Enrique Romo, R ERA: 1.56 (7,1)	1.2 7 2 0 0 4 1 0 0 0 0 0 0 14 18 0.00 1.800																			

AB 33
R 9
H 13
RBI 8
BB 7
SO 9
LOB 17



Batter	1	2	3	4	5	6	7	8	9	AB	R	H	RBI	BB	SO	LOB	TOP			
Willie Randolph, R (1, 4) OBP: 0.368, SLG: 0.456	0-3 K		0-0 6-3			0-0 1B		0-0 5-3		4	0	1	0	0	1	0	New York Yankees @ Seattle Mariners The Kingdome, Seattle, WA Wed May 11 1977, 10:05 PM EDT Att: 23,978 - Dome - 70 F			
Mickey Rivers, L (1, 8) OBP: 0.340, SLG: 0.411	0-0 HR 1B		0-0 4-3			0-0 G4-6-3 1B		0-0 F9		4	1	2	0	0	0	0				
Thurman Munson, R (1, 2) OBP: 0.371, SLG: 0.537	0-3 K 1-2		0-0 F9			0-0 P3		0-0 6-3		4	0	0	0	0	1	3				
Reggie Jackson, L (1, 9) OBP: 0.382, SLG: 0.505	0-0 2H HR			0-3 K		0-0 G4-6-3 1-2			0-0 1-3	4	1	1	2	0	1	2				
Chris Chambliss, L (1, 3) OBP: 0.324, SLG: 0.462	0-0 F7			0-0 F8			0-0 F7		0-0 4-3	4	0	0	0	0	0	0				
Roy White, S (1, 7)		0-0 F7		0-3 K			0-0 E 1B		0-0 3B	4	0	2	0	0	1	0				
Graig Nettles, L (1, 5) OBP: 0.278, SLG: 0.326		0-3 K			0-0 F5		0-0 E 1B		0-0 G3	4	0	1	0	0	1	1				
Carlos May, L (1, 10) OBP: 0.377, SLG: 0.302					0-0 P6		0-3 K			2	0	1	0	0	0	0				
Jimmy Wynn, R (7, PH) OBP: 0.333, SLG: 0.333							1-2 2-3			1	0	0	0	0	1	2				
Bucky Dent, R (1, 6) OBP: 0.337, SLG: 0.354		0-0 F5			0-0 F2		0-0 F7			3	0	0	0	0	0	3				
Inning Stats	R: 2 E: 0 K: 2 S: 9	H: 2 LOB: 0 BB: 0 P: 9	R: 0 E: 0 K: 1 S: 6	H: 1 LOB: 1 BB: 0 P: 6	R: 0 E: 0 K: 0 S: 3	H: 0 LOB: 0 BB: 0 P: 3	R: 0 E: 0 K: 2 S: 7	H: 0 LOB: 0 BB: 0 P: 7	R: 0 E: 0 K: 0 S: 4	H: 2 LOB: 1 BB: 0 P: 4	R: 0 E: 1 K: 1 S: 7	H: 2 LOB: 2 BB: 0 P: 7	R: 0 E: 0 K: 0 S: 3	H: 0 LOB: 0 BB: 0 P: 3	R: 0 E: 0 K: 0 S: 4	H: 1 LOB: 1 BB: 0 P: 4	1B: 6 2B: 0 3B: 1 HR: 1	SF: 0 SAC: 0 DP: 1 HBP: 0	WP: 0 PB: 0 CS: 1	PA: 34
PITCHER	IP WLS BF H R ER SO BB IBB HBP BLK WP HR S P ERA WHIP	5.1 L 21 5 2 2 5 0 0 0 0 0 1 31 31 3.38 0.938	1.0 W 4 2 0 0 0 0 0 0 0 0 0 4 4 0.00 2.000	2.2 S 9 1 0 0 1 0 0 0 0 0 0 11 11 0.00 0.375											ERA WHIP					

AB	34
R	2
H	8
RBI	2
BB	0
SO	6
LOB	11



Batter	1	2	3	4	5	6	7	8	9	AB	R	H	RBI	BB	SO	LOB	BOTTOM			
Jose Baez, R (1, 4) OBP: 0.383, SLG: 0.370	4-0 3-1 WP SF9 BB		0-0 1-3			0-0 E4 F8 1B		0-0 2B		3	2	1	2	1	0	1	New York Yankees @ Seattle Mariners The Kingdome, Seattle, WA Wed May 11 1977, 10:05 PM EDT Att: 23,978 - Dome - 70 F			
Steve Braun, L (1, 7) OBP: 0.446, SLG: 0.364	0-0 3-1			0-0 FC6-4 1B		0-0 E 1B		0-0 K		4	0	2	1	0	1	2				
Carlos Lopez, R (1, 9) OBP: 0.386, SLG: 0.452	0-0 SF9			0-0 FC6-4 CS		0-0 F8		0-0 4-3		3	0	0	1	0	0	3				
Leroy Stanton, R (1, 10) OBP: 0.246, SLG: 0.421	0-3 K			0-0 F9		0-0 E1		0-0 5-3		4	0	1	1	0	1	1				
Bill Stein, R (1, 5) OBP: 0.328, SLG: 0.427		0-0 G4-6-3 1B			0-0 6-3		0-0 F9		0-0 F7	4	0	1	0	0	0	2				
Dan Meyer, L (1, 3) OBP: 0.293, SLG: 0.409		0-3 K			0-0 F3		0-0 G3 SH1-4 2B 1B			3	1	1	0	0	1	1				
Ruppert Jones, L (1, 8) OBP: 0.271, SLG: 0.364		0-0 G4-6-3			0-0 4-3		0-0 SH1-4		0-0 SH1-4	2	0	0	0	0	0	1				
Bob Stinson, S (1, 2) OBP: 0.391, SLG: 0.405			0-0 5-3			0-0 E SH1-4 1B		0-0 G3 2B BB		2	2	1	0	1	0	0				
Craig Reynolds, L (1, 6) OBP: 0.272, SLG: 0.318			0-0 F7			0-0 SH1-4		0-0 G3		2	0	0	0	0	0	2				
Inning Stats	R: 1 E: 0 K: 1 S: 5	H: 0 LOB: 0 BB: 1 P: 9	R: 0 E: 0 K: 1 S: 5	H: 1 LOB: 0 BB: 0 P: 5	R: 0 E: 0 K: 0 S: 3	H: 0 LOB: 0 BB: 0 P: 3	R: 0 E: 0 K: 0 S: 3	H: 1 LOB: 0 BB: 0 P: 3	R: 0 E: 0 K: 0 S: 3	H: 0 LOB: 0 BB: 0 P: 3	R: 2 E: 2 K: 0 S: 7	H: 3 LOB: 2 BB: 0 P: 7	R: 2 E: 0 K: 1 S: 7	H: 2 LOB: 1 BB: 1 P: 11	R: 0 E: 0 K: 0 S: 3	H: 0 LOB: 0 BB: 0 P: 3		1B: 6 2B: 1 3B: 0 HR: 0	SF: 1 SAC: 2 DP: 1 HBP: 0	WP: 1 PB: 0 CS: 1
PITCHER	IP WLS BF H R ER SO BB IBB HBP BLK WP HR S P ERA WHIP	6.1 L 26 6 5 4 2 2 0 0 0 0 0 8 8 0.00 0.600											ERA WHIP							

AB	27
R	5
H	7
RBI	5
BB	2
SO	3
LOB	13



Batter	1	2	3	4	5	6	7	8	9	AB	R	H	RBI	BB	SO	LOB	TOP					
Willie Randolph, R OBP: 0.369, SLG: 0.449 (1, 4)	F8	5-3			1B		FC6-4 BB	1-3		4	1	1	0	1	0	3	New York Yankees @ Seattle Mariners The Kingdome, Seattle, WA Thu May 12 1977, 10:05 PM EDT Att. 42,132 - Dome					
Mickey Rivers, L OBP: 0.333, SLG: 0.400 (1, 8)	5-3		4-3		1B		FC6-4 G6-4-3 1-2	4-3		5	0	1	0	0	0	1						
Thurman Munson, R OBP: 0.375, SLG: 0.563 (1, 2) Fran Healy, R OBP: 0.500, SLG: 0.333 (7, 2)	HR		5-3		1B		G6-4-3 1-2	FC6-4 BB		4	1	2	2	0	0	1						
Reggie Jackson, L OBP: 0.365, SLG: 0.479 (1, 9)	K		4-3		P5			FC6-4 1B 1-2		5	0	0	0	0	2	3						
Chris Chambliss, L OBP: 0.336, SLG: 0.468 (1, 3)		G1-6-3 1B 1B			F8		HBP 1B	6-3	FC6 1B	5	1	3	0	0	0	0						
Roy White, S OBP: 0.404, SLG: 0.490 (1, 7)		G1-6-3 1B 1-2		4-3		F8		2B BB	FC6 1-2	4	1	1	0	1	0	3						
Graig Nettles, L OBP: 0.277, SLG: 0.333 (1, 5)		G1-6-3 1-2 2-3		K		K		1B 2B		4	1	1	1	0	2	3						
Lou Piniella, R OBP: 0.444, SLG: 0.375 (1, 10)		1B BB			G5-4-3 1B	1-2 HBP		2B 1B		2	1	2	1	1	0	0						
Bucky Dent, R OBP: 0.337, SLG: 0.353 (1, 6) Carlos May, L OBP: 0.387, SLG: 0.333 (8, PH) Fred Stanley, R OBP: 0.200, SLG: 0.200 (8, 6)		1-2 3H 1B			G5-4-3 1-2	F9		2B		3	0	1	1	0	0	3						
Inning Stats	R: 1 E: 0 K: 1 S: 6	H: 1 LOB: 0 BB: 0 P: 6	R: 1 E: 0 K: 0 S: 5	H: 3 LOB: 2 BB: 1 P: 9	R: 0 E: 0 K: 1 S: 3	H: 0 LOB: 0 BB: 0 P: 3	R: 0 E: 0 K: 1 S: 5	H: 0 LOB: 0 BB: 0 P: 5	R: 1 E: 0 K: 0 S: 6	H: 4 LOB: 2 BB: 0 P: 6	R: 0 E: 0 K: 1 S: 6	H: 1 LOB: 2 BB: 0 P: 7	R: 0 E: 0 K: 0 S: 2	H: 0 LOB: 0 BB: 1 P: 6	R: 3 E: 0 K: 1 S: 8	H: 3 LOB: 1 BB: 1 P: 12		R: 0 E: 0 K: 0 S: 4	H: 1 LOB: 2 BB: 1 P: 8	1B: 10 2B: 2 3B: 0 HR: 1	SF: 0 SAC: 0 DP: 3 HBP: 1	WP: 0 SB: 0 CS: 0
PITCHER	IP	WLS	BF	H	R	ER	SO	BB	IBB	HBP	BLK	WP	HR	S	P	ERA	WHIP					
Rick Jones, L ERA: 6.0 (1, 1)	1.2		9	4	2	2	1	1	0	0	0	0	1	10	14	10.80	3.000					
Tommy Moore, R ERA: 5.01 (2, 1)	3.0	W	12	4	1	1	1	0	0	0	0	0	0	14	14	3.00	1.333					
Bill Laxton, L ERA: 4.3 (5, 1)	3.0		13	2	2	2	2	2	0	1	0	0	0	14	23	6.00	1.333					
Dave Pagan, R ERA: 5.61 (8, 1)	1.1		8	3	1	1	0	1	0	0	0	0	0	7	11	6.75	3.000					

Batter	1	2	3	4	5	6	7	8	9	AB	R	H	RBI	BB	SO	LOB	BOTTOM				
Dave Collins, S OBP: 0.263, SLG: 0.160 (1, 10)	F7	E SF9 1B	E E BB	F9			P4			4	2	1	0	1	0	2	New York Yankees @ Seattle Mariners The Kingdome, Seattle, WA Thu May 12 1977, 10:05 PM EDT Att. 42,132 - Dome				
Steve Braun, L OBP: 0.431, SLG: 0.351 (1, 7)	4-3	SF9 1H	E3 E 5-3-2 2-3		4-3		K			4	1	0	1	0	1	2					
Carlos Lopez, R OBP: 0.375, SLG: 0.436 (1, 9)	E5 HR	G3 S 1B	E4 E 5-3-2 2-3 3H		P6			P6		5	1	1	1	0	0	2					
Dan Meyer, L OBP: 0.305, SLG: 0.432 (1, 3)	HR	G3 BB	E3		F7			F9 BB		3	1	1	3	2	0	2					
Bill Stein, R OBP: 0.331, SLG: 0.450 (1, 5)	HR	G3	5-3-2			SH1-3 1B		F9	1-2	5	1	2	2	0	0	5					
Bob Stinson, S OBP: 0.389, SLG: 0.403 (1, 2)	BB 1B	F8			K		SH1-3			3	0	1	0	0	1	2					
Ruppert Jones, L OBP: 0.276, SLG: 0.369 (1, 8)			S SH5-3 1B		K		K			4	1	2	0	0	2	1					
Craig Reynolds, L OBP: 0.282, SLG: 0.321 (1, 6)			SH5-3		1B		F3			2	0	1	0	1	0	1					
Larry Milbourne, S OBP: 0.243, SLG: 0.250 (1, 4)	G3		E BB 1B		1B		4-3			4	1	2	1	0	0	3					
Inning Stats	R: 3 E: 1 K: 0 S: 8	H: 4 LOB: 3 BB: 1 P: 12	R: 1 E: 0 K: 0 S: 5	H: 2 LOB: 2 BB: 1 P: 9	R: 4 E: 3 K: 0 S: 7	H: 2 LOB: 1 BB: 1 P: 11	R: 0 E: 0 K: 2 S: 9	H: 2 LOB: 2 BB: 0 P: 9	R: 0 E: 0 K: 1 S: 6	H: 1 LOB: 1 BB: 0 P: 6	R: 0 E: 0 K: 1 S: 5	H: 0 LOB: 0 BB: 0 P: 5	R: 0 E: 0 K: 0 S: 2	H: 0 LOB: 0 BB: 1 P: 6	R: 0 E: 0 K: 0 S: 2	H: 0 LOB: 0 BB: 1 P: 6		1B: 9 2B: 1 3B: 0 HR: 2	SF: 1 SAC: 2 DP: 1 HBP: 0	WP: 0 SB: 0 CS: 0	PA: 41
PITCHER	IP	WLS	BF	H	R	ER	SO	BB	IBB	HBP	BLK	WP	HR	S	P	ERA	WHIP				
Catfish Hunter, R ERA: 3.44 (1, 1)	2.1	L	19	8	7	2	0	3	0	0	0	0	2	16	28	7.71	4.714				
Ron Guidry, L ERA: 1.51 (3, 1)	3.2		16	3	1	0	3	0	0	0	0	0	0	22	22	0.00	0.818				
Gil Patterson, R ERA: 4.97 (7, 1)	2.0		6	0	0	0	1	1	0	0	0	0	0	7	11	0.00	0.500				

AB	37
R	6
H	13
RBI	6
BB	4
SO	4
LOB	17



Batter	1	2	3	4	5	6	7	8	9	AB	R	H	RBI	BB	SO	LOB	TOP										
Rick Burleson, R OBP: 0.397, SLG: 0.464 (1, 6)	5-3	F9		G4-6-3													5 1 2 0 0 0 3										
Fred Lynn, L OBP: 0.750, SLG: 2.667 (1, 8)	HR			HR													3 2 2 2 1 0 0										
Jim Rice, R OBP: 0.355, SLG: 0.413 (1, 10)	6-3			WP 4-3													5 1 2 0 0 0 2										
Carl Yastrzemski, L OBP: 0.388, SLG: 0.430 (1, 7)	2B			4-3													5 1 2 2 0 0 1										
George Scott, R OBP: 0.328, SLG: 0.482 (1, 3)	F3			K													4 1 1 2 0 1 1										
Dwight Evans, R OBP: 0.351, SLG: 0.490 (1, 9)		6-3		K													5 0 0 0 0 2 3										
Denny Doyle, L OBP: 0.295, SLG: 0.356 (1, 4)		2B															4 1 2 0 1 0 3										
Butch Hobson, R OBP: 0.252, SLG: 0.366 (1, 5)				K													4 0 1 1 0 1 2										
Bob Montgomery, R OBP: 0.500, SLG: 0.375 (1, 2)		6-3															4 0 1 0 0 1 2										
Inning Stats	R: 1 E: 0 K: 0 S: 5	H: 2 LOB: 1 BB: 0 P: 5	R: 1 E: 0 K: 0 S: 5	H: 2 LOB: 1 BB: 0 P: 5	R: 2 E: 0 K: 2 S: 9	H: 2 LOB: 0 BB: 0 P: 9	R: 0 E: 0 K: 1 S: 5	H: 1 LOB: 1 BB: 1 P: 9	R: 0 E: 0 K: 0 S: 3	H: 0 LOB: 0 BB: 0 P: 3	R: 0 E: 0 K: 0 S: 3	H: 0 LOB: 0 BB: 0 P: 3	R: 0 E: 0 K: 1 S: 6	H: 1 LOB: 2 BB: 1 P: 10	R: 0 E: 0 K: 1 S: 8	H: 3 LOB: 1 BB: 0 P: 8	R: 1 E: 0 K: 0 S: 6	H: 2 LOB: 3 BB: 0 P: 7	1B: 6 2B: 4 3B: 0 HR: 3	SF: 0 SAC: 1 DP: 1 HBP: 1	WP: 1 PA: 43 CS: 0						
PITCHER	IP	WLS	BF	H	R	ER	SO	BB	IBB	HBP	BLK	WP	HR	S	P	ERA	WHIP										
Dick Pole, R ERA: 19.8 (1, 1)	2.0		12	6	4	4	0	0	0	0	0	0	2	12	12	18.00	3.000										
John Montague, R ERA: 4.24 (3, 1)	5.0		18	2	0	0	4	2	0	0	0	1	0	24	32	0.00	0.800										
Enrique Romo, R ERA: 2.53 (8, 1)	1.1	L	5	3	3	1	1	0	0	1	1	0	1	12	13	20.25	3.750										
Diego Segui, R ERA: 7.86 (9, 1)	0.2		2	0	0	0	0	0	0	0	0	0	0	2	2	0.00	0.000										

Boston Red Sox @ Seattle Mariners
The Kingdom, Seattle, WA
Fri May 13 1977, 10:05 PM EDT
Att: 20,523 - Dome - 72 F

AB	39
R	7
H	13
RBI	7
BB	2
SO	5
LOB	17



Batter	1	2	3	4	5	6	7	8	9	AB	R	H	RBI	BB	SO	LOB	BOTTOM										
Dave Collins, S OBP: 0.242, SLG: 0.145 (1, 10)	1-3	F7		F8													5 0 0 0 0 1 1										
Steve Braun, L OBP: 0.423, SLG: 0.345 (1, 7)	F5	FC4-6		F7													5 0 1 0 0 0 0										
Carlos Lopez, R OBP: 0.374, SLG: 0.425 (1, 9)																	1 1 0 0 0 0 1										
Tommy Smith, L OBP: 0.313, SLG: 0.375 (4, PH) (5, 9)	2B	HBP		K													3 0 0 0 0 2 0										
Dan Meyer, L OBP: 0.303, SLG: 0.421 (1, 3)	2B	BB															3 1 0 0 1 0 2										
Bill Stein, R OBP: 0.329, SLG: 0.451 (1, 5)	1B	2B															4 1 1 2 0 0 2										
Bob Stinson, S OBP: 0.383, SLG: 0.395 (1, 2)	HR	1B		F7													4 1 1 1 0 0 0										
Ruppert Jones, L OBP: 0.285, SLG: 0.397 (1, 8)	HR			4-3													4 1 2 2 0 0 0										
Craig Reynolds, L OBP: 0.298, SLG: 0.353 (1, 6)																	4 0 3 0 0 0 0										
Larry Milbourne, S OBP: 0.243, SLG: 0.260 (1, 4)	K			4-1													4 0 1 0 0 1 4										
Inning Stats	R: 5 E: 0 K: 1 S: 9	H: 4 LOB: 1 BB: 1 P: 14	R: 0 E: 1 K: 0 S: 5	H: 1 LOB: 2 BB: 0 P: 5	R: 0 E: 0 K: 0 S: 4	H: 1 LOB: 1 BB: 0 P: 4	R: 0 E: 0 K: 1 S: 5	H: 0 LOB: 0 BB: 0 P: 7	R: 0 E: 0 K: 0 S: 3	H: 0 LOB: 0 BB: 0 P: 3	R: 0 E: 0 K: 0 S: 4	H: 1 LOB: 1 BB: 0 P: 4	R: 0 E: 0 K: 1 S: 5	H: 0 LOB: 0 BB: 0 P: 5	R: 0 E: 0 K: 0 S: 5	H: 2 LOB: 2 BB: 0 P: 5	R: 0 E: 0 K: 1 S: 5	H: 0 LOB: 0 BB: 0 P: 5	1B: 5 2B: 2 3B: 1 HR: 1	SF: 0 SAC: 0 DP: 0 HBP: 1	WP: 0 PA: 39 CS: 0						
PITCHER	IP	WLS	BF	H	R	ER	SO	BB	IBB	HBP	BLK	WP	HR	S	P	ERA	WHIP										
Luis Tiant, R ERA: 5.18 (1, 1)	0.2		5	4	5	5	0	1	0	0	0	0	0	6	11	67.50	7.500										
Jim Willoughby, R ERA: 2.7 (1, 1)	7.0	W	27	5	0	0	3	0	0	0	0	0	0	33	35	0.00	0.714										
Bill Campbell, R ERA: 4.82 (8, 1)	1.1	S	4	0	0	0	1	0	0	0	0	0	0	6	6	0.00	0.000										

Boston Red Sox @ Seattle Mariners
The Kingdom, Seattle, WA
Fri May 13 1977, 10:05 PM EDT
Att: 20,523 - Dome - 72 F

AB	37
R	5
H	9
RBI	5
BB	1
SO	4
LOB	10



Batter	1	2	3	4	5	6	7	8	9	AB	R	H	RBI	BB	SO	LOB	TOP										
Rick Burleson, R OBP: 0.389, SLG: 0.453 (1, 6)										5	0	1	0	0	1	5											
Fred Lynn, L OBP: 0.444, SLG: 1.250 (1, 8)										5	1	1	1	0	1	2											
Jim Rice, R OBP: 0.364, SLG: 0.442 (1, 10)										4	2	2	2	1	0	1											
Carl Yastrzemski, L OBP: 0.380, SLG: 0.413 (1, 7)										4	0	0	0	1	0	2											
George Scott, R OBP: 0.323, SLG: 0.479 (1, 3)										5	0	1	1	0	0	1											
Carlton Fisk, R OBP: 0.438, SLG: 0.567 (1, 2)										4	2	2	1	0	1	0											
Dwight Evans, R OBP: 0.365, SLG: 0.510 (1, 9)										4	2	3	0	0	1	1	AB 38										
Butch Hobson, R OBP: 0.264, SLG: 0.394 (1, 5)										3	0	2	1	0	0	1	R 8										
Denny Doyle, L OBP: 0.303, SLG: 0.372 (1, 4)										4	1	2	2	0	0	3	H 14										
Inning Stats	R: 2 E: 0 K: 0 S: 5	H: 2 LOB: 0 BB: 0 P: 5	R: 0 E: 0 K: 1 S: 7	H: 2 LOB: 2 BB: 0 P: 7	R: 0 E: 0 K: 0 S: 3	H: 0 LOB: 1 BB: 1 P: 7	R: 3 E: 0 K: 0 S: 7	H: 4 LOB: 1 BB: 0 P: 7	R: 0 E: 0 K: 1 S: 5	H: 0 LOB: 0 BB: 0 P: 5	R: 1 E: 0 K: 0 S: 5	H: 2 LOB: 1 BB: 0 P: 5	R: 0 E: 0 K: 0 S: 3	H: 1 LOB: 0 BB: 0 P: 3	R: 1 E: 0 K: 1 S: 7	H: 2 LOB: 1 BB: 0 P: 7	R: 1 E: 0 K: 1 S: 5	H: 1 LOB: 1 BB: 1 P: 9	1B: 7 2B: 4 3B: 1 HR: 2	SF: 0 SAC: 1 DP: 1 HBP: 0	WP: 1 PB: 0 SB: 1 CS: 0	PA: 41					
PITCHER	IP	WLS	BF	H	R	ER	SO	BB	IBB	HBP	BLK	WP	HR	S	P	ERA	WHIP										
Stan Thomas, R ERA: 4.97 (1, 1)	3.2	L	20	8	5	5	1	1	0	0	0	1	2	21	25	12.27	2.455										
Dave Pagan, R ERA: 5.52 (4, 1)	3.2		15	5	2	2	2	0	0	0	0	0	0	19	19	4.91	1.364										
Bill Laxton, L ERA: 4.38 (8, 1)	1.2		6	1	1	1	1	1	0	0	0	0	0	7	11	5.40	1.200										

Boston Red Sox @ Seattle Mariners
The Kingdom, Seattle, WA
Sat May 14 1977, 10:05 PM EDT
Att: 52,485 - Dome - 72 F

AB	38
R	8
H	14
RBI	8
BB	2
SO	4
LOB	16





Batter	1	2	3	4	5	6	7	8	9	AB	R	H	RBI	BB	SO	LOB	BOTTOM										
Dave Collins, S OBP: 0.239, SLG: 0.150 (1, 10)										5	0	1	0	0	0	2											
Craig Reynolds, L OBP: 0.294, SLG: 0.347 (1, 6)										5	0	1	0	0	1	3											
Steve Braun, L OBP: 0.414, SLG: 0.336 (1, 7)										3	0	0	0	0	0	1											
Leroy Stanton, R OBP: 0.254, SLG: 0.441 (7, 9)										2	0	1	0	0	1	0											
Dan Meyer, L OBP: 0.299, SLG: 0.437 (1, 3)										5	1	1	1	0	0	3											
Bill Stein, R OBP: 0.320, SLG: 0.438 (1, 5)										4	0	0	0	0	1	0											
Ruppert Jones, L OBP: 0.305, SLG: 0.438 (1, 8)										4	2	4	1	0	0	0											
Bob Stinson, S OBP: 0.388, SLG: 0.490 (1, 2)										4	1	2	0	0	0	1	AB 40										
Tommy Smith, L OBP: 0.350, SLG: 0.500 (7, 7)										4	0	2	2	0	1	2	R 4										
Larry Milbourne, S OBP: 0.243, SLG: 0.259 (1, 4)										4	0	1	0	0	0	2	H 13										
Inning Stats	R: 0 E: 0 K: 0 S: 3	H: 3 LOB: 1 BB: 0 P: 6	R: 0 E: 1 K: 0 S: 4	H: 0 LOB: 1 BB: 0 P: 4	R: 0 E: 0 K: 0 S: 3	H: 1 LOB: 0 BB: 0 P: 3	R: 0 E: 0 K: 0 S: 4	H: 2 LOB: 2 BB: 0 P: 4	R: 0 E: 0 K: 0 S: 3	H: 0 LOB: 0 BB: 0 P: 3	R: 1 E: 1 K: 0 S: 6	H: 2 LOB: 2 BB: 0 P: 6	R: 1 E: 0 K: 3 S: 12	H: 3 LOB: 2 BB: 0 P: 12	R: 0 E: 0 K: 1 S: 7	H: 2 LOB: 2 BB: 0 P: 7	1B: 9 2B: 1 3B: 1 HR: 2	SF: 0 SAC: 0 DP: 1 HBP: 0	WP: 0 PB: 0 SB: 0 CS: 0	PA: 40							
PITCHER	IP	WLS	BF	H	R	ER	SO	BB	IBB	HBP	BLK	WP	HR	S	P	ERA	WHIP										
Bob Stanley, R ERA: 3.69 (1, 1)	7.2	W	33	10	4	4	2	0	0	0	0	0	2	37	37	4.70	1.304										
Bill Campbell, R ERA: 4.5 (8, 1)	1.1	S	7	3	0	0	2	0	0	0	0	0	0	11	11	0.00	2.250										

Boston Red Sox @ Seattle Mariners
The Kingdom, Seattle, WA
Sat May 14 1977, 10:05 PM EDT
Att: 52,485 - Dome - 72 F

AB	40
R	4
H	13
RBI	4
BB	0
SO	4
LOB	14




Batter	1	2	3	4	5	6	7	8	9	AB	R	H	RBI	BB	SO	LOB	TOP										
Rick Burleson, R OBP: 0.397, SLG: 0.450 (1, 6)	F8		4-3 1B BB	5-3		4-0 S BB		FC3-2 S 1B		3	1	1	0	2	0	2	Boston Red Sox @ Seattle Mariners The Kingdom, Seattle, WA Sun May 15 1977, 6:33 AM EDT Att: 47,353 - Dome - 72 F AB 33 R 5 H 8 RBI 5 BB 9 SO 8 LOB 17 										
Fred Lynn, L OBP: 0.286, SLG: 0.769 (1, 8)	K		4-3		F5	K		FC3-2		5	0	0	0	0	2	5											
Jim Rice, R OBP: 0.366, SLG: 0.436 (1, 7)	K				E5 BB 1B			F8		4	1	1	1	1	1	2											
George Scott, R OBP: 0.326, SLG: 0.467 (1, 3)		4-0 HR BB	K		1B BB			F8		3	1	0	0	2	1	3											
Carlton Fisk, R OBP: 0.444, SLG: 0.590 (1, 2)		1-H HR			1B BB		6-3	F9		3	1	1	2	2	0	0											
Dwight Evans, R OBP: 0.358, SLG: 0.495 (1, 9)	K		FC5-4 S 1B		G5-4-3 1B		F3	F9		5	0	1	1	0	1	1											
Bobby Darwin, R OBP: 0.222, SLG: 0.333 (1, 10)	L5		1B		G5-4-3 1B		K			4	1	1	0	0	1	3											
Butch Hobson, R OBP: 0.272, SLG: 0.387 (1, 5)		BB	WP 1B BB		K		K			2	0	0	0	2	2	0											
Steve Dillard, R OBP: 0.405, SLG: 0.500 (1, 4)	F7		WP 1B		E S 1B		1B FC3-2 1B			4	0	3	1	0	0	1											
Inning Stats	R: 0 E: 0 K: 2 S: 7	H: 0 LOB: 0 BB: 0 P: 7	R: 2 E: 0 K: 1 S: 6	H: 1 LOB: 1 BB: 2 P: 14	R: 1 E: 0 K: 1 S: 5	H: 1 LOB: 0 BB: 1 P: 9	R: 1 E: 0 K: 0 S: 4	H: 2 LOB: 2 BB: 2 P: 12	R: 1 E: 1 K: 0 S: 4	H: 1 LOB: 2 BB: 2 P: 12	R: 0 E: 0 K: 2 S: 8	H: 1 LOB: 3 BB: 2 P: 16	R: 0 E: 0 K: 1 S: 5	H: 0 LOB: 0 BB: 0 P: 5	R: 0 E: 0 K: 1 S: 7	H: 2 LOB: 2 BB: 0 P: 7		R: 0 E: 0 K: 0 S: 3	H: 0 LOB: 0 BB: 0 P: 3	1B: 7 2B: 0 3B: 0 HR: 1	SF: 0 SAC: 0 DP: 1 HBP: 0	WP: 1 PB: 0 SB: 4 CS: 0	PA: 42				
PITCHER	IP	WLS	BF	H	R	ER	SO	BB	IBB	HBP	BLK	WP	HR	S	P	ERA	WHIP										
Rick Jones, L ERA: 7.45 (1, 1)	3.2	L	18	4	4	4	4	5	0	0	0	0	1	21	41	9.82	2.455										
Tommy Moore, R ERA: 4.91 (4, 1)	0.2		6	1	1	0	0	2	0	0	0	1	0	4	12	0.00	4.500										
Diego Segui, R ERA: 6.68 (5, 1)	4.2		18	3	0	0	4	2	0	0	0	0	0	24	32	0.00	1.071										

Batter	1	2	3	4	5	6	7	8	9	AB	R	H	RBI	BB	SO	LOB	BOTTOM										
Dave Collins, S OBP: 0.236, SLG: 0.141 (1, 10)	E5 G6-4-3			FC6-4 1-2f					4-3	4	0	0	0	1	1	1	Boston Red Sox @ Seattle Mariners The Kingdom, Seattle, WA Sun May 15 1977, 6:33 AM EDT Att: 47,353 - Dome - 72 F AB 34 R 4 H 7 RBI 4 BB 2 SO 7 LOB 14 										
Jose Baez, R OBP: 0.385, SLG: 0.351 (1, 4)	L9				5-3					3	0	0	0	0	0	3											
Larry Milbourne, S OBP: 0.241, SLG: 0.257 (7, PH) (8, 4)		F8					F9			1	0	0	0	0	0	0											
Steve Braun, L OBP: 0.404, SLG: 0.325 (1, 7)	G6-4-3 1-2f			F3			L4			4	0	0	0	0	1	1											
Leroy Stanton, R OBP: 0.299, SLG: 0.475 (1, 9)		4-0 HR BB		FC6-4 1B		2B		FC3-6 HBP		2	2	2	0	1	0	0											
Tommy Smith, L OBP: 0.350, SLG: 0.500 (8, PR) (9, 9)					2B			FC3-6 4-3		0	0	0	0	0	0	0											
Bill Stein, R OBP: 0.318, SLG: 0.440 (1, 5)	K		FC6-4 1-2f		2B			4-3		4	0	1	1	0	1	3											
Dan Meyer, L OBP: 0.291, SLG: 0.423 (1, 3)	K		K		4-3			4-3		4	0	0	0	0	2	4											
Ruppert Jones, L OBP: 0.303, SLG: 0.455 (1, 8)		1-H HR		4-3			K			4	1	1	2	0	2	2											
Craig Reynolds, L OBP: 0.292, SLG: 0.352 (1, 6)		1B 2B		L1			G3			4	1	1	0	0	0	0											
Skip Jutze, R OBP: 0.200, SLG: 0.400 (1, 2)							5-3			3	0	2	1	0	0	0											
Bob Stinson, S OBP: 0.384, SLG: 0.395 (8, PH)		2-H 1B		FC6-4 1B				G3		1	0	0	0	0	0	0											
Inning Stats	R: 0 E: 1 K: 0 S: 3	H: 0 LOB: 0 BB: 0 P: 3	R: 3 E: 0 K: 2 S: 10	H: 3 LOB: 2 BB: 2 P: 18	R: 0 E: 0 K: 1 S: 6	H: 1 LOB: 1 BB: 0 P: 6	R: 0 E: 0 K: 0 S: 4	H: 1 LOB: 1 BB: 0 P: 4	R: 1 E: 0 K: 1 S: 7	H: 2 LOB: 1 BB: 0 P: 7	R: 0 E: 0 K: 1 S: 5	H: 0 LOB: 0 BB: 0 P: 5	R: 0 E: 0 K: 1 S: 5	H: 0 LOB: 0 BB: 0 P: 5	R: 0 E: 0 K: 1 S: 5	H: 0 LOB: 2 BB: 0 P: 6	R: 0 E: 0 K: 0 S: 3	H: 0 LOB: 0 BB: 0 P: 3	1B: 3 2B: 3 3B: 0 HR: 1	SF: 0 SAC: 0 DP: 1 HBP: 1	WP: 0 PB: 0 SB: 0 CS: 0	PA: 37					
PITCHER	IP	WLS	BF	H	R	ER	SO	BB	IBB	HBP	BLK	WP	HR	S	P	ERA	WHIP										
Bill Lee, L ERA: 5.4 (1, 1)	6.0	W	27	7	4	4	5	2	0	0	0	0	0	35	43	6.00	1.500										
Bill Campbell, R ERA: 3.91 (7, 1)	3.0	S	10	0	0	0	2	0	0	1	0	0	0	13	14	0.00	0.000										

Batter	1	2	3	4	5	6	7	8	9	AB	R	H	RBI	BB	SO	LOB	TOP					
Al Bumby, L OBP: 0.341, SLG: 0.333 (1, 8)	F7		FC1-6		SF8	F5											4 0 1 1 0 0 4					
Billy Smith, S OBP: 0.406, SLG: 0.376 (1, 4)			3-1		FC4-6	K		5-3									4 0 0 0 1 1 8					
Tony Muser, L OBP: 0.307, SLG: 0.320 Rich Lauer, R OBP: 0.288, SLG: 0.036 Tom Shepoy, L OBP: 0.234, SLG: 0.385 (1, 7)	F9		F8		F8												3 0 0 0 0 0 4 0 0 0 0 0 0 0 0 0 0 0 0 0 0					
Brooks Robinson, R OBP: 0.111, SLG: 0.444 Larry Harlow, L OBP: 0.294, SLG: 0.281 (8, 8)																	1 0 0 0 0 0 2 0 0 0 0 0 0 0					
Lee May, R OBP: 0.254, SLG: 0.306 (1, 3)	FC6-4			4-3		E6	F7										5 1 1 0 0 0 2					
Eddie Murray, S OBP: 0.317, SLG: 0.450 (1, 10)		1-3		K		F7	K										5 0 0 0 0 2 3					
Pat Kelly, L OBP: 0.411, SLG: 0.615 (1, 9)				F7													3 1 1 0 2 0 1					
Doug DeCinces, R OBP: 0.319, SLG: 0.452 (1, 5)																	4 1 2 0 0 1 3					
Rick Dempsey, R OBP: 0.313, SLG: 0.235 (1, 2)																	1 0 0 1 2 0 1					
Mark Belanger, R OBP: 0.287, SLG: 0.241 (1, 6)																	3 0 2 1 1 1 1					
Inning Stats	R: 0 E: 0 K: 0 S: 3	H: 0 LOB: 1 BB: 1 P: 7	R: 0 E: 0 K: 0 S: 3	H: 0 LOB: 1 BB: 1 P: 7	R: 0 E: 0 K: 0 S: 4	H: 1 LOB: 1 BB: 0 P: 4	R: 0 E: 0 K: 1 S: 5	H: 0 LOB: 0 BB: 0 P: 5	R: 1 E: 0 K: 0 S: 4	H: 1 LOB: 2 BB: 2 P: 12	R: 2 E: 1 K: 2 S: 9	H: 3 LOB: 3 BB: 0 P: 10	R: 0 E: 0 K: 2 S: 7	H: 0 LOB: 2 BB: 1 P: 12	R: 0 E: 0 K: 1 S: 6	H: 1 LOB: 2 BB: 1 P: 10	R: 0 E: 0 K: 0 S: 3	H: 1 LOB: 0 BB: 0 P: 3	1B: 6 2B: 1 3B: 0 HR: 0	SF: 1 SAC: 0 DP: 1 HBP: 2	WP: 1 PB: 0 SB: 0 CS: 0	PA: 42
PITCHER	IP	WLS	BF	H	R	ER	SO	BB	IBB	HBP	BLK	WP	HR	S	P	ERA	WHIP					
Glenn Abbott, R ERA: 5.72 (1, 1)	5.1	W	25	4	3	2	1	4	0	0	0	1	0	23	39	3.38	1.500					
Enrique Romo, R ERA: 2.53 (6, 1)	0.0		2	1	0	0	0	0	0	1	0	0	0	1	2	∞	∞					
Mike Kekich, L ERA: 1.46 (6, 1)	3.2	S	15	2	0	0	4	2	0	1	0	0	0	20	29	0.00	1.091					

Baltimore Orioles @ Seattle Mariners
The Kingdome, Seattle, WA
Mon May 16 1977, 10:05 PM EDT
Att: 10,388 - Unknown


AB 33
R 3
H 7
RBI 3
BB 6
SO 5
LOB 29



Batter	1	2	3	4	5	6	7	8	9	AB	R	H	RBI	BB	SO	LOB	BOTTOM					
Dave Collins, S OBP: 0.260, SLG: 0.162 (1, 10)	4-3																4 1 2 0 1 0 0					
Steve Braun, L OBP: 0.404, SLG: 0.326 (1, 7)																	3 1 1 2 1 0 2					
Ruppert Jones, L OBP: 0.302, SLG: 0.445 (1, 8)																	3 0 0 1 1 0 1					
Dan Meyer, L OBP: 0.297, SLG: 0.429 (1, 3)																	3 2 1 0 1 0 3					
Bill Stein, R OBP: 0.323, SLG: 0.438 (1, 5)																	3 2 1 0 0 0 0					
Leroy Stanton, R OBP: 0.310, SLG: 0.508 Carlos Lopez, R OBP: 0.374, SLG: 0.425 (1, 9)																	4 0 2 3 0 0 2 0 0 0 0 0 0 0					
Bob Stinson, S OBP: 0.379, SLG: 0.382 (1, 2)																	3 1 0 0 1 0 2					
Craig Reynolds, L OBP: 0.299, SLG: 0.352 (1, 6)																	3 1 1 1 1 0 1					
Larry Milbourne, S OBP: 0.233, SLG: 0.250 (1, 4)																	3 0 0 1 0 0 1					
Inning Stats	R: 0 E: 0 K: 0 S: 3	H: 0 LOB: 0 BB: 0 P: 3	R: 4 E: 0 K: 0 S: 5	H: 2 LOB: 3 BB: 5 P: 25	R: 0 E: 0 K: 0 S: 4	H: 1 LOB: 1 BB: 0 P: 4	R: 1 E: 0 K: 0 S: 4	H: 1 LOB: 0 BB: 0 P: 4	R: 0 E: 0 K: 0 S: 3	H: 0 LOB: 0 BB: 0 P: 3	R: 0 E: 0 K: 0 S: 3	H: 0 LOB: 0 BB: 0 P: 3	R: 3 E: 0 K: 0 S: 6	H: 3 LOB: 1 BB: 0 P: 7	R: 0 E: 0 K: 0 S: 3	H: 1 LOB: 1 BB: 1 P: 7	R: 0 E: 0 K: 0 S: 3	H: 0 LOB: 0 BB: 0 P: 3	1B: 5 2B: 3 3B: 0 HR: 0	SF: 2 SAC: 0 DP: 1 HBP: 1	WP: 0 PB: 0 SB: 1 CS: 0	PA: 38
PITCHER	IP	WLS	BF	H	R	ER	SO	BB	IBB	HBP	BLK	WP	HR	S	P	ERA	WHIP					
Jim Palmer, R ERA: 2.58 (1, 1)	1.2	L	12	2	4	4	0	5	0	0	0	0	0	7	27	21.60	4.200					
Scott McGregor, L ERA: 3.49 (2, 1)	5.1		22	5	4	3	0	0	0	1	0	0	0	21	22	5.06	0.938					
Tippy Martinez, L ERA: 11.57 (8, 1)	1.0		4	1	0	0	0	1	0	0	0	0	0	3	7	0.00	2.000					

Baltimore Orioles @ Seattle Mariners
The Kingdome, Seattle, WA
Mon May 16 1977, 10:05 PM EDT
Att: 10,388 - Unknown

AB 29
R 8
H 8
RBI 8
BB 6
SO 0
LOB 12



Batter	1	2	3	4	5	6	7	8	9	AB	R	H	RBI	BB	SO	LOB	TOP										
Al Bumby, L OBP: 0.344, SLG: 0.339 (1, 8)										4	0	1	0	1	1	1	Baltimore Orioles @ Seattle Mariners The Kingdome, Seattle, WA Tue May 17 1977, 10:05 PM EDT Att: 10,920 - Unknown										
Mark Belanger, R OBP: 0.315, SLG: 0.256 (1, 6)										3	0	2	0	2	0	1											
Tony Muser, L OBP: 0.371, SLG: 0.333 (1, 7)										5	0	2	0	0	1	4											
Eddie Murray, S OBP: 0.320, SLG: 0.439 (1, 10)										3	0	0	0	2	0	5											
Pat Kelly, L OBP: 0.410, SLG: 0.600 (1, 9)										5	0	2	0	0	1	2											
Lee May, R OBP: 0.280, SLG: 0.319 (1, 3)										5	1	2	0	0	2	4											
Doug DeCinces, R OBP: 0.323, SLG: 0.472 (1, 5)										4	1	1	2	1	0	3											
Billy Smith, S OBP: 0.400, SLG: 0.371 (1, 4)										4	0	1	0	0	0	4											
Rick Dempsey, R OBP: 0.304, SLG: 0.227 Dave Skaggs, R OBP: 0.143, SLG: 0.286 (8, 2)										3	0	0	0	0	0	4											
Inning Stats	R: 0 E: 0 K: 1 S: 6	H: 1 LOB: 2 BB: 1 P: 10	R: 2 E: 0 K: 1 S: 9	H: 5 LOB: 2 BB: 0 P: 9	R: 0 E: 0 K: 1 S: 6	H: 1 LOB: 3 BB: 2 P: 14	R: 0 E: 0 K: 0 S: 3	H: 1 LOB: 1 BB: 1 P: 7	R: 0 E: 0 K: 0 S: 4	H: 1 LOB: 2 BB: 0 P: 4	R: 0 E: 0 K: 1 S: 5	H: 0 LOB: 0 BB: 0 P: 5	R: 0 E: 0 K: 0 S: 4	H: 1 LOB: 1 BB: 0 P: 4	R: 0 E: 0 K: 1 S: 6	H: 1 LOB: 2 BB: 1 P: 10		1B: 8 2B: 3 3B: 0 HR: 1	SF: 0 SAC: 0 DP: 2 HBP: 0	WP: 0 PB: 0 SB: 1 CS: 0	PA: 43						
PITCHER	IP	WLS	BF	H	R	ER	SO	BB	IBB	HBP	BLK	WP	HR	S	P	ERA	WHIP										
Dick Pole, R ERA: 16.71 (1, 1)	2.0		14	7	2	2	2	2	0	0	0	0	1	16	24	9.00	4.500										
Enrique Romo, R ERA: 1.99 (3, 1)	6.0	W	24	4	0	0	2	3	0	0	0	0	0	25	37	0.00	1.167										
John Montague, R ERA: 4.15 (9, 1)	1.0		5	1	0	0	1	1	0	0	0	0	0	6	10	0.00	2.000										
Batter	1	2	3	4	5	6	7	8	9	AB	R	H	RBI	BB	SO	LOB	BOTTOM										
Jose Baez, R OBP: 0.368, SLG: 0.355 (1, 4)										5	0	2	1	0	0	0	Baltimore Orioles @ Seattle Mariners The Kingdome, Seattle, WA Tue May 17 1977, 10:05 PM EDT Att: 10,920 - Unknown										
Steve Braun, L OBP: 0.398, SLG: 0.316 (1, 7)										4	0	0	0	1	0	4											
Carlos Lopez, R OBP: 0.375, SLG: 0.459 (1, 9)										5	1	2	1	0	1	0											
Leroy Stanton, R OBP: 0.329, SLG: 0.500 (1, 10)										3	2	1	0	2	0	2											
Bill Stein, R OBP: 0.338, SLG: 0.466 (1, 5)										4	3	3	2	0	0	0											
Ruppert Jones, L OBP: 0.305, SLG: 0.440 (1, 8)										4	2	1	1	1	0	2											
Dan Meyer, L OBP: 0.313, SLG: 0.425 (1, 3)										1	1	0	0	4	0	2											
Skip Jutze, R OBP: 0.250, SLG: 0.526 (1, 2)										4	1	1	4	1	0	5											
Craig Reynolds, L OBP: 0.290, SLG: 0.341 (1, 6)										4	0	0	1	0	0	3											
Inning Stats	R: 3 E: 0 K: 0 S: 5	H: 2 LOB: 0 BB: 1 P: 9	R: 0 E: 0 K: 0 S: 4	H: 1 LOB: 2 BB: 1 P: 8	R: 5 E: 0 K: 1 S: 8	H: 3 LOB: 0 BB: 2 P: 16	R: 0 E: 0 K: 0 S: 3	H: 0 LOB: 0 BB: 0 P: 3	R: 2 E: 0 K: 0 S: 5	H: 2 LOB: 2 BB: 2 P: 13	R: 0 E: 0 K: 0 S: 4	H: 1 LOB: 3 BB: 1 P: 9	R: 0 E: 0 K: 0 S: 4	H: 1 LOB: 2 BB: 1 P: 8	R: 0 E: 0 K: 0 S: 3	H: 0 LOB: 1 BB: 1 P: 7		1B: 7 2B: 0 3B: 0 HR: 3	SF: 0 SAC: 0 DP: 0 HBP: 1	WP: 2 PB: 0 SB: 0 CS: 0	PA: 44						
PITCHER	IP	WLS	BF	H	R	ER	SO	BB	IBB	HBP	BLK	WP	HR	S	P	ERA	WHIP										
Rudy May, L ERA: 3.48 (1, 1)	2.1	L	16	5	1	1	1	4	0	0	0	0	2	14	30	27.00	3.857										
Dyar Miller, R ERA: 8.1 (3, 1)	2.1		12	3	3	3	0	2	0	0	0	0	1	10	18	11.57	2.143										
Fred Holdsworth, R ERA: 4.0 (5, 1)	1.1		7	1	0	0	0	0	1	1	0	2	0	5	10	0.00	0.750										
Tippy Martinez, L ERA: 6.23 (7, 1)	2.0		9	1	0	0	0	2	0	0	0	0	0	7	15	0.00	1.500										

Batter	1	2	3	4	5	6	7	8	9	AB	R	H	RBI	BB	SO	LOB	TOP			
Dave Collins, S (1, 10) OBP: 0.284, SLG: 0.194										4	0	3	0	0	1	0	Seattle Mariners @ Oakland Athletics Oakland-Alameda County Coliseum, Oakland, CA Thu May 19 1977, 3:33 AM PDT Att: 2,179 - Unknown			
Steve Braun, L (1, 7) OBP: 0.398, SLG: 0.319										5	0	2	0	0	0	2				
Ruppert Jones, L (1, 8) OBP: 0.302, SLG: 0.428										4	0	0	0	1	2	4				
Dan Meyer, L (1, 3) OBP: 0.323, SLG: 0.435										4	2	2	0	1	0	3				
Bill Stein, R (1, 5) OBP: 0.341, SLG: 0.467										4	1	2	1	0	0	1				
Carlos Lopez, R (1, 9) OBP: 0.360, SLG: 0.438										4	0	0	0	0	0	3				
Bob Stinson, S (1, 2) OBP: 0.383, SLG: 0.391										3	0	1	1	1	0	2				
Craig Reynolds, L (1, 6) OBP: 0.282, SLG: 0.331										4	0	0	0	0	1	5				
Larry Milbourne, S (1, 4) OBP: 0.225, SLG: 0.241										4	0	0	0	0	0	1				
Inning Stats	R: 0 E: 0 K: 1 S: 5	H: 0 LOB: 0 BB: 0 P: 5	R: 2 E: 0 K: 0 S: 6	H: 3 LOB: 1 BB: 0 P: 6	R: 0 E: 0 K: 1 S: 6	H: 2 LOB: 0 BB: 0 P: 6	R: 0 E: 0 K: 0 S: 3	H: 0 LOB: 0 BB: 0 P: 3	R: 0 E: 0 K: 0 S: 5	H: 2 LOB: 2 BB: 2 P: 13	R: 0 E: 0 K: 0 S: 3	H: 1 LOB: 0 BB: 0 P: 3	R: 1 E: 1 K: 1 S: 8	H: 2 LOB: 2 BB: 0 P: 8	R: 0 E: 1 K: 0 S: 4	H: 0 LOB: 2 BB: 1 P: 8	1B: 8 2B: 3 3B: 0 HR: 0	SF: 0 SAC: 1 DP: 1 HBP: 0	WP: 0 PB: 0 SB: 1 CS: 3	PA: 40
PITCHER	IP WLS BF H R ER SO BB IBB HBP BLK WP HR S P ERA WHIP																			
Rick Langford, R (1, 1) ERA: 2.75	2.0 L 11 5 2 2 1 0 0 0 0 0 0 0 13 13 9.00 2.500																			
Joe Coleman, R (3, 1) ERA: 2.94	2.2 9 2 0 0 1 0 0 0 0 0 0 0 11 11 0.00 0.750																			
Bob Lacey, L (5, 1) ERA:	3.1 15 3 1 0 2 1 1 0 0 0 0 0 17 25 0.00 1.200																			
Pablo Torrealba, L (9, 1) ERA:	1.0 5 0 0 0 0 1 0 0 0 0 0 0 4 8 0.00 1.000																			

Batter	1	2	3	4	5	6	7	8	9	AB	R	H	RBI	BB	SO	LOB	BOTTOM					
Rodney Scott, S (1, 6) OBP: 0.369, SLG: 0.315										4	0	1	0	0	2	0	Seattle Mariners @ Oakland Athletics Oakland-Alameda County Coliseum, Oakland, CA Thu May 19 1977, 3:33 AM PDT Att: 2,179 - Unknown					
Manny Sanguillen, R (1, 10) OBP: 0.359, SLG: 0.407										4	0	1	0	0	0	2						
Mitchell Page, L (1, 7) OBP: 0.404, SLG: 0.631										4	0	2	0	0	0	1						
Dick Allen, R (1, 3) OBP: 0.348, SLG: 0.427										4	0	1	0	0	1	1						
Wayne Gross, L (1, 5) OBP: 0.400, SLG: 0.597										3	0	0	0	1	1	0						
Earl Williams, R (1, 2) OBP: 0.302, SLG: 0.500										4	0	0	0	0	1	3						
Jim Tyrone, R (1, 9) OBP: 0.228, SLG: 0.389										3	0	0	0	0	2	3						
Rich McKinney, R (9, PH) OBP: 0.228, SLG: 0.389										1	0	0	0	0	0	0						
Marty Perez, R (1, 4) OBP: 0.254, SLG: 0.258										3	0	0	0	0	1	3						
Tony Armas, R (1, 8) OBP: 0.254, SLG: 0.200										3	0	1	0	0	0	0						
Inning Stats	R: 0 E: 0 K: 1 S: 5	H: 0 LOB: 0 BB: 0 P: 5	R: 0 E: 0 K: 2 S: 7	H: 0 LOB: 0 BB: 0 P: 7	R: 0 E: 0 K: 2 S: 9	H: 2 LOB: 2 BB: 0 P: 9	R: 0 E: 0 K: 2 S: 9	H: 2 LOB: 3 BB: 1 P: 13	R: 0 E: 0 K: 1 S: 6	H: 1 LOB: 1 BB: 0 P: 6	R: 0 E: 0 K: 0 S: 3	H: 0 LOB: 0 BB: 0 P: 3	R: 0 E: 0 K: 0 S: 3	H: 0 LOB: 0 BB: 0 P: 3	R: 0 E: 0 K: 0 S: 4	H: 1 LOB: 1 BB: 0 P: 4	R: 0 E: 0 K: 0 S: 3	H: 0 LOB: 0 BB: 0 P: 3	1B: 4 2B: 1 3B: 1 HR: 0	SF: 0 SAC: 0 DP: 0 HBP: 0	WP: 0 PB: 0 SB: 0 CS: 0	PA: 34
PITCHER	IP WLS BF H R ER SO BB IBB HBP BLK WP HR S P ERA WHIP																					
Dave Pagan, R (1, 1) ERA: 4.23	9.0 W 34 6 0 0 8 1 0 0 0 0 0 0 49 53 0.00 0.778																					

AB 36
R 3
H 10
RBI 2
BB 3
SO 4
LOB 21



AB 33
R 0
H 6
RBI 0
BB 1
SO 8
LOB 13



Batter	1	2	3	4	5	6	7	8	9	AB	R	H	RBI	BB	SO	LOB	TOP								
Dave Collins, S OBP: 0.279, SLG: 0.195 (1, 10)	F9		K			E	4-3		F9	5	1	1	0	0	1	2									
Steve Braun, L OBP: 0.406, SLG: 0.329 (1, 7)	BB		F7			E	G1-6-3		BB	2	1	1	1	2	0	0									
Ruppert Jones, L OBP: 0.301, SLG: 0.423 (1, 8)	K		K			E7	F9		F9	4	0	1	2	0	2	2									
Dan Meyer, L OBP: 0.314, SLG: 0.423 (1, 3)	G3				3-1	F9	G1-6-3		G1-6-3	4	0	0	0	0	0	3									
Bill Stein, R OBP: 0.333, SLG: 0.455 (1, 5)		F9			4-3	4-3			F8	4	0	0	0	0	0	1									
Leroy Stanton, R OBP: 0.313, SLG: 0.472 (1, 9)		E6			4-3		6-3		6-3	4	1	0	0	0	0	0									
Bob Stinson, S OBP: 0.387, SLG: 0.421 (1, 2)		K				HR	FC4-6		4-3	3	1	1	1	1	1	1									
Craig Reynolds, L OBP: 0.295, SLG: 0.353 (1, 6)						1B	FC4-6		G3	3	1	2	1	1	0	0									
Larry Milbourne, S OBP: 0.218, SLG: 0.233 (1, 4)	L8					F7	FC4-6		L4	4	0	0	0	0	0	4									
Inning Stats	R: 0 E: 0 K: 1 S: 5	H: 0 LOB: 1 BB: 1 P: 9	R: 1 E: 1 K: 1 S: 7	H: 1 LOB: 1 BB: 0 P: 7	R: 0 E: 0 K: 2 S: 7	H: 0 LOB: 0 BB: 0 P: 7	R: 0 E: 0 K: 0 S: 3	H: 0 LOB: 0 BB: 0 P: 3	R: 4 E: 1 K: 0 S: 8	H: 5 LOB: 1 BB: 0 P: 8	R: 0 E: 0 K: 0 S: 3	H: 0 LOB: 2 BB: 2 P: 11	R: 0 E: 0 K: 0 S: 2	H: 0 LOB: 0 BB: 1 P: 6	R: 0 E: 0 K: 0 S: 3	H: 0 LOB: 0 BB: 0 P: 3	R: 0 E: 0 K: 0 S: 3	H: 0 LOB: 0 BB: 0 P: 3	1B: 3 2B: 1 3B: 1 HR: 1	SF: 0 SAC: 0 DP: 1 HBP: 0	WP: 0 PB: 0 SB: 0 CS: 0	PA: 37			
PITCHER	IP	WLS	BF	H	R	ER	SO	BB	IBB	HBP	BLK	WP	HR	S	P	ERA	WHIP								
Doc Medich, R ERA: 4.86 (1, 1)	5.0	W	23	6	5	4	4	1	0	0	0	0	1	30	34	7.20	1.400								
Joe Coleman, R ERA: 2.45 (6, 1)	3.0		11	0	0	0	0	3	0	0	0	0	0	8	20	0.00	1.000								
Pablo Torrealba, L ERA: (9, 1)	1.0		3	0	0	0	0	0	0	0	0	0	0	3	3	0.00	0.000								

Seattle Mariners @ Oakland Athletics
Oakland-Alameda County Coliseum, Oakland, CA
Fri May 20 1977, 7:05 PM PDT
Att: 2,660 - Unknown

AB 33
R 5
H 6
RBI 5
BB 4
SO 4
LOB 13



Batter	1	2	3	4	5	6	7	8	9	AB	R	H	RBI	BB	SO	LOB	BOTTOM								
Jim Tyrone, R OBP: 0.214, SLG: 0.083 (1, 9)	HR		K				5-3			4	1	1	0	0	2	1									
Mark Williams, L (7, PH)	4-3	F9								1	0	0	0	0	0	0									
Manny Sanguillen, R OBP: 0.307, SLG: 0.399 (1, 10)	5-3		K				F9		F8	3	1	0	0	1	1	1									
Rich McKinney, R OBP: 0.224, SLG: 0.382 (7, PH)	1-2	SF9								1	0	0	0	0	0	0									
Mitchell Page, L OBP: 0.398, SLG: 0.618 (1, 7)	4-3	SF9				1B			F7	3	1	0	1	1	1	1									
Dick Allen, R OBP: 0.362, SLG: 0.432 (1, 3)	HR					1B				1	3	1	1	2	0	0									
Jeff Newman, R OBP: 0.198, SLG: 0.200 (5, 2)	HR	WP				FC			6-3	2	1	1	0	0	0	0									
Wayne Gross, L OBP: 0.414, SLG: 0.634 (1, 5)		E9				FC			K	4	3	3	5	1	1	0									
Earl Williams, R OBP: 0.321, SLG: 0.538 (1, 2)	HR	1B				FC				3	2	2	4	2	0	1									
Tony Armas, R OBP: 0.284, SLG: 0.262 (1, 8)	HR					K			F2	5	1	2	3	0	1	3									
Marty Perez, R OBP: 0.239, SLG: 0.242 (1, 4)	L6					F6			F9	4	0	0	0	0	1	4									
Larry Lintz, S OBP: 0.333, SLG: 0.148 (7, 4)		K								0	0	0	0	0	0	0									
Rob Picciolo, R OBP: 0.216, SLG: 0.220 (1, 6)		F9				F8			F9	4	1	1	0	0	1	2									
Inning Stats	R: 5 E: 0 K: 0 S: 7	H: 4 LOB: 0 BB: 1 P: 11	R: 4 E: 1 K: 1 S: 9	H: 4 LOB: 2 BB: 2 P: 17	R: 0 E: 0 K: 3 S: 9	H: 0 LOB: 0 BB: 0 P: 9	R: 2 E: 0 K: 1 S: 7	H: 1 LOB: 2 BB: 2 P: 15	R: 0 E: 0 K: 2 S: 7	H: 0 LOB: 0 BB: 0 P: 7	R: 3 E: 0 K: 0 S: 5	H: 2 LOB: 1 BB: 1 P: 9	R: 0 E: 0 K: 0 S: 3	H: 0 LOB: 0 BB: 0 P: 3	R: 0 E: 0 K: 1 S: 5	H: 0 LOB: 1 BB: 1 P: 9	1B: 5 2B: 3 3B: 0 HR: 3	SF: 1 SAC: 0 DP: 0 HBP: 0	WP: 1 PB: 0 SB: 1 CS: 0	PA: 43					
PITCHER	IP	WLS	BF	H	R	ER	SO	BB	IBB	HBP	BLK	WP	HR	S	P	ERA	WHIP								
Rick Jones, L ERA: 11.32 (1, 1)	0.2	L	7	4	5	5	0	1	0	0	0	1	0	6	10	36.00	4.000								
Stan Thomas, R ERA: 5.57 (2, 1)	5.1		25	4	5	5	7	4	0	0	0	0	1	35	51	8.44	1.500								
Bill Laxton, L ERA: 4.21 (8, 1)	1.0		4	0	0	0	1	1	0	0	0	0	0	5	9	0.00	1.000								

Seattle Mariners @ Oakland Athletics
Oakland-Alameda County Coliseum, Oakland, CA
Fri May 20 1977, 7:05 PM PDT
Att: 2,660 - Unknown

AB 35
R 14
H 11
RBI 14
BB 7
SO 8
LOB 13



Batter	1	2	3	4	5	6	7	8	9	AB	R	H	RBI	BB	SO	LOB	TOP										
Dave Collins, S (1, 10) OBP: 0.308, SLG: 0.213	4-0 S 2B BB	4-0 1B BB		4-0 CS 1B		0-3 K			0-0 SH BB 1B	3	2	2	1	2	1	0											
Ruppert Jones, L (1, 8) OBP: 0.310, SLG: 0.431	0-0 F 1B	0-0 FC6-4 1B		0-0 F9 1-2		0-3 K			4-0 1B SH SF9 BB	4	2	2	1	1	1	1											
Steve Braun, L (1, 7) OBP: 0.397, SLG: 0.319	0-0 E8 1B	0-0 FC6-4 1-2		0-0 4-3			0-0 1-3		0-0 SH SF9 1B	4	1	0	0	0	0	3											
Leroy Stanton, R (1, 9) OBP: 0.341, SLG: 0.532	0-0 1-3 1B			0-0 HR		0-0 1-3 1B			0-0 1-3 1B	5	1	4	3	0	0	0											
Tommy Smith, L (9, PR) OBP: 0.350, SLG: 0.500	0-0 3-H 1B			0-0 F7 1-2		0-3 K			1-2 2-3 3-H 1B	0	0	0	0	0	0	0											
Dan Meyer, L (1, 3) OBP: 0.311, SLG: 0.418	0-0 FC6-4 1B			0-0 F7		0-3 K			0-0 SF9	4	0	1	2	0	1	1											
Bill Stein, R (1, 5) OBP: 0.329, SLG: 0.447	0-0 L8			0-0 5-3		0-0 1-3			0-0 SH1-3 1B	5	0	1	0	0	0	4											
Bob Stinson, S (1, 2) OBP: 0.395, SLG: 0.417	0-0 FC6-4 1-2			4-0 BB		4-0 IBB			0-0 SH1-3	1	0	0	0	2	0	1											
Craig Reynolds, L (1, 6) OBP: 0.289, SLG: 0.345				0-0 6-3		0-0 4-3			0-0 4-3	3	0	0	0	0	0	3											
Juan Bernhardt, R (8, PH) OBP: 0.320, SLG: 0.489				0-0 G3		0-0 4-3			0-0 4-3	1	0	0	0	0	0	1											
Jose Báez, R (8, 4) OBP: 0.368, SLG: 0.355									0-0 4-3	0	0	0	0	0	0	0											
Larry Milbourne, S (1, 4) OBP: 0.219, SLG: 0.234				0-0 F8		0-0 E1 1B			0-0 F4	4	1	1	0	0	0	1											
Inning Stats	R: 3 E: 1 K: 0 S: 6	H: 3 LOB: 1 BB: 1 P: 10	R: 0 E: 0 K: 0 S: 4	H: 1 LOB: 2 BB: 1 P: 8	R: 1 E: 0 K: 0 S: 4	H: 1 LOB: 0 BB: 1 P: 8	R: 1 E: 1 K: 0 S: 4	H: 2 LOB: 0 BB: 0 P: 4	R: 0 E: 0 K: 1 S: 6	H: 1 LOB: 2 BB: 1 P: 10	R: 0 E: 0 K: 0 S: 3	H: 0 LOB: 0 BB: 0 P: 3	R: 0 E: 0 K: 0 S: 4	H: 1 LOB: 1 BB: 0 P: 4	R: 2 E: 1 K: 0 S: 5	H: 2 LOB: 2 BB: 1 P: 9	1B: 9 2B: 2 3B: 0 HR: 1	SF: 1 SAC: 2 DP: 1 HBP: 0	WP: 0 PB: 0 SB: 1 CS: 1	PA: 42							
PITCHER	IP	WLS	BF	H	R	ER	SO	BB	IBB	HBP	BLK	WP	HR	S	P	ERA	WHIP										
Dock Ellis, R (1, 1) ERA: 7.9	0.1		4	2	3	2	0	1	0	0	0	0	0	3	7	54.00	9.000										
Pablo Torrealba, L (1, 1) ERA: 0.75	2.2		15	5	2	1	0	2	0	0	0	0	1	13	21	3.38	2.625										
Bob Lacey, L (4, 1) ERA: 1.04	5.0	L	20	3	2	2	3	1	1	0	0	0	0	24	32	3.60	0.800										
Joe Coleman, R (9, 1) ERA: 2.35	1.0		3	1	0	0	0	0	0	0	0	0	0	3	3	0.00	1.000										

Seattle Mariners @ Oakland Athletics
Oakland-Alameda County Coliseum, Oakland, CA
Sat May 21 1977, 3:33 AM PDT
Att: 3,230 - Unknown

AB	34
R	7
H	11
RBI	7
BB	5
SO	3
LOB	15





Batter	1	2	3	4	5	6	7	8	9	AB	R	H	RBI	BB	SO	LOB	BOTTOM										
Jim Tyrone, R (1, 9) OBP: 0.316, SLG: 0.375	0-0 E6 1B			0-0 HR		4-0 FC3-6 BB		0-3 K		4	2	2	2	1	1	0											
Manny Sanguillen, R (1, 10) OBP: 0.309, SLG: 0.395	0-0 1-3 1B			0-0 F9		0-0 FC3-6			4-0 6-4 SH1-4 BB	4	0	1	0	1	0	5											
Larry Lintz, S (9, PR) OBP: 0.333, SLG: 0.148	0-0 1-3 1B			0-0 F9		0-0 FC6-4			0-0 SH1-4	4	1	1	0	0	1	3											
Mitchell Page, L (1, 7) OBP: 0.394, SLG: 0.608	0-3 K			0-0 F9		0-0 4-3			0-0 SH1-4	4	1	1	0	0	1	3											
Dick Allen, R (1, 3) OBP: 0.366, SLG: 0.430	0-0 FC5 BB			0-0 F8		4-0 BB 1B		0-3 K		3	1	1	1	1	1	1											
Jeff Newman, R (8, 2) OBP: 0.176, SLG: 0.188	0-0 FC5 1B			0-0 F8		4-0 BB 1B		0-3 K		1	0	0	0	0	0	2											
Wayne Gross, L (1, 5) OBP: 0.409, SLG: 0.619	4-0 1-2 BB			0-0 3-1		0-0 L9		0-3 K		3	0	0	0	1	1	2											
Earl Williams, R (1, 2) OBP: 0.326, SLG: 0.561	0-0 FC5			0-0 F4		0-0 BB 1B		0-0 HR		4	2	2	2	0	0	2											
Tony Armas, R (1, 8) OBP: 0.257, SLG: 0.254				0-0 6-3		0-0 F9		0-0 CS		2	0	0	0	0	1	0											
Rich McKinney, R (6, PH) OBP: 0.233, SLG: 0.386				0-0 6-3		0-0 F9		0-0 CS		2	0	1	0	0	0	2											
Matt Alexander, S (7, PR) OBP: 0.333, SLG: 0.333				0-0 6-3		0-0 F9		0-0 1B		0	0	0	0	0	0	0											
Marty Perez, R (1, 4) OBP: 0.240, SLG: 0.232				0-0 L8		0-0 6-3		0-0 CS		3	0	0	0	1	0	0											
Rob Piccolo, R (1, 6) OBP: 0.222, SLG: 0.217				0-0 5-3		4-0 FC3-6 BB		4-0 1B BB		1	0	0	0	1	0	0											
Mark Williams, L (6, PH)				0-0 5-3		4-0 FC3-6 BB		4-0 1B BB		0	0	0	1	1	0	0											
Rodney Scott, S (7, 6) OBP: 0.365, SLG: 0.311				0-0 5-3		4-0 FC3-6 BB		4-0 1B BB		1	0	0	0	0	0	0											
Inning Stats	R: 1 E: 1 K: 1 S: 7	H: 2 LOB: 2 BB: 1 P: 11	R: 0 E: 0 K: 1 S: 5	H: 0 LOB: 0 BB: 0 P: 5	R: 1 E: 0 K: 0 S: 4	H: 1 LOB: 0 BB: 0 P: 4	R: 0 E: 0 K: 0 S: 3	H: 0 LOB: 0 BB: 0 P: 3	R: 0 E: 0 K: 0 S: 3	H: 0 LOB: 2 BB: 2 P: 11	R: 2 E: 0 K: 0 S: 5	H: 3 LOB: 1 BB: 0 P: 9	R: 0 E: 0 K: 1 S: 5	H: 0 LOB: 0 BB: 0 P: 5	R: 0 E: 0 K: 0 S: 2	H: 0 LOB: 1 BB: 1 P: 6	1B: 6 2B: 1 3B: 0 HR: 2	SF: 0 SAC: 1 DP: 1 HBP: 0	WP: 0 PB: 0 SB: 0 CS: 1	PA: 41							
PITCHER	IP	WLS	BF	H	R	ER	SO	BB	IBB	HBP	BLK	WP	HR	S	P	ERA	WHIP										
Glenn Abbott, R (1, 1) ERA: 5.48	5.0		22	3	3	3	2	2	0	0	0	0	1	22	38	3.60	1.400										
John Montague, R (6, 1) ERA: 4.56	1.2		12	5	3	3	2	2	0	0	0	0	0	14	22	16.20	4.200										
Mike Kekich, L (7, 1) ERA: 1.23	2.1	W	6	0	0	0	1	1	0	0	0	0	0	7	11	0.00	0.429										

Seattle Mariners @ Oakland Athletics
Oakland-Alameda County Coliseum, Oakland, CA
Sat May 21 1977, 3:33 AM PDT
Att: 3,230 - Unknown

AB	32
R	6
H	8
RBI	6
BB	7
SO	5
LOB	17



Batter	1	2	3	4	5	6	7	8	9	AB	R	H	RBI	BB	SO	LOB	TOP										
Dave Collins, S OBP: 0.302, SLG: 0.212 (1, 10)	5-3		F9	F9		CS			F9	5	0	1	0	0	0	2	Seattle Mariners @ Oakland Athletics Oakland-Alameda County Coliseum, Oakland, CA Sun May 22 1977, 3:33 AM PDT Att: 3,138 - Unknown AB 36 R 6 H 13 RBI 6 BB 1 SO 4 LOB 16 										
Jose Baez, R OBP: 0.356, SLG: 0.343 (1, 4)	F8			CS	1-3		1-3		6-3	5	0	1	0	0	0	1											
Steve Braun, L OBP: 0.386, SLG: 0.309 (1, 7)	5-3		F9		K		5-3		F8	5	0	0	0	0	1	1											
Leroy Stanton, R OBP: 0.348, SLG: 0.556 (8, PR)																											
Larry Milbourne, S OBP: 0.219, SLG: 0.234 (8, 9)																											
Tommy Smith, L OBP: 0.350, SLG: 0.500 (8, 9)																											
Bill Stein, R OBP: 0.328, SLG: 0.448 (1, 5)	5-3			E6					E4	4	3	1	0	0	0	2											
Dan Meyer, L OBP: 0.327, SLG: 0.433 (1, 3)										4	1	4	3	0	0	0											
Ruppert Jones, L OBP: 0.318, SLG: 0.435 (1, 8)										1	0	1	1	1	0	0											
Skip Jutze, R OBP: 0.250, SLG: 0.478 (1, 2)										4	0	1	1	0	0	6											
Craig Reynolds, L OBP: 0.294, SLG: 0.349 (1, 6)										4	0	2	1	0	2	3											
Inning Stats	R: 0 E: 0 K: 0 S: 3	H: 0 LOB: 0 BB: 0 P: 3	R: 1 E: 1 K: 1 S: 8	H: 2 LOB: 2 BB: 0 P: 8	R: 0 E: 0 K: 1 S: 6	H: 1 LOB: 1 BB: 0 P: 6	R: 2 E: 1 K: 0 S: 5	H: 2 LOB: 1 BB: 1 P: 9	R: 0 E: 0 K: 0 S: 5	H: 0 LOB: 0 BB: 0 P: 5	R: 1 E: 0 K: 0 S: 5	H: 4 LOB: 1 BB: 0 P: 5	R: 0 E: 0 K: 0 S: 3	H: 1 LOB: 0 BB: 0 P: 3	R: 2 E: 1 K: 1 S: 8	H: 3 LOB: 1 BB: 0 P: 8	R: 0 E: 0 K: 0 S: 3	H: 0 LOB: 0 BB: 0 P: 3	1B: 10 2B: 3 3B: 0 HR: 0	SF: 0 SAC: 1 DP: 0 HBP: 0	WP: 1 PB: 0 SB: 2 CS: 6	PA: 41					
PITCHER	IP	WLS	BF	H	R	ER	SO	BB	IBB	HBP	BLK	WP	HR	S	P	ERA	WHIP										
Vida Blue, L ERA: 3.93 (1, 1)	7.0	L	32	11	6	4	3	1	0	0	0	1	0	37	41	5.14	1.714										
Pablo Torrealba, L ERA: 0.73 (8, 1)	0.1		2	2	0	0	0	0	0	0	0	0	0	2	2	0.00	6.000										
Dave Giusti, R ERA: 2.74 (8, 1)	1.2		5	0	0	0	1	0	0	0	0	0	0	7	7	0.00	0.000										

Batter	1	2	3	4	5	6	7	8	9	AB	R	H	RBI	BB	SO	LOB	BOTTOM										
Jim Tyrone, R OBP: 0.391, SLG: 0.389 (1, 9)	F5		CS							2	1	1	0	2	0	0	Seattle Mariners @ Oakland Athletics Oakland-Alameda County Coliseum, Oakland, CA Sun May 22 1977, 3:33 AM PDT Att: 3,138 - Unknown AB 27 R 2 H 3 RBI 2 BB 5 SO 6 LOB 11 										
Manny Sanguillen, R OBP: 0.327, SLG: 0.389 (1, 10)	6-3			4-3						2	0	0	1	1	0	1											
Mitchell Page, L OBP: 0.385, SLG: 0.592 (1, 7)	F8			4-3						4	0	0	0	0	0	4											
Wayne Gross, L OBP: 0.412, SLG: 0.609 (1, 5)										2	0	0	0	2	0	1											
Earl Williams, R OBP: 0.324, SLG: 0.551 (1, 2)										4	0	1	1	0	1	3											
Rich McKinney, R OBP: 0.219, SLG: 0.361 (1, 3)										4	0	0	0	0	3	2											
Tony Armas, R OBP: 0.247, SLG: 0.243 (9, PH)										3	0	0	0	0	1	0											
Mark Williams, L (9, PH)										1	0	0	0	0	1	0											
Marty Perez, R OBP: 0.231, SLG: 0.222 (1, 4)										3	0	0	0	0	0	0											
Rob Picciolo, R OBP: 0.228, SLG: 0.214 (8, PH)										1	0	0	0	0	0	0											
Rodney Scott, S OBP: 0.372, SLG: 0.320 (9, 6)										1	1	1	0	0	0	0											
Inning Stats	R: 0 E: 0 K: 0 S: 3	H: 0 LOB: 0 BB: 0 P: 3	R: 0 E: 0 K: 2 S: 7	H: 0 LOB: 0 BB: 0 P: 7	R: 0 E: 0 K: 0 S: 2	H: 0 LOB: 0 BB: 0 P: 3	R: 1 E: 0 K: 1 S: 6	H: 1 LOB: 2 BB: 2 P: 14	R: 0 E: 0 K: 0 S: 3	H: 0 LOB: 0 BB: 0 P: 3	R: 0 E: 0 K: 2 S: 7	H: 0 LOB: 0 BB: 0 P: 7	R: 0 E: 0 K: 0 S: 5	H: 2 LOB: 1 BB: 0 P: 5	R: 0 E: 0 K: 1 S: 5	H: 0 LOB: 0 BB: 0 P: 5	1B: 3 2B: 0 3B: 0 HR: 0	SF: 1 SAC: 0 DP: 1 HBP: 1	WP: 0 PB: 0 SB: 0 CS: 1	PA: 35							
PITCHER	IP	WLS	BF	H	R	ER	SO	BB	IBB	HBP	BLK	WP	HR	S	P	ERA	WHIP										
Dick Pole, R ERA: 10.5 (1, 1)	5.0	W	20	1	1	1	3	4	0	1	0	0	0	21	38	1.80	1.000										
Bill Laxton, L ERA: 4.15 (6, 1)	0.1		2	0	0	0	0	1	0	0	0	0	0	1	5	0.00	3.000										
Enrique Romo, R ERA: 2.03 (6, 1)	3.2	S	12	2	1	1	3	0	0	0	0	0	0	18	18	2.46	0.545										

Batter	1	2	3	4	5	6	7	8	9	AB	R	H	RBI	BB	SO	LOB	TOP																	
Dave Collins, S OBP: 0.307, SLG: 0.213 (1, 10)	6-3		BLK 1B S BB		F8 1B S 1B	5-3		5-3	4-0	4	2	1	0	1	0	1																		
Ruppert Jones, L OBP: 0.320, SLG: 0.449 (1, 8)	HR		G3		BB 1B BB	F4		K	0-0	4	2	1	1	1	1	2																		
Steve Braun, L OBP: 0.386, SLG: 0.314 (1, 7)	F9		CS 1B BB		F8		K	0-0	0-3	4	0	1	0	1	1	2																		
Leroy Stanton, R OBP: 0.362, SLG: 0.553 (1, 9)	1B		1B		1B BB	F3		K	0-3	4	1	2	1	1	1	1																		
Dan Meyer, L OBP: 0.331, SLG: 0.431 (1, 3)	F9		K		1B CS 1B	BB		BB	0-0	3	0	1	2	1	1	3																		
Bill Stein, R OBP: 0.331, SLG: 0.450 (1, 5)		K			FC4-6 1B	1B		4-3	0-0	4	0	2	1	0	1	1																		
Bob Stinson, S OBP: 0.393, SLG: 0.424 (8, PH)					F3	F3		K	0-3	3	0	1	0	0	0	3	AB 34																	
Carlos Lopez, R OBP: 0.356, SLG: 0.433 (8, 4)					FC4-6	F3		K	0-0	1	0	0	0	0	1	0	R 5																	
Jose Báez, R OBP: 0.356, SLG: 0.343 (8, 4)					1-2	3-H		K	0-0	0	0	0	0	0	0	0	H 10																	
Craig Reynolds, L OBP: 0.295, SLG: 0.349 (8, PH)					F9			6-3	0-0	3	0	1	0	0	0	2	RBI 5																	
Juan Bernhardt, R OBP: 0.317, SLG: 0.484 (8, 2)	L4					5-3 SH4 1B		6-3	0-0	1	0	0	0	0	0	0	BB 5																	
Skip Jutze, R OBP: 0.250, SLG: 0.478 (8, 2)						SH4		F8	0-0	0	0	0	0	0	0	0	SO 6																	
Larry Milbourne, S OBP: 0.214, SLG: 0.228 (8, 6)	F7				4-3	SH4		F8	0-0	3	0	0	0	0	0	2	LOB 17																	
Inning Stats	R: 1 E: 0 K: 0 S: 5	H: 2 LOB: 1 BB: 0 P: 5	R: 0 E: 0 K: 1 S: 6	H: 1 LOB: 1 BB: 0 P: 6	R: 1 E: 0 K: 1 S: 5	H: 1 LOB: 2 BB: 2 P: 13	R: 0 E: 0 K: 0 S: 4	H: 1 LOB: 1 BB: 0 P: 4	R: 3 E: 0 K: 0 S: 5	H: 3 LOB: 1 BB: 2 P: 13	R: 0 E: 0 K: 1 S: 4	H: 1 LOB: 1 BB: 0 P: 4	R: 0 E: 0 K: 1 S: 5	H: 0 LOB: 1 BB: 1 P: 9	R: 0 E: 0 K: 1 S: 5	H: 0 LOB: 0 BB: 0 P: 5	R: 0 E: 0 K: 2 S: 8	H: 1 LOB: 1 BB: 0 P: 8	1B: 7 2B: 3 3B: 0 HR: 1	SF: 0 SAC: 1 DP: 1 HBP: 0	WP: 0 PB: 0 SB: 2 CS: 2	PA: 40												
PITCHER	IP WLS BF H R ER SO BB IBB HBP BLK WP HR S P ERA WHIP																																	
Pat Dobson, R ERA: 8.12 (1, 1)	4.1	W	22	6	5	5	2	4	0	0	0	1	0	1	22	38	10.38	2.308																
Rick Waits, L ERA: 4.01 (5, 1)	4.1	L	17	4	0	0	3	1	0	0	0	0	0	0	22	26	0.00	1.154																
Jim Kern, R ERA: 3.8 (9, 1)	0.1	S	1	0	0	0	1	0	0	0	0	0	0	0	3	3	0.00	0.000																

Seattle Mariners @ Cleveland Indians
Cleveland Municipal Stadium, Cleveland, OH
Tue May 24 1977, 7:05 PM EDT
Att. 5,576 - Unknown - 72 F

AB 34
R 5
H 10
RBI 5
BB 5
SO 6
LOB 17



Batter	1	2	3	4	5	6	7	8	9	AB	R	H	RBI	BB	SO	LOB	BOTTOM																	
Rick Manning, L OBP: 0.288, SLG: 0.349 (1, 8)	K	K			F7	K		K	0-0	5	0	0	0	0	4	6																		
Duane Kuiper, L OBP: 0.333, SLG: 0.299 (1, 4)	4-3		4-3		1B		F7	1B	0-0	5	0	2	1	0	0	0																		
Jim Norris, L OBP: 0.405, SLG: 0.396 (1, 9)	BB		SF9 3B		6-3		F6	K	0-0	4	1	1	0	1	1	4																		
Paul Dade, R OBP: 0.351, SLG: 0.364 (1, 7)	5-3		SF9			2B BB	K		0-0	2	1	0	1	1	1																			
Bruce Bochte, L OBP: 0.340, SLG: 0.404 (1, 3)		1B 2B	6-3			1-H 2B 2B		FC5-6 1B	0-0	4	2	3	1	0	0	0																		
Rico Carty, R OBP: 0.311, SLG: 0.306 (8, FR)		1B			K	SH1-3 1B 2B		FC5-6 1B	0-0	4	1	2	2	0	1	1																		
Andre Thornton, R OBP: 0.268, SLG: 0.324 (8, FR)		2-H 1B				2-H 1B 2B		1B	0-0	0	1	0	0	0	0	0																		
Buddy Bell, R OBP: 0.363, SLG: 0.458 (1, 5)		F8			4-3	SH1-3		1B E IBB	4-0	2	1	0	0	1	0	1	AB 34																	
Ray Fosse, R OBP: 0.237, SLG: 0.298 (1, 2)		1B			1-3			E6	0-0	4	0	2	1	0	0	2	R 7																	
Frank Duffy, R OBP: 0.282, SLG: 0.235 (1, 6)		K				3-H 1B		1B	0-0	4	0	1	1	0	2	3	H 11																	
Inning Stats	R: 0 E: 0 K: 1 S: 5	H: 0 LOB: 1 BB: 1 P: 9	R: 1 E: 0 K: 2 S: 10	H: 3 LOB: 2 BB: 0 P: 10	R: 1 E: 0 K: 0 S: 4	H: 1 LOB: 0 BB: 0 P: 4	R: 0 E: 0 K: 1 S: 5	H: 0 LOB: 0 BB: 0 P: 5	R: 0 E: 0 K: 1 S: 6	H: 1 LOB: 1 BB: 0 P: 6	R: 3 E: 0 K: 1 S: 8	H: 3 LOB: 1 BB: 1 P: 12	R: 0 E: 0 K: 1 S: 5	H: 0 LOB: 0 BB: 0 P: 5	R: 2 E: 1 K: 2 S: 11	H: 3 LOB: 3 BB: 1 P: 15	R: 0 E: 0 K: 1 S: 0	H: 0 LOB: 0 BB: 0 P: 0	1B: 7 2B: 3 3B: 1 HR: 0	SF: 1 SAC: 1 DP: 0 HBP: 0	WP: 0 PB: 0 SB: 1 CS: 0	PA: 39												
PITCHER	IP WLS BF H R ER SO BB IBB HBP BLK WP HR S P ERA WHIP																																	
Dave Pagan, R ERA: 4.57 (1, 1)	5.0	L	23	6	4	4	5	2	0	0	0	0	0	0	31	39	7.20	1.600																
Enrique Romo, R ERA: 2.53 (6, 1)	2.1	L	13	4	3	2	2	0	1	0	0	0	0	0	16	20	7.71	1.714																
Mike Kekich, L ERA: 1.17 (8, 1)	0.2	S	3	1	0	0	2	0	0	0	0	0	0	0	7	7	0.00	1.500																

Seattle Mariners @ Cleveland Indians
Cleveland Municipal Stadium, Cleveland, OH
Tue May 24 1977, 7:05 PM EDT
Att. 5,576 - Unknown - 72 F

AB 34
R 7
H 11
RBI 7
BB 3
SO 9
LOB 18



Batter	1	2	3	4	5	6	7	8	9	AB	R	H	RBI	BB	SO	LOB	TOP					
Dave Collins, S (1, 10) OBP: 0.303, SLG: 0.211										1	0	1	1	1	0	0						
Steve Braun, L (1, 7) OBP: 0.374, SLG: 0.302										4	0	1	0	0	0	4						
Ruppert Jones, L (1, 8) OBP: 0.310, SLG: 0.428										4	0	0	0	0	0	5						
Leroy Stanton, R (1, 9) OBP: 0.330, SLG: 0.500										4	0	0	0	0	1	2						
Carlos Lopez, R (9, 9) OBP: 0.356, SLG: 0.433										0	0	0	0	0	0	0						
Dan Meyer, L (1, 3) OBP: 0.326, SLG: 0.432										4	1	1	0	0	0	2						
Bill Stein, R (1, 5) OBP: 0.317, SLG: 0.429										4	0	0	0	0	0	0						
Bob Stinson, S (1, 2) OBP: 0.400, SLG: 0.430										4	1	2	0	0	2	1						
Craig Reynolds, L (1, 6) OBP: 0.287, SLG: 0.338										4	0	1	0	0	0	2						
Larry Milbourne, S (1, 4) OBP: 0.230, SLG: 0.259										4	0	2	0	0	0	1						
Inning Stats	R: 0 E: 0 K: 0 S: 5	H: 2 LOB: 2 BB: 0 P: 5	R: 0 E: 0 K: 0 S: 3	H: 1 LOB: 0 BB: 0 P: 3	R: 0 E: 0 K: 0 S: 4	H: 1 LOB: 1 BB: 0 P: 4	R: 0 E: 0 K: 0 S: 3	H: 0 LOB: 0 BB: 0 P: 3	R: 1 E: 0 K: 0 S: 5	H: 2 LOB: 1 BB: 0 P: 5	R: 1 E: 1 K: 1 S: 7	H: 1 LOB: 1 BB: 0 P: 7	R: 0 E: 0 K: 0 S: 4	H: 1 LOB: 2 BB: 1 P: 8	R: 0 E: 0 K: 1 S: 5	H: 0 LOB: 0 BB: 0 P: 5	R: 0 E: 0 K: 1 S: 5	H: 0 LOB: 0 BB: 0 P: 5	1B: 6 2B: 2 3B: 0 HR: 0	SF: 1 SAC: 1 DP: 1 HBP: 0	WP: 1 PB: 0 SB: 1 CS: 0	PA: 36
PITCHER Mark Fidrych, R (1, 1) ERA: 1.0	IP: 9.0 WLS: L BF: 36 H: 8 R: 2 ER: 1 SO: 3 BB: 1 IBB: 0 HBP: 0 BLK: 0 WP: 1 HR: 0 S: 41 P: 45 ERA: 1.00 WHIP: 1.000															PITCHER						

Seattle Mariners @ Detroit Tigers
Tiger Stadium, Detroit, MI
Fri May 27 1977, 7:05 PM EDT
Att: 44,207 - Unknown

AB 33
R 2
H 8
RBI 1
BB 1
SO 3
LOB 17



Batter	1	2	3	4	5	6	7	8	9	AB	R	H	RBI	BB	SO	LOB	BOTTOM			
Ron LeFlore, R (1, 8) OBP: 0.261, SLG: 0.336										4	0	0	0	0	1	0				
Tito Fuentes, S (1, 4) OBP: 0.329, SLG: 0.358										4	0	0	0	0	0	0				
Rusty Staub, L (1, 10) OBP: 0.321, SLG: 0.423										3	0	2	0	0	0	0				
Steve Kemp, L (1, 7) OBP: 0.331, SLG: 0.479										3	0	0	0	0	0	2				
Jason Thompson, L (1, 3) OBP: 0.363, SLG: 0.452										2	0	0	0	1	1	2				
Tim Corcoran, L (1, 9) OBP: 0.393, SLG: 0.458										3	0	0	0	0	1	1				
Milt May, L (1, 2) OBP: 0.326, SLG: 0.424										3	0	0	0	0	1	0				
Phil Mankowski, L (1, 5) OBP: 0.374, SLG: 0.378										3	0	0	0	0	0	0				
Tom Verzyer, R (1, 6) OBP: 0.200, SLG: 0.272										2	1	1	1	0	0	0				
Mickey Stanley, R (9, PH) OBP: 0.300, SLG: 0.463										1	0	0	0	0	0	0				
Inning Stats	R: 0 E: 0 K: 0 S: 3	H: 0 LOB: 0 BB: 1 P: 3	R: 0 E: 0 K: 0 S: 2	H: 0 LOB: 0 BB: 1 P: 6	R: 1 E: 0 K: 1 S: 6	H: 1 LOB: 0 BB: 0 P: 6	R: 0 E: 0 K: 1 S: 6	H: 1 LOB: 1 BB: 0 P: 6	R: 0 E: 0 K: 0 S: 3	H: 0 LOB: 0 BB: 0 P: 3	R: 0 E: 0 K: 0 S: 3	H: 1 LOB: 0 BB: 0 P: 3	R: 0 E: 0 K: 2 S: 7	H: 0 LOB: 0 BB: 0 P: 7	R: 0 E: 0 K: 0 S: 3	H: 0 LOB: 0 BB: 0 P: 3	1B: 1 2B: 1 3B: 0 HR: 1	SF: 0 SAC: 0 DP: 2 HBP: 0	WP: 0 PB: 0 SB: 0 CS: 0	PA: 29
PITCHER Glenn Abbott, R (1, 1) ERA: 4.97	IP: 6.1 WLS: W BF: 22 H: 3 R: 1 ER: 1 SO: 1 BB: 3 IBB: 0 HBP: 0 BLK: 0 WP: 0 HR: 1 S: 25 P: 29 ERA: 1.42 WHIP: 0.632															PITCHER				
Mike Kekich, L (7, 1) ERA: 1.0	IP: 2.2 WLS: S BF: 7 H: 0 R: 0 ER: 0 SO: 2 BB: 0 IBB: 0 HBP: 0 BLK: 0 WP: 0 HR: 0 S: 11 P: 11 ERA: 0.00 WHIP: 0.000															PITCHER				

Seattle Mariners @ Detroit Tigers
Tiger Stadium, Detroit, MI
Fri May 27 1977, 7:05 PM EDT
Att: 44,207 - Unknown

AB 28
R 1
H 3
RBI 1
BB 1
SO 4
LOB 5



Batter	1	2	3	4	5	6	7	8	9	AB	R	H	RBI	BB	SO	LOB	TOP			
Dave Collins, S (1, 10) OBP: 0.301, SLG: 0.212	G3		G3		G3			1B		4	1	1	0	0	0	1	Seattle Mariners @ Detroit Tigers Tiger Stadium, Detroit, MI Sat May 28 1977, 3:33 AM EDT Att: 15,820 - Unknown			
Steve Braun, L (1, 7) OBP: 0.371, SLG: 0.301	F3		3-1			1-3		1B		4	0	1	1	0	0	0				
Ruppert Jones, L (1, 8) OBP: 0.314, SLG: 0.444	K			HR		P5		IBB		3	1	1	1	1	1	0				
Leroy Stanton, R (1, 9) OBP: 0.318, SLG: 0.480 Carlos Lopez, R (8, 9) OBP: 0.356, SLG: 0.433		6-3		F8		F8		5-3		4	0	0	0	0	0	2				
Dan Meyer, L (1, 3) OBP: 0.324, SLG: 0.428		1B SF9		4-3			F9		F7	4	1	1	0	0	0	0				
Bill Stein, R (1, 5) OBP: 0.321, SLG: 0.431		1B		F8			4-3			4	0	2	0	0	0	0				
Bob Stinson, S (1, 2) OBP: 0.395, SLG: 0.422		SF9			1-0	4-3 SH3			K	2	0	0	1	0	1	1				
Craig Reynolds, L (1, 6) OBP: 0.281, SLG: 0.331		K			0-0	SH3		4-3	F9	3	0	0	0	0	1	2				
Larry Milbourne, S (1, 4) OBP: 0.225, SLG: 0.254			4-3		0-0	4-3		6-3		3	0	0	0	0	0	1				
Inning Stats	R: 0 E: 0 K: 1 S: 5	H: 0 LOB: 0 BB: 0 P: 5	R: 1 E: 0 K: 1 S: 7	H: 2 LOB: 1 BB: 0 P: 7	R: 0 E: 0 K: 0 S: 3	H: 0 LOB: 0 BB: 0 P: 3	R: 1 E: 0 K: 0 S: 4	H: 1 LOB: 0 BB: 0 P: 4	R: 0 E: 0 K: 0 S: 3	H: 0 LOB: 1 BB: 0 P: 3	R: 0 E: 0 K: 0 S: 3	H: 0 LOB: 0 BB: 0 P: 3	R: 0 E: 0 K: 0 S: 5	H: 2 LOB: 2 BB: 1 P: 9	R: 0 E: 0 K: 1 S: 6	H: 1 LOB: 1 BB: 0 P: 6		1B: 5 2B: 0 3B: 0 HR: 1	SF: 1 SAC: 1 DP: 0 HBP: 1	WP: 0 PB: 0 SB: 1 CS: 0
PITCHER Dave Rozema, R (1, 1) ERA: 2.89	IP: 9.0 WLS: L BF: 35	H: 6 R: 3 ER: 3 SO: 3	BB: 0 IBB: 1 HBP: 1 BLK: 0	WP: 0 HR: 1 S: 39 P: 44	ERA: 3.00 WHIP: 0.667	PITCHER										IP: 9.0 WLS: L BF: 35	H: 6 R: 3 ER: 3 SO: 3	BB: 0 IBB: 1 HBP: 1 BLK: 0	WP: 0 HR: 1 S: 39 P: 44	ERA: 3.00 WHIP: 0.667

AB	31
R	3
H	6
RBI	3
BB	1
SO	3
LOB	7



Batter	1	2	3	4	5	6	7	8	9	AB	R	H	RBI	BB	SO	LOB	BOTTOM			
Ron LeFlore, R (1, 8) OBP: 0.261, SLG: 0.333	K		F8		4-3			1B		4	0	1	0	0	1	2	Seattle Mariners @ Detroit Tigers Tiger Stadium, Detroit, MI Sat May 28 1977, 3:33 AM EDT Att: 15,820 - Unknown			
Tito Fuentes, S (1, 4) OBP: 0.328, SLG: 0.362	6-3					L5		F7		4	0	1	1	0	0	1				
Rusty Staub, L (1, 10) OBP: 0.313, SLG: 0.411	6-3		2B		4-3		4-3	P4		4	0	0	0	0	0	2				
Steve Kemp, L (1, 7) OBP: 0.335, SLG: 0.476		L9			G4-6-3		BB	L4		3	0	1	0	1	0	1				
Jason Thompson, L (1, 3) OBP: 0.366, SLG: 0.449		1B		F8		BB		K		3	0	1	0	1	1	1				
Tim Corcoran, L (1, 9) OBP: 0.344, SLG: 0.393		1B			G4-6-3		BB	3-1		4	0	0	0	0	0	4				
Milt May, L (1, 2) OBP: 0.324, SLG: 0.419		4-3				F9		1B		4	0	1	0	0	0	1				
Phil Mankowski, L (1, 5) OBP: 0.369, SLG: 0.372			4-3				1B	4-3		4	0	1	0	0	0	1				
Tom Verzyr, R (1, 6) OBP: 0.205, SLG: 0.286			F8		2B		F8	1-3		3	1	1	0	0	0	1				
Inning Stats	R: 0 E: 0 K: 1 S: 5	H: 1 LOB: 1 BB: 0 P: 4	R: 1 E: 0 K: 0 S: 5	H: 2 LOB: 1 BB: 0 P: 5	R: 0 E: 0 K: 0 S: 3	H: 1 LOB: 0 BB: 0 P: 3	R: 0 E: 0 K: 0 S: 4	H: 1 LOB: 1 BB: 0 P: 4	R: 0 E: 0 K: 0 S: 3	H: 0 LOB: 2 BB: 2 P: 11	R: 0 E: 0 K: 0 S: 3	H: 0 LOB: 0 BB: 0 P: 3	R: 0 E: 0 K: 0 S: 4	H: 1 LOB: 1 BB: 0 P: 4	R: 0 E: 0 K: 1 S: 6	H: 1 LOB: 1 BB: 0 P: 6		1B: 5 2B: 2 3B: 0 HR: 0	SF: 0 SAC: 0 DP: 1 HBP: 0	WP: 0 PB: 0 SB: 0 CS: 0
PITCHER Dick Pole, R (1, 1) ERA: 7.11 Bill Laxton, L (8, 1) ERA: 3.55	IP: 7.0 WLS: W BF: 28	H: 6 R: 1 ER: 1 SO: 1	BB: 2 IBB: 0 HBP: 0 BLK: 0	WP: 0 HR: 0 S: 28 P: 36	ERA: 1.29 WHIP: 1.143	PITCHER										IP: 2.0 WLS: S BF: 7	H: 1 R: 0 ER: 0 SO: 1	BB: 0 IBB: 0 HBP: 0 BLK: 0	WP: 0 HR: 0 S: 9 P: 9	ERA: 0.00 WHIP: 0.500




Batter	1	2	3	4	5	6	7	8	9	AB	R	H	RBI	BB	SO	LOB	TOP			
Dave Collins, S (1, 10) OBP: 0.297, SLG: 0.240										5	1	1	1	0	1	4	Seattle Mariners @ Detroit Tigers Tiger Stadium, Detroit, MI Sun May 29 1977, 3:33 AM EDT Att: 11,778 - Unknown			
Steve Braun, L (1, 7) OBP: 0.377, SLG: 0.324										4	1	2	1	1	1	0				
Ruppert Jones, L (1, 8) OBP: 0.311, SLG: 0.437										5	0	1	0	0	1	4				
Leroy Stanton, R (1, 9) OBP: 0.315, SLG: 0.471 Carlos Lopez, R (7, PR) OBP: 0.353, SLG: 0.429 (7, 9)										4	0	1	2	0	0	1				
Dan Meyer, L (1, 3) OBP: 0.321, SLG: 0.421										5	0	1	0	0	1	3				
Bill Stein, R (1, 5) OBP: 0.320, SLG: 0.432										4	1	1	0	0	0	1				
Bob Stinson, S (1, 2) OBP: 0.406, SLG: 0.423										2	1	1	0	2	0	0				
Craig Reynolds, L (1, 6) OBP: 0.287, SLG: 0.341										4	1	2	1	0	0	1				
Jose Baez, R (1, 4) OBP: 0.351, SLG: 0.352										4	1	1	1	0	0	3				
Inning Stats	R: 0 E: 0 K: 0 S: 4	H: 1 LOB: 1 BB: 0 P: 4	R: 1 E: 0 K: 1 S: 7	H: 2 LOB: 2 BB: 1 P: 11	R: 0 E: 0 K: 0 S: 3	H: 0 LOB: 0 BB: 0 P: 3	R: 0 E: 0 K: 0 S: 3	H: 0 LOB: 0 BB: 0 P: 3	R: 0 E: 0 K: 0 S: 5	H: 2 LOB: 1 BB: 0 P: 5	R: 3 E: 0 K: 2 S: 10	H: 3 LOB: 2 BB: 2 P: 18	R: 0 E: 0 K: 0 S: 4	H: 1 LOB: 1 BB: 0 P: 4	R: 1 E: 0 K: 1 S: 7	H: 2 LOB: 1 BB: 0 P: 7	1B: 6 2B: 3 3B: 0 HR: 2	SF: 0 SAC: 0 DP: 0 HBP: 0	WP: 0 PB: 0 SB: 0 CS: 0	PA: 41
PITCHER	IP	WLS	BF	H	R	ER	SO	BB	IBB	HBP	BLK	WP	HR	S	P	ERA	WHIP			
Fernando Arroyo, R (1, 1) ERA: 2.73	6.0	L	26	6	4	4	1	2	0	0	0	0	1	26	34	6.00	1.333			
Steve Foucault, R (7, 1) ERA: 2.38	3.0	L	15	5	2	2	3	0	1	0	0	0	1	20	24	6.00	1.667			

Batter	1	2	3	4	5	6	7	8	9	AB	R	H	RBI	BB	SO	LOB	BOTTOM					
Ron LeFlore, R (1, 8) OBP: 0.260, SLG: 0.331										4	0	1	0	0	0	0	Seattle Mariners @ Detroit Tigers Tiger Stadium, Detroit, MI Sun May 29 1977, 3:33 AM EDT Att: 11,778 - Unknown					
Tito Fuentes, S (1, 4) OBP: 0.326, SLG: 0.359										4	0	1	0	0	0	1						
Rusty Staub, L (1, 10) OBP: 0.312, SLG: 0.403										3	0	0	0	1	0	2						
Steve Kemp, L (1, 7) OBP: 0.333, SLG: 0.466										3	1	0	0	1	2	0						
Jason Thompson, L (1, 3) OBP: 0.369, SLG: 0.461										3	0	1	0	1	0	0						
Mickey Stanley, R (1, 9) OBP: 0.297, SLG: 0.500										4	2	1	1	0	0	4						
John Wockenfuss, R (1, 2) OBP: 0.286, SLG: 0.618										4	1	2	2	0	0	3						
Phil Mankowski, L (1, 5) OBP: 0.364, SLG: 0.367										4	0	1	1	0	0	1						
Tom Verzyer, R (1, 6) OBP: 0.200, SLG: 0.279 Tim Corcoran, L (7, PH) OBP: 0.333, SLG: 0.379 Mark Wagner, R (8, 6) OBP: 0.222, SLG: 0.250 Ben Oglivie, L (8, PH) OBP: 0.326, SLG: 0.465										2	0	0	0	0	1	0						
Inning Stats	R: 0 E: 0 K: 0 S: 3	H: 0 LOB: 0 BB: 0 P: 3	R: 1 E: 0 K: 1 S: 7	H: 2 LOB: 1 BB: 0 P: 7	R: 0 E: 0 K: 0 S: 4	H: 1 LOB: 0 BB: 0 P: 4	R: 2 E: 0 K: 1 S: 7	H: 2 LOB: 0 BB: 0 P: 7	R: 0 E: 0 K: 1 S: 5	H: 0 LOB: 0 BB: 0 P: 5	R: 1 E: 0 K: 0 S: 3	H: 1 LOB: 2 BB: 3 P: 15	R: 0 E: 0 K: 0 S: 4	H: 1 LOB: 1 BB: 0 P: 4	R: 0 E: 0 K: 0 S: 3	H: 0 LOB: 0 BB: 0 P: 3	R: 0 E: 0 K: 0 S: 3	H: 0 LOB: 0 BB: 0 P: 3	1B: 3 2B: 0 3B: 2 HR: 2	SF: 0 SAC: 0 DP: 0 HBP: 0	WP: 0 PB: 0 SB: 1 CS: 0	PA: 36
PITCHER	IP	WLS	BF	H	R	ER	SO	BB	IBB	HBP	BLK	WP	HR	S	P	ERA	WHIP					
Rick Jones, L (1, 1) ERA: 9.98	5.0		21	5	4	4	3	1	0	0	0	0	0	26	30	7.20	1.200					
Stan Thomas, R (6, 1) ERA: 5.17	4.0	W	15	2	0	0	0	2	0	0	0	0	0	13	21	0.00	1.000					

Batter	1	2	3	4	5	6	7	8	9	AB	R	H	RBI	BB	SO	LOB	TOP					
Dave Collins, S (1.10) OBP: 0.317, SLG: 0.280										3	2	2	2	2	0	0	Seattle Mariners @ Texas Rangers Arlington Stadium, Arlington, TX Mon May 30 1977, 8:05 PM EDT Unknown					
Steve Braun, L (1.7) OBP: 0.377, SLG: 0.322										4	0	1	2	1	0	1						
Ruppert Jones, L (1.8) OBP: 0.313, SLG: 0.441										5	0	2	2	0	2	2						
Leroy Stanton, R (1.9) OBP: 0.304, SLG: 0.453										4	0	0	0	0	0	1						
Carlos Lopez, R (8.9) OBP: 0.353, SLG: 0.429										0	0	0	0	0	0	0						
Dan Meyer, L (1.3) OBP: 0.314, SLG: 0.411										4	0	0	0	0	0	1						
Bill Stein, R (1.5) OBP: 0.323, SLG: 0.455										4	1	2	1	0	0	0						
Craig Reynolds, L (1.6) OBP: 0.280, SLG: 0.333										4	0	0	0	0	1	1						
Skip Jutze, R (1.2) OBP: 0.286, SLG: 0.440										2	2	0	0	2	0	0						
Larry Milbourne, S (1.4) OBP: 0.234, SLG: 0.270										3	2	2	0	0	0	0						
Inning Stats	R: 0 E: 0 K: 1 S: 5	H: 1 LOB: 0 BB: 0 P: 5	R: 0 E: 0 K: 0 S: 3	H: 0 LOB: 0 BB: 0 P: 3	R: 1 E: 0 K: 2 S: 9	H: 2 LOB: 2 BB: 1 P: 13	R: 1 E: 0 K: 0 S: 4	H: 1 LOB: 0 BB: 0 P: 4	R: 0 E: 0 K: 0 S: 3	H: 0 LOB: 0 BB: 0 P: 3	R: 0 E: 0 K: 0 S: 4	H: 1 LOB: 1 BB: 0 P: 4	R: 3 E: 0 K: 0 S: 4	H: 2 LOB: 2 BB: 3 P: 16	R: 0 E: 0 K: 0 S: 4	H: 1 LOB: 1 BB: 0 P: 4	R: 2 E: 0 K: 0 S: 4	H: 1 LOB: 0 BB: 1 P: 8	1B: 4 2B: 3 HR: 2	SF: 0 SAC: 1 DP: 1 HBP: 0	WP: 0 PB: 0 SB: 1 CS: 0	PA: 39
PITCHER	IP WLS BF H R ER SO BB IBB HBP BLK WP HR S P ERA WHIP	6.2 L 28 6 5 5 3 3 0 0 0 0 1 31 43 6.75 1.350	2.1 11 3 2 2 0 2 0 0 0 0 1 9 17 7.71 2.143																			

Batter	1	2	3	4	5	6	7	8	9	AB	R	H	RBI	BB	SO	LOB	BOTTOM					
Mike Hargrove, L (1.3) OBP: 0.381, SLG: 0.360										3	1	1	0	2	0	1	Seattle Mariners @ Texas Rangers Arlington Stadium, Arlington, TX Mon May 30 1977, 8:05 PM EDT Unknown					
Bert Campaneris, R (1.6) OBP: 0.342, SLG: 0.366										4	2	1	0	1	1	2						
Dave May, L (1.9) OBP: 0.333, SLG: 0.360										4	0	3	1	0	0	0						
Willie Horton, R (1.10) OBP: 0.340, SLG: 0.543										3	0	0	1	0	1	1						
Toby Harrah, R (1.5) OBP: 0.401, SLG: 0.471										2	1	0	0	2	0	1						
Lew Beasley, L (1.7) OBP: 0.294, SLG: 0.333										4	0	1	0	0	0	2						
Bump Wills, S (1.4) OBP: 0.400, SLG: 0.441										4	0	2	1	0	0	2						
Bill Fahey, L (1.2) OBP: 0.087, SLG: 0.045										2	0	0	0	1	0	2						
Sandy Alomar Sr., S (7. PR) OBP: 0.348, SLG: 0.450										0	0	0	0	0	0	0						
Jim Sundberg, R (8.2) OBP: 0.294, SLG: 0.279										1	0	0	0	0	0	0						
Juan Beniquez, R (1.8) OBP: 0.324, SLG: 0.364										4	0	2	0	0	0	1						
Inning Stats	R: 2 E: 1 K: 0 S: 4	H: 1 LOB: 1 BB: 2 P: 12	R: 0 E: 0 K: 0 S: 3	H: 2 LOB: 0 BB: 0 P: 3	R: 0 E: 0 K: 0 S: 3	H: 1 LOB: 1 BB: 0 P: 3	R: 1 E: 0 K: 0 S: 4	H: 1 LOB: 1 BB: 1 P: 8	R: 1 E: 0 K: 0 S: 5	H: 3 LOB: 1 BB: 0 P: 5	R: 0 E: 0 K: 0 S: 3	H: 0 LOB: 0 BB: 0 P: 3	R: 0 E: 0 K: 1 S: 4	H: 0 LOB: 1 BB: 2 P: 12	R: 0 E: 1 K: 1 S: 6	H: 1 LOB: 2 BB: 1 P: 10	R: 0 E: 0 K: 0 S: 4	H: 1 LOB: 1 BB: 0 P: 4	1B: 9 2B: 1 3B: 0 HR: 0	SF: 1 SAC: 0 DP: 1 HBP: 0	WP: 0 PB: 0 SB: 0 CS: 1	PA: 39
PITCHER	IP WLS BF H R ER SO BB IBB HBP BLK WP HR S P ERA WHIP	5.0 W 11 1 0 0 2 3 0 0 0 0 0 12 24 0.00 1.500	1.1 S 5 1 0 0 0 0 0 0 0 0 0 5 5 0.00 0.750																			

AB 33
R 7
H 9
RBI 7
BB 5
SO 3
LOB 6



AB 31
R 4
H 10
RBI 3
BB 6
SO 2
LOB 12



Batter	1	2	3	4	5	6	7	8	9	AB	R	H	RBI	BB	SO	LOB	TOP								
Dave Collins, S (1, 10) OBP: 0.318, SLG: 0.292	4-3		6-3 1B	F7	K		1-H 2B		K	6	1	2	1	0	2	3									
Steve Braun, L (1, 7) OBP: 0.373, SLG: 0.318	1-3		F7	1-2 1B		F7	F5			5	0	1	0	0	0	2									
Ruppert Jones, L (1, 8) OBP: 0.315, SLG: 0.440	CS 1B		6-3 1B	K		6-3		4-3		5	1	2	0	0	1	2									
Dan Meyer, L (1, 3) OBP: 0.317, SLG: 0.404	CS 1-2	F6	6-3		K			FC6-4 BB		3	0	0	0	2	1	2									
Bill Stein, R (1, 5) OBP: 0.330, SLG: 0.459		1B 1B	2-H 3-H 1B		K	2B 1B		FC6-4 BB 1-2		5	2	3	2	0	1	2									
Bob Stinson, S (1, 2) OBP: 0.406, SLG: 0.422	1B 1-3 1B		K		2B SF8 1B			G3	F4	5	1	2	0	0	1	2									
Carlos Lopez, R (1, 9) OBP: 0.364, SLG: 0.510			K	HR	SF8 1-3 2-H 1B 2B				1-3 1B	5	3	3	3	0	1	2	AB 42								
Craig Reynolds, L (1, 6) OBP: 0.278, SLG: 0.331	1-3 3-H 1B			L4	SF8			F9	F8	4	0	1	2	0	0	0	R 9								
Jose Baez, R (1, 4) OBP: 0.378, SLG: 0.387	1-3			1B	2-3 3-H 1B			2B BB		4	1	3	1	1	0	2	H 17								
Inning Stats	R: 0 E: 0 K: 0 S: 3	H: 1 LOB: 0 BB: 0 P: 3	R: 1 E: 0 K: 1 S: 8	H: 3 LOB: 2 BB: 0 P: 8	R: 2 E: 0 K: 1 S: 8	H: 3 LOB: 1 BB: 0 P: 8	R: 1 E: 0 K: 1 S: 8	H: 3 LOB: 2 BB: 0 P: 8	R: 3 E: 0 K: 2 S: 11	H: 4 LOB: 1 BB: 0 P: 11	R: 0 E: 0 K: 1 S: 5	H: 0 LOB: 1 BB: 1 P: 9	R: 2 E: 0 K: 0 S: 5	H: 2 LOB: 1 BB: 1 P: 9	R: 0 E: 0 K: 0 S: 3	H: 0 LOB: 1 BB: 1 P: 7	R: 0 E: 0 K: 1 S: 6	H: 1 LOB: 1 BB: 0 P: 6	1B: 12 2B: 3 3B: 0 HR: 2	SF: 1 SAC: 0 DP: 0 HBP: 0	WP: 0 PB: 0 SB: 0 CS: 1	PA: 47			
PITCHER	IP	WLS	BF	H	R	ER	SO	BB	IBB	HBP	BLK	WP	HR	S	P	ERA	WHIP								
Gaylord Perry, R (1, 1) ERA: 4.52	3.2	L	20	10	4	4	2	0	0	0	0	0	1	24	24	9.82	2.727								
Steve Hargan, R (4, 1) ERA: 8.75	3.1		18	6	5	5	4	2	0	0	0	0	1	24	32	13.50	2.400								
Darold Knowles, L (8, 1) ERA: 1.42	2.0		8	1	0	0	1	1	0	0	0	0	0	9	13	0.00	1.000								

Seattle Mariners @ Texas Rangers
Arlington Stadium, Arlington, TX
Mon May 30 1977, 8:05 PM EDT
Att: 17,844 - Unknown

AB 42
R 9
H 17
RBI 9
BB 3
SO 7
LOB 17



Batter	1	2	3	4	5	6	7	8	9	AB	R	H	RBI	BB	SO	LOB	BOTTOM								
Mike Hargrove, L (1, 3) OBP: 0.380, SLG: 0.360				K		G3-6-3 1-2			1-3	3	0	1	0	0	1	1									
Jim Fregosi, R (7, 3) OBP: 0.394, SLG: 0.450										0	0	0	0	0	0	0									
Ken Henderson, S (8, PH) OBP: 0.323, SLG: 0.443										1	0	1	0	0	0	0									
Sandy Alomar Sr., S (8, PH) OBP: 0.333, SLG: 0.429										1	0	0	0	0	0	3									
Jim Mason, L (1, 6) OBP: 0.231, SLG: 0.202	F8			6-3		4-3		F5		4	0	0	0	0	0	2									
Dave May, L (1, 9) OBP: 0.328, SLG: 0.352	G4-6-3 1-2			E6 BB			1B 2B 1B	K		4	1	1	0	0	1	2									
Willie Horton, R (1, 10) OBP: 0.345, SLG: 0.538		K			4-0 1-2 BB		2B 4-3 1B	F9		3	1	1	0	1	1	1									
Toby Harrah, R (1, 5) OBP: 0.404, SLG: 0.475		K			F7		4-3 SF8 2B	BB 1B BB		3	1	1	1	1	1	2									
Lew Beasley, L (1, 7) OBP: 0.286, SLG: 0.316		4-3				F9	4-3	BB 1B		4	0	1	1	0	0	1									
Bump Wills, S (1, 4) OBP: 0.390, SLG: 0.432				4-3		K	SF8	F8		3	0	0	1	0	1	2	AB 33								
Jim Sundberg, R (1, 2) OBP: 0.263, SLG: 0.290				6-3		K			1-2 2-3 BB	3	0	1	0	1	1	0	R 3								
Juan Beniquez, R (1, 8) OBP: 0.324, SLG: 0.364										3	0	1	0	0	1	1	H 8								
Tom Grieve, R (8, PH) OBP: 0.183, SLG: 0.224				1-3		G3-6-3 1B	K	K		1	0	0	0	0	1	3	RBI 3								
Inning Stats	R: 0 E: 0 K: 0 S: 3	H: 1 LOB: 0 BB: 0 P: 3	R: 0 E: 0 K: 2 S: 7	H: 0 LOB: 0 BB: 0 P: 7	R: 0 E: 0 K: 1 S: 6	H: 0 LOB: 2 BB: 1 P: 10	R: 0 E: 0 K: 2 S: 7	H: 0 LOB: 0 BB: 0 P: 7	R: 0 E: 0 K: 1 S: 3	H: 1 LOB: 1 BB: 0 P: 3	R: 3 E: 0 K: 1 S: 9	H: 4 LOB: 1 BB: 0 P: 9	R: 0 E: 0 K: 1 S: 6	H: 1 LOB: 1 BB: 0 P: 6	R: 0 E: 0 K: 1 S: 6	H: 1 LOB: 3 BB: 2 P: 14	1B: 6 2B: 2 3B: 0 HR: 0	SF: 1 SAC: 0 DP: 2 HBP: 0	WP: 0 PB: 0 SB: 0 CS: 0	PA: 37					
PITCHER	IP	WLS	BF	H	R	ER	SO	BB	IBB	HBP	BLK	WP	HR	S	P	ERA	WHIP								
John Montague, R (1, 1) ERA: 4.21	6.0	W	23	5	3	3	5	1	0	0	0	0	0	18	26	4.50	1.000								
Diego Segui, R (7, 1) ERA: 6.41	3.0	S	14	3	0	0	3	2	0	0	0	0	0	18	26	0.00	1.667								

Seattle Mariners @ Texas Rangers
Arlington Stadium, Arlington, TX
Mon May 30 1977, 8:05 PM EDT
Att: 17,844 - Unknown

AB 33
R 3
H 8
RBI 3
BB 3
SO 8
LOB 18



Batter	1	2	3	4	5	6	7	8	9	AB	R	H	RBI	BB	SO	LOB	TOP			
Matt Alexander, S (1, 6) OBP: 0.375, SLG: 0.333	L6	G6-4-3		F8			F8			1	0	0	0	0	0	0	Oakland Athletics @ Seattle Mariners The Kingdome, Seattle, WA Thu Jun 02 1977, 10:05 PM EDT Att: 10,712 - Dome			
Rob Picciolo, R (1, 6) OBP: 0.232, SLG: 0.214										0	0	0	0	0	0	0				
Rich McKinney, R (2, PH) OBP: 0.234, SLG: 0.384										1	0	0	0	0	3	2				
Rodney Scott, S (2, 6) OBP: 0.361, SLG: 0.314										2	0	0	0	0	1					
Mike Jorgensen, L (1, 7) OBP: 0.388, SLG: 0.263	FC4-6 BB			S			F9			3	0	1	0	1	0	0				
Manny Sanguillen, R (1, 10) OBP: 0.315, SLG: 0.366	FC4-6 E 1-2		P3				6-3			4	0	0	0	0	2					
Dick Allen, R (1, 3) OBP: 0.348, SLG: 0.373	E8		K				6-3			4	0	1	0	0	1	1				
Jeff Newman, R (8, 2) OBP: 0.187, SLG: 0.176	1B		K							0	0	0	0	0	0	0				
Earl Williams, R (1, 2) OBP: 0.305, SLG: 0.503	5-3		K				F8			4	0	0	0	0	1	3				
Larry Murray, S (9, 7) OBP: 0.242, SLG: 0.250										0	0	0	0	0	0	0				
Wayne Gross, L (1, 5) OBP: 0.372, SLG: 0.524		SH BB BB		F8						3	0	1	0	1	0	0				
Tony Armas, R (1, 8) OBP: 0.306, SLG: 0.382		SH BB					L9-3 1B			3	1	1	0	1	0	1				
Marty Perez, R (1, 4) OBP: 0.284, SLG: 0.368		SH BB		6-3 2B			L9-3 1-2			2	0	0	0	0	0	1				
Jim Tyrone, R (1, 9) OBP: 0.342, SLG: 0.455		SH BB G6-4-3 1-2 2-3		6-3			6-3			2	0	0	0	0	0	1				
Inning Stats	R: 0 E: 1 K: 0 S: 4	H: 1 LOB: 2 BB: 1 P: 8	R: 0 E: 1 K: 1 S: 5	H: 0 LOB: 2 BB: 2 P: 13	R: 0 E: 0 K: 2 S: 8	H: 1 LOB: 1 BB: 0 P: 8	R: 1 E: 0 K: 0 S: 5	H: 2 LOB: 1 BB: 0 P: 5	R: 0 E: 0 K: 0 S: 3	H: 0 LOB: 0 BB: 0 P: 3	R: 0 E: 0 K: 0 S: 3	H: 1 LOB: 0 BB: 0 P: 3	R: 0 E: 0 K: 0 S: 3	H: 0 LOB: 0 BB: 0 P: 3	R: 0 E: 0 K: 0 S: 3	H: 0 LOB: 0 BB: 0 P: 3	1B: 4 2B: 2 3B: 0 HR: 0	SF: 0 SAC: 1 DP: 2 HBP: 0	WP: 0 PB: 0 SB: 1 CS: 0	PA: 34
PITCHER Dick Pole, R (1, 1) ERA: 5.14	IP: 9.0 WLS: L BF: 34	H: 5 R: 1 ER: 1 SO: 3	BB: 3 IBB: 0 HBP: 0 BLK: 0	WP: 0 HR: 0 S: 37 P: 49	ERA: 1.00 WHIP: 0.889															

AB	30
R	1
H	5
RBI	1
BB	3
SO	3
LOB	15



Batter	1	2	3	4	5	6	7	8	9	AB	R	H	RBI	BB	SO	LOB	BOTTOM					
Dave Collins, S (1, 10) OBP: 0.307, SLG: 0.281	F8		F7			B1-3		F9		4	0	0	0	0	0	0	Oakland Athletics @ Seattle Mariners The Kingdome, Seattle, WA Thu Jun 02 1977, 10:05 PM EDT Att: 10,712 - Dome					
Steve Braun, L (1, 7) OBP: 0.373, SLG: 0.317	L8					E 1B BB		1B		3	0	1	0	1	0	0						
Ruppert Jones, L (1, 8) OBP: 0.303, SLG: 0.422	3-1					K		F8		4	0	0	0	0	1	2						
Carlos Lopez, R (1, 9) OBP: 0.374, SLG: 0.505		K		S BB		E9 1-3 1B		L6		3	0	1	0	1	1	1						
Bob Stinson, S (1, 2) OBP: 0.411, SLG: 0.418		F7				F7				3	0	1	0	1	0	2						
Jose Baez, R (9, PR) OBP: 0.372, SLG: 0.372				FC6 BB		F7				0	0	0	0	0	0	0						
Bill Stein, R (1, 5) OBP: 0.322, SLG: 0.446				FC6 BB				F8		4	0	1	0	0	1	3						
Dan Meyer, L (1, 3) OBP: 0.304, SLG: 0.387				1B						4	0	0	0	0	2							
Craig Reynolds, L (1, 6) OBP: 0.274, SLG: 0.326				F8		4-3		4-3		4	0	0	0	0	2							
Larry Milbourne, S (1, 4) OBP: 0.230, SLG: 0.264				F8		4-3		F9		3	0	0	0	0	0	0						
Inning Stats	R: 0 E: 0 K: 0 S: 3	H: 0 LOB: 0 BB: 0 P: 3	R: 0 E: 0 K: 1 S: 6	H: 1 LOB: 1 BB: 0 P: 6	R: 0 E: 0 K: 0 S: 3	H: 0 LOB: 0 BB: 0 P: 3	R: 0 E: 0 K: 0 S: 3	H: 0 LOB: 2 BB: 2 P: 11	R: 0 E: 0 K: 0 S: 3	H: 0 LOB: 0 BB: 0 P: 3	R: 0 E: 1 K: 1 S: 6	H: 1 LOB: 2 BB: 1 P: 10	R: 0 E: 1 K: 0 S: 4	H: 0 LOB: 1 BB: 0 P: 4	R: 0 E: 0 K: 0 S: 4	H: 1 LOB: 1 BB: 0 P: 4	R: 0 E: 0 K: 1 S: 5	H: 1 LOB: 1 BB: 0 P: 5	1B: 4 2B: 0 3B: 0 HR: 0	SF: 0 SAC: 0 DP: 1 HBP: 0	WP: 0 PB: 0 SB: 1 CS: 0	PA: 34
PITCHER Mike Norris, R (1, 1) ERA: 2.88	IP: 9.0 WLS: W BF: 34	H: 4 R: 0 ER: 0 SO: 3	BB: 3 IBB: 0 HBP: 0 BLK: 0	WP: 0 HR: 0 S: 37 P: 49	ERA: 0.00 WHIP: 0.778																	

AB	31
R	0
H	4
RBI	0
BB	3
SO	3
LOB	11



Batter	1	2	3	4	5	6	7	8	9	AB	R	H	RBI	BB	SO	LOB	TOP			
Ron LeFlore, R OBP: 0.278, SLG: 0.330 (1, 8)	0-0 4-3	0-0 5-3		0-0 6-3		0-0 CS 1B			0-0 F8	5	0	1	0	0	0	3	Detroit Tigers @ Seattle Mariners The Kingdome, Seattle, WA Tue Jun 07 1977, 10:05 PM EDT Att: 10,050 - Unknown			
Tito Fuentes, S OBP: 0.338, SLG: 0.385 (1, 4)	0-0 3-1		0-0 1B	0-0 F8		0-0 CS 1-2	0-0 6-3		0-0 4-3	5	0	1	0	0	0	1				
Rusty Staub, L OBP: 0.315, SLG: 0.393 (1, 10)	0-0 1B		0-0 P3		0-0 G3 2B		0-0 F3		0-0 P6	5	1	2	0	0	0	1				
Steve Kemp, L OBP: 0.344, SLG: 0.470 (1, 7)	0-3 K		0-0 L7		0-0 G3 2-3		0-3 K			4	0	0	0	0	2	3				
Jason Thompson, L OBP: 0.381, SLG: 0.530 (1, 3)		0-0 HR	0-3 K		0-0 2B			0-0 F8		4	1	2	2	0	1	1				
Ben Oglivie, L OBP: 0.310, SLG: 0.456 (1, 9)	0-3 K		0-3 K		0-0 F8 3-H			0-0 HR		4	1	1	1	0	2	1				
Milt May, L OBP: 0.309, SLG: 0.411 (1, 2)	0-0 1B 1B		0-0 1B 3B 1B		0-0 F7		0-3 K			4	1	2	0	0	1	1				
Phil Mankowski, L OBP: 0.356, SLG: 0.341 (1, 5)	0-0 F8		0-0 1B 3B 1B		0-0 F3		0-0 BB			3	1	1	0	1	0	1				
Tom Verzyer, R OBP: 0.226, SLG: 0.280 (1, 6)	0-0 1-3 1B		0-0 1-1 2-H 3B		0-3 K		0-0 6-3			4	0	2	2	0	1	1				
Inning Stats	R: 0 E: 0 K: 1 S: 6	H: 1 LOB: 1 BB: 0 P: 6	R: 1 E: 0 K: 1 S: 8	H: 3 LOB: 2 BB: 0 P: 8	R: 0 E: 0 K: 1 S: 6	H: 1 LOB: 1 BB: 0 P: 6	R: 2 E: 0 K: 1 S: 8	H: 3 LOB: 1 BB: 0 P: 8	R: 1 E: 0 K: 0 S: 5	H: 2 LOB: 1 BB: 0 P: 5	R: 0 E: 0 K: 1 S: 5	H: 0 LOB: 0 BB: 0 P: 5	R: 1 E: 0 K: 1 S: 6	H: 1 LOB: 1 BB: 1 P: 10	R: 0 E: 0 K: 0 S: 3	H: 0 LOB: 0 BB: 0 P: 3	1B: 7 2B: 2 3B: 1 HR: 2	SF: 0 SAC: 0 DP: 0 HBP: 0	WP: 0 PB: 0 SB: 0 CS: 1	PA: 40
PITCHER	IP WLS BF H R ER SO BB IBB HBP BLK WP HR S P ERA WHIP	IP WLS BF H R ER SO BB IBB HBP BLK WP HR S P ERA WHIP	IP WLS BF H R ER SO BB IBB HBP BLK WP HR S P ERA WHIP	IP WLS BF H R ER SO BB IBB HBP BLK WP HR S P ERA WHIP	IP WLS BF H R ER SO BB IBB HBP BLK WP HR S P ERA WHIP	IP WLS BF H R ER SO BB IBB HBP BLK WP HR S P ERA WHIP	IP WLS BF H R ER SO BB IBB HBP BLK WP HR S P ERA WHIP	IP WLS BF H R ER SO BB IBB HBP BLK WP HR S P ERA WHIP	IP WLS BF H R ER SO BB IBB HBP BLK WP HR S P ERA WHIP	IP WLS BF H R ER SO BB IBB HBP BLK WP HR S P ERA WHIP	IP WLS BF H R ER SO BB IBB HBP BLK WP HR S P ERA WHIP	IP WLS BF H R ER SO BB IBB HBP BLK WP HR S P ERA WHIP	IP WLS BF H R ER SO BB IBB HBP BLK WP HR S P ERA WHIP	IP WLS BF H R ER SO BB IBB HBP BLK WP HR S P ERA WHIP	IP WLS BF H R ER SO BB IBB HBP BLK WP HR S P ERA WHIP	IP WLS BF H R ER SO BB IBB HBP BLK WP HR S P ERA WHIP	IP WLS BF H R ER SO BB IBB HBP BLK WP HR S P ERA WHIP			
Glenn Abbott, R ERA: 5.46 (1, 1)	3.2 L	19 8	3 3	3 3	4 4	0 0	0 0	0 0	0 0	0 0	1 1	27 27	7.36 2.182							
Tom House, L ERA: 8.1 (4, 1)	4.1 S	17 4	2 2	2 3	3 1	0 0	0 0	0 0	0 0	0 0	1 1	22 26	4.15 1.154							
Diego Segui, R ERA: 6.25 (9, 1)	1.0 S	3 0	0 0	0 0	0 0	0 0	0 0	0 0	0 0	0 0	0 0	3 3	0.00 0.000							

Batter	1	2	3	4	5	6	7	8	9	AB	R	H	RBI	BB	SO	LOB	BOTTOM						
Dave Collins, S OBP: 0.298, SLG: 0.269 (1, 10)	0-0 G3		0-0 L7 1-2			0-3 K		0-0 L4	0-0 L6	5	0	0	0	0	1	3	Detroit Tigers @ Seattle Mariners The Kingdome, Seattle, WA Tue Jun 07 1977, 10:05 PM EDT Att: 10,050 - Unknown						
Jose Báez, R OBP: 0.389, SLG: 0.407 (1, 4)	0-0 F8		0-0 5-3			0-0 FC3-6 1B		0-0 1B		4	0	2	0	0	0	0							
Steve Braun, L OBP: 0.376, SLG: 0.320 (1, 7)	0-0 G3			0-0 FC6 1B		0-0 FC3-6 2B 1-2		0-0 F7		4	0	1	0	0	0	2							
Ruppert Jones, L OBP: 0.313, SLG: 0.459 (1, 8)		0-0 F7		0-0 F8		0-0 1-3 2B			0-0 1B FC1-4 2B	4	1	2	0	0	0	1							
Carlos Lopez, R OBP: 0.359, SLG: 0.492 (1, 9)		0-0 5-3		0-0 FC6 S 1-2		0-0 F8			0-0 FC1-4 BB 2B 1B	4	1	1	0	0	0	3							
Bill Stein, R OBP: 0.319, SLG: 0.435 (1, 5)		0-0 1B 1B		0-0 F7 1-2			0-0 F7		4-0 FC1-4 BB	3	0	1	0	1	0	1							
Dan Meyer, L OBP: 0.297, SLG: 0.373 (1, 3)		0-0 1-2 1B			0-3 K		0-0 3-1		0-0 FC1-4 2B 1-2 2-3 3-H	4	0	1	1	0	1	2							
Craig Reynolds, L OBP: 0.268, SLG: 0.312 (1, 6)		0-0 G3			0-0 4-3		0-0 F7		0-0 K	1	0	0	0	0	0	2							
Larry Milbourne, S OBP: 0.224, SLG: 0.258 (4, 6)										2	0	0	0	0	0	0							
Tommy Smith, L OBP: 0.318, SLG: 0.455 (9, PH)										1	0	0	0	0	1	2							
Skip Jutze, R OBP: 0.278, SLG: 0.394 (1, 2)					0-0 1-6-3				0-0 2B	2	0	1	0	0	0	0							
Bob Stinson, S OBP: 0.404, SLG: 0.417 (8, PH)									0-0 1-3 3-H	2	0	1	1	0	0	0							
Inning Stats	R: 0 E: 0 K: 0 S: 3	H: 0 LOB: 0 BB: 0 P: 3	R: 0 E: 0 K: 0 S: 5	H: 2 LOB: 2 BB: 0 P: 5	R: 0 E: 0 K: 0 S: 3	H: 1 LOB: 0 BB: 0 P: 3	R: 0 E: 0 K: 0 S: 4	H: 1 LOB: 1 BB: 0 P: 4	R: 0 E: 0 K: 1 S: 5	H: 0 LOB: 0 BB: 0 P: 5	R: 0 E: 0 K: 1 S: 7	H: 2 LOB: 2 BB: 0 P: 7	R: 0 E: 0 K: 0 S: 3	H: 0 LOB: 0 BB: 0 P: 3	R: 0 E: 0 K: 0 S: 4	H: 1 LOB: 1 BB: 0 P: 4		R: 2 E: 0 K: 1 S: 8	H: 3 LOB: 2 BB: 1 P: 12	1B: 7 2B: 3 3B: 0 HR: 0	SF: 0 SAC: 0 DP: 0 HBP: 0	WP: 0 PB: 0 SB: 1 CS: 1	PA: 37
PITCHER	IP WLS BF H R ER SO BB IBB HBP BLK WP HR S P ERA WHIP	IP WLS BF H R ER SO BB IBB HBP BLK WP HR S P ERA WHIP	IP WLS BF H R ER SO BB IBB HBP BLK WP HR S P ERA WHIP	IP WLS BF H R ER SO BB IBB HBP BLK WP HR S P ERA WHIP	IP WLS BF H R ER SO BB IBB HBP BLK WP HR S P ERA WHIP	IP WLS BF H R ER SO BB IBB HBP BLK WP HR S P ERA WHIP	IP WLS BF H R ER SO BB IBB HBP BLK WP HR S P ERA WHIP	IP WLS BF H R ER SO BB IBB HBP BLK WP HR S P ERA WHIP	IP WLS BF H R ER SO BB IBB HBP BLK WP HR S P ERA WHIP	IP WLS BF H R ER SO BB IBB HBP BLK WP HR S P ERA WHIP	IP WLS BF H R ER SO BB IBB HBP BLK WP HR S P ERA WHIP	IP WLS BF H R ER SO BB IBB HBP BLK WP HR S P ERA WHIP	IP WLS BF H R ER SO BB IBB HBP BLK WP HR S P ERA WHIP	IP WLS BF H R ER SO BB IBB HBP BLK WP HR S P ERA WHIP	IP WLS BF H R ER SO BB IBB HBP BLK WP HR S P ERA WHIP	IP WLS BF H R ER SO BB IBB HBP BLK WP HR S P ERA WHIP		IP WLS BF H R ER SO BB IBB HBP BLK WP HR S P ERA WHIP					
Dave Rozema, R ERA: 2.77 (1, 1)	8.0 W	33 8	2 2	2 2	2 1	0 0	0 0	0 0	0 0	0 0	0 0	36 40	2.25 1.250										
Steve Foucault, R ERA: 2.13 (9, 1)	1.0 S	4 1	0 0	0 0	1 0	0 0	0 0	0 0	0 0	0 0	0 0	6 6	0.00 1.000										

Batter	1	2	3	4	5	6	7	8	9	AB	R	H	RBI	BB	SO	LOB	TOP								
Ron LeFlore, R (1, 8) OBP: 0.278, SLG: 0.328	K			1B	F9			FC4-6		4	0	1	0	0	1	2									
Tito Fuentes, S (1, 4) OBP: 0.341, SLG: 0.392	6-3			1B				G4-3		4	0	2	0	0	0	1									
Rusty Staub, L (1, 10) OBP: 0.308, SLG: 0.384	G3			L4-3						4	0	0	0	0	1	3									
Steve Kemp, L (1, 7) OBP: 0.337, SLG: 0.459		F5		4-3						4	0	0	0	0	2										
Jason Thompson, L (1, 3) OBP: 0.373, SLG: 0.517		6-3			3-1					4	0	0	0	0	1	1									
Ben Oglivie, L (1, 9) OBP: 0.311, SLG: 0.472		F9			HR					3	1	1	1	0	0	0									
Milt May, L (1, 2) OBP: 0.309, SLG: 0.416			F5		2B					3	1	1	0	0	0	0									
Phil Mankowski, L (1, 5) OBP: 0.348, SLG: 0.333			F7		F8					3	0	0	0	0	0	1									
Tom Verzyer, R (1, 6) OBP: 0.237, SLG: 0.284			K					FC4-6		2	0	1	1	1	1	0									
Inning Stats	R: 0 E: 0 K: 1 S: 5	H: 0 LOB: 0 BB: 0 P: 5	R: 0 E: 0 K: 0 S: 3	H: 0 LOB: 0 BB: 0 P: 3	R: 0 E: 0 K: 1 S: 5	H: 0 LOB: 0 BB: 0 P: 5	R: 0 E: 0 K: 0 S: 4	H: 2 LOB: 1 BB: 0 P: 4	R: 2 E: 0 K: 0 S: 6	H: 3 LOB: 1 BB: 0 P: 6	R: 0 E: 0 K: 2 S: 8	H: 1 LOB: 1 BB: 0 P: 8	R: 0 E: 0 K: 0 S: 3	H: 0 LOB: 0 BB: 0 P: 3	R: 0 E: 0 K: 0 S: 2	H: 0 LOB: 0 BB: 1 P: 6	R: 0 E: 0 K: 0 S: 3	H: 0 LOB: 0 BB: 0 P: 3	1B: 3 2B: 3 3B: 0 HR: 1	SF: 0 SAC: 0 DP: 2 HBP: 0	WP: 0 PB: 0 SB: 0 CS: 0	PA: 32			
PITCHER	IP	WLS	BF	H	R	ER	SO	BB	IBB	HBP	BLK	WP	HR	S	P	ERA	WHIP								
Dick Pole, R (1, 1) ERA: 4.91	5.0		20	6	2	2	2	0	0	0	0	0	1	24	24	3.60	1.200								
Mike Kekich, L (6, 1) ERA: 1.44	4.0	W	12	0	0	0	2	1	0	0	0	0	0	15	19	0.00	0.250								

Detroit Tigers @ Seattle Mariners
The Kingdome, Seattle, WA
Wed Jun 08 1977, 10:05 PM EDT
Att: 11,211 - Dome

AB 31
R 2
H 6
RBI 2
BB 1
SO 4
LOB 10



Batter	1	2	3	4	5	6	7	8	9	AB	R	H	RBI	BB	SO	LOB	BOTTOM									
Jose Baez, R (1, 4) OBP: 0.384, SLG: 0.400	FC1-6		P4		K			B2-3		4	0	1	0	0	1	0										
Steve Braun, L (1, 7) OBP: 0.374, SLG: 0.315	FC1-6		F8					HR		3	1	0	0	1	1	1										
Carlos Lopez, R (1, 9) OBP: 0.356, SLG: 0.508	FC6-4		K					HR		4	1	1	2	0	1	1										
Leroy Stanton, R (1, 10) OBP: 0.304, SLG: 0.435	F6				WP			WP		3	0	1	0	1	0	1										
Dave Collins, S (8, PR) OBP: 0.296, SLG: 0.269					BB			1B		0	0	0	0	0	0	0										
Ruppert Jones, L (1, 8) OBP: 0.316, SLG: 0.471		K		K				HR		3	1	1	1	1	2	1										
Bill Stein, R (1, 5) OBP: 0.313, SLG: 0.427		L1		K				K		4	0	0	0	0	3	3										
Bob Stinson, S (1, 2) OBP: 0.403, SLG: 0.415		1B		K						3	0	1	0	0	1	1										
Dan Meyer, L (1, 3) OBP: 0.298, SLG: 0.373		1B								3	0	1	0	0	0	0										
Larry Milbourne, S (1, 6) OBP: 0.220, SLG: 0.253		K						F9		3	0	0	0	0	1	2										
Inning Stats	R: 0 E: 0 K: 0 S: 4	H: 1 LOB: 1 BB: 0 P: 4	R: 0 E: 0 K: 2 S: 9	H: 2 LOB: 2 BB: 0 P: 9	R: 0 E: 0 K: 1 S: 5	H: 0 LOB: 0 BB: 0 P: 5	R: 0 E: 0 K: 3 S: 9	H: 0 LOB: 1 BB: 1 P: 13	R: 0 E: 0 K: 1 S: 5	H: 0 LOB: 0 BB: 0 P: 5	R: 0 E: 0 K: 1 S: 5	H: 0 LOB: 0 BB: 0 P: 5	R: 1 E: 0 K: 1 S: 6	H: 1 LOB: 0 BB: 0 P: 6	R: 2 E: 0 K: 1 S: 7	H: 2 LOB: 2 BB: 2 P: 15	R: 0 E: 0 K: 0 S: 3	H: 0 LOB: 0 BB: 0 P: 3	1B: 4 2B: 0 3B: 0 HR: 2	SF: 0 SAC: 0 DP: 0 HBP: 0	WP: 2 PB: 0 SB: 0 CS: 0	PA: 33				
PITCHER	IP	WLS	BF	H	R	ER	SO	BB	IBB	HBP	BLK	WP	HR	S	P	ERA	WHIP									
John Hiller, L (1, 1) ERA: 3.53	7.2	L	32	6	3	3	9	3	0	0	0	0	2	2	47	59	3.52	1.174								
Steve Foucault, R (8, 1) ERA: 2.1	0.1		1	0	0	0	1	0	0	0	0	0	0	3	3	0.00	0.000									

Detroit Tigers @ Seattle Mariners
The Kingdome, Seattle, WA
Wed Jun 08 1977, 10:05 PM EDT
Att: 11,211 - Dome


AB 30
R 3
H 6
RBI 3
BB 3
SO 10
LOB 10



Batter	1	2	3	4	5	6	7	8	9	AB	R	H	RBI	BB	SO	LOB	TOP																	
Ron LeFlore, R (1, 8) OBP: 0.276, SLG: 0.322	0-3 K2-3	0-0 F9			0-0 1-3		4-0 CS BB		0-3 K	4	0	0	0	1	2	4																		
Tito Fuentes, S (1, 4) OBP: 0.348, SLG: 0.393	0-0 G3 1B		4-0 G6-4-3 BB		0-3 K		4-0 BB 1-2 BB			2	0	1	0	2	1	1																		
Rusty Staub, L (1, 10) OBP: 0.302, SLG: 0.376	0-0 G3 1-2		0-0 G6-4-3 1-2		0-0 4-3		0-3 K			4	0	0	0	0	1	3																		
Steve Kemp, L (1, 7) OBP: 0.335, SLG: 0.451	0-0 F8		0-0 4-3		4-0 BB BB BB			0-0 G3		3	0	0	0	1	0	1																		
Jason Thompson, L (1, 3) OBP: 0.376, SLG: 0.514		0-0 G3-6-3 1B		0-0 1-3	4-0 BB BB 1-2 BB			0-3 K		3	0	1	0	1	1	0																		
Ben Oglivie, L (1, 9) OBP: 0.304, SLG: 0.461		0-0 G3-6-3 1-2		0-0 4-3	0-3 K			0-0 4-3		4	0	0	0	0	1	3																		
John Wockenfuss, R (1, 2) OBP: 0.340, SLG: 0.695		0-0 1B E 1B		0-0 6-3	4-0 BB 1-2 2-3 BB			4-0 BB		2	1	1	0	2	0	0																		
Aurelio Rodriguez, R (1, 5) OBP: 0.317, SLG: 0.362		0-0 E		4-0 S BB	0-0 P4			0-0 F8		1	0	1	0	1	0	0																		
Tim Corcoran, L (6, PH) OBP: 0.286, SLG: 0.395		1-3 E 1B								1	0	0	0	0	0	3																		
Phil Mankowski, L (6, 5) OBP: 0.345, SLG: 0.331										1	0	0	0	0	0	1																		
Tom Verzyer, R (1, 6) OBP: 0.231, SLG: 0.277		0-0 E6		0-3 K				0-0 F9		3	0	0	0	0	1	2																		
Milt May, L (9, PH) OBP: 0.307, SLG: 0.413		1-2 3H								1	0	0	0	0	0	1																		
Inning Stats	R: 0 E: 0 K: 1 S: 6	H: 1 LOB: 1 BB: 0 P: 6	R: 1 E: 1 K: 0 S: 6	H: 3 LOB: 2 BB: 0 P: 6	R: 0 E: 0 K: 0 S: 2	H: 0 LOB: 0 BB: 1 P: 6	R: 0 E: 0 K: 0 S: 3	H: 0 LOB: 0 BB: 0 P: 3	R: 0 E: 0 K: 2 S: 7	H: 0 LOB: 3 BB: 3 P: 11	R: 0 E: 0 K: 1 S: 5	H: 0 LOB: 1 BB: 2 P: 12	R: 0 E: 0 K: 1 S: 5	H: 0 LOB: 0 BB: 1 P: 5	R: 0 E: 0 K: 1 S: 5	H: 0 LOB: 1 BB: 1 P: 9	1B: 4 2B: 0 3B: 0 HR: 0	SF: 0 SAC: 0 DP: 2 HBP: 0	WP: 0 PB: 0 SB: 1 CS: 1	PA: 37														
PITCHER	IP WLS BF H R ER SO BB IBB HBP BLK WP HR S P ERA WHIP																																	
Rick Jones, L (1, 1) ERA: 7.4	5.2	25	4	1	0	4	5	0	0	0	0	0	0	0	28	48	0.00	1.588																
Enrique Romo, R (6, 1) ERA: 1.94	3.1	W	12	0	0	0	3	3	0	0	0	0	0	0	15	27	0.00	0.900																

Detroit Tigers @ Seattle Mariners
 The Kingdome, Seattle, WA
 Thu Jun 09 1977, 10:05 PM EDT
 Att: 10,840 - Unknown


AB 29
R 1
H 4
RBI 0
BB 8
SO 7
LOB 19



Batter	1	2	3	4	5	6	7	8	9	AB	R	H	RBI	BB	SO	LOB	BOTTOM																
Jose Báez, R (1, 4) OBP: 0.369, SLG: 0.383	0-0 P3		0-0 FC6-4 1-2		0-0 1-3		0-0 G3 2-3			4	0	0	0	0	0	2																	
Steve Braun, L (1, 7) OBP: 0.372, SLG: 0.314	0-0 4-1		0-3 K		0-0 BB		0-3 K			4	0	1	0	0	2	2																	
Carlos Lopez, R (1, 9) OBP: 0.353, SLG: 0.508	0-0 2B			0-0 F8	0-3 K			0-0 6-3		4	0	1	0	0	1	1																	
Leroy Stanton, R (1, 10) OBP: 0.310, SLG: 0.471	0-0 F9			0-0 1B 5-3 2B		0-0 6-3		0-0 HR		4	2	2	1	0	0	1																	
Ruppert Jones, L (1, 8) OBP: 0.319, SLG: 0.467		0-0 1-3		4-0 5-3 1B BB		4-0 BB		0-0 P6		2	0	0	0	2	0	0																	
Bill Stein, R (1, 5) OBP: 0.312, SLG: 0.424		0-0 6-3		0-0 5-3 1B 1-2 2-3		0-0 F8		0-0 F8		4	0	1	0	0	0	1																	
Bob Stinson, S (1, 2) OBP: 0.395, SLG: 0.406		0-0 P6		0-0 5-3 1-2 2-3 3H		0-0 4-3				3	0	0	1	0	0	3																	
Dan Meyer, L (1, 3) OBP: 0.298, SLG: 0.369			0-0 1-3	0-0 L7		4-0 G3 SH2-4 BB				2	0	0	0	1	0	2																	
Larry Milbourne, S (1, 6) OBP: 0.224, SLG: 0.256			0-0 FC6-4 1B		0-0 F9		0-0 SH2-4 1-2			2	0	1	0	0	0	0																	
Inning Stats	R: 0 E: 0 K: 0 S: 4	H: 1 LOB: 1 BB: 0 P: 4	R: 0 E: 0 K: 0 S: 3	H: 0 LOB: 0 BB: 0 P: 3	R: 0 E: 0 K: 1 S: 6	H: 1 LOB: 1 BB: 0 P: 6	R: 1 E: 0 K: 0 S: 5	H: 2 LOB: 2 BB: 1 P: 9	R: 0 E: 0 K: 1 S: 6	H: 1 LOB: 1 BB: 0 P: 6	R: 0 E: 0 K: 0 S: 3	H: 0 LOB: 1 BB: 1 P: 7	R: 0 E: 0 K: 1 S: 5	H: 0 LOB: 1 BB: 1 P: 9	R: 1 E: 0 K: 0 S: 4	H: 1 LOB: 0 BB: 0 P: 4	1B: 3 2B: 2 3B: 0 HR: 1	SF: 0 SAC: 1 DP: 0 HBP: 0	WP: 0 PB: 0 SB: 0 CS: 0	PA: 33													
PITCHER	IP WLS BF H R ER SO BB IBB HBP BLK WP HR S P ERA WHIP																																
Dave Roberts, L (1, 1) ERA: 4.73	4.2	20	5	1	1	1	1	1	0	0	0	0	0	21	25	1.93	1.286																
Bob Sykes, L (5, 1) ERA: 4.28	3.1	L	13	1	1	1	2	2	0	0	0	0	1	15	23	2.70	0.900																

Detroit Tigers @ Seattle Mariners
 The Kingdome, Seattle, WA
 Thu Jun 09 1977, 10:05 PM EDT
 Att: 10,840 - Unknown

AB 29
R 2
H 6
RBI 2
BB 3
SO 3
LOB 12



Batter	1	2	3	4	5	6	7	8	9	AB R H RBI BB SO LOB	TOP											
John Scott, R OBP: 0.292, SLG: 0.359 Steve Bowling, R OBP: 0.217, SLG: 0.103	E5 4-3 CS		F8		6-3		5-3		K	2 0 0 0 0 0 3 0 0 0 0 1 0	Toronto Blue Jays @ Seattle Mariners The Kingdome, Seattle, WA Fri Jun 10 1977, 10:05 PM EDT Att: 11,786 - Unknown											
Bob Bailor, R OBP: 0.366, SLG: 0.455	4-3		1-3		F9		1B			4 0 1 0 0 0 1												
Roy Howell, L OBP: 0.369, SLG: 0.375	4-0 CS BB				1-3		4-3			3 1 1 1 1 0 1												
Otto Velez, R OBP: 0.394, SLG: 0.558	K 1-2 3-H				6-3					3 1 0 0 1 1 2												
Ron Fairly, L OBP: 0.423, SLG: 0.507		4-3								4 2 2 2 0 1 0												
Doug Radler, R OBP: 0.399, SLG: 0.445		4-3								3 0 2 1 1 0 0												
Doug Ault, R OBP: 0.338, SLG: 0.415										4 0 1 0 0 0 3												
Alan Ashby, S OBP: 0.293, SLG: 0.320										3 0 0 0 1 0 2												
Dave McKay, S OBP: 0.197, SLG: 0.266										4 0 0 0 0 2 2												
Inning Stats	R: 0 E: 1 K: 1 S: 5	H: 0 LOB: 2 BB: 1 P: 9	R: 0 E: 0 K: 0 S: 4	H: 1 LOB: 1 BB: 0 P: 4	R: 0 E: 0 K: 1 S: 5	H: 0 LOB: 0 BB: 0 P: 5	R: 2 E: 0 K: 1 S: 8	H: 3 LOB: 2 BB: 1 P: 12	R: 0 E: 0 K: 0 S: 3	H: 0 LOB: 0 BB: 0 P: 3		R: 2 E: 0 K: 0 S: 4	H: 2 LOB: 0 BB: 1 P: 8	R: 0 E: 0 K: 0 S: 4	H: 1 LOB: 1 BB: 0 P: 4	R: 0 E: 0 K: 1 S: 5	H: 0 LOB: 1 BB: 1 P: 9	R: 0 E: 0 K: 1 S: 5	H: 0 LOB: 0 BB: 0 P: 5	1B: 4 2B: 2 3B: 0 HR: 2	SF: 0 SAC: 0 DP: 2 HBP: 0	WP: 0 PB: 0 SB: 1 CS: 2
PITCHER	IP WLS BF H R ER SO BB IBB HBP BLK WP HR S P ERA WHIP											PITCHER	IP WLS BF H R ER SO BB IBB HBP BLK WP HR S P ERA WHIP									
John Montague, R ERA: 4.01	(1, 1) 5.1 L 25 6 4 4 3 2 1 0 0 0 0 2 28 40 6.75 1.500											Tom House, L ERA: 6.64	(6, 1) 3.2 12 1 0 0 2 1 0 0 0 0 0 15 19 0.00 0.545									

AB	33
R	4
H	7
RBI	4
BB	4
SO	5
LOB	11




Batter	1	2	3	4	5	6	7	8	9	AB R H RBI BB SO LOB	BOTTOM											
Dave Collins, S OBP: 0.290, SLG: 0.261	K		F7		3-1			F2		4 0 0 0 0 1 1	Toronto Blue Jays @ Seattle Mariners The Kingdome, Seattle, WA Fri Jun 10 1977, 10:05 PM EDT Att: 11,786 - Unknown											
Jose Baez, R OBP: 0.383, SLG: 0.398					4-3			HR 1B		4 1 3 1 0 0 0												
Steve Braun, L OBP: 0.366, SLG: 0.308	K		F8		F5			F4		4 0 0 0 0 1 3												
Ruppert Jones, L OBP: 0.318, SLG: 0.477	1-6-3				1-3			HR		4 1 1 2 0 0 1												
Carlos Lopez, R OBP: 0.350, SLG: 0.500								K		4 0 1 0 0 3 0												
Bill Stein, R OBP: 0.311, SLG: 0.419								F8		3 0 0 0 1 0 0												
Dan Meyer, L OBP: 0.297, SLG: 0.367								F4		4 0 1 0 0 0 2												
Bob Stinson, S OBP: 0.394, SLG: 0.400										2 1 0 0 0 0 0												
Leroy Stanton, R OBP: 0.309, SLG: 0.467			E6 4-3 1B							1 0 0 0 0 1 1												
Larry Milbourne, S OBP: 0.220, SLG: 0.252										3 0 0 0 0 1 4												
Skip Jutze, R OBP: 0.270, SLG: 0.382			4-3							1 0 0 0 0 0 1												
Inning Stats	R: 0 E: 0 K: 2 S: 8	H: 1 LOB: 0 BB: 0 P: 8	R: 0 E: 0 K: 1 S: 5	H: 0 LOB: 0 BB: 0 P: 5	R: 1 E: 1 K: 0 S: 5	H: 1 LOB: 1 BB: 0 P: 5	R: 0 E: 0 K: 1 S: 6	H: 1 LOB: 3 BB: 1 P: 11	R: 0 E: 0 K: 0 S: 3	H: 0 LOB: 0 BB: 0 P: 3	R: 0 E: 0 K: 1 S: 5	H: 0 LOB: 0 BB: 0 P: 5	R: 0 E: 0 K: 0 S: 3	H: 0 LOB: 0 BB: 0 P: 3	R: 2 E: 0 K: 1 S: 7	H: 2 LOB: 0 BB: 0 P: 7	R: 0 E: 0 K: 1 S: 6	H: 1 LOB: 1 BB: 0 P: 6	1B: 5 2B: 0 3B: 0 HR: 1	SF: 0 SAC: 0 DP: 0 HBP: 1	WP: 0 PB: 0 SB: 1 CS: 0	PA: 36
PITCHER	IP WLS BF H R ER SO BB IBB HBP BLK WP HR S P ERA WHIP											PITCHER	IP WLS BF H R ER SO BB IBB HBP BLK WP HR S P ERA WHIP									
Dave Lemanczyk, R ERA: 4.12	(1, 1) 8.1 W 34 6 3 2 6 1 0 0 0 0 0 1 44 49 2.16 0.840											Mike Willis, L ERA: 1.95	(9, 1) 0.2 S 2 0 0 0 1 0 0 0 0 0 0 4 4 0.00 0.000									



Batter	1	2	3	4	5	6	7	8	9	AB	R	H	RBI	BB	SO	LOB	TOP										
Bob Bailor, R OBP: 0.373, SLG: 0.478 (1, 6)										5	1	3	1	0	0	1											
Roy Howell, L OBP: 0.386, SLG: 0.404 (1, 5)										5	1	4	1	0	0	1											
Ron Fairly, L OBP: 0.419, SLG: 0.500 (6, PR)										4	0	1	0	0	1	2											
John Scott, R OBP: 0.292, SLG: 0.359 (8, 8)										0	1	0	0	0	0	0	0										
Sam Ewing, L OBP: 0.381, SLG: 0.302 (8, 7)										0	0	0	0	1	0	0											
Otto Velez, R OBP: 0.384, SLG: 0.542 (1, 9)										5	0	0	0	0	2	7											
Doug Rader, R OBP: 0.399, SLG: 0.449 (1, 10)										5	0	2	1	0	0	4											
Doug Ault, R OBP: 0.336, SLG: 0.417 (1, 3)										4	1	1	1	0	0	2											
Alan Ashby, S OBP: 0.292, SLG: 0.318 (1, 2)										4	0	1	1	0	3	2											
Dave McKay, S OBP: 0.199, SLG: 0.260 (1, 4)										3	0	0	0	0	0	1											
Steve Bowling, R OBP: 0.240, SLG: 0.119 (8, 7)										3	1	1	0	1	0	2											
Inning Stats	R: 0 E: 0 K: 1 S: 5	H: 1 LOB: 0 BB: 0 P: 5	R: 0 E: 0 K: 0 S: 3	H: 1 LOB: 0 BB: 0 P: 3	R: 0 E: 0 K: 1 S: 6	H: 1 LOB: 1 BB: 0 P: 6	R: 0 E: 0 K: 0 S: 4	H: 0 LOB: 1 BB: 0 P: 4	R: 0 E: 0 K: 1 S: 5	H: 1 LOB: 1 BB: 0 P: 4	R: 1 E: 0 K: 0 S: 5	H: 2 LOB: 1 BB: 0 P: 5	R: 3 E: 0 K: 2 S: 11	H: 4 LOB: 2 BB: 0 P: 11	R: 1 E: 0 K: 1 S: 7	H: 2 LOB: 3 BB: 2 P: 15	1B: 9 2B: 3 3B: 0 HR: 1	SF: 0 SAC: 0 DP: 2 HBP: 1	WP: 0 PB: 0 SB: 0 CS: 0	PA: 41							
PITCHER	IP	WLS	BF	H	R	ER	SO	BB	IBB	HBP	BLK	WP	HR	S	P	ERA	WHIP										
Glenn Abbott, R ERA: 5.16 (1, 1)	7.0		28	8	2	2	3	0	0	1	0	0	1	33	34	2.57	1.143										
Mike Kekich, L ERA: 2.13 (8, 1)	0.1		4	3	1	1	1	0	0	0	0	0	0	6	6	27.00	9.000										
Enrique Romo, R ERA: 2.08 (8, 1)	1.2	L	9	2	2	2	2	1	1	0	0	0	0	11	19	10.80	1.800										

Toronto Blue Jays @ Seattle Mariners
The Kingdome, Seattle, WA
Sat Jun 11 1977, 10:05 PM EDT
Att. 21,318 - Dome


AB 38
R 5
H 13
RBI 5
BB 2
SO 6
LOB 22



Batter	1	2	3	4	5	6	7	8	9	AB	R	H	RBI	BB	SO	LOB	BOTTOM										
Jose Baez, R OBP: 0.375, SLG: 0.388 (1, 4)										5	0	1	0	0	0	4											
Bill Stein, R OBP: 0.309, SLG: 0.427 (1, 5)										5	1	1	1	0	1	3											
Carlos Lopez, R OBP: 0.365, SLG: 0.515 (1, 9)										4	1	3	0	0	0	0											
Leroy Stanton, R OBP: 0.304, SLG: 0.480 (1, 10)										5	1	1	2	0	2	4											
Ruppert Jones, L OBP: 0.317, SLG: 0.473 (1, 8)										4	0	1	0	0	1	3											
Juan Bernhardt, R OBP: 0.327, SLG: 0.500 (1, 3)										3	0	2	0	0	0	1											
Larry Milbourne, S OBP: 0.220, SLG: 0.252 (6, PR)										0	0	0	0	0	0	0											
Dan Meyer, L OBP: 0.300, SLG: 0.370 (7, 3)										1	0	1	0	0	0	0											
Steve Braun, L OBP: 0.360, SLG: 0.302 (1, 7)										4	1	0	0	0	1	2											
Skip Jutze, R OBP: 0.268, SLG: 0.395 (1, 2)										4	0	1	0	0	2	2											
Craig Reynolds, L OBP: 0.269, SLG: 0.313 (1, 6)										3	0	1	1	0	0	1											
Dave Collins, S OBP: 0.295, SLG: 0.261 (8, PH)										0	0	0	0	1	0	0											
Inning Stats	R: 1 E: 1 K: 0 S: 5	H: 2 LOB: 1 BB: 0 P: 5	R: 1 E: 1 K: 0 S: 6	H: 2 LOB: 2 BB: 0 P: 6	R: 0 E: 0 K: 1 S: 5	H: 1 LOB: 1 BB: 0 P: 6	R: 0 E: 0 K: 1 S: 5	H: 0 LOB: 0 BB: 0 P: 5	R: 2 E: 0 K: 0 S: 5	H: 2 LOB: 0 BB: 0 P: 5	R: 0 E: 0 K: 2 S: 8	H: 1 LOB: 1 BB: 0 P: 8	R: 0 E: 0 K: 2 S: 9	H: 2 LOB: 2 BB: 0 P: 9	R: 0 E: 0 K: 0 S: 4	H: 2 LOB: 2 BB: 1 P: 8	R: 0 E: 0 K: 1 S: 5	H: 0 LOB: 0 BB: 0 P: 5	1B: 7 2B: 3 3B: 0 HR: 2	SF: 0 SAC: 0 DP: 0 HBP: 1	WP: 0 PB: 0 SB: 0 CS: 1	PA: 40					
PITCHER	IP	WLS	BF	H	R	ER	SO	BB	IBB	HBP	BLK	WP	HR	S	P	ERA	WHIP										
Jerry Garvin, L ERA: 3.56 (1, 1)	6.1		30	10	4	3	4	0	0	1	0	0	2	37	38	4.26	1.579										
Tom Bruno, R ERA: 9.35 (7, 1)	0.1		1	0	0	0	1	0	0	0	0	0	0	3	3	0.00	0.000										
Mike Willis, L ERA: 1.89 (7, 1)	1.0		5	2	0	0	1	1	0	0	0	0	0	6	10	0.00	3.000										
Jerry Johnson, R ERA: 2.83 (8, 1)	1.1	W	4	0	0	0	1	0	0	0	0	0	0	6	6	0.00	0.000										

Toronto Blue Jays @ Seattle Mariners
The Kingdome, Seattle, WA
Sat Jun 11 1977, 10:05 PM EDT
Att. 21,318 - Dome

AB 38
R 4
H 12
RBI 4
BB 1
SO 7
LOB 20



Batter	1	2	3	4	5	6	7	8	9	AB	R	H	RBI	BB	SO	LOB	TOP	
Bob Bailor, R OBP: 0.370, SLG: 0.472 (1, 6)										4	0	1	0	0	0	4	Toronto Blue Jays @ Seattle Mariners The Kingdom, Seattle, WA Sun Jun 12 1977, 6:33 AM EDT Att: 28,412 - Dome	
Roy Howell, L OBP: 0.382, SLG: 0.393 (1, 5)										3	1	0	0	0	0	1		
Ron Fairly, L OBP: 0.415, SLG: 0.493 (1, 7)										4	0	1	0	0	0	0		
Doug Rader, R OBP: 0.392, SLG: 0.442 (1, 10)										3	0	0	1	0	0	0		
Otto Velez, R OBP: 0.377, SLG: 0.529 (1, 9)										4	0	0	0	0	2	1		
Doug Ault, R OBP: 0.330, SLG: 0.408 (1, 3)										4	1	0	0	0	0	1		
Alan Ashby, S OBP: 0.301, SLG: 0.324 (1, 2)										3	0	2	1	1	0	0		
Dave McKay, S OBP: 0.207, SLG: 0.267 (1, 4)										4	0	2	0	0	0	1		
Steve Bowling, R OBP: 0.245, SLG: 0.114 (1, 8)										2	0	0	0	1	0	1		
Inning Stats	R: 0 E: 0 K: 0 S: 3	H: 1 LOB: 0 BB: 0 P: 3	R: 0 E: 0 K: 0 S: 3	H: 0 LOB: 0 BB: 0 P: 3	R: 0 E: 0 K: 0 S: 3	H: 0 LOB: 0 BB: 0 P: 3	R: 0 E: 0 K: 1 S: 6	H: 2 LOB: 3 BB: 0 P: 11	R: 0 E: 0 K: 0 S: 3	H: 0 LOB: 0 BB: 0 P: 3	R: 0 E: 0 K: 0 S: 3	H: 0 LOB: 0 BB: 0 P: 3	R: 1 E: 1 K: 0 S: 5	H: 1 LOB: 1 BB: 0 P: 5	1B: 6 2B: 0 3B: 0 HR: 0	SF: 1 SAC: 0 DP: 1 HBP: 1	WP: 0 PB: 0 SB: 0 CS: 0	PA: 35
PITCHER Dick Pole, R ERA: 4.07 (1, 1)	IP: 9.0 WLS: W BF: 35 H: 6 R: 2 ER: 1 SO: 2 BB: 2 IBB: 0 HBP: 1 BLK: 0 WP: 0 HR: 0 S: 36 P: 45 ERA: 1.00 WHIP: 0.889																	

AB	31
R	2
H	6
RBI	2
BB	2
SO	2
LOB	9



Batter	1	2	3	4	5	6	7	8	9	AB	R	H	RBI	BB	SO	LOB	BOTTOM			
Jose Baez, R OBP: 0.371, SLG: 0.411 (1, 4)										4	1	1	1	0	0	2	Toronto Blue Jays @ Seattle Mariners The Kingdom, Seattle, WA Sun Jun 12 1977, 6:33 AM EDT Att: 28,412 - Dome			
Steve Braun, L OBP: 0.383, SLG: 0.300 (1, 7)										2	1	0	0	2	0	0				
Carlos Lopez, R OBP: 0.368, SLG: 0.511 (1, 9)										3	1	1	0	1	1	2				
Ruppert Jones, L OBP: 0.324, SLG: 0.475 (1, 8)										3	0	2	2	1	0	0				
Leroy Stanton, R OBP: 0.302, SLG: 0.473 (1, 10)										4	0	1	1	0	0	4				
Bill Stein, R OBP: 0.312, SLG: 0.426 (1, 5)										3	1	1	0	1	1	2				
Dan Meyer, L OBP: 0.301, SLG: 0.366 (1, 3)										2	0	0	0	1	0	1				
Bob Stinson, S OBP: 0.396, SLG: 0.403 (1, 2)										4	0	2	1	0	0	1				
Craig Reynolds, L OBP: 0.268, SLG: 0.311 (1, 6)										4	1	1	0	0	0	2				
Inning Stats	R: 1 E: 0 K: 0 S: 5	H: 2 LOB: 1 BB: 0 P: 5	R: 0 E: 0 K: 0 S: 2	H: 0 LOB: 0 BB: 1 P: 6	R: 2 E: 0 K: 2 S: 10	H: 3 LOB: 2 BB: 1 P: 14	R: 0 E: 0 K: 0 S: 4	H: 1 LOB: 0 BB: 0 P: 4	R: 0 E: 0 K: 0 S: 3	H: 0 LOB: 0 BB: 0 P: 3	R: 0 E: 0 K: 0 S: 2	H: 0 LOB: 0 BB: 1 P: 6	R: 1 E: 0 K: 0 S: 4	H: 1 LOB: 3 BB: 3 P: 16	R: 1 E: 0 K: 0 S: 5	H: 2 LOB: 1 BB: 0 P: 5	1B: 8 2B: 0 3B: 0 HR: 1	SF: 0 SAC: 2 DP: 2 HBP: 0	WP: 2 PB: 0 SB: 1 CS: 0	PA: 37
PITCHER Pete Vuckovich, R ERA: 3.08 (1, 1)	IP: 6.2 WLS: L BF: 29 H: 7 R: 4 ER: 4 SO: 2 BB: 4 IBB: 0 HBP: 0 BLK: 0 WP: 1 HR: 1 S: 29 P: 45 ERA: 5.40 WHIP: 1.650																			
Tom Bruno, R ERA: 9.35 (7, 1)	0.0	1	0	0	0	0	1	0	0	4	∞	∞								
Dennis DeBarr, L ERA: 6.0 (7, 1)	1.1	7	2	1	1	0	1	0	0	6	6.75	2.250								

AB	29
R	5
H	9
RBI	5
BB	6
SO	2
LOB	14



Batter	1	2	3	4	5	6	7	8	9	10	11	AB	R	H	RBI	BB	SO	LOB	TOP			
Bill North, S OBP: 0.355, SLG: 0.343 (1, 8)	6-3		CS BB		FC3-6			1B 3B		F8	1B IBB	4	1	1	0	2	0	1				
Manny Sanguillen, R OBP: 0.390, SLG: 0.392 (8, PR) Matt Alexander, S OBP: 0.368, SLG: 0.333 (11, PH) Jim Tyrone, R OBP: 0.355, SLG: 0.421	K		K		5-3			E S 1B		BB 1B 1B	1B	4	0	1	1	0	2	2				
Mitchell Page, L OBP: 0.365, SLG: 0.517 (1, 7)	1B				PB S 1B			K		1B BB 1B	F6	6	0	3	0	0	1	3				
Mike Jorgensen, L OBP: 0.393, SLG: 0.329 (1, 3)	1B				K			K		FC5 1B BB		3	0	0	0	2	3	3				
Wayne Gross, L OBP: 0.374, SLG: 0.553 (1, 5)	F9				K			G3		1B		5	0	1	1	0	1	5				
Tony Amas, R OBP: 0.297, SLG: 0.382 (1, 9)		5-3			K					1-3	FC5	5	0	0	0	0	2	4				
Marty Perez, R OBP: 0.305, SLG: 0.385 (1, 4) Larry Lintz, S OBP: 0.316, SLG: 0.138 (11, PR)	L9				FC1-5 1B			G3		F9	F8 S 1B	5	0	2	0	0	0	0				
Rodney Scott, S OBP: 0.367, SLG: 0.316 (7, PH) Rich McKinney, R OBP: 0.225, SLG: 0.388 (7, 6) Rob Picciolo, R OBP: 0.242, SLG: 0.220	K				FC1-5 E 1B			HR		6-3	F3	2	1	1	0	0	1	0				
Jeff Newman, R OBP: 0.200, SLG: 0.241 (1, 2)			6-3		FC1-5 FC3-6			K		6-3	F8	5	0	0	0	0	1	4				
Inning Stats	R: 0 E: 0 K: 1 S: 6	H: 1 LOB: 2 BB: 1 P: 10	R: 0 E: 0 K: 1 S: 5	H: 0 LOB: 0 BB: 0 P: 5	R: 0 E: 0 K: 1 S: 4	H: 0 LOB: 1 BB: 1 P: 8	R: 0 E: 0 K: 3 S: 10	H: 1 LOB: 1 BB: 0 P: 10	R: 1 E: 0 K: 1 S: 5	H: 1 LOB: 1 BB: 0 P: 5	R: 1 E: 0 K: 2 S: 9	H: 2 LOB: 2 BB: 0 P: 9	R: 0 E: 0 K: 0 S: 3	H: 0 LOB: 0 BB: 0 P: 3	R: 1 E: 0 K: 0 S: 6	H: 3 LOB: 3 BB: 1 P: 10	R: 1 E: 0 K: 0 S: 5	H: 2 LOB: 2 BB: 1 P: 9	1B: 10 2B: 1 3B: 1 HR: 1	SF: 0 SAC: 0 DP: 1 HBP: 0	WP: 0 PB: 1 SB: 3 CS: 1	PA: 48
PITCHER	IP WLS BF H R ER SO BB IBB HBP BLK WP HR S P ERA WHIP	PITCHER																		ERA WHIP		
John Montague, R ERA: 3.96 Enrique Romo, R ERA: 2.34 Mike Kekich, L ERA: 2.59	(1, 1) (2, 1) (8, 1)	1.0 6.0 4.0	WLS 24 W	BF 5 19	H 6 5	R 3 2	ER 2 2	SO 8 2	BB 1 1	IBB 0 0	HBP 0 0	BLK 0 0	WP 0 0	HR 1 0	S 39 21	P 43 29	ERA 3.00 4.50	WHIP 1.167 1.500				

Oakland Athletics @ Seattle Mariners
The Kingdom, Seattle, WA
Wed Jun 15 1977, 10:05 PM EDT
Att: 14,248 - Dome



AB 44
R 5
H 12
RBI 4
BB 4
SO 11
LOB 23

Batter	1	2	3	4	5	6	7	8	9	10	11	AB	R	H	RBI	BB	SO	LOB	BOTTOM			
Jose Báez, R OBP: 0.371, SLG: 0.409 (1, 4)	6-3	1B			FC6-4 1B			1B		F9		5	0	3	0	0	0	0				
Steve Braun, L OBP: 0.398, SLG: 0.310 (1, 7)	F7	G3			FC6-4			F8		4-3		5	0	0	0	0	0	4				
Carlos Lopez, R OBP: 0.360, SLG: 0.514 (1, 9)	HR 1B				F9			K		1-3		5	2	2	1	0	1	2				
Ruppert Jones, L OBP: 0.328, SLG: 0.489 (1, 8)	HR				G6-4-3 BB			F7		K		4	1	2	2	1	1	0				
Leroy Stanton, R OBP: 0.309, SLG: 0.459 (8, PR) Dave Collins, S OBP: 0.299, SLG: 0.266	BB				G6-4-3			6-3		G6-4-3 BB	PO 1B	2	0	0	0	2	0	1				
Bill Stein, R OBP: 0.314, SLG: 0.428 (1, 5)	F8				F4			1B		G6-4-3	SH5-4 1B	4	0	1	0	0	0	2				
Dan Meyer, L OBP: 0.300, SLG: 0.364 (9, PH) Larry Milbourne, S OBP: 0.223, SLG: 0.255 (10, 6)	F7				6-3			4-3		F7	SH1-4 1B	3	0	0	0	0	0	1				
Bob Stinson, S OBP: 0.394, SLG: 0.417 (9, PH) Skip Jutze, R OBP: 0.262, SLG: 0.385 (10, 2)	1B BB				F8			HR		5-3	SH1-4 1B	2	1	1	1	1	0	0				
Craig Reynolds, L OBP: 0.265, SLG: 0.307 (9, PH) Juan Bernhardt, R OBP: 0.327, SLG: 0.495 (10, 3)	F6				6-3			F9		4-3	1B	3	0	0	0	0	0	1				
Inning Stats	R: 2 E: 0 K: 0 S: 5	H: 2 LOB: 1 BB: 1 P: 9	R: 0 E: 0 K: 0 S: 4	H: 1 LOB: 2 BB: 1 P: 8	R: 0 E: 0 K: 0 S: 2	H: 0 LOB: 0 BB: 1 P: 6	R: 0 E: 0 K: 0 S: 3	H: 0 LOB: 0 BB: 0 P: 3	R: 1 E: 0 K: 1 S: 6	H: 2 LOB: 1 BB: 0 P: 6	R: 0 E: 0 K: 1 S: 4	H: 0 LOB: 1 BB: 0 P: 8	R: 0 E: 0 K: 0 S: 3	H: 0 LOB: 0 BB: 0 P: 3	R: 1 E: 0 K: 0 S: 4	H: 2 LOB: 2 BB: 0 P: 4	R: 2 E: 0 K: 0 S: 5	H: 3 LOB: 1 BB: 0 P: 5	1B: 9 2B: 0 3B: 0 HR: 3	SF: 0 SAC: 2 DP: 2 HBP: 0	WP: 0 PB: 0 SB: 0 CS: 0	PA: 46
PITCHER	IP WLS BF H R ER SO BB IBB HBP BLK WP HR S P ERA WHIP	PITCHER																		ERA WHIP		
Mike Norris, R ERA: 3.32 Bob Lacey, L ERA: 1.67 Joe Coleman, R ERA: 2.23 Pablo Torrealba, L ERA: 1.42 Dave Glustl, R ERA: 2.23	(1, 1) (7, 1) (10, 1) (10, 1) (11, 1)	6.1 2.2 0.2 0.2 0.1	WLS 8 4 L	BF 28 4 3	H 7 2 2	R 3 1 2	ER 3 1 2	SO 1 1 0	BB 3 0 0	IBB 0 0 0	HBP 0 0 0	BLK 0 0 0	WP 0 0 0	HR 2 4 3	S 27 9 4	P 39 13 4	ERA 4.26 0.00 13.50 27.00 0.00	WHIP 1.579 0.375 3.000 3.000 3.000				

Oakland Athletics @ Seattle Mariners
The Kingdom, Seattle, WA
Wed Jun 15 1977, 10:05 PM EDT
Att: 14,248 - Dome



AB 39
R 6
H 12
RBI 6
BB 4
SO 2
LOB 11

Batter	1	2	3	4	5	6	7	8	9	AB	R	H	RBI	BB	SO	LOB	TOP					
Bill North, S (1, 8) OBP: 0.358, SLG: 0.343	4-0 CS BB		0-0 1-2 2-H 1B		0-0 1-2 2-3			0-0 1-3		3	0	1	1	1	0	2	Oakland Athletics @ Seattle Mariners The Kingdome, Seattle, WA Thu Jun 16 1977, 6:33 AM EDT Att: 11,097 - Dome AB 32 R 1 H 5 RBI 1 BB 2 SO 7 LOB 17					
Manny Sanguillen, R (1, 9) OBP: 0.295, SLG: 0.345	0-0 F7		0-0 L4		0-0 F3			0-0 4-3		4	0	0	0	0	0	5						
Mitchell Page, L (1, 7) OBP: 0.363, SLG: 0.512	0-3 K		0-3 K					0-0 4-3		4	0	1	0	0	2	2						
Earl Williams, R (1, 10) OBP: 0.284, SLG: 0.443								0-0 1B		4	0	1	0	0	0	0						
Matt Alexander, S (9, PR) OBP: 0.398, SLG: 0.333								0-0 1B		0	0	0	0	0	0	0						
Wayne Gross, L (1, 5) OBP: 0.368, SLG: 0.542								0-0 1B		4	0	0	0	0	2	2						
Marty Perez, R (1, 4) OBP: 0.301, SLG: 0.379								0-0 F9		2	0	0	0	0	0	0						
Jim Tyrone, R (7, PH) OBP: 0.349, SLG: 0.414								0-0 1B		1	0	0	0	0	1	0						
Rob Piccolo, R (7, 6) OBP: 0.242, SLG: 0.220								0-0 1B		0	0	0	0	0	0	0						
Rich McKinney, R (9, PH) OBP: 0.222, SLG: 0.384								0-0 1B		1	0	0	0	0	0	2						
Mike Jorgensen, L (1, 3) OBP: 0.397, SLG: 0.324								0-0 F8		4	0	1	0	0	1	2						
Rodney Scott, S (1, 6) OBP: 0.369, SLG: 0.313								0-0 F7		1	1	0	0	1	0	1						
Tony Armas, R (7, PH) OBP: 0.295, SLG: 0.380								0-0 F6		1	0	0	0	0	1	0						
Larry Lintz, S (7, 4) OBP: 0.316, SLG: 0.138								0-0 1B		0	0	0	0	0	0	0						
Jeff Newman, R (1, 2) OBP: 0.212, SLG: 0.250								0-0 F7		3	0	1	0	0	0	1						
Inning Stats	R: 0 E: 0 K: 1 S: 4	H: 0 LOB: 0 BB: 1 P: 8	R: 0 E: 0 K: 1 S: 5	H: 0 LOB: 0 BB: 0 P: 5	R: 1 E: 1 K: 1 S: 7	H: 1 LOB: 2 BB: 1 P: 11	R: 0 E: 0 K: 0 S: 3	H: 0 LOB: 0 BB: 0 P: 3	R: 0 E: 0 K: 0 S: 5	H: 2 LOB: 2 BB: 0 P: 5	R: 0 E: 0 K: 1 S: 5	H: 0 LOB: 0 BB: 0 P: 5	R: 0 E: 0 K: 3 S: 9	H: 0 LOB: 0 BB: 0 P: 9	R: 0 E: 0 K: 0 S: 3	H: 0 LOB: 0 BB: 0 P: 3	R: 0 E: 0 K: 0 S: 5	H: 2 LOB: 2 BB: 0 P: 5	1B: 5 2B: 0 3B: 0 HR: 0	SF: 0 SAC: 0 DP: 0 HBP: 0	WP: 0 PB: 0 SB: 0 CS: 1	PA: 34
PITCHER Glenn Abbott, R (1, 1) ERA: 4.54	IP: 9.0 WLS: W BF: 34 H: 5 R: 1 ER: 0 SO: 7 BB: 2 IBB: 0 HBP: 0 BLK: 0 WP: 0 HR: 0 S: 46 P: 54 ERA: 0.00 WHIP: 0.778															IP: 9.0 WLS: W BF: 34 H: 5 R: 1 ER: 0 SO: 7 BB: 2 IBB: 0 HBP: 0 BLK: 0 WP: 0 HR: 0 S: 46 P: 54 ERA: 0.00 WHIP: 0.778						

Batter	1	2	3	4	5	6	7	8	9	AB	R	H	RBI	BB	SO	LOB	BOTTOM				
Jose Baez, R (1, 4) OBP: 0.365, SLG: 0.402	0-3 K									2	0	0	0	0	2	2	Oakland Athletics @ Seattle Mariners The Kingdome, Seattle, WA Thu Jun 16 1977, 6:33 AM EDT Att: 11,097 - Dome AB 28 R 3 H 6 RBI 3 BB 5 SO 6 LOB 18				
Larry Milbourne, S (4, 4) OBP: 0.226, SLG: 0.253	0-3 K									1	0	0	0	0	0	1					
Steve Braun, L (1, 7) OBP: 0.356, SLG: 0.306	0-3 K									3	0	0	0	1	1	1					
Carlos Lopez, R (1, 9) OBP: 0.360, SLG: 0.517	0-3 K									3	0	1	0	0	2	1					
Ruppert Jones, L (1, 8) OBP: 0.331, SLG: 0.491										3	0	1	0	1	1	1					
Leroy Stanton, R (1, 10) OBP: 0.311, SLG: 0.457										3	1	1	0	1	0	3					
Dave Collins, S (8, PR) OBP: 0.299, SLG: 0.266										0	0	0	0	0	0	0					
Bill Stein, R (1, 5) OBP: 0.313, SLG: 0.423										3	1	0	0	1	0	2					
Dan Meyer, L (1, 3) OBP: 0.304, SLG: 0.377										3	1	1	1	1	0	2					
Bob Stinson, S (1, 2) OBP: 0.397, SLG: 0.419										4	0	2	2	0	0	2					
Craig Reynolds, L (1, 6) OBP: 0.262, SLG: 0.302										3	0	0	0	0	0	3					
Inning Stats	R: 0 E: 0 K: 3 S: 9	H: 0 LOB: 0 BB: 2 P: 9	R: 2 E: 0 K: 2 S: 9	H: 2 LOB: 2 BB: 2 P: 17	R: 0 E: 0 K: 0 S: 4	H: 1 LOB: 1 BB: 0 P: 4	R: 1 E: 0 K: 0 S: 5	H: 2 LOB: 1 BB: 0 P: 5	R: 0 E: 0 K: 0 S: 2	H: 0 LOB: 1 BB: 2 P: 10	R: 0 E: 0 K: 0 S: 3	H: 0 LOB: 0 BB: 0 P: 3	R: 0 E: 0 K: 1 S: 5	H: 0 LOB: 1 BB: 0 P: 6	R: 0 E: 0 K: 0 S: 4	H: 1 LOB: 2 BB: 1 P: 8		1B: 3 2B: 3 3B: 0 HR: 1	SF: 0 SAC: 1 DP: 1 HBP: 1	WP: 0 PB: 0 SB: 0 CS: 0	PA: 35
PITCHER Rick Langford, R (1, 1) ERA: 2.96	IP: 6.1 WLS: L BF: 28 H: 5 R: 3 ER: 3 SO: 3 BB: 4 IBB: 0 HBP: 1 BLK: 0 WP: 0 HR: 1 S: 33 P: 50 ERA: 4.26 WHIP: 1.421															IP: 6.1 WLS: L BF: 28 H: 5 R: 3 ER: 3 SO: 3 BB: 4 IBB: 0 HBP: 1 BLK: 0 WP: 0 HR: 1 S: 33 P: 50 ERA: 4.26 WHIP: 1.421					
Pablo Torrealba, L (7, 1) ERA: 1.39	0.2 3 1 0 0 1 0 0 0 0 0 0 5 5 0.00 1.500															0.2 3 1 0 0 1 0 0 0 0 0 0 5 5 0.00 1.500					
Dave Giusti, R (8, 1) ERA: 2.16	1.0 4 0 0 0 0 1 0 0 0 0 0 3 7 0.00 1.000															1.0 4 0 0 0 0 1 0 0 0 0 0 3 7 0.00 1.000					

Batter	1	2	3	4	5	6	7	8	9	AB	R	H	RBI	BB	SO	LOB	TOP				
Jose Baez, R OBP: 0.374, SLG: 0.405 (1,4)	4-0 1-3 6-3 BB		0-0 BB S 1B	0-0 L6			0-0 4-3		0-0 E2 1B	4	1	2	1	1	0	1					
Steve Braun, L OBP: 0.361, SLG: 0.312 (1,7)	0-0 6-3		0-0 L6				0-0 G4-6-3 1B		0-0 1B	5	0	3	1	0	0	2					
Carlos Lopez, R OBP: 0.349, SLG: 0.500 (1,9)	0-0 1-3		0-3 K				0-0 F8		0-3 K	5	0	0	0	0	2	5					
Ruppert Jones, L OBP: 0.328, SLG: 0.483 (1,8)	0-3 K		4-0 BB BB				0-0 G4-6-3 1-2		0-3 K	4	0	0	0	1	2	3					
Leroy Stanton, R OBP: 0.316, SLG: 0.450 (8, PR)		0-3 K	4-0 1-2 2-3 BB				0-0 6-3		4-0 S BB	2	0	0	0	2	1	0					
Dave Collins, S OBP: 0.299, SLG: 0.266 (8, PR)			1-2 2-3 BB				0-0 1-3		0-3 K	4	0	1	0	0	1	4					
Bill Stein, R OBP: 0.312, SLG: 0.420 (1,5)		0-0 1B 1B	0-0 G3				0-0 1-3		0-0 K	4	0	3	0	0	0	1					
Dan Meyer, L OBP: 0.311, SLG: 0.383 (1,3)		0-0 1-2 1B		0-0 5-3 1B			0-0 S 1B		0-0 4-3	4	0	3	0	0	0	1					
Bob Stinson, S OBP: 0.393, SLG: 0.411 (9, PR)		0-0 F6		0-0 F8			0-3 K		4-0 SH5-4 E BB	3	0	0	0	1	1	4					
Larry Milbourne, S OBP: 0.226, SLG: 0.253 (9, PR)							1-2 K			0	1	0	0	0	0	0					
Skip Jutze, R OBP: 0.262, SLG: 0.385 (9, 2)										0	0	0	0	0	0	0					
Craig Reynolds, L OBP: 0.298, SLG: 0.298 (1,6)		0-0 F8		0-0 5-3			0-0 G3		0-0 SH5-4	3	0	0	0	0	0	3					
Inning Stats	R: 0 E: 0 K: 1 S: 5	H: 0 LOB: 1 BB: 1 P: 9	R: 0 E: 0 K: 1 S: 7	H: 2 LOB: 2 BB: 0 P: 7	R: 0 E: 0 K: 1 S: 6	H: 1 LOB: 3 BB: 2 P: 14	R: 0 E: 0 K: 0 S: 4	H: 1 LOB: 1 BB: 0 P: 4	R: 0 E: 0 K: 0 S: 3	H: 1 LOB: 0 BB: 0 P: 3	R: 0 E: 0 K: 1 S: 6	H: 1 LOB: 1 BB: 0 P: 6	R: 0 E: 0 K: 2 S: 7	H: 0 LOB: 2 BB: 1 P: 11	R: 2 E: 1 K: 0 S: 5	H: 2 LOB: 1 BB: 1 P: 9	1B: 9 2B: 0 3B: 0 HR: 0	SF: 0 SAC: 1 DP: 1 HBP: 0	WP: 0 PB: 0 SB: 3 CS: 0	PA: 40	
PITCHER	IP	WLS	BF	H	R	ER	SO	BB	IBB	HBP	BLK	WP	HR	S	P	ERA	WHIP				
Doyle Alexander, R ERA: 3.58 (1, 1)	8.0		35	7	1	1	7	5	0	0	0	0	0	44	64	1.12	1.500				
Mike Marshall, R ERA: 4.8 (9, 1)	1.0	L	5	2	1	0	0	0	0	0	0	0	0	5	5	0.00	2.000				

Seattle Mariners @ Texas Rangers
Arlington Stadium, Arlington, TX
Fri Jun 17 1977, 8:05 PM EDT
Unknown

AB 34
R 2
H 9
RBI 2
BB 5
SO 7
LOB 23



Batter	1	2	3	4	5	6	7	8	9	AB	R	H	RBI	BB	SO	LOB	BOTTOM				
Bump Wills, S OBP: 0.383, SLG: 0.422 (1,4)	0-0 4-3		0-0 F9				0-0 F7		0-3 K	4	0	0	0	0	1	3					
Juan Beniquez, R OBP: 0.332, SLG: 0.413 (1,8)	0-0 F4		0-0 CS 1B				0-0 F9		0-0 F8	4	0	1	0	0	0	0					
Dave May, L OBP: 0.313, SLG: 0.379 (1,9)	0-0 1B		0-0 F5				0-0 F8		0-0 F9	4	0	1	0	0	0	1					
Willie Horton, R OBP: 0.244, SLG: 0.489 (8, PR)	0-0 5-3		0-0 FC5-4 1B				0-0 5-3		0-0 2B	4	0	2	0	0	0	1					
Sandy Alomar Sr., S OBP: 0.316, SLG: 0.364 (8, PR)			1-2 FC5-4 1B							0	0	0	0	0	0	0					
Toby Harrah, R OBP: 0.379, SLG: 0.477 (1,5)		0-0 5-3	0-0 FC5-4				0-3 K		0-0 F7	4	0	0	0	0	1	2					
Mike Hargrove, L OBP: 0.395, SLG: 0.401 (1,3)		0-0 HBP 1B		0-0 F7			0-0 F3		0-0 L9	4	1	1	0	0	0	0					
Tom Grieve, R OBP: 0.335, SLG: 0.345 (2, PR)		1-0 1B HBP		0-0 4-3 2B			0-3 K2-3		0-0 1B	0	0	0	0	0	0	0					
Claudell Washington, L OBP: 0.380, SLG: 0.476 (3, 7)		1-2 HBP		4-3 2B						3	0	2	0	0	1	0					
Bert Campaneris, R OBP: 0.317, SLG: 0.364 (1,6)		0-3 K		0-0 4-3			0-0 4-3		0-3 K	4	0	0	0	0	2	4					
Bill Fahey, L OBP: 0.143, SLG: 0.111 (1, 2)		0-0 1-3 2-H 1B		0-0 F3			0-0 1B		0-0 F8	3	0	2	1	0	0	1					
Jim Sundberg, R OBP: 0.280, SLG: 0.316 (9, 2)										0	0	0	0	0	0	0					
John Ellis, R OBP: 0.220, SLG: 0.188 (9, PH)										1	0	0	0	0	0	1					
Inning Stats	R: 0 E: 0 K: 0 S: 4	H: 1 LOB: 1 BB: 0 P: 4	R: 1 E: 0 K: 1 S: 7	H: 2 LOB: 2 BB: 0 P: 8	R: 0 E: 0 K: 0 S: 4	H: 2 LOB: 1 BB: 0 P: 4	R: 0 E: 0 K: 0 S: 3	H: 1 LOB: 0 BB: 0 P: 3	R: 0 E: 0 K: 1 S: 5	H: 0 LOB: 0 BB: 0 P: 5	R: 0 E: 0 K: 2 S: 8	H: 1 LOB: 1 BB: 0 P: 8	R: 0 E: 0 K: 0 S: 4	H: 1 LOB: 1 BB: 0 P: 4	R: 0 E: 0 K: 1 S: 6	H: 1 LOB: 1 BB: 0 P: 6	1B: 7 2B: 2 3B: 0 HR: 0	SF: 0 SAC: 0 DP: 0 HBP: 1	WP: 0 PB: 0 SB: 0 CS: 1	PA: 36	
PITCHER	IP	WLS	BF	H	R	ER	SO	BB	IBB	HBP	BLK	WP	HR	S	P	ERA	WHIP				
Dick Pole, R ERA: 3.6 (1, 1)	8.0		32	8	1	1	4	0	0	1	0	0	0	39	40	1.12	1.000				
Tom House, L ERA: 7.06 (9, 1)	1.0	S	4	1	0	0	1	0	0	0	0	0	0	6	6	0.00	1.000				

Seattle Mariners @ Texas Rangers
Arlington Stadium, Arlington, TX
Fri Jun 17 1977, 8:05 PM EDT
Unknown

AB 35
R 1
H 9
RBI 1
BB 0
SO 5
LOB 13



Batter	1	2	3	4	5	6	7	8	9	10	AB	R	H	RBI	BB	SO	LOB	TOP							
Jose Báez, R OBP: 0.357, SLG: 0.383 (1, 4)	6-3		F9			6-3		K		F9	6	0	0	0	0	1	2								
Steve Braun, L OBP: 0.361, SLG: 0.322 (1, 10)	F7		F8			F8				1B 2B	5	1	2	0	0	0	0								
Dan Meyer, L OBP: 0.318, SLG: 0.386 (1, 3)	CS 1B					3-1		F9		1B 2B	5	1	2	0	0	1	1								
Ruppert Jones, L OBP: 0.335, SLG: 0.488 (1, 8)	CS	K		4-3			L9		SH1-4 E 1B	1B 2B	5	2	2	2	0	1	0								
Leroy Stanton, R OBP: 0.313, SLG: 0.438 (1, 7)		K					F8		E6 6-3 SH1-4 1-2	1B E 1B	4	0	0	0	0	1	1								
Dave Collins, S OBP: 0.298, SLG: 0.266 (9, PR) (9, 7)		K		5-3						1B	1	1	1	0	0	0	0								
Bill Stein, R OBP: 0.317, SLG: 0.427 (1, 5)					4-3					SH1-4	0	0	0	0	0	0	0								
Juan Bernhardt, R OBP: 0.336, SLG: 0.486 (2, PH) (2, 5)	CI 1B						1B 1B			1B E 1B	4	1	3	1	0	0	0								
Bob Stinson, S OBP: 0.410, SLG: 0.442 (1, 2)		CI					1-2 1B			1B	2	0	2	0	1	0	0								
Carlos Lopez, R OBP: 0.339, SLG: 0.481 (1, 9)							1-2 1B			6-3 IBB	5	0	0	1	0	2	9								
Craig Reynolds, L OBP: 0.257, SLG: 0.296 (1, 6)				4-3						6-3 4-3	5	0	1	1	0	0	4								
Inning Stats	R: 0 E: 0 K: 0 S: 3	H: 1 LOB: 0 BB: 0 P: 3	R: 0 E: 1 K: 3 S: 11	H: 1 LOB: 2 BB: 0 P: 11	R: 0 E: 0 K: 0 S: 3	H: 0 LOB: 0 BB: 0 P: 3	R: 0 E: 0 K: 1 S: 5	H: 0 LOB: 0 BB: 0 P: 5	R: 0 E: 0 K: 0 S: 4	H: 1 LOB: 1 BB: 1 P: 4	R: 0 E: 0 K: 0 S: 3	H: 0 LOB: 0 BB: 0 P: 3	R: 0 E: 0 K: 0 S: 5	H: 2 LOB: 2 BB: 0 P: 5	R: 0 E: 0 K: 1 S: 6	H: 1 LOB: 1 BB: 0 P: 6	R: 1 E: 1 K: 0 S: 5	H: 1 LOB: 3 BB: 1 P: 9	R: 5 E: 1 K: 1 S: 11	H: 6 LOB: 2 BB: 0 P: 12	1B: 11 2B: 2 3B: 0 HR: 0	SF: 0 SAC: 1 DP: 0 HBP: 1	WP: 0 PA: 47 PB: 0 SB: 0 CS: 1		
PITCHER	IP WLS BF H R ER SO BB IBB HBP BLK WP HR S P ERA WHIP	9.1 L 40 10 4 3 5 0 0 0 0 0 0 0 7 8 2.89 1.071	0.2 6 3 2 2 1 0 0 1 0 0 0 0 0 7 8 27.00 4.500																						

Seattle Mariners @ Texas Rangers
Arlington Stadium, Arlington, TX
Sat Jun 18 1977, 8:05 PM EDT
Att. 17,352 - Unknown

AB 42
R 6
H 13
RBI 5
BB 1
SO 6
LOB 17

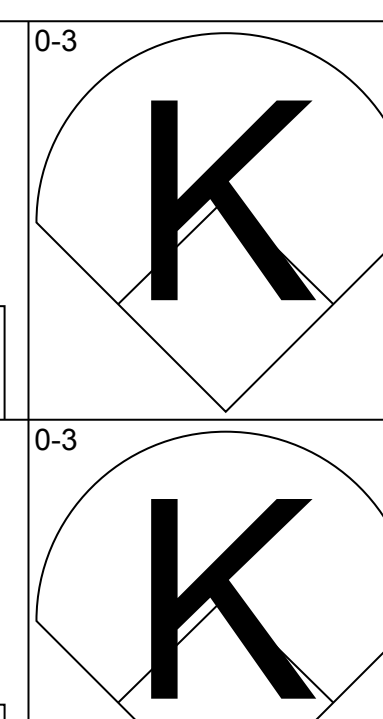
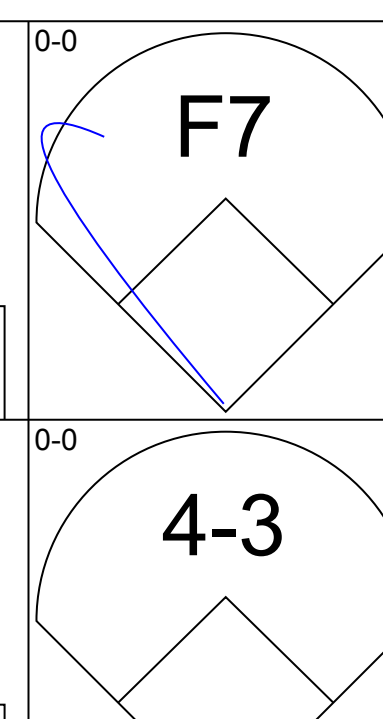
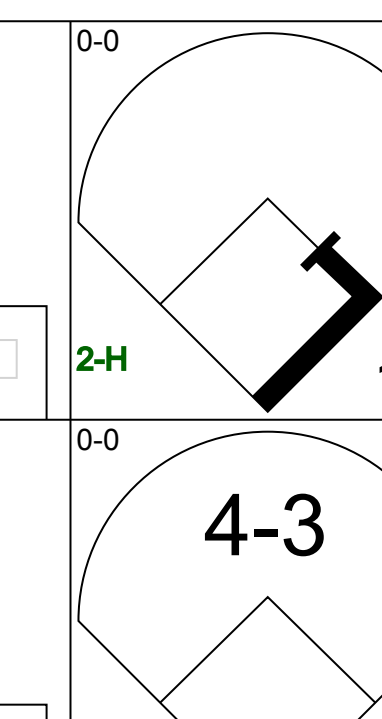
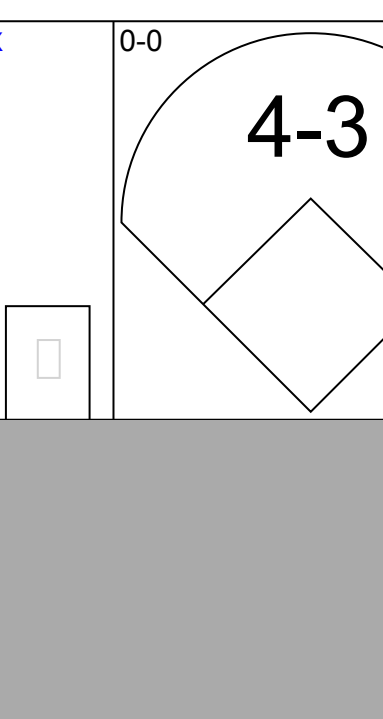
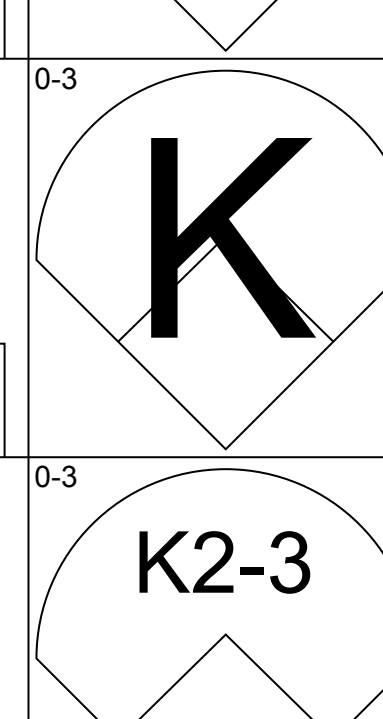
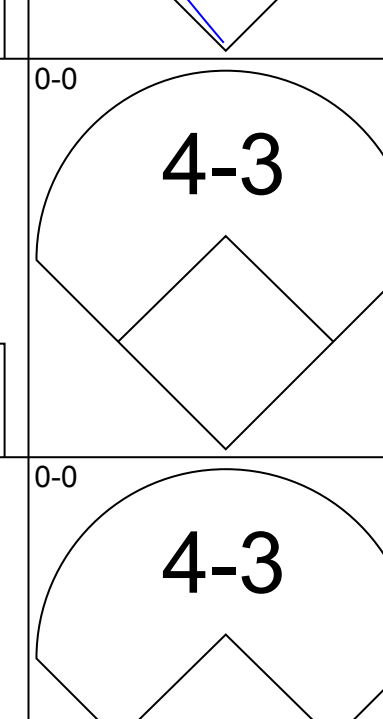
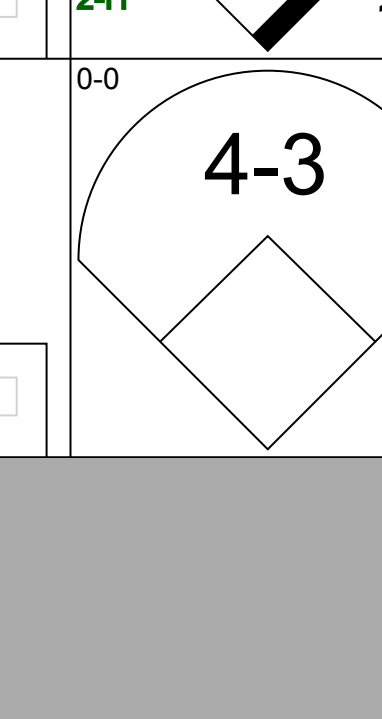
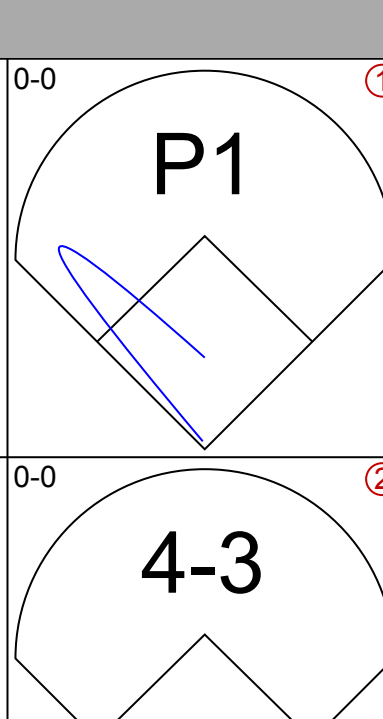
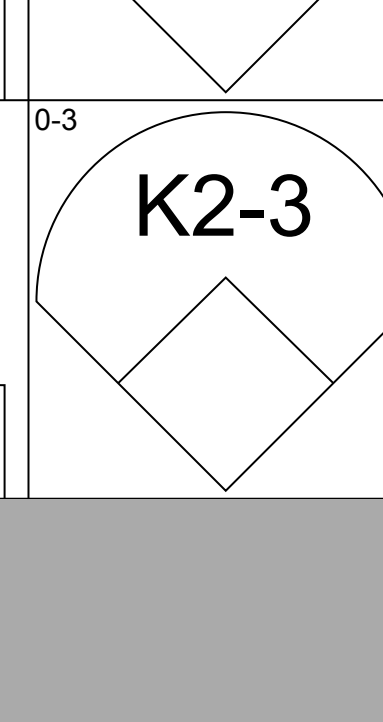
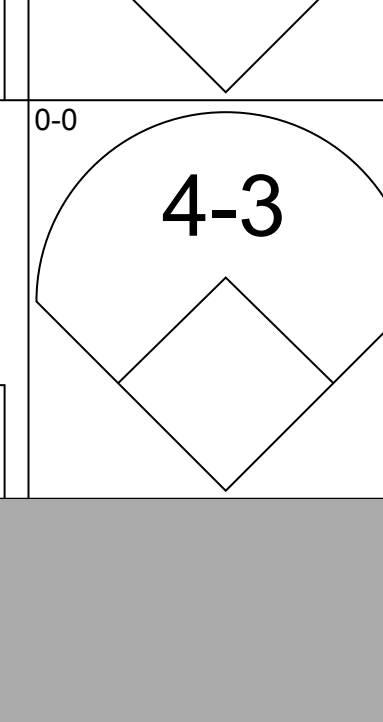
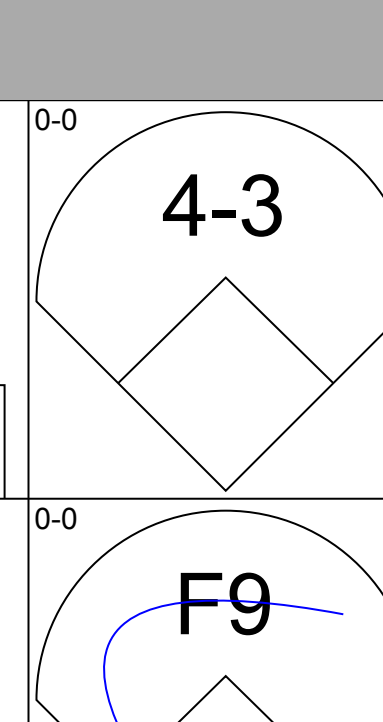
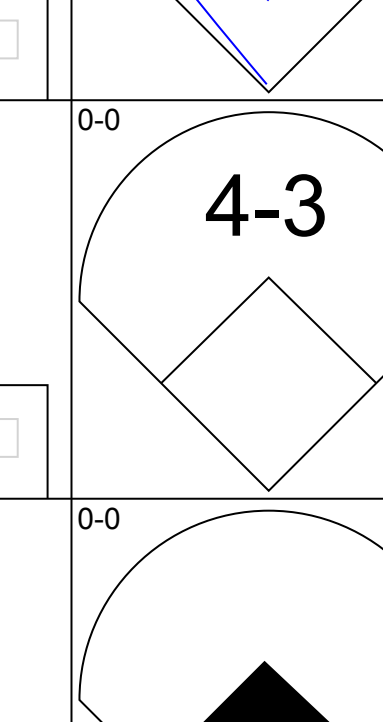
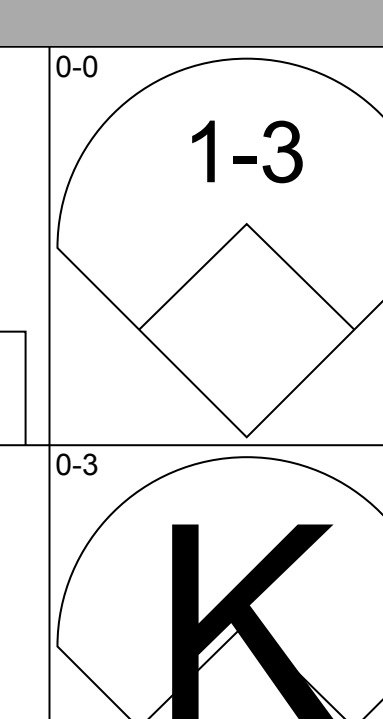
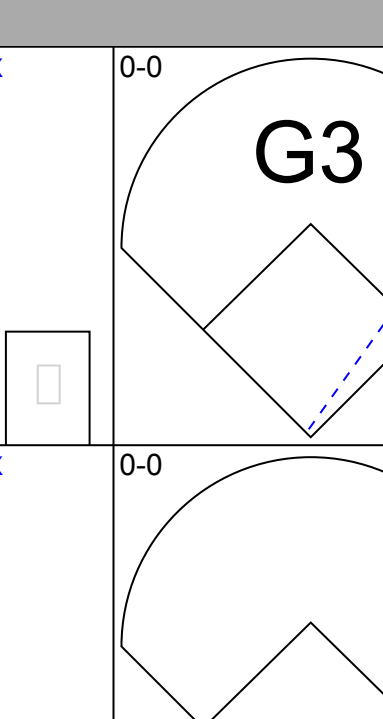
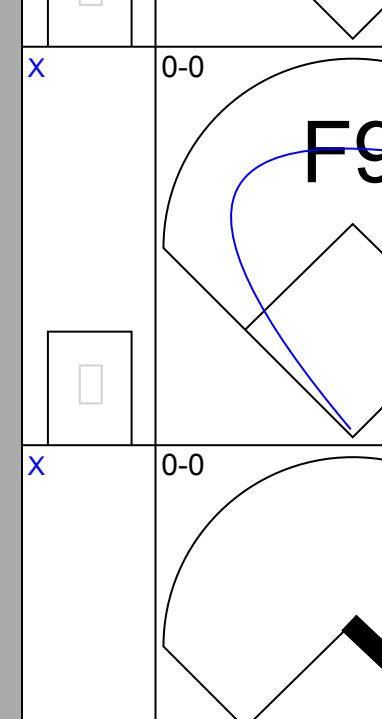
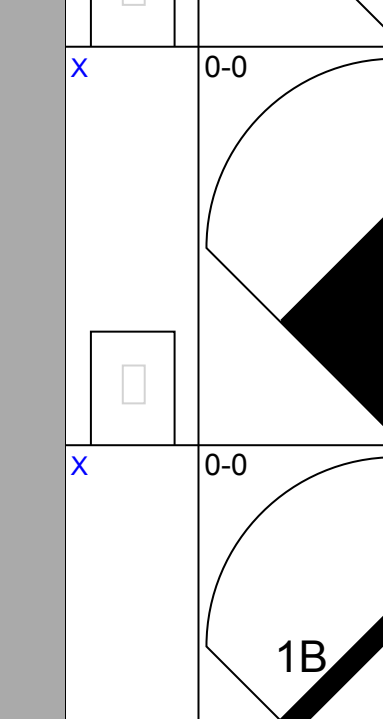
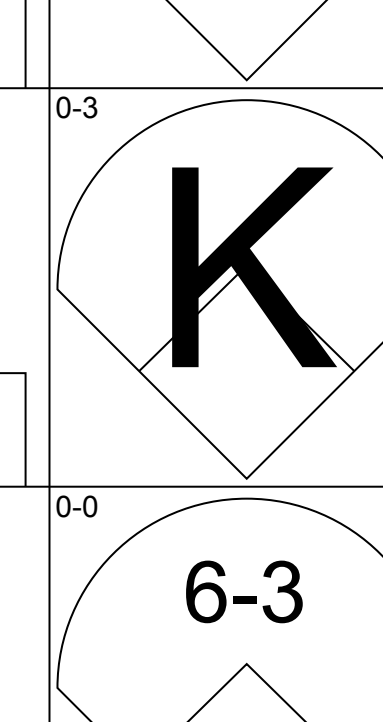
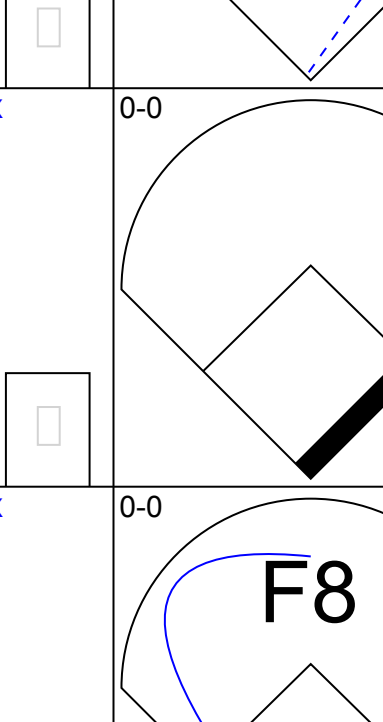
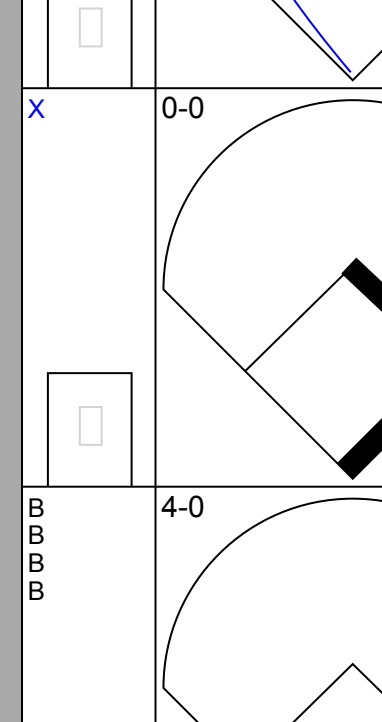
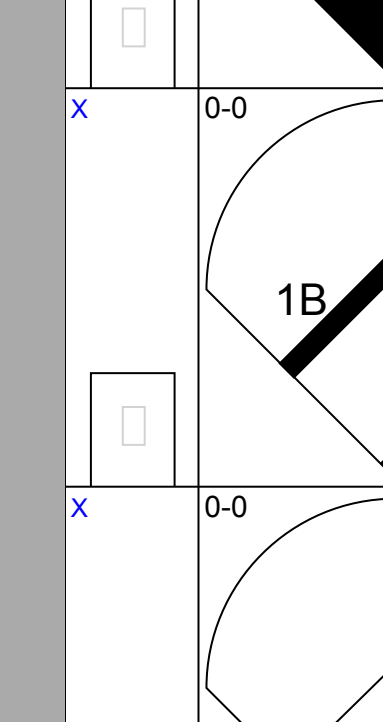
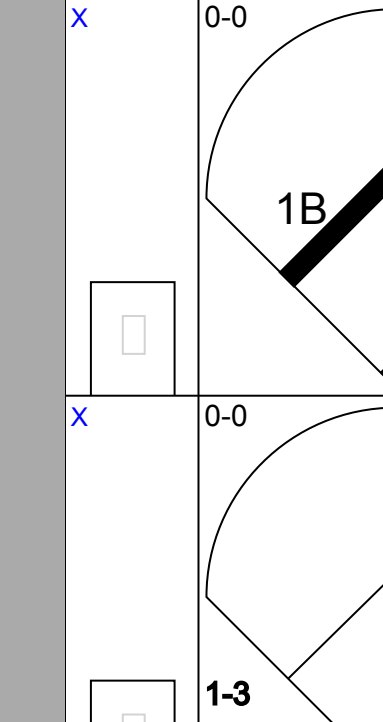
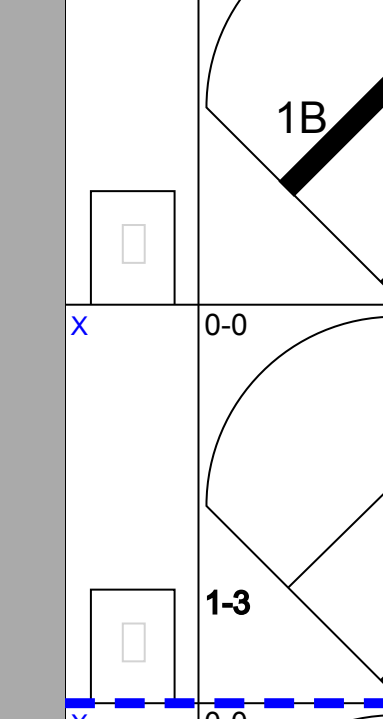
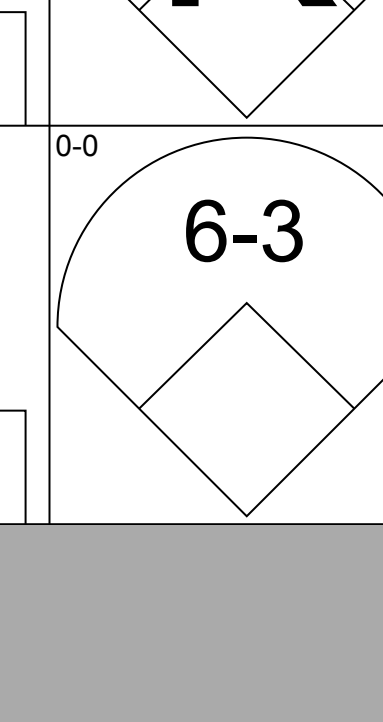
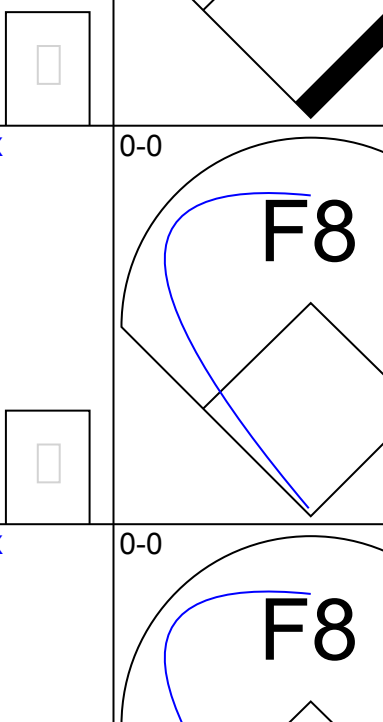
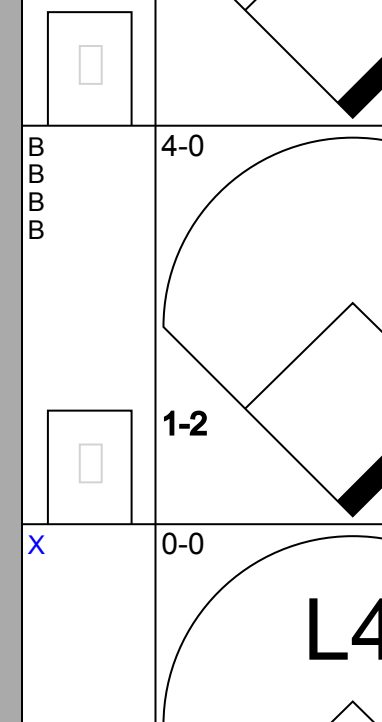
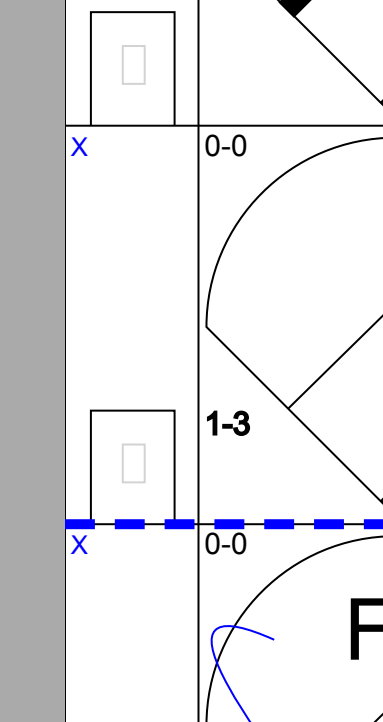
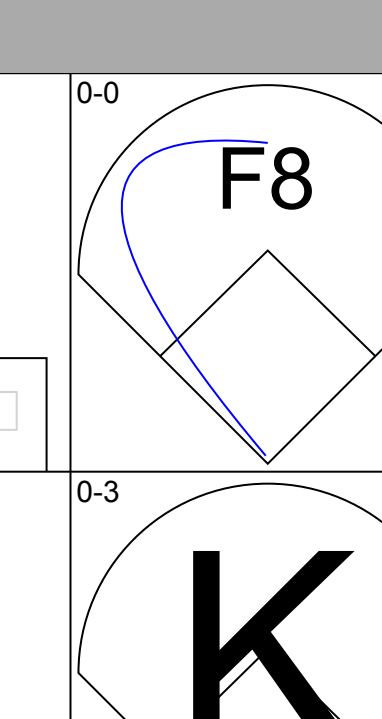
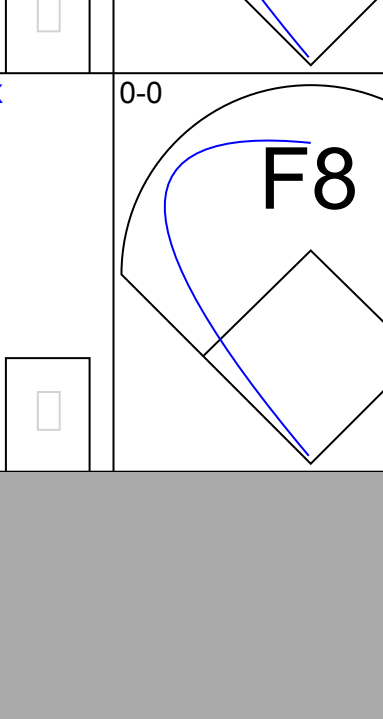
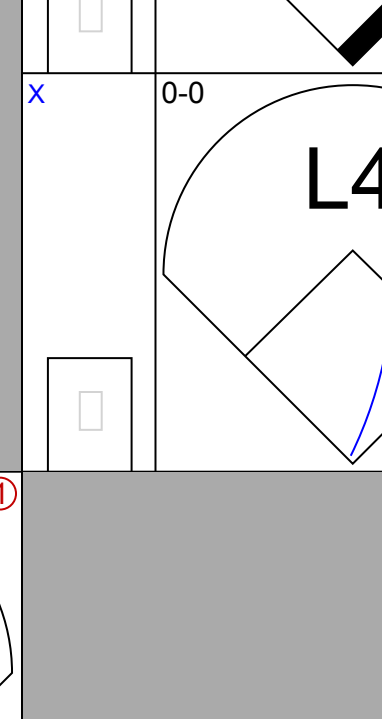
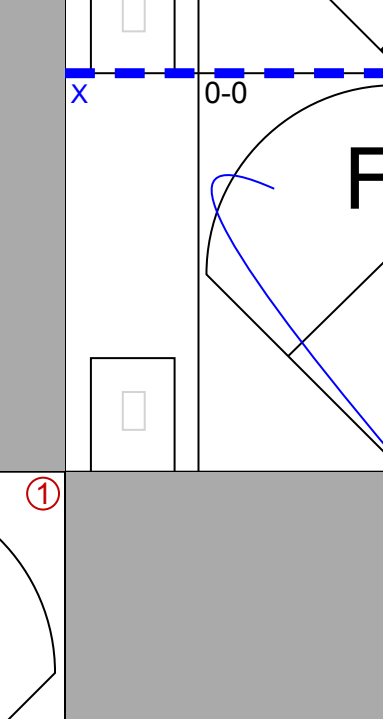
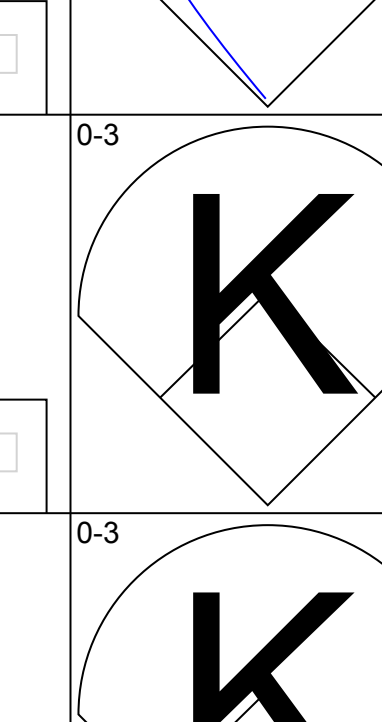
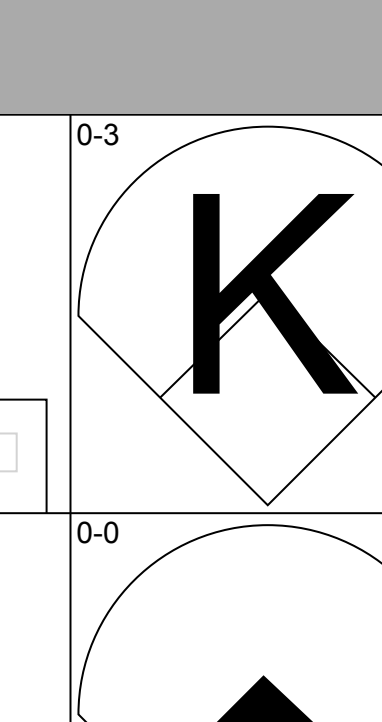
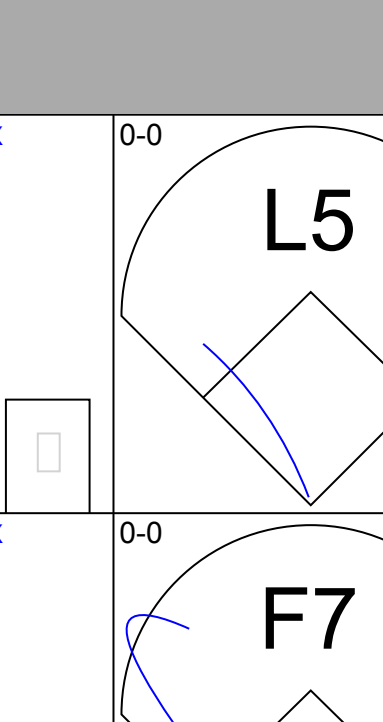
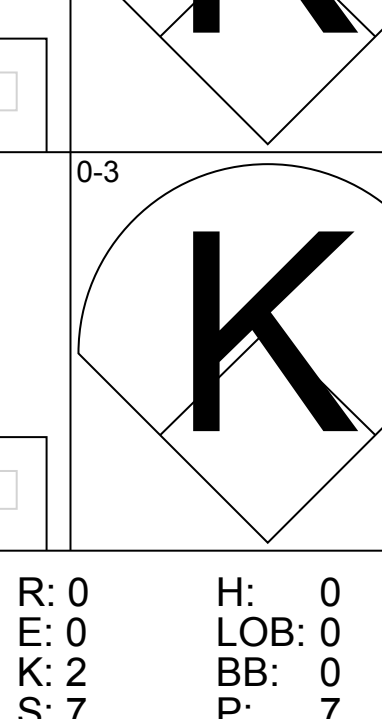
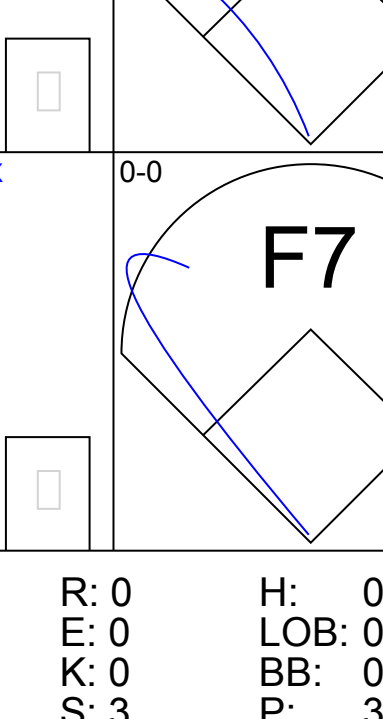
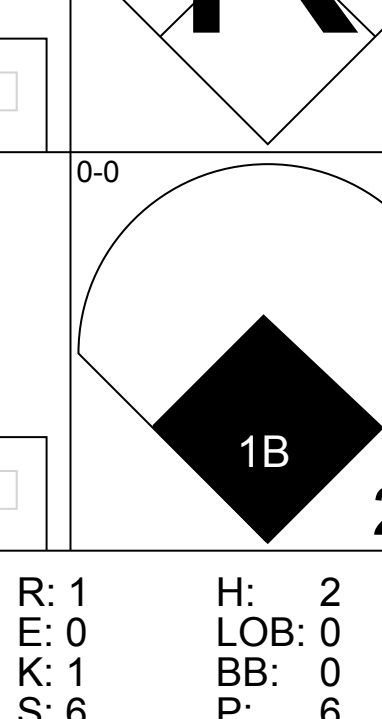


Batter	1	2	3	4	5	6	7	8	9	10	AB	R	H	RBI	BB	SO	LOB	BOTTOM	
Sandy Alomar Sr., S OBP: 0.326, SLG: 0.333 (1, 4) (10, 7)	FC4-6 1B BB		F7	F7						FC4 1B 1-2	3	0	0	0	2	0	3		
Juan Beniquez, R OBP: 0.344, SLG: 0.419 (1, 8)	FC4-6 1B		F7			G4-6-3 BB		F8		BB 1B	4	0	2	0	1	0	1		
Claudell Washington, L OBP: 0.381, SLG: 0.489 (1, 9) (9, 7) (10, 9)	FC4-6 S 1-2 2-3			HR		G4-6-3 1-2		FC3-6 1B		BB 1B	4	1	2	1	1	0	3		
Willie Horton, R OBP: 0.333, SLG: 0.481 (1, 7)	F4					6-3		F9		F8	3	0	0	0	1	0	3		
Dave May, L OBP: 0.319, SLG: 0.393 (9, 9)	F4										0	0	0	0	0	0	0		
Bump Wills, S OBP: 0.377, SLG: 0.411 (9, PH) (10, 4)				FC6-4 BB							1	0	0	0	0	0	3		
Toby Harrah, R OBP: 0.361, SLG: 0.471 (1, 5)	F7			FC6-4				L9-6 PB BB		FC3-6 IBB	3	0	0	0	2	0	3		
Mike Hargrove, L OBP: 0.393, SLG: 0.400 (1, 3)		G3				K		F4		FC3-6 1-2 2-3	4	0	0	0	1	1	3		
John Ellis, R OBP: 0.241, SLG: 0.216 (1, 10)										G3-6 BB	3	0	1	0	1	0	2		
Ken Henderson, S OBP: 0.298, SLG: 0.404 (10, PH)		E 2B				F7				G3-6 1-2	1	0	0	0	0	0	1		
Bert Campaneris, R OBP: 0.316, SLG: 0.359 (1, 6)		E6 CS						L9-6		6-3	3	0	0	0	1	0	3		
Jim Sundberg, R OBP: 0.278, SLG: 0.304 (1, 2)		F4								E5 FC4	3	0	0	0	1	0	2		
Inning Stats	R: 0 E: 0 K: 0 S: 4	H: 1 LOB: 1 BB: 0 P: 4	R: 0 E: 1 K: 0 S: 4	H: 1 LOB: 1 BB: 0 P: 4	R: 1 E: 0 K: 0 S: 4	H: 1 LOB: 1 BB: 1 P: 8	R: 0 E: 0 K: 1 S: 5	H: 0 LOB: 2 BB: 2 P: 13	R: 0 E: 0 K: 0 S: 2	H: 0 LOB: 0 BB: 1 P: 6	R: 0 E: 0 K: 0 S: 4	H: 1 LOB: 2 BB: 1 P: 8	R: 0 E: 1 K: 0 S: 5	H: 1 LOB: 3 BB: 1 P: 9	R: 0 E: 0 K: 0 S: 2	H: 0 LOB: 0 BB: 0 P: 6	1B: 3 2B: 2 3B: 0 HR: 1	SF: 0 SAC: 0 DP: 3 HBP: 0	WP: 0 PA: 43 PB: 1 SB: 3 CS: 2
PITCHER	IP WLS BF H R ER SO BB IBB HBP BLK WP HR S P ERA WHIP	9.1 W 42 5 1 1 1 9 2 0 0 0 0 1 33 77 0.96 1.500	0.2 1 0 0 0 0 0 0 0 0 0 0 0 0 1 1 0.00 0.000																

Seattle Mariners @ Texas Rangers
Arlington Stadium, Arlington, TX
Sat Jun 18 1977, 8:05 PM EDT
Att. 17,352 - Unknown

AB 32
R 1
H 5
RBI 1
BB 11
SO 1
LOB 27

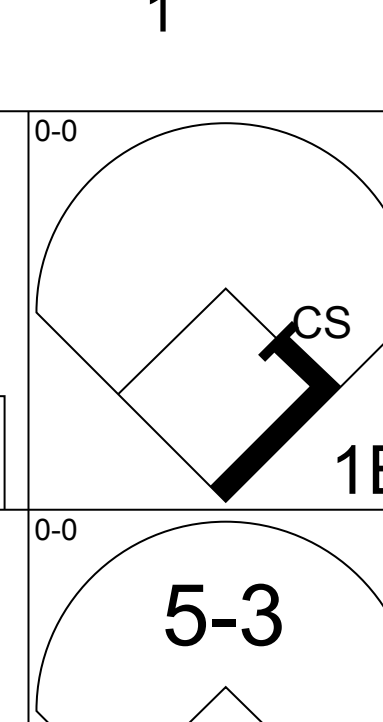
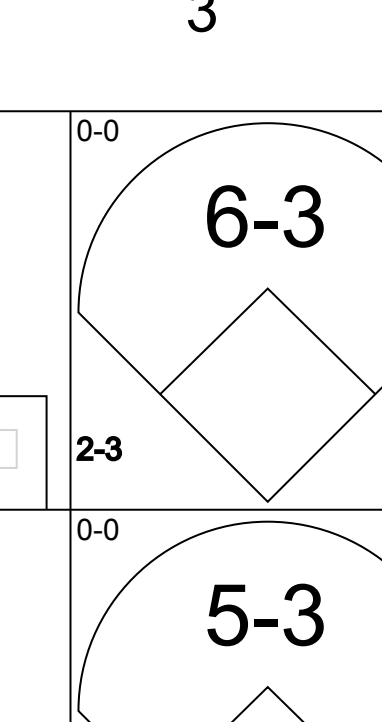
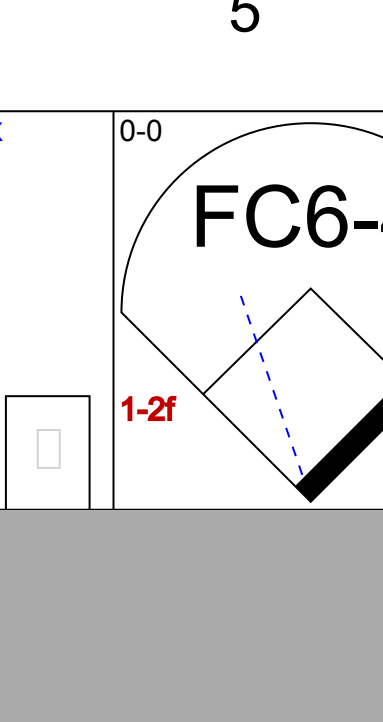
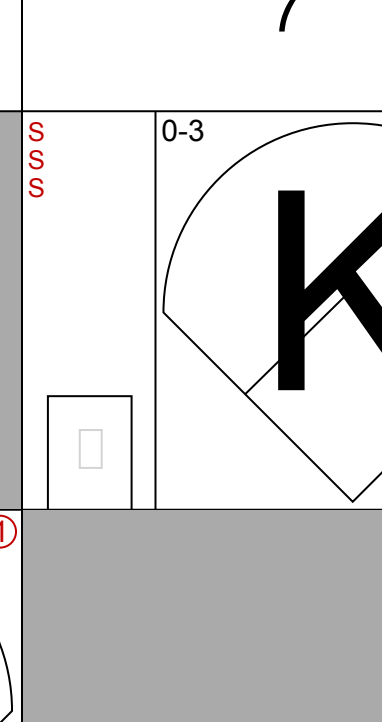
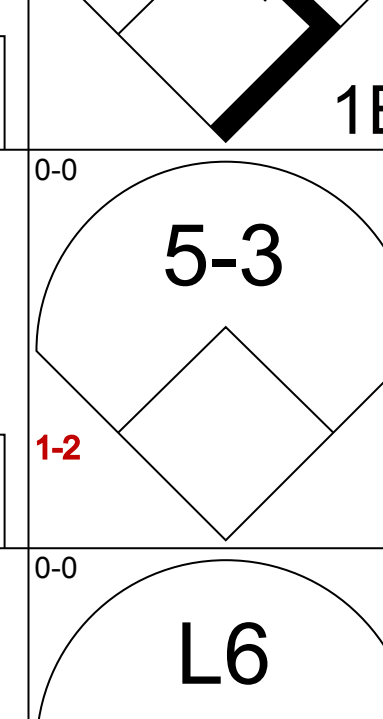
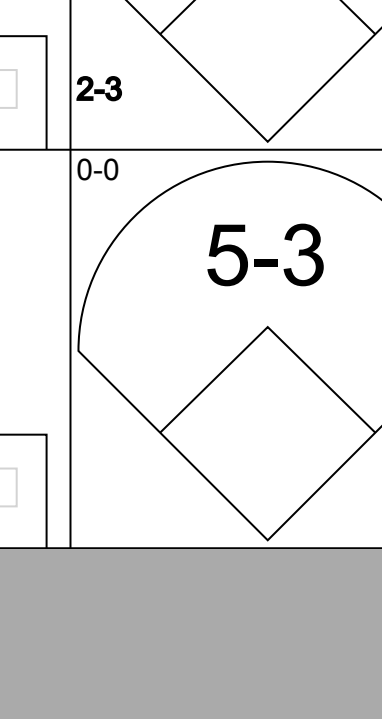
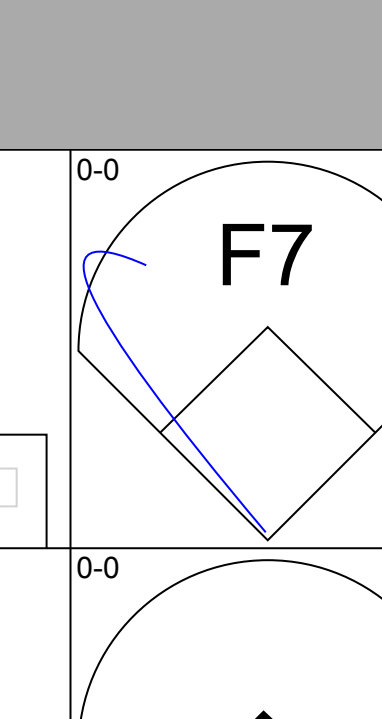
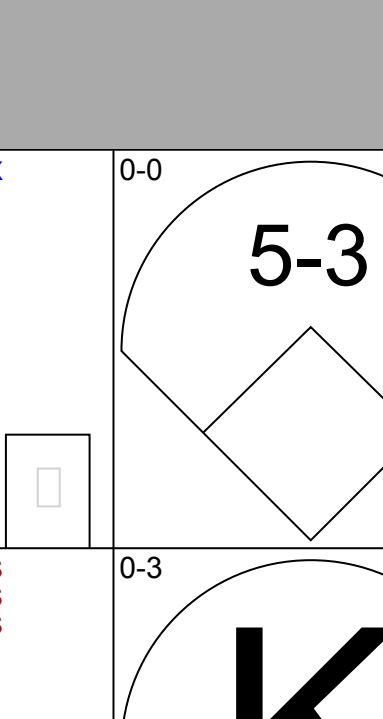
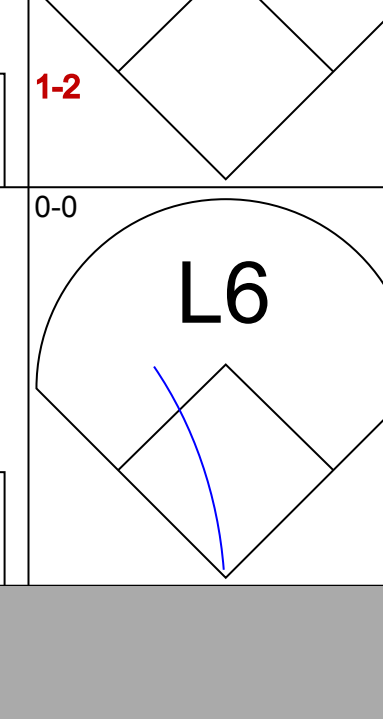
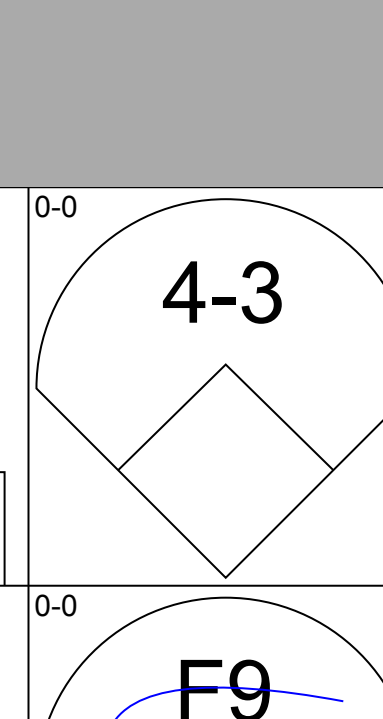
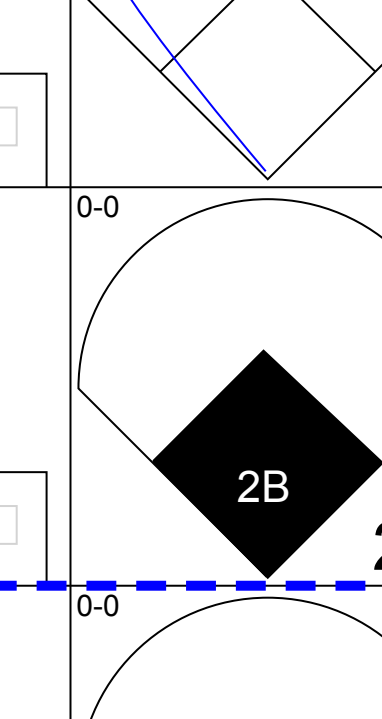
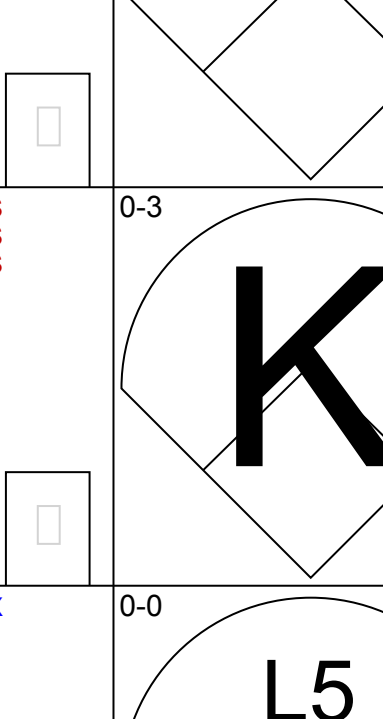
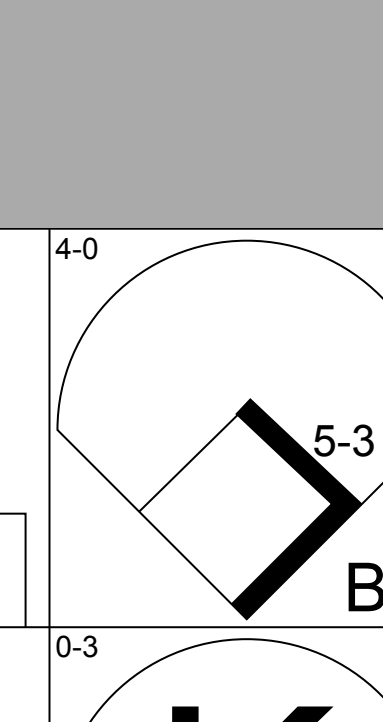
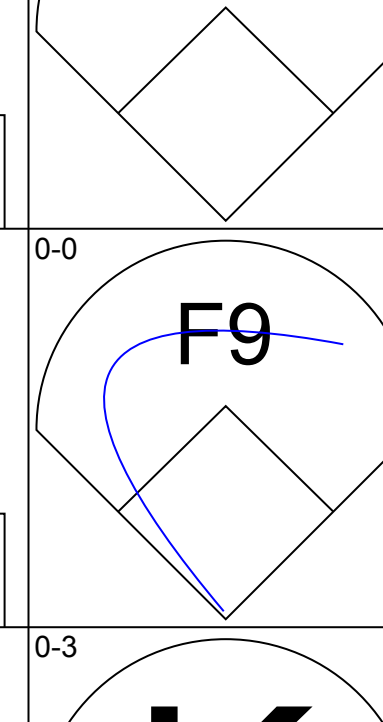
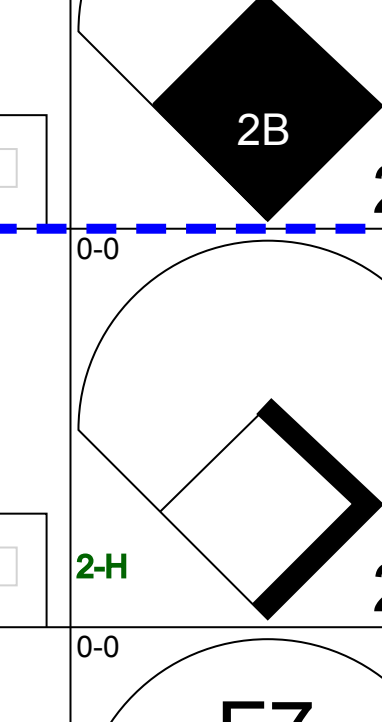
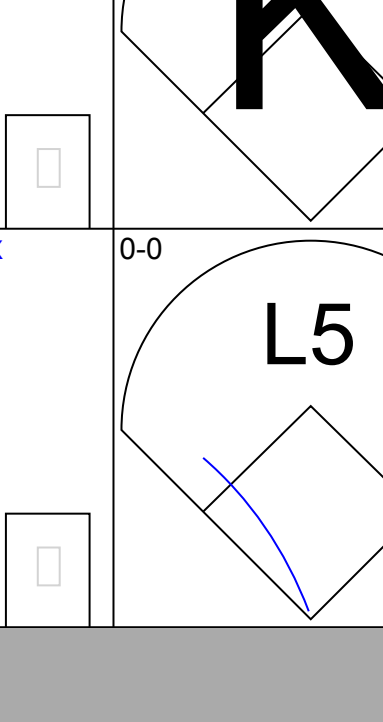
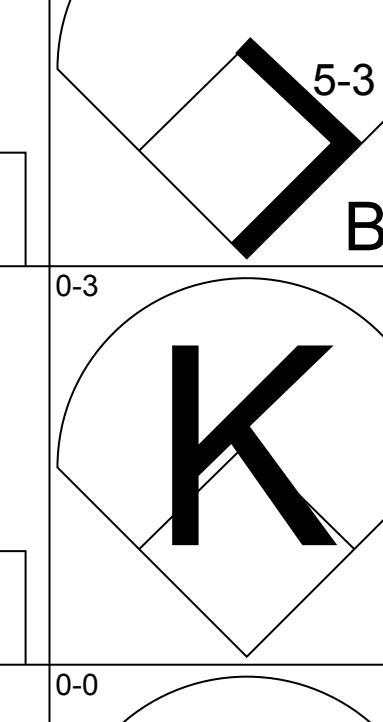
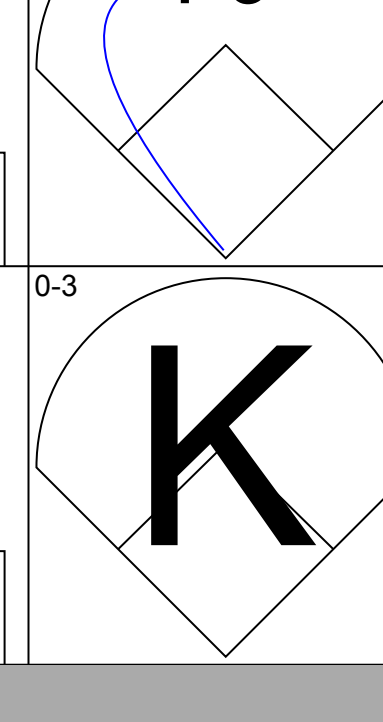
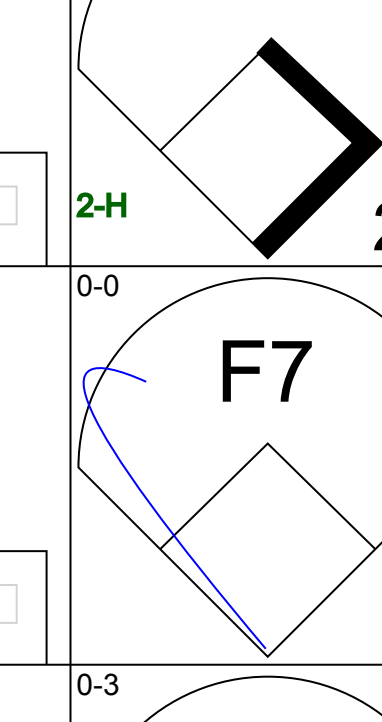
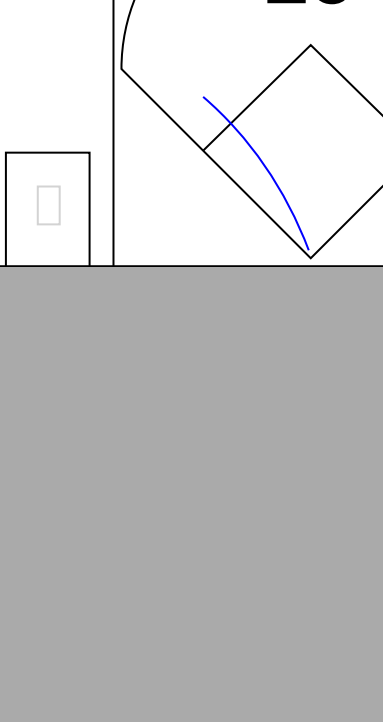
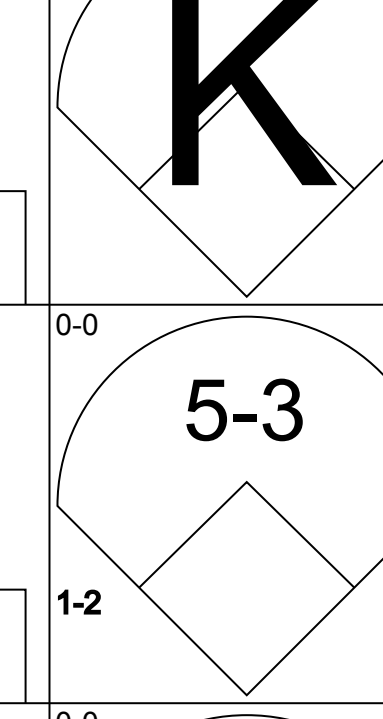
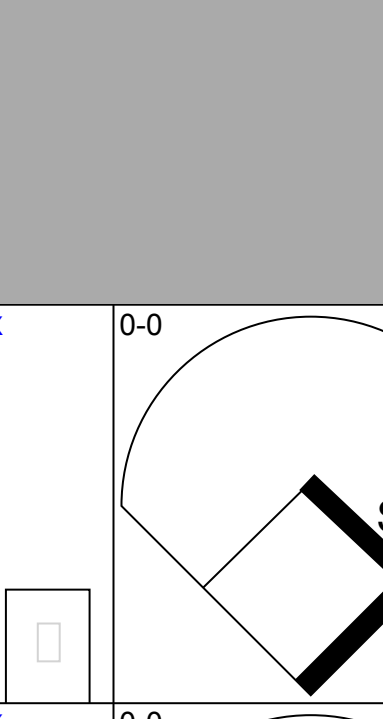
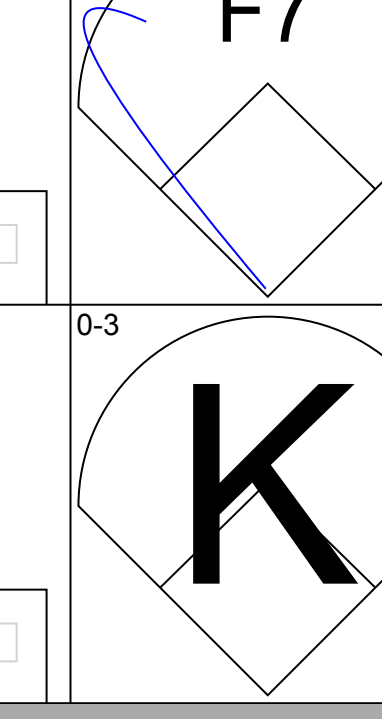

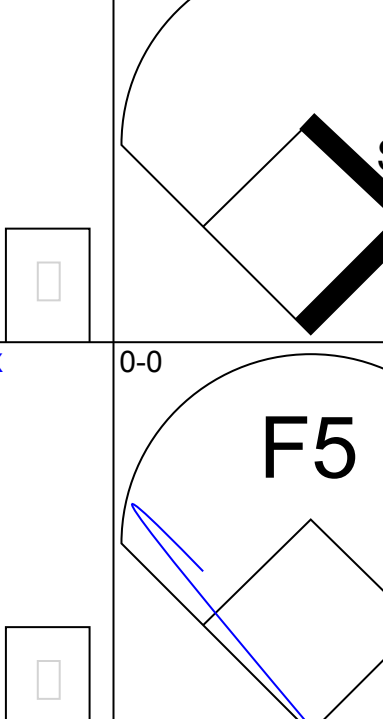
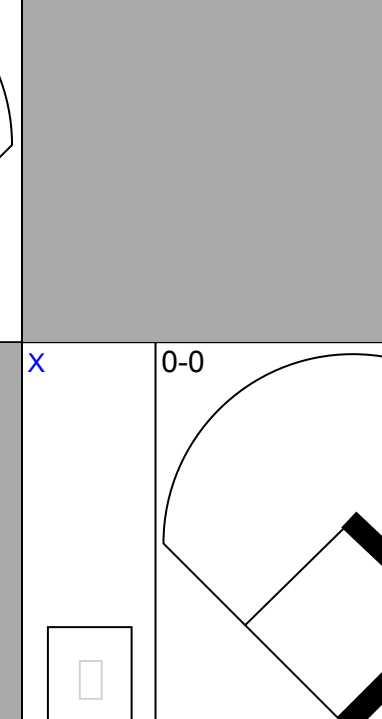
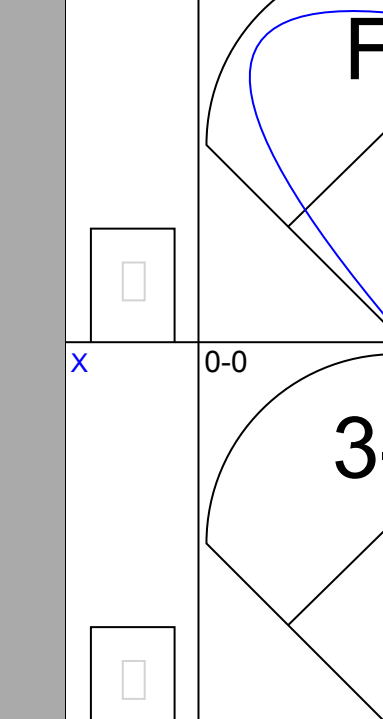
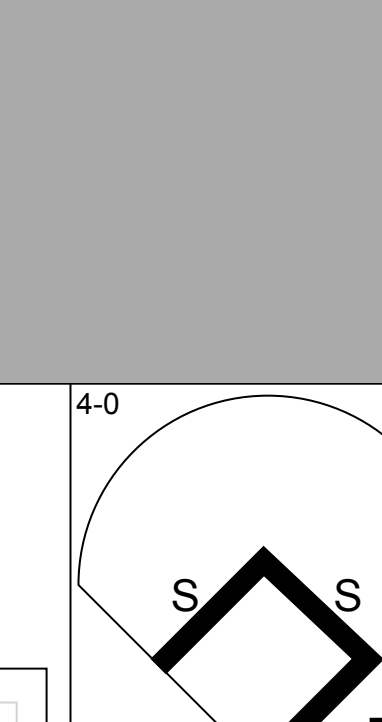
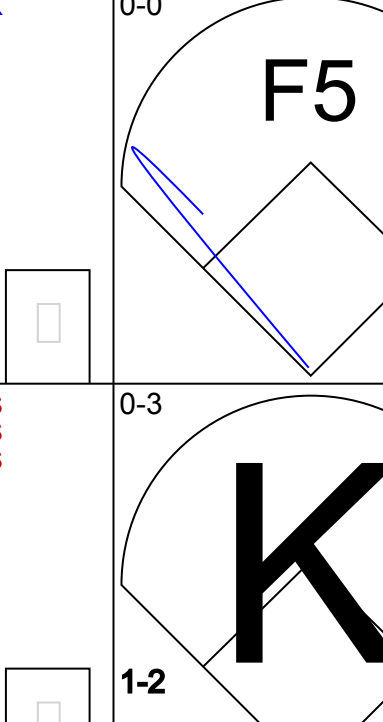
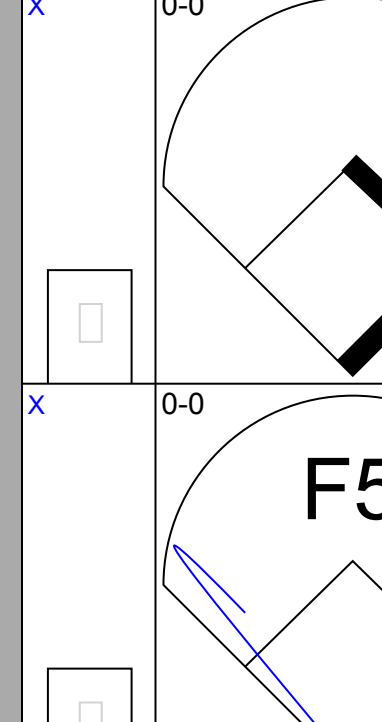
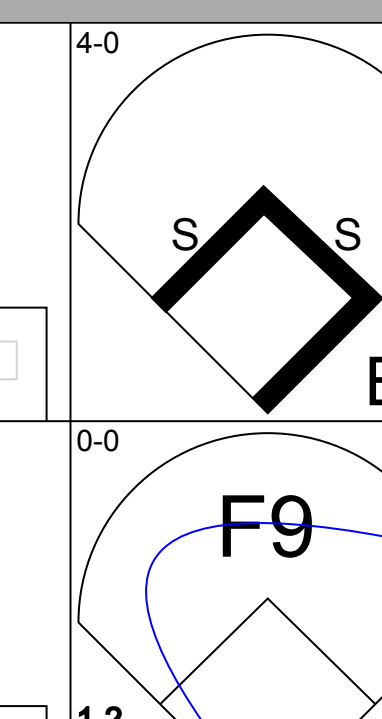
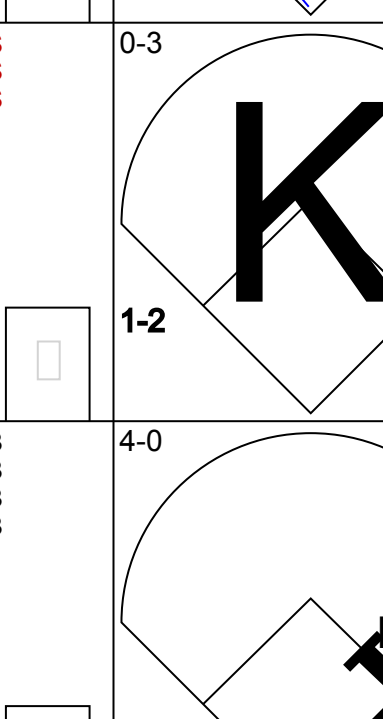
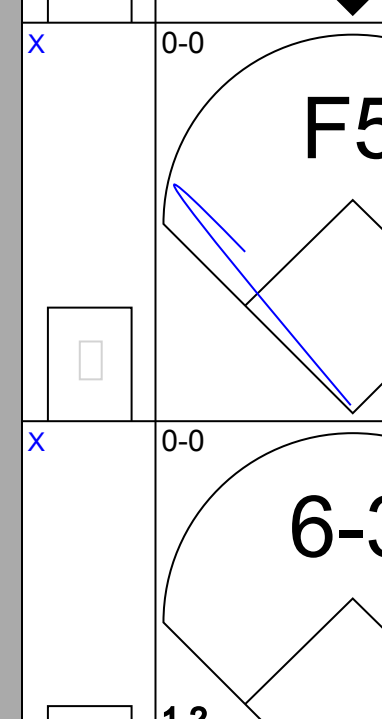


Batter	1	2	3	4	5	6	7	8	9	AB	R	H	RBI	BB	SO	LOB	TOP								
Jose Baez, R (1, 4) OBP: 0.354, SLG: 0.380										4	0	1	1	0	1	0									
Steve Braun, L (1, 10) OBP: 0.356, SLG: 0.317										4	0	0	0	0	1	0									
Dan Meyer, L (1, 3) OBP: 0.313, SLG: 0.379										4	0	0	0	0	1	0									
Ruppert Jones, L (1, 8) OBP: 0.333, SLG: 0.496										4	1	1	1	0	0	0									
Leroy Stanton, R (1, 7) OBP: 0.323, SLG: 0.446										4	0	3	0	0	1	0									
Dave Collins, S (9, PR) OBP: 0.298, SLG: 0.266										0	0	0	0	0	0	0									
Enrique Romo, R (9, 1)										0	0	0	0	0	0	0									
Juan Bernhardt, R (1, 5) OBP: 0.342, SLG: 0.482										3	0	1	0	1	0	1									
Bob Stinson, S (1, 2) OBP: 0.401, SLG: 0.430										4	0	0	0	0	0	5									
Carlos Lopez, R (1, 9) OBP: 0.333, SLG: 0.473										3	0	0	0	0	2	0									
Larry Milbourne, S (1, 6) OBP: 0.239, SLG: 0.272										3	1	1	0	0	1	0									
Craig Reynolds, L (9, 6) OBP: 0.257, SLG: 0.296										0	0	0	0	0	0	0									
Inning Stats	R: 0 E: 0 K: 3 S: 9	H: 0 LOB: 0 BB: 0 P: 9	R: 0 E: 0 K: 1 S: 5	H: 0 LOB: 0 BB: 0 P: 5	R: 0 E: 0 K: 2 S: 7	H: 0 LOB: 0 BB: 0 P: 7	R: 0 E: 0 K: 0 S: 3	H: 0 LOB: 0 BB: 0 P: 3	R: 0 E: 0 K: 0 S: 4	H: 1 LOB: 1 BB: 0 P: 4	R: 1 E: 0 K: 1 S: 6	H: 2 LOB: 0 BB: 0 P: 6	R: 0 E: 0 K: 0 S: 4	H: 1 LOB: 2 BB: 1 P: 8	R: 0 E: 0 K: 0 S: 3	H: 0 LOB: 0 BB: 0 P: 3	R: 1 E: 0 K: 0 S: 6	H: 3 LOB: 2 BB: 0 P: 6	1B: 5 2B: 1 HR: 1	SF: 0 SAC: 0 DP: 0 HBP: 0	WP: 0 PB: 0 SB: 0 CS: 0	PA: 34			
PITCHER	IP	WLS	BF	H	R	ER	SO	BB	IBB	HBP	BLK	WP	HR	S	P	ERA	WHIP								
Gaylord Perry, R (1, 1) ERA: 4.32	8.2	L	33	7	2	2	7	1	0	0	0	0	1	46	50	2.08	0.923								
Paul Lindblad, L (9, 1) ERA: 2.89	0.1		1	0	0	0	0	0	0	0	0	0	0	1	1	0.00	0.000								

Seattle Mariners @ Texas Rangers
Arlington Stadium, Arlington, TX
Sun Jun 19 1977, 8:05 PM EDT
Att: 12,465 - Unknown

AB 33
R 2
H 7
RBI 2
BB 1
SO 7
LOB 6



Batter	1	2	3	4	5	6	7	8	9	AB	R	H	RBI	BB	SO	LOB	BOTTOM								
Bert Campaneris, R (1, 6) OBP: 0.315, SLG: 0.357										4	0	1	0	0	1	5									
Juan Beniquez, R (1, 8) OBP: 0.338, SLG: 0.411										4	0	0	0	0	0	2									
Claudell Washington, L (1, 7) OBP: 0.378, SLG: 0.499										4	1	1	0	0	1	0									
Willie Horton, R (1, 10) OBP: 0.336, SLG: 0.484										3	0	1	1	1	0	0									
Ed Kirkpatrick, L (1, 3) OBP: 0.289, SLG: 0.257										4	0	0	0	0	3	2									
Toby Harrah, R (1, 5) OBP: 0.379, SLG: 0.466										4	0	1	0	0	1	2									
Ken Henderson, S (1, 9) OBP: 0.299, SLG: 0.402										3	0	1	0	0	0	2									
Sandy Alomar Sr., S (7, PR) OBP: 0.326, SLG: 0.333										0	0	0	0	0	0	0									
Dave May, L (8, 9) OBP: 0.316, SLG: 0.389										1	0	0	0	0	0	0									
Bump Wills, S (1, 4) OBP: 0.377, SLG: 0.407										2	0	0	0	1	1	2									
Jim Sundberg, R (1, 2) OBP: 0.279, SLG: 0.301										2	0	0	0	1	0	2									
Inning Stats	R: 0 E: 0 K: 0 S: 3	H: 1 LOB: 0 BB: 0 P: 3	R: 0 E: 0 K: 1 S: 5	H: 0 LOB: 1 BB: 1 P: 9	R: 0 E: 0 K: 0 S: 3	H: 0 LOB: 1 BB: 1 P: 7	R: 0 E: 0 K: 1 S: 5	H: 0 LOB: 0 BB: 0 P: 5	R: 0 E: 0 K: 1 S: 6	H: 1 LOB: 1 BB: 0 P: 7	R: 1 E: 0 K: 1 S: 7	H: 2 LOB: 1 BB: 0 P: 7	R: 0 E: 0 K: 1 S: 6	H: 1 LOB: 2 BB: 0 P: 6	R: 0 E: 0 K: 1 S: 5	H: 0 LOB: 0 BB: 0 P: 5	R: 0 E: 0 K: 1 S: 5	H: 0 LOB: 0 BB: 0 P: 5	1B: 3 2B: 2 HR: 0	SF: 0 SAC: 0 DP: 0 HBP: 0	WP: 0 PB: 0 SB: 0 CS: 1	PA: 34			
PITCHER	IP	WLS	BF	H	R	ER	SO	BB	IBB	HBP	BLK	WP	HR	S	P	ERA	WHIP								
Diego Segui, R (1, 1) ERA: 5.48	5.1		21	3	1	1	3	3	0	0	0	0	0	24	36	1.69	1.125								
Enrique Romo, R (6, 1) ERA: 2.15	3.2	W	13	2	0	0	4	0	0	0	0	0	0	21	21	0.00	0.545								
Enrique Romo, R (9, 1) ERA: 2.15	3.2	W	13	2	0	0	4	0	0	0	0	0	0	21	21	0.00	0.545								

Seattle Mariners @ Texas Rangers
Arlington Stadium, Arlington, TX
Sun Jun 19 1977, 8:05 PM EDT
Att: 12,465 - Unknown

AB 31
R 1
H 5
RBI 1
BB 3
SO 7
LOB 17



Batter	1	2	3	4	5	6	7	8	9	AB	R	H	RBI	BB	SO	LOB	TOP			
Jose Báez, R OBP: 0.391, SLG: 0.376 (1,4)	0-0 4-3		0-0 5-3		0-0 5-3			0-0 SH1-4 1B	0-0 CS	4	1	1	0	0	0	0	Seattle Mariners @ Kansas City Royals Royals Stadium, Kansas City, MO Mon Jun 20 1977, 8:05 PM EDT Att: 21,475 - Unknown - 84 F			
Steve Braun, L OBP: 0.363, SLG: 0.335 (1,7)	0-0 1B 2B		0-0 SF7 3B		4-0 BB			0-0 SH1-4		2	2	2	0	1	0	0				
Dan Meyer, L OBP: 0.316, SLG: 0.378 (1,3)	4-0 1B BB		0-0 SF7		0-3 K			4-0 3-1 1B BB		1	1	0	1	2	1	1				
Ruppert Jones, L OBP: 0.332, SLG: 0.490 (1,8)	0-3 K		4-0 3-H 4-0 S BB		0-3 K			0-0 3-1		3	0	0	0	1	2	4				
Tommy Smith, L OBP: 0.292, SLG: 0.417 (8,9)	K		0-3 S BB		0-0 K			1-2 2-3		0	0	0	0	0	0	0				
Leroy Stanton, R OBP: 0.327, SLG: 0.447 (1,10)	0-0 1-2 2-H 1B		0-3 K		0-0 F2			0-0 2-H 3-H 1B		4	0	2	3	0	1	1				
Bill Stein, R OBP: 0.313, SLG: 0.421 (1,5)	0-3 K		0-0 F8		0-0 P4			0-0 5-3		4	0	0	0	0	1	3				
Bob Stinson, S OBP: 0.398, SLG: 0.432 (1,2)			0-0 F8		0-0 5-3			0-0 L3-6 2B	0-3 K	4	0	1	0	0	1	0				
Carlos Lopez, R OBP: 0.332, SLG: 0.467 (1,9)			0-0 P5-3 1B		0-0 P4			0-0 L3-6	0-0 5-3	4	0	1	0	0	0	1				
Craig Reynolds, L OBP: 0.257, SLG: 0.295 (1,6)			0-0 P5-3		0-0 F7			0-0 G3	0-0 CS 1B	4	0	1	0	0	0	1				
Inning Stats	R: 1 E: 0 K: 2 S: 9	H: 2 LOB: 2 BB: 1 P: 13	R: 0 E: 0 K: 0 S: 3	H: 1 LOB: 0 BB: 0 P: 3	R: 1 E: 0 K: 1 S: 6	H: 1 LOB: 1 BB: 1 P: 10	R: 0 E: 0 K: 0 S: 3	H: 0 LOB: 0 BB: 0 P: 3	R: 0 E: 0 K: 1 S: 5	H: 0 LOB: 1 BB: 1 P: 9	R: 0 E: 0 K: 0 S: 5	H: 1 LOB: 0 BB: 0 P: 3	R: 2 E: 0 K: 0 S: 5	H: 2 LOB: 1 BB: 1 P: 9	R: 0 E: 0 K: 1 S: 5	H: 1 LOB: 0 BB: 0 P: 5	1B: 5 2B: 4 3B: 1 HR: 0	SF: 1 SAC: 1 DP: 2 HBP: 0	WP: 0 PB: 0 SB: 0 CS: 1	PA: 37
PITCHER Dennis Leonard, R ERA: 4.29 (1,1)	IP: 9.0 WLS: L BF: 36	H: 8 R: 4 ER: 4 SO: 6	BB: 4 IBB: 0 HBP: 0 BLK: 0	WP: 0 HR: 0 S: 44 P: 60	ERA: 4.00 WHIP: 1.333	PITCHER										ERA: 4.00 WHIP: 1.333				

AB	30
R	4
H	8
RBI	4
BB	4
SO	6
LOB	11



Batter	1	2	3	4	5	6	7	8	9	AB	R	H	RBI	BB	SO	LOB	BOTTOM					
Tom Poquette, L OBP: 0.382, SLG: 0.463 (1,7)	0-0 HR		0-0 G5-4-3 1B		0-0 F9		0-0 4-3			3	1	2	1	0	0	0	Seattle Mariners @ Kansas City Royals Royals Stadium, Kansas City, MO Mon Jun 20 1977, 8:05 PM EDT Att: 21,475 - Unknown - 84 F					
Joe Zdeb, R OBP: 0.368, SLG: 0.353 (7, PH)			0-0 G5-4-3 1B		0-0 F9		0-0 4-3			1	0	0	0	0	0	2						
Hal McRae, R OBP: 0.351, SLG: 0.450 (1,10)	0-0 F9		0-0 G5-4-3 1-2		4-0 BB			0-0 HR		3	1	1	1	1	0	1						
George Brett, L OBP: 0.353, SLG: 0.405 (1,5)	0-0 F9		0-0 1B		0-0 F9			0-0 F7		4	0	1	0	0	0	1						
John Mayberry, L OBP: 0.332, SLG: 0.389 (1,3)	1-0 HBP		0-0 F9		0-0 P5			4-0 G5-4-3 BB		2	0	0	0	1	0	2						
Ralph LaCock, L OBP: 0.375, SLG: 0.541 (1,9)	0-0 4-3				0-0 L5-3 1B			0-0 G5-4-3 1-2		3	0	1	0	0	0	2						
Al Cowens, R OBP: 0.344, SLG: 0.551 (8, PH)	4-3				0-0 L5-3 1B			0-0 G5-4-3 1-2		1	0	0	0	0	0	1						
Darrell Porter, L OBP: 0.356, SLG: 0.465 (1,2)			0-0 FC6-4 1B		0-0 F7			0-0 F9		4	0	1	0	0	1	1						
Amos Otis, R OBP: 0.335, SLG: 0.410 (1,8)			0-0 F8		0-0 L5-3 1-2			4-0 1B BB		3	0	0	0	1	1	2						
Freddie Patek, R OBP: 0.317, SLG: 0.365 (1,6)			0-3 K		0-0 6-3			0-0 1-2 1B		3	0	1	0	0	1	1						
John Wathan, R OBP: 0.382, SLG: 0.375 (9, PH)			K		0-0 6-3			0-0 1B		1	0	1	0	0	0	0						
Frank White, R OBP: 0.278, SLG: 0.307 (1,4)			0-0 FC6-4 1-2		0-0 6-3			0-0 K		3	0	0	0	0	1	3						
Cookie Rojas, R OBP: 0.321, SLG: 0.400 (9, PH)			0-0 FC6-4		0-0 6-3			0-0 P6		1	0	0	0	0	0	1						
Inning Stats	R: 1 E: 0 K: 0 S: 4	H: 1 LOB: 1 BB: 0 P: 5	R: 0 E: 0 K: 1 S: 6	H: 1 LOB: 1 BB: 0 P: 6	R: 0 E: 0 K: 0 S: 4	H: 2 LOB: 1 BB: 0 P: 4	R: 0 E: 0 K: 0 S: 3	H: 1 LOB: 0 BB: 0 P: 3	R: 0 E: 0 K: 0 S: 3	H: 0 LOB: 0 BB: 0 P: 3	R: 0 E: 0 K: 0 S: 3	H: 0 LOB: 2 BB: 1 P: 7	R: 0 E: 0 K: 1 S: 6	H: 1 LOB: 1 BB: 1 P: 10	R: 1 E: 0 K: 0 S: 3	H: 1 LOB: 0 BB: 1 P: 7	R: 0 E: 0 K: 2 S: 8	H: 1 LOB: 1 BB: 0 P: 8	1B: 6 2B: 1 3B: 0 HR: 2	SF: 0 SAC: 0 DP: 3 HBP: 1	WP: 0 PB: 0 SB: 0 CS: 0	PA: 36
PITCHER Gary Wheelock, R ERA: 4.66 (1,1)	IP: 5.0 WLS: W BF: 19	H: 5 R: 1 ER: 1 SO: 1	BB: 0 IBB: 0 HBP: 0 BLK: 0	WP: 0 HR: 1 S: 20 P: 21	ERA: 1.80 WHIP: 1.000	PITCHER										ERA: 1.80 WHIP: 1.000						
Mike Kekich, L ERA: 2.07 (6,1)	2.1	12	2	1	1	1	3	0	0	0	0	0	0	0	0	0	1	11	23	3.86	2.143	
Enrique Romo, R ERA: 2.09 (8,1)	1.2	S: 5	1	0	0	2	0	0	0	0	0	0	0	0	0	0	0	9	9	0.00	0.600	

AB	32
R	2
H	8
RBI	2
BB	3
SO	4
LOB	17



Batter	1	2	3	4	5	6	7	8	9	AB	R	H	RBI	BB	SO	LOB	TOP								
Jose Baez, R OBP: 0.346, SLG: 0.369 (1,4)	4-3			1B	E9			1-3		4	1	2	1	0	0	0	Seattle Mariners @ Kansas City Royals Royals Stadium, Kansas City, MO Wed Jun 22 1977, 8:05 PM EDT Att: 22,140 - Unknown - 83 F								
Steve Braun, L OBP: 0.356, SLG: 0.325 (1,7)	4-3			F7				4-3		3	0	0	0	1	0	1									
Juan Bernhardt, R OBP: 0.336, SLG: 0.470 Dan Meyer, L OBP: 0.315, SLG: 0.373 (1,3) (8,3)	5-3			1B				5-3		4	0	1	0	0	0	1									
Leroy Stanton, R OBP: 0.331, SLG: 0.453 Dave Collins, S OBP: 0.296, SLG: 0.266 (1,10) (9, PR)		K		1B						4	0	2	1	0	2	1									
Ruppert Jones, L OBP: 0.326, SLG: 0.483 (1,8)		K		1B						4	0	0	0	0	2	3									
Bill Stein, R OBP: 0.306, SLG: 0.411 (1,5)					F7					4	0	0	0	0	2	2									
Carlos Lopez, R OBP: 0.321, SLG: 0.451 Bob Stinson, S OBP: 0.395, SLG: 0.434 (1,9) (9, PH)				K						3	0	0	0	0	1	0									
Skip Jutze, R OBP: 0.289, SLG: 0.405 (1,2)				P4						3	1	2	0	0	0	0									
Craig Reynolds, L OBP: 0.259, SLG: 0.296 (1,6)				F8						3	1	1	0	0	0	1									
Inning Stats	R: 0 E: 0 K: 0 S: 3	H: 0 LOB: 0 BB: 0 P: 3	R: 0 E: 0 K: 3 S: 9	H: 0 LOB: 0 BB: 0 P: 9	R: 0 E: 0 K: 1 S: 5	H: 0 LOB: 0 BB: 0 P: 5	R: 1 E: 0 K: 0 S: 5	H: 3 LOB: 1 BB: 0 P: 5	R: 2 E: 1 K: 0 S: 5	H: 3 LOB: 1 BB: 0 P: 5	R: 0 E: 0 K: 2 S: 7	H: 0 LOB: 1 BB: 1 P: 11	R: 0 E: 0 K: 0 S: 4	H: 1 LOB: 1 BB: 0 P: 4	R: 0 E: 0 K: 0 S: 3	H: 0 LOB: 0 BB: 0 P: 3		R: 0 E: 0 K: 2 S: 8	H: 1 LOB: 2 BB: 0 P: 8	1B: 8 2B: 0 3B: 0 HR: 0	SF: 0 SAC: 0 DP: 0 HBP: 0	WP: 0 PB: 1 SB: 1 CS: 0	PA: 34		
PITCHER	IP	WLS	BF	H	R	ER	SO	BB	IBB	HBP	BLK	WP	HR	S	P	ERA	WHIP								
Paul Spittorf, L ERA: 4.21 (1,1)	5.0		19	6	3	2	4	0	0	0	0	0	0	27	27	3.60	1.200								
Doug Bird, R ERA: 6.5 (6,1)	3.0	W	12	2	0	0	2	1	0	0	0	0	0	15	19	0.00	1.000								
Larry Gura, L ERA: 3.23 (9,1)	0.1		1	0	0	0	2	0	0	0	0	0	0	1	1	0.00	0.000								
Mark Littell, R ERA: 3.12 (9,1)	0.2	S	2	0	0	0	2	0	0	0	0	0	0	6	6	0.00	0.000								

Batter	1	2	3	4	5	6	7	8	9	AB	R	H	RBI	BB	SO	LOB	BOTTOM								
Tom Poquette, L OBP: 0.388, SLG: 0.468 (1,7)	F8			F8				F8		4	0	1	1	0	0	0	Seattle Mariners @ Kansas City Royals Royals Stadium, Kansas City, MO Wed Jun 22 1977, 8:05 PM EDT Att: 22,140 - Unknown - 83 F								
Hal McRae, R OBP: 0.353, SLG: 0.468 (1,10)	4-3			1B				6-3		4	1	1	0	0	0	0									
George Brett, L OBP: 0.364, SLG: 0.433 (1,5)	E8			K						4	2	3	0	0	1	1									
John Mayberry, L OBP: 0.339, SLG: 0.385 (1,3)	1B			BB				4-3		3	0	1	1	1	0	2									
Al Cowens, R OBP: 0.351, SLG: 0.562 (1,9)	1B			1B						4	0	2	2	0	1	2									
Darrell Porter, L OBP: 0.360, SLG: 0.453 (1,2)	P5			BB						2	0	0	0	2	0	2									
Amos Otis, R OBP: 0.326, SLG: 0.394 (1,8)				P4						4	0	0	0	0	0	3									
Freddie Patek, R OBP: 0.321, SLG: 0.367 (1,6)				F8						3	1	1	0	0	1	0									
Frank White, R OBP: 0.277, SLG: 0.305 (1,4)				F8						3	0	0	0	0	0	1									
Inning Stats	R: 1 E: 1 K: 0 S: 5	H: 2 LOB: 2 BB: 1 P: 9	R: 1 E: 0 K: 0 S: 4	H: 2 LOB: 1 BB: 0 P: 4	R: 1 E: 0 K: 2 S: 9	H: 2 LOB: 2 BB: 1 P: 13	R: 0 E: 0 K: 1 S: 5	H: 0 LOB: 0 BB: 0 P: 5	R: 0 E: 0 K: 0 S: 4	H: 1 LOB: 1 BB: 0 P: 4	R: 0 E: 0 K: 0 S: 3	H: 0 LOB: 0 BB: 0 P: 3	R: 0 E: 0 K: 0 S: 3	H: 0 LOB: 0 BB: 0 P: 3	R: 1 E: 0 K: 0 S: 4	H: 2 LOB: 1 BB: 1 P: 8		1B: 7 2B: 2 3B: 0 HR: 0	SF: 0 SAC: 0 DP: 0 HBP: 0	WP: 0 PB: 0 SB: 2 CS: 1	PA: 34				
PITCHER	IP	WLS	BF	H	R	ER	SO	BB	IBB	HBP	BLK	WP	HR	S	P	ERA	WHIP								
Dick Pole, R ERA: 3.72 (1,1)	8.0	L	34	9	4	4	3	3	0	0	0	0	0	37	49	4.50	1.500								

AB	33
R	3
H	8
RBI	2
BB	1
SO	8
LOB	11



AB	31
R	4
H	9
RBI	4
BB	3
SO	3
LOB	11



Batter	1	2	3	4	5	6	7	8	9	AB	R	H	RBI	BB	SO	LOB	TOP
Jose Baez, R OBP: 0.331, SLG: 0.348 (1, 4)	0-0 2-3			0-0 F4		0-0 4-3		0-0 FC6-4 1B		4	0	0	0	0	0	1	Seattle Mariners @ Milwaukee Brewers Milwaukee County Stadium, Milwaukee, WI Fri Jun 24 1977, 8:05 PM EDT Att: 11,625 - Unknown
Steve Braun, L OBP: 0.356, SLG: 0.323 (1, 7)	0-0 4-3			0-0 4-3		4-0 BB BB		0-0 1-2 1B		3	0	1	0	1	0	0	
Dan Meyer, L OBP: 0.319, SLG: 0.375 (1, 3)	0-0 4-3			0-0 3-1		4-0 1-2 BB		0-0 F8		3	0	0	0	1	0	2	
Ruppert Jones, L OBP: 0.330, SLG: 0.489 (1, 8)		0-0 4-3			0-0 1B 3B	0-0 4-3			0-0 4-3	4	1	1	0	0	0	2	
Leroy Stanton, R OBP: 0.326, SLG: 0.446 (1, 9)	0-3 K				0-0 1B		0-0 6-3		0-0 5-3	4	0	1	1	0	1	0	
Juan Bernhardt, R OBP: 0.341, SLG: 0.465 (1, 10)	0-0 5-3				0-0 1B		0-0 4-3		0-0 5-3	4	0	1	0	0	0	0	
Bill Stein, R OBP: 0.301, SLG: 0.403 (1, 5)			0-0 4-3		0-0 F9		0-0 5-3			3	0	0	0	0	0	2	
Bob Stinson, S OBP: 0.395, SLG: 0.433 (1, 2)			0-0 1-3		0-0 G3-6-1			0-0 4-3		3	0	0	0	0	0	2	
Craig Reynolds, L OBP: 0.265, SLG: 0.295 (1, 6)			0-0 4-3			0-0 4-3		4-0 FC6-4 BB		2	0	0	0	1	0	0	
Inning Stats	R: 0 E: 0 K: 0 S: 3	H: 0 LOB: 0 BB: 0 P: 3	R: 0 E: 0 K: 1 S: 5	H: 0 LOB: 0 BB: 0 P: 5	R: 0 E: 0 K: 0 S: 3	H: 0 LOB: 0 BB: 0 P: 3	R: 0 E: 0 K: 0 S: 3	H: 0 LOB: 2 BB: 2 P: 11	R: 0 E: 0 K: 0 S: 4	H: 1 LOB: 2 BB: 1 P: 8	R: 0 E: 0 K: 0 S: 3	H: 0 LOB: 0 BB: 0 P: 3	1B: 3 2B: 0 3B: 1 HR: 0	SF: 0 SAC: 0 DP: 1 HBP: 0	WP: 0 PB: 0 SB: 0 CS: 0	PA: 33	
PITCHER Lary Sorensen, R ERA: 4.25 (1, 1)	IP: 9.0 WLS: W BF: 33 H: 4 R: 1 ER: 1 SO: 1 BB: 3 IBB: 0 HBP: 0 BLK: 0 WP: 0 HR: 0 S: 32 P: 44 ERA: 1.00 WHIP: 0.778																

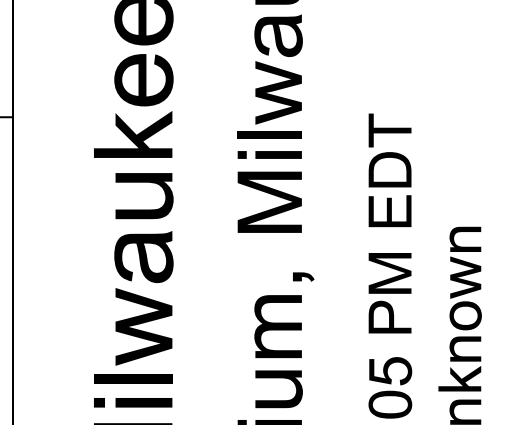
Batter	1	2	3	4	5	6	7	8	9	AB	R	H	RBI	BB	SO	LOB	BOTTOM	
Robin Yount, R OBP: 0.352, SLG: 0.389 (1, 6)	0-0 5-3	0-0 S 1B	0-0 4-3		4-0 BB		0-0 1B			4	0	2	1	1	0	2	Seattle Mariners @ Milwaukee Brewers Milwaukee County Stadium, Milwaukee, WI Fri Jun 24 1977, 8:05 PM EDT Att: 11,625 - Unknown	
Don Money, R OBP: 0.353, SLG: 0.502 (1, 4)	4-0 1B BB	0-0 F8		0-0 5-3	0-0 5-3		0-0 1B			4	1	1	0	1	0	3		
Cecil Cooper, L OBP: 0.314, SLG: 0.435 (1, 3)	0-0 5-3 1-2		0-0 HR 3B	0-0 1B		0-0 F7	0-0 F7			5	1	2	0	0	0	4		
Sal Bando, R OBP: 0.356, SLG: 0.422 Tim Johnson, L OBP: 0.143, SLG: 0.154 (9, 5)	0-0 2B 1B		0-0 HR	0-0 G6-4-3 1B		4-0 BB		0-0 6-3		4	2	3	3	1	0	0		
Sixto Lezcano, R OBP: 0.343, SLG: 0.473 (1, 9)	0-0 1H 2B		0-0 F9	0-0 G6-4-3 1-2		0-0 F8	0-0 5-3			5	0	1	1	0	0	3		
Von Joshua, L OBP: 0.290, SLG: 0.343 (1, 8)	0-0 4-3		0-0 F7		0-0 2B 4-3 1B	0-3 K	0-3 K			5	1	1	0	0	2	2		
Jamie Quirk, L OBP: 0.241, SLG: 0.333 (1, 10)		0-0 1B 2B	0-0 1B WP 1B		0-0 4-3 1-3 2B		0-3 K			4	2	3	0	0	1	0		
Jim Wohlford, R OBP: 0.267, SLG: 0.286 (1, 7)		0-0 F8	0-0 WP 1B		0-0 6-3		0-0 6-3			4	0	1	0	0	0	3		
Charlie Moore, R OBP: 0.325, SLG: 0.377 (1, 2)		0-0 5-3	4-0 1-2 BB		0-0 4-3		0-0 1B 1B			3	0	1	1	1	0	2		
Inning Stats	R: 2 E: 0 K: 0 S: 5	H: 2 LOB: 1 BB: 1 P: 9	R: 1 E: 0 K: 0 S: 5	H: 2 LOB: 1 BB: 0 P: 5	R: 3 E: 0 K: 0 S: 7	H: 4 LOB: 2 BB: 1 P: 11	R: 0 E: 0 K: 0 S: 4	H: 2 LOB: 1 BB: 0 P: 4	R: 1 E: 0 K: 0 S: 5	H: 2 LOB: 2 BB: 1 P: 9	R: 0 E: 0 K: 1 S: 5	H: 0 LOB: 3 BB: 0 P: 8	R: 0 E: 0 K: 1 S: 5	H: 0 LOB: 0 BB: 0 P: 5	1B: 10 2B: 3 3B: 1 HR: 1	SF: 0 SAC: 0 DP: 1 HBP: 0	WP: 1 PB: 0 SB: 1 CS: 0	PA: 42
PITCHER John Montague, R ERA: 4.41 Dave Pagan, R ERA: 5.9 Tom House, L ERA: 7.0	IP: 2.1 WLS: L BF: 14 H: 6 R: 2 ER: 2 SO: 1 BB: 3 IBB: 0 HBP: 0 BLK: 0 WP: 1 HR: 0 S: 13 P: 17 ERA: 19.29 WHIP: 3.000																	

AB	30
R	1
H	4
RBI	1
BB	3
SO	1
LOB	9



WP: 0	PA: 33
SB: 0	
CS: 0	

AB	38
R	7
H	15
RBI	6
BB	4
SO	3
LOB	19



WP: 1	PA: 42
SB: 0	
CS: 0	

Batter	1	2	3	4	5	6	7	8	9	AB	R	H	RBI	BB	SO	LOB	TOP										
Jose Baez, R OBP: 0.322, SLG: 0.337 (1, 4)	6-3	F9			F8		F9		F9	5	0	0	0	0	0	2	Seattle Mariners @ Milwaukee Brewers Milwaukee County Stadium, Milwaukee, WI Sat Jun 25 1977, 8:05 PM EDT Att: 19,572 - Unknown - 70 F livebaseballscorecards.com										
Steve Braun, L OBP: 0.357, SLG: 0.319 (1, 7)	G3		5-3		HR		G3		1B	3	2	0	0	2	0												
Dan Meyer, L OBP: 0.328, SLG: 0.402 (1, 3)	HR		F6		HR		WP		2B	5	3	4	4	0	0												
Ruppert Jones, L OBP: 0.338, SLG: 0.513 (1, 8)	HR		CS		BB		HR		K	3	2	2	3	2	1	1											
Leroy Stanton, R OBP: 0.324, SLG: 0.439 (1, 9)	FC5-4		CS		K		F9			3	0	0	0	1	2	1											
Carlos Lopez, R OBP: 0.325, SLG: 0.460 (7, 9)	BB		1-2		K				2B	1	0	1	0	0	0	0											
Juan Bernhardt, R OBP: 0.324, SLG: 0.458 (1, 10)	FC5-4		F2		6-3				1B	4	0	1	0	0	0	1											
Dave Collins, S OBP: 0.291, SLG: 0.259 (8, FR)	1-2									0	0	0	0	0	0	0											
Bill Stein, R OBP: 0.297, SLG: 0.397 (1, 5)		F9		F8		6-3			K	4	0	0	0	0	1	1											
Bob Stinson, S OBP: 0.397, SLG: 0.434 (1, 2)		4-3							F4	4	0	2	0	0	0	1											
Craig Reynolds, L OBP: 0.264, SLG: 0.291 (1, 6)		WP		FC4-6		F9			1-3	3	1	0	0	1	0	3											
Inning Stats	R: 2 E: 0 K: 0 S: 5	H: 2 LOB: 1 BB: 1 P: 9	R: 0 E: 0 K: 0 S: 3	H: 0 LOB: 1 BB: 1 P: 7	R: 0 E: 0 K: 0 S: 2	H: 0 LOB: 0 BB: 1 P: 6	R: 0 E: 0 K: 1 S: 5	H: 1 LOB: 1 BB: 0 P: 5	R: 0 E: 0 K: 0 S: 4	H: 1 LOB: 1 BB: 0 P: 4	R: 2 E: 0 K: 0 S: 5	H: 2 LOB: 0 BB: 0 P: 5	R: 0 E: 0 K: 1 S: 6	H: 1 LOB: 1 BB: 0 P: 6	R: 1 E: 0 K: 1 S: 6	H: 2 LOB: 2 BB: 1 P: 10	1B: 5 2B: 1 3B: 1 HR: 3	SF: 0 SAC: 0 DP: 0 HBP: 0	WP: 2 PB: 0 SB: 2 CS: 1	PA: 42							
PITCHER	IP	WLS	BF	H	R	ER	SO	BB	IBB	HBP	BLK	WP	HR	S	P	ERA	WHIP										
Moose Haas, R ERA: 4.55 (1, 1)	6.2	L	30	6	6	6	2	5	0	0	0	1	2	29	49	8.10	1.650										
Mike Caldwell, L ERA: 4.03 (7, 1)	2.1		11	4	2	2	2	1	0	0	0	1	1	14	18	7.71	2.143										

Batter	1	2	3	4	5	6	7	8	9	AB	R	H	RBI	BB	SO	LOB	BOTTOM										
Robin Yount, R OBP: 0.348, SLG: 0.384 (1, 6)	5-3		4-3			6-3				4	0	0	0	0	1	0	Seattle Mariners @ Milwaukee Brewers Milwaukee County Stadium, Milwaukee, WI Sat Jun 25 1977, 8:05 PM EDT Att: 19,572 - Unknown - 70 F livebaseballscorecards.com										
Don Money, R OBP: 0.385, SLG: 0.513 (1, 4)	HR				1-3	6-3				4	1	2	1	0	0	0											
Cecil Cooper, L OBP: 0.313, SLG: 0.431 (1, 3)	3-1				F5	FC6-4			1B	3	0	0	0	1	0	1											
Sal Bando, R OBP: 0.355, SLG: 0.431 (1, 5)	F7				HR	FC6-4			K	4	1	1	1	0	1	1											
Sixto Lezcano, R OBP: 0.345, SLG: 0.477 (1, 9)			K						6-3	4	1	2	0	0	1	0											
Von Joshua, L OBP: 0.293, SLG: 0.350 (1, 8)			L8							4	0	2	0	0	1	1											
Jamie Quirk, L OBP: 0.229, SLG: 0.316 (1, 10)			K2-3						K	4	0	0	0	0	2	2											
Jim Wohlford, R OBP: 0.262, SLG: 0.281 (1, 7)			F4							3	0	0	0	0	1	0											
Charlie Moore, R OBP: 0.322, SLG: 0.373 (1, 2)			L6							2	0	0	0	0	0	0											
Bob Sheldon, L OBP: 0.299, SLG: 0.324 (8, PH)										1	0	0	0	0	1	0											
Larry Haney, R OBP: 0.189, SLG: 0.200 (9, 2)										0	0	0	0	0	0	0											
Inning Stats	R: 1 E: 0 K: 0 S: 4	H: 1 LOB: 0 BB: 0 P: 4	R: 0 E: 0 K: 2 S: 7	H: 0 LOB: 0 BB: 0 P: 7	R: 0 E: 0 K: 0 S: 3	H: 0 LOB: 0 BB: 0 P: 3	R: 1 E: 0 K: 1 S: 7	H: 2 LOB: 1 BB: 0 P: 7	R: 0 E: 0 K: 0 S: 3	H: 0 LOB: 0 BB: 0 P: 3	R: 0 E: 0 K: 0 S: 3	H: 0 LOB: 1 BB: 1 P: 7	R: 1 E: 0 K: 1 S: 6	H: 2 LOB: 0 BB: 0 P: 6	R: 0 E: 0 K: 2 S: 8	H: 1 LOB: 1 BB: 0 P: 8	R: 0 E: 0 K: 2 S: 8	H: 1 LOB: 1 BB: 0 P: 8	1B: 3 2B: 2 3B: 0 HR: 2	SF: 0 SAC: 0 DP: 1 HBP: 0	WP: 0 PB: 0 SB: 1 CS: 0	PA: 34					
PITCHER	IP	WLS	BF	H	R	ER	SO	BB	IBB	HBP	BLK	WP	HR	S	P	ERA	WHIP										
Gary Wheelock, R ERA: 4.64 (1, 1)	6.0	W	24	5	3	3	3	1	0	0	0	0	2	29	33	4.50	1.000										
Enrique Romo, R ERA: 1.93 (7, 1)	3.0	S	10	2	0	0	5	0	0	0	0	0	0	20	20	0.00	0.667										

Batter	1	2	3	4	5	6	7	8	9	AB	R	H	RBI	BB	SO	LOB	TOP								
Larry Milbourne, S OBP: 0.254, SLG: 0.279 (1, 4)	G3	FC1-6 1B				PB 1B		S HBP		3	0	2	0	1	0	0	Seattle Mariners @ Milwaukee Brewers Milwaukee County Stadium, Milwaukee, WI Sun Jun 26 1977, 4:33 AM EDT Att: 19,699 - Unknown - 80 F								
Steve Braun, L OBP: 0.361, SLG: 0.322 (1, 7)	1B 2B	FC1-6 G3-6-1				PB 1B		F4		4	1	2	1	1	0	2									
Dan Meyer, L OBP: 0.325, SLG: 0.400 (1, 3)	BB 2B	G3-6-1						F5		4	1	1	1	0	0	4									
Ruppert Jones, L OBP: 0.335, SLG: 0.505 (1, 8)	2B BB		E6 CS			L3		1-3		4	1	0	0	1	0	5									
Leroy Stanton, R OBP: 0.323, SLG: 0.434 Dave Collins, S OBP: 0.289, SLG: 0.257 (7, PR)	K		F7			F3		FC1-6 1B		4	0	1	0	0	1	7									
Juan Bernhardt, R OBP: 0.336, SLG: 0.459 Bill Stein, R OBP: 0.299, SLG: 0.399 (7, 5)	1B 2B		F9			F8		FC1-6 1B		4	1	1	3	0	0	5									
Carlos Lopez, R OBP: 0.332, SLG: 0.464 (1, 9)	1B							E8 1B		5	1	3	1	0	2	1									
Bob Stinson, S OBP: 0.401, SLG: 0.435 Skip Jutze, R OBP: 0.320, SLG: 0.435 (7, PH)	1B							F4 IBB		2	0	1	0	1	1	0									
Craig Reynolds, L OBP: 0.299, SLG: 0.285 (1, 6)	F6							1-3		1	0	0	0	1	0	1									
Inning Stats	R: 4 E: 0 K: 1 S: 10	H: 5 LOB: 2 BB: 1 P: 14	R: 0 E: 0 K: 0 S: 3	H: 1 LOB: 0 BB: 0 P: 3	R: 0 E: 1 K: 0 S: 3	H: 0 LOB: 0 BB: 0 P: 3	R: 0 E: 0 K: 2 S: 7	H: 0 LOB: 0 BB: 0 P: 7	R: 0 E: 0 K: 0 S: 6	H: 2 LOB: 3 BB: 0 P: 6	R: 2 E: 1 K: 0 S: 4	H: 1 LOB: 2 BB: 3 P: 16	R: 0 E: 0 K: 1 S: 6	H: 1 LOB: 1 BB: 0 P: 6	R: 0 E: 0 K: 0 S: 3	H: 0 LOB: 1 BB: 0 P: 4		R: 0 E: 1 K: 0 S: 5	H: 2 LOB: 3 BB: 1 P: 9	1B: 11 2B: 1 3B: 0 HR: 0	SF: 1 SAC: 0 DP: 1 HBP: 1	WP: 0 PB: 1 SB: 1 CS: 1	PA: 45		
PITCHER	IP	WLS	BF	H	R	ER	SO	BB	IBB	HBP	BLK	WP	HR	S	P	ERA	WHIP								
Jim Slaton, R ERA: 2.99 Bob McClure, L ERA: 2.63 Eduardo Rodriguez, R ERA: 5.11 Mike Caldwell, L ERA: 3.58	(1, 1)	4.0	20	8	4	4	3	1	0	0	0	0	0	25	29	9.00	2.250								
(5, 1)	0.1	2	0	0	0	0	0	0	0	0	0	0	0	2	2	0.00	0.000								
(5, 1)	1.0	7	1	2	2	0	3	0	0	0	0	0	0	4	16	18.00	4.000								
(6, 1)	3.2	W	16	3	0	0	1	0	1	1	0	0	0	16	21	0.00	0.818								

Batter	1	2	3	4	5	6	7	8	9	AB	R	H	RBI	BB	SO	LOB	BOTTOM								
Robin Yount, R OBP: 0.352, SLG: 0.385 (1, 6)	F9		1B SF7						4-0 HR	4	3	2	0	1	0	0	Seattle Mariners @ Milwaukee Brewers Milwaukee County Stadium, Milwaukee, WI Sun Jun 26 1977, 4:33 AM EDT Att: 19,699 - Unknown - 80 F								
Don Money, R OBP: 0.385, SLG: 0.511 (1, 4)	5-3		S 1B						0-3 K	5	0	2	0	0	1	4									
Cecil Cooper, L OBP: 0.311, SLG: 0.439 (1, 3)	4-3		SF7						0-0 HR	4	1	1	5	0	0	2									
Sal Bando, R OBP: 0.357, SLG: 0.430 Tim Johnson, L OBP: 0.143, SLG: 0.154 (9, 5)	1B BB		F9						0-3 K	3	1	1	1	1	1	1									
Sixto Lezcano, R OBP: 0.340, SLG: 0.470 (1, 9)	F9		6-3						0-3 K	4	0	0	0	0	2	2									
Von Joshua, L OBP: 0.292, SLG: 0.349 (1, 8)	1B								0-0 K	4	0	1	0	0	0	0									
Jamie Quirk, L OBP: 0.264, SLG: 0.386 (1, 10)	1B								0-0 BB HR	4	2	4	2	0	0	0									
Jim Wohlford, R OBP: 0.259, SLG: 0.277 Mike Hegan, L OBP: 0.333, SLG: 0.306 (6, PH)	F7		FC4-6 1B						0-0 F7	2	0	0	0	0	0	3									
Larry Haney, R OBP: 0.179, SLG: 0.189 Bob Sheldon, L OBP: 0.286, SLG: 0.316 Charlie Moore, R OBP: 0.325, SLG: 0.376 (8, 2)	F6		F8						0-0 HR	1	0	0	0	0	1	0									
Inning Stats	R: 0 E: 0 K: 0 S: 3	H: 0 LOB: 0 BB: 0 P: 3	R: 1 E: 0 K: 0 S: 5	H: 2 LOB: 1 BB: 1 P: 9	R: 1 E: 0 K: 0 S: 5	H: 2 LOB: 1 BB: 0 P: 5	R: 0 E: 0 K: 0 S: 4	H: 1 LOB: 1 BB: 0 P: 4	R: 1 E: 0 K: 0 S: 4	H: 2 LOB: 0 BB: 0 P: 4	R: 1 E: 0 K: 1 S: 6	H: 1 LOB: 0 BB: 0 P: 6	R: 0 E: 0 K: 2 S: 7	H: 0 LOB: 0 BB: 0 P: 7	R: 0 E: 0 K: 1 S: 7	H: 3 LOB: 0 BB: 1 P: 11		1B: 10 2B: 0 3B: 0 HR: 2	SF: 1 SAC: 0 DP: 0 HBP: 0	WP: 0 PB: 0 SB: 2 CS: 1	PA: 40				
PITCHER	IP	WLS	BF	H	R	ER	SO	BB	IBB	HBP	BLK	WP	HR	S	P	ERA	WHIP								
Glenn Abbott, R ERA: 4.94 Diego Segui, R ERA: 5.4 Enrique Romo, R ERA: 2.07 Mike Kekich, L ERA: 2.97	(1, 1)	4.2	22	7	3	3	0	1	0	0	0	0	1	22	22	7.36	1.091								
(5, 1)	3.2	L	14	4	3	3	4	0	0	0	0	0	0	3	7	0.00	3.000								
(9, 1)	0.0	1	1	2	2	0	0	0	0	0	0	0	1	1	1	∞	∞								

Batter	1	2	3	4	5	6	7	8	9	AB	R	H	RBI	BB	SO	LOB	TOP										
Jose Báez, R OBP: 0.324, SLG: 0.339 (1, 4)	0-3 K		0-0 F9			0-0 1B 1B	0-0 1B		0-0 F4	5	1	2	0	0	1	0											
Lary Milbourne, S OBP: 0.254, SLG: 0.278 (1, 6)	0-0 5-3			0-0 6-3		0-0 1B 1B	0-0 1-3			4	1	1	1	0	0	1											
Juan Bernhardt, R OBP: 0.333, SLG: 0.453 (1, 10)	0-3 K			0-3 K		0-0 F4		0-0 2B WP 1B		4	1	1	0	0	2	2											
Ruppert Jones, L OBP: 0.331, SLG: 0.498 (1, 8)		0-0 4-3		0-0 F6		0-3 K		0-0 F9		4	0	0	0	0	1	3											
Bill Stein, R OBP: 0.305, SLG: 0.411 (1, 5)		0-0 5-3			0-0 WP 2B	0-0 1-3 2-H 1B		0-0 WP 1-3 2B		4	0	3	1	0	0	0											
Carlos Lopez, R OBP: 0.335, SLG: 0.462 (1, 9)		4-0 BB			0-3 K	0-0 1-2 1B		0-0 1-3		3	0	1	1	1	1	2											
Dan Meyer, L OBP: 0.321, SLG: 0.394 (1, 3)		0-0 F9			0-3 K	0-0 F7		0-0 F9		4	0	0	0	0	1	5											
Steve Braun, L OBP: 0.356, SLG: 0.317 (1, 7)			0-0 F3		0-0 5-3		0-0 6-3		0-3 K	4	0	0	0	0	1	1											
Skip Jutze, R OBP: 0.315, SLG: 0.420 (1, 2)		0-0 5-3				0-0 1B 1B	0-0 4-3		0-0 5-3	4	1	1	0	0	0	0											
Inning Stats	R: 0 E: 0 K: 2 S: 7	H: 0 LOB: 0 BB: 0 P: 7	R: 0 E: 0 K: 0 S: 3	H: 0 LOB: 1 BB: 1 P: 7	R: 0 E: 0 K: 0 S: 3	H: 0 LOB: 0 BB: 0 P: 3	R: 0 E: 0 K: 1 S: 5	H: 0 LOB: 0 BB: 0 P: 5	R: 0 E: 0 K: 2 S: 8	H: 1 LOB: 1 BB: 0 P: 8	R: 0 E: 0 K: 1 S: 10	H: 5 LOB: 2 BB: 0 P: 10	R: 0 E: 0 K: 0 S: 4	H: 1 LOB: 1 BB: 0 P: 4	R: 1 E: 0 K: 0 S: 5	H: 2 LOB: 1 BB: 0 P: 5	R: 0 E: 0 K: 1 S: 5	H: 0 LOB: 0 BB: 0 P: 5	1B: 7 2B: 2 3B: 0 HR: 0	SF: 0 SAC: 0 DP: 0 HBP: 0	WP: 2 PA: 37						
PITCHER	IP	WLS	BF	H	R	ER	SO	BB	IBB	HBP	BLK	WP	HR	S	P	ERA	WHIP										
Ken Kravec, L ERA: 5.12 (1, 1)	6.0	W	25	6	3	3	6	1	0	0	0	1	0	36	40	4.50	1.167										
Bart Johnson, R ERA: 3.9 (7, 1)	3.0	S	12	3	1	1	1	0	0	0	0	1	0	14	14	3.00	1.000										

Seattle Mariners @ Chicago White Sox
Comiskey Park, Chicago, IL
Mon Jun 27 1977, 8:05 PM EDT
Att: 16,026 - Unknown - 76 F

AB 36
R 4
H 9
RBI 3
BB 1
SO 7
LOB 14



Batter	1	2	3	4	5	6	7	8	9	AB	R	H	RBI	BB	SO	LOB	BOTTOM										
Alan Bannister, R OBP: 0.363, SLG: 0.366 (1, 6)	0-0 BB 1B	4-0 HBP 3B BB		0-0 4-3	0-0 FC1-6 1B		0-0 F6			4	2	2	0	1	0	0											
Jorge Orta, L OBP: 0.331, SLG: 0.424 (1, 4)	4-0 1B FC6-4 BB	0-0 F6		0-0 1B	0-0 FC1-6 1-2			0-0 4-3		4	2	1	0	1	0	3											
Chet Lemon, R OBP: 0.363, SLG: 0.510 (1, 8)	0-0 F7	1-0 3B HBP		0-0 1B	0-0 F7			4-0 BB BB		3	2	1	0	1	0	3											
Lamar Johnson, R OBP: 0.368, SLG: 0.591 (1, 3)	4-0 FC6-4 1B 1-2 2-3	0-0 3B		0-0 1B 1B		0-0 CS 1B		4-0 BB		3	1	3	4	2	0	0											
Richie Zisk, R OBP: 0.352, SLG: 0.548 (1, 10)	0-0 FC6-4 1B	0-0 5-3		0-0 1B 1B	0-0 BB 1B	0-3 K	0-0 F4			5	1	2	2	0	1	4											
Oscar Gamble, L OBP: 0.361, SLG: 0.528 (1, 9)	0-0 FC6-4 1-2 2-3 3-H		0-0 3-1	4-0 1B 1-2 BB		0-0 2B		0-0 F5		4	0	1	1	1	0	4											
Eric Soderholm, R OBP: 0.377, SLG: 0.471 (1, 5)	0-0 F8		0-0 F9	0-0 1B		0-0 6-3				4	0	1	2	0	0	2											
Royle Stillman, L OBP: 0.313, SLG: 0.384 (1, 7)		0-0 HBP 3B 1B	0-0 F5	0-0 K		0-3 K				4	1	1	0	0	2	2											
Jim Essian, R OBP: 0.387, SLG: 0.472 (1, 2)		0-0 F7		0-0 F9	0-0 F8			0-0 HR		4	1	1	1	0	0	1											
Inning Stats	R: 2 E: 0 K: 0 S: 5	H: 2 LOB: 2 BB: 2 P: 13	R: 3 E: 0 K: 0 S: 5	H: 2 LOB: 1 BB: 1 P: 10	R: 0 E: 0 K: 0 S: 3	H: 0 LOB: 0 BB: 0 P: 3	R: 4 E: 0 K: 1 S: 10	H: 5 LOB: 2 BB: 1 P: 14	R: 0 E: 0 K: 0 S: 4	H: 1 LOB: 1 BB: 0 P: 4	R: 0 E: 0 K: 1 S: 5	H: 2 LOB: 1 BB: 0 P: 5	R: 1 E: 0 K: 1 S: 6	H: 1 LOB: 0 BB: 0 P: 6	R: 0 E: 0 K: 0 S: 3	H: 0 LOB: 2 BB: 2 P: 11	1B: 10 2B: 2 3B: 1 HR: 1	SF: 0 SAC: 0 DP: 1 HBP: 1	WP: 0 PA: 42								
PITCHER	IP	WLS	BF	H	R	ER	SO	BB	IBB	HBP	BLK	WP	HR	S	P	ERA	WHIP										
Dick Pole, R ERA: 4.37 (1, 1)	1.2	L	13	4	5	5	0	3	0	1	0	0	0	9	22	27.00	4.200										
Dave Pagan, R ERA: 6.29 (2, 1)	2.0		12	5	4	4	0	1	0	0	0	0	0	11	15	18.00	3.000										
Tom House, L ERA: 6.53 (4, 1)	3.1		12	4	1	1	3	0	0	0	0	0	1	18	18	2.70	1.200										
Mike Kekich, L ERA: 2.89 (8, 1)	1.0		5	0	0	0	0	2	0	0	0	0	0	3	11	0.00	2.000										

Seattle Mariners @ Chicago White Sox
Comiskey Park, Chicago, IL
Mon Jun 27 1977, 8:05 PM EDT
Att: 16,026 - Unknown - 76 F

AB 35
R 10
H 13
RBI 10
BB 6
SO 3
LOB 19



Batter	1	2	3	4	5	6	7	8	9	AB	R	H	RBI	BB	SO	LOB	TOP			
Jose Báez, R OBP: 0.326, SLG: 0.337 (1, 4)	F9		1B		2B		6-3		FC5-4	4	1	1	0	1	0	2	Seattle Mariners @ Chicago White Sox Comiskey Park, Chicago, IL Tue Jun 28 1977, 8:05 PM EDT Att: 8,365 - Unknown - 83 F			
Steve Braun, L OBP: 0.351, SLG: 0.312 (1, 7)	K		FC1-2-5		3-1		K		4-1	5	0	0	0	0	2	6				
Dan Meyer, L OBP: 0.320, SLG: 0.396 (1, 3)	F7		4-3		4-3		F7			4	0	1	2	0	0	3				
Ruppert Jones, L OBP: 0.336, SLG: 0.502 (1, 8)		PB 1B		2B	4-3				FC6-4 1B	4	1	3	0	0	0	1				
Juan Bernhardt, R OBP: 0.331, SLG: 0.455 (1, 10)	F8			F9 SF9 2B	5-3			F8		4	1	1	1	0	0	3				
Bill Stein, R OBP: 0.301, SLG: 0.406 (1, 5)	K			F9			F8		FC6-4	4	0	0	0	0	1	3				
Carlos Lopez, R OBP: 0.328, SLG: 0.455 (1, 9)	F4			SF9			K		F7	3	0	0	1	0	1	2				
Bob Stinson, S OBP: 0.398, SLG: 0.431 (1, 2)			F6	F8			F8		FC5-4 1B	4	0	1	0	0	0	0				
Craig Reynolds, L OBP: 0.263, SLG: 0.293 (1, 6)			E1 1B S		3-1 2B				L5	4	1	2	0	0	0	1				
Inning Stats	R: 0 E: 0 K: 1 S: 5	H: 0 LOB: 0 BB: 0 P: 5	R: 0 E: 0 K: 1 S: 6	H: 1 LOB: 1 BB: 0 P: 6	R: 0 E: 1 K: 0 S: 5	H: 1 LOB: 2 BB: 0 P: 5	R: 2 E: 0 K: 0 S: 5	H: 2 LOB: 1 BB: 1 P: 9	R: 0 E: 0 K: 1 S: 5	H: 0 LOB: 0 BB: 0 P: 5	R: 0 E: 0 K: 1 S: 6	H: 1 LOB: 1 BB: 0 P: 6	R: 0 E: 0 K: 0 S: 4	H: 1 LOB: 1 BB: 0 P: 4	R: 0 E: 0 K: 0 S: 4	H: 1 LOB: 1 BB: 0 P: 4	1B: 6 2B: 3 3B: 0 HR: 0	SF: 1 SAC: 0 DP: 0 HBP: 0	WP: 0 PB: 1 SB: 1 CS: 0	PA: 38
PITCHER Francisco Barrios, R ERA: 4.08 (1, 1)	IP: 9.0 WLS: W BF: 38 H: 9 R: 4 ER: 4 SO: 4 BB: 1 IBB: 0 HBP: 0 BLK: 0 WP: 0 HR: 0 S: 45 P: 49 ERA: 4.00 WHIP: 1.111																			

AB	36
R	4
H	9
RBI	4
BB	1
SO	4
LOB	21



Batter	1	2	3	4	5	6	7	8	9	AB	R	H	RBI	BB	SO	LOB	BOTTOM			
Alan Bannister, R OBP: 0.367, SLG: 0.371 (1, 6)	BB 1B	G4-6-3		F8		2B				4	1	2	1	1	0	2	Seattle Mariners @ Chicago White Sox Comiskey Park, Chicago, IL Tue Jun 28 1977, 8:05 PM EDT Att: 8,365 - Unknown - 83 F			
Jorge Orta, L OBP: 0.329, SLG: 0.432 (1, 4)	F6	F5		HR		K		SF9		4	1	1	3	0	1	2				
Chet Lemon, R OBP: 0.363, SLG: 0.504 (1, 8)	1B 2B		HR	5-3			F8	F6		3	2	0	0	2	0	2				
Lamar Johnson, R OBP: 0.371, SLG: 0.611 (1, 10)	2B		HR		F9		4-3			4	2	2	3	0	0	0				
Richie Zisk, R OBP: 0.351, SLG: 0.555 (1, 7)	K		F3		HR		F6			4	1	1	1	0	1	2				
Oscar Gamble, L OBP: 0.359, SLG: 0.528 (1, 9)			K		4-3			G1		4	0	1	2	0	1	0				
Eric Soderholm, R OBP: 0.379, SLG: 0.467 (1, 5)			1-3				K		1B BB	2	1	0	0	2	1	0				
Jim Spencer, L OBP: 0.308, SLG: 0.424 (1, 3)	4-3			4-3		K		1B BB	4	1	1	0	0	1	2					
Jim Essian, R OBP: 0.394, SLG: 0.472 (1, 2)		G4-6-3 1B		HR		F8		1B		2	1	1	0	2	0	0				
Inning Stats	R: 3 E: 0 K: 1 S: 7	H: 2 LOB: 2 BB: 3 P: 19	R: 0 E: 0 K: 0 S: 3	H: 1 LOB: 0 BB: 0 P: 3	R: 2 E: 0 K: 1 S: 6	H: 1 LOB: 0 BB: 1 P: 10	R: 2 E: 0 K: 0 S: 4	H: 1 LOB: 0 BB: 1 P: 8	R: 1 E: 0 K: 1 S: 6	H: 1 LOB: 0 BB: 0 P: 6	R: 0 E: 0 K: 2 S: 8	H: 1 LOB: 1 BB: 0 P: 8	R: 0 E: 0 K: 0 S: 3	H: 0 LOB: 0 BB: 0 P: 3	R: 2 E: 0 K: 0 S: 5	H: 2 LOB: 2 BB: 2 P: 13	1B: 4 2B: 2 3B: 0 HR: 3	SF: 1 SAC: 0 DP: 1 HBP: 0	WP: 0 PB: 0 SB: 0 CS: 0	PA: 39
PITCHER John Montague, R ERA: 4.97 (1, 1)	IP: 3.2 WLS: L BF: 20 H: 5 R: 7 ER: 7 SO: 2 BB: 5 IBB: 0 HBP: 0 BLK: 0 WP: 0 HR: 2 S: 19 P: 39 ERA: 17.18 WHIP: 2.727																			
Diego Segui, R ERA: 5.46 (4, 1)	IP: 4.1 WLS: L BF: 19 H: 4 R: 3 ER: 3 SO: 3 BB: 2 IBB: 0 HBP: 0 BLK: 0 WP: 0 HR: 1 S: 23 P: 31 ERA: 6.23 WHIP: 1.385																			



Batter	1	2	3	4	5	6	7	8	9	AB	R	H	RBI	BB	SO	LOB	TOP			
Dave Collins, S (1, 7) OBP: 0.288, SLG: 0.257	5-3		K			2-3		B5-3 1B		4	0	1	2	0	1	1	Seattle Mariners @ Chicago White Sox Comiskey Park, Chicago, IL Wed Jun 29 1977, 8:05 PM EDT Att: 15,415 - Unknown - 82 F			
Jose Báez, R (1, 4) OBP: 0.319, SLG: 0.330	4-3		4-3			6-3		B5-3 1-2		4	0	0	0	0	0	3				
Juan Bernhardt, R (1, 10) OBP: 0.329, SLG: 0.449	1-3							6-3		4	0	1	0	0	0	1				
Ruppert Jones, L (1, 8) OBP: 0.335, SLG: 0.502										4	0	1	0	0	0	1				
Bill Stein, R (1, 5) OBP: 0.297, SLG: 0.400										4	0	0	0	0	0	1				
Carlos Lopez, R (1, 9) OBP: 0.327, SLG: 0.450										4	1	1	0	0	0	1				
Dan Meyer, L (1, 3) OBP: 0.318, SLG: 0.393										2	0	0	0	0	1	1				
Skip Jutze, R (1, 2) OBP: 0.316, SLG: 0.415										3	1	1	0	0	0	0				
Craig Reynolds, L (1, 6) OBP: 0.265, SLG: 0.295										2	0	1	0	0	1	0				
Leroy Stanton, R (8, PH) OBP: 0.326, SLG: 0.443										1	0	1	1	0	0	0				
Larry Milbourne, S (8, PR) OBP: 0.254, SLG: 0.278										0	1	0	0	0	0	0				
Inning Stats	R: 0 E: 0 K: 0 S: 3	H: 0 LOB: 0 BB: 0 P: 3	R: 0 E: 0 K: 0 S: 4	H: 1 LOB: 1 BB: 0 P: 4	R: 0 E: 0 K: 1 S: 6	H: 1 LOB: 0 BB: 0 P: 6	R: 0 E: 0 K: 0 S: 3	H: 0 LOB: 0 BB: 0 P: 3	R: 0 E: 0 K: 1 S: 5	H: 0 LOB: 0 BB: 0 P: 5	R: 0 E: 0 K: 0 S: 3	H: 0 LOB: 0 BB: 0 P: 3	R: 3 E: 0 K: 0 S: 7	H: 4 LOB: 1 BB: 0 P: 7	R: 0 E: 0 K: 0 S: 3	H: 0 LOB: 0 BB: 0 P: 3	1B: 5 2B: 2 3B: 0 HR: 0	SF: 0 SAC: 1 DP: 1 HBP: 0	WP: 0 PB: 0 SB: 1 CS: 0	PA: 33
PITCHER Wilbur Wood, L (1, 1) ERA: 5.35	IP: 9.0 WLS: L BF: 33 H: 7 R: 3 ER: 3 SO: 3 BB: 0 IBB: 0 HBP: 0 BLK: 0 WP: 0 HR: 0 S: 39 P: 39 ERA: 3.00 WHIP: 0.778																			

Batter	1	2	3	4	5	6	7	8	9	AB	R	H	RBI	BB	SO	LOB	BOTTOM			
Alan Bannister, R (1, 6) OBP: 0.366, SLG: 0.373	5-3		4-3 2B					5-3		4	0	1	0	0	0	1	Seattle Mariners @ Chicago White Sox Comiskey Park, Chicago, IL Wed Jun 29 1977, 8:05 PM EDT Att: 15,415 - Unknown - 82 F			
Jorge Orta, L (1, 4) OBP: 0.328, SLG: 0.430			4-3 2-3					F8		4	0	1	0	0	0	1				
Chet Lemon, R (1, 8) OBP: 0.365, SLG: 0.502										3	0	1	0	1	0	1				
Lamar Johnson, R (1, 10) OBP: 0.361, SLG: 0.593										4	0	0	0	0	0	3				
Richie Zisk, R (1, 7) OBP: 0.346, SLG: 0.547										4	0	0	0	0	0	3				
Oscar Gamble, L (1, 9) OBP: 0.354, SLG: 0.519										3	0	0	0	0	0	0				
Eric Soderholm, R (1, 5) OBP: 0.379, SLG: 0.465										3	0	1	0	0	1	0				
Jim Spencer, L (1, 3) OBP: 0.309, SLG: 0.437										3	1	1	1	0	2	1				
Jim Essian, R (1, 2) OBP: 0.393, SLG: 0.470										3	0	1	0	0	1	0				
Inning Stats	R: 0 E: 0 K: 0 S: 5	H: 2 LOB: 2 BB: 0 P: 5	R: 0 E: 0 K: 1 S: 5	H: 0 LOB: 0 BB: 0 P: 5	R: 0 E: 0 K: 0 S: 4	H: 1 LOB: 1 BB: 0 P: 4	R: 0 E: 0 K: 0 S: 3	H: 0 LOB: 0 BB: 0 P: 3	R: 1 E: 0 K: 1 S: 6	H: 2 LOB: 0 BB: 0 P: 6	R: 0 E: 0 K: 0 S: 3	H: 0 LOB: 0 BB: 0 P: 3	R: 0 E: 0 K: 1 S: 5	H: 0 LOB: 0 BB: 0 P: 5	R: 0 E: 0 K: 0 S: 2	H: 0 LOB: 0 BB: 1 P: 6		1B: 4 2B: 1 3B: 0 HR: 1	SF: 0 SAC: 0 DP: 1 HBP: 0	WP: 0 PB: 0 SB: 0 CS: 1
PITCHER Tom House, L (1, 1) ERA: 5.54	IP: 7.0 WLS: W BF: 26 H: 6 R: 1 ER: 1 SO: 3 BB: 0 IBB: 0 HBP: 0 BLK: 0 WP: 0 HR: 1 S: 32 P: 32 ERA: 1.29 WHIP: 0.857																			
PITCHER Enrique Romo, R (8, 1) ERA: 2.0	IP: 2.0 WLS: S BF: 6 H: 0 R: 0 ER: 0 SO: 1 BB: 1 IBB: 0 HBP: 0 BLK: 0 WP: 0 HR: 0 S: 7 P: 11 ERA: 0.00 WHIP: 0.500																			



Batter	1	2	3	4	5	6	7	8	9	AB	R	H	RBI	BB	SO	LOB	TOP										
Robin Yount, R OBP: 0.347, SLG: 0.376 (1, 6)										4	1	0	0	0	1	1	Milwaukee Brewers @ Seattle Mariners The Kingdome, Seattle, WA Fri Jul 01 1977, 10:05 PM EDT Att: 16,119 - Dome										
Von Joshua, L OBP: 0.286, SLG: 0.346 (1, 8)										4	0	2	0	0	0	1											
Cecil Cooper, L OBP: 0.314, SLG: 0.442 (1, 3)										4	0	0	0	0	0	3											
Sal Bando, R OBP: 0.351, SLG: 0.430 (1, 5)										4	0	1	1	0	0	1											
Don Money, R OBP: 0.369, SLG: 0.484 (1, 4)										3	0	0	0	1	2	1											
Sixto Lezcano, R OBP: 0.345, SLG: 0.488 (1, 9)											4	1	1	1	0	2											
Jamie Quirk, L OBP: 0.250, SLG: 0.375 (1, 10)										3	0	1	0	0	1	0											
Bob Sheldon, L OBP: 0.302, SLG: 0.316 (7, PR)										0	0	0	0	0	0	0											
Steve Brye, R OBP: 0.287, SLG: 0.398 (1, 7)										3	0	0	0	0	2	1											
Larry Haney, R OBP: 0.200, SLG: 0.190 (1, 2)										3	0	1	0	0	1	1											
Inning Stats	R: 1 E: 1 K: 0 S: 5	H: 1 LOB: 2 BB: 1 P: 9	R: 0 E: 0 K: 3 S: 9	H: 0 LOB: 0 BB: 0 P: 9	R: 0 E: 0 K: 0 S: 3	H: 0 LOB: 0 BB: 0 P: 3	R: 1 E: 0 K: 1 S: 6	H: 1 LOB: 0 BB: 0 P: 6	R: 0 E: 0 K: 0 S: 4	H: 1 LOB: 1 BB: 0 P: 4	R: 0 E: 0 K: 0 S: 3	H: 1 LOB: 1 BB: 0 P: 3	R: 0 E: 0 K: 1 S: 6	H: 1 LOB: 1 BB: 0 P: 6	R: 0 E: 0 K: 1 S: 5	H: 1 LOB: 0 BB: 0 P: 5	R: 0 E: 0 K: 1 S: 5	H: 0 LOB: 0 BB: 0 P: 5	1B: 4 2B: 1 3B: 1 HR: 1	SF: 0 SAC: 0 DP: 2 HBP: 0	WP: 0 PB: 0 SB: 0 CS: 0	PA: 33					
PITCHER	IP	WLS	BF	H	R	ER	SO	BB	IBB	HBP	BLK	WP	HR	S	P	ERA	WHIP										
Gary Wheelock, R ERA: 4.17 (1, 1)	7.0	L	27	5	2	1	5	1	0	0	0	0	1	36	40	1.29	0.857										
Enrique Romo, R ERA: 1.94 (8, 1)	2.0		6	1	0	0	2	0	0	0	0	0	0	10	10	0.00	0.500										

Batter	1	2	3	4	5	6	7	8	9	AB	R	H	RBI	BB	SO	LOB	BOTTOM										
Dave Collins, S OBP: 0.282, SLG: 0.250 (1, 7)										4	0	0	0	0	0	0	Milwaukee Brewers @ Seattle Mariners The Kingdome, Seattle, WA Fri Jul 01 1977, 10:05 PM EDT Att: 16,119 - Dome										
Jose Báez, R OBP: 0.314, SLG: 0.324 (1, 4)										3	0	0	0	0	1	0											
Steve Braun, L OBP: 0.350, SLG: 0.310 (9, PH)										1	0	0	0	0	0	0											
Dan Meyer, L OBP: 0.320, SLG: 0.392 (1, 3)										3	0	1	0	1	2	0											
Ruppert Jones, L OBP: 0.334, SLG: 0.498 (1, 8)										4	0	1	0	0	2	2											
Juan Bernhardt, R OBP: 0.321, SLG: 0.437 (1, 10)										4	0	0	0	0	2	2											
Bill Stein, R OBP: 0.298, SLG: 0.403 (1, 5)										3	1	1	0	0	0	0											
Carlos Lopez, R OBP: 0.327, SLG: 0.454 (1, 9)										3	0	1	1	0	1	0											
Bob Stinson, S OBP: 0.397, SLG: 0.426 (1, 2)										2	0	0	0	1	0	1											
Craig Reynolds, L OBP: 0.262, SLG: 0.291 (1, 6)										3	0	0	0	0	0	1											
Inning Stats	R: 0 E: 0 K: 2 S: 7	H: 0 LOB: 0 BB: 0 P: 7	R: 1 E: 0 K: 1 S: 7	H: 2 LOB: 1 BB: 0 P: 7	R: 0 E: 0 K: 0 S: 3	H: 0 LOB: 0 BB: 0 P: 3	R: 0 E: 0 K: 1 S: 5	H: 1 LOB: 1 BB: 0 P: 5	R: 0 E: 0 K: 1 S: 5	H: 0 LOB: 1 BB: 1 P: 9	R: 0 E: 0 K: 1 S: 3	H: 0 LOB: 0 BB: 0 P: 3	R: 0 E: 0 K: 0 S: 3	H: 0 LOB: 0 BB: 0 P: 3	R: 0 E: 0 K: 2 S: 8	H: 1 LOB: 1 BB: 0 P: 8	1B: 2 2B: 2 3B: 0 HR: 0	SF: 0 SAC: 0 DP: 0 HBP: 0	WP: 0 PB: 0 SB: 0 CS: 1	PA: 33							
PITCHER	IP	WLS	BF	H	R	ER	SO	BB	IBB	HBP	BLK	WP	HR	S	P	ERA	WHIP										
Moose Haas, R ERA: 4.25 (1, 1)	9.0	W	32	4	1	1	8	2	0	0	0	0	0	46	54	1.00	0.667										


Batter	1	2	3	4	5	6	7	8	9	AB	R	H	RBI	BB	SO	LOB	TOP										
Robin Yount, R OBP: 0.352, SLG: 0.384 (1, 6)	0-0 6-3		0-0 1B			0-0 E FC4-6 2B		0-0 1B		4	1	3	0	0	0	0	Milwaukee Brewers @ Seattle Mariners The Kingdome, Seattle, WA Sat Jul 02 1977, 10:05 PM EDT Att: 24,466 - Dome										
Von Joshua, L OBP: 0.294, SLG: 0.362 (1, 8)	0-0		0-0			0-0 E4 FC4-6 1B		0-0 G6-4-3 1B		3	0	3	0	0	0	0											
Charlie Moore, R OBP: 0.314, SLG: 0.363 (8, PH) (8, 2)	0-0 3B		1-3 1B			0-0 2-3 1B		0-0 1-2		1	0	0	0	0	0	1											
Cecil Cooper, L OBP: 0.313, SLG: 0.438 (1, 3)	4-0 CS BB		0-0 L3			0-0 FC4-6		0-3 K		3	0	0	1	1	1	3											
Sal Bando, R OBP: 0.350, SLG: 0.425 (1, 5)	0-3 K			4-0 G6-4-3 BB		0-3 K		0-0 6-3		3	0	0	0	1	2	3											
Don Money, R OBP: 0.364, SLG: 0.478 (1, 4)		0-0 4-3		0-0 G6-4-3		0-0 F3		0-0 F9		4	0	0	0	0	0	2											
Sixto Lezcano, R OBP: 0.342, SLG: 0.482 (1, 9)		0-0 E5 FC1-6		0-0 F7			0-3 K			3	0	0	0	0	1	0											
Jamie Quirk, L OBP: 0.243, SLG: 0.364 (1, 10)		0-0 FC1-6			0-0 F8		0-0 F8			3	0	0	0	0	0	1											
Steve Brye, R OBP: 0.282, SLG: 0.391 (1, 7)		0-0 L4			0-0 F2		0-3 K			2	0	0	0	0	0	1											
Mike Hegan, L OBP: 0.317, SLG: 0.288 (7, PH) (7, 7)										1	0	0	0	0	1	0											
Larry Haney, R OBP: 0.191, SLG: 0.182 (1, 2)										2	0	0	0	0	2	0											
Bob Sheldon, L OBP: 0.295, SLG: 0.308 (8, PH)										1	0	0	0	0	0	0											
Jim Wohlford, R OBP: 0.257, SLG: 0.274 (8, 8)										0	0	0	0	0	0	0											
Inning Stats	R: 0 E: 0 K: 1 S: 5	H: 1 LOB: 2 BB: 1 P: 9	R: 0 E: 2 K: 0 S: 4	H: 0 LOB: 1 BB: 0 P: 4	R: 0 E: 0 K: 1 S: 6	H: 2 LOB: 1 BB: 0 P: 6	R: 0 E: 0 K: 0 S: 2	H: 0 LOB: 0 BB: 1 P: 6	R: 0 E: 0 K: 1 S: 5	H: 0 LOB: 0 BB: 0 P: 5	R: 1 E: 1 K: 2 S: 7	H: 2 LOB: 1 BB: 0 P: 7	R: 0 E: 0 K: 2 S: 7	H: 0 LOB: 0 BB: 0 P: 7	R: 0 E: 0 K: 0 S: 3	H: 1 LOB: 0 BB: 0 P: 3	R: 0 E: 0 K: 1 S: 5	H: 0 LOB: 0 BB: 0 P: 5	1B: 4 2B: 3 3B: 1 HR: 0	SF: 0 SAC: 0 DP: 4 HBP: 0	WP: 0 PB: 0 CS: 1	PA: 32					
PITCHER	IP	WLS	BF	H	R	ER	SO	BB	IBB	HBP	BLK	WP	HR	S	P	ERA	WHIP										
Glenn Abbott, R ERA: 4.63 (1, 1)	7.1	W	28	6	1	1	6	2	0	0	0	0	0	38	46	1.23	1.091										
Mike Kekich, L ERA: 2.77 (8, 1)	1.2	S	4	0	0	0	1	0	0	0	0	0	0	6	6	0.00	0.000										

Batter	1	2	3	4	5	6	7	8	9	AB	R	H	RBI	BB	SO	LOB	BOTTOM										
Larry Milbourne, S OBP: 0.249, SLG: 0.272 (1, 4)	0-0 F8		0-0 4-3			0-0 4-3		0-0 3-1		4	0	0	0	0	0	0	Milwaukee Brewers @ Seattle Mariners The Kingdome, Seattle, WA Sat Jul 02 1977, 10:05 PM EDT Att: 24,466 - Dome										
Steve Braun, L OBP: 0.345, SLG: 0.306 (1, 7)	0-0 F7		0-0 4-3			0-0 F8		0-0 3-1		4	0	0	0	0	0	0											
Dan Meyer, L OBP: 0.323, SLG: 0.397 (1, 3)	0-0 2B		0-0 F8			0-0 3-1		0-0 1B		4	0	2	0	0	0	0											
Ruppert Jones, L OBP: 0.333, SLG: 0.498 (1, 8)	0-3 K			0-0 F8 2B		0-3 K		0-0 F8		4	0	1	0	0	2	2											
Leroy Stanton, R OBP: 0.327, SLG: 0.458 (1, 10)		0-0 F4		0-0 5-3		0-0 HR				3	1	1	1	0	0	1											
Bill Stein, R OBP: 0.298, SLG: 0.402 (1, 5)		0-0 2B PB 1B		0-0 F8		0-0 L9				3	1	1	0	0	0	1											
Bob Stinson, S OBP: 0.401, SLG: 0.432 (1, 2)		0-0 PB 2B		1-0 FC6-4 HBP						2	0	1	0	0	0	0											
Carlos Lopez, R OBP: 0.322, SLG: 0.447 (1, 9)		0-0 F6		0-0 FC6-4						3	0	0	0	0	0	3											
Craig Reynolds, L OBP: 0.259, SLG: 0.287 (1, 6)		0-0 4-1			0-3 K					3	0	0	0	0	1	1											
Inning Stats	R: 0 E: 0 K: 1 S: 6	H: 1 LOB: 1 BB: 0 P: 6	R: 1 E: 0 K: 0 S: 5	H: 2 LOB: 1 BB: 0 P: 5	R: 0 E: 0 K: 0 S: 3	H: 0 LOB: 0 BB: 0 P: 3	R: 0 E: 0 K: 0 S: 4	H: 1 LOB: 2 BB: 0 P: 5	R: 0 E: 0 K: 1 S: 5	H: 0 LOB: 0 BB: 0 P: 5	R: 1 E: 0 K: 1 S: 6	H: 1 LOB: 0 BB: 0 P: 6	R: 0 E: 0 K: 0 S: 3	H: 0 LOB: 0 BB: 0 P: 3	R: 0 E: 0 K: 0 S: 4	H: 1 LOB: 1 BB: 0 P: 4		1B: 2 2B: 3 3B: 0 HR: 1	SF: 0 SAC: 0 DP: 0 HBP: 1	WP: 0 PB: 1 CS: 0	PA: 31						
PITCHER	IP	WLS	BF	H	R	ER	SO	BB	IBB	HBP	BLK	WP	HR	S	P	ERA	WHIP										
Jim Slaton, R ERA: 2.78 (1, 1)	8.0	L	31	6	2	1	3	0	0	1	0	0	1	36	37	1.12	0.750										

Batter	1	2	3	4	5	6	7	8	9	AB	R	H	RBI	BB	SO	LOB	TOP					
Alan Bannister, R (1, 6) OBP: 0.368, SLG: 0.383										4	1	2	0	0	0	0						
Jorge Orta, L (1, 4) OBP: 0.334, SLG: 0.431										4	0	1	0	0	0	3						
Richie Zisk, R (1, 9) OBP: 0.361, SLG: 0.570										2	0	1	1	0	1	0						
Lamar Johnson, R (1, 10) OBP: 0.333, SLG: 0.553										4	1	1	2	0	1	3						
Oscar Gamble, L (1, 8) OBP: 0.344, SLG: 0.510										4	0	0	0	0	1	3						
Eric Soderholm, R (1, 5) OBP: 0.363, SLG: 0.439										4	0	0	0	0	2	1						
Jim Spencer, L (1, 3) OBP: 0.315, SLG: 0.477										4	0	0	0	0	0	0						
Ralph Garr, L (1, 7) OBP: 0.303, SLG: 0.402										4	1	2	0	0	0	0						
Jim Essian, R (1, 2) OBP: 0.400, SLG: 0.485										2	1	0	0	2	1	1						
Inning Stats	R: 0 E: 0 K: 1 S: 6	H: 1 LOB: 2 BB: 0 P: 7	R: 0 E: 0 K: 0 S: 3	H: 0 LOB: 0 BB: 0 P: 3	R: 3 E: 0 K: 0 S: 5	H: 2 LOB: 0 BB: 1 P: 9	R: 0 E: 0 K: 1 S: 5	H: 0 LOB: 0 BB: 0 P: 5	R: 0 E: 0 K: 0 S: 3	H: 0 LOB: 0 BB: 0 P: 3	R: 0 E: 0 K: 1 S: 6	H: 1 LOB: 1 BB: 0 P: 6	R: 1 E: 0 K: 0 S: 4	H: 2 LOB: 1 BB: 1 P: 8	R: 0 E: 0 K: 2 S: 7	H: 0 LOB: 0 BB: 0 P: 7	R: 0 E: 0 K: 1 S: 6	H: 1 LOB: 1 BB: 0 P: 6	1B: 5 2B: 1 3B: 0 HR: 1	SF: 1 SAC: 0 DP: 0 HBP: 1	WP: 0 PB: 0 SB: 0 CS: 0	PA: 36
PITCHER	IP	WLS	BF	H	R	ER	SO	BB	IBB	HBP	BLK	WP	HR	S	P	ERA	WHIP					
Tom House, L (1, 1) ERA: 5.66	6.1	L	26	5	4	4	3	1	0	1	0	0	1	30	35	5.68	0.947					
Enrique Romo, R (7, 1) ERA: 1.86	2.2		10	2	0	0	3	1	0	0	0	0	0	15	19	0.00	1.125					

Chicago White Sox @ Seattle Mariners
The Kingdome, Seattle, WA
Tue Jul 05 1977, 10:05 PM EDT
Att: 14,032 - Dome

AB 32
R 4
H 7
RBI 3
BB 2
SO 6
LOB 11



Batter	1	2	3	4	5	6	7	8	9	AB	R	H	RBI	BB	SO	LOB	BOTTOM				
Julio Cruz, S (1, 4) OBP: 0.556, SLG: 0.429										4	0	1	0	1	1	3					
Bob Stinson, S (1, 2) OBP: 0.397, SLG: 0.424										3	0	1	0	1	0	2					
Carlos Lopez, R (1, 9) OBP: 0.317, SLG: 0.436										4	0	1	0	0	1	2					
Ruppert Jones, L (1, 8) OBP: 0.336, SLG: 0.495										4	1	1	0	0	0	4					
Juan Bernhardt, R (1, 10) OBP: 0.311, SLG: 0.421										4	0	0	0	0	1	4					
Steve Braun, L (1, 7) OBP: 0.344, SLG: 0.309										3	0	1	1	0	0	0					
Dave Collins, S (7, FR) OBP: 0.285, SLG: 0.255										1	0	1	0	0	0	0					
Bill Stein, R (1, 5) OBP: 0.293, SLG: 0.392										4	0	0	0	0	1	2					
Dan Meyer, L (1, 3) OBP: 0.317, SLG: 0.389										3	0	1	0	1	1	1					
Craig Reynolds, L (1, 6) OBP: 0.258, SLG: 0.286										2	0	0	0	0	1	1					
Larry Milbourne, S (8, PH) OBP: 0.246, SLG: 0.274										2	0	0	0	0	0	2					
Inning Stats	R: 0 E: 0 K: 0 S: 4	H: 1 LOB: 1 BB: 0 P: 4	R: 0 E: 0 K: 0 S: 3	H: 0 LOB: 0 BB: 0 P: 3	R: 0 E: 0 K: 1 S: 5	H: 0 LOB: 0 BB: 0 P: 5	R: 0 E: 0 K: 0 S: 3	H: 0 LOB: 0 BB: 0 P: 3	R: 0 E: 0 K: 1 S: 6	H: 1 LOB: 1 BB: 0 P: 6	R: 1 E: 0 K: 1 S: 7	H: 2 LOB: 1 BB: 0 P: 7	R: 0 E: 0 K: 1 S: 6	H: 1 LOB: 3 BB: 2 P: 14	R: 0 E: 0 K: 2 S: 8	H: 1 LOB: 2 BB: 1 P: 12	1B: 5 2B: 2 3B: 0 HR: 0	SF: 0 SAC: 0 DP: 0 HBP: 0	WP: 0 PB: 0 SB: 0 CS: 0	PA: 37	
PITCHER	IP	WLS	BF	H	R	ER	SO	BB	IBB	HBP	BLK	WP	HR	S	P	ERA	WHIP				
Steve Stone, R (1, 1) ERA: 3.67	7.1		29	5	1	1	3	2	0	0	0	0	0	33	41	1.23	0.955				
Lerrin LaGrow, R (8, 1) ERA: 2.06	1.2	S	8	2	0	0	3	1	0	0	0	0	0	13	17	0.00	1.800				

Chicago White Sox @ Seattle Mariners
The Kingdome, Seattle, WA
Tue Jul 05 1977, 10:05 PM EDT
Att: 14,032 - Dome

AB 34
R 1
H 7
RBI 1
BB 3
SO 6
LOB 21



Batter	1	2	3	4	5	6	7	8	9	AB	R	H	RBI	BB	SO	LOB	TOP										
Alan Bannister, R OBP: 0.371, SLG: 0.387 (1, 6)										5	0	3	2	0	0	2											
Jorge Orta, L OBP: 0.330, SLG: 0.425 (1, 4)										4	0	0	0	0	0	4											
Richie Zisk, R OBP: 0.359, SLG: 0.564 (1, 9)										3	0	0	0	1	0	0											
Lamar Johnson, R OBP: 0.326, SLG: 0.539 (1, 10)										4	0	0	0	0	2	1											
Oscar Gamble, L OBP: 0.346, SLG: 0.540 (1, 8)										4	2	2	2	0	1	1											
Jim Spencer, L OBP: 0.310, SLG: 0.469 (1, 3)										4	0	0	0	0	2	0											
Ralph Garr, L OBP: 0.310, SLG: 0.412 (1, 7)										4	1	3	0	0	0	0											
Jack Brohamer, L OBP: 0.376, SLG: 0.372 (1, 5)										3	1	0	0	1	0	2											
Brian Downing, R OBP: 0.451, SLG: 0.344 (1, 2)										2	0	0	0	2	0	1											
Inning Stats	R: 0 E: 0 K: 0 S: 3	H: 1 LOB: 0 BB: 0 P: 3	R: 3 E: 0 K: 1 S: 8	H: 3 LOB: 2 BB: 2 P: 16	R: 0 E: 0 K: 0 S: 3	H: 0 LOB: 0 BB: 0 P: 3	R: 0 E: 0 K: 1 S: 6	H: 1 LOB: 1 BB: 0 P: 6	R: 0 E: 0 K: 0 S: 3	H: 1 LOB: 0 BB: 0 P: 3	R: 1 E: 0 K: 0 S: 4	H: 1 LOB: 0 BB: 0 P: 4	R: 0 E: 0 K: 0 S: 3	H: 0 LOB: 1 BB: 0 P: 3	R: 0 E: 0 K: 2 S: 7	H: 0 LOB: 1 BB: 1 P: 11	R: 0 E: 0 K: 1 S: 6	H: 1 LOB: 2 BB: 1 P: 10	1B: 5 2B: 1 3B: 0 HR: 2	SF: 0 SAC: 0 DP: 2 HBP: 0	WP: 1 PB: 0 SB: 0 CS: 0	PA: 37					
PITCHER	IP	WLS	BF	H	R	ER	SO	BB	IBB	HBP	BLK	WP	HR	S	P	ERA	WHIP										
Gary Wheelock, R ERA: 4.37 (1, 1)	6.0	L	25	7	4	4	2	2	0	0	0	0	2	27	35	6.00	1.500										
Bill Laxton, L ERA: 3.92 (7, 1)	2.2		11	1	0	0	3	2	0	0	0	1	0	15	23	0.00	1.125										
Diego Segui, R ERA: 5.49 (9, 1)	0.1		1	0	0	0	0	0	0	0	0	0	0	1	1	0.00	0.000										

Chicago White Sox @ Seattle Mariners
The Kingdome, Seattle, WA
Wed Jul 06 1977, 10:05 PM EDT
Att: 21,526 - Dome

livebaseballscores.com

AB 33
R 4
H 8
RBI 4
BB 4
SO 5
LOB 11

Batter	1	2	3	4	5	6	7	8	9	AB	R	H	RBI	BB	SO	LOB	BOTTOM										
Julio Cruz, S OBP: 0.583, SLG: 0.500 (1, 4)										3	0	2	0	0	1	0											
Dave Collins, S OBP: 0.284, SLG: 0.255 (1, 7)										4	0	1	0	0	1	3											
Carlos Lopez, R OBP: 0.311, SLG: 0.428 (1, 9)										4	0	0	0	0	0	4											
Ruppert Jones, L OBP: 0.332, SLG: 0.489 (1, 8)										4	0	0	0	0	0	1											
Leroy Stanton, R OBP: 0.317, SLG: 0.447 (1, 10)										4	2	2	0	0	0	0											
Bill Stein, R OBP: 0.290, SLG: 0.387 (1, 5)										4	0	0	0	0	0	2											
Juan Bernhardt, R OBP: 0.312, SLG: 0.420 (1, 3)										3	0	1	2	0	0	0											
Larry Milbourne, S OBP: 0.242, SLG: 0.270 (1, 6)										3	0	0	0	0	1	1											
Skip Jutze, R OBP: 0.313, SLG: 0.400 (1, 2)										3	0	1	0	0	0	0											
Inning Stats	R: 0 E: 0 K: 1 S: 6	H: 1 LOB: 1 BB: 0 P: 6	R: 1 E: 0 K: 0 S: 4	H: 1 LOB: 0 BB: 0 P: 4	R: 0 E: 0 K: 0 S: 4	H: 1 LOB: 1 BB: 0 P: 4	R: 0 E: 0 K: 0 S: 3	H: 0 LOB: 0 BB: 0 P: 3	R: 0 E: 0 K: 0 S: 3	H: 1 LOB: 0 BB: 0 P: 3	R: 1 E: 0 K: 1 S: 7	H: 2 LOB: 1 BB: 0 P: 7	R: 0 E: 0 K: 1 S: 6	H: 1 LOB: 1 BB: 0 P: 6	R: 0 E: 0 K: 0 S: 3	H: 0 LOB: 0 BB: 0 P: 3	1B: 6 2B: 2 3B: 0 HR: 0	SF: 0 SAC: 1 DP: 1 HBP: 0	WP: 0 PB: 0 SB: 1 CS: 0	PA: 33							
PITCHER	IP	WLS	BF	H	R	ER	SO	BB	IBB	HBP	BLK	WP	HR	S	P	ERA	WHIP										
Wilbur Wood, L ERA: 3.88 (1, 1)	9.0	W	33	7	2	2	3	0	0	0	0	0	0	39	39	2.00	0.778										

Chicago White Sox @ Seattle Mariners
The Kingdome, Seattle, WA
Wed Jul 06 1977, 10:05 PM EDT
Att: 21,526 - Dome

livebaseballscores.com


AB 32
R 2
H 7
RBI 2
BB 0
SO 3
LOB 11

Batter	1	2	3	4	5	6	7	8	9	AB	R	H	RBI	BB	SO	LOB	TOP										
Julio Cruz, S OBP: 0.588, SLG: 0.733 (1,4)										5	2	3	1	0	1	1											
Bob Stinson, S OBP: 0.393, SLG: 0.418 (1,2)										5	0	1	0	0	0	2											
Steve Braun, L OBP: 0.345, SLG: 0.306 (1,7)										3	2	0	1	2	0	1											
Ruppert Jones, L OBP: 0.333, SLG: 0.487 (1,8)										5	2	2	0	0	2	1											
Leroy Stanton, R OBP: 0.329, SLG: 0.474 (1,10)										4	3	3	5	1	0	0											
Dan Meyer, L OBP: 0.318, SLG: 0.389 (1,3)										5	2	2	1	0	0	1											
Bill Stein, R OBP: 0.291, SLG: 0.406 (1,5)										5	2	2	4	0	0	2											
Carlos Lopez, R OBP: 0.314, SLG: 0.434 (1,9)										4	0	2	1	0	0	0											
Craig Reynolds, L OBP: 0.254, SLG: 0.281 (1,6)										4	0	0	0	0	0	3											
Inning Stats	R: 0 E: 0 K: 0 S: 3	H: 1 LOB: 0 BB: 0 P: 3	R: 1 E: 0 K: 0 S: 6	H: 3 LOB: 2 BB: 0 P: 6	R: 6 E: 2 K: 0 S: 9	H: 5 LOB: 0 BB: 0 P: 9	R: 1 E: 0 K: 1 S: 5	H: 1 LOB: 1 BB: 1 P: 9	R: 2 E: 0 K: 1 S: 7	H: 2 LOB: 1 BB: 1 P: 11	R: 3 E: 0 K: 0 S: 5	H: 2 LOB: 0 BB: 1 P: 9	R: 0 E: 0 K: 0 S: 3	H: 0 LOB: 0 BB: 0 P: 3	R: 0 E: 0 K: 0 S: 3	H: 0 LOB: 0 BB: 0 P: 3	1B: 9 2B: 2 3B: 0 HR: 4	SF: 0 SAC: 0 DP: 2 HBP: 0	WP: 1 PB: 0 SB: 0 CS: 0	PA: 43							
PITCHER	IP	WLS	BF	H	R	ER	SO	BB	IBB	HBP	BLK	WP	HR	S	P	ERA	WHIP										
Paul Thordogard, R ERA: 4.21 (1,1)	2.1	L	16	9	7	7	0	0	0	0	0	0	1	16	16	27.00	3.857										
Bill Butler, L ERA: 6.86 (3,1)	2.2		12	3	3	2	2	0	0	0	0	1	2	14	22	10.12	1.875										
Jeff Holly, L ERA: 7.68 (6,1)	3.0		12	3	3	3	1	1	0	0	0	0	1	13	17	9.00	1.333										
Dave Johnson, R ERA: 4.81 (9,1)	1.0		3	0	0	0	0	0	0	0	0	0	0	3	3	0.00	0.000										

Seattle Mariners @ Minnesota Twins
Metropolitan Stadium, Bloomington, MI
Fri Jul 08 1977, 8:05 PM EDT
Att: 11,966 - Unknown - 75 F

livebaseballscorecards.com

AB 40
R 13
H 15
RBI 13
BB 3
SO 3
LOB 11




Batter	1	2	3	4	5	6	7	8	9	AB	R	H	RBI	BB	SO	LOB	BOTTOM										
Lyman Bostock, L OBP: 0.395, SLG: 0.473 (1,7)										4	1	0	0	1	0	0											
Roy Smalley, S OBP: 0.323, SLG: 0.324 (1,6)										5	1	1	0	0	0	0											
Rod Carew, L OBP: 0.471, SLG: 0.613 (1,3)										4	2	2	0	1	0	1											
Butch Wynegar, S OBP: 0.363, SLG: 0.415 (1,2)										5	2	4	3	0	0	1											
Larry Hise, R OBP: 0.365, SLG: 0.555 (1,8)										5	2	3	1	0	0	2											
Rich Chiles, L OBP: 0.335, SLG: 0.380 (1,9)										3	2	1	2	1	0	2											
Glenn Adams, L OBP: 0.420, SLG: 0.500 (1,10)										1	0	0	1	0	0	2											
Craig Kusick, R OBP: 0.341, SLG: 0.404 (4, PH)										3	0	0	0	1	1	1											
Mike Cabbage, L OBP: 0.339, SLG: 0.363 (1,5)										1	0	0	1	0	0	1											
Luis Gomez, R OBP: 0.393, SLG: 0.577 (4, PH)										3	1	1	1	0	0	1											
Rob Wilfong, L OBP: 0.327, SLG: 0.294 (1,4)										1	0	0	0	0	0	1											
Jerry Terrell, R OBP: 0.279, SLG: 0.285 (4, PH)										3	0	0	0	0	0	2											
Inning Stats	R: 0 E: 0 K: 0 S: 3	H: 0 LOB: 0 BB: 0 P: 3	R: 2 E: 1 K: 0 S: 5	H: 2 LOB: 1 BB: 0 P: 6	R: 1 E: 0 K: 0 S: 6	H: 3 LOB: 0 BB: 0 P: 6	R: 0 E: 0 K: 0 S: 3	H: 0 LOB: 0 BB: 0 P: 3	R: 0 E: 0 K: 0 S: 4	H: 1 LOB: 1 BB: 0 P: 4	R: 4 E: 1 K: 0 S: 6	H: 2 LOB: 1 BB: 2 P: 14	R: 0 E: 0 K: 0 S: 3	H: 1 LOB: 0 BB: 0 P: 3	R: 0 E: 0 K: 0 S: 2	H: 0 LOB: 0 BB: 1 P: 6	R: 4 E: 1 K: 1 S: 8	H: 3 LOB: 0 BB: 1 P: 12	1B: 6 2B: 4 3B: 1 HR: 2	SF: 0 SAC: 0 DP: 2 HBP: 1	WP: 0 PB: 0 SB: 0 CS: 0	PA: 43					
PITCHER	IP	WLS	BF	H	R	ER	SO	BB	IBB	HBP	BLK	WP	HR	S	P	ERA	WHIP										
Glenn Abbott, R ERA: 4.79 (1,1)	3.1	W	16	3	4	2	0	2	0	0	0	0	1	14	22	5.40	1.500										
Bill Laxton, L ERA: 4.03 (3,1)	2.2		12	4	4	4	0	2	0	0	0	0	1	10	18	13.50	2.250										
John Montague, R ERA: 5.2 (7,1)	0.1	S	1	0	0	0	1	0	0	0	0	0	0	3	3	0.00	0.000										
Enrique Romo, R ERA: 1.85 (9,1)																											

Seattle Mariners @ Minnesota Twins
Metropolitan Stadium, Bloomington, MI
Fri Jul 08 1977, 8:05 PM EDT
Att: 11,966 - Unknown - 75 F

livebaseballscorecards.com

AB 38
R 11
H 12
RBI 9
BB 4
SO 1
LOB 14



Batter	1	2	3	4	5	6	7	8	9	AB	R	H	RBI	BB	SO	LOB	TOP										
Julio Cruz, S OBP: 0.476, SLG: 0.579 (1,4)	0-0 6-3		0-0 6-3		0-0 F7			0-0 P1		4	0	0	0	0	0	1											
Bob Stinson, S OBP: 0.396, SLG: 0.410 (1,2)	0-3 K		0-3 K			0-0 6-3		0-3 K		4	0	0	0	0	3	0											
Steve Braun, L OBP: 0.344, SLG: 0.303 (1,10)	4-0 BB		0-0 F7			0-0 1-3		0-3 K		3	0	0	0	1	1	0											
Ruppert Jones, L OBP: 0.335, SLG: 0.503 (1,8)	0-0 L4			0-3 K		0-0 3B			0-0 HR	4	1	2	1	0	1	1											
Leroy Stanton, R OBP: 0.332, SLG: 0.487 (1,7)		0-0 HR		0-3 K		0-3 K			4-0 SH1-3 1B	3	1	1	1	1	2	1											
Dave Collins, S OBP: 0.284, SLG: 0.255 (9, PR)									0-0 BB	0	1	0	0	0	0	0											
Dan Meyer, L OBP: 0.321, SLG: 0.412 (1,3)		0-0 HR		0-0 4-3			0-0 HR		0-0 SH1-3	3	2	2	2	0	0	0											
Bill Stein, R OBP: 0.294, SLG: 0.411 (1,5)		0-0 6-3			0-0 4-3 2B		0-0 L9		0-0 1B 2H	4	0	2	1	0	0	0											
Carlos Lopez, R OBP: 0.313, SLG: 0.431 (1,9)		0-0 4-3		0-0 4-3		0-3 K		0-0 1B G4-6-3		4	0	1	0	0	1	1											
Craig Reynolds, L OBP: 0.250, SLG: 0.277 (1,6)		0-0 L9		0-0 F5		0-0 4-3		0-0 G4-6-3		4	0	0	0	0	0	3											
Inning Stats	R: 0 E: 0 K: 1 S: 5	H: 0 LOB: 1 BB: 1 P: 9	R: 2 E: 0 K: 0 S: 5	H: 2 LOB: 0 BB: 0 P: 5	R: 0 E: 0 K: 1 S: 5	H: 0 LOB: 0 BB: 0 P: 5	R: 0 E: 0 K: 0 S: 7	H: 0 LOB: 1 BB: 0 P: 7	R: 0 E: 0 K: 0 S: 4	H: 1 LOB: 1 BB: 0 P: 4	R: 0 E: 0 K: 1 S: 6	H: 1 LOB: 0 BB: 0 P: 6	R: 1 E: 0 K: 1 S: 6	H: 1 LOB: 0 BB: 0 P: 6	R: 0 E: 0 K: 1 S: 7	H: 0 LOB: 0 BB: 0 P: 7	R: 2 E: 0 K: 0 S: 5	H: 3 LOB: 2 BB: 1 P: 9	1B: 2 2B: 1 3B: 1 HR: 4	SF: 0 SAC: 1 DP: 1 HBP: 0	WP: 0 PB: 0 SB: 0 CS: 0	PA: 36					
PITCHER	IP	WLS	BF	H	R	ER	SO	BB	IBB	HBP	BLK	WP	HR	S	P	ERA	WHIP										
Dave Goltz, R ERA: 3.82 (1,1)	8.0	L	32	6	5	5	8	2	0	0	0	0	4	46	54	5.62	1.000										
Tom Burgmeier, L ERA: 3.45 (9,1)	0.1		1	0	0	0	0	0	0	0	0	0	0	1	1	0.00	0.000										
Tom Johnson, R ERA: 2.81 (9,1)	0.2		3	2	0	0	0	0	0	0	0	0	0	3	3	0.00	3.000										

Seattle Mariners @ Minnesota Twins
Metropolitan Stadium, Bloomington, MI
Sat Jul 09 1977, 8:05 PM EDT
Att: 23,401 - Unknown - 71 F

AB 33
R 5
H 8
RBI 5
BB 2
SO 8
LOB 7



Batter	1	2	3	4	5	6	7	8	9	AB	R	H	RBI	BB	SO	LOB	BOTTOM										
Rich Chiles, L OBP: 0.327, SLG: 0.370 (1,10)	0-0 F7		0-0 F8			0-0 F8	0-0 F7			4	0	0	0	0	0	1											
Rod Carew, L OBP: 0.468, SLG: 0.611 (1,3)	0-0 F8			0-0 6-3		0-0 1B 2B		0-0 F8		4	1	1	0	0	0	0											
Butch Wynegar, S OBP: 0.362, SLG: 0.413 (1,2)	0-3 K			0-0 2-3		0-0 1B		0-3 K		4	0	1	1	0	2	0											
Lyman Bostock, L OBP: 0.396, SLG: 0.477 (1,7)		0-0 2B		0-0 1B		0-0 F8		0-0 F7		4	0	2	0	0	0	1											
Larry Hise, R OBP: 0.361, SLG: 0.548 (1,8)		0-0 6-3		0-0 6-3		0-0 F7			0-0 F9	4	0	0	0	0	0	3											
Glenn Adams, L OBP: 0.412, SLG: 0.490 (1,9)		0-3 K			0-0 F8		0-0 WP FC3-6 2B		0-0 E5	2	0	0	0	0	1	1											
Dan Ford, R OBP: 0.330, SLG: 0.385 (7, PH)									0-0 K	2	1	1	0	0	0	0											
Roy Smalley, S OBP: 0.323, SLG: 0.321 (1,6)		0-3 K			0-0 F8		0-0 FC3-6 BB		0-3 K	3	0	0	0	1	2	2											
Mike Cabbage, L OBP: 0.338, SLG: 0.361 (1,5)				0-0 1-3		0-0 1B		0-0 K		4	0	1	1	0	1	2											
Rob Wilfong, L OBP: 0.323, SLG: 0.290 (1,4)				0-0 5-3		0-0 F4		0-0 K		2	0	0	0	0	0	1											
Jerry Terrell, R OBP: 0.277, SLG: 0.282 (7, PH)								0-3 K		1	0	0	0	0	1	1											
Inning Stats	R: 0 E: 0 K: 1 S: 5	H: 0 LOB: 0 BB: 0 P: 5	R: 0 E: 0 K: 2 S: 8	H: 1 LOB: 0 BB: 0 P: 8	R: 0 E: 0 K: 0 S: 3	H: 0 LOB: 0 BB: 0 P: 3	R: 0 E: 0 K: 0 S: 4	H: 1 LOB: 1 BB: 0 P: 4	R: 0 E: 0 K: 0 S: 4	H: 1 LOB: 1 BB: 0 P: 4	R: 1 E: 0 K: 0 S: 5	H: 2 LOB: 1 BB: 0 P: 5	R: 1 E: 0 K: 1 S: 6	H: 1 LOB: 1 BB: 1 P: 10	R: 0 E: 0 K: 1 S: 5	H: 0 LOB: 0 BB: 0 P: 5	R: 0 E: 1 K: 2 S: 8	H: 0 LOB: 1 BB: 0 P: 8	1B: 3 2B: 3 3B: 0 HR: 0	SF: 0 SAC: 0 DP: 0 HBP: 0	WP: 1 PB: 0 SB: 0 CS: 0	PA: 35					
PITCHER	IP	WLS	BF	H	R	ER	SO	BB	IBB	HBP	BLK	WP	HR	S	P	ERA	WHIP										
Dick Pole, R ERA: 4.33 (1,1)	6.0	W	23	5	1	1	3	0	0	0	0	0	0	29	29	1.50	0.833										
Mike Kekich, L ERA: 3.4 (7,1)	0.1		3	1	1	1	0	1	0	0	0	1	0	2	6	27.00	6.000										
Enrique Romo, R ERA: 1.78 (7,1)	2.2	S	9	0	0	0	4	0	0	0	0	0	0	17	17	0.00	0.000										

Seattle Mariners @ Minnesota Twins
Metropolitan Stadium, Bloomington, MI
Sat Jul 09 1977, 8:05 PM EDT
Att: 23,401 - Unknown - 71 F

AB 34
R 2
H 6
RBI 2
BB 1
SO 7
LOB 12



Batter	1	2	3	4	5	6	7	8	9	AB	R	H	RBI	BB	SO	LOB	TOP			
Julio Cruz, S OBP: 0.400, SLG: 0.478 (1,4)	0-0 5-3		0-0 F8			0-0 L4			0-0 F3	4	0	0	0	0	0	0				
Carlos Lopez, R OBP: 0.312, SLG: 0.427 (1,9)	0-3 K			0-0 6-3		0-0 1B			0-0 5-3	4	0	1	0	0	1	0				
Bill Stein, R OBP: 0.293, SLG: 0.409 (1,5)	0-0 5-3			0-0 1B		0-3 K			0-0 L9	4	0	1	0	0	1	1				
Leroy Stanton, R OBP: 0.327, SLG: 0.480 (1,7)		0-3 K		0-3 K				0-0 L7		3	0	0	0	0	2	1				
Ruppert Jones, L OBP: 0.332, SLG: 0.498 (1,8)		0-0 F8		0-3 K				0-0 1-3		3	0	0	0	0	1	1				
Juan Bernhardt, R OBP: 0.312, SLG: 0.418 (1,10)		0-0 1B			0-0 5-3			0-0 5-3		3	0	1	0	0	0	0				
Dan Meyer, L OBP: 0.318, SLG: 0.408 (1,3)		0-0 F8			0-0 F7			0-0 G3		3	0	0	0	0	0	1				
Skip Jutze, R OBP: 0.313, SLG: 0.387 (1,2)			4-0 G5-4-3 BB		0-0 5-3			0-3 K		2	0	0	0	1	1	0				
Larry Milbourne, S OBP: 0.239, SLG: 0.266 (1,6)			0-0 G5-4-3 1-2			0-0 5-3		0-0 G3		3	0	0	0	0	0	1				
Inning Stats	R: 0 E: 0 K: 1 S: 5	H: 0 LOB: 0 BB: 0 P: 5	R: 0 E: 0 K: 1 S: 6	H: 1 LOB: 1 BB: 0 P: 6	R: 0 E: 0 K: 0 S: 2	H: 0 LOB: 0 BB: 1 P: 6	R: 0 E: 0 K: 2 S: 8	H: 1 LOB: 1 BB: 0 P: 8	R: 0 E: 0 K: 0 S: 3	H: 0 LOB: 0 BB: 0 P: 3	R: 0 E: 0 K: 1 S: 5	H: 0 LOB: 0 BB: 0 P: 5	R: 0 E: 0 K: 0 S: 3	H: 0 LOB: 0 BB: 0 P: 3	R: 0 E: 0 K: 0 S: 3	H: 0 LOB: 0 BB: 0 P: 3	1B: 3 2B: 0 3B: 0 HR: 0	SF: 0 SAC: 0 DP: 1 HBP: 0	WP: 0 PB: 0 SB: 0 CS: 0	PA: 30
PITCHER Geoff Zahn, L ERA: 4.53 (1,1)	IP: 9.0 WLS: W BF: 30 H: 3 R: 0 ER: 0 SO: 6 BB: 1 IBB: 0 HBP: 0 BLK: 0 WP: 0 HR: 0 S: 41 P: 45 ERA: 0.00 WHIP: 0.444															PITCHER				

Seattle Mariners @ Minnesota Twins
Metropolitan Stadium, Bloomington, MI
Sun Jul 10 1977, 4:33 AM EDT
Att: 34,213 - Unknown - 71 F

AB 29
R 0
H 3
RBI 0
BB 1
SO 6
LOB 5



Batter	1	2	3	4	5	6	7	8	9	AB	R	H	RBI	BB	SO	LOB	BOTTOM			
Mike Cabbage, L OBP: 0.346, SLG: 0.373 (1,5)	4-0 FC4-6 1B BB	4-0 2B BB	0-3 K			0-3 K	0-0 2B 1B	0-0 3B 3B		4	4	2	1	2	2	0				
Roy Smalley, S OBP: 0.325, SLG: 0.330 (1,6)	4-0 FC4-6 1-2 BB	0-0 1B 2B	0-3 K			4-0 BB 1B BB	0-0 1B 2B	0-0 F9		4	2	2	4	2	1	1				
Rod Carew, L OBP: 0.470, SLG: 0.609 (1,3)	0-0 FC4-6 1B S	0-0 1B		0-0 F8		4-0 BB 1B BB	4-0 1B BB	0-0 3B		3	2	1	0	2	0	2				
Luis Gomez, R OBP: 0.414, SLG: 0.667 (8,4)	1-2 2-3 1B S	2-3 1B				1-2 BB BB	1-2 BB BB	3-H 3B		1	0	1	1	0	0	0				
Butch Wynegar, S OBP: 0.364, SLG: 0.412 (1,2)	0-0 4-3 1B	0-3 K		0-0 4-3		4-0 1B BB	0-0 1B BB	0-0 5-3		5	1	2	3	1	1	3				
Lyman Bostock, L OBP: 0.398, SLG: 0.477 (1,7)	0-0 4-3	0-0 L6		0-0 1B		0-0 1B BB	0-0 1B BB	0-0 G3		6	0	3	2	0	0	4				
Larry Hiele, R OBP: 0.359, SLG: 0.541 (1,8)	0-0 5-3	4-0 IBB		0-3 K		1-2 2-3 P4	1-2 2-3 E5 1B			4	0	0	0	1	1	6				
Rich Chiles, L OBP: 0.329, SLG: 0.371 (1,10)		E1 1B			0-0 P4		E7 1B	F3		5	2	2	0	0	0	6				
Dan Ford, R OBP: 0.334, SLG: 0.401 (1,9)		0-0 E WP 1B	0-0 HR		0-0 F8		L9			5	2	3	2	0	0	1				
Rob Wilfong, L OBP: 0.317, SLG: 0.284 (1,4)		0-0 FC WP 2B	0-3 K		0-0 F9		1B BB	L8		3	1	0	0	0	1	1				
Craig Kusick, R OBP: 0.343, SLG: 0.401 (7, PH)		1-3 3-H								1	1	0	0	1	0	3				
Inning Stats	R: 2 E: 0 K: 0 S: 4	H: 1 LOB: 1 BB: 2 P: 12	R: 4 E: 2 K: 1 S: 10	H: 4 LOB: 3 BB: 2 P: 18	R: 1 E: 0 K: 3 S: 10	H: 1 LOB: 0 BB: 0 P: 10	R: 0 E: 0 K: 1 S: 6	H: 1 LOB: 1 BB: 0 P: 6	R: 0 E: 0 K: 0 S: 3	H: 0 LOB: 0 BB: 0 P: 3	R: 1 E: 0 K: 0 S: 5	H: 1 LOB: 2 BB: 3 P: 17	R: 6 E: 2 K: 0 S: 10	H: 6 LOB: 3 BB: 2 P: 18	R: 1 E: 0 K: 0 S: 5	H: 2 LOB: 1 BB: 0 P: 5	1B: 11 2B: 2 3B: 2 HR: 1	SF: 0 SAC: 0 DP: 0 HBP: 0	WP: 1 PB: 0 SB: 2 CS: 0	PA: 50
PITCHER Stan Thomas, R ERA: 6.02 (1,1)	IP: 1.0 WLS: L BF: 9 H: 3 R: 5 ER: 4 SO: 0 BB: 2 IBB: 0 HBP: 0 BLK: 0 WP: 0 HR: 0 S: 7 P: 15 ERA: 36.00 WHIP: 5.000															PITCHER				
Bill Laxton, L ERA: 4.22 (2,1)	4.1 22 4 3 3 6 4 1 0 0 1 1 29 49 6.23 1.846																			
Mike Kekich, L ERA: 4.46 (6,1)	2.2 19 9 7 6 0 2 0 0 0 0 0 17 25 20.25 4.125																			

Seattle Mariners @ Minnesota Twins
Metropolitan Stadium, Bloomington, MI
Sun Jul 10 1977, 4:33 AM EDT
Att: 34,213 - Unknown - 71 F

AB 41
R 15
H 16
RBI 13
BB 9
SO 6
LOB 27



Batter	1	2	3	4	5	6	7	8	9	AB	R	H	RBI	BB	SO	LOB	TOP										
Julio Cruz, S OBP: 0.345, SLG: 0.407 (1,4)										4	0	0	0	0	1	0	Seattle Mariners @ Oakland Athletics Oakland-Alameda County Coliseum, Oakland, CA Mon Jul 11 1977, 7:05 PM PDT Att: 8,760 - Unknown										
Bob Stinson, S OBP: 0.381, SLG: 0.404 (1,2)										3	0	0	0	0	0	0											
Jose Baez, R OBP: 0.308, SLG: 0.317 (8, PH)										1	0	0	0	0	0	0											
Larry Cox, R OBP: 0.250, SLG: 0.316 (8,2)										0	0	0	0	0	0	0											
Dan Meyer, L OBP: 0.318, SLG: 0.406 (1,3)										4	0	1	0	0	0	0											
Ruppert Jones, L OBP: 0.331, SLG: 0.495 (1,8)										4	0	1	0	0	2	0											
Leroy Stanton, R OBP: 0.330, SLG: 0.495 (1,7)										4	1	2	1	0	1	2											
Steve Braun, L OBP: 0.348, SLG: 0.304 (1,10)										2	0	1	0	2	0	0											
Bill Stein, R OBP: 0.291, SLG: 0.405 (1,5)										3	0	0	0	0	1	5											
Carlos Lopez, R OBP: 0.312, SLG: 0.427 (1,9)										0	0	0	0	0	0	0											
Dave Collins, S OBP: 0.285, SLG: 0.251 (1,9)										2	0	0	0	1	0	0											
Craig Reynolds, L OBP: 0.248, SLG: 0.275 (7, PH)										2	0	0	0	0	0	0											
Juan Bernhardt, R OBP: 0.310, SLG: 0.416 (7, PH)										1	0	0	0	0	0	1											
Larry Milbourne, S OBP: 0.239, SLG: 0.266 (7,6)										0	0	0	0	0	0	0											
Inning Stats	R: 0 E: 0 K: 1 S: 5	H: 0 LOB: 0 BB: 0 P: 5	R: 0 E: 0 K: 2 S: 7	H: 1 LOB: 1 BB: 1 P: 11	R: 0 E: 0 K: 0 S: 3	H: 0 LOB: 0 BB: 0 P: 3	R: 0 E: 0 K: 0 S: 5	H: 2 LOB: 3 BB: 1 P: 9	R: 0 E: 0 K: 0 S: 3	H: 0 LOB: 0 BB: 0 P: 3	R: 1 E: 0 K: 0 S: 4	H: 2 LOB: 1 BB: 1 P: 8	R: 0 E: 0 K: 0 S: 3	H: 0 LOB: 0 BB: 0 P: 3	R: 0 E: 0 K: 1 S: 5	H: 0 LOB: 0 BB: 0 P: 5	1B: 4 2B: 0 3B: 0 HR: 1	SF: 0 SAC: 0 DP: 1 HBP: 0	WP: 1 PB: 0 SB: 0 CS: 1	PA: 33							
PITCHER	IP	WLS	BF	H	R	ER	SO	BB	IBB	HBP	BLK	WP	HR	S	P	ERA	WHIP										
Joe Coleman, R ERA: 2.48 (1,1)	6.0	W	24	5	1	1	4	2	0	0	0	1	1	30	38	1.50	1.167										
Bob Lacey, L ERA: 2.1 (7,1)	3.0	S	9	0	0	0	1	1	0	0	0	0	0	10	14	0.00	0.333										

AB	30
R	1
H	5
RBI	1
BB	3
SO	5
LOB	8



Batter	1	2	3	4	5	6	7	8	9	AB	R	H	RBI	BB	SO	LOB	BOTTOM										
Rodney Scott, S OBP: 0.372, SLG: 0.341 (1,6)										4	1	2	0	1	1	1	Seattle Mariners @ Oakland Athletics Oakland-Alameda County Coliseum, Oakland, CA Mon Jul 11 1977, 7:05 PM PDT Att: 8,760 - Unknown										
Marty Perez, R OBP: 0.327, SLG: 0.384 (1,4)										4	0	2	3	0	0	2											
Manny Sanguillen, R OBP: 0.293, SLG: 0.334 (1,9)										2	0	0	1	1	0	1											
Wayne Gross, L OBP: 0.336, SLG: 0.445 (1,5)										4	0	0	0	0	0	3											
Rich McKinney, R OBP: 0.243, SLG: 0.385 (1,3)										3	2	1	1	0	1	0											
Jim Tyrone, R OBP: 0.310, SLG: 0.359 (1,7)										4	1	1	0	0	1	0											
Tony Armas, R OBP: 0.280, SLG: 0.390 (1,8)										3	1	0	0	1	1	2											
Tim Hosley, R (1,10)										1	1	0	1	1	0	1											
Sheldon Mallory, L OBP: 0.400, SLG: 0.324 (6, PH)										1	1	0	0	1	0	0											
Jeff Newman, R OBP: 0.293, SLG: 0.393 (1,2)										4	1	1	2	0	1	1											
Inning Stats	R: 0 E: 0 K: 0 S: 2	H: 0 LOB: 1 BB: 1 P: 6	R: 1 E: 0 K: 0 S: 4	H: 1 LOB: 1 BB: 1 P: 8	R: 0 E: 0 K: 0 S: 4	H: 1 LOB: 1 BB: 0 P: 4	R: 0 E: 0 K: 3 S: 9	H: 4 LOB: 1 BB: 1 P: 13	R: 0 E: 0 K: 0 S: 4	H: 1 LOB: 2 BB: 2 P: 12	R: 0 E: 0 K: 0 S: 3	H: 0 LOB: 0 BB: 0 P: 3	R: 0 E: 0 K: 2 S: 7	H: 0 LOB: 0 BB: 0 P: 7	R: 0 E: 0 K: 1 S: 5	H: 0 LOB: 0 BB: 0 P: 5	1B: 6 2B: 0 3B: 0 HR: 1	SF: 1 SAC: 0 DP: 1 HBP: 0	WP: 0 PB: 1 SB: 0 CS: 0	PA: 37							
PITCHER	IP	WLS	BF	H	R	ER	SO	BB	IBB	HBP	BLK	WP	HR	S	P	ERA	WHIP										
Tom House, L ERA: 5.94 (1,1)	3.1	L	18	4	6	4	0	3	0	0	0	0	0	15	27	10.80	2.100										
John Montague, R ERA: 5.25 (4,1)	2.2		13	3	2	2	3	2	0	0	0	0	0	17	25	6.75	1.875										
Diego Segui, R ERA: 5.32 (7,1)	2.0		6	0	0	0	2	0	0	0	0	0	0	10	10	0.00	0.000										

AB	30
R	8
H	7
RBI	8
BB	5
SO	5
LOB	11



Batter	1	2	3	4	5	6	7	8	9	10	AB	R	H	RBI	BB	SO	LOB	
Julio Cruz, S OBP: 0.303, SLG: 0.355 (1.4)	3-1	4-3			L9		SH3-4		CS	F8	4	0	0	0	0	0	5	
Dave Collins, S OBP: 0.288, SLG: 0.251 (1.7)	6-3 BB		F3		1B		F9		K	K	4	0	1	1	1	1	1	
Ruppert Jones, L OBP: 0.330, SLG: 0.491 (1.8)	6-3		5-3		K		K			1B	5	0	1	0	0	2	4	
Leroy Stanton, R OBP: 0.323, SLG: 0.483 (1.9)	L9		F7		K				L7	F3	5	0	0	0	0	1	4	
Bill Stein, R OBP: 0.203, SLG: 0.413 (1.5)		G3		G4-6-3 BB		HR			6-3		3	1	1	1	1	0	0	
Juan Bernhardt, R OBP: 0.308, SLG: 0.412 (1.10)	F9		G4-6-3		1B		G6-4-3		E3		4	0	1	0	0	0	1	
Dan Meyer, L OBP: 0.317, SLG: 0.404 (1.3)	E 1B		F7		G6-4-3				CS	F7	4	0	1	0	0	0	1	
Larry Milbourne, S OBP: 0.244, SLG: 0.267 (1.6)	E 1B				1B		5-3			5-3	3	1	1	0	1	0	0	
Larry Cox, R OBP: 0.333, SLG: 0.333 (1.2)	E3				1B		SH3-4			CS	2	0	1	0	2	0	2	
Inning Stats	R: 0 E: 0 K: 0 S: 3	H: 0 LOB: 1 BB: 1 P: 7	R: 0 E: 1 K: 0 S: 6	H: 2 LOB: 3 BB: 0 P: 6	R: 0 E: 0 K: 2 S: 3	H: 0 LOB: 0 BB: 1 P: 6	R: 1 E: 0 K: 0 S: 4	H: 2 LOB: 2 BB: 0 P: 4	R: 0 E: 1 K: 1 S: 5	H: 0 LOB: 1 BB: 1 P: 9	R: 0 E: 1 K: 0 S: 3	H: 0 LOB: 0 BB: 0 P: 3	R: 0 E: 0 K: 1 S: 6	H: 1 LOB: 1 BB: 0 P: 6	1B: 6 2B: 0 3B: 0 HR: 1	SF: 0 SAC: 1 DP: 2 HBP: 0	WP: 0 PA: 42	
PITCHER Vida Blue, L ERA: 3.96 (1.1)	IP: 10.0 W: 7 L: 2 ER: 2 SO: 4 BB: 5 IBB: 0 HBP: 0 BLK: 0 WP: 0 HR: 1 S: 43 P: 63 ERA: 1.80 WHIP: 1.200																	

TOP

Seattle Mariners @ Oakland Athletics
Oakland-Alameda County Coliseum, Oakland, CA

Tue Jul 12 1977, 7:05 PM PDT
Att: 5,299 - Unknown

AB	34
R	2
H	7
RBI	2
BB	5
SO	4
LOB	18


Batter	1	2	3	4	5	6	7	8	9	10	AB	R	H	RBI	BB	SO	LOB		
Rodney Scott, S OBP: 0.366, SLG: 0.336 (1.6)	K		F8		5-3		4-3		4-3		5	1	1	1	0	1	1		
Rob Picciolo, R OBP: 0.214, SLG: 0.222 (10.6)					1B						0	0	0	0	0	0	0		
Marty Perez, R OBP: 0.329, SLG: 0.379 (1.4)	1B		K		5-3		6-3			FC4-6	3	1	0	0	1	1	1		
Mitchell Page, L OBP: 0.355, SLG: 0.483 (1.7)	F7		L8		1B					SH1-4	2	0	0	0	2	0	1		
Wayne Gross, L OBP: 0.340, SLG: 0.446 (1.5)	1B				F9				F9	FC4-6	4	0	2	0	1	0	2		
Manny Sanguillen, R OBP: 0.299, SLG: 0.329 (1.2)	K				G5-4-3		1-6-3		FC4-6	FC4-6	5	0	0	0	0	1	6		
Rich McKinney, R OBP: 0.254, SLG: 0.396 (1.3)		F8							F3		2	0	1	0	1	0	0		
Matt Alexander, S OBP: 0.379, SLG: 0.308 (6. PR)					2B						0	0	0	0	0	0	0		
Tim Hosley, R OBP: 0.318, SLG: 0.367 (7.3)											1	0	0	0	0	0	1		
Jim Tyrone, R OBP: 0.318, SLG: 0.367 (10. PH)											1	0	1	1	0	0	0		
Willie Crawford, L OBP: 0.322, SLG: 0.306 (1.10)					L9		G3		F8		3	0	0	0	1	0	2		
Tony Armas, R OBP: 0.284, SLG: 0.392 (1.8)		F9					6-3			FC1-6	4	1	2	0	0	0	3		
Sheldon Mallory, L OBP: 0.391, SLG: 0.316 (1.9)					SH3-4					1B	1	0	0	0	0	0	1		
Larry Murray, S OBP: 0.190, SLG: 0.167 (6.9)		4-3			SH3-4				F9	FC1-6	2	0	0	0	0	0	1		
Inning Stats	R: 0 E: 0 K: 2 S: 8	H: 1 LOB: 2 BB: 1 P: 12	R: 0 E: 0 K: 0 S: 3	H: 0 LOB: 1 BB: 1 P: 7	R: 0 E: 0 K: 1 S: 5	H: 0 LOB: 0 BB: 0 P: 5	R: 0 E: 0 K: 0 S: 4	H: 2 LOB: 1 BB: 4	R: 2 E: 0 K: 0 S: 4	H: 2 LOB: 1 BB: 1 P: 9	R: 0 E: 0 K: 0 S: 3	H: 0 LOB: 0 BB: 0 P: 3	R: 0 E: 0 K: 0 S: 4	H: 1 LOB: 1 BB: 0 P: 4	R: 1 E: 0 K: 0 S: 3	H: 1 LOB: 2 BB: 1 P: 8	1B: 6 2B: 1 3B: 0 HR: 0	SF: 0 SAC: 2 DP: 1 HBP: 1	WP: 2 PA: 42
PITCHER Gary Wheelock, R ERA: 4.04 (1.1)	IP: 9.0 W: 6 L: 2 ER: 2 SO: 3 BB: 5 IBB: 0 HBP: 0 BLK: 0 WP: 1 HR: 0 S: 38 P: 58 ERA: 2.00 WHIP: 1.222																		
PITCHER Enrique Romo, R ERA: 1.89 (10.1)	IP: 10.1 W: 5 L: 1 ER: 1 SO: 0 BB: 1 IBB: 1 HBP: 1 BLK: 0 WP: 0 HR: 0 S: 3 P: 8 ERA: 13.50 WHIP: 1.500																		


BOTTOM

Seattle Mariners @ Oakland Athletics
Oakland-Alameda County Coliseum, Oakland, CA

Tue Jul 12 1977, 7:05 PM PDT
Att: 5,299 - Unknown

AB	33
R	3
H	7
RBI	2
BB	6
SO	3
LOB	19

Batter	1	2	3	4	5	6	7	8	9	AB	R	H	RBI	BB	SO	LOB	TOP										
Julio Cruz, S OBP: 0.324, SLG: 0.371 (1, 4)	0-0 FC6-4 1B		0-0 4-3		0-0 1B			0-0 1-3		4	0	2	0	0	0	0	Seattle Mariners @ Oakland Athletics Oakland-Alameda County Coliseum, Oakland, CA Wed Jul 13 1977, 7:05 PM PDT Att. 4,529 - Unknown 										
Dave Collins, S OBP: 0.282, SLG: 0.246 (1, 7)	0-0 FC6-4 HR		0-0 G3		0-0 6-3			0-0 L5		4	1	0	0	0	0	2											
Dan Meyer, L OBP: 0.319, SLG: 0.415 (1, 3)	0-0 HR			0-0 FC1-6 1B		0-0 L8		0-0 G3		4	1	2	2	0	0	0											
Ruppert Jones, L OBP: 0.326, SLG: 0.485 (1, 8)	0-0 4-3			0-0 FC1-6 1B		0-0 F7			0-0 3-1	4	1	0	0	0	0	1											
Leroy Stanton, R OBP: 0.318, SLG: 0.474 (1, 9)	0-0 F9			0-0 E6 1B		0-3 K			0-0 F9	4	0	0	0	0	1	1											
Steve Braun, L OBP: 0.347, SLG: 0.303 (1, 10)		0-0 F6		0-0 WP 1B			0-0 F5		0-3 K	4	0	1	1	0	1	0											
Bill Stein, R OBP: 0.293, SLG: 0.413 (1, 5)		0-3 K		0-3 K						3	0	1	0	0	2	1											
Bob Stinson, S OBP: 0.381, SLG: 0.403 (1, 2)		0-3 K			0-0 1-3					3	0	1	0	0	1	0											
Craig Reynolds, L OBP: 0.245, SLG: 0.272 (1, 6)			0-0 F8			0-0 3-1		0-3 K		3	0	0	0	0	1	2											
Inning Stats	R: 2 E: 0 K: 0 S: 5	H: 2 LOB: 0 BB: 0 P: 5	R: 0 E: 0 K: 2 S: 7	H: 0 LOB: 0 BB: 0 P: 7	R: 0 E: 0 K: 0 S: 3	H: 0 LOB: 0 BB: 0 P: 3	R: 1 E: 1 K: 1 S: 7	H: 2 LOB: 1 BB: 0 P: 7	R: 0 E: 0 K: 0 S: 4	H: 1 LOB: 1 BB: 0 P: 4	R: 0 E: 0 K: 1 S: 5	H: 0 LOB: 0 BB: 0 P: 5	R: 0 E: 0 K: 1 S: 6	H: 2 LOB: 1 BB: 0 P: 6	R: 0 E: 0 K: 0 S: 3	H: 0 LOB: 0 BB: 0 P: 3	R: 0 E: 0 K: 1 S: 5	H: 0 LOB: 0 BB: 0 P: 5	1B: 6 2B: 0 3B: 0 HR: 1	SF: 0 SAC: 0 DP: 0 HBP: 0	WP: 1 PB: 0 SB: 0 CS: 2	PA: 33					
PITCHER	IP	WLS	BF	H	R	ER	SO	BB	IBB	HBP	BLK	WP	HR	S	P	ERA	WHIP										
Rick Langford, R ERA: 2.96 (1, 1)	6.1	L	26	7	3	2	4	0	0	0	0	1	1	34	34	2.84	1.105										
Bob Lacey, L ERA: 2.01 (7, 1)	2.2		7	0	0	0	2	0	0	0	0	0	0	11	11	0.00	0.000										

Batter	1	2	3	4	5	6	7	8	9	AB	R	H	RBI	BB	SO	LOB	BOTTOM										
Rodney Scott, S OBP: 0.358, SLG: 0.327 (1, 6)	0-0 1-3		0-3 K		0-0 1-3			0-3 K		4	0	0	0	0	2	2	Seattle Mariners @ Oakland Athletics Oakland-Alameda County Coliseum, Oakland, CA Wed Jul 13 1977, 7:05 PM PDT Att. 4,529 - Unknown 										
Marty Perez, R OBP: 0.328, SLG: 0.376 (1, 4)	0-0 6-3			0-0 L9	0-3 K			0-0 S 1B		4	0	1	0	0	1	3											
Matt Alexander, S OBP: 0.379, SLG: 0.308 (8, FR)										0	0	0	0	0	0	0											
Rob Picciolo, R OBP: 0.214, SLG: 0.222 (9, 6)										0	0	0	0	0	0	0											
Mitchell Page, L OBP: 0.357, SLG: 0.482 (1, 7)	4-0 BB			0-0 S 3B 1B		0-0 F8		0-0 F9		3	1	1	0	1	0	1											
Wayne Gross, L OBP: 0.336, SLG: 0.440 (1, 5)	0-0 F9			0-0 F4	1-2	0-0 4-3			0-0 1-3	4	0	0	0	0	0	2											
Manny Sanguillen, R OBP: 0.288, SLG: 0.334 (1, 9)		0-0 L9		0-0 2H 3B		0-3 K			0-0 1-3	4	0	1	1	0	1	0											
Rich McKinney, R OBP: 0.246, SLG: 0.382 (1, 3)		0-0 6-3		0-0 L7			0-0 F8		0-3 K	4	0	0	0	0	1	1											
Willie Crawford, L OBP: 0.318, SLG: 0.301 (1, 10)		0-3 K			0-0 F9		0-3 K			3	0	0	0	0	2	0											
Tony Armas, R OBP: 0.285, SLG: 0.391 (1, 8)			0-0 1-3		0-0 1-3 HBP 1B			0-0 1-3		3	0	1	0	0	0	0											
Jeff Newman, R OBP: 0.300, SLG: 0.386 (1, 2)			0-3 K			0-0 F8				1	0	0	0	0	1	0											
Larry Murray, S OBP: 0.190, SLG: 0.167 (5, FR)										0	0	0	0	0	0	0											
Tim Hosley, R (6, 2)										1	0	0	0	0	0	0											
Inning Stats	R: 0 E: 0 K: 0 S: 3	H: 0 LOB: 1 BB: 1 P: 7	R: 0 E: 0 K: 1 S: 5	H: 0 LOB: 0 BB: 0 P: 5	R: 0 E: 0 K: 2 S: 7	H: 0 LOB: 0 BB: 0 P: 7	R: 1 E: 0 K: 0 S: 5	H: 2 LOB: 1 BB: 0 P: 5	R: 0 E: 0 K: 1 S: 6	H: 1 LOB: 3 BB: 0 P: 7	R: 0 E: 0 K: 1 S: 5	H: 0 LOB: 0 BB: 0 P: 5	R: 0 E: 0 K: 1 S: 5	H: 0 LOB: 0 BB: 0 P: 5	R: 0 E: 0 K: 1 S: 6	H: 1 LOB: 2 BB: 0 P: 6	R: 0 E: 0 K: 1 S: 5	H: 0 LOB: 0 BB: 0 P: 5	1B: 3 2B: 0 3B: 1 HR: 0	SF: 0 SAC: 0 DP: 0 HBP: 1	WP: 0 PB: 0 SB: 0 CS: 0	PA: 33					
PITCHER	IP	WLS	BF	H	R	ER	SO	BB	IBB	HBP	BLK	WP	HR	S	P	ERA	WHIP										
Glenn Abbott, R ERA: 4.46 (1, 1)	9.0	W	33	4	1	1	8	1	0	1	0	0	0	47	52	1.00	0.556										

Batter	1	2	3	4	5	6	7	8	9	AB	R	H	RBI	BB	SO	LOB	TOP					
Julio Cruz, S OBP: 0.341, SLG: 0.436 (1,4)										4	2	2	1	0	0	1	Seattle Mariners @ California Angels Anaheim Stadium, Anaheim, CA Thu Jul 14, 1977, 10:05 PM EDT Att: 11,400 - Unknown					
Dave Collins, S OBP: 0.286, SLG: 0.253 (1,7)										3	0	2	0	0	0							
Bill Stein, R OBP: 0.293, SLG: 0.411 (1,5)										4	0	1	1	0	0	2						
Leroy Stanton, R OBP: 0.321, SLG: 0.484 (1,9)										4	0	2	1	0	0	2						
Ruppert Jones, L OBP: 0.323, SLG: 0.480 (1,8)										4	0	0	0	0	2	3						
Juan Bernhardt, R OBP: 0.306, SLG: 0.414 (1,10)										4	1	1	0	0	2	0						
Dan Meyer, L OBP: 0.318, SLG: 0.413 (1,3)										4	0	1	0	0	0	0						
Larry Milbourne, S OBP: 0.240, SLG: 0.264 (1,6)										2	0	0	1	0	0	0						
Craig Reynolds, L OBP: 0.245, SLG: 0.271 (7,6)										1	0	0	0	0	0	0						
Larry Cox, R OBP: 0.333, SLG: 0.333 (1,2)										3	1	1	0	0	0	1						
Inning Stats	R: 1 E: 0 K: 1 S: 7	H: 2 LOB: 1 BB: 0 P: 7	R: 1 E: 0 K: 0 S: 5	H: 2 LOB: 1 BB: 0 P: 5	R: 0 E: 0 K: 0 S: 4	H: 1 LOB: 0 BB: 0 P: 4	R: 0 E: 0 K: 0 S: 3	H: 0 LOB: 0 BB: 0 P: 3	R: 2 E: 0 K: 0 S: 5	H: 4 LOB: 0 BB: 0 P: 5	R: 0 E: 0 K: 0 S: 5	H: 0 LOB: 0 BB: 0 P: 5	R: 0 E: 0 K: 0 S: 3	H: 0 LOB: 0 BB: 0 P: 3	R: 0 E: 1 K: 1 S: 6	H: 1 LOB: 1 BB: 0 P: 6	R: 0 E: 0 K: 1 S: 5	H: 0 LOB: 0 BB: 0 P: 5	1B: 6 2B: 3 3B: 2 HR: 0	SF: 1 SAC: 1 DP: 0 HBP: 0	WP: 0 PB: 0 SB: 1 CS: 1	PA: 35
PITCHER	IP WLS BF H R ER SO BB IBB HBP BLK WP HR S P ERA WHIP																					
Ken Brett, L ERA: 4.87 (1,1)	4.0 L 21 9 4 4 1 0 0 0 0 0 0 0 23 23 9.00 2.250																					
Dyar Miller, R ERA: 3.39 (5,1)	3.0 7 0 0 0 1 0 0 0 0 0 0 0 9 9 0.00 0.000																					
Dave LaRoche, L ERA: 3.63 (8,1)	2.0 7 1 0 0 2 0 0 0 0 0 0 0 11 11 0.00 0.500																					

livebaseballscores.com



Batter	1	2	3	4	5	6	7	8	9	AB	R	H	RBI	BB	SO	LOB	BOTTOM					
Gil Flores, R OBP: 0.330, SLG: 0.354 (1,8)										4	0	0	0	0	0	0	Seattle Mariners @ California Angels Anaheim Stadium, Anaheim, CA Thu Jul 14, 1977, 10:05 PM EDT Att: 11,400 - Unknown					
Jerry Remy, L OBP: 0.331, SLG: 0.364 (1,4)										4	0	0	0	0	0	0						
Bobby Bonds, R OBP: 0.359, SLG: 0.542 (1,9)										4	0	1	0	0	2	0						
Tony Solaita, L OBP: 0.335, SLG: 0.382 (1,3)										4	1	1	0	0	2	1						
Don Baylor, R OBP: 0.323, SLG: 0.354 (1,7)										1	0	0	0	2	0	0						
Rance Mulliniks, L OBP: 0.339, SLG: 0.351 (1,6)										2	0	1	0	0	1	0						
Ron Jackson, R OBP: 0.311, SLG: 0.351 (1,5)										2	0	0	1	0	0	2						
Danny Goodwin, L (1,10)										3	0	0	0	0	1	1						
Andy Etchebarren, R OBP: 0.322, SLG: 0.283 (1,1)										2	0	0	0	0	0	0						
Mario Guerrero, R OBP: 0.323, SLG: 0.406 (8, PH)										1	0	0	0	0	1	0						
Terry Humphrey, R OBP: 0.281, SLG: 0.280 (9,2)										0	0	0	0	0	0	0						
Inning Stats	R: 0 E: 0 K: 1 S: 5	H: 0 LOB: 0 BB: 0 P: 5	R: 1 E: 0 K: 0 S: 4	H: 1 LOB: 1 BB: 1 P: 8	R: 0 E: 0 K: 0 S: 3	H: 0 LOB: 0 BB: 0 P: 3	R: 0 E: 0 K: 1 S: 6	H: 2 LOB: 2 BB: 1 P: 10	R: 0 E: 0 K: 0 S: 3	H: 0 LOB: 0 BB: 0 P: 3	R: 0 E: 0 K: 0 S: 3	H: 0 LOB: 0 BB: 0 P: 3	R: 0 E: 0 K: 1 S: 5	H: 0 LOB: 0 BB: 0 P: 5	R: 0 E: 0 K: 2 S: 7	H: 0 LOB: 0 BB: 0 P: 7	R: 0 E: 0 K: 2 S: 7	H: 0 LOB: 0 BB: 0 P: 7	1B: 3 2B: 0 3B: 0 HR: 0	SF: 1 SAC: 1 DP: 0 HBP: 0	WP: 0 PB: 0 SB: 0 CS: 1	PA: 31
PITCHER	IP WLS BF H R ER SO BB IBB HBP BLK WP HR S P ERA WHIP																					
Dick Pole, R ERA: 4.12 (1,1)	6.0 W 22 3 1 1 2 2 0 0 0 0 0 0 24 32 1.50 0.833																					
Enrique Romo, R ERA: 1.82 (7,1)	3.0 S 9 0 0 0 5 0 0 0 0 0 0 0 19 19 0.00 0.000																					

livebaseballscores.com



Batter	1	2	3	4	5	6	7	8	9	AB	R	H	RBI	BB	SO	LOB	TOP										
Julio Cruz, S OBP: 0.326, SLG: 0.409 (1, 4)	F7				4-3				6-3	5	0	1	0	0	1	2											
Dave Collins, S OBP: 0.286, SLG: 0.251 (1, 7)	1B HR	F8		L4		FC4			F7	5	1	1	0	0	0	4											
Dan Meyer, L OBP: 0.319, SLG: 0.414 (1, 3)	1B HR	SF7		G3				1B	F5	4	1	2	1	0	0	0											
Ruppert Jones, L OBP: 0.319, SLG: 0.474 (1, 8)	K	G3			4-3			K		4	0	0	0	0	2	4											
Leroy Stanton, R OBP: 0.328, SLG: 0.516 (1, 9)	HR			HR		E6		1B		4	2	3	4	0	0	0											
Steve Braun, L OBP: 0.348, SLG: 0.304 (1, 10)	1B S			HBP		G4-6-3		K		3	1	1	0	0	1	2											
Bill Stein, R OBP: 0.292, SLG: 0.409 (1, 5)	1B S			G4-3		F9			5-3	4	0	1	0	0	0	1											
Bob Stinson, S OBP: 0.383, SLG: 0.402 (1, 2)	K			FC6-4		1B		1B	3-1	3	0	1	0	1	1	1											
Craig Reynolds, L OBP: 0.248, SLG: 0.274 (1, 6)		F8 1B		FC6-4		1B			G3	4	1	2	0	0	0	1											
Inning Stats	R: 4 E: 0 K: 2 S: 12	H: 5 LOB: 1 BB: 0 P: 12	R: 1 E: 0 K: 0 S: 5	H: 2 LOB: 1 BB: 0 P: 5	R: 1 E: 0 K: 0 S: 3	H: 1 LOB: 1 BB: 1 P: 8	R: 0 E: 0 K: 0 S: 3	H: 0 LOB: 0 BB: 0 P: 3	R: 0 E: 1 K: 0 S: 3	H: 2 LOB: 2 BB: 0 P: 7	R: 0 E: 0 K: 2 S: 8	H: 2 LOB: 1 BB: 0 P: 8	R: 0 E: 0 K: 0 S: 3	H: 0 LOB: 0 BB: 0 P: 3	R: 0 E: 0 K: 0 S: 3	H: 0 LOB: 0 BB: 0 P: 3	1B: 10 2B: 0 3B: 0 HR: 2	SF: 1 SAC: 0 DP: 2 HBP: 1	WP: 0 PB: 0 SB: 3 CS: 0	PA: 39							
PITCHER	IP	WLS	BF	H	R	ER	SO	BB	IBB	HBP	BLK	WP	HR	S	P	ERA	WHIP										
Gary Nolan, R ERA: 6.15 (1, 1)	2.0	L	14	8	6	6	2	0	0	0	0	0	2	18	18	27.00	4.000										
Mike Barlow, R ERA: 3.48 (3, 1)	6.0		22	4	0	0	3	1	0	1	0	0	0	26	31	0.00	0.833										
Dyar Miller, R ERA: 3.34 (9, 1)	1.0		3	0	0	0	0	0	0	0	0	0	0	3	3	0.00	0.000										

Seattle Mariners @ California Angels
Anaheim Stadium, Anaheim, CA
Fri Jul 15 1977, 10:05 PM EDT
Att: 11,383 - Unknown

AB 36
R 6
H 12
RBI 5
BB 1
SO 5
LOB 15



Batter	1	2	3	4	5	6	7	8	9	AB	R	H	RBI	BB	SO	LOB	BOTTOM										
Rusty Torres, S OBP: 0.235, SLG: 0.258 (1, 8)	K		K			G6-4-3		F7		4	0	0	0	0	2	2											
Jerry Remy, L OBP: 0.333, SLG: 0.365 (1, 4)	1B		FC4-6			F7		1B		4	0	2	0	0	0	1											
Bobby Bonds, R OBP: 0.358, SLG: 0.539 (1, 9)	G5-4-3				F5		1B E	F8		4	1	1	0	0	0	2											
Ron Jackson, R OBP: 0.304, SLG: 0.342 (1, 3)		F4		F8		5-3		F5		4	0	0	0	0	0	2											
Don Baylor, R OBP: 0.325, SLG: 0.356 (1, 7)		BLK 1B		F2		E		F4		4	1	2	0	0	0	0											
Dave Chalk, R OBP: 0.358, SLG: 0.367 (1, 5)		F7			4-3	E3		F6		4	0	1	1	0	0	1											
Mario Guerrero, R OBP: 0.320, SLG: 0.400 (1, 10)		6-3			5-3	E6		1B		4	0	1	1	0	0	2											
Rance Mulliniks, L OBP: 0.318, SLG: 0.328 (1, 6)			F8		F8	P9		F7		4	0	0	0	0	0	3											
Terry Humphrey, R OBP: 0.286, SLG: 0.286 (1, 2)			FC4-6			G6-4-3		F6		3	0	2	0	0	0	2											
Inning Stats	R: 0 E: 0 K: 1 S: 5	H: 1 LOB: 0 BB: 0 P: 5	R: 0 E: 0 K: 0 S: 4	H: 1 LOB: 1 BB: 0 P: 4	R: 0 E: 0 K: 1 S: 6	H: 1 LOB: 1 BB: 0 P: 6	R: 0 E: 0 K: 0 S: 3	H: 0 LOB: 0 BB: 0 P: 3	R: 0 E: 0 K: 0 S: 3	H: 1 LOB: 0 BB: 0 P: 3	R: 2 E: 2 K: 0 S: 7	H: 3 LOB: 2 BB: 0 P: 7	R: 0 E: 0 K: 0 S: 4	H: 1 LOB: 1 BB: 0 P: 4	R: 0 E: 0 K: 0 S: 4	H: 1 LOB: 1 BB: 0 P: 4	1B: 9 2B: 0 3B: 0 HR: 0	SF: 0 SAC: 0 DP: 2 HBP: 0	WP: 0 PB: 0 SB: 0 CS: 0	PA: 35							
PITCHER	IP	WLS	BF	H	R	ER	SO	BB	IBB	HBP	BLK	WP	HR	S	P	ERA	WHIP										
Tom House, L ERA: 5.33 (1, 1)	7.0	W	27	7	2	1	2	0	0	0	1	0	0	31	31	1.29	1.000										
John Montague, R ERA: 5.14 (8, 1)	2.0		8	2	0	0	0	0	0	0	0	0	0	8	8	0.00	1.000										

Seattle Mariners @ California Angels
Anaheim Stadium, Anaheim, CA
Fri Jul 15 1977, 10:05 PM EDT
Att: 11,383 - Unknown

AB 35
R 2
H 9
RBI 2
BB 0
SO 2
LOB 15



Batter	1	2	3	4	5	6	7	8	9	AB	R	H	RBI	BB	SO	LOB	TOP			
Julio Cruz, S OBP: 0.353, SLG: 0.417 (1, 4)	0-0 CS 1B		0-0 SF8 4-3 1B	0-3 K			4-0 BB		0-0 6-3	4	1	2	0	1	1	1				
Dave Collins, S OBP: 0.284, SLG: 0.250 (1, 8)	0-3 K		0-0 4-3	0-3 K			0-0 P5		0-0 1B	5	0	1	1	0	2	5				
Dan Meyer, L OBP: 0.315, SLG: 0.409 (1, 3)	0-3 K		0-0 SF8		0-3 K		0-0 F8		0-3 K	4	0	0	1	0	3	2				
Leroy Stanton, R OBP: 0.327, SLG: 0.509 (1, 9)		0-3 K	4-0 BB 1B		0-3 K		0-3 K			3	1	0	0	1	3	1				
Steve Braun, L OBP: 0.348, SLG: 0.301 (1, 7)	0-3 K		4-0 1B BB		0-0 F5			0-0 P4		3	0	0	0	1	1	0				
Bill Stein, R OBP: 0.295, SLG: 0.408 (1, 5)	4-0 BB		0-0 1B BB			0-0 G3		0-3 K		3	0	1	2	1	1	0				
Juan Bernhardt, R OBP: 0.306, SLG: 0.410 (1, 10)	0-0 6-3		0-0 5-3			0-0 1B		0-0 E5 FC6-4		4	0	1	0	0	0	3				
Bob Stinson, S OBP: 0.388, SLG: 0.402 (1, 2)			1-0 1B BB 4-3 HBP		4-0 SH5-3 BB		0-0 F9		0-0 FC6-4	0	1	0	0	1	0	0				
Larry Cox, R OBP: 0.310, SLG: 0.308 (5, 2)										2	0	0	0	0	0	2				
Craig Reynolds, L OBP: 0.250, SLG: 0.273 (1, 6)			4-0 4-3 1B SF8 BB		0-0 SH5-3		0-0 F9			1	1	0	0	1	0	1				
Ruppert Jones, L OBP: 0.318, SLG: 0.473 (9, PH)									0-3 K	1	0	0	0	0	1	0				
Inning Stats	R: 0 E: 0 K: 2 S: 7	H: 1 LOB: 0 BB: 0 P: 7	R: 0 E: 0 K: 2 S: 7	H: 0 LOB: 1 BB: 1 P: 11	R: 4 E: 0 K: 0 S: 5	H: 2 LOB: 2 BB: 3 P: 18	R: 0 E: 0 K: 2 S: 7	H: 0 LOB: 1 BB: 1 P: 11	R: 0 E: 0 K: 0 S: 4	H: 1 LOB: 1 BB: 0 P: 4	R: 0 E: 0 K: 1 S: 5	H: 0 LOB: 1 BB: 1 P: 9	R: 0 E: 1 K: 1 S: 6	H: 0 LOB: 1 BB: 0 P: 6	R: 0 E: 0 K: 2 S: 8	H: 1 LOB: 1 BB: 0 P: 8	1B: 5 2B: 0 3B: 0 HR: 0	SF: 1 2B: 0 SAC: 1 DP: 0 HBP: 1	WP: 0 PB: 0 SB: 0 CS: 1	PA: 39
PITCHER Nolan Ryan, R ERA: 2.64 (1, 1)	IP: 9.0 WLS: W BF: 39 H: 5 R: 4 ER: 4 SO: 12 BB: 6 IBB: 0 HBP: 1 BLK: 0 WP: 0 HR: 0 S: 56 P: 81 ERA: 4.00 WHIP: 1.222															PITCHER				

Seattle Mariners @ California Angels
Anaheim Stadium, Anaheim, CA
Sat Jul 16 1977, 10:05 PM EDT
Att: 29,068 - Unknown

AB 30
R 4
H 5
RBI 4
BB 6
SO 12
LOB 15

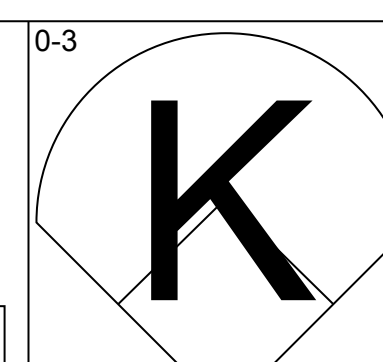
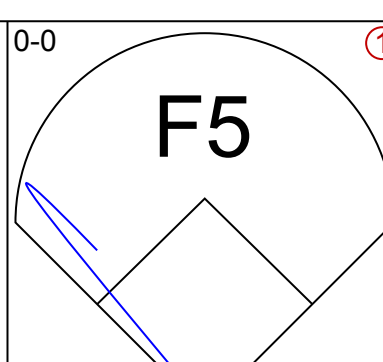
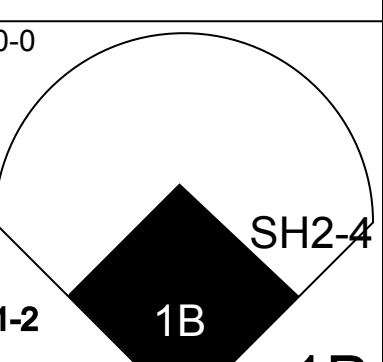
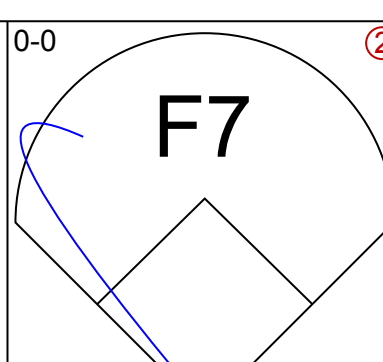
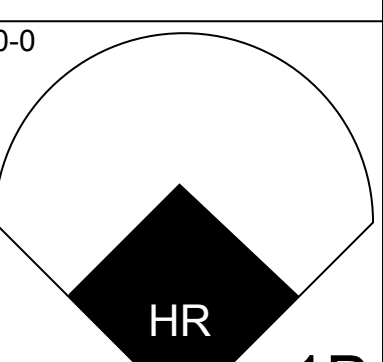
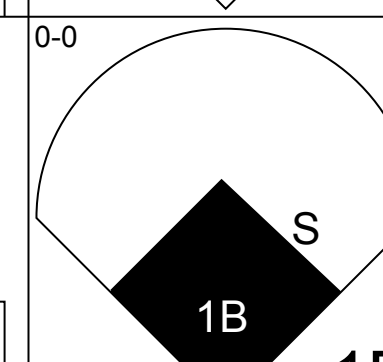
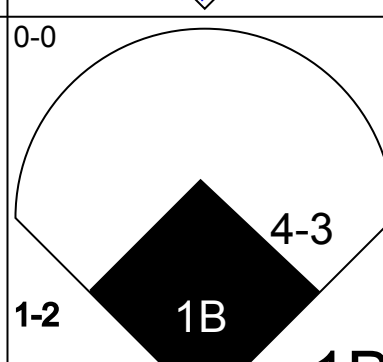
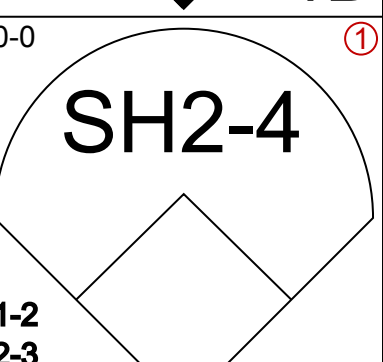
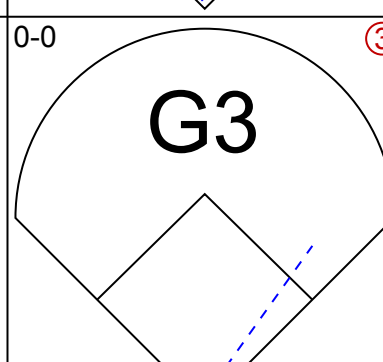
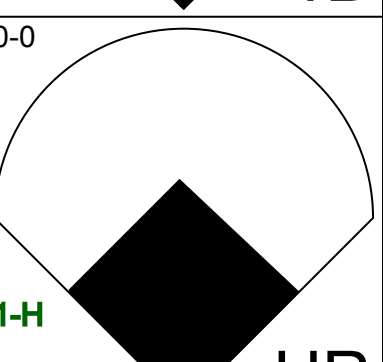
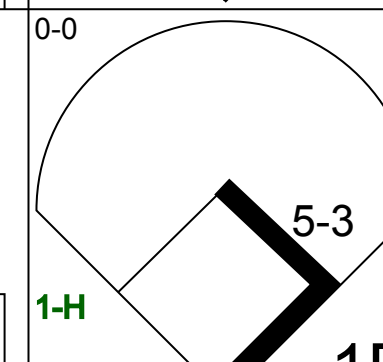
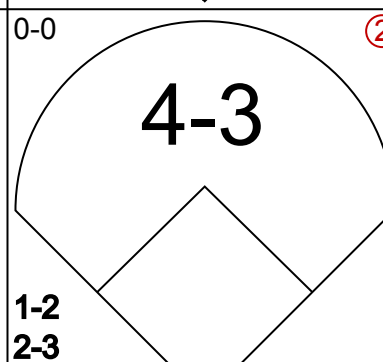
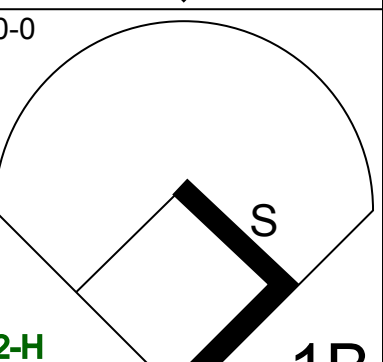
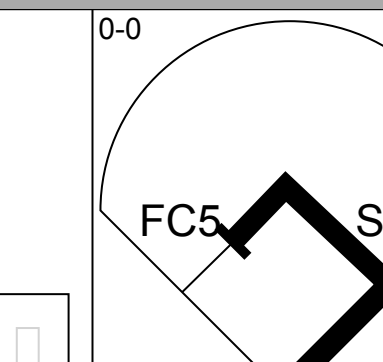
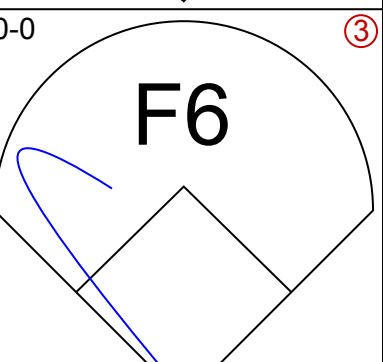
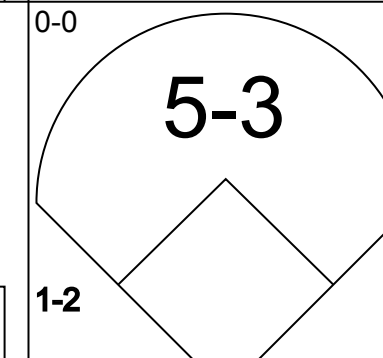
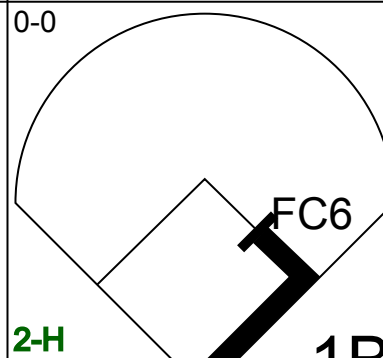
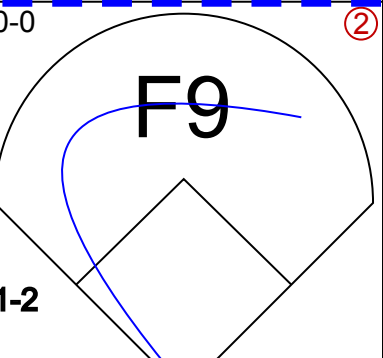
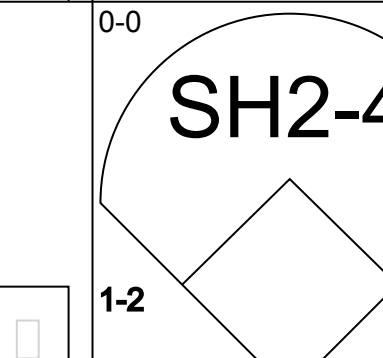
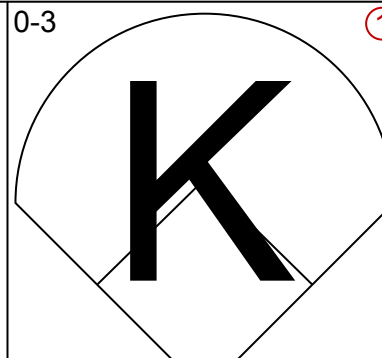
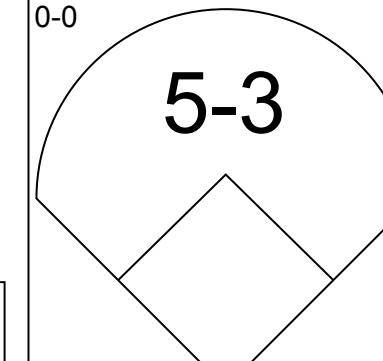
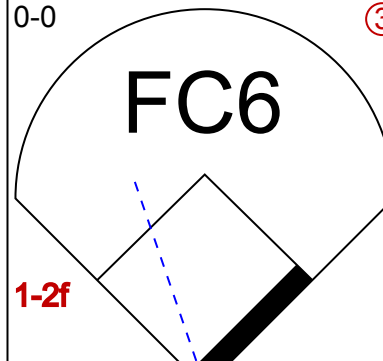
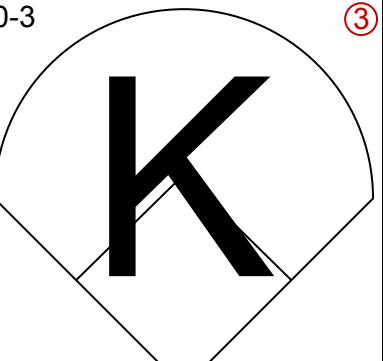
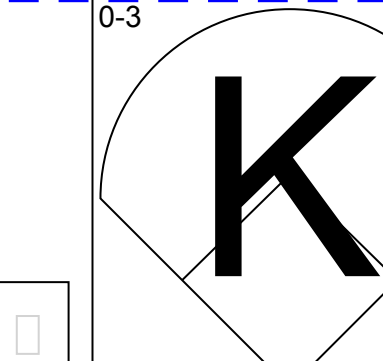
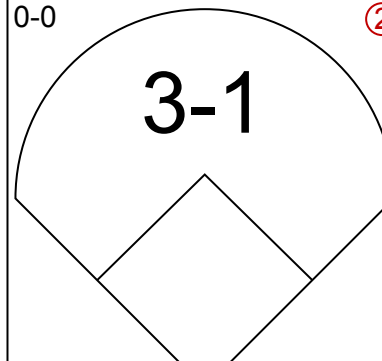
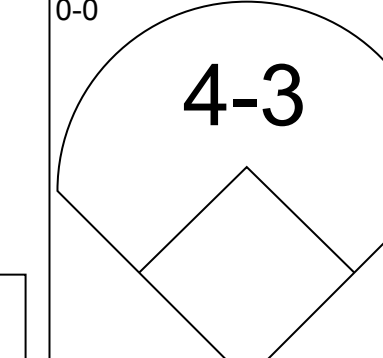
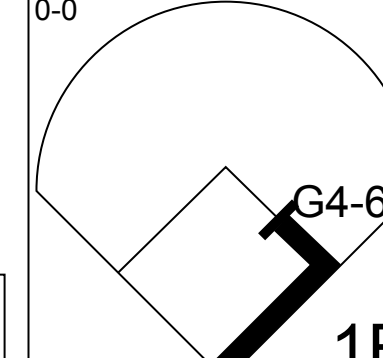
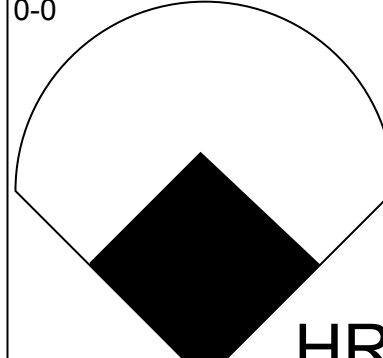
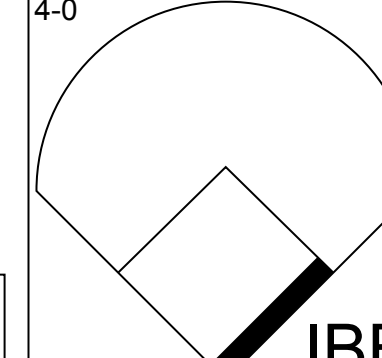
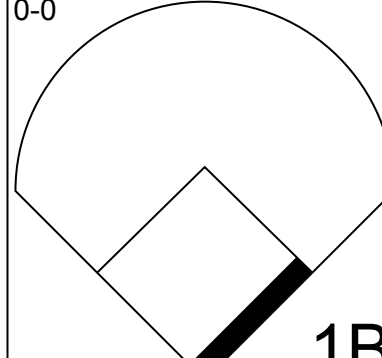


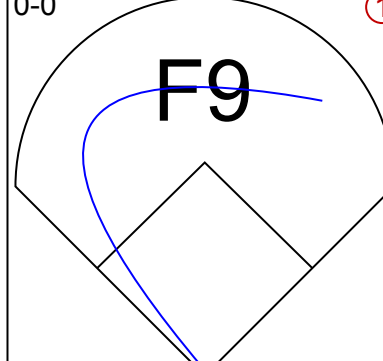
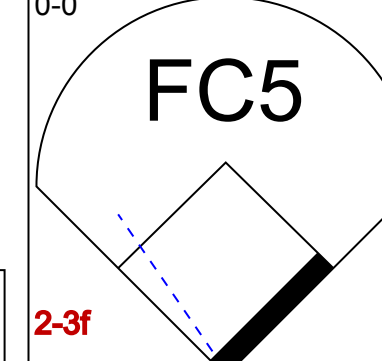
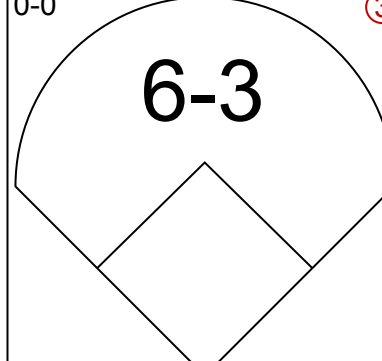


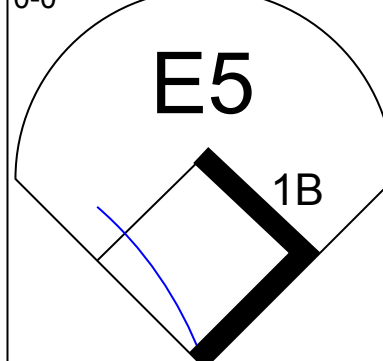
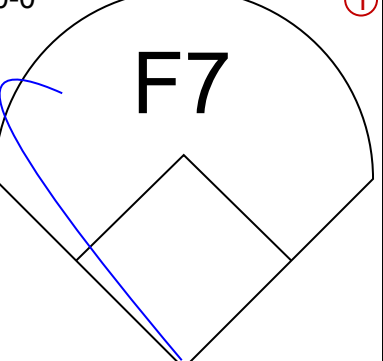
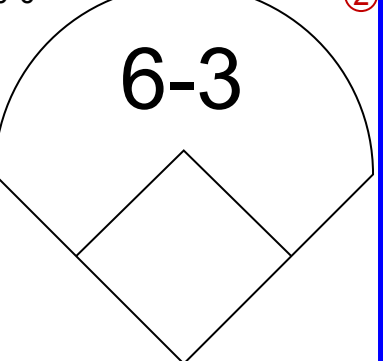
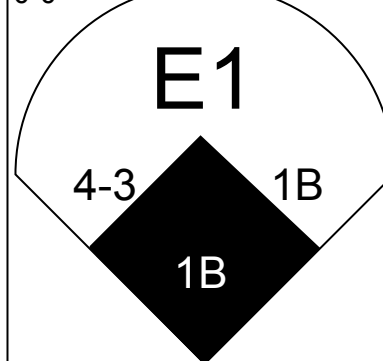
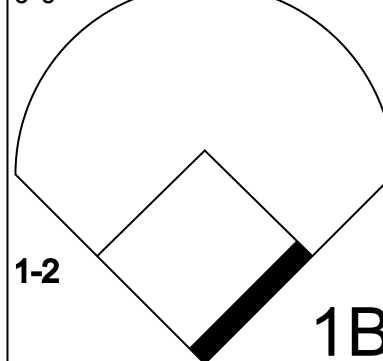
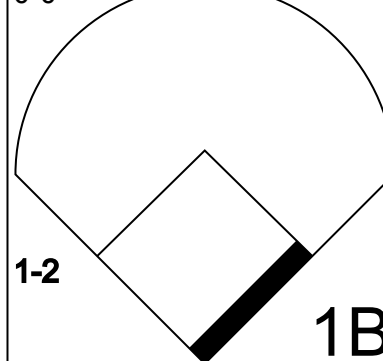



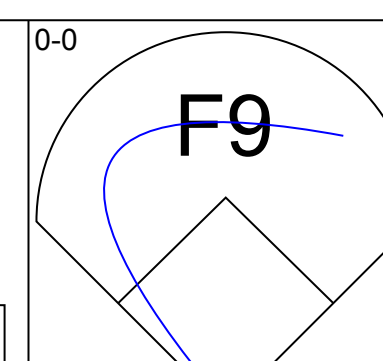
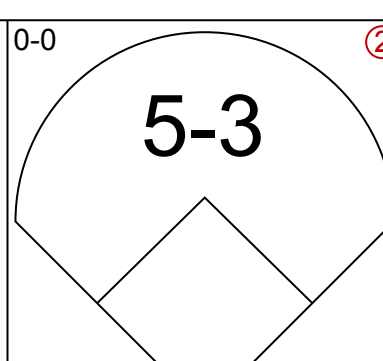
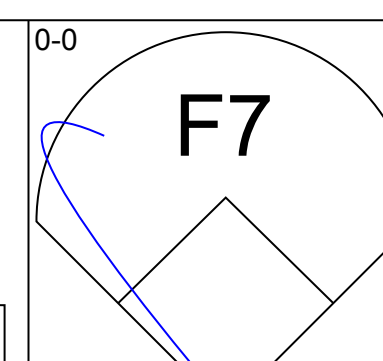
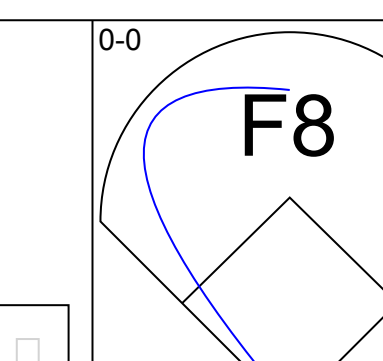
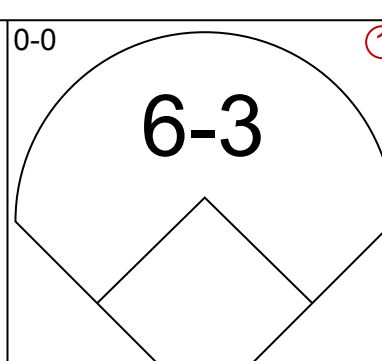
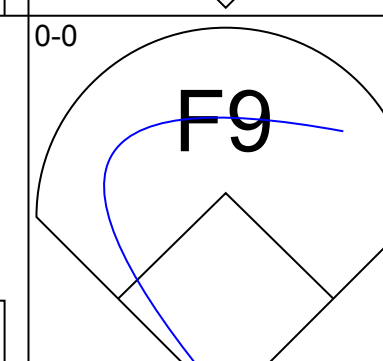
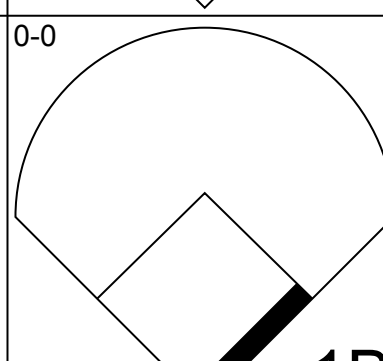
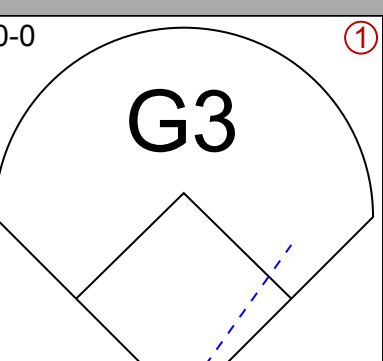
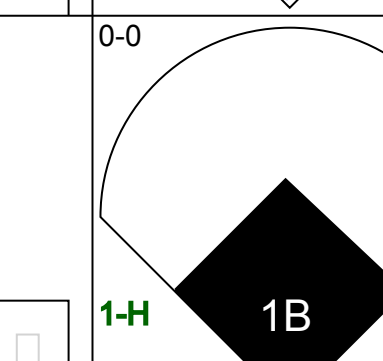

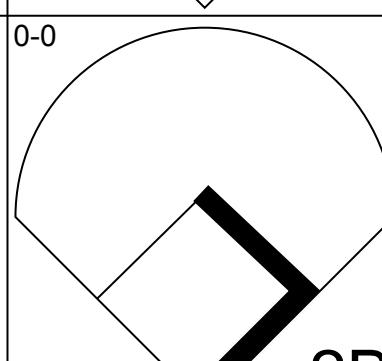
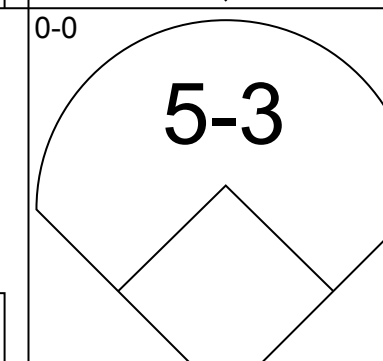
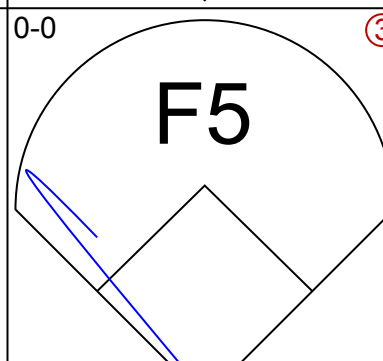
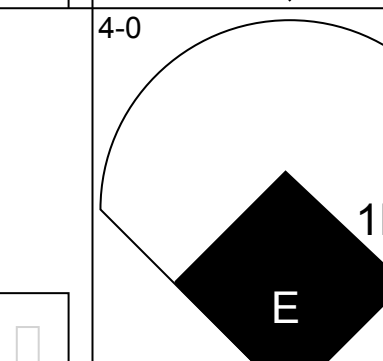
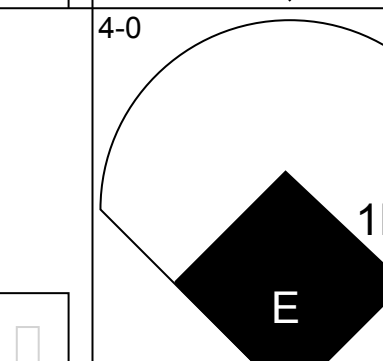
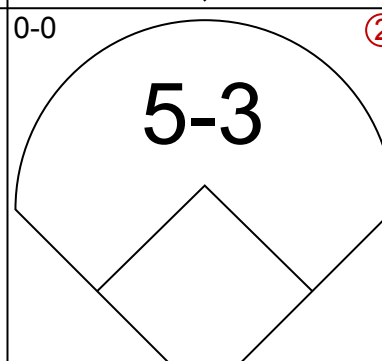
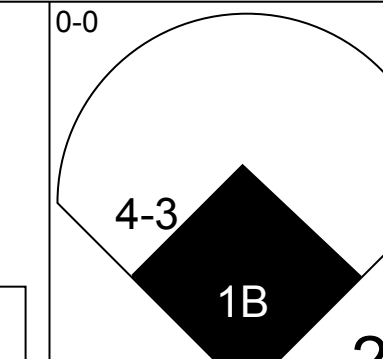
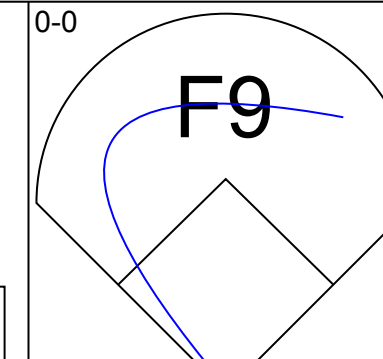
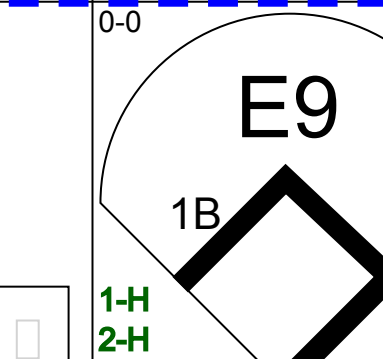
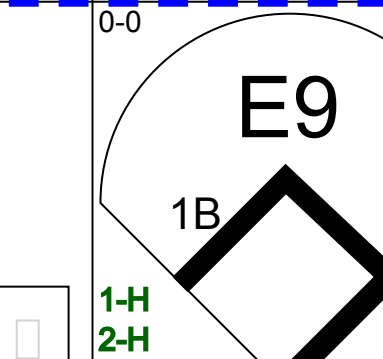

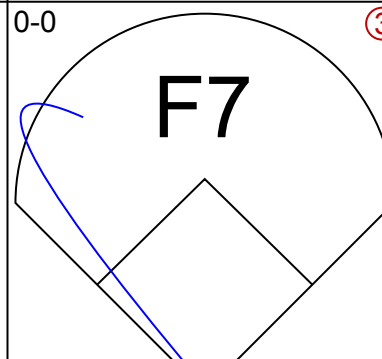

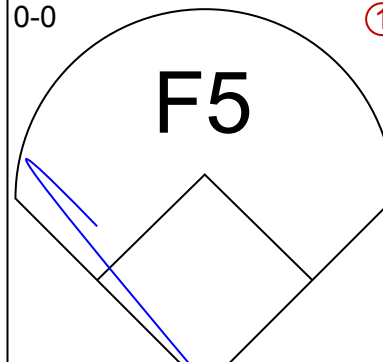
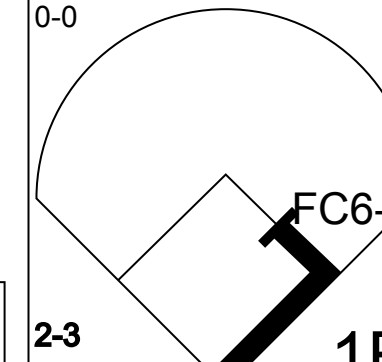

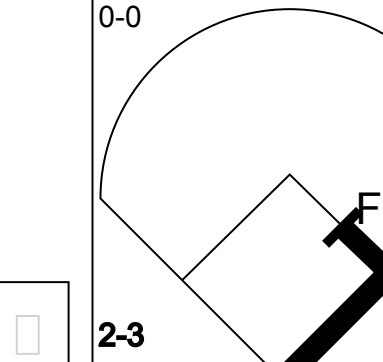

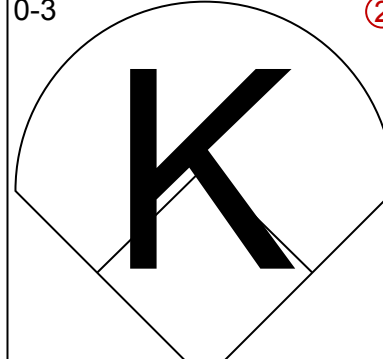
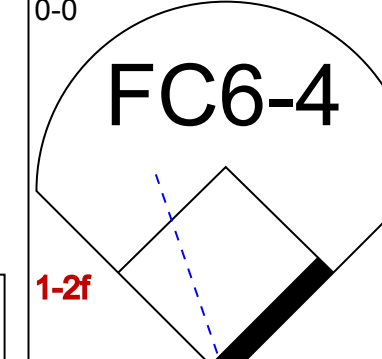
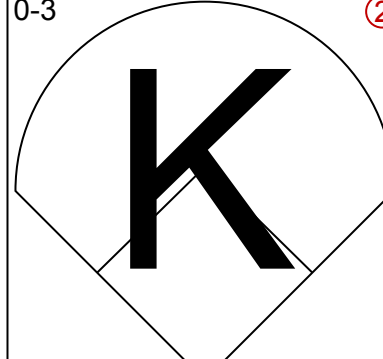
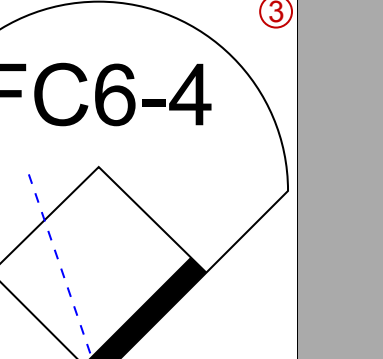

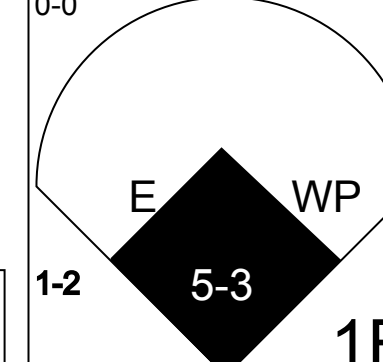
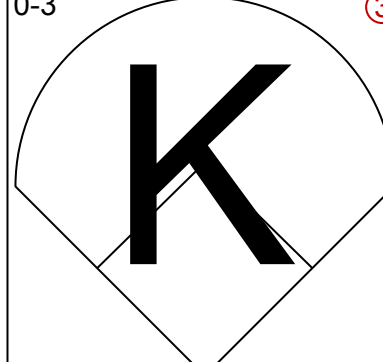
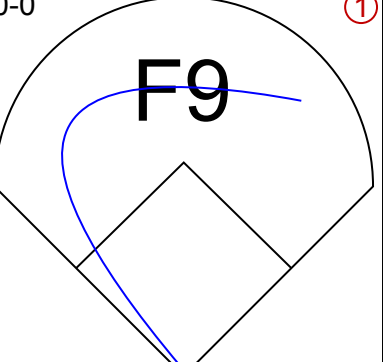
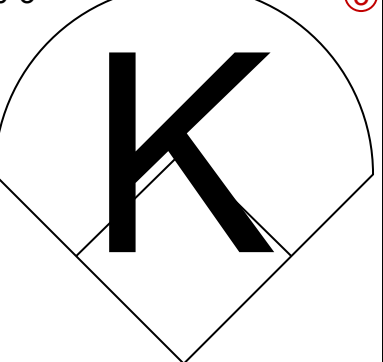
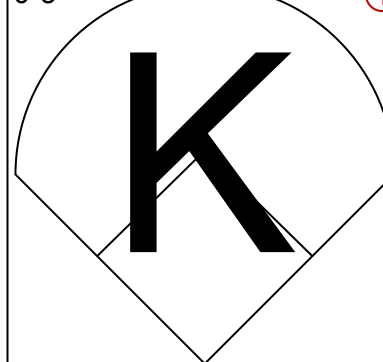

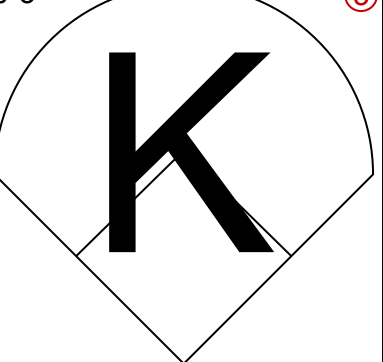
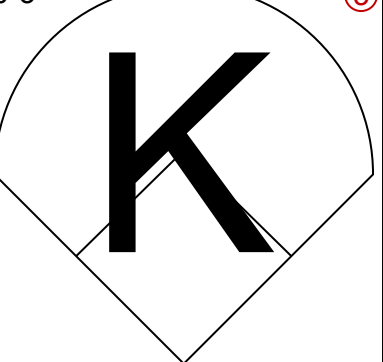
Batter	1	2	3	4	5	6	7	8	9	AB	R	H	RBI	BB	SO	LOB	BOTTOM			
Dave Chalk, R OBP: 0.358, SLG: 0.371 (1, 5)	0-0 S 2B		0-0 FC6-4		0-0 G4-3		0-0 SH3-4			3	0	1	0	0	0	2				
Jerry Remy, L OBP: 0.330, SLG: 0.361 (1, 4)	0-0 P3		0-3 K		0-0 F8		0-0 FC1-6-5 BLK			4	0	0	0	0	1	3				
Bobby Bonds, R OBP: 0.360, SLG: 0.535 (1, 9)	0-3 K		4-0 BLK HR BB		0-0 1-3		4-0 1-2 BB			2	1	0	0	2	1	1				
Tony Solaita, L OBP: 0.333, SLG: 0.396 (1, 3)	0-3 K		0-0 HR		0-0 F8		0-0 F8			4	1	1	2	0	1	3				
Rusty Torres, S OBP: 0.235, SLG: 0.258 (8, 8)	0-3 K		1-0 HR							0	0	0	0	0	0	0				
Don Baylor, R OBP: 0.327, SLG: 0.365 (1, 7)		1-0 HR HBP	0-0 P3			0-0 6-3		0-0 HR		3	2	1	1	0	0	0				
Danny Goodwin, L OBP: 0.143, SLG: 0.143 (1, 10)	0-3 K		0-0 1B			0-0 1-3		0-3 K		4	0	1	0	0	2	1				
Rance Mulliniks, L OBP: 0.329, SLG: 0.385 (1, 6)	0-0 HR		0-0 6-3			0-0 1B		0-0 6-3		4	1	2	2	0	0	1				
Dan Briggs, L OBP: 0.211, SLG: 0.229 (8, 3)	0-0 4-3			0-3 K		0-0 P3		0-0 F2		4	0	0	0	0	1	1				
Terry Humphrey, R OBP: 0.297, SLG: 0.293 (1, 2)							4-0 FC1-6-5 SH3-4 BB			2	0	2	0	1	0	0				
Gil Flores, R OBP: 0.330, SLG: 0.354 (7, PR)										0	0	0	0	0	0	0				
Andy Etchebarren, R OBP: 0.322, SLG: 0.283 (8, 2)										0	0	0	0	0	0	0				
Inning Stats	R: 0 E: 0 K: 2 S: 8	H: 1 LOB: 1 BB: 0 P: 8	R: 2 E: 0 K: 1 S: 7	H: 2 LOB: 1 BB: 0 P: 8	R: 2 E: 0 K: 1 S: 7	H: 2 LOB: 1 BB: 1 P: 11	R: 0 E: 0 K: 1 S: 5	H: 1 LOB: 0 BB: 0 P: 5	R: 0 E: 0 K: 0 S: 3	H: 0 LOB: 0 BB: 0 P: 3	R: 0 E: 0 K: 0 S: 4	H: 1 LOB: 1 BB: 0 P: 4	R: 0 E: 0 K: 0 S: 3	H: 0 LOB: 2 BB: 2 P: 11	R: 1 E: 0 K: 1 S: 6	H: 1 LOB: 0 BB: 0 P: 6	1B: 4 2B: 1 3B: 0 HR: 3	SF: 0 SAC: 1 DP: 1 HBP: 1	WP: 0 PB: 0 SB: 2 CS: 0	PA: 35
PITCHER Diego Segui, R ERA: 5.64 (1, 1)	IP: 2.2 WLS: 15 BF: 15 H: 5 R: 4 ER: 4 SO: 4 BB: 1 IBB: 0 HBP: 1 BLK: 1 WP: 0 HR: 2 S: 21 P: 26 ERA: 13.50 WHIP: 2.250															PITCHER				
John Montague, R ERA: 4.92 (3, 1)	4.1 L 4																			
Enrique Romo, R ERA: 1.91 (8, 1)	1.0 L 4																			

Seattle Mariners @ California Angels
Anaheim Stadium, Anaheim, CA
Sat Jul 16 1977, 10:05 PM EDT
Att: 29,068 - Unknown

AB 30
R 5
H 8
RBI 5
BB 3
SO 6
LOB 12

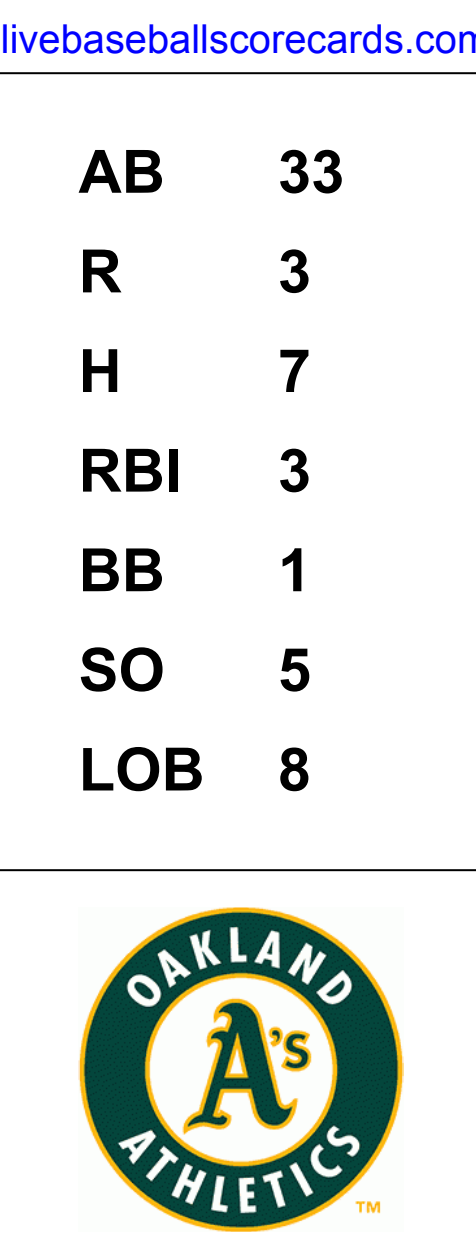


Batter	1	2	3	4	5	6	7	8	9	AB	R	H	RBI	BB	SO	LOB	TOP					
Julio Cruz, S OBP: 0.357, SLG: 0.415 (1.4)										5	2	2	0	0	1	3	Seattle Mariners @ California Angels Anaheim Stadium, Anaheim, CA Sun Jul 17 1977, 6:33 AM EDT Att: 10,879 - Unknown					
Dave Collins, S OBP: 0.292, SLG: 0.276 (1.7)										4	3	3	2	0	0	2						
Dan Meyer, L OBP: 0.319, SLG: 0.412 (1.3)										5	0	3	3	0	0	2						
Leroy Stanton, R OBP: 0.325, SLG: 0.504 (1.9)										4	0	1	2	0	1	2						
Ruppert Jones, L OBP: 0.314, SLG: 0.466 (1.8)										5	0	0	0	0	2	4						
Bill Stein, R OBP: 0.302, SLG: 0.421 (1.5)										4	1	3	1	1	0	0						
Steve Braun, L OBP: 0.345, SLG: 0.298 (1.10)										3	0	0	0	0	0	1						
Juan Bernhardt, R OBP: 0.303, SLG: 0.406 (7, PH)										2	0	0	0	0	0	3						
Larry Cox, R OBP: 0.273, SLG: 0.267 (1.2)										4	0	0	0	0	0	0						
Craig Reynolds, L OBP: 0.254, SLG: 0.277 (1.6)										3	2	2	0	0	0	0						
Jose Baez, R OBP: 0.306, SLG: 0.315 (8, PH)										1	0	0	0	0	0	0						
Larry Milbourne, S OBP: 0.240, SLG: 0.264 (8.6)										0	0	0	0	0	0	0						
Inning Stats	R: 1 E: 0 K: 1 S: 7	H: 2 LOB: 1 BB: 0 P: 7	R: 0 E: 0 K: 0 S: 3	H: 0 LOB: 0 BB: 0 P: 3	R: 2 E: 1 K: 0 S: 6	H: 2 LOB: 1 BB: 0 P: 6	R: 0 E: 0 K: 0 S: 3	H: 1 LOB: 0 BB: 0 P: 3	R: 2 E: 0 K: 1 S: 8	H: 3 LOB: 1 BB: 0 P: 8	R: 1 E: 1 K: 0 S: 6	H: 2 LOB: 2 BB: 0 P: 6	R: 0 E: 0 K: 1 S: 6	H: 1 LOB: 2 BB: 1 P: 10	R: 2 E: 0 K: 0 S: 5	H: 2 LOB: 0 BB: 0 P: 5	R: 0 E: 0 K: 1 S: 6	H: 1 LOB: 1 BB: 0 P: 6	1B: 12 2B: 0 3B: 0 HR: 2	SF: 0 SAC: 2 DP: 1 HBP: 0	WP: 0 PB: 0 SB: 2 CS: 0	PA: 43
PITCHER	IP	WLS	BF	H	R	ER	SO	BB	IBB	HBP	BLK	WP	HR	S	P	ERA	WHIP					
Paul Hartzell, R ERA: 3.2 (1.1)	4.1		21	8	5	3	1	0	0	0	0	0	0	23	23	6.23	1.846					
Dyar Miller, R ERA: 3.39 (5.1)	2.0		10	3	1	1	1	0	0	0	0	0	1	12	12	4.50	1.500					
Dave LaRoche, L ERA: 3.77 (7.1)	2.2	L	12	3	2	2	2	0	1	0	0	0	1	15	19	6.75	1.125					

Batter	1	2	3	4	5	6	7	8	9	AB	R	H	RBI	BB	SO	LOB	BOTTOM				
Dave Chalk, R OBP: 0.352, SLG: 0.364 (1.5)										5	0	0	0	0	0	3	Seattle Mariners @ California Angels Anaheim Stadium, Anaheim, CA Sun Jul 17 1977, 6:33 AM EDT Att: 10,879 - Unknown				
Rance Mulliniks, L OBP: 0.347, SLG: 0.429 (1.6)										5	1	3	1	0	0	0					
Bobby Bonds, R OBP: 0.360, SLG: 0.532 (1.9)										4	1	1	0	1	0	2					
Tony Solaita, L OBP: 0.335, SLG: 0.401 (1.3)										5	1	2	1	0	0	2					
Don Baylor, R OBP: 0.329, SLG: 0.367 (1.7)										4	1	2	0	0	1	1					
Danny Goodwin, L OBP: 0.182, SLG: 0.182 (1.10)										4	1	1	1	0	1	3					
Mario Guerrero, R OBP: 0.333, SLG: 0.412 (1.4)										2	0	2	1	0	0	0					
Ron Jackson, R OBP: 0.301, SLG: 0.338 (4, PR) (5.5)										2	1	0	0	0	1	0					
Dan Briggs, L OBP: 0.238, SLG: 0.256 (1.8)										4	1	2	1	0	0	1					
Andy Etchebarren, R OBP: 0.311, SLG: 0.273 (1.2)										2	0	0	1	0	1	2					
Gil Flores, R OBP: 0.338, SLG: 0.352 (7, PH)										1	0	0	0	0	1	1					
Ike Hampton, S OBP: 0.389, SLG: 0.556 (8.2)										1	0	0	0	0	1	0					
Inning Stats	R: 0 E: 0 K: 0 S: 3	H: 0 LOB: 0 BB: 0 P: 3	R: 1 E: 0 K: 1 S: 7	H: 2 LOB: 1 BB: 0 P: 7	R: 0 E: 0 K: 1 S: 6	H: 1 LOB: 1 BB: 0 P: 6	R: 3 E: 2 K: 0 S: 7	H: 4 LOB: 2 BB: 0 P: 7	R: 0 E: 0 K: 2 S: 7	H: 0 LOB: 0 BB: 0 P: 7	R: 3 E: 1 K: 1 S: 9	H: 4 LOB: 2 BB: 1 P: 13	R: 0 E: 0 K: 1 S: 5	H: 0 LOB: 0 BB: 0 P: 5	R: 0 E: 0 K: 0 S: 4	H: 1 LOB: 1 BB: 0 P: 4	1B: 10 2B: 3 3B: 0 HR: 0	SF: 0 SAC: 0 DP: 0 HBP: 0	WP: 1 PB: 0 SB: 0 CS: 1	PA: 41	
PITCHER	IP	WLS	BF	H	R	ER	SO	BB	IBB	HBP	BLK	WP	HR	S	P	ERA	WHIP				
Gary Wheelock, R ERA: 4.3 (1.1)	4.1		21	8	4	4	2	0	0	0	0	0	0	25	25	8.31	1.846				
Glenn Abbott, R ERA: 4.02 (5.1)	2.1		9	2	3	3	3	1	0	0	0	0	0	14	18	11.57	1.286				
Enrique Romo, R ERA: 1.91 (7.1)	0.0		2	2	0	0	0	0	0	0	0	0	0	2	2	∞	∞				
Mike Kekich, L ERA: 4.23 (7.1)	2.1	W	8	1	0	0	1	0	0	0	0	0	0	10	10	0.00	0.429				

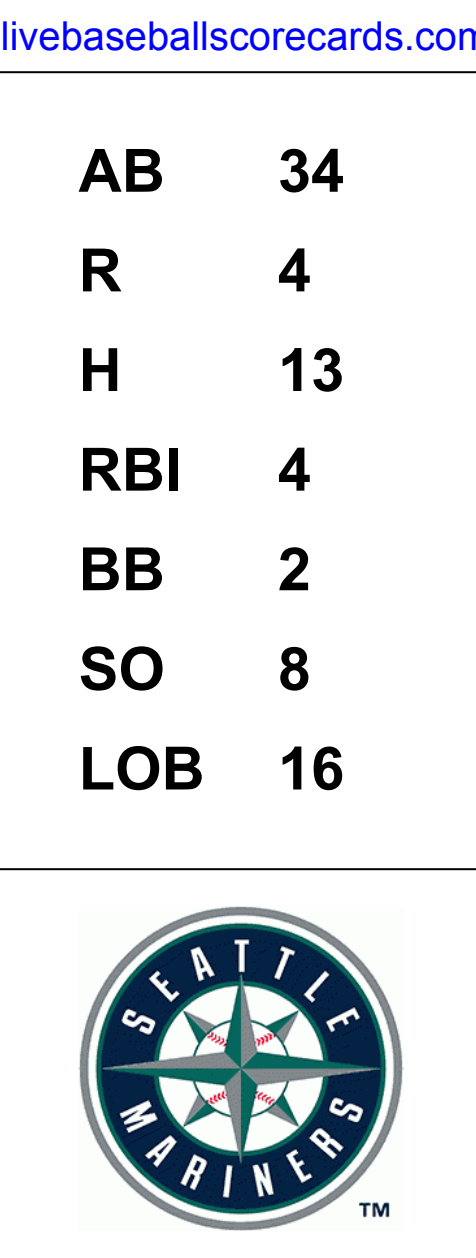
Batter	1	2	3	4	5	6	7	8	9	AB	R	H	RBI	BB	SO	LOB	TOP										
Rodney Scott, S (1,6) OBP: 0.352, SLG: 0.319	0-0 4-3		0-0 F9			0-0 4-3		0-0 F5		4	0	0	0	0	0	1											
Marty Perez, R (1,4) OBP: 0.313, SLG: 0.348	0-3 K			0-0 6-3		0-0 5-3		0-0 L8		4	0	0	0	0	1	0											
Manny Sanguillen, R (1,2) OBP: 0.299, SLG: 0.336	0-0 3-1			0-0 6-3		0-0 4-3		0-3 K		4	0	0	0	0	1	0											
Mitchell Page, L (1,7) OBP: 0.382, SLG: 0.531		0-0 L8		0-0 4-3			0-0 HR 1B		0-0 HR	4	2	2	1	0	0	0											
Wayne Gross, L (1,5) OBP: 0.339, SLG: 0.440	0-3 K				4-0 1B FC3-2 BB		0-0 HR	0-3 K		3	1	1	2	1	2	0											
Rich McKinney, R (1,3) OBP: 0.254, SLG: 0.370	0-3 K				0-0 FC3-2 1B		0-0 F9		0-0 5-3	4	0	1	0	0	1	0											
Willie Crawford, L (1,10) OBP: 0.320, SLG: 0.297 Matt Alexander, S (7, PR) OBP: 0.342, SLG: 0.265 Jim Tyrone, R (9, PH) OBP: 0.313, SLG: 0.356			0-0 F6		0-0 FC3-2 1B		0-0 CS 1B		0-0 6-3	3	0	1	0	0	0	2	AB 33 R 3 H 7 RBI 3 BB 1 SO 5 LOB 8										
Sheldon Mallory, L (1,8) OBP: 0.388, SLG: 0.317		0-0 F5		0-0 F6		0-0 F6	0-0 E S 1B			3	0	1	0	0	0	2											
Larry Murray, S (1,9) OBP: 0.213, SLG: 0.211			0-0 3B		0-0 F3		0-0 F4			3	0	1	0	0	0	3											
Inning Stats	R: 0 E: 0 K: 1 S: 5	H: 0 LOB: 0 BB: 0 P: 5	R: 0 E: 0 K: 2 S: 7	H: 0 LOB: 0 BB: 0 P: 7	R: 0 E: 0 K: 0 S: 4	H: 1 LOB: 1 BB: 0 P: 4	R: 0 E: 0 K: 0 S: 3	H: 0 LOB: 0 BB: 0 P: 3	R: 0 E: 0 K: 0 S: 4	H: 1 LOB: 2 BB: 1 P: 8	R: 0 E: 0 K: 0 S: 3	H: 0 LOB: 0 BB: 0 P: 3	R: 2 E: 0 K: 0 S: 6	H: 4 LOB: 2 BB: 0 P: 6	R: 0 E: 0 K: 1 S: 5	H: 0 LOB: 0 BB: 0 P: 5	R: 1 E: 0 K: 1 S: 6	H: 1 LOB: 0 BB: 0 P: 6	1B: 4 2B: 0 3B: 1 HR: 2	SF: 0 SAC: 0 DP: 0 HBP: 0	WP: 0 PB: 0 SB: 1 CS: 1	PA: 34					
PITCHER	IP	WLS	BF	H	R	ER	SO	BB	IBB	HBP	BLK	WP	HR	S	P	ERA	WHIP										
Glenn Abbott, R (1,1) ERA: 4.53	8.0	W	31	7	3	3	4	1	0	0	0	0	2	38	42	3.38	1.000										
Enrique Romo, R (9,1) ERA: 1.89	1.0	S	3	0	0	0	1	0	0	0	0	0	0	5	5	0.00	0.000										

Oakland Athletics @ Seattle Mariners
The Kingdome, Seattle, WA
Thu Jul 21 1977, 10:05 PM EDT
Att: 17,382 - Dome



Batter	1	2	3	4	5	6	7	8	9	AB	R	H	RBI	BB	SO	LOB	BOTTOM										
Julio Cruz, S (1,4) OBP: 0.361, SLG: 0.414	0-3 K	0-0 4-3		0-0 CS 1B		0-0 1-2 2-H 1B		0-0 6-3		5	0	2	2	0	1	2											
Dave Collins, S (1,7) OBP: 0.292, SLG: 0.276	0-3 K		0-0 E S SF7 1B	0-0 CS	0-0 F8	0-0 F9				4	1	1	0	0	1	2											
Dan Meyer, L (1,3) OBP: 0.321, SLG: 0.413	0-0 1B		0-0 L9		0-0 F6		0-0 FC1-5 1B			4	0	2	0	0	0	1											
Leroy Stanton, R (1,9) OBP: 0.332, SLG: 0.506	0-3 K		4-0 E5 FC5-4 BB	0-0 CS	0-0 1B		0-0 FC1-5 1B			3	0	2	0	1	1	1											
Ruppert Jones, L (1,8) OBP: 0.314, SLG: 0.473		0-0 HR	0-0 SF7		0-0 G3		0-0 FC1-5			3	1	1	2	0	0	3											
Bill Stein, R (1,5) OBP: 0.301, SLG: 0.419	0-0 1B		0-0 FC5-4		0-0 F9		0-3 K			4	0	1	0	0	1	3											
Steve Braun, L (1,10) OBP: 0.345, SLG: 0.296 Juan Bernhardt, R (7, PH) OBP: 0.302, SLG: 0.403		0-3 K		4-0 E S 1B BB		0-3 K	0-0 1-3			2	1	0	0	1	2	0	AB 34 R 4 H 13 RBI 4 BB 2 SO 8 LOB 16										
Larry Cox, R (1,2) OBP: 0.297, SLG: 0.294	0-0 2B 1B		0-0 K		0-3 K		0-0 1B 1B		0-0 6-3	4	1	2	0	0	1	1											
Craig Reynolds, L (1,6) OBP: 0.258, SLG: 0.284	0-0 1-3 2B		0-0 F5		0-0 F5		0-0 1B 1B		0-3 K	4	0	2	0	0	1	1											
Inning Stats	R: 0 E: 0 K: 3 S: 10	H: 1 LOB: 1 BB: 0 P: 10	R: 1 E: 0 K: 1 S: 8	H: 4 LOB: 2 BB: 0 P: 8	R: 1 E: 1 K: 0 S: 4	H: 1 LOB: 1 BB: 1 P: 8	R: 1 E: 0 K: 1 S: 5	H: 1 LOB: 0 BB: 1 P: 9	R: 0 E: 0 K: 0 S: 4	H: 1 LOB: 1 BB: 0 P: 4	R: 1 E: 0 K: 1 S: 8	H: 3 LOB: 2 BB: 0 P: 8	R: 0 E: 0 K: 1 S: 7	H: 2 LOB: 2 BB: 0 P: 7	R: 0 E: 0 K: 1 S: 5	H: 0 LOB: 0 BB: 0 P: 5	1B: 11 2B: 1 3B: 0 HR: 1	SF: 1 SAC: 0 DP: 0 HBP: 0	WP: 0 PB: 0 SB: 2 CS: 1	PA: 38							
PITCHER	IP	WLS	BF	H	R	ER	SO	BB	IBB	HBP	BLK	WP	HR	S	P	ERA	WHIP										
Rick Langford, R (1,1) ERA: 3.17	5.2	L	28	11	4	3	6	2	0	0	0	0	1	38	46	4.76	2.294										
Pablo Torrealba, L (6,1) ERA: 1.52	0.1		3	2	0	0	0	0	0	0	0	0	0	3	3	0.00	6.000										
Bob Lacey, L (7,1) ERA: 2.16	2.0		6	0	0	0	2	0	0	0	0	0	0	10	10	0.00	0.000										

Oakland Athletics @ Seattle Mariners
The Kingdome, Seattle, WA
Thu Jul 21 1977, 10:05 PM EDT
Att: 17,382 - Dome



Batter	1	2	3	4	5	6	7	8	9	AB	R	H	RBI	BB	SO	LOB	TOP					
Rodney Scott, S OBP: 0.349, SLG: 0.317 Rob Picciolo, R OBP: 0.212, SLG: 0.225										4	1	1	0	0	1	1	Oakland Athletics @ Seattle Mariners The Kingdome, Seattle, WA Fri Jul 22 1977, 10:05 PM EDT Att: 13,960 - Dome					
Marty Perez, R OBP: 0.313, SLG: 0.350										4	1	1	0	0	1	1						
Manny Sanguillen, R OBP: 0.300, SLG: 0.340										4	0	2	2	0	2	0						
Mitchell Page, L OBP: 0.384, SLG: 0.527										2	1	0	0	2	0	1						
Wayne Gross, L OBP: 0.341, SLG: 0.439										3	1	1	0	1	2	2						
Rich McKinney, R OBP: 0.246, SLG: 0.359										4	1	0	0	0	0	5						
Willie Crawford, L OBP: 0.319, SLG: 0.293										3	0	0	0	1	1	0						
Tony Armas, R OBP: 0.283, SLG: 0.386										4	0	0	0	0	1	2						
Sheldon Mallory, L OBP: 0.396, SLG: 0.333										4	0	2	1	0	0	0						
Inning Stats	R: 1 E: 0 K: 2 S: 9	H: 2 LOB: 2 BB: 1 P: 13	R: 0 E: 0 K: 0 S: 3	H: 1 LOB: 0 BB: 0 P: 3	R: 0 E: 0 K: 1 S: 5	H: 0 LOB: 0 BB: 0 P: 5	R: 3 E: 1 K: 0 S: 4	H: 1 LOB: 1 BB: 3 P: 16	R: 1 E: 1 K: 0 S: 5	H: 3 LOB: 1 BB: 0 P: 5	R: 0 E: 0 K: 2 S: 7	H: 0 LOB: 0 BB: 0 P: 7	R: 0 E: 0 K: 1 S: 5	H: 0 LOB: 0 BB: 0 P: 5	R: 0 E: 0 K: 1 S: 5	H: 0 LOB: 0 BB: 0 P: 5	1B: 6 2B: 1 3B: 0 HR: 0	SF: 0 SAC: 0 DP: 2 HBP: 0	WP: 0 PB: 0 SB: 2 CS: 1	PA: 37		
PITCHER	IP WLS BF H R ER SO BB IBB HBP BLK WP HR S P ERA WHIP	IP WLS BF H R ER SO BB IBB HBP BLK WP HR S P ERA WHIP																				
Dick Pole, R ERA: 4.04	(1, 1) 3.2 L 18 4 4 1 3 3 1 0 0 0 0 0 20 36 2.46 1.909	(4, 1) 5.1 18 3 1 1 5 0 0 0 0 0 0 0 0 28 28 1.69 0.562																				
Batter	1	2	3	4	5	6	7	8	9	AB	R	H	RBI	BB	SO	LOB	BOTTOM					
Julio Cruz, S OBP: 0.354, SLG: 0.403										4	0	1	0	0	0	1	Oakland Athletics @ Seattle Mariners The Kingdome, Seattle, WA Fri Jul 22 1977, 10:05 PM EDT Att: 13,960 - Dome					
Dave Collins, S OBP: 0.291, SLG: 0.275										4	0	1	0	0	1	2						
Dan Meyer, L OBP: 0.320, SLG: 0.420										4	1	1	1	0	1	3						
Leroy Stanton, R OBP: 0.331, SLG: 0.502 Jose Baez, R OBP: 0.306, SLG: 0.315										4	0	1	0	0	2	0						
Bill Stein, R OBP: 0.301, SLG: 0.417										4	0	1	0	0	1	1						
Ruppert Jones, L OBP: 0.313, SLG: 0.479										4	1	1	1	0	1	2						
Juan Bernhardt, R OBP: 0.301, SLG: 0.400										4	0	1	0	0	0	1						
Larry Cox, R OBP: 0.341, SLG: 0.368										4	0	3	1	0	0	0						
Craig Reynolds, L OBP: 0.256, SLG: 0.282 Carlos Lopez, R OBP: 0.311, SLG: 0.425 Larry Milbourne, S OBP: 0.240, SLG: 0.264 Skip Jutze, R OBP: 0.309, SLG: 0.381										2	0	0	0	0	0	1						
Inning Stats	R: 0 E: 0 K: 1 S: 5	H: 0 LOB: 0 BB: 0 P: 5	R: 0 E: 0 K: 2 S: 7	H: 0 LOB: 0 BB: 0 P: 7	R: 0 E: 0 K: 0 S: 4	H: 1 LOB: 1 BB: 0 P: 4	R: 1 E: 0 K: 2 S: 8	H: 1 LOB: 0 BB: 0 P: 8	R: 1 E: 0 K: 0 S: 4	H: 1 LOB: 0 BB: 0 P: 4	R: 0 E: 0 K: 0 S: 3	H: 1 LOB: 0 BB: 0 P: 3	R: 0 E: 0 K: 0 S: 4	H: 1 LOB: 1 BB: 0 P: 4	R: 0 E: 0 K: 0 S: 5	H: 2 LOB: 2 BB: 0 P: 5	R: 1 E: 0 K: 2 S: 10	H: 3 LOB: 2 BB: 0 P: 10	1B: 7 2B: 1 3B: 0 HR: 2	SF: 0 SAC: 0 DP: 1 HBP: 0	WP: 0 PB: 0 SB: 1 CS: 0	PA: 36
PITCHER	IP WLS BF H R ER SO BB IBB HBP BLK WP HR S P ERA WHIP	IP WLS BF H R ER SO BB IBB HBP BLK WP HR S P ERA WHIP																				
Vida Blue, L ERA: 3.81	(1, 1) 8.2 W 10 3 3 6 0 0 0 0 0 0 0 3 3 0.00 0.000	(9, 1) 0.1 S 1 0 0 0 1 0 0 0 0 0 0 3 3 0.00 0.000																				

Batter	1	2	3	4	5	6	7	8	9	AB	R	H	RBI	BB	SO	LOB	TOP			
Rodney Scott, S (1,6) OBP: 0.349, SLG: 0.318 Rob Picciolo, R (7,6) OBP: 0.211, SLG: 0.223	G6-3 1B		G3		4-3			K		3	0	1	0	0	0	0				
Marty Perez, R (1,4) OBP: 0.308, SLG: 0.345	G6-3 1-2		F8		6-3			F8		4	0	0	0	0	0	1				
Manny Sanguillen, R (1,10) OBP: 0.303, SLG: 0.351	1B		HR				L9	K		4	1	2	1	0	1	0				
Mitchell Page, L (1,7) OBP: 0.385, SLG: 0.534	4-3						K			4	1	2	0	0	1	1				
Wayne Gross, L (1,5) OBP: 0.337, SLG: 0.434		4-3	F7				4-3			4	0	0	0	0	0	2				
Rich McKinney, R (1,3) OBP: 0.293, SLG: 0.370 Larry Murray, S (9, PR) OBP: 0.213, SLG: 0.211	1B 2B				F4			E9 G4-6-3		4	1	2	1	0	0	0				
Willie Crawford, L (1,9) OBP: 0.322, SLG: 0.294					4-3			G4-6-3 1-2		3	0	1	1	1	0	1				
Tony Armas, R (1,8) OBP: 0.283, SLG: 0.384										4	0	1	0	0	3	3				
Jeff Newman, R (1,2) OBP: 0.282, SLG: 0.358			L8					F8		4	0	0	0	0	0	4				
Inning Stats	R: 0 E: 0 K: 0 S: 4	H: 2 LOB: 1 BB: 0 P: 4	R: 1 E: 0 K: 1 S: 7	H: 2 LOB: 1 BB: 0 P: 7	R: 1 E: 0 K: 0 S: 5	H: 2 LOB: 1 BB: 0 P: 5	R: 0 E: 0 K: 1 S: 5	H: 0 LOB: 0 BB: 0 P: 5	R: 0 E: 0 K: 1 S: 5	H: 0 LOB: 0 BB: 0 P: 5	R: 0 E: 1 K: 0 S: 4	H: 1 LOB: 1 BB: 0 P: 4	R: 0 E: 0 K: 2 S: 7	H: 0 LOB: 0 BB: 0 P: 7	R: 1 E: 0 K: 1 S: 7	H: 2 LOB: 2 BB: 1 P: 11	1B: 5 2B: 3 3B: 0 HR: 1	SF: 0 SAC: 0 DP: 2 HBP: 0	WP: 0 PB: 1 SB: 0 CS: 0	PA: 36
PITCHER Gary Wheelock, R (1,1) ERA: 4.15	IP: 9.0 WLS: W BF: 36	H: 9 R: 3 ER: 3 SO: 6	BB: 1 IBB: 0 HBP: 0 BLK: 0	WP: 0 HR: 1 S: 47 P: 51	ERA: 3.00 WHIP: 1.111	PITCHER IP: WLS: BF: H: R: ER: SO: BB: IBB: HBP: BLK: WP: HR: S: P: ERA: WHIP														

Oakland Athletics @ Seattle Mariners
The Kingdome, Seattle, WA
Sat Jul 23 1977, 6:33 AM EDT
Att: 12,216 - Dome

AB 35
R 3
H 9
RBI 3
BB 1
SO 6
LOB 12



Batter	1	2	3	4	5	6	7	8	9	AB	R	H	RBI	BB	SO	LOB	BOTTOM		
Julio Cruz, S (1,4) OBP: 0.343, SLG: 0.403	E3 G3 4-3 1B		6-3		F7			F7		5	2	1	0	0	0	1			
Dave Collins, S (1,7) OBP: 0.298, SLG: 0.294	4-3 1-2		K					FC6-4 BB 1B		4	2	2	1	1	1	1			
Dan Meyer, L (1,3) OBP: 0.324, SLG: 0.421	G3 2-3				2B 1B			FC6-4 BB		4	1	2	0	1	1	4			
Leroy Stanton, R (1,9) OBP: 0.336, SLG: 0.506					1B 2B			FC6-4 FC 1B		4	2	2	1	1	0	3			
Ruppert Jones, L (1,8) OBP: 0.312, SLG: 0.474	G3				K			FC 1B		4	0	0	1	1	1	6			
Bill Stein, R (1,5) OBP: 0.299, SLG: 0.414			F4					K		5	0	1	2	0	1	5			
Steve Braun, L (1,10) OBP: 0.346, SLG: 0.301			F8		F7					5	1	2	1	0	0	1			
Larry Cox, R (1,2) OBP: 0.348, SLG: 0.465			5-3					FC5		5	1	2	2	0	1	3			
Craig Reynolds, L (1,6) OBP: 0.256, SLG: 0.279			F2		F3					3	1	0	0	1	0	1			
Inning Stats	R: 1 E: 1 K: 0 S: 5	H: 1 LOB: 1 BB: 0 P: 5	R: 0 E: 0 K: 1 S: 5	H: 0 LOB: 0 BB: 0 P: 5	R: 2 E: 0 K: 2 S: 10	H: 3 LOB: 1 BB: 0 P: 10	R: 1 E: 0 K: 0 S: 5	H: 2 LOB: 2 BB: 1 P: 9	R: 4 E: 1 K: 1 S: 9	H: 3 LOB: 3 BB: 3 P: 21	R: 0 E: 0 K: 0 S: 4	H: 1 LOB: 1 BB: 0 P: 4	R: 2 E: 0 K: 1 S: 8	H: 2 LOB: 2 BB: 1 P: 12	1B: 6 2B: 4 3B: 0 HR: 2	SF: 0 SAC: 0 DP: 0 HBP: 0	WP: 0 PB: 0 SB: 1 CS: 0	PA: 44	
PITCHER Mike Norris, R (1,1) ERA: 4.96 Doug Bair, R (6,1) ERA: 5.64	IP: 5.1 WLS: L BF: 26	H: 8 R: 6 ER: 5 SO: 3	BB: 1 IBB: 0 HBP: 0 BLK: 0	WP: 0 HR: 2 S: 31 P: 35	ERA: 8.44 WHIP: 1.688	PITCHER IP: WLS: BF: H: R: ER: SO: BB: IBB: HBP: BLK: WP: HR: S: P: ERA: WHIP													

Oakland Athletics @ Seattle Mariners
The Kingdome, Seattle, WA
Sat Jul 23 1977, 6:33 AM EDT
Att: 12,216 - Dome

AB 39
R 10
H 12
RBI 8
BB 5
SO 5
LOB 25



Batter	1	2	3	4	5	6	7	8	9	AB	R	H	RBI	BB	SO	LOB	TOP										
Gil Flores, R OBP: 0.327, SLG: 0.350 (1, 8)										4	1	1	0	0	1	0	California Angels @ Seattle Mariners The Kingdome, Seattle, WA Sun Jul 24 1977, 6:33 AM EDT Dome										
Jerry Remy, L OBP: 0.330, SLG: 0.360 (1, 4)										4	1	1	0	0	0	1											
Bobby Bonds, R OBP: 0.367, SLG: 0.563 (1, 9)										3	1	1	3	0	1	0											
Ron Jackson, R OBP: 0.303, SLG: 0.346 Dan Briggs, L OBP: 0.241, SLG: 0.208 (9, 3)										4	0	2	0	0	1	0											
Don Baylor, R OBP: 0.324, SLG: 0.358 Rusty Torres, S OBP: 0.232, SLG: 0.254 (1, 7)										3	0	0	0	1	0	1											
Dave Chalk, R OBP: 0.348, SLG: 0.365 (1, 5)										4	0	0	0	0	2	2											
Mario Guerrero, R OBP: 0.321, SLG: 0.389 (1, 10)										4	0	0	0	0	0	2											
Rance Mulliniks, L OBP: 0.352, SLG: 0.419 (1, 6)										3	0	1	0	0	1	0											
Andy Etchebarren, R OBP: 0.296, SLG: 0.277 (1, 2)										3	0	0	0	0	0	1											
Inning Stats	R: 1 E: 1 K: 0 S: 5	H: 2 LOB: 1 BB: 0 P: 5	R: 0 E: 0 K: 0 S: 4	H: 1 LOB: 1 BB: 0 P: 4	R: 2 E: 0 K: 1 S: 8	H: 3 LOB: 2 BB: 1 P: 12	R: 0 E: 0 K: 0 S: 3	H: 0 LOB: 0 BB: 0 P: 3	R: 0 E: 0 K: 1 S: 5	H: 0 LOB: 0 BB: 0 P: 5	R: 0 E: 0 K: 2 S: 7	H: 0 LOB: 0 BB: 0 P: 7	R: 0 E: 0 K: 2 S: 3	H: 0 LOB: 0 BB: 0 P: 3	R: 0 E: 0 K: 0 S: 3	H: 0 LOB: 0 BB: 0 P: 3		1B: 3 2B: 2 3B: 0 HR: 1	SF: 1 SAC: 0 DP: 0 HBP: 0	WP: 0 PB: 0 SB: 0 CS: 0	PA: 34						
PITCHER	IP	WLS	BF	H	R	ER	SO	BB	IBB	HBP	BLK	WP	HR	S	P	ERA	WHIP										
Tom House, L ERA: 5.59 John Montague, R ERA: 4.47	(1, 1) 2.1	L 14	6	3	3	0	0	0	0	0	0	0	1	13	17	11.57	2.571										

Batter	1	2	3	4	5	6	7	8	9	AB	R	H	RBI	BB	SO	LOB	BOTTOM										
Julio Cruz, S OBP: 0.324, SLG: 0.380 (1, 4)										4	0	0	0	0	2	2	California Angels @ Seattle Mariners The Kingdome, Seattle, WA Sun Jul 24 1977, 6:33 AM EDT Dome										
Dave Collins, S OBP: 0.297, SLG: 0.290 (1, 7)										3	0	0	0	1	1	0											
Dan Meyer, L OBP: 0.320, SLG: 0.416 (1, 3)										4	0	0	0	0	0	3											
Leroy Stanton, R OBP: 0.335, SLG: 0.502 (1, 9)										4	0	1	0	0	2	0											
Ruppert Jones, L OBP: 0.313, SLG: 0.480 (1, 8)										4	1	2	0	0	0	0											
Bill Stein, R OBP: 0.299, SLG: 0.413 (1, 5)										3	0	1	1	0	0	2											
Steve Braun, L OBP: 0.347, SLG: 0.301 (1, 10)										3	0	1	0	1	0	2											
Larry Cox, R OBP: 0.327, SLG: 0.435 (1, 2)										3	0	0	0	0	0	5											
Craig Reynolds, L OBP: 0.254, SLG: 0.277 Bob Stinson, S OBP: 0.390, SLG: 0.405 Larry Milbourne, S OBP: 0.240, SLG: 0.264 (8, PH)										2	0	0	0	0	0	2											
Inning Stats	R: 0 E: 0 K: 0 S: 3	H: 0 LOB: 0 BB: 0 P: 3	R: 0 E: 0 K: 0 S: 5	H: 2 LOB: 2 BB: 0 P: 5	R: 0 E: 0 K: 2 S: 7	H: 0 LOB: 0 BB: 0 P: 7	R: 0 E: 0 K: 1 S: 5	H: 0 LOB: 0 BB: 0 P: 5	R: 0 E: 0 K: 0 S: 4	H: 2 LOB: 1 BB: 0 P: 4	R: 0 E: 0 K: 0 S: 3	H: 0 LOB: 0 BB: 0 P: 3	R: 0 E: 0 K: 0 S: 3	H: 0 LOB: 0 BB: 0 P: 3	R: 0 E: 0 K: 1 S: 6	H: 1 LOB: 3 BB: 2 P: 14		R: 1 E: 0 K: 1 S: 6	H: 1 LOB: 0 BB: 0 P: 6	1B: 5 2B: 0 3B: 1 HR: 0	SF: 1 SAC: 0 DP: 1 HBP: 0	WP: 0 PB: 0 SB: 0 CS: 0	PA: 34				
PITCHER	IP	WLS	BF	H	R	ER	SO	BB	IBB	HBP	BLK	WP	HR	S	P	ERA	WHIP										
Paul Hartzell, R ERA: 2.93 Dyar Miller, R ERA: 3.52	(1, 1) 7.1	S 7	1	1	1	2	1	0	0	0	0	0	0	10	14	5.40	1.200										

Batter	1	2	3	4	5	6	7	8	9	AB	R	H	RBI	BB	SO	LOB	TOP					
Jerry Remy, L (1,4) OBP: 0.331, SLG: 0.359	SH1-3 1B		1-0 2B HBP		1-3	F7			4-3	4	1	1	0	0	0	1						
Rance Mulliniks, L (1,6) OBP: 0.337, SLG: 0.400	SH1-3		0-3 K		K			G3	4-3	4	0	0	0	0	2	1						
Bobby Bonds, R (1,9) OBP: 0.365, SLG: 0.562	K		0-0 2B		E5 FC6-4			F8		4	0	1	1	0	1	1						
Tony Solaita, L (1,3) OBP: 0.328, SLG: 0.386	K		0-0 F8		FC6-4			BB		3	0	0	0	1	1	3						
Don Baylor, R (1,7) OBP: 0.329, SLG: 0.364		1-0 WP 4-3 HBP		0-0 1B		1B 2B				3	1	2	0	0	1	1						
Gil Flores, R (9,7) OBP: 0.327, SLG: 0.350				0-0 1B		1B				0	0	0	0	0	0	0						
Dave Chalk, R (1,5) OBP: 0.351, SLG: 0.366	4-3			FC3-2-5 SF8 1B		FC6-4 1B		F3		4	2	2	0	0	0	1						
Danny Goodwin, L (1,10) OBP: 0.289, SLG: 0.240	K			FC3-2-5 1B		FC6-4 1B		K		4	0	1	1	0	2	3						
Dan Briggs, L (1,8) OBP: 0.232, SLG: 0.204	F3			SF8		FC6-4 1B		F4		1	0	0	1	0	0	1						
Ron Jackson, R (6,PH) OBP: 0.319, SLG: 0.344				3-H		1-2 2-3				1	0	0	0	0	0	2						
Rusty Torres, S (6,8) OBP: 0.229, SLG: 0.250				3-H		1-2 2-3				1	0	0	0	0	0	0						
Terry Humphrey, R (1,2) OBP: 0.291, SLG: 0.287				F4		5-3				2	0	0	0	0	0	1						
Mario Guerrero, R (6,PH) OBP: 0.319, SLG: 0.385				F9						1	0	0	1	0	0	1						
Andy Etchebarren, R (6,2) OBP: 0.292, SLG: 0.273								6-3		1	0	0	0	0	0	0						
Inning Stats	R: 0 E: 0 K: 2 S: 8	H: 1 LOB: 1 BB: 0 P: 8	R: 0 E: 0 K: 1 S: 5	H: 0 LOB: 1 BB: 0 P: 6	R: 1 E: 0 K: 1 S: 6	H: 1 LOB: 1 BB: 0 P: 7	R: 1 E: 0 K: 0 S: 5	H: 2 LOB: 1 BB: 0 P: 5	R: 0 E: 1 K: 1 S: 6	H: 0 LOB: 1 BB: 0 P: 6	R: 2 E: 0 K: 0 S: 6	H: 3 LOB: 1 BB: 0 P: 6	R: 0 E: 0 K: 1 S: 5	H: 0 LOB: 1 BB: 1 P: 9	R: 0 E: 0 K: 1 S: 5	H: 0 LOB: 0 BB: 0 P: 5	R: 0 E: 0 K: 0 S: 3	H: 0 LOB: 0 BB: 0 P: 3	1B: 5 2B: 2 3B: 0 HR: 0	SF: 1 SAC: 1 DP: 0 HBP: 2	WP: 1 PB: 0 SB: 2 CS: 0	PA: 38
PITCHER	IP WLS BF H R ER SO BB IBB HBP BLK WP HR S P ERA WHIP																					
Bob Galasso, R (1,1) ERA: 7.2	5.0 L 25 7 4 4 5 0 0 0 2 0 0 1 0 33 35 7.20 1.400																					
Mike Kekich, L (6,1) ERA: 3.88	4.0 0 13 0 0 0 2 1 0 0 0 0 0 0 16 20 0.00 0.250																					

California Angels @ Seattle Mariners
The Kingdome, Seattle, WA
Sun Jul 24 1977, 6:38 AM EDT
Att: 25,344 - Dome

AB 33
R 4
H 7
RBI 4
BB 1
SO 7
LOB 16



Batter	1	2	3	4	5	6	7	8	9	AB	R	H	RBI	BB	SO	LOB	BOTTOM					
Julio Cruz, S (1,4) OBP: 0.304, SLG: 0.355	4-3	FC6-4		F8		6-3			K	5	0	0	0	0	1	4						
Dave Collins, S (1,7) OBP: 0.295, SLG: 0.284	4-3					G3		5-3	F9	4	0	0	0	0	0	1						
Dan Meyer, L (1,3) OBP: 0.324, SLG: 0.415	E4 1B		CS HBP	FC5 6-3 BB		FC4-6 HBP BB		F8	4-3	3	0	1	0	2	0	0						
Ruppert Jones, L (1,8) OBP: 0.313, SLG: 0.476	F7			6-3		FC4-6 HBP		4-3		3	0	0	0	0	0	2						
Juan Bernhardt, R (1,10) OBP: 0.294, SLG: 0.392			F8	FC5		FC4-6		K		4	0	0	0	0	1	3						
Bill Stein, R (1,5) OBP: 0.296, SLG: 0.409		6-3		6-3		6-3		K		4	0	0	0	0	1	2						
Carlos Lopez, R (1,9) OBP: 0.318, SLG: 0.436				K						4	2	3	0	0	1	0						
Larry Milbourne, S (1,6) OBP: 0.255, SLG: 0.299										4	1	4	3	0	0	0						
Skip Jutze, R (1,2) OBP: 0.324, SLG: 0.394										3	0	2	0	0	0	1						
Leroy Stanton, R (8,PH) OBP: 0.333, SLG: 0.500										1	0	0	0	0	1	1						
Larry Cox, R (9,2) OBP: 0.327, SLG: 0.435										0	0	0	0	0	0	0						
Inning Stats	R: 0 E: 1 K: 0 S: 4	H: 1 LOB: 2 BB: 0 P: 4	R: 1 E: 0 K: 0 S: 6	H: 3 LOB: 2 BB: 0 P: 6	R: 0 E: 0 K: 0 S: 2	H: 0 LOB: 1 BB: 1 P: 7	R: 1 E: 0 K: 1 S: 7	H: 2 LOB: 1 BB: 0 P: 7	R: 0 E: 0 K: 0 S: 3	H: 0 LOB: 2 BB: 1 P: 8	R: 1 E: 0 K: 0 S: 5	H: 2 LOB: 1 BB: 0 P: 5	R: 0 E: 0 K: 1 S: 5	H: 0 LOB: 0 BB: 0 P: 5	R: 0 E: 0 K: 2 S: 8	H: 2 LOB: 1 BB: 0 P: 8	R: 0 E: 0 K: 1 S: 5	H: 0 LOB: 0 BB: 0 P: 5	1B: 7 2B: 2 3B: 0 HR: 1	SF: 0 SAC: 0 DP: 0 HBP: 2	WP: 0 PB: 0 SB: 1 CS: 1	PA: 39
PITCHER	IP WLS BF H R ER SO BB IBB HBP BLK WP HR S P ERA WHIP																					
Wayne Simpson, R (1,1) ERA: 5.13	5.0 W 25 7 3 3 1 2 0 0 0 0 0 0 1 23 33 5.40 1.800																					
Dave LaRoche, L (6,1) ERA: 3.49	4.0 S 14 3 0 0 4 0 0 0 0 0 0 0 0 22 22 0.00 0.750																					

California Angels @ Seattle Mariners
The Kingdome, Seattle, WA
Sun Jul 24 1977, 6:38 AM EDT
Att: 25,344 - Dome

AB 35
R 3
H 10
RBI 3
BB 2
SO 5
LOB 14



Batter	1	2	3	4	5	6	7	8	9	AB	R	H	RBI	BB	SO	LOB	TOP								
Lyman Bostock, L OBP: 0.404, SLG: 0.518	0-0 SH1-4 1B	0-0 1-H 3B				0-0 1B HR 2B		0-0 1-3 2-H 2B		0-0 L8							5 1 4 2 0 0 1								
Roy Smalley, S OBP: 0.336, SLG: 0.342	0-0 SH1-4 1-2	0-0 4-3				0-0 HR 1B		0-3 K		0-0 F6							4 1 1 0 0 1 3								
Rod Carew, L OBP: 0.453, SLG: 0.582	0-0 4-3 2-3					0-0 HR		0-0 6-3		0-0 BB 1B							5 1 2 3 0 0 1								
Butch Wynegar, S OBP: 0.360, SLG: 0.394	4-0 BB					0-0 4-3		0-0 F2		4-0 FC6-4 BB							3 0 0 0 2 0 0								
Larry Hisle, R OBP: 0.362, SLG: 0.548	0-0 F7					0-0 6-3		0-0 F8		0-0 P4							5 0 0 0 0 1 4								
Glenn Adams, L OBP: 0.399, SLG: 0.458		0-0 4-3						4-0 FC5-4 BB		0-0 2B 1B							2 0 0 0 0 0 0								
Craig Kusick, R OBP: 0.364, SLG: 0.423								0-0 BB		0-0 1B							2 1 1 0 1 0 2								
Dan Ford, R OBP: 0.343, SLG: 0.441		0-3 K2-3				0-0 5-3		0-0 FC5-4 2B		0-0 1-H 2B							4 1 1 1 0 1 1								
Mike Cabbage, L OBP: 0.340, SLG: 0.396		0-0				0-0 1-3		0-0 2-3		0-0 F8							2 1 1 1 0 0 0								
Jerry Terrell, R OBP: 0.255, SLG: 0.258								1-2		0-0 F8							1 0 0 0 0 0 1								
Rich Chiles, L OBP: 0.310, SLG: 0.345		HR						1-2									1 0 0 0 0 0 1								
Luis Gomez, R OBP: 0.310, SLG: 0.475																	0 0 0 0 0 0 0								
Bob Randall, R OBP: 0.268, SLG: 0.252		0-0 E3 3B						0-0 F9		1-0 2B HBP							3 1 0 0 0 0 1								
Inning Stats	R: 0 E: 0 K: 0 S: 4	H: 1 LOB: 2 BB: 1 P: 8	R: 2 E: 1 K: 1 S: 8	H: 2 LOB: 1 BB: 0 P: 8	R: 0 E: 0 K: 1 S: 5	H: 0 LOB: 0 BB: 0 P: 5	R: 0 E: 0 K: 0 S: 3	H: 0 LOB: 0 BB: 0 P: 3	R: 3 E: 0 K: 0 S: 6	H: 3 LOB: 0 BB: 0 P: 6	R: 1 E: 0 K: 1 S: 6	H: 1 LOB: 2 BB: 1 P: 11	R: 0 E: 0 K: 0 S: 3	H: 0 LOB: 0 BB: 0 P: 3	R: 1 E: 0 K: 0 S: 5	H: 2 LOB: 1 BB: 0 P: 5	R: 0 E: 0 K: 0 S: 4	H: 1 LOB: 2 BB: 1 P: 8	1B: 4 2B: 3 3B: 1 HR: 2	SF: 0 SAC: 1 DP: 0 HBP: 1	WP: 0 PB: 0 SB: 0 CS: 0	PA: 42			
PITCHER	IP	WLS	BF	H	R	ER	SO	BB	IBB	HBP	BLK	WP	HR	S	P	ERA	WHIP								
Glenn Abbott, R ERA: 4.64	5.0	W	23	6	5	4	2	1	0	0	0	0	2	26	30	7.20	1.400								
Mike Kekich, L ERA: 4.09	2.0	11	3	2	2	1	1	1	0	1	0	0	0	11	16	9.00	2.000								
Enrique Romo, R ERA: 2.3	0.2	2	0	0	0	0	0	0	0	0	0	0	0	2	2	0.00	0.000								
Bill Laxton, L ERA: 3.96	0.2	4	1	0	0	0	0	1	0	0	0	0	0	3	7	0.00	3.000								
Diego Segul, R ERA: 5.69	0.2	S	2	0	0	0	0	0	0	0	0	0	0	2	2	0.00	0.000								
Batter	1	2	3	4	5	6	7	8	9	AB	R	H	RBI	BB	SO	LOB	BOTTOM								
Julio Cruz, S OBP: 0.302, SLG: 0.349	0-0 SH1-3 3-1 1B	0-0 1-2 HR 1B				0-0 6-3		0-0 SH5-4 1-2		0-0 F7							4 2 2 0 0 0 0								
Dave Collins, S OBP: 0.296, SLG: 0.303	0-0 SH1-3 1-3	0-0 6-3 1-2 2-3				0-0 1B 1B		0-0 2-H SF8 3B		0-3 K							4 2 2 1 0 1 2								
Dan Meyer, L OBP: 0.330, SLG: 0.439	0-0 3-1 3-H	0-0 HR				0-0 1B 1B		0-0 SF8 3-H									3 1 2 5 0 0 0								
Leroy Stanton, R OBP: 0.335, SLG: 0.494	1-0 2B HBP	0-3 K				0-0 1B 1B		0-0 1B									3 1 2 1 0 1 0								
Ruppert Jones, L OBP: 0.309, SLG: 0.471	0-0 1-H 1B 2B	0-3 K				0-0 4-3		0-0 F7									4 1 1 1 0 1 3								
Bill Stein, R OBP: 0.295, SLG: 0.404	0-0 BB 2-H 1B					0-0 1-3 1B		0-0 L9		0-0 6-3							4 0 1 1 0 0 0								
Steve Braun, L OBP: 0.351, SLG: 0.297	4-0 BB					0-0 4-3		0-0 F7		4-0 CS BB							2 0 0 0 2 0 0								
Carlos Lopez, R OBP: 0.318, SLG: 0.436	1-2 BB																0 0 0 0 0 0 0								
Larry Cox, R OBP: 0.281, SLG: 0.370	0-3 K					0-0 6-3		0-0 5-3		0-0 F8 1-2							4 0 0 0 0 1 3								
Craig Reynolds, L OBP: 0.261, SLG: 0.284		0-0 6-3 HR 1B				0-0 L1		4-0 SH5-4 3B BB		0-0 3-1							3 2 1 0 1 0 0								
Inning Stats	R: 3 E: 0 K: 1 S: 8	H: 3 LOB: 2 BB: 1 P: 13	R: 3 E: 0 K: 2 S: 10	H: 3 LOB: 0 BB: 0 P: 10	R: 0 E: 0 K: 0 S: 3	H: 0 LOB: 0 BB: 0 P: 3	R: 1 E: 0 K: 0 S: 6	H: 3 LOB: 0 BB: 0 P: 6	R: 0 E: 0 K: 0 S: 3	H: 0 LOB: 0 BB: 0 P: 3	R: 2 E: 0 K: 0 S: 5	H: 2 LOB: 1 BB: 1 P: 9	R: 0 E: 0 K: 0 S: 2	H: 0 LOB: 1 BB: 1 P: 6	R: 0 E: 0 K: 1 S: 5	H: 0 LOB: 0 BB: 0 P: 5	R: 0 E: 0 K: 1 S: 4	H: 1 LOB: 2 BB: 1 P: 8	1B: 8 2B: 1 3B: 1 HR: 1	SF: 1 SAC: 2 DP: 0 HBP: 1	WP: 0 PB: 0 SB: 0 CS: 1	PA: 38			
PITCHER	IP	WLS	BF	H	R	ER	SO	BB	IBB	HBP	BLK	WP	HR	S	P	ERA	WHIP								
Paul Thordogard, R ERA: 4.15	0.2	L	7	3	3	3	0	1	0	1	0	0	0	5	10	40.50	6.000								
Tom Burgmeier, L ERA: 4.29	3.1	16	6	4	4	4	3	0	0	0	0	0	1	22	22	10.80	1.800								
Don Carithers, R ERA: 14.54	1.1	6	1	2	2	0	0	1	0	0	0	0	0	5	9	13.50	1.500								
Dave Johnson, R ERA: 4.29	2.2	9	1	0	0	1	1	1	0	0	0	0	0	10	14	0.00	0.750								

Minnesota Twins @ Seattle Mariners
The Kingdome, Seattle, WA
Tue Jul 26 1977, 10:05 PM EDT
Att: 12,017 - Dome

AB 37
R 7
H 10
RBI 7
BB 3
SO 3
LOB 15



Minnesota Twins @ Seattle Mariners
The Kingdome, Seattle, WA
Tue Jul 26 1977, 10:05 PM EDT
Att: 12,017 - Dome

AB 31
R 9
H 11
RBI 9
BB 3
SO 4
LOB 8



Batter	1	2	3	4	5	6	7	8	9	AB	R	H	RBI	BB	SO	LOB	TOP										
Lyman Bostock, L (1, 7) OBP: 0.400, SLG: 0.512	0-0 6-3		0-0 G3			0-0 G3-6		0-0 F8	0-0 F8	4	0	0	0	0	0	2											
Dan Ford, R (1, 9) OBP: 0.342, SLG: 0.439	0-0 P6			0-3 K			0-0 F8	0-0 FC3-2	0-0 FC3-2	4	0	1	0	0	1	0											
Rod Carew, L (1, 3) OBP: 0.454, SLG: 0.589	0-0 6-3			0-0 4-3			0-0 HR	0-0 FC3-2	0-0 FC3-2	4	2	2	1	0	0	0											
Larry Hisle, R (1, 8) OBP: 0.361, SLG: 0.544		0-0 5-3		0-0 6-3			0-0 L8	0-0 FC3-2	0-0 FC3-2	3	1	0	0	1	0	0											
Craig Kusick, R (1, 10) OBP: 0.363, SLG: 0.421		0-0 6-3			0-0 F8		0-0 1B	0-0 FC3-2	0-0 FC3-2	3	0	1	0	0	0	0											
Rich Chiles, L (9, PH) OBP: 0.319, SLG: 0.343								1-2 2-3 3-H	0-0 FC3-2	1	1	0	0	0	0	3											
Butch Wynegar, S (1, 2) OBP: 0.359, SLG: 0.396	0-0 6-3				0-0 1-3		0-0 F8	0-0 2B	0-0 2B	4	0	1	3	0	0	1											
Roy Smalley, S (1, 6) OBP: 0.335, SLG: 0.341			0-0 S 1B		0-0 F8			0-0 F7	0-0 K	4	0	1	0	0	1	1											
Mike Cubbage, L (1, 5) OBP: 0.337, SLG: 0.392			0-3 K		0-0 F9			0-3 K		3	0	0	0	0	2	1											
Bob Randall, R (1, 4) OBP: 0.269, SLG: 0.254			0-0 6-3			0-0 G3-6 1B		0-0 F9		3	0	1	0	0	0	1											
Inning Stats	R: 0 E: 0 K: 0 S: 3	H: 0 LOB: 0 BB: 0 P: 3	R: 0 E: 0 K: 0 S: 3	H: 0 LOB: 0 BB: 0 P: 3	R: 0 E: 0 K: 1 S: 6	H: 1 LOB: 1 BB: 0 P: 6	R: 0 E: 0 K: 1 S: 5	H: 0 LOB: 0 BB: 0 P: 5	R: 0 E: 0 K: 0 S: 3	H: 0 LOB: 0 BB: 0 P: 3	R: 0 E: 0 K: 0 S: 5	H: 0 LOB: 1 BB: 0 P: 5	R: 1 E: 0 K: 0 S: 5	H: 2 LOB: 1 BB: 0 P: 5	R: 0 E: 0 K: 1 S: 5	H: 0 LOB: 0 BB: 0 P: 5	R: 3 E: 0 K: 1 S: 8	H: 3 LOB: 1 BB: 1 P: 12	1B: 5 2B: 1 3B: 0 HR: 1	SF: 0 SAC: 0 DP: 1 HBP: 0	WP: 0 PA: 34 CS: 1						
PITCHER	IP	WLS	BF	H	R	ER	SO	BB	IBB	HBP	BLK	WP	HR	S	P	ERA	WHIP										
Tom House, L (1, 1) ERA: 5.29	8.1	L	30	6	3	3	3	0	0	0	0	0	1	36	36	3.24	0.720										
Enrique Romo, R (9, 1) ERA: 2.39	0.2		4	1	1	1	1	0	1	0	0	0	0	5	9	13.50	1.500										

Minnesota Twins @ Seattle Mariners
The Kingdome, Seattle, WA
Wed Jul 27 1977, 10:05 PM EDT
Att: 16,869 - Dome

AB 33
R 4
H 7
RBI 4
BB 1
SO 4
LOB 9



Batter	1	2	3	4	5	6	7	8	9	AB	R	H	RBI	BB	SO	LOB	BOTTOM										
Julio Cruz, S (1, 4) OBP: 0.292, SLG: 0.337	0-0 1-3		0-0 5-3			0-0 F7		0-0 F5		3	0	0	0	0	0	1											
Juan Bernhardt, R (8, PH) OBP: 0.293, SLG: 0.389										1	0	0	0	0	0	2											
Jose Baez, R (9, 4) OBP: 0.306, SLG: 0.315										0	0	0	0	0	0	0											
Dave Collins, S (1, 7) OBP: 0.301, SLG: 0.303	4-0 FC3-6 BB			0-3 K		0-0 F7		0-0 1B		3	0	1	1	1	1	0											
Dan Meyer, L (1, 3) OBP: 0.327, SLG: 0.434	0-0 FC3-6 CS			0-0 4-3		0-0 F8		0-0 6-3		4	0	0	0	0	0	3											
Leroy Stanton, R (1, 9) OBP: 0.333, SLG: 0.488	0-0 CS	0-3 K		0-0 P3		4-0 FC4-6 BB		0-0 F3		3	0	0	0	1	1	0											
Ruppert Jones, L (1, 8) OBP: 0.306, SLG: 0.466		0-0 4-3			0-0 6-3		0-0 FC4-6	0-0 F8		4	0	0	0	0	0	1											
Bill Stein, R (1, 5) OBP: 0.294, SLG: 0.402		0-3 K			0-0 BLK 1B		0-0 6-3	0-0 1-3		4	0	1	0	0	1	1											
Steve Braun, L (1, 10) OBP: 0.350, SLG: 0.298			0-0 G3		0-0 L8			0-0 1B	0-0 SH1-4	3	0	1	0	0	0	1											
Carlos Lopez, R (6, PR) OBP: 0.318, SLG: 0.436					1-2 1B			0-0 SH1-4		0	1	0	0	0	0	0											
Bob Stinson, S (1, 2) OBP: 0.391, SLG: 0.406					0-0 1-3			0-0 SH1-4		2	0	1	0	0	0	1											
Craig Reynolds, L (1, 6) OBP: 0.261, SLG: 0.285			0-0 F9			0-0 1-3		0-0 1B	0-0 1B	3	0	1	0	0	0	1											
Inning Stats	R: 0 E: 0 K: 0 S: 2	H: 0 LOB: 1 BB: 0 P: 6	R: 0 E: 0 K: 2 S: 7	H: 0 LOB: 0 BB: 0 P: 7	R: 0 E: 0 K: 0 S: 4	H: 1 LOB: 1 BB: 0 P: 4	R: 0 E: 0 K: 1 S: 5	H: 0 LOB: 0 BB: 0 P: 5	R: 0 E: 0 K: 0 S: 4	H: 1 LOB: 1 BB: 0 P: 4	R: 0 E: 0 K: 0 S: 3	H: 0 LOB: 0 BB: 0 P: 3	R: 0 E: 0 K: 0 S: 6	H: 3 LOB: 2 BB: 0 P: 6	R: 0 E: 0 K: 0 S: 3	H: 0 LOB: 0 BB: 0 P: 3	1B: 5 2B: 0 3B: 0 HR: 0	SF: 0 SAC: 1 DP: 0 HBP: 0	WP: 0 PA: 34 CS: 1								
PITCHER	IP	WLS	BF	H	R	ER	SO	BB	IBB	HBP	BLK	WP	HR	S	P	ERA	WHIP										
Pete Redfern, R (1, 1) ERA: 4.4	9.0	W	33	5	1	1	3	2	0	0	1	0	0	37	45	1.00	0.778										

Minnesota Twins @ Seattle Mariners
The Kingdome, Seattle, WA
Wed Jul 27 1977, 10:05 PM EDT
Att: 16,869 - Dome

AB 30
R 1
H 5
RBI 1
BB 2
SO 3
LOB 11



Batter	1	2	3	4	5	6	7	8	9	AB	R	H	RBI	BB	SO	LOB	TOP										
Glenn Adams, L (1, 9) OBP: 0.397, SLG: 0.455 Dan Ford, R (7, PH) OBP: 0.340, SLG: 0.436 (7, 9)	6-3		4-3		FC4-6 1B		K		K	3	0	1	0	0	0	0	Minnesota Twins @ Seattle Mariners The Kingdome, Seattle, WA Thu Jul 28 1977, 6:33 AM EDT Att: 11,759 - Dome										
Roy Smalley, S (1, 6) OBP: 0.333, SLG: 0.339	F8 E 1B		L8		FC4-6 1B 1-2		F8		F7	5	1	1	0	0	0	2											
Rod Carew, L (1, 3) OBP: 0.454, SLG: 0.587	E4 1-2		S BB		1-2 1B		K			3	0	1	0	1	1	2											
Lyman Bostock, L (1, 8) OBP: 0.399, SLG: 0.512	F8 2-3		3-1 1-2		G3				1B 2B	4	1	1	0	0	0	5											
Butch Wynegar, S (1, 2) OBP: 0.358, SLG: 0.394	1B 3-H				K		4-3		K	4	0	1	1	0	2	1											
Rich Chiles, L (1, 10) OBP: 0.320, SLG: 0.339 Larry Hise, R (8, PH) OBP: 0.363, SLG: 0.545		P6		FC5-4 BB		4-3		CS WP 2-H 1B		2	0	0	0	1	0	0											
Mike Cabbage, L (1, 5) Craig Kusick, R (8, PH) OBP: 0.366, SLG: 0.421 Jerry Terrell, R (8, FR) OBP: 0.255, SLG: 0.258 (8, 5)		4-3		L7		BB		CS BB 1-2		2	0	0	0	1	0	1											
Bob Gorinski, R (1, 7) OBP: 0.180, SLG: 0.237				FC5-4 1-2		4-3		CS BB 1-2 2-3		0	0	0	0	0	0	0											
Bob Randall, R (1, 4) OBP: 0.268, SLG: 0.261					L8			2B		4	0	1	0	0	0	1											
Inning Stats	R: 1 E: 1 K: 0 S: 5	H: 2 LOB: 1 BB: 0 P: 5	R: 0 E: 0 K: 0 S: 4	H: 1 LOB: 0 BB: 0 P: 4	R: 0 E: 0 K: 1 S: 3	H: 0 LOB: 1 BB: 1 P: 7	R: 0 E: 0 K: 1 S: 5	H: 2 LOB: 2 BB: 0 P: 5	R: 0 E: 0 K: 0 S: 3	H: 0 LOB: 1 BB: 1 P: 7	R: 0 E: 0 K: 2 S: 8	H: 1 LOB: 0 BB: 0 P: 8	R: 1 E: 0 K: 1 S: 6	H: 2 LOB: 2 BB: 1 P: 10	R: 0 E: 0 K: 1 S: 5	H: 0 LOB: 0 BB: 0 P: 5		1B: 6 2B: 2 3B: 0 HR: 0	SF: 0 SAC: 0 DP: 0 HBP: 0	WP: 1 PB: 0 SB: 1 CS: 2	PA: 38						
PITCHER	IP	WLS	BF	H	R	ER	SO	BB	IBB	HBP	BLK	WP	HR	S	P	ERA	WHIP										
Gary Wheelock, R (1, 1) ERA: 3.86	6.0	W	27	6	1	0	1	3	0	0	0	0	0	26	38	0.00	1.500										
Bill Laxton, L (7, 1) ERA: 4.02	1.1		6	2	1	1	3	0	0	0	0	0	0	12	12	6.75	1.500										
John Montague, R (8, 1) ERA: 4.41	1.2	S	5	0	0	0	1	1	0	0	0	1	0	6	10	0.00	0.600										

Batter	1	2	3	4	5	6	7	8	9	AB	R	H	RBI	BB	SO	LOB	BOTTOM										
Julio Cruz, S (1, 4) OBP: 0.301, SLG: 0.344	6-3			5-3			CS 1-2 1B			4	0	2	1	0	0	1	Minnesota Twins @ Seattle Mariners The Kingdome, Seattle, WA Thu Jul 28 1977, 6:33 AM EDT Att: 11,759 - Dome										
Dave Collins, S (1, 7) OBP: 0.300, SLG: 0.311	3B	3-H 1B			2-3		CS 1-2		5-3	4	1	1	0	0	0	1											
Carlos Lopez, R (1, 8) OBP: 0.321, SLG: 0.432 (7, 9)	3B BB			K		F9		S 4-3 1B BB		2	2	0	0	2	1	0											
Leroy Stanton, R (1, 9) OBP: 0.333, SLG: 0.494 Ruppert Jones, L (7, 8) OBP: 0.305, SLG: 0.465	1B 3B			K		F3		4-3		3	1	1	2	0	1	0											
Bill Stein, R (1, 5) OBP: 0.299, SLG: 0.406	G6-4-3 1B			1B				1-2 1B		4	0	3	2	0	1	0											
Juan Bernhardt, R (1, 3) OBP: 0.285, SLG: 0.383 Dan Meyer, L (7, 3) OBP: 0.326, SLG: 0.433	G6-4-3 1-2			5-3		5-3		L9		3	0	0	0	0	0	2											
Skip Jutze, R (1, 2) OBP: 0.324, SLG: 0.391				6-3		5-3 1B				3	0	1	0	0	0	0											
Jose Baez, R (1, 10) OBP: 0.307, SLG: 0.321		G3 1B 2B		5-3 1-2				1-3		3	1	1	0	0	0	1											
Craig Reynolds, L (1, 6) OBP: 0.262, SLG: 0.285		G3		F5			CS 1B			3	0	1	0	0	0	2											
Inning Stats	R: 3 E: 0 K: 0 S: 5	H: 3 LOB: 0 BB: 1 P: 9	R: 1 E: 0 K: 0 S: 5	H: 2 LOB: 1 BB: 0 P: 5	R: 0 E: 0 K: 2 S: 8	H: 1 LOB: 1 BB: 0 P: 8	R: 0 E: 0 K: 0 S: 4	H: 1 LOB: 0 BB: 0 P: 4	R: 0 E: 0 K: 1 S: 5	H: 0 LOB: 0 BB: 0 P: 5	R: 0 E: 0 K: 0 S: 3	H: 2 LOB: 0 BB: 0 P: 3	R: 0 E: 0 K: 0 S: 4	H: 1 LOB: 1 BB: 1 P: 8	R: 1 E: 0 K: 0 S: 4	H: 1 LOB: 1 BB: 0 P: 8		1B: 7 2B: 1 3B: 2 HR: 0	SF: 0 SAC: 0 DP: 1 HBP: 0	WP: 0 PB: 0 SB: 1 CS: 2	PA: 34						
PITCHER	IP	WLS	BF	H	R	ER	SO	BB	IBB	HBP	BLK	WP	HR	S	P	ERA	WHIP										
Geoff Zahn, L (1, 1) ERA: 4.65	2.0	L	11	5	4	4	0	1	0	0	0	0	0	10	14	18.00	3.000										
Gary Serun, R (3, 1) ERA: 1.17	5.2		21	5	1	1	3	1	0	0	0	0	0	26	30	1.59	1.059										
Tom Burgmeier, L (8, 1) ERA: 4.26	0.1		1	0	0	0	0	0	0	0	0	0	0	1	1	0.00	0.000										

Batter	1	2	3	4	5	6	7	8	9	AB	R	H	RBI	BB	SO	LOB	TOP										
Elliott Maddox, R OBP: 0.400, SLG: 0.417 (1, 8)	0-0 5-3		0-0 1-H 2B		0-0 F7			4-0 FC1-5 BB	0-3 K	4	0	1	1	1	1	2											
Rich Dauer, R OBP: 0.273, SLG: 0.285 (1, 4)	4-0 G4-6-3 BB		0-0 L4		0-0 F8			0-0 FC1-5	0-0 1-3	4	0	0	0	1	0	5											
Pat Kelly, L OBP: 0.359, SLG: 0.402 Andres Mora, R OBP: 0.217, SLG: 0.471 (6, PH) (8, 7)	0-0 G4-6-3			0-0 F8				0-3 K		3	0	0	0	0	0	1											
Tom Shopay, L OBP: 0.276, SLG: 0.292 (9, 7)	1-2				0-0 1-3					1	0	0	0	0	1	2											
Ken Singleton, S OBP: 0.428, SLG: 0.488 (1, 9)		0-3 K		0-0 F9 1B 2B 1B				0-3 K		3	0	0	0	0	0	1											
Eddie Murray, S OBP: 0.332, SLG: 0.443 (1, 10)		0-0 F8		0-0 2B 1-2 WP 1B				4-0 HR BB		3	2	1	0	1	0	0											
Lee May, R OBP: 0.282, SLG: 0.405 Tony Muser, L OBP: 0.317, SLG: 0.304 (1, 3) (9, 3)		0-0 F9		0-0 F9			0-0 FC6-4 1B	0-0 HR		4	1	2	2	0	0	2											
Doug DeCinces, R OBP: 0.346, SLG: 0.427 (1, 5)			0-3 K	0-0 1-3 3-H 2B			0-0 FC6-4 CS 1B	0-0 FC1-6 1B		4	0	2	1	0	1	1											
Mark Belanger, R OBP: 0.255, SLG: 0.241 (1, 6)			0-0 F8	0-0 F9			0-0 F8	0-0 FC1-6		4	0	0	0	0	0	3											
Dave Skaggs, R OBP: 0.325, SLG: 0.296 (1, 2)			0-0 2B 1B		0-0 3-1			0-0 FC1-5 BB 1B	4-0 1-3 BB	3	1	2	0	1	0	0											
Inning Stats	R: 0 E: 0 K: 0 S: 2	H: 0 LOB: 0 BB: 1 P: 6	R: 0 E: 0 K: 1 S: 5	H: 0 LOB: 0 BB: 0 P: 5	R: 1 E: 0 K: 1 S: 7	H: 2 LOB: 1 BB: 0 P: 7	R: 2 E: 0 K: 0 S: 6	H: 3 LOB: 1 BB: 0 P: 6	R: 0 E: 0 K: 0 S: 3	H: 0 LOB: 0 BB: 0 P: 3	R: 0 E: 0 K: 0 S: 3	H: 1 LOB: 0 BB: 0 P: 3	R: 0 E: 0 K: 2 S: 8	H: 1 LOB: 2 BB: 1 P: 12	R: 2 E: 0 K: 1 S: 7	H: 2 LOB: 2 BB: 2 P: 15	1B: 6 2B: 2 3B: 0 HR: 1	SF: 0 SAC: 0 DP: 1 HBP: 0	WP: 1 PB: 0 SB: 1 CS: 1	PA: 38							
PITCHER	IP	WLS	BF	H	R	ER	SO	BB	IBB	HBP	BLK	WP	HR	S	P	ERA	WHIP										
Bob Galasso, R ERA: 7.27 (1, 1)	3.2		16	5	3	3	2	1	0	0	0	0	0	19	23	7.36	1.636										
Diego Segui, R ERA: 5.32 (4, 1)	3.1		12	2	0	0	0	1	0	0	0	1	0	11	15	0.00	0.900										
Mike Kekich, L ERA: 4.35 (8, 1)	1.0	L	5	1	2	2	2	1	0	0	0	0	1	8	12	18.00	2.000										
Enrique Romo, R ERA: 2.36 (9, 1)	1.0		5	1	0	0	1	1	0	0	0	0	0	6	10	0.00	2.000										

Baltimore Orioles @ Seattle Mariners
The Kingdome, Seattle, WA
Fri Jul 29 1977, 10:05 PM EDT
Att: 14,313 - Unknown

AB 34
R 5
H 9
RBI 4
BB 4
SO 5
LOB 18



Batter	1	2	3	4	5	6	7	8	9	AB	R	H	RBI	BB	SO	LOB	BOTTOM										
Julio Cruz, S OBP: 0.299, SLG: 0.340 Steve Braun, L OBP: 0.349, SLG: 0.297 (1, 4) (9, PH)	0-0 S 1B		0-0 4-3		0-3 K		0-0 5-3		0-3 K	4	0	1	0	0	1	4											
Dave Collins, S OBP: 0.294, SLG: 0.304 (1, 7)	0-0 F7		0-0 F8		0-0 FC4-6		0-0 L6		0-0 F7	5	0	0	0	0	0	5											
Dan Meyer, L OBP: 0.325, SLG: 0.429 (1, 3)	0-3 K			0-0 F5				4-0 HR BB		3	1	0	0	1	2	1											
Leroy Stanton, R OBP: 0.336, SLG: 0.506 (1, 9)	0-0 5-3			0-0 1B				0-0 HR		4	1	2	2	0	1	1											
Ruppert Jones, L OBP: 0.307, SLG: 0.464 (1, 8)		4-0 FC2-6 BB		0-3 K				0-0 E9 FC6-2 1B		3	0	1	0	1	2	1											
Bill Stein, R OBP: 0.298, SLG: 0.412 (1, 5)		0-0 FC2-6 G6-4-3		0-3 K				0-0 4-3		4	1	1	1	0	1	3											
Juan Bernhardt, R OBP: 0.288, SLG: 0.391 (1, 10)		0-0 G6-4-3			0-0 E5 FC6-4			0-0 FC6-2		4	1	1	0	0	0	2											
Larry Milbourne, S OBP: 0.255, SLG: 0.294 Craig Reynolds, L OBP: 0.262, SLG: 0.285 (1, 6) (9, 6)			4-0 SH1-4 BB		0-0 FC6-4 1B			0-0 F9	0-0 F9	3	0	0	0	1	0	3											
Larry Cox, R OBP: 0.305, SLG: 0.393 Bob Stinson, S OBP: 0.390, SLG: 0.404 (1, 2) (9, PH)			0-0 SH1-4		0-0 FC4-6 1B			0-0 5-3 1B	0-3 K	2	0	2	1	0	0	0											
Inning Stats	R: 0 E: 0 K: 1 S: 6	H: 1 LOB: 1 BB: 0 P: 6	R: 0 E: 0 K: 0 S: 2	H: 0 LOB: 0 BB: 1 P: 6	R: 0 E: 0 K: 0 S: 3	H: 0 LOB: 1 BB: 1 P: 7	R: 0 E: 0 K: 2 S: 8	H: 1 LOB: 0 BB: 0 P: 8	R: 0 E: 1 K: 1 S: 7	H: 1 LOB: 2 BB: 0 P: 7	R: 0 E: 0 K: 3 S: 9	H: 0 LOB: 0 BB: 0 P: 9	R: 2 E: 0 K: 0 S: 6	H: 3 LOB: 1 BB: 0 P: 6	R: 2 E: 0 K: 0 S: 5	H: 2 LOB: 1 BB: 1 P: 9	R: 0 E: 0 K: 2 S: 7	H: 0 LOB: 0 BB: 0 P: 7	1B: 5 2B: 0 3B: 1 HR: 2	SF: 0 SAC: 1 DP: 1 HBP: 0	WP: 0 PB: 0 SB: 1 CS: 0	PA: 38					
PITCHER	IP	WLS	BF	H	R	ER	SO	BB	IBB	HBP	BLK	WP	HR	S	P	ERA	WHIP										
Mike Flanagan, L ERA: 3.54 (1, 1)	7.0		30	6	3	3	7	3	0	0	0	0	0	41	53	3.86	1.286										
Dick Drago, R ERA: 2.66 (8, 1)	2.0	W	8	2	1	1	2	0	0	0	0	0	1	12	12	4.50	1.000										

Baltimore Orioles @ Seattle Mariners
The Kingdome, Seattle, WA
Fri Jul 29 1977, 10:05 PM EDT
Att: 14,313 - Unknown

AB 34
R 4
H 8
RBI 4
BB 3
SO 9
LOB 20



Batter	1	2	3	4	5	6	7	8	9	AB	R	H	RBI	BB	SO	LOB	TOP			
Billy Smith, S OBP: 0.302, SLG: 0.346 (1, 4)										4	1	1	0	0	0	0	Baltimore Orioles @ Seattle Mariners The Kingdome, Seattle, WA Sun Jul 31 1977, 6:33 AM EDT Att: 11,464 - Dome			
Tony Muser, L OBP: 0.330, SLG: 0.305 Dave Criscione, R OBP: 0.333, SLG: 0.667 (1, 8) (8, 2)										3	0	1	0	1	1	0				
Pat Kelly, L OBP: 0.361, SLG: 0.395 (1, 7)										3	0	0	0	1	2	1				
Ken Singleton, S OBP: 0.428, SLG: 0.482 (1, 9)										4	0	1	0	0	1	2				
Eddie Murray, S OBP: 0.329, SLG: 0.437 (1, 3)										4	0	1	0	0	0	2				
Lee May, R OBP: 0.282, SLG: 0.410 (1, 10)										3	0	0	0	0	2	4				
Doug DeCinces, R OBP: 0.343, SLG: 0.423 (1, 5)										3	0	0	0	0	0	2				
Mark Belanger, R OBP: 0.252, SLG: 0.238 (1, 6)										3	0	0	0	0	0	2				
Dave Skaggs, R OBP: 0.329, SLG: 0.303 Tom Shopay, L OBP: 0.270, SLG: 0.284 (1, 2) (8, PH) (8, 8)										2	0	0	0	0	0	0	AB 30 R 1 H 4 RBI 0 BB 2 SO 6 LOB 13			
Inning Stats	R: 1 E: 0 K: 0 S: 4	H: 1 LOB: 2 BB: 2 P: 12	R: 0 E: 0 K: 0 S: 3	H: 0 LOB: 0 BB: 0 P: 3	R: 0 E: 0 K: 1 S: 5	H: 1 LOB: 1 BB: 0 P: 5	R: 0 E: 0 K: 1 S: 7	H: 2 LOB: 2 BB: 0 P: 7	R: 0 E: 0 K: 0 S: 3	H: 0 LOB: 0 BB: 0 P: 3	R: 0 E: 0 K: 1 S: 5	H: 0 LOB: 0 BB: 0 P: 5	R: 0 E: 0 K: 1 S: 5	H: 0 LOB: 0 BB: 0 P: 5	R: 0 E: 0 K: 1 S: 5	H: 0 LOB: 0 BB: 0 P: 5		1B: 3 2B: 2 3B: 0 HR: 0	SF: 0 SAC: 0 DP: 1 HBP: 0	WP: 0 PB: 1 SB: 0 CS: 1
PITCHER Glenn Abbott, R ERA: 4.31 (1, 1)	IP: 9.0 WLS: W BF: 32 H: 4 R: 1 ER: 0 SO: 6 BB: 2 IBB: 0 HBP: 0 BLK: 0 WP: 0 HR: 0 S: 42 P: 50 ERA: 0.00 WHIP: 0.667															PITCHER	IP: WLS: BF: H: R: ER: SO: BB: IBB: HBP: BLK: WP: HR: S: P: ERA: WHIP:			

Batter	1	2	3	4	5	6	7	8	9	AB	R	H	RBI	BB	SO	LOB	BOTTOM			
Julio Cruz, S OBP: 0.292, SLG: 0.330 (1, 4)										4	1	1	0	0	1	1	Baltimore Orioles @ Seattle Mariners The Kingdome, Seattle, WA Sun Jul 31 1977, 6:33 AM EDT Att: 11,464 - Dome			
Dave Collins, S OBP: 0.299, SLG: 0.322 (1, 7)										4	2	2	1	0	0	0				
Dan Meyer, L OBP: 0.320, SLG: 0.425 (1, 3)										3	1	1	2	0	0	0				
Ruppert Jones, L OBP: 0.306, SLG: 0.458 (1, 8)										4	1	1	0	0	0	1				
Leroy Stanton, R OBP: 0.342, SLG: 0.522 (1, 9)										3	1	2	3	1	0	0				
Bill Stein, R OBP: 0.301, SLG: 0.421 (1, 5)										4	0	1	0	0	0	2				
Steve Braun, L OBP: 0.345, SLG: 0.292 (1, 10)										4	0	0	0	0	1	1				
Bob Stinson, S OBP: 0.387, SLG: 0.401 (1, 2)										3	0	1	0	0	0	0				
Craig Reynolds, L OBP: 0.263, SLG: 0.286 (1, 6)										3	0	1	0	0	1	1	AB 32 R 6 H 10 RBI 6 BB 1 SO 3 LOB 6			
Inning Stats	R: 2 E: 0 K: 0 S: 6	H: 3 LOB: 1 BB: 0 P: 6	R: 0 E: 0 K: 2 S: 7	H: 1 LOB: 1 BB: 0 P: 7	R: 2 E: 0 K: 0 S: 5	H: 2 LOB: 1 BB: 1 P: 9	R: 0 E: 0 K: 0 S: 3	H: 0 LOB: 0 BB: 0 P: 3	R: 0 E: 0 K: 1 S: 5	H: 0 LOB: 0 BB: 0 P: 5	R: 0 E: 0 K: 0 S: 3	H: 0 LOB: 0 BB: 0 P: 3	R: 0 E: 0 K: 0 S: 4	H: 1 LOB: 1 BB: 0 P: 4	R: 2 E: 0 K: 0 S: 6	H: 3 LOB: 1 BB: 0 P: 6		1B: 6 2B: 3 3B: 1 HR: 1	SF: 1 SAC: 0 DP: 1 HBP: 0	WP: 0 PB: 0 SB: 0 CS: 1
PITCHER Jim Palmer, R ERA: 3.11 Scott McGregor, L ERA: 4.97 (1, 1) (3, 1)	IP: 2.0 WLS: L BF: 11 H: 6 R: 4 ER: 4 SO: 2 BB: 0 IBB: 0 HBP: 0 BLK: 0 WP: 0 HR: 0 S: 15 P: 15 ERA: 18.00 WHIP: 3.000															PITCHER	IP: WLS: BF: H: R: ER: SO: BB: IBB: HBP: BLK: WP: HR: S: P: ERA: WHIP:			

Batter	1	2	3	4	5	6	7	8	9	10	AB	R	H	RBI	BB	SO	LOB	TOP							
Rick Burleson, R OBP: 0.352, SLG: 0.396 (1.6)	K		F9			BB 2B		K		S 1B	5	0	2	0	0	2	1								
Fred Lynn, L OBP: 0.318, SLG: 0.463 (1.8)	L9			2-3		F8		F7		SF9	4	0	0	1	0	0	1								
Jim Rice, R OBP: 0.383, SLG: 0.611 (1.7)	HBP			HR 1B		HBP		1-4-3 1B		F8	3	1	2	0	0	0	1								
George Scott, R OBP: 0.340, SLG: 0.533 (1.3)	F4			HR		G6-4-3 BB		1-4-3			3	1	1	2	1	0	2								
Carlton Fisk, R OBP: 0.401, SLG: 0.501 (1.2)		5-3		F6		G6-4-3 BB					3	0	0	0	1	0	3								
Butch Hobson, R OBP: 0.301, SLG: 0.499 (1.5)		L7		6-3				K		IBB	4	0	0	0	0	2	2								
Dwight Evans, R OBP: 0.364, SLG: 0.511 (1.10)		K						K		4-3	4	0	0	0	0	2	2								
Steve Dillard, R OBP: 0.286, SLG: 0.350 Denny Doyle, L OBP: 0.294, SLG: 0.331 (7.4)								K			2	0	1	0	0	0	0								
Rick Miller, L OBP: 0.354, SLG: 0.323 (1.9)											2	1	1	0	0	1	0								
Inning Stats	R: 0 E: 0 K: 1 S: 5	H: 0 LOB: 1 BB: 0 P: 6	R: 0 E: 0 K: 1 S: 5	H: 0 LOB: 0 BB: 0 P: 5	R: 0 E: 0 K: 0 S: 3	H: 1 LOB: 0 BB: 0 P: 3	R: 2 E: 0 K: 0 S: 5	H: 2 LOB: 0 BB: 0 P: 5	R: 0 E: 0 K: 0 S: 3	H: 0 LOB: 0 BB: 0 P: 3	R: 0 E: 0 K: 3 S: 9	H: 0 LOB: 0 BB: 0 P: 9	R: 0 E: 0 K: 1 S: 5	H: 0 LOB: 0 BB: 0 P: 5	R: 0 E: 0 K: 1 S: 6	H: 1 LOB: 2 BB: 0 P: 10	R: 1 E: 0 K: 0 S: 5	H: 2 LOB: 1 BB: 0 P: 5	1B: 5 2B: 1 3B: 0 HR: 1	SF: 1 SAC: 0 DP: 1 HBP: 2	WP: 1 PB: 0 SB: 1 CS: 0	PA: 39			
PITCHER	IP	WLS	BF	H	R	ER	SO	BB	IBB	HBP	BLK	WP	HR	S	P	ERA	WHIP								
Tom House, L ERA: 5.14 John Montague, R ERA: 4.28 Bill Laxton, L ERA: 3.98	(1.1)	0.0	0	0	0	0	0	0	0	0	0	0	0	0	0	24	33	2.25	1.000						
	(10.1)	0.2	2	0	0	0	0	0	0	0	0	0	0	2	2	0.00	0.000								

Boston Red Sox @ Seattle Mariners
The Kingdom, Seattle, WA
Tue Aug 02 1977, 10:05 PM EDT
Att. 24,344 - Dome - 70 F

AB 34
R 3
H 7
RBI 3
BB 2
SO 7
LOB 14



Batter	1	2	3	4	5	6	7	8	9	10	AB	R	H	RBI	BB	SO	LOB	BOTTOM						
Julio Cruz, S OBP: 0.306, SLG: 0.336 (1.4)	5-3		S 1B		1B 1B		1-3				4	0	2	0	1	0	0							
Dave Collins, S OBP: 0.294, SLG: 0.316 (1.7)	F8		K		F8		F7		F8		5	0	0	0	0	1	4							
Dan Meyer, L OBP: 0.324, SLG: 0.426 (1.3)	S 1B			1B 1B BB	1-3 1B		4-3				4	0	2	0	1	0	0							
Leroy Stanton, R OBP: 0.343, SLG: 0.524 Larry Milbourne, S OBP: 0.250, SLG: 0.290 (10, PR)	K			1B 1B	F7			K			5	0	2	0	0	2	3							
Ruppert Jones, L OBP: 0.307, SLG: 0.456 (1.8)		K				F7		CS 1B		F2	5	0	2	0	0	1	1							
Bill Stein, R OBP: 0.298, SLG: 0.416 (1.5)	F9			1B	F3		F5	4-3		6-3	5	0	0	0	0	0	5							
Steve Braun, L OBP: 0.344, SLG: 0.292 (1.10)	K				F9						4	1	1	0	0	1	3							
Bob Stinson, S OBP: 0.385, SLG: 0.412 (1.2)			K		F3						4	1	1	2	0	2	3							
Craig Reynolds, L OBP: 0.263, SLG: 0.285 (1.6)	1-3						L9				4	0	1	0	0	0	0							
Inning Stats	R: 0 E: 0 K: 1 S: 6	H: 1 LOB: 1 BB: 0 P: 6	R: 0 E: 0 K: 2 S: 7	H: 0 LOB: 0 BB: 0 P: 7	R: 0 E: 0 K: 2 S: 8	H: 1 LOB: 1 BB: 0 P: 8	R: 0 E: 0 K: 0 S: 5	H: 2 LOB: 3 BB: 1 P: 9	R: 0 E: 0 K: 0 S: 5	H: 2 LOB: 2 BB: 0 P: 5	R: 0 E: 0 K: 0 S: 3	H: 0 LOB: 0 BB: 0 P: 3	R: 0 E: 0 K: 1 S: 5	H: 1 LOB: 0 BB: 0 P: 5	R: 0 E: 0 K: 1 S: 6	H: 1 LOB: 2 BB: 0 P: 10	R: 0 E: 0 K: 0 S: 4	H: 1 LOB: 1 BB: 0 P: 4	1B: 9 2B: 1 3B: 0 HR: 1	SF: 0 SAC: 0 DP: 0 HBP: 0	WP: 0 PB: 0 SB: 2 CS: 1	PA: 42		
PITCHER	IP	WLS	BF	H	R	ER	SO	BB	IBB	HBP	BLK	WP	HR	S	P	ERA	WHIP							
Rick Wise, R ERA: 4.45 Bill Campbell, R ERA: 2.93	(1.1)	8.0	33	9	2	2	6	1	0	0	0	0	0	1	44	48	0.00	1.250						
	(9.1)	2.0	9	2	0	0	1	1	0	0	0	0	0	10	14	0.00	1.500							

Boston Red Sox @ Seattle Mariners
The Kingdom, Seattle, WA
Tue Aug 02 1977, 10:05 PM EDT
Att. 24,344 - Dome - 70 F

AB 40
R 2
H 11
RBI 2
BB 2
SO 7
LOB 19



Batter	1	2	3	4	5	6	7	8	9	AB	R	H	RBI	BB	SO	LOB	TOP									
Rick Burleson, R OBP: 0.353, SLG: 0.396 Steve Dillard, R OBP: 0.283, SLG: 0.347 (7, PH) (7, 6)	0-0 4-3	0-0 L5		0-0 S 1B	0-0 6-3 BB BB	0-3 K				3	1	1	0	1	0	1										
Fred Lynn, L OBP: 0.313, SLG: 0.455 (1, 8)	0-0 L8	0-3 K		0-0 F9 1-2	0-0 6-3			0-0 L7		5	0	0	0	0	1	3										
Jim Rice, R OBP: 0.387, SLG: 0.627 (1, 10)	0-0 HR		0-0 S 1B		0-0 HR	0-0 HR	0-0 BB BB	0-0 4-3		4	4	3	2	1	0	0										
George Scott, R OBP: 0.340, SLG: 0.538 (1, 3)	0-3 K		0-0 1-H HR		0-0 E6 BB	0-0 HR	0-0 BB HR	0-3 K		4	2	1	2	1	2	0										
Carlton Fisk, R OBP: 0.401, SLG: 0.497 (1, 2)		4-0 1B HR BB	0-0 5-3		0-0 F8	0-0 HR	0-0 BB	0-0 F7		3	2	0	1	2	0	1										
Bernie Carbo, L OBP: 0.408, SLG: 0.535 (1, 7)	0-0 1-2 HR	0-0 1B	0-3 K		0-0 1-2 BB	0-0 HR	0-0 1-H 2-H 3-H HR	0-3 K		4	2	2	4	1	2	0										
Butch Hobson, R OBP: 0.300, SLG: 0.503 (1, 5)	0-0 1-H 2-H HR	0-0 1B	0-0 F8		0-3 K	0-3 K		0-3 K		5	1	1	3	0	3	2										
Rick Miller, L OBP: 0.351, SLG: 0.328 (1, 9)	0-0 4-3 2B		0-0 4-3	0-0 4-3	0-0 F7		0-3 K			4	0	1	0	0	1	2										
Denny Doyle, L OBP: 0.290, SLG: 0.326 (1, 4)	0-0 4-3 2-3		0-0 1-3		0-0 4-3		0-3 K			4	0	0	0	0	1	1										
Inning Stats	R: 1 E: 0 K: 1 S: 6	H: 1 LOB: 0 BB: 0 P: 6	R: 3 E: 0 K: 1 S: 8	H: 3 LOB: 1 BB: 1 P: 12	R: 2 E: 0 K: 1 S: 7	H: 2 LOB: 0 BB: 0 P: 7	R: 0 E: 0 K: 0 S: 4	H: 1 LOB: 1 BB: 0 P: 4	R: 1 E: 1 K: 1 S: 7	H: 1 LOB: 2 BB: 1 P: 11	R: 5 E: 0 K: 1 S: 6	H: 1 LOB: 0 BB: 4 P: 22	R: 0 E: 0 K: 3 S: 9	H: 0 LOB: 0 BB: 0 P: 9	R: 0 E: 0 K: 1 S: 5	H: 0 LOB: 0 BB: 0 P: 5	R: 0 E: 0 K: 2 S: 7	H: 0 LOB: 0 BB: 0 P: 7	1B: 3 2B: 1 3B: 0 HR: 5	SF: 0 SAC: 0 DP: 0 HBP: 0	WP: 0 PB: 0 SB: 2 CS: 0	PA: 43				
PITCHER	IP	WLS	BF	H	R	ER	SO	BB	IBB	HBP	BLK	WP	HR	S	P	ERA	WHIP									
Gary Wheelock, R ERA: 4.19	(1, 1)	2.0	L	11	4	4	4	2	1	0	0	0	0	2	14	18	18.00	2.500								
Diego Segul, R ERA: 5.52	(3, 1)	2.1		12	4	3	3	1	0	0	0	0	0	2	14	14	11.57	1.714								
Mike Kekich, L ERA: 5.09	(5, 1)	1.1		10	1	5	5	1	5	0	0	0	0	1	7	27	33.75	4.500								
Enrique Romo, R ERA: 2.3	(6, 1)	2.1		7	0	0	0	5	0	0	0	0	0	0	17	17	0.00	0.000								
Bob Galasso, R ERA: 6.52	(9, 1)	1.0		3	0	0	0	2	0	0	0	0	0	0	7	7	0.00	0.000								

Boston Red Sox @ Seattle Mariners
The Kingdome, Seattle, WA
Wed Aug 03 1977, 10:05 PM EDT
Att: 21,152 - Dome - 70 F

AB 37
R 12
H 9
RBI 12
BB 6
SO 11
LOB 10



Batter	1	2	3	4	5	6	7	8	9	AB	R	H	RBI	BB	SO	LOB	BOTTOM								
Julio Cruz, S OBP: 0.328, SLG: 0.345 (1, 4)	4-0 S 1B BB	0-0 1B		4-0 BB		0-0 1B		0-0 1-2 1B		3	1	2	0	2	0	1									
Dave Collins, S OBP: 0.288, SLG: 0.309 (1, 7)	0-0 P7	0-0 F7		0-0 F8		0-3 K		0-0 1-3		5	0	0	0	0	1	5									
Dan Meyer, L OBP: 0.329, SLG: 0.430 (1, 3)	0-0 1B 1-H 1B		0-0 FC3-6 SF8 1B		0-0 4-3	0-0 1-2 2-3 1B		4-0 G1-6-3 BB		4	2	3	1	1	0	0									
Leroy Stanton, R OBP: 0.341, SLG: 0.518 (1, 9)	0-3 K		0-0 FC3-6 1B		0-3 K	0-0 L7-1-2 3-H		0-0 G1-6-3		5	0	1	0	0	2	5									
Ruppert Jones, L OBP: 0.308, SLG: 0.459 (1, 8)	0-0 1B		0-0 FC3-6 1-2 2-3 1B		0-0 E 1B 2B		0-0 4-3		0-0 F9		5	1	2	0	0	2									
Bill Stein, R OBP: 0.300, SLG: 0.418 (1, 5)	0-0 1-2 3-H 1B		0-0 SF8		0-0 E5 1B		0-0 1B				3	0	2	2	0	1									
Steve Braun, L OBP: 0.343, SLG: 0.291 (1, 10)	0-0 F7		0-0 F8		0-0 1-2 3-H 1B		0-0 F7				4	0	1	1	0	4									
Bob Stinson, S OBP: 0.379, SLG: 0.404 (1, 2)		0-0 F8		0-0 G3		0-0 F8		0-0 G3		4	0	0	0	0	0	3									
Craig Reynolds, L OBP: 0.262, SLG: 0.285 (1, 6)	0-0 4-3		0-0 F6		0-0 E4 1B 1-7-1-2 1B		0-0 G6-3 1B				4	0	1	0	0	0									
Inning Stats	R: 2 E: 0 K: 1 S: 8	H: 3 LOB: 2 BB: 1 P: 12	R: 0 E: 0 K: 0 S: 4	H: 1 LOB: 1 BB: 0 P: 4	R: 1 E: 0 K: 0 S: 5	H: 2 LOB: 1 BB: 0 P: 5	R: 0 E: 0 K: 0 S: 3	H: 0 LOB: 1 BB: 1 P: 7	R: 1 E: 1 K: 1 S: 8	H: 2 LOB: 2 BB: 0 P: 8	R: 0 E: 1 K: 1 S: 7	H: 2 LOB: 2 BB: 0 P: 7	R: 0 E: 0 K: 0 S: 4	H: 1 LOB: 1 BB: 0 P: 4	R: 0 E: 0 K: 0 S: 3	H: 1 LOB: 0 BB: 0 P: 3	R: 0 E: 0 K: 0 S: 2	H: 0 LOB: 0 BB: 1 P: 6	1B: 11 2B: 2 3B: 0 HR: 0	SF: 1 SAC: 0 DP: 3 HBP: 0	WP: 0 PB: 0 SB: 1 CS: 0	PA: 41			
PITCHER	IP	WLS	BF	H	R	ER	SO	BB	IBB	HBP	BLK	WP	HR	S	P	ERA	WHIP								
Mike Paxton, R ERA: 4.93	(1, 1)	5.0	W	26	8	4	3	2	2	0	0	0	0	28	36	5.40	2.000								
Bob Stanley, R ERA: 4.18	(6, 1)	2.0		9	3	0	0	1	0	0	0	0	0	11	11	0.00	1.500								
Reggie Cleveland, R ERA: 4.37	(8, 1)	1.0		3	1	0	0	0	0	0	0	0	0	3	3	0.00	1.000								
Jim Willoughby, R ERA: 3.86	(9, 1)	1.0		3	0	0	0	0	1	0	0	0	0	2	6	0.00	1.000								

Boston Red Sox @ Seattle Mariners
The Kingdome, Seattle, WA
Wed Aug 03 1977, 10:05 PM EDT
Att: 21,152 - Dome - 70 F

AB 37
R 4
H 12
RBI 4
BB 3
SO 3
LOB 21



Batter	1	2	3	4	5	6	7	8	9	AB	R	H	RBI	BB	SO	LOB	TOP					
Mickey Rivers, L (1, 8) OBP: 0.338, SLG: 0.407	F7		4-3		F8				5-3	5	0	1	1	0	0	2	New York Yankees @ Seattle Mariners The Kingdome, Seattle, WA Fri Aug 05 1977, 10:05 PM EDT Att: 36,833 - Dome					
Roy White, S (1, 7) OBP: 0.367, SLG: 0.417	6-3		P5				F8			3	0	0	0	1	0	2						
Thurman Munson, R (1, 2) Cliff Johnson, R (7, 2) OBP: 0.348, SLG: 0.473 OBP: 0.401, SLG: 0.579	F2			P6	FC5-4					4	0	0	0	0	1	4						
Chris Chambliss, L (1, 3) OBP: 0.339, SLG: 0.430		F9								4	1	1	0	0	0	0						
Reggie Jackson, L (1, 9) OBP: 0.370, SLG: 0.548		K					F8			4	1	1	2	0	2	0						
Graig Nettles, L (1, 5) OBP: 0.313, SLG: 0.457										3	0	0	0	1	1	0						
Willie Randolph, R (1, 4) OBP: 0.362, SLG: 0.420										4	0	1	0	0	0	0						
Dell Alton, L (1, 10) OBP: 0.424, SLG: 0.552										3	1	1	0	1	0	2						
Bucky Dent, R (1, 6) Carlos May, L (9, PH) OBP: 0.330, SLG: 0.385 OBP: 0.315, SLG: 0.351			F9		P3					3	0	1	0	0	0	1						
Inning Stats	R: 0 E: 0 K: 0 S: 3	H: 0 LOB: 0 BB: 0 P: 3	R: 0 E: 0 K: 1 S: 6	H: 1 LOB: 2 BB: 1 P: 10	R: 0 E: 0 K: 0 S: 3	H: 0 LOB: 0 BB: 0 P: 3	R: 2 E: 0 K: 0 S: 5	H: 2 LOB: 0 BB: 0 P: 5	R: 0 E: 0 K: 0 S: 4	H: 1 LOB: 2 BB: 1 P: 8	R: 0 E: 0 K: 1 S: 5	H: 0 LOB: 0 BB: 0 P: 5	R: 1 E: 0 K: 1 S: 7	H: 2 LOB: 2 BB: 1 P: 11	R: 0 E: 0 K: 1 S: 5	H: 0 LOB: 0 BB: 0 P: 5	R: 0 E: 0 K: 0 S: 3	H: 0 LOB: 1 BB: 1 P: 7	1B: 3 2B: 2 3B: 0 HR: 1	SF: 0 SAC: 0 DP: 0 HBP: 0	WP: 0 PB: 0 SB: 1 CS: 0	PA: 37
PITCHER	IP	WLS	BF	H	R	ER	SO	BB	IBB	HBP	BLK	WP	HR	S	P	ERA	WHIP					
Dick Pole, R (1, 1) ERA: 4.09	6.1	W	26	4	3	3	2	3	0	0	0	0	1	27	39	4.26	1.105					
Bill Laxton, L (7, 1) ERA: 3.98	0.0		2	2	0	0	0	0	0	0	0	0	0	2	2	∞	∞					
Enrique Romo, R (7, 1) ERA: 2.22	2.2	S	9	0	0	0	2	1	0	0	0	0	0	12	16	0.00	0.375					

Batter	1	2	3	4	5	6	7	8	9	AB	R	H	RBI	BB	SO	LOB	BOTTOM				
Julio Cruz, S (1, 4) OBP: 0.333, SLG: 0.351	4-3						F8			4	2	2	0	0	0	0	New York Yankees @ Seattle Mariners The Kingdome, Seattle, WA Fri Aug 05 1977, 10:05 PM EDT Att: 36,833 - Dome				
Dave Collins, S (1, 7) OBP: 0.291, SLG: 0.312	E4						F5			4	2	2	0	0	0	0					
Dan Meyer, L (1, 3) OBP: 0.331, SLG: 0.430	F7						F7			4	0	2	2	0	0	1					
Leroy Stanton, R (1, 9) OBP: 0.337, SLG: 0.511	F8									4	0	0	0	0	2	3					
Ruppert Jones, L (1, 8) OBP: 0.312, SLG: 0.466										3	1	2	0	1	0	0					
Bill Stein, R (1, 5) OBP: 0.297, SLG: 0.414										4	0	0	0	0	1	3					
Steve Braun, L (1, 10) OBP: 0.343, SLG: 0.292										3	0	1	0	0	0	0					
Bob Stinson, S (1, 2) OBP: 0.375, SLG: 0.399										3	0	0	0	0	1	1					
Craig Reynolds, L (1, 6) OBP: 0.260, SLG: 0.282										3	0	0	0	0	0	1					
Inning Stats	R: 0 E: 1 K: 0 S: 4	H: 0 LOB: 1 BB: 0 P: 4	R: 1 E: 1 K: 1 S: 7	H: 2 LOB: 1 BB: 0 P: 7	R: 2 E: 0 K: 0 S: 5	H: 3 LOB: 0 BB: 0 P: 5	R: 0 E: 0 K: 1 S: 5	H: 0 LOB: 0 BB: 0 P: 5	R: 2 E: 0 K: 1 S: 8	H: 3 LOB: 2 BB: 1 P: 12	R: 0 E: 0 K: 0 S: 3	H: 0 LOB: 0 BB: 0 P: 3	R: 0 E: 0 K: 0 S: 3	H: 0 LOB: 0 BB: 0 P: 3	R: 0 E: 0 K: 1 S: 5	H: 1 LOB: 0 BB: 0 P: 5	1B: 7 2B: 3 3B: 0 HR: 0	SF: 0 SAC: 0 DP: 2 HBP: 0	WP: 3 PB: 0 SB: 1 CS: 0	PA: 33	
PITCHER	IP	WLS	BF	H	R	ER	SO	BB	IBB	HBP	BLK	WP	HR	S	P	ERA	WHIP				
Ed Figueroa, R (1, 1) ERA: 3.48	4.1	L	21	8	5	5	2	0	0	0	0	1	0	25	25	10.38	1.846				
Dick Tidrow, R (5, 1) ERA: 3.46	3.2		12	1	0	0	2	0	1	0	0	1	0	15	19	0.00	0.273				

Batter	1	2	3	4	5	6	7	8	9	AB	R	H	RBI	BB	SO	LOB	TOP					
Mickey Rivers, L (1,8) OBP: 0.342, SLG: 0.419	0-0 2B		0-0 2B			0-0 G3		0-0 G3 1B 2B		4	1	3	0	0	0	1	New York Yankees @ Seattle Mariners The Kingdome, Seattle, WA Sat Aug 06 1977, 10:05 PM EDT Att: 42,146 - Dome					
Roy White, S (1,7) OBP: 0.363, SLG: 0.412	0-0 6-3		0-0 6-3			0-0 P6		0-0 G3		4	0	0	0	0	0	3						
Thurman Munson, R (1,2) OBP: 0.352, SLG: 0.475	4-0 BB			0-0 6-3		0-0 1B 1B		0-0 1B		3	0	2	2	1	0	0						
Chris Chambliss, L (1,3) OBP: 0.338, SLG: 0.429	0-0 F8			0-0 3-1		0-0 1B 1B		0-0 K		4	0	1	0	0	1	2						
Reggie Jackson, L (1,9)		0-0 4-3		0-0 L5		0-0 F8		0-0 F8		4	0	0	0	0	0	3						
Graig Nettles, L (1,5) OBP: 0.310, SLG: 0.453		0-0 F9			0-0 3-1			0-0 6-3		4	0	0	0	0	0	0						
Willie Randolph, R (1,4) OBP: 0.363, SLG: 0.419		0-0 3-1			4-0 G4-3 BB		0-0 FC5-4 1B		0-0 F9	3	0	1	0	1	0	0						
Carlos May, L (1,10) OBP: 0.308, SLG: 0.342			0-0 4-3		0-0 G4-3		0-0 F9		0-0 G3	4	0	0	0	0	0	2						
Bucky Dent, R (1,6) OBP: 0.330, SLG: 0.388			0-0 F9			0-0 G3 1B 2B		0-0 FC5-4		3	1	1	0	0	0	1						
Inning Stats	R: 0 E: 0 K: 0 S: 3	H: 1 LOB: 1 BB: 1 P: 7	R: 0 E: 0 K: 0 S: 3	H: 0 LOB: 0 BB: 0 P: 3	R: 0 E: 0 K: 0 S: 4	H: 1 LOB: 1 BB: 0 P: 4	R: 0 E: 0 K: 0 S: 3	H: 0 LOB: 0 BB: 1 P: 3	R: 0 E: 0 K: 0 S: 2	H: 0 LOB: 0 BB: 1 P: 6	R: 1 E: 0 K: 0 S: 6	H: 3 LOB: 2 BB: 0 P: 6	R: 0 E: 0 K: 0 S: 4	H: 1 LOB: 1 BB: 0 P: 4	R: 1 E: 0 K: 0 S: 7	H: 2 LOB: 1 BB: 0 P: 7	R: 0 E: 0 K: 0 S: 3	H: 0 LOB: 0 BB: 0 P: 3	1B: 4 2B: 4 3B: 0 HR: 0	SF: 0 SAC: 0 DP: 1 HBP: 0	WP: 0 PB: 0 CS: 0	PA: 35
PITCHER Glenn Abbott, R (1,1) ERA: 4.15	IP: 9.0 WLS: W BF: 35 H: 8 R: 2 ER: 2 SO: 1 BB: 2 IBB: 0 HBP: 0 BLK: 0 WP: 0 HR: 0 S: 35 P: 43 ERA: 2.00 WHIP: 1.111															PITCHER						

AB 33
R 2
H 8
RBI 2
BB 2
SO 1
LOB 12



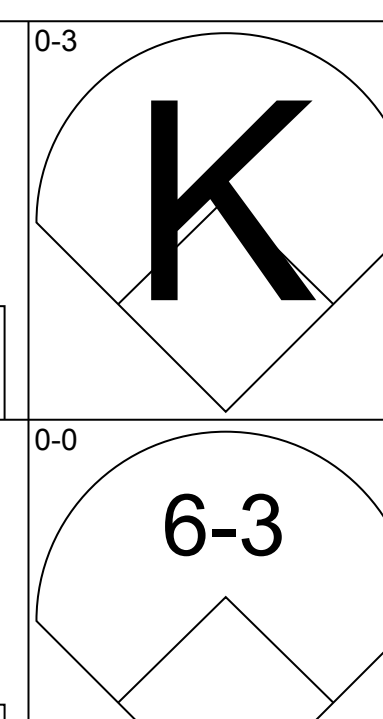
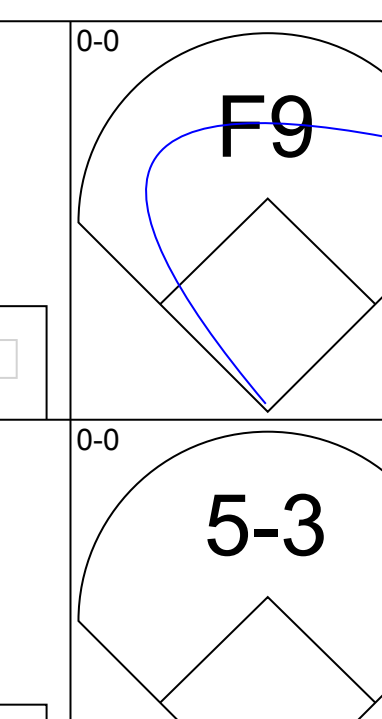
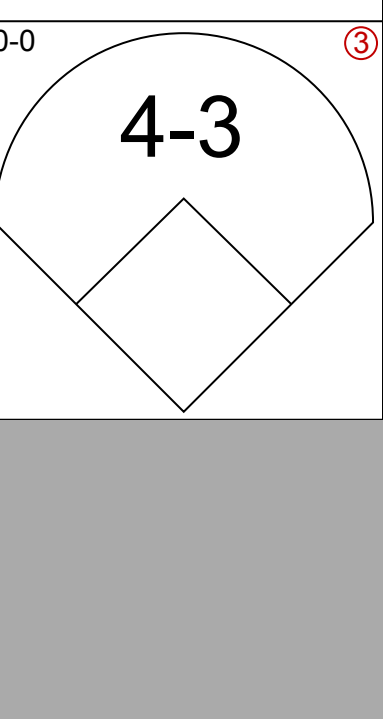

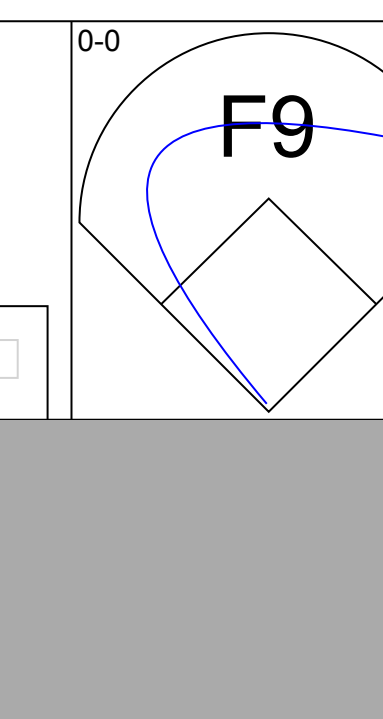
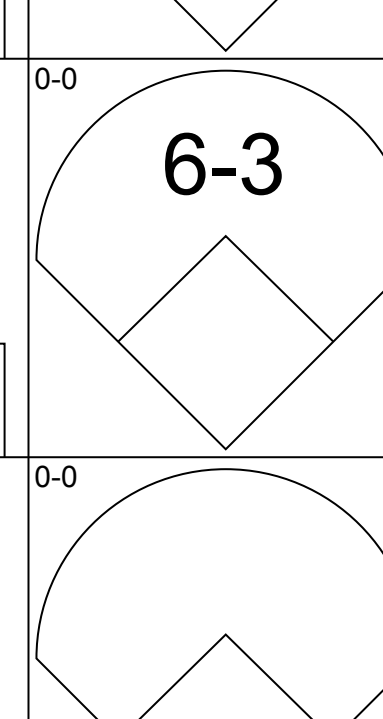
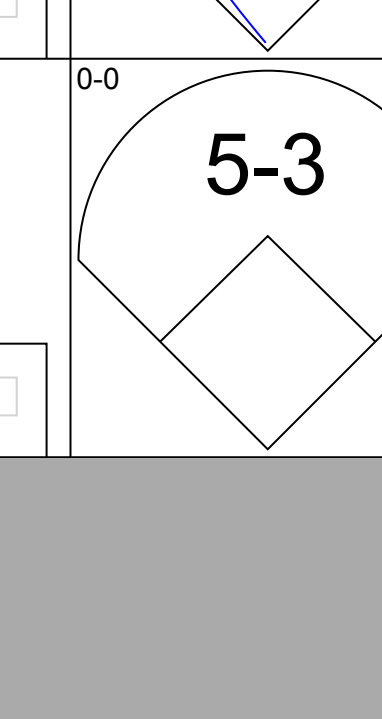
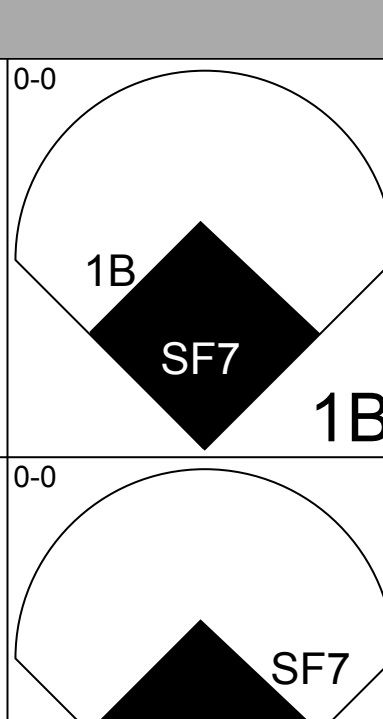
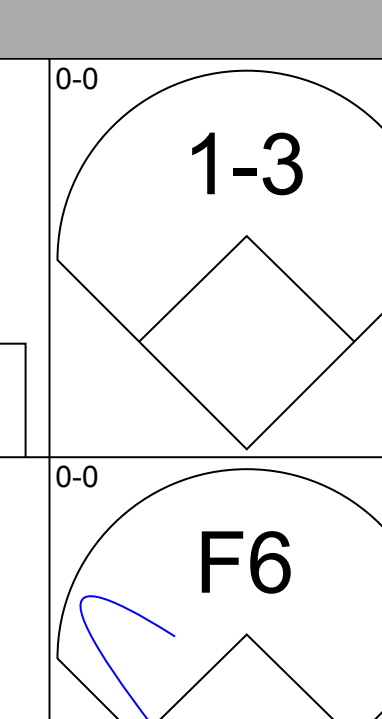
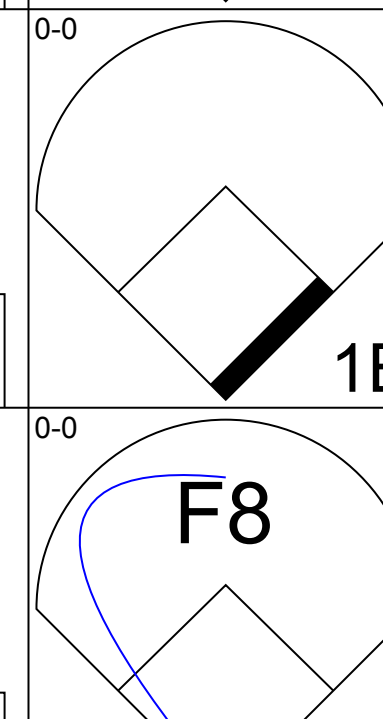
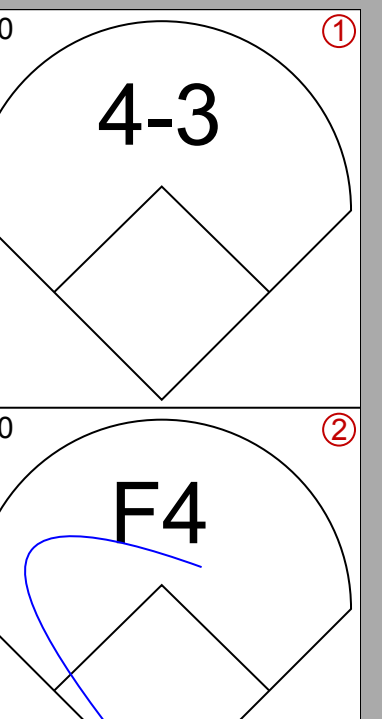
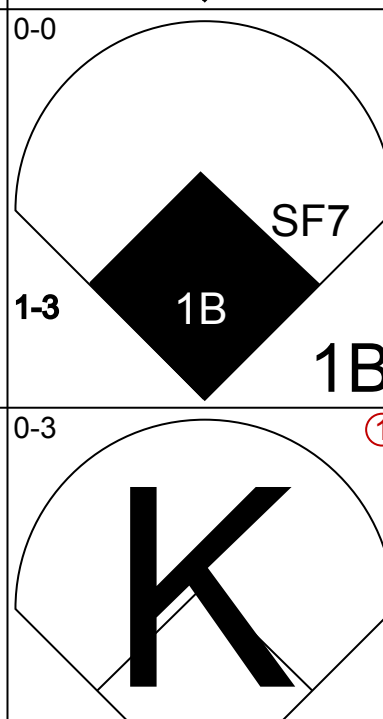
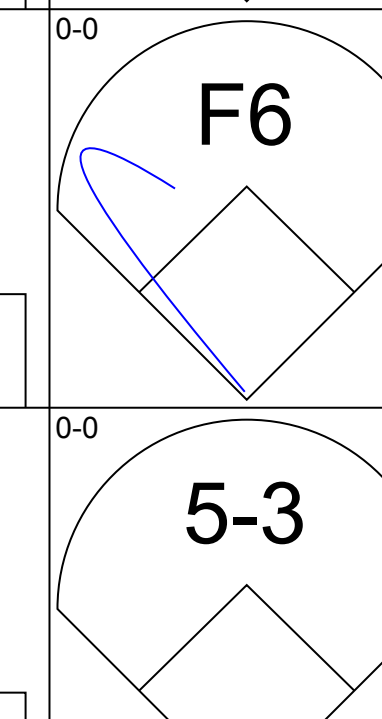
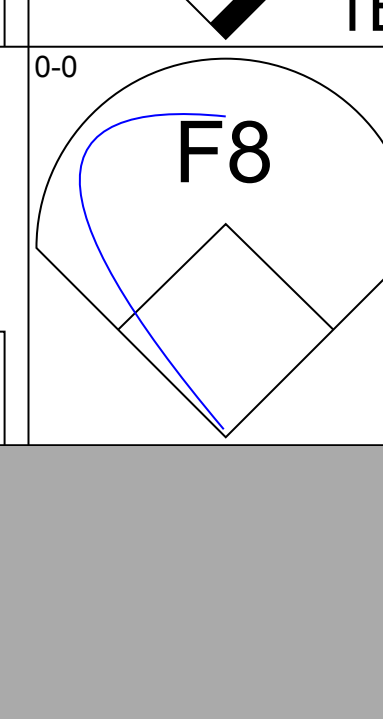
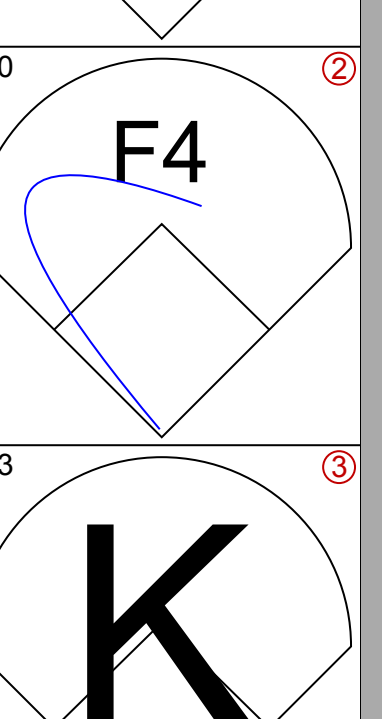
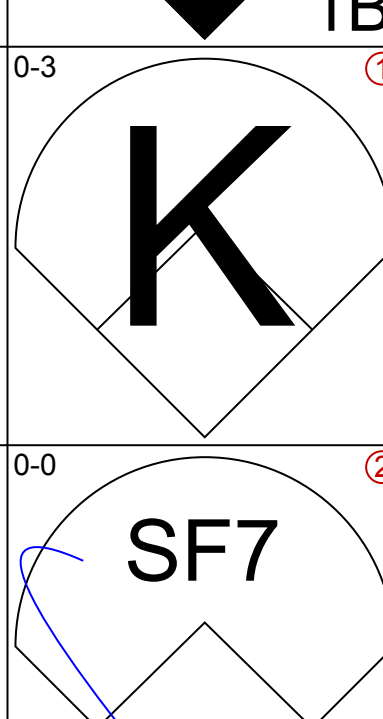
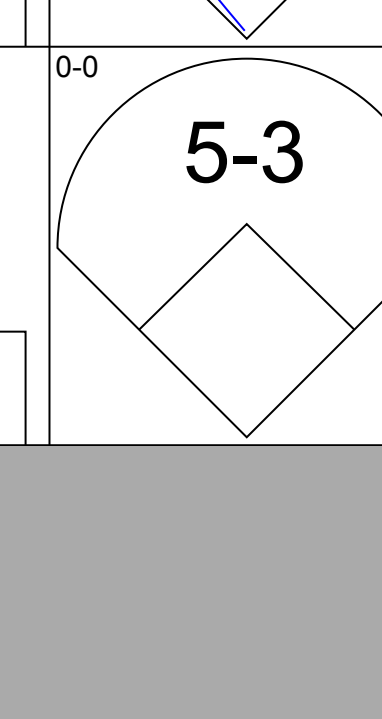
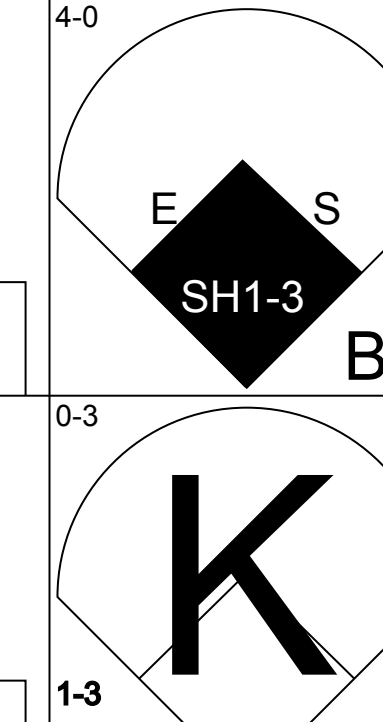
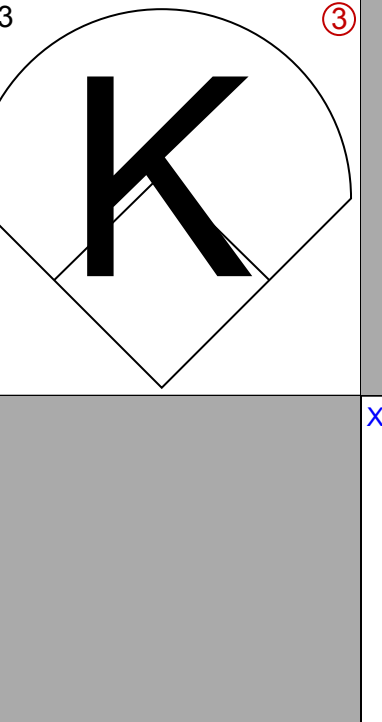
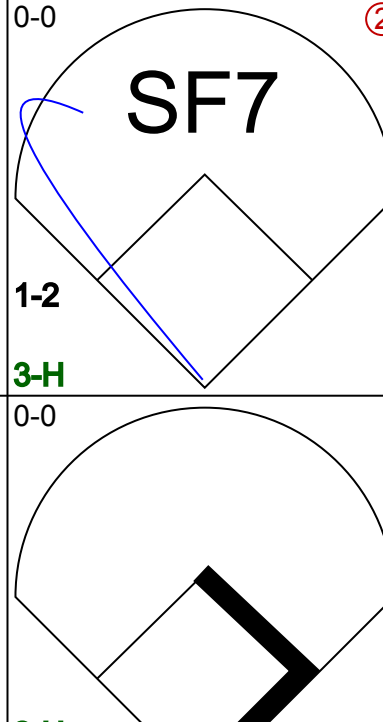
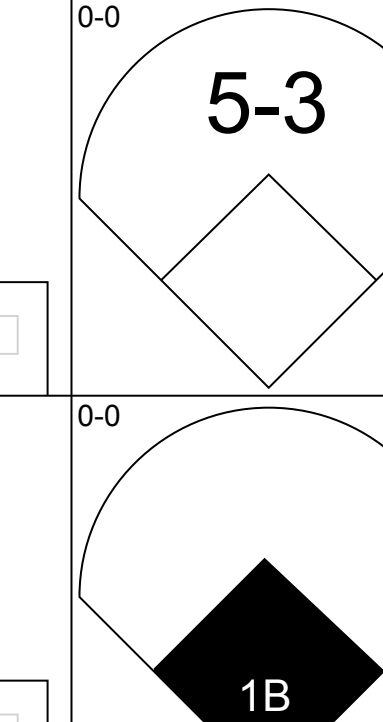

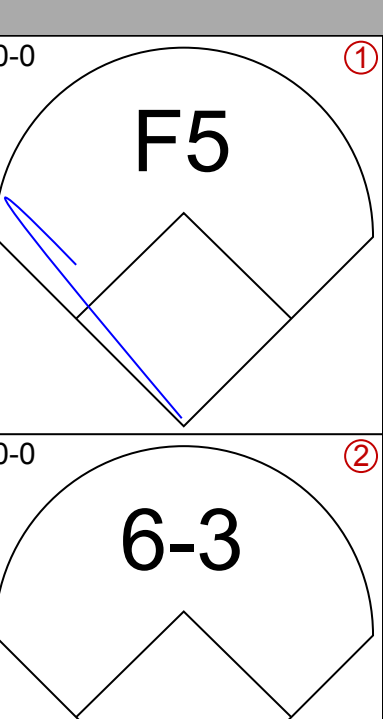
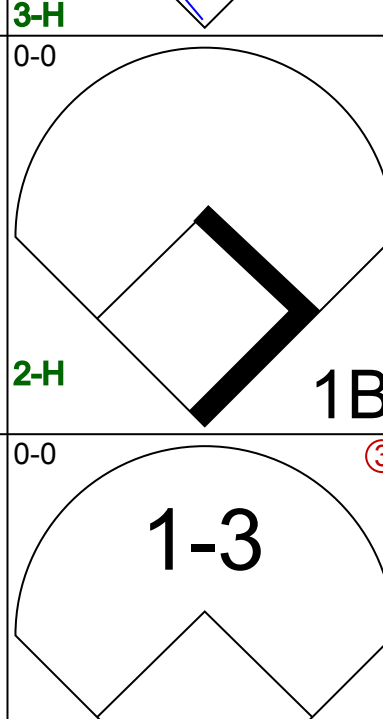
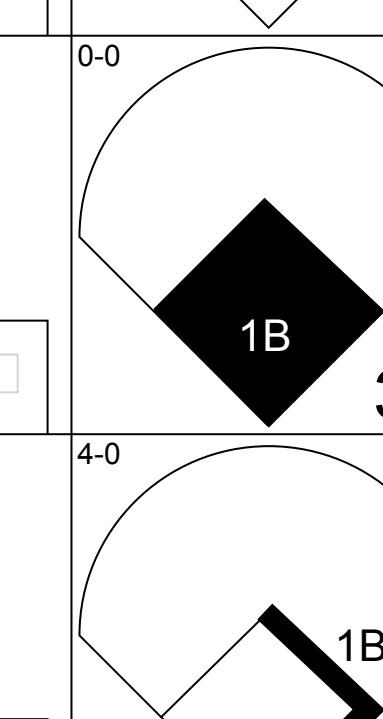

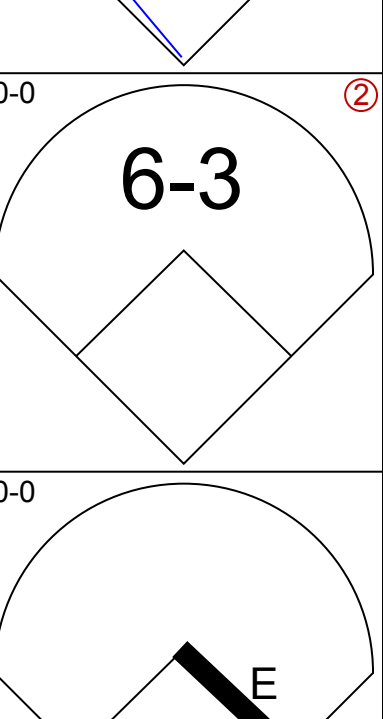
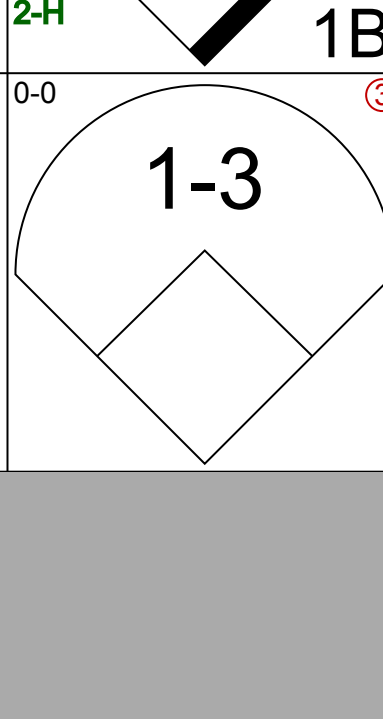
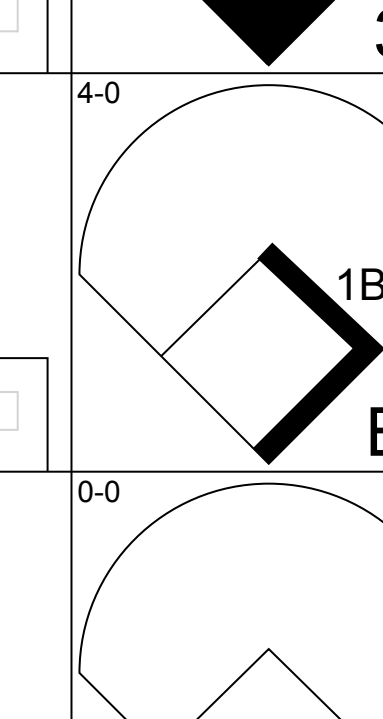

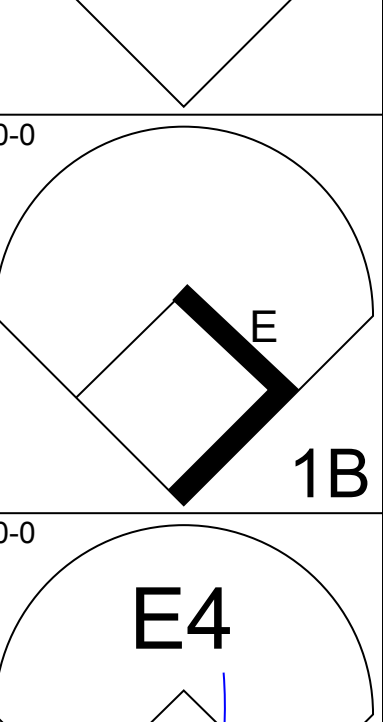
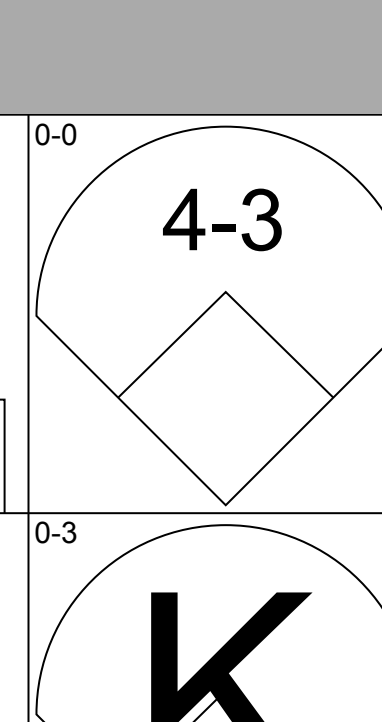
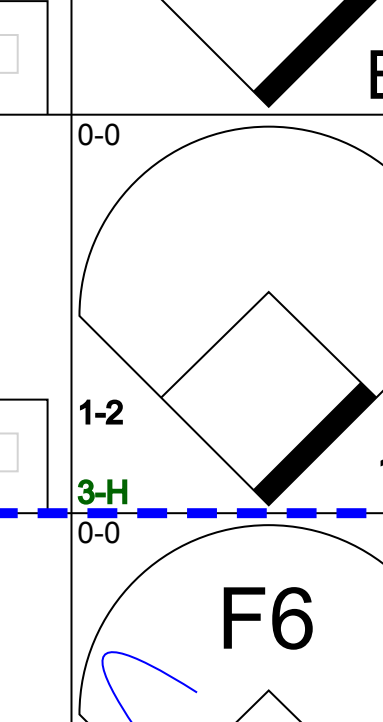
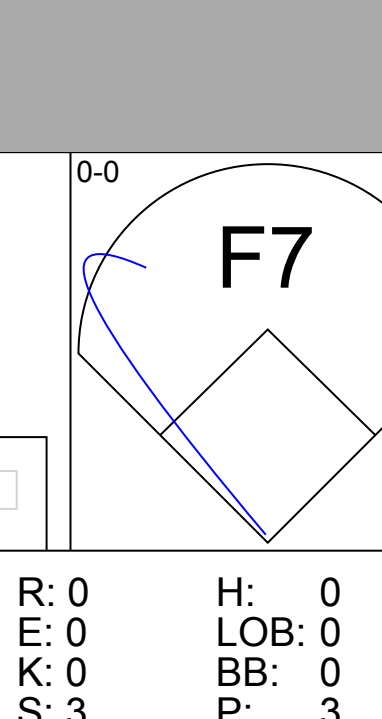
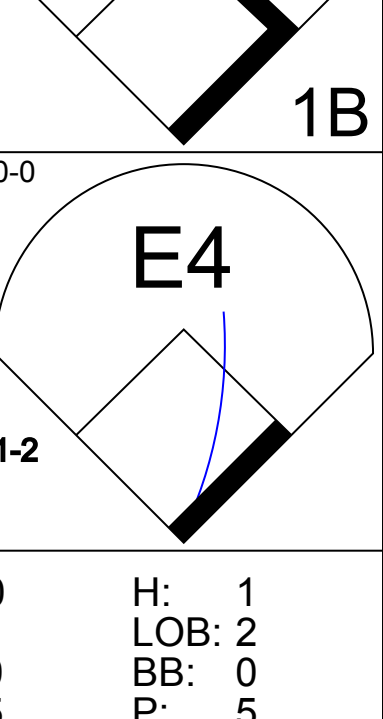
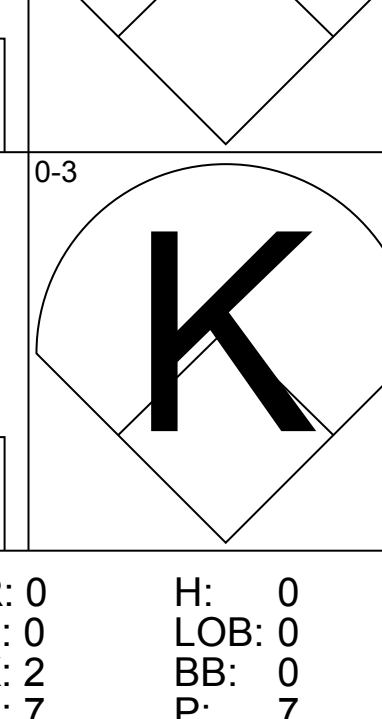
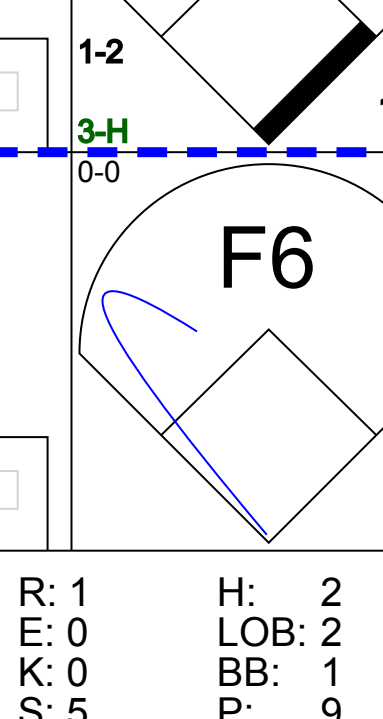
Batter	1	2	3	4	5	6	7	8	9	AB	R	H	RBI	BB	SO	LOB	BOTTOM			
Julio Cruz, S (1,4) OBP: 0.347, SLG: 0.364	0-0 E7 1B 1B	0-0 L4			0-0 1B 1B		0-0 S HR 1B			4	2	3	0	0	0	0	New York Yankees @ Seattle Mariners The Kingdome, Seattle, WA Sat Aug 06 1977, 10:05 PM EDT Att: 42,146 - Dome			
Dave Collins, S (1,7) OBP: 0.291, SLG: 0.311	0-0 1B 2-3 1B	0-0 G3			0-0 B3		0-3 K			4	0	1	0	0	1	2				
Dan Meyer, L (1,3) OBP: 0.335, SLG: 0.432	0-0 HR 1-3 3-H 1B		0-0 F5		0-0 S 1-3 1B		4-0 HR IBB			3	2	2	1	1	0	0				
Leroy Stanton, R (1,9) OBP: 0.335, SLG: 0.517	0-0 P5		0-0 P4		0-3 K		0-0 HR			4	1	1	3	0	1	3				
Ruppert Jones, L (1,8) OBP: 0.313, SLG: 0.472	4-0 HR BB		0-0 4-3		0-3 K		0-0 IHR			3	2	1	1	1	1	2				
Bill Stein, R (1,5) OBP: 0.297, SLG: 0.420	0-0 HR			0-0 F9		0-0 6-3		0-3 K		4	1	1	3	0	1	0				
Steve Braun, L (1,10) OBP: 0.345, SLG: 0.301	0-0 HR			4-0 BB		0-0 P6		0-3 K		3	1	1	1	1	1	0				
Bob Stinson, S (1,2) OBP: 0.369, SLG: 0.392	0-0 6-3			0-0 F8		0-0 F7		0-0 5-3		4	0	0	0	0	0	1				
Craig Reynolds, L (1,6) OBP: 0.257, SLG: 0.278		0-0 F9		0-0 F9			0-0 L3		0-3 K	4	0	0	0	0	1	1				
Inning Stats	R: 5 E: 1 K: 0 S: 7	H: 5 LOB: 0 BB: 1 P: 11	R: 0 E: 0 K: 0 S: 3	H: 0 LOB: 0 BB: 0 P: 3	R: 0 E: 0 K: 0 S: 3	H: 0 LOB: 0 BB: 0 P: 3	R: 0 E: 0 K: 0 S: 3	H: 0 LOB: 1 BB: 1 P: 7	R: 0 E: 0 K: 2 S: 9	H: 2 LOB: 2 BB: 0 P: 9	R: 0 E: 0 K: 0 S: 3	H: 0 LOB: 0 BB: 0 P: 3	R: 4 E: 0 K: 2 S: 10	H: 3 LOB: 0 BB: 1 P: 14	R: 0 E: 0 K: 2 S: 7	H: 0 LOB: 0 BB: 0 P: 7	1B: 6 2B: 0 3B: 0 HR: 4	SF: 0 SAC: 0 DP: 0 HBP: 0	WP: 0 PB: 0 CS: 0	PA: 36
PITCHER Caffish Hunter, R (1,1) ERA: 4.96 Sparky Lyle, L (7,1) ERA: 1.71	IP: 6.2 WLS: L BF: 31 H: 9 R: 8 ER: 8 SO: 8 BB: 2 IBB: 1 HBP: 0 BLK: 0 WP: 0 HR: 3 S: 34 P: 46 ERA: 10.80 WHIP: 1.650															PITCHER				

AB 33
R 9
H 10
RBI 9
BB 3
SO 6
LOB 9



Batter	1	2	3	4	5	6	7	8	9	AB	R	H	RBI	BB	SO	LOB	TOP										
Willie Randolph, R OBP: 0.361, SLG: 0.419 (1, 4)	1-5-3		1B	K		3-1		G6-4-3		5	1	1	0	0	1	1	New York Yankees @ Seattle Mariners The Kingdome, Seattle, WA Sun Aug 07 1977, 6:33 AM EDT Att: 29,412 - Dome										
Roy White, S OBP: 0.364, SLG: 0.415 (1, 7)	P6		1B			K			4-3	5	1	2	0	0	1	0											
Thurman Munson, R OBP: 0.353, SLG: 0.473 (1, 2)	K		1B	F8					F9	4	1	1	1	1	1	1											
Chris Chambliss, L OBP: 0.339, SLG: 0.428 (1, 3)		1B	SF9	4-3		6-3			G3	5	1	2	1	0	0	2											
Lou Piniella, R OBP: 0.360, SLG: 0.465 (1, 9)	F9	SH1-3			1B				6-3	3	1	1	0	0	0	1											
Reggie Jackson, L OBP: 0.363, SLG: 0.537 (1, 10)	K	SF9			K				K2-3	3	0	0	1	0	3	2											
Graig Nettles, L OBP: 0.314, SLG: 0.458 (1, 5)	BB	HR			SF9				K	4	1	3	1	0	1	0											
Paul Blair, R OBP: 0.355, SLG: 0.478 (1, 8)	BB	HR			SF9			FC6-4	BB	1	1	1	3	2	0	0											
Bucky Dent, R OBP: 0.327, SLG: 0.383 (1, 6)	K	F8			F8			FC6-4	G6-4-3	4	0	0	0	0	1	5											
Inning Stats	R: 0 E: 0 K: 1 S: 5	H: 0 LOB: 0 BB: 0 P: 5	R: 0 E: 0 K: 2 S: 9	H: 2 LOB: 3 BB: 1 P: 13	R: 6 E: 0 K: 0 S: 9	H: 6 LOB: 0 BB: 0 P: 9	R: 0 E: 0 K: 1 S: 6	H: 1 LOB: 1 BB: 0 P: 6	R: 1 E: 0 K: 1 S: 7	H: 2 LOB: 1 BB: 0 P: 7	R: 0 E: 0 K: 2 S: 5	H: 0 LOB: 1 BB: 1 P: 9	R: 0 E: 0 K: 2 S: 7	H: 0 LOB: 0 BB: 0 P: 7	R: 0 E: 0 K: 0 S: 2	H: 0 LOB: 0 BB: 1 P: 6	R: 0 E: 0 K: 0 S: 3	H: 0 LOB: 0 BB: 0 P: 3	1B: 7 2B: 3 3B: 0 HR: 1	SF: 2 SAC: 1 DP: 1 HBP: 0	WP: 1 PB: 0 CS: 0	PA: 40					
PITCHER	IP	WLS	BF	H	R	ER	SO	BB	IBB	HBP	BLK	WP	HR	S	P	ERA	WHIP										
Tom House, L ERA: 5.12 (1, 1)	0.1		1	0	0	0	0	0	0	0	0	0	0	1	1	0.00	0.000										
John Montague, R ERA: 4.5 (1, 1)	2.0	L	13	6	4	4	3	1	0	0	0	0	0	18	22	18.00	3.500										
Bill Laxton, L ERA: 4.29 (3, 1)	2.1		12	5	3	3	2	0	0	0	0	0	1	16	16	11.57	2.143										
Diego Segui, R ERA: 5.21 (5, 1)	4.1		14	0	0	0	3	2	0	0	0	1	0	18	26	0.00	0.462										

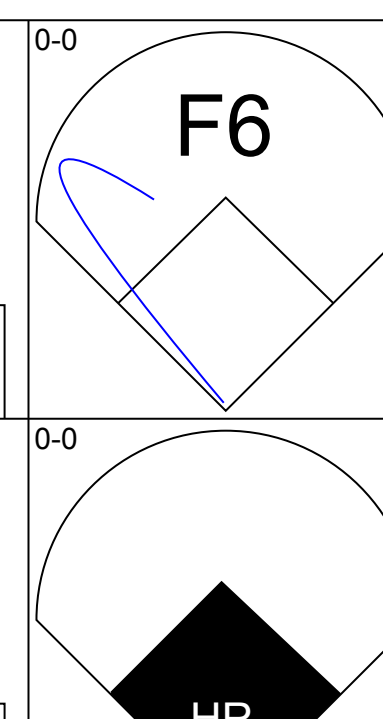
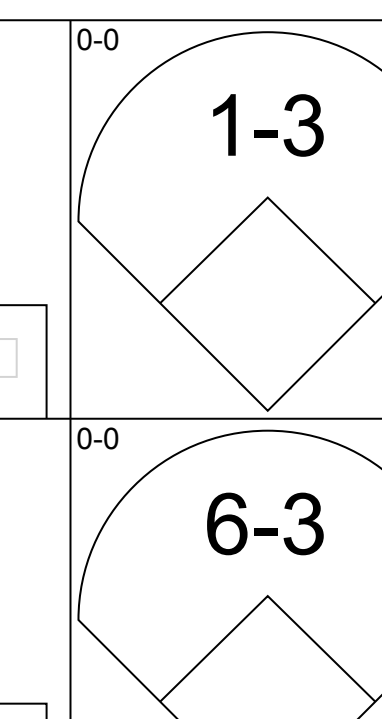

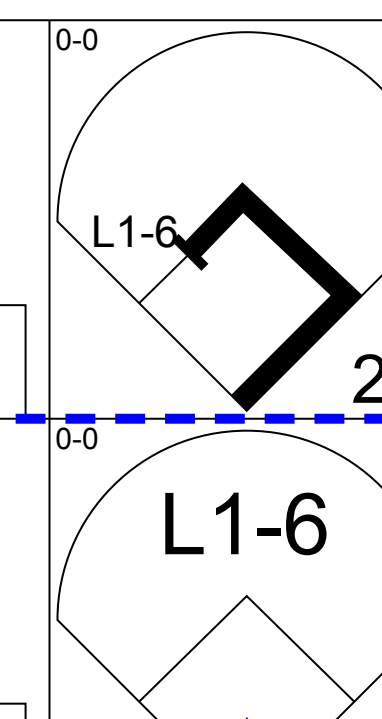
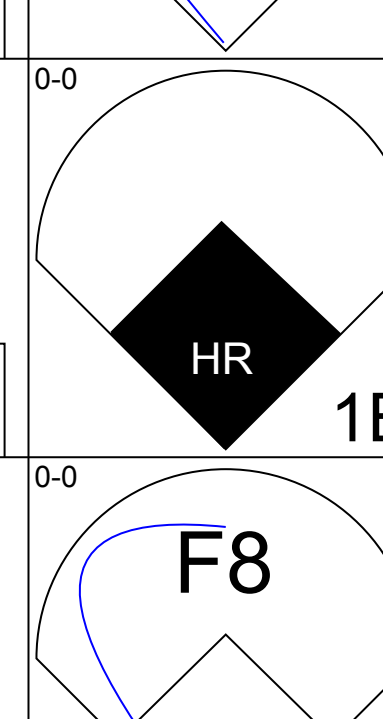
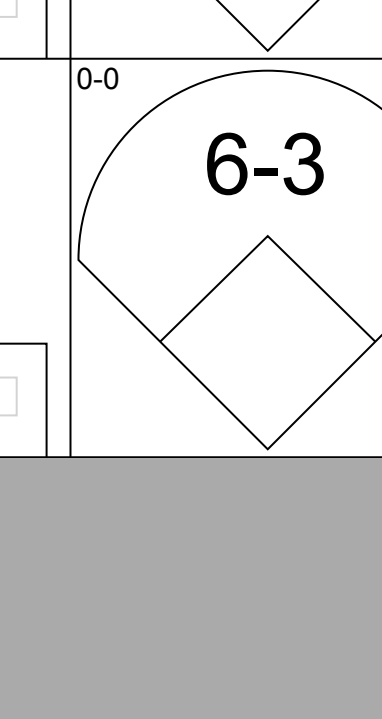
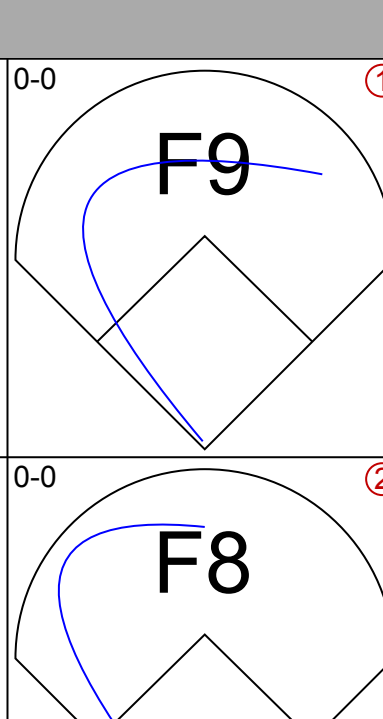
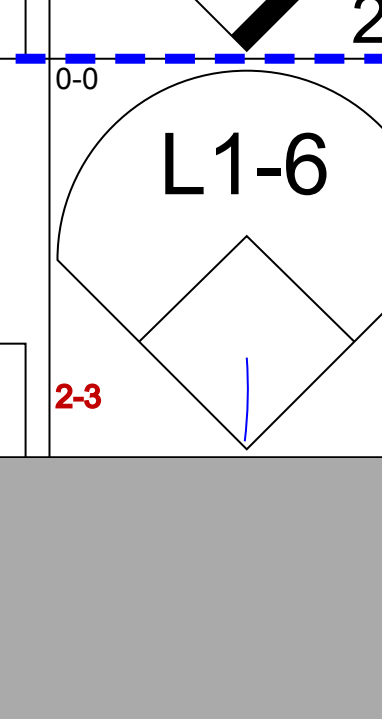
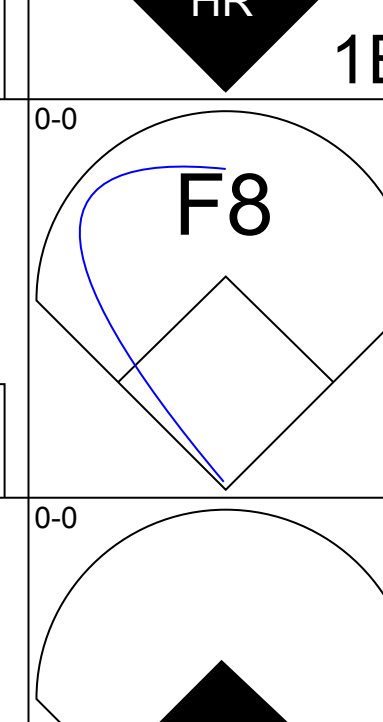
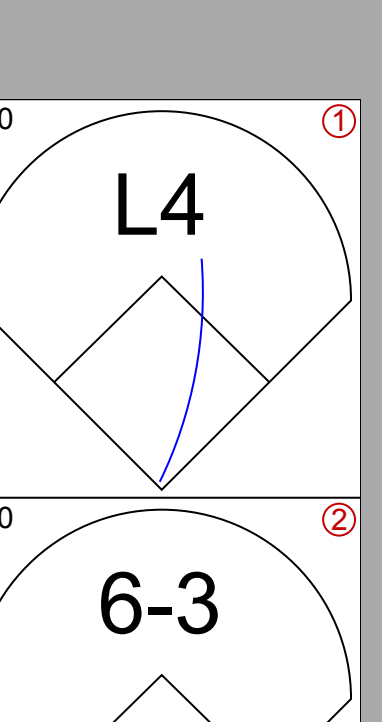
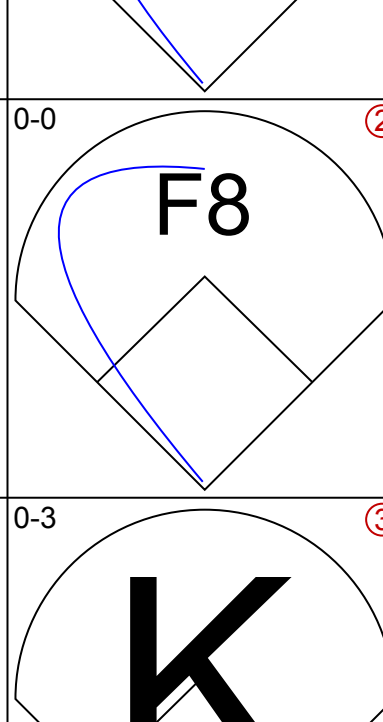
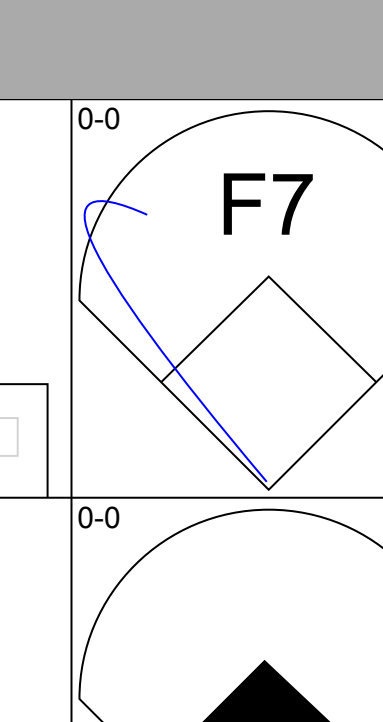
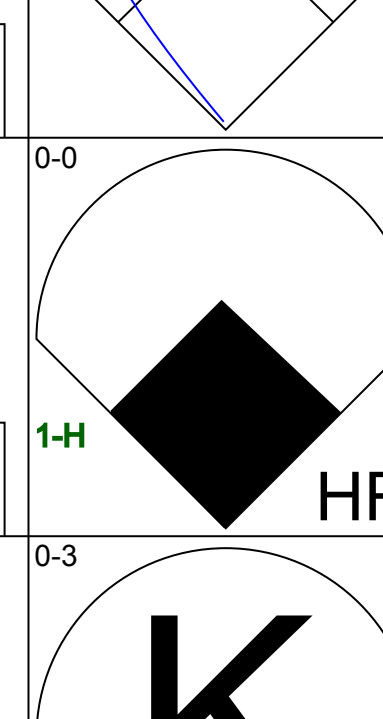
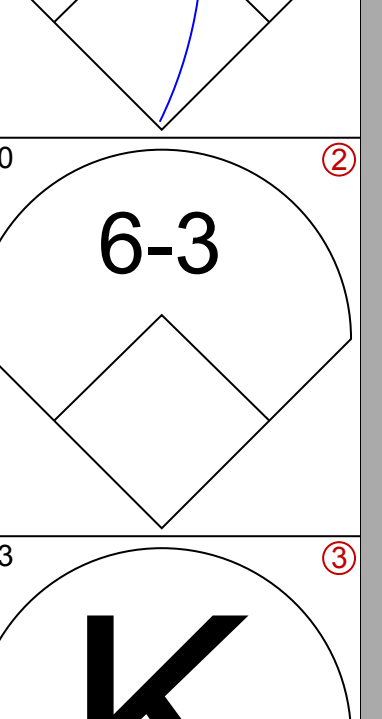

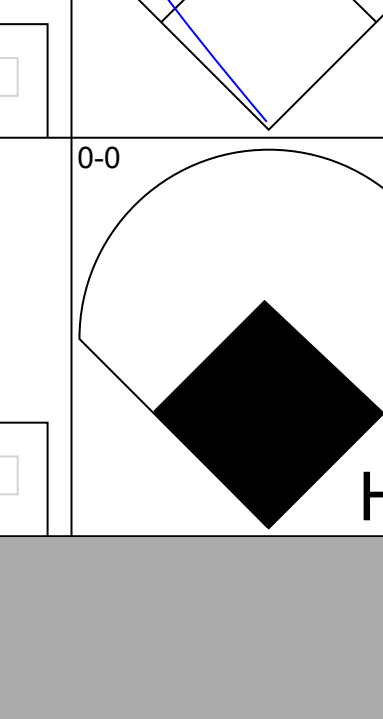
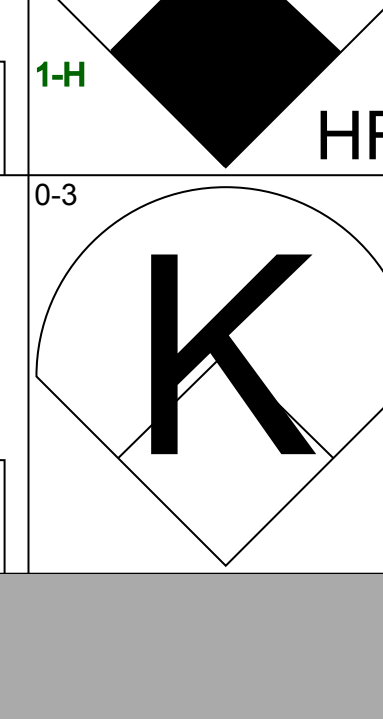
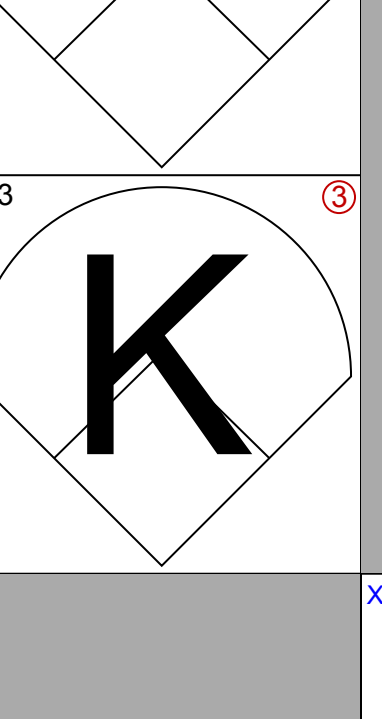
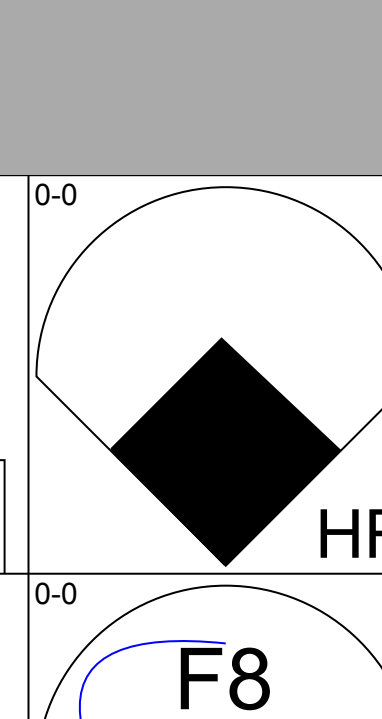
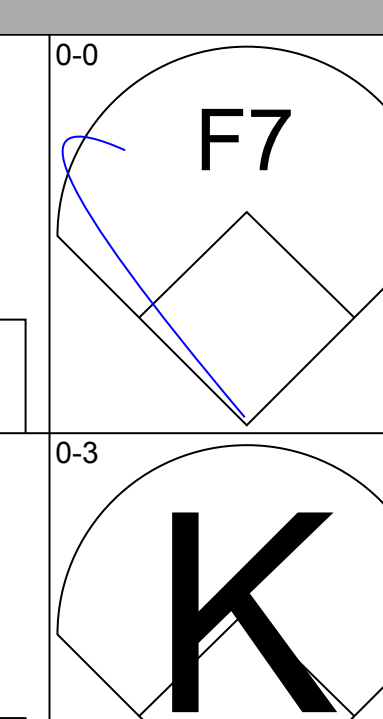
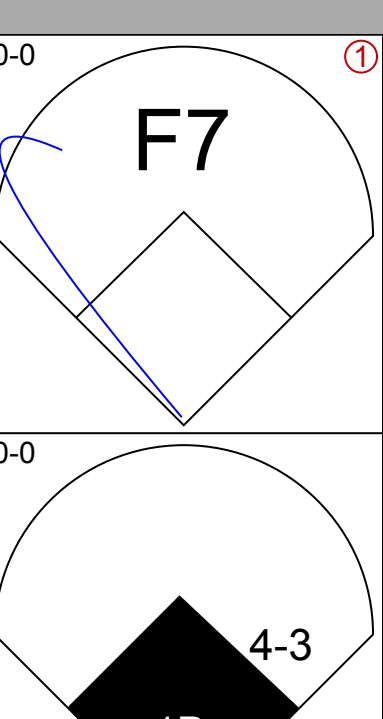
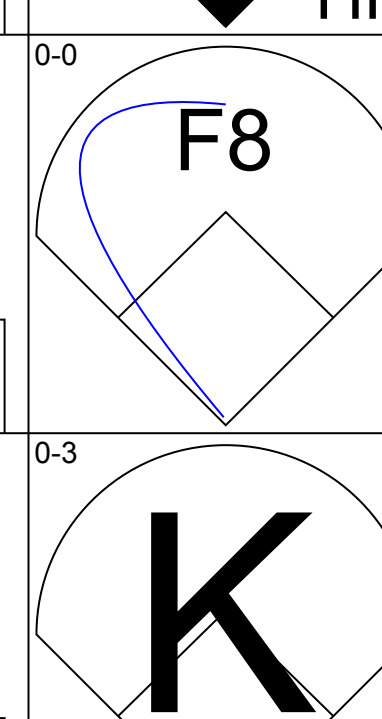
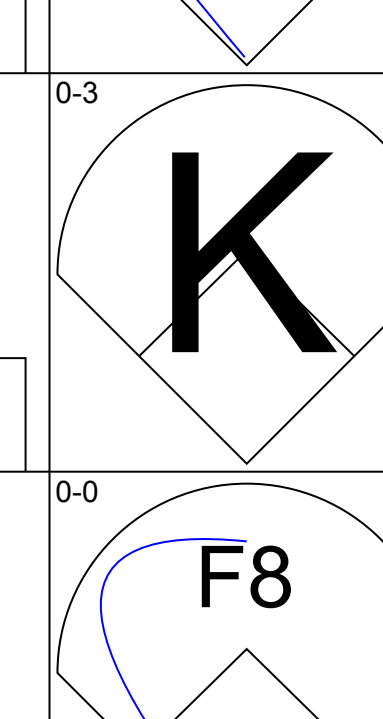
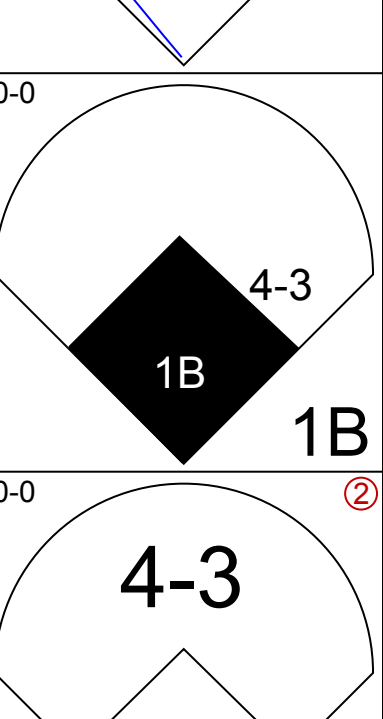
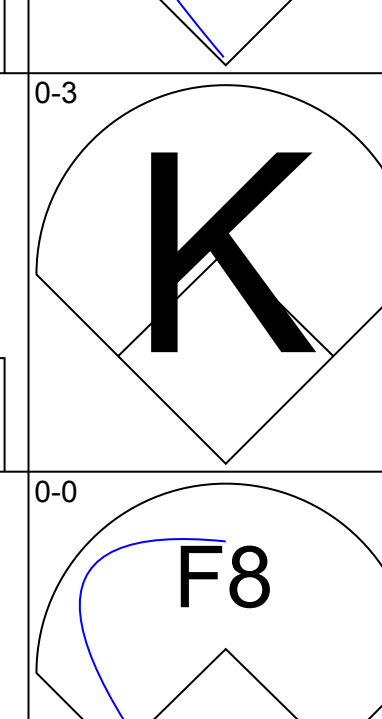
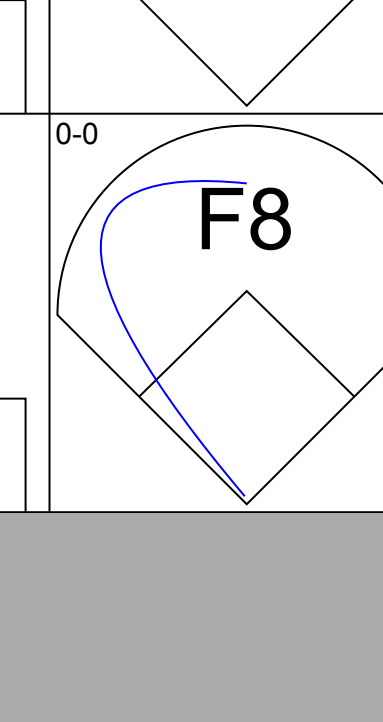
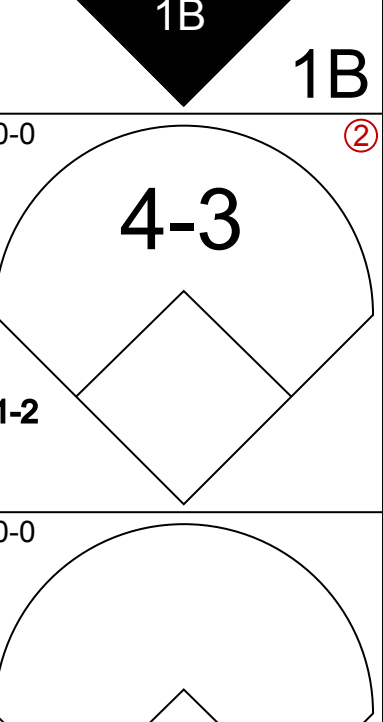
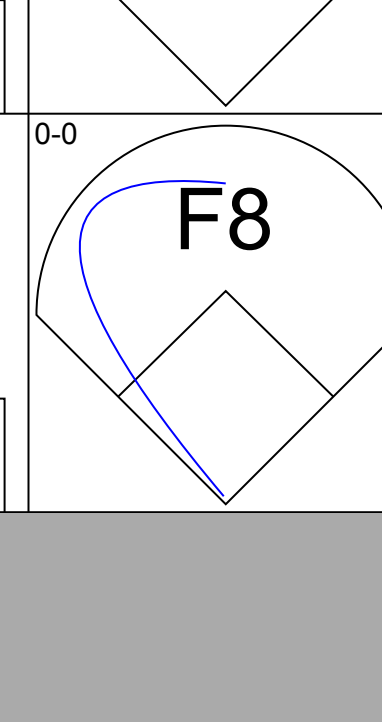
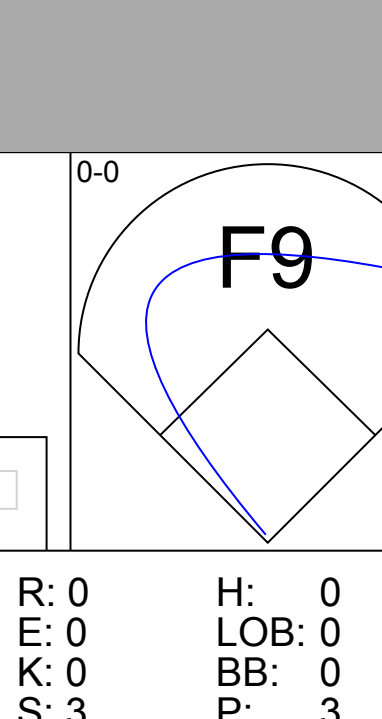
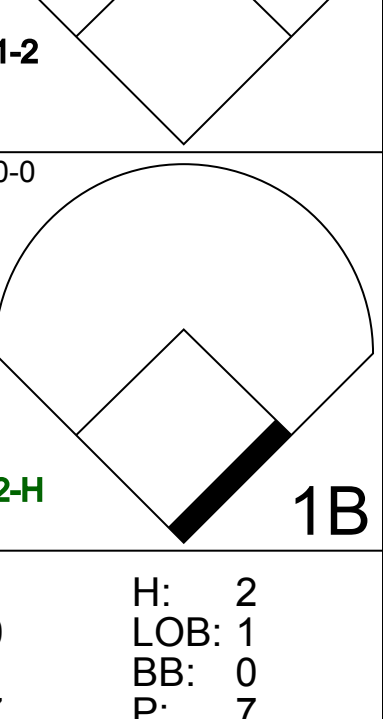
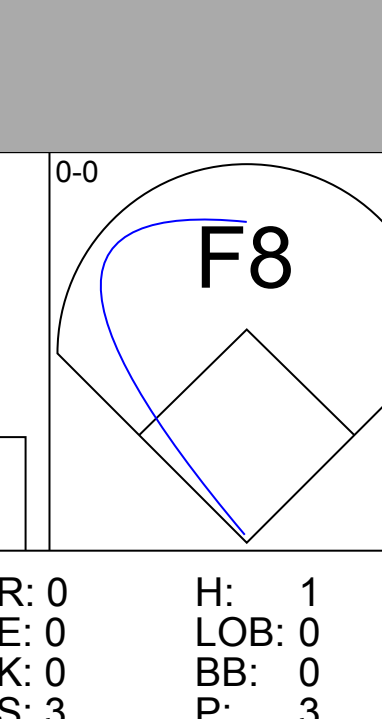
Batter	1	2	3	4	5	6	7	8	9	AB	R	H	RBI	BB	SO	LOB	BOTTOM										
Julio Cruz, S OBP: 0.344, SLG: 0.361 (1, 4)	E6		5-3			F7		FC6-4		4	0	1	0	0	0	1	New York Yankees @ Seattle Mariners The Kingdome, Seattle, WA Sun Aug 07 1977, 6:33 AM EDT Att: 29,412 - Dome										
Dave Collins, S OBP: 0.290, SLG: 0.308 (1, 7)	K					6-3		FC6-4		3	0	0	0	1	1	2											
Dan Meyer, L OBP: 0.334, SLG: 0.433 (1, 3)	F5					4-3		G6-4-3		4	0	1	0	0	0	3											
Leroy Stanton, R OBP: 0.332, SLG: 0.512 (1, 9)						6-3				3	0	0	0	0	2	1											
Carlos Lopez, R OBP: 0.320, SLG: 0.430 (8, 9)	K					6-3				1	0	0	0	0	0	2											
Ruppert Jones, L OBP: 0.313, SLG: 0.470 (1, 8)		4-3				F7				4	1	1	0	0	0	0											
Bill Stein, R OBP: 0.296, SLG: 0.418 (1, 5)		5-3								4	0	1	0	0	0	1											
Juan Bernhardt, R OBP: 0.288, SLG: 0.392 (1, 10)		1-3				F8				4	0	1	1	0	0	1											
Bob Stinson, S OBP: 0.365, SLG: 0.387 (1, 2)			4-3			F8				3	0	0	0	0	0	2											
Craig Reynolds, L OBP: 0.258, SLG: 0.280 (1, 6)										2	0	1	0	0	0	0											
Steve Braun, L OBP: 0.344, SLG: 0.300 (8, PH)			L5							1	0	0	0	0	0	0											
Larry Milbourne, S OBP: 0.250, SLG: 0.290 (9, 6)						BB				0	0	0	0	0	0	0											
Inning Stats	R: 0 E: 1 K: 2 S: 8	H: 0 LOB: 1 BB: 0 P: 8	R: 0 E: 0 K: 0 S: 3	H: 0 LOB: 0 BB: 0 P: 3	R: 0 E: 0 K: 0 S: 3	H: 0 LOB: 0 BB: 0 P: 3	R: 0 E: 0 K: 0 S: 3	H: 0 LOB: 0 BB: 0 P: 3	R: 0 E: 0 K: 0 S: 4	H: 1 LOB: 1 BB: 0 P: 4	R: 0 E: 0 K: 0 S: 3	H: 1 LOB: 1 BB: 1 P: 7	R: 1 E: 0 K: 1 S: 7	H: 2 LOB: 1 BB: 0 P: 7	R: 0 E: 0 K: 0 S: 5	H: 2 LOB: 2 BB: 0 P: 5	R: 0 E: 0 K: 0 S: 3	H: 0 LOB: 0 BB: 0 P: 3	1B: 4 2B: 2 3B: 0 HR: 0	SF: 0 SAC: 0 DP: 1 HBP: 0	WP: 0 PB: 0 CS: 0	PA: 34					
PITCHER	IP	WLS	BF	H	R	ER	SO	BB	IBB	HBP	BLK	WP	HR	S	P	ERA	WHIP										
Mike Torrez, R ERA: 4.42 (1, 1)	9.0	W	34	6	1	1	3	1	0	0	0	0	0	39	43	1.00	0.778										

Batter	1	2	3	4	5	6	7	8	9	AB	R	H	RBI	BB	SO	LOB	TOP				
Julio Cruz, S OBP: 0.331, SLG: 0.346 (1, 4)										5	0	0	0	0	2	4					
Juan Bernhardt, R OBP: 0.297, SLG: 0.389 (1, 5)										4	1	1	0	0	0	0					
Dan Meyer, L OBP: 0.336, SLG: 0.434 (1, 3)										4	1	2	0	0	0	0					
Leroy Stanton, R OBP: 0.328, SLG: 0.505 (1, 10)										4	0	0	0	0	1	3					
Ruppert Jones, L OBP: 0.312, SLG: 0.468 (1, 8)										2	1	0	1	1	1	0					
Carlos Lopez, R OBP: 0.323, SLG: 0.440 (1, 9)										4	1	2	1	0	1	1					
Steve Braun, L OBP: 0.344, SLG: 0.298 (9, PR)	Dave Collins, S OBP: 0.290, SLG: 0.308 (9, 7)									2	0	0	1	1	0	1					
Bob Stinson, S OBP: 0.367, SLG: 0.389 (1, 2)										4	0	2	1	0	0	0					
Craig Reynolds, L OBP: 0.256, SLG: 0.277 (9, PH)	Bill Stein, R OBP: 0.295, SLG: 0.417 (9, 6)									3	0	0	0	0	1	1					
Inning Stats	R: 0 E: 0 K: 1 S: 6	H: 1 LOB: 1 BB: 0 P: 6	R: 1 E: 0 K: 1 S: 5	H: 0 LOB: 0 BB: 1 P: 9	R: 0 E: 0 K: 0 S: 3	H: 0 LOB: 0 BB: 0 P: 3	R: 0 E: 0 K: 0 S: 5	H: 0 LOB: 0 BB: 0 P: 5	R: 0 E: 1 K: 0 S: 5	H: 1 LOB: 2 BB: 0 P: 5	R: 2 E: 0 K: 1 S: 8	H: 3 LOB: 1 BB: 0 P: 8	R: 0 E: 0 K: 2 S: 7	H: 0 LOB: 0 BB: 0 P: 7	R: 0 E: 0 K: 0 S: 3	H: 0 LOB: 0 BB: 0 P: 3	R: 1 E: 0 K: 0 S: 5	H: 2 LOB: 2 BB: 1 P: 9	1B: 6 2B: 0 3B: 1 HR: 0	SF: 1 SAC: 1 DP: 0 HBP: 0	WP: 0 PA: 37 SB: 0 CS: 1
PITCHER	IP	WLS	BF	H	R	ER	SO	BB	IBB	HBP	BLK	WP	HR	S	P	ERA	WHIP				
Francisco Barrios, R ERA: 4.0	(1, 1)	8.1	35	7	4	3	6	2	0	0	0	0	0	45	53	3.24	1.080				
Randy Wiles, L ERA: 0.2	(9, 1)	0.2	W	2	0	0	0	0	0	0	0	0	0	2	2	0.00	0.000				

Seattle Mariners @ Chicago White Sox
Comiskey Park, Chicago, IL
Mon Aug 08 1977, 8:05 PM EDT
Att: 17,047 - Unknown - 72 F


AB 33
R 4
H 7
RBI 4
BB 2
SO 6
LOB 12



Batter	1	2	3	4	5	6	7	8	9	AB	R	H	RBI	BB	SO	LOB	BOTTOM				
Ralph Garr, L OBP: 0.331, SLG: 0.443 (1, 7)										4	0	1	0	0	1	1					
Alan Bannister, R OBP: 0.368, SLG: 0.375 (1, 6)										4	1	1	0	0	0	1					
Jorge Orta, L OBP: 0.347, SLG: 0.437 (1, 4)										4	0	0	0	0	0	1					
Lamar Johnson, R OBP: 0.340, SLG: 0.548 (1, 3)										4	2	2	3	0	1	0					
Oscar Gamble, L OBP: 0.359, SLG: 0.556 (1, 10)										3	1	1	1	0	2	0					
Royce Stillman, L OBP: 0.300, SLG: 0.347 (1, 9)										3	0	0	0	0	0	0					
Chet Lemon, R OBP: 0.355, SLG: 0.481 (1, 8)										3	1	1	0	0	2	0					
Eric Soderholm, R OBP: 0.356, SLG: 0.487 (1, 5)										3	0	0	0	0	0	1					
Jim Essian, R OBP: 0.376, SLG: 0.437 (1, 2)										3	0	1	1	0	0	0					
Inning Stats	R: 2 E: 0 K: 1 S: 7	H: 2 LOB: 0 BB: 0 P: 7	R: 0 E: 0 K: 1 S: 5	H: 0 LOB: 0 BB: 0 P: 5	R: 0 E: 0 K: 0 S: 3	H: 0 LOB: 0 BB: 0 P: 3	R: 0 E: 0 K: 1 S: 5	H: 0 LOB: 0 BB: 0 P: 5	R: 1 E: 0 K: 1 S: 6	H: 1 LOB: 0 BB: 0 P: 6	R: 0 E: 0 K: 0 S: 3	H: 1 LOB: 0 BB: 0 P: 3	R: 1 E: 0 K: 0 S: 2	H: 1 LOB: 0 BB: 0 P: 2	1B: 3 2B: 2 3B: 0 HR: 3	SF: 0 SAC: 0 DP: 1 HBP: 0	WP: 0 PA: 31 SB: 0 CS: 0				
PITCHER	IP	WLS	BF	H	R	ER	SO	BB	IBB	HBP	BLK	WP	HR	S	P	ERA	WHIP				
Bob Galasso, R ERA: 5.82	(1, 1)	7.1	28	6	4	4	6	0	0	0	0	0	2	40	40	4.91	0.818				
Enrique Romo, R ERA: 2.3	(8, 1)	1.0	L	3	1	1	1	0	0	0	0	0	1	3	3	9.00	1.000				

Seattle Mariners @ Chicago White Sox
Comiskey Park, Chicago, IL
Mon Aug 08 1977, 8:05 PM EDT
Att: 17,047 - Unknown - 72 F


AB 31
R 5
H 7
RBI 5
BB 0
SO 6
LOB 4



Batter	1	2	3	4	5	6	7	8	9	AB	R	H	RBI	BB	SO	LOB	TOP										
Dave Collins, S OBP: 0.292, SLG: 0.313 (1, 7)										5	1	2	0	0	1	1											
Jose Baez, R OBP: 0.304, SLG: 0.318 (1, 4)										5	0	1	0	0	1	4											
Dan Meyer, L OBP: 0.337, SLG: 0.447 (1, 3)										4	1	2	2	0	0	2											
Leroy Stanton, R OBP: 0.324, SLG: 0.498 (1, 10)										4	0	0	0	0	1	2											
Ruppert Jones, L OBP: 0.312, SLG: 0.466 (1, 8)										4	0	1	0	0	0	0											
Bill Stein, R OBP: 0.295, SLG: 0.415 (1, 5)										4	0	1	0	0	1	1											
Carlos Lopez, R OBP: 0.322, SLG: 0.436 (1, 9)										4	1	1	0	0	0	1											
Bob Stinson, S OBP: 0.373, SLG: 0.390 (1, 2)										2	0	1	1	2	0	0											
Craig Reynolds, L OBP: 0.259, SLG: 0.280 (1, 6)										4	0	2	0	0	0	4											
Inning Stats	R: 2 E: 0 K: 0 S: 5	H: 2 LOB: 0 BB: 0 P: 5	R: 0 E: 0 K: 1 S: 5	H: 0 LOB: 0 BB: 0 P: 5	R: 0 E: 0 K: 0 S: 4	H: 2 LOB: 1 BB: 0 P: 4	R: 0 E: 0 K: 0 S: 5	H: 2 LOB: 3 BB: 1 P: 9	R: 0 E: 0 K: 1 S: 6	H: 1 LOB: 1 BB: 0 P: 6	R: 1 E: 0 K: 0 S: 5	H: 3 LOB: 1 BB: 0 P: 5	R: 0 E: 0 K: 0 S: 4	H: 1 LOB: 1 BB: 0 P: 4	R: 0 E: 0 K: 0 S: 3	H: 0 LOB: 0 BB: 0 P: 3	R: 0 E: 0 K: 2 S: 7	H: 0 LOB: 1 BB: 1 P: 11	1B: 8 2B: 1 3B: 1 HR: 1	SF: 0 SAC: 0 DP: 1 HBP: 0	WP: 1 PB: 0 SB: 0 CS: 0	PA: 38					
PITCHER	IP	WLS	BF	H	R	ER	SO	BB	IBB	HBP	BLK	WP	HR	S	P	ERA	WHIP										
Steve Stone, R ERA: 4.12 (1, 1)	7.0	W	31	11	3	3	2	1	0	0	0	1	1	34	38	3.86	1.714										
Lerrin LaGrow, R ERA: 2.17 (8, 1)	2.0		7	0	0	0	2	1	0	0	0	0	0	10	14	0.00	0.500										

Seattle Mariners @ Chicago White Sox
Comiskey Park, Chicago, IL
Tue Aug 09 1977, 8:05 PM EDT
Att: 12,294 - Unknown - 74 F

AB 36
R 3
H 11
RBI 3
BB 2
SO 4
LOB 15



Batter	1	2	3	4	5	6	7	8	9	AB	R	H	RBI	BB	SO	LOB	BOTTOM										
Alan Bannister, R OBP: 0.366, SLG: 0.372 (1, 6)										4	0	0	0	1	0	0											
Jorge Orta, L OBP: 0.346, SLG: 0.432 (1, 4)										4	1	0	0	1	0	1											
Richie Zisk, R OBP: 0.375, SLG: 0.540 Wayne Nordhagen, R OBP: 0.321, SLG: 0.436 (6, 9)										3	1	0	0	0	1	1											
Lamar Johnson, R OBP: 0.341, SLG: 0.543 (1, 3)										4	1	1	0	1	1	1											
Oscar Gamble, L OBP: 0.365, SLG: 0.570 Brian Downing, R OBP: 0.419, SLG: 0.416 (7, PH)										2	2	2	3	0	0	0											
Chet Lemon, R OBP: 0.359, SLG: 0.495 (1, 8)										4	3	3	3	0	0	1											
Royce Stillman, L OBP: 0.307, SLG: 0.384 (1, 7)										4	2	2	2	0	0	2											
Eric Soderholm, R OBP: 0.358, SLG: 0.506 (1, 5)										4	2	2	4	0	0	1											
Jim Essian, R OBP: 0.375, SLG: 0.445 (1, 2)										4	1	1	1	0	0	1											
Inning Stats	R: 5 E: 1 K: 0 S: 7	H: 3 LOB: 1 BB: 2 P: 15	R: 0 E: 0 K: 0 S: 3	H: 0 LOB: 0 BB: 0 P: 3	R: 4 E: 0 K: 0 S: 7	H: 4 LOB: 0 BB: 0 P: 7	R: 0 E: 0 K: 1 S: 5	H: 0 LOB: 0 BB: 0 P: 5	R: 2 E: 0 K: 0 S: 4	H: 1 LOB: 0 BB: 0 P: 5	R: 0 E: 0 K: 1 S: 5	H: 0 LOB: 1 BB: 1 P: 9	R: 2 E: 0 K: 1 S: 7	H: 2 LOB: 0 BB: 0 P: 7	R: 0 E: 0 K: 1 S: 7	H: 2 LOB: 2 BB: 0 P: 7	1B: 5 2B: 1 3B: 0 HR: 6	SF: 0 SAC: 0 DP: 0 HBP: 1	WP: 0 PB: 0 SB: 0 CS: 0	PA: 41							
PITCHER	IP	WLS	BF	H	R	ER	SO	BB	IBB	HBP	BLK	WP	HR	S	P	ERA	WHIP										
Gary Wheelock, R ERA: 4.59 (1, 1)	0.1	L	6	2	5	4	0	2	0	0	0	0	3	13	13	13.50	1.875										
John Montague, R ERA: 4.69 (4, 1)	3.0		12	1	2	2	2	1	0	1	0	0	1	14	19	6.00	0.667										
Diego Segui, R ERA: 5.38 (7, 1)	1.0		5	2	2	2	1	0	0	0	0	0	1	7	7	18.00	2.000										
Mike Kekich, L ERA: 5.0 (8, 1)	1.0		5	2	0	0	1	0	0	0	0	0	0	7	7	0.00	2.000										

Seattle Mariners @ Chicago White Sox
Comiskey Park, Chicago, IL
Tue Aug 09 1977, 8:05 PM EDT
Att: 12,294 - Unknown - 74 F


AB 37
R 13
H 12
RBI 13
BB 3
SO 4
LOB 11



Batter	1	2	3	4	5	6	7	8	9	AB	R	H	RBI	BB	SO	LOB	TOP										
Dave Collins, S (1,7) OBP: 0.288, SLG: 0.309	0-0 4-3		0-0 6-3			0-0 F8		0-3 K		4	0	0	0	0	1	0											
Jose Báez, R (1,4) OBP: 0.304, SLG: 0.314	0-3 K		0-0 F8			4-0 BB		0-0 F9		2	0	0	0	1	1	0											
Steve Braun, L (8,PH) OBP: 0.343, SLG: 0.297										1	0	0	0	0	0	0											
Julio Cruz, S (8,4) OBP: 0.331, SLG: 0.346										0	0	0	0	0	0	0											
Juan Bernhardt, R (1,3) OBP: 0.286, SLG: 0.387	0-0 HR		0-0 5-3			0-3 K		0-0 6-3		4	1	1	0	0	1	1											
Leroy Stanton, R (1,10) OBP: 0.323, SLG: 0.505	0-0 HR			0-3 K		0-0 L6		0-3 K		4	1	1	2	0	2	1											
Ruppert Jones, L (1,8) OBP: 0.311, SLG: 0.468	0-0 1-3		0-0 L8			0-0 F8		0-0 1B 3B		4	1	1	0	0	0	0											
Bill Stein, R (1,5) OBP: 0.292, SLG: 0.411		0-0 L8		0-0 F8				0-0 5-3		4	0	0	0	0	0	1											
Carlos Lopez, R (1,9) OBP: 0.322, SLG: 0.448		0-0 HR			0-0 F8			0-3 K		3	1	1	1	0	1	1											
Larry Milbourne, S (1,6) OBP: 0.251, SLG: 0.290		0-0 F5			0-0 5-3			0-0 1B		3	0	1	1	0	0	0											
Skip Jutze, R (1,2) OBP: 0.312, SLG: 0.375		0-0 5-3			0-0 5-3			0-0 G3		3	0	0	0	0	0	1											
Inning Stats	R: 2 E: 0 K: 1 S: 7	H: 2 LOB: 0 BB: 0 P: 7	R: 1 E: 0 K: 0 S: 4	H: 1 LOB: 0 BB: 0 P: 4	R: 0 E: 0 K: 0 S: 3	H: 0 LOB: 0 BB: 0 P: 3	R: 0 E: 0 K: 1 S: 5	H: 0 LOB: 0 BB: 0 P: 5	R: 0 E: 0 K: 1 S: 5	H: 0 LOB: 1 BB: 1 P: 9	R: 1 E: 0 K: 1 S: 7	H: 2 LOB: 1 BB: 0 P: 7	R: 0 E: 0 K: 1 S: 5	H: 0 LOB: 0 BB: 0 P: 5	R: 0 E: 0 K: 1 S: 5	H: 0 LOB: 0 BB: 0 P: 5	1B: 2 2B: 0 3B: 1 HR: 2	SF: 0 SAC: 0 DP: 0 HBP: 0	WP: 0 PB: 0 SB: 0 CS: 0	PA: 33							
PITCHER	IP	WLS	BF	H	R	ER	SO	BB	IBB	HBP	BLK	WP	HR	S	P	ERA	WHIP										
Rudy May, L (1,1) ERA: 3.77	6.2	W	26	5	4	4	4	1	0	0	0	0	2	33	37	5.40	0.900										
Dick Drago, R (7,1) ERA: 3.0	2.1	S	7	0	0	0	2	0	0	0	0	0	0	11	11	0.00	0.000										

Seattle Mariners @ Baltimore Orioles
Memorial Stadium, Baltimore, MD
Wed Aug 10 1977, 7:05 PM EDT
Att: 7,579 - Unknown

AB 32
R 4
H 5
RBI 4
BB 1
SO 6
LOB 5

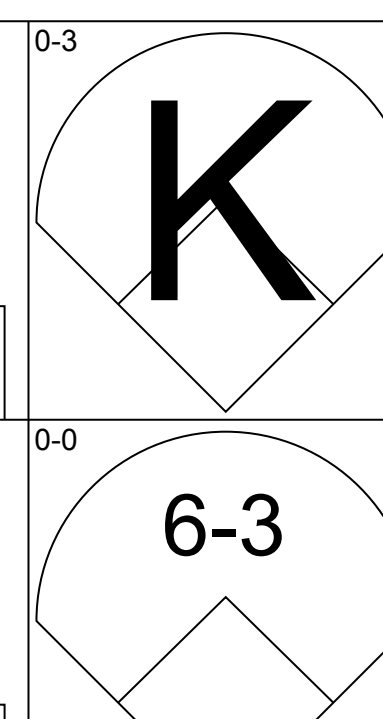
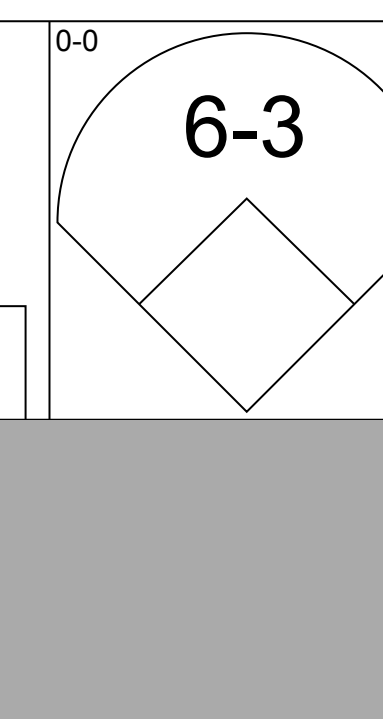
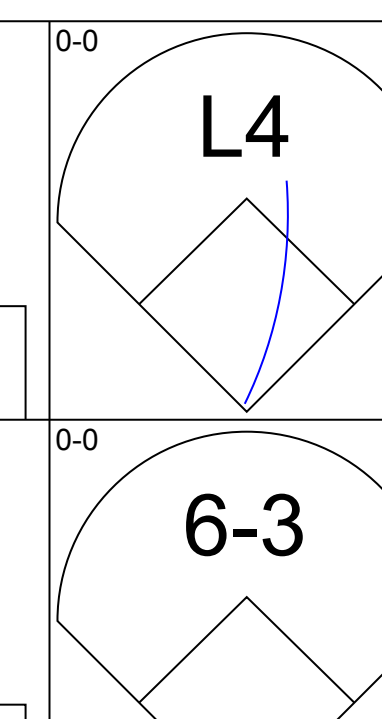
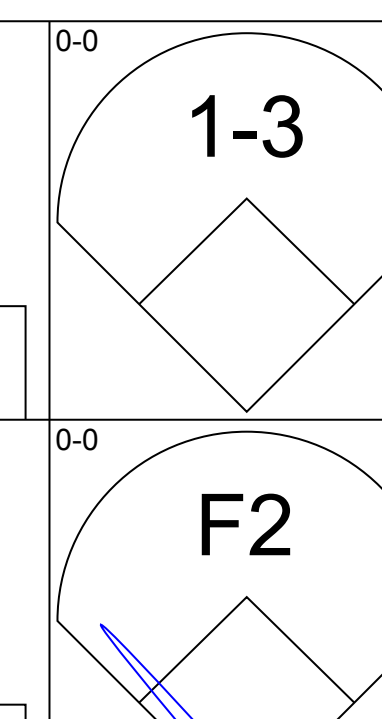
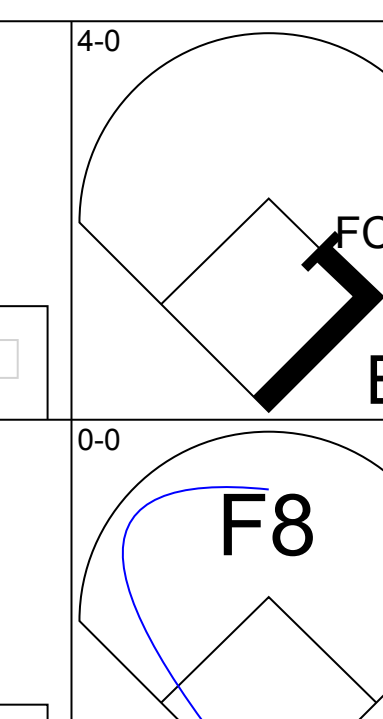
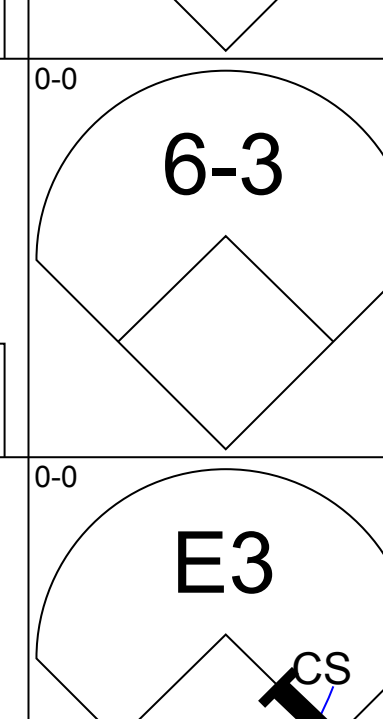
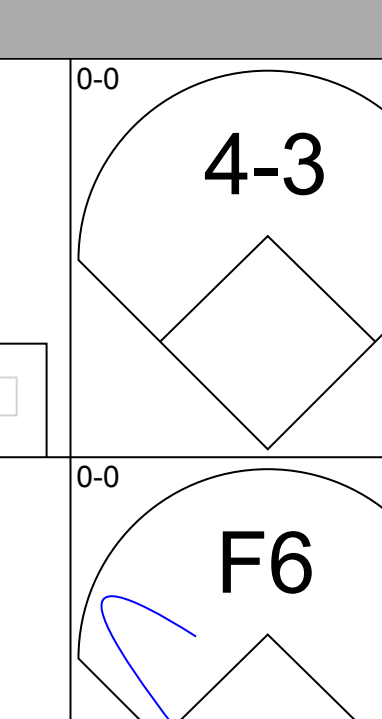
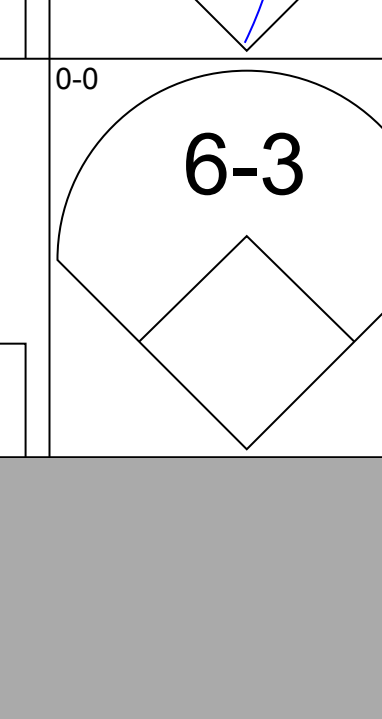
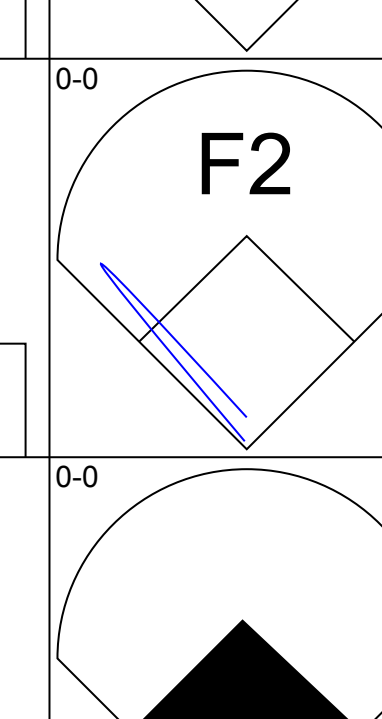
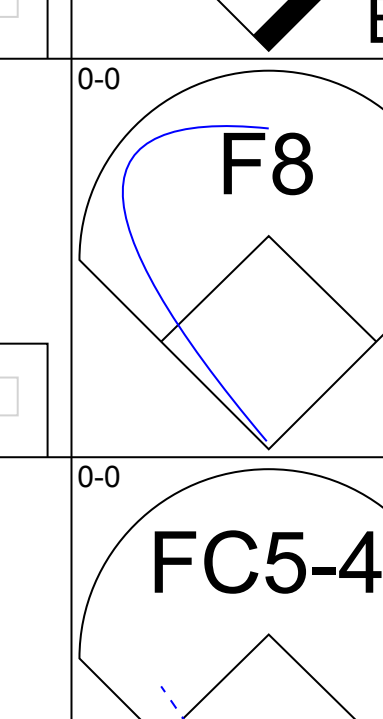
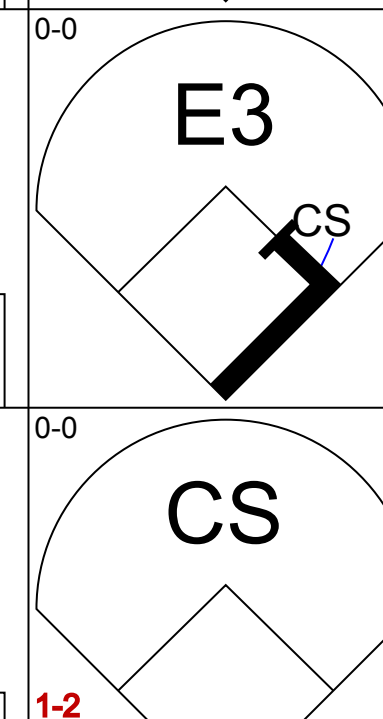
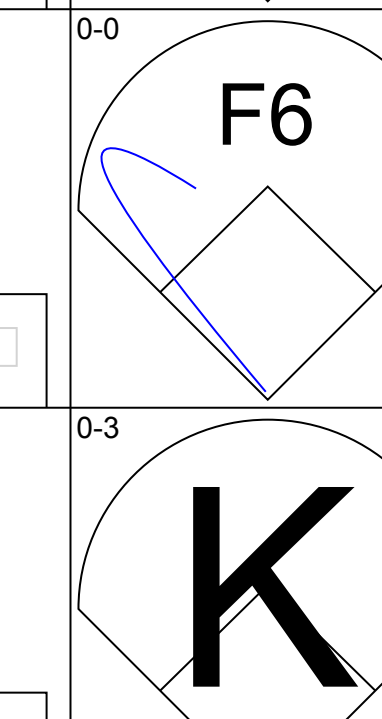
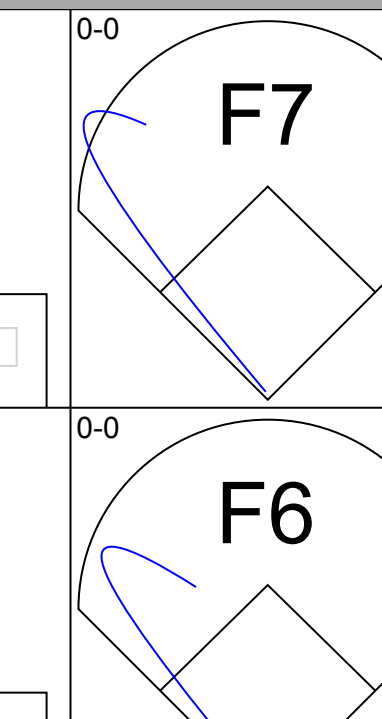
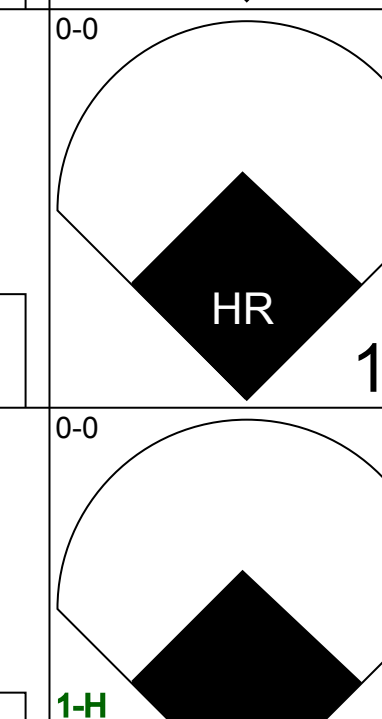
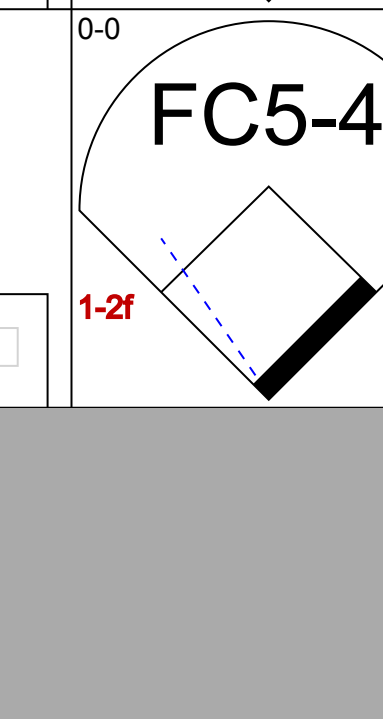
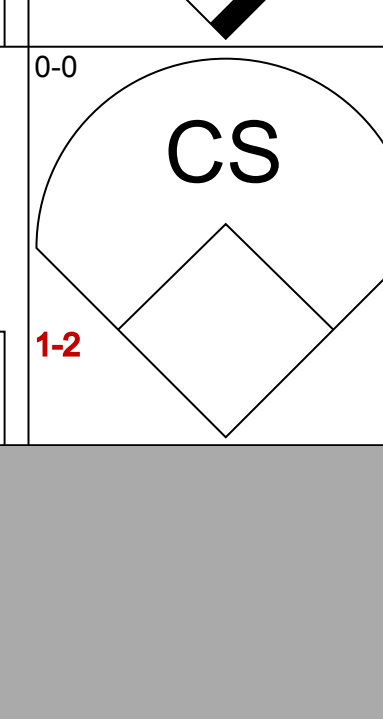
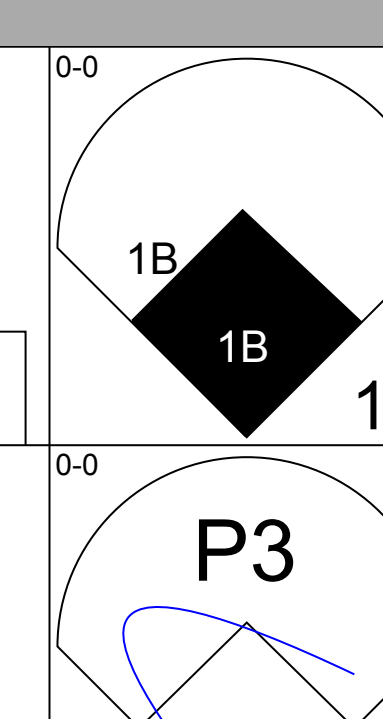
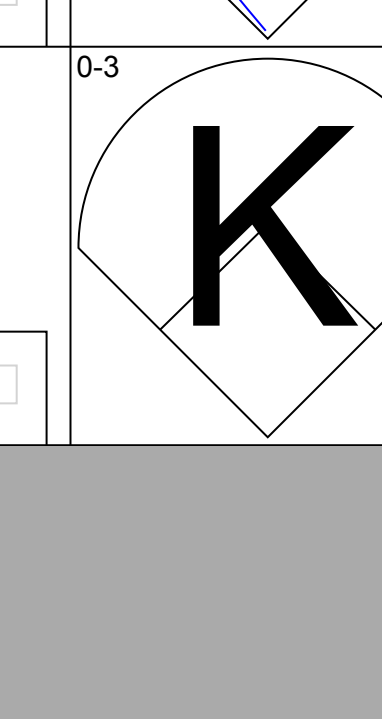
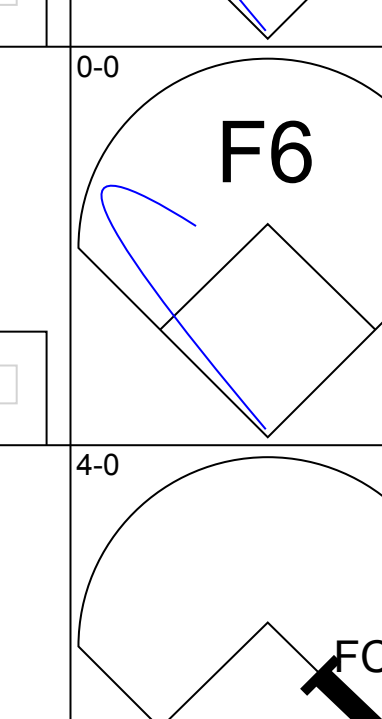
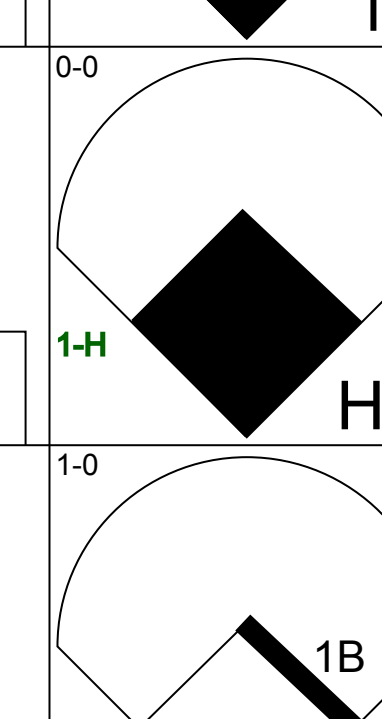
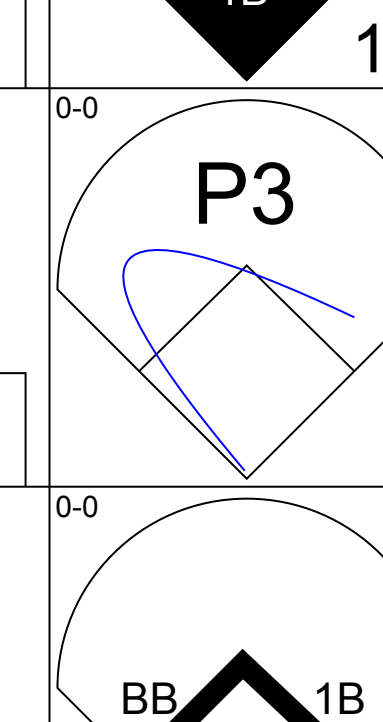
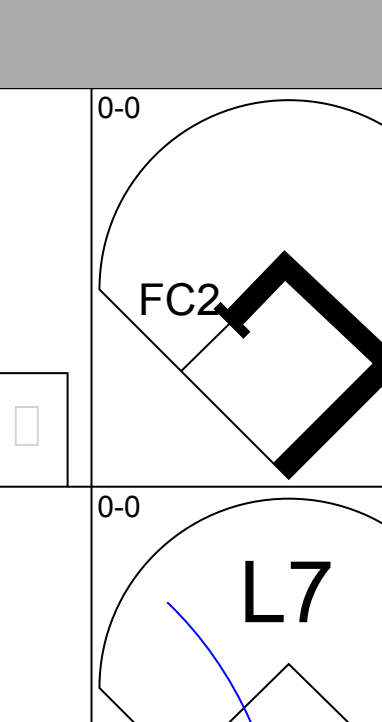
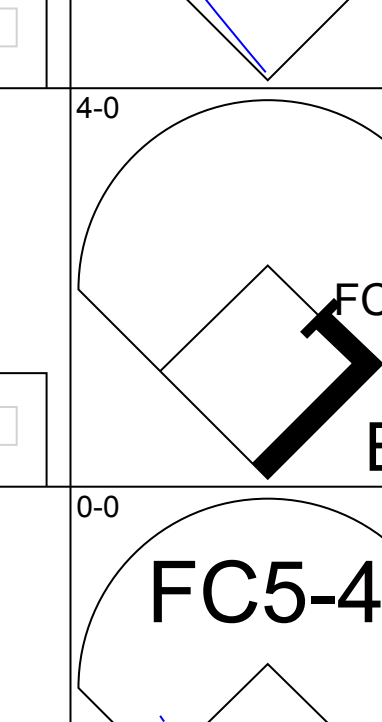
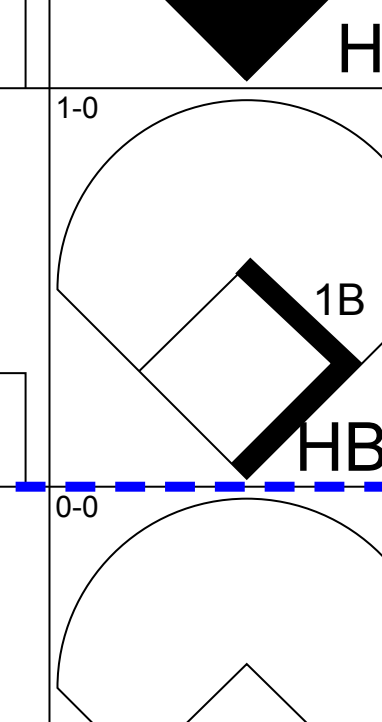
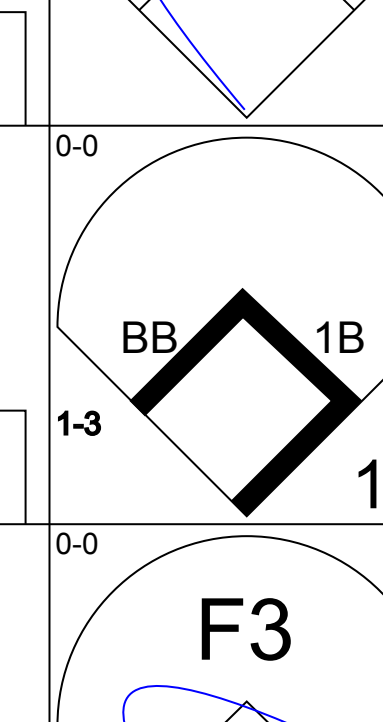
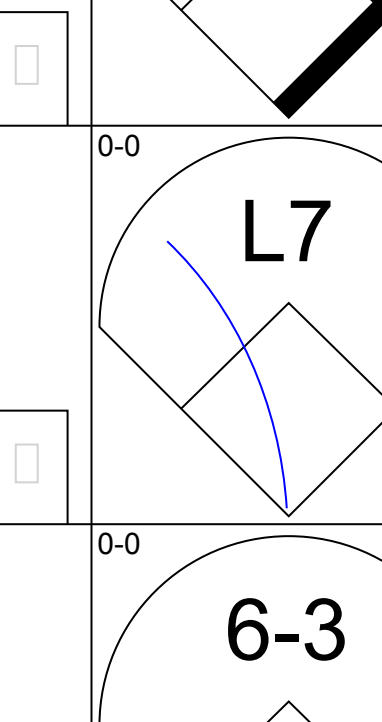
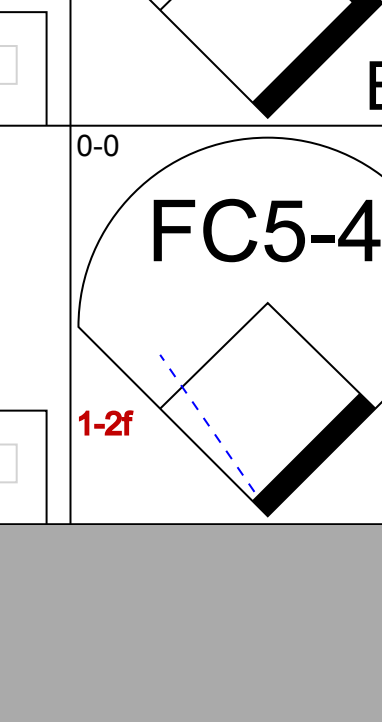
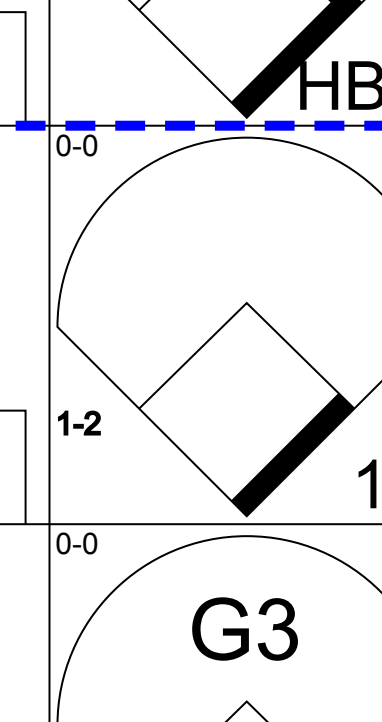
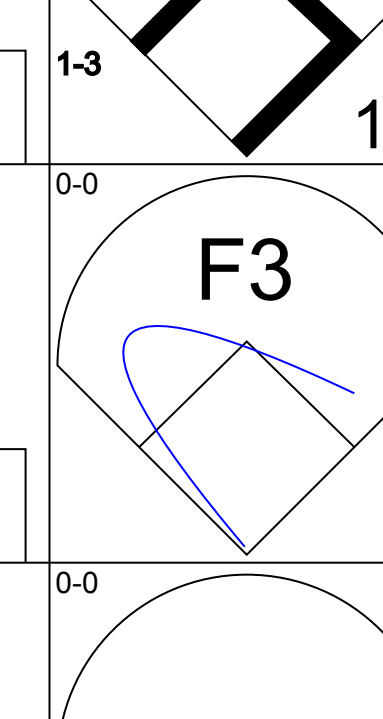
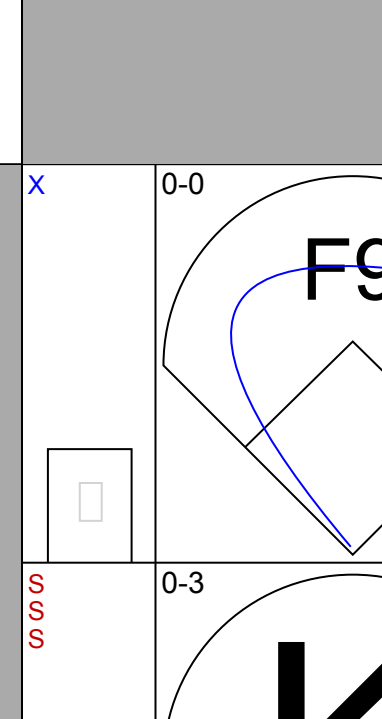
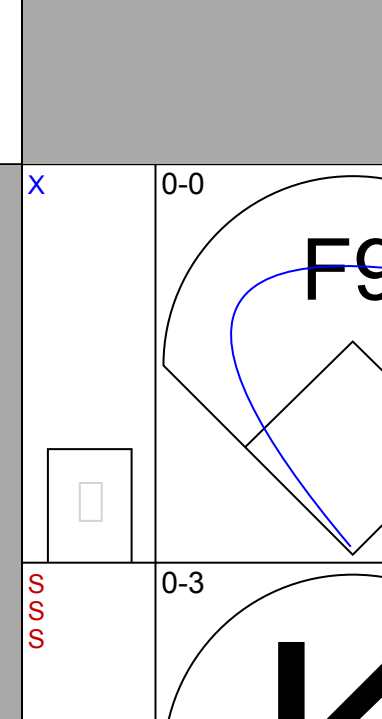
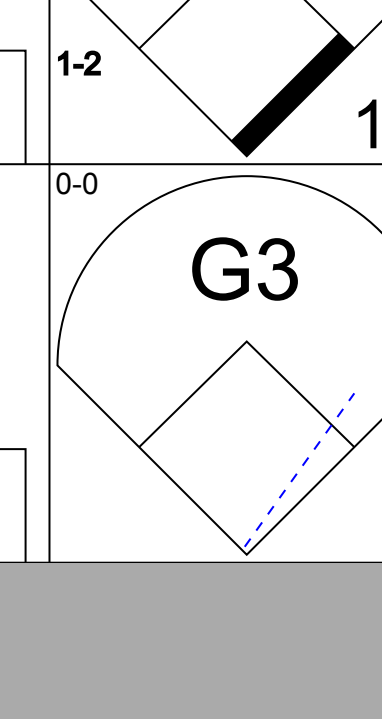

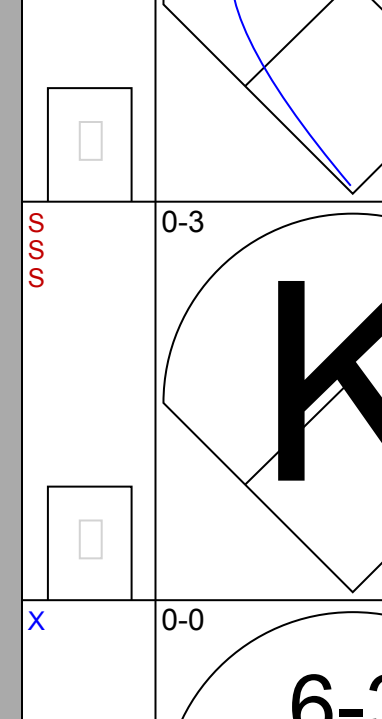
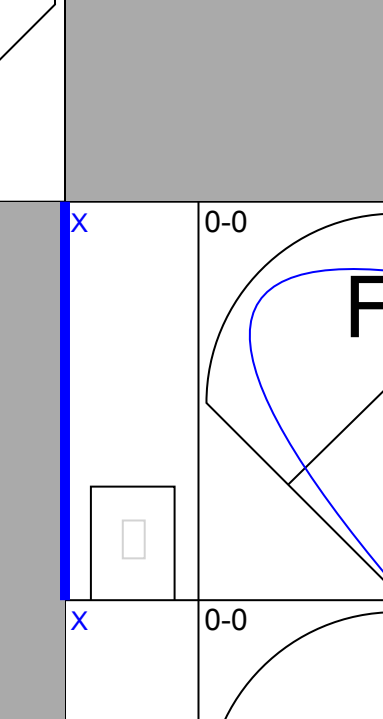
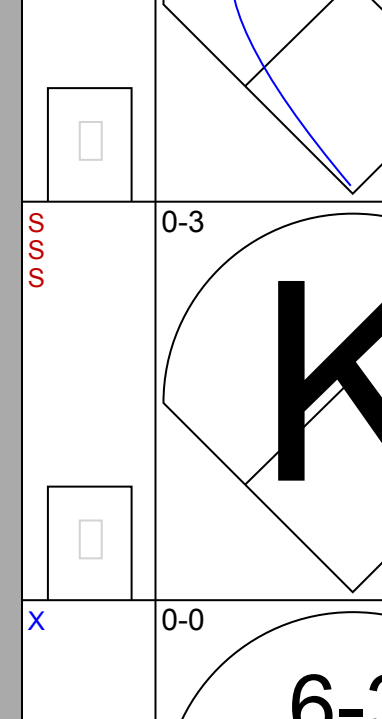
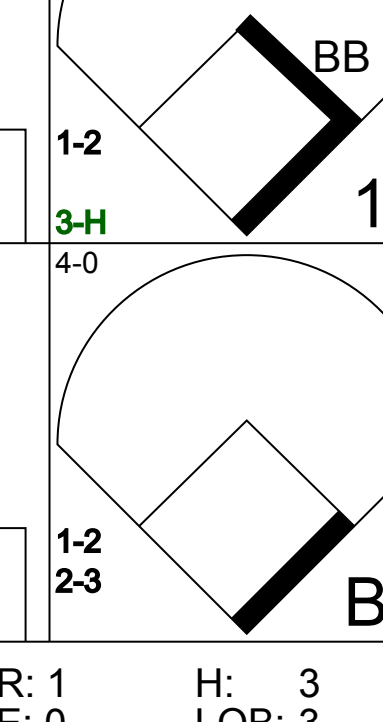
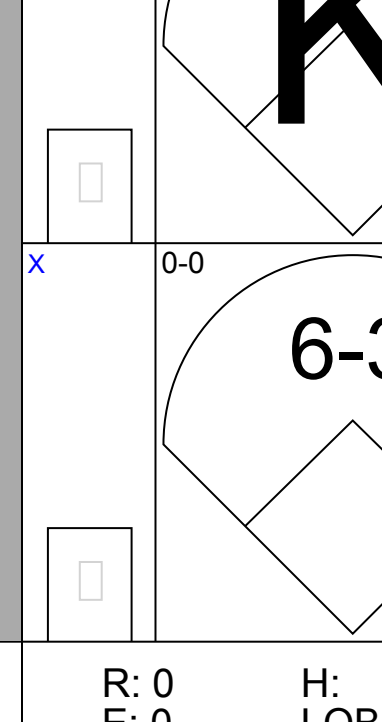
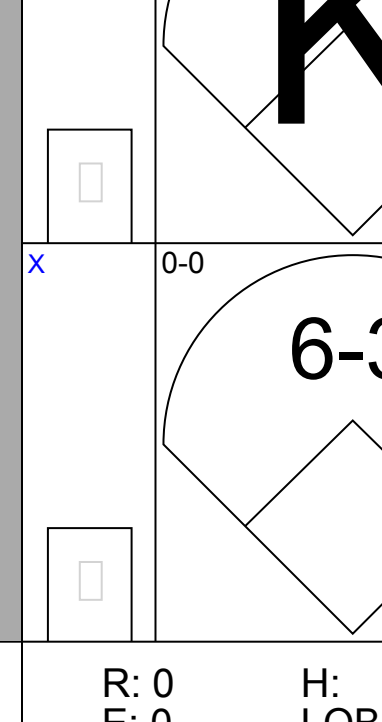
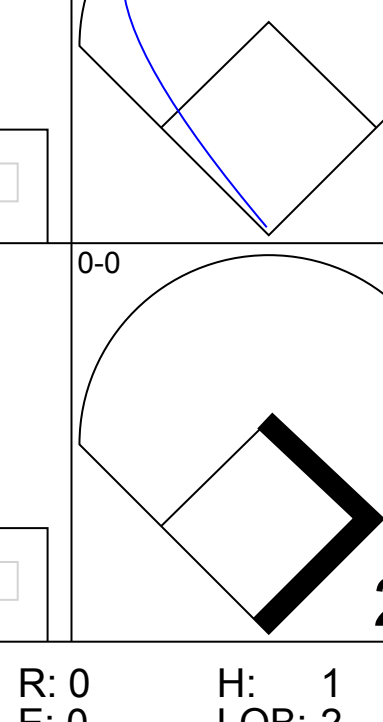


Batter	1	2	3	4	5	6	7	8	9	AB	R	H	RBI	BB	SO	LOB	BOTTOM										
Billy Smith, S (1,4) OBP: 0.303, SLG: 0.340	0-0 HR		4-0 HR		0-3 K		0-0 F6			3	2	1	0	1	1	0											
Elliott Maddox, R (1,8) OBP: 0.369, SLG: 0.382	0-0 HR		0-0 HR		0-0 F6			0-0 2B		4	2	3	2	0	0	0											
Tom Shopay, L (8,FR) OBP: 0.267, SLG: 0.279	1-2 HR		1-H HR		0-0 F6			0-0 1B		0	0	0	0	0	0	0											
Ken Singleton, S (1,9) OBP: 0.431, SLG: 0.500	0-0 HR		0-0 F8		0-0 4-3			0-3 K		4	1	1	3	0	1	1											
Lee May, R (1,10) OBP: 0.284, SLG: 0.404	0-0 6-3		0-0 1B		0-0 F8			0-0 1-3 2B		4	0	2	0	0	0	0											
Eddie Murray, S (1,3) OBP: 0.326, SLG: 0.446	0-3 K		0-0 F8		0-0 4-3			4-0 1B		3	0	0	0	1	1	1											
Pat Kelly, L (1,7) OBP: 0.354, SLG: 0.387	0-0 F8		0-3 K		0-0 2B			0-3 K		4	0	1	0	0	2	4											
Doug DeCinces, R (1,5) OBP: 0.337, SLG: 0.408		0-0 F7		0-0 5-3		0-0 F5		0-3 K		4	0	0	0	0	1	4											
Mark Belanger, R (1,6) OBP: 0.254, SLG: 0.233		0-0 F4		0-0 F4		0-3 K				3	0	0	0	0	1	0											
Dave Skaggs, R (1,2) OBP: 0.311, SLG: 0.280		0-0 5-3		0-0 4-3		0-0 6-3				3	0	0	0	0	0	0											
Inning Stats	R: 3 E: 0 K: 1 S: 8	H: 3 LOB: 0 BB: 0 P: 8	R: 0 E: 0 K: 0 S: 3	H: 0 LOB: 0 BB: 0 P: 3	R: 2 E: 0 K: 1 S: 7	H: 2 LOB: 1 BB: 1 P: 11	R: 0 E: 0 K: 0 S: 3	H: 0 LOB: 0 BB: 0 P: 3	R: 0 E: 0 K: 1 S: 5	H: 1 LOB: 1 BB: 0 P: 4	R: 0 E: 0 K: 1 S: 5	H: 0 LOB: 0 BB: 0 P: 5	R: 0 E: 0 K: 3 S: 11	H: 2 LOB: 3 BB: 1 P: 15	1B: 4 2B: 2 3B: 0 HR: 2	SF: 0 SAC: 0 DP: 0 HBP: 0	WP: 0 PB: 0 SB: 0 CS: 0	PA: 34									
PITCHER	IP	WLS	BF	H	R	ER	SO	BB	IBB	HBP	BLK	WP	HR	S	P	ERA	WHIP										
Dick Pole, R (1,1) ERA: 4.25	7.0	L	29	7	5	5	4	1	0	0	0	0	0	36	40	6.43	1.143										
Enrique Romo, R (8,1) ERA: 2.28	1.0		5	1	0	0	3	0	1	0	0	0	0	10	14	0.00	1.000										

Seattle Mariners @ Baltimore Orioles
Memorial Stadium, Baltimore, MD
Wed Aug 10 1977, 7:05 PM EDT
Att: 7,579 - Unknown

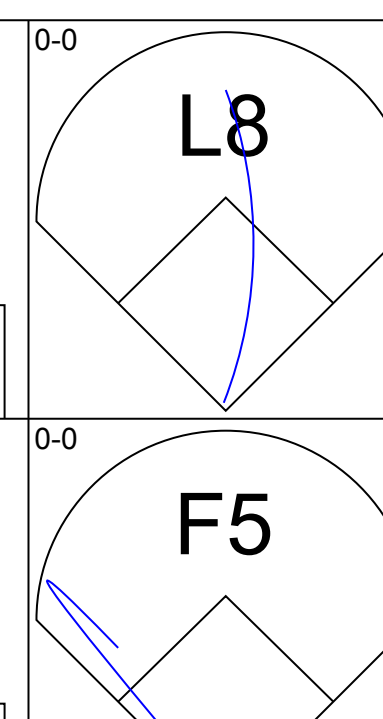
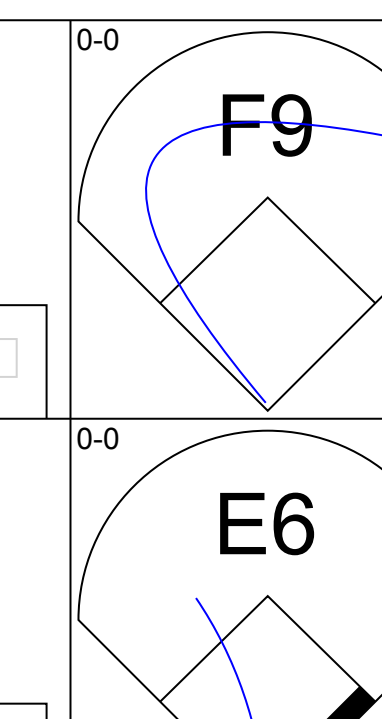
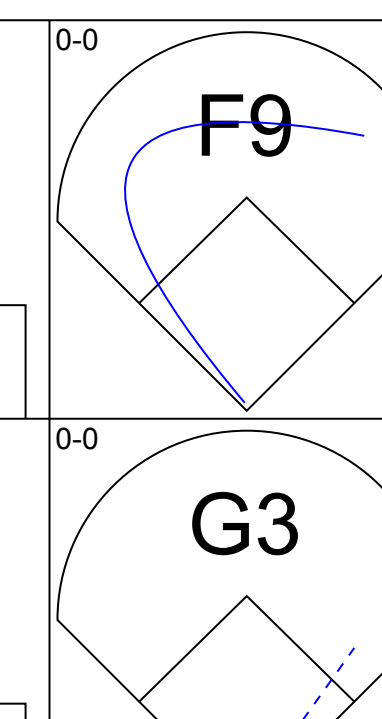
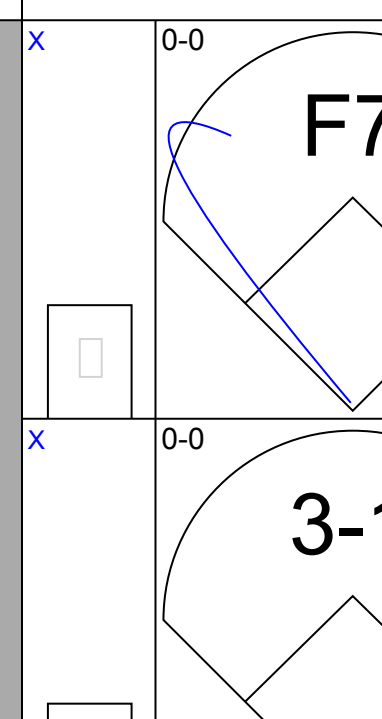
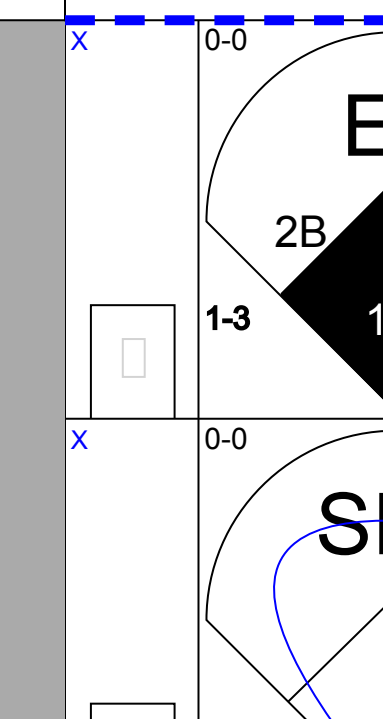
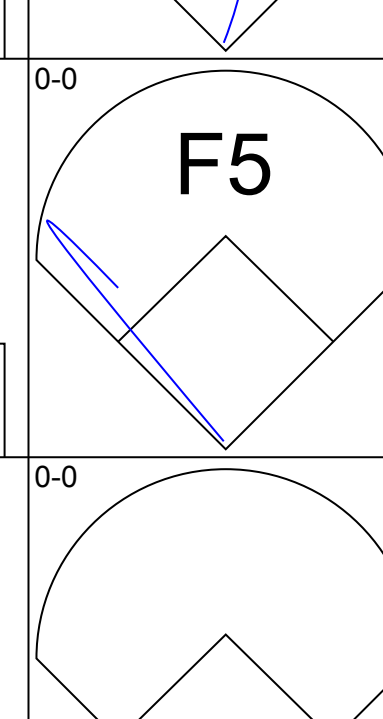
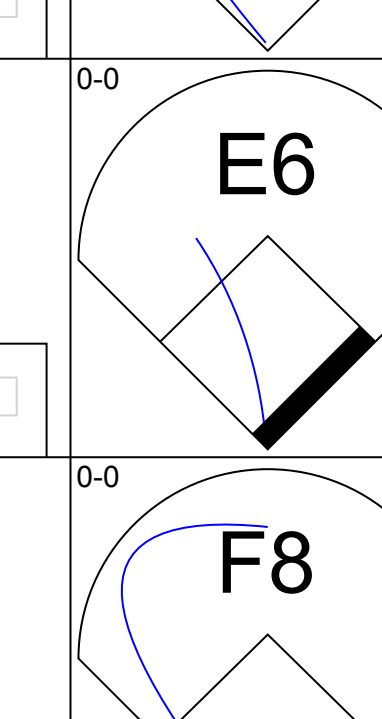
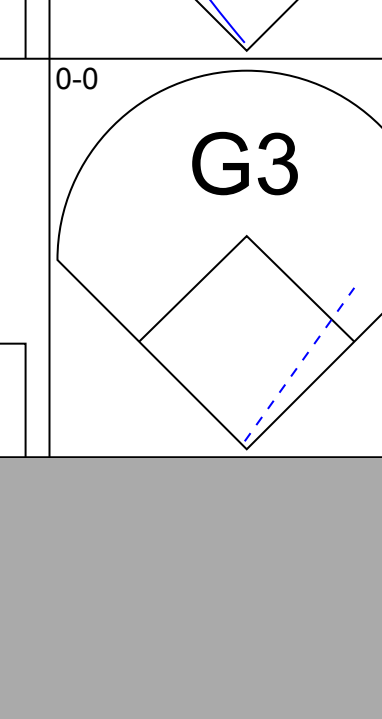
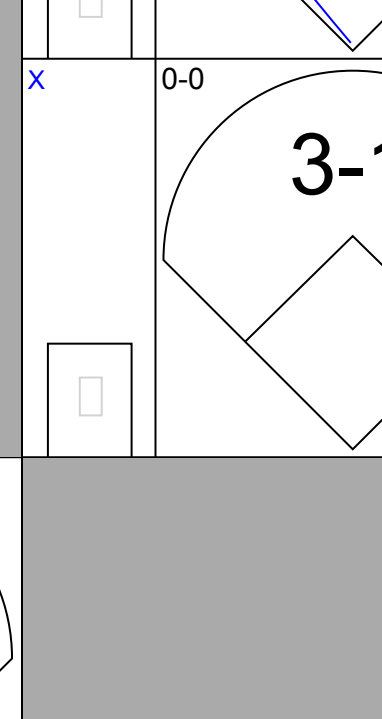
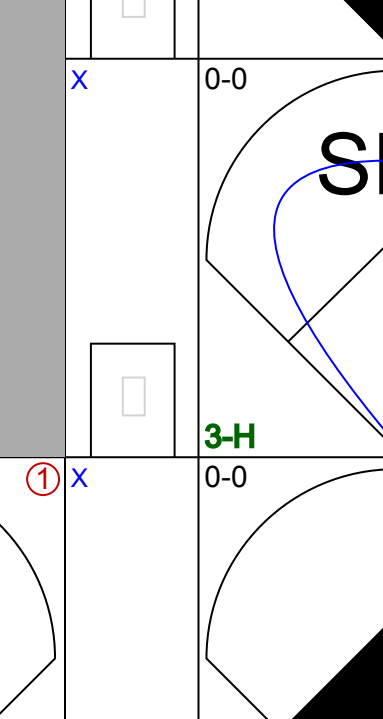
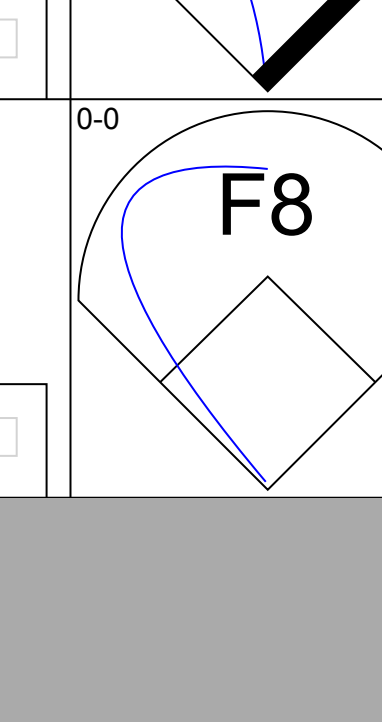
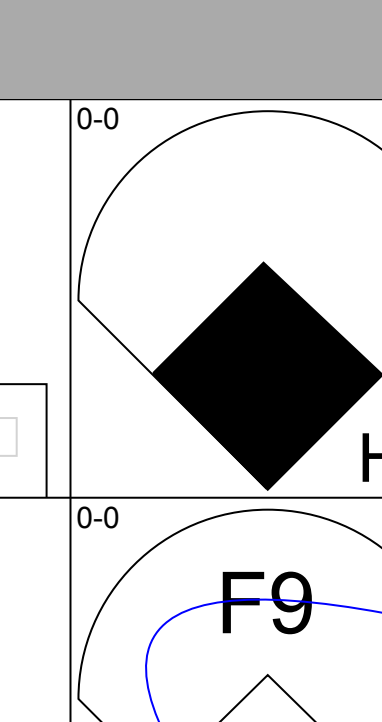
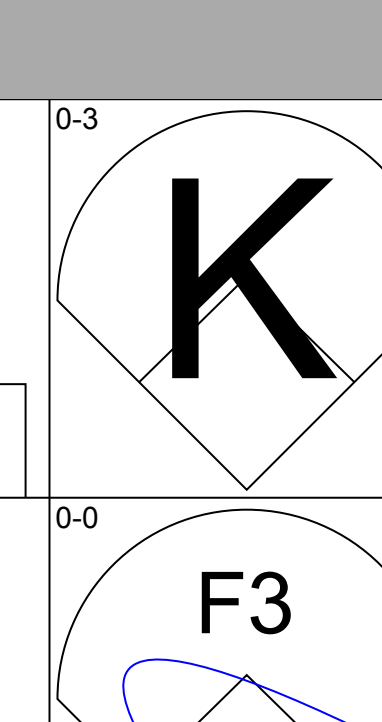
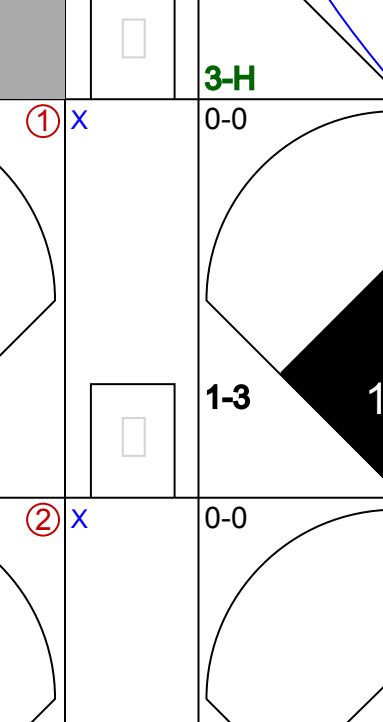
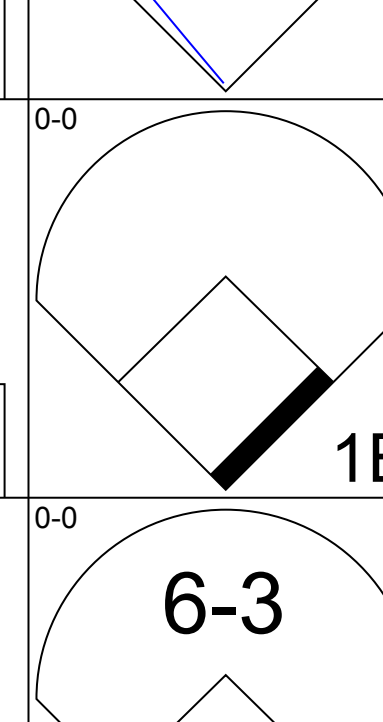
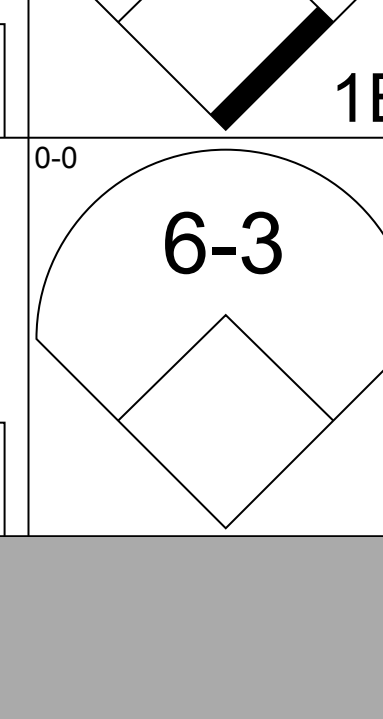
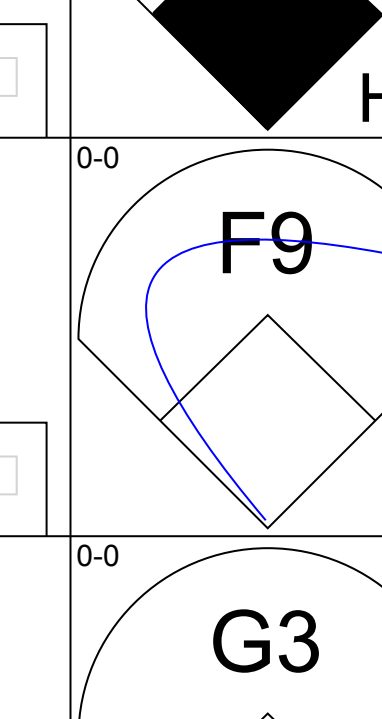
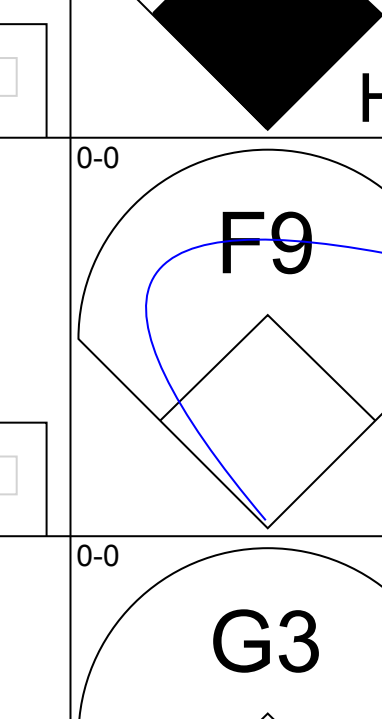
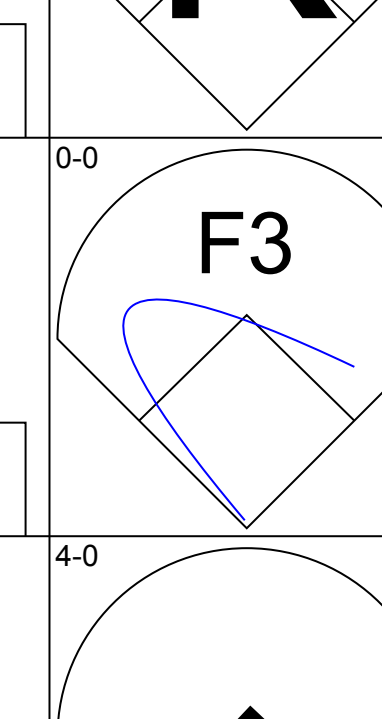
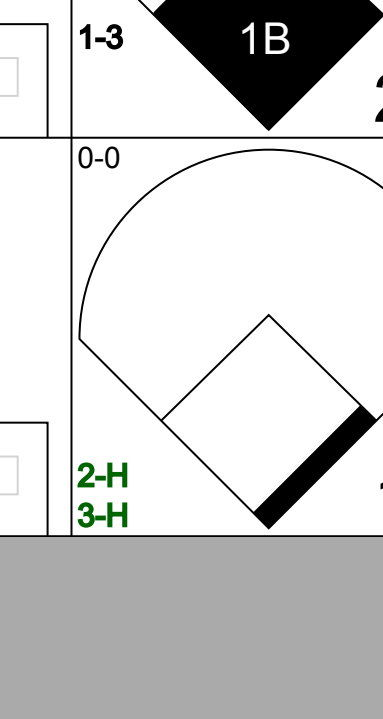
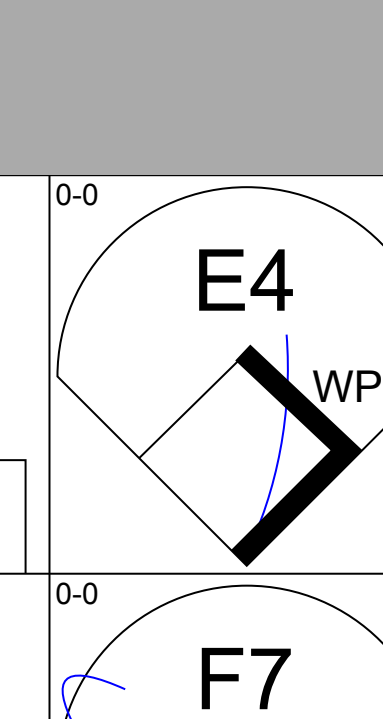
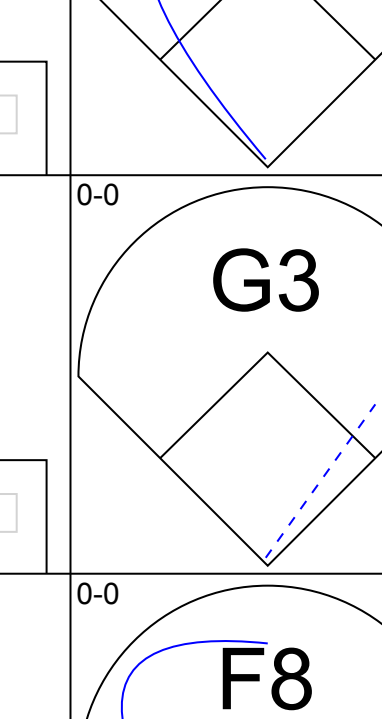
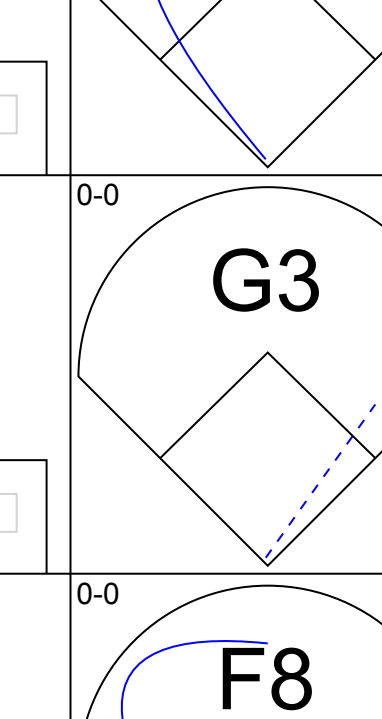
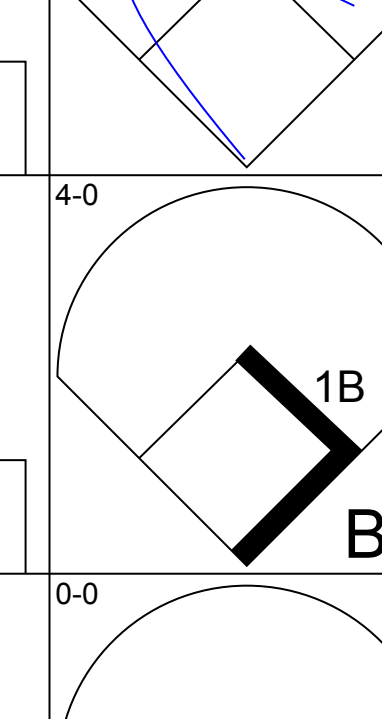
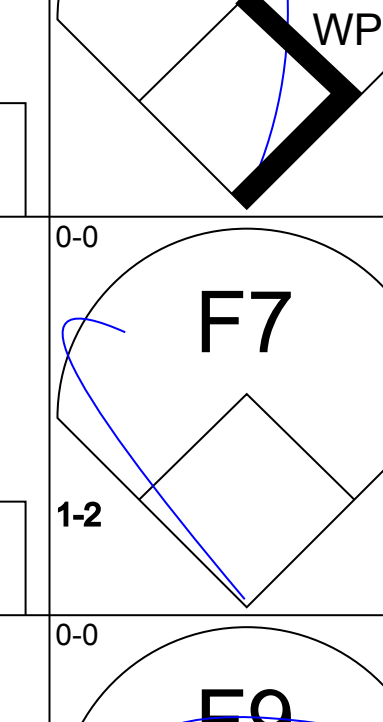
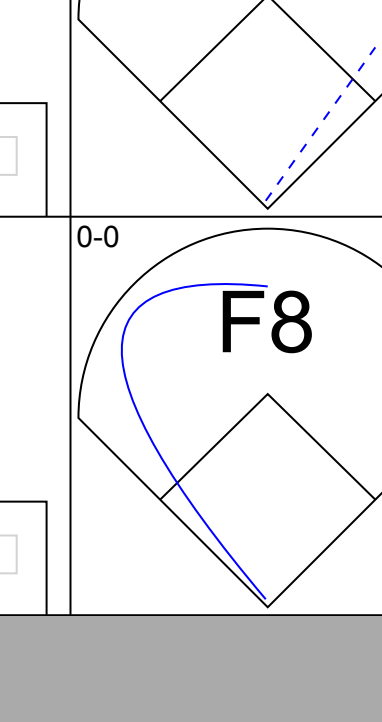
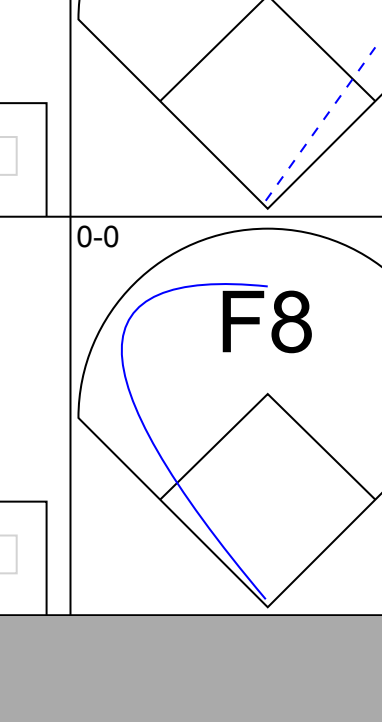
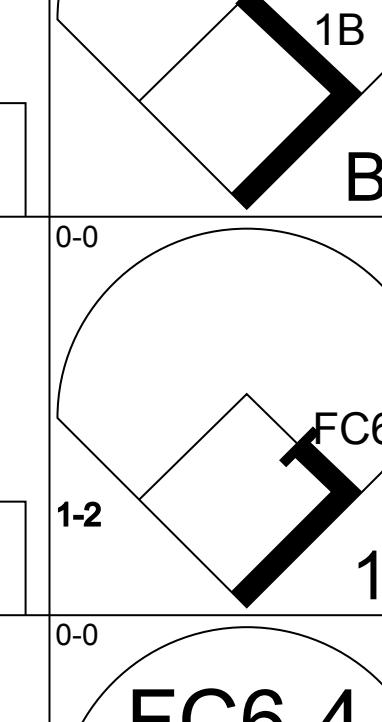
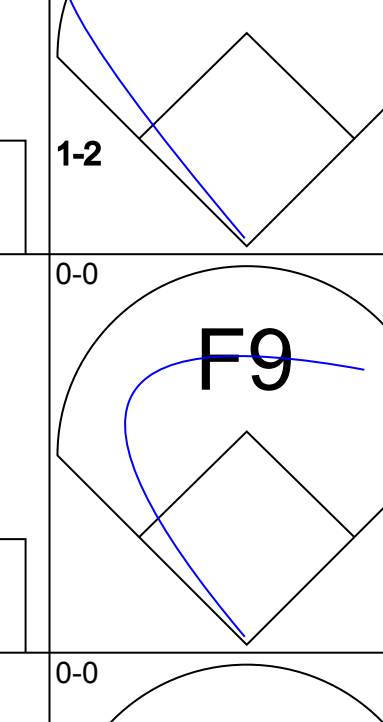
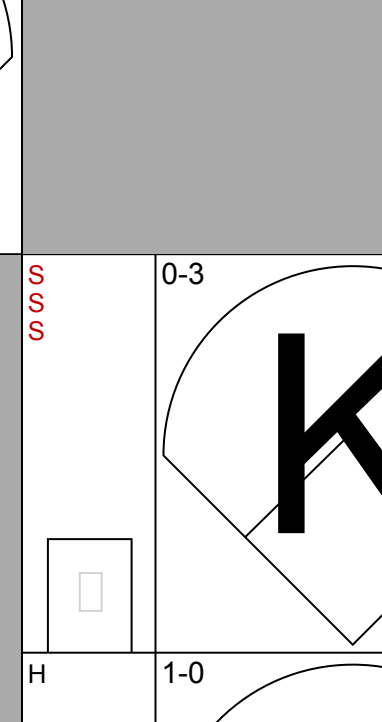
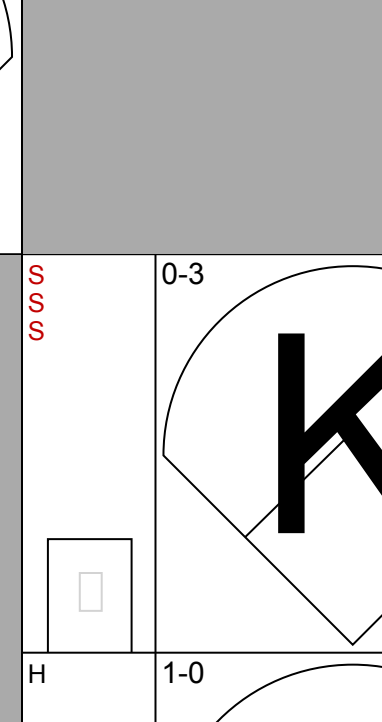
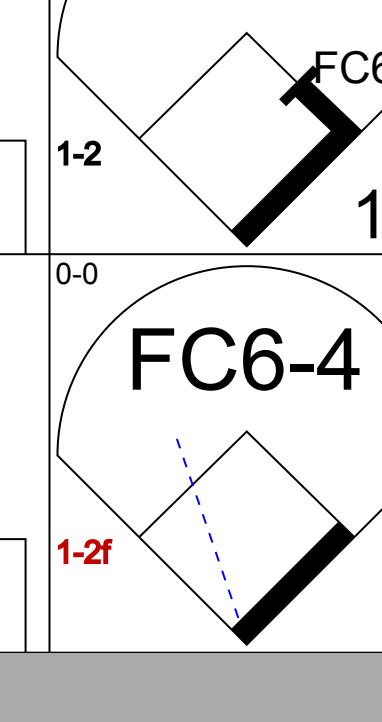
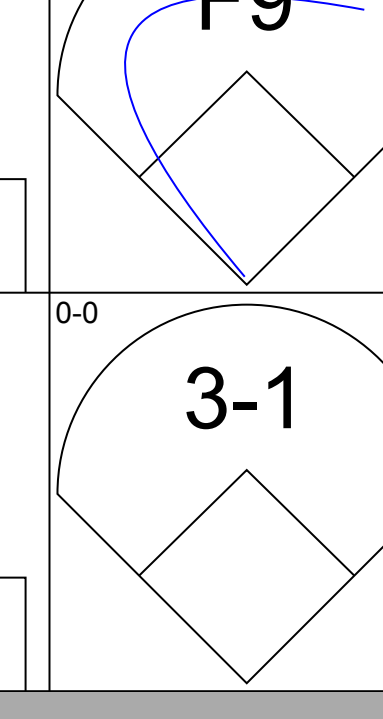
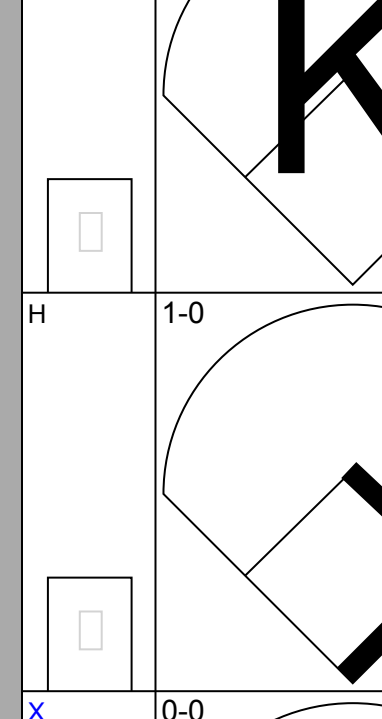
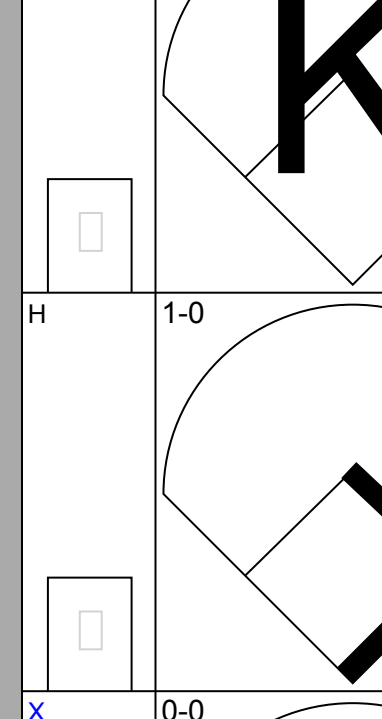
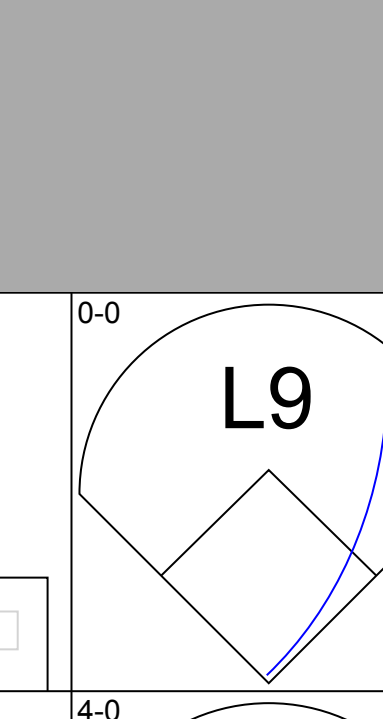
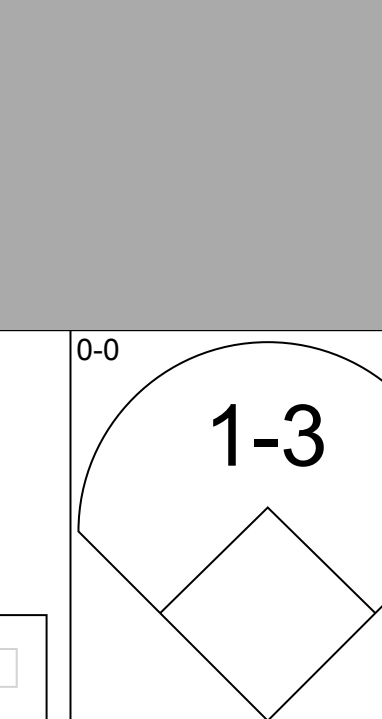
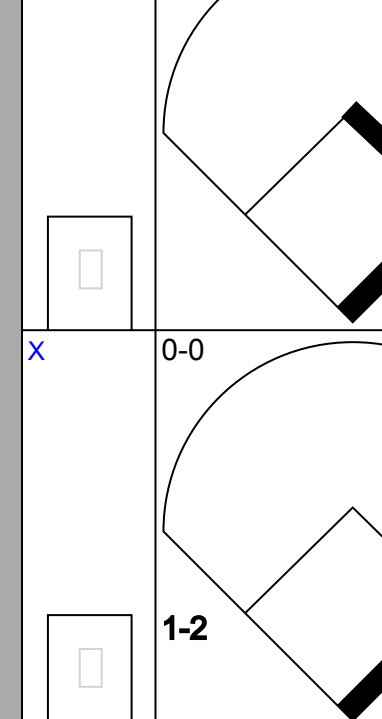
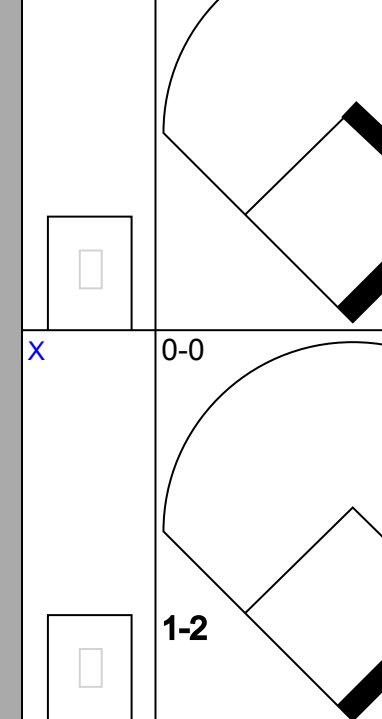
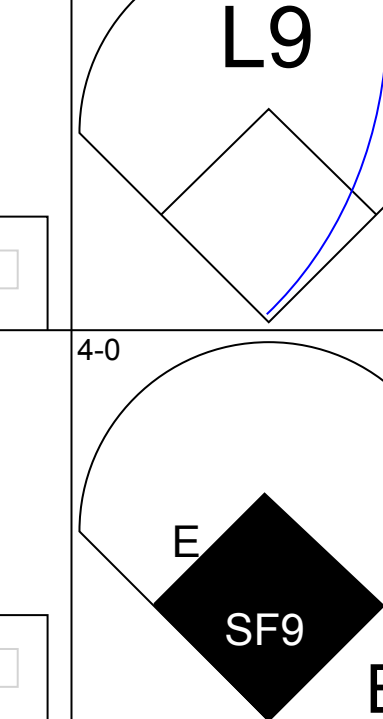
AB 32
R 5
H 8
RBI 5
BB 2
SO 7
LOB 10



Batter	1	2	3	4	5	6	7	8	9	AB	R	H	RBI	BB	SO	LOB	TOP			
Julio Cruz, S OBP: 0.326, SLG: 0.336 (1, 4)										4	0	0	0	1	1	3	Seattle Mariners @ Baltimore Orioles Memorial Stadium, Baltimore, MD Thu Aug 11 1977, 7:05 PM EDT Alt. 7,893 - Unknown - 90 F			
Juan Bernhardt, R OBP: 0.295, SLG: 0.378 (1, 10)										5	0	0	0	0	0	2				
Dan Meyer, L OBP: 0.336, SLG: 0.444 (1, 3)										5	1	1	0	0	0	2				
Leroy Stanton, R OBP: 0.325, SLG: 0.515 (1, 7)										4	2	2	2	0	1	0				
Dave Collins, S OBP: 0.298, SLG: 0.309 (9, 7)										0	0	0	0	0	0	0				
Ruppert Jones, L OBP: 0.315, SLG: 0.471 (1, 8)										2	0	1	0	1	0	1				
Bill Stein, R OBP: 0.294, SLG: 0.412 (1, 5)										4	0	2	0	0	0	2				
Carlos Lopez, R OBP: 0.317, SLG: 0.440 (1, 9)										4	0	0	0	0	0	5				
Larry Milbourne, S OBP: 0.252, SLG: 0.291 (1, 6)										3	0	1	1	0	1	1				
Craig Reynolds, L OBP: 0.256, SLG: 0.279 (8, 6)										1	0	0	0	0	0	0				
Larry Cox, R OBP: 0.303, SLG: 0.387 (1, 2)										3	0	1	0	1	0	0				
Inning Stats	R: 0 E: 1 K: 1 S: 5	H: 0 LOB: 0 BB: 0 P: 5	R: 1 E: 0 K: 0 S: 6	H: 3 LOB: 3 BB: 1 P: 10	R: 0 E: 0 K: 1 S: 5	H: 0 LOB: 0 BB: 0 P: 5	R: 0 E: 0 K: 0 S: 4	H: 1 LOB: 1 BB: 0 P: 4	R: 0 E: 0 K: 0 S: 3	H: 0 LOB: 1 BB: 1 P: 7	R: 0 E: 0 K: 1 S: 5	H: 0 LOB: 0 BB: 0 P: 5	R: 0 E: 0 K: 0 S: 6	H: 3 LOB: 2 BB: 0 P: 7	R: 0 E: 0 K: 0 S: 4	H: 1 LOB: 2 BB: 1 P: 8	1B: 5 2B: 2 3B: 0 HR: 1	SF: 0 SAC: 0 DP: 0 HBP: 1	WP: 0 PB: 0 SB: 0 CS: 1	PA: 40
PITCHER	IP	WLS	BF	H	R	ER	SO	BB	IBB	HBP	BLK	WP	HR	S	P	ERA	WHIP			
Scott McGregor, L ERA: 4.48 (1, 1)	7.2		32	6	3	3	3	2	0	1	0	0	1	35	44	3.52	1.043			
Dick Drago, R ERA: 2.92 (8, 1)	1.1	W	7	2	0	0	0	1	0	0	0	0	0	6	10	0.00	2.250			

AB	35
R	3
H	8
RBI	3
BB	3
SO	3
LOB	16



Batter	1	2	3	4	5	6	7	8	9	AB	R	H	RBI	BB	SO	LOB	BOTTOM			
Billy Smith, S OBP: 0.298, SLG: 0.334 (1, 4)										5	1	0	0	0	0	4	Seattle Mariners @ Baltimore Orioles Memorial Stadium, Baltimore, MD Thu Aug 11 1977, 7:05 PM EDT Alt. 7,893 - Unknown - 90 F			
Tony Muser, L OBP: 0.316, SLG: 0.301 (1, 8)										4	0	0	1	0	0	3				
Ken Singleton, S OBP: 0.433, SLG: 0.512 (1, 9)										5	1	3	1	0	1	1				
Kiko Garcia, R OBP: 0.258, SLG: 0.326 (9, PR)										0	1	0	0	0	0	0				
Lee May, R OBP: 0.283, SLG: 0.401 (1, 10)										5	0	1	2	0	0	1				
Eddie Murray, S OBP: 0.325, SLG: 0.443 (1, 3)										3	0	0	0	1	0	0				
Doug DeCinces, R OBP: 0.338, SLG: 0.409 (1, 5)										4	0	2	0	0	0	1				
Andres Mora, R OBP: 0.253, SLG: 0.506 (1, 7)										4	0	0	0	0	1	4				
Mark Belanger, R OBP: 0.258, SLG: 0.232 (1, 6)										1	0	0	0	1	0	1				
Tom Shopay, L OBP: 0.265, SLG: 0.275 (9, PH)										1	0	0	0	0	0	0				
Dave Skaggs, R OBP: 0.314, SLG: 0.284 (1, 2)										2	0	1	0	0	0	0				
Pat Kelly, L OBP: 0.356, SLG: 0.387 (9, PH)										0	1	0	0	1	0	0				
Inning Stats	R: 0 E: 0 K: 0 S: 4	H: 1 LOB: 1 BB: 0 P: 4	R: 0 E: 1 K: 0 S: 4	H: 0 LOB: 1 BB: 0 P: 4	R: 0 E: 0 K: 0 S: 4	H: 0 LOB: 1 BB: 0 P: 4	R: 0 E: 0 K: 0 S: 3	H: 1 LOB: 1 BB: 1 P: 7	R: 1 E: 0 K: 0 S: 4	H: 1 LOB: 0 BB: 0 P: 4	R: 0 E: 0 K: 1 S: 6	H: 1 LOB: 2 BB: 1 P: 7	R: 0 E: 0 K: 1 S: 6	H: 1 LOB: 2 BB: 1 P: 10	R: 3 E: 1 K: 0 S: 5	H: 2 LOB: 2 BB: 1 P: 9	1B: 5 2B: 1 3B: 0 HR: 1	SF: 1 SAC: 1 DP: 0 HBP: 1	WP: 1 PB: 0 SB: 0 CS: 0	PA: 40
PITCHER	IP	WLS	BF	H	R	ER	SO	BB	IBB	HBP	BLK	WP	HR	S	P	ERA	WHIP			
Glenn Abbott, R ERA: 3.97 (1, 1)	8.1		36	5	2	1	2	3	0	1	0	0	1	36	49	1.08	0.960			
Enrique Romo, R ERA: 2.27 (9, 1)	0.1	L	4	2	2	0	0	0	0	0	0	0	0	4	4	0.00	6.000			



Batter	1	2	3	4	5	6	7	8	9	AB	R	H	RBI	BB	SO	LOB	TOP			
Julio Cruz, S OBP: 0.317, SLG: 0.326 (1,4)										4	0	0	0	0	0	3				
Steve Braun, L OBP: 0.342, SLG: 0.297 (1,7)										4	0	1	1	0	1	1				
Dan Meyer, L OBP: 0.337, SLG: 0.444 (1,3)										4	0	2	0	0	0	1				
Leroy Stanton, R OBP: 0.327, SLG: 0.513 (1,10)										3	0	1	0	1	1	2				
Ruppert Jones, L OBP: 0.312, SLG: 0.466 (1,8)										4	0	0	0	0	2	4				
Bill Stein, R OBP: 0.294, SLG: 0.411 (1,5)										4	0	1	0	0	1	1				
Carlos Lopez, R OBP: 0.312, SLG: 0.433 (1,9)										4	0	0	0	0	1	3				
Bob Stinson, S OBP: 0.375, SLG: 0.402 (1,2)										3	1	1	1	1	1	0				
Craig Reynolds, L OBP: 0.262, SLG: 0.289 (1,6)										3	1	2	0	0	0	1				
Inning Stats	R: 0 E: 0 K: 1 S: 5	H: 0 LOB: 0 BB: 0 P: 5	R: 0 E: 0 K: 2 S: 8	H: 1 LOB: 1 BB: 0 P: 8	R: 1 E: 0 K: 1 S: 7	H: 2 LOB: 1 BB: 0 P: 7	R: 0 E: 0 K: 1 S: 4	H: 0 LOB: 0 BB: 1 P: 8	R: 1 E: 0 K: 0 S: 5	H: 2 LOB: 1 BB: 0 P: 5	R: 0 E: 0 K: 0 S: 2	H: 0 LOB: 0 BB: 1 P: 6	R: 0 E: 0 K: 2 S: 8	H: 1 LOB: 1 BB: 0 P: 8	R: 0 E: 0 K: 0 S: 3	H: 0 LOB: 0 BB: 0 P: 3	1B: 5 2B: 2 3B: 0 HR: 1	SF: 0 SAC: 0 DP: 2 HBP: 0	WP: 0 PB: 0 CS: 0	PA: 35
PITCHER Rick Wise, R ERA: 4.05 (1,1)	IP: 9.0 WLS: W BF: 35 H: 8 R: 2 ER: 2 SO: 7 BB: 2 IBB: 0 HBP: 0 BLK: 0 WP: 0 HR: 1 S: 47 P: 55 ERA: 2.00 WHIP: 1.111																			

Seattle Mariners @ Boston Red Sox
Fenway Park, Boston, MA
Fri Aug 12, 1977, 7:05 PM EDT
Att: 27,005 - Unknown - 70 F

AB 33
R 2
H 8
RBI 2
BB 2
SO 7
LOB 16



Batter	1	2	3	4	5	6	7	8	9	AB	R	H	RBI	BB	SO	LOB	BOTTOM			
Rick Burleson, R OBP: 0.352, SLG: 0.388 (1,6)										4	1	0	0	1	3	2				
Fred Lynn, L OBP: 0.314, SLG: 0.470 (1,8)										4	3	2	1	1	0	0				
Jim Rice, R OBP: 0.387, SLG: 0.627 (1,10)										4	1	2	2	1	0	0				
Carl Yastrzemski, L OBP: 0.381, SLG: 0.501 (1,7)										3	1	1	2	2	1	2				
Carlton Fisk, R OBP: 0.410, SLG: 0.508 (1,2)										3	0	2	1	1	1	2				
George Scott, R OBP: 0.336, SLG: 0.526 (1,3)										2	0	0	1	1	1	4				
Butch Hobson, R OBP: 0.295, SLG: 0.488 (1,5)										4	0	0	0	0	2	4				
Dwight Evans, R OBP: 0.363, SLG: 0.493 (1,9)										3	0	0	0	1	1	0				
Denny Doyle, L OBP: 0.280, SLG: 0.328 (1,4)										4	1	1	0	0	0	1				
Inning Stats	R: 2 E: 0 K: 1 S: 6	H: 1 LOB: 2 BB: 3 P: 18	R: 4 E: 0 K: 1 S: 9	H: 4 LOB: 2 BB: 2 P: 17	R: 0 E: 0 K: 2 S: 7	H: 0 LOB: 0 BB: 0 P: 7	R: 0 E: 0 K: 0 S: 4	H: 1 LOB: 2 BB: 1 P: 8	R: 0 E: 0 K: 1 S: 5	H: 0 LOB: 0 BB: 0 P: 5	R: 1 E: 0 K: 3 S: 11	H: 2 LOB: 2 BB: 1 P: 15	R: 0 E: 0 K: 0 S: 3	H: 0 LOB: 1 BB: 1 P: 7	R: 0 E: 0 K: 1 S: 5	H: 0 LOB: 0 BB: 0 P: 5	1B: 4 2B: 3 3B: 0 HR: 1	SF: 1 SAC: 0 DP: 0 HBP: 0	WP: 1 PB: 0 SB: 1 CS: 0	PA: 40
PITCHER Paul Mitchell, R ERA: 12.33 (1,1)	IP: 1.2 WLS: L BF: 12 H: 4 R: 5 ER: 5 SO: 2 BB: 2 IBB: 1 HBP: 0 BLK: 0 WP: 1 HR: 1 S: 13 P: 25 ERA: 27.00 WHIP: 3.600																			
John Montague, R ERA: 4.69 (2,1)	IP: 3.2 WLS: L BF: 17 H: 3 R: 2 ER: 2 SO: 4 BB: 3 IBB: 0 HBP: 0 BLK: 0 WP: 0 HR: 0 S: 22 P: 34 ERA: 4.91 WHIP: 1.636																			
Mike Kekich, L ERA: 5.0 (6,1)	IP: 0.0 WLS: L BF: 2 H: 1 R: 0 ER: 0 SO: 0 BB: 1 IBB: 0 HBP: 0 BLK: 0 WP: 0 HR: 0 S: 1 P: 5 ERA: ∞ WHIP: ∞																			
Diego Segui, R ERA: 5.2 (6,1)	IP: 2.2 WLS: L BF: 9 H: 0 R: 0 ER: 0 SO: 3 BB: 1 IBB: 0 HBP: 0 BLK: 0 WP: 0 HR: 0 S: 14 P: 18 ERA: 0.00 WHIP: 0.375																			

Seattle Mariners @ Boston Red Sox
Fenway Park, Boston, MA
Fri Aug 12, 1977, 7:05 PM EDT
Att: 27,005 - Unknown - 70 F

AB 31
R 7
H 8
RBI 7
BB 8
SO 9
LOB 15



Batter	1	2	3	4	5	6	7	8	9	AB	R	H	RBI	BB	SO	LOB	TOP					
Julio Cruz, S OBP: 0.306, SLG: 0.314 (1,4)	F8		1-3		B1-3		K		P7	5	0	0	0	0	1	2						
Dave Collins, S OBP: 0.283, SLG: 0.303 (1,10)	F9				F5		K		G3	5	0	0	0	0	2	1						
Dan Meyer, L OBP: 0.338, SLG: 0.451 (1,3)	3-1			4-3						3	1	1	1	1	0	0						
Leroy Stanton, R OBP: 0.324, SLG: 0.506 (1,9)		1-3		6-3		G1-6-3 BB			5-3	4	0	0	0	0	0	1						
Ruppert Jones, L OBP: 0.318, SLG: 0.476 (1,8)										4	1	4	0	0	0	0						
Bill Stein, R OBP: 0.293, SLG: 0.409 (1,5)										4	1	1	1	0	3	3						
Steve Braun, L OBP: 0.344, SLG: 0.307 (1,7)										4	2	2	1	0	1	1						
Skip Jutze, R OBP: 0.321, SLG: 0.421 (1,2)			3-1						1-3	4	1	2	3	0	0	0						
Craig Reynolds, L OBP: 0.261, SLG: 0.288 (1,6)			P9		F5					4	0	1	0	0	0	1						
Inning Stats	R: 0 E: 0 K: 0 S: 3	H: 0 LOB: 0 BB: 0 P: 3	R: 0 E: 0 K: 2 S: 8	H: 1 LOB: 1 BB: 0 P: 8	R: 0 E: 0 K: 0 S: 3	H: 0 LOB: 0 BB: 0 P: 3	R: 0 E: 0 K: 0 S: 3	H: 0 LOB: 0 BB: 0 P: 3	R: 4 E: 0 K: 1 S: 9	H: 4 LOB: 0 BB: 0 P: 9	R: 0 E: 0 K: 1 S: 5	H: 1 LOB: 1 BB: 1 P: 9	R: 0 E: 0 K: 1 S: 6	H: 1 LOB: 1 BB: 0 P: 6	R: 1 E: 0 K: 2 S: 9	H: 2 LOB: 1 BB: 0 P: 9	R: 1 E: 0 K: 0 S: 5	H: 2 LOB: 1 BB: 0 P: 5	1B: 7 2B: 0 3B: 1 HR: 3	SF: 0 SAC: 0 DP: 1 HBP: 0	WP: 0 PB: 0 SB: 1 CS: 0	PA: 38
PITCHER	IP	WLS	BF	H	R	ER	SO	BB	IBB	HBP	BLK	WP	HR	S	P	ERA	WHIP					
Fergie Jenkins, R ERA: 3.62 (1,1)	8.0	W	33	9	5	5	7	1	0	0	0	0	2	46	50	5.62	1.250					
Bill Campbell, R ERA: 2.99 (9,1)	1.0		5	2	1	1	0	0	0	0	0	0	1	5	5	9.00	2.000					

Seattle Mariners @ Boston Red Sox
Fenway Park, Boston, MA
Sat Aug 13 1977, 3:33 AM EDT
Att: 34,095 - Unknown - 86 F

AB	37
R	6
H	11
RBI	6
BB	1
SO	7
LOB	9



Batter	1	2	3	4	5	6	7	8	9	AB	R	H	RBI	BB	SO	LOB	BOTTOM				
Rick Burleson, R OBP: 0.355, SLG: 0.390 (1,6)						F8	F4			5	1	3	0	0	0	1					
Fred Lynn, L OBP: 0.315, SLG: 0.475 (1,8)	F5					6-3				5	1	2	3	0	1	2					
Jim Rice, R OBP: 0.384, SLG: 0.620 (1,10)	K									5	0	0	0	0	3	3					
Carl Yastrzemski, L OBP: 0.387, SLG: 0.515 (1,7)										2	3	2	1	2	0	0					
Rick Miller, L OBP: 0.356, SLG: 0.326 (8,7)	CS									1	0	0	0	0	1	0					
Carlton Fisk, R OBP: 0.405, SLG: 0.501 (1,2)										5	0	0	0	0	0	5					
George Scott, R OBP: 0.337, SLG: 0.536 (1,3)		6-3								4	2	2	2	0	1	0					
Butch Hobson, R OBP: 0.297, SLG: 0.495 (1,5)										4	2	2	2	0	0	0					
Dwight Evans, R OBP: 0.366, SLG: 0.517 (1,9)										4	2	2	3	0	1	0					
Denny Doyle, L OBP: 0.295, SLG: 0.331 (1,4)										3	2	2	1	1	0	0					
Inning Stats	R: 0 E: 0 K: 1 S: 5	H: 1 LOB: 0 BB: 0 P: 5	R: 1 E: 0 K: 0 S: 4	H: 1 LOB: 0 BB: 0 P: 4	R: 1 E: 0 K: 2 S: 10	H: 3 LOB: 3 BB: 1 P: 14	R: 0 E: 0 K: 1 S: 5	H: 0 LOB: 0 BB: 0 P: 5	R: 0 E: 0 K: 0 S: 3	H: 0 LOB: 0 BB: 0 P: 3	R: 7 E: 1 K: 0 S: 9	H: 6 LOB: 6 BB: 1 P: 13	R: 4 E: 0 K: 1 S: 9	H: 4 LOB: 1 BB: 1 P: 13	R: 0 E: 0 K: 2 S: 7	H: 0 LOB: 0 BB: 0 P: 7	1B: 7 2B: 2 3B: 2 HR: 4	SF: 0 SAC: 0 DP: 0 HBP: 0	WP: 0 PB: 0 SB: 0 CS: 1	PA: 42	
PITCHER	IP	WLS	BF	H	R	ER	SO	BB	IBB	HBP	BLK	WP	HR	S	P	ERA	WHIP				
Bob Galasso, R ERA: 6.35 (1,1)	5.2	L	25	8	5	5	4	1	0	0	0	0	3	32	36	7.94	1.588				
Enrique Romo, R ERA: 2.59 (6,1)	0.0		3	2	1	1	0	1	0	0	0	0	1	2	6	∞	∞				
Bill Laxton, L ERA: 4.92 (6,1)	0.2		8	5	7	6	0	1	0	0	0	0	0	7	11	81.00	9.000				
Mike Kekich, L ERA: 4.85 (7,1)	1.2		5	0	0	0	3	0	0	0	0	0	0	11	11	0.00	0.000				

Seattle Mariners @ Boston Red Sox
Fenway Park, Boston, MA
Sat Aug 13 1977, 3:33 AM EDT
Att: 34,095 - Unknown - 86 F

AB	38
R	13
H	15
RBI	12
BB	3
SO	7
LOB	11



Batter	1	2	3	4	5	6	7	8	9	AB	R	H	RBI	BB	SO	LOB	TOP										
Jose Baez, R OBP: 0.308, SLG: 0.323 (1, 4)	F3		G5-4-3 1B		F4			1B 2B		4	1	2	0	0	0	1	Seattle Mariners @ Boston Red Sox Fenway Park, Boston, MA Sun Aug 14 1977, 3:33 AM EDT Att: 31,223 - Unknown - 83 F										
Steve Braun, L OBP: 0.340, SLG: 0.304 (1, 7)	F5		G5-4-3 1-2		F8			K		4	0	0	0	0	1	4											
Dan Meyer, L OBP: 0.340, SLG: 0.454 (1, 3)	K				F6			1B		4	0	2	1	0	1	0											
Leroy Stanton, R OBP: 0.323, SLG: 0.503 (1, 10)		5-3			5-3			1B		4	0	1	0	0	0	1											
Ruppert Jones, L OBP: 0.322, SLG: 0.477 (1, 8)		1B			FC5-2 1B			1B		3	0	2	0	1	0	2											
Bill Stein, R OBP: 0.291, SLG: 0.405 (1, 5)	F9				FC5-2 1-2			K		4	0	0	0	0	1	6											
Carlos Lopez, R OBP: 0.307, SLG: 0.426 (1, 9)	L1				5-3 3-H			F5		4	0	0	0	0	1	3											
Larry Cox, R OBP: 0.314, SLG: 0.394 (1, 2)					1B			K		4	0	2	0	0	2	0											
Craig Reynolds, L OBP: 0.259, SLG: 0.285 (1, 6)	F5				1B			F8		4	0	0	0	0	0	2											
Inning Stats	R: 0 E: 0 K: 1 S: 5	H: 0 LOB: 0 BB: 0 P: 5	R: 0 E: 0 K: 0 S: 4	H: 1 LOB: 1 BB: 0 P: 4	R: 0 E: 0 K: 0 S: 4	H: 2 LOB: 1 BB: 0 P: 4	R: 0 E: 0 K: 0 S: 5	H: 2 LOB: 2 BB: 0 P: 5	R: 0 E: 0 K: 0 S: 4	H: 1 LOB: 1 BB: 0 P: 4	R: 0 E: 0 K: 0 S: 3	H: 0 LOB: 1 BB: 1 P: 7	R: 0 E: 0 K: 1 S: 5	H: 0 LOB: 0 BB: 0 P: 5	R: 1 E: 0 K: 2 S: 10	H: 3 LOB: 2 BB: 0 P: 10	R: 0 E: 0 K: 2 S: 7	H: 0 LOB: 0 BB: 0 P: 7	1B: 7 2B: 2 3B: 0 HR: 0	SF: 0 SAC: 0 DP: 1 HBP: 0	WP: 0 PB: 0 CS: 0	PA: 36					
PITCHER	IP	WLS	BF	H	R	ER	SO	BB	IBB	HBP	BLK	WP	HR	S	P	ERA	WHIP										
Mike Paxton, R ERA: 4.4 (1, 1)	8.0	W	33	9	1	1	4	1	0	0	0	0	0	40	44	1.12	1.250										
Jim Willoughby, R ERA: 3.45 (9, 1)	1.0		3	0	0	0	2	0	0	0	0	0	0	7	7	0.00	0.000										

Batter	1	2	3	4	5	6	7	8	9	AB	R	H	RBI	BB	SO	LOB	BOTTOM										
Rick Burleson, R OBP: 0.353, SLG: 0.390 (1, 6)	4-3		FC6-2 1-2			F9	F7			5	0	1	2	0	0	2	Seattle Mariners @ Boston Red Sox Fenway Park, Boston, MA Sun Aug 14 1977, 3:33 AM EDT Att: 31,223 - Unknown - 83 F										
Fred Lynn, L OBP: 0.313, SLG: 0.470 (1, 8)	K	2B 3-H	F8			F8		G3		4	0	0	0	1	1	2											
Jim Rice, R OBP: 0.382, SLG: 0.618 (1, 10)	K	FC6-4 1-2				K		4-3		5	0	1	0	0	2	2											
Carl Yastrzemski, L OBP: 0.388, SLG: 0.517 Rick Miller, L OBP: 0.354, SLG: 0.324 (1, 7) (7, 7)		HR 2B	2B BB			L9		F8		4	2	2	0	0	0	1											
Carlton Fisk, R OBP: 0.408, SLG: 0.509 (1, 2)		HR 2B	2B 1B			F9		F8		1	0	0	0	0	0	0											
George Scott, R OBP: 0.338, SLG: 0.540 (1, 3)		HR 2B	2B BB			F9		F8		2	3	1	2	2	0	0											
George Scott, R OBP: 0.338, SLG: 0.540 (1, 3)		1-3	K			1B 2B		4-3		4	2	2	0	0	1	2											
Butch Hobson, R OBP: 0.299, SLG: 0.498 (1, 5)		4-3 2B	1B 2B			K		5-3		4	2	2	1	0	1	3											
Dwight Evans, R OBP: 0.372, SLG: 0.533 (1, 9)		FC5 2B	1B BB			G1-6-3 1B		HR		3	2	2	4	1	0	1											
Denny Doyle, L OBP: 0.285, SLG: 0.330 (1, 4)		4-3	FC6-2 1B			G1-6-3 1-2		4-3		4	0	1	2	0	0	3											
Inning Stats	R: 0 E: 0 K: 2 S: 7	H: 4 LOB: 2 BB: 1 P: 12	R: 4 E: 1 K: 0 S: 8	H: 4 LOB: 2 BB: 1 P: 12	R: 3 E: 0 K: 1 S: 8	H: 3 LOB: 2 BB: 2 P: 16	R: 0 E: 0 K: 1 S: 5	H: 0 LOB: 0 BB: 0 P: 5	R: 1 E: 0 K: 1 S: 6	H: 2 LOB: 0 BB: 0 P: 6	R: 0 E: 0 K: 0 S: 4	H: 1 LOB: 1 BB: 0 P: 4	R: 3 E: 0 K: 0 S: 5	H: 2 LOB: 0 BB: 1 P: 9	R: 0 E: 0 K: 0 S: 3	H: 0 LOB: 0 BB: 0 P: 3	1B: 4 2B: 6 3B: 0 HR: 2	SF: 0 SAC: 0 DP: 1 HBP: 0	WP: 0 PB: 0 CS: 0	PA: 40							
PITCHER	IP	WLS	BF	H	R	ER	SO	BB	IBB	HBP	BLK	WP	HR	S	P	ERA	WHIP										
Gary Wheelock, R ERA: 4.89 (1, 1)	2.0	L	14	5	6	4	2	2	0	0	0	0	1	16	24	18.00	3.500										
Diego Segui, R ERA: 5.46 (3, 1)	4.1		21	7	5	5	3	2	0	0	0	0	0	25	33	10.38	2.077										
Bill Laxton, L ERA: 4.79 (7, 1)	1.2		5	0	0	0	0	0	0	0	0	0	0	5	5	0.00	0.000										

AB	35
R	1
H	9
RBI	1
BB	1
SO	6
LOB	19



AB	36
R	11
H	12
RBI	11
BB	4
SO	5
LOB	16



Batter	1	2	3	4	5	6	7	8	9	AB	R	H	RBI	BB	SO	LOB	TOP			
Dave Collins, S OBP: 0.292, SLG: 0.313 (1, 7)										4	0	3	0	1	0	0	Seattle Mariners @ Detroit Tigers Tiger Stadium, Detroit, MI Mon Aug 15 1977, 7:05 PM EDT Att: 14,414 - Unknown			
Jose Báez, R OBP: 0.315, SLG: 0.332 (1, 4)										4	1	2	0	1	0	3				
Dan Meyer, L OBP: 0.336, SLG: 0.448 (1, 3)										5	0	0	1	0	1	7				
Leroy Stanton, R OBP: 0.325, SLG: 0.503 (1, 9)										4	0	2	0	0	0	2				
Ruppert Jones, L OBP: 0.321, SLG: 0.475 (1, 8)										4	0	1	0	0	1	1				
Bill Stein, R OBP: 0.288, SLG: 0.402 (1, 5)										4	0	0	0	0	0	3				
Juan Bernhardt, R OBP: 0.279, SLG: 0.376 (1, 10)										4	0	1	0	0	0	3				
Skip Jutze, R OBP: 0.306, SLG: 0.400 (1, 2)										4	0	0	0	0	0	2				
Larry Milbourne, S OBP: 0.248, SLG: 0.286 (1, 6)										4	0	0	0	0	0	0				
Inning Stats	R: 0 E: 0 K: 0 S: 4	H: 2 LOB: 1 BB: 0 P: 4	R: 0 E: 0 K: 0 S: 3	H: 0 LOB: 0 BB: 0 P: 3	R: 0 E: 1 K: 1 S: 6	H: 1 LOB: 1 BB: 1 P: 10	R: 0 E: 0 K: 1 S: 6	H: 0 LOB: 0 BB: 0 P: 3	R: 1 E: 1 K: 0 S: 6	H: 3 LOB: 2 BB: 0 P: 6	R: 0 E: 0 K: 0 S: 4	H: 1 LOB: 2 BB: 1 P: 8	R: 0 E: 1 K: 0 S: 5	H: 1 LOB: 0 BB: 0 P: 5	R: 0 E: 0 K: 0 S: 4	H: 1 LOB: 1 BB: 0 P: 4	1B: 7 2B: 3 3B: 0 HR: 0	SF: 0 SAC: 0 DP: 1 HBP: 0	WP: 0 PB: 0 SB: 2 CS: 0	PA: 39
PITCHER Bob Sykes, L ERA: 3.72 (1, 1)	IP: 9.0 WLS: W BF: 39 H: 9 R: 1 ER: 1 SO: 2 BB: 2 IBB: 0 HBP: 0 BLK: 0 WP: 0 HR: 0 S: 41 P: 49 ERA: 1.00 WHIP: 1.222															PITCHER				

Batter	1	2	3	4	5	6	7	8	9	AB	R	H	RBI	BB	SO	LOB	BOTTOM			
Ron LeFlore, R OBP: 0.352, SLG: 0.471 (1, 8)										5	1	3	3	0	0	0	Seattle Mariners @ Detroit Tigers Tiger Stadium, Detroit, MI Mon Aug 15 1977, 7:05 PM EDT Att: 14,414 - Unknown			
Tito Fuentes, S OBP: 0.347, SLG: 0.410 Chuck Scrivener, R OBP: 0.200, SLG: 0.111 (5, FR) (6, 4)										3	1	2	0	1	0	0				
Rusty Staub, L OBP: 0.326, SLG: 0.438 (1, 10)										4	1	1	1	0	0	3				
Steve Kemp, L OBP: 0.350, SLG: 0.433 (1, 7)										4	1	1	0	1	1	1				
Jason Thompson, L OBP: 0.352, SLG: 0.480 (1, 3)										3	2	1	1	1	1	1				
Ben Oglivie, L OBP: 0.315, SLG: 0.464 (1, 9)										4	3	3	2	1	0	0				
Milt May, L OBP: 0.292, SLG: 0.408 (1, 2)										3	1	2	5	0	0	1				
Aurelio Rodriguez, R OBP: 0.254, SLG: 0.321 (1, 5)										3	1	0	0	1	0	1				
Tom Veryzer, R OBP: 0.232, SLG: 0.261 (1, 6)										4	2	2	1	0	0	2				
Inning Stats	R: 5 E: 0 K: 0 S: 6	H: 3 LOB: 0 BB: 2 P: 14	R: 0 E: 0 K: 0 S: 3	H: 0 LOB: 0 BB: 0 P: 3	R: 2 E: 0 K: 0 S: 5	H: 2 LOB: 2 BB: 2 P: 13	R: 0 E: 0 K: 0 S: 3	H: 1 LOB: 1 BB: 1 P: 7	R: 4 E: 0 K: 0 S: 8	H: 5 LOB: 1 BB: 0 P: 8	R: 0 E: 0 K: 0 S: 4	H: 2 LOB: 1 BB: 0 P: 4	R: 2 E: 1 K: 0 S: 5	H: 2 LOB: 0 BB: 0 P: 5	R: 0 E: 0 K: 2 S: 7	H: 0 LOB: 0 BB: 0 P: 7	1B: 10 2B: 4 3B: 0 HR: 3	SF: 3 SAC: 0 DP: 3 HBP: 0	WP: 0 PB: 0 SB: 0 CS: 0	PA: 42
PITCHER Dick Pole, R ERA: 4.72 Mike Kekich, L ERA: 5.31 John Montague, R ERA: 4.61 Bill Laxton, L ERA: 4.71	IP: 2.2 WLS: L BF: 16 H: 5 R: 4 ER: 4 SO: 0 BB: 2 IBB: 0 HBP: 0 BLK: 0 WP: 0 HR: 1 S: 10 P: 18 ERA: 18.00 WHIP: 3.500															PITCHER				

AB 37
R 1
H 9
RBI 1
BB 2
SO 2
LOB 21

AB 34
R 13
H 15
RBI 13
BB 5
SO 2
LOB 11

Batter	1	2	3	4	5	6	7	8	9	AB	R	H	RBI	BB	SO	LOB	TOP			
Julio Cruz, S OBP: 0.307, SLG: 0.310 (1, 4)	0-0 4-3		4-0 FC1-4 BB		0-0 SH5-4		0-0 5-3			2	0	0	0	1	0	0				
Dave Collins, S OBP: 0.291, SLG: 0.312 (1, 10)	0-0 G3		0-0 FC1-4 CS		0-0 S 1B		0-0 2-3			4	0	1	0	0	0	1				
Dan Meyer, L OBP: 0.333, SLG: 0.444 (1, 3)	0-0 4-3		0-0 CS	0-0 F8	0-0 F3		0-0 4-3			4	0	0	0	0	0	2				
Leroy Stanton, R OBP: 0.327, SLG: 0.502 Carlos Lopez, R OBP: 0.307, SLG: 0.426 (8, 9)		4-0 E 1B BB		0-0 FC5-4 1B	0-3 K			0-0 5-3		3	1	1	0	1	1	2				
Ruppert Jones, L OBP: 0.318, SLG: 0.471 (1, 8)	0-0 E6 G3-6-3 1B		0-0 FC5-4 BB BB		0-0 F8			0-0 F6		4	0	0	0	0	0	2				
Bill Stein, R OBP: 0.292, SLG: 0.404 (1, 5)	0-0 G3-6-3 1B		4-0 BB BB		0-0 HR 1B			0-0 F7		3	1	2	1	1	0	0				
Steve Braun, L OBP: 0.339, SLG: 0.301 (1, 7)	0-0 G3-6-3 1B		4-0 BB BB		0-0 F7			0-0 1-3		3	0	0	0	1	0	3				
Bob Stinson, S OBP: 0.376, SLG: 0.413 (1, 2)	0-3 K		0-0 F7		0-0 HR			4-0 L4-3 BB		3	1	1	2	1	1	4				
Craig Reynolds, L OBP: 0.258, SLG: 0.284 (1, 6)			0-0 F4		0-0 1B SH5-4 1B			0-0 L4-3		4	0	1	0	0	0	1				
Inning Stats	R: 0 E: 0 K: 0 S: 3	H: 0 LOB: 0 BB: 0 P: 3	R: 1 E: 1 K: 1 S: 6	H: 1 LOB: 1 BB: 1 P: 10	R: 0 E: 0 K: 0 S: 2	H: 0 LOB: 0 BB: 1 P: 6	R: 0 E: 0 K: 0 S: 4	H: 1 LOB: 3 BB: 2 P: 12	R: 0 E: 0 K: 1 S: 7	H: 2 LOB: 2 BB: 0 P: 7	R: 2 E: 0 K: 0 S: 5	H: 2 LOB: 0 BB: 0 P: 5	R: 0 E: 0 K: 0 S: 3	H: 0 LOB: 0 BB: 0 P: 3	R: 0 E: 0 K: 0 S: 2	H: 0 LOB: 0 BB: 1 P: 6	1B: 5 2B: 1 3B: 0 HR: 1	SF: 0 SAC: 1 DP: 2 HBP: 0	WP: 0 PB: 0 SB: 1 CS: 1	PA: 37
PITCHER Jack Morris, R ERA: 2.97 (1, 1)	IP: 9.0 WLS: L BF: 36 H: 6 R: 3 ER: 2 SO: 2 BB: 5 IBB: 0 HBP: 0 BLK: 0 WP: 0 HR: 1 S: 35 P: 55 ERA: 2.00 WHIP: 1.222															PITCHER				

Seattle Mariners @ Detroit Tigers
Tiger Stadium, Detroit, MI
Tue Aug 16 1977, 7:05 PM EDT
Att: 9,065 - Unknown

AB 30
R 3
H 6
RBI 3
BB 5
SO 2
LOB 15



Batter	1	2	3	4	5	6	7	8	9	AB	R	H	RBI	BB	SO	LOB	BOTTOM					
Ron LeFlore, R OBP: 0.351, SLG: 0.469 (1, 8)	0-0 F8		0-3 K		0-0 1-3 2-H 1B			0-0 6-3		4	0	1	1	0	1	1						
Tito Fuentes, S OBP: 0.348, SLG: 0.409 (1, 4)	4-0 1B BB		0-0 F7		0-0 F8			0-0 1B		3	0	1	0	1	0	3						
Rusty Staub, L OBP: 0.328, SLG: 0.438 (1, 10)	0-0 G1-6-3 1B			0-0 6-3				0-0 G3 1B		4	0	2	0	0	0	1						
Steve Kemp, L OBP: 0.347, SLG: 0.429 (1, 7)	0-0 G1-6-3			0-0 L5				0-0 F6		4	0	0	0	0	0	3						
Jason Thompson, L OBP: 0.353, SLG: 0.488 (1, 3)		0-0 G6-4-3 1B		0-3 K				0-0 G3		4	1	2	1	0	1	1						
Ben Oglivie, L OBP: 0.315, SLG: 0.462 (1, 9)		0-0 G6-4-3			0-0 4-3			0-0 4-3		4	0	1	0	0	0	1						
Milt May, L OBP: 0.291, SLG: 0.406 (1, 2)		0-0 F6			0-0 FC6-4 1B			0-0 G3		4	0	1	0	0	0	1						
Aurelio Rodriguez, R OBP: 0.250, SLG: 0.314 (1, 5)			0-0 F4		0-0 FC6-4 1B			0-0 6-3		3	1	0	0	0	0	1						
Tom Veryzer, R OBP: 0.237, SLG: 0.266 (1, 6) Tim Corcoran, L OBP: 0.275, SLG: 0.360 (8, PH) Chuck Scrivener, R OBP: 0.200, SLG: 0.111 (9, 6)					0-0 1B			0-0 F9		2	0	2	0	0	0	0						
Inning Stats	R: 0 E: 0 K: 0 S: 3	H: 1 LOB: 1 BB: 1 P: 7	R: 0 E: 0 K: 0 S: 3	H: 1 LOB: 0 BB: 0 P: 3	R: 0 E: 0 K: 1 S: 6	H: 1 LOB: 1 BB: 0 P: 6	R: 0 E: 0 K: 1 S: 5	H: 0 LOB: 0 BB: 0 P: 5	R: 1 E: 0 K: 0 S: 6	H: 3 LOB: 2 BB: 0 P: 6	R: 0 E: 0 K: 0 S: 3	H: 1 LOB: 0 BB: 0 P: 3	R: 0 E: 0 K: 0 S: 3	H: 0 LOB: 0 BB: 0 P: 3	R: 0 E: 0 K: 0 S: 4	H: 1 LOB: 1 BB: 0 P: 4	R: 1 E: 0 K: 0 S: 4	H: 2 LOB: 0 BB: 0 P: 4	1B: 9 2B: 0 3B: 0 HR: 1	SF: 0 SAC: 0 DP: 4 HBP: 0	WP: 0 PB: 0 SB: 0 CS: 0	PA: 34
PITCHER Glenn Abbott, R ERA: 3.86 (1, 1)	IP: 9.0 WLS: W BF: 34 H: 10 R: 2 ER: 2 SO: 2 BB: 1 IBB: 0 HBP: 0 BLK: 0 WP: 0 HR: 1 S: 37 P: 41 ERA: 2.00 WHIP: 1.222															PITCHER						

Seattle Mariners @ Detroit Tigers
Tiger Stadium, Detroit, MI
Tue Aug 16 1977, 7:05 PM EDT
Att: 9,065 - Unknown

AB 33
R 2
H 10
RBI 2
BB 1
SO 2
LOB 12



Batter	1	2	3	4	5	6	7	8	9	AB	R	H	RBI	BB	SO	LOB	TOP										
Dave Collins, S OBP: 0.293, SLG: 0.314										5	0	2	0	0	1	3	Seattle Mariners @ Minnesota Twins Metropolitan Stadium, Bloomington, MI Wed Aug 17 1977, 8:05 PM EDT Att: 11,739 - Unknown - 65 F										
Jose Báez, R OBP: 0.312, SLG: 0.333										5	1	1	0	0	0	3											
Dan Meyer, L OBP: 0.334, SLG: 0.444										5	0	2	2	0	0	1											
Leroy Stanton, R OBP: 0.328, SLG: 0.502										4	1	1	0	1	1	1											
Ruppert Jones, L OBP: 0.322, SLG: 0.477										3	0	2	1	1	0	0											
Bill Stein, R OBP: 0.292, SLG: 0.407										4	0	1	0	0	0	6											
Carlos Lopez, R OBP: 0.310, SLG: 0.425										3	0	1	0	1	0	1											
Larry Milbourne, S OBP: 0.244, SLG: 0.281										4	0	0	0	0	0	3											
Craig Reynolds, L OBP: 0.236, SLG: 0.284									0	0	0	0	0	0	0	0											
Larry Cox, R OBP: 0.311, SLG: 0.386										4	1	1	0	0	1	1											
Inning Stats	R: 0 E: 0 K: 0 S: 4	H: 1 LOB: 3 BB: 2 P: 12	R: 0 E: 0 K: 1 S: 5	H: 0 LOB: 0 BB: 0 P: 5	R: 0 E: 0 K: 0 S: 3	H: 1 LOB: 1 BB: 0 P: 3	R: 0 E: 0 K: 0 S: 4	H: 1 LOB: 1 BB: 0 P: 4	R: 0 E: 0 K: 0 S: 4	H: 3 LOB: 2 BB: 1 P: 9	R: 2 E: 1 K: 1 S: 9	H: 3 LOB: 2 BB: 0 P: 9	R: 0 E: 0 K: 0 S: 4	H: 1 LOB: 1 BB: 0 P: 4	R: 0 E: 0 K: 1 S: 5	H: 0 LOB: 0 BB: 0 P: 5	1B: 7 2B: 2 3B: 2 HR: 0	SF: 0 SAC: 0 DP: 1 HBP: 0	WP: 0 PB: 0 SB: 1 CS: 0	PA: 40							
PITCHER	IP	WLS	BF	H	R	ER	SO	BB	IBB	HBP	BLK	WP	HR	S	P	ERA	WHIP										
Geoff Zahn, L ERA: 4.56	(1, 1)	6.1	L	30	9	3	2	2	2	1	0	0	0	31	43	2.84	1.737										
Dave Johnson, R ERA: 3.97	(7, 1)	2.2		10	2	0	0	1	0	0	0	0	0	12	12	0.00	0.750										

AB	37
R	3
H	11
RBI	3
BB	3
SO	3
LOB	19



Batter	1	2	3	4	5	6	7	8	9	AB	R	H	RBI	BB	SO	LOB	BOTTOM										
Mike Cabbage, L OBP: 0.334, SLG: 0.407										4	0	1	0	0	0	0	Seattle Mariners @ Minnesota Twins Metropolitan Stadium, Bloomington, MI Wed Aug 17 1977, 8:05 PM EDT Att: 11,739 - Unknown - 65 F										
Roy Smalley, S OBP: 0.337, SLG: 0.335										4	0	0	1	0	0	1											
Rod Carew, L OBP: 0.453, SLG: 0.585										4	1	2	0	0	0	1											
Lyman Bostock, L OBP: 0.385, SLG: 0.498										3	0	0	1	0	1	1											
Larry Hise, R OBP: 0.366, SLG: 0.532										4	0	1	0	0	1	0											
Glenn Adams, L OBP: 0.374, SLG: 0.462										4	0	1	0	0	0	1											
Butch Wynegar, S OBP: 0.356, SLG: 0.373										3	0	0	0	0	1	2											
Dan Ford, R OBP: 0.350, SLG: 0.447										3	1	1	0	0	0	1											
Bob Randall, R OBP: 0.269, SLG: 0.274										2	0	0	0	0	0	0											
Rich Chiles, L OBP: 0.316, SLG: 0.328										1	0	0	0	0	0	1											
Jerry Terrell, R OBP: 0.297, SLG: 0.262										0	0	0	0	0	0	0											
Inning Stats	R: 0 E: 0 K: 1 S: 6	H: 1 LOB: 1 BB: 0 P: 6	R: 0 E: 0 K: 1 S: 6	H: 1 LOB: 1 BB: 0 P: 6	R: 0 E: 0 K: 0 S: 3	H: 0 LOB: 0 BB: 0 P: 3	R: 1 E: 0 K: 0 S: 5	H: 2 LOB: 1 BB: 0 P: 5	R: 0 E: 0 K: 0 S: 3	H: 0 LOB: 0 BB: 0 P: 3	R: 0 E: 0 K: 1 S: 5	H: 0 LOB: 1 BB: 0 P: 5	R: 0 E: 0 K: 0 S: 5	H: 2 LOB: 1 BB: 0 P: 5	R: 0 E: 0 K: 0 S: 3	H: 0 LOB: 0 BB: 0 P: 3	1B: 5 2B: 0 3B: 1 HR: 0	SF: 1 SAC: 0 DP: 0 HBP: 0	WP: 0 PB: 2 SB: 0 CS: 0	PA: 33							
PITCHER	IP	WLS	BF	H	R	ER	SO	BB	IBB	HBP	BLK	WP	HR	S	P	ERA	WHIP										
Paul Mitchell, R ERA: 9.28	(1, 1)	6.0	W	22	4	1	1	2	0	0	0	0	0	26	26	1.50	0.667										
Enrique Romo, R ERA: 2.99	(7, 1)	3.0	S	11	2	1	1	1	0	0	0	0	0	13	13	3.00	0.667										


AB	32
R	2
H	6
RBI	2
BB	0
SO	3
LOB	8



Batter	1	2	3	4	5	6	7	8	9	AB	R	H	RBI	BB	SO	LOB	TOP			
Julio Cruz, S OBP: 0.305, SLG: 0.303 (1, 4)	0-0 4-3		0-0 1-3		4-0 BB			0-0 FC1-6		3	0	0	0	1	0	1				
Steve Braun, L OBP: 0.336, SLG: 0.298 (1, 7)	0-0 1-3			0-0 4-3	0-0 G3			0-0 L7		4	0	0	0	0	0	2				
Dan Meyer, L OBP: 0.335, SLG: 0.449 (1, 3)	0-0 1B			0-0 2B 3B				0-0 F7		4	1	2	0	0	0	1				
Leroy Stanton, R OBP: 0.327, SLG: 0.502 (1, 9)	0-3 K			0-0 E 2B				0-0 L8		4	1	1	1	0	2	1				
Ruppert Jones, L OBP: 0.325, SLG: 0.481 (1, 8)		0-0 G6-4-3 1B		0-0 E9 1B				0-0 2B		4	0	3	1	0	0	0				
Bill Stein, R OBP: 0.292, SLG: 0.405 (1, 5)		0-0 G6-4-3 1-2f		0-0 1-3				0-0 G3-6-3 1B		4	0	1	0	0	1	3				
Bob Stinson, S OBP: 0.371, SLG: 0.406 (1, 2)		0-3 K		0-0 4-3				0-0 G3-6-3 1-2f		4	0	0	0	0	1	3				
Juan Bernhardt, R OBP: 0.276, SLG: 0.371 (1, 10)			0-3 K		0-0 F7			0-0 F8		3	0	0	0	0	1	0				
Craig Reynolds, L OBP: 0.259, SLG: 0.285 (1, 6)			0-0 G3		0-0 6-3			0-0 FC1-6 1B		3	0	1	0	0	0	0				
Inning Stats	R: 0 E: 0 K: 1 S: 6	H: 1 LOB: 1 BB: 0 P: 6	R: 0 E: 0 K: 1 S: 5	H: 1 LOB: 0 BB: 0 P: 5	R: 0 E: 0 K: 1 S: 5	H: 0 LOB: 0 BB: 0 P: 5	R: 2 E: 1 K: 0 S: 6	H: 3 LOB: 1 BB: 0 P: 6	R: 0 E: 0 K: 0 S: 3	H: 0 LOB: 1 BB: 1 P: 7	R: 0 E: 0 K: 0 S: 5	H: 1 LOB: 0 BB: 0 P: 3	R: 0 E: 0 K: 0 S: 4	H: 1 LOB: 1 BB: 0 P: 4	R: 0 E: 0 K: 1 S: 6	H: 1 LOB: 1 BB: 0 P: 6	1B: 5 2B: 2 3B: 1 HR: 0	SF: 0 SAC: 0 DP: 2 HBP: 0	WP: 0 PB: 0 SB: 1 CS: 0	PA: 34
PITCHER Paul Thordogard, R ERA: 3.96 (1, 1)	IP: 9.0 WLS: W BF: 34 H: 8 R: 2 ER: 2 SO: 5 BB: 1 IBB: 0 HBP: 0 BLK: 0 WP: 0 HR: 0 S: 43 P: 47 ERA: 2.00 WHIP: 1.000																			

Seattle Mariners @ Minnesota Twins
Metropolitan Stadium, Bloomington, MI
Thu Aug 18 1977, 4:33 AM EDT
Att: 13,884 - Unknown - 64 F

AB 33
R 2
H 8
RBI 2
BB 1
SO 5
LOB 11



Batter	1	2	3	4	5	6	7	8	9	AB	R	H	RBI	BB	SO	LOB	BOTTOM			
Roy Smalley, S OBP: 0.337, SLG: 0.333 (1, 6)	4-0 1B 1B BB			4-0 4-3 BB		0-0 5-3		0-3 K		3	1	0	0	2	2	1				
Rod Carew, L OBP: 0.452, SLG: 0.582 (1, 3)	0-0 1B 1-3 1B		0-0 F8	0-0 4-3				0-0 4-3		4	1	1	1	0	0	1				
Larry Hisle, R OBP: 0.367, SLG: 0.534 (1, 8)	0-0 E 1-3 3H 1B		0-3 K	0-0 4-3				0-0 6-3 1B 2B		4	2	2	1	0	1	1				
Lyman Bostock, L OBP: 0.386, SLG: 0.500 (1, 7)	0-0 E7 1B 1B		0-0 L4		0-0 2B			0-0 6-3		4	1	2	1	0	0	1				
Dan Ford, R OBP: 0.348, SLG: 0.445 (1, 9)	0-0 5-3		0-0 P5		0-0 5-3			0-0 1B		2	0	0	0	0	0	1				
Bob Gorinski, R OBP: 0.232, SLG: 0.350 (4, 9)								0-0 1B		2	0	1	1	0	0	1				
Glenn Adams, L OBP: 0.372, SLG: 0.459 (1, 10)	0-0 G3			0-3 K				0-0 F8		1	0	0	0	0	0	1				
Craig Kusick, R OBP: 0.380, SLG: 0.442 (4, FH)								0-0 L7		3	0	0	0	0	1	2				
Butch Wynegar, S OBP: 0.357, SLG: 0.373 (1, 2)	0-0 1B			4-0 1B 3B BB				0-0 E4 4-3		3	1	1	1	1	0	1				
Mike Cabbage, L OBP: 0.333, SLG: 0.405 (1, 5)	0-3 K			0-0 3B 1B				0-3 K		4	1	1	0	0	3	2				
Bob Randall, R OBP: 0.268, SLG: 0.282 (1, 4)		0-0 F8		0-0 4-3 3B				0-0 P4		4	1	1	2	0	0	1				
Inning Stats	R: 4 E: 1 K: 1 S: 9	H: 4 LOB: 1 BB: 1 P: 13	R: 0 E: 0 K: 1 S: 5	H: 0 LOB: 0 BB: 0 P: 5	R: 0 E: 0 K: 1 S: 5	H: 0 LOB: 0 BB: 0 P: 5	R: 3 E: 0 K: 1 S: 7	H: 2 LOB: 1 BB: 2 P: 15	R: 0 E: 0 K: 0 S: 4	H: 1 LOB: 1 BB: 0 P: 4	R: 0 E: 0 K: 1 S: 5	H: 0 LOB: 0 BB: 0 P: 5	R: 1 E: 0 K: 0 S: 5	H: 2 LOB: 1 BB: 0 P: 5	R: 0 E: 1 K: 2 S: 8	H: 0 LOB: 1 BB: 0 P: 8	1B: 6 2B: 2 3B: 1 HR: 0	SF: 0 SAC: 0 DP: 0 HBP: 0	WP: 0 PB: 0 SB: 0 CS: 0	PA: 37
PITCHER Bob Galasso, R ERA: 7.71 (1, 1)	IP: 0.2 WLS: L BF: 7 H: 4 R: 4 ER: 4 SO: 0 BB: 1 IBB: 0 HBP: 0 BLK: 0 WP: 0 HR: 0 S: 6 P: 10 ERA: 54.00 WHIP: 7.500																			
Mike Kekich, L ERA: 5.34 (1, 1)	IP: 6.1 WLS: 26 BF: 5 H: 4 R: 4 ER: 4 SO: 5 BB: 2 IBB: 0 HBP: 0 BLK: 0 WP: 0 HR: 0 S: 34 P: 42 ERA: 5.68 WHIP: 1.105																			
John Montague, R ERA: 4.58 (8, 1)	IP: 1.0 WLS: 4 BF: 0 H: 0 R: 0 ER: 0 SO: 2 BB: 0 IBB: 0 HBP: 0 BLK: 0 WP: 0 HR: 0 S: 8 P: 8 ERA: 0.00 WHIP: 0.000																			

Seattle Mariners @ Minnesota Twins
Metropolitan Stadium, Bloomington, MI
Thu Aug 18 1977, 4:33 AM EDT
Att: 13,884 - Unknown - 64 F

AB 34
R 8
H 9
RBI 7
BB 3
SO 7
LOB 13



Batter	1	2	3	4	5	6	7	8	9	AB	R	H	RBI	BB	SO	LOB	TOP					
Ron LeFlore, R OBP: 0.355, SLG: 0.471	F9	K		4-3		5-3			SH1-4 1B	5	1	1	0	0	1	2						
Tito Fuentes, S OBP: 0.346, SLG: 0.405	BB HR 1B	4-3			1-3	4-3			SH1-4	4	1	1	0	0	0	1						
Rusty Staub, L OBP: 0.335, SLG: 0.444	HR BB		6-3		BB BB 1B		F5		1B SF8 1B	4	2	2	1	1	0	0						
Steve Kemp, L OBP: 0.353, SLG: 0.446	HR				BB BB		HR		1B	3	2	3	4	2	0	0						
Jason Thompson, L OBP: 0.347, SLG: 0.485	6-3 1B		F9		F7		K		SF8	4	0	1	1	0	1	3						
Ben Oglivie, L OBP: 0.309, SLG: 0.447	6-3		F8				K		4-3	4	0	0	0	1	1	3						
Milt May, L OBP: 0.294, SLG: 0.401	FC5-4 BB			WP 5-3 1B	F7			4-3		3	0	1	0	1	0	3						
Aurelio Rodriguez, R OBP: 0.245, SLG: 0.300	FC5-4			5-3		SH3-4 BB		F8		3	0	0	0	1	0	3						
Tom Verzyer, R OBP: 0.235, SLG: 0.266		5-3		F6		SH3-4		F3		3	0	0	0	0	1							
Inning Stats	R: 3 E: 0 K: 0 S: 6	H: 3 LOB: 2 BB: 2 P: 14	R: 0 E: 0 K: 1 S: 5	H: 0 LOB: 0 BB: 0 P: 5	R: 0 E: 0 K: 0 S: 3	H: 0 LOB: 1 BB: 1 P: 7	R: 0 E: 0 K: 0 S: 4	H: 1 LOB: 1 BB: 0 P: 4	R: 0 E: 0 K: 2 S: 4	H: 0 LOB: 1 BB: 1 P: 7	R: 1 E: 0 K: 2 S: 8	H: 1 LOB: 0 BB: 0 P: 8	R: 0 E: 0 K: 0 S: 3	H: 0 LOB: 0 BB: 0 P: 3	R: 2 E: 0 K: 0 S: 6	H: 3 LOB: 1 BB: 0 P: 6	1B: 7 2B: 0 3B: 0 HR: 2	SF: 1 SAC: 2 DP: 0 HBP: 0	WP: 1 PA: 42 PB: 0 SB: 0 CS: 0			
PITCHER	IP WLS BF H R ER SO BB IBB HBP BLK WP HR S P ERA WHIP																					
Dick Pole, R ERA: 4.78	(1, 1)	4.1	L	22	5	3	3	1	4	0	0	0	0	0	0	0	1	1	20	36	6.23	2.077
Bill Laxton, L ERA: 4.66	(5, 1)	0.2		4	0	0	0	0	2	0	0	0	0	0	0	2	10	0	2	10	0.00	3.000
Diego Segui, R ERA: 5.56	(6, 1)	3.1		14	4	3	3	2	0	0	0	0	0	1	18	18	8.10	1.200				
John Montague, R ERA: 4.86	(9, 1)	0.2		2	0	0	0	0	0	0	0	0	0	0	2	2	0.00	0.000				

Detroit Tigers @ Seattle Mariners
The Kingdome, Seattle, WA
Fri Aug 19 1977, 10:05 PM EDT
Att: 19,698 - Dome

AB	33
R	6
H	9
RBI	6
BB	6
SO	3
LOB	16



Batter	1	2	3	4	5	6	7	8	9	AB	R	H	RBI	BB	SO	LOB	BOTTOM					
Dave Collins, S OBP: 0.292, SLG: 0.312	4-3		FC3-6 Cl		K		F7		1B 1B	5	1	1	0	0	1	1						
Jose Baez, R OBP: 0.319, SLG: 0.340	2B 1B		F8				F9		1B 1B	5	0	3	0	0	0	1						
Dan Meyer, L OBP: 0.337, SLG: 0.456	F9		Cl		F8				1B	4	1	2	2	0	0	2						
Julio Cruz, S OBP: 0.305, SLG: 0.303			1-2				HR		1-3 2-H 1B	0	0	0	0	0	0	0						
Leroy Stanton, R OBP: 0.328, SLG: 0.503	1-3 2B		1-3		K				K	5	0	2	0	0	2	5						
Ruppert Jones, L OBP: 0.324, SLG: 0.485	G3			HR		F7	F8		F8	5	1	1	1	0	0	5						
Bill Stein, R OBP: 0.293, SLG: 0.410		F9		FC5-4 1B		1B 3B		6-3		4	1	2	0	0	0	0						
Juan Bernhardt, R OBP: 0.271, SLG: 0.364		E6	G4-6-3	FC5-4 FC6	1-2	F3		5-3		4	0	0	0	0	0	2						
Bob Stinson, S OBP: 0.369, SLG: 0.404		G4-6-3		K				F7		4	0	1	1	0	1	2						
Craig Reynolds, L OBP: 0.260, SLG: 0.285					FC6		F4		K	3	0	1	0	0	0	2						
Steve Braun, L OBP: 0.336, SLG: 0.297			FC3-6 1B	1-2						1	0	0	0	0	1	0						
Inning Stats	R: 0 E: 0 K: 0 S: 5	H: 2 LOB: 2 BB: 0 P: 5	R: 0 E: 1 K: 0 S: 3	H: 0 LOB: 0 BB: 0 P: 3	R: 0 E: 1 K: 0 S: 5	H: 1 LOB: 2 BB: 0 P: 5	R: 1 E: 0 K: 1 S: 7	H: 2 LOB: 1 BB: 0 P: 7	R: 0 E: 0 K: 2 S: 8	H: 1 LOB: 1 BB: 0 P: 8	R: 1 E: 0 K: 0 S: 5	H: 2 LOB: 1 BB: 0 P: 5	R: 1 E: 0 K: 0 S: 3	H: 0 LOB: 0 BB: 0 P: 3	R: 1 E: 0 K: 2 S: 10	H: 3 LOB: 2 BB: 0 P: 10	1B: 9 2B: 1 3B: 1 HR: 2	SF: 0 SAC: 0 DP: 1 HBP: 0	WP: 0 PA: 41 PB: 0 SB: 0 CS: 0			
PITCHER	IP WLS BF H R ER SO BB IBB HBP BLK WP HR S P ERA WHIP																					
Dave Rozema, R ERA: 2.83	(1, 1)	8.1	W	38	12	4	4	4	0	0	0	0	0	0	0	0	2	46	46	4.32	1.440	
Bob Sykes, L ERA: 3.72	(9, 1)	0.0		1	1	0	0	0	0	0	0	0	0	0	1	1						
Bruce Taylor, R ERA:	(9, 1)	0.2	S	2	0	0	0	1	0	0	0	0	0	0	4	4	0.00	0.000				

Detroit Tigers @ Seattle Mariners
The Kingdome, Seattle, WA
Fri Aug 19 1977, 10:05 PM EDT
Att: 19,698 - Dome


AB	40
R	4
H	13
RBI	4
BB	0
SO	5
LOB	20



Batter	1	2	3	4	5	6	7	8	9	AB	R	H	RBI	BB	SO	LOB	TOP																					
Ron LeFlore, R OBP: 0.358, SLG: 0.476 (1, 8)	F9		F9		4-3		FC5-4 1B			4	0	1	0	0	0	1																						
Tito Fuentes, S OBP: 0.344, SLG: 0.402 (1, 4)	1-3		F7		F7		FC5-4 FC6-4			4	0	0	0	0	0	3																						
Rusty Staub, L OBP: 0.335, SLG: 0.448 (1, 10)	HBP			F8		F4	FC6-4			3	0	0	0	0	0	2																						
Steve Kemp, L OBP: 0.355, SLG: 0.454 (1, 7)	K			1B HR BB		HR		F5		3	2	1	1	1	1	1																						
Jason Thompson, L OBP: 0.345, SLG: 0.487 (1, 3)		F7		1B HR		HR		3-1		4	2	2	1	0	0	0																						
Ben Oglivie, L OBP: 0.310, SLG: 0.452 (1, 9)		F8		HR		4-3		F8		4	1	1	3	0	0	0																						
Milt May, L OBP: 0.290, SLG: 0.391 (1, 2)		F5		3-1		6-3			F3	4	0	0	0	0	0	0																						
Aurelio Rodriguez, R OBP: 0.255, SLG: 0.348 (1, 5)			K	K			FC5-4 1B		F8	4	0	1	0	0	2	0																						
Tom Verzyer, R OBP: 0.235, SLG: 0.265 (1, 6)					5-3		F9		5-3	4	0	1	0	0	0	1																						
Inning Stats	R: 0 E: 0 K: 1 S: 5	H: 0 LOB: 1 BB: 0 P: 6	R: 0 E: 0 K: 0 S: 3	H: 0 LOB: 0 BB: 0 P: 3	R: 0 E: 0 K: 1 S: 6	H: 1 LOB: 1 BB: 0 P: 6	R: 3 E: 0 K: 1 S: 7	H: 2 LOB: 0 BB: 1 P: 11	R: 0 E: 0 K: 0 S: 3	H: 0 LOB: 0 BB: 0 P: 3	R: 2 E: 0 K: 0 S: 5	H: 2 LOB: 0 BB: 0 P: 5	R: 0 E: 0 K: 0 S: 3	H: 0 LOB: 0 BB: 0 P: 3	R: 0 E: 0 K: 0 S: 3	H: 0 LOB: 0 BB: 0 P: 3	1B: 4 2B: 0 3B: 0 HR: 3	SF: 0 SAC: 0 DP: 0 HBP: 1	WP: 0 PB: 0 SB: 0 CS: 0	PA: 36																		
PITCHER	IP	WLS	BF	H	R	ER	SO	BB	IBB	HBP	BLK	WP	HR	S	P	ERA	WHIP	PITCHER				IP	WLS	BF	H	R	ER	SO	BB	IBB	HBP	BLK	WP	HR	S	P	ERA	WHIP
Paul Mitchell, R ERA: 9.11 (1, 1)	5.1	L	23	5	5	5	3	1	0	1	0	0	3	27	32	8.44	1.125																					
Bill Laxton, L ERA: 4.5 (6, 1)	0.2		3	1	0	0	0	0	0	0	0	0	0	3	3	0.00	1.500																					
Diego Segui, R ERA: 5.38 (7, 1)	3.0		10	1	0	0	0	0	0	0	0	0	0	10	10	0.00	0.333																					

Detroit Tigers @ Seattle Mariners
The Kingdome, Seattle, WA
Sun Aug 21 1977, 6:33 AM EDT
Att: 15,373 - Dome


AB 34
R 5
H 7
RBI 5
BB 1
SO 3
LOB 8



Batter	1	2	3	4	5	6	7	8	9	AB	R	H	RBI	BB	SO	LOB	BOTTOM																					
Julio Cruz, S OBP: 0.310, SLG: 0.299 (1, 4)	4-3 S BB		K							2	1	0	0	2	1	0																						
Dave Collins, S OBP: 0.293, SLG: 0.313 (9, FH)					2B BB				1B	1	0	1	1	0	0	0																						
Bill Stein, R OBP: 0.292, SLG: 0.410 (1, 5)	F5		4-3		G3 2B		F9		F9	5	0	1	1	0	0	3																						
Dan Meyer, L OBP: 0.333, SLG: 0.456 (1, 3)	4-3		G3		G3				4-3	5	0	0	0	0	1	4																						
Leroy Stanton, R OBP: 0.329, SLG: 0.497 (1, 10)				5-3	FC4-6 BB					2	0	1	0	2	0	0																						
Ruppert Jones, L OBP: 0.323, SLG: 0.480 (1, 8)	K			4-3	FC4-6		F8			4	0	0	0	0	1	5																						
Carlos Lopez, R OBP: 0.301, SLG: 0.412 (1, 9)		5-3		G3			F9		K	4	0	0	0	0	1	1																						
Steve Braun, L OBP: 0.338, SLG: 0.298 (1, 7)										2	1	1	0	1	0	0																						
Jose Baez, R OBP: 0.316, SLG: 0.333 (9, FH)	1B BB				HR 1B		4-3		E4 FC1-5 1B	1	0	0	0	0	0	0																						
Larry Milbourne, S OBP: 0.252, SLG: 0.302 (1, 6)										4	2	3	2	0	1	0																						
Skip Jutze, R OBP: 0.303, SLG: 0.386 (1, 2)										3	0	0	0	1	0	3																						
Craig Reynolds, L OBP: 0.260, SLG: 0.285 (9, PR)	4-3				CS BB				FC1-5 1B	0	0	0	0	0	0	0																						
Inning Stats	R: 0 E: 0 K: 1 S: 5	H: 0 LOB: 2 BB: 2 P: 13	R: 0 E: 0 K: 0 S: 3	H: 1 LOB: 1 BB: 1 P: 7	R: 0 E: 0 K: 1 S: 5	H: 0 LOB: 0 BB: 0 P: 5	R: 0 E: 0 K: 0 S: 3	H: 0 LOB: 0 BB: 0 P: 3	R: 3 E: 0 K: 0 S: 5	H: 3 LOB: 2 BB: 3 P: 17	R: 0 E: 0 K: 1 S: 5	H: 0 LOB: 0 BB: 0 P: 5	R: 0 E: 0 K: 2 S: 8	H: 1 LOB: 1 BB: 0 P: 8	R: 0 E: 1 K: 0 S: 6	H: 2 LOB: 2 BB: 0 P: 6	1B: 5 2B: 1 3B: 0 HR: 1	SF: 0 SAC: 0 DP: 0 HBP: 0	WP: 0 PB: 0 SB: 1 CS: 1	PA: 39																		
PITCHER	IP	WLS	BF	H	R	ER	SO	BB	IBB	HBP	BLK	WP	HR	S	P	ERA	WHIP	PITCHER				IP	WLS	BF	H	R	ER	SO	BB	IBB	HBP	BLK	WP	HR	S	P	ERA	WHIP
Jack Morris, R ERA: 3.32 (1, 1)	4.1	W	17	3	1	0	3	1	0	0	0	0	0	22	26	0.00	1.000																					
Jim Crawford, L ERA: 4.29 (9, 1)	0.1		1	0	0	0	0	0	0	0	0	0	0	1	1	0.00	0.000																					
Bruce Taylor, R ERA: (9, 1)	0.1	S	1	0	0	0	0	0	0	0	0	0	0	1	1	0.00	0.000																					
John Hiller, L ERA: 3.87 (9, 1)	0.1		1	0	0	0	0	0	0	0	0	0	0	1	1	0.00	0.000																					

Detroit Tigers @ Seattle Mariners
The Kingdome, Seattle, WA
Sun Aug 21 1977, 6:33 AM EDT
Att: 15,373 - Dome

AB 33
R 4
H 7
RBI 4
BB 6
SO 5
LOB 16



Batter	1	2	3	4	5	6	7	8	9	AB	R	H	RBI	BB	SO	LOB	TOP			
Paul Dade, R OBP: 0.339, SLG: 0.375 (1, 9)	0-0 1-3		0-0 F9		0-0 1B 1B 2B		0-0 F9		0-3 K	5	1	1	0	0	1	1	Cleveland Indians @ Seattle Mariners The Kingdome, Seattle, WA Mon Aug 22 1977, 10:05 PM EDT Att: 12,347 - Dome			
Duane Kuiper, L OBP: 0.324, SLG: 0.330 (1, 4)	0-0 1B 1B		4-0 HR BB		0-0 6-3		0-0 4-3			3	1	1	0	1	0	1				
Bruce Bochte, L OBP: 0.345, SLG: 0.384 (1, 7)	0-0 F8		0-0 1-H HR		0-0 2-3 1B 1B		0-0 F7			4	1	2	2	0	0	1				
Andre Thornton, R OBP: 0.382, SLG: 0.579 (1, 3)	0-0 1-2 1B		0-3 K		0-3 K			0-0 L5		4	0	1	0	0	2	2				
Rico Carty, R OBP: 0.357, SLG: 0.420 (1, 10)	0-0 4-3		0-0 4-3		0-0 1-2 3-H 1B			0-0 1-3		4	0	1	1	0	0	2				
Jim Norris, L OBP: 0.358, SLG: 0.368 (1, 8)		0-0 F7		0-0 6-3		0-3 K		0-0 4-3		4	0	0	0	0	1	2				
Bill Melton, R OBP: 0.342, SLG: 0.336 (1, 5)		0-0 6-3		0-0 F8		0-3 K		0-0 F3		4	0	0	0	0	1	0				
Laryell Blanks, R OBP: 0.303, SLG: 0.403 (1, 6)		0-0 1B		0-0 1B		0-0 F8		0-0 F3		4	0	2	0	0	0	0				
Fred Kendall, R OBP: 0.272, SLG: 0.349 (1, 2)		0-0 F2		0-0 5-3		0-0 5-3		0-0 2B		3	0	0	0	0	0	2				
Buddy Bell, R OBP: 0.356, SLG: 0.432 (9, PH)										1	0	1	0	0	0	0				
Frank Duffy, R OBP: 0.256, SLG: 0.286 (9, PR)										0	0	0	0	0	0	0				
Inning Stats	R: 0 E: 0 K: 0 S: 5	H: 2 LOB: 2 BB: 0 P: 5	R: 0 E: 0 K: 0 S: 4	H: 1 LOB: 1 BB: 0 P: 4	R: 2 E: 0 K: 1 S: 6	H: 1 LOB: 0 BB: 1 P: 10	R: 0 E: 0 K: 0 S: 4	H: 1 LOB: 1 BB: 0 P: 4	R: 1 E: 0 K: 2 S: 10	H: 3 LOB: 2 BB: 0 P: 10	R: 0 E: 0 K: 0 S: 3	H: 0 LOB: 0 BB: 0 P: 3	R: 0 E: 0 K: 0 S: 3	H: 0 LOB: 0 BB: 0 P: 3	R: 0 E: 0 K: 1 S: 6	H: 1 LOB: 1 BB: 0 P: 6	1B: 6 2B: 2 3B: 0 HR: 1	SF: 0 SAC: 0 DP: 0 HBP: 0	WP: 0 PB: 0 SB: 0 CS: 0	PA: 37
PITCHER John Montague, R ERA: 4.46 (1, 1)	IP: 9.0 WLS: W BF: 37 H: 9 R: 3 ER: 3 SO: 5 BB: 1 IBB: 0 HBP: 0 BLK: 0 WP: 0 HR: 1 S: 46 P: 50 ERA: 3.00 WHIP: 1.11															PITCHER				

AB	36
R	3
H	9
RBI	3
BB	1
SO	5
LOB	11



Batter	1	2	3	4	5	6	7	8	9	AB	R	H	RBI	BB	SO	LOB	BOTTOM			
Dave Collins, S OBP: 0.292, SLG: 0.309 (1, 7)	0-3 K	0-0 CS	0-0 F7		4-0 BB 1B BB		0-3 K			3	1	0	0	1	2	0	Cleveland Indians @ Seattle Mariners The Kingdome, Seattle, WA Mon Aug 22 1977, 10:05 PM EDT Att: 12,347 - Dome			
Jose Baez, R OBP: 0.323, SLG: 0.338 (1, 4)	0-0 6-3		0-0 G6-3 1B		0-0 BB WP 1B		4-0 1B BB			3	1	2	0	1	0	0				
Dan Meyer, L OBP: 0.335, SLG: 0.464 (1, 3)	0-0 2B		0-0 G6-3		4-0 WP 9-2 BB		0-0 1-3 1B			3	0	2	0	1	0	1				
Ruppert Jones, L OBP: 0.326, SLG: 0.475 (1, 8)	4-0 FC6-4 BB			0-0 F8	4-0 1-2 2-3 3-H BB		0-0 F6			2	0	0	1	2	0	2				
Bill Stein, R OBP: 0.288, SLG: 0.404 (1, 10)	0-0 FC6-4			0-0 F8	0-0 9-2		0-0 F9			4	0	0	0	0	0	4				
Juan Bernhardt, R OBP: 0.270, SLG: 0.360 (1, 5)		0-0 6-3		0-0 1B		0-0 F8		0-0 4-3		4	0	1	0	0	0	0				
Carlos Lopez, R OBP: 0.300, SLG: 0.412 (1, 9)		0-0 S 1B 2B		0-0 F9		0-0 6-3		0-0 E5		4	1	1	0	0	0	1				
Larry Cox, R OBP: 0.308, SLG: 0.419 (1, 2)		0-3 K		0-3 2-3 K		0-3 K		0-0 5-3		4	1	1	1	0	2	2				
Craig Reynolds, L OBP: 0.260, SLG: 0.285 (1, 6)		0-0 3-H 1B		0-0 4-3		0-0 F8				3	0	1	1	0	0	0				
Inning Stats	R: 0 E: 0 K: 1 S: 6	H: 1 LOB: 2 BB: 1 P: 10	R: 1 E: 0 K: 1 S: 6	H: 2 LOB: 0 BB: 0 P: 6	R: 0 E: 0 K: 0 S: 3	H: 1 LOB: 0 BB: 0 P: 3	R: 0 E: 0 K: 0 S: 4	H: 1 LOB: 1 BB: 0 P: 4	R: 3 E: 0 K: 0 S: 4	H: 2 LOB: 1 BB: 3 P: 16	R: 0 E: 0 K: 1 S: 5	H: 0 LOB: 0 BB: 0 P: 5	R: 0 E: 0 K: 1 S: 6	H: 1 LOB: 1 BB: 1 P: 10	R: 0 E: 1 K: 0 S: 4	H: 0 LOB: 1 BB: 0 P: 4	1B: 5 2B: 3 3B: 0 HR: 1	SF: 0 SAC: 0 DP: 2 HBP: 0	WP: 1 PB: 0 SB: 2 CS: 1	PA: 36
PITCHER Wayne Garland, R ERA: 4.12 (1, 1)	IP: 6.2 WLS: L BF: 30 H: 8 R: 4 ER: 4 SO: 4 BB: 5 IBB: 0 HBP: 0 BLK: 0 WP: 1 HR: 1 S: 33 P: 53 ERA: 5.40 WHIP: 1.950															PITCHER				
Jim Kern, R ERA: 3.12 (7, 1)	IP: 1.1 WLS: 5 BF: 0 H: 0 R: 0 ER: 0 SO: 0 BB: 0 IBB: 0 HBP: 0 BLK: 0 WP: 0 HR: 0 S: 5 P: 5 ERA: 0.00 WHIP: 0.000															PITCHER				



Batter	1	2	3	4	5	6	7	8	9	AB	R	H	RBI	BB	SO	LOB	TOP																						
Steve Staggs, R OBP: 0.353, SLG: 0.369 (1,4)	6-3	4-3		BB 1B		G3		F3		5	0	1	1	0	0	3	Toronto Blue Jays @ Seattle Mariners The Kingdome, Seattle, WA Wed Aug 24 1977, 10:05 PM EDT Dome																						
Al Woods, L OBP: 0.330, SLG: 0.367 (1,7)	CS BB		3-1	BB 1B		F7		FC4-6		4	0	1	1	1	0	1																							
Roy Howell, L OBP: 0.385, SLG: 0.392 (1,5)	BB		FC4-6	FC4		4-3		1B		3	0	2	0	2	0	0																							
Otto Velez, R OBP: 0.361, SLG: 0.459 (1,9)	4-3		K	FC4		1B HR		K		4	1	0	0	1	2	7																							
Ron Fairly, L OBP: 0.366, SLG: 0.460 (1,3)	HR		FC4-6			F4		K		5	2	2	1	0	1	1																							
Sam Ewing, L OBP: 0.347, SLG: 0.379 (1,10)	BB 1B			4-3 SH3		HR		K		2	1	2	0	0	0	0																							
Doug Rader, R OBP: 0.344, SLG: 0.442 (5, FH)				1B		HR		K		3	1	1	1	0	1	2																							
Hector Torres, R OBP: 0.290, SLG: 0.371 (1,6)	K		SH3	4-3		HR		6-3		4	1	1	3	0	1	1																							
Alan Ashby, S OBP: 0.290, SLG: 0.277 (1,2)	L7		4-3	K		F5				4	0	0	0	0	1	2																							
Steve Bowling, R OBP: 0.306, SLG: 0.198 (1,8)	BB		1B	1B		F8		FC4-6		2	1	1	0	2	0	0																							
Inning Stats	R: 0 E: 0 K: 0 S: 2	H: 0 LOB: 1 BB: 2 P: 10	R: 1 E: 0 K: 1 S: 7	H: 2 LOB: 2 BB: 1 P: 11	R: 0 E: 0 K: 1 S: 6	H: 1 LOB: 1 BB: 0 P: 6	R: 2 E: 0 K: 0 S: 6	H: 3 LOB: 3 BB: 2 P: 14	R: 1 E: 0 K: 1 S: 6	H: 1 LOB: 0 BB: 0 P: 6	R: 0 E: 0 K: 0 S: 3	H: 0 LOB: 0 BB: 0 P: 3	R: 3 E: 0 K: 0 S: 5	H: 2 LOB: 0 BB: 1 P: 9	R: 0 E: 0 K: 1 S: 7	H: 2 LOB: 2 BB: 0 P: 7	R: 0 E: 0 K: 2 S: 7	H: 0 LOB: 0 BB: 0 P: 7	1B: 8 2B: 0 3B: 0 HR: 3	SF: 0 SAC: 1 DP: 0 HBP: 0	WP: 0 PB: 0 SB: 0 CS: 1	PA: 43																	
PITCHER	IP	WLS	BF	H	R	ER	SO	BB	IBB	HBP	BLK	WP	HR	S	P	ERA	WHIP	PITCHER				IP	WLS	BF	H	R	ER	SO	BB	IBB	HBP	BLK	WP	HR	S	P	ERA	WHIP	
Dick Pole, R ERA: 4.86 (1,1)	3.2	L	20	6	3	3	2	4	0	0	0	0	1	20	36	7.36	2.727																						
Mike Kekich, L ERA: 5.45 (4,1)	2.2		12	2	3	3	1	2	0	0	0	0	1	12	20	10.12	1.500																						
Diego Segui, R ERA: 5.51 (7,1)	0.2		3	1	1	1	0	0	0	0	0	0	1	3	3	13.50	1.500																						
Rick Honeycutt, L ERA: (8,1)	2.0		8	2	0	0	3	0	0	0	0	0	0	14	14	0.00	1.000																						

Batter	1	2	3	4	5	6	7	8	9	AB	R	H	RBI	BB	SO	LOB	BOTTOM																						
Dave Collins, S OBP: 0.289, SLG: 0.305 (1,7)	L9		K		FC5			F3		4	0	0	0	0	1	2	Toronto Blue Jays @ Seattle Mariners The Kingdome, Seattle, WA Wed Aug 24 1977, 10:05 PM EDT Dome																						
Julio Cruz, S OBP: 0.303, SLG: 0.292 (1,4)	G3		F8			K		5-3		4	0	1	0	0	1	0																							
Dan Meyer, L OBP: 0.333, SLG: 0.460 (1,3)	G3			K		F7		F9		4	0	0	0	0	1	1																							
Leroy Stanton, R OBP: 0.331, SLG: 0.491 (1,10)	BB			K		F8		FC3-6		2	0	0	0	2	1	0																							
Ruppert Jones, L OBP: 0.325, SLG: 0.474 (1,8)	F7			4-3		F9-3		FC3-6		4	0	1	0	0	0	3																							
Bill Stein, R OBP: 0.288, SLG: 0.403 (1,5)			5-3		L9		F9-3	FC6-4		4	0	1	0	0	0	1																							
Carlos Lopez, R OBP: 0.302, SLG: 0.413 (1,9)	F9			FC5				FC6-4		4	0	2	0	0	0	2																							
Larry Milbourne, S OBP: 0.245, SLG: 0.293 (1,6)	F4				F7		F7			3	0	0	0	0	0	2																							
Larry Cox, R OBP: 0.309, SLG: 0.416 (1,2)			F8					6-3		3	0	1	0	0	0	0																							
Inning Stats	R: 0 E: 0 K: 0 S: 4	H: 1 LOB: 2 BB: 1 P: 8	R: 0 E: 0 K: 0 S: 3	H: 0 LOB: 0 BB: 0 P: 3	R: 0 E: 0 K: 1 S: 5	H: 0 LOB: 0 BB: 0 P: 5	R: 0 E: 0 K: 2 S: 7	H: 0 LOB: 0 BB: 0 P: 7	R: 0 E: 0 K: 0 S: 5	H: 2 LOB: 2 BB: 0 P: 5	R: 0 E: 0 K: 1 S: 5	H: 0 LOB: 0 BB: 0 P: 5	R: 0 E: 0 K: 0 S: 4	H: 2 LOB: 1 BB: 0 P: 4	R: 0 E: 0 K: 0 S: 3	H: 0 LOB: 0 BB: 0 P: 3		R: 0 E: 0 K: 0 S: 4	H: 1 LOB: 2 BB: 1 P: 8	1B: 6 2B: 1 3B: 0 HR: 0	SF: 0 SAC: 0 DP: 1 HBP: 0	WP: 0 PB: 0 SB: 0 CS: 0	PA: 34																
PITCHER	IP	WLS	BF	H	R	ER	SO	BB	IBB	HBP	BLK	WP	HR	S	P	ERA	WHIP	PITCHER				IP	WLS	BF	H	R	ER	SO	BB	IBB	HBP	BLK	WP	HR	S	P	ERA	WHIP	
Jerry Garvin, L ERA: 3.8 (1,1)	9.0	W	34	6	0	0	4	2	0	0	0	0	0	40	48	0.00	0.889																						

AB	36
R	7
H	11
RBI	7
BB	6
SO	6
LOB	17



Batter	1	2	3	4	5	6	7	8	9	AB	R	H	RBI	BB	SO	LOB	TOP										
Steve Staggs, R (1.4) OBP: 0.354, SLG: 0.380	K				4-3			F3		5	1	2	0	0	1	0	Toronto Blue Jays @ Seattle Mariners The Kingdome, Seattle, WA Wed Aug 24 1977, 10:05 PM EDT Att: 13,253 - Dome										
Al Woods, L (1.7) OBP: 0.331, SLG: 0.370	K		F5		BB 1B		E7	F7		5	2	2	0	0	1	1											
Roy Howell, L (1.10) OBP: 0.386, SLG: 0.392	K		4-3		BB 1B			4-3		5	2	2	0	0	1	1											
Otto Velez, R (1.9) OBP: 0.359, SLG: 0.453		5-3			1B		K		F3	4	0	0	0	1	2	2											
Ron Fairly, L (1.3) OBP: 0.365, SLG: 0.458 Doug Ault, R (7.3) OBP: 0.326, SLG: 0.397		F4			BB		K		K	4	0	1	2	0	1	2											
Doug Radler, R (1.5) OBP: 0.347, SLG: 0.453 Dave McKay, S (8.5) OBP: 0.211, SLG: 0.256					1B				K	1	0	0	0	0	1	0											
Hector Torres, R (1.6) OBP: 0.298, SLG: 0.382					HR				K	3	3	2	1	1	0	2											
Rick Cerone, R (1.2) OBP: 0.282, SLG: 0.351					FC6-4				K	1	0	0	0	0	1	0											
Steve Bowling, R (1.8) OBP: 0.294, SLG: 0.188			K						K	4	0	0	0	0	2	1											
Inning Stats	R: 0 E: 0 K: 3 S: 9	H: 0 LOB: 0 BB: 0 P: 9	R: 1 E: 0 K: 0 S: 5	H: 2 LOB: 1 BB: 0 P: 5	R: 0 E: 0 K: 1 S: 6	H: 1 LOB: 1 BB: 0 P: 6	R: 1 E: 0 K: 1 S: 7	H: 2 LOB: 1 BB: 0 P: 7	R: 2 E: 0 K: 0 S: 6	H: 3 LOB: 2 BB: 1 P: 10	R: 0 E: 0 K: 1 S: 5	H: 0 LOB: 0 BB: 0 P: 5	R: 5 E: 1 K: 3 S: 14	H: 5 LOB: 1 BB: 1 P: 18	R: 0 E: 0 K: 0 S: 3	H: 0 LOB: 0 BB: 0 P: 3	R: 0 E: 0 K: 2 S: 7	H: 0 LOB: 0 BB: 0 P: 7	1B: 8 2B: 3 3B: 1 HR: 1	SF: 0 SAC: 0 DP: 0 HBP: 0	WP: 0 PB: 0 SB: 1 CS: 0	PA: 42					
PITCHER	IP	WLS	BF	H	R	ER	SO	BB	IBB	HBP	BLK	WP	HR	S	P	ERA	WHIP										
Glenn Abbott, R (1.1) ERA: 4.15	4.2	L	23	8	4	4	5	1	0	0	0	0	1	32	36	7.71	1.929										
Enrique Romo, R (5.1) ERA: 3.11	2.0		11	4	5	5	3	1	0	0	0	0	0	16	20	22.50	2.500										
Bill Laxton, L (7.1) ERA: 4.58	2.1		8	1	0	0	3	0	0	0	0	0	0	14	14	0.00	0.429										

AB 40
R 9
H 13
RBI 8
BB 2
SO 11
LOB 11



Batter	1	2	3	4	5	6	7	8	9	AB	R	H	RBI	BB	SO	LOB	BOTTOM										
Steve Braun, L (1.7) OBP: 0.337, SLG: 0.299	E4		K		F8			E8		4	2	1	0	0	1	0	Toronto Blue Jays @ Seattle Mariners The Kingdome, Seattle, WA Wed Aug 24 1977, 10:05 PM EDT Att: 13,253 - Dome										
Jose Báez, R (1.4) OBP: 0.328, SLG: 0.339	SH1-4		1B		BB			1-3		2	0	1	0	1	0	1											
Dan Meyer, L (1.3) OBP: 0.330, SLG: 0.456	6-3		L9		4-3			4-3		4	0	0	1	0	0	3											
Leroy Stanton, R (1.9) OBP: 0.332, SLG: 0.500							5-3			4	1	2	2	0	1	0											
Ruppert Jones, L (1.8) OBP: 0.324, SLG: 0.472			F7				F9			4	0	1	0	0	1	2											
Juan Bernhardt, R (1.5) OBP: 0.286, SLG: 0.354		6-3			5-3		F9			4	0	0	0	0	0	1											
Bob Stinson, S (1.10) OBP: 0.373, SLG: 0.495		K			G4-6-3			F9		3	0	1	0	1	1	1											
Craig Reynolds, L (1.6) OBP: 0.260, SLG: 0.285					G4-6-3		L3			4	0	1	0	0	0	3											
Skip Jutze, R (1.2) OBP: 0.293, SLG: 0.372			FC6-4				5-3			3	0	0	0	0	0	1											
Inning Stats	R: 2 E: 1 K: 1 S: 7	H: 1 LOB: 0 BB: 0 P: 7	R: 0 E: 0 K: 1 S: 6	H: 1 LOB: 0 BB: 0 P: 6	R: 0 E: 0 K: 0 S: 3	H: 2 LOB: 2 BB: 0 P: 7	R: 0 E: 0 K: 0 S: 3	H: 1 LOB: 0 BB: 0 P: 3	R: 0 E: 0 K: 0 S: 2	H: 0 LOB: 0 BB: 1 P: 6	R: 0 E: 0 K: 0 S: 3	H: 0 LOB: 0 BB: 0 P: 3	R: 0 E: 1 K: 1 S: 6	H: 1 LOB: 0 BB: 0 P: 6	R: 0 E: 0 K: 0 S: 4	H: 1 LOB: 1 BB: 0 P: 4	1B: 5 2B: 2 3B: 0 HR: 1	SF: 0 SAC: 1 DP: 2 HBP: 0	WP: 0 PB: 0 SB: 0 CS: 0	PA: 35							
PITCHER	IP	WLS	BF	H	R	ER	SO	BB	IBB	HBP	BLK	WP	HR	S	P	ERA	WHIP										
Jesse Jefferson, R (1.1) ERA: 4.14	9.0	W	35	7	3	0	4	2	0	0	0	0	1	41	49	0.00	1.000										

AB 32
R 3
H 7
RBI 3
BB 2
SO 4
LOB 12



Batter	1	2	3	4	5	6	7	8	9	AB	R	H	RBI	BB	SO	LOB	TOP										
Steve Braun, L OBP: 0.338, SLG: 0.301 (1, 7)	B1			SH1-4 BB	F8			F8	2B	4	0	1	1	1	0	4	Seattle Mariners @ Cleveland Indians Cleveland Municipal Stadium, Cleveland, OH Fri Aug 26 1977, 7:05 PM EDT Att. 6,707 - Unknown - 75 F										
Jose Baez, R OBP: 0.326, SLG: 0.338 (1, 4)	F9			SH1-4 1-2			F8	1B 2-H	F3	4	0	1	1	0	0	1											
Dan Meyer, L OBP: 0.329, SLG: 0.455 (1, 3)	F9			F7			4-3	FC6-4 1-3		4	0	1	0	0	0	1											
Leroy Stanton, R OBP: 0.329, SLG: 0.494 (1, 10)				F8			F5	FC6-4 1-2		4	0	0	0	0	0	3											
Ruppert Jones, L OBP: 0.324, SLG: 0.470 (1, 8)	3-1						K		1-3 1B	4	1	1	0	0	2	0											
Bill Stein, R OBP: 0.288, SLG: 0.400 (1, 5)	F9				E 1B BB		F8		1-3 1-2	3	0	0	0	1	0	1											
Carlos Lopez, R OBP: 0.302, SLG: 0.411 (1, 9)				B1-3	F9		K		2-H 1B	4	1	1	1	0	1	1											
Larry Cox, R OBP: 0.310, SLG: 0.413 Bob Stinson, S OBP: 0.371, SLG: 0.404 (9, PH) (9, 2)	5-3				E8 S 1B			6-3	K 1-2	3	0	1	0	0	0	0											
Craig Reynolds, L OBP: 0.265, SLG: 0.291 (1, 6)	3-1								2B 2-H 1B	3	2	2	1	1	0	0											
Inning Stats	R: 0 E: 0 K: 0 S: 3	H: 0 LOB: 0 BB: 0 P: 3	R: 0 E: 0 K: 0 S: 3	H: 0 LOB: 0 BB: 0 P: 3	R: 0 E: 0 K: 0 S: 3	H: 0 LOB: 0 BB: 0 P: 3	R: 0 E: 0 K: 0 S: 3	H: 0 LOB: 1 BB: 1 P: 7	R: 0 E: 0 K: 0 S: 6	H: 1 LOB: 3 BB: 2 P: 14	R: 0 E: 0 K: 0 S: 7	H: 0 LOB: 0 BB: 0 P: 7	R: 0 E: 0 K: 0 S: 6	H: 3 LOB: 2 BB: 0 P: 6	R: 3 E: 0 K: 1 S: 9	H: 4 LOB: 1 BB: 0 P: 9		1B: 6 2B: 2 3B: 0 HR: 0	SF: 0 SAC: 1 DP: 0 HBP: 0	WP: 0 PB: 0 SB: 2 CS: 0	PA: 38						
PITCHER	IP	WLS	BF	H	R	ER	SO	BB	IBB	HBP	BLK	WP	HR	S	P	ERA	WHIP										
Wayne Garland, R ERA: 4.06 Jim Kern, R ERA: 3.26	(1, 1)	8.0	32	5	2	2	3	3	0	0	0	0	0	35	47	2.25	1.000										
	(9, 1)	1.0	L	6	3	2	2	1	0	0	0	0	0	8	8	18.00	3.000										

AB	34
R	4
H	8
RBI	4
BB	3
SO	4
LOB	12



Batter	1	2	3	4	5	6	7	8	9	AB	R	H	RBI	BB	SO	LOB	BOTTOM										
Paul Dade, R OBP: 0.340, SLG: 0.374 (1, 9)	5-3							FC6-4 1-2		4	0	2	0	1	0	2	Seattle Mariners @ Cleveland Indians Cleveland Municipal Stadium, Cleveland, OH Fri Aug 26 1977, 7:05 PM EDT Att. 6,707 - Unknown - 75 F										
Duane Kuiper, L OBP: 0.324, SLG: 0.329 (1, 4)	BB FC6-5 1B	3-1			F8		HBP BB G6-2-3 1B	F7 1-2		5	1	2	0	0	0	3											
Bruce Bochte, L OBP: 0.351, SLG: 0.386 (1, 7)	FC6-5 1-2 BB			4-3			G6-2-3 HBP BB	G4-6-3 1B		3	0	2	0	2	0	0											
Andre Thornton, R OBP: 0.382, SLG: 0.579 (1, 3)	BB FC6-5 1-2 2-3 BB			F8			FC5 G6-2-3 HBP	F7		3	0	0	0	1	0	3											
Rico Carty, R OBP: 0.358, SLG: 0.422 (1, 10)	FC6-5 1-2 2-3 3-H BB			CS 1B			G6-2-3 1-2 2-3 3-H	G4-6-3 1-2		5	1	2	1	0	0	6											
Jim Norris, L OBP: 0.360, SLG: 0.366 (1, 8)	1-2 2-3 BB			CS	4-3		1B BB			1	0	0	0	3	0	0											
Bill Melton, R OBP: 0.333, SLG: 0.326 (1, 5)	F4				K		F8 2B	FC5 2-3 2-H		4	0	0	0	0	1	8											
Fred Kendall, R OBP: 0.264, SLG: 0.338 (1, 2)				F6	L8		F9			4	0	0	0	0	0	2											
Frank Duffy, R OBP: 0.257, SLG: 0.290 (1, 6)	F8				F6		FC6-4 1-3 2-H 1B	B2-3		4	0	1	1	0	0	0											
Inning Stats	R: 1 E: 0 K: 0 S: 4	H: 1 LOB: 3 BB: 3 P: 16	R: 0 E: 0 K: 0 S: 4	H: 1 LOB: 0 BB: 0 P: 4	R: 0 E: 0 K: 0 S: 3	H: 1 LOB: 0 BB: 0 P: 3	R: 0 E: 0 K: 1 S: 5	H: 0 LOB: 0 BB: 0 P: 5	R: 0 E: 0 K: 0 S: 5	H: 2 LOB: 2 BB: 0 P: 5	R: 1 E: 0 K: 0 S: 5	H: 2 LOB: 2 BB: 1 P: 9	R: 0 E: 0 K: 0 S: 3	H: 1 LOB: 3 BB: 2 P: 12	R: 0 E: 0 K: 0 S: 3	H: 0 LOB: 1 BB: 1 P: 7		R: 0 E: 0 K: 0 S: 3	H: 1 LOB: 0 BB: 0 P: 3	1B: 7 2B: 2 3B: 0 HR: 0	SF: 0 SAC: 0 DP: 2 HBP: 1	WP: 1 PB: 0 SB: 1 CS: 1	PA: 42				
PITCHER	IP	WLS	BF	H	R	ER	SO	BB	IBB	HBP	BLK	WP	HR	S	P	ERA	WHIP										
Paul Mitchell, R ERA: 9.22 John Montague, R ERA: 4.35 Enrique Romo, R ERA: 3.01	(1, 1)	0.2						3	0	0	0	0	0	3	15	13.50	6.000										
	(1, 1)	5.1	24	7	1	1	1	2	0	0	0	0	0	24	32	1.69	1.688										
	(7, 1)	3.0	W	11	1	0	0	1	1	1	0	0	0	8	17	0.00	0.667										



Batter	1	2	3	4	5	6	7	8	9	AB	R	H	RBI	BB	SO	LOB	TOP
Steve Braun, L (1, 7) OBP: 0.335, SLG: 0.298										4	0	0	0	0	1	0	
Jose Báez, R (1, 4) OBP: 0.324, SLG: 0.335										2	0	0	0	0	1	0	
Julio Cruz, S (5, 4) OBP: 0.299, SLG: 0.288										2	0	0	0	0	1	0	
Dan Meyer, L (1, 3) OBP: 0.327, SLG: 0.452										3	0	0	0	0	0	0	
Larry Milbourne, S (8, 5) OBP: 0.245, SLG: 0.293										0	0	0	0	0	0	0	
Leroy Stanton, R (1, 10) OBP: 0.329, SLG: 0.493										3	0	1	0	0	0	0	
Ruppert Jones, L (1, 8) OBP: 0.324, SLG: 0.471										3	0	1	0	0	2	1	
Bill Stein, R (1, 5) OBP: 0.287, SLG: 0.399										2	0	0	0	0	0	2	
Juan Bernhardt, R (7, 5) OBP: 0.265, SLG: 0.353										1	0	0	0	0	0	0	
Carlos Lopez, R (1, 9) OBP: 0.302, SLG: 0.414										3	0	1	0	0	0	1	
Craig Reynolds, L (1, 6) OBP: 0.266, SLG: 0.291										3	0	1	0	0	0	1	
Larry Cox, R (1, 2) OBP: 0.299, SLG: 0.398										3	0	0	0	0	0	1	
Inning Stats	R: 0 E: 0 K: 2 S: 7	H: 0 LOB: 0 BB: 7	R: 0 E: 0 K: 1 S: 5	H: 1 LOB: 0 BB: 0 P: 5	R: 0 E: 0 K: 0 S: 3	H: 1 LOB: 0 BB: 0 P: 3	R: 0 E: 0 K: 0 S: 3	H: 0 LOB: 0 BB: 0 P: 3	R: 0 E: 0 K: 0 S: 3	H: 0 LOB: 0 BB: 0 P: 3	R: 0 E: 0 K: 1 S: 6	H: 1 LOB: 1 BB: 0 P: 6	R: 0 E: 0 K: 0 S: 3	H: 0 LOB: 0 BB: 0 P: 3	1B: 2 2B: 2 3B: 0 HR: 0	SF: 0 SAC: 0 DP: 2 HBP: 0	WP: 0 PA: 29 PB: 0 SB: 0 CS: 0
PITCHER Dennis Eckersley, R (1, 1) ERA: 3.4	IP: 9.0 WLS: W BF: 29 H: 4 R: 0 ER: 0 SO: 5 BB: 0 IBB: 0 HBP: 0 BLK: 0 WP: 0 HR: 0 S: 39 P: 39 ERA: 0.00 WHIP: 0.444																

Seattle Mariners @ Cleveland Indians
Cleveland Municipal Stadium, Cleveland, OH
Sat Aug 27 1977, 7:05 PM EDT
Att. 7,876 - Unknown - 86 F

AB 29
R 0
H 4
RBI 0
BB 0
SO 5
LOB 6



Batter	1	2	3	4	5	6	7	8	9	AB	R	H	RBI	BB	SO	LOB	BOTTOM		
Paul Dade, R (1, 5) OBP: 0.338, SLG: 0.371										5	1	1	0	0	0	1			
Duane Kuiper, L (1, 4) OBP: 0.325, SLG: 0.330										5	2	2	0	0	0	0			
Ron Pruitt, R (1, 9) OBP: 0.385, SLG: 0.431										4	2	3	0	0	0	0			
Andre Thornton, R (1, 3) OBP: 0.386, SLG: 0.584										4	3	3	3	0	0	2			
Bruce Bochte, L (1, 7) OBP: 0.353, SLG: 0.386										3	0	1	1	1	0	2			
Rico Carty, R (1, 10) OBP: 0.357, SLG: 0.420										2	1	0	1	1	0	3			
Jim Norris, L (1, 8) OBP: 0.359, SLG: 0.363										3	1	0	1	1	1	3			
Fred Kendall, R (1, 2) OBP: 0.264, SLG: 0.336										4	0	1	2	0	1	2			
Frank Duffy, R (1, 6) OBP: 0.253, SLG: 0.286										4	0	0	0	0	0	1			
Inning Stats	R: 5 E: 0 K: 0 S: 8	H: 5 LOB: 1 BB: 1 P: 12	R: 0 E: 0 K: 0 S: 3	H: 0 LOB: 0 BB: 0 P: 3	R: 0 E: 0 K: 1 S: 6	H: 1 LOB: 1 BB: 0 P: 6	R: 0 E: 0 K: 1 S: 5	H: 0 LOB: 0 BB: 0 P: 5	R: 3 E: 0 K: 0 S: 6	H: 3 LOB: 1 BB: 1 P: 10	R: 0 E: 0 K: 0 S: 3	H: 0 LOB: 0 BB: 0 P: 3	R: 2 E: 1 K: 0 S: 5	H: 2 LOB: 1 BB: 1 P: 9	R: 0 E: 1 K: 0 S: 3	H: 0 LOB: 0 BB: 0 P: 3	1B: 9 2B: 2 3B: 0 HR: 0	SF: 1 SAC: 0 DP: 1 HBP: 0	WP: 0 PA: 38 PB: 1 SB: 0 CS: 0
PITCHER Bob Galasso, R (1, 1) ERA: 9.42	IP: 0.2 WLS: L BF: 8 H: 5 R: 5 ER: 4 SO: 0 BB: 1 IBB: 0 HBP: 0 BLK: 0 WP: 0 HR: 0 S: 7 P: 11 ERA: 54.00 WHIP: 9.000																		
Diego Segui, R (1, 1) ERA: 5.6	IP: 3.1 WLS: L BF: 14 H: 4 R: 3 ER: 3 SO: 2 BB: 0 IBB: 0 HBP: 0 BLK: 0 WP: 0 HR: 0 S: 18 P: 18 ERA: 8.10 WHIP: 1.200																		
Rick Honeycutt, L (5, 1) ERA: 1.5	IP: 4.0 WLS: L BF: 16 H: 2 R: 2 ER: 1 SO: 0 BB: 1 IBB: 1 HBP: 0 BLK: 0 WP: 0 HR: 0 S: 14 P: 22 ERA: 2.25 WHIP: 0.750																		

Seattle Mariners @ Cleveland Indians
Cleveland Municipal Stadium, Cleveland, OH
Sat Aug 27 1977, 7:05 PM EDT
Att. 7,876 - Unknown - 86 F

AB 34
R 10
H 11
RBI 8
BB 3
SO 2
LOB 14




Batter	1	2	3	4	5	6	7	8	9	10	11	AB	R	H	RBI	BB	SO	LOB									
Dave Collins, S OBP: 0.285, SLG: 0.298 (1, 7)	4-3			G3	F7		4-3		F3		F4	6	0	0	0	0	0	3									
Jose Baez, R OBP: 0.329, SLG: 0.338 (1, 4)	4-3			S BB		G3 1B 3-1		F9	G4-3 1B			4	1	2	0	1	0	0									
Dan Meyer, L OBP: 0.329, SLG: 0.451 (1, 3)	F7			F8		G3 1B		1B 1B	G4-3 1B			5	1	2	0	0	0	2									
Ruppert Jones, L OBP: 0.325, SLG: 0.469 (1, 8)		4-3		6-3		G3		1B 1B		4-3		5	1	1	0	0	0	3									
Carlos Lopez, R OBP: 0.310, SLG: 0.420 (1, 9)		K				1B SF8 1B	3-1	1B SF7 1B		5-3		5	2	2	2	0	1	1									
Leroy Stanton, R OBP: 0.334, SLG: 0.492 Julio Cruz, S OBP: 0.306, SLG: 0.288 (8, PR)	5-3					FC4-6 HBP 1B 1-3		1B 1B		F4		3	0	2	1	1	0	0									
Bill Stein, R OBP: 0.287, SLG: 0.395 (1, 5)				F8		1-2 HBP 1B	F8	SF7			F8	3	0	0	1	0	0	2									
Bob Stinson, S OBP: 0.368, SLG: 0.401 Juan Bernhardt, R OBP: 0.287, SLG: 0.354 Larry Cox, R OBP: 0.315, SLG: 0.388 (8, 2)				F7		SF8	4-3	1B			K	2	0	0	1	0	0	0									
Craig Reynolds, L OBP: 0.294, SLG: 0.289 Larry Milbourne, S OBP: 0.245, SLG: 0.292 (8, 6)				4-3		3-H FC4-6 1-2 2-3	4-3	K				3	0	0	0	0	0	2									
Inning Stats	R: 0 E: 0 K: 0 S: 3	H: 0 LOB: 0 BB: 0 P: 3	R: 0 E: 0 K: 1 S: 5	H: 0 LOB: 0 BB: 0 P: 5	R: 0 E: 0 K: 1 S: 3	H: 0 LOB: 0 BB: 0 P: 3	R: 0 E: 0 K: 0 S: 3	H: 0 LOB: 1 BB: 1 P: 7	R: 1 E: 0 K: 0 S: 5	H: 2 LOB: 2 BB: 0 P: 6	R: 0 E: 0 K: 0 S: 3	H: 0 LOB: 0 BB: 0 P: 3	R: 3 E: 0 K: 1 S: 10	H: 5 LOB: 2 BB: 0 P: 10	R: 0 E: 0 K: 0 S: 3	H: 1 LOB: 0 BB: 0 P: 3	R: 0 E: 0 K: 0 S: 3	H: 0 LOB: 0 BB: 0 P: 3	R: 0 E: 0 K: 1 S: 6	H: 1 LOB: 1 BB: 0 P: 6	1B: 11 2B: 0 3B: 0 HR: 0	SF: 2 SAC: 0 DP: 1 HBP: 1	WP: 0 PB: 0 SB: 1 CS: 0	PA: 46			
PITCHER	IP 7.1	WLS 3	BF 32	H 7	R 5	ER 5	SO 10	BB 2	IBB 0	HBP 1	BLK 0	WP 0	HR 0	S 31	P 40	ERA 6.14	WHIP 1.227										
Ed Figueroa, R ERA: 3.74 Sparky Lyle, L ERA: 1.77 (8, 1)	3.2	W	14	4	0	0	2	0	0	0	0	0	0	18	18	0.00	1.091										

Seattle Mariners @ New York Yankees
Yankee Stadium, Bronx, NY
Tue Aug 30 1977, 7:05 PM EDT
Att. 20,116 - Unknown

livebaseballscorecards.com

AB 41
R 5
H 11
RBI 5
BB 2
SO 3
LOB 15




Batter	1	2	3	4	5	6	7	8	9	10	11	AB	R	H	RBI	BB	SO	LOB									
Mickey Rivers, L OBP: 0.357, SLG: 0.452 (1, 8)	4-3		F9		HR BB		1B 1B		S 1B		HR	5	3	3	1	1	0	0									
Graig Nettles, L OBP: 0.331, SLG: 0.504 (1, 5)	1-4-3			F9	HR		1B 1B		FC6-4 BB			4	1	2	3	1	0	0									
Thurman Munson, R OBP: 0.344, SLG: 0.442 (1, 2)	G3			6-3			FC6-4 1B		F4			5	0	2	1	0	0	2									
Reggie Jackson, L OBP: 0.370, SLG: 0.526 Paul Blair, R OBP: 0.331, SLG: 0.438 (8, 9)		K		E9 2B	K		F8		FC6-4			4	1	0	0	0	2	3									
Chris Chambliss, L OBP: 0.342, SLG: 0.467 (1, 3)		4-3			F8		FC6-4		FC1-5 1B			5	0	2	1	0	0	3									
Roy White, S OBP: 0.372, SLG: 0.429 (1, 7)		2B					K		FC4-6 BB			3	0	2	0	2	1	0									
Carlos May, L OBP: 0.294, SLG: 0.311 George Zeber, S OBP: 0.397, SLG: 0.500 (10, PH)		K			5-3		4-3		FC4-6 G5-4-3		FC1-5 FC6-4 1B	4	0	0	0	0	1	4									
Willie Randolph, R OBP: 0.360, SLG: 0.416 (1, 4)			F8		HR 2B		F4		G5-4-3		FC6-4	5	1	1	0	0	0	3									
Bucky Dent, R OBP: 0.309, SLG: 0.372 (1, 6)		K			6-3		F8		F7		F8	5	0	0	0	0	1	3									
Inning Stats	R: 0 E: 0 K: 0 S: 3	H: 1 LOB: 1 BB: 0 P: 8	R: 0 E: 0 K: 2 S: 8	H: 1 LOB: 1 BB: 0 P: 8	R: 0 E: 0 K: 1 S: 5	H: 0 LOB: 0 BB: 0 P: 5	R: 1 E: 1 K: 0 S: 5	H: 1 LOB: 2 BB: 1 P: 9	R: 3 E: 0 K: 1 S: 8	H: 3 LOB: 1 BB: 1 P: 12	R: 0 E: 0 K: 1 S: 5	H: 0 LOB: 0 BB: 0 P: 5	R: 1 E: 0 K: 0 S: 6	H: 3 LOB: 2 BB: 0 P: 6	R: 0 E: 0 K: 0 S: 2	H: 0 LOB: 0 BB: 0 P: 6	R: 0 E: 0 K: 0 S: 4	H: 1 LOB: 2 BB: 1 P: 8	R: 0 E: 0 K: 0 S: 5	H: 0 LOB: 2 BB: 0 P: 5	R: 1 E: 0 K: 0 S: 1	H: 1 LOB: 0 BB: 0 P: 1	1B: 7 2B: 3 3B: 0 HR: 2	SF: 0 SAC: 0 DP: 1 HBP: 0	WP: 0 PB: 0 SB: 2 CS: 0	PA: 46	
PITCHER	IP 4.1	WLS 4	BF 20	H 5	R 4	ER 3	SO 3	BB 2	IBB 0	HBP 0	BLK 0	WP 0	HR 1	S 24	P 32	ERA 6.23	WHIP 1.385										
Dick Pole, R ERA: 4.91 John Montague, R ERA: 4.31 Enrique Romo, R ERA: 2.99 Mike Kekich, L ERA: 5.33 Diego Segui, R ERA: 5.66 (10, 1)	4.0	17	5	1	1	2	1	0	0	0	0	0	0	20	24	2.25	1.500										
0.2	3	0	0	0	0	1	0	0	0	0	0	0	0	2	6	0.00	1.500										
0.1	3	2	0	0	0	0	0	0	0	0	0	0	0	3	3	0.00	6.000										
0.2	L	3	1	1	1	0	0	0	0	0	1	3	3	13.50	1.500												

Seattle Mariners @ New York Yankees
Yankee Stadium, Bronx, NY
Tue Aug 30 1977, 7:05 PM EDT
Att. 20,116 - Unknown

livebaseballscorecards.com

AB 42
R 6
H 12
RBI 6
BB 4
SO 5
LOB 22



Batter	1	2	3	4	5	6	7	8	9	AB	R	H	RBI	BB	SO	LOB	TOP										
Jose Báez, R OBP: 0.371, SLG: 0.332 (1, 4)	0-0 1-3		0-0 F4			0-0 F9	0-0 F8		0-0 F3	4	0	0	0	0	0	3	Seattle Mariners @ New York Yankees Yankee Stadium, Bronx, NY Wed Aug 31 1977, 7:05 PM EDT Att: 17,362 - Unknown livebaseballscorecards.com										
Carlos Lopez, R OBP: 0.316, SLG: 0.431 (1, 8)	0-0 2B			0-0 F7		0-0 FC3-6 1B	0-0 4-3			4	1	3	0	0	0	0											
Dan Meyer, L OBP: 0.326, SLG: 0.447 (1, 3)	0-0 F7			0-0 G3		0-0 FC3-6 1B 2B		0-0 F7 SF8 2B		4	1	0	0	0	4												
Ruppert Jones, L OBP: 0.325, SLG: 0.468 (1, 10)	0-3 K			0-0 F4		0-0 2B WP 1B		0-0 F7 2-3		3	1	1	2	0	1	1											
Leroy Stanton, R OBP: 0.333, SLG: 0.492 (1, 9)		0-0 5-3			0-0 F4	0-0 WP 2B		0-0 SF8		4	0	1	1	0	0	0											
Bill Stein, R OBP: 0.285, SLG: 0.392 (1, 5)	0-0 F7				0-0 F8	0-0 WP		0-0 F9		5	0	0	0	0	1	1											
Bob Stinson, S OBP: 0.371, SLG: 0.401 Skip Jutze, R OBP: 0.301, SLG: 0.379 (9, PH) (9, 2)	0-0 4-3				4-0 BB		0-3 K		0-0 6-3	2	0	1	0	1	0	0											
Dave Collins, S OBP: 0.284, SLG: 0.296 (1, 7)			0-0 5-3		0-0 F7		0-0 BB 1B		0-0 1B	3	0	0	0	1	0	2											
Craig Reynolds, L OBP: 0.265, SLG: 0.290 Larry Milbourne, S OBP: 0.244, SLG: 0.291 (9, PH) (9, 6)	0-0 F9					0-0 FC3-6 1B 1B	4-0 BB	0-0 F4		3	1	1	0	0	0	2											
Inning Stats	R: 0 E: 0 K: 1 S: 6	H: 1 LOB: 1 BB: 0 P: 6	R: 0 E: 0 K: 0 S: 3	H: 0 LOB: 0 BB: 0 P: 3	R: 0 E: 0 K: 0 S: 3	H: 0 LOB: 0 BB: 0 P: 3	R: 0 E: 0 K: 0 S: 3	H: 0 LOB: 1 BB: 1 P: 7	R: 3 E: 0 K: 0 S: 6	H: 4 LOB: 0 BB: 0 P: 6	R: 0 E: 0 K: 1 S: 6	H: 1 LOB: 2 BB: 1 P: 10	R: 1 E: 0 K: 0 S: 4	H: 1 LOB: 0 BB: 0 P: 4	R: 0 E: 0 K: 0 S: 4	H: 1 LOB: 1 BB: 0 P: 4		1B: 5 2B: 3 3B: 0 HR: 0	SF: 1 SAC: 0 DP: 0 HBP: 0	WP: 1 PB: 0 CS: 0	PA: 37						
PITCHER	IP	WLS	BF	H	R	ER	SO	BB	IBB	HBP	BLK	WP	HR	S	P	ERA	WHIP										
Mike Torrez, R ERA: 3.98 Sparky Lyle, L ERA: 1.74	(1, 1) (8, 1)	7.0 W	30 7	7 1	4 0	4 0	2 0	2 0	0 0	0 0	0 0	1 0	0 7	31 7	39	5.14	1.286										

Batter	1	2	3	4	5	6	7	8	9	AB	R	H	RBI	BB	SO	LOB	BOTTOM										
Mickey Rivers, L OBP: 0.353, SLG: 0.447 (1, 8)	0-0 E6 1B	0-0 FC4-6			0-3 K		0-3 K		0-0 4-3	5	1	0	0	0	2	2	Seattle Mariners @ New York Yankees Yankee Stadium, Bronx, NY Wed Aug 31 1977, 7:05 PM EDT Att: 17,362 - Unknown livebaseballscorecards.com										
Graig Nettles, L OBP: 0.334, SLG: 0.518 (1, 5)	0-0 F7 2H 1B		0-0 HR		0-0 F5		0-0 F8		0-0 HR	5	2	3	3	0	0	0											
Thurman Munson, R OBP: 0.342, SLG: 0.439 Fran Healy, R OBP: 0.288, SLG: 0.299 (7, 2)	0-3 K		0-0 5-3		0-0 4-3		0-0 F8			3	0	0	0	0	1	1											
Cliff Johnson, R OBP: 0.407, SLG: 0.579 (1, 10)	0-0 F7		0-0 FC4-6 1B			0-0 HR 1B		0-0 2B		4	1	3	0	0	0	1											
Chris Chambliss, L OBP: 0.343, SLG: 0.472 (1, 3)	0-0 4-3		0-0 F7			0-0 HR 1B		4-0 BB 1B BB		3	1	1	2	1	0	2											
Roy White, S OBP: 0.373, SLG: 0.428 (1, 7)		4-0 G4-6-3 1B BB	0-0 FC4-6		0-0 4-3		0-0 4-3		0-0 BB 1B	3	0	1	0	1	0	1											
Willie Randolph, R OBP: 0.361, SLG: 0.416 (1, 4)		0-0 G4-6-3 1B		0-0 F3		0-0 F4		4-0 BB 1B		3	0	1	0	1	0	0											
Paul Blair, R OBP: 0.329, SLG: 0.429 (1, 9)		0-0 G4-6-3		0-0 F7		1-0 E S HBP		0-0 F9		3	0	0	0	0	0	5											
Fred Stanley, R OBP: 0.333, SLG: 0.289 Reggie Jackson, L OBP: 0.369, SLG: 0.525 Bucky Dent, R OBP: 0.309, SLG: 0.372 (9, PH) (9, 6)		4-0 FC4-6 BB		0-0 F7		0-0 5-3		0-0 4-3		2	0	0	0	1	0	1											
Inning Stats	R: 1 E: 1 K: 1 S: 7	H: 1 LOB: 1 BB: 0 P: 7	R: 0 E: 0 K: 0 S: 3	H: 1 LOB: 2 BB: 2 P: 11	R: 1 E: 0 K: 0 S: 5	H: 2 LOB: 1 BB: 0 P: 5	R: 0 E: 0 K: 0 S: 3	H: 0 LOB: 0 BB: 0 P: 3	R: 0 E: 0 K: 0 S: 5	H: 0 LOB: 0 BB: 0 P: 5	R: 2 E: 0 K: 0 S: 5	H: 2 LOB: 1 BB: 0 P: 6	R: 0 E: 0 K: 1 S: 5	H: 0 LOB: 0 BB: 0 P: 5	R: 0 E: 0 K: 0 S: 4	H: 2 LOB: 2 BB: 2 P: 12		R: 1 E: 0 K: 0 S: 2	H: 1 LOB: 0 BB: 0 P: 2	1B: 5 2B: 1 3B: 0 HR: 3	SF: 0 SAC: 0 DP: 1 HBP: 1	WP: 0 PB: 0 CS: 0	PA: 38				
PITCHER	IP	WLS	BF	H	R	ER	SO	BB	IBB	HBP	BLK	WP	HR	S	P	ERA	WHIP										
Rick Honeycutt, L ERA: 2.7 Bob Galasso, R ERA: 9.4	(1, 1) (8, 1)	7.1 L	33 5	8 1	4 1	3 1	3 0	3 1	0 0	0 0	0 0	0 0	1 4	2 8	35 48	3.68	1.500										

Batter	1	2	3	4	5	6	7	8	9	AB	R	H	RBI	BB	SO	LOB	TOP					
Julio Cruz, S OBP: 0.309, SLG: 0.287 (1, 4)	4-0 1B BB		0-0 5-3		0-0 1B WP G6-4-3 1B		0-0 6-3		0-0 1-3	4	1	1	0	1	0	0						
Carlos Lopez, R OBP: 0.318, SLG: 0.432 (1, 9)	0-0 1-2 1B G6-4-3		0-3 K2-3		0-0 1-3 1B G6-4-3		0-0 1-3			4	0	2	0	0	0	1						
Dan Meyer, L OBP: 0.326, SLG: 0.445 (1, 3)	0-0 1-2 G6-4-3		0-0 F8		0-0 1-2 G6-4-3			0-0 E SF9 1B		4	1	1	0	0	0	2						
Ruppert Jones, L OBP: 0.328, SLG: 0.474 (1, 10)		0-0 1B 2B		0-0 WP 1B 2B	0-0 FC6-4 1B			0-0 F8		4	2	3	0	0	0	1						
Leroy Stanton, R OBP: 0.333, SLG: 0.488 (1, 7)	0-0 4-3		4-0 FC1-5 2-3 BB	0-0 FC6-4 1B	0-0 FC6-4			0-0 E6		3	0	0	0	1	0	3						
Bill Stein, R OBP: 0.288, SLG: 0.396 (1, 5)	0-0 2-3 1B		0-0 F8 FC1-5 1-2 3-H 0-0 1B	0-0 F8 FC1-5 1-2 3-H 0-0 1B	0-0 G3-6-3 1B			0-0 SF9		3	0	3	2	0	0	0						
Bob Stinson, S OBP: 0.309, SLG: 0.399 (1, 2)	0-0 1-3 3-H 1B		0-0 FC1-5	0-0 FC1-5	0-0 G3-6-3			0-3 K		4	0	1	1	0	1	4						
Dave Collins, S OBP: 0.281, SLG: 0.292 (1, 8)	0-0 L8		0-0 F8	0-0 F8	0-0 3-1			0-0 4-3		4	0	0	0	0	0	4						
Jimmy Sexton, R (1, 6)	0-0 5-3		0-0 F8	0-0 F8	0-0 F7			0-0 6-3		4	0	0	0	0	0	4						
Inning Stats	R: 0 E: 0 K: 0 S: 2	H: 1 LOB: 0 BB: 1 P: 6	R: 1 E: 0 K: 0 S: 6	H: 3 LOB: 2 BB: 0 P: 6	R: 0 E: 0 K: 1 S: 5	H: 0 LOB: 0 BB: 0 P: 5	R: 1 E: 0 K: 0 S: 5	H: 2 LOB: 2 BB: 1 P: 9	R: 1 E: 0 K: 0 S: 5	H: 3 LOB: 1 BB: 0 P: 5	R: 0 E: 0 K: 0 S: 3	H: 1 LOB: 0 BB: 0 P: 3	R: 0 E: 0 K: 0 S: 3	H: 0 LOB: 0 BB: 0 P: 3	R: 1 E: 1 K: 1 S: 7	H: 1 LOB: 1 BB: 0 P: 7	R: 0 E: 0 K: 0 S: 3	H: 0 LOB: 0 BB: 0 P: 3	1B: 9 2B: 2 3B: 0 HR: 0	SF: 1 SAC: 0 DP: 3 HBP: 0	WP: 2 PB: 2 SB: 0 CS: 0	PA: 37
PITCHER Dave Lemanczyk, R ERA: 4.41 (1, 1)	IP: 9.0 WLS: L BF: 37	H: 11 R: 4 ER: 3 SO: 2	BB: 2 IBB: 0 HBP: 0 BLK: 0	WP: 2 HR: 0 S: 39 P: 47	ERA: 3.00 WHIP: 1.444											PITCHER	IP: 9.0 WLS: L BF: 37	H: 11 R: 4 ER: 3 SO: 2	BB: 2 IBB: 0 HBP: 0 BLK: 0	WP: 2 HR: 0 S: 39 P: 47	ERA: 3.00 WHIP: 1.444	

Seattle Mariners @ Toronto Blue Jays
Exhibition Stadium, Toronto, ON
Fri Sep 02 1977, 3:33 AM EDT
Att: 13,502 - Unknown - 73 F

AB 34
R 4
H 11
RBI 3
BB 2
SO 2
LOB 18



Batter	1	2	3	4	5	6	7	8	9	AB	R	H	RBI	BB	SO	LOB	BOTTOM					
Steve Staggs, R OBP: 0.333, SLG: 0.356 (1, 4)	0-0 F8		0-0 L4		0-3 K		0-0 F8			4	0	0	0	0	1	2						
Al Woods, L OBP: 0.334, SLG: 0.377 (1, 7)	0-0 F4		0-0 2-H 2B		0-0 G4-6-3 1B			0-0 4-3		4	0	2	1	0	0	0						
Roy Howell, L OBP: 0.374, SLG: 0.383 (1, 5)	0-0 G3		0-0 6-3		0-0 1-2 G4-6-3			0-3 K		4	0	0	0	0	1	2						
Ron Fairly, L OBP: 0.368, SLG: 0.457 (1, 9)		0-0 F9		0-0 6-3 2B 2B		0-0 F8		0-0 1B		4	1	2	0	0	0	0						
Sam Ewing, L OBP: 0.348, SLG: 0.389 (1, 10)		0-0 PB 1B		0-0 F4		0-0 4-3		0-0 F8		4	0	1	0	0	0	2						
Doug Ault, R OBP: 0.330, SLG: 0.414 (1, 3)	0-3 K		0-3 K		4-0 6-3 2B BB		0-0 F7		0-3 K	3	1	0	0	1	2	1						
Hector Torres, R OBP: 0.295, SLG: 0.372 Dave McKay, S OBP: 0.212, SLG: 0.257 Doug Rader, R (9, PH) OBP: 0.352, SLG: 0.454	0-0 6-3		0-0 6-3		0-0 6-3				0-0 SH1-4 1B	2	0	0	0	0	0	3						
Steve Bowling, R OBP: 0.315, SLG: 0.272 (1, 8)			0-0 S 2B 1B		0-0 2-H 3-H 2B			0-0 SH1-4		2	1	2	2	1	0	0						
Rick Cerone, R OBP: 0.226, SLG: 0.275 Otto Velez, R (9, PH) OBP: 0.360, SLG: 0.447	0-0 6-3		0-0 F8		0-0 K			0-3 K		3	0	0	0	0	2	3						
Inning Stats	R: 0 E: 0 K: 0 S: 3	H: 0 LOB: 0 BB: 0 P: 3	R: 0 E: 0 K: 1 S: 6	H: 1 LOB: 1 BB: 0 P: 6	R: 1 E: 0 K: 0 S: 5	H: 2 LOB: 1 BB: 0 P: 5	R: 2 E: 0 K: 1 S: 7	H: 2 LOB: 1 BB: 1 P: 11	R: 0 E: 0 K: 1 S: 5	H: 1 LOB: 0 BB: 0 P: 5	R: 0 E: 0 K: 0 S: 3	H: 0 LOB: 0 BB: 0 P: 3	R: 0 E: 0 K: 1 S: 6	H: 1 LOB: 1 BB: 0 P: 6	R: 0 E: 0 K: 1 S: 6	H: 1 LOB: 1 BB: 0 P: 6	R: 0 E: 0 K: 2 S: 7	H: 0 LOB: 1 BB: 1 P: 11	1B: 5 2B: 3 3B: 0 HR: 0	SF: 0 SAC: 1 DP: 1 HBP: 0	WP: 0 PB: 1 SB: 1 CS: 0	PA: 36
PITCHER Glenn Abbott, R ERA: 4.35 (1, 1)	IP: 9.0 WLS: W BF: 36	H: 8 R: 3 ER: 3 SO: 7	BB: 2 IBB: 0 HBP: 0 BLK: 0	WP: 0 HR: 0 S: 48 P: 56	ERA: 3.00 WHIP: 1.111											PITCHER	IP: 9.0 WLS: W BF: 36	H: 8 R: 3 ER: 3 SO: 7	BB: 2 IBB: 0 HBP: 0 BLK: 0	WP: 0 HR: 0 S: 48 P: 56	ERA: 3.00 WHIP: 1.111	

Seattle Mariners @ Toronto Blue Jays
Exhibition Stadium, Toronto, ON
Fri Sep 02 1977, 3:33 AM EDT
Att: 13,502 - Unknown - 73 F

AB 33
R 3
H 8
RBI 3
BB 2
SO 7
LOB 14




Batter	1	2	3	4	5	6	7	8	9	AB	R	H	RBI	BB	SO	LOB	TOP								
Julio Cruz, S OBP: 0.311, SLG: 0.281 (1,4)	5-3		4-3			F7		SH1-4 HR BB	E S BB	3	1	0	0	2	0	1									
Carlos Lopez, R OBP: 0.319, SLG: 0.431 Steve Braun, L OBP: 0.333, SLG: 0.295 (1,9) (6,7)	F9			6-3			1B	SH1-4 BB		3	0	1	0	0	0	0									
Dan Meyer, L OBP: 0.323, SLG: 0.441 (1,3)	G3			F9		L3			K	5	0	0	0	0	2	4									
Ruppert Jones, L OBP: 0.329, SLG: 0.475 (1,10)		G3		F6				1B 2B	HR BB	3	2	1	0	1	0	0									
Leroy Stanton, R OBP: 0.332, SLG: 0.493 (1,7) (6,9)	F4				5-3			5-3		4	1	1	3	0	0	1									
Bill Stein, R OBP: 0.292, SLG: 0.400 (1,5)	F8							1-H 2-H HR	E9	4	1	3	1	0	0	0									
Bob Stinson, S OBP: 0.368, SLG: 0.408 (1,2)			K					2-H HR 1B	1B	4	1	1	2	0	3	2									
Dave Collins, S OBP: 0.281, SLG: 0.289 (1,8)								1-H HR	K	3	0	0	0	1	1	1									
Jimmy Sexton, R (1,6)									F7	4	0	0	0	0	0	1									
Inning Stats	R: 0 E: 0 K: 0 S: 3	H: 0 LOB: 0 BB: 0 P: 3	R: 0 E: 0 K: 0 S: 3	H: 0 LOB: 0 BB: 0 P: 3	R: 0 E: 0 K: 1 S: 5	H: 0 LOB: 1 BB: 1 P: 9	R: 0 E: 0 K: 0 S: 3	H: 0 LOB: 0 BB: 0 P: 3	R: 0 E: 0 K: 2 S: 8	H: 1 LOB: 1 BB: 0 P: 8	R: 0 E: 0 K: 0 S: 4	H: 1 LOB: 1 BB: 0 P: 4	R: 3 E: 0 K: 0 S: 6	H: 3 LOB: 0 BB: 0 P: 6	R: 3 E: 1 K: 2 S: 9	H: 2 LOB: 1 BB: 2 P: 17	R: 0 E: 0 K: 1 S: 5	H: 0 LOB: 2 BB: 2 P: 13	1B: 3 2B: 2 3B: 0 HR: 2	SF: 0 SAC: 1 DP: 0 HBP: 0	WP: 0 PB: 0 SB: 2 CS: 0	PA: 39			
PITCHER	IP	WLS	BF	H	R	ER	SO	BB	IBB	HBP	BLK	WP	HR	S	P	ERA	WHIP								
Jesse Jefferson, R ERA: 4.35 (1,1)	7.2	L	33	7	6	6	4	3	0	0	0	0	2	38	50	7.04	1.304								
Pete Vuckovich, R ERA: 3.44 (8,1)	1.1		6	0	0	0	2	2	0	0	0	0	0	8	16	0.00	1.500								

Seattle Mariners @ Toronto Blue Jays
Exhibition Stadium, Toronto, ON
Sat Sep 03 1977, 3:33 AM EDT
Att: 15,109 - Unknown - 68 F

livebaseballscores.com

AB 33
R 6
H 7
RBI 6
BB 5
SO 6
LOB 10




Batter	1	2	3	4	5	6	7	8	9	AB	R	H	RBI	BB	SO	LOB	BOTTOM								
Steve Stagg, R OBP: 0.335, SLG: 0.357 (1,4)	6-3		K					E 1B 1B	5-3	5	0	2	1	0	1	2									
Al Woods, L OBP: 0.335, SLG: 0.386 (1,7)						4-3				4	0	3	1	0	0	1									
Roy Howell, L OBP: 0.369, SLG: 0.377 (1,5)	F8							1B		4	0	0	0	0	3	4									
Ron Fairly, L OBP: 0.367, SLG: 0.458 (1,9)	CS	4-3			F9			K		4	0	1	0	0	1	2									
Doug Rader, R OBP: 0.349, SLG: 0.450 (1,10)		F8			6-3			2B		4	0	0	0	0	0	2									
Doug Ault, R OBP: 0.329, SLG: 0.413 (1,3)					6-3					4	0	1	0	0	2	3									
Steve Bowling, R OBP: 0.320, SLG: 0.283 (1,8)								1-2 2-3		4	0	1	0	0	2	3									
Alan Ashby, S OBP: 0.284, SLG: 0.283 (1,2)										3	1	1	0	1	1	1									
Tim Nordbrook, R OBP: 0.419, SLG: 0.227 Sam Ewing, L OBP: 0.350, SLG: 0.392 (8,PH)			4-3					CS BB	F9	4	0	1	0	0	0	1									
Enrique Romo, R ERA: 2.95 (8,1)	1.1	S	5	1	0	0	1			2	1	0	0	1	0	2									
Inning Stats	R: 0 E: 0 K: 0 S: 3	H: 1 LOB: 0 BB: 0 P: 3	R: 0 E: 0 K: 1 S: 6	H: 1 LOB: 0 BB: 0 P: 6	R: 1 E: 0 K: 2 S: 8	H: 1 LOB: 1 BB: 1 P: 12	R: 0 E: 0 K: 0 S: 3	H: 0 LOB: 0 BB: 0 P: 3	R: 1 E: 0 K: 0 S: 5	H: 2 LOB: 1 BB: 0 P: 5	R: 0 E: 0 K: 1 S: 5	H: 1 LOB: 0 BB: 0 P: 5	R: 0 E: 1 K: 3 S: 12	H: 1 LOB: 3 BB: 0 P: 12	R: 0 E: 0 K: 0 S: 4	H: 1 LOB: 1 BB: 0 P: 4	1B: 7 2B: 2 3B: 1 HR: 0	SF: 0 SAC: 0 DP: 0 HBP: 0	WP: 0 PB: 0 SB: 1 CS: 2	PA: 38					
PITCHER	IP	WLS	BF	H	R	ER	SO	BB	IBB	HBP	BLK	WP	HR	S	P	ERA	WHIP								
John Montague, R ERA: 4.23 (1,1)	7.0	W	29	9	2	2	5	2	0	0	0	0	0	7	45	2.57	1.571								
Tom House, L ERA: 5.07 (8,1)	0.2		3	0	0	0	2	0	0	0	0	0	0	7	7	0.00	0.000								
Enrique Romo, R ERA: 2.95 (8,1)	1.1	S	5	1	0	0	1	0	0	0	0	0	0	7	7	0.00	0.750								

Seattle Mariners @ Toronto Blue Jays
Exhibition Stadium, Toronto, ON
Sat Sep 03 1977, 3:33 AM EDT
Att: 15,109 - Unknown - 68 F

livebaseballscores.com

AB 35
R 2
H 10
RBI 2
BB 2
SO 8
LOB 18



Batter	1	2	3	4	5	6	7	8	9	AB	R	H	RBI	BB	SO	LOB	TOP										
Jose Baez, R (1.4) OBP: 0.326, SLG: 0.338										5	1	2	0	0	0	1											
Juan Bernhardt, R (1.10) OBP: 0.298, SLG: 0.354										3	0	1	0	0	1	2											
Ruppert Jones, L (1.8) OBP: 0.329, SLG: 0.479										4	1	1	2	0	1	4											
Leroy Stanton, R (1.9) OBP: 0.333, SLG: 0.501										4	1	2	2	0	1	1											
Bill Stein, R (1.5) OBP: 0.293, SLG: 0.401										4	1	2	0	0	0	0											
Dan Meyer, L (1.3) OBP: 0.322, SLG: 0.439										4	0	1	0	0	1	1											
Skip Jutze, R (1.2) OBP: 0.299, SLG: 0.374										4	0	1	0	0	0	2											
Steve Braun, L (1.7) OBP: 0.335, SLG: 0.303										3	1	1	1	1	0	1											
Jimmy Sexton, R (1.6) OBP: 0.167, SLG: 0.417										4	2	2	1	0	1	1											
Inning Stats	R: 2 E: 0 K: 1 S: 7	H: 2 LOB: 0 BB: 0 P: 7	R: 0 E: 0 K: 0 S: 3	H: 1 LOB: 0 BB: 0 P: 3	R: 2 E: 0 K: 2 S: 9	H: 2 LOB: 0 BB: 0 P: 9	R: 0 E: 0 K: 1 S: 5	H: 0 LOB: 0 BB: 0 P: 5	R: 2 E: 0 K: 0 S: 6	H: 3 LOB: 1 BB: 0 P: 6	R: 1 E: 0 K: 1 S: 6	H: 2 LOB: 1 BB: 1 P: 10	R: 0 E: 0 K: 0 S: 4	H: 2 LOB: 2 BB: 0 P: 4	R: 0 E: 0 K: 0 S: 3	H: 1 LOB: 0 BB: 0 P: 3	R: 0 E: 0 K: 0 S: 3	H: 0 LOB: 0 BB: 0 P: 3	1B: 8 2B: 1 3B: 0 HR: 4	SF: 0 SAC: 1 DP: 2 HBP: 0	WP: 0 PB: 0 SB: 0 CS: 1	PA: 37					
PITCHER	IP	WLS	BF	H	R	ER	SO	BB	IBB	HBP	BLK	WP	HR	S	P	ERA	WHIP										
Jerry Garvin, L (1.1) ERA: 4.07	4.0	L	19	8	6	6	4	0	0	0	0	0	4	27	27	13.50	2.000										
Tom Murphy, R (5.1) ERA: 5.29	3.0		12	4	1	1	1	1	0	0	0	0	0	13	17	3.00	1.667										
Mike Willis, L (8.1) ERA: 4.57	2.0		6	1	0	0	0	0	0	0	0	0	0	6	6	0.00	0.500										

Seattle Mariners @ Toronto Blue Jays
Exhibition Stadium, Toronto, ON
Sun Sep 04 1977, 3:33 AM EDT
Att: 17,084 - Unknown - 75 F

AB 35
R 7
H 13
RBI 6
BB 1
SO 5
LOB 13



Batter	1	2	3	4	5	6	7	8	9	AB	R	H	RBI	BB	SO	LOB	BOTTOM										
Steve Stagg, R (1.4) OBP: 0.333, SLG: 0.355										4	0	1	0	0	1	1											
Al Woods, L (1.7) OBP: 0.337, SLG: 0.383										3	0	0	0	1	2	1											
Roy Howell, L (1.5) OBP: 0.367, SLG: 0.375										4	0	1	0	0	2	3											
Ron Fairly, L (1.9) OBP: 0.368, SLG: 0.468										4	2	2	1	0	0	1											
Doug Rader, R (1.10) OBP: 0.348, SLG: 0.450										4	0	1	0	0	0	1											
Doug Ault, R (1.3) OBP: 0.329, SLG: 0.411										4	0	1	0	0	0	2											
Steve Bowling, R (1.8) OBP: 0.318, SLG: 0.291										4	0	1	1	0	1	2											
Alan Ashby, S (1.2) OBP: 0.294, SLG: 0.283										3	0	1	0	0	1	1											
Tim Nordbrook, R (1.6) OBP: 0.412, SLG: 0.208										2	0	0	0	1	0	1											
Inning Stats	R: 0 E: 0 K: 1 S: 6	H: 1 LOB: 1 BB: 0 P: 6	R: 0 E: 0 K: 0 S: 3	H: 1 LOB: 0 BB: 0 P: 3	R: 0 E: 0 K: 0 S: 3	H: 1 LOB: 0 BB: 0 P: 3	R: 1 E: 0 K: 2 S: 8	H: 1 LOB: 0 BB: 0 P: 8	R: 0 E: 0 K: 2 S: 8	H: 1 LOB: 1 BB: 0 P: 8	R: 1 E: 0 K: 0 S: 5	H: 2 LOB: 1 BB: 0 P: 5	R: 0 E: 0 K: 0 S: 2	H: 0 LOB: 2 BB: 2 P: 10	R: 0 E: 0 K: 0 S: 4	H: 1 LOB: 1 BB: 0 P: 4	1B: 4 2B: 3 3B: 0 HR: 1	SF: 0 SAC: 0 DP: 3 HBP: 0	WP: 0 PB: 0 SB: 0 CS: 0	PA: 34							
PITCHER	IP	WLS	BF	H	R	ER	SO	BB	IBB	HBP	BLK	WP	HR	S	P	ERA	WHIP										
Paul Mitchell, R (1.1) ERA: 7.86	7.0	W	26	7	2	2	7	0	0	0	0	0	1	40	40	2.57	1.000										
Tom House, L (8.1) ERA: 4.93	2.0		8	1	0	0	0	2	0	0	0	0	0	6	14	0.00	1.500										

Seattle Mariners @ Toronto Blue Jays
Exhibition Stadium, Toronto, ON
Sun Sep 04 1977, 3:33 AM EDT
Att: 17,084 - Unknown - 75 F

AB 32
R 2
H 8
RBI 2
BB 2
SO 7
LOB 13



Batter	1	2	3	4	5	6	7	8	9	AB	R	H	RBI	BB	SO	LOB	TOP								
George Brett, L (1, 5) OBP: 0.372, SLG: 0.532	F5	HR		FC6-4			4-3			4	1	1	2	0	0	1	Kansas City Royals @ Seattle Mariners The Kingdome, Seattle, WA Mon Sep 05 1977, 10:05 PM EDT Att: 11,750 - Unknown								
Hal McRae, R (1, 10) OBP: 0.354, SLG: 0.500	L8	K			F8		1-4-3			4	0	0	0	0	1	0									
Joe Lahoud, L (1, 7) OBP: 0.354, SLG: 0.341 Joe Zdeb, R (5, PH) OBP: 0.338, SLG: 0.380	K	K			F3		6-3			2	0	0	0	0	2	0									
Al Cowens, R (1, 9) OBP: 0.341, SLG: 0.495		BB WP FC5-4 HBP		F3	L8			F9		3	1	0	0	0	0	0									
John Mayberry, L (1, 3) OBP: 0.341, SLG: 0.406		FC5-4 BB 1-2 2B BB		4-3		F8		K		3	1	0	0	1	1	0									
Darrell Porter, L (1, 2) OBP: 0.344, SLG: 0.429		FC5-4 BB 1-2 2-3		F9		F7		6-3		3	0	0	0	1	0	0									
Amos Otis, R (1, 8) OBP: 0.350, SLG: 0.438		FC5-4 2B 1B 1-2 2-3 3-H		FC6-4 1B		S 1B		K		4	2	2	1	0	1	2									
Freddie Patek, R (1, 6) OBP: 0.313, SLG: 0.360		F8 1B 2B		F8		S 1B 1-H		5-3		4	2	2	2	0	0	1									
Frank White, R (1, 4) OBP: 0.284, SLG: 0.336		HR 1B		K		5-3		K		4	1	1	2	0	2	1									
Inning Stats	R: 0 E: 0 K: 1 S: 5	H: 0 LOB: 0 BB: 0 P: 5	R: 6 E: 0 K: 2 S: 10	H: 3 LOB: 0 BB: 2 P: 19	R: 0 E: 0 K: 0 S: 3	H: 0 LOB: 0 BB: 0 P: 3	R: 0 E: 0 K: 1 S: 6	H: 1 LOB: 1 BB: 0 P: 6	R: 0 E: 0 K: 0 S: 3	H: 0 LOB: 0 BB: 0 P: 3	R: 2 E: 0 K: 0 S: 5	H: 2 LOB: 0 BB: 0 P: 5	R: 0 E: 0 K: 0 S: 3	H: 0 LOB: 0 BB: 0 P: 3	R: 0 E: 0 K: 1 S: 5	H: 0 LOB: 0 BB: 0 P: 5		R: 0 E: 0 K: 2 S: 7	H: 0 LOB: 0 BB: 0 P: 7	1B: 4 2B: 1 3B: 0 HR: 1	SF: 0 SAC: 0 DP: 0 HBP: 1	WP: 1 PB: 0 SB: 2 CS: 0	PA: 36		
PITCHER	IP	WLS	BF	H	R	ER	SO	BB	IBB	HBP	BLK	WP	HR	S	P	ERA	WHIP								
Dick Pole, R (1, 1) ERA: 5.15	1.1	L	8	1	4	4	1	2	0	1	0	1	0	7	16	27.00	2.250								
Mike Kekich, L (2, 1) ERA: 5.15	7.2		28	5	4	3	6	0	0	0	0	0	1	40	40	3.52	0.652								

Batter	1	2	3	4	5	6	7	8	9	AB	R	H	RBI	BB	SO	LOB	BOTTOM								
Steve Braun, L (1, 7) OBP: 0.338, SLG: 0.304	E FC4-6 1B BB	S 1B			L8			F9 FC8-4 1B BB		2	3	1	0	2	0	0	Kansas City Royals @ Seattle Mariners The Kingdome, Seattle, WA Mon Sep 05 1977, 10:05 PM EDT Att: 11,750 - Unknown								
Jose Baez, R (1, 4) OBP: 0.332, SLG: 0.344	FC4-6 1B	1-H 1B			6-3		FC8-4 1B			4	0	3	1	0	0	0									
Dan Meyer, L (1, 3) OBP: 0.320, SLG: 0.435	FC4-6 BB 1-2 2-H	F8			4-3		F9			4	0	0	1	0	0	4									
Leroy Stanton, R (1, 9) OBP: 0.333, SLG: 0.499	K			K		L3 1B	FC8-4 1-2 3-H			4	0	1	1	0	2	2									
Ruppert Jones, L (1, 8) OBP: 0.328, SLG: 0.476	FC6 BB 1-2			F9		L3	G3			3	0	0	0	1	0	2									
Bill Stein, R (1, 5) OBP: 0.291, SLG: 0.398	FC6 1-2			6-3		F8		F3		4	0	0	0	0	0	2									
Bob Stinson, S (1, 2) OBP: 0.366, SLG: 0.406		4-3			L8			L5		4	0	1	0	0	0	0									
Juan Bernhardt, R (1, 10) OBP: 0.267, SLG: 0.364		HR			F7		P3	F3		4	1	1	1	0	0	1									
Jimmy Sexton, R (1, 6) OBP: 0.133, SLG: 0.333 Tommy Smith, L (9, PH) OBP: 0.280, SLG: 0.400		L9			6-3		L8			3	0	0	0	0	0	0									
Inning Stats	R: 1 E: 1 K: 1 S: 6	H: 1 LOB: 2 BB: 2 P: 14	R: 2 E: 0 K: 0 S: 6	H: 3 LOB: 1 BB: 0 P: 6	R: 0 E: 0 K: 1 S: 5	H: 0 LOB: 0 BB: 0 P: 5	R: 0 E: 0 K: 0 S: 3	H: 0 LOB: 0 BB: 0 P: 3	R: 0 E: 0 K: 0 S: 3	H: 1 LOB: 0 BB: 0 P: 3	R: 0 E: 0 K: 0 S: 3	H: 0 LOB: 0 BB: 0 P: 3	R: 0 E: 0 K: 0 S: 4	H: 1 LOB: 1 BB: 1 P: 8	R: 0 E: 0 K: 0 S: 4	H: 1 LOB: 1 BB: 0 P: 4		1B: 6 2B: 1 3B: 0 HR: 1	SF: 0 SAC: 0 DP: 1 HBP: 0	WP: 0 PB: 0 SB: 1 CS: 0	PA: 36				
PITCHER	IP	WLS	BF	H	R	ER	SO	BB	IBB	HBP	BLK	WP	HR	S	P	ERA	WHIP								
Jim Colborn, R (1, 1) ERA: 3.57	9.0	W	36	7	4	3	2	3	0	0	1	0	1	37	49	3.00	1.111								




Batter	1	2	3	4	5	6	7	8	9	AB	R	H	RBI	BB	SO	LOB	TOP										
Joe Zdeb, R OBP: 0.333, SLG: 0.388 (1, 7)	L7	F8				K	K		F9	5	0	1	0	0	2	3	Kansas City Royals @ Seattle Mariners The Kingdome, Seattle, WA Tue Sep 06 1977, 10:05 PM EDT Att: 7,191 - Unknown										
Hal McRae, R OBP: 0.356, SLG: 0.499 (1, 10)	2B			1B	FC6-2-4	2B	K			3	2	1	0	2	0	1											
George Brett, L OBP: 0.375, SLG: 0.536 Cookie Rojas, R OBP: 0.285, SLG: 0.318 (1, 5) (9, 5)	HR			HR		F7	WP		6-3	4	2	2	1	0	0	0											
Al Cowens, R OBP: 0.347, SLG: 0.513 (1, 9)	HR			HR		WP			L5	6	4	5	4	0	0	1											
Amos Otis, R OBP: 0.351, SLG: 0.445 (1, 8)	K			S		F8				5	1	2	2	0	1	2											
John Wathan, R OBP: 0.337, SLG: 0.477 Buck Martinez, R OBP: 0.232, SLG: 0.313 (1, 2) (7, 2)										4	0	2	1	0	0	1											
John Mayberry, L OBP: 0.341, SLG: 0.404 (1, 3)	G3			FC6-4		K			6-3	4	0	1	0	1	1	2											
Freddie Patek, R OBP: 0.315, SLG: 0.368 U L Washington, S (7, PR) (7, 6)		P3		FC6-4					G3	4	1	2	1	0	0	2											
Frank White, R OBP: 0.281, SLG: 0.332 Bob Heise, R OBP: 0.283, SLG: 0.294 (1, 4) (8, 4)	E3					6-3				4	0	0	0	0	2	2											
Inning Stats	R: 3 E: 0 K: 1 S: 8	H: 3 LOB: 1 BB: 1 P: 12	R: 0 E: 1 K: 0 S: 3	H: 0 LOB: 0 BB: 0 P: 3	R: 2 E: 0 K: 0 S: 5	H: 3 LOB: 2 BB: 1 P: 10	R: 0 E: 0 K: 1 S: 5	H: 1 LOB: 0 BB: 0 P: 5	R: 1 E: 0 K: 1 S: 7	H: 2 LOB: 1 BB: 0 P: 7	R: 2 E: 0 K: 2 S: 6	H: 2 LOB: 2 BB: 0 P: 10	R: 2 E: 0 K: 2 S: 11	H: 4 LOB: 2 BB: 0 P: 11	R: 0 E: 0 K: 0 S: 4	H: 1 LOB: 1 BB: 0 P: 4		R: 0 E: 0 K: 0 S: 3	H: 0 LOB: 1 BB: 1 P: 7	1B: 8 2B: 4 3B: 1 HR: 4	SF: 0 SAC: 0 DP: 1 HBP: 1	WP: 1 PB: 0 SB: 1 CS: 1	PA: 46				
PITCHER	IP	WLS	BF	H	R	ER	SO	BB	IBB	HBP	BLK	WP	HR	S	P	ERA	WHIP										
Rick Honeycutt, L ERA: 5.17 (1, 1)	2.1	L	13	5	5	5	1	1	0	1	0	0	2	13	18	19.29	2.571										
Diego Segui, R ERA: 5.74 (3, 1)	3.1		17	6	3	3	3	1	1	0	0	0	1	21	29	8.10	2.100										
Bob Galasso, R ERA: 9.79 (6, 1)	0.2		6	4	2	2	0	0	0	0	0	1	1	5	5	27.00	6.000										
Tom House, L ERA: 4.82 (7, 1)	1.2		6	1	0	0	2	0	0	0	0	0	0	10	10	0.00	0.600										
Greg Erardi, R ERA: (9, 1)	1.0		4	0	0	0	0	1	0	0	0	0	0	3	7	0.00	1.000										

Batter	1	2	3	4	5	6	7	8	9	AB	R	H	RBI	BB	SO	LOB	BOTTOM										
Steve Braun, L OBP: 0.338, SLG: 0.303 (1, 7)	K								G4-6-3	4	0	1	0	0	1	3	Kansas City Royals @ Seattle Mariners The Kingdome, Seattle, WA Tue Sep 06 1977, 10:05 PM EDT Att: 7,191 - Unknown										
Jose Baez, R OBP: 0.331, SLG: 0.340 (1, 4)				1B					4-3	3	0	0	0	1	0	1											
Bill Stein, R OBP: 0.289, SLG: 0.395 (1, 5)	F9									4	0	0	0	0	1	1											
Leroy Stanton, R OBP: 0.329, SLG: 0.494 (1, 9)	K									4	0	0	0	0	2	1											
Ruppert Jones, L OBP: 0.326, SLG: 0.474 Luis Delgado, S (8, 8)	L8									3	0	0	0	0	0	0											
Juan Bernhardt, R OBP: 0.272, SLG: 0.368 (1, 3)	4-3									3	0	2	0	0	0	0											
Larry Milbourne, S OBP: 0.241, SLG: 0.288 (1, 10)	5-3									3	0	0	0	0	0	2											
Larry Cox, R OBP: 0.316, SLG: 0.379 (1, 2)	F9									2	0	0	0	1	0	1											
Jimmy Sexton, R OBP: 0.167, SLG: 0.333 (1, 6)	5-3									3	0	1	0	0	1	2											
Inning Stats	R: 0 E: 0 K: 2 S: 7	H: 0 LOB: 1 BB: 1 P: 11	R: 0 E: 0 K: 0 S: 3	H: 0 LOB: 0 BB: 0 P: 3	R: 0 E: 0 K: 0 S: 4	H: 1 LOB: 1 BB: 0 P: 4	R: 0 E: 0 K: 1 S: 5	H: 0 LOB: 0 BB: 0 P: 5	R: 0 E: 0 K: 0 S: 6	H: 1 LOB: 2 BB: 1 P: 10	R: 0 E: 0 K: 0 S: 3	H: 0 LOB: 0 BB: 0 P: 3	R: 0 E: 0 K: 0 S: 4	H: 1 LOB: 1 BB: 0 P: 4	R: 0 E: 0 K: 0 S: 3	H: 1 LOB: 0 BB: 0 P: 3		R: 0 E: 0 K: 2 S: 7	H: 0 LOB: 0 BB: 0 P: 7	1B: 4 2B: 0 3B: 0 HR: 0	SF: 0 SAC: 0 DP: 1 HBP: 0	WP: 0 PB: 0 SB: 0 CS: 0	PA: 32				
PITCHER	IP	WLS	BF	H	R	ER	SO	BB	IBB	HBP	BLK	WP	HR	S	P	ERA	WHIP										
Paul Splitterff, L ERA: 3.97 (1, 1)	6.0	W	22	2	0	0	4	2	0	0	0	0	0	7	7	0.00	0.667										
Randy McIlberry, R ERA: (7, 1)	2.0		7	2	0	0	0	0	0	0	0	0	0	7	7	0.00	1.000										
Mark Littell, R ERA: 3.38 (9, 1)	1.0		3	0	0	0	2	0	0	0	0	0	0	7	7	0.00	0.000										

Batter	1	2	3	4	5	6	7	8	9	AB	R	H	RBI	BB	SO	LOB	TOP					
George Brett, L OBP: 0.380, SLG: 0.542 (1, 5)										4	2	4	2	1	0	0	Kansas City Royals @ Seattle Mariners The Kingdome, Seattle, WA Wed Sep 07 1977, 10:05 PM EDT Att: 7,814 - Unknown					
Hal McRae, R OBP: 0.357, SLG: 0.499 (1, 10)										4	1	2	2	0	0	3						
Joe Lahoud, L OBP: 0.377, SLG: 0.400 Joe Zdeb, R OBP: 0.333, SLG: 0.388 (1, 7) (8, 7)										5	0	3	2	0	0	2						
Al Cowens, R OBP: 0.346, SLG: 0.510 (1, 9)										5	0	1	2	0	0	3						
John Mayberry, L OBP: 0.338, SLG: 0.400 (1, 3)										5	0	0	0	0	0	4						
Darrell Porter, L OBP: 0.345, SLG: 0.451 (1, 2)										5	3	4	2	0	0	2						
Amos Otis, R OBP: 0.348, SLG: 0.440 (1, 8)										4	0	0	0	0	1	3						
Freddie Patek, R OBP: 0.314, SLG: 0.368 (1, 6)										5	1	1	0	0	2	2						
Frank White, R OBP: 0.287, SLG: 0.337 (1, 4)										4	3	3	0	1	0	1						
Inning Stats	R: 2 E: 0 K: 0 S: 5	H: 3 LOB: 0 BB: 0 P: 5	R: 2 E: 0 K: 0 S: 5	H: 3 LOB: 1 BB: 1 P: 9	R: 0 E: 0 K: 0 S: 5	H: 2 LOB: 2 BB: 0 P: 5	R: 3 E: 0 K: 0 S: 5	H: 2 LOB: 1 BB: 1 P: 10	R: 2 E: 0 K: 1 S: 10	H: 3 LOB: 1 BB: 0 P: 10	R: 0 E: 0 K: 0 S: 3	H: 1 LOB: 0 BB: 0 P: 3	R: 1 E: 0 K: 1 S: 8	H: 3 LOB: 2 BB: 0 P: 8	R: 0 E: 0 K: 0 S: 3	H: 0 LOB: 0 BB: 0 P: 3	R: 0 E: 0 K: 0 S: 4	H: 1 LOB: 1 BB: 0 P: 4	1B: 13 2B: 4 3B: 0 HR: 2	SF: 1 SAC: 1 DP: 2 HBP: 1	WP: 0 PB: 0 SB: 2 CS: 0	PA: 46
PITCHER	IP	WLS	BF	H	R	ER	SO	BB	IBB	HBP	BLK	WP	HR	S	P	ERA	WHIP					
Glenn Abbott, R ERA: 4.51 (1, 1)	2.0		14	8	4	4	0	1	0	0	0	0	1	12	16	18.00	4.500					
Bill Laxton, L ERA: 4.95 (3, 1)	1.0		5	1	2	2	0	1	0	0	0	0	0	4	8	18.00	2.000					
Enrique Romo, R ERA: 3.13 (4, 1)	6.0	L	27	9	4	4	3	0	0	1	0	0	1	32	33	6.00	1.500					


Batter	1	2	3	4	5	6	7	8	9	AB	R	H	RBI	BB	SO	LOB	BOTTOM					
Dave Collins, S OBP: 0.285, SLG: 0.297 (1, 7)										5	2	3	0	0	0	0	Kansas City Royals @ Seattle Mariners The Kingdome, Seattle, WA Wed Sep 07 1977, 10:05 PM EDT Att: 7,814 - Unknown					
Jose Baez, R OBP: 0.332, SLG: 0.339 (1, 4) (4, 5)										4	0	1	0	1	0	2						
Ruppert Jones, L OBP: 0.325, SLG: 0.471 (1, 8)										5	0	1	1	0	2	4						
Leroy Stanton, R OBP: 0.330, SLG: 0.495 (1, 9)										5	1	2	1	0	0	3						
Bill Stein, R OBP: 0.290, SLG: 0.394 Larry Milbourne, S OBP: 0.239, SLG: 0.285 (1, 5) (3, PR) (4, 4)										1	0	0	0	0	0	2						
Juan Bernhardt, R OBP: 0.275, SLG: 0.370 (1, 10)										4	1	2	1	0	0	0						
Dan Meyer, L OBP: 0.321, SLG: 0.438 (1, 3)										4	1	2	2	0	0	1						
Jimmy Sexton, R OBP: 0.182, SLG: 0.318 (1, 6)										4	0	1	1	0	0	2						
Larry Cox, R OBP: 0.320, SLG: 0.375 Bob Stinson, S OBP: 0.364, SLG: 0.403 (1, 2) (7, 2)										1	1	0	0	1	0	1						
Inning Stats	R: 1 E: 0 K: 0 S: 5	H: 3 LOB: 1 BB: 0 P: 5	R: 0 E: 0 K: 0 S: 3	H: 1 LOB: 0 BB: 0 P: 3	R: 6 E: 1 K: 0 S: 8	H: 5 LOB: 1 BB: 1 P: 13	R: 0 E: 0 K: 1 S: 5	H: 0 LOB: 1 BB: 1 P: 9	R: 0 E: 0 K: 0 S: 3	H: 0 LOB: 0 BB: 0 P: 3	R: 0 E: 0 K: 1 S: 5	H: 0 LOB: 0 BB: 0 P: 5	R: 0 E: 0 K: 1 S: 6	H: 1 LOB: 1 BB: 0 P: 6	R: 0 E: 0 K: 0 S: 5	H: 2 LOB: 2 BB: 0 P: 5	R: 0 E: 0 K: 0 S: 5	H: 0 LOB: 0 BB: 0 P: 5	1B: 9 2B: 3 3B: 0 HR: 0	SF: 0 SAC: 0 DP: 2 HBP: 1	WP: 0 PB: 1 SB: 0 CS: 0	PA: 40
PITCHER	IP	WLS	BF	H	R	ER	SO	BB	IBB	HBP	BLK	WP	HR	S	P	ERA	WHIP					
Andy Hassler, L ERA: 4.49 (1, 1)	2.2		15	7	7	7	0	1	0	0	0	0	0	3	3	0.00	6.000					
Larry Gura, L ERA: 3.53 (3, 1)	0.1		3	2	0	0	0	0	0	0	0	0	0	3	3	0.00	6.000					
Mark Littell, R ERA: 3.26 (4, 1)	3.0	W	10	0	0	0	2	1	0	0	0	0	0	13	17	0.00	0.333					
Doug Bird, R ERA: 4.19 (7, 1)	3.0	S	12	3	0	0	2	0	0	0	0	0	0	16	16	0.00	1.000					


AB 41
R 10
H 18
RBI 10
BB 2
SO 3
LOB 20



AB 37
R 7
H 12
RBI 6
BB 2
SO 4
LOB 15



Batter	1	2	3	4	5	6	7	8	9	AB	R	H	RBI	BB	SO	LOB	TOP								
George Brett, L OBP: 0.379, SLG: 0.537 (1, 5)	0-0 4-3		0-0 1-3		4-0 HBP 1B BB		0-0 F5	0-0 F8		4	1	0	0	1	0	1	Kansas City Royals @ Seattle Mariners The Kingdome, Seattle, WA Thu Sep 08 1977, 10:05 PM EDT Att: 7,785 - Unknown AB 35 R 7 H 11 RBI 7 BB 5 SO 3 LOB 16 								
Hal McRae, R OBP: 0.359, SLG: 0.506 (1, 10)	0-0 F9		0-0 HR		1-0 1B FC7-2 HBP		0-0 2B		0-0 F9	4	1	2	1	0	0	0									
Joe Lahoud, L OBP: 0.393, SLG: 0.404 (1, 7)	0-0		4-0 1B BB		0-3 K		0-3 K		0-0 4-3	2	0	1	0	1	1	2									
Joe Zdeb, R OBP: 0.329, SLG: 0.383 (7, 7)	0-0 1B		0-0 BB		0-0 K		0-0 K		0-0 4-3	2	0	0	0	0	1	1									
Al Cowens, R OBP: 0.349, SLG: 0.511 (1, 9)	0-0 G3		0-0 1B		0-0 1B		4-0 IBB		4-0 HR BB	3	1	2	1	2	0	1									
John Mayberry, L OBP: 0.339, SLG: 0.405 (1, 3)		4-0 G4-6-3 1B BB	0-0 F8		0-0 FC7-2		0-0 F9		0-0 HR BB	4	1	1	2	1	0	6									
Darrell Porter, L OBP: 0.355, SLG: 0.472 (1, 2)		0-0 G4-6-3 1B		0-0 HR		0-0 G5-4-3 1B		0-0 HR	0-3 HR	5	2	4	2	0	1	0									
Amos Otis, R OBP: 0.345, SLG: 0.436 (1, 8)		0-0 G4-6-3	0-0 4-3		0-0 4-3		0-0 G5-4-3		0-0 6-3	4	0	0	0	0	0	3									
Freddie Patek, R OBP: 0.313, SLG: 0.366 (1, 6)		0-0 6-3	0-0 P6		0-0 6-3		0-0 6-3		1-0 HBP	3	0	0	0	0	0	1									
Frank White, R OBP: 0.287, SLG: 0.343 (1, 4)			0-0 5-3		0-0 P4		0-0 HR		0-0 F8	4	1	1	1	0	0	1									
Inning Stats	R: 0 E: 0 K: 0 S: 4	H: 1 LOB: 1 BB: 0 P: 4	R: 0 E: 0 K: 0 S: 3	H: 1 LOB: 1 BB: 7 P: 7	R: 1 E: 0 K: 0 S: 5	H: 2 LOB: 2 BB: 1 P: 9	R: 1 E: 0 K: 0 S: 4	H: 1 LOB: 0 BB: 0 P: 4	R: 1 E: 0 K: 1 S: 5	H: 1 LOB: 1 BB: 1 P: 10	R: 0 E: 0 K: 0 S: 3	H: 1 LOB: 0 BB: 0 P: 3	R: 1 E: 0 K: 1 S: 7	H: 2 LOB: 2 BB: 1 P: 11	R: 1 E: 0 K: 0 S: 4	H: 1 LOB: 1 BB: 0 P: 5	R: 2 E: 0 K: 1 S: 6	H: 1 LOB: 0 BB: 1 P: 10	1B: 5 2B: 2 3B: 0 HR: 5	SF: 0 SAC: 0 DP: 3 HBP: 2	WP: 0 PB: 0 SB: 1 CS: 0	PA: 42			
PITCHER	IP	WLS	BF	H	R	ER	SO	BB	IBB	HBP	BLK	WP	HR	S	P	ERA	WHIP								
John Montague, R ERA: 4.29 (1, 1)	6.1	L	29	9	4	4	1	3	0	1	0	0	3	27	40	5.68	1.895								
Rick Honeycutt, L ERA: 5.19 (7, 1)	1.2		8	1	1	1	1	0	1	1	0	0	1	8	13	5.40	0.600								
Greg Erardi, R ERA: 9.0 (9, 1)	1.0		5	1	2	2	1	1	0	0	0	0	1	6	10	18.00	2.000								

Batter	1	2	3	4	5	6	7	8	9	AB	R	H	RBI	BB	SO	LOB	BOTTOM								
Dave Collins, S OBP: 0.284, SLG: 0.296 (1, 7)	0-0 WP SH1-4 1B		0-0 E1 G1-6-3		0-0 L8		0-3 K		0-3 K	5	0	1	0	0	2	3	Kansas City Royals @ Seattle Mariners The Kingdome, Seattle, WA Thu Sep 08 1977, 10:05 PM EDT Att: 7,785 - Unknown AB 33 R 2 H 6 RBI 1 BB 2 SO 10 LOB 16 								
Juan Bernhardt, R OBP: 0.272, SLG: 0.365 (1, 5)	0-0 SH1-4		0-0 G1-6-3		0-0 4-3			0-0 4-3		3	0	0	0	0	0	1									
Dan Meyer, L OBP: 0.319, SLG: 0.435 (1, 3)	0-0 F5		0-3 K		0-0 F7		0-0 F7		0-0 F9	4	0	0	0	0	1	1									
Ruppert Jones, L OBP: 0.326, SLG: 0.476 (1, 8)	0-3 K			0-0 F7		0-0 HR		4-0 BB		3	1	1	1	1	1	1									
Leroy Stanton, R OBP: 0.329, SLG: 0.491 (1, 9)		0-0 4-3		1-0 1B E HBP		0-3 K		0-3 K		3	1	0	0	0	2	1									
Steve Braun, L OBP: 0.339, SLG: 0.305 (1, 10)		0-0 6-3		0-0 E5 1B		0-0 F8			0-0 2B 1B	4	0	2	0	0	0	0									
Bob Stinson, S OBP: 0.365, SLG: 0.404 (1, 2)					0-3 K				0-3 K	2	0	1	0	0	1	2									
Skip Jutze, R OBP: 0.296, SLG: 0.370 (6, 2)										1	0	0	0	0	1	0									
Tommy Smith, L OBP: 0.269, SLG: 0.385 (9, 7)										1	0	0	0	0	1	1									
Julio Cruz, S OBP: 0.310, SLG: 0.276 (1, 4)		0-0 E6		0-0 E5		4-0 BB			0-3 K	3	0	0	0	1	1	3									
Craig Reynolds, L OBP: 0.265, SLG: 0.292 (1, 6)		0-0 G3			0-0 1-3 2H 3H		0-0 1-3		0-0 F5	4	0	1	0	0	0	3									
Inning Stats	R: 0 E: 0 K: 1 S: 6	H: 1 LOB: 1 BB: 0 P: 6	R: 0 E: 1 K: 0 S: 5	H: 1 LOB: 2 BB: 0 P: 5	R: 0 E: 1 K: 1 S: 5	H: 0 LOB: 0 BB: 0 P: 5	R: 1 E: 1 K: 1 S: 6	H: 1 LOB: 2 BB: 0 P: 7	R: 0 E: 0 K: 0 S: 3	H: 0 LOB: 0 BB: 0 P: 3	R: 1 E: 0 K: 1 S: 6	H: 1 LOB: 0 BB: 0 P: 6	R: 0 E: 0 K: 2 S: 7	H: 0 LOB: 1 BB: 1 P: 11	R: 0 E: 0 K: 1 S: 5	H: 0 LOB: 1 BB: 1 P: 9	R: 0 E: 0 K: 3 S: 11	H: 2 LOB: 2 BB: 0 P: 11	1B: 4 2B: 1 3B: 0 HR: 1	SF: 0 SAC: 1 DP: 1 HBP: 1	WP: 1 PB: 0 SB: 0 CS: 0	PA: 37			
PITCHER	IP	WLS	BF	H	R	ER	SO	BB	IBB	HBP	BLK	WP	HR	S	P	ERA	WHIP								
Dennis Leonard, R ERA: 3.33 (1, 1)	9.0	W	37	6	2	1	10	2	0	1	0	1	1	54	63	1.00	0.889								

Batter	1	2	3	4	5	6	7	8	9	AB	R	H	RBI	BB	SO	LOB	TOP					
Mike Hargrove, L (1, 3) OBP: 0.315, SLG: 0.458	F8		4-3	L4			G3			4	0	0	0	0	0	2						
Sandy Alomar Sr., S (1, 6) OBP: 0.338, SLG: 0.328	5-3		F7		5-3		6-3			3	0	0	0	0	0	0						
Keith Smith, R (7, PH) OBP: 0.257, SLG: 0.313										1	0	0	0	0	0	0						
Jim Mason, L (7, 6) OBP: 0.240, SLG: 0.250										0	0	0	0	0	0	0						
Kurt Bevacqua, R (1, 9) OBP: 0.377, SLG: 0.661	HR		E6		F3		F7			4	1	1	1	0	0	0						
Toby Harrah, R (1, 5) OBP: 0.388, SLG: 0.490	5-3				F7					3	1	1	1	0	0	0						
Dave May, L (8, 9) OBP: 0.307, SLG: 0.331				HBP				HR		0	0	0	0	0	0	0						
Willie Horton, R (1, 10) OBP: 0.342, SLG: 0.435		1B	F9				4-3			4	0	2	0	0	0	2						
Jim Sundberg, R (1, 2) OBP: 0.394, SLG: 0.386	F8					1B				2	1	0	0	1	0	2						
John Ellis, R (7, 2) OBP: 0.274, SLG: 0.340				3B		FC5-4		6-3		1	0	0	0	0	0	0						
Juan Beniquez, R (1, 8) OBP: 0.339, SLG: 0.413	F8			CS		FC6-4		K		4	0	1	1	0	1	2						
Bump Wills, S (1, 4) OBP: 0.360, SLG: 0.420					5-3			5-3		4	0	1	0	0	0	2						
Claudell Washington, L (1, 7) OBP: 0.326, SLG: 0.432										1	0	0	0	0	1	2						
Tom Grève, R (6, 7) OBP: 0.259, SLG: 0.315	K			CS				F3		2	0	0	0	0	1	0						
Inning Stats	R: 1 E: 0 K: 0 S: 4	H: 1 LOB: 0 BB: 0 P: 4	R: 0 E: 0 K: 1 S: 7	H: 2 LOB: 2 BB: 0 P: 7	R: 0 E: 1 K: 0 S: 4	H: 0 LOB: 2 BB: 0 P: 5	R: 1 E: 0 K: 0 S: 3	H: 1 LOB: 1 BB: 1 P: 8	R: 0 E: 0 K: 0 S: 3	H: 0 LOB: 0 BB: 0 P: 3	R: 0 E: 0 K: 0 S: 4	H: 1 LOB: 1 BB: 0 P: 4	R: 0 E: 0 K: 1 S: 5	H: 0 LOB: 0 BB: 0 P: 5	R: 1 E: 0 K: 0 S: 4	H: 1 LOB: 0 BB: 0 P: 4	R: 0 E: 0 K: 1 S: 5	H: 0 LOB: 0 BB: 0 P: 5	1B: 2 2B: 1 3B: 1 HR: 2	SF: 0 SAC: 0 DP: 0 HBP: 2	WP: 0 PB: 0 SB: 0 CS: 2	PA: 36
PITCHER Tom House, L (1, 1) ERA: 4.63	IP: 9.0 WLS: W BF: 36 H: 6 R: 3 ER: 3 SO: 3 BB: 1 IBB: 0 HBP: 2 BLK: 0 WP: 0 HR: 2 S: 39 P: 45 ERA: 3.00 WHIP: 0.778																					

Texas Rangers @ Seattle Mariners
The Kingdome, Seattle, WA
Fri Sep 09 1977, 10:05 PM EDT
Att: 8,245 - Dome

AB 33
R 3
H 6
RBI 3
BB 1
SO 3
LOB 12



Batter	1	2	3	4	5	6	7	8	9	AB	R	H	RBI	BB	SO	LOB	BOTTOM			
Steve Braun, L (1, 10) OBP: 0.342, SLG: 0.308	G3		SH	E		L5		4-3		3	2	1	0	2	0	0				
Jose Bázex, R (1, 4) OBP: 0.328, SLG: 0.335	L4		SH	FC6		F3				3	1	0	0	0	0	2				
Dan Meyer, L (1, 3) OBP: 0.317, SLG: 0.431	F8		G6-3	4-3		L5				4	0	0	0	0	0	4				
Ruppert Jones, L (1, 8) OBP: 0.329, SLG: 0.477		HR		1B		G3				3	1	2	2	1	0	0				
Leroy Stanton, R (1, 9) OBP: 0.331, SLG: 0.499		HR				F8				4	1	2	2	0	1	1				
Juan Bernhardt, R (1, 5) OBP: 0.276, SLG: 0.367	5-3					FC6				4	1	2	0	0	0	2				
Craig Reynolds, L (1, 6) OBP: 0.270, SLG: 0.297				1B		FC6				3	1	2	0	1	0	1				
Skip Jutze, R (1, 2) OBP: 0.284, SLG: 0.354	F8			F3		G6-3		5-3		4	0	0	0	0	0	4				
Luis Delgado, S (1, 7) OBP: 0.200, SLG: 0.200	K					F8		K		4	1	1	1	0	2	1				
Inning Stats	R: 0 E: 0 K: 0 S: 3	H: 0 LOB: 0 BB: 0 P: 3	R: 2 E: 0 K: 1 S: 6	H: 1 LOB: 1 BB: 2 P: 14	R: 1 E: 0 K: 1 S: 7	H: 2 LOB: 1 BB: 0 P: 7	R: 5 E: 1 K: 0 S: 9	H: 5 LOB: 2 BB: 1 P: 13	R: 0 E: 0 K: 0 S: 3	H: 1 LOB: 0 BB: 0 P: 3	R: 0 E: 0 K: 0 S: 2	H: 0 LOB: 1 BB: 1 P: 6	R: 0 E: 0 K: 0 S: 4	H: 1 LOB: 1 BB: 0 P: 4	R: 0 E: 0 K: 1 S: 5	H: 0 LOB: 0 BB: 0 P: 5	1B: 7 2B: 3 3B: 0 HR: 1	SF: 0 SAC: 1 DP: 3 HBP: 0	WP: 1 PB: 0 SB: 0 CS: 0	PA: 37
PITCHER Gaylord Perry, R (1, 1) ERA: 3.38	IP: 3.1 WLS: L BF: 18 H: 6 R: 6 ER: 6 SO: 2 BB: 2 IBB: 0 HBP: 0 BLK: 0 WP: 1 HR: 1 S: 20 P: 28 ERA: 16.20 WHIP: 2.400																			
Neilson Briles, R (4, 1) ERA: 4.13	IP: 3.2 WLS: L BF: 16 H: 4 R: 2 ER: 0 SO: 0 BB: 1 IBB: 1 HBP: 0 BLK: 0 WP: 0 HR: 0 S: 14 P: 22 ERA: 0.00 WHIP: 1.364																			
Bobby Cuellar, R (8, 1) ERA:	IP: 1.0 WLS: L BF: 3 H: 0 R: 0 ER: 0 SO: 1 BB: 0 IBB: 0 HBP: 0 BLK: 0 WP: 0 HR: 0 S: 5 P: 5 ERA: 0.00 WHIP: 0.000																			

Texas Rangers @ Seattle Mariners
The Kingdome, Seattle, WA
Fri Sep 09 1977, 10:05 PM EDT
Att: 8,245 - Dome

AB 32
R 8
H 10
RBI 5
BB 4
SO 3
LOB 15



Batter	1	2	3	4	5	6	7	8	9	AB	R	H	RBI	BB	SO	LOB	TOP								
Mike Hargrove, L (1, 3) OBP: 0.314, SLG: 0.458										5	1	1	0	1	2	3									
Bump Wills, S (1, 4) OBP: 0.380, SLG: 0.418										4	2	1	0	1	1	3									
Claudell Washington, L (1, 8) OBP: 0.325, SLG: 0.430										5	1	1	1	0	0	5									
Toby Harrah, R (1, 5) OBP: 0.388, SLG: 0.489										3	0	1	2	1	0	0									
Ken Henderson, S (1, 9) OBP: 0.296, SLG: 0.362										3	0	2	2	2	0	0									
Willie Horton, R (1, 10) OBP: 0.340, SLG: 0.433										5	0	1	0	0	1	8									
Dave May, L (1, 7) OBP: 0.305, SLG: 0.332										5	0	1	0	0	0	6									
Jim Mason, L (1, 6) OBP: 0.231, SLG: 0.240										5	0	0	0	0	1	2									
Bill Fahey, L (1, 2) OBP: 0.241, SLG: 0.283										5	1	3	0	0	0	0									
Eddie Miller, S (9, PR)										0	0	0	0	0	0	0									
Jim Sundberg, R (9, 2) OBP: 0.364, SLG: 0.386										0	0	0	0	0	0	0									
Inning Stats	R: 1 E: 1 K: 1 S: 8	H: 2 LOB: 3 BB: 1 P: 12	R: 0 E: 0 K: 0 S: 4	H: 1 LOB: 2 BB: 1 P: 8	R: 0 E: 0 K: 0 S: 5	H: 2 LOB: 2 BB: 0 P: 5	R: 3 E: 1 K: 0 S: 6	H: 2 LOB: 1 BB: 1 P: 10	R: 0 E: 0 K: 0 S: 3	H: 0 LOB: 0 BB: 0 P: 3	R: 1 E: 1 K: 1 S: 7	H: 2 LOB: 3 BB: 2 P: 15	R: 0 E: 0 K: 2 S: 8	H: 1 LOB: 0 BB: 0 P: 8	R: 0 E: 0 K: 0 S: 4	H: 1 LOB: 1 BB: 0 P: 4	R: 0 E: 1 K: 1 S: 6	H: 0 LOB: 1 BB: 0 P: 6	1B: 7 2B: 4 3B: 0 HR: 0	SF: 1 SAC: 0 DP: 0 HBP: 0	WP: 0 PB: 0 SB: 2 CS: 0	PA: 46			
PITCHER	IP	WLS	BF	H	R	ER	SO	BB	IBB	HBP	BLK	WP	HR	S	P	ERA	WHIP								
Paul Mitchell, R (1, 1) ERA: 7.03	5.1	L	30	9	5	1	1	3	0	0	0	0	0	29	41	1.69	2.250								
Diego Segui, R (6, 1) ERA: 5.54	3.2		16	2	0	0	4	1	1	0	0	0	0	22	30	0.00	0.818								

Texas Rangers @ Seattle Mariners
The Kingdome, Seattle, WA
Sat Sep 10 1977, 10:05 PM EDT
Dome

AB	40
R	5
H	11
RBI	5
BB	5
SO	5
LOB	27



Batter	1	2	3	4	5	6	7	8	9	AB	R	H	RBI	BB	SO	LOB	BOTTOM								
Dave Collins, S (1, 7) OBP: 0.283, SLG: 0.294										5	0	1	0	0	0	1									
Jose Baez, R (1, 4) OBP: 0.323, SLG: 0.328										5	0	0	0	0	0	2									
Ruppert Jones, L (1, 8) OBP: 0.332, SLG: 0.477										2	1	1	0	2	0	1									
Leroy Stanton, R (1, 9) OBP: 0.333, SLG: 0.505										3	1	1	2	0	0	2									
Dan Meyer, L (1, 3) OBP: 0.316, SLG: 0.430										4	0	1	0	0	0	1									
Juan Bernhardt, R (1, 5) OBP: 0.272, SLG: 0.362										4	0	0	0	0	0	2									
Steve Braun, L (1, 10) OBP: 0.343, SLG: 0.306										2	0	0	0	2	0	1									
Craig Reynolds, L (1, 6) OBP: 0.272, SLG: 0.296										2	0	0	0	2	0	2									
Skip Jutze, R (1, 2) OBP: 0.276, SLG: 0.343										3	0	0	0	0	0	4									
Tommy Smith, L (9, PH) OBP: 0.259, SLG: 0.370										1	0	0	0	0	0	1									
Inning Stats	R: 0 E: 0 K: 0 S: 4	H: 1 LOB: 1 BB: 0 P: 4	R: 0 E: 0 K: 0 S: 3	H: 0 LOB: 2 BB: 2 P: 11	R: 0 E: 0 K: 0 S: 3	H: 0 LOB: 1 BB: 1 P: 7	R: 0 E: 1 K: 0 S: 4	H: 0 LOB: 2 BB: 1 P: 8	R: 2 E: 0 K: 0 S: 5	H: 2 LOB: 1 BB: 1 P: 9	R: 0 E: 0 K: 0 S: 3	H: 0 LOB: 0 BB: 0 P: 3	R: 0 E: 0 K: 0 S: 3	H: 1 LOB: 0 BB: 0 P: 3	R: 0 E: 0 K: 0 S: 3	H: 0 LOB: 1 BB: 0 P: 4	R: 0 E: 0 K: 0 S: 3	H: 0 LOB: 1 BB: 1 P: 7	1B: 3 2B: 0 3B: 0 HR: 1	SF: 0 SAC: 0 DP: 1 HBP: 1	WP: 0 PB: 0 SB: 1 CS: 0	PA: 38			
PITCHER	IP	WLS	BF	H	R	ER	SO	BB	IBB	HBP	BLK	WP	HR	S	P	ERA	WHIP								
Doyle Alexander, R (1, 1) ERA: 4.11	9.0	W	38	4	2	2	0	6	0	1	0	0	1	31	56	2.00	1.111								

Texas Rangers @ Seattle Mariners
The Kingdome, Seattle, WA
Sat Sep 10 1977, 10:05 PM EDT
Dome

AB	31
R	2
H	4
RBI	2
BB	6
SO	0
LOB	17



Batter	1	2	3	4	5	6	7	8	9	AB	R	H	RBI	BB	SO	LOB	TOP																		
Mike Hargrove, L (1, 3) OBP: 0.415, SLG: 0.465 Lew Beasley, L (9, FR) OBP: 0.261, SLG: 0.286	4-0 5-3 BLK SF8 BB	0-0 F5			0-0 HR		0-0 F9		0-0 1-3 2B	4	2	2	1	1	0	1																			
Juan Beniquez, R (1, 8) OBP: 0.339, SLG: 0.410 Eddie Miller, S (7, PH) Claudell Washington, L (7, 8) OBP: 0.325, SLG: 0.428	0-0 5-3		0-0 F4		0-0 F8		0-0 F9		0-0 1-3 2-3	1	0	0	0	0	0	1																			
Kurt Bevacqua, R (1, 7) OBP: 0.371, SLG: 0.615 Dave May, L (8, 7) OBP: 0.304, SLG: 0.331	0-0 SF8		0-0 5-3		0-0 F8			4-0 BB 1B BB	0-0 3-1	2	0	0	1	1	0	0																			
Toby Harrah, R (1, 5) OBP: 0.390, SLG: 0.491	0-0 2B		0-0 E6		0-0 6-3			0-0 F9		4	0	1	0	0	0	1																			
John Ellis, R (1, 10) OBP: 0.265, SLG: 0.327	0-0 4-3		0-0 F4			0-0 4-3		0-0 F7		4	0	0	0	0	0	3																			
Jim Sundberg, R (1, 2) OBP: 0.369, SLG: 0.397		4-0 6-3 WP 1B BB		0-0 4-3 6-3 1B		0-0 HR		0-0 1-2 1B		3	2	3	1	1	0	0																			
Bump Willis, S (1, 4) OBP: 0.361, SLG: 0.415	0-0 6-3		0-0 6-3		0-3 K		0-0 1-2 2-3 BB	4-0 1-2 2-3 BB		3	0	0	0	1	1	2																			
Tom Grieve, R (1, 9) OBP: 0.259, SLG: 0.327	0-3 K		0-0 4-3		0-0 F8		0-3 K			4	0	0	0	0	2	5																			
Sandy Alomar Sr., S (1, 6) OBP: 0.325, SLG: 0.314 Bill Fahey, L (9, PH) OBP: 0.256, SLG: 0.276	0-0 1B		0-3 K		0-0 K		0-0 F8		0-3 K	3	0	1	1	0	1	1																			
Inning Stats	R: 1 E: 0 K: 0 S: 4	H: 1 LOB: 1 BB: 1 P: 8	R: 1 E: 0 K: 1 S: 6	H: 1 LOB: 1 BB: 1 P: 10	R: 0 E: 1 K: 0 S: 4	H: 0 LOB: 1 BB: 0 P: 4	R: 0 E: 0 K: 1 S: 6	H: 1 LOB: 1 BB: 0 P: 6	R: 1 E: 0 K: 0 S: 4	H: 1 LOB: 0 BB: 0 P: 4	R: 0 E: 0 K: 0 S: 3	H: 0 LOB: 0 BB: 0 P: 3	R: 0 E: 0 K: 1 S: 6	H: 1 LOB: 3 BB: 2 P: 14	R: 0 E: 0 K: 1 S: 6	H: 1 LOB: 2 BB: 0 P: 6	1B: 3 2B: 2 3B: 0 HR: 2	SF: 1 SAC: 0 DP: 0 HBP: 0	WP: 1 PA: 39																
PITCHER	IP	WLS	BF	H	R	ER	SO	BB	IBB	HBP	BLK	WP	HR	S	P	ERA	WHIP	PITCHER	IP	WLS	BF	H	R	ER	SO	BB	IBB	HBP	BLK	WP	HR	S	P	ERA	WHIP
Rick Honeycutt, L (1, 1) ERA: 5.48	5.2		25	5	4	4	3	2	0	0	1	1	2	29	37	6.35	1.235																		
Enrique Romo, R (6, 1) ERA: 3.03	3.1	W	14	2	0	0	2	2	0	0	0	0	0	16	24	0.00	1.200																		

Texas Rangers @ Seattle Mariners
The Kingdome, Seattle, WA
Sun Sep 11 1977, 6:33 AM EDT
Att: 8,363 - Dome

AB	34
R	4
H	7
RBI	4
BB	4
SO	5
LOB	17



Batter	1	2	3	4	5	6	7	8	9	AB	R	H	RBI	BB	SO	LOB	BOTTOM																		
Dave Collins, S (1, 7) OBP: 0.282, SLG: 0.291	0-0 6-3 1B		0-3 K		4-0 FC4-6 BB	0-0 5-3				3	0	1	0	1	1	1																			
Jose Baez, R (1, 4) OBP: 0.322, SLG: 0.331	0-0 6-3		0-0 4-3 2B		0-0 FC4-6 1B 2B		0-3 K			4	1	1	0	0	1	3																			
Ruppert Jones, L (1, 8) OBP: 0.329, SLG: 0.472	0-3 K		0-0 4-3		0-0 1-2 2-3 1B		0-0 F5			4	1	1	1	0	1	2																			
Leroy Stanton, R (1, 9) OBP: 0.336, SLG: 0.504 Luis Delgado, S (9, 9) OBP: 0.222, SLG: 0.222	1-0 HBP		0-0 L3		0-0 1-2 3-H 2B		0-0 F6			3	0	1	2	0	0	1																			
Dan Meyer, L (1, 3) OBP: 0.317, SLG: 0.434	0-0 1-3			0-0 1-3		4-0 1B		0-0 HR		3	1	1	1	1	0	2																			
Juan Bernhardt, R (1, 5) OBP: 0.286, SLG: 0.359		0-0 3-1 1B 2B		0-0 1-3		0-0 F7		0-0 F7		4	1	1	0	0	0	2																			
Steve Braun, L (1, 10) OBP: 0.339, SLG: 0.303	0-0 3-1		0-0 4-3		0-0 4-3		0-0 F6		0-0 F7	4	0	0	0	0	0	1																			
Jimmy Sexton, R (1, 6) OBP: 0.300, SLG: 0.483		0-0 CS 1B			0-0 FC4-6 SH1-4 1B	0-0 1B		0-0 1B		4	2	4	1	0	0	0																			
Kevin Pasley, R (1, 2) OBP: 0.333, SLG: 0.333	0-3 K		0-3 K		0-0 SH1-4	0-0 1B		0-0 F9		3	0	1	1	0	1	2																			
Inning Stats	R: 0 E: 0 K: 1 S: 6	H: 1 LOB: 2 BB: 0 P: 7	R: 1 E: 0 K: 1 S: 6	H: 2 LOB: 0 BB: 0 P: 6	R: 0 E: 0 K: 1 S: 6	H: 1 LOB: 1 BB: 0 P: 6	R: 0 E: 0 K: 0 S: 3	H: 0 LOB: 0 BB: 0 P: 3	R: 3 E: 0 K: 0 S: 6	H: 3 LOB: 2 BB: 2 P: 14	R: 1 E: 0 K: 0 S: 4	H: 2 LOB: 1 BB: 0 P: 4	R: 0 E: 0 K: 1 S: 5	H: 0 LOB: 0 BB: 0 P: 5	R: 1 E: 0 K: 0 S: 5	H: 2 LOB: 1 BB: 0 P: 5	1B: 5 2B: 4 3B: 1 HR: 1	SF: 0 SAC: 1 DP: 0 HBP: 1	WP: 0 PA: 36																
PITCHER	IP	WLS	BF	H	R	ER	SO	BB	IBB	HBP	BLK	WP	HR	S	P	ERA	WHIP	PITCHER	IP	WLS	BF	H	R	ER	SO	BB	IBB	HBP	BLK	WP	HR	S	P	ERA	WHIP
Adrian Devine, R (1, 1) ERA: 3.54	5.0		24	7	4	4	3	1	0	0	0	0	0	27	36	7.20	1.600																		
Paul Lindblad, L (6, 1) ERA: 3.99	3.0	L	12	4	2	2	1	0	0	0	0	0	1	14	14	6.00	1.333																		

Texas Rangers @ Seattle Mariners
The Kingdome, Seattle, WA
Sun Sep 11 1977, 6:33 AM EDT
Att: 8,363 - Dome

AB	32
R	6
H	11
RBI	6
BB	2
SO	4
LOB	14



Batter	1	2	3	4	5	6	7	8	9	10	AB	R	H	RBI	BB	SO	LOB	TOP	
Von Joshua, L OBP: 0.283, SLG: 0.376 (1, 8)	G3		1-3		L5		4-3		F8		5	0	0	0	0	0	2		
Robin Yount, R OBP: 0.343, SLG: 0.387 (1, 6)	K		5-3		K		F9		HR		5	1	1	3	0	2	0		
Cecil Cooper, L OBP: 0.317, SLG: 0.442 (1, 3)	K				2B		F8		F7		5	1	2	0	0	1	0		
Sixto Lezcano, R OBP: 0.351, SLG: 0.486 (1, 9)		1B SF8		FC6-4 BB		2B		L7		F8	4	1	2	1	1	0	0		
Don Money, R OBP: 0.347, SLG: 0.471 (1, 4)		2B		FC6-4		F6		5-3		HR	5	1	2	1	0	0	3		
Sal Bando, R OBP: 0.335, SLG: 0.395 Dick Davis, R OBP: 0.250, SLG: 0.256 (10, PR)	SF8							6-3		BB	3	0	0	1	1	1	0		
Ed Kirkpatrick, L OBP: 0.317, SLG: 0.307 Jim Wohlford, R OBP: 0.267, SLG: 0.325 (10, 7)	F7									F5	4	1	2	0	1	0	2		
Jim Gantner, L OBP: 0.222, SLG: 0.333 (1, 5)										HR	0	0	0	0	0	0	0		
Charlie Moore, R OBP: 0.305, SLG: 0.353 Jimmy Wynn, R OBP: 0.291, SLG: 0.238 Larry Haney, R OBP: 0.240, SLG: 0.230 (9, PH)										BB	5	1	2	0	0	1	3		
										HR	3	0	0	0	0	1	4		
										F9	1	0	0	0	0	0	2		
											0	0	0	0	0	0	0		
Inning Stats	R: 0 E: 0 K: 2 S: 7	H: 0 LOB: 0 BB: 0 P: 7	R: 1 E: 0 K: 1 S: 8	H: 3 LOB: 2 BB: 0 P: 8	R: 0 E: 0 K: 0 S: 4	H: 1 LOB: 1 BB: 0 P: 8	R: 0 E: 0 K: 1 S: 7	H: 1 LOB: 1 BB: 0 P: 7	R: 0 E: 0 K: 0 S: 3	H: 0 LOB: 0 BB: 0 P: 3	R: 0 E: 0 K: 0 S: 3	H: 0 LOB: 0 BB: 0 P: 3	R: 3 E: 0 K: 0 S: 5	H: 2 LOB: 1 BB: 1 P: 9	R: 1 E: 0 K: 0 S: 4	H: 1 LOB: 1 BB: 1 P: 8	1B: 4 2B: 5 3B: 0 HR: 2	SF: 1 SAC: 0 DP: 0 HBP: 0	WP: 0 PA: 44
PITCHER	IP WLS BF H R ER SO BB IBB HBP BLK WP HR S P ERA WHIP	IP WLS BF H R ER SO BB IBB HBP BLK WP HR S P ERA WHIP	IP WLS BF H R ER SO BB IBB HBP BLK WP HR S P ERA WHIP	IP WLS BF H R ER SO BB IBB HBP BLK WP HR S P ERA WHIP	IP WLS BF H R ER SO BB IBB HBP BLK WP HR S P ERA WHIP	IP WLS BF H R ER SO BB IBB HBP BLK WP HR S P ERA WHIP	IP WLS BF H R ER SO BB IBB HBP BLK WP HR S P ERA WHIP	IP WLS BF H R ER SO BB IBB HBP BLK WP HR S P ERA WHIP	IP WLS BF H R ER SO BB IBB HBP BLK WP HR S P ERA WHIP	IP WLS BF H R ER SO BB IBB HBP BLK WP HR S P ERA WHIP	IP WLS BF H R ER SO BB IBB HBP BLK WP HR S P ERA WHIP	IP WLS BF H R ER SO BB IBB HBP BLK WP HR S P ERA WHIP	IP WLS BF H R ER SO BB IBB HBP BLK WP HR S P ERA WHIP	IP WLS BF H R ER SO BB IBB HBP BLK WP HR S P ERA WHIP	IP WLS BF H R ER SO BB IBB HBP BLK WP HR S P ERA WHIP	IP WLS BF H R ER SO BB IBB HBP BLK WP HR S P ERA WHIP	IP WLS BF H R ER SO BB IBB HBP BLK WP HR S P ERA WHIP	IP WLS BF H R ER SO BB IBB HBP BLK WP HR S P ERA WHIP	IP WLS BF H R ER SO BB IBB HBP BLK WP HR S P ERA WHIP
Glenn Abbott, R ERA: 4.57 Enrique Romo, R ERA: 3.01 (10, 1)	9.1 L 41 11 6 6 6 2 0 0 0 0 0 2 51 59 5.79 1.393	0.2 S 3 0 0 0 0 1 0 0 0 0 0 0 2 6 0.00 1.500																	

Milwaukee Brewers @ Seattle Mariners
The Kingdom, Seattle, WA
Tue Sep 13 1977, 10:05 PM EDT
Att. 7,595 - Dome

livebaseballscorecards.com

AB 40
R 6
H 11
RBI 6
BB 3
SO 6
LOB 16

WP: 0 PA: 44
PB: 0
SB: 0
CS: 0




Batter	1	2	3	4	5	6	7	8	9	10	AB	R	H	RBI	BB	SO	LOB	BOTTOM					
Dave Collins, S OBP: 0.284, SLG: 0.293 (1, 7)	5-3		K				6-3				5	0	2	0	0	1	0						
Jose Baez, R OBP: 0.319, SLG: 0.328 Julio Cruz, S OBP: 0.319, SLG: 0.279 (10, PR)	K						F3			FC1-6	5	0	1	0	0	1	2						
Ruppert Jones, L OBP: 0.328, SLG: 0.471 (1, 8)	5-3						G3			F3	5	1	1	0	0	0	2						
Leroy Stanton, R OBP: 0.337, SLG: 0.510 Luis Delgado, S OBP: 0.200, SLG: 0.200 (9, 9)		HR								F9	3	1	1	1	1	1	1						
Dan Meyer, L OBP: 0.316, SLG: 0.434 (1, 3)	F7						G3			F7	4	0	1	1	0	0	0						
Juan Bernhardt, R OBP: 0.267, SLG: 0.368 (1, 5)	4-3						HR			5-3	4	1	1	1	0	0	2						
Steve Braun, L OBP: 0.339, SLG: 0.300 (1, 10)	6-3									F7	3	0	0	0	1	0	2						
Kevin Pasley, R OBP: 0.333, SLG: 0.333 Ray Fosse, R OBP: 0.292, SLG: 0.377 (9, PH)										4-3	3	1	1	0	0	0	1						
											1	0	0	0	0	0	0						
Craig Reynolds, L OBP: 0.272, SLG: 0.303 (1, 6)										4-3	4	1	1	2	0	0	1						
Inning Stats	R: 0 E: 0 K: 1 S: 5	H: 0 LOB: 0 BB: 0 P: 5	R: 1 E: 0 K: 0 S: 4	H: 1 LOB: 0 BB: 0 P: 4	R: 0 E: 0 K: 1 S: 5	H: 0 LOB: 0 BB: 0 P: 5	R: 1 E: 0 K: 0 S: 5	H: 2 LOB: 2 BB: 1 P: 9	R: 2 E: 0 K: 1 S: 8	H: 4 LOB: 1 BB: 0 P: 8	R: 1 E: 0 K: 0 S: 4	H: 1 LOB: 1 BB: 1 P: 8	R: 0 E: 0 K: 0 S: 3	H: 0 LOB: 0 BB: 0 P: 3	R: 0 E: 0 K: 0 S: 3	H: 0 LOB: 0 BB: 0 P: 3	R: 0 E: 0 K: 0 S: 3	H: 0 LOB: 0 BB: 0 P: 3	R: 0 E: 0 K: 0 S: 4	H: 1 LOB: 1 BB: 0 P: 4	1B: 4 2B: 2 3B: 0 HR: 3	SF: 0 SAC: 0 DP: 0 HBP: 0	WP: 0 PA: 40
PITCHER	IP WLS BF H R ER SO BB IBB HBP BLK WP HR S P ERA WHIP	IP WLS BF H R ER SO BB IBB HBP BLK WP HR S P ERA WHIP	IP WLS BF H R ER SO BB IBB HBP BLK WP HR S P ERA WHIP	IP WLS BF H R ER SO BB IBB HBP BLK WP HR S P ERA WHIP	IP WLS BF H R ER SO BB IBB HBP BLK WP HR S P ERA WHIP	IP WLS BF H R ER SO BB IBB HBP BLK WP HR S P ERA WHIP	IP WLS BF H R ER SO BB IBB HBP BLK WP HR S P ERA WHIP	IP WLS BF H R ER SO BB IBB HBP BLK WP HR S P ERA WHIP	IP WLS BF H R ER SO BB IBB HBP BLK WP HR S P ERA WHIP	IP WLS BF H R ER SO BB IBB HBP BLK WP HR S P ERA WHIP	IP WLS BF H R ER SO BB IBB HBP BLK WP HR S P ERA WHIP	IP WLS BF H R ER SO BB IBB HBP BLK WP HR S P ERA WHIP	IP WLS BF H R ER SO BB IBB HBP BLK WP HR S P ERA WHIP	IP WLS BF H R ER SO BB IBB HBP BLK WP HR S P ERA WHIP	IP WLS BF H R ER SO BB IBB HBP BLK WP HR S P ERA WHIP	IP WLS BF H R ER SO BB IBB HBP BLK WP HR S P ERA WHIP	IP WLS BF H R ER SO BB IBB HBP BLK WP HR S P ERA WHIP	IP WLS BF H R ER SO BB IBB HBP BLK WP HR S P ERA WHIP	IP WLS BF H R ER SO BB IBB HBP BLK WP HR S P ERA WHIP				
Jim Slaton, R ERA: 3.71 Gary Beare, R ERA: 6.2 Bob McClure, L ERA: 2.56 (6, 1)	5.1 W 13 1 0 0 0 2 0 0 0 0 0 3 29 37 8.44 1.875	4.0 S 2 0 0 0 0 0 0 0 0 0 0 0 13 13 0.00 0.250	0.2 S 2 0 0 0 0 0 0 0 0 0 0 0 2 2 0.00 0.000																				

Milwaukee Brewers @ Seattle Mariners
The Kingdom, Seattle, WA
Tue Sep 13 1977, 10:05 PM EDT
Att. 7,595 - Dome

livebaseballscorecards.com

AB 38
R 5
H 9
RBI 5
BB 2
SO 3
LOB 12



Batter	1	2	3	4	5	6	7	8	9	AB	R	H	RBI	BB	SO	LOB	TOP								
Von Joshua, L (1, 8) OBP: 0.284, SLG: 0.377	F8		HR 1B		FC5-4 BB HR 1B	4-3		K		5	2	2	0	0	1	2									
Robin Yount, R (1, 6) OBP: 0.343, SLG: 0.391	F4		HR		FC5-4 BB	F3			F3	4	1	1	2	1	0	1									
Cecil Cooper, L (1, 3) OBP: 0.316, SLG: 0.440			F7		FC5-4 HR		3-1		4-3	5	1	1	0	0	0	2									
Sixto Lezcano, R (1, 9) OBP: 0.352, SLG: 0.493	F9				BB 1B		F9		E6	5	2	2	3	0	0	1									
Don Money, R (1, 4) (8, 5) OBP: 0.345, SLG: 0.470		L4-6 2B			F5	6-3			F9	5	0	1	0	0	0	2									
Sal Bando, R (1, 10) OBP: 0.338, SLG: 0.400	F9				1B			SH1-4 HR 2B		3	0	2	0	1	0	1									
Dick Davis, R (8, PR) OBP: 0.250, SLG: 0.256					1-2 BB					0	1	0	0	0	0	0									
Ed Kirkpatrick, L (1, 7) OBP: 0.315, SLG: 0.305	L4-6					6-3		SH1-4		1	0	0	0	0	0	1									
Steve Brye, R (4, PH) OBP: 0.298, SLG: 0.421										2	0	0	0	0	1	3									
Jim Gantner, L (1, 5) OBP: 0.333, SLG: 0.364			L1							2	0	1	1	1	0	0									
Ken McMullen, R (8, PH) OBP: 0.305, SLG: 0.404										1	1	1	2	0	0	0									
Lenn Sakata, R (8, 4) OBP: 0.218, SLG: 0.224						4-3 SH1-3 BB				0	0	0	0	0	0	0									
Charlie Moore, R (1, 2) OBP: 0.303, SLG: 0.351			5-3		F4		SH1-3		6-3	3	0	0	0	0	0	3									
Inning Stats	R: 0 E: 0 K: 0 S: 4	H: 1 LOB: 1 BB: 0 P: 4	R: 0 E: 0 K: 0 S: 3	H: 1 LOB: 3 BB: 0 P: 3	R: 2 E: 0 K: 0 S: 5	H: 2 LOB: 0 BB: 0 P: 5	R: 1 E: 0 K: 1 S: 7	H: 2 LOB: 2 BB: 1 P: 11	R: 3 E: 0 K: 0 S: 6	H: 3 LOB: 1 BB: 1 P: 10	R: 0 E: 0 K: 0 S: 3	H: 0 LOB: 0 BB: 0 P: 7	R: 0 E: 0 K: 0 S: 3	H: 0 LOB: 0 BB: 0 P: 3	R: 2 E: 0 K: 1 S: 7	H: 2 LOB: 1 BB: 0 P: 7	R: 0 E: 1 K: 0 S: 4	H: 0 LOB: 1 BB: 0 P: 4	1B: 5 2B: 4 3B: 0 HR: 3	SF: 0 SAC: 2 DP: 1 HBP: 0	WP: 0 PB: 0 SB: 0 CS: 0	PA: 41			
PITCHER	IP	WLS	BF	H	R	ER	SO	BB	IBB	HBP	BLK	WP	HR	S	P	ERA	WHIP								
John Montague, R (1, 1) ERA: 4.36	3.1		15	5	3	3	0	1	0	0	0	0	1	14	18	8.10	1.800								
Mike Kekich, L (4, 1) ERA: 5.5	1.0		6	2	2	2	1	1	0	0	0	0	0	7	11	18.00	3.000								
Greg Erardi, R (5, 1) ERA: 5.4	0.1	L	3	2	1	1	0	0	0	0	0	0	1	3	3	27.00	6.000								
Steve Burke, R (5, 1) ERA: 2.45	2.2		10	1	2	2	0	1	0	0	0	0	0	9	13	6.75	0.750								
Tom House, L (8, 1) ERA: 4.64	1.2		7	1	0	0	1	0	0	0	0	0	1	9	9	0.00	0.600								

Milwaukee Brewers @ Seattle Mariners
The Kingdome, Seattle, WA
Wed Sep 14 1977, 10:05 PM EDT
Att: 5,718 - Dome

AB 36
R 8
H 11
RBI 8
BB 3
SO 2
LOB 16



Batter	1	2	3	4	5	6	7	8	9	AB	R	H	RBI	BB	SO	LOB	BOTTOM								
Dave Collins, S (1, 7) OBP: 0.283, SLG: 0.292	CS SH1-3 1B	SF9		L5-3		F7			F7	4	0	1	1	0	0	2									
Jimmy Sexton, R (1, 6) OBP: 0.313, SLG: 0.467	SH1-3					F8			6-3	1	0	0	0	1	1	0									
Steve Braun, L (6, PH) OBP: 0.338, SLG: 0.300										1	0	0	0	0	0	1									
Craig Reynolds, L (7, 6) OBP: 0.271, SLG: 0.302		1B BB								1	0	0	0	0	0	0									
Juan Bernhardt, R (1, 5) OBP: 0.263, SLG: 0.361	K	E6 1B			F3			K	F8	5	0	0	0	0	2	3									
Leroy Stanton, R (1, 9) OBP: 0.341, SLG: 0.511										3	1	2	1	1	0	0									
Ruppert Jones, L (1, 8) OBP: 0.328, SLG: 0.470										4	0	1	0	0	2	5									
Ray Fosse, R (1, 2) OBP: 0.295, SLG: 0.379										4	1	2	0	0	0	1									
Dan Meyer, L (1, 3) OBP: 0.316, SLG: 0.433										4	1	1	0	0	0	2									
Jose Báez, R (1, 10) OBP: 0.318, SLG: 0.327										4	1	1	2	0	0	0									
Julio Cruz, S (1, 4) OBP: 0.328, SLG: 0.287										2	1	1	0	2	0	0									
Inning Stats	R: 0 E: 0 K: 1 S: 5	H: 1 LOB: 1 BB: 0 P: 5	R: 5 E: 1 K: 2 S: 12	H: 4 LOB: 3 BB: 3 P: 24	R: 0 E: 0 K: 0 S: 3	H: 0 LOB: 0 BB: 0 P: 3	R: 0 E: 0 K: 1 S: 4	H: 0 LOB: 0 BB: 1 P: 8	R: 0 E: 0 K: 0 S: 5	H: 2 LOB: 2 BB: 0 P: 5	R: 0 E: 0 K: 0 S: 4	H: 1 LOB: 1 BB: 0 P: 4	R: 0 E: 0 K: 0 S: 6	H: 1 LOB: 1 BB: 0 P: 6	R: 0 E: 0 K: 0 S: 3	H: 0 LOB: 0 BB: 0 P: 3	R: 0 E: 0 K: 0 S: 3	H: 0 LOB: 0 BB: 0 P: 3	1B: 8 2B: 3 3B: 0 HR: 0	SF: 1 SAC: 1 DP: 2 HBP: 0	WP: 0 PB: 0 SB: 0 CS: 1	PA: 39			
PITCHER	IP	WLS	BF	H	R	ER	SO	BB	IBB	HBP	BLK	WP	HR	S	P	ERA	WHIP								
Jerry Augustine, L (1, 1) ERA: 4.4	1.2		11	4	5	3	2	3	0	0	0	0	0	12	24	16.20	4.200								
Eduardo Rodríguez, R (2, 1) ERA: 4.33	7.1	W	28	5	0	0	3	1	0	0	0	0	0	33	37	0.00	0.818								

Milwaukee Brewers @ Seattle Mariners
The Kingdome, Seattle, WA
Wed Sep 14 1977, 10:05 PM EDT
Att: 5,718 - Dome

AB 33
R 5
H 9
RBI 4
BB 4
SO 5
LOB 14



Batter	1	2	3	4	5	6	7	8	9	AB	R	H	RBI	BB	SO	LOB	TOP								
Steve Braun, L (1, 7) OBP: 0.339, SLG: 0.300	0-0 SH1-4 1B		4-0 CS BB			0-0 5-3		0-0 G3-6-3 1-2		3	1	1	0	1	0	1									
Dave Collins, S (8, 7) OBP: 0.283, SLG: 0.292										0	0	0	0	0	0	0									
Jose Báez, R (1, 10) OBP: 0.315, SLG: 0.324	0-0 SH1-4 1-2		0-0 CS 1-2	0-0 F8		0-0 F7			0-0 5-3	3	0	0	0	0	0	0									
Ruppert Jones, L (1, 8) OBP: 0.327, SLG: 0.468	0-0 G6-4-3 2-H			0-0 G3		0-0 F9			0-0 4-3	4	0	1	1	0	0	0									
Leroy Stanton, R (1, 9) OBP: 0.340, SLG: 0.508	0-0 G6-4-3 1-2			0-0 6-3					0-0 2B 1B	4	0	1	0	0	0	1									
Luis Delgado, S (9, PR) OBP: 0.200, SLG: 0.200										0	1	0	0	0	0	0									
Dan Meyer, L (1, 3) OBP: 0.316, SLG: 0.433		0-0 F7			0-0 4-3				0-0 F9 1-H	4	1	1	1	0	0	0									
Ray Fosse, R (1, 2) OBP: 0.294, SLG: 0.377		0-0 F8			0-3 K				0-0 E6 2-H	1	0	0	0	0	0	0									
Skip Jutze, R (4, 2) OBP: 0.269, SLG: 0.333										3	0	0	0	0	1	1									
Juan Bernhardt, R (1, 5) OBP: 0.266, SLG: 0.367		0-0 P5			0-0 2B				0-0 4-3	4	1	2	0	0	0	1									
Julio Cruz, S (1, 4) OBP: 0.330, SLG: 0.286			0-0 F7		4-0 BB			0-0 SH5-4 1-2		1	0	0	0	1	0	0									
Jimmy Sexton, R (1, 6) OBP: 0.294, SLG: 0.438									0-0 BB																
Craig Reynolds, L (8, PH) OBP: 0.273, SLG: 0.304			0-0 F8		0-0 4-1			0-0 G3-6-3 2-H		2	0	0	0	0	0	2									
										1	0	1	1	0	0	0									
Inning Stats	R: 1 E: 0 K: 0 S: 4	H: 2 LOB: 0 BB: 0 P: 4	R: 0 E: 0 K: 0 S: 3	H: 0 LOB: 0 BB: 0 P: 3	R: 0 E: 0 K: 0 S: 2	H: 0 LOB: 0 BB: 1 P: 6	R: 0 E: 0 K: 0 S: 3	H: 0 LOB: 0 BB: 0 P: 3	R: 0 E: 0 K: 1 S: 6	H: 1 LOB: 2 BB: 1 P: 10	R: 0 E: 0 K: 0 S: 3	H: 0 LOB: 0 BB: 0 P: 3	R: 0 E: 0 K: 0 S: 3	H: 0 LOB: 0 BB: 0 P: 3	R: 1 E: 0 K: 0 S: 4	H: 2 LOB: 0 BB: 0 P: 4	R: 2 E: 1 K: 0 S: 6	H: 2 LOB: 1 BB: 0 P: 6	1B: 5 2B: 2 3B: 0 HR: 0	SF: 0 SAC: 2 DP: 2 HBP: 0	WP: 0 PB: 0 SB: 1 CS: 0	PA: 35			
PITCHER Marty Pattin, R (1, 1) ERA: 3.7	IP: 9.0 WLS: L BF: 34	H: 7 R: 4 ER: 3 SO: 1	BB: 2 IBB: 0 HBP: 0 BLK: 0	WP: 0 HR: 0 S: 34 P: 42	ERA: 3.00 WHIP: 1.000																				

Seattle Mariners @ Kansas City Royals
Royals Stadium, Kansas City, MO
Fri Sep 16 1977, 8:05 PM EDT
Att: 19,072 - Unknown

AB	30
R	4
H	7
RBI	3
BB	2
SO	1
LOB	6



Batter	1	2	3	4	5	6	7	8	9	AB	R	H	RBI	BB	SO	LOB	BOTTOM								
Tom Poquette, L (1, 7) OBP: 0.338, SLG: 0.416	0-0 F7 1B	1-0 HBP			0-0 F2			0-0 FC4 1B		3	1	2	0	0	0	1									
Hal McRae, R (1, 10) OBP: 0.359, SLG: 0.501	0-0 FC8-2 1B	0-0 P4			0-0 5-3 1-3			0-0 F9		4	0	1	0	0	0	5									
George Brett, L (1, 5) OBP: 0.377, SLG: 0.533	0-0 F7 2-3		0-0 L8		0-0 G3			0-0 F7		4	0	0	0	0	0	4									
Al Cowens, R (1, 9) OBP: 0.351, SLG: 0.513	0-0 FC8-2 1-3 3-H		0-0 F8		0-3 K			0-0 FC4 1-2		4	0	1	1	0	1	1									
John Mayberry, L (1, 3) OBP: 0.342, SLG: 0.403	0-0 FC8-2 3-H		0-0 F2					0-0 F8		4	0	0	0	0	0	2									
Darrell Porter, L (1, 2) OBP: 0.353, SLG: 0.459		0-0 G3			0-0 F9			0-0 F8		4	0	0	0	0	0	0									
Amos Otis, R (1, 8) OBP: 0.338, SLG: 0.421		0-0 6-3			0-0 5-3			0-0 F3		4	0	0	0	0	0	0									
Frank White, R (1, 4) OBP: 0.288, SLG: 0.347		0-0 2B 1B			0-0 P6			0-0 L8		3	0	1	0	0	0	0									
U L Washington, S (1, 6) OBP: 0.667, SLG: 0.750		0-0 1-3 2B			0-0 5-3 S			0-0 6-3		3	0	2	0	0	0	0									
Inning Stats	R: 1 E: 0 K: 0 S: 5	H: 3 LOB: 1 BB: 0 P: 5	R: 0 E: 0 K: 0 S: 5	H: 2 LOB: 3 BB: 0 P: 6	R: 0 E: 0 K: 0 S: 3	H: 0 LOB: 0 BB: 0 P: 3	R: 0 E: 0 K: 0 S: 3	H: 0 LOB: 0 BB: 0 P: 3	R: 0 E: 0 K: 1 S: 5	H: 1 LOB: 1 BB: 0 P: 4	R: 0 E: 0 K: 0 S: 3	H: 0 LOB: 0 BB: 0 P: 3	R: 0 E: 0 K: 0 S: 4	H: 1 LOB: 1 BB: 0 P: 4	R: 0 E: 0 K: 0 S: 3	H: 0 LOB: 0 BB: 0 P: 3	1B: 6 2B: 2 3B: 0 HR: 0	SF: 0 SAC: 0 DP: 1 HBP: 1	WP: 0 PB: 0 SB: 1 CS: 0	PA: 34					
PITCHER Doc Medich, R (1, 1) ERA: 4.48	IP: 9.0 WLS: W BF: 34	H: 7 R: 1 ER: 1 SO: 1	BB: 0 IBB: 0 HBP: 1 BLK: 0	WP: 0 HR: 0 S: 35 P: 36	ERA: 1.00 WHIP: 0.778																				

Seattle Mariners @ Kansas City Royals
Royals Stadium, Kansas City, MO
Fri Sep 16 1977, 8:05 PM EDT
Att: 19,072 - Unknown

AB	33
R	1
H	7
RBI	1
BB	0
SO	1
LOB	13



Batter	1	2	3	4	5	6	7	8	9	AB	R	H	RBI	BB	SO	LOB	TOP										
Steve Braun, L (1, 7) OBP: 0.341, SLG: 0.300 Ray Fosse, R (9, PH) OBP: 0.293, SLG: 0.376	F5 BB		F7				6-3		G5-4-3	3	1	1	0	1	0	0											
Julio Cruz, S (1, 4) OBP: 0.332, SLG: 0.285	F5			K					K	4	1	1	0	1	2	1											
Ruppert Jones, L (1, 8) OBP: 0.327, SLG: 0.465	K			K					K	3	0	0	1	1	3	1											
Leroy Stanton, R (1, 9) OBP: 0.341, SLG: 0.514		F3								3	1	1	1	1	0	3											
Dan Meyer, L (1, 3) OBP: 0.318, SLG: 0.436		G3 1B								4	1	3	2	0	0	2											
Bill Stein, R (1, 10) OBP: 0.291, SLG: 0.397		G3								4	0	2	1	0	1	3											
Juan Bernhardt, R (1, 5) OBP: 0.262, SLG: 0.362		F2		6-3					G6-4-3	4	0	0	0	0	0	3											
Jimmy Sexton, R (1, 6) OBP: 0.286, SLG: 0.424 Craig Reynolds, L (4, 6) OBP: 0.274, SLG: 0.303 Jose Báez, R (8, PH) OBP: 0.314, SLG: 0.322 Tom McMillan, R (8, 6)			1-3							1	0	0	0	0	0	0											
Skip Jutze, R (1, 2) OBP: 0.261, SLG: 0.324 Dave Collins, S (9, PH) OBP: 0.285, SLG: 0.294			F9							3	0	0	0	0	0	1											
Inning Stats	R: 0 E: 0 K: 1 S: 4	H: 0 LOB: 0 BB: 1 P: 8	R: 0 E: 0 K: 0 S: 4	H: 1 LOB: 1 BB: 0 P: 4	R: 0 E: 0 K: 0 S: 3	H: 0 LOB: 0 BB: 0 P: 3	R: 2 E: 0 K: 2 S: 10	H: 3 LOB: 1 BB: 0 P: 10	R: 3 E: 0 K: 1 S: 8	H: 3 LOB: 2 BB: 2 P: 16	R: 0 E: 0 K: 0 S: 3	H: 0 LOB: 2 BB: 2 P: 13	R: 0 E: 0 K: 0 S: 3	H: 1 LOB: 0 BB: 0 P: 3	R: 0 E: 0 K: 1 S: 5	H: 1 LOB: 0 BB: 0 P: 5	1B: 7 2B: 1 3B: 0 HR: 1	SF: 0 SAC: 0 DP: 2 HBP: 0	WP: 0 PB: 0 SB: 1 CS: 0	PA: 38							
PITCHER	IP	WLS	BF	H	R	ER	SO	BB	IBB	HBP	BLK	WP	HR	S	P	ERA	WHIP										
Mark Littell, R (1, 1) ERA: 3.6	4.1		21	6	5	5	3	3	0	0	0	0	1	24	36	10.38	2.077										
George Throop, R (5, 1) ERA:	0.1		1	0	0	0	0	0	0	0	0	0	0	1	1	0.00	0.000										
Larry Gura, L (5, 1) ERA: 3.4	4.1	W	16	3	0	0	3	1	1	0	0	0	0	20	28	0.00	0.923										

Seattle Mariners @ Kansas City Royals
Royals Stadium, Kansas City, MO
Sat Sep 17 1977, 8:05 PM EDT
Att: 27,067 - Unknown - 82 F

AB 33
R 5
H 9
RBI 5
BB 5
SO 6
LOB 15



Batter	1	2	3	4	5	6	7	8	9	AB	R	H	RBI	BB	SO	LOB	BOTTOM										
Tom Poquette, L (1, 7) OBP: 0.339, SLG: 0.423 Joe Zdeb, R (4, PH) OBP: 0.333, SLG: 0.373	2B 3B	F9		2B E 1B				F3		2	1	1	0	0	0	1											
Hal McRae, R (1, 10) OBP: 0.363, SLG: 0.506	G3 1B			E 1B 2B				F9		4	1	3	2	1	0	1											
George Brett, L (1, 5) OBP: 0.374, SLG: 0.528	G3	L7		E6				1-3		5	0	0	1	0	0	6											
Al Cowens, R (1, 9) OBP: 0.353, SLG: 0.515	FC6 1B			3B 1B				4-3 HR 1B		4	2	3	1	0	0	2											
John Mayberry, L (1, 3) OBP: 0.339, SLG: 0.400	FC6 1B			P5				4-3		4	0	0	0	0	1	4											
Darrell Porter, L (1, 2) OBP: 0.353, SLG: 0.457				K				K		4	0	1	0	0	2	2											
Amos Otis, R (1, 8) OBP: 0.340, SLG: 0.433	K							F9		4	1	2	3	0	1	2											
Freddie Patek, R (1, 6) OBP: 0.317, SLG: 0.361			K					F9		4	0	0	0	0	1	1											
Frank White, R (1, 4) OBP: 0.289, SLG: 0.349				1B 2B 1B				K		4	1	2	0	0	1	0											
Inning Stats	R: 2 E: 0 K: 1 S: 9	H: 4 LOB: 2 BB: 0 P: 9	R: 0 E: 0 K: 1 S: 6	H: 1 LOB: 2 BB: 1 P: 10	R: 1 E: 0 K: 1 S: 7	H: 2 LOB: 1 BB: 0 P: 7	R: 2 E: 0 K: 1 S: 8	H: 3 LOB: 1 BB: 0 P: 8	R: 0 E: 0 K: 0 S: 3	H: 0 LOB: 0 BB: 0 P: 3	R: 0 E: 0 K: 1 S: 6	H: 1 LOB: 1 BB: 0 P: 6	R: 2 E: 0 K: 1 S: 7	H: 2 LOB: 0 BB: 0 P: 7	R: 0 E: 0 K: 0 S: 4	H: 1 LOB: 1 BB: 0 P: 4	1B: 9 2B: 3 3B: 2 HR: 1	SF: 0 SAC: 0 DP: 1 HBP: 0	WP: 1 PB: 0 SB: 2 CS: 0	PA: 39							
PITCHER	IP	WLS	BF	H	R	ER	SO	BB	IBB	HBP	BLK	WP	HR	S	P	ERA	WHIP										
Paul Mitchell, R (1, 1) ERA: 7.34	2.0		13	6	3	3	2	1	0	0	0	0	0	10	10	18.00	4.000										
Tom House, L (3, 1) ERA: 4.5	1.0		8	4	2	2	1	0	0	0	0	0	0	10	10	18.00	4.000										
Diego Segui, R (4, 1) ERA: 5.47	4.2	L	17	4	2	2	3	0	0	0	0	0	1	23	23	3.86	0.857										
Rick Honeycutt, L (8, 1) ERA: 5.4	0.1		1	0	0	0	0	0	0	0	0	1	0	1	1	0.00	0.000										

Seattle Mariners @ Kansas City Royals
Royals Stadium, Kansas City, MO
Sat Sep 17 1977, 8:05 PM EDT
Att: 27,067 - Unknown - 82 F

AB 38
R 7
H 14
RBI 7
BB 1
SO 6
LOB 19



Batter	1	2	3	4	5	6	7	8	9	AB	R	H	RBI	BB	SO	LOB	TOP		
Steve Braun, L (1, 7) OBP: 0.342, SLG: 0.304	K		F7			1B HR	2B			4	1	2	0	0	1	0	Seattle Mariners @ Kansas City Royals Royals Stadium, Kansas City, MO Sun Sep 18 1977, 4:33 AM EDT Att: 33,397 - Unknown - 83 F		
Jose Báez, R (1, 4) OBP: 0.313, SLG: 0.321	1B			F7		F8	4-3			4	0	1	0	0	0	2			
Ruppert Jones, L (1, 8) OBP: 0.325, SLG: 0.462	F9			G3		F6		F7		4	0	0	0	0	0	2			
Leroy Stanton, R (1, 9) OBP: 0.340, SLG: 0.512	K			K		1B HR		4-3		4	1	1	0	0	2	1			
Dan Meyer, L (1, 3) OBP: 0.318, SLG: 0.440		F8			F9	1B HR		L9		4	1	1	3	0	0	0			
Bill Stein, R (1, 5) OBP: 0.293, SLG: 0.397	K			1B WP	1B BB	1B		6-3		3	0	1	0	1	1	0			
Juan Bernhardt, R (1, 10) OBP: 0.299, SLG: 0.357	F9			L7		5-3		F4		4	0	0	0	0	0	2			
Craig Reynolds, L (1, 6) OBP: 0.274, SLG: 0.303			K		1B WP		F7	F9		4	0	1	0	0	1	0			
Larry Cox, R (1, 2) OBP: 0.320, SLG: 0.376			F7		6-3		F8			3	0	0	0	0	0	2			
Inning Stats	R: 0 E: 0 K: 2 S: 8	H: 1 LOB: 1 BB: 0 P: 8	R: 0 E: 0 K: 1 S: 5	H: 0 LOB: 0 BB: 0 P: 5	R: 0 E: 0 K: 1 S: 5	H: 0 LOB: 0 BB: 0 P: 5	R: 0 E: 0 K: 0 S: 4	H: 1 LOB: 2 BB: 1 P: 8	R: 3 E: 0 K: 0 S: 7	H: 4 LOB: 1 BB: 0 P: 7	R: 0 E: 0 K: 0 S: 4	H: 1 LOB: 1 BB: 0 P: 4	R: 0 E: 0 K: 0 S: 3	H: 0 LOB: 0 BB: 0 P: 3	R: 0 E: 0 K: 0 S: 3	H: 0 LOB: 0 BB: 0 P: 3	1B: 5 2B: 1 3B: 0 HR: 1	SF: 0 SAC: 0 DP: 0 HBP: 0	WP: 1 PA: 35 CS: 0
PITCHER Dennis Leonard, R (1, 1) ERA: 3.21	IP: 9.0 WLS: W BF: 35 H: 7 R: 3 ER: 3 SO: 5 BB: 1 IBB: 0 HBP: 0 BLK: 0 WP: 1 HR: 1 S: 44 P: 48 ERA: 3.00 WHIP: 0.889																		

Batter	1	2	3	4	5	6	7	8	9	AB	R	H	RBI	BB	SO	LOB	BOTTOM		
Tom Poquette, L (1, 7) OBP: 0.337, SLG: 0.417	4-3			F8	L8	4-3		BB		4	0	0	0	1	0	3	Seattle Mariners @ Kansas City Royals Royals Stadium, Kansas City, MO Sun Sep 18 1977, 4:33 AM EDT Att: 33,397 - Unknown - 83 F		
Hal McRae, R (1, 10) OBP: 0.363, SLG: 0.505	K			F9		1B HR	4-3	4-3		5	1	2	0	0	1	2			
George Brett, L (1, 5) OBP: 0.373, SLG: 0.526	4-3			4-3		1B HR		F7		4	1	1	0	0	0	1			
John Mayberry, L (1, 3) OBP: 0.341, SLG: 0.408		3-1			1B HR	1B HR	4-3			4	2	2	3	0	0	1			
Clint Hurdle, L (1, 9) OBP: 0.500, SLG: 1.333		5-3			1B HR	F9				3	1	1	2	1	0	0			
Al Cowens, R (9, 9) OBP: 0.353, SLG: 0.515					1B HR			BB		0	0	0	0	0	0	0			
Amos Otis, R (1, 8) OBP: 0.339, SLG: 0.430		1-3			1B BB	K	5-3			3	1	0	0	1	1	2			
Darrell Porter, L (1, 2) OBP: 0.354, SLG: 0.458			F5		1B SF8	1B		F7		4	2	2	1	0	0	0			
Freddie Patek, R (1, 6) OBP: 0.320, SLG: 0.363			K		E3	1B CS	1B			3	0	2	0	1	1	0			
Frank White, R (1, 4) OBP: 0.289, SLG: 0.349			5-3		1B SF8	1B		K		3	0	1	2	0	1	1			
Inning Stats	R: 0 E: 0 K: 1 S: 5	H: 0 LOB: 0 BB: 0 P: 5	R: 0 E: 0 K: 0 S: 3	H: 0 LOB: 0 BB: 0 P: 3	R: 0 E: 0 K: 1 S: 5	H: 0 LOB: 0 BB: 0 P: 5	R: 0 E: 0 K: 0 S: 3	H: 0 LOB: 0 BB: 0 P: 3	R: 4 E: 2 K: 0 S: 6	H: 4 LOB: 1 BB: 1 P: 10	R: 4 E: 0 K: 0 S: 11	H: 6 LOB: 2 BB: 0 P: 11	R: 0 E: 0 K: 0 S: 4	H: 1 LOB: 2 BB: 1 P: 8	R: 0 E: 0 K: 1 S: 5	H: 0 LOB: 2 BB: 2 P: 13	1B: 8 2B: 1 3B: 0 HR: 2	SF: 1 SAC: 0 DP: 0 HBP: 0	WP: 0 PA: 38 CS: 1
PITCHER Glenn Abbott, R (1, 1) ERA: 4.61 Byron McLaughlin, R (5, 1) ERA: 27.0 Steve Burke, R (6, 1) ERA: 1.5	IP: 4.1 WLS: L BF: 18 H: 4 R: 4 ER: 3 SO: 2 BB: 1 IBB: 0 HBP: 0 BLK: 0 WP: 0 HR: 1 S: 21 P: 25 ERA: 6.23 WHIP: 1.154																		

AB	34
R	3
H	7
RBI	3
BB	1
SO	5
LOB	9



Batter	1	2	3	4	5	6	7	8	9	AB	R	H	RBI	BB	SO	LOB	TOP				
Dave Collins, S (1, 7) OBP: 0.289, SLG: 0.297										3	0	2	0	1	0	1	Seattle Mariners @ Milwaukee Brewers Milwaukee County Stadium, Milwaukee, WI Tue Sep 20 1977, 8:05 PM EDT Att. 3,004 - Unknown - 55 F				
Julio Cruz, S (1, 4) OBP: 0.325, SLG: 0.279										4	0	0	0	0	2	4					
Ruppert Jones, L (1, 8) OBP: 0.326, SLG: 0.462										4	0	2	0	0	0	1					
Leroy Stanton, R (1, 9) OBP: 0.342, SLG: 0.511										3	0	1	0	1	1	3					
Dan Meyer, L (1, 3) OBP: 0.316, SLG: 0.436										4	0	0	0	0	0	5					
Bill Stein, R (1, 5) OBP: 0.291, SLG: 0.393											4	0	0	0	0	1					
Ray Fosse, R (1, 10) OBP: 0.300, SLG: 0.383											3	1	2	0	1	0					
Bob Stinson, S (1, 2) OBP: 0.363, SLG: 0.401											4	0	1	1	0	1		2			
Craig Reynolds, L (1, 6) OBP: 0.272, SLG: 0.301										2	0	0	0	0	0	1					
Steve Braun, L (9, PH) OBP: 0.341, SLG: 0.304										1	0	0	0	0	0	1					
Inning Stats	R: 0 E: 0 K: 2 S: 9	H: 2 LOB: 2 BB: 0 P: 9	R: 0 E: 0 K: 1 S: 5	H: 0 LOB: 0 BB: 0 P: 5	R: 0 E: 0 K: 0 S: 4	H: 1 LOB: 1 BB: 0 P: 4	R: 0 E: 0 K: 0 S: 3	H: 1 LOB: 0 BB: 0 P: 3	R: 0 E: 0 K: 1 S: 5	H: 0 LOB: 0 BB: 0 P: 13	R: 0 E: 0 K: 0 S: 3	H: 1 LOB: 1 BB: 0 P: 3	R: 1 E: 0 K: 0 S: 5	H: 2 LOB: 1 BB: 0 P: 5	R: 0 E: 0 K: 1 S: 5	H: 0 LOB: 1 BB: 0 P: 9	R: 0 E: 0 K: 0 S: 4	H: 1 LOB: 1 BB: 0 P: 4	1B: 7 2B: 1 3B: 0 HR: 0	SF: 0 SAC: 1 DP: 2 HBP: 0	WP: 0 PA: 36 SB: 0 CS: 0
PITCHER	IP WLS BF H R ER SO BB IBB HBP BLK WP HR S P ERA WHIP																				
Jim Slaton, R (1, 1) ERA: 3.59	9.0 W 36 8 1 1 5 3 0 0 1 0 0 43 55 1.00 1.222																				

Batter	1	2	3	4	5	6	7	8	9	AB	R	H	RBI	BB	SO	LOB	BOTTOM
Von Joshua, L (1, 8) OBP: 0.287, SLG: 0.381										4	1	2	0	0	1	1	Seattle Mariners @ Milwaukee Brewers Milwaukee County Stadium, Milwaukee, WI Tue Sep 20 1977, 8:05 PM EDT Att. 3,004 - Unknown - 55 F
Sixto Lezcano, R (1, 9) OBP: 0.352, SLG: 0.491										2	1	1	0	2	0	1	
Cecil Cooper, L (1, 3) OBP: 0.315, SLG: 0.436										4	1	2	1	0	1	2	
Don Money, R (1, 5) OBP: 0.351, SLG: 0.474										3	1	1	0	1	0	4	
Sal Bando, R (1, 10) OBP: 0.334, SLG: 0.394										4	1	1	2	0	1	5	
Robin Yount, R (1, 6) OBP: 0.343, SLG: 0.389										4	0	1	1	0	0	3	
Jim Wohlford, R (1, 7) OBP: 0.282, SLG: 0.319										4	0	0	0	0	0	1	
Larry Haney, R (1, 2) OBP: 0.248, SLG: 0.224										4	0	1	0	0	1	0	
Lenn Sakata, R (1, 4) OBP: 0.213, SLG: 0.219										3	0	0	0	0	0	0	
Inning Stats	R: 1 E: 0 K: 0 S: 5	H: 2 LOB: 2 BB: 1 P: 9	R: 0 E: 0 K: 0 S: 3	H: 0 LOB: 0 BB: 0 P: 3	R: 0 E: 0 K: 0 S: 3	H: 0 LOB: 0 BB: 0 P: 3	R: 0 E: 0 K: 0 S: 6	H: 3 LOB: 2 BB: 2 P: 14	R: 0 E: 0 K: 1 S: 6	H: 1 LOB: 1 BB: 0 P: 6	R: 0 E: 0 K: 2 S: 8	H: 1 LOB: 1 BB: 0 P: 8	R: 0 E: 0 K: 1 S: 5	H: 0 LOB: 0 BB: 0 P: 5	1B: 8 2B: 1 3B: 0 HR: 0	SF: 0 SAC: 1 DP: 0 HBP: 0	WP: 0 PA: 36 SB: 1 CS: 0
PITCHER	IP WLS BF H R ER SO BB IBB HBP BLK WP HR S P ERA WHIP																
John Montague, R (1, 1) ERA: 4.44	5.0 L 26 8 5 4 0 3 0 0 0 0 0 23 35 7.20 2.200																
Steve Burke, R (6, 1) ERA: 1.0	3.0 10 1 0 0 4 0 0 0 0 0 0 18 18 0.00 0.333																

Batter	1	2	3	4	5	6	7	8	9	AB	R	H	RBI	BB	SO	LOB	TOP									
Dave Collins, S OBP: 0.293, SLG: 0.304 (1, 7)										5	1	3	1	0	0	0	Seattle Mariners @ Milwaukee Brewers Milwaukee County Stadium, Milwaukee, WI Wed Sep 21 1977, 8:05 PM EDT Alt. 3,008 - Unknown - 54 F									
Jose Báez, R OBP: 0.319, SLG: 0.335 (1, 4)										4	3	3	0	0	0	1										
Ray Fosse, R OBP: 0.309, SLG: 0.399 (1, 10)										5	1	4	4	0	0	0										
Leroy Stanton, R OBP: 0.339, SLG: 0.506 Luis Delgado, S OBP: 0.273, SLG: 0.273 (8, 9)										4	0	0	0	0	0	3										
Ruppert Jones, L OBP: 0.326, SLG: 0.461 (1, 8)											4	2	1	0	1	0										
Bill Stein, R OBP: 0.292, SLG: 0.394 (1, 5)										5	1	2	1	0	0	1										
Dan Meyer, L OBP: 0.318, SLG: 0.442 (1, 3)											5	2	3	1	0	0		1								
Skip Jutze, R OBP: 0.267, SLG: 0.321 (1, 2)											4	0	1	1	1	0		2								
Tom McMillan, R (1, 6)										5	0	0	0	0	0	5										
Inning Stats	R: 2 E: 1 K: 0 S: 5	H: 3 LOB: 0 BB: 0 P: 5	R: 0 E: 0 K: 0 S: 4	H: 1 LOB: 1 BB: 0 P: 4	R: 0 E: 0 K: 0 S: 4	H: 2 LOB: 1 BB: 0 P: 4	R: 0 E: 0 K: 0 S: 3	H: 0 LOB: 0 BB: 0 P: 3	R: 0 E: 0 K: 0 S: 3	H: 0 LOB: 0 BB: 0 P: 3	R: 1 E: 0 K: 0 S: 4	H: 2 LOB: 1 BB: 1 P: 8	R: 1 E: 0 K: 0 S: 5	H: 2 LOB: 1 BB: 1 P: 5	R: 3 E: 2 K: 0 S: 7	H: 3 LOB: 1 BB: 0 P: 7		R: 4 E: 1 K: 0 S: 8	H: 5 LOB: 2 BB: 1 P: 12	1B: 12 2B: 5 3B: 1 HR: 0	SF: 0 SAC: 1 DP: 1 HBP: 0	WP: 0 PB: 0 SB: 0 CS: 2	PA: 45			
PITCHER	IP	WLS	BF	H	R	ER	SO	BB	IBB	HBP	BLK	WP	HR	S	P	ERA	WHIP									
Jerry Augustine, L ERA: 4.41 Eduardo Rodríguez, R ERA: 4.51 Bob McClure, L ERA: 2.54	(1, 1)	7.2	L	34	12	7	4	0	1	0	0	0	0	0	33	37	4.70	1.696								
	(8, 1)	0.2		6	4	3	3	0	0	0	0	0	0	0	6	6	40.50	6.000								
	(9, 1)	0.2		5	2	1	0	0	1	0	0	0	0	0	4	8	0.00	4.500								

Batter	1	2	3	4	5	6	7	8	9	AB	R	H	RBI	BB	SO	LOB	BOTTOM									
Von Joshua, L OBP: 0.287, SLG: 0.379 (1, 8)										5	1	1	0	0	1	4	Seattle Mariners @ Milwaukee Brewers Milwaukee County Stadium, Milwaukee, WI Wed Sep 21 1977, 8:05 PM EDT Alt. 3,008 - Unknown - 54 F									
Sixto Lezcano, R OBP: 0.345, SLG: 0.497 (1, 9)										3	2	1	2	2	0	0										
Cecil Cooper, L OBP: 0.316, SLG: 0.435 (1, 3)										5	1	2	0	0	1	4										
Don Money, R OBP: 0.350, SLG: 0.470 (9, 4)										4	0	0	0	1	0	5										
Sal Bando, R OBP: 0.334, SLG: 0.393 (1, 10)										4	0	1	1	1	0	1										
Robin Yount, R OBP: 0.343, SLG: 0.390 (1, 6)										5	0	2	1	0	1	2										
Jim Wohlford, R OBP: 0.294, SLG: 0.321 Jamie Quirk, L OBP: 0.256, SLG: 0.336 (9, PH)										4	0	2	0	0	0	4										
Larry Haney, R OBP: 0.250, SLG: 0.220 Jim Gantner, L OBP: 0.346, SLG: 0.360 (9, 5)										2	0	0	0	1	1	1										
Lenn Sakata, R OBP: 0.209, SLG: 0.214 Ed Kirkpatrick, L OBP: 0.327, SLG: 0.304 Dick Davis, R OBP: 0.256, SLG: 0.268 Charlie Moore, R OBP: 0.303, SLG: 0.349 (9, 2)										0	0	0	0	0	0	0										
Inning Stats	R: 2 E: 0 K: 0 S: 7	H: 4 LOB: 2 BB: 0 P: 7	R: 0 E: 1 K: 0 S: 3	H: 0 LOB: 0 BB: 0 P: 3	R: 0 E: 0 K: 0 S: 4	H: 1 LOB: 2 BB: 1 P: 8	R: 1 E: 0 K: 1 S: 6	H: 1 LOB: 2 BB: 2 P: 14	R: 0 E: 0 K: 1 S: 6	H: 1 LOB: 3 BB: 2 P: 14	R: 1 E: 0 K: 0 S: 5	H: 2 LOB: 2 BB: 1 P: 9	R: 0 E: 0 K: 1 S: 6	H: 1 LOB: 3 BB: 2 P: 14	R: 0 E: 0 K: 1 S: 6	H: 1 LOB: 1 BB: 0 P: 6		1B: 10 2B: 0 3B: 0 HR: 1	SF: 0 SAC: 0 DP: 1 HBP: 0	WP: 0 PB: 0 SB: 3 CS: 0	PA: 44					
PITCHER	IP	WLS	BF	H	R	ER	SO	BB	IBB	HBP	BLK	WP	HR	S	P	ERA	WHIP									
Doc Medich, R ERA: 4.52 Enrique Romo, R ERA: 2.95	(1, 1)	6.2		33	9	4	4	2	4	0	0	0	0	13	21	0.00	1.714									
	(7, 1)	2.1	W	11	2	0	0	2	2	0	0	1	0	0	0	0	0.00	1.714								

Batter	1	2	3	4	5	6	7	8	9	AB	R	H	RBI	BB	SO	LOB	TOP								
Bob Coluccio, R OBP: 0.360, SLG: 0.500 (1, 7)	F9			FC5-4 1B	SF9		BB 1-2			2	0	1	1	1	0	0	Chicago White Sox @ Seattle Mariners The Kingdome, Seattle, WA Fri Sep 23 1977, 10:05 PM EDT Att: 9,731 - Dome								
Jorge Orta, L OBP: 0.334, SLG: 0.413 (1, 4)	F8			F9	G3		L7			4	0	0	0	0	5										
Eric Soderholm, R OBP: 0.354, SLG: 0.506 (1, 5)	K			FC5-4 1-2		L8		K		4	0	0	0	2	1										
Lamar Johnson, R OBP: 0.345, SLG: 0.507 (1, 3)		6-3		F7		K		K		4	0	0	0	2	1										
Oscar Gamble, L OBP: 0.381, SLG: 0.592 (1, 10)		F3			2B 1B BB		2B	1-3		3	1	1	0	1	0										
Chet Lemon, R OBP: 0.344, SLG: 0.462 (1, 8)				1B	1B 1-3 SF9 2B		F8		1-3	4	1	2	0	0	1										
Wayne Nordhagen, R OBP: 0.322, SLG: 0.540 (1, 9)				G6-4-3 1B	SF9 BB 1B		BB 1B		K	4	0	3	1	0	1										
Alan Bannister, R OBP: 0.338, SLG: 0.339 (1, 6)				G6-4-3	F4		F2			3	0	0	0	0	4										
Ralph Garr, L OBP: 0.326, SLG: 0.432 (9, PH)				1-2					1B	1	0	1	0	0	0										
Jim Essian, R OBP: 0.374, SLG: 0.433 (1, 2)				L5			K		K	2	0	0	0	1	1										
Jim Spencer, L OBP: 0.302, SLG: 0.408 (9, PH)					1-2 BB				K	1	0	0	0	0	1										
Inning Stats	R: 0 E: 0 K: 1 S: 5	H: 0 LOB: 0 BB: 0 P: 5	R: 0 E: 0 K: 0 S: 3	H: 1 LOB: 1 BB: 0 P: 3	R: 0 E: 0 K: 0 S: 3	H: 1 LOB: 0 BB: 0 P: 3	R: 0 E: 0 K: 0 S: 4	H: 1 LOB: 1 BB: 0 P: 4	R: 2 E: 0 K: 0 S: 5	H: 2 LOB: 2 BB: 2 P: 13	R: 0 E: 0 K: 1 S: 6	H: 1 LOB: 1 BB: 0 P: 6	R: 0 E: 0 K: 1 S: 6	H: 1 LOB: 2 BB: 1 P: 10	R: 0 E: 0 K: 2 S: 7	H: 0 LOB: 0 BB: 0 P: 7	R: 0 E: 0 K: 2 S: 8	H: 1 LOB: 1 BB: 0 P: 8	1B: 6 2B: 2 3B: 0 HR: 0	SF: 1 SAC: 0 DP: 1 HBP: 0	WP: 0 PB: 0 SB: 0 CS: 0	PA: 36			
PITCHER	IP	WLS	BF	H	R	ER	SO	BB	IBB	HBP	BLK	WP	HR	S	P	ERA	WHIP								
Tom House, L ERA: 4.73 (1, 1)	5.0	W	20	5	2	2	1	2	0	0	0	0	0	20	28	3.60	1.400								
John Montague, R ERA: 4.34 (6, 1)	4.0	S	16	3	0	0	6	1	0	0	0	0	0	27	31	0.00	1.000								

Batter	1	2	3	4	5	6	7	8	9	AB	R	H	RBI	BB	SO	LOB	BOTTOM								
Dave Collins, S OBP: 0.295, SLG: 0.312 (1, 7)	S 1B			HR	6-3		K			4	1	2	1	0	1	1	Chicago White Sox @ Seattle Mariners The Kingdome, Seattle, WA Fri Sep 23 1977, 10:05 PM EDT Att: 9,731 - Dome								
Jose Baez, R OBP: 0.311, SLG: 0.325 (1, 4)	F9		F3		4-3		E6 FC3-6			4	0	0	0	0	2										
Dan Meyer, L OBP: 0.317, SLG: 0.444 (1, 3)	F8		HR 1B		F3		FC3-6 1-2			4	1	1	0	0	3										
Leroy Stanton, R OBP: 0.340, SLG: 0.509 (1, 9)	6-3					5-3		CS BB		3	1	1	2	1	0										
Julio Cruz, S OBP: 0.325, SLG: 0.279 (9, PR)										0	0	0	0	0	0										
Luis Delgado, S OBP: 0.273, SLG: 0.273 (9, 9)	1-2		1-H HR							0	0	0	0	0	0										
Ruppert Jones, L OBP: 0.325, SLG: 0.463 (1, 8)		F9	F8			1-3 1B		F7 1-2		4	0	1	0	0	1										
Bill Stein, R OBP: 0.291, SLG: 0.389 (1, 5)		BB			K	1-2		F9		3	0	0	0	1	2										
Ray Fosse, R OBP: 0.301, SLG: 0.388 (1, 2)		K			6-3		F9			3	0	0	0	0	2										
Steve Braun, L OBP: 0.347, SLG: 0.313 (1, 10)		4-3						E SH1-4 1B		3	0	2	0	0	1										
Craig Reynolds, L OBP: 0.272, SLG: 0.301 (1, 6)			F7		L7		SH1-4			2	0	0	0	0	1										
Inning Stats	R: 0 E: 0 K: 0 S: 4	H: 1 LOB: 1 BB: 0 P: 4	R: 0 E: 0 K: 1 S: 5	H: 0 LOB: 1 BB: 1 P: 9	R: 3 E: 0 K: 0 S: 6	H: 3 LOB: 0 BB: 0 P: 6	R: 0 E: 0 K: 1 S: 6	H: 1 LOB: 1 BB: 0 P: 6	R: 0 E: 0 K: 0 S: 3	H: 0 LOB: 0 BB: 0 P: 3	R: 0 E: 0 K: 0 S: 4	H: 1 LOB: 1 BB: 0 P: 4	R: 0 E: 1 K: 1 S: 7	H: 1 LOB: 2 BB: 0 P: 7	R: 0 E: 0 K: 0 S: 2	H: 0 LOB: 1 BB: 1 P: 6	1B: 4 2B: 1 3B: 0 HR: 2	SF: 0 SAC: 1 DP: 0 HBP: 0	WP: 0 PB: 0 SB: 1 CS: 1	PA: 33					
PITCHER	IP	WLS	BF	H	R	ER	SO	BB	IBB	HBP	BLK	WP	HR	S	P	ERA	WHIP								
Francisco Barrios, R ERA: 4.04 (1, 1)	6.2	L	29	7	3	3	3	1	0	0	0	0	2	34	38	4.05	1.200								
Dave Hamilton, L ERA: 3.78 (7, 1)	1.1		4	0	0	0	0	1	0	0	0	0	0	3	7	0.00	0.750								

Batter	1	2	3	4	5	6	7	8	9	AB	R	H	RBI	BB	SO	LOB	TOP										
Ralph Garr, L (1, 7) OBP: 0.332, SLG: 0.436 Tommy Cruz, L (8, 7)	0-0 WP 2B 1B	0-0 1-3		0-0 2B	4-0 1-2 FC6 BB		0-0 G6-3 1B		0-0 F8	4	1	3	0	1	0	0	1										
Chat Lemon, R (1, 8) OBP: 0.345, SLG: 0.462	0-0 WP 2B 1-3 2B	0-0 5-3		4-0 BB	0-0 FC6 1-2		0-0 G6-3 1-2			4	1	1	0	1	0	4	1										
Royce Stillman, L (1, 10) OBP: 0.304, SLG: 0.364	0-3 K	4-0		0-3 K			0-0 F8		0-0 F8	4	0	0	0	1	2	3	1										
Oscar Gamble, L (1, 9) OBP: 0.381, SLG: 0.592 Henry Cruz, L (8, PR) OBP: 0.313, SLG: 0.667	0-0 2-3 3-H HR	0-0 F8		0-0 F2			0-0 1B 1B		0-0 E8 6-3	5	2	2	1	0	0	3	1										
Eric Soderholm, R (1, 5) OBP: 0.351, SLG: 0.500	0-0 L6			0-0 6-3			0-0 F7		0-0 F7	5	0	0	0	0	0	3	1										
Jim Spencer, L (1, 3) OBP: 0.305, SLG: 0.409	4-0 HR			0-0 F9			0-0 2B SF8 1B		0-0 1B	4	2	2	0	1	0	2	1										
Jack Brohamer, L (1, 4) OBP: 0.345, SLG: 0.395	0-0 1-H 2-H HR			0-0 2B			0-0 SF8 1-3 2B		0-0 1B	5	2	5	4	0	0	0	1										
Don Kessinger, S (1, 6) OBP: 0.305, SLG: 0.275	4-0 BB			0-0 F5			4-0 BB 4-3		0-0 F8	3	0	0	0	2	0	4	1										
Bill Nahorodny, R (1, 2) OBP: 0.222, SLG: 0.375	0-0 6-3			0-0 F8			0-0 SF8 2-3 3-H		0-0 K	4	0	1	2	0	1	1	1										
Inning Stats	R: 5 E: 0 K: 1 S: 9	H: 4 LOB: 1 BB: 2 P: 17	R: 0 E: 0 K: 0 S: 3	H: 0 LOB: 1 BB: 1 P: 7	R: 0 E: 0 K: 0 S: 4	H: 1 LOB: 1 BB: 0 P: 4	R: 0 E: 0 K: 1 S: 6	H: 1 LOB: 2 BB: 1 P: 10	R: 1 E: 0 K: 0 S: 6	H: 3 LOB: 2 BB: 0 P: 6	R: 0 E: 0 K: 1 S: 5	H: 1 LOB: 0 BB: 0 P: 5	R: 0 E: 1 K: 0 S: 4	H: 0 LOB: 2 BB: 0 P: 4	R: 0 E: 0 K: 0 S: 4	H: 2 LOB: 2 BB: 0 P: 4	1B: 7 2B: 5 3B: 1 HR: 1	SF: 1 SAC: 0 DP: 1 HBP: 0	WP: 1 PB: 0 SB: 0 CS: 0	PA: 46							
PITCHER	IP	WLS	BF	H	R	ER	SO	BB	IBB	HBP	BLK	WP	HR	S	P	ERA	WHIP										
Diego Segui, R (1, 1) ERA: 5.69	0.1	L	4	3	3	3	1	0	0	0	0	1	0	6	6	81.00	9.000										
Greg Erardi, R (1, 1) ERA: 9.0	4.0		21	5	3	3	1	3	1	0	0	0	1	19	35	6.75	2.000										
Bob Galasso, R (5, 1) ERA: 9.0	4.2		21	6	2	2	1	2	0	0	0	0	0	21	29	3.86	1.714										

Chicago White Sox @ Seattle Mariners
The Kingdome, Seattle, WA
Sat Sep 24 1977, 10:05 PM EDT
Att: 17,636 - Dome

livebaseballscorecards.com

AB 39
R 8
H 14
RBI 7
BB 6
SO 3
LOB 20



Batter	1	2	3	4	5	6	7	8	9	AB	R	H	RBI	BB	SO	LOB	BOTTOM										
Dave Collins, S (1, 7) OBP: 0.299, SLG: 0.315	4-0 1B BB	1-0 HBP			0-3 K		0-0 5-3		0-0 FC6-4 2B	3	0	1	2	1	1	0	1										
Julio Cruz, S (1, 4) OBP: 0.324, SLG: 0.283 Steve Braun, L (8, PH) OBP: 0.346, SLG: 0.313	0-0 F9	0-0 F8			0-0 F7		0-0 2B		0-0 6-3	4	0	1	0	0	0	4	1										
Ray Fosse, R (1, 2) OBP: 0.300, SLG: 0.383	0-0 F8	0-0 F7			0-0 5-3		0-0 F8		4-0 FC6-4 BB	4	0	0	0	1	0	5	1										
Leroy Stanton, R (1, 9) OBP: 0.338, SLG: 0.506	0-0 FC4-6 1B			0-0 F3			0-3 K		0-3 K	5	0	1	0	0	2	2	1										
Ruppert Jones, L (1, 8) OBP: 0.326, SLG: 0.462	0-0 FC4-6 1-2			0-0 G6-4-3 1B			4-0 1B BB		0-0 F8 6-3	4	0	1	0	1	0	4	1										
Bill Stein, R (1, 5) OBP: 0.292, SLG: 0.389		4-0 FC4-6 BB		0-0 G6-4-3 1-2			0-0 F9		0-0 1B	3	0	1	0	1	0	2	1										
Dan Meyer, L (1, 3) OBP: 0.317, SLG: 0.443		0-0 FC4-6 1B HBP		0-0 1-3			0-0 1B		0-0 F7	4	1	1	0	0	0	2	1										
Juan Bernhardt, R (1, 10) OBP: 0.262, SLG: 0.359		0-0 HBP 1B		0-0 F3			0-0 F4		0-0 3B 1B	4	1	2	0	0	0	2	1										
Craig Reynolds, L (1, 6) OBP: 0.274, SLG: 0.308		0-0 HBP 1B		0-0 F8			0-0 5-3		0-0 1-H 2B 3B	4	1	2	1	0	0	0	1										
Inning Stats	R: 0 E: 0 K: 0 S: 4	H: 1 LOB: 2 BB: 1 P: 8	R: 1 E: 0 K: 0 S: 5	H: 2 LOB: 3 BB: 1 P: 10	R: 0 E: 0 K: 0 S: 3	H: 1 LOB: 0 BB: 0 P: 3	R: 0 E: 0 K: 0 S: 3	H: 0 LOB: 0 BB: 0 P: 3	R: 0 E: 0 K: 1 S: 5	H: 0 LOB: 0 BB: 0 P: 5	R: 0 E: 0 K: 1 S: 6	H: 1 LOB: 2 BB: 1 P: 10	R: 0 E: 0 K: 1 S: 4	H: 1 LOB: 1 BB: 0 P: 4	R: 0 E: 0 K: 1 S: 6	H: 1 LOB: 2 BB: 0 P: 6	R: 2 E: 0 K: 0 S: 6	H: 3 LOB: 2 BB: 1 P: 10	1B: 7 2B: 2 3B: 1 HR: 0	SF: 0 SAC: 0 DP: 1 HBP: 1	WP: 0 PB: 0 SB: 0 CS: 0	PA: 41					
PITCHER	IP	WLS	BF	H	R	ER	SO	BB	IBB	HBP	BLK	WP	HR	S	P	ERA	WHIP										
Ken Kravec, L (1, 1) ERA: 4.28	8.0	W	37	10	3	3	3	3	0	1	0	0	0	39	52	3.38	1.625										
John Verhoeven, R (9, 1) ERA: 3.0	1.0		4	0	0	0	0	1	0	0	0	0	0	3	7	0.00	1.000										

Chicago White Sox @ Seattle Mariners
The Kingdome, Seattle, WA
Sat Sep 24 1977, 10:05 PM EDT
Att: 17,636 - Dome

livebaseballscorecards.com


AB 36
R 3
H 10
RBI 3
BB 4
SO 3
LOB 22



Batter	1	2	3	4	5	6	7	8	9	AB	R	H	RBI	BB	SO	LOB	TOP		
Ralph Garr, L OBP: 0.332, SLG: 0.435 Bob Coluccio, R OBP: 0.360, SLG: 0.300 Jorge Orta, L OBP: 0.333, SLG: 0.412	0-0 4-3		0-0 4-3		0-0 4-3		0-0 1B 2B 1B		0-0 F5	4	1	1	0	0	0	0			
Chat Lemon, R OBP: 0.346, SLG: 0.463 Tommy Cruz, L Richie Zisk, R OBP: 0.357, SLG: 0.506	0-0 6-3		0-0 4-3		0-0 1B		0-0 1-2 2B 1B		0-3 K	4	1	2	1	0	0	0			
Henry Cruz, L OBP: 0.333, SLG: 0.600	0-0 1B		0-0 1B		0-0 F4		0-0 F9		0-0 F9	5	0	2	0	0	0	4			
Oscar Gamble, L OBP: 0.382, SLG: 0.593	0-0 HBP 1B		0-0 F8		0-0 1-3		0-0 1-2 2B			4	0	2	2	0	0	2			
Jim Spencer, L OBP: 0.305, SLG: 0.407 Lamar Johnson, R OBP: 0.344, SLG: 0.506	1-0 HBP				0-0 F3		0-0 6-3		0-0 6-3	2	0	0	0	0	0	0			
Jack Brohamer, L OBP: 0.345, SLG: 0.400 Eric Soderholm, R OBP: 0.350, SLG: 0.499	0-0 F8				0-0 1B SF7 2B		0-0 F7		0-0 6-3	3	1	1	0	0	0	3			
Alan Bannister, R OBP: 0.337, SLG: 0.338			0-0 4-3		0-0 2-3 SF7 1B		0-0 5-3		0-0 6-3	4	0	1	0	0	0	0			
Don Kessinger, S OBP: 0.308, SLG: 0.275			0-0 F7		0-0 SF7		0-0 1-2 3-H 1B		0-0 F8	3	0	1	1	0	0	0			
Brian Downing, R OBP: 0.400, SLG: 0.400 Jim Essian, R OBP: 0.374, SLG: 0.433			0-0 F9		0-0 6-3		0-0 FC5-4 1B		0-0 FC5-4 1B BB	3	1	0	0	1	0	2			
Inning Stats	R: 0 E: 0 K: 0 S: 5	H: 2 LOB: 3 BB: 0 P: 6	R: 0 E: 0 K: 0 S: 3	H: 0 LOB: 0 BB: 0 P: 3	R: 0 E: 0 K: 0 S: 4	H: 1 LOB: 1 BB: 0 P: 4	R: 1 E: 0 K: 0 S: 5	H: 2 LOB: 1 BB: 0 P: 5	R: 0 E: 0 K: 0 S: 4	H: 0 LOB: 0 BB: 0 P: 3	R: 0 E: 0 K: 0 S: 3	H: 0 LOB: 0 BB: 0 P: 3	R: 0 E: 0 K: 1 S: 5	H: 0 LOB: 2 BB: 1 P: 9	1B: 8 2B: 2 3B: 0 HR: 0	SF: 1 SAC: 0 DP: 0 HBP: 1	WP: 0 PB: 1 SB: 0 CS: 0	PA: 39	
PITCHER	IP	WLS	BF	H	R	ER	SO	BB	IBB	HBP	BLK	WP	HR	S	P	ERA	WHIP		
Doc Medich, R ERA: 4.55	6.2	W	31	10	4	4	0	0	0	1	0	0	0	30	31	5.40	1.500		
Rick Honeycutt, L ERA: 4.5	1.1		5	0	0	0	0	1	0	0	0	0	0	4	8	0.00	0.750		
Enrique Romo, R ERA: 2.92	1.0	S	3	0	0	0	1	0	0	0	0	0	0	5	5	0.00	0.000		

Chicago White Sox @ Seattle Mariners
The Kingdome, Seattle, WA
Sun Sep 25 1977, 6:33 AM EDT
Att: 11,589 - Dome

AB 36
R 4
H 10
RBI 4
BB 1
SO 1
LOB 14



Batter	1	2	3	4	5	6	7	8	9	AB	R	H	RBI	BB	SO	LOB	BOTTOM			
Dave Collins, S OBP: 0.300, SLG: 0.314	0-0 F6		0-0 FC5-2 1B		0-0 B3		0-3 K		1-0 S HBP	4	0	1	0	0	1	1				
Jose Baez, R OBP: 0.309, SLG: 0.323	0-0 6-3		0-0 FC5-2		0-0 BB HR 1B		0-0 L6		0-3 K	5	1	1	0	0	1	5				
Dan Meyer, L OBP: 0.319, SLG: 0.442	4-0 S BB		0-0 L3		4-0 1-2 HR BB		0-0 2B 1B		0-0 G3	3	1	1	0	2	0	3				
Leroy Stanton, R OBP: 0.341, SLG: 0.515 Luis Delgado, S OBP: 0.273, SLG: 0.273	4-0 1-2 BB		0-3 K		0-0 1-2 HR BB		0-0 1B 2B		0-0 F3	4	1	2	3	1	1	0				
Ruppert Jones, L OBP: 0.327, SLG: 0.461	0-0 F7		0-0 S 1B		0-0 B1-3		0-0 2-3 1B		0-0 4-3	5	1	2	0	0	0	2				
Bill Stein, R OBP: 0.294, SLG: 0.388			4-0 1B BB		0-3 K		0-0 1B		0-3 K	3	1	1	0	1	2	3				
Steve Braun, L OBP: 0.345, SLG: 0.311			0-3 K		4-0 1B BB		0-3 K		0-3 K	3	0	0	0	1	3	4				
Ray Fosse, R OBP: 0.306, SLG: 0.388			0-0 1B FC5-2 1B		0-0 1-2 1B		0-0 SH1-4 1B		0-0 6-3	4	0	3	1	0	0	0				
Craig Reynolds, L OBP: 0.275, SLG: 0.308			0-0 FC5-2 1B		0-0 F6		0-0 SH1-4		0-0 L4	3	0	1	1	0	0	2				
Inning Stats	R: 0 E: 0 K: 0 S: 3	H: 0 LOB: 2 BB: 2 P: 11	R: 1 E: 0 K: 1 S: 8	H: 3 LOB: 3 BB: 1 P: 12	R: 1 E: 0 K: 2 S: 9	H: 2 LOB: 2 BB: 1 P: 13	R: 3 E: 0 K: 1 S: 8	H: 3 LOB: 1 BB: 1 P: 12	R: 0 E: 0 K: 1 S: 6	H: 1 LOB: 1 BB: 0 P: 6	R: 0 E: 0 K: 2 S: 9	H: 3 LOB: 0 BB: 0 P: 9	R: 0 E: 0 K: 1 S: 5	H: 0 LOB: 1 BB: 0 P: 6	R: 0 E: 0 K: 0 S: 3	H: 0 LOB: 0 BB: 0 P: 3	1B: 10 2B: 1 3B: 0 HR: 1	SF: 0 SAC: 1 DP: 0 HBP: 1	WP: 0 PB: 0 SB: 3 CS: 0	PA: 41
PITCHER	IP	WLS	BF	H	R	ER	SO	BB	IBB	HBP	BLK	WP	HR	S	P	ERA	WHIP			
Steve Stone, R ERA: 4.51	3.1	L	22	7	5	5	3	5	0	0	0	0	0	20	20	0.00	1.875			
Dave Frost, R ERA: 2.7	2.2		12	5	0	0	4	0	0	0	0	0	0	20	20	0.00	1.875			
Don Kirkwood, R ERA: 5.15	2.0		7	0	0	0	1	0	0	1	0	0	0	8	9	0.00	0.000			

Chicago White Sox @ Seattle Mariners
The Kingdome, Seattle, WA
Sun Sep 25 1977, 6:33 AM EDT
Att: 11,589 - Dome

AB 34
R 5
H 12
RBI 5
BB 5
SO 8
LOB 20



Batter	1	2	3	4	5	6	7	8	9	AB	R	H	RBI	BB	SO	LOB	TOP					
Dave Collins, S (1, 7) OBP: 0.297, SLG: 0.311	K		K		K			K		4	0	0	0	0	4	1	Seattle Mariners @ Texas Rangers Arlington Stadium, Arlington, TX Wed Sep 28 1977, 8:05 PM EDT Att: 4,860 - Unknown					
Steve Braun, L (1, 10) OBP: 0.345, SLG: 0.310	G3		K		4-3					4	0	1	0	0	1	1						
Julio Cruz, S (8, PR) OBP: 0.324, SLG: 0.283			K					1B		0	0	0	0	0	0	0						
Dan Meyer, L (1, 3) OBP: 0.319, SLG: 0.443	K		K					F7		4	0	1	0	0	2	2						
Leroy Stanton, R (1, 9) OBP: 0.338, SLG: 0.510		4-3			L6			K		4	0	0	0	0	2	2						
Ruppert Jones, L (1, 8) OBP: 0.328, SLG: 0.461		WP 1B			1B			K		4	0	2	0	0	1	1						
Bill Stein, R (1, 5) OBP: 0.297, SLG: 0.392		4-0 1-2 BB			G6-4-3 1B			K		3	0	2	0	1	1	1						
Ray Fosse, R (1, 2) OBP: 0.305, SLG: 0.388	K				G6-4-3			F4		4	0	1	0	0	1	4						
Jimmy Sexton, R (9, PR) OBP: 0.286, SLG: 0.424					1-2			G4-6-3 1B		0	0	0	0	0	0	0						
Jose Baez, R (1, 4) OBP: 0.306, SLG: 0.320	K							F8		3	0	0	0	0	1	2						
Bob Stinson, S (9, PH) OBP: 0.362, SLG: 0.400								G4-6-3		1	0	0	0	0	0	2						
Craig Reynolds, L (1, 6) OBP: 0.277, SLG: 0.320								F6		3	1	2	1	0	0	0						
Inning Stats	R: 0 E: 0 K: 2 S: 7	H: 0 LOB: 0 BB: 0 P: 7	R: 0 E: 0 K: 2 S: 8	H: 1 LOB: 2 BB: 1 P: 12	R: 0 E: 0 K: 3 S: 10	H: 1 LOB: 1 BB: 0 P: 10	R: 0 E: 0 K: 0 S: 4	H: 2 LOB: 1 BB: 0 P: 4	R: 1 E: 0 K: 1 S: 6	H: 1 LOB: 0 BB: 0 P: 6	R: 0 E: 0 K: 3 S: 10	H: 1 LOB: 1 BB: 0 P: 10	R: 0 E: 0 K: 0 S: 3	H: 0 LOB: 0 BB: 0 P: 3	R: 0 E: 0 K: 2 S: 8	H: 1 LOB: 1 BB: 0 P: 8	R: 0 E: 0 K: 0 S: 4	H: 2 LOB: 2 BB: 0 P: 4	1B: 5 2B: 3 3B: 0 HR: 1	SF: 0 SAC: 0 DP: 2 HBP: 0	WP: 1 PB: 0 SB: 0 CS: 0	PA: 35
PITCHER Gaylord Perry, R (1, 1) ERA: 3.37	IP: 9.0 WLS: W BF: 35 H: 9 R: 1 ER: 1 SO: 13 BB: 1 IBB: 0 HBP: 0 BLK: 0 WP: 1 HR: 1 S: 60 P: 64 ERA: 1.00 WHIP: 1.111															PITCHER						

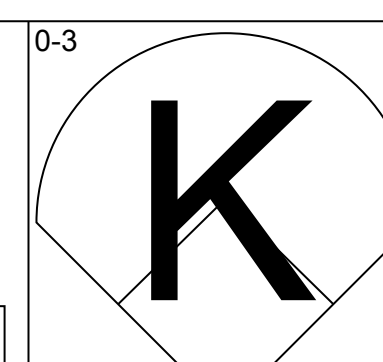
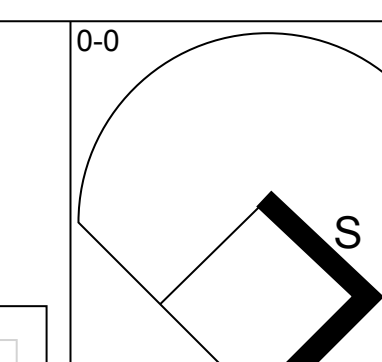
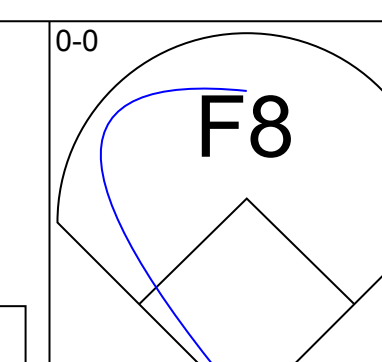
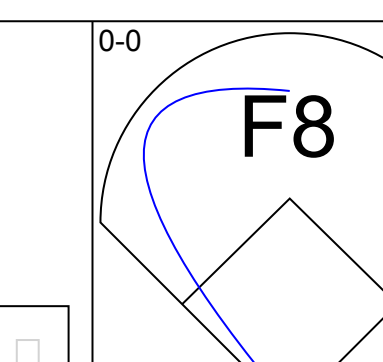
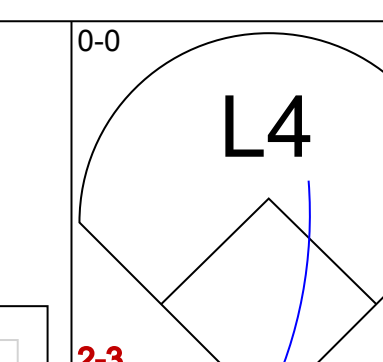
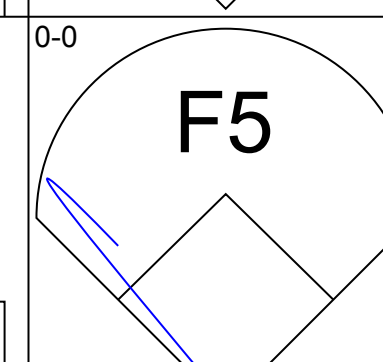
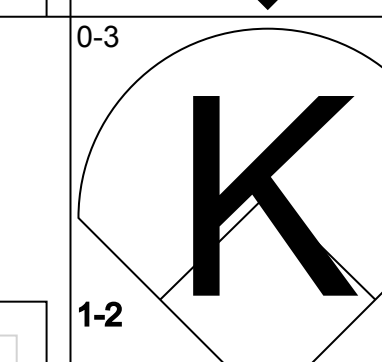
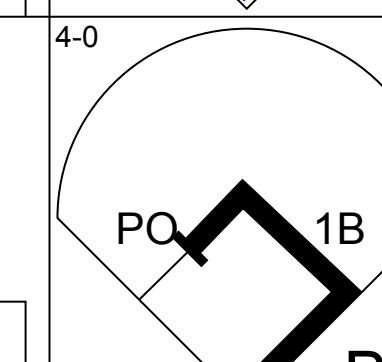
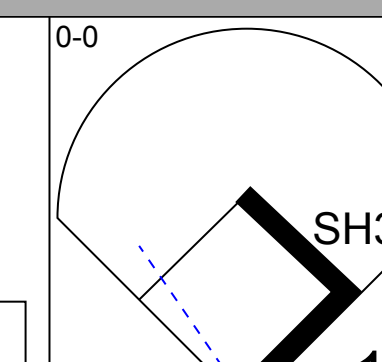
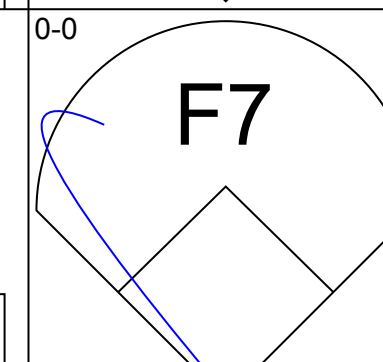
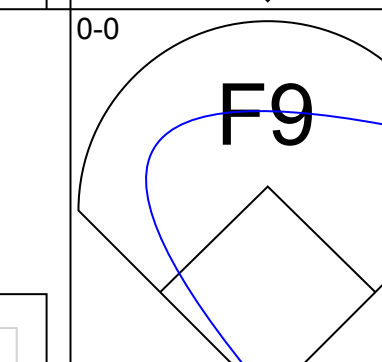
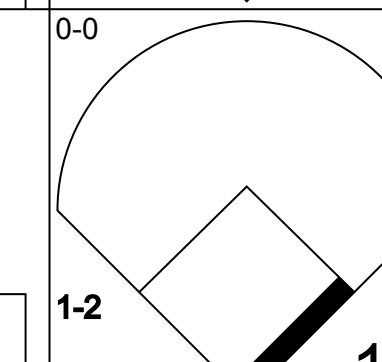
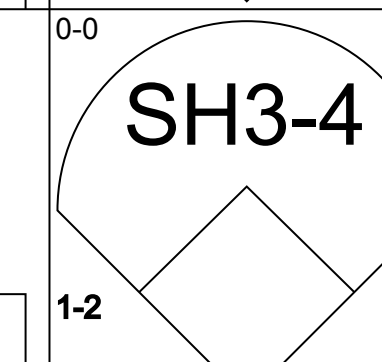
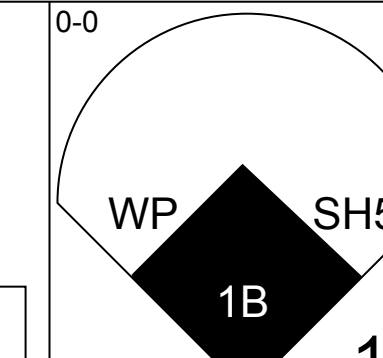
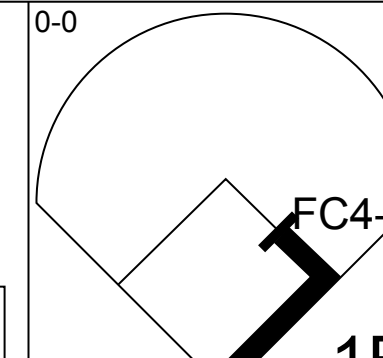
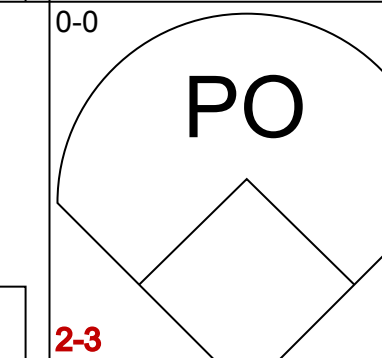
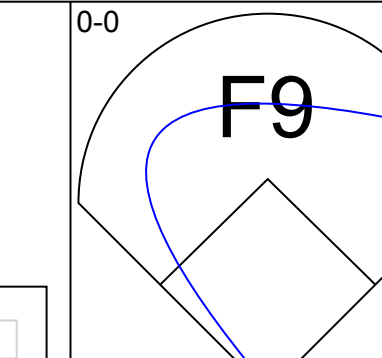
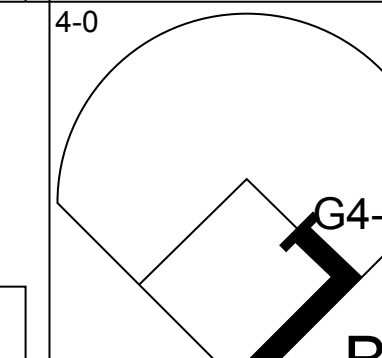
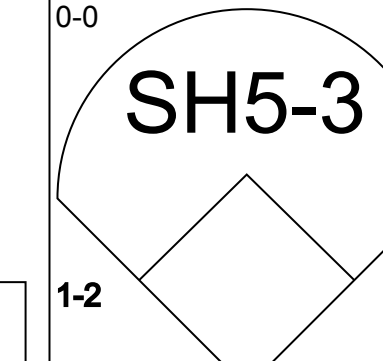
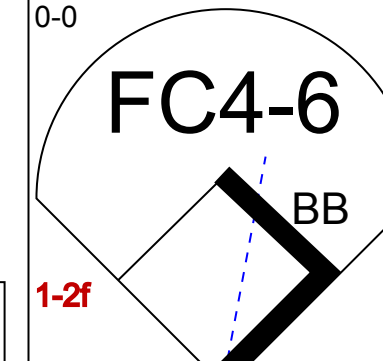
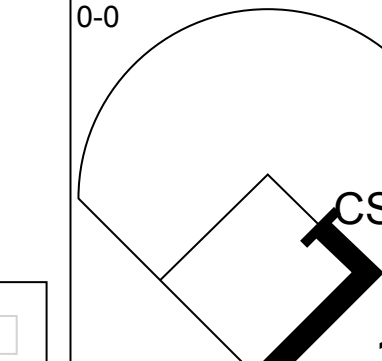
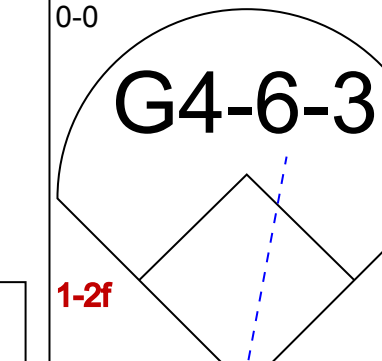
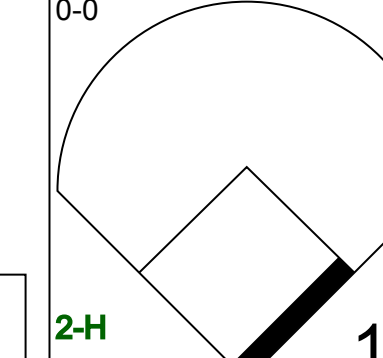
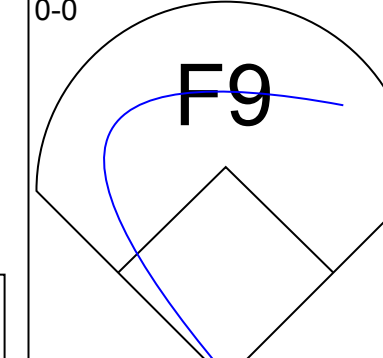
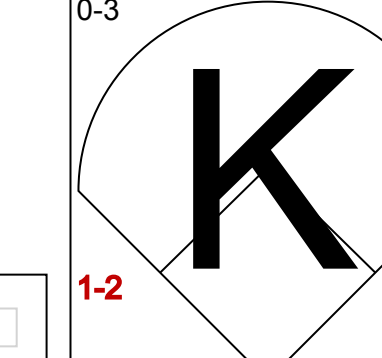
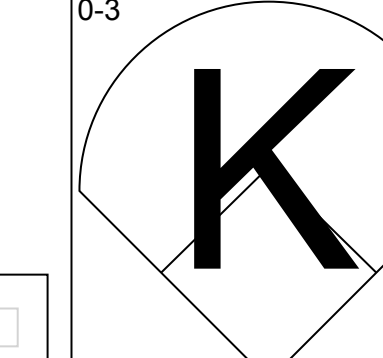
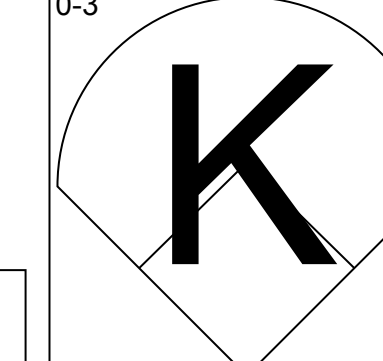
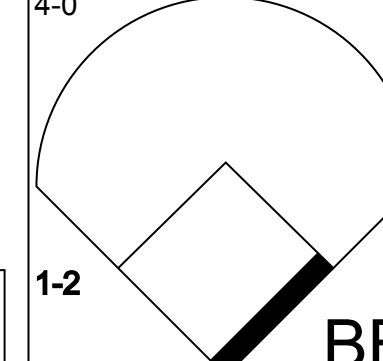

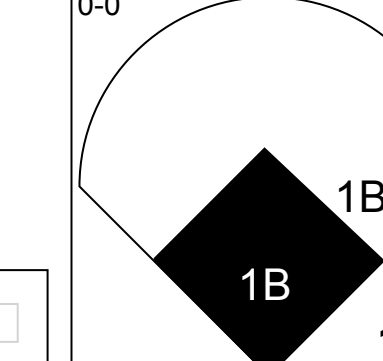
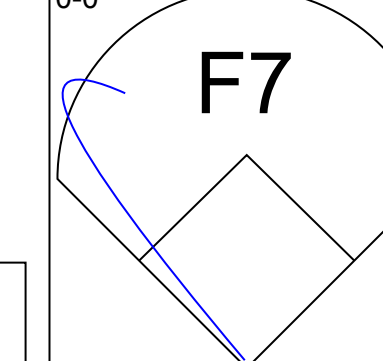
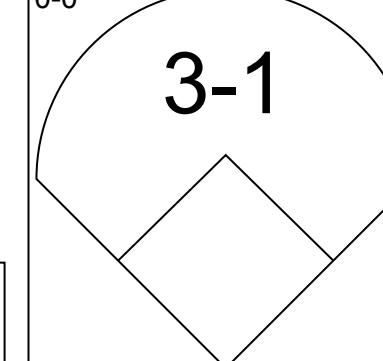

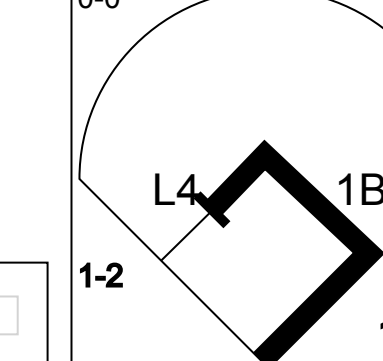
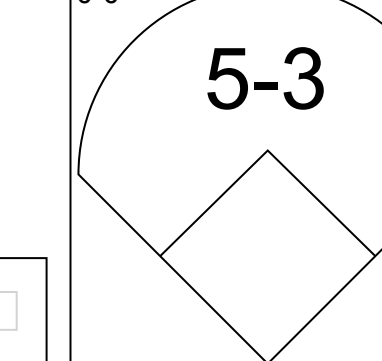
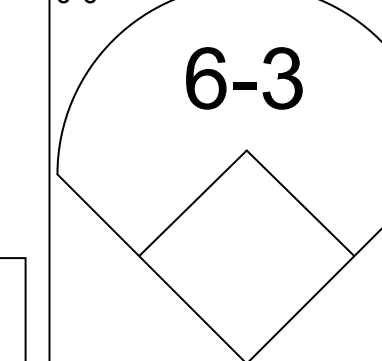
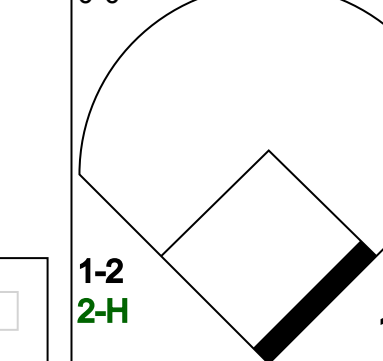
AB	34
R	1
H	9
RBI	1
BB	1
SO	13
LOB	16



Batter	1	2	3	4	5	6	7	8	9	AB	R	H	RBI	BB	SO	LOB	BOTTOM					
Mike Hargrove, L (1, 3) OBP: 0.318, SLG: 0.474	K		FC4-6 FC6-4		FC1-6 1B			F9		4	0	0	0	0	1	4	Seattle Mariners @ Texas Rangers Arlington Stadium, Arlington, TX Wed Sep 28 1977, 8:05 PM EDT Att: 4,860 - Unknown					
Bert Campaneris, R (1, 6) OBP: 0.311, SLG: 0.339	F7		FC6-4		1B			K		4	0	1	0	0	1	3						
Claudell Washington, L (1, 7) OBP: 0.320, SLG: 0.418	K				4-3			HR		4	1	1	1	0	2	2						
Toby Harrah, R (1, 5) OBP: 0.394, SLG: 0.485		6-3			S 2B BB			F5		3	1	1	0	1	0	0						
Willie Horton, R (1, 10) OBP: 0.334, SLG: 0.425		4-3			F8			G6-4-3		4	0	0	0	0	1	2						
Bump Wills, S (1, 4) OBP: 0.382, SLG: 0.412		F5			2B			G3		4	0	1	1	0	1	0						
Jim Sundberg, R (1, 2) OBP: 0.366, SLG: 0.390			FC4-6 SH1-3 1B		6-3			F8		3	0	1	0	0	0	1						
Juan Beniquez, R (1, 8) OBP: 0.340, SLG: 0.418			SH1-3					F8		2	1	1	0	0	0	0						
Dave May, L (1, 9) OBP: 0.312, SLG: 0.344			FC4-6 HBP		FC1-6 1B			S 1B 2B		2	0	2	1	0	0	0						
Inning Stats	R: 0 E: 0 K: 2 S: 7	H: 0 LOB: 0 BB: 0 P: 7	R: 0 E: 0 K: 0 S: 3	H: 0 LOB: 0 BB: 0 P: 3	R: 0 E: 0 K: 0 S: 4	H: 1 LOB: 2 BB: 0 P: 5	R: 1 E: 0 K: 1 S: 6	H: 1 LOB: 1 BB: 1 P: 10	R: 0 E: 0 K: 0 S: 5	H: 2 LOB: 2 BB: 0 P: 5	R: 0 E: 0 K: 0 S: 3	H: 1 LOB: 0 BB: 0 P: 3	R: 1 E: 0 K: 1 S: 7	H: 2 LOB: 1 BB: 0 P: 7	R: 1 E: 0 K: 2 S: 8	H: 1 LOB: 0 BB: 0 P: 8		R: 1 E: 0 K: 0 S: 8	H: 1 LOB: 0 BB: 0 P: 8	1B: 5 2B: 2 3B: 0 HR: 1	SF: 0 SAC: 1 DP: 1 HBP: 1	WP: 0 PB: 0 SB: 2 CS: 0
PITCHER Glenn Abbott, R (1, 1) ERA: 4.52	IP: 8.0 WLS: L BF: 33 H: 8 R: 3 ER: 2 SO: 6 BB: 1 IBB: 0 HBP: 1 BLK: 0 WP: 0 HR: 1 S: 43 P: 48 ERA: 2.25 WHIP: 1.125															PITCHER						


AB	30
R	3
H	8
RBI	3
BB	1
SO	6
LOB	12

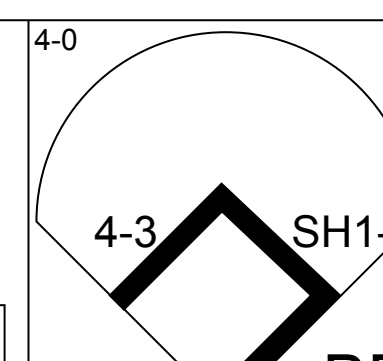
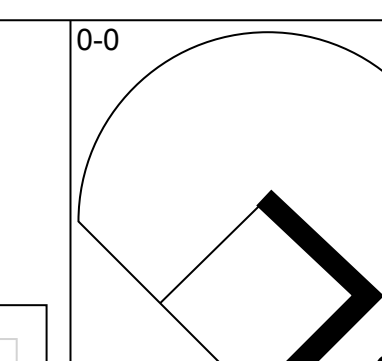
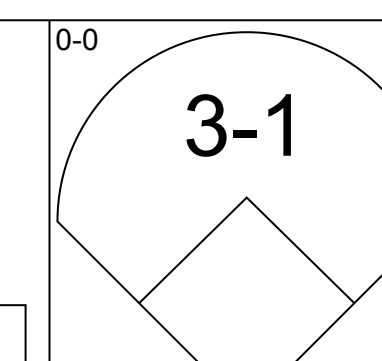
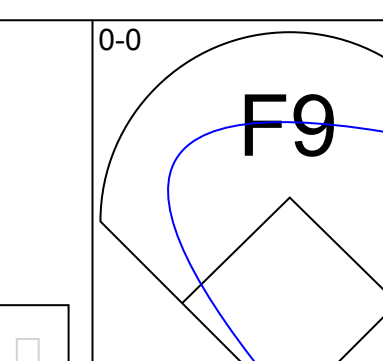
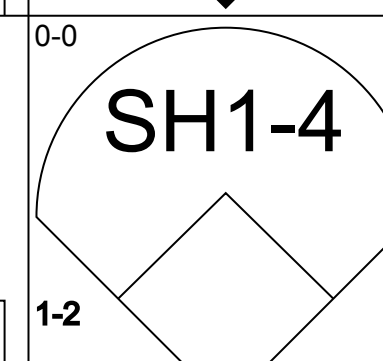
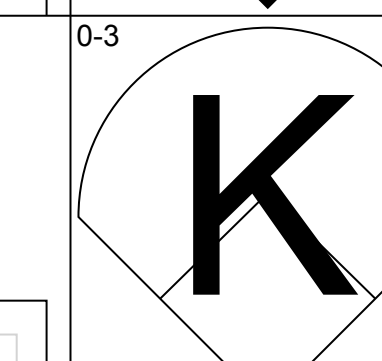
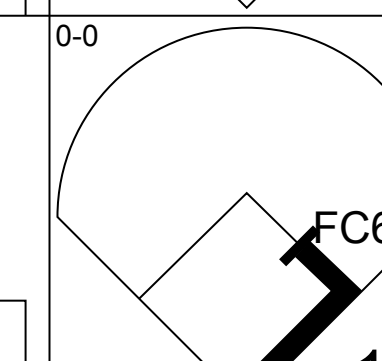
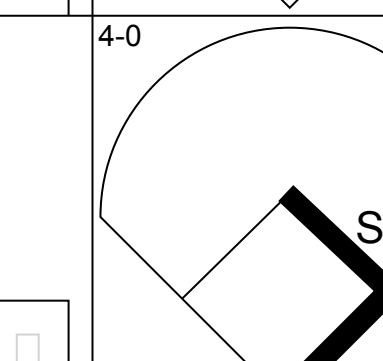
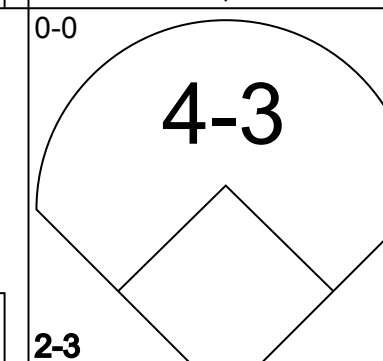
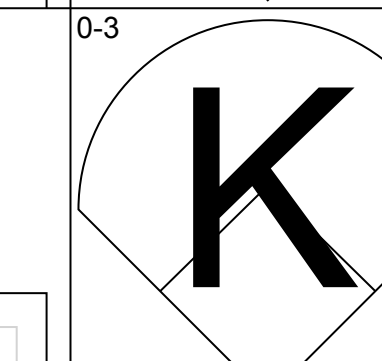
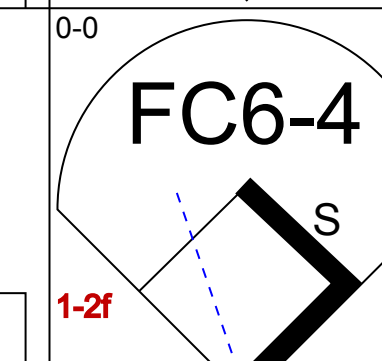
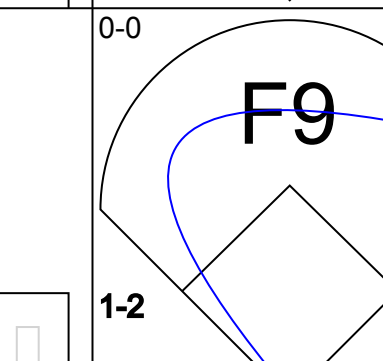
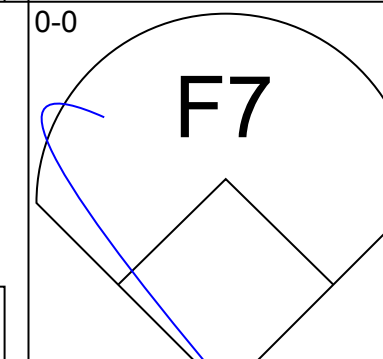
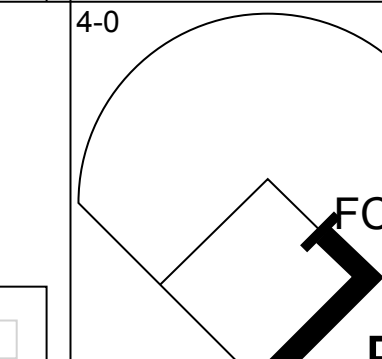
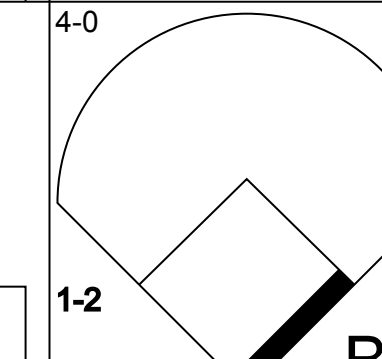
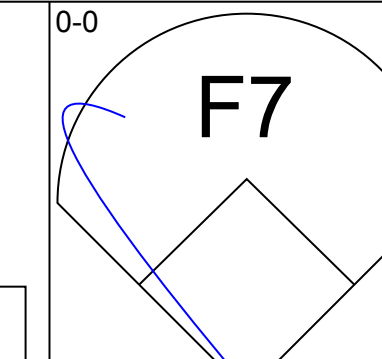
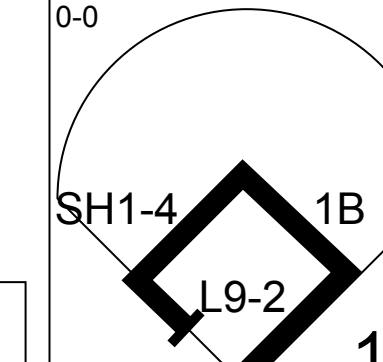
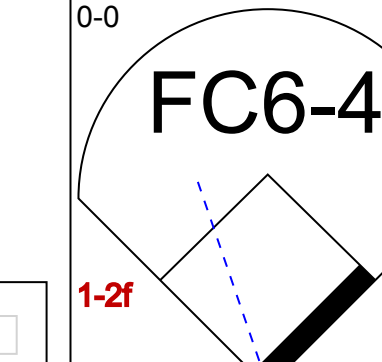
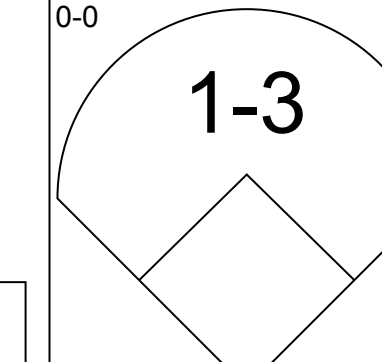
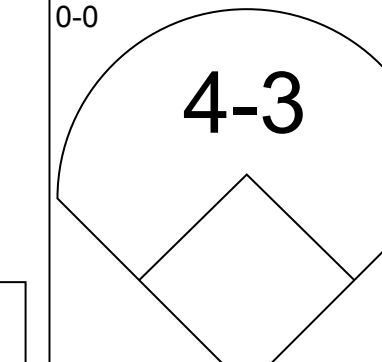
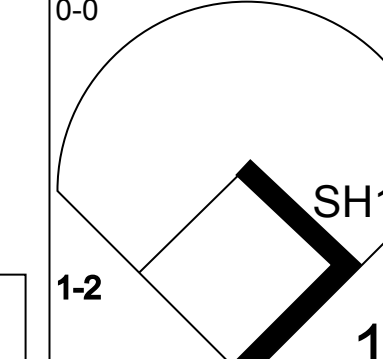
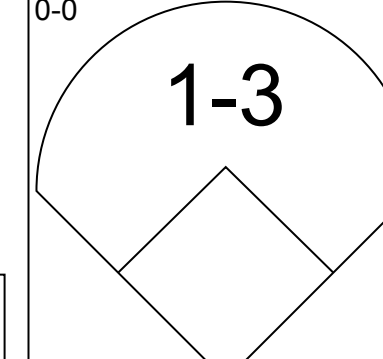
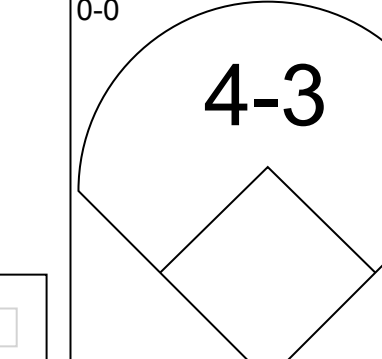
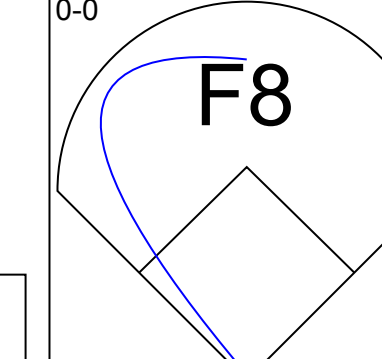
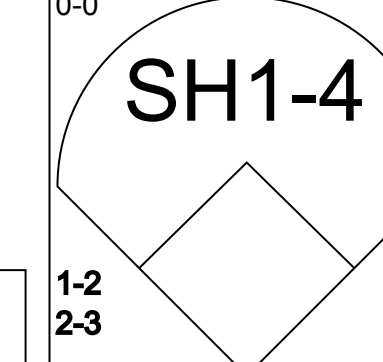
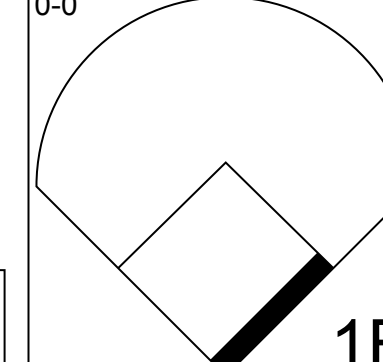
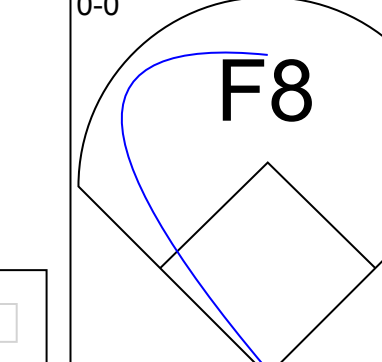
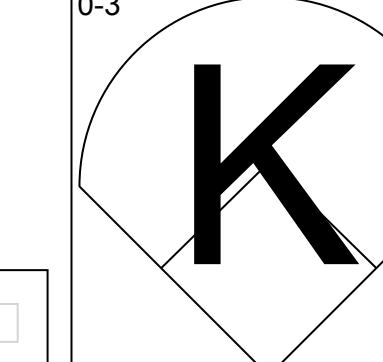
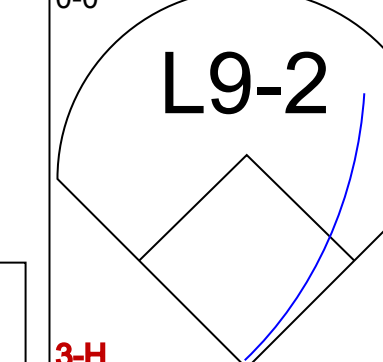
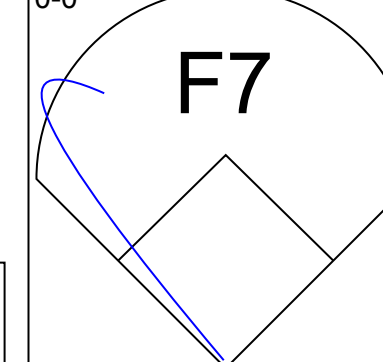
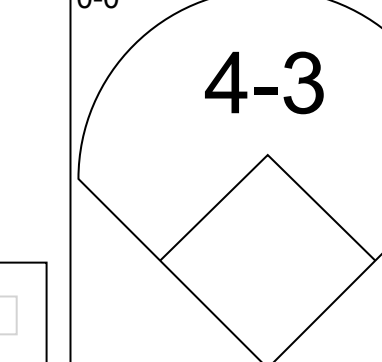
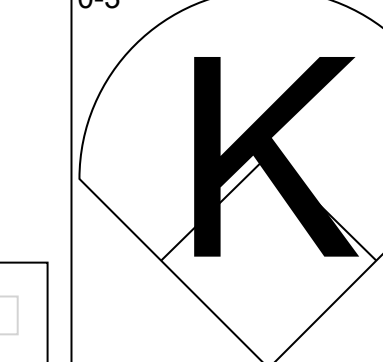
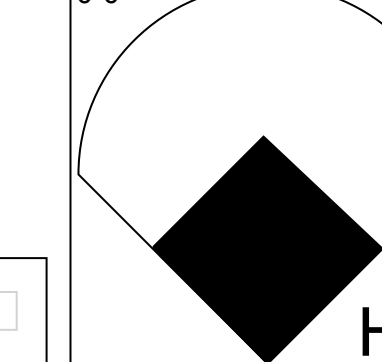
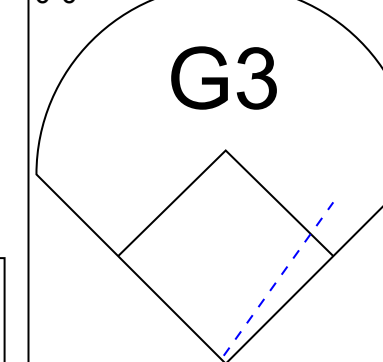

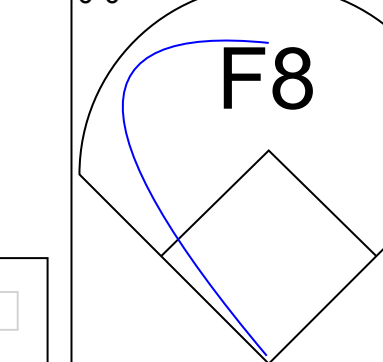


Batter	1	2	3	4	5	6	7	8	9	AB	R	H	RBI	BB	SO	LOB	TOP								
Dave Collins, S OBP: 0.296, SLG: 0.309 (1, 7)			 1B						 2-3	5	0	1	0	0	1	3									
Steve Braun, L OBP: 0.346, SLG: 0.310 (1, 10)			 1-2		 1B BB			 1B		3	0	1	0	1	1	1									
Dan Meyer, L OBP: 0.319, SLG: 0.442 (1, 3)					 1-2			 1-2		3	0	1	0	0	0	1									
Leroy Stanton, R OBP: 0.341, SLG: 0.511 Luis Delgado, S OBP: 0.273, SLG: 0.273 (8, 9)		 SH5-3 1B		 1B		 2-3		 BB		3	1	2	0	1	0	0									
Ruppert Jones, L OBP: 0.328, SLG: 0.461 (1, 8)	 1-2		 BB		 1B			 1-2		3	0	1	0	0	0	3									
Bill Stein, R OBP: 0.297, SLG: 0.391 (1, 5)	 2-H				 1-2					4	0	1	1	0	2	2									
Bob Stinson, S OBP: 0.304, SLG: 0.399 (1, 2)			 1-2					 1B		3	1	1	0	1	1	1									
Craig Reynolds, L OBP: 0.277, SLG: 0.320 (1, 6)								 1B		4	0	1	0	0	0	3									
Julio Cruz, S OBP: 0.327, SLG: 0.288 (1, 4)								 1-2 2-H		4	0	2	1	0	0	0									
Inning Stats	R: 0 E: 0 K: 1 S: 5	H: 0 LOB: 0 BB: 0 P: 5	R: 1 E: 0 K: 1 S: 7	H: 2 LOB: 1 BB: 0 P: 7	R: 0 E: 0 K: 1 S: 6	H: 1 LOB: 1 BB: 0 P: 6	R: 0 E: 0 K: 0 S: 4	H: 1 LOB: 2 BB: 1 P: 8	R: 0 E: 0 K: 0 S: 3	H: 1 LOB: 0 BB: 1 P: 7	R: 0 E: 0 K: 1 S: 5	H: 1 LOB: 0 BB: 0 P: 5	R: 0 E: 0 K: 0 S: 4	H: 1 LOB: 1 BB: 0 P: 4	R: 0 E: 0 K: 0 S: 3	H: 1 LOB: 1 BB: 0 P: 7	R: 1 E: 0 K: 1 S: 7	H: 3 LOB: 1 BB: 0 P: 7	1B: 11 2B: 1 3B: 0 HR: 0	SF: 0 SAC: 2 DP: 2 HBP: 0	WP: 1 PB: 0 SB: 1 CS: 1	PA: 38			
PITCHER	IP	WLS	BF	H	R	ER	SO	BB	IBB	HBP	BLK	WP	HR	S	P	ERA	WHIP								
Doyle Alexander, R ERA: 3.65 (1, 1)	8.1	L	36	11	2	2	5	3	0	0	0	1	0	43	55	2.16	1.680								
Roger Moret, L ERA: 3.96 (9, 1)	0.2		1	0	0	0	0	0	0	0	0	0	0	1	1	0.00	0.000								

Seattle Mariners @ Texas Rangers
Arlington Stadium, Arlington, TX
Thu Sep 29 1977, 8:05 PM EDT
Att: 4,714 - Unknown

AB 32
R 2
H 11
RBI 2
BB 3
SO 5
LOB 14



Batter	1	2	3	4	5	6	7	8	9	AB	R	H	RBI	BB	SO	LOB	BOTTOM								
Mike Hargrove, L OBP: 0.318, SLG: 0.475 (1, 3)	 SH1-4 BB									3	0	1	0	1	0	0									
Bert Campaneris, R OBP: 0.313, SLG: 0.339 (1, 6)	 1-2		 FC6-4				 BB			2	0	1	0	1	1	1									
Claudell Washington, L OBP: 0.316, SLG: 0.415 (1, 7)	 2-3				 S		 1-2			4	0	0	0	0	1	4									
Toby Harrah, R OBP: 0.394, SLG: 0.483 (1, 5)			 BB		 1-2					2	0	0	0	2	0	1									
Willie Horton, R OBP: 0.333, SLG: 0.423 (1, 10)		 1B L9-2	 1-2							4	0	1	0	0	0	4									
Bump Wills, S OBP: 0.381, SLG: 0.411 (1, 4)	 1-2									4	0	1	0	0	0	0									
Jim Sundberg, R OBP: 0.365, SLG: 0.390 (1, 2)	 1-2 2-3								 0-3	3	0	1	0	0	1	0									
Juan Beniquez, R OBP: 0.337, SLG: 0.414 (1, 8)	 3-H								 0-3	4	0	0	0	0	1	3									
Dave May, L OBP: 0.311, SLG: 0.352 (1, 9)									 0-3	4	1	1	1	0	0	1									
Inning Stats	R: 0 E: 0 K: 0 S: 3	H: 0 LOB: 1 BB: 1 P: 7	R: 0 E: 0 K: 0 S: 4	H: 2 LOB: 1 BB: 0 P: 4	R: 1 E: 0 K: 2 S: 9	H: 2 LOB: 2 BB: 1 P: 13	R: 0 E: 0 K: 0 S: 4	H: 1 LOB: 0 BB: 0 P: 4	R: 0 E: 0 K: 0 S: 3	H: 0 LOB: 0 BB: 0 P: 3	R: 0 E: 0 K: 0 S: 3	H: 0 LOB: 1 BB: 1 P: 7	R: 0 E: 0 K: 0 S: 3	H: 0 LOB: 0 BB: 0 P: 3	R: 0 E: 0 K: 2 S: 7	H: 0 LOB: 0 BB: 0 P: 7	R: 0 E: 0 K: 2 S: 7	H: 0 LOB: 0 BB: 0 P: 7	1B: 4 2B: 2 3B: 0 HR: 1	SF: 0 SAC: 2 DP: 1 HBP: 0	WP: 0 PB: 0 SB: 2 CS: 0	PA: 36			
PITCHER	IP	WLS	BF	H	R	ER	SO	BB	IBB	HBP	BLK	WP	HR	S	P	ERA	WHIP								
Paul Mitchell, R ERA: 6.41 (1, 1)	8.0	W	33	6	1	1	2	4	0	0	0	0	0	7	7	1.12	1.250								
Enrique Romo, R ERA: 2.89 (9, 1)	1.0	S	3	0	0	0	2	0	0	0	0	0	0	7	7	0.00	0.000								

Seattle Mariners @ Texas Rangers
Arlington Stadium, Arlington, TX
Thu Sep 29 1977, 8:05 PM EDT
Att: 4,714 - Unknown

AB 30
R 1
H 6
RBI 1
BB 4
SO 4
LOB 14



Batter	1	2	3	4	5	6	7	8	9	AB	R	H	RBI	BB	SO	LOB	TOP										
Dave Collins, S OBP: 0.297, SLG: 0.311 (1,7)	6-3		F8						F8	4	1	1	1	1	0	0	Seattle Mariners @ Chicago White Sox Comiskey Park, Chicago, IL Sat Oct 01 1977, 4:33 AM EDT Unknown - 57 F										
Julio Cruz, S OBP: 0.338, SLG: 0.297 (1,4)	F7		CS						4-3 S	4	0	3	1	1	0	0											
Dan Meyer, L OBP: 0.318, SLG: 0.440 (1,3)	5-3		CS		F7				4-3	5	0	1	2	0	1	4											
Ruppert Jones, L OBP: 0.327, SLG: 0.458 (1,8)		4-3			6-3				F8	4	0	0	0	1	1	2											
Bill Stein, R OBP: 0.296, SLG: 0.393 (1,5)					F8				L7	5	1	1	0	0	2	4											
Bob Stinson, S OBP: 0.360, SLG: 0.394 (1,2)		6-3							3-1	4	0	0	1	0	0	0											
Steve Braun, L OBP: 0.349, SLG: 0.313 (1,10)									F2	3	1	2	0	1	0	0											
Craig Reynolds, L OBP: 0.278, SLG: 0.320 (1,6)									1-3	3	1	1	0	0	0	2											
Luis Delgado, S OBP: 0.333, SLG: 0.286 (1,9)			5-3						F4	3	1	1	0	1	0	1											
Inning Stats	R: 0 E: 0 K: 0 S: 3	H: 0 LOB: 0 BB: 0 P: 3	R: 1 E: 0 K: 0 S: 5	H: 2 LOB: 1 BB: 0 P: 5	R: 0 E: 0 K: 0 S: 3	H: 1 LOB: 0 BB: 0 P: 3	R: 0 E: 0 K: 0 S: 3	H: 0 LOB: 0 BB: 0 P: 3	R: 1 E: 0 K: 1 S: 8	H: 3 LOB: 3 BB: 1 P: 12	R: 0 E: 0 K: 0 S: 3	H: 0 LOB: 0 BB: 0 P: 3	R: 3 E: 0 K: 2 S: 9	H: 2 LOB: 2 BB: 3 P: 21	R: 0 E: 0 K: 0 S: 4	H: 1 LOB: 1 BB: 0 P: 4	R: 0 E: 0 K: 1 S: 6	H: 1 LOB: 2 BB: 1 P: 10	1B: 8 2B: 1 3B: 1 HR: 0	SF: 0 SAC: 1 DP: 0 HBP: 0	WP: 0 PB: 0 SB: 2 CS: 1	PA: 42					
PITCHER	IP	WLS	BF	H	R	ER	SO	BB	IBB	HBP	BLK	WP	HR	S	P	ERA	WHIP										
Francisco Barrios, R ERA: 4.12 (1,1)	6.1	L	28	7	5	5	1	3	0	0	0	0	0	27	39	7.11	1.579										
Dave Hamilton, L ERA: 3.61 (7,1)	0.1		3	1	0	0	1	0	1	0	0	0	0	4	8	0.00	3.000										
Lermin LaGrow, R ERA: 2.46 (7,1)	2.1		10	2	0	0	2	1	0	0	0	0	0	13	17	0.00	1.286										

AB	35
R	5
H	10
RBI	5
BB	5
SO	4
LOB	13



Batter	1	2	3	4	5	6	7	8	9	AB	R	H	RBI	BB	SO	LOB	BOTTOM										
Bob Coluccio, R OBP: 0.342, SLG: 0.258 (1,7)	5-3		6-3						K	2	0	0	0	2	0	0	Seattle Mariners @ Chicago White Sox Comiskey Park, Chicago, IL Sat Oct 01 1977, 4:33 AM EDT Unknown - 57 F										
Oscar Gamble, L OBP: 0.382, SLG: 0.589 (8,7)										1	0	0	0	0	1	1											
Jorge Orta, L OBP: 0.334, SLG: 0.416 (1,4)									K2-3	5	0	2	0	0	1	4											
Chet Lemon, R OBP: 0.343, SLG: 0.459 (1,8)										4	0	0	0	0	1	3											
Henry Cruz, L OBP: 0.333, SLG: 0.600 (8,8)										0	0	0	0	0	0	0											
Alan Bannister, R OBP: 0.335, SLG: 0.338 (9,7)										1	0	0	0	0	1	0											
Richie Zisk, R OBP: 0.355, SLG: 0.519 (1,10)										5	0	0	0	0	1	2											
Lamar Johnson, R OBP: 0.343, SLG: 0.501 (1,3)										4	1	1	0	0	0	0											
Eric Soderholm, R OBP: 0.347, SLG: 0.492 (1,5)										4	2	2	0	0	0	1											
Wayne Nordhagen, R OBP: 0.317, SLG: 0.521 (1,9)										4	0	1	0	0	0	3											
Don Kessinger, S OBP: 0.309, SLG: 0.283 (1,6)										4	0	2	2	0	2	2											
Brian Downing, R OBP: 0.402, SLG: 0.402 (1,2)										4	0	2	1	0	0	2											
Inning Stats	R: 0 E: 0 K: 0 S: 4	H: 1 LOB: 1 BB: 0 P: 4	R: 0 E: 0 K: 1 S: 6	H: 1 LOB: 0 BB: 0 P: 6	R: 0 E: 0 K: 0 S: 4	H: 1 LOB: 1 BB: 0 P: 4	R: 1 E: 0 K: 0 S: 6	H: 3 LOB: 2 BB: 0 P: 6	R: 0 E: 0 K: 1 S: 5	H: 0 LOB: 1 BB: 1 P: 9	R: 1 E: 0 K: 0 S: 6	H: 3 LOB: 3 BB: 1 P: 10	R: 0 E: 0 K: 0 S: 3	H: 0 LOB: 0 BB: 0 P: 3	R: 1 E: 1 K: 2 S: 9	H: 1 LOB: 1 BB: 0 P: 9	R: 0 E: 0 K: 3 S: 9	H: 0 LOB: 0 BB: 0 P: 9	1B: 8 2B: 2 3B: 0 HR: 0	SF: 0 SAC: 0 DP: 0 HBP: 0	WP: 0 PB: 0 SB: 0 CS: 0	PA: 40					
PITCHER	IP	WLS	BF	H	R	ER	SO	BB	IBB	HBP	BLK	WP	HR	S	P	ERA	WHIP										
Tom House, L ERA: 4.64 (1,1)	5.2		27	9	2	2	2	1	0	0	0	0	0	10	14	0.00	1.000										
John Montague, R ERA: 4.29 (6,1)	2.0	W	9	1	1	0	1	1	0	0	0	0	0	9	9	0.00	0.000										
Rick Honeycutt, L ERA: 4.34 (8,1)	1.0		3	0	0	0	3	0	0	0	0	0	0	9	9	0.00	0.000										
Enrique Romo, R ERA: 2.88 (9,1)	0.1	S	1	0	0	0	1	0	0	0	0	0	0	3	3	0.00	0.000										

AB	38
R	3
H	10
RBI	3
BB	2
SO	7
LOB	18



Batter	1	2	3	4	5	6	7	8	9	AB	R	H	RBI	BB	SO	LOB	TOP					
Dave Collins, S OBP: 0.298, SLG: 0.312	1-3		K				F8		FC6-4	5	0	2	0	0	1	1						
Jose Baez, R OBP: 0.305, SLG: 0.321	1B SF8		4-3		G4-3		E6		FC6-4	5	1	1	0	0	0	4						
Dan Meyer, L OBP: 0.319, SLG: 0.439	2-3		1-3		K					3	0	1	0	1	1	1						
Ruppert Jones, L OBP: 0.326, SLG: 0.457	SF8			4-3						3	0	1	1	0	0	3						
Bill Stein, R OBP: 0.299, SLG: 0.395	HBP			FC4-6			F9		L3	2	0	1	0	1	0	1						
Juan Bernhardt, R OBP: 0.259, SLG: 0.354	6-3			E5			F8		L3	4	0	0	0	0	0	5						
Luis Delgado, S OBP: 0.258, SLG: 0.222			K	FC4-6			FC5-4		6-3	4	0	0	0	0	1	3						
Jimmy Sexton, R OBP: 0.256, SLG: 0.378			K	K			F8		2-3	4	0	0	0	0	2	2						
Kevin Pasley, R OBP: 0.385, SLG: 0.385	F8						G4-3		F2	4	0	2	0	0	0	0						
Inning Stats	R: 1 E: 0 K: 0 S: 5	H: 2 LOB: 2 BB: 0 P: 6	R: 0 E: 0 K: 2 S: 7	H: 0 LOB: 0 BB: 0 P: 7	R: 0 E: 0 K: 1 S: 5	H: 0 LOB: 0 BB: 0 P: 5	R: 0 E: 1 K: 1 S: 7	H: 1 LOB: 2 BB: 0 P: 7	R: 0 E: 0 K: 0 S: 4	H: 2 LOB: 1 BB: 0 P: 6	R: 0 E: 0 K: 0 S: 4	H: 1 LOB: 1 BB: 0 P: 4	R: 0 E: 1 K: 0 S: 5	H: 1 LOB: 3 BB: 1 P: 9	R: 0 E: 0 K: 0 S: 2	H: 0 LOB: 0 BB: 1 P: 6	R: 0 E: 0 K: 0 S: 4	H: 1 LOB: 1 BB: 0 P: 4	1B: 6 2B: 3 3B: 0 HR: 0	SF: 1 SAC: 0 DP: 2 HBP: 1	WP: 0 PB: 0 SB: 0 CS: 0	PA: 38
PITCHER Ken Kravec, L ERA: 4.1	IP: 9.0 WLS: W BF: 38 H: 8 R: 1 ER: 1 SO: 5 BB: 2 IBB: 0 HBP: 1 BLK: 0 WP: 0 HR: 0 S: 45 P: 54 ERA: 1.00 WHIP: 1.111															PITCHER	IP: 9.0 WLS: W BF: 38 H: 8 R: 1 ER: 1 SO: 5 BB: 2 IBB: 0 HBP: 1 BLK: 0 WP: 0 HR: 0 S: 45 P: 54 ERA: 1.00 WHIP: 1.111					

Seattle Mariners @ Chicago White Sox
Comiskey Park, Chicago, IL
Sat Oct 01 1977, 4:38 AM EDT
Att: 5,778 - Unknown

AB 34
R 1
H 8
RBI 1
BB 2
SO 5
LOB 20



Batter	1	2	3	4	5	6	7	8	9	AB	R	H	RBI	BB	SO	LOB	BOTTOM			
Alan Bannister, R OBP: 0.335, SLG: 0.338	4-3				E6					4	1	1	0	0	0	0				
Jorge Orta, L OBP: 0.335, SLG: 0.418	HR				FC4		G4-6-3			4	1	2	0	0	0	1				
Richie Zisk, R OBP: 0.355, SLG: 0.516	1-6-3				FC4		G3			3	0	0	1	1	0	2				
Lamar Johnson, R OBP: 0.343, SLG: 0.507	HR				G6-4-3		4-3		6-3	4	1	1	2	0	0	2				
Wayne Nordhagen, R OBP: 0.323, SLG: 0.516	1B				K		3-1		1B	3	2	1	0	1	1	1				
Oscar Gamble, L OBP: 0.385, SLG: 0.590	1B				K				1B	3	0	2	0	1	1	0				
Bob Coluccio, R OBP: 0.357, SLG: 0.286	1B				BB				F8	4	0	2	1	0	0	3				
Don Kessinger, S OBP: 0.312, SLG: 0.284	F9				1B		4-3		1B	3	0	1	1	1	0	2				
Jim Essian, R OBP: 0.374, SLG: 0.435					G6-4-3				F9	4	1	1	0	0	1	4				
Inning Stats	R: 3 E: 0 K: 0 S: 7	H: 4 LOB: 2 BB: 1 P: 11	R: 0 E: 0 K: 1 S: 5	H: 0 LOB: 0 BB: 0 P: 5	R: 0 E: 0 K: 1 S: 4	H: 0 LOB: 0 BB: 1 P: 8	R: 0 E: 0 K: 1 S: 5	H: 1 LOB: 1 BB: 1 P: 9	R: 1 E: 2 K: 0 S: 5	H: 1 LOB: 1 BB: 0 P: 5	R: 0 E: 0 K: 0 S: 2	H: 0 LOB: 0 BB: 1 P: 6	R: 1 E: 0 K: 0 S: 4	H: 2 LOB: 0 BB: 0 P: 4	R: 1 E: 0 K: 0 S: 6	H: 3 LOB: 2 BB: 0 P: 6	1B: 8 2B: 2 3B: 0 HR: 1	SF: 0 SAC: 0 DP: 4 HBP: 0	WP: 1 PB: 0 SB: 0 CS: 0	PA: 36
PITCHER Mike Kekich, L ERA: 5.6 Steve Burke, R ERA: 2.87	IP: 3.1 WLS: L BF: 17 H: 5 R: 3 ER: 3 SO: 3 BB: 3 IBB: 0 HBP: 0 BLK: 0 WP: 0 HR: 1 S: 20 P: 32 ERA: 8.10 WHIP: 2.400															PITCHER	IP: 4.2 WLS: 19 BF: 6 H: 3 R: 3 ER: 2 SO: 0 BB: 1 IBB: 0 HBP: 0 BLK: 0 WP: 1 HR: 0 S: 18 P: 22 ERA: 3.86 WHIP: 1.500			

Seattle Mariners @ Chicago White Sox
Comiskey Park, Chicago, IL
Sat Oct 01 1977, 4:38 AM EDT
Att: 5,778 - Unknown

AB 32
R 6
H 11
RBI 5
BB 4
SO 3
LOB 15



Batter	1	2	3	4	5	6	7	8	9	AB	R	H	RBI	BB	SO	LOB	TOP										
Dave Collins, S OBP: 0.299, SLG: 0.313 (1, 7)										5	1	2	0	0	0	2											
Julio Cruz, S OBP: 0.336, SLG: 0.296 (1, 4)										4	1	1	0	0	0	1											
Dan Meyer, L OBP: 0.320, SLG: 0.442 (1, 3)										4	0	2	2	0	1	1											
Ruppert Jones, L OBP: 0.324, SLG: 0.454 (1, 8)										4	0	0	0	0	1	3											
Bill Stein, R OBP: 0.299, SLG: 0.394 (1, 5)										4	1	1	0	0	1	1											
Steve Braun, L OBP: 0.351, SLG: 0.315 (1, 10)										3	0	2	0	0	1	0											
Craig Reynolds, L OBP: 0.277, SLG: 0.319 (1, 6)										4	0	1	0	0	0	4											
Kevin Pasley, R OBP: 0.412, SLG: 0.375 (1, 2)										3	0	1	1	1	1	2											
Luis Delgado, S OBP: 0.217, SLG: 0.182 (1, 9)										4	0	0	0	0	4	4											
Inning Stats	R: 0 E: 0 K: 1 S: 6	H: 1 LOB: 1 BB: 0 P: 6	R: 1 E: 0 K: 1 S: 8	H: 3 LOB: 2 BB: 0 P: 8	R: 0 E: 0 K: 1 S: 5	H: 0 LOB: 0 BB: 0 P: 5	R: 0 E: 0 K: 1 S: 6	H: 1 LOB: 2 BB: 1 P: 10	R: 1 E: 0 K: 1 S: 7	H: 2 LOB: 1 BB: 0 P: 7	R: 0 E: 0 K: 2 S: 7	H: 1 LOB: 1 BB: 0 P: 7	R: 1 E: 0 K: 1 S: 7	H: 2 LOB: 1 BB: 0 P: 7	R: 0 E: 1 K: 0 S: 4	H: 0 LOB: 1 BB: 0 P: 4	R: 0 E: 0 K: 1 S: 5	H: 0 LOB: 0 BB: 0 P: 5	1B: 9 2B: 2 3B: 0 HR: 0	SF: 0 SAC: 2 DP: 1 HBP: 0	WP: 0 PB: 0 SB: 1 CS: 1	PA: 38					
PITCHER	IP	WLS	BF	H	R	ER	SO	BB	IBB	HBP	BLK	WP	HR	S	P	ERA	WHIP										
Dave Frost, R ERA: 3.04 (1, 1)	7.0	L	31	10	3	3	8	1	0	0	0	0	0	46	50	3.86	1.571										
John Verhoeven, R ERA: 3.0 (8, 1)	2.0	S	7	0	0	0	1	0	0	0	0	0	0	9	9	0.00	0.000										

Seattle Mariners @ Chicago White Sox
Comiskey Park, Chicago, IL
Sun Oct 02 1977, 4:33 AM EDT
Att: 20,953 - Unknown - 57 F

AB 35
R 3
H 10
RBI 3
BB 1
SO 9
LOB 18



Batter	1	2	3	4	5	6	7	8	9	AB	R	H	RBI	BB	SO	LOB	BOTTOM										
Ralph Garr, L OBP: 0.333, SLG: 0.435 (1, 7)										2	0	0	0	0	0	0											
Royle Stillman, L OBP: 0.307, SLG: 0.361 (4, 7)										1	0	0	0	1	0	1											
Jorge Orta, L OBP: 0.334, SLG: 0.417 (1, 4)										2	0	0	0	0	0	0											
Jack Brohamer, L OBP: 0.347, SLG: 0.401 (5, 4)										2	0	1	0	0	0	2											
Richie Zisk, R OBP: 0.355, SLG: 0.514 (1, 10)										2	0	0	0	0	1	0											
Lamar Johnson, R OBP: 0.342, SLG: 0.505 (8, PH)										1	0	0	0	0	0	1											
Oscar Gamble, L OBP: 0.386, SLG: 0.588 (1, 9)										1	0	0	0	1	0	1											
Bob Molinaro, L OBP: 0.333, SLG: 0.500 (5, 9)										2	0	1	0	0	1	0											
Jim Spencer, L OBP: 0.300, SLG: 0.400 (1, 3)										4	0	0	0	0	1	2											
Eric Soderholm, R OBP: 0.350, SLG: 0.500 (1, 5)										3	2	2	1	0	0	0											
Chet Lemon, R OBP: 0.343, SLG: 0.459 (8, FR)										0	0	0	0	0	0	0											
Bob Coluccio, R OBP: 0.356, SLG: 0.270 (1, 8)										2	0	0	0	1	0	1											
Mike Squires, L (9, PH)										1	0	0	0	0	0	1											
Don Kessinger, S OBP: 0.309, SLG: 0.281 (1, 6)										3	0	0	0	0	0	2											
Henry Cruz, L OBP: 0.318, SLG: 0.571 (9, PH)										1	0	0	0	0	0	1											
Bill Nahorodny, R OBP: 0.308, SLG: 0.435 (1, 2)										4	0	2	1	0	1	2											
Inning Stats	R: 0 E: 0 K: 0 S: 3	H: 0 LOB: 1 BB: 0 P: 4	R: 0 E: 0 K: 0 S: 3	H: 0 LOB: 1 BB: 1 P: 7	R: 0 E: 0 K: 0 S: 3	H: 0 LOB: 0 BB: 0 P: 3	R: 0 E: 0 K: 1 S: 4	H: 0 LOB: 0 BB: 1 P: 8	R: 1 E: 0 K: 0 S: 5	H: 2 LOB: 2 BB: 1 P: 9	R: 0 E: 0 K: 1 S: 5	H: 0 LOB: 0 BB: 0 P: 5	R: 1 E: 0 K: 0 S: 4	H: 1 LOB: 1 BB: 0 P: 5	R: 0 E: 0 K: 1 S: 6	H: 2 LOB: 1 BB: 0 P: 6	R: 0 E: 0 K: 1 S: 6	H: 1 LOB: 2 BB: 0 P: 6	1B: 4 2B: 1 3B: 0 HR: 1	SF: 0 SAC: 0 DP: 2 HBP: 2	WP: 1 PB: 0 SB: 1 CS: 0	PA: 36					
PITCHER	IP	WLS	BF	H	R	ER	SO	BB	IBB	HBP	BLK	WP	HR	S	P	ERA	WHIP										
Glenn Abbott, R ERA: 4.45 (1, 1)	7.0	W	28	3	2	2	2	3	0	0	0	0	1	27	41	2.57	0.857										
Enrique Romo, R ERA: 2.83 (8, 1)	2.0	S	8	3	0	0	2	0	0	0	0	1	0	12	12	0.00	1.500										

Seattle Mariners @ Chicago White Sox
Comiskey Park, Chicago, IL
Sun Oct 02 1977, 4:33 AM EDT
Att: 20,953 - Unknown - 57 F

AB 31
R 2
H 6
RBI 2
BB 3
SO 4
LOB 14

