

# Seattle Mariners - 1978

Batter	1	2	3	4	5	6	7	8	9	AB	R	H	RBI	BB	SO	LOB	TOP																						
Hosken Powell, L OBP: 0.250, SLG: 0.250 (1, 9)	4-3		F9		2H 1B			F6		4	0	1	0	0	0	1																							
Roy Smalley, S (1, 6)	4-3		K			G3		F8		4	0	0	0	0	0	1																							
Rod Carew, L OBP: 0.250, SLG: 0.250 (1, 3)	G3			K			G4-6-3 1B	F7		4	0	1	0	0	0	1																							
Glenn Adams, L OBP: 0.250, SLG: 0.500 Bombo Rivera, R (9, PR)		1-3		F6			G4-6-3 1-2	1-3 2B		4	0	1	0	0	0	0	1																						
Butch Wynegar, S (1, 2)		FC6-4 BB		L9				1-3		3	0	0	0	1	0	1																							
Dan Ford, R (1, 8)		FC6-4 1-2				F7		F8		3	1	0	0	1	0	3																							
Mike Cabbage, L OBP: 0.250, SLG: 0.250 (1, 5)		G3				F9		F2		4	0	1	1	0	0	3																							
Willie Norwood, R OBP: 0.333, SLG: 0.667 (1, 7)			6-3				2B	FC6-4 1-2		3	1	1	0	0	0	1																							
Rob Wilfong, L OBP: 0.667, SLG: 1.333 (1, 4)					2B		2H 1B 2B	G3		3	0	2	1	0	0	1																							
<b>Inning Stats</b>	R: 0 E: 0 K: 0 S: 3	H: 0 LOB: 0 BB: 0 P: 3	R: 0 E: 0 K: 0 S: 3	H: 0 LOB: 1 BB: 1 P: 7	R: 0 E: 0 K: 1 S: 6	H: 1 LOB: 1 BB: 0 P: 6	R: 0 E: 0 K: 1 S: 5	H: 0 LOB: 0 BB: 0 P: 5	R: 1 E: 0 K: 0 S: 5	H: 3 LOB: 2 BB: 0 P: 5	R: 0 E: 0 K: 0 S: 3	H: 1 LOB: 0 BB: 0 P: 3	R: 1 E: 0 K: 0 S: 4	H: 1 LOB: 1 BB: 1 P: 8	R: 0 E: 0 K: 0 S: 3	H: 0 LOB: 0 BB: 0 P: 3	R: 0 E: 0 K: 0 S: 4	H: 1 LOB: 2 BB: 0 P: 4	1B: 3 2B: 4 3B: 0 HR: 0	SF: 0 SAC: 0 DP: 1 HBP: 0	WP: 0 PB: 0 CS: 1	PA: 34																	
<b>PITCHER</b>	IP	WLS	BF	H	R	ER	SO	BB	IBB	HBP	BLK	WP	HR	S	P	ERA	WHIP	<b>PITCHER</b>					IP	WLS	BF	H	R	ER	SO	BB	IBB	HBP	BLK	WP	HR	S	P	ERA	WHIP
Glenn Abbott, R ERA: 2.84 (1, 1)	6.1	W	24	5	2	2	2	2	0	0	0	0	0	26	34	2.84	1.105																						
Enrique Romo, R ERA: (7, 1)	2.2	S	10	2	0	0	0	0	0	0	0	0	0	10	10	0.00	0.750																						

Minnesota Twins @ Seattle Mariners  
The Kingdome, Seattle, WA  
Wed Apr 05 1978, 9:05 PM EST  
Att: 45,235 - Dome - 70 F

AB 32  
R 2  
H 7  
RBI 2  
BB 2  
SO 2  
LOB 12



Batter	1	2	3	4	5	6	7	8	9	AB	R	H	RBI	BB	SO	LOB	BOTTOM																						
Jose Báez, R (1, 4)	K	K		SH3 1-2		6-3		1-3 1-2 2-3		4	0	0	0	0	2	2																							
Bruce Bochte, L OBP: 0.750, SLG: 1.000 (1, 7)	1B 2B	BB 1B		G3 2-3			SH1-3 1B			4	1	3	0	0	0	1																							
Dan Meyer, L OBP: 0.333, SLG: 0.333 (1, 3)	F7			4-3			SH1-3 1-2			3	0	1	0	0	0	2																							
Leroy Stanton, R OBP: 0.500, SLG: 0.333 (1, 10)	CI 2H 1B				F9		K			3	0	1	1	1	1																								
Ruppert Jones, L OBP: 0.333, SLG: 0.333 (1, 8)	CI 1-2						L5			3	0	1	0	0	1	4																							
Bill Stein, R (1, 5)	F8			F4		F3		6-3		4	0	0	0	0	0	3																							
John Hale, L (1, 9)		L8		4-3		K 1-2		G3		4	0	0	0	0	1	1																							
Bob Stinson, S (1, 2)		HR BB		F7		K		E4 WP 1B		3	1	0	0	1	1	0																							
Craig Reynolds, L OBP: 0.750, SLG: 1.500 (1, 6)		HR		G3 SH3 1B		4-3		WP 1B		4	1	3	2	0	0	0																							
<b>Inning Stats</b>	R: 1 E: 1 K: 1 S: 8	H: 2 LOB: 2 BB: 0 P: 8	R: 2 E: 0 K: 2 S: 10	H: 3 LOB: 3 BB: 2 P: 18	R: 0 E: 0 K: 0 S: 3	H: 0 LOB: 0 BB: 0 P: 3	R: 0 E: 0 K: 0 S: 4	H: 1 LOB: 1 BB: 0 P: 4	R: 0 E: 0 K: 1 S: 6	H: 1 LOB: 1 BB: 0 P: 6	R: 0 E: 0 K: 1 S: 5	H: 0 LOB: 0 BB: 0 P: 5	R: 0 E: 0 K: 1 S: 6	H: 1 LOB: 1 BB: 0 P: 6	R: 0 E: 1 K: 0 S: 5	H: 1 LOB: 2 BB: 0 P: 5	1B: 7 2B: 1 3B: 0 HR: 1	SF: 0 SAC: 2 DP: 0 HBP: 0	WP: 1 PB: 0 CS: 0	PA: 37																			
<b>PITCHER</b>	IP	WLS	BF	H	R	ER	SO	BB	IBB	HBP	BLK	WP	HR	S	P	ERA	WHIP	<b>PITCHER</b>					IP	WLS	BF	H	R	ER	SO	BB	IBB	HBP	BLK	WP	HR	S	P	ERA	WHIP
Dave Goltz, R ERA: 3.38 (1, 1)	8.0	L	37	9	3	3	6	2	0	0	0	1	1	47	55	3.38	1.375																						

Minnesota Twins @ Seattle Mariners  
The Kingdome, Seattle, WA  
Wed Apr 05 1978, 9:05 PM EST  
Att: 45,235 - Dome - 70 F

AB 32  
R 3  
H 9  
RBI 3  
BB 2  
SO 6  
LOB 14









Batter	1	2	3	4	5	6	7	8	9	AB	R	H	RBI	BB	SO	LOB	TOP			
Roy Smalley, S OBP: 0.462, SLG: 0.636	4-0 1B SF9 BB		0-0 6-3		0-0 FC6-4 1B			4-0 1-2 BB		2	1	1	0	2	0	0				
Rod Carew, L OBP: 0.462, SLG: 0.417	0-0 SF9 1B		4-0 BB		0-0 FC6-4 1-2			0-0 1-2 2-3 BB		3	1	1	0	1	0	3				
Bombo Rivera, R Glenn Adams, L OBP: 0.333, SLG: 0.333 OBP: 0.500, SLG: 0.833	0-0 1-2 2-3 1B		0-0 P4		0-0 F9			0-0 3-H 2B		3	0	1	0	0	0	1				
Craig Kusick, R OBP: 0.125, SLG: 0.143	0-0 SF9 2-3 3-H		0-0 5-3		0-0 F7			0-0 6-3		3	0	0	1	0	0	2				
Dan Ford, R OBP: 0.250, SLG: 0.200	0-0 5-3 1-2 3-H				0-0 F2			0-0 BB		3	0	0	1	1	0	1				
Willie Norwood, R OBP: 0.300, SLG: 0.500	0-0 1-3				0-0 5-3			0-0 K		4	0	0	0	0	1	2				
Larry Wolfe, R Mike Cubbage, L OBP: 0.333, SLG: 0.250			0-0 5-3		0-0 F8			0-3 K		3	0	0	0	0	0	0				
Glenn Borgmann, R Butch Wynegar, S			4-0 G5-4-3 BB		0-0 5-3			0-0 F6		2	0	0	0	1	0	0				
Bob Randall, R			0-0 G5-4-3 1-2		0-0 1-3			4-0 G6-3 BB 2B BB		2	1	0	0	1	0	1				
<b>Inning Stats</b>	R: 2 E: 0 K: 0 S: 5	H: 2 LOB: 1 BB: 1 P: 9	R: 0 E: 0 K: 0 S: 2	H: 0 LOB: 0 BB: 1 P: 6	R: 0 E: 0 K: 0 S: 3	H: 0 LOB: 1 BB: 1 P: 7	R: 0 E: 0 K: 0 S: 3	H: 0 LOB: 0 BB: 0 P: 3	R: 0 E: 0 K: 0 S: 4	H: 1 LOB: 1 BB: 0 P: 4	R: 0 E: 0 K: 0 S: 3	H: 0 LOB: 0 BB: 0 P: 3	R: 0 E: 0 K: 0 S: 3	H: 0 LOB: 1 BB: 1 P: 11	R: 0 E: 0 K: 2 S: 7	H: 0 LOB: 1 BB: 1 P: 11	1B: 3 2B: 1 3B: 0 HR: 0	SF: 1 SAC: 0 DP: 2 HBP: 0	WP: 0 PB: 0 CS: 0	PA: 35
<b>PITCHER</b>	IP WLS BF H R ER SO BB IBB HBP BLK WP HR S P ERA WHIP																			
Rick Honeycutt, L ERA: 3.86	7.0 W 27 3 3 3 0 4 0 0 0 0 0 23 39 3.86 1.000																			
Enrique Romo, R ERA:	2.0 S 8 1 0 0 2 2 0 0 0 0 0 10 18 0.00 1.500																			

Minnesota Twins @ Seattle Mariners  
The Kingdome, Seattle, WA  
Fri Apr 07 1978, 9:05 PM EST  
Att: 11,530 - Dome - 70 F

AB 28  
R 3  
H 4  
RBI 3  
BB 6  
SO 2  
LOB 12



Batter	1	2	3	4	5	6	7	8	9	AB	R	H	RBI	BB	SO	LOB	BOTTOM			
Jose Báez, R OBP: 0.333, SLG: 0.273	0-0 1-3		0-0 6-3			0-0 S HR 1B		4-0 FC1-5 BB		3	1	1	0	1	0	1				
Bruce Bochte, L OBP: 0.583, SLG: 0.909	0-0 L6		0-0 2-3 HR			0-3 K		4-0 BB FC1-5 BB		3	2	1	2	1	1	1				
Dan Meyer, L OBP: 0.182, SLG: 0.455	0-0 F8		0-0 3-H 4-3			0-0 2-H HR		0-0 BB FC1-5 BB		4	1	1	2	0	0	2				
Leroy Stanton, R OBP: 0.333, SLG: 0.200			0-3 K			0-0 K		4-0 BB		3	0	1	0	1	2	0				
Ruppert Jones, L OBP: 0.636, SLG: 1.250			0-0 HR			4-0 G6-4-3 BB		4-0 1-2 2-3 BB		2	1	1	2	2	1	1				
Bill Stein, R			0-0 F9			0-0 G6-4-3 1-2		0-0 L8		4	0	0	0	0	1	4				
John Hale, L OBP: 0.182, SLG: 0.182			0-0 F4			0-0 F6		0-0 G3		3	0	0	0	0	0	0				
Bob Stinson, S OBP: 0.455, SLG: 0.444			0-0 6-3 SH2-3 HR 1B			0-0 4-3		1-0 CS HBP		2	1	1	0	0	0	0				
Craig Reynolds, L OBP: 0.375, SLG: 0.750			0-0 SH2-3 1-2			0-0 P3		0-0 F6		2	0	0	0	0	0	0				
<b>Inning Stats</b>	R: 0 E: 0 K: 0 S: 3	H: 0 LOB: 0 BB: 0 P: 3	R: 1 E: 0 K: 1 S: 6	H: 1 LOB: 0 BB: 0 P: 6	R: 2 E: 0 K: 0 S: 5	H: 2 LOB: 0 BB: 0 P: 5	R: 0 E: 0 K: 1 S: 4	H: 0 LOB: 0 BB: 1 P: 8	R: 0 E: 0 K: 2 S: 9	H: 3 LOB: 1 BB: 0 P: 9	R: 0 E: 0 K: 1 S: 4	H: 0 LOB: 0 BB: 0 P: 5	R: 1 E: 0 K: 0 S: 3	H: 0 LOB: 3 BB: 4 P: 19	R: 0 E: 0 K: 2 S: 7	H: 0 LOB: 1 BB: 1 P: 11	1B: 3 2B: 0 3B: 0 HR: 3	SF: 0 SAC: 1 DP: 1 HBP: 1	WP: 0 PB: 0 CS: 1	PA: 34
<b>PITCHER</b>	IP WLS BF H R ER SO BB IBB HBP BLK WP HR S P ERA WHIP																			
Pete Redfern, R ERA: 7.2	5.0 L 19 4 4 4 2 1 0 0 0 0 0 1 22 26 7.20 1.000																			
Greg Thayer, R ERA: 6.0	3.0 14 2 2 2 3 4 0 1 0 0 1 15 32 6.00 2.000																			

Minnesota Twins @ Seattle Mariners  
The Kingdome, Seattle, WA  
Fri Apr 07 1978, 9:05 PM EST  
Att: 11,530 - Dome - 70 F

AB 26  
R 6  
H 6  
RBI 6  
BB 5  
SO 5  
LOB 9





Batter	1	2	3	4	5	6	7	8	9	AB	R	H	RBI	BB	SO	LOB	TOP					
<b>Hosken Powell, L</b> OBP: 0.273, SLG: 0.111 (1, 9)	4-3	3-1		1B 3B BB		6-3		G6-4-3 BB		3	1	0	1	2	0	1						
<b>Roy Smalley, S</b> OBP: 0.385, SLG: 0.500 (1, 6)	K		F8	1-2 2-3 3-H 3B		F4		G6-4-3		5	1	1	2	0	1	2						
<b>Rod Carew, L</b> OBP: 0.556, SLG: 0.625 (1, 3)	1B BB		F7	1-H 3-H 3B				1B		4	0	3	3	1	0	0						
<b>Glenn Adams, L</b> OBP: 0.364, SLG: 0.545 (1, 10)	1-3 1B		F6	1-H 3-H 3B		L9		L9		5	0	1	0	0	1	3						
<b>Butch Wynegar, S</b> (1, 2)	F8			4-3	1B SF9 BB		F7		F8	4	1	0	0	1	0	2						
<b>Mike Cabbage, L</b> OBP: 0.429, SLG: 0.462 (1, 5)		L3 1B		BB BB 2B	1-3 1B		F9		6-3	5	1	3	0	0	0	0						
<b>Dan Ford, R</b> OBP: 0.235, SLG: 0.154 (1, 8)		L3		F9	3-H BB	SF9		FC5-4 BB		3	0	0	1	1	0	2						
<b>Willie Norwood, R</b> OBP: 0.357, SLG: 0.417 (1, 7)		S 2B BB		BB BB 1B BB	1-2	E5		FC5-4		2	2	0	0	2	0	2						
<b>Bob Randall, R</b> OBP: 0.500, SLG: 0.667 (1, 4)		1-H 2B		BB BB 1B BB	1-2 2-3 1B BB	L4-3		C6-4-3 1B 2B		3	2	2	1	1	0	2						
<b>Inning Stats</b>	R: 0 E: 0 K: 1 S: 6	H: 1 LOB: 2 BB: 1 P: 10	R: 1 E: 0 K: 0 S: 4	H: 2 LOB: 1 BB: 8 P: 8	R: 0 E: 0 K: 0 S: 3	H: 0 LOB: 0 BB: 0 P: 3	R: 5 E: 0 K: 0 S: 6	H: 3 LOB: 1 BB: 3 P: 18	R: 1 E: 1 K: 0 S: 4	H: 1 LOB: 1 BB: 1 P: 8	R: 0 E: 0 K: 0 S: 4	H: 0 LOB: 1 BB: 1 P: 4	R: 0 E: 0 K: 0 S: 3	H: 0 LOB: 1 BB: 1 P: 7	R: 1 E: 0 K: 1 S: 6	H: 2 LOB: 1 BB: 1 P: 10	R: 0 E: 0 K: 0 S: 3	H: 0 LOB: 0 BB: 0 P: 3	1B: 6 2B: 5 3B: 1 HR: 0	SF: 1 SAC: 0 DP: 3 HBP: 0	WP: 0 PB: 0 SB: 1 CS: 0	PA: 43
<b>PITCHER</b>	IP	WLS	BF	H	R	ER	SO	BB	IBB	HBP	BLK	WP	HR	S	P	ERA	WHIP					
<b>Paul Mitchell, R</b> ERA: 9.82 (1, 1)	3.2	L	18	4	4	4	1	4	0	0	0	0	0	16	32	9.82	2.182					
<b>John Montague, R</b> ERA: 8.1 (4, 1)	3.1		17	4	3	3	0	3	0	0	0	0	0	14	26	8.10	2.100					
<b>Jim Todd, R</b> ERA: 4.5 (8, 1)	2.0		8	2	1	1	1	1	0	0	0	0	0	9	13	4.50	1.500					

Minnesota Twins @ Seattle Mariners  
The Kingdome, Seattle, WA  
Sat Apr 08 1978, 9:05 PM EST  
Att: 12,896 - Dome - 70 F

AB	34
R	8
H	10
RBI	8
BB	8
SO	2
LOB	14



Batter	1	2	3	4	5	6	7	8	9	AB	R	H	RBI	BB	SO	LOB	BOTTOM					
<b>Jose Baez, R</b> OBP: 0.333, SLG: 0.231 (1, 4)	G4-6-3 BB			6-3		FC6-4		G6-3		2	0	0	1	1	0	1						
<b>Steve Braun, L</b> (8, FH)										1	0	0	0	0	0	1						
<b>Julio Cruz, S</b> (9, 4)										0	0	0	0	0	0	0						
<b>Bruce Bochte, L</b> OBP: 0.438, SLG: 0.667 (1, 7)	G4-6-3		F8			G3		F8		4	0	0	0	0	0	2						
<b>Dan Meyer, L</b> OBP: 0.133, SLG: 0.333 (1, 3)	G3			4-3				L7		4	0	0	0	0	0	0						
<b>Leroy Stanton, R</b> OBP: 0.250, SLG: 0.143 (1, 10)		F9			4-3			K		4	0	0	0	0	2	0						
<b>Ruppert Jones, L</b> OBP: 0.571, SLG: 1.000 (1, 8)		5-3			K					3	0	1	0	0	1	0						
<b>Bill Stein, R</b> (1, 5)			L9					1B		3	0	0	0	0	0	1						
<b>John Hale, L</b> OBP: 0.286, SLG: 0.231 (1, 9)			F6							2	2	1	0	1	0	0						
<b>Bob Stinson, S</b> OBP: 0.462, SLG: 0.455 (1, 2)			L7			FC4-6 CI 1B		CI		2	0	1	0	0	0	0						
<b>Craig Reynolds, L</b> OBP: 0.273, SLG: 0.545 (1, 6)			K			FC4-6		FC4-6		3	0	0	1	0	1	3						
<b>Inning Stats</b>	R: 0 E: 0 K: 0 S: 2	H: 0 LOB: 0 BB: 1 P: 6	R: 0 E: 0 K: 0 S: 3	H: 0 LOB: 0 BB: 0 P: 3	R: 0 E: 0 K: 1 S: 5	H: 0 LOB: 0 BB: 0 P: 5	R: 0 E: 0 K: 0 S: 3	H: 0 LOB: 0 BB: 0 P: 3	R: 0 E: 0 K: 1 S: 5	H: 0 LOB: 0 BB: 0 P: 5	R: 1 E: 1 K: 0 S: 5	H: 1 LOB: 1 BB: 0 P: 5	R: 0 E: 0 K: 1 S: 6	H: 1 LOB: 1 BB: 0 P: 6	R: 1 E: 0 K: 0 S: 3	H: 1 LOB: 0 BB: 1 P: 7	R: 0 E: 0 K: 1 S: 5	H: 0 LOB: 0 BB: 0 P: 5	1B: 3 2B: 0 3B: 0 HR: 0	SF: 0 SAC: 0 DP: 2 HBP: 0	WP: 0 PB: 0 SB: 0 CS: 0	PA: 31
<b>PITCHER</b>	IP	WLS	BF	H	R	ER	SO	BB	IBB	HBP	BLK	WP	HR	S	P	ERA	WHIP					
<b>Paul Thordogard, R</b> ERA: 1.0 (1, 1)	9.0	W	31	3	2	1	4	2	0	0	0	0	0	37	45	1.00	0.556					

Minnesota Twins @ Seattle Mariners  
The Kingdome, Seattle, WA  
Sat Apr 08 1978, 9:05 PM EST  
Att: 12,896 - Dome - 70 F

AB	28
R	2
H	3
RBI	2
BB	2
SO	4
LOB	8











Batter	1	2	3	4	5	6	7	8	9	AB	R	H	RBI	BB	SO	LOB	TOP				
Julio Cruz, S (1, 4) Steve Braun, L (8, FH) Jose Baez, R OBP: 0.333, SLG: 0.231	0-0 P3		0-0 P2			0-0 F8		0-0 F7		3	0	0	0	0	0	1	Seattle Mariners @ Oakland Athletics Oakland-Alameda County Coliseum, Oakland, CA Mon Apr 10 1978, 6:05 PM PST Att: 17,283 - Unknown				
Bruce Bochte, L OBP: 0.400, SLG: 0.636	4-0 1B BB			0-3 K		0-0 1-3		0-0 G3-6-3		3	0	0	0	1	1						
Leon Roberts, R OBP: 0.375, SLG: 0.714	0-0 1-2 1B		0-0 5-3			0-0 SH G1-2-3 BB		0-0 1-3		3	0	1	0	1	0						
Leroy Stanton, R OBP: 0.348, SLG: 0.250 Larry Milbourne, S (7, PR) John Hale, L (9, FH) OBP: 0.250, SLG: 0.200	0-3 K		0-0 6-3			0-0 G1-2-3 SH 1-2 1B		0-3 K		3	0	1	0	0	1						
Ruppert Jones, L OBP: 0.476, SLG: 0.706		0-0 L1			0-0 P3		0-0 SH G1-2-3		0-0 F7		3	0	0	0	0						
Bill Stein, R OBP: 0.091, SLG: 0.048		0-0 F9			4-0 FC4-6 BB		0-0 G1-2-3				2	0	0	0	1	0					
Dan Meyer, L OBP: 0.217, SLG: 0.286		0-0 4-3			0-0 F9		0-0 IBB				2	0	0	0	1	0					
Kevin Pasley, R OBP: 0.250, SLG: 0.250 Bob Stinson, S OBP: 0.436, SLG: 0.429			0-0 F8		0-0 FC4-6		0-0 F4				2	0	0	0	0	1					
Craig Reynolds, L OBP: 0.357, SLG: 0.538			4-0 CS BB			0-0 F7		0-0 G3-6-3 1B		2	0	1	0	1	0	0					
<b>Inning Stats</b>	R: 0 E: 0 K: 1 S: 5	H: 1 LOB: 1 BB: 1 P: 9	R: 0 E: 0 K: 0 S: 3	H: 0 LOB: 0 BB: 0 P: 3	R: 0 E: 0 K: 0 S: 2	H: 0 LOB: 0 BB: 1 P: 6	R: 0 E: 0 K: 1 S: 5	H: 0 LOB: 0 BB: 0 P: 5	R: 0 E: 0 K: 0 S: 3	H: 0 LOB: 1 BB: 1 P: 7	R: 0 E: 0 K: 0 S: 3	H: 0 LOB: 0 BB: 0 P: 3	R: 0 E: 1 K: 0 S: 4	H: 1 LOB: 3 BB: 2 P: 12	R: 0 E: 0 K: 0 S: 3	H: 0 LOB: 0 BB: 0 P: 5		1B: 3 2B: 0 3B: 0 HR: 0	SF: 0 SAC: 1 DP: 2 HBP: 0	WP: 0 PB: 0 SB: 0 CS: 1	PA: 32
<b>PITCHER</b>	IP	WLS	BF	H	R	ER	SO	BB	IBB	HBP	BLK	WP	HR	S	P	ERA	WHIP				
John Henry Johnson, L ERA: 2.53	(1, 1)	6.0	W	23	2	0	0	2	4	0	0	0	0	23	39	0.00	1.000				
Dave Heaverlo, R ERA:	(7, 1)	3.0	S	9	1	0	0	1	0	1	0	0	0	10	14	0.00	0.333				

Batter	1	2	3	4	5	6	7	8	9	AB	R	H	RBI	BB	SO	LOB	BOTTOM				
Miguel Dilone, S OBP: 0.313, SLG: 0.438	0-0 S 1B 2B		0-0 6-3				0-0 E9 FC1-2 1-3 1B			4	1	3	0	0	0	0	Seattle Mariners @ Oakland Athletics Oakland-Alameda County Coliseum, Oakland, CA Mon Apr 10 1978, 6:05 PM PST Att: 17,283 - Unknown				
Gary Thomasson, L OBP: 0.167, SLG: 0.063	0-0 1-3		0-0 P3		0-3 K		0-3 K			4	0	0	0	0	2	4					
Tony Armas, R Dwayne Murphy, L Bill North, S OBP: 0.400, SLG: 0.100	0-0 4-3		0-0 1-3		4-0 G5-4-3 BB		0-0 FC1-2			1	0	0	0	0	0	1					
Gary Alexander, R OBP: 0.400, SLG: 0.250	0-0 BB 1B		4-0 FC6-4 BB		0-0 G5-4-3		0-0 IBB			2	0	1	1	2	0	2					
Dave Revering, L OBP: 0.385, SLG: 0.417	0-0 3-H BB 1B		0-0 FC6-4		0-0 4-3		0-0 F9			4	0	1	0	0	0	4					
Jim Essian, R OBP: 0.400, SLG: 0.364	4-0 1-2 2-3 BB			0-0 4-3 1B		4-0 4-3 BB		0-3 K		2	0	1	0	2	1	0					
Wayne Gross, L OBP: 0.063, SLG: 0.063	0-3 K			0-0 4-3		0-0 4-3		0-0 3-1		4	0	0	0	0	1	5					
Mario Guerrero, R OBP: 0.467, SLG: 0.714		0-0 F8		0-0 6-3		0-0 F8		0-0 F9		4	0	0	0	0	0	2					
Steve Staggs, R OBP: 0.385, SLG: 0.273		0-0 5-3		0-0 5-3		4-0 E FC1-2 BB				2	0	0	0	1	0	1					
<b>Inning Stats</b>	R: 1 E: 0 K: 1 S: 8	H: 3 LOB: 3 BB: 1 P: 12	R: 0 E: 0 K: 0 S: 3	H: 0 LOB: 0 BB: 0 P: 3	R: 0 E: 0 K: 0 S: 3	H: 0 LOB: 1 BB: 1 P: 7	R: 0 E: 0 K: 0 S: 4	H: 1 LOB: 1 BB: 0 P: 4	R: 0 E: 0 K: 0 S: 5	H: 1 LOB: 1 BB: 1 P: 9	R: 0 E: 0 K: 0 S: 3	H: 0 LOB: 1 BB: 1 P: 7	R: 0 E: 1 K: 1 S: 6	H: 1 LOB: 3 BB: 2 P: 14	R: 0 E: 0 K: 1 S: 5	H: 0 LOB: 0 BB: 0 P: 5		1B: 5 2B: 1 3B: 0 HR: 0	SF: 0 SAC: 0 DP: 1 HBP: 0	WP: 0 PB: 0 SB: 2 CS: 0	PA: 35
<b>PITCHER</b>	IP	WLS	BF	H	R	ER	SO	BB	IBB	HBP	BLK	WP	HR	S	P	ERA	WHIP				
Glenn Abbott, R ERA: 2.53	(1, 1)	4.1	L	21	5	1	1	2	3	0	0	0	0	22	34	2.08	1.846				
John Montague, R ERA: 5.4	(5, 1)	1.2		7	1	0	0	0	2	0	0	0	0	5	13	0.00	1.800				
Shane Rawley, L ERA:	(7, 1)	2.0		7	0	0	0	2	0	1	0	0	0	10	14	0.00	0.000				

AB 26  
R 0  
H 3  
RBI 0  
BB 5  
SO 3  
LOB 12



AB 29  
R 1  
H 6  
RBI 1  
BB 6  
SO 4  
LOB 21





Batter	1	2	3	4	5	6	7	8	9	AB	R	H	RBI	BB	SO	LOB	TOP										
<b>Julio Cruz, S</b> OBP: 0.273, SLG: 0.111 (1,4)	0-0 6-3		0-0 1-3		0-0 1B			4-0 E BB		3	0	1	0	1	0	0	<b>Seattle Mariners @ Oakland Athletics</b> Oakland-Alameda County Coliseum, Oakland, CA Tue Apr 11 1978, 6:05 PM PST Att: 1,890 - Unknown <a href="http://livebaseballscores.com">livebaseballscores.com</a>										
<b>Bruce Bochte, L</b> OBP: 0.345, SLG: 0.538 (1,7)	0-3 K		0-0 F7		0-0 6-3			0-0 E6 1-2		4	0	0	0	0	1	2											
<b>Dan Meyer, L</b> OBP: 0.222, SLG: 0.280 (1,3)	0-0 1B		0-0 F9		0-0 P3			0-0 P3		4	0	1	0	0	0	2											
<b>Leroy Stanton, R</b> OBP: 0.333, SLG: 0.250 (1,10)	0-0 1-2 1B			0-3 K		0-0 P3		0-0 F5		4	0	1	0	0	1	2											
<b>Ruppert Jones, L</b> OBP: 0.400, SLG: 0.571 (1,8)	0-3 K			0-3 K		0-0 F9			0-3 K		4	0	0	0	0	3		2									
<b>John Hale, L</b> OBP: 0.250, SLG: 0.167 (1,9)		0-3 K		4-0 BB			0-3 K		0-0 4-3		3	0	0	0	1	0											
<b>Bill Stein, R</b> OBP: 0.154, SLG: 0.120 (1,5)		0-0 FC4-6 1B		0-3 K			0-3 K		0-0 1B		4	0	2	0	0	2		1									
<b>Bob Stinson, S</b> OBP: 0.368, SLG: 0.353 (1,2)		0-0 F8			0-0 F9			0-0 4-3	0-3 K		3	0	0	0	0	0		1									
<b>Bob Robertson, R</b> (9, PH)		0-0 F8			0-0 F9			0-0 4-3	0-3 K		1	0	0	0	0	1		1									
<b>Craig Reynolds, L</b> OBP: 0.313, SLG: 0.467 (1,6)		0-0 FC4-6			0-0 F6			0-3 K		2	0	0	0	0	0	0		1									
<b>Steve Braun, L</b> (8, PH)		0-0 FC4-6			0-0 F6					1	0	0	0	0	0	1	0										
<b>Larry Milbourne, S</b> (8, 6)		0-0 1-2								0	0	0	0	0	0	0	0										
<b>Inning Stats</b>	R: 0 E: 0 K: 2 S: 9	H: 2 LOB: 2 BB: 0 P: 9	R: 0 E: 0 K: 1 S: 6	H: 1 LOB: 1 BB: 0 P: 6	R: 0 E: 0 K: 0 S: 3	H: 0 LOB: 0 BB: 0 P: 3	R: 0 E: 0 K: 3 S: 9	H: 0 LOB: 1 BB: 1 P: 13	R: 0 E: 0 K: 0 S: 4	H: 1 LOB: 1 BB: 0 P: 4	R: 0 E: 0 K: 0 S: 3	H: 0 LOB: 0 BB: 0 P: 3	R: 0 E: 0 K: 2 S: 7	H: 0 LOB: 0 BB: 0 P: 7	R: 0 E: 1 K: 1 S: 6	H: 0 LOB: 2 BB: 1 P: 10	R: 0 E: 0 K: 2 S: 8	H: 1 LOB: 1 BB: 0 P: 8	1B: 5 2B: 0 3B: 0 HR: 0	SF: 0 SAC: 0 DP: 0 HBP: 0	WP: 0 PB: 0 SB: 0 CS: 0	PA: 35					
<b>PITCHER</b>	IP	WLS	BF	H	R	ER	SO	BB	IBB	HBP	BLK	WP	HR	S	P	ERA	WHIP										
<b>Pete Broberg, R</b> ERA: (1,1)	7.1	W	29	4	0	0	9	2	0	0	0	0	0	45	53	0.00	0.818										
<b>Bob Lacey, L</b> ERA: (8,1)	1.1		5	1	0	0	1	0	0	0	0	0	0	7	7	0.00	0.750										
<b>Elias Sosa, R</b> ERA: (9,1)	0.1	S	1	0	0	0	1	0	0	0	0	0	0	3	3	0.00	0.000										

Batter	1	2	3	4	5	6	7	8	9	AB	R	H	RBI	BB	SO	LOB	BOTTOM										
<b>Miguel Dilone, S</b> OBP: 0.316, SLG: 0.421 (1,7)	0-0 S HR 1B		0-3 K		0-0 6-3			0-0 SH5-4 1-2		3	1	1	0	0	1	0	<b>Seattle Mariners @ Oakland Athletics</b> Oakland-Alameda County Coliseum, Oakland, CA Tue Apr 11 1978, 6:05 PM PST Att: 1,890 - Unknown <a href="http://livebaseballscores.com">livebaseballscores.com</a>										
<b>Mike Edwards, R</b> (1,4)	0-0 1-3		0-0 1-3		0-0 1-3			0-0 6-3		3	0	0	0	0	0	1											
<b>Mike Adams, R</b> OBP: 0.333, SLG: 0.400 (8, PH)	0-0 1-2		0-0 1-3		0-0 1-3			0-0 6-3		1	0	0	0	0	0	1											
<b>Steve Staggs, R</b> OBP: 0.385, SLG: 0.273 (9,4)	0-0 1-2		0-0 1-3		0-0 1-3			0-0 6-3		0	0	0	0	0	0	0											
<b>Gary Thomasson, L</b> OBP: 0.136, SLG: 0.050 (1,9)	0-0 F4		0-0 3-1		0-0 4-3			0-0 F7		4	0	0	0	0	0	2											
<b>Gary Alexander, R</b> OBP: 0.385, SLG: 0.545 (1,10)	0-0 2H HR		0-3 K		0-0 F8			0-0 F8		3	1	1	2	0	1	0											
<b>Dave Revering, L</b> OBP: 0.375, SLG: 0.467 (1,3)	0-0 F7		0-0 2B		0-0 3-1			0-0 3-1		3	0	1	0	0	0	0											
<b>Jim Essian, R</b> OBP: 0.333, SLG: 0.286 (1,2)		0-0 F7		0-0 5-3		0-0 5-3		0-0 5-3		3	0	0	0	0	0	1											
<b>Wayne Gross, L</b> OBP: 0.158, SLG: 0.059 (1,5)		4-0 BB		4-0 FC6-4 BB		0-0 5-3		0-0 5-3		1	0	0	0	2	0	0											
<b>Mario Guerrero, R</b> OBP: 0.389, SLG: 0.588 (1,6)		0-0 P3		0-0 FC6-4		0-0 L1		0-0 L1		3	0	0	0	0	0	3											
<b>Tony Armas, R</b> OBP: 0.167, SLG: 0.091 (1,8)		0-0 F8		0-0 4-3		0-0 SH5-4 1B		0-0 SH5-4 1B		3	0	1	0	0	0	1											
<b>Inning Stats</b>	R: 2 E: 0 K: 0 S: 5	H: 2 LOB: 0 BB: 0 P: 5	R: 0 E: 0 K: 0 S: 3	H: 0 LOB: 1 BB: 1 P: 7	R: 0 E: 0 K: 1 S: 5	H: 0 LOB: 0 BB: 0 P: 5	R: 0 E: 0 K: 1 S: 6	H: 1 LOB: 2 BB: 1 P: 10	R: 0 E: 0 K: 0 S: 3	H: 0 LOB: 0 BB: 0 P: 3	R: 0 E: 0 K: 0 S: 3	H: 0 LOB: 0 BB: 0 P: 3	R: 0 E: 0 K: 0 S: 3	H: 0 LOB: 0 BB: 0 P: 3	R: 0 E: 0 K: 0 S: 4	H: 1 LOB: 1 BB: 0 P: 4	R: 0 E: 0 K: 0 S: 4	H: 1 LOB: 1 BB: 0 P: 4	1B: 2 2B: 1 3B: 0 HR: 1	SF: 0 SAC: 1 DP: 0 HBP: 0	WP: 0 PB: 0 SB: 1 CS: 0	PA: 30					
<b>PITCHER</b>	IP	WLS	BF	H	R	ER	SO	BB	IBB	HBP	BLK	WP	HR	S	P	ERA	WHIP										
<b>Dick Pole, R</b> ERA: 5.99 (1,1)	8.0	L	30	4	2	2	2	2	0	0	0	0	1	32	40	2.25	0.750										

AB 33  
R 0  
H 5  
RBI 0  
BB 2  
SO 11  
LOB 12



AB 27  
R 2  
H 4  
RBI 2  
BB 2  
SO 2  
LOB 9





Batter	1	2	3	4	5	6	7	8	9	AB	R	H	RBI	BB	SO	LOB	TOP								
Julio Cruz, S OBP: 0.267, SLG: 0.154 (1, 4)	F7		1-3				6-3			4	0	1	0	0	0	1	<b>Seattle Mariners @ Oakland Athletics</b> Oakland-Alameda County Coliseum, Oakland, CA Wed Apr 12, 1978, 6:05 PM PST Att: 1,742 - Unknown								
Bruce Bochte, L OBP: 0.333, SLG: 0.533 (1, 7)	F8			F7		F7		4-3 SF7 2B		4	1	1	0	0	0	1									
Dan Meyer, L OBP: 0.226, SLG: 0.250 (1, 3)	6-3			F6				4-3		3	0	0	0	1	0	1									
Leroy Stanton, R OBP: 0.300, SLG: 0.222 Steve Braun, L (8, PH)		K		K		1-3		SF7		3	0	0	0	0	2	2									
Ruppert Jones, L OBP: 0.379, SLG: 0.500 (1, 8)		2B BB			F8		K	4-3		3	0	0	0	1	1	0									
John Hale, L OBP: 0.250, SLG: 0.227 (1, 9)				P2			4-3		P2	4	0	1	0	0	0	0									
Bill Stein, R OBP: 0.200, SLG: 0.207 (1, 5)					1B			1B 2B	K	4	1	2	0	0	1	1									
Bob Stinson, S OBP: 0.435, SLG: 0.400 (1, 2)				G4-3 BB		P3		3B 1B		3	1	2	1	1	0	1									
Craig Reynolds, L OBP: 0.300, SLG: 0.526 (1, 6)			G4-3			F6		3B	P3	4	0	1	1	0	0	2									
<b>Inning Stats</b>	R: 0 E: 0 K: 0 S: 3	H: 0 LOB: 0 BB: 0 P: 3	R: 0 E: 0 K: 1 S: 5	H: 1 LOB: 1 BB: 1 P: 9	R: 0 E: 0 K: 0 S: 2	H: 0 LOB: 0 BB: 1 P: 6	R: 0 E: 0 K: 1 S: 5	H: 0 LOB: 0 BB: 0 P: 5	R: 0 E: 0 K: 0 S: 4	H: 1 LOB: 1 BB: 0 P: 4	R: 0 E: 0 K: 0 S: 4	H: 1 LOB: 2 BB: 1 P: 8	R: 2 E: 0 K: 1 S: 8	H: 3 LOB: 1 BB: 0 P: 8	R: 1 E: 0 K: 0 S: 4	H: 1 LOB: 0 BB: 0 P: 4	R: 0 E: 0 K: 1 S: 6	H: 1 LOB: 1 BB: 0 P: 6	1B: 4 2B: 3 3B: 1 HR: 0	SF: 1 SAC: 0 DP: 1 HBP: 0	WP: 0 PB: 0 SB: 1 CS: 0	PA: 36			
<b>PITCHER</b>	IP	WLS	BF	H	R	ER	SO	BB	IBB	HBP	BLK	WP	HR	S	P	ERA	WHIP								
Rick Langford, R ERA: 2.13 (1, 1)	6.2		27	6	2	2	3	2	1	0	0	0	0	30	42	2.70	1.200								
Bob Lacey, L ERA: 2.25 (7, 1)	0.2		3	1	1	1	0	0	0	0	0	0	0	3	3	13.50	1.500								
Dave Heaverlo, R ERA: (8, 1)	1.2	W	6	1	0	0	1	0	0	0	0	0	0	8	8	0.00	0.600								

Batter	1	2	3	4	5	6	7	8	9	AB	R	H	RBI	BB	SO	LOB	BOTTOM								
Miguel Dilone, S OBP: 0.261, SLG: 0.348 (1, 7)	K		CS	F7		K	P2			4	0	0	0	0	2	3	<b>Seattle Mariners @ Oakland Athletics</b> Oakland-Alameda County Coliseum, Oakland, CA Wed Apr 12, 1978, 6:05 PM PST Att: 1,742 - Unknown								
Mike Edwards, R OBP: 0.143, SLG: 0.143 (1, 4)				E3 1B		P3		4-3		4	0	1	0	0	0	0									
Mario Guerrero, R OBP: 0.409, SLG: 0.571 (1, 6)	1-3			G5-4-3 1B			E6 WP E			4	1	2	0	0	0	1									
Gary Alexander, R OBP: 0.353, SLG: 0.467 (1, 10)				G5-4-3 1B		G5-4-3	K	K		4	0	1	0	0	2	4									
Dave Revering, L OBP: 0.316, SLG: 0.389 Dwayne Murphy, L (7, PR) (8, 9)		F7			F8		E3 BB	4-3		3	0	0	0	0	0	1									
Mike Adams, R OBP: 0.286, SLG: 0.333 (8, PH) (9, 5)							1B			0	1	0	0	0	0	0									
Jim Essian, R OBP: 0.333, SLG: 0.250 Bill North, S OBP: 0.400, SLG: 0.100 Jeff Newman, R OBP: 0.300, SLG: 2.000 (8, 2)		G5-4-3			F6		1B 1B BB			2	0	0	0	1	0	1									
Wayne Gross, L OBP: 0.227, SLG: 0.150 (9, 3)			6-3			FC5-4 1B		1B 1B		3	0	2	1	0	0	0									
Tony Armas, R OBP: 0.200, SLG: 0.143 (1, 8)			K		FC5-4			1B		3	0	1	1	0	1	1									
Gary Thomasson, L OBP: 0.160, SLG: 0.087 (8, 3) (9, 9)						4-3	K			3	0	1	0	0	1	3									
<b>Inning Stats</b>	R: 0 E: 0 K: 1 S: 5	H: 1 LOB: 0 BB: 0 P: 5	R: 0 E: 0 K: 0 S: 3	H: 1 LOB: 0 BB: 0 P: 3	R: 0 E: 0 K: 1 S: 5	H: 1 LOB: 0 BB: 0 P: 5	R: 0 E: 1 K: 0 S: 4	H: 1 LOB: 1 BB: 0 P: 4	R: 0 E: 0 K: 0 S: 4	H: 1 LOB: 1 BB: 0 P: 4	R: 0 E: 0 K: 1 S: 5	H: 0 LOB: 0 BB: 0 P: 5	R: 3 E: 2 K: 2 S: 11	H: 2 LOB: 3 BB: 1 P: 15	R: 0 E: 0 K: 1 S: 6	H: 1 LOB: 1 BB: 0 P: 6	R: 1 E: 0 K: 0 S: 1	H: 1 LOB: 0 BB: 0 P: 1	1B: 8 2B: 0 3B: 0 HR: 1	SF: 0 SAC: 0 DP: 2 HBP: 0	WP: 1 PB: 0 SB: 0 CS: 2	PA: 34			
<b>PITCHER</b>	IP	WLS	BF	H	R	ER	SO	BB	IBB	HBP	BLK	WP	HR	S	P	ERA	WHIP								
Rick Honeycutt, L ERA: 2.03 (1, 1)	6.1		25	6	3	0	4	1	0	0	0	0	0	10	10	0.00	1.105								
Enrique Romo, R ERA: (7, 1)	1.1		6	2	0	0	2	0	0	0	0	0	0	10	10	0.00	1.500								
Shane Rawley, L ERA: 1.13 (8, 1)	0.1	L	2	1	1	1	0	0	0	0	0	0	1	2	2	27.00	3.000								









Batter	1	2	3	4	5	6	7	8	9	AB	R	H	RBI	BB	SO	LOB	TOP					
<b>Julio Cruz, S</b> OBP: 0.300, SLG: 0.176 (1,6)	0-0 6-3		0-0 6-3		4-0 E 1B BB		0-0 E 1B		0-3 K	4	1	0	1	1	0		<b>Seattle Mariners @ Minnesota Twins</b> Metropolitan Stadium, Bloomington, MI Fri Apr 14 1978, 4:33 AM EST Att: 17,425 - Sunny - 50 F					
<b>Jose Baez, R</b> OBP: 0.292, SLG: 0.227 (1,4)	0-0 F8		0-0 1B		0-0 E5 F9 1B CS		0-0 E6 G3-6-3		0-3 K	5	1	1	0	0	1	3						
<b>Bruce Bochte, L</b> OBP: 0.366, SLG: 0.526 (1,7)	0-0 1B		0-0 1B		0-0 CS 1B		0-0 G3-6-3			4	0	3	2	0	0	2						
<b>Leroy Stanton, R</b> OBP: 0.294, SLG: 0.258 (1,10)	0-0 F3		0-0 4-3		0-0 F9 2-3				0-0 1B 2B	4	1	1	0	0	0	5						
<b>Leon Roberts, R</b> OBP: 0.417, SLG: 0.909 (1,9)		0-0 F8		0-0 5-3	0-0 CS				0-0 L9 BB 1B	4	1	2	2	0	0	0						
<b>Ruppert Jones, L</b> OBP: 0.376, SLG: 0.433 (1,8)		0-3 K		0-0 4-3					4-0 L9 BB 1B	3	0	0	0	1	1	0						
<b>Bill Stein, R</b> OBP: 0.216, SLG: 0.200 (1,5)		0-0 1B		0-0 F7					0-0 L9 BB	4	0	1	0	0	0	2						
<b>Dan Meyer, L</b> OBP: 0.179, SLG: 0.200 (1,3)		0-0 4-3			0-0 F6				0-0 L9 2-3	4	0	0	0	0	0	3						
<b>Kevin Pasley, R</b> OBP: 0.250, SLG: 0.250 (1,2)			0-0 5-3		0-0 E BB 1B				0-0 L7 F8	4	1	1	0	0	0	0						
<b>Inning Stats</b>	R: 0 E: 0 K: 0 S: 4	H: 1 LOB: 1 BB: 0 P: 4	R: 0 E: 0 K: 1 S: 6	H: 1 LOB: 1 BB: 0 P: 6	R: 0 E: 0 K: 0 S: 5	H: 2 LOB: 2 BB: 0 P: 5	R: 0 E: 0 K: 0 S: 3	H: 0 LOB: 0 BB: 0 P: 3	R: 3 E: 1 K: 0 S: 5	H: 2 LOB: 0 BB: 1 P: 9	R: 1 E: 0 K: 0 S: 4	H: 1 LOB: 1 BB: 0 P: 4	R: 0 E: 1 K: 0 S: 4	H: 1 LOB: 1 BB: 0 P: 4	R: 1 E: 0 K: 0 S: 4	H: 2 LOB: 1 BB: 1 P: 8		R: 0 E: 0 K: 2 S: 7	H: 0 LOB: 0 BB: 0 P: 7	1B: 8 2B: 1 3B: 0 HR: 1	SF: 0 SAC: 0 DP: 2 HBP: 0	WP: 0 PB: 0 SB: 0 CS: 2
<b>PITCHER</b> <b>Geoff Zahn, L</b> ERA: 5.54 (1,1)	IP: 9.0 WLS: W BF: 38 H: 10 R: 5 ER: 3 SO: 3 BB: 2 IBB: 0 HBP: 0 BLK: 0 WP: 0 HR: 1 S: 42 P: 50 ERA: 3.00 WHIP: 1.333											<b>PITCHER</b>	IP: 9.0 WLS: W BF: 38 H: 10 R: 5 ER: 3 SO: 3 BB: 2 IBB: 0 HBP: 0 BLK: 0 WP: 0 HR: 1 S: 42 P: 50 ERA: 3.00 WHIP: 1.333									

Batter	1	2	3	4	5	6	7	8	9	AB	R	H	RBI	BB	SO	LOB	BOTTOM			
<b>Bombo Rivera, R</b> OBP: 0.440, SLG: 0.333 (1,9)	0-0 4-3	0-0 BB FC4-6 1B	4-0 HBP BB		0-0 2B 1B	4-0 2B BB		0-0 6-3		4	3	2	1	2	0	0	<b>Seattle Mariners @ Minnesota Twins</b> Metropolitan Stadium, Bloomington, MI Fri Apr 14 1978, 4:33 AM EST Att: 17,425 - Sunny - 50 F			
<b>Rod Carew, L</b> OBP: 0.478, SLG: 0.634 (1,3)	0-0 FC5-4 1B	0-0 SF8	1-0 FC4-6 HBP		0-0 1B 2B	0-3 K		0-0 1B		4	1	3	2	0	1	3				
<b>Dan Ford, R</b> OBP: 0.378, SLG: 0.436 (1,8)	0-0 FC5-4 3B	4-0 FC4-6 BB	0-0 FC4-6		0-0 BB 1B	0-0 2B 1B		0-0 F2		5	2	2	3	1	0	5				
<b>Craig Kusick, R</b> OBP: 0.360, SLG: 0.455 (1,10)	0-0 2B 3B	4-0 FC4-6 BB		0-0 5-3	0-0 BB 1B	0-0 1B 2B		0-0 2-3		5	2	3	5	1	0	1				
<b>Roy Smalley, S</b> OBP: 0.383, SLG: 0.564 (1,6)	0-0 WP 2B	0-0 FC4-6	0-0 FC4-6		0-0 6-3	4-0 FC4-6 BB		0-0 1B		4	0	2	3	1	0	2				
<b>Butch Wynegar, S</b> OBP: 0.212, SLG: 0.167 (1,2)	0-0 F7	0-0 G3		0-0 F5	0-0 FC4-6	0-0 1-3		0-0 1-3		5	0	0	0	0	0	7				
<b>Larry Wolfe, R</b> OBP: 0.222, SLG: 0.176 (1,5)		0-0 HBP 1B 1B	0-3 K		0-0 F8	4-0 2B 1B BB		0-3 K		4	2	1	0	1	2	0				
<b>Willie Norwood, R</b> OBP: 0.371, SLG: 0.393 (1,7)		0-0 1B HBP SF8 1B	4-0 HBP E BB		0-3 K	0-0 1B 2B		0-0 5-3		4	2	2	0	1	1	0				
<b>Bob Randall, R</b> OBP: 0.344, SLG: 0.346 (1,4)		1-0 SF8 1B HBP	0-0 F3		4-0 1B 2B BB	0-0 4-3		0-0 6-3		3	2	0	0	1	0	3				
<b>Inning Stats</b>	R: 2 E: 0 K: 0 S: 6	H: 3 LOB: 1 BB: 0 P: 6	R: 4 E: 0 K: 0 S: 6	H: 3 LOB: 2 BB: 2 P: 15	R: 0 E: 1 K: 1 S: 5	H: 0 LOB: 3 BB: 2 P: 14	R: 0 E: 0 K: 0 S: 3	H: 0 LOB: 0 BB: 0 P: 3	R: 3 E: 0 K: 1 S: 9	H: 4 LOB: 3 BB: 2 P: 17	R: 5 E: 0 K: 1 S: 9	H: 4 LOB: 1 BB: 2 P: 17	R: 0 E: 0 K: 1 S: 5	H: 0 LOB: 0 BB: 0 P: 5	R: 0 E: 0 K: 0 S: 4	H: 1 LOB: 1 BB: 0 P: 4		1B: 10 2B: 4 3B: 1 HR: 0	SF: 1 SAC: 0 DP: 0 HBP: 2	WP: 1 PB: 0 SB: 0 CS: 0
<b>PITCHER</b> <b>Tom House, L</b> ERA: 18.56 (1,1)	IP: 1.1 WLS: L BF: 11 H: 6 R: 6 ER: 6 SO: 0 BB: 0 IBB: 0 HBP: 1 BLK: 0 WP: 0 HR: 0 S: 10 P: 11 ERA: 40.50 WHIP: 4.500											<b>PITCHER</b>	IP: 1.1 WLS: L BF: 11 H: 6 R: 6 ER: 6 SO: 0 BB: 0 IBB: 0 HBP: 1 BLK: 0 WP: 0 HR: 0 S: 10 P: 11 ERA: 40.50 WHIP: 4.500							
<b>Steve Burke, R</b> ERA: 5.54 (2,1)	3.1 WLS: L BF: 20 H: 4 R: 3 ER: 3 SO: 2 BB: 5 IBB: 0 HBP: 1 BLK: 0 WP: 0 HR: 0 S: 18 P: 39 ERA: 8.10 WHIP: 2.700											<b>PITCHER</b>	IP: 3.1 WLS: L BF: 20 H: 4 R: 3 ER: 3 SO: 2 BB: 5 IBB: 0 HBP: 1 BLK: 0 WP: 0 HR: 0 S: 18 P: 39 ERA: 8.10 WHIP: 2.700							
<b>Shane Rawley, L</b> ERA: 5.79 (5,1)	1.1 WLS: L BF: 11 H: 4 R: 5 ER: 5 SO: 1 BB: 3 IBB: 0 HBP: 0 BLK: 0 WP: 0 HR: 0 S: 10 P: 22 ERA: 33.75 WHIP: 5.250											<b>PITCHER</b>	IP: 1.1 WLS: L BF: 11 H: 4 R: 5 ER: 5 SO: 1 BB: 3 IBB: 0 HBP: 0 BLK: 0 WP: 0 HR: 0 S: 10 P: 22 ERA: 33.75 WHIP: 5.250							
<b>Rick Honeycutt, L</b> ERA: 1.88 (7,1)	1.0 WLS: L BF: 3 H: 0 R: 0 ER: 0 SO: 1 BB: 0 IBB: 0 HBP: 0 BLK: 0 WP: 0 HR: 0 S: 5 P: 5 ERA: 0.00 WHIP: 0.000											<b>PITCHER</b>	IP: 1.0 WLS: L BF: 3 H: 0 R: 0 ER: 0 SO: 1 BB: 0 IBB: 0 HBP: 0 BLK: 0 WP: 0 HR: 0 S: 5 P: 5 ERA: 0.00 WHIP: 0.000							
<b>John Montague, R</b> ERA: 4.5 (8,1)	1.0 WLS: L BF: 4 H: 1 R: 0 ER: 0 SO: 0 BB: 0 IBB: 0 HBP: 0 BLK: 0 WP: 0 HR: 0 S: 4 P: 4 ERA: 0.00 WHIP: 1.000											<b>PITCHER</b>	IP: 1.0 WLS: L BF: 4 H: 1 R: 0 ER: 0 SO: 0 BB: 0 IBB: 0 HBP: 0 BLK: 0 WP: 0 HR: 0 S: 4 P: 4 ERA: 0.00 WHIP: 1.000							

AB	36
R	5
H	10
RBI	4
BB	2
SO	3
LOB	15





Batter	1	2	3	4	5	6	7	8	9	10	11	AB	R	H	RBI	BB	SO	LOB	TOP																		
Julio Cruz, S OBP: 0.320, SLG: 0.227 (1, 6)	F8		6-3		1B		4-3		1B			5	1	2	0	0	0	0																			
Steve Braun, L OBP: 0.133, SLG: 0.077 (1, 10)	K		1-3		1B		F8		F5			4	1	0	1	1	1	2																			
Bruce Bochte, L OBP: 0.348, SLG: 0.488 (1, 7)	5-3			K								5	0	1	2	0	1	0																			
Ruppert Jones, L OBP: 0.357, SLG: 0.400 (1, 8)		1-3		4-3	FC4-6							5	0	1	1	0	0	1																			
Dan Meyer, L OBP: 0.159, SLG: 0.175 (1, 3)		4-3		K	F7							5	0	0	0	0	1	2																			
Bill Stein, R OBP: 0.214, SLG: 0.225 (1, 5)					1-3	G3						5	0	1	0	0	1	1																			
John Hale, L OBP: 0.273, SLG: 0.207 (1, 9)					1B	4-3						3	1	1	0	2	1	0																			
Bob Stinson, S OBP: 0.452, SLG: 0.407 (1, 2)					1B	K						5	1	2	0	0	2	3																			
Jose Baez, R OBP: 0.236, SLG: 0.240 (9, PH)												3	1	1	1	0	0	0																			
Leon Roberts, R OBP: 0.462, SLG: 0.909 (9, PR)												0	0	0	0	1	0	0																			
Larry Milbourne, S OBP: 0.250, SLG: 0.435 (9, 6)												0	0	0	0	0	0	0																			
Craig Reynolds, L OBP: 0.250, SLG: 0.435 (9, 6)												1	0	0	0	0	0	1																			
<b>Inning Stats</b>	R: 0 E: 0 K: 1 S: 5	H: 0 LOB: 0 BB: 0 P: 5	R: 0 E: 0 K: 1 S: 6	H: 1 LOB: 2 BB: 1 P: 10	R: 0 E: 0 K: 0 S: 3	H: 0 LOB: 0 BB: 0 P: 3	R: 0 E: 0 K: 2 S: 7	H: 0 LOB: 0 BB: 0 P: 7	R: 5 E: 0 K: 0 S: 8	H: 5 LOB: 1 BB: 1 P: 12	R: 0 E: 0 K: 1 S: 5	H: 0 LOB: 0 BB: 0 P: 5	R: 0 E: 0 K: 0 S: 3	H: 0 LOB: 0 BB: 0 P: 3	R: 0 E: 0 K: 1 S: 6	H: 1 LOB: 1 BB: 2 P: 11	R: 0 E: 0 K: 0 S: 3	H: 0 LOB: 0 BB: 0 P: 3	R: 0 E: 0 K: 1 S: 6	H: 1 LOB: 1 BB: 1 P: 6	R: 0 E: 0 K: 0 S: 3	H: 0 LOB: 0 BB: 0 P: 3	R: 0 E: 0 K: 1 S: 6	H: 1 LOB: 1 BB: 1 P: 6	1B: 8 2B: 1 3B: 0 HR: 0	SF: 0 SAC: 0 DP: 0 HBP: 0	WP: 0 PB: 0 SB: 1 CS: 1	PA: 45									
<b>PITCHER</b>	IP 9.0	WLS 7	BF 38	H 8	R 5	ER 5	SO 6	BB 4	IBB 0	HBP 0	BLK 0	WP 0	HR 0	S 46	P 62	ERA 5.00	WHIP 1.333																				
Tom Johnson, R ERA: 2.08 (10, 1)	2.0	W	7	1	0	0	1	0	0	0	0	0	0	0	9	9	0.00	0.500																			

Seattle Mariners @ Minnesota Twins  
Metropolitan Stadium, Bloomington, MI  
Sat Apr 15 1978, 4:33 AM EST  
Att: 7,471 - Unknown - 54 F

AB 41  
R 5  
H 9  
RBI 5  
BB 4  
SO 7  
LOB 10



Batter	1	2	3	4	5	6	7	8	9	10	11	AB	R	H	RBI	BB	SO	LOB	BOTTOM																	
Mike Cubbage, L OBP: 0.469, SLG: 0.621 (1, 5)	FC1-6	4-3			4-3							5	0	2	2	0	0	1																		
Roy Smalley, S OBP: 0.365, SLG: 0.512 (1, 6)	FC1-6				G3							4	0	0	0	1	0	3																		
Rod Carew, L OBP: 0.471, SLG: 0.591 (1, 3)	FC6	3-1			1-3							3	0	0	0	2	1	2																		
Glenn Adams, L OBP: 0.185, SLG: 0.259 (1, 10)	FC6				4-3							5	0	0	0	0	0	4																		
Dan Ford, R OBP: 0.380, SLG: 0.419 (1, 8)												4	1	1	0	1	2	0																		
Hosken Powell, L OBP: 0.280, SLG: 0.273 (1, 9)												5	1	1	0	0	2	2																		
Butch Wynegar, S OBP: 0.283, SLG: 0.235 (1, 2)												4	2	2	1	1	0	0																		
Willie Norwood, R OBP: 0.375, SLG: 0.424 (1, 7)												5	2	2	1	0	1	1																		
Bob Randall, R OBP: 0.324, SLG: 0.321 (1, 4)												2	0	0	0	0	0	1																		
Rich Chiles, L OBP: 0.667, SLG: 0.500 (7, PH)												0	0	0	0	1	0	0																		
Larry Wolfe, R OBP: 0.250, SLG: 0.211 (8, 5)												2	0	1	1	0	0	0																		
<b>Inning Stats</b>	R: 0 E: 0 K: 0 S: 3	H: 1 LOB: 1 BB: 1 P: 7	R: 3 E: 1 K: 1 S: 8	H: 2 LOB: 2 BB: 2 P: 16	R: 0 E: 0 K: 1 S: 5	H: 0 LOB: 0 BB: 0 P: 5	R: 0 E: 0 K: 1 S: 5	H: 0 LOB: 0 BB: 0 P: 5	R: 0 E: 0 K: 0 S: 5	H: 0 LOB: 0 BB: 0 P: 5	R: 1 E: 0 K: 0 S: 5	H: 2 LOB: 3 BB: 2 P: 13	R: 1 E: 0 K: 0 S: 4	H: 2 LOB: 0 BB: 0 P: 4	R: 0 E: 0 K: 0 S: 3	H: 0 LOB: 0 BB: 0 P: 3	R: 0 E: 0 K: 2 S: 7	H: 0 LOB: 1 BB: 1 P: 11	R: 1 E: 0 K: 0 S: 3	H: 2 LOB: 1 BB: 0 P: 3	R: 0 E: 0 K: 0 S: 3	H: 0 LOB: 0 BB: 0 P: 3	1B: 7 2B: 2 3B: 0 HR: 0	SF: 0 SAC: 0 DP: 0 HBP: 0	WP: 1 PB: 0 SB: 1 CS: 1	PA: 45										
<b>PITCHER</b>	IP 6.1	WLS L	BF 18	H 5	R 2	ER 2	SO 2	BB 1	IBB 1	HBP 0	BLK 0	WP 0	HR 0	S 31	P 47	ERA 2.84	WHIP 1.263																			
John Montague, R ERA: 4.5 (7, 1)	4.0	L	18	5	2	2	2	1	1	0	0	1	0	20	28	4.50	1.500																			

Seattle Mariners @ Minnesota Twins  
Metropolitan Stadium, Bloomington, MI  
Sat Apr 15 1978, 4:33 AM EST  
Att: 7,471 - Unknown - 54 F

AB 39  
R 6  
H 9  
RBI 5  
BB 6  
SO 6  
LOB 14





Batter	1	2	3	4	5	6	7	8	9	AB	R	H	RBI	BB	SO	LOB	TOP										
<b>Julio Cruz, S</b> OBP: 0.345, SLG: 0.240 (1, 4)	0-0 4-3 1B	0-0 6-3	0-0 L5		0-0 CS	4-0 1B BB		0-0 SH3-4		3	1	1	0	1	0	1											
<b>Dan Meyer, L</b> OBP: 0.163, SLG: 0.178 (1, 3)	0-0 4-3	0-0 E7		0-0 3-1		0-0 1B		0-0 F9		5	0	1	0	0	0	2											
<b>Bruce Bochte, L</b> OBP: 0.333, SLG: 0.458 (1, 7)	0-0 E BLK SF9 1B	0-0 L9		0-3 K		0-0 F7		0-0 1-3		5	1	1	1	0	1	4											
<b>Leroy Stanton, R</b> OBP: 0.308, SLG: 0.286 (1, 10) <b>Larry Milbourne, S</b> (9, PR)	0-0 E7 SF9 1B		1-0 HBP		0-0 F6		0-0 F8		0-0 1B SF9 2B	4	1	1	0	0	0	3											
<b>Ruppert Jones, L</b> OBP: 0.362, SLG: 0.385 (1, 8)	4-0 1B BB	0-0 L5			0-0 F7		0-0 G3		0-0 SF9 1B	4	1	1	0	1	0	4											
<b>Bill Stein, R</b> OBP: 0.191, SLG: 0.209 (1, 5)	0-0 SF9		0-0 F8		0-0 F9		0-0 6-3		0-0 SF9	3	0	0	2	0	0	0											
<b>John Hale, L</b> OBP: 0.316, SLG: 0.194 (1, 9)	2-3 3-H 4-0 1B BB		4-0 1B SF8 BB		4-0 2B BB		0-3 K		0-0 1-3	2	2	0	0	3	1	1											
<b>Bob Stinson, S</b> OBP: 0.500, SLG: 0.484 (1, 2)	0-0 1-3 2-H 3-H 1B		0-0 1-3 1B		0-0 1-H 1B 2B		0-0 4-3		4-0 BB	4	1	3	3	1	0	0											
<b>Craig Reynolds, L</b> OBP: 0.276, SLG: 0.444 (1, 6)	0-0 4-3		0-0 SF8		0-0 2-H CS 1B			0-0 SH3-4 1B	0-0 L4	4	0	2	2	0	0	4											
<b>Inning Stats</b>	R: 4 E: 1 K: 0 S: 7	H: 3 LOB: 2 BB: 2 P: 15	R: 0 E: 1 K: 0 S: 4	H: 0 LOB: 2 BB: 0 P: 5	R: 0 E: 0 K: 0 S: 4	H: 1 LOB: 1 BB: 1 P: 8	R: 0 E: 0 K: 1 S: 5	H: 0 LOB: 0 BB: 0 P: 5	R: 2 E: 0 K: 0 S: 4	H: 2 LOB: 1 BB: 1 P: 8	R: 0 E: 0 K: 1 S: 5	H: 0 LOB: 0 BB: 0 P: 5	R: 0 E: 0 K: 0 S: 4	H: 1 LOB: 1 BB: 0 P: 4	R: 1 E: 0 K: 0 S: 5	H: 2 LOB: 2 BB: 1 P: 9	1B: 8 2B: 2 3B: 0 HR: 0	SF: 3 SAC: 1 DP: 0 HBP: 1	WP: 0 PB: 0 SB: 1 CS: 1	PA: 46							
<b>PITCHER</b>	IP	WLS	BF	H	R	ER	SO	BB	IBB	HBP	BLK	WP	HR	S	P	ERA	WHIP										
<b>Roger Erickson, R</b> ERA: 3.6 (1, 1)	4.2	L	27	6	7	4	1	4	0	1	1	0	0	24	41	7.71	2.143										
<b>Pete Redfern, R</b> ERA: 6.52 (5, 1)	4.0		16	4	1	1	1	1	0	0	0	0	0	17	21	2.25	1.250										
<b>Greg Thayer, R</b> ERA: 4.15 (9, 1)	0.1		2	0	0	0	0	1	0	0	0	0	0	1	5	0.00	3.000										

Seattle Mariners @ Minnesota Twins  
Metropolitan Stadium, Bloomington, MI  
Sun Apr 16 1978, 4:33 AM EST  
Sunny - 54 F

AB 34  
R 8  
H 10  
RBI 8  
BB 6  
SO 2  
LOB 19



Batter	1	2	3	4	5	6	7	8	9	AB	R	H	RBI	BB	SO	LOB	BOTTOM										
<b>Mike Cabbage, L</b> OBP: 0.514, SLG: 0.636 (1, 5)	0-0 G4-3 1B		0-0 1B SF9 1B		4-0 FC3-6 1-2 2-3 BB		0-0 F9		0-0 1B	4	1	3	0	1	0	1											
<b>Roy Smalley, S</b> OBP: 0.385, SLG: 0.500 (1, 6)	0-0 G4-3		0-0 1-3 1B		0-0 FC3-6 1-2 2-3 3-H 1B		0-3 K		0-0 1-2 2-H 1B	5	0	2	2	0	1	4											
<b>Rod Carew, L</b> OBP: 0.482, SLG: 0.688 (1, 3)	0-0 2B		0-0 SF9		0-0 L4-3 1-2 3-H 1B			0-0 HR	0-0 L7	4	1	3	3	0	0	2											
<b>Butch Wynegar, S</b> OBP: 0.256, SLG: 0.231 (1, 2)	0-0 F9		0-0 4-3		0-0 L4-3 1-2 1B			0-0 FC6-4 1B	0-0 F8	5	0	1	0	0	0	6											
<b>Glenn Adams, L</b> OBP: 0.161, SLG: 0.226 (1, 10)		0-0 4-3		0-0 F7		0-0 3-1		0-0 F9		4	0	0	0	0	0	1											
<b>Dan Ford, R</b> OBP: 0.370, SLG: 0.404 (1, 8)		0-0 1B		0-0 4-3		0-0 5-3		0-0 FC6-4		4	0	1	0	0	0	1											
<b>Hosken Powell, L</b> OBP: 0.276, SLG: 0.269 (1, 9)		0-0 1B		0-0 4-3		0-3 K		0-0 F9		4	0	1	0	0	1	1											
<b>Willie Norwood, R</b> OBP: 0.364, SLG: 0.405 (1, 7)		0-0 G6-4-3		0-0 E5 BB FC3-6 BB		0-0 F9 S 1B		0-0 F9		4	1	1	0	0	0	2											
<b>Bob Randall, R</b> OBP: 0.324, SLG: 0.300 (1, 4) <b>Rich Chiles, L</b> (9, PH) OBP: 0.714, SLG: 0.600		0-0 G6-4-3		0-0 5-3		4-0 FC3-6 1-2 1B BB		0-0 6-3		2	1	0	0	1	0	1											
<b>Inning Stats</b>	R: 0 E: 0 K: 0 S: 4	H: 2 LOB: 1 BB: 0 P: 4	R: 0 E: 0 K: 0 S: 4	H: 2 LOB: 1 BB: 0 P: 4	R: 1 E: 0 K: 0 S: 5	H: 2 LOB: 1 BB: 0 P: 5	R: 0 E: 0 K: 0 S: 3	H: 0 LOB: 0 BB: 0 P: 3	R: 2 E: 1 K: 0 S: 4	H: 1 LOB: 1 BB: 2 P: 12	R: 0 E: 0 K: 1 S: 6	H: 1 LOB: 1 BB: 0 P: 6	R: 1 E: 0 K: 0 S: 5	H: 2 LOB: 1 BB: 0 P: 5	R: 1 E: 0 K: 0 S: 6	H: 3 LOB: 2 BB: 0 P: 6	1B: 11 2B: 2 3B: 0 HR: 1	SF: 1 SAC: 0 DP: 3 HBP: 0	WP: 0 PB: 0 SB: 1 CS: 0	PA: 40							
<b>PITCHER</b>	IP	WLS	BF	H	R	ER	SO	BB	IBB	HBP	BLK	WP	HR	S	P	ERA	WHIP										
<b>Dick Pole, R</b> ERA: 5.0 (1, 1)	8.1	W	37	12	5	4	2	2	0	0	0	0	0	39	47	4.32	1.680										
<b>Shane Rawley, L</b> ERA: 5.4 (9, 1)	0.2	S	3	1	0	0	0	0	0	0	0	0	0	3	3	0.00	1.500										

Seattle Mariners @ Minnesota Twins  
Metropolitan Stadium, Bloomington, MI  
Sun Apr 16 1978, 4:33 AM EST  
Sunny - 54 F

AB 37  
R 5  
H 13  
RBI 5  
BB 2  
SO 2  
LOB 19





Batter	1	2	3	4	5	6	7	8	9	AB	R	H	RBI	BB	SO	LOB	TOP			
Bob Stinson, S OBP: 0.498, SLG: 0.556	SH1-4 1B		HR	F8			3-1	F7		5	2	2	2	0	0	2				
Jose Báez, R OBP: 0.323, SLG: 0.345	SH1-4		WP BB 1B	6-3					F9	4	2	2	0	0	0	0				
Bruce Bochte, L OBP: 0.321, SLG: 0.434	K		L8		4-3		4-3		G6-4-3 1B	5	0	1	0	0	1	3				
Leroy Stanton, R OBP: 0.341, SLG: 0.308	WP 2H 1B		BB WP 1B BB	E5					G6-4-3 1B	4	1	2	2	1	0	1				
Ruppert Jones, L OBP: 0.353, SLG: 0.357	F7		BB 1B BB	G3-6			4-3			3	1	0	0	1	0	3				
Leon Roberts, R OBP: 0.412, SLG: 0.714		K	F9 1B CS BB		F8			5-3		3	0	0	1	1	1	0				
John Hale, L OBP: 0.316, SLG: 0.194			1-2 2-3 3-H BB							0	0	0	0	0	0	0				
Dan Meyer, L OBP: 0.170, SLG: 0.184	4-3		1-2 2-H 3-H 1B		4-3		4-3			4	0	1	2	0	0	0				
Bill Stein, R OBP: 0.216, SLG: 0.217	4-3		F9					1B BB		3	0	1	0	1	0	2				
Craig Reynolds, L OBP: 0.303, SLG: 0.433			HR BB CS	F9			F7	1B		3	1	1	0	1	0	1				
<b>Inning Stats</b>	R: 1 E: 0 K: 1 S: 7	H: 2 LOB: 1 BB: 0 P: 7	R: 0 E: 0 K: 1 S: 5	H: 0 LOB: 0 BB: 0 P: 5	R: 5 E: 0 K: 0 S: 5	H: 3 LOB: 1 BB: 4 P: 21	R: 0 E: 0 K: 0 S: 3	H: 0 LOB: 0 BB: 0 P: 3	R: 0 E: 1 K: 0 S: 4	H: 1 LOB: 1 BB: 0 P: 4	R: 1 E: 0 K: 0 S: 5	H: 2 LOB: 1 BB: 0 P: 5	R: 0 E: 0 K: 0 S: 4	H: 1 LOB: 2 BB: 0 P: 8	R: 0 E: 0 K: 0 S: 3	H: 1 LOB: 0 BB: 0 P: 3	1B: 8 2B: 0 3B: 1 HR: 1	SF: 0 SAC: 1 DP: 2 HBP: 0	WP: 2 PB: 0 SB: 1 CS: 1	PA: 41
<b>PITCHER</b>	IP WLS BF H R ER SO BB IBB HBP BLK WP HR S P ERA WHIP																			
Dave Johnson, R ERA: 7.36	(1, 1) 2.1 L 16 5 6 6 2 4 0 0 0 0 2 1 16 32 23.14 3.857																			
Gary Serun, R ERA: 3.0	(3, 1) 4.2 16 3 1 1 0 0 0 0 0 0 0 0 16 16 1.93 0.643																			
Greg Thayer, R ERA: 2.84	(8, 1) 2.0 8 2 0 0 0 1 0 0 0 0 0 0 7 11 0.00 1.500																			
Batter	1	2	3	4	5	6	7	8	9	AB	R	H	RBI	BB	SO	LOB	BOTTOM			
Bombo Rivera, R OBP: 0.400, SLG: 0.308	FC4-6 1B	L8		FC6-4			F9		K	5	0	1	0	0	1	5				
Rod Carew, L OBP: 0.458, SLG: 0.642	FC4-6 1-3 1B		E8		FC6-4 1B		F8		5-3	5	1	1	0	0	0	3				
Dan Ford, R OBP: 0.373, SLG: 0.423	1-3		P3		F8		G6-4-3 1B		1B 2B	5	0	2	0	0	0	3				
Craig Kusick, R OBP: 0.367, SLG: 0.444	FC6-4 2H 1B		F4		FC6-4		G6-4-3		G5-4-3 1B	5	0	2	1	0	0	3				
Roy Smalley, S OBP: 0.355, SLG: 0.472	FC6-4		F4		E5		1B		G5-4-3	5	0	1	0	0	0	5				
Larry Wolfe, R OBP: 0.292, SLG: 0.304		F9		1B SF8 2B		F8		1B		4	1	2	0	0	0	2				
Willie Norwood, R OBP: 0.354, SLG: 0.390		F9		FC6-4 2-3 1B		K		F8		4	0	1	0	0	1	2				
Glenn Borgmann, R OBP: 0.385, SLG: 0.300		1B 1B		SF8		1B BB		F9		2	0	1	1	1	0	0				
Bob Randall, R OBP: 0.341, SLG: 0.324		1-2 1B		L9		1-2 1B		F4		4	0	2	0	0	0	1				
<b>Inning Stats</b>	R: 1 E: 0 K: 0 S: 5	H: 2 LOB: 2 BB: 0 P: 5	R: 0 E: 0 K: 0 S: 5	H: 2 LOB: 2 BB: 0 P: 5	R: 0 E: 1 K: 0 S: 4	H: 0 LOB: 1 BB: 0 P: 4	R: 1 E: 0 K: 0 S: 5	H: 2 LOB: 1 BB: 0 P: 5	R: 0 E: 0 K: 1 S: 6	H: 1 LOB: 2 BB: 1 P: 10	R: 0 E: 0 K: 0 S: 5	H: 3 LOB: 2 BB: 0 P: 5	R: 0 E: 0 K: 1 S: 5	H: 0 LOB: 0 BB: 0 P: 5	R: 0 E: 0 K: 0 S: 4	H: 2 LOB: 1 BB: 0 P: 4	1B: 11 2B: 2 3B: 0 HR: 0	SF: 1 SAC: 0 DP: 2 HBP: 0	WP: 0 PB: 0 SB: 0 CS: 0	PA: 41
<b>PITCHER</b>	IP WLS BF H R ER SO BB IBB HBP BLK WP HR S P ERA WHIP																			
Tom House, L ERA: 8.16	(1, 1) 9.0 W 41 13 2 2 2 1 0 0 0 0 0 0 44 48 2.00 1.556																			

Seattle Mariners @ Minnesota Twins  
Metropolitan Stadium, Bloomington, MI  
Sun Apr 16 1978, 4:38 AM EST  
Att: 14,021 - Unknown

AB 34  
R 7  
H 10  
RBI 7  
BB 5  
SO 2  
LOB 12



Seattle Mariners @ Minnesota Twins  
Metropolitan Stadium, Bloomington, MI  
Sun Apr 16 1978, 4:38 AM EST  
Att: 14,021 - Unknown

AB 39  
R 2  
H 13  
RBI 2  
BB 1  
SO 2  
LOB 24





Batter	1	2	3	4	5	6	7	8	9	AB	R	H	RBI	BB	SO	LOB	TOP					
<b>Rick Miller, L</b> OBP: 0.293, SLG: 0.257 (1, 9)	0-0 4-3		4-0 2B BB	0-0 L6		0-0 6-3		0-0 FC6-4 1B		4	1	1	0	1	0	0						
<b>Bobby Grich, R</b> OBP: 0.364, SLG: 0.306 (1, 4)	0-0 1B SF8 2B		0-0 2-3	0-0 F9			0-0 G6-4-3 1B	0-0 FC6-4		5	1	2	1	0	0	2						
<b>Lyman Bostock, L</b> OBP: 0.098, SLG: 0.051 (1, 8)	4-0 SF8 1B BB		0-0 1-3	0-0 1-3			0-0 G6-4-3 1B	0-0 F7		4	0	0	0	1	0	3						
<b>Ron Jackson, R</b> OBP: 0.500, SLG: 0.556 (1, 3)	0-0 SF8 1B		0-0 HR 2B		0-0 P3		0-0 1B		0-0 G6-4-3 1B	5	1	4	1	0	0	0						
<b>Don Baylor, R</b> OBP: 0.366, SLG: 0.722 (1, 7)	0-0 SF8		0-0 HR		0-0 5-3		0-0 S 1B		0-0 G6-4-3	4	1	2	3	0	0	1						
<b>Brian Downing, R</b> OBP: 0.526, SLG: 0.538 (1, 10)	0-0 4-3		0-0 HR		4-0 BB		0-3 K		0-0 F9	4	1	1	1	1	1	4						
<b>Dave Chalk, R</b> OBP: 0.333, SLG: 0.258 (1, 6)		0-0 F8	4-0 BB		0-0 4-3			0-0 4-3 1B		3	1	1	0	1	0	1						
<b>Carney Lansford, R</b> OBP: 0.222, SLG: 0.125 (1, 5)		0-3 K	4-0 BB		0-0 5-3			0-0 4-3		3	0	0	0	1	1	1						
<b>Terry Humphrey, R</b> OBP: 0.300, SLG: 0.353 (1, 2)		0-0 5-3	0-0 4-3		0-0 1-3			0-0 1B FC6-4 1B		4	1	1	1	0	0	2						
<b>Inning Stats</b>	R: 1 E: 0 K: 0 S: 5	H: 2 LOB: 2 BB: 1 P: 9	R: 0 E: 0 K: 1 S: 5	H: 0 LOB: 0 BB: 0 P: 5	R: 4 E: 0 K: 0 S: 6	H: 3 LOB: 2 BB: 3 P: 18	R: 0 E: 0 K: 0 S: 3	H: 0 LOB: 0 BB: 0 P: 3	R: 0 E: 0 K: 0 S: 3	H: 0 LOB: 1 BB: 1 P: 7	R: 0 E: 0 K: 1 S: 7	H: 3 LOB: 2 BB: 0 P: 7	R: 2 E: 0 K: 0 S: 6	H: 3 LOB: 1 BB: 0 P: 6	R: 0 E: 0 K: 0 S: 3	H: 1 LOB: 2 BB: 0 P: 3	1B: 8 2B: 2 3B: 0 HR: 2	SF: 1 SAC: 0 DP: 2 HBP: 0	WP: 0 PB: 0 SB: 1 CS: 0	PA: 42		
<b>PITCHER</b>	IP	WLS	BF	H	R	ER	SO	BB	IBB	HBP	BLK	WP	HR	S	P	ERA	WHIP					
<b>Rick Honeycutt, L</b> ERA: 4.24	(1, 1)	2.2	L	16	5	5	5	1	3	0	0	0	0	2	15	27	16.88	3.000				
<b>Steve Burke, R</b> ERA: 5.09	(3, 1)	4.2		20	5	2	2	1	2	0	0	0	0	0	20	28	3.86	1.500				
<b>Jim Todd, R</b> ERA: 2.7	(8, 1)	1.2		6	2	0	0	0	0	0	0	0	0	6	6	0.00	1.200					

California Angels @ Seattle Mariners  
The Kingdome, Seattle, WA  
Mon Apr 17 1978, 9:05 PM EST  
Att: 7,562 - Unknown

AB	36
R	7
H	12
RBI	7
BB	5
SO	2
LOB	14



Batter	1	2	3	4	5	6	7	8	9	AB	R	H	RBI	BB	SO	LOB	BOTTOM					
<b>Julio Cruz, S</b> OBP: 0.353, SLG: 0.300 (1, 6)	0-0 F7		0-0 4-3		0-0 1B		0-0 G3 2B		0-0 E6 FC4-6 1B	5	0	2	0	0	0	0						
<b>Jose Baez, R</b> OBP: 0.286, SLG: 0.303 <b>Steve Braun, L</b> OBP: 0.188, SLG: 0.143 (8, PH)	0-3 K		0-3 K		0-0 F8		0-0 G3		0-0 FC4-6 1B	4	0	0	0	0	2	3						
<b>Bruce Bochte, L</b> OBP: 0.344, SLG: 0.466 (1, 7)	0-0 2B			0-0 1B		0-0 FC6-4 1B	0-0 3-1		0-0 P5	5	0	3	0	0	0	3						
<b>Leroy Stanton, R</b> OBP: 0.327, SLG: 0.279 (1, 10)	0-0 P6			4-0 FC4 BB		0-0 FC6-4 1B		0-0 1-3	0-0 FC4-6	4	1	0	0	1	0	4						
<b>Ruppert Jones, L</b> OBP: 0.375, SLG: 0.404 (1, 8)		0-0 1B 3-2-5 2B		0-0 FC4 FC6-4		0-0 1B		0-0 HR 1B	0-0 6-3	5	1	3	0	0	0	3						
<b>Bill Stein, R</b> OBP: 0.236, SLG: 0.300 (1, 5)		0-0 3-2-5 1B		0-0 FC6-4		0-0 F8		0-0 HR		4	1	2	2	0	0	3						
<b>Dan Meyer, L</b> OBP: 0.193, SLG: 0.208 (1, 3)		0-0 3-2-5			0-0 F8		0-0 1B		0-0 1B	4	0	2	1	0	0	2						
<b>John Hale, L</b> OBP: 0.310, SLG: 0.176 (1, 9)		0-3 K		4-0 1B BB		0-0 3-1		0-3 K		3	0	0	0	1	2	4						
<b>Kevin Pasley, R</b> OBP: 0.182, SLG: 0.182 <b>Bob Stinson, S</b> OBP: 0.476, SLG: 0.541 (8, PH)			0-0 4-3		0-0 F9		0-0 6-3		0-0 F7	3	0	0	0	0	0	1						
<b>Inning Stats</b>	R: 0 E: 0 K: 1 S: 6	H: 1 LOB: 1 BB: 0 P: 6	R: 0 E: 0 K: 1 S: 6	H: 2 LOB: 1 BB: 0 P: 6	R: 0 E: 0 K: 1 S: 5	H: 0 LOB: 0 BB: 0 P: 5	R: 0 E: 0 K: 0 S: 3	H: 1 LOB: 1 BB: 1 P: 7	R: 0 E: 0 K: 0 S: 4	H: 1 LOB: 2 BB: 1 P: 8	R: 1 E: 0 K: 0 S: 6	H: 3 LOB: 2 BB: 0 P: 6	R: 0 E: 0 K: 1 S: 8	H: 1 LOB: 1 BB: 0 P: 8	R: 2 E: 1 K: 0 S: 5	H: 3 LOB: 2 BB: 0 P: 5	1B: 9 2B: 4 3B: 0 HR: 1	SF: 0 SAC: 0 DP: 1 HBP: 0	WP: 0 PB: 0 SB: 0 CS: 0	PA: 41		
<b>PITCHER</b>	IP	WLS	BF	H	R	ER	SO	BB	IBB	HBP	BLK	WP	HR	S	P	ERA	WHIP					
<b>Frank Tanana, L</b> ERA: 2.74	(1, 1)	7.1	W	34	12	3	3	3	2	0	0	0	0	1	38	46	3.68	1.909				
<b>Paul Hartzell, R</b> ERA: 5.79	(8, 1)	1.2		7	1	0	0	1	0	0	0	0	0	9	9	0.00	0.600					

California Angels @ Seattle Mariners  
The Kingdome, Seattle, WA  
Mon Apr 17 1978, 9:05 PM EST  
Att: 7,562 - Unknown

AB	39
R	3
H	13
RBI	3
BB	2
SO	4
LOB	24





Batter	1	2	3	4	5	6	7	8	9	AB	R	H	RBI	BB	SO	LOB	TOP					
<b>Rick Miller, L</b> OBP: 0.267, SLG: 0.231 (1, 9)	L8		F8		K			K		4	0	0	0	0	2	0	<b>California Angels @ Seattle Mariners</b> The Kingdome, Seattle, WA Tue Apr 18 1978, 9:05 PM EST Att: 6,679 - Dome					
<b>Bobby Grich, R</b> OBP: 0.333, SLG: 0.275 (1, 4)	K		6-3			F8		F7		4	0	0	0	0	1	0						
<b>Ken Landreaux, L</b> OBP: 0.375, SLG: 0.500 (1, 8)	1B			5-3				3-1		4	0	2	0	0	0	0						
<b>Tony Solaita, L</b> OBP: 0.278, SLG: 0.133 (1, 10)	K			1B		F9			F8	4	0	1	0	0	1	2						
<b>Don Baylor, R</b> OBP: 0.356, SLG: 0.675 (1, 7)		4-3 WP 1B		F9				5-3		4	0	1	0	0	0	2						
<b>Ron Jackson, R</b> OBP: 0.500, SLG: 0.500 (1, 3)		F2					1-3			3	0	1	0	0	0	1						
<b>Rance Mulliniks, L</b> OBP: 0.250, SLG: 0.276 (1, 6)		4-3		F8					G3	4	1	1	0	0	0	4						
<b>Carney Lansford, R</b> OBP: 0.167, SLG: 0.091 (1, 5)		6-3				F7		6-3		3	0	0	1	0	0	1						
<b>Terry Humphrey, R</b> OBP: 0.281, SLG: 0.300 (1, 2)			F7			F7		F8		3	0	0	0	0	0	0						
<b>Inning Stats</b>	R: 0 E: 0 K: 2 S: 8	H: 1 LOB: 1 BB: 0 P: 8	R: 0 E: 0 K: 0 S: 4	H: 1 LOB: 1 BB: 0 P: 4	R: 0 E: 0 K: 0 S: 3	H: 0 LOB: 0 BB: 0 P: 3	R: 0 E: 0 K: 0 S: 5	H: 2 LOB: 2 BB: 0 P: 5	R: 0 E: 0 K: 1 S: 5	H: 0 LOB: 0 BB: 0 P: 5	R: 0 E: 0 K: 0 S: 4	H: 1 LOB: 1 BB: 0 P: 4	R: 1 E: 0 K: 0 S: 4	H: 1 LOB: 0 BB: 0 P: 4	R: 0 E: 0 K: 1 S: 5	H: 0 LOB: 0 BB: 0 P: 5	R: 0 E: 0 K: 0 S: 3	H: 0 LOB: 1 BB: 0 P: 4	1B: 4 2B: 1 3B: 1 HR: 0	SF: 0 SAC: 0 DP: 0 HBP: 1	WP: 1 PB: 0 SB: 1 CS: 0	PA: 34
<b>PITCHER</b> <b>Paul Mitchell, R</b> ERA: 3.0 (1, 1)	IP: 9.0 WLS: W BF: 34 H: 6 R: 1 ER: 1 SO: 4 BB: 0 IBB: 0 HBP: 1 BLK: 0 WP: 1 HR: 0 S: 41 P: 42 ERA: 1.00 WHIP: 0.667															<b>PITCHER</b>						

Batter	1	2	3	4	5	6	7	8	9	AB	R	H	RBI	BB	SO	LOB	BOTTOM			
<b>Julio Cruz, S</b> OBP: 0.368, SLG: 0.281 (1, 4)	E S WP BB		F7		K			WP S SF7 BB		2	2	0	0	2	1	0	<b>California Angels @ Seattle Mariners</b> The Kingdome, Seattle, WA Tue Apr 18 1978, 9:05 PM EST Att: 6,679 - Dome			
<b>Bob Stinson, S</b> OBP: 0.457, SLG: 0.500 (1, 2)	K		F8		K			WP BB		3	0	0	0	1	2	1				
<b>Bruce Bochte, L</b> OBP: 0.369, SLG: 0.492 (1, 7)		3H BB		SH1-3 1B BB	1B 2B			SF7 1-2 2H		1	2	1	1	2	0	0				
<b>Leroy Stanton, R</b> OBP: 0.327, SLG: 0.283 (1, 10)	F8			SH1-3				K		3	0	1	1	0	1	2				
<b>Ruppert Jones, L</b> OBP: 0.367, SLG: 0.380 (1, 8)	F8			1B BB	1B			1-3		3	1	0	0	1	1	2				
<b>Bill Stein, R</b> OBP: 0.237, SLG: 0.296 (1, 5)		F9		1B S 1B				F7		4	1	1	1	0	0	0				
<b>Dan Meyer, L</b> OBP: 0.197, SLG: 0.211 (1, 3)		G3		1-3 2H 1B				F7		4	0	1	1	0	1	0				
<b>John Hale, L</b> OBP: 0.289, SLG: 0.162 (1, 9)		K		1-2 2H K				3-1		3	0	0	0	0	2	1				
<b>Craig Reynolds, L</b> OBP: 0.278, SLG: 0.394 (1, 6)			P6		F9			B1-3		3	0	0	0	0	0	1				
<b>Inning Stats</b>	R: 1 E: 0 K: 1 S: 5	H: 0 LOB: 2 BB: 2 P: 13	R: 0 E: 0 K: 1 S: 5	H: 0 LOB: 0 BB: 0 P: 5	R: 0 E: 0 K: 0 S: 3	H: 0 LOB: 0 BB: 0 P: 3	R: 3 E: 0 K: 1 S: 7	H: 2 LOB: 1 BB: 2 P: 15	R: 1 E: 0 K: 3 S: 11	H: 2 LOB: 1 BB: 0 P: 11	R: 0 E: 0 K: 1 S: 5	H: 0 LOB: 0 BB: 0 P: 5	R: 1 E: 0 K: 1 S: 5	H: 0 LOB: 1 BB: 2 P: 13	R: 0 E: 0 K: 0 S: 3	H: 0 LOB: 0 BB: 0 P: 3	1B: 3 2B: 1 3B: 0 HR: 0	SF: 1 SAC: 1 DP: 0 HBP: 0	WP: 3 PB: 0 SB: 4 CS: 0	PA: 34
<b>PITCHER</b> <b>Nolan Ryan, R</b> ERA: 1.96 <b>Tom Griffin, R</b> ERA: (8, 1)	IP: 7.0 WLS: L BF: 31 H: 4 R: 6 ER: 5 SO: 8 BB: 6 IBB: 0 HBP: 0 BLK: 0 WP: 3 HR: 0 S: 41 P: 65 ERA: 6.43 WHIP: 1.429															<b>PITCHER</b>				

AB	33
R	1
H	6
RBI	1
BB	0
SO	4
LOB	10



AB	26
R	6
H	4
RBI	4
BB	6
SO	8
LOB	7






Batter	1	2	3	4	5	6	7	8	9	AB	R	H	RBI	BB	SO	LOB	TOP										
Ken Landreaux, L (1, 9) OBP: 0.286, SLG: 0.357 (6, 7)	3-1	K		FC5-4 1B		1B		4-3	F9	6	1	1	0	0	1	4											
Bobby Grich, R (1, 4) Carney Lansford, R (8, 5) OBP: 0.231, SLG: 0.091	1B		4-3 1B	4-3 1B	1B	5-3		2B	2B	2	2	1	0	3	0	1											
Lyman Bostock, L (1, 8) OBP: 0.170, SLG: 0.136	1B		4-3	4-3	1B			E6 2B	2B	5	2	3	2	1	0	1											
Joe Rudi, R (1, 7) Rick Miller, L (6, 9) OBP: 0.271, SLG: 0.220	G5-4-3		4-3		F8			2B	F7	3	0	0	0	0	0	5											
Don Baylor, R (1, 10) OBP: 0.360, SLG: 0.628		6-3	1B		K			F5	2B	3	2	0	0	2	1	2											
Ron Jackson, R (1, 3) OBP: 0.526, SLG: 0.647		6-3	1B		6-3			E4 1B	1B	5	2	3	6	0	0	0											
Dave Chalk, R (1, 5) OBP: 0.366, SLG: 0.306 (8, 4)		1B	6-3		F3			L6-4 1B	1B	5	0	3	1	0	0	1											
Rance Mulliniks, L (1, 6) OBP: 0.243, SLG: 0.242		1B			G3			K	FC	4	0	0	1	1	2	2											
Brian Downing, R (1, 2) OBP: 0.500, SLG: 0.471		1B			4-3			L6-4	F9	4	0	1	0	1	0	2											
<b>Inning Stats</b>	R: 0 E: 0 K: 0 S: 4	H: 2 LOB: 1 BB: 0 P: 4	R: 0 E: 0 K: 1 S: 6	H: 1 LOB: 3 BB: 2 P: 14	R: 2 E: 0 K: 0 S: 4	H: 1 LOB: 1 BB: 2 P: 12	R: 1 E: 0 K: 0 S: 5	H: 2 LOB: 2 BB: 1 P: 9	R: 0 E: 0 K: 1 S: 6	H: 0 LOB: 0 BB: 0 P: 5	R: 0 E: 0 K: 1 S: 6	H: 1 LOB: 1 BB: 0 P: 6	R: 3 E: 2 K: 0 S: 6	H: 2 LOB: 1 BB: 1 P: 10	R: 4 E: 0 K: 1 S: 7	H: 2 LOB: 1 BB: 3 P: 19	R: 1 E: 0 K: 1 S: 6	H: 1 LOB: 1 BB: 1 P: 10	1B: 9 2B: 4 3B: 0 HR: 0	SF: 0 SAC: 0 DP: 2 HBP: 0	WP: 0 PB: 1 SB: 3 CS: 0	PA: 49					
<b>PITCHER</b>	IP	WLS	BF	H	R	ER	SO	BB	IBB	HBP	BLK	WP	HR	S	P	ERA	WHIP										
Glenn Abbott, R (1, 1) ERA: 2.19	1.2		7	3	0	0	0	0	0	0	0	0	0	7	7	0.00	1.800										
Jim Todd, R (2, 1) ERA: 4.5	2.0	L	14	3	3	3	1	5	0	0	0	0	0	11	31	13.50	4.000										
Steve Burke, R (4, 1) ERA: 4.87	2.2		11	1	2	2	2	1	0	0	0	0	0	14	18	6.75	0.750										
Enrique Romo, R (7, 1) ERA: 6.14	1.1		10	3	5	4	0	3	0	0	0	0	0	7	19	27.00	4.500										
Shane Rawley, L (8, 1) ERA: 5.56	1.1		7	2	1	1	2	1	0	0	0	0	0	10	14	6.75	2.250										
<b>Batter</b>	<b>1</b>	<b>2</b>	<b>3</b>	<b>4</b>	<b>5</b>	<b>6</b>	<b>7</b>	<b>8</b>	<b>9</b>	<b>AB</b>	<b>R</b>	<b>H</b>	<b>RBI</b>	<b>BB</b>	<b>SO</b>	<b>LOB</b>	<b>BOTTOM</b>										
Julio Cruz, S (1, 4) OBP: 0.372, SLG: 0.278 (7, 6)	1-3		FC6-4 1B		4-3			6-3		4	1	1	0	1	0	0											
Bob Stinson, S (1, 2) OBP: 0.451, SLG: 0.477	F7		FC6-4 1B		L6-4 1B			4-3	4-3	4	0	1	0	1	0	1											
Bruce Bochte, L (1, 7) OBP: 0.391, SLG: 0.492	BB		FC6-4		1B			BB		2	0	1	0	2	0	2											
Leroy Stanton, R (1, 10) OBP: 0.321, SLG: 0.271	BB		SF8		L6-4			K		2	0	0	1	1	1	3											
Ruppert Jones, L (1, 8) OBP: 0.359, SLG: 0.358	4-3		K					F8	F8	3	1	0	0	1	1	3											
Dan Meyer, L (1, 3) OBP: 0.200, SLG: 0.230		F8			F8			1-3	2B	4	0	1	0	0	0	0											
Bill Stein, R (1, 5) OBP: 0.238, SLG: 0.310		K2-3			2B			F3	P3	4	0	1	0	0	1	2											
John Hale, L (1, 9) OBP: 0.286, SLG: 0.195		2B			F7			G3	K	4	0	1	1	0	1	2											
Craig Reynolds, L (1, 6) OBP: 0.263, SLG: 0.371 Steve Braun, L (6, PH) OBP: 0.176, SLG: 0.133 Jose Baez, R (7, 4) OBP: 0.278, SLG: 0.294		P6			F2			F8	5-3	2	0	0	0	0	0	2											
<b>Inning Stats</b>	R: 0 E: 0 K: 0 S: 3	H: 0 LOB: 2 BB: 2 P: 11	R: 0 E: 0 K: 1 S: 6	H: 1 LOB: 1 BB: 0 P: 6	R: 1 E: 0 K: 1 S: 7	H: 2 LOB: 1 BB: 0 P: 7	R: 0 E: 0 K: 0 S: 4	H: 1 LOB: 1 BB: 0 P: 4	R: 0 E: 0 K: 0 S: 3	H: 1 LOB: 1 BB: 1 P: 7	R: 1 E: 0 K: 0 S: 4	H: 1 LOB: 1 BB: 1 P: 8	R: 0 E: 0 K: 1 S: 5	H: 0 LOB: 1 BB: 1 P: 9	R: 0 E: 0 K: 0 S: 3	H: 0 LOB: 0 BB: 0 P: 3	R: 0 E: 0 K: 1 S: 5	H: 0 LOB: 1 BB: 1 P: 9	1B: 3 2B: 4 3B: 0 HR: 0	SF: 1 SAC: 0 DP: 1 HBP: 0	WP: 1 PB: 0 SB: 0 CS: 0	PA: 38					
<b>PITCHER</b>	IP	WLS	BF	H	R	ER	SO	BB	IBB	HBP	BLK	WP	HR	S	P	ERA	WHIP										
Chris Knapp, R (1, 1) ERA: 1.93	5.0	W	22	5	1	1	2	3	0	0	0	0	0	23	35	1.80	1.600										
Tom Griffin, R (6, 1) ERA: 9.0	0.0		2	1	1	1	0	1	0	0	0	1	0	1	5	∞	∞										
Paul Hartzell, R (6, 1) ERA: 4.05	4.0	S	14	0	0	0	2	2	0	0	0	0	0	16	24	0.00	0.500										

California Angels @ Seattle Mariners  
The Kingdome, Seattle, WA  
Wed Apr 19 1978, 9:05 PM EST  
Att: 7,181 - Unknown

livebaseballscorecards.com


AB 39  
R 11  
H 12  
RBI 10  
BB 10  
SO 5  
LOB 21



California Angels @ Seattle Mariners  
The Kingdome, Seattle, WA  
Wed Apr 19 1978, 9:05 PM EST  
Att: 7,181 - Unknown

livebaseballscorecards.com

AB 31  
R 2  
H 6  
RBI 2  
BB 6  
SO 4  
LOB 16






Batter	1	2	3	4	5	6	7	8	9	AB	R	H	RBI	BB	SO	LOB	TOP										
Mike Edwards, R OBP: 0.231, SLG: 0.269 (1, 4)										5	0	1	0	0	1	4											
Mario Guerrero, R OBP: 0.408, SLG: 0.563 (1, 6)										5	0	1	0	0	0	2											
Mitchell Page, L (1, 10)										5	0	0	0	0	0	2											
Gary Alexander, R OBP: 0.395, SLG: 0.703 Dwayne Murphy, L (8, 7) (9, 9)										4	2	2	1	0	2	0											
Dave Revering, L OBP: 0.311, SLG: 0.452 (1, 3)										4	1	3	0	0	1	0											
Jim Essian, R OBP: 0.362, SLG: 0.368 (1, 2)										3	0	1	1	1	0	1											
Wayne Gross, L OBP: 0.283, SLG: 0.268 (1, 5)										4	1	2	1	0	1	2											
Tony Armas, R OBP: 0.333, SLG: 0.278 (1, 8)										3	1	1	0	1	0	2											
Gary Thomasson, L OBP: 0.182, SLG: 0.150 Bill North, S OBP: 0.429, SLG: 0.286 Miguel Dilone, S OBP: 0.255, SLG: 0.256 (1, 9) (9, PH) (9, 7)										3	0	0	0	0	2	3											
<b>Inning Stats</b>	R: 0 E: 0 K: 1 S: 5	H: 0 LOB: 0 BB: 0 P: 5	R: 0 E: 0 K: 1 S: 6	H: 1 LOB: 2 BB: 1 P: 10	R: 0 E: 0 K: 0 S: 3	H: 1 LOB: 0 BB: 0 P: 3	R: 2 E: 0 K: 1 S: 9	H: 4 LOB: 3 BB: 1 P: 13	R: 1 E: 0 K: 0 S: 5	H: 2 LOB: 1 BB: 0 P: 5	R: 0 E: 0 K: 2 S: 7	H: 0 LOB: 0 BB: 0 P: 7	R: 0 E: 0 K: 0 S: 3	H: 1 LOB: 0 BB: 0 P: 3	R: 0 E: 0 K: 2 S: 7	H: 0 LOB: 0 BB: 0 P: 7	R: 2 E: 2 K: 0 S: 6	H: 2 LOB: 1 BB: 0 P: 6	1B: 9 2B: 1 3B: 0 HR: 1	SF: 0 SAC: 1 DP: 2 HBP: 0	WP: 0 PB: 0 SB: 0 CS: 0	PA: 39					
<b>PITCHER</b>	IP	WLS	BF	H	R	ER	SO	BB	IBB	HBP	BLK	WP	HR	S	P	ERA	WHIP										
Dick Pole, R ERA: 5.16 (1, 1)	4.2	L	23	8	3	3	3	1	1	0	0	0	1	27	35	5.79	1.929										
Shane Rawley, L ERA: 4.3 (5, 1)	3.1		13	3	2	0	4	0	0	0	0	0	0	21	21	0.00	0.900										
Jim Todd, R ERA: 4.15 (9, 1)	1.0		3	0	0	0	0	0	0	0	0	0	0	3	3	0.00	0.000										

Oakland Athletics @ Seattle Mariners  
The Kingdome, Seattle, WA  
Fri Apr 21 1978, 9:05 PM EST  
Att: 7,939 - Dome


AB	36
R	5
H	11
RBI	3
BB	2
SO	7
LOB	16



Batter	1	2	3	4	5	6	7	8	9	AB	R	H	RBI	BB	SO	LOB	BOTTOM										
Julio Cruz, S OBP: 0.362, SLG: 0.256 (1, 4) (8, 6)										3	0	0	0	1	1	2											
Steve Braun, L OBP: 0.222, SLG: 0.250 (9, PH)										1	0	1	1	0	0	0											
Bob Stinson, S OBP: 0.481, SLG: 0.511 Bob Robertson, R (7, PH) (8, 2)										1	0	1	0	2	0	0											
Kevin Pasley, R OBP: 0.167, SLG: 0.167 (8, 2)										1	0	0	0	0	0	1											
Bruce Bochte, L OBP: 0.365, SLG: 0.455 (1, 7)										5	0	0	0	0	1	7											
Leroy Stanton, R OBP: 0.344, SLG: 0.288 Larry Milbourne, S (9, PR) (1, 10)										4	0	2	0	1	1	1											
Ruppert Jones, L OBP: 0.362, SLG: 0.339 (1, 8)										3	0	0	0	2	0	2											
Dan Meyer, L OBP: 0.186, SLG: 0.212 (1, 3)										5	0	0	0	0	0	6											
Bill Stein, R OBP: 0.239, SLG: 0.306 (1, 5)										4	1	1	0	0	0	1											
John Hale, L OBP: 0.284, SLG: 0.190 Jose Baez, R OBP: 0.269, SLG: 0.286 (7, PH) (8, 4)										1	0	0	0	1	1	0											
Craig Reynolds, L OBP: 0.275, SLG: 0.378 Leon Roberts, R OBP: 0.474, SLG: 0.750 (7, PH) (8, 9)										2	1	2	1	0	0	0											
<b>Inning Stats</b>	R: 0 E: 0 K: 0 S: 4	H: 1 LOB: 1 BB: 0 P: 4	R: 0 E: 0 K: 0 S: 2	H: 0 LOB: 0 BB: 1 P: 6	R: 0 E: 0 K: 2 S: 7	H: 0 LOB: 2 BB: 2 P: 15	R: 0 E: 0 K: 1 S: 5	H: 0 LOB: 0 BB: 0 P: 5	R: 0 E: 0 K: 2 S: 8	H: 1 LOB: 3 BB: 2 P: 16	R: 0 E: 0 K: 0 S: 3	H: 0 LOB: 1 BB: 1 P: 7	R: 0 E: 0 K: 0 S: 4	H: 1 LOB: 1 BB: 0 P: 4	R: 0 E: 0 K: 0 S: 4	H: 1 LOB: 1 BB: 0 P: 4	R: 3 E: 0 K: 0 S: 7	H: 4 LOB: 3 BB: 2 P: 15	1B: 6 2B: 2 3B: 0 HR: 0	SF: 0 SAC: 0 DP: 0 HBP: 0	WP: 1 PB: 0 SB: 0 CS: 1	PA: 42					
<b>PITCHER</b>	IP	WLS	BF	H	R	ER	SO	BB	IBB	HBP	BLK	WP	HR	S	P	ERA	WHIP										
Matt Keough, R ERA: 1.42 (1, 1)	5.0	W	22	2	0	0	0	6	0	0	0	0	0	26	50	0.00	1.600										
Bob Lacey, L ERA: 3.0 (6, 1)	3.0		13	3	2	2	0	1	0	0	0	0	0	12	16	6.00	1.333										
Dave Heaverlo, R ERA: 1.42 (9, 1)	0.2		6	3	1	1	0	1	0	0	0	0	0	5	9	13.50	6.000										
Elias Sosa, R ERA: (9, 1)	0.1	S	1	0	0	0	0	0	0	0	0	0	0	1	1	0.00	0.000										

Oakland Athletics @ Seattle Mariners  
The Kingdome, Seattle, WA  
Fri Apr 21 1978, 9:05 PM EST  
Att: 7,939 - Dome

AB	34
R	3
H	8
RBI	3
BB	8
SO	5
LOB	22





Batter	1	2	3	4	5	6	7	8	9	AB	R	H	RBI	BB	SO	LOB	TOP									
<b>Mike Edwards, R</b> OBP: 0.290, SLG: 0.333 (1, 4)	1-0 SH1-4 HBP	0-0 1-3			0-0 4-3 SH3-4 1B	0-0 1-1H 2H 2B		0-0 F9		4	0	2	2	0	0	1										
<b>Mario Guerrero, R</b> OBP: 0.423, SLG: 0.569 (1, 6)	0-0 SH1-4		0-0 HBP 1B		0-0 SH3-4	0-0 F9		0-0 CS 1B		3	0	2	0	0	0	1										
<b>Mitchell Page, L</b> OBP: 0.111, SLG: 0.111 (7, PR)	0-0 3-1		0-3 K		0-0 4-3		0-0 SH5-4 1B	0-0 CS	0-0 F7	4	0	1	0	0	1	3										
<b>Bill North, S</b> OBP: 0.409, SLG: 0.267 (7, 8)	2-3				2-3		1B	1-2		1	1	0	0	0	0	0										
<b>Gary Alexander, R</b> OBP: 0.447, SLG: 0.711 (7, PR)	4-0 BB		1-0 FC6-4 HBP		4-0 IBB		0-0 1B SH5-4 1B		0-0 F8	1	0	1	0	2	0	0										
<b>Dwayne Murphy, L</b> (7, PR)	4-0 BB		1-2 HBP		0-0 IBB		1-2 1B		0-0 F8	1	0	0	0	0	0	0										
<b>Dave Revering, L</b> OBP: 0.306, SLG: 0.422 (1, 3)	4-0 BB		0-3 K		0-0 4-3		0-0 SH5-4		0-0 5-3	3	0	0	0	1	1	4										
<b>Jim Essian, R</b> OBP: 0.353, SLG: 0.357 (1, 2)	0-0 F9		0-0 FC6-4		0-0 4-3		0-0 1B			4	0	1	1	0	0	5										
<b>Wayne Gross, L</b> OBP: 0.260, SLG: 0.244 (1, 5)		0-3 K		0-0 4-3		0-0 4-3	0-0 P5			4	0	0	0	0	1	3										
<b>Tony Armas, R</b> OBP: 0.349, SLG: 0.282 (7, 9)		4-0 BB		0-0 4-3		0-0 1B 2B	0-0 L6			3	1	1	0	1	0	3										
<b>Miguel Dilone, S</b> OBP: 0.255, SLG: 0.255 (7, 7)	0-0 F8		0-0 B1-3		0-0 1-2 2B			0-0 F9		4	1	1	0	0	0	1										
<b>Inning Stats</b>	R: 0 E: 0 K: 0 S: 3	H: 0 LOB: 3 BB: 2 P: 12	R: 0 E: 0 K: 1 S: 5	H: 0 LOB: 1 BB: 1 P: 9	R: 0 E: 0 K: 2 S: 8	H: 1 LOB: 2 BB: 0 P: 9	R: 0 E: 0 K: 0 S: 3	H: 0 LOB: 0 BB: 0 P: 3	R: 0 E: 0 K: 0 S: 4	H: 1 LOB: 2 BB: 1 P: 8	R: 2 E: 0 K: 0 S: 6	H: 3 LOB: 1 BB: 0 P: 6	R: 1 E: 0 K: 0 S: 6	H: 3 LOB: 3 BB: 0 P: 6	R: 0 E: 0 K: 0 S: 3	H: 1 LOB: 0 BB: 0 P: 3	R: 0 E: 0 K: 0 S: 3	H: 0 LOB: 0 BB: 0 P: 3	1B: 8 2B: 1 3B: 0 HR: 0	SF: 0 SAC: 3 DP: 0 HBP: 2	WP: 0 PB: 0 SB: 0 CS: 1	PA: 42				
<b>PITCHER</b>	IP	WLS	BF	H	R	ER	SO	BB	IBB	HBP	BLK	WP	HR	S	P	ERA	WHIP									
<b>Rick Honeycutt, L</b> ERA: 4.3	(1, 1)	6.0	L	31	7	3	3	3	3	1	2	0	0	0	31	49	4.50	1.667								
<b>Enrique Romo, R</b> ERA: 4.35	(7, 1)	3.0		10	2	0	0	0	0	0	0	0	0	10	10	0.00	0.667									

Oakland Athletics @ Seattle Mariners  
The Kingdome, Seattle, WA  
Sat Apr 22 1978, 9:05 PM EST  
Att: 23,756 - Dome

AB 32  
R 3  
H 9  
RBI 3  
BB 4  
SO 3  
LOB 21



Batter	1	2	3	4	5	6	7	8	9	AB	R	H	RBI	BB	SO	LOB	BOTTOM								
<b>Bob Stinson, S</b> OBP: 0.493, SLG: 0.489 (1, 2)	4-0 WP S BB		0-0 F7			0-0 F7		4-0 1-2 BB		2	0	0	0	2	0	0									
<b>Jose Baez, R</b> OBP: 0.268, SLG: 0.263 (8, PH)	0-0 5-3		0-0 F8		0-0 F8		0-0 4-3	0-0 P1		3	0	0	0	0	0	1									
<b>Dan Meyer, L</b> OBP: 0.183, SLG: 0.209 (9, 3)	1-2									1	0	0	0	0	0	2									
<b>Bruce Bochte, L</b> OBP: 0.372, SLG: 0.457 (1, 7)	0-0 L7				0-0 1B		0-0 1B		0-0 P5	4	0	2	0	0	0	1									
<b>Leroy Stanton, R</b> OBP: 0.338, SLG: 0.286 (1, 10)	0-0 4-3		0-3 K		0-0 4-3		0-0 P4		0-0 2B 1B	4	0	1	0	0	1	3									
<b>Ruppert Jones, L</b> OBP: 0.342, SLG: 0.317 (1, 8)		0-3 K		0-0 4-3		0-0 L7		0-0 F7		4	0	0	0	0	1	3									
<b>Leon Roberts, R</b> OBP: 0.435, SLG: 0.700 (1, 9)	0-0 4-3		0-0 6-3		0-0 K		0-3 K		0-0 1-3 2B	4	0	1	0	0	1	1									
<b>Bob Robertson, R</b> (1, 3)	0-3 K		0-0 F8		0-0 F8		0-0 P4		0-0 F7	3	0	0	0	0	1	0									
<b>Bill Stein, R</b> OBP: 0.235, SLG: 0.302 (9, 5)										1	0	0	0	0	0	2									
<b>Larry Milbourne, S</b> (1, 5)			0-0 4-3		0-0 F6		0-0 4-3			2	0	0	0	0	0	0									
<b>Steve Braun, L</b> OBP: 0.211, SLG: 0.235 (8, PH)										1	0	0	0	0	0	0									
<b>Julio Cruz, S</b> OBP: 0.362, SLG: 0.256 (9, 4)										0	0	0	0	0	0	0									
<b>Craig Reynolds, L</b> OBP: 0.279, SLG: 0.375 (1, 6)			0-0 4-3		0-0 L6		0-0 WP 1B			3	0	1	0	0	0	0									
<b>Inning Stats</b>	R: 0 E: 0 K: 0 S: 3	H: 0 LOB: 1 BB: 1 P: 7	R: 0 E: 0 K: 2 S: 7	H: 0 LOB: 0 BB: 0 P: 7	R: 0 E: 0 K: 1 S: 6	H: 1 LOB: 0 BB: 0 P: 6	R: 0 E: 0 K: 0 S: 3	H: 0 LOB: 0 BB: 0 P: 3	R: 0 E: 0 K: 0 S: 3	H: 0 LOB: 0 BB: 0 P: 3	R: 0 E: 0 K: 1 S: 6	H: 1 LOB: 1 BB: 0 P: 6	R: 0 E: 0 K: 0 S: 4	H: 1 LOB: 2 BB: 1 P: 8	R: 0 E: 0 K: 0 S: 5	H: 2 LOB: 2 BB: 0 P: 5	1B: 4 2B: 1 3B: 0 HR: 0	SF: 0 SAC: 0 DP: 0 HBP: 0	WP: 2 PB: 0 SB: 1 CS: 0	PA: 34					
<b>PITCHER</b>	IP	WLS	BF	H	R	ER	SO	BB	IBB	HBP	BLK	WP	HR	S	P	ERA	WHIP								
<b>Alan Wirth, R</b> ERA: 1.04	(1, 1)	7.2	W	28	3	0	0	0	0	0	0	0	0	34	42	0.00	0.652								
<b>Bob Lacey, L</b> ERA: 2.77	(8, 1)	1.0		5	2	0	0	0	0	0	0	0	0	5	5	0.00	2.000								
<b>Elias Sosa, R</b> ERA:	(9, 1)	0.1	S	1	0	0	0	0	0	0	0	0	0	1	1	0.00	0.000								

Oakland Athletics @ Seattle Mariners  
The Kingdome, Seattle, WA  
Sat Apr 22 1978, 9:05 PM EST  
Att: 23,756 - Dome

AB 32  
R 0  
H 5  
RBI 0  
BB 2  
SO 4  
LOB 13





Batter	1	2	3	4	5	6	7	8	9	AB	R	H	RBI	BB	SO	LOB	TOP										
<b>Mike Edwards, R</b> (1, 4) OBP: 0.333, SLG: 0.429	0-0 4-3		0-0 1B		0-0 1B		0-0 1B		0-0 6-3	5	1	3	3	0	0	1											
<b>Mario Guerrero, R</b> (1, 6) OBP: 0.429, SLG: 0.564	0-0 E5		0-0 1B		0-0 1B		0-0 G1-6-3		0-0 G1-6-3	4	1	2	1	0	0	1											
<b>Mitchell Page, L</b> (1, 7) <b>Bill North, S</b> (7, 8) OBP: 0.391, SLG: 0.250	0-0 1B		0-0 G1-6-3		0-0 4-3		0-0 4-3		0-0 L5	3	0	1	0	0	0	3											
<b>Gary Alexander, R</b> (1, 10) OBP: 0.451, SLG: 0.707	0-3 K		0-3 K		0-3 K2-3		0-0 1B		4-0 1B	3	0	1	1	1	2	1											
<b>Dave Revering, L</b> (1, 3) OBP: 0.321, SLG: 0.429	0-0 4-3		0-0 4-3		0-0 P6		0-0 1B		0-0 BB	4	0	2	0	0	0	0											
<b>Jim Essian, R</b> (1, 2) OBP: 0.327, SLG: 0.326	0-0 L7		0-3 K		0-0 1-3		0-0 1-3		0-0 G1-4-3	4	0	0	0	0	1	2											
<b>Wayne Gross, L</b> (1, 5) OBP: 0.299, SLG: 0.286	0-0 G3		0-0 G3		0-0 F9		0-0 4-3		0-0 3B	4	0	1	0	0	0	0											
<b>Tony Armas, R</b> (1, 8) OBP: 0.362, SLG: 0.302			0-0 SH1-4		0-0 1B		0-0 F9		0-3 K	4	2	2	0	0	1	1											
<b>Miguel Dilone, S</b> (1, 9) <b>Dwayne Murphy, L</b> (7, 7)			0-0 SH1-4		0-0 3B		0-0 3-1		0-3 K	2	1	1	0	0	0	0											
<b>Inning Stats</b>	R: 0 E: 1 K: 1 S: 6	H: 1 LOB: 1 BB: 0 P: 6	R: 0 E: 0 K: 0 S: 3	H: 0 LOB: 0 BB: 0 P: 3	R: 1 E: 0 K: 0 S: 5	H: 3 LOB: 1 BB: 0 P: 5	R: 0 E: 0 K: 2 S: 7	H: 0 LOB: 0 BB: 0 P: 7	R: 4 E: 0 K: 0 S: 8	H: 6 LOB: 2 BB: 0 P: 8	R: 0 E: 0 K: 0 S: 3	H: 0 LOB: 0 BB: 0 P: 3	R: 0 E: 0 K: 0 S: 3	H: 1 LOB: 0 BB: 0 P: 3	R: 0 E: 0 K: 0 S: 3	H: 1 LOB: 1 BB: 1 P: 7	R: 0 E: 0 K: 2 S: 8	H: 1 LOB: 1 BB: 0 P: 8	1B: 10 2B: 1 3B: 2 HR: 0	SF: 0 SAC: 1 DP: 3 HBP: 0	WP: 1 PB: 0 SB: 1 CS: 0	PA: 37					
<b>PITCHER</b>	IP	WLS	BF	H	R	ER	SO	BB	IBB	HBP	BLK	WP	HR	S	P	ERA	WHIP										
<b>Paul Mitchell, R</b> (1, 1) ERA: 4.3	5.0	L	23	10	5	5	3	0	0	0	0	1	0	29	29	9.00	2.000										
<b>Steve Burke, R</b> (6, 1) ERA: 4.07	4.0		14	3	0	0	2	1	0	0	0	0	0	17	21	0.00	1.000										

Oakland Athletics @ Seattle Mariners  
The Kingdome, Seattle, WA  
Sun Apr 23 1978, 6:33 AM EST  
Att: 5,688 - Dome

AB	35
R	5
H	13
RBI	5
BB	1
SO	5
LOB	10



Batter	1	2	3	4	5	6	7	8	9	AB	R	H	RBI	BB	SO	LOB	BOTTOM										
<b>Jose Baez, R</b> (1, 4) OBP: 0.267, SLG: 0.244	0-3 K		4-0 G3		0-0 F8		0-0 F9		0-0 F9	3	0	0	0	1	1	1											
<b>Bill Stein, R</b> (1, 5) OBP: 0.222, SLG: 0.284	0-0 1-3		0-3 K		0-0 F8		0-0 F9		0-0 F9	4	0	0	0	0	1	2											
<b>Bruce Bochte, L</b> (1, 7) OBP: 0.366, SLG: 0.446	0-0 1B		0-0 G3		0-0 F9		0-0 F9		0-0 P6	4	0	1	0	0	0	2											
<b>Leroy Stanton, R</b> (1, 10) OBP: 0.319, SLG: 0.267	0-3 K		0-0 F9		0-0 P6		0-0 P6		0-0 L4	4	0	0	0	0	1	2											
<b>Leon Roberts, R</b> (1, 9) OBP: 0.407, SLG: 0.625			0-0 F7		0-0 5-3		0-0 4-3		0-0 1B	4	0	1	0	0	0	0											
<b>Bob Robertson, R</b> (1, 3) OBP: 0.351, SLG: 0.328			0-3 K		4-0 BB		0-0 F8		0-0 P3	3	0	0	0	1	1	1											
<b>Ruppert Jones, L</b> (1, 8) OBP: 0.351, SLG: 0.328			0-0 1B		0-0 F7		0-0 F9		0-0 1B	4	0	2	0	0	0	1											
<b>Kevin Pasley, R</b> (1, 2) OBP: 0.188, SLG: 0.188			0-0 1B		0-0 F8		0-0 6-3		0-0 F7	4	0	1	0	0	0	3											
<b>Craig Reynolds, L</b> (1, 6) OBP: 0.283, SLG: 0.372			0-0 1-3		0-0 1B		0-0 F9		0-0 F9	3	0	1	0	0	0	2											
<b>Inning Stats</b>	R: 0 E: 0 K: 2 S: 8	H: 1 LOB: 1 BB: 0 P: 8	R: 0 E: 0 K: 1 S: 7	H: 2 LOB: 2 BB: 0 P: 7	R: 0 E: 0 K: 1 S: 5	H: 0 LOB: 1 BB: 1 P: 9	R: 0 E: 0 K: 0 S: 3	H: 0 LOB: 1 BB: 1 P: 7	R: 0 E: 0 K: 0 S: 4	H: 1 LOB: 1 BB: 0 P: 4	R: 0 E: 0 K: 0 S: 3	H: 0 LOB: 0 BB: 0 P: 3	R: 0 E: 0 K: 0 S: 3	H: 0 LOB: 0 BB: 0 P: 3	R: 0 E: 0 K: 0 S: 3	H: 2 LOB: 2 BB: 0 P: 5	R: 0 E: 0 K: 0 S: 5	H: 2 LOB: 2 BB: 0 P: 5	1B: 6 2B: 0 3B: 0 HR: 0	SF: 0 SAC: 0 DP: 0 HBP: 0	WP: 0 PB: 0 SB: 0 CS: 0	PA: 35					
<b>PITCHER</b>	IP	WLS	BF	H	R	ER	SO	BB	IBB	HBP	BLK	WP	HR	S	P	ERA	WHIP										
<b>John Henry Johnson, L</b> (1, 1) ERA: 0.42	9.0	W	35	6	0	0	4	2	0	0	0	0	0	41	49	0.00	0.889										

Oakland Athletics @ Seattle Mariners  
The Kingdome, Seattle, WA  
Sun Apr 23 1978, 6:33 AM EST  
Att: 5,688 - Dome

AB	33
R	0
H	6
RBI	0
BB	2
SO	4
LOB	14









Batter	1	2	3	4	5	6	7	8	9	AB	R	H	RBI	BB	SO	LOB	TOP	
Julio Cruz, S OBP: 0.328, SLG: 0.240 (1, 4)										4	0	0	0	0	0	1		
Bob Stinson, S OBP: 0.426, SLG: 0.421 (1, 2)										4	0	1	0	0	2	0		
Bruce Bochte, L OBP: 0.391, SLG: 0.463 (1, 7)										3	0	1	0	1	0	0		
Leroy Stanton, R OBP: 0.333, SLG: 0.246 (1, 10)										3	0	0	0	1	1	3		
Ruppert Jones, L OBP: 0.337, SLG: 0.306 (1, 8)										4	0	1	0	0	1	2		
Dan Meyer, L OBP: 0.198, SLG: 0.289 (1, 3)										4	0	1	0	0	1	2		
Bill Stein, R OBP: 0.244, SLG: 0.280 Larry Milbourne, S OBP: 0.167, SLG: 0.167 (9, PR)										4	0	2	0	0	0	1		
John Hale, L OBP: 0.276, SLG: 0.167 Leon Roberts, R OBP: 0.400, SLG: 0.593 (9, PH)										0	0	0	0	0	0	0		
John Hale, L OBP: 0.276, SLG: 0.167 Leon Roberts, R OBP: 0.400, SLG: 0.593 (9, PH)										3	0	0	0	0	2	2		
John Hale, L OBP: 0.276, SLG: 0.167 Leon Roberts, R OBP: 0.400, SLG: 0.593 (9, PH)										1	0	0	0	0	0	3		
Craig Reynolds, L OBP: 0.291, SLG: 0.365 (1, 6)										3	0	1	0	0	0	1		
<b>Inning Stats</b>	R: 0 E: 0 K: 1 S: 5	H: 0 LOB: 0 BB: 0 P: 5	R: 0 E: 0 K: 1 S: 5	H: 0 LOB: 0 BB: 0 P: 5	R: 0 E: 0 K: 1 S: 5	H: 1 LOB: 2 BB: 1 P: 8	R: 0 E: 0 K: 0 S: 4	H: 1 LOB: 1 BB: 0 P: 6	R: 0 E: 0 K: 0 S: 8	H: 1 LOB: 1 BB: 0 P: 4	R: 0 E: 0 K: 0 S: 3	H: 1 LOB: 0 BB: 1 P: 3	R: 0 E: 0 K: 1 S: 7	H: 2 LOB: 3 BB: 1 P: 11	1B: 6 2B: 1 3B: 0 HR: 0	SF: 0 SAC: 0 DP: 1 HBP: 0	WP: 0 PA: 35	
<b>PITCHER</b>	IP WLS BF H R ER SO BB IBB HBP BLK WP HR S P ERA WHIP																	
Chris Knapp, R ERA: 1.33 Dave LaRoche, L ERA: 1.42	(1, 1) (9, 1)	8.1 0.2	W S	32 3	6 1	0 0	0 0	6 1	2 0	0 0	0 0	0 0	0 0	0 5	50 5	0.00 0.00	0.960 1.500	

Seattle Mariners @ California Angels  
Anaheim Stadium, Anaheim, CA  
Tue Apr 25 1978, 9:05 PM EST  
Att: 9,484 - Unknown

AB 33  
R 0  
H 7  
RBI 0  
BB 2  
SO 7  
LOB 15



Batter	1	2	3	4	5	6	7	8	9	AB	R	H	RBI	BB	SO	LOB	BOTTOM		
Rick Miller, L OBP: 0.306, SLG: 0.283 (1, 9)										2	0	0	0	2	1	2			
Bobby Grich, R OBP: 0.397, SLG: 0.296 (1, 4)										3	0	2	0	0	0	1			
Ron Jackson, R OBP: 0.472, SLG: 0.545 (1, 3)										4	0	0	0	0	2	5			
Tony Solaita, L OBP: 0.217, SLG: 0.100 (1, 10)										4	0	0	0	0	3	4			
Don Baylor, R OBP: 0.358, SLG: 0.603 Ken Landreaux, L OBP: 0.273, SLG: 0.318 (9, 7)										4	0	1	0	0	1	2			
Ken Landreaux, L OBP: 0.273, SLG: 0.318 (9, 7)										0	0	0	0	0	0	0			
Lyman Bostock, L OBP: 0.159, SLG: 0.150 (1, 8)										4	1	0	0	0	1	1			
Brian Downing, R OBP: 0.469, SLG: 0.364 (1, 2)										1	2	0	0	2	0	0			
Carney Lansford, R OBP: 0.348, SLG: 0.524 (1, 5)										3	0	2	2	0	1	1			
Rance Mulliniks, L OBP: 0.208, SLG: 0.213 (1, 6)										2	0	1	1	0	1	1			
<b>Inning Stats</b>	R: 0 E: 0 K: 2 S: 8	H: 1 LOB: 2 BB: 1 P: 12	R: 1 E: 0 K: 2 S: 8	H: 1 LOB: 1 BB: 0 P: 9	R: 0 E: 0 K: 2 S: 7	H: 1 LOB: 0 BB: 0 P: 7	R: 0 E: 0 K: 2 S: 7	H: 0 LOB: 1 BB: 1 P: 11	R: 0 E: 0 K: 0 S: 4	H: 1 LOB: 1 BB: 0 P: 4	R: 2 E: 0 K: 2 S: 9	H: 2 LOB: 1 BB: 1 P: 13	R: 0 E: 0 K: 0 S: 3	H: 0 LOB: 1 BB: 1 P: 7	R: 0 E: 0 K: 0 S: 3	H: 0 LOB: 0 BB: 0 P: 3	1B: 3 2B: 3 3B: 0 HR: 0	SF: 1 SAC: 1 DP: 0 HBP: 1	WP: 0 PA: 35
<b>PITCHER</b>	IP WLS BF H R ER SO BB IBB HBP BLK WP HR S P ERA WHIP																		
Byron McLaughlin, R ERA: 4.5 Jim Todd, R ERA: 3.5	(1, 1) (7, 1)	6.0 2.0	L	28 6	0 0	0 0	3 0	10 0	4 0	0 0	1 0	0 0	0 0	0 6	43 6	60 6	4.50 0.00	1.667 0.000	

Seattle Mariners @ California Angels  
Anaheim Stadium, Anaheim, CA  
Tue Apr 25 1978, 9:05 PM EST  
Att: 9,484 - Unknown

AB 27  
R 3  
H 6  
RBI 3  
BB 4  
SO 10  
LOB 17





Batter	1	2	3	4	5	6	7	8	9	AB	R	H	RBI	BB	SO	LOB	TOP										
<b>Julio Cruz, S</b> OBP: 0.333, SLG: 0.241 (1, 4)	5-3		1B	6-3			BB		F7	4	1	1	0	1	0	1											
<b>Bruce Bochte, L</b> OBP: 0.385, SLG: 0.453 (1, 7)	3-1		1B			L1			6-3	4	1	1	1	0	0	1											
<b>Leon Roberts, R</b> OBP: 0.382, SLG: 0.548 <b>John Hale, L</b> OBP: 0.276, SLG: 0.167 (1, 9)	5-3		1B			6-3			K	4	1	1	1	0	1	0											
<b>Leroy Stanton, R</b> OBP: 0.341, SLG: 0.294 (1, 10)		HR	1-3						F8	3	1	1	1	1	0	2											
<b>Bill Stein, R</b> OBP: 0.256, SLG: 0.282 (1, 5)	5-3		1B			K				3	0	1	0	1	1	1											
<b>Ruppert Jones, L</b> OBP: 0.333, SLG: 0.303 (1, 8)	K		1B						K	4	0	1	2	0	2	1											
<b>Dan Meyer, L</b> OBP: 0.212, SLG: 0.304 (1, 3)	4-3		F8							3	0	1	0	1	0	2											
<b>Kevin Pasley, R</b> OBP: 0.156, SLG: 0.158 <b>Bob Stinson, S</b> OBP: 0.420, SLG: 0.414 (1, 2)			K	P3					F7	3	0	0	0	0	1	1											
<b>Larry Milbourne, S</b> OBP: 0.222, SLG: 0.222 <b>Steve Braun, L</b> OBP: 0.200, SLG: 0.222 <b>Craig Reynolds, L</b> OBP: 0.291, SLG: 0.365 (1, 6)			1B	6-3					3-1	3	1	1	0	0	0	0											
<b>Inning Stats</b>	R: 0 E: 0 K: 0 S: 3	H: 0 LOB: 0 BB: 0 P: 3	R: 1 E: 0 K: 1 S: 6	H: 1 LOB: 0 BB: 0 P: 6	R: 4 E: 0 K: 1 S: 10	H: 5 LOB: 2 BB: 1 P: 14	R: 0 E: 0 K: 0 S: 3	H: 0 LOB: 0 BB: 0 P: 3	R: 0 E: 0 K: 1 S: 5	H: 0 LOB: 1 BB: 1 P: 9	R: 0 E: 0 K: 0 S: 2	H: 0 LOB: 0 BB: 1 P: 6	R: 0 E: 0 K: 2 S: 8	H: 0 LOB: 0 BB: 1 P: 6	R: 0 E: 0 K: 2 S: 8	H: 1 LOB: 1 BB: 0 P: 8	R: 0 E: 0 K: 0 S: 4	H: 1 LOB: 1 BB: 0 P: 4	1B: 6 2B: 1 3B: 0 HR: 1	SF: 0 SAC: 0 DP: 1 HBP: 0	WP: 1 PB: 0 SB: 0 CS: 0	PA: 37					
<b>PITCHER</b>	IP	WLS	BF	H	R	ER	SO	BB	IBB	HBP	BLK	WP	HR	S	P	ERA	WHIP										
<b>Ken Brett, L</b> ERA: 2.65 <b>Paul Hartzell, R</b> ERA: 3.94 (1, 1)	8.0	L	34	8	5	5	5	3	1	0	0	1	1	40	56	5.62	1.375										
<b>PITCHER</b>	IP	WLS	BF	H	R	ER	SO	BB	IBB	HBP	BLK	WP	HR	S	P	ERA	WHIP										
<b>Ken Brett, L</b> ERA: 2.65 <b>Paul Hartzell, R</b> ERA: 3.94 (9, 1)	1.0		3	0	0	0	0	0	0	0	0	0	0	3	3	0.00	0.000										

Seattle Mariners @ California Angels  
Anaheim Stadium, Anaheim, CA  
Wed Apr 26 1978, 9:05 PM EST  
Att: 11,868 - Unknown

AB 33  
R 5  
H 8  
RBI 5  
BB 4  
SO 5  
LOB 11



Batter	1	2	3	4	5	6	7	8	9	AB	R	H	RBI	BB	SO	LOB	BOTTOM										
<b>Rick Miller, L</b> OBP: 0.318, SLG: 0.286 <b>Joe Rudi, R</b> OBP: 0.325, SLG: 0.528 <b>Merv Rettenmund, R</b> OBP: 0.200, SLG: 0.200 (1, 9)	L3					K				3	0	1	1	1	1	3											
<b>Bobby Grich, R</b> OBP: 0.370, SLG: 0.271 (1, 4)	L3					5-3				5	0	0	0	0	1	5											
<b>Lyman Bostock, L</b> OBP: 0.176, SLG: 0.185 (1, 8)	1B		F7			HR			4-3	5	1	2	0	0	0	0											
<b>Ron Jackson, R</b> OBP: 0.463, SLG: 0.514 (1, 3)			F8			F7			4-3	4	1	1	0	1	1	1											
<b>Don Baylor, R</b> OBP: 0.361, SLG: 0.651 (1, 10)						5-3				5	1	2	3	0	2	2											
<b>Ken Landreaux, L</b> OBP: 0.289, SLG: 0.280 (1, 7)			1-3			F7				3	0	0	0	1	0	1											
<b>Brian Downing, R</b> OBP: 0.500, SLG: 0.440 (1, 2)						K				3	1	2	0	1	1	0											
<b>Carney Lansford, R</b> OBP: 0.308, SLG: 0.458 (1, 5)										3	0	0	0	0	1	3											
<b>Rance Mulliniks, L</b> OBP: 0.228, SLG: 0.220 (1, 6)										3	0	1	0	1	1	1											
<b>Inning Stats</b>	R: 0 E: 0 K: 1 S: 6	H: 2 LOB: 2 BB: 1 P: 10	R: 1 E: 0 K: 2 S: 9	H: 2 LOB: 2 BB: 1 P: 13	R: 0 E: 0 K: 0 S: 3	H: 0 LOB: 0 BB: 0 P: 3	R: 0 E: 0 K: 1 S: 5	H: 0 LOB: 0 BB: 0 P: 5	R: 0 E: 0 K: 1 S: 5	H: 0 LOB: 0 BB: 0 P: 5	R: 2 E: 0 K: 0 S: 6	H: 3 LOB: 3 BB: 2 P: 14	R: 1 E: 0 K: 0 S: 4	H: 1 LOB: 1 BB: 1 P: 8	R: 0 E: 0 K: 1 S: 6	H: 1 LOB: 2 BB: 1 P: 10	R: 0 E: 0 K: 2 S: 7	H: 0 LOB: 0 BB: 0 P: 7	1B: 5 2B: 4 3B: 0 HR: 1	SF: 0 SAC: 1 DP: 1 HBP: 0	WP: 0 PB: 0 SB: 0 CS: 0	PA: 41					
<b>PITCHER</b>	IP	WLS	BF	H	R	ER	SO	BB	IBB	HBP	BLK	WP	HR	S	P	ERA	WHIP										
<b>Dick Pole, R</b> ERA: 5.14 <b>Steve Burke, R</b> ERA: 4.1 <b>Shane Rawley, L</b> ERA: 3.71 (1, 1)	5.1	W	24	6	3	3	5	3	0	0	0	0	1	31	43	5.06	1.688										
<b>PITCHER</b>	IP	WLS	BF	H	R	ER	SO	BB	IBB	HBP	BLK	WP	HR	S	P	ERA	WHIP										
<b>Dick Pole, R</b> ERA: 5.14 <b>Steve Burke, R</b> ERA: 4.1 <b>Shane Rawley, L</b> ERA: 3.71 (8, 1)	1.2	S	6	0	0	0	3	1	0	0	0	0	0	11	15	0.00	0.600										

Seattle Mariners @ California Angels  
Anaheim Stadium, Anaheim, CA  
Wed Apr 26 1978, 9:05 PM EST  
Att: 11,868 - Unknown

AB 34  
R 4  
H 9  
RBI 4  
BB 6  
SO 8  
LOB 16





Batter	1	2	3	4	5	6	7	8	9	AB	R	H	RBI	BB	SO	LOB	TOP			
<b>Julio Cruz, S</b> OBP: 0.313, SLG: 0.224 (1,4)										4	0	0	0	0	0	0				
<b>Bruce Bochte, L</b> OBP: 0.370, SLG: 0.433 (1,7)										4	0	0	0	0	0	0				
<b>Leon Roberts, R</b> OBP: 0.368, SLG: 0.600 (1,9)										4	1	1	1	0	1	0				
<b>Leroy Stanton, R</b> OBP: 0.337, SLG: 0.292 (1,10)										4	0	1	0	0	1	0				
<b>Bill Stein, R</b> OBP: 0.267, SLG: 0.296 (1,5)										3	0	1	0	1	0	1				
<b>Ruppert Jones, L</b> OBP: 0.340, SLG: 0.304 (1,8)										3	0	1	0	1	0	2				
<b>Dan Meyer, L</b> OBP: 0.205, SLG: 0.293 (1,3)										3	0	0	0	0	1	3				
<b>Kevin Pasley, R</b> OBP: 0.136, SLG: 0.136 (1,2)										3	0	0	0	0	0	2				
<b>Larry Milbourne, S</b> OBP: 0.167, SLG: 0.167 (1,6)										3	0	0	0	0	0	0				
<b>Inning Stats</b>	R: 0 E: 0 K: 1 S: 5	H: 0 LOB: 0 BB: 0 P: 5	R: 0 E: 0 K: 1 S: 6	H: 1 LOB: 1 BB: 0 P: 6	R: 0 E: 0 K: 0 S: 3	H: 0 LOB: 0 BB: 0 P: 3	R: 1 E: 0 K: 1 S: 6	H: 1 LOB: 1 BB: 1 P: 10	R: 0 E: 0 K: 0 S: 3	H: 0 LOB: 0 BB: 0 P: 3	R: 0 E: 0 K: 0 S: 4	H: 1 LOB: 2 BB: 1 P: 8	R: 0 E: 0 K: 0 S: 3	H: 0 LOB: 0 BB: 0 P: 3	R: 0 E: 0 K: 0 S: 4	H: 1 LOB: 1 BB: 0 P: 4	1B: 2 2B: 1 3B: 0 HR: 1	SF: 0 SAC: 0 DP: 0 HBP: 0	WP: 0 PB: 0 SB: 0 CS: 0	PA: 33
<b>PITCHER</b> <b>Frank Tanana, L</b> ERA: 2.45 (1,1)	IP: 9.0 WLS: W BF: 33 H: 4 R: 1 ER: 1 SO: 3 BB: 2 IBB: 0 HBP: 0 BLK: 0 WP: 0 HR: 1 S: 37 P: 45 ERA: 1.00 WHIP: 0.667															<b>PITCHER</b>				

Seattle Mariners @ California Angels  
Anaheim Stadium, Anaheim, CA  
Thu Apr 27 1978, 9:05 PM EST  
Att: 13,609 - Unknown

AB 31  
R 1  
H 4  
RBI 1  
BB 2  
SO 3  
LOB 8



Batter	1	2	3	4	5	6	7	8	9	AB	R	H	RBI	BB	SO	LOB	BOTTOM			
<b>Rick Miller, L</b> OBP: 0.314, SLG: 0.271 (1,9)										3	1	0	0	1	1	2				
<b>Bobby Grich, R</b> OBP: 0.390, SLG: 0.290 (1,4)										3	2	2	0	1	0	0				
<b>Lyman Bostock, L</b> OBP: 0.194, SLG: 0.221 (1,8)										3	1	1	1	1	0	3				
<b>Ron Fairly, L</b> OBP: 0.222, SLG: 0.192 (1,10)										1	0	0	0	0	0	1				
<b>Merv Rettenmund, R</b> OBP: 0.143, SLG: 0.143 (2, PH)										2	0	0	0	0	1	3				
<b>Tony Solaita, L</b> OBP: 0.250, SLG: 0.143 (7, PH)										1	0	1	2	0	0	0				
<b>Don Baylor, R</b> OBP: 0.368, SLG: 0.631 (1,7)										2	0	0	0	2	0	0				
<b>Ken Landreaux, L</b> OBP: 0.269, SLG: 0.280 (8,7)										0	0	0	0	0	0	0				
<b>Ron Jackson, R</b> OBP: 0.422, SLG: 0.463 (1,3)										4	0	0	0	0	1	4				
<b>Carney Lansford, R</b> OBP: 0.300, SLG: 0.464 (1,5)										4	1	1	0	0	1	0				
<b>Rance Mulliniks, L</b> OBP: 0.230, SLG: 0.222 (1,6)										4	0	1	1	0	0	0				
<b>Terry Humphrey, R</b> OBP: 0.212, SLG: 0.207 (1,2)										4	0	0	0	0	0	1				
<b>Inning Stats</b>	R: 1 E: 0 K: 0 S: 5	H: 2 LOB: 2 BB: 1 P: 9	R: 1 E: 1 K: 1 S: 8	H: 2 LOB: 3 BB: 1 P: 12	R: 0 E: 0 K: 1 S: 5	H: 0 LOB: 0 BB: 0 P: 5	R: 0 E: 0 K: 0 S: 3	H: 0 LOB: 0 BB: 0 P: 3	R: 0 E: 0 K: 1 S: 5	H: 0 LOB: 0 BB: 0 P: 5	R: 3 E: 0 K: 0 S: 5	H: 2 LOB: 2 BB: 3 P: 17	R: 0 E: 0 K: 0 S: 3	H: 0 LOB: 0 BB: 0 P: 3	R: 0 E: 0 K: 0 S: 4	H: 0 LOB: 0 BB: 0 P: 4	1B: 4 2B: 1 3B: 1 HR: 0	SF: 0 SAC: 0 DP: 0 HBP: 0	WP: 1 PB: 0 SB: 0 CS: 0	PA: 36
<b>PITCHER</b> <b>Jim Todd, R</b> ERA: 4.19 (1,1)	IP: 1.1 WLS: L BF: 11 H: 4 R: 2 ER: 2 SO: 1 BB: 2 IBB: 0 HBP: 0 BLK: 0 WP: 0 HR: 0 S: 11 P: 19 ERA: 13.50 WHIP: 4.500															<b>PITCHER</b>				
<b>Tom House, L</b> ERA: 8.41 (2,1)	IP: 5.1 WLS: L BF: 17 H: 0 R: 1 ER: 1 SO: 3 BB: 1 IBB: 0 HBP: 0 BLK: 0 WP: 0 HR: 0 S: 22 P: 26 ERA: 1.69 WHIP: 0.188															<b>PITCHER</b>				
<b>Steve Burke, R</b> ERA: 4.55 (7,1)	IP: 1.1 WLS: L BF: 8 H: 2 R: 2 ER: 2 SO: 0 BB: 2 IBB: 0 HBP: 0 BLK: 0 WP: 1 HR: 0 S: 6 P: 14 ERA: 13.50 WHIP: 3.000															<b>PITCHER</b>				

Seattle Mariners @ California Angels  
Anaheim Stadium, Anaheim, CA  
Thu Apr 27 1978, 9:05 PM EST  
Att: 13,609 - Unknown

AB 31  
R 5  
H 6  
RBI 4  
BB 5  
SO 4  
LOB 14

























Batter	1	2	3	4	5	6	7	8	9	AB	R	H	RBI	BB	SO	LOB	TOP			
<b>Rick Rosetti, R</b> OBP: 0.279, SLG: 0.357 (1, 8)	E9		G4-6-3 1B		F7			6-3		4	1	1	0	0	0	-1	<b>Toronto Blue Jays @ Seattle Mariners</b> The Kingdome, Seattle, WA Fri May 05 1978, 10:05 PM EDT Att: 4,824 - Dome			
<b>Bob Bailor, R</b> OBP: 0.387, SLG: 0.354 (1, 5)	6-3		G4-6-3 1-2		F8			F8		4	0	0	0	0	0	1				
<b>Doug Ault, R</b> OBP: 0.333, SLG: 0.409 (1, 7)	6-3		E5		5-3			L8		4	0	0	0	0	0	0				
<b>Rico Carty, R</b> OBP: 0.347, SLG: 0.471 (1, 10)	1B		F2		6-3			5-3		4	0	1	0	0	0	1				
<b>Otto Velez, R</b> OBP: 0.333, SLG: 0.563 (1, 9)	1-2				P4			K		3	0	1	0	0	1	0				
<b>John Mayberry, L</b> OBP: 0.305, SLG: 0.420 (1, 3)	6-3				F9			K		3	0	0	0	0	1	2				
<b>Rick Cerone, R</b> OBP: 0.299, SLG: 0.290 (1, 2)			G6-3 1B		5-3			1-3		3	0	1	0	0	0	0				
<b>Garth Iorg, R</b> OBP: 0.218, SLG: 0.163 (1, 4)	G6-3 1-2				5-3			6-3		3	0	0	0	0	0	1				
<b>Luis Gomez, R</b> OBP: 0.271, SLG: 0.190 (1, 6)	F8				5-3			5-3		3	0	0	0	0	0	0				
<b>Inning Stats</b>	R: 1 E: 1 K: 0 S: 6	H: 2 LOB: 2 BB: 0 P: 6	R: 0 E: 0 K: 0 S: 3	H: 1 LOB: 0 BB: 0 P: 3	R: 0 E: 1 K: 0 S: 4	H: 1 LOB: 1 BB: 0 P: 4	R: 0 E: 0 K: 0 S: 3	H: 0 LOB: 0 BB: 0 P: 3	R: 0 E: 0 K: 0 S: 3	H: 0 LOB: 0 BB: 0 P: 3	R: 0 E: 0 K: 2 S: 7	H: 0 LOB: 0 BB: 0 P: 7	R: 0 E: 0 K: 0 S: 3	H: 0 LOB: 0 BB: 0 P: 3	R: 0 E: 0 K: 0 S: 3	H: 0 LOB: 0 BB: 0 P: 3	1B: 4 2B: 0 3B: 0 HR: 0	SF: 0 SAC: 0 DP: 2 HBP: 0	WP: 0 PB: 0 SB: 0 CS: 0	PA: 31
<b>PITCHER</b> <b>Rick Honeycutt, L</b> ERA: 3.47 (1, 1)	IP: 9.0 WLS: W BF: 31 H: 4 R: 1 ER: 0 SO: 2 BB: 0 IBB: 0 HBP: 0 BLK: 0 WP: 0 HR: 0 S: 35 P: 35 ERA: 0.00 WHIP: 0.444															<b>PITCHER</b>				

Batter	1	2	3	4	5	6	7	8	9	AB	R	H	RBI	BB	SO	LOB	BOTTOM			
<b>Julio Cruz, S</b> OBP: 0.340, SLG: 0.289 (1, 4)	K		E 1B	1B	1B			F7		4	2	1	0	1	2	1	<b>Toronto Blue Jays @ Seattle Mariners</b> The Kingdome, Seattle, WA Fri May 05 1978, 10:05 PM EDT Att: 4,824 - Dome			
<b>Ruppert Jones, L</b> OBP: 0.331, SLG: 0.288 (1, 8)	F8		E7 1B	K				BB 1B		5	1	3	0	0	1	2				
<b>Steve Braun, L</b> OBP: 0.281, SLG: 0.414 (1, 10)	HR		WP 1B	1B	1B			F9		4	2	3	4	1	0	2				
<b>Bruce Bochte, L</b> OBP: 0.357, SLG: 0.395 (1, 7)	4-3		F7 2-H 3-H	1B	1B			F7		5	0	1	1	0	0	3				
<b>Leon Roberts, R</b> OBP: 0.368, SLG: 0.520 (6, PH) <b>John Hale, L</b> OBP: 0.242, SLG: 0.143 (7, 9)	6-3		1-2 BB	1-2 2-H 1B				F7		2	0	1	1	1	0	0				
<b>Dan Meyer, L</b> OBP: 0.221, SLG: 0.349 (1, 3)	PO 1B		K	F2				4-3		4	0	1	0	0	1	4				
<b>Bob Stinson, S</b> OBP: 0.420, SLG: 0.419 (1, 2)	F8			2B	2B			L9		3	2	1	0	1	0	1				
<b>Bill Stein, R</b> OBP: 0.316, SLG: 0.333 (1, 5)	PO 1-2		F9	3-1 1B	2B			4-3		4	1	2	1	0	0	0				
<b>Craig Reynolds, L</b> OBP: 0.351, SLG: 0.394 (1, 6)			1B E	1B	3-1			K		3	1	0	0	1	2	2				
<b>Inning Stats</b>	R: 1 E: 0 K: 1 S: 6	H: 1 LOB: 0 BB: 0 P: 6	R: 0 E: 0 K: 0 S: 3	H: 1 LOB: 0 BB: 0 P: 3	R: 3 E: 1 K: 1 S: 8	H: 3 LOB: 2 BB: 2 P: 16	R: 4 E: 0 K: 1 S: 10	H: 5 LOB: 2 BB: 1 P: 14	R: 1 E: 0 K: 2 S: 9	H: 2 LOB: 2 BB: 1 P: 13	R: 0 E: 0 K: 0 S: 3	H: 0 LOB: 0 BB: 0 P: 3	R: 0 E: 0 K: 1 S: 5	H: 0 LOB: 0 BB: 0 P: 5	R: 0 E: 0 K: 0 S: 4	H: 1 LOB: 2 BB: 1 P: 8	1B: 10 2B: 2 3B: 0 HR: 1	SF: 0 SAC: 0 DP: 0 HBP: 0	WP: 1 PB: 1 SB: 0 CS: 0	PA: 42
<b>PITCHER</b> <b>Jesse Jefferson, R</b> ERA: 4.74 (1, 1) <b>Mike Willis, L</b> ERA: 5.02 (3, 1) <b>Balor Moore, L</b> ERA: 7.45 (4, 1) <b>Dave Wallace, R</b> ERA: 3.38 (5, 1)	IP: 2.2 WLS: L BF: 13 H: 5 R: 4 ER: 4 SO: 1 BB: 1 IBB: 0 HBP: 0 BLK: 0 WP: 1 HR: 1 S: 14 P: 18 ERA: 13.50 WHIP: 2.250															<b>PITCHER</b>				

AB	31
R	1
H	4
RBI	0
BB	0
SO	2
LOB	4

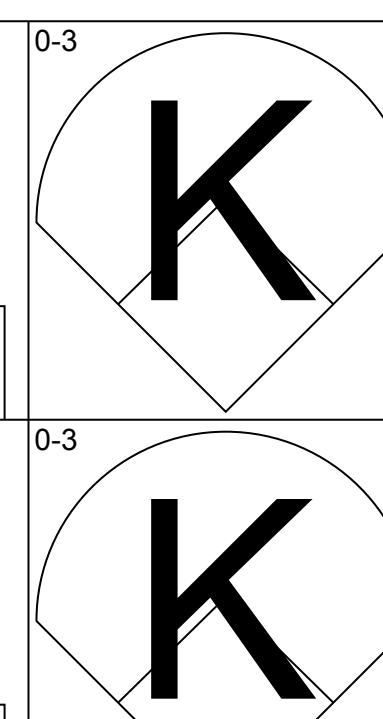
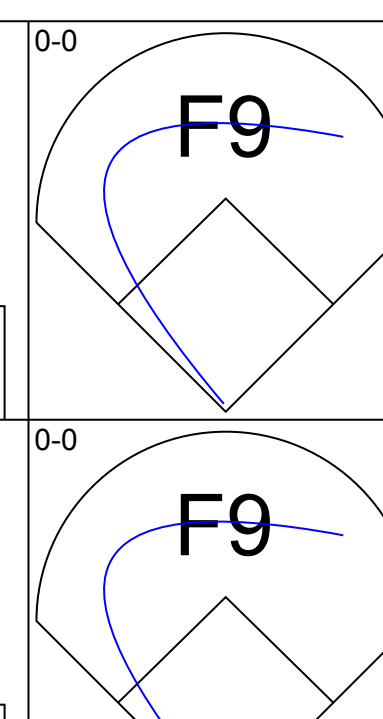
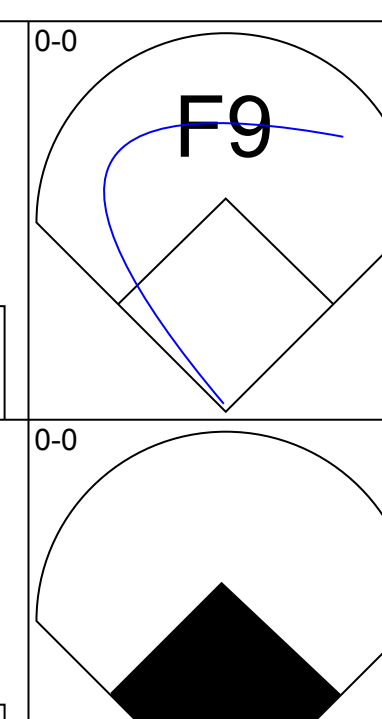
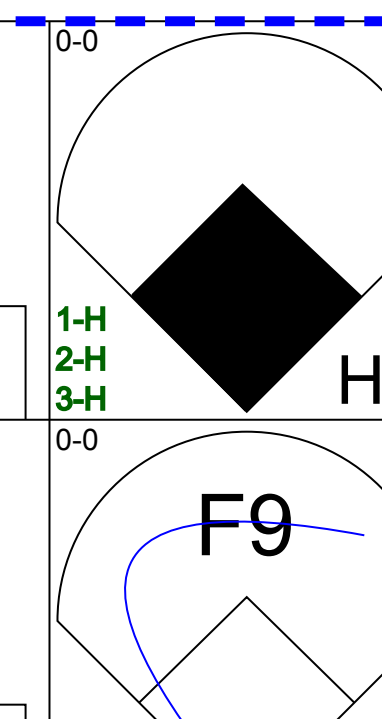
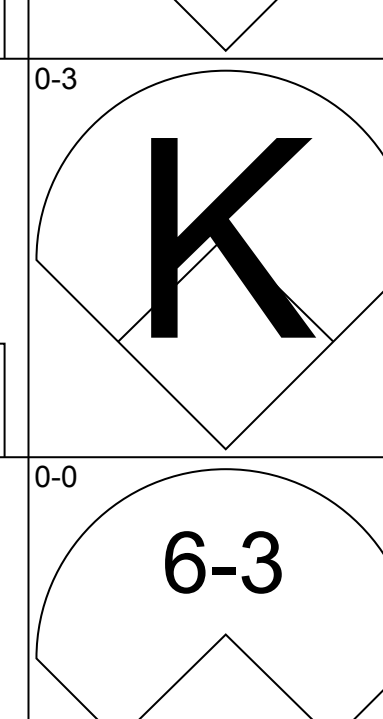
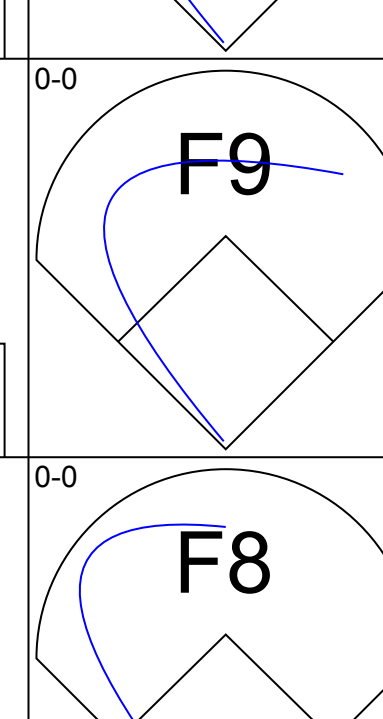
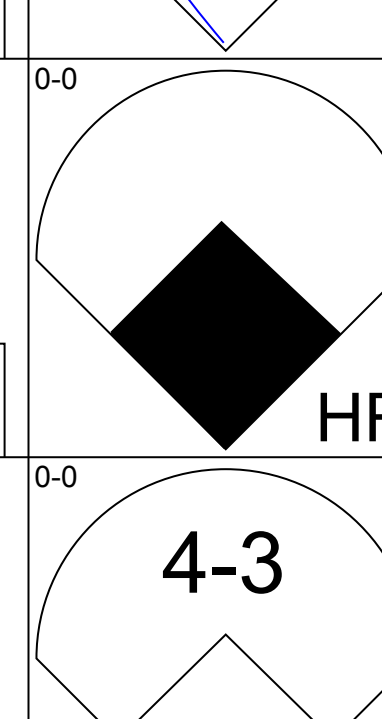
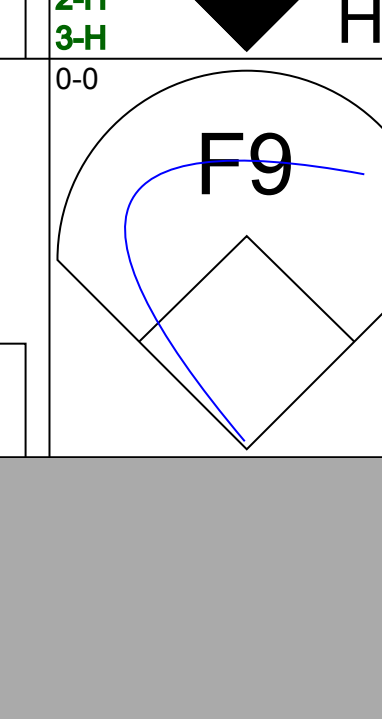
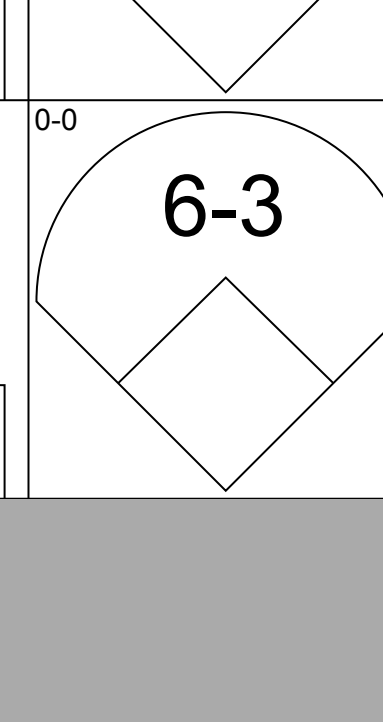
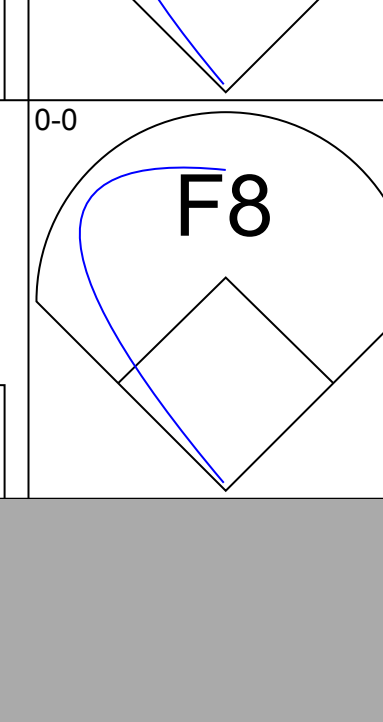
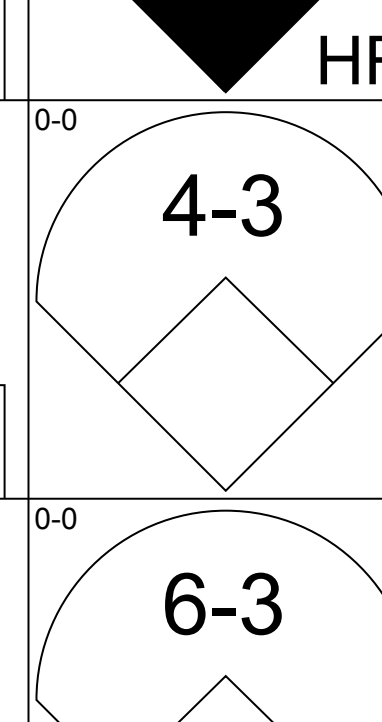
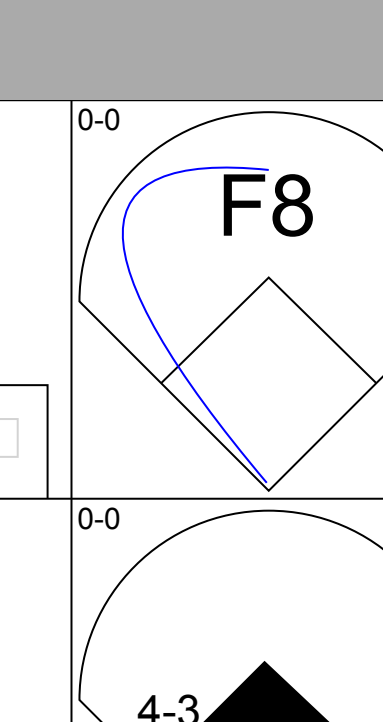
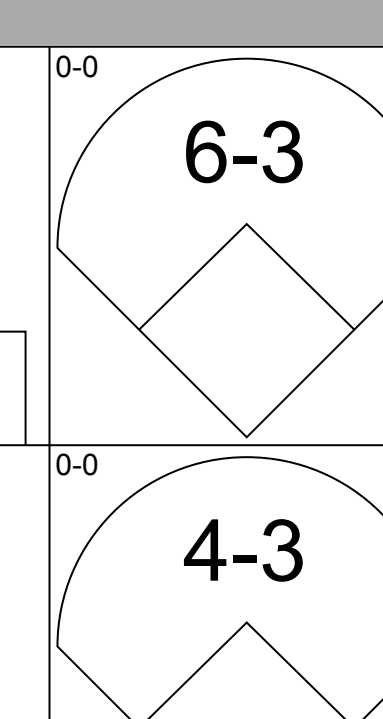
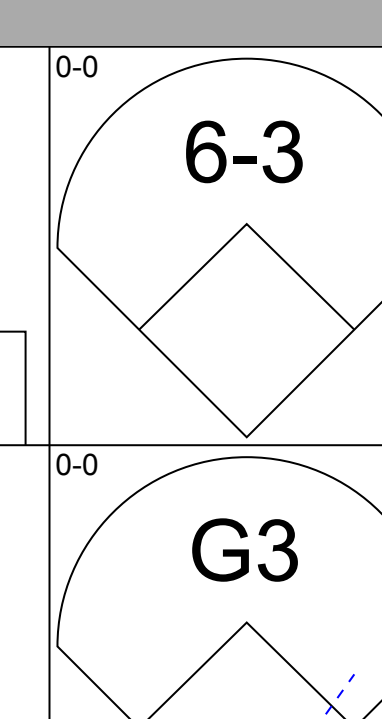
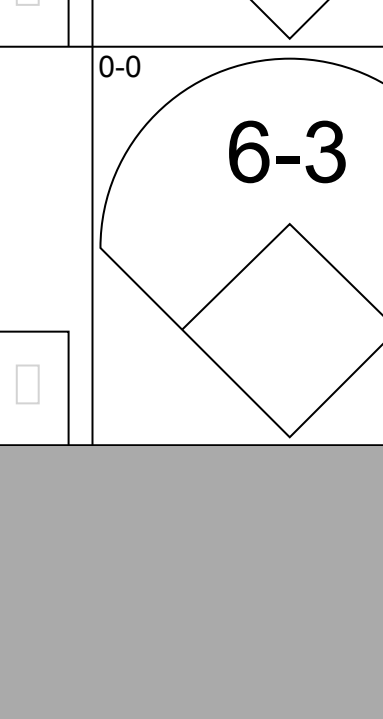
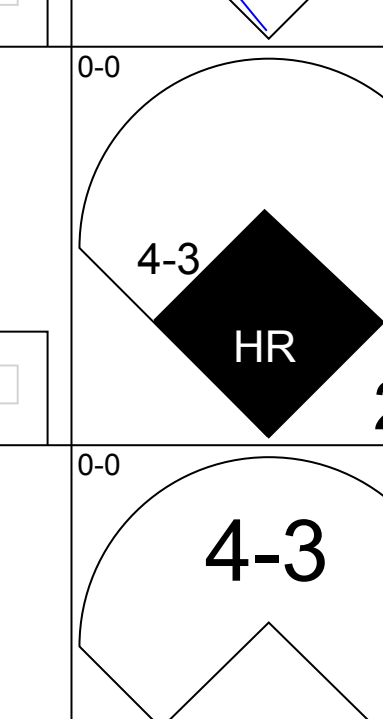
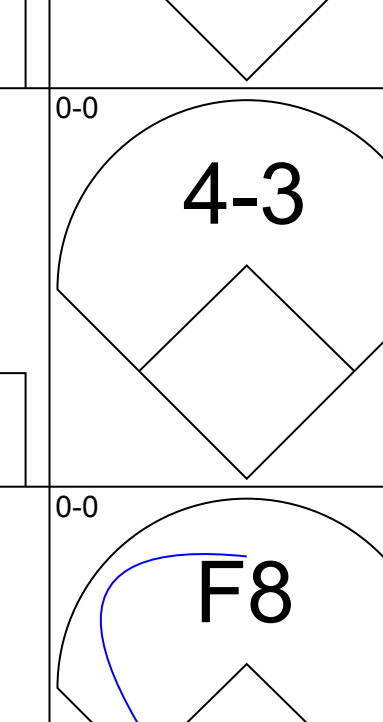
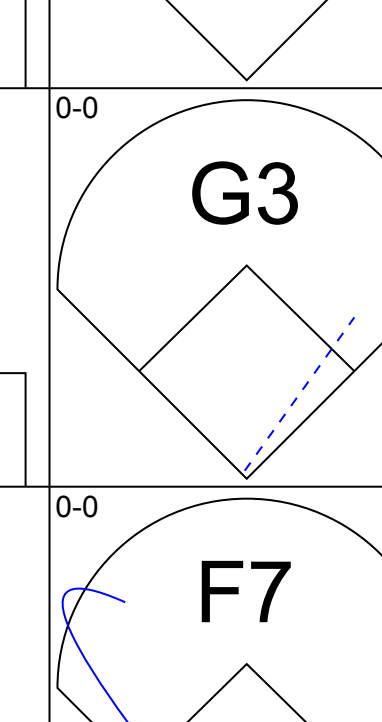
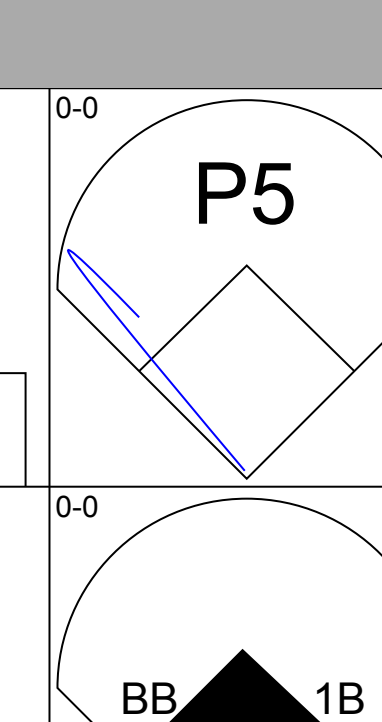
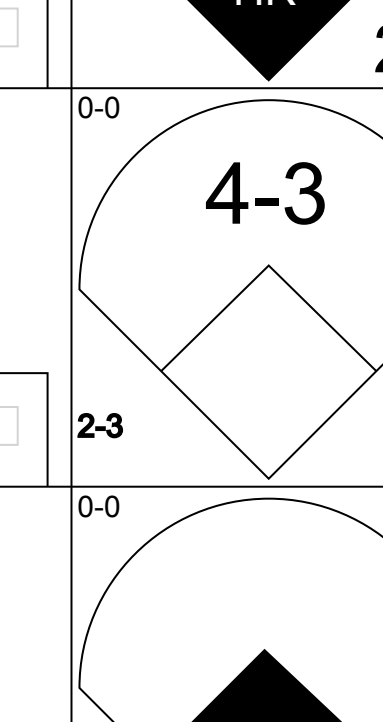
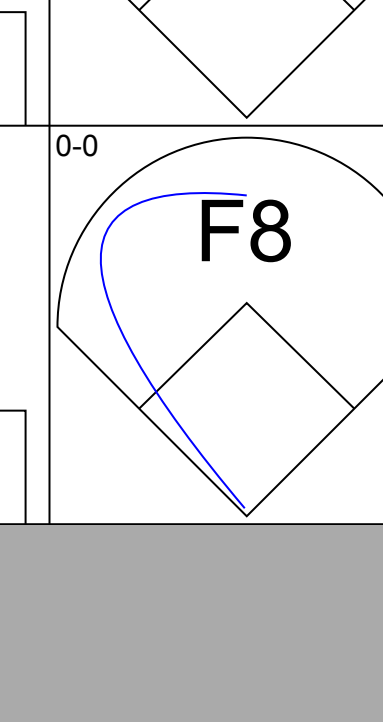
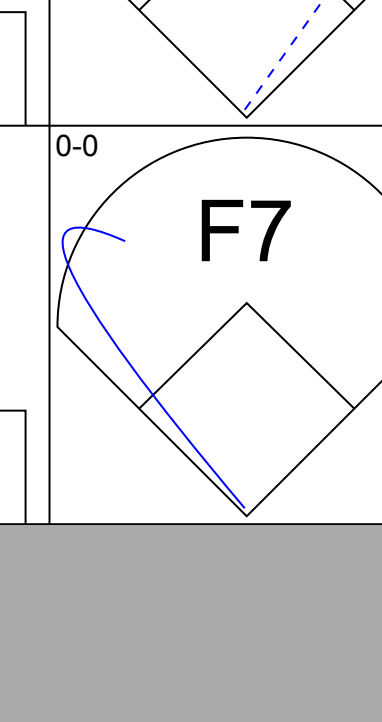
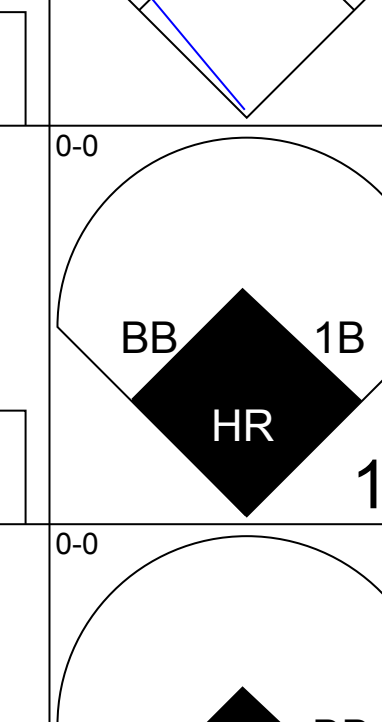
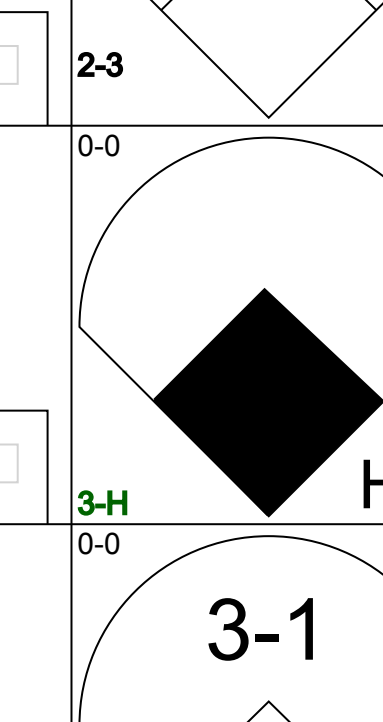
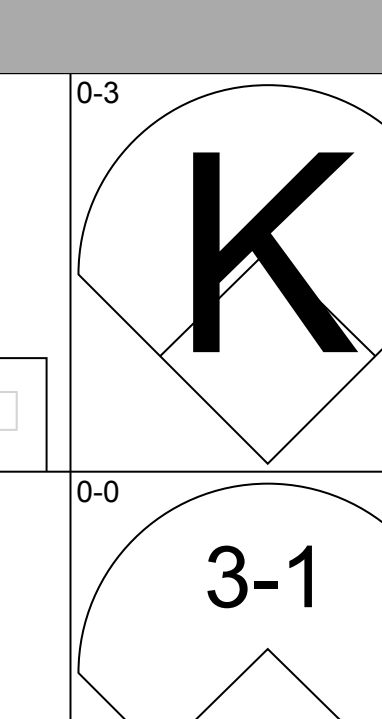
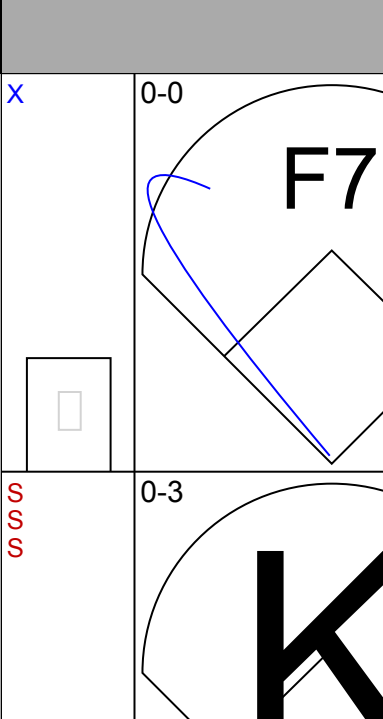
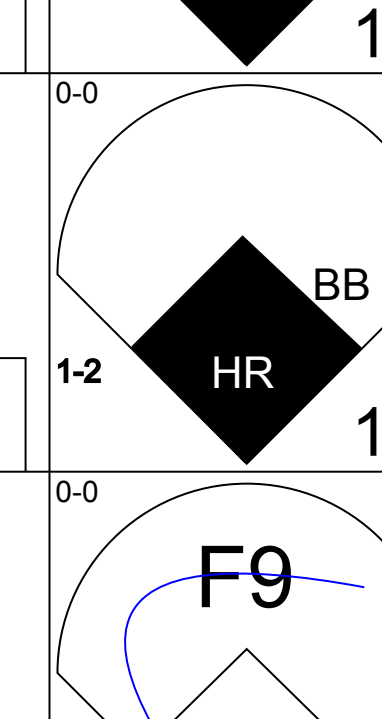
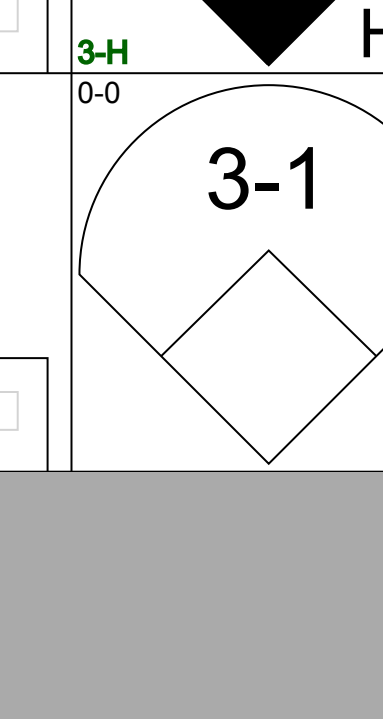
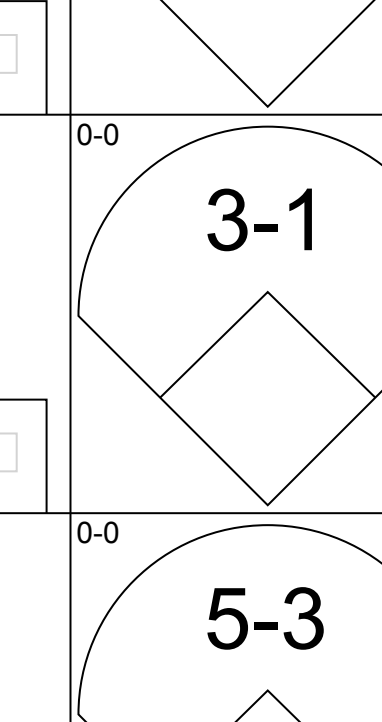
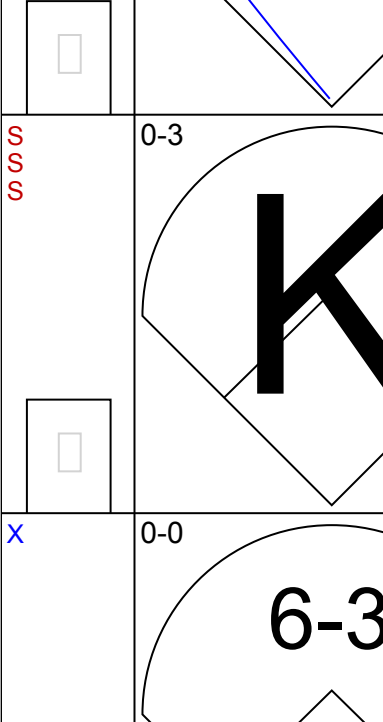
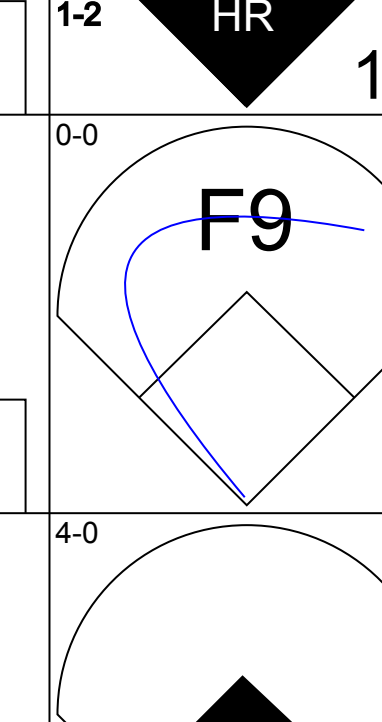
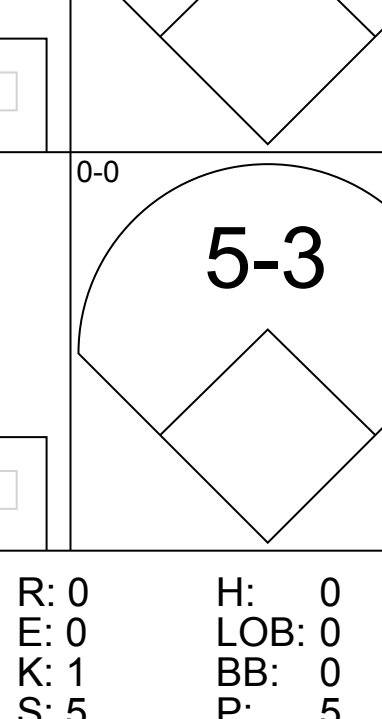
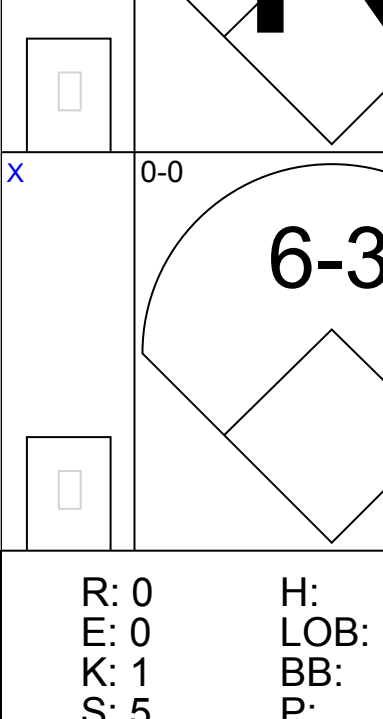
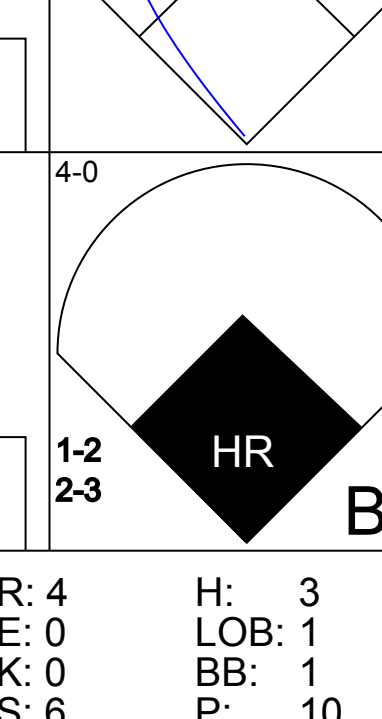




Batter	1	2	3	4	5	6	7	8	9	AB	R	H	RBI	BB	SO	LOB	TOP					
<b>Rick Rosetti, R</b> OBP: 0.289, SLG: 0.364 (1, 8)	6-3		FC6-4 1B		F9		FC6-4 1B			4	0	2	0	0	0	0	<b>Toronto Blue Jays @ Seattle Mariners</b> The Kingdome, Seattle, WA Sat May 06 1978, 10:05 PM EDT Att: 7,589 - Unknown <a href="http://livebaseballscorecards.com">livebaseballscorecards.com</a>					
<b>Bob Bailor, R</b> OBP: 0.351, SLG: 0.337 (1, 5)	6-3		FC6-4 1-2			6-3	FC6-4 1-2			4	0	0	0	0	0	3						
<b>Willie Upshaw, L</b> OBP: 0.366, SLG: 0.457 (1, 7)	E3 1B		P4			F7		F5		4	0	0	0	0	0	1						
<b>Rico Carty, R</b> OBP: 0.362, SLG: 0.483 (1, 10)	FC4-6 1B					BB 1B		6-3		4	0	3	0	0	0	0						
<b>John Mayberry, L</b> OBP: 0.313, SLG: 0.418 (1, 3)	FC4-6 1-2				F7	FC4 BB		FC1-6 1B		3	0	1	0	1	0	3						
<b>Tom Hutton, L</b> OBP: 0.300, SLG: 0.333 (1, 9)		F5		P3		FC4 1-2		FC1-6 1-2		4	0	0	0	0	0	4						
<b>Tim Johnson, L</b> (1, 4)		K		K				K		4	0	0	0	0	4	1						
<b>Alan Ashby, S</b> OBP: 0.269, SLG: 0.095 (1, 2)	4-3				G4-3 1B		FC4-6 BB	F8		3	0	1	0	1	0	0						
<b>Luis Gomez, R</b> OBP: 0.260, SLG: 0.182 (1, 6)			6-3		G4-3		FC4-6 1B	4-3		3	0	0	0	0	0	2						
<b>Sam Ewing, L</b> OBP: 0.250, SLG: 0.250 (9, PH)										1	0	0	0	0	0	0						
<b>Inning Stats</b>	R: 0 E: 1 K: 0 S: 5	H: 1 LOB: 2 BB: 0 P: 5	R: 0 E: 0 K: 1 S: 5	H: 0 LOB: 0 BB: 0 P: 5	R: 0 E: 0 K: 0 S: 4	H: 1 LOB: 1 BB: 0 P: 4	R: 0 E: 0 K: 1 S: 6	H: 1 LOB: 1 BB: 0 P: 6	R: 0 E: 0 K: 0 S: 3	H: 1 LOB: 2 BB: 1 P: 3	R: 0 E: 0 K: 0 S: 4	H: 1 LOB: 2 BB: 1 P: 8	R: 0 E: 0 K: 1 S: 6	H: 1 LOB: 2 BB: 1 P: 10	R: 0 E: 0 K: 0 S: 4	H: 1 LOB: 1 BB: 0 P: 4	R: 0 E: 0 K: 1 S: 5	H: 0 LOB: 0 BB: 0 P: 5	1B: 7 2B: 0 3B: 0 HR: 0	SF: 0 SAC: 0 DP: 1 HBP: 0	WP: 0 PB: 0 SB: 0 CS: 0	PA: 36
<b>PITCHER</b> <b>Paul Mitchell, R</b> ERA: 3.13 (1, 1)	IP: 9.0 WLS: W BF: 36 H: 7 R: 0 ER: 0 SO: 4 BB: 2 IBB: 0 HBP: 0 BLK: 0 WP: 0 HR: 0 S: 42 P: 50 ERA: 0.00 WHIP: 1.000															<b>PITCHER</b>						

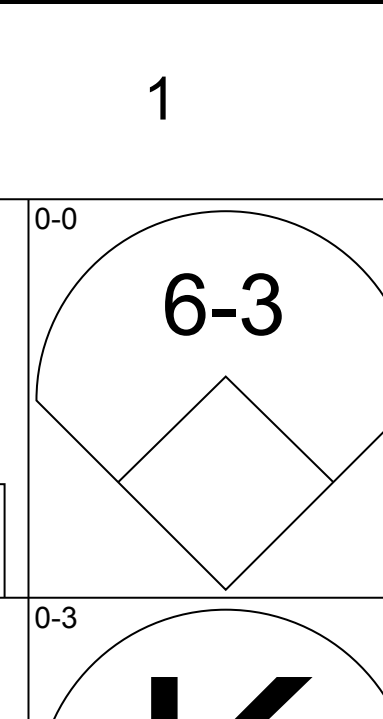
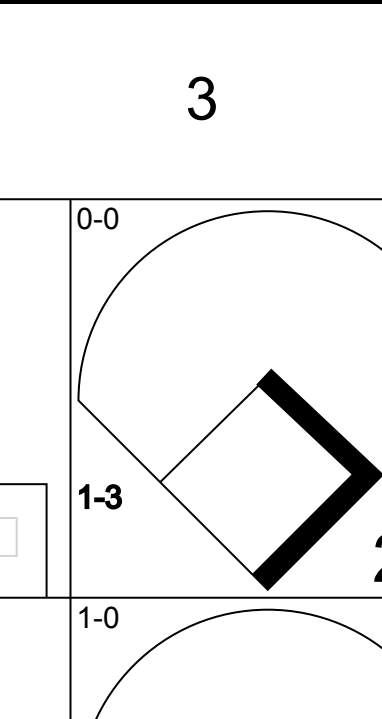
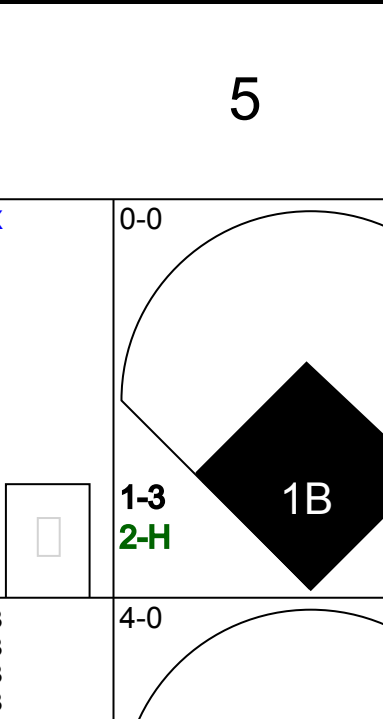
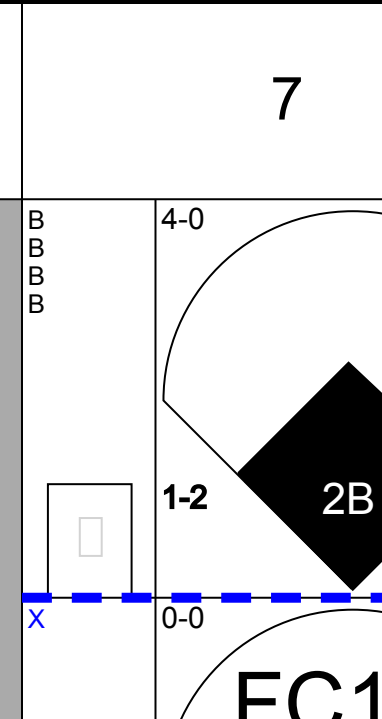
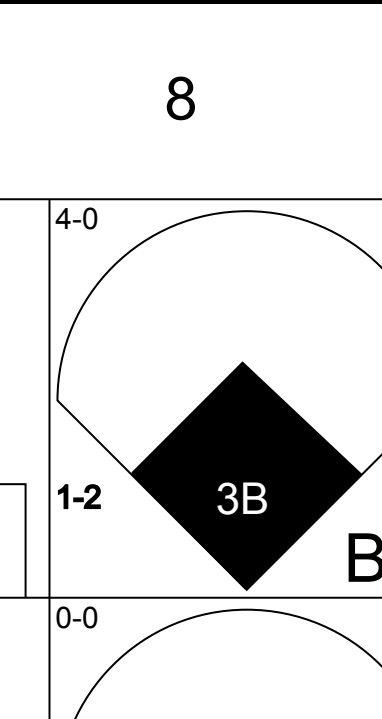
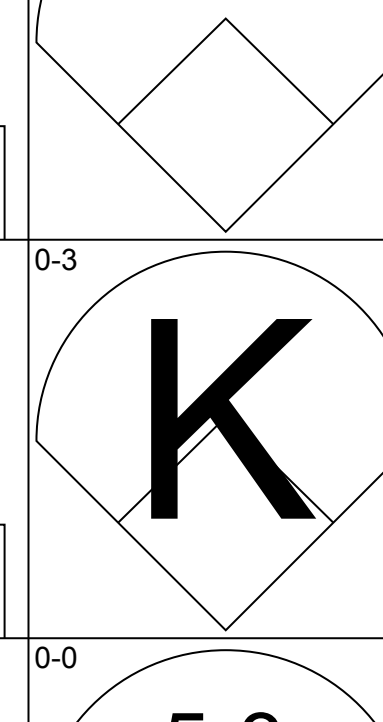
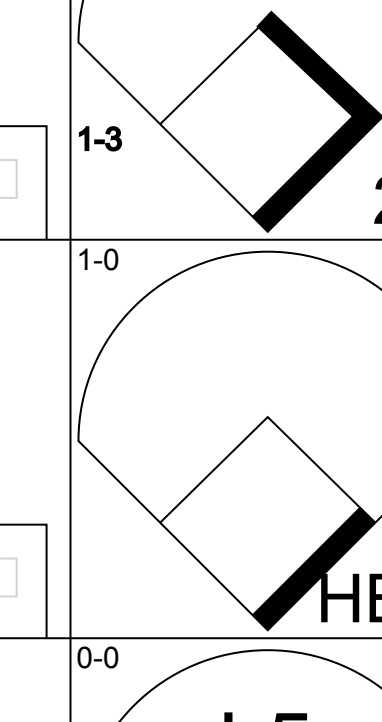
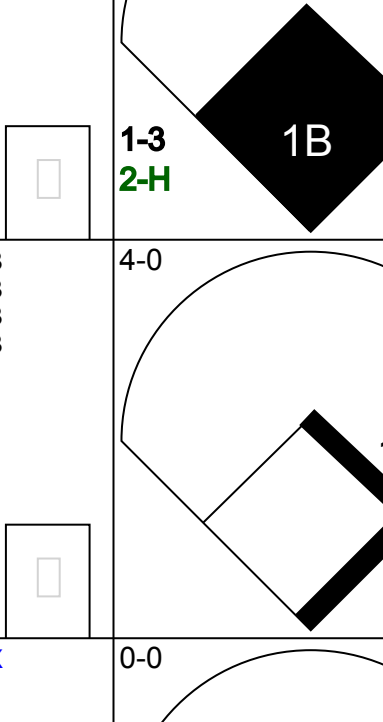
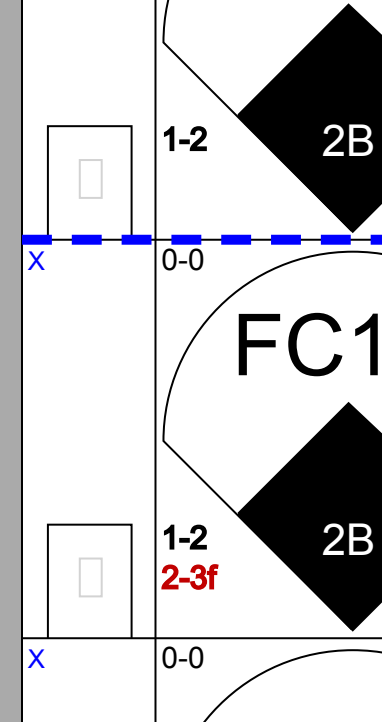
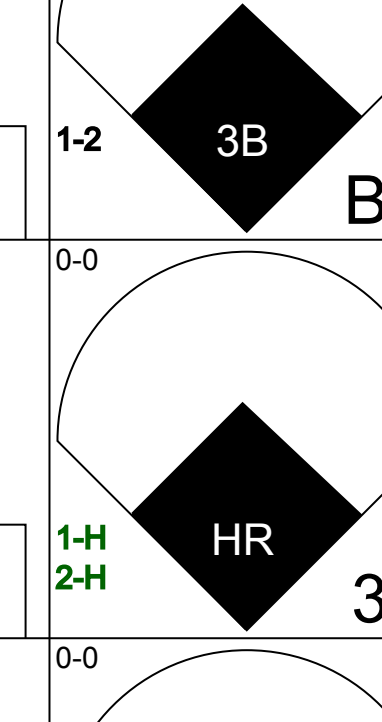
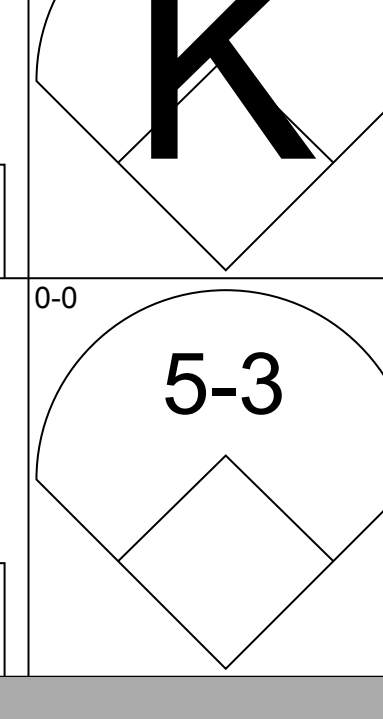
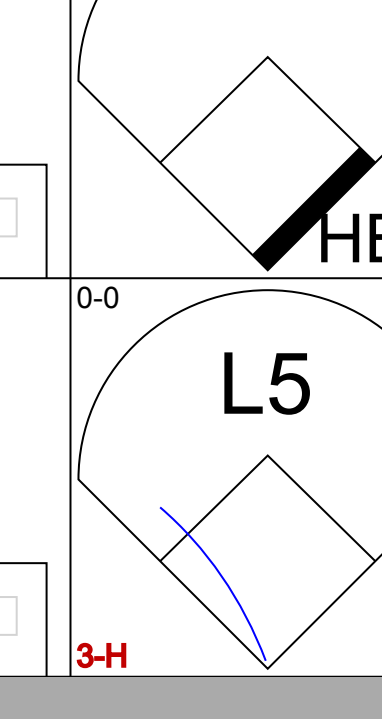
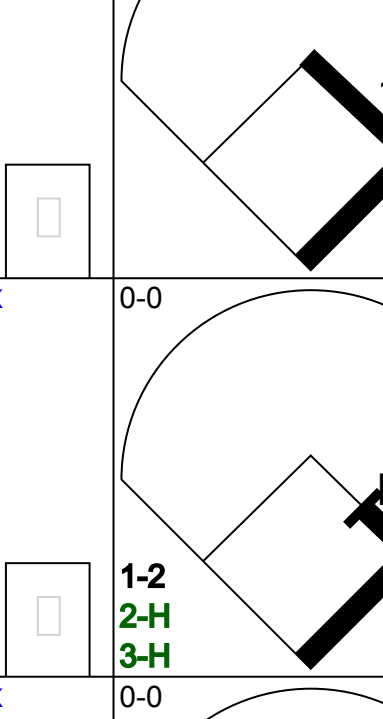
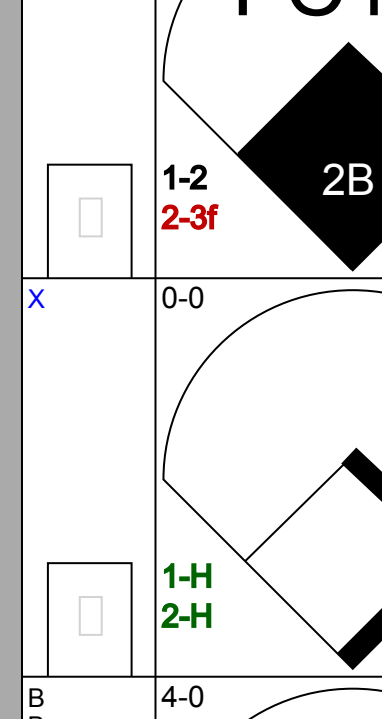
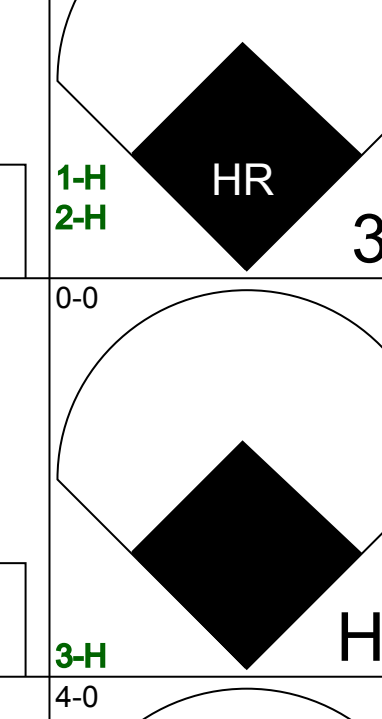
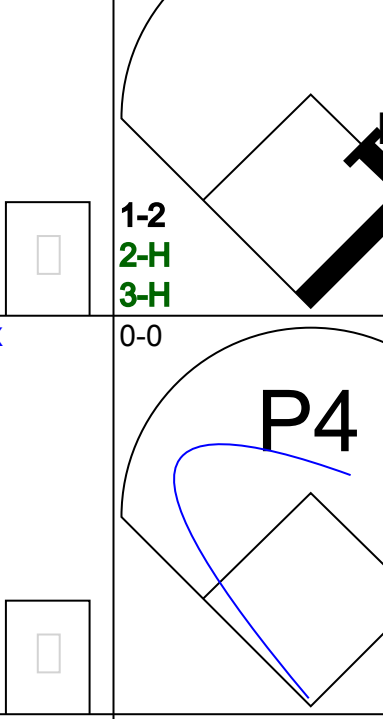
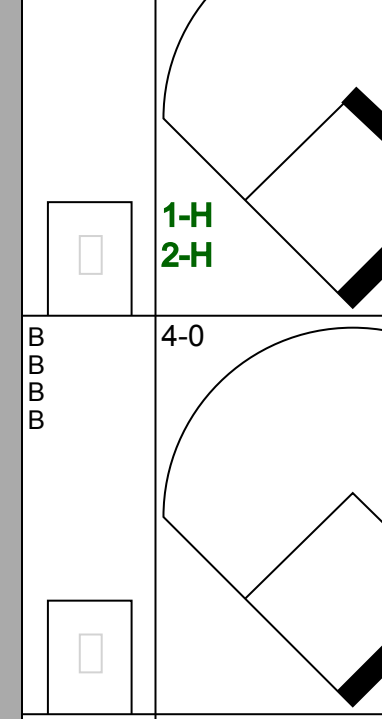
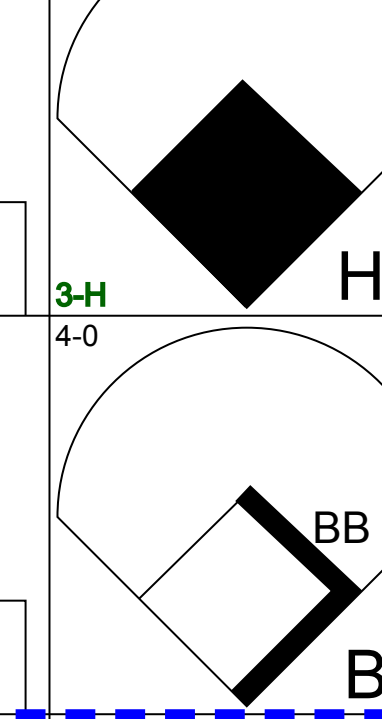
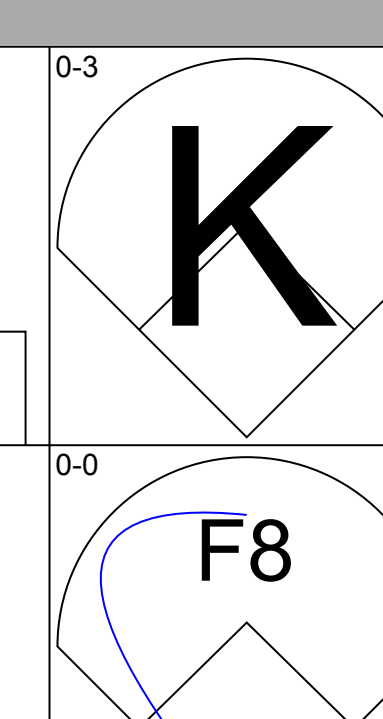
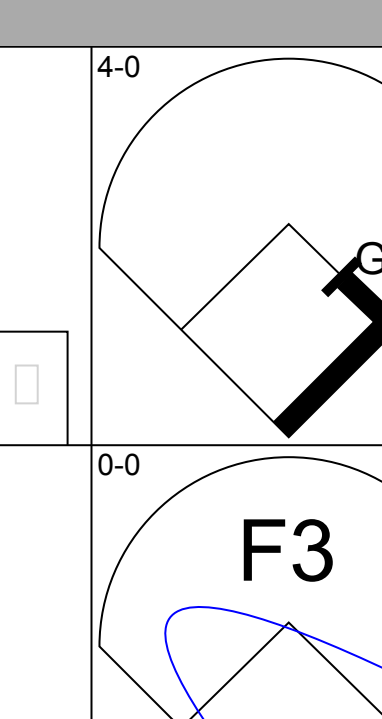
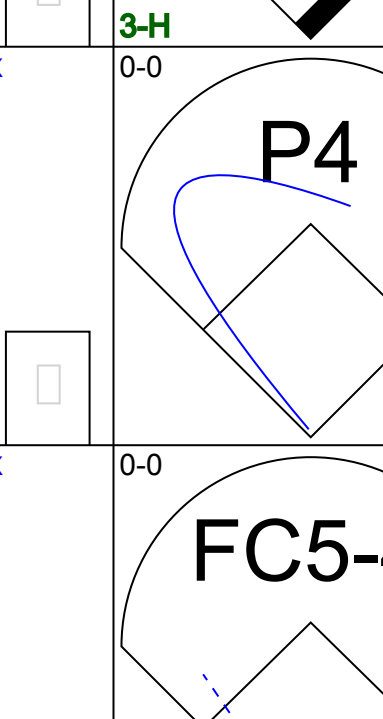
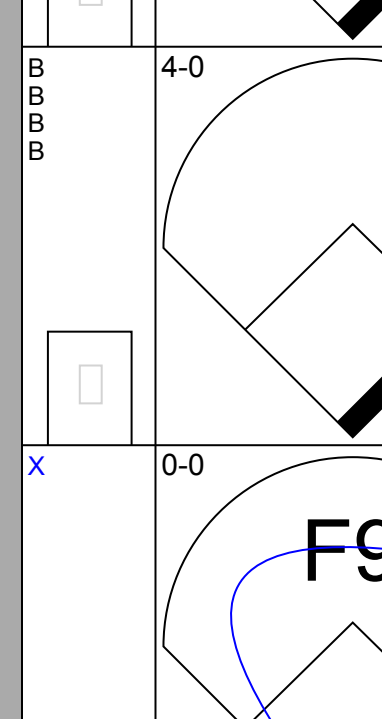
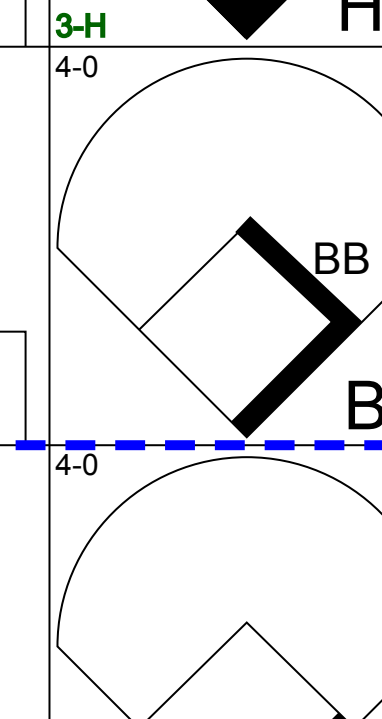
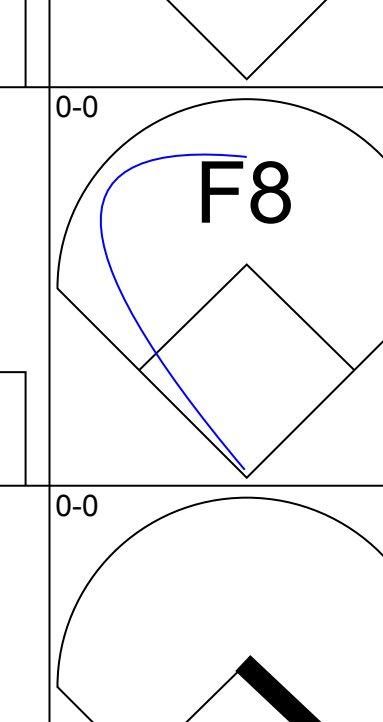
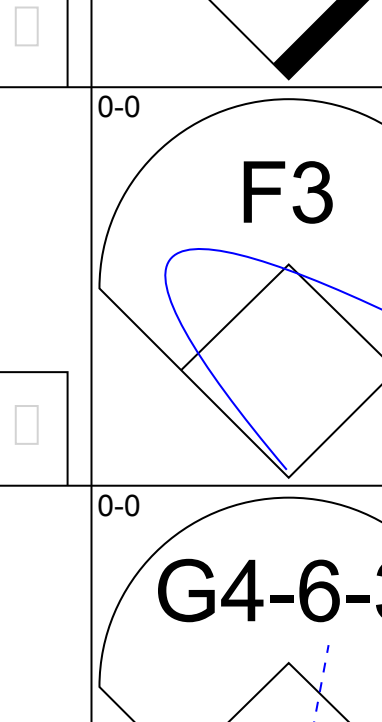
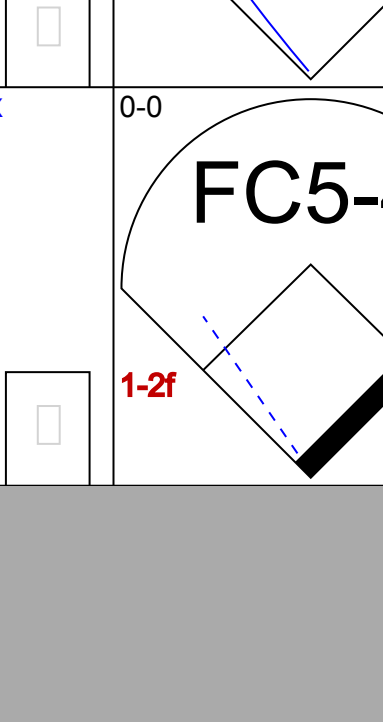
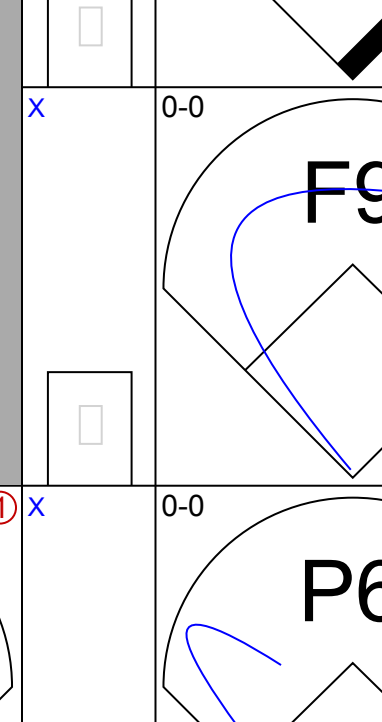
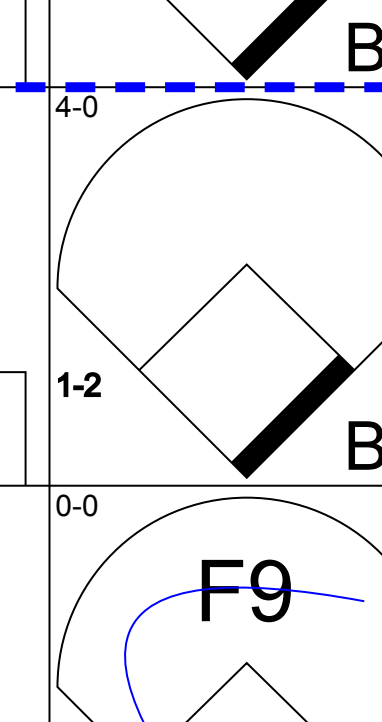
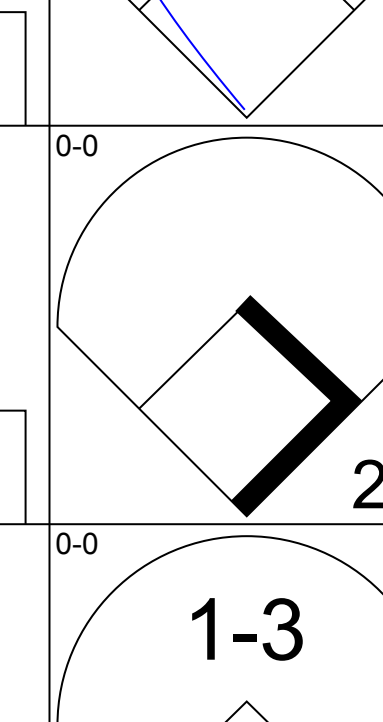
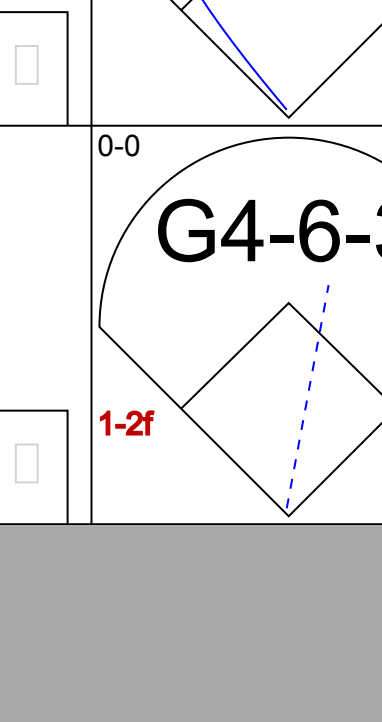
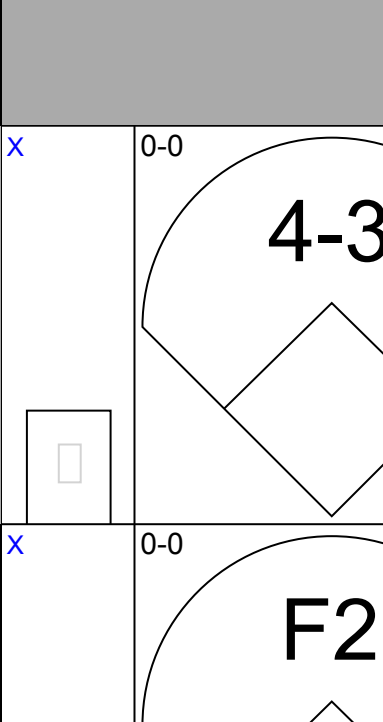
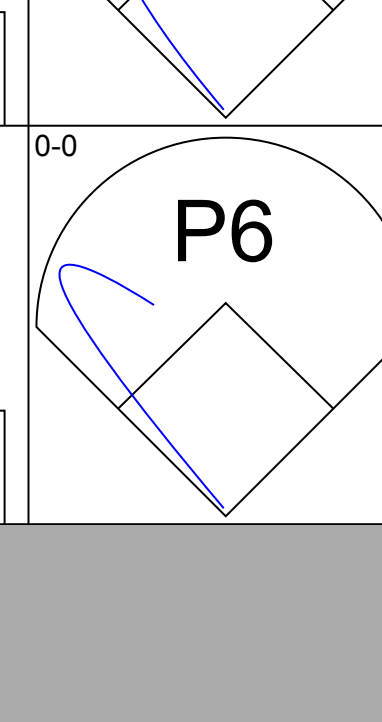
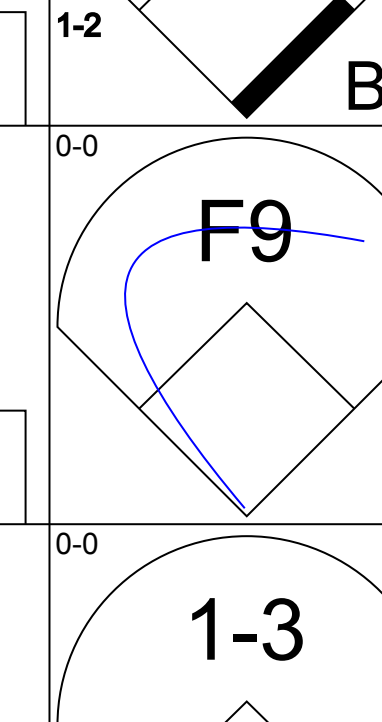
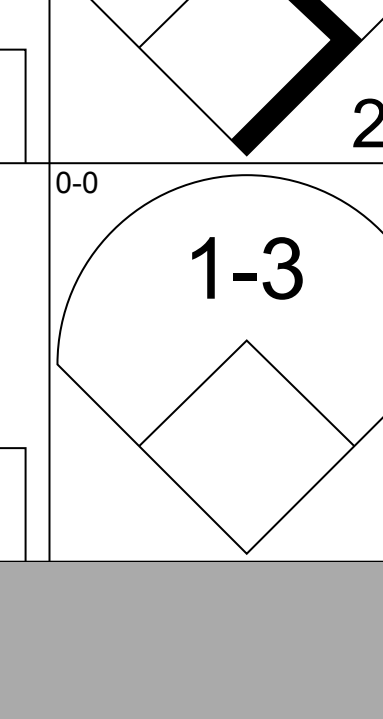
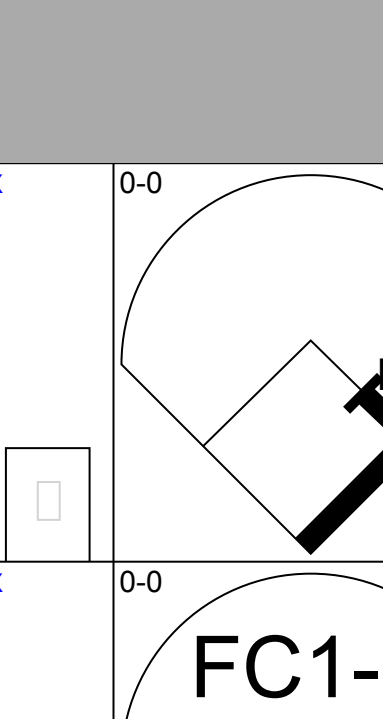
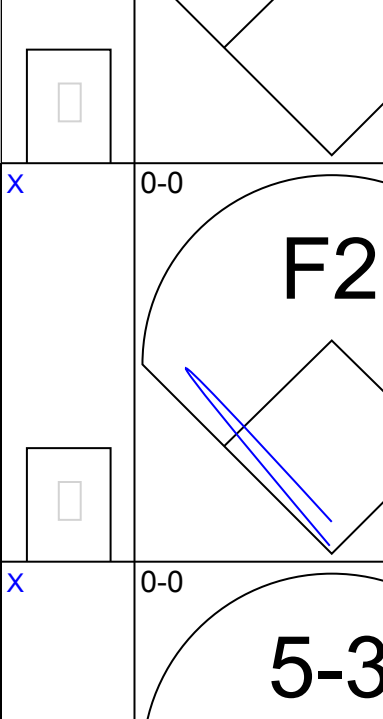
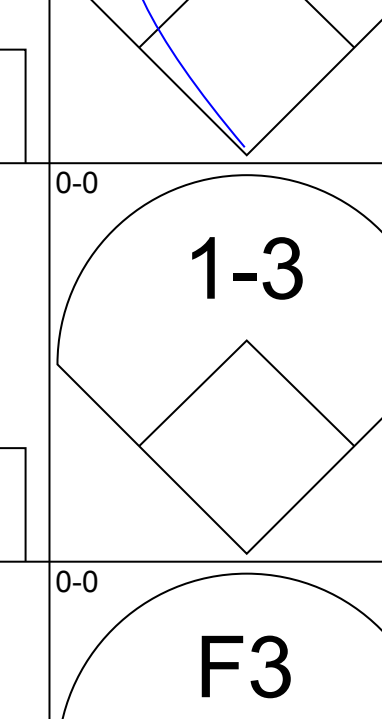
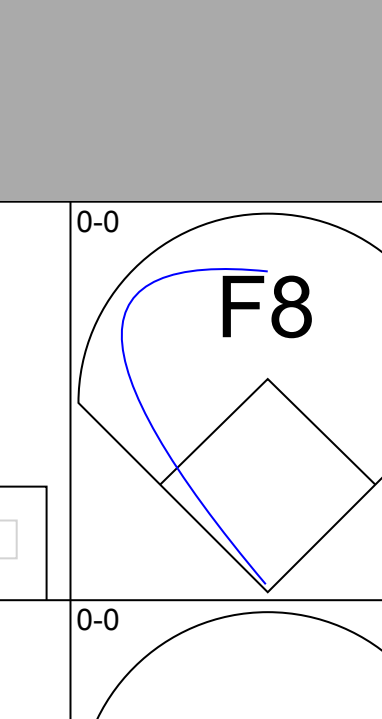
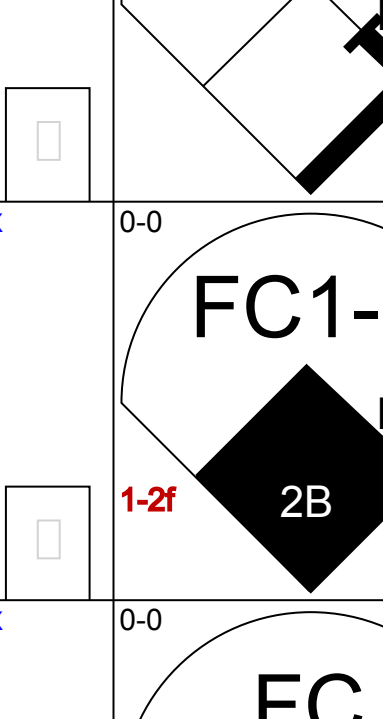
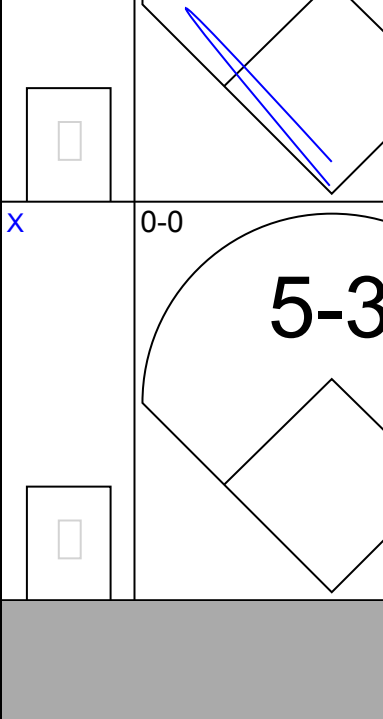
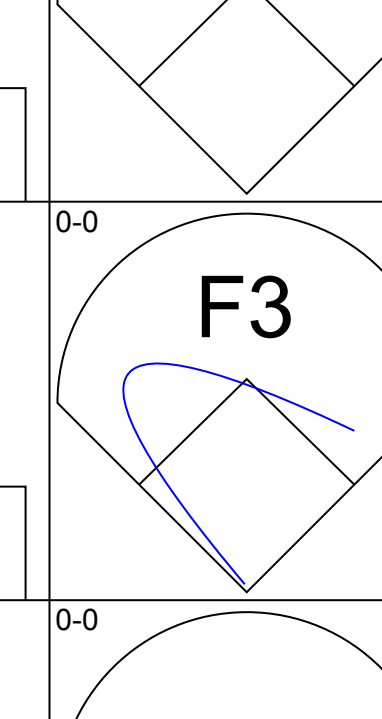
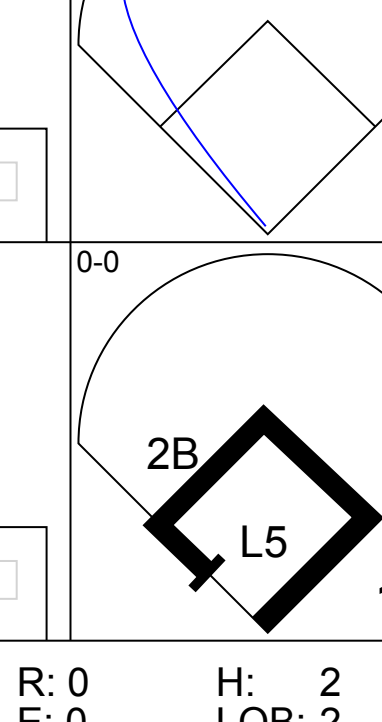
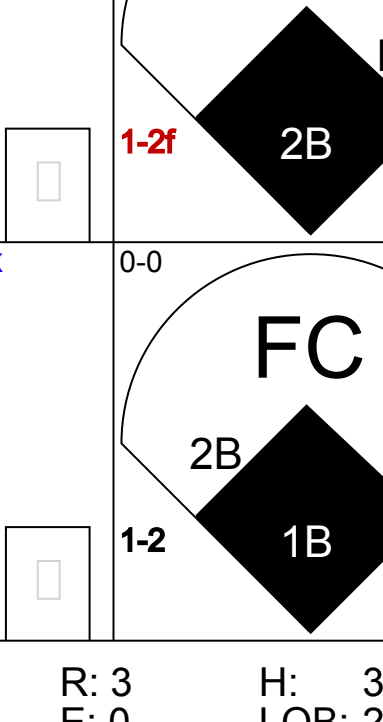
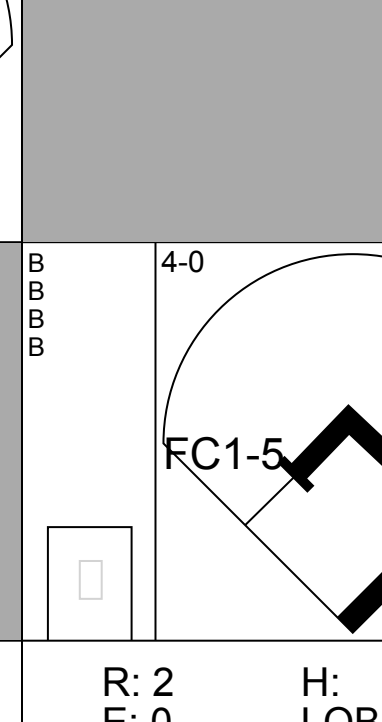
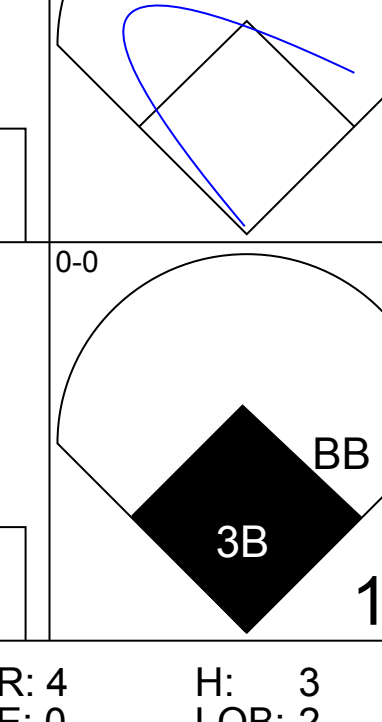
Batter	1	2	3	4	5	6	7	8	9	AB	R	H	RBI	BB	SO	LOB	BOTTOM				
<b>Julio Cruz, S</b> OBP: 0.397, SLG: 0.302 (1, 4)	G4-6-3 BB		G6-3 1B		BB 1B		4-3			3	1	2	2	1	0	0	<b>Toronto Blue Jays @ Seattle Mariners</b> The Kingdome, Seattle, WA Sat May 06 1978, 10:05 PM EDT Att: 7,589 - Unknown <a href="http://livebaseballscorecards.com">livebaseballscorecards.com</a>				
<b>Ruppert Jones, L</b> OBP: 0.328, SLG: 0.280 (1, 8)	G4-6-3 1-2		G6-3 1-2		L4-6 BB		1-3			3	0	0	0	1	0	2					
<b>Steve Braun, L</b> OBP: 0.333, SLG: 0.438 (1, 10)			F8							3	0	2	2	1	0	0					
<b>Bruce Bochte, L</b> OBP: 0.346, SLG: 0.381 (1, 7)	4-3			E6 FC4-6	L4-6 2-3		F7			4	0	0	0	0	0	4					
<b>Dan Meyer, L</b> OBP: 0.214, SLG: 0.336 (1, 3)		E3 4-3 1B		FC4-6 CS	G3		F8			4	1	0	0	0	0	2					
<b>Bob Stinson, S</b> OBP: 0.413, SLG: 0.436 (1, 2)		4-3		4-3		SF8 3B		F8		4	1	1	0	0	0	2					
<b>Bill Stein, R</b> OBP: 0.322, SLG: 0.337 (1, 5)						SF8 1B		4-3		2	1	1	2	1	0	0					
<b>John Hale, L</b> OBP: 0.246, SLG: 0.138 (1, 9)		K					4-3			2	1	0	0	1	1	1					
<b>Craig Reynolds, L</b> OBP: 0.350, SLG: 0.392 (1, 6)			F8				F9			3	1	1	0	0	0	1					
<b>Inning Stats</b>	R: 0 E: 0 K: 0 S: 2	H: 0 LOB: 1 BB: 2 P: 10	R: 1 E: 1 K: 1 S: 7	H: 1 LOB: 1 BB: 0 P: 7	R: 0 E: 0 K: 0 S: 3	H: 1 LOB: 0 BB: 0 P: 3	R: 0 E: 0 K: 0 S: 3	H: 0 LOB: 0 BB: 0 P: 3	R: 4 E: 0 K: 0 S: 5	H: 3 LOB: 1 BB: 3 P: 17	R: 1 E: 0 K: 0 S: 4	H: 1 LOB: 0 BB: 0 P: 4	R: 0 E: 0 K: 0 S: 4	H: 1 LOB: 1 BB: 0 P: 4	R: 0 E: 0 K: 0 S: 3	H: 0 LOB: 0 BB: 0 P: 3		1B: 6 2B: 1 3B: 1 HR: 0	SF: 1 SAC: 0 DP: 3 HBP: 0	WP: 0 PB: 0 SB: 0 CS: 1	PA: 34
<b>PITCHER</b> <b>Dave Lemanczyk, R</b> ERA: 7.84 (1, 1)	IP: 4.0 WLS: L BF: 20 H: 4 R: 5 ER: 4 SO: 1 BB: 5 IBB: 0 HBP: 0 BLK: 0 WP: 0 HR: 0 S: 17 P: 37 ERA: 9.00 WHIP: 2.250															<b>PITCHER</b>					
<b>Tom Murphy, R</b> ERA: 2.41 (5, 1)	IP: 3.0 WLS: L BF: 11 H: 3 R: 1 ER: 1 SO: 0 BB: 0 IBB: 0 HBP: 0 BLK: 0 WP: 0 HR: 0 S: 11 P: 11 ERA: 3.00 WHIP: 1.000															<b>PITCHER</b>					
<b>Mike Willis, L</b> ERA: 4.7 (8, 1)	IP: 1.0 WLS: L BF: 3 H: 0 R: 0 ER: 0 SO: 0 BB: 0 IBB: 0 HBP: 0 BLK: 0 WP: 0 HR: 0 S: 3 P: 3 ERA: 0.00 WHIP: 0.000															<b>PITCHER</b>					



Batter	1	2	3	4	5	6	7	8	9	AB	R	H	RBI	BB	SO	LOB	TOP			
<b>Rick Rosetti, R</b> OBP: 0.287, SLG: 0.391 (1, 8)										4	1	1	4	0	1	0	<b>Toronto Blue Jays @ Seattle Mariners</b> The Kingdom, Seattle, WA Sun May 07 1978, 6:33 AM EDT Att: 12,489 - Unknown			
<b>Bob Bailor, R</b> OBP: 0.347, SLG: 0.367 (1, 5)										4	1	1	1	0	1	1				
<b>Willie Upshaw, L</b> OBP: 0.333, SLG: 0.410 (1, 7)										4	0	0	0	0	0	0				
<b>Rico Carty, R</b> OBP: 0.358, SLG: 0.484 (1, 10)										4	1	1	0	0	0	0				
<b>John Mayberry, L</b> OBP: 0.301, SLG: 0.400 (1, 3)										4	0	0	0	0	0	1				
<b>Tom Hutton, L</b> OBP: 0.313, SLG: 0.397 (1, 9)										4	2	2	2	0	0	0				
<b>Alan Ashby, S</b> OBP: 0.287, SLG: 0.120 (1, 2)										4	1	1	0	0	1	0				
<b>Dave McKay, S</b> OBP: 0.138, SLG: 0.143 (8, PH)										2	0	0	0	0	1	0				
<b>Sam Ewing, L</b> OBP: 0.200, SLG: 0.200 (8, PH)										1	0	0	0	0	0	2				
<b>Garth Iorg, R</b> OBP: 0.218, SLG: 0.163 (8, 4)										0	0	0	0	0	0	0				
<b>Luis Gomez, R</b> OBP: 0.253, SLG: 0.176 (1, 6)										2	0	0	0	0	0	0				
<b>Roy Howell, L</b> OBP: 0.313, SLG: 0.409 (8, PH)										0	0	0	0	1	0	0				
<b>Tim Johnson, L</b> OBP: 0.218, SLG: 0.163 (8, 6)										0	1	0	0	0	0	0				
<b>Inning Stats</b>	R: 0 E: 0 K: 2 S: 7	H: 0 LOB: 0 BB: 0 P: 7	R: 0 E: 0 K: 0 S: 3	H: 0 LOB: 0 BB: 0 P: 3	R: 0 E: 0 K: 1 S: 5	H: 0 LOB: 0 BB: 0 P: 5	R: 0 E: 0 K: 0 S: 3	H: 0 LOB: 0 BB: 0 P: 3	R: 0 E: 0 K: 1 S: 5	H: 0 LOB: 0 BB: 0 P: 5	R: 1 E: 0 K: 0 S: 4	H: 1 LOB: 0 BB: 0 P: 4	R: 4 E: 0 K: 0 S: 6	H: 3 LOB: 1 BB: 0 P: 10	R: 2 E: 0 K: 0 S: 5	H: 2 LOB: 0 BB: 0 P: 5	1B: 2 2B: 1 3B: 0 HR: 3	SF: 0 SAC: 0 DP: 0 HBP: 0	WP: 0 PB: 0 SB: 0 CS: 0	PA: 34
<b>PITCHER</b>	IP	WLS	BF	H	R	ER	SO	BB	IBB	HBP	BLK	WP	HR	S	P	ERA	WHIP			
<b>Dick Pole, R</b> ERA: 5.06 (1, 1)	7.2		27	3	4	4	4	1	0	0	0	0	1	34	38	4.70	0.522			
<b>Enrique Romo, R</b> ERA: 4.37 (8, 1)	1.1	W	7	3	3	3	0	0	0	0	0	0	2	7	7	20.25	2.250			

AB	33
R	7
H	6
RBI	7
BB	1
SO	4
LOB	4



Batter	1	2	3	4	5	6	7	8	9	AB	R	H	RBI	BB	SO	LOB	BOTTOM			
<b>Julio Cruz, S</b> OBP: 0.379, SLG: 0.337 (1, 4)										3	3	2	1	2	0	0	<b>Toronto Blue Jays @ Seattle Mariners</b> The Kingdom, Seattle, WA Sun May 07 1978, 6:33 AM EDT Att: 12,489 - Unknown			
<b>Bruce Bochte, L</b> OBP: 0.356, SLG: 0.397 (1, 7)										3	2	1	2	1	1	2				
<b>Leon Roberts, R</b> OBP: 0.387, SLG: 0.600 (1, 9)										5	1	3	6	0	0	3				
<b>John Hale, L</b> OBP: 0.246, SLG: 0.138 (9, 9)										0	0	0	0	0	0	0				
<b>Leroy Stanton, R</b> OBP: 0.336, SLG: 0.261 (1, 10)										2	0	0	0	3	1	2				
<b>Bill Stein, R</b> OBP: 0.317, SLG: 0.324 (1, 5)										4	0	0	0	1	0	5				
<b>Ruppert Jones, L</b> OBP: 0.323, SLG: 0.286 (1, 8)										5	0	1	0	0	0	5				
<b>Dan Meyer, L</b> OBP: 0.215, SLG: 0.333 (1, 3)										4	0	1	0	0	0	1				
<b>Bob Stinson, S</b> OBP: 0.396, SLG: 0.415 (1, 2)										4	1	0	0	0	0	1				
<b>Craig Reynolds, L</b> OBP: 0.369, SLG: 0.403 (1, 6)										3	2	2	0	1	0	1				
<b>Inning Stats</b>	R: 0 E: 0 K: 1 S: 5	H: 0 LOB: 0 BB: 0 P: 5	R: 0 E: 0 K: 1 S: 6	H: 1 LOB: 1 BB: 0 P: 6	R: 0 E: 0 K: 0 S: 4	H: 2 LOB: 2 BB: 0 P: 5	R: 0 E: 0 K: 0 S: 2	H: 0 LOB: 0 BB: 1 P: 6	R: 3 E: 0 K: 0 S: 7	H: 3 LOB: 2 BB: 1 P: 11	R: 0 E: 0 K: 0 S: 3	H: 0 LOB: 0 BB: 0 P: 3	R: 2 E: 0 K: 0 S: 4	H: 1 LOB: 2 BB: 3 P: 16	R: 4 E: 0 K: 0 S: 6	H: 3 LOB: 3 BB: 3 P: 18	1B: 4 2B: 5 3B: 1 HR: 1	SF: 0 SAC: 0 DP: 2 HBP: 1	WP: 0 PB: 0 SB: 0 CS: 0	PA: 42
<b>PITCHER</b>	IP	WLS	BF	H	R	ER	SO	BB	IBB	HBP	BLK	WP	HR	S	P	ERA	WHIP			
<b>Jerry Garvin, L</b> ERA: 5.45 (1, 1)	6.0		28	6	5	5	2	4	0	0	0	0	0	27	44	7.50	1.667			
<b>Mike Willis, L</b> ERA: 6.35 (7, 1)	1.2	L	12	4	4	4	0	3	0	0	0	0	1	9	21	21.60	4.200			
<b>Dave Wallace, R</b> ERA: 3.18 (8, 1)	0.1		2	0	0	0	0	1	0	0	0	0	0	1	5	0.00	3.000			

AB	33
R	9
H	10
RBI	9
BB	8
SO	2
LOB	20









Batter	1	2	3	4	5	6	7	8	9	AB	R	H	RBI	BB	SO	LOB	TOP										
Julio Cruz, S OBP: 0.378, SLG: 0.340 (1, 4)	B1-3		1B		L1			F4		4	1	1	0	0	0	1											
Craig Reynolds, L OBP: 0.390, SLG: 0.398 (1, 6)	G3-6-3 BB		1B					1-3		3	0	1	1	1	0	0											
Steve Braun, L OBP: 0.325, SLG: 0.444 (1, 7)	G3-6-3		F8					4-3		4	0	1	0	0	0	2											
Bruce Bochte, L OBP: 0.354, SLG: 0.391 (1, 3)		F8		F8				4-3		3	0	0	0	1	0	0											
Ruppert Jones, L OBP: 0.312, SLG: 0.275 (1, 8)		F7		K				1-3		4	0	0	0	0	1	2											
Leroy Stanton, R OBP: 0.336, SLG: 0.268 (1, 10)		1B		6-3				5-3		4	0	1	0	0	0	2											
Bob Stinson, S OBP: 0.396, SLG: 0.395 (7, PH) Jose Báez, R OBP: 0.277, SLG: 0.238 (7, 2) Bill Plummer, R OBP: 0.308, SLG: 0.321 (7, 2)	G3							G1-6-3 BB		2	0	0	0	0	0	1											
Bill Stein, R OBP: 0.308, SLG: 0.321 (1, 5)			F8					G1-6-3		3	0	1	0	0	0	1											
John Hale, L OBP: 0.250, SLG: 0.133 (7, PH) Leon Roberts, R OBP: 0.398, SLG: 0.569 (7, 9)								F9		1	0	0	0	1	1	1											
										1	0	0	0	0	0	0											
<b>Inning Stats</b>	R: 0 E: 0 K: 0 S: 2	H: 0 LOB: 0 BB: 1 P: 6	R: 0 E: 0 K: 0 S: 4	H: 1 LOB: 1 BB: 0 P: 4	R: 1 E: 0 K: 0 S: 4	H: 2 LOB: 1 BB: 1 P: 8	R: 0 E: 0 K: 1 S: 5	H: 0 LOB: 0 BB: 0 P: 5	R: 0 E: 0 K: 1 S: 6	H: 1 LOB: 1 BB: 0 P: 6	R: 0 E: 0 K: 0 S: 4	H: 0 LOB: 2 BB: 1 P: 8	R: 0 E: 0 K: 0 S: 2	H: 0 LOB: 0 BB: 1 P: 6	R: 0 E: 0 K: 0 S: 3	H: 0 LOB: 0 BB: 0 P: 3	R: 0 E: 0 K: 0 S: 3	H: 0 LOB: 0 BB: 0 P: 3	1B: 3 2B: 2 3B: 0 HR: 0	SF: 0 SAC: 0 DP: 2 HBP: 0	WP: 0 PB: 0 SB: 1 CS: 1	PA: 33					
<b>PITCHER</b>	IP	WLS	BF	H	R	ER	SO	BB	IBB	HBP	BLK	WP	HR	S	P	ERA	WHIP										
Rick Wise, R ERA: 3.23 (1, 1)	6.0	W	24	5	1	1	2	3	0	0	0	0	0	25	37	1.50	1.333										
Dennis Kinney, L ERA: 3.2 (7, 1)	3.0	S	9	0	0	0	0	1	0	0	0	0	0	8	12	0.00	0.333										

Seattle Mariners @ Cleveland Indians  
Cleveland Municipal Stadium, Cleveland, OH  
Wed May 10 1978, 7:05 PM EDT  
Att: 3,202 - Unknown

AB 29  
R 1  
H 5  
RBI 1  
BB 4  
SO 2  
LOB 10



Batter	1	2	3	4	5	6	7	8	9	AB	R	H	RBI	BB	SO	LOB	BOTTOM										
Paul Dade, R OBP: 0.352, SLG: 0.443 (1, 8) (7, 9)	FC6-4 BB		5-3					K		2	0	0	0	2	1	0											
Duane Kuiper, L OBP: 0.282, SLG: 0.260 (1, 4)	FC6-4		4-3					G4-6-3 1B		4	0	1	0	0	0	2											
Buddy Bell, R OBP: 0.367, SLG: 0.495 (1, 5)	F7							G4-6-3		4	1	1	0	0	0	3											
Andre Thornton, R OBP: 0.358, SLG: 0.460 (1, 3)	K							G3 E BB		2	2	0	0	2	1	2											
Mike Vail, R OBP: 0.750, SLG: 1.500 (6, PR) Rick Manning, L OBP: 0.315, SLG: 0.316 (7, 8)	4-3							E4 G3 E		2	0	1	0	0	0	0											
Willie Horton, R OBP: 0.374, SLG: 0.554 (1, 10) Jim Norris, L OBP: 0.333, SLG: 0.462 (6, PR)	F9							G3		2	0	1	1	1	0	0											
Ted Cox, R OBP: 0.259, SLG: 0.167 (1, 7)	5-3							E6		3	0	1	2	1	0	0											
Larry Blanks, R OBP: 0.263, SLG: 0.315 (1, 6) Tom Verzyer, R OBP: 0.167, SLG: 0.167 (7, 6)			4-3					K		3	0	0	0	0	1	4											
Ron Pruitt, R OBP: 0.300, SLG: 0.370 (1, 2)								K		1	0	0	0	0	1	1											
										3	1	1	1	0	0	4											
<b>Inning Stats</b>	R: 0 E: 0 K: 1 S: 5	H: 0 LOB: 1 BB: 1 P: 9	R: 0 E: 0 K: 0 S: 3	H: 0 LOB: 0 BB: 0 P: 3	R: 1 E: 0 K: 0 S: 4	H: 1 LOB: 0 BB: 0 P: 4	R: 2 E: 0 K: 0 S: 5	H: 2 LOB: 2 BB: 2 P: 13	R: 0 E: 0 K: 1 S: 6	H: 0 LOB: 1 BB: 1 P: 7	R: 1 E: 0 K: 1 S: 6	H: 2 LOB: 2 BB: 1 P: 10	R: 0 E: 0 K: 1 S: 5	H: 1 LOB: 0 BB: 0 P: 5	R: 2 E: 2 K: 1 S: 6	H: 0 LOB: 1 BB: 1 P: 10	1B: 4 2B: 0 3B: 1 HR: 1	SF: 0 SAC: 1 DP: 1 HBP: 0	WP: 0 PB: 0 SB: 0 CS: 1	PA: 35							
<b>PITCHER</b>	IP	WLS	BF	H	R	ER	SO	BB	IBB	HBP	BLK	WP	HR	S	P	ERA	WHIP										
Rick Honeycutt, L ERA: 3.92 (1, 1)	5.0	L	24	5	4	4	1	3	0	0	0	0	0	15	23	0.00	1.000										
Steve Burke, R ERA: 4.41 (6, 1)	3.0		11	1	2	0	3	2	0	0	0	0	0	15	23	0.00	1.000										

Seattle Mariners @ Cleveland Indians  
Cleveland Municipal Stadium, Cleveland, OH  
Wed May 10 1978, 7:05 PM EDT  
Att: 3,202 - Unknown

AB 28  
R 6  
H 6  
RBI 4  
BB 6  
SO 4  
LOB 19





Batter	1	2	3	4	5	6	7	8	9	AB	R	H	RBI	BB	SO	LOB	TOP			
<b>Julio Cruz, S</b> OBP: 0.379, SLG: 0.340 (1, 4)	F8	SF8					G3-6-3 1B		3-1	3	0	1	1	1	0	1	<b>Seattle Mariners @ Toronto Blue Jays</b> Exhibition Stadium, Toronto, ON Fri May 12 1978, 7:05 PM EDT Att: 11,518 - Unknown - 57 F  livebaseballscorecards.com  <b>AB 32</b> <b>R 3</b> <b>H 8</b> <b>RBI 3</b> <b>BB 6</b> <b>SO 2</b> <b>LOB 15</b>			
<b>Craig Reynolds, L</b> OBP: 0.391, SLG: 0.391 (1, 6)		F5		F2			F5			4	0	1	0	1	0	5				
<b>Steve Braun, L</b> OBP: 0.311, SLG: 0.400 (1, 10)				F8			G3-6-3 1-2		G3	4	0	0	0	1	0	3				
<b>Bruce Bochte, L</b> OBP: 0.345, SLG: 0.379 (1, 7)	5-3			6-3					F7	4	0	0	0	0	0	1				
<b>Ruppert Jones, L</b> OBP: 0.317, SLG: 0.276 (1, 8)				F8					F9	3	1	1	0	1	0	0				
<b>Bill Stein, R</b> OBP: 0.313, SLG: 0.345 (1, 5)				6-3						4	1	2	1	0	1	1				
<b>Bob Stinson, S</b> OBP: 0.390, SLG: 0.386 (1, 2)				1B					F6	2	1	0	0	2	0	1				
<b>Juan Bernhardt, R</b> OBP: 0.250, SLG: 0.250 (1, 3)				F9					F8	4	0	1	0	0	0	1				
<b>John Hale, L</b> OBP: 0.263, SLG: 0.156 (1, 9)				FC4-6						4	0	2	1	0	1	2				
<b>Inning Stats</b>	R: 0 E: 0 K: 0 S: 3	H: 1 LOB: 1 BB: 1 P: 7	R: 3 E: 0 K: 0 S: 5	H: 2 LOB: 1 BB: 2 P: 13	R: 0 E: 0 K: 0 S: 3	H: 0 LOB: 0 BB: 0 P: 3	R: 0 E: 0 K: 0 S: 4	H: 1 LOB: 3 BB: 2 P: 12	R: 0 E: 0 K: 1 S: 6	H: 0 LOB: 1 BB: 0 P: 6	R: 0 E: 0 K: 0 S: 3	H: 1 LOB: 0 BB: 3	R: 0 E: 0 K: 0 S: 4	H: 1 LOB: 1 BB: 0 P: 4	R: 0 E: 0 K: 0 S: 4	H: 1 LOB: 2 BB: 1 P: 8	1B: 6 2B: 2 3B: 0 HR: 0	SF: 1 SAC: 0 DP: 1 HBP: 0	WP: 0 PB: 0 SB: 1 CS: 0	PA: 39
<b>PITCHER</b> <b>Jesse Jefferson, R</b> ERA: 4.4 (1, 1)	IP: 9.0 WLS: W BF: 39 H: 8 R: 3 ER: 3 SO: 2 BB: 6 IBB: 0 HBP: 0 BLK: 0 WP: 0 HR: 0 S: 37 P: 61 ERA: 3.00 WHIP: 1.556															<b>PITCHER</b>				

Batter	1	2	3	4	5	6	7	8	9	AB	R	H	RBI	BB	SO	LOB	BOTTOM										
<b>Rick Bosetti, R</b> OBP: 0.311, SLG: 0.408 (1, 8)	6-3			1-3						5	0	2	1	0	0	2	<b>Seattle Mariners @ Toronto Blue Jays</b> Exhibition Stadium, Toronto, ON Fri May 12 1978, 7:05 PM EDT Att: 11,518 - Unknown - 57 F  livebaseballscorecards.com  <b>AB 38</b> <b>R 8</b> <b>H 15</b> <b>RBI 8</b> <b>BB 2</b> <b>SO 1</b> <b>LOB 18</b>										
<b>Bob Bailor, R</b> OBP: 0.342, SLG: 0.363 (1, 9)	L6			F9					1-3	5	0	1	0	0	0	2											
<b>Tom Hutton, L</b> OBP: 0.314, SLG: 0.371 (1, 7)										1	1	0	0	1	0	2											
<b>Otto Velez, R</b> OBP: 0.333, SLG: 0.526 (5, PH) (6, 7)										3	1	1	0	0	1	0											
<b>Rico Carty, R</b> OBP: 0.369, SLG: 0.486 (1, 10)	E5									5	2	4	1	0	0	1											
<b>John Mayberry, L</b> OBP: 0.322, SLG: 0.423 (1, 3)										4	2	2	3	0	0	2											
<b>Roy Howell, L</b> OBP: 0.306, SLG: 0.392 (1, 5)										5	0	2	1	0	0	3											
<b>Alan Ashby, S</b> OBP: 0.270, SLG: 0.129 (1, 2)	F8			F8						4	1	1	1	0	0	3											
<b>Dave McKay, S</b> OBP: 0.211, SLG: 0.229 (1, 4)										3	1	1	0	1	0	1											
<b>Luis Gomez, R</b> OBP: 0.286, SLG: 0.203 (1, 6)										3	0	1	1	0	0	2											
<b>Inning Stats</b>	R: 3 E: 1 K: 0 S: 6	H: 2 LOB: 1 BB: 1 P: 10	R: 0 E: 0 K: 0 S: 5	H: 2 LOB: 0 BB: 0 P: 5	R: 0 E: 0 K: 0 S: 4	H: 2 LOB: 0 BB: 0 P: 4	R: 1 E: 0 K: 0 S: 4	H: 1 LOB: 0 BB: 0 P: 4	R: 0 E: 0 K: 0 S: 4	H: 1 LOB: 1 BB: 0 P: 4	R: 1 E: 0 K: 0 S: 6	H: 3 LOB: 2 BB: 0 P: 6	R: 0 E: 0 K: 1 S: 6	H: 1 LOB: 1 BB: 0 P: 6	R: 0 E: 0 K: 1 S: 6	H: 1 LOB: 1 BB: 0 P: 6	1B: 12 2B: 1 3B: 1 HR: 1	SF: 1 SAC: 0 DP: 1 HBP: 1	WP: 0 PB: 0 SB: 0 CS: 0	PA: 42							
<b>PITCHER</b> <b>Paul Mitchell, R</b> ERA: 2.97 (1, 1)	IP: 2.0 WLS: L BF: 14 H: 6 R: 3 ER: 0 SO: 0 BB: 1 IBB: 0 HBP: 0 BLK: 0 WP: 0 HR: 1 S: 13 P: 17 ERA: 0.00 WHIP: 3.500															<b>PITCHER</b>											
<b>Shane Rawley, L</b> ERA: 4.05 (3, 1)	2.1	11	4	4	4	0	0	0	0	10	11	15.43	1.714														
<b>Steve Burke, R</b> ERA: 4.33 (5, 1)	2.2	13	4	1	1	0	1	0	0	12	16	3.38	1.875														
<b>Tom House, L</b> ERA: 5.13 (8, 1)	1.0	4	1	0	0	1	0	0	0	6	6	0.00	1.000														







Batter	1	2	3	4	5	6	7	8	9	AB	R	H	RBI	BB	SO	LOB	TOP			
<b>Julio Cruz, S</b> OBP: 0.379, SLG: 0.324 (1, 4)	4-3			SF9 BB	FC4-6			3-1		3	1	0	0	1	0	1	<b>Seattle Mariners @ Detroit Tigers</b> Tiger Stadium, Detroit, MI Mon May 15 1978, 7:05 PM EDT Att: 8,412 - Cloudy			
<b>Craig Reynolds, L</b> OBP: 0.397, SLG: 0.394 (1, 6)	G4-6-3 1B			SF9	F8			F9		3	0	1	1	0	0	1				
<b>Steve Braun, L</b> OBP: 0.315, SLG: 0.375 (1, 10)	G4-6-3			2B SF8 BB				G3-6-3 1B		3	1	1	0	1	0	1				
<b>Bruce Bochte, L</b> OBP: 0.350, SLG: 0.381 (1, 7)		G1-4-3 BB		SF8	2B			G3-6-3		3	0	1	0	1	0	1				
<b>Ruppert Jones, L</b> OBP: 0.320, SLG: 0.292 (1, 8)	K			1-3				F7		3	0	0	0	1	2	1				
<b>Bill Stein, R</b> OBP: 0.317, SLG: 0.355 (1, 5)	G1-4-3				SF8			4-3		2	0	0	1	0	0	1				
<b>John Hale, L</b> OBP: 0.290, SLG: 0.147 (1, 9)				F5	4-3			F8		3	0	0	0	0	0	2				
<b>Juan Bernhardt, R</b> OBP: 0.250, SLG: 0.333 (1, 3)				CS	1B			4-3		3	0	1	0	0	0	0				
<b>Bill Plummer, R</b> OBP: 0.571, SLG: 0.667 (1, 2)				K				6-3		2	0	1	0	0	1	1				
<b>Bob Stinson, S</b> OBP: 0.397, SLG: 0.382 (8, PH)				K				FC4-6 1B		1	0	0	0	0	0	0				
<b>Inning Stats</b>	R: 0 E: 0 K: 0 S: 3	H: 1 LOB: 0 BB: 0 P: 3	R: 0 E: 0 K: 1 S: 4	H: 0 LOB: 0 BB: 1 P: 8	R: 0 E: 0 K: 1 S: 5	H: 1 LOB: 0 BB: 0 P: 5	R: 2 E: 1 K: 0 S: 4	H: 1 LOB: 2 BB: 3 P: 16	R: 0 E: 0 K: 0 S: 4	H: 1 LOB: 0 BB: 0 P: 4	R: 0 E: 0 K: 0 S: 3	H: 0 LOB: 0 BB: 0 P: 3	R: 0 E: 0 K: 0 S: 3	H: 0 LOB: 0 BB: 0 P: 3	R: 0 E: 0 K: 1 S: 5	H: 0 LOB: 0 BB: 0 P: 5	1B: 4 2B: 1 3B: 0 HR: 0	SF: 2 SAC: 0 DP: 3 HBP: 0	WP: 0 PB: 0 SB: 1 CS: 1	PA: 32
<b>PITCHER</b> <b>Jim Slaton, R</b> ERA: 4.86 (1, 1)	IP: 9.0 WLS: W BF: 32	H: 5 R: 2 ER: 2 SO: 3	BB: 3 IBB: 1 HBP: 0 BLK: 0	WP: 0 HR: 0 S: 34 P: 50	ERA: 2.00 WHIP: 0.889															

Batter	1	2	3	4	5	6	7	8	9	AB	R	H	RBI	BB	SO	LOB	BOTTOM			
<b>Ron LeFlore, R</b> OBP: 0.359, SLG: 0.397 (1, 8)	6-3		K		L7			K		4	0	0	0	0	2	1	<b>Seattle Mariners @ Detroit Tigers</b> Tiger Stadium, Detroit, MI Mon May 15 1978, 7:05 PM EDT Att: 8,412 - Cloudy			
<b>Lou Whitaker, L</b> OBP: 0.366, SLG: 0.358 (1, 4)	6-4-3 1B		6-3		F7			1-3		4	1	1	0	0	0	0				
<b>Rusty Staub, L</b> OBP: 0.379, SLG: 0.422 (1, 10)	6-4-3			2B HR	1B			L3-6 2B		4	1	2	0	0	0	1				
<b>Jason Thompson, L</b> OBP: 0.392, SLG: 0.583 (1, 3)				HR	2B			L3-6		4	1	2	1	0	0	1				
<b>Steve Kemp, L</b> OBP: 0.463, SLG: 0.394 (1, 7)	6-3			G3				F8		3	0	0	0	0	0	3				
<b>Milt May, L</b> OBP: 0.418, SLG: 0.721 (1, 2)				FC4-6 BB	HR			F9		2	1	1	3	1	0	0				
<b>Tim Corcoran, L</b> OBP: 0.319, SLG: 0.262 (1, 9)				FC4-6	2B			SH1-3 2B		3	0	2	0	0	0	1				
<b>Phil Mankowski, L</b> OBP: 0.346, SLG: 0.340 (1, 5)				4-3	5-3			SH1-3		1	0	0	0	0	0	1				
<b>Aurelio Rodriguez, R</b> OBP: 0.389, SLG: 0.548 (4, PH)								2-3		1	0	0	0	0	0	1				
<b>Alan Trammell, R</b> OBP: 0.333, SLG: 0.392 (1, 6)				F8	F8			F8		3	0	0	0	0	0	2				
<b>Inning Stats</b>	R: 1 E: 0 K: 0 S: 5	H: 2 LOB: 1 BB: 0 P: 5	R: 0 E: 0 K: 0 S: 2	H: 0 LOB: 1 BB: 1 P: 6	R: 0 E: 0 K: 1 S: 5	H: 0 LOB: 0 BB: 0 P: 5	R: 3 E: 0 K: 0 S: 7	H: 4 LOB: 1 BB: 0 P: 7	R: 0 E: 0 K: 0 S: 3	H: 0 LOB: 0 BB: 0 P: 3	R: 0 E: 0 K: 0 S: 3	H: 0 LOB: 0 BB: 0 P: 3	R: 0 E: 0 K: 1 S: 6	H: 1 LOB: 1 BB: 0 P: 6	R: 0 E: 0 K: 0 S: 3	H: 1 LOB: 0 BB: 0 P: 3	1B: 3 2B: 5 3B: 0 HR: 1	SF: 0 SAC: 1 DP: 1 HBP: 0	WP: 0 PB: 0 SB: 0 CS: 0	PA: 31
<b>PITCHER</b> <b>Glenn Abbott, R</b> ERA: 4.02 (1, 1)	IP: 3.1 WLS: L BF: 16	H: 6 R: 4 ER: 4 SO: 1	BB: 1 IBB: 0 HBP: 0 BLK: 0	WP: 0 HR: 1 S: 17 P: 21	ERA: 10.80 WHIP: 2.100															
<b>Tom House, L</b> ERA: 4.35 (4, 1)	IP: 4.2 WLS: L BF: 15	H: 2 R: 0 ER: 0 SO: 1	BB: 0 IBB: 0 HBP: 0 BLK: 0	WP: 0 HR: 0 S: 17 P: 17	ERA: 0.00 WHIP: 0.429															





Batter	1	2	3	4	5	6	7	8	9	10	11	12	13	14	15	16	AB	R	H	RBI	BB	SO	LOB	TOP				
<b>Julio Cruz, S</b> OBP: 0.389, SLG: 0.333 (1.4)	6-3		4-3				K										6	0	3	1	1	1	2					
<b>Craig Reynolds, L</b> OBP: 0.372, SLG: 0.370 (1.8)	G3				1-3			F7		L7-3			4-3		F9		6	0	0	0	1	0	6					
<b>Bruce Bochte, L</b> OBP: 0.348, SLG: 0.368 (1.7)	K			4-3				G3					F8				5	1	0	0	2	2	3					
<b>Leroy Stanton, R</b> OBP: 0.320, SLG: 0.252 (1.10)		F4		5-3		SH1-4		K					F9		FC5-4		6	0	0	0	0	1	3					
<b>Ruppert Jones, L</b> OBP: 0.312, SLG: 0.287 (1.8)	K			L5		SF9				6-3			K				6	0	1	1	0	2	1					
<b>Bill Stein, R</b> OBP: 0.320, SLG: 0.357 (1.5)	F3				L5			F9									5	0	2	0	0	0	0					
<b>Larry Mitroune, S</b> OBP: 0.287, SLG: 0.267 (12. PR)										4-3				4-3			2	0	1	0	0	0	0					
<b>John Hale, L</b> OBP: 0.305, SLG: 0.137 (1.9)			E6		4-3			4-3		4-3			K				4	0	0	0	0	0	1					
<b>Leon Roberts, R</b> OBP: 0.389, SLG: 0.897 (12. PH)					4-3			4-3		4-3				6-3			2	0	0	0	0	1	1					
<b>Steve Braun, L</b> OBP: 0.309, SLG: 0.367 (16. PH)													K				1	0	0	0	0	0	2					
<b>Juan Bernhardt, R</b> OBP: 0.368, SLG: 0.444 (1.3)			4-3			BB		4-3					L6-3				6	1	3	0	1	1	3					
<b>Bob Stinson, S</b> OBP: 0.303, SLG: 0.374 (1.2)						1B		4-3							FC3-6		2	0	0	0	1	0	2					
<b>Jose Baez, R</b> OBP: 0.271, SLG: 0.233 (10. PH)			4-3					4-3		G3							1	0	0	0	0	0	0					
<b>Bill Plummer, R</b> OBP: 0.400, SLG: 0.444 (10.2)					1B			4-3							FC3-6		3	0	0	0	0	0	4					
<b>Inning Stats</b>	R: 0 E: 0 K: 1 S: 5	H: 2 LOB: 1 BB: 0 P: 5	R: 0 E: 0 K: 1 S: 5	H: 0 LOB: 0 BB: 0 P: 5	R: 0 E: 1 K: 0 S: 4	H: 1 LOB: 1 BB: 0 P: 4	R: 0 E: 0 K: 0 S: 3	H: 0 LOB: 1 BB: 0 P: 7	R: 0 E: 0 K: 1 S: 5	H: 0 LOB: 0 BB: 0 P: 5	R: 0 E: 0 K: 1 S: 6	H: 1 LOB: 1 BB: 0 P: 6	R: 0 E: 0 K: 0 S: 5	H: 0 LOB: 0 BB: 0 P: 5	R: 0 E: 0 K: 1 S: 5	H: 0 LOB: 1 BB: 0 P: 7	R: 0 E: 0 K: 0 S: 4	H: 1 LOB: 2 BB: 0 P: 8	R: 0 E: 0 K: 0 S: 3	H: 0 LOB: 0 BB: 0 P: 3	R: 0 E: 0 K: 1 S: 7	H: 2 LOB: 2 BB: 0 P: 7	R: 0 E: 0 K: 0 S: 5	H: 2 LOB: 3 BB: 1 P: 9	1B: 9 2B: 3 3B: 0 HR: 0	SF: 1 DP: 2 HBP: 0	WP: 1 PB: 0 SB: 0 CS: 0	PA: 63
<b>PITCHER</b>	IP	WLS	BF	H	R	ER	SO	BB	IBB	HBP	BLK	WP	HR	S	P	ERA	WHIP											
<b>Milt Hoyer, R</b> ERA: 3.27 (1.1)	6.1	26	3	2	2	2	2	2	0	0	0	0	0	0	31	41	0.00	0.750										
<b>John Hiller, L</b> ERA: 2.45 (7.1)	6.2	23	3	0	0	0	5	2	0	0	0	0	0	0	31	41	0.00	0.750										
<b>Steve Foucault, R</b> ERA: 2.7 (14.1)	3.0	W	14	4	0	0	1	1	0	0	0	0	0	0	15	19	0.00	1.667										

Seattle Mariners @ Detroit Tigers  
Tiger Stadium, Detroit, MI  
Tue May 16 1978, 7:05 PM EDT  
Att. 12,423 - Unknown

AB 55  
R 10  
H 2  
RBI 2  
BB 6  
SO 8  
LOB 28



Batter	1	2	3	4	5	6	7	8	9	10	11	12	13	14	15	16	AB	R	H	RBI	BB	SO	LOB	BOTTOM				
<b>Ron LeFlore, R</b> OBP: 0.356, SLG: 0.386 (1.8)	F9	FC6-4			FC4-6			6-3								K	6	0	1	0	1	1	3					
<b>Mark Wagner, R</b> OBP: 0.368, SLG: 0.326 (1.8)					CS			F8									3	0	2	0	0	0	0					
<b>Tim Corcoran, L</b> OBP: 0.315, SLG: 0.258 (8. PH)	1B							F8									1	0	0	0	0	0	0					
<b>Alan Trammell, R</b> OBP: 0.333, SLG: 0.389 (9.8)										K							3	0	1	0	0	1	4					
<b>Rusty Staub, L</b> OBP: 0.367, SLG: 0.407 (1.10)																	7	0	1	0	0	0	2					
<b>Jason Thompson, L</b> OBP: 0.394, SLG: 0.579 (1.3)																	6	2	2	0	1	0	3					
<b>Steve Kamp, L</b> OBP: 0.453, SLG: 0.378 (1.7)																	4	1	0	1	2	2	2					
<b>John Wockenfuss, R</b> OBP: 0.407, SLG: 0.458 (1.9)																	2	0	0	0	0	0	1					
<b>Phil Mankowski, L</b> OBP: 0.340, SLG: 0.333 (9. PH)																	1	0	0	0	0	0	0					
<b>Mickey Stanley, R</b> OBP: 0.250, SLG: 0.375 (10.9)																	3	0	1	0	0	1	2					
<b>Lance Parrish, R</b> OBP: 0.256, SLG: 0.482 (1.2)																	7	1	2	2	0	0	2					
<b>Aurelio Rodriguez, R</b> OBP: 0.361, SLG: 0.515 (1.5)																	4	0	0	1	0	1	2					
<b>Steve Dillard, R</b> OBP: 0.293, SLG: 0.296 (1.4)																	2	0	2	0	0	0	0					
<b>Milt May, L</b> OBP: 0.412, SLG: 0.710 (8. PH)																	1	0	0	0	0	0	0					
<b>Low Whittaker, L</b> OBP: 0.367, SLG: 0.357 (9.4)																	3	0	1	0	0	0	2					
<b>Inning Stats</b>	R: 0 E: 0 K: 0 S: 4	H: 2 LOB: 1 BB: 0 P: 4	R: 1 E: 0 K: 0 S: 5	H: 2 LOB: 2 BB: 1 P: 9	R: 0 E: 0 K: 0 S: 3	H: 1 LOB: 0 BB: 0 P: 3	R: 0 E: 0 K: 0 S: 3	H: 0 LOB: 0 BB: 0 P: 3	R: 0 E: 0 K: 1 S: 3	H: 0 LOB: 0 BB: 0 P: 3	R: 1 E: 0 K: 0 S: 4	H: 1 LOB: 0 BB: 0 P: 4	R: 0 E: 0 K: 0 S: 3	H: 2 LOB: 2 BB: 0 P: 7	R: 0 E: 0 K: 0 S: 3	H: 0 LOB: 1 BB: 0 P: 7	R: 0 E: 0 K: 0 S: 4	H: 0 LOB: 0 BB: 0 P: 5	R: 0 E: 0 K: 1 S: 5	H: 1 LOB: 1 BB: 0 P: 4	R: 0 E: 0 K: 2 S: 8	H: 0 LOB: 0 BB: 0 P: 6	R: 2 E: 0 K: 2 S: 8	H: 2 LOB: 0 BB: 0 P: 8	1B: 10 2B: 3 3B: 0 HR: 1	SF: 2 SAC: 2 DP: 3 HBP: 0	WP: 1 PB: 0 SB: 0 CS: 1	PA: 62
<b>PITCHER</b>	IP	WLS	BF	H	R	ER	SO	BB	IBB	HBP	BLK	WP	HR	S	P	ERA	WHIP											
<b>Rick Honeycutt, L</b> ERA: 3.06 (1.1)	6.2	25	6	1	1	1	1	1	0	0	0	0	0	0	22	30	1.69	0.750										
<b>Enrique Romo, R</b> ERA: 3.84 (7.1)	5.1	22	3	1	1	1	1	1	1	0	0	0	0	1	22	30	1.69	0.750										
<b>Shane Rawley, L</b> ERA: 4.15 (13.1)	3.2	L	14	4	2	2	4	0	0	0	0	0	0	1	22	22	4.91	1.091										

Seattle Mariners @ Detroit Tigers  
Tiger Stadium, Detroit, MI  
Tue May 16 1978, 7:05 PM EDT  
Att. 12,423 - Unknown

AB 53  
R 13  
H 4  
RBI 4  
BB 4  
SO 6  
LOB 23






Batter	1	2	3	4	5	6	7	8	9	AB	R	H	RBI	BB	SO	LOB	TOP								
<b>Mike Hargrove, L</b> OBP: 0.361, SLG: 0.390 (1, 3)	0-0 2B	0-0 1B		0-0 G3		4-0 BB		0-0 F9		4	1	2	1	1	0	1									
<b>Al Oliver, L</b> OBP: 0.297, SLG: 0.388 (1, 7)	0-0 2B	0-0 4-3		0-0 4-3		0-0 F4		0-0 F8		5	0	1	1	0	0	4									
<b>Bobby Bonds, R</b> OBP: 0.355, SLG: 0.444 (1, 10)	0-0 5-3		0-0 2B	0-0 2B		0-0 G5-4-3		0-0 HR		5	2	3	1	0	0	4									
<b>Richie Zisk, R</b> OBP: 0.371, SLG: 0.575 (1, 9)	0-0 6-3		0-0 2B	0-0 6-3		0-0 1B		0-0 F6		5	1	2	1	0	0	2									
<b>Jim Sundberg, R</b> OBP: 0.369, SLG: 0.455 (1, 2)	4-0 BB		0-0 2B		0-0 5-3	0-0 G4-3		0-0 F7		4	0	1	1	1	0	1									
<b>Bump Willis, S</b> OBP: 0.295, SLG: 0.315 (1, 4)	0-0 F7		0-3 K		0-3 K		0-0 F5			4	0	0	0	0	2	3									
<b>Juan Beniquez, R</b> OBP: 0.281, SLG: 0.333 (1, 8)		4-0 1B	0-0 F9		0-0 1-3			0-0 F9		3	1	0	0	1	0	1									
<b>Toby Harrah, R</b> OBP: 0.310, SLG: 0.315 (1, 5)		0-0 4-3	4-0 1B		0-0 E4			0-0 5-3		3	0	1	0	1	0	1									
<b>Bert Campaneris, R</b> OBP: 0.239, SLG: 0.173 (2, PH)		0-3 K	0-0 G3		0-0 BB			0-0 1B		0	0	0	0	0	0	0									
<b>Jim Mason, L</b> OBP: 0.222, SLG: 0.222 (2, 6)			1-2 BB		2-3 1B			0-0 1B		4	0	2	0	0	1	3									
<b>Inning Stats</b>	R: 1 E: 0 K: 0 S: 5	H: 2 LOB: 2 BB: 1 P: 9	R: 1 E: 0 K: 1 S: 6	H: 1 LOB: 1 BB: 1 P: 10	R: 2 E: 0 K: 1 S: 8	H: 3 LOB: 2 BB: 1 P: 12	R: 0 E: 0 K: 0 S: 4	H: 1 LOB: 1 BB: 0 P: 4	R: 0 E: 0 K: 1 S: 5	H: 0 LOB: 0 BB: 0 P: 5	R: 0 E: 1 K: 0 S: 4	H: 2 LOB: 2 BB: 1 P: 8	R: 0 E: 0 K: 0 S: 3	H: 1 LOB: 0 BB: 0 P: 3	R: 0 E: 0 K: 0 S: 4	H: 1 LOB: 1 BB: 0 P: 4	R: 1 E: 0 K: 0 S: 4	H: 1 LOB: 0 BB: 0 P: 4	1B: 5 2B: 6 3B: 0 HR: 1	SF: 0 SAC: 0 DP: 2 HBP: 0	WP: 0 PB: 0 SB: 2 CS: 0	PA: 41			
<b>PITCHER</b>	IP	WLS	BF	H	R	ER	SO	BB	IBB	HBP	BLK	WP	HR	S	P	ERA	WHIP								
<b>Dick Pole, R</b> ERA: 5.68 (1, 1)	2.0		14	6	4	4	1	2	0	0	0	0	0	14	22	18.00	4.000								
<b>Jim Todd, R</b> ERA: 3.86 (3, 1)	3.0	L	14	3	0	0	2	2	0	0	0	0	0	16	24	0.00	1.667								
<b>Tom House, L</b> ERA: 4.11 (6, 1)	4.0	W	13	3	1	1	0	0	0	0	0	0	1	13	13	2.25	0.750								

**Texas Rangers @ Seattle Mariners**  
The Kingdome, Seattle, WA  
Fri May 19 1978, 10:05 PM EDT  
Dome


AB	37
R	5
H	12
RBI	5
BB	4
SO	3
LOB	20



Batter	1	2	3	4	5	6	7	8	9	AB	R	H	RBI	BB	SO	LOB	BOTTOM								
<b>Julio Cruz, S</b> OBP: 0.385, SLG: 0.330 (1, 4)	0-0 6-3		0-0 6-3		0-0 FC4-6	0-0 F7			0-0 SH5-3	4	0	1	0	0	0	1									
<b>Craig Reynolds, L</b> OBP: 0.394, SLG: 0.356 (1, 6)	0-0 4-3		0-0 F8		0-0 FC4-6		0-0 F8		4-0 1B	4	0	0	1	1	0	1									
<b>Steve Braun, L</b> OBP: 0.288, SLG: 0.340 (1, 9)	0-0 4-3			0-0 G3	0-0 4-3		0-0 4-3		0-0 1B	4	0	0	0	0	0	1									
<b>John Hale, L</b> OBP: 0.235, SLG: 0.137 (8, 9)									1-2 2-3 3-H	0	0	0	0	0	0	0									
<b>Leon Roberts, R</b> OBP: 0.397, SLG: 0.603 (9, PH)									1-2 2-3 3-H	1	0	1	1	0	0	0									
<b>Ruppert Jones, L</b> OBP: 0.317, SLG: 0.283 (1, 8)		4-0 1B		0-0 6-3		4-0 2B		0-0 4-3		2	1	0	0	2	0	0									
<b>Bruce Bochte, L</b> OBP: 0.357, SLG: 0.385 (1, 7)		0-0 1B		0-0 1B		0-0 1B		0-0 F4		4	1	3	1	0	0	0									
<b>Leroy Stanton, R</b> OBP: 0.317, SLG: 0.245 (1, 10)		0-0 F4		0-0 5-3		4-0 1B		0-0 F9		3	1	0	0	1	0	3									
<b>Bill Stein, R</b> OBP: 0.320, SLG: 0.364 (1, 5)		0-3 K			0-0 2B	0-0 SH2-4		0-0 6-3		3	1	1	0	0	1	2									
<b>Juan Bernhardt, R</b> OBP: 0.348, SLG: 0.455 (9, PR)		0-3 K			0-0 6-3	0-0 F9		0-0 SH5-3		4	0	1	0	0	1	5									
<b>Larry Milbourne, S</b> OBP: 0.297, SLG: 0.267 (9, PR)		1-2 K						0-0 1B		0	1	0	0	0	0	0									
<b>Bob Stinson, S</b> OBP: 0.393, SLG: 0.394 (1, 2)				0-0 1-3		0-0 1B		4-0 1B		3	1	2	3	0	0	0									
<b>Jose Baez, R</b> OBP: 0.286, SLG: 0.233 (9, PH)					0-0 FC4-6	0-0 1B		0-0 1B		0	0	0	0	1	0	0									
<b>Inning Stats</b>	R: 0 E: 0 K: 0 S: 3	H: 0 LOB: 0 BB: 0 P: 3	R: 0 E: 0 K: 2 S: 8	H: 1 LOB: 2 BB: 1 P: 12	R: 0 E: 0 K: 0 S: 3	H: 0 LOB: 0 BB: 0 P: 3	R: 0 E: 0 K: 0 S: 4	H: 1 LOB: 1 BB: 0 P: 4	R: 2 E: 0 K: 0 S: 6	H: 3 LOB: 1 BB: 0 P: 6	R: 3 E: 0 K: 0 S: 5	H: 2 LOB: 1 BB: 2 P: 13	R: 0 E: 0 K: 0 S: 3	H: 0 LOB: 0 BB: 0 P: 3	R: 0 E: 0 K: 0 S: 3	H: 0 LOB: 0 BB: 0 P: 3	R: 1 E: 0 K: 0 S: 3	H: 2 LOB: 3 BB: 2 P: 11	1B: 5 2B: 4 3B: 0 HR: 0	SF: 0 SAC: 2 DP: 0 HBP: 0	WP: 0 PB: 0 SB: 1 CS: 0	PA: 39			
<b>PITCHER</b>	IP	WLS	BF	H	R	ER	SO	BB	IBB	HBP	BLK	WP	HR	S	P	ERA	WHIP								
<b>Dock Ellis, R</b> ERA: 4.09 (1, 1)	5.0		24	6	5	5	2	3	0	0	0	0	0	11	11	3.00	0.667								
<b>Steve Corner, R</b> ERA: 1.35 (6, 1)	3.0	L	11	2	1	1	0	0	0	0	0	0	0	11	11	0.00	0.000								
<b>Paul Lindblad, L</b> ERA: (9, 1)	0.1		3	0	0	0	0	0	2	0	0	0	0	1	9	0.00	0.000								
<b>Len Barker, R</b> ERA: 3.86 (9, 1)	0.0		1	1	0	0	0	0	0	0	0	0	0	1	1	∞	∞								

**Texas Rangers @ Seattle Mariners**  
The Kingdome, Seattle, WA  
Fri May 19 1978, 10:05 PM EDT  
Dome

AB	32
R	6
H	9
RBI	6
BB	5
SO	2
LOB	13





Batter	1	2	3	4	5	6	7	8	9	AB	R	H	RBI	BB	SO	LOB	TOP										
Mike Hargrove, L (1, 3) OBP: 0.372, SLG: 0.405 Mike Jorgensen, L (7, PR) OBP: 0.400, SLG: 0.286 (7, 3)	0-0 4-3		0-0 2B		0-0 1B		4-0 2B		0-0 F8	3	1	2	0	1	0	0											
Al Oliver, L (1, 7) OBP: 0.296, SLG: 0.394	0-0 F8		0-0 F5		0-0 SF8		0-0 2B			3	0	1	1	0	0	1											
Bobby Bonds, R (1, 9) OBP: 0.351, SLG: 0.431	0-0 6-3		0-0 F8		0-0 1B		0-0 5-3			3	0	0	0	1	0	3											
Richie Zisk, R (1, 10) OBP: 0.367, SLG: 0.565		0-0 F9		0-0 6-3	0-0 1B			0-0 6-3		4	0	1	1	0	0	0											
Jim Sundberg, R (1, 2) OBP: 0.373, SLG: 0.456		0-0 F8		0-0 1B	0-0 6-3			0-0 1B		4	0	2	0	0	0	2											
Juan Beniquez, R (1, 8) OBP: 0.280, SLG: 0.357		0-0 HR		0-0 F7		0-0 F8		0-0 F7		4	1	1	1	0	0	2											
Toby Harrah, R (1, 5) OBP: 0.308, SLG: 0.307		0-0 6-3		0-0 F9		4-0 BB		0-0 F9		3	0	0	0	1	0	2											
Bump Wills, S (1, 4) OBP: 0.294, SLG: 0.339			0-0 HR		0-0 F7	0-0 G3-6-1		0-3 K		4	1	1	1	0	1	1											
Jim Mason, L (1, 6) OBP: 0.231, SLG: 0.308			0-0 F5		0-0 2B		0-0 4-3		0-0 4-3	4	1	1	0	0	0	0											
<b>Inning Stats</b>	R: 0 E: 0 K: 0 S: 3	H: 0 LOB: 0 BB: 0 P: 3	R: 1 E: 0 K: 0 S: 4	H: 1 LOB: 0 BB: 0 P: 4	R: 1 E: 0 K: 0 S: 5	H: 2 LOB: 1 BB: 0 P: 5	R: 0 E: 0 K: 0 S: 4	H: 1 LOB: 1 BB: 0 P: 4	R: 2 E: 0 K: 0 S: 6	H: 3 LOB: 2 BB: 1 P: 10	R: 0 E: 0 K: 0 S: 2	H: 0 LOB: 0 BB: 1 P: 6	R: 0 E: 0 K: 0 S: 3	H: 1 LOB: 2 BB: 1 P: 7	R: 0 E: 0 K: 0 S: 4	H: 1 LOB: 1 BB: 0 P: 4	R: 0 E: 0 K: 1 S: 5	H: 0 LOB: 0 BB: 0 P: 5	1B: 4 2B: 3 HR: 2	SF: 1 SAC: 0 DP: 1 HBP: 0	WP: 0 PA: 37 PB: 0 SB: 1 CS: 0						
<b>PITCHER</b>	IP	WLS	BF	H	R	ER	SO	BB	IBB	HBP	BLK	WP	HR	S	P	ERA	WHIP										
Paul Mitchell, R (1, 1) ERA: 3.48	4.2	L	21	6	4	4	0	1	0	0	0	0	2	20	24	7.71	1.500										
Steve Burke, R (5, 1) ERA: 3.95	3.1		13	3	0	0	0	2	0	0	0	0	0	11	19	0.00	1.500										
Enrique Romo, R (9, 1) ERA: 3.52	1.0		3	0	0	0	1	0	0	0	0	0	0	5	5	0.00	0.000										

Texas Rangers @ Seattle Mariners  
The Kingdome, Seattle, WA  
Fri May 19 1978, 10:05 PM EDT  
Att: 8,933 - Dome

AB 33  
R 4  
H 9  
RBI 4  
BB 3  
SO 1  
LOB 11




Batter	1	2	3	4	5	6	7	8	9	AB	R	H	RBI	BB	SO	LOB	BOTTOM										
Julio Cruz, S (1, 4) OBP: 0.381, SLG: 0.328	0-0 1B		0-0 6-3		0-3 K		0-0 F7			4	1	1	0	0	1	0											
Craig Reynolds, L (1, 6) OBP: 0.395, SLG: 0.364	0-0 SF8		0-0 4-3		0-0 1B		0-0 F9			3	1	2	1	0	0	0											
Leon Roberts, R (1, 10) OBP: 0.390, SLG: 0.576	0-3 K		0-0 4-3		0-0 1B		0-0 F9			3	0	0	0	1	1	2											
Ruppert Jones, L (1, 8) OBP: 0.321, SLG: 0.284	0-0 1B		4-0 BB		0-0 1-3		0-0 G3			3	0	1	0	1	0	1											
Bruce Bochte, L (1, 7) OBP: 0.360, SLG: 0.384	0-0 1B		0-0 F7		4-0 BB		0-0 F9			3	0	1	0	1	0	2											
Bill Stein, R (1, 5) OBP: 0.312, SLG: 0.353	0-3 K		0-0 F8		0-0 FC6-4		0-0 K			4	0	0	0	0	2	3											
Juan Bernhardt, R (1, 3) OBP: 0.296, SLG: 0.385		0-0 L3		0-0 5-3		0-0 FC4-6		0-0 6-3		4	0	0	0	0	0	1											
John Hale, L (1, 9) OBP: 0.239, SLG: 0.145 Leroy Stanton, R (9, PH) OBP: 0.315, SLG: 0.243		0-3 K		0-0 1B		0-0 F8		0-0 F4		3	0	1	0	0	1	0											
Bill Plummer, R (1, 2) OBP: 0.333, SLG: 0.364 Bob Stinson, S (7, PH) OBP: 0.389, SLG: 0.389 (8, 2)		0-3 K		0-0 F9		0-0 3-1				2	0	0	0	0	1	1											
<b>Inning Stats</b>	R: 1 E: 0 K: 2 S: 10	H: 3 LOB: 2 BB: 0 P: 10	R: 0 E: 0 K: 2 S: 7	H: 0 LOB: 0 BB: 0 P: 7	R: 1 E: 0 K: 0 S: 4	H: 1 LOB: 1 BB: 1 P: 8	R: 0 E: 0 K: 0 S: 4	H: 1 LOB: 1 BB: 0 P: 4	R: 0 E: 0 K: 1 S: 5	H: 1 LOB: 0 BB: 0 P: 5	R: 0 E: 0 K: 0 S: 3	H: 0 LOB: 1 BB: 1 P: 7	R: 0 E: 0 K: 0 S: 3	H: 0 LOB: 0 BB: 0 P: 3	R: 0 E: 0 K: 0 S: 3	H: 0 LOB: 1 BB: 1 P: 7	R: 0 E: 0 K: 1 S: 5	H: 0 LOB: 0 BB: 0 P: 5	1B: 6 2B: 0 HR: 0	SF: 1 SAC: 0 DP: 1 HBP: 0	WP: 2 PA: 35 PB: 1 SB: 1 CS: 0						
<b>PITCHER</b>	IP	WLS	BF	H	R	ER	SO	BB	IBB	HBP	BLK	WP	HR	S	P	ERA	WHIP										
Doc Medich, R (1, 1) ERA: 6.26	7.1	W	30	6	2	2	5	3	0	0	0	0	0	37	49	2.46	1.227										
Paul Lindblad, L (8, 1) ERA:	1.2	S	5	0	0	0	1	0	0	0	0	0	0	7	7	0.00	0.000										


Texas Rangers @ Seattle Mariners  
The Kingdome, Seattle, WA  
Fri May 19 1978, 10:05 PM EDT  
Att: 8,933 - Dome

AB 31  
R 2  
H 6  
RBI 1  
BB 3  
SO 6  
LOB 10





Batter	1	2	3	4	5	6	7	8	9	AB	R	H	RBI	BB	SO	LOB	TOP										
Mike Hargrove, L (1, 3) OBP: 0.373, SLG: 0.405	0-0 3-1		0-0 1B		0-0 1B		0-0 3-1		0-0 F8	5	0	2	0	0	0	0	<p>Texas Rangers @ Seattle Mariners The Kingdome, Seattle, WA Sat May 20 1978, 10:05 PM EDT Att: 34,835 - Dome</p> <p>AB 34 R 3 H 9 RBI 3 BB 4 SO 2 LOB 13</p> 										
Al Oliver, L (1, 7) OBP: 0.299, SLG: 0.396 John Lowenstein, L (4, 7)	0-0 1B		0-0 F6		0-0 L9		0-0 F8		0-3 K	2	0	1	0	0	0	1											
Bobby Bonds, R (1, 9) OBP: 0.364, SLG: 0.467	0-0 F3		0-0 1B		0-0 G6-4-3		0-0 HR		0-0 BB	3	1	2	1	1	0	1											
Richie Zisk, R (1, 10) OBP: 0.358, SLG: 0.548	0-0 1-3		0-0 G6-4-3		0-0 1-2		0-0 F8		0-0 F9	4	0	0	0	0	0	4											
Jim Sundberg, R (1, 2) OBP: 0.369, SLG: 0.475		0-0 5-3		0-0 F7		0-0 HR		0-0 L3	4	1	1	1	0	0	0	0											
Juan Beniquez, R (1, 8) OBP: 0.287, SLG: 0.357		0-0 5-3 S 1B		0-0 F8		0-0 F8		0-0 6-3 BB	3	1	1	0	1	0	0	0											
Toby Harrah, R (1, 5) OBP: 0.314, SLG: 0.302		0-0 5-3		0-0 CS BB		0-0 S 1B BB		0-0 6-3	2	0	0	0	2	0	2	0											
Bump Wills, S (1, 4) OBP: 0.300, SLG: 0.345		0-0 1B		0-0 CS		0-0 1-3		0-0 F6	4	0	2	1	0	0	1	0											
Jim Mason, L (1, 6) OBP: 0.200, SLG: 0.267 Kurt Bevacqua, R (6, PH) OBP: 0.178, SLG: 0.233 Neilson Norman, S (6, 6) Mike Jorgensen, L (9, PH) OBP: 0.364, SLG: 0.250	0-0 3-1		0-0 3-1		0-0 4-3		0-0 F8		0-3 K	2	0	0	0	0	0	1											
Inning Stats	R: 0 E: 0 K: 0 S: 4	H: 1 LOB: 1 BB: 0 P: 4	R: 1 E: 0 K: 0 S: 5	H: 2 LOB: 1 BB: 0 P: 5	R: 0 E: 0 K: 0 S: 4	H: 2 LOB: 0 BB: 0 P: 6	R: 0 E: 0 K: 0 S: 2	H: 0 LOB: 0 BB: 1 P: 6	R: 0 E: 0 K: 0 S: 4	H: 1 LOB: 2 BB: 0 P: 4	R: 2 E: 0 K: 0 S: 6	H: 3 LOB: 2 BB: 1 P: 10	R: 0 E: 0 K: 0 S: 3	H: 0 LOB: 1 BB: 1 P: 7	R: 0 E: 0 K: 0 S: 3	H: 0 LOB: 0 BB: 0 P: 7		R: 0 E: 0 K: 2 S: 7	H: 0 LOB: 0 BB: 0 P: 7	1B: 7 2B: 0 3B: 0 HR: 2	SF: 0 SAC: 0 DP: 1 HBP: 0	WP: 0 PB: 0 SB: 4 CS: 1	PA: 39				
PITCHER	IP	WLS	BF	H	R	ER	SO	BB	IBB	HBP	BLK	WP	HR	S	P	ERA	WHIP										
Glenn Abbott, R (1, 1) ERA: 4.22	5.2		24	8	3	3	0	1	0	0	0	0	2	23	27	4.76	1.588										
Shane Rawley, L (6, 1) ERA: 4.02	1.0	W	6	1	0	0	0	2	0	0	0	0	0	4	12	0.00	3.000										
Enrique Romo, R (7, 1) ERA: 3.27	2.1	S	8	0	0	0	2	1	0	0	0	0	0	11	15	0.00	0.429										

Batter	1	2	3	4	5	6	7	8	9	AB	R	H	RBI	BB	SO	LOB	BOTTOM										
Julio Cruz, S (1, 4) OBP: 0.371, SLG: 0.317	0-0 6-3		0-0 F8		0-0 FC4-6 1B		0-3 K			4	1	0	0	0	1	1	<p>Texas Rangers @ Seattle Mariners The Kingdome, Seattle, WA Sat May 20 1978, 10:05 PM EDT Att: 34,835 - Dome</p> <p>AB 35 R 7 H 14 RBI 5 BB 0 SO 7 LOB 11</p> 										
Craig Reynolds, L (1, 6) OBP: 0.373, SLG: 0.369	0-0 F8		0-3 K		0-0 S 1B		0-0 2B 1B			4	1	2	1	0	1	0											
Bruce Bochte, L (1, 7) OBP: 0.358, SLG: 0.387	0-0 F7		0-0 3-1		0-3 K		0-0 1B		0-0 2B	4	0	1	1	0	1	1											
Ruppert Jones, L (1, 8) OBP: 0.325, SLG: 0.290		0-0 1B E 1B		0-0 S 1B		0-3 K		0-3 K	4	1	2	0	0	2	1	0											
Leon Roberts, R (1, 9) OBP: 0.407, SLG: 0.586 Larry Milbourne, S (8, PR) OBP: 0.267, SLG: 0.267 John Hale, L (9, 9) OBP: 0.239, SLG: 0.145		0-0 FC3-6 1B		0-3 K		0-0 HR 1B		0-0 2B E 1B	4	1	3	0	0	1	1	1											
Steve Braun, L (1, 10) OBP: 0.302, SLG: 0.421		0-0 FC3-6 2B		0-0 F9		0-0 HR		0-0 E7 1B SF7 2B	4	2	2	2	0	0	2	0											
Bill Stein, R (1, 5) OBP: 0.316, SLG: 0.365		0-0 1B 1B		0-0 5-3		0-0 6-3		0-0 SF7 1B	4	0	2	0	0	0	1	0											
Juan Bernhardt, R (1, 3) OBP: 0.323, SLG: 0.414		0-0 1B		0-0 FC4-6 1B		0-0 F7		0-0 SF7	3	0	2	1	0	0	0	0											
Bob Stinson, S (1, 2) OBP: 0.376, SLG: 0.374		0-0 4-3		0-0 F8		0-3 K		0-0 4-3	4	0	0	0	0	1	4	0											
Inning Stats	R: 0 E: 0 K: 0 S: 3	H: 0 LOB: 0 BB: 0 P: 3	R: 1 E: 1 K: 0 S: 6	H: 4 LOB: 2 BB: 0 P: 6	R: 0 E: 0 K: 1 S: 5	H: 0 LOB: 0 BB: 0 P: 5	R: 0 E: 0 K: 1 S: 6	H: 1 LOB: 1 BB: 0 P: 6	R: 1 E: 0 K: 1 S: 7	H: 2 LOB: 1 BB: 0 P: 7	R: 2 E: 0 K: 1 S: 7	H: 2 LOB: 0 BB: 0 P: 7	R: 1 E: 0 K: 3 S: 11	H: 2 LOB: 1 BB: 0 P: 11	R: 2 E: 1 K: 0 S: 5	H: 3 LOB: 1 BB: 0 P: 5		1B: 10 2B: 3 3B: 0 HR: 1	SF: 1 SAC: 0 DP: 0 HBP: 0	WP: 0 PB: 0 SB: 3 CS: 0	PA: 36						
PITCHER	IP	WLS	BF	H	R	ER	SO	BB	IBB	HBP	BLK	WP	HR	S	P	ERA	WHIP										
Fergie Jenkins, R (1, 1) ERA: 3.42	7.0	L	33	13	7	7	7	0	0	0	0	0	0	47	47	9.00	1.857										
Reggie Cleveland, R (8, 1) ERA: 2.13	1.0		3	1	0	0	0	0	0	0	0	0	0	3	3	0.00	1.000										



Batter	1	2	3	4	5	6	7	8	9	AB	R	H	RBI	BB	SO	LOB	TOP								
Mike Hargrove, L (1, 3) OBP: 0.373, SLG: 0.400 Toby Harrah, R (9, PR) OBP: 0.314, SLG: 0.302 (9, 5)										4	0	1	0	1	1	1									
Al Oliver, L (1, 10) OBP: 0.302, SLG: 0.428										4	1	2	3	0	0	0									
Bobby Bonds, R (1, 9) OBP: 0.350, SLG: 0.445										5	0	0	0	0	2	3									
Richie Zisk, R (1, 7) OBP: 0.368, SLG: 0.572 Bobby Thompson, S (8, PR) OBP: 0.357, SLG: 0.478 (8, 7)										3	1	2	1	1	1	0									
John Lowenstein, L (1, 5) OBP: 0.491, SLG: 0.591 Mike Jorgensen, L (9, 3) OBP: 0.364, SLG: 0.250										3	0	1	0	1	0	1									
Jim Sundberg, R (1, 2) OBP: 0.381, SLG: 0.479										3	0	2	0	1	1	0									
Juan Beniquez, R (1, 8) OBP: 0.278, SLG: 0.345										4	0	0	0	0	0	6									
Bump Wills, S (1, 4) OBP: 0.291, SLG: 0.333										4	0	0	0	0	1	0									
Jim Mason, L (1, 6) OBP: 0.263, SLG: 0.278										3	1	1	0	1	0	0									
<b>Inning Stats</b>	R: 0 E: 0 K: 1 S: 5	H: 0 LOB: 0 BB: 0 P: 5	R: 1 E: 0 K: 1 S: 6	H: 1 LOB: 0 BB: 0 P: 6	R: 0 E: 0 K: 0 S: 3	H: 0 LOB: 0 BB: 0 P: 3	R: 1 E: 0 K: 2 S: 9	H: 2 LOB: 2 BB: 1 P: 13	R: 1 E: 0 K: 1 S: 6	H: 1 LOB: 1 BB: 1 P: 10	R: 0 E: 0 K: 0 S: 4	H: 2 LOB: 1 BB: 0 P: 4	R: 0 E: 0 K: 0 S: 3	H: 1 LOB: 0 BB: 0 P: 3	R: 1 E: 0 K: 1 S: 6	H: 1 LOB: 2 BB: 1 P: 14	R: 1 E: 0 K: 0 S: 4	H: 1 LOB: 2 BB: 1 P: 8	1B: 6 2B: 2 3B: 0 HR: 2	SF: 1 SAC: 0 DP: 2 HBP: 0	WP: 0 PB: 0 SB: 3 CS: 0	PA: 39			
<b>PITCHER</b>	IP	WLS	BF	H	R	ER	SO	BB	IBB	HBP	BLK	WP	HR	S	P	ERA	WHIP								
Byron McLaughlin, R (1, 1) ERA: 5.75	5.1	24	6	3	3	5	2	0	0	0	0	0	2	32	40	5.06	1.500								
Jim Todd, R (6, 1) ERA: 3.86	2.1	9	2	1	1	1	2	0	0	0	0	0	0	9	17	3.86	1.714								
Enrique Romo, R (8, 1) ERA: 3.44	1.0	L	4	0	1	0	1	0	0	0	0	0	0	3	7	9.00	1.000								
Shane Rawley, L (9, 1) ERA: 3.98	0.1		2	1	0	0	0	0	0	0	0	0	0	2	2	0.00	3.000								

Texas Rangers @ Seattle Mariners  
The Kingdome, Seattle, WA  
Sun May 21 1978, 6:33 AM EDT  
Att: 28,689 - Dome

AB	33
R	5
H	9
RBI	4
BB	5
SO	6
LOB	11



Batter	1	2	3	4	5	6	7	8	9	AB	R	H	RBI	BB	SO	LOB	BOTTOM								
Julio Cruz, S (1, 4) OBP: 0.361, SLG: 0.307										4	0	0	0	0	1	2									
Craig Reynolds, L (1, 6) OBP: 0.377, SLG: 0.368										3	0	1	0	1	0	0									
Bruce Bochte, L (1, 8) OBP: 0.352, SLG: 0.380										3	0	0	0	0	0	2									
Leon Roberts, R (1, 9) OBP: 0.388, SLG: 0.554										4	0	0	0	0	0	1									
Steve Braun, L (1, 7) OBP: 0.313, SLG: 0.417										3	0	1	0	1	0	0									
Bill Stein, R (1, 5) OBP: 0.311, SLG: 0.357										3	0	0	0	0	1	1									
Leroy Stanton, R (1, 10) OBP: 0.323, SLG: 0.264 Larry Milbourne, S (7, PR) OBP: 0.250, SLG: 0.250										3	1	2	0	0	0	1									
Juan Bernhardt, R (1, 3) OBP: 0.324, SLG: 0.387 Ruppert Jones, L (9, PH) OBP: 0.324, SLG: 0.288										2	1	0	0	1	0	1									
Bob Stinson, S (1, 2) OBP: 0.383, SLG: 0.441										3	2	2	4	0	0	2									
<b>Inning Stats</b>	R: 0 E: 1 K: 0 S: 3	H: 0 LOB: 0 BB: 0 P: 3	R: 0 E: 0 K: 0 S: 3	H: 0 LOB: 0 BB: 0 P: 3	R: 3 E: 0 K: 0 S: 5	H: 2 LOB: 0 BB: 1 P: 9	R: 0 E: 0 K: 1 S: 5	H: 0 LOB: 1 BB: 1 P: 9	R: 1 E: 0 K: 1 S: 6	H: 1 LOB: 1 BB: 1 P: 10	R: 0 E: 0 K: 0 S: 3	H: 0 LOB: 0 BB: 0 P: 3	R: 0 E: 0 K: 0 S: 3	H: 1 LOB: 2 BB: 0 P: 4	R: 0 E: 0 K: 1 S: 6	H: 1 LOB: 1 BB: 0 P: 6	1B: 3 2B: 3 3B: 0 HR: 2	SF: 0 SAC: 2 DP: 1 HBP: 0	WP: 0 PB: 0 SB: 1 CS: 1	PA: 35					
<b>PITCHER</b>	IP	WLS	BF	H	R	ER	SO	BB	IBB	HBP	BLK	WP	HR	S	P	ERA	WHIP								
Doyle Alexander, R (1, 1) ERA: 3.24	8.0	W	32	6	4	4	2	3	0	0	0	0	2	33	45	4.50	1.125								
Reggie Cleveland, R (9, 1) ERA: 1.98	1.0	S	3	0	0	0	1	0	0	0	0	0	0	5	5	0.00	0.000								

Texas Rangers @ Seattle Mariners  
The Kingdome, Seattle, WA  
Sun May 21 1978, 6:33 AM EDT  
Att: 28,689 - Dome

AB	30
R	4
H	6
RBI	4
BB	3
SO	3
LOB	12





Batter	1	2	3	4	5	6	7	8	9	AB	R	H	RBI	BB	SO	LOB	TOP			
George Brett, L (1, 5) OBP: 0.374, SLG: 0.481	0-0 5-3 1B		0-0 F8			0-0 5-3 1B		0-0 F5		4	0	2	0	0	0	2	<b>Kansas City Royals @ Seattle Mariners</b> The Kingdome, Seattle, WA Mon May 22 1978, 10:05 PM EDT Att: 6,190 - Dome			
Hal McRae, R (1, 10) OBP: 0.329, SLG: 0.553	0-0 5-3 1-2		0-0 G4-6-3			0-0 5-3 1-2 1B		0-0 5-3		4	0	1	0	0	0	3				
Amos Otis, R (1, 8) OBP: 0.381, SLG: 0.577	0-3 K			0-0 F9		0-0 5-3 1-2 2-3		0-0 S 2B 1B		4	1	1	0	0	1	3				
Al Cowens, R (1, 9) OBP: 0.319, SLG: 0.417	0-0 P5			0-0 4-3		0-0 F2		0-0 4-3 1-H 2B		4	0	1	1	0	0	3				
John Wathan, R (1, 3) OBP: 0.319, SLG: 0.356		0-0 G4-6-3 1B		0-0 6-3		0-0 5-3 1B		0-0 F7		4	0	2	0	0	0	1				
Darrell Porter, L (1, 2) OBP: 0.365, SLG: 0.439		0-0 G4-6-3 1-2		0-0 F9		0-3 K		0-0 4-3		4	0	0	0	0	1	3				
Freddie Patek, R (1, 6) OBP: 0.303, SLG: 0.347 U L Washington, S (5, 6) OBP: 0.375, SLG: 0.286		0-0 6-3		0-0 P4		0-0 5-3 1-2		0-0 1-3		2	0	0	0	0	0	0				
Frank White, R (1, 4) OBP: 0.284, SLG: 0.330 Jerry Terrell, R (7, 4) OBP: 0.250, SLG: 0.200			0-0 F8 1B		0-0 6-3		0-0 F7			3	0	1	0	0	0	1				
Willie Wilson, S (1, 7) OBP: 0.291, SLG: 0.324			0-0 G4-6-3 1-2 1B			0-0 5-3		0-3 K		3	0	1	0	0	1	0				
<b>Inning Stats</b>	R: 0 E: 0 K: 1 S: 6	H: 1 LOB: 1 BB: 0 P: 6	R: 0 E: 0 K: 0 S: 3	H: 1 LOB: 0 BB: 0 P: 3	R: 0 E: 0 K: 0 S: 4	H: 2 LOB: 1 BB: 0 P: 4	R: 0 E: 0 K: 0 S: 3	H: 0 LOB: 0 BB: 0 P: 3	R: 0 E: 0 K: 0 S: 5	H: 2 LOB: 2 BB: 0 P: 5	R: 0 E: 0 K: 1 S: 6	H: 1 LOB: 1 BB: 0 P: 6	R: 0 E: 0 K: 1 S: 5	H: 0 LOB: 0 BB: 0 P: 5	R: 1 E: 0 K: 0 S: 5	H: 2 LOB: 1 BB: 0 P: 5		1B: 8 2B: 1 3B: 0 HR: 0	SF: 0 SAC: 0 DP: 2 HBP: 0	WP: 0 PB: 0 SB: 1 CS: 1
<b>PITCHER</b> Tom House, L (1, 1) ERA: 3.48	IP: 9.0 WLS: W BF: 34 H: 9 R: 1 ER: 1 SO: 3 BB: 0 IBB: 0 HBP: 0 BLK: 0 WP: 0 HR: 0 S: 40 P: 40 ERA: 1.00 WHIP: 1.000															<b>PITCHER</b>				

Batter	1	2	3	4	5	6	7	8	9	AB	R	H	RBI	BB	SO	LOB	BOTTOM	
Julio Cruz, S (1, 4) OBP: 0.362, SLG: 0.318	0-0 3-1 1B	0-0 L9-2		0-0 E7 1-H 2B		0-0 G3		0-0 F8		5	1	2	1	0	0	1	<b>Kansas City Royals @ Seattle Mariners</b> The Kingdome, Seattle, WA Mon May 22 1978, 10:05 PM EDT Att: 6,190 - Dome	
Craig Reynolds, L (1, 6) OBP: 0.366, SLG: 0.356	0-0 F7		0-0 F8	0-3 K		0-0 F8				4	0	0	0	0	1	1		
Bruce Bochte, L (1, 7) OBP: 0.350, SLG: 0.395	0-0 3-1 1-2		0-0 HR	0-0 4-3		0-0 6-3				4	1	1	1	0	0	1		
Leon Roberts, R (1, 9) OBP: 0.382, SLG: 0.532	0-3 K		0-0 1-3		1-0 1B FC1-2 HBP	0-0 5-3				3	0	0	0	0	1	1		
Steve Braun, L (1, 10) OBP: 0.319, SLG: 0.410 Leroy Stanton, R (5, FH) OBP: 0.318, SLG: 0.259		4-0 E FC BB	0-0 G3		0-0 F8	0-3 K				1	1	0	0	1	0	0		
Ruppert Jones, L (1, 8) OBP: 0.328, SLG: 0.300		0-0 E5 SH3 FC 3B		0-0 1B 2B	0-0 FC1-2 1B		0-3 K			4	2	2	0	0	1	1		
Bob Stinson, S (1, 2) OBP: 0.379, SLG: 0.434		0-0 FC SH3 3B		0-0 F7	0-0 FC1-2		0-0 1B WP 1B			4	2	1	1	0	0	4		
Juan Bernhardt, R (1, 3) OBP: 0.351, SLG: 0.412		0-0 SH3		0-0 1B 2B 1B	0-0 4-3		0-0 WP 1B			3	2	2	1	0	0	2		
Larry Milbourne, S (1, 5) OBP: 0.300, SLG: 0.400		0-0 L9-2 3B		0-0 2B E 1B		0-0 P6		0-0 F7		4	1	2	2	0	0	0		
<b>Inning Stats</b>	R: 0 E: 0 K: 1 S: 6	H: 1 LOB: 1 BB: 0 P: 6	R: 3 E: 1 K: 0 S: 5	H: 1 LOB: 0 BB: 1 P: 9	R: 1 E: 0 K: 0 S: 4	H: 1 LOB: 0 BB: 0 P: 4	R: 4 E: 1 K: 1 S: 9	H: 4 LOB: 0 BB: 0 P: 9	R: 0 E: 0 K: 0 S: 4	H: 1 LOB: 2 BB: 0 P: 5	R: 0 E: 0 K: 1 S: 5	H: 0 LOB: 0 BB: 0 P: 5	R: 2 E: 0 K: 1 S: 7	H: 2 LOB: 0 BB: 0 P: 7	R: 6 2B: 3 3B: 1 HR: 1	SF: 0 SAC: 1 DP: 1 HBP: 1		WP: 3 PB: 0 SB: 0 CS: 0
<b>PITCHER</b> Dennis Leonard, R (1, 1) ERA: 4.99 Steve Mingo, L (4, 1) ERA: 1.1 Jim Colborn, R (6, 1) ERA: 5.25 Doug Bird, R (8, 1) ERA: 6.87	IP: 3.1 WLS: L BF: 18 H: 6 R: 7 ER: 5 SO: 1 BB: 1 IBB: 0 HBP: 0 BLK: 0 WP: 0 HR: 1 S: 19 P: 23 ERA: 13.50 WHIP: 2.100															<b>PITCHER</b>		

AB 34  
R 1  
H 9  
RBI 1  
BB 0  
SO 3  
LOB 18



AB 34  
R 10  
H 10  
RBI 6  
BB 1  
SO 4  
LOB 12





Batter	1	2	3	4	5	6	7	8	9	AB	R	H	RBI	BB	SO	LOB	TOP					
Tom Poquette, L (1, 9) OBP: 0.268, SLG: 0.424	P4		6-3		3-1		4-3			4	0	0	0	0	0	3	<b>Kansas City Royals @ Seattle Mariners</b> The Kingdome, Seattle, WA Tue May 23 1978, 10:05 PM EDT Dome					
Hal McRae, R (1, 7) OBP: 0.333, SLG: 0.551 Amos Otis, R (8, FR) OBP: 0.381, SLG: 0.577	5-3			F9		HR		G3-6-3		4	1	2	0	0	0	0						
George Brett, L (1, 5) OBP: 0.368, SLG: 0.506	G3			4-3		HR		G3-6-3		4	1	1	2	0	0	1						
Joe Lahoud, L (1, 10) OBP: 0.067, SLG: 0.067		F8		4-3		5-3		4-3		4	0	0	0	0	0	1						
Clint Hurdle, L (1, 3) OBP: 0.322, SLG: 0.388					6-3	F8		5-3		4	0	1	0	0	0	0						
Darrell Porter, L (1, 2) OBP: 0.355, SLG: 0.425					4-3	K		4-3		4	0	0	0	0	1	1						
Frank White, R (1, 4) OBP: 0.296, SLG: 0.330 Al Cowens, R (9, PH) OBP: 0.317, SLG: 0.414					E4	1B		F2		3	1	1	0	0	0	1						
U L Washington, S (1, 6) OBP: 0.364, SLG: 0.300			K			S				3	0	1	1	0	2	0						
Willie Wilson, S (1, 8) OBP: 0.301, SLG: 0.320			6-3			1-2				1	0	0	0	2	0	0						
						BB																
<b>Inning Stats</b>	R: 0 E: 0 K: 0 S: 3	H: 0 LOB: 0 BB: 0 P: 3	R: 0 E: 0 K: 0 S: 4	H: 1 LOB: 1 BB: 0 P: 4	R: 0 E: 0 K: 1 S: 5	H: 0 LOB: 0 BB: 0 P: 5	R: 0 E: 0 K: 0 S: 3	H: 0 LOB: 0 BB: 0 P: 3	R: 1 E: 1 K: 0 S: 5	H: 2 LOB: 2 BB: 1 P: 9	R: 2 E: 0 K: 1 S: 7	H: 2 LOB: 0 BB: 0 P: 7	R: 0 E: 0 K: 1 S: 5	H: 0 LOB: 1 BB: 1 P: 9	R: 0 E: 0 K: 0 S: 3	H: 1 LOB: 0 BB: 0 P: 3	R: 0 E: 0 K: 0 S: 3	H: 0 LOB: 0 BB: 0 P: 3	1B: 5 2B: 0 3B: 0 HR: 1	SF: 0 SAC: 0 DP: 1 HBP: 0	WP: 1 PB: 0 SB: 0 CS: 0	PA: 34
<b>PITCHER</b>	IP WLS BF H R ER SO BB IBB HBP BLK WP HR S P ERA WHIP																					
Dick Pole, R (1, 1) ERA: 5.31	7.0 W 29 6 3 2 3 2 0 0 0 1 1 33 41 2.57 1.143																					
Jim Todd, R (8, 1) ERA: 3.58	2.0 S 5 0 0 0 0 0 0 0 0 0 0 5 5 0.00 0.000																					

AB	32
R	3
H	6
RBI	3
BB	2
SO	3
LOB	7



Batter	1	2	3	4	5	6	7	8	9	AB	R	H	RBI	BB	SO	LOB	BOTTOM			
Julio Cruz, S (1, 4) OBP: 0.365, SLG: 0.319	5-3				P6					3	0	1	0	1	0	0	<b>Kansas City Royals @ Seattle Mariners</b> The Kingdome, Seattle, WA Tue May 23 1978, 10:05 PM EDT Dome			
Juan Bernhardt, R (1, 3) OBP: 0.341, SLG: 0.395	5-3		1-3				CS	4-3		4	0	1	0	0	0	1				
Bruce Bochte, L (1, 7) OBP: 0.348, SLG: 0.388			G3			G3-6-1		5-3		3	0	0	0	1	0	1				
Leon Roberts, R (1, 9) OBP: 0.409, SLG: 0.557						2B				2	2	2	0	1	0	0				
Leroy Stanton, R (1, 10) OBP: 0.324, SLG: 0.276			K					5-3		4	2	2	1	0	1	1				
Ruppert Jones, L (1, 8) OBP: 0.328, SLG: 0.309			K		SF7					2	0	1	2	0	1	1				
Larry Milbourne, S (1, 5) OBP: 0.261, SLG: 0.348					G4-3					3	0	0	0	0	0	3				
Craig Reynolds, L (1, 6) OBP: 0.368, SLG: 0.375 Jose Baez, R (6, 5) OBP: 0.280, SLG: 0.227										2	0	1	1	0	1	0				
Jose Baez, R (6, 5) OBP: 0.280, SLG: 0.227										1	0	0	0	0	0	0				
Bill Plummer, R (1, 2) OBP: 0.267, SLG: 0.286										3	0	0	0	0	1	1				
<b>Inning Stats</b>	R: 0 E: 0 K: 0 S: 3	H: 1 LOB: 2 BB: 1 P: 7	R: 1 E: 0 K: 2 S: 9	H: 1 LOB: 1 BB: 0 P: 9	R: 0 E: 0 K: 0 S: 2	H: 0 LOB: 0 BB: 1 P: 6	R: 1 E: 0 K: 0 S: 4	H: 2 LOB: 0 BB: 0 P: 4	R: 0 E: 0 K: 2 S: 7	H: 0 LOB: 0 BB: 0 P: 7	R: 2 E: 0 K: 0 S: 5	H: 3 LOB: 1 BB: 1 P: 9	R: 0 E: 0 K: 0 S: 3	H: 1 LOB: 0 BB: 0 P: 3	R: 0 E: 0 K: 0 S: 3	H: 0 LOB: 1 BB: 0 P: 4	1B: 4 2B: 3 3B: 1 HR: 0	SF: 1 SAC: 0 DP: 2 HBP: 1	WP: 0 PB: 1 SB: 1 CS: 2	PA: 33
<b>PITCHER</b>	IP WLS BF H R ER SO BB IBB HBP BLK WP HR S P ERA WHIP																			
Andy Hassler, L (1, 1) ERA: 5.0	8.0 L 32 8 4 3 4 3 0 1 0 0 0 36 49 3.38 1.375																			

AB	27
R	4
H	8
RBI	4
BB	3
SO	4
LOB	8





Batter	1	2	3	4	5	6	7	8	9	AB	R	H	RBI	BB	SO	LOB	TOP
Frank White, R (1,4) OBP: 0.293, SLG: 0.345										4	2	2	0	0	1	0	<b>Kansas City Royals @ Seattle Mariners</b> The Kingdome, Seattle, WA Tue May 23 1978, 10:05 PM EDT Att: 8,275 - Dome
Hal McRae, R (1,10) OBP: 0.337, SLG: 0.550										4	0	2	0	0	0	1	
George Brett, L (1,5) OBP: 0.354, SLG: 0.489										3	0	0	2	0	1	1	
Al Cowens, R (1,9) OBP: 0.309, SLG: 0.402										4	0	0	0	0	0	1	
Amos Otis, R (1,8) OBP: 0.377, SLG: 0.561										3	1	0	0	0	0	1	
John Wathan, R (1,2) OBP: 0.314, SLG: 0.367										4	1	1	0	0	0	1	
Freddie Patek, R (1,6) OBP: 0.304, SLG: 0.347										3	1	1	0	0	0	1	
Clint Hurdle, L (1,3) OBP: 0.322, SLG: 0.390										2	0	1	3	0	0	0	
Willie Wilson, S (1,7) OBP: 0.293, SLG: 0.311										3	0	0	0	0	0	0	
<b>Inning Stats</b>	R: 1 E: 0 K: 0 S: 5	H: 2 LOB: 1 BB: 0 P: 5	R: 0 E: 0 K: 0 S: 3	H: 0 LOB: 0 BB: 0 P: 3	R: 0 E: 0 K: 1 S: 5	H: 0 LOB: 0 BB: 0 P: 5	R: 1 E: 0 K: 0 S: 4	H: 1 LOB: 0 BB: 0 P: 4	R: 1 E: 0 K: 0 S: 4	H: 2 LOB: 0 BB: 0 P: 5	R: 0 E: 1 K: 1 S: 5	H: 1 LOB: 1 BB: 0 P: 5	R: 0 E: 0 K: 0 S: 3	H: 0 LOB: 0 BB: 0 P: 3	1B: 5 2B: 2 3B: 0 HR: 0	SF: 2 SAC: 0 DP: 0 HBP: 1	WP: 0 PA: 33 SB: 0 CS: 0
<b>PITCHER</b>	IP WLS BF H R ER SO BB IBB HBP BLK WP HR S P ERA WHIP																
Shane Rawley, L (1,1) ERA: 4.3	6.0 L 23 4 4 4 1 0 0 0 0 0 0 0 24 25 6.00 0.667																
Steve Burke, R (7,1) ERA: 3.89	3.0 10 3 1 1 1 0 0 0 0 0 0 0 12 12 3.00 1.000																

Batter	1	2	3	4	5	6	7	8	9	AB	R	H	RBI	BB	SO	LOB	BOTTOM		
Julio Cruz, S (1,4) OBP: 0.366, SLG: 0.312										3	0	0	0	2	1	0	<b>Kansas City Royals @ Seattle Mariners</b> The Kingdome, Seattle, WA Tue May 23 1978, 10:05 PM EDT Att: 8,275 - Dome		
Bruce Bochte, L (1,7) OBP: 0.340, SLG: 0.379										4	0	0	0	0	2	1			
Juan Bernhardt, R (1,3) OBP: 0.356, SLG: 0.439										3	2	2	1	0	0	1			
Leon Roberts, R (1,9) OBP: 0.402, SLG: 0.537										3	0	0	0	1	2	3			
Leroy Stanton, R (1,10) OBP: 0.329, SLG: 0.271										2	0	0	0	2	0	3			
Ruppert Jones, L (1,8) OBP: 0.331, SLG: 0.321										4	0	2	1	0	0	1			
Craig Reynolds, L (1,6) OBP: 0.364, SLG: 0.371										4	0	1	1	0	0	3			
Jose Baez, R (1,5) OBP: 0.264, SLG: 0.213										3	0	0	0	0	0	3			
Bill Stein, R (8,PH) OBP: 0.309, SLG: 0.355										1	0	0	0	0	1	2			
Larry Milbourne, S (9,5) OBP: 0.261, SLG: 0.348										0	0	0	0	0	0	0			
Bob Stinson, S (1,2) OBP: 0.375, SLG: 0.422										3	1	0	0	1	2	0			
<b>Inning Stats</b>	R: 0 E: 0 K: 0 S: 3	H: 0 LOB: 1 BB: 1 P: 7	R: 0 E: 0 K: 0 S: 3	H: 0 LOB: 1 BB: 1 P: 7	R: 0 E: 0 K: 1 S: 5	H: 0 LOB: 0 BB: 0 P: 5	R: 1 E: 0 K: 1 S: 8	H: 3 LOB: 2 BB: 0 P: 8	R: 1 E: 0 K: 0 S: 3	H: 0 LOB: 2 BB: 3 P: 15	R: 0 E: 0 K: 3 S: 9	H: 0 LOB: 0 BB: 0 P: 9	R: 0 E: 0 K: 2 S: 9	H: 2 LOB: 2 BB: 1 P: 13	R: 0 E: 0 K: 1 S: 5	H: 0 LOB: 0 BB: 0 P: 5	1B: 3 2B: 2 3B: 0 HR: 0	SF: 1 SAC: 1 DP: 0 HBP: 0	WP: 1 PA: 38 SB: 0 CS: 0
<b>PITCHER</b>	IP WLS BF H R ER SO BB IBB HBP BLK WP HR S P ERA WHIP																		
Larry Gura, L (1,1) ERA: 3.72	4.1 20 3 2 1 2 4 0 0 0 0 1 0 18 26 3.00 1.000																		
Doug Bird, R (5,1) ERA: 6.33	3.0 W 12 1 1 1 4 2 0 0 0 0 1 0 18 26 3.00 1.000																		
Al Hrabosky, L (8,1) ERA: 1.02	1.2 S 6 1 0 0 2 0 0 0 0 0 0 0 10 10 0.00 0.600																		









Batter	1	2	3	4	5	6	7	8	9	AB	R	H	RBI	BB	SO	LOB	TOP			
Amos Otis, R (1, 8) OBP: 0.393, SLG: 0.590 Willie Wilson, S (9, 8) OBP: 0.297, SLG: 0.311	L9		F8 3B 2B	L9 WP SF9 1B		K	5-3			5	2	2	2	0	1	0				
Tom Poquette, L (1, 7) OBP: 0.247, SLG: 0.373	3-1		F8	L9		G3		G3		5	0	0	0	0	0	2				
Hal McRae, R (1, 10) OBP: 0.335, SLG: 0.539			3B BB	SF9		BB 1B		4-3		3	1	2	1	1	0	0				
George Brett, L (1, 5) OBP: 0.358, SLG: 0.495	F8		3B	6-3		BB 1B		1B 1B		4	0	2	2	1	0	1				
Clint Hurdle, L (1, 3) OBP: 0.331, SLG: 0.404			3B			BB 1B		1B		5	0	2	0	0	2	3				
Darrell Porter, L (1, 2) OBP: 0.360, SLG: 0.448			HR	P6		BB 1B		1B		4	1	1	1	1	1	3				
Al Cowens, R (1, 9) OBP: 0.310, SLG: 0.411	4-3			BB SH 1B 1B		F3		1B 3B		5	2	2	0	0	0	2	AB 38			
Freddie Patek, R (1, 6) OBP: 0.318, SLG: 0.362			1B	SH BB 1B		F2		6-3		4	2	2	1	0	0	2	R 9			
Frank White, R (1, 4) OBP: 0.290, SLG: 0.336	K			1B WP BB		K		K		3	1	0	1	1	3	3	H 13			
<b>Inning Stats</b>	R: 0 E: 0 K: 0 S: 4	H: 1 LOB: 1 BB: 0 P: 4	R: 1 E: 0 K: 2 S: 9	H: 2 LOB: 1 BB: 0 P: 9	R: 2 E: 0 K: 1 S: 7	H: 2 LOB: 1 BB: 1 P: 11	R: 4 E: 1 K: 0 S: 6	H: 2 LOB: 0 BB: 1 P: 10	R: 0 E: 0 K: 1 S: 6	H: 1 LOB: 2 BB: 1 P: 10	R: 2 E: 1 K: 0 S: 5	H: 2 LOB: 0 BB: 0 P: 5	R: 0 E: 0 K: 1 S: 7	H: 2 LOB: 2 BB: 0 P: 7	R: 0 E: 0 K: 1 S: 5	H: 0 LOB: 0 BB: 0 P: 5	1B: 9 2B: 1 3B: 2 HR: 1	SF: 2 SAC: 1 DP: 0 HBP: 0	WP: 1 PA: 45 SB: 0 CS: 0	
<b>PITCHER</b>	IP	WLS	BF	H	R	ER	SO	BB	IBB	HBP	BLK	WP	HR	S	P	ERA	WHIP			
Glenn Abbott, R (1, 1) ERA: 5.55	3.0	L	18	6	6	6	3	2	0	0	0	0	1	22	30	18.00	2.667			
John Montague, R (4, 1) ERA: 4.73	3.1		17	5	3	1	2	2	0	0	0	1	0	19	27	2.70	2.100			
Steve Burke, R (7, 1) ERA: 3.65	2.2		10	2	0	0	2	0	0	0	0	0	0	14	14	0.00	0.750			

**Kansas City Royals @ Seattle Mariners**  
The Kingdome, Seattle, WA  
Thu May 25 1978, 6:33 AM EDT  
Att: 5,946 - Dome

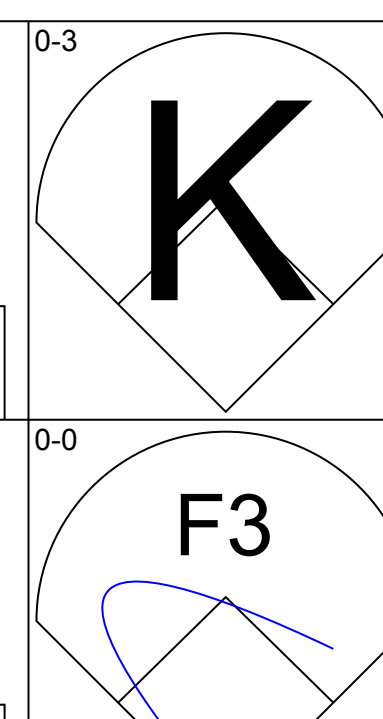
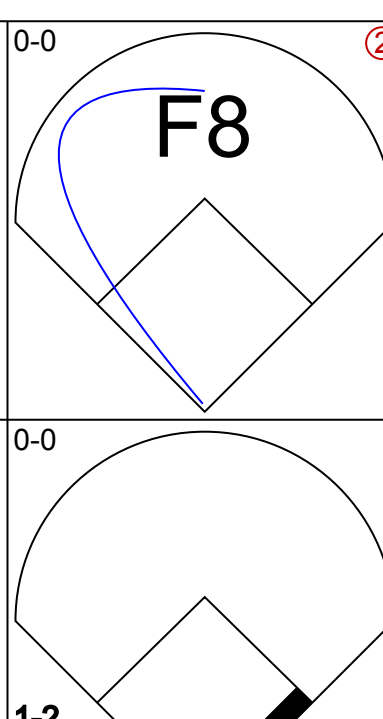
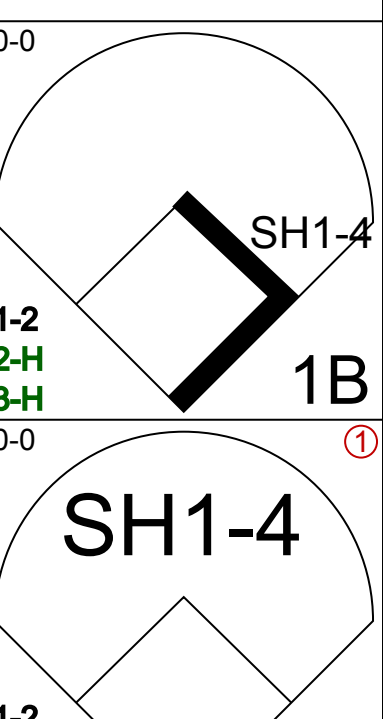
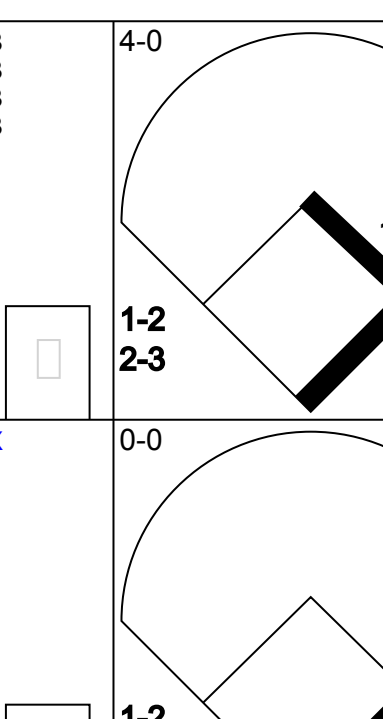
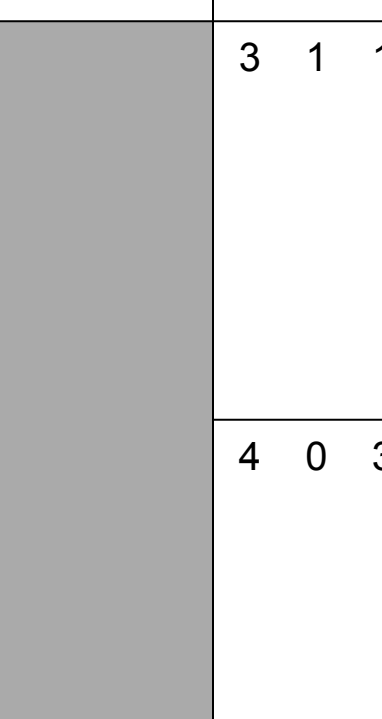
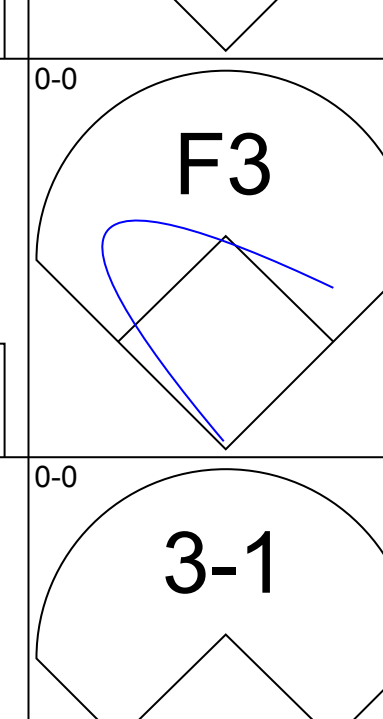
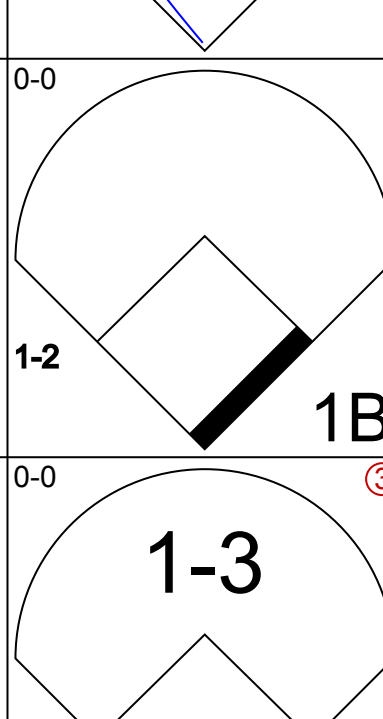
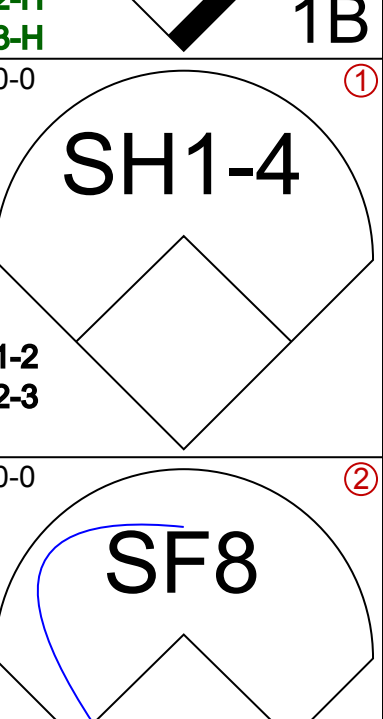
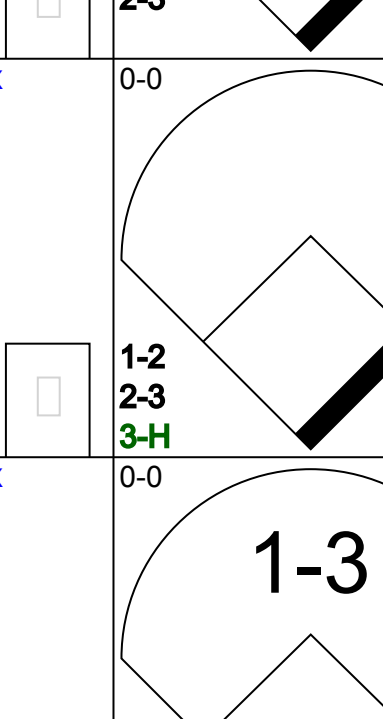

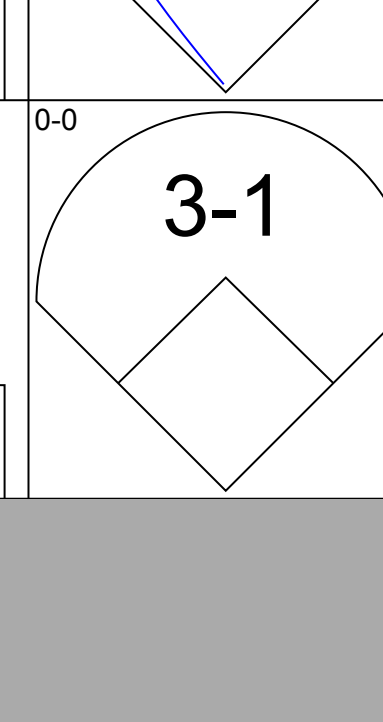
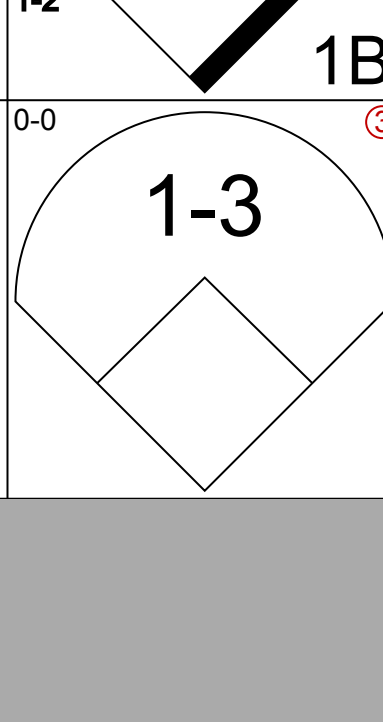
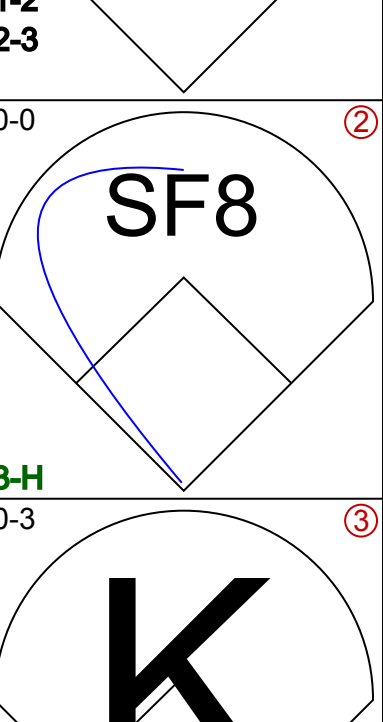
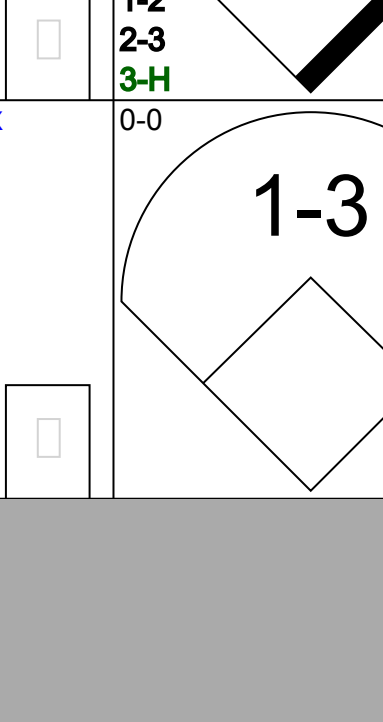
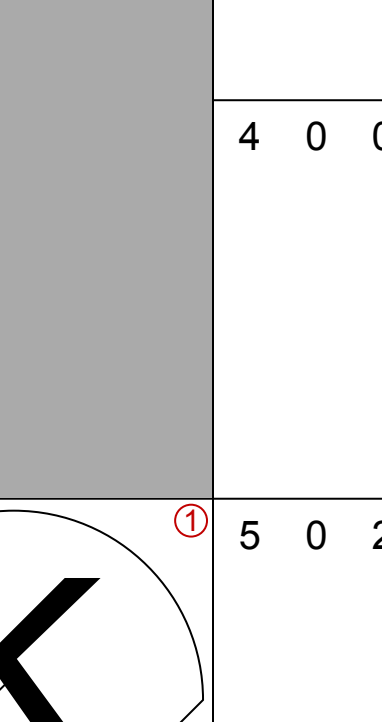
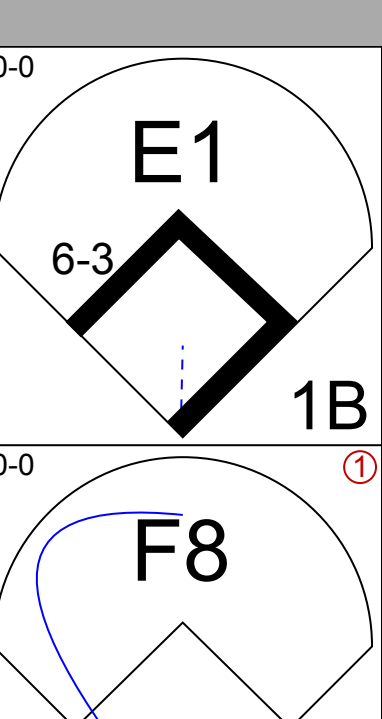
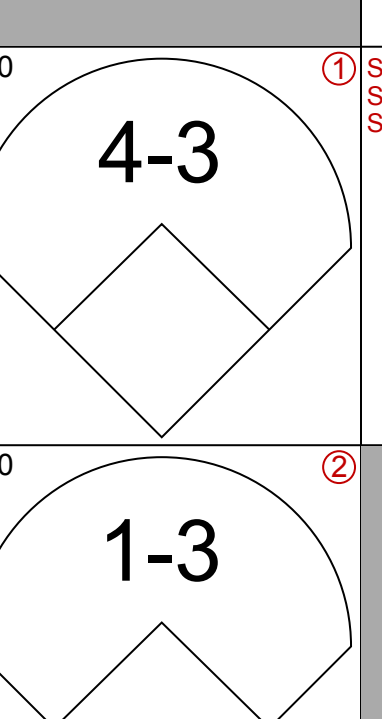
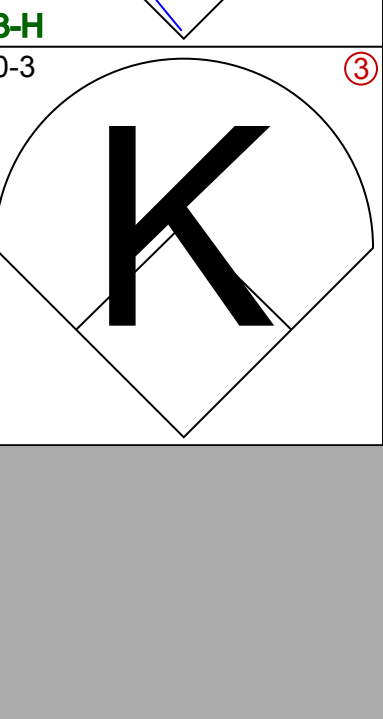

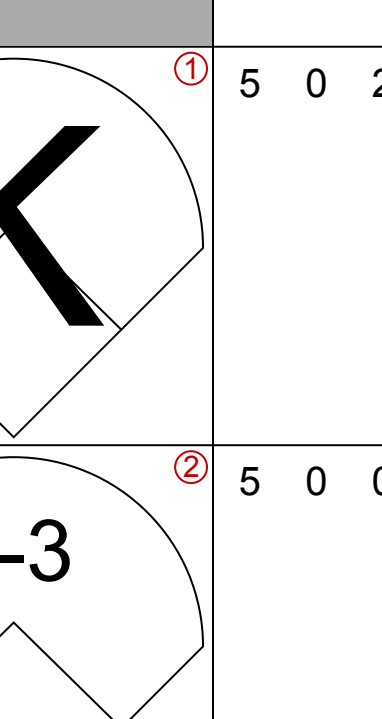
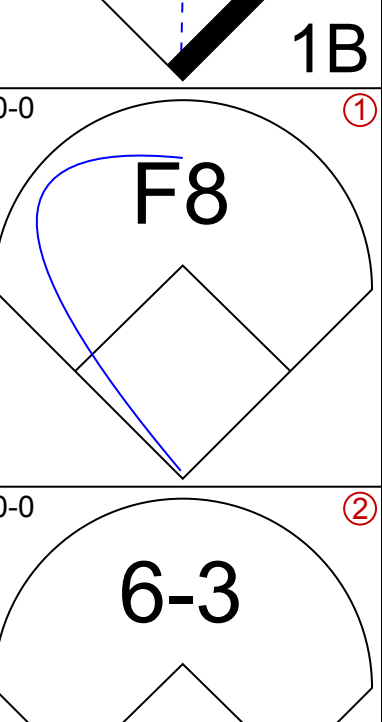
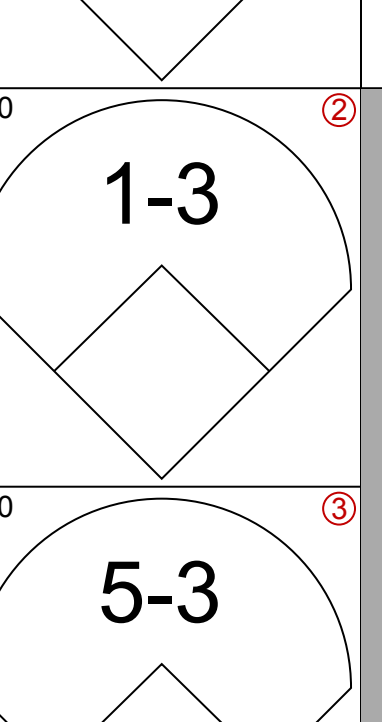
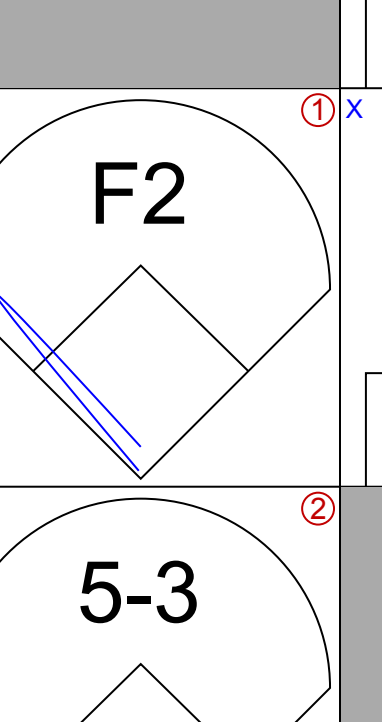
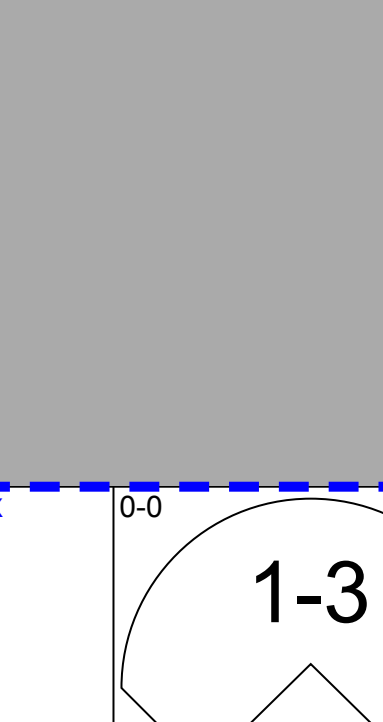
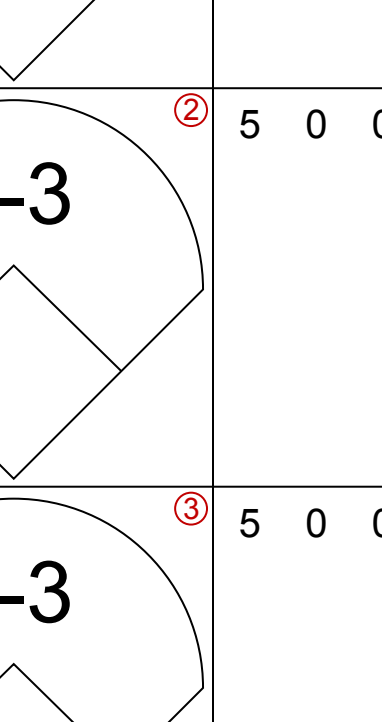
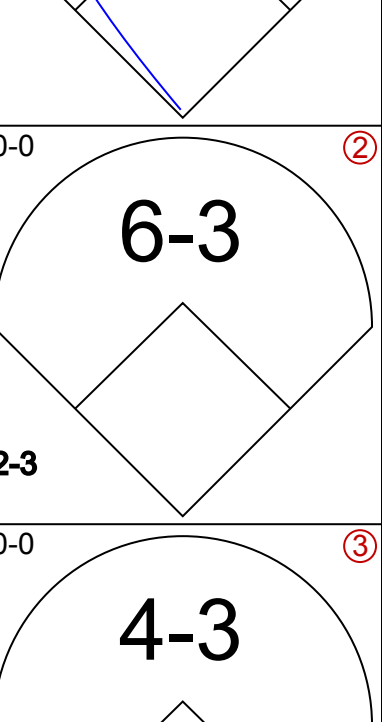
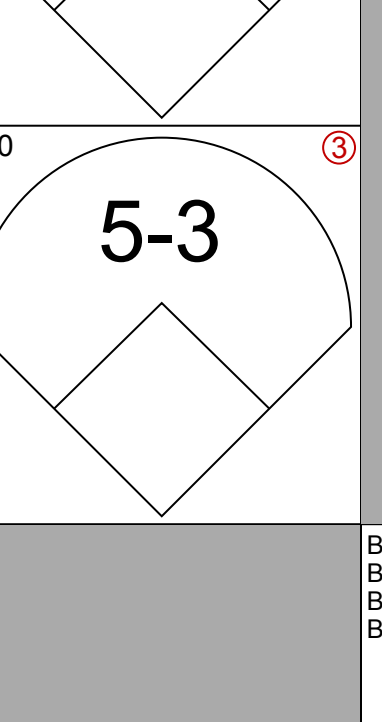
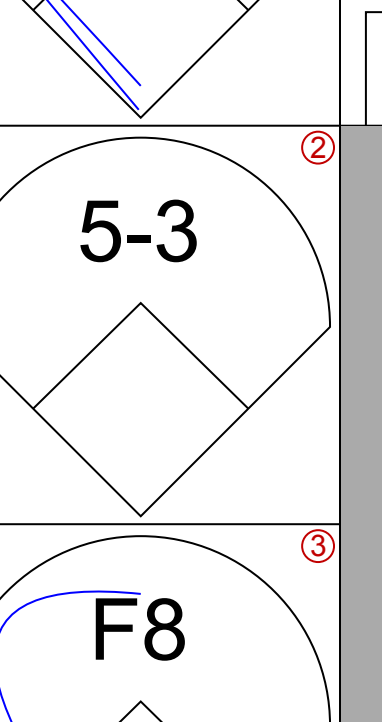
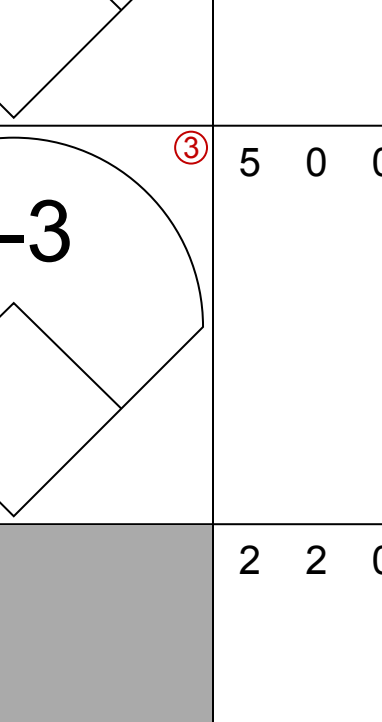
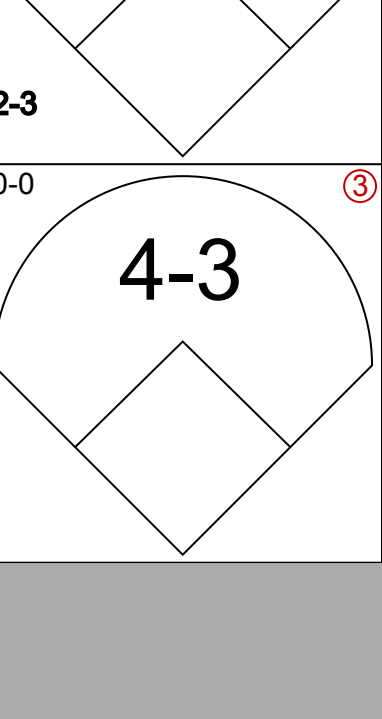
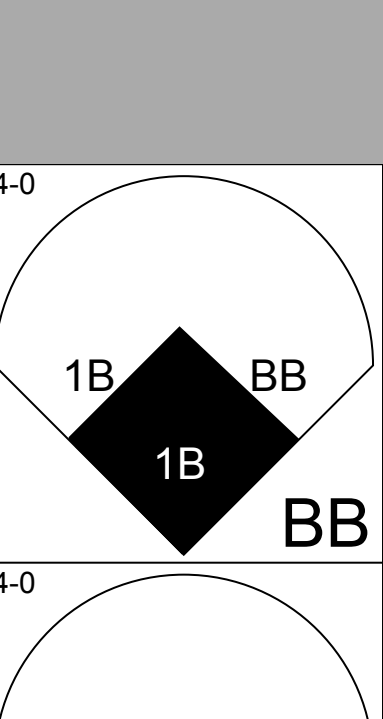
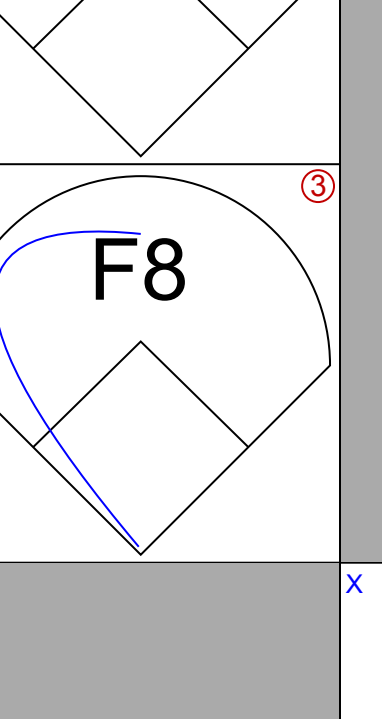

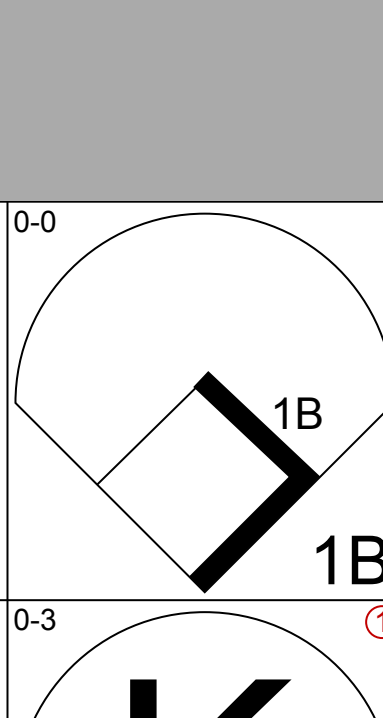
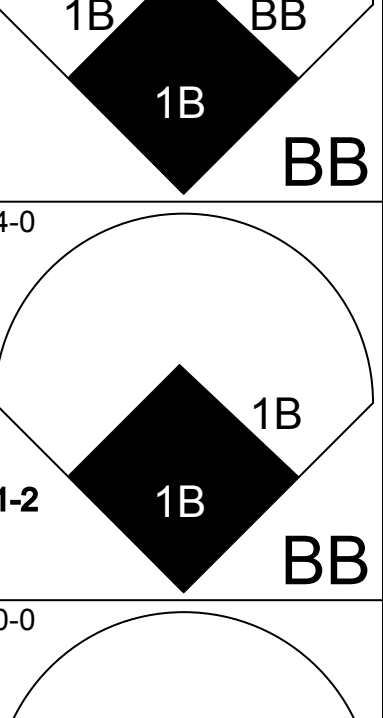
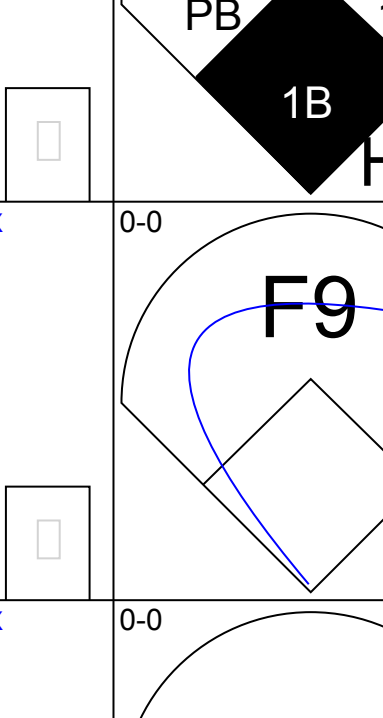

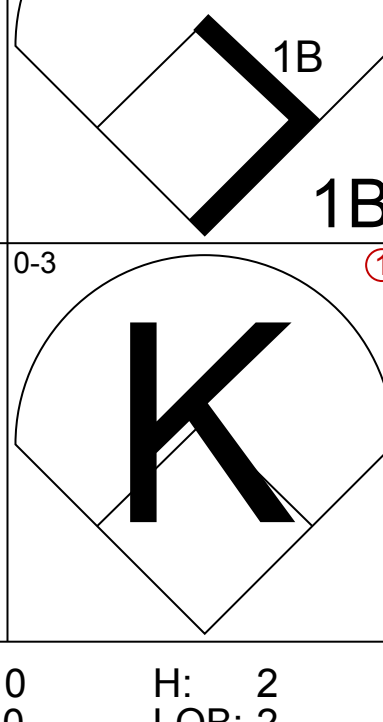
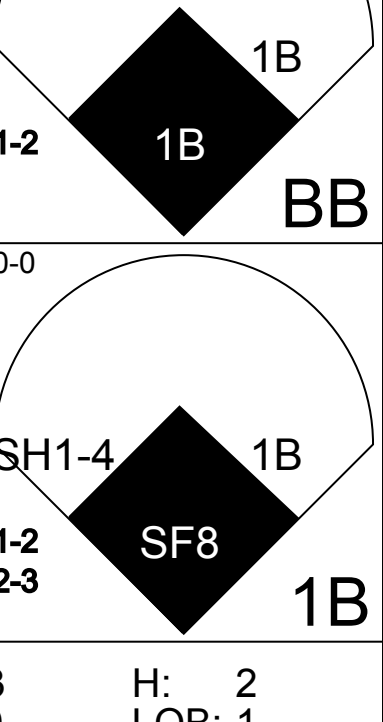
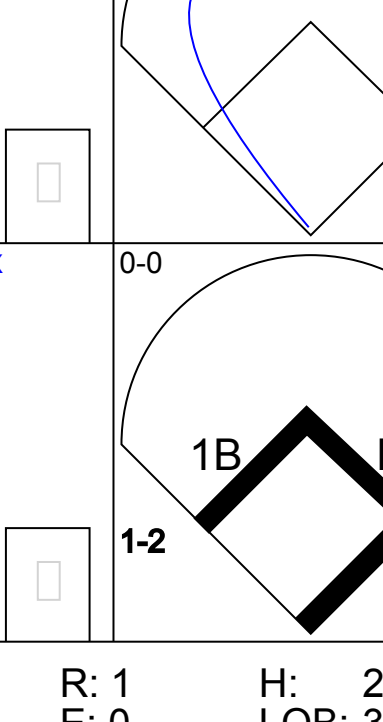



Batter	1	2	3	4	5	6	7	8	9	AB	R	H	RBI	BB	SO	LOB	BOTTOM			
Julio Cruz, S (1, 4) OBP: 0.374, SLG: 0.310	FC5-6 BB		P4		F7		1B		F7	4	0	1	0	1	0	1				
Craig Reynolds, L (1, 6) OBP: 0.362, SLG: 0.368	FC5-6 CS		PB 2B 1B		FC6-4		F8			4	1	1	0	0	0	3				
Leon Roberts, R (1, 9) OBP: 0.382, SLG: 0.506	K		F3		P4			K		4	0	0	0	0	2	3				
Ruppert Jones, L (1, 8) OBP: 0.337, SLG: 0.339	CS	1-3			5-3			1B		4	0	2	1	0	0	0				
Leroy Stanton, R (1, 10) OBP: 0.326, SLG: 0.264		2B E BB	F8		5-3			F8		3	1	0	0	1	0	2				
Juan Bernhardt, R (1, 3) OBP: 0.385, SLG: 0.596			L7		HR			K		4	1	2	1	0	1	1				
Bruce Bochte, L (1, 7) OBP: 0.335, SLG: 0.369		E9 1B	L4		4-3			F7		4	0	1	1	0	0	0	AB 35			
Jose Baez, R (1, 5) OBP: 0.250, SLG: 0.200 Steve Braun, L (9, PH) OBP: 0.338, SLG: 0.453		K2-3	L6				F7		HR	3	0	0	0	0	1	2	R 4			
Bill Plummer, R (1, 2) OBP: 0.278, SLG: 0.294 John Hale, L (9, PH) OBP: 0.226, SLG: 0.136		6-3			FC6-4 1B		P4		K	1	1	1	1	0	0	0	H 9			
<b>Inning Stats</b>	R: 0 E: 0 K: 1 S: 4	H: 0 LOB: 0 BB: 1 P: 8	R: 1 E: 1 K: 1 S: 7	H: 2 LOB: 2 BB: 1 P: 11	R: 1 E: 0 K: 0 S: 5	H: 2 LOB: 1 BB: 0 P: 5	R: 0 E: 0 K: 0 S: 3	H: 0 LOB: 0 BB: 0 P: 3	R: 0 E: 0 K: 0 S: 4	H: 1 LOB: 1 BB: 0 P: 4	R: 1 E: 0 K: 0 S: 4	H: 1 LOB: 1 BB: 0 P: 4	R: 0 E: 0 K: 2 S: 8	H: 1 LOB: 1 BB: 0 P: 8	R: 1 E: 0 K: 1 S: 6	H: 1 LOB: 0 BB: 0 P: 6	1B: 5 2B: 2 3B: 0 HR: 2	SF: 0 SAC: 0 DP: 0 HBP: 0	WP: 0 PA: 38 PB: 1 SB: 0 CS: 1	
<b>PITCHER</b>	IP	WLS	BF	H	R	ER	SO	BB	IBB	HBP	BLK	WP	HR	S	P	ERA	WHIP			
Paul Spittorf, L (1, 1) ERA: 2.81	7.0	W	29	7	3	3	2	2	0	0	0	0	1	31	39	3.86	1.286			
Marty Pattin, R (8, 1) ERA: 3.77	2.0		8	2	1	1	3	0	0	0	0	0	1	14	14	4.50	1.000			

**Kansas City Royals @ Seattle Mariners**  
The Kingdome, Seattle, WA  
Thu May 25 1978, 6:33 AM EDT  
Att: 5,946 - Dome



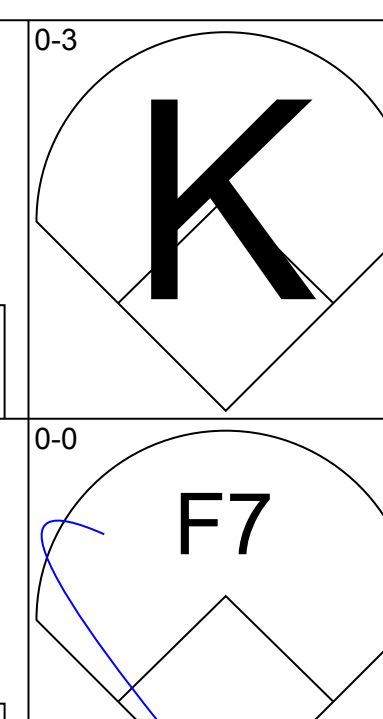
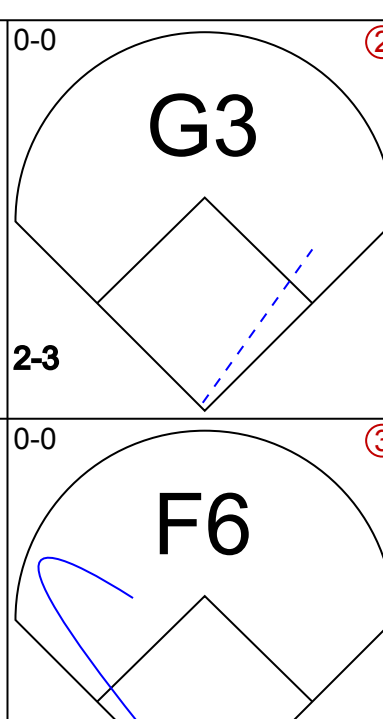
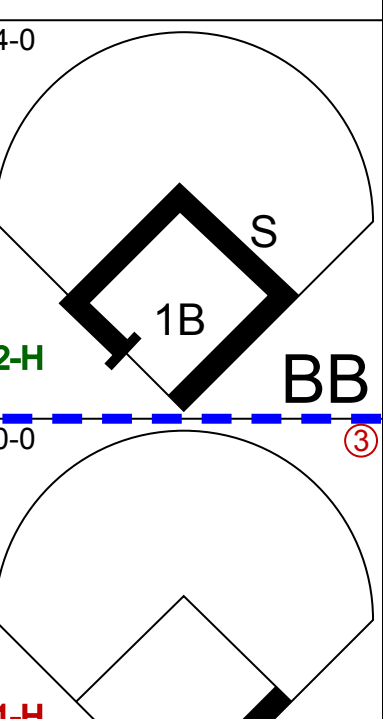

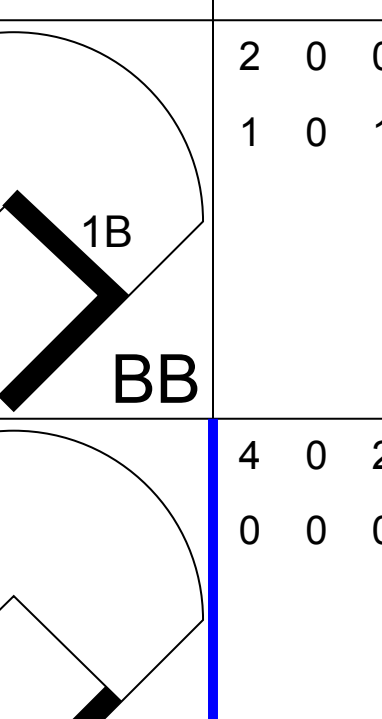
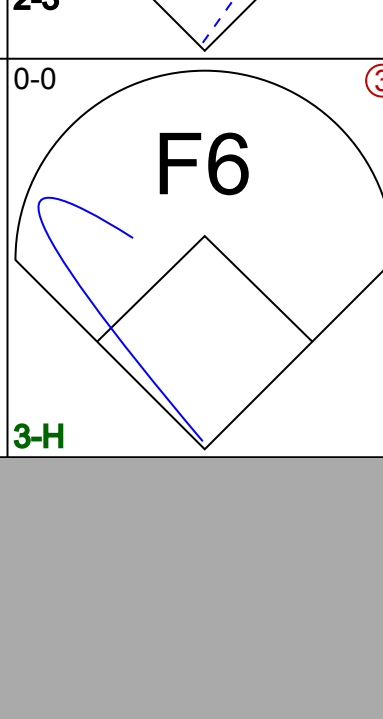
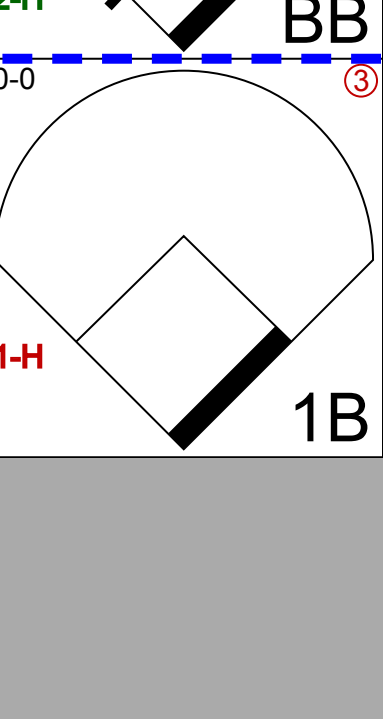

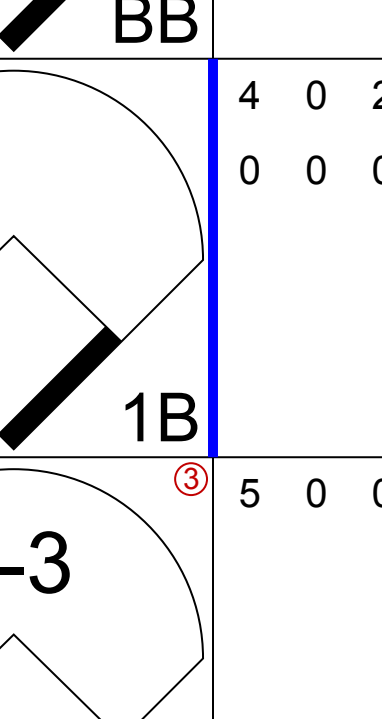
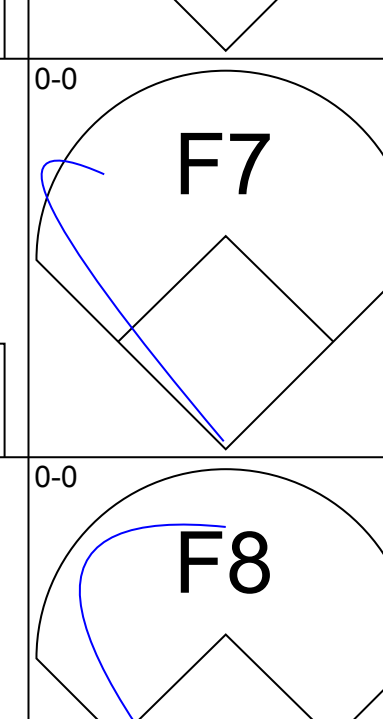
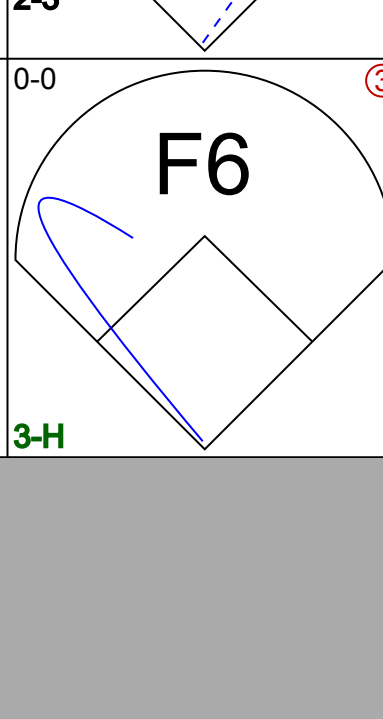
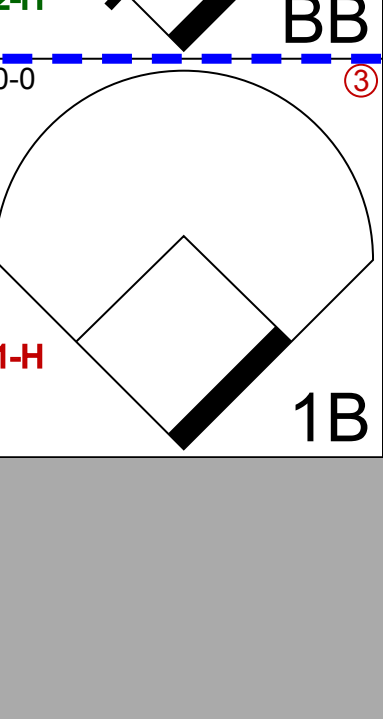



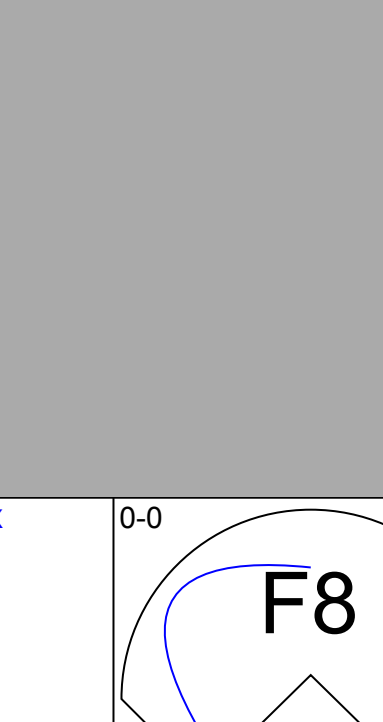
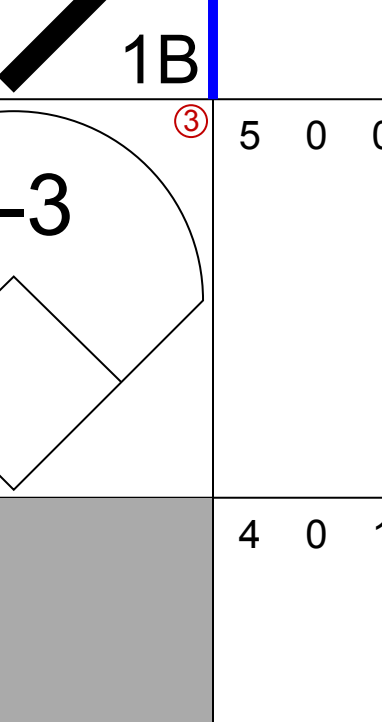
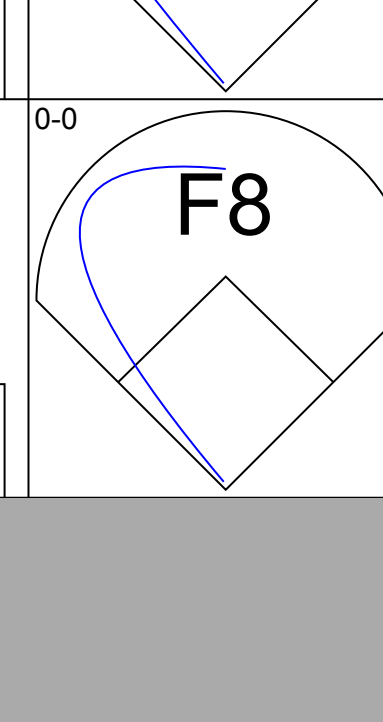
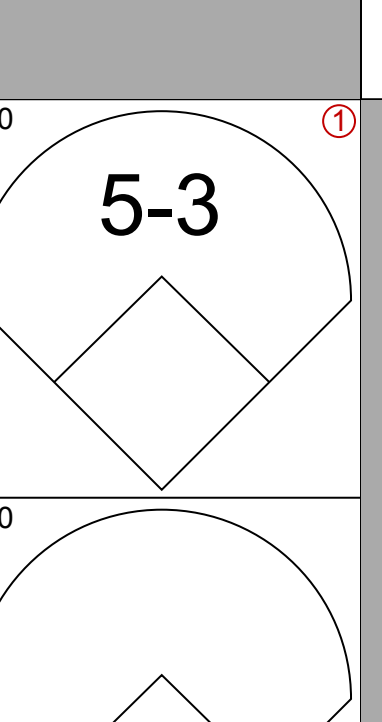
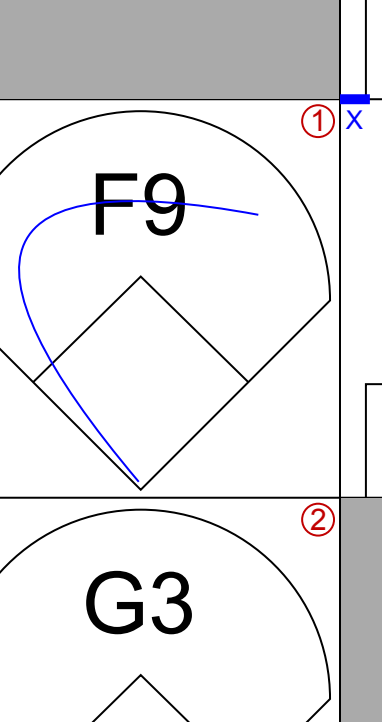
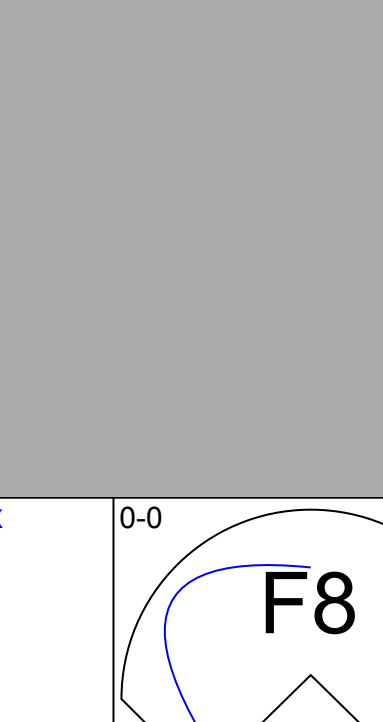
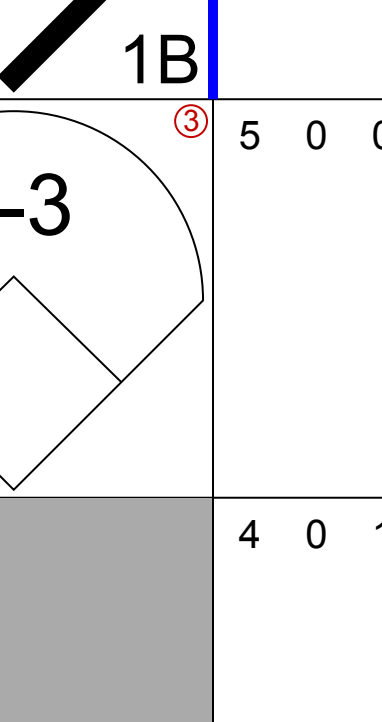
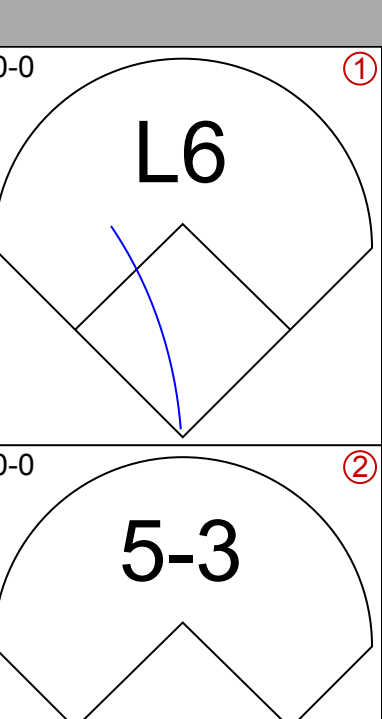
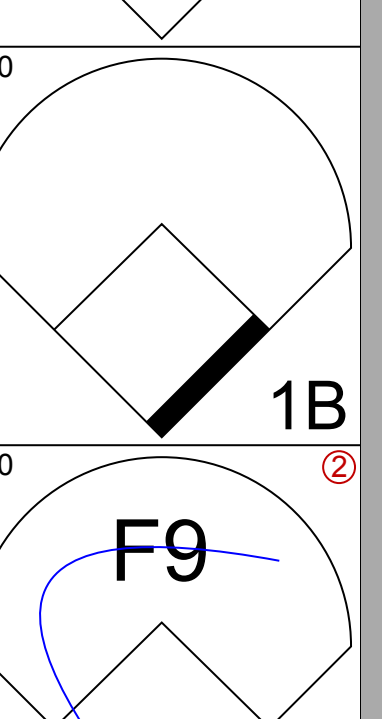
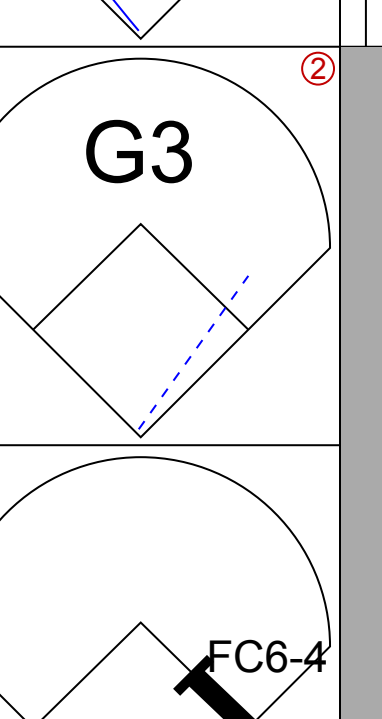
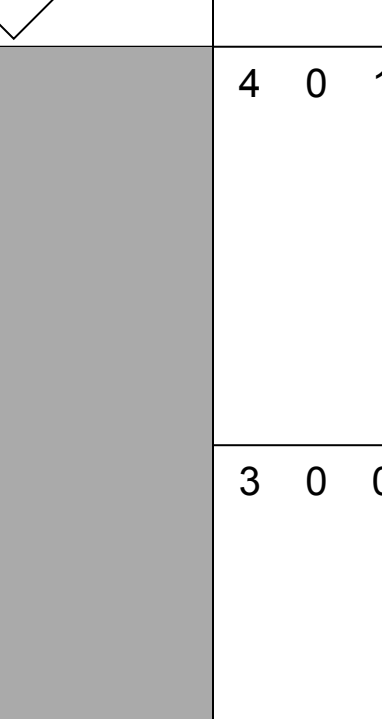
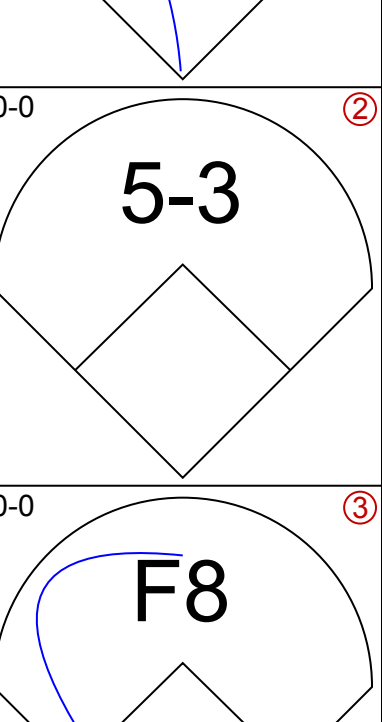
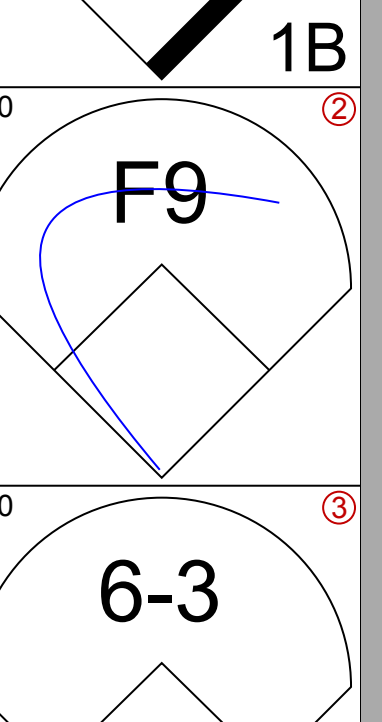
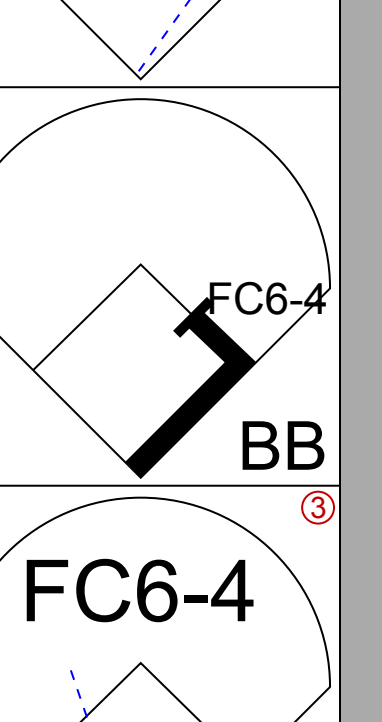
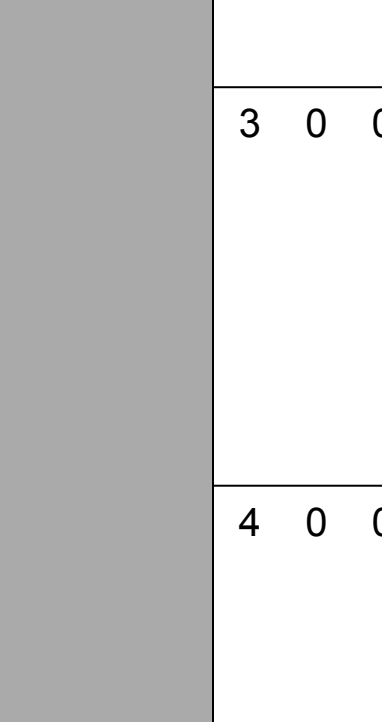
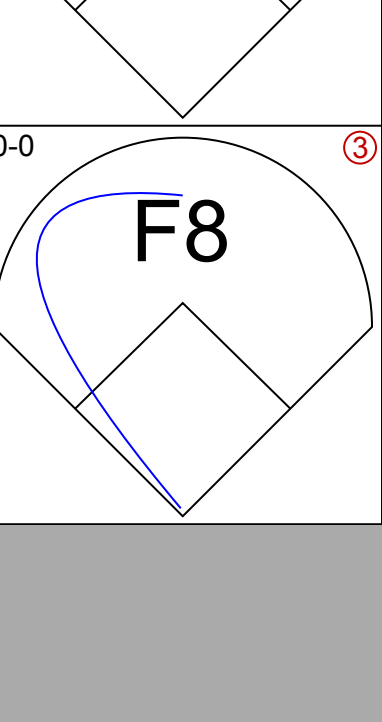
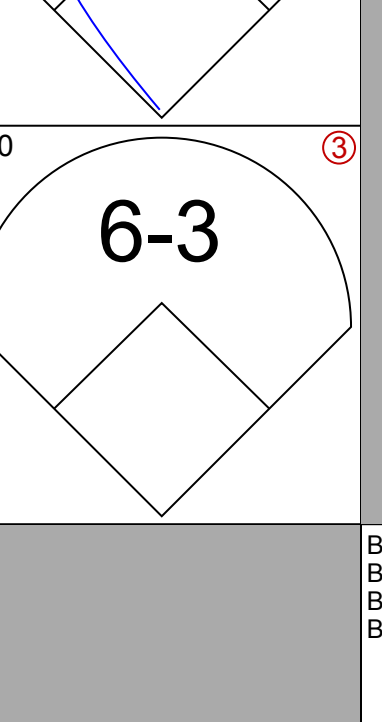
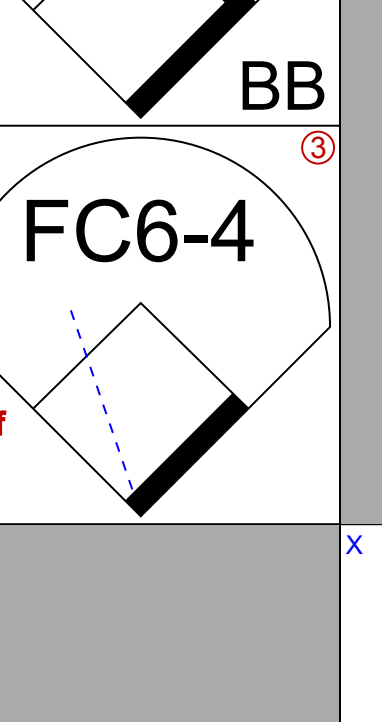

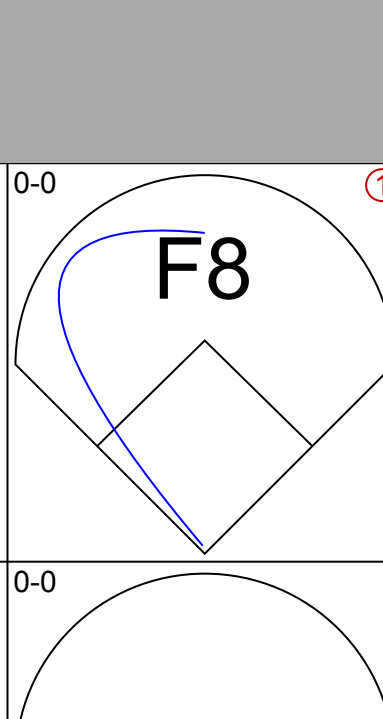
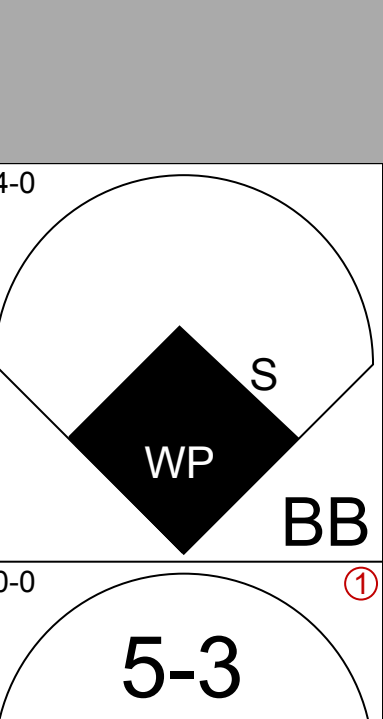

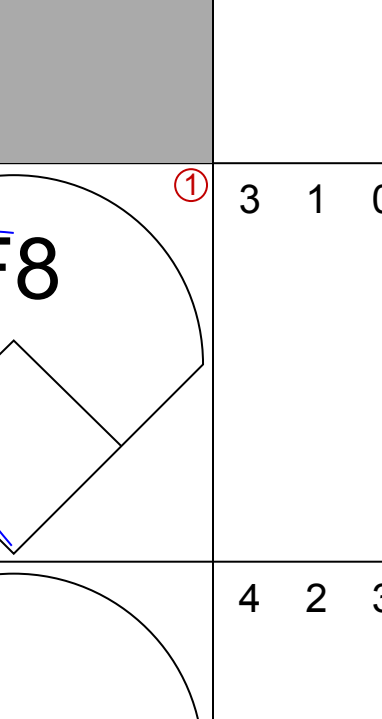
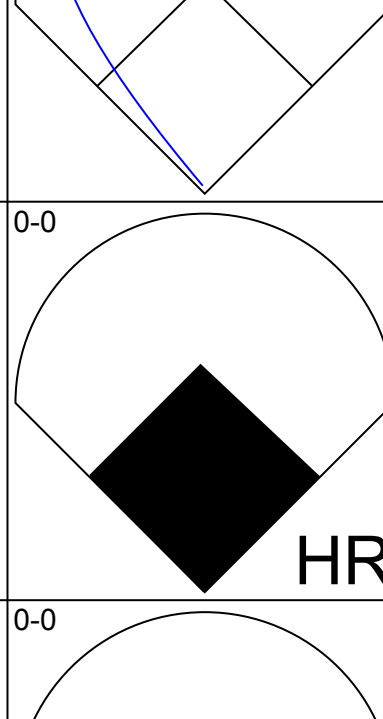
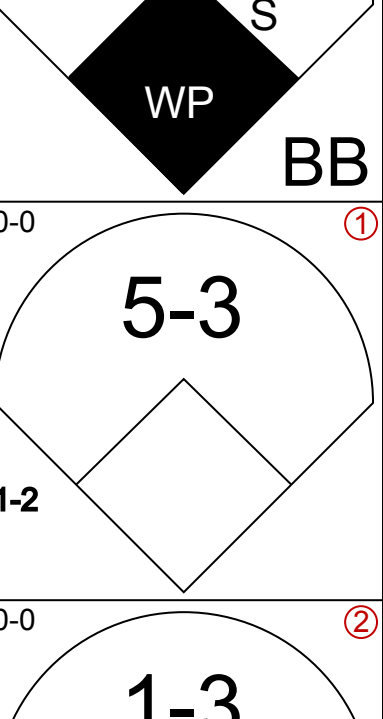

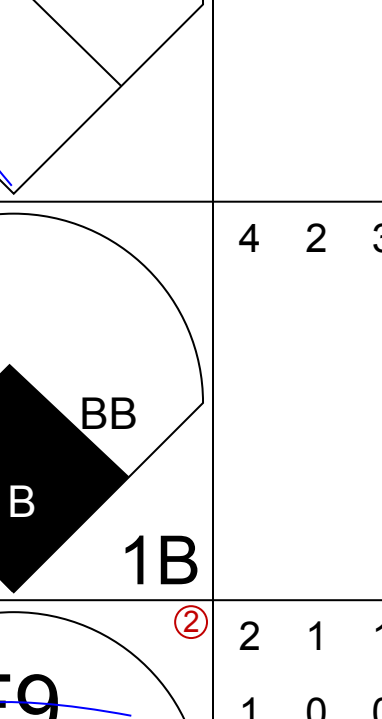
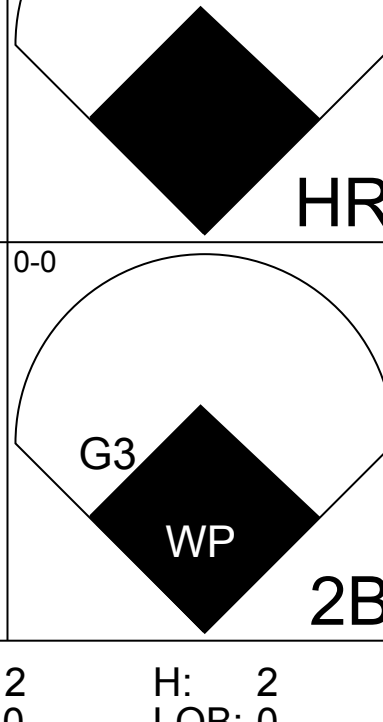
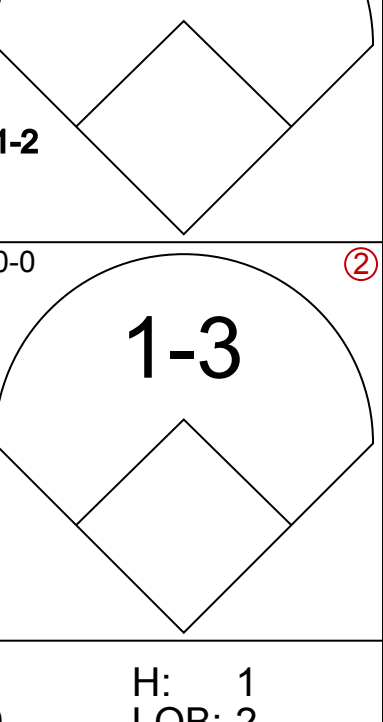

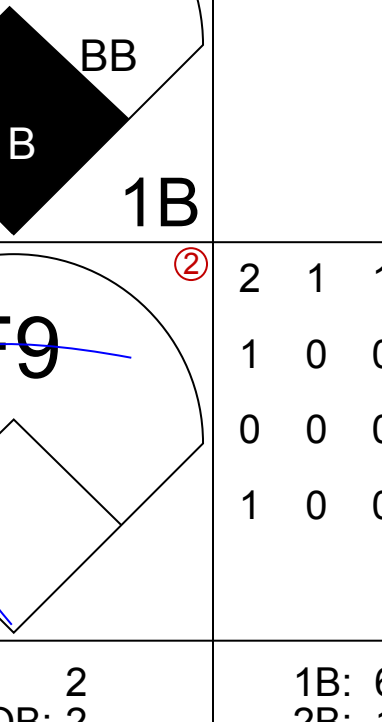
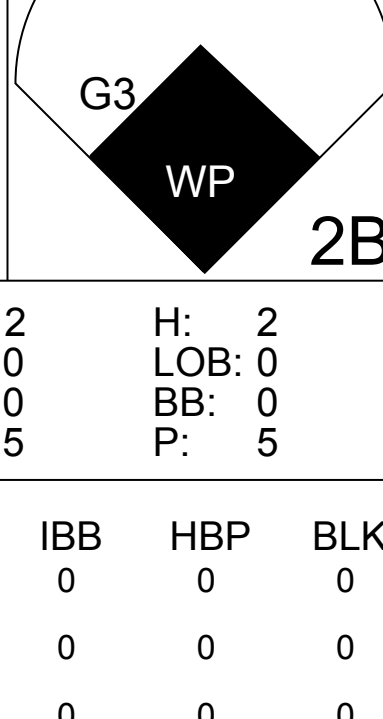
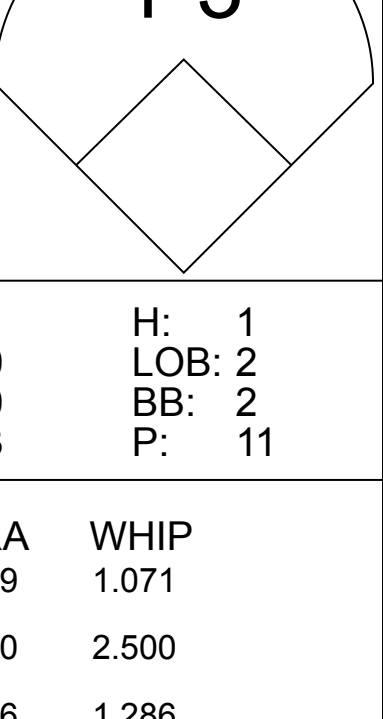
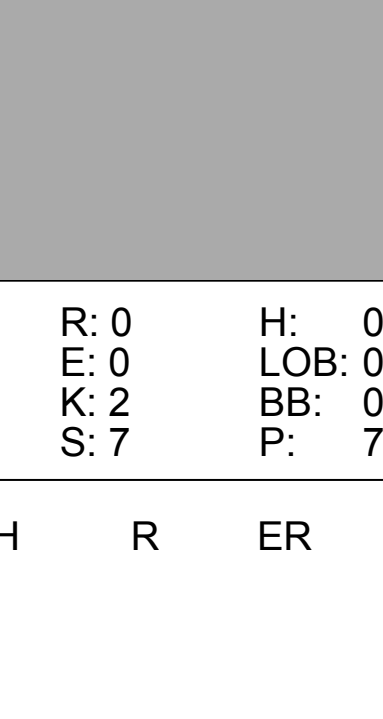
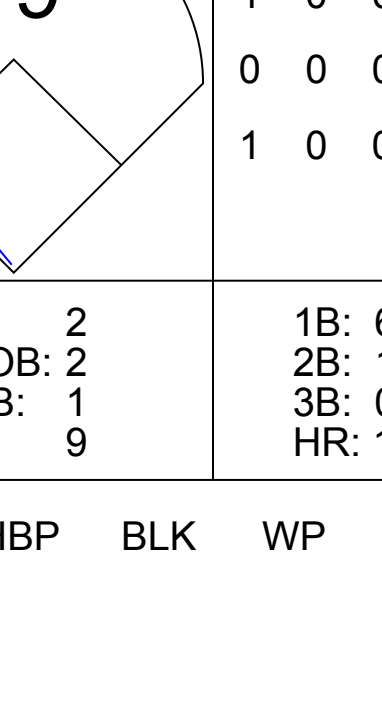
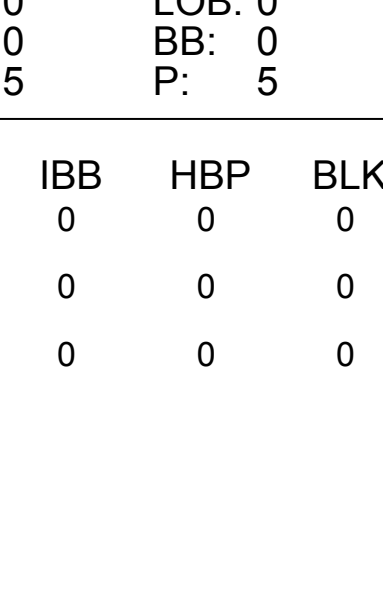


Batter	1	2	3	4	5	6	7	8	9	AB	R	H	RBI	BB	SO	LOB	TOP					
<b>Julio Cruz, S</b> OBP: 0.381, SLG: 0.311 (1, 4)											3	1	1	2	2	1	1					
<b>Craig Reynolds, L</b> OBP: 0.373, SLG: 0.380 (1, 6)											4	0	3	2	0	0	0					
<b>Bruce Bochte, L</b> OBP: 0.327, SLG: 0.361 (1, 7)											4	0	0	1	0	0	7					
<b>Ruppert Jones, L</b> OBP: 0.338, SLG: 0.341 (1, 8)											5	0	2	1	0	2	1					
<b>Steve Braun, L</b> OBP: 0.316, SLG: 0.420 (1, 10)											5	0	0	0	0	0	3					
<b>Juan Bernhardt, R</b> OBP: 0.351, SLG: 0.538 (1, 3)											5	0	0	0	0	0	1					
<b>Bob Stinson, S</b> OBP: 0.382, SLG: 0.407 (1, 2)											2	2	0	0	1	0	1					
<b>Bill Stein, R</b> OBP: 0.319, SLG: 0.361 (1, 5)											3	2	2	0	1	0	1					
<b>John Hale, L</b> OBP: 0.240, SLG: 0.155 (1, 9)											3	1	2	0	0	1	1					
<b>Inning Stats</b>	R: 0 E: 0 K: 1 S: 5	H: 0 LOB: 0 BB: 0 P: 5	R: 0 E: 1 K: 0 S: 4	H: 1 LOB: 1 BB: 0 P: 4	R: 0 E: 0 K: 1 S: 7	H: 2 LOB: 2 BB: 0 P: 7	R: 0 E: 0 K: 0 S: 3	H: 0 LOB: 0 BB: 0 P: 3	R: 3 E: 0 K: 1 S: 7	H: 2 LOB: 1 BB: 2 P: 15	R: 0 E: 0 K: 0 S: 3	H: 0 LOB: 0 BB: 0 P: 3	R: 2 E: 0 K: 0 S: 6	H: 3 LOB: 2 BB: 1 P: 10	R: 1 E: 0 K: 0 S: 5	H: 2 LOB: 3 BB: 1 P: 10	R: 0 E: 0 K: 1 S: 5	H: 0 LOB: 0 BB: 0 P: 5	1B: 10 2B: 0 3B: 0 HR: 0	SF: 1 SAC: 2 DP: 0 HBP: 1	WP: 0 PB: 1 SB: 0 CS: 0	PA: 42
<b>PITCHER</b>	IP	WLS	BF	H	R	ER	SO	BB	IBB	HBP	BLK	WP	HR	S	P	ERA	WHIP					
<b>Doyle Alexander, R</b> ERA: 3.62	(1, 1)	6.1	L	29	7	5	5	3	3	0	0	0	0	0	32	44	7.11	1.579				
<b>Paul Lindblad, L</b> ERA: 1.0	(7, 1)	0.2		3	1	0	0	0	0	0	0	0	0	0	3	3	0.00	1.500				
<b>Reggie Cleveland, R</b> ERA: 2.7	(8, 1)	2.0		10	2	1	1	1	1	0	1	0	0	0	10	15	4.50	1.500				

Seattle Mariners @ Texas Rangers  
Arlington Stadium, Arlington, TX  
Fri May 26 1978, 8:05 PM EDT  
Att: 17,490 - Unknown

AB 34  
R 6  
H 10  
RBI 6  
BB 4  
SO 4  
LOB 16



Batter	1	2	3	4	5	6	7	8	9	AB	R	H	RBI	BB	SO	LOB	BOTTOM					
<b>John Lowenstein, L</b> OBP: 0.431, SLG: 0.492 ERA: 3.62 (1, 5)											2	0	0	0	1	1	1					
<b>Toby Harrah, R</b> OBP: 0.313, SLG: 0.295 (7, PH) (8, 5)											1	0	1	0	1	0	0					
<b>Mike Hargrove, L</b> OBP: 0.394, SLG: 0.396 ERA: 3.62 (1, 3)											4	0	2	1	1	0	0					
<b>Bobby Thompson, S</b> OBP: 0.345, SLG: 0.458 (8, FR)											0	0	0	0	0	0	0					
<b>Bobby Bonds, R</b> OBP: 0.322, SLG: 0.389 (1, 9)											5	0	0	0	0	0	5					
<b>Al Oliver, L</b> OBP: 0.322, SLG: 0.430 (1, 10)										4	0	1	0	0	0	0	0					
<b>Richie Zisk, R</b> OBP: 0.358, SLG: 0.529 (1, 7)										3	0	0	0	1	1	1	1					
<b>Jim Sundberg, R</b> OBP: 0.364, SLG: 0.450 (1, 2)										4	0	0	0	0	1	2	2					
<b>Bump Wills, S</b> OBP: 0.277, SLG: 0.336 (1, 4)											3	1	0	0	1	0	0					
<b>Juan Beniquez, R</b> OBP: 0.297, SLG: 0.363 (1, 8)											4	2	3	1	0	0	1					
<b>Jim Mason, L</b> OBP: 0.250, SLG: 0.267 ERA: 5.74 (1, 6)											2	1	1	0	0	0	1					
<b>Kurt Bevacqua, R</b> OBP: 0.174, SLG: 0.227 ERA: 4.08 (7, PH)											1	0	0	0	0	0	1					
<b>Nelson Norman, S</b> OBP: 0.250, SLG: 0.250 (8, 6)											0	0	0	0	0	0	0					
<b>Mike Jorgensen, L</b> OBP: 0.333, SLG: 0.222 (8, PH)											1	0	0	0	0	1	1					
<b>Inning Stats</b>	R: 0 E: 0 K: 1 S: 5	H: 0 LOB: 0 BB: 0 P: 5	R: 0 E: 0 K: 0 S: 3	H: 0 LOB: 0 BB: 0 P: 3	R: 2 E: 0 K: 0 S: 5	H: 2 LOB: 0 BB: 0 P: 5	R: 0 E: 0 K: 0 S: 4	H: 1 LOB: 1 BB: 0 P: 4	R: 1 E: 0 K: 0 S: 3	H: 1 LOB: 2 BB: 2 P: 11	R: 0 E: 0 K: 0 S: 3	H: 0 LOB: 1 BB: 1 P: 7	R: 0 E: 0 K: 0 S: 5	H: 2 LOB: 3 BB: 1 P: 9	R: 0 E: 0 K: 2 S: 7	H: 0 LOB: 0 BB: 0 P: 7	R: 1 E: 0 K: 0 S: 5	H: 2 LOB: 2 BB: 1 P: 9	1B: 6 2B: 1 3B: 0 HR: 1	SF: 0 SAC: 0 DP: 0 HBP: 0	WP: 3 PB: 0 SB: 2 CS: 0	PA: 39
<b>PITCHER</b>	IP	WLS	BF	H	R	ER	SO	BB	IBB	HBP	BLK	WP	HR	S	P	ERA	WHIP					
<b>Byron McLoughlin, R</b> ERA: 5.74	(1, 1)	4.2		19	3	3	3	1	2	0	0	0	0	0	19	27	5.79	1.071				
<b>Shane Rawley, L</b> ERA: 4.08	(5, 1)	2.0	W	10	3	0	0	0	2	0	0	0	0	8	16	0.00	2.500					
<b>Enrique Romo, R</b> ERA: 3.41	(7, 1)	2.1	S	10	2	1	1	2	1	0	0	0	0	13	17	3.86	1.286					

Seattle Mariners @ Texas Rangers  
Arlington Stadium, Arlington, TX  
Fri May 26 1978, 8:05 PM EDT  
Att: 17,490 - Unknown

AB 34  
R 4  
H 8  
RBI 2  
BB 5  
SO 3  
LOB 13





Batter	1	2	3	4	5	6	7	8	9	AB	R	H	RBI	BB	SO	LOB	TOP										
<b>Julio Cruz, S</b> OBP: 0.380, SLG: 0.311 (1, 4)	F4		G3			G1-6-3 1B		SH3-4		3	0	1	0	0	0	1											
<b>Craig Reynolds, L</b> OBP: 0.369, SLG: 0.376 (1, 6)	K			1B		G1-6-3 1-2		K		4	0	1	0	0	2	3											
<b>Juan Bernhardt, R</b> OBP: 0.328, SLG: 0.500 (1, 3)	4-3			F4		F8		6-3		4	0	0	0	0	0	3											
<b>Ruppert Jones, L</b> OBP: 0.332, SLG: 0.333 (1, 8)		4-3		F7			K		1-3	4	0	0	0	0	1	1											
<b>Leon Roberts, R</b> OBP: 0.396, SLG: 0.527 (1, 9)		6-3		1B		G3 WP		1B		4	1	3	0	0	0	0											
<b>Leroy Stanton, R</b> OBP: 0.324, SLG: 0.264 (9, PR)				1B		G3				4	0	1	0	0	1	3											
<b>John Hale, L</b> OBP: 0.240, SLG: 0.155 (9, PR)	K			6-3		2-3		F8		0	0	0	0	0	0	0											
<b>Bob Robertson, R</b> OBP: 0.133, SLG: 0.286 (1, 10)			5-3		6-3		HR		F8	4	1	1	1	0	0	2											
<b>Bill Stein, R</b> OBP: 0.314, SLG: 0.354 (9, PH)			F9		K		F8		G3	3	0	0	0	0	1	0											
<b>Steve Braun, L</b> OBP: 0.313, SLG: 0.414 (9, PH)										1	0	0	0	0	0	3											
<b>Bill Plummer, R</b> OBP: 0.333, SLG: 0.316 (8, PR)					F7					2	0	1	0	1	0	0											
<b>Larry Milbourne, S</b> OBP: 0.231, SLG: 0.308 (8, PR)										0	0	0	0	0	0	0											
<b>Bob Stinson, S</b> OBP: 0.382, SLG: 0.407 (8, 2)								SH3-4		0	0	0	0	0	0	0											
<b>Inning Stats</b>	R: 0 E: 0 K: 1 S: 5	H: 0 LOB: 0 BB: 0 P: 5	R: 0 E: 0 K: 1 S: 5	H: 0 LOB: 0 BB: 0 P: 5	R: 0 E: 0 K: 0 S: 3	H: 2 LOB: 1 BB: 1 P: 7	R: 0 E: 0 K: 0 S: 5	H: 0 LOB: 0 BB: 0 P: 5	R: 0 E: 0 K: 1 S: 3	H: 1 LOB: 0 BB: 0 P: 3	R: 2 E: 0 K: 1 S: 7	H: 2 LOB: 0 BB: 0 P: 7	R: 0 E: 0 K: 1 S: 6	H: 1 LOB: 2 BB: 0 P: 6	R: 0 E: 0 K: 0 S: 5	H: 2 LOB: 3 BB: 0 P: 5	1B: 6 2B: 1 3B: 0 HR: 1	SF: 0 SAC: 1 DP: 1 HBP: 0	WP: 1 PB: 0 SB: 0 CS: 0	PA: 35							
<b>PITCHER</b>	IP	WLS	BF	H	R	ER	SO	BB	IBB	HBP	BLK	WP	HR	S	P	ERA	WHIP										
<b>Jon Matlack, L</b> ERA: 2.97 (1, 1)	8.1	W	33	8	2	2	5	1	0	0	0	1	1	42	46	2.16	1.080										
<b>Reggie Cleveland, R</b> ERA: 2.6 (9, 1)	0.2	S	2	0	0	0	0	0	0	0	0	0	0	2	2	0.00	0.000										

Seattle Mariners @ Texas Rangers  
Arlington Stadium, Arlington, TX  
Sat May 27 1978, 8:05 PM EDT  
Att: 23,019 - Unknown

AB 33  
R 2  
H 8  
RBI 1  
BB 1  
SO 5  
LOB 16



Batter	1	2	3	4	5	6	7	8	9	AB	R	H	RBI	BB	SO	LOB	BOTTOM										
<b>Mike Hargrove, L</b> OBP: 0.389, SLG: 0.396 (1, 3)	4-3 E 2B	F9		1-3		F6		F8		5	1	1	0	0	0	2											
<b>Al Oliver, L</b> OBP: 0.320, SLG: 0.422 (1, 7)	4-3			F9		E3 CS				3	0	0	0	0	0	1											
<b>Bobby Bonds, R</b> OBP: 0.327, SLG: 0.388 (1, 9)	4-0 E BB	F7				K				3	1	1	0	1	1	3											
<b>Richie Zisk, R</b> OBP: 0.350, SLG: 0.516 (1, 10)	F4	F9		F8				4-3		4	0	0	0	0	0	5											
<b>Juan Beniquez, R</b> OBP: 0.304, SLG: 0.370 (1, 8)	E5 BB			F9				6-3		3	1	2	1	0	0	0											
<b>Bobby Thompson, S</b> OBP: 0.333, SLG: 0.440 (6, 8)	1-3 3-H 1B					1B SF9				1	0	0	0	0	0	0											
<b>Jim Sundberg, R</b> OBP: 0.373, SLG: 0.455 (1, 2)	4-0 BB			1B		FC5-4 1B		F7		3	0	2	0	1	0	0											
<b>Toby Harrah, R</b> OBP: 0.318, SLG: 0.298 (1, 5)	4-0 FC6-4 BB			1B		SF9		F9		2	0	1	1	1	0	0											
<b>Kurt Bevacqua, R</b> OBP: 0.180, SLG: 0.250 (1, 4)	0-0 FC6-4			F7		F9				4	0	1	0	0	0	6											
<b>Bump Wills, S</b> OBP: 0.277, SLG: 0.336 (9, 4)	1-2 2-3 BB									0	0	0	0	0	0	0											
<b>Nelson Norman, S</b> OBP: 0.250, SLG: 0.250 (1, 6)				4-3		FC5-4		5-3		4	0	1	0	0	0	4											
<b>Inning Stats</b>	R: 2 E: 1 K: 0 S: 5	H: 2 LOB: 3 BB: 3 P: 17	R: 0 E: 0 K: 0 S: 4	H: 1 LOB: 2 BB: 0 P: 5	R: 0 E: 0 K: 0 S: 5	H: 2 LOB: 2 BB: 0 P: 5	R: 0 E: 0 K: 0 S: 4	H: 1 LOB: 1 BB: 0 P: 4	R: 1 E: 0 K: 0 S: 5	H: 2 LOB: 1 BB: 0 P: 5	R: 0 E: 1 K: 1 S: 5	H: 0 LOB: 1 BB: 0 P: 5	R: 0 E: 0 K: 0 S: 3	H: 0 LOB: 0 BB: 0 P: 3	R: 0 E: 0 K: 0 S: 4	H: 1 LOB: 1 BB: 0 P: 4	1B: 7 2B: 3 3B: 0 HR: 0	SF: 1 SAC: 0 DP: 1 HBP: 1	WP: 0 PB: 0 SB: 0 CS: 1	PA: 37							
<b>PITCHER</b>	IP	WLS	BF	H	R	ER	SO	BB	IBB	HBP	BLK	WP	HR	S	P	ERA	WHIP										
<b>Tom House, L</b> ERA: 3.46 (1, 1)	8.0	L	37	9	3	3	1	3	0	1	0	0	0	35	48	3.38	1.500										

Seattle Mariners @ Texas Rangers  
Arlington Stadium, Arlington, TX  
Sat May 27 1978, 8:05 PM EDT  
Att: 23,019 - Unknown

AB 32  
R 3  
H 9  
RBI 2  
BB 3  
SO 1  
LOB 21





Batter	1	2	3	4	5	6	7	8	9	AB	R	H	RBI	BB	SO	LOB	TOP					
<b>Julio Cruz, S</b> OBP: 0.375, SLG: 0.303 (1,4)	F7		L4-3 BB		6-3		L6		4-3	4	0	0	0	1	0	1	<b>Seattle Mariners @ Kansas City Royals</b> Royals Stadium, Kansas City, MO Mon May 29 1978, 8:05 PM EDT Att: 36,405 - Unknown - 70 F					
<b>Craig Reynolds, L</b> OBP: 0.370, SLG: 0.377 (1,6)	6-3		L4-3 1-2				G3			5	0	2	0	0	0	1						
<b>Bruce Bochte, L</b> OBP: 0.329, SLG: 0.362 (1,7)	5-3			4-3					4-3	5	0	2	0	0	0	2						
<b>Ruppert Jones, L</b> OBP: 0.335, SLG: 0.339 (1,8)		1-3		1B BB			G6-3 1-2			3	1	1	0	1	0	2						
<b>Bob Robertson, R</b> OBP: 0.211, SLG: 0.444 (1,3)		4-3 3B		1B 1B 1B			P4		F5	4	1	2	0	0	0	2						
<b>Steve Braun, L</b> OBP: 0.310, SLG: 0.405 (1,10)		4-3		F7					K	4	0	1	1	0	1	4						
<b>John Hale, L</b> OBP: 0.250, SLG: 0.161 (1,9)		3-H 4-0 BB		1B 1-2 2-H			F7		K	3	0	1	1	1	1	3						
<b>Bill Stein, R</b> OBP: 0.312, SLG: 0.351 (1,5)		F9 1-2		1-2 2-3 1B			F9		4-3	4	0	1	0	0	0	2						
<b>Bob Stinson, S</b> OBP: 0.379, SLG: 0.402 (1,2)			G3		F9		F8		1B 4-3 1B	4	0	1	0	0	0	3						
<b>Inning Stats</b>	R: 0 E: 0 K: 0 S: 3	H: 0 LOB: 0 BB: 0 P: 3	R: 1 E: 0 K: 0 S: 4	H: 1 LOB: 1 BB: 1 P: 8	R: 0 E: 0 K: 0 S: 2	H: 0 LOB: 0 BB: 1 P: 6	R: 1 E: 0 K: 0 S: 6	H: 3 LOB: 3 BB: 1 P: 10	R: 0 E: 0 K: 0 S: 4	H: 2 LOB: 1 BB: 0 P: 4	R: 0 E: 0 K: 0 S: 4	H: 1 LOB: 1 BB: 0 P: 4	R: 0 E: 0 K: 2 S: 9	H: 0 LOB: 0 BB: 0 P: 3	R: 0 E: 0 K: 2 S: 9	H: 2 LOB: 2 BB: 0 P: 9	R: 0 E: 0 K: 0 S: 5	H: 2 LOB: 2 BB: 0 P: 5	1B: 9 2B: 2 3B: 1 HR: 0	SF: 0 SAC: 0 DP: 2 HBP: 0	WP: 0 PB: 0 SB: 1 CS: 0	PA: 39
<b>PITCHER</b> <b>Rich Gale, R</b> ERA: 2.61 (1,1)	IP: 9.0 WLS: W BF: 39 H: 11 R: 2 ER: 2 SO: 2 BB: 3 IBB: 0 HBP: 0 BLK: 0 WP: 0 HR: 0 S: 40 P: 52 ERA: 2.00 WHIP: 1.556															<b>PITCHER</b>						

Batter	1	2	3	4	5	6	7	8	9	AB	R	H	RBI	BB	SO	LOB	BOTTOM			
<b>Amos Otis, R</b> OBP: 0.395, SLG: 0.586 (1,8)	F9			1-6-3 2-H			SH3-4 E 1B		F8	5	1	1	1	0	1	1	<b>Seattle Mariners @ Kansas City Royals</b> Royals Stadium, Kansas City, MO Mon May 29 1978, 8:05 PM EDT Att: 36,405 - Unknown - 70 F			
<b>Clint Hurdle, L</b> OBP: 0.319, SLG: 0.397 (1,7)		K					SH3-4		L9	3	1	1	0	0	1	1				
<b>Jerry Terrell, R</b> OBP: 0.250, SLG: 0.200 (7, PH)		5-3								0	0	0	0	0	0	0				
<b>Willie Wilson, S</b> OBP: 0.286, SLG: 0.303 (8,7)		2B								1	0	0	0	0	0	0				
<b>Hal McRae, R</b> OBP: 0.333, SLG: 0.528 (1,10)		HR 2B								4	2	2	2	0	1	1				
<b>George Brett, L</b> OBP: 0.370, SLG: 0.538 (1,5)		HR 2B								4	1	3	2	0	0	0				
<b>Ralph LaCock, L</b> OBP: 0.233, SLG: 0.185 (1,3)		F7		1-3						3	0	1	1	1	0	1				
<b>Darrell Porter, L</b> OBP: 0.363, SLG: 0.437 (1,2)		1-3		F8						4	0	0	0	0	0	4				
<b>Al Cowens, R</b> OBP: 0.315, SLG: 0.399 (1,9)			4-0 E BB		6-3					2	1	0	0	2	0	1				
<b>Freddie Patek, R</b> OBP: 0.317, SLG: 0.368 (1,6)		E7 1-H 2B								4	1	1	1	0	0	3				
<b>Frank White, R</b> OBP: 0.316, SLG: 0.371 (1,4)				S 1-6-3 2B						4	1	2	0	0	0	0				
<b>Inning Stats</b>	R: 3 E: 0 K: 0 S: 6	H: 3 LOB: 0 BB: 0 P: 6	R: 2 E: 1 K: 2 S: 9	H: 2 LOB: 1 BB: 1 P: 13	R: 0 E: 0 K: 0 S: 4	H: 1 LOB: 1 BB: 0 P: 4	R: 1 E: 0 K: 1 S: 6	H: 1 LOB: 0 BB: 0 P: 6	R: 0 E: 0 K: 0 S: 3	H: 0 LOB: 0 BB: 1 P: 7	R: 0 E: 0 K: 0 S: 3	H: 0 LOB: 0 BB: 0 P: 3	R: 2 E: 1 K: 0 S: 7	H: 4 LOB: 3 BB: 1 P: 11	R: 0 E: 0 K: 0 S: 3	H: 0 LOB: 0 BB: 0 P: 3	1B: 5 2B: 5 3B: 0 HR: 1	SF: 0 SAC: 1 DP: 0 HBP: 0	WP: 0 PB: 0 SB: 1 CS: 0	PA: 38
<b>PITCHER</b> <b>Dick Pole, R</b> ERA: 5.98 (1,1)	IP: 1.0 WLS: L BF: 8 H: 4 R: 5 ER: 5 SO: 0 BB: 1 IBB: 0 HBP: 0 BLK: 0 WP: 0 HR: 1 S: 7 P: 11 ERA: 45.00 WHIP: 5.000															<b>PITCHER</b>				
<b>Shane Rawley, L</b> ERA: 4.03 (2,1)	IP: 5.0 WLS: L BF: 20 H: 4 R: 2 ER: 2 SO: 3 BB: 1 IBB: 0 HBP: 0 BLK: 0 WP: 0 HR: 0 S: 25 P: 29 ERA: 3.60 WHIP: 1.000															<b>PITCHER</b>				
<b>John Montague, R</b> ERA: 4.7 (7,1)	IP: 2.0 WLS: L BF: 10 H: 3 R: 1 ER: 1 SO: 0 BB: 1 IBB: 0 HBP: 0 BLK: 0 WP: 0 HR: 0 S: 9 P: 13 ERA: 4.50 WHIP: 2.000															<b>PITCHER</b>				

AB 36  
R 2  
H 11  
RBI 2  
BB 3  
SO 2  
LOB 20



AB 34  
R 8  
H 11  
RBI 7  
BB 3  
SO 3  
LOB 12





Batter	1	2	3	4	5	6	7	8	9	AB	R	H	RBI	BB	SO	LOB	TOP			
<b>Julio Cruz, S</b> OBP: 0.376, SLG: 0.306 (1,4)										5	0	2	0	0	2	0				
<b>Craig Reynolds, L</b> OBP: 0.365, SLG: 0.384 (1,6)										5	1	1	0	0	0	4				
<b>Leon Roberts, R</b> OBP: 0.400, SLG: 0.532 (1,9)										3	0	2	1	0	0	0				
<b>Bob Robertson, R</b> OBP: 0.217, SLG: 0.409 (1,3)										4	0	1	0	0	1	2				
<b>Ruppert Jones, L</b> OBP: 0.333, SLG: 0.333 (1,8)										3	1	0	0	1	0	4				
<b>Leroy Stanton, R</b> OBP: 0.316, SLG: 0.256 (1,10)										4	0	0	0	0	0	4				
<b>Bruce Bochte, L</b> OBP: 0.332, SLG: 0.367 (1,7)										3	1	1	0	1	0	2				
<b>Bill Stein, R</b> OBP: 0.322, SLG: 0.361 (1,5)										4	0	3	1	0	0	0				
<b>Bill Plummer, R</b> OBP: 0.292, SLG: 0.273 (1,2)										3	0	0	0	0	0	3				
<b>Juan Bernhardt, R</b> OBP: 0.339, SLG: 0.509 (9, PH)										1	0	1	0	0	0	0				
<b>Inning Stats</b>	R: 0 E: 0 K: 1 S: 7	H: 2 LOB: 2 BB: 0 P: 7	R: 0 E: 0 K: 0 S: 3	H: 1 LOB: 1 BB: 1 P: 7	R: 1 E: 0 K: 0 S: 4	H: 1 LOB: 0 BB: 0 P: 4	R: 0 E: 0 K: 0 S: 2	H: 0 LOB: 0 BB: 1 P: 6	R: 0 E: 0 K: 1 S: 5	H: 2 LOB: 2 BB: 0 P: 5	R: 0 E: 0 K: 0 S: 5	H: 2 LOB: 0 BB: 0 P: 6	R: 0 E: 0 K: 0 S: 3	H: 0 LOB: 0 BB: 0 P: 3	R: 1 E: 1 K: 0 S: 7	H: 3 LOB: 3 BB: 0 P: 7	1B: 9 2B: 1 3B: 1 HR: 0	SF: 1 SAC: 0 DP: 3 HBP: 0	WP: 0 PB: 0 SB: 0 CS: 0	PA: 38
<b>PITCHER</b> <b>Paul Spittorf, L</b> ERA: 2.74 (1,1)	IP: 9.0 WLS: W BF: 38	H: 11 R: 3 ER: 2 SO: 3	BB: 2 IBB: 0 HBP: 0 BLK: 0	WP: 0 HR: 0 S: 42 P: 50	ERA: 2.00 WHIP: 1.444															

Seattle Mariners @ Kansas City Royals  
Royals Stadium, Kansas City, MO  
Wed May 31 1978, 8:05 PM EDT  
Att: 17,071 - Unknown - 79 F

AB	35
R	3
H	11
RBI	2
BB	2
SO	3
LOB	19



Batter	1	2	3	4	5	6	7	8	9	AB	R	H	RBI	BB	SO	LOB	BOTTOM			
<b>Amos Otis, R</b> OBP: 0.391, SLG: 0.599 (1,8)										4	1	1	1	0	0	1				
<b>Clint Hurdle, L</b> OBP: 0.317, SLG: 0.392 (1,7)										4	0	1	1	0	0	0				
<b>Willie Wilson, S</b> OBP: 0.286, SLG: 0.303 (7, PR)										0	1	0	0	0	0	0				
<b>Hal McRae, R</b> OBP: 0.332, SLG: 0.528 (1,10)										4	1	1	1	0	2	0				
<b>George Brett, L</b> OBP: 0.366, SLG: 0.527 (1,5)										4	0	1	1	0	0	0				
<b>Ralph LaCock, L</b> OBP: 0.265, SLG: 0.290 (1,3)										4	2	2	0	0	0	2				
<b>Darrell Porter, L</b> OBP: 0.360, SLG: 0.438 (1,2)										4	0	1	1	0	0	1				
<b>Al Cowens, R</b> OBP: 0.326, SLG: 0.404 (1,9)										3	0	2	1	1	0	0				
<b>Freddie Patek, R</b> OBP: 0.315, SLG: 0.360 (1,6)										3	1	0	0	1	0	4				
<b>Frank White, R</b> OBP: 0.321, SLG: 0.398 (1,4)										4	2	2	2	0	1	1				
<b>Inning Stats</b>	R: 0 E: 0 K: 1 S: 5	H: 0 LOB: 0 BB: 0 P: 5	R: 1 E: 0 K: 0 S: 5	H: 2 LOB: 1 BB: 0 P: 5	R: 0 E: 0 K: 0 S: 3	H: 0 LOB: 0 BB: 0 P: 3	R: 1 E: 0 K: 1 S: 8	H: 3 LOB: 2 BB: 0 P: 8	R: 2 E: 0 K: 0 S: 5	H: 2 LOB: 0 BB: 0 P: 5	R: 0 E: 0 K: 0 S: 3	H: 0 LOB: 0 BB: 0 P: 3	R: 4 E: 0 K: 0 S: 6	H: 4 LOB: 1 BB: 1 P: 10	R: 0 E: 0 K: 1 S: 5	H: 0 LOB: 1 BB: 1 P: 9	1B: 5 2B: 5 3B: 0 HR: 2	SF: 0 SAC: 0 DP: 1 HBP: 0	WP: 0 PB: 0 SB: 4 CS: 0	PA: 36
<b>PITCHER</b> <b>Glenn Abbott, R</b> ERA: 6.04 (1,1)	IP: 4.0 WLS: L	R: 4 ER: 4 SO: 2	BB: 0 IBB: 0 HBP: 0 BLK: 0	WP: 0 HR: 2 S: 23 P: 23	ERA: 9.00 WHIP: 1.750															
<b>Jim Todd, R</b> ERA: 4.29 (5,1)	IP: 2.1	R: 2 ER: 3 SO: 3	BB: 1 IBB: 0 HBP: 0 BLK: 0	WP: 0 HR: 0 S: 9 P: 13	ERA: 11.57 WHIP: 1.286															
<b>Steve Burke, R</b> ERA: 3.72 (7,1)	IP: 1.2	R: 1 ER: 1 SO: 1	BB: 1 IBB: 0 HBP: 0 BLK: 0	WP: 0 HR: 0 S: 8 P: 12	ERA: 5.40 WHIP: 1.800															

Seattle Mariners @ Kansas City Royals  
Royals Stadium, Kansas City, MO  
Wed May 31 1978, 8:05 PM EDT  
Att: 17,071 - Unknown - 79 F

AB	34
R	8
H	11
RBI	8
BB	2
SO	3
LOB	9





Batter	1	2	3	4	5	6	7	8	9	AB	R	H	RBI	BB	SO	LOB	TOP			
<b>Julio Cruz, S</b> OBP: 0.373, SLG: 0.305 (1, 4)	0-0 4-3		0-0 1-2 1B		0-0 4-3			0-0 4-3		4	0	1	0	0	0	1				
<b>Craig Reynolds, L</b> OBP: 0.396, SLG: 0.387 (1, 6)	0-0 G3-6-3 1B		0-0 L8			0-0 FC1-4 1B		0-0 3-1		4	0	2	0	0	0	2				
<b>Bruce Bochte, L</b> OBP: 0.330, SLG: 0.365 (1, 7)	0-0 G3-6-3 1-2		0-0 F7			0-0 L5			0-0 G6-4-3 1B	4	0	1	0	0	0	4				
<b>Ruppert Jones, L</b> OBP: 0.332, SLG: 0.328 (1, 8)		4-0 G3 S BB		0-0 6-3		0-0 FC1-4 1-2		0-0 G6-4-3 1-2	3	0	0	0	1	0	2					
<b>Bob Robertson, R</b> OBP: 0.185, SLG: 0.346 (1, 3)		0-0 G3 1-3		0-0 L8		0-0 5-3		0-3 K	4	0	0	0	0	1	2					
<b>Leroy Stanton, R</b> OBP: 0.310, SLG: 0.250 (1, 10)		0-0 F9		0-0 6-3			0-0 6-3			3	0	0	0	0	1					
<b>John Hale, L</b> OBP: 0.243, SLG: 0.156 (1, 9)		0-0 L9		0-0 F5		0-0 L8				3	0	0	0	0	1					
<b>Bill Stein, R</b> OBP: 0.322, SLG: 0.361 (1, 5)			0-0 1B 1B		0-0 6-3		0-0 L7			3	0	1	0	0	0					
<b>Bob Stinson, S</b> OBP: 0.378, SLG: 0.408 (1, 2)			0-0 F7		0-0 2B		0-0 F8			3	0	1	0	0	1					
<b>Inning Stats</b>	R: 0 E: 0 K: 0 S: 3	H: 1 LOB: 0 BB: 0 P: 3	R: 0 E: 0 K: 0 S: 3	H: 0 LOB: 1 BB: 1 P: 7	R: 0 E: 0 K: 0 S: 5	H: 2 LOB: 2 BB: 0 P: 5	R: 0 E: 0 K: 0 S: 3	H: 0 LOB: 0 BB: 0 P: 3	R: 0 E: 0 K: 0 S: 4	H: 1 LOB: 1 BB: 0 P: 4	R: 0 E: 0 K: 0 S: 3	H: 0 LOB: 0 BB: 0 P: 3	R: 0 E: 0 K: 1 S: 5	H: 1 LOB: 0 BB: 0 P: 5	R: 0 E: 0 K: 1 S: 5	H: 1 LOB: 0 BB: 0 P: 5	1B: 5 2B: 1 3B: 0 HR: 0	SF: 0 SAC: 0 DP: 2 HBP: 0	WP: 0 PB: 0 SB: 1 CS: 0	PA: 32
<b>PITCHER</b> <b>Dennis Leonard, R</b> ERA: 4.45 (1, 1)	IP: 9.0 WLS: W BF: 32 H: 6 R: 0 ER: 0 SO: 1 BB: 1 IBB: 0 HBP: 0 BLK: 0 WP: 0 HR: 0 S: 33 P: 37 ERA: 0.00 WHIP: 0.778																			

Seattle Mariners @ Kansas City Royals  
Royals Stadium, Kansas City, MO  
Thu Jun 01 1978, 8:05 PM EDT  
Att: 16,595 - Unknown - 67 F

AB 31  
R 0  
H 6  
RBI 0  
BB 1  
SO 1  
LOB 14



Batter	1	2	3	4	5	6	7	8	9	AB	R	H	RBI	BB	SO	LOB	BOTTOM			
<b>Frank White, R</b> OBP: 0.331, SLG: 0.406 (1, 4)	0-0 F9			0-0 CS 1B		0-0 2B 1B		0-0 G5-4-3 1-2 2-3		5	1	3	2	0	0	2				
<b>George Brett, L</b> OBP: 0.367, SLG: 0.539 (1, 5)	0-0 F8	3-H 1B		0-0 CS 1-2	0-0 L8	0-0 1B 2B		0-0 2B K		5	1	2	3	0	0	1				
<b>Hal McRae, R</b> OBP: 0.338, SLG: 0.533 (1, 10)	0-0 F8		0-0 1B SF7 2B		4-0 BB	0-0 1B		0-3 K		4	1	2	1	1	1	1				
<b>Amos Otis, R</b> OBP: 0.394, SLG: 0.596 (1, 8)		0-0 E FC5-2 1B	0-0 SF7 1B	2-3	0-0 F9	0-0 5-3				4	0	2	0	0	0	2				
<b>Al Cowens, R</b> OBP: 0.324, SLG: 0.400 (1, 9)		0-0 FC5-2 E 1B	0-0 P6	0-0 F8		0-0 4-3				4	1	1	0	0	0	3				
<b>Joe Zdeb, R</b> OBP: 0.299, SLG: 0.400 (1, 7)		0-0 L7	0-0 SF7	0-0 1B 1B	0-0 F8	0-0 1B 1B		0-0 G6-4-3 1B		3	1	2	1	0	0	2				
<b>John Wathan, R</b> OBP: 0.309, SLG: 0.358 (1, 3)		0-0 E6 FC5-2 E	0-0 L5	0-0 1B 1B	0-0 F8	0-0 G6-4-3 1-2		0-0 G6-4-3 1-2		4	1	1	0	0	0	4				
<b>Freddie Patek, R</b> OBP: 0.313, SLG: 0.352 (1, 6)		0-0 FC5-2 E		0-0 E5 G4-6-3		0-0 FC6-4 CS		4-0 G5-4-3 BB 2B BB		3	2	0	0	1	0	5				
<b>Darrell Porter, L</b> OBP: 0.369, SLG: 0.446 (1, 2)		0-0 E2 1B 2B		0-0 G4-6-3		4-0 1B 2B BB		4-0 G5-4-3 BB		2	2	1	3	2	0	1				
<b>Inning Stats</b>	R: 0 E: 0 K: 0 S: 3	H: 0 LOB: 0 BB: 0 P: 3	R: 4 E: 2 K: 0 S: 8	H: 4 LOB: 1 BB: 0 P: 8	R: 1 E: 0 K: 0 S: 5	H: 2 LOB: 1 BB: 0 P: 5	R: 0 E: 0 K: 0 S: 3	H: 1 LOB: 0 BB: 0 P: 3	R: 0 E: 0 K: 0 S: 3	H: 0 LOB: 1 BB: 1 P: 7	R: 4 E: 0 K: 0 S: 7	H: 5 LOB: 1 BB: 1 P: 11	R: 0 E: 0 K: 0 S: 3	H: 1 LOB: 0 BB: 0 P: 3	R: 1 E: 0 K: 1 S: 5	H: 1 LOB: 1 BB: 2 P: 13	1B: 10 2B: 4 3B: 0 HR: 0	SF: 1 SAC: 0 DP: 3 HBP: 0	WP: 0 PB: 0 SB: 0 CS: 2	PA: 40
<b>PITCHER</b> <b>Tom House, L</b> ERA: 3.44 (1, 1)	IP: 3.0 WLS: L BF: 16 H: 6 R: 5 ER: 1 SO: 0 BB: 0 IBB: 0 HBP: 0 BLK: 0 WP: 0 HR: 0 S: 16 P: 16 ERA: 3.00 WHIP: 2.000																			
<b>John Montague, R</b> ERA: 5.89 (4, 1)	3.0 15 6 4 4 0 2 0 0 0 0 0 13 21 12.00 2.667																			
<b>Steve Burke, R</b> ERA: 3.64 (7, 1)	1.0 3 1 0 0 0 0 0 0 0 0 0 3 3 0.00 1.000																			
<b>Enrique Romo, R</b> ERA: 3.55 (8, 1)	1.0 5 1 1 1 1 2 0 0 0 0 0 5 13 9.00 3.000																			

Seattle Mariners @ Kansas City Royals  
Royals Stadium, Kansas City, MO  
Thu Jun 01 1978, 8:05 PM EDT  
Att: 16,595 - Unknown - 67 F

AB 34  
R 10  
H 14  
RBI 10  
BB 4  
SO 1  
LOB 21





Batter	1	2	3	4	5	6	7	8	9	AB	R	H	RBI	BB	SO	LOB	TOP								
Larry Harlow, L OBP: 0.384, SLG: 0.462 (1, 8)	L3		HR	S E BB		4-3		FC6-5 1B	CS	4	2	2	0	1	0	0									
Billy Smith, S OBP: 0.362, SLG: 0.431 (1, 4)	4-3		HR	K		K		E FC6-5 1B		5	1	2	4	0	2	2									
Pat Kelly, L OBP: 0.355, SLG: 0.288 (1, 7)	4-3		HR	E5				FC6-5 E		2	0	0	0	0	0	0									
Andres Mora, R OBP: 0.233, SLG: 0.407 (4, PH) (4, 7)	4-3		4-3	E5				FC6-5 E		3	1	1	1	0	0	2									
Ken Singleton, S OBP: 0.422, SLG: 0.414 (1, 9)		3-1	4-3	K				1-3	E4	5	0	0	0	0	1	3									
Carlos Lopez, R OBP: 0.273, SLG: 0.361 (8, PR) (8, 9)								1-3	E4	0	0	0	0	0	0	0									
Lee May, R OBP: 0.296, SLG: 0.471 (1, 10)			F8					6-3	K	4	0	1	0	1	1	3									
Eddie Murray, S OBP: 0.305, SLG: 0.400 (1, 3)										4	2	2	0	1	0	4									
Doug DeCinces, R OBP: 0.326, SLG: 0.404 (1, 5)										4	1	1	1	1	1	3									
Rich Dauer, R OBP: 0.203, SLG: 0.270 (9, 5)										0	0	0	0	0	0	0									
Rick Dempsey, R OBP: 0.293, SLG: 0.292 (1, 2)										5	2	4	1	0	0	2									
Mark Belanger, R OBP: 0.312, SLG: 0.276 (1, 6)										3	1	0	1	1	2	3									
<b>Inning Stats</b>	R: 0 E: 0 K: 0 S: 3	H: 0 LOB: 0 BB: 0 P: 3	R: 0 E: 0 K: 0 S: 3	H: 0 LOB: 1 BB: 1 P: 7	R: 4 E: 0 K: 0 S: 6	H: 3 LOB: 0 BB: 1 P: 10	R: 4 E: 2 K: 2 S: 11	H: 3 LOB: 1 BB: 1 P: 15	R: 0 E: 0 K: 1 S: 5	H: 1 LOB: 0 BB: 1 P: 9	R: 0 E: 0 K: 2 S: 7	H: 0 LOB: 0 BB: 0 P: 7	R: 2 E: 0 K: 1 S: 8	H: 3 LOB: 2 BB: 1 P: 12	R: 0 E: 1 K: 1 S: 8	H: 2 LOB: 3 BB: 0 P: 8	R: 0 E: 0 K: 0 S: 3	H: 1 LOB: 0 BB: 0 P: 3	1B: 8 2B: 2 3B: 1 HR: 2	SF: 1 SAC: 0 DP: 1 HBP: 0	WP: 0 PB: 1 SB: 1 CS: 1	PA: 46			
<b>PITCHER</b>	IP	WLS	BF	H	R	ER	SO	BB	IBB	HBP	BLK	WP	HR	S	P	ERA	WHIP								
Jim Colborn, R ERA: 5.74 (1, 1)	3.0	L	16	5	6	5	0	2	0	0	0	0	1	14	22	15.00	2.333								
Shane Rawley, L ERA: 3.94 (4, 1)	1.0		8	2	2	0	2	2	0	0	0	0	0	10	18	0.00	4.000								
Jim Todd, R ERA: 4.42 (5, 1)	3.0		12	3	2	2	4	1	0	0	0	0	1	19	23	6.00	1.333								
Steve Burke, R ERA: 3.49 (8, 1)	2.0		9	3	0	0	1	0	0	0	0	0	0	11	11	0.00	1.500								

Baltimore Orioles @ Seattle Mariners  
The Kingdome, Seattle, WA  
Fri Jun 02 1978, 10:05 PM EDT  
Att: 4,936 - Unknown

AB 39  
R 10  
H 13  
RBI 8  
BB 5  
SO 7  
LOB 22



Batter	1	2	3	4	5	6	7	8	9	AB	R	H	RBI	BB	SO	LOB	BOTTOM								
Julio Cruz, S OBP: 0.374, SLG: 0.310 (1, 4)			1-3					G3		4	0	1	0	1	0	1									
Craig Reynolds, L OBP: 0.366, SLG: 0.406 (1, 6)								F7		5	1	2	2	0	0	2									
Bruce Bochte, L OBP: 0.332, SLG: 0.376 (1, 7)			HR							5	1	2	0	0	0	2									
Ruppert Jones, L OBP: 0.338, SLG: 0.328 (1, 8)										3	2	1	1	2	0	1									
Juan Bernhardt, R OBP: 0.343, SLG: 0.492 (1, 3)										4	1	1	0	1	0	4									
Larry Milbourne, S OBP: 0.231, SLG: 0.308 (9, PR)										0	0	0	0	0	0	0									
Leroy Stanton, R OBP: 0.306, SLG: 0.255 (1, 10)										5	0	1	1	0	1	2									
Jose Baez, R OBP: 0.250, SLG: 0.200 (9, PR)										0	0	0	0	0	0	0									
Bob Stinson, S OBP: 0.392, SLG: 0.423 (1, 2)										3	1	2	2	2	0	0									
Bill Stein, R OBP: 0.319, SLG: 0.356 (1, 5)										5	1	1	0	0	1	5									
John Hale, L OBP: 0.250, SLG: 0.200 (1, 9)										5	2	2	3	0	1	4									
<b>Inning Stats</b>	R: 0 E: 0 K: 0 S: 3	H: 0 LOB: 2 BB: 2 P: 11	R: 0 E: 0 K: 0 S: 3	H: 1 LOB: 0 BB: 0 P: 3	R: 2 E: 0 K: 0 S: 5	H: 2 LOB: 0 BB: 0 P: 5	R: 0 E: 0 K: 0 S: 3	H: 0 LOB: 0 BB: 0 P: 3	R: 0 E: 0 K: 2 S: 4	H: 1 LOB: 1 BB: 0 P: 4	R: 3 E: 0 K: 2 S: 11	H: 4 LOB: 1 BB: 0 P: 11	R: 0 E: 0 K: 0 S: 4	H: 1 LOB: 2 BB: 1 P: 8	R: 3 E: 0 K: 0 S: 5	H: 2 LOB: 0 BB: 1 P: 9	R: 1 E: 0 K: 1 S: 7	H: 2 LOB: 3 BB: 2 P: 15	1B: 7 2B: 3 3B: 1 HR: 2	SF: 0 SAC: 0 DP: 1 HBP: 0	WP: 0 PB: 0 SB: 1 CS: 0	PA: 45			
<b>PITCHER</b>	IP	WLS	BF	H	R	ER	SO	BB	IBB	HBP	BLK	WP	HR	S	P	ERA	WHIP								
Dennis Martinez, R ERA: 4.89 (1, 1)	5.1	W	25	8	5	5	1	2	0	0	0	0	1	25	33	8.44	1.875								
John Flinn, R ERA: 7.69 (6, 1)	2.0		11	3	3	3	1	2	0	0	0	0	1	11	19	13.50	2.500								
Tippy Martinez, L ERA: 6.43 (8, 1)	1.0		4	1	1	1	0	0	0	0	0	0	0	4	4	9.00	1.000								
Don Stanhouse, R ERA: 3.8 (9, 1)	0.2	S	5	1	0	0	1	1	1	0	0	0	0	5	13	0.00	3.000								

Baltimore Orioles @ Seattle Mariners  
The Kingdome, Seattle, WA  
Fri Jun 02 1978, 10:05 PM EDT  
Att: 4,936 - Unknown

AB 39  
R 9  
H 13  
RBI 9  
BB 6  
SO 3  
LOB 21





Batter	1	2	3	4	5	6	7	8	9	AB	R	H	RBI	BB	SO	LOB	TOP								
Larry Harlow, L (1, 8) OBP: 0.381, SLG: 0.451	0-3 K		4-0 BB		0-0 FC4-6			0-0 B1-3		3	0	0	0	1	1	1									
Billy Smith, S (1, 4) OBP: 0.359, SLG: 0.421	0-0 4-3		0-0 G3-6-3				0-0 F8	4-0 BB		3	0	0	0	1	0	1									
Eddie Murray, S (1, 3) OBP: 0.309, SLG: 0.417	0-0 2B 1B			0-0 G3			0-0 HR	0-0 F7		4	1	2	1	0	0	1									
Ken Singleton, S (1, 9) OBP: 0.430, SLG: 0.422 Carlos Lopez, R (8, PR) OBP: 0.273, SLG: 0.361	0-0 2B			4-0 BB			0-0 F7	4-0 BB		2	0	1	0	2	0	0									
Lee May, R (1, 10) OBP: 0.295, SLG: 0.466	0-3 K			0-0 F9			0-0 1B	0-0 5-3		4	0	1	0	0	1	5									
Doug DeCinces, R (1, 5) OBP: 0.330, SLG: 0.421 Rich Daurer, R (9, 5) OBP: 0.203, SLG: 0.270		4-0 BB		0-0 F7			0-0 F8		0-0 HR	3	1	1	1	1	0	2									
Andres Mora, R (1, 7) OBP: 0.206, SLG: 0.355		0-0 F7			0-0 L5			0-3 K	0-0 F8	4	0	0	0	0	1	1	AB 31								
Rick Dempsey, R (1, 2) OBP: 0.285, SLG: 0.284		0-0 G4-6-3			0-0 5-3			0-0 F8	0-0 5-3	4	0	0	0	0	0	1	R 2								
Mark Belanger, R (1, 6) OBP: 0.311, SLG: 0.275			0-0 4-3				0-0 L7		0-3 K	4	0	1	0	0	1	0	H 6								
<b>Inning Stats</b>	R: 0 E: 0 K: 2 S: 9	H: 2 LOB: 2 BB: 0 P: 9	R: 0 E: 0 K: 0 S: 2	H: 0 LOB: 0 BB: 1 P: 6	R: 0 E: 0 K: 0 S: 2	H: 0 LOB: 0 BB: 1 P: 6	R: 0 E: 0 K: 0 S: 3	H: 0 LOB: 1 BB: 1 P: 7	R: 0 E: 0 K: 0 S: 4	H: 1 LOB: 1 BB: 0 P: 4	R: 1 E: 0 K: 0 S: 5	H: 2 LOB: 1 BB: 0 P: 5	R: 0 E: 0 K: 1 S: 5	H: 0 LOB: 0 BB: 0 P: 5	R: 0 E: 0 K: 0 S: 3	H: 0 LOB: 2 BB: 2 P: 11	R: 1 E: 0 K: 1 S: 6	H: 1 LOB: 0 BB: 0 P: 6	1B: 3 2B: 1 3B: 0 HR: 2	SF: 0 SAC: 0 DP: 2 HBP: 0	WP: 0 PB: 0 SB: 1 CS: 0	PA: 36			
<b>PITCHER</b>	IP	WLS	BF	H	R	ER	SO	BB	IBB	HBP	BLK	WP	HR	S	P	ERA	WHIP								
Paul Mitchell, R (1, 1) ERA: 3.65	8.0	L	33	6	2	2	3	5	0	0	0	0	2	34	54	2.25	1.375								
Enrique Romo, R (9, 1) ERA: 3.46	1.0		3	0	0	0	1	0	0	0	0	0	0	5	5	0.00	0.000								

Baltimore Orioles @ Seattle Mariners  
The Kingdome, Seattle, WA  
Sat Jun 03 1978, 10:05 PM EDT  
Att: 15,002 - Unknown

AB 31  
R 2  
H 6  
RBI 2  
BB 5  
SO 4  
LOB 12



Batter	1	2	3	4	5	6	7	8	9	AB	R	H	RBI	BB	SO	LOB	BOTTOM								
Julio Cruz, S (1, 4) OBP: 0.366, SLG: 0.302	0-0 L4		0-3 K			0-0 F9		0-0 FC4-6		4	0	0	0	0	1	1									
Craig Reynolds, L (1, 6) OBP: 0.372, SLG: 0.415	0-0 6-3 1B		0-0 1-3			0-0 F8 2B		0-0 CS	0-0 F9	4	0	2	0	0	0	0									
Leon Roberts, R (1, 9) OBP: 0.386, SLG: 0.510	0-0 6-3 1-2			0-0 F9		0-0 F8		0-0 5-3		4	0	0	0	0	0	2									
Leroy Stanton, R (1, 10) OBP: 0.305, SLG: 0.277	0-3 K			0-3 K		0-0 F7		0-0 HR		4	1	1	1	0	2	2									
Ruppert Jones, L (1, 8) OBP: 0.341, SLG: 0.332		0-0 CS 1B		0-0 4-3			0-0 F7		0-0 1B 1B	4	0	2	0	0	0	0									
Juan Bernhardt, R (1, 3) OBP: 0.343, SLG: 0.476 John Hale, L (9, PH) OBP: 0.257, SLG: 0.208		4-0 1-2 BB			0-0 5-3		0-0 P5		0-0 1-3 1B	2	0	0	0	1	0	0									
Bruce Bochte, L (1, 7) OBP: 0.326, SLG: 0.368		0-3 K			0-0 4-3		0-0 P4		0-0 6-3	4	0	0	0	0	1	3	AB 33								
Bill Stein, R (1, 5) OBP: 0.319, SLG: 0.361		0-0 F9							0-0 F9	3	0	1	0	0	0	1	R 1								
Bill Plummer, R (1, 2) OBP: 0.269, SLG: 0.250 Bob Robertson, R (8, PH) OBP: 0.179, SLG: 0.333 Larry Milbourne, S (8, PR) OBP: 0.231, SLG: 0.308 Bob Stinson, S (9, 2) OBP: 0.392, SLG: 0.423			0-0 F3						0-0 E5	2	0	0	0	0	0	1	H 7								
<b>Inning Stats</b>	R: 0 E: 0 K: 1 S: 6	H: 1 LOB: 1 BB: 0 P: 6	R: 0 E: 0 K: 1 S: 5	H: 1 LOB: 1 BB: 1 P: 9	R: 0 E: 0 K: 1 S: 5	H: 0 LOB: 0 BB: 0 P: 5	R: 0 E: 0 K: 1 S: 5	H: 0 LOB: 0 BB: 0 P: 5	R: 0 E: 0 K: 0 S: 4	H: 1 LOB: 1 BB: 0 P: 4	R: 0 E: 0 K: 0 S: 4	H: 1 LOB: 1 BB: 0 P: 4	R: 0 E: 0 K: 0 S: 3	H: 0 LOB: 0 BB: 0 P: 3	R: 0 E: 1 K: 0 S: 3	H: 0 LOB: 1 BB: 0 P: 3	R: 1 E: 0 K: 0 S: 6	H: 3 LOB: 2 BB: 0 P: 6	1B: 4 2B: 2 3B: 0 HR: 1	SF: 0 SAC: 0 DP: 0 HBP: 0	WP: 0 PB: 0 SB: 0 CS: 2	PA: 35			
<b>PITCHER</b>	IP	WLS	BF	H	R	ER	SO	BB	IBB	HBP	BLK	WP	HR	S	P	ERA	WHIP								
Scott McGregor, L (1, 1) ERA: 3.75	8.2	W	32	6	1	1	4	1	0	0	0	0	1	39	43	1.04	0.808								
Don Stanhouse, R (9, 1) ERA: 3.5	0.0		1	1	0	0	0	0	0	0	0	0	0	1	1	∞	∞								
Tippy Martinez, L (9, 1) ERA: 6.35	0.1	S	1	0	0	0	0	0	0	0	0	0	0	1	1	0.00	0.000								

Baltimore Orioles @ Seattle Mariners  
The Kingdome, Seattle, WA  
Sat Jun 03 1978, 10:05 PM EDT  
Att: 15,002 - Unknown

AB 33  
R 1  
H 7  
RBI 1  
BB 1  
SO 4  
LOB 10





Batter	1	2	3	4	5	6	7	8	9	AB	R	H	RBI	BB	SO	LOB	TOP										
Larry Harlow, L OBP: 0.381, SLG: 0.441 (1, 8)										3	1	0	0	2	1	3	<b>Baltimore Orioles @ Seattle Mariners</b> The Kingdome, Seattle, WA Sun Jun 04 1978, 6:33 AM EDT Att: 6,429 - Unknown										
Billy Smith, S OBP: 0.328, SLG: 0.405 (1, 4)										5	0	0	0	0	3	4											
Eddie Murray, S OBP: 0.312, SLG: 0.416 (1, 3)										3	2	1	0	1	0	2											
Ken Singleton, S OBP: 0.438, SLG: 0.460 Carlos Lopez, R OBP: 0.273, SLG: 0.361 (8, 9)										4	1	3	4	0	0	0											
Lee May, R OBP: 0.289, SLG: 0.457 (1, 10)										4	0	0	0	0	2	2											
Pat Kelly, L OBP: 0.350, SLG: 0.275 (1, 7)										3	0	0	0	1	1	0											
Doug DeCinces, R OBP: 0.328, SLG: 0.417 Rich Dauer, R OBP: 0.203, SLG: 0.270 (9, 5)										4	0	1	0	0	1	0											
Rick Dempsey, R OBP: 0.284, SLG: 0.283 (1, 2)										4	0	1	0	0	0	0											
Kiko Garcia, R OBP: 0.400, SLG: 0.517 Mark Belanger, R OBP: 0.311, SLG: 0.275 (9, 6)										4	0	3	0	0	0	0											
<b>Inning Stats</b>	R: 1 E: 0 K: 2 S: 8	H: 1 LOB: 1 BB: 1 P: 12	R: 0 E: 0 K: 1 S: 7	H: 2 LOB: 2 BB: 0 P: 7	R: 2 E: 0 K: 3 S: 11	H: 2 LOB: 0 BB: 0 P: 11	R: 0 E: 0 K: 0 S: 3	H: 0 LOB: 0 BB: 0 P: 3	R: 1 E: 0 K: 0 S: 4	H: 1 LOB: 1 BB: 0 P: 8	R: 0 E: 0 K: 1 S: 5	H: 0 LOB: 0 BB: 0 P: 5	R: 0 E: 0 K: 0 S: 4	H: 1 LOB: 1 BB: 0 P: 4	R: 0 E: 0 K: 0 S: 2	H: 0 LOB: 0 BB: 1 P: 6		R: 0 E: 0 K: 1 S: 6	H: 2 LOB: 2 BB: 1 P: 10	1B: 7 2B: 1 3B: 0 HR: 1	SF: 0 SAC: 0 DP: 0 HBP: 0	WP: 0 PB: 0 SB: 4 CS: 0	PA: 39				
<b>PITCHER</b>	IP	WLS	BF	H	R	ER	SO	BB	IBB	HBP	BLK	WP	HR	S	P	ERA	WHIP										
Dick Pole, R ERA: 5.75 (1, 1)	8.2	L	37	9	4	4	7	4	0	0	0	0	1	47	63	4.15	1.500										
Shane Rawley, L ERA: 3.91 (9, 1)	0.1		1	0	0	0	1	0	0	0	0	0	0	3	3	0.00	0.000										

Batter	1	2	3	4	5	6	7	8	9	AB	R	H	RBI	BB	SO	LOB	BOTTOM										
Julio Cruz, S OBP: 0.359, SLG: 0.295 (1, 4)										4	0	0	0	0	2	1	<b>Baltimore Orioles @ Seattle Mariners</b> The Kingdome, Seattle, WA Sun Jun 04 1978, 6:33 AM EDT Att: 6,429 - Unknown										
Craig Reynolds, L OBP: 0.370, SLG: 0.411 (1, 6)										4	0	1	0	0	2	1											
Leon Roberts, R OBP: 0.381, SLG: 0.495 (1, 9)										3	0	0	0	1	1	1											
Leroy Stanton, R OBP: 0.304, SLG: 0.276 (1, 10)										4	0	1	0	0	0	1											
Ruppert Jones, L OBP: 0.339, SLG: 0.330 (1, 8)										4	0	1	0	0	1	2											
Bill Stein, R OBP: 0.318, SLG: 0.359 (1, 5)										4	0	1	0	0	0	1											
Bruce Bochte, L OBP: 0.320, SLG: 0.361 (1, 7)										4	0	0	0	0	0	2											
Juan Bernhardt, R OBP: 0.356, SLG: 0.500 (1, 3)										3	0	2	0	0	0	0											
Bill Plummer, R OBP: 0.276, SLG: 0.370 (1, 2)										3	1	1	1	0	0	2											
<b>Inning Stats</b>	R: 0 E: 0 K: 1 S: 7	H: 2 LOB: 2 BB: 0 P: 7	R: 0 E: 0 K: 0 S: 4	H: 1 LOB: 1 BB: 0 P: 4	R: 0 E: 0 K: 1 S: 5	H: 0 LOB: 1 BB: 1 P: 9	R: 0 E: 0 K: 0 S: 3	H: 0 LOB: 0 BB: 0 P: 3	R: 0 E: 0 K: 1 S: 6	H: 1 LOB: 1 BB: 0 P: 6	R: 0 E: 0 K: 1 S: 5	H: 0 LOB: 0 BB: 0 P: 5	R: 0 E: 0 K: 0 S: 3	H: 1 LOB: 0 BB: 0 P: 3	R: 1 E: 0 K: 2 S: 8	H: 1 LOB: 0 BB: 0 P: 8		R: 0 E: 1 K: 0 S: 4	H: 1 LOB: 1 BB: 0 P: 4	1B: 5 2B: 2 3B: 0 HR: 1	SF: 0 SAC: 0 DP: 1 HBP: 0	WP: 0 PB: 0 SB: 0 CS: 0	PA: 34				
<b>PITCHER</b>	IP	WLS	BF	H	R	ER	SO	BB	IBB	HBP	BLK	WP	HR	S	P	ERA	WHIP										
Mike Flanagan, L ERA: 2.99 (1, 1)	9.0	W	34	7	1	1	6	1	0	0	0	0	1	45	49	1.00	0.889										



Batter	1	2	3	4	5	6	7	8	9	AB	R	H	RBI	BB	SO	LOB	TOP				
Willie Randolph, R (1, 4) OBP: 0.362, SLG: 0.311										4	0	1	0	1	1	2	<b>New York Yankees @ Seattle Mariners</b> The Kingdome, Seattle, WA Mon Jun 05 1978, 10:05 PM EDT Att: 15,189 - Dome - 72 F				
Graig Nettles, L (1, 5) OBP: 0.350, SLG: 0.432										3	0	0	0	1	0	2					
Fred Stanley, R (7, PR) OBP: 0.600, SLG: 0.500										0	0	0	0	0	0	0					
Jim Spencer, L (9, PH) OBP: 0.320, SLG: 0.537										1	0	0	0	0	1	2					
Thurman Munson, R (1, 10) OBP: 0.304, SLG: 0.369										4	1	2	2	1	0	2					
Reggie Jackson, L (1, 9) OBP: 0.310, SLG: 0.436										4	0	0	0	0	1	3					
Lou Piniella, R (1, 7) OBP: 0.380, SLG: 0.410										4	0	1	0	0	1	1					
Roy White, S (8, 7) OBP: 0.322, SLG: 0.221										0	0	0	0	0	0	0					
Chris Chambliss, L (1, 3) OBP: 0.363, SLG: 0.437										4	0	1	0	0	1	2					
Cliff Johnson, R (1, 2) OBP: 0.311, SLG: 0.330										3	0	0	0	1	1	1					
Paul Blair, R (1, 8) OBP: 0.283, SLG: 0.315										3	1	1	1	0	0	2					
Mickey Rivers, L (9, PH) OBP: 0.297, SLG: 0.383										1	1	1	0	0	0	0					
Bucky Dent, R (1, 6) OBP: 0.267, SLG: 0.280										4	0	2	0	0	1	1					
<b>Inning Stats</b>	R: 0 E: 0 K: 0 S: 2	H: 0 LOB: 1 BB: 2 P: 10	R: 0 E: 0 K: 2 S: 7	H: 0 LOB: 0 BB: 0 P: 7	R: 0 E: 0 K: 0 S: 4	H: 1 LOB: 1 BB: 0 P: 4	R: 1 E: 0 K: 1 S: 6	H: 1 LOB: 2 BB: 1 P: 11	R: 0 E: 0 K: 0 S: 5	H: 1 LOB: 0 BB: 0 P: 4	R: 1 E: 0 K: 0 S: 5	H: 2 LOB: 2 BB: 1 P: 9	R: 0 E: 0 K: 1 S: 6	H: 1 LOB: 1 BB: 0 P: 6	R: 1 E: 0 K: 2 S: 10	H: 3 LOB: 2 BB: 0 P: 10	1B: 5 2B: 2 3B: 0 HR: 2	SF: 0 SAC: 0 DP: 0 HBP: 1	WP: 0 PB: 0 CS: 1	PA: 40	
<b>PITCHER</b>	IP WLS BF H R ER SO BB IBB HBP BLK WP HR S P ERA WHIP	IP WLS BF H R ER SO BB IBB HBP BLK WP HR S P ERA WHIP	IP WLS BF H R ER SO BB IBB HBP BLK WP HR S P ERA WHIP	IP WLS BF H R ER SO BB IBB HBP BLK WP HR S P ERA WHIP	IP WLS BF H R ER SO BB IBB HBP BLK WP HR S P ERA WHIP	IP WLS BF H R ER SO BB IBB HBP BLK WP HR S P ERA WHIP	IP WLS BF H R ER SO BB IBB HBP BLK WP HR S P ERA WHIP	IP WLS BF H R ER SO BB IBB HBP BLK WP HR S P ERA WHIP	IP WLS BF H R ER SO BB IBB HBP BLK WP HR S P ERA WHIP	IP WLS BF H R ER SO BB IBB HBP BLK WP HR S P ERA WHIP	IP WLS BF H R ER SO BB IBB HBP BLK WP HR S P ERA WHIP	IP WLS BF H R ER SO BB IBB HBP BLK WP HR S P ERA WHIP	IP WLS BF H R ER SO BB IBB HBP BLK WP HR S P ERA WHIP	IP WLS BF H R ER SO BB IBB HBP BLK WP HR S P ERA WHIP	IP WLS BF H R ER SO BB IBB HBP BLK WP HR S P ERA WHIP	IP WLS BF H R ER SO BB IBB HBP BLK WP HR S P ERA WHIP	IP WLS BF H R ER SO BB IBB HBP BLK WP HR S P ERA WHIP	IP WLS BF H R ER SO BB IBB HBP BLK WP HR S P ERA WHIP	IP WLS BF H R ER SO BB IBB HBP BLK WP HR S P ERA WHIP	IP WLS BF H R ER SO BB IBB HBP BLK WP HR S P ERA WHIP	IP WLS BF H R ER SO BB IBB HBP BLK WP HR S P ERA WHIP

AB 35  
R 3  
H 9  
RBI 3  
BB 4  
SO 7  
LOB 18





Batter	1	2	3	4	5	6	7	8	9	AB	R	H	RBI	BB	SO	LOB	BOTTOM				
Julio Cruz, S (1, 4) OBP: 0.370, SLG: 0.307										3	2	2	0	2	0	2	<b>New York Yankees @ Seattle Mariners</b> The Kingdome, Seattle, WA Mon Jun 05 1978, 10:05 PM EDT Att: 15,189 - Dome - 72 F				
Craig Reynolds, L (1, 6) OBP: 0.372, SLG: 0.409										3	0	1	1	1	1	1					
Ruppert Jones, L (1, 8) OBP: 0.341, SLG: 0.352										5	1	2	2	0	0	3					
Leroy Stanton, R (1, 10) OBP: 0.312, SLG: 0.313										5	1	3	1	0	1	0					
Bruce Bochte, L (1, 7) OBP: 0.322, SLG: 0.367										5	0	2	0	0	0	1					
Bill Stein, R (1, 5) OBP: 0.320, SLG: 0.360										5	0	2	0	0	0	1					
John Hale, L (1, 9) OBP: 0.272, SLG: 0.220										4	2	2	0	1	1	4					
Bob Stinson, S (1, 2) OBP: 0.395, SLG: 0.421										3	0	1	0	1	0	2					
Juan Bernhardt, R (1, 3) OBP: 0.364, SLG: 0.500										4	1	2	2	0	0	3					
<b>Inning Stats</b>	R: 1 E: 0 K: 1 S: 6	H: 2 LOB: 1 BB: 1 P: 10	R: 3 E: 0 K: 0 S: 5	H: 3 LOB: 1 BB: 2 P: 13	R: 1 E: 1 K: 0 S: 6	H: 3 LOB: 2 BB: 0 P: 6	R: 1 E: 0 K: 0 S: 4	H: 1 LOB: 0 BB: 0 P: 4	R: 1 E: 0 K: 0 S: 5	H: 2 LOB: 2 BB: 1 P: 9	R: 0 E: 0 K: 0 S: 6	H: 3 LOB: 3 BB: 0 P: 6	R: 0 E: 0 K: 0 S: 4	H: 2 LOB: 2 BB: 1 P: 8	R: 0 E: 0 K: 2 S: 8	H: 1 LOB: 1 BB: 0 P: 8		1B: 11 2B: 4 3B: 0 HR: 2	SF: 0 SAC: 1 DP: 1 HBP: 0	WP: 0 PB: 0 CS: 0	PA: 44
<b>PITCHER</b>	IP WLS BF H R ER SO BB IBB HBP BLK WP HR S P ERA WHIP	IP WLS BF H R ER SO BB IBB HBP BLK WP HR S P ERA WHIP	IP WLS BF H R ER SO BB IBB HBP BLK WP HR S P ERA WHIP	IP WLS BF H R ER SO BB IBB HBP BLK WP HR S P ERA WHIP	IP WLS BF H R ER SO BB IBB HBP BLK WP HR S P ERA WHIP	IP WLS BF H R ER SO BB IBB HBP BLK WP HR S P ERA WHIP	IP WLS BF H R ER SO BB IBB HBP BLK WP HR S P ERA WHIP	IP WLS BF H R ER SO BB IBB HBP BLK WP HR S P ERA WHIP	IP WLS BF H R ER SO BB IBB HBP BLK WP HR S P ERA WHIP	IP WLS BF H R ER SO BB IBB HBP BLK WP HR S P ERA WHIP	IP WLS BF H R ER SO BB IBB HBP BLK WP HR S P ERA WHIP	IP WLS BF H R ER SO BB IBB HBP BLK WP HR S P ERA WHIP	IP WLS BF H R ER SO BB IBB HBP BLK WP HR S P ERA WHIP	IP WLS BF H R ER SO BB IBB HBP BLK WP HR S P ERA WHIP	IP WLS BF H R ER SO BB IBB HBP BLK WP HR S P ERA WHIP	IP WLS BF H R ER SO BB IBB HBP BLK WP HR S P ERA WHIP	IP WLS BF H R ER SO BB IBB HBP BLK WP HR S P ERA WHIP	IP WLS BF H R ER SO BB IBB HBP BLK WP HR S P ERA WHIP	IP WLS BF H R ER SO BB IBB HBP BLK WP HR S P ERA WHIP	IP WLS BF H R ER SO BB IBB HBP BLK WP HR S P ERA WHIP	IP WLS BF H R ER SO BB IBB HBP BLK WP HR S P ERA WHIP

AB 37  
R 7  
H 17  
RBI 6  
BB 5  
SO 3  
LOB 17





Batter	1	2	3	4	5	6	7	8	9	AB	R	H	RBI	BB	SO	LOB	TOP										
Mickey Rivers, L OBP: 0.301, SLG: 0.382 Paul Blair, R OBP: 0.283, SLG: 0.315	0-0 1B		FC6-4 1-2			4-0 2B BB	FC6-4 1-2			3	1	1	0	1	0	3	<p><b>New York Yankees @ Seattle Mariners</b> The Kingdome, Seattle, WA Tue Jun 06 1978, 10:05 PM EDT Att: 12,638 - Dome</p> <p>AB 32 R 3 H 6 RBI 3 BB 4 SO 9 LOB 11</p> 										
Willie Randolph, R OBP: 0.360, SLG: 0.315	0-3 K		0-0 F8 1-2			0-0 1B 2B 1-H		0-0 F9		4	1	1	1	0	1	2											
Thurman Munson, R OBP: 0.298, SLG: 0.362	0-0 6-3			0-0 5-3		0-3 K		0-0 F9		4	0	0	0	0	1	2											
Reggie Jackson, L OBP: 0.314, SLG: 0.434	0-0 4-3			0-3 K		0-0 CS 1B 2-H		4-0 BB		3	0	1	1	1	1	1											
Chris Chambliss, L OBP: 0.356, SLG: 0.428		0-0 F7		0-0 P5		0-0 CS 1-2	0-0 F7 1-2	0-3 K		4	0	0	0	0	1	1											
Graig Nettles, L OBP: 0.343, SLG: 0.422		0-0 F7			0-3 K				0-3 K	4	0	0	0	0	2	0											
Jim Spencer, L OBP: 0.329, SLG: 0.571		0-3 K2-3			0-0 4-3			4-0 HR BB		3	1	1	1	1	1	0											
Roy White, S OBP: 0.319, SLG: 0.222			0-3 K		0-0 G3			0-3 K		4	0	1	0	0	2	1											
Bucky Dent, R OBP: 0.272, SLG: 0.281			4-0 BB FC6-4			0-0 P4	0-0 FC6-4 1-3		0-0 FC5-4 1-2	3	0	1	0	1	0	1											
<b>Inning Stats</b>	R: 0 E: 0 K: 1 S: 6	H: 1 LOB: 1 BB: 0 P: 6	R: 0 E: 0 K: 1 S: 5	H: 0 LOB: 0 BB: 0 P: 5	R: 0 E: 0 K: 1 S: 5	H: 0 LOB: 0 BB: 1 P: 9	R: 0 E: 0 K: 1 S: 5	H: 0 LOB: 0 BB: 0 P: 5	R: 2 E: 0 K: 1 S: 6	H: 2 LOB: 0 BB: 1 P: 10	R: 1 E: 0 K: 0 S: 6	H: 3 LOB: 2 BB: 0 P: 6	R: 0 E: 0 K: 1 S: 5	H: 0 LOB: 1 BB: 1 P: 9	R: 0 E: 0 K: 2 S: 7	H: 0 LOB: 1 BB: 1 P: 11		1B: 4 2B: 1 3B: 0 HR: 1	SF: 0 SAC: 0 DP: 0 HBP: 0	WP: 0 PB: 0 CS: 1	PA: 37						
<b>PITCHER</b>	IP	WLS	BF	H	R	ER	SO	BB	IBB	HBP	BLK	WP	HR	S	P	ERA	WHIP										
Byron McLaughlin, R ERA: 5.4	(1, 1)	6.2	27	6	3	3	6	2	0	0	0	0	1	37	45	4.05	1.200										
Shane Rawley, L ERA: 3.72	(7, 1)	2.1	9	0	0	0	3	2	0	0	0	0	0	13	21	0.00	0.857										

Batter	1	2	3	4	5	6	7	8	9	AB	R	H	RBI	BB	SO	LOB	BOTTOM										
Julio Cruz, S OBP: 0.377, SLG: 0.309	0-0 FC4-6 1B 1B		4-0 SH BB	0-0 G4-6-3 1-2					0-0 SH	2	2	1	0	2	0	1	<p><b>New York Yankees @ Seattle Mariners</b> The Kingdome, Seattle, WA Tue Jun 06 1978, 10:05 PM EDT Att: 12,638 - Dome</p> <p>AB 28 R 4 H 9 RBI 2 BB 5 SO 2 LOB 20</p> 										
Craig Reynolds, L OBP: 0.372, SLG: 0.408	0-0 FC4-6 1B 1-2		0-0 SH 1B 1-H		0-3 K		0-0 8-3 1-2			3	1	1	0	0	1	1											
Ruppert Jones, L OBP: 0.343, SLG: 0.355	0-0 FC4-6 1B 1-2 2-3		0-0 FC8-4 1B 2-H		0-0 4-3		0-0 CS 1B			4	0	2	1	0	0	2											
Leroy Stanton, R OBP: 0.316, SLG: 0.314 Larry Milbourne, S OBP: 0.231, SLG: 0.308 (8, PR)	0-0 G4-6-3 1B 1-2 3-H		0-0 FC8-4 1B 1-2		0-3 K		0-0 CS 1-2	4-0 SH5-4 BB		3	0	1	1	1	1	1											
Bruce Bochte, L OBP: 0.322, SLG: 0.363	0-0 G4-6-3 1-2		0-0 FC4-6 1B 1-2			4-0 1B BB		0-0 SH5-4 1-2		2	0	0	0	1	0	3											
Bill Stein, R OBP: 0.318, SLG: 0.358		0-0 6-3	0-0 1B 1-2		0-0 F2			0-0 P5		4	0	1	0	0	0	3											
John Hale, L OBP: 0.280, SLG: 0.233		0-0 4-3 2B	0-0 F7		0-0 P5			4-0 BB		3	0	1	0	1	0	3											
Bob Stinson, S OBP: 0.391, SLG: 0.415		0-0 4-3 2-3		0-0 4-3		0-0 1B 1-3		0-0 F8		4	0	1	0	0	0	3											
Juan Bernhardt, R OBP: 0.370, SLG: 0.507 Jose Baez, R OBP: 0.250, SLG: 0.200 (8, PR)		0-0 P4		1-0 HBP G4-6-3		0-0 P3		0-0 SH 2B		3	0	1	0	0	0	3											
<b>Inning Stats</b>	R: 1 E: 0 K: 0 S: 5	H: 3 LOB: 1 BB: 0 P: 5	R: 0 E: 0 K: 0 S: 4	H: 1 LOB: 1 BB: 0 P: 4	R: 2 E: 1 K: 0 S: 6	H: 2 LOB: 2 BB: 1 P: 10	R: 0 E: 0 K: 0 S: 2	H: 0 LOB: 0 BB: 0 P: 3	R: 0 E: 0 K: 2 S: 7	H: 0 LOB: 0 BB: 0 P: 7	R: 0 E: 0 K: 0 S: 4	H: 1 LOB: 2 BB: 1 P: 8	R: 0 E: 0 K: 0 S: 2	H: 1 LOB: 0 BB: 1 P: 6	R: 0 E: 0 K: 0 S: 3	H: 0 LOB: 2 BB: 2 P: 11		R: 1 E: 1 K: 0 S: 2	H: 1 LOB: 2 BB: 0 P: 2	1B: 7 2B: 3 3B: 0 HR: 0	SF: 0 SAC: 3 DP: 3 HBP: 1	WP: 0 PB: 0 CS: 1	PA: 38				
<b>PITCHER</b>	IP	WLS	BF	H	R	ER	SO	BB	IBB	HBP	BLK	WP	HR	S	P	ERA	WHIP										
Dick Tidrow, R ERA: 3.92	(1, 1)	5.2	26	7	3	2	2	2	0	1	0	0	0	27	36	3.18	1.588										
Rich Gossage, R ERA: 1.64	(6, 1)	2.1	11	2	1	0	0	3	0	0	0	0	0	8	20	0.00	2.143										



Batter	1	2	3	4	5	6	7	8	9	AB	R	H	RBI	BB	SO	LOB	TOP					
Mickey Rivers, L OBP: 0.299, SLG: 0.378 (1, 8)										5	0	1	0	0	0	1						
Willie Randolph, R OBP: 0.383, SLG: 0.315 Fred Stanley, R OBP: 0.545, SLG: 0.429 (1, 4) (8, 4)										3	1	1	0	1	0	1						
Thurman Munson, R OBP: 0.296, SLG: 0.358 (1, 2)										5	1	1	1	0	0	2						
Reggie Jackson, L OBP: 0.327, SLG: 0.475 (1, 9)										4	2	3	3	1	0	0						
Chris Chambliss, L OBP: 0.353, SLG: 0.420 (1, 3)										4	1	0	0	1	1	3						
Graig Nettles, L OBP: 0.341, SLG: 0.424 (1, 5)										4	1	1	0	0	0	0						
Jim Spencer, L OBP: 0.325, SLG: 0.554 (1, 10)										4	1	1	2	0	0	0						
Roy White, S OBP: 0.327, SLG: 0.262 (1, 7)										3	1	1	1	1	0	1						
Bucky Dent, R OBP: 0.277, SLG: 0.300 (1, 6)										3	1	1	2	1	0	1						
<b>Inning Stats</b>	R: 0 E: 0 K: 0 S: 4	H: 1 LOB: 2 BB: 1 P: 8	R: 1 E: 0 K: 0 S: 4	H: 1 LOB: 0 BB: 0 P: 4	R: 0 E: 0 K: 0 S: 3	H: 0 LOB: 0 BB: 0 P: 3	R: 4 E: 0 K: 0 S: 6	H: 3 LOB: 0 BB: 1 P: 10	R: 0 E: 0 K: 1 S: 6	H: 2 LOB: 1 BB: 0 P: 6	R: 0 E: 0 K: 0 S: 3	H: 0 LOB: 1 BB: 1 P: 7	R: 3 E: 0 K: 0 S: 5	H: 2 LOB: 0 BB: 1 P: 9	R: 0 E: 0 K: 0 S: 3	H: 0 LOB: 0 BB: 1 P: 7	R: 1 E: 0 K: 0 S: 4	H: 1 LOB: 0 BB: 0 P: 4	1B: 5 2B: 1 3B: 0 HR: 4	SF: 0 SAC: 0 DP: 0 HBP: 0	WP: 0 PB: 0 CS: 0	PA: 41
<b>PITCHER</b>	IP WLS BF H R ER SO BB IBB HBP BLK WP HR S P ERA WHIP																					
Jim Colborn, R ERA: 6.43 (1, 1)	3.2 L 18 5 5 5 0 2 0 0 0 0 2 16 24 12.27 1.909																					
John Montague, R ERA: 6.23 (4, 1)	3.1 15 4 3 3 1 2 0 0 0 0 1 15 23 8.10 1.800																					
Jim Todd, R ERA: 4.42 (8, 1)	2.0 8 1 1 1 0 1 0 0 0 0 1 7 11 4.50 1.000																					

New York Yankees @ Seattle Mariners  
The Kingdome, Seattle, WA  
Wed Jun 07 1978, 10:05 PM EDT  
Att: 12,544 - Dome

AB 36  
R 9  
H 10  
RBI 9  
BB 5  
SO 1  
LOB 9



Batter	1	2	3	4	5	6	7	8	9	AB	R	H	RBI	BB	SO	LOB	BOTTOM					
Julio Cruz, S OBP: 0.374, SLG: 0.308 (1, 4)										4	1	1	0	0	0	1						
Craig Reynolds, L OBP: 0.374, SLG: 0.410 (1, 6)										4	0	2	0	0	0	1						
Leon Roberts, R OBP: 0.377, SLG: 0.495 (1, 9)										4	0	1	1	0	3	3						
Leroy Stanton, R OBP: 0.315, SLG: 0.308 (1, 10)										3	0	0	0	1	2	4						
Ruppert Jones, L OBP: 0.338, SLG: 0.348 (1, 8)										4	0	0	0	0	1	3						
Bill Stein, R OBP: 0.312, SLG: 0.350 (1, 5)										4	0	0	0	0	3	1						
Juan Bernhardt, R OBP: 0.353, SLG: 0.481 (1, 3)										4	0	0	0	0	0	1						
Bruce Bochte, L OBP: 0.326, SLG: 0.364 (1, 7)										2	0	1	0	1	0	0						
Bill Plummer, R OBP: 0.281, SLG: 0.400 (1, 2)										3	0	1	0	0	1	2						
<b>Inning Stats</b>	R: 0 E: 0 K: 1 S: 5	H: 0 LOB: 0 BB: 0 P: 5	R: 0 E: 0 K: 2 S: 7	H: 0 LOB: 1 BB: 1 P: 11	R: 0 E: 0 K: 1 S: 4	H: 0 LOB: 0 BB: 1 P: 8	R: 0 E: 0 K: 2 S: 8	H: 1 LOB: 1 BB: 0 P: 8	R: 0 E: 0 K: 0 S: 4	H: 1 LOB: 1 BB: 0 P: 4	R: 1 E: 0 K: 0 S: 5	H: 2 LOB: 1 BB: 0 P: 5	R: 0 E: 0 K: 1 S: 5	H: 0 LOB: 0 BB: 0 P: 5	R: 0 E: 0 K: 2 S: 9	H: 2 LOB: 2 BB: 0 P: 9	R: 0 E: 0 K: 1 S: 5	H: 0 LOB: 0 BB: 0 P: 5	1B: 4 2B: 2 3B: 0 HR: 0	SF: 0 SAC: 0 DP: 0 HBP: 0	WP: 0 PB: 0 CS: 1	PA: 34
<b>PITCHER</b>	IP WLS BF H R ER SO BB IBB HBP BLK WP HR S P ERA WHIP																					
Ron Guidry, L ERA: 1.72 (1, 1)	9.0 W 34 6 1 1 10 2 0 0 0 0 0 52 60 1.00 0.889																					

New York Yankees @ Seattle Mariners  
The Kingdome, Seattle, WA  
Wed Jun 07 1978, 10:05 PM EDT  
Att: 12,544 - Dome

AB 32  
R 1  
H 6  
RBI 1  
BB 2  
SO 10  
LOB 16





Batter	1	2	3	4	5	6	7	8	9	AB	R	H	RBI	BB	SO	LOB	TOP										
<b>Rick Burleson, R</b> OBP: 0.272, SLG: 0.320 (1, 6)	0-0 4-3		0-0 FC6-4 1B		0-0 G4-6-3			0-0 SH1-4	0-0 F9	4	0	1	0	0	0	3	<b>Boston Red Sox @ Seattle Mariners</b> The Kingdome, Seattle, WA Fri Jun 09 1978, 10:05 PM EDT Att: 11,677 - Dome - 72 F  <a href="http://livebaseballscorecards.com">livebaseballscorecards.com</a>										
<b>Jerry Remy, L</b> OBP: 0.309, SLG: 0.333 (1, 4)	4-0 BB		0-0 SF8					0-0 F9		2	0	0	1	1	0	2											
<b>Jim Rice, R</b> OBP: 0.380, SLG: 0.652 (1, 7)	0-3 K		0-0 FC6-4					4-0 1B BB		3	0	0	0	1	1	2											
<b>Carl Yastrzemski, L</b> OBP: 0.383, SLG: 0.370 (1, 3)	0-0 F7							0-0 BB		3	0	1	1	1	0	1											
<b>Carlton Fisk, R</b> OBP: 0.359, SLG: 0.424 (1, 2)		0-0 5-3		0-0 P9				0-0 BB	0-3 K	4	0	0	0	0	1	3											
<b>Fred Lynn, L</b> OBP: 0.376, SLG: 0.478 (1, 8)		0-0 L5-4 2B		0-3 K					4-0 S 1B BB	3	1	1	0	1	1	0											
<b>George Scott, R</b> OBP: 0.357, SLG: 0.397 (1, 10)		0-0 L5-4						0-0 BB	0-0 L8	3	0	0	0	1	1	2											
<b>Dwight Evans, R</b> OBP: 0.371, SLG: 0.509 (1, 9)			0-3 K		0-0 FC5-4 1B				0-0 5-3	4	0	1	1	0	1	1											
<b>Butch Hobson, R</b> OBP: 0.339, SLG: 0.490 <b>Frank Duffy, R</b> OBP: 0.320, SLG: 0.348 (8, PR) (6, 5)			0-0 1B SF8 1B		0-0 G4-6-3 1B			4-0 SH1-4 1B BB	0-0 5-3	2	1	2	0	1	0	0											
<b>Inning Stats</b>	R: 0 E: 0 K: 1 S: 5	H: 0 LOB: 1 BB: 1 P: 9	R: 0 E: 0 K: 0 S: 3	H: 1 LOB: 0 BB: 0 P: 3	R: 1 E: 0 K: 1 S: 7	H: 2 LOB: 1 BB: 0 P: 7	R: 0 E: 0 K: 1 S: 5	H: 0 LOB: 0 BB: 0 P: 5	R: 0 E: 0 K: 0 S: 3	H: 1 LOB: 1 BB: 1 P: 7	R: 0 E: 0 K: 1 S: 5	H: 0 LOB: 0 BB: 0 P: 5	R: 0 E: 0 K: 1 S: 6	H: 1 LOB: 2 BB: 2 P: 14	R: 1 E: 0 K: 0 S: 4	H: 1 LOB: 1 BB: 1 P: 8		1B: 5 2B: 2 3B: 0 HR: 0	SF: 1 SAC: 1 DP: 2 HBP: 0	WP: 0 PB: 0 SB: 2 CS: 0	PA: 37						
<b>PITCHER</b>	IP	WLS	BF	H	R	ER	SO	BB	IBB	HBP	BLK	WP	HR	S	P	ERA	WHIP										
<b>Paul Mitchell, R</b> ERA: 3.5 (1, 1)	7.2	L	31	5	2	2	4	5	0	0	0	0	0	34	54	2.35	1.304										
<b>Enrique Romo, R</b> ERA: 3.59 (8, 1)	1.1		6	1	1	1	1	1	0	0	0	0	0	7	11	6.75	1.500										

Batter	1	2	3	4	5	6	7	8	9	AB	R	H	RBI	BB	SO	LOB	BOTTOM										
<b>Julio Cruz, S</b> OBP: 0.372, SLG: 0.317 (1, 4)	0-0 6-3		0-0 F7		0-0 F6			0-0 3-1 3B		4	1	1	0	0	0	2	<b>Boston Red Sox @ Seattle Mariners</b> The Kingdome, Seattle, WA Fri Jun 09 1978, 10:05 PM EDT Att: 11,677 - Dome - 72 F  <a href="http://livebaseballscorecards.com">livebaseballscorecards.com</a>										
<b>Craig Reynolds, L</b> OBP: 0.372, SLG: 0.407 (1, 6)	0-0 F5			0-0 6-3 G3 1B			0-0 F3	0-0 3-1		4	0	1	1	0	0	0											
<b>Ruppert Jones, L</b> OBP: 0.336, SLG: 0.346 (1, 8)	0-0 G3			0-0 G3			0-0 S 1B	0-0 F8		4	0	1	0	0	0	1											
<b>Leroy Stanton, R</b> OBP: 0.308, SLG: 0.300 (1, 10)		0-0 L7		0-0 6-3			0-3 K	0-3 K		4	0	0	0	0	2	2											
<b>Bruce Bochte, L</b> OBP: 0.329, SLG: 0.385 (1, 7)		0-0 1B CS 2B		0-0 F6			0-0 F8		0-0 HR	4	1	2	1	0	0	2											
<b>Dan Meyer, L</b> OBP: 0.217, SLG: 0.322 (1, 3)		0-0 1B			0-0 F8			0-0 1-3	0-0 F7	4	0	1	0	0	0	0											
<b>John Hale, L</b> OBP: 0.287, SLG: 0.262 (1, 9)		0-0 F5			0-0 F5			0-0 1B 2B	0-0 F7	4	0	2	0	0	0	2											
<b>Juan Bernhardt, R</b> OBP: 0.348, SLG: 0.469 (1, 5)		0-0 CS	0-0 F8		0-0 F4			0-0 G4-6-3 1B	0-0 5-3	4	0	1	0	0	0	1											
<b>Bob Stinson, S</b> OBP: 0.386, SLG: 0.409 (1, 2)		0-0 F9		0-0 F9			0-1 CI	0-0 G4-6-3		2	0	0	0	0	0	2											
<b>Inning Stats</b>	R: 0 E: 0 K: 0 S: 3	H: 0 LOB: 0 BB: 0 P: 3	R: 0 E: 0 K: 0 S: 4	H: 2 LOB: 1 BB: 0 P: 4	R: 0 E: 0 K: 0 S: 3	H: 0 LOB: 0 BB: 0 P: 3	R: 0 E: 0 K: 0 S: 4	H: 1 LOB: 1 BB: 0 P: 4	R: 0 E: 0 K: 0 S: 5	H: 1 LOB: 2 BB: 0 P: 5	R: 0 E: 0 K: 1 S: 6	H: 1 LOB: 1 BB: 0 P: 6	R: 0 E: 0 K: 0 S: 4	H: 2 LOB: 1 BB: 0 P: 4	R: 1 E: 0 K: 1 S: 6	H: 1 LOB: 0 BB: 0 P: 6		R: 1 E: 0 K: 0 S: 4	H: 1 LOB: 0 BB: 0 P: 4	1B: 4 2B: 3 3B: 1 HR: 1	SF: 0 SAC: 0 DP: 1 HBP: 0	WP: 0 PB: 0 SB: 1 CS: 1	PA: 36				
<b>PITCHER</b>	IP	WLS	BF	H	R	ER	SO	BB	IBB	HBP	BLK	WP	HR	S	P	ERA	WHIP										
<b>Luis Tiant, R</b> ERA: 2.78 (1, 1)	9.0	W	35	9	2	2	2	0	0	0	0	0	1	39	39	2.00	1.000										




Batter	1	2	3	4	5	6	7	8	9	AB	R	H	RBI	BB	SO	LOB	TOP											
<b>Rick Burleson, R</b> OBP: 0.277, SLG: 0.338 (1, 6)	0-0 5-3		0-3 K	0-0 1B 3B	0-0 FC6-4			0-0 3B 1B	0-0 2B	6	2	3	3	0	1	2	<b>Boston Red Sox @ Seattle Mariners</b> The Kingdom, Seattle, WA Sat Jun 10 1978, 10:05 PM EDT Att: 15,910 - Dome											
<b>Jerry Remy, L</b> OBP: 0.312, SLG: 0.333 <b>Jack Brohamer, L</b> OBP: 0.369, SLG: 0.411 (1, 4)	4-0 G6-4-3 BB		0-0 CS	1-1 2-H 3-H BB			0-0 F8	0-0 F5	0-0 4-3	0	0	0	0	1	0	0												
<b>Jim Rice, R</b> OBP: 0.379, SLG: 0.651 (1, 7)	0-0 G6-4-3			L7			0-0 6-3	0-0 SF9 3B	0-0 1-3	5	1	1	2	1	0	4												
<b>Carl Yastrzemski, L</b> OBP: 0.385, SLG: 0.374 <b>Fred Kendall, R</b> OBP: 0.281, SLG: 0.318 (7, 3)		0-0 3-1								3	1	1	1	1	0	0												
<b>Carlton Fisk, R</b> OBP: 0.364, SLG: 0.431 (1, 2)		0-0 3-1 2B								4	1	2	0	1	0	2												
<b>Fred Lynn, L</b> OBP: 0.379, SLG: 0.481 (1, 8)		0-0 3-1			E6 FC6-4					5	0	2	1	0	0	2												
<b>George Scott, R</b> OBP: 0.348, SLG: 0.423 (1, 10)		0-3 K			FC6-4 E S 3B					5	2	1	1	0	2	6												
<b>Dwight Evans, R</b> OBP: 0.382, SLG: 0.531 (1, 9)					0-0 CS 1B					4	2	3	1	1	0	0												
<b>Butch Hobson, R</b> OBP: 0.341, SLG: 0.485 (1, 5)					0-3 K					4	2	1	0	1	2	4												
<b>Inning Stats</b>	R: 0 E: 0 K: 0 S: 2	H: 0 LOB: 0 BB: 1 P: 6	R: 0 E: 0 K: 1 S: 6	H: 1 LOB: 1 BB: 0 P: 6	R: 0 E: 0 K: 2 S: 7	H: 1 LOB: 0 BB: 0 P: 7	R: 8 E: 2 K: 0 S: 8	H: 3 LOB: 2 BB: 5 P: 28	R: 1 E: 0 K: 0 S: 4	H: 1 LOB: 1 BB: 1 P: 8	R: 0 E: 0 K: 0 S: 3	H: 0 LOB: 0 BB: 0 P: 3	R: 0 E: 0 K: 0 S: 3	H: 1 LOB: 0 BB: 0 P: 3	R: 4 E: 0 K: 1 S: 11	H: 6 LOB: 2 BB: 0 P: 11		R: 0 E: 0 K: 1 S: 7	H: 2 LOB: 2 BB: 0 P: 7	1B: 7 2B: 4 3B: 2 HR: 2	SF: 1 SAC: 0 DP: 2 HBP: 0	WP: 0 PB: 0 SB: 0 CS: 1	PA: 49					
<b>PITCHER</b>	IP	WLS	BF	H	R	ER	SO	BB	IBB	HBP	BLK	WP	HR	S	P	ERA	WHIP											
<b>Dick Pole, R</b> ERA: 5.98 <b>Jim Todd, R</b> ERA: 4.73 <b>John Montague, R</b> ERA: 5.7 <b>Tom House, L</b> ERA: 3.9 <b>Shane Rawley, L</b> ERA: 3.82	(1, 1)	3.2	L	19	3	7	2	3	5	0	0	0	0	0	20	40	4.91	2.182										
	(4, 1)	1.1		9	3	2	1	0	2	0	0	0	0	1	7	15	6.75	3.750										
	(6, 1)	2.0		6	1	0	0	0	0	0	0	0	0	6	6	0.00	0.500											
	(8, 1)	0.2		8	6	4	4	0	0	0	0	0	1	8	8	54.00	9.000											
	(8, 1)	1.1		6	2	0	0	2	0	0	0	0	0	10	10	0.00	1.500											

Batter	1	2	3	4	5	6	7	8	9	AB	R	H	RBI	BB	SO	LOB	BOTTOM										
<b>Julio Cruz, S</b> OBP: 0.370, SLG: 0.316 (1, 4)	0-0 F7		0-0 P3-1 1B		0-3 K			0-0 G3		4	0	1	0	0	1	1	<b>Boston Red Sox @ Seattle Mariners</b> The Kingdom, Seattle, WA Sat Jun 10 1978, 10:05 PM EDT Att: 15,910 - Dome										
<b>Craig Reynolds, L</b> OBP: 0.395, SLG: 0.398 (1, 6)	0-0 G3		0-0 P3-1				0-0 F6	0-0 F9		4	0	0	0	0	0	2											
<b>Ruppert Jones, L</b> OBP: 0.335, SLG: 0.341 (1, 8)	0-0 4-3		0-0 6-3				0-0 3-1			3	0	0	0	1	0	0											
<b>Leroy Stanton, R</b> OBP: 0.302, SLG: 0.293 (1, 10)		0-0 F8			0-0 6-3			0-3 K	0-3 K	4	0	0	0	0	2	1											
<b>Bruce Bochte, L</b> OBP: 0.332, SLG: 0.387 (1, 7)		0-0 BB CI 6-3 1B			0-0 4-3 1B			0-0 F8	0-0 3-1	4	1	2	0	0	0	1											
<b>Dan Meyer, L</b> OBP: 0.212, SLG: 0.315 (1, 3)		0-1 CI 6-3 BB			0-0 4-3			0-0 4-3	0-0 P7	3	0	0	0	0	0	2											
<b>John Hale, L</b> OBP: 0.288, SLG: 0.257 (1, 9)		4-0 BB BB BB 6-3 BB			0-0 L3			0-3 K		2	0	0	0	1	1	1											
<b>Juan Bernhardt, R</b> OBP: 0.337, SLG: 0.452 (1, 5)		0-0 6-3						0-0 L7		3	0	0	1	0	0	2											
<b>Bill Plummer, R</b> OBP: 0.286, SLG: 0.394 (1, 2)		0-0 L5						0-0 F5		3	0	1	0	0	0	2											
<b>Inning Stats</b>	R: 0 E: 0 K: 0 S: 3	H: 0 LOB: 0 BB: 0 P: 3	R: 1 E: 1 K: 0 S: 5	H: 1 LOB: 2 BB: 1 P: 9	R: 0 E: 0 K: 0 S: 3	H: 1 LOB: 0 BB: 0 P: 3	R: 0 E: 0 K: 0 S: 4	H: 1 LOB: 1 BB: 0 P: 4	R: 0 E: 0 K: 1 S: 5	H: 0 LOB: 0 BB: 0 P: 5	R: 0 E: 0 K: 1 S: 5	H: 0 LOB: 0 BB: 0 P: 5	R: 0 E: 0 K: 1 S: 5	H: 0 LOB: 0 BB: 0 P: 5	R: 0 E: 0 K: 0 S: 4	H: 1 LOB: 1 BB: 0 P: 4		R: 0 E: 0 K: 1 S: 5	H: 0 LOB: 1 BB: 1 P: 9	1B: 4 2B: 1 3B: 0 HR: 0	SF: 0 SAC: 0 DP: 1 HBP: 0	WP: 0 PB: 0 SB: 0 CS: 0	PA: 33				
<b>PITCHER</b>	IP	WLS	BF	H	R	ER	SO	BB	IBB	HBP	BLK	WP	HR	S	P	ERA	WHIP										
<b>Mike Torrez, R</b> ERA: 3.71 <b>Allen Ripley, R</b> ERA: 4.85	(1, 1)	8.0	W	29	4	1	0	3	1	0	0	0	0	34	38	0.00	0.625										
	(9, 1)	1.0		4	0	0	0	1	1	0	0	0	0	5	9	0.00	1.000										

AB	40
R	13
H	15
RBI	11
BB	7
SO	5
LOB	24






Batter	1	2	3	4	5	6	7	8	9	AB	R	H	RBI	BB	SO	LOB	TOP		
<b>Rick Burleson, R</b> OBP: 0.279, SLG: 0.351 (1, 6)	0-0 3-1		0-0 HR	0-3 K		0-0 L3		0-0 6-3	5 1 2 1 0 1 1										
<b>Fred Lynn, L</b> OBP: 0.386, SLG: 0.492 (1, 8)	0-0 2B		0-0 1B		4-0 FC6-4 BB	0-0 L3		0-0 1B	4 0 3 0 1 0 2										
<b>Jim Rice, R</b> OBP: 0.372, SLG: 0.638 (1, 7)	0-0 6-3		0-0 5-3		0-0 FC6-4 BB 1-2			0-0 F9	5 0 0 0 0 0 4										
<b>Carl Yastrzemski, L</b> OBP: 0.389, SLG: 0.380 (1, 3)	0-3 K			0-0 1B 1B	0-0 BB 1B			0-0 FC4-6	5 1 3 0 0 1 2										
<b>George Scott, R</b> OBP: 0.366, SLG: 0.432 (1, 10)		0-0 G4-6-3 1B		0-0 1B 1B	4-0 BB 1B			0-0 G6-4-3	3 1 2 0 1 0 1										
<b>Jack Brohamer, L</b> OBP: 0.384, SLG: 0.403 (1, 4)	0-0 G4-6-3 1-2		0-0 1B SF8	0-0 1B	0-0 P7			0-0 G3	4 1 1 1 0 0 4										
<b>Dwight Evans, R</b> OBP: 0.384, SLG: 0.547 (1, 9)	0-3 K		0-0 1B 1-3 2-H	0-3 K				0-0 HR	4 1 2 2 0 2 3										
<b>Butch Hobson, R</b> OBP: 0.335, SLG: 0.475 (1, 5)			0-0 F8	0-3 K				0-0 5-3	4 0 0 0 0 1 2										
<b>Frank Duffy, R</b> OBP: 0.220, SLG: 0.348 (8, 5)			0-0 F8	0-0 K				0-0 F8	0 0 0 0 0 0 0										
<b>Fred Kendall, R</b> OBP: 0.259, SLG: 0.320 (1, 2)			0-0 5-3	0-0 SF8				0-0 F8	3 0 1 1 0 0 0										
<b>Inning Stats</b>	R: 0 E: 0 K: 1 S: 6	H: 1 LOB: 1 BB: 0 P: 6	R: 0 E: 0 K: 1 S: 5	H: 1 LOB: 0 BB: 0 P: 5	R: 1 E: 0 K: 0 S: 5	H: 2 LOB: 1 BB: 0 P: 5	R: 3 E: 0 K: 2 S: 11	H: 4 LOB: 1 BB: 0 P: 11	R: 0 E: 0 K: 1 S: 4	H: 2 LOB: 1 BB: 0 P: 4	R: 0 E: 0 K: 0 S: 3	H: 1 LOB: 0 BB: 0 P: 3	R: 1 E: 0 K: 0 S: 4	H: 1 LOB: 0 BB: 0 P: 4	R: 0 E: 0 K: 0 S: 4	H: 1 LOB: 1 BB: 0 P: 4	1B: 11 2B: 2 3B: 0 HR: 2	SF: 1 SAC: 0 DP: 3 HBP: 0	WP: 0 PA: 40 PB: 0 SB: 1 CS: 0
<b>PITCHER</b>	IP WLS BF H R ER SO BB IBB HBP BLK WP HR S P ERA WHIP																		
<b>Byron McLoughlin, R</b> ERA: 5.79 (1, 1)	4.0 L 20 8 4 4 4 1 0 0 0 0 1 27 31 9.00 2.250																		
<b>John Montague, R</b> ERA: 5.02 (5, 1)	5.0 20 6 1 1 1 1 0 0 0 0 0 1 21 25 1.80 1.400																		

**Boston Red Sox @ Seattle Mariners**  
The Kingdom, Seattle, WA  
Sun Jun 11 1978, 6:33 AM EDT  
Att: 18,626 - Dome - 72 F

AB 37  
R 5  
H 14  
RBI 5  
BB 2  
SO 5  
LOB 19



Batter	1	2	3	4	5	6	7	8	9	AB	R	H	RBI	BB	SO	LOB	BOTTOM		
<b>Julio Cruz, S</b> OBP: 0.371, SLG: 0.318 (1, 4)	0-0 1B 2B 1B		0-0 F9 S 1B		0-0 1-3		0-0 4-3		0-3 K	5 1 2 0 0 1 2									
<b>Craig Reynolds, L</b> OBP: 0.397, SLG: 0.397 (1, 6)	0-0 2B SF9 1B		0-0 F9		4-0 WP 1B BB	0-0 L9			3 1 1 0 1 0 3										
<b>Ruppert Jones, L</b> OBP: 0.341, SLG: 0.350 (1, 8)	0-0 SF9 1-3 3-H 2B		4-0 G3-6-3 BB		0-0 WP 1B			0-3 K	3 0 2 1 1 1 0										
<b>Bruce Bochte, L</b> OBP: 0.331, SLG: 0.400 (1, 7)	0-0 SF9		0-0 G3-6-3		0-0 P7			0-0 HR	3 1 1 2 0 0 4										
<b>Leroy Stanton, R</b> OBP: 0.301, SLG: 0.292 (1, 10)	0-0 F9		0-0 5-3		0-3 K			0-0 1B	4 0 1 0 0 1 3										
<b>Dan Meyer, L</b> OBP: 0.206, SLG: 0.305 (1, 3)	0-0 G3		0-3 K		0-0 1-3			0-3 K	4 0 0 0 0 2 4										
<b>John Hale, L</b> OBP: 0.279, SLG: 0.248 (1, 9)		0-0 4-3		0-0 F7				0-3 K	4 0 0 0 0 1 1										
<b>Juan Bernhardt, R</b> OBP: 0.333, SLG: 0.443 (1, 5)		0-0 F6		0-0 6-3				0-0 4-3 1B 1B	4 0 1 0 0 0 0										
<b>Bill Plummer, R</b> OBP: 0.282, SLG: 0.378 (1, 2)	0-3 K		0-3 K		0-3 K			0-0 F5	4 0 1 0 0 2 0										
<b>Inning Stats</b>	R: 2 E: 0 K: 0 S: 6	H: 3 LOB: 1 BB: 0 P: 6	R: 0 E: 0 K: 1 S: 5	H: 0 LOB: 0 BB: 0 P: 5	R: 0 E: 0 K: 1 S: 3	H: 1 LOB: 1 BB: 1 P: 7	R: 0 E: 0 K: 1 S: 5	H: 0 LOB: 0 BB: 0 P: 5	R: 0 E: 0 K: 1 S: 6	H: 1 LOB: 2 BB: 1 P: 10	R: 0 E: 0 K: 0 S: 5	H: 2 LOB: 2 BB: 0 P: 5	R: 1 E: 0 K: 3 S: 11	H: 2 LOB: 1 BB: 0 P: 11	R: 0 E: 0 K: 1 S: 5	H: 0 LOB: 0 BB: 0 P: 5	1B: 7 2B: 1 3B: 0 HR: 1	SF: 1 SAC: 0 DP: 1 HBP: 0	WP: 1 PA: 37 PB: 0 SB: 2 CS: 0
<b>PITCHER</b>	IP WLS BF H R ER SO BB IBB HBP BLK WP HR S P ERA WHIP																		
<b>Dennis Eckersley, R</b> ERA: 3.54 (1, 1)	7.0 W 29 7 2 2 4 2 0 0 0 0 1 0 35 43 2.57 1.286																		
<b>Bill Campbell, R</b> ERA: 7.24 (8, 1)	2.0 S 8 2 1 1 4 0 0 0 0 0 0 1 16 16 4.50 1.000																		

**Boston Red Sox @ Seattle Mariners**  
The Kingdom, Seattle, WA  
Sun Jun 11 1978, 6:33 AM EDT  
Att: 18,626 - Dome - 72 F

AB 34  
R 3  
H 9  
RBI 3  
BB 2  
SO 8  
LOB 17





Batter	1	2	3	4	5	6	7	8	9	AB	R	H	RBI	BB	SO	LOB	TOP								
<b>Julio Cruz, S</b> OBP: 0.371, SLG: 0.317 (1,4)	F7				6-3		FC6-4 2B			4	1	1	0	1	0	3	<b>Seattle Mariners @ Baltimore Orioles</b> Memorial Stadium, Baltimore, MD Mon Jun 12 1978, 7:05 PM EDT Att: 13,212 - Unknown								
<b>Craig Reynolds, L</b> OBP: 0.393, SLG: 0.397 (1,6)	K		PO	6-3		6-3	2B		6-3	5	0	1	1	0	1	2									
<b>Ruppert Jones, L</b> OBP: 0.344, SLG: 0.353 (1,8)	WP 1B					K	K			4	0	2	0	0	2	1									
<b>Bruce Bochte, L</b> OBP: 0.326, SLG: 0.393 (1,7)	K				K				4-1	4	0	0	0	0	3	2									
<b>Leroy Stanton, R</b> OBP: 0.299, SLG: 0.291 (1,10)		K			K		1B HR	K		4	1	1	0	0	3	1									
<b>Dan Meyer, L</b> OBP: 0.207, SLG: 0.303 (1,3)	4-3				F7		1B HR	F8		4	1	1	0	0	0	0									
<b>John Hale, L</b> OBP: 0.293, SLG: 0.278 (1,9)					F8		HR	1B BB		2	1	1	3	2	0	0									
<b>Juan Bernhardt, R</b> OBP: 0.340, SLG: 0.446 (1,5)	CS		F9		2B		1B FC1-6	K		4	0	2	0	0	1	1									
<b>Bob Stinson, S</b> OBP: 0.383, SLG: 0.412 (1,2)			P5				1B FC1-6 FC6-4	F8		4	0	1	0	0	0	2									
<b>Inning Stats</b>	R: 0 E: 0 K: 2 S: 8	H: 1 LOB: 1 BB: 0 P: 8	R: 0 E: 0 K: 1 S: 4	H: 0 LOB: 0 BB: 1 P: 8	R: 0 E: 0 K: 0 S: 2	H: 0 LOB: 0 BB: 1 P: 6	R: 0 E: 0 K: 2 S: 8	H: 1 LOB: 1 BB: 0 P: 8	R: 0 E: 0 K: 0 S: 5	H: 2 LOB: 2 BB: 0 P: 5	R: 0 E: 0 K: 2 S: 7	H: 0 LOB: 0 BB: 0 P: 7	R: 4 E: 0 K: 1 S: 10	H: 5 LOB: 1 BB: 0 P: 10	R: 0 E: 0 K: 1 S: 5	H: 0 LOB: 0 BB: 0 P: 5	R: 0 E: 0 K: 1 S: 6	H: 1 LOB: 2 BB: 1 P: 10	1B: 7 2B: 2 3B: 0 HR: 1	SF: 0 SAC: 0 DP: 0 HBP: 0	WP: 1 PB: 0 SB: 1 CS: 1	PA: 40			
<b>PITCHER</b>	IP	WLS	BF	H	R	ER	SO	BB	IBB	HBP	BLK	WP	HR	S	P	ERA	WHIP								
<b>Dennis Martinez, R</b> ERA: 5.07 (1,1)	6.0		26	8	4	4	7	2	0	0	0	1	1	38	46	6.00	1.667								
<b>Tippy Martinez, L</b> ERA: 5.89 (7,1)	2.0	W	8	1	0	0	2	1	0	0	0	0	0	11	15	0.00	1.000								
<b>Don Stanhouse, R</b> ERA: 3.18 (9,1)	1.0	S	4	1	0	0	1	0	0	0	0	0	0	6	6	0.00	1.000								

AB	35
R	4
H	10
RBI	4
BB	3
SO	10
LOB	12



Batter	1	2	3	4	5	6	7	8	9	AB	R	H	RBI	BB	SO	LOB	BOTTOM								
<b>Larry Harlow, L</b> OBP: 0.386, SLG: 0.419 (1,8)	F9		1B HR		P1		1B			3	1	1	1	1	0	0	<b>Seattle Mariners @ Baltimore Orioles</b> Memorial Stadium, Baltimore, MD Mon Jun 12 1978, 7:05 PM EDT Att: 13,212 - Unknown								
<b>Rich Dauer, R</b> OBP: 0.236, SLG: 0.272 (1,5)	F7		HR		F8		6-3			4	1	1	0	0	0	1									
<b>Eddie Murray, S</b> OBP: 0.325, SLG: 0.447 (1,3)	F6		HR			G3		K		4	1	1	3	0	1	0									
<b>Ken Singleton, S</b> OBP: 0.418, SLG: 0.454 (1,9)			F8					F3		4	1	2	1	0	0	0									
<b>Carlos Lopez, R</b> OBP: 0.276, SLG: 0.356 (9,9)		FC3-6 HBP 1B				HR				0	0	0	0	0	0	0									
<b>Lee May, R</b> OBP: 0.291, SLG: 0.457 (1,10)		L5			F3		G6-4-3 1B	S 1B		4	0	2	0	0	0	1									
<b>Andres Mora, R</b> OBP: 0.295, SLG: 0.320 (1,7)		FC3-6 HBP		5-3		G6-4-3		K		3	0	0	0	0	1	2									
<b>Billy Smith, S</b> OBP: 0.345, SLG: 0.387 (1,4)		FC3-6 FC6-4			F9			SH3-4 1B		3	1	1	0	0	0	2									
<b>Rick Dempsey, R</b> OBP: 0.277, SLG: 0.310 (1,2)		FC6-4			F7			SH3-4		2	0	0	0	0	0	2									
<b>Mark Belanger, R</b> OBP: 0.324, SLG: 0.284 (1,6)					F8			1B BB		2	0	0	0	1	0	0									
<b>Inning Stats</b>	R: 0 E: 0 K: 0 S: 3	H: 0 LOB: 0 BB: 0 P: 3	R: 0 E: 0 K: 0 S: 4	H: 1 LOB: 2 BB: 0 P: 5	R: 3 E: 0 K: 0 S: 5	H: 2 LOB: 0 BB: 1 P: 9	R: 0 E: 0 K: 0 S: 3	H: 0 LOB: 0 BB: 0 P: 3	R: 0 E: 0 K: 0 S: 3	H: 0 LOB: 0 BB: 0 P: 3	R: 1 E: 0 K: 0 S: 4	H: 2 LOB: 0 BB: 0 P: 4	R: 1 E: 0 K: 0 S: 4	H: 2 LOB: 1 BB: 1 P: 8	R: 0 E: 0 K: 2 S: 8	H: 1 LOB: 1 BB: 0 P: 8	1B: 6 2B: 0 3B: 0 HR: 2	SF: 0 SAC: 1 DP: 1 HBP: 1	WP: 0 PB: 0 SB: 1 CS: 0	PA: 33					
<b>PITCHER</b>	IP	WLS	BF	H	R	ER	SO	BB	IBB	HBP	BLK	WP	HR	S	P	ERA	WHIP								
<b>Jim Colborn, R</b> ERA: 6.59 (1,1)	6.0	L	25	6	5	5	0	1	0	1	0	0	2	23	28	7.50	1.167								
<b>Enrique Romo, R</b> ERA: 3.43 (7,1)	2.0		8	2	0	0	2	1	0	0	0	0	0	11	15	0.00	1.500								

AB	29
R	5
H	8
RBI	5
BB	2
SO	2
LOB	8





Batter	1	2	3	4	5	6	7	8	9	10	11	AB	R	H	RBI	BB	SO	LOB	TOP			
Julio Cruz, S OBP: 0.372, SLG: 0.324 (1, 4)	SH5-3 1B 2B		6-3			4-3			1-4-3 1B		F5	5	1	2	0	0	0	0				
Craig Reynolds, L OBP: 0.368, SLG: 0.391 (1, 6)	SH5-3			4-3			5-3		L4-3 1-2 1B			3	0	0	0	0	0	1				
Ruppert Jones, L OBP: 0.342, SLG: 0.351 (1, 8)	4-3 1B			F8			4-3			3-1		4	0	1	1	0	0	0				
Leon Roberts, R OBP: 0.381, SLG: 0.519 John Hale, L OBP: 0.293, SLG: 0.278 (1, 9) (10, 9)	4-3			P4				BB			HR	3	1	1	1	1	0	1				
Leroy Stanton, R OBP: 0.294, SLG: 0.284 (1, 10)		6-3				6-3			P6		K	4	0	0	0	0	1	1				
Bill Stein, R OBP: 0.311, SLG: 0.353 (1, 5)		5-3				5-3					2B	4	0	1	0	0	0	0				
Bruce Bochte, L OBP: 0.321, SLG: 0.386 (1, 7)		1-3				F7			K		F8	4	0	0	0	0	1	1				
Dan Meyer, L OBP: 0.201, SLG: 0.294 (1, 3)				K					5-3		K	4	0	0	0	0	3	0				
Bill Plummer, R OBP: 0.296, SLG: 0.341 (1, 2)				K		6-3			F8		P4	4	0	0	0	0	1	0				
<b>Inning Stats</b>	R: 1 E: 0 K: 0 S: 4	H: 2 LOB: 0 BB: 0 P: 4	R: 0 E: 0 K: 0 S: 3	H: 0 LOB: 0 BB: 0 P: 3	R: 0 E: 0 K: 2 S: 7	H: 0 LOB: 0 BB: 0 P: 7	R: 0 E: 0 K: 0 S: 3	H: 0 LOB: 0 BB: 0 P: 3	R: 0 E: 0 K: 0 S: 3	H: 0 LOB: 1 BB: 1 P: 7	R: 0 E: 0 K: 1 S: 5	H: 0 LOB: 0 BB: 0 P: 5	R: 0 E: 0 K: 0 S: 3	H: 1 LOB: 0 BB: 0 P: 3	R: 1 E: 0 K: 1 S: 7	H: 2 LOB: 1 BB: 0 P: 7	R: 0 E: 0 K: 1 S: 5	H: 0 LOB: 0 BB: 0 P: 5	1B: 2 2B: 3 3B: 0 HR: 1	SF: 0 SAC: 1 DP: 1 HBP: 0	WP: 0 PB: 0 SB: 0 CS: 0	PA: 37
<b>PITCHER</b> Mike Flanagan, L ERA: 2.86 (1, 1)	IP 11.0	WLS W	BF 37	H 5	R 2	ER 2	SO 6	BB 1	IBB 0	HBP 0	BLK 0	WP 0	HR 1	S 48	P 52	ERA 1.64	WHIP 0.545					

Seattle Mariners @ Baltimore Orioles  
Memorial Stadium, Baltimore, MD  
Tue Jun 13 1978, 7:05 PM EDT  
Att: 7,729 - Unknown

AB	35
R	2
H	5
RBI	2
BB	1
SO	6
LOB	4



Batter	1	2	3	4	5	6	7	8	9	10	11	AB	R	H	RBI	BB	SO	LOB	BOTTOM			
Larry Harlow, L OBP: 0.385, SLG: 0.416 (1, 8)	4-3		1B 1B		B1-3		F8			G3	1-2 2-3 3-H 1B	6	0	2	1	0	0	0				
Rich Dauer, R OBP: 0.265, SLG: 0.291 (1, 5)	G4-6-3 1B		1-2 1B		P6			FC5-4 SH5-3 1B		F7		5	0	3	0	0	0	0				
Eddie Murray, S OBP: 0.324, SLG: 0.457 (1, 3)	G4-6-3		4-3		K			SH5-3		HR		4	1	1	1	0	1	3				
Ken Singleton, S OBP: 0.417, SLG: 0.449 Carlos Lopez, R OBP: 0.279, SLG: 0.356 (1, 9) (10, PR) (11, 9)		K		3-1		1-3		FC5-4 IBB		1B		4	0	1	0	1	1	0				
Lee May, R OBP: 0.293, SLG: 0.454 (1, 10)		4-3 1B		BB		F3		FC5-4 FC6-4		P3		4	1	1	0	1	0	3				
Pat Kelly, L OBP: 0.378, SLG: 0.325 (1, 7)	4-3		E7 2B					FC6-4			1B S FC6-2 BB	4	0	2	1	1	0	3				
Billy Smith, S OBP: 0.341, SLG: 0.381 (1, 4)	G3		K		G3					G3		5	1	1	0	0	1	3				
Rick Dempsey, R OBP: 0.287, SLG: 0.306 (1, 2)		4-3		S BB		F8		G4-6-3 BB			1B FC6-2 BB	2	0	0	0	3	0	0				
Mark Belanger, R OBP: 0.316, SLG: 0.278 Terry Crowley, L OBP: 0.333, SLG: 0.333 Kiko Garcia, R OBP: 0.357, SLG: 0.500 (1, 6) (9, PH) (10, 6)			F7		F7		P4		G4-6-3		FC6-2 1B	3	0	0	0	0	0	2				
<b>Inning Stats</b>	R: 0 E: 0 K: 0 S: 3	H: 1 LOB: 1 BB: 0 P: 6	R: 0 E: 0 K: 1 S: 6	H: 1 LOB: 2 BB: 0 P: 5	R: 1 E: 1 K: 1 S: 6	H: 1 LOB: 2 BB: 2 P: 14	R: 0 E: 0 K: 0 S: 4	H: 1 LOB: 1 BB: 0 P: 4	R: 0 E: 0 K: 0 S: 3	H: 0 LOB: 0 BB: 0 P: 3	R: 0 E: 0 K: 0 S: 4	H: 1 LOB: 2 BB: 1 P: 8	R: 0 E: 0 K: 0 S: 2	H: 0 LOB: 0 BB: 1 P: 6	R: 1 E: 0 K: 0 S: 5	H: 2 LOB: 1 BB: 0 P: 5	R: 1 E: 0 K: 0 S: 3	H: 2 LOB: 3 BB: 2 P: 11	1B: 9 2B: 1 3B: 0 HR: 1	SF: 0 SAC: 1 DP: 2 HBP: 0	WP: 0 PB: 0 SB: 3 CS: 0	PA: 46
<b>PITCHER</b> Glenn Abbott, R ERA: 4.97 Enrique Romo, R ERA: 3.57 (1, 1) (10, 1)	IP 9.2	WLS L	BF 40	H 9	R 2	ER 1	SO 3	BB 3	IBB 1	HBP 0	BLK 0	WP 0	HR 1	S 42	P 58	ERA 1.86	WHIP 1.241					

Seattle Mariners @ Baltimore Orioles  
Memorial Stadium, Baltimore, MD  
Tue Jun 13 1978, 7:05 PM EDT  
Att: 7,729 - Unknown

AB	39
R	3
H	11
RBI	3
BB	6
SO	3
LOB	18









Batter	1	2	3	4	5	6	7	8	9	AB	R	H	RBI	BB	SO	LOB	TOP					
<b>Julio Cruz, S</b> OBP: 0.375, SLG: 0.327 (1,4)										5	0	1	0	0	0	4	<b>Seattle Mariners @ New York Yankees</b> Yankee Stadium, Bronx, NY Thu Jun 15 1978, 7:05 PM EDT Att: 18,643 - Unknown - 72 F					
<b>Craig Reynolds, L</b> OBP: 0.390, SLG: 0.403 (1,6)									3	1	1	0	1	0	0							
<b>Ruppert Jones, L</b> OBP: 0.337, SLG: 0.346 (1,8)									4	0	2	0	0	2	2							
<b>Leon Roberts, R</b> OBP: 0.374, SLG: 0.531 (1,9)									4	0	0	1	0	1	2							
<b>Leroy Stanton, R</b> OBP: 0.300, SLG: 0.293 (1,10)									4	0	1	0	0	1	2							
<b>Dan Meyer, L</b> OBP: 0.214, SLG: 0.301 (1,3)									4	1	1	0	0	0	2							
<b>Bruce Bochte, L</b> OBP: 0.326, SLG: 0.392 (1,7)									3	0	1	0	1	0	1							
<b>Juan Bernhardt, R</b> OBP: 0.330, SLG: 0.436 (9, PH)									2	0	0	1	0	0	0							
<b>John Hale, L</b> OBP: 0.295, SLG: 0.269 (9, PH)									0	0	0	0	1	0	0							
<b>Bill Plummer, R</b> OBP: 0.267, SLG: 0.333 (7, PH)									1	0	0	0	1	1	0							
<b>Bob Stinson, S</b> OBP: 0.389, SLG: 0.414 (7, 2)									0	0	0	0	1	0	0							
<b>Bob Robertson, R</b> OBP: 0.172, SLG: 0.321 (9, PH)									1	0	0	0	0	0	2							
<b>Inning Stats</b>	R: 0 E: 0 K: 1 S: 5	H: 0 LOB: 0 BB: 0 P: 5	R: 0 E: 0 K: 1 S: 6	H: 1 LOB: 1 BB: 0 P: 6	R: 0 E: 0 K: 2 S: 9	H: 2 LOB: 2 BB: 0 P: 9	R: 0 E: 0 K: 1 S: 5	H: 0 LOB: 0 BB: 0 P: 5	R: 0 E: 0 K: 0 S: 3	H: 1 LOB: 1 BB: 0 P: 7	R: 0 E: 0 K: 0 S: 4	H: 1 LOB: 1 BB: 0 P: 4	R: 1 E: 0 K: 0 S: 4	H: 2 LOB: 1 BB: 1 P: 8	R: 1 E: 0 K: 0 S: 4	H: 1 LOB: 1 BB: 1 P: 8		R: 0 E: 0 K: 0 S: 2	H: 0 LOB: 1 BB: 2 P: 10	1B: 7 2B: 1 3B: 0 HR: 0	SF: 1 SAC: 0 DP: 2 HBP: 0	WP: 0 PB: 0 CS: 0
<b>PITCHER</b>	IP	WLS	BF	H	R	ER	SO	BB	IBB	HBP	BLK	WP	HR	S	P	ERA	WHIP					
<b>Don Gullett, L</b> ERA: 2.38 (1,1)	6.0	W	25	6	1	1	5	1	0	0	0	0	0	34	38	1.50	1.167					
<b>Rich Gossage, R</b> ERA: 1.71 (7,1)	2.0		10	1	1	1	0	4	0	0	0	0	0	6	22	4.50	2.500					
<b>Sparky Lyle, L</b> ERA: 3.96 (9,1)	1.0	S	2	0	0	0	0	0	0	0	0	0	0	2	2	0.00	0.000					

AB	31
R	2
H	7
RBI	2
BB	5
SO	5
LOB	15



Batter	1	2	3	4	5	6	7	8	9	AB	R	H	RBI	BB	SO	LOB	BOTTOM					
<b>Mickey Rivers, L</b> OBP: 0.294, SLG: 0.376 (1,8)										4	1	1	1	0	1	0	<b>Seattle Mariners @ New York Yankees</b> Yankee Stadium, Bronx, NY Thu Jun 15 1978, 7:05 PM EDT Att: 18,643 - Unknown - 72 F					
<b>Roy White, S</b> OBP: 0.355, SLG: 0.381 (1,7)										4	0	0	0	0	1	0						
<b>Thurman Munson, R</b> OBP: 0.299, SLG: 0.375 (1,2)										4	0	0	0	0	0	0						
<b>Reggie Jackson, L</b> OBP: 0.332, SLG: 0.453 (1,9)										1	1	1	0	2	0	0						
<b>Chris Chambliss, L</b> OBP: 0.347, SLG: 0.401 (1,3)										3	1	1	0	0	0	2						
<b>Graig Nettles, L</b> OBP: 0.332, SLG: 0.458 (1,5)										3	1	1	3	0	0	1						
<b>Jim Spencer, L</b> OBP: 0.323, SLG: 0.567 (1,10)										3	1	1	0	0	1	0						
<b>Fred Stanley, R</b> OBP: 0.536, SLG: 0.429 (1,6)										3	0	2	0	0	0	0						
<b>Brian Doyle, L</b> (1,4)										3	0	0	0	0	1	2						
<b>Inning Stats</b>	R: 0 E: 0 K: 1 S: 5	H: 0 LOB: 0 BB: 0 P: 5	R: 0 E: 0 K: 0 S: 2	H: 0 LOB: 0 BB: 1 P: 6	R: 0 E: 0 K: 2 S: 7	H: 0 LOB: 0 BB: 0 P: 7	R: 0 E: 0 K: 0 S: 3	H: 0 LOB: 0 BB: 0 P: 3	R: 0 E: 0 K: 0 S: 3	H: 1 LOB: 0 BB: 0 P: 3	R: 2 E: 0 K: 0 S: 5	H: 3 LOB: 0 BB: 0 P: 5	R: 3 E: 0 K: 0 S: 6	H: 3 LOB: 1 BB: 1 P: 10	R: 0 E: 0 K: 1 S: 5	H: 0 LOB: 0 BB: 0 P: 5		1B: 4 2B: 3 3B: 0 HR: 2	SF: 0 SAC: 0 DP: 3 HBP: 0	WP: 0 PB: 0 CS: 0	PA: 30	
<b>PITCHER</b>	IP	WLS	BF	H	R	ER	SO	BB	IBB	HBP	BLK	WP	HR	S	P	ERA		WHIP				
<b>Paul Mitchell, R</b> ERA: 3.69 (1,1)	6.1	L	23	5	4	4	3	2	0	0	0	0	1	27	35	5.68		1.105				
<b>Byron McLoughlin, R</b> ERA: 5.77 (7,1)	1.2		7	2	1	1	1	0	0	0	0	0	1	9	9	5.40		1.200				






Batter	1	2	3	4	5	6	7	8	9	AB	R	H	RBI	BB	SO	LOB	TOP					
<b>Julio Cruz, S</b> OBP: 0.372, SLG: 0.321 (1, 4)	6-3		CS BB		F9			G3	K	4	0	0	0	1	1	3						
<b>Craig Reynolds, L</b> OBP: 0.391, SLG: 0.403 (1, 6)	6-3		F9			F7		FC5-4 1B	1B	5	1	2	0	0	0	1						
<b>Dan Meyer, L</b> OBP: 0.214, SLG: 0.298 (1, 3)	F8					F9		E5 FC5-4	K	5	0	1	1	0	1	3						
<b>Leon Roberts, R</b> OBP: 0.370, SLG: 0.521 (1, 9)			5-3 1B			F9		FC5-4 1B		4	1	1	1	0	1	2						
<b>Bruce Bochte, L</b> OBP: 0.325, SLG: 0.389 (1, 7)	F8					F8		1B	1B	4	0	1	0	0	1	2						
<b>Leroy Stanton, R</b> OBP: 0.299, SLG: 0.293 (1, 10)	5-3					K		5-3	1B	4	0	1	1	0	1	2						
<b>John Hale, L</b> OBP: 0.301, SLG: 0.264 (1, 8)						G3		4-3		2	0	0	0	2	0	2						
<b>Bill Stein, R</b> OBP: 0.307, SLG: 0.347 (1, 5)	4-3					4-3		5-3	1B	4	0	1	0	0	0	3						
<b>Bob Stinson, S</b> OBP: 0.392, SLG: 0.417 (1, 2)			L9					1B G3 E 1B	K	4	1	2	0	0	1	1						
<b>Inning Stats</b>	R: 0 E: 0 K: 0 S: 3	H: 0 LOB: 0 BB: 0 P: 3	R: 0 E: 0 K: 0 S: 4	H: 1 LOB: 2 BB: 1 P: 8	R: 0 E: 0 K: 0 S: 2	H: 0 LOB: 0 BB: 1 P: 6	R: 0 E: 0 K: 2 S: 8	H: 1 LOB: 1 BB: 0 P: 8	R: 0 E: 0 K: 0 S: 4	H: 1 LOB: 1 BB: 0 P: 4	R: 0 E: 0 K: 0 S: 3	H: 0 LOB: 0 BB: 0 P: 3	R: 0 E: 0 K: 1 S: 5	H: 0 LOB: 1 BB: 1 P: 9	R: 3 E: 1 K: 0 S: 8	H: 4 LOB: 2 BB: 0 P: 8	R: 0 E: 0 K: 3 S: 11	H: 2 LOB: 2 BB: 0 P: 11	1B: 9 2B: 0 3B: 0 HR: 0	SF: 0 SAC: 0 DP: 0 HBP: 0	WP: 0 PB: 0 CS: 1	PA: 39
<b>PITCHER</b>	IP	WLS	BF	H	R	ER	SO	BB	IBB	HBP	BLK	WP	HR	S	P	ERA	WHIP					
<b>Dennis Eckersley, R</b> ERA: 3.36 (1, 1)	7.2		33	7	3	1	3	3	0	0	0	0	0	36	48	1.17	1.304					
<b>Bill Campbell, R</b> ERA: 5.94 (8, 1)	1.1	W	6	2	0	0	3	0	0	0	0	0	0	12	12	0.00	1.500					

**Seattle Mariners @ Boston Red Sox**  
Fenway Park, Boston, MA  
Fri Jun 16 1978, 7:05 PM EDT  
Att: 31,519 - Unknown - 72 F


**AB 36**  
**R 3**  
**H 9**  
**RBI 3**  
**BB 3**  
**SO 6**  
**LOB 19**



Batter	1	2	3	4	5	6	7	8	9	AB	R	H	RBI	BB	SO	LOB	BOTTOM				
<b>Rick Burleson, R</b> OBP: 0.285, SLG: 0.346 (1, 6)	6-3		E FC4 4-3 1B		6-3		K			4	1	1	0	0	1	0					
<b>Frank Duffy, R</b> OBP: 0.308, SLG: 0.333 (8, 6)										0	0	0	0	0	0	0					
<b>Jerry Remy, L</b> OBP: 0.316, SLG: 0.338 (1, 4)	F8		FC4 4-3					E 2B		3	1	1	0	1	0	1					
<b>Jim Rice, R</b> OBP: 0.370, SLG: 0.639 (1, 10)	5-3		F4		F8			5-3		4	0	0	0	0	0	4					
<b>Carl Yastrzemski, L</b> OBP: 0.387, SLG: 0.399 (1, 7)			4-3			F9		E IBB		2	2	0	1	2	0	1					
<b>Carlton Fisk, R</b> OBP: 0.378, SLG: 0.472 (1, 2)			1B 2B		K		2B	F4		4	1	2	0	0	1	3					
<b>Fred Lynn, L</b> OBP: 0.385, SLG: 0.500 (1, 8)			G4-3 1B		F8		5-3	E4 E 2B		4	1	2	3	0	0	1					
<b>George Scott, R</b> OBP: 0.384, SLG: 0.447 (1, 3)			1B 2B		G5-4-3 BB		5-3	E6		3	0	1	1	1	0	1					
<b>Dwight Evans, R</b> OBP: 0.378, SLG: 0.555 (1, 9)			G4-3 1B		G5-4-3			F8 F7		4	0	0	0	0	0	4					
<b>Butch Hobson, R</b> OBP: 0.327, SLG: 0.473 (1, 5)	F8				6-3		F8			3	0	0	0	0	0	1					
<b>Inning Stats</b>	R: 0 E: 0 K: 0 S: 3	H: 3 LOB: 1 BB: 1 P: 9	R: 2 E: 0 K: 0 S: 5	H: 3 LOB: 1 BB: 1 P: 9	R: 1 E: 1 K: 1 S: 7	H: 1 LOB: 1 BB: 0 P: 7	R: 0 E: 0 K: 0 S: 2	H: 0 LOB: 0 BB: 1 P: 6	R: 0 E: 0 K: 0 S: 3	H: 0 LOB: 1 BB: 1 P: 7	R: 0 E: 0 K: 0 S: 4	H: 1 LOB: 1 BB: 0 P: 4	R: 0 E: 0 K: 1 S: 5	H: 0 LOB: 0 BB: 0 P: 5	R: 3 E: 2 K: 0 S: 6	H: 2 LOB: 1 BB: 1 P: 10	1B: 3 2B: 4 3B: 0 HR: 0	SF: 0 SAC: 0 DP: 2 HBP: 0	WP: 0 PB: 0 CS: 0	PA: 35	
<b>PITCHER</b>	IP	WLS	BF	H	R	ER	SO	BB	IBB	HBP	BLK	WP	HR	S	P	ERA	WHIP				
<b>Dick Pole, R</b> ERA: 5.47 (1, 1)	8.0	L	35	7	6	4	2	3	1	0	0	0	0	35	51	4.50	1.250				

**Seattle Mariners @ Boston Red Sox**  
Fenway Park, Boston, MA  
Fri Jun 16 1978, 7:05 PM EDT  
Att: 31,519 - Unknown - 72 F

**AB 31**  
**R 6**  
**H 7**  
**RBI 5**  
**BB 4**  
**SO 2**  
**LOB 16**





Batter	1	2	3	4	5	6	7	8	9	AB	R	H	RBI	BB	SO	LOB	TOP								
<b>Julio Cruz, S</b> OBP: 0.369, SLG: 0.319 (1,4)	0-0 4-3		0-0 2B		0-0 F8		0-0 G5-6-3		0-0 1-3	5	1	1	1	0	0	2	<b>Seattle Mariners @ Boston Red Sox</b> Fenway Park, Boston, MA Sat Jun 17 1978, 3:33 AM EDT Att: 32,551 - Unknown - 80 F								
<b>Craig Reynolds, L</b> OBP: 0.395, SLG: 0.395 (1,6)	0-0 1-3		0-0 F7		0-0 F8		0-0 6-3			4	0	0	0	0	0	2									
<b>Dan Meyer, L</b> OBP: 0.215, SLG: 0.303 (1,3)	0-0 G3		0-0 2B		0-0 F9				0-0 G3	4	0	1	2	0	0	0									
<b>Leon Roberts, R</b> OBP: 0.374, SLG: 0.542 (1,9)		0-0 5-3	4-0 BB		0-0 F7				0-0 HR	3	1	1	1	1	0	0									
<b>Bruce Bochte, L</b> OBP: 0.324, SLG: 0.387 (8,7)	0-0 4-3		0-0 G3		0-0 FC6-4 1B				0-0 F7	4	0	1	0	0	0	2									
<b>Leroy Stanton, R</b> OBP: 0.298, SLG: 0.292 (1,7)	0-0 F4			0-0 1B		0-0 FC6-4 BB			0-3 K	4	0	1	0	0	0	1									
<b>John Hale, L</b> OBP: 0.301, SLG: 0.264 (8,8)										0	0	0	0	0	0	0									
<b>Bill Stein, R</b> OBP: 0.311, SLG: 0.347 (1,5)			0-0 1B 1B		0-0 F8				0-0 L9	3	1	1	0	1	0	1									
<b>Juan Bernhardt, R</b> OBP: 0.318, SLG: 0.418 (1,10)			0-3 K		0-0 F8		0-0 FC6-4		0-0 6-3	4	0	0	0	0	1	4									
<b>Bob Stinson, S</b> OBP: 0.400, SLG: 0.426 (1,2)			0-0 1B 2B		0-0 F6				0-0 1B	4	1	3	0	0	0	1									
<b>Inning Stats</b>	R: 0 E: 0 K: 0 S: 3	H: 0 LOB: 0 BB: 0 P: 3	R: 0 E: 0 K: 0 S: 3	H: 0 LOB: 0 BB: 0 P: 3	R: 3 E: 0 K: 1 S: 9	H: 4 LOB: 2 BB: 1 P: 13	R: 0 E: 0 K: 0 S: 4	H: 1 LOB: 1 BB: 0 P: 4	R: 0 E: 0 K: 0 S: 3	H: 0 LOB: 0 BB: 0 P: 3	R: 0 E: 0 K: 0 S: 4	H: 1 LOB: 2 BB: 1 P: 8	R: 0 E: 0 K: 0 S: 3	H: 1 LOB: 0 BB: 0 P: 3	R: 1 E: 0 K: 1 S: 6	H: 1 LOB: 0 BB: 0 P: 6	R: 0 E: 0 K: 0 S: 4	H: 1 LOB: 1 BB: 0 P: 4	1B: 7 2B: 1 3B: 0 HR: 1	SF: 0 SAC: 0 DP: 1 HBP: 0	WP: 0 PB: 0 SB: 0 CS: 0	PA: 37			
<b>PITCHER</b>	IP	WLS	BF	H	R	ER	SO	BB	IBB	HBP	BLK	WP	HR	S	P	ERA	WHIP								
<b>Allen Ripley, R</b> ERA: 4.83 (1,1)	8.0		33	8	4	4	2	2	0	0	0	0	1	35	43	4.50	1.250								
<b>Bob Stanley, R</b> ERA: 3.26 (9,1)	1.0	W	4	1	0	0	0	0	0	0	0	0	0	4	4	0.00	1.000								

AB	35
R	4
H	9
RBI	4
BB	2
SO	2
LOB	13



Batter	1	2	3	4	5	6	7	8	9	AB	R	H	RBI	BB	SO	LOB	BOTTOM								
<b>Rick Burleson, R</b> OBP: 0.294, SLG: 0.354 (1,6)	0-0 1B SF9			0-0 1B		0-0 4-3			0-0 E FC4 1B	5	2	4	0	0	0	1	<b>Seattle Mariners @ Boston Red Sox</b> Fenway Park, Boston, MA Sat Jun 17 1978, 3:33 AM EDT Att: 32,551 - Unknown - 80 F								
<b>Jerry Remy, L</b> OBP: 0.317, SLG: 0.335 (1,4)	0-0 1B	0-0 F8		0-0 L3			0-0 B1-3		0-0 FC4 1B	5	0	1	1	0	0	5									
<b>Jim Rice, R</b> OBP: 0.374, SLG: 0.637 (1,10)	0-0 L6		0-0 1B		0-0 G4-6-3 1B		0-0 6-3		0-0 1B IBB	4	0	2	0	1	0	2									
<b>Carl Yastrzemski, L</b> OBP: 0.383, SLG: 0.396 (1,7)	0-0 SF9		0-0 F6		0-0 G4-6-3		0-0 F2		0-0 1B	4	0	1	2	0	0	2									
<b>Fred Lynn, L</b> OBP: 0.382, SLG: 0.495 (1,8)	0-0 4-3		0-0 G4-3 1B		0-0 F7				0-0 4-3	4	0	1	0	0	0	1									
<b>George Scott, R</b> OBP: 0.379, SLG: 0.459 (1,3)		0-0 SF9 3B		0-0 G4-3		0-0 1-3			0-0 F8	4	1	1	0	0	0	2									
<b>Dwight Evans, R</b> OBP: 0.380, SLG: 0.569 (1,9)		0-0 6-3		0-0 1B S 1B		0-0 HR			0-0 5-3	4	1	2	1	0	0	1									
<b>Butch Hobson, R</b> OBP: 0.329, SLG: 0.473 (1,5)		0-0 SF9		0-0 L9		0-0 BB			0-0 1B FC4 1B	2	1	1	1	1	0	1									
<b>Bob Montgomery, R</b> OBP: 0.429, SLG: 0.538 (1,2)		0-0 1B		0-0 K		0-0 K			0-0 L5	3	0	1	0	0	0	2									
<b>Carlton Fisk, R</b> OBP: 0.376, SLG: 0.470 (9,PH)				0-0 K						1	0	0	0	0	0	1									
<b>Inning Stats</b>	R: 1 E: 0 K: 0 S: 5	H: 2 LOB: 1 BB: 0 P: 5	R: 1 E: 0 K: 0 S: 6	H: 3 LOB: 2 BB: 0 P: 6	R: 0 E: 0 K: 1 S: 4	H: 2 LOB: 1 BB: 0 P: 4	R: 0 E: 0 K: 1 S: 7	H: 2 LOB: 2 BB: 0 P: 7	R: 0 E: 0 K: 0 S: 3	H: 1 LOB: 0 BB: 0 P: 3	R: 1 E: 0 K: 1 S: 6	H: 1 LOB: 1 BB: 1 P: 10	R: 0 E: 0 K: 0 S: 3	H: 0 LOB: 0 BB: 0 P: 3	R: 0 E: 0 K: 0 S: 3	R: 2 E: 1 K: 0 S: 5	H: 3 LOB: 3 BB: 1 P: 9	1B: 12 2B: 0 3B: 1 HR: 1	SF: 2 SAC: 0 DP: 2 HBP: 0	WP: 0 PB: 0 SB: 1 CS: 0	PA: 40				
<b>PITCHER</b>	IP	WLS	BF	H	R	ER	SO	BB	IBB	HBP	BLK	WP	HR	S	P	ERA	WHIP								
<b>Jim Colborn, R</b> ERA: 6.41 (1,1)	5.1		26	11	3	3	1	1	0	0	0	0	0	15	19	6.00	1.000								
<b>John Montague, R</b> ERA: 5.67 (6,1)	3.0	L	14	3	2	2	1	0	1	0	0	0	0	15	19	6.00	1.000								





Batter	1	2	3	4	5	6	7	8	9	AB R H RBI BB SO LOB	TOP									
<b>Julio Cruz, S</b> OBP: 0.366, SLG: 0.316 (1,4)										5 0 1 0 0 2 1	<b>Seattle Mariners @ Boston Red Sox</b> Fenway Park, Boston, MA Sun Jun 18 1978, 3:33 AM EDT Att: 28,961 - Unknown - 82 F									
<b>Craig Reynolds, L</b> OBP: 0.360, SLG: 0.405 (1,6)										5 1 3 0 0 0 0										
<b>Dan Meyer, L</b> OBP: 0.214, SLG: 0.300 (1,3)										5 0 1 1 0 0 5										
<b>Leon Roberts, R</b> OBP: 0.375, SLG: 0.532 (1,9)										4 1 1 0 1 1 4										
<b>Bruce Bochte, L</b> OBP: 0.319, SLG: 0.381 (8,7)										4 0 0 0 0 0 2										
<b>Leroy Stanton, R</b> OBP: 0.302, SLG: 0.296 (1,7)										4 0 2 0 0 0 1										
<b>John Hale, L</b> OBP: 0.301, SLG: 0.264 (8,8)										0 0 0 0 0 0 0										
<b>Bill Stein, R</b> OBP: 0.314, SLG: 0.355 (1,5)										4 1 2 1 0 1 1										
<b>Bob Robertson, R</b> OBP: 0.182, SLG: 0.344 (1,10)										4 0 1 1 0 1 3										
<b>Bob Stinson, S</b> OBP: 0.397, SLG: 0.417 (1,2)										3 0 0 0 1 1 1										
<b>Inning Stats</b>	R: 0 E: 1 K: 1 S: 6	H: 0 LOB: 1 BB: 0 P: 6	R: 0 E: 0 K: 1 S: 5	H: 0 LOB: 0 BB: 0 P: 5	R: 0 E: 0 K: 1 S: 7	H: 2 LOB: 2 BB: 0 P: 7	R: 0 E: 0 K: 1 S: 7	H: 3 LOB: 2 BB: 0 P: 7	R: 1 E: 0 K: 0 S: 5	H: 2 LOB: 1 BB: 0 P: 5	R: 0 E: 0 K: 0 S: 3	H: 0 LOB: 0 BB: 0 P: 3	R: 1 E: 0 K: 0 S: 4	H: 1 LOB: 1 BB: 1 P: 8	R: 0 E: 0 K: 1 S: 6	H: 1 LOB: 2 BB: 1 P: 10	1B: 8 2B: 4 3B: 0 HR: 0	SF: 0 SAC: 0 DP: 1 HBP: 0	WP: 0 PB: 0 SB: 1 CS: 0	PA: 40
<b>PITCHER</b>	IP WLS BF H R ER SO BB IBB HBP BLK WP HR S P ERA WHIP																			
<b>Jim Wright, R</b> ERA: 2.73 (1,1)	7.2 L 34 10 3 3 5 1 0 0 0 0 0 0 43 47 3.52 1.435																			
<b>Dick Drago, R</b> ERA: 1.99 (8,1)	0.2 4 1 0 0 1 1 0 0 0 0 0 0 5 9 0.00 3.000																			
<b>Tom Burgmeier, L</b> ERA: 5.29 (9,1)	0.1 1 0 0 0 0 0 0 0 0 0 0 0 1 1 0.00 0.000																			
<b>Bob Stanley, R</b> ERA: 3.26 (9,1)	0.1 1 0 0 0 0 0 0 0 0 0 0 0 1 1 0.00 0.000																			

AB	38
R	3
H	11
RBI	3
BB	2
SO	6
LOB	18



Batter	1	2	3	4	5	6	7	8	9	AB R H RBI BB SO LOB	BOTTOM											
<b>Rick Burleson, R</b> OBP: 0.292, SLG: 0.355 (1,6)										5 0 1 0 0 0 3	<b>Seattle Mariners @ Boston Red Sox</b> Fenway Park, Boston, MA Sun Jun 18 1978, 3:33 AM EDT Att: 28,961 - Unknown - 82 F											
<b>Jerry Remy, L</b> OBP: 0.314, SLG: 0.336 (1,4)										5 0 1 0 0 0 1												
<b>Jim Rice, R</b> OBP: 0.378, SLG: 0.647 (1,7)										5 1 3 1 0 0 2												
<b>Carl Yastrzemski, L</b> OBP: 0.385, SLG: 0.403 (1,10)										4 0 2 0 0 0 1												
<b>Carlton Fisk, R</b> OBP: 0.374, SLG: 0.479 (1,2)										4 1 1 1 0 0 4												
<b>Fred Lynn, L</b> OBP: 0.384, SLG: 0.498 (1,8)										3 0 1 0 1 0 3												
<b>George Scott, R</b> OBP: 0.367, SLG: 0.441 (1,3)										4 0 0 0 0 0 2												
<b>Dwight Evans, R</b> OBP: 0.378, SLG: 0.560 (1,9)										3 0 0 0 1 1 0												
<b>Butch Hobson, R</b> OBP: 0.328, SLG: 0.469 (1,5)										4 0 1 0 0 0 2												
<b>Inning Stats</b>	R: 1 E: 0 K: 0 S: 5	H: 2 LOB: 1 BB: 0 P: 5	R: 0 E: 0 K: 0 S: 4	H: 1 LOB: 2 BB: 1 P: 8	R: 0 E: 1 K: 0 S: 5	H: 2 LOB: 2 BB: 0 P: 5	R: 0 E: 0 K: 1 S: 5	H: 0 LOB: 0 BB: 0 P: 5	R: 0 E: 0 K: 0 S: 4	H: 1 LOB: 1 BB: 0 P: 4		R: 0 E: 0 K: 0 S: 3	H: 0 LOB: 0 BB: 0 P: 3	R: 0 E: 0 K: 0 S: 4	H: 1 LOB: 1 BB: 0 P: 4	R: 1 E: 0 K: 0 S: 4	H: 1 LOB: 1 BB: 1 P: 8	R: 0 E: 0 K: 0 S: 5	H: 2 LOB: 2 BB: 0 P: 5	1B: 4 2B: 4 3B: 0 HR: 2	SF: 0 SAC: 0 DP: 1 HBP: 0	WP: 0 PB: 0 SB: 0 CS: 0
<b>PITCHER</b>	IP WLS BF H R ER SO BB IBB HBP BLK WP HR S P ERA WHIP																					
<b>Glenn Abbott, R</b> ERA: 4.4 (1,1)	9.0 W 39 10 2 2 1 2 0 0 0 0 0 2 39 47 2.00 1.333																					

AB	37
R	2
H	10
RBI	2
BB	2
SO	1
LOB	18





Batter	1	2	3	4	5	6	7	8	9	AB	R	H	RBI	BB	SO	LOB	TOP										
<b>Julio Cruz, S</b> OBP: 0.363, SLG: 0.311 (1,4)	4-0 S 1B BB	0-3 K	0-0 F7		0-0 FC6-5 E		0-0 L5-3			4	1	0	0	1	1	4											
<b>Craig Reynolds, L</b> OBP: 0.360, SLG: 0.404 (1,6)	0-0 4-3		0-0 L4		0-0 SH1-3 1B			0-0 F3		3	0	1	0	0	0	1											
<b>Larry Milbourne, S</b> OBP: 0.214, SLG: 0.286 (4,FR)	1-3				1B					2	1	0	0	0	1	1											
<b>Dan Meyer, L</b> OBP: 0.221, SLG: 0.305 (1,3)	0-3 K		0-0 BB 1B		0-0 SH1-3		0-0 4-3 BB 1B		0-0 4-3	4	1	2	0	0	1	1											
<b>Leon Roberts, R</b> OBP: 0.389, SLG: 0.532 (1,9)	4-0 FC5 1B BB		4-0 BB 1B		0-0 1B		4-0 4-3 BB 1B		0-0 F2	2	1	1	0	3	0	0											
<b>Bruce Bochte, L</b> OBP: 0.324, SLG: 0.383 (1,8)	0-0 1-2 1B		4-0 1B BB		0-0 1B		0-0 4-3 BB		0-0 F7	4	1	2	2	1	0	2											
<b>Leroy Stanton, R</b> OBP: 0.295, SLG: 0.289 (1,7)	0-0 FC5		0-0 F3		0-3 K		0-3 K		0-0 F9	5	0	0	0	0	2	9											
<b>John Hale, L</b> OBP: 0.301, SLG: 0.264 (9,8)	2-3									0	0	0	0	0	0	0											
<b>Bill Stein, R</b> OBP: 0.312, SLG: 0.351 (1,5)			0-0 F7		0-0 HR 1B		0-0 F9		0-0 L5	5	1	1	2	0	1	4											
<b>Bob Robertson, R</b> OBP: 0.216, SLG: 0.444 (1,10)			0-0 F5		0-0 HR		0-0 FC6-5 SH2-3 1B		0-0 F4	4	1	2	3	0	0	0											
<b>Bob Stinson, S</b> OBP: 0.407, SLG: 0.421 (1,2)							0-0 SH2-3		1-0 L5-3 HBP	1	0	1	0	1	0	0											
<b>Inning Stats</b>	R: 1 E: 0 K: 1 S: 6	H: 1 LOB: 2 BB: 2 P: 14	R: 0 E: 0 K: 1 S: 5	H: 0 LOB: 1 BB: 1 P: 9	R: 5 E: 0 K: 0 S: 7	H: 4 LOB: 1 BB: 2 P: 15	R: 1 E: 0 K: 2 S: 10	H: 3 LOB: 2 BB: 0 P: 10	R: 0 E: 1 K: 1 S: 6	H: 1 LOB: 1 BB: 0 P: 6	R: 0 E: 0 K: 0 S: 2	H: 0 LOB: 0 BB: 0 P: 3	R: 0 E: 0 K: 0 S: 3	H: 0 LOB: 0 BB: 0 P: 3	R: 0 E: 0 K: 0 S: 3	H: 0 LOB: 0 BB: 0 P: 3	1B: 9 2B: 1 3B: 0 HR: 1	SF: 0 SAC: 2 DP: 1 HBP: 1	WP: 0 PB: 0 SB: 1 CS: 0	PA: 43							
<b>PITCHER</b>	IP	WLS	BF	H	R	ER	SO	BB	IBB	HBP	BLK	WP	HR	S	P	ERA	WHIP										
<b>Jack Kucek, R</b> ERA: 20.25 (1,1)	2.2	L	17	4	6	6	2	5	0	0	0	0	1	16	36	20.25	3.375										
<b>Rich Hinton, L</b> ERA: 1.09 (3,1)	6.1		26	6	1	1	4	1	0	1	0	0	0	32	37	1.42	1.105										

**Seattle Mariners @ Chicago White Sox**  
Comiskey Park, Chicago, IL  
Mon Jun 19 1978, 8:05 PM EDT  
Att: 22,322 - Unknown - 72 F

AB 34  
R 7  
H 10  
RBI 7  
BB 6  
SO 6  
LOB 22



Batter	1	2	3	4	5	6	7	8	9	AB	R	H	RBI	BB	SO	LOB	BOTTOM										
<b>Ralph Garr, L</b> OBP: 0.311, SLG: 0.364 (1,7)	4-0 SH1-3 E 6-3 BB								0-0 F7	4	1	1	1	1	0	1											
<b>Claudell Washington, L</b> OBP: 0.242, SLG: 0.277 (1,9)	0-0 E6 SH1-3 2B				0-0 FC3-6 1B				0-0 6-3	5	1	2	0	0	0	2											
<b>Chet Lemon, R</b> OBP: 0.359, SLG: 0.478 (1,8)	0-0 SH1-3		0-0 L8						0-0 5-3	2	0	0	0	0	0	1											
<b>Ron Blomberg, L</b> OBP: 0.294, SLG: 0.411 (1,10)	0-0 6-3		0-0 FC3-6						0-0 F5	4	1	1	1	0	0	4											
<b>Jim Breazeale, L</b> OBP: 0.372, SLG: 0.378 (1,3)	0-0 2B		0-0 F7						0-0 K	4	0	2	1	0	1	1											
<b>Eric Soderholm, R</b> OBP: 0.285, SLG: 0.365 (1,5)	0-3 K				0-0 FC5-4 1B				0-0 L1	3	0	1	1	0	1	1											
<b>Bill Nahorodny, R</b> OBP: 0.301, SLG: 0.355 (1,2)					0-0 FC5-4 G6-3 1B				0-0 K	3	0	0	0	1	1	2											
<b>Don Kessinger, S</b> OBP: 0.303, SLG: 0.306 (1,6)	0-0 F3		0-0 G6-3						0-0 K	4	1	1	0	0	1	2											
<b>Greg Pryor, R</b> OBP: 0.307, SLG: 0.296 (1,4)	0-0 F9								0-0 F9	3	0	0	0	0	0	2											
<b>Bob Molinaro, L</b> OBP: 0.330, SLG: 0.333 (9,PH)										1	0	0	0	0	0	0											
<b>Inning Stats</b>	R: 2 E: 1 K: 1 S: 7	H: 1 LOB: 1 BB: 1 P: 11	R: 0 E: 0 K: 0 S: 3	H: 0 LOB: 1 BB: 1 P: 7	R: 0 E: 0 K: 0 S: 4	H: 1 LOB: 1 BB: 0 P: 4	R: 0 E: 0 K: 0 S: 3	H: 1 LOB: 0 BB: 0 P: 3	R: 0 E: 0 K: 0 S: 5	H: 2 LOB: 1 BB: 0 P: 5	R: 1 E: 0 K: 0 S: 5	H: 2 LOB: 2 BB: 0 P: 6	R: 0 E: 0 K: 2 S: 7	H: 0 LOB: 0 BB: 0 P: 7	R: 0 E: 0 K: 1 S: 6	H: 1 LOB: 1 BB: 0 P: 6	1B: 4 2B: 4 3B: 0 HR: 0	SF: 1 SAC: 1 DP: 1 HBP: 1	WP: 0 PB: 0 SB: 0 CS: 0	PA: 38							
<b>PITCHER</b>	IP	WLS	BF	H	R	ER	SO	BB	IBB	HBP	BLK	WP	HR	S	P	ERA	WHIP										
<b>Mike Parrott, R</b> ERA: 3.38 (1,1)	5.0	W	20	3	2	0	1	2	0	0	0	0	0	20	28	0.00	1.000										
<b>Tom House, L</b> ERA: 4.33 (6,1)	1.2		9	4	2	2	0	0	0	0	0	0	0	9	9	10.80	2.400										
<b>Enrique Romo, R</b> ERA: 3.59 (7,1)	2.1	S	9	1	0	0	3	0	0	1	0	0	0	14	15	0.00	0.429										

**Seattle Mariners @ Chicago White Sox**  
Comiskey Park, Chicago, IL  
Mon Jun 19 1978, 8:05 PM EDT  
Att: 22,322 - Unknown - 72 F

AB 33  
R 4  
H 8  
RBI 4  
BB 2  
SO 4  
LOB 16





Batter	1	2	3	4	5	6	7	8	9	AB	R	H	RBI	BB	SO	LOB	TOP					
<b>Julio Cruz, S</b> OBP: 0.361, SLG: 0.307 (1, 4)	F5		F8		G3			1B FC5-2 BB		3	0	0	0	1	0	0	<b>Seattle Mariners @ Chicago White Sox</b> Comiskey Park, Chicago, IL Tue Jun 20 1978, 8:05 PM EDT Att: 13,057 - Unknown - 72 F					
<b>Larry Milbourne, S</b> OBP: 0.250, SLG: 0.290 (1, 6)	4-3			HR	4-3			FC5-2 1B BB		3	2	1	0	1	0	0						
<b>Dan Meyer, L</b> OBP: 0.227, SLG: 0.327 (1, 3)	F8			HR			K	FC5-2 1B		4	2	2	2	0	1	0						
<b>Leon Roberts, R</b> OBP: 0.379, SLG: 0.515 (1, 9)		F8		K			K	FC5-2 1B		4	0	0	0	0	2	3						
<b>Bruce Bochte, L</b> OBP: 0.330, SLG: 0.392 (7, 7)				F9				G6-4-3 1B		4	0	3	2	0	0	0						
<b>Bob Robertson, R</b> OBP: 0.220, SLG: 0.410 (1, 10)		2B		1B BB			K	G6-4-3 1-2		3	0	0	0	1	2	4						
<b>Bill Stein, R</b> OBP: 0.311, SLG: 0.349 (1, 5)				1B			K			4	0	1	0	0	2	1						
<b>Leroy Stanton, R</b> OBP: 0.296, SLG: 0.294 <b>John Hale, L</b> OBP: 0.290, SLG: 0.262 (7, 8)			F9 2B	F5			F9	K		3	0	1	0	0	0	2						
<b>Bob Stinson, S</b> OBP: 0.398, SLG: 0.410 (1, 2)			F9 2-3		L6		F8	F8		4	0	0	0	0	0	1						
<b>Inning Stats</b>	R: 0 E: 0 K: 0 S: 3	H: 0 LOB: 0 BB: 0 P: 3	R: 0 E: 0 K: 2 S: 8	H: 1 LOB: 1 BB: 0 P: 8	R: 0 E: 0 K: 0 S: 3	H: 1 LOB: 0 BB: 0 P: 3	R: 2 E: 0 K: 1 S: 8	H: 3 LOB: 2 BB: 1 P: 12	R: 0 E: 0 K: 0 S: 3	H: 0 LOB: 0 BB: 0 P: 3	R: 0 E: 0 K: 3 S: 10	H: 1 LOB: 1 BB: 0 P: 10	R: 0 E: 0 K: 1 S: 5	H: 0 LOB: 0 BB: 0 P: 5	R: 2 E: 0 K: 0 S: 4	H: 2 LOB: 1 BB: 2 P: 12		R: 0 E: 0 K: 1 S: 5	H: 0 LOB: 0 BB: 0 P: 5	1B: 5 2B: 2 3B: 0 HR: 1	SF: 0 SAC: 0 DP: 1 HBP: 0	WP: 0 PB: 0 CS: 0
<b>PITCHER</b>	IP	WLS	BF	H	R	ER	SO	BB	IBB	HBP	BLK	WP	HR	S	P	ERA	WHIP					
<b>Steve Stone, R</b> ERA: 3.5 <b>Jim Willoughby, R</b> ERA: 2.16	(1, 1) (8, 1)	7.0 2.0	L 7	29 2	6 0	4 0	4 0	7 1	3 0	0 0	0 0	0 0	1 0	0 9	9 9	0.00	1.000					

AB	33
R	4
H	8
RBI	4
BB	3
SO	8
LOB	11



Batter	1	2	3	4	5	6	7	8	9	AB	R	H	RBI	BB	SO	LOB	BOTTOM				
<b>Ralph Garr, L</b> OBP: 0.307, SLG: 0.358 <b>Alan Bannister, R</b> OBP: 0.328, SLG: 0.317 (8, 6)	F7		4-3			F4		F7		3	0	0	0	0	0	0	<b>Seattle Mariners @ Chicago White Sox</b> Comiskey Park, Chicago, IL Tue Jun 20 1978, 8:05 PM EDT Att: 13,057 - Unknown - 72 F				
<b>Claudell Washington, L</b> OBP: 0.241, SLG: 0.290 (1, 9)			K			F8		FC6-4 WP		4	0	1	0	0	1	1					
<b>Chet Lemon, R</b> OBP: 0.352, SLG: 0.468 (1, 8)	F7			K		F7		F8		4	0	0	0	0	1	2					
<b>Ron Blomberg, L</b> OBP: 0.286, SLG: 0.398 <b>Wayne Nordhagen, R</b> OBP: 0.311, SLG: 0.425 (9, PH)	F8			K		F8				3	0	0	0	0	1	1					
<b>Jim Breazeale, L</b> OBP: 0.391, SLG: 0.550 <b>Lamar Johnson, R</b> OBP: 0.305, SLG: 0.364 <b>Henry Cruz, L</b> OBP: 0.313, SLG: 0.421 (9, PH)			HR		F9		HR	G4-6-3 1B		3	2	2	2	0	0	0					
<b>Eric Soderholm, R</b> OBP: 0.284, SLG: 0.358 (1, 5)		F8				L5		F7		3	0	0	0	1	0	0					
<b>Bill Nahorodny, R</b> OBP: 0.301, SLG: 0.354 (1, 2)		6-3				F3				3	0	1	0	0	0	1					
<b>Don Kessinger, S</b> OBP: 0.298, SLG: 0.301 (9, 4)		F7				F8		F7		3	0	0	0	0	0	2					
<b>Greg Pryor, R</b> OBP: 0.300, SLG: 0.289 <b>Bob Molinaro, L</b> OBP: 0.337, SLG: 0.333 (8, PH)			5-3			F7		FC6-4 BB		2	0	0	0	0	0	1					
<b>Inning Stats</b>	R: 0 E: 0 K: 0 S: 4	H: 1 LOB: 1 BB: 0 P: 4	R: 1 E: 0 K: 0 S: 4	H: 1 LOB: 0 BB: 0 P: 4	R: 0 E: 0 K: 1 S: 5	H: 0 LOB: 0 BB: 0 P: 5	R: 0 E: 0 K: 2 S: 7	H: 0 LOB: 0 BB: 0 P: 7	R: 0 E: 0 K: 0 S: 3	H: 0 LOB: 0 BB: 0 P: 3	R: 1 E: 0 K: 0 S: 5	H: 2 LOB: 1 BB: 0 P: 5	R: 0 E: 0 K: 0 S: 3	H: 0 LOB: 1 BB: 1 P: 7	R: 0 E: 0 K: 0 S: 3	H: 1 LOB: 0 BB: 0 P: 3		1B: 2 2B: 1 3B: 0 HR: 2	SF: 0 SAC: 0 DP: 1 HBP: 0	WP: 1 PB: 0 CS: 0	PA: 33
<b>PITCHER</b>	IP	WLS	BF	H	R	ER	SO	BB	IBB	HBP	BLK	WP	HR	S	P	ERA	WHIP				
<b>Paul Mitchell, R</b> ERA: 3.59 <b>Shane Rawley, L</b> ERA: 3.53 <b>Enrique Romo, R</b> ERA: 3.51	(1, 1) (8, 1) (9, 1)	7.0 1.0 1.0	W 4 S	27 4 2	1 0 0	0 0 0	0 0 0	0 0 0	0 0 0	0 0 0	0 0 0	0 1 2	0 4 2	4 4 2	0.00	0.000					

AB	31
R	2
H	5
RBI	2
BB	2
SO	3
LOB	10









Batter	1	2	3	4	5	6	7	8	9	AB	R	H	RBI	BB	SO	LOB	TOP					
Julio Cruz, S OBP: 0.363, SLG: 0.310 Larry Milbourne, S OBP: 0.278, SLG: 0.314	1-3	L8		FC5			FC1-4 1B		1B	1	0	0	0	0	0	0	Seattle Mariners @ Milwaukee Brewers Milwaukee County Stadium, Milwaukee, WI Fri Jun 23 1978, 8:05 PM EDT Alt. 8,268 - Unknown - 58 F					
Craig Reynolds, L OBP: 0.391, SLG: 0.403	F8		F8		1-3	FC1-4 1B	FC1-4 1B	1B	5	0	1	1	0	0	1							
Dan Meyer, L OBP: 0.242, SLG: 0.343	1B		2-3		L9		1B	4-3	5	1	2	0	0	0	1							
Leon Roberts, R OBP: 0.370, SLG: 0.496	1B		FC6-4 1B		F8		4-3		4	0	2	1	0	0	2							
Bill Stein, R OBP: 0.311, SLG: 0.342	5-3		FC6-4			K		1-3	4	0	0	0	0	1	2							
Bruce Bochte, L OBP: 0.330, SLG: 0.392		4-3 1B		FC5 1B		4-3		F6	3	1	1	0	1	0	0							
Bob Robertson, R OBP: 0.260, SLG: 0.413		F8		F7			2B	K	4	0	1	0	0	1	2							
Leroy Stanton, R OBP: 0.286, SLG: 0.283 John Hale, L OBP: 0.290, SLG: 0.262		4-3		K		1-3		F4	4	0	0	0	0	1	3							
Bob Stinson, S OBP: 0.400, SLG: 0.436				E6				F8	0	0	0	0	0	0	0							
<b>Inning Stats</b>	R: 1 E: 0 K: 0 S: 5	H: 2 LOB: 1 BB: 0 P: 5	R: 1 E: 1 K: 0 S: 4	H: 1 LOB: 1 BB: 1 P: 8	R: 0 E: 0 K: 0 S: 4	H: 1 LOB: 1 BB: 0 P: 4	R: 0 E: 1 K: 1 S: 7	H: 1 LOB: 2 BB: 0 P: 7	R: 0 E: 0 K: 0 S: 3	H: 0 LOB: 0 BB: 0 P: 3	R: 0 E: 0 K: 1 S: 6	H: 1 LOB: 1 BB: 0 P: 6	R: 0 E: 0 K: 0 S: 5	H: 2 LOB: 2 BB: 0 P: 5	R: 0 E: 0 K: 1 S: 5	H: 0 LOB: 0 BB: 0 P: 5		R: 1 E: 0 K: 0 S: 5	H: 2 LOB: 1 BB: 0 P: 5	1B: 9 2B: 1 3B: 0 HR: 0	SF: 0 SAC: 0 DP: 0 HBP: 0	WP: 0 PB: 0 CS: 0
<b>PITCHER</b> Mike Caldwell, L ERA: 2.98	IP: 9.0 WLS: L BF: 39 H: 10 R: 3 ER: 2 SO: 3 BB: 1 IBB: 0 HBP: 0 BLK: 0 WP: 0 HR: 0 S: 44 P: 48 ERA: 2.00 WHIP: 1.222																					

Batter	1	2	3	4	5	6	7	8	9	AB	R	H	RBI	BB	SO	LOB	BOTTOM					
Paul Molitor, R OBP: 0.329, SLG: 0.433	6-3		F3			F6			F8	4	0	0	0	0	0	1	Seattle Mariners @ Milwaukee Brewers Milwaukee County Stadium, Milwaukee, WI Fri Jun 23 1978, 8:05 PM EDT Alt. 8,268 - Unknown - 58 F					
Don Money, R OBP: 0.336, SLG: 0.372	F7			F7		F8			1B	4	0	1	0	0	0	0						
Sal Bando, R OBP: 0.352, SLG: 0.398	K			B1		F4			1B	4	0	1	0	0	1	0						
Larry Hisle, R OBP: 0.355, SLG: 0.505				5-3		6-3			K	3	0	0	0	1	1	3						
Ben Oglivie, L OBP: 0.338, SLG: 0.483		G3-6-1			F9	L6			4-3	4	0	0	0	0	0	4						
Sixto Lezcano, R OBP: 0.392, SLG: 0.557					WP				K	3	0	2	0	0	1	0						
Gorman Thomas, R OBP: 0.351, SLG: 0.522					2B				F7	3	0	0	0	0	2	2						
Robin Yount, R OBP: 0.305, SLG: 0.338					F8				F8	3	0	0	0	0	0	1						
Buck Martinez, R OBP: 0.256, SLG: 0.272 Dave May, L OBP: 0.294, SLG: 0.300						F7			1B	2	0	0	0	0	1	0						
<b>Inning Stats</b>	R: 0 E: 0 K: 1 S: 5	H: 0 LOB: 0 BB: 0 P: 5	R: 0 E: 0 K: 1 S: 5	H: 1 LOB: 1 BB: 1 P: 9	R: 0 E: 0 K: 1 S: 5	H: 0 LOB: 0 BB: 0 P: 5	R: 0 E: 0 K: 0 S: 3	H: 0 LOB: 0 BB: 0 P: 3	R: 0 E: 0 K: 0 S: 3	H: 0 LOB: 0 BB: 0 P: 3	R: 0 E: 0 K: 1 S: 5	H: 0 LOB: 0 BB: 0 P: 5	R: 0 E: 0 K: 0 S: 7	H: 2 LOB: 3 BB: 0 P: 8	R: 0 E: 0 K: 1 S: 5	H: 0 LOB: 0 BB: 0 P: 5		R: 0 E: 0 K: 1 S: 7	H: 2 LOB: 3 BB: 0 P: 8	1B: 3 2B: 1 3B: 0 HR: 0	SF: 0 SAC: 0 DP: 1 HBP: 1	WP: 1 PB: 0 CS: 0
<b>PITCHER</b> Glenn Abbott, R ERA: 3.7	IP: 9.0 WLS: W BF: 32 H: 4 R: 0 ER: 0 SO: 6 BB: 1 IBB: 0 HBP: 1 BLK: 0 WP: 1 HR: 0 S: 42 P: 47 ERA: 0.00 WHIP: 0.556																					



Batter	1	2	3	4	5	6	7	8	9	AB	R	H	RBI	BB	SO	LOB	TOP			
Larry Milbourne, S OBP: 0.275, SLG: 0.308 (1, 4)	F9		FC4			CS 1B			F8	4	0	1	0	0	0	1				
Craig Reynolds, L OBP: 0.355, SLG: 0.397 (1, 6)	F5			K		CS	3-1		1-3	4	0	0	0	0	1	0				
Dan Meyer, L OBP: 0.238, SLG: 0.337 (1, 3)	3-1			F4			F9			3	0	0	0	0	0	0				
Leon Roberts, R OBP: 0.364, SLG: 0.486 (1, 9)		4-3		F8			K			3	0	0	0	0	1	0				
Bob Robertson, R OBP: 0.245, SLG: 0.388 (1, 10)		F4			F8				6-3	3	0	0	0	0	0	0				
Bruce Bochte, L OBP: 0.330, SLG: 0.399 (1, 8)		3-1			F8				3B	3	0	1	0	0	0	0				
Bill Stein, R OBP: 0.308, SLG: 0.338 (1, 5)			6-3		6-3			F9		3	0	0	0	0	0	1				
Tom Paciorek, R OBP: 0.231, SLG: 0.231 (1, 7)			F8			F9		F9		3	0	0	0	0	0	1				
Bob Stinson, S OBP: 0.399, SLG: 0.435 (1, 2)				FC4 1B		6-3			5-3	3	0	1	0	0	0	0				
<b>Inning Stats</b>	R: 0 E: 0 K: 0 S: 3	H: 0 LOB: 0 BB: 0 P: 3	R: 0 E: 0 K: 0 S: 3	H: 0 LOB: 0 BB: 0 P: 3	R: 0 E: 0 K: 1 S: 4	H: 1 LOB: 1 BB: 0 P: 4	R: 0 E: 0 K: 1 S: 5	H: 0 LOB: 0 BB: 0 P: 5	R: 0 E: 0 K: 0 S: 3	H: 0 LOB: 0 BB: 0 P: 3	R: 0 E: 0 K: 1 S: 5	H: 0 LOB: 0 BB: 0 P: 5	R: 0 E: 0 K: 0 S: 4	H: 1 LOB: 1 BB: 0 P: 4	R: 0 E: 0 K: 0 S: 3	H: 0 LOB: 0 BB: 0 P: 3	1B: 2 2B: 0 3B: 1 HR: 0	SF: 0 SAC: 0 DP: 0 HBP: 0	WP: 0 PB: 0 CS: 1	PA: 30
<b>PITCHER</b> Jerry Augustine, L ERA: 4.73 (1, 1)	IP: 9.0 WLS: W BF: 29 H: 3 R: 0 ER: 0 SO: 2 BB: 0 IBB: 0 HBP: 0 BLK: 0 WP: 0 HR: 0 S: 33 P: 33 ERA: 0.00 WHIP: 0.333																			

Seattle Mariners @ Milwaukee Brewers  
Milwaukee County Stadium, Milwaukee, WI

AB 29  
R 0  
H 3  
RBI 0  
BB 0  
SO 2  
LOB 3



WP: 0  
PB: 0  
CS: 1

Sat Jun 24 1978, 8:05 PM EDT  
Att: 20,820 - Unknown - 71 F

Batter	1	2	3	4	5	6	7	8	9	AB	R	H	RBI	BB	SO	LOB	BOTTOM			
Robin Yount, R OBP: 0.297, SLG: 0.329 (1, 6)	L4	P3		F9		6-3		SH1-4		4	0	0	0	0	0	3				
Don Money, R OBP: 0.346, SLG: 0.367 (1, 3)	FC5-4 BB		BB	BB	FC4-6 BB	6-3		5-3		2	0	0	0	3	0	1				
Ben Oglivie, L OBP: 0.335, SLG: 0.476 (1, 7)	P4		F9		FC4-6 FC6-4	HR 1B		F4		5	1	1	0	0	0	4				
Larry Hisle, R OBP: 0.353, SLG: 0.515 (1, 10)	FC5-4		F4		FC6-4	HR		HR		4	1	1	2	0	0	3				
Sixto Lezcano, R OBP: 0.389, SLG: 0.549 (1, 9)		5-3	BB	BB	L7			5-3		3	0	0	0	1	0	1				
Sal Bando, R OBP: 0.356, SLG: 0.406 (1, 5)		HR 2B		F9		WP E BB		BB 1B		3	2	2	0	1	0	2				
Gorman Thomas, R OBP: 0.357, SLG: 0.536 (1, 8)		HR		1-3		FC1-6 BB		BB		2	1	1	2	2	0	0				
Jim Gantner, L OBP: 0.228, SLG: 0.286 (1, 4)		G3 1B		G3		F8		4-3		4	0	1	0	0	0	4				
Charlie Moore, R OBP: 0.330, SLG: 0.404 (1, 2)		G3		E7		FC1-6		SH1-4 1B		4	0	1	0	0	0	2				
<b>Inning Stats</b>	R: 0 E: 0 K: 0 S: 3	H: 0 LOB: 1 BB: 1 P: 7	R: 2 E: 0 K: 0 S: 6	H: 3 LOB: 1 BB: 0 P: 6	R: 0 E: 0 K: 0 S: 3	H: 0 LOB: 2 BB: 2 P: 11	R: 0 E: 1 K: 0 S: 4	H: 0 LOB: 1 BB: 0 P: 4	R: 0 E: 0 K: 0 S: 3	H: 0 LOB: 1 BB: 1 P: 7	R: 1 E: 1 K: 0 S: 3	H: 0 LOB: 1 BB: 2 P: 11	R: 2 E: 0 K: 0 S: 6	H: 3 LOB: 2 BB: 1 P: 10	R: 0 E: 0 K: 0 S: 4	H: 1 LOB: 1 BB: 0 P: 4	1B: 4 2B: 1 3B: 0 HR: 2	SF: 0 SAC: 1 DP: 0 HBP: 0	WP: 1 PB: 0 CS: 0	PA: 39
<b>PITCHER</b> Jim Colborn, R ERA: 6.28 Jim Todd, R ERA: 4.57 (1, 1) (7, 1)	IP: 6.2 WLS: L BF: 33 H: 6 R: 5 ER: 4 SO: 4 BB: 6 IBB: 0 HBP: 0 BLK: 0 WP: 1 HR: 2 S: 27 P: 51 ERA: 5.40 WHIP: 1.800																			

Seattle Mariners @ Milwaukee Brewers  
Milwaukee County Stadium, Milwaukee, WI

AB 31  
R 5  
H 7  
RBI 4  
BB 7  
SO 0  
LOB 20



WP: 1  
PB: 0  
CS: 0

Sat Jun 24 1978, 8:05 PM EDT  
Att: 20,820 - Unknown - 71 F



Batter	1	2	3	4	5	6	7	8	9	AB	R	H	RBI	BB	SO	LOB	TOP					
Larry Milbourne, S OBP: 0.333, SLG: 0.395										4	3	3	0	1	0	2	<b>Seattle Mariners @ Milwaukee Brewers</b> Milwaukee County Stadium, Milwaukee, WI Sun Jun 25 1978, 4:33 AM EDT Att: 24,526 - Unknown - 77 F					
Craig Reynolds, L OBP: 0.356, SLG: 0.397										5	2	2	0	0	0	4						
Dan Meyer, L OBP: 0.237, SLG: 0.333										5	1	1	2	0	0	5						
Leon Roberts, R OBP: 0.371, SLG: 0.514										4	1	3	4	0	0	0						
Bob Robertson, R OBP: 0.276, SLG: 0.442										3	1	1	1	2	0	1						
Julio Cruz, S OBP: 0.363, SLG: 0.310										0	1	0	0	0	0	0						
Bruce Bochte, L OBP: 0.329, SLG: 0.396										4	0	1	1	0	1	0						
John Hale, L OBP: 0.299, SLG: 0.262										0	0	0	0	0	0	0						
Bill Stein, R OBP: 0.310, SLG: 0.336										4	1	1	0	1	1	2						
Tom Paciorek, R OBP: 0.167, SLG: 0.167										5	0	0	0	0	0	4						
Bob Stinson, S OBP: 0.404, SLG: 0.439										5	0	3	2	0	0	0						
<b>Inning Stats</b>	R: 2 E: 0 K: 1 S: 8	H: 3 LOB: 2 BB: 1 P: 12	R: 0 E: 0 K: 0 S: 5	H: 2 LOB: 0 BB: 0 P: 5	R: 0 E: 0 K: 1 S: 5	H: 0 LOB: 0 BB: 0 P: 5	R: 0 E: 0 K: 0 S: 3	H: 0 LOB: 1 BB: 0 P: 3	R: 1 E: 0 K: 0 S: 5	H: 2 LOB: 1 BB: 0 P: 5	R: 0 E: 0 K: 0 S: 3	H: 0 LOB: 0 BB: 0 P: 3	R: 5 E: 0 K: 0 S: 8	H: 5 LOB: 1 BB: 1 P: 12	R: 0 E: 0 K: 0 S: 4	H: 1 LOB: 1 BB: 0 P: 4	R: 2 E: 0 K: 0 S: 5	H: 2 LOB: 2 BB: 2 P: 13	1B: 12 2B: 0 3B: 1 HR: 2	SF: 1 SAC: 2 DP: 0 HBP: 0	WP: 1 PB: 0 SB: 0 CS: 0	PA: 46
<b>PITCHER</b>	IP WLS BF H R ER SO BB IBB HBP BLK WP HR S P ERA WHIP																					
Bill Travers, L ERA: 5.54	(1, 1) 6.1 30 9 6 6 2 2 0 0 0 0 0 0 0 0 0 0 8.53 1.737																					
Bill Castro, R ERA: 1.31	(7, 1) 0.1 4 3 2 2 0 0 0 0 0 0 2 4 4 54.00 9.000																					
Randy Stein, R ERA: 5.01	(7, 1) 1.1 L 7 2 2 2 0 1 0 0 0 0 1 0 6 10 13.50 2.250																					
Bob McClure, L ERA: 3.16	(9, 1) 1.0 5 1 0 0 0 0 0 1 0 0 0 0 4 8 0.00 1.000																					


Batter	1	2	3	4	5	6	7	8	9	AB	R	H	RBI	BB	SO	LOB	BOTTOM					
Robin Yount, R OBP: 0.292, SLG: 0.322										6	2	1	0	0	0	5	<b>Seattle Mariners @ Milwaukee Brewers</b> Milwaukee County Stadium, Milwaukee, WI Sun Jun 25 1978, 4:33 AM EDT Att: 24,526 - Unknown - 77 F					
Don Money, R OBP: 0.342, SLG: 0.363										5	1	1	0	0	0	3						
Dave May, L OBP: 0.308, SLG: 0.294										4	1	1	1	1	0	3						
Larry Hisle, R OBP: 0.362, SLG: 0.527										3	0	3	2	1	0	0						
Ben Oglivie, L OBP: 0.327, SLG: 0.466										4	0	0	1	0	1	3						
Sal Bando, R OBP: 0.356, SLG: 0.403										4	1	1	0	1	0	1						
Dick Davis, R OBP: 0.296, SLG: 0.380										5	2	1	0	0	0	1						
Jim Gantner, L OBP: 0.274, SLG: 0.293										2	0	1	2	2	0	1						
Charlie Moore, R OBP: 0.324, SLG: 0.394										5	1	1	1	0	1	5						
<b>Inning Stats</b>	R: 2 E: 3 K: 0 S: 6	H: 1 LOB: 1 BB: 0 P: 6	R: 3 E: 2 K: 0 S: 7	H: 3 LOB: 2 BB: 0 P: 7	R: 2 E: 1 K: 0 S: 6	H: 3 LOB: 2 BB: 0 P: 6	R: 0 E: 0 K: 0 S: 4	H: 1 LOB: 1 BB: 0 P: 4	R: 0 E: 0 K: 0 S: 3	H: 0 LOB: 1 BB: 0 P: 4	R: 0 E: 0 K: 1 S: 6	H: 1 LOB: 2 BB: 1 P: 10	R: 0 E: 0 K: 0 S: 3	H: 0 LOB: 1 BB: 1 P: 7	R: 1 E: 1 K: 0 S: 4	H: 1 LOB: 1 BB: 1 P: 8		R: 0 E: 0 K: 1 S: 5	H: 0 LOB: 2 BB: 2 P: 13	1B: 8 2B: 3 3B: 0 HR: 0	SF: 2 SAC: 0 DP: 1 HBP: 1	WP: 0 PB: 0 SB: 0 CS: 0
<b>PITCHER</b>	IP WLS BF H R ER SO BB IBB HBP BLK WP HR S P ERA WHIP																					
Mike Parrott, R ERA: 3.43	(1, 1) 5.0 27 8 7 2 0 0 0 0 0 0 0 26 27 3.60 1.600																					
Jim Todd, R ERA: 4.33	(6, 1) 2.1 13 2 1 0 1 3 0 0 0 0 0 0 12 24 0.00 2.143																					
Enrique Romo, R ERA: 3.44	(8, 1) 1.0 W 4 0 0 0 0 2 0 0 0 0 0 0 2 10 0.00 2.000																					
John Montague, R ERA: 5.02	(9, 1) 0.2 S 2 0 0 0 1 0 0 0 0 0 0 0 4 4 0.00 0.000																					



Batter	1	2	3	4	5	6	7	8	9	AB	R	H	RBI	BB	SO	LOB	TOP										
<b>Thad Bosley, L</b> OBP: 0.315, SLG: 0.348 (1, 7)	0-0 4-3		0-0 F8		0-0 4-3 1B	0-0 F7		0-0 4-3	0-0 4-3	5	0	1	0	0	0	2											
<b>Claudell Washington, L</b> OBP: 0.269, SLG: 0.374 (1, 9)	0-0 4-3		0-0 BB 1B		0-0 1-3 1-2		0-0 5-3		0-3 K	5	0	1	0	0	0	1											
<b>Jorge Orta, L</b> OBP: 0.331, SLG: 0.446 (1, 4)	0-0 BB 1B		4-0 1-2 BB		0-0 4-3 2-3		0-0 F6			3	0	1	0	1	0	1											
<b>Jim Breazeale, L</b> OBP: 0.333, SLG: 0.418 (1, 3)	4-0 1-2 BB		0-0 G3		0-0 1-6-3		0-0 G3			3	0	0	0	1	0	3											
<b>Chet Lemon, R</b> OBP: 0.372, SLG: 0.481 (1, 8)	0-3 K				0-0 F9		0-0 HR		0-0 F8	4	1	1	1	0	1	2											
<b>Bob Molinaro, L</b> OBP: 0.357, SLG: 0.408 <b>Alan Bannister, R</b> (8, FH) OBP: 0.321, SLG: 0.300		0-3 K			0-0 HR		0-0 2-3 1B		0-0 4-3	3	1	2	1	0	1	0											
<b>Eric Soderholm, R</b> OBP: 0.302, SLG: 0.400 (1, 5)		0-0 F7			0-0 HR		0-0 2-3 1-2		0-0 1B	4	1	2	1	0	0	1											
<b>Bill Nahorodny, R</b> OBP: 0.293, SLG: 0.340 (1, 2)		0-0 4-3			0-0 5-3		0-0 F7		0-0 F9	4	0	0	0	0	0	2											
<b>Don Kessinger, S</b> OBP: 0.305, SLG: 0.319 (1, 6)			0-0 5-3		0-0 4-3		4-0 BB		0-0 F9	3	0	0	0	1	0	0											
<b>Inning Stats</b>	R: 0 E: 0 K: 1 S: 6	H: 1 LOB: 2 BB: 1 P: 10	R: 0 E: 0 K: 1 S: 5	H: 0 LOB: 0 BB: 0 P: 5	R: 0 E: 0 K: 0 S: 4	H: 1 LOB: 2 BB: 1 P: 8	R: 2 E: 0 K: 0 S: 5	H: 2 LOB: 0 BB: 0 P: 5	R: 0 E: 0 K: 0 S: 4	H: 1 LOB: 1 BB: 0 P: 4	R: 1 E: 0 K: 0 S: 5	H: 2 LOB: 2 BB: 1 P: 9	R: 0 E: 0 K: 0 S: 3	H: 0 LOB: 0 BB: 0 P: 3	R: 0 E: 0 K: 0 S: 4	H: 1 LOB: 1 BB: 0 P: 4	R: 0 E: 0 K: 1 S: 5	H: 0 LOB: 0 BB: 0 P: 5	1B: 5 2B: 0 3B: 0 HR: 3	SF: 0 SAC: 0 DP: 0 HBP: 0	WP: 0 PB: 0 SB: 0 CS: 0	PA: 38					
<b>PITCHER</b>	IP	WLS	BF	H	R	ER	SO	BB	IBB	HBP	BLK	WP	HR	S	P	ERA	WHIP										
<b>Paul Mitchell, R</b> ERA: 3.7 <b>Shane Rawley, L</b> ERA: 3.73	(1, 1) 5.0	W 23	6	3	3	2	2	2	0	0	0	0	3	25	33	5.40	1.600										

Chicago White Sox @ Seattle Mariners  
The Kingdome, Seattle, WA  
Mon Jun 26 1978, 10:05 PM EDT  
Att. 9,147 - Unknown - 70 F

AB 35  
R 3  
H 8  
RBI 3  
BB 3  
SO 3  
LOB 12



Batter	1	2	3	4	5	6	7	8	9	AB	R	H	RBI	BB	SO	LOB	BOTTOM										
<b>Julio Cruz, S</b> OBP: 0.367, SLG: 0.325 (1, 4)	0-0 1B FC6-4	4-0 4-3 S BB			0-0 F7	0-0 4-3		0-0 IHR		4	2	2	2	1	0	3											
<b>Craig Reynolds, L</b> OBP: 0.357, SLG: 0.394 (1, 6)	0-0 FC6-4 1B	0-0 4-3			0-0 4-3		1-0 E HBP	0-0 F6		4	0	1	0	0	0	1											
<b>Dan Meyer, L</b> OBP: 0.231, SLG: 0.325 (1, 3)	0-0 F2	0-0 G3			0-0 F7		0-0 F9	0-0 F8		5	0	0	0	0	0	4											
<b>Leon Roberts, R</b> OBP: 0.368, SLG: 0.503 (1, 9)	0-0 FC6-4 BB 1B		0-0 F7		1-0 BB 1B HBP	0-0 5-3				3	2	0	1	0	0	2											
<b>Bruce Bochte, L</b> OBP: 0.334, SLG: 0.397 (1, 8) (9, 7)	4-0 1B HR BB		0-0 F7		0-0 BB BB 1B	4-0 BB 1B				2	1	1	0	2	0	0											
<b>Bob Robertson, R</b> OBP: 0.306, SLG: 0.444 (1, 10)	0-0 HR 1B		0-0 6-3		4-0 FC1-2 BB BB	4-0 BB BB				2	1	1	1	2	0	0											
<b>Bob Stinson, S</b> OBP: 0.401, SLG: 0.452 (1, 2)	0-0 HR		0-0 G3		0-3 K	0-0 F6				4	1	1	3	0	1	6											
<b>Leroy Stanton, R</b> OBP: 0.285, SLG: 0.279 <b>John Hales, L</b> OBP: 0.259, SLG: 0.262 (1, 7) (9, 8)	0-0 F9		0-0 6-3		4-0 FC1-2 BB	0-3 K	0-3 K			3	0	0	1	1	1	0											
<b>Bill Stein, R</b> OBP: 0.309, SLG: 0.343 (1, 5)		0-0 5-3		0-3 K	1-2 2-3 3-H	0-0 FC1-2 BB	0-0 IHR			4	1	1	0	0	1	3											
<b>Inning Stats</b>	R: 5 E: 0 K: 0 S: 7	H: 4 LOB: 0 BB: 1 P: 11	R: 0 E: 0 K: 0 S: 3	H: 0 LOB: 1 BB: 1 P: 7	R: 0 E: 0 K: 0 S: 3	H: 0 LOB: 0 BB: 0 P: 3	R: 0 E: 0 K: 1 S: 5	H: 0 LOB: 0 BB: 0 P: 5	R: 0 E: 0 K: 0 S: 3	H: 0 LOB: 0 BB: 0 P: 3	R: 1 E: 0 K: 0 S: 6	H: 1 LOB: 3 BB: 2 P: 15	R: 0 E: 1 K: 0 S: 3	H: 0 LOB: 3 BB: 2 P: 12	R: 2 E: 0 K: 1 S: 7	H: 2 LOB: 0 BB: 0 P: 7	R: 0 E: 0 K: 1 S: 5	H: 0 LOB: 0 BB: 0 P: 5	1B: 4 2B: 0 3B: 1 HR: 2	SF: 0 SAC: 0 DP: 0 HBP: 2	WP: 0 PB: 0 SB: 1 CS: 0	PA: 39					
<b>PITCHER</b>	IP	WLS	BF	H	R	ER	SO	BB	IBB	HBP	BLK	WP	HR	S	P	ERA	WHIP										
<b>Francisco Barrios, R</b> ERA: 3.92 <b>Ron Schuster, R</b> ERA: 3.56	(1, 1) 5.1	L 26	5	6	6	2	4	4	0	1	0	0	1	25	42	10.12	1.688										
(6, 1) 2.2			2	2	2	1	1	1	1	0	0	0	0	12	21	6.75	1.125										

Chicago White Sox @ Seattle Mariners  
The Kingdome, Seattle, WA  
Mon Jun 26 1978, 10:05 PM EDT  
Att. 9,147 - Unknown - 70 F

AB 31  
R 8  
H 7  
RBI 8  
BB 6  
SO 3  
LOB 19





Batter	1	2	3	4	5	6	7	8	9	AB	R	H	RBI	BB	SO	LOB	TOP					
Ralph Garr, L OBP: 0.296, SLG: 0.343 (1, 7)	L4		G3		4-3	K		FC4-6		5	0	0	0	0	1	3	Chicago White Sox @ Seattle Mariners The Kingdome, Seattle, WA Tue Jun 27 1978, 10:05 PM EDT Att: 10,259 - Unknown - 70 F					
Bob Molinaro, L OBP: 0.368, SLG: 0.449 (1, 10)	F8			HR	2B	1B		SF9		4	2	3	2	0	0	0						
Jorge Orta, L OBP: 0.332, SLG: 0.447 (1, 4)	6-3			HR	2B			FC6-4		4	1	1	1	1	0	2						
Jim Breazeale, L OBP: 0.333, SLG: 0.466 Lamar Johnson, R OBP: 0.304, SLG: 0.352 (7, PH) (7, 3)	F7			HR	K			6-3		3	1	1	2	0	1	1						
Chet Lemon, R OBP: 0.381, SLG: 0.512 (1, 8)	4-3			1B				HR		3	3	2	2	1	0	0						
Henry Cruz, L OBP: 0.310, SLG: 0.403 (1, 9)	3-1			G4-6-3	1B			F8		5	0	1	0	0	1	2						
Eric Soderholm, R OBP: 0.306, SLG: 0.396 Greg Pryor, R OBP: 0.284, SLG: 0.273 (7, 5)	E6			G4-6-3	HR			L4		2	1	0	0	2	1	0						
Bill Nahorodny, R OBP: 0.293, SLG: 0.335 (1, 2)	F5			G4-6-3	F8			FC4-6		3	1	0	0	1	0	4						
Don Kessinger, S OBP: 0.313, SLG: 0.333 (1, 6)	4-3			4-3	HR			FC4-6		3	1	1	2	1	0	2						
<b>Inning Stats</b>	R: 0 E: 0 K: 0 S: 3	H: 0 LOB: 0 BB: 0 P: 3	R: 0 E: 0 K: 0 S: 3	H: 0 LOB: 0 BB: 0 P: 3	R: 0 E: 1 K: 0 S: 4	H: 0 LOB: 1 BB: 0 P: 4	R: 4 E: 0 K: 0 S: 5	H: 3 LOB: 1 BB: 2 P: 14	R: 1 E: 0 K: 1 S: 7	H: 2 LOB: 2 BB: 1 P: 11	R: 1 E: 0 K: 2 S: 8	H: 1 LOB: 0 BB: 0 P: 8	R: 1 E: 0 K: 0 S: 3	H: 0 LOB: 1 BB: 2 P: 11	R: 1 E: 0 K: 0 S: 4	H: 1 LOB: 0 BB: 0 P: 4		1B: 3 2B: 1 3B: 0 HR: 5	SF: 1 SAC: 0 DP: 1 HBP: 1	WP: 0 PB: 0 SB: 0 CS: 0	PA: 43	
<b>PITCHER</b>	IP	WLS	BF	H	R	ER	SO	BB	IBB	HBP	BLK	WP	HR	S	P	ERA	WHIP					
Dick Pole, R ERA: 5.86 (1, 1)	3.0	L	15	3	4	4	0	1	0	1	0	0	0	2	13	18	12.00	1.333				
Jim Todd, R ERA: 4.4 (4, 1)	1.1		6	2	1	1	0	1	0	0	0	0	0	5	9	6.75	2.250					
Tom House, L ERA: 4.6 (5, 1)	3.2		18	3	4	4	4	3	1	0	0	0	2	22	38	9.82	1.636					
Enrique Romo, R ERA: 3.55 (9, 1)	1.0		4	1	1	1	0	0	0	0	0	0	1	4	4	9.00	1.000					

AB	35
R	10
H	9
RBI	9
BB	6
SO	4
LOB	14



Batter	1	2	3	4	5	6	7	8	9	AB	R	H	RBI	BB	SO	LOB	BOTTOM					
Julio Cruz, S OBP: 0.361, SLG: 0.319 (1, 4)	6-3		5-3			B1-3		L8	5-3	5	0	0	0	0	0	1	Chicago White Sox @ Seattle Mariners The Kingdome, Seattle, WA Tue Jun 27 1978, 10:05 PM EDT Att: 10,259 - Unknown - 70 F					
Larry Milbourne, S OBP: 0.306, SLG: 0.362 (1, 6)	F8		6-3			5-3		5-3		4	0	0	0	0	0	1						
Dan Meyer, L OBP: 0.236, SLG: 0.328 (1, 3)	4-3				F9					4	1	2	0	0	0	0						
Leon Roberts, R OBP: 0.371, SLG: 0.500 (1, 9)					5-3				1B	3	2	1	0	1	0	1						
Bob Robertson, R OBP: 0.303, SLG: 0.431 (1, 10)					F8				1B	4	1	1	1	0	0	2						
Bill Stein, R OBP: 0.312, SLG: 0.341 (1, 5)					F9				1B	2	1	0	0	2	0	1						
Leroy Stanton, R OBP: 0.285, SLG: 0.279 (1, 7)					5-3				1B	4	0	1	1	0	0	5						
Bob Stinson, S OBP: 0.397, SLG: 0.447 Juan Bernhardt, R OBP: 0.315, SLG: 0.414 Bill Plummer, R OBP: 0.261, SLG: 0.326 (8, PH) (9, 2)					F5				K	2	0	0	0	0	1	1						
John Hale, L OBP: 0.304, SLG: 0.294 (1, 8)					4-3				K	1	0	0	0	0	1	0						
<b>Inning Stats</b>	R: 0 E: 0 K: 0 S: 3	H: 1 LOB: 1 BB: 1 P: 8	R: 1 E: 0 K: 0 S: 4	H: 1 LOB: 1 BB: 1 P: 8	R: 0 E: 0 K: 0 S: 3	H: 0 LOB: 0 BB: 0 P: 3	R: 0 E: 0 K: 0 S: 3	H: 0 LOB: 0 BB: 0 P: 3	R: 0 E: 0 K: 1 S: 5	H: 0 LOB: 0 BB: 0 P: 5	R: 0 E: 0 K: 1 S: 5	H: 0 LOB: 0 BB: 0 P: 5	R: 0 E: 0 K: 0 S: 4	H: 1 LOB: 2 BB: 1 P: 8	R: 0 E: 0 K: 1 S: 6	H: 1 LOB: 1 BB: 0 P: 6		R: 5 E: 0 K: 1 S: 9	H: 4 LOB: 0 BB: 1 P: 13	1B: 6 2B: 0 3B: 0 HR: 1	SF: 0 SAC: 0 DP: 0 HBP: 0	WP: 0 PB: 0 SB: 1 CS: 0
<b>PITCHER</b>	IP	WLS	BF	H	R	ER	SO	BB	IBB	HBP	BLK	WP	HR	S	P	ERA	WHIP					
Wilbur Wood, L ERA: 4.29 (1, 1)	8.2	W	36	7	6	6	4	3	0	0	0	0	0	1	41	53	6.23	1.154				
Rich Hinton, L ERA: 2.54 (9, 1)	0.1		1	0	0	0	0	0	0	0	0	0	0	1	1	0.00	0.000					





Batter	1	2	3	4	5	6	7	8	9	AB	R	H	RBI	BB	SO	LOB	TOP					
Ralph Garr, L OBP: 0.295, SLG: 0.341 (1, 7)	G3		4-3			1B HR		G3		4	1	1	0	0	0	0	Chicago White Sox @ Seattle Mariners The Kingdome, Seattle, WA Wed Jun 28 1978, 10:05 PM EDT Att. 8,110 - Unknown - 70 F					
Bob Molinaro, L OBP: 0.364, SLG: 0.441 (1, 10)	K		F8			1B HR		K		4	1	1	0	0	2	0						
Jorge Orta, L OBP: 0.338, SLG: 0.464 (1, 4)	1B			4-3		1B HR		1B		4	1	3	3	0	0	0						
Jim Breazeale, L OBP: 0.314, SLG: 0.435 Lamar Johnson, R OBP: 0.304, SLG: 0.352 (1, 3) (9, 3)	G3			K		1-3		L9		4	0	0	0	0	1	2						
Chet Lemon, R OBP: 0.375, SLG: 0.502 (1, 8)		F9		F4		5-3			F8	4	0	0	0	0	0	0						
Claudell Washington, L OBP: 0.278, SLG: 0.389 (1, 9)		2B			6-3				6-3	4	1	2	0	0	0	0						
Wayne Nordhagen, R OBP: 0.322, SLG: 0.455 (1, 2)		F9			F9			F2	K	4	0	0	0	0	1	2						
Eric Soderholm, R OBP: 0.302, SLG: 0.392 (1, 5)			6-3		F3			SF8		2	0	0	1	0	0	1						
Don Kessinger, S OBP: 0.308, SLG: 0.329 (1, 6)				F5		4-3		F7		3	0	0	0	0	0	0						
<b>Inning Stats</b>	R: 0 E: 0 K: 1 S: 6	H: 1 LOB: 1 BB: 0 P: 6	R: 0 E: 0 K: 0 S: 4	H: 1 LOB: 1 BB: 0 P: 4	R: 0 E: 0 K: 0 S: 3	H: 0 LOB: 0 BB: 0 P: 3	R: 0 E: 0 K: 1 S: 5	H: 0 LOB: 0 BB: 0 P: 5	R: 0 E: 0 K: 0 S: 3	H: 0 LOB: 0 BB: 0 P: 3	R: 3 E: 0 K: 0 S: 6	H: 3 LOB: 0 BB: 0 P: 6	R: 1 E: 1 K: 0 S: 4	H: 1 LOB: 0 BB: 0 P: 4	R: 0 E: 0 K: 1 S: 6	H: 1 LOB: 1 BB: 0 P: 6		R: 0 E: 0 K: 1 S: 5	H: 0 LOB: 0 BB: 0 P: 5	1B: 5 2B: 1 3B: 0 HR: 1	SF: 1 SAC: 0 DP: 0 HBP: 0	WP: 0 PB: 0 SB: 0 CS: 0
<b>PITCHER</b> Glenn Abbott, R ERA: 3.6 (1, 1)	IP: 9.0 WLS: L BF: 34	H: 7 R: 4 ER: 3 SO: 4	BB: 0 IBB: 0 HBP: 0 BLK: 0	WP: 0 HR: 1 S: 42 P: 42	ERA: 3.00 WHIP: 0.778	<b>PITCHER</b> IP: WLS: BF: H: R: ER: SO: BB: IBB: HBP: BLK: WP: HR: S: P: ERA: WHIP																

Batter	1	2	3	4	5	6	7	8	9	AB	R	H	RBI	BB	SO	LOB	BOTTOM					
Julio Cruz, S OBP: 0.361, SLG: 0.318 (1, 4)	5-3		F8 SH1-4 1B	FC6-4			F8		L4-3 BB	4	0	1	0	1	0	2	Chicago White Sox @ Seattle Mariners The Kingdome, Seattle, WA Wed Jun 28 1978, 10:05 PM EDT Att. 8,110 - Unknown - 70 F					
Larry Milbourne, S OBP: 0.327, SLG: 0.400 Craig Reynolds, L OBP: 0.356, SLG: 0.393 (1, 6) (9, PH)	1B		SH1-4		5-3		2B		L4-3	3	0	2	0	0	0	0						
Dan Meyer, L OBP: 0.237, SLG: 0.327 (1, 3)	F3		F8		BLK 1B		F4			4	0	1	0	0	0	3						
Leon Roberts, R OBP: 0.363, SLG: 0.487 (1, 9)	5-3		K		F4			F7		4	0	0	0	0	1	3						
Bob Robertson, R OBP: 0.314, SLG: 0.475 (1, 10)		HR		WP 1B BB	K			F5		3	2	1	1	1	1	1						
Bill Stein, R OBP: 0.311, SLG: 0.336 (1, 5)	K		F5		K			1B BB		3	0	0	0	1	2	1						
Leroy Stanton, R OBP: 0.281, SLG: 0.275 Bruce Bochte, L OBP: 0.337, SLG: 0.369 (1, 7) (9, PH)	K		K		K			1B		3	0	0	0	0	3	1						
John Hale, L OBP: 0.309, SLG: 0.289 (1, 8)	BB		BB		1B BB		5-3		5-3	2	0	0	0	2	0	2						
Bob Stinson, S OBP: 0.394, SLG: 0.443 (1, 2)	K		FC6-4 1B				F8		F7	4	0	1	1	0	1	1						
<b>Inning Stats</b>	R: 0 E: 0 K: 0 S: 4	H: 1 LOB: 1 BB: 0 P: 4	R: 1 E: 0 K: 3 S: 10	H: 1 LOB: 1 BB: 1 P: 14	R: 0 E: 0 K: 1 S: 6	H: 1 LOB: 1 BB: 0 P: 6	R: 1 E: 0 K: 1 S: 6	H: 1 LOB: 2 BB: 2 P: 14	R: 0 E: 0 K: 1 S: 6	H: 1 LOB: 1 BB: 0 P: 6	R: 0 E: 0 K: 2 S: 7	H: 0 LOB: 0 BB: 0 P: 7	R: 0 E: 0 K: 0 S: 4	H: 1 LOB: 1 BB: 0 P: 4	R: 0 E: 0 K: 0 S: 4	H: 1 LOB: 2 BB: 1 P: 8		R: 0 E: 0 K: 0 S: 2	H: 0 LOB: 0 BB: 1 P: 6	1B: 5 2B: 2 3B: 0 HR: 1	SF: 0 SAC: 1 DP: 1 HBP: 0	WP: 1 PB: 0 SB: 0 CS: 0
<b>PITCHER</b> Ken Kravec, L ERA: 3.64 Lerrin LaGrow, R ERA: 3.92 (1, 1) (8, 1)	IP: 7.2 WLS: W BF: 33	H: 6 R: 2 ER: 2 SO: 8	BB: 4 IBB: 0 HBP: 0 BLK: 1	WP: 1 HR: 1 S: 45 P: 61	ERA: 2.35 WHIP: 1.304	<b>PITCHER</b> IP: WLS: BF: H: R: ER: SO: BB: IBB: HBP: BLK: WP: HR: S: P: ERA: WHIP																







Batter	1	2	3	4	5	6	7	8	9	AB	R	H	RBI	BB	SO	LOB	TOP		
<b>Paul Moltzer, R</b> OBP: 0.336, SLG: 0.437 (1, 4)										4	3	2	1	2	1	2	<b>Milwaukee Brewers @ Seattle Mariners</b> The Kingdome, Seattle, WA Fri Jun 30 1978, 10:05 PM EDT Att: 7,772 - Unknown		
<b>Don Money, R</b> OBP: 0.359, SLG: 0.385 (1, 3)										4	2	0	0	2	0	4			
<b>Dick Davis, R</b> OBP: 0.297, SLG: 0.411 (1, 10)										6	1	2	2	0	0	1			
<b>Larry Hisle, R</b> OBP: 0.361, SLG: 0.553 (1, 8)										6	3	4	5	0	0	3			
<b>Ben Oglvie, L</b> OBP: 0.359, SLG: 0.512 (1, 7)										5	0	1	0	1	0	1			
<b>Sixto Lezcano, R</b> OBP: 0.393, SLG: 0.539 (1, 9)										2	0	0	2	2	0	0			
<b>Sal Bando, R</b> OBP: 0.372, SLG: 0.425 (1, 5)										4	2	2	0	1	1	4			
<b>Robin Yount, R</b> OBP: 0.301, SLG: 0.333 (1, 6)										4	0	2	1	1	0	2			
<b>Charlie Moore, R</b> OBP: 0.325, SLG: 0.391 (1, 2)										4	2	2	1	0	0	1			
<b>Inning Stats</b>	R: 1 E: 0 K: 0 S: 5	H: 2 LOB: 1 BB: 0 P: 5	R: 1 E: 0 K: 0 S: 5	H: 2 LOB: 2 BB: 1 P: 9	R: 1 E: 0 K: 1 S: 7	H: 2 LOB: 3 BB: 3 P: 19	R: 2 E: 0 K: 0 S: 6	H: 0 LOB: 0 BB: 1 P: 8	R: 0 E: 0 K: 1 S: 3	H: 0 LOB: 1 BB: 1 P: 7	R: 1 E: 0 K: 0 S: 4	H: 1 LOB: 0 BB: 2 P: 4	R: 5 E: 0 K: 0 S: 6	H: 4 LOB: 0 BB: 2 P: 14	1B: 9 2B: 4 3B: 0 HR: 2	SF: 1 SAC: 1 DP: 0 HBP: 0	WP: 0 PB: 0 SB: 4 CS: 1	PA: 50	
<b>PITCHER</b>	IP	WLS	BF	H	R	ER	SO	BB	IBB	HBP	BLK	WP	HR	S	P	ERA	WHIP		
<b>Mike Parrott, R</b> ERA: 4.18 (1, 1)	2.2	L	16	6	3	3	0	2	0	0	0	0	0	14	22	10.12	3.000		
<b>Jim Todd, R</b> ERA: 4.7 (3, 1)	1.0		8	2	2	2	1	2	1	0	0	0	0	7	19	18.00	4.000		
<b>Tom House, L</b> ERA: 5.21 (4, 1)	5.1		26	7	8	8	1	4	0	0	0	0	2	24	40	13.50	2.062		

AB	39
R	13
H	15
RBI	12
BB	9
SO	2
LOB	18



Batter	1	2	3	4	5	6	7	8	9	AB	R	H	RBI	BB	SO	LOB	BOTTOM					
<b>Julio Cruz, S</b> OBP: 0.362, SLG: 0.322 (1, 4)										4	1	1	1	1	0	3	<b>Milwaukee Brewers @ Seattle Mariners</b> The Kingdome, Seattle, WA Fri Jun 30 1978, 10:05 PM EDT Att: 7,772 - Unknown					
<b>Larry Milbourne, S</b> OBP: 0.383, SLG: 0.429 (1, 6)										4	0	3	0	1	0	1						
<b>Dan Meyer, L</b> OBP: 0.235, SLG: 0.321 (1, 3)										5	0	1	0	0	2	4						
<b>Bob Robertson, R</b> OBP: 0.291, SLG: 0.420 (1, 10)										4	0	0	0	1	2	5						
<b>Leon Roberts, R</b> OBP: 0.366, SLG: 0.515 (1, 9)										5	1	2	2	0	0	4						
<b>Bruce Bochte, L</b> OBP: 0.331, SLG: 0.389 (1, 7)										4	0	0	0	0	1	6						
<b>Bill Stein, R</b> ERA: 5.28 OBP: 0.311, SLG: 0.353 (1, 5)										2	0	0	0	0	1	0						
<b>Juan Bernhardt, R</b> OBP: 0.318, SLG: 0.426 (5, 5)										2	1	1	0	0	0	0						
<b>Bob Stinson, S</b> OBP: 0.391, SLG: 0.453 (1, 2)										3	0	1	0	0	0	1						
<b>John Hale, L</b> OBP: 0.306, SLG: 0.276 (1, 8)										3	0	0	0	1	1	2						
<b>Inning Stats</b>	R: 1 E: 0 K: 3 S: 11	H: 2 LOB: 2 BB: 1 P: 15	R: 0 E: 0 K: 0 S: 3	H: 0 LOB: 0 BB: 0 P: 3	R: 0 E: 0 K: 1 S: 6	H: 1 LOB: 1 BB: 0 P: 6	R: 1 E: 0 K: 1 S: 7	H: 2 LOB: 2 BB: 1 P: 11	R: 0 E: 0 K: 0 S: 4	H: 0 LOB: 1 BB: 0 P: 8	R: 0 E: 1 K: 1 S: 6	H: 0 LOB: 1 BB: 0 P: 6	R: 0 E: 0 K: 1 S: 6	H: 1 LOB: 2 BB: 1 P: 10	R: 1 E: 0 K: 0 S: 5	H: 2 LOB: 1 BB: 0 P: 5	R: 0 E: 0 K: 0 S: 3	H: 0 LOB: 0 BB: 0 P: 3	1B: 7 2B: 1 3B: 0 HR: 1	SF: 0 SAC: 0 DP: 0 HBP: 0	WP: 0 PB: 0 SB: 0 CS: 0	PA: 41
<b>PITCHER</b>	IP	WLS	BF	H	R	ER	SO	BB	IBB	HBP	BLK	WP	HR	S	P	ERA	WHIP					
<b>Bill Travers, L</b> ERA: 3.62 (1, 1)	6.0	W	30	7	2	2	6	4	0	0	0	0	0	13	54	3.00	1.833					
<b>Eduardo Rodriguez, R</b> ERA: 3.62 (7, 1)	3.0	S	11	2	1	1	1	0	0	0	0	0	0	13	13	3.00	0.667					





Batter	1	2	3	4	5	6	7	8	9	AB	R	H	RBI	BB	SO	LOB	TOP			
Paul Moltitor, R OBP: 0.331, SLG: 0.430										4	0	0	1	0	2	1	<b>Milwaukee Brewers @ Seattle Mariners</b> The Kingdome, Seattle, WA Sat Jul 01 1978, 10:05 PM EDT Att: 14,836 - Unknown			
Tony Muser, L OBP: 0.289, SLG: 0.398										4	0	0	0	0	0	2				
Dick Davis, R OBP: 0.289, SLG: 0.398										4	0	0	0	0	1	0				
Larry Hisle, R OBP: 0.363, SLG: 0.552										4	1	2	0	0	1	0				
Ben Oglivie, L OBP: 0.357, SLG: 0.505										3	0	0	0	1	2	1				
Sixto Lezcano, R OBP: 0.399, SLG: 0.556										3	1	2	2	1	1	0				
Sal Bando, R OBP: 0.370, SLG: 0.420										3	1	0	0	1	0	4				
Robin Yount, R OBP: 0.299, SLG: 0.331										4	1	1	0	0	0	1				
Buck Martinez, R OBP: 0.255, SLG: 0.274										3	0	0	0	0	1	2				
<b>Inning Stats</b>	R: 0 E: 0 K: 2 S: 7	H: 0 LOB: 0 BB: 0 P: 7	R: 1 E: 0 K: 0 S: 4	H: 2 LOB: 1 BB: 1 P: 8	R: 0 E: 0 K: 1 S: 5	H: 0 LOB: 0 BB: 0 P: 5	R: 0 E: 0 K: 0 S: 4	H: 1 LOB: 2 BB: 1 P: 8	R: 0 E: 0 K: 1 S: 5	H: 0 LOB: 0 BB: 0 P: 3	R: 3 E: 2 K: 1 S: 8	H: 2 LOB: 1 BB: 1 P: 12	R: 0 E: 0 K: 2 S: 7	H: 0 LOB: 0 BB: 0 P: 7	R: 0 E: 0 K: 1 S: 5	H: 0 LOB: 0 BB: 0 P: 5	1B: 4 2B: 1 3B: 0 HR: 1	SF: 0 SAC: 0 DP: 2 HBP: 0	WP: 0 PB: 0 SB: 0 CS: 0	PA: 35
<b>PITCHER</b>	IP WLS BF H R ER SO BB IBB HBP BLK WP HR S P ERA WHIP																			
Paul Mitchell, R ERA: 3.84	(1, 1)	6.1 L 28 5 4 2 5 3 0 0 0 0 0 1 35 47 2.84 1.263																		
Enrique Romo, R ERA: 3.21	(7, 1)	2.2 7 0 0 0 3 0 0 0 0 0 0 0 13 13 0.00 0.000																		

Batter	1	2	3	4	5	6	7	8	9	AB	R	H	RBI	BB	SO	LOB	BOTTOM			
Julio Cruz, S OBP: 0.361, SLG: 0.321										4	0	1	0	0	1	2	<b>Milwaukee Brewers @ Seattle Mariners</b> The Kingdome, Seattle, WA Sat Jul 01 1978, 10:05 PM EDT Att: 14,836 - Unknown			
Craig Reynolds, L OBP: 0.356, SLG: 0.397										4	0	1	0	0	0	2				
Dan Meyer, L OBP: 0.235, SLG: 0.319										4	0	1	0	0	0	2				
Leon Roberts, R OBP: 0.366, SLG: 0.512										3	0	1	0	0	0	0				
Bruce Bochte, L OBP: 0.330, SLG: 0.388										4	0	1	0	0	1	2				
Bob Robertson, R OBP: 0.277, SLG: 0.397										4	0	0	0	0	0	3				
Bob Stinson, S OBP: 0.390, SLG: 0.451										3	0	1	0	0	1	0				
John Hale, L OBP: 0.301, SLG: 0.270										3	0	0	0	0	1	1				
Juan Bernhardt, R OBP: 0.319, SLG: 0.423										3	0	1	0	0	0	1				
<b>Inning Stats</b>	R: 0 E: 0 K: 1 S: 5	H: 0 LOB: 0 BB: 0 P: 5	R: 0 E: 0 K: 0 S: 3	H: 2 LOB: 0 BB: 0 P: 3	R: 0 E: 1 K: 1 S: 6	H: 0 LOB: 1 BB: 0 P: 6	R: 0 E: 0 K: 0 S: 5	H: 2 LOB: 2 BB: 0 P: 5	R: 0 E: 0 K: 0 S: 4	H: 1 LOB: 1 BB: 0 P: 4	R: 0 E: 0 K: 2 S: 7	H: 0 LOB: 0 BB: 0 P: 7	R: 0 E: 0 K: 0 S: 5	H: 2 LOB: 2 BB: 0 P: 5	R: 0 E: 0 K: 0 S: 3	H: 0 LOB: 0 BB: 0 P: 3	1B: 7 2B: 0 3B: 0 HR: 0	SF: 0 SAC: 1 DP: 1 HBP: 0	WP: 0 PB: 0 SB: 0 CS: 1	PA: 33
<b>PITCHER</b>	IP WLS BF H R ER SO BB IBB HBP BLK WP HR S P ERA WHIP																			
Lary Sorensen, R ERA: 3.18	(1, 1)	9.0 W 33 7 0 0 4 0 0 0 0 0 0 0 41 41 0.00 0.778																		



Batter	1	2	3	4	5	6	7	8	9	10	11	AB	R	H	RBI	BB	SO	LOB	TOP			
Robin Yount, R OBP: 0.297, SLG: 0.328 (1, 6)	F9		5-3				1-3			F9		5	0	1	1	0	0	1				
Don Money, R OBP: 0.366, SLG: 0.381 (6, 3)	F7						F9			4-3		5	0	1	0	0	0	1				
Dave May, L OBP: 0.310, SLG: 0.378 Dick Davis, R OBP: 0.292, SLG: 0.400 (8, PH)	HR		L9				F7			FC6-4 1B		3	1	1	1	0	0	2				
Larry Hisle, R OBP: 0.364, SLG: 0.547 (1, 8)	K									FC6-4 1B		4	1	1	0	1	2	1				
Ben Ogilvie, L OBP: 0.358, SLG: 0.500 (1, 7)			G3							L9-3		4	0	1	0	1	0	2				
Sixto Lezcano, R OBP: 0.387, SLG: 0.550 (1, 9)	F4		G6-4-3							F9		4	0	1	1	0	0	1				
Tony Muser, L (1, 3)												2	0	0	0	0	0	0				
Sal Bando, R OBP: 0.368, SLG: 0.417 (6, 5)	F6						1-3			5-3		2	0	0	0	0	0	2				
Charlie Moore, R OBP: 0.323, SLG: 0.387 (1, 2)							4-3			4-3		4	0	1	0	0	0	2				
Jim Gantner, L OBP: 0.291, SLG: 0.300 Paul Molitor, R OBP: 0.329, SLG: 0.427 (7, 4)												2	1	1	0	0	1	1				
												2	0	0	0	0	2	0				
<b>Inning Stats</b>	R: 1 E: 0 K: 1 S: 6	H: 1 LOB: 0 BB: 0 P: 6	R: 0 E: 0 K: 0 S: 3	H: 0 LOB: 0 BB: 0 P: 3	R: 0 E: 0 K: 1 S: 7	H: 2 LOB: 2 BB: 0 P: 7	R: 0 E: 0 K: 1 S: 5	H: 1 LOB: 0 BB: 0 P: 5	R: 1 E: 0 K: 0 S: 5	H: 2 LOB: 1 BB: 0 P: 5	R: 0 E: 0 K: 1 S: 5	H: 0 LOB: 0 BB: 0 P: 5	R: 0 E: 0 K: 0 S: 3	H: 1 LOB: 0 BB: 0 P: 3	R: 0 E: 0 K: 1 S: 5	H: 0 LOB: 0 BB: 0 P: 5	R: 0 E: 0 K: 0 S: 3	H: 1 LOB: 0 BB: 0 P: 3	1B: 8 2B: 1 3B: 0 HR: 1	SF: 0 SAC: 0 DP: 3 HBP: 0	WP: 0 PB: 0 SB: 1 CS: 0	PA: 41
<b>PITCHER</b>	IP ERA WLS BF H R ER SO BB IBB HBP BLK WP HR S P ERA WHIP	IP ERA WLS BF H R ER SO BB IBB HBP BLK WP HR S P ERA WHIP																				
Dick Pole, R ERA: 5.81 (1, 1)	5.1	24	7	3	0	0	2	0	0	0	0	0	0	0	21	21	0.00	0.353				
Shane Rawley, L ERA: 3.41 (6, 1)	5.2	17	2	0	0	0	2	0	0	0	0	0	0	0	21	21	0.00	0.353				

Milwaukee Brewers @ Seattle Mariners  
The Kingdom, Seattle, WA  
Sun Jul 02 1978, 6:33 AM EDT  
Att: 9,904 - Unknown

AB 39  
R 3  
H 9  
RBI 3  
BB 2  
SO 5  
LOB 13



Batter	1	2	3	4	5	6	7	8	9	10	11	AB	R	H	RBI	BB	SO	LOB	BOTTOM					
Larry Milbourne, S OBP: 0.379, SLG: 0.419 (1, 4)	6-3	4-3					L8			6-3		6	1	2	1	0	0	4						
Craig Reynolds, L OBP: 0.369, SLG: 0.397 (1, 6)												5	0	2	0	0	2	0						
Dan Meyer, L OBP: 0.230, SLG: 0.312 (1, 3)	FC3-6 1B											5	0	0	0	0	1	3						
Leon Roberts, R OBP: 0.367, SLG: 0.509 (1, 9)												5	0	2	1	0	0	0						
Leroy Stanton, R OBP: 0.276, SLG: 0.269 (1, 7)	5-3											5	0	0	0	0	2	4						
Bruce Bochte, L OBP: 0.327, SLG: 0.384 Bob Robertson, R OBP: 0.286, SLG: 0.405 John Hale, L OBP: 0.289, SLG: 0.268 (9, 8)												3	0	0	0	0	0	0						
Juan Bernhardt, R OBP: 0.314, SLG: 0.407 Julio Cruz, S OBP: 0.361, SLG: 0.321 (11, PR)												4	0	0	0	1	0	1						
Tom Pacliorek, R OBP: 0.348, SLG: 0.455 (1, 10)												4	1	4	2	1	0	0						
Bob Stinson, S OBP: 0.366, SLG: 0.444 (1, 2)												5	0	1	0	0	0	5						
<b>Inning Stats</b>	R: 0 E: 0 K: 0 S: 5	H: 2 LOB: 2 BB: 0 P: 5	R: 0 E: 0 K: 0 S: 3	H: 0 LOB: 2 BB: 2 P: 11	R: 0 E: 0 K: 2 S: 7	H: 0 LOB: 0 BB: 0 P: 7	R: 0 E: 0 K: 0 S: 3	H: 0 LOB: 0 BB: 0 P: 3	R: 2 E: 0 K: 1 S: 9	H: 4 LOB: 2 BB: 0 P: 9	R: 0 E: 0 K: 0 S: 5	H: 2 LOB: 2 BB: 0 P: 5	R: 0 E: 0 K: 1 S: 5	H: 0 LOB: 1 BB: 0 P: 5	R: 0 E: 0 K: 0 S: 3	H: 0 LOB: 0 BB: 0 P: 3	R: 0 E: 0 K: 1 S: 5	H: 0 LOB: 0 BB: 0 P: 5	R: 1 E: 1 K: 0 S: 4	H: 2 LOB: 2 BB: 0 P: 4	1B: 11 2B: 0 3B: 0 HR: 1	SF: 0 SAC: 0 DP: 0 HBP: 0	WP: 0 PB: 0 SB: 0 CS: 0	PA: 46
<b>PITCHER</b>	IP ERA WLS BF H R ER SO BB IBB HBP BLK WP HR S P ERA WHIP	IP ERA WLS BF H R ER SO BB IBB HBP BLK WP HR S P ERA WHIP																						
Mike Caldwell, L ERA: 2.77 (1, 1)	10.0	42	10	3	0	0	5	0	0	0	0	0	0	0	4	4	0.00	6.000						
Bill Castro, R ERA: 1.29 (11, 1)	0.1	4	2	1	0	0	0	0	0	0	0	0	0	0	4	4	0.00	6.000						

Milwaukee Brewers @ Seattle Mariners  
The Kingdom, Seattle, WA  
Sun Jul 02 1978, 6:33 AM EDT  
Att: 9,904 - Unknown

AB 44  
R 4  
H 12  
RBI 4  
BB 2  
SO 5  
LOB 17





Batter	1	2	3	4	5	6	7	8	9	AB	R	H	RBI	BB	SO	LOB	TOP			
Joe Wallis, S (1, 8) OBP: 0.374, SLG: 0.520	0-0 4-3		0-0 HR		0-0 3-1			0-0 1B SH2-4 SF8 1B		4	2	2	1	0	0	0				
Miguel Dilone, S (1, 7) OBP: 0.315, SLG: 0.307	0-0 1B		0-0 2-3		0-0 4-3			0-0 SH2-4		3	0	1	0	0	0	0				
Mitchell Page, L (1, 10) OBP: 0.361, SLG: 0.453	0-3 K		0-0 2B		0-0 4-3			4-0 1B IBB		3	0	1	0	1	1	0				
Dave Revering, L (1, 3) OBP: 0.302, SLG: 0.411		0-0 G3	0-0 F9		0-0 HR			0-0 1B FC6-4		4	1	2	1	0	0	1				
Taylor Duncan, R (1, 5) OBP: 0.270, SLG: 0.386		0-0 5-3 1B		0-0 5-3		0-0 4-3		0-0 SF8		3	0	1	1	0	0	0				
Rob Picciolo, R (8, 5) OBP: 0.200, SLG: 0.200		0-0 5-3 1B		0-0 F9		0-0 F8		0-0 FC6-4		0	0	0	0	0	0	0				
Mario Guerrero, R (1, 6) OBP: 0.300, SLG: 0.363		0-0 5-3		0-0 F9		0-0 F8		0-0 FC6-4		4	0	0	0	0	0	3				
Jeff Newman, R (1, 2) OBP: 0.310, SLG: 0.425		0-0 5-3		0-0 1B 2B		0-0 K		0-0 F3		3	1	1	0	0	1	1				
Jim Essian, R (8, 2) OBP: 0.339, SLG: 0.320				0-0 1B 2B		0-0 K		0-0 F3		1	0	0	0	0	0	0				
Glenn Burke, R (1, 9) OBP: 0.258, SLG: 0.306			4-0 1B BB	0-0 CS 1B		0-0 5-3		0-0 6-3		3	1	1	1	1	0	0				
Mike Edwards, R (1, 4) OBP: 0.289, SLG: 0.280			0-0 CS 1B	0-0 CS	0-3 K		0-0 5-3	0-0 F9		4	0	1	1	0	1	0				
<b>Inning Stats</b>	R: 0 E: 0 K: 1 S: 5	H: 1 LOB: 0 BB: 0 P: 5	R: 0 E: 0 K: 0 S: 4	H: 1 LOB: 1 BB: 0 P: 4	R: 2 E: 0 K: 0 S: 5	H: 3 LOB: 1 BB: 1 P: 9	R: 1 E: 0 K: 0 S: 4	H: 2 LOB: 0 BB: 0 P: 4	R: 0 E: 0 K: 1 S: 5	H: 0 LOB: 0 BB: 0 P: 5	R: 1 E: 0 K: 0 S: 4	H: 1 LOB: 0 BB: 0 P: 4	R: 0 E: 0 K: 1 S: 5	H: 0 LOB: 2 BB: 1 P: 9	R: 0 E: 0 K: 0 S: 3	H: 0 LOB: 0 BB: 0 P: 3	1B: 6 2B: 2 3B: 0 HR: 2	SF: 1 SAC: 1 DP: 0 HBP: 0	WP: 0 PA: 37 PB: 0 CS: 1 SB: 2	
<b>PITCHER</b>	IP WLS BF H R ER SO BB IBB HBP BLK WP HR S P ERA WHIP	IP WLS BF H R ER SO BB IBB HBP BLK WP HR S P ERA WHIP	IP WLS BF H R ER SO BB IBB HBP BLK WP HR S P ERA WHIP	IP WLS BF H R ER SO BB IBB HBP BLK WP HR S P ERA WHIP	IP WLS BF H R ER SO BB IBB HBP BLK WP HR S P ERA WHIP	IP WLS BF H R ER SO BB IBB HBP BLK WP HR S P ERA WHIP	IP WLS BF H R ER SO BB IBB HBP BLK WP HR S P ERA WHIP	IP WLS BF H R ER SO BB IBB HBP BLK WP HR S P ERA WHIP	IP WLS BF H R ER SO BB IBB HBP BLK WP HR S P ERA WHIP	IP WLS BF H R ER SO BB IBB HBP BLK WP HR S P ERA WHIP	IP WLS BF H R ER SO BB IBB HBP BLK WP HR S P ERA WHIP	IP WLS BF H R ER SO BB IBB HBP BLK WP HR S P ERA WHIP	IP WLS BF H R ER SO BB IBB HBP BLK WP HR S P ERA WHIP	IP WLS BF H R ER SO BB IBB HBP BLK WP HR S P ERA WHIP	IP WLS BF H R ER SO BB IBB HBP BLK WP HR S P ERA WHIP	IP WLS BF H R ER SO BB IBB HBP BLK WP HR S P ERA WHIP	IP WLS BF H R ER SO BB IBB HBP BLK WP HR S P ERA WHIP	IP WLS BF H R ER SO BB IBB HBP BLK WP HR S P ERA WHIP	IP WLS BF H R ER SO BB IBB HBP BLK WP HR S P ERA WHIP	IP WLS BF H R ER SO BB IBB HBP BLK WP HR S P ERA WHIP

Oakland Athletics @ Seattle Mariners  
The Kingdome, Seattle, WA  
Mon Jul 03 1978, 10:05 PM EDT  
Att: 9,489 - Dome

AB 32  
R 5  
H 10  
RBI 5  
BB 2  
SO 3  
LOB 5



Batter	1	2	3	4	5	6	7	8	9	AB	R	H	RBI	BB	SO	LOB	BOTTOM			
Julio Cruz, S (1, 4) OBP: 0.355, SLG: 0.315	0-3 K		0-0 F7		0-0 4-3		0-0 F8		0-0 G4-3	5	0	0	0	0	1	2				
Craig Reynolds, L (1, 6) OBP: 0.357, SLG: 0.393	0-0 1B S 1B		0-0 F4		0-0 F9		0-0 FC3-6		0-3 K	5	0	1	0	0	1	2				
Larry Milbourne, S (1, 5) OBP: 0.371, SLG: 0.409	0-0 F7		0-0 F7		0-0 6-3			0-0 1B 1B		4	1	1	0	0	0	1				
Leon Roberts, R (1, 9) OBP: 0.374, SLG: 0.511	0-0 1B		0-0 FC4-6 BB		0-0 F8		0-0 FC1-5 1B		0-0 1B	3	0	2	0	1	0	0				
Dan Meyer, L (1, 3) OBP: 0.235, SLG: 0.312	0-0 G3		0-0 FC4-6 HR		0-0 1B BB		0-0 FC1-5 1B		0-0 1B	3	1	1	1	1	0	3				
Tom Paciorek, R (1, 7) OBP: 0.370, SLG: 0.577		0-0 L4		0-0 HR		0-0 1B		0-0 FC1-5		4	1	2	2	0	0	2				
Bruce Bochte, L (1, 10) OBP: 0.323, SLG: 0.378		0-0 F8		0-0 6-3		0-0 F5		0-0 F7		4	0	0	0	0	0	4				
Bob Stinson, S (1, 2) OBP: 0.388, SLG: 0.440		0-0 BB		0-0 F9		0-0 FC3-6 BB		0-0 F7		2	0	0	0	2	0	2				
John Hale, L (1, 8) OBP: 0.295, SLG: 0.264		0-0 4-3		0-0 K		0-0 K		0-0 G4-3 BB		2	0	0	0	0	1	1				
Bob Robertson, R (7, PH) OBP: 0.282, SLG: 0.400										1	0	0	0	0	1	1				
Leroy Stanton, R (8, 7) OBP: 0.278, SLG: 0.269										0	0	0	0	1	0	0				
Shane Rawley, R (8, PR)										0	0	0	0	0	0	0				
<b>Inning Stats</b>	R: 0 E: 0 K: 1 S: 7	H: 2 LOB: 2 BB: 0 P: 7	R: 0 E: 0 K: 0 S: 3	H: 0 LOB: 1 BB: 1 P: 7	R: 0 E: 0 K: 0 S: 3	H: 0 LOB: 0 BB: 0 P: 3	R: 2 E: 0 K: 0 S: 4	H: 1 LOB: 0 BB: 1 P: 8	R: 0 E: 0 K: 1 S: 5	H: 0 LOB: 2 BB: 1 P: 8	R: 0 E: 0 K: 1 S: 5	H: 0 LOB: 1 BB: 1 P: 9	R: 0 E: 0 K: 0 S: 6	H: 3 LOB: 2 BB: 0 P: 6	R: 0 E: 0 K: 1 S: 4	H: 0 LOB: 1 BB: 1 P: 8	1B: 6 2B: 0 3B: 0 HR: 1	SF: 0 SAC: 0 DP: 1 HBP: 0	WP: 0 PA: 38 PB: 0 CS: 0 SB: 1	
<b>PITCHER</b>	IP WLS BF H R ER SO BB IBB HBP BLK WP HR S P ERA WHIP	IP WLS BF H R ER SO BB IBB HBP BLK WP HR S P ERA WHIP	IP WLS BF H R ER SO BB IBB HBP BLK WP HR S P ERA WHIP	IP WLS BF H R ER SO BB IBB HBP BLK WP HR S P ERA WHIP	IP WLS BF H R ER SO BB IBB HBP BLK WP HR S P ERA WHIP	IP WLS BF H R ER SO BB IBB HBP BLK WP HR S P ERA WHIP	IP WLS BF H R ER SO BB IBB HBP BLK WP HR S P ERA WHIP	IP WLS BF H R ER SO BB IBB HBP BLK WP HR S P ERA WHIP	IP WLS BF H R ER SO BB IBB HBP BLK WP HR S P ERA WHIP	IP WLS BF H R ER SO BB IBB HBP BLK WP HR S P ERA WHIP	IP WLS BF H R ER SO BB IBB HBP BLK WP HR S P ERA WHIP	IP WLS BF H R ER SO BB IBB HBP BLK WP HR S P ERA WHIP	IP WLS BF H R ER SO BB IBB HBP BLK WP HR S P ERA WHIP	IP WLS BF H R ER SO BB IBB HBP BLK WP HR S P ERA WHIP	IP WLS BF H R ER SO BB IBB HBP BLK WP HR S P ERA WHIP	IP WLS BF H R ER SO BB IBB HBP BLK WP HR S P ERA WHIP	IP WLS BF H R ER SO BB IBB HBP BLK WP HR S P ERA WHIP	IP WLS BF H R ER SO BB IBB HBP BLK WP HR S P ERA WHIP	IP WLS BF H R ER SO BB IBB HBP BLK WP HR S P ERA WHIP	IP WLS BF H R ER SO BB IBB HBP BLK WP HR S P ERA WHIP

Oakland Athletics @ Seattle Mariners  
The Kingdome, Seattle, WA  
Mon Jul 03 1978, 10:05 PM EDT  
Att: 9,489 - Dome

AB 33  
R 3  
H 7  
RBI 3  
BB 5  
SO 4  
LOB 18





Batter	1	2	3	4	5	6	7	8	9	AB	R	H	RBI	BB	SO	LOB	TOP					
Larry Murray, S OBP: 0.231, SLG: 0.091 Mike Edwards, R OBP: 0.293, SLG: 0.291	4-0 HR BB	0-0 4-3 1B 2B	0-0 FC6			0-0 4-3		0-0 HR 1B		0	1	0	0	1	0	0						
Joe Wallis, S OBP: 0.375, SLG: 0.571	0-0 HR	0-0 4-3		0-0 4-3		0-0 F7		0-0 HR		5	2	2	4	0	0	1						
Glenn Burke, R OBP: 0.287, SLG: 0.326	0-0 1B	0-0 1B 1B		0-0 4-3		4-0 PO BB		0-0 CS 1B		4	1	3	1	1	0	0						
Mitchell Page, L OBP: 0.369, SLG: 0.455	0-3 K	0-0 CS 1B		4-0 BB		0-0 PO	0-0 SH1-3 1B	4-0 CS BB		3	1	2	0	2	1	1						
Taylor Duncan, R OBP: 0.272, SLG: 0.385 Jim Essian, R OBP: 0.342, SLG: 0.324	0-0 1B 1B	0-0 F8		0-0 1-3			0-0 SH1-3	0-0 1B		3	0	1	0	0	0	3						
Mario Guerrero, R OBP: 0.301, SLG: 0.362	0-0 FC4-6 1B		0-0 6-3		0-0 F9		4-0 1B IBB	0-0 F8		4	0	1	0	1	0	1						
Dave Revering, L OBP: 0.301, SLG: 0.407	0-0 FC4-6		0-0 1B 1B		0-0 G3		0-0 P4	0-0 F9		5	0	1	0	0	0	4						
Jeff Newman, R OBP: 0.325, SLG: 0.445 Rob Picciolo, R OBP: 0.190, SLG: 0.190		0-0 HR 2B		0-0 F9		0-0 1B		0-0 F3		4	1	3	1	0	0	1						
Tony Armas, R OBP: 0.269, SLG: 0.303		0-0 HR		0-0 FC6 1B		0-0 F3		0-0 F9	0-0 F8	5	1	2	2	0	0	1						
<b>Inning Stats</b>	R: 2 E: 0 K: 1 S: 8	H: 4 LOB: 2 BB: 1 P: 12	R: 3 E: 0 K: 0 S: 7	H: 5 LOB: 1 BB: 0 P: 7	R: 0 E: 0 K: 0 S: 5	H: 2 LOB: 2 BB: 0 P: 5	R: 0 E: 0 K: 0 S: 3	H: 0 LOB: 1 BB: 1 P: 7	R: 0 E: 0 K: 0 S: 4	H: 1 LOB: 1 BB: 0 P: 4	R: 0 E: 0 K: 0 S: 2	H: 0 LOB: 0 BB: 1 P: 6	R: 1 E: 0 K: 0 S: 4	H: 2 LOB: 2 BB: 1 P: 8	R: 3 E: 0 K: 0 S: 6	H: 4 LOB: 1 BB: 1 P: 10	R: 0 E: 0 K: 0 S: 3	H: 0 LOB: 0 BB: 0 P: 3	1B: 13 2B: 2 3B: 0 HR: 3	SF: 0 SAC: 1 DP: 0 HBP: 0	WP: 0 PB: 0 SB: 2 CS: 3	PA: 46
<b>PITCHER</b>	IP WLS BF H R ER SO BB IBB HBP BLK WP HR S P ERA WHIP	IP WLS BF H R ER SO BB IBB HBP BLK WP HR S P ERA WHIP															IP WLS BF H R ER SO BB IBB HBP BLK WP HR S P ERA WHIP					
Rick Honeycutt, L ERA: 4.5	(1, 1) 1.0 L 10 7 5 5 1 1 0 0 0 0 2 11 15 45.00 8.000	(2, 1) 5.0 20 5 0 0 0 2 0 0 0 0 0 18 26 0.00 1.400	(7, 1) 3.0 15 6 4 4 0 1 1 0 0 0 1 13 21 12.00 2.333															(1, 1) 1.0 L 10 7 5 5 1 1 0 0 0 0 2 11 15 45.00 8.000				

Oakland Athletics @ Seattle Mariners  
The Kingdome, Seattle, WA  
Tue Jul 04 1978, 10:05 PM EDT  
Att: 10,942 - Dome

AB 39  
R 9  
H 18  
RBI 8  
BB 5  
SO 1  
LOB 14



Batter	1	2	3	4	5	6	7	8	9	AB	R	H	RBI	BB	SO	LOB	BOTTOM					
Julio Cruz, S OBP: 0.351, SLG: 0.311	0-0 F8		0-0 4-3		0-0 F7		0-3 K			4	0	0	0	0	1	1						
Craig Reynolds, L OBP: 0.355, SLG: 0.395	0-0 3-1		0-3 K		0-0 2B			0-0 3-1		4	0	1	1	0	1	0						
Larry Milbourne, S OBP: 0.351, SLG: 0.386	0-0 L5			0-0 L6	0-0 4-3			0-0 F8		4	0	0	0	0	0	1						
Leon Roberts, R OBP: 0.377, SLG: 0.508		1-0 3B HBP		0-0 1B		0-0 6-3		0-0 6-3		3	1	1	0	0	0	0						
Tom Paciorek, R OBP: 0.387, SLG: 0.633		0-0 WP 3B		0-0 1B		0-0 F5		0-3 K		4	1	2	1	0	1	0						
Bill Stein, R OBP: 0.310, SLG: 0.351		0-0 F9		0-0 F9		0-0 E9 1B		0-0 F8		4	0	1	0	0	0	2						
Dan Meyer, L OBP: 0.235, SLG: 0.324		0-3 1-3		0-0 P6		0-0 G3		0-0 HR		4	1	1	1	0	0	3						
Leroy Stanton, R OBP: 0.276, SLG: 0.266 Bruce Bochte, L OBP: 0.324, SLG: 0.379		0-3 K		0-0 F8		0-0 F8		0-0 1B		2	0	0	0	0	1	0						
Bob Stinson, S OBP: 0.386, SLG: 0.433			0-0 F8		4-0 2B BB		0-0 F9		0-0 P4	3	1	0	0	1	0	1						
<b>Inning Stats</b>	R: 0 E: 0 K: 0 S: 3	H: 0 LOB: 0 BB: 0 P: 3	R: 2 E: 0 K: 1 S: 6	H: 1 LOB: 0 BB: 0 P: 7	R: 0 E: 0 K: 1 S: 5	H: 0 LOB: 0 BB: 0 P: 5	R: 0 E: 0 K: 0 S: 5	H: 2 LOB: 2 BB: 0 P: 5	R: 1 E: 0 K: 0 S: 4	H: 1 LOB: 1 BB: 1 P: 8	R: 0 E: 0 K: 0 S: 4	H: 1 LOB: 0 BB: 0 P: 4	R: 0 E: 0 K: 1 S: 5	H: 0 LOB: 0 BB: 0 P: 5	R: 0 E: 0 K: 0 S: 3	H: 0 LOB: 0 BB: 0 P: 3	R: 1 E: 0 K: 1 S: 7	H: 2 LOB: 1 BB: 0 P: 7	1B: 4 2B: 1 3B: 1 HR: 1	SF: 0 SAC: 0 DP: 0 HBP: 1	WP: 1 PB: 0 SB: 0 CS: 0	PA: 36
<b>PITCHER</b>	IP WLS BF H R ER SO BB IBB HBP BLK WP HR S P ERA WHIP	IP WLS BF H R ER SO BB IBB HBP BLK WP HR S P ERA WHIP															IP WLS BF H R ER SO BB IBB HBP BLK WP HR S P ERA WHIP					
Craig Minetto, L ERA: 5.4	(1, 1) 3.1 W 14 2 1 1 1 1 0 0 0 0 0 18 22 1.93 0.643	(4, 1) 4.2 W 17 2 1 1 1 1 0 0 0 0 0 18 22 1.93 0.643	(9, 1) 1.0 5 2 1 1 1 0 0 0 0 0 1 7 7 9.00 2.000															(1, 1) 3.1 W 14 2 1 1 1 1 0 0 0 0 0 18 22 1.93 0.643				

Oakland Athletics @ Seattle Mariners  
The Kingdome, Seattle, WA  
Tue Jul 04 1978, 10:05 PM EDT  
Att: 10,942 - Dome

AB 34  
R 4  
H 7  
RBI 3  
BB 1  
SO 4  
LOB 8





Batter	1	2	3	4	5	6	7	8	9	AB	R	H	RBI	BB	SO	LOB	TOP										
Larry Murray, S OBP: 0.214, SLG: 0.083 Mike Edwards, R OBP: 0.293, SLG: 0.290	F7			E4		F8	4-3			1	0	0	0	0	0	0	1										
Joe Wallis, S OBP: 0.368, SLG: 0.550	G3			4-3				F8	F7	4	1	0	0	1	0	3											
Glenn Burke, R OBP: 0.286, SLG: 0.323	G3			4-3				F9		4	0	1	0	0	0	1											
Mitchell Page, L OBP: 0.368, SLG: 0.450		4-3		E6				K		3	0	0	0	1	1	0											
Taylor Duncan, R OBP: 0.271, SLG: 0.383 Miguel Dilone, S OBP: 0.315, SLG: 0.307 Jim Essian, R OBP: 0.342, SLG: 0.324		6-3		FC6-4		SF8				3	0	1	1	0	0	1											
Dave Revering, L OBP: 0.300, SLG: 0.405 Dell Alston, L OBP: 0.217, SLG: 0.200 Rob Picciolo, R OBP: 0.190, SLG: 0.190		F5				F8				4	0	1	0	0	1	2											
Mario Guerrero, R OBP: 0.301, SLG: 0.370			L8			F8				4	1	1	2	0	0	0											
Jeff Newman, R OBP: 0.331, SLG: 0.474							4-3		F7	4	1	2	1	0	0	1											
Tony Armas, R OBP: 0.274, SLG: 0.308			G4-6-3			1-3			1B	4	0	2	0	0	0	1											
<b>Inning Stats</b>	R: 0 E: 0 K: 0 S: 3	H: 0 LOB: 0 BB: 0 P: 3	R: 0 E: 0 K: 0 S: 3	H: 0 LOB: 0 BB: 0 P: 3	R: 0 E: 0 K: 0 S: 3	H: 1 LOB: 0 BB: 0 P: 3	R: 1 E: 2 K: 0 S: 5	H: 0 LOB: 1 BB: 0 P: 5	R: 1 E: 0 K: 1 S: 6	H: 1 LOB: 0 BB: 0 P: 6	R: 1 E: 0 K: 0 S: 4	H: 1 LOB: 1 BB: 0 P: 12	R: 0 E: 0 K: 1 S: 5	H: 0 LOB: 0 BB: 0 P: 5	R: 2 E: 0 K: 0 S: 7	H: 5 LOB: 2 BB: 0 P: 7	1B: 7 2B: 0 3B: 0 HR: 2	SF: 1 SAC: 0 DP: 1 HBP: 0	WP: 0 PB: 0 SB: 0 CS: 1	PA: 38							
<b>PITCHER</b>	IP	WLS	BF	H	R	ER	SO	BB	IBB	HBP	BLK	WP	HR	S	P	ERA	WHIP										
Mike Parrott, R ERA: 4.03	5.1		21	3	3	2	1	1	0	0	0	0	1	22	26	3.38	0.750										
Shane Rawley, L ERA: 3.52	3.0	L	13	4	2	2	1	1	0	0	0	0	1	14	18	6.00	1.667										
Enrique Romo, R ERA: 3.18	0.2		4	2	0	0	0	0	0	0	0	0	0	4	4	0.00	3.000										

Oakland Athletics @ Seattle Mariners  
The Kingdome, Seattle, WA  
Wed Jul 05 1978, 10:05 PM EDT  
Att: 6,723 - Unknown

AB 35  
R 5  
H 9  
RBI 4  
BB 2  
SO 2  
LOB 10



Batter	1	2	3	4	5	6	7	8	9	AB	R	H	RBI	BB	SO	LOB	BOTTOM										
Larry Milbourne, S OBP: 0.359, SLG: 0.392	6-3				6-3					4	0	2	1	0	0	1											
Craig Reynolds, L OBP: 0.351, SLG: 0.389	F9					F8				4	0	0	0	0	0	1											
Dan Meyer, L OBP: 0.231, SLG: 0.319	1-3					3-1				4	0	0	0	0	0	1											
Leon Roberts, R OBP: 0.374, SLG: 0.514				L7						4	1	1	0	0	1	0											
Bruce Bochte, L OBP: 0.326, SLG: 0.384					6-3					4	0	2	1	0	0	0											
Tom Paciorek, R OBP: 0.371, SLG: 0.588					F8					4	1	1	0	0	1	2											
Bob Stinson, S OBP: 0.392, SLG: 0.434 Julio Cruz, S OBP: 0.351, SLG: 0.311										2	1	1	0	2	0	1											
Bob Robertson, R OBP: 0.281, SLG: 0.392										0	0	0	0	0	0	0											
Bob Robertson, R OBP: 0.281, SLG: 0.392										4	0	1	0	0	2	4											
Bill Stein, R OBP: 0.306, SLG: 0.345										4	0	0	1	0	0	6											
<b>Inning Stats</b>	R: 0 E: 0 K: 0 S: 3	H: 2 LOB: 1 BB: 0 P: 7	R: 1 E: 0 K: 1 S: 7	H: 2 LOB: 1 BB: 0 P: 7	R: 0 E: 0 K: 0 S: 4	H: 1 LOB: 1 BB: 0 P: 4	R: 0 E: 0 K: 0 S: 3	H: 0 LOB: 0 BB: 0 P: 3	R: 0 E: 0 K: 0 S: 3	H: 0 LOB: 1 BB: 1 P: 7	R: 0 E: 0 K: 1 S: 5	H: 0 LOB: 0 BB: 0 P: 5	R: 2 E: 0 K: 0 S: 5	H: 3 LOB: 2 BB: 1 P: 9	R: 0 E: 0 K: 0 S: 3	H: 0 LOB: 0 BB: 0 P: 3	R: 0 E: 0 K: 2 S: 9	H: 2 LOB: 3 BB: 0 P: 9	1B: 6 2B: 1 3B: 1 HR: 0	SF: 0 SAC: 0 DP: 0 HBP: 0	WP: 0 PB: 0 SB: 1 CS: 0	PA: 36					
<b>PITCHER</b>	IP	WLS	BF	H	R	ER	SO	BB	IBB	HBP	BLK	WP	HR	S	P	ERA	WHIP										
Matt Keough, R ERA: 2.16	8.0		32	7	3	3	2	2	0	0	0	0	0	8	42	3.38	1.125										
Dave Heaverlo, R ERA: 2.93	1.0	S	4	1	0	0	2	0	0	0	0	0	0	8	8	0.00	1.000										

Oakland Athletics @ Seattle Mariners  
The Kingdome, Seattle, WA  
Wed Jul 05 1978, 10:05 PM EDT  
Att: 6,723 - Unknown

AB 34  
R 3  
H 8  
RBI 3  
BB 2  
SO 4  
LOB 16





Batter	1	2	3	4	5	6	7	8	9	AB	R	H	RBI	BB	SO	LOB	TOP			
Larry Murray, S OBP: 0.267, SLG: 0.083	4-0 CS SH1-4 BB		0-0 F8 SH1-4 1B		0-0 E 2B		0-0 6-3			0	0	0	0	1	0	0	<b>Oakland Athletics @ Seattle Mariners</b> The Kingdome, Seattle, WA Thu Jul 06 1978, 10:05 PM EDT Att: 7,523 - Unknown			
Miguel Dilone, S OBP: 0.315, SLG: 0.307										0	0	0	0	0	0	0				
Mike Edwards, R OBP: 0.298, SLG: 0.302										3	2	2	0	0	0	0				
Glenn Burke, R OBP: 0.290, SLG: 0.316	0-0 SH1-4		0-0 SH1-4		0-3 K		0-0 F9			2	0	0	0	0	1	1				
Joe Wallis, S OBP: 0.380, SLG: 0.550	4-0 BB		0-0 F8		0-0 E8 1B			4-0 4-3 BB		2	0	1	1	2	0	1				
Mitchell Page, L OBP: 0.371, SLG: 0.450	0-0 F8		0-0 1B		1-0 HBP			0-0 SH1-3-4		2	0	1	1	0	0	1				
Taylor Duncan, R OBP: 0.260, SLG: 0.367		0-3 K	0-0 6-3		0-3 K			0-0 4-3		4	0	0	0	0	2	4				
Dave Revering, L OBP: 0.299, SLG: 0.401		4-0 BB BB		0-0 F4		0-0 4-3		0-0 L9		3	0	0	0	1	0	1				
Mario Guerrero, R OBP: 0.297, SLG: 0.365		0-0 F7		0-0 F6		0-0 5-3		0-3 K		4	0	0	0	0	1	1				
Jeff Newman, R OBP: 0.328, SLG: 0.462		4-0 FC6-4 BB		0-0 5-3		0-0 6-3		0-0 F4		3	0	0	0	1	0	0				
Tony Armas, R OBP: 0.268, SLG: 0.301		0-0 FC6-4		0-3 K		0-0 5-3		0-3 K		4	0	0	0	0	2	2				
<b>Inning Stats</b>	R: 0 E: 0 K: 0 S: 2	H: 0 LOB: 1 BB: 2 P: 10	R: 0 E: 0 K: 1 S: 5	H: 0 LOB: 2 BB: 2 P: 13	R: 1 E: 0 K: 0 S: 5	H: 2 LOB: 1 BB: 0 P: 5	R: 0 E: 0 K: 0 S: 3	H: 0 LOB: 0 BB: 0 P: 3	R: 1 E: 1 K: 3 S: 11	H: 2 LOB: 2 BB: 0 P: 12	R: 0 E: 0 K: 0 S: 3	H: 0 LOB: 0 BB: 0 P: 3	R: 0 E: 0 K: 0 S: 3	H: 0 LOB: 1 BB: 1 P: 7	R: 0 E: 0 K: 2 S: 7	H: 0 LOB: 0 BB: 0 P: 7	1B: 3 2B: 1 3B: 0 HR: 0	SF: 0 SAC: 3 DP: 0 HBP: 1	WP: 0 PB: 0 SB: 0 CS: 1	PA: 36
<b>PITCHER</b>	IP WLS BF H R ER SO BB IBB HBP BLK WP HR S P ERA WHIP	IP WLS BF H R ER SO BB IBB HBP BLK WP HR S P ERA WHIP																		
Paul Mitchell, R ERA: 3.56	(1, 1) 7.0 W 30 4 2 2 4 5 0 1 0 0 0 0 32 53 2.57 1.286	(8, 1) 2.0 S 6 0 0 0 2 0 0 0 0 0 0 0 10 10 0.00 0.000																		
Enrique Romo, R ERA: 3.07	(8, 1) 2.0 S 6 0 0 0 2 0 0 0 0 0 0 0 10 10 0.00 0.000																			

Batter	1	2	3	4	5	6	7	8	9	AB	R	H	RBI	BB	SO	LOB	BOTTOM			
Larry Milbourne, S OBP: 0.378, SLG: 0.416	0-3 K		0-0 1B		0-0 1-H 2B		4-0 BB 1B IBB			3	1	2	1	1	1	0	<b>Oakland Athletics @ Seattle Mariners</b> The Kingdome, Seattle, WA Thu Jul 06 1978, 10:05 PM EDT Att: 7,523 - Unknown			
Craig Reynolds, L OBP: 0.349, SLG: 0.385	0-3 K		0-3 K		0-0 P6		4-0 1B BB			3	0	0	0	1	2	2				
Tom Paciorek, R OBP: 0.410, SLG: 0.595	0-0 1B			4-0 FC5-4 BB		0-0 F9		0-0 FC6-4 1B		3	0	2	2	1	0	0				
Dan Meyer, L OBP: 0.231, SLG: 0.319							1-3 2-H 3-H			0	0	0	0	0	0	0				
Leon Roberts, R OBP: 0.367, SLG: 0.503	0-3 K		0-0 F9		0-3 K		0-0 FC6-4			4	0	0	0	0	2	4				
Bob Robertson, R OBP: 0.280, SLG: 0.386		0-0 F8		0-0 P6		0-0 1B		0-0 6-3		4	0	1	0	0	0	1				
Bill Stein, R OBP: 0.305, SLG: 0.348		0-3 K		0-0 FC5-4		0-0 F8		0-0 FC5-4 2B		4	0	1	0	0	1	2				
Bruce Bochte, L OBP: 0.331, SLG: 0.387	0-0 F7				0-0 2B 1B		0-0 BB SH2-4 1B 1B			3	2	2	0	1	0	0				
Juan Bernhardt, R OBP: 0.314, SLG: 0.405			0-0 G6-4-3 1B		0-0 F9		0-0 SH2-4		0-0 FC5-4	3	0	1	0	0	0	3				
John Hales, L OBP: 0.295, SLG: 0.264							1-2 2-3			0	0	0	0	0	0	0				
Bob Stinson, S OBP: 0.385, SLG: 0.426		0-0 G6-4-3		0-0 F9		0-0 F8		0-3 K		4	0	0	0	0	1	5				
<b>Inning Stats</b>	R: 0 E: 0 K: 3 S: 10	H: 1 LOB: 1 BB: 0 P: 10	R: 0 E: 0 K: 1 S: 5	H: 0 LOB: 0 BB: 0 P: 5	R: 0 E: 0 K: 1 S: 6	H: 2 LOB: 1 BB: 0 P: 6	R: 0 E: 0 K: 0 S: 3	H: 0 LOB: 1 BB: 1 P: 7	R: 1 E: 0 K: 0 S: 5	H: 2 LOB: 1 BB: 0 P: 5	R: 0 E: 0 K: 1 S: 6	H: 1 LOB: 1 BB: 0 P: 6	R: 2 E: 0 K: 0 S: 5	H: 2 LOB: 2 BB: 2 P: 13	R: 0 E: 0 K: 1 S: 6	H: 1 LOB: 2 BB: 1 P: 10	1B: 7 2B: 2 3B: 0 HR: 0	SF: 0 SAC: 1 DP: 1 HBP: 0	WP: 0 PB: 0 SB: 0 CS: 0	PA: 36
<b>PITCHER</b>	IP WLS BF H R ER SO BB IBB HBP BLK WP HR S P ERA WHIP	IP WLS BF H R ER SO BB IBB HBP BLK WP HR S P ERA WHIP																		
John Henry Johnson, L ERA: 2.6	(1, 1) 6.2 L 29 7 3 3 6 2 1 0 0 0 0 0 4 8 4.05 1.350	(7, 1) 0.2 5 2 0 0 0 0 0 1 0 0 0 0 4 8 0.00 3.000																		
Elias Sosa, R ERA: 2.83	(7, 1) 0.2 5 2 0 0 0 0 0 1 0 0 0 0 4 8 0.00 3.000																			
Dave Heaverlo, R ERA: 2.91	(8, 1) 0.2 2 0 0 0 0 1 0 0 0 0 0 0 4 4 0.00 0.000																			

AB	27
R	2
H	4
RBI	2
BB	5
SO	6
LOB	11



AB	31
R	3
H	9
RBI	3
BB	4
SO	7
LOB	17





Batter	1	2	3	4	5	6	7	8	9	AB	R	H	RBI	BB	SO	LOB	TOP								
Larry Milbourne, S OBP: 0.368, SLG: 0.395	F4																								
Craig Reynolds, L OBP: 0.347, SLG: 0.381	4-3																								
Tom Paciorek, R OBP: 0.386, SLG: 0.571																									
Leon Roberts, R OBP: 0.368, SLG: 0.505	K																								
Bob Robertson, R OBP: 0.278, SLG: 0.372																									
Bruce Bochte, L OBP: 0.336, SLG: 0.403																									
Bill Stein, R OBP: 0.315, SLG: 0.353																									
Juan Bernhardt, R OBP: 0.304, SLG: 0.391																									
Bob Stinson, S OBP: 0.383, SLG: 0.439																									
<b>Inning Stats</b>	R: 0 E: 0 K: 1 S: 6	H: 1 LOB: 1 BB: 0 P: 6	R: 1 E: 0 K: 0 S: 4	H: 2 LOB: 0 BB: 0 P: 4	R: 0 E: 0 K: 0 S: 2	H: 0 LOB: 0 BB: 1 P: 6	R: 0 E: 0 K: 0 S: 3	H: 0 LOB: 0 BB: 0 P: 3	R: 1 E: 0 K: 0 S: 4	H: 1 LOB: 1 BB: 1 P: 8	R: 0 E: 0 K: 1 S: 6	H: 2 LOB: 1 BB: 0 P: 6	R: 2 E: 1 K: 0 S: 6	H: 2 LOB: 1 BB: 0 P: 6	R: 1 E: 0 K: 1 S: 6	H: 1 LOB: 3 BB: 3 P: 18	R: 0 E: 1 K: 0 S: 4	H: 0 LOB: 1 BB: 0 P: 4	1B: 4 2B: 3 3B: 0 HR: 2	SF: 1 SAC: 0 DP: 2 HBP: 0	WP: 0 PB: 0 SB: 0 CS: 1	PA: 41			
<b>PITCHER</b>	IP	WLS	BF	H	R	ER	SO	BB	IBB	HBP	BLK	WP	HR	S	P	ERA	WHIP								
Frank Tanana, L ERA: 3.09	7.0	W	29	8	4	4	2	2	0	0	0	0	2	31	39	5.14	1.429								
Dyar Miller, R ERA: 1.94	0.1		4	1	1	1	0	2	0	0	0	0	0	2	10	27.00	9.000								
Dave LaRoche, L ERA: 3.11	1.2	S	7	0	0	0	1	1	0	0	0	0	0	8	12	0.00	0.600								

Seattle Mariners @ California Angels  
Anaheim Stadium, Anaheim, CA  
Fri Jul 07 1978, 10:05 PM EDT  
Att: 20,119 - Unknown

AB 34  
R 5  
H 9  
RBI 5  
BB 5  
SO 3  
LOB 17



Batter	1	2	3	4	5	6	7	8	9	AB	R	H	RBI	BB	SO	LOB	BOTTOM								
Rick Miller, L OBP: 0.370, SLG: 0.372	1B																								
Bobby Grich, R OBP: 0.347, SLG: 0.308	1B																								
Lyman Bostock, L OBP: 0.336, SLG: 0.351	S																								
Ron Fairly, L OBP: 0.295, SLG: 0.394	F4																								
Don Baylor, R OBP: 0.334, SLG: 0.490	4-3																								
Joe Rudi, R OBP: 0.280, SLG: 0.322	F7																								
Ron Jackson, R OBP: 0.355, SLG: 0.442																									
Dave Chalk, R OBP: 0.346, SLG: 0.297	K																								
Brian Downing, R OBP: 0.349, SLG: 0.350	F8																								
<b>Inning Stats</b>	R: 2 E: 0 K: 0 S: 6	H: 3 LOB: 1 BB: 0 P: 6	R: 0 E: 0 K: 1 S: 5	H: 0 LOB: 0 BB: 0 P: 5	R: 1 E: 0 K: 0 S: 3	H: 1 LOB: 0 BB: 0 P: 4	R: 3 E: 0 K: 0 S: 6	H: 4 LOB: 0 BB: 0 P: 6	R: 0 E: 0 K: 1 S: 5	H: 0 LOB: 0 BB: 0 P: 5	R: 0 E: 0 K: 0 S: 3	H: 0 LOB: 0 BB: 0 P: 3	R: 1 E: 0 K: 0 S: 4	H: 1 LOB: 0 BB: 0 P: 4	R: 2 E: 0 K: 0 S: 5	H: 3 LOB: 0 BB: 0 P: 5	R: 1 E: 0 K: 0 S: 5	H: 0 LOB: 0 BB: 0 P: 5	1B: 9 2B: 2 3B: 0 HR: 2	SF: 1 SAC: 2 DP: 2 HBP: 1	WP: 1 PB: 0 SB: 2 CS: 1	PA: 35			
<b>PITCHER</b>	IP	WLS	BF	H	R	ER	SO	BB	IBB	HBP	BLK	WP	HR	S	P	ERA	WHIP								
Dick Pole, R ERA: 6.16	3.2	L	18	8	6	6	1	0	0	0	0	1	1	19	20	14.73	2.182								
Tom House, L ERA: 5.32	4.0		15	3	3	2	1	0	0	0	0	1	1	17	17	4.50	0.750								
Jim Todd, R ERA: 4.21	0.1		1	1	0	0	0	0	0	0	0	0	0	1	1	0.00	3.000								

Seattle Mariners @ California Angels  
Anaheim Stadium, Anaheim, CA  
Fri Jul 07 1978, 10:05 PM EDT  
Att: 20,119 - Unknown

AB 30  
R 9  
H 12  
RBI 8  
BB 0  
SO 2  
LOB 6





Batter	1	2	3	4	5	6	7	8	9	AB	R	H	RBI	BB	SO	LOB	TOP								
<b>Julio Cruz, S</b> OBP: 0.349, SLG: 0.309 (1, 4)										5	0	1	1	0	1	1	<b>Seattle Mariners @ California Angels</b> Anaheim Stadium, Anaheim, CA Sat Jul 08 1978, 10:05 PM EDT Unknown								
<b>Craig Reynolds, L</b> OBP: 0.346, SLG: 0.387 (1, 6)										4	0	1	0	1	0	0									
<b>Tom Paciorek, R</b> OBP: 0.388, SLG: 0.596 (1, 7), (8, 8)										5	2	2	0	0	1	4									
<b>Bruce Bochte, L</b> OBP: 0.337, SLG: 0.410 (1, 10)										4	1	1	2	1	0	1									
<b>Leon Roberts, R</b> OBP: 0.371, SLG: 0.520 (1, 9)										4	1	2	2	0	1	1									
<b>Bob Stinson, S</b> OBP: 0.381, SLG: 0.433 (1, 2)										3	0	0	0	1	1	2									
<b>Dan Meyer, L</b> OBP: 0.231, SLG: 0.322 (1, 3)										4	1	1	0	0	1	2									
<b>Bill Stein, R</b> OBP: 0.314, SLG: 0.349 (1, 5)										3	0	0	0	1	1	0									
<b>John Hale, L</b> OBP: 0.296, SLG: 0.261 (1, 8)										2	0	0	0	1	1	2									
<b>Leroy Stanton, R</b> OBP: 0.275, SLG: 0.265 (8, PH), (8, 7)										1	0	0	0	0	1	0									
<b>Inning Stats</b>	R: 0 E: 0 K: 1 S: 6	H: 1 LOB: 1 BB: 0 P: 6	R: 2 E: 0 K: 1 S: 8	H: 3 LOB: 3 BB: 2 P: 16	R: 1 E: 0 K: 1 S: 6	H: 1 LOB: 0 BB: 0 P: 6	R: 0 E: 0 K: 2 S: 7	H: 0 LOB: 0 BB: 0 P: 7	R: 1 E: 0 K: 0 S: 4	H: 2 LOB: 1 BB: 1 P: 8	R: 0 E: 0 K: 0 S: 3	H: 0 LOB: 1 BB: 1 P: 7	R: 1 E: 1 K: 1 S: 7	H: 1 LOB: 2 BB: 1 P: 11	R: 0 E: 0 K: 2 S: 7	H: 0 LOB: 0 BB: 0 P: 3	R: 0 E: 0 K: 0 S: 3	H: 0 LOB: 0 BB: 0 P: 3	1B: 3 2B: 2 3B: 2 HR: 2	SF: 0 SAC: 0 DP: 1 HBP: 0	WP: 0 PB: 0 SB: 0 CS: 0	PA: 40			
<b>PITCHER</b>	IP	WLS	BF	H	R	ER	SO	BB	IBB	HBP	BLK	WP	HR	S	P	ERA	WHIP								
<b>Chris Knapp, R</b> ERA: 4.4 (1, 1)	6.0	W	28	7	4	4	5	4	0	0	0	0	2	34	50	6.00	1.833								
<b>Dyar Miller, R</b> ERA: 2.09 (7, 1)	0.2		5	1	1	1	0	1	0	0	0	0	0	4	8	13.50	3.000								
<b>Dave LaRoche, L</b> ERA: 2.96 (7, 1)	2.1	S	7	0	0	0	3	0	0	0	0	0	0	13	13	0.00	0.000								

Batter	1	2	3	4	5	6	7	8	9	AB	R	H	RBI	BB	SO	LOB	BOTTOM								
<b>Rick Miller, L</b> OBP: 0.371, SLG: 0.372 (1, 8)										5	1	2	0	0	1	3	<b>Seattle Mariners @ California Angels</b> Anaheim Stadium, Anaheim, CA Sat Jul 08 1978, 10:05 PM EDT Unknown								
<b>Ken Landreaux, L</b> OBP: 0.273, SLG: 0.318 (8, 8)										0	0	0	0	0	0	0									
<b>Bobby Grich, R</b> OBP: 0.353, SLG: 0.312 (1, 4)										3	3	2	1	2	0	0									
<b>Lyman Bostock, L</b> OBP: 0.340, SLG: 0.356 (1, 9)										4	1	2	1	1	0	1									
<b>Ron Jackson, R</b> OBP: 0.355, SLG: 0.447 (1, 3)										4	2	2	2	0	0	1									
<b>Don Baylor, R</b> OBP: 0.336, SLG: 0.490 (1, 10)										2	2	1	1	1	1	1									
<b>Joe Rudi, R</b> OBP: 0.285, SLG: 0.330 (1, 7)										4	0	2	4	0	0	1									
<b>Carney Lansford, R</b> OBP: 0.331, SLG: 0.427 (1, 5)										4	0	0	0	0	3										
<b>Dave Chalk, R</b> OBP: 0.349, SLG: 0.297 (1, 6)										3	0	1	1	1	0	1									
<b>Brian Downing, R</b> OBP: 0.347, SLG: 0.344 (1, 2)										3	1	0	0	1	1	3									
<b>Inning Stats</b>	R: 1 E: 0 K: 1 S: 6	H: 2 LOB: 1 BB: 1 P: 10	R: 0 E: 0 K: 0 S: 3	H: 0 LOB: 0 BB: 0 P: 3	R: 0 E: 0 K: 2 S: 7	H: 0 LOB: 0 BB: 0 P: 7	R: 2 E: 0 K: 0 S: 6	H: 3 LOB: 1 BB: 0 P: 6	R: 3 E: 0 K: 0 S: 5	H: 2 LOB: 1 BB: 2 P: 13	R: 0 E: 0 K: 0 S: 3	H: 0 LOB: 1 BB: 1 P: 7	R: 4 E: 0 K: 0 S: 8	H: 5 LOB: 2 BB: 1 P: 12	R: 0 E: 0 K: 0 S: 2	H: 0 LOB: 0 BB: 1 P: 6	R: 0 E: 0 K: 0 S: 2	H: 0 LOB: 0 BB: 1 P: 6	1B: 9 2B: 3 3B: 0 HR: 0	SF: 2 SAC: 0 DP: 1 HBP: 0	WP: 0 PB: 0 SB: 0 CS: 1	PA: 40			
<b>PITCHER</b>	IP	WLS	BF	H	R	ER	SO	BB	IBB	HBP	BLK	WP	HR	S	P	ERA	WHIP								
<b>Glenn Abbott, R</b> ERA: 4.36 (1, 1)	4.0	L	20	7	6	6	3	2	0	0	0	0	0	24	32	13.50	2.250								
<b>Shane Rawley, L</b> ERA: 3.5 (5, 1)	0.1		2	0	0	0	0	1	0	0	0	0	0	1	5	0.00	3.000								
<b>Jim Todd, R</b> ERA: 4.73 (5, 1)	2.0		12	4	4	4	0	1	1	0	0	0	0	10	18	18.00	2.500								
<b>Dick Pole, R</b> ERA: 6.05 (7, 1)	1.2		6	1	0	0	0	1	0	0	0	0	0	5	9	0.00	1.200								



Batter	1	2	3	4	5	6	7	8	9	AB	R	H	RBI	BB	SO	LOB	TOP			
Larry Milbourne, S OBP: 0.352, SLG: 0.376	6-3			4-3		6-3		FC4-6		4	0	0	0	0	0	1				
Craig Reynolds, L OBP: 0.346, SLG: 0.385	G3			4-3		F2			1B	4	0	1	0	0	0	0				
Bruce Bochte, L OBP: 0.333, SLG: 0.405	F7			4-3			F7		F7	4	0	0	0	0	0	1				
Leon Roberts, R OBP: 0.373, SLG: 0.520							F9		F6	4	0	2	0	0	0	1				
Tom Paciorek, R OBP: 0.377, SLG: 0.588							FC5-4		1-3	4	0	1	0	0	0	3				
Dan Meyer, L OBP: 0.233, SLG: 0.322							FC1-6			3	0	1	0	0	0	1				
Bill Stein, R OBP: 0.311, SLG: 0.345							FC1-6		F8	3	0	0	0	0	0	2				
Bob Stinson, S OBP: 0.376, SLG: 0.427							G3		F6	3	0	0	0	0	0	3				
Bill Plummer, R OBP: 0.265, SLG: 0.311							F7		FC4-6	2	0	0	0	1	1	0				
<b>Inning Stats</b>	R: 0 E: 0 K: 0 S: 3	H: 0 LOB: 0 BB: 0 P: 3	R: 0 E: 0 K: 0 S: 3	H: 1 LOB: 0 BB: 0 P: 3	R: 0 E: 1 K: 1 S: 5	H: 0 LOB: 0 BB: 0 P: 5	R: 0 E: 0 K: 0 S: 3	H: 0 LOB: 0 BB: 0 P: 3	R: 0 E: 0 K: 0 S: 5	H: 2 LOB: 2 BB: 0 P: 5	R: 0 E: 0 K: 0 S: 4	H: 1 LOB: 1 BB: 0 P: 4	R: 0 E: 0 K: 0 S: 3	H: 0 LOB: 1 BB: 1 P: 7	R: 0 E: 0 K: 0 S: 4	H: 1 LOB: 1 BB: 0 P: 4	1B: 4 2B: 1 3B: 0 HR: 0	SF: 0 SAC: 0 DP: 2 HBP: 0	WP: 0 PB: 0 SB: 0 CS: 0	PA: 32
<b>PITCHER</b> Dave Frost, R ERA: 1.74	IP: 9.0 WLS: W BF: 32	H: 5 R: 0 ER: 0 SO: 1	BB: 1 IBB: 0 HBP: 0 BLK: 0	WP: 0 HR: 0 S: 33 P: 37	ERA: 0.00 WHIP: 0.667															

Seattle Mariners @ California Angels  
Anaheim Stadium, Anaheim, CA  
Sat Jul 08 1978, 10:05 PM EDT  
Att: 32,020 - Unknown

AB	31
R	0
H	5
RBI	0
BB	1
SO	1
LOB	12



Batter	1	2	3	4	5	6	7	8	9	AB	R	H	RBI	BB	SO	LOB	BOTTOM			
Rick Miller, L OBP: 0.373, SLG: 0.376	F8	L5					5-3			3	1	1	0	1	0	2				
Dave Chalk, R OBP: 0.347, SLG: 0.294	1B						F9			3	1	0	1	1	1	2				
Lyman Bostock, L OBP: 0.339, SLG: 0.358	F8						6-3			4	1	1	0	0	0	3				
Ron Jackson, R OBP: 0.355, SLG: 0.445							5-3			3	0	1	1	0	0	0				
Ron Fairly, L OBP: 0.293, SLG: 0.392							F4			1	0	0	0	0	0	1				
Don Baylor, R OBP: 0.338, SLG: 0.495	SF9						F6			3	1	2	2	0	0	0				
Joe Rudi, R OBP: 0.264, SLG: 0.329	5-3						5-3			4	0	1	1	0	0	2				
Carney Lansford, R OBP: 0.335, SLG: 0.429							F8			4	0	2	0	0	0	1				
Jim Anderson, R OBP: 0.294, SLG: 0.375							L6			4	0	1	0	0	1	3				
Terry Humphrey, R OBP: 0.257, SLG: 0.308							2B			2	1	1	0	0	0	1				
<b>Inning Stats</b>	R: 2 E: 0 K: 0 S: 4	H: 1 LOB: 1 BB: 2 P: 12	R: 0 E: 0 K: 1 S: 6	H: 1 LOB: 0 BB: 0 P: 6	R: 0 E: 0 K: 1 S: 5	H: 0 LOB: 0 BB: 0 P: 5	R: 0 E: 0 K: 0 S: 3	H: 0 LOB: 0 BB: 0 P: 3	R: 1 E: 0 K: 0 S: 5	H: 2 LOB: 1 BB: 0 P: 5	R: 0 E: 0 K: 0 S: 4	H: 1 LOB: 1 BB: 0 P: 4	R: 0 E: 0 K: 0 S: 4	H: 1 LOB: 1 BB: 0 P: 4	R: 2 E: 0 K: 0 S: 6	H: 4 LOB: 1 BB: 0 P: 6	1B: 7 2B: 3 3B: 0 HR: 0	SF: 1 SAC: 1 DP: 1 HBP: 0	WP: 0 PB: 0 SB: 0 CS: 0	PA: 35
<b>PITCHER</b> Jim Colborn, R ERA: 6.64 Jim Todd, R ERA: 4.67	IP: 7.1 WLS: L BF: 33	H: 9 R: 5 ER: 5 SO: 2	BB: 2 IBB: 0 HBP: 0 BLK: 0	WP: 0 HR: 0 S: 35 P: 43	ERA: 6.14 WHIP: 1.500															

Seattle Mariners @ California Angels  
Anaheim Stadium, Anaheim, CA  
Sat Jul 08 1978, 10:05 PM EDT  
Att: 32,020 - Unknown

AB	31
R	5
H	10
RBI	5
BB	2
SO	2
LOB	15

















Batter	1	2	3	4	5	6	7	8	9	AB	R	H	RBI	BB	SO	LOB	TOP								
<b>Rick Manning, L</b> OBP: 0.327, SLG: 0.355 (1, 8)										4	1	1	1	1	0	0	<b>Cleveland Indians @ Seattle Mariners</b> The Kingdome, Seattle, WA Sat Jul 15 1978, 10:05 PM EDT Att: 26,117 - Dome								
<b>Johnny Grubb, L</b> OBP: 0.380, SLG: 0.432 (1, 7)										4	1	1	0	0	0	1									
<b>Buddy Bell, R</b> OBP: 0.330, SLG: 0.438 (1, 5)										5	0	0	0	0	1	2									
<b>Andre Thornton, R</b> OBP: 0.393, SLG: 0.538 (1, 3)										4	2	3	3	0	0	0									
<b>Bernie Carbo, L</b> OBP: 0.358, SLG: 0.370 (1, 10)										2	0	1	0	0	0	0									
<b>Paul Dade, R</b> OBP: 0.343, SLG: 0.350 (5, PH)										2	0	0	0	0	1	1									
<b>Gary Alexander, R</b> OBP: 0.322, SLG: 0.481 (1, 2)										4	0	0	0	0	1	1									
<b>Jim Norris, L</b> OBP: 0.335, SLG: 0.328 (1, 9)										1	0	0	0	1	1	1									
<b>Horace Speed, R</b> OBP: 0.316, SLG: 0.286 (6, PH)										2	0	0	0	0	2	0									
<b>Duane Kuiper, L</b> OBP: 0.292, SLG: 0.307 (1, 4)										4	1	2	0	0	0	2									
<b>Tom Verzyer, R</b> OBP: 0.311, SLG: 0.376 (1, 6)										4	1	1	1	0	0	1									
<b>Inning Stats</b>	R: 0 E: 0 K: 0 S: 3	H: 0 LOB: 0 BB: 0 P: 3	R: 1 E: 0 K: 1 S: 7	H: 2 LOB: 1 BB: 0 P: 7	R: 0 E: 0 K: 0 S: 3	H: 0 LOB: 1 BB: 0 P: 4	R: 1 E: 0 K: 1 S: 6	H: 1 LOB: 1 BB: 1 P: 10	R: 2 E: 1 K: 0 S: 5	H: 2 LOB: 1 BB: 1 P: 9	R: 2 E: 0 K: 1 S: 8	H: 3 LOB: 1 BB: 0 P: 8	R: 0 E: 0 K: 1 S: 5	H: 0 LOB: 0 BB: 0 P: 5	R: 0 E: 0 K: 1 S: 6	H: 1 LOB: 1 BB: 0 P: 6	R: 0 E: 0 K: 1 S: 5	H: 0 LOB: 0 BB: 0 P: 5	1B: 4 2B: 2 3B: 1 HR: 2	SF: 0 SAC: 0 DP: 0 HBP: 1	WP: 0 PB: 0 SB: 0 CS: 0	PA: 39			
<b>PITCHER</b>	IP	WLS	BF	H	R	ER	SO	BB	IBB	HBP	BLK	WP	HR	S	P	ERA	WHIP								
<b>Mike Parrott, R</b> ERA: 4.67 (1, 1)	4.2		22	5	4	4	2	2	0	1	0	0	2	23	32	7.71	1.500								
<b>Shane Rawley, L</b> ERA: 3.93 (5, 1)	1.1		7	3	2	2	1	0	0	0	0	0	0	9	9	13.50	2.250								
<b>Enrique Romo, R</b> ERA: 2.87 (7, 1)	3.0	W	10	1	0	0	3	0	0	0	0	0	0	16	16	0.00	0.333								

Batter	1	2	3	4	5	6	7	8	9	AB	R	H	RBI	BB	SO	LOB	BOTTOM								
<b>Larry Milbourne, S</b> OBP: 0.366, SLG: 0.452 (1, 4)										4	2	2	5	0	0	0	<b>Cleveland Indians @ Seattle Mariners</b> The Kingdome, Seattle, WA Sat Jul 15 1978, 10:05 PM EDT Att: 26,117 - Dome								
<b>Dan Meyer, L</b> OBP: 0.225, SLG: 0.310 (9, 3)										0	0	0	0	0	0	0									
<b>Craig Reynolds, L</b> OBP: 0.339, SLG: 0.378 (1, 6)										4	0	1	0	0	0	0									
<b>Tom Paciorek, R</b> OBP: 0.357, SLG: 0.544 (1, 10)										4	0	0	0	0	1	1									
<b>Bruce Bochte, L</b> OBP: 0.337, SLG: 0.408 (1, 7)										3	1	1	0	1	0	0									
<b>Leon Roberts, R</b> OBP: 0.380, SLG: 0.535 (1, 9)										4	1	1	0	0	0	2									
<b>Bob Robertson, R</b> OBP: 0.307, SLG: 0.398 (1, 3)										2	1	2	1	1	0	0									
<b>Julio Cruz, S</b> OBP: 0.342, SLG: 0.300 (8, FR)										0	0	0	0	0	0	0									
<b>Bob Stinson, S</b> OBP: 0.376, SLG: 0.424 (1, 2)										3	0	0	1	0	0	3									
<b>Bill Stein, R</b> OBP: 0.313, SLG: 0.348 (1, 5)										4	1	0	0	0	1	5									
<b>John Hale, L</b> OBP: 0.295, SLG: 0.253 (1, 8)										3	1	0	0	1	2	2									
<b>Inning Stats</b>	R: 0 E: 0 K: 0 S: 3	H: 0 LOB: 0 BB: 0 P: 3	R: 5 E: 1 K: 1 S: 9	H: 3 LOB: 1 BB: 1 P: 14	R: 1 E: 0 K: 0 S: 5	H: 2 LOB: 1 BB: 0 P: 5	R: 1 E: 0 K: 1 S: 6	H: 1 LOB: 0 BB: 0 P: 6	R: 0 E: 0 K: 0 S: 3	H: 0 LOB: 0 BB: 1 P: 7	R: 0 E: 0 K: 0 S: 3	H: 0 LOB: 0 BB: 1 P: 7	R: 0 E: 0 K: 2 S: 8	H: 1 LOB: 2 BB: 0 P: 8	R: 0 E: 0 K: 2 S: 8	H: 1 LOB: 2 BB: 0 P: 8	1B: 1 2B: 3 3B: 1 HR: 2	SF: 0 SAC: 1 DP: 0 HBP: 1	WP: 1 PB: 0 SB: 0 CS: 0	PA: 36					
<b>PITCHER</b>	IP	WLS	BF	H	R	ER	SO	BB	IBB	HBP	BLK	WP	HR	S	P	ERA	WHIP								
<b>Mike Paxton, R</b> ERA: 3.96 (1, 1)	2.1	L	15	5	6	2	1	1	0	0	0	0	1	15	20	7.71	2.571								
<b>Don Hood, L</b> ERA: 5.18 (3, 1)	2.2		10	1	1	1	1	1	0	0	0	1	1	11	15	3.38	0.750								
<b>Jim Kern, R</b> ERA: 3.16 (6, 1)	3.0		11	1	0	0	2	1	0	0	0	0	0	14	18	0.00	0.667								



Batter	1	2	3	4	5	6	7	8	9	AB	R	H	RBI	BB	SO	LOB	TOP										
<b>Rick Manning, L</b> OBP: 0.321, SLG: 0.348 (1, 8)	F9	FC2-5 4-3	F7		F7		5-3		F4	6	0	0	0	0	0	6	<b>Cleveland Indians @ Seattle Mariners</b> <b>The Kingdome, Seattle, WA</b> Sun Jul 16 1978, 10:05 PM EDT Att: 8,312 - Dome										
<b>Johnny Grubb, L</b> OBP: 0.363, SLG: 0.440 (1, 9) (9, 7)	2B	4-3		BB G4-6-3		6-3		F 1B SF7	K	5	3	2	0	1	1	3											
<b>Buddy Bell, R</b> OBP: 0.339, SLG: 0.446 (1, 5)	1B			G4-6-3 1B			BB	F7		5	1	4	2	1	0	1											
<b>Andre Thornton, R</b> OBP: 0.399, SLG: 0.538 (1, 3)	1B	L5		G4-6-3 BB				E7 1B		2	1	1	0	3	0	3											
<b>Bernie Carbo, L</b> OBP: 0.351, SLG: 0.365 (1, 10)	1B		F8	G4-6-3		F9		SF7		4	0	1	1	0	0	4											
<b>Gary Alexander, R</b> OBP: 0.326, SLG: 0.491 (1, 2)	K		1B	1B		F3		1B	BB	4	2	2	2	1	1	5											
<b>Ted Cox, R</b> <b>Horace Speed, R</b> OBP: 0.316, SLG: 0.286 (8, 7) (8, 7) (9, 9)	F8		1B	5-3			K	1B	1B	5	0	2	1	0	1	3											
<b>Duane Kuiper, L</b> OBP: 0.297, SLG: 0.312 (1, 4)		FC2-5 1B	F9		4-3				1B	5	0	3	0	0	0	2											
<b>Tom Verzyer, R</b> OBP: 0.318, SLG: 0.387 (1, 6)	4-3 1B	FC2-5 1B		5-3			4-3		1B	5	1	3	1	0	0	1											
<b>Inning Stats</b>	R: 1 E: 0 K: 1 S: 8	H: 3 LOB: 3 BB: 1 P: 12	R: 0 E: 0 K: 0 S: 5	H: 2 LOB: 3 BB: 1 P: 9	R: 1 E: 0 K: 0 S: 6	H: 3 LOB: 2 BB: 0 P: 6	R: 3 E: 0 K: 0 S: 4	H: 2 LOB: 0 BB: 2 P: 12	R: 0 E: 0 K: 0 S: 3	H: 0 LOB: 0 BB: 0 P: 3	R: 0 E: 0 K: 0 S: 4	H: 1 LOB: 2 BB: 1 P: 8	R: 0 E: 0 K: 0 S: 6	H: 1 LOB: 1 BB: 0 P: 6	R: 2 E: 1 K: 0 S: 6	H: 4 LOB: 2 BB: 1 P: 10		R: 1 E: 0 K: 1 S: 6	H: 2 LOB: 1 BB: 0 P: 6	1B: 14 2B: 2 3B: 1 HR: 1	SF: 1 SAC: 0 DP: 1 HBP: 0	WP: 0 PB: 0 SB: 0 CS: 0	PA: 48				
<b>PITCHER</b>	IP	WLS	BF	H	R	ER	SO	BB	IBB	HBP	BLK	WP	HR	S	P	ERA	WHIP										
<b>Paul Mitchell, R</b> ERA: 3.65 (1, 1)	2.2	L	18	8	2	2	1	2	0	0	0	0	0	18	26	6.75	3.750										
<b>Dick Pole, R</b> ERA: 6.27 (3, 1)	1.0		6	2	3	3	0	2	0	0	0	0	1	4	12	27.00	4.000										
<b>Jim Todd, R</b> ERA: 4.37 (4, 1)	1.2		7	1	0	0	0	1	0	0	0	0	0	6	10	0.00	1.200										
<b>Tom House, L</b> ERA: 5.38 (6, 1)	3.1		16	6	3	3	2	1	0	0	0	0	0	19	23	8.10	2.100										
<b>John Montague, R</b> ERA: 4.97 (9, 1)	0.1		1	1	0	0	0	0	0	0	0	0	0	1	1	0.00	3.000										

AB	41
R	8
H	18
RBI	7
BB	6
SO	3
LOB	28



Batter	1	2	3	4	5	6	7	8	9	AB	R	H	RBI	BB	SO	LOB	BOTTOM										
<b>Larry Milbourne, S</b> OBP: 0.349, SLG: 0.429 (1, 4)	6-3		5-3			G3	FC4		F3	5	0	0	0	0	0	1	<b>Cleveland Indians @ Seattle Mariners</b> <b>The Kingdome, Seattle, WA</b> Sun Jul 16 1978, 10:05 PM EDT Att: 8,312 - Dome										
<b>Craig Reynolds, L</b> OBP: 0.343, SLG: 0.378 (1, 6)	FC5-4 BB			F8		2B 3-1	F2		BB	3	1	1	0	2	0	1											
<b>Tom Paciorek, R</b> OBP: 0.347, SLG: 0.534 (1, 7)	F3			F8		3-1 1B		F9	K	5	1	1	0	0	1	2											
<b>Leon Roberts, R</b> OBP: 0.380, SLG: 0.541 (1, 9)	FC5-4					3-1			K	5	1	2	1	0	1	3											
<b>Bruce Bochte, L</b> OBP: 0.339, SLG: 0.405 (1, 8)		6-3		F6		1B		3B	BB	2	1	0	0	2	0	1											
<b>Bob Robertson, R</b> OBP: 0.305, SLG: 0.391 (1, 3)		F8				F9		K		4	0	1	1	0	1	2											
<b>Bill Stein, R</b> OBP: 0.315, SLG: 0.357 (1, 5)		K				K			3B	4	0	2	2	0	2	2											
<b>Leroy Stanton, R</b> OBP: 0.272, SLG: 0.262 <b>Dan Meyer, L</b> OBP: 0.228, SLG: 0.310 (8, PH) (8, PH)				K		K			BB	3	0	0	0	0	3	1											
<b>Bill Plummer, R</b> OBP: 0.278, SLG: 0.306 <b>Bob Stinson, S</b> OBP: 0.377, SLG: 0.422 (7, PH) (8, 2)				L6		F6		FC4 HBP	F8	2	0	0	0	0	0	1											
<b>Inning Stats</b>	R: 0 E: 0 K: 0 S: 3	H: 0 LOB: 1 BB: 1 P: 7	R: 0 E: 0 K: 1 S: 5	H: 0 LOB: 0 BB: 0 P: 5	R: 0 E: 0 K: 1 S: 5	H: 0 LOB: 0 BB: 0 P: 5	R: 0 E: 0 K: 0 S: 4	H: 1 LOB: 1 BB: 0 P: 4	R: 0 E: 0 K: 1 S: 6	H: 1 LOB: 1 BB: 0 P: 6	R: 2 E: 0 K: 1 S: 8	H: 3 LOB: 2 BB: 1 P: 12	R: 0 E: 0 K: 1 S: 5	H: 0 LOB: 1 BB: 0 P: 6	R: 2 E: 0 K: 1 S: 7	H: 2 LOB: 2 BB: 2 P: 15		R: 0 E: 0 K: 2 S: 7	H: 0 LOB: 1 BB: 1 P: 11	1B: 4 2B: 1 3B: 2 HR: 0	SF: 0 SAC: 0 DP: 0 HBP: 1	WP: 0 PB: 0 SB: 0 CS: 0	PA: 40				
<b>PITCHER</b>	IP	WLS	BF	H	R	ER	SO	BB	IBB	HBP	BLK	WP	HR	S	P	ERA	WHIP										
<b>David Clyde, L</b> ERA: 3.8 (1, 1)	5.2	W	24	5	2	2	3	2	0	0	0	0	0	14	23	9.00	2.000										
<b>Dan Spillner, R</b> ERA: 4.22 (8, 1)	2.0		11	2	2	2	3	2	0	1	0	0	0	14	23	9.00	2.000										
<b>Sid Monge, L</b> ERA: 3.22 (8, 1)	1.1	S	5	0	0	0	2	1	0	0	0	0	0	8	12	0.00	0.750										

AB	34
R	4
H	7
RBI	4
BB	5
SO	8
LOB	16





Batter	1	2	3	4	5	6	7	8	9	AB	R	H	RBI	BB	SO	LOB	TOP				
<b>Rick Manning, L</b> OBP: 0.317, SLG: 0.342 (1, 8)	4-3		F6	F9			F8		K	5	0	0	0	0	1	2					
<b>Johnny Grubb, L</b> OBP: 0.365, SLG: 0.439 (8, 7)	K		BB 1B 1-2		G6-4-3 1B		4-3			3	0	1	0	1	1	1					
<b>Buddy Bell, R</b> OBP: 0.344, SLG: 0.450 (1, 5)			BB 1-2 2-3		G6-4-3 1-2			HR 1B		4	1	3	0	0	0	1					
<b>Andre Thornton, R</b> OBP: 0.401, SLG: 0.547 (1, 3)	5-3		1-2 2-3 3-H		1-3			HR 1-H		3	1	1	3	1	0	1					
<b>Bernie Carbo, L</b> OBP: 0.339, SLG: 0.350 (1, 10)		F8	K			F9		F7		4	0	0	0	0	1	3					
<b>Gary Alexander, R</b> OBP: 0.322, SLG: 0.485 (1, 2)	K			5-3		K		F9		4	0	0	0	0	2	0					
<b>Ted Cox, R</b> OBP: 0.273, SLG: 0.226 <b>Horace Speed, R</b> OBP: 0.316, SLG: 0.286 (8, 9)	F9			2B BLK 1B		5-3		F9		4	1	1	0	0	0	0					
<b>Duane Kuiper, L</b> OBP: 0.299, SLG: 0.317 (1, 4)			4-3	BLK 6-3 2B			F8 6-3 1B		F7	4	1	2	0	0	0	0					
<b>Tom Verzyer, R</b> OBP: 0.317, SLG: 0.384 (1, 6)			1B BB 1B	6-3			6-3		F9	4	1	1	1	0	0	1					
<b>Inning Stats</b>	R: 0 E: 0 K: 1 S: 6	H: 1 LOB: 1 BB: 0 P: 6	R: 0 E: 0 K: 1 S: 5	H: 0 LOB: 0 BB: 0 P: 5	R: 1 E: 0 K: 1 S: 7	H: 2 LOB: 2 BB: 2 P: 15	R: 2 E: 0 K: 0 S: 5	H: 2 LOB: 0 BB: 0 P: 5	R: 0 E: 0 K: 1 S: 5	H: 0 LOB: 0 BB: 0 P: 5	R: 0 E: 0 K: 0 S: 4	H: 1 LOB: 1 BB: 0 P: 4	R: 2 E: 0 K: 0 S: 5	H: 2 LOB: 2 BB: 0 P: 5	R: 0 E: 0 K: 1 S: 5	H: 0 LOB: 0 BB: 0 P: 5	1B: 7 2B: 1 3B: 0 HR: 1	SF: 0 SAC: 0 DP: 1 HBP: 0	WP: 0 PB: 0 SB: 0 CS: 0	PA: 37	
<b>PITCHER</b>	IP	WLS	BF	H	R	ER	SO	BB	IBB	HBP	BLK	WP	HR	S	P	ERA	WHIP				
<b>Jim Colborn, R</b> ERA: 6.5 (1, 1)	7.0	L	30	8	4	4	4	2	0	0	1	0	0	36	44	5.14	1.429				
<b>Enrique Romo, R</b> ERA: 2.92 (8, 1)	2.0	S	7	1	1	1	1	0	0	0	0	0	1	9	9	4.50	0.500				

Cleveland Indians @ Seattle Mariners  
The Kingdome, Seattle, WA  
Mon Jul 17 1978, 10:05 PM EDT  
Att: 7,676 - Dome

AB 35  
R 5  
H 9  
RBI 4  
BB 2  
SO 5  
LOB 9



Batter	1	2	3	4	5	6	7	8	9	AB	R	H	RBI	BB	SO	LOB	BOTTOM					
<b>Julio Cruz, S</b> OBP: 0.340, SLG: 0.299 (1, 4)	5-3		SF9 FC5 1B		4-3		F8		F3	5	0	1	0	0	0	1						
<b>Craig Reynolds, L</b> OBP: 0.339, SLG: 0.374 (1, 6)	L6		SF9 1-3		3-1		L5			3	0	0	1	0	0	0						
<b>Tom Paciorek, R</b> OBP: 0.342, SLG: 0.513 (1, 7)	F3		FC5 S		FC6-4 BB		F8			3	0	0	0	1	0	1						
<b>Leon Roberts, R</b> OBP: 0.378, SLG: 0.534 (1, 9)		BB BB	L5		FC6-4 1-2		F8			3	0	0	0	1	0	2						
<b>Bruce Bochte, L</b> OBP: 0.338, SLG: 0.402 (1, 8)	F9			BB BB		G3		K		3	0	0	0	1	1	1						
<b>Bob Robertson, R</b> OBP: 0.312, SLG: 0.411 (1, 10)	K			BB BB		4-3 3B		K		3	1	1	0	1	2	1						
<b>Dan Meyer, L</b> OBP: 0.232, SLG: 0.315 (1, 3)		BB BB			F7		4-3			3	0	1	1	1	0	2						
<b>Bill Stein, R</b> OBP: 0.314, SLG: 0.356 (1, 5)	F3				K					4	0	1	0	0	1	5						
<b>Bob Stinson, S</b> OBP: 0.376, SLG: 0.418 <b>Larry Milbourne, S</b> OBP: 0.346, SLG: 0.424 (8, PH)			1B SF9 BB		L3		F2		F7	2	1	0	0	1	0	3						
<b>Inning Stats</b>	R: 0 E: 0 K: 0 S: 3	H: 0 LOB: 0 BB: 0 P: 3	R: 0 E: 0 K: 1 S: 5	H: 0 LOB: 2 BB: 2 P: 13	R: 1 E: 0 K: 0 S: 4	H: 1 LOB: 1 BB: 1 P: 8	R: 0 E: 0 K: 1 S: 5	H: 0 LOB: 2 BB: 2 P: 13	R: 0 E: 0 K: 0 S: 3	H: 0 LOB: 1 BB: 1 P: 7	R: 1 E: 0 K: 0 S: 5	H: 2 LOB: 1 BB: 0 P: 5	R: 0 E: 0 K: 0 S: 3	H: 0 LOB: 0 BB: 0 P: 3	R: 0 E: 0 K: 2 S: 7	H: 0 LOB: 0 BB: 0 P: 7	R: 0 E: 0 K: 0 S: 4	H: 1 LOB: 1 BB: 0 P: 4	1B: 2 2B: 1 3B: 1 HR: 0	SF: 1 SAC: 0 DP: 0 HBP: 0	WP: 0 PB: 0 SB: 2 CS: 0	PA: 37
<b>PITCHER</b>	IP	WLS	BF	H	R	ER	SO	BB	IBB	HBP	BLK	WP	HR	S	P	ERA	WHIP					
<b>Dave Freisleben, R</b> ERA: 6.91 (1, 1)	5.2	W	26	3	2	2	2	6	0	0	0	0	0	24	48	3.18	1.588					
<b>Sid Monge, L</b> ERA: 3.0 (6, 1)	3.1	S	11	1	0	0	2	0	0	0	0	0	0	15	15	0.00	0.300					

Cleveland Indians @ Seattle Mariners  
The Kingdome, Seattle, WA  
Mon Jul 17 1978, 10:05 PM EDT  
Att: 7,676 - Dome

AB 30  
R 2  
H 4  
RBI 2  
BB 6  
SO 4  
LOB 17






Batter	1	2	3	4	5	6	7	8	9	10	AB	R	H	RBI	BB	SO	LOB	TOP				
<b>Rick Bosetti, R</b> OBP: 0.309, SLG: 0.370 (1, 8)	F7		F8		2B	FC4-6			1B	SH3	6	3	3	0	0	0	3	<b>Toronto Blue Jays @ Seattle Mariners</b> The Kingdom, Seattle, WA Tue Jul 18 1978, 10:05 PM EDT Att: 6,881 - Unknown				
<b>Bob Bailor, R</b> OBP: 0.305, SLG: 0.327 (1, 9)	F3		2B		K		4-3		L6	SH3	5	0	1	1	0	1	2					
<b>Roy Howell, L</b> OBP: 0.344, SLG: 0.395 (1, 5)	1B		F2		1B		4-3		FC3	1B	5	2	3	2	1	0	1					
<b>Rico Carly, R</b> OBP: 0.347, SLG: 0.468 <b>Rick Cerone, R</b> OBP: 0.302, SLG: 0.269 (9, PR)	F8			HR	1B		6-3		1B	K	5	1	3	2	0	0	1					
<b>John Mayberry, L</b> OBP: 0.353, SLG: 0.452 (1, 3)		F4		G3		FC1-5		L3	FC3	1B	4	1	0	0	2	0	1					
<b>Tom Hutton, L</b> OBP: 0.328, SLG: 0.341 <b>Otto Velez, R</b> OBP: 0.417, SLG: 0.500 (6, PH) (6, 7)	F7			4-3	1B	FC1-5		2B	FC3-6	1B	2	0	1	0	0	0	0					
<b>Dave McKay, S</b> OBP: 0.255, SLG: 0.344 (1, 4)	4-3			4-3		FC1-5		2B	FC3-6	K	6	1	1	2	0	1	7					
<b>Alan Ashby, S</b> OBP: 0.311, SLG: 0.350 (1, 2)			SH3-4	4-3		F7		F4			5	2	2	2	0	0	4					
<b>Luis Gomez, R</b> OBP: 0.281, SLG: 0.231 <b>Willie Upshaw, L</b> OBP: 0.312, SLG: 0.347 <b>Tim Johnson, L</b> OBP: 0.326, SLG: 0.256 (8, PH) (8, 6)		SH3-4		L4		FC4-6		K	K		2	0	1	1	0	0	0					
<b>Inning Stats</b>	R: 0 E: 0 K: 0 S: 4	H: 1 LOB: 1 BB: 0 P: 4	R: 0 E: 0 K: 0 S: 3	H: 0 LOB: 0 BB: 0 P: 3	R: 1 E: 0 K: 1 S: 5	H: 2 LOB: 1 BB: 0 P: 5	R: 2 E: 0 K: 1 S: 7	H: 3 LOB: 1 BB: 0 P: 7	R: 1 E: 0 K: 0 S: 5	H: 2 LOB: 2 BB: 1 P: 9	R: 0 E: 0 K: 0 S: 3	H: 0 LOB: 0 BB: 0 P: 3	R: 1 E: 0 K: 1 S: 6	H: 1 LOB: 1 BB: 1 P: 10	R: 6 E: 2 K: 1 S: 11	H: 5 LOB: 1 BB: 0 P: 11	R: 1 E: 0 K: 2 S: 9		H: 2 LOB: 3 BB: 2 P: 17	1B: 12 2B: 4 3B: 0 HR: 2	SF: 0 SAC: 2 DP: 0 HBP: 0	WP: 1 PB: 0 SB: 0 CS: 0
<b>PITCHER</b>	IP	WLS	BF	H	R	ER	SO	BB	IBB	HBP	BLK	WP	HR	S	P	ERA	WHIP					
<b>Glenn Abbott, R</b> ERA: 4.62 (1, 1)	5.0		22	8	4	4	1	0	0	0	0	0	0	24	24	7.20	1.600					
<b>Shane Rawley, L</b> ERA: 4.04 (6, 1)	0.1		3	1	1	1	0	1	0	0	0	0	0	2	6	27.00	6.000					
<b>Jim Todd, R</b> ERA: 4.37 (6, 1)	2.0		8	1	1	1	0	1	0	0	0	0	0	7	11	4.50	1.000					
<b>Enrique Romo, R</b> ERA: 3.13 (8, 1)	1.0		7	4	3	3	1	0	0	0	0	0	0	9	9	27.00	4.000					
<b>Tom House, L</b> ERA: 5.39 (9, 1)	0.0		1	0	0	0	0	0	0	0	0	0	0	1	1	∞	∞					

AB	46
R	13
H	18
RBI	12
BB	4
SO	5
LOB	23



Batter	1	2	3	4	5	6	7	8	9	10	AB	R	H	RBI	BB	SO	LOB	BOTTOM				
<b>Julio Cruz, S</b> OBP: 0.339, SLG: 0.298 (1, 4)	WP	5-3	K		1B		F8		F9	6-3	7	0	2	0	0	1	5	<b>Toronto Blue Jays @ Seattle Mariners</b> The Kingdom, Seattle, WA Tue Jul 18 1978, 10:05 PM EDT Att: 6,881 - Unknown				
<b>Craig Reynolds, L</b> OBP: 0.341, SLG: 0.377 (1, 6)	1B		1B	4-3	F9			4-3	1B	6-3	6	2	2	0	1	0	1					
<b>Tom Paclerek, R</b> OBP: 0.353, SLG: 0.506 (1, 7) (10, 8)	K		PB	HR		K		WP	K		5	3	2	0	1	3	3					
<b>Leon Roberts, R</b> OBP: 0.365, SLG: 0.548 (1, 9)	G4-6-3		PB	HR		F8		5-3	BB	1B	5	3	3	2	1	0	1					
<b>Bruce Bochte, L</b> OBP: 0.343, SLG: 0.408 <b>Larry Milbourne, S</b> OBP: 0.346, SLG: 0.424 <b>Leroy Stanton, R</b> OBP: 0.272, SLG: 0.262 (1, 8) (9, PR) (10, 7)	G4-6-3		BB	HR				WP	BB	1B	5	1	3	2	1	0	3					
<b>Bob Robertson, R</b> OBP: 0.322, SLG: 0.398 <b>John Hale, L</b> OBP: 0.295, SLG: 0.253 (1, 10) (9, PR)	K	K				5-3		1B	BB	BB	3	1	0	1	3	2	2					
<b>Dan Meyer, L</b> OBP: 0.242, SLG: 0.324 (1, 3)		6-3	BB	F8			F9	E	1B	BB	5	0	3	4	1	0	1					
<b>Bill Stein, R</b> OBP: 0.318, SLG: 0.365 (1, 5)	6-3	BB	BB		F3			HR	E5	F8	4	1	1	1	2	0	3					
<b>Bob Stinson, S</b> OBP: 0.368, SLG: 0.408 (1, 2)	6-3		F3		1-3		6-3	L4		G3	6	0	0	0	0	0	7					
<b>Inning Stats</b>	R: 0 E: 0 K: 1 S: 5	H: 1 LOB: 2 BB: 2 P: 13	R: 0 E: 0 K: 1 S: 6	H: 1 LOB: 2 BB: 1 P: 10	R: 3 E: 0 K: 2 S: 10	H: 3 LOB: 3 BB: 3 P: 22	R: 2 E: 0 K: 0 S: 5	H: 2 LOB: 1 BB: 1 P: 9	R: 0 E: 0 K: 0 S: 4	H: 1 LOB: 1 BB: 0 P: 6	R: 1 E: 0 K: 0 S: 4	H: 1 LOB: 0 BB: 0 P: 4	R: 3 E: 1 K: 0 S: 6	H: 2 LOB: 2 BB: 2 P: 14	R: 3 E: 0 K: 1 S: 9	H: 4 LOB: 2 BB: 1 P: 13	R: 0 E: 0 K: 0 S: 3		H: 0 LOB: 0 BB: 0 P: 3	1B: 11 2B: 3 3B: 0 HR: 2	SF: 0 SAC: 0 DP: 1 HBP: 0	WP: 2 PB: 1 SB: 1 CS: 0
<b>PITCHER</b>	IP	WLS	BF	H	R	ER	SO	BB	IBB	HBP	BLK	WP	HR	S	P	ERA	WHIP					
<b>Dave Lemanczyk, R</b> ERA: 6.84 (1, 1)	2.0		14	5	3	3	2	4	0	0	0	1	0	14	30	13.50	4.500					
<b>Mike Willis, L</b> ERA: 5.64 (3, 1)	5.0		23	5	3	3	3	3	0	0	0	0	2	26	38	5.40	1.600					
<b>Joe Coleman, R</b> ERA: 3.04 (8, 1)	0.2		5	1	3	2	0	1	1	0	0	1	0	3	11	27.00	3.000					
<b>Balor Moore, L</b> ERA: 3.8 (8, 1)	1.0		8	4	3	3	1	0	0	0	0	0	0	10	10	27.00	4.000					
<b>Tom Murphy, R</b> ERA: 3.81 (9, 1)	1.1		6	1	0	0	0	1	0	0	0	0	0	5	9	0.00	1.500					

AB	46
R	12
H	16
RBI	10
BB	10
SO	6
LOB	26






Batter	1	2	3	4	5	6	7	8	9	AB	R	H	RBI	BB	SO	LOB	TOP										
<b>Rick Rosetti, R</b> OBP: 0.308, SLG: 0.372 (1, 8)	0-0 4-3 HR 2B		0-3 K			0-0 F7		0-0 6-3		4	1	1	0	0	1	0											
<b>Bob Bailor, R</b> OBP: 0.305, SLG: 0.326 (1, 9) (7, 6)	0-0 4-3 2-3		0-0 5-3			0-0 S G1 1B		0-0 F8		4	0	1	0	0	0	1											
<b>Roy Howell, L</b> OBP: 0.343, SLG: 0.402 (1, 5)	0-0 HR		0-0 3-1			0-0 G1 1-2		0-0 P3		4	1	1	2	0	0	1											
<b>Rico Carty, R</b> OBP: 0.349, SLG: 0.465 (1, 10)	0-3 K			0-0 6-3		4-0 S IBB		4-0 FC5-4 BB		2	0	0	0	2	1	0											
<b>Otto Velez, R</b> OBP: 0.413, SLG: 0.488 (1, 7) (7, 9)	4-0 BB			0-0 G3		0-0 F9 1-2 2-3		0-0 FC5-4 FC4-6 BB		3	0	0	0	1	0	3											
<b>Doug Ault, R</b> OBP: 0.309, SLG: 0.228 (1, 3) (7, 7)	0-0 P4			0-0 6-3			4-0 BB BB	0-0 FC4-6 BB		2	0	0	0	1	0	1											
<b>Willie Upshaw, L</b> OBP: 0.311, SLG: 0.345 (9, PH)								0-0 FC4-6 BB		1	0	0	0	0	0	1											
<b>Dave McKay, S</b> OBP: 0.254, SLG: 0.343 <b>Tim Johnson, L</b> OBP: 0.367, SLG: 0.256 (1, 4) (4, 4)		0-0 1-3		4-0 G5-4-3 BB		4-0 1-2 1-9-4-3 BB		4-0 1-2 BB		1	0	0	0	0	0	0											
<b>Rick Cerone, R</b> OBP: 0.296, SLG: 0.263 (1, 2)		0-3 K		0-0 G5-4-3 1-2		0-0 F8		0-0 F8		4	0	0	0	0	1	5											
<b>Luis Gomez, R</b> OBP: 0.279, SLG: 0.229 <b>John Mayberry, L</b> OBP: 0.352, SLG: 0.451 (1, 6) (7, PH) (7, 3)		0-0 5-3		0-0 6-3		0-0 L9-4-3 1-2				2	0	0	0	0	0	0											
<b>Inning Stats</b>	R: 2 E: 0 K: 1 S: 7	H: 2 LOB: 1 BB: 1 P: 11	R: 0 E: 0 K: 1 S: 5	H: 0 LOB: 0 BB: 0 P: 5	R: 0 E: 0 K: 1 S: 5	H: 0 LOB: 0 BB: 0 P: 5	R: 0 E: 0 K: 0 S: 3	H: 0 LOB: 0 BB: 1 P: 3	R: 0 E: 0 K: 0 S: 2	H: 1 LOB: 2 BB: 1 P: 8	R: 0 E: 0 K: 0 S: 2	H: 0 LOB: 1 BB: 2 P: 10	R: 0 E: 0 K: 0 S: 3	H: 0 LOB: 0 BB: 2 P: 3	R: 0 E: 0 K: 0 S: 3	H: 0 LOB: 0 BB: 11 P: 11	1B: 1 2B: 2 3B: 0 HR: 1	SF: 0 SAC: 0 DP: 2 HBP: 0	WP: 0 PB: 0 SB: 2 CS: 0	PA: 35							
<b>PITCHER</b>	IP	WLS	BF	H	R	ER	SO	BB	IBB	HBP	BLK	WP	HR	S	P	ERA	WHIP										
<b>Rick Honeycutt, L</b> ERA: 4.28 <b>John Montague, R</b> ERA: 4.54 (1, 1) (7, 1)	6.0	W	25	3	2	2	3	4	1	0	0	0	1	26	46	3.00	1.167										
	3.0	S	10	0	0	0	0	2	0	0	0	0	0	8	16	0.00	0.667										

Toronto Blue Jays @ Seattle Mariners  
The Kingdome, Seattle, WA  
Wed Jul 19 1978, 10:05 PM EDT  
Att: 7,434 - Unknown


AB 28  
R 2  
H 3  
RBI 2  
BB 7  
SO 3  
LOB 14



Batter	1	2	3	4	5	6	7	8	9	AB	R	H	RBI	BB	SO	LOB	BOTTOM										
<b>Julio Cruz, S</b> OBP: 0.348, SLG: 0.305 (1, 4)	4-0 E 1B BB	0-0 2B 1-3 2H 1B		0-0 1B		0-0 1-2 2H 1B		4-0 FC BB		3	1	3	2	2	0	0											
<b>Larry Milbourne, S</b> OBP: 0.339, SLG: 0.423 (1, 6)	0-0 F7 1-2	0-0 1-3 2B			0-0 6-3	0-0 F8		0-0 FC		5	0	1	1	0	0	5											
<b>Tom Paciorek, R</b> OBP: 0.333, SLG: 0.477 (1, 7)	0-0 F3	0-3 K			0-0 5-3	0-0 F9		0-3 K		5	0	0	0	0	2	6											
<b>Leon Roberts, R</b> OBP: 0.383, SLG: 0.543 (1, 9)	0-0 1B		0-0 5-3		0-0 6-3	0-0 F9		0-0 F9		4	0	1	1	0	0	0											
<b>Bruce Bochte, L</b> OBP: 0.339, SLG: 0.403 (1, 10)	0-0 F7		0-0 4-3			0-0 4-3		0-0 4-3		4	0	0	0	0	0	1											
<b>Dan Meyer, L</b> OBP: 0.245, SLG: 0.331 (1, 3)		0-0 1B 1B		0-0 2B		0-0 F7		0-0 4-3		4	1	2	0	0	0	0											
<b>Bill Stein, R</b> OBP: 0.323, SLG: 0.373 (1, 5)		0-0 1B 2B 1B		0-0 F8		0-0 BB 1B		0-0 WP SF7 2B		4	3	3	0	0	0	1											
<b>Bob Stinson, S</b> OBP: 0.370, SLG: 0.404 (1, 2)		0-0 F5		0-0 F7		4-0 1B BB		4-0 FC PB BB		2	1	0	0	2	0	2											
<b>John Hale, L</b> OBP: 0.294, SLG: 0.255 (1, 8)		0-3 K		0-3 K		0-0 1B BB		0-0 SF7		3	0	1	2	0	2	2											
<b>Inning Stats</b>	R: 1 E: 1 K: 0 S: 4	H: 1 LOB: 1 BB: 1 P: 8	R: 2 E: 0 K: 2 S: 11	H: 4 LOB: 2 BB: 0 P: 11	R: 0 E: 0 K: 0 S: 4	H: 1 LOB: 1 BB: 0 P: 4	R: 0 E: 0 K: 1 S: 5	H: 1 LOB: 1 BB: 0 P: 5	R: 0 E: 0 K: 0 S: 3	H: 0 LOB: 0 BB: 0 P: 3	R: 2 E: 0 K: 0 S: 6	H: 3 LOB: 2 BB: 1 P: 10	R: 0 E: 0 K: 0 S: 3	H: 0 LOB: 0 BB: 0 P: 3	R: 1 E: 0 K: 1 S: 7	H: 1 LOB: 3 BB: 2 P: 15	1B: 8 2B: 3 3B: 0 HR: 0	SF: 1 SAC: 0 DP: 0 HBP: 0	WP: 1 PB: 1 SB: 0 CS: 0	PA: 39							
<b>PITCHER</b>	IP	WLS	BF	H	R	ER	SO	BB	IBB	HBP	BLK	WP	HR	S	P	ERA	WHIP										
<b>Jesse Jefferson, R</b> ERA: 4.18 <b>Dave Lemanczyk, R</b> ERA: 6.75 <b>Joe Coleman, R</b> ERA: 3.08 (1, 1) (2, 1) (6, 1)	1.2	L	11	5	3	2	1	1	0	0	0	0	0	12	16	10.80	3.600										
	4.0		16	4	2	2	2	1	0	0	0	0	0	19	23	4.50	1.250										
	2.1		12	2	1	1	1	2	0	0	0	1	0	12	20	3.86	1.714										

Toronto Blue Jays @ Seattle Mariners  
The Kingdome, Seattle, WA  
Wed Jul 19 1978, 10:05 PM EDT  
Att: 7,434 - Unknown

AB 34  
R 6  
H 11  
RBI 6  
BB 4  
SO 4  
LOB 17





Batter	1	2	3	4	5	6	7	8	9	AB	R	H	RBI	BB	SO	LOB	TOP					
Julio Cruz, S OBP: 0.350, SLG: 0.305 (1,4)	F7		F7			BB		WP BB 1B		3	0	1	0	1	0	1	<b>Seattle Mariners @ Cleveland Indians</b> Cleveland Municipal Stadium, Cleveland, OH Fri Jul 21, 1978, 7:05 PM EDT Att: 13,908 - Unknown - 90 F					
Larry Milbourne, S OBP: 0.336, SLG: 0.411 (1,6)	3-1			4-3		F7		WP BB		3	0	0	0	1	0	1						
Ruppert Jones, L OBP: 0.332, SLG: 0.340 (1,8)	K			F7		F9		F3		4	0	0	0	0	1	3						
Leon Roberts, R OBP: 0.380, SLG: 0.538 (1,9)									F8	2	0	0	0	0	0	0						
John Hale, L OBP: 0.291, SLG: 0.252 (6,9)				L5						2	0	0	0	0	0	0						
Dan Meyer, L OBP: 0.245, SLG: 0.327 (1,3)		G3							L4	3	0	0	0	1	1	0						
Bruce Bochte, L OBP: 0.338, SLG: 0.401 (1,7)										2	0	0	0	0	1	1						
Leroy Stanton, R OBP: 0.270, SLG: 0.260 (6,7)						K			F8	2	0	0	0	0	1	1						
Tom Paciorek, R OBP: 0.323, SLG: 0.461 (1,10)				5-3		K				3	0	0	0	0	1	2						
Bill Stein, R OBP: 0.321, SLG: 0.371 (1,5)										2	0	0	0	0	1	1						
Juan Bernhardt, R OBP: 0.302, SLG: 0.358 (6,5)				F9		K			4-3	1	0	0	0	0	0	0						
Bob Stinson, S OBP: 0.370, SLG: 0.403 (1,2)									F8	3	0	1	0	0	0	0						
<b>Inning Stats</b>	R: 0 E: 0 K: 1 S: 5	H: 0 LOB: 0 BB: 0 P: 5	R: 0 E: 0 K: 0 S: 3	H: 0 LOB: 0 BB: 0 P: 3	R: 0 E: 0 K: 0 S: 4	H: 1 LOB: 1 BB: 0 P: 4	R: 0 E: 0 K: 0 S: 3	H: 0 LOB: 0 BB: 0 P: 3	R: 0 E: 0 K: 4 S: 12	H: 0 LOB: 1 BB: 1 P: 12	R: 0 E: 0 K: 0 S: 3	H: 0 LOB: 1 BB: 1 P: 7	R: 0 E: 0 K: 1 S: 5	H: 0 LOB: 1 BB: 1 P: 9	R: 0 E: 0 K: 0 S: 4	H: 1 LOB: 2 BB: 1 P: 8	R: 0 E: 0 K: 0 S: 3	H: 0 LOB: 0 BB: 0 P: 3	1B: 2 2B: 0 3B: 0 HR: 0	SF: 0 SAC: 0 DP: 0 HBP: 0	WP: 1 PB: 1 SB: 0 CS: 0	PA: 33
<b>PITCHER</b> Mike Paxton, R ERA: 3.6 (1,1)	IP: 9.0 WLS: W BF: 33 H: 2 R: 0 ER: 0 SO: 6 BB: 3 IBB: 0 HBP: 0 BLK: 0 WP: 1 HR: 0 S: 42 P: 54 ERA: 0.00 WHIP: 0.556															<b>PITCHER</b>						

Batter	1	2	3	4	5	6	7	8	9	AB	R	H	RBI	BB	SO	LOB	BOTTOM													
Rick Manning, L OBP: 0.319, SLG: 0.354 (1,8)	F7			4-3						4	1	2	3	0	0	2	<b>Seattle Mariners @ Cleveland Indians</b> Cleveland Municipal Stadium, Cleveland, OH Fri Jul 21, 1978, 7:05 PM EDT Att: 13,908 - Unknown - 90 F													
Horace Speed, R OBP: 0.310, SLG: 0.280 (6,8)		1H 2H 2B								1	0	0	0	0	1	0														
Johnny Grubb, L OBP: 0.386, SLG: 0.452 (1,7)										4	1	2	3	0	0	1														
Paul Dade, R OBP: 0.345, SLG: 0.350 (7, PH)	F8	6-3		E						0	0	0	0	1	0	0														
Buddy Bell, R OBP: 0.345, SLG: 0.447 (1,5)										3	0	0	1	1	0	1														
Ron Pruitt, R OBP: 0.302, SLG: 0.339 (7, PH)	F8			CS BB	E5					1	0	0	0	0	0	1														
Andre Thornton, R OBP: 0.400, SLG: 0.535 (1,3)										1	1	0	0	3	1	1														
Ted Cox, R OBP: 0.274, SLG: 0.228 (7,3)		1B FC4-6 BB		CS BB						1	1	1	0	0	0	0														
Bernie Carbo, L OBP: 0.357, SLG: 0.357 (1,10)										3	1	1	0	2	1	2														
Gary Alexander, R OBP: 0.323, SLG: 0.473 (1,2)										3	0	1	0	0	1	5														
Larryl Blanks, R OBP: 0.281, SLG: 0.344 (6,4)										1	0	0	1	0	0	0														
Jim Norris, L OBP: 0.347, SLG: 0.349 (1,9)										5	2	4	0	0	0	3														
Duane Kuiper, L OBP: 0.304, SLG: 0.323 (1,4)										3	1	1	1	0	0	3														
Bo Diaz, R OBP: 0.222, SLG: 0.250 (6,2)										2	0	0	0	0	0	3														
Tom Verzyer, R OBP: 0.314, SLG: 0.380 (1,6)										3	3	1	1	1	0	2														
<b>Inning Stats</b>	R: 0 E: 0 K: 0 S: 3	H: 3 LOB: 1 BB: 2 P: 14	R: 0 E: 0 K: 2 S: 6	H: 0 LOB: 1 BB: 2 P: 14	R: 3 E: 1 K: 0 S: 6	H: 2 LOB: 3 BB: 3 P: 18	R: 0 E: 0 K: 1 S: 9	H: 4 LOB: 1 BB: 0 P: 9	R: 0 E: 0 K: 0 S: 4	H: 1 LOB: 1 BB: 0 P: 4	R: 0 E: 0 K: 1 S: 5	H: 0 LOB: 1 BB: 1 P: 9	R: 1 E: 0 K: 0 S: 5	H: 3 LOB: 1 BB: 0 P: 5	1B: 10 2B: 3 3B: 1 HR: 0	SF: 1 SAC: 0 DP: 1 HBP: 0	WP: 0 PB: 0 SB: 0 CS: 2	PA: 44												
<b>PITCHER</b> Mike Parrott, R ERA: 5.45 (1,1)	IP: 1.2 WLS: L BF: 10 H: 3 R: 4 ER: 4 SO: 4 BB: 2 IBB: 0 HBP: 0 BLK: 0 WP: 0 HR: 0 S: 8 P: 16 ERA: 21.60 WHIP: 3.000															<b>PITCHER</b>														
Shane Rawley, L ERA: 4.17 (2,1)	2.0	10	2	3	2	2	3	0	0	0	0	0	11	23	9.00	2.500														
Jim Todd, R ERA: 4.64 (4,1)	4.1	24	8	4	4	2	3	0	0	0	0	0	25	37	8.31	2.538														



Batter	1	2	3	4	5	6	7	8	9	AB	R	H	RBI	BB	SO	LOB	TOP								
<b>Julio Cruz, S</b> OBP: 0.351, SLG: 0.305 (1,4)	F9		6-3		FC5-2 1B	FC5-2 1B		FC6-4 2-3 E		4	1	1	0	1	0	2	<b>Seattle Mariners @ Cleveland Indians</b> Cleveland Municipal Stadium, Cleveland, OH Sat Jul 22, 1978, 3:33 AM EDT Att: 10,279 - Unknown - 87 F								
<b>Craig Reynolds, L</b> OBP: 0.340, SLG: 0.376 (1,6)	F7		4-3		FC5-2 1B	SF9		2-3		3	1	1	1	0	0	1									
<b>Larry Milbourne, S</b> OBP: 0.333, SLG: 0.407 (7,6)					FC5-2 1B					1	0	0	0	0	0	1									
<b>Tom Paciorek, R</b> OBP: 0.337, SLG: 0.462 (1,7)					FC5-2 1B	F3		E5		4	1	2	1	1	0	2									
<b>Leon Roberts, R</b> OBP: 0.380, SLG: 0.536 (1,9)	CS		FC5-4		FC5-2 1B			F7		5	0	2	0	0	0	6									
<b>Bob Robertson, R</b> OBP: 0.325, SLG: 0.398 (1,10)					FC5-2 1B					5	0	2	2	0	0	2									
<b>Ruppert Jones, L</b> OBP: 0.330, SLG: 0.335 (1,8)	F9				G6-3 1B	F9		6-3		4	0	0	0	1	0	4									
<b>Bill Stein, R</b> OBP: 0.325, SLG: 0.375 (1,5)					F8			6-3		5	1	3	0	0	0	0									
<b>Dan Meyer, L</b> OBP: 0.242, SLG: 0.322 (1,3)					G3	F5		F8		4	0	0	0	0	0	5									
<b>Bill Plummer, R</b> OBP: 0.316, SLG: 0.333 (1,2)										2	1	2	0	1	0	0									
<b>Bob Stinson, S</b> OBP: 0.370, SLG: 0.403 (8, PH)			E5		1B	BB		CI		0	0	0	0	0	0	0									
<b>Inning Stats</b>	R: 0 E: 0 K: 0 S: 3	H: 1 LOB: 0 BB: 0 P: 3	R: 0 E: 0 K: 0 S: 5	H: 2 LOB: 2 BB: 0 P: 5	R: 0 E: 1 K: 0 S: 4	H: 1 LOB: 2 BB: 1 P: 8	R: 0 E: 0 K: 0 S: 3	H: 1 LOB: 0 BB: 0 P: 3	R: 3 E: 0 K: 0 S: 7	H: 4 LOB: 2 BB: 1 P: 11	R: 1 E: 0 K: 0 S: 5	H: 2 LOB: 2 BB: 1 P: 9	R: 0 E: 0 K: 0 S: 4	H: 2 LOB: 2 BB: 1 P: 8	R: 1 E: 2 K: 0 S: 5	H: 0 LOB: 1 BB: 0 P: 5	R: 0 E: 0 K: 0 S: 3	H: 0 LOB: 0 BB: 0 P: 3	1B: 13 2B: 0 3B: 0 HR: 0	SF: 1 SAC: 0 DP: 2 HBP: 0	WP: 0 PB: 0 SB: 0 CS: 1	PA: 44			
<b>PITCHER</b>	IP	WLS	BF	H	R	ER	SO	BB	IBB	HBP	BLK	WP	HR	S	P	ERA	WHIP								
<b>David Clyde, L</b> ERA: 3.9 (1,1)	4.2		23	9	3	3	0	2	0	0	0	0	0	21	29	5.79	2.357								
<b>Paul Reuschel, R</b> ERA: 3.75 (5,1)	4.1	W	20	4	2	1	0	2	0	0	0	0	0	18	26	2.08	1.385								

AB	37
R	5
H	13
RBI	4
BB	4
SO	0
LOB	23



Batter	1	2	3	4	5	6	7	8	9	AB	R	H	RBI	BB	SO	LOB	BOTTOM								
<b>Rick Manning, L</b> OBP: 0.318, SLG: 0.362 (1,8)	HR	SH1-4		F8	F5		F9			4	1	1	1	0	0	2	<b>Seattle Mariners @ Cleveland Indians</b> Cleveland Municipal Stadium, Cleveland, OH Sat Jul 22, 1978, 3:33 AM EDT Att: 10,279 - Unknown - 87 F								
<b>Johnny Grubb, L</b> OBP: 0.386, SLG: 0.447 (1,7)	BB	4-3		F9	BB		F8			3	0	0	1	2	0	2									
<b>Buddy Bell, R</b> OBP: 0.346, SLG: 0.445 (1,5)	K	F9			HR		6-3			4	1	1	0	1	1	2									
<b>Andre Thornton, R</b> OBP: 0.400, SLG: 0.541 (1,3)	K			6-3	HR		L5			4	1	1	3	1	1	1									
<b>Bernie Carbo, L</b> OBP: 0.361, SLG: 0.351 (1,10)	BB			G3	BB					2	1	0	0	2	0	3									
<b>Paul Dade, R</b> OBP: 0.347, SLG: 0.350 (8, PH)	BB				4-3		HBP			0	0	0	0	0	0	0									
<b>Gary Alexander, R</b> OBP: 0.330, SLG: 0.475 (1,2)	BB				WP		5-3			1	1	1	0	3	0	0									
<b>Bo Diaz, R</b> OBP: 0.216, SLG: 0.243 (7,2)	BB				1B		5-3			1	0	0	0	0	0	1									
<b>Jim Norris, L</b> OBP: 0.330, SLG: 0.340 (1,9)	F8				K		6-3			4	0	0	0	0	1	7									
<b>Horace Speed, R</b> OBP: 0.305, SLG: 0.275 (8, PH)				F7						1	0	0	0	0	0	1									
<b>Duane Kuiper, L</b> OBP: 0.307, SLG: 0.325 (1,4)		SH1-4		F9	WP		4-3			4	2	2	1	0	0	1									
<b>Tom Verzyer, R</b> OBP: 0.322, SLG: 0.384 (1,6)		SH1-4			BB		F8			3	1	2	2	1	0	1									
<b>Inning Stats</b>	R: 1 E: 0 K: 2 S: 8	H: 1 LOB: 3 BB: 3 P: 20	R: 1 E: 0 K: 0 S: 4	H: 1 LOB: 1 BB: 1 P: 8	R: 0 E: 0 K: 0 S: 3	H: 0 LOB: 1 BB: 1 P: 7	R: 0 E: 0 K: 0 S: 4	H: 1 LOB: 1 BB: 0 P: 4	R: 6 E: 0 K: 1 S: 9	H: 4 LOB: 3 BB: 5 P: 29	R: 0 E: 0 K: 0 S: 4	H: 1 LOB: 1 BB: 0 P: 4	R: 0 E: 0 K: 0 S: 3	H: 0 LOB: 0 BB: 0 P: 3	R: 0 E: 0 K: 0 S: 3	H: 0 LOB: 1 BB: 0 P: 4	R: 0 E: 0 K: 0 S: 3	H: 0 LOB: 0 BB: 0 P: 3	1B: 6 2B: 0 3B: 0 HR: 2	SF: 0 SAC: 1 DP: 0 HBP: 1	WP: 1 PB: 0 SB: 0 CS: 0	PA: 43			
<b>PITCHER</b>	IP	WLS	BF	H	R	ER	SO	BB	IBB	HBP	BLK	WP	HR	S	P	ERA	WHIP								
<b>Paul Mitchell, R</b> ERA: 3.86 (1,1)	4.0	L	22	5	4	4	2	5	0	0	0	0	2	21	41	9.00	2.500								
<b>John Montague, R</b> ERA: 5.36 (5,1)	0.1		5	2	3	3	1	2	0	0	0	1	0	5	13	81.00	12.000								
<b>Tom House, L</b> ERA: 5.17 (5,1)	3.2		16	1	1	1	0	3	0	1	0	0	0	12	25	2.46	1.091								





Batter	1	2	3	4	5	6	7	8	9	AB	R	H	RBI	BB	SO	LOB	TOP					
Julio Cruz, S OBP: 0.352, SLG: 0.306 Larry Milbourne, S OBP: 0.328, SLG: 0.400	L6			PO 6-3 1B		6-3		F8		2	0	1	0	0	0	0	<b>Seattle Mariners @ Toronto Blue Jays</b> Exhibition Stadium, Toronto, ON Mon Jul 24 1978, 7:05 PM EDT Unknown - 74 F					
Craig Reynolds, L OBP: 0.336, SLG: 0.372	K			F9		4-3		F9		4	0	0	0	0	1	1						
Ruppert Jones, L OBP: 0.332, SLG: 0.335	K			6-3						3	1	1	0	1	1	1						
Leon Roberts, R OBP: 0.380, SLG: 0.533				PO	5-3					3	0	1	0	0	0	0						
Bruce Bochte, L OBP: 0.342, SLG: 0.403	4-3									3	0	2	1	1	0	0						
Dan Meyer, L OBP: 0.342, SLG: 0.321	F8									4	0	1	0	0	0	4						
Tom Paciorek, R OBP: 0.337, SLG: 0.458				L4						3	0	1	0	0	0	3						
Bill Stein, R OBP: 0.322, SLG: 0.371				K						3	0	0	0	0	1	5						
Bob Stinson, S OBP: 0.366, SLG: 0.398				6-3						3	0	0	0	0	0	0						
<b>Inning Stats</b>	R: 0 E: 0 K: 2 S: 7	H: 0 LOB: 0 BB: 0 P: 7	R: 0 E: 0 K: 0 S: 3	H: 0 LOB: 0 BB: 0 P: 3	R: 0 E: 0 K: 1 S: 5	H: 0 LOB: 0 BB: 0 P: 5	R: 0 E: 0 K: 0 S: 3	H: 1 LOB: 0 BB: 0 P: 3	R: 0 E: 0 K: 0 S: 4	H: 2 LOB: 2 BB: 1 P: 8	R: 0 E: 0 K: 0 S: 3	H: 0 LOB: 0 BB: 0 P: 3	R: 0 E: 0 K: 0 S: 5	H: 2 LOB: 3 BB: 1 P: 9	R: 0 E: 0 K: 0 S: 3	H: 0 LOB: 0 BB: 0 P: 3	R: 1 E: 0 K: 0 S: 4	H: 2 LOB: 2 BB: 0 P: 4	1B: 7 2B: 0 3B: 0 HR: 0	SF: 0 SAC: 1 DP: 0 HBP: 0	WP: 0 PB: 0 SB: 1 CS: 1	PA: 35
<b>PITCHER</b> Dave Lemanczyk, R ERA: 6.29	IP: 9.0 WLS: L BF: 33	H: 7 R: 1 ER: 1 SO: 3	BB: 2 IBB: 0 HBP: 0 BLK: 0	WP: 0 HR: 0 S: 37 P: 45	ERA: 1.00 WHIP: 1.000																	

Batter	1	2	3	4	5	6	7	8	9	AB	R	H	RBI	BB	SO	LOB	BOTTOM					
Rick Bosetti, R OBP: 0.304, SLG: 0.359	5-3									4	0	0	0	0	1	1	<b>Seattle Mariners @ Toronto Blue Jays</b> Exhibition Stadium, Toronto, ON Mon Jul 24 1978, 7:05 PM EDT Unknown - 74 F					
Bob Bailor, R OBP: 0.305, SLG: 0.338	F9									4	0	0	0	0	1	1						
Otto Velez, R OBP: 0.407, SLG: 0.472										3	0	1	0	0	0	1						
Rico Carty, R OBP: 0.341, SLG: 0.449										3	0	1	0	0	1	1						
Willie Upshaw, L OBP: 0.309, SLG: 0.343	F9									0	0	0	0	0	0	0						
Roy Howell, L OBP: 0.338, SLG: 0.395										1	0	0	0	0	0	1						
Doug Ault, R OBP: 0.292, SLG: 0.213										4	0	0	0	0	1	2						
Al Woods, L OBP: 0.250, SLG: 0.219										2	0	0	0	0	0	2						
Dave McKay, S OBP: 0.252, SLG: 0.337										3	0	0	0	0	0	3						
Rick Cerone, R OBP: 0.290, SLG: 0.259										3	0	0	0	0	0	1						
Luis Gomez, R OBP: 0.283, SLG: 0.238										2	0	1	0	0	0	0						
John Mayberry, L OBP: 0.349, SLG: 0.438										1	0	0	0	0	1	0						
Tim Johnson, L OBP: 0.367, SLG: 0.256										0	0	0	0	0	0	0						
<b>Inning Stats</b>	R: 0 E: 0 K: 0 S: 4	H: 1 LOB: 1 BB: 0 P: 4	R: 0 E: 0 K: 0 S: 3	H: 0 LOB: 0 BB: 0 P: 4	R: 0 E: 0 K: 1 S: 6	H: 1 LOB: 1 BB: 0 P: 6	R: 0 E: 0 K: 1 S: 5	H: 0 LOB: 0 BB: 0 P: 5	R: 0 E: 0 K: 0 S: 3	H: 0 LOB: 0 BB: 0 P: 3	R: 0 E: 0 K: 0 S: 3	H: 0 LOB: 0 BB: 0 P: 3	R: 0 E: 1 K: 0 S: 4	H: 1 LOB: 2 BB: 0 P: 4	R: 0 E: 0 K: 1 S: 5	H: 0 LOB: 1 BB: 0 P: 5	R: 0 E: 1 K: 1 S: 6	H: 0 LOB: 1 BB: 0 P: 6	1B: 3 2B: 0 3B: 0 HR: 0	SF: 0 SAC: 1 DP: 1 HBP: 1	WP: 0 PB: 0 SB: 0 CS: 0	PA: 32
<b>PITCHER</b> Rick Honeycutt, L ERA: 3.77	IP: 9.0 WLS: W BF: 32	H: 3 R: 0 ER: 0 SO: 4	BB: 0 IBB: 0 HBP: 1 BLK: 0	WP: 0 HR: 0 S: 39 P: 40	ERA: 0.00 WHIP: 0.333																	



Batter	1	2	3	4	5	6	7	8	9	AB	R	H	RBI	BB	SO	LOB	TOP							
<b>Julio Cruz, S</b> OBP: 0.355, SLG: 0.308 (1, 4)	6-3		2B	1B	1-2 2-H	1B		SH1-3	4-3	4	1	2	0	1	0	1								
<b>Craig Reynolds, L</b> OBP: 0.340, SLG: 0.381 (1, 6)	L3		1B	2B		F7		HR	2B	5	2	3	2	0	0	2								
<b>Ruppert Jones, L</b> OBP: 0.337, SLG: 0.337 (1, 8)	1B		1B		E3		SH1-3	K		4	0	2	0	1	1	2								
<b>Leon Roberts, R</b> OBP: 0.378, SLG: 0.541 (1, 9)	6-3		F7		G5-4-3		SH1-3	HR		4	1	1	2	0	0	4								
<b>Bruce Bochte, L</b> OBP: 0.343, SLG: 0.402 <b>Larry Milbourne, S</b> (7, PR) OBP: 0.325, SLG: 0.396	6-3		F8		1B		E	4-3		3	0	1	0	1	0	0								
<b>Dan Meyer, L</b> OBP: 0.241, SLG: 0.316 (1, 3)	1-3		F9		G3		F7	1B	SF8	4	1	0	0	1	0	3								
<b>Tom Paciorek, R</b> OBP: 0.349, SLG: 0.485 (1, 7)	K		1B	2B		F9	E6	1B		5	1	3	0	0	1	2								
<b>Bill Stein, R</b> OBP: 0.321, SLG: 0.368 (1, 5)			F9	1B	1B		F9	F8	F3	5	0	1	1	0	0	6								
<b>Bob Stinson, S</b> OBP: 0.366, SLG: 0.398 (1, 2)			K	1B	BB		K	SH1-3	SF8	3	1	1	1	1	2	1								
<b>Inning Stats</b>	R: 0 E: 0 K: 0 S: 4	H: 1 LOB: 1 BB: 0 P: 4	R: 0 E: 0 K: 1 S: 5	H: 0 LOB: 0 BB: 0 P: 5	R: 1 E: 0 K: 1 S: 8	H: 3 LOB: 2 BB: 0 P: 8	R: 1 E: 0 K: 0 S: 5	H: 3 LOB: 2 BB: 1 P: 9	R: 1 E: 1 K: 0 S: 5	H: 2 LOB: 1 BB: 0 P: 5	R: 0 E: 0 K: 1 S: 6	H: 1 LOB: 2 BB: 1 P: 10	R: 0 E: 1 K: 0 S: 4	H: 0 LOB: 3 BB: 2 P: 12	R: 3 E: 0 K: 1 S: 8	H: 3 LOB: 0 BB: 1 P: 8	R: 1 E: 0 K: 0 S: 4	H: 1 LOB: 1 BB: 1 P: 8	1B: 9 2B: 4 3B: 0 HR: 1	SF: 1 SAC: 2 DP: 1 HBP: 0	WP: 2 PB: 0 SB: 1 CS: 0	PA: 46		
<b>PITCHER</b>	IP	WLS	BF	H	R	ER	SO	BB	IBB	HBP	BLK	WP	HR	S	P	ERA	WHIP							
<b>Jesse Jefferson, R</b> ERA: 4.24 (1, 1)	4.2	L	23	9	3	3	2	1	0	0	0	1	0	26	30	5.79	2.143							
<b>Joe Coleman, R</b> ERA: 2.94 (5, 1)	0.1		2	1	0	0	0	0	0	0	0	0	0	2	2	0.00	3.000							
<b>Victor Cruz, R</b> ERA: (6, 1)	2.0		10	0	0	0	1	3	0	0	0	0	0	9	21	0.00	1.500							
<b>Tom Murphy, R</b> ERA: 4.11 (8, 1)	2.0		11	4	4	4	1	1	0	0	0	1	1	12	16	18.00	2.500							

Seattle Mariners @ Toronto Blue Jays  
Exhibition Stadium, Toronto, ON  
Mon Jul 24 1978, 7:05 PM EDT  
Att: 16,291 - Unknown

AB 38  
R 7  
H 14  
RBI 6  
BB 5  
SO 4  
LOB 21



Batter	1	2	3	4	5	6	7	8	9	AB	R	H	RBI	BB	SO	LOB	BOTTOM							
<b>Rick Bosetti, R</b> OBP: 0.306, SLG: 0.361 (1, 8)	FC6-4		FC5-4		F8			1B		4	0	2	0	0	0	2								
<b>Bob Bailor, R</b> OBP: 0.306, SLG: 0.334 (1, 9)	FC6-4		F9				F7	F9		4	0	0	0	0	0	4								
<b>Roy Howell, L</b> OBP: 0.340, SLG: 0.396 (1, 5)	5-3				F7		F2	1B		4	0	2	0	0	0	1								
<b>Rico Carty, R</b> OBP: 0.337, SLG: 0.444 (1, 10)		F7		5-3		F2		P4		4	0	0	0	0	0	3								
<b>John Mayberry, L</b> OBP: 0.348, SLG: 0.437 <b>Willie Upshaw, L</b> (7, PR) OBP: 0.307, SLG: 0.341 (8, 3)	4-3			F9			G4-6-3	SH	6-3	3	0	1	0	0	0	0								
<b>Al Woods, L</b> OBP: 0.256, SLG: 0.229 (1, 7)	L3				2B		SH	4-3		3	1	1	0	0	0	0								
<b>Alan Ashby, S</b> OBP: 0.340, SLG: 0.427 (1, 2)			FC5-4	1B	1B		G4-6-3			4	1	3	1	0	0	2								
<b>Tim Johnson, L</b> OBP: 0.340, SLG: 0.233 (1, 4)			F7		4-3		F8	G3		4	0	0	0	0	0	5								
<b>Luis Gomez, R</b> OBP: 0.283, SLG: 0.239 (1, 6)			FC5-4	1B	5-3			4-3		3	0	1	1	0	0	0								
<b>Inning Stats</b>	R: 0 E: 0 K: 0 S: 3	H: 1 LOB: 1 BB: 0 P: 3	R: 0 E: 0 K: 0 S: 5	H: 0 LOB: 0 BB: 0 P: 3	R: 0 E: 0 K: 0 S: 3	H: 0 LOB: 0 BB: 0 P: 3	R: 2 E: 0 K: 0 S: 5	H: 2 LOB: 0 BB: 0 P: 5	R: 0 E: 0 K: 0 S: 3	H: 1 LOB: 2 BB: 0 P: 3	R: 0 E: 0 K: 0 S: 4	H: 1 LOB: 2 BB: 0 P: 4	R: 0 E: 0 K: 0 S: 5	H: 2 LOB: 2 BB: 0 P: 5	R: 0 E: 0 K: 0 S: 4	H: 1 LOB: 1 BB: 0 P: 4	1B: 8 2B: 2 3B: 0 HR: 0	SF: 0 SAC: 1 DP: 1 HBP: 0	WP: 0 PB: 0 SB: 0 CS: 0	PA: 35				
<b>PITCHER</b>	IP	WLS	BF	H	R	ER	SO	BB	IBB	HBP	BLK	WP	HR	S	P	ERA	WHIP							
<b>Jim Colborn, R</b> ERA: 6.22 (1, 1)	6.0	W	24	7	2	2	0	0	0	0	0	0	0	11	11	0.00	1.167							
<b>Enrique Romo, R</b> ERA: 3.0 (7, 1)	3.0	S	11	3	0	0	0	0	0	0	0	0	0	11	11	0.00	1.000							

Seattle Mariners @ Toronto Blue Jays  
Exhibition Stadium, Toronto, ON  
Mon Jul 24 1978, 7:05 PM EDT  
Att: 16,291 - Unknown

AB 34  
R 2  
H 10  
RBI 2  
BB 0  
SO 0  
LOB 17





Batter	1	2	3	4	5	6	7	8	9	AB	R	H	RBI	BB	SO	LOB	TOP					
<b>Julio Cruz, S</b> OBP: 0.354, SLG: 0.306 (1, 4)	4-0 S 1B BB		0-0 G3		0-0 1-3			0-3 K		3	1	0	0	1	1	2	<b>Seattle Mariners @ Toronto Blue Jays</b> Exhibition Stadium, Toronto, ON Tue Jul 25 1978, 7:05 PM EDT Att: 14,103 - Unknown - 73 F					
<b>Craig Reynolds, L</b> OBP: 0.336, SLG: 0.377 (1, 6)	0-0 4-3		0-0 G3			0-0 G3		0-0 5-3		4	0	0	0	0	0	1						
<b>Tom Paciorek, R</b> OBP: 0.364, SLG: 0.505 (1, 7)	0-0 1B			0-0 G4-6-3 1B		0-0 F9			0-0 HR 2B	4	1	3	1	0	0	0						
<b>Leon Roberts, R</b> OBP: 0.376, SLG: 0.548 (1, 9)	0-3 K		0-0 G4-6-3		0-0 1-3			0-0 HR	4	1	1	2	0	1	2							
<b>Ruppert Jones, L</b> OBP: 0.336, SLG: 0.336 (1, 8)	0-3 K		0-0 CS 1B				0-3 K	0-0 F7	4	0	1	0	0	2	1							
<b>Bob Robertson, R</b> OBP: 0.323, SLG: 0.421 (1, 10)		0-3 K	0-0 CS	0-0 6-3		0-0 HR		0-3 K	4	1	1	1	0	2	0							
<b>Bill Stein, R</b> OBP: 0.320, SLG: 0.367 (1, 5)		0-0 6-3		0-0 F4		0-0 G4-6-3 1B		0-0 4-3	4	0	1	0	0	0	0							
<b>Dan Meyer, L</b> OBP: 0.242, SLG: 0.314 (1, 3)		0-0 G3		4-0 2B BB		0-0 G4-6-3			2	0	0	0	1	0	1							
<b>Bill Plummer, R</b> OBP: 0.317, SLG: 0.352 (1, 2)			0-3 K		0-0 1-3 2B			0-3 K	3	0	1	0	0	2	0							
<b>Inning Stats</b>	R: 1 E: 0 K: 2 S: 8	H: 1 LOB: 1 BB: 1 P: 12	R: 0 E: 0 K: 1 S: 5	H: 0 LOB: 0 BB: 0 P: 5	R: 0 E: 0 K: 1 S: 5	H: 0 LOB: 0 BB: 0 P: 5	R: 0 E: 0 K: 0 S: 3	H: 2 LOB: 0 BB: 0 P: 3	R: 0 E: 0 K: 0 S: 4	H: 1 LOB: 2 BB: 1 P: 6	R: 0 E: 0 K: 0 S: 3	H: 0 LOB: 0 BB: 0 P: 3	R: 1 E: 0 K: 1 S: 6	H: 2 LOB: 0 BB: 0 P: 6	R: 0 E: 0 K: 2 S: 7	H: 0 LOB: 0 BB: 0 P: 7	R: 2 E: 0 K: 1 S: 7	H: 2 LOB: 0 BB: 0 P: 7	1B: 4 2B: 2 3B: 0 HR: 2	SF: 0 SAC: 0 DP: 2 HBP: 0	WP: 0 PB: 0 SB: 1 CS: 1	PA: 35
<b>PITCHER</b> <b>Tom Underwood, L</b> ERA: 4.43 (1, 1)	IP: 9.0 WLS: L BF: 34 H: 8 R: 4 ER: 4 SO: 8 BB: 2 IBB: 0 HBP: 0 BLK: 0 WP: 0 HR: 2 S: 48 P: 56 ERA: 4.00 WHIP: 1.111															<b>PITCHER</b>						

AB	32
R	4
H	8
RBI	4
BB	2
SO	8
LOB	7



Batter	1	2	3	4	5	6	7	8	9	AB	R	H	RBI	BB	SO	LOB	BOTTOM					
<b>Rick Bosetti, R</b> OBP: 0.303, SLG: 0.356 (1, 8)	0-0 F6		0-0 1-3		0-0 4-3		0-0 G6-4-3			4	0	0	0	0	0	4	<b>Seattle Mariners @ Toronto Blue Jays</b> Exhibition Stadium, Toronto, ON Tue Jul 25 1978, 7:05 PM EDT Att: 14,103 - Unknown - 73 F					
<b>Bob Bailor, R</b> OBP: 0.303, SLG: 0.331 (1, 9)	0-0 L6		0-0 1-3			0-0 F8		0-0 6-3	4	0	0	0	0	0	1							
<b>Roy Howell, L</b> OBP: 0.339, SLG: 0.394 (1, 5)	0-0 G3		0-0 F9			0-0 1B		0-0 1-3	4	0	1	0	0	0	1							
<b>Rico Carty, R</b> OBP: 0.339, SLG: 0.452 (1, 10)		0-0 HR		0-0 5-3		0-0 F3		4-0 BB	3	1	1	1	1	0	1							
<b>John Mayberry, L</b> OBP: 0.345, SLG: 0.432 (1, 3)		0-0 F5		0-0 4-3		0-0 F8		0-0 P6	4	0	0	0	0	0	2							
<b>Al Woods, L</b> OBP: 0.256, SLG: 0.231 (1, 7)		0-0 F7		0-0 F8			0-0 SH1-4 SH 1B		0-0 F9	4	0	1	0	0	0	0						
<b>Alan Ashby, S</b> OBP: 0.347, SLG: 0.455 (1, 2)		0-0 1B			0-0 HR		0-0 SH SH1-4		0-0 G3	3	1	2	1	0	0	0						
<b>Dave McKay, S</b> OBP: 0.250, SLG: 0.333 (1, 4)		0-0 L3			0-0 4-3		0-0 SH1-4		0-0 1-3	3	0	0	0	0	0	1						
<b>Luis Gomez, R</b> OBP: 0.285, SLG: 0.245 (1, 6)			0-0		0-3 K		4-0 IBB			2	0	1	0	0	1	0						
<b>Sam Ewing, L</b> OBP: 0.256, SLG: 0.278 (7, PH)										0	0	0	0	1	0	0						
<b>Tim Johnson, L</b> OBP: 0.340, SLG: 0.233 (8, 6)										0	0	0	0	0	0	0						
<b>Inning Stats</b>	R: 0 E: 0 K: 0 S: 3	H: 0 LOB: 0 BB: 0 P: 3	R: 1 E: 0 K: 0 S: 5	H: 2 LOB: 1 BB: 0 P: 5	R: 0 E: 0 K: 0 S: 4	H: 1 LOB: 1 BB: 0 P: 4	R: 0 E: 0 K: 0 S: 3	H: 0 LOB: 0 BB: 0 P: 3	R: 1 E: 0 K: 1 S: 6	H: 1 LOB: 0 BB: 0 P: 6	R: 0 E: 0 K: 0 S: 4	H: 1 LOB: 1 BB: 0 P: 4	R: 0 E: 0 K: 0 S: 4	H: 1 LOB: 3 BB: 1 P: 8	R: 0 E: 0 K: 0 S: 3	H: 0 LOB: 1 BB: 1 P: 7	R: 0 E: 0 K: 0 S: 3	H: 0 LOB: 0 BB: 0 P: 3	1B: 3 2B: 1 3B: 0 HR: 2	SF: 0 SAC: 2 DP: 1 HBP: 0	WP: 0 PB: 0 SB: 0 CS: 0	PA: 35
<b>PITCHER</b> <b>Glenn Abbott, R</b> ERA: 4.38 (1, 1)	IP: 9.0 WLS: W BF: 35 H: 6 R: 2 ER: 2 SO: 1 BB: 1 IBB: 1 HBP: 0 BLK: 0 WP: 0 HR: 2 S: 35 P: 43 ERA: 2.00 WHIP: 0.778															<b>PITCHER</b>						

AB	31
R	2
H	6
RBI	2
BB	2
SO	1
LOB	10









Batter	1	2	3	4	5	6	7	8	9	AB	R	H	RBI	BB	SO	LOB	TOP
<b>Julio Cruz, S</b> OBP: 0.349, SLG: 0.301 (1, 4)										4	1	1	0	0	0	1	<b>Seattle Mariners @ Kansas City Royals</b> Royals Stadium, Kansas City, MO Thu Jul 27 1978, 8:05 PM EDT Att: 26,712 - Unknown
<b>Craig Reynolds, L</b> OBP: 0.332, SLG: 0.372 (1, 6)										3	0	1	0	0	1	0	
<b>Bob Robertson, R</b> OBP: 0.328, SLG: 0.422 (8, PH)										1	0	1	0	0	0	0	
<b>Larry Milbourne, S</b> OBP: 0.325, SLG: 0.396 (8, PR)										0	0	0	0	0	0	0	
<b>Tom Paciorek, R</b> OBP: 0.373, SLG: 0.509 (1, 7)										4	0	1	1	0	1	1	
<b>Leon Roberts, R</b> OBP: 0.372, SLG: 0.541 (1, 9)										4	0	1	0	0	0	3	
<b>Ruppert Jones, L</b> OBP: 0.333, SLG: 0.331 (1, 8)										4	0	1	0	0	0	3	
<b>Bill Stein, R</b> OBP: 0.314, SLG: 0.358 (1, 5)										4	0	0	0	0	1	3	
<b>Dan Meyer, L</b> OBP: 0.236, SLG: 0.305 (1, 3)										4	0	0	0	0	1	0	
<b>Juan Bernhardt, R</b> OBP: 0.308, SLG: 0.392 (1, 10)										3	0	2	0	0	0	0	
<b>Bill Plummer, R</b> OBP: 0.302, SLG: 0.333 (1, 2)										3	0	0	0	0	0	2	
<b>Inning Stats</b>	R: 1 E: 1 K: 0 S: 6	H: 3 LOB: 2 BB: 0 P: 6	R: 0 E: 0 K: 0 S: 4	H: 1 LOB: 1 BB: 0 P: 4	R: 0 E: 0 K: 0 S: 4	H: 1 LOB: 1 BB: 0 P: 4	R: 0 E: 0 K: 0 S: 5	H: 0 LOB: 0 BB: 0 P: 5	R: 0 E: 0 K: 1 S: 3	H: 0 LOB: 0 BB: 0 P: 3	R: 0 E: 0 K: 1 S: 6	H: 1 LOB: 1 BB: 0 P: 6	R: 0 E: 0 K: 1 S: 5	H: 1 LOB: 0 BB: 0 P: 5	1B: 7 2B: 1 3B: 0 HR: 0	SF: 0 SAC: 0 DP: 1 HBP: 0	WP: 0 PA: 34
<b>PITCHER</b> <b>Larry Gura, L</b> ERA: 2.88 (1, 1)	IP: 9.0 WLS: W BF: 34 H: 8 R: 1 ER: 1 SO: 4 BB: 0 IBB: 0 HBP: 0 BLK: 0 WP: 0 HR: 0 S: 42 P: 42 ERA: 1.00 WHIP: 0.889																

Batter	1	2	3	4	5	6	7	8	9	AB	R	H	RBI	BB	SO	LOB	BOTTOM		
<b>Steve Braun, L</b> OBP: 0.345, SLG: 0.398 (1, 5)										3	0	1	1	1	0	1	<b>Seattle Mariners @ Kansas City Royals</b> Royals Stadium, Kansas City, MO Thu Jul 27 1978, 8:05 PM EDT Att: 26,712 - Unknown		
<b>Jerry Terrell, R</b> OBP: 0.234, SLG: 0.203 (8, 5)										0	0	0	0	0	0	0			
<b>Hal McRae, R</b> OBP: 0.324, SLG: 0.433 (1, 10)										4	0	1	1	0	0	2			
<b>Ralph LaCock, L</b> OBP: 0.322, SLG: 0.486 (1, 3)										4	0	1	0	0	0	1			
<b>Amos Otis, R</b> OBP: 0.363, SLG: 0.502 (1, 8)										4	0	1	0	0	0	3			
<b>Darrell Porter, L</b> OBP: 0.380, SLG: 0.439 (1, 2)										3	1	1	0	1	0	0			
<b>Clint Hurdle, L</b> OBP: 0.353, SLG: 0.401 (1, 7)										4	0	1	1	0	0	2			
<b>Tom Pogue, L</b> OBP: 0.266, SLG: 0.345 (1, 9)										2	0	0	0	1	0	2			
<b>Willie Wilson, S</b> OBP: 0.306, SLG: 0.304 (8, 7)										1	0	0	0	0	1	1			
<b>Freddie Patek, R</b> OBP: 0.340, SLG: 0.351 (1, 6)										3	1	0	0	1	0	3			
<b>Frank White, R</b> OBP: 0.325, SLG: 0.382 (1, 4)										3	1	1	0	0	0	1			
<b>Inning Stats</b>	R: 0 E: 0 K: 0 S: 3	H: 0 LOB: 1 BB: 1 P: 7	R: 0 E: 0 K: 0 S: 3	H: 0 LOB: 0 BB: 0 P: 3	R: 1 E: 0 K: 0 S: 3	H: 1 LOB: 0 BB: 1 P: 7	R: 1 E: 0 K: 0 S: 5	H: 2 LOB: 2 BB: 1 P: 9	R: 0 E: 0 K: 0 S: 3	H: 0 LOB: 0 BB: 0 P: 3	R: 0 E: 0 K: 0 S: 4	H: 1 LOB: 2 BB: 1 P: 8	R: 1 E: 0 K: 0 S: 6	H: 3 LOB: 2 BB: 0 P: 6	R: 0 E: 1 K: 1 S: 6	H: 0 LOB: 1 BB: 0 P: 6	1B: 5 2B: 2 3B: 0 HR: 0	SF: 0 SAC: 0 DP: 1 HBP: 0	WP: 1 PA: 35
<b>PITCHER</b> <b>Paul Mitchell, R</b> ERA: 3.87 (1, 1)	IP: 6.2 WLS: L BF: 29 H: 6 R: 3 ER: 3 SO: 0 BB: 4 IBB: 0 HBP: 0 BLK: 0 WP: 1 HR: 0 S: 25 P: 41 ERA: 4.05 WHIP: 1.500																		
<b>Tom House, L</b> ERA: 5.17 (7, 1)	0.0 WLS: 1 BF: 1 H: 1 R: 0 ER: 0 SO: 0 BB: 0 IBB: 0 HBP: 0 BLK: 0 WP: 0 HR: 1 S: 1 P: 1 ERA: ∞ WHIP: ∞																		
<b>Enrique Romo, R</b> ERA: 2.95 (7, 1)	1.1 WLS: 5 BF: 0 H: 0 R: 0 ER: 0 SO: 1 BB: 0 IBB: 0 HBP: 0 BLK: 0 WP: 0 HR: 7 S: 7 P: 7 ERA: 0.00 WHIP: 0.000																		



Batter	1	2	3	4	5	6	7	8	9	AB	R	H	RBI	BB	SO	LOB	TOP			
<b>Julio Cruz, S</b> OBP: 0.348, SLG: 0.304 (1, 4)	G3			K			FC1-6			4	1	1	0	0	1	1				
<b>Craig Reynolds, L</b> OBP: 0.334, SLG: 0.373 (1, 6)	G4-6-3 1B			F5			BB E 1B	CS	F7	4	1	2	0	0	0	0				
<b>Ruppert Jones, L</b> OBP: 0.336, SLG: 0.331 (1, 8)	G4-6-3 1-2			F8			BB E 1-2		E S 1B	3	1	1	0	1	0	1				
<b>Leon Roberts, R</b> OBP: 0.367, SLG: 0.533 (1, 9)		F8			5-3		E5 1-3		L6	4	0	0	1	0	0	1				
<b>Tom Paciorek, R</b> OBP: 0.361, SLG: 0.491 <b>John Hale, L</b> OBP: 0.291, SLG: 0.252 (1, 7) (9, 7)		F3			5-3		6-3		5-3	4	0	0	0	0	0	2				
<b>Bruce Bochte, L</b> OBP: 0.341, SLG: 0.399 (1, 10)		G3			L3		1-3			3	0	0	0	0	0	1				
<b>Dan Meyer, L</b> OBP: 0.234, SLG: 0.302 (1, 3)				F7			1-3		G3	3	0	0	0	0	0	1				
<b>Juan Bernhardt, R</b> OBP: 0.301, SLG: 0.382 (1, 5)				K			6-3		5-3	3	0	0	0	0	1	0				
<b>Bob Stinson, S</b> OBP: 0.364, SLG: 0.394 (1, 2)				3-1			G3		FC1-6 1B	3	0	1	0	0	0	0				
<b>Inning Stats</b>	R: 0 E: 0 K: 0 S: 3	H: 1 LOB: 0 BB: 0 P: 3	R: 0 E: 0 K: 0 S: 3	H: 0 LOB: 0 BB: 0 P: 3	R: 0 E: 0 K: 1 S: 5	H: 0 LOB: 0 BB: 0 P: 5	R: 0 E: 0 K: 1 S: 5	H: 0 LOB: 0 BB: 0 P: 5	R: 0 E: 0 K: 0 S: 3	H: 0 LOB: 0 BB: 0 P: 3	R: 3 E: 1 K: 0 S: 6	H: 2 LOB: 1 BB: 1 P: 10	R: 0 E: 0 K: 1 S: 3	H: 1 LOB: 1 BB: 0 P: 3	R: 0 E: 0 K: 0 S: 4	H: 1 LOB: 1 BB: 0 P: 4	1B: 4 2B: 1 3B: 0 HR: 0	SF: 0 SAC: 0 DP: 1 HBP: 0	WP: 0 PB: 0 SB: 1 CS: 1	PA: 33
<b>PITCHER</b> <b>Dave Rozema, R</b> ERA: 2.97 (1, 1)	IP: 9.0 WLS: W BF: 32	H: 5 R: 3 ER: 1 SO: 2	BB: 1 IBB: 0 HBP: 0 BLK: 0	WP: 0 HR: 0 S: 35 P: 39	ERA: 1.00 WHIP: 0.667															

Seattle Mariners @ Detroit Tigers  
Tiger Stadium, Detroit, MI  
Fri Jul 28 1978, 7:05 PM EDT  
Att: 20,484 - Unknown

AB	31
R	3
H	5
RBI	1
BB	1
SO	2
LOB	7



Batter	1	2	3	4	5	6	7	8	9	AB	R	H	RBI	BB	SO	LOB	BOTTOM			
<b>Ron LeFlore, R</b> OBP: 0.356, SLG: 0.388 (1, 8)	F3			S 1B		SH5-4 1B BB	FC4-6		HR 1B	4	2	2	0	1	0	1				
<b>Lou Whitaker, L</b> OBP: 0.343, SLG: 0.358 (1, 4)	L9			4-3 1-2		SH5-4 1-3		1-3 BB 1B	HR 1B	4	1	2	2	0	0	1				
<b>Rusty Staub, L</b> OBP: 0.357, SLG: 0.465 (1, 10)	3-1			BB 1B		1B 3-H 1B		F7		4	0	2	1	0	0	1				
<b>Jason Thompson, L</b> OBP: 0.376, SLG: 0.520 (1, 3)		HR		F8		1-2 1B		1-3 BB		3	1	2	1	1	0	1				
<b>Steve Kemp, L</b> OBP: 0.385, SLG: 0.380 (1, 7)		F8		G1-6-3 BB		P6		1-3		3	0	0	0	1	0	4				
<b>Milt May, L</b> OBP: 0.312, SLG: 0.390 (1, 2)		F9		G1-6-3 1-2		L6		IBB		3	0	0	0	1	0	4				
<b>Tim Corcoran, L</b> OBP: 0.308, SLG: 0.304 <b>Mickey Stanley, R</b> OBP: 0.280, SLG: 0.351 (1, 9) (7, PH) (8, 9)		3-1			4-3		6-3		K	2	0	0	0	0	0	0				
<b>Phil Mankowski, L</b> OBP: 0.355, SLG: 0.382 <b>Aurelio Rodriguez, R</b> OBP: 0.299, SLG: 0.385 (1, 5) (6, 5)				F7		1-3		F9		2	0	0	0	0	0	0				
<b>Alan Trammell, R</b> OBP: 0.314, SLG: 0.322 <b>Lance Parrish, R</b> OBP: 0.267, SLG: 0.398 (1, 6) (8, PH)		F9			K		FC4-6 1B		K	3	0	1	0	0	1	0				
<b>Inning Stats</b>	R: 0 E: 0 K: 0 S: 3	H: 0 LOB: 0 BB: 0 P: 3	R: 1 E: 0 K: 0 S: 4	H: 1 LOB: 0 BB: 0 P: 4	R: 0 E: 0 K: 0 S: 4	H: 1 LOB: 1 BB: 0 P: 4	R: 0 E: 0 K: 0 S: 3	H: 1 LOB: 1 BB: 1 P: 7	R: 0 E: 0 K: 1 S: 5	H: 0 LOB: 0 BB: 0 P: 5	R: 1 E: 0 K: 0 S: 5	H: 2 LOB: 2 BB: 1 P: 9	R: 0 E: 0 K: 1 S: 4	H: 1 LOB: 3 BB: 2 P: 14	R: 2 E: 0 K: 1 S: 6	H: 2 LOB: 0 BB: 0 P: 6	1B: 7 2B: 0 3B: 0 HR: 2	SF: 0 SAC: 1 DP: 1 HBP: 0	WP: 0 PB: 0 SB: 2 CS: 0	PA: 38
<b>PITCHER</b> <b>Jim Colborn, R</b> ERA: 6.04 <b>Tom House, L</b> ERA: 5.06 <b>Enrique Romo, R</b> ERA: 3.13 (1, 1) (6, 1) (8, 1)	IP: 5.1 WLS: L BF: 7	H: 5 R: 2 ER: 2 SO: 2	BB: 2 IBB: 0 HBP: 0 BLK: 0	WP: 0 HR: 1 S: 22 P: 30	ERA: 3.38 WHIP: 1.312															

Seattle Mariners @ Detroit Tigers  
Tiger Stadium, Detroit, MI  
Fri Jul 28 1978, 7:05 PM EDT  
Att: 20,484 - Unknown

AB	33
R	4
H	9
RBI	4
BB	4
SO	3
LOB	15









Batter	1	2	3	4	5	6	7	8	9	AB	R	H	RBI	BB	SO	LOB	TOP										
<b>Julio Cruz, S</b> OBP: 0.348, SLG: 0.302 (1,4)										5	0	1	0	0	0	4											
<b>Larry Milbourne, S</b> OBP: 0.325, SLG: 0.402 (1,6)										5	1	2	0	0	0	1											
<b>Ruppert Jones, L</b> OBP: 0.337, SLG: 0.341 (1,8)										3	1	1	1	1	1	1											
<b>Leon Roberts, R</b> OBP: 0.372, SLG: 0.543 (1,9)										5	1	3	2	0	0	2											
<b>Bruce Bochte, L</b> OBP: 0.338, SLG: 0.393 (1,10)									4	1	0	0	1	1	2												
<b>Bob Robertson, R</b> OBP: 0.331, SLG: 0.421 (1,3)									4	0	2	0	0	0	2												
<b>John Hale, L</b> OBP: 0.297, SLG: 0.261 (1,7)									4	0	2	0	0	1	1												
<b>Juan Bernhardt, R</b> OBP: 0.293, SLG: 0.377 (1,5)									4	0	1	1	0	0	3												
<b>Bob Stinson, S</b> OBP: 0.361, SLG: 0.390 (1,2)									2	0	1	0	0	1	0												
<b>Tom Paciorek, R</b> OBP: 0.352, SLG: 0.479 (6, PH)									1	0	0	0	0	1	2												
<b>Bill Plummer, R</b> OBP: 0.313, SLG: 0.345 (6, 2)									1	0	1	0	0	0	0												
<b>Inning Stats</b>	R: 0 E: 0 K: 1 S: 5	H: 1 LOB: 0 BB: 0 P: 5	R: 1 E: 0 K: 1 S: 7	H: 2 LOB: 1 BB: 0 P: 7	R: 0 E: 0 K: 1 S: 5	H: 0 LOB: 0 BB: 0 P: 5	R: 1 E: 0 K: 0 S: 6	H: 3 LOB: 2 BB: 0 P: 6	R: 0 E: 0 K: 0 S: 4	H: 2 LOB: 2 BB: 1 P: 8	R: 1 E: 0 K: 1 S: 7	H: 2 LOB: 1 BB: 1 P: 11	R: 1 E: 0 K: 0 S: 5	H: 2 LOB: 1 BB: 0 P: 5	R: 0 E: 0 K: 1 S: 6	H: 1 LOB: 0 BB: 0 P: 6	R: 0 E: 0 K: 0 S: 4	H: 1 LOB: 1 BB: 0 P: 4	R: 0 E: 0 K: 0 S: 4	H: 1 LOB: 1 BB: 0 P: 4	1B: 10 2B: 2 3B: 0 HR: 2	SF: 0 SAC: 1 DP: 0 HBP: 0	WP: 0 PB: 0 SB: 0 CS: 1	PA: 41			
<b>PITCHER</b>	IP	WLS	BF	H	R	ER	SO	BB	IBB	HBP	BLK	WP	HR	S	P	ERA	WHIP										
<b>Milt Wilcox, R</b> ERA: 3.61 (1,1)	5.1	W	26	10	3	3	3	2	0	0	0	0	2	30	38	5.06	2.250										
<b>Bob Sykes, L</b> ERA: 3.67 (6,1)	3.2	S	15	4	1	1	2	0	0	0	0	0	0	19	19	2.46	1.091										

Seattle Mariners @ Detroit Tigers  
Tiger Stadium, Detroit, MI  
Sun Jul 30 1978, 3:33 AM EDT  
Att: 21,575 - Unknown

AB	38
R	4
H	14
RBI	4
BB	2
SO	5
LOB	18



Batter	1	2	3	4	5	6	7	8	9	AB	R	H	RBI	BB	SO	LOB	BOTTOM										
<b>Ron LeFlore, R</b> OBP: 0.357, SLG: 0.387 (1,8)										5	1	2	0	0	0	2											
<b>Lou Whitaker, L</b> OBP: 0.345, SLG: 0.362 (1,4)										4	2	1	1	1	0	2											
<b>Rusty Staub, L</b> OBP: 0.361, SLG: 0.464 (1,10)										4	1	3	1	0	0	2											
<b>Jason Thompson, L</b> OBP: 0.377, SLG: 0.517 (1,3)										3	0	1	1	0	0	2											
<b>Steve Kemp, L</b> OBP: 0.389, SLG: 0.385 (1,7)										4	0	2	2	0	0	3											
<b>Milt May, L</b> OBP: 0.315, SLG: 0.392 (1,2)										4	0	2	0	0	0	2											
<b>Tim Corcoran, L</b> OBP: 0.307, SLG: 0.300 (1,9)										3	0	0	0	1	0	4											
<b>Phil Mankowski, L</b> OBP: 0.353, SLG: 0.379 (1,5)										1	0	0	0	0	0	0											
<b>Aurelio Rodriguez, R</b> OBP: 0.302, SLG: 0.395 (4,5)										3	0	1	0	0	0	3											
<b>Alan Trammell, R</b> OBP: 0.320, SLG: 0.330 (1,6)										3	1	0	0	1	0	1											
<b>Inning Stats</b>	R: 2 E: 0 K: 0 S: 4	H: 2 LOB: 0 BB: 1 P: 8	R: 0 E: 0 K: 0 S: 3	H: 0 LOB: 0 BB: 0 P: 3	R: 3 E: 0 K: 0 S: 7	H: 4 LOB: 2 BB: 1 P: 11	R: 0 E: 0 K: 0 S: 4	H: 1 LOB: 1 BB: 0 P: 4	R: 0 E: 0 K: 0 S: 5	H: 2 LOB: 3 BB: 1 P: 9	R: 0 E: 0 K: 0 S: 3	H: 0 LOB: 0 BB: 0 P: 3	R: 0 E: 0 K: 0 S: 5	H: 2 LOB: 2 BB: 0 P: 5	R: 0 E: 0 K: 0 S: 4	H: 1 LOB: 1 BB: 0 P: 4	R: 0 E: 0 K: 0 S: 4	H: 1 LOB: 1 BB: 0 P: 4	1B: 10 2B: 1 3B: 1 HR: 0	SF: 1 SAC: 0 DP: 0 HBP: 0	WP: 0 PB: 0 SB: 2 CS: 1	PA: 39					
<b>PITCHER</b>	IP	WLS	BF	H	R	ER	SO	BB	IBB	HBP	BLK	WP	HR	S	P	ERA	WHIP										
<b>Glenn Abbott, R</b> ERA: 4.73 (1,1)	1.0	L	12	4	5	5	0	2	0	0	0	0	0	10	18	19.29	2.571										
<b>Tom House, L</b> ERA: 5.01 (3,1)	1.0		6	3	0	0	0	0	0	0	0	0	0	6	6	0.00	3.000										
<b>Mike Parrott, R</b> ERA: 5.32 (4,1)	4.2		20	5	0	0	0	1	0	0	0	0	0	19	23	0.00	1.286										

Seattle Mariners @ Detroit Tigers  
Tiger Stadium, Detroit, MI  
Sun Jul 30 1978, 3:33 AM EDT  
Att: 21,575 - Unknown

AB	34
R	5
H	12
RBI	5
BB	3
SO	0
LOB	21





Batter	1	2	3	4	5	6	7	8	9	AB	R	H	RBI	BB	SO	LOB	TOP								
Hosken Powell, L OBP: 0.328, SLG: 0.336	0-0 HR 1B	0-3 K2-3		0-0 L7			0-0 1B 2B	0-0 L4-3		5	2	2	0	0	1	4									
Roy Smalley, S OBP: 0.355, SLG: 0.442	0-0 HR		0-0 1B 1B BB	4-0 BB			0-0 1B 2H		0-0 HR	4	3	4	4	1	0	0									
Rod Carew, L OBP: 0.411, SLG: 0.447	0-0 5-3 1B		0-0 F9	0-3 K			0-0 F7		0-0 F7	5	1	1	0	0	1	3									
Butch Wynegar, S OBP: 0.340, SLG: 0.354	0-0 5-3		0-0 BB 1B			0-0 F7		0-0 L8		5	0	1	0	0	0	2									
Dan Ford, R OBP: 0.359, SLG: 0.466	0-0 5-3		0-0 BB 1B			0-0 1-3		0-0 F9		5	0	1	0	0	1	2									
Glenn Adams, L OBP: 0.298, SLG: 0.398	0-0 1B		4-0 BB			0-0 F7				1	0	1	2	1	0	0									
Jose Morales, R OBP: 0.368, SLG: 0.405	0-0 1B		1-2 2-3 3H BB							2	0	1	0	0	0	0									
Rich Chiles, L OBP: 0.352, SLG: 0.357		0-0 SH3 2B		0-0 P3			0-0 5-3		0-0 1B 1B	1	0	1	0	0	0	0									
Willie Norwood, R OBP: 0.314, SLG: 0.392										3	0	1	0	0	0	3									
Rob Wilfong, L OBP: 0.339, SLG: 0.330										0	0	0	0	0	0	0									
Craig Kuskick, R OBP: 0.311, SLG: 0.319										1	0	0	0	0	0	3									
Bob Randall, R OBP: 0.326, SLG: 0.350										2	0	0	0	0	0	2									
Larry Wolfe, R OBP: 0.293, SLG: 0.313		0-0 6-3		0-0 F3			0-3 K		0-0 L4-3 1B	4	0	1	0	0	1	1									
<b>Inning Stats</b>	R: 3 E: 0 K: 0 S: 6	H: 4 LOB: 1 BB: 0 P: 6	R: 0 E: 0 K: 1 S: 6	H: 1 LOB: 1 BB: 0 P: 6	R: 1 E: 0 K: 0 S: 6	H: 3 LOB: 3 BB: 1 P: 10	R: 0 E: 0 K: 1 S: 5	H: 0 LOB: 0 BB: 0 P: 9	R: 0 E: 0 K: 0 S: 3	H: 0 LOB: 0 BB: 0 P: 3	R: 0 E: 0 K: 0 S: 5	H: 0 LOB: 0 BB: 0 P: 5	R: 1 E: 0 K: 0 S: 5	H: 2 LOB: 1 BB: 0 P: 5	R: 0 E: 0 K: 0 S: 5	H: 3 LOB: 2 BB: 0 P: 5	R: 1 E: 0 K: 1 S: 6	H: 1 LOB: 0 BB: 0 P: 6	1B: 10 2B: 3 3B: 0 HR: 2	SF: 0 SAC: 1 DP: 1 HBP: 0	WP: 0 PB: 0 SB: 0 CS: 0	PA: 41			
<b>PITCHER</b>	IP	WLS	BF	H	R	ER	SO	BB	IBB	HBP	BLK	WP	HR	S	P	ERA	WHIP								
Paul Mitchell, R ERA: 4.08	(1, 1)	1.0	6	4	3	3	0	0	0	0	0	0	1	6	6	27.00	4.000								
Byron McLaughlin, R ERA: 5.8	(2, 1)	1.1	9	4	1	1	1	1	0	0	0	0	0	10	14	6.75	3.750								
Tom House, L ERA: 4.87	(3, 1)	4.2	W	17	2	1	2	1	0	0	0	0	0	20	24	1.93	0.643								
Enrique Romo, R ERA: 3.16	(8, 1)	2.0	9	4	1	1	1	0	0	0	0	0	1	11	11	4.50	2.000								

Minnesota Twins @ Seattle Mariners  
The Kingdome, Seattle, WA  
Tue Aug 01 1978, 10:05 PM EDT  
Att: 9,272 - Unknown - 70 F

AB 38  
R 6  
H 14  
RBI 6  
BB 2  
SO 4  
LOB 20



Batter	1	2	3	4	5	6	7	8	9	AB	R	H	RBI	BB	SO	LOB	BOTTOM									
Julio Cruz, S OBP: 0.347, SLG: 0.300	4-0 SH5-3 SF4 BB	0-0 SH5-4	0-0 F3		0-0 P3			0-0 4-3		3	1	0	0	1	0	2										
Craig Reynolds, L OBP: 0.332, SLG: 0.367	4-0 SH5-3 1B BB	1-0 2B HBP		0-0 1-3	0-0 L8			0-0 4-3		3	2	0	0	1	0	0										
Ruppert Jones, L OBP: 0.332, SLG: 0.336	0-0 SH5-3	0-0 F7		0-0 F2			0-0 F9	0-3 K		4	0	0	0	0	1	3										
Leon Roberts, R OBP: 0.376, SLG: 0.548	0-0 SF4	0-0 2B		0-0 CS 1B			0-0 F9	4-0 BB 2B		3	1	2	4	1	0	0										
Bruce Bochte, L OBP: 0.344, SLG: 0.395	0-0 1B	0-0 4-3		0-0 CS	4-0 SH1-4 HR BB		0-0 1B	4-0 2B BB		3	2	2	1	2	0	1										
Dan Meyer, L OBP: 0.241, SLG: 0.312	0-0 1B		0-0 SH1-4 SF7 1B		0-0 SH1-4 HR 1B		0-0 L8	1-3 2H 2B		5	3	4	1	0	0	1										
John Hale, L OBP: 0.303, SLG: 0.274	0-3 K		0-0 SH SH1-4 1B		0-0 SH1-4 HR 1B		0-0 L8	1-3 2H 2B		3	0	2	2	0	1	2										
Juan Bernhardt, R OBP: 0.299, SLG: 0.376		0-0 SH5-4 BB 2B 1B	0-0 SH1-4		4-0 HR IBB		0-0 G6-4-3 1B	0-0 4-3		3	2	1	0	1	0	2										
Bob Stinson, S OBP: 0.366, SLG: 0.406		4-0 SH5-4 2B BB	0-0 SF7		0-0 HR		0-0 1B			2	2	5	1	0	0	0										
<b>Inning Stats</b>	R: 2 E: 0 K: 1 S: 7	H: 2 LOB: 2 BB: 2 P: 15	R: 3 E: 0 K: 0 S: 5	H: 2 LOB: 1 BB: 1 P: 10	R: 1 E: 0 K: 0 S: 5	H: 1 LOB: 0 BB: 0 P: 5	R: 0 E: 0 K: 0 S: 3	H: 1 LOB: 0 BB: 0 P: 3	R: 4 E: 0 K: 0 S: 5	H: 2 LOB: 0 BB: 2 P: 13	R: 0 E: 0 K: 0 S: 4	H: 1 LOB: 1 BB: 0 P: 4	R: 0 E: 0 K: 0 S: 4	H: 2 LOB: 1 BB: 0 P: 4	R: 3 E: 0 K: 1 S: 7	H: 2 LOB: 1 BB: 2 P: 15	R: 3 E: 0 K: 1 S: 7	H: 2 LOB: 1 BB: 2 P: 15	1B: 9 2B: 3 3B: 0 HR: 1	SF: 2 SAC: 5 DP: 1 HBP: 1	WP: 0 PB: 0 SB: 1 CS: 1	PA: 45				
<b>PITCHER</b>	IP	WLS	BF	H	R	ER	SO	BB	IBB	HBP	BLK	WP	HR	S	P	ERA	WHIP									
Stan Perzanowski, R ERA: 6.75	(1, 1)	1.2	L	13	4	5	5	1	3	0	0	0	1	28	44	12.00	2.000									
Jeff Holly, L ERA: 4.67	(2, 1)	6.0		9	8	8	1	3	1	0	0	0	0	1	28	44	12.00	2.000								
John Sutton, R ERA: 3.65	(8, 1)	0.1		1	0	0	0	0	0	0	0	0	0	1	1	0.00	0.000									

Minnesota Twins @ Seattle Mariners  
The Kingdome, Seattle, WA  
Tue Aug 01 1978, 10:05 PM EDT  
Att: 9,272 - Unknown - 70 F

AB 29  
R 13  
H 13  
RBI 13  
BB 7  
SO 2  
LOB 11







Batter	1	2	3	4	5	6	7	8	9	AB	R	H	RBI	BB	SO	LOB	TOP			
Hosken Powell, L OBP: 0.327, SLG: 0.335	F5		G4-6-3			F5				4	0	1	0	0	0	2	<b>Minnesota Twins @ Seattle Mariners</b> The Kingdome, Seattle, WA Wed Aug 02 1978, 10:05 PM EDT Alt: 8,394 - Unknown - 70 F			
Roy Smalley, S OBP: 0.357, SLG: 0.441	F9			2B SF8 HBP				1B		3	1	1	0	0	0	1				
Rod Carew, L OBP: 0.410, SLG: 0.448	4-3					L4-3				4	0	1	0	0	0	1				
Butch Wynegar, S OBP: 0.336, SLG: 0.351		G3		SF8						3	0	0	1	0	0	0				
Dan Ford, R OBP: 0.357, SLG: 0.464	L3			K						4	0	1	0	0	1	1				
Glenn Adams, L OBP: 0.294, SLG: 0.391	4-3			4-3						3	0	0	0	0	0	2				
Rich Chiles, L OBP: 0.345, SLG: 0.349			4-3			F8				3	0	0	0	0	0	1				
Rob Wilfong, L OBP: 0.347, SLG: 0.348						6-3				3	0	2	0	0	0	0				
Larry Wolfe, R OBP: 0.296, SLG: 0.311										1	0	0	0	1	0	0				
Jose Morales, R OBP: 0.366, SLG: 0.402 (8, PH)										1	0	0	0	0	0	1				
Bob Randall, R OBP: 0.326, SLG: 0.350										0	0	0	0	0	0	0				
<b>Inning Stats</b>	R: 0 E: 0 K: 0 S: 3	H: 0 LOB: 0 BB: 0 P: 3	R: 0 E: 0 K: 0 S: 3	H: 0 LOB: 0 BB: 0 P: 3	R: 0 E: 0 K: 0 S: 3	H: 1 LOB: 1 BB: 1 P: 7	R: 1 E: 0 K: 1 S: 6	H: 1 LOB: 1 BB: 0 P: 7	R: 0 E: 0 K: 0 S: 3	H: 0 LOB: 0 BB: 0 P: 3	R: 0 E: 0 K: 0 S: 4	H: 1 LOB: 1 BB: 0 P: 4	R: 0 E: 0 K: 0 S: 4	H: 2 LOB: 1 BB: 0 P: 4	R: 0 E: 0 K: 0 S: 3	H: 0 LOB: 0 BB: 0 P: 3	1B: 4 2B: 3 3B: 0 HR: 0	SF: 1 SAC: 0 DP: 3 HBP: 1	WP: 0 PB: 0 SB: 0 CS: 0	PA: 32
<b>PITCHER</b> Jim Colborn, R ERA: 5.54	IP: 9.0 WLS: W BF: 32 H: 6 R: 1 ER: 1 SO: 1 BB: 1 IBB: 0 HBP: 1 BLK: 0 WP: 0 HR: 0 S: 32 P: 37 ERA: 1.00 WHIP: 0.778																			

Batter	1	2	3	4	5	6	7	8	9	AB	R	H	RBI	BB	SO	LOB	BOTTOM			
Julio Cruz, S OBP: 0.351, SLG: 0.306										3	0	2	0	1	0	1	<b>Minnesota Twins @ Seattle Mariners</b> The Kingdome, Seattle, WA Wed Aug 02 1978, 10:05 PM EDT Alt: 8,394 - Unknown - 70 F			
Larry Milbourne, S OBP: 0.315, SLG: 0.388	F3		G6-4-3							4	0	0	0	0	0	5				
Ruppert Jones, L OBP: 0.331, SLG: 0.335	FC1-6-5		F9							4	0	1	0	0	0	3				
Leon Roberts, R OBP: 0.377, SLG: 0.547	6-3									4	1	2	0	0	0	1				
Tom Paciorek, R OBP: 0.352, SLG: 0.484										3	1	1	0	0	1	2				
John Hale, L OBP: 0.302, SLG: 0.272										1	0	0	0	0	1	0				
Bob Robertson, R OBP: 0.336, SLG: 0.444										3	1	1	2	1	1	1				
Dan Meyer, L OBP: 0.240, SLG: 0.310										2	0	0	0	0	0	1				
Juan Bernhardt, R OBP: 0.299, SLG: 0.375										3	0	1	1	0	1	0				
Bob Stinson, S OBP: 0.369, SLG: 0.409										3	0	2	0	0	0	2				
<b>Inning Stats</b>	R: 0 E: 0 K: 0 S: 4	H: 1 LOB: 1 BB: 0 P: 4	R: 1 E: 0 K: 0 S: 4	H: 2 LOB: 1 BB: 1 P: 8	R: 0 E: 0 K: 0 S: 3	H: 1 LOB: 0 BB: 0 P: 3	R: 0 E: 0 K: 1 S: 6	H: 1 LOB: 1 BB: 0 P: 6	R: 0 E: 0 K: 0 S: 4	H: 1 LOB: 1 BB: 0 P: 4	R: 2 E: 0 K: 1 S: 7	H: 3 LOB: 0 BB: 0 P: 7	R: 0 E: 0 K: 1 S: 6	H: 1 LOB: 2 BB: 1 P: 10	R: 0 E: 0 K: 1 S: 5	H: 0 LOB: 0 BB: 0 P: 5	1B: 7 2B: 2 3B: 0 HR: 1	SF: 0 SAC: 1 DP: 2 HBP: 0	WP: 0 PB: 0 SB: 1 CS: 0	PA: 33
<b>PITCHER</b> Geoff Zahn, L ERA: 3.22 Mike Marshall, R ERA: 2.89	IP: 6.0 WLS: L BF: 25 H: 9 R: 3 ER: 3 SO: 3 BB: 1 IBB: 0 HBP: 0 BLK: 0 WP: 0 HR: 1 S: 28 P: 32 ERA: 4.50 WHIP: 1.667																			

**AB** 29  
**R** 1  
**H** 6  
**RBI** 1  
**BB** 1  
**SO** 1  
**LOB** 9



**AB** 30  
**R** 3  
**H** 10  
**RBI** 3  
**BB** 2  
**SO** 4  
**LOB** 16






Batter	1	2	3	4	5	6	7	8	9	AB	R	H	RBI	BB	SO	LOB	TOP			
<b>Willie Norwood, R</b> OBP: 0.316, SLG: 0.390 (1, 7)										4	0	1	0	1	2	2				
<b>Bombo Rivera, R</b> OBP: 0.390, SLG: 0.380 (1, 9)										5	1	2	0	0	0	3				
<b>Roy Smalley, S</b> OBP: 0.357, SLG: 0.449 (1, 6)										4	2	2	2	0	1	2				
<b>Dan Ford, R</b> OBP: 0.360, SLG: 0.471 (1, 8)										5	0	3	1	0	0	1				
<b>Jose Morales, R</b> OBP: 0.361, SLG: 0.393 (1, 10)										4	0	0	1	1	2	2				
<b>Craig Kusick, R</b> OBP: 0.312, SLG: 0.315 (1, 3)										2	0	0	0	1	0	3				
<b>Rod Carew, L</b> OBP: 0.409, SLG: 0.447 (7, PH) (7, 3)										1	0	0	0	0	0	1				
<b>Butch Wynegar, S</b> OBP: 0.332, SLG: 0.346 (1, 2)										4	0	0	0	0	1	3				
<b>Bob Randall, R</b> OBP: 0.326, SLG: 0.350 (8, PH)										3	1	1	0	0	0	1				
<b>Glenn Adams, L</b> OBP: 0.297, SLG: 0.391 (8, FR)										0	0	0	0	1	0	0				
<b>Rob Wilfong, L</b> OBP: 0.347, SLG: 0.348 (8, 4)										0	0	0	0	0	0	0				
<b>Larry Wolfe, R</b> OBP: 0.300, SLG: 0.321 (1, 5)										4	1	2	1	0	1	1				
<b>Inning Stats</b>	R: 1 E: 0 K: 2 S: 9	H: 2 LOB: 2 BB: 1 P: 13	R: 0 E: 0 K: 1 S: 6	H: 1 LOB: 2 BB: 1 P: 10	R: 1 E: 0 K: 0 S: 5	H: 2 LOB: 1 BB: 0 P: 5	R: 2 E: 0 K: 1 S: 8	H: 3 LOB: 1 BB: 0 P: 8	R: 0 E: 0 K: 1 S: 5	H: 1 LOB: 1 BB: 0 P: 4	R: 0 E: 0 K: 0 S: 4	H: 1 LOB: 0 BB: 0 P: 4	R: 0 E: 0 K: 1 S: 4	H: 0 LOB: 1 BB: 1 P: 8	R: 1 E: 0 K: 1 S: 6	H: 1 LOB: 0 BB: 0 P: 6	1B: 7 2B: 3 3B: 0 HR: 1	SF: 1 SAC: 0 DP: 0 HBP: 0	WP: 0 PB: 0 SB: 1 CS: 2	PA: 41
<b>PITCHER</b>	IP	WLS	BF	H	R	ER	SO	BB	IBB	HBP	BLK	WP	HR	S	P	ERA	WHIP			
<b>Rick Honeycutt, L</b> ERA: 4.48 (1, 1)	3.0		18	7	4	3	3	2	0	0	0	0	0	22	30	9.00	3.000			
<b>Mike Parrott, R</b> ERA: 4.88 (4, 1)	4.0		17	3	0	0	2	2	0	0	0	0	0	19	27	0.00	1.250			
<b>Enrique Romo, R</b> ERA: 3.2 (8, 1)	2.0	W	6	1	1	1	2	0	0	0	0	0	1	10	10	4.50	0.500			

**Minnesota Twins @ Seattle Mariners**  
The Kingdome, Seattle, WA  
Thu Aug 03 1978, 10:05 PM EDT  
Alt. 9,471 - Unknown - 70 F


**AB 36**  
**R 5**  
**H 11**  
**RBI 5**  
**BB 4**  
**SO 7**  
**LOB 19**



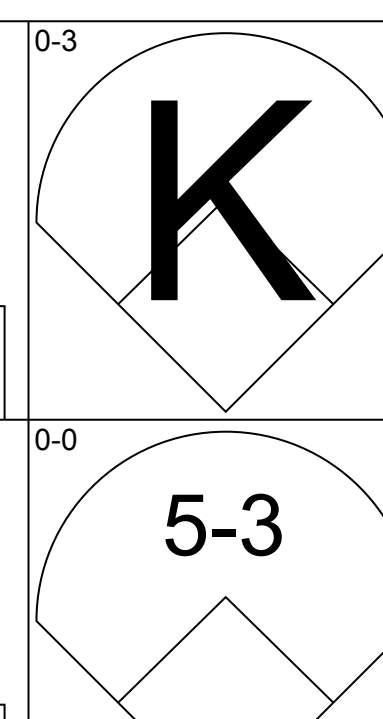
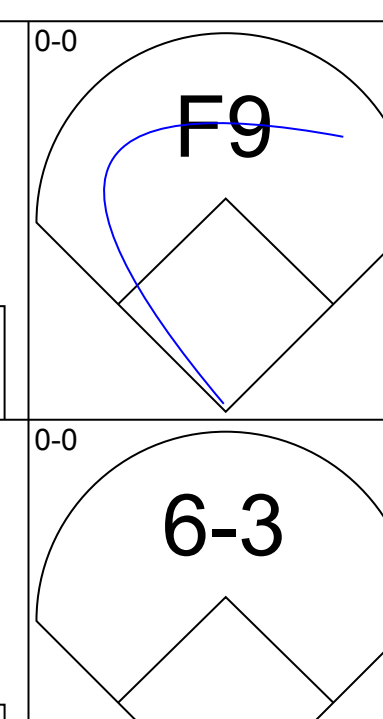
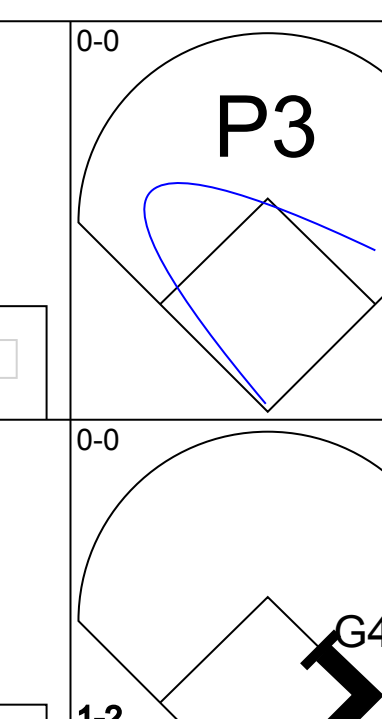
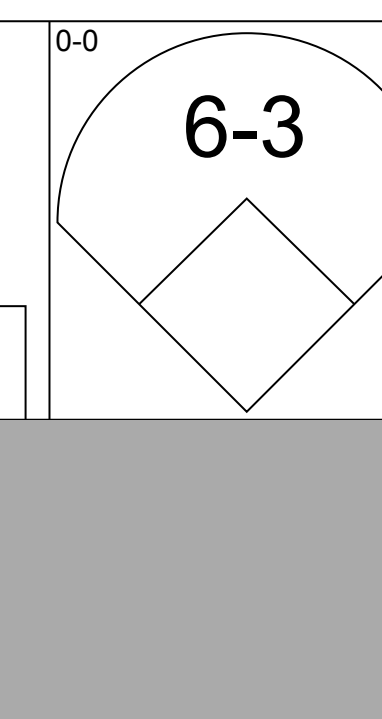
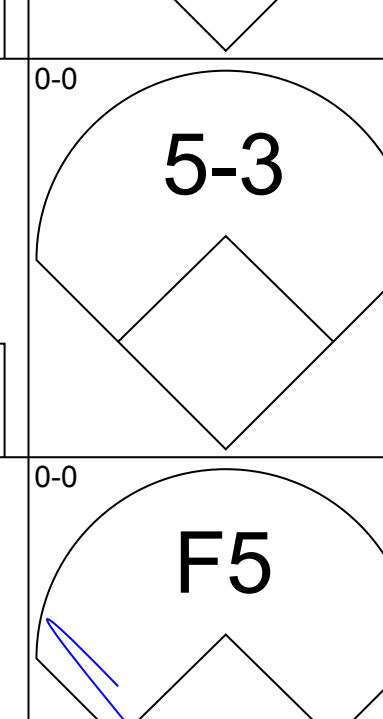
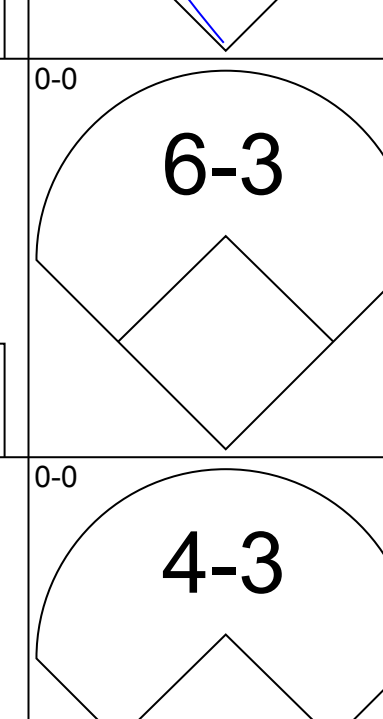
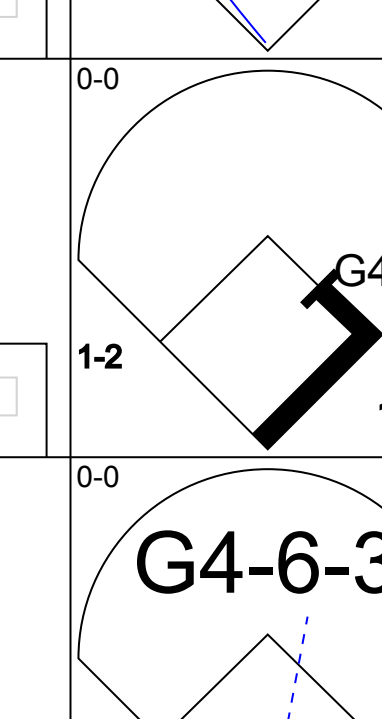
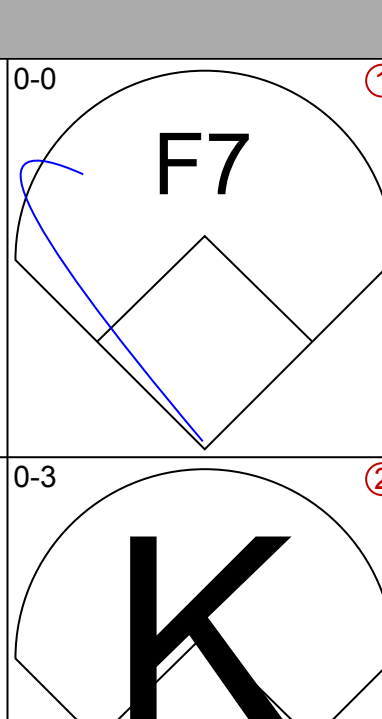
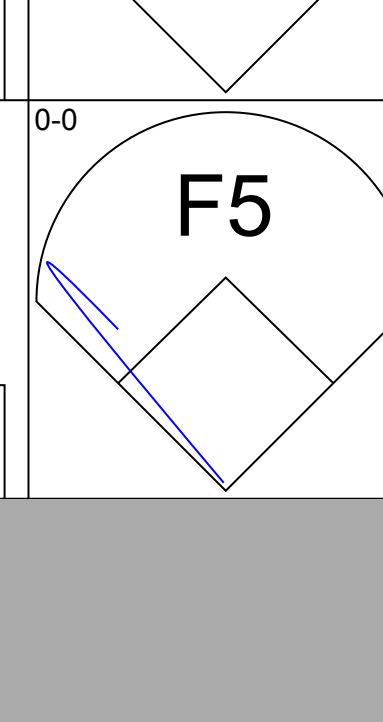
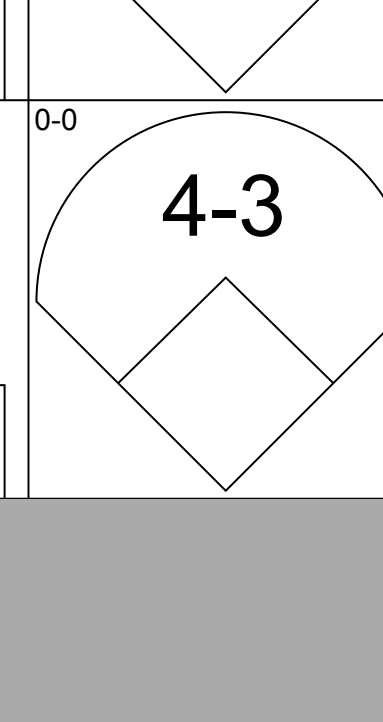
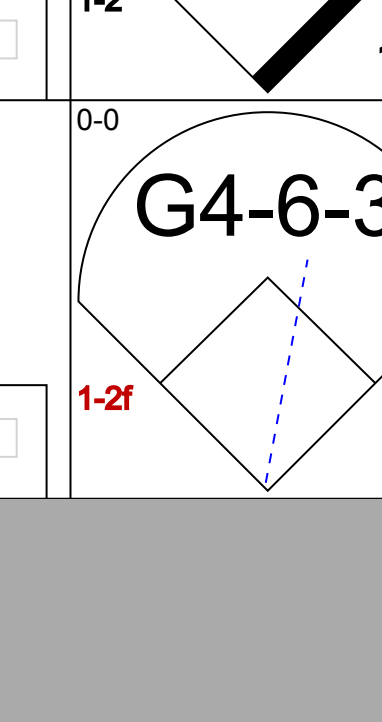
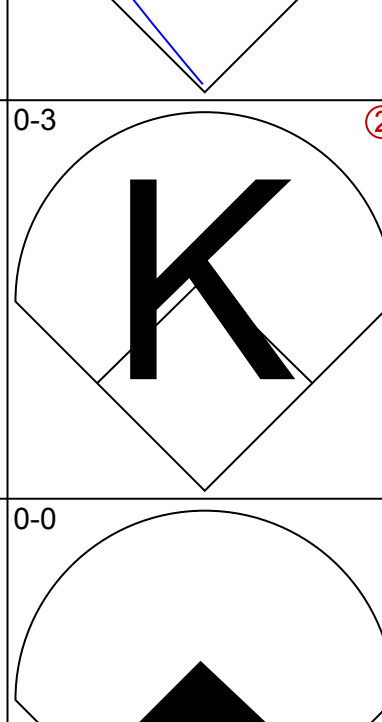
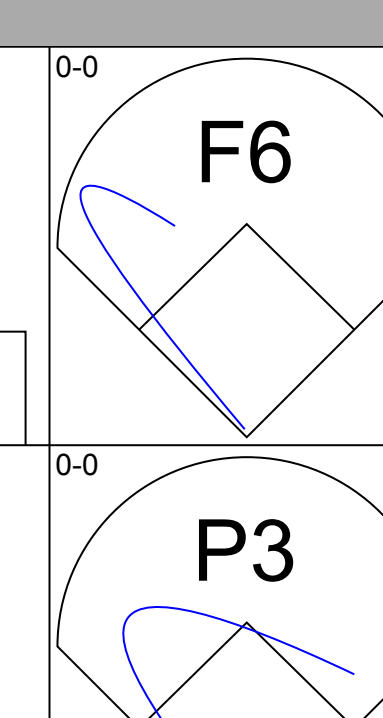
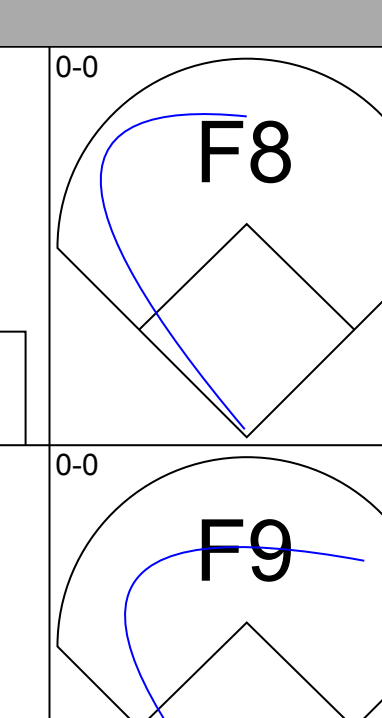
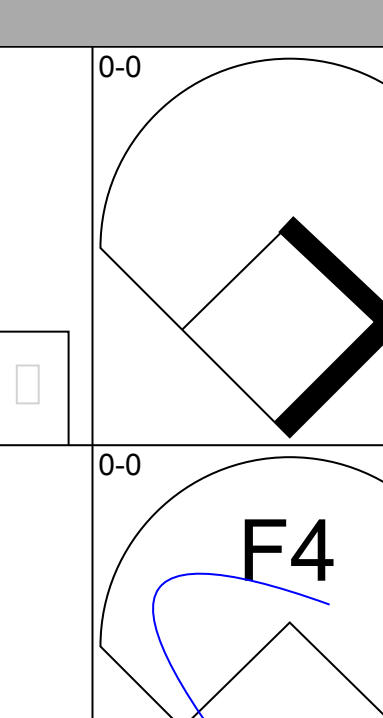
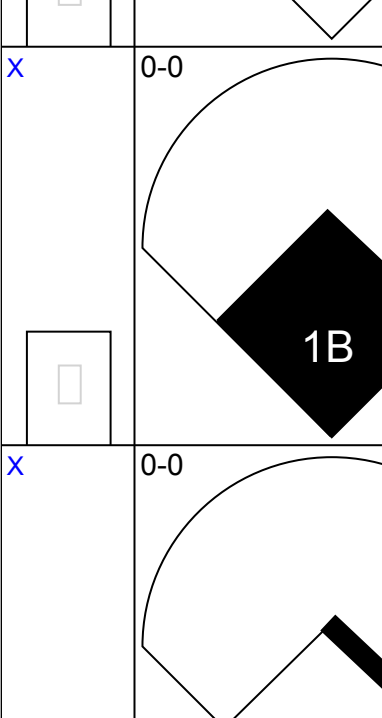
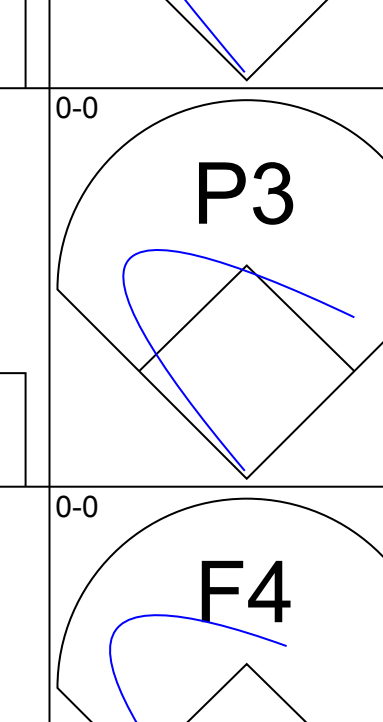
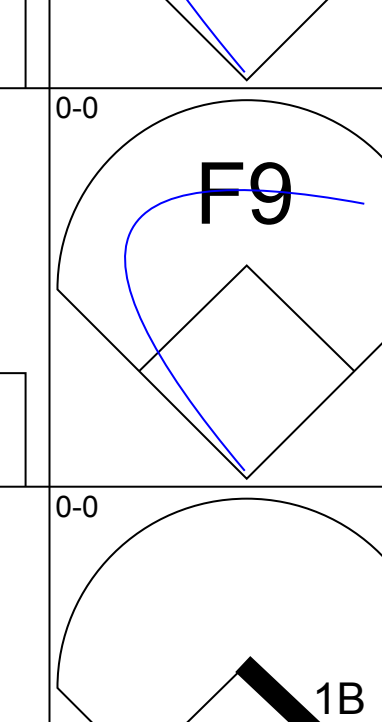
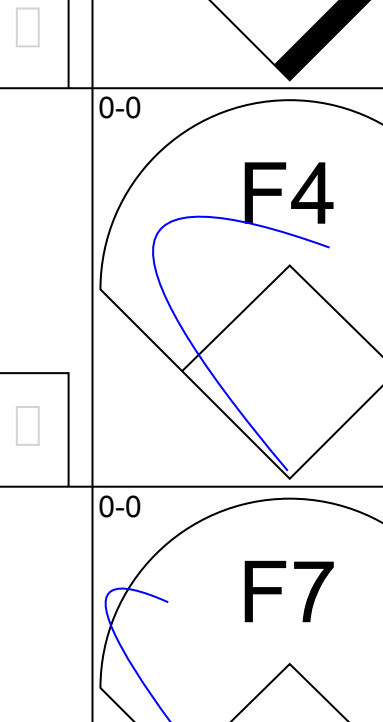
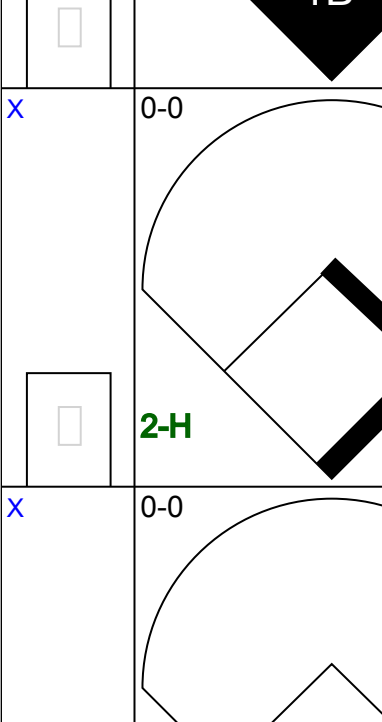
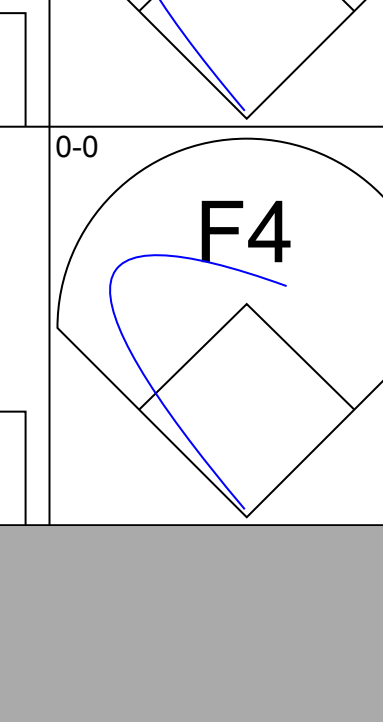
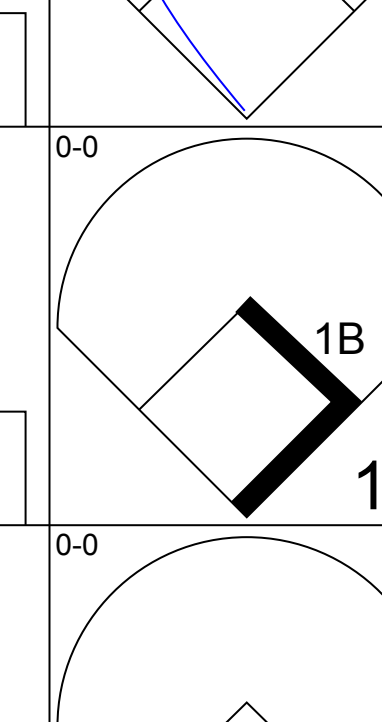
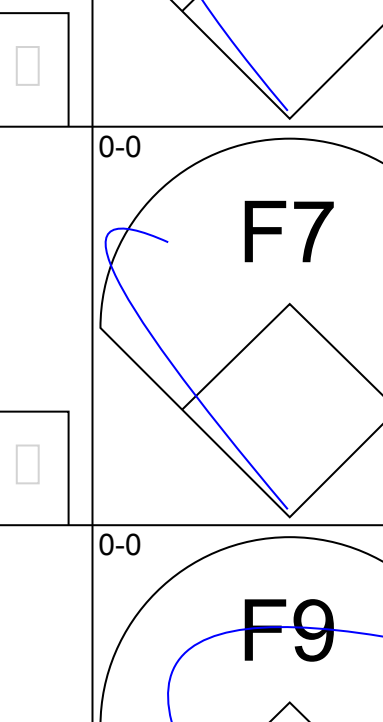
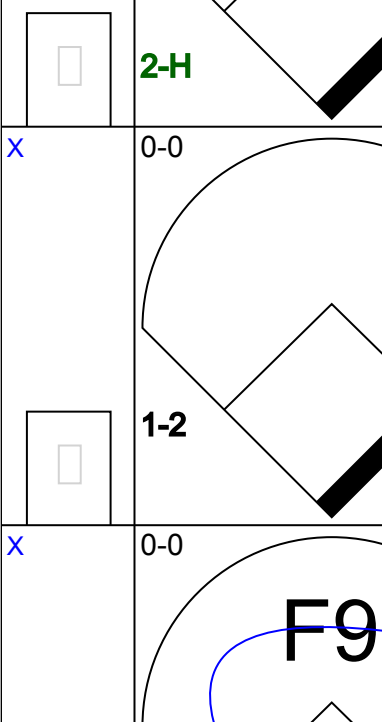
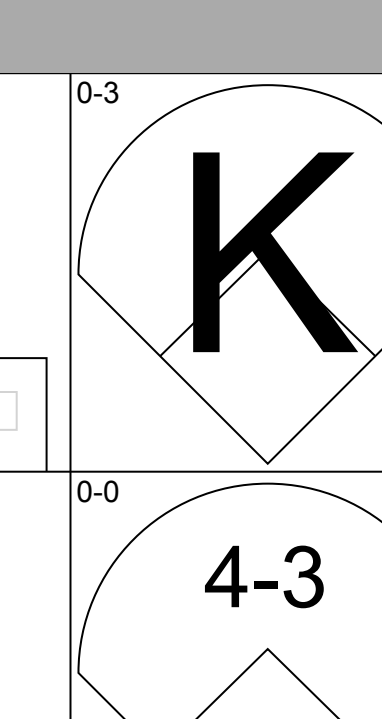
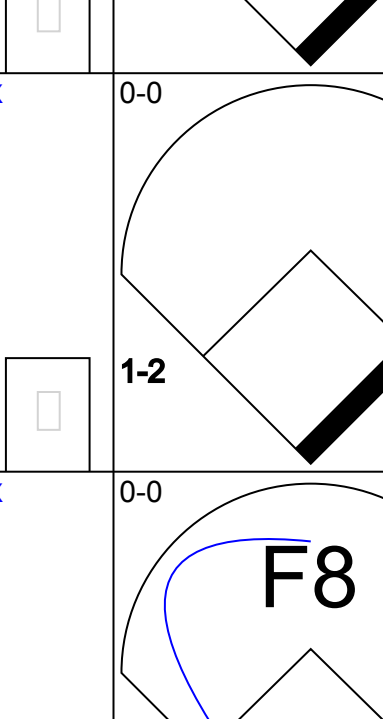
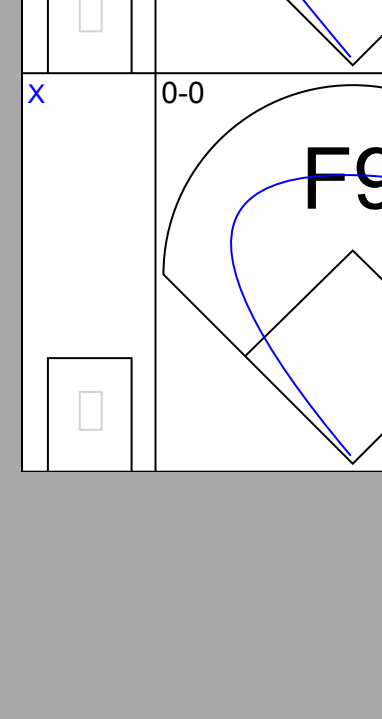
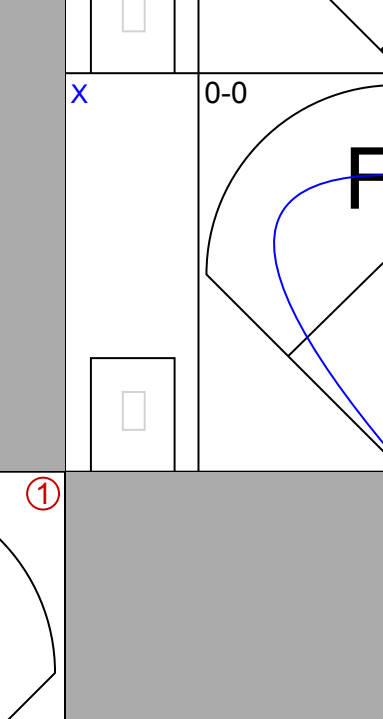
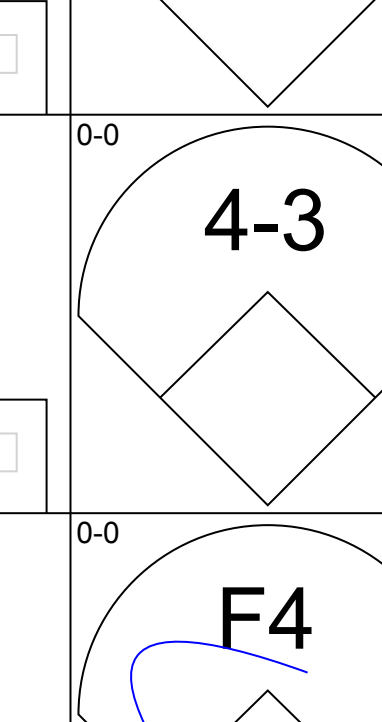
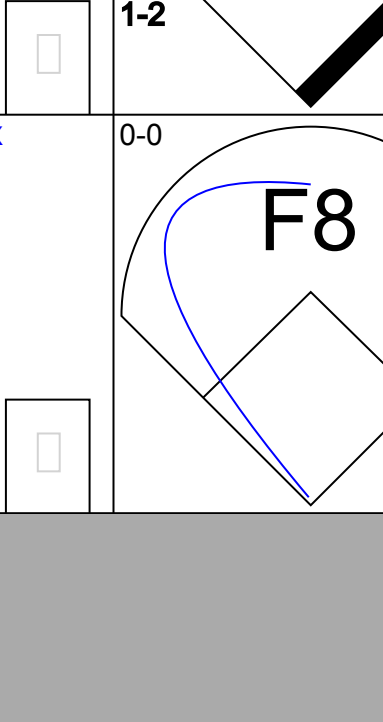
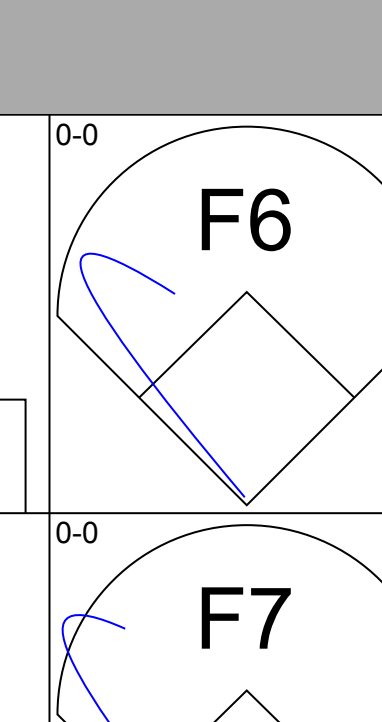

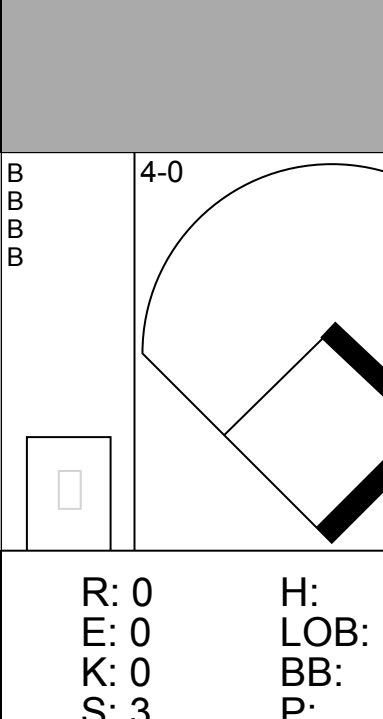
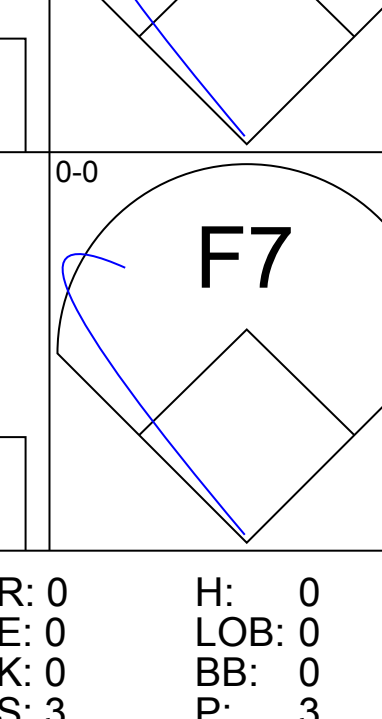
Batter	1	2	3	4	5	6	7	8	9	AB	R	H	RBI	BB	SO	LOB	BOTTOM			
<b>Julio Cruz, S</b> OBP: 0.354, SLG: 0.306 (1, 4)										3	1	1	0	2	0	0				
<b>Larry Milbourne, S</b> OBP: 0.311, SLG: 0.381 (1, 6)										5	1	1	1	0	0	2				
<b>Ruppert Jones, L</b> OBP: 0.331, SLG: 0.332 (1, 8)										2	1	0	0	1	1	1				
<b>Leon Roberts, R</b> OBP: 0.379, SLG: 0.558 (1, 9)										4	1	2	3	0	0	1				
<b>Tom Paciorek, R</b> OBP: 0.364, SLG: 0.496 (1, 7)										3	1	2	0	1	0	1				
<b>John Hale, L</b> OBP: 0.302, SLG: 0.272 (9, 7)										0	0	0	0	0	0	0				
<b>Bob Robertson, R</b> OBP: 0.333, SLG: 0.433 (1, 10)										4	0	0	0	1	1	3				
<b>Dan Meyer, L</b> OBP: 0.237, SLG: 0.306 (1, 3)										4	0	0	0	0	0	3				
<b>Juan Bernhardt, R</b> OBP: 0.300, SLG: 0.370 (1, 5)										2	0	0	0	1	0	1				
<b>Bruce Bochte, L</b> OBP: 0.345, SLG: 0.395 (9, PH)										0	0	0	0	1	0	0				
<b>Craig Reynolds, L</b> OBP: 0.332, SLG: 0.367 (9, FR)										0	1	0	0	0	0	0				
<b>Bob Stinson, S</b> OBP: 0.364, SLG: 0.403 (1, 2)										4	0	0	0	0	0	2				
<b>Inning Stats</b>	R: 4 E: 2 K: 0 S: 6	H: 2 LOB: 1 BB: 2 P: 14	R: 0 E: 0 K: 0 S: 3	H: 0 LOB: 1 BB: 1 P: 7	R: 0 E: 0 K: 0 S: 4	H: 1 LOB: 0 BB: 0 P: 4	R: 0 E: 0 K: 0 S: 2	H: 0 LOB: 0 BB: 1 P: 6	R: 1 E: 0 K: 0 S: 2	H: 0 LOB: 1 BB: 2 P: 10	R: 0 E: 0 K: 0 S: 3	H: 0 LOB: 0 BB: 0 P: 3	R: 0 E: 0 K: 2 S: 8	H: 1 LOB: 1 BB: 0 P: 8	R: 0 E: 0 K: 0 S: 4	H: 2 LOB: 2 BB: 1 P: 8	1B: 4 2B: 1 3B: 0 HR: 1	SF: 0 SAC: 1 DP: 1 HBP: 0	WP: 0 PB: 1 SB: 2 CS: 0	PA: 39
<b>PITCHER</b>	IP	WLS	BF	H	R	ER	SO	BB	IBB	HBP	BLK	WP	HR	S	P	ERA	WHIP			
<b>Darrell Jackson, L</b> ERA: 3.74 (1, 1)	7.1		32	4	5	2	1	5	0	0	0	0	0	27	51	2.46	1.227			
<b>Mike Marshall, R</b> ERA: 2.96 (8, 1)	1.1	L	7	2	1	1	1	1	0	0	0	0	0	8	12	6.75	2.250			

**Minnesota Twins @ Seattle Mariners**  
The Kingdome, Seattle, WA  
Thu Aug 03 1978, 10:05 PM EDT  
Alt. 9,471 - Unknown - 70 F

**AB 31**  
**R 6**  
**H 6**  
**RBI 4**  
**BB 7**  
**SO 2**  
**LOB 14**



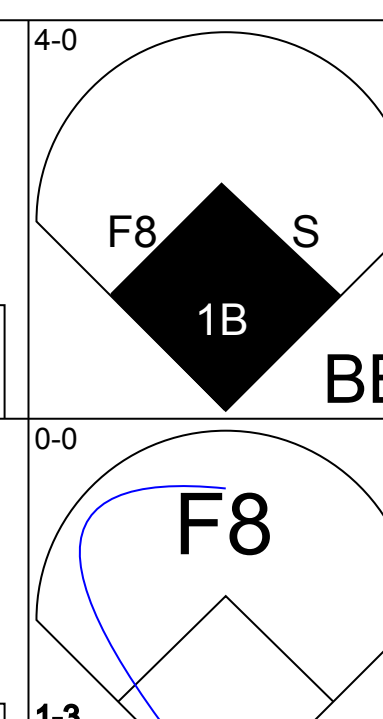
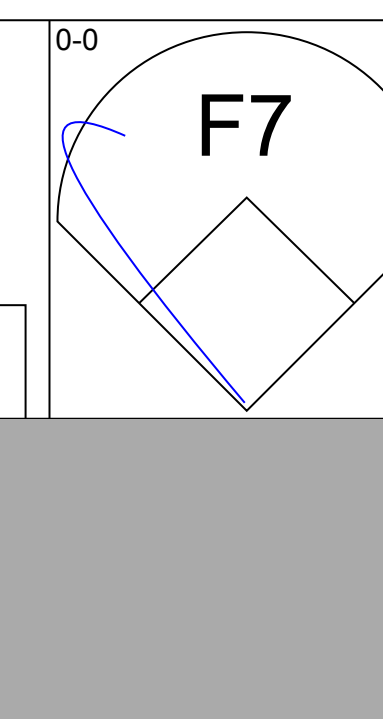
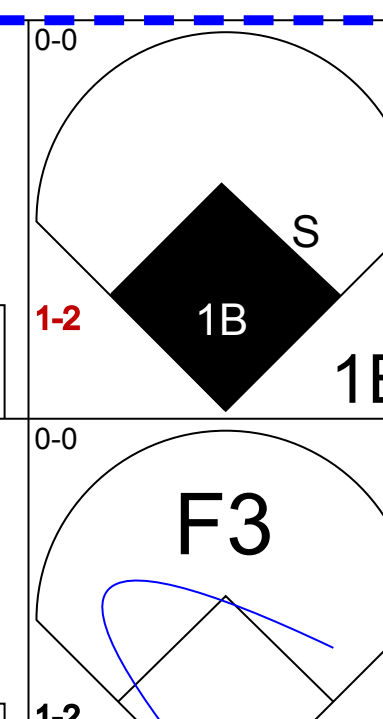
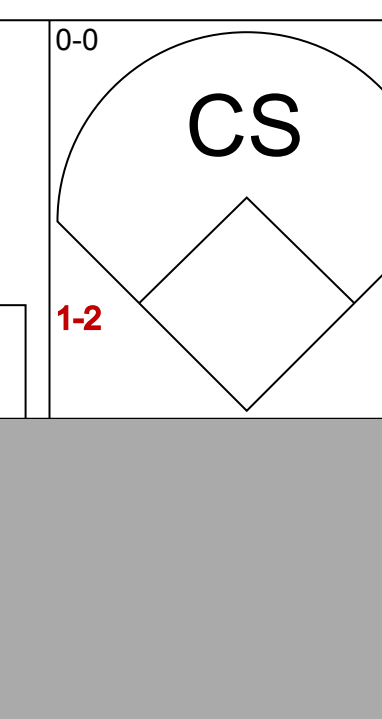
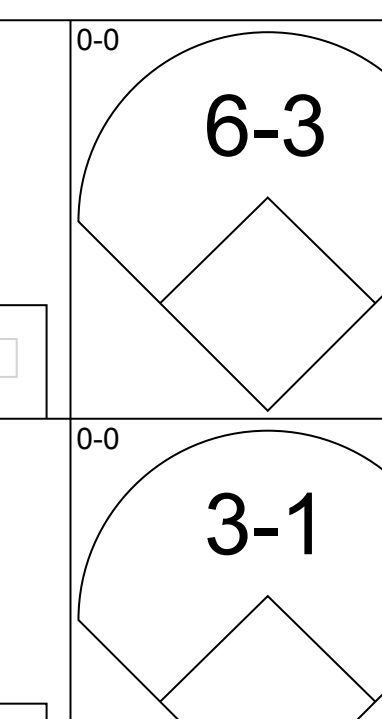
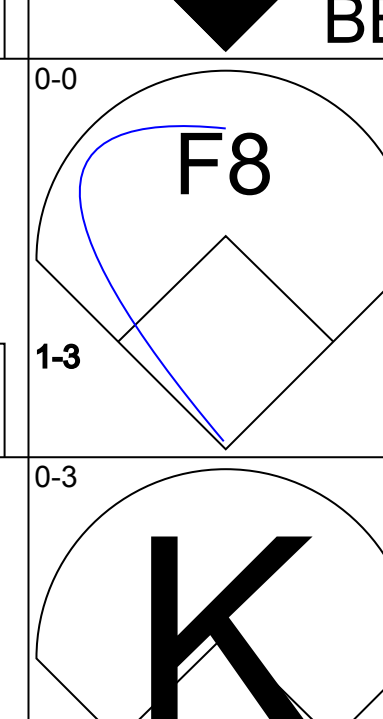
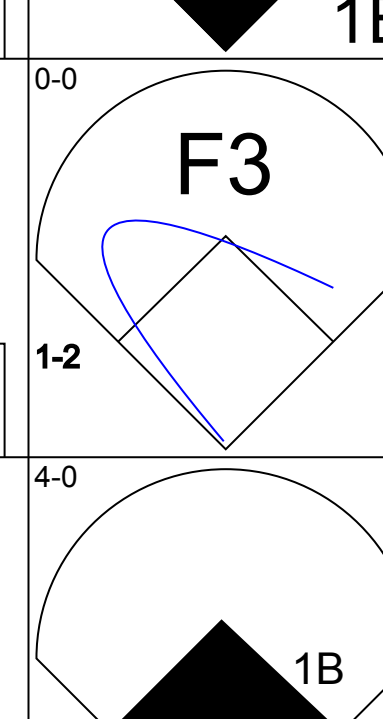
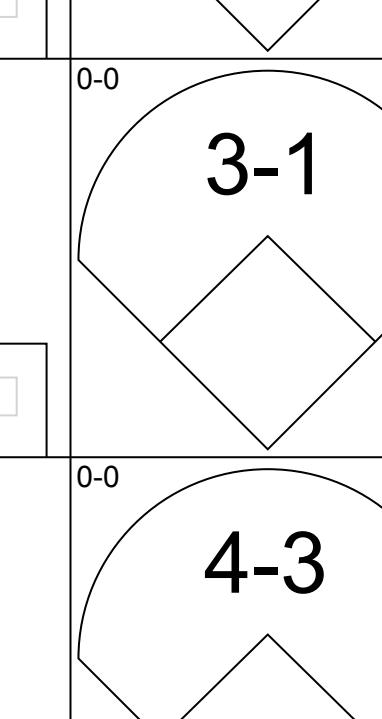
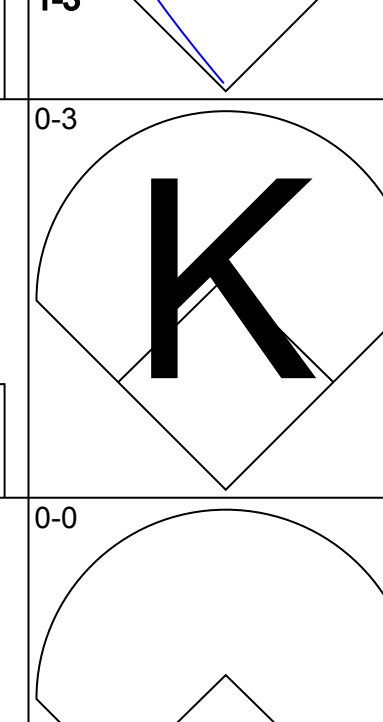
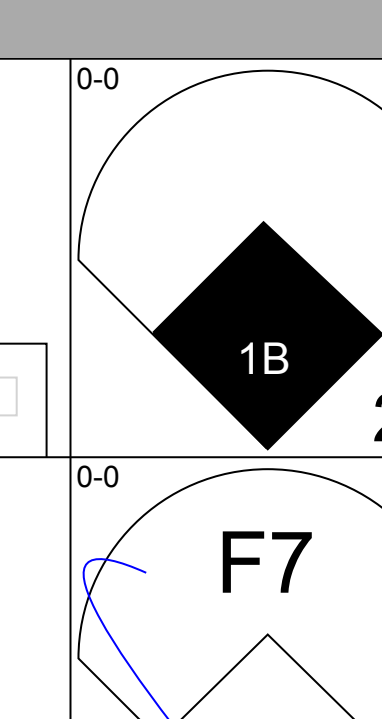
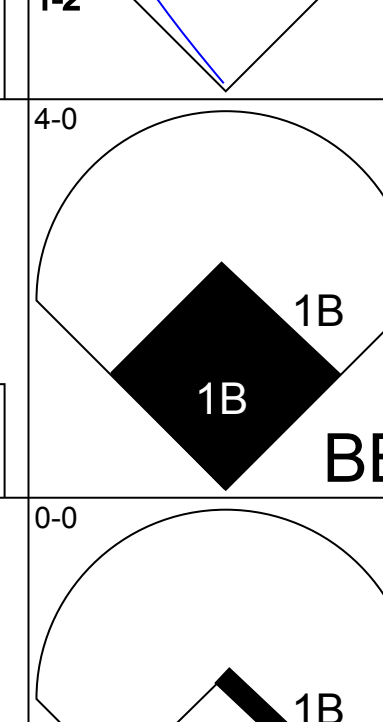
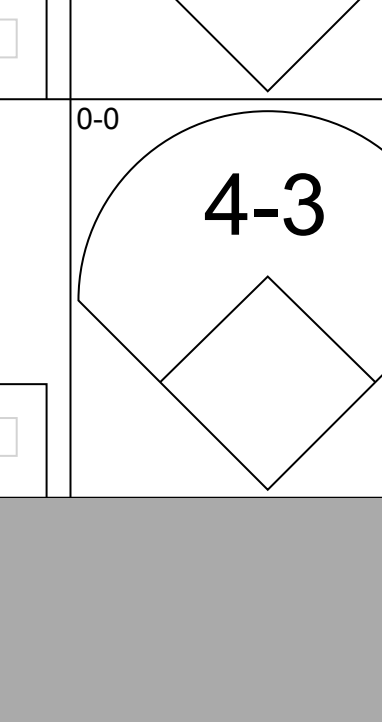
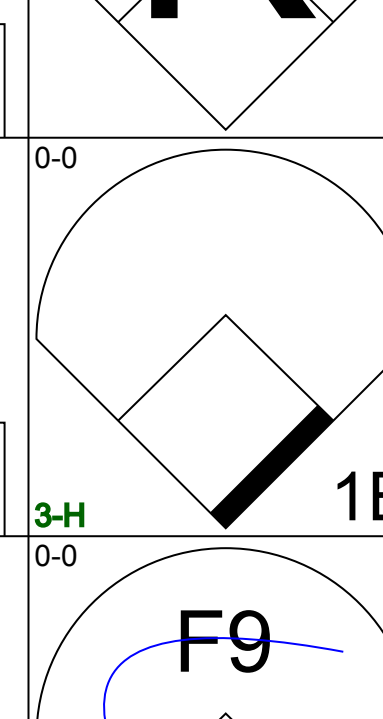
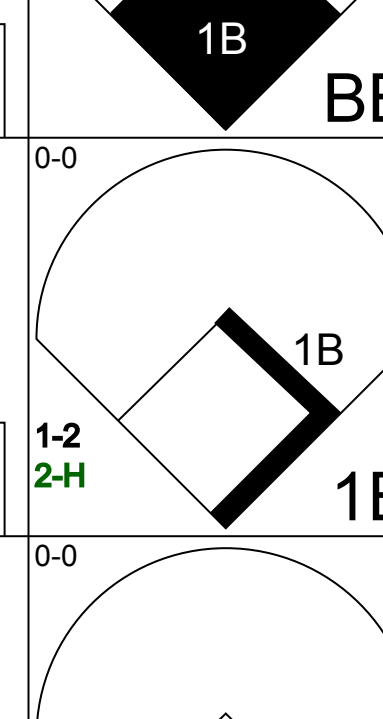
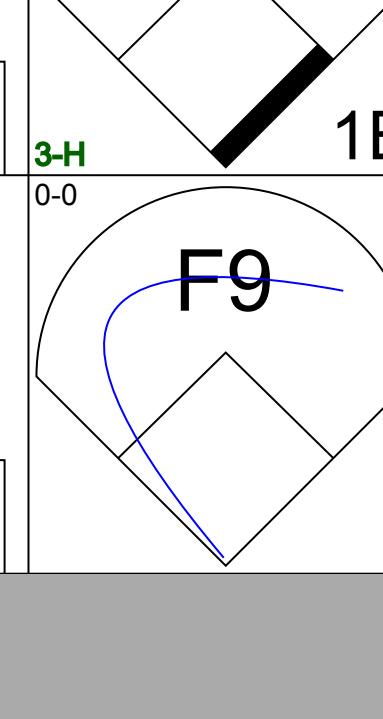
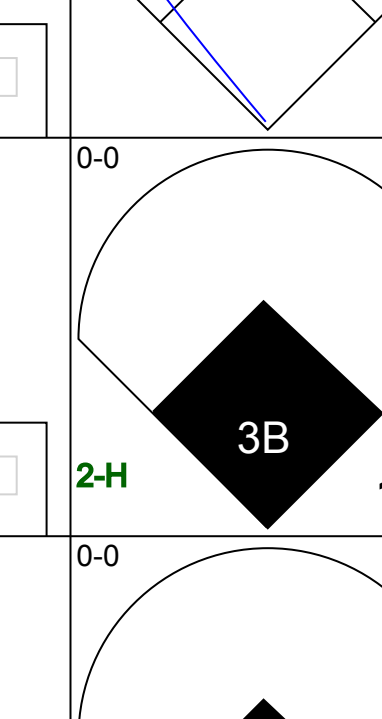
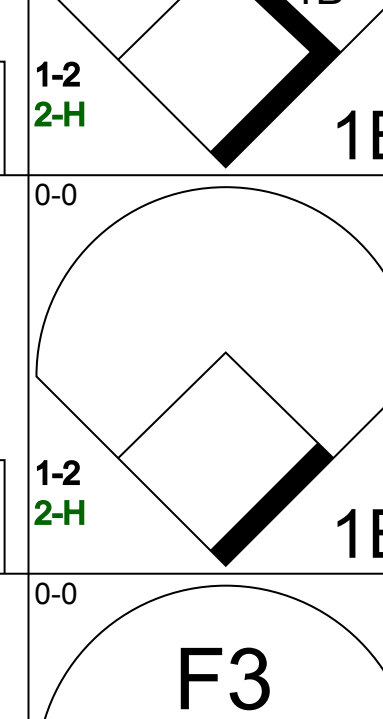
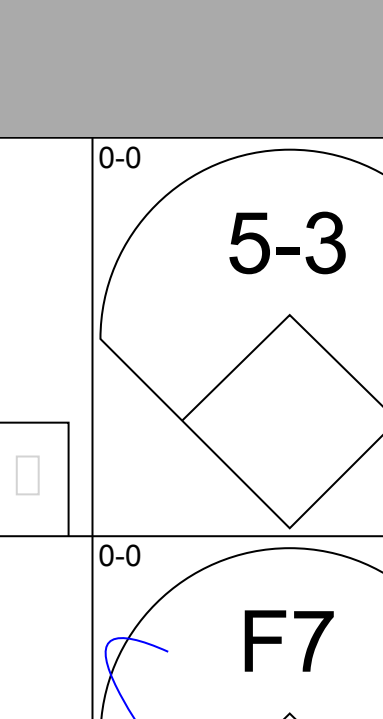
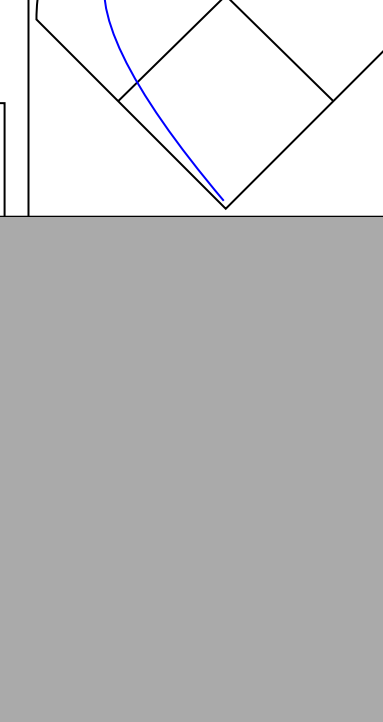
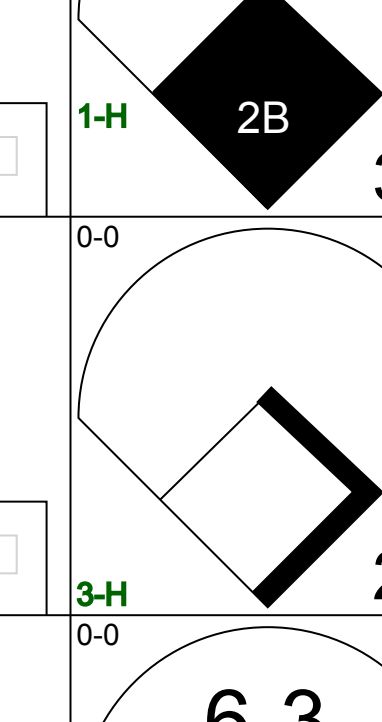
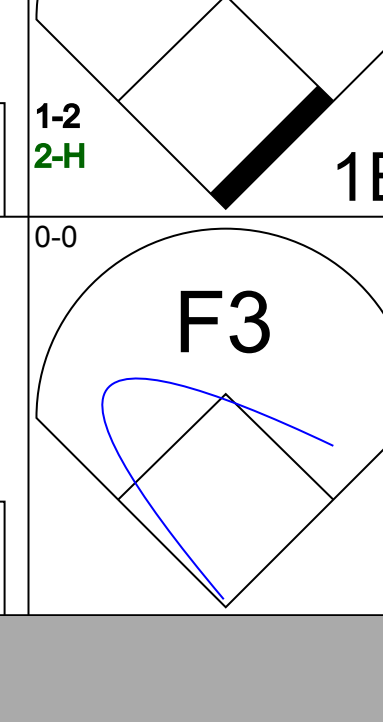
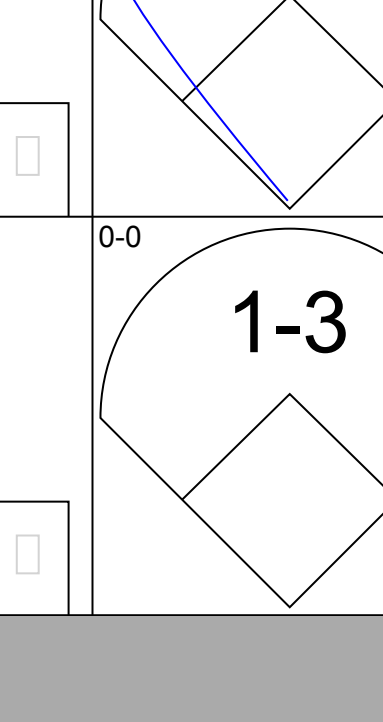
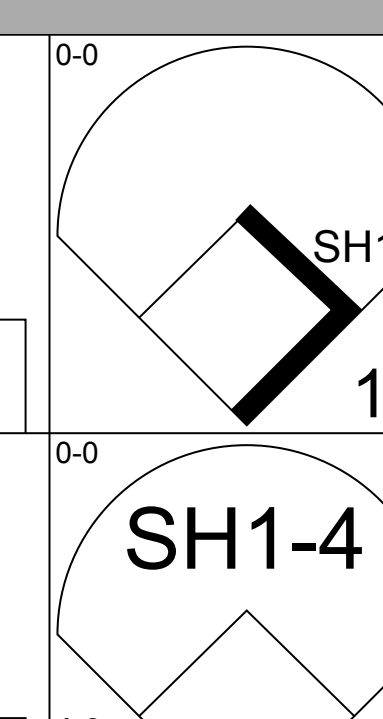
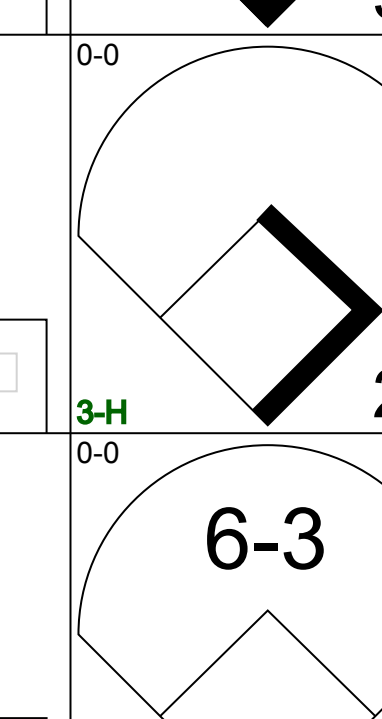
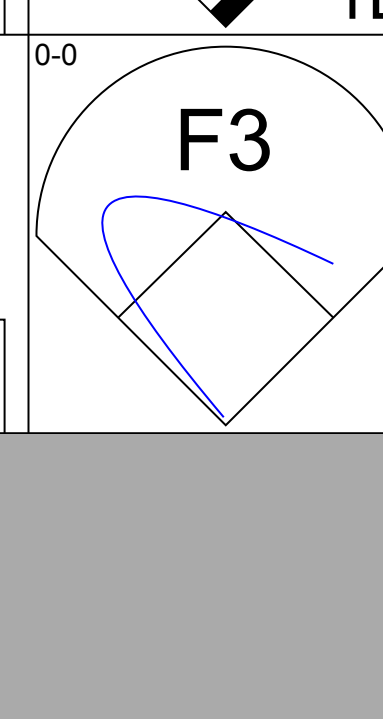
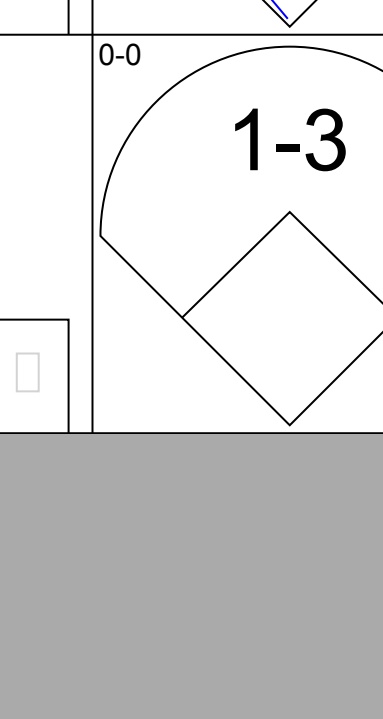
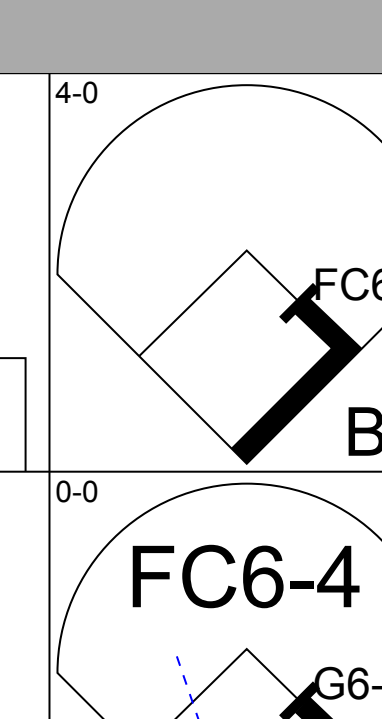
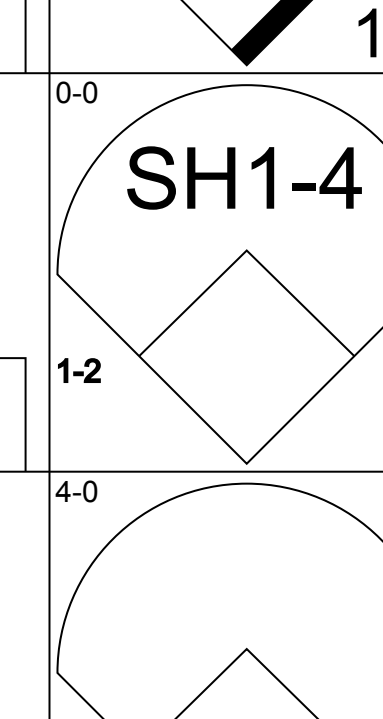
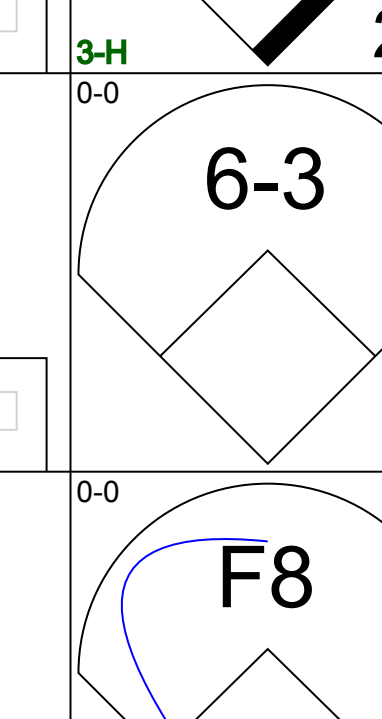
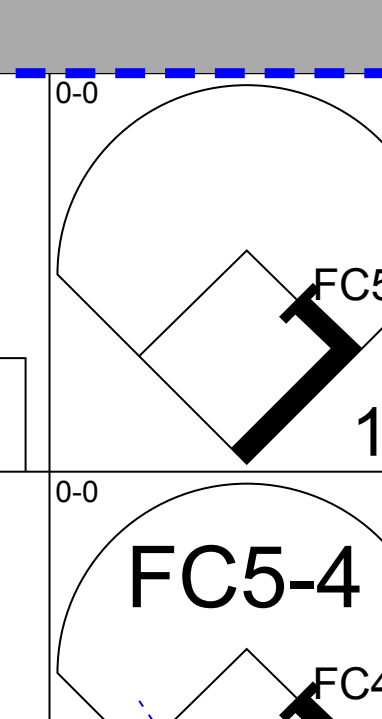
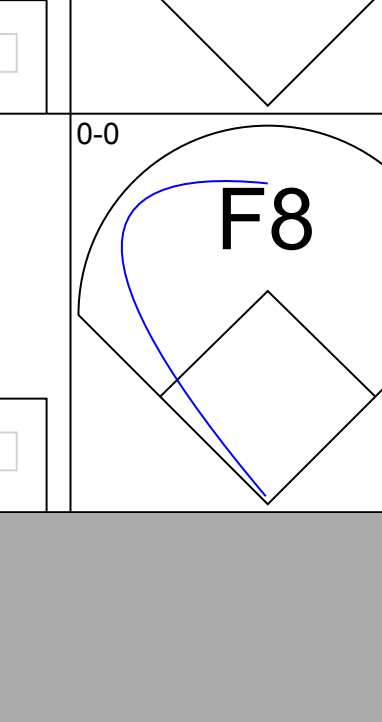
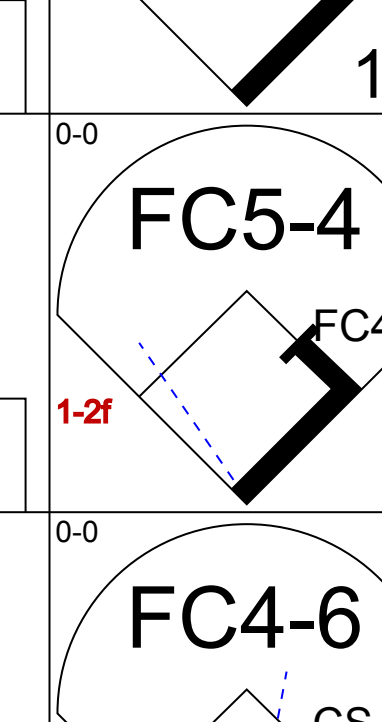
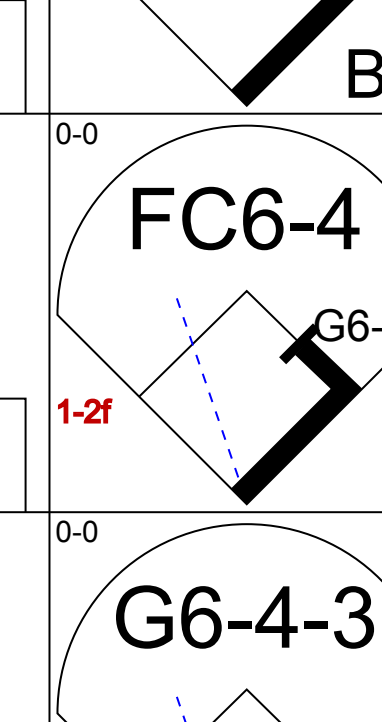
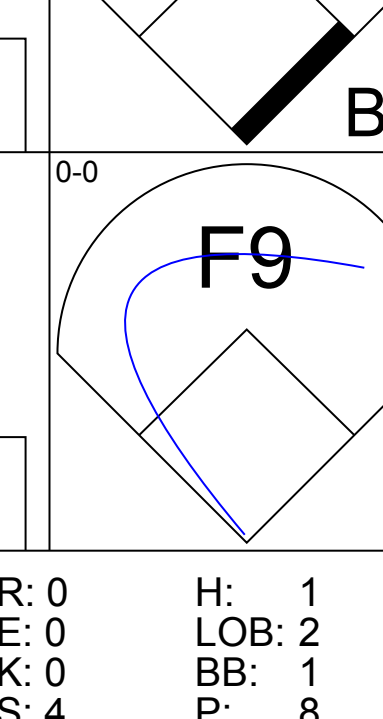
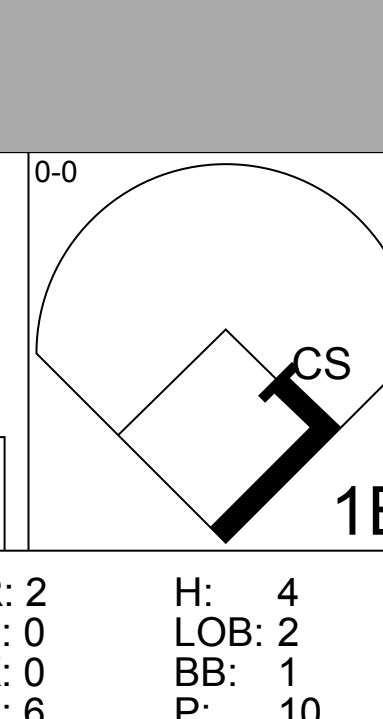
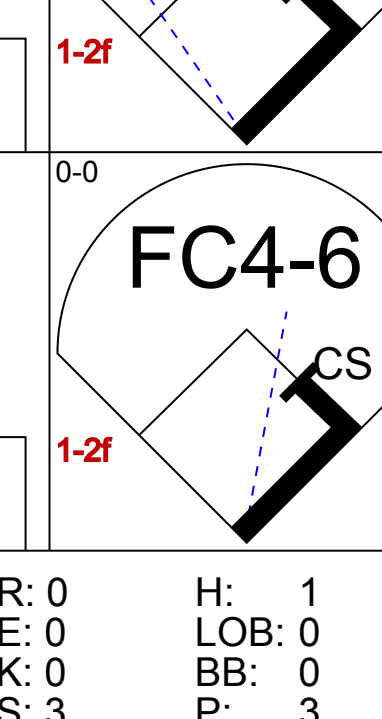
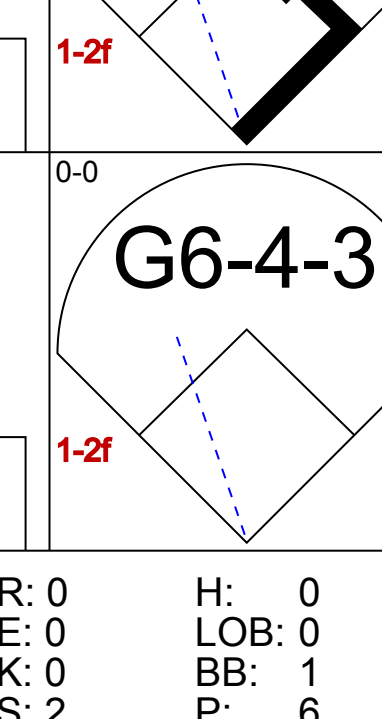


Batter	1	2	3	4	5	6	7	8	9	AB	R	H	RBI	BB	SO	LOB	TOP					
<b>Julio Cruz, S</b> OBP: 0.350, SLG: 0.303 (1, 4)										4	0	0	0	0	1	1						
<b>Lary Milbourne, S</b> OBP: 0.309, SLG: 0.377 (1, 6)										4	0	1	0	0	0	0						
<b>Ruppert Jones, L</b> OBP: 0.327, SLG: 0.327 (1, 8)										4	0	0	0	0	1	2						
<b>Leon Roberts, R</b> OBP: 0.381, SLG: 0.564 (1, 9)										4	1	2	0	0	0	0						
<b>Tom Paciorek, R</b> OBP: 0.360, SLG: 0.488 (1, 7)									4	0	1	1	0	0	1							
<b>Bob Robertson, R</b> OBP: 0.338, SLG: 0.435 (1, 3)									4	0	2	0	0	0	1							
<b>Leroy Stanton, R</b> OBP: 0.268, SLG: 0.257 (1, 10)										4	0	1	0	0	1	3						
<b>Juan Bernhardt, R</b> OBP: 0.294, SLG: 0.362 (1, 5)									3	0	0	0	0	0	2							
<b>Bob Stinson, S</b> OBP: 0.364, SLG: 0.400 (1, 2)									2	0	0	0	1	0	0							
<b>Inning Stats</b>	R: 0 E: 0 K: 1 S: 5	H: 0 LOB: 0 BB: 0 P: 5	R: 0 E: 0 K: 0 S: 3	H: 0 LOB: 0 BB: 0 P: 3	R: 0 E: 0 K: 1 S: 5	H: 0 LOB: 0 BB: 0 P: 5	R: 0 E: 0 K: 0 S: 3	H: 0 LOB: 0 BB: 0 P: 3	R: 0 E: 0 K: 0 S: 5	H: 2 LOB: 2 BB: 0 P: 5	R: 0 E: 0 K: 0 S: 3	H: 1 LOB: 1 BB: 1 P: 7	R: 0 E: 0 K: 0 S: 4	H: 1 LOB: 1 BB: 0 P: 4	R: 0 E: 0 K: 0 S: 3	H: 0 LOB: 0 BB: 0 P: 3	R: 1 E: 0 K: 1 S: 8	H: 3 LOB: 2 BB: 0 P: 8	1B: 5 2B: 2 3B: 0 HR: 0	SF: 0 SAC: 0 DP: 1 HBP: 0	WP: 0 PB: 0 SB: 0 CS: 0	PA: 34
<b>PITCHER</b> <b>John Henry Johnson, L</b> ERA: 2.83 (1, 1)	IP: 9.0 WLS: W BF: 34 H: 7 R: 1 ER: 1 SO: 3 BB: 1 IBB: 0 HBP: 0 BLK: 0 WP: 0 HR: 0 S: 39 P: 43 ERA: 1.00 WHIP: 0.889															<b>PITCHER</b>						

Seattle Mariners @ Oakland Athletics  
Oakland-Alameda County Coliseum, Oakland, CA  
Fri Aug 04 1978, 7:05 PM PDT  
Att: 2,502 - Unknown

AB	33
R	1
H	7
RBI	1
BB	1
SO	3
LOB	10



Batter	1	2	3	4	5	6	7	8	9	AB	R	H	RBI	BB	SO	LOB	BOTTOM					
<b>Mike Edwards, R</b> OBP: 0.313, SLG: 0.343 (1, 4)										3	2	1	0	1	0	2						
<b>Joe Wallis, S</b> OBP: 0.333, SLG: 0.450 (1, 9)										4	1	1	0	0	0	2						
<b>Tony Armas, R</b> OBP: 0.259, SLG: 0.287 (7, 9)										3	1	0	0	1	1	2						
<b>Mitchell Page, L</b> OBP: 0.371, SLG: 0.477 (1, 7)										0	0	0	0	0	0	0						
<b>Miguel Dilone, S</b> OBP: 0.312, SLG: 0.293 (7, 7)										3	1	0	0	1	1	2						
<b>Willie Horton, R</b> OBP: 0.331, SLG: 0.409 (1, 10)										4	1	3	3	0	0	0						
<b>Dave Revering, L</b> OBP: 0.299, SLG: 0.421 (1, 3)										4	1	2	2	0	0	1						
<b>Mario Guerrero, R</b> OBP: 0.312, SLG: 0.358 (1, 6)										4	0	2	1	0	0	2						
<b>Taylor Duncan, R</b> OBP: 0.333, SLG: 0.357 (1, 5)										2	0	1	0	0	0	1						
<b>Wayne Gross, L</b> OBP: 0.320, SLG: 0.325 (6, PH) (9, 5)										0	0	0	0	1	0	0						
<b>Jeff Newman, R</b> OBP: 0.288, SLG: 0.355 (1, 2)										3	0	0	0	1	0	3						
<b>Glenn Burke, R</b> OBP: 0.270, SLG: 0.290 (1, 8)										4	0	1	0	0	0	4						
<b>Inning Stats</b>	R: 1 E: 0 K: 1 S: 6	H: 1 LOB: 1 BB: 1 P: 10	R: 0 E: 0 K: 0 S: 4	H: 1 LOB: 2 BB: 1 P: 8	R: 3 E: 0 K: 0 S: 7	H: 4 LOB: 1 BB: 0 P: 7	R: 2 E: 0 K: 0 S: 6	H: 4 LOB: 2 BB: 1 P: 10	R: 0 E: 0 K: 0 S: 3	H: 1 LOB: 0 BB: 0 P: 3	R: 0 E: 0 K: 0 S: 3	H: 0 LOB: 0 BB: 0 P: 3	R: 0 E: 0 K: 0 S: 3	H: 0 LOB: 0 BB: 0 P: 3	R: 0 E: 0 K: 0 S: 2	H: 0 LOB: 0 BB: 1 P: 6	R: 0 E: 0 K: 0 S: 2	H: 0 LOB: 0 BB: 1 P: 6	1B: 8 2B: 2 3B: 1 HR: 0	SF: 0 SAC: 1 DP: 1 HBP: 0	WP: 0 PB: 0 SB: 2 CS: 2	PA: 37
<b>PITCHER</b> <b>Glenn Abbott, R</b> ERA: 4.94 (1, 1)	IP: 3.0 WLS: L BF: 18 H: 7 R: 5 ER: 5 SO: 1 BB: 2 IBB: 0 HBP: 0 BLK: 0 WP: 0 HR: 0 S: 18 P: 26 ERA: 15.00 WHIP: 3.000															<b>PITCHER</b>						
<b>Shane Rawley, L</b> ERA: 4.39 (4, 1)	IP: 1.0 WLS: L BF: 6 H: 3 R: 1 ER: 1 SO: 0 BB: 1 IBB: 0 HBP: 0 BLK: 0 WP: 0 HR: 0 S: 5 P: 9 ERA: 9.00 WHIP: 4.000															<b>PITCHER</b>						
<b>Jim Todd, R</b> ERA: 4.46 (5, 1)	IP: 4.0 WLS: L BF: 12 H: 1 R: 0 ER: 0 SO: 0 BB: 1 IBB: 0 HBP: 0 BLK: 0 WP: 0 HR: 0 S: 11 P: 15 ERA: 0.00 WHIP: 0.500															<b>PITCHER</b>						

Seattle Mariners @ Oakland Athletics  
Oakland-Alameda County Coliseum, Oakland, CA  
Fri Aug 04 1978, 7:05 PM PDT  
Att: 2,502 - Unknown

AB	31
R	6
H	11
RBI	6
BB	4
SO	1
LOB	17





Batter	1	2	3	4	5	6	7	8	9	AB	R	H	RBI	BB	SO	LOB	TOP			
<b>Julio Cruz, S</b> OBP: 0.352, SLG: 0.303 (1, 4)	4-3 S BB		F8				6-3			3	0	1	0	1	0	0				
<b>Craig Reynolds, L</b> OBP: 0.332, SLG: 0.364 (1, 6)	4-3 1-3			4-3				6-3		3	0	0	0	1	0	1				
<b>Ruppert Jones, L</b> OBP: 0.326, SLG: 0.326 (1, 8)	P1			E S 1B			6-3			4	1	1	0	0	0	3				
<b>Leon Roberts, R</b> OBP: 0.382, SLG: 0.563 (1, 9)	F6			1B 1B			F9			4	1	2	1	0	0	1				
<b>Bruce Bochte, L</b> OBP: 0.344, SLG: 0.394 (1, 10)		F7		1B 1B			4-3			4	0	1	0	0	0	1				
<b>Dan Meyer, L</b> OBP: 0.246, SLG: 0.313 (1, 3)				G5-4-3 1B						3	0	3	1	1	0	0				
<b>Larry Milbourne, S</b> OBP: 0.301, SLG: 0.366 (1, 5)				G4-6-3 1B						4	0	0	0	0	0	5				
<b>John Hale, L</b> OBP: 0.300, SLG: 0.289 (1, 7)										4	1	1	1	0	0	0				
<b>Bob Stinson, S</b> OBP: 0.359, SLG: 0.394 (1, 2)										4	0	0	0	0	0	0				
<b>Inning Stats</b>	R: 0 E: 0 K: 0 S: 3	H: 0 LOB: 1 BB: 1 P: 7	R: 0 E: 0 K: 0 S: 3	H: 1 LOB: 0 BB: 0 P: 3	R: 0 E: 0 K: 0 S: 3	H: 0 LOB: 0 BB: 0 P: 3	R: 2 E: 0 K: 0 S: 6	H: 4 LOB: 1 BB: 0 P: 6	R: 0 E: 0 K: 0 S: 4	H: 1 LOB: 2 BB: 1 P: 8	R: 0 E: 0 K: 0 S: 3	H: 0 LOB: 0 BB: 0 P: 3	R: 0 E: 0 K: 0 S: 4	H: 1 LOB: 1 BB: 0 P: 4	R: 1 E: 0 K: 0 S: 4	H: 2 LOB: 0 BB: 0 P: 4	1B: 8 2B: 0 3B: 0 HR: 1	SF: 0 SAC: 0 DP: 2 HBP: 0	WP: 0 PB: 0 SB: 3 CS: 1	PA: 36
<b>PITCHER</b> <b>Matt Keough, R</b> ERA: 2.64 (1, 1)	IP: 9.0 WLS: L BF: 36 H: 9 R: 3 ER: 3 SO: 0 BB: 3 IBB: 0 HBP: 0 BLK: 0 WP: 0 HR: 1 S: 33 P: 45 ERA: 3.00 WHIP: 1.333															<b>PITCHER</b>				

Seattle Mariners @ Oakland Athletics  
Oakland-Alameda County Coliseum, Oakland, CA  
Sat Aug 05 1978, 3:33 AM PDT  
Att: 2,677 - Unknown

AB	33
R	3
H	9
RBI	3
BB	3
SO	0
LOB	11



Batter	1	2	3	4	5	6	7	8	9	AB	R	H	RBI	BB	SO	LOB	BOTTOM					
<b>Mike Edwards, R</b> OBP: 0.312, SLG: 0.342 (1, 4)	4-3		6-3							4	0	1	0	0	0	1						
<b>Joe Wallis, S</b> OBP: 0.340, SLG: 0.450 (1, 9)										2	1	1	0	2	0	0						
<b>Mitchell Page, L</b> OBP: 0.370, SLG: 0.475 (1, 7)										4	0	1	0	0	2	2						
<b>Dwayne Murphy, L</b> OBP: 0.279, SLG: 0.231 (6, PR)										0	0	0	0	0	0	0						
<b>Tony Armas, R</b> OBP: 0.259, SLG: 0.287 (9, 7)										0	0	0	0	0	0	0						
<b>Willie Horton, R</b> OBP: 0.326, SLG: 0.402 (1, 10)	FC6-4									4	0	0	0	0	0	4						
<b>Dave Revering, L</b> OBP: 0.300, SLG: 0.420 (1, 3)										3	0	1	0	0	2	0						
<b>Miguel Dilone, S</b> OBP: 0.312, SLG: 0.293 (7, PR)										0	1	0	0	0	0	0						
<b>Jim Essian, R</b> OBP: 0.333, SLG: 0.310 (8, 2)										1	0	0	0	0	0	0						
<b>Mario Guerrero, R</b> OBP: 0.312, SLG: 0.361 (1, 6)										3	0	1	2	0	0	0						
<b>Rob Picciolo, R</b> OBP: 0.256, SLG: 0.237 (7, PR)										0	0	0	0	0	0	0						
<b>Wayne Gross, L</b> OBP: 0.319, SLG: 0.324 (9, PH)										1	0	0	0	0	0	0						
<b>Taylor Duncan, R</b> OBP: 0.299, SLG: 0.356 (1, 5)										3	0	1	0	1	0	0						
<b>Jeff Newman, R</b> OBP: 0.287, SLG: 0.350 (8, 3)										3	0	0	0	0	0	3						
<b>Glenn Burke, R</b> OBP: 0.265, SLG: 0.284 (1, 8)										3	0	0	0	0	1	1						
<b>Inning Stats</b>	R: 0 E: 0 K: 1 S: 6	H: 1 LOB: 1 BB: 0 P: 6	R: 0 E: 0 K: 1 S: 5	H: 0 LOB: 0 BB: 0 P: 5	R: 0 E: 0 K: 0 S: 2	H: 0 LOB: 0 BB: 0 P: 3	R: 0 E: 0 K: 0 S: 3	H: 0 LOB: 0 BB: 0 P: 3	R: 0 E: 0 K: 1 S: 5	H: 0 LOB: 0 BB: 0 P: 5	R: 0 E: 0 K: 0 S: 3	H: 0 LOB: 0 BB: 0 P: 3	R: 2 E: 0 K: 1 S: 7	H: 2 LOB: 2 BB: 2 P: 15	R: 0 E: 0 K: 1 S: 6	H: 2 LOB: 2 BB: 1 P: 10	R: 0 E: 0 K: 0 S: 4	H: 1 LOB: 1 BB: 0 P: 4	1B: 5 2B: 1 3B: 0 HR: 0	SF: 0 SAC: 0 DP: 0 HBP: 1	WP: 0 PB: 0 SB: 0 CS: 2	PA: 35
<b>PITCHER</b> <b>Byron McLaughlin, R</b> ERA: 5.38 (1, 1)	IP: 6.2 WLS: L BF: 24 H: 3 R: 2 ER: 2 SO: 4 BB: 1 IBB: 0 HBP: 1 BLK: 0 WP: 0 HR: 0 S: 30 P: 35 ERA: 2.70 WHIP: 0.600															<b>PITCHER</b>						
<b>Enrique Romo, R</b> ERA: 3.16 (7, 1)	IP: 1.0 WLS: L BF: 6 H: 2 R: 0 ER: 0 SO: 1 BB: 2 IBB: 0 HBP: 0 BLK: 0 WP: 0 HR: 0 S: 6 P: 14 ERA: 0.00 WHIP: 4.000															<b>PITCHER</b>						
<b>Jim Todd, R</b> ERA: 4.38 (8, 1)	IP: 1.1 WLS: W BF: 5 H: 1 R: 0 ER: 0 SO: 0 BB: 0 IBB: 0 HBP: 0 BLK: 0 WP: 0 HR: 0 S: 5 P: 5 ERA: 0.00 WHIP: 0.750															<b>PITCHER</b>						

Seattle Mariners @ Oakland Athletics  
Oakland-Alameda County Coliseum, Oakland, CA  
Sat Aug 05 1978, 3:33 AM PDT  
Att: 2,677 - Unknown

AB	31
R	2
H	6
RBI	2
BB	3
SO	5
LOB	11









Batter	1	2	3	4	5	6	7	8	9	AB	R	H	RBI	BB	SO	LOB	TOP										
Julio Cruz, S OBP: 0.348, SLG: 0.297 Leroy Stanton, R OBP: 0.267, SLG: 0.256	0-0 F7		0-3 K		0-0 4-3	0-0 1-3			0-0 4-3	4	0	0	0	0	1	5											
Craig Reynolds, L OBP: 0.335, SLG: 0.369 Juan Bernhardt, R OBP: 0.292, SLG: 0.359	0-0 CS 1B			0-0 1B 2B	0-0 3H 1B			0-0 FC5-4 SH1-4 1B	0-0 6-3	4	1	4	1	0	0	0											
Ruppert Jones, L OBP: 0.331, SLG: 0.331	0-3 K 1-2			0-0 F5	0-0 1-2 BB			0-0 SH1-4		2	0	0	0	1	1	2											
Leon Roberts, R OBP: 0.376, SLG: 0.549		0-0 F8		0-0 F9	0-0 F8			4-0 FC5-4 IBB		3	0	0	0	1	0	3											
Dan Meyer, L OBP: 0.249, SLG: 0.315	0-0 F7			0-0 S 1B		4-0 1B WP BB		0-0 FC5-4		3	0	1	1	1	0	2											
Tom Paciorek, R OBP: 0.350, SLG: 0.474	0-0 4-3			0-0 F8 1-2		0-0 F7 1-2		0-0 4-3		4	0	0	0	0	0	2											
Bob Robertson, R OBP: 0.342, SLG: 0.445			0-0 FC3-5 2B		0-0 3B 1B			0-0 F8		4	1	2	0	0	0	1											
Bill Stein, R OBP: 0.313, SLG: 0.355			0-0 FC3-5 2-3		0-0 F9 BB			0-3 K		3	0	0	0	1	1	2											
Bob Stinson, S OBP: 0.362, SLG: 0.404 Bill Plummer, R OBP: 0.309, SLG: 0.387			0-3 K		0-0 1B 3B			0-0 F8		3	1	2	1	0	1	1											
					1-2 2-3 1B					1	0	0	0	0	0	0											
<b>Inning Stats</b>	R: 0 E: 0 K: 1 S: 5	H: 1 LOB: 0 BB: 0 P: 5	R: 0 E: 0 K: 0 S: 3	H: 0 LOB: 0 BB: 0 P: 3	R: 0 E: 0 K: 2 S: 8	H: 1 LOB: 1 BB: 0 P: 8	R: 1 E: 0 K: 0 S: 5	H: 2 LOB: 1 BB: 0 P: 5	R: 2 E: 0 K: 0 S: 6	H: 3 LOB: 2 BB: 1 P: 10	R: 0 E: 0 K: 0 S: 4	H: 1 LOB: 3 BB: 2 P: 12	R: 0 E: 0 K: 1 S: 3	H: 1 LOB: 1 BB: 1 P: 7	R: 0 E: 0 K: 1 S: 5	H: 0 LOB: 0 BB: 0 P: 5	R: 0 E: 0 K: 0 S: 3	H: 0 LOB: 0 BB: 0 P: 3	1B: 6 2B: 2 3B: 1 HR: 0	SF: 0 SAC: 1 DP: 1 HBP: 0	WP: 1 PB: 0 SB: 1 CS: 1	PA: 38					
<b>PITCHER</b>	IP	WLS	BF	H	R	ER	SO	BB	IBB	HBP	BLK	WP	HR	S	P	ERA	WHIP										
Pete Broberg, R ERA: 4.6	(1, 1)	4.2	20	7	3	3	3	0	0	0	0	0	0	26	26	5.79	1.500										
Elias Sosa, R ERA: 2.51	(5, 1)	1.1	8	1	0	0	0	3	0	0	0	1	0	5	17	0.00	3.000										
Bob Lacey, L ERA: 2.66	(7, 1)	3.0	W	10	1	0	0	1	0	1	0	0	0	11	15	0.00	0.333										

Seattle Mariners @ Oakland Athletics  
Oakland-Alameda County Coliseum, Oakland, CA  
Sun Aug 06 1978, 3:38 AM PDT  
Att: 4,898 - Unknown

AB	33
R	3
H	9
RBI	3
BB	4
SO	4
LOB	18



Batter	1	2	3	4	5	6	7	8	9	AB	R	H	RBI	BB	SO	LOB	BOTTOM										
Mike Edwards, R OBP: 0.308, SLG: 0.337	0-0 6-3		0-0 CS 1B			0-0 1-3	0-0 SH1			3	0	1	0	0	0	0											
Dell Alton, L OBP: 0.255, SLG: 0.231	0-0 5-3		0-0 CS 1-2	0-0 SH3-4 3B 1B		0-0 F7	0-0 CS 2H 1B			4	1	2	1	0	0	0											
Joe Wallis, S OBP: 0.343, SLG: 0.451 Tony Armas, R OBP: 0.259, SLG: 0.287	0-0 F8			0-0 SH3-4	0-0 1-2	0-0 1B 2B	0-0 CS 1-2	0-0 F6		3	1	1	0	0	0	0											
Mitchell Page, L OBP: 0.370, SLG: 0.478		0-3 K		0-0 2H 3B		0-0 2B 1B		0-0 F8		4	1	2	2	0	1	0											
Taylor Duncan, R OBP: 0.304, SLG: 0.366 Darrell Woodard, R OBP: 0.304, SLG: 0.366		0-0 F8		0-0 4-3		0-0 1H 2B		0-0 F9		3	0	1	1	0	0	1											
Dave Revering, L OBP: 0.304, SLG: 0.423		0-0 FC6-4 1B		0-0 F4		4-0 IBB				2	0	1	0	1	0	1											
Jim Essian, R OBP: 0.331, SLG: 0.307 Willie Horton, R OBP: 0.325, SLG: 0.401 Jeff Newman, R OBP: 0.291, SLG: 0.349		0-0 FC6-4 1-2		0-0 4-3	0-0 4-3	0-0 F7				2	0	0	0	0	0	1											
Miguel Dilone, S OBP: 0.311, SLG: 0.289 Glenn Burke, R OBP: 0.255, SLG: 0.284			0-0 F9		0-0 F4			0-0 1-3		3	0	0	0	0	0	0											
Rob Picciolo, R OBP: 0.267, SLG: 0.250			0-0 F7		0-3 K			0-0 SH1 1B		3	1	1	0	0	1	0											
										1B: 6 2B: 2 3B: 1 HR: 0	SF: 0 SAC: 2 DP: 0 HBP: 0	WP: 0 PB: 0 SB: 1 CS: 2	PA: 34														
<b>Inning Stats</b>	R: 0 E: 0 K: 0 S: 3	H: 0 LOB: 0 BB: 0 P: 3	R: 0 E: 0 K: 1 S: 6	H: 1 LOB: 1 BB: 0 P: 6	R: 0 E: 0 K: 0 S: 3	H: 1 LOB: 1 BB: 0 P: 3	R: 1 E: 0 K: 0 S: 5	H: 2 LOB: 1 BB: 0 P: 5	R: 0 E: 0 K: 1 S: 5	H: 0 LOB: 0 BB: 0 P: 5	R: 2 E: 0 K: 0 S: 6	H: 3 LOB: 2 BB: 1 P: 10	R: 1 E: 0 K: 0 S: 4	H: 2 LOB: 0 BB: 0 P: 4	R: 0 E: 0 K: 0 S: 3	H: 0 LOB: 0 BB: 0 P: 3	1B: 6 2B: 2 3B: 1 HR: 0	SF: 0 SAC: 2 DP: 0 HBP: 0	WP: 0 PB: 0 SB: 1 CS: 2	PA: 34							
<b>PITCHER</b>	IP	WLS	BF	H	R	ER	SO	BB	IBB	HBP	BLK	WP	HR	S	P	ERA	WHIP										
Tom House, L ERA: 4.8	(1, 1)	3.1	13	4	1	1	1	0	0	0	0	0	0	15	15	2.70	1.200										
Mike Parrott, R ERA: 5.01	(4, 1)	2.1	11	3	2	2	1	0	1	0	0	0	0	12	16	7.71	1.286										
Enrique Romo, R ERA: 3.18	(6, 1)	2.1	L	8	2	1	1	0	0	0	0	0	0	8	8	3.86	0.857										

Seattle Mariners @ Oakland Athletics  
Oakland-Alameda County Coliseum, Oakland, CA  
Sun Aug 06 1978, 3:38 AM PDT  
Att: 4,898 - Unknown

AB	29
R	4
H	9
RBI	4
BB	1
SO	2
LOB	5





Batter	1	2	3	4	5	6	7	8	9	10	11	12	13	14	AB	R	H	RBI	BB	SO	LOB	TOP		
Larry Milbourne, S OBP: 0.283, SLG: 0.343 Bruce Bochte, L OBP: 0.347, SLG: 0.393 Julio Cruz, S OBP: 0.346, SLG: 0.297	1-3		G6-4-3	E1		6-3			4-3		G3			SH5-3 L9 WP BB	6	0	0	0	0	0	2			
Craig Reynolds, L OBP: 0.335, SLG: 0.367	1B		6-3	G3				BB	5-3			K		SH5-3 L9	5	0	1	0	1	1	1			
Ruppert Jones, L OBP: 0.330, SLG: 0.328	F9 1B			HBP 1B BB	6-3			L7	4-3			4-3		L9	6	1	1	0	1	0	3			
Leon Roberts, R OBP: 0.380, SLG: 0.548	F9 1B			BB 1B HBP 3B	L8 WP 1B			K				F7		1B	6	1	3	0	0	1	3			
Bob Robertson, R OBP: 0.333, SLG: 0.430	F9			BB 1B	L8			F7						L7	7	1	1	1	0	1	4			
Tom Pajonik, R OBP: 0.356, SLG: 0.482 John Hale, L OBP: 0.295, SLG: 0.282				BB 1B	F9			5-3						5-3	4	1	1	0	2	0	1			
Dan Meyer, L OBP: 0.251, SLG: 0.322	3B			BB				K			G4-6-3 BB			1B	6	1	2	3	0	2	3			
Bill Stein, R OBP: 0.316, SLG: 0.357	1-3			SF8 3B				1B				F9		1B	4	0	2	1	1	0	1			
Bob Stinson, S OBP: 0.359, SLG: 0.397				BB	6-3			F7				4-1		FC6-4 1B	5	0	0	0	1	0	4			
<b>Inning Stats</b>	R: 0 E: 0 K: 0 S: 4	H: 2 LOB: 1 BB: 0 P: 4	R: 0 E: 0 K: 1 S: 6	H: 1 LOB: 1 BB: 0 P: 6	R: 0 E: 0 K: 0 S: 2	H: 0 LOB: 0 BB: 1 P: 6	R: 5 E: 1 K: 0 S: 6	H: 2 LOB: 1 BB: 2 P: 15	R: 0 E: 0 K: 1 S: 5	H: 1 LOB: 1 BB: 0 P: 4	R: 0 E: 0 K: 1 S: 5	H: 0 LOB: 0 BB: 0 P: 3	R: 0 E: 0 K: 1 S: 5	H: 1 LOB: 1 BB: 1 P: 9	R: 0 E: 0 K: 0 S: 3	H: 0 LOB: 0 BB: 0 P: 3	R: 0 E: 0 K: 0 S: 5	H: 2 LOB: 2 BB: 0 P: 5	R: 1 E: 0 K: 0 S: 4	H: 1 LOB: 1 BB: 1 P: 8	1B: 9 2B: 0 3B: 2 HR: 0	SF: 1 SAC: 1 DP: 2 HBP: 1	WP: 2 PB: 0 CS: 0	PA: 59
<b>PITCHER</b>	IP	WLS	BF	H	R	ER	SO	BB	IBB	HBP	BLK	WP	HR	S	P	ERA	WHIP							
Darrell Jackson, L ERA: 4.25 John Sutton, R ERA: 3.32 Stan Perzanowski, R ERA: 6.7	4.0	20	5	5	1	3	0	1	0	0	0	1	0	39	51	0.00	0.889							
	1.0	5	1	1	1	0	1	0	0	0	0	1	0	4	8	9.00	2.000							

Seattle Mariners @ Minnesota Twins  
Metropolitan Stadium, Bloomington, MI  
Mon Aug 07 1978, 8:05 PM EDT  
Att: 6,657 - Unknown - 85 F

AB	49
R	6
H	11
RBI	5
BB	7
SO	5
LOB	22



Batter	1	2	3	4	5	6	7	8	9	10	11	12	13	14	AB	R	H	RBI	BB	SO	LOB	BOTTOM				
Rob Wilton, L OBP: 0.360, SLG: 0.352 Jose Morales, R OBP: 0.354, SLG: 0.384	4-3				1-3						G4-6-3			K	6	0	2	0	0	1	2					
Roy Smalley, S OBP: 0.367, SLG: 0.451	4-3			F9					G3					3-1 BB	5	2	2	1	2	0	3					
Rod Carew, L OBP: 0.400, SLG: 0.433	E6			4-3					HR					2B	7	1	0	0	0	0	5					
Mike Cubbage, L OBP: 0.359, SLG: 0.443	G3				1B 3B				1B HR					L7	4	2	1	0	2	0	1					
Dan Ford, R OBP: 0.361, SLG: 0.461					1B 3B				1B HR					G6-4-3 IBB	5	0	2	3	1	2	2					
Glenn Adams, L OBP: 0.299, SLG: 0.392	F9			G3-6-3					4-3					F8	6	0	0	0	0	0	4					
Hosken Powell, L OBP: 0.314, SLG: 0.321	F8			4-3					4-3					6-3	6	0	0	0	0	0	2					
Willie Norwood, R OBP: 0.312, SLG: 0.391	F9				6-3				K					F9	6	0	2	1	0	1	0					
Butch Wynegar, S OBP: 0.327, SLG: 0.332	F9 1B				1-3				F7					F9	5	0	1	0	1	0	2					
<b>Inning Stats</b>	R: 0 E: 1 K: 0 S: 4	H: 0 LOB: 0 BB: 0 P: 4	R: 0 E: 0 K: 1 S: 5	H: 0 LOB: 0 BB: 0 P: 5	R: 0 E: 0 K: 0 S: 5	H: 2 LOB: 0 BB: 0 P: 5	R: 1 E: 0 K: 0 S: 4	H: 2 LOB: 0 BB: 0 P: 4	R: 0 E: 0 K: 0 S: 3	H: 0 LOB: 0 BB: 0 P: 3	R: 3 E: 1 K: 0 S: 6	H: 2 LOB: 2 BB: 2 P: 14	R: 1 E: 0 K: 1 S: 6	H: 1 LOB: 0 BB: 0 P: 6	R: 0 E: 0 K: 1 S: 5	H: 0 LOB: 1 BB: 1 P: 7	R: 0 E: 0 K: 0 S: 3	H: 0 LOB: 1 BB: 2 P: 10	R: 0 E: 0 K: 0 S: 3	H: 0 LOB: 0 BB: 0 P: 3	R: 0 E: 0 K: 1 S: 6	H: 1 LOB: 1 BB: 0 P: 6	1B: 7 2B: 1 3B: 1 HR: 1	SF: 0 SAC: 0 DP: 3 HBP: 0	WP: 0 PB: 0 SB: 1 CS: 0	PA: 57
<b>PITCHER</b>	IP	WLS	BF	H	R	ER	SO	BB	IBB	HBP	BLK	WP	HR	S	P	ERA	WHIP									
Jim Colborn, R ERA: 5.4 Enrique Romo, R ERA: 3.12 Jim Todd, R ERA: 4.11	5.2	26	6	4	2	1	1	1	0	0	0	0	1	21	25	2.08	0.692									
	4.0	15	2	0	0	1	2	1	0	0	0	0	0	14	26	0.00	1.000									

Seattle Mariners @ Minnesota Twins  
Metropolitan Stadium, Bloomington, MI  
Mon Aug 07 1978, 8:05 PM EDT  
Att: 6,657 - Unknown - 85 F

AB	51
R	5
H	10
RBI	5
BB	6
SO	5
LOB	21





Batter	1	2	3	4	5	6	7	8	9	AB	R	H	RBI	BB	SO	LOB	TOP										
<b>Julio Cruz, S</b> OBP: 0.346, SLG: 0.296 (1.4)										5	0	1	0	0	1	2											
<b>Craig Reynolds, L</b> OBP: 0.338, SLG: 0.376 (1.6)										5	0	3	0	0	0	1											
<b>Ruppert Jones, L</b> OBP: 0.329, SLG: 0.329 (1.8)										5	0	1	0	0	0	4											
<b>Leon Roberts, R</b> OBP: 0.381, SLG: 0.546 (1.9)										3	2	1	0	1	1	1											
<b>Bruce Bochte, L</b> OBP: 0.349, SLG: 0.393 (1.10)										3	0	1	0	1	0	0											
<b>Dan Meyer, L</b> OBP: 0.251, SLG: 0.322 (1.3)										3	0	1	0	0	0	2											
<b>John Hale, L</b> OBP: 0.294, SLG: 0.283 (1.7)										3	0	1	2	0	0	2											
<b>Larry Milbourne, S</b> OBP: 0.288, SLG: 0.354 (1.5)										4	0	2	0	0	0	2											
<b>Bill Plummer, R</b> OBP: 0.310, SLG: 0.375 (1.2)										2	0	0	0	1	1	2											
<b>Bob Robertson, R</b> OBP: 0.331, SLG: 0.426 (9, PH)										1	0	0	0	0	0	1											
<b>Inning Stats</b>	R: 0 E: 0 K: 1 S: 5	H: 0 LOB: 0 BB: 0 P: 5	R: 1 E: 0 K: 1 S: 8	H: 3 LOB: 2 BB: 0 P: 8	R: 0 E: 0 K: 0 S: 4	H: 2 LOB: 1 BB: 0 P: 4	R: 0 E: 1 K: 0 S: 4	H: 1 LOB: 1 BB: 0 P: 4	R: 0 E: 0 K: 0 S: 3	H: 0 LOB: 1 BB: 2 P: 11	R: 0 E: 0 K: 0 S: 3	H: 1 LOB: 1 BB: 1 P: 7	R: 0 E: 0 K: 1 S: 6	H: 1 LOB: 1 BB: 0 P: 6	R: 0 E: 0 K: 0 S: 5	H: 2 LOB: 2 BB: 0 P: 5	1B: 8 2B: 2 3B: 1 HR: 0	SF: 1 SAC: 1 DP: 1 HBP: 0	WP: 0 PB: 0 SB: 1 CS: 0	PA: 39							
<b>PITCHER</b>	IP	WLS	BF	H	R	ER	SO	BB	IBB	HBP	BLK	WP	HR	S	P	ERA	WHIP										
<b>Gary Serum, R</b> ERA: 4.32 (1.1)	8.0	W	34	9	2	2	3	3	0	0	0	0	0	37	49	2.25	1.500										
<b>Mike Marshall, R</b> ERA: 2.93 (9.1)	1.0		5	2	0	0	0	0	0	0	0	0	0	5	5	0.00	2.000										

**Seattle Mariners @ Minnesota Twins**  
 Metropolitan Stadium, Bloomington, MI  
 Tue Aug 08 1978, 8:05 PM EDT  
 Alt. 6,499 - Unknown - 83 F

AB 34  
 R 2  
 H 11  
 RBI 2  
 BB 3  
 SO 3  
 LOB 17



Batter	1	2	3	4	5	6	7	8	9	AB	R	H	RBI	BB	SO	LOB	BOTTOM										
<b>Bombo Rivera, R</b> OBP: 0.377, SLG: 0.363 (1.9)										5	2	1	0	0	1	2											
<b>Rod Carew, L</b> OBP: 0.404, SLG: 0.438 (1.3)										5	0	4	2	0	0	0											
<b>Dan Ford, R</b> OBP: 0.359, SLG: 0.458 (1.8)										5	0	1	0	0	1	6											
<b>Jose Morales, R</b> OBP: 0.360, SLG: 0.390 (1.10)										5	1	3	1	0	0	1											
<b>Roy Smalley, S</b> OBP: 0.360, SLG: 0.448 (1.6)										3	1	0	0	1	1	2											
<b>Willie Norwood, R</b> OBP: 0.314, SLG: 0.402 (1.7)										4	2	2	1	0	1	3											
<b>Larry Wolfe, R</b> OBP: 0.312, SLG: 0.322 (1.5)										4	1	1	1	1	1	2											
<b>Glenn Borgmann, R</b> OBP: 0.310, SLG: 0.318 (1.2)										3	1	0	1	1	2	1											
<b>Bob Randall, R</b> OBP: 0.325, SLG: 0.349 (1.4)										2	0	0	0	0	0	0											
<b>Mike Cubbage, L</b> OBP: 0.362, SLG: 0.457 (6, PH)										1	1	1	4	0	0	0											
<b>Rob Wilfong, L</b> OBP: 0.364, SLG: 0.352 (7.4)										0	1	0	0	0	0	0											
<b>Inning Stats</b>	R: 0 E: 0 K: 0 S: 4	H: 1 LOB: 1 BB: 0 P: 4	R: 1 E: 0 K: 2 S: 8	H: 1 LOB: 0 BB: 0 P: 8	R: 0 E: 0 K: 1 S: 6	H: 1 LOB: 1 BB: 0 P: 6	R: 0 E: 0 K: 1 S: 6	H: 1 LOB: 1 BB: 0 P: 6	R: 1 E: 2 K: 1 S: 12	H: 2 LOB: 5 BB: 2 P: 20	R: 1 E: 0 K: 1 S: 6	H: 1 LOB: 2 BB: 1 P: 11	R: 0 E: 0 K: 0 S: 4	H: 1 LOB: 1 BB: 0 P: 4	1B: 11 2B: 0 3B: 0 HR: 2	SF: 0 SAC: 2 DP: 0 HBP: 1	WP: 1 PB: 0 SB: 1 CS: 0	PA: 43									
<b>PITCHER</b>	IP	WLS	BF	H	R	ER	SO	BB	IBB	HBP	BLK	WP	HR	S	P	ERA	WHIP										
<b>Rick Honeycutt, L</b> ERA: 4.75 (1.1)	5.0	L	25	8	6	6	5	1	0	0	0	0	1	34	38	10.80	1.800										
<b>Mike Parrott, R</b> ERA: 5.33 (6.1)	0.1		6	3	3	1	0	1	0	0	0	0	1	5	9	27.00	12.000										
<b>Shane Rawley, L</b> ERA: 4.3 (6.1)	2.2		12	2	1	1	2	1	0	1	0	0	0	14	19	3.38	1.125										

**Seattle Mariners @ Minnesota Twins**  
 Metropolitan Stadium, Bloomington, MI  
 Tue Aug 08 1978, 8:05 PM EDT  
 Alt. 6,499 - Unknown - 83 F

AB 37  
 R 10  
 H 13  
 RBI 10  
 BB 3  
 SO 7  
 LOB 17





Batter	1	2	3	4	5	6	7	8	9	AB	R	H	RBI	BB	SO	LOB	TOP					
<b>Julio Cruz, S</b> OBP: 0.391, SLG: 0.301 (1, 4)	4-3	CS 1B			FC2-5 1B		BB		1B	4	0	3	0	1	0	0						
<b>Craig Reynolds, L</b> OBP: 0.337, SLG: 0.373 (1, 6)	PB 1B	CS	G3		FC2-5		F8		K	5	1	1	0	0	1	4						
<b>Ruppert Jones, L</b> OBP: 0.328, SLG: 0.328 (1, 8)	1B HR		4-3		F7		F8			4	1	1	1	0	0	3						
<b>Leon Roberts, R</b> OBP: 0.380, SLG: 0.542 (1, 9)	1B HR		F7		F9				K	4	1	1	0	0	1	2						
<b>Bruce Bochte, L</b> OBP: 0.350, SLG: 0.396 (1, 10)	K				F9		WP 1B			4	0	2	0	0	1	2						
<b>Dan Meyer, L</b> OBP: 0.251, SLG: 0.330 (1, 3)	HR		3-1		F7		F9			4	1	1	3	0	0	2						
<b>John Hale, L</b> OBP: 0.293, SLG: 0.279 (1, 7)	HR		3-1		F5		F8			3	0	0	0	1	0	2						
<b>Larry Milbourne, S</b> OBP: 0.281, SLG: 0.344 (1, 5)		6-3		4-3			6-3		G3	4	0	0	0	0	0	2						
<b>Bob Stinson, S</b> OBP: 0.357, SLG: 0.395 (1, 2)		L3			FC2-5 1B		4-3		K	4	0	1	0	0	1	0						
<b>Inning Stats</b>	R: 4 E: 0 K: 1 S: 9	H: 4 LOB: 0 BB: 0 P: 9	R: 0 E: 0 K: 0 S: 3	H: 1 LOB: 0 BB: 0 P: 3	R: 0 E: 0 K: 0 S: 3	H: 0 LOB: 0 BB: 0 P: 3	R: 0 E: 0 K: 0 S: 3	H: 0 LOB: 1 BB: 0 P: 7	R: 0 E: 1 K: 0 S: 5	H: 2 LOB: 2 BB: 0 P: 5	R: 0 E: 1 K: 0 S: 4	H: 1 LOB: 1 BB: 0 P: 4	R: 0 E: 0 K: 1 S: 6	H: 1 LOB: 1 BB: 0 P: 6	R: 0 E: 0 K: 2 S: 8	H: 1 LOB: 1 BB: 0 P: 8	R: 0 E: 0 K: 2 S: 8	H: 1 LOB: 1 BB: 0 P: 8	1B: 8 2B: 1 3B: 0 HR: 1	SF: 0 SAC: 0 DP: 0 HBP: 0	WP: 1 PB: 1 SB: 0 CS: 1	PA: 39
<b>PITCHER</b> <b>Roger Erickson, R</b> ERA: 4.55 (1, 1)	IP: 9.0 WLS: L BF: 38	H: 10 R: 4 ER: 4 SO: 4	BB: 2 IBB: 0 HBP: 0 BLK: 0	WP: 1 HR: 1 S: 44 P: 52	ERA: 4.00 WHIP: 1.333																	

Seattle Mariners @ Minnesota Twins  
Metropolitan Stadium, Bloomington, MI  
Wed Aug 09 1978, 8:05 PM EDT  
Alt. 6,814 - Unknown - 75 F

AB	36
R	4
H	10
RBI	4
BB	2
SO	4
LOB	17



Batter	1	2	3	4	5	6	7	8	9	AB	R	H	RBI	BB	SO	LOB	BOTTOM					
<b>Hosken Powell, L</b> OBP: 0.310, SLG: 0.316 (1, 9)	K		1-3			F4	4-3			4	0	0	0	0	1	2						
<b>Roy Smalley, S</b> OBP: 0.355, SLG: 0.446 (1, 6)	3-1				F8	G3 1B			F8	4	0	1	0	0	0	0						
<b>Rod Carew, L</b> OBP: 0.407, SLG: 0.444 (1, 3)	2B				K	G3 1B			G5-3 BB 1B	4	0	3	0	0	1	0						
<b>Mike Cabbage, L</b> OBP: 0.360, SLG: 0.452 (1, 5)	K				F8	G3			BB	3	0	0	0	1	1	3						
<b>Dan Ford, R</b> OBP: 0.356, SLG: 0.454 (1, 8)		5-3			E6 4-3 1-6-3	F7			G5-3	4	1	0	0	0	0	4						
<b>Glenn Adams, L</b> OBP: 0.298, SLG: 0.389 (1, 10)		F4			4-3				6-3	4	0	1	0	0	0	1						
<b>Butch Wynegar, S</b> OBP: 0.323, SLG: 0.328 (1, 2)		3-1			1-6-3				F8	4	0	0	1	0	0	1						
<b>Rich Chiles, L</b> OBP: 0.333, SLG: 0.336 (1, 7)			G3						L4	4	0	1	0	0	0	1						
<b>Rob Wilfong, L</b> OBP: 0.364, SLG: 0.346 (1, 4)			4-3		K					2	0	0	0	1	1	1						
<b>Inning Stats</b>	R: 0 E: 0 K: 2 S: 8	H: 1 LOB: 1 BB: 0 P: 8	R: 0 E: 0 K: 0 S: 3	H: 0 LOB: 0 BB: 0 P: 3	R: 0 E: 0 K: 0 S: 3	H: 0 LOB: 0 BB: 0 P: 3	R: 0 E: 0 K: 1 S: 5	H: 0 LOB: 0 BB: 0 P: 5	R: 1 E: 1 K: 1 S: 7	H: 1 LOB: 1 BB: 0 P: 7	R: 0 E: 0 K: 0 S: 5	H: 2 LOB: 2 BB: 0 P: 5	R: 0 E: 0 K: 0 S: 4	H: 1 LOB: 2 BB: 1 P: 8	R: 0 E: 0 K: 0 S: 3	H: 1 LOB: 1 BB: 1 P: 7	R: 0 E: 0 K: 0 S: 3	H: 0 LOB: 0 BB: 0 P: 3	1B: 5 2B: 1 3B: 0 HR: 0	SF: 0 SAC: 0 DP: 1 HBP: 0	WP: 0 PB: 0 SB: 0 CS: 0	PA: 35
<b>PITCHER</b> <b>Glenn Abbott, R</b> ERA: 4.61 (1, 1)	IP: 7.1 WLS: W BF: 31	H: 6 R: 1 ER: 0 SO: 4	BB: 2 IBB: 0 HBP: 0 BLK: 0	WP: 0 HR: 0 S: 37 P: 45	ERA: 0.00 WHIP: 1.091																	
<b>Jim Todd, R</b> ERA: 4.02 (8, 1)	IP: 1.2 WLS: S BF: 4	H: 0 R: 0 ER: 0 SO: 0	BB: 0 IBB: 0 HBP: 0 BLK: 0	WP: 0 HR: 0 S: 4 P: 4	ERA: 0.00 WHIP: 0.000																	

Seattle Mariners @ Minnesota Twins  
Metropolitan Stadium, Bloomington, MI  
Wed Aug 09 1978, 8:05 PM EDT  
Alt. 6,814 - Unknown - 75 F

AB	33
R	1
H	6
RBI	1
BB	2
SO	4
LOB	13





Batter	1	2	3	4	5	6	7	8	9	AB	R	H	RBI	BB	SO	LOB	TOP					
Ken Landreaux, L (1, 8) OBP: 0.294, SLG: 0.339	0-0 5-3		0-0 1B		0-0 F7		0-0 4-3			4	1	1	0	0	0	1						
Carney Lansford, R (1, 5) OBP: 0.337, SLG: 0.401	0-0 6-3		0-0 1B		0-0 1B		0-3 K			4	0	2	1	0	1	0						
Lyman Bostock, L (1, 9) OBP: 0.359, SLG: 0.370	0-3 K		0-0 G1		0-0 1B			0-0 G3		4	0	1	1	0	1	1						
Don Baylor, R (1, 3) OBP: 0.336, SLG: 0.464 Ron Fairly, L (8, 3) OBP: 0.298, SLG: 0.356		0-0 6-3		1-0 HBP		0-0 F8		0-0 6-3		3	0	0	0	0	0	2						
Joe Rudi, R (1, 7) OBP: 0.274, SLG: 0.364		0-0 HR		0-3 K		0-0 P6		0-0 F9		4	1	1	1	0	1	1						
Danny Gooden, L (1, 10) OBP: 0.438, SLG: 0.560		0-0 4-3		4-0 F9-3 BB		0-3 K			0-0 F7	3	0	0	0	1	1	0						
Brian Downing, R (1, 2) OBP: 0.373, SLG: 0.375		0-0 1-3		0-0 F9-3					0-0 4-3	4	0	1	0	0	0	2						
Bobby Grich, R (1, 4) OBP: 0.350, SLG: 0.310			0-0 F8		0-0 F7		0-3 K		0-0 2B	4	0	1	0	0	1	1						
Jim Anderson, R (1, 6) OBP: 0.313, SLG: 0.310			0-0 6-3		4-0 1B BB			0-0 F7		3	1	0	0	1	0	1						
<b>Inning Stats</b>	R: 0 E: 0 K: 1 S: 5	H: 0 LOB: 0 BB: 0 P: 5	R: 1 E: 0 K: 0 S: 4	H: 1 LOB: 0 BB: 0 P: 4	R: 1 E: 0 K: 0 S: 5	H: 2 LOB: 1 BB: 0 P: 5	R: 0 E: 0 K: 1 S: 4	H: 0 LOB: 1 BB: 1 P: 9	R: 1 E: 0 K: 0 S: 5	H: 2 LOB: 2 BB: 1 P: 9	R: 0 E: 0 K: 2 S: 8	H: 1 LOB: 0 BB: 0 P: 8	R: 0 E: 0 K: 1 S: 5	H: 0 LOB: 0 BB: 0 P: 5	R: 0 E: 0 K: 0 S: 3	H: 0 LOB: 0 BB: 0 P: 3	R: 0 E: 0 K: 0 S: 4	H: 1 LOB: 1 BB: 0 P: 4	1B: 5 2B: 2 3B: 0 HR: 1	SF: 0 SAC: 0 DP: 1 HBP: 1	WP: 0 PB: 0 SB: 3 CS: 0	PA: 36
<b>PITCHER</b> Byron McLaughlin, R (1, 1) ERA: 4.98	IP: 9.0 WLS: L BF: 36 H: 7 R: 3 ER: 3 SO: 5 BB: 2 IBB: 0 HBP: 1 BLK: 0 WP: 0 HR: 1 S: 43 P: 52 ERA: 3.00 WHIP: 1.000															<b>PITCHER</b>						

California Angels @ Seattle Mariners  
The Kingdome, Seattle, WA  
Fri Aug 11 1978, 10:05 PM EDT  
Unknown

AB 33  
R 3  
H 7  
RBI 3  
BB 2  
SO 5  
LOB 9



Batter	1	2	3	4	5	6	7	8	9	AB	R	H	RBI	BB	SO	LOB	BOTTOM					
Julio Cruz, S (1, 4) OBP: 0.350, SLG: 0.298	0-3 K		4-0 BB		0-0 1-3			0-0 6-3		3	0	0	0	1	1	0						
Craig Reynolds, L (1, 6) OBP: 0.333, SLG: 0.369	0-0 F9		0-0 5-3			0-0 F9		0-0 F7		4	0	0	0	0	0	1						
Ruppert Jones, L (1, 8) OBP: 0.330, SLG: 0.326	0-3 K			4-0 BB		0-0 F7			4-0 G1-6-3 1B BB	2	1	0	0	2	1	0						
Leon Roberts, R (1, 9) OBP: 0.378, SLG: 0.537		0-0 F8		0-3 K		0-3 K			4-0 G1-6-3 BB	3	0	0	0	1	2	1						
Bruce Bochte, L (1, 10) OBP: 0.352, SLG: 0.398		0-0 F9 2B		4-0 BB			0-0 6-3		0-0 G1-6-3	3	0	1	0	1	0	2						
Dan Meyer, L (1, 3) OBP: 0.251, SLG: 0.329		0-0 F9		0-0 P6			0-0 F8		0-0 1B	4	0	1	1	0	0	3						
John Hale, L (1, 7) OBP: 0.294, SLG: 0.276 Bob Robertson, R (0, PH) OBP: 0.329, SLG: 0.423		0-3 K		0-3 K			4-0 FC4-6 BB		0-3 K	2	0	0	0	1	2	3						
Larry Milbourne, S (1, 5) OBP: 0.276, SLG: 0.338			0-0 5-3		0-0 F8		0-0 FC4-6			3	0	0	0	0	0	1						
Bob Stinson, S (1, 2) OBP: 0.354, SLG: 0.391			0-3 K		0-3 K			0-3 K		3	0	0	0	0	3	0						
<b>Inning Stats</b>	R: 0 E: 0 K: 2 S: 7	H: 0 LOB: 0 BB: 0 P: 7	R: 0 E: 0 K: 1 S: 6	H: 1 LOB: 1 BB: 0 P: 6	R: 0 E: 0 K: 1 S: 5	H: 0 LOB: 1 BB: 1 P: 9	R: 0 E: 0 K: 2 S: 7	H: 0 LOB: 2 BB: 2 P: 15	R: 0 E: 0 K: 1 S: 5	H: 0 LOB: 0 BB: 0 P: 5	R: 0 E: 0 K: 1 S: 5	H: 0 LOB: 0 BB: 0 P: 5	R: 0 E: 0 K: 0 S: 3	H: 0 LOB: 0 BB: 1 P: 7	R: 0 E: 0 K: 1 S: 5	H: 0 LOB: 0 BB: 0 P: 5	R: 1 E: 0 K: 1 S: 5	H: 1 LOB: 2 BB: 2 P: 13	1B: 1 2B: 1 3B: 0 HR: 0	SF: 0 SAC: 0 DP: 1 HBP: 0	WP: 0 PB: 0 SB: 2 CS: 0	PA: 34
<b>PITCHER</b> Nolan Ryan, R (1, 1) ERA: 3.95	IP: 9.0 WLS: W BF: 34 H: 2 R: 1 ER: 1 SO: 10 BB: 6 IBB: 0 HBP: 0 BLK: 0 WP: 0 HR: 0 S: 48 P: 72 ERA: 1.00 WHIP: 0.889															<b>PITCHER</b>						

California Angels @ Seattle Mariners  
The Kingdome, Seattle, WA  
Fri Aug 11 1978, 10:05 PM EDT  
Unknown

AB 28  
R 1  
H 2  
RBI 1  
BB 6  
SO 10  
LOB 12





Batter	1	2	3	4	5	6	7	8	9	10	AB	R	H	RBI	BB	SO	LOB							
Ken Landreaux, L (1.8) OBP: 0.292, SLG: 0.351 (3.7)	F9		HR		4-3		4-3		4-3		5	1	1	2	0	0	2							
Carney Lansford, R (1.5) OBP: 0.331, SLG: 0.394	F9		4-3		F9			K		5-3	5	0	0	0	0	1	0							
Lyman Bostock, L (1.9) OBP: 0.360, SLG: 0.371	K		G3			4-3			G6-4-3 1B	1B S 1B	5	1	2	0	0	1	0							
Don Baylor, R (1.3) OBP: 0.335, SLG: 0.461 Ron Fairly, L (10.3) OBP: 0.288, SLG: 0.356		4-3			F9		F8		G6-4-3 1B	1B S 1B	5	1	1	1	0	0	0	1						
Joe Rudi, R (1.7) OBP: 0.276, SLG: 0.366 Rick Miller, L (3.8) OBP: 0.353, SLG: 0.335						4-3				1B S 1B	1	0	1	0	0	0	0	0						
Danny Gooden, L (1.10) OBP: 0.459, SLG: 0.667					FC4-6 1B					1B S 1B	5	2	3	3	0	0	1							
Brian Downing, R (1.2) OBP: 0.374, SLG: 0.373										1B S 1B	4	0	1	0	1	1	5							
Dave Chalk, R (1.6) OBP: 0.343, SLG: 0.306										1B S 1B	5	1	2	2	0	1	4							
Bobby Grich, R (1.4) OBP: 0.349, SLG: 0.309										1B S 1B	4	1	1	0	0	0	2							
<b>Inning Stats</b>	R: 0 E: 0 K: 1 S: 5	H: 0 LOB: 0 BB: 0 P: 5	R: 0 E: 0 K: 0 S: 4	H: 2 LOB: 1 BB: 0 P: 4	R: 2 E: 0 K: 1 S: 7	H: 2 LOB: 0 BB: 0 P: 7	R: 0 E: 0 K: 0 S: 4	H: 1 LOB: 2 BB: 1 P: 8	R: 0 E: 0 K: 0 S: 3	H: 0 LOB: 0 BB: 0 P: 3	R: 2 E: 1 K: 0 S: 5	H: 1 LOB: 0 BB: 0 P: 5	R: 0 E: 0 K: 1 S: 5	H: 1 LOB: 0 BB: 0 P: 5	R: 1 E: 0 K: 0 S: 5	H: 2 LOB: 2 BB: 1 P: 9	R: 2 E: 0 K: 1 S: 8	H: 3 LOB: 2 BB: 1 P: 12	1B: 9 2B: 0 3B: 0 HR: 3	SF: 0 SAC: 0 DP: 2 HBP: 0	WP: 0 PB: 0 SB: 1 CS: 0	PA: 44		
<b>PITCHER</b>	IP WLS BF H R ER SO ERA WHIP	IP WLS BF H R ER SO ERA WHIP	IP WLS BF H R ER SO ERA WHIP	IP WLS BF H R ER SO ERA WHIP	IP WLS BF H R ER SO ERA WHIP	IP WLS BF H R ER SO ERA WHIP	IP WLS BF H R ER SO ERA WHIP	IP WLS BF H R ER SO ERA WHIP	IP WLS BF H R ER SO ERA WHIP	IP WLS BF H R ER SO ERA WHIP	IP WLS BF H R ER SO ERA WHIP	IP WLS BF H R ER SO ERA WHIP	IP WLS BF H R ER SO ERA WHIP	IP WLS BF H R ER SO ERA WHIP	IP WLS BF H R ER SO ERA WHIP	IP WLS BF H R ER SO ERA WHIP	IP WLS BF H R ER SO ERA WHIP	IP WLS BF H R ER SO ERA WHIP	IP WLS BF H R ER SO ERA WHIP	IP WLS BF H R ER SO ERA WHIP	IP WLS BF H R ER SO ERA WHIP	IP WLS BF H R ER SO ERA WHIP	IP WLS BF H R ER SO ERA WHIP	IP WLS BF H R ER SO ERA WHIP
Jim Colborn, R (1.1) ERA: 5.3	7.0	28	6	4	3	2	1	0	0	0	3.86	1.000												
Enrique Romo, R (8.1) ERA: 3.18	1.1	7	3	1	1	1	1	0	0	0	6.75	3.000												
Jim Todd, R (9.1) ERA: 4.16	1.2	9	3	2	2	1	1	0	0	0	10.80	2.400												

**TOP**

California Angels @ Seattle Mariners  
The Kingdome, Seattle, WA  
Sat Aug 12 1978, 10:05 PM EDT  
Dome

AB 41  
R 7  
H 12  
RBI 7  
BB 3  
SO 4  
LOB 15




Batter	1	2	3	4	5	6	7	8	9	10	AB	R	H	RBI	BB	SO	LOB							
Julio Cruz, S (1.4) OBP: 0.346, SLG: 0.294	K					G1			4-3		5	0	0	0	0	2	2							
Craig Reynolds, L (1.6) OBP: 0.337, SLG: 0.369	1B				F3			F9	1B BB	FC3-6 BB	3	0	1	0	2	0	0							
Ruppert Jones, L (1.8) OBP: 0.328, SLG: 0.324	1B				F6			K	FC3-6 CS		5	0	1	0	0	2	2							
Leon Roberts, R (1.9) OBP: 0.379, SLG: 0.535	F9				F9			1B 1B	CS	F7	5	1	2	0	0	0	2							
Bruce Bochte, L (1.10) OBP: 0.356, SLG: 0.396	4-1							1B 1B	F9	F6	5	1	1	0	0	1	4							
Dan Meyer, L (1.3) OBP: 0.256, SLG: 0.336								1B 1B	4-3	6-3	5	1	3	0	0	0	2							
John Hale, L (1.7) OBP: 0.293, SLG: 0.271 Tom Paclorek, R (9.7) OBP: 0.356, SLG: 0.482								1B 1B			3	0	0	0	1	3	5							
Larry Milbourne, S (1.5) OBP: 0.275, SLG: 0.335								1B 1B			0	0	0	0	0	0	0							
Bob Stinson, S (1.2) OBP: 0.356, SLG: 0.401								HR			4	1	1	2	0	1	3							
<b>Inning Stats</b>	R: 0 E: 0 K: 1 S: 7	H: 2 LOB: 2 BB: 0 P: 7	R: 0 E: 0 K: 1 S: 6	H: 1 LOB: 2 BB: 1 P: 10	R: 0 E: 0 K: 0 S: 3	H: 0 LOB: 0 BB: 0 P: 3	R: 0 E: 0 K: 2 S: 8	H: 1 LOB: 1 BB: 0 P: 8	R: 0 E: 0 K: 1 S: 5	H: 0 LOB: 0 BB: 0 P: 5	R: 5 E: 0 K: 2 S: 12	H: 5 LOB: 0 BB: 0 P: 12	R: 0 E: 0 K: 1 S: 6	H: 1 LOB: 2 BB: 1 P: 10	R: 0 E: 0 K: 1 S: 4	H: 0 LOB: 0 BB: 1 P: 8	R: 0 E: 0 K: 0 S: 2	H: 0 LOB: 0 BB: 0 P: 6	R: 0 E: 0 K: 0 S: 3	H: 0 LOB: 0 BB: 0 P: 3	1B: 8 2B: 1 3B: 0 HR: 1	SF: 0 SAC: 0 DP: 0 HBP: 0	WP: 0 PB: 0 SB: 1 CS: 2	PA: 43
<b>PITCHER</b>	IP WLS BF H R ER SO ERA WHIP	IP WLS BF H R ER SO ERA WHIP	IP WLS BF H R ER SO ERA WHIP	IP WLS BF H R ER SO ERA WHIP	IP WLS BF H R ER SO ERA WHIP	IP WLS BF H R ER SO ERA WHIP	IP WLS BF H R ER SO ERA WHIP	IP WLS BF H R ER SO ERA WHIP	IP WLS BF H R ER SO ERA WHIP	IP WLS BF H R ER SO ERA WHIP	IP WLS BF H R ER SO ERA WHIP	IP WLS BF H R ER SO ERA WHIP	IP WLS BF H R ER SO ERA WHIP	IP WLS BF H R ER SO ERA WHIP	IP WLS BF H R ER SO ERA WHIP	IP WLS BF H R ER SO ERA WHIP	IP WLS BF H R ER SO ERA WHIP	IP WLS BF H R ER SO ERA WHIP	IP WLS BF H R ER SO ERA WHIP	IP WLS BF H R ER SO ERA WHIP	IP WLS BF H R ER SO ERA WHIP	IP WLS BF H R ER SO ERA WHIP	IP WLS BF H R ER SO ERA WHIP	IP WLS BF H R ER SO ERA WHIP
Don Aase, R (1.1) ERA: 3.89	5.2	27	9	5	7	0	0	0	0	0	7.94	1.765												
Ken Brett, L (6.1) ERA: 5.29	2.1	9	1	0	2	2	0	0	0	0	0.00	1.286												
Dave LaRoche, L (9.1) ERA: 2.53	2.0	6	0	0	0	1	0	0	0	0	0.00	0.500												

**BOTTOM**

California Angels @ Seattle Mariners  
The Kingdome, Seattle, WA  
Sat Aug 12 1978, 10:05 PM EDT  
Dome

AB 38  
R 5  
H 10  
RBI 5  
BB 4  
SO 9  
LOB 20





Batter	1	2	3	4	5	6	7	8	9	AB	R	H	RBI	BB	SO	LOB	TOP										
Ken Landreaux, L (1,7) OBP: 0.290, SLG: 0.352										5	0	1	0	0	1	5											
Carney Lansford, R (1,5) OBP: 0.327, SLG: 0.389										4	0	0	0	0	2	2											
Lyman Bostock, L (1,9) OBP: 0.357, SLG: 0.367										4	0	0	0	0	0	2											
Don Baylor, R (1,3) OBP: 0.334, SLG: 0.461										4	1	1	0	0	1	1											
Danny Goodwin, L (1,10) OBP: 0.463, SLG: 0.667										3	1	1	0	1	1	1											
Rick Miller, L (1,8) OBP: 0.355, SLG: 0.340										4	1	2	1	0	1	1											
Dave Chalk, R (1,6) OBP: 0.342, SLG: 0.309										4	0	1	1	0	1	3											
Bobby Grich, R (1,4) OBP: 0.348, SLG: 0.307										3	0	0	1	1	0	3											
Terry Humphrey, R (1,2) OBP: 0.274, SLG: 0.314										3	0	2	0	0	0	1											
Tony Solaita, L (9, PH) OBP: 0.349, SLG: 0.300										0	0	0	0	1	0	0											
Brian Downing, R (9, PR) OBP: 0.374, SLG: 0.373										0	0	0	0	0	0	0											
<b>Inning Stats</b>	R: 0 E: 0 K: 1 S: 6	H: 1 LOB: 1 BB: 0 P: 6	R: 1 E: 0 K: 0 S: 5	H: 2 LOB: 2 BB: 1 P: 9	R: 0 E: 0 K: 2 S: 7	H: 0 LOB: 0 BB: 0 P: 7	R: 0 E: 0 K: 1 S: 6	H: 1 LOB: 1 BB: 0 P: 6	R: 0 E: 0 K: 0 S: 4	H: 0 LOB: 0 BB: 0 P: 4	R: 0 E: 0 K: 2 S: 7	H: 0 LOB: 0 BB: 0 P: 7	R: 0 E: 0 K: 0 S: 2	H: 0 LOB: 0 BB: 1 P: 6	R: 0 E: 0 K: 1 S: 5	H: 0 LOB: 0 BB: 0 P: 5	R: 2 E: 0 K: 0 S: 6	H: 3 LOB: 2 BB: 1 P: 10	1B: 3 2B: 5 3B: 0 HR: 0	SF: 0 SAC: 0 DP: 1 HBP: 0	WP: 0 PB: 0 SB: 0 CS: 0	PA: 37					
<b>PITCHER</b>	IP	WLS	BF	H	R	ER	SO	BB	IBB	HBP	BLK	WP	HR	S	P	ERA	WHIP										
Paul Mitchell, R (1,1) ERA: 4.11	8.1	W	34	8	3	3	7	2	0	0	0	0	0	46	54	3.24	1.200										
Mike Parrott, R (9,1) ERA: 5.26	0.2	S	3	0	0	0	0	1	0	0	0	0	0	2	6	0.00	1.500										

California Angels @ Seattle Mariners  
The Kingdome, Seattle, WA  
Sat Aug 12 1978, 10:05 PM EDT  
Att: 15,833 - Dome

AB 34  
R 3  
H 8  
RBI 3  
BB 3  
SO 7  
LOB 19



Batter	1	2	3	4	5	6	7	8	9	AB	R	H	RBI	BB	SO	LOB	BOTTOM										
Julio Cruz, S (1,4) OBP: 0.346, SLG: 0.295										3	1	1	0	0	1	2											
Craig Reynolds, L (1,6) OBP: 0.339, SLG: 0.374										3	1	2	0	0	0	1											
Ruppert Jones, L (1,8) OBP: 0.324, SLG: 0.320										4	0	0	0	0	1	5											
Leon Roberts, R (1,9) OBP: 0.380, SLG: 0.543										3	1	1	4	1	0	1											
Bruce Bochte, L (1,10) OBP: 0.347, SLG: 0.392										4	0	0	0	0	2	1											
Dan Meyer, L (1,3) OBP: 0.259, SLG: 0.336										3	0	1	0	1	0	0											
Tom Paciorek, R (1,7) OBP: 0.353, SLG: 0.475										4	1	1	0	0	1	3											
Larry Milbourne, S (1,5) OBP: 0.271, SLG: 0.329										3	0	0	0	0	2												
Bill Plummer, R (1,2) OBP: 0.338, SLG: 0.394										2	1	2	1	1	0	0											
<b>Inning Stats</b>	R: 0 E: 0 K: 0 S: 4	H: 1 LOB: 1 BB: 0 P: 4	R: 0 E: 0 K: 2 S: 8	H: 1 LOB: 1 BB: 0 P: 8	R: 4 E: 1 K: 2 S: 11	H: 3 LOB: 0 BB: 0 P: 11	R: 1 E: 0 K: 1 S: 7	H: 2 LOB: 1 BB: 0 P: 7	R: 0 E: 0 K: 0 S: 3	H: 0 LOB: 0 BB: 0 P: 3	R: 0 E: 0 K: 0 S: 3	H: 0 LOB: 0 BB: 0 P: 3	R: 0 E: 0 K: 0 S: 3	H: 1 LOB: 1 BB: 1 P: 7	R: 0 E: 0 K: 0 S: 2	H: 0 LOB: 1 BB: 2 P: 10	1B: 6 2B: 1 3B: 0 HR: 1	SF: 0 SAC: 2 DP: 2 HBP: 0	WP: 0 PB: 0 SB: 2 CS: 0	PA: 34							
<b>PITCHER</b>	IP	WLS	BF	H	R	ER	SO	BB	IBB	HBP	BLK	WP	HR	S	P	ERA	WHIP										
Chris Knapp, R (1,1) ERA: 4.47	3.1	L	18	7	5	4	4	0	0	0	0	0	0	26	26	10.80	2.100										
Al Fitzmorris, R (4,1) ERA: 4.13	4.2		16	1	0	0	1	2	1	0	0	0	0	15	27	0.00	0.643										

California Angels @ Seattle Mariners  
The Kingdome, Seattle, WA  
Sat Aug 12 1978, 10:05 PM EDT  
Att: 15,833 - Dome

AB 29  
R 5  
H 8  
RBI 5  
BB 3  
SO 5  
LOB 15





Batter	1	2	3	4	5	6	7	8	9	AB	R	H	RBI	BB	SO	LOB	TOP			
Ken Landreaux, L (1,8) OBP: 0.283, SLG: 0.343	0-0 6-3	0-3 K			0-0 4-3		0-0 L6		0-0 F9	5	0	0	0	0	1	2				
Mery Rettenmund, R (1,7) OBP: 0.418, SLG: 0.371	0-0 6-3		0-0 6-3		4-0 FC5 1B BB		0-3 K			3	0	0	0	1	1	0				
Lyman Bostock, L (1,9) OBP: 0.362, SLG: 0.373	0-0 1B 1B		0-0 F8-4-3 1B		0-0 1-2 1B		0-0 1B		0-0 1B	4	1	4	0	0	0	0				
Don Baylor, R (1,3) OBP: 0.333, SLG: 0.459	0-0 1B 1B		0-0 F8-4-3 1-2		0-0 FC5 2-3f		0-0 F7		0-0 F7	4	0	1	0	0	0	4				
Carney Lansford, R (1,5) OBP: 0.329, SLG: 0.390	0-0 FC5-4 1-2 2-H 1B		0-0 E6 G6-4-3		0-3 K		0-0 1B		0-0 G6-4-3 1B	4	0	2	1	0	1	0				
Brian Downing, R (1,2) OBP: 0.372, SLG: 0.375	0-0 FC5-4 1-2f		0-0 G6-4-3 1-2f		0-0 3-1 2B		0-0 G6-4-3 1-2f		0-0 G6-4-3 1-2f	4	0	1	0	0	0	5				
Danny Goodwin, L (1,10)		0-0 L6		0-0 E3		0-0 3-1		0-0 F5	4	0	0	0	0	0	1		AB 35			
Dave Chalk, R (1,6) OBP: 0.341, SLG: 0.311		0-0 2B		0-0 F9		0-0 F3		0-0 F8	4	0	1	0	0	0	2		R 1			
Bobby Grich, R (1,4) OBP: 0.347, SLG: 0.304		0-0 F9			0-0 5-3		0-0 5-3		4-0 BB	3	0	0	0	1	0	1		H 9		
<b>Inning Stats</b>	R: 1 E: 0 K: 0 S: 6	H: 3 LOB: 2 BB: 0 P: 6	R: 0 E: 0 K: 1 S: 6	H: 1 LOB: 1 BB: 0 P: 6	R: 0 E: 0 K: 0 S: 3	H: 1 LOB: 0 BB: 0 P: 3	R: 0 E: 2 K: 0 S: 4	H: 0 LOB: 1 BB: 0 P: 4	R: 0 E: 0 K: 1 S: 6	H: 1 LOB: 2 BB: 1 P: 8	R: 0 E: 0 K: 1 S: 5	H: 0 LOB: 0 BB: 0 P: 5	R: 0 E: 0 K: 0 S: 4	H: 2 LOB: 1 BB: 0 P: 4	R: 0 E: 0 K: 0 S: 3	H: 0 LOB: 1 BB: 7 P: 7	1B: 7 2B: 3 3B: 0 HR: 0	SF: 0 SAC: 0 DP: 3 HBP: 0	WP: 0 PB: 0 SB: 0 CS: 0	PA: 37
<b>PITCHER</b> Rick Honeycutt, L (1,1) ERA: 4.39	IP: 9.0 WLS: W BF: 37 H: 9 R: 1 ER: 1 SO: 3 BB: 2 IBB: 0 HBP: 0 BLK: 0 WP: 0 HR: 0 S: 41 P: 49 ERA: 1.00 WHIP: 1.222															<b>PITCHER</b>				

California Angels @ Seattle Mariners  
The Kingdome, Seattle, WA  
Sun Aug 13 1978, 6:33 AM EDT  
Att: 10,229 - Dome

AB	35
R	1
H	9
RBI	1
BB	2
SO	3
LOB	15



Batter	1	2	3	4	5	6	7	8	9	AB	R	H	RBI	BB	SO	LOB	BOTTOM			
Julio Cruz, S (1,4) OBP: 0.347, SLG: 0.292	0-0 E6 HBP FC5-4	4-0 2B BB		0-0 FC5-4 FC3-2 1-2f		0-3 K		4-0 S BB		3	2	0	0	2	1	2				
Craig Reynolds, L (1,6) OBP: 0.342, SLG: 0.378	4-0 FC5-4 1-2 BB	0-0 WP 1-H 2-H 2B		0-0 FC3-2 1-3 3-H FC4-6		0-0 1B		0-3 K		4	0	2	2	1	1	3				
Ruppert Jones, L (1,8) OBP: 0.321, SLG: 0.316	0-3 K	0-0 4-3		0-0 FC4-6 1-2f		0-0 4-3				4	0	0	0	0	1	6				
Leon Roberts, R (1,9) OBP: 0.378, SLG: 0.538	1-0 FC5-4 1-2 2-3 HBP		0-0 F4		0-0 4-3		0-0 F8			3	0	0	0	0	0	0				
Dan Meyer, L (1,3) OBP: 0.259, SLG: 0.335	0-0 FC5-4 1-2f 2-3 3-H		0-0 F9		0-0 1B 1B		0-0 3-1			4	1	1	1	0	0	2				
Bruce Bochte, L (1,10) OBP: 0.350, SLG: 0.394	0-0 4-3		0-0 FC6-4 1B		0-0 L6-4 1B 1B		4-0 BB			3	0	2	0	1	0	2				
Tom Paciorek, R (1,7) OBP: 0.351, SLG: 0.469		0-0 1-3	0-0 FC6-4 1-2f		0-0 1B 1-2 2-H		0-0 F9			4	0	1	1	0	0	2				
Larry Milbourne, S (1,5) OBP: 0.270, SLG: 0.327		0-0 4-3		0-0 E FC3-2 1B	0-0 L6-4		0-0 F8			4	0	1	0	0	0	2				
Bob Stinson, S (1,2) OBP: 0.355, SLG: 0.399		0-0 BB 2B 1B		0-0 E4 FC5-4 1-3		0-0 F8		0-0 F7		4	1	1	0	0	0	1				
<b>Inning Stats</b>	R: 1 E: 1 K: 1 S: 6	H: 0 LOB: 2 BB: 1 P: 11	R: 2 E: 0 K: 0 S: 5	H: 2 LOB: 1 BB: 1 P: 9	R: 0 E: 0 K: 0 S: 4	H: 1 LOB: 1 BB: 0 P: 4	R: 0 E: 1 K: 0 S: 5	H: 1 LOB: 2 BB: 0 P: 5	R: 1 E: 0 K: 0 S: 5	H: 3 LOB: 1 BB: 0 P: 5	R: 0 E: 0 K: 1 S: 6	H: 1 LOB: 0 BB: 0 P: 6	R: 0 E: 0 K: 0 S: 3	H: 0 LOB: 1 BB: 1 P: 7	R: 0 E: 0 K: 1 S: 5	H: 0 LOB: 1 BB: 1 P: 9	1B: 7 2B: 2 3B: 0 HR: 0	SF: 0 SAC: 0 DP: 1 HBP: 1	WP: 1 PB: 0 SB: 3 CS: 0	PA: 38
<b>PITCHER</b> Paul Hartzell, R (1,1) ERA: 2.72	IP: 8.0 WLS: L BF: 38 H: 8 R: 4 ER: 3 SO: 3 BB: 4 IBB: 0 HBP: 1 BLK: 0 WP: 1 HR: 0 S: 39 P: 56 ERA: 3.38 WHIP: 1.500															<b>PITCHER</b>				

California Angels @ Seattle Mariners  
The Kingdome, Seattle, WA  
Sun Aug 13 1978, 6:33 AM EDT  
Att: 10,229 - Dome

AB	33
R	4
H	8
RBI	4
BB	4
SO	3
LOB	20





Batter	1	2	3	4	5	6	7	8	9	AB	R	H	RBI	BB	SO	LOB	TOP								
Larry Harlow, L OBP: 0.312, SLG: 0.313 (1, 8)	4-3	L6		G1-6-3		3-1		4-3		5	0	0	0	0	0	3									
Rick Dempsey, R OBP: 0.322, SLG: 0.360 (1, 2)	2B	1B				6-3			FC4-6	5	3	4	0	0	0	1									
Pat Kelly, L OBP: 0.351, SLG: 0.369 Mike Anderson, R OBP: 0.174, SLG: 0.050 (7, 7)	1B	2B			F8		4-3		K	4	1	1	0	0	0	2									
Ken Singleton, S OBP: 0.410, SLG: 0.480 Carlos Lopez, R OBP: 0.271, SLG: 0.315 (7, 9)	1B	BB			3B		CS		FC4-6	4	2	3	2	0	1	1									
Eddie Murray, S OBP: 0.391, SLG: 0.502 (1, 3)	BLK	1B			3B		F7		FC4-6	4	0	1	2	1	1	3									
Doug DeCinces, R OBP: 0.326, SLG: 0.513 (1, 5)	BLK	1B			K				5-3	5	0	3	1	0	1	1									
Lee May, R OBP: 0.282, SLG: 0.410 (1, 10)	5-3				K				K	5	1	1	0	0	2	6									
Rich Dauer, R OBP: 0.309, SLG: 0.371 (1, 4)	FC6-4				F8		SH1-4			3	0	2	1	1	0	0									
Mark Belanger, R OBP: 0.288, SLG: 0.247 (1, 6)	FC6-4				SH1-4		P6			3	0	1	0	0	0	4									
<b>Inning Stats</b>	R: 3 E: 0 K: 0 S: 7	H: 4 LOB: 3 BB: 2 P: 15	R: 0 E: 0 K: 1 S: 6	H: 1 LOB: 1 BB: 0 P: 6	R: 0 E: 0 K: 1 S: 5	H: 1 LOB: 0 BB: 0 P: 5	R: 0 E: 0 K: 0 S: 3	H: 1 LOB: 1 BB: 0 P: 3	R: 2 E: 0 K: 2 S: 10	H: 3 LOB: 1 BB: 0 P: 10	R: 0 E: 0 K: 0 S: 4	H: 1 LOB: 1 BB: 0 P: 4	R: 0 E: 0 K: 0 S: 3	H: 1 LOB: 1 BB: 0 P: 3	R: 1 E: 0 K: 0 S: 5	H: 2 LOB: 1 BB: 0 P: 5	R: 1 E: 0 K: 2 S: 10	H: 3 LOB: 2 BB: 0 P: 10	1B: 15 2B: 1 3B: 1 HR: 0	SF: 0 SAC: 1 DP: 2 HBP: 0	WP: 0 PB: 0 SB: 1 CS: 1	PA: 43			
<b>PITCHER</b>	IP	WLS	BF	H	R	ER	SO	BB	IBB	HBP	BLK	WP	HR	S	P	ERA	WHIP								
Glenn Abbott, R ERA: 4.84 (1, 1)	0.1	L	6	4	3	3	0	1	0	0	0	0	0	5	9	81.00	15.000								
Mike Parrott, R ERA: 5.2 (5, 1)	4.0		17	6	2	2	2	1	0	0	1	0	0	20	24	4.50	1.750								
Jim Todd, R ERA: 4.12 (8, 1)	3.0		12	4	1	1	2	0	0	0	0	0	0	16	16	3.00	1.333								
Shane Rawley, L ERA: 4.32 (8, 1)	1.2		8	3	1	1	2	0	0	0	0	0	0	12	12	5.40	1.800								

Baltimore Orioles @ Seattle Mariners  
The Kingdome, Seattle, WA  
Tue Aug 15 1978, 10:05 PM EDT  
Att: 7,999 - Unknown

AB 40  
R 7  
H 17  
RBI 6  
BB 2  
SO 6  
LOB 22



Batter	1	2	3	4	5	6	7	8	9	AB	R	H	RBI	BB	SO	LOB	BOTTOM								
Julio Cruz, S OBP: 0.347, SLG: 0.292 (1, 4)	F7		1-3		1-3				FC4-6	4	0	1	0	1	0	1									
Craig Reynolds, L OBP: 0.340, SLG: 0.376 (1, 6)	4-3		F8		3-1				FC4-6	5	0	1	1	0	0	3									
Dan Meyer, L OBP: 0.256, SLG: 0.331 Bob Robertson, R OBP: 0.333, SLG: 0.428 Juan Bernhardt, R OBP: 0.292, SLG: 0.359 (9, PH)	F8		6-3		P4		G3			4	0	0	0	0	0	2									
Leon Roberts, R OBP: 0.381, SLG: 0.537 (1, 9)					F8				P4	4	1	2	0	1	0	2									
Bruce Bochte, L OBP: 0.349, SLG: 0.393 (1, 10)					G3		F2		P6	4	1	1	0	0	0	2									
Ruppert Jones, L OBP: 0.323, SLG: 0.318 (1, 8)							P6		F8	4	0	2	1	0	0	2									
Tom Paciorek, R OBP: 0.342, SLG: 0.456 (1, 7)					FC5-4				K	4	0	0	0	0	3	3									
Larry Milbourne, S OBP: 0.275, SLG: 0.327 (1, 5)							F7		6-3	3	0	1	0	1	0	0									
Bob Stinson, S OBP: 0.354, SLG: 0.396 Leroy Stanton, R OBP: 0.289, SLG: 0.256 (9, PH)					F5				FC4-6	2	1	0	0	1	0	3									
<b>Inning Stats</b>	R: 0 E: 0 K: 0 S: 3	H: 0 LOB: 0 BB: 0 P: 3	R: 2 E: 0 K: 1 S: 7	H: 3 LOB: 1 BB: 1 P: 11	R: 0 E: 0 K: 0 S: 3	H: 0 LOB: 0 BB: 0 P: 3	R: 0 E: 0 K: 0 S: 4	H: 1 LOB: 1 BB: 0 P: 4	R: 0 E: 0 K: 0 S: 4	H: 1 LOB: 1 BB: 0 P: 4	R: 1 E: 0 K: 1 S: 7	H: 2 LOB: 2 BB: 1 P: 11	R: 0 E: 0 K: 1 S: 5	H: 0 LOB: 1 BB: 1 P: 9	R: 1 E: 0 K: 0 S: 4	H: 1 LOB: 2 BB: 2 P: 12	1B: 9 2B: 0 3B: 0 HR: 0	SF: 0 SAC: 0 DP: 1 HBP: 0	WP: 0 PB: 0 SB: 2 CS: 0	PA: 40					
<b>PITCHER</b>	IP	WLS	BF	H	R	ER	SO	BB	IBB	HBP	BLK	WP	HR	S	P	ERA	WHIP								
Dennis Martinez, R ERA: 4.47 (7, 1)	6.2	W	29	8	3	2	2	2	0	0	0	0	0	9	21	4.50	2.000								
Tippy Martinez, L ERA: 4.93 (9, 1)	2.0		10	1	1	1	1	3	0	0	0	0	0	9	21	4.50	2.000								
Don Stanhouse, R ERA: 3.09 (9, 1)	0.1	S	1	0	0	0	0	0	0	0	0	0	0	1	1	0.00	0.000								

Baltimore Orioles @ Seattle Mariners  
The Kingdome, Seattle, WA  
Tue Aug 15 1978, 10:05 PM EDT  
Att: 7,999 - Unknown

AB 35  
R 4  
H 9  
RBI 3  
BB 5  
SO 3  
LOB 18









Batter	1	2	3	4	5	6	7	8	9	AB	R	H	RBI	BB	SO	LOB	TOP				
Mickey Rivers, L OBP: 0.291, SLG: 0.391 (1, 8)	F5		SF9 3B		K		FC6-4	F8		5	1	1	1	0	1	3	<b>New York Yankees @ Seattle Mariners</b> The Kingdome, Seattle, WA Fri Aug 18, 1978, 10:05 PM EDT Att: 19,824 - Unknown - 72 F				
Willie Randolph, R OBP: 0.373, SLG: 0.354 (1, 4)	5-3 BB		5-3		S		BB		6-3 BB	2	1	1	0	3	0	1					
Thurman Munson, R OBP: 0.333, SLG: 0.390 (1, 2)	5-3		SF9		F6		K		6-3	4	0	0	1	0	1	5					
Chris Chambliss, L OBP: 0.331, SLG: 0.367 (1, 3)	4-3		K			4-3		4-3 1B	2B	4	2	1	0	1	1	1					
Lou Piniella, R OBP: 0.364, SLG: 0.440 (1, 10)		G4-6-3 1B		G3-6-3 1B		F8		4-3	F9	5	0	2	0	0	0	3					
Graig Nettles, L OBP: 0.333, SLG: 0.425 (1, 5)		G4-6-3 1B		G3-6-3		F7		FC4-6 1B	BB	5	1	3	3	0	0	1					
Reggie Jackson, L OBP: 0.358, SLG: 0.468 (1, 9)		G4-6-3		BB			PB FC4-4 1B	FC4-6 BB	K	3	1	1	0	2	1	3					
Jay Johnstone, L OBP: 0.256, SLG: 0.243 (8, PH)				K			K	FC4-6 1B		2	0	0	0	1	2	2					
Roy White, S OBP: 0.325, SLG: 0.384 (8, 7)		BB						BB		1	0	0	0	0	0	2					
Bucky Dent, R OBP: 0.310, SLG: 0.351 (1, 6)								BB		3	0	1	1	1	1	2					
<b>Inning Stats</b>	R: 0 E: 0 K: 0 S: 3	H: 0 LOB: 1 BB: 1 P: 7	R: 0 E: 0 K: 1 S: 6	H: 2 LOB: 2 BB: 1 P: 10	R: 1 E: 0 K: 1 S: 6	H: 1 LOB: 0 BB: 0 P: 6	R: 0 E: 0 K: 1 S: 5	H: 1 LOB: 1 BB: 0 P: 9	R: 0 E: 0 K: 0 S: 3	H: 0 LOB: 0 BB: 0 P: 3	R: 1 E: 0 K: 2 S: 8	H: 1 LOB: 2 BB: 2 P: 16	R: 2 E: 0 K: 0 S: 6	H: 3 LOB: 2 BB: 1 P: 10	R: 2 E: 0 K: 1 S: 6	H: 1 LOB: 1 BB: 2 P: 14	1B: 7 2B: 2 3B: 1 HR: 0	SF: 1 SAC: 0 DP: 2 HBP: 0	WP: 0 PB: 1 CS: 3	PA: 43	
<b>PITCHER</b>	IP WLS BF H R ER SO BB IBB HBP BLK WP HR S P ERA WHIP	7.0 L 30 6 2 1 6 5 0 0 0 0 0 0 37 57 1.29 1.571	0.1 2 1 1 1 0 0 0 0 0 0 0 0 2 2 27.00 3.000	0.0 2 1 0 0 1 0 0 0 0 0 0 0 1 5 ∞ ∞	1.2 9 2 3 3 1 1 1 0 0 0 0 0 9 17 16.20 1.800																

AB	34
R	6
H	10
RBI	6
BB	8
SO	7
LOB	23



Batter	1	2	3	4	5	6	7	8	9	AB	R	H	RBI	BB	SO	LOB	BOTTOM				
Julio Cruz, S OBP: 0.343, SLG: 0.288 (1, 4)	K		1-3		F7			F7		4	0	0	0	0	1	3	<b>New York Yankees @ Seattle Mariners</b> The Kingdome, Seattle, WA Fri Aug 18, 1978, 10:05 PM EDT Att: 19,824 - Unknown - 72 F				
Craig Reynolds, L OBP: 0.341, SLG: 0.376 (1, 6)	G3 1B		F8		F8			G4-6-3		4	0	1	0	0	0	3					
Dan Meyer, L OBP: 0.253, SLG: 0.328 (1, 3)	G3				F8				3-1	4	0	0	0	0	0	1					
Leon Roberts, R OBP: 0.381, SLG: 0.550 (1, 9)					4-3			F9		3	0	0	0	1	0	0					
Bruce Bochte, L OBP: 0.346, SLG: 0.389 (1, 10)					4-3			K		4	0	0	0	0	2	2					
Ruppert Jones, L OBP: 0.319, SLG: 0.317 (1, 8)								F8		3	0	0	0	0	0	0					
Leroy Stanton, R OBP: 0.273, SLG: 0.262 (1, 7)										2	1	0	0	1	1	0					
Larry Milbourne, S OBP: 0.281, SLG: 0.331 (1, 5)										3	0	1	0	0	0	0					
Bob Stinson, S OBP: 0.357, SLG: 0.399 (1, 2)										3	0	2	1	0	0	0					
<b>Inning Stats</b>	R: 0 E: 0 K: 2 S: 8	H: 1 LOB: 2 BB: 1 P: 12	R: 0 E: 0 K: 1 S: 5	H: 0 LOB: 0 BB: 0 P: 5	R: 0 E: 0 K: 0 S: 3	H: 0 LOB: 0 BB: 0 P: 3	R: 0 E: 0 K: 0 S: 3	H: 0 LOB: 0 BB: 0 P: 3	R: 1 E: 0 K: 0 S: 5	H: 2 LOB: 2 BB: 1 P: 9	R: 0 E: 0 K: 1 S: 5	H: 0 LOB: 0 BB: 0 P: 5	R: 0 E: 0 K: 0 S: 3	H: 1 LOB: 0 BB: 0 P: 3	R: 0 E: 0 K: 0 S: 3	H: 0 LOB: 0 BB: 0 P: 3		1B: 4 2B: 0 3B: 0 HR: 0	SF: 0 SAC: 0 DP: 1 HBP: 0	WP: 0 PB: 0 CS: 0	PA: 32
<b>PITCHER</b>	IP WLS BF H R ER SO BB IBB HBP BLK WP HR S P ERA WHIP	9.0 W 32 4 1 1 4 2 0 0 0 0 0 0 38 46 1.00 0.667																			

AB	30
R	1
H	4
RBI	1
BB	2
SO	4
LOB	9





Batter	1	2	3	4	5	6	7	8	9	AB	R	H	RBI	BB	SO	LOB	TOP		
Mickey Rivers, L (1,8) OBP: 0.289, SLG: 0.387										4	0	0	0	0	1	1	<p><b>New York Yankees @ Seattle Mariners</b> The Kingdome, Seattle, WA Sat: Aug 19 1978, 10:05 PM EDT Att: 29,915 - Unknown - 72 F</p> <p>livebaseballscores.com</p>		
Willie Randolph, R (1,4) OBP: 0.372, SLG: 0.356										4	0	1	0	0	0	0			
Thurman Munson, R (1,2) OBP: 0.330, SLG: 0.387										4	0	0	0	0	0	1			
Chris Chambliss, L (1,3)										4	1	1	1	0	0	1			
Lou Piniella, R (1,10) OBP: 0.364, SLG: 0.437										2	0	0	0	0	1	0			
Graig Nettles, L (1,5) OBP: 0.331, SLG: 0.422										3	0	0	0	0	0	1			
Reggie Jackson, L (1,9) OBP: 0.358, SLG: 0.466										2	0	0	0	1	0	0			
Jay Johnstone, L (1,7) OBP: 0.266, SLG: 0.248										2	0	1	0	1	0	0			
Bucky Dent, R (1,6) OBP: 0.308, SLG: 0.348										2	0	0	0	0	1	1			
Jim Spencer, L (8, PH) OBP: 0.302, SLG: 0.480										1	0	0	0	0	0	2			
Fred Stanley, R (8, 6) OBP: 0.323, SLG: 0.282										0	0	0	0	0	0	0			
<b>Inning Stats</b>	R: 0 E: 0 K: 1 S: 5	H: 0 LOB: 0 BB: 0 P: 5	R: 1 E: 0 K: 0 S: 4	H: 1 LOB: 0 BB: 0 P: 4	R: 0 E: 0 K: 0 S: 3	H: 0 LOB: 0 BB: 0 P: 3	R: 0 E: 0 K: 0 S: 3	H: 0 LOB: 0 BB: 0 P: 3	R: 0 E: 0 K: 1 S: 4	H: 0 LOB: 0 BB: 1 P: 8	R: 0 E: 0 K: 0 S: 3	H: 0 LOB: 0 BB: 0 P: 3	R: 0 E: 0 K: 1 S: 6	H: 1 LOB: 2 BB: 1 P: 10	R: 0 E: 0 K: 0 S: 4	H: 1 LOB: 1 BB: 0 P: 4	1B: 1 2B: 1 3B: 0 HR: 1	SF: 0 SAC: 0 DP: 2 HBP: 1	WP: 0 PA: 31 CS: 0
<b>PITCHER</b> Jim Colborn, R (1,1) ERA: 4.95	IP: 9.0 WLS: W BF: 31 H: 3 R: 1 ER: 1 SO: 3 BB: 2 IBB: 0 HBP: 1 BLK: 0 WP: 0 HR: 1 S: 34 P: 43 ERA: 1.00 WHIP: 0.556															<b>PITCHER</b>			

Batter	1	2	3	4	5	6	7	8	9	AB	R	H	RBI	BB	SO	LOB	BOTTOM		
Julio Cruz, S (1,4) OBP: 0.342, SLG: 0.287										4	1	1	0	0	1	1	<p><b>New York Yankees @ Seattle Mariners</b> The Kingdome, Seattle, WA Sat: Aug 19 1978, 10:05 PM EDT Att: 29,915 - Unknown - 72 F</p> <p>livebaseballscores.com</p>		
Craig Reynolds, L (1,6) OBP: 0.342, SLG: 0.375										3	0	1	0	1	0	1			
Ruppert Jones, L (1,8) OBP: 0.321, SLG: 0.325										4	0	2	1	0	0	3			
Leon Roberts, R (1,9) OBP: 0.383, SLG: 0.552										4	2	2	0	0	0	2			
Bruce Bochte, L (1,10) OBP: 0.346, SLG: 0.396										3	1	1	1	0	1	1			
Bob Robertson, R (1,3) OBP: 0.326, SLG: 0.414										4	0	1	1	0	1	1			
Leroy Stanton, R (1,7) OBP: 0.273, SLG: 0.266										4	0	1	1	0	1	1			
Larry Milbourne, S (1,5) OBP: 0.275, SLG: 0.324										4	0	0	0	0	0	2			
Bob Stinson, S (1,2) OBP: 0.357, SLG: 0.396										2	0	0	0	1	0	0			
<b>Inning Stats</b>	R: 0 E: 0 K: 1 S: 6	H: 1 LOB: 1 BB: 0 P: 6	R: 1 E: 0 K: 1 S: 6	H: 1 LOB: 0 BB: 0 P: 6	R: 0 E: 0 K: 0 S: 4	H: 1 LOB: 1 BB: 0 P: 4	R: 1 E: 0 K: 1 S: 7	H: 2 LOB: 1 BB: 0 P: 7	R: 1 E: 0 K: 0 S: 5	H: 2 LOB: 1 BB: 0 P: 5	R: 0 E: 0 K: 1 S: 5	H: 0 LOB: 0 BB: 2 P: 5	R: 0 E: 0 K: 0 S: 3	H: 0 LOB: 2 BB: 2 P: 11	R: 1 E: 0 K: 0 S: 5	H: 2 LOB: 1 BB: 0 P: 5		1B: 5 2B: 2 3B: 1 HR: 1	SF: 0 SAC: 1 DP: 0 HBP: 0
<b>PITCHER</b> Dick Tidrow, R (1,1) ERA: 3.73 Sparky Lyle, L (7,1) ERA: 3.34	IP: 6.2 WLS: L BF: 29 H: 7 R: 3 ER: 3 SO: 4 BB: 2 IBB: 0 HBP: 0 BLK: 0 WP: 0 HR: 1 S: 35 P: 43 ERA: 4.05 WHIP: 1.350															<b>PITCHER</b>			



Batter	1	2	3	4	5	6	7	8	9	AB	R	H	RBI	BB	SO	LOB	TOP										
Paul Blair, R OBP: 0.234, SLG: 0.282 (1, 8)	5-3		F8		F7			K		4	0	0	0	0	1	0	<b>New York Yankees @ Seattle Mariners</b> The Kingdome, Seattle, WA Sun, Aug 20 1978, 10:05 PM EDT Att: 21,834 - Unknown - 72 F										
Willie Randolph, R OBP: 0.374, SLG: 0.358 (1, 4)	K			2B 1B				F9		4	1	2	0	0	1	0											
Thurman Munson, R OBP: 0.329, SLG: 0.388 (1, 2)	6-3			1B G6-4-3 2B			P6	F9		4	1	1	0	0	0	1											
Chris Chambliss, L OBP: 0.331, SLG: 0.376 (1, 3)		4-3 SF9 2B		G6-4-3 1B			F8		F7	4	1	2	1	0	0	1											
Lou Piniella, R OBP: 0.363, SLG: 0.438 Jay Johnstone, L OBP: 0.266, SLG: 0.248 (9, PR)	4-3		G6-4-3				F9		F8 2B	4	0	1	0	0	0	3											
Graig Nettles, L OBP: 0.333, SLG: 0.430 (1, 5)	SF9		1-2 3-H 4-0						F8 2B	2	1	1	2	1	0	1											
Reggie Jackson, L OBP: 0.355, SLG: 0.461 (1, 9)	K			BB			HR		F8 2-3	4	0	0	0	0	3	3											
Cliff Johnson, R OBP: 0.293, SLG: 0.324 (1, 10)			5-3		P3				K	3	0	0	0	0	0	0											
Bucky Dent, R OBP: 0.305, SLG: 0.344 (1, 6)			P3		F8				F4	3	0	0	0	0	0	0											
<b>Inning Stats</b>	R: 0 E: 0 K: 1 S: 5	H: 0 LOB: 0 BB: 0 P: 5	R: 1 E: 0 K: 1 S: 6	H: 1 LOB: 0 BB: 0 P: 6	R: 0 E: 0 K: 0 S: 3	H: 0 LOB: 0 BB: 0 P: 3	R: 2 E: 0 K: 0 S: 5	H: 3 LOB: 1 BB: 1 P: 9	R: 0 E: 0 K: 0 S: 3	H: 0 LOB: 0 BB: 0 P: 3	R: 0 E: 0 K: 0 S: 4	H: 1 LOB: 1 BB: 0 P: 4	R: 1 E: 0 K: 1 S: 6	H: 1 LOB: 0 BB: 0 P: 6	R: 0 E: 0 K: 1 S: 5	H: 0 LOB: 2 BB: 0 P: 5	R: 0 E: 0 K: 1 S: 6	H: 1 LOB: 2 BB: 0 P: 6	1B: 3 2B: 3 3B: 0 HR: 1	SF: 1 SAC: 0 DP: 1 HBP: 0	WP: 0 PA: 34						
<b>PITCHER</b>	IP	WLS	BF	H	R	ER	SO	BB	IBB	HBP	BLK	WP	HR	S	P	ERA	WHIP										
Rick Honeycutt, L ERA: 4.47 Enrique Romo, R ERA: 3.13	(1, 1)	6.1	25	6	4	4	3	1	0	0	0	0	1	30	34	5.68	1.105										
																		AB	R	H	RBI	BB	SO	LOB	WP	PA	
																		32	4	7	3	1	5	9	0	0	




Batter	1	2	3	4	5	6	7	8	9	AB	R	H	RBI	BB	SO	LOB	BOTTOM										
Julio Cruz, S OBP: 0.341, SLG: 0.287 (1, 4)	1-3		K		6-3			SH5-3		4	0	1	0	0	1	1	<b>New York Yankees @ Seattle Mariners</b> The Kingdome, Seattle, WA Sun, Aug 20 1978, 10:05 PM EDT Att: 21,834 - Unknown - 72 F										
Craig Reynolds, L OBP: 0.341, SLG: 0.373 (1, 6)	4-3			4-3	G3			1B	4-3	5	1	1	1	0	0	3											
Tom Paciorek, R OBP: 0.349, SLG: 0.452 (1, 10)	FC6-4 1B			K				3B BB	P3	3	1	1	0	1	1	1											
Leon Roberts, R OBP: 0.386, SLG: 0.562 (1, 9)	FC6-4 1-2				2B			1B BB		3	0	2	1	1	0	1											
Bob Robertson, R OBP: 0.327, SLG: 0.409 (1, 3)		F4		6-3				1B		4	0	1	1	0	0	2											
Leroy Stanton, R OBP: 0.276, SLG: 0.264 (1, 7)	K							K		2	1	0	0	2	2	2											
Ruppert Jones, L OBP: 0.323, SLG: 0.330 (1, 8)	F7				2B BB			K		4	1	2	1	0	1	2											
Bill Stein, R OBP: 0.313, SLG: 0.353 (1, 5)			F9		E4 SH3-4			F9		4	0	0	0	0	0	3											
Bob Stinson, S OBP: 0.357, SLG: 0.399 (1, 2)	5-3				SH3-4			K		3	1	1	0	0	1	1											
<b>Inning Stats</b>	R: 0 E: 0 K: 0 S: 4	H: 1 LOB: 1 BB: 0 P: 4	R: 0 E: 0 K: 1 S: 5	H: 0 LOB: 0 BB: 0 P: 5	R: 0 E: 0 K: 1 S: 5	H: 0 LOB: 0 BB: 0 P: 5	R: 0 E: 0 K: 1 S: 6	H: 1 LOB: 1 BB: 0 P: 6	R: 2 E: 1 K: 0 S: 5	H: 1 LOB: 1 BB: 1 P: 9	R: 1 E: 0 K: 1 S: 6	H: 1 LOB: 2 BB: 2 P: 14	R: 2 E: 0 K: 1 S: 8	H: 3 LOB: 2 BB: 1 P: 12	R: 0 E: 0 K: 1 S: 7	H: 2 LOB: 2 BB: 0 P: 7	R: 0 E: 0 K: 1 S: 7	H: 2 LOB: 2 BB: 0 P: 7	1B: 5 2B: 3 3B: 1 HR: 0	SF: 0 SAC: 2 DP: 0 HBP: 0	WP: 1 PA: 38						
<b>PITCHER</b>	IP	WLS	BF	H	R	ER	SO	BB	IBB	HBP	BLK	WP	HR	S	P	ERA	WHIP										
Ron Guidry, L ERA: 1.79 Rich Gossage, R ERA: 2.1 Sparky Lyle, L ERA: 3.34 Jim Beattie, R ERA: 4.33	(1, 1)	5.0	20	3	2	1	3	1	0	0	0	0	0	25	29	1.80	0.800										
																		AB	R	H	RBI	BB	SO	LOB	WP	PA	
																		32	5	9	4	4	6	16	1	38	



Batter	1	2	3	4	5	6	7	8	9	AB	R	H	RBI	BB	SO	LOB	TOP					
<b>Rick Burleson, R</b> OBP: 0.298, SLG: 0.347 (1, 6)	0-0 4-3		0-0 F7			0-3 K		0-0 F9		4	0	0	0	0	1	0						
<b>Jerry Remy, L</b> OBP: 0.311, SLG: 0.349 (1, 4)	0-0 4-3		0-0 4-3			0-0 2B		0-0 L6		4	0	1	0	0	0	0						
<b>Jim Rice, R</b> OBP: 0.380, SLG: 0.598 (1, 7)	4-0 BB			0-0 6-3		0-0 6-3		0-0 F9		3	0	0	0	1	0	1						
<b>Carlton Fisk, R</b> OBP: 0.376, SLG: 0.517 (1, 2)	0-0 F7			0-0 F5		0-0 F6		0-0 HR		4	1	1	1	0	0	2						
<b>Fred Lynn, L</b> OBP: 0.373, SLG: 0.500 (1, 8)		0-0 FC4-6 1B		0-0 2B		0-0 F8		0-0 4-3		4	0	2	0	0	0	0						
<b>Gary Hancock, L</b> OBP: 0.235, SLG: 0.275 (1, 10)		0-0 FC4-6 1-2		0-0 F6		0-0 6-3		0-0 6-3		4	0	0	0	0	0	2						
<b>Dwight Evans, R</b> OBP: 0.342, SLG: 0.473 (1, 9)		0-0 F7			0-0 1-3		0-0 F8			3	0	0	0	0	0	1						
<b>George Scott, R</b> OBP: 0.319, SLG: 0.392 (1, 3)		0-0 L4			0-3 K			0-0 HR		3	1	1	1	0	1	1						
<b>Butch Hobson, R</b> OBP: 0.321, SLG: 0.418 (1, 5)			0-3 K		0-3 K			0-0 5-3		3	0	0	0	0	2	0						
<b>Inning Stats</b>	R: 0 E: 0 K: 0 S: 3	H: 0 LOB: 1 BB: 1 P: 7	R: 0 E: 0 K: 0 S: 4	H: 1 LOB: 1 BB: 0 P: 4	R: 0 E: 0 K: 1 S: 5	H: 0 LOB: 0 BB: 0 P: 5	R: 0 E: 0 K: 0 S: 4	H: 1 LOB: 1 BB: 0 P: 4	R: 0 E: 0 K: 2 S: 7	H: 0 LOB: 0 BB: 0 P: 7	R: 0 E: 0 K: 1 S: 6	H: 1 LOB: 1 BB: 0 P: 6	R: 0 E: 0 K: 0 S: 3	H: 0 LOB: 0 BB: 0 P: 3	R: 1 E: 0 K: 0 S: 4	H: 1 LOB: 0 BB: 0 P: 4	R: 1 E: 0 K: 0 S: 4	H: 1 LOB: 0 BB: 0 P: 4	1B: 1 2B: 2 3B: 0 HR: 2	SF: 0 SAC: 0 DP: 0 HBP: 0	WP: 0 PB: 0 SB: 0 CS: 0	PA: 33
<b>PITCHER</b> <b>Glenn Abbott, R</b> ERA: 4.63 (1, 1)	IP: 9.0 WLS: W BF: 33	H: 5 R: 2 ER: 2 SO: 4	BB: 1 IBB: 0 HBP: 0 BLK: 0	WP: 0 HR: 2 S: 40 P: 44	ERA: 2.00 WHIP: 0.667											IP: 9.0 WLS: W BF: 33	H: 5 R: 2 ER: 2 SO: 4	BB: 1 IBB: 0 HBP: 0 BLK: 0	WP: 0 HR: 2 S: 40 P: 44	ERA: 2.00 WHIP: 0.667		

**Boston Red Sox @ Seattle Mariners**  
The Kingdom, Seattle, WA  
Tue Aug 22 1978, 10:05 PM EDT  
Att: 21,486 - Dome


AB 32  
R 2  
H 5  
RBI 2  
BB 1  
SO 4  
LOB 7



Batter	1	2	3	4	5	6	7	8	9	AB	R	H	RBI	BB	SO	LOB	BOTTOM					
<b>Julio Cruz, S</b> OBP: 0.338, SLG: 0.284 (1, 4)	0-0 6-3			0-0 F7	0-0 4-3			0-0 F7		4	0	0	0	0	0	1						
<b>Craig Reynolds, L</b> OBP: 0.342, SLG: 0.373 (1, 6)	4-0 G4-6-3 BB			0-0 E4 G4-6-3		0-0 4-3		0-0 E5 FC1-5 1B		3	0	1	0	1	0	0						
<b>Ruppert Jones, L</b> OBP: 0.322, SLG: 0.328 (1, 8)	0-0 G4-6-3 1-2			0-0 G4-6-3 1-2		0-0 3-1		4-0 BB FC1-5 1B BB		3	1	0	0	1	0	2						
<b>Leon Roberts, R</b> OBP: 0.388, SLG: 0.561 (1, 9)		0-0 G3			0-0 HR 1B	0-0 1B		0-0 FC1-5 BB 1B		4	2	2	0	0	0	2						
<b>Bruce Bochte, L</b> OBP: 0.348, SLG: 0.402 (1, 10)		0-0 G3			0-0 HR 1-H	0-0 G3		4-0 1B 1-2 2-3 BB		3	1	1	2	1	0	1						
<b>Dan Meyer, L</b> OBP: 0.256, SLG: 0.330 (1, 3)		0-3 K			0-0 F2		0-0 SH2-4 1B	0-0 FC6-4 1-3 2-H 3-H 1B		4	0	2	2	0	1	0						
<b>Leroy Stanton, R</b> OBP: 0.273, SLG: 0.261 (1, 7)			0-3 K		0-0 L9		0-0 SH2-4 1-2	0-0 FC6-4 1-2		3	0	0	0	0	1	2						
<b>Bill Stein, R</b> OBP: 0.313, SLG: 0.352 (1, 5)			0-3 K		0-0 2B 1B		0-0 F8			3	1	1	0	0	1	1						
<b>Bill Plummer, R</b> OBP: 0.333, SLG: 0.389 (1, 2)			0-0 L6		0-0 1-H 2B		0-0 F8			3	0	1	1	0	0	1						
<b>Inning Stats</b>	R: 0 E: 0 K: 0 S: 2	H: 0 LOB: 0 BB: 1 P: 6	R: 0 E: 0 K: 1 S: 5	H: 0 LOB: 0 BB: 0 P: 5	R: 0 E: 0 K: 2 S: 7	H: 0 LOB: 0 BB: 0 P: 7	R: 0 E: 1 K: 0 S: 3	H: 0 LOB: 0 BB: 0 P: 3	R: 3 E: 0 K: 0 S: 7	H: 4 LOB: 1 BB: 0 P: 7	R: 0 E: 0 K: 0 S: 4	H: 1 LOB: 1 BB: 0 P: 4	R: 0 E: 0 K: 0 S: 4	H: 1 LOB: 1 BB: 0 P: 4	R: 2 E: 1 K: 0 S: 5	H: 2 LOB: 2 BB: 2 P: 13	R: 2 E: 1 K: 0 S: 5	H: 2 LOB: 2 BB: 2 P: 13	1B: 6 2B: 1 3B: 0 HR: 1	SF: 0 SAC: 1 DP: 2 HBP: 0	WP: 0 PB: 0 SB: 0 CS: 0	PA: 34
<b>PITCHER</b> <b>Luis Tiant, R</b> ERA: 3.41 <b>Dick Drago, R</b> ERA: 3.14 (8, 1)	IP: 7.2 WLS: L BF: 33	H: 8 R: 5 ER: 5 SO: 3	BB: 3 IBB: 0 HBP: 0 BLK: 0	WP: 0 HR: 1 S: 36 P: 48	ERA: 5.87 WHIP: 1.435											IP: 0.1 WLS: 1 BF: 1	H: 0 R: 0 ER: 0 SO: 0	BB: 0 IBB: 0 HBP: 0 BLK: 0	WP: 0 HR: 0 S: 1 P: 1	ERA: 0.00 WHIP: 0.000		

**Boston Red Sox @ Seattle Mariners**  
The Kingdom, Seattle, WA  
Tue Aug 22 1978, 10:05 PM EDT  
Att: 21,486 - Dome

AB 30  
R 5  
H 8  
RBI 5  
BB 3  
SO 3  
LOB 10





Batter	1	2	3	4	5	6	7	8	9	AB	R	H	RBI	BB	SO	LOB	TOP																					
<b>Rick Burleson, R</b> OBP: 0.297, SLG: 0.346 (1, 6)	0-0 6-3	0-0 L3															4 0 1 0 0 0 1																					
<b>Jerry Remy, L</b> OBP: 0.316, SLG: 0.351 (1, 4)	4-0 HR		0-0 2B														3 2 2 0 1 0 1																					
<b>Jim Rice, R</b> OBP: 0.361, SLG: 0.602 (1, 7)	0-0 HR		0-0 5-3														3 1 1 2 0 1 2																					
<b>Carlton Fisk, R</b> OBP: 0.373, SLG: 0.513 (1, 2)	0-3 K		0-0 5-3														4 0 0 0 0 1 4																					
<b>Fred Lynn, L</b> OBP: 0.372, SLG: 0.500 (1, 8)	0-3 K		0-0 2B														4 0 1 1 0 2 3																					
<b>Gary Hancock, L</b> OBP: 0.218, SLG: 0.255 (1, 10)	0-0 L6		0-0 4-3														4 0 0 0 0 0 4																					
<b>Dwight Evans, R</b> OBP: 0.340, SLG: 0.468 (1, 9)			0-0 4-3														4 0 0 0 0 0 0																					
<b>George Scott, R</b> OBP: 0.318, SLG: 0.390 (1, 3)			0-0 BLK														4 0 1 0 0 2 0																					
<b>Butch Hobson, R</b> OBP: 0.318, SLG: 0.413 (1, 5)			0-0 F9														4 0 0 0 0 2 1																					
<b>Inning Stats</b>	R: 2 E: 0 K: 2 S: 9	H: 1 LOB: 1 BB: 1 P: 13	R: 0 E: 0 K: 0 S: 4	H: 1 LOB: 1 BB: 0 P: 4	R: 1 E: 0 K: 0 S: 5	H: 2 LOB: 1 BB: 0 P: 5	R: 0 E: 0 K: 2 S: 7	H: 0 LOB: 0 BB: 0 P: 7	R: 0 E: 0 K: 1 S: 6	H: 1 LOB: 1 BB: 0 P: 6	R: 0 E: 0 K: 0 S: 3	H: 0 LOB: 0 BB: 0 P: 3	R: 0 E: 0 K: 1 S: 6	H: 1 LOB: 2 BB: 0 P: 7	R: 0 E: 0 K: 2 S: 7	H: 0 LOB: 0 BB: 0 P: 7	1B: 4 2B: 1 3B: 0 HR: 1	SF: 0 SAC: 0 DP: 0 HBP: 1	WP: 0 PB: 1 SB: 0 CS: 0	PA: 36																		
<b>PITCHER</b>	IP	WLS	BF	H	R	ER	SO	BB	IBB	HBP	BLK	WP	HR	S	P	ERA	WHIP	<b>PITCHER</b>				IP	WLS	BF	H	R	ER	SO	BB	IBB	HBP	BLK	WP	HR	S	P	ERA	WHIP
<b>Byron McLoughlin, R</b> ERA: 4.81 (1, 1)	7.0	W	30	6	3	3	5	1	0	1	1	0	1	38	43	3.86	1.000					7.0	W	30	6	3	3	5	1	0	1	1	0	1	38	43	3.86	1.000
<b>Enrique Romo, R</b> ERA: 3.06 (8, 1)	2.0	S	6	0	0	0	3	0	0	0	0	0	0	12	12	0.00	0.000					2.0	S	6	0	0	0	3	0	0	0	0	0	12	12	0.00	0.000	

**Boston Red Sox @ Seattle Mariners**  
The Kingdom, Seattle, WA  
Wed Aug 23 1978, 10:05 PM EDT  
Att: 22,718 - Dome

AB 34  
R 3  
H 6  
RBI 3  
BB 1  
SO 8  
LOB 16



Batter	1	2	3	4	5	6	7	8	9	AB	R	H	RBI	BB	SO	LOB	BOTTOM																					
<b>Julio Cruz, S</b> OBP: 0.338, SLG: 0.282 (1, 4)	0-0 4-3		0-3 K														3 1 0 0 1 1 0																					
<b>Craig Reynolds, L</b> OBP: 0.341, SLG: 0.370 (1, 6)	0-0 4-3																3 0 0 0 1 0 2																					
<b>Ruppert Jones, L</b> OBP: 0.322, SLG: 0.327 (1, 8)	0-0 F7																4 1 1 2 0 0 1																					
<b>Leon Roberts, R</b> OBP: 0.386, SLG: 0.558 (1, 9)			0-0 F9														4 1 1 0 0 0 0																					
<b>Bruce Bochte, L</b> OBP: 0.349, SLG: 0.406 (1, 10)			0-0 FC5-4														4 0 2 0 0 0 2																					
<b>Larry Milbourne, S</b> OBP: 0.275, SLG: 0.324 (8, PR)			0-0 1B														0 1 0 0 0 0 0																					
<b>Dan Meyer, L</b> OBP: 0.259, SLG: 0.328 (1, 3)			0-0 F9														2 0 0 0 2 1 1																					
<b>Leroy Stanton, R</b> OBP: 0.276, SLG: 0.262 (1, 7)			0-0 FC5-4														3 0 1 2 1 0 3																					
<b>John Hale, L</b> OBP: 0.293, SLG: 0.271 (8, PR) (9, 7)			0-0 1-2														0 0 0 0 0 0 0																					
<b>Bill Stein, R</b> OBP: 0.312, SLG: 0.351 (1, 5)			0-3 K														4 0 1 1 0 1 3																					
<b>Bill Plummer, R</b> OBP: 0.341, SLG: 0.387 (1, 2)			0-0 F9														3 1 1 0 1 0 0																					
<b>Inning Stats</b>	R: 0 E: 0 K: 0 S: 3	H: 0 LOB: 0 BB: 0 P: 3	R: 0 E: 0 K: 0 S: 4	H: 1 LOB: 1 BB: 0 P: 4	R: 0 E: 0 K: 2 S: 7	H: 0 LOB: 0 BB: 0 P: 7	R: 0 E: 0 K: 0 S: 3	H: 0 LOB: 0 BB: 0 P: 3	R: 0 E: 0 K: 1 S: 5	H: 0 LOB: 1 BB: 1 P: 9	R: 4 E: 0 K: 0 S: 6	H: 3 LOB: 2 BB: 3 P: 18	R: 0 E: 0 K: 0 S: 3	H: 0 LOB: 1 BB: 1 P: 7	R: 1 E: 0 K: 0 S: 5	H: 3 LOB: 3 BB: 1 P: 9	1B: 6 2B: 1 3B: 0 HR: 0	SF: 0 SAC: 0 DP: 0 HBP: 0	WP: 0 PB: 0 SB: 0 CS: 0	PA: 36																		
<b>PITCHER</b>	IP	WLS	BF	H	R	ER	SO	BB	IBB	HBP	BLK	WP	HR	S	P	ERA	WHIP	<b>PITCHER</b>				IP	WLS	BF	H	R	ER	SO	BB	IBB	HBP	BLK	WP	HR	S	P	ERA	WHIP
<b>Mike Torrez, R</b> ERA: 3.92 (1, 1)	5.2	L	25	4	4	4	3	3	1	0	0	0	0	27	43	6.35	1.235					5.2	L	25	4	4	4	3	3	1	0	0	0	27	43	6.35	1.235	
<b>Bob Stanley, R</b> ERA: 2.73 (6, 1)	2.1		11	3	1	1	0	1	1	0	0	0	0	9	17	3.86	1.714					2.1		11	3	1	1	0	1	1	0	0	0	9	17	3.86	1.714	

**Boston Red Sox @ Seattle Mariners**  
The Kingdom, Seattle, WA  
Wed Aug 23 1978, 10:05 PM EDT  
Att: 22,718 - Dome

AB 30  
R 5  
H 7  
RBI 5  
BB 6  
SO 3  
LOB 12






Batter	1	2	3	4	5	6	7	8	9	AB	R	H	RBI	BB	SO	LOB	TOP
<b>Julio Cruz, S</b> OBP: 0.337, SLG: 0.280 (1,4)	0-0 4-3		4-0 E S BB		0-0 FC1-4			0-0 F8		3	0	0	0	1	0	1	<b>Seattle Mariners @ Baltimore Orioles</b> Memorial Stadium, Baltimore, MD Fri Aug 25 1978, 7:05 PM EDT Att: 10,538 - Unknown
<b>Craig Reynolds, L</b> OBP: 0.341, SLG: 0.368 (1,6)	0-0 F5		0-3 K		0-0 G3			4-0 1B BB		3	0	0	0	1	1	2	
<b>Ruppert Jones, L</b> OBP: 0.326, SLG: 0.328 (1,8)	4-0 S BB		4-0 BB		0-0 F7			0-0 1B		2	0	1	0	2	0	0	
<b>Leon Roberts, R</b> OBP: 0.382, SLG: 0.551 (1,9)	0-0 5-3		0-0 4-3		0-0 5-3			0-0 F9		4	0	0	0	0	0	5	
<b>Bruce Bochte, L</b> OBP: 0.348, SLG: 0.403 (1,10)		4-0 4-1 BB		0-0 F8				0-0 G3		3	0	0	0	1	0	2	
<b>Dan Meyer, L</b> OBP: 0.256, SLG: 0.324 (1,3)		0-0 4-1		0-0 F7				0-0 4-3		4	0	0	0	0	0	1	
<b>Leroy Stanton, R</b> OBP: 0.273, SLG: 0.258 (1,7)		0-3 K		0-0 5-3				0-0 F9		4	0	0	0	0	2	1	
<b>Bill Stein, R</b> OBP: 0.311, SLG: 0.350 (1,5)		0-0 G3		0-0 F4				0-0 L8		4	0	1	0	0	0	1	
<b>Bill Plummer, R</b> OBP: 0.341, SLG: 0.377 (1,2)			0-3 K		4-0 FC1-4 BB			0-0 F9		2	0	0	0	1	1	1	
<b>Inning Stats</b>	R: 0 E: 0 K: 0 S: 3	H: 0 LOB: 1 BB: 1 P: 7	R: 0 E: 0 K: 1 S: 5	H: 0 LOB: 1 BB: 1 P: 9	R: 0 E: 0 K: 2 S: 7	H: 0 LOB: 2 BB: 2 P: 15	R: 0 E: 0 K: 0 S: 3	H: 0 LOB: 0 BB: 0 P: 3	R: 0 E: 0 K: 1 S: 6	H: 1 LOB: 1 BB: 0 P: 6	R: 0 E: 0 K: 0 S: 4	H: 1 LOB: 2 BB: 1 P: 8	R: 0 E: 0 K: 0 S: 3	H: 0 LOB: 0 BB: 0 P: 3	1B: 2 2B: 0 3B: 0 HR: 0	SF: 0 SAC: 0 DP: 0 HBP: 0	WP: 0 PA: 35 PB: 0 SB: 2 CS: 0
<b>PITCHER</b> <b>Dennis Martinez, R</b> ERA: 4.03 (1,1)	IP: 9.0 WLS: W BF: 35 H: 2 R: 0 ER: 0 SO: 4 BB: 6 IBB: 0 HBP: 0 BLK: 0 WP: 0 HR: 0 S: 37 P: 61 ERA: 0.00 WHIP: 0.889																

Batter	1	2	3	4	5	6	7	8	9	AB	R	H	RBI	BB	SO	LOB	BOTTOM		
<b>Larry Harlow, L</b> OBP: 0.324, SLG: 0.333 (1,8)	0-0 G6-4-3 1B		0-0 4-3		4-0 G6-4-3 BB			0-0 F8		4	0	1	0	1	0	3	<b>Seattle Mariners @ Baltimore Orioles</b> Memorial Stadium, Baltimore, MD Fri Aug 25 1978, 7:05 PM EDT Att: 10,538 - Unknown		
<b>Rich Dauer, R</b> OBP: 0.304, SLG: 0.358 (1,4)	0-0 G6-4-3		0-0 F8-4-3 1B		0-0 G6-4-3			0-0 4-3		5	1	2	1	0	0	4			
<b>Ken Singleton, S</b> OBP: 0.413, SLG: 0.479 (1,9)	0-0 1B		0-0 F8-4-3		0-0 F8			0-0 1B		3	0	1	0	1	0	1			
<b>Carlos Lopez, R</b> OBP: 0.277, SLG: 0.327 (7, PR) (8,9)			0-0 1B		0-0 F8			0-0 BB		0	0	0	0	0	0	0			
<b>Eddie Murray, S</b> OBP: 0.352, SLG: 0.499 (1,3)	4-0 1-2 BB			0-0 4-3				0-0 G3		3	0	1	1	1	0	0			
<b>Doug DeCinces, R</b> OBP: 0.325, SLG: 0.509 (1,5)	0-0 L8			0-0 HR 2B				0-0 F8		4	1	2	0	0	0	4			
<b>Lee May, R</b> OBP: 0.286, SLG: 0.413 (1,10)		0-0 P3		0-0 HR				0-0 F9		4	2	2	2	0	0	1			
<b>Andres Mora, R</b> OBP: 0.284, SLG: 0.377 (1,7)		4-0 SH5-3 BB		0-0 F8				0-0 F8		3	0	1	0	1	0	1			
<b>Mike Anderson, R</b> OBP: 0.160, SLG: 0.045 (9,7)								0-0 FC6-2 1B		0	0	0	0	0	0	0			
<b>Rick Dempsey, R</b> OBP: 0.326, SLG: 0.350 (1,2)		0-0 SH5-3		0-0 1B				4-0 F8 SH1-4 1B BB		2	1	1	0	1	0	2			
<b>Kiko Garcia, R</b> OBP: 0.315, SLG: 0.397 (1,6)		0-0 F7		0-0 F9				0-0 SH1-4		1	0	0	0	0	0	1			
<b>Mark Belanger, R</b> OBP: 0.288, SLG: 0.245 (3,6)								0-0 FC1 FC5-2		2	0	0	0	0	0	2			
<b>Inning Stats</b>	R: 0 E: 0 K: 0 S: 4	H: 2 LOB: 2 BB: 1 P: 8	R: 0 E: 0 K: 0 S: 3	H: 0 LOB: 1 BB: 1 P: 7	R: 0 E: 0 K: 0 S: 3	H: 1 LOB: 0 BB: 0 P: 3	R: 2 E: 0 K: 0 S: 6	H: 3 LOB: 1 BB: 0 P: 6	R: 0 E: 0 K: 0 S: 2	H: 0 LOB: 0 BB: 1 P: 6	R: 0 E: 0 K: 0 S: 4	H: 1 LOB: 1 BB: 0 P: 4	R: 2 E: 0 K: 0 S: 5	H: 2 LOB: 2 BB: 2 P: 13	R: 1 E: 1 K: 0 S: 6	H: 2 LOB: 2 BB: 0 P: 6	1B: 9 2B: 2 3B: 0 HR: 1	SF: 0 SAC: 2 DP: 3 HBP: 0	WP: 0 PA: 38 PB: 0 SB: 1 CS: 0
<b>PITCHER</b> <b>Paul Mitchell, R</b> ERA: 4.03 (1,1)	IP: 6.2 WLS: L BF: 30 H: 8 R: 4 ER: 4 SO: 0 BB: 5 IBB: 0 HBP: 0 BLK: 0 WP: 0 HR: 1 S: 25 P: 45 ERA: 5.40 WHIP: 1.950																		
<b>Jim Todd, R</b> ERA: 4.15 (7,1)	IP: 1.1 WLS: L BF: 8 H: 3 R: 1 ER: 0 SO: 0 BB: 0 IBB: 0 HBP: 0 BLK: 0 WP: 0 HR: 0 S: 8 P: 8 ERA: 0.00 WHIP: 2.250																		

**AB 29**  
**R 0**  
**H 2**  
**RBI 0**  
**BB 6**  
**SO 4**  
**LOB 14**



**AB 31**  
**R 5**  
**H 11**  
**RBI 4**  
**BB 5**  
**SO 0**  
**LOB 19**





Batter	1	2	3	4	5	6	7	8	9	AB	R	H	RBI	BB	SO	LOB	TOP								
<b>Julio Cruz, S</b> OBP: 0.338, SLG: 0.282 (1, 4)	G3		S 1B			1-5-3		1B 1B		4	1	2	0	0	0	0	<b>Seattle Mariners @ Baltimore Orioles</b> Memorial Stadium, Baltimore, MD Sat Aug 26 1978, 7:05 PM EDT Att: 16,484 - Unknown								
<b>Craig Reynolds, L</b> OBP: 0.342, SLG: 0.369 (1, 6)	F5		F5			2B 1B		1B 1B		4	1	2	0	0	0	1									
<b>Tom Paciorek, R</b> OBP: 0.353, SLG: 0.459 (1, 10)	5-3					1-H 2B		FC6-4 1B		4	0	2	2	0	0	0									
<b>Leon Roberts, R</b> OBP: 0.381, SLG: 0.547 (1, 9)		G3 BB		1-3		K		K		3	0	0	0	1	2	3									
<b>Bob Robertson, R</b> OBP: 0.320, SLG: 0.399 (1, 3)		K		5-3		F7		FC6-4		4	0	0	0	0	1	4									
<b>Ruppert Jones, L</b> OBP: 0.325, SLG: 0.325 (1, 8)		G3				F5		F8		3	0	0	0	1	0	1									
<b>Leroy Stanton, R</b> OBP: 0.269, SLG: 0.254 (1, 7)		6-3				K		6-3		4	0	0	0	0	1	2									
<b>Bill Stein, R</b> OBP: 0.316, SLG: 0.358 (1, 5)								5-3		4	0	3	0	0	0	0									
<b>Bill Plummer, R</b> OBP: 0.330, SLG: 0.363 (1, 2)										3	0	0	0	0	1	2									
<b>Bruce Bochte, L</b> OBP: 0.347, SLG: 0.402 (9, PH)										1	0	0	0	0	0	1									
<b>Inning Stats</b>	R: 0 E: 0 K: 0 S: 3	H: 0 LOB: 0 BB: 0 P: 3	R: 0 E: 0 K: 1 S: 5	H: 0 LOB: 1 BB: 1 P: 9	R: 0 E: 0 K: 0 S: 4	H: 2 LOB: 1 BB: 0 P: 4	R: 0 E: 0 K: 0 S: 3	H: 0 LOB: 0 BB: 0 P: 3	R: 0 E: 0 K: 1 S: 6	H: 1 LOB: 1 BB: 0 P: 6	R: 1 E: 0 K: 1 S: 7	H: 2 LOB: 1 BB: 0 P: 7	R: 0 E: 0 K: 0 S: 3	H: 0 LOB: 0 BB: 0 P: 3	R: 1 E: 0 K: 2 S: 10	H: 3 LOB: 2 BB: 1 P: 10	R: 0 E: 0 K: 0 S: 3	H: 1 LOB: 1 BB: 1 P: 7	1B: 7 2B: 2 3B: 0 HR: 0	SF: 0 SAC: 0 DP: 2 HBP: 0	WP: 0 PB: 0 SB: 1 CS: 0	PA: 36			
<b>PITCHER</b>	IP	WLS	BF	H	R	ER	SO	BB	IBB	HBP	BLK	WP	HR	S	P	ERA	WHIP								
<b>Mike Flanagan, L</b> ERA: 3.87 (1, 1)	7.1	W	30	8	2	2	4	1	0	0	0	0	0	37	41	2.46	1.227								
<b>Joe Kerrigan, R</b> ERA: 5.14 (8, 1)	1.2	S	6	1	0	0	1	1	0	0	0	0	0	7	11	0.00	1.200								

Batter	1	2	3	4	5	6	7	8	9	AB	R	H	RBI	BB	SO	LOB	BOTTOM								
<b>Larry Harlow, L</b> OBP: 0.325, SLG: 0.337 (1, 8)	E4 WP	5-3 1B		2-3			4-3	2B		5	1	2	3	0	0	0	<b>Seattle Mariners @ Baltimore Orioles</b> Memorial Stadium, Baltimore, MD Sat Aug 26 1978, 7:05 PM EDT Att: 16,484 - Unknown								
<b>Pat Kelly, L</b> OBP: 0.345, SLG: 0.391 (1, 7)		3-H 1B		4-3			5-3	K		3	1	1	0	0	1	2									
<b>Mike Anderson, R</b> OBP: 0.148, SLG: 0.042 (7, PH)	WP G3 1B	K								2	0	0	0	0	1	1									
<b>Ken Singleton, S</b> OBP: 0.410, SLG: 0.474 (1, 9)							6-3			4	0	0	1	0	0	3									
<b>Carlos Lopez, R</b> OBP: 0.277, SLG: 0.327 (8, 9)	F6	5-3					6-3			0	0	0	0	0	0	0									
<b>Eddie Murray, S</b> OBP: 0.351, SLG: 0.496 (1, 3)	G3 BB	K					F8	F7		3	0	0	0	1	1	1									
<b>Doug DeCinces, R</b> OBP: 0.324, SLG: 0.506 (1, 5)	G3						6-3	1B 1B		4	1	1	1	0	0	1									
<b>Lee May, R</b> OBP: 0.288, SLG: 0.414 (1, 10)	1-3						G3 1B	S 1B 1B		4	1	2	0	0	0	1									
<b>Rick Dempsey, R</b> OBP: 0.330, SLG: 0.351 (1, 2)							F8	FC6-4 1B IBB		2	2	1	0	2	0	1									
<b>Rich Dauer, R</b> OBP: 0.306, SLG: 0.363 (1, 4)							G3	FC6-4 1B		4	1	2	3	0	0	2									
<b>Mark Belanger, R</b> OBP: 0.287, SLG: 0.245 (1, 6)							F8	FC6-4 2B		4	2	1	0	0	0	3									
<b>Inning Stats</b>	R: 2 E: 2 K: 0 S: 5	H: 1 LOB: 1 BB: 1 P: 9	R: 3 E: 0 K: 2 S: 11	H: 4 LOB: 1 BB: 0 P: 11	R: 0 E: 0 K: 0 S: 3	H: 0 LOB: 0 BB: 1 P: 7	R: 0 E: 0 K: 0 S: 3	H: 0 LOB: 0 BB: 0 P: 3	R: 0 E: 0 K: 0 S: 4	H: 1 LOB: 1 BB: 0 P: 4	R: 0 E: 0 K: 0 S: 3	H: 0 LOB: 0 BB: 0 P: 3	R: 0 E: 0 K: 1 S: 9	H: 0 LOB: 1 BB: 1 P: 13	R: 4 E: 0 K: 1 S: 9	H: 4 LOB: 1 BB: 1 P: 13	1B: 8 2B: 2 3B: 0 HR: 0	SF: 0 SAC: 0 DP: 0 HBP: 0	WP: 1 PB: 0 SB: 2 CS: 0	PA: 38					
<b>PITCHER</b>	IP	WLS	BF	H	R	ER	SO	BB	IBB	HBP	BLK	WP	HR	S	P	ERA	WHIP								
<b>Jim Colborn, R</b> ERA: 5.15 (1, 1)	1.0	L	10	5	5	3	0	1	0	0	0	0	0	9	13	27.00	6.000								
<b>Shane Rawley, L</b> ERA: 4.14 (2, 1)	6.0		20	1	0	0	2	1	0	0	0	0	0	23	27	0.00	0.333								
<b>Mike Parrott, R</b> ERA: 5.75 (8, 1)	1.0		8	4	4	4	1	0	1	0	0	0	0	9	13	36.00	4.000								





Batter	1	2	3	4	5	6	7	8	9	AB	R	H	RBI	BB	SO	LOB	TOP					
Julio Cruz, S OBP: 0.337, SLG: 0.285 (1, 4)	0-0 SH1-3 2B		0-0 L4		0-0 4-3		0-0 SF9			3	0	1	1	0	0	1	<b>Seattle Mariners @ Baltimore Orioles</b> Memorial Stadium, Baltimore, MD Sun Aug 27 1978, 3:33 AM EDT Att: 7,260 - Unknown <a href="http://livebaseballscores.com">livebaseballscores.com</a>					
Craig Reynolds, L OBP: 0.344, SLG: 0.378 (1, 6)	0-0 SH1-3			0-0 HR	0-0 F9		0-0 3-H 1-3 1B			3	1	2	1	0	0	1						
Tom Paciorek, R OBP: 0.347, SLG: 0.451 Bruce Bochte, L OBP: 0.347, SLG: 0.401 (7, PH)	0-0 6-3			0-0 F3		0-0 F9	0-0 F8			3	0	0	0	0	0	1						
Leon Roberts, R OBP: 0.380, SLG: 0.543 (1, 9)	0-0 F7			0-0 1B		0-0 6-3		0-3 K		4	0	1	0	0	1	1						
Bob Robertson, R OBP: 0.313, SLG: 0.389 John Hale, L OBP: 0.293, SLG: 0.271 (8, 7)		0-0 F4		0-0 F4		0-0 F7		0-0 6-3		4	0	0	0	0	0	1						
Ruppert Jones, L OBP: 0.329, SLG: 0.331 (1, 8)	0-0 6-3			0-0 FC6-4 1B			4-0 1B BB	0-0 2B		3	1	2	0	1	0	0						
Leroy Stanton, R OBP: 0.266, SLG: 0.251 Dan Meyer, L OBP: 0.255, SLG: 0.323 (8, 3)	0-0 F4			0-0 FC6-4 1-2			0-0 B2	0-0 F6		3	0	0	0	0	0	3						
Bill Stein, R OBP: 0.320, SLG: 0.362 (1, 5)			0-0 G6-4-3 1B		0-0 4-3 SH3-4 1B		0-0 1B SF9 1B	0-0 6-3		4	1	3	0	0	0	0						
Kevin Pasley, R OBP: 0.138, SLG: 0.138 (1, 2)			0-0 G6-4-3 1-2		0-0 SH3-4 1-2		0-0 1B 3-H 1B	0-0 F7		3	0	1	1	0	0	1						
<b>Inning Stats</b>	R: 0 E: 0 K: 0 S: 4	H: 1 LOB: 1 BB: 0 P: 4	R: 0 E: 0 K: 0 S: 3	H: 0 LOB: 0 BB: 0 P: 3	R: 0 E: 0 K: 0 S: 3	H: 1 LOB: 0 BB: 0 P: 3	R: 1 E: 0 K: 0 S: 6	H: 3 LOB: 2 BB: 0 P: 6	R: 0 E: 0 K: 0 S: 4	H: 1 LOB: 1 BB: 0 P: 4	R: 0 E: 0 K: 0 S: 3	H: 0 LOB: 0 BB: 0 P: 3	R: 2 E: 0 K: 0 S: 6	H: 3 LOB: 2 BB: 1 P: 10	R: 0 E: 0 K: 1 S: 5	H: 1 LOB: 1 BB: 0 P: 5		R: 0 E: 0 K: 0 S: 3	H: 0 LOB: 0 BB: 0 P: 3	1B: 7 2B: 2 3B: 0 HR: 1	SF: 1 SAC: 2 DP: 1 HBP: 0	WP: 0 PB: 0 SB: 0 CS: 0
<b>PITCHER</b>	IP WLS BF H R ER SO BB IBB HBP BLK WP HR S P ERA WHIP	IP WLS BF H R ER SO BB IBB HBP BLK WP HR S P ERA WHIP																				
Scott McGregor, L ERA: 3.4 (1, 1)	6.2 29 9 3 3 0 1 0 0 0 0 0 1 28 32 4.05 1.500																					
Nelson Briles, R ERA: 4.44 (7, 1)	2.1 7 1 0 0 1 0 0 0 0 0 0 0 9 9 0.00 0.429																					
<b>Batter</b>	<b>1</b>	<b>2</b>	<b>3</b>	<b>4</b>	<b>5</b>	<b>6</b>	<b>7</b>	<b>8</b>	<b>9</b>	<b>AB</b>	<b>R</b>	<b>H</b>	<b>RBI</b>	<b>BB</b>	<b>SO</b>	<b>LOB</b>	<b>BOTTOM</b>					
Mark Belanger, R OBP: 0.288, SLG: 0.246 (1, 6)	0-0 2B 1B		0-0 F9			0-0 5-3		0-0 G3		3	1	1	0	0	0	0	<b>Seattle Mariners @ Baltimore Orioles</b> Memorial Stadium, Baltimore, MD Sun Aug 27 1978, 3:33 AM EDT Att: 7,260 - Unknown <a href="http://livebaseballscores.com">livebaseballscores.com</a>					
Terry Crowley, L OBP: 0.308, SLG: 0.257 (8, PH)										1	0	0	0	0	0	1						
Billy Smith, S OBP: 0.310, SLG: 0.360 (9, 6)										0	0	0	0	0	0	0						
Rich Dauer, R OBP: 0.303, SLG: 0.360 Larry Harlow, L OBP: 0.325, SLG: 0.336 (1, 4)	0-0 F8		0-0 F8			0-0 6-3			0-0 P4	3	0	0	0	0	0	1						
Ken Singleton, S OBP: 0.409, SLG: 0.474 Mike Anderson, R OBP: 0.148, SLG: 0.042 (9, PR)	0-3 K			0-0 5-3		0-0 5-3		0-0 HR 2B		4	0	1	0	0	1	1						
Eddie Murray, S OBP: 0.356, SLG: 0.507 (1, 3)	0-0 1-H 2B			0-0 G6-4-3 1B		0-0 G5-4-3 BB		0-0 2-H HR		3	1	3	3	1	0	0						
Lee May, R OBP: 0.286, SLG: 0.411 (1, 10)	0-0 F4			0-0 G6-4-3 1-2		0-0 G5-4-3 1-2				3	0	0	0	0	0	3						
Doug DeCinces, R OBP: 0.324, SLG: 0.504 (1, 5)		0-0 5-3			0-0 F8		4-0 SF8 BB			2	1	0	0	1	0	0						
Andres Mora, R OBP: 0.280, SLG: 0.371 (1, 7)		0-0 5-3			0-0 6-3		0-0 L4			3	0	0	0	0	0	1						
Carlos Lopez, R OBP: 0.272, SLG: 0.322 (1, 8)		0-0 5-3					0-0 SF8			2	0	0	1	0	1	0						
Dave Skaggs, R OBP: 0.234, SLG: 0.159 Rick Dempsey, R OBP: 0.332, SLG: 0.353 (8, PH)			0-0 4-3			0-0 P1		3-H 0-0 1B		2	0	0	0	0	0	0						
<b>Inning Stats</b>	R: 1 E: 0 K: 1 S: 7	H: 2 LOB: 1 BB: 0 P: 7	R: 0 E: 0 K: 0 S: 3	H: 0 LOB: 0 BB: 0 P: 3	R: 0 E: 0 K: 0 S: 3	H: 0 LOB: 0 BB: 0 P: 3	R: 0 E: 0 K: 0 S: 3	H: 1 LOB: 0 BB: 0 P: 3	R: 0 E: 0 K: 1 S: 5	H: 0 LOB: 0 BB: 0 P: 5	R: 0 E: 0 K: 0 S: 3	H: 0 LOB: 0 BB: 0 P: 3	R: 0 E: 0 K: 0 S: 2	H: 0 LOB: 0 BB: 1 P: 6	R: 1 E: 1 K: 0 S: 4	H: 1 LOB: 1 BB: 1 P: 8	R: 2 E: 0 K: 0 S: 3	H: 2 LOB: 1 BB: 0 P: 3	1B: 3 2B: 2 3B: 0 HR: 1	SF: 1 SAC: 0 DP: 2 HBP: 0	WP: 0 PB: 0 SB: 0 CS: 0	PA: 31
<b>PITCHER</b>	IP WLS BF H R ER SO BB IBB HBP BLK WP HR S P ERA WHIP	IP WLS BF H R ER SO BB IBB HBP BLK WP HR S P ERA WHIP																				
Rick Honeycutt, L ERA: 4.24 (1, 1)	0.2 L 4 2 2 2 0 0 0 0 0 0 1 4 4 27.00 3.000																					
Enrique Romo, R ERA: 3.23 (8, 1)																						



Batter	1	2	3	4	5	6	7	8	9	AB	R	H	RBI	BB	SO	LOB	TOP								
<b>Julio Cruz, S</b> OBP: 0.338, SLG: 0.287 (1, 4)	4-0 1B BLK SF9 BB	0-0 E6 S		0-0 6-3		0-0 FC6-4 1-2		0-0 1B 2B		4	2	1	1	1	0	2									
<b>Craig Reynolds, L</b> OBP: 0.347, SLG: 0.379 (1, 6)	0-0 FC5-4 1-3 1B	0-0 3-1		0-0 L4			1-0 2B SF9 HBP	0-0 1B		4	1	2	1	0	0	2									
<b>Ruppert Jones, L</b> OBP: 0.330, SLG: 0.338 (1, 8)	0-0 SF9 3-H		0-0 3B 2B	0-3 K			0-0 SF9 1-3 2B	0-3 K		4	1	2	1	0	2	0									
<b>Leon Roberts, R</b> OBP: 0.380, SLG: 0.547 (1, 9)	0-0 FC5-4 1-2		0-0 2B 3B	0-0 6-3			0-0 5-3	0-0 1B SH3-4 E 1B		5	2	2	1	0	0	3									
<b>Bruce Bochte, L</b> OBP: 0.348, SLG: 0.404 (1, 10)	4-0 1-2 BB		0-0 4-3 2B 2B	0-0 F8			0-0 SF9 2-3 3-H	0-0 SH3-4		2	1	1	2	1	0	0									
<b>Dan Meyer, L</b> OBP: 0.255, SLG: 0.321 (1, 3)	0-0 4-3		0-0 L7	0-0 F8			0-0 4-3	0-0 E 2-3 1B		5	0	1	0	0	0	4									
<b>Tom Paciorek, R</b> OBP: 0.343, SLG: 0.443 (9, PR)		0-3 K	0-0 4-3	0-0 6-3			0-0 2B 1B	0-0 E6 G6-4-3		5	1	1	1	0	1	2	AB 38								
<b>John Hale, L</b> OBP: 0.293, SLG: 0.271 (9, PR)			2-3					1-2 3-H		0	0	0	0	0	0	0	R 9								
<b>Bill Stein, R</b> OBP: 0.327, SLG: 0.377 (1, 5)		0-0 E 2B	0-0 2B	0-0 FC6-4 1B			0-0 1B 2B	0-0 G6-4-3 1-2		5	1	4	2	0	0	2	H 14								
<b>Kevin Pasley, R</b> OBP: 0.125, SLG: 0.125 (1, 2)		0-3 K	0-0 1-3	0-0 F7				0-3 K		3	0	0	0	0	1	3	RBI 9								
<b>Bob Robertson, R</b> OBP: 0.311, SLG: 0.386 (8, PH)										1	0	0	0	0	1	1	BB 2								
<b>Bill Plummer, R</b> OBP: 0.330, SLG: 0.363 (8, 2)										0	0	0	0	0	0	0	SO 5								
<b>Inning Stats</b>	R: 1 E: 0 K: 0 S: 4	H: 1 LOB: 2 BB: 2 P: 12	R: 0 E: 1 K: 2 S: 9	H: 1 LOB: 2 BB: 0 P: 9	R: 3 E: 0 K: 0 S: 7	H: 4 LOB: 1 BB: 0 P: 7	R: 0 E: 0 K: 1 S: 5	H: 0 LOB: 0 BB: 0 P: 5	R: 0 E: 0 K: 0 S: 3	H: 0 LOB: 0 BB: 0 P: 3	R: 0 E: 0 K: 0 S: 4	H: 1 LOB: 1 BB: 0 P: 4	R: 1 E: 0 K: 0 S: 4	H: 1 LOB: 1 BB: 0 P: 5	R: 3 E: 0 K: 2 S: 10	H: 4 LOB: 0 BB: 0 P: 10	R: 1 E: 1 K: 0 S: 5	H: 2 LOB: 2 BB: 0 P: 5	1B: 6 2B: 7 3B: 1 HR: 0	SF: 2 SAC: 1 DP: 1 HBP: 1	WP: 0 PB: 0 SB: 2 CS: 0	PA: 44			
<b>PITCHER</b>	IP	WLS	BF	H	R	ER	SO	BB	IBB	HBP	BLK	WP	HR	S	P	ERA	WHIP								
<b>Mike Torrez, R</b> ERA: 4.05 (1, 1)	2.2		17	6	4	4	2	2	0	0	1	0	0	19	27	13.50	3.000								
<b>Bill Lee, L</b> ERA: 3.59 (3, 1)	4.1		18	4	3	3	1	0	0	1	0	0	0	19	20	6.23	0.923								
<b>Bill Campbell, R</b> ERA: 3.98 (8, 1)	1.1		7	4	2	2	2	0	0	0	0	0	0	11	11	13.50	3.000								
<b>Bob Stanley, R</b> ERA: 2.89 (9, 1)	0.2	W	2	0	0	0	0	0	0	0	0	0	0	2	2	0.00	0.000								

Seattle Mariners @ Boston Red Sox  
Fenway Park, Boston, MA  
Mon Aug 28 1978, 7:05 PM EDT  
Att: 24,301 - Unknown - 70 F

AB 38  
R 9  
H 14  
RBI 9  
BB 2  
SO 5  
LOB 19



Batter	1	2	3	4	5	6	7	8	9	AB	R	H	RBI	BB	SO	LOB	BOTTOM								
<b>Rick Burleson, R</b> OBP: 0.296, SLG: 0.343 (1, 6)	0-3 K	0-0 F4		0-0 L9		0-0 6-3	0-0 5-3			5	0	0	0	0	1	5									
<b>Jack Brohamer, L</b> OBP: 0.321, SLG: 0.362 (1, 4)	0-0 S 1B	0-0 F9		0-0 1B				0-0 3-1 S 1B		5	0	4	0	0	0	1									
<b>Jerry Remy, L</b> OBP: 0.313, SLG: 0.350 (8, PR)				1-3						0	0	0	0	0	0	0									
<b>Frank Duffy, R</b> OBP: 0.276, SLG: 0.283 (9, 4)										0	0	0	0	0	0	0									
<b>Jim Rice, R</b> OBP: 0.380, SLG: 0.610 (1, 7)	0-3 1-2 K		0-0 HR	0-0 F8		0-3 K		0-0 P7		5	1	1	1	0	2	4									
<b>Carl Yastrzemski, L</b> OBP: 0.386, SLG: 0.428 (1, 10)	0-0 4-3		0-0 G5-4-3 1B	0-0 1B 2B		0-0 F7		0-0 3-1		5	1	2	0	0	0	3									
<b>Carlton Fisk, R</b> OBP: 0.376, SLG: 0.511 (1, 2)		0-0 1B 2B 1B	0-0 G5-4-3 1B	0-0 1B BB		0-0 F7		0-0 5-3		4	1	1	0	1	0	3									
<b>Fred Lynn, L</b> OBP: 0.373, SLG: 0.506 (1, 8)		0-0 2B 2B 1B	0-0 2B 3B	0-0 1B BB		0-0 HBP 2B 1B		0-0 1B SH		5	4	5	1	0	0	0									
<b>Dwight Evans, R</b> OBP: 0.343, SLG: 0.472 (1, 9)		0-0 2B 2B	0-0 2B	0-0 BB		0-0 HBP 2B		0-0 SH 1B		2	1	2	2	1	0	0									
<b>Garry Hancock, L</b> OBP: 0.232, SLG: 0.268 (7, PR)		1-3 2-H 2B	0-0 2B	0-0 BB		0-0 G6-4-3 BB		0-0 SH 2B 1B		1	1	1	0	0	0	0	AB 40								
<b>George Scott, R</b> OBP: 0.323, SLG: 0.404 (1, 3)		0-3 K	0-0 5-3	0-0 L9		0-0 2B		0-0 SH 2B		4	1	1	1	0	1	6	R 10								
<b>Butch Hobson, R</b> OBP: 0.328, SLG: 0.430 (1, 5)		0-0 2B	0-0 BB	0-0 G6-4-3		0-0 5-3		0-0 2B		4	0	2	4	1	0	6	H 19								
<b>Inning Stats</b>	R: 0 E: 0 K: 2 S: 8	H: 1 LOB: 1 BB: 0 P: 8	R: 3 E: 0 K: 1 S: 9	H: 4 LOB: 1 BB: 0 P: 9	R: 2 E: 0 K: 0 S: 6	H: 4 LOB: 1 BB: 0 P: 6	R: 0 E: 0 K: 0 S: 3	H: 1 LOB: 1 BB: 0 P: 7	R: 1 E: 0 K: 0 S: 4	H: 2 LOB: 2 BB: 2 P: 12	R: 0 E: 0 K: 1 S: 6	H: 1 LOB: 3 BB: 0 P: 6	R: 1 E: 0 K: 0 S: 5	H: 2 LOB: 3 BB: 0 P: 6	R: 0 E: 0 K: 0 S: 4	H: 1 LOB: 2 BB: 0 P: 4	R: 3 E: 1 K: 0 S: 4	H: 3 LOB: 1 BB: 0 P: 4	1B: 11 2B: 6 3B: 1 HR: 1	SF: 0 SAC: 1 DP: 2 HBP: 1	WP: 0 PB: 0 SB: 0 CS: 0	PA: 45			
<b>PITCHER</b>	IP	WLS	BF	H	R	ER	SO	BB	IBB	HBP	BLK	WP	HR	S	P	ERA	WHIP								
<b>Glenn Abbott, R</b> ERA: 4.85 (1, 1)	2.0		13	7	5	5	3	0	0	0	0	0	0	9	17	22.50	3.500								
<b>Jim Todd, R</b> ERA: 4.26 (3, 1)	2.0		11	5	1	1	0	2	0	0	0	0	0	9	17	4.50	3.500								
<b>Mike Parrott, R</b> ERA: 5.68 (5, 1)	2.1		11	3	1	1	1	1	0	1	0	0	0	11	16	3.86	1.714								
<b>Enrique Romo, R</b> ERA: 3.44 (7, 1)	1.2	L	10	4	3	3	0	0	0	0	0	0	0	10	10	16.20	2.400								

Seattle Mariners @ Boston Red Sox  
Fenway Park, Boston, MA  
Mon Aug 28 1978, 7:05 PM EDT  
Att: 24,301 - Unknown - 70 F

AB 40  
R 10  
H 19  
RBI 9  
BB 3  
SO 4  
LOB 28






Batter	1	2	3	4	5	6	7	8	9	AB	R	H	RBI	BB	SO	LOB	TOP										
<b>Julio Cruz, S</b> OBP: 0.341, SLG: 0.291 (1, 4)	F7		1-3		S		G3										5 0 3 1 0 0 0										
<b>Craig Reynolds, L</b> OBP: 0.345, SLG: 0.384 (1, 6)	HR		F7		F3		G3		1-3								5 1 1 1 0 0 3										
<b>Ruppert Jones, L</b> OBP: 0.329, SLG: 0.340 (1, 8)	G3				G3		1-3										4 0 1 0 0 0 2										
<b>Leon Roberts, R</b> OBP: 0.379, SLG: 0.542 (1, 9)	F9		4-3						5-3								3 1 0 0 0 0 1										
<b>Bruce Bochte, L</b> OBP: 0.349, SLG: 0.405 (1, 10)		2B			G6-4-3		F8		F8								4 1 2 0 0 0 1										
<b>Bill Stein, R</b> OBP: 0.328, SLG: 0.385 (1, 5)		K			G6-4-3		1B										3 1 1 1 1 1 2										
<b>Dan Meyer, L</b> OBP: 0.297, SLG: 0.326 (1, 3)					F9				G3								4 0 2 1 0 0 0										
<b>Tom Paciorek, R</b> OBP: 0.346, SLG: 0.459 (1, 7)		SF9			E7		G5-4-3										3 1 2 1 0 0 2										
<b>Bill Plummer, R</b> OBP: 0.316, SLG: 0.345 (1, 2)		K			F4				L6-4								4 0 0 0 0 1 3										
<b>Inning Stats</b>	R: 1 E: 0 K: 0 S: 4	H: 1 LOB: 0 BB: 0 P: 4	R: 1 E: 0 K: 2 S: 9	H: 2 LOB: 1 BB: 0 P: 9	R: 0 E: 0 K: 0 S: 4	H: 1 LOB: 1 BB: 0 P: 4	R: 0 E: 0 K: 0 S: 3	H: 1 LOB: 0 BB: 0 P: 3	R: 1 E: 1 K: 0 S: 5	H: 2 LOB: 1 BB: 0 P: 5	R: 1 E: 0 K: 0 S: 3	H: 1 LOB: 1 BB: 0 P: 8	R: 0 E: 0 K: 0 S: 4	H: 1 LOB: 1 BB: 0 P: 4	R: 1 E: 0 K: 0 S: 4	H: 1 LOB: 1 BB: 0 P: 4	R: 0 E: 0 K: 0 S: 4	H: 2 LOB: 1 BB: 0 P: 4	1B: 6 2B: 5 3B: 0 HR: 2	SF: 1 SAC: 0 DP: 3 HBP: 1	WP: 0 PB: 0 SB: 1 CS: 0	PA: 38					
<b>PITCHER</b>	IP	WLS	BF	H	R	ER	SO	BB	IBB	HBP	BLK	WP	HR	S	P	ERA	WHIP										
<b>Dick Drago, R</b> ERA: 3.43 (1, 1)	6.0	W	26	8	4	4	2	1	0	1	0	0	1	28	33	6.00	1.500										
<b>Tom Burgmeier, L</b> ERA: 4.07 (7, 1)	3.0	S	12	4	1	1	0	0	0	0	0	0	1	12	12	3.00	1.333										

**Seattle Mariners @ Boston Red Sox**  
Fenway Park, Boston, MA  
Tue Aug 29 1978, 7:05 PM EDT  
Att: 32,393 - Unknown


**AB 35**  
**R 5**  
**H 12**  
**RBI 5**  
**BB 1**  
**SO 2**  
**LOB 14**



Batter	1	2	3	4	5	6	7	8	9	AB	R	H	RBI	BB	SO	LOB	BOTTOM										
<b>Rick Burleson, R</b> OBP: 0.297, SLG: 0.342 (1, 6)	F9		4-3				G6-3										4 1 1 0 1 0 1										
<b>Jack Brohamer, L</b> OBP: 0.318, SLG: 0.363 (1, 4)	E3				F8		G4-6-3										5 1 1 0 0 0 3										
<b>Jim Rice, R</b> OBP: 0.380, SLG: 0.608 (1, 7)					F8		FC4-6		6-3								5 1 2 1 0 1 2										
<b>Carl Yastrzemski, L</b> OBP: 0.388, SLG: 0.431 (1, 10)					G3		FC4-6										4 1 2 1 1 0 1										
<b>Carlton Fisk, R</b> OBP: 0.379, SLG: 0.513 (1, 2)							5-3		F6								4 2 2 2 1 0 2										
<b>Fred Lynn, L</b> OBP: 0.376, SLG: 0.506 (1, 8)							G3										2 1 1 0 3 0 0										
<b>Garry Hancock, L</b> OBP: 0.217, SLG: 0.250 (1, 9)							SH		F9								4 1 0 0 0 0 7										
<b>George Scott, R</b> OBP: 0.322, SLG: 0.412 (1, 3)					F8				F4								4 1 1 4 0 1 2										
<b>Butch Hobson, R</b> OBP: 0.328, SLG: 0.429 <b>Frank Duffy, R</b> OBP: 0.283, SLG: 0.290 (6, 5)																	3 1 1 0 0 0 2 1 0 1 0 0 0 0										
<b>Inning Stats</b>	R: 4 E: 2 K: 1 S: 10	H: 3 LOB: 2 BB: 1 P: 14	R: 1 E: 1 K: 1 S: 7	H: 2 LOB: 3 BB: 2 P: 15	R: 0 E: 0 K: 0 S: 3	H: 0 LOB: 0 BB: 0 P: 3	R: 0 E: 0 K: 0 S: 3	H: 0 LOB: 0 BB: 0 P: 3	R: 5 E: 1 K: 0 S: 7	H: 4 LOB: 1 BB: 2 P: 15	R: 0 E: 0 K: 0 S: 3	H: 0 LOB: 0 BB: 0 P: 3	R: 0 E: 0 K: 0 S: 3	H: 1 LOB: 0 BB: 0 P: 3	R: 0 E: 0 K: 0 S: 5	H: 2 LOB: 3 BB: 1 P: 9	R: 0 E: 0 K: 0 S: 5	H: 0 LOB: 0 BB: 0 P: 9	1B: 8 2B: 3 3B: 0 HR: 1	SF: 0 SAC: 1 DP: 2 HBP: 0	WP: 0 PB: 0 SB: 0 CS: 0	PA: 43					
<b>PITCHER</b>	IP	WLS	BF	H	R	ER	SO	BB	IBB	HBP	BLK	WP	HR	S	P	ERA	WHIP										
<b>Byron McLaughlin, R</b> ERA: 5.2 (1, 1)	1.1	L	11	4	5	3	1	1	0	0	0	0	1	14	26	10.12	1.875										
<b>Glenn Abbott, R</b> ERA: 4.96 (2, 1)	2.2		15	3	4	3	1	2	1	0	0	0	0	15	23	2.25	1.750										
<b>Jim Todd, R</b> ERA: 4.18 (5, 1)	4.0		17	5	1	1	0	2	0	0	0	0	0	15	23	2.25	1.750										

**Seattle Mariners @ Boston Red Sox**  
Fenway Park, Boston, MA  
Tue Aug 29 1978, 7:05 PM EDT  
Att: 32,393 - Unknown

**AB 36**  
**R 10**  
**H 12**  
**RBI 8**  
**BB 6**  
**SO 2**  
**LOB 20**





Batter	1	2	3	4	5	6	7	8	9	AB	R	H	RBI	BB	SO	LOB	TOP			
Julio Cruz, S OBP: 0.341, SLG: 0.292										5	1	2	0	0	0	4	<b>Seattle Mariners @ New York Yankees</b> Yankee Stadium, Bronx, NY Fri Sep 01 1978, 7:05 PM EDT Att: 20,167 - Unknown - 73 F			
Craig Reynolds, L OBP: 0.344, SLG: 0.387										4	1	1	1	0	0	1				
Ruppert Jones, L OBP: 0.326, SLG: 0.337										3	0	0	1	0	0	0				
Leon Roberts, R OBP: 0.375, SLG: 0.537										4	0	0	0	0	0	0				
Bruce Bochte, L OBP: 0.348, SLG: 0.403										4	0	1	0	0	1	0				
Bill Stein, R OBP: 0.328, SLG: 0.383										4	1	1	0	0	0	1				
Dan Meyer, L OBP: 0.262, SLG: 0.336										4	0	3	1	0	0	1				
Tom Paciorek, R OBP: 0.346, SLG: 0.453										2	0	0	0	1	1	1				
John Hale, L OBP: 0.296, SLG: 0.280										1	0	1	0	0	0	0				
Bill Plummer, R OBP: 0.303, SLG: 0.330										4	0	0	0	0	1	5				
<b>Inning Stats</b>	R: 1 E: 0 K: 0 S: 4	H: 1 LOB: 0 BB: 0 P: 4	R: 1 E: 0 K: 1 S: 7	H: 2 LOB: 1 BB: 0 P: 7	R: 0 E: 0 K: 0 S: 3	H: 0 LOB: 0 BB: 0 P: 3	R: 0 E: 0 K: 0 S: 4	H: 1 LOB: 1 BB: 0 P: 4	R: 0 E: 0 K: 0 S: 5	H: 0 LOB: 0 BB: 0 P: 5	R: 0 E: 0 K: 0 S: 4	H: 1 LOB: 2 BB: 1 P: 8	R: 1 E: 0 K: 0 S: 4	H: 1 LOB: 0 BB: 0 P: 4	R: 0 E: 0 K: 1 S: 7	H: 2 LOB: 2 BB: 0 P: 7	1B: 5 2B: 3 3B: 1 HR: 0	SF: 1 SAC: 0 DP: 0 HBP: 0	WP: 0 PB: 1 CS: 2	PA: 37
<b>PITCHER</b>	IP WLS BF H R ER SO BB IBB HBP BLK WP HR S P ERA WHIP																			
Catfish Hunter, R ERA: 3.73	(1, 1)	8.0 L 32 7 3 2 2 1 0 0 0 0 0 0 35 39 2.25 1.000																		
Ken Clay, R ERA: 4.54	(9, 1)	1.0 5 2 0 0 1 0 0 0 0 0 0 0 7 7 0.00 2.000																		

livebaseballscores.com

AB 35  
R 3  
H 9  
RBI 3  
BB 1  
SO 3  
LOB 13



Batter	1	2	3	4	5	6	7	8	9	AB	R	H	RBI	BB	SO	LOB	BOTTOM					
Mickey Rivers, L OBP: 0.292, SLG: 0.397										4	0	2	0	0	1	0	<b>Seattle Mariners @ New York Yankees</b> Yankee Stadium, Bronx, NY Fri Sep 01 1978, 7:05 PM EDT Att: 20,167 - Unknown - 73 F					
Willie Randolph, R OBP: 0.365, SLG: 0.355										4	0	0	0	0	2							
Thurman Munson, R OBP: 0.328, SLG: 0.385										4	0	1	0	0	1							
Reggie Jackson, L OBP: 0.365, SLG: 0.472										3	0	0	0	1	2							
Graig Nettles, L OBP: 0.340, SLG: 0.456										3	0	0	0	0	3							
Chris Chambliss, L OBP: 0.337, SLG: 0.388										2	0	0	0	1	0							
Lou Piniella, R OBP: 0.362, SLG: 0.436										3	0	1	0	0	1							
Jim Spencer, L OBP: 0.295, SLG: 0.459										3	0	0	0	0	1							
Bucky Dent, R OBP: 0.292, SLG: 0.322										2	0	0	0	0	0							
Roy White, S OBP: 0.326, SLG: 0.386										1	0	0	0	0	0							
Fred Stanley, R OBP: 0.330, SLG: 0.283										0	0	0	0	0	0							
<b>Inning Stats</b>	R: 0 E: 0 K: 0 S: 5	H: 2 LOB: 2 BB: 0 P: 5	R: 0 E: 0 K: 1 S: 5	H: 0 LOB: 0 BB: 0 P: 5	R: 0 E: 0 K: 1 S: 5	H: 0 LOB: 0 BB: 0 P: 5	R: 0 E: 0 K: 0 S: 2	H: 0 LOB: 0 BB: 1 P: 6	R: 0 E: 0 K: 0 S: 3	H: 1 LOB: 0 BB: 0 P: 3	R: 0 E: 0 K: 0 S: 4	H: 1 LOB: 1 BB: 0 P: 4	R: 0 E: 0 K: 1 S: 5	H: 0 LOB: 0 BB: 1 P: 9	R: 0 E: 0 K: 0 S: 3	H: 0 LOB: 0 BB: 0 P: 3	R: 0 E: 0 K: 0 S: 3	H: 0 LOB: 0 BB: 0 P: 3	1B: 2 2B: 2 3B: 0 HR: 0	SF: 0 SAC: 0 DP: 2 HBP: 0	WP: 0 PB: 0 CS: 0	PA: 31
<b>PITCHER</b>	IP WLS BF H R ER SO BB IBB HBP BLK WP HR S P ERA WHIP																					
Paul Mitchell, R ERA: 3.78	(1, 1)	9.0 W 31 4 0 0 3 2 0 0 0 0 0 0 35 43 0.00 0.667																				

livebaseballscores.com

AB 29  
R 0  
H 4  
RBI 0  
BB 2  
SO 3  
LOB 10





Batter	1	2	3	4	5	6	7	8	9	AB	R	H	RBI	BB	SO	LOB	TOP			
<b>Julio Cruz, S</b> OBP: 0.338, SLG: 0.289 (1,4)	0-3 K	0-0 F7		0-0 1-3		0-3 K			0-0 6-3	5	0	0	1	0	2	3				
<b>Craig Reynolds, L</b> OBP: 0.345, SLG: 0.387 (1,6)	0-0 1B		0-0 3-1 1B	0-0 4-3			0-0 3-1		0-0 F7	5	0	2	0	0	0	1				
<b>Ruppert Jones, L</b> OBP: 0.328, SLG: 0.339 (1,8)	0-0 1B		0-0 F7		0-0 1B		0-0 4-3			4	0	2	0	0	0	1				
<b>Leon Roberts, R</b> OBP: 0.374, SLG: 0.534 (1,9)	0-3 K		0-0 3-1 1B		0-0 P4		0-0 F7			4	0	1	0	0	1	3				
<b>Bruce Bochte, L</b> OBP: 0.346, SLG: 0.400 (1,10)	0-0 F7		0-0 3-1		0-0 F8			0-0 5-3		4	0	0	0	0	0	5				
<b>Dan Meyer, L</b> OBP: 0.264, SLG: 0.344 (1,3)		0-0 HR	0-0 BB		0-0 1-3			0-0 G3		3	1	1	1	1	0	1				
<b>Bill Stein, R</b> OBP: 0.324, SLG: 0.379 (1,5)		0-0 F9	0-0 F8			0-0 F7		0-0 F6		4	0	0	0	0	0	3				
<b>Tom Paciorek, R</b> OBP: 0.354, SLG: 0.466 (1,7)		0-0 F9		0-0 SH3-4 1B		0-0 1B			0-0 F8 6-3 2B	4	1	3	0	0	0	0				
<b>Bill Plummer, R</b> OBP: 0.307, SLG: 0.344 (1,2)				0-0 SH3-4		0-3 K			0-0 F8	2	0	1	0	0	1	1				
<b>John Hale, L</b> OBP: 0.295, SLG: 0.279 (9, PH)				1-2 2B					0-0 F8	1	0	0	0	0	0	1				
<b>Inning Stats</b>	R: 0 E: 0 K: 2 S: 9	H: 2 LOB: 2 BB: 0 P: 9	R: 1 E: 0 K: 0 S: 5	H: 2 LOB: 1 BB: 0 P: 5	R: 0 E: 0 K: 0 S: 5	H: 2 LOB: 3 BB: 1 P: 9	R: 0 E: 0 K: 0 S: 4	H: 1 LOB: 1 BB: 0 P: 4	R: 0 E: 0 K: 2 S: 8	H: 1 LOB: 1 BB: 0 P: 8	R: 0 E: 0 K: 0 S: 3	H: 0 LOB: 0 BB: 0 P: 3	R: 0 E: 0 K: 0 S: 3	H: 0 LOB: 0 BB: 0 P: 3	R: 1 E: 0 K: 0 S: 4	H: 1 LOB: 0 BB: 0 P: 4	1B: 7 2B: 2 3B: 0 HR: 1	SF: 0 SAC: 1 DP: 0 HBP: 0	WP: 0 PB: 0 CS: 0	PA: 38
<b>PITCHER</b> <b>Ed Figueroa, R</b> ERA: 3.1 (1,1)	IP: 9.0 WLS: W BF: 38 H: 10 R: 2 ER: 2 SO: 4 BB: 1 IBB: 0 HBP: 0 BLK: 0 WP: 0 HR: 1 S: 45 P: 49 ERA: 2.00 WHIP: 1.222																			

Seattle Mariners @ New York Yankees  
Yankee Stadium, Bronx, NY  
Sat Sep 02 1978, 7:05 PM EDT  
Att: 18,530 - Unknown - 71 F

AB	36
R	2
H	10
RBI	2
BB	1
SO	4
LOB	19



Batter	1	2	3	4	5	6	7	8	9	AB	R	H	RBI	BB	SO	LOB	BOTTOM			
<b>Mickey Rivers, L</b> OBP: 0.293, SLG: 0.397 (1,8)	0-0 G5-3 1B		0-0 5-3	0-0 F7		0-0 BB 1B		0-0 G4-6-3		5	1	2	1	0	0	3				
<b>Willie Randolph, R</b> OBP: 0.365, SLG: 0.354 (1,4)	0-0 HR		0-3 K	0-0 1-3		0-0 F7 1B BB		0-0 4-3		4	1	1	0	1	1	2				
<b>Thurman Munson, R</b> OBP: 0.330, SLG: 0.385 (1,2)	0-0 G5-3		0-0 BB		0-0 F8	0-0 F7 1B				3	0	1	2	1	0	2				
<b>Reggie Jackson, L</b> OBP: 0.366, SLG: 0.478 (1,9)	0-0 HR		0-0 BB		0-0 F2	0-0 F7				3	1	1	2	1	0	2				
<b>Graig Nettles, L</b> OBP: 0.341, SLG: 0.457 (1,5)	0-0 1B		0-0 F7		0-0 1B	0-3 K				4	0	2	0	0	1	4				
<b>Chris Chambliss, L</b> OBP: 0.336, SLG: 0.393 (1,3)	0-0 4-3			0-0 HR	0-0 4-3		0-0 F7			4	1	1	1	0	0	2				
<b>Jim Spencer, L</b> OBP: 0.294, SLG: 0.453 (1,10)		0-3 K		0-0 FC1-5 1B		0-3 K	0-0 4-3			4	0	1	0	0	2	0				
<b>Gary Thomasson, L</b> OBP: 0.299, SLG: 0.370 (1,7)		0-0 4-3		0-0 FC1-5 1B		0-0 1B 1B	0-0 F8			4	1	2	0	0	0	0				
<b>Bucky Dent, R</b> OBP: 0.295, SLG: 0.325 (1,6)		0-0 5-3		0-0 FC1-5		0-0 BB 1B		0-0 G4-6-3 1B		4	1	2	0	0	0	2				
<b>Inning Stats</b>	R: 2 E: 0 K: 0 S: 6	H: 4 LOB: 1 BB: 0 P: 6	R: 0 E: 0 K: 1 S: 5	H: 0 LOB: 0 BB: 0 P: 5	R: 0 E: 0 K: 1 S: 5	H: 0 LOB: 2 BB: 2 P: 13	R: 1 E: 0 K: 0 S: 6	H: 3 LOB: 2 BB: 0 P: 6	R: 0 E: 0 K: 0 S: 4	H: 1 LOB: 1 BB: 0 P: 4	R: 3 E: 0 K: 2 S: 11	H: 4 LOB: 2 BB: 1 P: 15	R: 0 E: 0 K: 0 S: 3	H: 0 LOB: 0 BB: 0 P: 3	R: 0 E: 0 K: 0 S: 3	H: 1 LOB: 0 BB: 0 P: 3	1B: 11 2B: 0 3B: 0 HR: 2	SF: 0 SAC: 0 DP: 2 HBP: 0	WP: 0 PB: 0 CS: 0	PA: 38
<b>PITCHER</b> <b>Jim Colborn, R</b> ERA: 5.29 (1,1)	IP: 5.1 WLS: L BF: 27 H: 10 R: 5 ER: 5 SO: 3 BB: 2 IBB: 0 HBP: 0 BLK: 0 WP: 0 HR: 2 S: 31 P: 39 ERA: 8.44 WHIP: 2.250																			
<b>Shane Rawley, L</b> ERA: 4.23 (6,1)	0.0 2 1 0 0 0 1 0 0 0 0 0 0 1 5 ∞ ∞																			
<b>Jim Todd, R</b> ERA: 4.06 (6,1)	2.2 9 2 1 1 1 0 0 0 0 0 0 0 11 11 3.38 0.750																			

Seattle Mariners @ New York Yankees  
Yankee Stadium, Bronx, NY  
Sat Sep 02 1978, 7:05 PM EDT  
Att: 18,530 - Unknown - 71 F

AB	35
R	6
H	13
RBI	6
BB	3
SO	4
LOB	17





Batter	1	2	3	4	5	6	7	8	9	AB	R	H	RBI	BB	SO	LOB	TOP		
<b>Julio Cruz, S</b> OBP: 0.337, SLG: 0.288 (1, 4)										5	1	1	0	0	2	3	<b>Seattle Mariners @ New York Yankees</b> Yankee Stadium, Bronx, NY Sun Sep 03 1978, 3:33 AM EDT Att: 22,386 - Unknown - 79 F		
<b>Craig Reynolds, L</b> OBP: 0.342, SLG: 0.384 (1, 6)										4	0	0	0	0	0	2			
<b>Ruppert Jones, L</b> OBP: 0.334, SLG: 0.350 (1, 8)										2	0	2	2	2	0	0			
<b>Leon Roberts, R</b> OBP: 0.370, SLG: 0.528 (1, 9)										4	0	0	0	0	1	4			
<b>Bruce Bochte, L</b> OBP: 0.345, SLG: 0.398 <b>John Hale, L</b> OBP: 0.279, SLG: 0.279 (9, PR)										4	0	1	0	0	0	1			
<b>Dan Meyer, L</b> OBP: 0.264, SLG: 0.343 (1, 3)										4	0	1	0	0	0	0			
<b>Bill Stein, R</b> OBP: 0.324, SLG: 0.380 (1, 5)										4	0	1	1	0	1	0			
<b>Tom Paciorek, R</b> OBP: 0.352, SLG: 0.461 (1, 7)										4	0	1	0	0	2	3			
<b>Bill Plummer, R</b> OBP: 0.301, SLG: 0.337 <b>Larry Milbourne, S</b> OBP: 0.279, SLG: 0.328 <b>Kevin Pasley, R</b> OBP: 0.125, SLG: 0.125 <b>Bob Robertson, R</b> OBP: 0.309, SLG: 0.384 (8, PH)										2	0	0	0	0	1	1			
<b>Inning Stats</b>	R: 0 E: 0 K: 1 S: 6	H: 1 LOB: 1 BB: 0 P: 6	R: 0 E: 0 K: 1 S: 5	H: 0 LOB: 0 BB: 0 P: 5	R: 0 E: 0 K: 2 S: 7	H: 0 LOB: 0 BB: 0 P: 7	R: 0 E: 0 K: 1 S: 5	H: 0 LOB: 1 BB: 1 P: 9	R: 0 E: 0 K: 0 S: 3	H: 0 LOB: 0 BB: 0 P: 3	R: 2 E: 0 K: 0 S: 6	H: 3 LOB: 1 BB: 0 P: 6	R: 1 E: 0 K: 3 S: 12	H: 3 LOB: 3 BB: 0 P: 12	1B: 5 2B: 2 3B: 1 HR: 0	SF: 0 SAC: 0 DP: 0 HBP: 0		WP: 1 PB: 0 SB: 1 CS: 0	PA: 37
<b>PITCHER</b>	IP	WLS	BF	H	R	ER	SO	BB	IBB	HBP	BLK	WP	HR	S	P	ERA	WHIP		
<b>Jim Beattie, R</b> ERA: 4.03 (1, 1)	8.0	W	31	5	2	2	5	2	0	0	0	1	0	39	47	2.25	0.875		
<b>Sparky Lyle, L</b> ERA: 3.33 (9, 1)	0.0		3	3	1	1	0	0	0	0	0	0	0	3	3	∞	∞		
<b>Rich Gossage, R</b> ERA: 1.95 (9, 1)	1.0	S	3	0	0	0	3	0	0	0	0	0	0	9	9	0.00	0.000		

AB 35  
R 3  
H 8  
RBI 3  
BB 2  
SO 8  
LOB 17

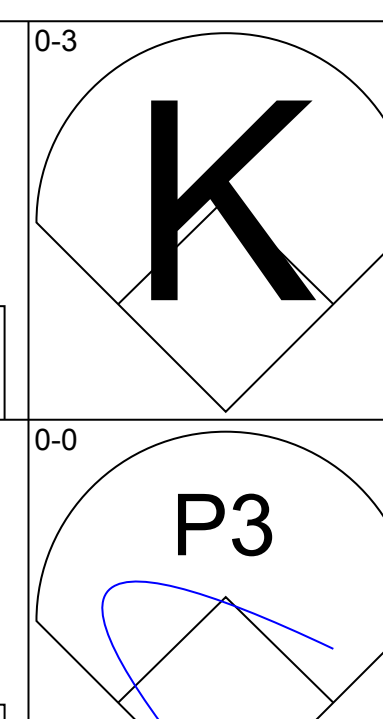
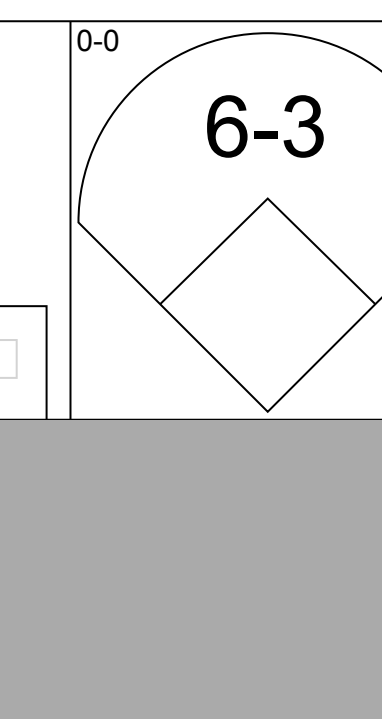
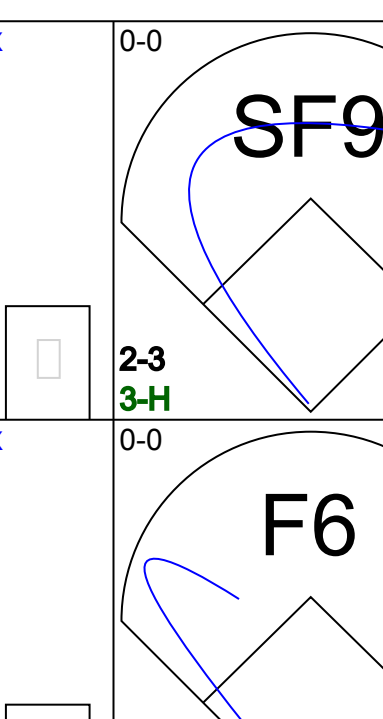
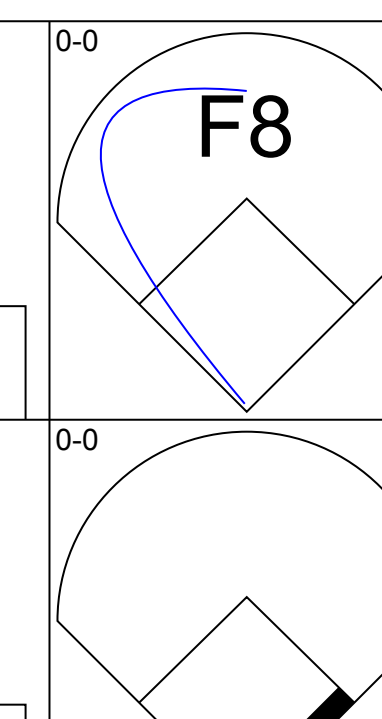
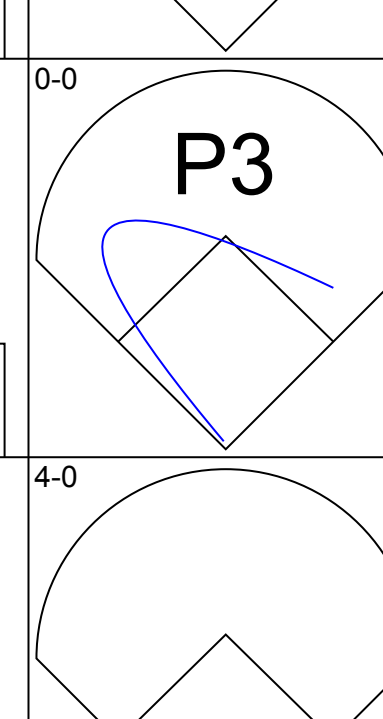
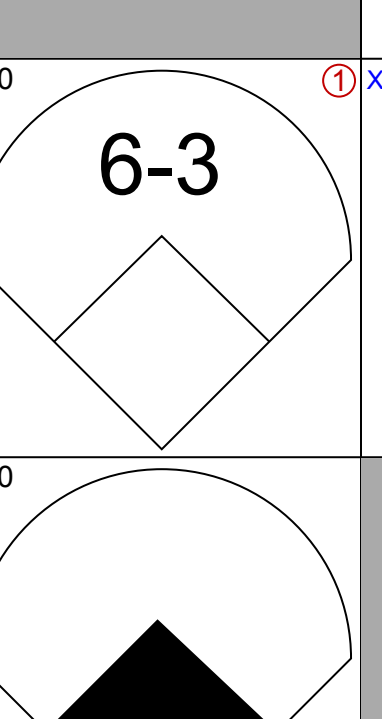
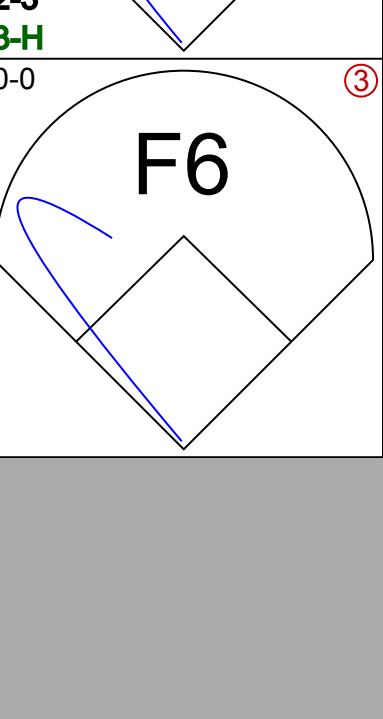
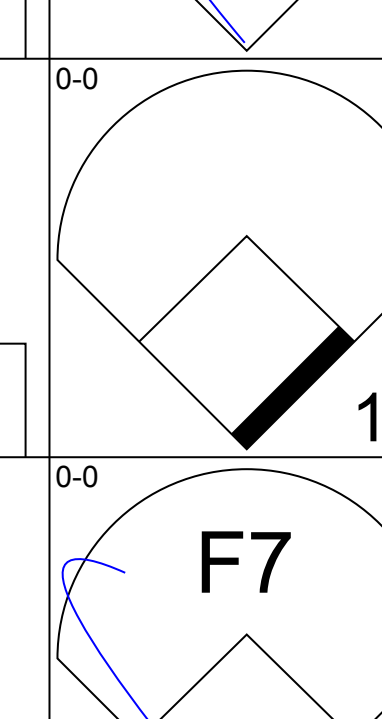
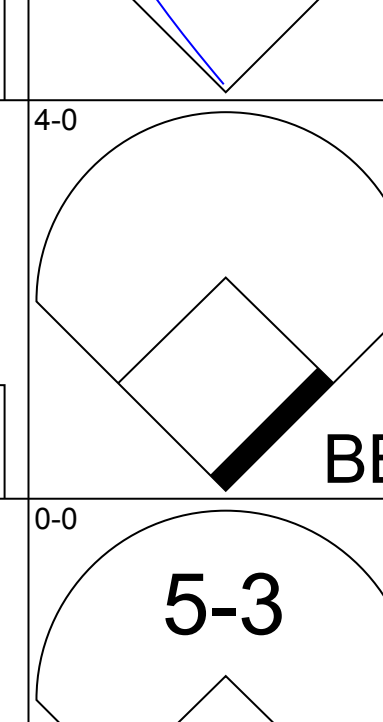
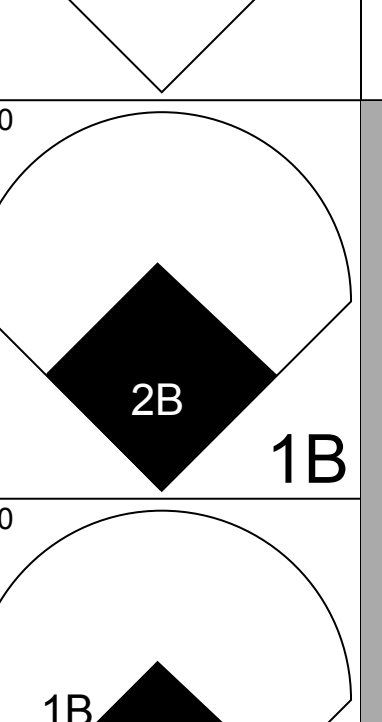
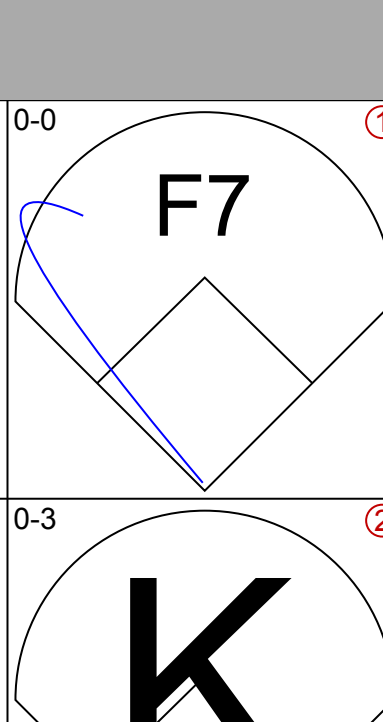
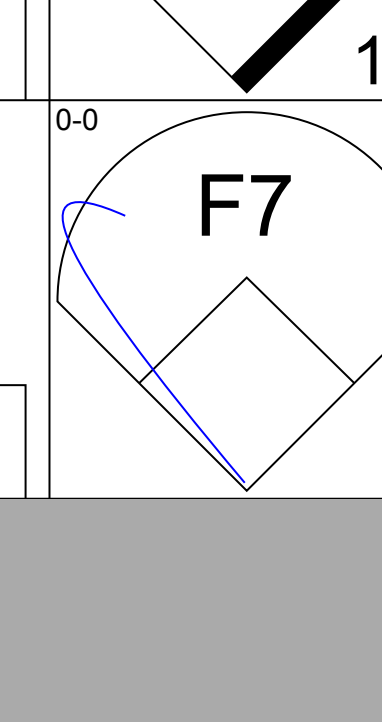
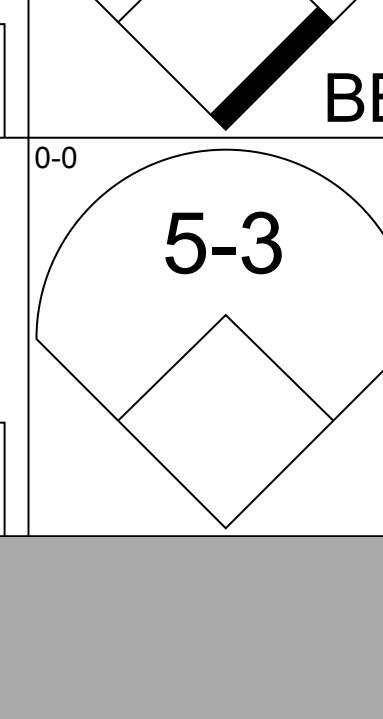
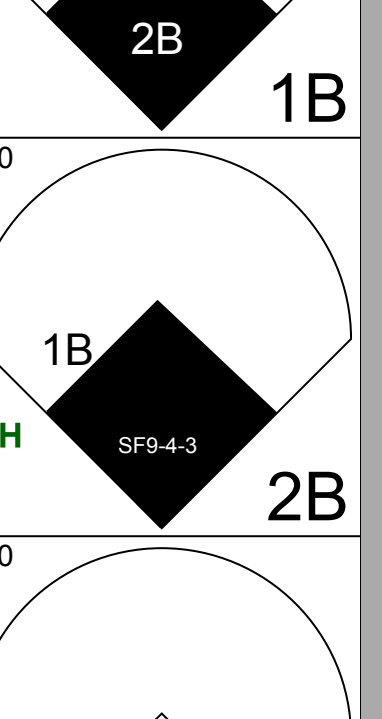
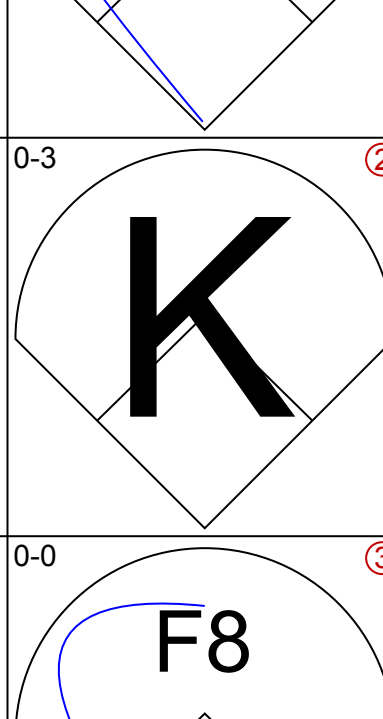

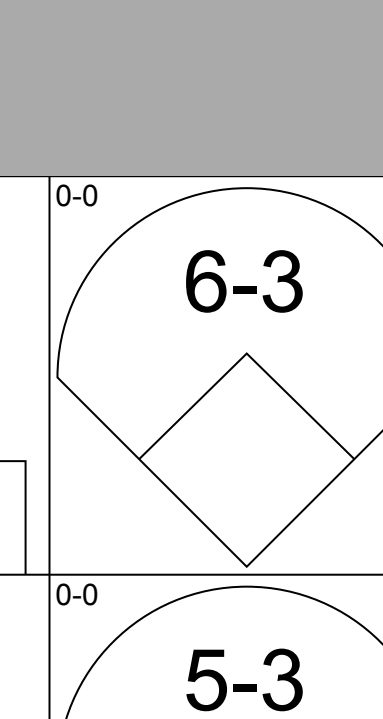
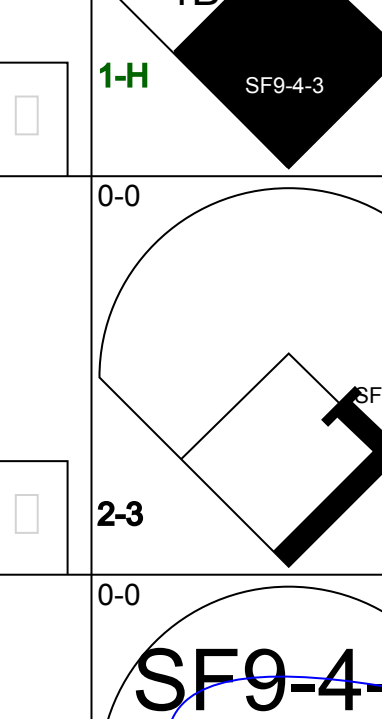
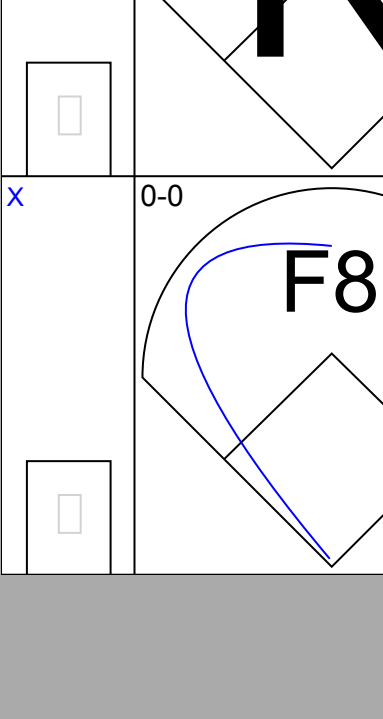

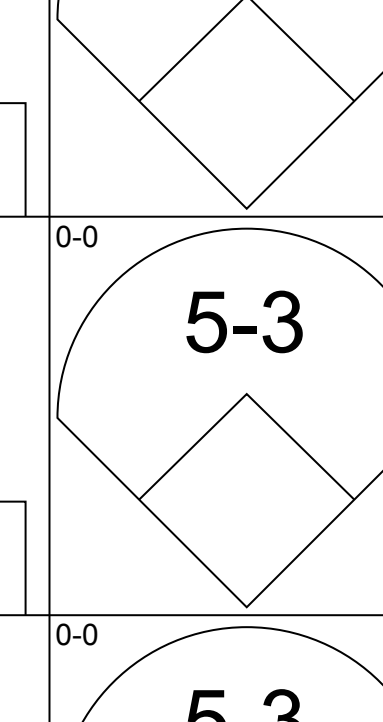
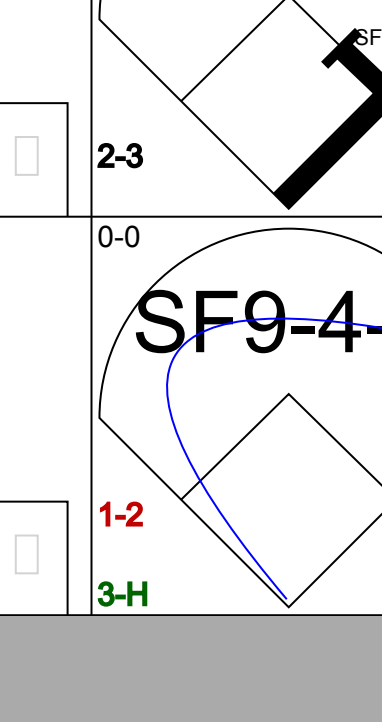
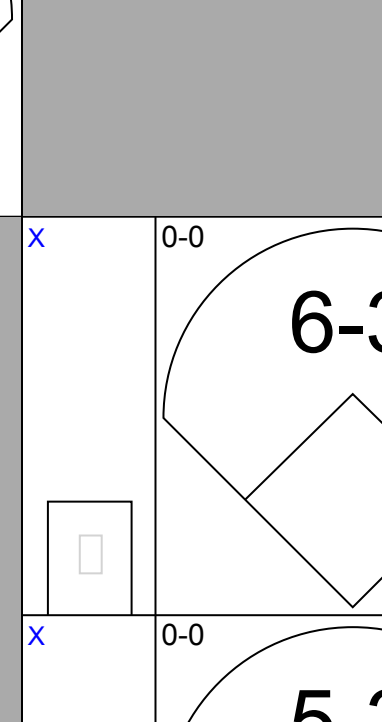
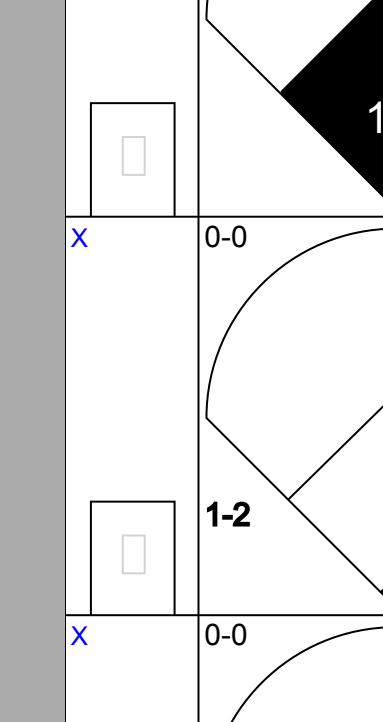
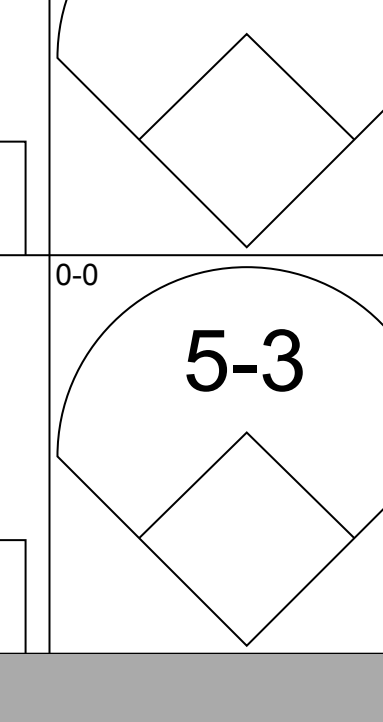
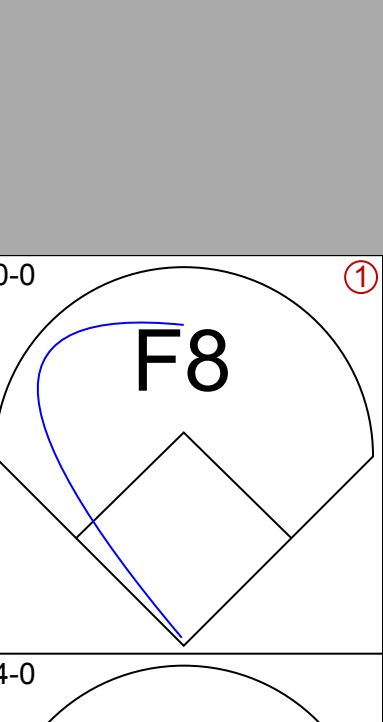
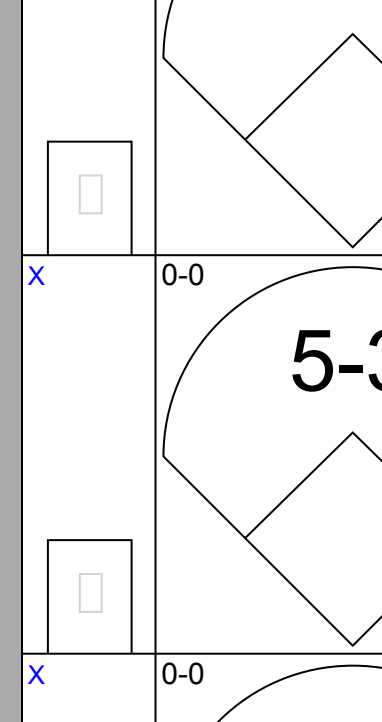
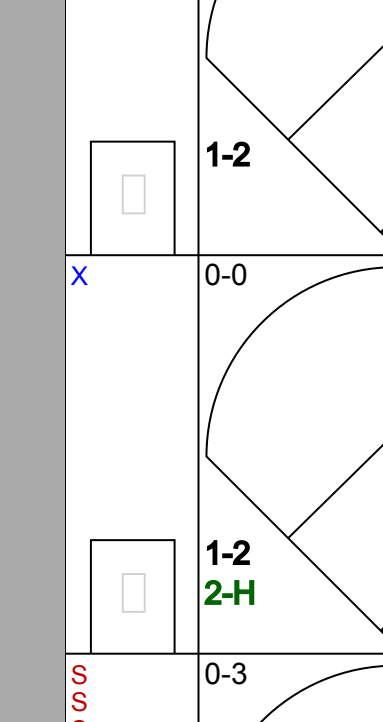
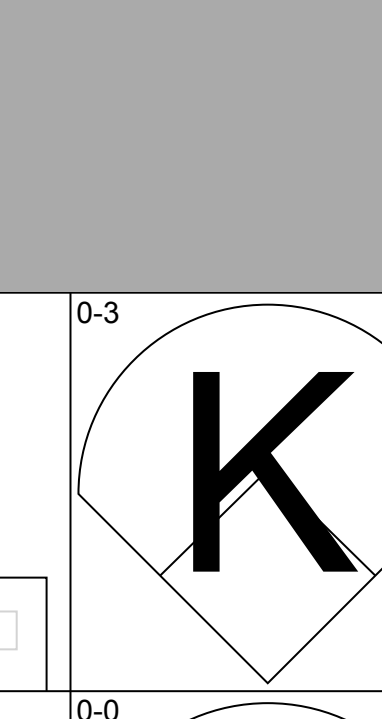
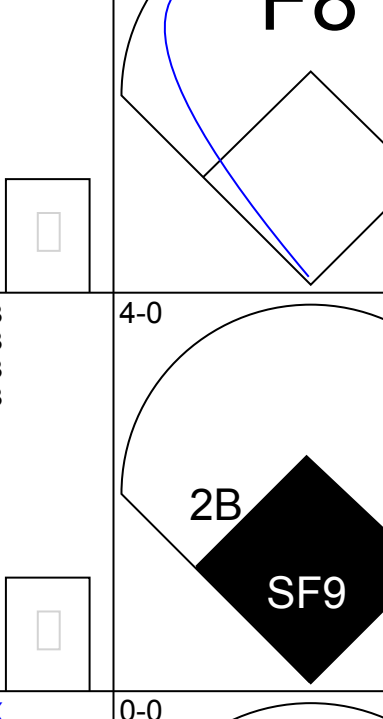
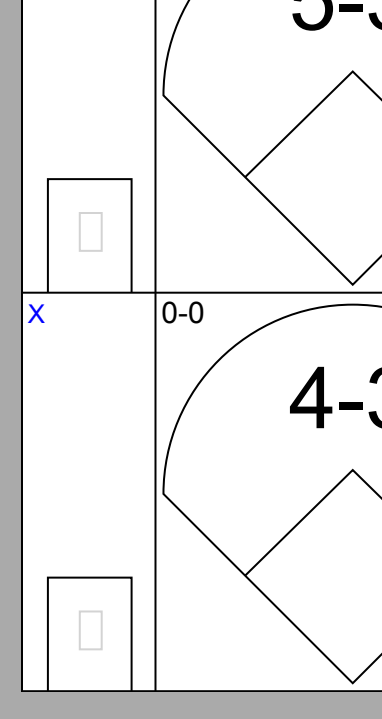
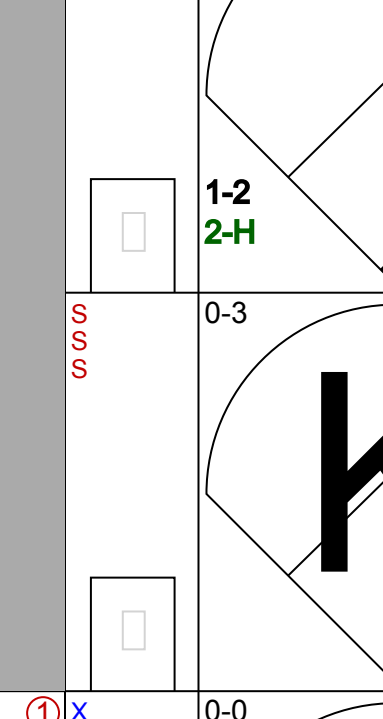
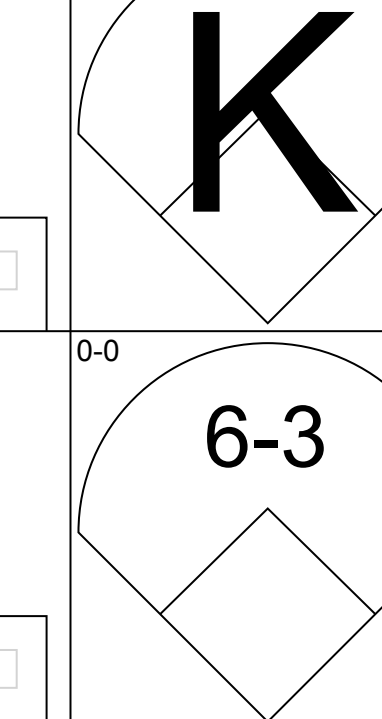
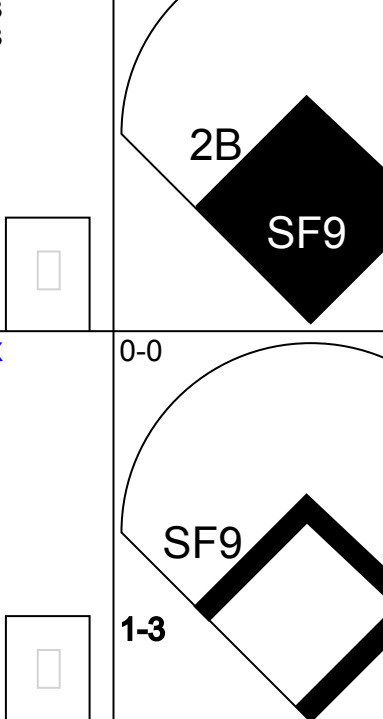
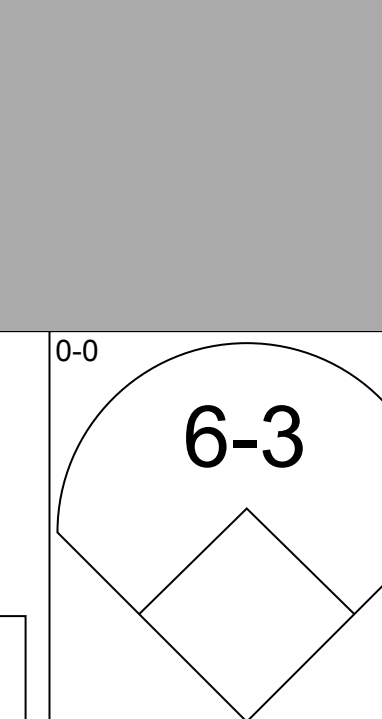
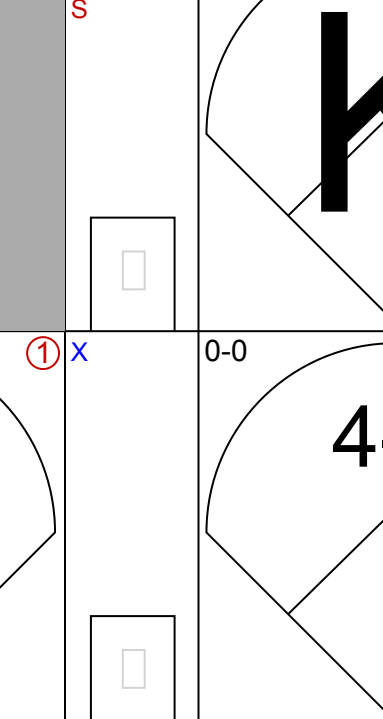


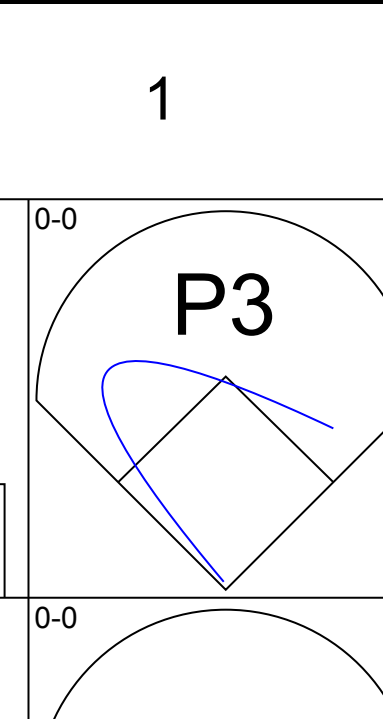
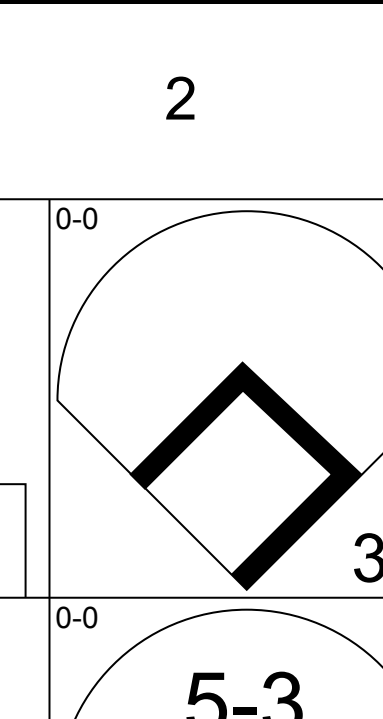
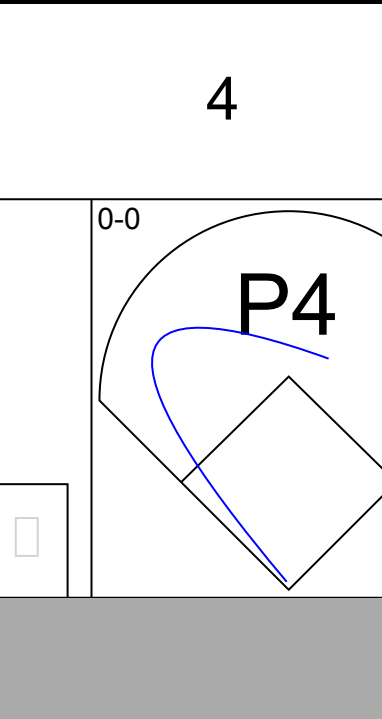
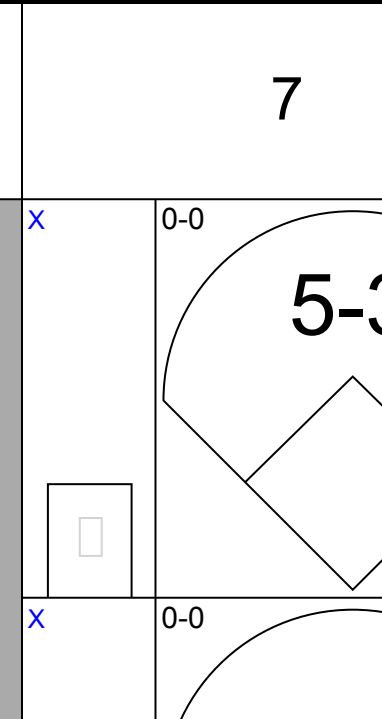
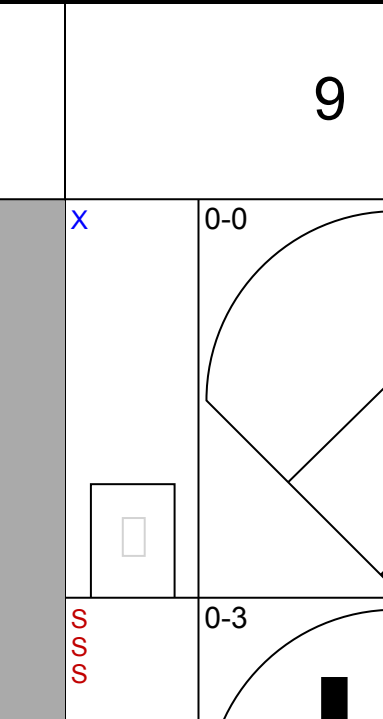
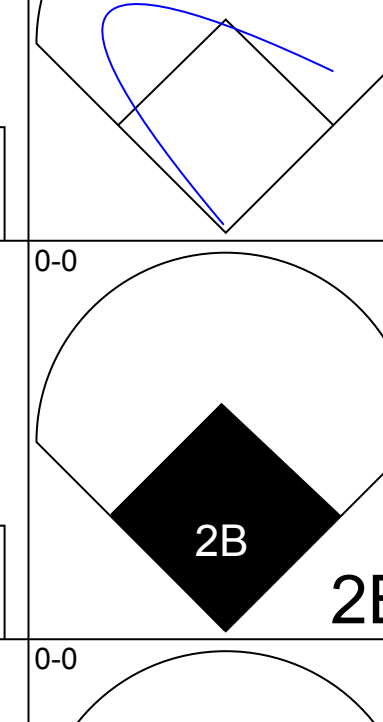
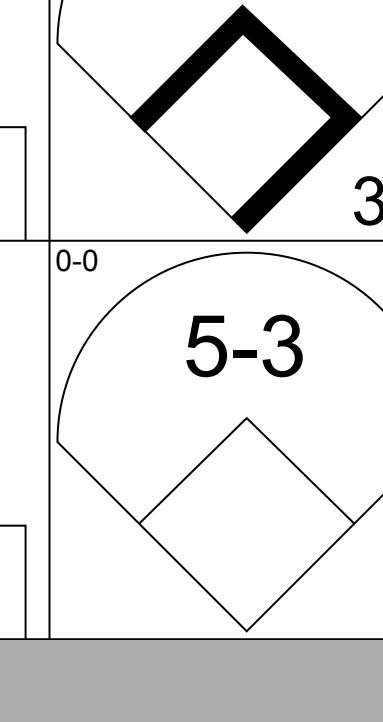
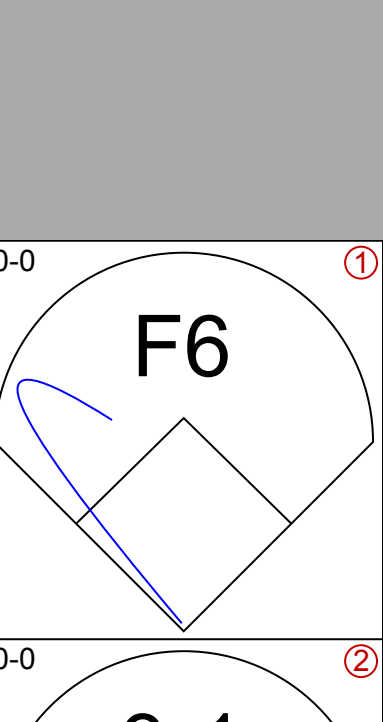
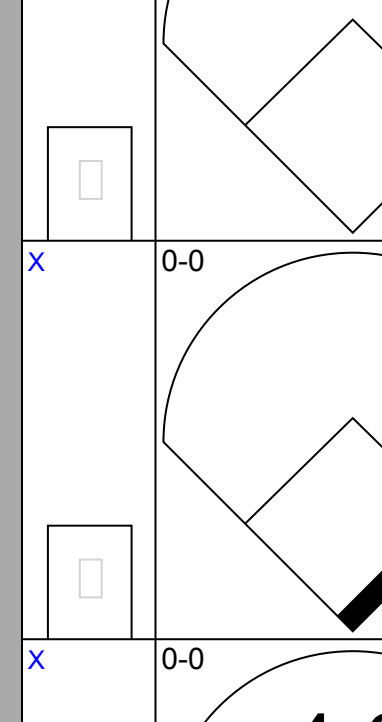
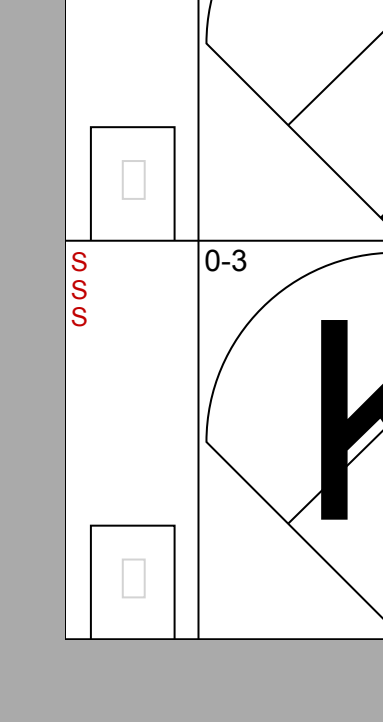
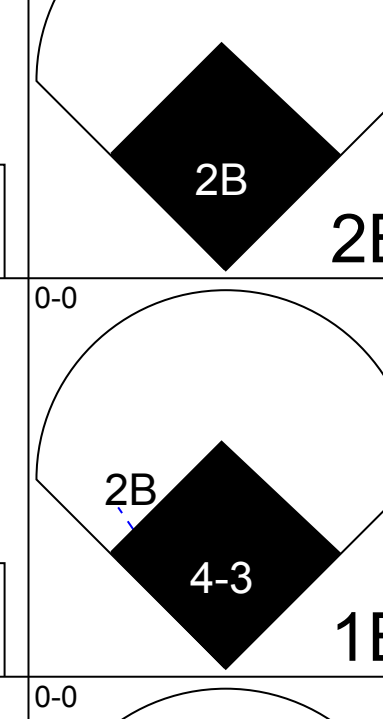
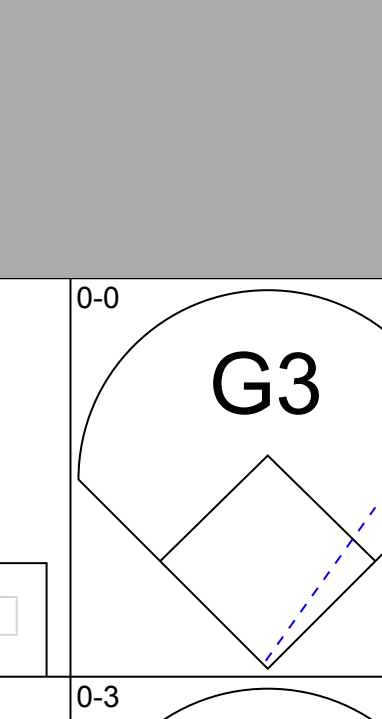
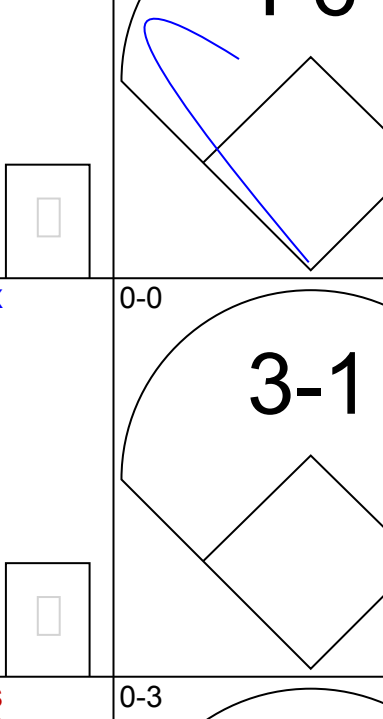
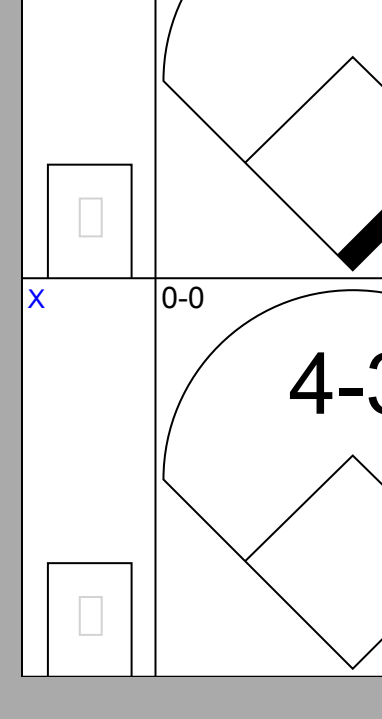
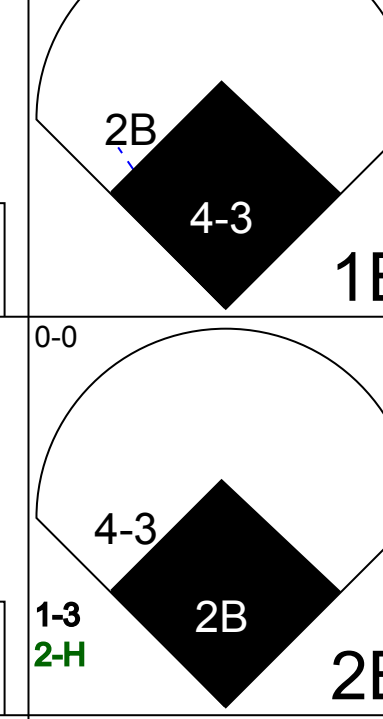
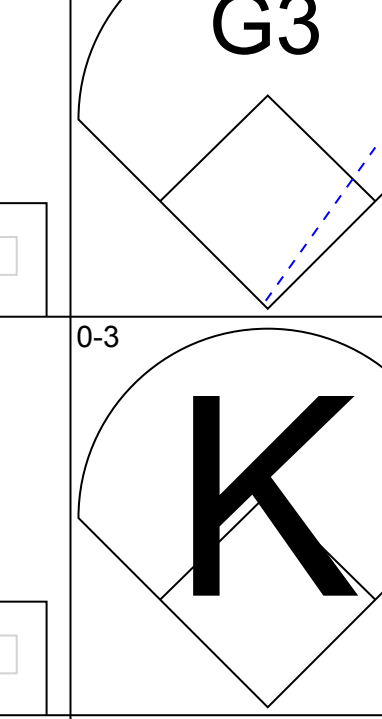
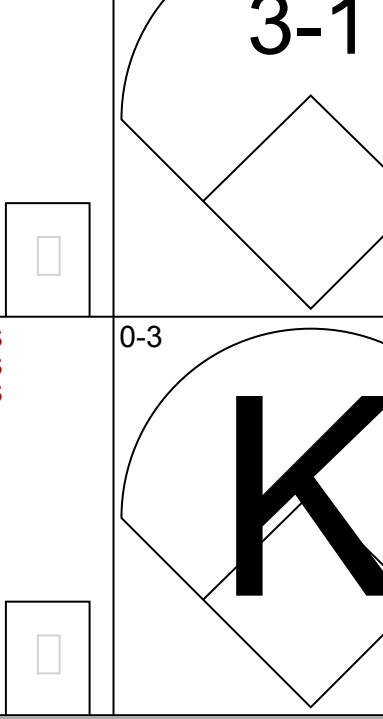
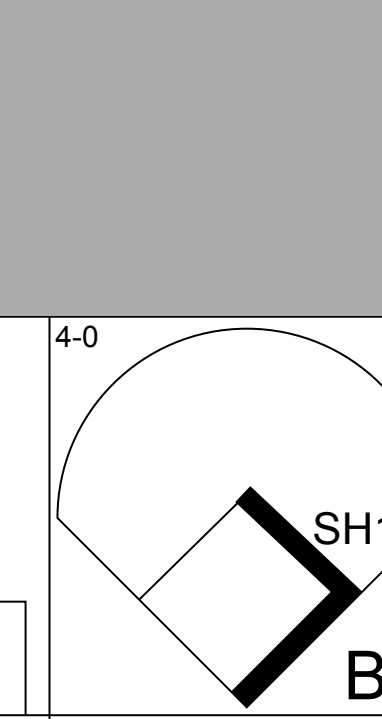
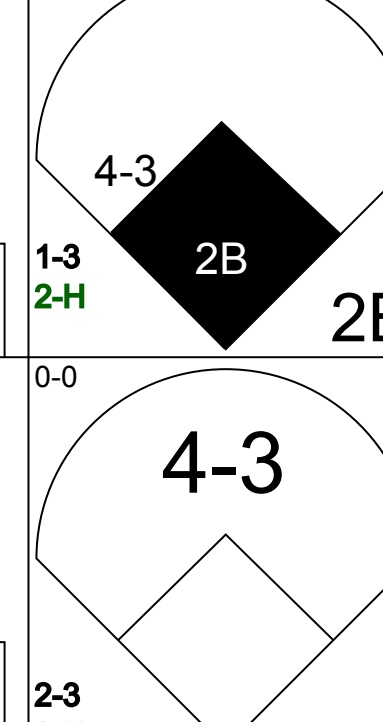
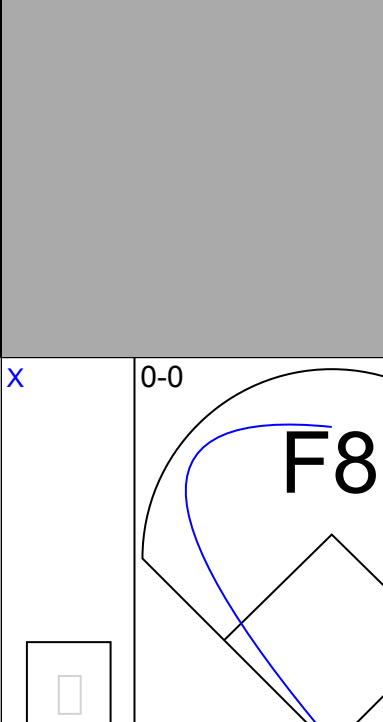
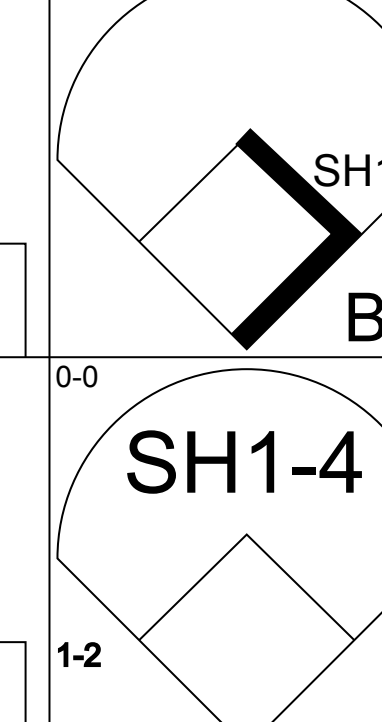
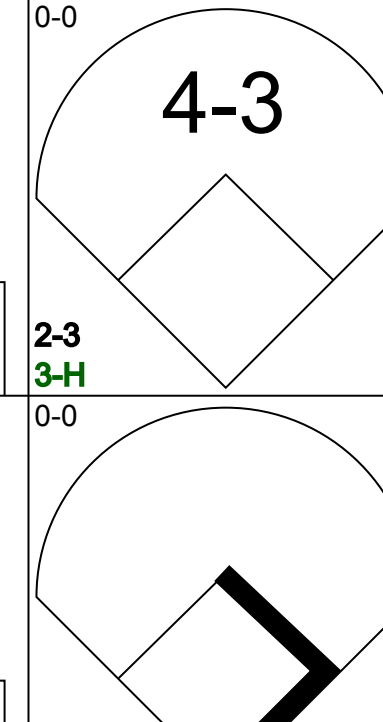
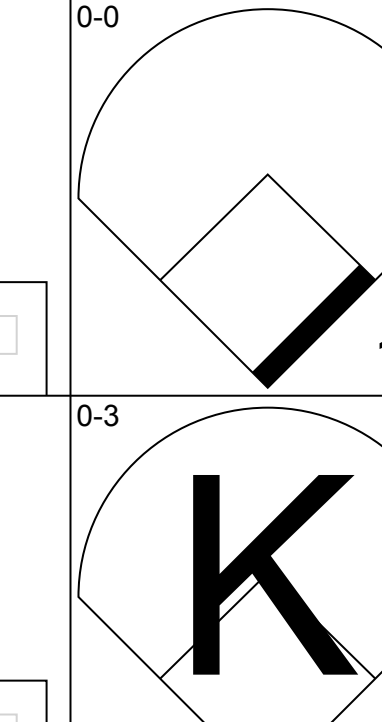
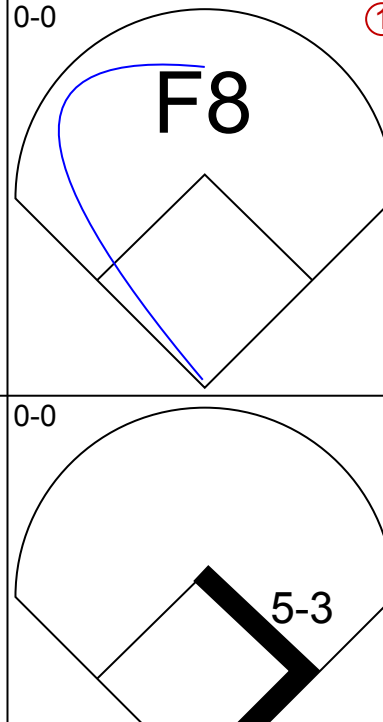
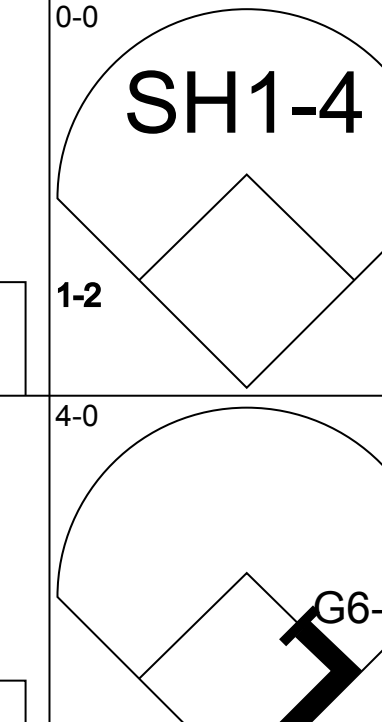
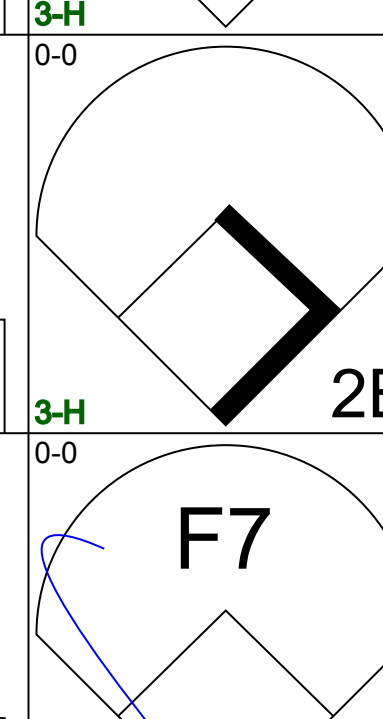
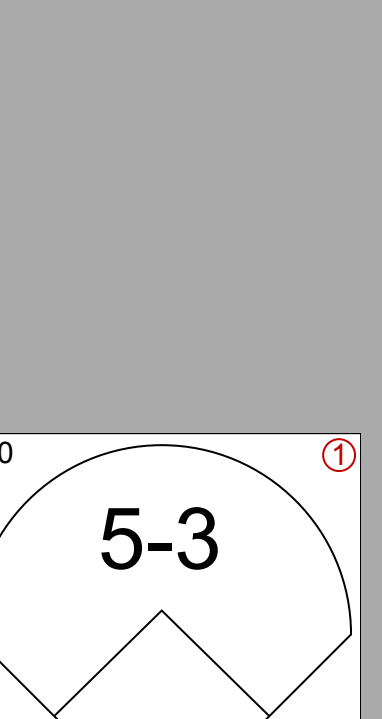
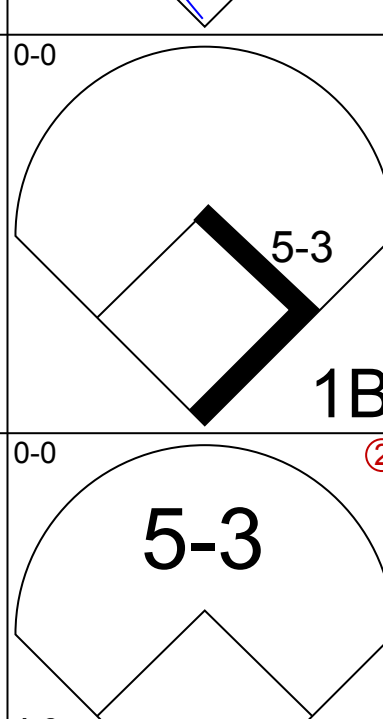
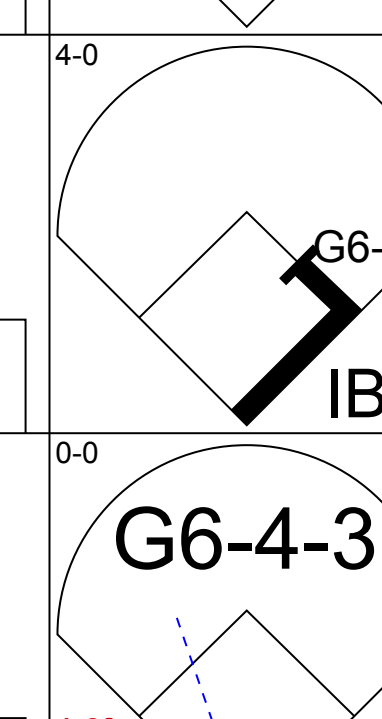
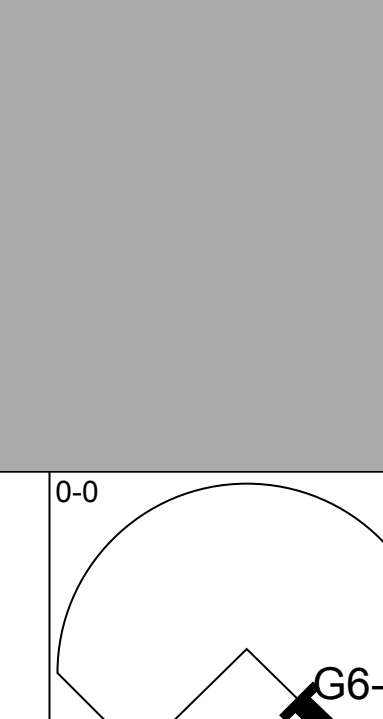
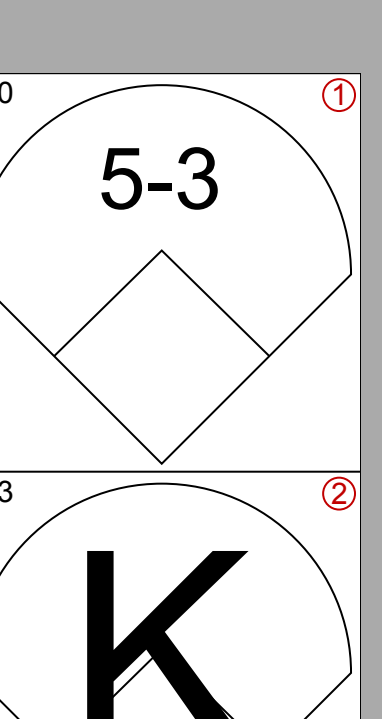
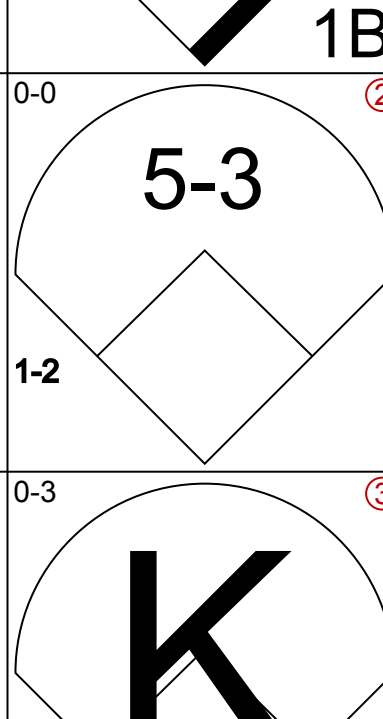
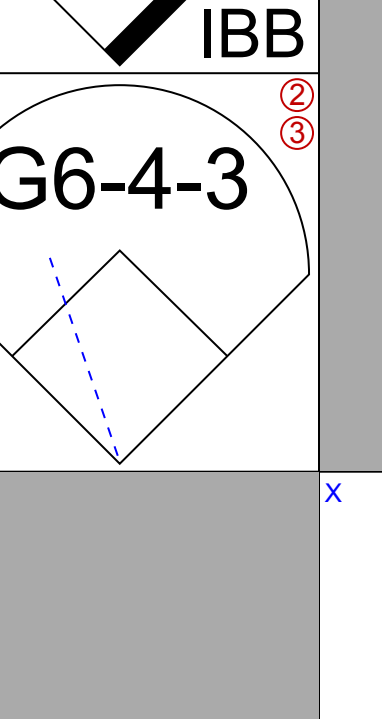
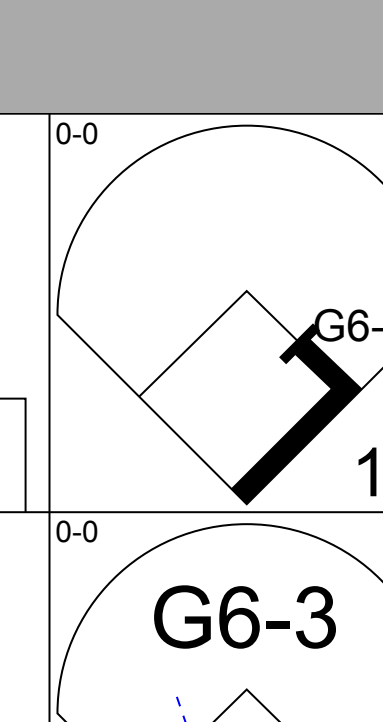
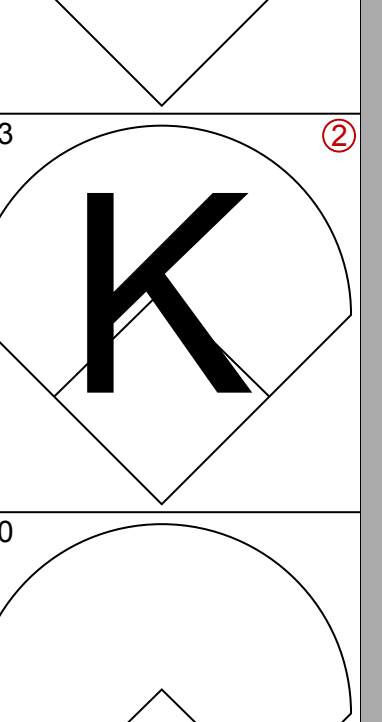
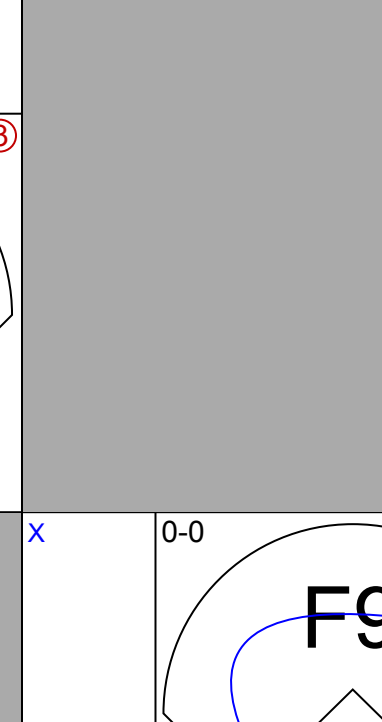
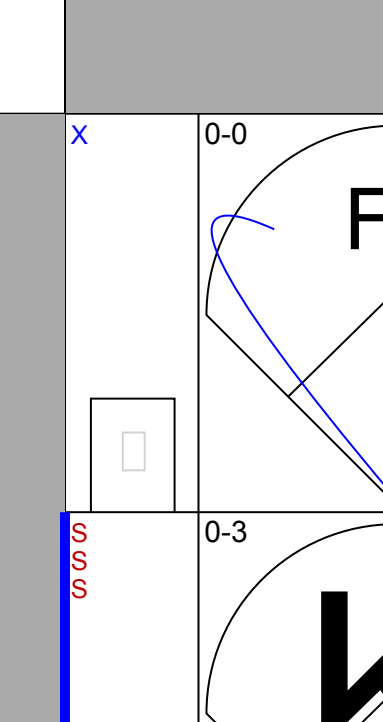
Batter	1	2	3	4	5	6	7	8	9	AB	R	H	RBI	BB	SO	LOB	BOTTOM		
<b>Mickey Rivers, L</b> OBP: 0.294, SLG: 0.397 (1, 8)										5	1	2	0	0	0	3	<b>Seattle Mariners @ New York Yankees</b> Yankee Stadium, Bronx, NY Sun Sep 03 1978, 3:33 AM EDT Att: 22,386 - Unknown - 79 F		
<b>Willie Randolph, R</b> OBP: 0.370, SLG: 0.354 (1, 4)										3	1	1	0	1	0	4			
<b>Thurman Munson, R</b> OBP: 0.327, SLG: 0.382 (1, 2)										4	0	0	0	0	1	5			
<b>Reggie Jackson, L</b> OBP: 0.367, SLG: 0.478 <b>Gary Thomasson, L</b> OBP: 0.299, SLG: 0.370 (7, PR)										4	0	2	0	0	1	3			
<b>Lou Piniella, R</b> OBP: 0.361, SLG: 0.432 (1, 7)										3	2	0	0	1	0	2			
<b>Chris Chambliss, L</b> OBP: 0.336, SLG: 0.396 (1, 3)										4	0	1	3	0	0	2			
<b>Graig Nettles, L</b> OBP: 0.343, SLG: 0.457 (1, 5)										4	0	2	0	0	0	1			
<b>Cliff Johnson, R</b> OBP: 0.304, SLG: 0.335 (1, 10)										4	0	2	1	0	1	1			
<b>Bucky Dent, R</b> OBP: 0.297, SLG: 0.327 (1, 6)										4	0	2	0	0	0	3			
<b>Inning Stats</b>	R: 3 E: 0 K: 1 S: 7	H: 2 LOB: 1 BB: 2 P: 15	R: 0 E: 1 K: 1 S: 7	H: 2 LOB: 2 BB: 0 P: 7	R: 1 E: 0 K: 0 S: 6	H: 3 LOB: 2 BB: 0 P: 6	R: 0 E: 0 K: 0 S: 4	H: 1 LOB: 1 BB: 0 P: 4	R: 0 E: 0 K: 0 S: 3	H: 0 LOB: 0 BB: 0 P: 3	R: 0 E: 0 K: 0 S: 4	H: 2 LOB: 1 BB: 0 P: 4	R: 0 E: 0 K: 1 S: 6	H: 1 LOB: 1 BB: 0 P: 6	1B: 11 2B: 0 3B: 1 HR: 0	SF: 0 SAC: 0 DP: 1 HBP: 0		WP: 0 PB: 0 SB: 1 CS: 0	PA: 37
<b>PITCHER</b>	IP	WLS	BF	H	R	ER	SO	BB	IBB	HBP	BLK	WP	HR	S	P	ERA	WHIP		
<b>Rick Honeycutt, L</b> ERA: 4.26 (1, 1)	8.0	L	37	12	4	4	3	1	1	0	0	0	0	41	49	4.50	1.625		

AB 35  
R 4  
H 12  
RBI 4  
BB 2  
SO 3  
LOB 24





Batter	1	2	3	4	5	6	7	8	9	AB	R	H	RBI	BB	SO	LOB	TOP					
<b>Julio Cruz, S</b> OBP: 0.334, SLG: 0.286 (1, 4)										3	0	0	1	0	1	0	<b>Seattle Mariners @ Milwaukee Brewers</b> Milwaukee County Stadium, Milwaukee, WI Mon Sep 04 1978, 4:33 AM EDT Unknown - 75 F					
<b>Craig Reynolds, L</b> OBP: 0.341, SLG: 0.383 (1, 6)										4	0	1	0	0	0	1						
<b>Ruppert Jones, L</b> OBP: 0.336, SLG: 0.350 (1, 8)				 1B						3	1	1	0	1	0	1						
<b>Leon Roberts, R</b> OBP: 0.369, SLG: 0.528 (1, 9)				 1B 2B						4	1	1	1	0	1	1						
<b>Tom Paciorek, R</b> OBP: 0.355, SLG: 0.462 <b>John Hale, L</b> OBP: 0.295, SLG: 0.279 (9, 7)				 1B				 1B		4	1	2	0	0	0	0						
<b>Bill Stein, R</b> OBP: 0.323, SLG: 0.380 (1, 5)									 1B	3	0	1	1	0	0	0						
<b>Leroy Stanton, R</b> OBP: 0.266, SLG: 0.251 (1, 10)									 1B	4	0	1	1	0	0	0						
<b>Dan Meyer, L</b> OBP: 0.264, SLG: 0.340 (1, 3)					 SF9 BB					3	1	0	0	1	2	2						
<b>Kevin Pasley, R</b> OBP: 0.139, SLG: 0.167 (1, 2)					 1-3 2B					4	0	1	0	0	0	2						
<b>Inning Stats</b>	R: 0 E: 0 K: 1 S: 5	H: 0 LOB: 1 BB: 1 P: 9	R: 0 E: 0 K: 0 S: 3	H: 0 LOB: 0 BB: 0 P: 3	R: 0 E: 0 K: 1 S: 5	H: 0 LOB: 0 BB: 0 P: 5	R: 2 E: 0 K: 0 S: 5	H: 3 LOB: 0 BB: 0 P: 5	R: 1 E: 0 K: 0 S: 4	H: 1 LOB: 1 BB: 1 P: 8	R: 0 E: 0 K: 1 S: 5	H: 0 LOB: 0 BB: 0 P: 5	R: 0 E: 0 K: 0 S: 3	H: 0 LOB: 0 BB: 0 P: 3	R: 0 E: 0 K: 0 S: 4	H: 1 LOB: 1 BB: 0 P: 4		R: 1 E: 0 K: 1 S: 8	H: 3 LOB: 2 BB: 0 P: 8	1B: 6 2B: 3 3B: 0 HR: 0	SF: 2 SAC: 0 DP: 1 HBP: 0	WP: 0 PB: 0 SB: 0 CS: 0
<b>PITCHER</b> <b>Mike Caldwell, L</b> ERA: 2.44 (1, 1)	IP: 9.0 WLS: L BF: 36 H: 8 R: 4 ER: 4 SO: 4 BB: 2 IBB: 0 HBP: 0 BLK: 0 WP: 0 HR: 0 S: 42 P: 50 ERA: 4.00 WHIP: 1.111															<b>PITCHER</b>						

Batter	1	2	3	4	5	6	7	8	9	AB	R	H	RBI	BB	SO	LOB	BOTTOM			
<b>Robin Yount, R</b> OBP: 0.331, SLG: 0.416 (1, 6)										5	0	2	0	0	0	1	<b>Seattle Mariners @ Milwaukee Brewers</b> Milwaukee County Stadium, Milwaukee, WI Mon Sep 04 1978, 4:33 AM EDT Unknown - 75 F			
<b>Don Money, R</b> OBP: 0.356, SLG: 0.440 (1, 4)										5	1	2	0	0	1	2				
<b>Cecil Cooper, L</b> OBP: 0.362, SLG: 0.481 (1, 3)										4	1	1	0	0	0	1				
<b>Larry Hisle, R</b> OBP: 0.366, SLG: 0.536 (1, 7)								 BB		3	1	1	1	1	2	0				
<b>Ben Oglivie, L</b> OBP: 0.375, SLG: 0.497 (1, 10)										3	0	1	1	0	0	1				
<b>Sixto Lezcano, R</b> OBP: 0.367, SLG: 0.458 (1, 9)						 1B		 IBB		3	0	2	1	1	1	1				
<b>Sal Bando, R</b> OBP: 0.372, SLG: 0.447 (1, 5)						 1-2 1B		 1-2		4	0	0	0	0	0	4				
<b>Gorman Thomas, R</b> OBP: 0.354, SLG: 0.532 (1, 8)		 1B								4	0	1	0	0	2	1				
<b>Charlie Moore, R</b> OBP: 0.304, SLG: 0.371 <b>Dave May, L</b> OBP: 0.306, SLG: 0.338 (9, PH)		 1-2								3	0	1	0	0	0	1				
<b>Inning Stats</b>	R: 3 E: 0 K: 0 S: 7	H: 4 LOB: 1 BB: 0 P: 7	R: 0 E: 0 K: 0 S: 4	H: 2 LOB: 1 BB: 0 P: 4	R: 0 E: 0 K: 2 S: 8	H: 1 LOB: 1 BB: 0 P: 8	R: 0 E: 0 K: 1 S: 6	H: 1 LOB: 0 BB: 0 P: 6	R: 0 E: 0 K: 1 S: 6	H: 1 LOB: 1 BB: 0 P: 6	R: 0 E: 0 K: 0 S: 4	H: 1 LOB: 1 BB: 0 P: 4	R: 0 E: 0 K: 0 S: 2	H: 0 LOB: 1 BB: 2 P: 10	R: 0 E: 0 K: 2 S: 8	H: 1 LOB: 1 BB: 0 P: 8		1B: 7 2B: 3 3B: 1 HR: 0	SF: 0 SAC: 1 DP: 2 HBP: 0	WP: 0 PB: 0 SB: 0 CS: 0
<b>PITCHER</b> <b>Glenn Abbott, R</b> ERA: 4.83 (1, 1)	IP: 9.0 WLS: W BF: 38 H: 11 R: 3 ER: 3 SO: 7 BB: 1 IBB: 1 HBP: 0 BLK: 0 WP: 0 HR: 0 S: 50 P: 58 ERA: 3.00 WHIP: 1.333															<b>PITCHER</b>				



Batter	1	2	3	4	5	6	7	8	9	AB	R	H	RBI	BB	SO	LOB	TOP		
<b>Julio Cruz, S</b> OBP: 0.333, SLG: 0.285 (1, 4)	0-0 4-3		0-0 B3			0-0 F9			0-0 WP FC7-5 1B	4	0	1	0	0	0	1	<b>Seattle Mariners @ Milwaukee Brewers</b> Milwaukee County Stadium, Milwaukee, WI Mon Sep 04 1978, 4:38 AM EDT Att: 19,408 - Unknown - 78 F		
<b>Craig Reynolds, L</b> OBP: 0.339, SLG: 0.379 (1, 6)	0-3 K		0-0 F7			0-0 4-3			0-0 FC7-5 WP 1-2 2-3F	4	0	0	0	0	1	3			
<b>Ruppert Jones, L</b> OBP: 0.333, SLG: 0.346 (1, 8)	0-3 K			0-0 3-1					0-3 K 1-2 2-3	4	0	0	0	0	2	2			
<b>Leon Roberts, R</b> OBP: 0.368, SLG: 0.525 (1, 9)		0-0 1B 1B		0-0 F9					0-0 P3	4	0	1	0	0	0	2			
<b>Tom Paciorek, R</b> OBP: 0.355, SLG: 0.460 (1, 7)		0-0 G5-4-3 1B		0-3 K					0-0 F9	3	0	1	0	0	1	0			
<b>Bill Stein, R</b> OBP: 0.323, SLG: 0.380 (1, 5)	0-3 K				0-0 G6-4-3 1B				0-0 F9	3	0	1	0	0	1	2			
<b>Leroy Stanton, R</b> OBP: 0.264, SLG: 0.248 (1, 10)	0-0 G5-4-3 1-2				0-3 K				0-3 K	3	0	0	0	0	2	3			
<b>Juan Bernhardt, R</b> OBP: 0.293, SLG: 0.359 (1, 3)			0-0 SH1-3 1B		0-0 G6-4-3 1-2				0-0 F7	3	0	1	0	0	0	1			
<b>Kevin Pasley, R</b> OBP: 0.158, SLG: 0.184 (1, 2)			0-0 SH1-3			0-0 F9			0-0 FC7-5 1B 1B	2	0	1	0	0	0	0			
<b>Inning Stats</b>	R: 0 E: 0 K: 2 S: 7	H: 0 LOB: 0 BB: 0 P: 7	R: 0 E: 0 K: 1 S: 6	H: 2 LOB: 1 BB: 0 P: 6	R: 0 E: 0 K: 0 S: 4	H: 1 LOB: 1 BB: 0 P: 4	R: 0 E: 0 K: 1 S: 5	H: 0 LOB: 0 BB: 0 P: 5	R: 0 E: 0 K: 0 S: 3	H: 0 LOB: 0 BB: 0 P: 3	R: 0 E: 0 K: 0 S: 3	H: 0 LOB: 0 BB: 0 P: 3	R: 0 E: 0 K: 1 S: 5	H: 0 LOB: 0 BB: 0 P: 5	R: 0 E: 0 K: 1 S: 7	H: 2 LOB: 2 BB: 0 P: 7	1B: 6 2B: 0 3B: 0 HR: 0	SF: 0 SAC: 1 DP: 2 HBP: 0	WP: 1 PA: 31 SB: 0 CS: 0
<b>PITCHER</b> <b>Bill Travers, L</b> ERA: 4.47 (1, 1)	IP: 9.0 WLS: W BF: 31 H: 6 R: 0 ER: 0 SO: 7 BB: 0 IBB: 0 HBP: 0 BLK: 0 WP: 1 HR: 0 S: 45 P: 45 ERA: 0.00 WHIP: 0.667															<b>PITCHER</b>			

Batter	1	2	3	4	5	6	7	8	9	AB	R	H	RBI	BB	SO	LOB	BOTTOM		
<b>Paul Molitor, R</b> OBP: 0.307, SLG: 0.379 (1, 4)	0-0 4-3		0-0 6-3		1-0 1B HBP SF9 HBP	0-3 K		0-0 4-3		4	1	0	0	0	1	3	<b>Seattle Mariners @ Milwaukee Brewers</b> Milwaukee County Stadium, Milwaukee, WI Mon Sep 04 1978, 4:38 AM EDT Att: 19,408 - Unknown - 78 F		
<b>Don Money, R</b> OBP: 0.356, SLG: 0.439 (1, 5)	0-0 G3 1B		0-0 F8		1-0 SF9 1B 1-2 HBP		0-3 E5 SH1-3 1B	0-3 K		4	1	1	0	0	1	1			
<b>Cecil Cooper, L</b> OBP: 0.362, SLG: 0.480 (1, 3)	0-0 G3 1-2			0-0 F7	0-0 1-2 2-3 1B		0-0 SH1-3			3	0	1	0	0	0	1			
<b>Sixto Lezcano, R</b> OBP: 0.363, SLG: 0.454 (1, 9)	0-0 P6			0-0 4-3	0-0 SF9		0-0 F9			3	0	0	1	0	0	2			
<b>Ben Oglivie, L</b> OBP: 0.378, SLG: 0.505 (1, 7)		4-0 SH1-3 S BB		0-0 HR	0-3 K		4-0 1B IBB			2	1	1	1	2	1	2			
<b>Sal Bando, R</b> OBP: 0.371, SLG: 0.446 (1, 10)		0-0 SH1-3 1-3		0-3 K		0-0 F9	0-0 1-3 2-H 1B			3	0	1	1	0	1	0			
<b>Robin Yount, R</b> OBP: 0.333, SLG: 0.417 (1, 6)		0-3 K			0-0 S HR 1B	0-0 1B	0-0 4-3			4	1	2	0	0	1	3			
<b>Gorman Thomas, R</b> OBP: 0.357, SLG: 0.542 (1, 8)		0-0 F8			0-0 S HR	0-0 1B		0-0 4-3 SH1-4 1B		4	1	3	2	0	0	1			
<b>Buck Martinez, R</b> OBP: 0.258, SLG: 0.282 (1, 2)			0-3 K		0-0 P4	0-3 K		0-0 SH1-4 1-2		3	0	0	0	0	2	2			
<b>Inning Stats</b>	R: 0 E: 0 K: 0 S: 4	H: 1 LOB: 1 BB: 0 P: 4	R: 0 E: 0 K: 1 S: 5	H: 0 LOB: 1 BB: 1 P: 9	R: 0 E: 0 K: 1 S: 5	H: 0 LOB: 0 BB: 0 P: 5	R: 1 E: 0 K: 1 S: 6	H: 1 LOB: 0 BB: 0 P: 6	R: 3 E: 0 K: 1 S: 8	H: 3 LOB: 2 BB: 0 P: 10	R: 0 E: 0 K: 2 S: 9	H: 2 LOB: 2 BB: 0 P: 9	R: 1 E: 1 K: 0 S: 5	H: 1 LOB: 2 BB: 1 P: 9	R: 0 E: 0 K: 1 S: 6	H: 1 LOB: 1 BB: 0 P: 6	1B: 7 2B: 0 3B: 0 HR: 2	SF: 1 SAC: 3 DP: 0 HBP: 2	WP: 0 PA: 38 SB: 0 CS: 0
<b>PITCHER</b> <b>Byron McLaughlin, R</b> ERA: 5.38 (1, 1)	IP: 4.1 WLS: L BF: 20 H: 4 R: 4 ER: 4 SO: 3 BB: 1 IBB: 0 HBP: 0 BLK: 0 WP: 0 HR: 2 S: 23 P: 29 ERA: 8.31 WHIP: 1.154															<b>PITCHER</b>			
<b>Mike Parrott, R</b> ERA: 5.34 (5, 1)	IP: 3.2 WLS: L BF: 18 H: 5 R: 1 ER: 0 SO: 4 BB: 0 IBB: 1 HBP: 0 BLK: 0 WP: 0 HR: 0 S: 25 P: 29 ERA: 0.00 WHIP: 1.364															<b>PITCHER</b>			



Batter	1	2	3	4	5	6	7	8	9	AB	R	H	RBI	BB	SO	LOB	TOP					
Larry Milbourne, S (1,4) OBP: 0.282, SLG: 0.330	F8		CS 1B		G3			FC6-4 1B	F8	5	0	2	0	0	0	2						
Craig Reynolds, L (1,6) OBP: 0.340, SLG: 0.381			F6					F8		3	1	1	0	1	0	2						
Ruppert Jones, L (1,8) OBP: 0.330, SLG: 0.343	F8		CS	4-3				FC6-4		4	0	0	0	0	0	3						
Leon Roberts, R (1,9) OBP: 0.365, SLG: 0.519	F7			K					F9	4	0	0	1	0	1	1						
Bruce Bochte, L (1,10) OBP: 0.344, SLG: 0.404		F9		3-1					HR	4	1	1	1	0	0	0						
Tom Paciorek, R (1,7) OBP: 0.353, SLG: 0.455					5-3				F8	4	0	1	0	0	0	0						
Dan Meyer, L (1,3) OBP: 0.267, SLG: 0.342									F9	4	1	2	0	0	0	1						
Bill Stein, R (1,5) OBP: 0.322, SLG: 0.384									3B 1B	4	1	1	1	0	0	2						
Bill Plummer, R (1,2) OBP: 0.305, SLG: 0.333									HR 3B	1	0	0	0	1	0	0						
Bob Stinson, S (8,PH) OBP: 0.358, SLG: 0.409			F4					4-3	HR	2	1	1	2	0	0	0						
<b>Inning Stats</b>	R: 0 E: 0 K: 0 S: 3	H: 0 LOB: 1 BB: 1 P: 7	R: 0 E: 0 K: 0 S: 4	H: 1 LOB: 1 BB: 0 P: 4	R: 0 E: 0 K: 0 S: 3	H: 1 LOB: 0 BB: 0 P: 3	R: 0 E: 0 K: 1 S: 5	H: 0 LOB: 0 BB: 0 P: 5	R: 0 E: 0 K: 0 S: 4	H: 1 LOB: 2 BB: 1 P: 8	R: 0 E: 0 K: 0 S: 3	H: 0 LOB: 0 BB: 0 P: 3	R: 0 E: 0 K: 0 S: 4	H: 1 LOB: 1 BB: 0 P: 4	R: 0 E: 0 K: 0 S: 6	H: 1 LOB: 2 BB: 1 P: 10	R: 4 E: 0 K: 0 S: 7	H: 4 LOB: 0 BB: 0 P: 7	1B: 5 2B: 1 3B: 1 HR: 2	SF: 0 SAC: 0 DP: 0 HBP: 0	WP: 0 PB: 0 SB: 1 CS: 0	PA: 38
<b>PITCHER</b> Steve Stone, R (1,1) ERA: 4.46	IP: 9.0 WLS: L BF: 37 H: 9 R: 5 ER: 5 SO: 1 BB: 2 IBB: 0 HBP: 0 BLK: 0 WP: 0 HR: 2 S: 37 P: 45 ERA: 5.00 WHIP: 1.222															<b>PITCHER</b>						

Seattle Mariners @ Chicago White Sox  
Comiskey Park, Chicago, IL  
Thu Sep 07 1978, 8:05 PM EDT  
Alt. 2.514 - Unknown - 87 F

AB 35  
R 5  
H 9  
RBI 5  
BB 2  
SO 1  
LOB 11



Batter	1	2	3	4	5	6	7	8	9	AB	R	H	RBI	BB	SO	LOB	BOTTOM	
Claudell Washington, L (1,7) OBP: 0.278, SLG: 0.359	F8		FC6-4 F8 BLK	F4				4-3		5	0	1	0	0	0	3		
Harry Chappas, S (1,6) OBP: 0.286, SLG: 0.364				L6					1B	4	0	0	0	0	1	3		
Ron Blomberg, L (9,PH) OBP: 0.286, SLG: 0.364	K								F8	1	0	0	0	0	0	1		
Mike Squires, L (1,3) OBP: 0.361, SLG: 0.368	G3		F8					F9	F7	4	0	0	0	1	0	2		
Lamar Johnson, R (1,10) OBP: 0.335, SLG: 0.389										4	1	2	0	0	0	1		
Chet Lemon, R (1,9) OBP: 0.369, SLG: 0.493										2	1	2	0	1	0	0		
Thad Bosley, L (1,8) OBP: 0.294, SLG: 0.303										3	0	1	0	1	0	4		
Eric Soderholm, R (1,5) OBP: 0.252, SLG: 0.419										3	1	1	1	0	0	2		
Kevin Bell, R (7,5) OBP: 0.240, SLG: 0.304										1	0	0	0	0	1	2		
Greg Pryor, R (1,4) OBP: 0.280, SLG: 0.280										4	0	0	1	0	0	5		
Mike Colbern, R (1,2) OBP: 0.252, SLG: 0.308										2	0	1	1	1	0	0		
Bob Molinaro, L (9,PH) OBP: 0.319, SLG: 0.386										1	0	0	0	0	0	0		
<b>Inning Stats</b>	R: 0 E: 0 K: 1 S: 5	H: 2 LOB: 2 BB: 0 P: 5	R: 0 E: 0 K: 0 S: 3	H: 0 LOB: 1 BB: 1 P: 7	R: 3 E: 1 K: 0 S: 8	H: 4 LOB: 2 BB: 0 P: 8	R: 0 E: 0 K: 0 S: 2	H: 0 LOB: 1 BB: 2 P: 10	R: 0 E: 0 K: 0 S: 3	H: 0 LOB: 0 BB: 0 P: 3	R: 0 E: 0 K: 1 S: 6	H: 1 LOB: 2 BB: 1 P: 10	R: 0 E: 0 K: 0 S: 4	H: 1 LOB: 1 BB: 0 P: 4	1B: 7 2B: 1 3B: 0 HR: 0	SF: 0 SAC: 1 DP: 1 HBP: 0	WP: 0 PB: 0 SB: 1 CS: 0	PA: 39
<b>PITCHER</b> Paul Mitchell, R (1,1) ERA: 3.73	IP: 9.0 WLS: W BF: 39 H: 8 R: 3 ER: 3 SO: 2 BB: 3 IBB: 1 HBP: 0 BLK: 1 WP: 0 HR: 0 S: 39 P: 55 ERA: 3.00 WHIP: 1.222															<b>PITCHER</b>		

Seattle Mariners @ Chicago White Sox  
Comiskey Park, Chicago, IL  
Thu Sep 07 1978, 8:05 PM EDT  
Alt. 2.514 - Unknown - 87 F

AB 34  
R 3  
H 8  
RBI 3  
BB 4  
SO 2  
LOB 23






Batter	1	2	3	4	5	6	7	8	9	AB	R	H	RBI	BB	SO	LOB	TOP		
<b>Julio Cruz, S</b> OBP: 0.331, SLG: 0.283 (1, 4)	0-0 5-3	0-0 6-3			0-0 B3		0-0 G5-4-3			4	0	0	0	0	0	2			
<b>Craig Reynolds, L</b> OBP: 0.341, SLG: 0.381 (1, 6)	4-0 1B BB		0-0 F7		0-3 K			0-0 G4-6-3 1B		3	0	1	0	1	1	0			
<b>Tom Paciorek, R</b> OBP: 0.351, SLG: 0.451 (1, 7)	0-0 G6-4-3 1B		0-0 F9		0-0 5-3			0-0 F9		4	0	1	0	0	0	1			
<b>Leon Roberts, R</b> OBP: 0.361, SLG: 0.514 (1, 9)	0-0 G6-4-3 1-2		0-3 K		0-0 6-3			0-0 G4-6-3 1-2		4	0	0	0	0	1	3			
<b>Bill Stein, R</b> OBP: 0.324, SLG: 0.385 (1, 5)		0-3 K		0-0 1B		0-0 1B			0-0 6-3	4	0	2	0	0	1	0			
<b>Ruppert Jones, L</b> OBP: 0.331, SLG: 0.344 (1, 8)		0-0 2B WP 1B		0-3 K		0-0 1B			0-0 6-3	4	1	2	0	0	1	1			
<b>Leroy Stanton, R</b> OBP: 0.283, SLG: 0.252 (1, 10)		0-0 WP 2B		0-3 K		0-0 1B			0-0 5-3	4	1	1	0	0	1	3			
<b>Dan Meyer, L</b> OBP: 0.265, SLG: 0.339 (1, 3)		0-0 F5 2-3 3-H		0-0 F9					0-0 F9	3	0	0	0	0	0	2			
<b>Kevin Pasley, R</b> OBP: 0.195, SLG: 0.225 (1, 2)		0-0 3-H 2B			0-0 6-3			4-0 G5-4-3 BB		2	0	1	1	1	0	0			
<b>Inning Stats</b>	R: 0 E: 0 K: 0 S: 3	H: 1 LOB: 1 BB: 1 P: 7	R: 2 E: 0 K: 1 S: 8	H: 3 LOB: 1 BB: 0 P: 8	R: 0 E: 0 K: 2 S: 5	H: 0 LOB: 1 BB: 0 P: 5	R: 0 E: 0 K: 2 S: 8	H: 1 LOB: 1 BB: 0 P: 8	R: 0 E: 0 K: 1 S: 5	H: 0 LOB: 0 BB: 0 P: 5	R: 0 E: 0 K: 0 S: 2	H: 0 LOB: 0 BB: 1 P: 6	R: 0 E: 0 K: 0 S: 3	H: 1 LOB: 0 BB: 0 P: 3	R: 0 E: 0 K: 0 S: 3	H: 0 LOB: 0 BB: 0 P: 3	1B: 6 2B: 2 3B: 0 HR: 0	SF: 0 SAC: 0 DP: 3 HBP: 0	WP: 1 PA: 34 CS: 0
<b>PITCHER</b> <b>Rich Wortham, L</b> ERA: 2.78 (1, 1)	IP: 9.0 WLS: W BF: 34 H: 8 R: 2 ER: 2 SO: 5 BB: 2 IBB: 0 HBP: 0 BLK: 0 WP: 1 HR: 0 S: 42 P: 50 ERA: 2.00 WHIP: 1.111															<b>PITCHER</b> <b>Rich Wortham, L</b> ERA: 2.78 (1, 1)	IP: 9.0 WLS: W BF: 34 H: 8 R: 2 ER: 2 SO: 5 BB: 2 IBB: 0 HBP: 0 BLK: 0 WP: 1 HR: 0 S: 42 P: 50 ERA: 2.00 WHIP: 1.111		

Seattle Mariners @ Chicago White Sox  
Comiskey Park, Chicago, IL  
Fri Sep 08 1978, 8:05 PM EDT  
Att: 30,270 - Unknown - 88 F


AB	32
R	2
H	8
RBI	1
BB	2
SO	5
LOB	12



Batter	1	2	3	4	5	6	7	8	9	AB	R	H	RBI	BB	SO	LOB	BOTTOM		
<b>Claudell Washington, L</b> OBP: 0.277, SLG: 0.361 (1, 9)	0-0 F7		0-0 HR 2B	0-0 FC6 1-2			0-3 K			4	1	1	0	0	1	1			
<b>Greg Pryor, R</b> OBP: 0.284, SLG: 0.318 (1, 4)	0-0 HR		0-0 2-H HR		0-3 K		0-0 1-3			4	2	2	3	0	1	0			
<b>Chet Lemon, R</b> OBP: 0.368, SLG: 0.488 (1, 8)	0-0 5-3		0-0 E1 FC4-6 1B		4-0 S BB		0-0 F8			3	0	0	0	1	0	0			
<b>Lamar Johnson, R</b> OBP: 0.335, SLG: 0.388 (1, 10)	0-0 F9		0-0 FC4-6 1B		0-0 L7			0-0 6-3		4	0	1	0	0	0	1			
<b>Ralph Garr, L</b> OBP: 0.313, SLG: 0.371 <b>Rusty Torres, S</b> OBP: 0.444, SLG: 0.667 (1, 7) (9, 7)		0-0 6-3	0-0 FC4-6 FC5-4 1-2 2-3		4-0 1B			0-0 F6		3	0	0	0	1	0	2			
<b>Eric Soderholm, R</b> OBP: 0.306, SLG: 0.419 <b>Kevin Bell, R</b> OBP: 0.245, SLG: 0.306 (1, 5) (2, FR) (3, 5)		1-0 FC1-6 HBP	0-0 FC5-4 1-2		0-0 F3			0-0 F6		0	0	0	0	0	0	0			
<b>Mike Squires, L</b> OBP: 0.357, SLG: 0.364 (1, 3)	0-0 FC1-6 1-2		0-0 FC1-6 1B		0-0 1-3			0-0 G3		4	0	1	0	0	0	2			
<b>Don Kessinger, S</b> OBP: 0.317, SLG: 0.316 (1, 6)	0-0 4-3		0-0 FC1-6 FC6 1-2		0-0 1-3					3	0	0	0	0	0	2			
<b>Mike Colbern, R</b> OBP: 0.246, SLG: 0.300 (1, 2)			0-0 F8		0-3 K				0-0 1-3	3	0	0	0	0	1	1			
<b>Inning Stats</b>	R: 1 E: 0 K: 0 S: 4	H: 1 LOB: 0 BB: 0 P: 4	R: 0 E: 0 K: 0 S: 3	H: 0 LOB: 1 BB: 0 P: 4	R: 2 E: 1 K: 0 S: 7	H: 3 LOB: 2 BB: 0 P: 7	R: 0 E: 0 K: 1 S: 6	H: 1 LOB: 1 BB: 0 P: 6	R: 0 E: 0 K: 1 S: 5	H: 0 LOB: 2 BB: 0 P: 13	R: 0 E: 0 K: 0 S: 3	H: 0 LOB: 0 BB: 0 P: 3	R: 0 E: 0 K: 1 S: 5	H: 0 LOB: 0 BB: 0 P: 5	R: 0 E: 0 K: 0 S: 4	H: 1 LOB: 1 BB: 0 P: 4	1B: 3 2B: 1 3B: 0 HR: 2	SF: 0 SAC: 0 DP: 0 HBP: 1	WP: 0 PA: 34 CS: 0
<b>PITCHER</b> <b>Jim Colborn, R</b> ERA: 5.17 (1, 1)	IP: 8.0 WLS: L BF: 34 H: 6 R: 3 ER: 3 SO: 3 BB: 1 IBB: 1 HBP: 1 BLK: 0 WP: 0 HR: 2 S: 37 P: 46 ERA: 3.38 WHIP: 0.875															<b>PITCHER</b> <b>Jim Colborn, R</b> ERA: 5.17 (1, 1)	IP: 8.0 WLS: L BF: 34 H: 6 R: 3 ER: 3 SO: 3 BB: 1 IBB: 1 HBP: 1 BLK: 0 WP: 0 HR: 2 S: 37 P: 46 ERA: 3.38 WHIP: 0.875		

Seattle Mariners @ Chicago White Sox  
Comiskey Park, Chicago, IL  
Fri Sep 08 1978, 8:05 PM EDT  
Att: 30,270 - Unknown - 88 F

AB	31
R	3
H	6
RBI	3
BB	2
SO	3
LOB	13






Batter	1	2	3	4	5	6	7	8	9	AB	R	H	RBI	BB	SO	LOB	TOP			
<b>Julio Cruz, S</b> OBP: 0.333, SLG: 0.285 (1, 4)										4	1	2	0	1	0	2				
<b>Craig Reynolds, L</b> OBP: 0.342, SLG: 0.380 (1, 6)										4	2	1	0	1	0	5				
<b>Ruppert Jones, L</b> OBP: 0.333, SLG: 0.349 (1, 8)										4	1	2	2	0	1	1				
<b>Leon Roberts, R</b> OBP: 0.364, SLG: 0.516 (1, 9)										4	1	2	2	1	0	2				
<b>Bruce Bochte, L</b> OBP: 0.343, SLG: 0.400 (1, 10)										4	0	0	1	1	0	3				
<b>Dan Meyer, L</b> OBP: 0.264, SLG: 0.338 (1, 3)										5	1	1	0	0	0	4				
<b>Tom Paciorek, R</b> OBP: 0.359, SLG: 0.472 (1, 7)										4	2	3	2	0	0	0				
<b>John Hale, L</b> OBP: 0.295, SLG: 0.279 (9, 7)										0	0	0	0	0	0	0				
<b>Bill Stein, R</b> OBP: 0.326, SLG: 0.383 (1, 5)										2	0	0	0	2	0	1				
<b>Bob Stinson, S</b> OBP: 0.359, SLG: 0.410 (1, 2)										4	0	2	2	0	0	1				
<b>Larry Milbourne, S</b> OBP: 0.292, SLG: 0.330 (9, PR)										0	1	0	0	0	0	0				
<b>Kevin Pasley, R</b> OBP: 0.195, SLG: 0.225 (9, 2)										0	0	0	0	0	0	0				
<b>Inning Stats</b>	R: 0 E: 0 K: 1 S: 5	H: 1 LOB: 0 BB: 0 P: 5	R: 2 E: 0 K: 0 S: 6	H: 3 LOB: 2 BB: 1 P: 10	R: 1 E: 0 K: 0 S: 4	H: 2 LOB: 1 BB: 1 P: 8	R: 0 E: 0 K: 0 S: 3	H: 1 LOB: 0 BB: 0 P: 3	R: 0 E: 0 K: 0 S: 3	H: 0 LOB: 1 BB: 1 P: 7	R: 0 E: 0 K: 0 S: 3	H: 0 LOB: 0 BB: 0 P: 3	R: 0 E: 0 K: 0 S: 3	H: 0 LOB: 1 BB: 1 P: 7	R: 0 E: 0 K: 0 S: 8	H: 6 LOB: 2 BB: 2 P: 16	1B: 10 2B: 3 3B: 0 HR: 1	SF: 0 SAC: 1 DP: 2 HBP: 0	WP: 0 PB: 0 SB: 0 CS: 2	PA: 42
<b>PITCHER</b>	IP	WLS	BF	H	R	ER	SO	BB	IBB	HBP	BLK	WP	HR	S	P	ERA	WHIP			
<b>Francisco Barrios, R</b> ERA: 3.88 (1, 1)	8.0		33	8	4	4	1	4	0	0	0	0	1	31	47	4.50	1.500			
<b>Lerrin LaGrew, R</b> ERA: 4.33 (9, 1)	0.1	L	6	4	3	3	0	1	0	0	0	0	0	5	9	81.00	15.000			
<b>Jim Willoughby, R</b> ERA: 3.6 (9, 1)	0.2		3	1	2	2	0	1	0	0	0	0	0	2	6	27.00	3.000			

Seattle Mariners @ Chicago White Sox  
Comiskey Park, Chicago, IL  
Sat Sep 09 1978, 4:33 AM EDT  
Alt. 6,941 - Unknown - 76 F

AB 35  
R 9  
H 13  
RBI 9  
BB 6  
SO 1  
LOB 19



Batter	1	2	3	4	5	6	7	8	9	AB	R	H	RBI	BB	SO	LOB	BOTTOM			
<b>Claudell Washington, L</b> OBP: 0.276, SLG: 0.368 (1, 7)										5	1	1	1	0	1	2				
<b>Greg Pryor, R</b> OBP: 0.277, SLG: 0.310 (1, 4)										5	0	0	0	0	0	2				
<b>Chet Lemon, R</b> OBP: 0.369, SLG: 0.492 (1, 8)										4	0	2	0	0	2	0				
<b>Thad Bosley, L</b> OBP: 0.297, SLG: 0.312 (9, PR)										1	2	1	0	0	0	0				
<b>Lamar Johnson, R</b> OBP: 0.334, SLG: 0.389 (1, 3)										4	1	1	0	0	0	2				
<b>Mike Squires, L</b> OBP: 0.354, SLG: 0.360 (9, 3)										1	0	0	0	0	0	0				
<b>Wayne Nordhagen, R</b> OBP: 0.300, SLG: 0.434 (1, 10)										3	1	1	1	0	0	0				
<b>Bob Molinaro, L</b> OBP: 0.320, SLG: 0.384 (8, PH)										1	0	0	0	1	0	1				
<b>Rusty Torres, S</b> OBP: 0.500, SLG: 1.000 (1, 9)										3	1	2	2	0	0	0				
<b>Ron Blomberg, L</b> OBP: 0.290, SLG: 0.364 (8, PH)										0	0	0	0	1	0	0				
<b>Mike Eden, S</b> OBP: 0.300, SLG: 0.125 (8, PR)										0	0	0	0	0	0	0				
<b>Ralph Garr, L</b> OBP: 0.313, SLG: 0.371 (9, 7)										0	0	0	0	0	0	0				
<b>Harry Chappas, S</b> OBP: 0.125, SLG: 0.143 (1, 6)										3	0	1	1	0	0	1				
<b>Bill Nahorodny, R</b> OBP: 0.287, SLG: 0.353 (1, 2)										4	0	1	0	0	1	5				
<b>Kevin Bell, R</b> OBP: 0.246, SLG: 0.302 (1, 5)										4	0	1	0	0	0	1				
<b>Inning Stats</b>	R: 0 E: 0 K: 2 S: 7	H: 0 LOB: 0 BB: 0 P: 7	R: 0 E: 0 K: 0 S: 3	H: 0 LOB: 0 BB: 0 P: 3	R: 0 E: 0 K: 0 S: 5	H: 2 LOB: 2 BB: 0 P: 5	R: 3 E: 0 K: 1 S: 9	H: 4 LOB: 1 BB: 0 P: 9	R: 0 E: 0 K: 0 S: 4	H: 1 LOB: 1 BB: 0 P: 4	R: 0 E: 0 K: 0 S: 3	H: 0 LOB: 0 BB: 0 P: 3	R: 0 E: 0 K: 0 S: 6	H: 1 LOB: 3 BB: 2 P: 14	R: 2 E: 1 K: 0 S: 6	H: 2 LOB: 1 BB: 0 P: 6	1B: 5 2B: 4 3B: 0 HR: 2	SF: 1 SAC: 0 DP: 0 HBP: 0	WP: 0 PB: 0 SB: 0 CS: 0	PA: 41
<b>PITCHER</b>	IP	WLS	BF	H	R	ER	SO	BB	IBB	HBP	BLK	WP	HR	S	P	ERA	WHIP			
<b>Rick Honeycutt, L</b> ERA: 4.29 (1, 1)	7.1		31	9	4	4	3	0	0	0	0	0	1	37	37	4.91	1.227			
<b>Enrique Romo, R</b> ERA: 3.49 (8, 1)	1.2	W	10	2	2	1	1	2	0	0	0	0	1	10	18	5.40	2.400			

Seattle Mariners @ Chicago White Sox  
Comiskey Park, Chicago, IL  
Sat Sep 09 1978, 4:33 AM EDT  
Alt. 6,941 - Unknown - 76 F

AB 38  
R 6  
H 11  
RBI 5  
BB 2  
SO 4  
LOB 14





Batter	1	2	3	4	5	6	7	8	9	AB	R	H	RBI	BB	SO	LOB	TOP					
<b>Julio Cruz, S</b> OBP: 0.331, SLG: 0.282 (1,4)	0-0 6-3		0-0 F8			0-0 4-3		0-0 F7		4	0	0	0	0	0	1						
<b>Craig Reynolds, L</b> OBP: 0.341, SLG: 0.379 (1,6)	0-0 F8		0-0 4-3			0-0 S 1B		0-0 3-1		4	0	1	0	0	0	1						
<b>Ruppert Jones, L</b> OBP: 0.332, SLG: 0.346 (1,8)	4-0 S 1B BB			0-0 3-1		0-0 F7		0-0 F8		3	1	0	0	1	0	1						
<b>Leon Roberts, R</b> OBP: 0.367, SLG: 0.519 (1,9)	0-0 1-H 1B			0-0 1B		0-0 F8		0-0 FC6 1B		4	0	3	1	0	0	1						
<b>Bruce Bochte, L</b> OBP: 0.340, SLG: 0.396 (1,10)		0-0 F2		0-0 F7		0-0 F5		0-0 FC6 1-2		4	0	0	0	0	0	2						
<b>Tom Paciorek, R</b> OBP: 0.358, SLG: 0.470 (1,7)		0-0 F7		0-3 K		0-0 CS 1B				3	0	1	0	0	1	1						
<b>Dan Meyer, L</b> OBP: 0.262, SLG: 0.335 (1,3)		0-0 G3			0-0 F5		0-0 F5 1-2			3	0	0	0	0	0	1						
<b>Bill Stein, R</b> OBP: 0.323, SLG: 0.380 (1,5)			0-0 6-3		0-0 F8		0-0 F4			3	0	0	0	0	0	0						
<b>Bob Stinson, S</b> OBP: 0.359, SLG: 0.413 (1,2)			0-0 2B		0-0 F7		0-0 4-3			3	0	1	0	0	0	0						
<b>Kevin Pasley, R</b> OBP: 0.195, SLG: 0.225 (8,2)										0	0	0	0	0	0	0						
<b>Inning Stats</b>	R: 1 E: 0 K: 0 S: 3	H: 1 LOB: 1 BB: 1 P: 7	R: 0 E: 0 K: 0 S: 3	H: 0 LOB: 0 BB: 0 P: 3	R: 0 E: 0 K: 1 S: 4	H: 1 LOB: 1 BB: 0 P: 4	R: 0 E: 0 K: 1 S: 6	H: 1 LOB: 1 BB: 0 P: 6	R: 0 E: 0 K: 0 S: 3	H: 0 LOB: 0 BB: 0 P: 3	R: 0 E: 0 K: 0 S: 3	H: 1 LOB: 0 BB: 0 P: 3	R: 0 E: 0 K: 0 S: 3	H: 0 LOB: 0 BB: 0 P: 3	R: 0 E: 0 K: 0 S: 4	H: 1 LOB: 1 BB: 0 P: 4	R: 0 E: 0 K: 0 S: 4	H: 1 LOB: 1 BB: 0 P: 4	1B: 5 2B: 1 3B: 0 HR: 0	SF: 0 SAC: 0 DP: 0 HBP: 0	WP: 0 PB: 0 SB: 3 CS: 1	PA: 32
<b>PITCHER</b> <b>Jack Kucek, R</b> ERA: 4.05 (1,1)	IP: 9.0 WLS: W BF: 32 H: 6 R: 1 ER: 1 SO: 1 BB: 1 IBB: 0 HBP: 0 BLK: 0 WP: 0 HR: 0 S: 33 P: 37 ERA: 1.00 WHIP: 0.778															<b>PITCHER</b> <b>Jack Kucek, R</b> ERA: 4.05 (1,1)	IP: 9.0 WLS: W BF: 32 H: 6 R: 1 ER: 1 SO: 1 BB: 1 IBB: 0 HBP: 0 BLK: 0 WP: 0 HR: 0 S: 33 P: 37 ERA: 1.00 WHIP: 0.778					

**Seattle Mariners @ Chicago White Sox**  
Comiskey Park, Chicago, IL  
Sun Sep 10 1978, 4:33 AM EDT  
Att: 17,205 - Unknown - 89 F

AB	31
R	1
H	6
RBI	1
BB	1
SO	1
LOB	8



Batter	1	2	3	4	5	6	7	8	9	AB	R	H	RBI	BB	SO	LOB	BOTTOM					
<b>Harry Chappas, S</b> OBP: 0.250, SLG: 0.273 (1,6)	0-0 6-3		0-0 1B	0-0 4-3			0-0 CS 1B			4	0	2	0	0	0	1						
<b>Rusty Torres, S</b> OBP: 0.438, SLG: 0.846 (1,8)	0-0 3-1 2B		0-0 F8		0-0 F7		0-0 F9 1-2			4	0	1	0	0	0	2						
<b>Claudell Washington, L</b> OBP: 0.276, SLG: 0.366 (1,9)	0-0 3-1		0-0 1-2 1B		0-0 F3		0-0 F8			4	0	1	0	0	0	1						
<b>Lamar Johnson, R</b> OBP: 0.331, SLG: 0.385 (1,10)	0-0 5-3		0-0 F8		0-0 5-3		0-3 K			4	0	0	0	0	1	3						
<b>Mike Squires, L</b> OBP: 0.350, SLG: 0.356 (1,3)		0-0 FC5-4 1B	0-0 F9		0-3 K		0-0 E5			4	0	1	0	0	1	2						
<b>Thad Bosley, L</b> OBP: 0.296, SLG: 0.310 (1,7)		0-0 FC5-4 S 1B 1-2		0-0 HBP E 1B		0-0 F8		0-0 G3		4	2	1	0	0	0	2						
<b>Greg Pryor, R</b> OBP: 0.276, SLG: 0.316 (1,4)		0-0 F8 1-2		0-0 F2		0-0 2B				3	0	1	0	0	0	2						
<b>Mike Colbern, R</b> OBP: 0.256, SLG: 0.304 (1,2)		0-0 2H 1B		1-0 E HBP 1B		0-0 F3				2	0	1	1	0	0	1						
<b>Kevin Bell, R</b> OBP: 0.233, SLG: 0.286 (1,5)		0-0 L8		0-3 1-2 2H K		0-0 6-3				3	0	0	0	0	1	2						
<b>Inning Stats</b>	R: 0 E: 0 K: 0 S: 4	H: 1 LOB: 1 BB: 0 P: 4	R: 1 E: 0 K: 0 S: 5	H: 2 LOB: 1 BB: 0 P: 5	R: 0 E: 0 K: 0 S: 5	H: 2 LOB: 2 BB: 0 P: 5	R: 1 E: 1 K: 1 S: 6	H: 1 LOB: 1 BB: 0 P: 7	R: 0 E: 0 K: 0 S: 3	H: 0 LOB: 0 BB: 0 P: 3	R: 0 E: 0 K: 1 S: 6	H: 1 LOB: 1 BB: 0 P: 6	R: 0 E: 0 K: 0 S: 3	H: 1 LOB: 0 BB: 0 P: 3	R: 0 E: 1 K: 1 S: 6	H: 0 LOB: 1 BB: 0 P: 6	R: 0 E: 0 K: 0 S: 6	H: 0 LOB: 1 BB: 0 P: 6	1B: 6 2B: 2 3B: 0 HR: 0	SF: 0 SAC: 0 DP: 0 HBP: 1	WP: 0 PB: 0 SB: 1 CS: 1	PA: 33
<b>PITCHER</b> <b>Glenn Abbott, R</b> ERA: 4.62 (1,1)	IP: 8.0 WLS: L BF: 33 H: 8 R: 2 ER: 1 SO: 3 BB: 0 IBB: 0 HBP: 1 BLK: 0 WP: 0 HR: 0 S: 38 P: 39 ERA: 1.12 WHIP: 1.000															<b>PITCHER</b> <b>Glenn Abbott, R</b> ERA: 4.62 (1,1)	IP: 8.0 WLS: L BF: 33 H: 8 R: 2 ER: 1 SO: 3 BB: 0 IBB: 0 HBP: 1 BLK: 0 WP: 0 HR: 0 S: 38 P: 39 ERA: 1.12 WHIP: 1.000					

**Seattle Mariners @ Chicago White Sox**  
Comiskey Park, Chicago, IL  
Sun Sep 10 1978, 4:33 AM EDT  
Att: 17,205 - Unknown - 89 F

AB	32
R	2
H	8
RBI	1
BB	0
SO	3
LOB	16





Batter	1	2	3	4	5	6	7	8	9	AB	R	H	RBI	BB	SO	LOB	TOP								
<b>Robin Yount, R</b> OBP: 0.334, SLG: 0.433 (1, 6)										5	1	1	0	0	0	0									
<b>Don Money, R</b> OBP: 0.354, SLG: 0.443 (1, 4)										4	2	2	1	0	2	0									
<b>Cecil Cooper, L</b> OBP: 0.355, SLG: 0.471 (1, 3)										4	0	1	0	0	1	1									
<b>Larry Hisle, R</b> OBP: 0.363, SLG: 0.529 (1, 10)										4	0	0	0	0	3	2									
<b>Ben Oglivie, L</b> OBP: 0.371, SLG: 0.493 (1, 7)										3	1	1	1	1	1	1									
<b>Sixto Lezcano, R</b> OBP: 0.372, SLG: 0.455 (1, 9)										3	1	1	1	1	0	1									
<b>Sal Bando, R</b> OBP: 0.375, SLG: 0.451 (1, 5)										4	0	1	1	0	0	3									
<b>Gorman Thomas, R</b> OBP: 0.351, SLG: 0.523 (1, 8)										4	0	1	0	0	1	0									
<b>Buck Martinez, R</b> OBP: 0.252, SLG: 0.275 (1, 2)										4	0	0	0	0	1	2									
<b>Inning Stats</b>	R: 2 E: 1 K: 2 S: 10	H: 3 LOB: 2 BB: 1 P: 14	R: 0 E: 0 K: 0 S: 3	H: 0 LOB: 0 BB: 0 P: 3	R: 0 E: 0 K: 3 S: 9	H: 0 LOB: 0 BB: 0 P: 9	R: 0 E: 0 K: 0 S: 3	H: 0 LOB: 0 BB: 0 P: 3	R: 0 E: 0 K: 0 S: 3	H: 0 LOB: 0 BB: 0 P: 3	R: 3 E: 0 K: 2 S: 12	H: 5 LOB: 2 BB: 0 P: 12	R: 0 E: 0 K: 1 S: 5	H: 0 LOB: 0 BB: 0 P: 5	R: 0 E: 0 K: 0 S: 3	H: 0 LOB: 1 BB: 1 P: 7	R: 0 E: 0 K: 1 S: 5	H: 0 LOB: 0 BB: 0 P: 5	1B: 4 2B: 4 3B: 0 HR: 0	SF: 0 SAC: 0 DP: 0 HBP: 0	WP: 0 PB: 0 SB: 1 CS: 0	PA: 37			
<b>PITCHER</b>	IP	WLS	BF	H	R	ER	SO	BB	IBB	HBP	BLK	WP	HR	S	P	ERA	WHIP								
<b>Byron McLaughlin, R</b> ERA: 5.44 (1, 1)	5.2	L	25	7	5	4	6	1	0	0	0	0	0	36	40	6.35	1.412								
<b>Mike Parrott, R</b> ERA: 5.07 (6, 1)	3.1		12	1	0	0	3	1	0	0	0	0	0	17	21	0.00	0.600								

Milwaukee Brewers @ Seattle Mariners  
The Kingdome, Seattle, WA  
Mon Sep 11 1978, 10:05 PM EDT  
Att: 5,246 - Dome

AB 35  
R 5  
H 8  
RBI 4  
BB 2  
SO 9  
LOB 10



Batter	1	2	3	4	5	6	7	8	9	AB	R	H	RBI	BB	SO	LOB	BOTTOM								
<b>Julio Cruz, S</b> OBP: 0.331, SLG: 0.284 (1, 4)										5	1	2	0	0	0	0									
<b>Craig Reynolds, L</b> OBP: 0.336, SLG: 0.376 (1, 6)										4	0	0	0	0	0	3									
<b>Ruppert Jones, L</b> OBP: 0.333, SLG: 0.350 (1, 8)										4	1	2	1	0	0	0									
<b>Leon Roberts, R</b> OBP: 0.366, SLG: 0.516 (1, 9)										4	0	1	1	0	0	1									
<b>Bruce Bochte, L</b> OBP: 0.339, SLG: 0.394 (1, 10)										3	0	0	0	1	0	2									
<b>Tom Paciorek, R</b> OBP: 0.361, SLG: 0.468 (1, 7)										3	0	1	0	1	1										
<b>Dan Meyer, L</b> OBP: 0.262, SLG: 0.334 (1, 3)										4	1	1	0	0	0	4									
<b>Bob Stinson, S</b> OBP: 0.359, SLG: 0.412 (1, 2)										3	0	1	0	0	1	1									
<b>Kevin Pasley, R</b> OBP: 0.195, SLG: 0.225 (7, PR)										0	0	0	0	0	0	0									
<b>Charlie Beamon, L</b> (9, PH)										1	0	0	0	0	0	0									
<b>Larry Milbourne, S</b> OBP: 0.276, SLG: 0.323 (1, 5)										4	0	0	0	0	0	1									
<b>Inning Stats</b>	R: 0 E: 0 K: 0 S: 3	H: 0 LOB: 0 BB: 0 P: 3	R: 0 E: 0 K: 0 S: 4	H: 1 LOB: 1 BB: 0 P: 4	R: 0 E: 0 K: 1 S: 5	H: 0 LOB: 0 BB: 0 P: 5	R: 0 E: 0 K: 0 S: 3	H: 0 LOB: 0 BB: 0 P: 3	R: 0 E: 0 K: 0 S: 3	H: 0 LOB: 0 BB: 0 P: 3	R: 2 E: 0 K: 0 S: 6	H: 3 LOB: 1 BB: 0 P: 6	R: 1 E: 1 K: 0 S: 6	H: 3 LOB: 3 BB: 0 P: 6	R: 0 E: 0 K: 0 S: 4	H: 1 LOB: 2 BB: 1 P: 8	R: 0 E: 0 K: 0 S: 3	H: 0 LOB: 0 BB: 0 P: 3	1B: 7 2B: 1 3B: 0 HR: 0	SF: 0 SAC: 0 DP: 0 HBP: 0	WP: 0 PB: 0 SB: 1 CS: 0	PA: 37			
<b>PITCHER</b>	IP	WLS	BF	H	R	ER	SO	BB	IBB	HBP	BLK	WP	HR	S	P	ERA	WHIP								
<b>Lary Sorensen, R</b> ERA: 3.17 (1, 1)	7.0	W	30	8	3	3	2	1	0	0	0	0	0	33	37	3.86	1.286								
<b>Bill Castro, R</b> ERA: 1.59 (8, 1)	2.0	S	7	0	0	0	0	1	0	0	0	0	0	6	10	0.00	0.500								

Milwaukee Brewers @ Seattle Mariners  
The Kingdome, Seattle, WA  
Mon Sep 11 1978, 10:05 PM EDT  
Att: 5,246 - Dome

AB 35  
R 3  
H 8  
RBI 2  
BB 2  
SO 2  
LOB 13





Batter	1	2	3	4	5	6	7	8	9	AB	R	H	RBI	BB	SO	LOB	TOP																					
<b>Robin Yount, R</b> OBP: 0.330, SLG: 0.428 (1, 6)	0-0 6-3		0-0 F8		0-0 6-3	0-0 F7		0-0 6-3	5 0 0 0 0 0 2								<b>Milwaukee Brewers @ Seattle Mariners</b> The Kingdome, Seattle, WA Tue Sep 12 1978, 10:05 PM EDT Att: 5,577 - Dome																					
<b>Don Money, R</b> OBP: 0.356, SLG: 0.442 (1, 4)	0-0 F8		4-0 FC5-4 BB		0-0 1B HR	0-0 P4		4-0 BB	3 1 1 0 2 0 2																													
<b>Cecil Cooper, L</b> OBP: 0.356, SLG: 0.469 (1, 3)	4-0 CS BB		0-3 K		0-0 1B HR		0-0 4-3	0-0 F7	4 1 1 0 1 1 2																													
<b>Larry Hisle, R</b> OBP: 0.363, SLG: 0.536 (1, 7)	0-0 CS	0-0 4-3 1B 2B	0-0 FC5-4		0-0 1B HR		0-3 K	0-3 K	5 2 2 3 0 2 2																													
<b>Ben Oglivie, L</b> OBP: 0.374, SLG: 0.501 (1, 10)		0-0 4-3		0-0 HR	4-0 FC5-4 BB		0-0 1B		3 1 2 1 1 0 1																													
<b>Sixto Lezcano, R</b> OBP: 0.368, SLG: 0.450 (1, 9)		0-3 K		0-0 F8	0-0 FC5-4			0-0 5-3	4 0 0 0 0 1 2																													
<b>Sal Bando, R</b> OBP: 0.378, SLG: 0.452 (1, 5)		0-0 2B 1B		0-0 F9		4-0 E BB		0-0 FC6 1B	3 0 2 1 1 0 0																													
<b>Gorman Thomas, R</b> OBP: 0.350, SLG: 0.523 (1, 8)		0-0 1-3 2B		0-3 K		0-0 F2		0-0 F8	4 0 1 0 0 1 2																													
<b>Charlie Moore, R</b> OBP: 0.306, SLG: 0.367 (1, 2)		0-0 F7			0-0 F9	0-0 E5		0-0 FC6	4 0 0 0 0 0 4																													
<b>Inning Stats</b>	R: 0 E: 0 K: 0 S: 2	H: 0 LOB: 0 BB: 1 P: 6	R: 1 E: 0 K: 1 S: 8	H: 3 LOB: 2 BB: 0 P: 8	R: 0 E: 0 K: 1 S: 5	H: 0 LOB: 1 BB: 1 P: 9	R: 1 E: 0 K: 1 S: 6	H: 1 LOB: 0 BB: 0 P: 6	R: 3 E: 0 K: 0 S: 6	H: 3 LOB: 1 BB: 1 P: 10	R: 0 E: 1 K: 0 S: 4	H: 0 LOB: 2 BB: 1 P: 8	R: 0 E: 0 K: 1 S: 5	H: 1 LOB: 1 BB: 0 P: 5	R: 0 E: 0 K: 0 S: 4	H: 1 LOB: 1 BB: 0 P: 4	R: 0 E: 0 K: 1 S: 5	H: 0 LOB: 1 BB: 1 P: 9	1B: 5 2B: 2 3B: 0 HR: 2	SF: 0 SAC: 0 DP: 0 HBP: 0	WP: 0 PB: 0 CS: 1	PA: 41																
<b>PITCHER</b>	IP	WLS	BF	H	R	ER	SO	BB	IBB	HBP	BLK	WP	HR	S	P	ERA	WHIP	<b>PITCHER</b>				IP	WLS	BF	H	R	ER	SO	BB	IBB	HBP	BLK	WP	HR	S	P	ERA	WHIP
<b>Paul Mitchell, R</b> ERA: 3.91 (1, 1)	4.2		22	7	5	5	3	2	0	0	0	0	2	26	34	9.64	1.929																					
<b>Jim Todd, R</b> ERA: 3.88 (5, 1)	4.1	W	18	2	0	0	2	3	0	0	0	0	0	19	31	0.00	1.154																					

<b>AB</b>	35
<b>R</b>	5
<b>H</b>	9
<b>RBI</b>	5
<b>BB</b>	5
<b>SO</b>	5
<b>LOB</b>	17



Batter	1	2	3	4	5	6	7	8	9	AB	R	H	RBI	BB	SO	LOB	BOTTOM																					
<b>Julio Cruz, S</b> OBP: 0.332, SLG: 0.285 (1, 4)	0-3 K	0-0 G1		0-0 1B FC3 1B		0-0 F9		0-0 1B SH1-3 1B	5 1 2 0 0 1 0								<b>Milwaukee Brewers @ Seattle Mariners</b> The Kingdome, Seattle, WA Tue Sep 12 1978, 10:05 PM EDT Att: 5,577 - Dome																					
<b>Craig Reynolds, L</b> OBP: 0.342, SLG: 0.379 (1, 6)	0-0 HR 1B	0-0 1B		0-0 FC3 4-3 1B		0-0 F6		0-0 SH1-3	4 2 3 0 0 0 0																													
<b>Ruppert Jones, L</b> OBP: 0.334, SLG: 0.356 (1, 8)	0-0 1-H HR	0-0 F9		0-0 FC3 4-3 1-3 3-H		0-0 1-6-3		4-0 1B BB	4 2 1 2 1 0 3																													
<b>Leon Roberts, R</b> OBP: 0.367, SLG: 0.515 (1, 9)	0-0 2B 1B	0-0 F3		0-0 4-3		0-0 5-3		0-0 1B 1B	5 1 2 1 0 0 2																													
<b>Tom Paciorek, R</b> OBP: 0.362, SLG: 0.471 (1, 7)	0-0 CI 2B		0-3 K	0-3 K		0-0 F7		0-0 1B 1B	5 0 2 3 0 2 1																													
<b>Dan Meyer, L</b> OBP: 0.259, SLG: 0.331 (1, 3)	0-0 F8		0-0 F6		0-0 3-1		0-3 K		4 0 0 0 0 1 1																													
<b>Bill Stein, R</b> OBP: 0.325, SLG: 0.379 (1, 5)	4-0 CI BB		0-0 1B 1B		0-0 E5		0-0 F7		3 0 1 0 1 0 0																													
<b>Bob Stinson, S</b> OBP: 0.358, SLG: 0.411 (1, 2)	0-1 CI		0-0 1-2 2-3 1B		0-0 F8		0-0 F9		3 0 1 0 0 0 1																													
<b>Charlie Beamon, L</b> (1, 10)	0-0 F2		0-0 F9		0-0 F9		0-3 K		4 0 0 0 0 1 6																													
<b>Inning Stats</b>	R: 3 E: 1 K: 1 S: 10	H: 4 LOB: 3 BB: 1 P: 14	R: 0 E: 0 K: 0 S: 4	H: 1 LOB: 0 BB: 0 P: 4	R: 0 E: 0 K: 1 S: 7	H: 2 LOB: 2 BB: 0 P: 7	R: 1 E: 0 K: 1 S: 7	H: 2 LOB: 1 BB: 0 P: 7	R: 0 E: 0 K: 0 S: 4	H: 0 LOB: 0 BB: 0 P: 4	R: 0 E: 0 K: 0 S: 3	H: 0 LOB: 0 BB: 0 P: 3	R: 0 E: 0 K: 1 S: 5	H: 0 LOB: 0 BB: 0 P: 5	R: 0 E: 0 K: 1 S: 5	H: 0 LOB: 0 BB: 0 P: 5	R: 2 E: 0 K: 0 S: 4	H: 3 LOB: 2 BB: 1 P: 8	1B: 10 2B: 1 3B: 0 HR: 1	SF: 0 SAC: 1 DP: 0 HBP: 0	WP: 0 PB: 0 CS: 0	PA: 41																
<b>PITCHER</b>	IP	WLS	BF	H	R	ER	SO	BB	IBB	HBP	BLK	WP	HR	S	P	ERA	WHIP	<b>PITCHER</b>				IP	WLS	BF	H	R	ER	SO	BB	IBB	HBP	BLK	WP	HR	S	P	ERA	WHIP
<b>Mark Bombard, R</b> ERA: 40.5 (1, 1)	0.2		7	4	3	3	1	1	0	0	0	0	1	8	12	40.50	7.500																					
<b>Eduardo Rodriguez, R</b> ERA: 4.53 (1, 1)	7.2		31	6	2	2	4	0	0	0	0	0	0	39	39	2.35	0.783																					
<b>Bob McClure, L</b> ERA: 4.12 (9, 1)	0.0	L	1	0	0	0	0	1	0	0	0	0	0	0	4	*	*																					
<b>Bill Castro, R</b> ERA: 1.59 (9, 1)	0.0		2	2	1	1	0	0	0	0	0	0	0	2	2	*	*																					





Batter	1	2	3	4	5	6	7	8	9	AB	R	H	RBI	BB	SO	LOB	TOP								
Harry Chappas, S OBP: 0.320, SLG: 0.333										5	2	2	0	0	0	2									
Rusty Torres, S OBP: 0.375, SLG: 0.619										4	1	2	0	0	0	1									
Chet Lemon, R OBP: 0.369, SLG: 0.593 Claudell Washington, L OBP: 0.277, SLG: 0.368										3	1	2	3	0	0	1									
Lamar Johnson, R OBP: 0.337, SLG: 0.388 Mike Squires, L OBP: 0.344, SLG: 0.349										4	0	2	1	1	0	2									
Eric Soderholm, R OBP: 0.304, SLG: 0.415 Kevin Bell, R OBP: 0.254, SLG: 0.305										4	0	1	1	0	0	4									
Wayne Nordhagen, R OBP: 0.296, SLG: 0.432										4	0	1	1	0	0	4									
Bill Nahorodny, R OBP: 0.286, SLG: 0.351										5	0	1	0	0	0	5									
Thad Bosley, L OBP: 0.307, SLG: 0.322										4	0	2	0	0	0	3									
Joe Gates, L OBP: 0.429, SLG: 0.333										4	1	1	0	0	0	2									
<b>Inning Stats</b>	R: 1 E: 0 K: 0 S: 5	H: 2 LOB: 1 BB: 0 P: 5	R: 0 E: 0 K: 0 S: 3	H: 1 LOB: 0 BB: 0 P: 3	R: 2 E: 0 K: 0 S: 6	H: 3 LOB: 2 BB: 1 P: 10	R: 0 E: 0 K: 0 S: 4	H: 1 LOB: 1 BB: 0 P: 4	R: 2 E: 0 K: 0 S: 7	H: 4 LOB: 2 BB: 0 P: 7	R: 0 E: 0 K: 0 S: 3	H: 0 LOB: 0 BB: 0 P: 3	R: 0 E: 0 K: 0 S: 5	H: 2 LOB: 2 BB: 0 P: 5	R: 0 E: 0 K: 0 S: 4	H: 1 LOB: 1 BB: 0 P: 4	R: 1 E: 0 K: 0 S: 5	H: 2 LOB: 1 BB: 0 P: 5	1B: 13 2B: 2 3B: 0 HR: 1	SF: 2 SAC: 1 DP: 0 HBP: 0	WP: 0 PB: 0 SB: 1 CS: 1	PA: 44			
<b>PITCHER</b>	IP	WLS	BF	H	R	ER	SO	BB	IBB	HBP	BLK	WP	HR	S	P	ERA	WHIP								
Rick Honeycutt, L ERA: 4.51	4.0	L	21	9	5	5	0	1	0	0	0	0	1	20	24	11.25	2.500								
Mike Parrott, R ERA: 5.0	1.0		5	2	0	0	0	0	0	0	0	0	0	5	5	0.00	2.000								
Tom Brown, R ERA:	3.0		12	3	0	0	0	0	0	0	0	0	0	12	12	0.00	1.000								
Shane Rawley, L ERA: 4.28	1.0		5	2	1	1	0	0	0	0	0	0	0	5	5	9.00	2.000								

**Chicago White Sox @ Seattle Mariners**  
The Kingdome, Seattle, WA  
Thu Sep 14 1978, 10:05 PM EDT  
Att. 5,310 - Unknown - 70 F

AB 39  
R 6  
H 16  
RBI 6  
BB 1  
SO 0  
LOB 24

Batter	1	2	3	4	5	6	7	8	9	AB	R	H	RBI	BB	SO	LOB	BOTTOM								
Julio Cruz, S OBP: 0.332, SLG: 0.283										3	1	0	0	1	0	0									
Craig Reynolds, L OBP: 0.339, SLG: 0.376										4	0	0	0	0	0	2									
Ruppert Jones, L OBP: 0.332, SLG: 0.354 John Hale, L OBP: 0.298, SLG: 0.279										3	0	0	0	0	1	0									
Leon Roberts, R OBP: 0.368, SLG: 0.514										4	1	2	2	0	0										
Tom Paciorek, R OBP: 0.360, SLG: 0.465										3	0	0	0	1	1										
Bruce Bochte, L OBP: 0.340, SLG: 0.401 Larry Milbourne, S OBP: 0.276, SLG: 0.323										4	1	2	3	0	0	1									
Bill Stein, R OBP: 0.322, SLG: 0.376										4	0	0	0	0	1	2									
Bob Stinson, S OBP: 0.358, SLG: 0.409										2	1	0	0	1	1	0									
Charlie Beamon, L OBP: 0.358, SLG: 0.409										3	0	0	0	0	0	1									
<b>Inning Stats</b>	R: 0 E: 0 K: 0 S: 3	H: 0 LOB: 0 BB: 0 P: 3	R: 0 E: 0 K: 0 S: 3	H: 0 LOB: 0 BB: 0 P: 3	R: 0 E: 0 K: 1 S: 5	H: 0 LOB: 0 BB: 0 P: 5	R: 0 E: 0 K: 1 S: 5	H: 0 LOB: 0 BB: 0 P: 8	R: 0 E: 0 K: 0 S: 3	H: 1 LOB: 0 BB: 0 P: 3	R: 0 E: 0 K: 0 S: 3	H: 0 LOB: 0 BB: 0 P: 3	R: 1 E: 0 K: 2 S: 8	H: 1 LOB: 0 BB: 0 P: 8	R: 4 E: 0 K: 0 S: 5	H: 2 LOB: 2 BB: 4 P: 21	1B: 3 2B: 0 3B: 0 HR: 1	SF: 0 SAC: 0 DP: 1 HBP: 0	WP: 0 PB: 0 SB: 0 CS: 0	PA: 34					
<b>PITCHER</b>	IP	WLS	BF	H	R	ER	SO	BB	IBB	HBP	BLK	WP	HR	S	P	ERA	WHIP								
Steve Stone, R ERA: 4.41	8.1	W	28	2	3	3	4	2	0	0	0	0	1	34	45	3.24	0.480								
Lerrin LaGrow, R ERA: 4.52	0.2		6	2	2	2	0	2	0	0	0	0	0	4	12	27.00	6.000								

**Chicago White Sox @ Seattle Mariners**  
The Kingdome, Seattle, WA  
Thu Sep 14 1978, 10:05 PM EDT  
Att. 5,310 - Unknown - 70 F

AB 30  
R 5  
H 4  
RBI 5  
BB 4  
SO 4  
LOB 7



Batter	1	2	3	4	5	6	7	8	9	10	AB	R	H	RBI	BB	SO	LOB	TOP				
<b>Harry Chappas, S</b> OBP: 0.323, SLG: 0.333 (1, 6)	G3		F7		F7			F7			6	1	2	0	0	0	4					
<b>Claudell Washington, L</b> OBP: 0.276, SLG: 0.366 (1, 7)	L3		G5-3		3-1			F4			5	1	1	1	1	0	0	3				
<b>Chet Lemon, R</b> OBP: 0.373, SLG: 0.508 (1, 8)	1B				6-3			F8			5	2	3	0	0	0	0					
<b>Lamar Johnson, R</b> OBP: 0.333, SLG: 0.384 (1, 10)	F6				F8			K			5	1	0	0	0	1	4					
<b>Eric Soderholm, R</b> OBP: 0.304, SLG: 0.412 <b>Kevin Bell, R</b> OBP: 0.266, SLG: 0.305 (9, 5)	L6-3 HBP				E6			5-3			3	0	0	0	0	0	2					
<b>Bob Melino, L</b> OBP: 0.319, SLG: 0.382 <b>Mike Colbern, R</b> OBP: 0.272, SLG: 0.342 (9, 2)	F9				F9			G3			4	0	1	2	0	0	2					
<b>Mike Squires, L</b> OBP: 0.339, SLG: 0.354 (1, 3)	L6-3							6-3			4	1	1	1	0	0	1					
<b>Mary Foley, L</b> OBP: 0.600, SLG: 0.500 <b>Rusty Torres, S</b> OBP: 0.400, SLG: 0.636 (9, PR)			G5-3 1B					F5			3	0	2	1	1	0	0					
<b>Joe Gates, L</b> OBP: 0.417, SLG: 0.384 (1, 4)			K					F7			5	0	2	0	0	1	3					
<b>Inning Stats</b>	R: 0 E: 0 K: 0 S: 4	H: 1 LOB: 1 BB: 0 P: 4	R: 0 E: 0 K: 0 S: 2	H: 0 LOB: 0 BB: 0 P: 3	R: 0 E: 0 K: 1 S: 6	H: 2 LOB: 1 BB: 0 P: 6	R: 0 E: 1 K: 0 S: 4	H: 0 LOB: 1 BB: 0 P: 4	R: 0 E: 0 K: 0 S: 5	H: 0 LOB: 0 BB: 0 P: 5	R: 0 E: 0 K: 0 S: 3	H: 0 LOB: 0 BB: 0 P: 3	R: 0 E: 0 K: 0 S: 4	H: 1 LOB: 1 BB: 0 P: 4	R: 3 E: 1 K: 0 S: 7	H: 4 LOB: 0 BB: 0 P: 7	R: 5 E: 0 K: 0 S: 9	H: 6 LOB: 2 BB: 0 P: 10	1B: 12 2B: 3 3B: 0 HR: 0	SF: 1 SAC: 0 DP: 2 HBP: 2	WP: 1 PB: 1 SB: 0 CS: 0	PA: 46
<b>PITCHER</b>	IP	WLS	BF	H	R	ER	SO	BB	IBB	HBP	BLK	WP	HR	S	P	ERA	WHIP					
<b>Jim Colborn, R</b> ERA: 4.91 (1, 1)	8.2		34	7	3	1	2	1	0	1	0	0	0	36	41	1.04	0.923					
<b>Enrique Romo, R</b> ERA: 3.9 (9, 1)	0.2	L	8	5	5	0	0	0	0	1	0	1	0	7	8	67.50	7.500					
<b>Shane Rawley, L</b> ERA: 4.25 (10, 1)	0.2		4	2	0	0	0	0	0	0	0	0	0	4	4	0.00	3.000					

**Chicago White Sox @ Seattle Mariners**  
The Kingdome, Seattle, WA  
Fri Sep 15 1978, 10:05 PM EDT  
Att: 4,849 - Unknown - 70 F


AB 42  
R 8  
H 14  
RBI 8  
BB 1  
SO 2  
LOB 19



Batter	1	2	3	4	5	6	7	8	9	10	AB	R	H	RBI	BB	SO	LOB	BOTTOM			
<b>Julio Cruz, S</b> OBP: 0.332, SLG: 0.283 (1, 4)	1-3		5-3			S SF9 1B		F8			4	1	1	0	1	0	0				
<b>Larry Milbourne, S</b> OBP: 0.277, SLG: 0.323 <b>Craig Reynolds, L</b> OBP: 0.338, SLG: 0.374 (9, 6)	1B 2B 1B		F9			F8		F8			3	1	1	0	0	0	1				
<b>Tom Paclerek, R</b> OBP: 0.359, SLG: 0.465 <b>John Hale, L</b> OBP: 0.298, SLG: 0.279 <b>Bob Robertson, R</b> OBP: 0.313, SLG: 0.406 <b>Bruce Bochte, L</b> OBP: 0.340, SLG: 0.401 (10, 7)	2B 1B		5-3			SF9		K			2	0	0	0	0	0	1				
<b>Leon Roberts, R</b> OBP: 0.367, SLG: 0.514 (1, 9)	1B					1H F9		5-3			4	0	1	1	0	0	0				
<b>Bill Stein, R</b> OBP: 0.319, SLG: 0.372 (1, 5)	2B					F8		5-3			4	0	0	0	0	0	2				
<b>Ruppert Jones, L</b> OBP: 0.329, SLG: 0.350 (1, 8)	F8					5-3		F7			4	0	0	0	0	0	2				
<b>Leroy Stanton, R</b> OBP: 0.263, SLG: 0.252 (1, 10)	4-3					F9		L8			4	0	1	0	0	0	0				
<b>Juan Bernhardt, R</b> OBP: 0.288, SLG: 0.351 <b>Dan Meyer, L</b> OBP: 0.259, SLG: 0.330 (9, 3)	F9					6-3		5-3			3	0	0	0	0	0	0				
<b>Kevin Pasley, R</b> OBP: 0.200, SLG: 0.227 (1, 2)	K					6-3		6-3			4	0	1	0	0	1	0				
<b>Inning Stats</b>	R: 1 E: 0 K: 0 S: 6	H: 3 LOB: 2 BB: 0 P: 6	R: 0 E: 0 K: 1 S: 5	H: 0 LOB: 0 BB: 0 P: 5	R: 0 E: 0 K: 0 S: 3	H: 0 LOB: 0 BB: 0 P: 3	R: 0 E: 0 K: 0 S: 3	H: 0 LOB: 0 BB: 0 P: 3	R: 0 E: 0 K: 0 S: 4	H: 0 LOB: 0 BB: 0 P: 4	R: 0 E: 0 K: 0 S: 3	H: 0 LOB: 0 BB: 0 P: 3	R: 1 E: 0 K: 1 S: 6	H: 1 LOB: 0 BB: 0 P: 6	R: 0 E: 0 K: 0 S: 5	H: 2 LOB: 3 BB: 1 P: 9	1B: 5 2B: 1 3B: 0 HR: 1	SF: 1 SAC: 0 DP: 0 HBP: 0	WP: 0 PB: 0 SB: 2 CS: 0	PA: 38	
<b>PITCHER</b>	IP	WLS	BF	H	R	ER	SO	BB	IBB	HBP	BLK	WP	HR	S	P	ERA	WHIP				
<b>Rich Wortham, L</b> ERA: 2.76 (1, 1)	10.0	W	38	7	3	3	2	1	0	0	0	0	1	41	45	2.70	0.800				

**Chicago White Sox @ Seattle Mariners**  
The Kingdome, Seattle, WA  
Fri Sep 15 1978, 10:05 PM EDT  
Att: 4,849 - Unknown - 70 F

AB 36  
R 3  
H 7  
RBI 3  
BB 1  
SO 2  
LOB 9





Batter	1	2	3	4	5	6	7	8	9	AB	R	H	RBI	BB	SO	LOB	TOP			
<b>Harry Chappas, S</b> OBP: 0.378, SLG: 0.353 (1, 6)	4-0 1B BB	0-0 2H 1B		0-3 K	4-0 CS BB		0-0 1B		0-0 F4	4	0	2	2	2	1	2	<b>Chicago White Sox @ Seattle Mariners</b> The Kingdome, Seattle, WA Sat Sep 16 1978, 10:05 PM EDT Att: 11,230 - Unknown - 70 F			
<b>Claudell Washington, L</b> OBP: 0.280, SLG: 0.369 (1, 7) (7, 9)	0-0 1-3 1B	0-3 K		0-0 S 1B 1B	0-0 CS	0-0 F5	0-0 1-2 3H 1B		0-0 G6-4-3	6	1	3	1	0	1	2				
<b>Chet Lemon, R</b> OBP: 0.387, SLG: 0.500 <b>Thad Bosley, L</b> OBP: 0.307, SLG: 0.322 (1, 8) (7, 7)	0-0 F2		0-0 L6	0-3 K		0-0 F9	0-3 K			5	0	0	0	0	2	6				
<b>Lamar Johnson, R</b> OBP: 0.332, SLG: 0.382 (1, 10)	0-0 1-3 1-2 2-3		0-0 F9	0-0 S 1B 1B		0-0 F6	0-0 G1			5	1	1	0	0	0	5				
<b>Eric Soderholm, R</b> OBP: 0.309, SLG: 0.416 <b>Kevin Bell, R</b> OBP: 0.266, SLG: 0.305 (1, 5) (8, PR) (8, 5)	0-0 5-3		0-0 BB 1B 1B	0-0 1H 2H 1B		0-0 2B 1B 1B	0-0 BB 1B			5	2	4	2	0	0	2				
<b>Bob Molinaro, L</b> OBP: 0.324, SLG: 0.396 <b>Rusty Torres, S</b> OBP: 0.464, SLG: 0.696 (1, 9) (4, PH) (4, 9) (7, 8)		0-0 HR	4-0 1B BB	4-0 1-2 BB	4-0 1-2 BB	0-0 1B 2B	0-0 G4-6-3 BB			1	1	1	1	1	0	0				
<b>Mike Squires, L</b> OBP: 0.348, SLG: 0.364 (1, 3)	0-0 G3 1B	0-0 1-2 2H 1B	0-0 1-3			0-0 1B 1B	0-0 F8			5	2	3	3	0	0	4				
<b>Mary Foley, L</b> OBP: 0.500, SLG: 0.444 (1, 2)	0-0 G3	0-0 F9			0-0 G6-3 1B	0-0 1B 1B	0-0 G4-6-3			5	0	2	0	0	0	5				
<b>Joe Gates, L</b> OBP: 0.412, SLG: 0.375 (1, 4)	0-0 L4		0-0 E5 1B 1B	0-0 G6-3		0-3 K		0-0 G6-4-3 1B		5	1	2	0	0	1	4				
<b>Inning Stats</b>	R: 0 E: 0 K: 0 S: 4	H: 1 LOB: 2 BB: 1 P: 8	R: 2 E: 0 K: 1 S: 8	H: 3 LOB: 1 BB: 0 P: 8	R: 1 E: 0 K: 0 S: 5	H: 2 LOB: 2 BB: 1 P: 9	R: 3 E: 1 K: 2 S: 11	H: 4 LOB: 2 BB: 1 P: 15	R: 0 E: 0 K: 0 S: 2	H: 0 LOB: 0 BB: 0 P: 3	R: 3 E: 0 K: 2 S: 13	H: 6 LOB: 3 BB: 0 P: 13	R: 0 E: 0 K: 0 S: 3	H: 1 LOB: 2 BB: 1 P: 7	R: 0 E: 0 K: 0 S: 3	H: 1 LOB: 0 BB: 0 P: 3		1B: 17 2B: 1 3B: 0 HR: 1	SF: 0 SAC: 0 DP: 3 HBP: 0	WP: 0 PB: 0 SB: 2 CS: 1
<b>PITCHER</b>	IP WLS BF H R ER SO BB IBB HBP BLK WP HR S P ERA WHIP																<b>PITCHER</b>	IP WLS BF H R ER SO BB IBB HBP BLK WP HR S P ERA WHIP		
<b>Glenn Abbott, R</b> ERA: 4.81 (1, 1)	3.2 L 23 10 6 5 3 2 0 0 0 0 1 27 35 12.27 3.273																			
<b>Tom House, L</b> ERA: 5.02 (4, 1)	2.1 5 12 5 3 3 0 2 0 0 0 0 0 10 18 11.57 3.000																			
<b>Mike Parrott, R</b> ERA: 4.92 (7, 1)	1.0 2 5 2 0 0 2 0 0 0 0 0 0 9 9 0.00 2.000																			
<b>Tom Brown, R</b> ERA: (8, 1)	1.0 4 1 0 0 0 1 0 0 0 0 0 0 3 7 0.00 2.000																			
<b>Shane Rawley, L</b> ERA: 4.21 (9, 1)	1.0 3 1 0 0 0 0 0 0 0 0 0 0 3 3 0.00 1.000																			

AB	42
R	9
H	19
RBI	9
BB	5
SO	5
LOB	30

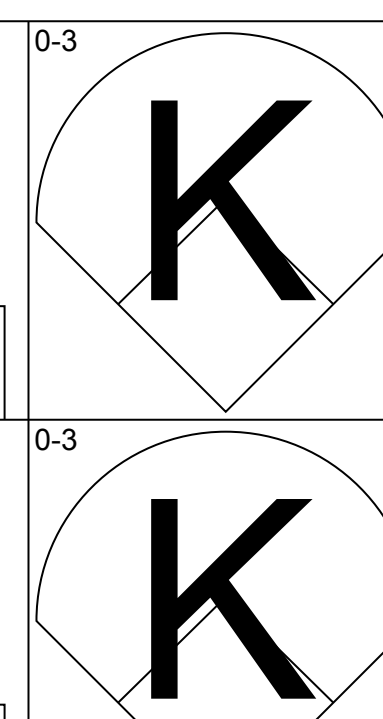
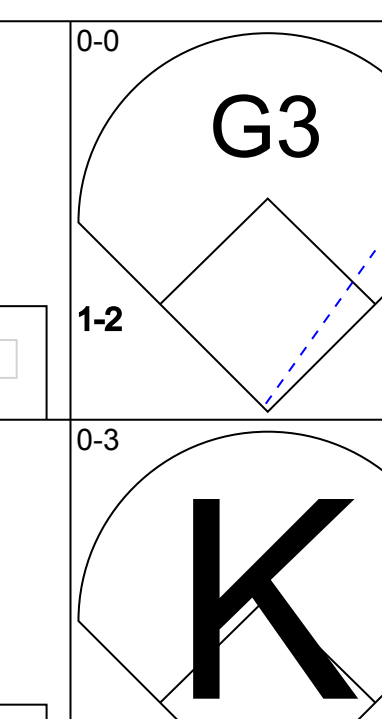
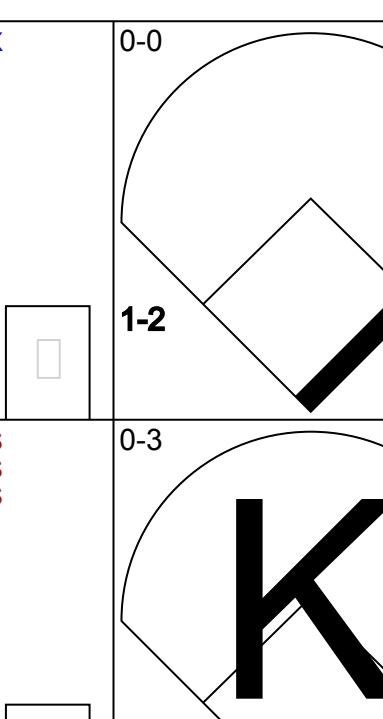
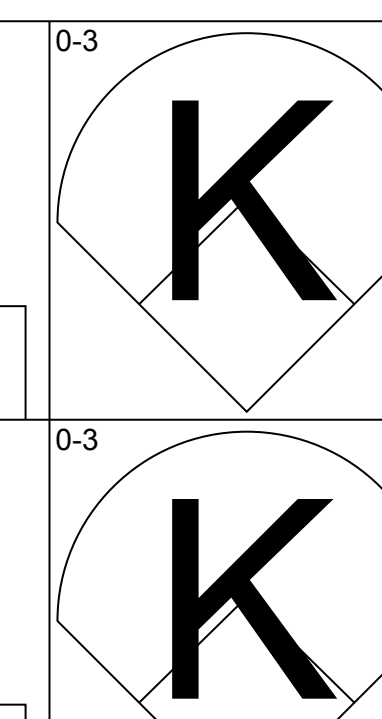
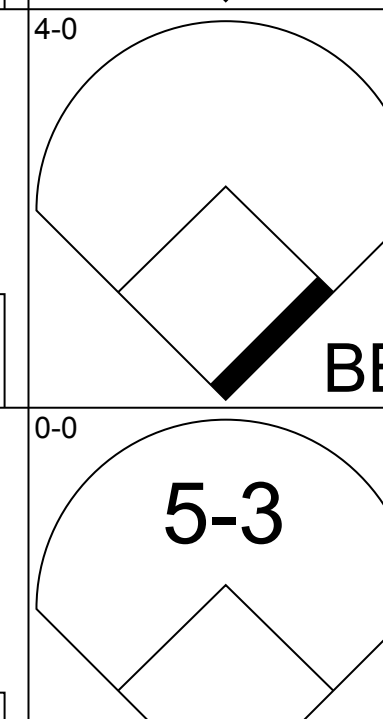


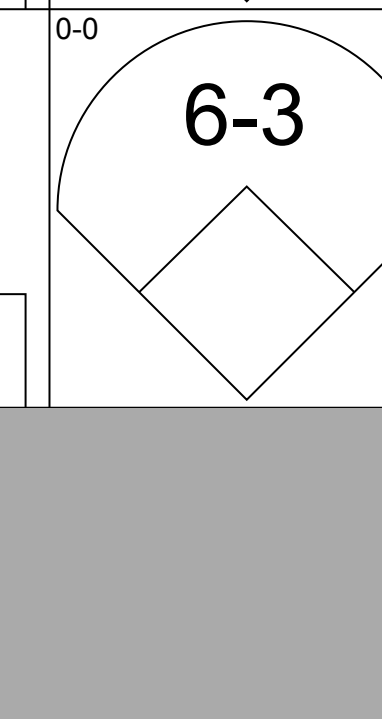

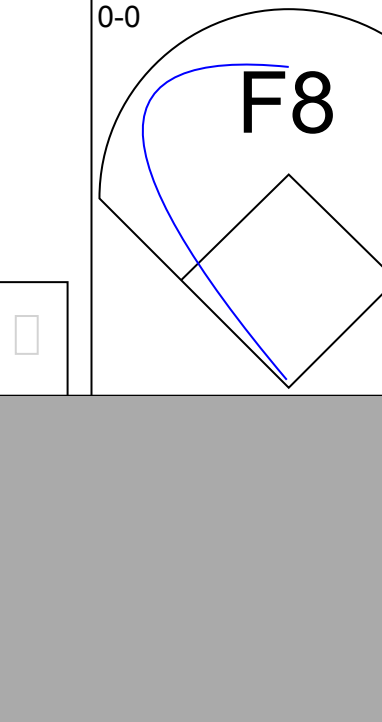
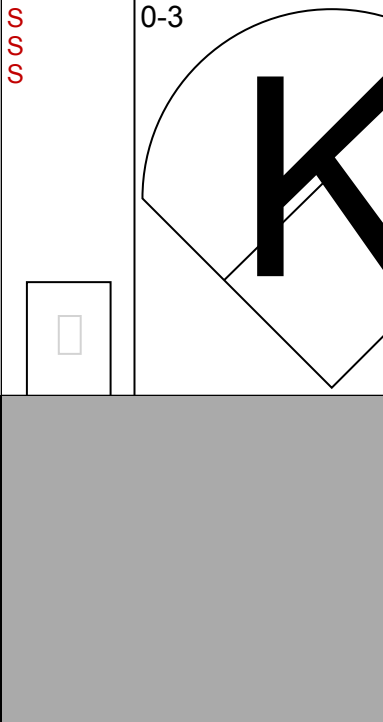





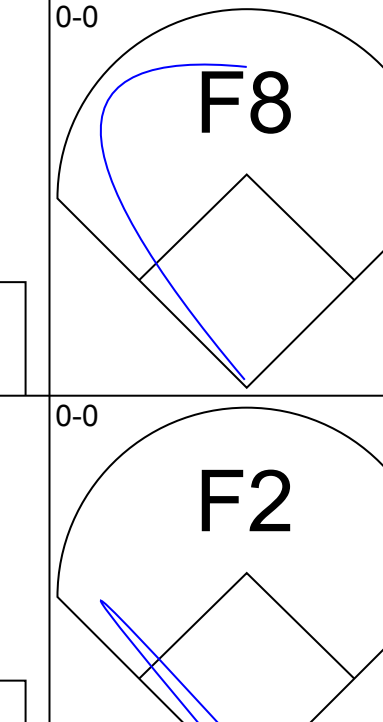
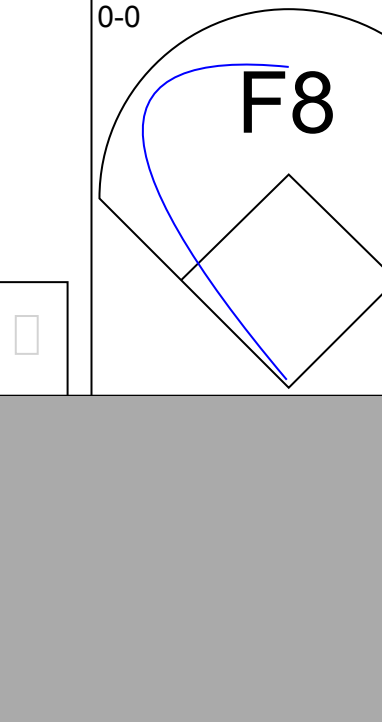
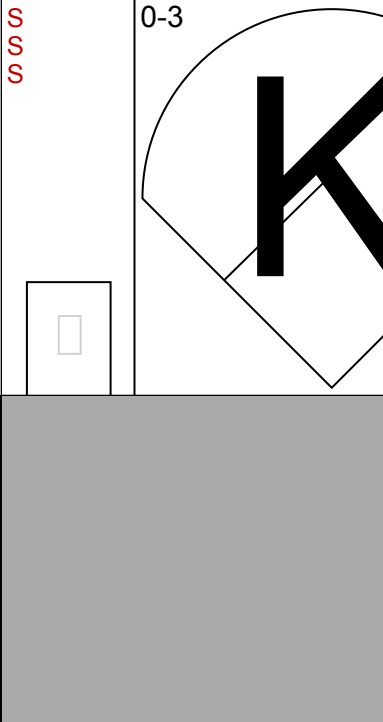
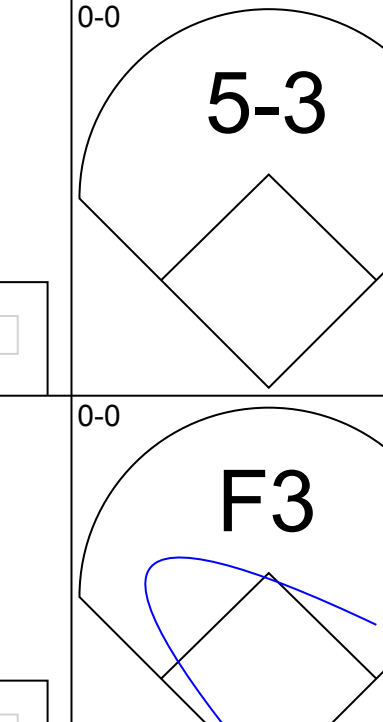
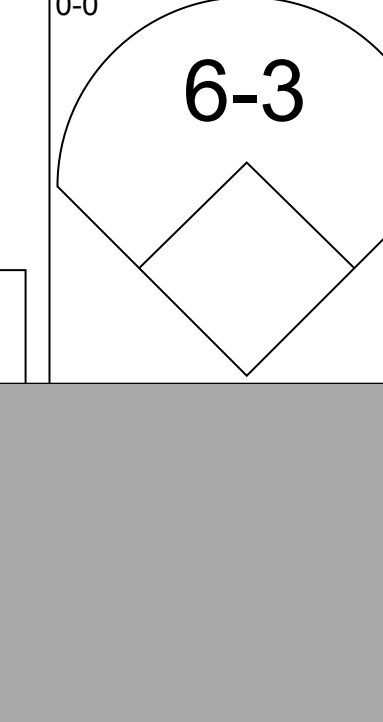
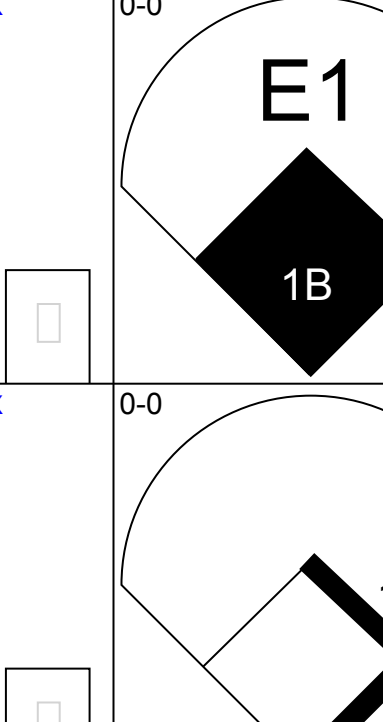
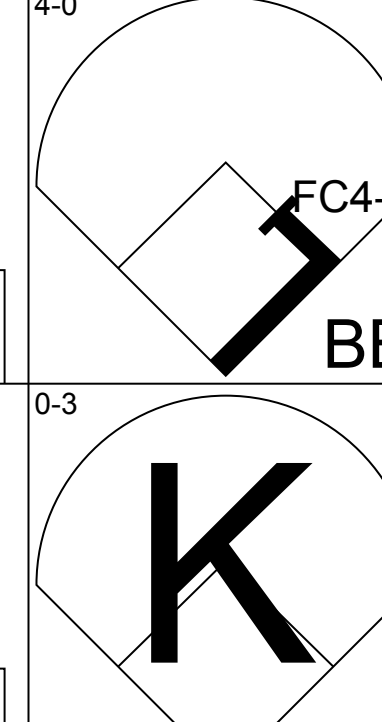


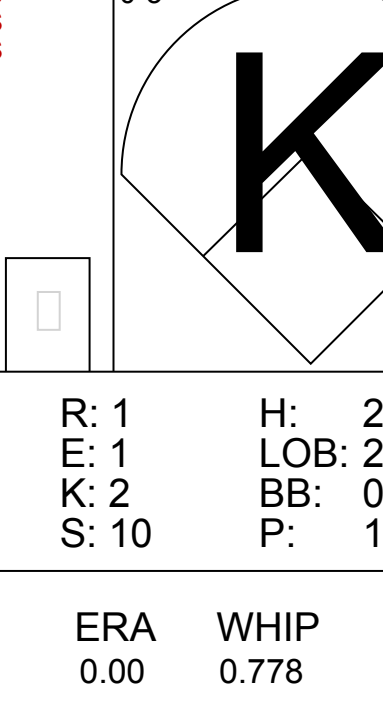
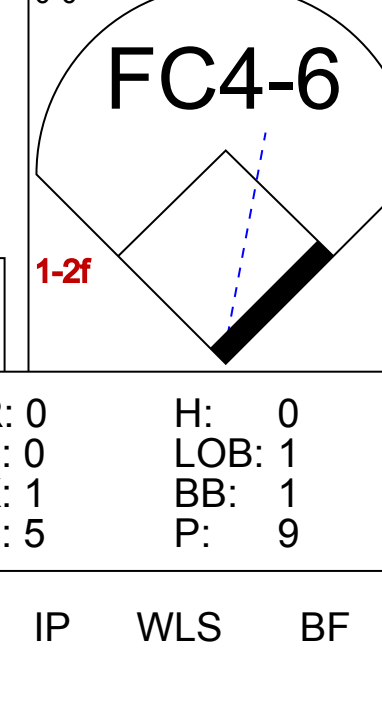
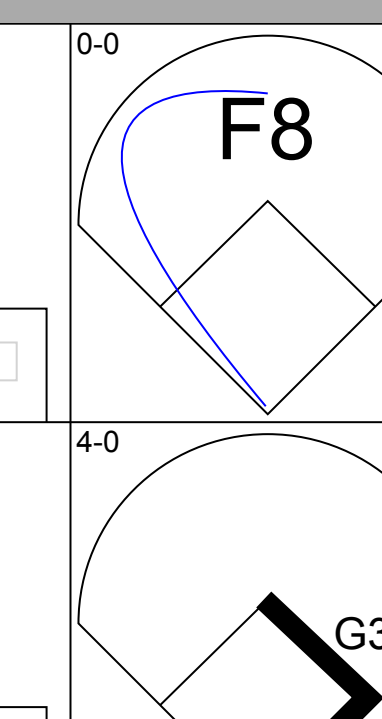
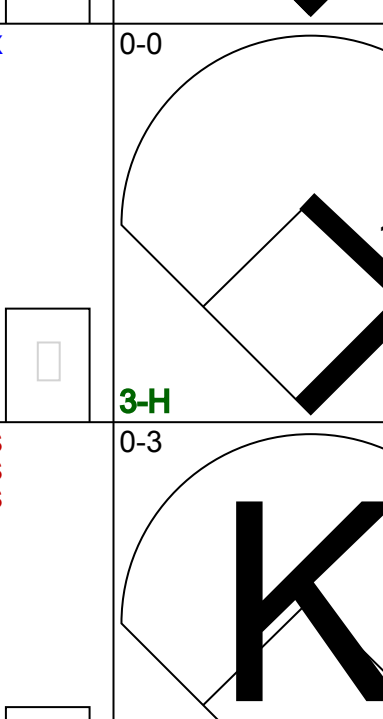
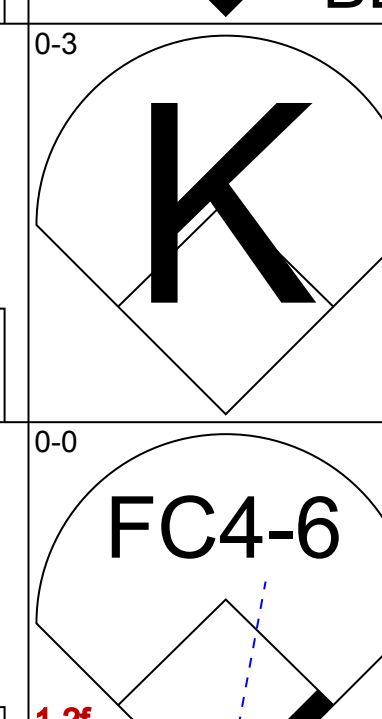
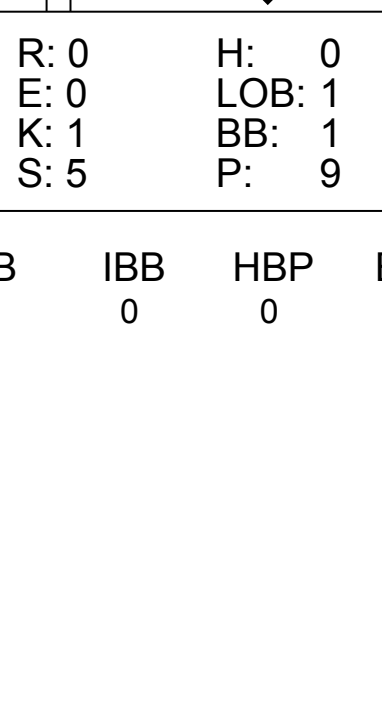
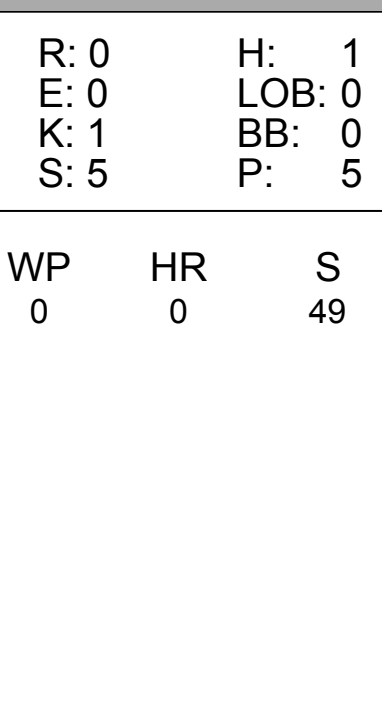
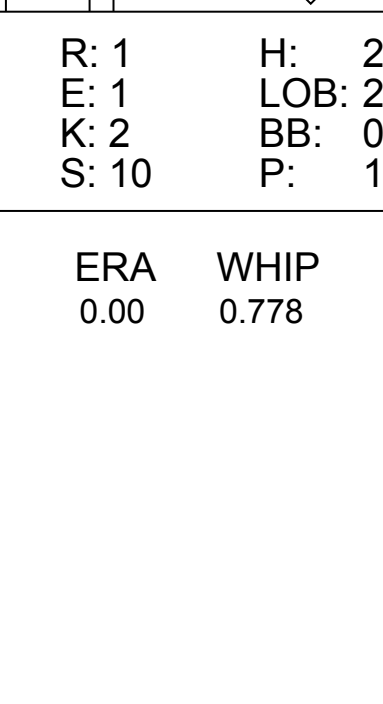
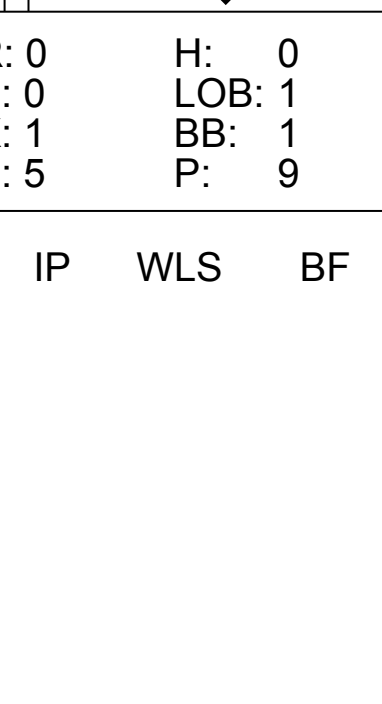


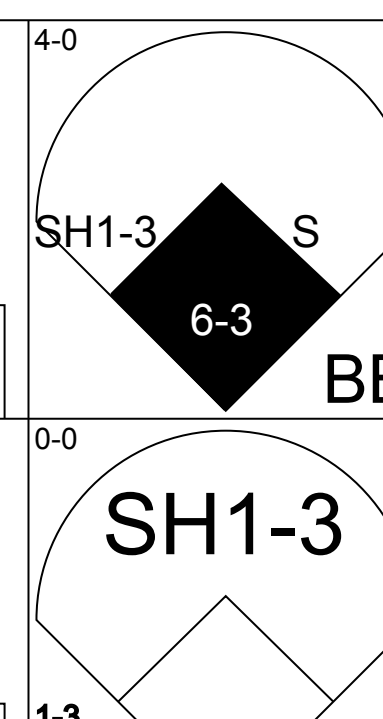
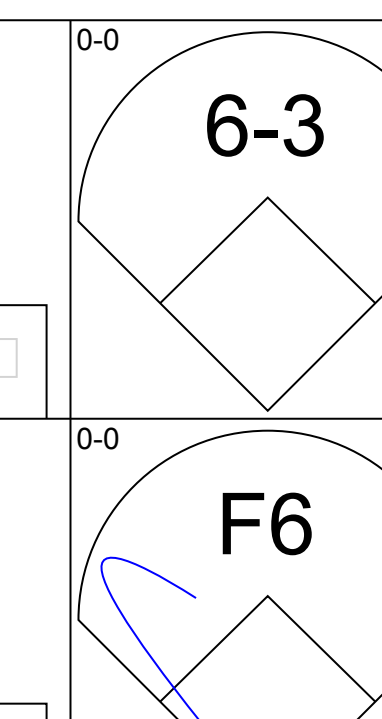
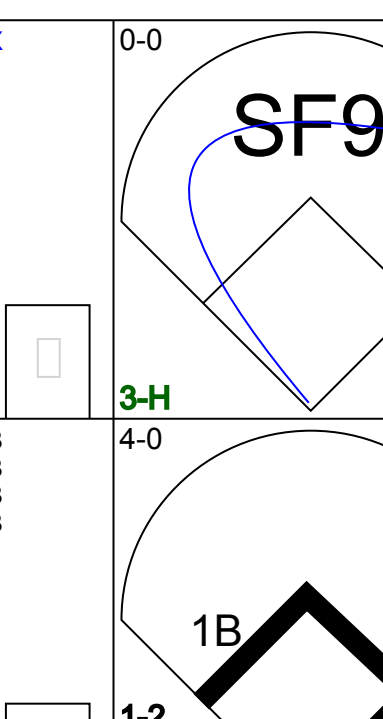
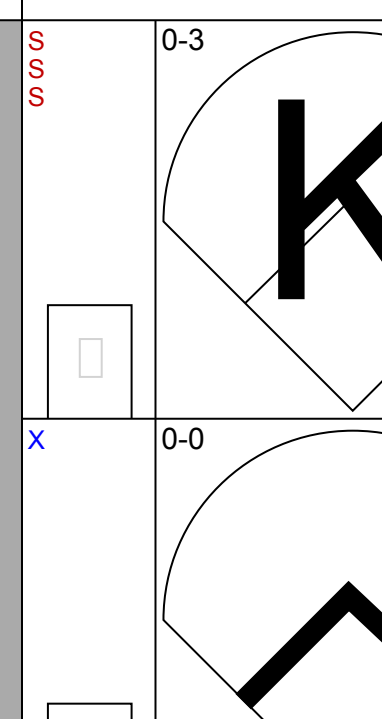
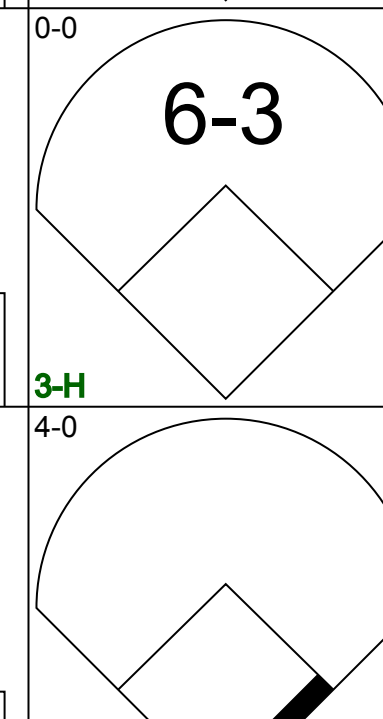
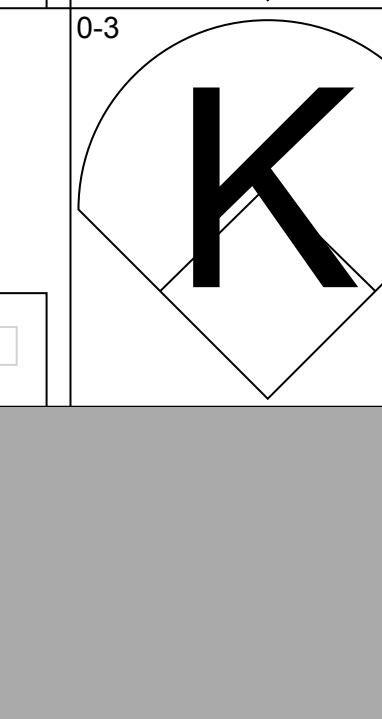
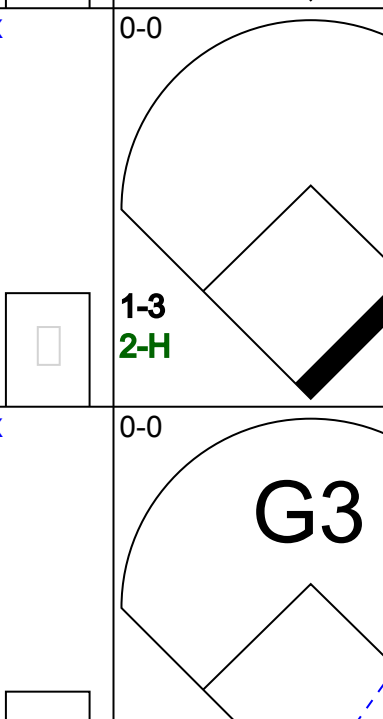
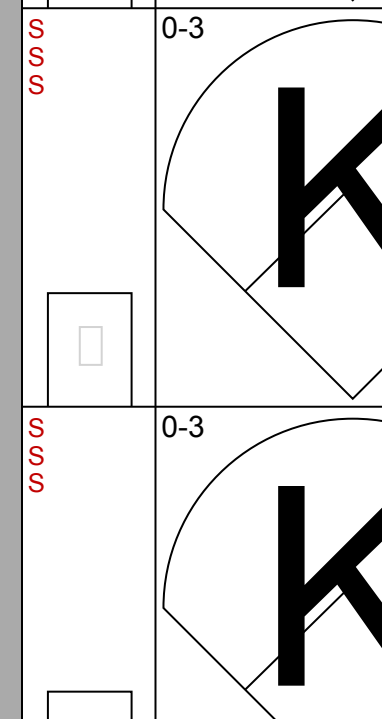
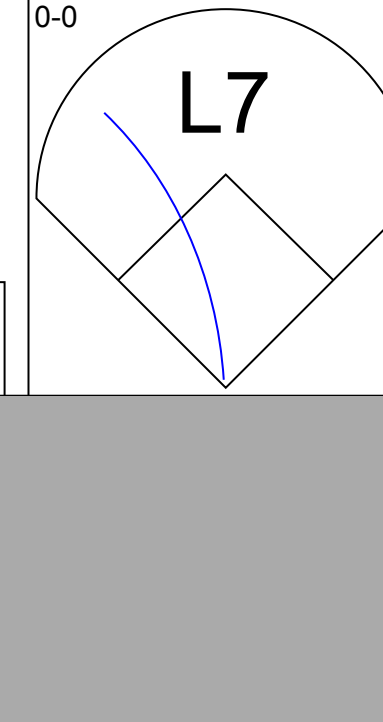





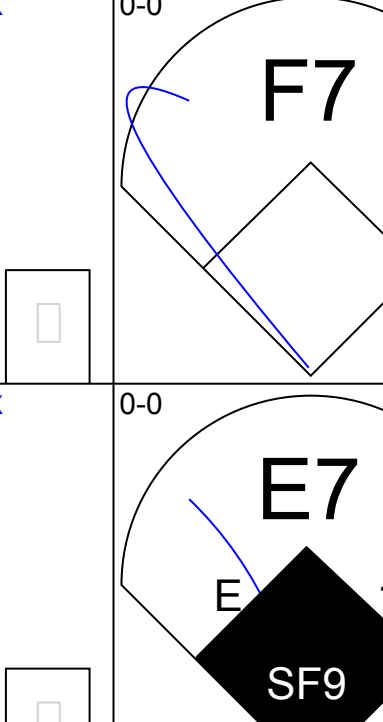

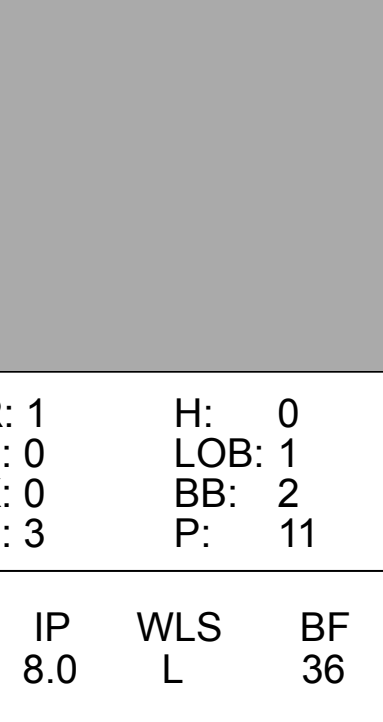
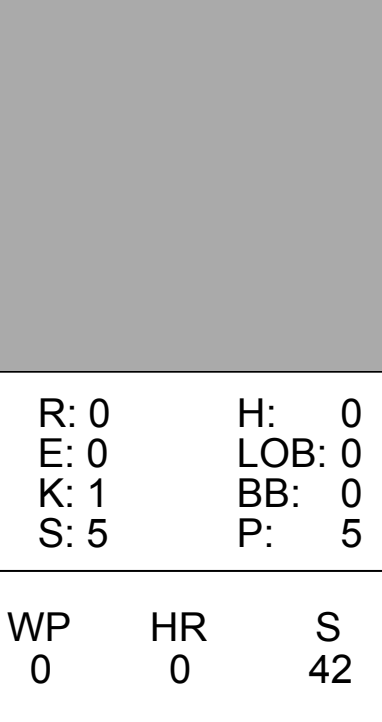
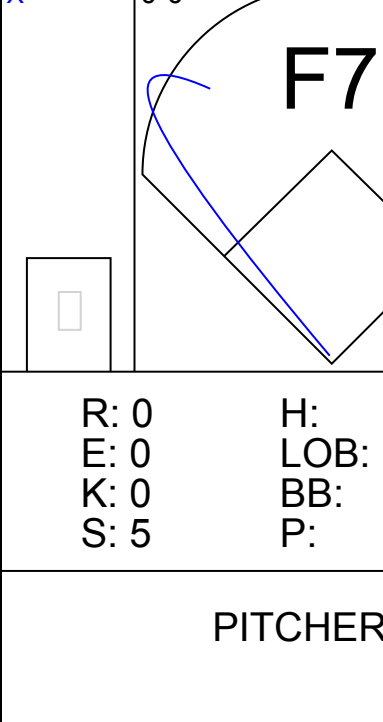
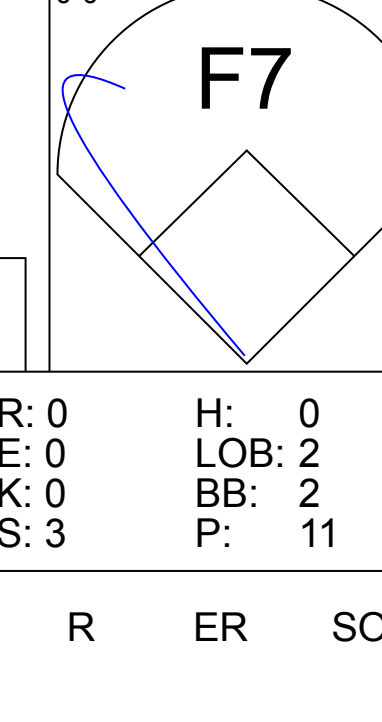
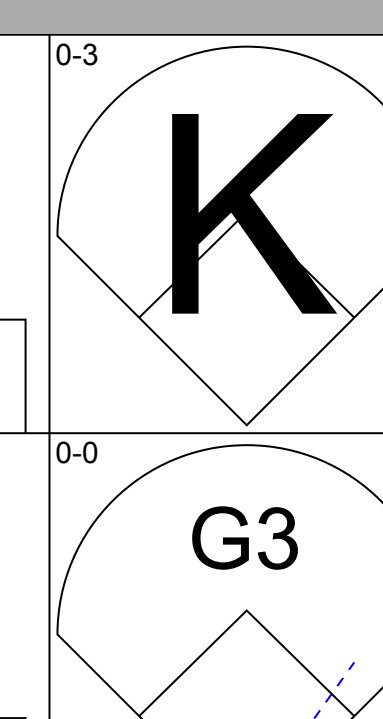
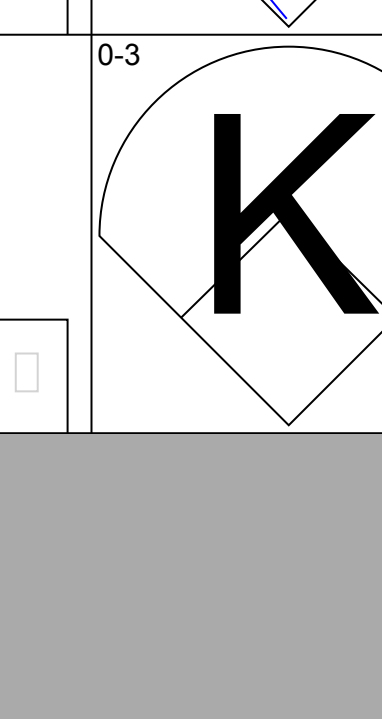
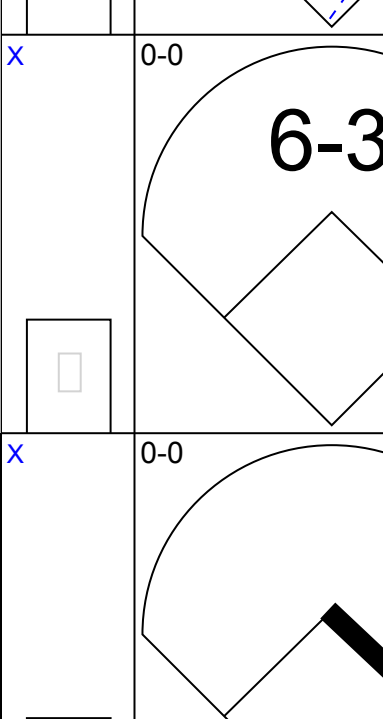
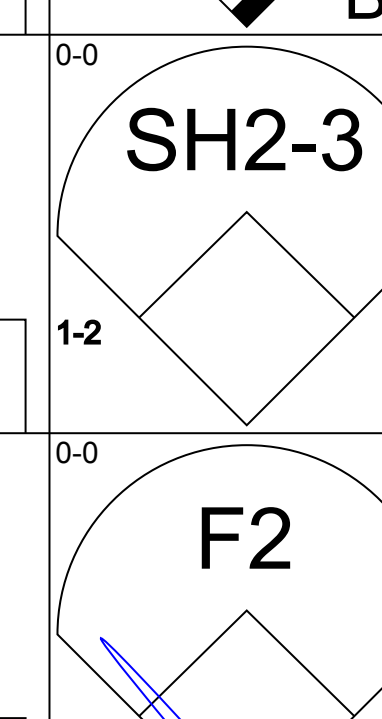
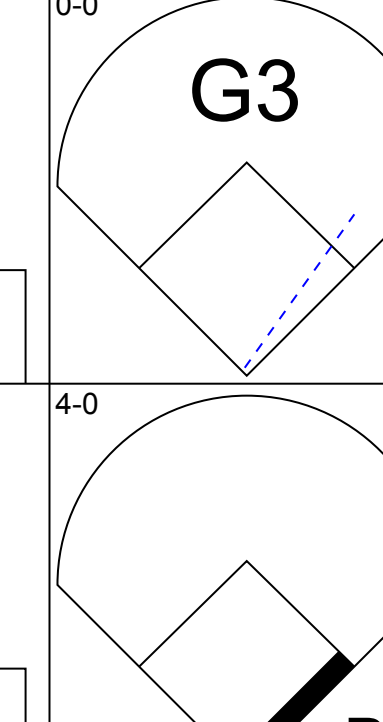
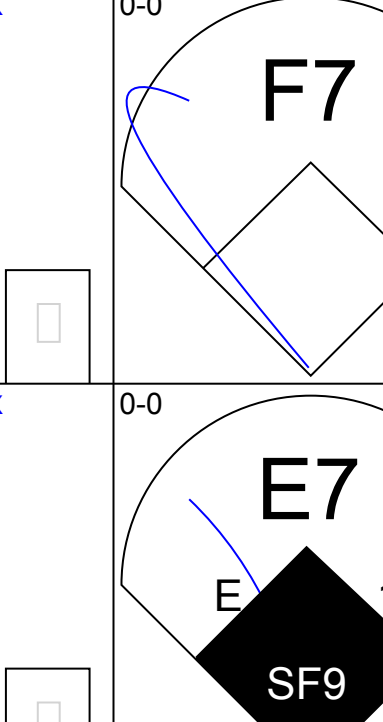
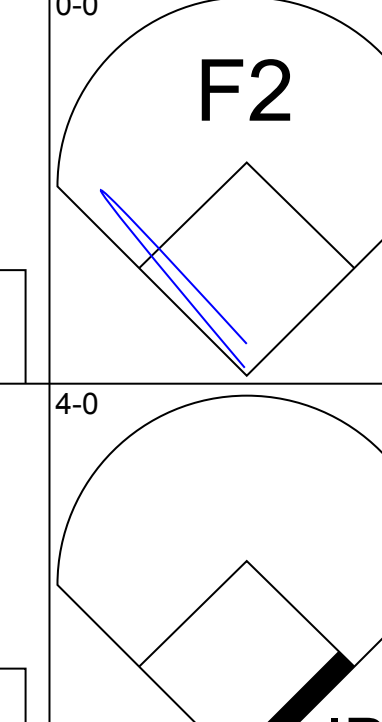
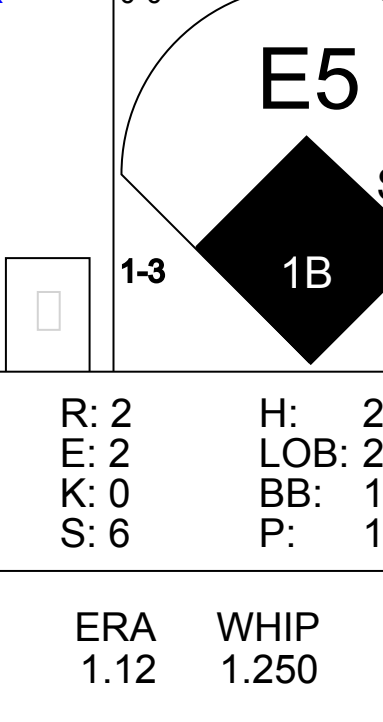
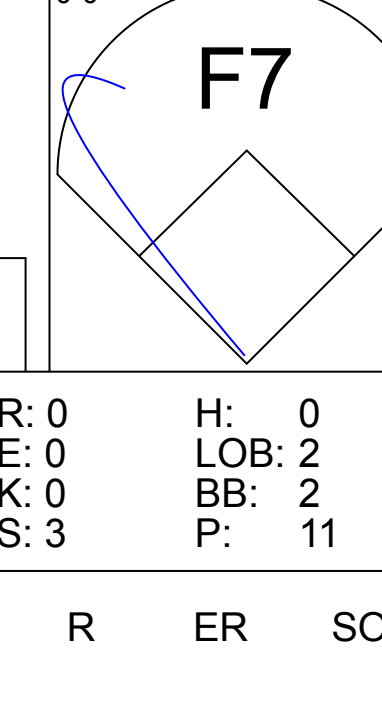
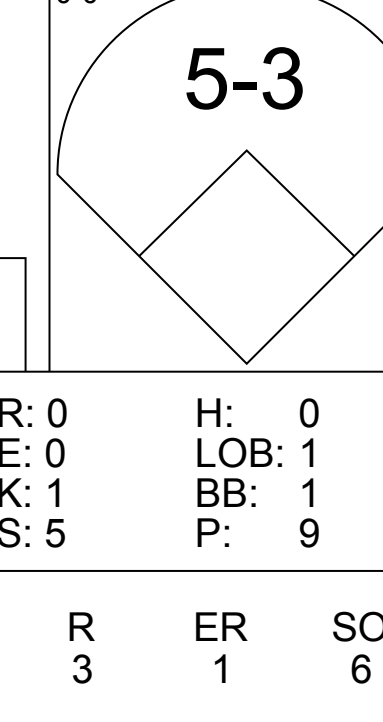
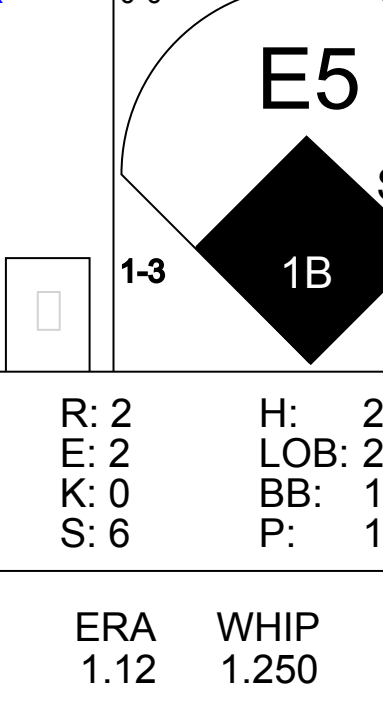
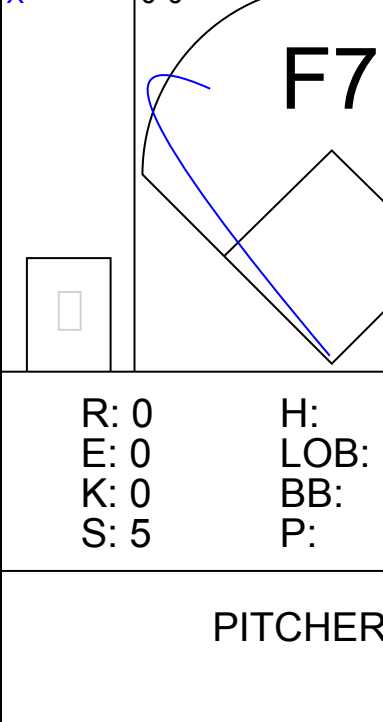
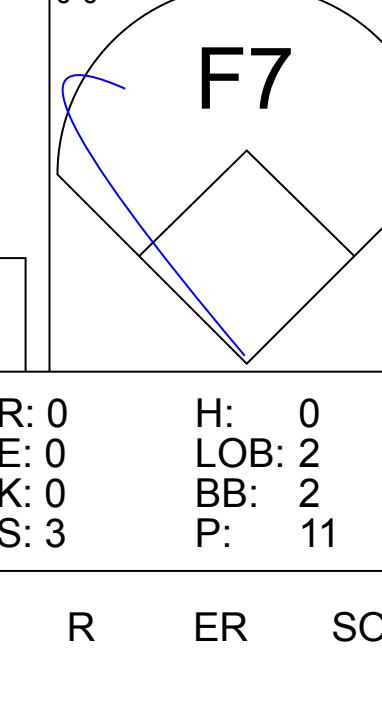
Batter	1	2	3	4	5	6	7	8	9	AB	R	H	RBI	BB	SO	LOB	BOTTOM					
<b>Julio Cruz, S</b> OBP: 0.332, SLG: 0.283 (1, 4)	0-0 4-3		0-0 F7			0-0 E S 1B		0-0 F7		4	0	1	0	0	0	0	<b>Chicago White Sox @ Seattle Mariners</b> The Kingdome, Seattle, WA Sat Sep 16 1978, 10:05 PM EDT Att: 11,230 - Unknown - 70 F					
<b>Craig Reynolds, L</b> OBP: 0.335, SLG: 0.371 (1, 6)	0-0 6-3		0-0 F6			0-0 F5		0-0 F9		4	0	0	0	0	0	1						
<b>Ruppert Jones, L</b> OBP: 0.326, SLG: 0.347 (1, 8)	0-3 K		0-0 4-3			0-0 F9		0-0 3-1		4	0	0	0	0	1	1						
<b>Leon Roberts, R</b> OBP: 0.366, SLG: 0.511 (1, 9)		4-0 F9 BB SF8 BB		0-0 5-3		0-0 F8	1-3	0-0 F3		3	1	0	0	1	0	1						
<b>Bruce Bochte, L</b> OBP: 0.340, SLG: 0.400 (1, 10)		4-0 E 1-2 BB		0-0 4-3		0-0 F8				2	0	0	0	1	0	0						
<b>Tom Paciorek, R</b> OBP: 0.355, SLG: 0.459 (1, 7)		0-0 F9		0-0 F9		0-0 F8				3	0	0	0	0	0	2						
<b>Dan Meyer, L</b> OBP: 0.299, SLG: 0.329 (1, 3)		0-0 SF8 1-3 3H		4-0 1-4-3 BB		0-0 1-3				1	0	0	1	1	0	0						
<b>Bob Stinson, S</b> OBP: 0.356, SLG: 0.406 <b>Kevin Pasley, R</b> OBP: 0.200, SLG: 0.227 (1, 2) (9, 2)		0-1 CI		0-0 L4-3		0-0 1-2		0-0 G3		2	0	0	0	0	0	1						
<b>Larry Milbourne, S</b> OBP: 0.273, SLG: 0.318 (1, 5)		0-0 4-3		0-0 4-3		0-3 K				3	0	0	0	0	1	2						
<b>Inning Stats</b>	R: 0 E: 0 K: 1 S: 5	H: 0 LOB: 0 BB: 0 P: 5	R: 1 E: 2 K: 0 S: 4	H: 0 LOB: 2 BB: 2 P: 12	R: 0 E: 0 K: 0 S: 3	H: 0 LOB: 0 BB: 0 P: 3	R: 0 E: 0 K: 0 S: 3	H: 0 LOB: 0 BB: 0 P: 3	R: 0 E: 0 K: 0 S: 2	H: 0 LOB: 0 BB: 1 P: 6	R: 0 E: 0 K: 0 S: 4	H: 1 LOB: 1 BB: 0 P: 4	R: 0 E: 0 K: 0 S: 3	H: 0 LOB: 0 BB: 0 P: 3	R: 0 E: 0 K: 1 S: 5	H: 0 LOB: 0 BB: 0 P: 5		R: 0 E: 0 K: 0 S: 3	H: 0 LOB: 0 BB: 0 P: 3	1B: 1 2B: 1 3B: 0 HR: 0	SF: 1 SAC: 0 DP: 1 HBP: 0	WP: 0 PB: 0 SB: 1 CS: 0
<b>PITCHER</b>	IP WLS BF H R ER SO BB IBB HBP BLK WP HR S P ERA WHIP																<b>PITCHER</b>	IP WLS BF H R ER SO BB IBB HBP BLK WP HR S P ERA WHIP				
<b>Francisco Barrios, R</b> ERA: 3.74 (1, 1)	9.0 W 31 1 1 1 2 3 0 0 0 0 0 32 44 1.00 0.444																					

AB	26
R	1
H	1
RBI	1
BB	3
SO	2
LOB	8





Batter	1	2	3	4	5	6	7	8	9	AB	R	H	RBI	BB	SO	LOB	TOP						
<b>Harry Chappas, S</b> (1, 6) OBP: 0.366, SLG: 0.342										4	0	1	0	0	2	1	<b>Chicago White Sox @ Seattle Mariners</b> The Kingdome, Seattle, WA Sun Sep 17 1978, 6:33 AM EDT Att: 6,071 - Unknown						
<b>Claudell Washington, L</b> (1, 7) OBP: 0.277, SLG: 0.364										4	0	0	0	0	4	3							
<b>Chet Lemon, R</b> (1, 8) OBP: 0.372, SLG: 0.503										2	0	1	0	2	0	0							
<b>Lamar Johnson, R</b> (1, 10) OBP: 0.329, SLG: 0.379										4	0	0	0	0	1	3							
<b>Eric Soderholm, R</b> (1, 5) OBP: 0.307, SLG: 0.412										4	0	0	0	0	1	0							
<b>Bob Molinaro, L</b> (1, 9) OBP: 0.319, SLG: 0.390										4	0	0	0	0	0	0							
<b>Mike Squires, L</b> (1, 3) OBP: 0.348, SLG: 0.358										2	1	0	0	1	0	0							
<b>Mary Foley, L</b> (1, 2) OBP: 0.462, SLG: 0.417										3	0	1	1	0	1	1							
<b>Joe Gates, L</b> (1, 4) OBP: 0.400, SLG: 0.333										2	0	0	0	1	1	2							
<b>Inning Stats</b>	R: 0 E: 0 K: 2 S: 7	H: 0 LOB: 1 BB: 1 P: 11	R: 0 E: 0 K: 0 S: 3	H: 0 LOB: 0 BB: 0 P: 3	R: 0 E: 0 K: 1 S: 5	H: 0 LOB: 1 BB: 1 P: 9	R: 0 E: 0 K: 1 S: 5	H: 1 LOB: 0 BB: 0 P: 5	R: 1 E: 1 K: 2 S: 10	H: 2 LOB: 2 BB: 0 P: 10	R: 0 E: 0 K: 1 S: 4	H: 0 LOB: 0 BB: 1 P: 8	R: 0 E: 0 K: 1 S: 5	H: 0 LOB: 1 BB: 1 P: 9	R: 0 E: 0 K: 2 S: 7	H: 0 LOB: 0 BB: 0 P: 7		R: 0 E: 0 K: 0 S: 3	H: 0 LOB: 0 BB: 0 P: 3	1B: 2 2B: 2 3B: 0 HR: 0	SF: 0 SAC: 0 DP: 2 HBP: 0	WP: 0 PB: 0 SB: 0 CS: 1	PA: 33
<b>PITCHER</b> <b>Byron McLaughlin, R</b> (1, 1) ERA: 4.9	IP: 9.0 WLS: W BF: 33 H: 3 R: 1 ER: 0 SO: 10 BB: 4 IBB: 0 HBP: 0 BLK: 0 WP: 0 HR: 0 S: 49 P: 65 ERA: 0.00 WHIP: 0.778											<b>PITCHER</b>	IP: 9.0 WLS: W BF: 33 H: 3 R: 1 ER: 0 SO: 10 BB: 4 IBB: 0 HBP: 0 BLK: 0 WP: 0 HR: 0 S: 49 P: 65 ERA: 0.00 WHIP: 0.778										

Batter	1	2	3	4	5	6	7	8	9	AB	R	H	RBI	BB	SO	LOB	BOTTOM						
<b>Julio Cruz, S</b> (1, 4) OBP: 0.331, SLG: 0.281										2	1	0	1	1	1	0	<b>Chicago White Sox @ Seattle Mariners</b> The Kingdome, Seattle, WA Sun Sep 17 1978, 6:33 AM EDT Att: 6,071 - Unknown						
<b>Craig Reynolds, L</b> (1, 6) OBP: 0.337, SLG: 0.376										2	0	1	0	1	0	0							
<b>Ruppert Jones, L</b> (1, 8) OBP: 0.326, SLG: 0.346										4	0	1	2	0	2	1							
<b>Leon Roberts, R</b> (1, 9) OBP: 0.365, SLG: 0.507										3	0	0	0	1	1	3							
<b>Bruce Bochte, L</b> (1, 10) <b>Charlie Beamon, L</b> (8, PR)										3	0	0	0	1	0	1							
<b>Tom Paciorek, R</b> (1, 7) <b>John Hale, L</b> (8, 7)										3	0	0	0	0	2	0							
<b>Bob Stinson, S</b> (1, 2) OBP: 0.355, SLG: 0.404										4	0	1	0	0	0	2							
<b>Dan Meyer, L</b> (1, 3) OBP: 0.264, SLG: 0.330										2	1	1	0	2	0	0							
<b>Larry Milbourne, S</b> (1, 5) OBP: 0.273, SLG: 0.317										4	1	1	0	0	0	5							
<b>Inning Stats</b>	R: 1 E: 0 K: 0 S: 3	H: 0 LOB: 2 BB: 2 P: 11	R: 0 E: 0 K: 1 S: 5	H: 0 LOB: 1 BB: 1 P: 9	R: 0 E: 0 K: 1 S: 5	H: 0 LOB: 0 BB: 0 P: 5	R: 0 E: 0 K: 1 S: 5	H: 0 LOB: 0 BB: 0 P: 5	R: 0 E: 0 K: 3 S: 10	H: 1 LOB: 1 BB: 0 P: 10	R: 0 E: 0 K: 0 S: 3	H: 0 LOB: 2 BB: 2 P: 11	R: 0 E: 0 K: 0 S: 3	H: 0 LOB: 2 BB: 2 P: 11	R: 0 E: 0 K: 0 S: 3	H: 0 LOB: 2 BB: 2 P: 11		1B: 4 2B: 0 3B: 1 HR: 0	SF: 1 SAC: 2 DP: 0 HBP: 0	WP: 0 PB: 0 SB: 2 CS: 0	PA: 36		
<b>PITCHER</b> <b>Jack Kucek, R</b> (1, 1) ERA: 3.48	IP: 8.0 WLS: L BF: 36 H: 5 R: 3 ER: 1 SO: 6 BB: 5 IBB: 1 HBP: 0 BLK: 0 WP: 0 HR: 0 S: 42 P: 66 ERA: 1.12 WHIP: 1.250											<b>PITCHER</b>	IP: 8.0 WLS: L BF: 36 H: 5 R: 3 ER: 1 SO: 6 BB: 5 IBB: 1 HBP: 0 BLK: 0 WP: 0 HR: 0 S: 42 P: 66 ERA: 1.12 WHIP: 1.250										



Batter	1	2	3	4	5	6	7	8	9	10	11	AB	R	H	RBI	BB	SO	LOB	TOP									
Steve Braun, L OBP: 0.378, SLG: 0.387 Jerry Tarrell, R OBP: 0.220, SLG: 0.205												4	1	1	0	1	0	1										
George Brett, L OBP: 0.333, SLG: 0.442												6	2	4	1	0	0	3										
Amos Otis, R OBP: 0.379, SLG: 0.531												1	2	0	0	4	0	0										
Darrell Porter, L OBP: 0.366, SLG: 0.464												5	0	1	1	0	0	5										
Ralph LaCock, L OBP: 0.310, SLG: 0.431 John Wathan, R OBP: 0.337, SLG: 0.405												4	1	2	2	0	0	0										
Hal McRae, R OBP: 0.328, SLG: 0.431												6	0	1	1	0	1	5										
Al Cowens, R OBP: 0.321, SLG: 0.394												6	0	1	0	0	1	6										
Freddie Patek, R OBP: 0.319, SLG: 0.318 Jamie Quirk, L OBP: 0.345, SLG: 0.320 Willie Wilson, S OBP: 0.283, SLG: 0.281													3	0	0	0	0	0	1									
Frank White, R OBP: 0.349, SLG: 0.393 Clint Hurdle, L OBP: 0.321, SLG: 0.293												1	0	1	0	0	0	0										
<b>Inning Stats</b>	R: 3 E: 0 K: 1 S: 8	H: 3 LOB: 1 BB: 1 P: 12	R: 0 E: 0 K: 0 S: 3	H: 0 LOB: 0 BB: 0 P: 3	R: 0 E: 0 K: 0 S: 3	H: 0 LOB: 0 BB: 0 P: 3	R: 0 E: 0 K: 1 S: 5	H: 1 LOB: 0 BB: 0 P: 5	R: 0 E: 0 K: 0 S: 4	H: 1 LOB: 1 BB: 0 P: 4	R: 0 E: 0 K: 0 S: 4	H: 1 LOB: 2 BB: 1 P: 8	R: 1 E: 0 K: 0 S: 6	H: 3 LOB: 3 BB: 1 P: 10	R: 1 E: 0 K: 2 S: 7	H: 1 LOB: 1 BB: 1 P: 8	R: 0 E: 0 K: 2 S: 7	H: 0 LOB: 0 BB: 0 P: 7	R: 1 E: 0 K: 0 S: 5	H: 2 LOB: 2 BB: 0 P: 6	1B: 10 2B: 4 3B: 0 HR: 0	SF: 1 SAC: 1 DP: 1 HBP: 1	WP: 1 PB: 0 SB: 1 CS: 0	PA: 52				
<b>PITCHER</b>	IP 7.0	WLS 0.2	BF 32	H 8	R 5	ER 5	SO 2	BB 3	IBB 0	HBP 0	BLK 0	WP 1	HR 0	S 33	P 45	ERA 6.43	WHIP 1.571											
Paul Mitchell, R ERA: 4.01	(1, 1)																											
Jim Todd, R ERA: 3.86	(8, 1)	0.2	5	2	0	0	0	1	0	0	0	0	0	0	4	8	0.00	4.500										
Shane Rawley, L ERA: 4.27	(8, 1)	0.2	3	0	1	1	0	1	0	0	0	0	0	2	6	13.50	1.500											
Mike Parrott, R ERA: 4.8	(9, 1)	1.2	L	9	3	1	0	2	0	0	0	0	0	13	13	0.00	1.800											
Enrique Romo, R ERA: 3.86	(11, 1)	1.0		3	0	0	0	0	0	1	0	0	0	2	3	0.00	0.000											

Kansas City Royals @ Seattle Mariners  
The Kingdom, Seattle, WA  
Mon Sep 18 1978, 10:05 PM EDT  
Att. 5,766 - Dome

livebaseballscores.com

AB 44  
R 7  
H 13  
RBI 7  
BB 5  
SO 4  
LOB 22

Batter	1	2	3	4	5	6	7	8	9	10	11	AB	R	H	RBI	BB	SO	LOB	BOTTOM								
Julio Cruz, S OBP: 0.329, SLG: 0.280												6	1	1	0	0	0	4									
Craig Reynolds, L OBP: 0.338, SLG: 0.376 Bill Stein, R OBP: 0.318, SLG: 0.371												5	1	2	0	0	0	0									
Tom Paciorek, R OBP: 0.351, SLG: 0.456												5	0	2	0	0	0	3									
Leon Roberts, R OBP: 0.365, SLG: 0.506												5	1	2	0	0	0	3									
Bob Robertson, R OBP: 0.317, SLG: 0.427 Dan Meyer, L OBP: 0.263, SLG: 0.329												4	1	2	4	0	0	3									
Leroy Stanton, R OBP: 0.283, SLG: 0.252 John Hale, L OBP: 0.296, SLG: 0.277													4	1	1	0	0	2									
Ruppert Jones, L OBP: 0.322, SLG: 0.342												5	0	0	0	0	1										
Juan Bernhardt, R OBP: 0.291, SLG: 0.349 Larry Milbourne, S OBP: 0.273, SLG: 0.317												4	0	1	0	1	0	1									
Bob Stinson, S OBP: 0.369, SLG: 0.414												4	1	2	2	0	0	1									
<b>Inning Stats</b>	R: 1 E: 0 K: 0 S: 6	H: 3 LOB: 2 BB: 0 P: 6	R: 0 E: 0 K: 0 S: 3	H: 0 LOB: 1 BB: 0 P: 4	R: 0 E: 0 K: 0 S: 4	H: 2 LOB: 1 BB: 0 P: 4	R: 0 E: 0 K: 0 S: 5	H: 2 LOB: 0 BB: 0 P: 5	R: 3 E: 0 K: 0 S: 6	H: 3 LOB: 0 BB: 0 P: 6	R: 0 E: 0 K: 0 S: 3	H: 0 LOB: 0 BB: 0 P: 3	R: 0 E: 0 K: 0 S: 3	H: 0 LOB: 0 BB: 0 P: 3	R: 0 E: 0 K: 0 S: 3	H: 0 LOB: 0 BB: 1 P: 3	R: 0 E: 0 K: 0 S: 3	H: 0 LOB: 0 BB: 0 P: 3	R: 0 E: 0 K: 0 S: 3	H: 0 LOB: 1 BB: 1 P: 7	1B: 10 2B: 1 3B: 0 HR: 2	SF: 0 SAC: 0 DP: 1 HBP: 1	WP: 0 PB: 0 SB: 0 CS: 0	PA: 47			
<b>PITCHER</b>	IP 6.1	WLS 4.0	BF 23	H 10	R 6	ER 6	SO 0	BB 0	IBB 0	HBP 0	BLK 0	WP 0	HR 2	S 22	P 23	ERA 12.46	WHIP 2.308										
Larry Gura, L ERA: 2.96	(1, 1)																										
Doug Bird, R ERA: 5.4	(5, 1)	6.0	W	22	3	0	0	1	0	0	0	0	0	21	25	0.00	0.667										
Al Hrabosky, L ERA: 3.97	(11, 1)	0.2	S	2	0	0	0	0	0	0	0	0	0	2	2	0.00	0.000										

Kansas City Royals @ Seattle Mariners  
The Kingdom, Seattle, WA  
Mon Sep 18 1978, 10:05 PM EDT  
Att. 5,766 - Dome

livebaseballscores.com

AB 45  
R 6  
H 13  
RBI 6  
BB 1  
SO 0  
LOB 19



Batter	1	2	3	4	5	6	7	8	9	AB	R	H	RBI	BB	SO	LOB	TOP					
<b>George Brett, L</b> OBP: 0.333, SLG: 0.441 (1, 5)										5	1	2	1	0	0	0	<b>Kansas City Royals @ Seattle Mariners</b> The Kingdome, Seattle, WA Tue Sep 19 1978, 10:05 PM EDT Att: 5,946 - Dome					
<b>Hal McRae, R</b> OBP: 0.328, SLG: 0.432 (1, 10)										5	2	3	0	0	0	0						
<b>Amos Otis, R</b> OBP: 0.379, SLG: 0.531 (1, 8)										4	2	1	1	1	0	0						
<b>Al Cowens, R</b> OBP: 0.322, SLG: 0.395 (1, 9)										4	0	2	1	0	0	1						
<b>Darrell Porter, L</b> OBP: 0.366, SLG: 0.461 (1, 2)										3	1	0	0	2	0	2						
<b>John Wathan, R</b> OBP: 0.338, SLG: 0.411 (1, 3)										5	0	2	2	0	0	2						
<b>Frank White, R</b> OBP: 0.322, SLG: 0.402 (1, 4)										4	1	2	1	1	0	2						
<b>Freddie Patek, R</b> OBP: 0.320, SLG: 0.328 (1, 6)										5	1	2	3	0	1	4						
<b>Luis Silverio, R</b> OBP: 0.714, SLG: 1.000 (1, 7)										3	1	1	0	0	2	2						
<b>Clint Hurdle, L</b> OBP: 0.348, SLG: 0.392 (7, PH)										1	0	0	0	0	1	0						
<b>Willie Wilson, S</b> OBP: 0.282, SLG: 0.280 (7, 7)										1	0	0	0	0	0	1						
<b>Inning Stats</b>	R: 4 E: 1 K: 1 S: 9	H: 3 LOB: 2 BB: 2 P: 17	R: 0 E: 0 K: 0 S: 3	H: 0 LOB: 0 BB: 0 P: 3	R: 0 E: 0 K: 0 S: 4	H: 1 LOB: 2 BB: 1 P: 8	R: 3 E: 0 K: 0 S: 7	H: 5 LOB: 2 BB: 1 P: 11	R: 0 E: 0 K: 2 S: 7	H: 0 LOB: 0 BB: 0 P: 7	R: 0 E: 0 K: 0 S: 4	H: 2 LOB: 1 BB: 0 P: 4	R: 2 E: 0 K: 1 S: 7	H: 2 LOB: 0 BB: 0 P: 7	R: 0 E: 0 K: 0 S: 4	H: 1 LOB: 1 BB: 0 P: 4	R: 0 E: 0 K: 0 S: 4	H: 1 LOB: 1 BB: 0 P: 4	1B: 10 2B: 4 3B: 0 HR: 1	SF: 1 2B: 4 3B: 0 HBP: 0	WP: 0 PB: 0 SB: 1 CS: 0	PA: 45
<b>PITCHER</b>	IP WLS BF H R ER SO BB IBB HBP BLK WP HR S P ERA WHIP																					
<b>Rick Honeycutt, L</b> ERA: 4.68 (1, 1)	3.0 L 19 6 6 5 1 3 0 0 0 0 0 0 18 30 15.00 3.000																					
<b>Mike Parrott, R</b> ERA: 4.59 (4, 1)	1.0 6 3 1 1 0 0 1 0 0 0 0 0 5 9 9.00 3.000																					
<b>Tom Brown, R</b> ERA: 2.25 (5, 1)	4.0 16 5 2 2 3 0 0 0 0 0 0 1 22 22 4.50 1.250																					
<b>Rick Jones, L</b> ERA: (9, 1)	1.0 4 1 0 0 0 0 0 0 0 0 0 0 4 4 0.00 1.000																					

Batter	1	2	3	4	5	6	7	8	9	AB	R	H	RBI	BB	SO	LOB	BOTTOM					
<b>Julio Cruz, S</b> OBP: 0.328, SLG: 0.278 (1, 4)										4	2	0	0	1	0	1	<b>Kansas City Royals @ Seattle Mariners</b> The Kingdome, Seattle, WA Tue Sep 19 1978, 10:05 PM EDT Att: 5,946 - Dome					
<b>Craig Reynolds, L</b> OBP: 0.338, SLG: 0.376 (1, 6)										5	1	2	0	0	2	3						
<b>Tom Paciorek, R</b> OBP: 0.356, SLG: 0.476 (1, 7)										5	3	3	4	0	0	1						
<b>Leon Roberts, R</b> OBP: 0.366, SLG: 0.509 (1, 9)										5	1	2	1	0	0	2						
<b>Larry Milbourne, S</b> OBP: 0.273, SLG: 0.317 (9, PR)										0	0	0	0	0	0	0						
<b>Bob Robertson, R</b> OBP: 0.319, SLG: 0.429 (1, 3)										4	0	1	0	1	2	2						
<b>Bill Stein, R</b> OBP: 0.318, SLG: 0.370 (1, 10)										4	0	1	2	0	0	1						
<b>Ruppert Jones, L</b> OBP: 0.322, SLG: 0.340 (1, 8)										3	0	0	0	1	0	3						
<b>Juan Bernhardt, R</b> OBP: 0.286, SLG: 0.342 (1, 5)										3	0	0	0	0	0	1						
<b>Bruce Bochte, L</b> OBP: 0.341, SLG: 0.398 (9, PH)										1	1	1	0	0	0	0						
<b>Bob Stinson, S</b> OBP: 0.357, SLG: 0.415 (1, 2)										4	0	1	0	0	0	2						
<b>Inning Stats</b>	R: 2 E: 2 K: 0 S: 5	H: 1 LOB: 0 BB: 0 P: 5	R: 0 E: 0 K: 0 S: 3	H: 0 LOB: 1 BB: 1 P: 7	R: 0 E: 0 K: 0 S: 3	H: 1 LOB: 0 BB: 0 P: 3	R: 0 E: 0 K: 1 S: 5	H: 0 LOB: 0 BB: 0 P: 5	R: 0 E: 0 K: 0 S: 3	H: 0 LOB: 0 BB: 0 P: 3	R: 2 E: 0 K: 1 S: 8	H: 3 LOB: 2 BB: 1 P: 12	R: 0 E: 0 K: 1 S: 6	H: 1 LOB: 1 BB: 0 P: 6	R: 1 E: 0 K: 0 S: 5	H: 2 LOB: 1 BB: 0 P: 5	R: 3 E: 0 K: 1 S: 8	H: 3 LOB: 1 BB: 1 P: 12	1B: 6 2B: 3 3B: 1 HR: 1	SF: 0 2B: 3 3B: 1 HBP: 0	WP: 0 PB: 1 SB: 3 CS: 0	PA: 41
<b>PITCHER</b>	IP WLS BF H R ER SO BB IBB HBP BLK WP HR S P ERA WHIP																					
<b>Paul Spittorf, L</b> ERA: 3.44 (1, 1)	7.1 W 32 8 5 3 3 2 0 0 0 0 0 1 44 44 3.68 1.364																					
<b>Randy McGilberry, R</b> ERA: 4.09 (8, 1)	1.2 9 3 3 3 1 1 0 0 0 0 0 1 10 14 16.20 2.400																					

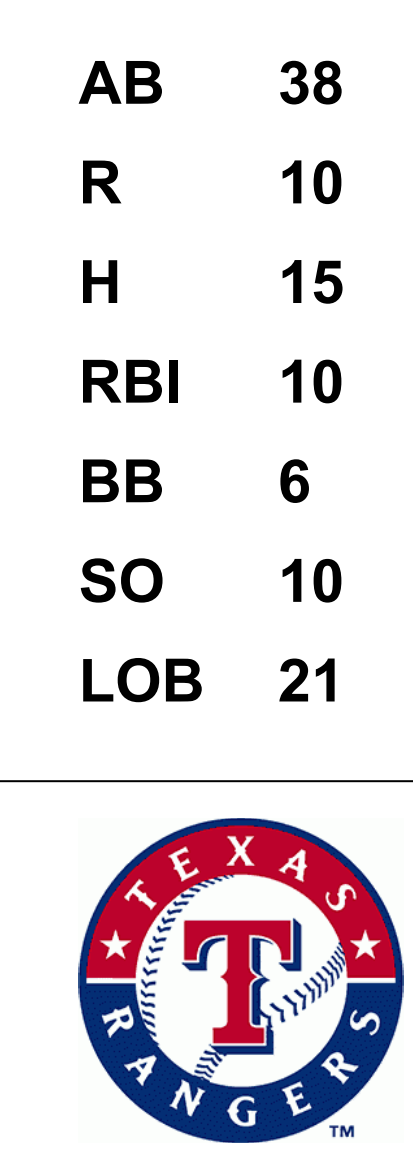




Batter	1	2	3	4	5	6	7	8	9	AB	R	H	RBI	BB	SO	LOB	TOP			
<b>Julio Cruz, S</b> OBP: 0.329, SLG: 0.278 (1,4)			6-3							4	0	1	0	0	1	1	<b>Seattle Mariners @ Texas Rangers</b> Arlington Stadium, Arlington, TX Fri Sep 22 1978, 8:05 PM EDT Unknown			
<b>Craig Reynolds, L</b> OBP: 0.336, SLG: 0.377 (1,6)										4	1	1	0	0	0	2				
<b>Ruppert Jones, L</b> OBP: 0.319, SLG: 0.336 (1,8)			4-3							4	0	0	0	0	2	2				
<b>Leon Roberts, R</b> OBP: 0.367, SLG: 0.511 (1,9)										4	1	2	1	0	1	0				
<b>Bruce Bochte, L</b> OBP: 0.342, SLG: 0.398 (1,10)			1-3							3	0	1	0	1	0	2				
<b>Tom Paciorek, R</b> OBP: 0.355, SLG: 0.470 (1,7)										3	0	0	0	1	0	2				
<b>Bob Stinson, S</b> OBP: 0.355, SLG: 0.412 (1,2)				4-3						3	0	0	0	0	1	3				
<b>Kevin Pasley, R</b> OBP: 0.217, SLG: 0.244 (7,2)										1	0	1	0	0	0	0				
<b>Dan Meyer, L</b> OBP: 0.263, SLG: 0.329 (1,3)				6-3						4	0	1	1	0	0	1				
<b>Juan Bernhardt, R</b> OBP: 0.279, SLG: 0.333 (1,5)				1-6-3						4	0	0	0	0	0	3				
<b>Inning Stats</b>	R: 0 H: 0 E: 0 K: 2 S: 7	H: 0 LOB: 0 BB: 0 P: 7	R: 1 H: 2 E: 0 K: 0 S: 5	H: 2 LOB: 2 BB: 1 P: 9	R: 1 H: 2 E: 0 K: 0 S: 5	H: 2 LOB: 1 BB: 0 P: 5	R: 0 H: 0 E: 0 K: 0 S: 3	H: 0 LOB: 0 BB: 0 P: 3	R: 0 H: 0 E: 0 K: 0 S: 3	H: 0 LOB: 1 BB: 1 P: 4	R: 0 H: 1 E: 0 K: 0 S: 4	H: 1 LOB: 1 BB: 0 P: 4	R: 0 H: 1 E: 0 K: 1 S: 6	H: 1 LOB: 1 BB: 0 P: 6	R: 0 H: 1 E: 0 K: 0 S: 4	H: 1 LOB: 1 BB: 0 P: 4	1B: 5 2B: 2 3B: 0 HR: 0	SF: 0 SAC: 0 DP: 0 HBP: 1	WP: 0 PB: 1 SB: 0 CS: 0	PA: 37
<b>PITCHER</b> <b>Doc Medich, R</b> ERA: 3.81 (1,1)	IP: 9.0 WLS: W BF: 37 H: 7 R: 2 ER: 2 SO: 5 BB: 2 IBB: 0 HBP: 1 BLK: 0 WP: 0 HR: 0 S: 44 P: 53 ERA: 2.00 WHIP: 1.000															<b>PITCHER</b>				

Batter	1	2	3	4	5	6	7	8	9	AB	R	H	RBI	BB	SO	LOB	BOTTOM			
<b>Bobby Bonds, R</b> OBP: 0.348, SLG: 0.472 (1,9)										4	1	0	0	1	3	3	<b>Seattle Mariners @ Texas Rangers</b> Arlington Stadium, Arlington, TX Fri Sep 22 1978, 8:05 PM EDT Unknown			
<b>Bump Wills, S</b> OBP: 0.324, SLG: 0.339 (1,4)										3	3	3	2	1	0	0				
<b>Sandy Alomar Sr., S</b> OBP: 0.222, SLG: 0.278 (6,4)										1	0	1	0	0	0	0				
<b>Al Oliver, L</b> OBP: 0.353, SLG: 0.486 (1,10)										4	1	3	1	1	0	2				
<b>Richie Zisk, R</b> OBP: 0.333, SLG: 0.425 (1,7)										5	1	1	2	0	0	7				
<b>Bobby Thompson, S</b> OBP: 0.296, SLG: 0.353 (8,7)										0	0	0	0	0	0	0				
<b>Juan Beniquez, R</b> OBP: 0.288, SLG: 0.377 (1,8)										4	1	2	2	1	1	0				
<b>John Ellis, R</b> OBP: 0.276, SLG: 0.375 (1,2)										5	1	3	3	0	0	3				
<b>Mike Jorgensen, L</b> OBP: 0.337, SLG: 0.214 (1,3)										4	0	0	0	1	2	3				
<b>Toby Harrah, R</b> OBP: 0.347, SLG: 0.343 (1,6)										5	1	1	0	0	4	3				
<b>Jim Mason, L</b> OBP: 0.245, SLG: 0.247 (1,5)										3	1	1	0	1	0	0				
<b>Inning Stats</b>	R: 9 H: 6 E: 1 K: 2 S: 14	H: 6 LOB: 3 BB: 5 P: 34	R: 0 H: 0 E: 0 K: 1 S: 5	H: 0 LOB: 0 BB: 0 P: 5	R: 1 H: 2 E: 0 K: 1 S: 6	H: 2 LOB: 0 BB: 0 P: 6	R: 0 H: 0 E: 0 K: 2 S: 7	H: 0 LOB: 1 BB: 1 P: 11	R: 0 H: 2 E: 0 K: 0 S: 5	H: 2 LOB: 2 BB: 0 P: 5	R: 0 H: 1 E: 0 K: 2 S: 8	H: 1 LOB: 1 BB: 0 P: 8	R: 0 H: 2 E: 0 K: 1 S: 7	H: 2 LOB: 1 BB: 0 P: 7	R: 0 H: 2 E: 0 K: 1 S: 6	H: 2 LOB: 1 BB: 0 P: 6	1B: 13 2B: 0 3B: 0 HR: 2	SF: 0 SAC: 0 DP: 2 HBP: 0	WP: 0 PB: 0 SB: 0 CS: 0	PA: 44
<b>PITCHER</b> <b>Glenn Abbott, R</b> ERA: 5.11 (1,1)	IP: 8 WLS: L BF: 30 H: 9 R: 3 ER: 2 SO: 8 BB: 4 IBB: 0 HBP: 0 BLK: 0 WP: 0 HR: 1 S: 42 P: 58 ERA: 3.00 WHIP: 2.167															<b>PITCHER</b>				
<b>Mike Parrott, R</b> ERA: 4.95 (1,1)	IP: 6.0 WLS: L BF: 30 H: 9 R: 3 ER: 2 SO: 8 BB: 4 IBB: 0 HBP: 0 BLK: 0 WP: 0 HR: 1 S: 42 P: 58 ERA: 3.00 WHIP: 2.167															<b>PITCHER</b>				
<b>Shane Rawley, L</b> ERA: 4.2 (7,1)	IP: 1.2 WLS: L BF: 6 H: 2 R: 0 ER: 0 SO: 1 BB: 0 IBB: 0 HBP: 0 BLK: 0 WP: 0 HR: 0 S: 8 P: 8 ERA: 0.00 WHIP: 1.200															<b>PITCHER</b>				

AB	34
R	2
H	7
RBI	2
BB	2
SO	5
LOB	16





Batter	1	2	3	4	5	6	7	8	9	AB	R	H	RBI	BB	SO	LOB	TOP	
Larry Milbourne, S (1, 4) OBP: 0.272, SLG: 0.320	0-0 1-3			0-3 K			0-0 G3 2B		0-0 F8	4	0	1	0	0	1	1		
Craig Reynolds, L (1, 6) OBP: 0.337, SLG: 0.376	0-0 F9			0-0 CS 1B			0-0 F2		0-0 F8	4	0	1	0	0	0	2		
Ruppert Jones, L (1, 8) OBP: 0.317, SLG: 0.334	0-0 6-3			0-3 K 1-2			0-0 G3 2-3			3	0	0	0	0	1	2		
Leon Roberts, R (1, 9) OBP: 0.365, SLG: 0.508		0-0 6-3			0-0 5-3				0-0 6-3	3	0	0	0	0	0	1		
Bob Robertson, R (1, 10) OBP: 0.314, SLG: 0.421		0-3 K			0-0 6-3				0-0 5-3	3	0	0	0	0	1	0		
Dan Meyer, L (1, 3) OBP: 0.261, SLG: 0.326		0-0 4-3			0-0 F6				0-0 4-3	3	0	0	0	0	0	0		
Bob Stinson, S (1, 2) OBP: 0.352, SLG: 0.408			0-0 F7			0-3 K			0-0 F8	3	0	0	0	0	1	0		
John Hale, L (1, 7) OBP: 0.293, SLG: 0.273			0-3 K			0-3 K			0-0 F4	3	0	0	0	0	2	0		
Juan Bernhardt, R (1, 5) OBP: 0.276, SLG: 0.329			0-0 1-3			0-0 6-3			0-0 2B	2	0	0	0	0	0	0		
Bruce Bochte, L (9, PH) OBP: 0.343, SLG: 0.401										1	0	1	0	0	0	0		
Charlie Beamon, L (9, PR)										0	0	0	0	0	0	0		
<b>Inning Stats</b>	R: 0 E: 0 K: 0 S: 3	H: 0 LOB: 0 BB: 0 P: 3	R: 0 E: 0 K: 1 S: 5	H: 0 LOB: 0 BB: 0 P: 5	R: 0 E: 0 K: 1 S: 5	H: 0 LOB: 1 BB: 0 P: 7	R: 0 E: 0 K: 2 S: 7	H: 0 LOB: 0 BB: 0 P: 3	R: 0 E: 0 K: 0 S: 4	H: 1 LOB: 1 BB: 0 P: 4	R: 0 E: 0 K: 0 S: 3	H: 0 LOB: 0 BB: 0 P: 3	R: 0 E: 0 K: 0 S: 4	H: 1 LOB: 1 BB: 0 P: 4	1B: 1 2B: 3 3B: 0 HR: 0	SF: 0 SAC: 0 DP: 1 HBP: 0	WP: 0 PB: 0 SB: 0 CS: 1	PA: 29
<b>PITCHER</b> Fergie Jenkins, R (1, 1) ERA: 2.89	IP: 9.0 WLS: W BF: 29 H: 3 R: 0 ER: 0 SO: 6 BB: 0 IBB: 0 HBP: 0 BLK: 0 WP: 0 HR: 0 S: 41 P: 41 ERA: 0.00 WHIP: 0.333																	

Seattle Mariners @ Texas Rangers  
Arlington Stadium, Arlington, TX  
Fri Sep 22 1978, 8:05 PM EDT  
Att: 7,861 - Unknown

AB 29  
R 0  
H 3  
RBI 0  
BB 0  
SO 6  
LOB 6



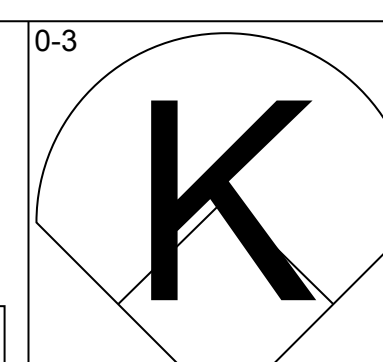
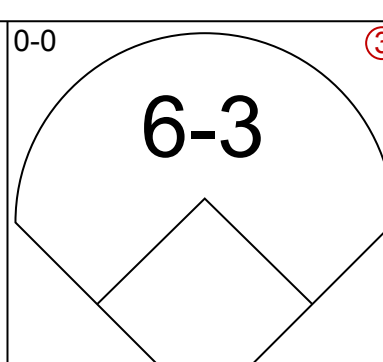
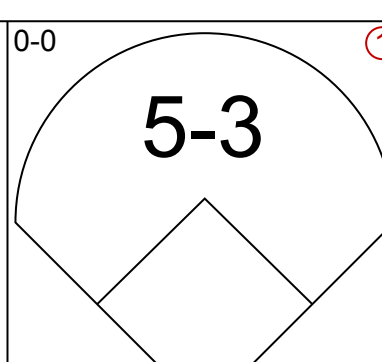
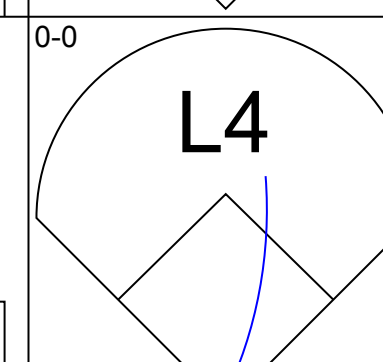
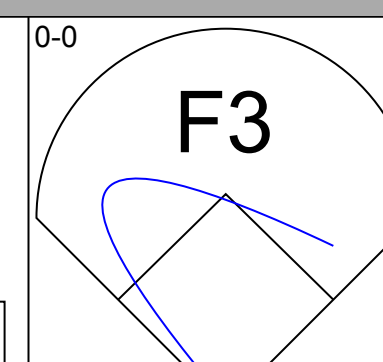
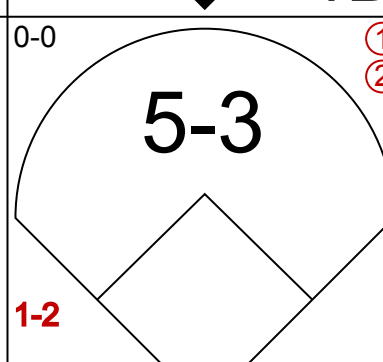
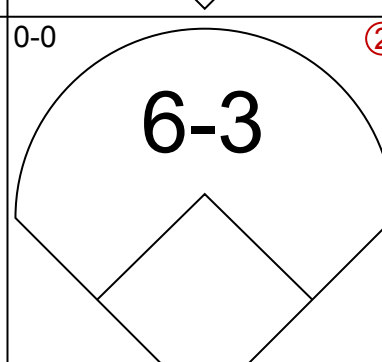
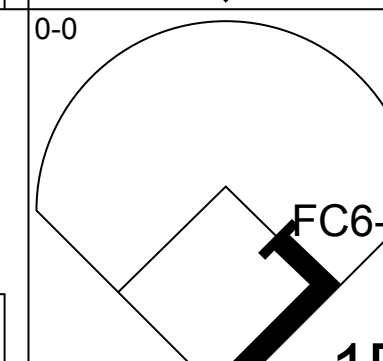
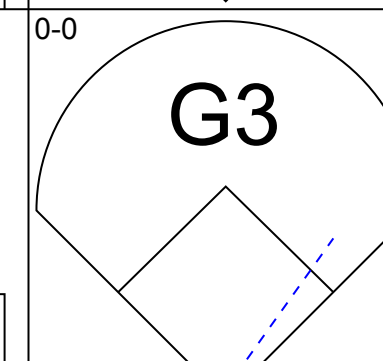
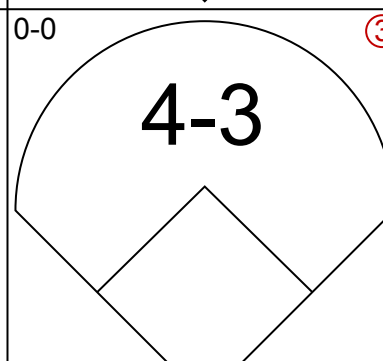
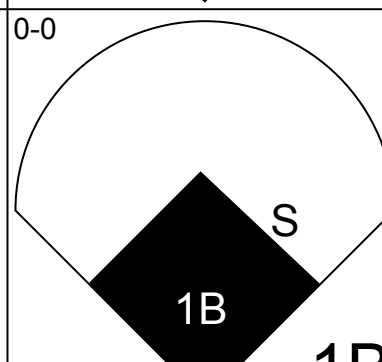
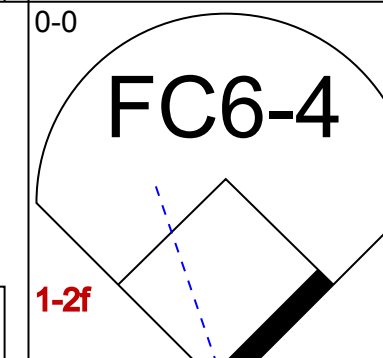
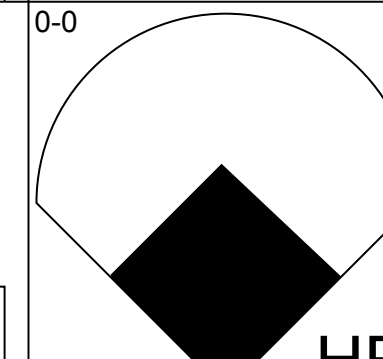
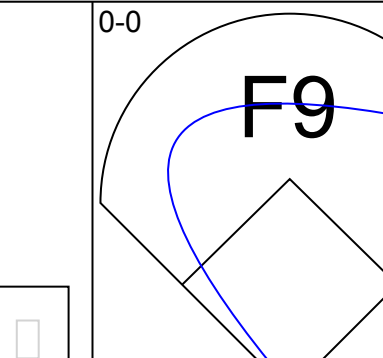
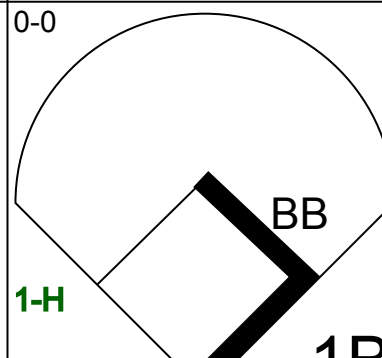
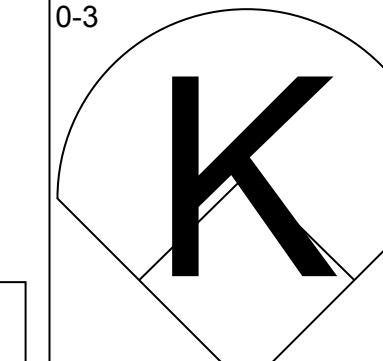
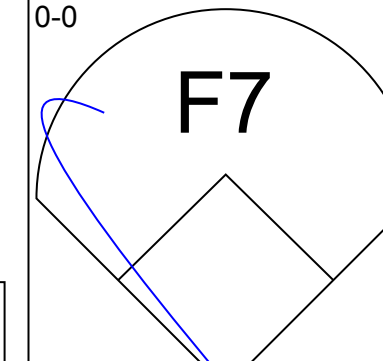
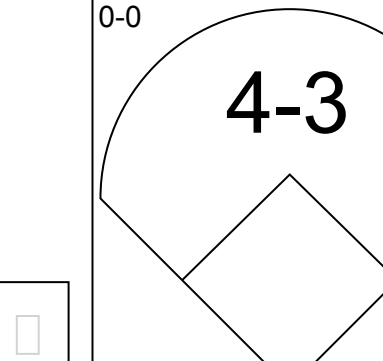
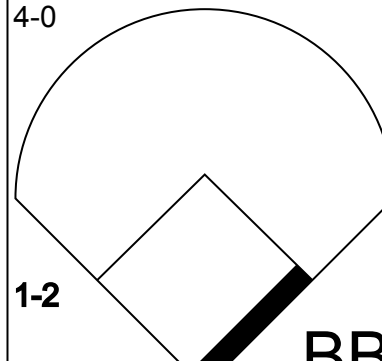
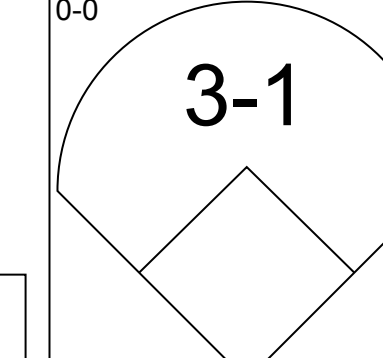
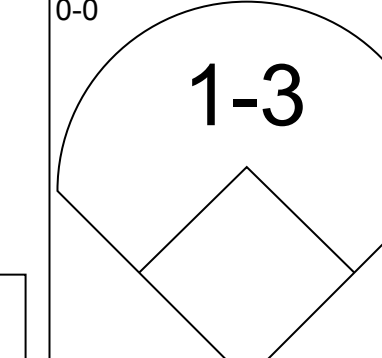
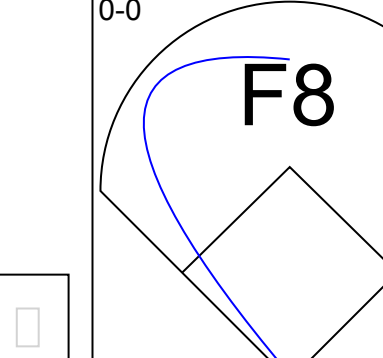
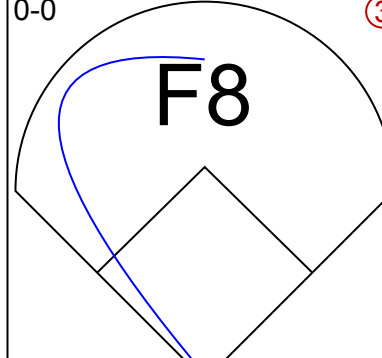
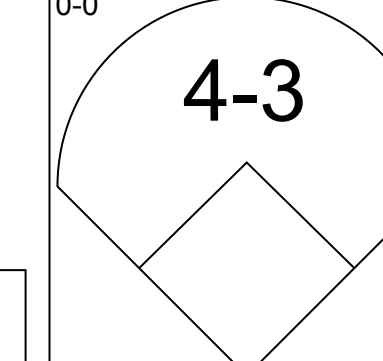
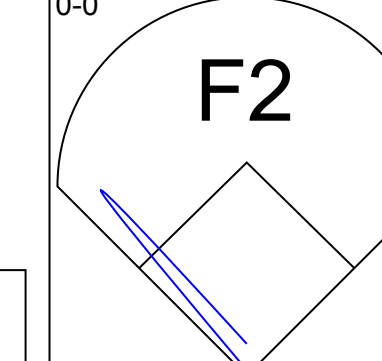
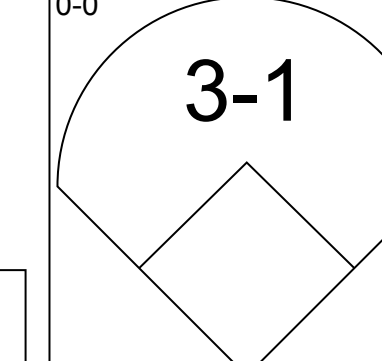
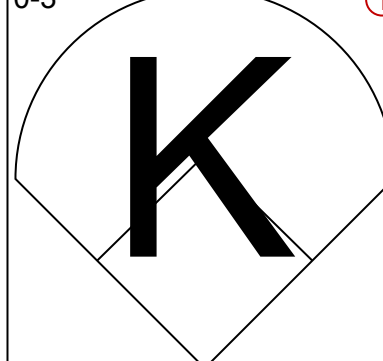
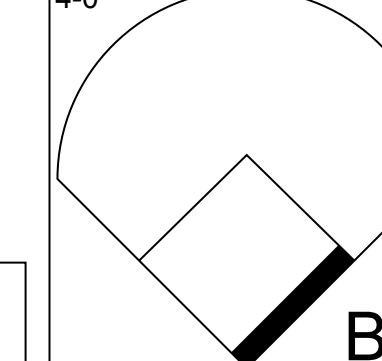
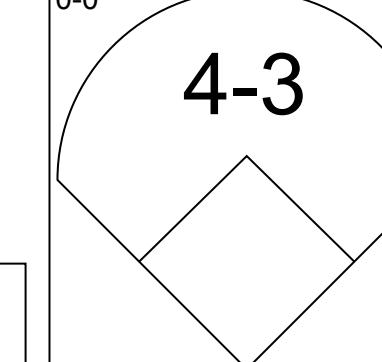
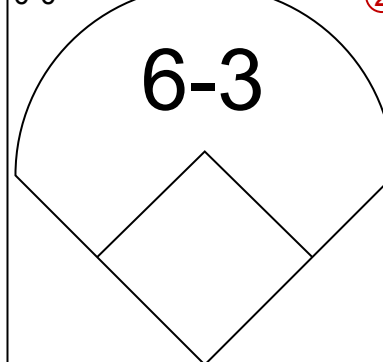
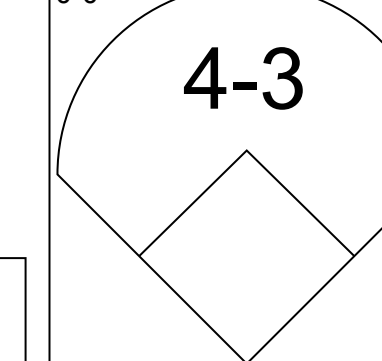
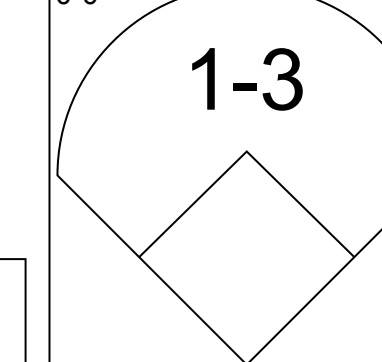
Batter	1	2	3	4	5	6	7	8	9	AB	R	H	RBI	BB	SO	LOB	BOTTOM			
Bobby Bonds, R (1, 10) OBP: 0.348, SLG: 0.471	0-0 F5		0-3 K		0-0 4-3				0-0 CS 1B	4	0	1	0	0	1	1				
Bump Wills, S (1, 4) OBP: 0.322, SLG: 0.337	0-0 4-3		0-0 4-3			0-0 B5-3		0-0 F7 1-2		4	0	0	0	0	0	1				
Al Oliver, L (1, 8) OBP: 0.351, SLG: 0.483	0-0 F9			0-0 6-3		0-0 F9				3	0	0	0	0	0	0				
Richie Zisk, R (1, 9) OBP: 0.335, SLG: 0.426		0-0 2B 1B		0-0 L6		0-0 1B				3	1	2	0	0	0	0				
Johnny Grubb, L (1, 7) OBP: 0.370, SLG: 0.446		0-0 F8		0-0 BB		0-0 4-3				2	0	0	0	1	0	2				
Jim Sundberg, R (1, 2) OBP: 0.363, SLG: 0.386		0-0 F9		0-3 K			0-0 6-3			3	0	0	0	0	1	2				
Pat Putnam, L (1, 3) OBP: 0.176, SLG: 0.163					0-0 G3				0-0 F9	3	0	1	1	0	0	0				
Mike Jorgensen, L (8, 3) OBP: 0.337, SLG: 0.214		1-H 2B								0	0	0	0	0	0	0				
Kurt Bevacqua, R (1, 5) OBP: 0.278, SLG: 0.355		0-0 L4					0-3 K			3	0	0	0	0	1	1				
Nelson Norman, S (1, 6) OBP: 0.167, SLG: 0.222			0-0 F3				0-0 2B		0-0 6-3	3	0	1	0	0	0	0				
<b>Inning Stats</b>	R: 0 E: 0 K: 0 S: 3	H: 2 LOB: 1 BB: 0 P: 5	R: 1 E: 0 K: 0 S: 5	H: 2 LOB: 1 BB: 0 P: 5	R: 0 E: 0 K: 1 S: 5	H: 0 LOB: 0 BB: 0 P: 5	R: 0 E: 0 K: 1 S: 5	H: 0 LOB: 1 BB: 1 P: 9	R: 0 E: 0 K: 0 S: 4	H: 1 LOB: 1 BB: 0 P: 4	R: 0 E: 0 K: 0 S: 4	H: 1 LOB: 1 BB: 0 P: 4	R: 0 E: 0 K: 1 S: 5	H: 0 LOB: 0 BB: 0 P: 5	R: 0 E: 0 K: 0 S: 3	H: 1 LOB: 0 BB: 0 P: 3	1B: 3 2B: 2 3B: 0 HR: 0	SF: 0 SAC: 0 DP: 0 HBP: 0	WP: 0 PB: 0 SB: 0 CS: 1	PA: 29
<b>PITCHER</b> Byron McLoughlin, R (1, 1) ERA: 4.59	IP: 8.0 WLS: L BF: 29 H: 5 R: 1 ER: 1 SO: 3 BB: 1 IBB: 0 HBP: 0 BLK: 0 WP: 0 HR: 0 S: 34 P: 38 ERA: 1.12 WHIP: 0.750																			

Seattle Mariners @ Texas Rangers  
Arlington Stadium, Arlington, TX  
Fri Sep 22 1978, 8:05 PM EDT  
Att: 7,861 - Unknown

AB 28  
R 1  
H 5  
RBI 1  
BB 1  
SO 3  
LOB 7

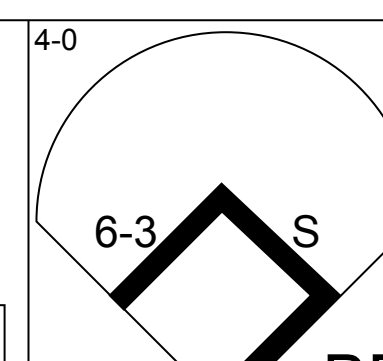
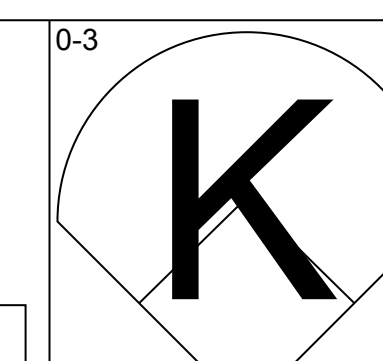
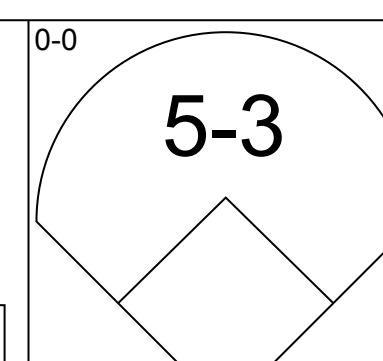
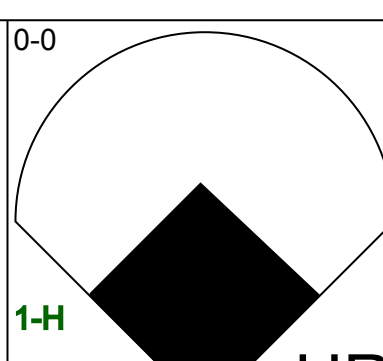
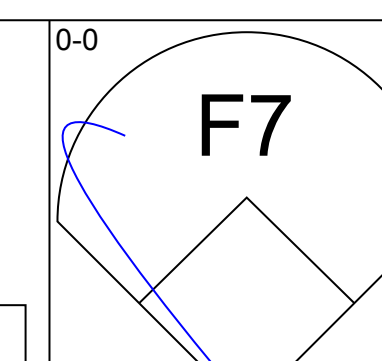
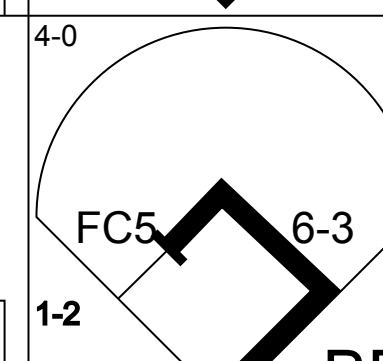
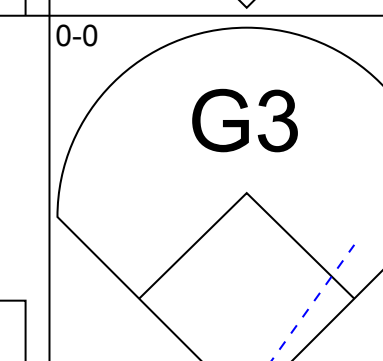
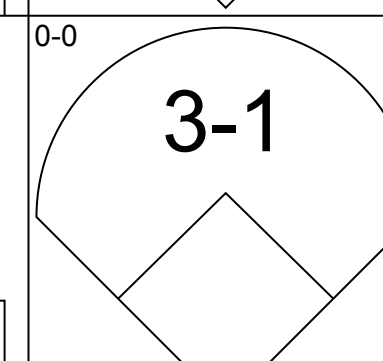
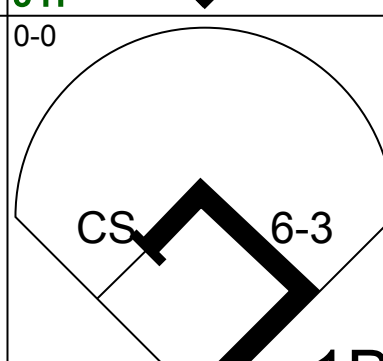
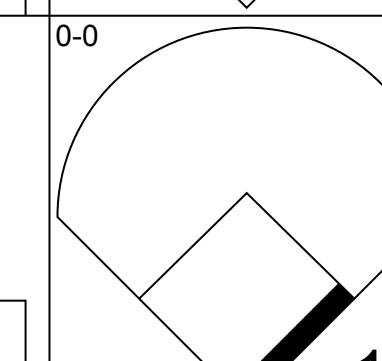
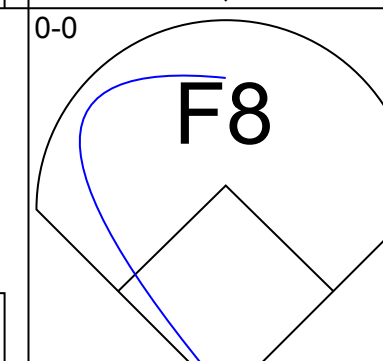
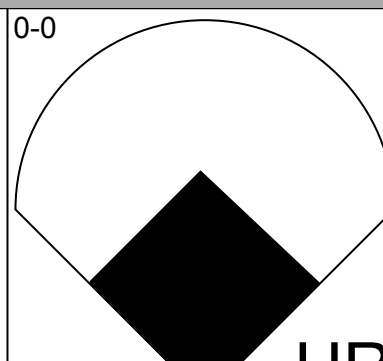
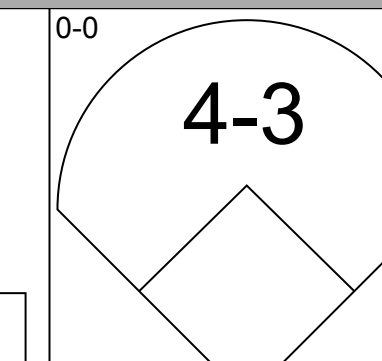
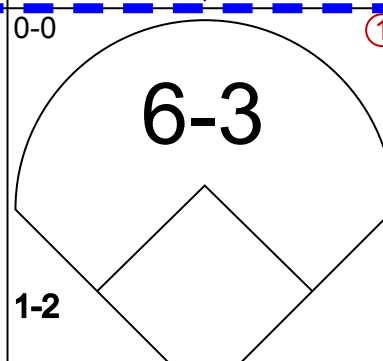
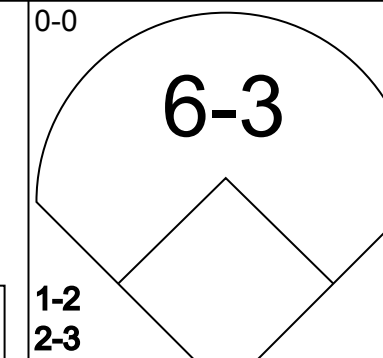
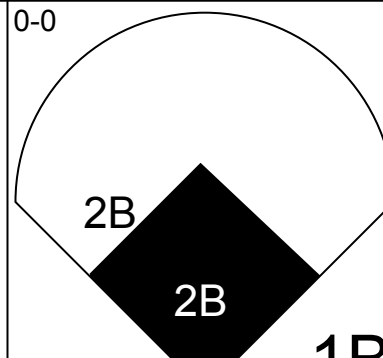
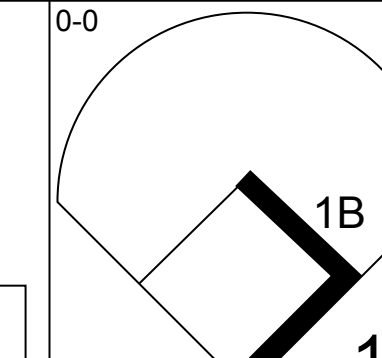
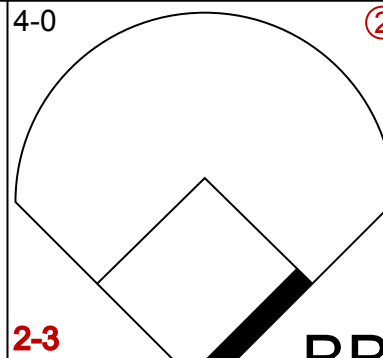
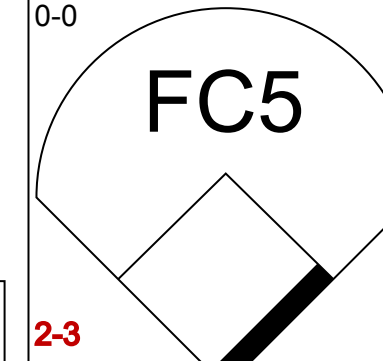
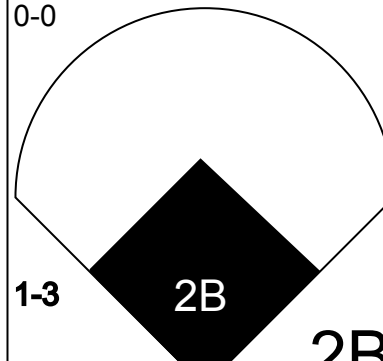
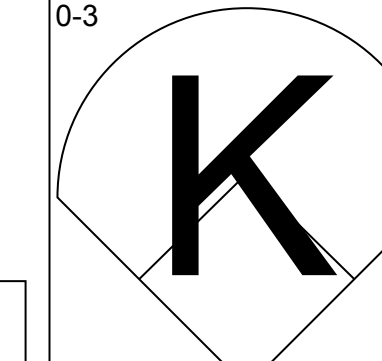
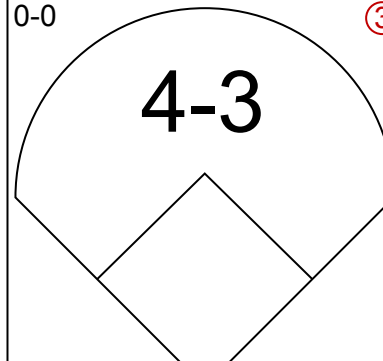

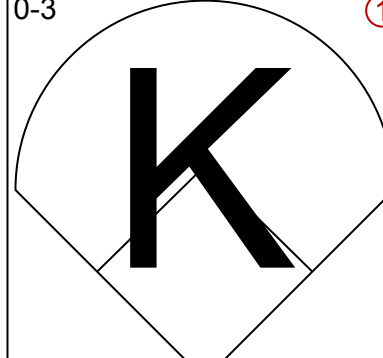
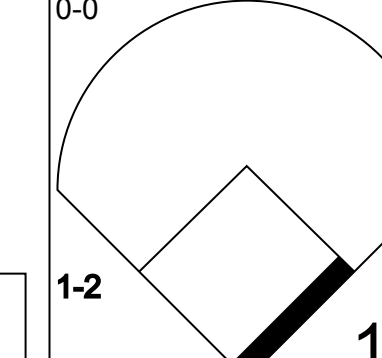

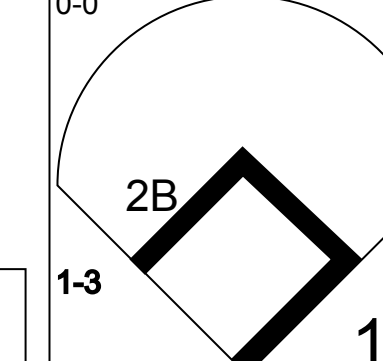
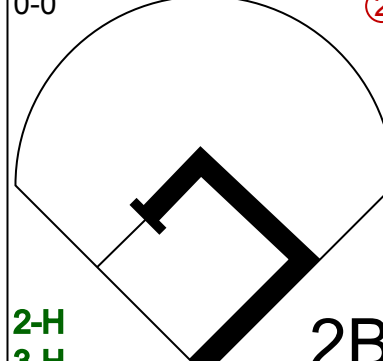
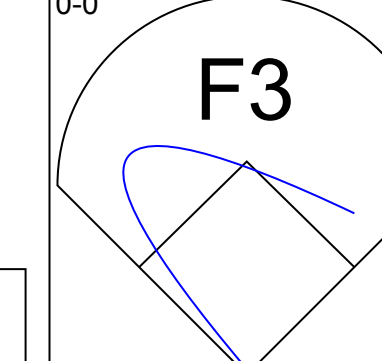
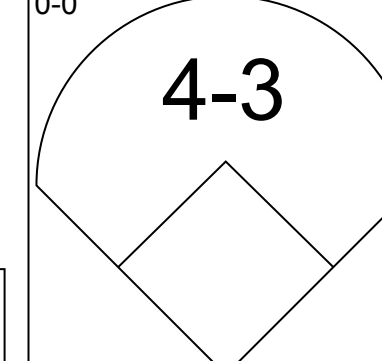
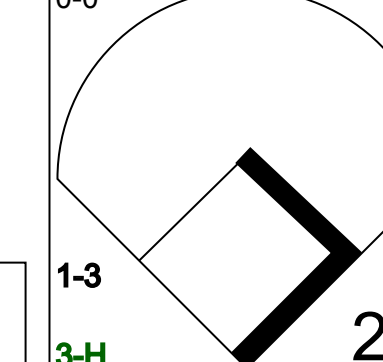
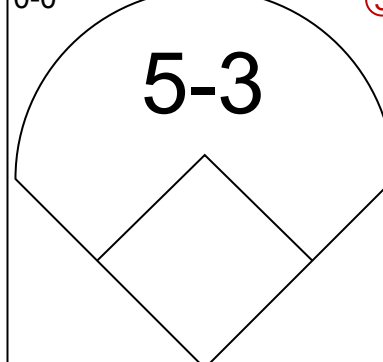

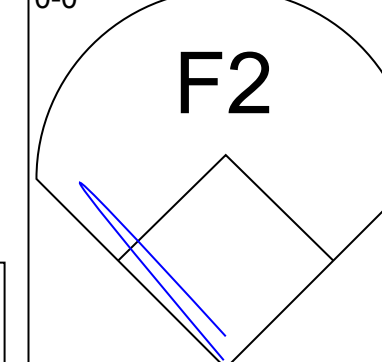
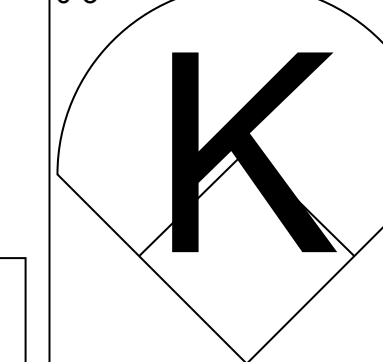


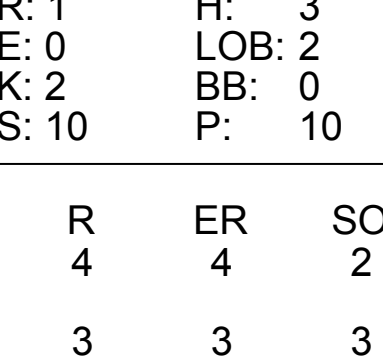
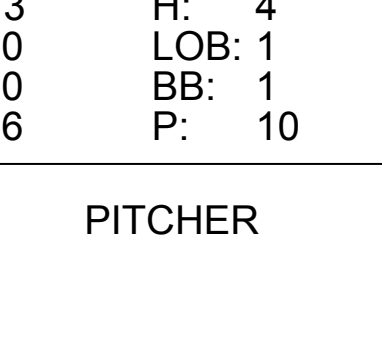








Batter	1	2	3	4	5	6	7	8	9	AB	R	H	RBI	BB	SO	LOB	TOP				
<b>Julio Cruz, S</b> OBP: 0.328, SLG: 0.277 (1,4)										4	0	1	0	0	1	0	<b>Seattle Mariners @ Texas Rangers</b> Arlington Stadium, Arlington, TX Sat Sep 23 1978, 8:05 PM EDT Att: 10,526 - Unknown				
<b>Craig Reynolds, L</b> OBP: 0.335, SLG: 0.373 (1,6)										4	0	0	0	0	0	1					
<b>Ruppert Jones, L</b> OBP: 0.319, SLG: 0.336 (1,8)										4	1	2	0	0	0	0					
<b>Leon Roberts, R</b> OBP: 0.366, SLG: 0.515 (1,9)										4	1	2	2	0	0	1					
<b>Bruce Bochte, L</b> OBP: 0.343, SLG: 0.399 (1,10)										3	0	0	0	1	1	0					
<b>Tom Paciorek, R</b> OBP: 0.348, SLG: 0.462 (1,7)										4	0	0	0	0	0	2					
<b>Dan Meyer, L</b> OBP: 0.280, SLG: 0.324 (1,3)										3	0	0	0	0	0	0					
<b>Bob Stinson, S</b> OBP: 0.352, SLG: 0.406 (1,2)										2	0	0	0	1	1	0					
<b>Larry Milbourne, S</b> OBP: 0.269, SLG: 0.316 (1,5)										3	0	0	0	0	0	1					
<b>Inning Stats</b>	R: 0 E: 0 K: 1 S: 6	H: 1 LOB: 1 BB: 0 P: 6	R: 0 E: 0 K: 1 S: 5	H: 0 LOB: 0 BB: 0 P: 5	R: 0 E: 0 K: 1 S: 5	H: 0 LOB: 0 BB: 0 P: 5	R: 1 E: 0 K: 0 S: 4	H: 1 LOB: 0 BB: 0 P: 4	R: 0 E: 0 K: 0 S: 3	H: 0 LOB: 1 BB: 1 P: 7	R: 0 E: 0 K: 0 S: 3	H: 0 LOB: 0 BB: 0 P: 3	R: 0 E: 0 K: 0 S: 3	H: 0 LOB: 0 BB: 0 P: 3	R: 1 E: 0 K: 0 S: 5	H: 2 LOB: 2 BB: 1 P: 9	1B: 4 2B: 0 3B: 0 HR: 1	SF: 0 SAC: 0 DP: 0 HBP: 0	WP: 0 PB: 0 SB: 1 CS: 1	PA: 33	
<b>PITCHER</b>	IP	WLS	BF	H	R	ER	SO	BB	IBB	HBP	BLK	WP	HR	S	P	ERA	WHIP				
<b>Doyle Alexander, R</b> ERA: 3.84 (1,1)	7.0	W	24	3	1	1	3	1	0	0	0	0	1	29	33	1.29	0.571				
<b>Reggie Cleveland, R</b> ERA: 3.18 (8,1)	2.0		9	2	1	1	0	1	0	0	0	0	0	8	12	4.50	1.500				

AB	31
R	2
H	5
RBI	2
BB	2
SO	3
LOB	5



Batter	1	2	3	4	5	6	7	8	9	AB	R	H	RBI	BB	SO	LOB	BOTTOM				
<b>Bobby Bonds, R</b> OBP: 0.348, SLG: 0.475 (1,10)										4	1	1	3	1	1	2	<b>Seattle Mariners @ Texas Rangers</b> Arlington Stadium, Arlington, TX Sat Sep 23 1978, 8:05 PM EDT Att: 10,526 - Unknown				
<b>Bump Wills, S</b> OBP: 0.324, SLG: 0.338 (1,4)										4	0	2	0	1	0	2					
<b>Al Oliver, L</b> OBP: 0.350, SLG: 0.486 (1,7)										5	1	1	1	0	0	4					
<b>Richie Zisk, R</b> OBP: 0.337, SLG: 0.428 (1,9)										3	1	2	0	0	0	2					
<b>Johnny Grubb, L</b> OBP: 0.371, SLG: 0.446 (5, PR)										0	0	0	0	1	0	0					
<b>Juan Beniquez, R</b> OBP: 0.288, SLG: 0.379 (1,8)										4	1	1	0	0	1	4					
<b>Jim Sundberg, R</b> OBP: 0.364, SLG: 0.387 (1,2)										4	1	2	0	0	1	2					
<b>Mike Jorgensen, L</b> OBP: 0.344, SLG: 0.243 (1,3)										4	0	2	2	0	0	2					
<b>Nelson Norman, S</b> OBP: 0.227, SLG: 0.318 (1,6)										4	1	2	1	0	0	0					
<b>Jim Mason, L</b> OBP: 0.242, SLG: 0.245 (1,5)										1	0	0	0	0	1	2					
<b>Kurt Bevacqua, R</b> OBP: 0.278, SLG: 0.355 (4,5)										3	1	1	0	0	1	0					
<b>Inning Stats</b>	R: 0 E: 0 K: 0 S: 3	H: 0 LOB: 2 BB: 2 P: 11	R: 1 E: 0 K: 2 S: 10	H: 3 LOB: 0 BB: 0 P: 10	R: 3 E: 0 K: 1 S: 8	H: 4 LOB: 0 BB: 0 P: 8	R: 0 E: 0 K: 1 S: 5	H: 0 LOB: 0 BB: 0 P: 5	R: 0 E: 0 K: 1 S: 7	H: 2 LOB: 2 BB: 0 P: 7	R: 3 E: 0 K: 0 S: 6	H: 4 LOB: 1 BB: 1 P: 10	R: 0 E: 0 K: 0 S: 3	H: 0 LOB: 0 BB: 0 P: 3	R: 0 E: 0 K: 0 S: 4	H: 1 LOB: 1 BB: 0 P: 4	1B: 9 2B: 3 3B: 0 HR: 2	SF: 0 SAC: 0 DP: 0 HBP: 0	WP: 0 PB: 0 SB: 1 CS: 1	PA: 39	
<b>PITCHER</b>	IP	WLS	BF	H	R	ER	SO	BB	IBB	HBP	BLK	WP	HR	S	P	ERA	WHIP				
<b>Paul Mitchell, R</b> ERA: 4.18 (1,1)	2.0	L	14	6	4	4	2	2	0	0	0	0	1	16	24	18.00	4.000				
<b>Jim Todd, R</b> ERA: 4.01 (3,1)	3.0		15	7	3	3	3	0	0	0	0	0	1	21	21	9.00	2.333				
<b>Tom House, L</b> ERA: 4.88 (6,1)	3.0		10	1	0	0	0	1	0	0	0	0	0	9	13	0.00	0.667				

AB	36
R	7
H	14
RBI	7
BB	3
SO	5
LOB	20





Batter	1	2	3	4	5	6	7	8	9	AB	R	H	RBI	BB	SO	LOB	TOP		
<b>Julio Cruz, S</b> OBP: 0.328, SLG: 0.277 (1, 4)										4	0	1	0	0	0	0	<b>Seattle Mariners @ Texas Rangers</b> Arlington Stadium, Arlington, TX Sun Sep 24 1978, 4:33 AM EDT Unknown		
<b>Craig Reynolds, L</b> OBP: 0.333, SLG: 0.371 (1, 6)										3	0	0	0	0	1	1			
<b>Juan Bernhardt, R</b> OBP: 0.274, SLG: 0.327 (8, PH) (8, 5)										1	0	0	0	0	0	0			
<b>Ruppert Jones, L</b> OBP: 0.320, SLG: 0.342 (1, 8)										3	2	1	1	1	1	1			
<b>Leon Roberts, R</b> OBP: 0.365, SLG: 0.513 (1, 9)										3	0	1	1	0	1	1			
<b>Bruce Bochte, L</b> OBP: 0.343, SLG: 0.398 (1, 10)										3	0	1	0	0	1	0			
<b>Charlie Beamon, L</b> (7, PR)										0	1	0	0	0	0	0			
<b>Leroy Stanton, R</b> OBP: 0.262, SLG: 0.251 (9, PH)										1	0	0	0	0	1	1			
<b>Tom Paciorek, R</b> OBP: 0.347, SLG: 0.463 (1, 7)										4	0	1	0	0	1	1			
<b>Dan Meyer, L</b> OBP: 0.298, SLG: 0.322 (1, 3)										2	0	0	1	0	0	0			
<b>Bob Stinson, S</b> OBP: 0.349, SLG: 0.402 (1, 2)										3	0	0	0	0	0	2			
<b>Larry Milbourne, S</b> OBP: 0.265, SLG: 0.311 (1, 5) (8, 6)										3	0	0	0	0	0	0			
<b>Inning Stats</b>	R: 0 E: 0 K: 1 S: 6	H: 1 LOB: 1 BB: 0 P: 6	R: 0 E: 0 K: 0 S: 3	H: 0 LOB: 0 BB: 0 P: 3	R: 0 E: 0 K: 0 S: 3	H: 0 LOB: 0 BB: 1 P: 9	R: 0 E: 0 K: 0 S: 3	H: 0 LOB: 0 BB: 0 P: 3	R: 0 E: 0 K: 0 S: 3	H: 0 LOB: 0 BB: 0 P: 3	R: 2 E: 0 K: 1 S: 8	H: 3 LOB: 2 BB: 0 P: 8	R: 0 E: 0 K: 3 S: 10	H: 1 LOB: 1 BB: 0 P: 10	1B: 3 2B: 1 3B: 0 HR: 1	SF: 2 SAC: 0 DP: 0 HBP: 0	WP: 1 PB: 0 SB: 1 CS: 0	PA: 33	
<b>PITCHER</b>	IP	WLS	BF	H	R	ER	SO	BB	IBB	HBP	BLK	WP	HR	S	P	ERA	WHIP		
<b>Steve Comer, R</b> ERA: 2.2	7.0	W	26	4	3	3	3	1	0	0	0	1	1	31	35	3.86	0.714		
<b>Paul Mirabella, L</b> ERA: 6.75	2.0	S	7	1	0	0	3	0	0	0	0	0	0	13	13	0.00	0.500		

AB	30
R	3
H	5
RBI	3
BB	1
SO	6
LOB	7



Batter	1	2	3	4	5	6	7	8	9	AB	R	H	RBI	BB	SO	LOB	BOTTOM			
<b>Toby Harrah, R</b> OBP: 0.346, SLG: 0.344 (1, 6)										4	1	1	0	0	1	0	<b>Seattle Mariners @ Texas Rangers</b> Arlington Stadium, Arlington, TX Sun Sep 24 1978, 4:33 AM EDT Unknown			
<b>Bump Wills, S</b> OBP: 0.328, SLG: 0.340 (1, 4)										2	1	2	0	1	0	0				
<b>Johnny Grubb, L</b> OBP: 0.372, SLG: 0.445 (1, 7)										3	1	1	0	1	1	2				
<b>Al Oliver, L</b> OBP: 0.354, SLG: 0.491 (1, 8)										3	0	3	3	1	0	0				
<b>Richie Zisk, R</b> OBP: 0.335, SLG: 0.424 (1, 9)										4	0	0	0	0	0	6				
<b>Jim Sundberg, R</b> OBP: 0.363, SLG: 0.388 (1, 2)										4	1	1	0	0	0	3				
<b>Pat Putnam, L</b> OBP: 0.191, SLG: 0.244 (1, 10)										2	1	1	1	0	0	1				
<b>Bobby Bonds, R</b> OBP: 0.349, SLG: 0.474 (6, PH)										1	0	0	0	1	0	0				
<b>Mike Jorgensen, L</b> OBP: 0.337, SLG: 0.237 (1, 3)										2	0	0	1	0	0	0				
<b>Gary Gray, R</b> OBP: 0.234, SLG: 0.348 (8, PH)										0	0	0	0	1	0	0				
<b>Sandy Alomar Sr., S</b> OBP: 0.222, SLG: 0.278 (8, PR) (9, 3)										0	0	0	0	0	0	0				
<b>Jim Mason, L</b> OBP: 0.238, SLG: 0.240 (1, 5)										2	0	0	0	0	1	0				
<b>Kurt Bevacqua, R</b> OBP: 0.276, SLG: 0.352 (6, PH) (7, 5)										2	0	0	0	0	0	3				
<b>Inning Stats</b>	R: 0 E: 0 K: 1 S: 6	H: 1 LOB: 2 BB: 1 P: 10	R: 1 E: 0 K: 1 S: 6	H: 1 LOB: 0 BB: 0 P: 6	R: 2 E: 0 K: 0 S: 5	H: 2 LOB: 1 BB: 1 P: 9	R: 1 E: 0 K: 0 S: 4	H: 1 LOB: 0 BB: 0 P: 4	R: 1 E: 0 K: 0 S: 5	H: 3 LOB: 1 BB: 0 P: 5	R: 0 E: 0 K: 0 S: 3	H: 0 LOB: 0 BB: 0 P: 3	R: 0 E: 0 K: 1 S: 4	H: 0 LOB: 1 BB: 1 P: 8	R: 0 E: 0 K: 0 S: 4	H: 1 LOB: 3 BB: 2 P: 12	1B: 5 2B: 4 3B: 0 HR: 1	SF: 0 SAC: 2 DP: 1 HBP: 0	WP: 0 PB: 0 SB: 0 CS: 1	PA: 36
<b>PITCHER</b>	IP	WLS	BF	H	R	ER	SO	BB	IBB	HBP	BLK	WP	HR	S	P	ERA	WHIP			
<b>Jim Colborn, R</b> ERA: 5.09	4.0	L	21	7	5	5	2	2	0	0	0	0	0	23	31	11.25	2.250			
<b>Shane Rawley, L</b> ERA: 4.05	3.2		14	2	0	0	1	2	1	0	0	0	0	13	25	0.00	1.091			
<b>Tom Brown, R</b> ERA: 2.16	0.1		1	0	0	0	0	0	0	0	0	0	0	1	1	0.00	0.000			

AB	29
R	5
H	9
RBI	5
BB	5
SO	3
LOB	15





Batter	1	2	3	4	5	6	7	8	9	AB	R	H	RBI	BB	SO	LOB	TOP										
<b>Julio Cruz, S</b> OBP: 0.328, SLG: 0.278 (1,4)	0-3 K		0-0 S 1B	0-0 6-3		0-0 4-3		0-0 1B	0-0 1B	5	0	2	0	0	1	1											
<b>Craig Reynolds, L</b> OBP: 0.332, SLG: 0.371 (1,6)	0-3 K		0-0 F5 1-2		0-0 G3		0-0 2B		0-0 6-3	5	0	1	0	0	1	3											
<b>Ruppert Jones, L</b> OBP: 0.317, SLG: 0.339 (1,8)	0-3 K		0-3 K		0-0 F8		0-3 K			4	0	0	0	0	3	3											
<b>Leon Roberts, R</b> OBP: 0.366, SLG: 0.513 (1,9)		0-3 K	0-3 K		0-0 S 1B				0-0 FC6-4 1B	4	0	2	0	0	2	2											
<b>Leroy Stanton, R</b> OBP: 0.265, SLG: 0.252 (1,10) <b>Charlie Beamon, L</b> (8, PR)		4-0 1B BB		0-0 4-3 1B	0-3 K				0-0 FC6-4 FC6-4 1-2f	3	2	1	0	1	1	2											
<b>Dan Meyer, L</b> OBP: 0.260, SLG: 0.325 (1,3) <b>Tom Paciorek, R</b> OBP: 0.346, SLG: 0.461 (8,3)		0-0 1B 1-2		0-0 1B 4-3 S 1B		0-0 6-3			0-0 FC6-4 1-2f	3	1	2	0	0	0	0											
<b>John Hale, L</b> OBP: 0.292, SLG: 0.273 (1,7)		0-0 1B G4-6-3 1-3 2-H		0-0 4-3		0-0 4-3			0-3 K	4	0	1	1	0	1	3											
<b>Larry Milbourne, S</b> OBP: 0.269, SLG: 0.315 (1,5)		0-0 G4-6-3 1-2f		0-0 E S 1B 2-3 3-H		0-0 4-3			0-0 CS 1B	4	0	2	1	0	0	2											
<b>Kevin Pasley, R</b> OBP: 0.224, SLG: 0.271 (1,2) <b>Bob Robertson, R</b> OBP: 0.313, SLG: 0.419 (9, PH)			0-0 1B	0-0 F9		0-0 4-3			0-0 F8 1-2	3	0	1	0	0	0	2											
<b>Inning Stats</b>	R: 0 E: 0 K: 3 S: 9	H: 0 LOB: 0 BB: 0 P: 9	R: 1 E: 0 K: 1 S: 6	H: 2 LOB: 1 BB: 1 P: 10	R: 0 E: 0 K: 2 S: 9	H: 2 LOB: 2 BB: 0 P: 9	R: 2 E: 0 K: 0 S: 6	H: 3 LOB: 1 BB: 0 P: 6	R: 0 E: 0 K: 1 S: 6	H: 1 LOB: 1 BB: 0 P: 6	R: 0 E: 0 K: 1 S: 6	H: 1 LOB: 1 BB: 0 P: 6	R: 0 E: 0 K: 1 S: 6	H: 1 LOB: 1 BB: 0 P: 6	R: 0 E: 0 K: 0 S: 4	H: 2 LOB: 1 BB: 0 P: 4	1B: 10 2B: 2 3B: 0 HR: 0	SF: 0 SAC: 0 DP: 1 HBP: 0	WP: 0 PB: 0 SB: 4 CS: 1	PA: 38							
<b>PITCHER</b>	IP	WLS	BF	H	R	ER	SO	BB	IBB	HBP	BLK	WP	HR	S	P	ERA	WHIP										
<b>Danny Darwin, R</b> ERA: 4.15 (1,1)	6.0	W	26	8	3	3	7	1	0	0	0	0	0	39	43	4.50	1.500										
<b>Jim Umbarger, L</b> ERA: 5.04 (7,1)	3.0	S	12	4	0	0	2	0	0	0	0	0	0	16	16	0.00	1.333										

Seattle Mariners @ Texas Rangers  
Arlington Stadium, Arlington, TX  
Sun Sep 24 1978, 4:38 AM EDT  
Att: 6,955 - Unknown

AB 37  
R 3  
H 12  
RBI 2  
BB 1  
SO 9  
LOB 20



Batter	1	2	3	4	5	6	7	8	9	AB	R	H	RBI	BB	SO	LOB	BOTTOM										
<b>Bobby Bonds, R</b> OBP: 0.350, SLG: 0.473 (1,9)	0-0 BB 2B 1B		4-0 3B BB	0-3 K		0-3 K				3	2	1	0	1	2	4											
<b>Sandy Alomar Sr., S</b> OBP: 0.162, SLG: 0.227 (1,3) (7,4)	0-0 F9		0-0 F8	0-3 K		0-0 6-3				4	0	0	0	0	1	6											
<b>Juan Beniquez, R</b> OBP: 0.289, SLG: 0.383 (1,8)	4-0 2B BB		0-0 1B 3B		0-0 5-3		0-3 K			3	2	1	1	1	1	0											
<b>John Ellis, R</b> OBP: 0.280, SLG: 0.374 (1,2) <b>Greg Mahlberg, R</b> (6,2)	0-0 P3		0-0 FC5-4 1B		0-0 F7		0-0 F4			3	0	1	1	0	0	2											
<b>Bill Sample, R</b> OBP: 0.500, SLG: 0.600 (1,7) <b>Bobby Thompson, S</b> OBP: 0.284, SLG: 0.350 (6,7)	0-0 1B 2B		0-0 FC5-4 1-2f		0-0 1B		0-3 K			3	0	2	2	0	0	1											
<b>Kurt Bevacqua, R</b> OBP: 0.272, SLG: 0.346 (1,5)	0-3 K		0-0 1-3		0-0 F9			0-3 K		4	0	0	0	0	2	3											
<b>Gary Gray, R</b> OBP: 0.255, SLG: 0.380 (1,10)		0-3 K		0-0 1B 5-3 1B		0-0 FC6-5 2B		0-0 6-3		4	0	2	0	0	1	0											
<b>La Rue Washington, R</b> (1,4) <b>Mike Jorgensen, L</b> OBP: 0.333, SLG: 0.234 (7,3)		0-3 K		0-0 5-3		0-0 FC6-5 1B		0-0 4-3		3	0	0	0	0	1	2											
<b>Nelson Norman, S</b> OBP: 0.280, SLG: 0.360 (1,6)		0-0 F9		0-0 1B		0-0 WP 1B				3	0	2	0	0	0	0											
<b>Inning Stats</b>	R: 2 E: 0 K: 1 S: 7	H: 2 LOB: 1 BB: 1 P: 11	R: 0 E: 0 K: 2 S: 7	H: 0 LOB: 0 BB: 0 P: 7	R: 2 E: 0 K: 0 S: 5	H: 2 LOB: 1 BB: 1 P: 9	R: 0 E: 0 K: 2 S: 9	H: 2 LOB: 2 BB: 0 P: 9	R: 0 E: 0 K: 0 S: 4	H: 1 LOB: 1 BB: 0 P: 4	R: 0 E: 0 K: 1 S: 7	H: 2 LOB: 2 BB: 0 P: 7	R: 0 E: 0 K: 1 S: 5	H: 0 LOB: 0 BB: 0 P: 5	1B: 6 2B: 2 3B: 1 HR: 0	SF: 0 SAC: 0 DP: 0 HBP: 0	WP: 1 PB: 0 SB: 0 CS: 0	PA: 35									
<b>PITCHER</b>	IP	WLS	BF	H	R	ER	SO	BB	IBB	HBP	BLK	WP	HR	S	P	ERA	WHIP										
<b>Rick Jones, L</b> ERA: 5.68 (1,1)	5.1	L	27	9	4	4	5	2	0	0	0	1	0	35	43	6.75	2.062										
<b>Enrique Romo, R</b> ERA: 3.75 (6,1)	2.2		8	0	0	0	4	0	0	0	0	0	0	16	16	0.00	0.000										

Seattle Mariners @ Texas Rangers  
Arlington Stadium, Arlington, TX  
Sun Sep 24 1978, 4:38 AM EDT  
Att: 6,955 - Unknown

AB 33  
R 4  
H 9  
RBI 4  
BB 2  
SO 9  
LOB 18





Batter	1	2	3	4	5	6	7	8	9	AB	R	H	RBI	BB	SO	LOB	TOP			
<b>Julio Cruz, S</b> OBP: 0.329, SLG: 0.279 (1, 4)	0-0 S 1B		0-3 K			0-0 F7		4-0 4-3 S 1B BB		3	1	1	0	1	1	0				
<b>Craig Reynolds, L</b> OBP: 0.331, SLG: 0.370 (1, 6)	0-0 P3		0-0 4-3			0-0 1B 1B		0-0 4-3		4	0	1	0	0	0	2				
<b>Ruppert Jones, L</b> OBP: 0.321, SLG: 0.345 (1, 8)	0-0 F8			0-0 1-3 SF9 2B		0-0 1-2 1B		0-0 FC6 1B		4	1	3	1	0	0	1				
<b>Leon Roberts, R</b> OBP: 0.363, SLG: 0.509 (1, 9)	0-3 K			0-0 1-3		0-0 F8		0-0 FC6		4	0	0	0	0	1	5				
<b>Bruce Bochte, L</b> OBP: 0.340, SLG: 0.396 (1, 10)		0-0 3-1		0-0 SF9		0-0 F8			0-0 G3		3	0	0	1	0	2				
<b>Tom Paciorek, R</b> OBP: 0.341, SLG: 0.453 (1, 3)		0-3 K		0-3 K			0-0 P6		0-0 F7		4	0	0	0	0	2				
<b>Bob Stinson, S</b> OBP: 0.351, SLG: 0.405 (1, 2)		4-0 BB			0-0 F8		0-0 4-3		0-0 2B		3	0	1	0	1	0				
<b>John Hale, L</b> OBP: 0.287, SLG: 0.267 (1, 7)		0-0 P6			0-0 4-3		0-0 F7		0-0 F9		4	0	0	0	0	2				
<b>Larry Milbourne, S</b> OBP: 0.265, SLG: 0.310 (1, 5)			0-0 F7		0-0 L4			0-0 F7		3	0	0	0	0	0	0				
<b>Inning Stats</b>	R: 0 E: 0 K: 1 S: 6	H: 1 LOB: 1 BB: 0 P: 6	R: 0 E: 0 K: 1 S: 5	H: 0 LOB: 1 BB: 1 P: 9	R: 0 E: 0 K: 1 S: 5	H: 0 LOB: 0 BB: 0 P: 5	R: 1 E: 0 K: 1 S: 6	H: 1 LOB: 0 BB: 0 P: 6	R: 0 E: 0 K: 0 S: 3	H: 0 LOB: 0 BB: 0 P: 3	R: 0 E: 0 K: 0 S: 3	H: 0 LOB: 0 BB: 0 P: 3	R: 1 E: 0 K: 0 S: 4	H: 1 LOB: 1 BB: 1 P: 8	R: 0 E: 0 K: 0 S: 4	H: 1 LOB: 1 BB: 0 P: 4	1B: 4 2B: 2 3B: 0 HR: 0	SF: 1 SAC: 0 DP: 0 HBP: 0	WP: 0 PB: 0 SB: 2 CS: 0	PA: 35
<b>PITCHER</b> <b>Dennis Leonard, R</b> ERA: 3.39 (1, 1)	IP: 9.0 WLS: W BF: 35 H: 6 R: 2 ER: 2 SO: 4 BB: 2 IBB: 0 HBP: 0 BLK: 0 WP: 0 HR: 0 S: 41 P: 49 ERA: 2.00 WHIP: 0.889															<b>PITCHER</b>				

Seattle Mariners @ Kansas City Royals  
 Royals Stadium, Kansas City, MO  
 Mon Sep 25 1978, 8:05 PM EDT  
 Att: 21,890 - Unknown - 74 F

AB 32  
 R 2  
 H 6  
 RBI 2  
 BB 2  
 SO 4  
 LOB 12



Batter	1	2	3	4	5	6	7	8	9	AB	R	H	RBI	BB	SO	LOB	BOTTOM			
<b>George Brett, L</b> OBP: 0.339, SLG: 0.450 (1, 5)	0-0 1B 3B 1B			0-0 F9			0-0 6-3			4	1	1	0	0	0	2				
<b>Hal McRae, R</b> OBP: 0.329, SLG: 0.430 (1, 10)	0-0 F8		0-0 6-3	0-0 S E 1B		0-0 P4				4	1	1	1	0	0	1				
<b>Amos Otis, R</b> OBP: 0.382, SLG: 0.524 (1, 8)	0-0 F9		0-0 FC6-4 1B	0-0 F7		0-3 K				4	0	1	0	0	1	1				
<b>Al Cowens, R</b> OBP: 0.319, SLG: 0.389 (1, 9)	0-0 3B 1B		0-0 L8		0-0 3-1			0-0 WP SF9 SH2-3 1B		4	2	2	0	0	0	1				
<b>John Wathan, R</b> OBP: 0.328, SLG: 0.406 (1, 3)	0-0 1-3 3B 1B		0-0 FC6-4		0-0 G3		0-0 SH2-3		0-0 1-2	3	0	1	2	0	0	1				
<b>Darrell Porter, L</b> OBP: 0.361, SLG: 0.446 (1, 2)	0-0 4-3			0-0 G3		0-3 K		4-0 SF9 WP IBB		3	0	0	0	1	1	1				
<b>Frank White, R</b> OBP: 0.322, SLG: 0.406 (1, 4)		0-0 6-3		0-0 2B 1B		0-3 K		0-0 SF9		3	1	1	1	0	1	0				
<b>Freddie Patek, R</b> OBP: 0.315, SLG: 0.321 (1, 6)		4-0 S BB		0-0 1-3 1B 2B		4-0 CS BB		4-0 BB		1	1	1	1	3	0	0				
<b>Willie Wilson, S</b> OBP: 0.284, SLG: 0.283 (1, 7)		0-0 F2		0-0 F9 1B 1B		0-3 K		0-3 K		4	1	1	1	0	2	4				
<b>Inning Stats</b>	R: 2 E: 0 K: 0 S: 6	H: 3 LOB: 1 BB: 0 P: 6	R: 0 E: 0 K: 0 S: 3	H: 0 LOB: 1 BB: 1 P: 7	R: 0 E: 0 K: 0 S: 4	H: 1 LOB: 1 BB: 0 P: 4	R: 4 E: 0 K: 0 S: 7	H: 4 LOB: 0 BB: 0 P: 7	R: 0 E: 0 K: 1 S: 5	H: 0 LOB: 0 BB: 0 P: 5	R: 0 E: 0 K: 2 S: 6	H: 0 LOB: 1 BB: 1 P: 10	R: 0 E: 0 K: 1 S: 5	H: 0 LOB: 0 BB: 0 P: 5	R: 1 E: 0 K: 1 S: 6	H: 1 LOB: 2 BB: 2 P: 14	1B: 7 2B: 2 3B: 1 HR: 0	SF: 1 SAC: 1 DP: 1 HBP: 0	WP: 1 PB: 0 SB: 3 CS: 1	PA: 36
<b>PITCHER</b> <b>Rick Honeycutt, L</b> ERA: 4.89 (1, 1)	IP: 3.2 WLS: L BF: 19 H: 7 R: 5 ER: 5 SO: 0 BB: 1 IBB: 0 HBP: 0 BLK: 0 WP: 0 HR: 0 S: 18 P: 22 ERA: 12.27 WHIP: 2.182															<b>PITCHER</b>				
<b>Mike Parrott, R</b> ERA: 4.6 (4, 1)	IP: 4.1 WLS: L BF: 17 H: 2 R: 2 ER: 1 SO: 5 BB: 2 IBB: 1 HBP: 0 BLK: 0 WP: 1 HR: 0 S: 24 P: 36 ERA: 2.08 WHIP: 0.923															<b>PITCHER</b>				

Seattle Mariners @ Kansas City Royals  
 Royals Stadium, Kansas City, MO  
 Mon Sep 25 1978, 8:05 PM EDT  
 Att: 21,890 - Unknown - 74 F

AB 30  
 R 7  
 H 9  
 RBI 6  
 BB 4  
 SO 5  
 LOB 11





Batter	1	2	3	4	5	6	7	8	9	AB	R	H	RBI	BB	SO	LOB	TOP		
<b>Julio Cruz, S</b> OBP: 0.327, SLG: 0.277 (1,4)	0-0 6-3		0-0 6-3			0-0 6-3			0-0 6-3	4	0	0	0	0	0	0			
<b>Craig Reynolds, L</b> OBP: 0.330, SLG: 0.371 (1,6)	0-0 1-3			0-0 F8		0-0 2B			0-0 3-1	4	0	1	0	0	0	0			
<b>Tom Paciorek, R</b> OBP: 0.336, SLG: 0.446 (1,3)	0-0 5-3			0-0 P4		0-0 L9			0-0 6-3	4	0	0	0	0	0	1			
<b>Leon Roberts, R</b> OBP: 0.365, SLG: 0.519 (1,9)		0-0 G6-4-3 2B		0-0 HR				0-0 L6		3	1	2	1	0	0	0			
<b>Bob Robertson, R</b> OBP: 0.318, SLG: 0.416 (1,10)		4-0 G6-4-3 BB		0-0 5-3				4-0 G4-6-3 BB		1	0	0	0	2	0	0			
<b>Leroy Stanton, R</b> OBP: 0.286, SLG: 0.250 (1,7)		0-0 G6-4-3 1-2 2-3			4-0 G1-6-3 BB			0-0 G4-6-3 1-2		2	0	0	0	1	0	3			
<b>Ruppert Jones, L</b> OBP: 0.319, SLG: 0.343 (1,8)			0-0 4-3		0-0 G1-6-3 1-2			0-0 6-3		3	0	0	0	0	0	2			
<b>Juan Bernhardt, R</b> OBP: 0.270, SLG: 0.321 (1,5)			0-0 6-3		0-0 L1			0-0 4-3		3	0	0	0	0	0	0			
<b>Bob Stinson, S</b> OBP: 0.348, SLG: 0.401 (1,2)			0-0 6-3			0-0 L5		0-0 F8		3	0	0	0	0	0	0			
<b>Inning Stats</b>	R: 0 E: 0 K: 0 S: 3	H: 0 LOB: 0 BB: 0 P: 3	R: 0 E: 0 K: 0 S: 3	H: 1 LOB: 1 BB: 1 P: 7	R: 0 E: 0 K: 0 S: 3	H: 0 LOB: 0 BB: 0 P: 3	R: 1 E: 0 K: 0 S: 4	H: 1 LOB: 0 BB: 0 P: 4	R: 0 E: 0 K: 0 S: 2	H: 0 LOB: 1 BB: 1 P: 6	R: 0 E: 0 K: 0 S: 2	H: 0 LOB: 0 BB: 1 P: 6	R: 0 E: 0 K: 0 S: 3	H: 0 LOB: 0 BB: 0 P: 3	R: 0 E: 0 K: 0 S: 3	H: 0 LOB: 0 BB: 0 P: 3	1B: 0 2B: 2 3B: 0 HR: 1	SF: 0 SAC: 0 DP: 3 HBP: 0	WP: 0 PA: 30
<b>PITCHER</b> <b>Larry Gura, L</b> ERA: 2.76 (1,1)	IP: 9.0 WLS: W BF: 30 H: 3 R: 1 ER: 1 SO: 0 BB: 3 IBB: 0 HBP: 0 BLK: 0 WP: 0 HR: 1 S: 27 P: 39 ERA: 1.00 WHIP: 0.667																		

Seattle Mariners @ Kansas City Royals  
 Royals Stadium, Kansas City, MO  
 Tue Sep 26 1978, 8:05 PM EDT  
 Att: 22,415 - Unknown - 79 F

AB 27  
 R 1  
 H 3  
 RBI 1  
 BB 3  
 SO 0  
 LOB 6



Batter	1	2	3	4	5	6	7	8	9	AB	R	H	RBI	BB	SO	LOB	BOTTOM		
<b>Steve Braun, L</b> OBP: 0.366, SLG: 0.377 (1,7)	0-0 P6		4-0 BB		0-0 P6			0-0 4-3		3	0	0	0	1	0	2			
<b>Willie Wilson, S</b> OBP: 0.284, SLG: 0.283 (8,7)										0	0	0	0	0	0	0			
<b>George Brett, L</b> OBP: 0.341, SLG: 0.451 (1,5)	0-0 2B		0-0 F9		4-0 1B 1-2 BB			0-0 4-3		3	0	1	0	1	0	1			
<b>Amos Otis, R</b> OBP: 0.383, SLG: 0.524 (1,8)	0-0 F9			0-0 G3-6-3 1B	0-0 1B 1-3 2-H 3-H			0-0 F9		4	0	2	2	0	0	1			
<b>Darrell Porter, L</b> OBP: 0.360, SLG: 0.448 (1,2)	0-0 L3			0-0 F9	0-0 4-3			0-0 3B		4	0	1	0	0	0	4			
<b>Ralph LaCock, L</b> OBP: 0.341, SLG: 0.430 (1,3)		0-0 6-3		0-0 G3-6-3 1-2		0-0 4-3 2B 2B		0-0 L3		4	1	1	0	0	0	2			
<b>Hal McRae, R</b> OBP: 0.328, SLG: 0.429 (1,10)		0-0 F8			0-0 2B FC 1B	0-0 4-3 2-3		0-0 F2		4	1	1	0	0	0	2			
<b>Al Cowens, R</b> OBP: 0.319, SLG: 0.390 (1,9)		0-0 P6			0-0 P5	0-0 2B		0-0 6-3		4	0	1	1	0	0	2			
<b>Freddie Patek, R</b> OBP: 0.315, SLG: 0.323 (1,6)			0-3 K		0-0 FC 1B 2B	0-0 6-3				3	1	1	0	0	1	1			
<b>Frank White, R</b> OBP: 0.320, SLG: 0.404 (1,4)			0-0 P4		0-0 FC 1B 2-3 3-H	0-0 6-3				3	1	0	1	0	0	2			
<b>Inning Stats</b>	R: 0 E: 0 K: 0 S: 4	H: 1 LOB: 1 BB: 0 P: 4	R: 0 E: 0 K: 0 S: 3	H: 0 LOB: 0 BB: 0 P: 3	R: 0 E: 0 K: 1 S: 5	H: 0 LOB: 1 BB: 1 P: 9	R: 0 E: 0 K: 0 S: 3	H: 1 LOB: 0 BB: 0 P: 3	R: 3 E: 0 K: 0 S: 7	H: 3 LOB: 2 BB: 1 P: 11	R: 1 E: 0 K: 0 S: 5	H: 2 LOB: 1 BB: 0 P: 5	R: 0 E: 0 K: 0 S: 3	H: 0 LOB: 0 BB: 0 P: 3	R: 0 E: 0 K: 0 S: 4	H: 1 LOB: 1 BB: 0 P: 4	1B: 3 2B: 4 3B: 1 HR: 0	SF: 0 SAC: 0 DP: 1 HBP: 0	WP: 0 PA: 34
<b>PITCHER</b> <b>Glenn Abbott, R</b> ERA: 5.08 (1,1)	IP: 8.0 WLS: L BF: 34 H: 8 R: 4 ER: 4 SO: 1 BB: 2 IBB: 0 HBP: 0 BLK: 0 WP: 0 HR: 0 S: 34 P: 42 ERA: 4.50 WHIP: 1.250																		

Seattle Mariners @ Kansas City Royals  
 Royals Stadium, Kansas City, MO  
 Tue Sep 26 1978, 8:05 PM EDT  
 Att: 22,415 - Unknown - 79 F

AB 32  
 R 4  
 H 8  
 RBI 4  
 BB 2  
 SO 1  
 LOB 17





Batter	1	2	3	4	5	6	7	8	9	AB	R	H	RBI	BB	SO	LOB	TOP					
Julio Cruz, S OBP: 0.325, SLG: 0.274 (1,4)	F9		P4			F8		6-3		4	0	0	0	0	0	0						
Craig Reynolds, L OBP: 0.332, SLG: 0.371 (1,6)	BB			2B		F7			P6	3	1	1	0	1	0	0						
Tom Paciorek, R OBP: 0.338, SLG: 0.451 (1,10) Charlie Beamon, L (9, PR)	L8		F9						1B	4	0	2	0	0	0	2						
Leon Roberts, R OBP: 0.366, SLG: 0.521 (1,9)	F8			G3		5-3			1B	4	1	2	1	0	0	2						
Ruppert Jones, L OBP: 0.318, SLG: 0.346 (1,8)		F7		G3					1B	4	1	1	2	0	0	1						
Leroy Stanton, R OBP: 0.286, SLG: 0.251 (1,7) John Hale, L OBP: 0.287, SLG: 0.267 (9,7)	F7			5-3					SF7	3	0	1	1	0	0	1						
Dan Meyer, L OBP: 0.258, SLG: 0.322 (1,3)	K					P3			P4	4	0	0	0	0	1	2						
Larry Milbourne, S OBP: 0.266, SLG: 0.311 (1,5)			F7						1-3	3	0	1	0	0	0	0						
Bob Stinson, S OBP: 0.345, SLG: 0.398 (1,2)			5-3			6-3			L6	3	0	0	0	0	0	1						
<b>Inning Stats</b>	R: 0 E: 0 K: 0 S: 3	H: 0 LOB: 1 BB: 1 P: 7	R: 0 E: 0 K: 1 S: 5	H: 0 LOB: 0 BB: 0 P: 5	R: 0 E: 0 K: 0 S: 3	H: 0 LOB: 0 BB: 0 P: 3	R: 1 E: 0 K: 0 S: 5	H: 2 LOB: 1 BB: 0 P: 5	R: 0 E: 0 K: 0 S: 3	H: 1 LOB: 0 BB: 0 P: 3	R: 0 E: 0 K: 0 S: 4	H: 1 LOB: 0 BB: 0 P: 4	R: 0 E: 0 K: 0 S: 3	H: 1 LOB: 0 BB: 0 P: 3	R: 0 E: 0 K: 0 S: 3	H: 0 LOB: 0 BB: 0 P: 3	R: 3 E: 0 K: 0 S: 6	H: 3 LOB: 1 BB: 0 P: 6	1B: 5 2B: 3 3B: 1 HR: 0	SF: 1 SAC: 0 DP: 1 HBP: 0	WP: 0 PB: 0 CS: 1	PA: 34
<b>PITCHER</b> Paul Spittorf, L ERA: 3.4 (1,1)	IP: 9.0 WLS: L BF: 34 H: 8 R: 4 ER: 4 SO: 1 BB: 1 IBB: 0 HBP: 0 BLK: 0 WP: 0 HR: 0 S: 35 P: 39 ERA: 4.00 WHIP: 1.000															<b>PITCHER</b>	IP: 9.0 WLS: L BF: 34 H: 8 R: 4 ER: 4 SO: 1 BB: 1 IBB: 0 HBP: 0 BLK: 0 WP: 0 HR: 0 S: 35 P: 39 ERA: 4.00 WHIP: 1.000					

Seattle Mariners @ Kansas City Royals  
Royals Stadium, Kansas City, MO  
Wed Sep 27 1978, 8:05 PM EDT  
Att: 14,737 - Unknown - 71 F

AB 32  
R 4  
H 8  
RBI 4  
BB 1  
SO 1  
LOB 9



Batter	1	2	3	4	5	6	7	8	9	AB	R	H	RBI	BB	SO	LOB	BOTTOM					
Steve Braun, L OBP: 0.360, SLG: 0.370 (1,7) Willie Wilson, S OBP: 0.284, SLG: 0.283 (9,7)	F8		G3		K			F8		4	0	0	0	0	1	2						
George Brett, L OBP: 0.344, SLG: 0.465 (1,5)	WP		G3							4	2	3	1	0	0	1						
Amos Otis, R OBP: 0.382, SLG: 0.522 (1,8)	K		F8			6-3				4	0	1	0	0	1	3						
Darrell Porter, L OBP: 0.357, SLG: 0.445 (1,10)	K				F5			F7		4	0	0	0	0	1	2						
Ralph LaCock, L OBP: 0.337, SLG: 0.425 (1,3)	K			1-3		L9			F8	4	0	0	0	0	1	1						
Clint Hurdle, L OBP: 0.346, SLG: 0.396 (1,9)				F8		K			3-1	4	0	1	0	0	1	0						
John Wathan, R OBP: 0.326, SLG: 0.402 (1,2)					5-3					4	0	1	0	0	0	1						
Freddie Patek, R OBP: 0.315, SLG: 0.322 (1,6) Jamie Quirk, L OBP: 0.355, SLG: 0.308 (9, PH)			5-3						P4	2	0	0	0	1	0	1						
Frank White, R OBP: 0.320, SLG: 0.403 (1,4)					F9				F7	3	0	1	0	0	0	1						
<b>Inning Stats</b>	R: 1 E: 0 K: 2 S: 8	H: 1 LOB: 0 BB: 0 P: 8	R: 0 E: 0 K: 1 S: 6	H: 1 LOB: 0 BB: 0 P: 6	R: 0 E: 0 K: 0 S: 4	H: 1 LOB: 1 BB: 0 P: 4	R: 0 E: 0 K: 0 S: 3	H: 0 LOB: 0 BB: 0 P: 3	R: 0 E: 0 K: 0 S: 3	H: 0 LOB: 0 BB: 0 P: 3	R: 0 E: 0 K: 0 S: 4	H: 1 LOB: 1 BB: 0 P: 4	R: 0 E: 0 K: 0 S: 5	H: 0 LOB: 0 BB: 0 P: 5	R: 1 E: 0 K: 0 S: 5	H: 2 LOB: 1 BB: 0 P: 5	R: 0 E: 0 K: 0 S: 4	H: 1 LOB: 1 BB: 0 P: 4	1B: 3 2B: 2 3B: 1 HR: 1	SF: 0 SAC: 0 DP: 0 HBP: 0	WP: 1 PB: 0 SB: 2 CS: 0	PA: 35
<b>PITCHER</b> Byron McLoughlin, R ERA: 4.37 (1,1)	IP: 9.0 WLS: W BF: 35 H: 7 R: 2 ER: 2 SO: 5 BB: 1 IBB: 0 HBP: 0 BLK: 0 WP: 1 HR: 1 S: 44 P: 48 ERA: 2.00 WHIP: 0.889															<b>PITCHER</b>	IP: 9.0 WLS: W BF: 35 H: 7 R: 2 ER: 2 SO: 5 BB: 1 IBB: 0 HBP: 0 BLK: 0 WP: 1 HR: 1 S: 44 P: 48 ERA: 2.00 WHIP: 0.889					

Seattle Mariners @ Kansas City Royals  
Royals Stadium, Kansas City, MO  
Wed Sep 27 1978, 8:05 PM EDT  
Att: 14,737 - Unknown - 71 F

AB 34  
R 2  
H 7  
RBI 1  
BB 1  
SO 5  
LOB 13





Batter	1	2	3	4	5	6	7	8	9	AB	R	H	RBI	BB	SO	LOB	TOP								
<b>Bobby Bonds, R</b> (1, 10) OBP: 0.351, SLG: 0.478										4	2	2	0	1	1	1									
<b>Juan Beniquez, R</b> (1, 8) OBP: 0.282, SLG: 0.378										2	0	0	0	0	0	1									
<b>Johnny Grubb, L</b> (8, PH) OBP: 0.377, SLG: 0.458										0	0	0	0	0	1	0									
<b>Al Oliver, L</b> (1, 7) OBP: 0.359, SLG: 0.495										4	0	2	1	0	0	0									
<b>Richie Zisk, R</b> (1, 9) OBP: 0.332, SLG: 0.422										3	1	0	0	1	3	5									
<b>John Ellis, R</b> (1, 2) OBP: 0.282, SLG: 0.383										3	0	1	0	0	2	2									
<b>Bert Campaneris, R</b> (7, PR) OBP: 0.245, SLG: 0.238										0	1	0	0	0	0	0									
<b>Jim Sundberg, R</b> (7, 2) OBP: 0.358, SLG: 0.383										1	0	0	1	0	0	2									
<b>Toby Harrah, R</b> (1, 6) OBP: 0.349, SLG: 0.355										4	0	1	2	0	1	2									
<b>Bump Willis, S</b> (1, 4) OBP: 0.326, SLG: 0.337										3	0	0	0	0	0	0									
<b>Sandy Alomar Sr., S</b> (1, 3) OBP: 0.222, SLG: 0.231										3	0	1	0	0	1	1									
<b>Mike Jorgensen, L</b> (7, 3) OBP: 0.320, SLG: 0.221										1	0	1	0	0	0	0									
<b>Nelson Norman, S</b> (1, 5) OBP: 0.265, SLG: 0.324										3	0	0	0	0	0	2									
<b>Inning Stats</b>	R: 1 E: 0 K: 2 S: 8	H: 2 LOB: 2 BB: 0 P: 9	R: 0 E: 0 K: 1 S: 5	H: 0 LOB: 0 BB: 0 P: 5	R: 0 E: 0 K: 0 S: 3	H: 1 LOB: 0 BB: 0 P: 3	R: 0 E: 0 K: 2 S: 7	H: 0 LOB: 0 BB: 0 P: 7	R: 0 E: 0 K: 0 S: 4	H: 1 LOB: 1 BB: 0 P: 4	R: 0 E: 0 K: 0 S: 3	H: 0 LOB: 0 BB: 0 P: 3	R: 2 E: 0 K: 1 S: 7	H: 2 LOB: 2 BB: 1 P: 11	R: 1 E: 0 K: 1 S: 6	H: 1 LOB: 2 BB: 2 P: 14	R: 0 E: 0 K: 1 S: 6	H: 1 LOB: 1 BB: 0 P: 6	1B: 6 2B: 2 3B: 1 HR: 0	SF: 0 SAC: 2 DP: 2 HBP: 1	WP: 0 PB: 0 SB: 2 CS: 0	PA: 37			
<b>PITCHER</b>	IP	WLS	BF	H	R	ER	SO	BB	IBB	HBP	BLK	WP	HR	S	P	ERA	WHIP								
<b>Shane Rawley, L</b> (1, 1) ERA: 4.12	7.0	L	28	6	4	4	6	2	0	1	0	0	0	37	46	5.14	1.143								
<b>Enrique Romo, R</b> (8, 1) ERA: 3.69	2.0		9	2	0	0	2	1	0	0	0	0	0	12	16	0.00	1.500								

Texas Rangers @ Seattle Mariners  
The Kingdome, Seattle, WA  
Thu Sep 28 1978, 10:05 PM EDT  
Att: 4,768 - Dome

AB 31  
R 4  
H 8  
RBI 4  
BB 3  
SO 8  
LOB 16



Batter	1	2	3	4	5	6	7	8	9	AB	R	H	RBI	BB	SO	LOB	BOTTOM								
<b>Julio Cruz, S</b> (1, 4) OBP: 0.323, SLG: 0.272										4	0	0	0	0	2	1									
<b>Craig Reynolds, L</b> (1, 6) OBP: 0.331, SLG: 0.370										4	0	1	0	0	0	0									
<b>Ruppert Jones, L</b> (1, 8) OBP: 0.316, SLG: 0.343										4	0	0	0	0	3	1									
<b>Leon Roberts, R</b> (1, 9) OBP: 0.367, SLG: 0.521										3	1	1	0	1	0	1									
<b>Bruce Bochte, L</b> (1, 10) OBP: 0.342, SLG: 0.396										2	1	1	1	1	1	0									
<b>Bob Robertson, R</b> (9, PH) OBP: 0.322, SLG: 0.416										0	0	0	0	1	0	0									
<b>Charlie Beamon, L</b> (9, PR) OBP: 0.322, SLG: 0.416										0	0	0	0	0	0	0									
<b>Dan Meyer, L</b> (1, 3) OBP: 0.260, SLG: 0.322										3	1	1	0	1	1	2									
<b>Bob Stinson, S</b> (1, 2) OBP: 0.342, SLG: 0.394										3	0	0	1	0	0	4									
<b>John Hale, L</b> (1, 7) OBP: 0.289, SLG: 0.266										1	0	0	0	1	1	0									
<b>Tom Paciorek, R</b> (7, PH) OBP: 0.337, SLG: 0.449										1	0	0	0	0	0	0									
<b>Larry Milbourne, S</b> (1, 5) OBP: 0.263, SLG: 0.306										3	0	0	0	0	0	1									
<b>Inning Stats</b>	R: 0 E: 1 K: 1 S: 6	H: 1 LOB: 1 BB: 0 P: 6	R: 0 E: 0 K: 2 S: 7	H: 0 LOB: 0 BB: 0 P: 7	R: 0 E: 0 K: 2 S: 7	H: 0 LOB: 0 BB: 0 P: 7	R: 1 E: 0 K: 0 S: 4	H: 1 LOB: 2 BB: 2 P: 12	R: 0 E: 0 K: 0 S: 2	H: 0 LOB: 0 BB: 1 P: 6	R: 0 E: 0 K: 1 S: 5	H: 0 LOB: 0 BB: 0 P: 5	R: 2 E: 1 K: 0 S: 4	H: 1 LOB: 0 BB: 1 P: 8	R: 0 E: 0 K: 2 S: 7	H: 0 LOB: 0 BB: 0 P: 7	R: 0 E: 0 K: 0 S: 3	H: 1 LOB: 1 BB: 1 P: 7	1B: 3 2B: 3 3B: 0 HR: 0	SF: 1 SAC: 0 DP: 2 HBP: 0	WP: 1 PB: 0 SB: 1 CS: 0	PA: 34			
<b>PITCHER</b>	IP	WLS	BF	H	R	ER	SO	BB	IBB	HBP	BLK	WP	HR	S	P	ERA	WHIP								
<b>Doyle Alexander, R</b> (1, 1) ERA: 3.86	6.0		24	3	3	3	6	4	0	0	0	0	0	32	48	4.50	1.167								
<b>Jim Umbarger, L</b> (7, 1) ERA: 4.86	3.0	W	10	1	0	0	2	1	0	0	0	1	0	13	17	0.00	0.667								

Texas Rangers @ Seattle Mariners  
The Kingdome, Seattle, WA  
Thu Sep 28 1978, 10:05 PM EDT  
Att: 4,768 - Dome

AB 28  
R 3  
H 4  
RBI 2  
BB 5  
SO 8  
LOB 10






Batter	1	2	3	4	5	6	7	8	9	AB	R	H	RBI	BB	SO	LOB	TOP										
<b>Bobby Bonds, R</b> OBP: 0.352, SLG: 0.477 (1, 10)										4	1	2	2	2	1	2											
<b>Bump Wills, S</b> OBP: 0.328, SLG: 0.337 (1, 4)										3	1	1	1	2	2	2											
<b>Johnny Grubb, L</b> OBP: 0.379, SLG: 0.457 (1, 7)										3	2	1	1	2	1	3											
<b>Al Oliver, L</b> OBP: 0.358, SLG: 0.491 (1, 8)										4	1	0	0	1	0	3											
<b>Richie Zisk, R</b> OBP: 0.333, SLG: 0.421 (1, 9)										4	1	1	1	1	0	2											
<b>Jim Sundberg, R</b> OBP: 0.357, SLG: 0.383 (1, 2)										5	0	1	1	0	0	2											
<b>Mike Jorgensen, L</b> OBP: 0.324, SLG: 0.233 (1, 3)										4	2	1	0	1	0	1											
<b>Toby Harrah, R</b> OBP: 0.352, SLG: 0.365 (1, 6)										5	3	3	3	0	0	0											
<b>Jim Mason, L</b> OBP: 0.234, SLG: 0.235 (6, PH)										2	0	0	0	0	0	2											
<b>Kurt Bevacqua, R</b> OBP: 0.272, SLG: 0.344 (6, 5)										3	0	1	0	0	0	1											
<b>Inning Stats</b>	R: 2 E: 0 K: 1 S: 7	H: 2 LOB: 1 BB: 1 P: 11	R: 2 E: 0 K: 0 S: 5	H: 2 LOB: 2 BB: 2 P: 13	R: 0 E: 0 K: 0 S: 3	H: 0 LOB: 0 BB: 0 P: 3	R: 0 E: 0 K: 0 S: 3	H: 0 LOB: 2 BB: 1 P: 6	R: 0 E: 0 K: 0 S: 3	H: 0 LOB: 0 BB: 0 P: 3	R: 3 E: 1 K: 0 S: 5	H: 1 LOB: 1 BB: 2 P: 13	R: 1 E: 0 K: 2 S: 9	H: 2 LOB: 1 BB: 0 P: 9	R: 3 E: 0 K: 1 S: 8	H: 3 LOB: 1 BB: 1 P: 12	1B: 7 2B: 2 3B: 0 HR: 1	SF: 0 SAC: 0 DP: 0 HBP: 0	WP: 0 PB: 0 SB: 7 CS: 1	PA: 46							
<b>PITCHER</b>	IP	WLS	BF	H	R	ER	SO	BB	IBB	HBP	BLK	WP	HR	S	P	ERA	WHIP										
<b>Mike Parrott, R</b> ERA: 5.14 (1, 1)	1.2	L	11	4	4	4	1	2	0	0	0	0	0	11	19	21.60	3.600										
<b>Tom House, L</b> ERA: 4.56 (2, 1)	5.1		23	1	3	0	0	6	0	0	0	0	0	17	41	0.00	1.312										
<b>Tom Brown, R</b> ERA: 5.4 (8, 1)	1.2		11	5	4	4	2	1	0	0	0	0	1	14	18	21.60	3.600										
<b>Jim Todd, R</b> ERA: 3.99 (9, 1)	0.1		1	0	0	0	1	0	0	0	0	0	0	3	3	0.00	0.000										

Texas Rangers @ Seattle Mariners  
The Kingdome, Seattle, WA  
Fri Sep 29 1978, 10:05 PM EDT  
Att: 5,998 - Dome

AB	37
R	11
H	10
RBI	9
BB	9
SO	4
LOB	18



Batter	1	2	3	4	5	6	7	8	9	AB	R	H	RBI	BB	SO	LOB	BOTTOM										
<b>Julio Cruz, S</b> OBP: 0.322, SLG: 0.272 (1, 4)										5	1	1	0	0	1	1											
<b>Craig Reynolds, L</b> OBP: 0.332, SLG: 0.371 (1, 6)										4	0	2	1	0	0	0											
<b>Ruppert Jones, L</b> OBP: 0.314, SLG: 0.341 (1, 8)										4	0	0	0	0	0	2											
<b>Leon Roberts, R</b> OBP: 0.366, SLG: 0.518 (1, 9)										3	0	0	0	1	0	1											
<b>Bruce Bochte, L</b> OBP: 0.341, SLG: 0.395 (1, 10)										4	1	1	0	0	0	1											
<b>Dan Meyer, L</b> OBP: 0.285, SLG: 0.328 (1, 3)										4	1	3	1	0	0	0											
<b>Bob Stinson, S</b> OBP: 0.346, SLG: 0.404 (1, 2)										4	0	3	1	0	0	2											
<b>John Hale, L</b> OBP: 0.288, SLG: 0.271 (1, 7)										4	1	1	0	0	0	4											
<b>Larry Milbourne, S</b> OBP: 0.258, SLG: 0.301 (1, 5)										4	0	0	0	0	0	4											
<b>Inning Stats</b>	R: 0 E: 0 K: 1 S: 6	H: 1 LOB: 1 BB: 0 P: 6	R: 0 E: 0 K: 0 S: 5	H: 2 LOB: 2 BB: 0 P: 5	R: 0 E: 0 K: 0 S: 3	H: 0 LOB: 0 BB: 0 P: 3	R: 2 E: 0 K: 0 S: 5	H: 3 LOB: 0 BB: 0 P: 5	R: 0 E: 0 K: 0 S: 4	H: 1 LOB: 1 BB: 0 P: 4	R: 0 E: 0 K: 0 S: 3	H: 1 LOB: 0 BB: 0 P: 3	R: 0 E: 0 K: 0 S: 4	H: 1 LOB: 1 BB: 0 P: 4	1B: 8 2B: 3 3B: 1 HR: 0	SF: 0 SAC: 0 DP: 2 HBP: 0	WP: 0 PB: 0 SB: 2 CS: 0	PA: 37									
<b>PITCHER</b>	IP	WLS	BF	H	R	ER	SO	BB	IBB	HBP	BLK	WP	HR	S	P	ERA	WHIP										
<b>Steve Comar, R</b> ERA: 2.3 (1, 1)	7.0	W	30	10	4	3	1	1	0	0	0	0	0	31	35	3.86	1.571										
<b>Reggie Cleveland, R</b> ERA: 3.08 (8, 1)	2.0		7	1	0	0	0	0	0	0	0	0	0	7	7	0.00	0.500										

Texas Rangers @ Seattle Mariners  
The Kingdome, Seattle, WA  
Fri Sep 29 1978, 10:05 PM EDT  
Att: 5,998 - Dome

AB	36
R	4
H	11
RBI	3
BB	1
SO	1
LOB	15









Batter	1	2	3	4	5	6	7	8	9	AB	R	H	RBI	BB	SO	LOB	TOP					
<b>Bobby Bonds, R</b> OBP: 0.355, SLG: 0.480 (1, 9)	L6	K				BB BB			K	4	1	2	1	2	0		<b>Texas Rangers @ Seattle Mariners</b> The Kingdome, Seattle, WA Sun Oct 01 1978, 6:33 AM EDT Att: 5,807 - Dome					
<b>Bump Wills, S</b> OBP: 0.331, SLG: 0.347 (1, 4)	1B 2B		G3		BB BB	2H HR			G4-6-3 BB	3	2	1	0	2	0							
<b>Al Oliver, L</b> OBP: 0.358, SLG: 0.490 (1, 8)	1B BB		HR 1B		1-3 BB	F8			G4-6-3 1-2	4	2	1	0	1	0	2						
<b>Richie Zisk, R</b> OBP: 0.338, SLG: 0.432 (1, 7)	1B SF8		HR		2B BB		FC3-6 BB			2	2	2	3	2	0	0						
<b>Johnny Grubb, L</b> OBP: 0.381, SLG: 0.460 (1, 10)	1B		K		1-3 BB		FC3-6 G5-4-3			4	0	2	2	0	1	1						
<b>Toby Harrah, R</b> OBP: 0.349, SLG: 0.360 <b>Nelson Norman, S</b> OBP: 0.265, SLG: 0.324 (8, 6)	SF8		F4		2B		G5-4-3			3	0	0	1	0	0	3						
<b>Mike Jorgensen, L</b> OBP: 0.319, SLG: 0.258 (1, 3)	F7			3-1		HR			3-1	4	1	1	1	0	0	1						
<b>Jim Sundberg, R</b> OBP: 0.358, SLG: 0.380 (1, 2)		6-3		L7		SH1-3 HR BB			K	3	1	0	0	1	1	0						
<b>Jim Mason, L</b> OBP: 0.227, SLG: 0.229 (1, 5)		G3		4-3		SH1-3			K	3	0	0	0	0	1	0						
<b>Inning Stats</b>	R: 3 E: 0 K: 0 S: 6	H: 3 LOB: 1 BB: 1 P: 10	R: 0 E: 0 K: 1 S: 5	H: 0 LOB: 0 BB: 0 P: 5	R: 2 E: 0 K: 1 S: 7	H: 2 LOB: 0 BB: 0 P: 7	R: 0 E: 0 K: 0 S: 3	H: 0 LOB: 0 BB: 0 P: 3	R: 1 E: 0 K: 0 S: 3	H: 1 LOB: 2 BB: 3 P: 15	R: 3 E: 0 K: 0 S: 5	H: 2 LOB: 0 BB: 1 P: 9	R: 0 E: 0 K: 0 S: 2	H: 0 LOB: 0 BB: 1 P: 6	R: 0 E: 0 K: 2 S: 7	H: 0 LOB: 0 BB: 0 P: 7		R: 0 E: 0 K: 1 S: 4	H: 0 LOB: 0 BB: 1 P: 8	1B: 3 2B: 2 3B: 0 HR: 3	SF: 1 SAC: 1 DP: 2 HBP: 0	WP: 0 PB: 0 SB: 0 CS: 0
<b>PITCHER</b>	IP	WLS	BF	H	R	ER	SO	BB	IBB	HBP	BLK	WP	HR	S	P	ERA	WHIP					
<b>Glenn Abbott, R</b> ERA: 5.27 (1, 1)	3.0	L	15	5	5	5	2	1	0	0	0	0	1	18	22	15.00	2.000					
<b>Jim Colborn, R</b> ERA: 5.24 (4, 1)	3.0		15	3	4	4	0	4	0	0	0	0	2	11	27	12.00	2.333					
<b>Tom Brown, R</b> ERA: 4.15 (7, 1)	3.0		9	0	0	0	3	2	0	0	0	0	0	13	21	0.00	0.667					

Batter	1	2	3	4	5	6	7	8	9	AB	R	H	RBI	BB	SO	LOB	BOTTOM					
<b>Julio Cruz, S</b> OBP: 0.319, SLG: 0.269 (1, 4)	F8		F6		S E 1B		K	F3		5	1	1	0	0	1	2	<b>Texas Rangers @ Seattle Mariners</b> The Kingdome, Seattle, WA Sun Oct 01 1978, 6:33 AM EDT Att: 5,807 - Dome					
<b>Craig Reynolds, L</b> OBP: 0.336, SLG: 0.374 (1, 6)	1B		1B		E4 FC6-4		BB 1B		G4-6-3 1B	5	0	4	1	0	0	0						
<b>Ruppert Jones, L</b> OBP: 0.312, SLG: 0.337 (1, 8)	K		F7		FC6-4 1B		BB		G4-6-3 1-2	4	0	0	0	1	1	4						
<b>Bruce Bochte, L</b> OBP: 0.342, SLG: 0.395 (1, 10)	K			FC4-6 1B	1-3 1B		K		F4	5	0	2	0	0	2	3						
<b>Dan Meyer, L</b> OBP: 0.264, SLG: 0.327 (1, 7)		F8		FC4-6 1B		F9	K			4	0	1	0	0	1	2						
<b>Charlie Beamon, L</b> OBP: 0.250, SLG: 0.182 (1, 3)			FC4-6 G1-6-3		G1-6-3 1B		FC5-4 BB			3	0	2	0	1	0	2						
<b>John Hale, L</b> OBP: 0.283, SLG: 0.265 (1, 9)	F8		G1-6-3		G1-6-3		F4			4	0	0	0	0	0	5						
<b>Larry Milbourne, S</b> OBP: 0.254, SLG: 0.295 (1, 5)	G3			4-3		HR 1B	FC5-4 BB			4	1	1	0	0	0	2						
<b>Kevin Pasley, R</b> OBP: 0.268, SLG: 0.389 (1, 2)			1-3		1B E 2B		HR BB			3	2	2	2	1	0	0						
<b>Inning Stats</b>	R: 0 E: 0 K: 2 S: 8	H: 1 LOB: 1 BB: 0 P: 8	R: 0 E: 0 K: 0 S: 4	H: 1 LOB: 1 BB: 0 P: 4	R: 0 E: 0 K: 0 S: 4	H: 2 LOB: 1 BB: 0 P: 4	R: 2 E: 1 K: 0 S: 6	H: 3 LOB: 2 BB: 0 P: 6	R: 0 E: 0 K: 0 S: 3	H: 1 LOB: 0 BB: 0 P: 3	R: 2 E: 0 K: 3 S: 12	H: 3 LOB: 2 BB: 1 P: 16	R: 0 E: 0 K: 0 S: 3	H: 0 LOB: 2 BB: 2 P: 11	R: 0 E: 0 K: 0 S: 3	H: 1 LOB: 0 BB: 0 P: 3		1B: 11 2B: 1 3B: 0 HR: 1	SF: 0 SAC: 0 DP: 3 HBP: 0	WP: 0 PB: 0 SB: 1 CS: 0	PA: 40	
<b>PITCHER</b>	IP	WLS	BF	H	R	ER	SO	BB	IBB	HBP	BLK	WP	HR	S	P	ERA	WHIP					
<b>Fergie Jenkins, R</b> ERA: 3.04 (1, 1)	6.1	W	29	12	4	3	3	0	0	0	0	0	1	35	35	4.26	1.895					
<b>Paul Mirabella, L</b> ERA: 5.79 (7, 1)	2.2		11	1	0	0	2	3	0	0	0	0	0	12	24	0.00	1.500					

AB	30
R	9
H	8
RBI	9
BB	7
SO	5
LOB	7



AB	37
R	4
H	13
RBI	3
BB	3
SO	5
LOB	20

