


Seattle Mariners - 1979

Batter	1	2	3	4	5	6	7	8	9	AB R H RBI BB SO LOB	TOP	
Rick Miller, L (1, 8) x OBP: 0.500, SLG: 1.250	0-0 ① 4-3		0-0 ① HR		0-0 ② F8			0-0 ① SH2-4 BB 5-3 1B		4 2 2 3 0 0 0		
Dan Ford, R (1, 9) x	0-0 ② 6-3		4-0 ② F8 1B BB		0-0 ③ 1-3			4-0 ② SH2-4 1-2 BB		2 0 0 0 2 0 0		
Rod Carew, L (1, 3) x OBP: 0.333, SLG: 0.333	0-0 ③ 4-3		0-0 ③ 1-2 1B		0-0 ① F7			0-0 ① SH2-4 1-2 2-3		3 0 1 0 0 0 0		
Don Baylor, R (1, 10)		0-0 ① x L6	0-0 ② x F8		0-0 ② F6			0-0 ② 5-3 3-H		4 0 0 1 0 0 3		
Joe Rudi, R (1, 7)		0-0 ② S 5-3	0-3 ③ S K		4-0 ③ BB			0-3 ③ S K		3 0 0 0 1 2 3		
Carney Lansford, R (1, 5)		0-3 ③ S K		0-0 ① 1-3		0-0 ③ L9		0-0 ① F6		4 0 0 0 0 1 1		
Brian Downing, R (1, 2) OBP: 0.500, SLG: 0.500 Orlando Ramirez, R (9, PR)			0-0 ② S HR 1B 1B	0-3 ② K		0-0 ① 6-3		0-0 ① G6-3 1B		4 1 2 0 0 1 0 0 0 0 0 0 0 0	AB 31 R 4 H 6 RBI 4 BB 3 SO 6 LOB 9	
Bobby Grich, R (1, 4)			0-0 ① S F8	0-3 ③ S K		0-0 ② F9		0-0 ② ③ G6-3 1-2f		4 0 0 0 0 1 2		
Rance Mulliniks, L (1, 6) OBP: 0.333, SLG: 0.333			0-0 ① x HR 1B		0-0 ① B1-3		0-3 ③ K			3 1 1 0 0 1 0		
Inning Stats	R: 0 H: 0 E: 0 LOB: 0 K: 0 BB: 0 S: 3 P: 3	R: 0 H: 0 E: 0 LOB: 0 K: 1 BB: 0 S: 5 P: 5	R: 3 H: 4 E: 0 LOB: 2 K: 1 BB: 1 S: 9 P: 13	R: 0 H: 0 E: 0 LOB: 0 K: 2 BB: 0 S: 7 P: 7	R: 0 H: 0 E: 0 LOB: 0 K: 0 BB: 0 S: 3 P: 3	R: 0 H: 0 E: 0 LOB: 1 K: 0 BB: 1 S: 3 P: 7	R: 0 H: 0 E: 0 LOB: 0 K: 1 BB: 0 S: 5 P: 5	R: 1 H: 1 E: 0 LOB: 1 K: 1 BB: 1 S: 6 P: 10	R: 0 H: 1 E: 0 LOB: 1 K: 0 BB: 0 S: 3 P: 3	1B: 5 SF: 0 2B: 0 SAC: 1 3B: 0 DP: 1 HR: 1 HBP: 0	WP: 0 PA: 35 PB: 0 SB: 0 CS: 0	
PITCHER Glenn Abbott, R (1, 1) ERA: 11.57 John Montague, R (3, 1) ERA: 1.35	IP WLS BF H R ER SO BB IBB HBP BLK WP HR S P ERA WHIP	2.1 12 4 3 3 1 1 0 0 0 0 1 13 17 11.57 2.143	6.2 23 2 1 1 5 2 0 0 0 0 0 0 31 39 1.35 0.600	PITCHER IP WLS BF H R ER SO BB IBB HBP BLK WP HR S P ERA WHIP								

California Angels @ Seattle Mariners
The Kingdome, Seattle, WA
Wed Apr 04 1979, 9:05 PM EST
Att. 37,748 - Dome

livebaseballscorecards.com

Batter	1	2	3	4	5	6	7	8	9	AB	R	H	RBI	BB	SO	LOB
Julio Cruz, S (1, 4)	0-0 F8	0-3 K			0-0 G1		4-0 BB			3	0	0	0	1	1	0
Bill Stein, R (1, 5) OBP: 0.250, SLG: 0.250	0-0 1B		0-0 F9		0-0 5-3		0-3 K			4	0	1	0	0	1	1
Dan Meyer, L (1, 3) OBP: 0.250, SLG: 0.250	0-0 1B		0-3 K			0-0 E1 HR	0-0 F9			4	1	1	0	0	1	1
Leon Roberts, R (1, 9) Joe Simpson, L (9, 9) OBP: 0.250, SLG: 1.000	0-0 F6		0-0 1-3			0-0 HR		0-3 K		4	1	1	2	0	1	2
Willie Horton, R (1, 10) OBP: 0.750, SLG: 1.500	0-3 K			0-0 HR		0-0 G3-6-3 1B		0-0 BB 1B		4	1	3	1	0	1	2
Ruppert Jones, L (1, 8) OBP: 0.500, SLG: 0.500		0-0 BLK HR 1B		0-0 CS 1B		0-0 G3-6-3 1B		0-0 F7		4	1	2	0	0	0	2
Tom Paciorek, R (1, 7) John Hale, L (6, PR) (7, 7) OBP: 0.333, SLG: 0.333		0-3 K		0-0 F8 1-2		0-0 1B		4-0 BB BB		3	0	1	0	0	1	2
Larry Cox, R (1, 2) OBP: 0.500, SLG: 1.333		0-0 HR		0-0 5-3		0-0 F8		4-0 BB		3	1	1	2	1	0	1
Mario Mendoza, R (1, 6)		0-0 6-3			0-0 B2		0-0 F3	0-0 F8		4	0	0	0	0	0	3

Inning Stats	R: 0	H: 2	E: 0	K: 1	S: 7	LOB: 2	BB: 0	P: 7	R: 2	H: 2	E: 0	K: 2	S: 9	LOB: 0	BB: 0	P: 9	R: 0	H: 0	E: 0	K: 1	S: 5	LOB: 0	BB: 0	P: 5	R: 1	H: 2	E: 0	K: 0	S: 4	LOB: 0	BB: 0	P: 4	R: 0	H: 0	E: 0	K: 0	S: 3	LOB: 0	BB: 0	P: 3	R: 2	H: 3	E: 1	K: 0	S: 6	LOB: 1	BB: 0	P: 6	R: 0	H: 0	E: 0	K: 1	S: 5	LOB: 1	BB: 1	P: 9	R: 0	H: 1	E: 0	K: 1	S: 6	LOB: 3	BB: 2	P: 14
PITCHER	IP	WLS	BF	H	R	ER	SO	BB	IBB	HBP	BLK	WP	HR	S	P	ERA	WHIP																																															
Frank Tanana, L (1, 1) ERA: 6.35	5.2	L	25	9	5	4	4	0	0	0	1	0	0	33	33	6.35	1.588																																															
Mark Clear, R (6, 1) ERA:	2.1		11	1	0	0	2	3	0	0	0	0	0	12	24	0.00	1.714																																															


BOTTOM

California Angels @ Seattle Mariners
The Kingdome, Seattle, WA

Wed Apr 04 1979, 9:05 PM EST
Att. 37,748 - Dome

livebaseballscorecards.com

AB	33
R	5
H	10
RBI	5
BB	3
SO	6
LOB	14



WP: 0	PA: 36
PB: 0	
SB: 1	
CS: 1	

Batter	1	2	3	4	5	6	7	8	9
Julio Cruz, S OBP: 0.444, SLG: 0.429 (1, 4)	4-0 BB BB	0-0 HR 2B		0-0 L6			0-3 K		
Bill Stein, R OBP: 0.444, SLG: 0.750 (1, 5)	4-0 HR BB	0-0 HR K			0-3 K		0-0 L3 1B		
Bruce Bochte, L OBP: 0.400, SLG: 1.000 (1, 3)	0-0 HR	0-0 S 2B 1B	0-0 L9		0-0 5-3		0-0 L3		
Leon Roberts, R OBP: 0.444, SLG: 0.875 (1, 9)	0-0 2B	4-0 2B BB	0-0 6-3		0-0 5-3		0-0 HR 1B		
Willie Horton, R OBP: 0.556, SLG: 1.000 (1, 10)	0-3 K	0-0 1B 2B	0-3 K		0-0 FC4-6 1B		0-0 5-3		
Ruppert Jones, L OBP: 0.556, SLG: 1.250 (1, 8)	0-0 4-3	4-0 HBP FC1-2 BB		0-0 HR	0-0 FC4-6		0-0 HR		
Joe Simpson, L OBP: 0.200, SLG: 0.200 (1, 7)		F5 FC1-2 HBP 1B		0-0 4-3	0-0 FC4-6		0-0 G3		
Bob Stinson, S OBP: 0.600, SLG: 0.333 (1, 2)		0-0 2B BB FC1-2 HBP		0-3 K	0-0 FC4-6		0-0 FC6-4 1B		
Mario Mendoza, R OBP: 0.333, SLG: 0.333 (1, 6)		0-0 HR 1B FC1-2		0-0 1B	0-0 1B		0-0 FC6-4		

Inning Stats	R: 2 E: 0 K: 1 S: 6	H: 2 LOB: 1 BB: 2 P: 14	R: 9 E: 0 K: 1 S: 12	H: 7 LOB: 2 BB: 3 P: 25	R: 0 E: 0 K: 1 S: 5	H: 0 LOB: 0 BB: 0 P: 5	R: 1 E: 0 K: 1 S: 7	H: 2 LOB: 1 BB: 0 P: 7	R: 0 E: 0 K: 1 S: 5	H: 0 LOB: 0 BB: 0 P: 5	R: 0 E: 0 K: 0 S: 4	H: 1 LOB: 1 BB: 0 P: 4	R: 0 E: 0 K: 1 S: 6	H: 2 LOB: 1 BB: 0 P: 6	R: 2 E: 0 K: 0 S: 6	H: 3 LOB: 1 BB: 0 P: 6
--------------	------------------------------	----------------------------------	-------------------------------	----------------------------------	------------------------------	---------------------------------	------------------------------	---------------------------------	------------------------------	---------------------------------	------------------------------	---------------------------------	------------------------------	---------------------------------	------------------------------	---------------------------------

PITCHER	IP	WLS	BF	H	R	ER	SO	BB	IBB	HBP	BLK	WP	HR	S	P	ERA	WHIP
Nolan Ryan, R ERA: 47.25 (1, 1)	1.1	L	12	6	7	7	1	3	0	0	0	0	2	11	23	47.25	6.750
Dave Frost, R ERA: 108.0 (2, 1)	0.1		7	3	4	4	0	2	0	1	0	0	0	4	13	108.00	15.000
Dyar Miller, R ERA: 1.69 (2, 1)	5.1		20	5	1	1	5	0	0	0	0	0	1	30	30	1.69	0.938
Jim Barr, R ERA: 18.0 (8, 1)	1.0		6	3	2	2	0	0	0	0	0	0	1	6	6	18.00	3.000

BOTTOM


California Angels @ Seattle Mariners
The Kingdome, Seattle, WA

Fri Apr 06 1979, 9:05 PM EST
Att: 8,831 - Dome

AB	R	H	RBI	BB	SO	LOB
4	1	2	3	1	1	2
4	2	2	3	1	2	2
5	2	2	2	0	0	2
4	2	2	0	1	0	0
5	1	2	2	0	2	2
4	2	2	3	1	0	2
5	1	1	1	0	0	1
3	2	1	0	1	1	1
5	1	3	0	0	0	4

AB	39
R	14
H	17
RBI	14
BB	5
SO	6
LOB	16

livebaseballscorecards.com



1B:	10	SF:	0	WP:	0	PA:	45
2B:	4	SAC:	0	PB:	0		
3B:	0	DP:	1	SB:	1		
HR:	4	HBP:	1	CS:	0		

Batter	1	2	3	4	5	6	7	8	9	AB R H RBI BB SO LOB													
Rick Miller, L OBP: 0.429, SLG: 0.769 (1, 8) X	0-0 G3		0-0 G3		0-0 HR		0-0 F9		0-0 L4	5 1 1 0 0 0 1													
Dan Ford, R OBP: 0.385, SLG: 0.636 (1, 9) X	0-0 6-3		0-0 L8		0-0 HR		0-3 K			4 1 1 2 0 1 1													
Rod Carew, L OBP: 0.500, SLG: 0.583 (1, 3) X	0-0 1B		0-0 1B		0-0 4-3		0-0 6-3			4 1 2 1 0 0 0													
Don Baylor, R OBP: 0.231, SLG: 0.417 (1, 10) X	0-0 4-3		0-0 1B		0-0 5-3			0-0 5-3		4 0 1 1 0 0 1													
Joe Rudi, R OBP: 0.154, SLG: 0.250 (1, 7) X		0-0 L8	0-0 F3		0-0 6-3			0-0 1B		4 1 1 0 0 0 1													
Carney Lansford, R OBP: 0.417, SLG: 0.364 (1, 5) X		4-0 BB		0-0 1B		0-0 6-3		0-0 1B		3 0 2 1 1 0 0													
Brian Downing, R OBP: 0.417, SLG: 0.583 (1, 2) X		0-0 BB		0-3 1B		0-0 K		0-0 1B		4 0 1 0 0 1 3													
Bobby Grich, R OBP: 0.167, SLG: 0.364 (1, 4) X		0-0 BB		0-0 1B		0-0 2B		0-0 2B		4 0 0 0 0 0 3													
Rance Mulliniks, L OBP: 0.273, SLG: 0.273 (1, 6) X			0-0 2B		0-0 1B		0-3 K		0-0 6-3	4 1 1 0 0 1 2													
Inning Stats	R: 0 E: 0 K: 0 S: 4	H: 1 LOB: 1 BB: 0 P: 4	R: 0 E: 0 K: 0 S: 3	H: 0 LOB: 1 BB: 1 P: 7	R: 2 E: 0 K: 0 S: 6	H: 3 LOB: 1 BB: 0 P: 6	R: 0 E: 0 K: 1 S: 6	H: 1 LOB: 1 BB: 0 P: 6	R: 2 E: 0 K: 1 S: 5	H: 2 LOB: 0 BB: 0 P: 5	R: 0 E: 0 K: 1 S: 6	H: 1 LOB: 1 BB: 0 P: 6	R: 0 E: 0 K: 1 S: 5	H: 0 LOB: 0 BB: 0 P: 5	R: 1 E: 0 K: 0 S: 4	H: 2 LOB: 0 BB: 0 P: 4	R: 0 E: 0 K: 0 S: 3	H: 0 LOB: 0 BB: 0 P: 3	1B: 5 2B: 3 3B: 1 HR: 1	SF: 0 SAC: 0 DP: 0 HBP: 0	WP: 0 PB: 0 SB: 2 CS: 1	PA: 38	
PITCHER Odell Jones, R ERA: 9.0 Rick Honeycutt, L ERA: 1.8	IP WLS BF H R ER SO BB IBB HBP BLK WP HR S P ERA WHIP																						

California Angels @ Seattle Mariners
The Kingdom, Seattle, WA
Sat Apr 07 1979, 9:05 PM EST
Att. 18,010 - Dome

AB	36
R	5
H	10
RBI	5
BB	1
SO	3
LOB	12



livebaseballscorecards.com

Batter	1	2	3	4	5	6	7	8	9	AB	R	H	RBI	BB	SO	LOB
Julio Cruz, S OBP: 0.286, SLG: 0.250 (1, 4)	0-0 1-3	0-0 L4			0-0 4-3		0-0 F7		0-3 K	5	0	0	0	0	1	2
Dan Meyer, L OBP: 0.222, SLG: 0.222 (1, 7)	0-0 2B 1B		0-0 F4		0-0 F8		0-0 3-1		0-0 L8	5	1	1	0	0	0	1
Bruce Bochte, L OBP: 0.500, SLG: 1.000 (1, 3)	0-0 2B 1-H 2B		0-0 G3		0-0 F7		0-0 2B		0-0 1B	5	0	3	1	0	0	0
Leon Roberts, R OBP: 0.538, SLG: 0.909 (1, 9)	0-0 2-3 2B		0-0 F4			0-0 2B 1B	4-0 IBB			3	1	2	0	1	0	0
Willie Horton, R OBP: 0.462, SLG: 0.750 (1, 10)	0-3 K			0-0 F8		4-0 2B BB	0-0 G5-2			3	1	0	0	1	1	4
Ruppert Jones, L OBP: 0.462, SLG: 0.909 (1, 8)	0-0 6-3			4-0 L9 1B BB		0-0 F7		0-0 F5		3	1	0	0	1	0	4
Bill Stein, R OBP: 0.385, SLG: 0.667 (1, 5)		0-0 5-3		0-0 L9 1-3		0-0 FC5 1-H 2-H 2B		0-0 4-3		4	0	1	2	0	0	1
Bob Stinson, S OBP: 0.556, SLG: 0.429 (1, 2)		0-0 1B		0-0 1B		0-0 F7		0-3 K		4	0	2	1	0	1	1
Mario Mendoza, R OBP: 0.250, SLG: 0.250 (1, 6)		0-3 K		0-0 F8		0-0 FC5			0-0 1B 1B	3	0	0	0	0	1	3
Larry Milbourne, S OBP: 1.000, SLG: 1.000 (9, PH)										1	0	1	0	0	0	0

Inning Stats	R: 1	H: 3	E: 0	K: 1	S: 8	LOB: 2	BB: 0	P: 8	R: 0	H: 1	E: 0	K: 1	S: 6	LOB: 1	BB: 0	P: 6	R: 0	H: 0	E: 0	K: 0	S: 3	LOB: 0	BB: 0	P: 3	R: 1	H: 1	E: 0	K: 0	S: 4	LOB: 1	BB: 1	P: 8	R: 0	H: 0	E: 0	K: 0	S: 3	LOB: 0	BB: 0	P: 3	R: 2	H: 2	E: 0	K: 0	S: 5	LOB: 1	BB: 1	P: 9	R: 0	H: 1	E: 0	K: 0	S: 4	LOB: 2	BB: 1	P: 8	R: 0	H: 0	E: 0	K: 1	S: 5	LOB: 0	BB: 0	P: 5	R: 0	H: 2	E: 0	K: 1	S: 6	LOB: 1	BB: 0	P: 6	1B: 6	SF: 0	2B: 4	SAC: 0	3B: 0	DP: 0	HR: 0	HBP: 0	WP: 0	PA: 39
PITCHER	IP	WLS	BF	H	R	ER	SO	BB	IBB	HBP	BLK	WP	HR	S	P	ERA	WHIP																																																																	
Chris Knapp, R ERA: 6.75 (1, 1)	5.1		25	7	4	4	2	2	0	0	0	0	0	27	35	6.75	1.688																																																																	
Mark Clear, R ERA: (6, 1)	2.2	W	11	2	0	0	1	0	1	0	0	0	0	12	16	0.00	0.750																																																																	
Dave LaRoche, L ERA: (9, 1)	1.0	S	3	1	0	0	1	0	0	0	0	0	0	5	5	0.00	1.000																																																																	


BOTTOM

California Angels @ Seattle Mariners
The Kingdome, Seattle, WA

Sat Apr 07 1979, 9:05 PM EST
Att. 18,010 - Dome

livebaseballscorecards.com

AB	36
R	4
H	10
RBI	4
BB	3
SO	4
LOB	16



Batter	1	2	3	4	5	6	7	8	9	AB R H RBI BB SO LOB	TOP																	
Rick Miller, L (1, 8) OBP: 0.368, SLG: 0.667	0-3 K		0-3 K		0-0 F7		0-0 2B		0-3 K	5 1 1 1 0 3 0	California Angels @ Seattle Mariners The Kingdome, Seattle, WA Sun Apr 08 1979, 6:33 AM EST Att. 9,183 - Dome																	
Dan Ford, R (1, 9) OBP: 0.444, SLG: 1.063	0-3 K			0-0 HR	0-0 6-3		0-0 2B	0-0 HR	5 2 3 3 0 1 0																			
Rod Carew, L (1, 3) OBP: 0.471, SLG: 0.500	4-0 BB			0-0 1B	0-0 1-3		0-0 6-3	0-0 4-3	4 1 1 0 1 0 1																			
Don Baylor, R (1, 10) OBP: 0.222, SLG: 0.353	0-0 F4			0-0 1B		0-0 4-3		0-0 6-3	5 1 1 1 0 0 1																			
Joe Rudi, R (1, 7) OBP: 0.176, SLG: 0.200		0-3 K		0-0 F9		0-0 4-3		4-0 2B	3 1 0 0 1 1 1																			
Carney Lansford, R (1, 5) OBP: 0.438, SLG: 0.467		0-0 6-3		0-0 1B		0-0 4-3		0-0 2B	4 0 2 1 0 0 0																			
Brian Downing, R (1, 2) OBP: 0.438, SLG: 0.533		0-3 K		0-0 1B		0-0 E5		4-0 BB	3 1 1 1 1 1 0																			
Bobby Grich, R (1, 4) OBP: 0.125, SLG: 0.267			0-3 K	0-0 G5-2		0-0 F3		0-0 F9	4 0 0 0 0 1 5																			
Rance Mulliniks, L (1, 6) OBP: 0.200, SLG: 0.200			0-0 4-3	0-0 4-3		0-0 F7		0-0 4-3	4 0 0 0 0 0 4																			
Inning Stats	R: 0 E: 0 K: 2 S: 7	H: 0 LOB: 1 BB: 1 P: 11	R: 0 E: 0 K: 2 S: 7	H: 0 LOB: 0 BB: 0 P: 7	R: 0 E: 0 K: 2 S: 7	H: 0 LOB: 0 BB: 0 P: 7	R: 3 E: 0 K: 0 S: 8	H: 5 LOB: 1 BB: 0 P: 8	R: 0 E: 0 K: 0 S: 3	H: 0 LOB: 0 BB: 0 P: 3	R: 2 E: 1 K: 0 S: 6	H: 2 LOB: 1 BB: 0 P: 6	R: 1 E: 0 K: 0 S: 4	H: 1 LOB: 2 BB: 2 P: 12	R: 1 E: 0 K: 1 S: 6	H: 1 LOB: 0 BB: 0 P: 6	1B: 4 2B: 3 3B: 0 HR: 2	SF: 0 SAC: 0 DP: 0 HBP: 0	WP: 0 PB: 0 SB: 1 CS: 0	PA: 40								
PITCHER	IP WLS BF H R ER SO BB IBB HBP BLK WP HR S P ERA WHIP																											
Paul Mitchell, R (1, 1) ERA: 4.05	6.2		29	7	5	3	6	1	0	0	0	0	1	40	44	4.05	1.200											
Shane Rawley, L (7, 1) ERA: 13.5	0.2	L	4	1	1	1	0	1	0	0	0	0	0	3	7	13.50	3.000											
John Montague, R (8, 1) ERA: 2.16	1.2		7	1	1	1	1	1	0	0	0	0	1	8	12	5.40	1.200											

livebaseballscorecards.com

AB	37
R	7
H	9
RBI	7
BB	3
SO	7
LOB	12



Batter	1	2	3	4	5	6	7	8	9	AB R H RBI BB SO LOB
Julio Cruz, S (1, 4) OBP: 0.278, SLG: 0.250 Juan Bernhardt, R (9, PH) OBP: 1.000, SLG: 1.000 Joe Simpson, L (9, PR) OBP: 0.200, SLG: 0.200	0-0 5-3		0-0 6-3		0-0 F7		0-0 HR 1B		0-0 L7-4-3 1B	4 1 1 1 0 0 1 1 0 1 0 0 0 0 0 0 0 0 0 0 0
Dan Meyer, L (1, 7) OBP: 0.214, SLG: 0.429	0-3 K			0-0 4-3		0-0 F7	0-0 1-H HR		0-0 L7-4-3	5 1 1 2 0 1 2
Bruce Bochte, L (1, 3) OBP: 0.500, SLG: 0.857	0-0 1B			0-0 1B 1B		0-0 4-3	0-0 F7			4 1 2 0 0 0 0
Leon Roberts, R (1, 9) OBP: 0.529, SLG: 0.800	0-3 K			0-0 1B 1-2 1B		0-0 1B		0-0 F9		4 0 2 0 0 1 1
Willie Horton, R (1, 10) OBP: 0.412, SLG: 0.625		0-0 F6		0-0 1-3 2-H 1B		0-3 K		0-0 F7		4 0 1 1 0 1 1
Ruppert Jones, L (1, 8) OBP: 0.471, SLG: 0.857		0-3 K		0-0 G1-6-3 1-2f			0-0 F9 4-3 2B	4-0 BB		3 1 1 0 1 1 2
Bill Stein, R (1, 5) OBP: 0.294, SLG: 0.500		0-3 K			0-0 F4		0-0 F9 2-3	0-0 F9		4 0 0 0 0 1 2
Bob Stinson, S (1, 2) OBP: 0.417, SLG: 0.300 Tom Paciorek, R (9, PH) OBP: 0.500, SLG: 0.500			0-0 F8		0-0 F7		0-0 4-3		0-0 1B 1B	3 0 0 1 0 0 0 1 0 1 0 0 0 0
Mario Mendoza, R (1, 6) OBP: 0.286, SLG: 0.286 Larry Milbourne, S (7, PH) OBP: 0.667, SLG: 1.000 (8, 6)			0-0 B1-3		0-0 1B		0-0 1B 2B		0-0 F9	2 0 1 0 0 0 0 2 1 1 0 0 0 1

Inning Stats	R: 0	H: 1	E: 0	K: 2	S: 8	LOB: 1	BB: 0	P: 8	R: 0	H: 0	E: 0	K: 2	S: 7	LOB: 0	BB: 0	P: 7	R: 0	H: 0	E: 0	K: 0	S: 3	LOB: 0	BB: 0	P: 3	R: 1	H: 3	E: 0	K: 0	S: 5	LOB: 1	BB: 0	P: 5	R: 0	H: 1	E: 0	K: 0	S: 4	LOB: 1	BB: 0	P: 4	R: 0	H: 1	E: 0	K: 1	S: 6	LOB: 1	BB: 0	P: 6	R: 4	H: 4	E: 0	K: 0	S: 7	LOB: 0	BB: 0	P: 7	R: 0	H: 0	E: 0	K: 0	S: 3	LOB: 1	BB: 1	P: 7	R: 0	H: 2	E: 0	K: 0	S: 4	LOB: 2	BB: 0	P: 4	1B: 9	2B: 3	3B: 0	HR: 1	SF: 0	SAC: 0	DP: 2	HBP: 0	WP: 0	PB: 0	SB: 0	CS: 0	PA: 38
PITCHER Don Aase, R (1, 1) ERA: 5.4 Dave LaRoche, L (7, 1) ERA: 2.7	IP	WLS	BF	H	R	ER	SO	BB	IBB	HBP	BLK	WP	HR	S	P	ERA	WHIP																																																																				
	6.2		28	9	4	4	5	0	0	0	0	0	0	38	38	5.40	1.350																																																																				
	2.1	W	10	3	1	1	0	1	0	0	0	0	0	9	13	3.86	1.714																																																																				

BOTTOM

California Angels @ Seattle Mariners

The Kingdome, Seattle, WA

Sun Apr 08 1979, 6:33 AM EST
 Att: 9,183 - Dome

livebaseballscorecards.com

AB	37
R	5
H	12
RBI	5
BB	1
SO	5
LOB	10



Batter	1	2	3	4	5	6	7	8	9	AB R H RBI BB SO LOB	TOP
Glenn Burke, R OBP: 0.118, SLG: 0.118 (1, 7) X	0-0 F9		0-0 4-3		0-0 P5			0-0 G6-4-3 1B		4 0 1 0 0 0 1	
Miguel Dilone, S (1, 9) B B B	4-0 1B S SF9 BB		0-0 2-3		0-0 K			0-0 G6-4-3 1-2f		3 1 0 0 1 1 2	
Mitchell Page, L OBP: 0.294, SLG: 0.533 (1, 10) X	0-0 CS 1B				0-0 5-3			0-0 6-3		4 0 1 0 0 0 0	
Jeff Newman, R OBP: 0.188, SLG: 0.143 (1, 2) X	0-0 SF9				0-0 P3					3 0 0 1 0 0 0	
Mickey Klutts, R OBP: 0.333, SLG: 0.400 (1, 6) X	0-0 CS 1-2	0-0 5-3			0-0 1B 1B			0-0 F9		4 0 2 0 0 0 0	
Dave Revering, L OBP: 0.357, SLG: 0.538 (1, 3) X		0-0 CS 1B			0-0 1-3 1B			0-0 F9		4 0 2 0 0 1 1	
Tony Armas, R OBP: 0.200, SLG: 0.200 (1, 8) X		0-3 K 1-2			0-3 K			0-0 PB 1B 1B		4 1 1 0 0 3 4	
Wayne Gross, L OBP: 0.333, SLG: 0.333 (1, 5) X			0-0 F7		0-0 G3			0-0 1-H 1B		3 0 1 1 0 0 0	
Mike Edwards, R OBP: 0.267, SLG: 0.333 (1, 4) X			0-0 4-3 2B		0-0 F9			0-0 F8		3 0 1 0 0 0 1	
Inning Stats	R: 1 H: 1 E: 0 LOB: 0 K: 0 BB: 1 S: 3 P: 7	R: 0 H: 1 E: 0 LOB: 0 K: 1 BB: 0 S: 5 P: 5	R: 0 H: 1 E: 0 LOB: 1 K: 0 BB: 0 S: 4 P: 4	R: 0 H: 2 E: 0 LOB: 2 K: 1 BB: 0 S: 7 P: 7	R: 0 H: 0 E: 0 LOB: 0 K: 0 BB: 0 S: 3 P: 3	R: 0 H: 0 E: 0 LOB: 0 K: 1 BB: 0 S: 5 P: 5	R: 1 H: 2 E: 0 LOB: 1 K: 0 BB: 0 S: 5 P: 5	R: 0 H: 1 E: 0 LOB: 0 K: 2 BB: 0 S: 8 P: 8	R: 0 H: 1 E: 0 LOB: 1 K: 2 BB: 0 S: 8 P: 8	1B: 8 SF: 1 2B: 1 SAC: 0 3B: 0 DP: 1 HR: 0 HBP: 0	WP: 0 PA: 35 PB: 1 SB: 1 CS: 2
PITCHER Floyd Bannister, L ERA: 1.29 (1, 1)	IP 7.0 WLS W BF 27 H 7 R 2 ER 1 SO 3 BB 1 IBB 0 HBP 0 BLK 0 WP 0 HR 0 S 32 P 36 ERA 1.29 WHIP 1.143										
Shane Rawley, L ERA: 3.38 (8, 1)	IP 2.0 WLS S BF 7 H 2 R 0 ER 0 SO 2 BB 0 IBB 0 HBP 0 BLK 0 WP 0 HR 0 S 11 P 11 ERA 0.00 WHIP 1.000										

Oakland Athletics @ Seattle Mariners
The Kingdome, Seattle, WA
Mon Apr 09 1979, 9:05 PM EST
Att. 6,176 - Unknown

livebaseballscorecards.com

AB	32
R	2
H	9
RBI	2
BB	1
SO	5
LOB	9



Batter	1	2	3	4	5	6	7	8	9
Julio Cruz, S (1, 4) OBP: 0.348, SLG: 0.222	4-0 1B BB	0-3 K		4-0 E S 1B BB		0-0 4-3		4-0 PB S BB	
Bill Stein, R (1, 5) OBP: 0.409, SLG: 0.550	0-0 1-3 1B		0-0 BB 1B 1B	0-0 1-H 1B		4-0 FC4-6 BB		0-0 4-3 1-3	
Tom Paciorek, R (1, 7) OBP: 0.286, SLG: 0.286	0-0 P3		0-0 F8	0-0 1-2f BB		0-0 F7		0-0 L3	
Dan Meyer, L (6, PH) OBP: 0.188, SLG: 0.375	(7, 7) (8, 3)								
Leon Roberts, R (1, 9) OBP: 0.500, SLG: 0.684	0-3 K		0-0 1-2 1B BB 1B	4-0 1-2 BB		0-0 1-2f FC4-6		0-0 1-3	
Willie Horton, R (1, 10) OBP: 0.381, SLG: 0.526	0-0 F8		4-0 1-2 2-3 1B FC4-6 BB	0-3 K			0-3 K		
Ruppert Jones, L (1, 8) OBP: 0.524, SLG: 0.824		0-0 4-3	0-0 1-3 2-H 3-H FC4-6 1B		4-0 6-3 SH1-4 BB		0-0 E S 1B		
Bruce Bochte, L (1, 3) OBP: 0.529, SLG: 0.813		4-0 1B BB	0-0 1-2f 2-1 3-H FC4-6		0-0 1-2 SH1-4		0-0 1-H FC6-4 1B		
Joe Simpson, L (7, PR) OBP: 0.200, SLG: 0.200									
Larry Cox, R (1, 2) OBP: 0.375, SLG: 0.714	0-0 F9		0-0 1-3 E6 1B		0-0 2-3 6-3		0-0 1-2f FC6-4		
Mario Mendoza, R (1, 6) OBP: 0.278, SLG: 0.278	0-0 1-3 1B		0-0 2-1 3-H	0-0 P4	0-0 L6		0-0 2-3 FC5		

BOTTOM										
AB	R	H	RBI	BB	SO	LOB				
2	1	0	0	3	1	2				
4	1	3	1	1	0	1				
3	0	0	0	0	0	4				
2	0	0	0	0	0	2				
4	1	1	0	1	1	4				
3	1	0	0	1	2	4				
3	1	2	2	1	0	0				
2	0	1	1	1	0	1				
0	0	0	0	0	0	0				
4	0	1	0	0	0	3				
4	0	1	0	0	0	3				

Oakland Athletics @ Seattle Mariners
The Kingdome, Seattle, WA
Mon Apr 09 1979, 9:05 PM EST
Att. 6,176 - Unknown

AB	31
R	5
H	9
RBI	4
BB	8
SO	4
LOB	24



Inning Stats																				
R: 0			H: 1			E: 0			LOB: 2			K: 1			BB: 1			S: 6		
R: 0			H: 1			E: 0			LOB: 2			K: 1			BB: 1			S: 6		
R: 3			H: 4			E: 1			LOB: 2			K: 0			BB: 1			S: 6		
R: 1			H: 1			E: 0			LOB: 2			K: 1			BB: 2			S: 6		
R: 0			H: 0			E: 0			LOB: 1			K: 0			BB: 1			S: 3		
R: 0			H: 0			E: 0			LOB: 1			K: 0			BB: 1			S: 3		
R: 1			H: 2			E: 1			LOB: 2			K: 1			BB: 0			S: 7		
R: 0			H: 0			E: 0			LOB: 1			K: 0			BB: 1			S: 3		
R: 1			H: 0			E: 0			LOB: 1			K: 0			BB: 1			S: 7		
R: 0			H: 0			E: 0			LOB: 1			K: 0			BB: 1			S: 3		
R: 0			H: 0			E: 0			LOB: 1			K: 0			BB: 1			S: 3		
R: 0			H: 0			E: 0			LOB: 1			K: 0			BB: 1			S: 3		

PITCHER	IP	WLS	BF	H	R	ER	SO	BB	IBB	HBP	BLK	WP	HR	S	P	ERA	WHIP
John Henry Johnson, L (1, 1) ERA: 7.2	5.0	L	28	7	4	4	3	6	0	0	0	0	0	27	51	7.20	2.600
Alan Wirth, R (6, 1) ERA: 6.75	1.1		6	1	1	1	1	1	0	0	0	0	0	7	11	6.75	1.500
Bob Lacey, L (7, 1) ERA: 6.0	0.2		3	1	0	0	0	0	0	0	0	0	0	3	3	0.00	1.500
Jim Todd, R (8, 1) ERA: 6.0	1.0		4	0	0	0	0	1	0	0	0	0	0	3	7	0.00	1.000

PITCHER																
IP	WLS	BF	H	R	ER	SO	BB	IBB	HBP	BLK	WP	HR	S	P	ERA	WHIP
5.0	L	28	7	4	4	3	6	0	0	0	0	0	27	51	7.20	2.600
1.1		6	1	1	1	1	1	0	0	0	0	0	7	11	6.75	1.500
0.2		3	1	0	0	0	0	0	0	0	0	0	3	3	0.00	1.500
1.0		4	0	0	0	0	1	0	0	0	0	0	3	7	0.00	1.000

Batter	1	2	3	4	5	6	7	8	9	AB R H RBI BB SO LOB	TOP	
Glenn Burke, R (1, 7) OBP: 0.143, SLG: 0.143 Miguel Dilone, S (8, 7)	0-0 6-3		0-0 4-3			0-0 1B		0-0 6-3		4 0 1 0 0 0 0 0 0 0 0 0 0 0		
Joe Wallis, S (1, 9)	4-0 FC4-6 BB		0-0 4-3			0-0 F8		0-0 F8		3 0 0 0 1 0 1		
Mitchell Page, L (1, 10) OBP: 0.286, SLG: 0.474	0-0 FC4-6 1-2f		0-3 K			0-0 F8		0-0 1B 1B		4 0 1 0 0 1 2		
Dave Revering, L (1, 3) OBP: 0.333, SLG: 0.471	0-0 1-4-3					0-0 F8		0-0 1B FC4-6 1B		4 0 1 0 0 0 2		
Wayne Gross, L (1, 5) OBP: 0.429, SLG: 0.857						0-0 F8		0-0 FC4-6 1B		4 1 2 1 0 0 2		
Mike Edwards, R (1, 4) OBP: 0.263, SLG: 0.316 (7, 6)			0-3 K			0-0 F7				4 0 1 0 0 2 1		
Jim Essian, R (1, 2) OBP: 0.333, SLG: 0.200			0-0 FC5-4 BB 1-2f			0-0 6-3		0-0 FC6-4 1B		4 0 1 0 0 1 2		
Tony Armas, R (1, 8) OBP: 0.211, SLG: 0.167			4-0 K 1-2 BB			0-3 K		0-0 P3		3 0 0 0 1 1 2		
Rob Picciolo, R (1, 6) Jeff Newman, R (7, PH) OBP: 0.176, SLG: 0.133 Larry Murray, S (7, 4)			0-0 F9			0-0 5-3		0-0 FC6-4 1-2f		2 0 0 0 0 0 2 1 0 0 0 0 0 1 1 0 0 0 0 0 1		
Inning Stats	R: 0 H: 0 E: 0 LOB: 1 K: 0 BB: 1 S: 3 P: 7	R: 0 H: 1 E: 0 LOB: 2 K: 1 BB: 1 S: 6 P: 10	R: 0 H: 0 E: 0 LOB: 0 K: 1 BB: 0 S: 5 P: 5	R: 0 H: 0 E: 0 LOB: 0 K: 0 BB: 0 S: 3 P: 3	R: 0 H: 0 E: 0 LOB: 0 K: 1 BB: 0 S: 5 P: 5	R: 0 H: 1 E: 0 LOB: 1 K: 0 BB: 0 S: 4 P: 4	R: 1 H: 2 E: 0 LOB: 1 K: 1 BB: 0 S: 7 P: 7	R: 0 H: 2 E: 0 LOB: 2 K: 0 BB: 0 S: 5 P: 5	R: 0 H: 1 E: 0 LOB: 1 K: 1 BB: 0 S: 6 P: 6	1B: 6 SF: 0 2B: 0 SAC: 0 3B: 0 DP: 0 HR: 1 HBP: 0	WP: 0 PA: 36 PB: 0 SB: 0 CS: 0	
PITCHER Glenn Abbott, R (1, 1) ERA: 3.6 Shane Rawley, L (8, 1) ERA: 2.25	IP WLS BF H R ER SO BB IBB HBP BLK WP HR S P ERA WHIP	7.2 W 31 6 1 1 4 2 0 0 0 0 0 1 37 45 1.17 1.043	1.1 S 5 1 0 0 1 0 0 0 0 0 0 0 7 7 0.00 0.750									PITCHER IP WLS BF H R ER SO BB IBB HBP BLK WP HR S P ERA WHIP

Oakland Athletics @ Seattle Mariners
The Kingdome, Seattle, WA
Tue Apr 10 1979, 9:05 PM EST
Att. 5,719 - Unknown

livebaseballscores.com

AB 34
R 1
H 7
RBI 1
BB 2
SO 5
LOB 16



Batter	1	2	3	4	5	6	7	8	9	AB	R	H	RBI	BB	SO	LOB
Julio Cruz, S OBP: 0.370, SLG: 0.318 (1, 4)	0-0 P5	0-0 6-3			0-0 HR		0-0 6-3 S			4	1	2	0	0	0	1
Dan Meyer, L OBP: 0.250, SLG: 0.450 (1, 7)	0-0 1B		0-0 F9		0-0 HR		0-0 6-3			4	2	2	0	0	0	1
Joe Simpson, L OBP: 0.200, SLG: 0.200 (9, 7)	0-0 2B		0-0		2-3 HR		1-3			0	0	0	0	0	0	0
Bruce Bochte, L OBP: 0.476, SLG: 0.850 (1, 3)	0-0 F7		0-0 4-3		1-H HR		0-3 K			4	1	1	3	0	1	2
Leon Roberts, R OBP: 0.538, SLG: 0.783 (1, 9)	0-0 1B		0-0 5-3		0-0 CS					4	0	3	1	0	0	0
Willie Horton, R OBP: 0.440, SLG: 0.545 (1, 10)	0-0 1B			0-0 5-3	0-0 CS	0-0 FC3-6		4-0 BB		3	0	2	0	1	0	0
Ruppert Jones, L OBP: 0.440, SLG: 0.667 (1, 8)	0-0 G3			0-0 3-1	0-0 FC3-6	0-0 FC3-6		0-0 6-3		4	0	0	0	0	0	5
Bill Stein, R OBP: 0.346, SLG: 0.458 (1, 5)		0-0 3-1		0-0 6-3		0-0 F8		0-3 K		4	0	0	0	0	1	3
Bob Stinson, S OBP: 0.438, SLG: 0.385 (1, 2)		0-0 6-3			0-0 G3	0-0 4-3		4-0 FC6-4		3	0	1	0	1	0	1
Mario Mendoza, R OBP: 0.227, SLG: 0.227 (1, 6)		0-0 6-3			0-0 L3		0-0 F7	0-0 FC6-4		4	0	0	0	0	0	4


Inning Stats	R: 1	H: 3	E: 0	K: 0	S: 6	LOB: 2	BB: 0	P: 6	R: 0	H: 1	E: 0	K: 0	S: 4	LOB: 1	BB: 0	P: 4	R: 0	H: 0	E: 0	K: 0	S: 3	LOB: 0	BB: 0	P: 3	R: 0	H: 0	E: 0	K: 0	S: 3	R: 3	H: 4	E: 0	K: 0	S: 6	LOB: 0	BB: 0	P: 6	R: 0	H: 1	E: 0	K: 1	S: 6	LOB: 1	BB: 0	P: 4	R: 0	H: 1	E: 0	K: 1	S: 6	LOB: 1	BB: 0	P: 6	R: 0	H: 1	E: 0	K: 1	S: 6	LOB: 3	BB: 2	P: 14
PITCHER	IP	WLS	BF	H	R	ER	SO	BB	IBB	HBP	BLK	WP	HR	S	P	ERA	WHIP																																												
Rick Langford, R ERA: 5.4 (1, 1)	6.0	L	26	9	4	4	0	0	0	0	0	0	0	26	26	6.00	1.500																																												
Dave Heaverlo, R ERA: 1.5 (7, 1)	2.0		10	2	0	0	2	1	1	0	0	0	0	12	20	0.00	1.500																																												

BOTTOM

Oakland Athletics @ Seattle Mariners
The Kingdome, Seattle, WA

Tue Apr 10 1979, 9:05 PM EST
Att. 5,719 - Unknown

AB 34
R 4
H 11
RBI 4
BB 2
SO 2
LOB 17



WP: 0 PA: 37
PB: 0
SB: 2
CS: 1

1B: 6 SF: 0
2B: 3 SAC: 0
3B: 1 DP: 0
HR: 1 HBP: 0

WP	HR	S	P	ERA	WHIP
0	1	0	0	0.00	1.500

Batter	1	2	3	4	5	6	7	8	9	AB R H RBI BB SO LOB	TOP																									
Miguel Dilone, S OBP: 0.211, SLG: 0.063 (1, 7)	0-0 4-3		0-0 G3	0-0 E6		0-0 6-3	4-0 BB BB BB		0-0 FC3-6 1B	5 0 1 1 1 0 2																										
Joe Wallis, S (1, 9)	0-3 K		0-0 L4		0-0 F8		1-2 2-3 3-H BB		0-0 FC3-6 2B	5 2 0 0 0 1 4																										
Mitchell Page, L OBP: 0.407, SLG: 0.565 (1, 10)	4-0 CS BB		0-3 K		0-0 PB 1B		1-2 1B 1B HBP	0-0 HR 1B	0-0 1B 2B	4 2 3 1 1 1 0																										
Dave Revering, L OBP: 0.458, SLG: 0.667 (1, 3)	0-0 CS 1-2	4-0 1B HR BB		4-0 1B 1B BB	0-0 P6		0-0 1B 1B 1B	0-0 HR 1B	0-0 G5-4-3 1B	4 4 3 2 2 0 1																										
Dwayne Murphy, L OBP: 0.667, SLG: 0.600 (1, 8)		0-0 1B HR 1B		0-0 1B 1B 1B	0-0 F3		0-0 BB 1B 1B	4-0 2B BB	0-0 G5-4-3	5 3 3 1 1 0 3																										
Wayne Gross, L OBP: 0.500, SLG: 1.083 (1, 5)		0-0 HR		0-0 FC6-4 1B 1B S		0-0 F5	0-0 F9	0-0 2B		5 2 3 4 0 0 3																										
Jeff Newman, R OBP: 0.182, SLG: 0.150 (1, 2)		0-0 F8		0-3 K		0-0 5-3	0-0 BB BB 1B	0-3 K		5 0 1 2 0 2 4																										
Mickey Klutts, R OBP: 0.421, SLG: 0.611 Rob Picciolo, R (7, 6)		4-0 WP BB		0-0 FC6-4 1B		0-0 HR	0-3 K	0-0 F9		3 1 2 2 1 1 2 1 0 0 0 0 0 2																										
Mike Edwards, R OBP: 0.250, SLG: 0.261 (1, 4)		0-0 5-3		0-0 FC6-4 S E6		0-0 E6	4-0 BB BB	0-3 K		4 0 0 0 1 1 5																										
Inning Stats	R: 0 E: 0 K: 1 S: 4	H: 0 LOB: 0 BB: 1 P: 8	R: 3 E: 0 K: 0 S: 4	H: 2 LOB: 0 BB: 2 P: 12	R: 0 E: 0 K: 1 S: 5	H: 0 LOB: 0 BB: 0 P: 5	R: 3 E: 1 K: 1 S: 8	H: 3 LOB: 2 BB: 1 P: 12	R: 0 E: 0 K: 0 S: 4	H: 1 LOB: 1 BB: 0 P: 4	R: 1 E: 1 K: 0 S: 5	H: 1 LOB: 1 BB: 0 P: 5	R: 4 E: 0 K: 1 S: 8	H: 3 LOB: 3 BB: 2 P: 18	R: 2 E: 0 K: 2 S: 10	H: 3 LOB: 2 BB: 1 P: 14	R: 1 E: 0 K: 0 S: 5	H: 3 LOB: 1 BB: 0 P: 5	1B: 11 2B: 2 3B: 0 HR: 3	SF: 0 SAC: 0 DP: 1 HBP: 2	WP: 1 PB: 1 SB: 2 CS: 1	PA: 51														
PITCHER	IP WLS BF H R ER SO BB IBB HBP BLK WP HR S P ERA WHIP																																			
Byron McLaughlin, R ERA: 6.3 (1, 1)	3.0		14	3	5	5	2	4	0	0	0	1	1	14	30	15.00	2.333																			
Rick Honeycutt, L ERA: 5.63 (4, 1)	3.0	L	16	4	4	4	1	0	0	2	0	0	1	16	18	12.00	1.333																			
John Montague, R ERA: 4.0 (7, 1)	0.2		6	3	1	1	1	1	0	0	0	0	0	7	11	13.50	6.000																			
Rafael Vasquez, R ERA: 10.8 (7, 1)	2.1		14	6	4	4	2	2	0	0	0	0	1	16	24	15.43	3.429																			

Oakland Athletics @ Seattle Mariners
The Kingdome, Seattle, WA
Wed Apr 11 1979, 9:05 PM EST
Att. 6,232 - Dome

AB	41
R	14
H	16
RBI	13
BB	7
SO	6
LOB	26



WP: 1	PA: 51
-------	--------

BOTTOM

Oakland Athletics @ Seattle Mariners
The Kingdome, Seattle, WA
Wed Apr 11 1979, 9:05 PM EST
Att. 6,232 - Dome

livebaseballscorecards.com

AB 38
R 7
H 11
RBI 4
BB 6
SO 7
LOB 20



WP: 1 PA: 45
PB: 0
SB: 1
CS: 0

AB R H RBI BB SO LOB

4 1 0 0 1 0 3

5 0 1 2 0 1 1

4 2 3 0 1 0 1

4 1 1 1 0 2 2

4 1 1 0 1 1 2

5 1 2 0 0 2 1

4 0 1 0 1 1 3

3 0 1 0 1 0 1

1 0 0 0 0 0 2

4 1 1 1 1 0 4

1B: 9 SF: 0
2B: 2 SAC: 0
3B: 0 DP: 1
HR: 0 HBP: 1

Batter	1	2	3	4	5	6	7	8	9
Julio Cruz, S OBP: 0.344, SLG: 0.269 (1, 4)	0-0 4-3	0-0 5-3		4-0 2B	0-0 FC5			0-0 6-3	
Dan Meyer, L OBP: 0.240, SLG: 0.440 (1, 7)	0-0 F8	0-0 F8		0-0 2B		0-3 K		0-0 F7	
Bruce Bochte, L OBP: 0.538, SLG: 0.875 (1, 3)	0-0 1B		4-0 WP	0-0 6-3		0-0 G5-3		0-0 1B	
Leon Roberts, R OBP: 0.516, SLG: 0.704 (1, 9)	0-0 1B		0-0 4-3		0-3 K	1-0 HBP		0-3 K	
Willie Horton, R OBP: 0.433, SLG: 0.500 (1, 10)	4-0 BB		0-3 K		0-0 E6	0-0 G5-3		0-0 1B	
Ruppert Jones, L OBP: 0.433, SLG: 0.615 (1, 8)	0-0 E2		0-3 K		0-0 1B		0-0 F7	0-3 K	
Bill Stein, R OBP: 0.355, SLG: 0.429 (1, 5)	0-3 K			0-0 F8	0-0 4-3		4-0 BB	0-0 1B	
Bob Stinson, S OBP: 0.450, SLG: 0.375 (1, 2)		0-0 E7		0-0 4-3	4-0 FC5		0-0 F7	0-0 F8	
Bobby Valentine, R (9, PH)									
Mario Mendoza, R OBP: 0.259, SLG: 0.231 (1, 6)		0-0 F8		4-0 BB	0-0 1B		0-0 6-3	0-0 F3	

Inning Stats	R: 2	H: 3	E: 1	K: 1	S: 8	LOB: 2	BB: 1	P: 12	R: 0	H: 1	E: 1	K: 0	S: 4	LOB: 1	BB: 0	P: 4	R: 1	H: 0	E: 1	K: 2	S: 7	LOB: 0	BB: 1	P: 11	R: 2	H: 1	E: 0	K: 0	S: 4	LOB: 1	BB: 2	P: 12	R: 2	H: 2	E: 2	K: 1	S: 8	LOB: 2	BB: 1	P: 12	R: 0	H: 1	E: 0	K: 1	S: 5	LOB: 1	BB: 0	P: 6	R: 0	H: 0	E: 0	K: 0	S: 3	LOB: 1	BB: 1	P: 7	R: 0	H: 1	E: 0	K: 1	S: 6	LOB: 1	BB: 0	P: 6	R: 0	H: 2	E: 0	K: 1	S: 7	LOB: 2	BB: 0	P: 7	1B: 9	SF: 0	2B: 2	SAC: 0	3B: 0	DP: 1	HR: 0	HBP: 1	WP: 1	PA: 45
--------------	------	------	------	------	------	--------	-------	-------	------	------	------	------	------	--------	-------	------	------	------	------	------	------	--------	-------	-------	------	------	------	------	------	--------	-------	-------	------	------	------	------	------	--------	-------	-------	------	------	------	------	------	--------	-------	------	------	------	------	------	------	--------	-------	------	------	------	------	------	------	--------	-------	------	------	------	------	------	------	--------	-------	------	-------	-------	-------	--------	-------	-------	-------	--------	-------	--------

PITCHER	IP	WLS	BF	H	R	ER	SO	BB	IBB	HBP	BLK	WP	HR	S	P	ERA	WHIP
Matt Keough, R ERA: 2.77 (1, 1)	4.2		27	7	7	3	4	5	0	0	0	1	0	30	50	5.79	2.571
Jim Todd, R ERA: 2.84 (5, 1)	3.1	W	13	2	0	0	2	1	0	1	0	0	0	15	20	0.00	0.900
Bob Lacey, L ERA: 4.5 (9, 1)	1.0		5	2	0	0	1	0	0	0	0	0	0	7	7	0.00	2.000

Batter	1	2	3	4	5	6	7	8	9	AB R H RBI BB SO LOB	TOP														
Mike Edwards, R (1, 4) OBP: 0.276, SLG: 0.321	0-0 P4		0-0 1B		0-0 2B		0-3 K		0-0 F8	5 0 2 0 0 1 1															
Joe Wallis, S (1, 9)	0-0 F5		0-3 K			0-0 3-1	0-3 K		0-0 4-3	5 0 0 0 0 2 2															
Mitchell Page, L (1, 10)	0-0 F7			0-0 4-3		0-0 HR		0-0 G3		4 1 1 1 0 0 0															
Wayne Gross, L (1, 5)		0-0 F8		0-3 K		0-0 E6 F8 1B 1B		0-0 BB 1B		4 1 1 0 0 1 0															
Dwayne Murphy, L (1, 7)		0-0 S 1B		0-0 S 1B		0-0 F8 1B 1B		4-0 BB 1-2 BB		3 1 3 0 1 0 0															
Jeff Newman, R (1, 3)		0-3 K 1-2		0-3 K 1-2		0-0 F8 1-2 2-3		0-3 K		4 0 0 0 0 3 6															
Jim Essian, R (1, 2)		0-3 K			0-0 2B 1B	0-0 2-H 3-H 1B		0-3 K		4 0 2 2 0 2 3															
Tony Armas, R (1, 8)			0-3 K		0-0 F5	0-3 K		4-0 BB FC3-6 BB		3 0 0 0 1 2 2															
Rob Picciolo, R (1, 6)			0-3 K		0-3 K		0-0 4-3		0-0 FC3-6 1-2f	3 0 0 0 0 2 1															
Larry Murray, S (9, PH)										1 0 0 0 0 0 1															
Inning Stats	R: 0 E: 0 K: 0 S: 3	H: 0 LOB: 0 BB: 0 P: 3	R: 0 E: 0 K: 2 S: 8	H: 1 LOB: 1 BB: 0 P: 8	R: 0 E: 0 K: 3 S: 10	H: 1 LOB: 1 BB: 0 P: 10	R: 0 E: 0 K: 2 S: 8	H: 1 LOB: 1 BB: 0 P: 8	R: 0 E: 0 K: 1 S: 6	H: 2 LOB: 2 BB: 0 P: 6	R: 3 E: 1 K: 1 S: 9	H: 3 LOB: 1 BB: 0 P: 9	R: 0 E: 0 K: 2 S: 7	H: 0 LOB: 0 BB: 0 P: 7	R: 0 E: 0 K: 2 S: 8	H: 1 LOB: 2 BB: 1 P: 12	R: 0 E: 0 K: 0 S: 3	H: 0 LOB: 1 BB: 1 P: 7	1B: 7 2B: 1 3B: 0 HR: 1	SF: 0 SAC: 0 DP: 0 HBP: 0	WP: 0 PB: 0 SB: 2 CS: 0	PA: 38			
PITCHER	IP WLS BF H R ER SO BB IBB HBP BLK WP HR S P ERA WHIP																								
Odell Jones, R (1, 1) ERA: 3.97	7.1	32	9	3	1	11	1	0	0	0	0	0	1	53	57	1.23	1.364								
John Montague, R (8, 1) ERA: 3.38	1.2	W	6	0	0	0	2	1	0	0	0	0	0	9	13	0.00	0.600								

Oakland Athletics @ Seattle Mariners
The Kingdome, Seattle, WA
Thu Apr 12 1979, 9:05 PM EST
Att. 5,618 - Dome

livebaseballscorecards.com

AB	36
R	3
H	9
RBI	3
BB	2
SO	13
LOB	16



Batter	1	2	3	4	5	6	7	8	9	AB	R	H	RBI	BB	SO	LOB	BOTTOM			
Julio Cruz, S (1, 4) <small>OBP: 0.333, SLG: 0.241</small>	4-0 	0-0 5-3 			0-0 6-3 		0-0 F7 			3	0	0	0	1	0	2	Oakland Athletics @ Seattle Mariners The Kingdome, Seattle, WA Thu Apr 12 1979, 9:05 PM EST Att. 5,618 - Dome			
Dan Meyer, L (1, 7) <small>OBP: 0.286, SLG: 0.481</small>	0-1 CI 		0-0 F9 		1-0 FC4-6 HBP 			0-0 WP E 		2	1	1	0	0	0					
Bruce Bochte, L (1, 3) <small>OBP: 0.500, SLG: 0.821</small>	0-0 F7 		0-0 E5 		0-0 FC4-6 			0-0 E3 BB SH5-4 PB 		4	0	1	1	0	0	3				
Joe Simpson, L (8, PR) <small>OBP: 0.200, SLG: 0.200</small>					1-2 3-H 			2-H 		0	1	0	0	0	0	0				
Leon Roberts, R (1, 9) <small>OBP: 0.471, SLG: 0.633</small>	0-0 F9 		0-3 K 		0-0 F8 			0-0 SH5-4 		3	0	0	0	0	1	4				
Willie Horton, R (1, 10) <small>OBP: 0.382, SLG: 0.433</small>	0-3 K 		0-0 E5 		0-3 K 			0-0 F8 		4	0	0	0	0	2	5				
Ruppert Jones, L (1, 8) <small>OBP: 0.441, SLG: 0.571</small>		4-0 1B WP SF9 BB 		0-0 F9 		0-0 F7 		4-0 PB BB IBB 		2	1	0	0	2	0	0				
Bill Stein, R (1, 5) <small>OBP: 0.371, SLG: 0.419</small>		0-0 S 		0-0 6-3 		0-0 4-3 		4-0 PB BB 		3	0	1	0	1	0	0				
Bob Stinson, S (1, 2) <small>OBP: 0.375, SLG: 0.316</small>		0-0 SF9 		0-0 F7 		0-0 F9 		0-3 K 		3	0	0	1	0	1	2				
Mario Mendoza, R (1, 6) <small>OBP: 0.276, SLG: 0.286</small>		0-0 F8 			0-0 PB FC4-6 		0-0 4-3 		1-2 2-3 3-H 	2	1	1	0	0	0	1				
Larry Milbourne, S (7, PH) <small>OBP: 0.500, SLG: 0.750</small>									1-2 2-3 3-H 	1	0	0	0	0	0	0				
Inning Stats	R: 0 E: 1 K: 1 S: 6	H: 0 LOB: 2 BB: 1 P: 10	R: 1 E: 0 K: 0 S: 4	H: 1 LOB: 1 BB: 1 P: 8	R: 0 E: 1 K: 1 S: 6	H: 1 LOB: 2 BB: 0 P: 6	R: 0 E: 0 K: 0 S: 3	H: 0 LOB: 0 BB: 0 P: 3	R: 1 E: 0 K: 0 S: 4	H: 1 LOB: 1 BB: 0 P: 5	R: 0 E: 0 K: 1 S: 5	H: 0 LOB: 0 BB: 0 P: 5	R: 0 E: 0 K: 0 S: 3	H: 0 LOB: 0 BB: 0 P: 3	R: 2 E: 1 K: 1 S: 7	H: 1 LOB: 3 BB: 2 P: 15	1B: 1 2B: 3 3B: 0 HR: 0	SF: 1 SAC: 1 DP: 0 HBP: 1	WP: 2 PB: 2 SB: 1 CS: 0	PA: 35
PITCHER Mike Norris, R (1, 1) <small>ERA: 1.23</small>	IP: 7.0 WLS: L BF: 29	H: 4 R: 3 ER: 1 SO: 3	BB: 2 IBB: 0 HBP: 1 BLK: 0	WP: 1 HR: 0 S: 32 P: 41	ERA: 1.29 WHIP: 0.857	PITCHER Bob Lacey, L (8, 1) <small>ERA: 4.5</small>	IP: 0.0 WLS: L BF: 1	H: 0 R: 0 ER: 0 SO: 0	BB: 0 IBB: 0 HBP: 0 BLK: 0	WP: 1 HR: 0 S: 1 P: 1	ERA: ∞ WHIP: ∞	PITCHER Dave Heaverlo, R (8, 1) <small>ERA: 1.29</small>	IP: 1.0 WLS: L BF: 5	H: 0 R: 1 ER: 0 SO: 1	BB: 1 IBB: 1 HBP: 0 BLK: 0	WP: 0 HR: 0 S: 5 P: 13	ERA: 0.00 WHIP: 1.000			

livebaseballscorecards.com

AB	27
R	4
H	4
RBI	2
BB	4
SO	4
LOB	17



Batter	1	2	3	4	5	6	7	8	9	AB R H RBI BB SO LOB	TOP											
Mike Cabbage, L (1, 5) <small>OBP: 0.296, SLG: 0.217</small> John Castino, R (4, PH) <small>OBP: 0.333, SLG: 0.500</small>	0-0 4-3		0-0 HR 1B	0-0 4-3			0-0 5-3	0-0 1B		2 1 1 0 0 0 0 3 0 1 2 0 0 1												
Roy Smalley, S (1, 6) <small>OBP: 0.531, SLG: 0.560</small>	0-0 FC5-4 1B		0-0 1-H HR		4-0 BB FC1-6 BB		0-0 F5	0-3 K		4 1 2 2 1 1 3												
Ken Landreaux, L (1, 7) <small>OBP: 0.375, SLG: 0.423</small>	0-3 K		0-0 E 2B		0-0 1-2f FC1-6		0-0 2-H HR		0-3 K	5 2 2 2 0 2 2												
Ron Jackson, R (1, 3) <small>OBP: 0.212, SLG: 0.290</small>	0-0 FC5-4 1-2f		0-0 F7		0-0 F9		0-0 5-3		0-0 5-3	5 0 0 0 0 0 3												
Glenn Adams, L (1, 10) <small>OBP: 0.261, SLG: 0.286</small> Jose Morales, R (3, PH) <small>OBP: 0.333, SLG: 0.200</small> Dave Edwards, R (8, PR)		0-0 L4	0-0 2-H E5 BB		0-0 F8			0-0 4-3 HBP 1B	0-3 K	1 0 0 0 0 0 0 3 0 1 0 0 0 1 1 1 0 0 0 1 0												
Butch Wynegar, S (1, 2) <small>OBP: 0.414, SLG: 0.304</small>		4-0 1B PB CS BB	4-0 1-2 BB		0-0 F7			1-0 1-2 4-3 HBP 1B		1 2 0 0 2 0 0												
Rick Sofield, L (1, 9) <small>OBP: 0.304, SLG: 0.250</small>		0-0 1-3 CS 1B	0-3 K		0-3 K		0-3 K	0-3 K		4 0 1 0 0 3 4												
Willie Norwood, R (1, 8) <small>OBP: 0.250, SLG: 0.370</small>		0-0 1-2 3-H F9		0-0 F9		0-3 K		0-0 1-2 2-3 4-3		4 0 0 0 0 1 3												
Rob Wilfong, L (1, 4) <small>OBP: 0.318, SLG: 0.316</small>			0-0 1-3	0-3 K		0-0 HR 2B		4-0 1B IBB		3 1 1 0 1 1 0												
Inning Stats	R: 0 E: 0 K: 1 S: 6	H: 1 LOB: 1 BB: 0 P: 6	R: 1 E: 0 K: 0 S: 3	H: 1 LOB: 0 BB: 1 P: 7	R: 3 E: 1 K: 1 S: 9	H: 3 LOB: 2 BB: 1 P: 13	R: 0 E: 0 K: 1 S: 5	H: 0 LOB: 0 BB: 0 P: 5	R: 0 E: 0 K: 0 S: 3	H: 0 LOB: 1 BB: 1 P: 7	R: 0 E: 0 K: 2 S: 7	H: 0 LOB: 0 BB: 0 P: 7	R: 2 E: 0 K: 0 S: 5	H: 2 LOB: 0 BB: 0 P: 5	R: 2 E: 0 K: 2 S: 9	H: 2 LOB: 2 BB: 1 P: 14	R: 0 E: 0 K: 2 S: 7	H: 0 LOB: 0 BB: 0 P: 7	1B: 5 2B: 2 3B: 0 HR: 2	SF: 0 SAC: 0 DP: 0 HBP: 1	WP: 0 PB: 1 SB: 0 CS: 2	PA: 41
PITCHER	IP WLS BF H R ER SO BB IBB HBP BLK WP HR S P ERA WHIP																					
Paul Mitchell, R (1, 1) <small>ERA: 4.82</small> Rick Honeycutt, L (3, 1) <small>ERA: 5.25</small> Mike Parrott, R (7, 1) <small>ERA: 13.5</small>	2.2 L 13 5 4 2 1 1 0 0 0 0 1 14 18 6.75 2.250																					
	4.0 17 2 2 2 4 2 0 0 0 0 1 23 31 4.50 1.000																					
	2.1 11 2 2 2 4 0 1 1 0 0 0 17 22 7.71 0.857																					

Minnesota Twins @ Seattle Mariners
The Kingdom, Seattle, WA
Fri Apr 13 1979, 9:05 PM EST
Att. 8,125 - Dome

livebaseballscorecards.com

AB	36
R	8
H	9
RBI	6
BB	4
SO	9
LOB	17



Batter	1	2	3	4	5	6	7	8	9	AB	R	H	RBI	BB	SO	LOB
Julio Cruz, S OBP: 0.325, SLG: 0.242 (1, 4)	0-0 G4-6-3 1B		0-0 E6 G4-6-3 2-3 3-H			0-0 L7	0-0 FC5-4 1-2f			4	0	1	1	0	0	3
Dan Meyer, L OBP: 0.250, SLG: 0.419 (1, 7)	0-0 G4-6-3 1-2f		0-0 G4-6-3 1-2f			0-0 F8		0-3 K		4	0	0	0	0	1	3
Bruce Bochte, L OBP: 0.471, SLG: 0.750 (1, 3)	0-0 F7			0-0 F8		0-0 BB 1B		0-0 4-3		4	0	1	0	0	0	0
Leon Roberts, R OBP: 0.474, SLG: 0.606 (1, 9)		0-0 G4-3 1B		0-0 4-3		4-0 BB 1-2 BB		0-0 F8		3	0	1	0	1	0	0
Willie Horton, R OBP: 0.395, SLG: 0.515 (1, 10)		0-0 G4-3 1-2f		0-0 HR		0-0 L4		4-0 BB G6-4-3 BB		3	1	1	1	1	0	3
Ruppert Jones, L OBP: 0.447, SLG: 0.594 (1, 8)		0-0 L5		0-0 CS 1B			0-0 F8 2B		0-0 G6-4-3 1-2f	4	0	2	0	0	0	1
Bill Stein, R OBP: 0.359, SLG: 0.400 (1, 5)			0-0 5-3	0-0 CS	0-0 G5-4-3 1B		0-0 F8		0-0 6-3	4	0	1	0	0	0	1
Larry Cox, R OBP: 0.364, SLG: 0.600 (1, 2)			0-0 2B E 1B		0-0 F9		0-0 F8			3	1	1	0	0	0	2
Mario Mendoza, R OBP: 0.290, SLG: 0.333 (1, 6) John Hale, L (7, PH) Larry Milbourne, S (8, 6)			0-0 E 2B		0-0 G5-4-3 1-2f		4-0 BB FC5-4 BB			2	0	1	0	0	0	1
										0	0	0	0	1	0	0
										0	0	0	0	0	0	0

Inning Stats	R: 0	H: 1	R: 0	H: 1	R: 1	H: 2	R: 0	H: 1	R: 0	H: 1	R: 0	H: 0	R: 0	H: 0	R: 0	H: 0	R: 0	H: 0	R: 0	H: 0	1B: 6	SF: 0	WP: 0	PA: 35
	E: 0	LOB: 0	E: 0	LOB: 0	E: 1	LOB: 1	E: 0	LOB: 2	E: 0	LOB: 0	E: 0	LOB: 2	E: 0	LOB: 0	E: 0	LOB: 0	E: 0	LOB: 0	E: 0	LOB: 0	2B: 2 <td>SAC: 0 <td>PB: 0 <td></td> </td></td>	SAC: 0 <td>PB: 0 <td></td> </td>	PB: 0 <td></td>	
	K: 0	BB: 0	K: 0	BB: 0	K: 0	BB: 0	K: 0	BB: 1	K: 0	BB: 0	K: 0	BB: 1	K: 1	BB: 0	K: 0	BB: 1	K: 0	BB: 1	K: 0	BB: 0	3B: 0	DP: 5 <td>SB: 0</td> <td></td>	SB: 0	
	S: 3	P: 3	S: 3	P: 3	S: 5	P: 5	S: 4	P: 8	S: 4	P: 8	S: 4	P: 8	S: 5	P: 5	S: 2	P: 6	S: 2	P: 6	S: 2	P: 6	HR: 1	HBP: 0	CS: 1	

PITCHER	IP	WLS	BF	H	R	ER	SO	BB	IBB	HBP	BLK	WP	HR	S	P	ERA	WHIP
Geoff Zahn, L (1, 1) ERA: 1.8	6.0	W	23	8	2	2	0	1	0	0	0	0	1	22	26	3.00	1.500
Mike Marshall, R (7, 1) ERA:	3.0	S	11	1	0	0	1	2	0	0	0	0	0	11	19	0.00	1.000

BOTTOM

Minnesota Twins @ Seattle Mariners
The Kingdome, Seattle, WA
Fri Apr 13 1979, 9:05 PM EST
Att: 8,125 - Dome

AB	31
R	2
H	9
RBI	2
BB	3
SO	1
LOB	14



WP	PA	ERA	WHIP
0	35		

livebaseballscorecards.com

Batter	1	2	3	4	5	6	7	8	9	AB R H RBI BB SO LOB	TOP														
Bob Randall, R (1, 4) <small>OBP: 0.333, SLG: 0.250</small> Rob Wilfong, L (9, PH) <small>OBP: 0.348, SLG: 0.350</small> (9, 4)	0-0 5-3		0-0 F5		4-0 1B BB		0-0 F9		0-0 1-H 1B	3 0 0 0 1 0 2 1 0 1 1 0 0 0															
Roy Smalley, S (1, 6) <small>OBP: 0.541, SLG: 0.633</small>	0-3 K			0-0 G5-4-3 1B	0-0 1-2 2-H 1B		0-0 2-H FC5-4		0-0 3B	5 0 3 1 0 1 0															
Ron Jackson, R (1, 3) <small>OBP: 0.184, SLG: 0.250</small>	0-3 K			0-0 P3	0-3 K		0-0 1-2f FC5-4		0-0 6-3	5 0 0 0 0 2 6															
Craig Kusick, R (1, 10)		0-0 P4		0-0 G5-4-3 1-2f		0-0 P4		0-0 F3		4 0 0 0 0 0 1															
Willie Norwood, R (1, 8) <small>OBP: 0.281, SLG: 0.516</small>		0-3 K			0-0 E 1B 2B	0-0 HR		0-0 F8		4 2 2 1 0 1 0															
Bombo Rivera, R (1, 9) <small>OBP: 0.182, SLG: 0.182</small>		0-3 K			0-0 F7	0-0 5-3		0-0 1B		4 0 1 0 0 1 1															
Ken Landreaux, L (1, 7) <small>OBP: 0.389, SLG: 0.433</small>			0-0 SH1-3 1B		0-0 E9 1B 1B	0-0 F9		0-0 G3		4 1 2 0 0 0 1															
John Castino, R (1, 5) <small>OBP: 0.333, SLG: 0.444</small>			0-0 SH1-3 1-2		0-0 L6		0-0 E S 1B		0-0 F8	3 1 1 0 0 0 2															
Glenn Borgmann, R (1, 2) <small>OBP: 0.500, SLG: 0.333</small> Dave Edwards, R (9, PR) Butch Wynegar, S (9, 2) <small>OBP: 0.414, SLG: 0.304</small>			0-0 F8		0-0 1B 1B		0-3 K		4-0 WP 1B BB	3 1 1 2 1 1 2 0 1 0 0 0 0 0 0 0 0 0 0 0 0															
Inning Stats	R: 0 E: 0 K: 2 S: 7	H: 0 LOB: 0 BB: 0 P: 7	R: 0 E: 0 K: 2 S: 7	H: 0 LOB: 0 BB: 0 P: 7	R: 0 E: 0 K: 0 S: 4	H: 1 LOB: 1 BB: 0 P: 4	R: 0 E: 0 K: 0 S: 3	H: 1 LOB: 0 BB: 0 P: 3	R: 3 E: 1 K: 1 S: 9	H: 4 LOB: 2 BB: 1 P: 13	R: 1 E: 0 K: 0 S: 4	H: 1 LOB: 0 BB: 0 P: 4	R: 1 E: 1 K: 1 S: 7	H: 1 LOB: 1 BB: 0 P: 7	R: 0 E: 0 K: 0 S: 4	H: 1 LOB: 1 BB: 0 P: 4	R: 1 E: 0 K: 0 S: 4	H: 2 LOB: 2 BB: 1 P: 8	1B: 8 2B: 1 3B: 1 HR: 1	SF: 0 SAC: 1 DP: 1 HBP: 0	WP: 1 PB: 0 SB: 1 CS: 0	PA: 39			
PITCHER Floyd Bannister, L (1, 1) <small>ERA: 3.52</small> John Montague, R (9, 1) <small>ERA: 3.18</small>	IP	WLS	BF	H	R	ER	SO	BB	IBB	HBP	BLK	WP	HR	S	P	ERA	WHIP								
	8.1	L	36	9	6	5	6	2	0	0	0	0	1	46	54	5.40	1.320								
	0.2		3	2	0	0	0	0	0	0	0	1	0	3	3	0.00	3.000								

Minnesota Twins @ Seattle Mariners
 The Kingdome, Seattle, WA
 Sat Apr 14 1979, 9:05 PM EST
 Att. 17,070 - Dome

livebaseballscorecards.com

AB	36
R	6
H	11
RBI	5
BB	2
SO	6
LOB	15



BOTTOM

Minnesota Twins @ Seattle Mariners
 The Kingdom, Seattle, WA
 Sat Apr 14 1979, 9:05 PM EST
 Att. 17,070 - Dome

livebaseballscorecards.com

AB	34
R	5
H	13
RBI	5
BB	2
SO	2
LOB	18



AB	R	H	RBI	BB	SO	LOB
4	1	1	0	0	0	1
1	0	0	0	0	0	1

4	0	1	1	0	0	1
---	---	---	---	---	---	---

4	0	1	2	0	1	1
---	---	---	---	---	---	---

3	1	2	0	1	0	1
---	---	---	---	---	---	---

4	0	2	1	0	0	3
0	1	0	0	0	0	0

2	0	1	1	1	0	2
---	---	---	---	---	---	---

4	0	1	0	0	0	4
---	---	---	---	---	---	---

4	1	1	0	0	1	2
---	---	---	---	---	---	---

1	0	0	0	0	0	2
3	1	3	0	0	0	0

1B:	12	SF:	2
2B:	0	SAC:	0
3B:	1	DP:	4
HR:	0	HBP:	0

WP:	0	PA:	38
PB:	0	SB:	1
CS:	0		

Batter	1	2	3	4	5	6	7	8	9
Julio Cruz, S (1, 4) OBP: 0.318, SLG: 0.243 John Hale, L (9, PH)	0-0 5-3		0-0 6-3		0-0 1B		0-0 G5-4-3		0-0 F2
Dan Meyer, L (1, 7) OBP: 0.243, SLG: 0.400	0-0 FC4-6 1B		0-0 F7		0-0 SF8		0-0 F7		0-0 F9
Bruce Bochte, L (1, 3) OBP: 0.447, SLG: 0.694	0-0 FC4-6 1B		0-3 K		0-0 1B			0-0 F7	
Leon Roberts, R (1, 9) OBP: 0.500, SLG: 0.611	0-0 1-2 1B			4-0 1B BB	0-0 5-3			0-0 3B 1B	
Willie Horton, R (1, 10) OBP: 0.405, SLG: 0.568 Joe Simpson, L (8, PR) OBP: 0.200, SLG: 0.200	0-0 5-3			0-0 1-2 1B	0-0 1-3			0-0 1-H SF8 3B	
Ruppert Jones, L (1, 8) OBP: 0.452, SLG: 0.588		0-0 1B 1B		0-0 F5		4-0 G4-3 BB		0-0 SF8	
Bill Stein, R (1, 5) OBP: 0.349, SLG: 0.385		0-0 G6-3 1B		0-0 G6-3		0-0 G4-3		0-0 6-3	
Bob Stinson, S (1, 2) OBP: 0.357, SLG: 0.304		0-3 K			0-0 1B SF8 1B		0-0 6-3		0-0 F9
Mario Mendoza, R (1, 6) OBP: 0.281, SLG: 0.323 Larry Milbourne, S (5, PH) OBP: 0.714, SLG: 0.857 (6, 6)		0-0 G6-3			0-0 SF8 1B 1B		0-0 G5-4-3 1B		0-0 1B

Inning Stats	R: 0 E: 0 K: 0 S: 5	H: 2 LOB: 2 BB: 0 P: 5	R: 0 E: 0 K: 1 S: 6	H: 2 LOB: 1 BB: 0 P: 6	R: 0 E: 0 K: 1 S: 5	H: 0 LOB: 0 BB: 0 P: 5	R: 0 E: 0 K: 0 S: 3	H: 1 LOB: 1 BB: 1 P: 7	R: 3 E: 0 K: 0 S: 7	H: 4 LOB: 1 BB: 0 P: 7	R: 0 E: 0 K: 0 S: 2	H: 0 LOB: 0 BB: 1 P: 6	R: 0 E: 0 K: 0 S: 3	H: 1 LOB: 0 BB: 0 P: 3	R: 2 E: 0 K: 0 S: 5	H: 2 LOB: 1 BB: 0 P: 5	R: 0 E: 0 K: 0 S: 4	H: 1 LOB: 1 BB: 0 P: 4
--------------	------------------------------	---------------------------------	------------------------------	---------------------------------	------------------------------	---------------------------------	------------------------------	---------------------------------	------------------------------	---------------------------------	------------------------------	---------------------------------	------------------------------	---------------------------------	------------------------------	---------------------------------	------------------------------	---------------------------------

PITCHER	IP	WLS	BF	H	R	ER	SO	BB	IBB	HBP	BLK	WP	HR	S	P	ERA	WHIP
Paul Hartzell, R (1, 1) ERA: 6.14	7.1		32	12	5	5	2	2	0	0	0	0	0	34	42	6.14	1.909
Mike Marshall, R (8, 1) ERA:	1.2	W	6	1	0	0	0	0	0	0	0	0	0	6	6	0.00	0.600

Batter	1	2	3	4	5	6	7	8	9	AB	R	H	RBI	BB	SO	LOB	TOP					
Mike Cabbage, L (1, 5) X OBP: 0.333, SLG: 0.385 John Castino, R (4, 5) OBP: 0.385, SLG: 0.417	0-0 E CI 1B	0-0 F8		0-0 1-H HR	0-0 G4-6-3 BB 1B	4-0 BB		0-0 5-3	0-3 K	3	2	2	2	0	0	0						
Roy Smalley, S (1, 6) X OBP: 0.512, SLG: 0.571	0-0 E6 CI BB 1B	0-0 4-3		0-0 L6	4-0 G4-6-3 BB 1B	0-0 F8		0-0 1B HR 1B		5	2	1	0	1	0	3						
Ken Landreaux, L (1, 7) X OBP: 0.400, SLG: 0.424 Dave Edwards, R (5, 7) OBP: 0.333, SLG: 0.333	0-0 P6		0-0 1B SH1-4 SF9 1B	4-0 E BB	0-0 G4-6-3 1-2 2-3 3-H BB	0-3 K		0-0 1-2 HR 1B		3	1	1	0	1	0	4						
Ron Jackson, R (1, 3) B OBP: 0.214, SLG: 0.256 Craig Kusick, R (7, 3) B	4-0 CI 1B BB		0-0 SH1-4	0-0 P3	0-0 1B 1B		0-0 4-3	0-0 F8		3	1	1	1	1	0	1						
Glenn Adams, L (1, 10) S OBP: 0.292, SLG: 0.318 Jose Morales, R (4, PH) OBP: 0.400, SLG: 0.667	0-1 CI 1B		0-0 1B	0-3 K	0-0 1B		0-0 F8	0-0 1-H 2-H HR		1	0	1	1	0	0	0						
Butch Wynegar, S (1, 2) X OBP: 0.429, SLG: 0.370	0-0 1-2 2-H 3-H 1B		0-0 SF9		E8 1B 2B		4-0 BB BB	0-0 F9		4	1	2	3	1	0	2						
Rick Sofield, L (1, 9) S OBP: 0.280, SLG: 0.227 Bombo Rivera, R (5, PH) OBP: 0.333, SLG: 0.357	0-3 K		0-0 4-3		0-0 1B 1B 1B	0-0 2B 2B	4-0 1-2 2-3-4 BB		0-3 K	2	0	0	0	0	1	3						
Willie Norwood, R (1, 8) X OBP: 0.316, SLG: 0.622	0-0 P4			0-0 HR	0-0 1-2 1B 1B	0-0 3-1 2B	0-0 2-3-4	0-0 E5 S 2B	0-0 F9	6	3	3	2	0	0	2						
Rob Wilfong, L (1, 4) X OBP: 0.414, SLG: 0.480		0-0 6-3		4-0 HR BB	0-0 1-2 2-3 G4-6-3 1B	0-0 3-1		0-0 1-H 1B 2B	0-0 2B	5	3	3	1	1	0	1						
Inning Stats	R: 3 E: 2 K: 1 S: 9	H: 2 LOB: 2 BB: 1 P: 13	R: 0 E: 0 K: 0 S: 3	H: 0 LOB: 0 BB: 0 P: 3	R: 1 E: 0 K: 0 S: 5	H: 2 LOB: 1 BB: 2 P: 5	R: 3 E: 1 K: 1 S: 7	H: 2 LOB: 1 BB: 2 P: 15	R: 5 E: 1 K: 0 S: 9	H: 7 LOB: 2 BB: 1 P: 13	R: 1 E: 0 K: 1 S: 7	H: 2 LOB: 2 BB: 1 P: 11	R: 0 E: 0 K: 0 S: 2	H: 0 LOB: 2 BB: 2 P: 10	R: 5 E: 1 K: 0 S: 8	H: 4 LOB: 0 BB: 0 P: 8	R: 0 E: 0 K: 2 S: 8	H: 1 LOB: 1 BB: 0 P: 8	1B: 12 2B: 5 3B: 0 HR: 3	SF: 1 SAC: 1 DP: 1 HBP: 0	WP: 0 PB: 0 SB: 1 CS: 0	PA: 55
PITCHER	IP WLS BF H R ER SO BB IBB HBP BLK WP HR S P ERA WHIP																			PITCHER	IP WLS BF H R ER SO BB IBB HBP BLK WP HR S P ERA WHIP	
Glenn Abbott, R (1, 1) ERA: 5.54 Shane Rawley, L (4, 1) ERA: 10.8 Mike Parrott, R (5, 1) ERA: 10.13 Paul Mitchell, R (7, 1) ERA: 4.76 Rafael Vasquez, R (9, 1) ERA: 8.31	3.0 L 19 6 7 4 1 2 0 0 0 0 2 19 27 12.00 2.667																					

Minnesota Twins @ Seattle Mariners
 The Kingdome, Seattle, WA
 Sun Apr 15 1979, 6:33 AM EST
 Att. 5,966 - Dome

livebaseballscorecards.com

AB	45
R	18
H	20
RBI	17
BB	7
SO	5
LOB	23



Batter	1	2	3	4	5	6	7	8	9	AB	R	H	RBI	BB	SO	LOB	BOTTOM						
Julio Cruz, S <small>(1, 4)</small> <small>OBP: 0.327, SLG: 0.244</small>	4-0 <small>BB</small>	0-0 <small>1-2</small> <small>1B</small>		0-0 <small>4-3</small>			0-3 <small>K</small>		0-0 <small>F9</small>	4	0	1	0	1	1	0							
Bill Stein, R <small>(1, 5)</small> <small>OBP: 0.354, SLG: 0.455</small>	0-0 <small>1-2</small> <small>HR</small>	0-0 <small>G6-4-3</small> <small>1-2f</small>			0-0 <small>5-3</small>		0-0 <small>1B</small> <small>HR</small> <small>1B</small>		0-0 <small>5-3</small>	5	2	2	1	0	0	2							
Bruce Bochte, L <small>(1, 3)</small> <small>OBP: 0.452, SLG: 0.675</small>	0-0 <small>2B</small> <small>1B</small>		0-3 <small>K</small>		0-3 <small>K</small>		0-0 <small>1-2</small> <small>HR</small> <small>1B</small>			4	1	2	0	0	2	0							
Leon Roberts, R <small>(1, 9)</small> <small>OBP: 0.522, SLG: 0.725</small>	0-0 <small>1-3</small> <small>2B</small>		0-0 <small>E</small> <small>1B</small> <small>1B</small>		0-0 <small>1-6-3</small>		0-0 <small>1-H</small> <small>2-H</small> <small>HR</small>			4	2	3	3	0	0	0							
Willie Horton, R <small>(1, 10)</small> <small>OBP: 0.391, SLG: 0.537</small>	0-3 <small>K</small>		0-0 <small>E5</small> <small>1B</small>		0-0 <small>FC6-4</small> <small>1B</small>		0-0 <small>F8</small>			4	0	1	0	0	1	3							
Ruppert Jones, L <small>(1, 8)</small> <small>OBP: 0.455, SLG: 0.583</small> Joe Simpson, L <small>(6, 8)</small> <small>OBP: 0.143, SLG: 0.143</small>	0-0 <small>F8</small>		0-0 <small>G6-4-3</small> <small>1-2</small> <small>2-H</small> <small>1B</small>		0-0 <small>FC6-4</small> <small>1-2f</small> <small>FC6-4</small>			0-0 <small>G3</small>		2	0	1	1	0	0	2							
Tom Paciorek, R <small>(1, 7)</small> <small>OBP: 0.222, SLG: 0.222</small> Bobby Valentine, R <small>(6, 7)</small>		0-0 <small>5-3</small>	0-0 <small>G6-4-3</small> <small>1-2f</small>		0-0 <small>F5</small>			0-0 <small>6-3</small>		2	0	0	0	0	0	2							
Larry Cox, R <small>(1, 2)</small> <small>OBP: 0.333, SLG: 0.714</small>		0-0 <small>HR</small>		0-3 <small>K</small>		0-0 <small>FC6-4</small> <small>1-2f</small>		0-0 <small>F8</small>		4	1	1	1	0	1	1							
Larry Milbourne, S <small>(1, 6)</small> <small>OBP: 0.545, SLG: 0.636</small>		0-0 <small>1B</small> <small>1B</small>		0-0 <small>F7</small>		0-0 <small>5-3</small>		0-0 <small>6-3</small>		4	0	1	0	0	0	0							
Inning Stats	R: 1 E: 0 K: 1 S: 7	H: 3 LOB: 2 BB: 1 P: 11	R: 1 E: 0 K: 0 S: 5	H: 3 LOB: 1 BB: 0 P: 5	R: 1 E: 1 K: 1 S: 7	H: 2 LOB: 1 BB: 0 P: 7	R: 0 E: 0 K: 1 S: 5	H: 0 LOB: 0 BB: 0 P: 5	R: 0 E: 0 K: 0 S: 4	H: 1 LOB: 1 BB: 0 P: 4	R: 3 E: 0 K: 1 S: 8	H: 3 LOB: 0 BB: 0 P: 8	R: 0 E: 0 K: 0 S: 3	H: 0 LOB: 0 BB: 0 P: 3	R: 0 E: 0 K: 0 S: 3	H: 0 LOB: 0 BB: 0 P: 3	1B: 8 2B: 1 3B: 0 HR: 3	SF: 0 SAC: 0 DP: 2 HBP: 0	WP: 0 PB: 0 SB: 0 CS: 1	PA: 38			
PITCHER Jerry Koosman, L <small>(1, 1)</small> <small>ERA: 3.78</small>	IP: 9.0 WLS: W BF: 38 H: 12 R: 6 ER: 6 SO: 5 BB: 1 IBB: 0 HBP: 0 BLK: 0 WP: 0 HR: 3 S: 47 P: 51 ERA: 6.00 WHIP: 1.444							PITCHER	IP: 9.0 WLS: W BF: 38 H: 12 R: 6 ER: 6 SO: 5 BB: 1 IBB: 0 HBP: 0 BLK: 0 WP: 0 HR: 3 S: 47 P: 51 ERA: 6.00 WHIP: 1.444														

Minnesota Twins @ Seattle Mariners
 The Kingdom, Seattle, WA
 Sun Apr 15 1979, 6:33 AM EST
 Att. 5,966 - Dome

AB	37
R	6
H	12
RBI	6
BB	1
SO	5
LOB	12



livebaseballscores.com

Batter	1	2	3	4	5	6	7	8	9	AB R H RBI BB SO LOB	TOP		
Julio Cruz, S (1, 4) OBP: 0.340, SLG: 0.250 John Hale, L (9, PH)	0-0 CS 1B		4-0 E 1B BB	0-0 FC6-4 1-2f			0-0 1-3		4-0 1-2 BB	3 1 1 0 1 0 1 0 0 0 0 1 0 0			
Dan Meyer, L (1, 7) OBP: 0.244, SLG: 0.368 Tom Paciorek, R (9, PH) OBP: 0.200, SLG: 0.200	4-0 1-2 BB		0-0 E3 FC6-4 1B 1-3			0-0 4-3	0-0 3-1		0-3 K	3 0 0 0 1 0 1 1 0 0 0 0 1 2			
Bruce Bochte, L (1, 3) OBP: 0.468, SLG: 0.651	4-0 1-2 BB		0-0 FC6-4 1B 1-2 3-H			0-0 4-3	4-0 BB		0-3 K	3 0 1 1 2 1 2			
Leon Roberts, R (1, 9) OBP: 0.500, SLG: 0.682	0-0 F8		0-0 FC6-4 BB 1-2f 2-3			0-0 1B	0-0 5-3			4 0 1 0 0 0 5			
Willie Horton, R (1, 10) OBP: 0.380, SLG: 0.500	0-0 5-3		4-0 1-2 BB			0-0 L5		0-0 5-3		3 0 0 0 1 0 3			
Ruppert Jones, L (1, 8) OBP: 0.458, SLG: 0.590		4-0 CS BB	0-0 4-3			0-0 6-3 SF7 2B		0-0 6-3		3 1 1 0 1 0 3			
Bill Stein, R (1, 5) OBP: 0.327, SLG: 0.417		0-0 F9		0-0 6-3		0-0 6-3		0-0 F9		4 0 0 0 0 0 2			
Bob Stinson, S (1, 2) OBP: 0.344, SLG: 0.280		0-0 4-3 1-2		0-0 F8		0-0 SF7		4-0 BB BB		2 0 0 1 1 0 1			
Mario Mendoza, R (1, 6) OBP: 0.286, SLG: 0.324 Larry Milbourne, S (9, PH) OBP: 0.500, SLG: 0.583			0-0 P4	0-0 FC6-4 1B		0-0 F8		0-0 F7		3 0 1 0 0 0 0 1 0 0 0 0 0 1			
Inning Stats	R: 0 H: 1 E: 0 LOB: 2 K: 0 BB: 2 S: 3 P: 11	R: 0 H: 0 E: 0 LOB: 0 K: 0 BB: 1 S: 2 P: 6	R: 1 H: 1 E: 1 LOB: 3 K: 0 BB: 2 S: 5 P: 13	R: 0 H: 1 E: 0 LOB: 1 K: 0 BB: 0 S: 4 P: 4	R: 0 H: 1 E: 0 LOB: 1 K: 0 BB: 0 S: 4 P: 4	R: 1 H: 1 E: 0 LOB: 0 K: 0 BB: 0 S: 4 P: 4	R: 0 H: 0 E: 0 LOB: 1 K: 0 BB: 1 S: 3 P: 7	R: 0 H: 0 E: 0 LOB: 0 K: 2 BB: 2 S: 7 P: 15	R: 0 H: 0 E: 0 LOB: 2 K: 2 BB: 2 S: 7 P: 15	1B: 4 SF: 1 2B: 1 SAC: 0 3B: 0 DP: 0 HR: 0 HBP: 0	WP: 0 PA: 39 PB: 0 SB: 0 CS: 2		
PITCHER	IP WLS BF H R ER SO BB IBB HBP BLK WP HR S P ERA WHIP											PITCHER	IP WLS BF H R ER SO BB IBB HBP BLK WP HR S P ERA WHIP
Mike Norris, R (1, 1) ERA: 1.57 Bob Lacey, L (9, 1) ERA: 5.4	8.1 W 37 5 2 2 0 8 0 0 0 0 0 0 29 61 2.16 1.560												0.2 S 2 0 0 0 2 0 0 0 0 0 0 0 6 6 0.00 0.000

Seattle Mariners @ Oakland Athletics
Oakland-Alameda County Coliseum, Oakland, CA
Mon Apr 16 1979, 6:05 PM PST
Att. 2,938 - Unknown

livebaseballscorecards.com

AB	30
R	2
H	5
RBI	2
BB	8
SO	2
LOB	21



Batter	1	2	3	4	5	6	7	8	9
Miguel Dilone, S OBP: 0.346, SLG: 0.364 (1, 7)	0-0 FC4-6 BB 1B	0-0 5-3			4-0 SH3-4 1B BB		0-0 CS 1B		
Joe Wallis, S (1, 9)	4-0 FC4-6 BB 1-2		0-3 K		0-0 SH3-4 1-2		0-0 F9 1-2		
Mitchell Page, L OBP: 0.298, SLG: 0.429 (1, 10)	0-0 P6		0-0 4-3		0-0 G3 1B		0-3 K		
Dave Revering, L OBP: 0.361, SLG: 0.515 (1, 3)	0-0 FC4-6 1-2f 2-3 1B		0-3 K		0-0 G3 1-2		0-0 F8		
Jeff Newman, R OBP: 0.184, SLG: 0.143 (1, 2)	0-0 1-2 3-H 1B			0-0 3-1	0-0 F9		0-0 F8		
Mike Edwards, R OBP: 0.273, SLG: 0.349 (1, 4)	0-0 F8			0-0 E S 3B 1B		0-0 F8			
Wayne Gross, L OBP: 0.367, SLG: 0.571 (1, 5)		0-3 K		0-3 K 1-3		0-3 K			
Rob Picciolo, R OBP: 0.080, SLG: 0.160 (1, 6)			0-0 FC1-6 1B		0-0 PB 3B		0-0 1-3		
Dwayne Murphy, L OBP: 0.458, SLG: 0.429 (1, 8)		0-0 FC1-6 1-2f		0-0 P6 3-H			0-0 3-1		

Inning Stats	R: 1	H: 2	E: 0	K: 0	S: 5	R: 0	H: 1	E: 0	K: 1	S: 6	R: 0	H: 0	E: 0	K: 2	S: 7	R: 2	H: 2	E: 0	K: 1	S: 7	R: 1	H: 1	E: 0	K: 0	S: 4	R: 0	H: 0	E: 0	K: 1	S: 5	R: 0	H: 1	E: 0	K: 0	S: 3	R: 0	H: 0	E: 0	K: 1	S: 5
	LOB: 2	BB: 1	P: 9	LOB: 1	BB: 0	P: 6	LOB: 0	BB: 0	P: 7	LOB: 0	BB: 0	P: 7	LOB: 1	BB: 1	P: 8	LOB: 0	BB: 0	P: 5	LOB: 0	BB: 0	P: 5	LOB: 0	BB: 0	P: 5	LOB: 0	BB: 0	P: 5	LOB: 0	BB: 0	P: 5	LOB: 0	BB: 0	P: 5	LOB: 0	BB: 0	P: 5	LOB: 0	BB: 0	P: 5	

PITCHER	IP	WLS	BF	H	R	ER	SO	BB	IBB	HBP	BLK	WP	HR	S	P	ERA	WHIP
Shane Rawley, L ERA: 8.38 (1, 1)	4.2	L	22	6	4	3	4	2	0	0	0	0	0	28	36	5.79	1.714
John Montague, R ERA: 2.45 (5, 1)	3.1		10	1	0	0	2	0	0	0	0	0	0	14	14	0.00	0.300

AB R H RBI BB SO LOB

3	2	2	0	1	0	1
2	0	0	0	1	1	1
4	0	1	1	0	1	2
4	0	0	0	0	1	3
4	0	1	1	0	0	1
3	1	1	0	0	0	2
3	0	0	0	0	3	1
3	1	2	1	0	0	0
3	0	0	0	0	0	1

AB	R	H	RBI	BB	SO	LOB
29	4	7	3	2	6	12



Seattle Mariners @ Oakland Athletics
Oakland-Alameda County Coliseum, Oakland, CA
 Mon Apr 16 1979, 6:05 PM PST
 Att. 2,938 - Unknown

livebaseballscorecards.com

WP	PA
0	32

Batter	1	2	3	4	5	6	7	8	9	AB R H RBI BB SO LOB	TOP																	
Julio Cruz, S OBP: 0.345, SLG: 0.265 (1, 4) X	0-0 1B 1B		0-0 E6		0-0 E 1B 1B		0-0 FC2-6 1B S 1B		0-0 1-3	5 2 2 1 0 0 1																		
Bill Stein, R OBP: 0.351, SLG: 0.434 (1, 5) X	0-0 1-2 1B		0-0 F9		0-0 E4 G6-4-3 1B		0-0 1-3 1B FC5-2-6 1B		0-0 F9	5 0 3 1 0 0 1																		
Bruce Bochte, L OBP: 0.451, SLG: 0.617 (1, 3) S S S	0-3 K		0-0 F5		0-0 G6-4-3 1-2f		0-0 FC5-2-6 1-3 PB 1B			4 1 1 1 0 1 4																		
Leon Roberts, R OBP: 0.481, SLG: 0.638 (1, 9) X	0-0 G5-4-3 1-2f		0-0 5-3		4-0 BB		0-0 FC5-2-6 PB 1-3 3-H			3 0 0 0 1 0 5																		
Willie Horton, R OBP: 0.352, SLG: 0.458 (1, 10) S S S		0-3 K		0-0 P4		0-3 K		0-0 5-3 2-3 3-H		4 0 0 0 0 2 2																		
Ruppert Jones, L OBP: 0.423, SLG: 0.535 (1, 8) X		0-0 4-3		0-3 K		0-0 G3		0-0 F7		4 0 0 0 0 1 0																		
Dan Meyer, L OBP: 0.222, SLG: 0.333 (1, 7) X		0-0 E4 1B		0-0 3-1		0-0 F2		0-0 P6		4 0 0 0 0 0 0																		
Larry Cox, R OBP: 0.388, SLG: 0.667 (1, 2) X		0-0 FC5-4 1-2 1B			0-0 1B 1B		0-0 F2		0-0 1-3	4 1 2 0 0 0 0																		
Mario Mendoza, R OBP: 0.316, SLG: 0.351 (1, 6) X		0-0 FC5-4			0-0 1B 1B		0-0 FC2-6 1B		0-3 K	3 1 2 0 0 0 2																		
Larry Milbourne, S OBP: 0.462, SLG: 0.538 (9, PH) (9, 6) X										1 0 0 0 0 1 0																		
Inning Stats	R: 0 E: 0 K: 1 S: 6 H: 2 LOB: 1 BB: 0 P: 6	R: 0 E: 1 K: 1 S: 7 H: 1 LOB: 2 BB: 0 P: 7	R: 0 E: 1 K: 0 S: 4 H: 0 LOB: 1 BB: 0 P: 4	R: 0 E: 0 K: 1 S: 5 H: 0 LOB: 0 BB: 0 P: 5	R: 3 E: 1 K: 1 S: 8 H: 4 LOB: 1 BB: 1 P: 12	R: 0 E: 0 K: 0 S: 3 H: 0 LOB: 0 BB: 0 P: 3	R: 2 E: 0 K: 0 S: 6 H: 3 LOB: 1 BB: 0 P: 6	R: 0 E: 0 K: 0 S: 3 H: 0 LOB: 0 BB: 0 P: 3	R: 0 E: 0 K: 1 S: 5 H: 0 LOB: 0 BB: 0 P: 5	1B: 10 2B: 0 3B: 0 HR: 0 SF: 0 SAC: 0 DP: 2 HBP: 0	WP: 0 PB: 1 SB: 1 CS: 0 PA: 38																	
PITCHER	IP WLS BF H R ER SO BB IBB HBP BLK WP HR S P ERA WHIP											PITCHER	IP WLS BF H R ER SO BB IBB HBP BLK WP HR S P ERA WHIP															
John Henry Johnson, L ERA: 7.47 (1, 1)	6.0		26	7	3	3	4	1	0	0	0	0	0	33	37	4.50	1.333											
Jim Todd, R ERA: 7.88 (7, 1)	0.1		4	3	2	1	0	0	0	0	0	0	0	4	4	27.00	9.000											
Dave Heaverlo, R ERA: 0.75 (7, 1)	2.2	W	8	0	0	0	1	0	0	0	0	0	0	10	10	0.00	0.000											

Seattle Mariners @ Oakland Athletics
Oakland-Alameda County Coliseum, Oakland, CA
Tue Apr 17 1979, 6:05 PM PST
Att: 653 - Unknown

livebaseballscorecards.com

AB	37
R	5
H	10
RBI	3
BB	1
SO	5
LOB	15



Batter	1	2	3	4	5	6	7	8	9	AB R H RBI BB SO LOB	TOP											
Julio Cruz, S (1, 4) <small>OBP: 0.361, SLG: 0.260</small> Larry Milbourne, S (5, 4) <small>OBP: 0.400, SLG: 0.467</small>	0-0 3-1		4-0 1B 1B BB		4-0 CS BB		0-0 6-3		0-0 L6	1 1 0 0 2 0 0 2 0 0 0 0 0 0												
Joe Simpson, L (1, 7) <small>OBP: 0.182, SLG: 0.182</small> Bobby Valentine, R (9, PH)	0-0 4-3		0-0 1B 1-3 1B		0-0 F7 1-2		0-0 L6		4-0 2B BB	4 0 1 0 0 0 1 0 0 0 0 1 0 0												
Bruce Bochte, L (1, 3) <small>OBP: 0.482, SLG: 0.647</small>	0-0 L6		0-0 1B 1-3 3-H 1B		4-0 FC5-4 BB			0-0 FC5 BB 1B	0-0 2B	4 0 3 1 1 0 0												
Leon Roberts, R (1, 9) <small>OBP: 0.475, SLG: 0.600</small>		4-0 BB	0-0 6-3		0-0 FC5-4 1-2f			4-0 4-3 FC5 BB	0-0 F8	3 0 0 0 2 0 5												
Willie Horton, R (1, 10) <small>OBP: 0.328, SLG: 0.423</small>		0-0 F8		0-3 K		0-3 K		0-0 FC5 4-3 1-2 2-3f		4 0 0 0 0 2 3												
Ruppert Jones, L (1, 8) <small>OBP: 0.429, SLG: 0.565</small>		0-0 P6		4-0 2B S BB		0-0 SF9 3B		0-0 4-3		3 1 1 0 1 0 3												
Bill Stein, R (1, 5) <small>OBP: 0.361, SLG: 0.455</small>		0-0 F8		0-0 2B 1-3		0-0 SF9		4-0 BB		2 0 1 1 1 0 1												
Bob Stinson, S (1, 2) <small>OBP: 0.314, SLG: 0.250</small> Tom Paciorek, R (8, PH) <small>OBP: 0.182, SLG: 0.182</small> Larry Cox, R (8, 2) <small>OBP: 0.368, SLG: 0.667</small>			0-0 1-3		0-3 K		0-0 1-3		0-0 5-3	3 0 0 0 0 1 2 1 0 0 0 0 0 3 0 0 0 0 0 0 0												
Mario Mendoza, R (1, 6) <small>OBP: 0.286, SLG: 0.317</small>			0-3 K		0-0 6-3		0-0 F9		0-3 K	4 0 0 0 0 2 2												
Inning Stats	R: 0 E: 0 K: 0 S: 3	H: 0 LOB: 0 BB: 0 P: 3	R: 0 E: 0 K: 0 S: 3	H: 0 LOB: 1 BB: 1 P: 7	R: 1 E: 0 K: 1 S: 7	H: 2 LOB: 2 BB: 1 P: 11	R: 0 E: 0 K: 2 S: 8	H: 1 LOB: 2 BB: 1 P: 12	R: 0 E: 0 K: 0 S: 2	H: 0 LOB: 1 BB: 2 P: 10	R: 1 E: 0 K: 1 S: 6	H: 1 LOB: 0 BB: 0 P: 6	R: 0 E: 0 K: 0 S: 3	H: 0 LOB: 0 BB: 0 P: 3	R: 0 E: 0 K: 0 S: 4	H: 1 LOB: 3 BB: 2 P: 12	R: 0 E: 0 K: 1 S: 6	H: 1 LOB: 2 BB: 1 P: 10	1B: 3 2B: 2 3B: 1 HR: 0	SF: 1 SAC: 0 DP: 0 HBP: 0	WP: 0 PB: 0 SB: 1 CS: 1	PA: 40
PITCHER	IP WLS BF H R ER SO BB IBB HBP BLK WP HR S P ERA WHIP																				PITCHER	IP WLS BF H R ER SO BB IBB HBP BLK WP HR S P ERA WHIP
Alan Wirth, R (1, 1) <small>ERA: 3.38</small> Jim Todd, R (8, 1) <small>ERA: 7.27</small> Bob Lacey, L (8, 1) <small>ERA: 4.7</small> Dave Heaverlo, R (9, 1) <small>ERA: 0.73</small>	7.0 W 31 5 2 2 4 6 0 0 0 0 0 0 33 57 2.57 1.571																					

Seattle Mariners @ Oakland Athletics
Oakland-Alameda County Coliseum, Oakland, CA

Wed Apr 18 1979, 3:33 AM PST
Att. 1,215 - Unknown

livebaseballscorecards.com

AB	31
R	2
H	6
RBI	2
BB	8
SO	5
LOB	20



Batter	1	2	3	4	5	6	7	8	9
Miguel Dilone, S OBP: 0.314, SLG: 0.323 Dwayne Murphy, L OBP: 0.414, SLG: 0.385 (1, 7) X (8, 8)	0-0 4-3 ①		0-0 G1-4-3 ② 1-2f		0-0 FC6-4 ③ 1-2f		0-0 E6 ① 1-3 2-H 3-H		
Joe Wallis, S OBP: 0.154, SLG: 0.111 (1, 9) X	0-0 5-3 ②			0-0 F7 ①		0-3 K ① S S S	0-0 4-3 ②		
Mitchell Page, L OBP: 0.304, SLG: 0.400 (1, 10) X	0-0 5-3 ③			0-0 6-3 ②		0-0 FC6-4 1B ②	0-3 K ③		
Dave Revering, L OBP: 0.311, SLG: 0.439 (1, 3) X		0-0 F5 ①		0-0 4-3 ③		0-0 F9 ②		0-0 F8 ①	
Mike Edwards, R OBP: 0.250, SLG: 0.314 (1, 4) X		0-0 P4 ②			0-0 1-3 2B 1B ③	0-0 FC6-4 ③ 1-2f		0-0 F8 ②	
Larry Murray, S OBP: 0.214, SLG: 0.154 (1, 8) (8, 7) X		0-0 1-3 ③			0-0 1-3 ① 1-2		0-0 2B 1B 1B ③	0-0 G3 ③	
Jim Essian, R OBP: 0.474, SLG: 0.529 (1, 2) X			0-0 F7 ①		0-0 E 2B ② 2-H		0-0 1B E 2B ③ 1-3		
Wayne Gross, L OBP: 0.447, SLG: 0.563 (1, 5) X			4-0 1B BB ②		0-0 F7 ②		4-0 1B E IBB ③		
Rob Picciolo, R OBP: 0.156, SLG: 0.219 (1, 6) X			0-0 G1-4-3 1B ① 1-2		0-0 E4 FC6-4 ② 2-H		0-0 E6 1B ③ 1-2 2-3 3-H		

Inning Stats	R: 0	H: 0	E: 0	K: 0	S: 3	LOB: 0	BB: 0	P: 3	R: 0	H: 0	E: 0	K: 0	S: 3	LOB: 0	BB: 0	P: 3	R: 0	H: 0	E: 0	K: 1	S: 6	LOB: 1	BB: 0	P: 6	R: 2	H: 2	E: 1	K: 0	S: 6	LOB: 1	BB: 0	P: 6	R: 0	H: 1	E: 0	K: 1	S: 6	LOB: 1	BB: 0	P: 6	R: 3	H: 3	E: 1	K: 1	S: 8	LOB: 1	BB: 1	P: 12	R: 0	H: 0	E: 0	K: 0	S: 3	LOB: 0	BB: 0	P: 3
	0	0	0	0	3	0	0	3	0	0	0	0	3	0	0	0	3	0	0	0	1	6	1	0	6	2	2	1	0	6	0	1	0	6	0	6	0	1	0	6	0	6	3	3	1	12	0	3	0	0	0	0	3	0	3	

PITCHER	IP	WLS	BF	H	R	ER	SO	BB	IBB	HBP	BLK	WP	HR	S	P	ERA	WHIP
Rick Honeycutt, L ERA: 5.0 (1, 1)	6.0	L	25	6	4	3	1	1	0	0	0	0	0	26	30	4.50	1.167
John Montague, R ERA: 2.16 (7, 1)	2.0		8	1	1	0	1	0	1	0	0	0	0	9	13	0.00	0.500

AB R H RBI BB SO LOB

4 0 0 1 0 0 4
0 0 0 0 0 0 0

4 0 0 0 0 1 1

4 0 1 0 0 1 1

4 0 0 0 0 0 1

4 1 1 0 0 0 1

4 1 1 0 0 0 1

3 2 2 1 0 0 0

1 1 0 0 2 0 1

3 0 2 1 0 0 0

1B: 5 SF: 0
2B: 2 SAC: 0
3B: 0 DP: 1
HR: 0 HBP: 0

WP: 0 PA: 33
PB: 0
SB: 0
CS: 0

ERA WHIP

AB 31
R 5
H 7
RBI 3
BB 2
SO 2
LOB 10

livebaseballscores.com

OAKLAND ATHLETICS

Seattle Mariners @ Oakland Athletics
Oakland-Alameda County Coliseum, Oakland, CA

Wed Apr 18 1979, 3:33 AM PST
Att. 1,215 - Unknown



Batter	1	2	3	4	5	6	7	8	9	AB R H RBI BB SO LOB	TOP		
Julio Cruz, S (1, 4) OBP: 0.364, SLG: 0.273	0-0 4-3		0-0 1B 2B 1B		0-0 4-3		0-0 1B FC3-6 1B	0-0 4-3		5 2 2 0 0 0 1	Seattle Mariners @ Minnesota Twins Metropolitan Stadium, Bloomington, MI Sat Apr 21 1979, 4:33 AM EST Att: 6,678 - Unknown - 59 F		
Bill Stein, R (1, 5) OBP: 0.379, SLG: 0.467 Tom Paciorek, R (9, PR) OBP: 0.182, SLG: 0.182	0-0 PB E 1B 1B		0-0 F8		0-0 6-3		0-0 FC3-6 1B 1-3 2-H	0-0 G4-6-3 1B	5 1 3 1 0 0 1 0 0 0 0 0 0 0				
Bruce Bochte, L (1, 3) OBP: 0.475, SLG: 0.625	0-0 PB E6 1B 1-2		0-0 2B 1B 1-2		0-0 4-3		0-0 FC3-6 1B 1B 1-2f 3-H	0-0 G4-6-3 1-2f	5 0 2 1 0 0 2				
Leon Roberts, R (1, 9) OBP: 0.484, SLG: 0.618	0-0 E6 1-H 2-H		0-0 1-3 2-H 2B		0-0 6-3		0-0 1B 1B 1-2	0-0 1B 1B	5 0 3 2 0 0 1				
Willie Horton, R (1, 10) OBP: 0.333, SLG: 0.421	0-3 K		0-0 6-3		0-3 K		0-0 1B 1-2 2-3	0-0 FC4-6 1B 1-2	5 0 2 0 0 2 3				
Ruppert Jones, L (1, 8) OBP: 0.393, SLG: 0.510		0-0 4-3		0-3 K		0-3 K	0-0 F8	0-0 FC4-6 1-2f	5 0 0 0 0 2 5				
Bobby Valentine, R (1, 7) Joe Simpson, L (8, PH) OBP: 0.250, SLG: 0.250 (8, 7)		0-0 F9		4-0 1B BB		4-0 1B BB	4-0 1B SF9 BB	0-0 FC6-4 1B	1 1 0 0 2 0 0 1 0 1 0 0 0 0				
Larry Cox, R (1, 2) OBP: 0.409, SLG: 0.667 Dan Meyer, L (8, PH) OBP: 0.217, SLG: 0.326 (8, 2) Bob Stinson, S (8, 2) OBP: 0.314, SLG: 0.250		0-0 F8		0-0 G6-4-3 1B 1-2		0-0 1B 1B	0-0 1B 1B 1-3	0-0 FC6-4 G3 1-2f	3 1 2 0 0 0 0 1 0 0 0 0 0 1 0 0 0 0 0 0 0				
Mario Mendoza, R (1, 6) OBP: 0.267, SLG: 0.302 John Hale, L (8, PH) Larry Milbourne, S (8, 6) OBP: 0.400, SLG: 0.467			0-3 K	0-0 G6-4-3 1-2f		0-0 SF9	0-0 G3	0-0 G3	2 0 0 1 0 1 2 1 0 0 0 0 0 1 0 0 0 0 0 0 0				
Inning Stats	R: 1 H: 2 E: 1 LOB: 1 K: 1 BB: 0 S: 7 P: 7	R: 0 H: 0 E: 0 LOB: 0 K: 0 BB: 0 S: 3 P: 3	R: 1 H: 3 E: 0 LOB: 2 K: 1 BB: 0 S: 8 P: 8	R: 0 H: 1 E: 0 LOB: 1 K: 1 BB: 1 S: 5 P: 9	R: 0 H: 0 E: 0 LOB: 0 K: 0 BB: 0 S: 3 P: 3	R: 0 H: 0 E: 0 LOB: 0 K: 2 BB: 0 S: 7 P: 7	R: 3 H: 5 E: 0 LOB: 3 K: 0 BB: 1 S: 8 P: 12	R: 0 H: 1 E: 0 LOB: 1 K: 0 BB: 0 S: 4 P: 4	R: 0 H: 3 E: 0 LOB: 2 K: 0 BB: 0 S: 5 P: 5	1B: 14 SF: 1 2B: 1 SAC: 0 3B: 0 DP: 2 HR: 0 HBP: 0		WP: 0 PA: 42 PB: 1 SB: 0 CS: 0	
PITCHER	IP WLS BF H R ER SO BB IBB HBP BLK WP HR S P ERA WHIP											PITCHER	IP WLS BF H R ER SO BB IBB HBP BLK WP HR S P ERA WHIP
Jerry Koosman, L (1, 1) ERA: 4.24	6.2 W 31 10 5 4 5 2 0 0 0 0 0 0 39 47 5.40 1.800												
Pete Redfern, R (7, 1) ERA: 1.04	0.1 2 1 0 0 0 0 0 0 0 0 0 0 2 2 0.00 3.000												
Mike Marshall, R (8, 1) ERA: 1.84	2.0 S 9 4 0 0 0 0 0 0 0 0 0 0 9 9 0.00 2.000												

AB	39
R	5
H	15
RBI	5
BB	2
SO	5
LOB	17



Batter	1	2	3	4	5	6	7	8	9	AB	R	H	RBI	BB	SO	LOB
Bob Randall, R OBP: 0.231, SLG: 0.167 (1, 4)	0-3 K	0-0 4-3		0-0 P3		0-0 F9				4	0	0	0	0	1	2
Roy Smalley, S OBP: 0.508, SLG: 0.633 (1, 6)	0-0 P5	0-0 3B		0-0 HR				0-0 4-3		4	2	2	3	0	0	0
Ron Jackson, R OBP: 0.283, SLG: 0.364 (1, 3)	0-0 1B	0-0 3B		0-0 6-3				0-0 1B		4	1	3	1	0	0	0
Jose Morales, R OBP: 0.533, SLG: 0.714 (1, 10)	0-0 1B		0-0 F9		0-0 G3 SH1-4			0-0 1B		4	0	3	1	0	0	0
Willie Norwood, R OBP: 0.358, SLG: 0.612 (1, 8)	0-0 1B		0-0		0-0 SH1-4			0-0 G6-4-3		3	0	2	0	0	0	2
Butch Wynegar, S OBP: 0.353, SLG: 0.349 (1, 2)	0-0 FC5-4		0-0 5-3		0-0 G3			0-0 4-3		4	0	0	0	0	0	4
Ken Landreaux, L OBP: 0.345, SLG: 0.412 (1, 7)		0-0 HR		0-0 F2		0-0 6-3		0-0 4-3		4	1	1	1	0	0	2
Bombo Rivera, R OBP: 0.261, SLG: 0.273 (1, 9)		0-3 K		0-0 F4		0-3 K		0-0 1-3		4	0	0	0	0	2	0
John Castino, R OBP: 0.412, SLG: 0.500 (1, 5)		0-0 1B		0-0 HR		0-0 P3				3	2	2	0	0	0	0

Inning Stats	R: 1	H: 3	E: 0	K: 1	S: 8	LOB: 2	BB: 0	P: 8
	R: 3	H: 4	E: 0	K: 1	S: 8	LOB: 1	BB: 0	P: 8
	R: 0	H: 1	E: 0	K: 0	S: 4	LOB: 1	BB: 0	P: 4
	R: 2	H: 2	E: 0	K: 0	S: 5	LOB: 0	BB: 0	P: 5
	R: 0	H: 1	E: 0	K: 0	S: 4	LOB: 1	BB: 0	P: 4
	R: 0	H: 0	E: 0	K: 1	S: 5	LOB: 0	BB: 0	P: 5
	R: 0	H: 2	E: 0	K: 0	S: 4	LOB: 1	BB: 0	P: 4
	R: 0	H: 0	E: 0	K: 0	S: 3	LOB: 0	BB: 0	P: 3

PITCHER	IP	WLS	BF	H	R	ER	SO	BB	IBB	HBP	BLK	WP	HR	S	P	ERA	WHIP
Floyd Bannister, L ERA: 5.68 (1, 1)	3.2	L	20	10	6	6	2	0	0	0	0	0	2	24	24	14.73	2.727
John Montague, R ERA: 1.71 (4, 1)	4.1		15	3	0	0	1	0	0	0	0	0	0	17	17	0.00	0.692


BOTTOM

Seattle Mariners @ Minnesota Twins
Metropolitan Stadium, Bloomington, MI


Sat Apr 21 1979, 4:33 AM EST
Att. 6,678 - Unknown - 59 F

livebaseballscores.com

AB	34
R	6
H	13
RBI	6
BB	0
SO	3
LOB	10



WP: 0	PA: 35
PB: 0	
SB: 0	
CS: 0	

Batter	1	2	3	4	5	6	7	8	9	AB R H RBI BB SO LOB	TOP											
Julio Cruz, S (1, 4) OBP: 0.371, SLG: 0.276	0-3 K			4-0 CS BB		0-0 1-2 2-3 1B		0-0 1-2 2-3 1B		3 0 1 0 1 1 1												
Joe Simpson, L (1, 7) OBP: 0.250, SLG: 0.267	0-0 6-3			0-0 F7		0-0 SF8		0-0 2-3 1B		3 0 1 1 0 0 1												
Bruce Bochte, L (1, 3) OBP: 0.477, SLG: 0.603	0-0 1-3			0-0 F7		4-0 FC6-4 1-2 BB		4-0 FC6-4 IBB		2 0 0 0 2 0 0												
Leon Roberts, R (1, 9) OBP: 0.456, SLG: 0.576		0-0 6-3			0-0 P4	0-0 FC6-4		0-0 FC6-4		4 0 0 0 0 0 6												
Willie Horton, R (1, 10) OBP: 0.328, SLG: 0.410		0-0 6-3			0-0 6-3		0-0 1B		0-0 6-3	4 0 1 0 0 0 0												
Ruppert Jones, L (1, 8) OBP: 0.369, SLG: 0.473		0-0 G3			0-0 F6		0-0 G3		0-0 4-3	4 0 0 0 0 0 0												
Bill Stein, R (1, 5) OBP: 0.371, SLG: 0.453			0-0 4-3			0-0 1B SF8 1B	0-0 1-3		0-0 6-3	4 1 1 0 0 0 0	AB 29 R 1 H 5 RBI 1 BB 4 SO 2 LOB 10											
Bob Stinson, S (1, 2) OBP: 0.316, SLG: 0.233		0-3 K				0-0 F8		4-0 1B 2-3 BB		2 0 0 0 1 1 1												
Mario Mendoza, R (1, 6) OBP: 0.271, SLG: 0.304			0-0 F9			0-0 SF8 1B 1-2 1B		0-0 F3		3 0 1 0 0 0 1												
Inning Stats	R: 0 E: 0 K: 1 S: 5	H: 0 LOB: 0 BB: 0 P: 5	R: 0 E: 0 K: 0 S: 3	H: 0 LOB: 0 BB: 0 P: 3	R: 0 E: 0 K: 1 S: 5	H: 0 LOB: 0 BB: 0 P: 5	R: 0 E: 0 K: 0 S: 2	H: 0 LOB: 0 BB: 1 P: 6	R: 0 E: 0 K: 0 S: 3	H: 0 LOB: 0 BB: 0 P: 3	R: 1 E: 0 K: 0 S: 6	H: 3 LOB: 3 BB: 1 P: 10	R: 0 E: 0 K: 0 S: 3	H: 1 LOB: 0 BB: 0 P: 3	R: 0 E: 0 K: 0 S: 4	H: 1 LOB: 3 BB: 2 P: 12	R: 0 E: 0 K: 0 S: 3	H: 0 LOB: 0 BB: 0 P: 3	1B: 5 2B: 0 3B: 0 HR: 0	SF: 1 SAC: 0 DP: 0 HBP: 0	WP: 0 PB: 0 SB: 1 CS: 1	PA: 34
PITCHER Dave Goltz, R (1, 1) ERA: 4.18	IP 9.0 WLS W BF 34 H 5 R 1 ER 1 SO 2 BB 3 IBB 1 HBP 0 BLK 0 WP 0 HR 0 S 34 P 50 ERA 1.00 WHIP 0.889											PITCHER	IP WLS BF H R ER SO BB IBB HBP BLK WP HR S P ERA WHIP									

Seattle Mariners @ Minnesota Twins
Metropolitan Stadium, Bloomington, MI

Sun Apr 22 1979, 4:33 AM EST
Att. 7,868 - Unknown - 67 F

livebaseballscorecards.com

Batter	1	2	3	4	5	6	7	8	9
Mike Cubbage, L (1, 5) John Castino, R (8, 5) OBP: 0.319, SLG: 0.325 OBP: 0.412, SLG: 0.500	0-0 F9		0-0 4-3		0-3 K		0-0 F9		
Roy Smalley, S (1, 6) OBP: 0.508, SLG: 0.627	4-0 FC4-6 BB		0-0 SF7		0-0 G4-6-3 1B		0-0 4-3		
Ken Landreaux, L (1, 7) OBP: 0.355, SLG: 0.436	0-0 FC4-6 1-2f		0-0 2B		0-0 G4-6-3 1-2f		0-0 1B SF9 1B		
Ron Jackson, R (1, 3) OBP: 0.281, SLG: 0.345	0-0 6-3		0-0 5-3		1-0 6-3 SH1-4 1B HBP		0-0 L8		
Glenn Adams, L (1, 9) Bombo Rivera, R (8, PR) OBP: 0.325, SLG: 0.421 OBP: 0.261, SLG: 0.273 (9, 9)		0-0 1-3		0-0 1B SH1-4 1B		0-0 SH1-4		0-0 FC6-4 1B	
Jose Morales, R (1, 10) OBP: 0.500, SLG: 0.667		4-0 BB		0-0 SH1-4 1-2		0-0 6-3 2-3		0-0 SF9 3-H	
Butch Wynegar, S (1, 2) OBP: 0.364, SLG: 0.362		0-0 F9		0-0 G4-3 2-3 1B		0-0 FC6-4 1B		0-0 FC6-4 1-2f	
Willie Norwood, R (1, 8) OBP: 0.339, SLG: 0.577		0-0 F9		0-0 G4-3 1-2f		0-0 FC6-4 1-2f			
Rob Wilfong, L (1, 4) OBP: 0.364, SLG: 0.395			0-0 4-3 SF7 2B		4-0 1B BB		0-0 P5		

Inning Stats	R: 0	H: 0	E: 0	K: 0	S: 3	LOB: 1	BB: 1	P: 7
	R: 0	H: 0	E: 0	K: 0	S: 3	LOB: 1	BB: 1	P: 7
	R: 1	H: 2	E: 0	K: 0	S: 5	LOB: 1	BB: 0	P: 5
	R: 0	H: 2	E: 0	K: 0	S: 4	LOB: 1	BB: 0	P: 4
	R: 0	H: 1	E: 0	K: 1	S: 5	LOB: 1	BB: 1	P: 9
	R: 1	H: 1	E: 0	K: 0	S: 4	LOB: 1	BB: 0	P: 5
	R: 0	H: 0	E: 0	K: 0	S: 3	LOB: 0	BB: 0	P: 3
	R: 1	H: 2	E: 0	K: 0	S: 5	LOB: 1	BB: 0	P: 5

PITCHER	IP	WLS	BF	H	R	ER	SO	BB	IBB	HBP	BLK	WP	HR	S	P	ERA	WHIP
Glenn Abbott, R (1, 1) ERA: 4.71	8.0	L	34	8	3	3	1	3	0	1	0	0	0	32	45	3.38	1.375

AB R H RBI BB SO LOB

4	0	0	0	0	1	2
0	0	0	0	0	0	0
2	0	1	1	1	0	0
4	1	2	0	0	0	3
3	1	0	0	0	0	3
3	0	2	0	0	0	0
0	0	0	0	0	0	0
1	0	0	1	1	0	1
4	0	2	1	0	0	2
3	0	0	0	0	0	4
2	1	1	0	1	0	0

1B: 6	SF: 2	WP: 0	PA: 34
2B: 2	SAC: 2	PB: 0	
3B: 0	DP: 2	SB: 0	
HR: 0	HBP: 1	CS: 0	

AB	26
R	3
H	8
RBI	3
BB	3
SO	1
LOB	15



Seattle Mariners @ Minnesota Twins
Metropolitan Stadium, Bloomington, MI
Sun Apr 22 1979, 4:33 AM EST
Att. 7,868 - Unknown - 67 F

livebaseballscorecards.com

Batter	1	2	3	4	5	6	7	8	9	10	11	12	AB R H RBI BB SO LOB	TOP	
Jerry Remy, L (1, 4) <small>OBP: 0.273, SLG: 0.286</small> Larry Wolfe, R (10, PH) <small>OBP: 0.294, SLG: 0.167</small> (10, 4)	F7		6-3 1B		4-3			G4-6-3 BB		5-3		SF7	3 0 1 0 1 0 1 1 0 0 1 0 0 2	Boston Red Sox @ Seattle Mariners The Kingdome, Seattle, WA Tue Apr 24 1979, 9:05 PM EST Att: 8,482 - Dome	
Rick Burleson, R (1, 6) <small>OBP: 0.359, SLG: 0.492</small>	K		6-3					F7		6-3		F3	6 0 1 0 0 1 6		
Fred Lynn, L (1, 8) <small>OBP: 0.438, SLG: 0.750</small>	F9		K					G4-6-3				B2	5 0 0 0 0 1 3		
Jim Rice, R (1, 7) <small>OBP: 0.476, SLG: 0.583</small>		2B G6-4-3 BB		5-3				HR BB		1-3		6-3	3 2 0 0 2 0 0		
Carl Yastrzemski, L (1, 10) <small>OBP: 0.460, SLG: 0.686</small>		G6-4-3 1-3 2B		F7				HR		L9		G3	5 1 2 2 0 0 0		
George Scott, R (1, 3) <small>OBP: 0.311, SLG: 0.315</small>		G6-4-3 BB		L9				F3				4-3	4 0 0 0 1 1 0		
Butch Hobson, R (1, 5) <small>OBP: 0.333, SLG: 0.333</small>		G6-4-3						F9				K	5 1 2 0 0 1 2		
Dwight Evans, R (1, 9) <small>OBP: 0.268, SLG: 0.400</small> Jim Dwyer, L (10, PH) <small>OBP: 0.750, SLG: 1.000</small> (10, 9)		1-2f 2-3 3-H		G6-4-3 1B				K				2B SF7 1B	3 0 0 0 0 1 2 2 0 2 0 0 0 0		
Gary Allenson, R (1, 2) <small>OBP: 0.294, SLG: 0.419</small> Jack Brohamer, L (10, PH) <small>OBP: 0.400, SLG: 0.457</small> Bob Montgomery, R (10, 2) <small>OBP: 0.583, SLG: 0.800</small>			K					G6-4-3 1B		5-3 BB 1B		1-3 2B	3 0 1 0 0 1 0 0 0 0 0 1 0 0 0 0 0 0 1 0 0		
Inning Stats R: 0 H: 0 E: 0 K: 1 S: 5 H: 0 LOB: 0 BB: 0 P: 5 R: 1 H: 1 E: 0 K: 0 S: 3 H: 1 LOB: 1 BB: 2 P: 11 R: 0 H: 1 E: 0 K: 2 S: 8 H: 1 LOB: 1 BB: 0 P: 8 R: 0 H: 0 E: 0 K: 0 S: 3 H: 0 LOB: 0 BB: 0 P: 3 R: 0 H: 2 E: 0 K: 1 S: 4 H: 0 LOB: 1 BB: 0 P: 4 R: 2 H: 2 E: 0 K: 1 S: 4 H: 0 LOB: 0 BB: 1 P: 8 R: 0 H: 0 E: 0 K: 1 S: 5 H: 0 LOB: 0 BB: 0 P: 5 R: 0 H: 0 E: 0 K: 1 S: 5 H: 0 LOB: 0 BB: 0 P: 5 R: 0 H: 1 E: 0 K: 1 S: 6 H: 1 LOB: 2 BB: 1 P: 10 R: 0 H: 0 E: 0 K: 0 S: 3 H: 0 LOB: 0 BB: 0 P: 3 R: 1 H: 2 E: 0 K: 0 S: 5 H: 2 LOB: 2 BB: 1 P: 9 1B: 6 SF: 1 2B: 3 SAC: 0 3B: 0 DP: 4 HR: 1 HBP: 0													WP: 0 PA: 47 PB: 0 SB: 0 CS: 0		
PITCHER Odell Jones, R (1, 1) <small>ERA: 3.86</small> John Montague, R (6, 1) <small>ERA: 1.46</small> Shane Rawley, L (10, 1) <small>ERA: 7.3</small>	IP WLS BF H R ER SO BB IBB HBP BLK WP HR S P ERA WHIP														

AB	40
R	4
H	9
RBI	3
BB	6
SO	6
LOB	16



Batter	1	2	3	4	5	6	7	8	9	AB R H RBI BB SO LOB	TOP									
Jerry Remy, L (1, 4) OBP: 0.282, SLG: 0.294	0-0 4-3		0-0 K		0-3 K		0-0 E7		0-0 F7	5 0 2 0 0 1 1										
Rick Burleson, R (1, 6) OBP: 0.353, SLG: 0.476	0-3 K		0-0 K		0-0 5-3		0-0 5-3			4 0 1 0 0 1 3										
Fred Lynn, L (1, 8) OBP: 0.426, SLG: 0.768	0-0 F7		0-3 K		0-0 F5			0-0 HR		4 1 1 1 0 1 2										
Jim Rice, R (1, 7) OBP: 0.478, SLG: 0.615		0-3 K		0-0 G4-6-3		0-0 1B		0-3 K		4 1 2 0 0 2 0										
Carl Yastrzemski, L (1, 10) OBP: 0.448, SLG: 0.655		0-0 4-3		0-0 G4-6-3		0-0 1B		0-0 F8		4 0 1 1 0 0 1										
George Scott, R (1, 3) OBP: 0.323, SLG: 0.379		0-0 HR		0-3 K		0-3 K		0-0 1B		4 1 2 1 0 2 1										
Butch Hobson, R (1, 5) OBP: 0.300, SLG: 0.500		0-0 F3			0-0 1B		0-3 K		0-0 F3	4 1 1 0 0 1 1										
Dwight Evans, R (1, 9) OBP: 0.283, SLG: 0.407			0-3 K		0-0 1B		0-0 E		0-0 F2	4 0 2 1 0 1 0										
Gary Allenson, R (1, 2) OBP: 0.263, SLG: 0.371			0-3 K		0-0 L9		0-0 F4		0-0 5-3	4 0 0 0 0 1 2										
Inning Stats	R: 0 E: 0 K: 1 S: 5	H: 0 LOB: 0 BB: 0 P: 5	R: 1 E: 0 K: 1 S: 6	H: 1 LOB: 0 BB: 0 P: 6	R: 0 E: 0 K: 3 S: 11	H: 2 LOB: 2 BB: 0 P: 11	R: 0 E: 0 K: 1 S: 5	H: 1 LOB: 0 BB: 0 P: 5	R: 1 E: 0 K: 1 S: 7	H: 2 LOB: 1 BB: 0 P: 7	R: 0 E: 1 K: 1 S: 7	H: 2 LOB: 2 BB: 0 P: 7	R: 1 E: 0 K: 1 S: 7	H: 2 LOB: 1 BB: 0 P: 7	R: 0 E: 0 K: 0 S: 3	H: 0 LOB: 0 BB: 0 P: 3	1B: 8 2B: 0 3B: 2 HR: 2	SF: 0 SAC: 0 DP: 1 HBP: 0	WP: 0 PB: 0 SB: 2 CS: 0	PA: 37
PITCHER	IP WLS BF H R ER SO BB IBB HBP BLK WP HR S P ERA WHIP																			
Floyd Bannister, L (1, 1) ERA: 5.26	6.2 L 28 10 3 3 9 0 0 0 0 0 1 46 46 4.05 1.500																			
Rafael Vasquez, R (7, 1) ERA: 6.75	2.1 9 2 1 1 1 0 0 0 0 0 1 11 11 3.86 0.857																			

Boston Red Sox @ Seattle Mariners
The Kingdom, Seattle, WA
Wed Apr 25 1979, 9:05 PM EST
Att. 5,985 - Dome

livebaseballscorecards.com

AB 37
R 4
H 12
RBI 4
BB 0
SO 10
LOB 11



Batter	1	2	3	4	5	6	7	8	9	AB	R	H	RBI	BB	SO	LOB
Julio Cruz, S (1, 4) OBP: 0.351, SLG: 0.250 Tom Paciorek, R (8, PH) OBP: 0.250, SLG: 0.182 Larry Milbourne, S (8, PR) OBP: 0.389, SLG: 0.444 (9, 6)	0-0 F7			0-0 4-3		0-3 K		4-0 BB		3	0	0	0	0	1	1
Joe Simpson, L (1, 9) OBP: 0.231, SLG: 0.360	0-0 G3			0-3 K			0-0 HR	0-3 K		4	1	1	1	0	2	3
Bruce Bochte, L (1, 3) OBP: 0.427, SLG: 0.522	0-0 4-3			0-0 4-3			0-0 4-3	0-0 F8		4	0	0	0	0	0	3
Dan Meyer, L (1, 7) OBP: 0.250, SLG: 0.333			0-3 K		0-0 4-3		0-0 1B		0-0 F8	4	0	1	0	0	1	0
Willie Horton, R (1, 10) OBP: 0.325, SLG: 0.423			0-0 6-3		0-0 F4		0-3 K		0-0 5-3 1B	4	0	1	0	0	1	1
Ruppert Jones, L (1, 8) OBP: 0.347, SLG: 0.431			0-0 G3		0-0 F6		0-3 K		0-0 5-3 1B	4	0	1	0	0	1	1
Bill Stein, R (1, 5) OBP: 0.372, SLG: 0.429			0-0 F8		0-0 6-3			0-0 BB 1B	0-0 5-3	4	0	1	0	0	0	2
Bob Stinson, S (1, 2) OBP: 0.318, SLG: 0.333 Larry Cox, R (8, PH) OBP: 0.391, SLG: 0.636 (9, 2) John Hale, L (9, PH)	0-0 3-1		0-0 3-1		0-0 F7		0-0 F7	0-0 F9	0-0 F7	2	0	0	0	0	0	0
Mario Mendoza, R (1, 6) OBP: 0.288, SLG: 0.320 Bobby Valentine, R (8, PH) OBP: 0.444, SLG: 0.167 (9, 4)	0-3 K		0-3 K		0-0 1B			0-0 BB		2	0	1	0	0	1	0

Inning Stats	R: 0	H: 0	E: 0	K: 0	S: 3	R: 0	H: 0	E: 0	K: 1	S: 5	R: 0	H: 0	E: 0	K: 1	S: 5	R: 0	H: 0	E: 0	K: 1	S: 5	R: 0	H: 0	E: 0	K: 0	S: 3	R: 1	H: 2	E: 0	K: 2	S: 9	R: 0	H: 2	E: 0	K: 1	S: 7	R: 0	H: 2	E: 0	K: 0	S: 5	R: 0	H: 2	E: 0	K: 0	S: 5	1B: 6	SF: 0	2B: 0	SAC: 0	3B: 0	DP: 0	HR: 1	HBP: 0	WP: 0	PA: 35
--------------	------	------	------	------	------	------	------	------	------	------	------	------	------	------	------	------	------	------	------	------	------	------	------	------	------	------	------	------	------	------	------	------	------	------	------	------	------	------	------	------	------	------	------	------	------	-------	-------	-------	--------	-------	-------	-------	--------	-------	--------

PITCHER	IP	WLS	BF	H	R	ER	SO	BB	IBB	HBP	BLK	WP	HR	S	P	ERA	WHIP
Jim Wright, R (1, 1) ERA: 0.00	6.0	W	19	1	0	0	4	0	0	0	0	0	0	27	27	0.00	0.167
Tom Burgmeier, L (7, 1) ERA: 2.08	2.1		14	6	1	1	3	1	0	0	0	0	1	19	23	3.86	3.000
Chuck Rainey, R (9, 1) ERA: 3.18	0.2	S	2	0	0	0	0	0	0	0	0	0	0	2	2	0.00	0.000

BOTTOM

Boston Red Sox @ Seattle Mariners
 The Kingdom, Seattle, WA
 Wed Apr 25 1979, 9:05 PM EST
 Att: 5,985 - Dome

livebaseballscorecards.com

AB	34
R	1
H	7
RBI	1
BB	1
SO	7
LOB	14



Batter	1	2	3	4	5	6	7	8	9	AB R H RBI BB SO LOB	TOP
Jerry Remy, L (1, 4) OBP: 0.311, SLG: 0.324 Frank Duffy, R (6, 4)	0-0 4-3 1B		0-0 1B 1B		0-0 1B 1B		0-3 K 1-2			3 1 3 0 0 0 0 1 0 0 0 0 1 1	
Rick Burleson, R (1, 6) OBP: 0.361, SLG: 0.478	0-0 4-3 1-2		0-0 G5-3 1B 1-H 3-H		0-0 1B			0-0 5-3		4 0 2 2 0 0 1	
Fred Lynn, L (1, 8) OBP: 0.417, SLG: 0.729	0-3 K		4-0 1-2 BB		0-0 G3			0-0 4-3		3 0 0 0 1 1 3	
Jim Rice, R (1, 7) OBP: 0.465, SLG: 0.607	0-3 K		0-0 G5-3 2-3f			0-0 1-3		0-0 WP 2B		4 0 1 0 0 1 3	
Carl Yastrzemski, L (1, 10) OBP: 0.437, SLG: 0.627		0-0 3-1		0-3 K		0-0 G3-6-3 1B		0-0 4-3 2-3		4 0 1 0 0 1 1	
George Scott, R (1, 3) OBP: 0.304, SLG: 0.355		0-3 K		0-0 E5 G5-4-3		0-0 G3-6-3 1-2f		0-0 1-3		4 0 0 0 0 1 1	
Butch Hobson, R (1, 5) OBP: 0.214, SLG: 0.357		0-3 K		0-0 G5-4-3 1-2f			0-3 K		0-0 6-3	4 0 0 0 0 2 1	
Dwight Evans, R (1, 9) OBP: 0.281, SLG: 0.397			0-0 L7		0-0 L6		0-0 K 1B		0-3 K	4 0 1 0 0 1 0	
Bob Montgomery, R (1, 2) OBP: 0.533, SLG: 0.769			0-0 1B 1B 2B		0-0 1-3		0-3 K			3 1 1 0 0 1 1	
Inning Stats	R: 0 E: 0 K: 2 S: 8 H: 1 LOB: 1 BB: 0 P: 8	R: 0 E: 0 K: 2 S: 7 H: 0 LOB: 0 BB: 0 P: 7	R: 2 E: 0 K: 0 S: 5 H: 3 LOB: 1 BB: 1 P: 9	R: 0 E: 1 K: 1 S: 5 H: 0 LOB: 0 BB: 0 P: 5	R: 0 E: 0 K: 0 S: 5 H: 2 LOB: 2 BB: 0 P: 5	R: 0 E: 0 K: 0 S: 3 H: 1 LOB: 0 BB: 0 P: 3	R: 0 E: 0 K: 3 S: 10 H: 1 LOB: 1 BB: 0 P: 10	R: 0 E: 0 K: 0 S: 4 H: 1 LOB: 1 BB: 0 P: 4	R: 0 E: 0 K: 1 S: 5 H: 0 LOB: 0 BB: 0 P: 5	1B: 7 2B: 2 3B: 0 HR: 0 SF: 0 SAC: 0 DP: 3 HBP: 0	WP: 1 PB: 0 SB: 2 CS: 0 PA: 35
PITCHER	IP WLS BF H R ER SO BB IBB HBP BLK WP HR S P ERA WHIP										
Paul Mitchell, R (1, 1) ERA: 3.79	7.2 L 31 9 2 2 8 1 0 0 0 0 0 0 46 50 2.35 1.304										
Shane Rawley, L (8, 1) ERA: 6.59	1.1 4 0 0 0 1 0 0 0 0 1 0 6 6 0.00 0.000										

Boston Red Sox @ Seattle Mariners
The Kingdom, Seattle, WA
Thu Apr 26 1979, 9:05 PM EST
Att. 7,811 - Dome

livebaseballscorecards.com

AB	34
R	2
H	9
RBI	2
BB	1
SO	9
LOB	12



Batter	1	2	3	4	5	6	7	8	9	AB	R	H	RBI	BB	SO	LOB
Julio Cruz, S OBP: 0.333, SLG: 0.235 (1, 4)	0-0 6-3		0-0 6-3		0-0 FC6-4			0-0 B3		4	0	0	0	0	0	2
Dan Meyer, L OBP: 0.250, SLG: 0.327 (1, 7)	0-0 F8			0-0 6-3		0-0 FC6-4 1B		0-0 F9		4	0	1	0	0	0	0
Bruce Bochte, L OBP: 0.418, SLG: 0.507 (1, 3)	0-0 F8			0-0 1B		0-0 F9		0-0 L8		4	0	1	0	0	0	1
Leon Roberts, R OBP: 0.416, SLG: 0.515 (1, 9)		0-0 E5 1B		0-0 F4		0-0 FC6-4		0-0 B1-3		4	0	1	0	0	0	2
Willie Horton, R OBP: 0.321, SLG: 0.413 (1, 10)		0-3 K		0-0 F8		0-0 F7		0-0 1B		4	0	1	0	0	1	3
Joe Simpson, L OBP: 0.231, SLG: 0.360 (9, PR)										0	0	0	0	0	0	0
Ruppert Jones, L OBP: 0.329, SLG: 0.406 (1, 8)		0-0 1-3			0-0 F8		0-0 1-3		0-0 F7	4	0	0	0	0	0	2
Bob Stinson, S OBP: 0.313, SLG: 0.325 (1, 2)		0-3 K			0-0 FC5-4 BB 1B		0-3 K		0-0 L4	4	0	1	0	0	2	2
Bobby Valentine, R OBP: 0.500, SLG: 0.250 (1, 5)			0-0 4-3		4-0 FC5-4 BB 1B		0-0 1B			2	0	1	0	1	0	0
Mario Mendoza, R OBP: 0.278, SLG: 0.308 (7, PH)			0-0 5-3		0-0 FC5-4 FC6-4		0-3 K			2	0	0	0	0	0	2
Larry Milbourne, S OBP: 0.389, SLG: 0.444 (8, 6)					1-2 2-3					1	0	0	0	0	1	1
										0	0	0	0	0	0	0


Inning Stats	R: 0 E: 0 K: 0 S: 3	H: 0 LOB: 0 BB: 0 P: 3	R: 0 E: 1 K: 2 S: 8	H: 1 LOB: 1 BB: 0 P: 8	R: 0 E: 0 K: 0 S: 3	H: 0 LOB: 0 BB: 0 P: 3	R: 0 E: 0 K: 0 S: 4	H: 1 LOB: 1 BB: 0 P: 4	R: 0 E: 0 K: 0 S: 4	H: 1 LOB: 2 BB: 1 P: 8	R: 0 E: 0 K: 0 S: 4	H: 1 LOB: 1 BB: 0 P: 4	R: 0 E: 0 K: 2 S: 8	H: 0 LOB: 0 BB: 0 P: 3	R: 0 E: 0 K: 0 S: 4	H: 1 LOB: 1 BB: 0 P: 4	1B: 6 2B: 0 3B: 0 HR: 0	SF: 0 SAC: 0 DP: 0 HBP: 0	WP: 0 PB: 0 SB: 0 CS: 0	PA: 34 ERA WHIP
PITCHER Bob Stanley, R ERA: 3.56 (1, 1)	IP 9.0	WLS W	BF 34	H 6	R 0	ER 0	SO 4	BB 1	IBB 0	HBP 0	BLK 0	WP 0	HR 0	S 41	P 45	ERA 0.00	WHIP 0.778			

BOTTOM

Boston Red Sox @ Seattle Mariners
The Kingdom, Seattle, WA
Thu Apr 26 1979, 9:05 PM EST
Att. 7,811 - Dome

livebaseballscorecards.com

AB	33
R	0
H	6
RBI	0
BB	1
SO	4
LOB	15



New York Yankees @ Seattle Mariners
 The Kingdom, Seattle, WA
 Fri Apr 27 1979, 9:05 PM EST
 Att. 24,658 - Dome

livebaseballscorecards.com

AB	35
R	5
H	11
RBI	5
BB	5
SO	2
LOB	19



Batter	1	2	3	4	5	6	7	8	9	AB	R	H	RBI	BB	SO	LOB
Mickey Rivers, L (1, 8) OBP: 0.315, SLG: 0.357	0-0 4-3 HR 2B	0-0 2B 1-3 2-H 1B		0-0 FC4 1-2f 2-3		0-0 F7 1-2f		0-0 S 1B		5	1	3	1	0	0	3
Willie Randolph, R (1, 4) OBP: 0.316, SLG: 0.234	0-0 4-3 2-3	0-0 SF9 3-H		0-0 FC6-2-5 1-2 3-H		0-0 G6-4-3 1-2f		0-0 F8 1-2		4	0	0	1	0	0	5
Thurman Munson, R (1, 2) OBP: 0.260, SLG: 0.290	0-0 5-3	0-0 3-H 1-3 2B		0-0 F4			0-0 5-3		0-0 F8	5	0	1	0	0	0	3
Lou Piniella, R (1, 10) OBP: 0.216, SLG: 0.314 Jim Spencer, L (9, PH) OBP: 0.333, SLG: 0.560	0-0 3-H HR	0-0 6-3		0-0 5-3			0-0 F8		0-0 F2	4	1	1	2	0	0	2
Reggie Jackson, L (1, 9) OBP: 0.365, SLG: 0.545	0-0 HR		0-0 F8		0-0 4-3 1B		4-0 S BB		0-3 K	4	1	2	1	1	1	0
Graig Nettles, L (1, 5) OBP: 0.337, SLG: 0.484	0-0 4-3		0-0 G3		0-0 4-3 1-2		4-0 1-2 IBB			3	0	0	0	1	0	1
Chris Chambliss, L (1, 3) OBP: 0.250, SLG: 0.328		0-0 G3	0-3 K		4-0 IBB		0-0 G3			3	0	0	0	1	1	2
Juan Beniquez, R (1, 7) OBP: 0.400, SLG: 0.529 Jay Johnstone, L (8, PH) OBP: 0.273, SLG: 0.455		4-0 BB 1B BB		0-0 FC4 FC6-2-5 1B		0-0 F9		0-0 P3-4 1B		2	1	1	0	1	0	2
Bucky Dent, R (1, 6) OBP: 0.333, SLG: 0.346		4-0 1B 1-2 SF9 BB		0-0 FC4 1-2 1B		0-0 G6-4-3 1B		0-0 P3-4 1-2f		1	0	1	0	0	0	0
Inning Stats	R: 3 E: 0 K: 0 S: 6 H: 3 LOB: 0 BB: 0 P: 6	R: 2 E: 0 K: 0 S: 5 H: 2 LOB: 2 BB: 2 P: 13	R: 0 E: 0 K: 1 S: 5 H: 0 LOB: 0 BB: 0 P: 5	R: 0 E: 0 K: 0 S: 5 H: 2 LOB: 2 BB: 0 P: 5	R: 0 E: 0 K: 0 S: 4 H: 1 LOB: 2 BB: 1 P: 8	R: 0 E: 0 K: 0 S: 3 H: 1 LOB: 0 BB: 0 P: 3	R: 0 E: 0 K: 0 S: 3 H: 0 LOB: 2 BB: 2 P: 11	R: 0 E: 0 K: 0 S: 4 H: 2 LOB: 1 BB: 0 P: 4	R: 0 E: 0 K: 1 S: 5 H: 0 LOB: 0 BB: 0 P: 5	1B: 7 2B: 3 3B: 0 HR: 2 SF: 1 SAC: 0 DP: 2 HBP: 0	WP: 0 PB: 0 SB: 2 CS: 0	PA: 41				

PITCHER	IP	WLS	BF	H	R	ER	SO	BB	IBB	HBP	BLK	WP	HR	S	P	ERA	WHIP
Rick Honeycutt, L (1, 1) ERA: 6.98	1.1		10	4	5	5	0	2	0	0	0	0	2	8	16	33.75	4.500
Mike Parrott, R (2, 1) ERA: 4.26	7.1	W	30	7	0	0	1	1	2	0	0	0	0	29	41	0.00	1.091
Shane Rawley, L (9, 1) ERA: 6.43	0.1	S	1	0	0	0	1	0	0	0	0	0	0	3	3	0.00	0.000

Batter	1	2	3	4	5	6	7	8	9	AB	R	H	RBI	BB	SO	LOB
Julio Cruz, S OBP: 0.349, SLG: 0.239 (1, 4)	4-0 BB G4-6-3		0-0 1B 2-H 3-H		0-3 K		4-0 BB 2B	0-0 F8		3	0	1	2	2	1	0
Bobby Valentine, R OBP: 0.438, SLG: 0.333 (1, 7) (9, 5)	0-0 G4-6-3 1-2f		0-0 F8 1-2			0-0 5-3	0-0 BB G5-3 1-3 2B			4	0	1	0	0	0	2
Tom Paciorek, R OBP: 0.267, SLG: 0.429 (1, 3) Bruce Bochte, L OBP: 0.425, SLG: 0.507 (7, PH) (8, 3)	0-3 K		0-0 4-3			0-0 HR	4-0 BB			3	1	1	1	0	1	1
Leon Roberts, R OBP: 0.407, SLG: 0.493 (1, 9) Joe Simpson, L OBP: 0.231, SLG: 0.360 (9, 7)		4-0 BB G1-6-3		0-0 F9		0-3 K	0-0 BB G5-3 2-3f			3	0	0	0	1	1	3
Willie Horton, R OBP: 0.341, SLG: 0.462 (1, 10)		0-0 G1-6-3 1-2f		4-0 BB		0-0 1B 1B		0-0 HR		3	1	2	1	1	0	1
Ruppert Jones, L OBP: 0.325, SLG: 0.397 (1, 8)		0-0 F4		0-3 K		0-0 1B 1B		0-0 4-3		4	0	1	0	0	1	1
Larry Cox, R OBP: 0.423, SLG: 0.640 (1, 2) Bob Stinson, S OBP: 0.327, SLG: 0.415 (8, PH) (9, 2)			0-0 BB 1B 2B		0-0 F3		0-0 BB FC6-4 1B			3	1	2	0	0	0	1
Larry Milbourne, S OBP: 0.318, SLG: 0.364 (1, 5) (9, 6)			0-0 F3		0-0 F8		0-0 BB FC6-4			4	0	0	0	0	0	4
Mario Mendoza, R OBP: 0.281, SLG: 0.327 (1, 6) Dan Meyer, L OBP: 0.263, SLG: 0.396 (8, PH) John Hale, L (9, 9)			0-0 1B 2B		0-0 4-3		0-0 BB F8			3	1	1	0	0	0	0

Inning Stats	R: 0	H: 0	E: 0	K: 1	S: 4	LOB: 0	BB: 1	P: 8	R: 0	H: 0	E: 0	K: 0	S: 2	LOB: 0	BB: 1	P: 6	R: 2	H: 3	E: 0	K: 0	S: 6	LOB: 1	BB: 0	P: 6	R: 0	H: 0	E: 0	K: 1	S: 5	LOB: 0	BB: 0	P: 5	R: 1	H: 4	E: 0	K: 1	S: 9	LOB: 3	BB: 0	P: 9	R: 0	H: 1	E: 0	K: 0	S: 3	LOB: 2	BB: 2	P: 11	R: 3	H: 3	E: 0	K: 0	S: 6	LOB: 0	BB: 0	P: 6
--------------	------	------	------	------	------	--------	-------	------	------	------	------	------	------	--------	-------	------	------	------	------	------	------	--------	-------	------	------	------	------	------	------	--------	-------	------	------	------	------	------	------	--------	-------	------	------	------	------	------	------	--------	-------	-------	------	------	------	------	------	--------	-------	------

PITCHER		IP	WLS	BF	H	R	ER	SO	BB	IBB	HBP	BLK	WP	HR	S	P	ERA	WHIP
Ron Guidry, L ERA: 2.92 (1, 1)		6.1		29	8	3	3	4	4	0	0	0	0	1	33	49	4.26	1.895
Dick Tidrow, R ERA: 5.79 (7, 1)		1.2	L	8	3	3	3	0	1	0	0	0	0	3	7	11	16.20	2.400

NEW YORK YANKEES @ SEATTLE MARINERS
The Kingdome, Seattle, WA
 Fri Apr 27 1979, 9:05 PM EST
 Att. 24,658 - Dome

AB	32
R	6
H	11
RBI	6
BB	5
SO	4
LOB	13

WP: 0	PA: 37
PB: 0	
SB: 1	
CS: 0	

PITCHER		IP	WLS	BF	H	R	ER	SO	BB	IBB	HBP	BLK	WP	HR	S	P	ERA	WHIP
---------	--	----	-----	----	---	---	----	----	----	-----	-----	-----	----	----	---	---	-----	------

New York Yankees @ Seattle Mariners
 The Kingdome, Seattle, WA
 Sat Apr 28 1979, 10:05 PM EST
 Att. 35,048 - Dome

livebaseballscorecards.com

AB	32
R	2
H	4
RBI	2
BB	6
SO	2
LOB	16



AB	R	H	RBI	BB	SO	LOB
5	0	1	0	0	0	2
4	1	1	0	0	0	1
1	0	0	0	0	1	2
4	0	0	0	0	0	2
3	0	0	1	1	0	2
2	1	0	0	2	0	1
4	0	1	0	0	0	2
4	0	0	1	0	1	1
2	0	1	0	1	0	0
0	0	0	0	1	0	0
3	0	0	0	0	0	3
0	0	0	0	1	0	0

Batter	1	2	3	4	5	6	7	8	9
Mickey Rivers, L (1, 8) OBP: 0.308, SLG: 0.347	0-0 3-1		0-0 F7		0-0 5-3 1B		0-0 F5		0-0 F8
Willie Randolph, R (1, 4) OBP: 0.313, SLG: 0.235	0-0 F8		0-0 FC5 FC4-6 1B		0-0 5-3 1-3		0-0 6-3		0-3 K
Jay Johnstone, L (9, PH) OBP: 0.261, SLG: 0.435	0-0 F8		0-0 FC5 FC4-6 1B		0-0 6-3		0-0 6-3		0-0 6-3
Thurman Munson, R (1, 2) OBP: 0.247, SLG: 0.274	0-0 1-3		0-0 FC5 FC4-6 1-3		0-0 6-3		0-0 6-3		0-0 6-3
Reggie Jackson, L (1, 9) OBP: 0.358, SLG: 0.517		0-0 5-3	0-0 FC4-6 1-2f 3-H		0-0 F6		0-0 F6		4-0 BB BB
Graig Nettles, L (1, 5) OBP: 0.365, SLG: 0.469		4-0 1B 1-3 BB	0-0 4-1		0-0 F8		0-0 F8		4-0 FC4-6 1-2 BB
Chris Chambliss, L (1, 3) OBP: 0.250, SLG: 0.324		0-0 1-3 1B		0-0 6-3		0-0 F7		0-0 FC4-6 1-2f	0-0 FC4-6
Roy White, S (1, 7) OBP: 0.294, SLG: 0.233		0-0 1-3		0-3 K		0-0 G3		0-0 6-3	0-0 6-3
Jim Spencer, L (1, 10) OBP: 0.367, SLG: 0.556		4-0 1-2 3-H		0-0 1B		0-0 5-3		4-0 BB BB	4-0 BB BB
Lou Piniella, R (9, PH) OBP: 0.237, SLG: 0.314		0-0 IBB		0-0 1B		0-0 5-3		0-0 BB BB	4-0 BB BB
Fred Stanley, R (1, 6) OBP: 0.333, SLG: 0.333		0-0 F8		0-0 F9		0-0 6-3		0-0 6-3	4-0 BB BB
Cliff Johnson, R (9, PH) OBP: 0.333, SLG: 0.412		0-0 F8		0-0 F9		0-0 6-3		0-0 6-3	4-0 BB BB

Inning Stats	R: 0	H: 0	E: 0	K: 0	S: 3	P: 3
1	R: 1	H: 1	E: 0	K: 0	S: 4	P: 12
2	R: 1	H: 1	E: 1	K: 0	S: 5	P: 5
3	R: 0	H: 1	E: 0	K: 1	S: 6	P: 6
4	R: 0	H: 1	E: 0	K: 0	S: 4	P: 4
5	R: 0	H: 0	E: 0	K: 0	S: 3	P: 3
6	R: 0	H: 0	E: 0	K: 0	S: 3	P: 3
7	R: 0	H: 0	E: 0	K: 0	S: 3	P: 3
8	R: 0	H: 0	E: 0	K: 0	S: 3	P: 11
9	R: 0	H: 0	E: 0	K: 1	S: 5	P: 13

PITCHER	IP	WLS	BF	H	R	ER	SO	BB	IBB	HBP	BLK	WP	HR	S	P	ERA	WHIP
Glenn Abbott, R (1, 1) ERA: 3.77	7.2		32	4	2	1	1	3	1	0	0	0	0	30	46	1.17	0.913
Shane Rawley, L (8, 1) ERA: 6.0	1.0	W	5	0	0	0	0	2	0	0	0	0	0	3	11	0.00	2.000
John Montague, R (9, 1) ERA: 1.44	0.1	S	1	0	0	0	1	0	0	0	0	0	0	3	3	0.00	0.000

WP: 0	PA: 38
PB: 0	
SB: 0	
CS: 0	

Batter	1	2	3	4	5	6	7	8	9	AB	R	H	RBI	BB	SO	LOB
Julio Cruz, S OBP: 0.337, SLG: 0.230 (1, 4)	0-0 3-1		0-0 SH1-3		0-0 F7		0-0 4-3			3	0	0	0	0	0	1
Dan Meyer, L OBP: 0.279, SLG: 0.393 (1, 7) Joe Simpson, L OBP: 0.231, SLG: 0.360 (9, 7)	4-0 CS BB		0-0 F8		0-0 F5			0-0 6-3 1B		3	1	1	0	1	0	0
Bruce Bochte, L OBP: 0.429, SLG: 0.541 (1, 3)	0-3 K		0-0 HR			4-0 BB		0-0 F3		3	1	1	1	1	1	2
Leon Roberts, R OBP: 0.400, SLG: 0.480 (1, 9) John Hale, L (9, 9)		0-0 F6	0-0 WP 1B		0-0 F2			0-0 6-3 1-2		4	0	1	0	0	0	2
Willie Horton, R OBP: 0.337, SLG: 0.451 (1, 10)		0-0 F5	0-0 5-3 1-2		0-0 F4			0-0 2-H 1B		4	0	1	1	0	0	2
Ruppert Jones, L OBP: 0.326, SLG: 0.395 (1, 8)				0-0 S 1B	0-0 F7		0-0 4-3			3	0	1	0	0	0	1
Bob Stinson, S OBP: 0.346, SLG: 0.419 (1, 2)		4-0 1-2 BB			0-0 F7			0-0 SH3-4 1B		2	0	1	0	1	0	0
Larry Milbourne, S OBP: 0.292, SLG: 0.333 (1, 5)					0-0 F7			0-0 SH3-4 1-2		2	0	0	0	0	0	2
Mario Mendoza, R OBP: 0.283, SLG: 0.345 (1, 6)			0-0 SH1-3 E 2B		0-0 4-3			0-0 6-3		3	1	1	0	0	0	1


Inning Stats	R: 0 E: 0 K: 1 S: 4	H: 0 LOB: 1 BB: 1 P: 8	R: 0 E: 0 K: 0 S: 4	H: 1 LOB: 2 BB: 1 P: 8	R: 2 E: 1 K: 0 S: 6	H: 3 LOB: 1 BB: 0 P: 6	R: 0 E: 0 K: 0 S: 3	H: 0 LOB: 0 BB: 0 P: 3	R: 0 E: 0 K: 0 S: 3	H: 0 LOB: 0 BB: 0 P: 3	R: 0 E: 0 K: 0 S: 3	H: 0 LOB: 1 BB: 1 P: 7	R: 0 E: 0 K: 0 S: 4	H: 1 LOB: 1 BB: 0 P: 4	R: 1 E: 0 K: 0 S: 4	H: 2 LOB: 1 BB: 0 P: 4	1B: 5 2B: 2 3B: 0 HR: 1	SF: 0 SAC: 2 DP: 1 HBP: 0	WP: 1 PB: 0 SB: 1 CS: 1	PA: 32
	PITCHER Catfish Hunter, R ERA: 6.06 (1, 1)	IP: 8.0 WLS: L BF: 32 H: 7 R: 3 ER: 3 SO: 1 BB: 3 IBB: 0 HBP: 0 BLK: 0 WP: 1 HR: 1 S: 31 P: 43 ERA: 3.38 WHIP: 1.250	PITCHER	IP: 8.0 WLS: L BF: 32 H: 7 R: 3 ER: 3 SO: 1 BB: 3 IBB: 0 HBP: 0 BLK: 0 WP: 1 HR: 1 S: 31 P: 43 ERA: 3.38 WHIP: 1.250																

BOTTOM

New York Yankees @ Seattle Mariners
The Kingdome, Seattle, WA
Sat Apr 28 1979, 10:05 PM EST
Att. 35,048 - Dome

livebaseballscorecards.com

AB	27
R	3
H	7
RBI	2
BB	3
SO	1
LOB	11



New York Yankees @ Seattle Mariners
 The Kingdom, Seattle, WA
 Sun Apr 29 1979, 6:33 AM EDT
 Att. 29,041 - Dome

livebaseballscorecards.com

AB	31
R	5
H	9
RBI	5
BB	4
SO	5
LOB	14



AB	R	H	RBI	BB	SO	LOB
4	0	0	1	0	0	2
4	1	2	0	0	0	0
4	1	2	2	0	0	2
3	1	1	0	1	1	2
3	0	1	0	1	0	0
4	0	0	0	0	1	4
3	1	1	1	0	1	2
3	1	1	1	1	1	1
3	0	1	0	1	1	1

WP: 0	PA: 37
PB: 0	
SB: 1	
CS: 0	

Batter	1	2	3	4	5	6	7	8	9
Mickey Rivers, L (1, 8) OBP: 0.289, SLG: 0.329	0-0 4-3		0-0 SF8		0-0 G4-6-3		0-0 L6-3		0-0 F6
Willie Randolph, R (1, 4) OBP: 0.322, SLG: 0.250	0-0 4-3		0-0 1-2 1B			0-0 HR 1B	0-0 F9		
Thurman Munson, R (1, 2) OBP: 0.259, SLG: 0.325	0-0 4-3		0-0 F8			0-0 HR		0-0 1B 1B	
Reggie Jackson, L (1, 9) OBP: 0.366, SLG: 0.508		0-3 K	0-0 F8			4-0 1B SF9 BB		0-0 1B 1B	
Graig Nettles, L (1, 5) OBP: 0.372, SLG: 0.463		0-0 4-3		0-0 4-3		0-0 FC4-6 1B		4-0 IBB	
Chris Chambliss, L (1, 10) OBP: 0.237, SLG: 0.306		0-0 6-3		0-0 F7		0-0 F5		0-3 K	
Jim Spencer, L (1, 3) OBP: 0.353, SLG: 0.600			0-0 1B 3B	0-3 K		0-0 SF9		0-0 F9	
Jay Johnstone, L (1, 7) OBP: 0.296, SLG: 0.423			0-0 1B SF8 1B		4-0 G4-6-3 BB	0-0 FC4-6		0-3 K	
Fred Stanley, R (1, 6) OBP: 0.400, SLG: 0.333			0-0 F8 1B		0-3 K		4-0 L6-3 BB	0-0 F4	

PITCHER	IP	WLS	BF	H	R	ER	SO	BB	IBB	HBP	BLK	WP	HR	S	P	ERA	WHIP
Odell Jones, R (1, 1) ERA: 4.7	5.0		22	6	5	5	3	2	0	0	0	0	1	26	34	9.00	1.600
Rafael Vasquez, R (6, 1) ERA: 4.22	4.0	W	15	3	0	0	2	1	1	0	0	0	0	17	25	0.00	1.000

PITCHER	IP	WLS	BF	H	R	ER	SO	BB	IBB	HBP	BLK	WP	HR	S	P	ERA	WHIP

Inning	1	2	3	4	5	6	7	8	9
R	0	0	2	0	0	3	0	0	0
H	0	0	4	0	0	3	0	2	0
E	0	0	0	0	0	0	0	0	0
K	0	1	0	1	1	0	0	1	1
S	3	5	7	5	4	6	2	6	5
LOB	0	0	2	0	0	1	0	2	0
P	3	5	7	5	8	10	6	10	5

BOTTOM

New York Yankees @ Seattle Mariners
The Kingdome, Seattle, WA
Sun Apr 29 1979, 6:33 AM EDT
Att. 29,041 - Dome

livebaseballscorecards.com

AB 37
R 6
H 12
RBI 6
BB 5
SO 4
LOB 14



WP: 0 PA: 43
PB: 0
SB: 1
CS: 0

AB R H RBI BB SO LOB

3 1 2 0 2 0 0

4 1 1 0 1 1 3

5 1 2 1 0 1 2

0 1 0 0 0 0 0

3 2 1 0 1 0 0

5 0 3 3 0 0 1

4 0 2 1 1 0 2

4 0 0 0 0 0 4

1 0 1 1 0 0 0

4 0 0 0 0 1 2

3 0 0 0 0 0 0

1 0 0 0 0 1 0

1B: 9 SF: 0
2B: 2 SAC: 0
3B: 1 DP: 1
HR: 0 HBP: 1

Batter	1	2	3	4	5	6	7	8	9
Julio Cruz, S OBP: 0.362, SLG: 0.247 (1, 4)	0-0 1-3 1B		0-0 G5-6-3 1B		4-0 BB		0-0 1B		4-0 1B BB
Bobby Valentine, R OBP: 0.429, SLG: 0.313 (1, 7)	0-0 2B 1B		0-0 G5-6-3 1-2f		4-0 1-2 BB		0-0 F8		0-3 K
Tom Paciorek, R OBP: 0.300, SLG: 0.474 (1, 3) Joe Simpson, L OBP: 0.231, SLG: 0.360 (9, PR)	0-0 1-H 2B 2B		0-0 F9		0-0 F6			0-3 K	0-0 1-3 BB 1B
Leon Roberts, R OBP: 0.411, SLG: 0.474 (1, 9)	0-0 2B 1B			0-0 6-3		0-0 5-3		1-0 1B HBP	4-0 1-2 E 1B BB
Willie Horton, R OBP: 0.351, SLG: 0.471 (1, 10)	0-0 1-H 2-H 2B			0-0 1B		0-0 1-3		0-0 FC5 1B	0-0 1-3 2-H 3-H 1B
Ruppert Jones, L OBP: 0.341, SLG: 0.425 (1, 8)	0-0 6-3			0-0 F7		0-0 3B		0-0 1-2 2-H 1B	4-0 1B IBB
Larry Cox, R OBP: 0.367, SLG: 0.552 (1, 2) Bruce Bochte, L OBP: 0.435, SLG: 0.547 (9, PH)		0-0 4-3		0-0 F9		0-0 5-3		0-0 F7	0-0 1-2 2-3 3-H 1B
Larry Milbourne, S OBP: 0.250, SLG: 0.286 (1, 5)		0-0 1-3			0-0 6-3		0-0 6-3	0-3 K	
Mario Mendoza, R OBP: 0.270, SLG: 0.328 (1, 6) Bill Stein, R OBP: 0.367, SLG: 0.423 (9, PH)		0-0 L4			0-0 1-3		0-0 4-3		0-3 K

Inning Stats	R: 2	H: 4	E: 0	LOB: 1	K: 0	P: 6	R: 0	H: 0	E: 0	LOB: 0	K: 0	P: 3	R: 0	H: 1	E: 0	LOB: 0	K: 0	P: 3	R: 0	H: 1	E: 0	LOB: 1	K: 0	P: 4	R: 0	H: 0	E: 0	LOB: 2	K: 0	P: 11	R: 0	H: 1	E: 0	LOB: 1	K: 0	P: 4	R: 0	H: 1	E: 0	LOB: 1	K: 0	P: 4	R: 1	H: 1	E: 1	LOB: 2	K: 2	P: 10	R: 3	H: 3	E: 1	LOB: 3	K: 2	P: 21	1B: 9	SF: 0	2B: 2	SAC: 0	3B: 1	DP: 1	HR: 0	HBP: 1	WP: 0	PA: 43
--------------	------	------	------	--------	------	------	------	------	------	--------	------	------	------	------	------	--------	------	------	------	------	------	--------	------	------	------	------	------	--------	------	-------	------	------	------	--------	------	------	------	------	------	--------	------	------	------	------	------	--------	------	-------	------	------	------	--------	------	-------	-------	-------	-------	--------	-------	-------	-------	--------	-------	--------

PITCHER	IP	WLS	BF	H	R	ER	SO	BB	IBB	HBP	BLK	WP	HR	S	P	ERA	WHIP
Tommy John, L ERA: 1.13 (1, 1)	7.1		33	9	3	2	1	2	0	1	0	0	0	32	41	2.46	1.500
Paul Mirabella, L ERA: 4.5 (8, 1)	1.1	L	7	1	3	3	3	2	0	0	0	0	0	11	19	20.25	2.250
Ron Davis, R ERA: (9, 1)	0.0		2	1	0	0	0	0	1	0	0	0	0	1	5	∞	∞
Dick Tidrow, R ERA: 5.79 (9, 1)	0.0		1	1	0	0	0	0	0	0	0	0	0	1	1	∞	∞

Batter	1	2	3	4	5	6	7	8	9	10	AB	R	H	RBI	BB	SO	LOB	TOP							
Al Bumbry, L OBP: 0.273, SLG: 0.256 (1, 8) X	0-0 G5-4-3 1B		0-0 4-3		0-0 FC5-4 1B 1-2f	0-0 L5		4-0 CS BB		0-0 FC5-6 BB 1B 1-2f	5	2	1	0	1	0	3								
Rich Dauer, R OBP: 0.378, SLG: 0.514 (1, 5) X	0-0 G5-4-3 1-2f		0-3 K		0-0 BB 1B		0-0 F8 2B		0-0 CS 2B	0-0 BB SF8 2B	6	3	4	0	0	1	1								
Ken Singleton, S OBP: 0.450, SLG: 0.634 Larry Harlow, L OBP: 0.429, SLG: 0.348 (9, PR) (9, 9) BB	4-0 BB BB				4-0 FC6-4 BB		0-0 F8 2-3		4-0 SF8 BB BB	4-0 BB BB	1	0	0	0	4	0	1								
Eddie Murray, S OBP: 0.390, SLG: 0.372 (1, 3) BB	4-0 1-2 BB				0-0 F9 1-2 2-H 3-H		0-3 K		4-0 SF8 BB	0-0 4-3 1-2 2-3	4	0	1	3	2	1	4								
Lee May, R OBP: 0.349, SLG: 0.538 (1, 10) X	0-3 K				0-0 FC6-4 BB 1-2f		0-0 F9		0-0 SF8 1-2 2-3 3-H	0-0 IBB	4	1	1	2	1	1	5								
Gary Roenicke, R OBP: 0.414, SLG: 0.521 (1, 7) X			0-3 K		4-0 2B BB		0-0 HR		4-0 IBB	0-0 5-3	4	1	1	1	2	2	4								
Kiko Garcia, R OBP: 0.308, SLG: 0.432 Terry Crowley, L OBP: 0.333, SLG: 0.625 Mark Belanger, R OBP: 0.190, SLG: 0.173 (8, PH) (8, PR) (8, 6) X			0-3 K		0-0 2B		0-3 K		0-0 SF9 3B	0-3 K	3	0	1	1	0	2	0								
Rick Dempsey, R OBP: 0.393, SLG: 0.366 (1, 2) X			0-0 6-3		0-0 P6		0-0 F9		0-0 F9	0-0 G3	5	0	0	0	0	0	4								
Billy Smith, S OBP: 0.324, SLG: 0.355 (1, 4) X			0-0 6-3		0-0 FC5-4 1B		0-0 1B		0-0 SF9 3-H	0-0 FC5-6 1B	4	0	3	1	0	0	0								
Inning Stats	R: 0 E: 0 K: 1 S: 5	H: 1 LOB: 2 BB: 2 P: 13	R: 0 E: 0 K: 2 S: 7	H: 0 LOB: 0 BB: 0 P: 7	R: 0 E: 0 K: 1 S: 5	H: 0 LOB: 0 BB: 0 P: 5	R: 1 E: 0 K: 0 S: 3	H: 1 LOB: 2 BB: 2 P: 11	R: 2 E: 0 K: 0 S: 6	H: 3 LOB: 2 BB: 1 P: 10	R: 1 E: 0 K: 1 S: 7	H: 2 LOB: 1 BB: 0 P: 9	R: 1 E: 0 K: 2 S: 9	H: 2 LOB: 1 BB: 0 P: 9	R: 1 E: 0 K: 0 S: 3	H: 1 LOB: 1 BB: 1 P: 7	R: 1 E: 0 K: 1 S: 6	H: 1 LOB: 3 BB: 3 P: 18	R: 1 E: 0 K: 0 S: 5	H: 2 LOB: 3 BB: 2 P: 13	1B: 7 2B: 4 3B: 1 HR: 1	SF: 2 SAC: 0 DP: 1 HBP: 0	WP: 0 PB: 0 SB: 0 CS: 1	PA: 52	
PITCHER	IP	WLS	BF	H	R	ER	SO	BB	IBB	HBP	BLK	WP	HR	S	P	ERA	WHIP								
Floyd Bannister, L ERA: 5.4 (1, 1)	6.0		28	7	4	4	5	5	0	0	0	0	1	33	53	6.00	2.000								
John Montague, R ERA: 2.33 (7, 1)	2.0		10	4	3	3	2	1	0	0	0	0	0	13	17	13.50	2.500								
Shane Rawley, L ERA: 5.63 (9, 1)	1.0	L	6	0	0	0	1	2	1	0	0	0	0	5	17	0.00	2.000								
Rick Honeycutt, L ERA: 7.32 (10, 1)	0.1		4	2	1	1	0	1	0	0	0	0	0	3	7	27.00	9.000								
Mike Parrott, R ERA: 4.05 (10, 1)	0.2		3	0	0	0	0	0	1	0	0	0	0	2	6	0.00	0.000								

Baltimore Orioles @ Seattle Mariners
The Kingdom, Seattle, WA
Mon Apr 30 1979, 10:05 PM EDT
Att: 5,028 - Dome

AB	38
R	8
H	13
RBI	8
BB	11
SO	8
LOB	25



BOTTOM

Baltimore Orioles @ Seattle Mariners
The Kingdome, Seattle, WA
Mon Apr 30 1979, 10:05 PM EDT
Att. 5,028 - Dome

livebaseballscorecards.com

AB 37
R 7
H 5
RBI 7
BB 5
SO 14
LOB 8



WP: 0 PA: 42
PB: 0
SB: 1
CS: 0

AB R H RBI BB SO LOB

5 0 0 0 0 2 0
5 1 2 0 0 0 0
0 0 0 0 0 0 0

4 1 0 0 1 2 2

5 2 1 2 0 2 2

5 1 1 1 0 2 0

4 0 0 0 1 2 0

3 0 0 1 1 1 0

2 1 0 1 2 1 0

3 0 0 0 0 2 4
1 1 1 2 0 0 0

1B: 2 SF: 0
2B: 1 SAC: 0
3B: 0 DP: 0
HR: 2 HBP: 0

Batter	1	2	3	4	5	6	7	8	9	10
Julio Cruz, S OBP: 0.343, SLG: 0.232 (1, 4)	0-0 1-3		0-3 K			0-0 F7	0-3 K		0-0 F7	
Dan Meyer, L OBP: 0.288, SLG: 0.410 Larry Milbourne, S OBP: 0.250, SLG: 0.286 (10, 6)	0-0 F8		0-0 P6			0-0 E 1B 2B	0-0 S 1B		0-0 1-3	
Bruce Bochte, L OBP: 0.422, SLG: 0.519 (1, 3)	4-0 HR BB		0-0 F8			0-0 L3	0-3 K 1-2		0-3 K	
Leon Roberts, R OBP: 0.400, SLG: 0.494 (1, 9)	0-0 1-H HR			0-3 K		0-0 E4 1B BB 2-3	0-3 K			0-0 6-3
Willie Horton, R OBP: 0.343, SLG: 0.457 (1, 10)	0-3 K			0-0 5-3		0-0 BB BB 1-3 BB 1B 3-H		0-3 K		0-0 F9
Ruppert Jones, L OBP: 0.333, SLG: 0.405 (1, 8)		0-0 F9		0-0 G3		4-0 BB BB 1-2 BB		0-3 K		0-3 K
Bob Stinson, S OBP: 0.339, SLG: 0.391 (1, 2)		0-0 3-1			0-0 F9	4-0 BB BB 1-2 2-3 3-H BB		0-3 K		
Bill Stein, R OBP: 0.373, SLG: 0.411 (1, 5)		0-0 E6 FC6-4			0-3 K	4-0 1-2 2-3 3-H BB			4-0 HR BB	
Mario Mendoza, R OBP: 0.258, SLG: 0.313 Joe Simpson, L OBP: 0.259, SLG: 0.500 (9, PH) (10, 7)		0-0 FC6-4 1-2r			0-3 K	0-3 K			0-0 1-H HR	

Inning Stats	R: 2	H: 1	E: 0	K: 1	S: 6	P: 10	R: 0	H: 0	E: 1	K: 0	S: 4	P: 4	R: 0	H: 0	E: 0	K: 1	S: 5	P: 5	R: 0	H: 0	E: 0	K: 1	S: 5	P: 5	R: 0	H: 0	E: 0	K: 2	S: 7	P: 7	R: 3	H: 2	E: 1	K: 1	S: 8	P: 20	R: 0	H: 1	E: 0	K: 3	S: 10	P: 10	R: 0	H: 0	E: 0	K: 3	S: 9	P: 9	R: 2	H: 1	E: 0	K: 1	S: 6	P: 10	R: 0	H: 0	E: 0	K: 1	S: 5	P: 5	1B: 2	2B: 1	3B: 0	HR: 2	SF: 0	SAC: 0	DP: 0	HBP: 0	WP: 0	PA: 42
--------------	------	------	------	------	------	-------	------	------	------	------	------	------	------	------	------	------	------	------	------	------	------	------	------	------	------	------	------	------	------	------	------	------	------	------	------	-------	------	------	------	------	-------	-------	------	------	------	------	------	------	------	------	------	------	------	-------	------	------	------	------	------	------	-------	-------	-------	-------	-------	--------	-------	--------	-------	--------

PITCHER	IP	WLS	BF	H	R	ER	SO	BB	IBB	HBP	BLK	WP	HR	S	P	ERA	WHIP
Steve Stone, R ERA: 4.13 (1, 1)	5.2		25	3	5	2	5	3	0	0	0	0	1	32	44	3.18	1.059
Tim Stoddard, R ERA: 1.35 (6, 1)	2.1		9	1	0	0	7	1	0	0	0	0	0	22	26	0.00	0.857
Don Stanhouse, R ERA: 3.95 (9, 1)	2.0	W	8	1	2	2	2	1	0	0	0	0	1	11	15	9.00	1.000

Batter	1	2	3	4	5	6	7	8	9	AB R H RBI BB SO LOB	TOP		
Al Bumbry, L (1, 8) OBP: 0.283, SLG: 0.279	0-3 K		0-3 K			0-0 1B 1-3 2B		0-0 FC1-6-5 S 1B		4 1 2 0 0 2 0	<p>Baltimore Orioles @ Seattle Mariners</p> <p>The Kingdome, Seattle, WA</p> <p>Tue May 01 1979, 10:05 PM EDT</p> <p>Att. 4,015 - Dome</p>		
Rich Dauer, R (1, 5) OBP: 0.372, SLG: 0.500	0-0 5-3			0-0 6-3		0-0 1B 2-3 3-H 1B		0-0 5-3	4 0 1 1 0 0 1				
Ken Singleton, S (1, 9) OBP: 0.442, SLG: 0.651 Larry Harlow, L (8, PR) OBP: 0.429, SLG: 0.348	0-0 HR			0-0 G3		0-0 F9		0-0 FC1-6-5 BB	4 1 1 1 0 0 3 0 0 0 0 0 0 0				
Eddie Murray, S (1, 3) OBP: 0.394, SLG: 0.371	0-0 G3			0-0 4-3		0-0 1B 1-3 3-H 1B		4-0 BB IBB	3 0 1 1 1 0 0				
Lee May, R (1, 10) OBP: 0.344, SLG: 0.518		0-0 F9		0-0 6-3		0-0 F9		4-0 BB 1-2 2-3 BB	3 0 0 0 1 0 2				
Pat Kelly, L (1, 7) OBP: 0.357, SLG: 0.273 Gary Roenicke, R (8, 7) OBP: 0.414, SLG: 0.521		0-0 G3		0-3 K		4-0 SH1-4 BB		0-0 F7	3 0 0 0 1 1 3 0 0 0 0 0 0 0				
Billy Smith, S (1, 4) OBP: 0.306, SLG: 0.333 Mark Belanger, R (7, 6) OBP: 0.203, SLG: 0.173		0-0 3-1		0-0 L4		0-0 SH1-4		4-0 BB G6-4-3	2 0 0 0 0 0 0 0 0 0 0 1 0 0				
Kiko Garcia, R (1, 6) OBP: 0.279, SLG: 0.390			0-0 F8		0-0 P5	0-0 6-3		0-0 G6-4-3	4 0 0 0 0 0 2				
Dave Skaggs, R (1, 2) OBP: 0.154, SLG: 0.083			0-0 P6		4-0 2B 1B BB	0-0 6-3		0-0 4-3	3 1 0 0 1 0 1				
Inning Stats	R: 1 E: 0 K: 1 S: 6 H: 1 LOB: 0 BB: 0 P: 6	R: 0 E: 0 K: 0 S: 3 H: 0 LOB: 0 BB: 0 P: 3	R: 0 E: 0 K: 1 S: 5 H: 0 LOB: 0 BB: 0 P: 5	R: 0 E: 0 K: 0 S: 3 H: 0 LOB: 0 BB: 0 P: 3	R: 0 E: 0 K: 1 S: 5 H: 0 LOB: 0 BB: 0 P: 5	R: 2 E: 0 K: 0 S: 6 H: 3 LOB: 2 BB: 1 P: 10	R: 0 E: 0 K: 0 S: 3 H: 0 LOB: 1 BB: 1 P: 7	R: 0 E: 0 K: 0 S: 4 H: 1 LOB: 3 BB: 2 P: 12	R: 0 E: 0 K: 0 S: 2 H: 0 LOB: 0 BB: 1 P: 6	1B: 3 2B: 1 3B: 0 HR: 1 SF: 0 SAC: 1 DP: 1 HBP: 0		WP: 0 PB: 0 SB: 1 CS: 0 PA: 36	
PITCHER	IP WLS BF H R ER SO BB IBB HBP BLK WP HR S P ERA WHIP											PITCHER	IP WLS BF H R ER SO BB IBB HBP BLK WP HR S P ERA WHIP
Byron McLaughlin, R (1, 1) ERA: 5.29	7.0 L 27 4 3 3 3 2 0 0 0 0 0 1 31 39 3.86 0.857												
Mike Parrott, R (8, 1) ERA: 3.52	2.0 9 1 0 0 0 2 1 0 0 0 0 0 6 18 0.00 1.500												

livebaseballscorecards.com

AB	30
R	3
H	5
RBI	3
BB	5
SO	3
LOB	12



Batter	1	2	3	4	5	6	7	8	9	AB	R	H	RBI	BB	SO	LOB
Julio Cruz, S (1, 4) OBP: 0.343, SLG: 0.235	0-3 K		0-0 SH5-3		0-0 4-3			0-0 1B		3	0	1	0	0	1	0
Dan Meyer, L (1, 7) OBP: 0.271, SLG: 0.385	0-0 1-3		0-0 FC1-5			0-0 G3		0-0 P4		4	0	0	0	0	0	2
Bruce Bochte, L (1, 3) OBP: 0.415, SLG: 0.500	0-0 6-3		4-0 BB			0-0 F8		0-0 F7		3	0	0	0	1	0	1
Leon Roberts, R (1, 9) OBP: 0.384, SLG: 0.471		0-0 4-3	0-0 F8			0-0 1-3			0-0 6-3	4	0	0	0	0	0	2
Willie Horton, R (1, 10) OBP: 0.330, SLG: 0.438		0-0 6-3		0-3 K			0-0 6-3		0-0 P4	4	0	0	0	0	1	0
Ruppert Jones, L (1, 8) OBP: 0.350, SLG: 0.443		0-0 1B 3B		0-3 K			0-0 1B		0-0 1B	4	1	3	0	0	1	0
Bob Stinson, S (1, 2) OBP: 0.333, SLG: 0.380		0-0 1B		0-0 F8			0-0 P4		0-0 4-3	4	0	1	1	0	0	2
Bill Stein, R (1, 5) OBP: 0.360, SLG: 0.395		0-3 K			0-0 4-3		0-0 4-3			3	0	0	0	0	1	2
Mario Mendoza, R (1, 6) OBP: 0.265, SLG: 0.318			0-0 FC1-5			0-0 4-3		0-3 K		2	0	1	0	0	0	0
Joe Simpson, L (8, PH) OBP: 0.250, SLG: 0.481										1	0	0	0	0	1	0
Larry Milbourne, S (9, 6) OBP: 0.250, SLG: 0.286										0	0	0	0	0	0	0

Inning Stats	R: 0	H: 0	R: 1	H: 2	R: 0	H: 1	R: 0	H: 0	R: 0	H: 1	R: 0	H: 1	R: 0	H: 1	R: 0	H: 1	1B: 5	SF: 0	WP: 0	PA: 34
	E: 0	LOB: 0	E: 0	LOB: 1	E: 0	LOB: 2	E: 0	LOB: 0	E: 0	LOB: 0	E: 0	LOB: 1	E: 0	LOB: 1	E: 0	LOB: 1	2B: 0	SAC: 1	PB: 0	
	K: 1	BB: 0	K: 1	BB: 0	K: 2	BB: 1	K: 0	BB: 0	K: 0	BB: 0	K: 0	BB: 0	K: 1	BB: 0	K: 0	BB: 0	3B: 1	DP: 0	SB: 3	
	S: 5	P: 5	S: 7	P: 7	S: 4	P: 8	S: 7	P: 7	S: 3	P: 3	S: 4	P: 4	S: 6	P: 6	S: 4	P: 4	HR: 0	HBP: 0	CS: 0	


PITCHER	IP	WLS	BF	H	R	ER	SO	BB	IBB	HBP	BLK	WP	HR	S	P	ERA	WHIP										
Dennis Martinez, R (1, 1) ERA: 3.3	9.0	W	34	6	1	1	5	1	0	0	0	0	0	43	47	1.00	0.778										
PITCHER	IP	WLS	BF	H	R	ER	SO	BB	IBB	HBP	BLK	WP	HR	S	P	ERA	WHIP										

BOTTOM

Baltimore Orioles @ Seattle Mariners
The Kingdome, Seattle, WA
Tue May 01 1979, 10:05 PM EDT
Att. 4,015 - Dome

livebaseballscorecards.com

AB	32
R	1
H	6
RBI	1
BB	1
SO	5
LOB	9



Batter	1	2	3	4	5	6	7	8	9	AB R H RBI BB SO LOB	TOP																
Al Bumbry, L (1, 8) OBP: 0.309, SLG: 0.308	0-0 1B	0-0 1-3 2-H 1B		0-0 F7		0-0 1B			0-0 1B S SF7	5 1 4 1 0 0 1																	
Rich Dauer, R (1, 5) OBP: 0.374, SLG: 0.494	0-0 F9		0-0 BB 2B 1B		0-0 F8	0-0 F8			0-0 1-3 HR 1B	5 1 2 0 0 0 1																	
Ken Singleton, S (1, 10) OBP: 0.440, SLG: 0.674	0-0 F8		4-0 BB BB BB BB BB 2B BB		0-0 HR		0-0 G3		0-0 3-H SF7	3 1 1 2 1 0 1																	
Eddie Murray, S (1, 3) OBP: 0.404, SLG: 0.387	0-0 4-3		0-0 1-3 2-H 2B		0-0 BB HBP FC4 1B		0-0 F8		4-0 1-2 HR BB	4 2 2 0 1 0 1																	
Gary Roenicke, R (1, 9) OBP: 0.413, SLG: 0.490		4-0 BB BB BB BB BB 1B 2B BB	0-3 K		1-0 FC4 BB HBP		0-0 4-3		0-0 F8	3 1 0 0 1 1 4																	
John Lowenstein, L (1, 7) OBP: 0.591, SLG: 1.067		0-0 BB BB BB BB BB 1B S	0-3 K		4-0 1-2 2-3 FC4 BB			0-3 SS SS SS SS K	0-0 1-H 2-H HR	4 2 2 3 1 2 2																	
Billy Smith, S (1, 4) OBP: 0.300, SLG: 0.351		0-0 FC3-5 1-H 3-H 2B		0-0 1-3	0-0 FC4			0-3 SS SS SS SS K	0-3 SS SS SS SS K	4 0 1 3 0 1 2																	
Mark Belanger, R (8, 6) OBP: 0.200, SLG: 0.170										1 0 0 0 0 1 0																	
Kiko Garcia, R (1, 6) OBP: 0.319, SLG: 0.455		4-0 BB BB BB BB BB 1B FC3-5 BB		0-0 CS 1B	0-3 K			0-0 K		3 1 2 0 1 1 2																	
Rick Dempsey, R (1, 2) OBP: 0.386, SLG: 0.360		0-0 FC3-5 1-2 2-3f 1B		0-0 1-2 1B		0-0 6-3		0-0 G3		4 0 1 0 0 0 3																	
Inning Stats	R: 0 E: 0 K: 0 S: 4	H: 1 LOB: 1 BB: 0 P: 4	R: 3 E: 0 K: 0 S: 4	H: 3 LOB: 2 BB: 2 P: 12	R: 0 E: 0 K: 2 S: 8	H: 2 LOB: 2 BB: 1 P: 12	R: 0 E: 0 K: 0 S: 4	H: 2 LOB: 1 BB: 0 P: 4	R: 2 E: 0 K: 1 S: 7	H: 2 LOB: 2 BB: 1 P: 12	R: 0 E: 0 K: 0 S: 3	H: 1 LOB: 0 BB: 0 P: 3	R: 0 E: 0 K: 0 S: 3	H: 0 LOB: 0 BB: 0 P: 3	R: 0 E: 0 K: 2 S: 8	H: 1 LOB: 1 BB: 0 P: 8	R: 4 E: 0 K: 1 S: 8	H: 3 LOB: 0 BB: 1 P: 12	1B: 10 2B: 2 3B: 1 HR: 2	SF: 1 SAC: 0 DP: 0 HBP: 1	WP: 0 PB: 0 SB: 2 CS: 1	PA: 43					
PITCHER	IP	WLS	BF	H	R	ER	SO	BB	IBB	HBP	BLK	WP	HR	S	P	ERA	WHIP										
Paul Mitchell, R (1, 1) ERA: 4.71	2.0	L	12	5	3	3	0	3	0	0	0	0	0	9	21	13.50	4.000										
Rafael Vasquez, R (3, 1) ERA: 4.85	2.1		12	5	2	2	2	1	0	1	0	0	1	14	19	7.71	2.571										
John Montague, R (5, 1) ERA: 3.16	4.1		18	5	4	4	3	1	0	0	0	0	1	23	27	8.31	1.385										
Shane Rawley, L (9, 1) ERA: 5.51	0.1		1	0	0	0	1	0	0	0	0	0	0	3	3	0.00	0.000										

Baltimore Orioles @ Seattle Mariners
The Kingdome, Seattle, WA
Wed May 02 1979, 10:05 PM EDT
Att. 5,212 - Dome

livebaseballscorecards.com

AB	36
R	9
H	15
RBI	9
BB	5
SO	6
LOB	17



Batter	1	2	3	4	5	6	7	8	9	AB R H RBI BB SO LOB
Julio Cruz, S OBP: 0.340, SLG: 0.236 (1, 4)	0-0 E 1B		0-3 K		0-0 G6-4-3			0-0 6-3		4 1 1 0 0 1 1
Bill Stein, R OBP: 0.356, SLG: 0.400 (1, 5)	0-0 E6 G6-4-3 1B		0-0 5-3			0-0 5-3		0-0 2B		4 0 1 0 0 0 1
Tom Paciorek, R OBP: 0.375, SLG: 0.565 (1, 3)	0-0 G6-4-3 1B			0-0 F9 1B		0-0 4-3 1B		0-0 5-3		4 1 3 1 0 0 1
Leon Roberts, R OBP: 0.379, SLG: 0.456 (1, 9)	0-0 G6-4-3			0-0 6-3		0-0 4-3		4-0 1B SF8 BB		3 1 0 0 1 0 4
Willie Horton, R OBP: 0.327, SLG: 0.430 (1, 10)	0-3 K			0-0 F9		0-0 P5		0-0 1B		4 0 1 0 0 1 3
Ruppert Jones, L OBP: 0.356, SLG: 0.444 (1, 8)		4-0 BB BB BB		0-0 G6-4-3 BB		0-3 K		0-0 SF8		2 0 1 2 1 1 0
Larry Cox, R OBP: 0.333, SLG: 0.500 (1, 2)		0-0 L6		0-0 3-H 1B		0-0 5-3		0-3 K		3 0 0 0 0 0 2
Bob Stinson, S OBP: 0.328, SLG: 0.373 (9, PH)				0-0 5-3				0-3 K		1 0 0 0 0 1 1
Bobby Valentine, R OBP: 0.417, SLG: 0.278 (1, 7)				0-0 G6-4-3		0-0 F9		0-0 4-3		2 0 0 0 1 0 1
Dan Meyer, L OBP: 0.268, SLG: 0.379 (9, PH)				0-0 G6-4-3		4-0 BB BB BB				1 0 0 0 0 0 1
Mario Mendoza, R OBP: 0.257, SLG: 0.309 (1, 6)				0-0 F8		0-3 K		0-0 P4		2 0 0 0 0 1 1
Larry Milbourne, S OBP: 0.241, SLG: 0.276 (8, PH)										1 0 0 0 0 0 0

BOTTOM

Baltimore Orioles @ Seattle Mariners
The Kingdome, Seattle, WA
Wed May 02 1979, 10:05 PM EDT
Att. 5,212 - Dome

livebaseballscorecards.com

AB	31
R	3
H	7
RBI	3
BB	3
SO	5
LOB	16



Inning Stats	R: 1	H: 2	R: 0	H: 0	R: 0	H: 0	R: 1	H: 2	R: 0	H: 0	R: 0	H: 1	R: 0	H: 0	R: 0	H: 1	R: 1	H: 1	1B: 5	SF: 1	WP: 0	PA: 35	
E: 1	LOB: 1	E: 0	LOB: 0	E: 0	LOB: 0	E: 0	LOB: 1	E: 0	LOB: 0	E: 0	LOB: 0	E: 0	LOB: 1	E: 0	LOB: 0	E: 0	LOB: 1	E: 0	LOB: 1	2B: 2	SAC: 0	PB: 0	
K: 1	BB: 0	K: 0	BB: 1	K: 1	BB: 0	K: 0	BB: 0	K: 1	BB: 1	K: 1	BB: 0	K: 1	BB: 0	K: 0	BB: 0	K: 1	BB: 1	K: 1	BB: 1	3B: 0	DP: 3	SB: 0	
S: 7	P: 7	S: 2	P: 6	S: 5	P: 5	S: 5	P: 5	S: 4	P: 8	S: 5	P: 5	S: 4	P: 4	S: 5	P: 5	S: 4	P: 4	S: 6	P: 10	HR: 0	HBP: 0	CS: 0	

PITCHER	IP	WLS	BF	H	R	ER	SO	BB	IBB	HBP	BLK	WP	HR	S	P	ERA	WHIP
Mike Flanagan, L ERA: 4.05 (1, 1)	8.0	W	30	6	2	2	4	2	0	0	0	0	0	36	44	2.25	1.000
Don Stanhouse, R ERA: 4.3 (9, 1)	1.0		5	1	1	1	1	1	0	0	0	0	0	6	10	9.00	2.000

Batter	1	2	3	4	5	6	7	8	9	AB R H RBI BB SO LOB	TOP										
Julio Cruz, S (1, 4) OBP: 0.336, SLG: 0.237	0-0 G3	0-0 CS	0-0 1-3			0-0 SF8	0-0 E3			4 1 1 0 0 0 0											
Dan Meyer, L (1, 7) OBP: 0.253, SLG: 0.357	0-0 F6		0-0 G3			0-0 F8	0-3 K			4 0 0 0 0 1 2											
Bruce Bochte, L (1, 3) OBP: 0.418, SLG: 0.488	4-0 BB		0-0 6-3			4-0 BB 1B		0-3 K		2 0 0 0 2 1 0											
Leon Roberts, R (1, 9) OBP: 0.364, SLG: 0.441	0-3 K			0-0 F9		0-0 SF8		0-0 F9		3 0 0 1 0 1 1											
Willie Horton, R (1, 10) OBP: 0.333, SLG: 0.462		0-0 HR		0-0 3-1		0-0 BB 1B		0-0 F8		4 1 2 1 0 0 0											
Ruppert Jones, L (1, 8) OBP: 0.361, SLG: 0.473		0-0 HR		0-0 4-3		4-0 BB		0-0 4-3		3 1 1 1 1 0 0											
Bob Stinson, S (1, 2) OBP: 0.308, SLG: 0.345		0-3 K			0-3 K	0-0 G3		0-0 F8		4 0 0 0 0 2 3											
Bill Stein, R (1, 5) OBP: 0.351, SLG: 0.393		0-0 CS 1B			0-0 5-3		0-0 6-3		0-0 4-3	4 0 1 0 0 0 0											
Mario Mendoza, R (1, 6) OBP: 0.250, SLG: 0.300 Larry Milbourne, S (7, PH) OBP: 0.233, SLG: 0.267		0-3 K			0-0 F5		0-0 F8			2 0 0 0 0 1 1 1 0 0 0 0 0 0											
Inning Stats	R: 0 E: 0 K: 1 S: 5	H: 0 LOB: 1 BB: 1 P: 9	R: 2 E: 0 K: 2 S: 9	H: 3 LOB: 0 BB: 0 P: 9	R: 0 E: 0 K: 0 S: 3	H: 0 LOB: 0 BB: 0 P: 3	R: 0 E: 0 K: 1 S: 5	H: 0 LOB: 0 BB: 0 P: 5	R: 1 E: 0 K: 0 S: 5	H: 2 LOB: 3 BB: 2 P: 13	R: 0 E: 1 K: 1 S: 6	H: 0 LOB: 1 BB: 0 P: 6	R: 0 E: 0 K: 1 S: 5	H: 0 LOB: 0 BB: 0 P: 5	R: 0 E: 0 K: 0 S: 3	H: 0 LOB: 0 BB: 0 P: 3	1B: 3 2B: 0 3B: 0 HR: 2	SF: 1 SAC: 0 DP: 0 HBP: 0	WP: 0 PB: 0 SB: 1 CS: 1	PA: 36	
PITCHER Steve Renko, R (1, 1) ERA: 2.64	IP 9.0	WLS W	BF 35	H 5	R 3	ER 3	SO 6	BB 3	IBB 0	HBP 0	BLK 0	WP 0	HR 2	S 44	P 56	ERA 3.00	WHIP 0.889				
PITCHER	IP	WLS	BF	H	R	ER	SO	BB	IBB	HBP	BLK	WP	HR	S	P	ERA	WHIP				

Seattle Mariners @ Boston Red Sox
 Fenway Park, Boston, MA
 Fri May 04 1979, 7:05 PM EDT
 Att. 21,903 - Unknown - 63 F

livebaseballscorecards.com

AB 31
 R 3
 H 5
 RBI 3
 BB 3
 SO 6
 LOB 7



Batter	1	2	3	4	5	6	7	8	9	AB	R	H	RBI	BB	SO	LOB
--------	---	---	---	---	---	---	---	---	---	----	---	---	-----	----	----	-----

Jerry Remy, L <small>OBP: 0.346, SLG: 0.353</small> (1, 4)	0-0 5-3 		0-0 SF8 1B 2B		0-0 F9 			0-0 SH3-4 E 1B		4	2	2	0	0	0	0
Rick Burleson, R <small>OBP: 0.359, SLG: 0.419</small> (1, 6)	0-0 HR 1B		0-0 2-3 1B		0-3 K 			0-0 SH3-4 1-2		3	1	2	0	0	1	0
Fred Lynn, L <small>OBP: 0.404, SLG: 0.624</small> (1, 8)	0-0 HR 1-H		0-0 SF8 3-H		0-0 6-3			4-0 E IBB		2	1	1	3	1	0	0
Jim Rice, R <small>OBP: 0.398, SLG: 0.465</small> (1, 7)	0-0 1-3		0-0 P8		0-0 6-3			0-0 E4 1-3 2-H		4	0	0	0	0	0	2
Carl Yastrzemski, L <small>OBP: 0.412, SLG: 0.541</small> (1, 10)	0-0 FC6-4 1B		0-0 F8		0-0 HR			4-0 G6-4-3 IBB		3	1	2	1	1	0	1
George Scott, R <small>OBP: 0.283, SLG: 0.341</small> (1, 3)	0-0 FC6-4 1-2f			0-0 6-3		0-0 5-3		0-0 G6-4-3		4	0	0	0	0	0	4
Butch Hobson, R <small>OBP: 0.233, SLG: 0.256</small> (1, 5)		0-0 6-3		0-0 1-3			0-0 G4-6-3 1B			3	0	1	0	0	0	0
Dwight Evans, R <small>OBP: 0.284, SLG: 0.446</small> (1, 9)		0-0 L5		0-0 L5			0-0 F8			3	0	0	0	0	0	1
Gary Allenson, R <small>OBP: 0.271, SLG: 0.326</small> Jim Dwyer, L <small>OBP: 0.368, SLG: 0.389</small> Bob Montgomery, R <small>OBP: 0.536, SLG: 0.680</small>		0-3 K			0-0 F5		0-0 G4-6-3 1-2f			2	0	0	0	0	1	0
										1	0	0	0	0	0	1
										0	0	0	0	0	0	0

Inning Stats	R: 2	H: 3	E: 0	LOB: 1	K: 0	P: 6	R: 0	H: 0	E: 0	LOB: 0	K: 1	P: 5	R: 1	H: 2	E: 0	LOB: 1	K: 0	P: 5	R: 0	H: 0	E: 0	LOB: 0	K: 0	P: 3	R: 0	H: 0	E: 0	LOB: 0	K: 1	P: 5	R: 1	H: 1	E: 0	LOB: 0	K: 0	P: 4	R: 0	H: 1	E: 0	LOB: 0	K: 0	P: 3	R: 1	H: 1	E: 1	LOB: 2	K: 0	P: 12
--------------	------	------	------	--------	------	------	------	------	------	--------	------	------	------	------	------	--------	------	------	------	------	------	--------	------	------	------	------	------	--------	------	------	------	------	------	--------	------	------	------	------	------	--------	------	------	------	------	------	--------	------	-------

PITCHER	IP	WLS	BF	H	R	ER	SO	BB	IBB	HBP	BLK	WP	HR	S	P	ERA	WHIP
Glenn Abbott, R	(1, 1)	6.0	L	24	6	4	4	2	0	0	0	0	0	28	28	6.00	1.000
Mike Parrott, R	(7, 1)	2.0		9	2	1	0	0	0	0	0	0	0	7	15	0.00	1.000

BOTTOM

Seattle Mariners @ Boston Red Sox
 Fenway Park, Boston, MA
 Fri May 04 1979, 7:05 PM EDT
 Att: 21,903 - Unknown - 63 F

AB	29
R	5
H	8
RBI	4
BB	2
SO	2
LOB	9



WP	HR	S	P	ERA	WHIP
0	0	0	33	0	0

1B	2B	3B	HR	SF	SAC	DP	HBP
5	1	0	2	1	2	0	0

Batter	1	2	3	4	5	6	7	8	9	AB R H RBI BB SO LOB	
Julio Cruz, S (1, 4) OBP: 0.330, SLG: 0.235	0-0 4-3		0-0 F9 1B	0-0 1-3		0-0 FC4-6 S 1-2f			0-0 6-3	5 0 1 0 0 0 3	
Bill Stein, R (1, 5) OBP: 0.343, SLG: 0.375	0-0 6-3		0-0 F9 1-2		0-0 4-3	0-0 5-3 1-2			1-0 6-3 1B HBP	4 0 0 0 0 0 2	
Bruce Bochte, L (1, 3) OBP: 0.437, SLG: 0.517	0-0 1B		0-0 5-3		0-0 2B		0-0 WP 4-3 1B		0-0 6-3 1B 1-2	5 0 4 0 0 0 0	
Leon Roberts, R (1, 9) OBP: 0.357, SLG: 0.429	0-0 5-3			0-0 BB 1B 1B	0-0 F6		0-0 4-3 1-2		0-0 6-3 1-2 2-3	5 1 1 0 0 0 5	
Willie Horton, R (1, 10) OBP: 0.328, SLG: 0.450		0-0 BB 1B		0-3 K S	0-3 K S		0-3 K 2-3		0-3 K S	5 0 1 0 0 4 5	
Ruppert Jones, L (1, 8) OBP: 0.375, SLG: 0.468		4-0 BB BB BB BB BB BB BB BB BB BB		4-0 BB 1B BB		4-0 S 2B BB		0-0 F5			1 2 0 0 3 0 1
Bob Stinson, S (1, 2) OBP: 0.333, SLG: 0.379		0-0 F5		4-0 1B 1-2 2-3 BB		0-0 1B 1-H SF7 2B		0-0 G1-6-3 1B		3 1 2 1 1 0 2	
John Hale, L (1, 7) OBP: 0.364, SLG: 0.125		0-3 K S		0-3 K S		0-0 FC4-6 1B 2-3		0-3 K S		4 0 1 0 0 3 6	
Mario Mendoza, R (1, 6) OBP: 0.250, SLG: 0.301		0-0 FC6-4 1-2f		0-0 1B 1-3 2-H 3-H		0-0 SF7 3-H		0-0 G1-6-3 1-2f		3 0 1 3 0 0 3	

TOP	
AB	35
R	4
H	11
RBI	4
BB	4
SO	7
LOB	27

Inning Stats	
R: 0 E: 0 K: 0 S: 4	H: 1 LOB: 1 BB: 0 P: 4
R: 0 E: 0 K: 1 S: 6	H: 1 LOB: 2 BB: 1 P: 10
R: 0 E: 0 K: 0 S: 3	H: 1 LOB: 0 BB: 0 P: 3
R: 2 E: 0 K: 2 S: 9	H: 2 LOB: 2 BB: 2 P: 17
R: 0 E: 0 K: 1 S: 6	H: 1 LOB: 1 BB: 0 P: 6
R: 2 E: 0 K: 0 S: 5	H: 2 LOB: 1 BB: 1 P: 9
R: 0 E: 0 K: 1 S: 6	H: 1 LOB: 1 BB: 0 P: 6
R: 0 E: 0 K: 1 S: 5	H: 1 LOB: 0 BB: 0 P: 5
R: 0 E: 0 K: 1 S: 6	H: 1 LOB: 2 BB: 0 P: 7
1B: 9 2B: 2 3B: 0 HR: 0	SF: 1 SAC: 0 DP: 1 HBP: 1
WP: 1 PB: 0 SB: 2 CS: 0	PA: 41

PITCHER	IP	WLS	BF	H	R	ER	SO	BB	IBB	HBP	BLK	WP	HR	S	P	ERA	WHIP
Dennis Eckerley, R (1, 1) ERA: 3.41	6.0	W	29	8	4	4	4	4	0	0	0	0	0	33	49	6.00	2.000
Dick Drago, R (7, 1) ERA: 1.93	3.0	S	12	3	0	0	3	0	0	1	0	1	0	17	18	0.00	1.000

PITCHER	IP	WLS	BF	H	R	ER	SO	BB	IBB	HBP	BLK	WP	HR	S	P	ERA	WHIP

Seattle Mariners @ Boston Red Sox
Fenway Park, Boston, MA
Sat May 05 1979, 3:33 AM EDT
Att. 25,714 - Unknown - 59 F

livebaseballscorecards.com



Batter	1	2	3	4	5	6	7	8	9	AB	R	H	RBI	BB	SO	LOB
Jerry Remy, L OBP: 0.339, SLG: 0.340 (1, 4)	F7		4-0 1B 3-1 1-2 2B BB	G3		L7		K		4	1	0	0	1	1	1
Rick Burleson, R OBP: 0.352, SLG: 0.408 (1, 6)	L9		F9	F5		3-1		1B HR 1B		5	1	1	0	0	0	3
Fred Lynn, L OBP: 0.413, SLG: 0.652 (1, 8)	HR		3-1	1-2 2-3 IBB		K		1B HR 1B		4	2	2	1	1	1	2
Jim Rice, R OBP: 0.417, SLG: 0.511 (1, 7)	BB		2B 1B	4-3		F9 BB 3B 1B		HR		4	3	3	4	1	0	2
Carl Yastrzemski, L OBP: 0.402, SLG: 0.533 (1, 10)	F3		1B 2B			L9		E9 G6-3		5	1	1	2	0	0	2
George Scott, R OBP: 0.308, SLG: 0.368 (1, 3)			1B BB	1B		1B 2B		G6-3		4	2	3	1	1	0	1
Butch Hobson, R OBP: 0.255, SLG: 0.262 (1, 5)			1B BB	BB		1B		3B BB		3	0	1	1	1	0	3
Dwight Evans, R OBP: 0.282, SLG: 0.462 (1, 9)			BB	FC6-4		5-3 1B		F9		4	0	1	2	0	0	3
Bob Montgomery, R OBP: 0.531, SLG: 0.655 (1, 2)			1B 1B	FC6-4		5-3		3B		4	1	2	0	0	1	2
			3-1 BB 1B 1B	G3 1B		1-3		K								


Inning Stats	R: 1	H: 1	R: 0	H: 1	R: 4	H: 4	R: 0	H: 1	R: 1	H: 2	R: 0	H: 0	R: 2	H: 2	R: 3	H: 3
	E: 0	LOB: 1	E: 0	LOB: 0	E: 0	LOB: 2	E: 0	LOB: 2	E: 0	LOB: 1	E: 0	LOB: 0	E: 0	LOB: 1	E: 1	LOB: 0
	K: 0	BB: 1	K: 0	BB: 0	K: 0	BB: 2	K: 0	BB: 1	K: 0	BB: 0	K: 1	BB: 0	K: 1	BB: 1	K: 1	BB: 0
	S: 4	P: 8	S: 3	P: 3	S: 7	P: 15	S: 4	P: 8	S: 5	P: 5	S: 5	P: 5	S: 7	P: 11	S: 8	P: 8

PITCHER	IP	WLS	BF	H	R	ER	SO	BB	IBB	HBP	BLK	WP	HR	S	P	ERA	WHIP
Odell Jones, R ERA: 5.67 (1, 1)	2.2	L	16	6	5	5	0	3	3	0	0	0	1	13	25	16.88	3.375
John Montague, R ERA: 3.21 (3, 1)	2.1		11	3	1	1	0	0	1	0	0	0	0	10	14	3.86	1.286
Shane Rawley, L ERA: 6.75 (6, 1)	2.1		12	4	4	4	3	1	0	0	0	0	0	17	21	15.43	2.143
Rafael Vasquez, R ERA: 5.27 (8, 1)	0.2		3	1	1	1	0	0	0	0	0	0	1	3	3	13.50	1.500

BOTTOM

Seattle Mariners @ Boston Red Sox
 Fenway Park, Boston, MA
 Sat May 05 1979, 3:33 AM EDT
 Att: 25,714 - Unknown - 59 F

AB	37
R	11
H	14
RBI	11
BB	5
SO	3
LOB	19



1B	2B	3B	HR	SF	SAC	DP	HBP	WP	PA
9	2	1	2	0	0	2	0	0	42

WP	HR	S	P	ERA	WHIP
0	1	13	25	16.88	3.375

Batter	1	2	3	4	5	6	7	8	9	AB R H RBI BB SO LOB	TOP																	
Julio Cruz, S (1, 4) OBP: 0.325, SLG: 0.243	0-3 K		0-0 4-3		0-0 6-3		0-0 4-3		0-0 1B 2B	5 1 1 0 0 1 1																		
Joe Simpson, L (1, 9) OBP: 0.303, SLG: 0.500	0-0 B1-3		0-0 1B			0-0 1B G6-3	0-0 1-3		0-0 2B 1B	5 1 3 0 0 0 1																		
Bruce Bochte, L (1, 3) OBP: 0.430, SLG: 0.505 Larry Milbourne, S (8, PR) OBP: 0.233, SLG: 0.267 John Hale, L (8, 7) OBP: 0.364, SLG: 0.125 Leon Roberts, R (9, PH) OBP: 0.363, SLG: 0.444	0-0 G3		0-0 6-3			0-0 1B G6-3		0-0 1B SH2-4	0-0 1B 2B	4 0 1 0 0 0 2 0 1 0 0 0 0 0 0 0 0 0 0 0 0 1 0 1 1 0 0 0																		
Dan Meyer, L (1, 7) OBP: 0.266, SLG: 0.356		0-0 F9		0-0 G3		0-0 1B 1B		0-0 SH2-4	0-0 1B IBB	3 0 1 0 1 0 0																		
Willie Horton, R (1, 10) OBP: 0.355, SLG: 0.469		0-0 1B FC5-4		4-0 1B BB		0-0 1B BB		0-0 1B FC4-6	0-0 1B G4-6-3	4 0 4 2 1 0 0																		
Ruppert Jones, L (1, 8) OBP: 0.376, SLG: 0.459		0-0 1B FC5-4		0-0 1B G3-6-1		4-0 1B BB		0-0 1B FC4-6	0-0 1B G4-6-3	4 0 1 0 1 0 5																		
Bob Stinson, S (1, 2) OBP: 0.342, SLG: 0.377		4-0 1B BB		0-0 1B G3-6-1		0-0 F7		0-0 1B		3 0 1 0 1 0 5																		
Bobby Valentine, R (1, 5) OBP: 0.393, SLG: 0.273		0-0 F8			0-0 6-3		0-0 1B SH3-4		0-0 F6	4 0 1 0 0 0 4																		
Mario Mendoza, R (1, 6) OBP: 0.241, SLG: 0.289			0-0 F7		0-0 5-3			0-0 K		3 0 0 0 0 1 0																		
Inning Stats	R: 0 E: 0 K: 1 S: 5	H: 0 LOB: 0 BB: 0 P: 5	R: 0 E: 0 K: 0 S: 4	H: 1 LOB: 2 BB: 1 P: 8	R: 0 E: 0 K: 0 S: 4	H: 1 LOB: 1 BB: 0 P: 4	R: 0 E: 0 K: 0 S: 3	H: 1 LOB: 1 BB: 1 P: 7	R: 0 E: 0 K: 0 S: 3	H: 0 LOB: 0 BB: 0 P: 3	R: 0 E: 0 K: 0 S: 5	H: 3 LOB: 3 BB: 1 P: 9	R: 0 E: 0 K: 0 S: 4	H: 1 LOB: 1 BB: 0 P: 4	R: 1 E: 0 K: 0 S: 6	H: 3 LOB: 2 BB: 0 P: 6	R: 2 E: 0 K: 1 S: 8	H: 4 LOB: 2 BB: 1 P: 12	1B: 12 2B: 2 3B: 0 HR: 0	SF: 0 SAC: 2 DP: 3 HBP: 0	WP: 0 PB: 0 SB: 1 CS: 0	PA: 42						
PITCHER	IP WLS BF H R ER SO BB IBB HBP BLK WP HR S P ERA WHIP																											
Bob Stanley, R (1, 1) ERA: 4.03	8.1		37	11	2	2	2	3	0	0	0	0	0	0	38	50	2.16	1.680										
Bill Campbell, R (9, 1) ERA: 4.91	0.0	L	3	2	0	0	0	0	1	0	0	0	0	2	6	∞	∞											
Jim Wright, R (9, 1) ERA: 2.35	0.0		1	1	1	1	0	0	0	0	0	0	0	1	1	∞	∞											
Andy Hassler, L (9, 1) ERA: 3.18	0.2		1	0	0	0	0	0	0	0	0	0	0	1	1	0.00	0.000											

Seattle Mariners @ Boston Red Sox
Fenway Park, Boston, MA
 Sun May 06 1979, 3:33 AM EDT
 Att. 25,919 - Unknown - 66 F

AB	36
R	3
H	14
RBI	3
BB	4
SO	2
LOB	18



Batter	1	2	3	4	5	6	7	8	9	AB	R	H	RBI	BB	SO	LOB
Jerry Remy, L (1, 4) OBP: 0.336, SLG: 0.330	0-0 4-3		4-0 G4-6-3 1-2 BB		0-0 F7			0-0 B4-3		3	0	0	0	1	0	1
Rick Burleson, R (1, 6) OBP: 0.357, SLG: 0.412	0-0 F8		0-0 G4-6-3 1-2f 2-3			0-0 FC5-4 1B		0-0 HR 1B		4	1	2	0	0	0	2
Fred Lynn, L (1, 8) OBP: 0.416, SLG: 0.674	4-0 BB		0-0 4-3			0-0 F4		0-0 HR		3	1	1	2	1	0	2
Jim Rice, R (1, 7) OBP: 0.411, SLG: 0.500	0-0 F9			0-0 G4-6-3 1B		0-0 FC5-4 1-2f		0-0 1-3		4	0	1	0	0	0	2
Carl Yastrzemski, L (1, 10) OBP: 0.387, SLG: 0.511		0-0 L4		0-0 G4-6-3 1-2f		0-0 F9		0-0 G3		4	0	0	0	0	0	2
George Scott, R (1, 3) OBP: 0.315, SLG: 0.374		0-0 5-3		0-0 F7					0-0 F3 SH2-4	4	0	2	0	0	0	0
Frank Duffy, R (9, PR)										0	0	0	0	0	0	0
Butch Hobson, R (1, 5) OBP: 0.265, SLG: 0.256		4-0 S BB			0-0 6-3				0-0 SH2-4	1	0	0	0	1	0	0
Dwight Evans, R (1, 9) OBP: 0.281, SLG: 0.444		0-0 L3 1-2			4-0 5-3 BB				0-0 F3 2-3	3	0	0	0	1	1	4
Bob Montgomery, R (1, 2) OBP: 0.529, SLG: 0.633			4-0 G4-6-3 BB			0-0 5-3 BB			0-0 4-3	1	0	0	0	1	0	1
Jim Dwyer, L (7, PH) OBP: 0.350, SLG: 0.368										1	0	0	0	0	0	1
Gary Allenson, R (8, 2) OBP: 0.271, SLG: 0.326										0	0	0	0	0	0	0
Jack Brohamer, L (9, PH) OBP: 0.372, SLG: 0.421										1	0	0	0	0	0	2

Inning Stats	R: 0	H: 0	E: 0	K: 0	S: 3	H: 0	LOB: 1	BB: 1	P: 7	R: 0	H: 0	E: 0	K: 0	S: 2	H: 0	LOB: 1	BB: 2	P: 10	R: 0	H: 1	E: 0	K: 0	S: 3	H: 1	LOB: 0	BB: 0	P: 3	R: 0	H: 0	E: 0	K: 0	S: 3	H: 0	LOB: 1	BB: 1	P: 7	R: 0	H: 1	E: 0	K: 0	S: 4	H: 1	LOB: 1	BB: 0	P: 4	R: 0	H: 1	E: 0	K: 1	S: 6	H: 1	LOB: 1	BB: 0	P: 6	R: 2	H: 2	E: 0	K: 0	S: 5	H: 2	LOB: 0	BB: 0	P: 5	R: 0	H: 1	E: 0	K: 0	S: 4	H: 1	LOB: 2	BB: 0	P: 4	1B: 5	2B: 0	3B: 0	HR: 1	SF: 0	SAC: 2	DP: 2	HBP: 0	WP: 0	PA: 36	PB: 0	SB: 1	CS: 0	ERA	WHIP
Mike Parrott, R (1, 1) ERA: 2.31	6.0	WLS	BF	H	R	ER	SO	BB	IBB	HBP	BLK	WP	HR	S	P	ERA	WHIP																																																																						
John Montague, R (7, 1) ERA: 3.44	3.0	W	13	4	2	2	1	0	0	0	0	0	1	15	15	6.00	1.333																																																																						

BOTTOM

Seattle Mariners @ Boston Red Sox
Fenway Park, Boston, MA
Sun May 06 1979, 3:33 AM EDT
Att: 25,919 - Unknown - 66 F

AB 29
R 2
H 6
RBI 2
BB 5
SO 1
LOB 17



Batter	1	2	3	4	5	6	7	8	9	AB R H RBI BB SO LOB	TOP																									
Julio Cruz, S (1, 4) OBP: 0.333, SLG: 0.243	0-0 F7		0-0 PB S SF8 1B		4-0 2B HR BB	0-0 6-3		4-0 2B BB	0-0 1-3	4 3 1 0 2 0 0																										
Joe Simpson, L (1, 9) OBP: 0.286, SLG: 0.471	0-3 K		0-3 K		0-0 HR	0-0 6-3		0-0 BB	0-0 HR	2 0 0 0 0 2 1 4 3 3 1 0 0 0																										
Leon Roberts, R (5, PH) OBP: 0.376, SLG: 0.505			1-3		1-3 HR			1-3 BB																												
Bruce Bochte, L (1, 3) OBP: 0.446, SLG: 0.516	0-0 1B		4-0 SF8 2B		4-0 HR	0-0 E5 1B		4-0 BB BB G4-6-3	0-0 1B	2 4 1 0 3 0 0 1 0 1 0 0 0 0																										
John Hale, L (8, 7) OBP: 0.417, SLG: 0.222			BB		BB			BB																												
Dan Meyer, L (1, 7) OBP: 0.294, SLG: 0.416	0-0 1B		0-0 SF8		0-0 HR	0-0 1B		4-0 G4-6-3 2B	0-0 4-3	4 2 3 7 1 0 1																										
Willie Horton, R (1, 10) OBP: 0.357, SLG: 0.470	0-0 F9		0-0 2B		0-0 E6 SH5-4 HBP	0-0 F9		4-0 1-2 2-3 3-H BB		4 0 1 2 1 0 3																										
Ruppert Jones, L (1, 8) OBP: 0.369, SLG: 0.441		0-0 4-3	0-0 F9		1-0 SH5-4 HBP		0-0 F5	0-0 G4-6-3		4 0 0 0 0 0 3																										
Bob Stinson, S (1, 2) OBP: 0.351, SLG: 0.400		0-0 F7		0-0 5-3	0-0 SH5-4		0-0 CS 1B	0-0 2B		4 0 2 1 0 0 0																										
Bobby Valentine, R (1, 5) OBP: 0.394, SLG: 0.333		0-0 2B		0-0 F8	0-0 FC6-2-5-1		0-0 FC5-4 1B	0-0 1-3		5 0 2 0 0 0 3																										
Mario Mendoza, R (1, 6) OBP: 0.226, SLG: 0.272		0-3 K		0-3 K	0-3 K		0-0 FC5-4		0-0 6-3	5 0 0 0 0 3 4																										
Inning Stats	R: 1 E: 0 K: 1 S: 7	H: 2 LOB: 1 BB: 0 P: 7	R: 0 E: 0 K: 1 S: 6	H: 1 LOB: 1 BB: 0 P: 6	R: 2 E: 0 K: 1 S: 7	H: 2 LOB: 1 BB: 1 P: 11	R: 0 E: 0 K: 1 S: 5	H: 0 LOB: 0 BB: 0 P: 5	R: 4 E: 1 K: 0 S: 5	H: 2 LOB: 2 BB: 0 P: 5	R: 0 E: 0 K: 0 S: 4	H: 2 LOB: 1 BB: 0 P: 4	R: 4 E: 0 K: 0 S: 4	H: 2 LOB: 1 BB: 4 P: 20	R: 1 E: 0 K: 0 S: 5	H: 2 LOB: 1 BB: 0 P: 5	1B: 6 2B: 6 3B: 0 HR: 2	SF: 1 SAC: 1 DP: 1 HBP: 1	WP: 0 PB: 1 SB: 1 CS: 1	PA: 49																
PITCHER	IP WLS BF H R ER SO BB IBB HBP BLK WP HR S P ERA WHIP																																			
Luis Tiant, R (1, 1) ERA: 8.53	3.0		15	5	3	3	3	1	0	0	0	0	0	20	24	9.00	2.000																			
Paul Mirabella, L (4, 1) ERA: 7.24	1.0	L	9	2	4	4	1	2	0	1	0	0	1	8	17	36.00	4.000																			
Ken Clay, R (5, 1) ERA: 5.4	3.0		17	4	4	4	1	3	1	0	0	0	0	15	31	12.00	2.333																			
Dick Tidrow, R (8, 1) ERA: 6.28	2.0		8	3	1	1	0	0	0	0	0	0	1	8	8	4.50	1.500																			

Seattle Mariners @ New York Yankees
 Yankee Stadium, Bronx, NY
 Mon May 07 1979, 7:05 PM EDT
 Att. 14,065 - Unknown - 59 F

livebaseballscorecards.com

AB	39
R	12
H	14
RBI	11
BB	7
SO	5
LOB	15



Batter	1	2	3	4	5	6	7	8	9	AB	R	H	RBI	BB	SO	LOB
Willie Randolph, R (1, 4) OBP: 0.300, SLG: 0.260	0-0 F9 1-2		0-0 5-3 1-2	0-0 L5 1-3		0-0 5-3 1-2		0-0 1-2 1B		5	0	1	0	0	0	3
Thurman Munson, R (1, 2) OBP: 0.339, SLG: 0.387	0-0 F9		0-0 1B 2-H 2B		0-0 1B 1B	0-0 6-3 2-3		0-0 1-3		5	2	2	1	0	0	3
Graig Nettles, L (1, 5) OBP: 0.362, SLG: 0.421	0-3 K		0-0 BB 1B		0-0 F7		0-0 4-3		0-0 FC5-4 1B	4	1	1	1	0	1	1
Brian Doyle, L (9, 5) Cliff Johnson, R (9, PH) OBP: 0.441, SLG: 0.593			2-H 1B							0	0	0	0	0	0	0
Lou Piniella, R (1, 7) OBP: 0.286, SLG: 0.406		0-0 G4-6-3 BB 1B	4-0 FC5 1B 1-2 BB		0-0 1B 1-2		0-0 3-1 1B		0-0 FC5-4 1-2	4	0	3	0	1	0	1
Reggie Jackson, L (1, 9) OBP: 0.388, SLG: 0.477		4-0 G4-6-3 BB 1-2 BB	0-0 1-2 2-H 1B		0-0 1-2 2-H 1B		0-0 3-1		0-3 K	4	0	2	2	1	1	2
Jim Spencer, L (1, 3) OBP: 0.322, SLG: 0.556		0-0 G4-6-3 1-2 2-3	0-0 FC5 2-3f		0-0 F5		0-0 F9		0-0 F8	5	0	0	0	0	0	8
Chris Chambliss, L (1, 10) OBP: 0.213, SLG: 0.278		0-0 F8		0-0 F7		0-0 F9		0-0 4-3		4	0	0	0	0	0	3
Juan Beniquez, R (1, 8) OBP: 0.341, SLG: 0.487			0-0 5-3 2B 1B	4-0 E S BB		0-0 5-3		0-0 1B 1B		3	1	2	0	1	0	0
Bucky Dent, R (1, 6) OBP: 0.349, SLG: 0.355			0-0 F8	0-0 F7		0-0 WP 5-3 1B		0-0 F9		4	0	1	0	0	0	3

Inning Stats	R: 0	H: 0	E: 0	K: 1	S: 5	R: 0	H: 1	E: 0	K: 0	S: 3	R: 3	H: 4	E: 0	K: 0	S: 7	R: 0	H: 0	E: 0	K: 0	S: 3	R: 1	H: 3	E: 0	K: 0	S: 6	R: 0	H: 1	E: 0	K: 0	S: 4	R: 0	H: 1	E: 0	K: 0	S: 4	R: 0	H: 2	E: 0	K: 1	S: 6	R: 0	H: 1	E: 0	K: 1	S: 6	1B: 12	SF: 0	2B: 1	SAC: 0	3B: 0	DP: 1	HR: 0	HBP: 0	WP: 1	PA: 42
PITCHER	IP	WLS	BF	H	R	ER	SO	BB	IBB	HBP	BLK	WP	HR	S	P	ERA	WHIP											IP	WLS	BF	H	R	ER	SO	BB	IBB	HBP	BLK	WP	HR	S	P	ERA	WHIP											
Byron McLaughlin, R (1, 1) ERA: 5.95	2.2		14	5	3	3	1	2	0	0	0	0	0	14	22	10.12	2.625																																						
Rick Honeycutt, L (3, 1) ERA: 5.88	6.1	W	28	8	1	1	1	1	0	0	0	1	0	29	33	1.42	1.421																																						

BOTTOM

Seattle Mariners @ New York Yankees
 Yankee Stadium, Bronx, NY
 Mon May 07 1979, 7:05 PM EDT
 Att: 14,065 - Unknown - 59 F

AB	39
R	4
H	13
RBI	4
BB	3
SO	2
LOB	24



WP: 1	PA: 42
PB: 0	
SB: 1	
CS: 0	

Batter	1	2	3	4	5	6	7	8	9	AB R H RBI BB SO LOB	TOP											
Julio Cruz, S (1, 4) OBP: 0.321, SLG: 0.232	0-3 K		0-0 FC6-5		0-0 G1	0-3 K			0-3 K	5 0 0 0 0 3 2												
Larry Milbourne, S (1, 5) OBP: 0.229, SLG: 0.257	0-0 G4-6-3 1B		0-0 FC1-6		0-3 K	0-0 F8			0-3 K	5 0 1 0 0 2 2												
Bruce Bochte, L (1, 3) OBP: 0.440, SLG: 0.515	0-0 G4-6-3		0-0 F8		0-0 1B HR 2B				0-0 4-3	4 1 1 0 0 0 3												
Dan Meyer, L (1, 7) OBP: 0.315, SLG: 0.432		0-0 F7		0-0 1B S 1B	0-0 HR 1B			0-0 CS 1B		4 1 3 0 0 0 0												
Willie Horton, R (1, 10) OBP: 0.362, SLG: 0.496		0-0 FC6-4 1B		0-0 F8	0-0 HR			0-0 6-3		4 1 2 3 0 0 2												
Ruppert Jones, L (1, 8) OBP: 0.373, SLG: 0.433		0-0 FC6-4 S		4-0 1B BB	4-0 1B BB			0-0 F8		2 0 0 0 2 0 1												
Leon Roberts, R (1, 9) OBP: 0.380, SLG: 0.505		0-0 1-3		0-0 1-2 2-3 1B	0-0 1-2 1B			0-0 F9		4 0 2 0 0 0 1												
Bob Stinson, S (1, 2) OBP: 0.350, SLG: 0.397			0-0 SH FC6-5 1B		0-3 K	0-0 F8			0-3 K	3 0 1 0 0 1 5												
Larry Cox, R (8, PH) OBP: 0.324, SLG: 0.485										1 0 0 0 0 1 0												
Mario Mendoza, R (1, 6) OBP: 0.221, SLG: 0.265			0-0 SH FC1-6 1-3		0-0 F8				0-3 K	2 0 0 0 0 0 3												
Tom Paciorek, R (9, PH) OBP: 0.360, SLG: 0.542						0-0 6-3				1 0 0 0 0 1 0												
Inning Stats	R: 0 E: 0 K: 1 S: 5	H: 1 LOB: 0 BB: 0 P: 5	R: 0 E: 0 K: 0 S: 4	H: 1 LOB: 1 BB: 0 P: 4	R: 0 E: 1 K: 0 S: 5	H: 1 LOB: 2 BB: 0 P: 5	R: 0 E: 0 K: 1 S: 7	H: 2 LOB: 3 BB: 1 P: 11	R: 3 E: 0 K: 1 S: 9	H: 4 LOB: 2 BB: 1 P: 13	R: 0 E: 0 K: 1 S: 5	H: 0 LOB: 0 BB: 0 P: 5	R: 0 E: 0 K: 0 S: 3	H: 1 LOB: 0 BB: 0 P: 3	R: 0 E: 0 K: 1 S: 5	H: 0 LOB: 0 BB: 0 P: 5	R: 0 E: 0 K: 3 S: 9	H: 0 LOB: 0 BB: 0 P: 9	1B: 8 2B: 1 3B: 0 HR: 1	SF: 0 SAC: 1 DP: 1 HBP: 0	WP: 0 PB: 0 SB: 2 CS: 1	PA: 38
PITCHER	IP WLS BF H R ER SO BB IBB HBP BLK WP HR S P ERA WHIP											PITCHER	IP WLS BF H R ER SO BB IBB HBP BLK WP HR S P ERA WHIP									
Jim Beattie, R (1, 1) ERA: 5.63	7.0 W 32 10 3 3 4 2 0 0 0 0 1 38 46 3.86 1.714											Ron Guidry, L (8, 1) ERA: 2.31	2.0 S 6 0 0 0 4 0 0 0 0 0 0 14 14 0.00 0.000									

Seattle Mariners @ New York Yankees
 Yankee Stadium, Bronx, NY
 Tue May 08 1979, 7:05 PM EDT
 Att. 15,981 - Unknown - 71 F

livebaseballscorecards.com

AB	35
R	3
H	10
RBI	3
BB	2
SO	8
LOB	19



Batter	1	2	3	4	5	6	7	8	9
Willie Randolph, R (1, 4) OBP: 0.306, SLG: 0.287	0-0 4-3		0-0 F3		0-0 1B 3B			0-0 5-3 1B	
Thurman Munson, R (1, 2) OBP: 0.336, SLG: 0.382	0-0 F7			0-0 F9	0-0 G6-4-3 1B			0-0 F4	
Lou Piniella, R (1, 7) OBP: 0.284, SLG: 0.412	0-0 F8			0-0 2B	0-0 G6-4-3 1-2f			0-0 5-3 1-2	
Cliff Johnson, R (1, 10) OBP: 0.417, SLG: 0.552 Chris Chambliss, L (6, PH) OBP: 0.219, SLG: 0.283		0-0 F8		0-0 F4		0-0 F8		0-0 WP 1B	
Graig Nettles, L (1, 5) OBP: 0.377, SLG: 0.408		4-0 BB		0-0 F8		0-0 F5		0-0 F2 1-2	
Reggie Jackson, L (1, 9) OBP: 0.387, SLG: 0.506		0-3 K			0-0 HR	0-0 G3			
Juan Beniquez, R (1, 8) OBP: 0.340, SLG: 0.476		0-0 F9			0-0 SH5-4 1B 3B 1B		0-0 F8		
Jim Spencer, L (1, 3) OBP: 0.323, SLG: 0.544			0-0 F6		0-0 SH5-4 3B 1B		0-0 F7		
Bucky Dent, R (1, 6) OBP: 0.341, SLG: 0.346			0-0 F9		0-0 SH5-4 1-2 2-3		0-0 F8		

Inning Stats	R: 0 E: 0 K: 0 S: 3	H: 0 LOB: 0 BB: 0 P: 3	R: 0 E: 0 K: 1 S: 5	H: 0 LOB: 1 BB: 1 P: 9	R: 0 E: 0 K: 0 S: 3	H: 0 LOB: 0 BB: 0 P: 3	R: 0 E: 0 K: 0 S: 4	H: 1 LOB: 1 BB: 0 P: 4	R: 4 E: 0 K: 0 S: 7	H: 5 LOB: 0 BB: 0 P: 7	R: 0 E: 0 K: 0 S: 3	H: 0 LOB: 0 BB: 0 P: 3	R: 0 E: 0 K: 0 S: 3	H: 0 LOB: 0 BB: 0 P: 3	R: 1 E: 0 K: 0 S: 5	H: 2 LOB: 1 BB: 0 P: 5
1B: 5 2B: 1 3B: 1 HR: 1	SF: 0 SAC: 1 DP: 1 HBP: 0	WP: 1 PB: 0 SB: 0 CS: 0	PA: 32													

PITCHER	IP	WLS	BF	H	R	ER	SO	BB	IBB	HBP	BLK	WP	HR	S	P	ERA	WHIP
Floyd Bannister, L (1, 1) ERA: 5.75	4.1	L	19	5	4	4	1	1	0	0	0	0	1	20	24	8.31	1.385
Paul Mitchell, R (5, 1) ERA: 4.44	3.1		12	3	1	1	0	0	0	0	0	0	0	12	12	2.70	0.900
Shane Rawley, L (8, 1) ERA: 6.63	0.1		1	0	0	0	0	0	0	0	0	1	0	1	1	0.00	0.000

BOTTOM

Seattle Mariners @ New York Yankees
 Yankee Stadium, Bronx, NY
 Tue May 08 1979, 7:05 PM EDT
 Att: 15,981 - Unknown - 71 F

livebaseballscorecards.com

AB	30
R	5
H	8
RBI	5
BB	1
SO	1
LOB	8



Batter	1	2	3	4	5	6	7	8	9	AB R H RBI BB SO LOB	TOP							
Julio Cruz, S (1, 4) OBP: 0.313, SLG: 0.226 Tom Paciorek, R (8, PH) OBP: 0.385, SLG: 0.560 Bill Stein, R (8, 5) OBP: 0.343, SLG: 0.375	0-0 4-3		0-0 G3			0-0 1-3		0-0 G6-4-3 1B		3 0 0 0 0 0 0 1 0 1 0 0 0 0 0 0 0 0 0 0 0								
Larry Milbourne, S (1, 5) OBP: 0.256, SLG: 0.263 (8, 6)	4-0 1B BB		0-0 FC6-4 1B			0-0 6-3		0-0 G6-4-3 1-2f 2-3		3 0 1 0 1 0 2								
Bruce Bochte, L (1, 3) OBP: 0.433, SLG: 0.500	0-0 F8		0-0 FC6-4 1-2f			4-0 BB BB BB		0-0 6-3		3 0 0 0 1 0 3								
Dan Meyer, L (1, 7) OBP: 0.312, SLG: 0.424	0-0 FC6-4 1-3 1B				0-0 6-3		0-0 F6		0-0 4-3	4 0 1 0 0 0 1								
Willie Horton, R (1, 10) OBP: 0.358, SLG: 0.488	0-0 FC6-4 1-2f				0-0 F9		0-0 1B		0-0 F8	4 0 1 0 0 0 2								
Ruppert Jones, L (1, 8) OBP: 0.369, SLG: 0.426		0-0 G3			0-0 3-1		0-0 F8		0-0 FC6-4 1B	4 0 1 0 0 0 1								
Leon Roberts, R (1, 9) OBP: 0.368, SLG: 0.486		0-0 6-3				0-0 4-3		0-0 F9	0-0 FC6-4 1-2f	4 0 0 0 0 0 2								
Bob Stinson, S (1, 2) OBP: 0.337, SLG: 0.380		0-3 K				0-0 F7		0-3 K		3 0 0 0 0 2 1								
Mario Mendoza, R (1, 6) OBP: 0.216, SLG: 0.259 Joe Simpson, L (8, PH) OBP: 0.306, SLG: 0.471 Bobby Valentine, R (8, 4) OBP: 0.394, SLG: 0.333			0-0 F7			0-0 6-3		4-0 G6-4-3 1B BB BB BB		2 0 0 0 0 0 0 0 0 0 0 1 0 0 0 0 0 0 0 0 0								
Inning Stats	R: 0 E: 0 K: 0 S: 4	H: 1 LOB: 2 BB: 1 P: 8	R: 0 E: 0 K: 1 S: 5	H: 0 LOB: 0 BB: 0 P: 5	R: 0 E: 0 K: 0 S: 4	H: 1 LOB: 1 BB: 0 P: 4	R: 0 E: 0 K: 0 S: 3	H: 0 LOB: 0 BB: 0 P: 3	R: 0 E: 0 K: 1 S: 6	H: 1 LOB: 1 BB: 1 P: 7	R: 0 E: 0 K: 0 S: 4	H: 1 LOB: 1 BB: 0 P: 4	1B: 5 2B: 0 3B: 0 HR: 0	SF: 0 SAC: 0 DP: 1 HBP: 0	WP: 0 PB: 0 SB: 0 CS: 0	PA: 34		
PITCHER Ed Figueroa, R (1, 1) ERA: 3.7	IP: 9.0 WLS: W BF: 34 H: 5 R: 0 ER: 0 SO: 2 BB: 3 IBB: 0 HBP: 0 BLK: 0 WP: 0 HR: 0 S: 35 P: 47 ERA: 0.00 WHIP: 0.889							PITCHER IP: 9.0 WLS: W BF: 34 H: 5 R: 0 ER: 0 SO: 2 BB: 3 IBB: 0 HBP: 0 BLK: 0 WP: 0 HR: 0 S: 35 P: 47 ERA: 0.00 WHIP: 0.889										

Seattle Mariners @ New York Yankees
 Yankee Stadium, Bronx, NY
 Wed May 09 1979, 7:05 PM EDT
 Att. 14,738 - Unknown - 83 F

livebaseballscorecards.com

AB 31
 R 0
 H 5
 RBI 0
 BB 3
 SO 2
 LOB 12




Batter	1	2	3	4	5	6	7	8	9	AB	R	H	RBI	BB	SO	LOB
Willie Randolph, R (1, 4) OBP: 0.297, SLG: 0.277	0-0 6-3 ①		0-0 F3 ③		0-0 F8 ②		0-0 5-3 ②			4	0	0	0	0	0	2
Thurman Munson, R (1, 2) OBP: 0.350, SLG: 0.389	0-0 1B			0-0 6-3 ① BB BB	4-0 BB FC6-4		0-0 2B HR 1B 2-H			3	1	2	1	1	0	0
Graig Nettles, L (1, 5) OBP: 0.361, SLG: 0.422	0-0 F8 ②			0-0 1B 1B	0-0 FC6-4 ③ 1-2f		0-0 HR 2B 1-3			4	2	2	0	0	0	3
Reggie Jackson, L (1, 9) OBP: 0.391, SLG: 0.538	0-0 F3 ③			0-0 1B 1B 1-2		0-0 F9 ①	0-0 HR 2B 2-H 3-H			4	1	2	3	0	0	1
Lou Piniella, R (1, 7) OBP: 0.282, SLG: 0.403		0-0 F9 ①		0-0 FC4-6 1B 1-2 2-H		0-0 5-3 ②	0-0 5-3 ③			4	0	1	1	0	0	0
Jim Spencer, L (1, 3) OBP: 0.318, SLG: 0.541		0-0 F9 ②		0-0 F9 ②		0-0 2B		0-0 F5 ①		4	0	1	0	0	0	2
Chris Chambliss, L (1, 10) OBP: 0.210, SLG: 0.271		0-0 F8 ③		0-0 FC4-6 1B 1-2f		0-0 F2 ③		0-0 F8 ②		4	0	0	0	0	0	3
Juan Beniquez, R (1, 8) Jay Johnstone, L (7, 8) OBP: 0.347, SLG: 0.465 OBP: 0.290, SLG: 0.400			0-0 6-3 ①		1-0 S HBP		0-0 SH3-4 1B 1B	0-0 F9 ③		1	0	0	0	0	0	0
Bucky Dent, R (1, 6) OBP: 0.333, SLG: 0.338			0-0 G3 ②		0-0 F8 ①		0-0 SH3-4 ① 1-2			2	0	0	0	0	0	1

Inning Stats	R: 0 E: 0 K: 0 S: 4	H: 1 LOB: 1 BB: 0 P: 4	R: 0 E: 0 K: 0 S: 3	H: 0 LOB: 0 BB: 0 P: 3	R: 0 E: 0 K: 0 S: 3	H: 0 LOB: 0 BB: 0 P: 3	R: 1 E: 0 K: 0 S: 6	H: 3 LOB: 2 BB: 0 P: 6	R: 0 E: 0 K: 0 S: 3	H: 0 LOB: 2 BB: 1 P: 8	R: 0 E: 0 K: 0 S: 4	H: 1 LOB: 1 BB: 0 P: 4	R: 4 E: 0 K: 0 S: 7	H: 4 LOB: 0 BB: 0 P: 7	R: 0 E: 0 K: 0 S: 3	H: 0 LOB: 0 BB: 0 P: 3	1B: 6 2B: 2 3B: 0 HR: 1	SF: 0 SAC: 1 DP: 0 HBP: 1	WP: 0 PB: 0 SB: 1 CS: 0	PA: 35
PITCHER	IP WLS BF H R ER SO BB IBB HBP BLK WP HR S P ERA WHIP	IP WLS BF H R ER SO BB IBB HBP BLK WP HR S P ERA WHIP	IP WLS BF H R ER SO BB IBB HBP BLK WP HR S P ERA WHIP	IP WLS BF H R ER SO BB IBB HBP BLK WP HR S P ERA WHIP	IP WLS BF H R ER SO BB IBB HBP BLK WP HR S P ERA WHIP	IP WLS BF H R ER SO BB IBB HBP BLK WP HR S P ERA WHIP	IP WLS BF H R ER SO BB IBB HBP BLK WP HR S P ERA WHIP	IP WLS BF H R ER SO BB IBB HBP BLK WP HR S P ERA WHIP	IP WLS BF H R ER SO BB IBB HBP BLK WP HR S P ERA WHIP	IP WLS BF H R ER SO BB IBB HBP BLK WP HR S P ERA WHIP	IP WLS BF H R ER SO BB IBB HBP BLK WP HR S P ERA WHIP	IP WLS BF H R ER SO BB IBB HBP BLK WP HR S P ERA WHIP	IP WLS BF H R ER SO BB IBB HBP BLK WP HR S P ERA WHIP	IP WLS BF H R ER SO BB IBB HBP BLK WP HR S P ERA WHIP	IP WLS BF H R ER SO BB IBB HBP BLK WP HR S P ERA WHIP	IP WLS BF H R ER SO BB IBB HBP BLK WP HR S P ERA WHIP	IP WLS BF H R ER SO BB IBB HBP BLK WP HR S P ERA WHIP	IP WLS BF H R ER SO BB IBB HBP BLK WP HR S P ERA WHIP	IP WLS BF H R ER SO BB IBB HBP BLK WP HR S P ERA WHIP	

Seattle Mariners @ New York Yankees
 Yankee Stadium, Bronx, NY
 Wed May 09 1979, 7:05 PM EDT
 Att: 14,738 - Unknown - 83 F

livebaseballscorecards.com

AB	32
R	5
H	9
RBI	5
BB	1
SO	0
LOB	12



Batter	1	2	3	4	5	6	7	8	9	AB R H RBI BB SO LOB	TOP
Julio Cruz, S OBP: 0.319, SLG: 0.235 (1, 4) X	0-0 FC1-6 1B		0-0 G4-6-3 1B		0-0 F9			0-0 G6-4-3 1-2f		4 0 2 0 0 0 2	
Dan Meyer, L OBP: 0.299, SLG: 0.404 (1, 7) X	0-0 FC1-6 1-2f 3B		0-0 G4-6-3 1-2f			0-0 4-3			0-0 F9	4 1 0 0 0 0 2	
Tom Paciorek, R OBP: 0.400, SLG: 0.621 (1, 3) X	0-0 1-H 3B			0-0 FC5-4 1B		0-0 5-3			0-0 F3	4 0 2 1 0 0 0	
Leon Roberts, R OBP: 0.357, SLG: 0.470 (1, 9) S S	0-3 K			0-0 FC5-4 1-2f		0-0 6-3			0-0 5-3	4 0 0 0 0 1 2	
Willie Horton, R OBP: 0.358, SLG: 0.484 (1, 10) X	0-0 6-3			0-0 F9			0-0 G3-6-3 1B			3 0 1 0 0 0 2	
Ruppert Jones, L OBP: 0.361, SLG: 0.414 (1, 8) S S		0-3 K		0-0 F8			0-0 G3-6-3 1-2f			3 0 0 0 0 1 2	
Bill Stein, R OBP: 0.333, SLG: 0.363 (1, 5) X		0-0 F9			0-0 F9			0-0 6-3		3 0 0 0 0 0 0	
Larry Cox, R OBP: 0.351, SLG: 0.500 (1, 2) S S		0-3 K				0-0 1B				3 0 2 0 0 1 0	
Mario Mendoza, R OBP: 0.211, SLG: 0.253 (1, 6) X			0-0 6-3			0-0 F9				2 0 0 0 0 0 1	
Bobby Valentine, R OBP: 0.382, SLG: 0.321 (8, PH) (8, 6) X								0-0 F8		1 0 0 0 0 0 1	
Inning Stats	R: 1 H: 2 E: 0 LOB: 1 K: 1 BB: 0 S: 7 P: 7	R: 0 H: 0 E: 0 LOB: 0 K: 2 BB: 0 S: 7 P: 7	R: 0 H: 1 E: 0 LOB: 0 K: 0 BB: 0 S: 3 P: 3	R: 0 H: 1 E: 0 LOB: 1 K: 0 BB: 0 S: 4 P: 4	R: 0 H: 1 E: 0 LOB: 1 K: 0 BB: 0 S: 4 P: 4	R: 0 H: 0 E: 0 LOB: 0 K: 0 BB: 0 S: 3 P: 3	R: 0 H: 1 E: 0 LOB: 0 K: 0 BB: 0 S: 3 P: 3	R: 0 H: 1 E: 0 LOB: 0 K: 0 BB: 0 S: 3 P: 3	R: 0 H: 0 E: 0 LOB: 0 K: 0 BB: 0 S: 3 P: 3	1B: 6 SF: 0 2B: 0 SAC: 0 3B: 1 DP: 3 HR: 0 HBP: 0	WP: 0 PA: 31 PB: 0 SB: 0 CS: 0
PITCHER Tommy John, L ERA: 1.63 (1, 1)	IP WLS BF H R ER SO BB IBB HBP BLK WP HR S P ERA WHIP										
	9.0 W 31 7 1 1 3 0 0 0 0 0 0 0 37 37 1.00 0.778										

Seattle Mariners @ New York Yankees
 Yankee Stadium, Bronx, NY
 Thu May 10 1979, 3:33 AM EDT
 Att. 14,394 - Sunny - 90 F

livebaseballscorecards.com

AB	31
R	1
H	7
RBI	1
BB	0
SO	3
LOB	12



Batter	1	2	3	4	5	6	7	8	9	AB	R	H	RBI	BB	SO	LOB
Mickey Rivers, L (1, 8) OBP: 0.280, SLG: 0.386 Juan Beniquez, R (6, 8) OBP: 0.340, SLG: 0.455	0-0 HR	0-0 SF9	0-3 K		0-0 F7		0-0 F3			3	1	1	2	0	1	4
Willie Randolph, R (1, 4) OBP: 0.316, SLG: 0.293	0-0 F8	0-0 G4-6-3 1B		4-0 S BB	0-0 1B		0-0 1B			4	0	3	2	1	0	0
Thurman Munson, R (1, 10) OBP: 0.336, SLG: 0.373	0-3 K2-3	0-0 G4-6-3 1-2f		0-3 K 1-2	0-0 F8		0-0 6-3			5	0	0	0	0	2	7
Graig Nettles, L (1, 5) OBP: 0.382, SLG: 0.421	0-0 E7 1B		0-0 SH3 1B 1B		0-0 F8		0-0 G4-3 1B		0-0 F7	5	2	2	0	0	0	1
Reggie Jackson, L (1, 9) OBP: 0.409, SLG: 0.557	0-0 1B		0-0 1B SH3 SF9 1B		4-0 BB		0-0 G4-3 1-2f		0-0 4-3 2B 2B	4	2	3	1	1	0	1
Lou Piniella, R (1, 7) OBP: 0.280, SLG: 0.395	0-0 F7		0-0 SH3 1-2 2-3		0-0 F8		0-0 1B		0-0 4-3 2-3	4	0	1	0	0	0	4
Jim Spencer, L (1, 3) OBP: 0.352, SLG: 0.563		4-0 SH BB SF9 BB	4-0 SF9 1B IBB		0-0 1B 1B		0-0 F7		0-0 2B	3	2	2	1	2	0	1
Jerry Narron, L (1, 2) OBP: 0.400, SLG: 0.250		4-0 SF9 SH 1B BB	0-0 1-2 2-3 3-H 1B		0-0 F5		0-0 4-3		4-0 FC6-4 BB	3	1	1	1	2	0	1
Bucky Dent, R (1, 6) OBP: 0.341, SLG: 0.341		0-0 SH 1B 1-2 2-3	0-0 SF9 2-3 3-H		4-0 1B BB		0-0 1B		0-0 FC6-4 1-2f	2	0	1	1	1	0	2

Inning Stats	R: 2	H: 2	E: 1	K: 1	S: 8	LOB: 1	BB: 0	P: 8	R: 2	H: 1	E: 0	K: 0	S: 4	LOB: 1	BB: 2	P: 12	R: 2	H: 3	E: 0	K: 1	S: 8	LOB: 2	BB: 1	P: 12	R: 0	H: 0	E: 0	K: 1	S: 5	LOB: 2	BB: 2	P: 13	R: 1	H: 2	E: 0	K: 0	S: 5	LOB: 2	BB: 1	P: 9	R: 0	H: 2	E: 0	K: 0	S: 4	LOB: 1	BB: 0	P: 4	R: 0	H: 2	E: 0	K: 0	S: 5	LOB: 2	BB: 0	P: 5	R: 1	H: 2	E: 0	K: 0	S: 5	LOB: 2	BB: 1	P: 9	R: 0	H: 2	E: 0	K: 0	S: 5	LOB: 2	BB: 2	P: 9
--------------	------	------	------	------	------	--------	-------	------	------	------	------	------	------	--------	-------	-------	------	------	------	------	------	--------	-------	-------	------	------	------	------	------	--------	-------	-------	------	------	------	------	------	--------	-------	------	------	------	------	------	------	--------	-------	------	------	------	------	------	------	--------	-------	------	------	------	------	------	------	--------	-------	------	------	------	------	------	------	--------	-------	------

PITCHER	IP	WLS	BF	H	R	ER	SO	BB	IBB	HBP	BLK	WP	HR	S	P	ERA	WHIP
Odell Jones, R (1, 1) ERA: 6.62	2.0	L	14	5	6	5	1	2	0	0	0	0	1	14	22	22.50	3.500
John Montague, R (3, 1) ERA: 3.27	4.2		24	7	1	1	2	3	1	0	0	0	0	24	40	1.93	2.143
Rafael Vasquez, R (7, 1) ERA: 5.06	1.1		7	2	1	1	0	1	0	0	0	0	0	6	10	6.75	2.250

BOTTOM

Seattle Mariners @ New York Yankees
 Yankee Stadium, Bronx, NY
 Thu May 10 1979, 3:33 AM EDT
 Att. 14,394 - Sunny - 90 F

AB	34
R	8
H	14
RBI	8
BB	7
SO	3
LOB	22

WP: 0 PA: 45
 PB: 0
 SB: 1
 CS: 0



PITCHER	IP	WLS	BF	H	R	ER	SO	BB	IBB	HBP	BLK	WP	HR	S	P	ERA	WHIP
---------	----	-----	----	---	---	----	----	----	-----	-----	-----	----	----	---	---	-----	------

Batter	1	2	3	4	5	6	7	8	9	AB R H RBI BB SO LOB	TOP
Julio Cruz, S (1, 4) OBP: 0.319, SLG: 0.231 Tom Paciorek, R (7, PH) OBP: 0.387, SLG: 0.600 Bobby Valentine, R (7, 4) OBP: 0.382, SLG: 0.321	0-0 4-3		0-0 5-3		4-0 BB		0-0 FC5-4			2 0 0 0 1 0 0 1 0 0 0 0 0 2 0 0 0 0 0 0 0	
Ruppert Jones, L (1, 8) OBP: 0.350, SLG: 0.400	0-0 E4 1B		0-3 K		0-0 6-3			0-3 K		4 1 0 0 0 2 1	
Dan Meyer, L (1, 7) OBP: 0.297, SLG: 0.398	0-0 F3		0-0 G3			0-0 G1-6-3 1B		0-0 F8		4 0 1 0 0 0 1	
Bruce Bochte, L (1, 3) OBP: 0.427, SLG: 0.491	0-0 HR 1B			0-0 G3		0-0 G1-6-3 1-2f		0-0 4-3		4 1 1 1 0 0 1	
Willie Horton, R (1, 10) OBP: 0.355, SLG: 0.500	0-0 HR			0-0 F8		0-0 2-3		0-0 F9		4 1 1 2 0 0 0	
Leon Roberts, R (1, 9) OBP: 0.361, SLG: 0.471	0-0 6-3			0-0 1B		0-0 5-3		0-0 1B		4 0 2 0 0 0 0	
Bill Stein, R (1, 5) OBP: 0.321, SLG: 0.347		0-0 5-3		0-3 K		0-0 6-3		0-3 K		4 0 0 0 0 2 2	
Bob Stinson, S (1, 2) OBP: 0.333, SLG: 0.365		0-0 F8			0-0 F8		4-0 1B BB		0-0 F7	3 0 0 0 1 0 1	
Mario Mendoza, R (1, 6) OBP: 0.207, SLG: 0.247 Larry Milbourne, S (7, PH) OBP: 0.275, SLG: 0.282		0-3 K			0-0 F3		0-0 FC5-4 1-2 1B			2 0 0 0 0 1 0 1 0 1 0 0 0 0	
Inning Stats	R: 3 E: 1 K: 0 S: 6 H: 2 LOB: 0 BB: 0 P: 6	R: 0 E: 0 K: 1 S: 5 H: 0 LOB: 0 BB: 0 P: 5	R: 0 E: 0 K: 1 S: 5 H: 0 LOB: 0 BB: 0 P: 5	R: 0 E: 0 K: 1 S: 6 H: 1 LOB: 1 BB: 0 P: 6	R: 0 E: 0 K: 0 S: 3 H: 0 LOB: 1 BB: 1 P: 7	R: 0 E: 0 K: 0 S: 3 H: 1 LOB: 0 BB: 0 P: 3	R: 0 E: 0 K: 0 S: 4 H: 1 LOB: 2 BB: 1 P: 8	R: 0 E: 0 K: 1 S: 5 H: 0 LOB: 0 BB: 0 P: 5	R: 0 E: 0 K: 1 S: 6 H: 1 LOB: 1 BB: 0 P: 6	1B: 5 2B: 0 3B: 0 HR: 1 SF: 0 SAC: 0 DP: 1 HBP: 0	WP: 0 PB: 0 SB: 0 CS: 0 PA: 35
PITCHER Steve Stone, R (1, 1) ERA: 3.38	IP: 9.0 WLS: W BF: 35 H: 6 R: 3 ER: 0 SO: 5 BB: 2 IBB: 0 HBP: 0 BLK: 0 WP: 0 HR: 1 S: 43 P: 51 ERA: 0.00 WHIP: 0.889										

Seattle Mariners @ Baltimore Orioles
 Memorial Stadium, Baltimore, MD
 Fri May 11 1979, 7:05 PM EDT
 Att: 11,124 - Unknown

livebaseballscorecards.com

AB 33
 R 3
 H 6
 RBI 3
 BB 2
 SO 5
 LOB 8



Batter	1	2	3	4	5	6	7	8	9
Al Bumbry, L OBP: 0.320, SLG: 0.358 (1, 8)	0-0 HR		0-0 2B 1B	0-0 SH3-4 1B		0-0 G3		0-0 4-3	
Rich Dauer, R OBP: 0.372, SLG: 0.454 (1, 5)	0-0 5-3		0-0 4-3 HR 2B	0-0 SH3-4		0-0 4-3		4-0 BB	
Ken Singleton, S OBP: 0.424, SLG: 0.580 (1, 10)	0-0 F7		0-0 F8	4-0 1B IBB		0-0 F8		0-3 K	
Eddie Murray, S OBP: 0.399, SLG: 0.442 (1, 3)	0-0 4-3		0-0 4-3	0-0 G1-4-3 1B		0-0 1B 1B			
Gary Roenicke, R OBP: 0.440, SLG: 0.653 Larry Harlow, L OBP: 0.433, SLG: 0.360 (1, 7) (5, 9)		4-0 1B BB	1-0 HR HBP	0-0 G1-4-3		0-0 FC 1B			
John Lowenstein, L OBP: 0.538, SLG: 1.053 (1, 9) (5, 7)		0-0 F9	0-0 HR		0-0 4-3		0-0 FC G6-3		
Billy Smith, S OBP: 0.288, SLG: 0.333 (1, 4)		0-0 1-3	0-0 2B		0-3 K		0-0 F3		
Rick Dempsey, R OBP: 0.368, SLG: 0.352 (1, 2)		0-0 1B	0-0 4-3		0-0 2B		0-0 G6-3		
Mark Belanger, R OBP: 0.195, SLG: 0.159 (1, 6)		0-0 F7		4-0 SH3-4 1B BB		0-0 6-3		0-0 6-3	

Inning Stats	R: 1	H: 1	E: 0	LOB: 0	K: 0	BB: 0	S: 4	P: 4
	R: 1	H: 1	E: 0	LOB: 1	K: 0	BB: 1	S: 4	P: 8
	R: 4	H: 4	E: 0	LOB: 1	K: 0	BB: 0	S: 7	P: 8
	R: 2	H: 1	E: 1	LOB: 1	K: 0	BB: 2	S: 4	P: 12
	R: 0	H: 1	E: 0	LOB: 1	K: 1	BB: 0	S: 6	P: 6
	R: 0	H: 0	E: 0	LOB: 0	K: 0	BB: 0	S: 3	P: 3
	R: 0	H: 2	E: 0	LOB: 2	K: 0	BB: 0	S: 5	P: 5
	R: 0	H: 0	E: 0	LOB: 1	K: 1	BB: 1	S: 5	P: 9

PITCHER	IP	WLS	BF	H	R	ER	SO	BB	IBB	HBP	BLK	WP	HR	S	P	ERA	WHIP
Byron McLaughlin, R ERA: 7.66 (1, 1)	2.2	L	15	5	6	6	0	1	0	0	0	0	2	13	18	20.25	2.250
Mike Parrott, R ERA: 2.36 (3, 1)	3.1		17	5	2	1	1	1	1	0	0	0	0	17	25	2.70	1.800
Paul Mitchell, R ERA: 4.1 (7, 1)	2.0		7	0	0	0	1	1	0	0	0	0	0	8	12	0.00	0.500

AB R H RBI BB SO LOB

5	3	2	1	0	0	1
3	1	1	1	1	0	0
4	0	0	0	1	1	2
4	0	2	2	0	0	1
1	2	0	0	1	0	2
1	0	1	0	0	0	0
4	1	1	3	0	0	3
4	0	1	0	0	1	4
4	0	2	1	0	0	4
3	1	0	0	1	0	2

WP	HR	S	P	ERA	WHIP
WP: 0	HR: 2	S: 1	P: 2	ERA: 0.00	WHIP: 0.500

Seattle Mariners @ Baltimore Orioles
 Memorial Stadium, Baltimore, MD
 Fri May 11 1979, 7:05 PM EDT
 Att. 11,124 - Unknown

livebaseballscores.com

AB	33
R	8
H	10
RBI	8
BB	4
SO	2
LOB	19



Batter	1	2	3	4	5	6	7	8	9	AB R H RBI BB SO LOB	TOP																						
Julio Cruz, S (1, 4) OBP: 0.310, SLG: 0.224	0-0 4-3		0-0 6-3		0-0 L4			0-0 F9		4 0 0 0 0 0 2																							
Ruppert Jones, L (1, 8) OBP: 0.340, SLG: 0.387	0-3 K			0-0 5-3		0-3 K		0-0 G3		4 0 0 0 0 2 0																							
Tom Paciorek, R (1, 7) OBP: 0.371, SLG: 0.559	0-0 1B			0-0 F8		0-0 5-3		0-0 E5 4-3 1B		4 1 1 0 0 0 0																							
Leon Roberts, R (1, 9) OBP: 0.350, SLG: 0.455	0-0 1-3			0-3 K		0-3 K		0-0 4-3 1-2		4 0 0 0 0 2 2																							
Willie Horton, R (1, 10) OBP: 0.359, SLG: 0.496		0-0 5-3			4-0 FC6-4 BB		0-0 5-3		0-0 1B 2-H	3 0 1 1 1 0 0																							
Bruce Bochte, L (1, 3) OBP: 0.424, SLG: 0.486		0-0 5-3			0-3 K		0-0 F7		0-0 4-3	1 0 0 0 0 0 0																							
Dan Meyer, L (3, 3) OBP: 0.288, SLG: 0.385										3 0 0 0 0 1 2																							
Bill Stein, R (1, 5) OBP: 0.312, SLG: 0.337		0-0 2-3			0-0 FC6-4 1B 1-2f		0-0 6-3			3 1 0 0 0 0 1																							
Larry Cox, R (1, 2) OBP: 0.350, SLG: 0.487			0-0 F3		0-0 1B 1-2			0-0 6-3		3 0 1 0 0 0 0																							
Mario Mendoza, R (1, 6) OBP: 0.211, SLG: 0.250			0-0 3-1		0-0 1B 1-3 2-H			0-3 K		3 0 1 1 0 1 0																							
Inning Stats	R: 0 E: 0 K: 1 S: 6	H: 1 LOB: 1 BB: 0 P: 6	R: 0 E: 0 K: 0 S: 3	H: 0 LOB: 0 BB: 0 P: 3	R: 0 E: 0 K: 0 S: 3	H: 0 LOB: 0 BB: 0 P: 3	R: 0 E: 0 K: 1 S: 5	H: 0 LOB: 0 BB: 0 P: 5	R: 1 E: 0 K: 1 S: 7	H: 2 LOB: 2 BB: 1 P: 11	R: 0 E: 0 K: 2 S: 7	H: 0 LOB: 0 BB: 0 P: 7	R: 0 E: 0 K: 0 S: 3	H: 0 LOB: 0 BB: 0 P: 3	R: 0 E: 0 K: 1 S: 5	H: 0 LOB: 0 BB: 0 P: 5	R: 1 E: 1 K: 0 S: 5	H: 1 LOB: 1 BB: 0 P: 5	1B: 4 2B: 0 3B: 0 HR: 0	SF: 0 SAC: 0 DP: 0 HBP: 0	WP: 0 PB: 0 SB: 0 CS: 0	PA: 33											
PITCHER Mike Flanagan, L (1, 1) ERA: 3.26	IP 9.0	WLS W	BF 33	H 4	R 2	ER 1	SO 6	BB 1	IBB 0	HBP 0	BLK 0	WP 0	HR 0	S 44	P 48	ERA 1.00	WHIP 0.556																
											PITCHER	IP	WLS	BF	H	R	ER	SO	BB	IBB	HBP	BLK	WP	HR	S	P	ERA	WHIP					

Seattle Mariners @ Baltimore Orioles
 Memorial Stadium, Baltimore, MD
 Sat May 12 1979, 7:05 PM EDT
 Att. 16,800 - Unknown

livebaseballscorecards.com

AB 32
 R 2
 H 4
 RBI 2
 BB 1
 SO 6
 LOB 7



Batter	1	2	3	4	5	6	7	8	9	AB	R	H	RBI	BB	SO	LOB
Al Bumbry, L OBP: 0.318, SLG: 0.350 (1, 8) X	0-0 F8 ①		4-0 BLK 1B SF8 BB		0-3 K ②		0-3 K ②			3	1	0	0	1	2	1
Mark Belanger, R OBP: 0.210, SLG: 0.205 (1, 6) X	0-0 4-3 ②		0-0 BLK 1B		0-0 HR 3B		0-0 4-3 ③			4	1	2	1	0	0	0
Ken Singleton, S OBP: 0.427, SLG: 0.609 (1, 9) S S	0-3 K ③		0-0 SF8 ②		0-0 HR			0-0 4-3 S 1B		3	1	2	3	0	1	0
Larry Harlow, L OBP: 0.433, SLG: 0.360 (8, PR) (9, 9)			1-2 2-H		3-H					0	0	0	0	0	0	0
Eddie Murray, S OBP: 0.387, SLG: 0.427 (1, 3)		0-0 5-3 ① X	0-0 F7 ③		0-0 F9 ③			0-0 F7 ①		4	0	0	0	0	0	2
Gary Roenicke, R OBP: 0.432, SLG: 0.628 (1, 7)		0-0 5-3 ②		0-3 K ①		4-0 1B BB		0-0 4-3 ②		3	0	0	0	1	1	2
Lee May, R OBP: 0.342, SLG: 0.524 (1, 10)		4-0 BB BB	0-3 K ②		0-0 CS 1B		0-0 4-3 ③			3	0	1	0	1	1	2
Rich Dauer, R OBP: 0.371, SLG: 0.445 (1, 5)		4-0 1-2 BB	0-0 5-3 ③		0-3 K ① ②		0-0 1-2			2	0	0	0	1	1	2
Rick Dempsey, R OBP: 0.358, SLG: 0.340 (1, 2)		0-0 F6 ③		0-0 F7 ① X		0-0 F8 ③				3	0	0	0	0	0	3
Kiko Garcia, R OBP: 0.296, SLG: 0.364 (1, 4)			0-3 K ①		0-0 3B 1B		0-0 F9 ①			3	1	1	0	0	1	0

Inning Stats	R: 0	H: 0	E: 0	K: 1	S: 5	LOB: 0	BB: 0	P: 5
Rick Honeycutt, L ERA: 6.1 (1, 1)	5.0	23	4	4	4	5	4	0
John Montague, R ERA: 3.05 (6, 1)	3.0	10	2	0	0	2	0	0


BOTTOM

Seattle Mariners @ Baltimore Orioles
Memorial Stadium, Baltimore, MD

Sat May 12 1979, 7:05 PM EDT
Att. 16,800 - Unknown

livebaseballscorecards.com

AB	28
R	4
H	6
RBI	4
BB	4
SO	7
LOB	12



WP: 0	PA: 33
PB: 0	SB: 1
CS: 1	

PITCHER	IP	WLS	BF	H	R	ER	SO	BB	IBB	HBP	BLK	WP	HR	S	P	ERA	WHIP
Rick Honeycutt, L ERA: 6.1 (1, 1)	5.0	L	23	4	4	4	5	4	0	0	1	0	1	29	45	7.20	1.600
John Montague, R ERA: 3.05 (6, 1)	3.0		10	2	0	0	2	0	0	0	0	0	0	14	14	0.00	0.667

Batter	1	2	3	4	5	6	7	8	9	AB R H RBI BB SO LOB	TOP											
Willie Wilson, S (1, 7) OBP: 0.404, SLG: 0.463	4-0 BB		0-0 1B		4-0 BB			0-0 4-3		2 0 1 0 2 0 0												
George Brett, L (1, 5) OBP: 0.310, SLG: 0.399	0-0 4-3		0-0 P6		0-0 1-3			4-0 SF9 BB		3 1 0 0 1 0 4												
Amos Otis, R (1, 8) OBP: 0.431, SLG: 0.447	4-0 BB		4-0 BB		0-3 K			4-0 SF9 BB		1 0 0 0 3 1 2												
John Wathan, R (1, 3) OBP: 0.308, SLG: 0.417 Ralph LaCock, L (8, PH) OBP: 0.340, SLG: 0.386	0-0 G5-4-3		0-0 4-3		0-0 CS 1B			0-0 SF9		3 0 1 0 0 0 4 0 0 0 1 0 0 0												
Darrell Porter, L (1, 2) OBP: 0.457, SLG: 0.536		0-0 3-1		0-0 F2		0-3 K		0-3 K		4 0 0 0 0 2 2												
Hal McRae, R (1, 10) OBP: 0.313, SLG: 0.395		1-0 HBP		0-0 F9		0-0 L7		0-0 4-3		3 0 0 0 0 0 1												
Clint Hurdle, L (1, 9) OBP: 0.387, SLG: 0.407 Tom Poquette, L (9, 9) OBP: 0.250, SLG: 0.167		0-3 K		0-0 L8		0-0 CS	0-0 F7	4-0 BB		3 0 0 0 1 1 1 0 0 0 0 0 0 0	AB 27 R 1 H 3 RBI 1 BB 7 SO 5 LOB 17											
Freddie Patek, R (1, 6) OBP: 0.308, SLG: 0.300		0-0 F2		0-0 5-3		0-0 P3		0-3 K		4 0 0 0 0 1 2												
U L Washington, S (1, 4) OBP: 0.278, SLG: 0.412			0-0 4-3		0-0 1-3 1B		0-0 F8	0-0 F7		4 0 1 0 0 0 1												
Inning Stats	R: 0 E: 0 K: 0 S: 2	H: 0 LOB: 1 BB: 2 P: 10	R: 0 E: 0 K: 1 S: 5	H: 0 LOB: 1 BB: 0 P: 6	R: 0 E: 0 K: 0 S: 4	H: 1 LOB: 2 BB: 1 P: 8	R: 0 E: 0 K: 0 S: 3	H: 0 LOB: 0 BB: 0 P: 3	R: 0 E: 0 K: 1 S: 6	H: 1 LOB: 2 BB: 1 P: 10	R: 0 E: 0 K: 1 S: 5	H: 1 LOB: 0 BB: 0 P: 5	R: 0 E: 0 K: 0 S: 3	H: 0 LOB: 0 BB: 0 P: 3	R: 1 E: 0 K: 1 S: 5	H: 0 LOB: 1 BB: 2 P: 13	R: 0 E: 0 K: 1 S: 5	H: 0 LOB: 1 BB: 1 P: 9	1B: 3 2B: 0 3B: 0 HR: 0	SF: 1 SAC: 0 DP: 1 HBP: 1	WP: 0 PB: 1 SB: 6 CS: 1	PA: 37
PITCHER	IP WLS BF H R ER SO BB IBB HBP BLK WP HR S P ERA WHIP																					
Floyd Bannister, L (1, 1) ERA: 4.78	7.1 L 29 3 1 0 3 5 0 1 0 0 0 29 50 0.00 1.091																					
Byron McLaughlin, R (8, 1) ERA: 7.13	1.2 7 0 0 0 2 2 0 0 0 0 0 9 17 0.00 1.200																					

Kansas City Royals @ Seattle Mariners
The Kingdome, Seattle, WA
Mon May 14 1979, 10:05 PM EDT
Att. 5,113 - Dome - 72 F

livebaseballscorecards.com



Batter	1	2	3	4	5	6	7	8	9	AB	R	H	RBI	BB	SO	LOB
Julio Cruz, S OBP: 0.302, SLG: 0.217 (1, 4)	0-0 6-3 ①		0-0 1-3 ②		0-0 L5 ③			0-0 F7 ①		4	0	0	0	0	0	2
Ruppert Jones, L OBP: 0.338, SLG: 0.382 (1, 8)	0-0 4-3 ②		0-0 L7 ③			0-0 F3 ①		0-0 1-3 1B		4	0	1	0	0	0	0
Dan Meyer, L OBP: 0.287, SLG: 0.380 (1, 7)	0-0 1B			0-0 5-3 ①		0-0 4-3 ②		0-0 F5 ②		4	0	1	0	0	0	2
Bruce Bochte, L OBP: 0.419, SLG: 0.473 (1, 3)	0-0 3-1 ③			0-0 F7 ②		4-0 BB		0-0 F7 ③		3	0	0	0	1	0	3
Willie Horton, R OBP: 0.362, SLG: 0.504 (1, 10)		0-0 CS 1B		0-0 2B		0-0 F7 ③			0-0 G2 ①	4	0	2	0	0	0	1
Joe Simpson, L OBP: 0.275, SLG: 0.421 (1, 9)		0-0 F5 ①		0-0 F7 ③			0-0 4-3 ①		0-0 4-3 ②	4	0	0	0	0	0	2
Bob Stinson, S OBP: 0.352, SLG: 0.360 (1, 2)		4-0 1-2 BB		4-0 SH1-4 BB		4-0 G1-6-3 BB		0-3 K		1	0	0	0	3	1	0
Bill Stein, R OBP: 0.306, SLG: 0.330 (1, 5)		0-0 F9 ③		0-0 SH1-4 ①		0-0 G1-6-3 ② ③				2	0	0	0	0	0	2
Mario Mendoza, R OBP: 0.206, SLG: 0.245 Larry Milbourne, S OBP: 0.293, SLG: 0.300 (8, PH) (9, 6)			0-0 6-3 ①		0-0 6-3 ②			0-0 1B 1B		2	0	0	0	0	0	1
										1	0	1	0	0	0	0

Inning Stats	R: 0	H: 1	E: 0	LOB: 1	K: 0	BB: 0	S: 4	P: 4	R: 0	H: 1	E: 0	LOB: 1	K: 0	BB: 0	S: 4	P: 4	R: 0	H: 0	E: 0	LOB: 0	K: 0	BB: 0	S: 3	P: 3	R: 0	H: 1	E: 0	LOB: 1	K: 0	BB: 0	S: 4	P: 4	R: 0	H: 0	E: 0	LOB: 1	K: 0	BB: 1	S: 3	P: 7	R: 0	H: 0	E: 0	LOB: 0	K: 0	BB: 1	S: 3	P: 7	R: 0	H: 0	E: 0	LOB: 1	K: 0	BB: 1	S: 3	P: 7	R: 0	H: 2	E: 0	LOB: 2	K: 0	BB: 0	S: 5	P: 5	R: 0	H: 0	E: 0	LOB: 0	K: 1	BB: 0	S: 5	P: 5	1B: 4	SF: 0	2B: 1	SAC: 1	3B: 0	DP: 1	HR: 0	HBP: 0	WP: 0	PA: 34
PITCHER Rich Gale, R ERA: 4.17 (1, 1)	IP	WLS	BF	H	R	ER	SO	BB	IBB	HBP	BLK	WP	HR	S	P	ERA	WHIP	IP	WLS	BF	H	R	ER	SO	BB	IBB	HBP	BLK	WP	HR	S	P	ERA	WHIP	IP	WLS	BF	H	R	ER	SO	BB	IBB	HBP	BLK	WP	HR	S	P	ERA	WHIP																															


BOTTOM

Kansas City Royals @ Seattle Mariners
The Kingdom, Seattle, WA

Mon May 14 1979, 10:05 PM EDT
Att. 5,113 - Dome - 72 F

livebaseballscores.com

AB	29
R	0
H	5
RBI	0
BB	4
SO	1
LOB	13



Kansas City Royals @ Seattle Mariners
 The Kingdome, Seattle, WA
 Tue May 15 1979, 10:05 PM EDT
 Dome

AB	34
R	7
H	11
RBI	7
BB	6
SO	0
LOB	14



WP:	0	PA:	43
PB:	0		
SB:	2		
CS:	1		

AB R H RBI BB SO LOB

4	0	1	0	1	0	0
5	2	2	0	0	0	3
5	2	4	0	0	0	2
2	2	1	3	3	0	0
2	0	0	0	0	0	1
2	0	0	1	0	0	2
4	0	1	1	1	0	2
3	1	1	2	0	0	1
0	0	0	0	0	0	0
4	0	1	0	0	0	0
3	0	0	0	1	0	3

Batter	1	2	3	4	5	6	7	8	9
Willie Wilson, S (1, 7) OBP: 0.404, SLG: 0.444	0-0 4-3		0-0 FC5-4 1B		0-0 4-3		4-0 S BB		0-0 4-3
George Brett, L (1, 5) OBP: 0.313, SLG: 0.405	0-0 G3		0-0 FC5-4 1-2f 2-3			0-0 1B HR 1B	0-0 F5 1-2		0-0 1B FC5-4 2B
Amos Otis, R (1, 8) OBP: 0.444, SLG: 0.462	0-0 CS 1B		0-0 L6			0-0 1B HR 1B		0-0 SH5-4 S SF7 1B	0-0 FC5-4 IBB 2-3 1B
Darrell Porter, L (1, 2) OBP: 0.469, SLG: 0.561	0-0 CS 1-2	4-0 G3 1B BB		0-0 4-3		0-0 1B HR 1-H 2-H		4-0 1B SH5-4 BB 1-2	4-0 FC5-4 IBB 1-2
Ralph LaCock, L (1, 3) OBP: 0.333, SLG: 0.378		0-0 G3 1-2		0-0 6-3		0-0 6-3		0-0 SH5-4 1-2 2-3	0-0 FC5-4 1-2f 2-3 3-H
John Wathan, R (6, PH) OBP: 0.296, SLG: 0.400									
Hal McRae, R (1, 10) OBP: 0.315, SLG: 0.391		0-0 G5-4-3 1B 2-H		0-0 F8		0-0 F8		4-0 1B BB	0-0 L7
Clint Hurdle, L (1, 9) OBP: 0.382, SLG: 0.438									
Tom Poquette, L (8, 9) OBP: 0.250, SLG: 0.167		0-0 G5-4-3 1-2f				0-0 HR		0-0 SF7 3-H	
Freddie Patek, R (1, 6) OBP: 0.306, SLG: 0.298			0-0 5-3			0-0 L7		0-0 F9 1-2 2-3 1B	
U L Washington, S (1, 4) OBP: 0.275, SLG: 0.378			4-0 FC5-4 1B BB		0-0 4-3		0-0 L9	0-0 4-3	

Inning Stats	R: 0	H: 1	E: 0	K: 0	S: 3	P: 3	R: 1	H: 1	E: 0	K: 0	S: 3	P: 7	R: 0	H: 1	E: 0	K: 0	S: 4	P: 8	R: 0	H: 0	E: 0	K: 0	S: 3	P: 3	R: 1	H: 1	E: 0	K: 0	S: 4	P: 4	R: 3	H: 3	E: 0	K: 0	S: 6	P: 6	R: 0	H: 0	E: 0	K: 0	S: 3	P: 7	R: 1	H: 2	E: 0	K: 0	S: 5	P: 13	R: 1	H: 2	E: 0	K: 0	S: 5	P: 9	1B: 8	2B: 1	3B: 0	HR: 2	SF: 1	SAC: 1	DP: 1	HBP: 0	WP: 0	PA: 43
--------------	------	------	------	------	------	------	------	------	------	------	------	------	------	------	------	------	------	------	------	------	------	------	------	------	------	------	------	------	------	------	------	------	------	------	------	------	------	------	------	------	------	------	------	------	------	------	------	-------	------	------	------	------	------	------	-------	-------	-------	-------	-------	--------	-------	--------	-------	--------

PITCHER	IP	WLS	BF	H	R	ER	SO	BB	IBB	HBP	BLK	WP	HR	S	P	ERA	WHIP
Glenn Abbott, R (1, 1) ERA: 5.01	5.0	L	22	7	5	5	0	2	0	0	0	0	2	20	28	9.00	1.800
Shane Rawley, L (6, 1) ERA: 6.0	2.0		7	0	0	0	0	1	0	0	0	0	0	6	10	0.00	0.500
Paul Mitchell, R (8, 1) ERA: 4.33	0.2		6	2	1	1	0	2	0	0	0	0	0	4	12	13.50	6.000
Joe Decker, R (8, 1) ERA: 6.75	1.1		7	2	1	1	0	0	1	0	0	0	0	6	10	6.75	1.500

PITCHER	IP	WLS	BF	H	R	ER	SO	BB	IBB	HBP	BLK	WP	HR	S	P	ERA	WHIP
---------	----	-----	----	---	---	----	----	----	-----	-----	-----	----	----	---	---	-----	------

Batter	1	2	3	4	5	6	7	8	9	AB	R	H	RBI	BB	SO	LOB
Julio Cruz, S (1, 4) OBP: 0.301, SLG: 0.212 Joe Simpson, L (8, PH) OBP: 0.268, SLG: 0.410 Bob Stinson, S (9, 2) OBP: 0.352, SLG: 0.360	0-0 5-3		4-0 FC4-6 BB		0-0 FC6-4 1-2f		0-0 P5	0-0 G3		3	0	0	0	1	0	3
Ruppert Jones, L (1, 8) OBP: 0.327, SLG: 0.367	0-0 4-3		0-0 FC4-6 2B 1-2f		0-0 4-3 1-2		0-0 F9		0-0 4-1	5	0	0	0	0	0	4
Tom Paciorek, R (1, 7) OBP: 0.400, SLG: 0.590	0-0 FC5-4 1B		0-0 2B			0-0 E6 WP		0-0 BB HR 1B	0-3 K	5	1	3	0	0	1	0
Leon Roberts, R (1, 9) OBP: 0.338, SLG: 0.438	0-0 FC5-4 1-2f		0-0 P5			0-0 P6 1-2		0-0 F8	0-0 6-3	5	0	0	0	0	0	5
Willie Horton, R (1, 10) OBP: 0.366, SLG: 0.507		0-0 1B 2B		0-0 F9		0-0 P4		4-0 HR BB		3	2	1	0	1	0	1
Bruce Bochte, L (1, 3) OBP: 0.414, SLG: 0.491		0-3 K		0-0 F7		0-0 4-3		0-0 HR		4	1	1	3	0	1	2
Bill Stein, R (1, 5) OBP: 0.313, SLG: 0.340 (9, 4)		0-0 F7		0-0 F9			0-0 1B 2B	4-0 BB BB		3	0	1	0	1	0	1
Larry Cox, R (1, 2) OBP: 0.395, SLG: 0.524 Dan Meyer, L (8, PH) OBP: 0.294, SLG: 0.380 (9, 5)		0-0 2-H 1B		0-0 FC6-4 1B			0-0 1B 1B 2-3	4-0 1-2 BB		3	0	3	1	0	0	0
Mario Mendoza, R (1, 6) OBP: 0.210, SLG: 0.247 Larry Milbourne, S (8, PH) OBP: 0.286, SLG: 0.293 (9, 6)			0-0 F8		0-0 F2		0-0 1B	0-0 F3		3	0	1	0	0	0	1

Inning Stats	R: 0	H: 1	E: 0	K: 0	S: 4	R: 1	H: 2	E: 0	K: 1	S: 6	R: 0	H: 1	E: 0	K: 0	S: 4	R: 0	H: 0	E: 0	K: 0	S: 3	R: 0	H: 1	E: 0	K: 0	S: 4	R: 0	H: 0	E: 1	K: 0	S: 4	R: 0	H: 3	E: 0	K: 0	S: 5	R: 3	H: 2	E: 0	K: 0	S: 5	R: 0	H: 0	E: 0	K: 1	S: 5	1B: 6	SF: 0	2B: 3	SAC: 0	3B: 0	DP: 0	HR: 1	HBP: 0	WP: 1	PA: 40
Paul Splittorf, L (1, 1) ERA: 3.93 Renie Martin, R (8, 1) ERA: 2.08	IP	WLS	BF	H	R	ER	SO	BB	IBB	HBP	BLK	WP	HR	S	P	ERA	WHIP													IP	WLS	BF	H	R	ER	SO	BB	IBB	HBP	BLK	WP	HR	S	P	ERA	WHIP									
	7.1	W	33	10	4	4	1	2	0	0	0	1	1	33	41	4.91	1.636																																						
	1.2	S	7	0	0	0	1	2	0	0	0	0	0	7	15	0.00	1.200																																						

BOTTOM

Kansas City Royals @ Seattle Mariners
 The Kingdome, Seattle, WA
 Tue May 15 1979, 10:05 PM EDT
 Dome

livebaseballscores.com

AB	36
R	4
H	10
RBI	4
BB	4
SO	2
LOB	21



Batter	1	2	3	4	5	6	7	8	9	AB R H RBI BB SO LOB	TOP
Willie Wilson, S (1, 7) OBP: 0.382, SLG: 0.417 Steve Braun, L (7, PH) OBP: 0.471, SLG: 0.571 (7, 7)	0-3 	0-0 			0-0 		4-0 			3 0 0 0 0 1 0 0 0 0 0 1 0 0	
George Brett, L (1, 5) OBP: 0.323, SLG: 0.411	0-0 		0-0 			0-0 	4-0 			3 1 2 1 1 0 0	
Amos Otis, R (1, 8) OBP: 0.438, SLG: 0.451	4-0 		0-0 			0-3 	0-0 			3 0 0 0 1 1 4	
Darrell Porter, L (1, 10) OBP: 0.456, SLG: 0.542	0-3 		0-0 			0-0 		0-0 		4 0 0 0 0 1 3	
Ralph LaCock, L (1, 3) OBP: 0.340, SLG: 0.394	0-0 			0-0 		0-0 		0-0 		4 0 2 1 0 0 1	
Clint Hurdle, L (1, 9) OBP: 0.377, SLG: 0.424	4-0 			0-0 			0-0 	0-0 		3 0 0 0 1 0 1	
John Wathan, R (1, 2) OBP: 0.298, SLG: 0.385 Tom Poquette, L (9, PH) OBP: 0.222, SLG: 0.143	0-0 			0-3 			4-0 		0-0 	2 1 0 0 1 1 3 1 0 0 0 0 0 0	AB 31 R 2 H 5 RBI 2 BB 5 SO 7 LOB 13
Todd Cruz, R (1, 6) OBP: 0.300, SLG: 0.333 Jamie Quirk, L (9, PH) OBP: 0.400, SLG: 0.250		0-0 			0-0 		0-3 		0-3 	3 0 0 0 0 1 1 1 0 0 0 0 1 0	
U L Washington, S (1, 4) OBP: 0.279, SLG: 0.375 Hal McRae, R (9, PH) OBP: 0.313, SLG: 0.388		0-3 			0-0 		0-0 		0-0 	3 0 1 0 0 1 0 1 0 0 0 0 0 0	
Inning Stats	R: 1 H: 2 E: 0 LOB: 3 K: 2 BB: 2 S: 9 P: 17	R: 0 H: 0 E: 0 LOB: 0 K: 1 BB: 0 S: 5 P: 5	R: 0 H: 0 E: 0 LOB: 0 K: 0 BB: 0 S: 3 P: 3	R: 0 H: 0 E: 0 LOB: 0 K: 1 BB: 0 S: 5 P: 5	R: 0 H: 0 E: 0 LOB: 0 K: 0 BB: 0 S: 3 P: 3	R: 0 H: 1 E: 0 LOB: 1 K: 1 BB: 0 S: 6 P: 6	R: 1 H: 1 E: 0 LOB: 3 K: 1 BB: 3 S: 6 P: 18	R: 0 H: 1 E: 0 LOB: 0 K: 0 BB: 0 S: 3 P: 3	R: 0 H: 0 E: 0 LOB: 0 K: 1 BB: 0 S: 5 P: 5	1B: 4 SF: 0 2B: 1 SAC: 0 3B: 0 DP: 1 HR: 0 HBP: 0	WP: 0 PA: 36 PB: 0 SB: 0 CS: 0
PITCHER	Mike Parrott, R (1, 1) ERA: 2.43 Shane Rawley, L (7, 1) ERA: 6.0 Byron McLaughlin, R (7, 1) ERA: 6.49	IP WLS BF H R ER SO BB IBB HBP BLK WP HR S P ERA WHIP 6.2 0 28 4 2 2 6 3 1 0 0 0 0 36 52 2.70 1.050 0.0 1 0 0 0 0 0 1 0 0 0 0 0 4 ∞ ∞ 2.1 W 7 1 0 0 0 1 0 0 0 0 0 0 9 9 0.00 0.429	PITCHER IP WLS BF H R ER SO BB IBB HBP BLK WP HR S P ERA WHIP								

Kansas City Royals @ Seattle Mariners
 The Kingdom, Seattle, WA
 Tue May 15 1979, 10:05 PM EDT
 Att. 6,356 - Dome

livebaseballscorecards.com

Batter	1	2	3	4	5	6	7	8	9
Julio Cruz, S (1, 4) OBP: 0.299, SLG: 0.213	0-0 L9		0-3 K		0-0 G6-4-3			0-0 FC6-2	
Ruppert Jones, L (1, 8) OBP: 0.331, SLG: 0.394	0-0 4-3		0-0 HR			0-3 K		0-0 FC6-2	
Tom Paciorek, R (1, 7) Joe Simpson, L (9, 9) OBP: 0.386, SLG: 0.581 OBP: 0.268, SLG: 0.410	0-0 2B		0-0 F7			0-0 6-3		0-0 FC6-2	
Willie Horton, R (1, 10) OBP: 0.363, SLG: 0.521	0-0 F9			0-0 F9		0-0 F8		0-0 HR	
Leon Roberts, R (1, 9) John Hale, L (9, 7) OBP: 0.336, SLG: 0.432 OBP: 0.417, SLG: 0.222		0-0 P6		0-0 G6-4-3			0-0 5-3	0-0 L6	
Dan Meyer, L (1, 3) OBP: 0.304, SLG: 0.376		4-0 BB		0-0 G6-4-3		1-0 HBP			
Bill Stein, R (1, 5) OBP: 0.305, SLG: 0.330		0-0 F9			0-0 E9		0-0 G5-4-3		
Larry Cox, R (1, 2) OBP: 0.413, SLG: 0.533		0-0 F9			0-0 FC6-4			0-0 SH1-4	
Mario Mendoza, R (1, 6) OBP: 0.206, SLG: 0.242			0-0 F9		0-0 FC6-4			0-0 SH1-4	

Inning Stats	R: 0	H: 1	E: 0	LOB: 1	K: 0	BB: 0	S: 4	P: 4
	R: 0	H: 0	E: 0	LOB: 1	K: 0	BB: 1	S: 3	P: 7
	R: 1	H: 1	E: 0	LOB: 0	K: 1	BB: 0	S: 6	P: 6
	R: 0	H: 1	E: 0	LOB: 0	K: 0	BB: 0	S: 3	P: 3
	R: 1	H: 1	E: 1	LOB: 0	K: 0	BB: 0	S: 4	P: 4
	R: 0	H: 0	E: 0	LOB: 0	K: 1	BB: 0	S: 5	P: 5
	R: 0	H: 0	E: 0	LOB: 0	K: 0	BB: 0	S: 2	P: 3
	R: 4	H: 4	E: 0	LOB: 0	K: 0	BB: 0	S: 7	P: 7

PITCHER	IP	WLS	BF	H	R	ER	SO	BB	IBB	HBP	BLK	WP	HR	S	P	ERA	WHIP
Larry Gura, L (1, 1) ERA: 6.35	7.1	L	29	7	5	4	2	1	0	1	0	0	1	31	36	4.91	1.091
Renie Martin, R (8, 1) ERA: 3.6	0.2		3	1	1	1	0	0	0	0	0	0	1	3	3	13.50	1.500

AB R H RBI BB SO LOB

4	0	1	0	0	1	1
4	2	2	2	0	1	0
4	1	1	0	0	0	2
0	0	0	0	0	0	0
4	1	1	2	0	0	1
4	0	1	0	0	0	0
0	0	0	0	0	0	0
1	0	0	0	1	0	1
3	1	0	0	0	0	2
3	1	2	0	0	0	1
2	0	0	1	0	0	1

AB	R	H	RBI	BB	SO	LOB
29	6	8	5	1	2	9

WP	PA
0	32

Kansas City Royals @ Seattle Mariners
The Kingdome, Seattle, WA
Tue May 15 1979, 10:05 PM EDT
Att: 6,356 - Dome

livebaseballscorecards.com



Batter	1	2	3	4	5	6	7	8	9	AB R H RBI BB SO LOB	TOP
Willie Wilson, S (1, 7) OBP: 0.373, SLG: 0.404	0-0 L3			0-0 E S 1B		0-3 K	0-0 6-3			4 1 1 0 0 1 1	
George Brett, L (1, 5) OBP: 0.321, SLG: 0.413	0-0 G3			0-3 K		0-0 S SF9 2B		0-0 F7		4 1 1 0 0 1 1	
Amos Otis, R (1, 8) OBP: 0.440, SLG: 0.456	0-0 6-3			0-0 S 1B		0-0 SF9		0-0 S 1B		3 1 2 2 0 0 0	
Darrell Porter, L (1, 2) OBP: 0.451, SLG: 0.529			0-0 F7	0-3 K		4-0 BB BB		0-0 L8		3 0 0 0 1 1 2	
Ralph LaCock, L (1, 3) OBP: 0.346, SLG: 0.392			0-3 K	0-0 1B		4-0 FC6-4 BB		0-0 F7		3 0 1 1 1 1 1	
Hal McRae, R (1, 10) OBP: 0.305, SLG: 0.376			0-3 K	0-0 F9		0-0 FC6-4			0-3 K	4 0 0 0 0 2 3	
Clint Hurdle, L (1, 9) OBP: 0.381, SLG: 0.458			0-3 K		0-3 K		0-0 SH3-4 1B		0-0 HR	4 1 2 1 0 2 0	
Freddie Patek, R (1, 6) OBP: 0.306, SLG: 0.299			0-3 K		0-0 6-3		0-0 SH3-4		0-0 CS 1B	3 0 1 0 0 1 0 0 0 0 0 0 0 0	
Todd Cruz, R (9, 6) OBP: 0.300, SLG: 0.333											
U L Washington, S (1, 4) OBP: 0.255, SLG: 0.341			0-0 L8		0-0 6-3		0-3 K		0-0 F8	4 0 0 0 0 1 2	
Inning Stats	R: 0 E: 0 K: 0 S: 3 H: 0 LOB: 0 BB: 0 P: 3	R: 0 E: 0 K: 2 S: 7 H: 0 LOB: 0 BB: 0 P: 7	R: 0 E: 0 K: 2 S: 7 H: 0 LOB: 0 BB: 0 P: 7	R: 2 E: 1 K: 2 S: 10 H: 3 LOB: 1 BB: 0 P: 10	R: 0 E: 0 K: 1 S: 5 H: 0 LOB: 0 BB: 0 P: 5	R: 1 E: 0 K: 1 S: 6 H: 1 LOB: 2 BB: 2 P: 14	R: 0 E: 0 K: 1 S: 6 H: 1 LOB: 1 BB: 0 P: 6	R: 0 E: 0 K: 0 S: 4 H: 1 LOB: 1 BB: 0 P: 4	R: 1 E: 0 K: 1 S: 6 H: 2 LOB: 0 BB: 0 P: 6	1B: 6 2B: 1 3B: 0 HR: 1 SF: 1 SAC: 1 DP: 0 HBP: 0	WP: 0 PB: 0 SB: 4 CS: 1 PA: 36
PITCHER Odell Jones, R (1, 1) ERA: 6.09	IP WLS BF H R ER SO BB IBB HBP BLK WP HR S P ERA WHIP										
	9.0 L 36 8 4 4 10 2 0 0 0 0 0 1 54 62 4.00 1.111										
PITCHER	IP WLS BF H R ER SO BB IBB HBP BLK WP HR S P ERA WHIP										

Kansas City Royals @ Seattle Mariners
 The Kingdome, Seattle, WA
 Wed May 16 1979, 10:05 PM EDT
 Att. 4,819 - Dome

livebaseballscorecards.com

AB	32
R	4
H	8
RBI	4
BB	2
SO	10
LOB	10



Batter	1	2	3	4	5	6	7	8	9	AB	R	H	RBI	BB	SO	LOB
Julio Cruz, S OBP: 0.298, SLG: 0.214 (1, 4)	0-3 K		0-0 IHR 1B		0-0 6-3			0-0 G3		4	1	1	0	0	1	0
Ruppert Jones, L OBP: 0.329, SLG: 0.412 (1, 8)	0-0 4-3		0-0 IHR		0-3 K			0-3 K		4	1	1	3	0	2	0
Bruce Bochte, L OBP: 0.416, SLG: 0.483 (1, 3)	4-0 BB		0-0 F8		0-0 F8			4-0 1B BB		2	0	0	0	2	0	0
Dan Meyer, L OBP: 0.304, SLG: 0.376 (8, PR) (9, 3)										0	0	0	0	0	0	0
Willie Horton, R OBP: 0.360, SLG: 0.513 (1, 10)	0-0 F8		0-0 5-3			0-0 P4		0-0 1B FC4		4	0	1	0	0	0	1
Tom Paciorek, R OBP: 0.375, SLG: 0.543 (1, 7)		0-0 P6		4-0 BB BB		0-0 F7		0-0 1B FC4		3	0	0	0	1	0	2
Joe Simpson, L OBP: 0.244, SLG: 0.372 (1, 9)		0-0 5-3		0-0 P4		0-0 F2			0-0 G3	4	0	0	0	0	0	1
Bill Stein, R OBP: 0.295, SLG: 0.318 (1, 5)		0-0 6-3		0-0 L9			0-0 5-3		0-0 F8	4	0	0	0	0	0	1
Bob Stinson, S OBP: 0.358, SLG: 0.359 (1, 2)			0-0 IHR 1B 1B	4-0 1-2 BB			0-0 L9		0-3 K	3	1	1	0	1	1	0
Mario Mendoza, R OBP: 0.200, SLG: 0.235 (1, 6)			0-3 K	0-0 F2			0-0 P6			3	0	0	0	0	1	3

Inning Stats	R: 0 E: 0 K: 1 S: 5	H: 0 LOB: 1 BB: 1 P: 9	R: 0 E: 0 K: 0 S: 3	H: 0 LOB: 0 BB: 0 P: 3	R: 3 E: 0 K: 1 S: 8	H: 3 LOB: 0 BB: 0 P: 8	R: 0 E: 0 K: 0 S: 3	H: 0 LOB: 2 BB: 2 P: 11	R: 0 E: 0 K: 1 S: 5	H: 0 LOB: 0 BB: 0 P: 5	R: 0 E: 0 K: 0 S: 3	H: 0 LOB: 0 BB: 0 P: 3	R: 0 E: 0 K: 1 S: 6	H: 1 LOB: 2 BB: 1 P: 10	R: 0 E: 0 K: 1 S: 5	H: 0 LOB: 0 BB: 0 P: 5	1B: 3 2B: 0 3B: 0 HR: 1	SF: 0 SAC: 0 DP: 0 HBP: 0	WP: 0 PB: 0 SB: 0 CS: 0	PA: 35	
PITCHER Steve Busby, R ERA: 2.86 (1, 1)	IP 9.0	WLS W	BF 35	H 4	R 3	ER 3	SO 5	BB 4	IBB 0	HBP 0	BLK 0	WP 0	HR 0	S 41	P 57	ERA 3.00	WHIP 0.889				
PITCHER	IP	WLS	BF	H	R	ER	SO	BB	IBB	HBP	BLK	WP	HR	S	P	ERA	WHIP				

BOTTOM

Kansas City Royals @ Seattle Mariners
The Kingdom, Seattle, WA

Wed May 16 1979, 10:05 PM EDT
Att. 4,819 - Dome

livebaseballscorecards.com

AB	31
R	3
H	4
RBI	3
BB	4
SO	5
LOB	8



Batter	1	2	3	4	5	6	7	8	9	AB R H RBI BB SO LOB	TOP
Bill Sample, R (1, 7) <small>OBP: 0.381, SLG: 0.333</small> Mike Jorgensen, L (5, PH) <small>OBP: 0.364, SLG: 0.507</small> Dave Chalk, R (9, PH) <small>OBP: 1.000, SLG: 1.000</small>	0-0 1B	0-0 1-3			0-0 F5		0-0 F7		0-0 1B	2 0 1 0 0 0 0 2 0 0 0 0 0 0 1 0 1 0 0 0 0	
Buddy Bell, R (1, 5) <small>OBP: 0.297, SLG: 0.352</small>	0-0 FC6-4 1B		0-0 F8		4-0 FC5 WP BB		0-0 F8		0-0 F8	4 1 0 0 1 0 3	
Al Oliver, L (1, 8) <small>OBP: 0.365, SLG: 0.462</small>	4-0 1B 2B BB		0-0 1-3		4-0 IBB			0-0 2B 6-3 1B	0-0 F5	3 2 1 0 2 0 2	
Richie Zisk, R (1, 9) <small>OBP: 0.296, SLG: 0.353</small>	0-0 2B 1B		0-0 HR		0-0 FC5			0-0 2B		4 2 3 2 0 0 2	
John Ellis, R (1, 3) <small>OBP: 0.321, SLG: 0.480</small>	0-0 2B		0-0 6-3		0-0 F9			0-0 L5		4 0 1 2 0 0 5	
Jim Sundberg, R (1, 2) <small>OBP: 0.279, SLG: 0.319</small> Sparky Lyle, L (8, 1)	0-0 6-3 2-3			0-0 F8		0-0 5-3		0-0 6-3		4 0 0 1 0 0 2 0 0 0 0 0 0 0	
Dave Roberts, R (1, 10) <small>OBP: 0.100, SLG: 0.100</small> (8, 2)	0-3 K			0-0 F9		0-0 L5		0-3 K		4 0 0 0 0 2 2	
Bump Wills, S (1, 4) <small>OBP: 0.283, SLG: 0.246</small>		0-0 F7		0-0 1-3		0-0 4-3			4-0 F8 1B BB	3 0 0 0 1 0 0	
Larvell Blanks, R (1, 6) <small>OBP: 0.368, SLG: 0.389</small>		0-0 F7			0-0 F8		0-0 6-3		0-0 F9	4 0 0 0 0 0 1	
Inning Stats	R: 3 H: 3 E: 0 LOB: 1 K: 1 BB: 1 S: 8 P: 12	R: 0 H: 0 E: 0 LOB: 0 K: 0 BB: 0 S: 3 P: 3	R: 1 H: 1 E: 0 LOB: 0 K: 0 BB: 0 S: 4 P: 4	R: 0 H: 0 E: 0 LOB: 0 K: 0 BB: 0 S: 3 P: 3	R: 0 H: 0 E: 1 LOB: 3 K: 0 BB: 2 S: 4 P: 12	R: 0 H: 0 E: 0 LOB: 0 K: 0 BB: 0 S: 3 P: 3	R: 0 H: 0 E: 0 LOB: 0 K: 1 BB: 0 S: 7 P: 7	R: 1 H: 2 E: 0 LOB: 1 K: 1 BB: 0 S: 4 P: 8	R: 0 H: 1 E: 0 LOB: 2 K: 0 BB: 1 S: 4 P: 8	1B: 4 SF: 0 2B: 2 SAC: 0 3B: 0 DP: 0 HR: 1 HBP: 0	WP: 1 PA: 39 PB: 0 SB: 0 CS: 0
PITCHER Rick Honeycutt, L (1, 1) <small>ERA: 6.89</small> John Montague, R (1, 1) <small>ERA: 3.0</small> Shane Rawley, L (8, 1) <small>ERA: 5.48</small>	IP WLS BF H R ER SO BB IBB HBP BLK WP HR S P ERA WHIP 0.1 0 5 3 3 3 0 1 0 0 0 0 0 4 8 81.00 12.000 6.2 W 26 3 2 2 1 1 1 1 0 0 1 1 26 34 2.70 0.600 2.0 8 1 0 0 0 1 1 0 0 0 0 0 9 13 0.00 1.000	PITCHER IP WLS BF H R ER SO BB IBB HBP BLK WP HR S P ERA WHIP									

Texas Rangers @ Seattle Mariners
 The Kingdome, Seattle, WA
 Fri May 18 1979, 10:05 PM EDT
 Att. 5,948 - Dome

livebaseballscorecards.com

AB	35
R	5
H	7
RBI	5
BB	4
SO	2
LOB	17



Batter	1	2	3	4	5	6	7	8	9	AB R H RBI BB SO LOB
Julio Cruz, S OBP: 0.301, SLG: 0.210 (1, 4)	0-0 F6 BBB	4-0 S 1B BB		0-0 F7 BBB		4-0 S SF7 BB	0-0 6-3			3 2 0 0 2 0 1
Ruppert Jones, L OBP: 0.331, SLG: 0.433 (1, 8)	0-0 HR	0-0 E 1B 1-H			0-0 F5 BBB	0-0 3-1 1-3	0-0 F7			5 1 2 2 0 0 1
Bruce Bochte, L OBP: 0.423, SLG: 0.500 (1, 3)	0-0 1B 2B	0-0 F7 1-2			0-0 1B 2B 1B	0-0 SF7 3-H	0-0 HR 1B			4 2 3 1 0 0 1 0 1 0 0 0 0 0
Willie Horton, R OBP: 0.373, SLG: 0.539 (1, 10)	0-0 1B 1B		0-0 F9		0-0 2B 1B 1-2	4-0 BB BB 1B	0-0 HR 1-H			4 3 3 2 1 0 0
Dan Meyer, L OBP: 0.316, SLG: 0.396 (1, 7)	0-0 FC4-6 1B 1-2 2-H		0-0 L3		0-0 1B 2B 1-3 2-H	0-0 BB BB 2B 1B	0-0 F7			5 2 3 2 0 0 1
Leon Roberts, R OBP: 0.333, SLG: 0.422 (1, 9)	0-0 F3		0-3 K		0-0 5-3 BBB	4-0 BB 2B BB		0-0 F8		3 1 0 0 1 1 4 1 0 0 0 0 0 0
John Hale, L OBP: 0.385, SLG: 0.200 (8, 7)										
Bill Stein, R OBP: 0.307, SLG: 0.313 (1, 5)	0-0 FC4-6 1-2f			4-0 F7 6-3 BB	4-0 1B IBB	4-0 2B BB 1-2 2-3 3-H		0-0 F9		2 1 0 1 3 0 2
Larry Cox, R OBP: 0.412, SLG: 0.540 (1, 2)		0-0 5-3		0-0 6-3 1-2	0-0 1B 1-3 2-H 3-H	0-0 2B 1-H 2-H 3-H		0-0 F8		5 0 2 5 0 0 1
Mario Mendoza, R OBP: 0.193, SLG: 0.226 (1, 6)		0-3 K		0-0 F7 2-3	0-0 1-3	0-0 6-3				4 0 0 0 0 1 4

Inning Stats	R: 2	H: 4	E: 0	K: 0	S: 7	H: 4	LOB: 2	BB: 0	P: 7	R: 1	H: 1	E: 1	K: 1	S: 6	H: 1	LOB: 1	BB: 1	P: 10	R: 0	H: 0	E: 0	K: 1	S: 5	R: 0	H: 0	E: 0	K: 0	S: 3	R: 3	H: 4	E: 0	K: 0	S: 7	R: 5	H: 2	E: 0	K: 0	S: 5	R: 2	H: 2	E: 0	K: 0	S: 5	R: 0	H: 0	E: 0	K: 0	S: 3	R: 0	H: 0	E: 0	K: 0	S: 3
--------------	------	------	------	------	------	------	--------	-------	------	------	------	------	------	------	------	--------	-------	-------	------	------	------	------	------	------	------	------	------	------	------	------	------	------	------	------	------	------	------	------	------	------	------	------	------	------	------	------	------	------	------	------	------	------	------

PITCHER	IP	WLS	BF	H	R	ER	SO	BB	IBB	HBP	BLK	WP	HR	S	P	ERA	WHIP
Steve Comer, R ERA: 4.11 (1, 1)	4.2	L	26	9	6	6	2	2	1	0	0	0	1	27	39	11.57	2.357
Ed Farmer, R ERA: 5.48 (5, 1)	1.0		6	1	3	3	0	2	0	0	0	0	0	4	12	27.00	3.000
Doc Medich, R ERA: 7.43 (6, 1)	1.1		9	3	4	4	0	2	0	0	0	0	1	7	15	27.00	3.750
Sparky Lyle, L ERA: 3.95 (8, 1)	1.0		3	0	0	0	0	0	0	0	0	0	0	3	3	0.00	0.000

BOTTOM

Texas Rangers @ Seattle Mariners
The Kingdome, Seattle, WA
Fri May 18 1979, 10:05 PM EDT
Att. 5,948 - Dome

livebaseballscorecards.com

AB	36
R	13
H	13
RBI	13
BB	7
SO	2
LOB	15



WP: 0	PA: 44
PB: 0	
SB: 2	
CS: 0	

Batter	1	2	3	4	5	6	7	8	9	AB R H RBI BB SO LOB	TOP										
Bump Wills, S (1, 4) OBP: 0.299, SLG: 0.256	0-0 6-3		0-0 4-3 2B		0-0 F9			4-0 1B BB		3 0 1 0 1 0 0											
Buddy Bell, R (1, 5) OBP: 0.309, SLG: 0.363	0-0 BB 1B		0-0 F7			0-0 G6-4-3 1B		0-0 1-3 1B		4 0 3 0 0 0 1											
Al Oliver, L (1, 8) OBP: 0.356, SLG: 0.449	0-3 K		0-0 4-3			0-3 K		0-0 G4-6-3 1-2f		4 0 0 0 0 2 5											
Richie Zisk, R (1, 9) OBP: 0.295, SLG: 0.345	4-0 FC5-4 1-2 BB		0-0 F8			0-0 G6-4-3 1-2f			0-3 K	3 0 0 0 1 1 2											
John Ellis, R (1, 3) OBP: 0.321, SLG: 0.472 Bill Sample, R (7, PR) OBP: 0.377, SLG: 0.330	0-0 FC5-4 1-2f			0-0 F8			0-0 E 1B		0-3 K	3 0 1 0 0 0 2 1 0 0 0 0 1 0											
Gary Gray, R (1, 10) OBP: 0.275, SLG: 0.237		0-0 5-3		0-0 F8			0-0 F7		0-3 K	4 0 0 0 0 1 1											
Jim Sundberg, R (1, 2) OBP: 0.273, SLG: 0.311			0-0 6-3		0-3 K		0-0 FC5 1-2 G5-4-3			3 0 0 0 0 1 1											
Nelson Norman, S (1, 6) OBP: 0.267, SLG: 0.277 Larvell Blanks, R (7, PH) OBP: 0.350, SLG: 0.368			0-0 2B			0-0 1-3		0-0 G5-4-3 1-2f		2 0 1 0 0 0 0 1 0 0 0 0 0 2											
Dave Roberts, R (1, 7) OBP: 0.077, SLG: 0.077			0-0 4-3			0-0 L6		0-3 K		3 0 0 0 0 1 1											
Inning Stats	R: 0 E: 0 K: 1 S: 6	H: 1 LOB: 2 BB: 1 P: 10	R: 0 E: 0 K: 0 S: 4	H: 1 LOB: 1 BB: 0 P: 4	R: 0 E: 0 K: 0 S: 4	H: 1 LOB: 1 BB: 0 P: 4	R: 0 E: 0 K: 1 S: 5	H: 0 LOB: 0 BB: 0 P: 5	R: 0 E: 0 K: 0 S: 3	H: 0 LOB: 0 BB: 0 P: 3	R: 0 E: 1 K: 0 S: 4	H: 1 LOB: 2 BB: 0 P: 4	R: 0 E: 0 K: 1 S: 5	H: 1 LOB: 1 BB: 1 P: 9	R: 0 E: 0 K: 3 S: 9	H: 0 LOB: 0 BB: 0 P: 9	1B: 4 2B: 2 3B: 0 HR: 0	SF: 0 SAC: 0 DP: 3 HBP: 0	WP: 0 PB: 0 SB: 0 CS: 0	PA: 33	
PITCHER Floyd Bannister, L (1, 1) ERA: 3.96	IP 9.0	WLS W	BF 33	H 6	R 0	ER 0	SO 7	BB 2	IBB 0	HBP 0	BLK 0	WP 0	HR 0	S 45	P 53	ERA 0.00	WHIP 0.889				
PITCHER	IP	WLS	BF	H	R	ER	SO	BB	IBB	HBP	BLK	WP	HR	S	P	ERA	WHIP				

Texas Rangers @ Seattle Mariners
The Kingdome, Seattle, WA
Sat May 19 1979, 10:05 PM EDT
Att. 13,109 - Dome

livebaseballscorecards.com

AB 31
R 0
H 6
RBI 0
BB 2
SO 7
LOB 15



Batter	1	2	3	4	5	6	7	8	9
Julio Cruz, S (1, 4) <small>OBP: 0.306, SLG: 0.238</small>	0-0 HR		0-0 FC3-6 1B		0-0 4-3			0-3 K	
Ruppert Jones, L (1, 8) <small>OBP: 0.341, SLG: 0.458</small>	4-0 SF9 BB		0-0 FC3-6 4-3 1-2f			0-0 SH4-3 1B		0-0 IHR	
Bruce Bochte, L (1, 3) Joe Simpson, L (9, 9) <small>OBP: 0.414, SLG: 0.492</small> <small>OBP: 0.244, SLG: 0.372</small>	0-0 SF9 1-H		0-0 4-3 1-2			0-0 SH4-3 1-2		0-0 F9	
Willie Horton, R (1, 10) <small>OBP: 0.365, SLG: 0.525</small>	0-0 F4		0-3 K			0-3 K		0-0 F9	
Dan Meyer, L (1, 7) <small>OBP: 0.317, SLG: 0.389</small> (9, 3)	0-0 1-3			0-0 G3		4-0 IBB			
Leon Roberts, R (1, 9) John Hale, L (9, 7) <small>OBP: 0.333, SLG: 0.442</small> <small>OBP: 0.385, SLG: 0.200</small>		0-0 HR		0-3 K		0-3 K			
Bill Stein, R (1, 5) <small>OBP: 0.300, SLG: 0.304</small>		0-3 K		0-0 5-3			0-3 K		
Larry Cox, R (1, 2) <small>OBP: 0.389, SLG: 0.509</small>		0-0 F9			0-0 5-3		0-0 4-3		
Mario Mendoza, R (1, 6) <small>OBP: 0.188, SLG: 0.220</small>		0-0 6-3			0-0 F3		0-0 F8		

AB	R	H	RBI	BB	SO	LOB
4	1	2	1	0	1	0
3	2	2	1	1	0	1
2	0	0	1	0	0	1
0	0	0	0	0	0	0
4	0	0	0	0	2	2
2	0	0	0	1	0	0
3	1	1	1	0	2	2
0	0	0	0	0	0	0
3	0	0	0	0	2	0
3	0	0	0	0	0	0
3	0	0	0	0	0	0

BOTTOM

Texas Rangers @ Seattle Mariners
 The Kingdome, Seattle, WA
 Sat May 19 1979, 10:05 PM EDT
 Att. 13,109 - Dome

livebaseballscorecards.com

AB	27
R	4
H	5
RBI	4
BB	2
SO	7
LOB	6



Inning Stats	R: 2	H: 1	E: 0	LOB: 0	K: 0	S: 4	P: 8	R: 1	H: 1	E: 0	LOB: 0	K: 1	S: 6	R: 0	H: 1	E: 0	LOB: 1	K: 1	S: 6	R: 0	H: 0	E: 0	LOB: 0	K: 1	S: 5	R: 0	H: 0	E: 0	LOB: 0	K: 0	S: 3	R: 0	H: 1	E: 0	LOB: 2	K: 2	S: 8	R: 0	H: 0	E: 0	LOB: 0	K: 1	S: 5	R: 1	H: 1	E: 0	LOB: 0	K: 1	S: 6
PITCHER	Fergie Jenkins, R (1, 1) <small>ERA: 3.71</small>	IP	WLS	BF	H	R	ER	SO	BB	IBB	HBP	BLK	WP	HR	S	P	ERA	WHIP	PITCHER	IP	WLS	BF	H	R	ER	SO	BB	IBB	HBP	BLK	WP	HR	S	P	ERA	WHIP													

WP: 0	PA: 31
PB: 0	
SB: 1	
CS: 0	

Batter	1	2	3	4	5	6	7	8	9	AB R H RBI BB SO LOB	TOP																				
Johnny Grubb, L (1, 7) OBP: 0.314, SLG: 0.462	0-0 L4			0-0 HR	0-0 SF7	0-0 1B		0-3 K		4 1 2 3 0 1 0																					
Buddy Bell, R (1, 5) OBP: 0.311, SLG: 0.364	0-3 K			0-0 HBP 1B BB	0-0 FC4	0-0 F8			0-0 F8	5 1 2 0 0 1 2																					
Al Oliver, L (1, 8) OBP: 0.345, SLG: 0.434	0-0 G3			0-0 F8	0-0 FC4				0-0 5-3	5 0 0 0 0 1 2																					
Richie Zisk, R (1, 9) OBP: 0.299, SLG: 0.341		0-0 4-3		4-0 HBP 1B BB		0-0 6-3			0-0 6-3	4 0 1 0 1 0 0																					
Pat Putnam, L (1, 10) OBP: 0.320, SLG: 0.429		0-0 CS		1-0 1B		0-0 4-3				1 0 1 0 0 0 0																					
John Ellis, R (6, PH) OBP: 0.328, SLG: 0.473				1-2 2-3 HBP						2 0 1 0 0 0 0																					
Mike Jorgensen, L (1, 3) OBP: 0.370, SLG: 0.507		0-0 G3		0-0 1B		0-0 BB 1B			0-0 G3	4 1 2 1 0 0 3																					
Jim Sundberg, R (1, 2) OBP: 0.273, SLG: 0.304			0-0 4-3	0-0 4-3		4-0 BB 1B			0-0 F3	3 1 0 0 1 0 4																					
Bump Wills, S (1, 4) OBP: 0.304, SLG: 0.252		0-0 4-3		4-0 S SF7 BB		4-0 1B BB			0-0 4-3	2 2 0 0 2 0 0																					
Larvell Blanks, R (1, 6) OBP: 0.348, SLG: 0.364			0-3 K		0-0 6-3				0-0 F9	3 0 1 2 0 1 1																					
Nelson Norman, S (6, 6) OBP: 0.264, SLG: 0.274					1-2 2-H 3-H					1 0 0 0 0 0 0																					
Inning Stats	R: 0 E: 0 K: 1 S: 5	H: 0 LOB: 0 BB: 0 P: 5	R: 0 E: 0 K: 0 S: 3	H: 1 LOB: 0 BB: 0 P: 3	R: 0 E: 0 K: 1 S: 5	H: 0 LOB: 0 BB: 0 P: 5	R: 2 E: 0 K: 0 S: 5	H: 3 LOB: 2 BB: 1 P: 10	R: 1 E: 0 K: 0 S: 4	H: 1 LOB: 1 BB: 1 P: 8	R: 3 E: 0 K: 0 S: 6	H: 3 LOB: 2 BB: 2 P: 14	R: 0 E: 0 K: 1 S: 7	H: 2 LOB: 2 BB: 0 P: 7	R: 0 E: 0 K: 1 S: 5	H: 0 LOB: 0 BB: 0 P: 5	R: 0 E: 0 K: 0 S: 3	H: 0 LOB: 0 BB: 0 P: 3	1B: 9 2B: 0 3B: 0 HR: 1	SF: 1 SAC: 0 DP: 0 HBP: 1	WP: 0 PB: 0 SB: 1 CS: 1	PA: 40									
PITCHER	IP WLS BF H R ER SO BB IBB HBP BLK WP HR S P ERA WHIP																														
Mike Parrott, R (1, 1) ERA: 2.87	4.1		18	4	3	3	2	2	0	1	0	0	1	19	28	6.23	1.385														
Shane Rawley, L (5, 1) ERA: 6.29	1.1	L	10	4	3	3	0	2	0	0	0	0	0	8	16	20.25	4.500														
Byron McLaughlin, R (6, 1) ERA: 5.76	3.1		12	2	0	0	2	0	0	0	0	0	0	16	16	0.00	0.600														

Texas Rangers @ Seattle Mariners
The Kingdome, Seattle, WA
Sun May 20 1979, 6:33 AM EDT
Att. 10,054 - Dome

livebaseballscorecards.com

AB	34
R	6
H	10
RBI	6
BB	4
SO	4
LOB	12



Batter	1	2	3	4	5	6	7	8	9	AB R H RBI BB SO LOB
Julio Cruz, S OBP: 0.309, SLG: 0.243 (1, 4)	0-3 K		0-0 CS 1B	0-0 4-3		0-0 1-2 1B			0-0 F7	5 0 2 0 0 1 0
Ruppert Jones, L OBP: 0.343, SLG: 0.466 (1, 8)	0-3 K		0-0 1-2 1B 2B	0-0 F7		0-0 6-3			0-0 E6	2 1 1 0 0 1 0 3 0 0 0 0 0 2
Joe Simpson, L OBP: 0.229, SLG: 0.348 (4, 8)										
Bruce Bochte, L OBP: 0.413, SLG: 0.488 (1, 3)	0-0 1B 1B		0-0 FC3 BB 1B 2-H	0-0 F7			0-0 4-3		0-0 F7	5 1 2 1 0 0 1
Willie Horton, R OBP: 0.366, SLG: 0.519 (1, 10)	0-0 1-2 1B		4-0 1B E 1B BB		0-0 6-3		0-3 K		0-3 K	4 1 1 0 1 2 1
Dan Meyer, L OBP: 0.306, SLG: 0.375 (1, 7)	0-3 K		0-0 FC3 1B 1-2 2-3		0-0 1-3		0-0 F8			4 1 0 0 0 1 4
Leon Roberts, R OBP: 0.331, SLG: 0.437 (1, 9)		0-3 K	0-0 1B 1-2 2-3 3-H		0-0 6-3			0-0 F8		4 0 1 1 0 1 0
Larry Milbourne, S OBP: 0.304, SLG: 0.311 (1, 5) (9, 6)		0-0 S 1B	0-0 1-2 2-H 3-H 1B			0-0 F8		0-0 6-3		4 0 2 2 0 0 0
Larry Cox, R OBP: 0.397, SLG: 0.500 (1, 2)		4-0 L9-3 BB 1-2	0-0 F4		0-0 6-3			0-0 1B		3 0 1 0 1 0 2
Mario Mendoza, R OBP: 0.191, SLG: 0.216 (1, 6)		0-0 L9-3	0-0 F9			4-0 1B BB		0-3 K		2 0 0 0 1 0 4 1 0 0 0 0 1 1 0 0 0 0 0 0 0
John Hale, L OBP: 0.357, SLG: 0.182 (8, PH)										
Bill Stein, R OBP: 0.300, SLG: 0.304 (9, 5)										

Inning Stats	R: 0 E: 0 K: 3 S: 11	H: 2 LOB: 2 BB: 0 P: 11	R: 0 E: 0 K: 1 S: 5	H: 1 LOB: 1 BB: 1 P: 9	R: 4 E: 1 K: 0 S: 8	H: 5 LOB: 2 BB: 1 P: 12	R: 0 E: 0 K: 0 S: 3	H: 0 LOB: 0 BB: 0 P: 3	R: 0 E: 0 K: 0 S: 3	H: 0 LOB: 0 BB: 0 P: 3	R: 0 E: 0 K: 0 S: 4	H: 1 LOB: 2 BB: 1 P: 8	R: 0 E: 0 K: 1 S: 5	H: 0 LOB: 0 BB: 0 P: 5	R: 0 E: 0 K: 1 S: 6	H: 1 LOB: 1 BB: 0 P: 6	R: 0 E: 1 K: 1 S: 6	H: 0 LOB: 1 BB: 0 P: 6	1B: 9 2B: 2 3B: 0 HR: 0	SF: 0 SAC: 0 DP: 1 HBP: 0	WP: 0 PB: 0 SB: 1 CS: 1	PA: 40
--------------	-------------------------------	----------------------------------	------------------------------	---------------------------------	------------------------------	----------------------------------	------------------------------	---------------------------------	------------------------------	---------------------------------	------------------------------	---------------------------------	------------------------------	---------------------------------	------------------------------	---------------------------------	------------------------------	---------------------------------	----------------------------------	------------------------------------	----------------------------------	--------

PITCHER	IP	WLS	BF	H	R	ER	SO	BB	IBB	HBP	BLK	WP	HR	S	P	ERA	WHIP
Doyle Alexander, R ERA: 3.8 (1, 1)	5.2	W	28	9	4	3	4	3	0	0	0	0	0	33	45	4.76	2.118
Jim Kern, R ERA: 1.33 (6, 1)	3.1	S	12	1	0	0	3	0	0	0	0	0	0	18	18	0.00	0.300

TEXAS RANGERS @ SEATTLE MARINERS
The Kingdome, Seattle, WA
Sun May 20 1979, 6:33 AM EDT
Att. 10,054 - Dome

AB	37
R	4
H	10
RBI	4
BB	3
SO	7
LOB	15



PITCHER	IP	WLS	BF	H	R	ER	SO	BB	IBB	HBP	BLK	WP	HR	S	P	ERA	WHIP
---------	----	-----	----	---	---	----	----	----	-----	-----	-----	----	----	---	---	-----	------

Batter	1	2	3	4	5	6	7	8	9	AB R H RBI BB SO LOB	TOP											
Julio Cruz, S (1, 4) OBP: 0.311, SLG: 0.245	0-0 6-3		0-0 2B 1B	0-0 2-H		0-0 L4		4-0 2B BB		3 2 1 1 1 0 0												
Ruppert Jones, L (1, 8) Joe Simpson, L (6, 8) OBP: 0.341, SLG: 0.467 OBP: 0.245, SLG: 0.383	0-3 K		0-0 1B HR 2B	0-0 1-H 2-H		0-0 F9		0-0 1-3 2B 2B		4 1 1 2 0 1 0 1 1 1 0 0 0 0												
Bruce Bochte, L (1, 3) John Hale, L (8, PR) OBP: 0.413, SLG: 0.492 OBP: 0.357, SLG: 0.182	0-3 K		0-0 HR 1B			0-0 P4		0-0 2-H 3-H 2B		5 1 2 2 0 1 0 0 0 0 0 0 0 0												
Willie Horton, R (1, 10) OBP: 0.367, SLG: 0.530		4-0 1B BB	0-0 1-H 3-H HR			0-0 5-3		0-0 5-3		4 1 1 3 1 1 1												
Dan Meyer, L (1, 7) OBP: 0.318, SLG: 0.402		0-0 1-2 G6-4-3 1B	0-0 P4			0-0 1B 2B		0-0 3B 2B		5 2 3 0 0 0 1												
Leon Roberts, R (1, 9) OBP: 0.340, SLG: 0.438		0-3 K	0-0 1B			4-0 1B 2B IBB		0-0 5-3		4 1 2 0 1 1 3												
Larry Milbourne, S (1, 5) Bill Stein, R (7, 5) OBP: 0.320, SLG: 0.367 OBP: 0.298, SLG: 0.302		0-0 1-2f G6-4-3	0-0 F7			0-0 1-2 2-H 2B 1B		0-0 2-H 3B		4 1 2 2 0 0 3 1 0 0 0 0 0 1												
Larry Cox, R (1, 2) OBP: 0.413, SLG: 0.517			4-0 1B 2B BB	0-0 PB SH2-4 SF8 1B		0-0 1-H 2-H 2B		0-0 G3		4 2 2 2 1 0 1												
Mario Mendoza, R (1, 6) OBP: 0.186, SLG: 0.211			0-3 K	0-0 SH2-4		0-0 F3		0-0 P6		3 0 0 0 0 1 2												
Inning Stats	R: 0 E: 0 K: 2 S: 7	H: 0 LOB: 0 BB: 0 P: 7	R: 0 E: 0 K: 1 S: 5	H: 1 LOB: 1 BB: 1 P: 9	R: 5 E: 0 K: 1 S: 10	H: 5 LOB: 1 BB: 1 P: 14	R: 1 E: 0 K: 0 S: 4	H: 1 LOB: 0 BB: 0 P: 4	R: 3 E: 0 K: 0 S: 6	H: 3 LOB: 1 BB: 1 P: 10	R: 0 E: 0 K: 0 S: 3	H: 0 LOB: 0 BB: 0 P: 3	R: 1 E: 0 K: 0 S: 5	H: 2 LOB: 1 BB: 0 P: 5	R: 2 E: 0 K: 1 S: 7	H: 2 LOB: 1 BB: 1 P: 11	R: 0 E: 0 K: 0 S: 3	H: 1 LOB: 0 BB: 0 P: 3	1B: 7 2B: 6 3B: 1 HR: 1	SF: 1 SAC: 1 DP: 2 HBP: 0	WP: 0 PB: 1 SB: 0 CS: 0	PA: 44
PITCHER	IP WLS BF H R ER SO BB IBB HBP BLK WP HR S P ERA WHIP																					
Rich Gale, R (1, 1) ERA: 4.82	2.2 L 15 6 5 5 4 2 0 0 0 0 0 1 21 29 16.88 3.000																					
Larry Gura, L (3, 1) ERA: 6.46	4.0 19 6 5 4 0 0 1 0 0 0 0 0 18 22 9.00 1.500																					
Eduardo Rodriguez, R (7, 1) ERA: 4.91	0.2 3 0 1 1 0 1 0 0 0 0 0 0 2 6 13.50 1.500																					
Al Hrabosky, L (8, 1) ERA: 4.74	1.2 7 3 1 1 1 1 0 0 0 0 0 0 9 9 5.40 1.800																					

Seattle Mariners @ Kansas City Royals
Royals Stadium, Kansas City, MO
Mon May 21 1979, 8:05 PM EDT
Att. 22,940 - Unknown - 70 F

livebaseballscorecards.com

AB	38
R	12
H	15
RBI	12
BB	4
SO	5
LOB	12



Batter	1	2	3	4	5	6	7	8	9	AB	R	H	RBI	BB	SO	LOB
Willie Wilson, S OBP: 0.373, SLG: 0.424 (1, 7)	0-0 3B	0-0 G3		0-0 SF9			0-0 HR 1B		0-0 6-3	4	2	2	1	0	0	0
George Brett, L OBP: 0.348, SLG: 0.486 (1, 5)	0-0 1B 3B	0-0 F7		0-0 6-3			0-0 HR 1B		0-0 1B	5	2	3	3	0	0	0
Amos Otis, R OBP: 0.426, SLG: 0.451 (1, 8)	4-0 1B SF7 BB		0-0 F8		0-3 K		0-0 L8		0-3 K	4	1	0	0	1	2	1
Darrell Porter, L OBP: 0.433, SLG: 0.511 (1, 2)	0-0 3B 1B		0-0 BB 1B		0-0 4-3		0-0 1B		0-0 F7	5	1	3	1	0	0	1
Ralph LaCock, L OBP: 0.345, SLG: 0.411 (1, 3)	0-0 SF7		0-0 L8		0-0 P6		0-0 F9			2	0	0	1	0	0	1
John Wathan, R OBP: 0.302, SLG: 0.379 (7, PH)										1	0	0	0	0	0	1
Clint Hurdle, L OBP: 0.376, SLG: 0.430 (1, 9)	0-0 L4		4-0 BB		0-0 F8		0-3 K			3	0	0	0	1	1	1
Hal McRae, R OBP: 0.300, SLG: 0.399 (1, 10)	0-0 3B		0-3 K		0-0 F7		0-0 2B			4	0	2	1	0	1	2
Freddie Patek, R OBP: 0.285, SLG: 0.285 (1, 6)	0-0 6-3			0-0 G3 SF9 2B		0-0 F8		0-0 5-3		4	1	1	0	0	0	2
U L Washington, S OBP: 0.267, SLG: 0.345 (1, 4)		0-0 F8		0-0 G3		0-0 P6		0-3 K		3	0	0	0	0	0	1
Joe Zdeb, R OBP: 0.250, SLG: 0.100 (8, PH)				2-3						1	0	0	0	0	1	1
Jerry Terrell, R OBP: 0.600, SLG: 1.000 (9, 4)										0	0	0	0	0	0	0

Inning Stats	R: 4	H: 4	E: 0	LOB: 1	K: 0	S: 7	P: 11	R: 0	H: 0	E: 0	LOB: 0	K: 0	S: 3	R: 0	H: 1	E: 0	LOB: 2	K: 1	S: 6	R: 1	H: 1	E: 0	LOB: 0	K: 0	S: 4	R: 0	H: 0	E: 0	LOB: 0	K: 1	S: 5	R: 0	H: 0	E: 0	LOB: 0	K: 0	S: 3	R: 2	H: 3	E: 0	LOB: 1	K: 0	S: 6	R: 0	H: 1	E: 0	LOB: 1	K: 2	S: 8	R: 0	H: 1	E: 0	LOB: 1	K: 1	S: 6	R: 0	H: 1	E: 0	LOB: 1	K: 1	S: 6	1B: 5	SF: 2	2B: 2	SAC: 0	3B: 3	DP: 0	HR: 1	HBP: 0	WP: 0	PA: 40	PB: 0	SB: 1	CS: 0
--------------	------	------	------	--------	------	------	-------	------	------	------	--------	------	------	------	------	------	--------	------	------	------	------	------	--------	------	------	------	------	------	--------	------	------	------	------	------	--------	------	------	------	------	------	--------	------	------	------	------	------	--------	------	------	------	------	------	--------	------	------	------	------	------	--------	------	------	-------	-------	-------	--------	-------	-------	-------	--------	-------	--------	-------	-------	-------

PITCHER	IP	WLS	BF	H	R	ER	SO	BB	IBB	HBP	BLK	WP	HR	S	P	ERA	WHIP
Glenn Abbott, R ERA: 5.57 (1, 1)	6.2	W	31	9	7	7	2	2	0	0	0	0	1	33	41	9.45	1.650
Shane Rawley, L ERA: 5.74 (7, 1)	2.1	S	9	2	0	0	3	0	0	0	0	0	0	15	15	0.00	0.857

PITCHER	IP	WLS	BF	H	R	ER	SO	BB	IBB	HBP	BLK	WP	HR	S	P	ERA	WHIP
---------	----	-----	----	---	---	----	----	----	-----	-----	-----	----	----	---	---	-----	------

BOTTOM

Seattle Mariners @ Kansas City Royals
Royals Stadium, Kansas City, MO

Mon May 21 1979, 8:05 PM EDT
 Att: 22,940 - Unknown - 70 F

livebaseballscorecards.com

AB	36
R	7
H	11
RBI	7
BB	2
SO	5
LOB	11



Batter	1	2	3	4	5	6	7	8	9	10	11	12	AB R H RBI BB SO LOB	TOP																			
Julio Cruz, S OBP: 0.316, SLG: 0.265 (1, 4)	0-0 6-3	0-0 1B 1B		0-0 1B 1B		0-0 F3	0-0 F7			0-0 P6		0-0 1B 3B	7 3 3 1 0 0 2																				
Ruppert Jones, L OBP: 0.356, SLG: 0.477 (1, 8)	4-0 HR BB	0-0 1B 1B		4-0 1B BB			0-0 3B 2B	0-0 P6		0-0 6-3		0-0 1B G5-4-3	5 2 3 1 2 0 0																				
Bruce Bochte, L OBP: 0.428, SLG: 0.544 (1, 3)	0-0	0-0		0-0			0-0 1B 3B	0-0		0-0		0-0 G5-4-3	4 1 4 6 0 0 0																				
Joe Simpson, L OBP: 0.260, SLG: 0.396 (7, PR)													1 1 1 0 0 0 0																				
Tom Paciorek, R OBP: 0.380, SLG: 0.563 (10, PH)	1-H HR	1-3 1B		1-2 1B		1-2 2-H 3-H	2-H 1B 3B	1B 1B				1-2	2 0 1 0 0 0 1																				
Willie Horton, R OBP: 0.366, SLG: 0.520 (1, 10)	0-3 K	0-0 L9		0-0 G6-4-3		0-0 1-2f	0-0 WP 2B 1B	0-0 F9		4-0 IBB			5 1 1 1 1 1 5																				
Dan Meyer, L OBP: 0.319, SLG: 0.398 (1, 7)	0-0 1B		0-0 L3		0-0 L9		0-3 K	0-0		0-0 4-3			6 0 2 0 0 1 4																				
Leon Roberts, R OBP: 0.337, SLG: 0.440 (1, 9)	0-0 4-3		0-0 P4		0-0 5-3		0-0 2B 2B	0-3 K				0-3 K	4 1 1 1 0 0 1																				
John Hale, L OBP: 0.313, SLG: 0.154 (7, 7)							2-H 1B 2B						2 0 0 0 0 2 2																				
Larry Milbourne, S OBP: 0.315, SLG: 0.377 (1, 5)		0-0 4-3		0-0 L4		0-0 4-3				0-0 L7			4 1 1 1 0 0 0																				
Bill Stein, R OBP: 0.301, SLG: 0.305 (7, 5)							2-H 1B 2B			G5-4-3 1B			2 0 1 0 0 0 0																				
Larry Cox, R OBP: 0.377, SLG: 0.470 (1, 2)		0-0 4-3		0-0 P3		0-0 6-3		0-0 K		0-0 G5-4-3		0-0 4-3	6 0 0 0 0 1 3																				
Mario Mendoza, R OBP: 0.202, SLG: 0.233 (1, 6)		0-0 1B 2B		0-0 1B 1B		0-3 K	0-0 2-H 1B			0-0 6-3		0-0 6-3	6 2 3 1 0 1 0																				
Inning Stats	R: 2 E: 0 K: 1 S: 7	H: 2 LOB: 1 BB: 1 P: 11	R: 2 E: 0 K: 0 S: 7	H: 4 LOB: 2 BB: 0 P: 7	R: 0 E: 0 K: 0 S: 3	H: 0 LOB: 0 BB: 0 P: 3	R: 2 E: 0 K: 0 S: 5	H: 3 LOB: 1 BB: 1 P: 9	R: 0 E: 0 K: 0 S: 3	H: 0 LOB: 0 BB: 0 P: 3	R: 0 E: 0 K: 1 S: 5	H: 2 LOB: 2 BB: 0 P: 7	R: 0 E: 0 K: 0 S: 3	H: 1 LOB: 0 BB: 0 P: 3	R: 0 E: 0 K: 1 S: 5	H: 0 LOB: 0 BB: 0 P: 5	R: 0 E: 0 K: 0 S: 4	H: 2 LOB: 2 BB: 1 P: 8	R: 0 E: 0 K: 1 S: 5	H: 0 LOB: 0 BB: 0 P: 5	R: 1 E: 0 K: 0 S: 4	H: 2 LOB: 0 BB: 0 P: 4	1B: 13 2B: 5 3B: 2 HR: 1	SF: 0 SAC: 0 DP: 3 HBP: 0	WP: 1 PA: 57 PB: 0 SB: 2 CS: 0								
PITCHER	IP WLS BF H R ER SO BB IBB HBP BLK WP HR S P ERA WHIP																																
Steve Busby, R ERA: 3.72 (1, 1)	1.2		12	6	4	4	4	1	1	0	0	0	0	0	0	13	17	21.60	4.200														
Marty Pattin, R ERA: 4.08 (2, 1)	4.1		18	5	4	4	1	1	0	0	0	0	0	0	0	19	23	8.31	1.385														
Renie Martin, R ERA: 9.0 (7, 1)	0.2		6	4	3	3	2	0	0	0	0	1	0	0	10	10	40.50	6.000															
Eduardo Rodriguez, R ERA: 4.67 (7, 1)	1.1		6	2	0	0	1	0	0	0	0	0	0	0	8	8	0.00	1.500															
Al Hrabosky, L ERA: 4.3 (8, 1)	4.0	L	15	4	1	1	1	0	1	0	0	0	0	0	16	20	2.25	1.000															

Seattle Mariners @ Kansas City Royals
Royals Stadium, Kansas City, MO
Tue May 22 1979, 8:05 PM EDT
Att. 18,967 - Unknown - 79 F

AB	54
R	12
H	21
RBI	12
BB	3
SO	6
LOB	18



Batter	1	2	3	4	5	6	7	8	9	10	11	12
Willie Wilson, S OBP: 0.380, SLG: 0.420 Todd Cruz, R OBP: 0.273, SLG: 0.300	4-0 BB 3B	0-3 K		0-0 S 1B		0-0 SH5-4		0-0 L4		0-3 K		
George Brett, L OBP: 0.358, SLG: 0.506	0-0 1B 3B	0-0 2B		0-0 3-1		4-0 IBB			0-0 1B 1B	0-3 K		
Amos Otis, R OBP: 0.423, SLG: 0.442	4-0 CS BB	0-3 K			0-0 3-1	0-0 F9			0-0 1B E 1B	0-0 F9		
Darrell Porter, L OBP: 0.435, SLG: 0.510	0-0 1B 3B 1B	0-0 F9			0-0 FC3-6 BB 2B 1B	0-0 P5			0-0 E9 1B 1B		0-0 F8	
Ralph LaCock, L OBP: 0.350, SLG: 0.409 John Wathan, R OBP: 0.308, SLG: 0.383	0-0 3B 1B				4-0 FC3-6 BB	0-0 L8			0-0 4-3 1B 1B		0-0 F7	
Clint Hurdle, L OBP: 0.367, SLG: 0.434	0-0 2B 3B				0-0 FC3-6 2B	0-0 4-3			0-0 F7		0-3 K	
Hal McRae, R OBP: 0.307, SLG: 0.416	0-0 2B				0-0 F8	0-0 K			0-0 4-3 1B 1B			0-0 F9
Freddie Patek, R OBP: 0.279, SLG: 0.278 Steve Braun, L OBP: 0.400, SLG: 0.471	0-0 6-3				0-0 F8	0-0 G3			0-0 L7	0-0 4-3		0-0 1-3
Joe Zdeb, R OBP: 0.214, SLG: 0.083										1-2 2-3		
Jerry Terrell, R OBP: 0.500, SLG: 0.750 Tom Poquette, L OBP: 0.250, SLG: 0.200 U L Washington, S OBP: 0.274, SLG: 0.351	0-0 F9				0-0 L9				0-0 P4	0-0 SH5-4 1B		0-0 L8

AB	R	H	RBI	BB	SO	LOB
3	1	1	0	1	1	0
1	0	0	0	0	1	0
5	2	3	1	1	1	1
5	1	1	0	1	1	3
6	3	3	2	0	0	3
3	1	1	0	1	0	0
2	1	1	1	0	0	0
6	1	1	2	0	1	3
6	1	3	2	0	1	0
3	0	0	0	0	0	3
1	0	0	0	0	0	0
2	0	0	0	0	0	2
3	0	1	0	0	0	1
1	0	0	0	0	0	0
2	0	1	2	0	0	0

BOTTOM

Seattle Mariners @ Kansas City Royals
Royals Stadium, Kansas City, MO
 Tue May 22 1979, 8:05 PM EDT
 Att: 18,967 - Unknown - 79 F

livebaseballscorecards.com

AB	49
R	11
H	16
RBI	10
BB	4
SO	6
LOB	16



Inning Stats	R: 5	H: 5	E: 0	K: 0	S: 7	LOB: 1	BB: 2	P: 15	R: 0	H: 1	E: 0	K: 2	S: 8	LOB: 1	BB: 0	P: 8	R: 0	H: 0	E: 0	K: 0	S: 3	LOB: 0	BB: 0	P: 3	R: 0	H: 1	E: 0	K: 0	S: 4	LOB: 1	BB: 0	P: 4	R: 1	H: 2	E: 0	K: 0	S: 5	LOB: 2	BB: 1	P: 9	R: 0	H: 1	E: 0	K: 0	S: 4	LOB: 2	BB: 1	P: 8	R: 0	H: 0	E: 0	K: 1	S: 5	LOB: 0	BB: 0	P: 5	R: 0	H: 0	E: 0	K: 0	S: 3	LOB: 0	BB: 0	P: 3	R: 5	H: 6	E: 1	K: 0	S: 8	LOB: 1	BB: 0	P: 8	R: 0	H: 0	E: 0	K: 2	S: 7	LOB: 0	BB: 0	P: 7	R: 0	H: 0	E: 0	K: 1	S: 5	LOB: 0	BB: 0	P: 5	R: 0	H: 0	E: 0	K: 0	S: 3	LOB: 0	BB: 0	P: 3	R: 0	H: 0	E: 0	K: 0	S: 3	LOB: 0	BB: 0	P: 5	R: 0	H: 0	E: 0	K: 0	S: 3	LOB: 0	BB: 0	P: 5	1B: 11	SF: 0	2B: 3	SAC: 1	3B: 2	DP: 0	HR: 0	HBP: 0	WP: 0	PA: 54	PB: 0	SB: 1	CS: 1
--------------	------	------	------	------	------	--------	-------	-------	------	------	------	------	------	--------	-------	------	------	------	------	------	------	--------	-------	------	------	------	------	------	------	--------	-------	------	------	------	------	------	------	--------	-------	------	------	------	------	------	------	--------	-------	------	------	------	------	------	------	--------	-------	------	------	------	------	------	------	--------	-------	------	------	------	------	------	------	--------	-------	------	------	------	------	------	------	--------	-------	------	------	------	------	------	------	--------	-------	------	------	------	------	------	------	--------	-------	------	------	------	------	------	------	--------	-------	------	------	------	------	------	------	--------	-------	------	--------	-------	-------	--------	-------	-------	-------	--------	-------	--------	-------	-------	-------

PITCHER	IP	WLS	BF	H	R	ER	SO	BB	IBB	HBP	BLK	WP	HR	S	P	ERA	WHIP
Odell Jones, R ERA: 7.05	(1, 1)	0.1	7	5	5	5	0	2	0	0	0	0	0	5	13	135.00	21.000
John Montague, R ERA: 3.22	(1, 1)	7.2	33	8	4	4	3	1	1	0	0	0	0	37	45	4.70	1.174
Shane Rawley, L ERA: 5.58	(9, 1)	4.0	W 14	3	2	2	3	0	0	0	0	0	0	20	20	4.50	0.750

Batter	1	2	3	4	5	6	7	8	9	AB R H RBI BB SO LOB	TOP	
Julio Cruz, S (1, 4) OBP: 0.319, SLG: 0.262	4-0 CS BB		0-3 K		0-0 FC6-4 1-2f			4-0 2B BB		2 1 0 0 2 1 3	Seattle Mariners @ Kansas City Royals Royals Stadium, Kansas City, MO Thu May 24 1979, 8:05 PM EDT Att. 19,428 - Unknown - 66 F	
Ruppert Jones, L (1, 8) OBP: 0.348, SLG: 0.465	0-0 4-3 1-2			0-0 F7		0-0 P5		0-0 L8		4 0 0 0 0 0 2		
Bruce Bochte, L (1, 3) OBP: 0.423, SLG: 0.543	0-3 K			0-0 F8		0-0 F7		0-0 1-H HR 2B		4 1 1 1 0 1 0		
Willie Horton, R (1, 10) OBP: 0.363, SLG: 0.531		0-0 6-3		0-0 F3		0-0 L8		0-0 2-H HR		4 1 1 2 0 0 0		
Dan Meyer, L (1, 7) OBP: 0.317, SLG: 0.394 (8, 5)		0-3 K			0-0 G1-6-3 1B		0-0 F8	0-0 3-1		4 1 1 0 0 1 0		
Leon Roberts, R (1, 9) OBP: 0.341, SLG: 0.442		0-3 K			0-0 G1-6-3 1B		0-0 FC4-6 1B	0-0 4-3		4 0 2 0 0 1 0		
Larry Milbourne, S (1, 5) OBP: 0.328, SLG: 0.375 (8, 6)			4-0 BB		0-0 G1-6-3 1B 1-2f 2-3		0-0 FC4-6 FC5-4 1B	0-0 1B		3 0 1 0 1 0 3		
Larry Cox, R (1, 2) OBP: 0.370, SLG: 0.457			0-0 F9		0-0 HBP 1B		0-0 FC5-4	0-0 F8		4 0 1 1 0 0 3		
Mario Mendoza, R (1, 6) OBP: 0.206, SLG: 0.231 Joe Simpson, L (8, PH) OBP: 0.250, SLG: 0.380 (8, 7)			0-0 F9		1-0 FC6-4 HBP		0-0 F7	0-0 1-3		1 0 0 0 0 0 1 2 0 0 0 0 0 1		
Inning Stats	R: 0 H: 0 E: 0 LOB: 0 K: 1 BB: 1 S: 4 P: 8	R: 0 H: 0 E: 0 LOB: 0 K: 2 BB: 0 S: 7 P: 7	R: 0 H: 0 E: 0 LOB: 1 K: 1 BB: 1 S: 5 P: 9	R: 0 H: 0 E: 0 LOB: 0 K: 0 BB: 0 S: 3 P: 3	R: 1 H: 3 E: 0 LOB: 2 K: 0 BB: 0 S: 5 P: 6	R: 0 H: 0 E: 0 LOB: 0 K: 0 BB: 0 S: 3 P: 3	R: 0 H: 1 E: 0 LOB: 1 K: 0 BB: 0 S: 4 P: 4	R: 3 H: 2 E: 0 LOB: 0 K: 0 BB: 1 S: 5 P: 9	R: 0 H: 1 E: 0 LOB: 1 K: 0 BB: 0 S: 4 P: 4	1B: 5 SF: 0 2B: 1 SAC: 0 3B: 0 DP: 1 HR: 1 HBP: 1	WP: 0 PA: 36 PB: 0 SB: 0 CS: 1	
PITCHER Dennis Leonard, R (1, 1) ERA: 4.07	IP WLS BF H R ER SO BB IBB HBP BLK WP HR S P ERA WHIP	9.0 W 36 7 4 4 4 4 3 0 1 0 0 1 40 53 4.00 1.111										

livebaseballscorecards.com

AB	32
R	4
H	7
RBI	4
BB	3
SO	4
LOB	13



Batter	1	2	3	4	5	6	7	8	9	AB R H RBI BB SO LOB
Julio Cruz, S (1, 4) OBP: 0.321, SLG: 0.266	0-0 F7		0-3 K	0-0 1B			0-0 1B		0-0 6-3	5 0 2 1 0 1 1
Ruppert Jones, L (1, 8) OBP: 0.344, SLG: 0.454	0-0 6-3		4-0 1B BB	0-0 4-3			0-3 K		0-0 5-3	4 0 0 0 1 1 3
Bruce Bochte, L (1, 3) OBP: 0.425, SLG: 0.538	0-0 F7		0-0 1B		4-0 BB BB		0-0 F5			3 0 1 1 1 0 1
Willie Horton, R (1, 10) OBP: 0.361, SLG: 0.525		0-0 1B	0-3 K		0-0 G4-3 BB		0-3 K			4 0 1 0 0 2 4
Dan Meyer, L (1, 7) OBP: 0.315, SLG: 0.389	0-0 F8			0-0 1B 1-4-3		0-3 K		0-0 F8		4 1 1 0 0 1 1
Leon Roberts, R (1, 9) OBP: 0.351, SLG: 0.449	0-0 1B		0-0 1B 1-4-3			0-0 FC1-6		0-0 5-3		4 1 3 0 0 0 0
Larry Milbourne, S (1, 5) OBP: 0.323, SLG: 0.383	0-0 G4-6-3		0-3 K			0-0 FC1-6		0-0 1B 2B		4 0 1 0 0 1 5
Larry Cox, R (1, 2) OBP: 0.377, SLG: 0.452		4-0 1B BB	0-0 1-4-3			0-0 F8		0-0 1B		3 1 1 1 1 0 2
Mario Mendoza, R (1, 6) OBP: 0.208, SLG: 0.226			0-3 K	4-0 1B BB		0-0 F8		0-0 6-3		3 0 0 0 1 1 2

Seattle Mariners @ Texas Rangers
Arlington Stadium, Arlington, TX
Fri May 25 1979, 8:05 PM EDT
Unknown

livebaseballscorecards.com

AB	34
R	3
H	10
RBI	3
BB	4
SO	7
LOB	19



Inning Stats	R: 0 E: 0 K: 0 S: 3	H: 0 LOB: 0 BB: 0 P: 3	R: 0 E: 0 K: 0 S: 4	H: 2 LOB: 1 BB: 0 P: 4	R: 1 E: 0 K: 3 S: 10	H: 1 LOB: 2 BB: 2 P: 18	R: 2 E: 0 K: 1 S: 8	H: 3 LOB: 2 BB: 1 P: 12	R: 0 E: 0 K: 1 S: 4	H: 0 LOB: 0 BB: 1 P: 8	R: 0 E: 0 K: 0 S: 4	H: 1 LOB: 1 BB: 0 P: 4	R: 0 E: 0 K: 2 S: 8	H: 1 LOB: 1 BB: 0 P: 8	R: 0 E: 0 K: 0 S: 4	H: 2 LOB: 2 BB: 0 P: 4	R: 0 E: 0 K: 0 S: 3	H: 0 LOB: 0 BB: 0 P: 3	1B: 9 2B: 1 3B: 0 HR: 0	SF: 0 SAC: 0 DP: 2 HBP: 0	WP: 0 PB: 0 SB: 1 CS: 0	PA: 38
--------------	------------------------------	---------------------------------	------------------------------	---------------------------------	-------------------------------	----------------------------------	------------------------------	----------------------------------	------------------------------	---------------------------------	------------------------------	---------------------------------	------------------------------	---------------------------------	------------------------------	---------------------------------	------------------------------	---------------------------------	----------------------------------	------------------------------------	----------------------------------	--------

PITCHER	IP	WLS	BF	H	R	ER	SO	BB	IBB	HBP	BLK	WP	HR	S	P	ERA	WHIP
Doyle Alexander, R (1, 1) ERA: 4.07	3.2	L	19	6	3	3	4	3	0	0	0	0	0	24	36	7.36	2.455
Dave Rajsich, L (4, 1) ERA: 1.65	5.1		19	4	0	0	3	1	0	0	0	0	0	24	28	0.00	0.938

PITCHER	IP	WLS	BF	H	R	ER	SO	BB	IBB	HBP	BLK	WP	HR	S	P	ERA	WHIP
---------	----	-----	----	---	---	----	----	----	-----	-----	-----	----	----	---	---	-----	------

Batter	1	2	3	4	5	6	7	8	9	AB R H RBI BB SO LOB	TOP											
Julio Cruz, S (1, 4) OBP: 0.318, SLG: 0.264	0-0 CS 1B	0-0 FC6-4			0-0 6-3		0-0 4-3		0-0 6-3	5 0 1 0 0 0 2												
Ruppert Jones, L (1, 8) OBP: 0.356, SLG: 0.464	0-0 F8 1-2 2B		0-0 FC4-6 1B		4-0 E S 1B BB		0-0 4-3		4-0 1B BB	3 1 2 0 2 0 0												
Bruce Bochte, L (1, 3) OBP: 0.419, SLG: 0.527	0-0 F8 2-3		0-0 FC4-6 1B		0-0 G3		0-0 4-3		0-0 1-2 2-H 1B	5 1 1 1 0 0 3												
Willie Horton, R (1, 10) OBP: 0.357, SLG: 0.516	0-0 5-3		0-0 FC5 1B		0-0 WP 1B			0-3 K	0-0 5-3	5 0 1 1 0 1 4												
Dan Meyer, L (1, 5) OBP: 0.333, SLG: 0.403		0-0 HR 1B	0-0 L5-3 1B		4-0 FC6-4 1-2 IBB			0-0 S 1B		3 1 3 1 1 0 0												
Leon Roberts, R (1, 9) OBP: 0.348, SLG: 0.463		0-0 HR	0-0 L5-3		0-0 FC6-4 1-2			0-3 K		4 1 1 2 0 1 5												
Tom Paciorek, R (1, 7) OBP: 0.352, SLG: 0.519		0-0 5-3		0-0 6-3		0-0 6-3		0-3 K		4 0 0 0 0 1 1												
Joe Simpson, L (8, 7) OBP: 0.250, SLG: 0.380										0 0 0 0 0 0 0												
Bob Stinson, S (1, 2) OBP: 0.354, SLG: 0.346		0-0 5-3		0-0 4-3		0-0 F7			4-0 SH3-4 1B BB	3 1 0 0 1 0 0												
Mario Mendoza, R (1, 6) OBP: 0.211, SLG: 0.228		0-0 FC6-4 1B		0-0 F9		0-0 F8			0-0 SH3-4	3 0 1 0 0 0 0												
Inning Stats	R: 0 E: 0 K: 0 S: 4	H: 2 LOB: 1 BB: 0 P: 4	R: 2 E: 0 K: 0 S: 6	H: 3 LOB: 1 BB: 0 P: 6	R: 1 E: 1 K: 0 S: 5	H: 2 LOB: 1 BB: 0 P: 5	R: 0 E: 0 K: 0 S: 3	H: 0 LOB: 0 BB: 0 P: 3	R: 1 E: 0 K: 0 S: 4	H: 1 LOB: 2 BB: 2 P: 12	R: 0 E: 0 K: 0 S: 3	H: 0 LOB: 0 BB: 0 P: 3	R: 0 E: 0 K: 3 S: 10	H: 0 LOB: 0 BB: 0 P: 10	R: 0 E: 0 K: 0 S: 4	H: 1 LOB: 1 BB: 0 P: 12	R: 1 E: 0 K: 0 S: 4	H: 1 LOB: 2 BB: 2 P: 12	1B: 8 2B: 2 3B: 0 HR: 1	SF: 0 SAC: 1 DP: 1 HBP: 0	WP: 1 PB: 0 SB: 2 CS: 1	PA: 40
PITCHER	IP WLS BF H R ER SO BB IBB HBP BLK WP HR S P ERA WHIP																					
Dock Ellis, R (1, 1) ERA: 5.58	7.0 L 30 8 4 3 0 1 1 0 0 1 1 28 36 3.86 1.286																					
Jim Kern, R (8, 1) ERA: 1.24	1.0 4 1 0 0 3 0 0 0 0 0 0 10 10 0.00 1.000																					
Sparky Lyle, L (9, 1) ERA: 4.71	1.0 6 1 1 1 0 2 0 0 0 0 0 4 12 9.00 3.000																					

Seattle Mariners @ Texas Rangers
Arlington Stadium, Arlington, TX
Fri May 25 1979, 8:05 PM EDT
Att: 26,765 - Unknown

livebaseballscorecards.com

AB 35
R 5
H 10
RBI 5
BB 4
SO 3
LOB 15



Batter	1	2	3	4	5	6	7	8	9	AB	R	H	RBI	BB	SO	LOB
Bill Sample, R OBP: 0.372, SLG: 0.337 (1, 7)	0-0 4-3 WP 2B		0-0 F9		0-0 FC2-6 CS			0-0 F9		4	1	1	0	0	0	1
Buddy Bell, R OBP: 0.319, SLG: 0.376 (1, 5)	0-0 4-3 2-3		0-0 5-3		0-0 6-3			0-0 5-3		4	0	0	0	0	0	2
Al Oliver, L OBP: 0.346, SLG: 0.479 (1, 8)	0-0 E4 1B		0-0 1B					0-0 F8		4	1	1	0	0	0	0
Richie Zisk, R OBP: 0.303, SLG: 0.357 (1, 9)	0-0 1B		0-0 1B		0-0 FC5-4 1B			0-0 5-3		4	1	3	1	0	0	0
John Ellis, R OBP: 0.319, SLG: 0.441 (1, 3)	0-0 1B		0-0 FC5-4					0-0 F7		4	0	1	1	0	0	2
Gary Gray, R OBP: 0.273, SLG: 0.238 (1, 10)	0-0 G4-6-3 1B				0-0 F9					4	0	1	0	0	1	2
Bump Wills, S OBP: 0.309, SLG: 0.254 (1, 4)		0-0 6-3			0-0 F8					4	0	0	0	0	0	1
Nelson Norman, S OBP: 0.266, SLG: 0.267 (1, 6)		0-0 6-3			0-0 4-3					2	0	0	0	0	0	0
Dave Chalk, R OBP: 0.286, SLG: 0.286 (7, PH)										1	0	0	0	0	0	1
Dave Roberts, R OBP: 0.125, SLG: 0.125 (1, 2)		0-0 6-3								3	0	1	0	0	0	1

Inning Stats	R: 2	H: 3	E: 1	K: 0	S: 6	H: 3	LOB: 1	BB: 0	P: 6	R: 0	H: 0	E: 0	K: 0	S: 3	H: 0	LOB: 0	BB: 0	P: 3	R: 0	H: 2	E: 0	K: 0	S: 5	H: 0	LOB: 2	BB: 0	P: 5	R: 0	H: 0	E: 0	K: 0	S: 3	R: 0	H: 1	E: 0	K: 0	S: 3	R: 0	H: 0	E: 0	K: 0	S: 3	R: 0	H: 0	E: 0	K: 0	S: 3	R: 0	H: 1	E: 0	K: 0	S: 4	R: 0	H: 0	E: 0	K: 0	S: 3	R: 0	H: 0	E: 0	K: 0	S: 3	R: 1	H: 1	E: 0	K: 1	S: 6	H: 1	LOB: 0	BB: 0	P: 6	1B: 6	2B: 1	3B: 0	HR: 1	SF: 0	SAC: 0	DP: 1	HBP: 0	WP: 1	PB: 0	SB: 0	CS: 1	PA: 34
--------------	------	------	------	------	------	------	--------	-------	------	------	------	------	------	------	------	--------	-------	------	------	------	------	------	------	------	--------	-------	------	------	------	------	------	------	------	------	------	------	------	------	------	------	------	------	------	------	------	------	------	------	------	------	------	------	------	------	------	------	------	------	------	------	------	------	------	------	------	------	------	------	--------	-------	------	-------	-------	-------	-------	-------	--------	-------	--------	-------	-------	-------	-------	--------

PITCHER	IP	WLS	BF	H	R	ER	SO	BB	IBB	HBP	BLK	WP	HR	S	P	ERA	WHIP
Rick Honeycutt, L ERA: 5.8 (1, 1)	9.0	W	34	8	3	2	1	0	0	0	0	1	1	36	36	2.00	0.889

BOTTOM

Seattle Mariners @ Texas Rangers
Arlington Stadium, Arlington, TX
Fri May 25 1979, 8:05 PM EDT
Att. 26,765 - Unknown

AB	34
R	3
H	8
RBI	2
BB	0
SO	1
LOB	10



PITCHER	IP	WLS	BF	H	R	ER	SO	BB	IBB	HBP	BLK	WP	HR	S	P	ERA	WHIP
---------	----	-----	----	---	---	----	----	----	-----	-----	-----	----	----	---	---	-----	------

Batter	1	2	3	4	5	6	7	8	9	AB R H RBI BB SO LOB	TOP	
Julio Cruz, S (1, 4) OBP: 0.312, SLG: 0.258	0-0 L4		0-0 F4			0-0 F6		0-3 K		4 0 0 0 0 1 0	Seattle Mariners @ Texas Rangers Arlington Stadium, Arlington, TX Sat May 26 1979, 8:05 PM EDT Att. 20,649 - Unknown	
Ruppert Jones, L (1, 8) OBP: 0.348, SLG: 0.453	0-0 F7		0-0 1-3			0-3 K		0-0 F7		4 0 0 0 0 1 0		
Bruce Bochte, L (1, 3) OBP: 0.420, SLG: 0.526	0-3 K				0-0 FC4-6 1B	0-0 1B			0-3 K	4 0 2 0 0 2 0		
Willie Horton, R (1, 10) OBP: 0.355, SLG: 0.511		0-0 2B 1B 1B		0-3 K		0-3 K			0-0 F3	4 1 1 0 0 2 2		
Leon Roberts, R (1, 9) OBP: 0.352, SLG: 0.470		0-0 1B 1-3 2B		0-3 K			0-0 1-4-3 1B		0-0 F7	4 0 2 0 0 1 1		
Dan Meyer, L (1, 5) OBP: 0.333, SLG: 0.401		0-0 2-3 3-H 1B		0-0 FC4-6 1-2f			0-0 1-4-3 1-2			3 0 1 1 0 0 2		
Tom Paciorek, R (1, 7) OBP: 0.333, SLG: 0.491		0-0 L7			0-3 K		0-0 5-3			3 0 0 0 0 1 3		
Larry Cox, R (1, 2) OBP: 0.363, SLG: 0.434		0-0 G5-4-3 1-2f			0-0 F8		0-3 K			3 0 0 0 0 1 3		
Mario Mendoza, R (1, 6) OBP: 0.207, SLG: 0.225 Larry Milbourne, S (8, PH) OBP: 0.317, SLG: 0.377 (8, 6)			0-0 F7			0-0 F3		0-0 F2		2 0 0 0 0 0 0 1 0 0 0 0 0 0		
Inning Stats	R: 0 H: 0 E: 0 LOB: 0 K: 1 BB: 0 S: 5 P: 5	R: 1 H: 3 E: 0 LOB: 1 K: 0 BB: 0 S: 5 P: 5	R: 0 H: 0 E: 0 LOB: 0 K: 0 BB: 0 S: 3 P: 3	R: 0 H: 1 E: 0 LOB: 1 K: 2 BB: 0 S: 8 P: 8	R: 0 H: 0 E: 0 LOB: 0 K: 1 BB: 0 S: 5 P: 5	R: 0 H: 1 E: 0 LOB: 1 K: 2 BB: 0 S: 8 P: 8	R: 0 H: 1 E: 0 LOB: 1 K: 1 BB: 0 S: 6 P: 6	R: 0 H: 0 E: 0 LOB: 0 K: 1 BB: 0 S: 5 P: 5	R: 0 H: 0 E: 0 LOB: 0 K: 1 BB: 0 S: 5 P: 5	1B: 5 SF: 0 2B: 1 SAC: 0 3B: 0 DP: 1 HR: 0 HBP: 0	WP: 0 PA: 32 PB: 0 SB: 0 CS: 0	
PITCHER Jon Matlack, L (1, 1) ERA: 3.63	IP WLS BF H R ER SO BB IBB HBP BLK WP HR S P ERA WHIP	9.0 W 32 6 1 1 9 0 0 0 0 0 0 0 50 50 1.00 0.667										

livebaseballscorecards.com

AB	32
R	1
H	6
RBI	1
BB	0
SO	9
LOB	11



Batter	1	2	3	4	5	6	7	8	9
Johnny Grubb, L (1, 7) <small>OBP: 0.314, SLG: 0.447</small>	0-0 4-3		0-0 F6		0-0 SH1-3 1-H FC4-2 2B		0-0 F7		
Buddy Bell, R (1, 5) <small>OBP: 0.314, SLG: 0.370</small>	0-0 6-3		0-0 F9		0-0 SH1-3 2-3		0-0 1-3 1-2		
Al Oliver, L (1, 8) <small>OBP: 0.344, SLG: 0.480</small>	0-0 E6 1B			0-0 1B 2B	0-0 FC4-2		0-0 F9		
Richie Zisk, R (1, 9) <small>OBP: 0.301, SLG: 0.354</small>	0-0 1-2 1B			0-0 6-3	0-0 F9 3-H		0-0 6-3		
Pat Putnam, L (1, 10) <small>OBP: 0.330, SLG: 0.494</small> Bill Sample, R (8, PR) <small>OBP: 0.372, SLG: 0.337</small>	0-3 K			0-0 F7		0-0 G3	1-0 HBP		
Mike Jorgensen, L (1, 3) <small>OBP: 0.354, SLG: 0.562</small>		0-0 4-3		4-0 1B BB		0-0 F9	0-0 G3		
Jim Sundberg, R (1, 2) <small>OBP: 0.263, SLG: 0.303</small>		0-0 6-3		0-0 FC6-4 1-3 2-H 1B		0-0 F9			
Nelson Norman, S (1, 6) <small>OBP: 0.258, SLG: 0.258</small>		0-3 K		0-0 FC6-4 1-2f		0-0 5-3			
Bump Wills, S (1, 4) <small>OBP: 0.315, SLG: 0.262</small>			0-0 5-3		0-0 2B 1B		0-0 S 1B		

Inning Stats	R: 0	H: 1	E: 1	K: 1	S: 7	LOB: 2	BB: 0	P: 7
	R: 0	H: 0	E: 0	K: 1	S: 5	LOB: 0	BB: 0	P: 5
	R: 0	H: 0	E: 0	K: 0	S: 3	LOB: 0	BB: 0	P: 3
	R: 1	H: 2	E: 0	K: 0	S: 5	LOB: 2	BB: 1	P: 9
	R: 1	H: 2	E: 0	K: 0	S: 5	LOB: 1	BB: 0	P: 5
	R: 0	H: 0	E: 0	K: 0	S: 3	LOB: 0	BB: 0	P: 3
	R: 0	H: 1	E: 0	K: 0	S: 4	LOB: 1	BB: 0	P: 4
	R: 0	H: 0	E: 0	K: 0	S: 3	LOB: 1	BB: 0	P: 4

PITCHER	IP	WLS	BF	H	R	ER	SO	BB	IBB	HBP	BLK	WP	HR	S	P	ERA	WHIP
Glenn Abbott, R (1, 1) <small>ERA: 5.14</small>	8.0	L	33	6	2	2	2	1	0	1	0	0	0	35	40	2.25	0.875


BOTTOM

Seattle Mariners @ Texas Rangers
Arlington Stadium, Arlington, TX

Sat May 26 1979, 8:05 PM EDT
Att. 20,649 - Unknown

AB	30
R	2
H	6
RBI	2
BB	1
SO	2
LOB	11

livebaseballscorecards.com



1B: 4	SF: 0	WP: 0	PA: 33
2B: 2	SAC: 1	PB: 0	
3B: 0	DP: 0	SB: 1	
HR: 0	HBP: 1	CS: 0	

Batter	1	2	3	4	5	6	7	8	9	AB R H RBI BB SO LOB	TOP	
Julio Cruz, S (1, 4) OBP: 0.313, SLG: 0.271	0-0 1B 3B		0-3 K			0-0 SH1-3 1-2		0-3 K		3 1 1 0 0 2 2		
Ruppert Jones, L (1, 8) OBP: 0.347, SLG: 0.448	0-0 1B G6-4-3		0-0 L6			0-0 4-3 2-H		0-0 F8		4 1 1 2 0 0 2		
Bruce Bochte, L (1, 3) OBP: 0.422, SLG: 0.526	0-0 1B G6-4-3			0-0 1B G6-4-3		0-3 K			0-3 K	4 0 2 0 0 2 0		
Willie Horton, R (1, 10) OBP: 0.353, SLG: 0.505	0-0 G6-4-3 1-2f 3-H		0-0 G6-4-3 1-2f			0-0 L4-3 1B		0-0 5-3		4 0 1 0 0 0 2		
Dan Meyer, L (1, 5) OBP: 0.331, SLG: 0.397	0-0 G3		0-0 3-1			0-0 L4-3 1-2		0-0 1B		4 0 1 0 0 0 1		
Leon Roberts, R (1, 9) OBP: 0.344, SLG: 0.459		0-3 K		0-0 6-3		0-0 6-3		0-3 K		4 0 0 0 0 2 1		
Tom Paciorek, R (1, 7) OBP: 0.333, SLG: 0.483		0-0 1-3		0-0 F7				0-0 1B		3 0 1 0 0 0 0		
Larry Cox, R (1, 2) OBP: 0.361, SLG: 0.443		0-3 K		0-0 5-3				0-0 2B		3 0 1 0 0 1 0		
Mario Mendoza, R (1, 6) OBP: 0.212, SLG: 0.229			0-0 F4			0-0 WP SH1-3 4-3 1B		4-0 BB		2 1 1 0 0 0 0		
Larry Milbourne, S (8, PH) OBP: 0.328, SLG: 0.377										0 0 0 0 1 0 0		
Inning Stats	R: 2 H: 3 E: 0 LOB: 0 K: 0 BB: 0 S: 5 P: 5	R: 0 H: 0 E: 0 LOB: 0 K: 2 BB: 0 S: 7 P: 7	R: 0 H: 0 E: 0 LOB: 0 K: 1 BB: 0 S: 5 P: 5	R: 0 H: 1 E: 0 LOB: 0 K: 0 BB: 0 S: 3 P: 3	R: 0 H: 0 E: 0 LOB: 0 K: 0 BB: 0 S: 3 P: 3	R: 1 H: 1 E: 0 LOB: 0 K: 1 BB: 0 S: 6 P: 6	R: 0 H: 1 E: 0 LOB: 0 K: 0 BB: 0 S: 3 P: 3	R: 0 H: 2 E: 0 LOB: 2 K: 1 BB: 1 S: 6 P: 10	R: 0 H: 1 E: 0 LOB: 1 K: 2 BB: 0 S: 8 P: 8	1B: 7 SF: 0 2B: 2 SAC: 1 3B: 1 DP: 3 HR: 0 HBP: 0	WP: 1 PA: 33 PB: 0 SB: 0 CS: 0	
PITCHER	IP WLS BF H R ER SO BB IBB HBP BLK WP HR S P ERA WHIP											
Steve Comer, R (1, 1) ERA: 4.0	7.1 W 26 8 3 3 4 0 0 0 0 1 0 34 34 3.68 1.091											
Jim Kern, R (8, 1) ERA: 1.19	1.2 S 7 1 0 0 3 1 0 0 0 0 0 0 12 16 0.00 1.200											

Seattle Mariners @ Texas Rangers
Arlington Stadium, Arlington, TX
Sun May 27 1979, 8:05 PM EDT
Att. 17,320 - Unknown

livebaseballscorecards.com

AB 31
R 3
H 9
RBI 2
BB 1
SO 7
LOB 8



Batter	1	2	3	4	5	6	7	8	9
Johnny Grubb, L (1, 7) OBP: 0.330, SLG: 0.454 John Ellis, R (8, PH) OBP: 0.315, SLG: 0.435 Bill Sample, R (8, PR) OBP: 0.372, SLG: 0.337 (9, 7)	4-0 5-3 1B BB	0-0 CS 1B		0-0 1-2 1B		0-0 F2		0-0 SF9 S 1-3 2-H E6	
Buddy Bell, R (1, 5) OBP: 0.321, SLG: 0.379	0-0 FC5-2 5-3 1-2 1B	0-0 G4-6-3 1-2 1B		0-0 1-2 2-H 1B		0-0 6-3 1-2		0-0 SF9 1-3 3-H E6	
Al Oliver, L (1, 8) OBP: 0.335, SLG: 0.466	0-0 5-3 1-2 2-3	0-0 G4-6-3 1-2f		0-3 K			0-0 4-3	0-0 F4	
Richie Zisk, R (1, 9) OBP: 0.294, SLG: 0.345	0-0 FC5-2 BB 2-3 2B		0-0 F3	0-0 F7			0-0 F9		
Pat Putnam, L (1, 10) OBP: 0.337, SLG: 0.500	4-0 BB 2B BB		0-0 4-3 2B		0-0 4-3		0-0 F5		
Mike Jorgensen, L (1, 3) OBP: 0.359, SLG: 0.549	4-0 2B 1-2 2-3 3-H BB		0-0 4-3		4-0 WP BB			0-0 3-1	
Jim Sundberg, R (1, 2) OBP: 0.268, SLG: 0.315	0-0 1-3 2-H 3-H 2B		0-0 1-3		0-3 K 1-2			0-0 1B 1B	
Nelson Norman, S (1, 6) OBP: 0.267, SLG: 0.261	4-0 BB			0-0 6-3	0-0 4-3			0-0 1-2 E 1B 1B	
Bump Wills, S (1, 4) OBP: 0.326, SLG: 0.275	0-3 K			0-0 1B 1B		0-0 CS 1B		0-0 E 1-2 2-H SF9 1B	

AB	R	H	RBI	BB	SO	LOB
3	1	2	0	1	0	1
1	0	0	0	0	0	1
0	0	0	0	0	0	0

4	0	3	2	0	0	1
---	---	---	---	---	---	---

5	0	0	0	0	1	7
---	---	---	---	---	---	---

4	1	0	0	0	0	4
---	---	---	---	---	---	---

3	1	1	0	1	0	0
---	---	---	---	---	---	---

2	0	0	1	2	0	1
---	---	---	---	---	---	---

4	1	2	2	0	1	2
---	---	---	---	---	---	---

3	1	1	0	1	0	1
---	---	---	---	---	---	---

4	2	3	1	0	1	3
---	---	---	---	---	---	---

1B:	10	SF:	1
2B:	2	SAC:	0
3B:	0	DP:	1
HR:	0	HBP:	0

BOTTOM

Seattle Mariners @ Texas Rangers
 Arlington Stadium, Arlington, TX
 Sun May 27 1979, 8:05 PM EDT
 Att. 17,320 - Unknown

livebaseballscorecards.com

AB	33
R	7
H	12
RBI	6
BB	5
SO	3
LOB	21



Inning Stats	R	H	E	K	S	H	LOB	BB	P	R	H	E	K	S	H	LOB	BB	P	R	H	E	K	S	H	LOB	BB	P
	3	2	0	7	3	2	3	4	23	0	2	0	0	3	0	0	3	0	0	0	0	0	0	0	0	0	0
	0	2	0	0	3	0	0	0	3	0	2	0	0	0	0	0	0	0	0	0	0	0	0	0	0	0	0
	0	1	0	0	4	1	1	0	4	0	0	0	0	0	0	0	0	0	0	0	0	0	0	0	0	0	0
	1	3	0	8	3	1	2	0	8	0	0	0	0	0	0	0	0	0	0	0	0	0	0	0	0	0	0
	0	0	0	5	0	0	1	0	9	0	0	0	0	0	0	0	0	0	0	0	0	0	0	0	0	0	0
	0	1	0	3	0	0	0	0	3	0	0	0	0	0	0	0	0	0	0	0	0	0	0	0	0	0	0
	3	3	1	7	3	1	2	0	7	0	0	0	0	0	0	0	0	0	0	0	0	0	0	0	0	0	0

PITCHER	IP	WLS	BF	H	R	ER	SO	BB	IBB	HBP	BLK	WP	HR	S	P	ERA	WHIP
Paul Mitchell, R (1, 1) ERA: 5.2	0.2	L	7	2	3	3	0	3	0	0	0	0	0	4	16	40.50	7.500
Shane Rawley, L (1, 1) ERA: 4.85	6.2		29	10	4	2	3	2	0	0	0	1	0	33	41	2.70	1.800
Byron McLaughlin, R (8, 1) ERA: 5.68	0.2		3	0	0	0	0	0	0	0	0	0	0	3	3	0.00	0.000

WP	PA	ERA	WHIP
1	39		
0			
1			
2			

Batter	1	2	3	4	5	6	7	8	9	AB R H RBI BB SO LOB	TOP											
Rick Miller, L (1, 8) OBP: 0.353, SLG: 0.364	0-3 K	0-0 G3		4-0 1B BB		0-0 F8		0-0 B3		4 1 0 0 1 1 2												
Carney Lansford, R (1, 5) OBP: 0.321, SLG: 0.434	0-0 HR		0-0 1B 6-3 1B	0-0 1B 1-3		0-0 F7		0-0 F3		5 1 3 1 0 0 1												
Rod Carew, L (1, 3) OBP: 0.462, SLG: 0.454	0-0 FC5-4 1B		0-0 6-3 1-2	0-0 1B 1-2		0-0 G3		4-0 IBB		4 0 2 1 1 0 1												
Don Baylor, R (1, 7) OBP: 0.418, SLG: 0.549	0-0 FC5-4 S 1-2f		0-0 1B 2-3	0-0 F7			0-0 6-3	0-0 F6		5 0 1 0 0 0 5												
Willie Aikens, L (1, 10) OBP: 0.394, SLG: 0.553 Dickie Thon, R (9, PR) OBP: 0.200, SLG: 0.200	0-0 G1 1-2		4-0 1B 1-2 IBB		4-0 FC6-5 1-3 BB		0-0 1B 2B		0-0 G5-4-3 1B	3 1 2 0 2 0 1 0 0 0 0 0 0 0												
Dan Ford, R (1, 9) OBP: 0.347, SLG: 0.427		0-0 6-3	0-3 K		0-0 1-3		0-0 2B 1B		0-0 G5-4-3 1-2f	5 1 1 0 0 1 5												
Brian Downing, R (1, 2) OBP: 0.396, SLG: 0.521		0-0 4-3	0-0 1-3		0-0 FC6-5 1B 1B 2-3		0-3 K		0-0 F3	5 1 0 0 0 1 7												
Bobby Grich, R (1, 4) OBP: 0.345, SLG: 0.512		0-0 E6 2B 1B		0-0 5-3	0-0 1B 1-H		0-0 1B 2B 1-H 3-H			4 1 3 3 0 0 0												
Bert Campaneris, R (1, 6) OBP: 0.259, SLG: 0.200		0-0 2B		0-0 6-3	0-3 K			4-0 S BB		3 0 1 1 1 1 1												
Inning Stats	R: 1 E: 0 K: 1 S: 7	H: 2 LOB: 1 BB: 0 P: 7	R: 1 E: 1 K: 0 S: 5	H: 2 LOB: 1 BB: 0 P: 5	R: 0 E: 0 K: 1 S: 7	H: 2 LOB: 3 BB: 1 P: 11	R: 1 E: 0 K: 0 S: 5	H: 2 LOB: 2 BB: 1 P: 9	R: 1 E: 0 K: 1 S: 6	H: 1 LOB: 1 BB: 1 P: 10	R: 0 E: 0 K: 0 S: 3	H: 0 LOB: 0 BB: 0 P: 3	R: 2 E: 0 K: 1 S: 7	H: 3 LOB: 1 BB: 0 P: 7	R: 0 E: 0 K: 0 S: 3	H: 0 LOB: 2 BB: 2 P: 11	R: 0 E: 0 K: 0 S: 3	H: 1 LOB: 1 BB: 0 P: 3	1B: 9 2B: 3 3B: 0 HR: 1	SF: 0 SAC: 0 DP: 1 HBP: 0	WP: 0 PB: 0 SB: 3 CS: 0	PA: 43
PITCHER	IP WLS BF H R ER SO BB IBB HBP BLK WP HR S P ERA WHIP																					
Mike Parrott, R (1, 1) ERA: 2.94	4.2 L 26 9 4 3 2 2 2 1 0 0 0 1 27 39 5.79 2.357																					
John Montague, R (5, 1) ERA: 3.29	4.1 17 4 2 2 2 1 1 0 0 0 0 19 27 4.15 1.154																					

California Angels @ Seattle Mariners
The Kingdom, Seattle, WA
Tue May 29 1979, 10:05 PM EDT
Att. 4,068 - Dome

livebaseballscorecards.com

AB	38
R	6
H	13
RBI	6
BB	5
SO	4
LOB	23



Batter	1	2	3	4	5	6	7	8	9	AB	R	H	RBI	BB	SO	LOB
Julio Cruz, S OBP: 0.307, SLG: 0.265 (1, 4)	0-0 5-3		0-0 4-3		0-0 F8			0-0 4-3		4	0	0	0	0	0	0
Ruppert Jones, L OBP: 0.354, SLG: 0.475 (1, 8)	0-0 6-3		0-0 1B SF8-3-6 2B			0-0 HR		4-0 BB		3	2	2	1	1	0	0
Bruce Bochte, L OBP: 0.418, SLG: 0.519 (1, 3)	0-3 K		0-0 2-3 SF8-3-6 1B			0-0 1-3		0-3 K		4	0	1	0	0	2	1
Willie Horton, R OBP: 0.346, SLG: 0.497 (1, 10)		0-0 5-3	0-0 SF8-3-6		0-0 1-2 3-H	0-0 6-3		0-0 L5		3	0	0	1	0	0	1
Dan Meyer, L OBP: 0.342, SLG: 0.403 (1, 5)		4-0 1B 2B BB		0-0 G6-4-3 1B		0-0 4-3		0-0 BB 1B		3	1	2	0	1	0	0
Leon Roberts, R OBP: 0.342, SLG: 0.454 (1, 9)		0-0 2B 1-3 1B		0-0 G6-4-3 1-2f		0-0 5-3		0-0 F4		4	0	1	0	0	0	2
Tom Paciorek, R OBP: 0.328, SLG: 0.484 (1, 7)		0-0 1-3 2B		0-0 F9		0-0 F8		0-3 K		4	0	1	1	0	1	1
Bob Stinson, S OBP: 0.363, SLG: 0.393 (1, 2)		0-3 K		0-0 G6-4-3 1B		0-0 HR		4-0 BB		3	1	2	1	0	1	2
Larry Cox, R OBP: 0.369, SLG: 0.443 (9, PH)		0-3 K		0-0 G6-4-3		0-0 L5		1-2 BB		0	0	0	0	1	0	0
Mario Mendoza, R OBP: 0.209, SLG: 0.226 (1, 6)		0-0 5-3		0-0 G6-4-3		0-0 L5		0-0 F2		2	0	0	0	0	0	3
Larry Milbourne, S OBP: 0.318, SLG: 0.365 (7, PH)		0-0 5-3		0-0 G6-4-3		0-0 L5		0-0 F2		2	0	0	0	0	0	2
		0-0 5-3		0-0 G6-4-3		0-0 L5		0-0 F2		2	0	0	0	0	0	2


Inning Stats	R: 0	H: 0	E: 0	K: 1	S: 5	LOB: 0	BB: 0	P: 5	R: 1	H: 2	E: 0	K: 1	S: 7	LOB: 2	BB: 1	P: 11	R: 1	H: 2	E: 0	K: 0	S: 4	LOB: 0	BB: 0	P: 4	R: 0	H: 1	E: 0	K: 0	S: 3	LOB: 0	BB: 0	P: 3	R: 1	H: 1	E: 0	K: 0	S: 4	LOB: 0	BB: 0	P: 4	R: 1	H: 1	E: 0	K: 0	S: 4	LOB: 0	BB: 0	P: 4	R: 0	H: 0	E: 0	K: 1	S: 5	LOB: 1	BB: 1	P: 9	R: 0	H: 1	E: 0	K: 1	S: 6	LOB: 2	BB: 1	P: 10	1B: 5	2B: 3	3B: 0	HR: 2	SF: 1	SAC: 0	DP: 3	HBP: 0	WP: 0	PB: 0	SB: 0	CS: 0	PA: 36
PITCHER	IP	WLS	BF	H	R	ER	SO	BB	IBB	HBP	BLK	WP	HR	S	P	ERA	WHIP																																																												
Jim Barr, R ERA: 3.72 (1, 1)	7.0	W	27	8	4	4	2	1	0	0	0	0	0	30	34	5.14	1.286																																																												
Dave LaRoche, L ERA: 4.24 (8, 1)	2.0	S	9	1	0	0	2	2	0	0	0	0	0	11	19	0.00	1.500																																																												

BOTTOM

California Angels @ Seattle Mariners
The Kingdome, Seattle, WA
Tue May 29 1979, 10:05 PM EDT
Att: 4,068 - Dome

livebaseballscorecards.com

AB	32
R	4
H	9
RBI	4
BB	3
SO	4
LOB	12



Batter	1	2	3	4	5	6	7	8	9	AB R H RBI BB SO LOB	TOP													
Bobby Grich, R (1, 4) OBP: 0.337, SLG: 0.500	0-0 F9		0-0 SH1-3		0-0 L9		0-0 6-3		0-0 L7	4 0 0 0 0 0 2														
Carney Lansford, R (1, 5) OBP: 0.329, SLG: 0.435	4-0 S BB		0-0 5-3		0-0 SH1-3 1B		4-0 BB			2 1 1 0 2 0 1														
Rod Carew, L (1, 3) OBP: 0.455, SLG: 0.446	0-3 S S		0-0 4-3		0-0 SH1-3		0-0 B5			3 0 0 0 0 1 3														
Don Baylor, R (1, 7) OBP: 0.419, SLG: 0.562	0-0 L8			0-0 HR		4-0 1B IBB		0-0 L8		3 1 1 1 1 0 2														
Dan Ford, R (1, 9) OBP: 0.345, SLG: 0.422		0-0 F7		0-0 FC5-4 1B		0-0 F3		0-0 F9		4 0 1 0 0 0 3														
Brian Downing, R (1, 2) OBP: 0.399, SLG: 0.520		0-3 K		0-0 FC5-4 G5-4-3		0-0 1B			0-0 4-3 S 1B	4 1 2 1 0 1 1														
Merv Rettenmund, R (1, 10) OBP: 0.188, SLG: 0.167		0-0 1B		0-0 G5-4-3		0-0 6-3			0-0 4-3	4 0 1 0 0 0 2														
Bert Campaneris, R (1, 6) OBP: 0.258, SLG: 0.203		0-0 F9		0-0 6-3		0-0 F9			0-0 SH5-4 1B	4 0 1 1 0 0 1														
Rick Miller, L (1, 8) OBP: 0.358, SLG: 0.366			4-0 SH1-3 S BB		0-0 F8		0-0 E1 1B		0-0 SH5-4	2 0 1 0 1 0 0														
Inning Stats	R: 0 E: 0 K: 1 S: 5	H: 0 LOB: 1 BB: 1 P: 9	R: 0 E: 0 K: 1 S: 6	H: 1 LOB: 1 BB: 0 P: 6	R: 0 E: 0 K: 0 S: 3	H: 0 LOB: 1 BB: 1 P: 7	R: 1 E: 0 K: 0 S: 4	H: 2 LOB: 0 BB: 0 P: 4	R: 0 E: 0 K: 0 S: 3	H: 0 LOB: 0 BB: 0 P: 3	R: 1 E: 0 K: 0 S: 4	H: 2 LOB: 2 BB: 1 P: 8	R: 0 E: 1 K: 0 S: 4	H: 1 LOB: 1 BB: 0 P: 4	R: 0 E: 0 K: 0 S: 3	H: 0 LOB: 1 BB: 1 P: 7	R: 1 E: 0 K: 0 S: 5	H: 2 LOB: 1 BB: 0 P: 5	1B: 7 2B: 0 3B: 0 HR: 1	SF: 0 SAC: 3 DP: 1 HBP: 0	WP: 0 PB: 0 SB: 3 CS: 0	PA: 37		
PITCHER	IP	WLS	BF	H	R	ER	SO	BB	IBB	HBP	BLK	WP	HR	S	P	ERA	WHIP							
Rick Honeycutt, L (1, 1) ERA: 5.29	7.1		30	6	2	2	2	3	1	0	0	0	1	30	46	2.46	1.227							
Shane Rawley, L (8, 1) ERA: 4.87	1.2	L	7	2	1	1	0	0	0	0	0	0	0	7	7	5.40	1.200							

California Angels @ Seattle Mariners
The Kingdome, Seattle, WA
Wed May 30 1979, 10:05 PM EDT
Att. 5,206 - Dome

livebaseballscorecards.com

AB	30
R	3
H	8
RBI	3
BB	4
SO	2
LOB	15



Batter	1	2	3	4	5	6	7	8	9	AB	R	H	RBI	BB	SO	LOB
Julio Cruz, S OBP: 0.306, SLG: 0.261 (1, 4)	0-3 K		0-0 4-3			0-3 K		4-0 FC4-8 BB		3	0	0	0	1	2	0
Ruppert Jones, L OBP: 0.352, SLG: 0.486 (1, 8)	0-0 4-3			0-0 4-3		0-0 HR		0-0 FC4-6 1-2f		4	1	1	1	0	0	1
Bruce Bochte, L OBP: 0.415, SLG: 0.509 (1, 3)	4-0 BB			0-0 6-3		0-3 K		0-0 L7		3	0	0	0	1	1	1
Willie Horton, R OBP: 0.340, SLG: 0.487 (1, 10)	0-3 K			0-3 K			0-0 6-3		0-3 K	4	0	0	0	0	3	1
Dan Meyer, L OBP: 0.333, SLG: 0.392 (1, 5)		0-3 K			0-0 F2		0-0 6-3		0-0 F8	4	0	0	0	0	1	0
Leon Roberts, R OBP: 0.340, SLG: 0.466 (1, 9)		0-0 F9			0-3 K		0-0 HR		0-0 6-3	4	1	1	1	0	1	0
Tom Paciorek, R OBP: 0.343, SLG: 0.484 (1, 7)		0-3 K			0-0 1B		4-0 BB			2	0	1	0	1	1	0
Larry Cox, R OBP: 0.356, SLG: 0.427 (1, 2)			0-0 5-3		0-0 G3		0-3 K			3	0	0	0	0	1	2
Mario Mendoza, R OBP: 0.207, SLG: 0.224 (1, 6)			0-3 K			0-3 K		0-0 F7		1	0	0	0	0	1	0
Larry Milbourne, S OBP: 0.309, SLG: 0.354 (6, PH) (7, 6)										2	0	0	0	0	1	0


Inning Stats	R: 0	H: 0	E: 0	K: 2	S: 7	LOB: 1	BB: 1	P: 11	R: 0	H: 0	E: 0	K: 2	S: 7	LOB: 0	BB: 0	P: 7	R: 0	H: 0	E: 0	K: 1	S: 5	LOB: 0	BB: 0	P: 5	R: 0	H: 1	E: 0	K: 1	S: 6	LOB: 1	BB: 0	P: 6	R: 1	H: 1	E: 0	K: 3	S: 10	LOB: 0	BB: 0	P: 10	R: 1	H: 1	E: 0	K: 1	S: 6	LOB: 1	BB: 1	P: 10	R: 0	H: 0	E: 0	K: 0	S: 3	LOB: 1	BB: 1	P: 7	R: 0	H: 0	E: 0	K: 1	S: 5	LOB: 0	BB: 0	P: 5	1B: 1	2B: 0	3B: 0	HR: 2	SF: 0	SAC: 0	DP: 0	HBP: 0	WP: 0	PB: 0	SB: 0	CS: 0	PA: 33	ERA	WHIP
PITCHER Nolan Ryan, R ERA: 3.18 (1, 1)	IP	WLS	BF	H	R	ER	SO	BB	IBB	HBP	BLK	WP	HR	S	P	ERA	WHIP	IP	WLS	BF	H	R	ER	SO	BB	IBB	HBP	BLK	WP	HR	S	P	ERA	WHIP																																													

BOTTOM

California Angels @ Seattle Mariners
The Kingdome, Seattle, WA
Wed May 30 1979, 10:05 PM EDT
Att. 5,206 - Dome

livebaseballscorecards.com

AB	30
R	2
H	3
RBI	2
BB	3
SO	12
LOB	5



Batter	1	2	3	4	5	6	7	8	9	AB	R	H	RBI	BB	SO	LOB	TOP								
Rick Miller, L (1, 8) OBP: 0.359, SLG: 0.363	0-0 E S 1B	0-0 4-3		0-0 6-3		4-0 E S BB		0-0 F7		4	1	1	0	1	0	3									
Carney Lansford, R (1, 5) OBP: 0.330, SLG: 0.434	0-0 1-H 6-3 1B		0-0 F2		0-0 1B SF8 1B		0-0 F6		0-0 5-3	5	1	2	1	0	0	1									
Rod Carew, L (1, 3) OBP: 0.459, SLG: 0.448	0-0 1-2 6-3		0-0 6-3		0-0 1-3 CS 1B		4-0 CS S BB		0-0 HR 1B	4	1	2	0	1	0	1									
Don Baylor, R (1, 7) OBP: 0.414, SLG: 0.571	0-0 L5		0-0 F8		0-0 SF8		0-0 6-3		0-0 1-H HR	4	1	1	3	0	0	2									
Willie Aikens, L (1, 10) OBP: 0.381, SLG: 0.531 Merv Rettenmund, R (9, PH) OBP: 0.212, SLG: 0.167 Dickie Thon, R (9, PR) OBP: 0.200, SLG: 0.200	0-0 4-3		0-0 4-3		0-3 K 1-2		0-0 F5		4-0 G6-4-3 BB	4	0	0	0	0	1	3									
Dan Ford, R (1, 9) OBP: 0.347, SLG: 0.414		4-0 L3 BB		4-0 1B HR BB		0-0 F8		0-0 CS		0-0 F8		0-0 G6-4-3		3	1	0	0	2	0	1					
Brian Downing, R (1, 2) OBP: 0.401, SLG: 0.516		0-0 L3		0-0 1-2 HR 1B		4-0 HR BB		0-0 F6		3	2	1	0	1	0	1									
Bobby Grich, R (1, 4) OBP: 0.351, SLG: 0.553		0-0 1B 2B		0-0 1-H 2-H HR		0-0 HR		0-0 BB 1B		4	3	4	5	0	0	0									
Bert Campaneris, R (1, 6) OBP: 0.269, SLG: 0.207		0-0 2-H 1B		0-0 L7		0-0 F6		4-0 1-2 BB		3	0	1	1	1	0	0									
Inning Stats	R: 1 E: 0 K: 0 S: 5	H: 2 LOB: 1 BB: 0 P: 5	R: 1 E: 0 K: 0 S: 4	H: 2 LOB: 1 BB: 1 P: 8	R: 0 E: 0 K: 0 S: 3	H: 0 LOB: 0 BB: 0 P: 3	R: 3 E: 0 K: 0 S: 5	H: 2 LOB: 0 BB: 1 P: 9	R: 1 E: 0 K: 1 S: 6	H: 2 LOB: 1 BB: 0 P: 6	R: 2 E: 0 K: 0 S: 4	H: 1 LOB: 1 BB: 2 P: 12	R: 0 E: 0 K: 0 S: 2	H: 0 LOB: 0 BB: 1 P: 6	R: 0 E: 0 K: 0 S: 4	H: 1 LOB: 2 BB: 1 P: 8	R: 2 E: 0 K: 0 S: 4	H: 2 LOB: 1 BB: 1 P: 8	1B: 8 2B: 3 3B: 0 HR: 3	SF: 1 SAC: 0 DP: 3 HBP: 0	WP: 0 PB: 0 SB: 3 CS: 2	PA: 43			
PITCHER	IP	WLS	BF	H	R	ER	SO	BB	IBB	HBP	BLK	WP	HR	S	P	ERA	WHIP								
Glenn Abbott, R (1, 1) ERA: 5.37	4.0		19	6	5	4	0	2	0	0	0	0	1	17	25	9.00	2.000								
John Montague, R (5, 1) ERA: 3.64	1.1		7	3	3	3	1	1	0	0	0	0	1	8	12	20.25	3.000								
Byron McLaughlin, R (6, 1) ERA: 5.71	3.0	W	14	3	2	2	0	3	0	0	0	0	1	11	23	6.00	2.000								
Shane Rawley, L (9, 1) ERA: 4.79	0.2	S	2	0	0	0	0	1	0	0	0	0	0	1	5	0.00	1.500								

California Angels @ Seattle Mariners
The Kingdome, Seattle, WA
Thu May 31 1979, 10:05 PM EDT
Att. 5,266 - Dome

livebaseballscorecards.com

AB	34
R	10
H	12
RBI	10
BB	7
SO	1
LOB	12



Batter	1	2	3	4	5	6	7	8	9	AB	R	H	RBI	BB	SO	LOB
Julio Cruz, S OBP: 0.317, SLG: 0.271 (1, 4)	0-0 S 1B		0-0 E5		0-0 3B 1B	4-0 HR BB		0-0 FC3-8 1B		4	3	3	0	1	0	0
Ruppert Jones, L OBP: 0.349, SLG: 0.489 (1, 8)	0-0 F6 1-2		0-3 K		0-0 1B 3B	0-0 F9		0-0 FC3-6 BB BB 1-2f 2-3		5	2	1	1	0	1	6
Bruce Bochte, L OBP: 0.425, SLG: 0.533 (1, 3)	0-0 2-H 1B		0-0 L8		0-0 HR 1B 3-H	0-0 HR 2-H		4-0 BB BB 1-2 SF9 BB		4	3	3	5	1	0	1
Willie Horton, R OBP: 0.345, SLG: 0.485 (1, 10)	0-0 L8			0-0 1B 1B	4-0 HR BB 1-2	0-0 F6		4-0 SF9 BB 1-2 2-3 3-H		3	1	1	1	2	0	1
Leon Roberts, R OBP: 0.347, SLG: 0.464 (1, 9)	0-0 F9			0-0 1B	0-0 F6		4-0 WP SH5-3 BB	4-0 BB 1-2 2-3 3-H		3	0	1	1	2	0	3
Joe Simpson, L OBP: 0.250, SLG: 0.380 (9, 7)				1-2 1B						0	0	0	0	0	0	0
Dan Meyer, L OBP: 0.331, SLG: 0.411 (1, 5)		0-0 L9		0-3 K	0-0 HR 1-H 2-H		0-0 SH5-3	0-0 SF9		3	1	1	4	0	1	2
Tom Paciorek, R OBP: 0.319, SLG: 0.449 (1, 7)		0-3 K		0-0 F9	0-3 K		0-3 K	0-3 K		5	0	0	0	0	4	5
John Hale, L OBP: 0.313, SLG: 0.154 (9, 9)										0	0	0	0	0	0	0
Larry Cox, R OBP: 0.341, SLG: 0.407 (1, 2)		0-0 6-3		0-3 K		0-0 L3	0-0 6-3			4	0	0	0	0	1	3
Mario Mendoza, R OBP: 0.204, SLG: 0.221 (1, 6)			0-0 B3		0-0 F8	0-0 HR BB 1B		4-0 FC3-6 BB BB		2	0	0	0	0	0	0
Larry Milbourne, S OBP: 0.329, SLG: 0.364 (6, PH)										1	2	1	0	1	0	0

BOTTOM

California Angels @ Seattle Mariners
 The Kingdome, Seattle, WA
 Thu May 31 1979, 10:05 PM EDT
 Att. 5,266 - Dome

livebaseballscorecards.com

AB	34
R	12
H	11
RBI	12
BB	7
SO	7
LOB	21



WP: 1	PA: 43
PB: 0	
SB: 2	
CS: 0	

Inning Stats	R: 1	H: 2	E: 0	K: 5	S: 5	LOB: 1	BB: 0	P: 5	R: 0	H: 0	E: 0	K: 1	S: 5	LOB: 0	BB: 0	P: 5	R: 0	H: 0	E: 1	K: 1	S: 6	LOB: 1	BB: 0	P: 6	R: 0	H: 2	E: 0	K: 2	S: 9	LOB: 2	BB: 0	P: 9	R: 5	H: 4	E: 0	K: 1	S: 9	LOB: 0	BB: 1	P: 13	R: 3	H: 2	E: 0	K: 1	S: 5	LOB: 0	BB: 1	P: 9	R: 0	H: 0	E: 0	K: 1	S: 5	LOB: 1	BB: 1	P: 9	R: 3	H: 1	E: 0	K: 1	S: 6	LOB: 2	BB: 4	P: 22
PITCHER	IP	WLS	BF	H	R	ER	SO	BB	IBB	HBP	BLK	WP	HR	S	P	ERA	WHIP																																															
Frank Tanana, L ERA: 4.84 (1, 1)	4.1		22	7	5	5	4	1	0	0	0	0	0	29	33	10.38	1.846																																															
Mark Clear, R ERA: 3.11 (5, 1)	3.0	L	18	4	7	7	2	5	0	0	0	1	2	17	37	21.00	3.000																																															
Dyar Miller, R ERA: 3.06 (8, 1)	0.2		3	0	0	0	1	1	0	0	0	0	0	4	8	0.00	1.500																																															

Batter	1	2	3	4	5	6	7	8	9	AB R H RBI BB SO LOB	TOP																													
Alfredo Griffin, S OBP: 0.345, SLG: 0.362 (1, 6)	0-3 K		0-0 3-1		0-0 FC3-6		0-0 4-3		0-0 G3	5 0 0 0 0 1 2																														
Bob Bailor, R OBP: 0.315, SLG: 0.277 (1, 9)	0-0 G3 S 1B		0-0 6-3		0-0 F7		0-0			4 0 2 0 0 0 2																														
Roy Howell, L OBP: 0.333, SLG: 0.401 (1, 5)	0-0 G3 1-3			0-0 HR		4-0 1B BB	0-0 F9			3 2 1 1 1 0 2																														
Rico Carty, R OBP: 0.327, SLG: 0.389 (1, 10)	0-0 5-3			0-0 F9		0-0 5-3 1-2	0-0 F8			4 0 0 0 0 0 3																														
John Mayberry, L OBP: 0.390, SLG: 0.455 (1, 3)		0-0 F7		0-0 F8		0-0 1B 2-H 1B		0-0 G3		4 0 1 1 0 0 0																														
Al Woods, L OBP: 0.323, SLG: 0.355 (1, 7)		0-0 4-3		0-0 F5		0-0 F7		0-0 F8		4 0 0 0 0 0 1																														
Rick Bosetti, R OBP: 0.249, SLG: 0.322 (1, 8)					0-0 FC3-6 1B	0-0 1B 1-2		0-0 F7		4 0 3 0 0 0 0																														
Danny Ainge, R OBP: 0.359, SLG: 0.368 (1, 4)		0-0 FC6-4 1-2			0-0 FC3-6 1B	0-0 1B 1-2 2-3				4 0 2 0 0 0 1																														
Rick Cerone, R OBP: 0.298, SLG: 0.279 (1, 2)			0-0 6-3		0-3 K	0-0 F8			0-0 F3	4 0 0 0 0 1 5																														
Inning Stats	R: 0 E: 0 K: 1 S: 6	H: 1 LOB: 1 BB: 0 P: 6	R: 0 E: 0 K: 0 S: 4	H: 1 LOB: 1 BB: 0 P: 4	R: 0 E: 0 K: 0 S: 3	H: 0 LOB: 0 BB: 0 P: 3	R: 1 E: 0 K: 0 S: 4	H: 1 LOB: 0 BB: 0 P: 4	R: 0 E: 0 K: 0 S: 7	H: 2 LOB: 2 BB: 0 P: 7	R: 1 E: 0 K: 0 S: 6	H: 3 LOB: 3 BB: 1 P: 10	R: 0 E: 0 K: 0 S: 4	H: 1 LOB: 1 BB: 0 P: 4	R: 0 E: 0 K: 0 S: 3	H: 0 LOB: 0 BB: 0 P: 3	R: 0 E: 0 K: 0 S: 3	H: 0 LOB: 0 BB: 0 P: 3	1B: 8 2B: 0 3B: 0 HR: 1	SF: 0 SAC: 0 DP: 0 HBP: 0	WP: 0 PB: 0 SB: 1 CS: 0	PA: 37																		
PITCHER Paul Mitchell, R ERA: 4.42 (1, 1)	IP 9.0	WLS W	BF 37	H 9	R 2	ER 2	SO 2	BB 1	IBB 0	HBP 0	BLK 0	WP 0	HR 1	S 40	P 44	ERA 2.00	WHIP 1.111						PITCHER	IP 9.0	WLS W	BF 37	H 9	R 2	ER 2	SO 2	BB 1	IBB 0	HBP 0	BLK 0	WP 0	HR 1	S 40	P 44	ERA 2.00	WHIP 1.111

Toronto Blue Jays @ Seattle Mariners
The Kingdom, Seattle, WA
Fri Jun 01 1979, 10:05 PM EDT
Att. 4,113 - Dome

livebaseballscorecards.com

AB	36
R	2
H	9
RBI	2
BB	1
SO	2
LOB	16



Batter	1	2	3	4	5	6	7	8	9	AB	R	H	RBI	BB	SO	LOB
Julio Cruz, S OBP: 0.320, SLG: 0.272 (1, 4)	4-0 S HR BB	0-0 6-3		0-0 1-2 3-H 1B			0-0 1-3			3	1	1	1	1	0	0
Ruppert Jones, L OBP: 0.347, SLG: 0.500 (1, 8)	0-0 1-H HR	0-3 K		0-0 L4-6			0-0 L1			4	1	1	2	0	1	2
Bruce Bochte, L OBP: 0.431, SLG: 0.535 (1, 3)	0-0 2B 2B 1B						4-0 F5			3	2	2	0	1	0	0
John Hale, L OBP: 0.313, SLG: 0.154 (8, 7)							4-0 WP 2B BB			0	0	0	0	0	0	0
Willie Horton, R OBP: 0.348, SLG: 0.488 (1, 10)	0-0 1-3 2B						4-0 F7			3	0	1	0	1	0	1
Dan Meyer, L OBP: 0.335, SLG: 0.426 (1, 5)	0-0 1B 2B						4-0 2B IBB			4	1	2	2	0	0	1
Leon Roberts, R OBP: 0.345, SLG: 0.457 (1, 9)	0-0 F7						0-0 E7 G4-6-3			3	1	0	0	1	0	3
Bob Stinson, S OBP: 0.358, SLG: 0.386 (1, 2)	0-0 FC5-4 1B						0-0 F7			4	0	1	1	0	0	2
Tom Paciorek, R OBP: 0.329, SLG: 0.437 (1, 7)	0-0 FC5-4						4-0 E 1B BB			2	1	0	0	2	0	1
Mario Mendoza, R OBP: 0.205, SLG: 0.221 (1, 6)							0-0 E8 L4-6 1B			4	0	1	0	0	0	1

Inning Stats	R: 4	H: 5	E: 0	LOB: 1	K: 0	BB: 1	S: 7	P: 11	R: 0	H: 0	E: 0	LOB: 0	K: 1	BB: 0	S: 5	P: 5	R: 0	H: 1	E: 0	LOB: 0	K: 0	BB: 0	S: 3	P: 3	R: 2	H: 2	E: 2	LOB: 1	K: 0	BB: 2	S: 4	P: 12	R: 0	H: 0	E: 0	LOB: 0	K: 0	BB: 0	S: 3	P: 3	R: 0	H: 0	E: 1	LOB: 1	K: 0	BB: 1	S: 3	P: 7	R: 1	H: 1	E: 0	LOB: 2	K: 0	BB: 2	S: 4	P: 12	R: 0	H: 0	E: 0	LOB: 0	K: 0	BB: 0	S: 3	P: 3
--------------	------	------	------	--------	------	-------	------	-------	------	------	------	--------	------	-------	------	------	------	------	------	--------	------	-------	------	------	------	------	------	--------	------	-------	------	-------	------	------	------	--------	------	-------	------	------	------	------	------	--------	------	-------	------	------	------	------	------	--------	------	-------	------	-------	------	------	------	--------	------	-------	------	------

PITCHER	IP	WLS	BF	H	R	ER	SO	BB	IBB	HBP	BLK	WP	HR	S	P	ERA	WHIP
Jesse Jefferson, R ERA: 3.86 (1, 1)	3.1	L	18	7	6	5	1	3	0	0	0	0	1	17	29	13.50	3.000
Balor Moore, L ERA: 6.86 (4, 1)	4.2		18	2	1	1	0	2	1	0	0	1	0	15	27	1.93	0.857

BOTTOM

Toronto Blue Jays @ Seattle Mariners
 The Kingdom, Seattle, WA
 Fri Jun 01 1979, 10:05 PM EDT
 Att: 4,113 - Dome

livebaseballscores.com

AB	30
R	7
H	9
RBI	6
BB	6
SO	1
LOB	11



1B: 5	SF: 0	WP: 1	PA: 37
2B: 4	SAC: 0	PB: 0	
3B: 0	DP: 2	SB: 1	
HR: 1	HBP: 0	CS: 1	

PITCHER	IP	WLS	BF	H	R	ER	SO	BB	IBB	HBP	BLK	WP	HR	S	P	ERA	WHIP
---------	----	-----	----	---	---	----	----	----	-----	-----	-----	----	----	---	---	-----	------

Batter	1	2	3	4	5	6	7	8	9	AB R H RBI BB SO LOB	TOP											
Alfredo Griffin, S OBP: 0.346, SLG: 0.374 (1, 6) X	0-0 4-3		0-0 WP 2B			0-0 SH HR 2B	0-0 F5		0-0 4-3	5 2 2 0 0 0 1												
Bob Bailor, R OBP: 0.309, SLG: 0.272 (1, 9) X	0-0 F9		0-3 K			0-0 SH HR	0-0 G3		0-3 K	4 1 0 0 0 2 1												
Roy Howell, L OBP: 0.337, SLG: 0.418 (1, 5) X	0-0 4-3					0-0 HR	0-3 K			3 1 1 3 1 1 1												
Rico Carty, R OBP: 0.325, SLG: 0.385 (1, 10) X		0-0 4-3				0-0 K		0-0 F3		4 0 1 0 0 1 0												
John Mayberry, L OBP: 0.362, SLG: 0.443 (1, 3) X		0-0 F5				0-0 F9		0-0 1-3		4 0 0 0 0 0 2												
Rick Bosetti, R OBP: 0.254, SLG: 0.322 (1, 8) X		0-3 K				4-0 BB		0-0 BB 1B		3 0 1 0 1 1 2												
Al Woods, L OBP: 0.321, SLG: 0.347 (1, 7) X			0-0 F7			0-0 G3		4-0 BB		3 0 0 0 1 1 1												
Danny Ainge, R OBP: 0.349, SLG: 0.429 (1, 4) X		0-0 4-3				0-0 F8		0-0 HR	0-0 6-3	4 1 1 1 0 0 2												
Rick Cerone, R OBP: 0.303, SLG: 0.285 (1, 2) X			0-0 2B WP 1B			0-0 F8			0-0 L1	4 1 2 0 0 0 0												
Inning Stats	R: 0 E: 0 K: 0 S: 3	H: 0 LOB: 0 BB: 0 P: 3	R: 0 E: 0 K: 1 S: 5	H: 0 LOB: 0 BB: 0 P: 5	R: 2 E: 0 K: 1 S: 7	H: 2 LOB: 0 BB: 0 P: 7	R: 0 E: 0 K: 0 S: 3	H: 1 LOB: 1 BB: 1 P: 7	R: 0 E: 0 K: 0 S: 3	H: 0 LOB: 0 BB: 0 P: 3	R: 3 E: 0 K: 2 S: 10	H: 2 LOB: 1 BB: 1 P: 14	R: 1 E: 0 K: 1 S: 7	H: 2 LOB: 1 BB: 0 P: 7	R: 0 E: 0 K: 0 S: 4	H: 1 LOB: 2 BB: 1 P: 8	R: 0 E: 0 K: 1 S: 5	H: 0 LOB: 0 BB: 0 P: 5	1B: 4 2B: 2 3B: 0 HR: 2	SF: 0 SAC: 1 DP: 1 HBP: 0	WP: 2 PB: 0 SB: 1 CS: 0	PA: 38
PITCHER	IP WLS BF H R ER SO BB IBB HBP BLK WP HR S P ERA WHIP												PITCHER	IP WLS BF H R ER SO BB IBB HBP BLK WP HR S P ERA WHIP								
Odell Jones, R ERA: 6.88 (1, 1)	5.2 L 24 5 5 5 3 2 0 0 0 1 1 28 36 7.94 1.235																					
Joe Decker, R ERA: 3.86 (6, 1)	3.1 14 3 1 1 3 1 0 0 0 0 1 19 23 2.70 1.200																					

Toronto Blue Jays @ Seattle Mariners
The Kingdome, Seattle, WA
Sat Jun 02 1979, 10:05 PM EDT
Att. 8,011 - Dome

livebaseballscorecards.com

AB	34
R	6
H	8
RBI	4
BB	3
SO	6
LOB	10



Batter	1	2	3	4	5	6	7	8	9	AB	R	H	RBI	BB	SO	LOB
--------	---	---	---	---	---	---	---	---	---	----	---	---	-----	----	----	-----

Julio Cruz, S <small>OBP: 0.323, SLG: 0.276</small> (1, 4)	0-0 6-3 			0-0 		0-0 1-3 		0-0 E8 		4	1	2	0	0	0	0
Ruppert Jones, L <small>OBP: 0.341, SLG: 0.490</small> (1, 8)	0-0 L6 			0-3 K 		0-0 6-3 		0-0 F5 		4	0	0	0	0	1	2
Bruce Bochte, L <small>OBP: 0.433, SLG: 0.546</small> (1, 3)	0-0 4-3 			0-0 6-3 			0-0 1B 	0-0 		4	1	2	1	0	0	1
Willie Horton, R <small>OBP: 0.342, SLG: 0.478</small> (1, 10)		0-0 F8 		0-3 K 			0-0 F7 	0-0 4-3 		4	0	0	0	0	1	3
Dan Meyer, L <small>OBP: 0.345, SLG: 0.427</small> (1, 5)		0-0 			4-0 4-3 		4-0 E 		0-0 4-3 	2	0	1	0	2	0	0
Leon Roberts, R <small>OBP: 0.343, SLG: 0.452</small> (1, 9)		0-0 F8 			0-0 F2 		0-0 E7 	0-0 6-3 		4	0	1	0	0	0	2
Bob Stinson, S <small>OBP: 0.355, SLG: 0.374</small> (1, 2)			1-0 		0-0 4-3 		0-3 K 		0-0 F7 	3	0	0	0	0	1	3
Tom Paciorek, R <small>OBP: 0.321, SLG: 0.425</small> Charlie Beamon, L (7, PH) (8, 7)			0-0 FC6-4 		0-0 6-3 		0-3 K 			2	0	0	0	0	0	2
Mario Mendoza, R <small>OBP: 0.204, SLG: 0.220</small> Larry Milbourne, S <small>OBP: 0.319, SLG: 0.353</small> (6, PH) (7, 6)			0-0 G4-3 			0-0 F7 		0-0 G3 		1	0	0	0	0	0	1

Inning Stats	R: 0	H: 0	E: 0	K: 0	S: 3	R: 0	H: 1	E: 0	K: 0	S: 3	R: 0	H: 0	E: 0	K: 0	S: 2	R: 0	H: 1	E: 0	K: 2	S: 8	R: 0	H: 0	E: 0	K: 0	S: 3	R: 1	H: 2	E: 1	K: 2	S: 9	R: 1	H: 2	E: 1	K: 0	S: 5	R: 0	H: 0	E: 0	K: 0	S: 3	1B: 4	SF: 0	2B: 2	SAC: 0	3B: 0	DP: 1	HR: 0	HBP: 1	WP: 0	PA: 34
--------------	------	------	------	------	------	------	------	------	------	------	------	------	------	------	------	------	------	------	------	------	------	------	------	------	------	------	------	------	------	------	------	------	------	------	------	------	------	------	------	------	-------	-------	-------	--------	-------	-------	-------	--------	-------	--------

PITCHER	IP	WLS	BF	H	R	ER	SO	BB	IBB	HBP	BLK	WP	HR	S	P	ERA	WHIP	PITCHER	IP	WLS	BF	H	R	ER	SO	BB	IBB	HBP	BLK	WP	HR	S	P	ERA	WHIP												
Dave Lemanczyk, R <small>ERA: 2.75</small> (1, 1)	9.0	W	34	6	2	0	4	2	0	1	0	0	0	39	48	0.00	0.889																														

BOTTOM

Toronto Blue Jays @ Seattle Mariners
 The Kingdome, Seattle, WA
 Sat Jun 02 1979, 10:05 PM EDT
 Att: 8,011 - Dome

AB	31
R	2
H	6
RBI	1
BB	2
SO	4
LOB	16



Batter	1	2	3	4	5	6	7	8	9	AB R H RBI BB SO LOB	TOP											
Alfredo Griffin, S (1, 6) OBP: 0.356, SLG: 0.381	0-0 3-1 S 3-1 1B		0-0 5-3 1B		0-3 K			0-0 G4-6-3 1-2 1B 1B	4-0 BB BB BB BB BB BB BB	4 2 3 0 1 1 0												
Bob Bailor, R (1, 9) OBP: 0.311, SLG: 0.271	0-0 3-1 1-3		0-0 5-3 1-2			0-0 6-3		0-0 G4-6-3 1-2 2-H 1B	4-0 BB BB BB BB	4 0 1 1 1 0 2												
Roy Howell, L (1, 5) OBP: 0.339, SLG: 0.414	0-0 3-1 3-H		4-0 IBB			0-0 1B		0-0 G4-6-3 1-2 2-3 1B	0-0 F6	4 0 1 1 1 0 4												
Rico Carty, R (1, 10) OBP: 0.324, SLG: 0.379	0-3 K		0-0 F7			0-0 F8		4-0 1B 1B BB		3 1 0 0 1 1 3												
John Mayberry, L (1, 3) OBP: 0.384, SLG: 0.451		0-0 4-3 1-3 2B		0-0 F7		0-3 K		0-0 1B 1-2 3-H 1B		4 1 2 1 0 1 1												
Rick Bosetti, R (1, 8) OBP: 0.253, SLG: 0.321		0-0 4-3 2-3		0-0 5-3			0-0 F4	0-0 1-2 2-H 1B		4 0 1 1 0 0 1												
Al Woods, L (1, 7) OBP: 0.315, SLG: 0.340		0-0 1-3		0-0 4-3			0-0 6-3	0-3 K		3 0 0 1 0 0 0												
Otto Velez, R (8, PH) OBP: 0.344, SLG: 0.456		3-H 1-3								1 0 0 0 0 1 2												
Danny Ainge, R (1, 4) OBP: 0.319, SLG: 0.391		0-3 K			0-0 6-3		0-0 G1		0-0 4-3	4 0 0 0 0 1 0												
Rick Cerone, R (1, 2) OBP: 0.302, SLG: 0.279			0-0 6-3		0-0 2-3			4-0 1B 1B BB	0-0 F8	3 1 0 0 1 0 0												
Inning Stats	R: 1 E: 0 K: 1 S: 6	H: 1 LOB: 0 BB: 0 P: 6	R: 1 E: 0 K: 1 S: 6	H: 1 LOB: 0 BB: 0 P: 6	R: 0 E: 0 K: 0 S: 4	H: 1 LOB: 2 BB: 1 P: 8	R: 0 E: 0 K: 0 S: 3	H: 0 LOB: 0 BB: 0 P: 3	R: 0 E: 0 K: 1 S: 5	H: 0 LOB: 0 BB: 0 P: 5	R: 0 E: 0 K: 1 S: 6	H: 1 LOB: 1 BB: 0 P: 6	R: 0 E: 0 K: 0 S: 3	H: 0 LOB: 0 BB: 0 P: 3	R: 3 E: 0 K: 1 S: 8	H: 4 LOB: 2 BB: 2 P: 16	R: 0 E: 0 K: 0 S: 3	H: 0 LOB: 2 BB: 2 P: 11	1B: 7 2B: 1 3B: 0 HR: 0	SF: 0 SAC: 0 DP: 1 HBP: 0	WP: 0 PB: 0 SB: 1 CS: 0	PA: 39
PITCHER	IP WLS BF H R ER SO BB IBB HBP BLK WP HR S P ERA WHIP																					
Mike Parrott, R (1, 1) ERA: 2.89	7.0 W 26 4 2 2 4 0 1 0 0 0 0 0 33 37 2.57 0.571																					
Byron McLaughlin, R (8, 1) ERA: 6.37	0.2 7 4 3 3 0 2 0 0 0 0 0 0 5 13 40.50 9.000																					
Shane Rawley, L (8, 1) ERA: 4.64	1.1 6 0 0 0 1 2 0 0 0 0 0 0 6 14 0.00 1.500																					

Toronto Blue Jays @ Seattle Mariners
The Kingdome, Seattle, WA
Sun Jun 03 1979, 6:33 AM EDT
Att. 4,436 - Dome

livebaseballscorecards.com

AB	34
R	5
H	8
RBI	5
BB	5
SO	5
LOB	13



Batter	1	2	3	4	5	6	7	8	9	AB	R	H	RBI	BB	SO	LOB
Julio Cruz, S OBP: 0.329, SLG: 0.281 (1, 4)	0-3 K		0-0 1B S HR 1B	0-0 F6	0-0 BB 1B		4-0 BB BB 1-2 BB			4	1	2	0	1	1	1
Ruppert Jones, L OBP: 0.351, SLG: 0.487 (1, 8)	0-0 F6		4-0 1B HR BB	4-0 2B E BB	4-0 BB BB 1-2 BB		4-0 BB BB 1-2 2-3 BB			1	2	0	0	4	0	0
Bruce Bochte, L OBP: 0.436, SLG: 0.545 (1, 3)	4-0 BB		0-0 1B HR 1B	0-0 2B E4	0-3 K		0-3 K			2	2	1	0	1	0	1
Tom Paciorek, R OBP: 0.313, SLG: 0.413 (5, PH) (6, 3)			1-2 2-3	1-2 3-H						2	0	0	0	0	2	5
Willie Horton, R OBP: 0.341, SLG: 0.479 (1, 10)	0-0 1-3		0-0 F3	0-0 2B	0-0 F8		0-0 1-3			4	0	1	2	0	0	6
Charlie Beamon, L (7, PH)				1-H 2-H						1	0	0	0	0	0	3
Dan Meyer, L OBP: 0.352, SLG: 0.447 (1, 5)		0-0 4-3	0-0 HR	4-0 BB		0-0 F7		0-0 4-3 1B		4	1	2	4	1	0	0
Leon Roberts, R OBP: 0.341, SLG: 0.445 (1, 9)		0-3 K	0-0 F9	0-0 F8		4-0 BB G6-4-3		0-3 K		3	0	0	0	1	1	2
Joe Simpson, L OBP: 0.245, SLG: 0.373 (6, PR) (7, 9)										1	0	0	0	0	1	1
Larry Cox, R OBP: 0.344, SLG: 0.418 (1, 2)		0-0 2B 1B	0-0 6-3		0-0 S E 2B		0-0 G6-4-3		0-0 4-3	5	2	2	0	0	0	2
John Hale, L OBP: 0.429, SLG: 0.412 (1, 7)		0-0 2B		0-0 4-3 E 2B	4-0 E SF8 BB		0-0 BB BB 1B		0-3 K	4	2	3	1	1	1	1
Mario Mendoza, R OBP: 0.199, SLG: 0.215 (1, 6)		0-0 4-3		0-0 4-3	0-0 SF8		0-3 K			3	0	0	1	0	1	3

Inning Stats	R: 0	H: 0	E: 0	K: 1	S: 5	LOB: 1	BB: 1	P: 9	R: 1	H: 2	E: 0	K: 1	S: 7	LOB: 1	BB: 0	P: 7	R: 4	H: 3	E: 0	K: 0	S: 6	LOB: 0	BB: 1	P: 10	R: 3	H: 2	E: 1	K: 0	S: 6	LOB: 2	BB: 2	P: 14	R: 2	H: 2	E: 0	K: 1	S: 7	LOB: 2	BB: 2	P: 15	R: 0	H: 0	E: 0	K: 0	S: 2	LOB: 1	BB: 1	P: 6	R: 0	H: 1	E: 0	K: 2	S: 8	LOB: 3	BB: 2	P: 16	R: 0	H: 1	E: 0	K: 2	S: 8	LOB: 1	BB: 0	P: 8
--------------	------	------	------	------	------	--------	-------	------	------	------	------	------	------	--------	-------	------	------	------	------	------	------	--------	-------	-------	------	------	------	------	------	--------	-------	-------	------	------	------	------	------	--------	-------	-------	------	------	------	------	------	--------	-------	------	------	------	------	------	------	--------	-------	-------	------	------	------	------	------	--------	-------	------

PITCHER	IP	WLS	BF	H	R	ER	SO	BB	IBB	HBP	BLK	WP	HR	S	P	ERA	WHIP
Mark Lemongello, R ERA: 7.06 (1, 1)	3.2	L	22	7	8	5	2	3	0	0	0	0	0	4	16	13.50	7.500
Mike Willis, L ERA: 6.3 (4, 1)	0.2		7	2	2	1	0	3	0	0	0	0	0	4	16	13.50	7.500
Dave Freisleben, R ERA: 7.11 (5, 1)	2.2		11	1	0	0	3	3	0	0	0	0	0	14	26	0.00	1.500
Tom Buskey, R ERA: 3.86 (8, 1)	1.0		4	1	0	0	2	0	0	0	0	0	0	8	8	0.00	1.000

BOTTOM

Toronto Blue Jays @ Seattle Mariners
The Kingdom, Seattle, WA

Sun Jun 03 1979, 6:33 AM EDT
Att: 4,436 - Dome

AB	34
R	10
H	11
RBI	8
BB	9
SO	7
LOB	25

livebaseballscorecards.com



1B:	6	SF:	1	WP:	0	PA:	44
2B:	4	SAC:	0	PB:	0	SB:	2
3B:	0	DP:	1	CS:	0		
HR:	1	HBP:	0				

Batter	1	2	3	4	5	6	7	8	9	AB R H RBI BB SO LOB	TOP																													
Ron LeFlore, R OBP: 0.360, SLG: 0.393 (1, 8) X	0-0 6-3 ①		0-0 F9 ③			0-0 FC6-4 ② 1-2f		4-0 S BB		3 0 0 0 1 0 1																														
Jerry Morales, R OBP: 0.265, SLG: 0.393 (1, 9) X	0-0 4-3 ②			0-0 F8 ①		0-0 FC6-4 ③ 1-2f		0-0 F3 ③ 1-2		4 0 0 0 0 0 2																														
Steve Kemp, L OBP: 0.441, SLG: 0.595 (1, 7) X	0-0 2B			4-0 G4-6-3 BB			0-0 1B 2B		0-0 F8 2B	3 2 3 0 1 0 0																														
Jason Thompson, L OBP: 0.394, SLG: 0.434 (1, 3) X	0-0 F8 ③			0-0 G4-6-3 ② 1-2f			0-0 L3 1B 2-H		0-0 F8 ① 2-3	4 0 1 1 0 0 3																														
Rusty Staub, L OBP: 0.341, SLG: 0.404 (1, 10) X		0-3 K ①			0-0 F8 ①		0-0 L3 ① 1-2		0-0 G3 ② 3-H	4 0 0 1 0 1 1																														
Lance Parrish, R OBP: 0.392, SLG: 0.509 (1, 2) X		0-0 F9 ②			0-0 F8 ②		4-0 FC5-4 BB		0-0 1-3 ③	3 0 0 0 1 0 0																														
Aurelio Rodriguez, R OBP: 0.292, SLG: 0.350 (1, 5) X		0-0 6-3 ③			0-0 4-3 ③		0-0 FC5-4 ③ 1-2f			3 0 0 0 0 0 1																														
Mark Wagner, R OBP: 0.347, SLG: 0.409 (1, 4) X			0-0 F9 ①			0-0 5-3 ①		0-0 4-3 ①		3 0 0 0 0 0 0																														
Alan Trammell, R OBP: 0.293, SLG: 0.266 (1, 6) X			0-0 L4 ②			0-0 FC6-4 1B		0-0 4-3 ②		3 0 1 0 0 0 0																														
Inning Stats	R: 0 E: 0 K: 0 S: 4	H: 1 LOB: 1 BB: 0 P: 4	R: 0 E: 0 K: 1 S: 5	H: 0 LOB: 0 BB: 0 P: 5	R: 0 E: 0 K: 0 S: 3	H: 0 LOB: 0 BB: 0 P: 3	R: 0 E: 0 K: 0 S: 2	H: 0 LOB: 0 BB: 1 P: 6	R: 0 E: 0 K: 0 S: 3	H: 0 LOB: 0 BB: 0 P: 3	R: 0 E: 0 K: 0 S: 4	H: 1 LOB: 1 BB: 0 P: 4	R: 1 E: 0 K: 0 S: 4	H: 2 LOB: 1 BB: 1 P: 8	R: 0 E: 0 K: 0 S: 3	H: 0 LOB: 1 BB: 1 P: 7	R: 1 E: 0 K: 0 S: 4	H: 1 LOB: 0 BB: 0 P: 4	1B: 2 2B: 4 3B: 0 HR: 0	SF: 0 SAC: 0 DP: 2 HBP: 0	WP: 0 PB: 0 SB: 1 CS: 0	PA: 33																		
PITCHER Rick Honeycutt, L ERA: 4.76 (1, 1)	IP 9.0	WLS W	BF 33	H 5	R 2	ER 2	SO 1	BB 3	IBB 0	HBP 0	BLK 0	WP 0	HR 0	S 32	P 44	ERA 2.00	WHIP 0.889						PITCHER	IP	WLS	BF	H	R	ER	SO	BB	IBB	HBP	BLK	WP	HR	S	P	ERA	WHIP

Detroit Tigers @ Seattle Mariners
 The Kingdome, Seattle, WA
 Mon Jun 04 1979, 10:05 PM EDT
 Att. 5,529 - Dome

livebaseballscorecards.com

AB 30
R 2
H 5
RBI 2
BB 3
SO 1
LOB 8



Batter	1	2	3	4	5	6	7	8	9
Julio Cruz, S (1, 4) <small>OBP: 0.331, SLG: 0.279</small> Larry Milbourne, S (3, 4) <small>OBP: 0.333, SLG: 0.394</small>	4-0 HR BB	0-0 G3-6-3 1-2f		0-0 FC6 1-2f		0-0 3B		0-0 HR 1B	
Ruppert Jones, L (1, 8) <small>OBP: 0.356, SLG: 0.500</small>	4-0 HR BB		0-3 K K		0-0 4-3 4-3	4-0 FC6-4 BB		0-0 HR 1B	
Bruce Bochte, L (1, 3) <small>OBP: 0.435, SLG: 0.558</small>	0-0 HR		0-0 6-3 6-3		0-0 HBP 1B	0-0 FC6-4 1-2f		0-3 K K	
Willie Horton, R (1, 10) <small>OBP: 0.345, SLG: 0.493</small> Bobby Valentine, R (7, PH) <small>OBP: 0.369, SLG: 0.367</small>	0-0 F8 F8		0-0 HR		1-0 FC5-4 HBP		0-0 F9 F9	0-0 4-3 2B	
Dan Meyer, L (1, 5) <small>OBP: 0.348, SLG: 0.458</small>	0-0 F8 F8		0-0 F5 F5		0-0 F6 F6		0-0 HR	0-0 4-3 4-3	
Leon Roberts, R (1, 9) <small>OBP: 0.333, SLG: 0.434</small> Joe Simpson, L (9, 9) <small>OBP: 0.245, SLG: 0.373</small>	0-0 5-3 5-3			0-0 F8 F8		0-0 FC5-4 1-2f		0-0 5-3 5-3	0-0 5-3 5-3
Larry Cox, R (1, 2) <small>OBP: 0.340, SLG: 0.442</small>		0-0 4-3 4-3		0-3 K K		0-0 F8 F8		0-0 HR	
John Hale, L (1, 7) <small>OBP: 0.480, SLG: 0.600</small>		0-0 1B		0-0 HR		4-0 3B BB		0-0 G3 G3	
Mario Mendoza, R (1, 6) <small>OBP: 0.206, SLG: 0.223</small>		0-0 G3-6-3 1B		0-0 E5 FC6		0-0 F8 F8		0-0 HR 1B	

AB	R	H	RBI	BB	SO	LOB
1	1	0	0	1	0	2
3	1	2	1	0	0	1
3	2	1	3	2	1	0
5	1	2	3	0	1	2
2	1	1	1	0	0	0
2	0	1	0	0	0	0
5	1	1	1	0	0	3
5	0	0	0	0	0	3
0	0	0	0	0	0	0
4	1	1	1	0	1	0
3	2	2	1	1	0	0
4	1	2	0	0	0	1
1B: 5	SF: 0					
2B: 1	SAC: 0					
3B: 1	DP: 1					
HR: 6	HBP: 1					

BOTTOM

Detroit Tigers @ Seattle Mariners
 The Kingdom, Seattle, WA
 Mon Jun 04 1979, 10:05 PM EDT
 Att. 5,529 - Dome

AB	37
R	11
H	13
RBI	11
BB	4
SO	3
LOB	12



Inning Stats	R: 3	H: 1	E: 0	K: 0	S: 4	LOB: 0	BB: 2	P: 12
	R: 0	H: 2	E: 0	K: 0	S: 4	LOB: 1	BB: 0	P: 4
	R: 1	H: 1	E: 0	K: 1	S: 6	LOB: 0	BB: 0	P: 6
	R: 1	H: 1	E: 1	K: 1	S: 7	LOB: 1	BB: 0	P: 7
	R: 0	H: 1	E: 0	K: 0	S: 4	LOB: 2	BB: 0	P: 5
	R: 1	H: 1	E: 0	K: 0	S: 4	LOB: 2	BB: 2	P: 12
	R: 2	H: 2	E: 0	K: 0	S: 5	LOB: 0	BB: 0	P: 5
	R: 3	H: 4	E: 0	K: 1	S: 9	LOB: 1	BB: 0	P: 9

PITCHER	IP	WLS	BF	H	R	ER	SO	BB	IBB	HBP	BLK	WP	HR	S	P	ERA	WHIP
Milt Wilcox, R (1, 1) <small>ERA: 5.34</small>	4.1	L	22	6	5	5	2	2	0	1	0	0	3	23	32	10.38	1.846
Pat Underwood, L (5, 1) <small>ERA: 4.91</small>	2.2		16	6	6	6	0	2	0	0	0	0	3	14	22	20.25	3.000
Fernando Arroyo, R (8, 1) <small>ERA:</small>	1.0		4	1	0	0	1	0	0	0	0	0	0	6	6	0.00	1.000

PITCHER	IP	WLS	BF	H	R	ER	SO	BB	IBB	HBP	BLK	WP	HR	S	P	ERA	WHIP

WP: 0	PA: 42
PB: 0	
SB: 0	
CS: 0	

Batter	1	2	3	4	5	6	7	8	9	AB R H RBI BB SO LOB	TOP	
Ron LeFlore, R (1, 8) OBP: 0.359, SLG: 0.392 Jerry Morales, R (5, 8) OBP: 0.268, SLG: 0.415	0-0 5-3	0-0 CS 2-3 1B		0-0 F9		0-0 F7			0-0 HR	3 0 1 0 0 0 1 2 1 1 1 0 0 2		
Champ Summers, L (1, 9) OBP: 0.381, SLG: 0.395	0-0 3-1 1B 2B	0-0 CS 1-2	0-0 4-3		0-0 G3-6 1B		0-0 4-3		0-0 F8	5 1 2 0 0 0 0		
Steve Kemp, L (1, 7) OBP: 0.435, SLG: 0.583	0-0 3-1 2-3		0-0 1B		0-0 G3-6 1-2f		0-3 K		0-0 4-3	5 0 1 0 0 1 2		
Jason Thompson, L (1, 3) OBP: 0.397, SLG: 0.429	4-0 1B BB		0-0 F8		4-0 BB		0-0 4-3			2 0 0 0 2 0 1		
Rusty Staub, L (1, 10) OBP: 0.338, SLG: 0.398	0-0 1-2 3-H 1B		0-0 F8		0-0 F8			0-0 4-3		4 0 1 1 0 0 2		
Lance Parrish, R (1, 2) OBP: 0.383, SLG: 0.497	0-0 F8			0-3 K		0-0 F9		0-0 F8		4 0 0 0 0 1 2		
Aurelio Rodriguez, R (1, 5) OBP: 0.291, SLG: 0.341		0-0 5-3		0-0 F9		0-0 5-3		4-0 BB		3 0 0 0 1 0 0		
Mark Wagner, R (1, 4) OBP: 0.377, SLG: 0.438		0-0 1B 4-3 1B		0-0 2B 1B		0-0 1B 1B		0-0 5-3		4 1 3 0 0 0 1		
Alan Trammell, R (1, 6) OBP: 0.299, SLG: 0.281		0-0 4-3 1-2		0-0 1-H 2B		0-0 1B			0-0 F9	4 0 2 1 0 0 1		
Inning Stats	R: 1 H: 2 E: 0 LOB: 2 K: 0 BB: 1 S: 5 P: 9	R: 0 H: 2 E: 0 LOB: 1 K: 0 BB: 0 S: 4 P: 4	R: 0 H: 1 E: 0 LOB: 1 K: 0 BB: 0 S: 4 P: 4	R: 1 H: 2 E: 0 LOB: 1 K: 1 BB: 0 S: 7 P: 7	R: 0 H: 1 E: 0 LOB: 1 K: 0 BB: 1 S: 3 P: 7	R: 0 H: 2 E: 0 LOB: 2 K: 0 BB: 0 S: 5 P: 5	R: 0 H: 0 E: 0 LOB: 0 K: 1 BB: 0 S: 5 P: 5	R: 0 H: 0 E: 0 LOB: 1 K: 0 BB: 1 S: 3 P: 7	R: 1 H: 1 E: 0 LOB: 0 K: 0 BB: 0 S: 4 P: 4	1B: 8 SF: 0 2B: 2 SAC: 0 3B: 0 DP: 1 HR: 1 HBP: 0	WP: 0 PA: 40 PB: 0 SB: 0 CS: 1	
PITCHER Glenn Abbott, R (1, 1) ERA: 5.17 Shane Rawley, L (7, 1) ERA: 4.53	IP WLS BF H R ER SO BB IBB HBP BLK WP HR S P ERA WHIP											PITCHER IP WLS BF H R ER SO BB IBB HBP BLK WP HR S P ERA WHIP

Detroit Tigers @ Seattle Mariners
 The Kingdome, Seattle, WA
 Tue Jun 05 1979, 10:05 PM EDT
 Att. 6,156 - Dome

livebaseballscorecards.com

AB	36
R	3
H	11
RBI	3
BB	3
SO	2
LOB	12



BOTTOM

Detroit Tigers @ Seattle Mariners
The Kingdome, Seattle, WA
Tue Jun 05 1979, 10:05 PM EDT
Att: 6,156 - Dome

livebaseballscorecards.com

AB	30
R	1
H	4
RBI	1
BB	6
SO	4
LOB	19



WP:	0	PA:	37
PB:	0		
SB:	2		
CS:	0		

AB R H RBI BB SO LOB

5	1	1	0	0	0	5
3	0	0	0	1	0	1
2	0	0	1	1	1	0
4	0	1	0	0	1	2
4	0	0	0	0	2	1
2	0	1	0	2	0	0
3	0	1	0	1	0	1
3	0	0	0	0	0	4
0	0	0	0	1	0	0
0	0	0	0	0	0	0
2	0	0	0	0	0	0
0	0	0	0	0	0	0
1	0	0	0	0	0	3
1	0	0	0	0	0	2

Batter	1	2	3	4	5	6	7	8	9
Larry Milbourne, S (1, 4) OBP: 0.325, SLG: 0.382	0-0 G3 S SF8 1B		0-0 4-3			0-0 G3	0-0 F9		0-0 4-3
Ruppert Jones, L (1, 8) OBP: 0.354, SLG: 0.493	0-0 G3 1-3			0-0 4-3		4-0 S BB		0-0 F6	
Bruce Bochte, L (1, 3) OBP: 0.432, SLG: 0.552	0-0 SF8 3-H			0-0 3-1		4-0 1-2 BB		0-3 K	
Willie Horton, R (1, 10) OBP: 0.343, SLG: 0.489	0-0 F7			0-3 K		0-0 F7		0-0 1B	
Dan Meyer, L (1, 5) OBP: 0.340, SLG: 0.447		0-3 K			0-3 K		0-0 F9	0-0 F9	
Leon Roberts, R (1, 9) OBP: 0.341, SLG: 0.439		0-0 5-3			4-0 1B BB		0-0 E 2B	4-0 BB BB	
Larry Cox, R (1, 2) OBP: 0.346, SLG: 0.439		0-0 F8			0-0 G4-6-3 1B		4-0 E BB	0-0 F4	
John Hale, L (1, 7) OBP: 0.429, SLG: 0.522			0-0 G3					4-0 BB BB BB	4-0 BB
Bob Stinson, S (9, PH) OBP: 0.360, SLG: 0.374					0-0 G4-6-3				
Joe Simpson, L (9, PR) OBP: 0.245, SLG: 0.373					1-2 1-2f		1-2 2-3		
Mario Mendoza, R (1, 6) OBP: 0.204, SLG: 0.220			0-0 6-3				0-0 5-3		0-0 F6
Charlie Beamon, L (7, PH) OBP: 0.309, SLG: 0.408									
Tom Paciorek, R (7, PH) OBP: 0.378, SLG: 0.355									
Bobby Valentine, R (8, 6) OBP: 0.378, SLG: 0.355									

Inning Stats	R: 1	H: 1	E: 0	LOB: 0	K: 0	S: 4	R: 0	H: 0	E: 0	LOB: 0	K: 1	S: 5	R: 0	H: 0	E: 0	LOB: 0	K: 0	S: 3	R: 0	H: 0	E: 0	LOB: 0	K: 1	S: 5	R: 0	H: 1	E: 0	LOB: 1	K: 1	S: 5	R: 0	H: 0	E: 1	LOB: 3	K: 0	S: 5	R: 0	H: 1	E: 0	LOB: 1	K: 1	S: 6	R: 0	H: 0	E: 0	LOB: 2	K: 0	S: 3	R: 0	H: 0	E: 0	LOB: 2	K: 0	S: 3	1B: 3	SF: 1	2B: 1	SAC: 0	3B: 0	DP: 1	HR: 0	HBP: 0	WP: 0	PA: 37
--------------	------	------	------	--------	------	------	------	------	------	--------	------	------	------	------	------	--------	------	------	------	------	------	--------	------	------	------	------	------	--------	------	------	------	------	------	--------	------	------	------	------	------	--------	------	------	------	------	------	--------	------	------	------	------	------	--------	------	------	-------	-------	-------	--------	-------	-------	-------	--------	-------	--------

PITCHER	IP	WLS	BF	H	R	ER	SO	BB	IBB	HBP	BLK	WP	HR	S	P	ERA	WHIP
Jack Billingham, R (1, 1) ERA: 2.62	6.1	W	26	3	1	1	3	4	0	0	0	0	0	28	44	1.42	1.105
John Hiller, L (7, 1) ERA: 3.5	2.2	S	11	1	0	0	1	2	0	0	0	0	0	11	19	0.00	1.125

Batter	1	2	3	4	5	6	7	8	9	AB R H RBI BB SO LOB	TOP									
Mark Wagner, R (1, 4) OBP: 0.362, SLG: 0.404	0-3 K	0-0 F8			4-0 BB		0-0 5-3		0-0 FC6-4	4 0 0 0 1 1 4										
Jerry Morales, R (1, 8) OBP: 0.273, SLG: 0.413	0-0 BB HR 1B		0-0 3-1		4-0 BB		0-0 F7			3 1 1 0 1 0 1										
Steve Kemp, L (1, 7) OBP: 0.431, SLG: 0.573	4-0 BB HR BB		0-0 F7		4-0 BB		0-0 F8			3 1 0 0 1 0 2										
Jason Thompson, L (1, 3) OBP: 0.388, SLG: 0.418	0-0 F8		0-3 K		0-0 F2		0-0 4-3			4 0 0 0 0 1 4										
Rusty Staub, L (1, 10) OBP: 0.336, SLG: 0.419	0-0 HR			0-0 5-3		0-0 4-3		0-0 F8		4 1 1 3 0 0 0										
Lance Parrish, R (1, 2) OBP: 0.386, SLG: 0.494	0-3 K			0-0 CS 1B		0-0 F7		4-0 BB		3 0 1 0 1 1 0										
John Wockenfuss, R (1, 9) OBP: 0.327, SLG: 0.600		0-0 6-3		4-0 BB		0-0 F9		0-0 2B		3 0 1 0 1 0 0										
Lou Whitaker, L (9, PR) OBP: 0.392, SLG: 0.440				1-2 FC5-4 BB				1-3 2B		0 0 0 0 0 0 0										
Aurelio Rodriguez, R (1, 5) OBP: 0.292, SLG: 0.341		0-3 K		0-0 FC5-4			0-0 5-3 1B		4-0 FC6-4 IBB	3 0 1 0 0 1 1										
Phil Mankowski, L (9, PH) OBP: 0.259, SLG: 0.188				1-2f						0 0 0 0 1 0 0										
Alan Trammell, R (1, 6) OBP: 0.300, SLG: 0.282		0-0 1B			0-0 F9		0-0 F8		0-0 8-2	3 0 1 0 0 0 1										
Champ Summers, L (9, PH) OBP: 0.378, SLG: 0.390								3-Hf		1 0 0 0 0 0 3										
Inning Stats	R: 3 E: 0 K: 2 S: 9	H: 2 LOB: 0 BB: 1 P: 13	R: 0 E: 0 K: 1 S: 6	H: 1 LOB: 1 BB: 0 P: 6	R: 0 E: 0 K: 1 S: 5	H: 0 LOB: 0 BB: 0 P: 5	R: 0 E: 0 K: 0 S: 3	H: 1 LOB: 1 BB: 1 P: 7	R: 0 E: 0 K: 0 S: 3	H: 0 LOB: 2 BB: 2 P: 11	R: 0 E: 0 K: 0 S: 4	H: 1 LOB: 1 BB: 0 P: 4	R: 0 E: 0 K: 0 S: 3	H: 0 LOB: 0 BB: 0 P: 3	R: 0 E: 0 K: 0 S: 3	H: 1 LOB: 2 BB: 2 P: 11	1B: 4 2B: 2 3B: 0 HR: 1	SF: 0 SAC: 0 DP: 1 HBP: 0	WP: 0 PB: 0 SB: 0 CS: 1	PA: 37
PITCHER	IP WLS BF H R ER SO BB IBB HBP BLK WP HR S P ERA WHIP																			
Floyd Bannister, L (1, 1) ERA: 3.98	7.0 W 29 5 3 3 4 4 0 0 0 0 1 33 49 3.86 1.286																			
Shane Rawley, L (8, 1) ERA: 4.44	1.0 5 1 0 0 0 1 0 0 0 0 0 4 8 0.00 2.000																			
Byron McLaughlin, R (9, 1) ERA: 6.19	1.0 S 3 0 0 0 0 0 1 0 0 0 0 2 6 0.00 0.000																			

Detroit Tigers @ Seattle Mariners
 The Kingdome, Seattle, WA
 Wed Jun 06 1979, 10:05 PM EDT
 Att. 6,382 - Dome

livebaseballscorecards.com

AB 31
R 3
H 6
RBI 3
BB 6
SO 4
LOB 16



Batter	1	2	3	4	5	6	7	8	9	AB	R	H	RBI	BB	SO	LOB
Larry Milbourne, S OBP: 0.310, SLG: 0.363 (1, 4)	0-0 4-3	0-0 5-3			0-0 G3		0-0 F6			4	0	0	0	0	0	0
Ruppert Jones, L OBP: 0.361, SLG: 0.515 (1, 8)	0-0 HR 2B		0-0 G3		0-0 HR		4-0 G3 S BB			3	2	2	1	1	0	0
Bruce Bochte, L OBP: 0.429, SLG: 0.545 (1, 3)	0-3 K		0-0 1B		0-3 K2-3		0-0 G3 1-3			4	0	1	0	0	2	2
Willie Horton, R OBP: 0.346, SLG: 0.502 (1, 10)	0-0 2-H HR		0-0 F8		0-0 FC4-6 1B		0-0 F6			4	1	2	2	0	0	2
Dan Meyer, L OBP: 0.339, SLG: 0.439 (1, 5)	4-0 1B BB		0-0 F7		0-0 FC4-6 2B SF8 1-2		0-0 F8			3	1	0	0	1	0	2
Leon Roberts, R OBP: 0.344, SLG: 0.446 (1, 9)	0-0 1-3 1B		0-0 F5		0-0 SF8 1-3 2B		0-0 6-3			4	0	2	0	0	0	0
Larry Cox, R OBP: 0.333, SLG: 0.426 (1, 2)	0-0 G3		0-0 F8		0-0 SF8 2-3 3-H		0-0 6-3			3	0	0	1	0	0	2
John Hale, L OBP: 0.419, SLG: 0.480 (1, 7)		0-3 K		0-0 F3		4-0 IBB				2	0	0	0	1	1	0
Mario Mendoza, R OBP: 0.200, SLG: 0.216 (1, 6)		0-3 K			0-0 F4		0-0 1-3			3	0	0	0	0	1	2

Inning Stats	R: 2	H: 3	E: 0	LOB: 2	K: 1	P: 12	R: 0	H: 0	E: 0	LOB: 0	K: 2	P: 7	R: 0	H: 1	E: 0	LOB: 1	K: 0	P: 4	R: 0	H: 0	E: 0	LOB: 0	K: 0	P: 3	R: 1	H: 1	E: 0	LOB: 0	K: 1	P: 6	R: 1	H: 2	E: 0	LOB: 2	K: 0	P: 9	R: 0	H: 0	E: 0	LOB: 1	K: 0	P: 7	R: 0	H: 0	E: 0	LOB: 0	K: 0	P: 3		
	1B: 3	SF: 1	2B: 2	SAC: 0	3B: 0	DP: 0	HR: 2	HBP: 0	WP: 0	PA: 34																																								

PITCHER	IP	WLS	BF	H	R	ER	SO	BB	IBB	HBP	BLK	WP	HR	S	P	ERA	WHIP
Jack Morris, R ERA: 4.25 (1, 1)	6.0	L	27	7	4	4	4	1	1	0	0	0	2	33	41	6.00	1.333
Dave Tobik, R ERA: 1.04 (7, 1)	2.0		7	0	0	0	0	1	0	0	0	0	0	6	10	0.00	0.500

BOTTOM

Detroit Tigers @ Seattle Mariners
 The Kingdome, Seattle, WA
 Wed Jun 06 1979, 10:05 PM EDT
 Att: 6,382 - Dome

livebaseballscorecards.com

AB	30
R	4
H	7
RBI	4
BB	3
SO	4
LOB	10



Batter	1	2	3	4	5	6	7	8	9	AB R H RBI BB SO LOB	TOP		
Paul Dade, R (1, 7) OBP: 0.340, SLG: 0.381	0-0 SH1-3 SF7 1B		0-0 F6		0-0 5-3			4-0 BB		3 1 1 0 1 0 1			
Toby Harrah, R (1, 10) OBP: 0.358, SLG: 0.351	0-0 SH1-3 1-3		0-0 3-1			0-0 F9		0-3 K		3 0 0 0 0 1 1			
Bobby Bonds, R (1, 9) OBP: 0.378, SLG: 0.464	0-0 SF7 3-H		0-0 5-3			0-0 6-3			0-0 F9	3 0 0 1 0 0 0			
Andre Thornton, R (1, 3) OBP: 0.344, SLG: 0.413	4-0 1B BLK BB			0-3 K		0-0 F7			0-0 BB BB 1B	3 1 1 0 1 1 0			
Rick Manning, L (1, 8) OBP: 0.311, SLG: 0.301	0-0 BLK 1-3 1B			0-0 F7			0-0 4-3		4-0 BB BB	3 0 1 0 1 0 0			
Gary Alexander, R (1, 2) OBP: 0.289, SLG: 0.367	0-3 K 1-2 3-H			0-3 K			0-0 4-3		4-0 BB BB G5-4-3	3 0 0 0 1 2 1			
Ted Cox, R (1, 5) OBP: 0.258, SLG: 0.213		0-0 F8			0-0 5-3		0-0 4-3		0-0 G5-4-3 1-2 2-3	4 0 0 0 0 0 3			
Duane Kuiper, L (1, 4) OBP: 0.327, SLG: 0.340		0-0 4-3			0-0 5-3 1B			0-0 G3		3 0 1 0 0 0 0			
Tom Verzyer, R (1, 6) OBP: 0.300, SLG: 0.270		0-0 5-3			0-0 5-3 1-2			0-0 F8		3 0 0 0 0 0 1			
Inning Stats	R: 2 H: 2 E: 0 LOB: 1 K: 1 BB: 1 S: 7 P: 11	R: 0 H: 0 E: 0 LOB: 0 K: 0 BB: 0 S: 3 P: 3	R: 0 H: 0 E: 0 LOB: 0 K: 0 BB: 0 S: 3 P: 3	R: 0 H: 0 E: 0 LOB: 0 K: 2 BB: 0 S: 7 P: 7	R: 0 H: 1 E: 0 LOB: 1 K: 0 BB: 0 S: 4 P: 4	R: 0 H: 0 E: 0 LOB: 0 K: 0 BB: 0 S: 3 P: 3	R: 0 H: 0 E: 0 LOB: 0 K: 0 BB: 0 S: 3 P: 3	R: 0 H: 0 E: 0 LOB: 1 K: 1 BB: 1 S: 5 P: 9	R: 0 H: 1 E: 0 LOB: 2 K: 0 BB: 2 S: 3 P: 11	1B: 4 SF: 1 2B: 0 SAC: 1 3B: 0 DP: 1 HR: 0 HBP: 0	WP: 0 PA: 34 PB: 0 SB: 1 CS: 0		
PITCHER	IP WLS BF H R ER SO BB IBB HBP BLK WP HR S P ERA WHIP											PITCHER	IP WLS BF H R ER SO BB IBB HBP BLK WP HR S P ERA WHIP
Mike Parrott, R (1, 1) ERA: 2.8	8.1 W 33 4 2 2 4 4 0 0 0 1 0 0 37 53 2.16 0.960												
Byron McLaughlin, R (9, 1) ERA: 6.08	0.2 S 1 0 0 0 0 0 0 0 0 0 0 0 1 1 0.00 0.000												

Cleveland Indians @ Seattle Mariners
The Kingdome, Seattle, WA
Fri Jun 08 1979, 10:05 PM EDT
Att. 7,300 - Dome

livebaseballscorecards.com

AB 28
R 2
H 4
RBI 1
BB 4
SO 4
LOB 7



Batter	1	2	3	4	5	6	7	8	9
Larry Milbourne, S OBP: 0.315, SLG: 0.365 (1, 4)	0-0 F8		0-0 FC4-6 1B	0-0 1-2 1B		0-0 G3		0-0 3-1	
Ruppert Jones, L OBP: 0.363, SLG: 0.527 (1, 8)	4-0 6-3 BB		0-0 FC4-6 1-2f	0-0 4-3		0-0 HR			
Bruce Bochte, L OBP: 0.425, SLG: 0.539 (1, 3)	0-0 6-3 1-2		0-0 F7 1-2		0-0 2B 1B	0-0 5-3			
Willie Horton, R OBP: 0.344, SLG: 0.502 (1, 10)	0-0 6-3		0-0 F4		0-0 6-3 1-H 2B 2B	0-3 K			
Dan Meyer, L OBP: 0.332, SLG: 0.429 (1, 5)		0-0 L4		0-0 F9	0-0 6-3 2-3		0-0 F8		
Leon Roberts, R OBP: 0.346, SLG: 0.456 (1, 9)		0-0 F9 1B 2B		0-3 K	0-0 2B		0-0 6-3		
Larry Cox, R OBP: 0.330, SLG: 0.419 (1, 2)		0-0 F9 2-3		0-0 HR 1B	0-3 K		0-0 6-3		
John Hale, L OBP: 0.457, SLG: 0.607 (1, 7)		0-0 1B		0-0 1-H HR	4-0 FC6-4 1BB		0-0 F4		
Mario Mendoza, R OBP: 0.201, SLG: 0.217 (1, 6)		0-3 K		0-0 1B 1B	0-0 FC6-4		0-0 6-3		

AB	R	H	RBI	BB	SO	LOB
5	0	2	0	0	0	0
3	1	1	1	1	0	3
4	1	1	0	0	0	2
4	1	1	1	0	1	2
4	0	0	0	0	0	1
4	1	2	1	0	1	0
4	1	1	0	0	1	2
3	1	2	3	1	0	0
4	0	1	0	0	1	3

BOTTOM

Cleveland Indians @ Seattle Mariners

The Kingdome, Seattle, WA

Fri Jun 08 1979, 10:05 PM EDT

Att: 7,300 - Dome

livebaseballscorecards.com

AB	35
R	6
H	11
RBI	6
BB	2
SO	4
LOB	13



Inning Stats		R: 0	H: 0	E: 0	K: 0	S: 3	LOB: 1	BB: 1	P: 7
R: 1		H: 2	E: 0	K: 1	S: 7	LOB: 1	BB: 0	P: 7	
R: 0		H: 1	E: 0	K: 0	S: 4	LOB: 1	BB: 0	P: 4	
R: 2		H: 4	E: 0	K: 1	S: 9	LOB: 2	BB: 0	P: 9	
R: 2		H: 3	E: 0	K: 1	S: 8	LOB: 2	BB: 1	P: 12	
R: 1		H: 1	E: 0	K: 1	S: 6	LOB: 0	BB: 0	P: 6	
R: 0		H: 0	E: 0	K: 0	S: 3	LOB: 0	BB: 0	P: 3	
R: 0		H: 0	E: 0	K: 0	S: 3	LOB: 0	BB: 0	P: 3	

PITCHER	IP	WLS	BF	H	R	ER	SO	BB	IBB	HBP	BLK	WP	HR	S	P	ERA	WHIP
Wayne Garland, R ERA: 6.02 (1, 1)	6.0	L	31	11	6	6	4	1	1	0	0	0	2	37	45	9.00	2.000
Don Hood, L ERA: 3.54 (7, 1)	2.0		6	0	0	0	0	0	0	0	0	0	0	6	6	0.00	0.000

PITCHER	IP	WLS	BF	H	R	ER	SO	BB	IBB	HBP	BLK	WP	HR	S	P	ERA	WHIP

WP: 0	PA: 37
PB: 0	SB: 1
CS: 0	

Batter	1	2	3	4	5	6	7	8	9	10	AB R H RBI BB SO LOB	TOP								
Paul Dade, R OBP: 0.348, SLG: 0.404 (1, 7) X	0-0 6-3 1B	0-0 1B		0-0 HR		4-0 CS BB			0-0 F3		4 1 2 1 1 0 1	Cleveland Indians @ Seattle Mariners The Kingdom, Seattle, WA Sat Jun 09 1979, 10:05 PM EDT Att. 40,314 - Dome								
Toby Harrah, R OBP: 0.364, SLG: 0.351 (1, 10) B B B B	4-0 6-3 2B BB	0-0 4-3		0-0 BB 1B		0-0 CS 1-2	0-0 F9		4-0 1-2 BB		3 1 1 0 2 0 1									
Bobby Bonds, R OBP: 0.378, SLG: 0.458 (1, 9) X	0-0 6-3 1-2		0-0 F4	4-0 FC5-4 BB			1-0 CS HBP		0-3 K		3 0 0 0 1 1 3									
Andre Thornton, R OBP: 0.350, SLG: 0.426 (1, 3) X	0-0 2B		4-0 1B 5-3 BB	0-0 FC5-4 1-2f			0-3 K 1-2			0-0 WP SFB-3-4 2B	4 1 2 1 1 1 3									
Gary Alexander, R OBP: 0.291, SLG: 0.361 (1, 2) X	4-0 IBB		0-0 5-3		0-3 K			0-3 K		4-0 2B SFB-3-4 BB	3 0 0 0 2 2 1									
Rick Manning, L OBP: 0.308, SLG: 0.299 (1, 8) X	0-0 4-3		0-0 FC5-4 1B		0-0 1-3			0-0 F7		0-0 F6	5 0 1 0 0 0 4									
Ted Cox, R OBP: 0.258, SLG: 0.214 Ron Pruitt, R OBP: 0.288, SLG: 0.304 (10, PH) (10, 5)		0-0 1B G6-3 1B	0-0 FC5-4		0-3 K			0-0 F8		0-0 SF8-3-4 1-2 3-H	4 1 1 0 0 1 2 0 0 0 1 0 0 0									
Duane Kuiper, L OBP: 0.325, SLG: 0.339 (1, 4) X		0-0 1B G6-3 1B		0-0 4-3		0-0 4-3			0-0 4-3		4 0 1 0 0 0 0									
Tom Veryzer, R OBP: 0.299, SLG: 0.265 (1, 6) X		0-0 G6-3 1-2f 3-H		0-0 F8		0-0 6-3			4-0 BB BB		3 0 0 0 1 0 1									
Inning Stats	R: 1 E: 0 K: 0 S: 4	H: 1 LOB: 2 BB: 2 P: 12	R: 1 E: 0 K: 0 S: 5	H: 3 LOB: 1 BB: 0 P: 5	R: 0 E: 0 K: 0 S: 4	H: 1 LOB: 2 BB: 1 P: 8	R: 1 E: 0 K: 0 S: 5	H: 2 LOB: 2 BB: 1 P: 9	R: 0 E: 0 K: 2 S: 7	H: 0 LOB: 0 BB: 0 P: 7	R: 0 E: 0 K: 1 S: 4		H: 0 LOB: 1 BB: 0 P: 5	R: 0 E: 0 K: 1 S: 5	H: 0 LOB: 0 BB: 2 P: 13	R: 1 E: 0 K: 0 S: 3	H: 1 LOB: 0 BB: 1 P: 7	1B: 5 2B: 4 3B: 0 HR: 1	SF: 1 SAC: 0 DP: 3 HBP: 1	WP: 1 PB: 0 SB: 0 CS: 2
PITCHER	IP WLS BF H R ER SO	IP WLS BF H R ER SO	IP WLS BF H R ER SO	IP WLS BF H R ER SO	IP WLS BF H R ER SO	IP WLS BF H R ER SO	IP WLS BF H R ER SO	IP WLS BF H R ER SO	IP WLS BF H R ER SO	IP WLS BF H R ER SO	IP WLS BF H R ER SO	IP WLS BF H R ER SO	IP WLS BF H R ER SO	IP WLS BF H R ER SO	IP WLS BF H R ER SO	IP WLS BF H R ER SO	ERA WHIP	ERA WHIP		
Rick Honeycutt, L ERA: 4.92 (1, 1)	3.2																			
John Montague, R ERA: 3.38 (4, 1)	5.0	18	0	0	0	4	4	0	1	0	0	0	21	38	0.00	0.800				
Shane Rawley, L ERA: 4.5 (9, 1)	1.1	L 5	1	1	1	1	1	0	0	0	1	0	6	10	6.75	1.500				

livebaseballscorecards.com

AB	33
R	4
H	8
RBI	3
BB	8
SO	5
LOB	16



BOTTOM

Cleveland Indians @ Seattle Mariners
 The Kingdome, Seattle, WA
 Sat Jun 09 1979, 10:05 PM EDT
 Att: 40,314 - Dome

livebaseballscorecards.com

AB	37
R	3
H	8
RBI	3
BB	4
SO	7
LOB	15



WP	0	PA	41
PB	0		
SB	0		
CS	1		

AB R H RBI BB SO LOB

4 0 2 0 1 0 0

4 1 1 2 1 0 3

5 0 0 0 0 2 3

5 0 3 1 0 1 0

5 0 1 0 0 0 2

4 0 0 0 0 0 4

3 1 0 0 1 0 1

3 0 0 0 1 3 0

3 1 1 0 0 0 2

1 0 0 0 0 1 0

1B:	7	SF:	0
2B:	1	SAC:	0
3B:	1	DP:	1
HR:	0	HBP:	0

Batter	1	2	3	4	5	6	7	8	9	10
Larry Milbourne, S OBP: 0.330, SLG: 0.371 (1, 4)	0-0 1-3	4-0 1-2 CS 1B BB		0-0 1B		0-0 1-2 1B			0-0 F8	
Ruppert Jones, L OBP: 0.364, SLG: 0.521 (1, 8)	4-0 BLK 1B BB	0-0 1-2 2-H 3-H 1B		0-0 4-3		0-0 F9			0-0 4-3	
Bruce Bochte, L OBP: 0.416, SLG: 0.526 (1, 3)	0-0 F7	0-3 K			0-3 K			0-0 4-3	0-0 F8	
Willie Horton, R OBP: 0.349, SLG: 0.513 (1, 10)	0-0 1B 1-H 1B		0-0 FC6-4 1B		0-0 3B			0-3 K	0-0 4-3	
Dan Meyer, L OBP: 0.328, SLG: 0.423 (1, 5)	0-0 FC6-4 1-2 1B		0-0 F5		0-0 4-3			0-0 F3	0-0 L3	
Leon Roberts, R OBP: 0.341, SLG: 0.448 (1, 9)	0-0 FC6-4 1-2f		0-0 F4		0-0 F9			0-0 F2		
Larry Cox, R OBP: 0.328, SLG: 0.407 (1, 2)		4-0 FC4-6 1B BB BB	0-0 FC6-4		0-0 5-3			0-0 F2		
John Hale, L OBP: 0.436, SLG: 0.548 (1, 7)		4-0 FC4-6 1-2 BB		0-3 K		0-3 K		0-3 K		
Mario Mendoza, R OBP: 0.204, SLG: 0.219 (1, 6)		0-0 FC4-6 1B BB		0-0 4-3		0-0 1B 1B			0-3 K	
Bobby Valentine, R OBP: 0.368, SLG: 0.344 (9, PH) (10, 6)		1-2f 2-3 1B								

Inning Stats	R:	H:	E:	K:	S:	2:	H:	E:	K:	S:	3:	H:	E:	K:	S:	4:	H:	E:	K:	S:	5:	H:	E:	K:	S:	6:	H:	E:	K:	S:	7:	H:	E:	K:	S:	8:	H:	E:	K:	S:	9:	H:	E:	K:	S:	10:	H:	E:	K:	S:					
	1	2	0	0	5	2	1	0	1	5	0	1	0	0	4	0	1	0	0	6	0	1	0	1	6	0	2	0	0	7	0	0	0	0	5	0	0	0	0	5	0	0	0	0	5	0	0	0	0	3	0	0	0	0	3

PITCHER	IP	WLS	BF	H	R	ER	SO	BB	IBB	HBP	BLK	WP	HR	S	P	ERA	WHIP
Mike Paxton, R ERA: 5.98 (1, 1)	1.1		10	2	3	3	0	4	0	0	1	0	0	6	22	20.25	4.500
Len Barker, R ERA: 6.0 (2, 1)	4.1		18	6	0	0	4	0	0	0	0	0	0	26	26	0.00	1.385
Sid Monge, L ERA: 1.7 (6, 1)	4.1	W	13	0	0	0	3	0	0	0	0	0	0	19	19	0.00	0.000

Batter	1	2	3	4	5	6	7	8	9	AB R H RBI BB SO LOB	TOP
Paul Dade, R (1, 7) OBP: 0.343, SLG: 0.397	0-0 CS 1B		0-0 F3		0-0 F8			0-0 F8	0-0 1-3	5 0 1 0 0 0 4	
Toby Harrah, R (1, 5) OBP: 0.366, SLG: 0.351	0-0 6-3 1-2		4-0 1B BB			0-0 5-3		0-0 FC5-4 1B		3 0 1 0 1 0 1	
Bobby Bonds, R (1, 9) OBP: 0.380, SLG: 0.472	0-0 HR		0-0 1B			0-0 F7		0-0 FC5-4 1-2f		4 1 2 1 0 0 1	
Andre Thornton, R (1, 3) OBP: 0.343, SLG: 0.417	0-0 F8		0-3 K			0-0 5-3		0-0 L4		4 0 0 0 0 1 4	
Rick Manning, L (1, 8) OBP: 0.316, SLG: 0.304		0-0 F9		0-0 G4-6-3 1B			0-0 SH3-4 6-3 1B		4-0 BB 4-3 BB	3 1 2 0 1 0 0	
Gary Alexander, R (1, 10) OBP: 0.290, SLG: 0.359		0-3 K		0-0 F8			0-0 6-3 SH3-4 1-2 1B		0-3 K	4 0 1 0 0 2 2	
Ron Hassey, L (1, 2)		0-0 F7		0-0 G4-6-3 1-2f			0-0 SH3-4		0-0 4-3 1-2	3 0 0 0 0 0 2	
Tom Verzyer, R (1, 6) OBP: 0.294, SLG: 0.260			0-0 6-3		0-0 F8		0-0 6-3		4-0 BB BB	3 0 0 1 0 0 1 0 0 0 0 1 0 0	
Jim Norris, L (9, PH) OBP: 0.295, SLG: 0.279							0-0 2-3 3-H				
Duane Kuiper, L (1, 4) OBP: 0.329, SLG: 0.335			4-0 1B BB BB		0-0 4-3		0-0 4-3		4-0 1-2 2-3 BB	2 0 0 0 2 0 1	
Inning Stats	R: 1 H: 2 E: 0 LOB: 0 K: 0 BB: 0 S: 4 P: 4	R: 0 H: 0 E: 0 LOB: 0 K: 1 BB: 0 S: 5 P: 5	R: 0 H: 1 E: 0 LOB: 3 K: 1 BB: 2 S: 6 P: 14	R: 0 H: 1 E: 0 LOB: 0 K: 0 BB: 0 S: 3 P: 3	R: 0 H: 0 E: 0 LOB: 0 K: 0 BB: 0 S: 3 P: 3	R: 0 H: 0 E: 0 LOB: 1 K: 0 BB: 0 S: 5 P: 5	R: 0 H: 1 E: 0 LOB: 1 K: 0 BB: 0 S: 4 P: 4	R: 0 H: 0 E: 0 LOB: 3 K: 1 BB: 3 S: 5 P: 17	1B: 6 SF: 0 2B: 0 SAC: 1 3B: 0 DP: 1 HR: 1 HBP: 0	WP: 0 PA: 37 PB: 0 SB: 0 CS: 1	
PITCHER	IP WLS BF H R ER SO BB IBB HBP BLK WP HR S P ERA WHIP										
Odell Jones, R (1, 1) ERA: 6.21	8.2 W 35 7 2 2 3 4 0 0 0 0 1 37 53 2.08 1.269										
Shane Rawley, L (9, 1) ERA: 4.47	0.1 S 2 0 0 0 0 1 0 0 0 0 0 0 1 5 0.00 3.000										

Cleveland Indians @ Seattle Mariners
The Kingdome, Seattle, WA
Sun Jun 10 1979, 6:33 AM EDT
Att. 7,363 - Dome

livebaseballscorecards.com

AB 31
R 2
H 7
RBI 2
BB 5
SO 3
LOB 16



Batter	1	2	3	4	5	6	7	8	9	AB	R	H	RBI	BB	SO	LOB
Larry Milbourne, S OBP: 0.316, SLG: 0.355 (1, 4)	0-0 6-3	0-0 FC6-4		0-0 6-3			0-0 E6			4	0	0	0	0	0	3
Ruppert Jones, L OBP: 0.366, SLG: 0.530 (1, 8)	0-0 2B		0-0 4-3		0-0 G3		0-0 CS	0-0 BB 2B		4	1	2	0	0	0	0
Tom Paciorek, R OBP: 0.306, SLG: 0.400 (1, 3)	0-0 F4		0-0 E 1B FC5-4 1B		0-0 F9			0-3 K		4	1	1	0	0	1	2
Willie Horton, R OBP: 0.348, SLG: 0.508 (1, 10)	0-0 6-3		0-0 E8 FC5-4 1B		0-0 6-3			0-3 K		4	0	1	0	0	1	2
Leon Roberts, R OBP: 0.343, SLG: 0.446 (1, 9)		0-0 FC1-6 1B 1B		0-0 FC5-4 FC6		0-0 4-3		4-0 BB 2B BB		3	1	1	1	1	0	1
Dan Meyer, L OBP: 0.332, SLG: 0.422 (1, 5)		0-0 FC FC1-6 SF8 1B		0-0 FC6		0-0 4-3		4-0 1-2 2-3 2B BB		3	2	1	0	1	0	1
Larry Cox, R OBP: 0.319, SLG: 0.396 (1, 2)		0-0 FC1-6 FC		0-3 K		0-0 F8		0-0 1-H 2-H 3-H 2B		3	0	0	0	0	1	2
Bruce Bochte, L OBP: 0.419, SLG: 0.533 (8, PH)		1-2 2-3 2B								1	0	1	3	0	0	0
John Hale, L OBP: 0.436, SLG: 0.548 (8, PR)										0	0	0	0	0	0	0
Bobby Valentine, R OBP: 0.381, SLG: 0.343 (1, 7)		0-0 FC FC6-4		4-0 SH1 BB		0-0 G6-4-3 1B		0-0 F4		3	0	1	0	1	0	3
Bob Stinson, S OBP: 0.360, SLG: 0.374 (9, 2)		1-2 2-3								0	0	0	0	0	0	0
Mario Mendoza, R OBP: 0.201, SLG: 0.217 (1, 6)		0-0 SF8		0-0 SH1		0-0 G6-4-3				1	0	0	1	0	0	1

Inning Stats	R: 0	H: 1	E: 0	K: 0	S: 4	R: 1	H: 2	E: 0	K: 0	S: 6	R: 1	H: 2	E: 1	K: 0	S: 5	R: 0	H: 0	E: 0	K: 1	S: 5	R: 0	H: 0	E: 0	K: 0	S: 3	R: 0	H: 0	E: 0	K: 0	S: 3	R: 0	H: 1	E: 1	K: 0	S: 3	R: 3	H: 2	E: 0	K: 2	S: 9	
		LOB: 1		BB: 0	P: 4		LOB: 2		BB: 0	P: 6		LOB: 1		BB: 0	P: 5		LOB: 1		BB: 1	P: 9		LOB: 0		LOB: 0		BB: 0	P: 3		LOB: 0		LOB: 0		LOB: 0		BB: 2	P: 17		LOB: 1		BB: 2	P: 17

PITCHER	IP	WLS	BF	H	R	ER	SO	BB	IBB	HBP	BLK	WP	HR	S	P	ERA	WHIP
Rick Waits, L ERA: 3.38 (1, 1)	7.1	L	30	7	3	2	2	1	0	0	0	0	0	33	37	2.46	1.091
Victor Cruz, R ERA: 3.69 (8, 1)	0.2		5	1	2	2	1	2	0	0	0	0	0	5	13	27.00	4.500

BOTTOM

Cleveland Indians @ Seattle Mariners

The Kingdome, Seattle, WA

Sun Jun 10 1979, 6:33 AM EDT
Att: 7,363 - Dome

AB	30
R	5
H	8
RBI	5
BB	3
SO	3
LOB	15



WP	PA	1B	SF	2B	SAC	3B	DP	HR	HBP
0	36	5	1	3	1	0	1	0	0

Batter	1	2	3	4	5	6	7	8	9	AB R H RBI BB SO LOB	TOP
Larry Milbourne, S (1, 4) OBP: 0.324, SLG: 0.354	0-0 4-3 1B		0-0 G3		4-0 FC5-4 BB			0-0 6-3		3 0 1 0 1 0 0	
Ruppert Jones, L (1, 8) OBP: 0.364, SLG: 0.525	0-0 4-3 1-2		0-0 4-3		0-0 FC5-4 1-2f			0-0 S 1B		4 0 1 0 0 0 2	
Bruce Bochte, L (1, 3) OBP: 0.416, SLG: 0.527	0-0 F7		0-0 F8					0-0 6-3 1-2		4 0 1 0 0 0 2	
Willie Horton, R (1, 10) OBP: 0.346, SLG: 0.504 Shane Rawley, R (9, PR)	0-0 5-3				0-0 6-3				0-0 WP G3 1B	4 0 1 0 0 0 2 0 0 0 0 0 0 0	
Dan Meyer, L (1, 5) OBP: 0.330, SLG: 0.418					0-0 4-3			0-0 G3		4 0 1 0 0 0 1	
Leon Roberts, R (1, 9) OBP: 0.338, SLG: 0.438					0-0 F8			0-0 G3		4 0 0 0 0 1 3	
Larry Cox, R (1, 2) OBP: 0.314, SLG: 0.389 Bob Stinson, S (9, PH)					0-0 F9			0-0 F7		2 0 0 0 0 0 1	
John Hale, L (1, 7) OBP: 0.429, SLG: 0.529					0-0 FC6-4 1-2f			0-0 5-3		1 0 0 0 0 0 2	
Mario Mendoza, R (1, 6) OBP: 0.199, SLG: 0.215 Charlie Beamon, L (8, PH) Bobby Valentine, R (8, 6)					0-0 CI 1B			0-0 3-1		3 0 1 0 0 1 0	
					0-0 1-3 1B			0-3 K		2 0 0 0 0 1 2	
					0-0 4-3			0-3 K		1 0 0 0 0 1 0	
								0-3 K		0 0 0 0 0 0 0	
Inning Stats	R: 0 H: 1 E: 0 LOB: 1 K: 0 BB: 0 S: 4 P: 4	R: 0 H: 1 E: 1 LOB: 2 K: 0 BB: 0 S: 5 P: 5	R: 0 H: 0 E: 0 LOB: 0 K: 0 BB: 0 S: 3 P: 3	R: 0 H: 1 E: 0 LOB: 1 K: 0 BB: 0 S: 4 P: 4	R: 0 H: 0 E: 0 LOB: 1 K: 1 BB: 1 S: 5 P: 9	R: 0 H: 1 E: 0 LOB: 0 K: 0 BB: 0 S: 3 P: 3	R: 0 H: 0 E: 0 LOB: 0 K: 1 BB: 0 S: 5 P: 5	R: 0 H: 1 E: 0 LOB: 1 K: 1 BB: 0 S: 6 P: 6	R: 0 H: 1 E: 0 LOB: 2 K: 1 BB: 0 S: 6 P: 6	1B: 6 SF: 0 2B: 0 SAC: 0 3B: 0 DP: 1 HR: 0 HBP: 0	WP: 1 PA: 34 PB: 0 SB: 1 CS: 0
PITCHER Dave Lemanczyk, R (1, 1) ERA: 2.46	IP WLS BF H R ER SO BB IBB HBP BLK WP HR S P ERA WHIP										
	9.0 W 34 6 0 0 4 1 0 0 0 1 0 41 45 0.00 0.778										

Seattle Mariners @ Toronto Blue Jays
Exhibition Stadium, Toronto, ON
Mon Jun 11 1979, 7:05 PM EDT
Att. 10,213 - Unknown - 55 F

livebaseballscorecards.com

AB 32
R 0
H 6
RBI 0
BB 1
SO 4
LOB 15



Batter	1	2	3	4	5	6	7	8	9
Alfredo Griffin, S OBP: 0.348, SLG: 0.368 (1, 6)	4-0 1B BB BB	0-3 K			0-0 5-3		0-0 2B		
Danny Ainge, R OBP: 0.311, SLG: 0.403 (1, 4)	0-3 K		0-0 6-3		0-0 1B		0-0 4-3		
Roy Howell, L OBP: 0.333, SLG: 0.381 (1, 5)	4-0 1B BB 1-2 BB		0-0 G3		0-0 G3		0-3 K		
Rico Carty, R OBP: 0.339, SLG: 0.397 (1, 10)	0-0 1B 1-2 2-3 1B		0-0 F8		0-0 G3-6-1 1B 1B		0-0 F8		
Rick Bosetti, R OBP: 0.280, SLG: 0.348 (1, 8)	0-0 FC6-4 1-2 2-H 3-H 1B		0-0 6-3 1B		0-0 G3-6-1 1-2 1B		0-0 F4		
John Mayberry, L OBP: 0.362, SLG: 0.446 (1, 3)	0-3 K		0-0 F7		0-0 G3-6-1 1-2 2-3		0-0 5-3		
Bob Bailor, R OBP: 0.297, SLG: 0.259 (1, 9)	0-0 FC6-4 1-2		0-0 6-3 1-2		0-0 5-3		0-0 5-3		
Bob Davis, R OBP: 0.171, SLG: 0.205 (1, 2)		0-0 F2	0-0 G3				0-0 5-3		
Ted Wilborn, S (1, 7)		0-3 K			0-3 K		0-0 5-3		

Inning Stats	R: 2	H: 2	E: 0	LOB: 2	K: 2	S: 9	P: 17	R: 0	H: 0	E: 0	LOB: 0	K: 2	S: 7	R: 0	H: 0	E: 0	LOB: 0	K: 0	S: 3	R: 0	H: 1	E: 0	LOB: 1	K: 0	S: 4	R: 0	H: 1	E: 0	LOB: 1	K: 1	S: 6	R: 0	H: 2	E: 0	LOB: 1	K: 0	S: 4	R: 0	H: 1	E: 0	LOB: 1	K: 0	S: 4	R: 0	H: 0	E: 0	LOB: 0	K: 1	S: 5	R: 0	H: 0	E: 0	LOB: 0	K: 1	S: 5
--------------	------	------	------	--------	------	------	-------	------	------	------	--------	------	------	------	------	------	--------	------	------	------	------	------	--------	------	------	------	------	------	--------	------	------	------	------	------	--------	------	------	------	------	------	--------	------	------	------	------	------	--------	------	------	------	------	------	--------	------	------

PITCHER	IP	WLS	BF	H	R	ER	SO	BB	IBB	HBP	BLK	WP	HR	S	P	ERA	WHIP
Floyd Bannister, L ERA: 4.2 (1, 1)	1.0	L	7	2	2	2	2	2	0	0	0	0	0	9	17	18.00	4.000
Joe Decker, R ERA: 1.54 (2, 1)	7.0		25	5	0	0	4	0	0	0	0	0	0	33	33	0.00	0.714

BOTTOM


Seattle Mariners @ Toronto Blue Jays
Exhibition Stadium, Toronto, ON

Mon Jun 11 1979, 7:05 PM EDT
Att: 10,213 - Unknown - 55 F

AB	R	H	RBI	BB	SO	LOB
3	1	1	0	1	1	0
4	0	1	0	0	1	2
3	1	0	0	1	1	1
4	0	2	0	0	0	0
4	0	3	2	0	0	0
3	0	0	0	0	1	5
3	0	0	0	0	0	4
3	0	0	0	0	0	1
3	0	0	0	0	2	0

AB	30
R	2
H	7
RBI	2
BB	2
SO	6
LOB	13

livebaseballscorecards.com



WP	PA
0	32

Batter	1	2	3	4	5	6	7	8	9	AB R H RBI BB SO LOB	TOP												
Larry Milbourne, S OBP: 0.318, SLG: 0.347 (1, 4) X	0-0 FC4-6 BB 1B	0-0 4-3		0-0 6-3 1-2		0-0 1-3		0-0 FC4 1-2f 2-3		5 1 1 0 0 0 5													
Ruppert Jones, L OBP: 0.361, SLG: 0.516 (1, 8) B B B	4-0 FC4-6 BB 1-2	0-0 F9			0-0 4-3		0-0 1-3	0-0 F5		4 0 0 0 1 0 2													
Bruce Bochte, L OBP: 0.411, SLG: 0.524 (1, 3) X	0-0 FC4-6 1B 1-3 1-2f 2-3 1B		0-0 6-3		0-0 1-3 2B		0-0 F7		0-0 F8	5 1 1 0 0 0 2													
Willie Horton, R OBP: 0.347, SLG: 0.500 (1, 10) X	0-0 1-3 1-2		0-0 BB 1B		0-0 1-3 2-3		4-0 BB		0-0 4-3	4 0 1 0 1 0 3													
Dan Meyer, L OBP: 0.332, SLG: 0.433 (1, 5) X	0-0 1B 2-3 3-H 1B		0-0 F9		0-0 F4		0-0 F9		0-0 HR	5 2 2 2 0 0 3													
Joe Simpson, L OBP: 0.276, SLG: 0.370 (1, 9) X	0-0 1B 1-2 3-H 1B		4-0 BB		0-0 1-6-3			4-0 E 1B BB	0-0 3-1	3 1 1 1 2 0 0													
Larry Cox, R OBP: 0.312, SLG: 0.385 (1, 2) X	0-0 1-3 2-H 1B		0-0 F4		0-0 F8		0-0 F1			4 0 1 1 0 0 3													
John Hale, L OBP: 0.435, SLG: 0.514 (1, 7) S S S	0-3 K			4-0 BB 6-3 BB		0-0 1B 1B		0-0 E6 FC4 1B 1-3		3 0 1 0 1 1 3													
Mario Mendoza, R OBP: 0.206, SLG: 0.222 (1, 6) X		0-0 6-3		0-0 F4		0-0 1B		0-0 FC4 1-2 3-H 1B		4 0 2 1 0 0 1													
Inning Stats	R: 3 E: 0 K: 1 S: 9	H: 4 LOB: 2 BB: 1 P: 13	R: 0 E: 0 K: 0 S: 3	H: 0 LOB: 0 BB: 0 P: 3	R: 0 E: 0 K: 0 S: 4	H: 1 LOB: 2 BB: 1 P: 8	R: 0 E: 0 K: 0 S: 2	H: 0 LOB: 0 BB: 1 P: 6	R: 0 E: 0 K: 0 S: 4	H: 1 LOB: 1 BB: 0 P: 4	R: 0 E: 0 K: 0 S: 5	H: 2 LOB: 2 BB: 0 P: 5	R: 0 E: 0 K: 0 S: 3	H: 0 LOB: 1 BB: 1 P: 7	R: 1 E: 1 K: 0 S: 5	H: 1 LOB: 2 BB: 1 P: 9	R: 1 E: 0 K: 0 S: 4	H: 1 LOB: 0 BB: 0 P: 4	1B: 8 2B: 1 3B: 0 HR: 1	SF: 0 SAC: 0 DP: 0 HBP: 0	WP: 0 PB: 0 SB: 0 CS: 0	PA: 42	
PITCHER	IP WLS BF H R ER SO BB IBB HBP BLK WP HR S P ERA WHIP																					PITCHER	IP WLS BF H R ER SO BB IBB HBP BLK WP HR S P ERA WHIP
Jesse Jefferson, R ERA: 3.72 (1, 1)	7.1 L 36 9 4 3 1 5 0 0 0 0 0 0 33 53 3.68 1.909																						
Tom Buskey, R ERA: 3.0 (8, 1)	1.2 6 1 1 1 0 0 0 0 0 0 0 1 6 6 5.40 0.600																						

Seattle Mariners @ Toronto Blue Jays
Exhibition Stadium, Toronto, ON
Tue Jun 12 1979, 7:05 PM EDT
Att. 12,056 - Unknown - 57 F

AB	37
R	5
H	10
RBI	5
BB	5
SO	1
LOB	22



Batter	1	2	3	4	5	6	7	8	9	AB	R	H	RBI	BB	SO	LOB
Alfredo Griffin, S OBP: 0.347, SLG: 0.366 (1, 6)	0-0 4-3 S 3-1 1B		0-0 6-3			0-0 F8		0-0 F8		4	1	1	0	0	0	2
Danny Ainge, R OBP: 0.308, SLG: 0.395 (1, 4)	0-0 4-3 1-3		0-0 6-3			0-0 G5-4-3 1-2f			0-0 G1-6-3 1B	4	0	1	0	0	0	2
Roy Howell, L OBP: 0.327, SLG: 0.374 (1, 5)	0-0 3-1 3-H			0-0 1-3			0-3 K		0-0 F6	4	0	0	1	0	1	1
Rico Carty, R OBP: 0.338, SLG: 0.394 (1, 10)	0-0 F8			0-0 6-3			0-0 S 1B		0-0 G1-6-3 1-2f	4	0	1	0	0	0	1
John Mayberry, L OBP: 0.361, SLG: 0.444 (1, 3)		0-0 G6-4-3 1B		0-0 1-3			0-0 F6 1-2			3	0	1	0	0	0	1
Rick Bosetti, R OBP: 0.276, SLG: 0.343 (1, 8)		0-0 G6-4-3 1-2f			0-0 F3		0-0 F8			3	0	0	0	0	0	2
Al Woods, L OBP: 0.314, SLG: 0.333 (1, 7)		0-0 WP 1B			0-0 F8			0-0 1-3		3	0	1	0	0	0	0
Bob Bailor, R OBP: 0.294, SLG: 0.256 (1, 9)		0-3 K 1-3			0-0 4-3			0-0 5-3		3	0	0	0	0	1	1
Bob Davis, R OBP: 0.182, SLG: 0.214 (1, 2)			0-0 F8			0-0 G5-4-3 1B		0-0 E5		3	0	1	0	0	0	0

Inning Stats	R: 1 E: 0 K: 0 S: 4	H: 1 LOB: 0 BB: 0 P: 4	R: 0 E: 0 K: 1 S: 6	H: 2 LOB: 1 BB: 0 P: 6	R: 0 E: 0 K: 0 S: 3	H: 0 LOB: 0 BB: 0 P: 3	R: 0 E: 0 K: 0 S: 3	H: 0 LOB: 0 BB: 0 P: 3	R: 0 E: 0 K: 0 S: 3	H: 1 LOB: 0 BB: 0 P: 3	R: 0 E: 0 K: 1 S: 6	H: 1 LOB: 1 BB: 0 P: 6	R: 0 E: 1 K: 0 S: 4	H: 0 LOB: 1 BB: 0 P: 4	R: 0 E: 0 K: 0 S: 3	H: 1 LOB: 0 BB: 0 P: 3	1B: 6 2B: 0 3B: 0 HR: 0	SF: 0 SAC: 0 DP: 3 HBP: 0	WP: 2 PB: 0 SB: 2 CS: 0	PA: 31	
PITCHER Glenn Abbott, R ERA: 4.71 (1, 1)	IP 9.0	WLS W	BF 31	H 6	R 1	ER 1	SO 2	BB 0	IBB 0	HBP 0	BLK 0	WP 1	HR 0	S 35	P 35	ERA 1.00	WHIP 0.667				
PITCHER	IP	WLS	BF	H	R	ER	SO	BB	IBB	HBP	BLK	WP	HR	S	P	ERA	WHIP				


BOTTOM

Seattle Mariners @ Toronto Blue Jays
Exhibition Stadium, Toronto, ON

Tue Jun 12 1979, 7:05 PM EDT
Att: 12,056 - Unknown - 57 F

livebaseballscorecards.com

AB	31
R	1
H	6
RBI	1
BB	0
SO	2
LOB	10



Batter	1	2	3	4	5	6	7	8	9	AB R H RBI BB SO LOB	TOP	
Larry Milbourne, S (1, 4) OBP: 0.315, SLG: 0.352	0-0 F7		0-0 G3 1-H 2B		0-0 6-3		0-0 L5-3			4 0 1 1 0 0 1		
Ruppert Jones, L (1, 8) OBP: 0.363, SLG: 0.513	0-0 G3 1B		0-0 G3 2-3			4-0 FC4-6 1B BB	0-0 F6			3 1 1 0 1 0 1		
Bruce Bochte, L (1, 3) OBP: 0.408, SLG: 0.517	0-0 G3 1-2		0-0 F4			4-0 FC4-6 1-2 BB	0-0 F5			3 0 0 0 1 0 2		
Willie Horton, R (1, 10) OBP: 0.346, SLG: 0.496	0-0 F3			0-3 K		0-0 FC4-6 E 1B 1-2f 2-3	0-0 1B			4 0 1 0 0 1 3		
Dan Meyer, L (1, 5) OBP: 0.335, SLG: 0.449		0-0 G6-3 1B		0-0 HR		0-0 F6	0-0 F6			4 1 2 1 0 0 3		
Joe Simpson, L (1, 9) OBP: 0.295, SLG: 0.375		0-3 K		4-0 5-3-5 BB		0-0 E 1B 1-2 3-H	0-3 K			2 0 1 1 1 1 1 1 0 0 0 0 1 1		
Leon Roberts, R (8, PH) OBP: 0.336, SLG: 0.436												
Larry Cox, R (1, 2) OBP: 0.302, SLG: 0.372		0-0 G6-3 1-2f		0-0 5-3-5 1-3f		0-0 E4 1-2 2-3				4 0 0 0 0 0 4		
John Hale, L (1, 7) OBP: 0.408, SLG: 0.475			0-3 K		0-0 3-1	0-3 K				3 0 0 0 0 2 3 1 0 0 0 0 0 0		
Tom Paciorek, R (9, PH) OBP: 0.302, SLG: 0.395												
Mario Mendoza, R (1, 6) OBP: 0.212, SLG: 0.228			0-0 2B 1B		0-0 F8		0-0 L5-3 1B		0-3 K	4 1 2 0 0 1 0		
Inning Stats	R: 0 E: 0 K: 0 S: 4 H: 1 LOB: 1 BB: 0 P: 4	R: 0 E: 0 K: 1 S: 5 H: 1 LOB: 0 BB: 0 P: 5	R: 1 E: 0 K: 1 S: 7 H: 2 LOB: 1 BB: 0 P: 7	R: 1 E: 0 K: 1 S: 5 H: 1 LOB: 0 BB: 1 P: 9	R: 0 E: 0 K: 0 S: 3 H: 0 LOB: 0 BB: 0 P: 3	R: 1 E: 1 K: 1 S: 7 H: 1 LOB: 3 BB: 2 P: 15	R: 0 E: 0 K: 0 S: 3 H: 1 LOB: 0 BB: 0 P: 3	R: 0 E: 0 K: 1 S: 6 H: 1 LOB: 1 BB: 0 P: 6	R: 0 E: 0 K: 1 S: 5 H: 0 LOB: 0 BB: 0 P: 5	1B: 6 2B: 3 3B: 0 HR: 1 SF: 0 SAC: 0 DP: 3 HBP: 0	WP: 0 PB: 0 SB: 0 CS: 0 PA: 36	
PITCHER	IP WLS BF H R ER SO BB IBB HBP BLK WP HR S P ERA WHIP	IP WLS BF H R ER SO BB IBB HBP BLK WP HR S P ERA WHIP									IP WLS BF H R ER SO BB IBB HBP BLK WP HR S P ERA WHIP	
Milt Wilcox, R (1, 1) ERA: 5.23	7.0 W 29 7 3 3 4 3 0 0 0 0 1 34 46 3.86 1.429	2.0 S 7 1 0 0 2 0 0 0 0 0 0 11 11 0.00 0.500										
John Hiller, L (8, 1) ERA: 3.32												

Seattle Mariners @ Detroit Tigers

Tiger Stadium, Detroit, MI

Wed Jun 13 1979, 7:05 PM EDT

Att. 16,113 - Unknown

livebaseballscorecards.com

AB	33
R	3
H	8
RBI	3
BB	3
SO	6
LOB	19



BOTTOM

Seattle Mariners @ Detroit Tigers
Tiger Stadium, Detroit, MI
Wed Jun 13 1979, 7:05 PM EDT
Att. 16,113 - Unknown

livebaseballscorecards.com

AB	31
R	7
H	8
RBI	7
BB	5
SO	2
LOB	10



WP:	0	PA:	37
PB:	0	SB:	1
CS:	0		

AB	R	H	RBI	BB	SO	LOB	
4	1	2	3	0	0	3	
4	0	0	1	0	1	1	
3	0	0	0	1	0	0	
4	0	0	0	0	0	1	
3	2	1	0	1	0	0	
3	2	2	2	1	0	0	
4	0	1	0	0	1	3	
3	1	1	1	1	0	1	
3	1	1	0	1	0	1	
1B:	5	SF:	1	WP:	0	PA:	37
2B:	1	SAC:	0	PB:	0	SB:	1
3B:	1	DP:	0	CS:	0		
HR:	1	HBP:	0				

Batter	1	2	3	4	5	6	7	8	9
Ron LeFlore, R OBP: 0.361, SLG: 0.396 (1, 8)	0-0 6-3	0-0 6-3		0-0 SF8 3B		0-0 S 1B		0-0 6-3	
Alan Trammell, R OBP: 0.294, SLG: 0.295 (1, 6)	0-3 K		0-0 F8	0-0 SF8		0-0 S			
Steve Kemp, L OBP: 0.439, SLG: 0.571 (1, 7)	0-0 G3		0-0 6-3	4-0 BB		0-0 F9			
Rusty Staub, L OBP: 0.337, SLG: 0.416 (1, 10)		0-0 3-1	0-0 F7	0-0 F5		0-0 F3			
Jason Thompson, L OBP: 0.376, SLG: 0.391 (1, 3)		0-0 1B 2B		4-0 1B BB	0-0 4-3	0-0 F5			
Champ Summers, L OBP: 0.372, SLG: 0.394 (1, 9)		0-0 1B BB 1B		4-0 BB 1B 3B BB	0-0 F7			0-0 G3	
John Wockenfuss, R OBP: 0.309, SLG: 0.549 (1, 2)		0-3 K		0-0 P1	0-0 6-3			0-0 HR	
Phil Mankowski, L OBP: 0.277, SLG: 0.204 (1, 5)		4-0 1B BB		0-0 BB 3B 1B		0-0 F7		0-0 1B	
Mark Wagner, R OBP: 0.371, SLG: 0.400 (1, 4)		0-0 1B		4-0 3B BB		0-0 6-3		0-0 F7	
Inning Stats	R: 0 H: 0 E: 0 K: 1 S: 5	R: 1 H: 3 E: 0 K: 1 S: 8	R: 0 H: 0 E: 0 K: 0 S: 3	R: 5 H: 2 E: 0 K: 0 S: 5	R: 0 H: 0 E: 0 K: 0 S: 3	R: 0 H: 1 E: 0 K: 0 S: 3	R: 0 H: 0 E: 0 K: 0 S: 3	R: 1 H: 2 E: 0 K: 0 S: 5	1B: 5 SF: 1 2B: 1 SAC: 0 3B: 1 DP: 0 HR: 1 HBP: 0

PITCHER	IP	WLS	BF	H	R	ER	SO	BB	IBB	HBP	BLK	WP	HR	S	P	ERA	WHIP
Mike Parrott, R ERA: 3.33 (1, 1)	3.1	L	18	4	5	5	2	4	0	0	0	0	0	18	34	13.50	2.400
John Montague, R ERA: 3.47 (4, 1)	0.2		4	1	1	1	0	1	0	0	0	0	0	3	7	13.50	3.000
Rob Dressler, R ERA: 2.25 (5, 1)	4.0		15	3	1	1	0	0	0	0	0	0	1	14	14	2.25	0.750

Batter	1	2	3	4	5	6	7	8	9	AB R H RBI BB SO LOB	TOP
Larry Milbourne, S OBP: 0.310, SLG: 0.345 (1, 4) X	0-0 4-3		0-0 1B G3-6-3	0-0 F7			0-0 F8		0-0 E5	5 1 1 0 0 0 1	
Ruppert Jones, L OBP: 0.364, SLG: 0.511 (1, 8) X	0-0 1B G4-3		0-0 1B G3-6-3		0-0 4-3		0-0 F8		0-0 F7	5 0 2 0 0 0 1	
Bruce Bochte, L OBP: 0.406, SLG: 0.512 (1, 3) X	0-0 1-2f G4-3		0-0 1-2f G3-6-3		0-0 5-3		0-0 CS 1B			4 0 1 0 0 0 2	
Willie Horton, R OBP: 0.344, SLG: 0.492 (1, 10) X		0-0 6-3	0-0 3B 1B		0-0 F3		0-0 CS 1-2	0-0 4-3		4 1 1 0 0 0 0	
Dan Meyer, L OBP: 0.342, SLG: 0.465 (1, 5) X		0-0 1B 4-3	0-0 1H 3B			0-0 SH3-4 1B		0-0 4-3		4 0 3 1 0 0 0	
Joe Simpson, L OBP: 0.313, SLG: 0.390 (1, 9) (9, 7) X	0-0 1-2 4-3 1B		0-0 F8		0-0 SH3-4		0-0 CS 1B			3 0 2 0 0 0 1	
Bob Stinson, S OBP: 0.348, SLG: 0.358 (1, 2) X	0-0 1-2 2-3 4-3			0-0 F9		0-0 F7		0-0 CS 1-2	0-3 K	3 0 0 0 0 0 3 1 0 0 0 0 1 0	
Larry Cox, R OBP: 0.300, SLG: 0.369 (9, PH) (9, 2) X											
John Hale, L OBP: 0.423, SLG: 0.463 (1, 7) X	4-0 IBB			0-0 4-3		4-0 FC6-4 IBB			0-0 E 3B	1 0 0 0 2 0 0 1 1 1 0 0 0 0	
Leon Roberts, R OBP: 0.339, SLG: 0.447 (9, PH) (9, 9) X											
Mario Mendoza, R OBP: 0.213, SLG: 0.229 (1, 6) X	0-0 4-3			0-0 1B		0-0 FC6-4			0-3 K	4 0 1 0 0 1 6	
Inning Stats	R: 0 H: 1 E: 0 LOB: 0 K: 0 BB: 0 S: 3 P: 3	R: 0 H: 2 E: 0 LOB: 3 K: 0 BB: 1 S: 5 P: 9	R: 2 H: 4 E: 0 LOB: 1 K: 0 BB: 0 S: 6 P: 6	R: 0 H: 1 E: 0 LOB: 1 K: 0 BB: 0 S: 4 P: 4	R: 0 H: 0 E: 0 LOB: 0 K: 0 BB: 0 S: 3 P: 3	R: 0 H: 1 E: 0 LOB: 2 K: 0 BB: 1 S: 4 P: 8	R: 0 H: 1 E: 0 LOB: 0 K: 0 BB: 0 S: 3 P: 3	R: 0 H: 1 E: 0 LOB: 0 K: 0 BB: 0 S: 3 P: 3	R: 1 H: 1 E: 1 LOB: 1 K: 2 BB: 0 S: 9 P: 9	1B: 10 SF: 0 2B: 0 SAC: 1 3B: 2 DP: 2 HR: 0 HBP: 0	WP: 0 PA: 40 PB: 0 SB: 0 CS: 2
PITCHER Jack Billingham, R ERA: 2.84 (1, 1)	IP WLS BF H R ER SO BB IBB HBP BLK WP HR S P ERA WHIP										
John Hiller, L ERA: 3.24 (9, 1)	1.0 L 5 1 1 0 2 0 0 0 0 0 0 0 9 9 0.00 1.000										

Seattle Mariners @ Detroit Tigers
Tiger Stadium, Detroit, MI
Thu Jun 14 1979, 7:05 PM EDT
Att. 21,957 - Unknown

livebaseballscorecards.com

AB	35
R	3
H	12
RBI	1
BB	2
SO	2
LOB	14



BOTTOM

Seattle Mariners @ Detroit Tigers
Tiger Stadium, Detroit, MI
Thu Jun 14 1979, 7:05 PM EDT
Att. 21,957 - Unknown

livebaseballscorecards.com

AB 35
R 2
H 9
RBI 1
BB 2
SO 3
LOB 23



WP: 0 PA: 38
PB: 0
SB: 0
CS: 0

AB R H RBI BB SO LOB

5	0	2	0	0	0	1
3	1	2	0	0	0	0
1	0	0	0	0	0	1
4	0	1	0	0	1	5
4	0	0	0	0	0	6
4	1	1	0	0	0	5
4	0	0	0	0	1	1
4	0	3	1	0	0	0
4	0	0	0	0	0	3
2	0	0	0	1	1	1
0	0	0	0	1	0	0
0	0	0	0	0	0	0

Batter	1	2	3	4	5	6	7	8	9
Ron LeFlore, R OBP: 0.361, SLG: 0.401 (1, 8)	0-0 5-3 ①		0-0 F8 ②		0-0 2B		0-0 1B		0-0 F8 ②
Jerry Morales, R OBP: 0.282, SLG: 0.453 Champ Summers, L OBP: 0.368, SLG: 0.389 (1, 9) (9, PH)	0-0 6-3 ②		0-0 1B E 2B		1-0 FC6 HBP		0-0 1B G4-3		0-0 F9 ③
Steve Kemp, L OBP: 0.436, SLG: 0.564 (1, 7)	0-3 K ③		0-0 E 1B 2-3		0-0 F6 ①		0-0 F8 ①		
Rusty Staub, L OBP: 0.329, SLG: 0.404 (1, 10)		0-0 6-3 ①	0-0 E5 1-3		0-0 F5 ②		0-0 G4-3 ② ③ 1-2f		
Lance Parrish, R OBP: 0.372, SLG: 0.457 (1, 2)		0-0 1B 4-3 1B	0-0 F8 ③		0-0 FC6 ③ 1-2f			0-0 F8 ①	
Jason Thompson, L OBP: 0.369, SLG: 0.383 (1, 3)		0-0 4-3 ② 1-2		0-0 6-3 ①		0-3 K ①		0-0 4-3 ②	
Aurelio Rodriguez, R OBP: 0.293, SLG: 0.331 (1, 5)		0-0 FC5-4 1B 2-H		0-0 1B G6-3		0-0 1B		0-0 F7 ③	
Alan Trammell, R OBP: 0.287, SLG: 0.288 (1, 6)		0-0 FC5-4 ③ 1-2f		0-0 G6-3 ② ③ 1-2f		0-0 F8 ②		0-0 6-3 ①	
Mark Wagner, R OBP: 0.369, SLG: 0.386 John Wockenfuss, R OBP: 0.321, SLG: 0.549 Dave Machermer, R (9, PR)			0-0 6-3 ①		4-0 2B BB		0-3 K ③		4-0 BB BB BB BB

Inning Stats	R: 0	H: 0	E: 0	K: 1	S: 5	LOB: 0	BB: 0	P: 5
R: 1	H: 2	E: 0	K: 0	S: 5	LOB: 1	BB: 0	P: 5	
R: 1	H: 2	E: 1	K: 0	S: 6	LOB: 2	BB: 0	P: 6	
R: 0	H: 1	E: 0	K: 0	S: 3	LOB: 0	BB: 0	P: 3	
R: 0	H: 1	E: 0	K: 0	S: 4	LOB: 3	BB: 1	P: 9	
R: 0	H: 1	E: 0	K: 2	S: 8	LOB: 1	BB: 0	P: 8	
R: 0	H: 2	E: 0	K: 0	S: 4	LOB: 1	BB: 0	P: 4	
R: 0	H: 0	E: 0	K: 0	S: 3	LOB: 0	BB: 0	P: 3	
R: 0	H: 0	E: 0	K: 0	S: 3	LOB: 1	BB: 1	P: 7	

PITCHER	IP	WLS	BF	H	R	ER	SO	BB	IBB	HBP	BLK	WP	HR	S	P	ERA	WHIP
Rick Honeycutt, L ERA: 4.76 (1, 1)	4.0		20	6	2	1	1	1	0	1	0	0	0	20	25	2.25	1.750
Shane Rawley, L ERA: 4.1 (5, 1)	4.1	W	16	3	0	0	2	1	0	0	0	0	0	19	23	0.00	0.923
Byron McLaughlin, R ERA: 5.97 (9, 1)	0.2	S	2	0	0	0	0	0	0	0	0	0	0	2	2	0.00	0.000

1B	2B	3B	HR	SF	SAC	DP	HBP
7	2	0	0	0	0	2	1

Batter	1	2	3	4	5	6	7	8	9	AB R H RBI BB SO LOB	TOP											
Larry Milbourne, S (1, 4) OBP: 0.300, SLG: 0.333	0-0 1-3		0-0 4-3		0-0 6-3			0-0 F3		4 0 0 0 0 0 0												
Ruppert Jones, L (1, 8) OBP: 0.366, SLG: 0.528	0-0 4-3			0-0 HR	0-3 K			0-0 L1-6 2B		4 1 2 1 0 1 0												
Bruce Bochte, L (1, 3) OBP: 0.399, SLG: 0.502	0-0 F7			0-0 F9				0-0 L1-6 2-3		4 0 0 0 0 0 1												
Willie Horton, R (1, 10) OBP: 0.347, SLG: 0.492		0-0 1-6-3		0-0 1B				0-0 5-3 2B		4 2 2 0 0 0 0												
Leon Roberts, R (1, 9) OBP: 0.337, SLG: 0.448		0-0 6-3		0-0 1B				0-0 5-3 1-2		4 0 1 0 0 0 2												
Dan Meyer, L (1, 5) OBP: 0.341, SLG: 0.461		0-0 1B		0-0 F7				0-0 F9		4 0 1 0 0 1 4												
Tom Paciorek, R (1, 7) OBP: 0.311, SLG: 0.412		0-0 FC5-4 1-2f		0-0 1B				0-0 2B		4 0 2 2 0 0 1												
Larry Cox, R (1, 2) OBP: 0.291, SLG: 0.357			0-0 F3	0-0 FC6-4 1-2f				0-0 F3		4 0 0 0 0 0 3												
Mario Mendoza, R (1, 6) OBP: 0.210, SLG: 0.225			0-3 K		0-0 F8			0-0 F7		3 0 0 0 0 1 0												
Inning Stats	R: 0 E: 0 K: 0 S: 3	H: 0 LOB: 0 BB: 0 P: 3	R: 0 E: 0 K: 0 S: 4	H: 1 LOB: 1 BB: 0 P: 4	R: 0 E: 0 K: 1 S: 5	H: 0 LOB: 0 BB: 0 P: 5	R: 2 E: 1 K: 0 S: 7	H: 3 LOB: 2 BB: 0 P: 7	R: 0 E: 0 K: 1 S: 5	H: 0 LOB: 0 BB: 0 P: 5	R: 0 E: 0 K: 1 S: 6	H: 1 LOB: 1 BB: 0 P: 6	R: 0 E: 0 K: 0 S: 3	H: 0 LOB: 0 BB: 0 P: 3	R: 0 E: 0 K: 0 S: 3	H: 1 LOB: 0 BB: 0 P: 3	R: 1 E: 0 K: 0 S: 5	H: 2 LOB: 1 BB: 0 P: 5	1B: 4 2B: 4 3B: 0 HR: 1	SF: 0 SAC: 0 DP: 1 HBP: 0	WP: 0 PB: 0 SB: 0 CS: 0	PA: 35
PITCHER	IP WLS BF H R ER SO BB IBB HBP BLK WP HR S P ERA WHIP																					
Rick Waits, L (1, 1) ERA: 3.2	8.0 W 30 6 2 1 3 0 0 0 0 0 0 1 36 36 1.12 0.750																					
David Clyde, L (9, 1) ERA: 9.0	1.0 5 2 1 1 0 0 0 0 0 0 0 0 5 5 9.00 2.000																					

Seattle Mariners @ Cleveland Indians
Cleveland Municipal Stadium, Cleveland, OH

Fri Jun 15 1979, 7:05 PM EDT
Att. 32,622 - Unknown - 84 F

livebaseballscorecards.com

AB	35
R	3
H	8
RBI	3
BB	0
SO	3
LOB	11



Batter	1	2	3	4	5	6	7	8	9
Jim Norris, L (1, 7) <small>OBP: 0.300, SLG: 0.315</small>	0-0 4-3	0-0 2B 1B	0-0 F8		0-0 1B G3 1B	0-0 G1-6-3		0-0 E3 1B	
Toby Harrah, R (1, 5) <small>OBP: 0.377, SLG: 0.369</small> (7, 6)	0-0 F7 1B	0-0 1B SF9 2B	0-0 F8		0-0 G3	0-0 FC5-4 1B		0-0 F8	
Bobby Bonds, R (1, 9) <small>OBP: 0.393, SLG: 0.485</small>	0-0 F7	0-0 S 1B	0-0 HR		4-0 1B BB	0-0 FC5-4		0-0 F6	
Rick Manning, L (1, 8) <small>OBP: 0.343, SLG: 0.318</small>	0-0 1B 1B	4-0 1B 1B IBB	0-3 K		0-0 1B		0-0 G3	0-0 1B	
Gary Alexander, R (1, 2) <small>OBP: 0.288, SLG: 0.358</small>	0-0 FC6-4 1B	0-0 SF9		4-0 1B BB	0-0 F9		0-0 6-3	0-0 F4	
Ron Hassey, L (1, 3) <small>OBP: 0.143, SLG: 0.154</small>	0-0 FC6-4	0-0 1B 1B		0-0 FC5-4 1B	0-0 F5		0-0 E4		
Ron Pruitt, R (1, 10) <small>OBP: 0.361, SLG: 0.346</small>		0-0 1B 2B 1B		0-3 K		0-0 2B 1B	0-0 5-3		
Duane Kuiper, L (1, 4) <small>OBP: 0.327, SLG: 0.327</small> Dave Rosello, R (2, PR) <small>OBP: 0.357, SLG: 0.769</small> (3, 4)		0-0 6-3		0-0 F9		0-0 1B G1-6-3 2B		4-0 1B E BB	
Tom Verzyer, R (1, 6) <small>OBP: 0.291, SLG: 0.255</small> Ted Cox, R (6, PH) <small>OBP: 0.280, SLG: 0.247</small> (7, 5)		0-0 1B 2B HBP		0-0 FC5-4		0-0 G1-6-3 1B		0-0 E 1B 1B	

Inning Stats	R: 1	H: 3	E: 0	K: 0	S: 6	R: 7	H: 6	E: 0	K: 0	S: 9	R: 1	H: 1	E: 0	K: 1	S: 6	R: 0	H: 1	E: 0	K: 1	S: 6	R: 0	H: 2	E: 0	K: 0	S: 5	R: 2	H: 4	E: 0	K: 0	S: 6	R: 0	H: 0	E: 1	K: 0	S: 4	R: 2	H: 2	E: 1	K: 0	S: 6
	LOB: 2	BB: 0	P: 6	LOB: 2	BB: 2	P: 18	LOB: 0	BB: 0	P: 6	LOB: 2	BB: 1	P: 10	LOB: 3	BB: 1	P: 9	LOB: 1	BB: 0	P: 6	LOB: 1	BB: 0	P: 4	LOB: 1	BB: 0	P: 4	LOB: 2	BB: 1	LOB: 2	BB: 1	P: 10	LOB: 2	BB: 1	LOB: 1	BB: 0	P: 4	LOB: 2	BB: 1	LOB: 2	BB: 1	P: 10	


PITCHER										PITCHER																														
IP	WLS	BF	H	R	ER	SO	BB	IBB	HBP	BLK	WP	HR	S	P	ERA	WHIP	IP	WLS	BF	H	R	ER	SO	BB	IBB	HBP	BLK	WP	HR	S	P	ERA	WHIP							
Odell Jones, R	(1, 1)	1.1	L	11	6	5	5	0	0	0	0	0	10	11	33.75	4.500																								
Rob Dressler, R	(2, 1)	6.2		39	13	8	7	2	4	1	0	0	0	0	9.45	2.550																								

BOTTOM

AB R H RBI BB SO LOB

6	1	2	0	0	0	2
6	2	3	2	0	0	3
5	2	2	2	1	0	4
5	1	3	2	1	1	0
4	0	1	1	1	0	5
5	1	2	1	0	0	5
5	2	3	2	0	1	3
1	0	0	0	1	0	1
2	2	1	1	1	0	2
2	1	0	0	0	0	4
2	1	2	0	0	0	0

AB 43
R 13
H 19
RBI 11
BB 5
SO 2
LOB 29



WP: 0 **PA: 50**
PB: 0
SB: 1
CS: 0

Seattle Mariners @ Cleveland Indians
 Cleveland Municipal Stadium, Cleveland, OH
 Fri Jun 15 1979, 7:05 PM EDT
 Att: 32,622 - Unknown - 84 F

livebaseballscorecards.com

Batter	1	2	3	4	5	6	7	8	9	AB R H RBI BB SO LOB	TOP						
Larry Milbourne, S OBP: 0.296, SLG: 0.328 (1, 4) X	0-0 1B 1B		0-0 F8	0-0 6-3			0-0 6-3		0-0 FC6-4 1-2f	5 1 1 0 0 0 3							
Ruppert Jones, L OBP: 0.364, SLG: 0.523 (1, 8) X	0-0 1B FC4-6 1B		0-0 F7			0-0 F9				4 1 1 0 0 0 0							
Bruce Bochte, L OBP: 0.405, SLG: 0.507 (1, 3) X	0-0 FC4-6 1B		0-0			0-0 6-3		0-0 CS 1B		4 0 3 1 0 0 0							
Tom Paciorek, R OBP: 0.311, SLG: 0.412 (8, PR) (8, 3) X	1-3 3-H FC4-6 1B		0-0 1B							0 0 0 0 0 0 0							
Willie Horton, R OBP: 0.342, SLG: 0.485 (1, 10) X	0-0 FC4-6 FC3-6 1-2f 3-H		0-0 F9			0-3 K		0-0 F8 1-2		4 0 0 1 0 1 3							
Dan Meyer, L OBP: 0.343, SLG: 0.462 (1, 5) X	0-0 FC3-6 1B 1-2f			0-0 1B SF7 1B		0-0 F7		0-0 FC5-4 1B		4 1 2 0 0 0 1							
Leon Roberts, R OBP: 0.340, SLG: 0.449 (1, 9) X	0-0 1-3 1B			0-0 1-2 1B 1B		0-0 F9		0-0 FC5-4 1-2f		4 0 2 0 0 0 1							
Bob Stinson, S OBP: 0.364, SLG: 0.378 (1, 2) X		0-0 CS 1B		0-0 1-2 2-3 1B		0-0 1B			0-0 F9	3 0 3 0 0 0 0							
Larry Cox, R OBP: 0.289, SLG: 0.354 (9, PH) (9, 2) X										1 0 0 0 0 0 0							
John Hale, L OBP: 0.400, SLG: 0.442 (1, 7) X		0-3 K		0-0 SF7		0-3 K			0-0 1-3	2 0 0 1 0 2 2							
Bobby Valentine, R OBP: 0.372, SLG: 0.333 (9, PH) (9, 7) X				0-0 3-H K						1 0 0 0 0 0 0							
Mario Mendoza, R OBP: 0.211, SLG: 0.225 (1, 6) X		0-0 F3 1-2		0-3 K			0-0 F7		0-0 FC6-4 1B	4 0 1 0 0 1 3							
Inning Stats	R: 2 H: 4 E: 0 LOB: 2 K: 0 BB: 0 S: 6 P: 6	R: 0 H: 1 E: 0 LOB: 0 K: 1 BB: 0 S: 5 P: 5	R: 0 H: 1 E: 0 LOB: 1 K: 0 BB: 0 S: 4 P: 4	R: 1 H: 3 E: 0 LOB: 2 K: 1 BB: 0 S: 8 P: 8	R: 0 H: 0 E: 0 LOB: 0 K: 1 BB: 0 S: 5 P: 5	R: 0 H: 1 E: 0 LOB: 1 K: 1 BB: 0 S: 6 P: 6	R: 0 H: 0 E: 0 LOB: 0 K: 0 BB: 0 S: 3 P: 3	R: 0 H: 2 E: 0 LOB: 1 K: 0 BB: 0 S: 4 P: 4	R: 0 H: 1 E: 0 LOB: 1 K: 0 BB: 0 S: 4 P: 4	1B: 13 SF: 1 2B: 0 SAC: 0 3B: 0 DP: 0 HR: 0 HBP: 0	WP: 0 PA: 37 PB: 0 SB: 0 CS: 2						
PITCHER	IP WLS BF H R ER SO BB IBB HBP BLK WP HR S P ERA WHIP																
Eric Wilkins, R ERA: 4.76 (1, 1)	3.0		15	8	3	3	1	0	0	0	0	0	0	17	17	9.00	2.667
Dan Spillner, R ERA: 4.38 (4, 1)	5.0		18	4	0	0	3	0	0	0	0	0	0	24	24	0.00	0.800
Sid Monge, L ERA: 1.76 (9, 1)	1.0	W	4	1	0	0	0	0	0	0	0	0	0	4	4	0.00	1.000

Seattle Mariners @ Cleveland Indians
Cleveland Municipal Stadium, Cleveland, OH

Sat Jun 16 1979, 7:05 PM EDT
Att. 22,835 - Unknown - 79 F

livebaseballscorecards.com

AB	36
R	3
H	13
RBI	3
BB	0
SO	4
LOB	13



BOTTOM

Seattle Mariners @ Cleveland Indians
Cleveland Municipal Stadium, Cleveland, OH

Sat Jun 16 1979, 7:05 PM EDT
Att: 22,835 - Unknown - 79 F

livebaseballscorecards.com

AB	35
R	4
H	11
RBI	4
BB	6
SO	2
LOB	22



WP:	0	PA:	42
PB:	0		
SB:	3		
CS:	0		

AB R H RBI BB SO LOB

5	0	1	0	0	1	4
4	2	2	1	1	0	1
3	0	0	0	2	1	3
5	0	1	1	0	0	5
4	0	0	0	1	0	2
3	1	2	0	1	0	0
0	0	0	0	0	0	0
1	0	1	1	0	0	0
3	0	2	1	0	0	1
3	1	1	0	1	0	2
4	0	1	0	0	0	4

Batter	1	2	3	4	5	6	7	8	9
Jim Norris, L OBP: 0.297, SLG: 0.311 (1, 7)	0-3 K ①		0-0 1-3 ②		0-0 F8 S 1B		0-0 F6 ①	0-0 F2 ③	
Toby Harrah, R OBP: 0.381, SLG: 0.372 (1, 5)	0-0 F5		0-0 S 1B		0-0 F9 ①		4-0 FC5-2-1 1B BB		0-0 F9 BB 1B
Bobby Bonds, R OBP: 0.393, SLG: 0.479 (1, 9)	0-3 K ③		4-0 3-H 1B		0-0 F8 ②		0-0 FC5-2-1 1B 1-2		4-0 1B IBB BB
Rick Manning, L OBP: 0.340, SLG: 0.316 (1, 8)		0-0 3-1 ①	0-0 F7 ③		0-0 4-3 ③		0-0 S 1B 1-3 2-H		0-0 F9 ①
Mike Hargrove, L OBP: 0.321, SLG: 0.225 (1, 3)		0-0 6-3 ②		0-0 6-3 ①		0-0 4-3 ①	0-0 F9 ③		4-0 1B 1-2
Ron Pruitt, R OBP: 0.385, SLG: 0.382 (1, 10)		4-0 BB BB		0-0 1B 2B		0-0 F9 ②		0-0 SH3-4 1B	0-0 1B
Horace Speed, R OBP: 0.368, SLG: 0.143 (8, PR)									1-2 2-3 3-H
Ted Cox, R OBP: 0.287, SLG: 0.255 (9, PH)									
Ron Hassey, L OBP: 0.235, SLG: 0.250 (1, 2)		0-0 G3 ③		0-0 6-3 1B 2-H		0-0 1B		0-0 SH3-4 ①	
Duane Kuiper, L OBP: 0.330, SLG: 0.327 (1, 4)			0-0 1-3 1B 1B		0-0 6-3 ②		0-0 3-1 ③		4-0 IBB
Tom Veryzer, R OBP: 0.290, SLG: 0.266 (1, 6)			0-0 1-3 ①		0-0 F9 ③		0-0 FC5-2-1 3B		0-0 F8 ②

Inning Stats	R: 0 E: 0 K: 2 S: 7	H: 0 LOB: 0 BB: 0 P: 7	R: 0 E: 0 K: 0 S: 3	H: 0 LOB: 1 BB: 1 P: 7	R: 1 E: 0 K: 0 S: 5	H: 2 LOB: 2 BB: 1 P: 9	R: 1 E: 0 K: 0 S: 5	H: 2 LOB: 1 BB: 0 P: 5	R: 0 E: 0 K: 0 S: 4	H: 1 LOB: 1 BB: 0 P: 4	R: 0 E: 0 K: 0 S: 4	H: 1 LOB: 1 BB: 0 P: 4	R: 1 E: 0 K: 0 S: 5	H: 2 LOB: 2 BB: 1 P: 9	R: 0 E: 0 K: 0 S: 4	H: 1 LOB: 2 BB: 1 P: 8	R: 1 E: 0 K: 0 S: 3	H: 2 LOB: 3 BB: 2 P: 11	1B: 9 2B: 1 3B: 1 HR: 0	SF: 0 SAC: 1 DP: 0 HBP: 0
--------------	------------------------------	---------------------------------	------------------------------	---------------------------------	------------------------------	---------------------------------	------------------------------	---------------------------------	------------------------------	---------------------------------	------------------------------	---------------------------------	------------------------------	---------------------------------	------------------------------	---------------------------------	------------------------------	----------------------------------	----------------------------------	------------------------------------

PITCHER	IP	WLS	BF	H	R	ER	SO	BB	IBB	HBP	BLK	WP	HR	S	P	ERA	WHIP
Joe Decker, R ERA: 2.16 (1, 1)	5.0		22	5	2	2	2	2	0	0	0	0	0	24	32	3.60	1.400
John Montague, R ERA: 3.58 (6, 1)	3.0	L	17	5	2	2	0	2	1	0	0	0	0	14	26	6.00	2.333
Byron McLaughlin, R ERA: 5.92 (9, 1)	0.1		3	1	0	0	0	0	1	0	0	0	0	2	6	0.00	3.000

Batter	1	2	3	4	5	6	7	8	9	AB R H RBI BB SO LOB	TOP				
Larry Milbourne, S OBP: 0.308, SLG: 0.347 (1, 4) X	0-0 4-3 2B	0-0 F8			0-0 E SF8 G3 1B		0-0 B3		0-0 2-H HR 1-3 1B	5 3 3 1 0 0 3	Seattle Mariners @ Cleveland Indians Cleveland Municipal Stadium, Cleveland, OH Sun Jun 17 1979, 3:33 AM EDT Att. 42,521 - Unknown - 84 F livebaseballscorecards.com AB 33 R 6 H 11 RBI 6 BB 4 SO 4 LOB 18				
Ruppert Jones, L OBP: 0.361, SLG: 0.514 (1, 8) X	0-0 4-3 2-3	4-0 FC6-4 BB			0-0 G3 1-3		0-0 F8 2-3		0-0 1-3 1-2	4 0 0 0 1 0 4					
Bruce Bochte, L OBP: 0.401, SLG: 0.516 (1, 3) S S S	0-3 K	0-0 FC6-4 1-2f			0-0 SF8 3-H		0-0 F7		0-0 HR 2-H	4 1 1 3 0 1 5					
Willie Horton, R OBP: 0.343, SLG: 0.481 (1, 10) B B B	4-0 2B BB		0-0 G4-6-3 1B		0-0 F6 3-H		0-3 K		0-0 F9	4 1 1 0 1 1 0					
Dan Meyer, L OBP: 0.346, SLG: 0.467 (1, 5) X	0-0 1-H 3-H 2B		0-0 G4-6-3 1-2f		0-0 L6-4 SH2-4 1B		0-3 K			4 0 2 2 0 1 1					
Leon Roberts, R OBP: 0.340, SLG: 0.448 (1, 7) S S S	0-3 K		0-0 4-3		0-0 SH2-4 1-2		0-0 1B			3 0 1 0 0 1 1					
Bob Stinson, S OBP: 0.369, SLG: 0.370 (1, 2) B B B		4-0 SH5-4 1B BB		0-0 F8		4-0 BB		0-0 F8		2 0 0 0 2 0 1					
Joe Simpson, L OBP: 0.313, SLG: 0.387 Bobby Valentine, R OBP: 0.386, SLG: 0.378 (9, PH) (9, 6)		0-0 SH5-4 1-2 1B		0-0 4-3		0-0 L6-4 2-3			0-0 1B 2B	3 0 1 0 0 0 2 1 1 1 0 0 0 0					
Mario Mendoza, R OBP: 0.214, SLG: 0.234 Tom Paciorek, R OBP: 0.308, SLG: 0.407 John Hale, L OBP: 0.400, SLG: 0.442 (1, 6) (9, PH) (9, 9)		0-0 SH5-4 1-2 2-3		0-0 6-3		0-0 F8 2B			0-0 F9	2 0 1 0 0 0 0 1 0 0 0 0 0 1 0 0 0 0 0 0 0					
Inning Stats	R: 2 E: 0 K: 2 S: 9 H: 2 LOB: 1 BB: 1 P: 13	R: 0 E: 0 K: 0 S: 4 H: 1 LOB: 3 BB: 2 P: 12	R: 0 E: 0 K: 0 S: 3 H: 1 LOB: 0 BB: 0 P: 3	R: 0 E: 0 K: 0 S: 3 H: 0 LOB: 0 BB: 0 P: 3	R: 1 E: 1 K: 0 S: 4 H: 1 LOB: 0 BB: 0 P: 4	R: 0 E: 0 K: 0 S: 3 H: 1 LOB: 1 BB: 1 P: 7	R: 0 E: 0 K: 0 S: 4 H: 1 LOB: 1 BB: 0 P: 4	R: 0 E: 0 K: 2 S: 8 H: 1 LOB: 1 BB: 0 P: 8	R: 3 E: 0 K: 0 S: 6 H: 3 LOB: 0 BB: 0 P: 6	1B: 6 2B: 5 3B: 0 HR: 1 SF: 1 SAC: 2 DP: 2 HBP: 0		WP: 0 PB: 0 SB: 0 CS: 0 PA: 40			
PITCHER	IP WLS BF H R ER SO BB IBB HBP BLK WP HR S P ERA WHIP												PITCHER	IP WLS BF H R ER SO BB IBB HBP BLK WP HR S P ERA WHIP	
Rick Wise, R ERA: 3.84 (1, 1)	2.0														
Mike Paxton, R ERA: 6.23 (3, 1)	4.1														
Sid Monge, L ERA: 2.19 (7, 1)	2.1	L													
Victor Cruz, R ERA: 3.82 (9, 1)	0.1														

Batter	1	2	3	4	5	6	7	8	9	AB	R	H	RBI	BB	SO	LOB
Jim Norris, L (1, 7) OBP: 0.302, SLG: 0.311 Gary Alexander, R (9, PH) OBP: 0.286, SLG: 0.356	4-0 		0-0 4-3 			0-0 F7 		0-0 HR 1B 	0-3 K 	3	1	1	0	1	0	0
Toby Harrah, R (1, 5) OBP: 0.385, SLG: 0.377	0-0 G4-6-3 1-2 1B 			0-0 F8 		0-0 F2 		0-0 HR 1B 	0-0 1B 	5	1	3	0	0	0	0
Bobby Bonds, R (1, 9) OBP: 0.393, SLG: 0.490	0-0 F3 			0-0 1B 1B 		0-0 6-3 		0-0 HR 	0-3 K 	5	1	2	4	0	1	4
Rick Manning, L (1, 8) OBP: 0.338, SLG: 0.314	0-0 G4-6-3 1-2f 			0-0 G3-6-3 1-2 1B 			0-0 3-1 	0-3 K 		4	0	1	0	0	1	2
Mike Hargrove, L (1, 3) OBP: 0.313, SLG: 0.218		0-3 K 		0-0 G3-6-3 1-2f 			0-0 4-3 	0-0 F7 		4	0	0	0	0	1	2
Ron Pruitt, R (1, 10) OBP: 0.377, SLG: 0.362			0-0 F8 		0-0 4-3 		4-0 2B BB 	0-0 F9 		3	0	0	0	1	0	0
Ron Hassey, L (1, 2) OBP: 0.300, SLG: 0.368 Ted Cox, R (9, PH) OBP: 0.284, SLG: 0.253		0-0 F7 			0-0 1B 		0-0 2B 		0-3 K 	3	0	2	0	0	0	0
Duane Kuiper, L (1, 4) OBP: 0.327, SLG: 0.324 Cliff Johnson, R (7, PH) OBP: 0.355, SLG: 0.446 Dave Rosello, R (8, 4) OBP: 0.400, SLG: 1.000			0-0 F8 		0-0 F8 		0-0 F8 		0-0 HR 	2	0	0	0	0	0	1
Tom Verzyer, R (1, 6) OBP: 0.294, SLG: 0.271			0-0 6-3 		0-0 F8 			0-0 1B HR 1B 	0-0 1B 	4	1	2	0	0	0	1

Inning Stats	R: 0	H: 1	E: 0	LOB: 1	K: 0	BB: 1	S: 3	R: 0	H: 0	E: 0	LOB: 0	K: 1	BB: 0	S: 5	R: 0	H: 0	E: 0	LOB: 0	K: 0	BB: 0	S: 3	R: 0	H: 2	E: 0	LOB: 1	K: 0	BB: 0	S: 4	R: 0	H: 1	E: 0	LOB: 1	K: 0	BB: 0	S: 4	R: 0	H: 0	E: 0	LOB: 0	K: 0	BB: 0	S: 3	R: 0	H: 1	E: 0	LOB: 2	K: 0	BB: 1	S: 4	R: 4	H: 4	E: 0	LOB: 0	K: 1	BB: 0	S: 9	R: 1	H: 3	E: 0	LOB: 2	K: 3	BB: 0	S: 12	1B: 9	SF: 0	2B: 1	SAC: 0	3B: 0	DP: 2	HR: 2	HBP: 0	WP: 0	PA: 39
--------------	------	------	------	--------	------	-------	------	------	------	------	--------	------	-------	------	------	------	------	--------	------	-------	------	------	------	------	--------	------	-------	------	------	------	------	--------	------	-------	------	------	------	------	--------	------	-------	------	------	------	------	--------	------	-------	------	------	------	------	--------	------	-------	------	------	------	------	--------	------	-------	-------	-------	-------	-------	--------	-------	-------	-------	--------	-------	--------

PITCHER	IP	WLS	BF	H	R	ER	SO	BB	IBB	HBP	BLK	WP	HR	S	P	ERA	WHIP
Glenn Abbott, R (1, 1) ERA: 4.74	7.0		30	9	4	4	1	2	0	0	0	0	1	30	38	5.14	1.571
Shane Rawley, L (8, 1) ERA: 4.17	1.1	W	6	2	1	1	2	0	0	0	0	0	1	10	10	6.75	1.500
Byron McLaughlin, R (9, 1) ERA: 5.82	0.2	S	3	1	0	0	2	0	0	0	0	0	0	7	7	0.00	1.500

BOTTOM

Seattle Mariners @ Cleveland Indians
 Cleveland Municipal Stadium, Cleveland, OH

Sun Jun 17 1979, 3:33 AM EDT
 Att: 42,521 - Unknown - 84 F

livebaseballscorecards.com

AB	37
R	5
H	12
RBI	5
BB	2
SO	5
LOB	13



Seattle Mariners @ Chicago White Sox

Comiskey Park, Chicago, IL

Mon Jun 18 1979, 8:05 PM EDT
Att. 14,737 - Unknown - 55 F

AB	37
R	5
H	13
RBI	5
BB	5
SO	3
LOB	24



Batter	1	2	3	4	5	6	7	8	9	AB	R	H	RBI	BB	SO	LOB
Larry Milbourne, S (1, 4) OBP: 0.319, SLG: 0.346	4-0 BB G4-6-3		0-0 F9		0-0 2B 1B	4-0 BB		0-0 5-3		3	1	1	0	2	0	1
Ruppert Jones, L (1, 8) OBP: 0.362, SLG: 0.516	0-0 F5		0-0		0-0 1B 4-3	0-0 4-3		0-0 G3		5	1	2	0	0	0	4
Bruce Bochte, L (1, 3) OBP: 0.401, SLG: 0.513	0-0 G4-6-3 1-2f		0-0 1-3		0-0 F8 4-3 1B			0-0 F8		5	0	2	1	0	0	2
Willie Horton, R (1, 10) OBP: 0.341, SLG: 0.478 Charlie Beamon, L (9, PR)		0-0 F9		0-0 F9	0-0 4-3			0-0 SH3-4		4	0	1	1	0	0	1
Leon Roberts, R (1, 7) OBP: 0.345, SLG: 0.451 John Hale, L (9, 7)		0-0 6-3		0-0 5-3 1B	0-0 F8			0-0 2B 1B		5	2	3	0	0	0	1
Dan Meyer, L (1, 5) OBP: 0.347, SLG: 0.468		4-0 PB BB		0-0 5-3	0-0 F4			0-0 F4		4	0	1	2	1	0	4
Tom Paciorek, R (1, 9) OBP: 0.326, SLG: 0.427 Joe Simpson, L (7, 9)		4-0 BB BB		0-0 1B 1B				0-0 FC1-5-6		3	0	2	1	1	1	2
Larry Cox, R (1, 2) OBP: 0.293, SLG: 0.351		0-0 F8		0-0 1B				0-0 K		4	0	1	0	1	1	4
Mario Mendoza, R (1, 6) OBP: 0.210, SLG: 0.230			0-0 L4		0-0 F9			0-0 SH5-4		3	0	0	0	0	1	3

Inning	R	H	E	K	S	WLS	BF	H	R	ER	SO	BB	IBB	HBP	BLK	WP	HR	S	P	ERA	WHIP
1	0	0	0	0	2		30	9	3	3	1	4	0	0	0	0	0	28	44	4.50	2.167
2	0	0	0	0	3		11	3	2	2	1	1	0	0	0	0	0	12	16	7.71	1.714
3	0	0	0	0	4		2	1	0	0	0	0	0	0	0	0	0	2	2	0.00	3.000
4	0	0	0	0	6		1	0	0	0	1	0	0	0	0	0	0	3	3	0.00	0.000
5	0	0	0	0	6																
6	0	1	0	0	6																
7	0	3	0	0	6																
8	0	2	0	1	7																
9	2	3	0	1	8																

PITCHER	IP	WLS	BF	H	R	ER	SO	BB	IBB	HBP	BLK	WP	HR	S	P	ERA	WHIP
Ross Baumgarten, L (1, 1) ERA: 3.67	6.0	L	30	9	3	3	1	4	0	0	0	0	0	28	44	4.50	2.167
Fred Howard, R (7, 1) ERA: 4.56	2.1		11	3	2	2	1	1	0	0	0	0	0	12	16	7.71	1.714
Rich Hinton, L (9, 1) ERA: 5.8	0.1		2	1	0	0	0	0	0	0	0	0	0	2	2	0.00	3.000
Randy Scarbery, R (9, 1) ERA: 4.11	0.1		1	0	0	0	1	0	0	0	0	0	0	3	3	0.00	0.000

WP: 0	PA: 44
PB: 1	
SB: 0	
CS: 0	

SF: 0	SAC: 2
3B: 0	DP: 1
HR: 0	HBP: 0

Batter	1	2	3	4	5	6	7	8	9	AB	R	H	RBI	BB	SO	LOB
Ralph Garr, L (1, 7) OBP: 0.341, SLG: 0.424	0-0 2-3	0-3 K		0-0 1B		0-0 3-1			0-0 3-1	5	0	1	0	0	1	1
Greg Pryor, R (1, 5) OBP: 0.360, SLG: 0.363	0-3 K	4-0 BB		0-0 6-3		0-0 5-3			0-3 K	4	0	0	0	1	2	1
Junior Moore, R (1, 9) OBP: 0.321, SLG: 0.313	0-0 1B	0-0 F9				0-0 FC4-6			0-0 5-3	4	1	2	0	0	0	2
Jorge Orta, L (1, 10) OBP: 0.335, SLG: 0.342	0-0 1B		0-0 G3		0-0 F8			0-0 F8		4	0	2	0	0	0	1
Alan Bannister, R (1, 4) OBP: 0.401, SLG: 0.439	0-0 S		0-0 4-3		0-0 FC4-6			0-0 1-4-3		4	0	1	1	0	0	2
Mike Squires, L (1, 3) OBP: 0.299, SLG: 0.316	4-0 BB		0-0 G3		0-0 BB			0-0 F9		3	0	1	0	1	0	1
Rusty Torres, S (1, 8) OBP: 0.404, SLG: 0.439	0-3 K		0-0 L8		4-0 BB			0-0 G3		3	0	0	0	1	1	4
Milt May, L (1, 2) OBP: 0.288, SLG: 0.459		0-0 6-3		0-0 3-4-1		0-3 K		0-0 4-3		4	0	1	0	0	1	3
Don Kessinger, S (1, 6) OBP: 0.272, SLG: 0.297		0-0 6-3		0-0 F7		0-0 F7		0-0 F7		4	0	0	0	0	0	1

Inning Stats	R: 1 E: 0 K: 2 S: 10	H: 3 LOB: 3 BB: 1 P: 14	R: 0 E: 0 K: 1 S: 6	H: 1 LOB: 2 BB: 1 P: 10	R: 0 E: 0 K: 0 S: 4	H: 1 LOB: 1 BB: 0 P: 4	R: 0 E: 0 K: 0 S: 4	H: 1 LOB: 1 BB: 0 P: 4	R: 0 E: 0 K: 1 S: 7	H: 2 LOB: 3 BB: 1 P: 11	R: 0 E: 0 K: 0 S: 3	H: 0 LOB: 0 BB: 0 P: 3	R: 0 E: 0 K: 0 S: 3	H: 0 LOB: 0 BB: 0 P: 3	R: 0 E: 0 K: 1 S: 5	H: 0 LOB: 0 BB: 0 P: 5	1B: 8 2B: 0 3B: 0 HR: 0	SF: 0 SAC: 0 DP: 0 HBP: 0	WP: 0 PB: 0 SB: 1 CS: 0	PA: 38	
PITCHER Mike Parrott, R (1, 1) ERA: 3.05	IP 9.0	WLS W	BF 38	H 8	R 1	ER 1	SO 5	BB 3	IBB 0	HBP 0	BLK 0	WP 0	HR 0	S 45	P 57	ERA 1.00	WHIP 1.222				


BOTTOM

Seattle Mariners @ Chicago White Sox
Comiskey Park, Chicago, IL

Mon Jun 18 1979, 8:05 PM EDT
Att: 14,737 - Unknown - 55 F

livebaseballscorecards.com

AB	35
R	1
H	8
RBI	1
BB	3
SO	5
LOB	16



Batter	1	2	3	4	5	6	7	8	9	AB R H RBI BB SO LOB	TOP									
Larry Milbourne, S OBP: 0.321, SLG: 0.348 (1, 4) X	0-0 5-3 BB		0-0 1-2 1B	0-0 F7			0-0 5-3		0-0 2-H BB 1B	5 0 2 1 0 0 2										
Ruppert Jones, L OBP: 0.363, SLG: 0.510 (1, 8) BB BB BB	4-0 E BB		0-0 F4		0-0 G3			0-0 1-6-3 BB BB BB	4-0 G1-6-3 BB	3 1 0 0 2 0 1										
Bruce Bochte, L OBP: 0.401, SLG: 0.515 (1, 3) X	0-0 E7 1B 2B		0-3 K		0-0 4-3			0-0 1B	0-0 G1-6-3 1-2f	5 1 2 1 0 1 3										
Willie Horton, R OBP: 0.340, SLG: 0.474 (1, 10) S S S	0-3 K			0-0 SH1-3 E SF9 1B		0-0 F9		0-0 F9		4 1 1 0 0 1 2										
Leon Roberts, R OBP: 0.347, SLG: 0.452 (1, 7) X	0-0 2-6 1B			0-0 FC5 SF9 SH1-3 1B		0-0 FC1-6 1B		0-0 F8		4 1 2 1 0 0 2 0 0 0 0 0 0 0										
John Hale, L OBP: 0.400, SLG: 0.442 (9, 7)																				
Dan Meyer, L OBP: 0.347, SLG: 0.466 (1, 5) X	0-0 2-6 1-2	0-0 4-3		0-0 SH1-3		0-0 FC1-6 G6-4-3			0-0 S 2B 1B	3 1 1 0 0 0 1										
Tom Paciorek, R OBP: 0.323, SLG: 0.413 (1, 9) X			0-0 F7		4-0 1B IBB		0-0 G6-4-3		0-3 K	3 0 0 0 1 1 2 0 0 0 0 0 0 0										
Joe Simpson, L OBP: 0.309, SLG: 0.381 (9, 9)																				
Larry Cox, R OBP: 0.299, SLG: 0.361 (1, 2) S S S		0-3 K		0-0 SF9		4-0 CS BB			0-0 2B 2B	2 1 1 2 1 1 0										
Mario Mendoza, R OBP: 0.221, SLG: 0.242 (1, 6) BB BB BB			4-0 1B BB	0-0 1-2 3-H 1B		0-3 K			0-0 2B 1B 2B	3 1 2 2 1 1 1										
Inning Stats	R: 2 E: 1 K: 1 S: 6	H: 2 LOB: 1 BB: 1 P: 10	R: 0 E: 0 K: 1 S: 5	H: 0 LOB: 0 BB: 0 P: 5	R: 0 E: 0 K: 1 S: 5	H: 1 LOB: 1 BB: 1 P: 9	R: 2 E: 1 K: 0 S: 6	H: 2 LOB: 2 BB: 1 P: 10	R: 0 E: 0 K: 0 S: 3	H: 1 LOB: 0 BB: 0 P: 3	R: 0 E: 0 K: 1 S: 4	H: 0 LOB: 0 BB: 1 P: 8	R: 0 E: 0 K: 0 S: 4	H: 1 LOB: 1 BB: 0 P: 4	R: 3 E: 0 K: 1 S: 8	H: 4 LOB: 1 BB: 1 P: 12	1B: 8 2B: 4 3B: 0 HR: 0	SF: 1 SAC: 1 DP: 3 HBP: 0	WP: 0 PB: 0 SB: 1 CS: 1	PA: 39
PITCHER Rich Wortham, L ERA: 4.63 (1, 1)	IP: 8.1 WLS: L BF: 37 H: 10 R: 7 ER: 5 SO: 5 BB: 3 IBB: 1 HBP: 0 BLK: 0 WP: 0 HR: 0 S: 42 P: 58 ERA: 5.40 WHIP: 1.560																			
Randy Scarbery, R ERA: 4.04 (9, 1)	IP: 0.2 WLS: 3 BF: 1 H: 0 R: 0 ER: 0 SO: 0 BB: 1 IBB: 0 HBP: 0 BLK: 0 WP: 0 HR: 0 S: 2 P: 6 ERA: 0.00 WHIP: 3.000																			

Seattle Mariners @ Chicago White Sox
 Comiskey Park, Chicago, IL
 Tue Jun 19 1979, 8:05 PM EDT
 Att. 14,103 - Unknown - 68 F

AB	32
R	7
H	11
RBI	7
BB	5
SO	5
LOB	14



Batter	1	2	3	4	5	6	7	8	9	AB	R	H	RBI	BB	SO	LOB
Junior Moore, R (1, 7) <small>OBP: 0.321, SLG: 0.313</small> Jorge Orta, L (8, PH) <small>OBP: 0.333, SLG: 0.340</small> (9, 4)	0-0 6-3		0-0 6-3			0-0 6-3 1B		0-0 F3		3	0	1	0	0	0	0
Greg Pryor, R (1, 5) <small>OBP: 0.353, SLG: 0.355</small> (9, 6)	0-3 K		0-0 4-3			0-0 6-3		0-0 F9		4	0	0	0	0	1	1
Chet Lemon, R (1, 8) <small>OBP: 0.393, SLG: 0.491</small>	0-0 6-3				0-0 5-3			0-0 G3		4	0	0	0	0	0	1
Bill Nahorodny, R (1, 2) <small>OBP: 0.308, SLG: 0.471</small>		0-0 L6			0-0 F9			0-0 F8		4	0	0	0	0	0	0
Alan Bannister, R (1, 4) <small>OBP: 0.402, SLG: 0.445</small> (9, 5)		0-0 6-3			0-0 F9			0-0 G5-4-3 1B		4	1	2	0	0	0	0
Wayne Nordhagen, R (1, 10) <small>OBP: 0.308, SLG: 0.384</small>		0-0 HR				0-0 1B		0-0 G5-4-3 1B		4	1	3	2	0	0	1
Rusty Torres, S (1, 9) <small>OBP: 0.408, SLG: 0.442</small> Claudell Washington, L (7, PH) <small>OBP: 0.310, SLG: 0.434</small> (8, 9)		0-0 1B			0-3 K			0-3 K		2	0	1	0	0	1	1
Mike Squires, L (1, 3) <small>OBP: 0.292, SLG: 0.309</small> Lamar Johnson, R (7, PH) <small>OBP: 0.400, SLG: 0.468</small> (8, 3)		0-0 L6			0-0 F8			0-0 1-3		2	0	0	0	0	0	2
Don Kessinger, S (1, 6) <small>OBP: 0.265, SLG: 0.289</small> Ralph Garr, L (8, PH) <small>OBP: 0.344, SLG: 0.424</small> (9, 7)			0-0 5-3			0-0 4-3		4-0 BB		2	0	0	0	0	0	1
										0	0	0	0	1	0	0

Inning Stats	R: 0	H: 0	R: 1	H: 2	R: 0	H: 0	R: 0	H: 1	R: 0	H: 1	R: 1	H: 2	R: 0	H: 0	R: 0	H: 1	R: 0	H: 1	1B: 5	SF: 0	WP: 0	PA: 33
	E: 0	LOB: 0	E: 0	LOB: 1	E: 0	LOB: 0	E: 0	LOB: 1	E: 0	LOB: 0	E: 0	LOB: 1	E: 0	LOB: 1	E: 0	LOB: 0	E: 0	LOB: 0	2B: 1	SAC: 0	PB: 0	
	K: 1	BB: 0	K: 0	BB: 0	K: 0	BB: 0	K: 1	BB: 0	K: 0	BB: 0	K: 1	BB: 0	K: 0	BB: 1	K: 0	BB: 0	K: 0	BB: 0	3B: 0	DP: 1	SB: 0	
	S: 5	P: 5	S: 5	P: 5	S: 3	P: 3	S: 6	P: 6	S: 3	P: 3	S: 7	P: 7	S: 3	P: 7	S: 3	P: 3	S: 3	P: 3	HR: 1	HBP: 0	CS: 0	


PITCHER	IP	WLS	BF	H	R	ER	SO	BB	IBB	HBP	BLK	WP	HR	S	P	ERA	WHIP
Rick Honeycutt, L (1, 1) <small>ERA: 4.58</small>	6.1	W	24	6	2	2	2	0	0	0	0	0	1	28	28	2.84	0.947
Byron McLaughlin, R (7, 1) <small>ERA: 5.44</small>	2.2	S	9	1	0	0	1	1	0	0	0	0	0	10	14	0.00	0.750

BOTTOM

Seattle Mariners @ Chicago White Sox
 Comiskey Park, Chicago, IL

Tue Jun 19 1979, 8:05 PM EDT
 Att: 14,103 - Unknown - 68 F

AB	32
R	2
H	7
RBI	2
BB	1
SO	3
LOB	10



livebaseballscorecards.com

Batter	1	2	3	4	5	6	7	8	9	AB R H RBI BB SO LOB	TOP	
Larry Milbourne, S OBP: 0.324, SLG: 0.350 (1, 4) X	0-0 4-3	0-0 BB 1-2 2-3 1B		0-0 G3 1B		0-0 G3		0-0 F4		5 1 2 0 0 0 0		
Ruppert Jones, L OBP: 0.367, SLG: 0.512 (1, 8) B B B	4-0 2B 6-3 BB	4-0 FC4-6 BB		0-0 G3		0-0 2B		0-3 K		3 1 1 1 2 1 1		
Bruce Bochte, L OBP: 0.401, SLG: 0.517 (1, 3) X	0-0 6-3 1-3 2B	0-0 FC4-6		0-0 1B		0-0 4-3		0-0 F9		5 0 2 1 0 0 4		
Willie Horton, R OBP: 0.341, SLG: 0.484 (1, 10) X	0-0 6-3 2-3 3-H		0-0 F4	0-3 K		0-0 HR		0-0 2B 1B		5 1 2 2 0 1 2		
Dan Meyer, L OBP: 0.352, SLG: 0.480 (1, 5) X	0-0 1-3		0-0 1B 3B	0-0 4-3		4-0 FC6-4 1B BB		0-0 1-3 2B		4 1 2 0 1 0 2		
Leon Roberts, R OBP: 0.352, SLG: 0.450 (1, 7) B B B B		4-0 1B BB BB	0-0 6-3		0-3 K	0-0 FC6-4 1B		4-0 G4-6-3 IBB		3 1 1 0 2 1 1		
Bob Stinson, S OBP: 0.370, SLG: 0.371 (1, 2) X		0-0 F7	0-0 1B 1B	0-0 1B	0-0 G4-3 1B	0-0 FC6-4 G6-3		0-0 G4-6-3		5 0 2 1 0 0 6		
Joe Simpson, L OBP: 0.319, SLG: 0.388 (1, 9) X		0-0 BB 1B 1B	0-0 1B	0-0 1B	0-0 G4-3	0-0 G6-3				4 0 2 0 0 0 3		
Mario Mendoza, R OBP: 0.217, SLG: 0.237 (1, 6) X		0-0 F3	0-0 4-3		0-0 5-3		0-3 K			4 0 0 0 0 1 4		
Inning Stats	R: 1 E: 0 K: 0 S: 4 H: 1 LOB: 1 P: 8	R: 1 E: 0 K: 0 S: 5 H: 2 LOB: 3 BB: 2 P: 13	R: 1 E: 0 K: 0 S: 6 H: 3 LOB: 2 BB: 0 P: 6	R: 1 E: 0 K: 1 S: 7 H: 2 LOB: 1 BB: 0 P: 7	R: 0 E: 0 K: 1 S: 5 H: 1 LOB: 0 BB: 0 P: 5	R: 0 E: 0 K: 0 S: 4 H: 1 LOB: 1 BB: 0 P: 4	R: 1 E: 0 K: 0 S: 4 H: 2 LOB: 1 BB: 1 P: 8	R: 0 E: 0 K: 2 S: 7 H: 0 LOB: 0 BB: 0 P: 7	R: 0 E: 0 K: 0 S: 4 H: 2 LOB: 2 BB: 1 P: 8	1B: 9 2B: 3 3B: 1 HR: 1 SF: 0 SAC: 0 DP: 3 HBP: 0	WP: 0 PB: 0 SB: 0 CS: 0 PA: 43	
PITCHER	IP WLS BF H R ER SO BB IBB HBP BLK WP HR S P ERA WHIP											
Ed Farmer, R ERA: 4.95 (1, 1)	3.1 L 21 8 4 4 0 3 0 0 0 0 0 0 18 30 10.80 3.300											
Fred Howard, R ERA: 4.45 (4, 1)	2.2 12 4 1 1 2 1 0 0 0 0 0 1 15 19 3.38 1.875											
Steve Trout, L ERA: 4.24 (7, 1)	3.0 10 2 0 0 2 0 1 0 0 0 0 0 13 17 0.00 0.667											

Seattle Mariners @ Chicago White Sox
Comiskey Park, Chicago, IL
Wed Jun 20 1979, 8:05 PM EDT
Att: 8,781 - Unknown - 75 F

AB	38
R	5
H	14
RBI	5
BB	5
SO	4
LOB	23



Batter	1	2	3	4	5	6	7	8	9	AB R H RBI BB SO LOB	TOP											
Larry Milbourne, S OBP: 0.333, SLG: 0.366 (1, 4)	0-0 4-3		0-0 G3-6-1 1B		0-0 1-H 3B 2B	0-0 1-3 3-H 1B			0-3 K	5 1 3 2 0 1 0												
Ruppert Jones, L OBP: 0.364, SLG: 0.514 (1, 8)	0-3 K		0-0 G3-6-1 1-2f		0-0 2-H 1B 3B	0-0 F5			0-0 F8	5 1 1 1 0 1 3												
Bruce Bochte, L OBP: 0.401, SLG: 0.514 (1, 3)	0-0 1B			0-0 F8	0-0 1B 1B				0-0 F8	5 0 2 1 0 0 0												
Willie Horton, R OBP: 0.340, SLG: 0.480 (1, 10)	0-3 K			0-0 F3	0-0 1-3 1B				0-0 F8	4 0 1 0 0 1 1												
Dan Meyer, L OBP: 0.355, SLG: 0.498 (1, 5)		0-0 F9		0-0 HR	0-0 F8				0-0 2B	4 1 2 1 0 0 2												
Leon Roberts, R OBP: 0.351, SLG: 0.445 (1, 7)	0-3 K			0-0 L5		4-0 FC4-6 BB			0-0 1-3	3 0 0 0 1 1 1												
Bob Stinson, S OBP: 0.369, SLG: 0.370 (1, 2)		0-0 E9 1B			0-0 F8	0-3 K			0-3 K	3 0 1 0 0 1 1												
Larry Cox, R OBP: 0.297, SLG: 0.358 (8, 2)										1 0 0 0 0 1 0												
Joe Simpson, L OBP: 0.320, SLG: 0.386 (1, 9)		0-0 4-3			0-0 S 2B 1B	0-0 FC4-6 1B 1B			0-0 F7	3 2 1 0 0 0 2												
Tom Paciorek, R OBP: 0.320, SLG: 0.409 (8, 9)										1 0 0 0 0 0 0												
Mario Mendoza, R OBP: 0.215, SLG: 0.235 (1, 6)			0-0 6-3		0-0 F8	0-0 1B 1B			0-0 F9	2 0 0 0 0 0 1												
Charlie Beamon, L OBP: 0.250, SLG: 0.250 (6, PH)										1 0 1 0 0 0 0												
Bobby Valentine, R OBP: 0.378, SLG: 0.368 (6, 6)										1 0 0 0 0 0 0												
Inning Stats	R: 0 E: 0 K: 2 S: 8	H: 1 LOB: 1 BB: 0 P: 8	R: 0 E: 1 K: 1 S: 6	H: 1 LOB: 1 BB: 0 P: 6	R: 0 E: 0 K: 0 S: 3	H: 1 LOB: 0 BB: 0 P: 3	R: 1 E: 0 K: 0 S: 4	H: 1 LOB: 0 BB: 0 P: 4	R: 3 E: 0 K: 0 S: 8	H: 5 LOB: 2 BB: 0 P: 8	R: 1 E: 0 K: 1 S: 7	H: 2 LOB: 2 BB: 1 P: 11	R: 0 E: 0 K: 0 S: 4	H: 1 LOB: 1 BB: 0 P: 4	R: 0 E: 0 K: 1 S: 5	H: 0 LOB: 0 BB: 0 P: 5	R: 0 E: 0 K: 1 S: 5	H: 0 LOB: 0 BB: 0 P: 5	1B: 8 2B: 2 3B: 1 HR: 1	SF: 0 SAC: 0 DP: 1 HBP: 0	WP: 0 PB: 0 SB: 1 CS: 0	PA: 39
PITCHER	IP WLS BF H R ER SO BB IBB HBP BLK WP HR S P ERA WHIP																					
Francisco Barrios, R ERA: 3.9 (1, 1)	5.0 W 24 9 5 5 3 1 0 0 0 0 0 1 29 33 9.00 2.000																					
Randy Scarbery, R ERA: 3.96 (6, 1)	0.2 4 2 0 0 1 0 0 0 0 0 0 0 6 6 0.00 3.000																					
Rich Hinton, L ERA: 5.31 (6, 1)	3.1 S 11 1 0 0 2 0 0 0 0 0 0 0 15 15 0.00 0.300																					

Seattle Mariners @ Chicago White Sox
 Comiskey Park, Chicago, IL
 Thu Jun 21 1979, 8:05 PM EDT
 Att. 10,555 - Unknown - 80 F

AB	38
R	5
H	12
RBI	5
BB	1
SO	6
LOB	11



Batter	1	2	3	4	5	6	7	8	9
Ralph Garr, L (1, 7) OBP: 0.347, SLG: 0.425 Rusty Torres, S (7, PH) OBP: 0.404, SLG: 0.435 (8, 7)	0-0 WP E 1B	0-0 G4-6-3 1B		0-3 K S S			0-3 K S S	0-0 1-2 3-H 1B	
Claudell Washington, L (1, 9) OBP: 0.307, SLG: 0.433	0-0 F7 1B	0-0 G4-6-3 1-2f 1B		0-0 6-3			0-0 F7 1B	0-0 6-3 1B	
Chet Lemon, R (1, 8) OBP: 0.396, SLG: 0.490	4-0 E 1-2 1B BB		0-0 CS 1B		0-0 F8 1B		0-0 FC6 1B		
Jorge Orta, L (1, 10) OBP: 0.330, SLG: 0.331	0-0 E3 1-3 2-H 1B		0-3 K S S		0-0 F7 1B		0-0 FC6 1-2f 1B		
Alan Bannister, R (1, 5) OBP: 0.409, SLG: 0.453	0-0 HR 2-H 3-H 1B		0-0 1B 1-2 2B		0-0 F9 1B			4-0 FC1-5 1B BB	
Lamar Johnson, R (1, 3) OBP: 0.399, SLG: 0.482 Mike Squires, L (8, PR) OBP: 0.292, SLG: 0.309 (9, 3)	0-0 HR 1-H 1B		0-0 1B 2-H 1B		0-0 L4 1B		0-0 FC1-5 1-2 1B 1B		
Greg Pryor, R (1, 6) OBP: 0.342, SLG: 0.343 (9, 4)	0-0 6-3 1B		0-0 F8 1B		0-0 F8 1B		0-0 FC1-5 1B 1-2 2-3f 1B		
Milt May, L (1, 2) OBP: 0.324, SLG: 0.507	0-0 F7 1B			0-0 HR 1B		0-0 1B	0-0 F8 1B		
Joe Gates, L (1, 4) OBP: 0.231, SLG: 0.273 Junior Moore, R (8, PH) OBP: 0.324, SLG: 0.317 Don Kessinger, S (9, 6) OBP: 0.265, SLG: 0.289		0-0 F7 1B		0-0 4-3 1B		0-0 F7 1B	0-0 1B 1-3 2-H 1B 1B		


AB	R	H	RBI	BB	SO	LOB
3	1	2	0	0	1	0
2	0	1	1	0	1	0
5	0	0	0	0	0	4
3	1	2	0	1	0	0
4	1	0	0	0	1	3
3	2	2	2	1	0	0
4	1	3	3	0	0	0
0	1	0	0	0	0	0
4	1	0	0	0	0	3
4	1	2	1	0	0	2
3	0	0	0	0	0	1
1	0	1	1	0	0	0
0	0	0	0	0	0	0

BOTTOM

Seattle Mariners @ Chicago White Sox
Comiskey Park, Chicago, IL

Thu Jun 21 1979, 8:05 PM EDT
Att: 10,555 - Unknown - 80 F

AB	36
R	9
H	13
RBI	8
BB	2
SO	3
LOB	13



Inning Stats	R: 5	H: 3	E: 1	K: 0	S: 7	LOB: 0	BB: 1	P: 11
R: 0	H: 1	E: 0	K: 0	S: 3	LOB: 0	BB: 0	P: 3	
R: 1	H: 3	E: 0	K: 1	S: 7	LOB: 1	BB: 0	P: 7	
R: 1	H: 1	E: 0	K: 1	S: 6	LOB: 0	BB: 0	P: 6	
R: 0	H: 0	E: 0	K: 0	S: 3	LOB: 0	BB: 0	P: 3	
R: 0	H: 1	E: 0	K: 0	S: 4	LOB: 1	BB: 0	P: 4	
R: 0	H: 1	E: 0	K: 1	S: 6	LOB: 1	BB: 0	P: 6	
R: 2	H: 3	E: 0	K: 0	S: 6	LOB: 2	BB: 1	P: 10	

1B:	2B:	3B:	HR:	SF:	SAC:	DP:	HBP:
10	1	0	2	0	0	1	0

WP:	PA:
1	38

PITCHER	IP	WLS	BF	H	R	ER	SO	BB	IBB	HBP	BLK	WP	HR	S	P	ERA	WHIP
Joe Decker, R (1, 1) ERA: 4.08	1.0		8	3	5	4	0	1	0	0	0	1	1	7	11	36.00	4.000
John Montague, R (2, 1) ERA: 3.55	5.0		19	6	2	2	2	0	0	0	0	0	1	23	23	3.60	1.200
Shane Rawley, L (7, 1) ERA: 4.31	2.0		11	4	2	2	1	1	0	0	0	0	0	12	16	9.00	2.500

Milwaukee Brewers @ Seattle Mariners
 The Kingdome, Seattle, WA
 Fri Jun 22 1979, 10:05 PM EDT
 Att. 10,355 - Unknown

AB	39
R	15
H	15
RBI	15
BB	7
SO	4
LOB	13



WP	2	PA	46
PB	0		
SB	2		
CS	0		

AB R H RBI BB SO LOB

5	1	1	1	1	0	2
4	0	1	1	1	0	1
4	3	2	1	1	0	3
3	2	1	2	2	0	2
5	1	2	2	0	1	1
4	1	0	0	1	1	2
5	3	3	3	0	1	1
4	3	3	3	1	1	0
5	1	2	2	0	0	1

Batter	1	2	3	4	5	6	7	8	9
Paul Molitor, R (1, 4) OBP: 0.369, SLG: 0.453	0-0 6-3 BB	4-0 1B FC3-6 BB		0-0 L5-3 2-H 1B		0-0 F9	0-0 G6-4-3		0-0 F8
Sal Bando, R (1, 5) OBP: 0.350, SLG: 0.357	0-0 5-3	0-0 FC3-6 1B		0-0 L5-3 1-2		0-0 F7	4-0 BB		
Cecil Cooper, L (1, 3) OBP: 0.390, SLG: 0.506	0-0 HR 2B	0-0 FC3-6 1-2f 3-H			0-0 G3 1B 2B		4-0 WP 1B 2B BB	4-0 WP BB	
Gorman Thomas, R (1, 8) OBP: 0.383, SLG: 0.520	0-0 2-H HR	0-0 F7			0-0 G3		4-0 WP 1B 2B BB	4-0 WP BB	
Ben Oglivie, L (1, 10) OBP: 0.316, SLG: 0.431	0-0 G3		0-0 1-3		0-0 G4-6-3 1B		0-0 WP 2B 1B	0-3 K	
Sixto Lezcano, R (1, 9) OBP: 0.415, SLG: 0.488		0-3 K	0-0 5-3		0-0 G4-6-3 1-2f		4-0 2B 1B BB	0-0 F3	
Robin Yount, R (1, 6) OBP: 0.299, SLG: 0.371		0-0 HR	0-0 F9			0-0 HR 1B	0-0 1B 1B 2B	0-3 K	
Charlie Moore, R (1, 2) OBP: 0.442, SLG: 0.500		0-0 1B 2B		4-0 5-3 1B BB		0-0 1-H HR	0-0 G6-4-3 1B	0-3 K	
Jim Wohlford, R (1, 7) OBP: 0.284, SLG: 0.329		0-0 2-H 1B		0-0 5-3 1-2		0-0 6-3	0-0 G6-4-3 1B	0-0 L5	

Inning Stats	R: 2	H: 2	E: 0	LOB: 0	K: 0	S: 5	P: 5	R: 4	H: 4	E: 0	LOB: 1	K: 1	BB: 1	S: 9	P: 13	R: 0	H: 0	E: 0	LOB: 0	K: 0	BB: 0	S: 3	P: 3	R: 1	H: 1	E: 0	LOB: 0	K: 0	BB: 1	S: 3	P: 7	R: 1	H: 2	E: 0	LOB: 0	K: 0	BB: 0	S: 4	P: 4	R: 2	H: 2	E: 0	LOB: 0	K: 0	BB: 0	S: 5	P: 5	R: 5	H: 4	E: 0	LOB: 2	K: 0	BB: 4	S: 6	P: 22	R: 0	H: 0	E: 0	LOB: 1	K: 2	BB: 1	S: 7	P: 11	R: 0	H: 0	E: 0	LOB: 0	K: 1	BB: 0	S: 5	P: 5	1B: 8	SF: 0	2B: 5	SAC: 0	3B: 0	DP: 3	HR: 3	HBP: 0	WP: 2	PA: 46
--------------	------	------	------	--------	------	------	------	------	------	------	--------	------	-------	------	-------	------	------	------	--------	------	-------	------	------	------	------	------	--------	------	-------	------	------	------	------	------	--------	------	-------	------	------	------	------	------	--------	------	-------	------	------	------	------	------	--------	------	-------	------	-------	------	------	------	--------	------	-------	------	-------	------	------	------	--------	------	-------	------	------	-------	-------	-------	--------	-------	-------	-------	--------	-------	--------

PITCHER	IP	WLS	BF	H	R	ER	SO	BB	IBB	HBP	BLK	WP	HR	S	P	ERA	WHIP
Glenn Abbott, R (1, 1) ERA: 5.18	1.1	L	9	5	5	5	1	0	0	0	0	0	2	11	11	33.75	3.750
Rob Dressler, R (2, 1) ERA: 7.98	4.0		18	6	5	5	0	2	0	0	0	0	1	16	24	11.25	2.000
Joe Decker, R (6, 1) ERA: 4.91	0.2		4	0	2	2	0	2	0	0	0	0	0	2	10	27.00	3.000
Byron McLaughlin, R (7, 1) ERA: 5.68	3.0		15	4	3	3	3	3	0	0	0	2	0	18	30	9.00	2.333

PITCHER	IP	WLS	BF	H	R	ER	SO	BB	IBB	HBP	BLK	WP	HR	S	P	ERA	WHIP
---------	----	-----	----	---	---	----	----	----	-----	-----	-----	----	----	---	---	-----	------

Batter	1	2	3	4	5	6	7	8	9	AB	R	H	RBI	BB	SO	LOB
Larry Milbourne, S OBP: 0.329, SLG: 0.361 (1, 4)	0-3 K		0-0 1B G4-6-3		0-0 4-3	0-0 L7		0-0 FC5-3		5	1	1	0	0	1	3
Ruppert Jones, L OBP: 0.361, SLG: 0.508 (1, 8)	0-0 F8		0-0 1B G4-6-3		0-3 K		0-3 K		0-0 F8	5	0	1	0	0	2	0
Bruce Bochte, L OBP: 0.404, SLG: 0.516 (1, 3)	0-0 1B		0-0 G4-6-3			0-0 1B	0-0 L7		0-0 WP 1B	5	1	3	0	0	0	1
Willie Horton, R OBP: 0.347, SLG: 0.497 (1, 10)	0-0 1B		0-0 1B			0-0 1B	0-0 HR		0-3 K	5	1	4	1	0	1	1
Dan Meyer, L OBP: 0.352, SLG: 0.491 (1, 5)	0-0 F5		0-0 G3			0-0 HR	0-0 F6		0-3 K	5	1	1	1	0	1	4
Leon Roberts, R OBP: 0.349, SLG: 0.442 (1, 7)		0-0 F2		0-0 F7		0-0 HR		0-0 E1 1B 2B		4	2	1	0	0	0	0
Joe Simpson, L OBP: 0.312, SLG: 0.375 (1, 9)		0-0 F8		0-0 1-3		0-0 HR		0-0 F3		2	0	0	0	0	0	0
Tom Paciorek, R OBP: 0.324, SLG: 0.442 (6, PH) (7, 9)		0-0 F8		0-0 1-3		1-H 2-H		0-0 F9		2	1	1	3	0	0	1
Bob Stinson, S OBP: 0.364, SLG: 0.364 (1, 2)		0-0 4-3		0-0 5-3		0-0 F9		0-0 2B 1B		2	0	0	0	0	0	0
Larry Cox, R OBP: 0.299, SLG: 0.360 (6, PH) (7, 2)		0-0 4-3		0-0 5-3		0-0 F9		0-0 2B 1B		2	0	1	0	0	0	0
Mario Mendoza, R OBP: 0.225, SLG: 0.265 (1, 6)			0-0 IHR		0-0 F4		0-0 1B		0-0 FC5-3 1-3 2-H	4	1	3	2	0	0	0

Inning Stats	R: 0	H: 2	E: 0	K: 1	S: 7	LOB: 2	BB: 0	P: 7	R: 0	H: 0	E: 0	K: 0	S: 3	LOB: 0	BB: 0	P: 3	R: 2	H: 4	E: 0	K: 0	S: 6	LOB: 1	BB: 0	P: 6	R: 0	H: 0	E: 0	K: 0	S: 3	LOB: 0	BB: 0	P: 3	R: 0	H: 0	E: 0	K: 1	S: 5	LOB: 0	BB: 0	P: 5	R: 4	H: 6	E: 0	K: 0	S: 8	LOB: 1	BB: 0	P: 8	R: 1	H: 1	E: 0	K: 1	S: 6	LOB: 0	BB: 0	P: 6	R: 1	H: 2	E: 1	K: 0	S: 5	LOB: 1	BB: 0	P: 5	R: 0	H: 1	E: 0	K: 2	S: 8	LOB: 1	BB: 0	P: 8	1B: 12	SF: 0	2B: 2	SAC: 0	3B: 0	DP: 2	HR: 3	HBP: 0	WP: 1	PA: 41
--------------	------	------	------	------	------	--------	-------	------	------	------	------	------	------	--------	-------	------	------	------	------	------	------	--------	-------	------	------	------	------	------	------	--------	-------	------	------	------	------	------	------	--------	-------	------	------	------	------	------	------	--------	-------	------	------	------	------	------	------	--------	-------	------	------	------	------	------	------	--------	-------	------	------	------	------	------	------	--------	-------	------	--------	-------	-------	--------	-------	-------	-------	--------	-------	--------

PITCHER	IP	WLS	BF	H	R	ER	SO	BB	IBB	HBP	BLK	WP	HR	S	P	ERA	WHIP
Jim Slaton, R ERA: 2.7 (1, 1)	5.1	W	24	10	5	5	2	0	0	0	0	0	0	28	28	8.44	1.875
Bob McClure, L ERA: 5.64 (6, 1)	3.2		17	6	3	2	3	0	0	0	0	1	2	23	23	4.91	1.636

BOTTOM


Milwaukee Brewers @ Seattle Mariners

The Kingdom, Seattle, WA

Fri Jun 22 1979, 10:05 PM EDT
Att. 10,355 - Unknown

livebaseballscorecards.com

AB	41
R	8
H	16
RBI	7
BB	0
SO	5
LOB	10



Batter	1	2	3	4	5	6	7	8	9	AB R H RBI BB SO LOB	TOP	
Paul Molitor, R (1, 4) X OBP: 0.378, SLG: 0.457	0-0 S 1B		4-0 FC5-4 BB		4-0 S BB			0-0 G6-4-3 1B		2 0 2 0 2 0 0		
Sal Bando, R (1, 5) X OBP: 0.344, SLG: 0.351	0-0 L9 1-2		0-0 FC5-4 S 1-2f		0-3 K 1-2			0-0 G6-4-3 1-2f		4 0 0 0 0 1 4		
Cecil Cooper, L (1, 3) X OBP: 0.385, SLG: 0.498	0-0 F8		0-0 F4 1-2		0-0 4-3			0-0 F8		4 0 0 0 0 0 3		
Gorman Thomas, R (1, 8) X OBP: 0.381, SLG: 0.528	0-0 1-3		0-3 K		0-0 5-3			0-0 HR		4 1 1 1 0 1 2		
Ben Oglivie, L (1, 7) X OBP: 0.319, SLG: 0.450		0-0 6-3 3B		0-0 F8		0-0 F7		0-0 1B 3B		4 2 2 0 0 0 0		
Sixto Lezcano, R (1, 9) X OBP: 0.412, SLG: 0.483		0-0 5-3		0-0 1B 1B		0-0 5-3		0-3 K		4 0 1 0 0 1 2		
Robin Yount, R (1, 6) X OBP: 0.301, SLG: 0.373		0-0 6-3 3-H		0-0 1B 1-3		0-0 F8		0-0 1B 3-H		4 0 2 2 0 0 0		
Dick Davis, R (1, 10) X OBP: 0.290, SLG: 0.396		0-0 2B		0-0 5-3		0-0 F9		0-3 K		4 0 1 0 0 1 2		
Buck Martinez, R (1, 2) X OBP: 0.250, SLG: 0.337 Don Money, R (9, PH) X OBP: 0.348, SLG: 0.410		0-0 5-3		0-0 1-3		0-0 5-3		0-3 K		3 0 0 0 0 0 1 1 0 0 0 0 1 1		
Inning Stats	R: 0 E: 0 K: 0 S: 4 H: 1 LOB: 1 BB: 0 P: 4	R: 1 E: 0 K: 0 S: 5 H: 2 LOB: 1 BB: 0 P: 5	R: 0 E: 0 K: 1 S: 5 H: 0 LOB: 1 BB: 1 P: 9	R: 0 E: 0 K: 0 S: 4 H: 2 LOB: 1 BB: 0 P: 4	R: 0 E: 0 K: 1 S: 5 H: 0 LOB: 1 BB: 1 P: 9	R: 0 E: 0 K: 0 S: 3 H: 0 LOB: 0 BB: 0 P: 3	R: 0 E: 0 K: 0 S: 3 H: 0 LOB: 0 BB: 0 P: 3	R: 0 E: 0 K: 0 S: 3 H: 1 LOB: 0 BB: 0 P: 3	R: 2 E: 0 K: 3 S: 12 H: 3 LOB: 1 BB: 0 P: 12	1B: 5 2B: 1 3B: 2 HR: 1 SF: 0 SAC: 0 DP: 1 HBP: 0	WP: 0 PB: 0 SB: 3 CS: 0 PA: 36	
PITCHER Mike Parrott, R (1, 1) ERA: 3.05	IP WLS BF H R ER SO BB IBB HBP BLK WP HR S P ERA WHIP	9.0 W 36 9 3 3 5 2 0 0 0 0 0 1 44 52 3.00 1.222										
PITCHER	IP WLS BF H R ER SO BB IBB HBP BLK WP HR S P ERA WHIP											

Milwaukee Brewers @ Seattle Mariners
The Kingdome, Seattle, WA
Sat Jun 23 1979, 10:05 PM EDT
Att. 16,733 - Unknown

AB	34
R	3
H	9
RBI	3
BB	2
SO	5
LOB	15



Batter	1	2	3	4	5	6	7	8	9	AB	R	H	RBI	BB	SO	LOB
Larry Milbourne, S <small>OBP: 0.327, SLG: 0.358</small> (1, 4)	0-0 4-3 ①	0-0 F8 ③				0-0 BB E HR 1B		0-0 F7 ①		4	1	1	0	0	0	2
Ruppert Jones, L <small>OBP: 0.357, SLG: 0.500</small> (1, 8)	0-0 3-1 ②		0-0 6-3 ①			0-0 E4 BB HR 1-2		0-3 K ②		4	1	0	0	0	1	1
Bruce Bochte, L <small>OBP: 0.406, SLG: 0.526</small> (1, 3)	0-0 HR		0-0 4-3 ②			4-0 BB HR 1-2 2-3		0-0 4-3 ③		3	2	1	1	1	0	0
Willie Horton, R <small>OBP: 0.349, SLG: 0.507</small> (1, 10)	0-0 4-3 ③		0-0 HR 1B			0-0 HR 1-1 2-H 3-H		0-0 6-3 ①		4	2	2	4	0	0	0
Dan Meyer, L <small>OBP: 0.354, SLG: 0.504</small> (1, 5)		0-0 3-1 ①	0-0 HR 1B 1-H			0-0 1B		0-0 F8 ②		4	1	2	2	0	0	0
Leon Roberts, R <small>OBP: 0.351, SLG: 0.440</small> John Hale, L <small>OBP: 0.400, SLG: 0.442</small> (9, 7)		0-0 1B 1B 1B	0-3 K ③			4-0 1B BB		0-0 F4 ③		3	1	1	0	1	1	0
Joe Simpson, L <small>OBP: 0.309, SLG: 0.368</small> (1, 9)		0-0 1B 1B 1-3				0-0 F8 ①		0-0 L8 ②		4	0	1	0	0	0	1
Larry Cox, R <small>OBP: 0.305, SLG: 0.364</small> (1, 2)		0-0 FC5-4 1B 1-3 3-H				0-0 F9 ②		0-0 F5 ②		4	0	2	1	0	0	0
Mario Mendoza, R <small>OBP: 0.221, SLG: 0.260</small> (1, 6)		0-0 FC5-4 1-2f				0-3 K ③		0-3 K ③		4	0	0	0	0	3	4

Inning Stats	R: 1	H: 1	E: 0	K: 0	S: 4	LOB: 0	BB: 0	P: 4	R: 1	H: 3	E: 0	K: 0	S: 6	LOB: 2	BB: 0	P: 6	R: 2	H: 2	E: 0	K: 1	S: 7	LOB: 0	BB: 0	P: 7	R: 0	H: 0	E: 0	K: 1	S: 5	LOB: 0	BB: 0	P: 5	R: 4	H: 4	E: 1	K: 1	S: 9	LOB: 2	BB: 2	P: 17	R: 0	H: 0	E: 0	K: 1	S: 5	LOB: 0	BB: 0	P: 5	R: 0	H: 0	E: 0	K: 0	S: 3	LOB: 0	BB: 0	P: 3	R: 0	H: 0	E: 0	K: 1	S: 5	LOB: 0	BB: 0	P: 5
PITCHER	IP	WLS	BF	H	R	ER	SO	BB	IBB	HBP	BLK	WP	HR	S	P	ERA	WHIP																																															
Lary Sorensen, R <small>ERA: 3.4</small> (1, 1)	4.0	L	22	8	8	7	2	1	0	0	0	0	0	3	25	15.75	2.250																																															
Paul Mitchell, R <small>ERA: 5.28</small> (5, 1)	4.0		14	2	0	0	3	1	0	0	0	0	0	19	23	0.00	0.750																																															

BOTTOM

Milwaukee Brewers @ Seattle Mariners
The Kingdom, Seattle, WA
Sat Jun 23 1979, 10:05 PM EDT
Att. 16,733 - Unknown

AB 34
R 8
H 10
RBI 8
BB 2
SO 5
LOB 8



WP: 0 PA: 36
PB: 0
SB: 0
CS: 0

livebaseballscorecards.com

Batter	1	2	3	4	5	6	7	8	9	10	11	12	AB	R	H	RBI	BB	SO	LOB	TOP						
Paul Molitor, R OBP: 0.375, SLG: 0.453 (1, 4)	0-0 B1		0-0 F9	0-0 FC6-4			0-0 F9		0-0 E6		0-0 BB 1B	0-0 3-1 1B	7	1	2	1	0	0	2							
Don Money, R OBP: 0.346, SLG: 0.400 (1, 10) Dick Davis, R OBP: 0.295, SLG: 0.400 (11, PR)	0-3 K		0-0 E 1B		0-0 F7		0-0 L4		0-0 F8	2-H 3-H	0-0 BB 1B	0-0 3-1 1B	6	1	2	0	0	1	1							
Cecil Cooper, L OBP: 0.380, SLG: 0.488 (1, 3)	0-0 F5		0-0 E 1B		0-0 F2			0-0 3-1	4-0 IBB		0-0 F3	0-0 3-1	6	0	0	0	1	0	5							
Gorman Thomas, R OBP: 0.395, SLG: 0.536 (1, 8)		0-0 3B 2B	0-3 K		4-0 PO BB			0-0 2B	0-3 K		0-3 K	0-0 1B	6	1	3	1	1	3	6							
Sixto Lezcano, R OBP: 0.418, SLG: 0.495 (1, 9)		0-0 2-H 3B	0-3 K		0-0 PO	0-0 FC5-4 1B		0-0 6-3		0-0 F9 SH1-4 1B	4-0 1B		5	0	3	1	1	1	2							
Sal Bando, R OBP: 0.338, SLG: 0.343 (1, 5)		0-3 K		0-0 F7		0-0 FC5-4 1B		0-0 F9		0-0 SH1-4	0-3 K		5	0	0	0	0	2	6							
Robin Yount, R OBP: 0.302, SLG: 0.367 (1, 6)		0-0 L6	4-0 F9 1B BB	4-0 F9 1B BB		0-0 F8		0-0 4-3	4-0 FC6 IBB		0-0 L8		4	0	0	0	2	0	2							
Charlie Moore, R OBP: 0.451, SLG: 0.504 (1, 2)		4-0 BB	0-0 FC6-4 1B	0-0 FC6-4 1B		0-0 F8		0-0 F8	0-0 2B E 1B	0-0 F9	0-0 1B 1B		5	2	3	0	1	0	3							
Jim Wohlford, R OBP: 0.288, SLG: 0.342 (1, 7)		0-0 4-3	0-0 F9	0-0 F9		0-3 K		0-0 K	0-0 E 2B	0-0 FC6	0-0 1B 1B		6	2	2	0	0	1	6							
Inning Stats	R: 0 E: 0 K: 1 S: 5	H: 0 LOB: 0 BB: 0 P: 5	R: 1 E: 0 K: 1 S: 7	H: 2 LOB: 2 BB: 1 P: 11	R: 1 E: 2 K: 2 S: 9	H: 1 LOB: 1 BB: 0 P: 9	R: 0 E: 0 K: 0 S: 4	H: 1 LOB: 2 BB: 1 P: 8	R: 0 E: 0 K: 0 S: 2	H: 0 LOB: 0 BB: 1 P: 6	R: 0 E: 0 K: 0 S: 4	H: 1 LOB: 1 BB: 0 P: 4	R: 0 E: 0 K: 0 S: 4	H: 1 LOB: 1 BB: 0 P: 4	R: 2 E: 1 K: 1 S: 8	H: 2 LOB: 2 BB: 1 P: 12	R: 0 E: 0 K: 0 S: 4	H: 1 LOB: 2 BB: 1 P: 8	R: 0 E: 0 K: 2 S: 9	H: 2 LOB: 3 BB: 1 P: 13	R: 3 E: 0 K: 0 S: 7	H: 5 LOB: 3 BB: 0 P: 7	1B: 12 2B: 3 3B: 1 HR: 0	SF: 0 SAC: 1 DP: 0 HBP: 0	WP: 0 PB: 0 SB: 0 CS: 0	PA: 59
PITCHER	IP	WLS	BF	H	R	ER	SO	BB	IBB	HBP	BLK	WP	HR	S	P	ERA	WHIP									
Rick Honeycutt, L ERA: 4.22 (1, 1)	8.1		36	8	4	1	5	3	0	0	0	0	0	43	55	1.08	1.320									
John Montague, R ERA: 3.75 (9, 1)	3.0	L	19	6	3	3	3	1	2	0	0	0	0	22	34	9.00	2.333									
Shane Rawley, L ERA: 4.29 (12, 1)	0.1		2	1	0	0	0	0	0	0	0	0	0	2	2	0.00	3.000									
Byron McLaughlin, R ERA: 5.64 (12, 1)	0.1		1	1	0	0	0	0	0	0	0	0	0	1	1	0.00	3.000									

Milwaukee Brewers @ Seattle Mariners
The Kingdome, Seattle, WA
Sun Jun 24 1979, 10:05 PM EDT
Att: 7,639 - Unknown - 72 F

AB 51
R 7
H 16
RBI 4
BB 6
SO 8
LOB 33



livebaseballscores.com

Batter	1	2	3	4	5	6	7	8	9	AB R H RBI BB SO LOB	TOP										
Junior Moore, R (1, 7) <small>OBP: 0.339, SLG: 0.336</small> Rusty Torres, S (7, PH) <small>OBP: 0.413, SLG: 0.426</small> (7, 7)	0-0 4-3		0-0 FC6-4 1B		0-0 L9-5 1B		4-0 BB		4-0 WP 1-2 BB	3 0 2 0 0 0 0 0 0 0 0 2 0 0											
Claudell Washington, L (1, 9) <small>OBP: 0.309, SLG: 0.429</small> Bill Nahorodny, R (9, PH) <small>OBP: 0.302, SLG: 0.461</small>	0-3 K		0-0 FC6-4 1-2f		0-0 E9 1-3 1B		0-3 K		0-3 K 1-2 2-3	4 0 1 0 0 2 2 1 0 0 0 0 1 2											
Chet Lemon, R (1, 8) <small>OBP: 0.395, SLG: 0.484</small>	0-0 FC6-4 1B		0-0 F4		4-0 IBB			0-0 5-3	4-0 IBB	3 0 1 0 2 0 1											
Lamar Johnson, R (1, 3) <small>OBP: 0.389, SLG: 0.459</small> Mike Squires, L (8, PR) <small>OBP: 0.286, SLG: 0.301</small> (8, 3)	0-0 FC6-4 1-2f			0-0 F8	0-0 L9-5 3-H			0-0 E S 1B	0-0 F7	4 0 1 0 0 0 4 1 0 0 0 0 0 3											
Alan Bannister, R (1, 5) <small>OBP: 0.398, SLG: 0.432</small> Kevin Bell, R (8, 5)		0-0 6-3		0-3 K		0-0 4-3		0-0 5-3 1-3		4 0 0 0 0 1 1 0 0 0 0 0 0 0											
Wayne Nordhagen, R (1, 10) <small>OBP: 0.297, SLG: 0.360</small> Jorge Orta, L (8, PH) <small>OBP: 0.321, SLG: 0.317</small>		0-0 1B		0-0 F8		0-0 F7		4-0 FC5-4 IBB		3 0 1 0 0 0 0 0 0 0 0 1 0 0											
Greg Pryor, R (1, 4) <small>OBP: 0.329, SLG: 0.342</small>		0-0 F7		0-0 F3		0-0 F7		0-0 FC5-4 1-2f		4 0 0 0 0 0 3											
Milt May, L (1, 2) <small>OBP: 0.329, SLG: 0.474</small>		0-3 K			4-0 HR BB		0-3 K		0-3 K	3 1 0 0 1 3 1											
Don Kessinger, S (1, 6) <small>OBP: 0.245, SLG: 0.299</small> Ralph Garr, L (9, PH) <small>OBP: 0.340, SLG: 0.414</small>			0-0 F9		0-0 HR		0-0 F8		0-0 E4 WP BB	3 1 1 2 0 0 0 1 0 0 0 0 0 0											
Inning Stats	R: 0 E: 0 K: 1 S: 6	H: 1 LOB: 1 BB: 0 P: 6	R: 0 E: 0 K: 1 S: 6	H: 1 LOB: 1 BB: 0 P: 6	R: 0 E: 0 K: 0 S: 4	H: 0 LOB: 0 BB: 0 P: 5	R: 2 E: 1 K: 0 S: 5	H: 3 LOB: 2 BB: 2 P: 13	R: 0 E: 0 K: 0 S: 3	H: 0 LOB: 0 BB: 0 P: 3	R: 0 E: 0 K: 2 S: 7	H: 0 LOB: 1 BB: 1 P: 11	R: 0 E: 0 K: 0 S: 4	H: 1 LOB: 2 BB: 1 P: 8	R: 0 E: 1 K: 2 S: 8	H: 0 LOB: 3 BB: 2 P: 16	1B: 6 2B: 1 3B: 0 HR: 1	SF: 0 SAC: 0 DP: 1 HBP: 0	WP: 1 PB: 0 SB: 1 CS: 0	PA: 40	
PITCHER	IP WLS BF H R ER SO BB IBB HBP BLK WP HR S P ERA WHIP																				
Floyd Bannister, L (1, 1) <small>ERA: 4.15</small> Byron McLaughlin, R (6, 1) <small>ERA: 5.25</small> Byron McLaughlin, R (9, 1) <small>ERA: 5.25</small> Shane Rawley, L (9, 1) <small>ERA: 4.24</small>	5.0 3.1 3.1 0.2	WLS W W S	22 15 15 3	H 1 1 0	R 2 0 0	ER 2 0 0	SO 3 3 1	BB 1 2 0	IBB 1 0 1	HBP 0 0 0	BLK 0 0 0	WP 0 0 1	HR 1 0 0	S 26 18 18 4	P 34 30 30 8	ERA 3.60 0.00 0.00 0.00	WHIP 1.400 0.900 0.900 0.000				

Chicago White Sox @ Seattle Mariners
 The Kingdome, Seattle, WA
 Tue Jun 26 1979, 10:05 PM EDT
 Att. 7,740 - Unknown

livebaseballscorecards.com

AB	34
R	2
H	7
RBI	2
BB	6
SO	7
LOB	17



Chicago White Sox @ Seattle Mariners
 The Kingdome, Seattle, WA
 Wed Jun 27 1979, 10:05 PM EDT
 Att. 8,106 - Unknown

livebaseballscorecards.com

AB	38
R	3
H	11
RBI	3
BB	2
SO	3
LOB	18



Batter	1	2	3	4	5	6	7	8	9	AB	R	H	RBI	BB	SO	LOB
Ralph Garr, L (1, 7) OBP: 0.338, SLG: 0.411 Rusty Torres, S (8, PH) OBP: 0.406, SLG: 0.418 (8, 7)	0-0 3-1		0-0 2B 1B		0-0 F8		0-0 F8	0-0 F5		4	0	1	0	0	0	2
Claudell Washington, L (1, 9) OBP: 0.314, SLG: 0.437	0-0 2B		0-0 1-3 2B		1-0 1B HBP		0-0 F7		0-0 4-3	4	0	2	0	0	0	1
Jorge Orta, L (1, 10) OBP: 0.323, SLG: 0.315	0-3 K		0-0 F9		0-0 1-2 2-3 1B			4-0 1B 2B BB	0-0 4-3	4	1	1	0	1	1	3
Lamar Johnson, R (1, 3) OBP: 0.390, SLG: 0.457	0-0 6-3			0-0 F7	0-0 L4			0-0 2B 1-2 4-3 1B	0-0 1B	5	1	2	0	0	0	4
Alan Bannister, R (1, 5) OBP: 0.394, SLG: 0.431 (8, 4)		0-0 4-3		0-0 6-3		0-0 6-3		0-0 4-3 1B 2B	0-0 F8	5	1	1	1	0	0	1
Chet Lemon, R (1, 8) OBP: 0.393, SLG: 0.481		0-0 F9		0-0 1B		0-0 4-3		0-0 4-3		4	0	1	1	0	0	1
Greg Pryor, R (1, 4) OBP: 0.328, SLG: 0.341 (8, 6)		0-0 6-3		0-3 K		0-0 F7		0-0 2-3 3-H 1B		4	0	1	1	0	1	1
Milt May, L (1, 2) OBP: 0.330, SLG: 0.468 Wayne Nordhagen, R (8, PH) OBP: 0.304, SLG: 0.368 (8, 2)			0-0 F7		0-0 1B HBP 1B		0-0 L4	0-0 1-2 1B		3	0	1	0	0	0	0
Don Kessinger, S (1, 6) OBP: 0.247, SLG: 0.292 Junior Moore, R (8, PH) OBP: 0.336, SLG: 0.333 Kevin Bell, R (8, 5)			0-0 6-3		0-0 F7		4-0 BB	0-3 K		1	0	0	0	0	1	2
										0	0	0	0	0	0	0

Inning Stats	R: 0	H: 1	E: 0	LOB: 1	K: 1	BB: 0	S: 6	P: 6	R: 0	H: 0	E: 0	LOB: 0	K: 0	BB: 0	S: 3	P: 3	R: 0	H: 2	E: 0	LOB: 2	K: 0	BB: 0	S: 5	P: 5	R: 0	H: 1	E: 0	LOB: 1	K: 1	BB: 0	S: 6	P: 6	R: 0	H: 2	E: 0	LOB: 3	K: 0	BB: 0	S: 5	P: 6	R: 0	H: 0	E: 0	LOB: 0	K: 0	BB: 0	S: 3	P: 3	R: 0	H: 0	E: 0	LOB: 1	K: 0	BB: 1	S: 3	P: 7	R: 3	H: 4	E: 0	LOB: 2	K: 1	BB: 1	S: 9	P: 13	R: 0	H: 1	E: 0	LOB: 1	K: 0	BB: 0	S: 4	P: 4	R: 0	H: 1	E: 0	LOB: 1	K: 0	BB: 0	S: 4	P: 4	1B: 8	SF: 0	2B: 3	SAC: 0	3B: 0	DP: 0	HR: 0	HBP: 1	WP: 0	PA: 41
--------------	------	------	------	--------	------	-------	------	------	------	------	------	--------	------	-------	------	------	------	------	------	--------	------	-------	------	------	------	------	------	--------	------	-------	------	------	------	------	------	--------	------	-------	------	------	------	------	------	--------	------	-------	------	------	------	------	------	--------	------	-------	------	------	------	------	------	--------	------	-------	------	-------	------	------	------	--------	------	-------	------	------	------	------	------	--------	------	-------	------	------	-------	-------	-------	--------	-------	-------	-------	--------	-------	--------

PITCHER	IP	WLS	BF	H	R	ER	SO	BB	IBB	HBP	BLK	WP	HR	S	P	ERA	WHIP
Odell Jones, R (1, 1) ERA: 5.95	7.0		30	6	1	1	2	2	0	1	0	0	0	31	40	1.29	1.143
John Montague, R (8, 1) ERA: 3.95	0.1		4	3	2	2	0	0	0	0	0	0	0	4	4	54.00	9.000
Shane Rawley, L (8, 1) ERA: 4.12	1.2	W	7	2	0	0	1	0	0	0	0	0	0	9	9	0.00	1.200


Batter	1	2	3	4	5	6	7	8	9	AB	R	H	RBI	BB	SO	LOB
Leon Roberts, R (1, 7) OBP: 0.354, SLG: 0.439	0-3 K		0-0 1B		0-0 1B		0-0 FC4-6 1B		4-0 BB IBB	4	1	3	0	1	1	0
Ruppert Jones, L (1, 8) OBP: 0.350, SLG: 0.482	0-3 K		0-0 F7		0-0 F2		0-0 FC4-6 1-2f		4-0 BB 1-2 2-3 3-H	4	0	0	1	1	1	3
Bruce Bochte, L (1, 3) OBP: 0.415, SLG: 0.530	0-0 F9		0-0 1B		0-0 1B		0-0 F4			4	0	2	1	0	0	1
Willie Horton, R (1, 10) OBP: 0.344, SLG: 0.497		0-0 F3	0-0 6-3		0-3 K		0-0 F8		0-0 F8	4	0	0	0	0	1	3
Tom Paciorek, R (1, 9) OBP: 0.327, SLG: 0.444		0-0 1B 1B		0-0 1B SF8 1B		0-0 F8		0-0 6-3		4	2	2	0	0	0	1
Dan Meyer, L (1, 5) OBP: 0.365, SLG: 0.536		0-0 1B 1B		0-0 SF8 1B		0-0 F7		0-0 4-3		4	0	2	0	0	0	0
Larry Cox, R (1, 2) OBP: 0.302, SLG: 0.352		0-3 K		0-0 SF8 1-2 3-H		4-0 G4-3 BB		0-0 F8		2	0	0	1	1	1	2
Bill Stein, R (1, 4) OBP: 0.307, SLG: 0.320		0-0 1B		0-0 F6		0-0 G4-3		0-0 E8 BB		4	0	2	1	0	0	2
Joe Simpson, L (9, PH) OBP: 0.311, SLG: 0.369		1-H 3-H 1B		0-0 F6		0-0 G4-3		0-0 E8 BB		0	1	0	0	0	0	0
Mario Mendoza, R (1, 6) OBP: 0.211, SLG: 0.249			0-0 F9		0-0 4-3		0-0 F4		4-0 BB IBB IBB	3	0	0	0	0	0	1
Bobby Valentine, R (9, PH) OBP: 0.391, SLG: 0.368										0	0	0	0	1	0	0

Inning Stats	R: 0	H: 0	E: 0	K: 2	S: 7	R: 1	H: 3	E: 0	K: 1	S: 7	R: 0	H: 2	E: 0	K: 0	S: 5	R: 1	H: 2	E: 0	K: 0	S: 5	R: 1	H: 2	E: 0	K: 1	S: 7	R: 0	H: 0	E: 0	K: 0	S: 2	R: 0	H: 1	E: 0	K: 0	S: 4	R: 0	H: 0	E: 0	K: 0	S: 3	R: 1	H: 1	E: 1	K: 0	S: 2	1B: 9	SF: 1	2B: 1	SAC: 0	3B: 1	DP: 1	HR: 0	HBP: 0	WP: 0	PA: 38
Ken Kravec, L (1, 1) ERA: 3.35	IP	WLS	BF	H	R	ER	SO	BB	IBB	HBP	BLK	WP	HR	S	P	ERA	WHIP																																						

Chicago White Sox @ Seattle Mariners
The Kingdome, Seattle, WA
Wed Jun 27 1979, 10:05 PM EDT
Att. 8,106 - Unknown

livebaseballscores.com

AB 33
R 4
H 11
RBI 4
BB 4
SO 4
LOB 13



Batter	1	2	3	4	5	6	7	8	9	AB R H RBI BB SO LOB	TOP	
Ralph Garr, L (1, 7) OBP: 0.337, SLG: 0.418 Rusty Torres, S (8, 7) OBP: 0.406, SLG: 0.418	0-0 1B 3B		0-0 4-3			0-0 4-3		0-0 L8-3 1-2		4 1 1 0 0 0 1 0 0 0 0 0 0 0		
Claudell Washington, L (1, 9) OBP: 0.313, SLG: 0.434	0-0 4-3		0-0 F8			0-3 K			0-0 1B SH1-3 1B	4 1 1 0 0 1 1		
Jorge Orta, L (1, 4) OBP: 0.328, SLG: 0.321 Don Kessinger, S (9, 6) OBP: 0.247, SLG: 0.292	0-0 1B			0-0 4-3		0-0 1B			0-0 SH1-3 1-2	3 0 2 1 0 0 0 0 0 0 0 0 0 0		
Lamar Johnson, R (1, 10) OBP: 0.387, SLG: 0.453	0-0 F9			0-0 6-3		0-0 F7			0-0 1B 2-3 1B	4 0 1 0 0 0 2		
Chet Lemon, R (1, 8) OBP: 0.391, SLG: 0.477	0-3 K			0-0 6-3			0-0 4-3		0-0 1B G4-6-3 1B 1-2 3-H	4 0 1 1 0 1 1		
Bill Nahorodny, R (1, 2) OBP: 0.301, SLG: 0.450		0-0 5-3			4-0 SH1-4 BB		0-0 4-3		0-0 G4-6-3 1-2	3 0 0 0 1 0 2		
Greg Pryor, R (1, 6) OBP: 0.325, SLG: 0.338		0-0 6-3			0-0 SH1-4 1-2		0-0 5-3			2 0 0 0 0 0 0		
Mike Squires, L (1, 3) OBP: 0.287, SLG: 0.302		0-0 6-3			0-0 L6			0-0 L8-3 1B		3 0 1 0 0 0 1		
Kevin Bell, R (1, 5)			0-3 K		0-3 K			0-3 K		3 0 0 0 0 3 2		
Inning Stats	R: 1 H: 2 E: 0 LOB: 1 K: 1 BB: 0 S: 7 P: 7	R: 0 H: 0 E: 0 LOB: 0 K: 0 BB: 0 S: 3 P: 3	R: 0 H: 0 E: 0 LOB: 0 K: 1 BB: 0 S: 5 P: 5	R: 0 H: 0 E: 0 LOB: 0 K: 0 BB: 0 S: 3 P: 3	R: 0 H: 0 E: 0 LOB: 1 K: 1 BB: 1 S: 5 P: 9	R: 0 H: 1 E: 0 LOB: 1 K: 0 BB: 0 S: 6 P: 6	R: 0 H: 0 E: 0 LOB: 0 K: 0 BB: 0 S: 3 P: 3	R: 0 H: 1 E: 0 LOB: 0 K: 1 BB: 0 S: 5 P: 5	R: 1 H: 3 E: 0 LOB: 1 K: 0 BB: 0 S: 5 P: 5	1B: 6 SF: 0 2B: 1 SAC: 2 3B: 1 DP: 2 HR: 0 HBP: 0	WP: 0 PA: 33 PB: 0 SB: 0 CS: 0	
PITCHER Mike Parrott, R (1, 1) ERA: 2.95	IP WLS BF H R ER SO BB IBB HBP BLK WP HR S P ERA WHIP											PITCHER IP WLS BF H R ER SO BB IBB HBP BLK WP HR S P ERA WHIP
	9.0 L 33 7 2 2 5 1 0 0 0 0 0 0 42 46 2.00 0.889											

Chicago White Sox @ Seattle Mariners
The Kingdome, Seattle, WA
Thu Jun 28 1979, 6:33 AM EDT
Att. 7,687 - Unknown

livebaseballscorecards.com

AB	30
R	2
H	7
RBI	2
BB	1
SO	5
LOB	10



BOTTOM

Chicago White Sox @ Seattle Mariners

The Kingdome, Seattle, WA

Thu Jun 28 1979, 6:33 AM EDT
Att. 7,687 - Unknown

livebaseballscorecards.com

AB	33
R	1
H	9
RBI	0
BB	3
SO	2
LOB	18



WP:	0	PA:	36
PB:	0	SB:	1
CS:	0		

AB R H RBI BB SO LOB

4	0	0	0	0	0	1
4	0	2	0	0	0	1
3	0	0	0	1	0	2
4	0	2	0	0	0	0
0	1	0	0	0	0	0
3	0	2	0	1	0	2
0	0	0	0	0	0	0
4	0	1	0	0	0	4
4	0	1	0	0	0	5
3	0	0	0	0	1	1
0	0	0	0	1	0	0
0	0	0	0	0	0	0
3	0	1	0	0	1	0
1	0	0	0	0	0	2

Batter	1	2	3	4	5	6	7	8	9
Leon Roberts, R (1, 7) OBP: 0.349, SLG: 0.433	0-0 L6		0-0 FC6-4		0-0 6-3			0-0 F7	
Joe Simpson, L (1, 8) OBP: 0.319, SLG: 0.375	0-0 G4-6-3 1B		0-0 F8			0-0 F8		0-0 1B	
Bruce Bochte, L (1, 3) OBP: 0.413, SLG: 0.524	0-0 G4-6-3			4-0 FC1-5 1B BB		0-0 4-3		0-0 F7	
Willie Horton, R (1, 10) OBP: 0.345, SLG: 0.497 Charlie Beamon, L (9, PR) OBP: 0.200, SLG: 0.200		0-0 1-3		0-0 FC1-5 1B		0-0 6-3		0-0 1B G4-6-3 1B	
Tom Paciorek, R (1, 9) OBP: 0.342, SLG: 0.461 Larry Milbourne, S (9, PR) OBP: 0.320, SLG: 0.348		4-0 FC7-4 BB		0-0 FC1-5 1-2			0-0 2B	0-0 G4-6-3 1B 1-2	
Dan Meyer, L (1, 5) OBP: 0.363, SLG: 0.531		0-0 FC7-4 1B		0-0 F9			0-0 F8	0-0 G4-6-3 1B	
Bill Stein, R (1, 4) OBP: 0.305, SLG: 0.317		0-0 F9 1B		0-0 F9			0-0 F9	0-0 G4-6-3 1-2 2-3	
Larry Cox, R (1, 2) OBP: 0.296, SLG: 0.345 Bobby Valentine, R (9, PH) OBP: 0.404, SLG: 0.368 John Hale, L (9, PR) OBP: 0.393, SLG: 0.432		0-3 K		0-0 F4			0-0 F2	4-0 BB	
Mario Mendoza, R (1, 6) OBP: 0.212, SLG: 0.250 Ruppert Jones, L (9, PH) OBP: 0.348, SLG: 0.481		0-0 FC6-4 1B		0-0 F9			0-3 K	0-0 F8	

Inning Stats	R: 0	H: 1	E: 0	LOB: 0	K: 0	BB: 0	S: 3	P: 3
	R: 0	H: 1	E: 0	LOB: 2	K: 0	BB: 1	S: 3	P: 7
	R: 0	H: 1	E: 0	LOB: 1	K: 1	BB: 0	S: 6	P: 6
	R: 0	H: 1	E: 0	LOB: 2	K: 0	BB: 1	S: 4	P: 8
	R: 0	H: 0	E: 0	LOB: 0	K: 0	BB: 0	S: 3	P: 3
	R: 0	H: 1	E: 0	LOB: 1	K: 0	BB: 0	S: 4	P: 4
	R: 0	H: 1	E: 0	LOB: 1	K: 1	BB: 0	S: 6	P: 6
	R: 1	H: 3	E: 0	LOB: 2	K: 0	BB: 1	S: 5	P: 9

PITCHER	IP	WLS	BF	H	R	ER	SO	BB	IBB	HBP	BLK	WP	HR	S	P	ERA	WHIP
Ross Baumgarten, L (1, 1) ERA: 3.47	8.0	W	32	8	1	1	2	2	0	0	0	0	0	34	42	1.12	1.250
Steve Trout, L (9, 1) ERA: 4.19	1.0	S	4	1	0	0	0	1	0	0	0	0	0	3	7	0.00	2.000

1B:	8	SF:	0
2B:	1	SAC:	0
3B:	0	DP:	2
HR:	0	HBP:	0

Batter	1	2	3	4	5	6	7	8	9	AB R H RBI BB SO LOB	TOP											
Larry Milbourne, S (1, 4) OBP: 0.316, SLG: 0.343	0-0 5-3		0-0 1-3		0-0 FC6-4		0-0 BB 1B		0-0 L6	5 1 1 0 0 0 1	Seattle Mariners @ Milwaukee Brewers Milwaukee County Stadium, Milwaukee, WI Fri Jun 29 1979, 8:05 PM EDT Att. 16,843 - Unknown livebaseballscorecards.com											
Ruppert Jones, L (1, 8) OBP: 0.349, SLG: 0.488	0-0 HR		0-0 5-3		0-0 2-3		4-0 BB BB BB 1B		0-0 4-3	4 1 1 1 1 0 1												
Bruce Bochte, L (1, 3) OBP: 0.409, SLG: 0.518	0-0 4-3		0-0 F7		0-0 6-3		0-0 G6-4-3 1B		0-0 4-3	5 0 1 1 0 0 1												
Willie Horton, R (1, 10) OBP: 0.341, SLG: 0.490	0-0 4-3			0-0 6-3		0-0 6-3	0-0 G6-4-3 1B			4 0 0 0 0 0 2												
Dan Meyer, L (1, 5) OBP: 0.365, SLG: 0.531		0-0 F9		0-0 G3 1B		0-0 F9		0-0 SH1-4 1B		4 1 2 0 0 0 0												
Joe Simpson, L (1, 9) OBP: 0.320, SLG: 0.385		0-0 6-3		0-0 G3		0-0 1B 2B		0-0 SH1-4		3 0 1 0 0 0 1												
Leon Roberts, R (1, 7) OBP: 0.358, SLG: 0.439		0-0 1B 1B		4-0 BB		0-0 FC6-4 1B		0-0 1B		3 0 3 1 1 0 0												
John Hale, L (9, 7) OBP: 0.393, SLG: 0.432										0 0 0 0 0 0 0												
Bob Stinson, S (1, 2) OBP: 0.348, SLG: 0.345		0-0 1B		0-0 4-3		0-0 FC6-4		0-0 F7		4 0 1 0 0 0 5												
Mario Mendoza, R (1, 6) OBP: 0.209, SLG: 0.245		0-0 6-3			0-0 E6 FC6-4		0-0 F9		0-0 F8	4 0 0 0 0 0 3												
Inning Stats	R: 1 E: 0 K: 0 S: 4	H: 1 LOB: 0 BB: 0 P: 4	R: 0 E: 0 K: 0 S: 5	H: 2 LOB: 2 BB: 0 P: 5	R: 0 E: 0 K: 0 S: 3	H: 0 LOB: 0 BB: 0 P: 3	R: 0 E: 0 K: 0 S: 4	H: 1 LOB: 2 BB: 1 P: 8	R: 0 E: 1 K: 0 S: 4	H: 0 LOB: 1 BB: 0 P: 4	R: 0 E: 0 K: 0 S: 5	H: 2 LOB: 2 BB: 0 P: 5	R: 1 E: 0 K: 0 S: 4	H: 2 LOB: 1 BB: 1 P: 8	R: 1 E: 0 K: 0 S: 5	H: 2 LOB: 1 BB: 0 P: 5	R: 0 E: 0 K: 0 S: 3	H: 0 LOB: 0 BB: 0 P: 3	1B: 8 2B: 1 3B: 0 HR: 1	SF: 0 SAC: 1 DP: 1 HBP: 0	WP: 0 PB: 0 SB: 0 CS: 0	PA: 39
PITCHER Lary Sorensen, R (1, 1) ERA: 3.38	IP: 9.0 WLS: L BF: 39 H: 10 R: 3 ER: 3 SO: 0 BB: 2 IBB: 0 HBP: 0 BLK: 0 WP: 0 HR: 1 S: 37 P: 45 ERA: 3.00 WHIP: 1.333											PITCHER	IP: 9.0 WLS: L BF: 39 H: 10 R: 3 ER: 3 SO: 0 BB: 2 IBB: 0 HBP: 0 BLK: 0 WP: 0 HR: 1 S: 37 P: 45 ERA: 3.00 WHIP: 1.333									

BOTTOM

Seattle Mariners @ Milwaukee Brewers
 Milwaukee County Stadium, Milwaukee, WI

Fri Jun 29 1979, 8:05 PM EDT
 Att. 16,843 - Unknown

livebaseballscorecards.com

AB	33
R	2
H	6
RBI	1
BB	3
SO	4
LOB	13



AB	R	H	RBI	BB	SO	LOB
4	0	1	0	0	0	0
3	0	0	0	1	0	1
0	0	0	0	0	0	0
3	0	0	0	1	1	2
3	0	0	0	1	1	2
4	2	2	0	0	0	3
4	0	1	1	0	0	1
4	0	0	0	0	1	1
4	0	2	0	0	0	1
2	0	0	0	0	0	1
2	0	0	0	0	1	1

WP: 0	PA: 36
PB: 0	
SB: 0	
CS: 0	

Batter	1	2	3	4	5	6	7	8	9
Paul Molitor, R (1, 4) OBP: 0.375, SLG: 0.452	0-0 E5 BB		0-0 F8		0-0 F3			0-0 BB BB 1B	
Don Money, R (1, 10) OBP: 0.314, SLG: 0.361 Jim Wohlford, R (8, PR) OBP: 0.274, SLG: 0.325	0-0 F7		0-0 6-3		0-0 F6			4-0 BB BB 1-2 BB	
Cecil Cooper, L (1, 3) OBP: 0.362, SLG: 0.481	4-0 BB BB BB BB 1-2 BB G6-4-3		0-0 G3					0-3 SS SS SS SS K	
Gorman Thomas, R (1, 8) OBP: 0.384, SLG: 0.532	0-0 G6-4-3 1-2			0-3 SS SS SS SS K				4-0 BB BB BB BB 1-2 2-3 BB	
Ben Oglivie, L (1, 7) OBP: 0.330, SLG: 0.500		0-0 E 1-3 1B		0-0 1B 2B				0-0 F8 G3	
Sixto Lezcano, R (1, 9) OBP: 0.421, SLG: 0.493		0-0 1-3 1-2		0-0 2-H 1B				0-0 F7	0-0 4-3
Sal Bando, R (1, 5) OBP: 0.340, SLG: 0.341		0-0 F8 2-H		0-0 F8				0-0 L4	0-3 SS SS SS SS K
Robin Yount, R (1, 6) OBP: 0.303, SLG: 0.366		0-0 1B		0-0 F9				0-0 F8	0-0 2B
Buck Martinez, R (1, 2) OBP: 0.250, SLG: 0.326 Charlie Moore, R (8, PH) OBP: 0.439, SLG: 0.493 (9, 2)		0-0 F8			0-0 1-3			0-3 SS SS SS SS K	0-0 4-3

Inning	R	H	E	K	S	P	BB	IBB	HBP	BLK	WP	HR	S	P	ERA	WHIP
1	0	0	1	0	7	3	0	0	0	0	0	0	31	39	2.46	0.955
2	1	2	1	0	7	3	1	0	0	0	0	0	10	14	0.00	1.200
3	0	0	0	0	3	3	0	0	0	0	0	0	0	0	0.00	0.000
4	1	2	0	1	7	3	1	0	0	0	0	0	10	14	0.00	1.200
5	0	0	0	0	3	3	0	0	0	0	0	0	0	0	0.00	0.000
6	0	0	0	0	3	3	0	0	0	0	0	0	0	0	0.00	0.000
7	0	0	0	0	3	3	0	0	0	0	0	0	0	0	0.00	0.000
8	0	1	0	0	16	3	2	0	0	0	0	0	0	0	0.00	0.000
9	0	1	0	0	6	3	0	0	0	0	0	0	0	0	0.00	0.000

PITCHER	IP	WLS	BF	H	R	ER	SO	BB	IBB	HBP	BLK	WP	HR	S	P	ERA	WHIP
Glenn Abbott, R (1, 1) ERA: 4.97	7.1	W	29	5	2	2	2	2	2	0	0	0	0	31	39	2.46	0.955
Shane Rawley, L (8, 1) ERA: 4.01	1.2	S	7	1	0	0	2	1	0	0	0	0	0	10	14	0.00	1.200

Batter	1	2	3	4	5	6	7	8	9	AB R H RBI BB SO LOB	TOP																								
Larry Milbourne, S OBP: 0.315, SLG: 0.341 (1, 4) (7, 6)	0-0 F7		0-0 1B		0-0 G3			0-0 4-3		4 0 1 0 0 0 0																									
Ruppert Jones, L OBP: 0.345, SLG: 0.481 (1, 8)	0-0 F8		0-0 F9		0-0 6-3			0-0 L9		4 0 0 0 0 0 3																									
Bruce Bochte, L OBP: 0.404, SLG: 0.511 (1, 3)	0-3 K		0-0 F6					0-0 6-3		4 0 0 0 0 1 3																									
Willie Horton, R OBP: 0.340, SLG: 0.486 (1, 10)		4-0 BB	0-3 K					0-0 F9		3 0 0 0 1 2 3																									
Dan Meyer, L OBP: 0.367, SLG: 0.546 (1, 5)		0-0 G3-6-3		0-0 2B				0-0 HR		4 1 2 1 0 0 1																									
Leon Roberts, R OBP: 0.359, SLG: 0.436 (1, 7)		4-0 BB		0-3 K				0-0 F8		2 0 0 0 2 1 1																									
Joe Simpson, L OBP: 0.307, SLG: 0.368 (1, 9)		0-0 F8		0-0 F8				0-0 L9		4 0 0 0 0 0 3																									
Bob Stinson, S OBP: 0.347, SLG: 0.344 (1, 2)			0-0 1B BB		0-0 F9			0-0 F9		3 0 1 0 0 0 2																									
Mario Mendoza, R OBP: 0.211, SLG: 0.244 Charlie Beamon, L OBP: 0.167, SLG: 0.167 Bill Stein, R OBP: 0.305, SLG: 0.317 (1, 6) (7, PH) (7, 4)			4-0 1B BB		0-0 6-3			0-0 L6		1 0 0 0 1 0 0 1 0 0 0 0 0 1 0 0 0 0 0 0 0																									
Inning Stats	R: 0 E: 0 K: 1 S: 5	H: 0 LOB: 0 BB: 0 P: 5	R: 0 E: 0 K: 0 S: 2	H: 0 LOB: 1 BB: 2 P: 10	R: 0 E: 0 K: 1 S: 7	H: 2 LOB: 3 BB: 1 P: 11	R: 0 E: 0 K: 1 S: 6	H: 1 LOB: 1 BB: 0 P: 6	R: 0 E: 0 K: 0 S: 3	H: 0 LOB: 0 BB: 0 P: 3	R: 0 E: 0 K: 1 S: 5	H: 0 LOB: 0 BB: 0 P: 5	R: 0 E: 0 K: 0 S: 3	H: 0 LOB: 1 BB: 1 P: 7	R: 0 E: 0 K: 0 S: 3	H: 0 LOB: 0 BB: 0 P: 3	R: 1 E: 0 K: 0 S: 4	H: 1 LOB: 0 BB: 0 P: 4	1B: 2 2B: 1 3B: 0 HR: 1	SF: 0 SAC: 0 DP: 1 HBP: 0	WP: 0 PB: 0 SB: 0 CS: 0	PA: 34													
PITCHER Moose Haas, R ERA: 5.48 (1, 1)	IP 9.0	WLS W	BF 34	H 4	R 1	ER 1	SO 4	BB 4	IBB 0	HBP 0	BLK 0	WP 0	HR 1	S 38	P 54	ERA 1.00	WHIP 0.889	PITCHER	IP 9.0	WLS W	BF 34	H 4	R 1	ER 1	SO 4	BB 4	IBB 0	HBP 0	BLK 0	WP 0	HR 1	S 38	P 54	ERA 1.00	WHIP 0.889

Seattle Mariners @ Milwaukee Brewers
Milwaukee County Stadium, Milwaukee, WI

Sat Jun 30 1979, 8:05 PM EDT
Att. 27,852 - Unknown

livebaseballscorecards.com

AB	30
R	1
H	4
RBI	1
BB	4
SO	4
LOB	17



Batter	1	2	3	4	5	6	7	8	9
Paul Molitor, R OBP: 0.375, SLG: 0.462 (1, 4) X	0-0 HR	0-0 F8 ①		0-0 1-H 1B			0-0 F3 ① X	0-0 F9 ③	
Don Money, R OBP: 0.311, SLG: 0.369 (1, 10) X	0-0 1B 2B	0-0 F8 ②		0-3 K ③			0-0 5-3 ②		
Cecil Cooper, L OBP: 0.363, SLG: 0.482 (1, 3) X	0-0 2-H HR 1B	0-3 K ③			0-0 F9 ①		0-0 1B		
Gorman Thomas, R OBP: 0.383, SLG: 0.539 (1, 8) X	0-0 1-H HR		0-3 K ①		0-0 6-3 ②		0-3 K ③		
Ben Oglivie, L OBP: 0.325, SLG: 0.492 (1, 7) X	0-0 F8 ①		0-3 K ②		0-0 F9 ③			0-0 5-3 ①	
Sixto Lezcano, R OBP: 0.426, SLG: 0.509 (1, 9) X	0-0 6-3 1B 1B		0-0 F9 ③			0-0 HR		4-0 BB 1B BB	
Sal Bando, R OBP: 0.339, SLG: 0.337 (1, 5) X	0-0 6-3 1-2			0-0 F9 ①		0-0 F3 ①		4-0 BB 1B BB	
Robin Yount, R OBP: 0.305, SLG: 0.367 (1, 6) X	0-0 2-H 1B			0-0 5-3 ②		0-0 F8 ②		0-0 1-2 2-H 1B	
Charlie Moore, R OBP: 0.435, SLG: 0.487 (1, 2) X	0-0 F8 ③			0-0 1B S 1B		0-0 5-3 ③		0-0 F2 ②	

Inning Stats	R: 5 E: 0 K: 0 S: 9	H: 6 LOB: 1 BB: 0 P: 9	R: 0 E: 0 K: 1 S: 5	H: 0 LOB: 0 BB: 0 P: 5	R: 0 E: 0 K: 2 S: 7	H: 0 LOB: 0 BB: 0 P: 7	R: 1 E: 0 K: 1 S: 7	H: 2 LOB: 1 BB: 0 P: 7	R: 0 E: 0 K: 0 S: 3	H: 0 LOB: 0 BB: 0 P: 3	R: 1 E: 0 K: 0 S: 4	H: 1 LOB: 0 BB: 0 P: 4	R: 0 E: 0 K: 1 S: 6	H: 1 LOB: 1 BB: 0 P: 6	R: 1 E: 0 K: 0 S: 4	H: 1 LOB: 2 BB: 2 P: 12
--------------	------------------------------	---------------------------------	------------------------------	---------------------------------	------------------------------	---------------------------------	------------------------------	---------------------------------	------------------------------	---------------------------------	------------------------------	---------------------------------	------------------------------	---------------------------------	------------------------------	----------------------------------

PITCHER	IP	WLS	BF	H	R	ER	SO	BB	IBB	HBP	BLK	WP	HR	S	P	ERA	WHIP
John Montague, R ERA: 4.39 (1, 1)	0.0	L	4	4	4	4	0	0	0	0	0	0	2	4	4	∞	∞
Rob Dressler, R ERA: 6.97 (1, 1)	6.0		23	5	3	3	4	0	0	0	0	0	1	31	31	4.50	0.833
Joe Decker, R ERA: 4.87 (7, 1)	2.0		10	2	1	1	1	2	0	0	0	0	0	10	18	4.50	2.000

BOTTOM

Seattle Mariners @ Milwaukee Brewers
Milwaukee County Stadium, Milwaukee, WI

Sat Jun 30 1979, 8:05 PM EDT
Att. 27,852 - Unknown

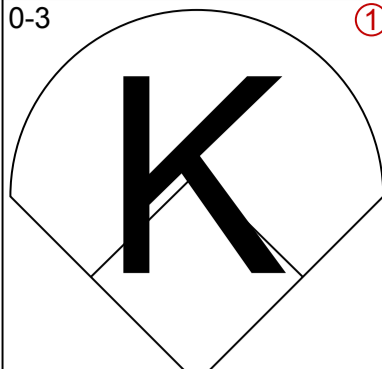
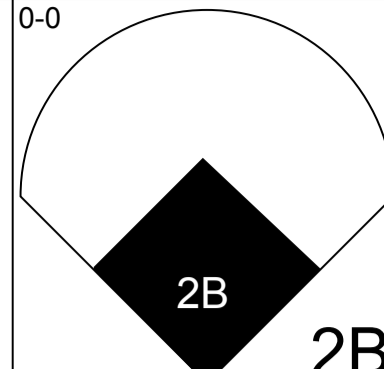
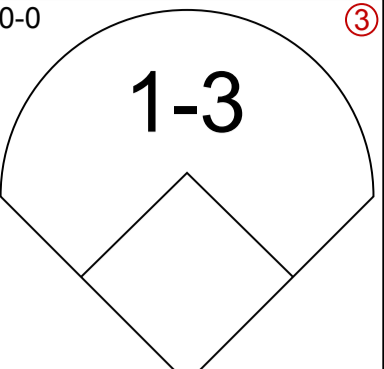
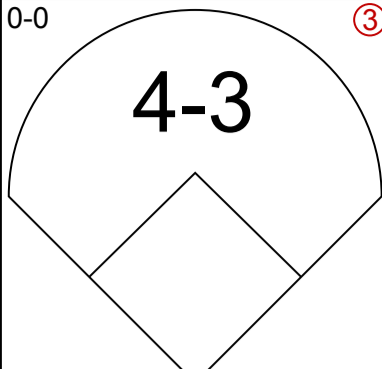
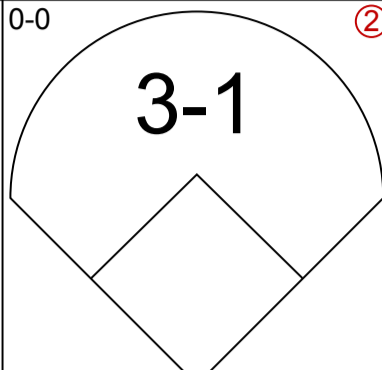
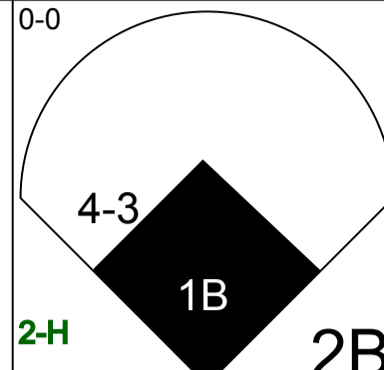
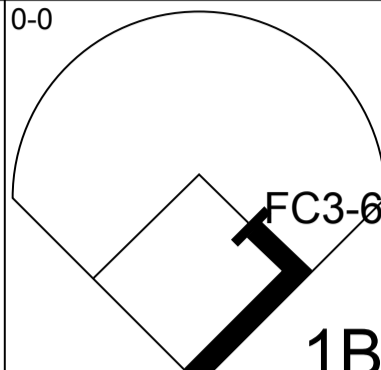
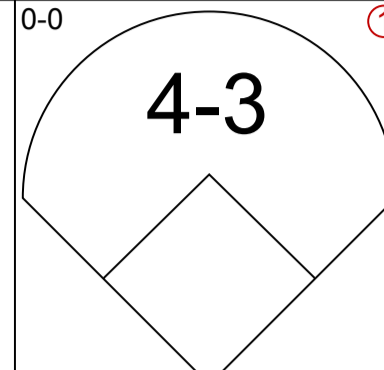
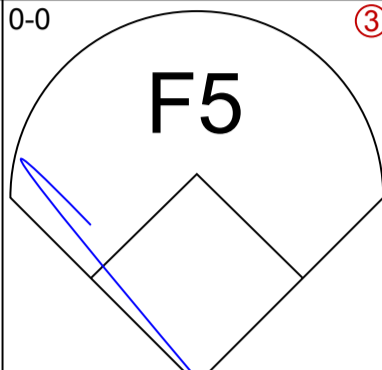
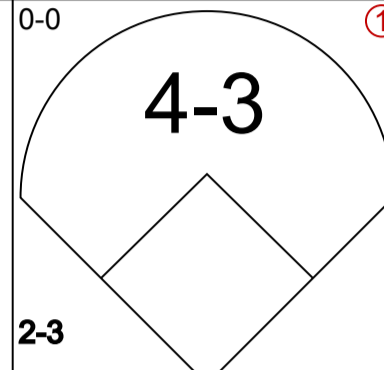
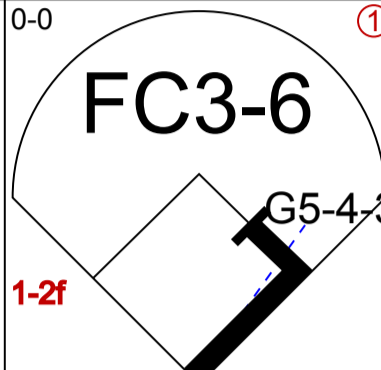
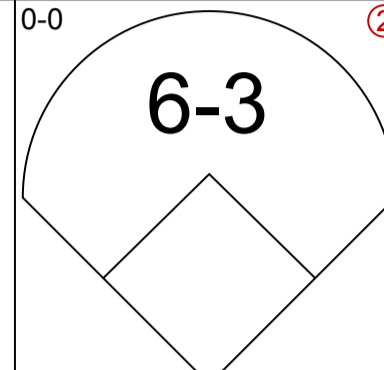
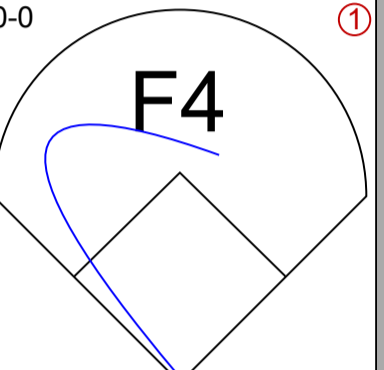
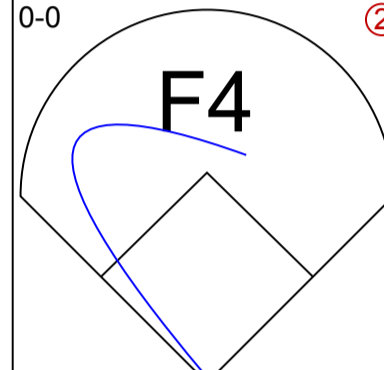
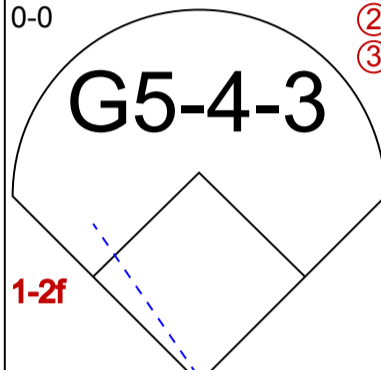
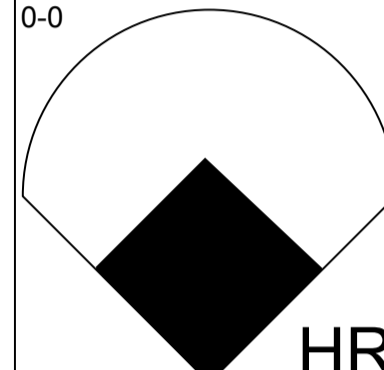
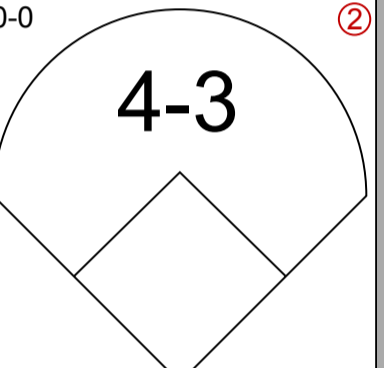
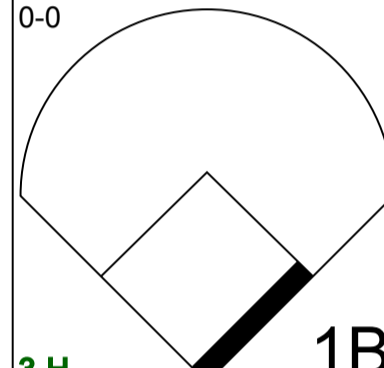
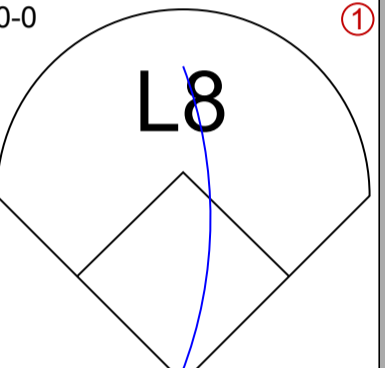
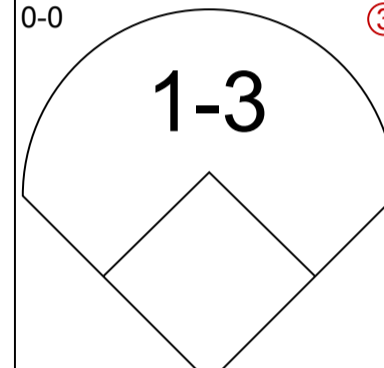
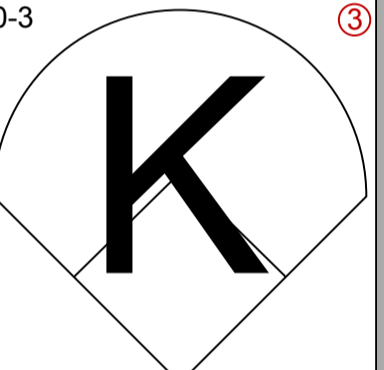
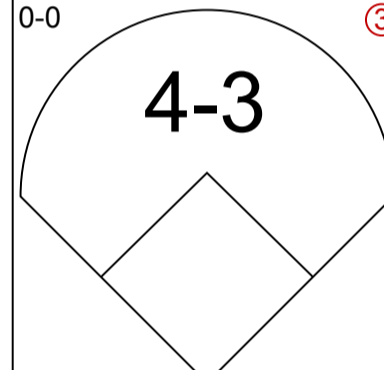
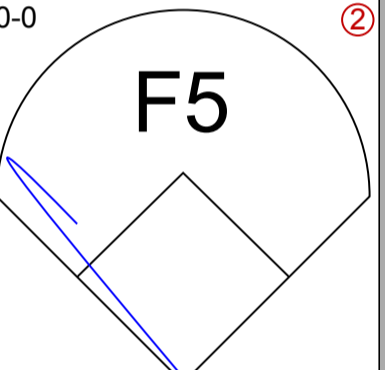
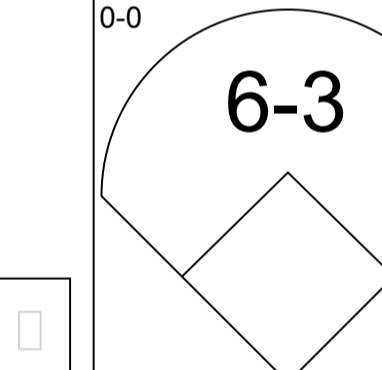
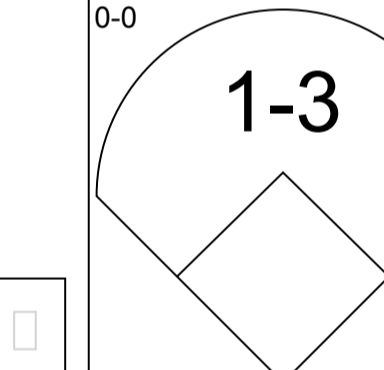
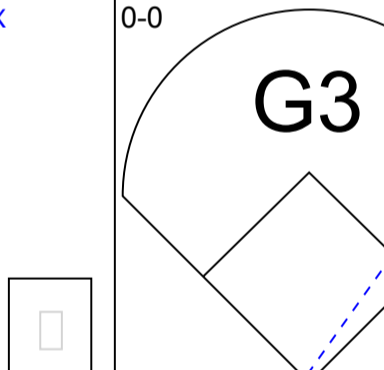
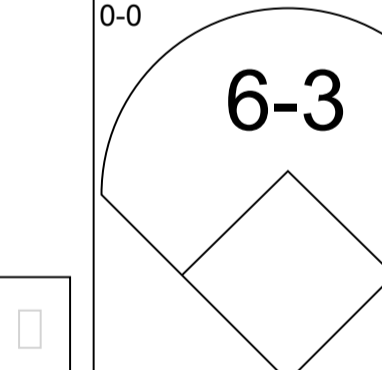
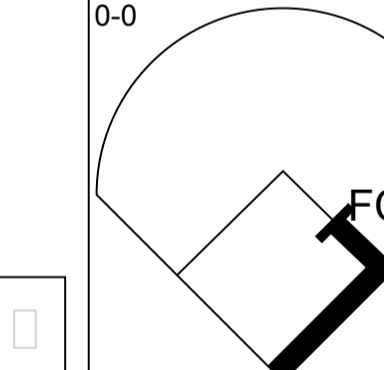
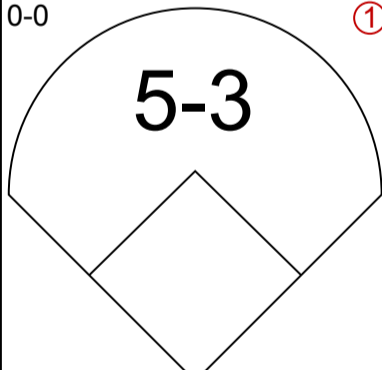
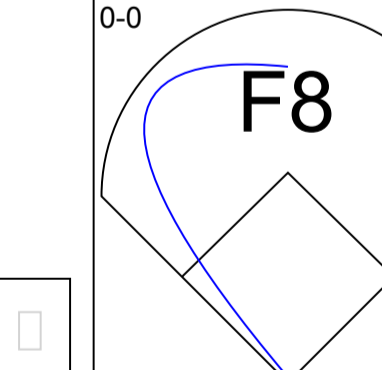
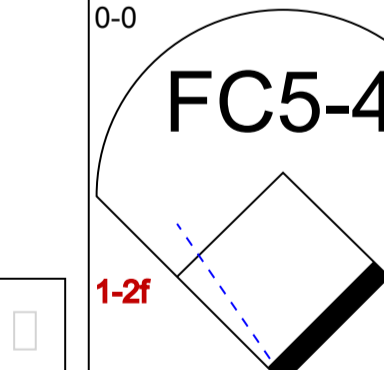
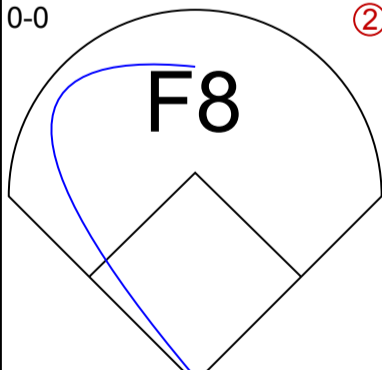
AB	R	H	RBI	BB	SO	LOB
5	1	2	2	0	0	2
4	1	1	0	0	1	1
4	1	2	1	0	1	0
4	1	1	2	0	2	1
4	0	0	0	0	1	0
3	3	2	1	1	0	0
3	0	0	0	1	0	1
4	0	2	2	0	0	0
4	1	1	0	0	0	3

AB	35
R	8
H	11
RBI	8
BB	2
SO	5
LOB	8

WP: 0 PA: 37
PB: 0
SB: 1
CS: 0



1B	2B	3B	HR	SF	SAC	DP	HBP	WP	HR	S	P	ERA	WHIP
7	1	0	3	0	0	0	0	0	0	0	0	4.50	0.833

Batter	1	2	3	4	5	6	7	8	9	AB R H RBI BB SO LOB	TOP													
Charlie Beamon, L (1, 3) OBP: 0.200, SLG: 0.300	0-3 			0-0 	0-0 1-3 			0-0 4-3 		4 1 1 0 0 1 1	Seattle Mariners @ Milwaukee Brewers Milwaukee County Stadium, Milwaukee, WI Sun Jul 01 1979, 4:33 AM EDT Att: 27,925 - Unknown livebaseballscorecards.com													
Ruppert Jones, L (1, 8) OBP: 0.347, SLG: 0.485	0-0 3-1 			0-0 4-3 2-H 		0-0 FC3-6 		0-0 4-3 	4 1 2 1 0 0 0															
Dan Meyer, L (1, 5) OBP: 0.362, SLG: 0.538	0-0 F5 			0-0 4-3 2-3 		0-0 FC3-6 1-2f 		0-0 6-3 	4 0 0 0 0 0 2															
Willie Horton, R (1, 10) OBP: 0.339, SLG: 0.492		0-0 F4 		0-0 F4 		0-0 G5-4-3 1-2f 		0-0 HR 	4 1 1 1 0 0 2															
Joe Simpson, L (1, 9) OBP: 0.305, SLG: 0.364		0-0 4-3 		0-0 		0-0 L8 		0-0 1-3 	4 0 1 1 0 0 0															
Leon Roberts, R (1, 7) OBP: 0.356, SLG: 0.431	0-3 K 			0-0 4-3 3-H 		0-0 F5 			3 0 0 0 0 1 1															
Bill Stein, R (1, 4) OBP: 0.299, SLG: 0.310			0-0 6-3 		0-0 1-3 		0-0 G3 			3 0 0 0 0 0 0														
Larry Cox, R (1, 2) OBP: 0.297, SLG: 0.344			0-0 6-3 		0-0 FC5-4 1B 		0-0 5-3 			3 0 1 0 0 0 0														
Mario Mendoza, R (1, 6) OBP: 0.209, SLG: 0.242			0-0 F8 		0-0 FC5-4 1-2f 		0-0 F8 			2 0 0 0 0 0 1														
Larry Milbourne, S (8, PH) OBP: 0.313, SLG: 0.339										1 0 0 0 0 0 0														
Inning Stats	R: 0 E: 0 K: 1 S: 5	H: 0 LOB: 0 BB: 0 P: 5	R: 0 E: 0 K: 1 S: 5	H: 0 LOB: 0 BB: 0 P: 5	R: 0 E: 0 K: 0 S: 3	H: 0 LOB: 0 BB: 0 P: 3	R: 2 E: 0 K: 0 S: 6	H: 3 LOB: 1 BB: 0 P: 6	R: 0 E: 0 K: 0 S: 4	H: 1 LOB: 1 BB: 0 P: 4	R: 0 E: 0 K: 0 S: 3	H: 1 LOB: 0 BB: 0 P: 3	R: 0 E: 0 K: 0 S: 3	H: 0 LOB: 0 BB: 0 P: 3	R: 0 E: 0 K: 0 S: 3	H: 0 LOB: 0 BB: 0 P: 3	R: 1 E: 0 K: 0 S: 4	H: 1 LOB: 0 BB: 0 P: 4	1B: 3 2B: 2 3B: 0 HR: 1	SF: 0 SAC: 0 DP: 1 HBP: 0	WP: 0 PB: 0 SB: 0 CS: 0	PA: 32		
PITCHER Jim Staton, R (1, 1) ERA: 2.8	IP: 9.0 WLS: W BF: 32 H: 6 R: 3 ER: 3 SO: 2 BB: 0 IBB: 0 HBP: 0 BLK: 0 WP: 0 HR: 1 S: 36 P: 36 ERA: 3.00 WHIP: 0.667																							



Batter	1	2	3	4	5	6	7	8	9	AB	R	H	RBI	BB	SO	LOB
Paul Molitor, R OBP: 0.379, SLG: 0.476 (1, 4)	0-0 HR	0-0 L6			FC6-4 2B		FC5 1B	4-0 BB		4	2	2	2	1	0	3
Don Money, R OBP: 0.316, SLG: 0.386 (1, 3)	0-0 F9 1B 2B		0-3 K		0-0 FC6-4 1B	0-3 K	0-0 F7			5	1	2	0	0	2	3
Dick Davis, R OBP: 0.294, SLG: 0.397 (1, 10)	0-0 F9 2-3		0-0 HR 2B		0-0 FC6-4 2B	0-3 K		0-0 L8		5	2	1	1	0	1	2
Gorman Thomas, R OBP: 0.380, SLG: 0.544 (1, 8)	0-0 4-3		0-0 HR		0-3 K	0-0 F8		0-3 K		5	1	1	2	0	2	2
Sixto Lezcano, R OBP: 0.425, SLG: 0.511 (1, 9)	0-0 1B		0-3 K		0-0 1B HR 2B		0-0 4-3	0-0 F9		5	1	2	2	0	1	0
Sal Bando, R OBP: 0.341, SLG: 0.340 (1, 5)	0-0 5-3		0-0 F7		0-0 HR 1B		0-0 1B BB 1B			4	2	2	0	0	0	1
Robin Yount, R OBP: 0.304, SLG: 0.376 (1, 6)		0-0 F9		0-3 K	0-0 HR		0-0 F9			4	1	1	3	0	1	1
Charlie Moore, R OBP: 0.436, SLG: 0.488 (1, 2)		0-0 5-3		0-3 K	0-0 FC5 1B		0-0 BB BB 1B			4	0	2	0	0	1	0
Jim Wohlford, R OBP: 0.295, SLG: 0.337 (1, 7)		0-0 1B		0-0 F8	0-0 1B		4-0 BB BB			3	0	2	0	1	0	0

Inning Stats	R: 2	H: 3	E: 0	K: 0	S: 6	LOB: 1	BB: 0	P: 6	R: 0	H: 1	E: 0	K: 0	S: 4	LOB: 1	BB: 0	P: 4	R: 2	H: 2	E: 0	K: 2	S: 9	LOB: 0	BB: 0	P: 9	R: 0	H: 0	E: 0	K: 2	S: 7	LOB: 0	BB: 0	P: 7	R: 5	H: 7	E: 0	K: 1	S: 12	LOB: 2	BB: 0	P: 12	R: 0	H: 0	E: 0	K: 2	S: 7	LOB: 0	BB: 0	P: 7	R: 1	H: 2	E: 0	K: 0	S: 5	LOB: 3	BB: 2	P: 13	R: 0	H: 0	E: 0	K: 1	S: 5	LOB: 0	BB: 0	P: 5
1B: 8	SF: 0	2B: 4	SAC: 0	3B: 0	DP: 0	HR: 3	HBP: 0	WP: 0	PA: 41																																																							

PITCHER	IP	WLS	BF	H	R	ER	SO	BB	IBB	HBP	BLK	WP	HR	S	P	ERA	WHIP
Floyd Bannister, L ERA: 4.64 (1, 1)	4.1	L	21	8	6	6	4	0	0	0	0	0	2	29	29	12.46	1.846
Byron McLaughlin, R ERA: 5.73 (5, 1)	0.2		7	5	3	3	1	0	0	0	0	0	1	9	9	40.50	7.500
Randy Stein, R ERA: 3.0 (6, 1)	3.0		13	2	1	1	3	2	0	0	0	0	0	17	25	3.00	1.333

BOTTOM

Seattle Mariners @ Milwaukee Brewers
Milwaukee County Stadium, Milwaukee, WI


AB	39
R	10
H	15
RBI	10
BB	2
SO	8
LOB	12



WP	HR	S	P	ERA	WHIP
0	0	0	0	0	0

Sun Jul 01 1979, 4:33 AM EDT
Att. 27,925 - Unknown

livebaseballscorecards.com

Batter	1	2	3	4	5	6	7	8	9	AB R H RBI BB SO LOB	TOP											
Leon Roberts, R (1, 7) OBP: 0.355, SLG: 0.427	0-0 L8		0-0 F4		4-0 FC4-6 BB		0-0 F9			3 0 0 0 1 0 1												
Ruppert Jones, L (1, 8) OBP: 0.346, SLG: 0.482	0-0 4-3			0-0 F8	0-0 FC4-6			0-0 G3-6-3 1B		4 0 1 0 0 0 2												
Bruce Bochte, L (1, 3) OBP: 0.402, SLG: 0.505	0-0 4-3			4-0 1B BB		0-0 4-3		0-0 G3-6-3 1-2f		3 0 0 0 1 0 1												
Willie Horton, R (1, 10) OBP: 0.341, SLG: 0.492		0-3 K		0-0 1-2 1B		0-0 WP 1B		0-0 F4		4 0 2 0 0 1 0												
Tom Paciorek, R (1, 9) OBP: 0.348, SLG: 0.457		4-0 BB		0-0 F4		0-3 K		0-0 FC4-6 1B		3 0 1 0 1 1 3												
Dan Meyer, L (1, 5) OBP: 0.357, SLG: 0.530		0-0 F8		0-0 L8		0-0 F5		0-0 L9		4 0 0 0 0 0 5												
Bill Stein, R (1, 4) OBP: 0.297, SLG: 0.308		0-0 F8			0-0 G1-6-3 E 1B		0-0 F8		0-0 F8	4 0 1 0 0 0 2	AB 32 R 0 H 6 RBI 0 BB 3 SO 2 LOB 18											
Larry Cox, R (1, 2) OBP: 0.290, SLG: 0.335			0-0 6-3		0-0 E4 G1-6-3		0-0 F9		0-0 FC4-6	4 0 0 0 0 0 2												
Mario Mendoza, R (1, 6) OBP: 0.208, SLG: 0.240 Bobby Valentine, R (7, PH) OBP: 0.417, SLG: 0.385			0-0 6-3		0-0 G1-6-3		0-0 1B			2 0 0 0 0 0 2 1 0 1 0 0 0 0												
Inning Stats	R: 0 E: 0 K: 0 S: 3	H: 0 LOB: 0 BB: 0 P: 3	R: 0 E: 0 K: 1 S: 5	H: 0 LOB: 1 BB: 1 P: 9	R: 0 E: 0 K: 0 S: 3	H: 0 LOB: 0 BB: 0 P: 3	R: 0 E: 0 K: 0 S: 4	H: 1 LOB: 2 BB: 1 P: 8	R: 0 E: 1 K: 0 S: 4	H: 1 LOB: 2 BB: 1 P: 8	R: 0 E: 0 K: 1 S: 6	H: 1 LOB: 1 BB: 0 P: 6	R: 0 E: 0 K: 0 S: 4	H: 1 LOB: 1 BB: 0 P: 4	R: 0 E: 0 K: 0 S: 3	H: 1 LOB: 0 BB: 0 P: 3	R: 0 E: 0 K: 0 S: 4	H: 1 LOB: 1 BB: 0 P: 4	1B: 6 2B: 0 3B: 0 HR: 0	SF: 0 SAC: 0 DP: 2 HBP: 0	WP: 1 PB: 0 SB: 0 CS: 0	PA: 35
PITCHER	IP WLS BF H R ER SO BB IBB HBP BLK WP HR S P ERA WHIP																					
Darrell Jackson, L (1, 1) ERA: 2.6	8.0 W 31 5 0 0 2 3 0 0 0 1 0 32 44 0.00 1.000																					
Mike Marshall, R (9, 1) ERA: 2.3	1.0 4 1 0 0 0 0 0 0 0 0 0 0 4 4 0.00 1.000																					

Seattle Mariners @ Minnesota Twins
Metropolitan Stadium, Bloomington, MI

Mon Jul 02 1979, 8:05 PM EDT
Att: 6,629 - Unknown - 84 F

livebaseballscorecards.com

Batter	1	2	3	4	5	6	7	8	9
Hosken Powell, L (1, 9) OBP: 0.467, SLG: 0.500	0-0 F7		0-0 SF9 1B 1-2 2-H	4-0 S BB		0-0 1-3		0-0 E7 1B 2-H	
Roy Smalley, S (1, 6) OBP: 0.448, SLG: 0.580	0-3 K		0-0 E 1B 1-2 2-3	0-0 F7			4-0 F8 WP 1B BB	0-0 1-3	
Ken Landreaux, L (1, 8) OBP: 0.329, SLG: 0.388	0-0 1B		0-0 SF9 2-3 3-H	0-0 L8			0-0 F8 1-3		
Glenn Adams, L (1, 7) OBP: 0.372, SLG: 0.425 Bombo Rivera, R (7, PR) OBP: 0.349, SLG: 0.391 (8, 7)	0-0 F7		0-0 E5 1-3 3-H		0-0 FC3-6 1B		0-0 1B		
Mike Cubbage, L (1, 10) OBP: 0.341, SLG: 0.317		0-0 CS 1B	0-0 F6		0-0 FC3-6 CS 1-2f		0-0 K		
Butch Wynegar, S (1, 2) OBP: 0.384, SLG: 0.378		4-0 G6-4-3 BB 1-2	0-0 1B 1-H 3-H	0-0 2B	0-0 1B 1-2		0-0 F8		
Ron Jackson, R (1, 3) OBP: 0.335, SLG: 0.477		0-0 G6-4-3 1-2f	0-0 2-3 1B		0-0 F8		4-0 G5-3 1B BB		
Rob Wilfong, L (1, 4) OBP: 0.361, SLG: 0.452			0-0 SH 1B BB 3-1			0-0 F3	0-0 G5-3 E 1B 1-2		
John Castino, R (1, 5) OBP: 0.328, SLG: 0.347			0-0 SH 1B 1B SF9 1-2	0-0 5-3		0-0 F8	0-0 G5-3 1-2 2-3f		

AB	R	H	RBI	BB	SO	LOB
4	1	2	2	1	0	0
4	2	1	0	1	1	2
3	0	1	1	0	0	2
4	1	3	2	0	0	1
0	0	0	0	0	0	0
4	0	1	0	0	1	4
3	0	2	2	1	0	1
3	0	1	0	1	0	2
3	2	1	0	1	0	2
3	1	0	0	0	0	2

BOTTOM

Seattle Mariners @ Minnesota Twins
Metropolitan Stadium, Bloomington, MI
 Mon Jul 02 1979, 8:05 PM EDT
 Att. 6,629 - Unknown - 84 F

livebaseballscorecards.com

AB	31
R	7
H	12
RBI	7
BB	5
SO	2
LOB	16



1B: 11	SF: 1	WP: 1	PA: 38
2B: 1	SAC: 1	PB: 0	
3B: 0	DP: 2	SB: 1	
HR: 0	HBP: 0	CS: 2	

Inning Stats		R: 0	H: 1	R: 0	H: 1	R: 5	H: 5	R: 0	H: 0	R: 0	H: 2	R: 0	H: 0	R: 1	H: 1	R: 1	H: 2
		E: 0	LOB: 1	E: 0	LOB: 0	E: 2	LOB: 2	E: 0	LOB: 1	E: 1	LOB: 1	E: 0	LOB: 0	E: 0	LOB: 1	E: 1	LOB: 1
		K: 1	BB: 0	K: 0	BB: 1	K: 0	BB: 1	K: 0	BB: 1	K: 0	BB: 0	K: 1	BB: 0	K: 1	BB: 1	K: 0	BB: 1
		S: 6	P: 6	S: 2	P: 6	S: 9	P: 13	S: 3	P: 7	S: 4	P: 4	S: 3	P: 3	S: 6	P: 10	S: 4	P: 8
PITCHER	IP	WLS	BF	H	R	ER	SO	BB	IBB	HBP	BLK	WP	HR	S	P	ERA	WHIP
Odell Jones, R (1, 1) ERA: 5.98	2.2	L	15	6	5	2	1	2	0	0	0	0	0	15	23	6.75	3.000
Joe Decker, R (3, 1) ERA: 4.56	5.1		23	6	2	2	1	3	0	0	0	1	0	22	34	3.38	1.688

Batter	1	2	3	4	5	6	7	8	9	AB R H RBI BB SO LOB	TOP																									
Larry Milbourne, S (1, 4) OBP: 0.315, SLG: 0.347	0-0 L4		0-0 4-1		0-0 4-3			0-0 1B 2B	0-0 2-3 1B	5 0 2 1 0 0 0																										
Ruppert Jones, L (1, 8) OBP: 0.344, SLG: 0.477	0-3 K		0-0 F6			0-0 4-3		0-0 BB 1B	0-0 4-3	5 0 1 0 0 1 2																										
Bruce Bochte, L (1, 3) OBP: 0.403, SLG: 0.504	0-0 1B			0-3 K		0-0 F7		4-0 BB 1B		3 0 1 0 1 1 0																										
Willie Horton, R (1, 10) OBP: 0.340, SLG: 0.489	0-0 L8			0-0 1B 1B		0-0 F9		0-3 K		4 1 1 0 0 1 4																										
Dan Meyer, L (1, 5) OBP: 0.359, SLG: 0.533		0-0 4-3		0-0 1B 1B			0-0 2B	0-0 F3		4 0 2 0 0 0 3																										
Joe Simpson, L (1, 9) OBP: 0.312, SLG: 0.379		0-0 2B		0-0 1B			0-0 L9	0-0 4-3		4 0 2 1 0 0 4																										
John Hale, L (1, 7) OBP: 0.383, SLG: 0.438		0-3 K		0-0 G3-6-1 1B			0-3 K			4 0 1 0 0 2 4																										
Larry Cox, R (1, 2) OBP: 0.287, SLG: 0.331		0-3 K		0-0 G3-6-1 1B			0-0 L8			2 0 0 0 0 1 1																										
Bob Stinson, S (7, PH) OBP: 0.342, SLG: 0.339										2 0 0 0 0 1 2																										
Mario Mendoza, R (1, 6) OBP: 0.207, SLG: 0.239			0-0 6-3					0-0 2B 1B		1 0 0 0 0 0 0																										
Charlie Beamon, L (5, PH) OBP: 0.182, SLG: 0.273										1 0 0 0 0 0 0																										
Bill Stein, R (5, 4) OBP: 0.300, SLG: 0.311										2 1 1 0 0 0 1																										
Inning Stats	R: 0 E: 0 K: 1 S: 6	H: 1 LOB: 1 BB: 0 P: 6	R: 0 E: 0 K: 2 S: 8	H: 1 LOB: 1 BB: 0 P: 8	R: 0 E: 0 K: 0 S: 3	H: 0 LOB: 0 BB: 0 P: 3	R: 1 E: 0 K: 1 S: 7	H: 3 LOB: 1 BB: 0 P: 7	R: 0 E: 0 K: 0 S: 3	H: 0 LOB: 0 BB: 0 P: 3	R: 0 E: 0 K: 1 S: 6	H: 1 LOB: 1 BB: 0 P: 6	R: 1 E: 0 K: 1 S: 8	H: 3 LOB: 3 BB: 1 P: 12	R: 0 E: 0 K: 1 S: 7	H: 2 LOB: 2 BB: 0 P: 7	1B: 7 2B: 4 3B: 0 HR: 0	SF: 0 SAC: 0 DP: 1 HBP: 0	WP: 0 PB: 0 SB: 0 CS: 0	PA: 38																
PITCHER	IP WLS BF H R ER SO BB IBB HBP BLK WP HR S P ERA WHIP																																			
Dave Goltz, R (1, 1) ERA: 4.71	0.2		3	1	0	0	1	0	0	0	0	0	0	5	5	0.00	1.500																			
Pete Redfern, R (1, 1) ERA: 3.13	6.1	W	23	5	1	1	4	0	0	0	0	0	0	31	31	1.42	0.789																			
Mike Marshall, R (8, 1) ERA: 2.36	2.0		12	5	1	1	2	1	0	0	0	0	0	15	19	4.50	3.000																			

Seattle Mariners @ Minnesota Twins
 Metropolitan Stadium, Bloomington, MI
 Tue Jul 03 1979, 8:05 PM EDT
 Unknown - 71 F

livebaseballscorecards.com

AB	37
R	2
H	11
RBI	2
BB	1
SO	7
LOB	21



Batter	1	2	3	4	5	6	7	8	9	AB	R	H	RBI	BB	SO	LOB
Hosken Powell, L (1, 9) OBP: 0.464, SLG: 0.504	0-3 K	0-0 5-3		0-0 2B		0-0 FC3-6 WP	0-0 2B 1B			5	1	2	1	0	1	2
Roy Smalley, S (1, 6) OBP: 0.448, SLG: 0.583	0-0 1B	0-0 3-1		0-0 2B		0-0 F6	0-0 SF8			4	1	2	2	0	0	2
Ken Landreaux, L (1, 8) OBP: 0.333, SLG: 0.399	0-0 G3 1B		0-0 1B SF8	0-0 L9						5	2	3	1	0	0	2
Glenn Adams, L (1, 7) OBP: 0.380, SLG: 0.432	0-0 1B		0-0 SF8 1B		0-0 F5					4	0	3	1	0	0	0
Bombo Rivera, R (7, PR) OBP: 0.346, SLG: 0.388										1	1	0	0	0	0	3
Rob Wilfong, L (1, 4) OBP: 0.362, SLG: 0.459	0-0 F9		0-0 SF8		0-3 K		0-0 HBP BB 2B	0-0 G5-4-3 1B		4	1	2	2	0	1	1
Mike Cabbage, L (1, 5) OBP: 0.338, SLG: 0.309		0-0 F8	0-3 K		0-0 F8		4-0 BB HBP 1B IBB	0-0 G5-4-3		3	0	0	0	1	1	1
John Castino, R (7, PR) OBP: 0.326, SLG: 0.345										1	1	0	0	0	0	1
Ron Jackson, R (1, 3) OBP: 0.340, SLG: 0.481		0-0 E 1B	0-0 4-3			0-0 1B 2B	1-0 1B BB SF8 HBP	0-0 6-3		4	3	2	1	0	0	1
Butch Wynegar, S (1, 10) OBP: 0.392, SLG: 0.385		0-0 E9 1B		0-0 G5-4-3 1B		0-0 FC3-6 1B	4-0 SF8 1B 2B BB			3	2	3	2	1	0	0
Glenn Borgmann, R (1, 2) OBP: 0.333, SLG: 0.233		0-0 5-3 1B		0-0 G5-4-3		0-0 F5	0-0 F7			4	0	1	1	0	0	5

Inning Stats	R: 1	H: 2	E: 0	K: 1	S: 7	R: 2	H: 3	E: 1	K: 0	S: 6	R: 1	H: 2	E: 0	K: 1	S: 7	R: 0	H: 0	E: 0	K: 1	S: 5	R: 1	H: 2	E: 0	K: 0	S: 5	R: 6	H: 5	E: 0	K: 0	S: 8	R: 0	H: 1	E: 0	K: 0	S: 3		

PITCHER	IP	WLS	BF	H	R	ER	SO	BB	IBB	HBP	BLK	WP	HR	S	P	ERA	WHIP
Mike Parrott, R ERA: 3.28	(1, 1)	4.0	L	21	10	5	5	2	0	0	0	0	0	25	25	11.25	2.500
John Montague, R ERA: 5.0	(5, 1)	2.2		18	7	7	1	1	1	1	0	1	0	17	26	23.62	3.000
Rob Dressler, R ERA: 6.55	(7, 1)	1.1		4	1	0	0	0	0	0	0	0	0	4	4	0.00	0.750


BOTTOM

Seattle Mariners @ Minnesota Twins
Metropolitan Stadium, Bloomington, MI

Tue Jul 03 1979, 8:05 PM EDT
Unknown - 71 F

livebaseballscorecards.com

AB	38
R	12
H	18
RBI	11
BB	2
SO	3
LOB	18



WP: 1	PA: 43
PB: 0	SB: 1
CS: 0	

Batter	1	2	3	4	5	6	7	8	9	AB R H RBI BB SO LOB	TOP
--------	---	---	---	---	---	---	---	---	---	----------------------	-----

Larry Milbourne, S <small>(1, 4) OBP: 0.317, SLG: 0.359</small>	0-0 2B	0-0 1-3 1B		0-0 4-3 2B	0-0 2B		0-0 4-3 2B			5 1 2 2 0 0 0	
Ruppert Jones, L <small>(1, 8) OBP: 0.345, SLG: 0.474</small>	0-0 F5 F5	0-0 2B		4-0 6-3 1B	0-0 F5 F5		0-0 F8 F8			4 1 1 0 1 0 2	
Joe Simpson, L <small>(1, 9) OBP: 0.325, SLG: 0.407</small>	0-0 1B	0-0 2B		0-0 6-3 1B		0-0 FC4-6	0-0 F8 F8			5 1 3 2 0 0 1	
Willie Horton, R <small>(1, 10) OBP: 0.338, SLG: 0.485</small>	0-0 1B	0-0 6-3 1B		0-3 K		0-0 FC4-6 1B	0-0 1-3 1B			5 1 1 1 0 1 3	
Tom Paciorek, R <small>(1, 3) OBP: 0.358, SLG: 0.473</small>	0-3 K		0-0 1B		0-0 SH5-3 1B	0-0 HR	0-0 L9 L9			5 2 3 0 0 1 1	
Leon Roberts, R <small>(1, 7) OBP: 0.356, SLG: 0.436</small>	4-0 FC6-4		0-3 K		0-0 SH5-3 2B	0-0 HR		0-0 5-3 5-3		3 1 1 3 1 1 1	
Bill Stein, R <small>(1, 5) OBP: 0.310, SLG: 0.321</small>	0-0 FC6-4 FC6-4		0-0 FC4-6		0-0 1B	0-3 K	0-0 FC3-6			5 1 3 1 0 1 2	
Bob Stinson, S <small>(1, 2) OBP: 0.338, SLG: 0.357</small>		0-0 HR	0-0 L7 L7		0-0 F7 F7	0-0 F7 F7	0-0 FC3-6 FC3-6			5 1 1 1 0 0 4	
Mario Mendoza, R <small>(1, 6) OBP: 0.207, SLG: 0.238</small>		0-3 K	0-0 FC4-6 FC4-6		0-0 2B		0-0 4-3 4-3	0-0 F8 F8		5 1 1 0 0 1 3	

	R: 2 H: 3 E: 0 LOB: 2 K: 1 BB: 1 S: 8 P: 12	R: 2 H: 3 E: 0 LOB: 1 K: 1 BB: 0 S: 8 P: 8	R: 0 H: 2 E: 0 LOB: 2 K: 1 BB: 0 S: 7 P: 7	R: 0 H: 0 E: 0 LOB: 1 K: 1 BB: 1 S: 5 P: 9	R: 3 H: 4 E: 0 LOB: 1 K: 0 BB: 0 S: 7 P: 7	R: 3 H: 3 E: 0 LOB: 0 K: 1 BB: 0 S: 8 P: 8	R: 0 H: 0 E: 0 LOB: 0 K: 0 BB: 0 S: 3 P: 3	R: 0 H: 0 E: 0 LOB: 0 K: 0 BB: 0 S: 3 P: 3	R: 0 H: 1 E: 0 LOB: 1 K: 0 BB: 0 S: 4 P: 4	1B: 9 SF: 0 2B: 5 SAC: 1 3B: 0 DP: 0 HR: 2 HBP: 0	WP: 0 PA: 45 PB: 0 SB: 1 CS: 0
--	--	---	---	---	---	---	---	---	---	--	---

Inning Stats	R: 2 H: 3 E: 0 LOB: 2 K: 1 BB: 1 S: 8 P: 12	R: 2 H: 3 E: 0 LOB: 1 K: 1 BB: 0 S: 8 P: 8	R: 0 H: 2 E: 0 LOB: 2 K: 1 BB: 0 S: 7 P: 7	R: 0 H: 0 E: 0 LOB: 1 K: 1 BB: 1 S: 5 P: 9	R: 3 H: 4 E: 0 LOB: 1 K: 0 BB: 0 S: 7 P: 7	R: 3 H: 3 E: 0 LOB: 0 K: 1 BB: 0 S: 8 P: 8	R: 0 H: 0 E: 0 LOB: 0 K: 0 BB: 0 S: 3 P: 3	R: 0 H: 0 E: 0 LOB: 0 K: 0 BB: 0 S: 3 P: 3	R: 0 H: 1 E: 0 LOB: 1 K: 0 BB: 0 S: 4 P: 4	1B: 9 SF: 0 2B: 5 SAC: 1 3B: 0 DP: 0 HR: 2 HBP: 0	WP: 0 PA: 45 PB: 0 SB: 1 CS: 0
---------------------	--	---	---	---	---	---	---	---	---	--	---

PITCHER Gary Serum, R <small>(1, 1) ERA: 7.16</small>	IP 2.1 WLS L BF 16 H 8 R 4 ER 4 SO 3 BB 1 IBB 0 HBP 0 BLK 0 WP 0 HR 1 S 21 P 25 ERA 15.43 WHIP 3.857	PITCHER Mike Bacsik, R <small>(3, 1) ERA: 4.5</small>	IP 6.2 WLS BF 29 H 8 R 6 ER 6 SO 2 BB 1 IBB 0 HBP 0 BLK 0 WP 0 HR 1 S 32 P 36 ERA 8.10 WHIP 1.350	IP WLS BF H R ER SO BB IBB HBP BLK WP HR S P ERA WHIP
---	--	---	---	---

Seattle Mariners @ Minnesota Twins
 Metropolitan Stadium, Bloomington, MI
 Tue Jul 03 1979, 8:05 PM EDT
 Att. 12,422 - Unknown

AB	42
R	10
H	16
RBI	10
BB	2
SO	5
LOB	17



Batter	1	2	3	4	5	6	7	8	9	AB R H RBI BB SO LOB
Hosken Powell, L (1, 9) OBP: 0.458, SLG: 0.496	0-0 2B 1B		0-0 4-3		0-0 F9			0-0 F8		4 1 1 0 0 0 0
Roy Smalley, S (1, 6) John Castino, R (7, 6) OBP: 0.450, SLG: 0.586 OBP: 0.325, SLG: 0.343	0-0 F7-6-5 1-H 2B		4-0 BB			0-0 F7		0-3 K		2 0 1 1 1 0 0 1 0 0 0 0 1 0
Ken Landreaux, L (1, 8) OBP: 0.332, SLG: 0.395	4-0 BB		0-3 K			0-0 6-3		0-0 G1		3 0 0 0 1 1 1
Glenn Adams, L (1, 10) OBP: 0.377, SLG: 0.433	0-0 F7-6-5 2-3		0-0 L7			0-3 K		0-0 WP 2B		4 1 1 0 0 1 3
Rob Wilfong, L (1, 4) OBP: 0.360, SLG: 0.454	0-0 4-3			0-0 F7			0-0 G4-3 1B		0-0 F2	4 0 1 0 0 0 2
Mike Cubbage, L (1, 5) OBP: 0.329, SLG: 0.299		0-0 3-1		0-0 3-1			0-0 G4-3 1-2f		0-0 F7 2-H	4 0 0 0 0 0 1
Ron Jackson, R (1, 3) OBP: 0.340, SLG: 0.483		0-0 L6		0-0 F2			0-0 2B			3 0 1 0 0 0 0
Butch Wynegar, S (1, 2) OBP: 0.392, SLG: 0.385		0-0 WP 1B			0-3 K		0-0 F5			3 0 1 0 0 1 1
Bombo Rivera, R (1, 7) OBP: 0.340, SLG: 0.380		0-0 F7 1-2			0-0 5-3			0-3 K		3 0 0 0 0 1 1

Inning Stats	R: 1 E: 0 K: 0 S: 4	H: 2 LOB: 1 BB: 1 P: 8	R: 0 E: 0 K: 0 S: 4	H: 1 LOB: 1 BB: 0 P: 4	R: 0 E: 0 K: 1 S: 5	H: 0 LOB: 1 BB: 1 P: 9	R: 0 E: 0 K: 0 S: 3	H: 0 LOB: 0 BB: 0 P: 3	R: 0 E: 0 K: 1 S: 5	H: 0 LOB: 0 BB: 0 P: 5	R: 0 E: 0 K: 1 S: 5	H: 0 LOB: 0 BB: 0 P: 5	R: 0 E: 0 K: 0 S: 4	H: 2 LOB: 1 BB: 0 P: 4	R: 0 E: 0 K: 2 S: 7	H: 0 LOB: 0 BB: 0 P: 7	R: 1 E: 0 K: 0 S: 4	H: 1 LOB: 0 BB: 0 P: 4	1B: 3 2B: 4 3B: 0 HR: 0	SF: 0 SAC: 0 DP: 2 HBP: 0	WP: 3 PB: 0 SB: 0 CS: 0	PA: 33	
PITCHER Byron McLaughlin, R (1, 1) ERA: 5.15	IP 9.0	WLS W	BF 33	H 6	R 2	ER 2	SO 5	BB 2	IBB 0	HBP 0	BLK 0	WP 2	HR 0	S 41	P 49	ERA 2.00	WHIP 0.889						
PITCHER	IP	WLS	BF	H	R	ER	SO	BB	IBB	HBP	BLK	WP	HR	S	P	ERA	WHIP						


BOTTOM

Seattle Mariners @ Minnesota Twins
Metropolitan Stadium, Bloomington, MI

Tue Jul 03 1979, 8:05 PM EDT
Att. 12,422 - Unknown

livebaseballscorecards.com

AB	31
R	2
H	6
RBI	1
BB	2
SO	5
LOB	9



Batter	1	2	3	4	5	6	7	8	9	AB R H RBI BB SO LOB	TOP												
Leon Roberts, R (1, 7) OBP: 0.352, SLG: 0.430	0-0 E9 L6-3		0-0 5-3			0-3 K	0-0 F7			4 0 0 0 0 1 1													
Ruppert Jones, L (1, 8) OBP: 0.343, SLG: 0.471	0-0 L6-3			0-0 1-3		0-0 F7 BB 1B		0-0 G3		4 1 1 0 0 0 1													
Bruce Bochte, L (1, 3) OBP: 0.404, SLG: 0.500	0-3 K			4-0 3-1 BB		4-0 1B 1B		0-0 F6		2 1 0 0 2 1 0													
Willie Horton, R (1, 10) OBP: 0.334, SLG: 0.479		0-3 K		0-0 3-1		0-0 F7		0-0 F8		4 0 0 0 0 1 3													
Tom Paciorek, R (1, 9) OBP: 0.363, SLG: 0.469		0-0 5-3		4-0 BB		0-0 1B 1B		0-0 L9		3 0 1 1 1 0 0													
Dan Meyer, L (1, 5) OBP: 0.358, SLG: 0.529		0-0 L7		0-0 G3		0-0 1B		0-0 G3		4 0 1 1 0 0 2													
Bill Stein, R (1, 4) OBP: 0.302, SLG: 0.313			0-0 6-3		0-3 K	0-0 3-1		0-0 E4 FC5-4		4 0 0 0 0 1 2													
Larry Cox, R (1, 2) OBP: 0.286, SLG: 0.329			0-0 SH1-3 1B		0-0 5-3		0-0 G3		0-0 FC5-4	4 0 1 0 0 0 1													
Mario Mendoza, R (1, 6) OBP: 0.206, SLG: 0.237 Bobby Valentine, R (7, PH) OBP: 0.408, SLG: 0.375			0-0 SH1-3		0-3 K		0-0 F6			1 0 0 0 0 1 0 1 0 0 0 0 0 0													
Inning Stats	R: 0 E: 1 K: 1 S: 5	H: 0 LOB: 0 BB: 0 P: 5	R: 0 E: 0 K: 1 S: 5	H: 0 LOB: 0 BB: 0 P: 5	R: 0 E: 0 K: 0 S: 4	H: 1 LOB: 1 BB: 0 P: 4	R: 0 E: 0 K: 0 S: 3	H: 0 LOB: 2 BB: 2 P: 11	R: 0 E: 0 K: 2 S: 7	H: 0 LOB: 0 BB: 0 P: 7	R: 2 E: 0 K: 1 S: 8	H: 3 LOB: 2 BB: 1 P: 12	R: 0 E: 0 K: 0 S: 3	H: 0 LOB: 0 BB: 0 P: 3	R: 0 E: 0 K: 0 S: 3	H: 0 LOB: 0 BB: 0 P: 3	R: 0 E: 1 K: 0 S: 4	H: 0 LOB: 1 BB: 0 P: 4	1B: 4 2B: 1 3B: 0 HR: 0	SF: 0 SAC: 1 DP: 1 HBP: 0	WP: 0 PB: 0 SB: 0 CS: 0	PA: 35	
PITCHER Jerry Kosman, L (1, 1) ERA: 3.57	IP 9.0	WLS W	BF 35	H 4	R 2	ER 2	SO 5	BB 3	IBB 0	HBP 0	BLK 0	WP 0	HR 0	S 42	P 54	ERA 2.00	WHIP 0.778						PITCHER IP WLS BF H R ER SO BB IBB HBP BLK WP HR S P ERA WHIP

Seattle Mariners @ Minnesota Twins
Metropolitan Stadium, Bloomington, MI

Wed Jul 04 1979, 8:05 PM EDT
Att. 34,365 - Unknown - 77 F

livebaseballscorecards.com

AB	31
R	2
H	4
RBI	2
BB	3
SO	5
LOB	10



Batter	1	2	3	4	5	6	7	8	9	AB	R	H	RBI	BB	SO	LOB
Hosken Powell, L (1, 9) OBP: 0.463, SLG: 0.520	4-0 F8 SH2-4 BB		0-0 HR	0-0 E3 HR	0-0 L7		0-0 SH5-3 1B			4	2	2	2	1	0	4
Rob Wilfong, L (1, 4) OBP: 0.354, SLG: 0.449	0-0 SH2-4 1-2		0-0 2-3	0-0 SF8	0-0 G3		0-0 SH5-3 1-2			2	0	0	1	0	0	2
Roy Smalley, S (1, 6) OBP: 0.452, SLG: 0.595	0-0 F8 2-3		0-0 2B 1B	0-0 HR		0-0 6-3	4-0 IBB			4	1	2	3	1	0	1
Glenn Adams, L (1, 7) OBP: 0.383, SLG: 0.440	0-0 4-3		0-0 2B	4-0 1B BB		0-0 1B 1B	0-0 F5			4	0	2	0	1	0	3
Bombo Rivera, R (8, 7) OBP: 0.340, SLG: 0.380			1-3							0	0	0	0	0	0	0
Butch Wynegar, S (1, 2) OBP: 0.389, SLG: 0.381		0-0 6-3	0-0 L3	0-0 1-2 1B		0-0 F9	0-0 4-3			5	0	1	0	0	0	5
Ken Landreaux, L (1, 8) OBP: 0.333, SLG: 0.395		0-0 6-3		0-0 1B SF8 F7		0-0 1B 1B	0-0 F7			5	1	2	0	0	0	2
Mike Cabbage, L (1, 10) OBP: 0.344, SLG: 0.313		4-0 BB		0-0 E SF8 1B	0-0 1B 1B	0-0 1-2 2-3 1B	0-0 F7			4	1	3	0	1	0	0
Ron Jackson, R (1, 3) OBP: 0.337, SLG: 0.479		0-0 F9		0-0 SF8	0-0 FC5-4 1B	0-3 K	0-0 6-3			4	0	1	1	0	1	4
John Castino, R (1, 5) OBP: 0.328, SLG: 0.358			0-0 F8	0-0 HR 1B	0-0 FC5-4		0-0 1B 3B			4	2	2	0	0	0	2

Inning Stats	R: 0	H: 0	R: 0	H: 0	R: 1	H: 3	R: 5	H: 5	R: 0	H: 3	R: 1	H: 2	R: 0	H: 0	R: 0	H: 0
	E: 0	LOB: 1	E: 0	LOB: 1	E: 0	LOB: 2	E: 1	LOB: 2	E: 0	LOB: 3	E: 0	LOB: 2	E: 0	LOB: 0	E: 0	LOB: 0
	K: 0	BB: 1	K: 0	BB: 1	K: 0	BB: 0	K: 0	BB: 1	K: 1	BB: 0	K: 0	BB: 1	K: 0	BB: 0	K: 0	BB: 0
	S: 3	P: 7	S: 3	P: 7	S: 6	P: 6	S: 9	P: 13	S: 5	P: 8	S: 5	P: 5	S: 8	P: 9	S: 3	P: 3


PITCHER	IP	WLS	BF	H	R	ER	SO	BB	IBB	HBP	BLK	WP	HR	S	P	ERA	WHIP
Glenn Abbott, R (1, 1) ERA: 4.97	3.2	L	22	7	6	2	0	3	0	0	0	0	2	19	31	4.91	2.727
Rob Dressler, R (4, 1) ERA: 5.81	4.1		22	8	1	1	1	0	1	0	0	0	0	23	27	2.08	1.846

BOTTOM

Seattle Mariners @ Minnesota Twins
Metropolitan Stadium, Bloomington, MI

Wed Jul 04 1979, 8:05 PM EDT
Att: 34,365 - Unknown - 77 F

AB	36
R	7
H	15
RBI	7
BB	4
SO	1
LOB	23



1B	SF	WP	PA
11	2	0	44
2B	SAC	PB	
1	2	0	
3B	DP	SB	
1	0	0	
HR	HBP	CS	
2	0	0	

Batter	1	2	3	4	5	6	7	8	9	AB R H RBI BB SO LOB	TOP	
Bobby Valentine, R (1, 6) OBP: 0.396, SLG: 0.364 Mario Mendoza, R (9, 6) OBP: 0.206, SLG: 0.237	0-0 5-3		0-0 SH FC3-6 1-2	0-0 5-3			0-0 1B 1B		0-0 6-3	4 0 1 0 0 0 1 0 0 0 0 0 0 0		
Ruppert Jones, L (1, 8) OBP: 0.345, SLG: 0.470 Joe Simpson, L (7, PR) OBP: 0.330, SLG: 0.407 (7, 8)	4-0 BB		0-0 F1	0-0 1-3			0-0 1B FC6-4 1-2		4-0 1B 1B BB	3 0 1 0 1 0 3 0 1 0 0 1 0 0		
Bruce Bochte, L (1, 3) OBP: 0.401, SLG: 0.495	0-0 F7		0-0 FC3-6 1B 1B 1-2f 2-3				0-0 F7		0-0 1B SF9 1B	5 1 1 0 0 0 5		
Willie Horton, R (1, 10) OBP: 0.335, SLG: 0.478	0-0 G3		0-0 1B 1B 1-2 3-H				0-0 6-3		0-0 1B FC5 1B 1-3 3-H	5 0 2 2 0 0 3		
Tom Paciorek, R (1, 9) OBP: 0.357, SLG: 0.462 John Hale, L (9, 9) OBP: 0.383, SLG: 0.438		0-0 4-3	0-0 1B 1-2 2-3				0-0 1-3		0-0 4-3	4 0 1 1 0 0 0 0 0 0 0 0 0 0		
Dan Meyer, L (1, 5) OBP: 0.355, SLG: 0.523		0-0 4-3	0-0 F8			0-3 K			0-0 F8	5 0 1 0 0 1 3		
Leon Roberts, R (1, 7) OBP: 0.356, SLG: 0.434		0-0 1B		0-0 E 1-3 2B			0-0 F9		4-0 1B BB	4 1 2 0 1 0 2		
Bill Stein, R (1, 4) OBP: 0.301, SLG: 0.311		0-0 F8		0-0 E3 1-3 2-3			0-0 6-3		0-0 1B	4 0 1 0 0 0 2		
Larry Cox, R (1, 2) OBP: 0.285, SLG: 0.323			4-0 FC3-6 SH 1B BB	0-0 1-3			0-0 5-3		0-0 F8	3 1 0 1 1 0 3		
Inning Stats	R: 0 H: 0 E: 0 LOB: 1 K: 0 BB: 1 S: 3 P: 7	R: 0 H: 1 E: 0 LOB: 1 K: 0 BB: 0 S: 4 P: 4	R: 1 H: 2 E: 1 LOB: 3 K: 0 BB: 1 S: 6 P: 10	R: 1 H: 1 E: 1 LOB: 1 K: 0 BB: 0 S: 5 P: 5	R: 0 H: 0 E: 0 LOB: 0 K: 0 BB: 0 S: 3 P: 3	R: 0 H: 0 E: 0 LOB: 0 K: 1 BB: 0 S: 5 P: 5	R: 0 H: 2 E: 0 LOB: 2 K: 0 BB: 0 S: 5 P: 5	R: 0 H: 1 E: 0 LOB: 2 K: 0 BB: 1 S: 4 P: 8	R: 2 H: 3 E: 0 LOB: 2 K: 0 BB: 1 S: 6 P: 10	1B: 9 SF: 1 2B: 1 SAC: 1 3B: 0 DP: 0 HR: 0 HBP: 0	WP: 0 PA: 43 PB: 0 SB: 0 CS: 0	
PITCHER Geoff Zahn, L (1, 1) ERA: 3.15 Mike Marshall, R (9, 1) ERA: 2.35	IP WLS BF H R ER SO BB IBB HBP BLK WP HR S P ERA WHIP											
	8.2 L 42 10 4 3 1 4 0 0 0 0 0 0 40 56 3.12 1.615											
	0.1 1 0 0 0 0 0 0 0 0 0 0 0 1 1 0.00 0.000											

Seattle Mariners @ Minnesota Twins
Metropolitan Stadium, Bloomington, MI

Thu Jul 05 1979, 4:33 AM EDT
Att: 8,422 - Unknown - 73 F

livebaseballscorecards.com

AB	37
R	4
H	10
RBI	4
BB	4
SO	1
LOB	22



Batter	1	2	3	4	5	6	7	8	9	AB R H RBI BB SO LOB
Bob Randall, R OBP: 0.361, SLG: 0.349 (1, 4) BBB	4-0 SH1-3 BB		0-0 F8			0-0 G4-6-3 1B			0-0 G6-4-3 1B	3 0 2 0 1 0 1
Bombo Rivera, R OBP: 0.333, SLG: 0.372 (1, 7) X	0-0 SH1-3 1-2		0-0 4-3			0-0 G4-6-3 1-2f			0-3 K	3 0 0 0 0 1 4
Roy Smalley, S OBP: 0.447, SLG: 0.587 (1, 6) X	0-0 F9				0-0 5-3			0-0 5-3	0-0 G6-4-3 1-2f	4 0 0 0 0 0 3
Ron Jackson, R OBP: 0.334, SLG: 0.475 (1, 3) X	0-0 L4				0-0 F7			0-0 5-3		3 0 0 0 0 0 1
Dave Edwards, R OBP: 0.333, SLG: 0.525 (1, 9) SSSS		0-3 K			0-0 5-3			0-0 5-3		3 0 0 0 0 1 0
Willie Norwood, R OBP: 0.298, SLG: 0.393 (1, 10) SSSS		0-3 K			0-0 F8			0-0 L8		3 0 0 0 0 1 0
Ken Landreaux, L OBP: 0.330, SLG: 0.391 (1, 8) X		0-0 F5			0-0 F7			0-0 F7		3 0 0 0 0 0 0
Butch Wynegar, S OBP: 0.386, SLG: 0.378 (1, 2) BBB			4-0 SH1-3 BB			0-3 K		0-0 L4		2 0 0 0 1 1 0
John Castino, R OBP: 0.330, SLG: 0.365 (1, 5) X			0-0 SH1-3 1-2			0-0 5-3			0-0 1B 2B	2 0 1 0 0 0 0

Inning Stats	R: 0	H: 0	E: 0	K: 0	S: 3	R: 0	H: 0	E: 0	K: 2	S: 7	R: 0	H: 0	E: 0	K: 0	S: 3	R: 0	H: 0	E: 0	K: 1	S: 5	R: 0	H: 1	E: 0	K: 0	S: 3	R: 0	H: 0	E: 0	K: 0	S: 3	R: 0	H: 2	E: 0	K: 1	S: 6	1B: 2	2B: 1	3B: 0	HR: 0	SF: 0	SAC: 2	DP: 2	HBP: 0	WP: 0	PB: 0	SB: 0	CS: 0	PA: 30		
PITCHER Rick Honeycutt, L ERA: 3.78 (1, 1)	IP	WLS	BF	H	R	ER	SO	BB	IBB	HBP	BLK	WP	HR	S	P	ERA	WHIP																																	

BOTTOM

Seattle Mariners @ Minnesota Twins
Metropolitan Stadium, Bloomington, MI

Thu Jul 05 1979, 4:33 AM EDT
Att. 8,422 - Unknown - 73 F

livebaseballscorecards.com

AB	26
R	0
H	3
RBI	0
BB	2
SO	4
LOB	9



Batter	1	2	3	4	5	6	7	8	9	AB R H RBI BB SO LOB	TOP											
Rick Burleson, R (1, 6) OBP: 0.315, SLG: 0.363	0-0 L5		0-0 F3		0-0 F9		0-0 1B		0-0 F3	5 0 1 0 0 0 3												
Larry Wolfe, R (1, 4) OBP: 0.339, SLG: 0.360 Tom Poquette, L (9, PH) OBP: 0.290, SLG: 0.214	0-3 K			0-0 5-3	0-0 G3		0-0 5-3		0-0 G3	4 0 0 0 0 1 1 1 0 0 0 0 0 3												
Fred Lynn, L (1, 8) OBP: 0.389, SLG: 0.614	0-0 1-3			4-0 HR BB		0-0 F7		0-3 K		3 1 0 0 1 1 0												
Jim Rice, R (1, 7) OBP: 0.389, SLG: 0.596		0-0 L6		0-0 HR 1-H		0-0 HR		0-3 K		4 2 2 3 0 1 0												
Bob Watson, R (1, 3) OBP: 0.352, SLG: 0.413		0-3 K		0-0 3-1 WP 1B		0-0 6-3		0-0 6-3		4 0 1 0 0 1 0												
Carlton Fisk, R (1, 2) OBP: 0.310, SLG: 0.426 Gary Allenson, R (7, 2) OBP: 0.262, SLG: 0.318		0-0 1B		0-0 E5 3-1 1-2		0-0 E5 FC6-4		4-0 1B 1B BB		3 0 1 0 0 0 1 0 0 0 0 0 1 0 0												
Butch Hobson, R (1, 5) OBP: 0.298, SLG: 0.457		0-0 6-3		0-0 3-1 1-2 2-3		0-0 FC6-4 1-2		0-0 F7		4 0 0 0 0 0 5												
Dwight Evans, R (1, 9) OBP: 0.364, SLG: 0.461			0-0 6-3		0-0 F6		0-0 6-3		0-0 1B 1-2 1B	4 0 1 0 0 0 2												
Stan Papi, R (1, 10) OBP: 0.148, SLG: 0.259 Carl Yastrzemski, L (9, PH) OBP: 0.397, SLG: 0.554 Jim Dwyer, L (9, PR) OBP: 0.263, SLG: 0.343			0-0 5-3		0-0 1-3		0-0 6-3		0-0 1B 1-2 2-3 1B	3 0 0 0 0 0 0 1 0 1 0 0 0 0 0 0 0 0 0 0 0												
Inning Stats	R: 0 E: 0 K: 1 S: 5	H: 0 LOB: 0 BB: 0 P: 5	R: 0 E: 0 K: 1 S: 6	H: 1 LOB: 1 BB: 0 P: 6	R: 0 E: 0 K: 0 S: 3	H: 0 LOB: 0 BB: 0 P: 3	R: 2 E: 1 K: 0 S: 6	H: 2 LOB: 2 BB: 1 P: 10	R: 0 E: 0 K: 0 S: 3	H: 0 LOB: 0 BB: 0 P: 3	R: 1 E: 1 K: 0 S: 5	H: 1 LOB: 1 BB: 0 P: 5	R: 0 E: 0 K: 0 S: 4	H: 1 LOB: 1 BB: 0 P: 4	R: 0 E: 0 K: 2 S: 7	H: 0 LOB: 0 BB: 0 P: 7	R: 0 E: 0 K: 0 S: 5	H: 2 LOB: 3 BB: 1 P: 9	1B: 5 2B: 0 3B: 0 HR: 2	SF: 0 SAC: 0 DP: 0 HBP: 0	WP: 1 PA: 38 PB: 0 SB: 0 CS: 0	
PITCHER	IP WLS BF H R ER SO BB IBB HBP BLK WP HR S P ERA WHIP																				PITCHER	IP WLS BF H R ER SO BB IBB HBP BLK WP HR S P ERA WHIP
Floyd Bannister, L (1, 1) ERA: 4.52	8.0 W 33 5 3 3 4 2 0 0 0 1 2 39 47 3.38 0.875																					
Randy Stein, R (9, 1) ERA: 2.7	0.1 S 2 1 0 0 0 0 0 0 0 0 0 2 2 0.00 3.000																					
Byron McLaughlin, R (9, 1) ERA: 5.09	0.2 S 3 1 0 0 0 0 0 0 0 0 0 3 3 0.00 1.500																					

Boston Red Sox @ Seattle Mariners
The Kingdom, Seattle, WA
Fri Jul 06 1979, 10:05 PM EDT
Att. 16,612 - Dome

livebaseballscorecards.com

AB 36
R 3
H 7
RBI 3
BB 2
SO 4
LOB 15



Batter	1	2	3	4	5	6	7	8	9
Larry Milbourne, S OBP: 0.320, SLG: 0.360 (1, 4)	0-0 F9		0-0 E1 2B 1B	0-0 4-3		0-0 1B	0-0 L6		
Ruppert Jones, L OBP: 0.343, SLG: 0.464 (1, 8)	0-3 K		0-0 1-3		4-0 1B BB	0-3 K		0-0 4-3	
Bruce Bochte, L OBP: 0.407, SLG: 0.505 (1, 3)	0-0 F8		0-0 2B 2-H		0-0 1B	4-0 HBP IBB		0-0 2B	
Willie Horton, R OBP: 0.337, SLG: 0.485 (1, 10) Charlie Beamon, L OBP: 0.167, SLG: 0.250 (6, PR)		0-0 HR	0-0 F3		0-0 F3	1-0 HBP		0-0 L8	
Dan Meyer, L OBP: 0.353, SLG: 0.521 (1, 5)		0-0 2B	0-0 F8		0-0 F8	0-3 K		0-0 F9	
Joe Simpson, L OBP: 0.319, SLG: 0.393 (1, 9)		0-3 K		0-0 1-3	0-0 F8		0-0 F7		
Leon Roberts, R OBP: 0.361, SLG: 0.439 (1, 7)		0-0 F6		0-0 BB 1B		0-0 SH CI 1B	0-0 2B 1B		
Bob Stinson, S OBP: 0.351, SLG: 0.369 (1, 2)		4-0 IBB		4-0 BB		0-1 CI 1B HBP	0-0 2B		
Mario Mendoza, R OBP: 0.203, SLG: 0.234 (1, 6)		0-0 F3		0-0 P7		0-0 SH HBP 1B	0-3 K		

AB	R	H	RBI	BB	SO	LOB
5	1	2	1	0	0	3
4	0	0	0	1	2	3
4	0	3	1	1	0	0
3	1	1	2	0	0	3
1	0	0	0	0	0	1
5	0	1	0	0	1	7
4	0	0	0	0	1	3
4	2	3	0	0	0	1
1	1	1	1	2	0	0
3	0	0	0	0	1	5

BOTTOM

Boston Red Sox @ Seattle Mariners
 The Kingdom, Seattle, WA
 Fri Jul 06 1979, 10:05 PM EDT
 Att. 16,612 - Dome

AB	34
R	5
H	11
RBI	5
BB	4
SO	5
LOB	26



1B:	6	SF:	0
2B:	4	SAC:	1
3B:	0	DP:	0
HR:	1	HBP:	1

WP:	0	PA:	41
PB:	0	SB:	0
CS:	0		

Inning Stats		R	H	E	K	S	P	BB	IBB	HBP	BLK	WP	HR	S	P	ERA	WHIP
R: 0 H: 0 E: 0 K: 1 S: 5		0	0	0	1	5											
R: 1 H: 2 E: 0 K: 1 S: 7		1	2	0	1	7											
R: 1 H: 2 E: 1 K: 0 S: 5		1	2	1	0	5											
R: 0 H: 1 E: 0 K: 0 S: 4		0	1	0	0	4											
R: 0 H: 1 E: 0 K: 0 S: 4		0	1	0	0	4											
R: 2 H: 2 E: 1 K: 2 S: 10		2	2	1	2	10											
R: 1 H: 2 E: 0 K: 1 S: 7		1	2	0	1	7											
R: 0 H: 1 E: 0 K: 0 S: 4		0	1	0	0	4											

PITCHER		IP	WLS	BF	H	R	ER	SO	BB	IBB	HBP	BLK	WP	HR	S	P	ERA	WHIP
Dennis Eckersley, R ERA: 3.3 (1, 1)	5.1	L	28	8	4	2	2	2	2	1	0	0	0	1	29	41	3.38	1.875
Tom Burgmeier, L ERA: 1.49 (6, 1)	0.1		2	0	0	0	1	0	0	1	0	0	0	0	3	7	0.00	0.000
Dick Drago, R ERA: 3.1 (6, 1)	1.0		6	2	1	1	2	0	0	0	1	0	0	0	9	10	9.00	2.000
Bill Campbell, R ERA: 3.67 (7, 1)	1.1		5	1	0	0	0	0	0	0	0	0	0	0	5	5	0.00	0.750

Batter	1	2	3	4	5	6	7	8	9	AB R H RBI BB SO LOB	TOP		
Rick Burleson, R (1, 6) OBP: 0.322, SLG: 0.374	0-0 6-3		4-0 HR BB		0-0 HR 1B	0-0 1B 2B		0-0 1B 2B		4 4 3 0 1 0 0	Boston Red Sox @ Seattle Mariners The Kingdom, Seattle, WA Sat Jul 07 1979, 10:05 PM EDT Att. 20,158 - Dome		
Jack Brohamer, L (1, 4) OBP: 0.333, SLG: 0.377	4-0 E 1B 2B BB		0-0 F5		0-0 HR 1B	0-0 2-H 1B		4-0 SF3 1B BB		3 2 2 1 2 0 1			
Fred Lynn, L (1, 8) OBP: 0.395, SLG: 0.636	0-3 K		0-0 1-H HR		0-0 1-H 2-H HR	4-0 FC6-4 BB		0-0 1-2 2-3 1B		4 2 3 5 1 1 1			
Jim Rice, R (1, 7) OBP: 0.392, SLG: 0.598	0-0 E4 1-3 2B 1B		0-0 1B		0-0 FC6-4 1B	0-0 FC6-4 1-2f		0-0 SF3		4 1 3 1 0 0 2			
Carl Yastrzemski, L (1, 10) OBP: 0.397, SLG: 0.553	0-0 1-H 3-H 2B		0-0 L7		0-0 F8		4-0 G6-4-3 BB	0-0 L3		4 0 1 2 1 0 4			
Bob Watson, R (1, 3) OBP: 0.349, SLG: 0.407	0-0 6-3		0-0 F9		0-3 K		0-0 G6-4-3 1-2f		4-0 S BB	4 0 0 0 1 1 4			
Carlton Fisk, R (1, 2) OBP: 0.301, SLG: 0.413		0-0 1-3		0-0 6-3	0-0 FC6-4 1-2f		0-0 F5		0-0 1-3 1-2	4 0 0 0 0 0 1 1 0 0 0 0 0 1			
Bob Montgomery, R (7, 2) OBP: 0.424, SLG: 0.492													
Butch Hobson, R (1, 5) OBP: 0.296, SLG: 0.464		0-0 6-3		0-3 K		0-0 F7		0-0 HR	0-3 K	5 1 1 1 0 2 1			
Dwight Evans, R (1, 9) OBP: 0.358, SLG: 0.452		0-0 F8		0-0 5-3		0-0 F8		0-3 K	0-0 F8	5 0 0 0 0 1 1			
Inning Stats	R: 2 E: 1 K: 1 S: 7 H: 2 LOB: 1 BB: 1 P: 11	R: 0 E: 0 K: 0 S: 3 H: 0 LOB: 0 BB: 0 P: 3	R: 2 E: 0 K: 0 S: 5 H: 2 LOB: 1 BB: 1 P: 9	R: 0 E: 0 K: 1 S: 5 H: 0 LOB: 0 BB: 0 P: 5	R: 3 E: 0 K: 1 S: 9 H: 4 LOB: 1 BB: 0 P: 9	R: 1 E: 0 K: 0 S: 5 H: 2 LOB: 2 BB: 1 P: 9	R: 0 E: 0 K: 0 S: 2 H: 0 LOB: 0 BB: 1 P: 6	R: 2 E: 0 K: 1 S: 8 H: 3 LOB: 2 BB: 1 P: 12	R: 0 E: 0 K: 1 S: 5 H: 0 LOB: 1 BB: 1 P: 9	1B: 7 2B: 3 3B: 0 HR: 3 SF: 1 SAC: 0 DP: 1 HBP: 0	WP: 0 PB: 0 SB: 1 CS: 0 PA: 45		
PITCHER	IP WLS BF H R ER SO BB IBB HBP BLK WP HR S P ERA WHIP											PITCHER	IP WLS BF H R ER SO BB IBB HBP BLK WP HR S P ERA WHIP
Mike Parrott, R (1, 1) ERA: 3.68	4.0 L 20 6 6 6 2 2 0 0 0 0 0 1 22 30 13.50 2.000												
Rob Dressler, R (5, 1) ERA: 6.11	1.2 10 4 2 2 1 1 0 0 0 0 0 1 11 15 10.80 3.000												
Randy Stein, R (6, 1) ERA: 5.4	1.2 7 2 2 2 1 1 0 0 0 0 0 1 8 12 10.80 1.800												
Joe Decker, R (8, 1) ERA: 4.28	1.2 8 1 0 0 1 2 0 0 0 0 0 0 8 16 0.00 1.800												

livebaseballscorecards.com



BOTTOM

Boston Red Sox @ Seattle Mariners
The Kingdom, Seattle, WA
Sat Jul 07 1979, 10:05 PM EDT
Att. 20,158 - Dome

livebaseballscorecards.com

AB 38
R 8
H 12
RBI 8
BB 3
SO 5
LOB 15



WP: 0 PA: 44
PB: 0
SB: 2
CS: 0

AB R H RBI BB SO LOB

5 1 1 1 0 0 0

4 2 3 1 1 0 0

4 1 2 2 0 0 1

3 1 1 0 1 0 1

5 0 2 1 0 1 5

5 1 1 2 0 2 2

2 1 1 0 0 0 0

1 0 0 0 1 0 1

2 0 0 0 0 0 1

2 0 0 0 0 1 3

1 0 0 0 0 0 1

2 1 1 1 0 1 0

2 0 0 0 0 0 0

1B: 5 SF: 1
2B: 3 SAC: 0
3B: 2 DP: 0
HR: 2 HBP: 2

Batter	1	2	3	4	5	6	7	8	9
Larry Milbourne, S OBP: 0.317, SLG: 0.356 (1, 4) (7, 6)	0-0 4-3	0-0 S 1B		0-0 1-4-3		0-0 F9		0-0 F8	
Ruppert Jones, L OBP: 0.349, SLG: 0.486 (1, 8)	0-0 SF7	4-0 1B 1B BB		0-0 6-3		0-0 HR		0-0 2B	
Bruce Bochte, L OBP: 0.407, SLG: 0.508 (1, 3)	0-0 SF7	0-0 1B 1B			0-0 G3 HR 2B	0-0 L9		0-0 L7	
Willie Horton, R OBP: 0.340, SLG: 0.484 (1, 10)	1-0 HBP	0-0 1-2 2-3 1B			0-0 F9		0-0 6-3	4-0 3B BB	
Dan Meyer, L OBP: 0.353, SLG: 0.526 (1, 5)	0-0 L7	0-3 K			0-0 G3		0-0 S 1B	0-0 1-H 3B	
Leon Roberts, R OBP: 0.358, SLG: 0.445 (1, 7)		0-0 6-3	0-0 F3		0-0 HR		0-3 K	0-3 K	
Bob Stinson, S OBP: 0.353, SLG: 0.371 (1, 2)		0-0 2B 1B	0-0 6-3		4-0 BB		1-0 HBP	0-0 F9	
Tom Paciorek, R OBP: 0.364, SLG: 0.458 (5, PH) (6, 9)			0-0 F8	0-0 F8	0-3 K		0-0 F5	0-0 6-3	
Joe Simpson, L OBP: 0.314, SLG: 0.386 (1, 9)									
Larry Cox, R OBP: 0.282, SLG: 0.319 (5, PH) (6, 2)									
Charlie Beamon, L OBP: 0.154, SLG: 0.231 (9, PH)									
Mario Mendoza, R OBP: 0.206, SLG: 0.241 (1, 6)		0-0 1B 2B		0-3 K		0-0 1-3		0-0 6-3	
Bill Stein, R OBP: 0.297, SLG: 0.307 (6, PH) (7, 4)									

Inning Stats	R: 1	H: 1	E: 0	LOB: 1	K: 0	P: 5	R: 3	H: 5	E: 0	LOB: 3	K: 1	P: 14	R: 0	H: 0	E: 0	LOB: 0	K: 0	P: 3	R: 2	H: 2	E: 0	LOB: 1	K: 1	P: 11	R: 1	H: 1	E: 0	LOB: 0	K: 0	P: 4	R: 0	H: 1	E: 0	LOB: 2	K: 1	P: 7	R: 0	H: 1	E: 0	LOB: 1	K: 0	P: 4	R: 1	H: 1	E: 0	LOB: 1	K: 1	P: 10
	S: 4		S: 10		S: 3		S: 5		S: 7		S: 4		S: 6		S: 4		S: 4		S: 6		S: 4		S: 6		S: 4		S: 6		S: 4		S: 4		S: 4		S: 4		S: 4		S: 4		S: 6		S: 6		S: 6		S: 6	

PITCHER	IP	WLS	BF	H	R	ER	SO	BB	IBB	HBP	BLK	WP	HR	S	P	ERA	WHIP
Joel Finch, R ERA: 4.13 (1, 1)	1.2		9	3	3	3	0	0	0	0	0	0	0	8	9	16.20	1.800
Bob Stanley, R ERA: 3.37 (2, 1)	0.0		4	3	1	1	0	1	0	0	0	0	0	3	7	∞	∞
Tom Burgmeier, L ERA: 1.99 (2, 1)	4.1	W	17	3	3	3	3	1	0	0	0	0	2	22	26	6.23	0.923
Allen Ripley, R ERA: 1.06 (7, 1)	3.0	S	14	3	1	1	2	1	0	1	0	0	0	16	21	3.00	1.333

Batter	1	2	3	4	5	6	7	8	9	AB	R	H	RBI	BB	SO	LOB	TOP										
Rick Burleson, R (1, 6) OBP: 0.324, SLG: 0.379 Stan Papi, R (6, 6) OBP: 0.143, SLG: 0.250	0-0 BB 1B 2B	0-0 FC4-6 1B	0-0 L5		0-0 F9		0-0 F8			4	1	2	0	0	0	2											
Jack Brohamer, L (1, 4) OBP: 0.326, SLG: 0.366	0-3 K	0-0 FC4-6 CS 1-2f		0-0 1B 1B G3-6-1 1B	0-0 4-3			0-0 F7		5	1	1	0	0	1	2											
Fred Lynn, L (1, 8) OBP: 0.397, SLG: 0.633 Tom Poquette, L (6, 8) OBP: 0.286, SLG: 0.211	4-0 1B BB HBP BB	0-3 K 1-2		0-0 G3-6-1 1B 1-2		0-0 F9		0-0 F8		3	1	1	0	1	1	1											
Jim Rice, R (1, 7) OBP: 0.389, SLG: 0.592	0-3 K		0-3 K	0-0 G3-6-1 1B 1-2 2-3		0-0 5-3		0-0 F9		5	0	1	0	0	2	2											
Carl Yastrzemski, L (1, 10) OBP: 0.394, SLG: 0.545	4-0 HBP 1B BB 1-2 2-3 BB		0-0 6-3	0-0 G3-6-1 1-2f 2-3 3-H		0-3 K			0-0 F7	4	1	0	0	1	1	2											
Bob Watson, R (1, 3) OBP: 0.352, SLG: 0.422 Jim Dwyer, L (6, 3) OBP: 0.275, SLG: 0.333	0-0 BB HBP 1B 1-2 2-3 3-H		0-0 HR	0-3 K		0-0 4-3			4-0 S BB	3	1	2	2	0	1	1											
Carlton Fisk, R (1, 2) OBP: 0.316, SLG: 0.469 Bob Montgomery, R (5, 2) OBP: 0.426, SLG: 0.492	1-0 BB HBP		0-0 HR		0-0 HR		0-0 1B 1B		0-3 K	2	2	2	3	0	0	0											
Butch Hobson, R (1, 5) OBP: 0.300, SLG: 0.464 Larry Wolfe, R (6, 4) OBP: 0.328, SLG: 0.346	4-0 BB		0-0 1B 1B		0-0 6-3		0-0 F8		0-0 5-3	2	0	1	1	1	0	0											
Dwight Evans, R (1, 9) OBP: 0.363, SLG: 0.468	0-0 F5		0-0 1B		0-0 HR		0-0 1B			4	1	3	1	0	0	3											
Inning Stats	R: 3 E: 0 K: 2 S: 9	H: 2 LOB: 3 BB: 3 P: 22	R: 0 E: 0 K: 1 S: 5	H: 1 LOB: 1 BB: 0 P: 5	R: 2 E: 0 K: 1 S: 9	H: 4 LOB: 2 BB: 0 P: 9	R: 1 E: 0 K: 1 S: 7	H: 3 LOB: 1 BB: 0 P: 7	R: 2 E: 0 K: 0 S: 5	H: 2 LOB: 0 BB: 0 P: 5	R: 0 E: 0 K: 1 S: 5	H: 0 LOB: 0 BB: 0 P: 5	R: 0 E: 0 K: 0 S: 5	H: 2 LOB: 2 BB: 0 P: 5	R: 0 E: 0 K: 0 S: 3	H: 0 LOB: 0 BB: 0 P: 3	R: 0 E: 0 K: 1 S: 5	H: 0 LOB: 1 BB: 1 P: 9	1B: 9 2B: 2 3B: 0 HR: 4	SF: 0 SAC: 0 DP: 2 HBP: 1	WP: 0 PB: 0 SB: 1 CS: 1	PA: 44					
PITCHER	IP	WLS	BF	H	R	ER	SO	BB	IBB	HBP	BLK	WP	HR	S	P	ERA	WHIP										
Byron McLaughlin, R (1, 1) ERA: 5.61	2.2	L	16	5	5	5	4	3	0	1	0	0	2	20	33	16.88	3.000										
Glenn Abbott, R (3, 1) ERA: 5.15	1.2		11	7	3	3	1	0	0	0	0	0	2	13	13	16.20	4.200										
John Montague, R (5, 1) ERA: 4.74	4.2		17	2	0	0	2	1	0	0	0	0	0	20	24	0.00	0.643										

Boston Red Sox @ Seattle Mariners
The Kingdom, Seattle, WA
Sun Jul 08 1979, 10:05 PM EDT
Att. 26,450 - Dome

livebaseballscorecards.com

AB	39
R	8
H	14
RBI	7
BB	4
SO	7
LOB	18



Batter	1	2	3	4	5	6	7	8	9	AB R H RBI BB SO LOB
Larry Milbourne, S (1, 4) OBP: 0.319, SLG: 0.362	0-0 F8 2B		0-0 3-1		0-0 F8		0-0 4-3 1B		0-0 F8	5 0 2 0 0 0 1
Ruppert Jones, L (1, 8) OBP: 0.348, SLG: 0.482	0-0 F8 2-3		0-0 F7			1-0 1B 3B HBP	0-0 4-3			3 1 0 0 0 0 2
Bruce Bochte, L (1, 3) OBP: 0.405, SLG: 0.505	0-0 F8			0-0 4-1		0-0 1-2 3B 1B	0-0 4-3			4 1 1 0 0 0 2
Willie Horton, R (1, 10) OBP: 0.339, SLG: 0.481 John Hale, L (6, PH) OBP: 0.371, SLG: 0.420	0-3 K		0-3 K		0-3 K			0-0 1-4-3		2 0 0 0 0 2 1 2 0 0 0 0 1 2
Dan Meyer, L (1, 5) OBP: 0.355, SLG: 0.532		0-3 K		0-0 BB 1B		0-0 1-2 3B		0-0 G3		4 0 2 2 0 1 0
Leon Roberts, R (1, 7) OBP: 0.363, SLG: 0.445		0-0 S 1B		4-0 1-2 BB		4-0 BB BB BB		0-0 6-3		2 0 1 0 2 0 0
Bob Stinson, S (1, 2) OBP: 0.350, SLG: 0.363		0-0 F9		0-3 K		0-3 K			4-0 4-3 BB	3 0 0 0 1 2 5
Joe Simpson, L (1, 9) OBP: 0.304, SLG: 0.373		0-0 F9			0-0 F8	0-0 G3			0-0 4-3	4 0 0 0 0 0 4
Mario Mendoza, R (1, 6) OBP: 0.204, SLG: 0.238 Bobby Valentine, R (7, PH) OBP: 0.382, SLG: 0.348 (8, 6)			0-0 F7		0-3 K		0-0 F8		0-0 F8	2 0 0 0 0 1 0 2 0 0 0 0 0 1

Inning Stats	R: 0	H: 1	E: 0	LOB: 1	K: 1	BB: 0	S: 6	R: 0	H: 1	E: 0	LOB: 1	K: 1	BB: 0	S: 6	R: 0	H: 0	E: 0	LOB: 0	K: 0	BB: 0	S: 3	R: 0	H: 1	E: 0	LOB: 2	K: 2	BB: 1	S: 8	R: 0	H: 0	E: 0	LOB: 0	K: 1	BB: 0	S: 5	R: 2	H: 2	E: 0	LOB: 2	K: 2	BB: 1	S: 9	R: 0	H: 1	E: 0	LOB: 1	K: 0	BB: 0	S: 4	R: 0	H: 0	E: 0	LOB: 0	K: 0	BB: 0	S: 3	R: 0	H: 0	E: 0	LOB: 1	K: 0	BB: 1	S: 3	1B: 4	SF: 0	2B: 1	SAC: 0	3B: 1	DP: 0	HR: 0	HBP: 1	WP: 0	PA: 37
PITCHER Steve Renko, R (1, 1) ERA: 3.2	IP	WLS	BF	H	R	ER	SO	BB	IBB	HBP	BLK	WP	HR	S	P	ERA	WHIP																			PITCHER	IP	WLS	BF	H	R	ER	SO	BB	IBB	HBP	BLK	WP	HR	S	P	ERA	WHIP																				

BOTTOM


Boston Red Sox @ Seattle Mariners
The Kingdome, Seattle, WA

Sun Jul 08 1979, 10:05 PM EDT
Att. 26,450 - Dome

livebaseballscorecards.com

AB 33
R 2
H 6
RBI 2
BB 3
SO 7
LOB 18



Batter	1	2	3	4	5	6	7	8	9	AB R H RBI BB SO LOB	TOP														
Willie Randolph, R OBP: 0.361, SLG: 0.344 (1, 4)	0-0 6-3		0-0 6-3			0-0 4-3			0-0 6-3	4 0 0 0 0 0 0	New York Yankees @ Seattle Mariners The Kingdom, Seattle, WA Tue Jul 10 1979, 10:05 PM EDT Att. 20,375 - Dome livebaseballscorecards.com <table border="1"> <tr> <td>AB</td> <td>28</td> </tr> <tr> <td>R</td> <td>1</td> </tr> <tr> <td>H</td> <td>2</td> </tr> <tr> <td>RBI</td> <td>1</td> </tr> <tr> <td>BB</td> <td>2</td> </tr> <tr> <td>SO</td> <td>5</td> </tr> <tr> <td>LOB</td> <td>4</td> </tr> </table> 	AB	28	R	1	H	2	RBI	1	BB	2	SO	5	LOB	4
AB	28																								
R	1																								
H	2																								
RBI	1																								
BB	2																								
SO	5																								
LOB	4																								
Bobby Murcer, L OBP: 0.358, SLG: 0.369 (1, 8)	0-0 3-1		0-3 K			0-3 K			0-0 F5	4 0 0 0 0 2 0															
Thurman Munson, R OBP: 0.348, SLG: 0.393 (1, 2)	0-0 F9				0-0 5-3				0-0 F9	4 0 0 0 0 1 0															
Lou Piniella, R OBP: 0.349, SLG: 0.440 (1, 7)		0-0 5-3			0-0 6-3				4-0 BB BB	2 0 0 0 1 0 0															
Reggie Jackson, L OBP: 0.379, SLG: 0.562 (1, 9)		0-0 3B 1B			0-0 3-1				4-0 BB BB BB BB G6-3 BB	2 1 1 0 1 0 0															
Graig Nettles, L OBP: 0.333, SLG: 0.418 (1, 5)		0-0 1-H 3B			0-3 K				0-0 1-2 G6-3 BB 1-2f	3 0 1 1 0 1 2															
Darryl Jones, R OBP: 0.292, SLG: 0.413 (1, 10)		0-0 6-3			0-0 F7				0-0 5-3	3 0 0 0 0 0 1															
Chris Chambliss, L OBP: 0.306, SLG: 0.421 (1, 3)		0-3 K			0-0 4-3				0-0 F8	3 0 0 0 0 1 1															
Bucky Dent, R OBP: 0.294, SLG: 0.303 (1, 6)			0-0 F9						0-0 6-3	3 0 0 0 0 0 0															
Inning Stats	R: 0 E: 0 K: 0 S: 3	H: 0 LOB: 0 BB: 0 P: 3	R: 1 E: 0 K: 1 S: 7	H: 2 LOB: 1 BB: 0 P: 7	R: 0 E: 0 K: 1 S: 5	H: 0 LOB: 0 BB: 0 P: 5	R: 0 E: 0 K: 0 S: 3	H: 0 LOB: 0 BB: 0 P: 3	R: 0 E: 0 K: 1 S: 5	H: 0 LOB: 0 BB: 0 P: 5	R: 0 E: 0 K: 1 S: 4	H: 0 LOB: 1 BB: 2 P: 12	R: 0 E: 0 K: 0 S: 3	H: 0 LOB: 0 BB: 0 P: 3	R: 0 E: 0 K: 0 S: 3	H: 0 LOB: 0 BB: 0 P: 3	1B: 1 2B: 0 3B: 1 HR: 0	SF: 0 SAC: 0 DP: 1 HBP: 0	WP: 0 PB: 0 SB: 0 CS: 0	PA: 30					
PITCHER Rick Honeycutt, L ERA: 3.53 (1, 1)	IP 9.0 WLS W BF 30 H 2 R 1 ER 1 SO 5 BB 2 IBB 0 HBP 0 BLK 0 WP 0 HR 0 S 38 P 46 ERA 1.00 WHIP 0.444											PITCHER	IP 9.0 WLS W BF 30 H 2 R 1 ER 1 SO 5 BB 2 IBB 0 HBP 0 BLK 0 WP 0 HR 0 S 38 P 46 ERA 3.53 WHIP 0.444												

Batter	1	2	3	4	5	6	7	8	9	AB	R	H	RBI	BB	SO	LOB
Leon Roberts, R (1, 7) OBP: 0.364, SLG: 0.459 John Hale, L (8, 7) OBP: 0.371, SLG: 0.420	0-0 FC1-5 2B		0-0 HR		0-0 5-3		0-3 K			4	1	2	1	0	1	0
Ruppert Jones, L (1, 8) OBP: 0.347, SLG: 0.477	0-0 FC1-5 3-1 2-3		0-0 F2		0-0 F8			4-0 BB G6-4-3		3	0	0	0	1	0	1
Bruce Bochte, L (1, 3) OBP: 0.401, SLG: 0.498	0-0 3-1 1-2		0-0 F7			0-0 F7		0-0 G6-4-3 1-2f		4	0	0	0	0	0	2
Willie Horton, R (1, 10) OBP: 0.335, SLG: 0.476	0-3 K		0-0 5-3			0-0 F9		0-0 F3		4	0	0	0	0	1	1
Tom Paciorek, R (1, 9) OBP: 0.370, SLG: 0.467 Joe Simpson, L (8, 9) OBP: 0.304, SLG: 0.373		4-0 BB 3B		0-3 K		0-0 1B 2B				2	2	1	0	1	1	0
Dan Meyer, L (1, 5) OBP: 0.358, SLG: 0.540		0-0 SF9 3B		0-0 G3		0-0 FC5-4 1B				3	1	2	2	0	0	0
Bill Stein, R (1, 4) OBP: 0.298, SLG: 0.327		0-0 5-3		0-0 HR		0-0 FC5-4				3	1	1	1	0	0	2
Larry Cox, R (1, 2) OBP: 0.277, SLG: 0.315		0-0 SF9		0-0 F4			0-3 K			2	0	0	1	0	1	0
Mario Mendoza, R (1, 6) OBP: 0.202, SLG: 0.236		0-3 K			0-0 F8		0-3 K			3	0	0	0	0	2	0

Inning Stats	R: 0	H: 1	E: 0	LOB: 1	K: 1	P: 6	R: 2	H: 1	E: 0	LOB: 0	K: 1	P: 10	R: 1	H: 1	E: 0	LOB: 0	K: 0	P: 4	R: 1	H: 1	E: 0	LOB: 0	K: 1	P: 6	R: 0	H: 0	E: 0	LOB: 0	K: 0	P: 3	R: 1	H: 2	E: 0	LOB: 1	K: 0	P: 5	R: 0	H: 0	E: 0	LOB: 0	K: 3	P: 9	R: 0	H: 0	E: 0	LOB: 0	K: 0	P: 6
	0	1	0	1	1	6	2	1	0	0	1	10	1	1	0	0	0	4	1	1	0	0	0	6	0	0	0	0	0	3	1	2	0	1	0	5	0	0	0	0	3	9	0	0	0	0	6	


PITCHER	IP	WLS	BF	H	R	ER	SO	BB	IBB	HBP	BLK	WP	HR	S	P	ERA	WHIP
Ron Guidry, L (1, 1) ERA: 2.31	6.0	L	25	6	5	5	3	1	0	0	0	0	2	30	34	7.50	1.167
Ken Clay, R (7, 1) ERA: 4.78	2.0		6	0	0	0	3	1	0	0	0	0	0	11	15	0.00	0.500

BOTTOM

New York Yankees @ Seattle Mariners
The Kingdome, Seattle, WA
Tue Jul 10 1979, 10:05 PM EDT
Att. 20,375 - Dome

livebaseballscorecards.com

AB	28
R	5
H	6
RBI	5
BB	2
SO	6
LOB	6



WP: 0	PA: 31
PB: 0	SB: 0
CS: 0	

New York Yankees @ Seattle Mariners
 The Kingdome, Seattle, WA
 Wed Jul 11 1979, 10:05 PM EDT
 Att. 31,186 - Dome

livebaseballscorecards.com

AB	30
R	1
H	3
RBI	1
BB	2
SO	3
LOB	9



WP: 0	PA: 32
PB: 0	
SB: 0	
CS: 0	

AB R H RBI BB SO LOB

4	0	1	0	0	0	0
2	0	0	0	1	0	1
1	0	0	0	0	0	0
3	0	1	0	0	0	1
1	0	0	0	0	0	0
2	0	0	0	1	0	3
1	0	0	0	0	0	0
4	1	1	1	0	0	3
2	0	0	0	0	0	1
1	0	0	0	0	1	0
3	0	0	0	0	2	0
3	0	0	0	0	0	0
3	0	0	0	0	0	0
3	0	0	0	0	0	0
3	0	0	0	0	0	0
3	0	0	0	0	0	0
3	0	0	0	0	0	0
3	0	0	0	0	0	0

Batter	1	2	3	4	5	6	7	8	9
Willie Randolph, R OBP: 0.360, SLG: 0.343 (1, 4)	0-0 6-3		0-0 4-3			0-0 3-4-1 1B		0-0 F8	
Bobby Murcer, L OBP: 0.357, SLG: 0.366 Bobby Brown, S OBP: 0.258, SLG: 0.179 (1, 8) (6, 8)	4-0 FC4-6 1B BB		0-0 6-3			0-0 3-4-1 1-2		0-0 F8	
Thurman Munson, R OBP: 0.348, SLG: 0.393 Jerry Narron, L OBP: 0.233, SLG: 0.263 (1, 2) (6, 2)	0-0 FC4-6 1-2 1B			0-0 F7		0-0 F3		0-0 4-3	
Reggie Jackson, L OBP: 0.378, SLG: 0.557 Darryl Jones, R OBP: 0.286, SLG: 0.404 (1, 9) (6, 9)	0-0 FC4-6 FC4 1-2f 2-3			4-0 BB BB BB BB BB		0-0 F7		0-0 F3	
Lou Piniella, R OBP: 0.348, SLG: 0.448 (1, 7)	0-0 FC4 1-2f			0-0 F9			0-0 HR	0-0 F8	
Graig Nettles, L OBP: 0.331, SLG: 0.415 Fred Stanley, R OBP: 0.250, SLG: 0.192 (1, 5) (5, 5) (8, 6)		0-0 F5		0-0 F7			0-3 K		0-3 K
Roy White, S OBP: 0.246, SLG: 0.239 (1, 10)		0-0 F8			0-3 K		0-3 K		
Chris Chambliss, L OBP: 0.303, SLG: 0.417 (1, 3)		0-0 G3			0-0 F8		0-0 F7		
Bucky Dent, R OBP: 0.291, SLG: 0.300 Brian Doyle, L (1, 6) (8, 5)			0-0 F9		0-0 6-3			0-0 F8	

Inning Stats	R: 0 E: 0 K: 0 S: 4	H: 1 LOB: 2 BB: 1 P: 8	R: 0 E: 0 K: 0 S: 3	H: 0 LOB: 0 BB: 0 P: 3	R: 0 E: 0 K: 0 S: 3	H: 0 LOB: 0 BB: 0 P: 3	R: 0 E: 0 K: 0 S: 3	H: 0 LOB: 1 BB: 1 P: 7	R: 0 E: 0 K: 1 S: 5	H: 0 LOB: 0 BB: 0 P: 5	R: 0 E: 0 K: 0 S: 4	H: 1 LOB: 1 BB: 0 P: 4	R: 1 E: 0 K: 2 S: 8	H: 1 LOB: 0 BB: 0 P: 8	R: 0 E: 0 K: 0 S: 3	H: 0 LOB: 0 BB: 0 P: 3	R: 0 E: 0 K: 0 S: 3	H: 0 LOB: 0 BB: 0 P: 3	1B: 2 2B: 0 3B: 0 HR: 1	SF: 0 SAC: 0 DP: 0 HBP: 0	WP: 0 PB: 0 SB: 0 CS: 0	PA: 32
---------------------	------------------------------	---------------------------------	------------------------------	---------------------------------	------------------------------	---------------------------------	------------------------------	---------------------------------	------------------------------	---------------------------------	------------------------------	---------------------------------	------------------------------	---------------------------------	------------------------------	---------------------------------	------------------------------	---------------------------------	----------------------------------	------------------------------------	----------------------------------	--------

PITCHER Floyd Bannister, L ERA: 4.17 (1, 1)	IP 9.0	WLS W	BF 32	H 3	R 1	ER 1	SO 3	BB 2	IBB 0	HBP 0	BLK 0	WP 0	HR 1	S 36	P 44	ERA 1.00	WHIP 0.556	PITCHER	IP	WLS	BF	H	R	ER	SO	BB	IBB	HBP	BLK	WP	HR	S	P	ERA	WHIP
--	-----------	----------	----------	--------	--------	---------	---------	---------	----------	----------	----------	---------	---------	---------	---------	-------------	---------------	----------------	----	-----	----	---	---	----	----	----	-----	-----	-----	----	----	---	---	-----	------

Batter	1	2	3	4	5	6	7	8	9	AB	R	H	RBI	BB	SO	LOB
Leon Roberts, R (1, 7) John Hale, L (8, 7) OBP: 0.364, SLG: 0.465 OBP: 0.371, SLG: 0.420										5	2	1	2	1	0	4
Ruppert Jones, L (1, 8) OBP: 0.352, SLG: 0.486										4	4	2	2	2	0	0
Bruce Bochte, L (1, 3) OBP: 0.402, SLG: 0.510										5	2	2	2	1	1	2
Willie Horton, R (1, 10) Charlie Beamon, L (8, PH) OBP: 0.336, SLG: 0.473 OBP: 0.143, SLG: 0.214										4	2	1	1	1	1	1
Tom Paciorek, R (1, 9) Joe Simpson, L (8, 9) OBP: 0.393, SLG: 0.492 OBP: 0.304, SLG: 0.373										4	1	4	3	1	0	0
Dan Meyer, L (1, 5) Larry Milbourne, S (7, PH) OBP: 0.360, SLG: 0.538 OBP: 0.317, SLG: 0.360										3	1	1	1	0	0	2
Bill Stein, R (1, 4) OBP: 0.301, SLG: 0.329										5	1	2	1	0	0	3
Larry Cox, R (1, 2) OBP: 0.280, SLG: 0.314										4	1	1	1	1	2	4
Mario Mendoza, R (1, 6) OBP: 0.209, SLG: 0.248										4	2	2	3	1	1	3

Inning Stats	R: 9	H: 8	E: 0	LOB: 0	K: 1	P: 17	R: 0	H: 1	E: 0	LOB: 3	K: 1	P: 11	R: 0	H: 1	E: 0	LOB: 0	K: 0	P: 3	R: 0	H: 0	E: 0	LOB: 1	K: 0	P: 9	R: 0	H: 1	E: 0	LOB: 1	K: 1	P: 6	R: 5	H: 5	E: 0	LOB: 3	K: 1	P: 22	R: 0	H: 0	E: 0	LOB: 0	K: 1	P: 5
--------------	------	------	------	--------	------	-------	------	------	------	--------	------	-------	------	------	------	--------	------	------	------	------	------	--------	------	------	------	------	------	--------	------	------	------	------	------	--------	------	-------	------	------	------	--------	------	------

PITCHER	IP	WLS	BF	H	R	ER	SO	BB	IBB	HBP	BLK	WP	HR	S	P	ERA	WHIP
Tommy John, L (1, 1) ERA: 2.62	0.1	L	8	6	7	7	1	1	0	0	0	1	0	9	13	189.00	21.000
Ken Clay, R (1, 1) ERA: 5.2	2.2		16	4	4	4	1	3	0	1	0	0	2	14	27	13.50	2.625
Don Hood, L (4, 1) ERA: 2.77	2.0		7	0	0	0	1	1	0	0	0	0	0	8	12	0.00	0.500
Ray Burris, R (6, 1) ERA: 6.55	3.0		18	6	5	5	3	3	0	0	0	0	1	21	33	15.00	3.000

BOTTOM

New York Yankees @ Seattle Mariners
The Kingdome, Seattle, WA
Wed Jul 11 1979, 10:05 PM EDT
Att. 31,186 - Dome

livebaseballscorecards.com

AB	40
R	16
H	16
RBI	16
BB	8
SO	6
LOB	21

WP: 1	PA: 49
PB: 0	SB: 0
CS: 0	

New York Yankees @ Seattle Mariners
 The Kingdome, Seattle, WA
 Thu Jul 12 1979, 10:05 PM EDT
 Att. 23,774 - Dome

livebaseballscorecards.com

AB	46
R	14
H	19
RBI	12
BB	1
SO	2
LOB	20



WP: 0	PA: 48
PB: 0	
SB: 0	
CS: 0	

AB R H RBI BB SO LOB

6	0	2	1	0	0	3
6	1	2	1	0	2	1
6	0	0	0	0	0	5
5	3	3	1	0	0	2
3	2	1	0	1	0	2
1	0	0	0	0	0	0
4	1	2	2	0	0	1
5	2	2	1	0	0	4
5	4	4	4	0	0	1
0	0	0	0	0	0	0
5	1	3	2	0	0	1
0	0	0	0	0	0	0

1B: 13	SF: 0
2B: 4	SAC: 0
3B: 0	DP: 2
HR: 2	HBP: 1

Batter	1	2	3	4	5	6	7	8	9
Bobby Murcer, L (1, 8) OBP: 0.357, SLG: 0.365	0-0 L7	0-0 F9		0-0 FC2-5 1B		0-0 4-3	0-0 G3		0-0 G4-6-3 1B
Thurman Munson, R (1, 2) OBP: 0.348, SLG: 0.392	0-3 K		0-0 E4 2B HBP	0-0 F9 FC2-5 1B		0-3 K	0-0		0-0 G4-6-3 1B
Graig Nettles, L (1, 5) OBP: 0.326, SLG: 0.407	0-0 F7		0-0 F8	0-0 FC2-5 1-2 2-3f		0-0 4-3	0-0 4-3		0-0 F8
Reggie Jackson, L (1, 9) OBP: 0.383, SLG: 0.576		0-0 1B 1B	0-0 HBP FC4-6 2B	0-0 F9 2-3			0-0 HR	0-0 4-3	
Lou Piniella, R (1, 7) OBP: 0.350, SLG: 0.446		0-0 1B 1B	4-0 FC4-6 HBP	0-0 F9		0-0 1-3	0-0 E6		
Bobby Brown, S (8, PH) OBP: 0.250, SLG: 0.172		1-3 G4-6-3 1B	FC4-6 HR IBB						
Chris Chambliss, L (1, 10) OBP: 0.307, SLG: 0.418		0-0 G4-6-3 1B 2-3 3-H	1-0 FC4-6 HBP 1-2 2-3 3-H		0-0 G3	0-0 1B 1B	0-0 F7		
Jim Spencer, L (1, 3) OBP: 0.333, SLG: 0.481		0-0 G4-6-3 1-2f 3-H	0-0 FC4-6 HR 1-2f 2-3 3-H		0-0 4-3 2B	0-0 1B 1B	0-0 4-3		
Willie Randolph, R (1, 4) OBP: 0.366, SLG: 0.358		0-0 2B 1B	0-0 HR 1-H 3-H		0-0 4-3 2-3	0-0 G3 1B 1-2 1B 1B 3-H			0-0 2B 1B 1B
Brian Doyle, L (9, 4)									
Bucky Dent, R (1, 6) OBP: 0.296, SLG: 0.313		0-0 2B	0-0 1-3		0-0 F3	0-0 1B G3 1-2 2-H 1B			0-0 1B G4-6-3 2B
Fred Stanley, R (9, 6) OBP: 0.250, SLG: 0.192									

Inning Stats	R: 0	H: 0	E: 0	K: 1	S: 5	P: 5	R: 3	H: 5	E: 0	K: 0	S: 7	P: 7	R: 5	H: 2	E: 1	K: 0	S: 6	P: 11	R: 0	H: 2	E: 0	K: 0	S: 5	P: 5	R: 0	H: 1	E: 0	K: 0	S: 4	P: 4	R: 0	H: 0	E: 0	K: 1	S: 5	P: 5	R: 4	H: 6	E: 0	K: 0	S: 9	P: 9	R: 0	H: 0	E: 1	K: 0	S: 4	P: 4	R: 2	H: 3	E: 0	K: 0	S: 5	P: 5	1B: 13	SF: 0	2B: 4	SAC: 0	3B: 0	DP: 2	HR: 2	HBP: 1	WP: 0	PA: 48
--------------	------	------	------	------	------	------	------	------	------	------	------	------	------	------	------	------	------	-------	------	------	------	------	------	------	------	------	------	------	------	------	------	------	------	------	------	------	------	------	------	------	------	------	------	------	------	------	------	------	------	------	------	------	------	------	--------	-------	-------	--------	-------	-------	-------	--------	-------	--------

PITCHER	IP	WLS	BF	H	R	ER	SO	BB	IBB	HBP	BLK	WP	HR	S	P	ERA	WHIP
Mike Parrott, R (1, 1) ERA: 3.86	2.1	L	13	6	5	5	1	0	0	0	0	0	0	15	15	19.29	2.571
Rich Hinton, L (3, 1) ERA: 6.64	0.1		4	1	3	1	0	0	1	1	0	0	1	2	7	27.00	3.000
John Montague, R (3, 1) ERA: 4.94	3.2		18	7	4	4	1	0	0	0	0	0	1	20	20	9.82	1.909
Rob Dressler, R (7, 1) ERA: 6.16	2.2		13	5	2	2	0	0	0	0	0	0	0	13	13	6.75	1.875

PITCHER	IP	WLS	BF	H	R	ER	SO	BB	IBB	HBP	BLK	WP	HR	S	P	ERA	WHIP
---------	----	-----	----	---	---	----	----	----	-----	-----	-----	----	----	---	---	-----	------

Batter	1	2	3	4	5	6	7	8	9	AB	R	H	RBI	BB	SO	LOB
Larry Milbourne, S OBP: 0.316, SLG: 0.358 (1, 4)	0-0 G4-6-3 1B	0-0 FC6-4 1-2f			0-0 F8		0-0 G6-4-3 1-2f			4	0	1	0	0	0	4
Ruppert Jones, L OBP: 0.351, SLG: 0.484 (1, 8)	0-0 G4-6-3 1-2f		0-0 6-3		0-0 F6			0-0 1B		4	0	1	0	0	0	2
Bruce Bochte, L OBP: 0.398, SLG: 0.503 (1, 3)	0-0 F7		0-0 3-1		0-0 L8			0-0 F7		4	0	0	0	0	0	2
Willie Horton, R OBP: 0.335, SLG: 0.471 (1, 10)		0-0 F8 BB 1B 1B	0-0 F8		0-3 K			0-0 F4		4	1	1	0	0	1	1
Dan Meyer, L OBP: 0.358, SLG: 0.534 (1, 5)		0-0 F7		0-0 3-1		0-0 1B		0-0 F8		4	0	1	0	0	0	2
Leon Roberts, R OBP: 0.365, SLG: 0.462 (1, 7)		4-0 BB BB BB 1-2 1B BB	0-0 6-3		0-0 F9			4-0 G6-4-3 BB		2	1	0	0	2	0	1
Tom Paciorek, R OBP: 0.389, SLG: 0.484 (1, 9)		0-0 F8 2-3	0-0 1B		0-0 L7			0-0 F9		4	0	1	0	0	0	4
Bob Stinson, S OBP: 0.354, SLG: 0.362 (1, 2)		4-0 BB BB BB 1-2 1B BB	0-0 6-3		0-0 G6-4-3 1B			0-0 G6-4-3 1-2f		3	0	1	0	1	0	2
Mario Mendoza, R OBP: 0.215, SLG: 0.253 (1, 6)		0-0 FC6-4 1-2 2-H 3-H 1B			0-0 1B		0-0 F4			3	0	2	2	0	0	1

Inning Stats	R: 0	H: 1	E: 0	LOB: 0	K: 0	S: 3	P: 3	R: 2	H: 2	E: 0	LOB: 2	K: 0	S: 5	P: 13	R: 0	H: 0	E: 0	LOB: 0	K: 0	S: 3	R: 0	H: 1	E: 0	LOB: 1	K: 0	S: 4	P: 4	R: 0	H: 1	E: 0	LOB: 1	K: 1	S: 6	R: 0	H: 1	E: 0	LOB: 0	K: 0	S: 3	R: 0	H: 1	E: 0	LOB: 1	K: 0	S: 4	P: 4	R: 0	H: 0	E: 0	LOB: 0	K: 0	S: 2	P: 6	1B: 8	SF: 0	2B: 0	SAC: 0	3B: 0	DP: 3	HR: 0	HBP: 0	WP: 0	PA: 35
--------------	------	------	------	--------	------	------	------	------	------	------	--------	------	------	-------	------	------	------	--------	------	------	------	------	------	--------	------	------	------	------	------	------	--------	------	------	------	------	------	--------	------	------	------	------	------	--------	------	------	------	------	------	------	--------	------	------	------	-------	-------	-------	--------	-------	-------	-------	--------	-------	--------

PITCHER	IP	WLS	BF	H	R	ER	SO	BB	IBB	HBP	BLK	WP	HR	S	P	ERA	WHIP
Catfish Hunter, R ERA: 4.94 (1, 1)	8.0	W	32	8	2	2	1	2	0	0	0	0	0	32	40	2.25	1.250
Rich Gossage, R ERA: 3.86 (9, 1)	1.0		3	0	0	0	0	1	0	0	0	0	0	2	6	0.00	1.000

BOTTOM

New York Yankees @ Seattle Mariners
 The Kingdome, Seattle, WA
 Thu Jul 12 1979, 10:05 PM EDT
 Att. 23,774 - Dome

livebaseballscorecards.com

AB	32
R	2
H	8
RBI	2
BB	3
SO	1
LOB	19



Batter	1	2	3	4	5	6	7	8	9	AB R H RBI BB SO LOB	TOP
Al Bumbry, L OBP: 0.324, SLG: 0.355 (1, 8)	0-0 F7	0-3 K		0-0 1B		0-0 F7			0-0 1B 2B	5 1 2 1 0 1 3	
Kiko Garcia, R OBP: 0.320, SLG: 0.383 (1, 6) (8, 4)	0-0 F9		0-0 6-3	0-0 FC5			0-0 F3		0-0 BB 1B	4 0 0 0 0 0 2 1 0 1 1 0 0 0 0 0 0 0 0 0 0	
Terry Crowley, L OBP: 0.378, SLG: 0.452 (9, PH) Billy Smith, S OBP: 0.284, SLG: 0.362 (9, 4)	0-0 G3			2-3f					2-H 1B		
Ken Singleton, S OBP: 0.407, SLG: 0.521 (1, 10)	0-0 G3		4-0 BB				0-0 F7		0-3 K	4 0 0 0 1 1 1	
Eddie Murray, S OBP: 0.361, SLG: 0.426 (1, 3)		0-3 K	0-0 F7			0-0 FC4 1B		0-0 F8	4-0 BB BB	4 0 1 0 1 1 1	
John Lowenstein, L OBP: 0.394, SLG: 0.560 (1, 9)		0-3 K	0-0 G3			0-0 FC4		0-0 L3	4-0 BB BB	4 0 0 0 1 1 2	
Doug DeCinces, R OBP: 0.349, SLG: 0.441 Mark Belanger, R OBP: 0.244, SLG: 0.195 (1, 5) (8, 6)		0-0 1B 2B		4-0 BB BB	4-0 1B BB	1-2 BB		0-3 K	0-0 F5	2 2 1 0 2 1 0 1 0 0 0 0 0 3	
Gary Roenicke, R OBP: 0.408, SLG: 0.521 (1, 7)		4-0 E 1B BB		0-3 K	0-3 K			0-0 1B		3 0 1 0 1 2 3	
Rich Dauer, R OBP: 0.309, SLG: 0.362 (1, 4) (8, 5)		0-0 E8 BB 1B		0-0 F8			0-0 5-3		0-0 F7	4 0 1 1 0 0 2	
Rick Dempsey, R OBP: 0.339, SLG: 0.385 Pat Kelly, L OBP: 0.435, SLG: 0.563 Dave Skaggs, R OBP: 0.308, SLG: 0.271 (1, 2) (9, PH) (9, 2)		4-0 BB BB		0-0 FC5 1B			0-0 5-3		0-0 F7	2 0 1 0 1 0 0 1 0 0 0 0 0 0 0 0 0 0 0 0 0	

Baltimore Orioles @ Seattle Mariners
The Kingdome, Seattle, WA
Fri Jul 13 1979, 10:05 PM EDT
Att: 10,033 - Unknown

livebaseballscorecards.com

AB	35
R	3
H	8
RBI	3
BB	7
SO	7
LOB	17



Inning Stats	R: 0	H: 0	E: 0	K: 0	S: 3	P: 3	R: 1	H: 2	E: 1	K: 3	S: 11	P: 19	R: 0	H: 0	E: 0	K: 0	S: 3	P: 7	R: 1	H: 2	E: 0	K: 1	S: 7	P: 11	R: 0	H: 1	E: 0	K: 1	S: 6	P: 10	R: 0	H: 0	E: 0	K: 0	S: 3	P: 3	R: 0	H: 0	E: 0	K: 0	S: 3	P: 3	R: 0	H: 1	E: 0	K: 1	S: 6	P: 6	R: 1	H: 2	E: 0	K: 1	S: 7	P: 15	1B: 6	2B: 2	3B: 0	HR: 0	SF: 0	SAC: 0	DP: 0	HBP: 0	WP: 0	PA: 42
--------------	------	------	------	------	------	------	------	------	------	------	-------	-------	------	------	------	------	------	------	------	------	------	------	------	-------	------	------	------	------	------	-------	------	------	------	------	------	------	------	------	------	------	------	------	------	------	------	------	------	------	------	------	------	------	------	-------	-------	-------	-------	-------	-------	--------	-------	--------	-------	--------

PITCHER Odell Jones, R ERA: 5.68 (1, 1)	IP 9.0	WLS W	BF 42	H 8	R 3	ER 3	SO 7	BB 7	IBB 0	HBP 0	BLK 0	WP 0	HR 0	S 49	P 77	ERA 3.00	WHIP 1.667
--	---------------	--------------	--------------	------------	------------	-------------	-------------	-------------	--------------	--------------	--------------	-------------	-------------	-------------	-------------	-----------------	-------------------

PITCHER	IP	WLS	BF	H	R	ER	SO	BB	IBB	HBP	BLK	WP	HR	S	P	ERA	WHIP
----------------	-----------	------------	-----------	----------	----------	-----------	-----------	-----------	------------	------------	------------	-----------	-----------	----------	----------	------------	-------------

Batter	1	2	3	4	5	6	7	8	9	AB R H RBI BB SO LOB
Leon Roberts, R (1, 7) John Hale, L (9, 7) OBP: 0.361, SLG: 0.456 OBP: 0.381, SLG: 0.431	0-0 6-3	0-0 5-3			0-0 P4			0-0 F9	0-0 1B	4 0 0 0 0 0 2 1 0 1 1 0 0 0
Ruppert Jones, L (1, 8) OBP: 0.353, SLG: 0.484	0-0 HBP 1B		0-0 F7		0-3 K			0-0 HR 1B		4 1 2 0 0 0 1 1
Bruce Bochte, L (1, 3) OBP: 0.399, SLG: 0.511	1-0 HBP		0-0 P6			0-0 4-3		0-0 HR		3 1 1 2 0 0 0
Willie Horton, R (1, 10) OBP: 0.332, SLG: 0.466	0-3 K		0-0 F9			0-0 L6		0-0 6-3		4 0 0 0 0 0 1 2
Tom Paciorek, R (1, 9) Joe Simpson, L (9, 9) OBP: 0.385, SLG: 0.477 OBP: 0.304, SLG: 0.373	0-3 K			0-0 L5		0-0 1B		0-3 K		4 0 1 0 0 0 2 2 0 0 0 0 0 0 0
Dan Meyer, L (1, 5) OBP: 0.360, SLG: 0.534		0-0 1B		0-0 4-3		0-0 G3		0-0 SH1-4 1B		4 2 2 0 0 0 0 1
Bill Stein, R (1, 4) OBP: 0.295, SLG: 0.323		0-3 K		0-0 4-3			0-3 K	0-0 SH1-4		3 0 0 0 0 0 2 1
Larry Cox, R (1, 2) Bob Stinson, S (9, PH) OBP: 0.281, SLG: 0.320 OBP: 0.358, SLG: 0.362		0-3 K			0-0 2B		0-0 6-3	4-0 1B 1B BB		3 0 1 0 0 0 1 1 0 0 0 0 0 1 0 0
Mario Mendoza, R (1, 6) Larry Milbourne, S (9, PH) OBP: 0.216, SLG: 0.254 OBP: 0.319, SLG: 0.361		0-0 1B			0-0 P6		0-0 F8	0-0 1B		3 0 1 1 0 0 0 1 1 0 1 0 0 0 0

Inning Stats		R: 0	H: 1	L: 1	R: 1	H: 2	L: 2	R: 0	H: 0	L: 0	R: 0	H: 1	L: 1	R: 0	H: 1	L: 1	R: 2	H: 2	L: 2	R: 1	H: 3	L: 3	1B: 8	SF: 0	WP: 0	PA: 37	
Inning Stats		E: 0	LOB: 2	K: 2	E: 0	LOB: 1	K: 2	E: 0	LOB: 0	K: 0	E: 0	LOB: 0	K: 1	E: 0	LOB: 1	K: 1	E: 0	LOB: 0	E: 0	LOB: 3	K: 0	BB: 1	2B: 1	SAC: 1	PB: 0		
Inning Stats		S: 8	P: 9	S: 9	S: 3	P: 9	S: 9	S: 3	P: 3	S: 3	S: 6	P: 6	S: 6	S: 5	P: 5	S: 7	S: 7	P: 7	S: 4	P: 8	S: 4	P: 8	3B: 0	DP: 0	SB: 2		
PITCHER	IP	WLS	BF	H	R	ER	SO	BB	IBB	HBP	BLK	WP	HR	S	P	ERA	WHIP										
Scott McGregor, L (1, 1) ERA: 3.72	8.1	L	34	8	4	4	7	0	0	1	0	0	1	47	48	4.32	0.960										
Don Stanhouse, R (9, 1) ERA: 2.64	0.0		3	2	0	0	0	1	0	0	0	0	0	2	6	∞	∞										

BOTTOM

Baltimore Orioles @ Seattle Mariners
The Kingdome, Seattle, WA

Fri Jul 13 1979, 10:05 PM EDT
Att. 10,033 - Unknown

livebaseballscorecards.com

AB	34
R	4
H	10
RBI	4
BB	1
SO	7
LOB	11

Batter	1	2	3	4	5	6	7	8	9	AB R H RBI BB SO LOB	TOP												
Al Bumbry, L (1, 8) OBP: 0.323, SLG: 0.354	0-3 K	0-0 FC2-6 1-2f			0-0 G4-6-3 1B			0-0 1-3		4 0 1 0 0 1 1													
Kiko Garcia, R (1, 6) OBP: 0.319, SLG: 0.381	0-3 K		0-3 K		0-0 G4-6-3 1-2f			0-0 HR 1B		4 1 1 0 0 2 1													
Ken Singleton, S (1, 9) OBP: 0.406, SLG: 0.527 Gary Roenicke, R (8, 7) OBP: 0.408, SLG: 0.521	0-0 HR		0-3 K				0-0 4-3	0-0 L7		4 1 1 1 0 1 1 0 0 0 0 0 0 0													
Eddie Murray, S (1, 3) OBP: 0.363, SLG: 0.435	0-3 K		0-0 4-3			1-0 HBP		0-0 HR		3 1 1 2 0 1 0													
John Lowenstein, L (1, 7) OBP: 0.390, SLG: 0.546 (8, 9)		4-0 2B 1B BB		0-0 G3		0-0 F7		0-0 G3		3 1 0 0 1 0 1													
Doug DeCinces, R (1, 5) OBP: 0.347, SLG: 0.443		0-0 1B SF9 2B		0-3 K		0-0 F3		0-3 K		4 1 1 0 0 2 1													
Pat Kelly, L (1, 10) OBP: 0.438, SLG: 0.554		0-0 CS 1B 2-3 3-H		4-0 BB			0-3 K	0-0 4-3		3 0 1 1 1 1 0													
Rich Dauer, R (1, 4) OBP: 0.305, SLG: 0.358		0-0 SF9 1-2 3-H		0-0 6-3			0-3 K	0-0 F7		3 0 0 1 0 1 1													
Rick Dempsey, R (1, 2) OBP: 0.339, SLG: 0.381		4-0 FC2-6 BB		0-0 4-3			0-0 4-3			2 0 0 0 1 0 0													
Inning Stats	R: 1 E: 0 K: 3 S: 10	H: 1 LOB: 0 BB: 0 P: 10	R: 2 E: 0 K: 0 S: 4	H: 2 LOB: 1 BB: 2 P: 12	R: 0 E: 0 K: 2 S: 7	H: 0 LOB: 0 BB: 0 P: 7	R: 0 E: 0 K: 1 S: 5	H: 0 LOB: 1 BB: 1 P: 9	R: 0 E: 0 K: 0 S: 3	H: 1 LOB: 0 BB: 0 P: 3	R: 0 E: 0 K: 0 S: 3	H: 0 LOB: 1 BB: 0 P: 4	R: 0 E: 0 K: 2 S: 7	H: 0 LOB: 0 BB: 0 P: 7	R: 2 E: 0 K: 0 S: 5	H: 2 LOB: 0 BB: 0 P: 5	R: 0 E: 0 K: 1 S: 5	H: 0 LOB: 0 BB: 0 P: 5	1B: 3 2B: 1 3B: 0 HR: 2	SF: 1 SAC: 0 DP: 1 HBP: 1	WP: 0 PB: 0 SB: 0 CS: 1	PA: 35	
PITCHER Mike Parrott, R (1, 1) ERA: 3.95	IP 9.0	WLS L	BF 35	H 6	R 5	ER 5	SO 9	BB 3	IBB 0	HBP 1	BLK 0	WP 0	HR 2	S 49	P 62	ERA 5.00	WHIP 1.000						PITCHER IP WLS BF H R ER SO BB IBB HBP BLK WP HR S P ERA WHIP

Baltimore Orioles @ Seattle Mariners
The Kingdome, Seattle, WA
Sat Jul 14 1979, 10:05 PM EDT
Att. 15,106 - Unknown

livebaseballscorecards.com

AB 30
R 5
H 6
RBI 5
BB 3
SO 9
LOB 6



Batter	1	2	3	4	5	6	7	8	9	AB	R	H	RBI	BB	SO	LOB
Leon Roberts, R OBP: 0.357, SLG: 0.450 (1, 7) X	0-0 5-3		0-3 K		0-0 6-3			0-3 K		4	0	0	0	0	2	1
Ruppert Jones, L OBP: 0.357, SLG: 0.496 (1, 8) X	0-0 4-3		0-0 L3 1B			0-0 S 1B		0-0 HR		4	1	3	1	0	0	0
Bruce Bochte, L OBP: 0.395, SLG: 0.505 (1, 3) X	0-0 4-3		0-0 L3 1-2			0-0 F9		0-3 K		4	0	0	0	0	1	2
Willie Horton, R OBP: 0.331, SLG: 0.463 (1, 10)		0-3 K		0-0 6-3		0-0 5-3 1-2		0-0 FC SF7 1B		4	1	1	0	0	1	1
Tom Paciorek, R OBP: 0.388, SLG: 0.478 (1, 9)		0-0 2B 1B		0-0 G6-3 1B		0-3 K		0-0 F9		4	0	2	0	0	1	2
Dan Meyer, L OBP: 0.356, SLG: 0.527 (1, 5)		0-3 K		0-0 G6-3 1-2f			0-0 4-3		0-0 FC WP	4	0	0	0	0	1	3
Bill Stein, R OBP: 0.294, SLG: 0.329 (1, 4)		0-0 1-3 2B			0-0 4-3		0-3 K		0-0 SF7	3	0	1	1	0	1	0
Larry Cox, R OBP: 0.291, SLG: 0.328 (1, 2)		4-0 BB BB BB			0-0 2B		0-3 K		0-0 BB BB BB BB	2	0	1	0	2	1	0
Mario Mendoza, R OBP: 0.214, SLG: 0.252 (1, 6)		0-0 1-3			0-3 K			0-0 5-3		2	0	0	0	0	1	4
Bobby Valentine, R OBP: 0.368, SLG: 0.333 (8, PH) (9, 6)									0-0 F9	2	0	0	0	0	0	2

Inning Stats	R: 0	H: 0	E: 0	K: 0	S: 3	R: 0	H: 2	E: 0	K: 2	S: 9	R: 0	H: 1	E: 0	K: 1	S: 5	R: 0	H: 1	E: 0	K: 0	S: 3	R: 0	H: 1	E: 0	K: 1	S: 6	R: 0	H: 1	E: 0	K: 1	S: 6	R: 0	H: 0	E: 0	K: 2	S: 7	R: 1	H: 1	E: 0	K: 2	S: 8	R: 1	H: 1	E: 1	K: 0	S: 5	1B: 5	2B: 3	3B: 0	HR: 1	SF: 1	SAC: 0	DP: 2	HBP: 0	WP: 1	PB: 0	SB: 1	CS: 0	PA: 36
PITCHER Mike Flanagan, L ERA: 3.83 (1, 1)	IP	WLS	BF	H	R	ER	SO	BB	IBB	HBP	BLK	WP	HR	S	P	ERA	WHIP	IP	WLS	BF	H	R	ER	SO	BB	IBB	HBP	BLK	WP	HR	S	P	ERA	WHIP	IP	WLS	BF	H	R	ER	SO	BB	IBB	HBP	BLK	WP	HR	S	P	ERA	WHIP							

BOTTOM

Baltimore Orioles @ Seattle Mariners

The Kingdome, Seattle, WA

Sat Jul 14 1979, 10:05 PM EDT

Att. 15,106 - Unknown

AB	33
R	2
H	8
RBI	2
BB	2
SO	9
LOB	15



Batter	1	2	3	4	5	6	7	8	9	AB R H RBI BB SO LOB	TOP											
Al Bumbry, L (1, 8) OBP: 0.324, SLG: 0.355	0-0 4-3		0-0 4-3 WP 2B 1B		0-0 E HR 1B 1B	0-0 F7 1-2 3-H		0-0 F5		5 1 2 0 0 0 1												
Kiko Garcia, R (1, 6) OBP: 0.317, SLG: 0.377	0-3 K		0-0 4-3 1-3		0-0 E3 HR 1B 1-3	0-0 5-3		0-0 P4		5 1 1 0 0 1 2												
Ken Singleton, S (1, 9) OBP: 0.406, SLG: 0.537 John Lowenstein, L (9, 9) OBP: 0.390, SLG: 0.546	0-0 F7		0-0 1B 2B		0-0 1-H 3-H HR		0-0 F8		0-3 K	5 2 2 3 0 1 1 0 0 0 0 0 0 0												
Eddie Murray, S (1, 3) OBP: 0.363, SLG: 0.437	0-0 6-3		0-0 FC6-4 1B 2-H		0-0 2B		0-3 K		0-3 K	5 0 2 1 0 2 1												
Doug DeCinces, R (1, 5) OBP: 0.346, SLG: 0.439		0-0 5-3	0-0 FC6-4 1-2f		0-3 K		0-0 BB 1B			4 0 1 0 0 1 2												
Gary Roenicke, R (1, 7) OBP: 0.409, SLG: 0.516		0-0 E5		0-0 F9		4-0 2B SF8 BB		1-2 BB		2 1 0 0 2 0 0												
Benny Ayala, R (1, 10) OBP: 0.258, SLG: 0.613 Terry Crowley, L (6, PH) OBP: 0.385, SLG: 0.485		0-0 L7		0-0 4-3		0-0 1B WP 2B		0-3 K		2 0 0 0 0 0 1 2 1 1 0 0 1 2												
Rich Dauer, R (1, 4) OBP: 0.304, SLG: 0.356		0-0 P3		0-0 6-3		0-0 SF8		4-0 BB G4-6-3 BB		2 0 0 1 1 0 1												
Dave Skaggs, R (1, 2) OBP: 0.305, SLG: 0.270			0-0 F9		0-0 6-3	0-0 WP 1B 2-3		0-0 G4-6-3 1-2f		4 0 1 0 0 0 1												
Inning Stats	R: 0 E: 0 K: 1 S: 6	H: 0 LOB: 1 BB: 0 P: 6	R: 0 E: 1 K: 0 S: 4	H: 0 LOB: 1 BB: 0 P: 4	R: 2 E: 0 K: 0 S: 6	H: 3 LOB: 1 BB: 0 P: 6	R: 0 E: 0 K: 0 S: 3	H: 0 LOB: 0 BB: 0 P: 3	R: 2 E: 1 K: 1 S: 8	H: 4 LOB: 1 BB: 0 P: 8	R: 2 E: 0 K: 0 S: 5	H: 2 LOB: 1 BB: 1 P: 9	R: 0 E: 0 K: 2 S: 8	H: 1 LOB: 2 BB: 1 P: 12	R: 0 E: 0 K: 0 S: 2	H: 0 LOB: 0 BB: 1 P: 6	R: 0 E: 0 K: 2 S: 7	H: 0 LOB: 0 BB: 0 P: 7	1B: 6 2B: 3 3B: 0 HR: 1	SF: 1 SAC: 0 DP: 1 HBP: 0	WP: 2 PB: 1 SB: 0 CS: 0	PA: 40
PITCHER	IP WLS BF H R ER SO BB IBB HBP BLK WP HR S P ERA WHIP																					
Rick Honeycutt, L (1, 1) ERA: 3.72	4.2 L 22 7 4 4 1 0 0 0 0 1 1 24 24 7.71 1.500																					
Byron McLaughlin, R (5, 1) ERA: 5.51	4.1 18 3 2 2 5 3 0 0 0 1 0 25 37 4.15 1.385																					

Baltimore Orioles @ Seattle Mariners
The Kingdome, Seattle, WA
Sun Jul 15 1979, 6:33 AM EDT
Att. 11,159 - Unknown

livebaseballscorecards.com

AB	36
R	6
H	10
RBI	5
BB	3
SO	6
LOB	12



Batter	1	2	3	4	5	6	7	8	9	AB	R	H	RBI	BB	SO	LOB
Larry Milbourne, S OBP: 0.313, SLG: 0.354 (1, 4) X	0-0 5-3 1		0-0 F8 2			0-0 B1-3 2			0-3 K 1	4	0	0	0	0	1	0
Ruppert Jones, L OBP: 0.353, SLG: 0.490 (1, 8) X	0-0 F7 2		0-0 1-3 3			0-0 F8 3			0-0 F5 2	4	0	0	0	0	0	0
Bruce Bochte, L OBP: 0.393, SLG: 0.505 (1, 3) X	0-0 2B 3			0-3 K 1					0-0 3-1 3	4	0	1	0	0	1	0
Willie Horton, R OBP: 0.331, SLG: 0.468 (1, 10) X	0-0 6-3 3			0-0 F6 2						3	1	1	0	0	0	1
Dan Meyer, L OBP: 0.353, SLG: 0.524 (1, 5) X		0-0 F8 1		0-0 G3 3					0-0 SF9 2	2	0	0	1	0	0	0
Joe Simpson, L OBP: 0.305, SLG: 0.372 (1, 9) X		0-0 1B 2			0-0 4-3 1				0-0 F7 3	3	0	1	0	0	0	0
Bob Stinson, S OBP: 0.357, SLG: 0.362 (1, 2) X		0-0 P5 2			0-0 F8 2				0-0 G6-3 1B 1	3	0	1	0	0	0	1
John Hale, L OBP: 0.364, SLG: 0.407 (1, 7) X		0-3 K 1-2 3			0-3 K 3				0-0 F9 1	3	0	0	0	0	2	2
Mario Mendoza, R OBP: 0.213, SLG: 0.250 Charlie Beamon, L OBP: 0.133, SLG: 0.200 Bobby Valentine, R OBP: 0.368, SLG: 0.333 (1, 6) X (8, PH) (9, 6)			0-0 6-3 1						0-0 G6-3 1-2f 2 3	2	0	0	0	0	0	0
										1	0	0	0	0	0	1
										0	0	0	0	0	0	0

BOTTOM

Baltimore Orioles @ Seattle Mariners

The Kingdome, Seattle, WA

Sun Jul 15 1979, 6:33 AM EDT

Att. 11,159 - Unknown

livebaseballscorecards.com

AB	29
R	1
H	4
RBI	1
BB	0
SO	4
LOB	5



Inning Stats		PITCHER																				
R: 0	H: 1	R: 0	H: 1	R: 0	H: 0	R: 0	H: 0	R: 0	H: 0	R: 1	H: 1	R: 0	H: 1	R: 0	H: 0	R: 0	H: 0	1B: 2	SF: 1	WP: 0	PA: 30	
E: 0	LOB: 1	E: 0	LOB: 1	E: 0	LOB: 0	E: 0	LOB: 0	E: 0	LOB: 0	E: 0	LOB: 0	E: 0	LOB: 0	E: 0	LOB: 0	E: 0	LOB: 0	2B: 1	SAC: 0	PB: 0		
K: 0	BB: 0	K: 1	BB: 0	K: 0	BB: 0	K: 1	BB: 0	K: 0	BB: 0	K: 0	BB: 0	K: 0	BB: 0	K: 1	BB: 0	K: 0	BB: 0	3B: 1	DP: 1	SB: 1		
S: 4	P: 4	S: 6	P: 6	S: 3	P: 3	S: 5	P: 5	S: 5	P: 5	S: 4	P: 4	S: 3	P: 3	S: 5	P: 5	S: 3	P: 5	HR: 0	HBP: 0	CS: 0		
PITCHER		IP	WLS	BF	H	R	ER	SO	BB	IBB	HBP	BLK	WP	HR	S	P	ERA	WHIP				
Dennis Martinez, R ERA: 3.48 (1, 1)		9.0	W	30	4	1	1	4	0	0	0	0	0	0	38	38	1.00	0.444				

Batter	1	2	3	4	5	6	7	8	9	AB R H RBI BB SO LOB	TOP									
Larry Milbourne, S OBP: 0.321, SLG: 0.362 (1, 4) (7, 6)	0-0 1B		0-0 1B		0-0 F8			0-0 1B		4 0 3 0 0 0 0										
Ruppert Jones, L OBP: 0.352, SLG: 0.486 (1, 8)	0-0 F7		4-0 1B		0-0 F6			0-0 FC4-6		3 0 0 0 1 0 2										
Bruce Bochte, L OBP: 0.389, SLG: 0.498 (1, 3)	0-0 F9		0-0 G4-6-3		0-0 G4-6-3			0-0 G4-6-3		4 0 0 0 0 1 4										
Willie Horton, R OBP: 0.328, SLG: 0.463 (1, 10)	0-0 F8				0-0 F9					4 0 0 0 0 2 1										
Dan Meyer, L OBP: 0.354, SLG: 0.523 (1, 5)			0-0 F6		0-0 1B			0-0 G3		4 1 2 0 0 0 0										
Tom Paciorek, R OBP: 0.385, SLG: 0.468 (1, 9)			4-0 BB		0-0 1-3			0-3 K		3 0 0 0 1 2 2										
Leon Roberts, R OBP: 0.357, SLG: 0.455 (1, 7)			0-0 F8		0-0 3B			0-0 F8		3 0 1 1 0 0 1										
Larry Cox, R OBP: 0.288, SLG: 0.324 Bob Stinson, S OBP: 0.355, SLG: 0.359 (1, 2) (7, PH) (7, 2)			0-3 K		0-0 F3			0-0 F5		2 0 0 0 0 1 2 1 0 0 0 0 0 0										
Mario Mendoza, R OBP: 0.211, SLG: 0.248 Joe Simpson, L OBP: 0.302, SLG: 0.369 Bill Stein, R OBP: 0.294, SLG: 0.329 (1, 6) (7, PH) (7, 4)			0-3 K		0-0 F7			0-0 F9		2 0 0 0 0 1 0 1 0 0 0 0 0 0 0 0 0 0 0 0 0										
Inning Stats	R: 0 E: 0 K: 0 S: 4	H: 1 LOB: 1 BB: 0 P: 4	R: 0 E: 0 K: 1 S: 5	H: 0 LOB: 1 BB: 1 P: 9	R: 0 E: 0 K: 1 S: 5	H: 1 LOB: 1 BB: 1 P: 9	R: 1 E: 0 K: 0 S: 5	H: 2 LOB: 1 BB: 0 P: 5	R: 0 E: 0 K: 3 S: 10	H: 0 LOB: 0 BB: 0 P: 3	R: 0 E: 0 K: 0 S: 3	H: 0 LOB: 0 BB: 0 P: 3	R: 0 E: 0 K: 0 S: 3	H: 1 LOB: 0 BB: 0 P: 3	R: 0 E: 0 K: 2 S: 7	H: 0 LOB: 0 BB: 0 P: 7	1B: 5 2B: 0 3B: 1 HR: 0	SF: 0 SAC: 0 DP: 2 HBP: 0	WP: 0 PB: 0 SB: 1 CS: 0	PA: 33
PITCHER Dennis Eckersley, R ERA: 3.14 (1, 1)	IP: 9.0 WLS: W BF: 33 H: 6 R: 1 ER: 1 SO: 7 BB: 2 IBB: 0 HBP: 0 BLK: 0 WP: 0 HR: 0 S: 45 P: 53 ERA: 1.00 WHIP: 0.889																			

Seattle Mariners @ Boston Red Sox
Fenway Park, Boston, MA

Thu Jul 19 1979, 7:05 PM EDT
Att. 32,207 - Unknown - 82 F

livebaseballscorecards.com

AB 31
R 1
H 6
RBI 1
BB 2
SO 7
LOB 12



Batter	1	2	3	4	5	6	7	8	9
Rick Burleson, R OBP: 0.325, SLG: 0.389 (1, 6)	0-0 F7	0-0 SF8			0-0 HR	0-0 2B		0-0 4-3	
Larry Wolfe, R OBP: 0.357, SLG: 0.429 (1, 4)	4-0 BB	0-3 K			0-0 HR	4-0 BB		0-0 6-3	
Fred Lynn, L OBP: 0.403, SLG: 0.628 (1, 8)	4-0 BB				0-0 4-3	0-3 K		0-0 1B	
Tom Poquette, L OBP: 0.301, SLG: 0.243 (8, PR) (9, 8)	1-2 BB							3-H 2B	
Jim Rice, R OBP: 0.384, SLG: 0.574 (1, 7)	0-0 F8				0-0 1B			0-0 1B	
Bob Watson, R OBP: 0.359, SLG: 0.419 (1, 3)	0-0 F4				0-0 F9			1-3 1B	
Carl Yastrzemski, L OBP: 0.376, SLG: 0.503 (1, 10)		4-0 2B			0-0 F8			0-0 3-1	
Carlton Fisk, R OBP: 0.307, SLG: 0.458 (1, 2)		0-0 2B			0-0 L7			0-0 FC5-4	
Butch Hobson, R OBP: 0.288, SLG: 0.468 (1, 5)		0-3 K			0-0 L8			0-0 HR	
Dwight Evans, R OBP: 0.365, SLG: 0.453 (1, 9)		4-0 BB			0-0 6-3			4-0 2B	

AB	R	H	RBI	BB	SO	LOB
4	1	2	2	0	0	1
3	1	1	2	2	1	3
4	0	1	1	1	1	2
0	1	0	0	0	0	0
5	0	2	1	0	1	2
4	0	2	0	1	0	3
4	1	0	0	1	0	6
4	0	1	0	0	0	1
4	1	1	1	0	1	2
2	2	1	0	2	0	0

BOTTOM

Seattle Mariners @ Boston Red Sox
Fenway Park, Boston, MA
 Thu Jul 19 1979, 7:05 PM EDT
 Att: 32,207 - Unknown - 82 F

AB	34
R	7
H	11
RBI	7
BB	7
SO	4
LOB	20



Inning Stats	R: 0	H: 0	E: 0	K: 0	S: 3	LOB: 2	BB: 2	P: 11
Inning Stats	R: 0	H: 0	E: 0	K: 0	S: 3	LOB: 2	BB: 2	P: 11
	R: 1	H: 1	E: 0	K: 2	S: 8	LOB: 2	BB: 2	P: 16
	R: 0	H: 1	E: 0	K: 1	S: 6	LOB: 1	BB: 0	P: 6
	R: 0	H: 0	E: 0	K: 0	S: 3	LOB: 0	BB: 0	P: 3
	R: 2	H: 3	E: 0	K: 0	S: 6	LOB: 1	BB: 0	P: 6
	R: 1	H: 2	E: 0	K: 1	S: 7	LOB: 2	BB: 1	P: 11
	R: 0	H: 0	E: 0	K: 0	S: 3	LOB: 1	BB: 1	P: 7
	R: 3	H: 4	E: 0	K: 0	S: 7	LOB: 3	BB: 1	P: 11

PITCHER	IP	WLS	BF	H	R	ER	SO	BB	IBB	HBP	BLK	WP	HR	S	P	ERA	WHIP
Floyd Bannister, L ERA: 4.33 (1, 1)	7.0	L	35	8	5	5	4	6	0	0	0	0	2	37	61	6.43	2.000
Randy Stein, R ERA: 7.5 (8, 1)	1.0		7	3	2	2	0	1	0	0	0	0	0	6	10	18.00	4.000

PITCHER	IP	WLS	BF	H	R	ER	SO	BB	IBB	HBP	BLK	WP	HR	S	P	ERA	WHIP

WP: 0	PA: 42
PB: 0	SB: 0
CS: 0	

Batter	1	2	3	4	5	6	7	8	9	AB R H RBI BB SO LOB	TOP
Larry Milbourne, S OBP: 0.315, SLG: 0.355 (1, 4) X	0-0 P7	0-0 4-3		0-0 6-3		0-0 SH1-4		0-0 6-3		4 0 0 0 0 0 1	
Ruppert Jones, L OBP: 0.350, SLG: 0.480 (1, 8) B B B	4-0 2B WP BB		0-0 4-3	0-0 4-3		0-0 F7		0-0 4-3		4 1 0 0 1 0 1	
Bruce Bochte, L OBP: 0.394, SLG: 0.502 (1, 3) X	0-0 WP SF8 2B		4-0 2B 1B BB	4-0 BB		4-0 1B 1B IBB		0-0 4-3		2 3 1 0 3 0 0	
Willie Horton, R OBP: 0.328, SLG: 0.466 (1, 10) X	0-0 SF8		0-0 1B 1B 2B	0-0 P9		0-0 1B 1B			0-3 K	4 1 2 2 0 1 1	
Dan Meyer, L OBP: 0.358, SLG: 0.532 (1, 5) X	0-0 HR		4-0 1B 1B BB IBB		0-0 F6	0-0 1B		0-0 F7		4 2 2 2 1 0 0	
Leon Roberts, R OBP: 0.358, SLG: 0.453 (1, 7) X	0-0 5-3		0-0 BB 1B 1B		4-0 S BB	0-0 F6		0-0 6-3		4 0 1 1 1 0 2	
Joe Simpson, L OBP: 0.301, SLG: 0.365 (1, 9) X		0-0 4-3	0-0 BB 1B		0-0 F6		0-0 F8			4 0 1 1 0 0 1	
Bob Stinson, S OBP: 0.353, SLG: 0.352 (1, 2) X		0-3 K	4-0 G4-3 BB		0-0 4-3		0-0 5-3			3 0 0 1 1 1 1	
Mario Mendoza, R OBP: 0.215, SLG: 0.256 (1, 6) X		0-0 2B	0-0 G4-3		0-0 SH1-4 1B		0-3 K			4 1 2 0 0 1 3	
Inning Stats	R: 3 H: 2 E: 0 LOB: 0 K: 0 BB: 1 S: 5 P: 9	R: 0 H: 1 E: 0 LOB: 1 K: 1 BB: 0 S: 6 P: 6	R: 3 H: 3 E: 0 LOB: 2 K: 0 BB: 3 S: 5 P: 17	R: 0 H: 0 E: 0 LOB: 1 K: 0 BB: 1 S: 3 P: 7	R: 0 H: 0 E: 0 LOB: 1 K: 0 BB: 1 S: 3 P: 7	R: 2 H: 3 E: 0 LOB: 2 K: 0 BB: 1 S: 6 P: 10	R: 0 H: 0 E: 0 LOB: 0 K: 1 BB: 0 S: 5 P: 5	R: 0 H: 0 E: 0 LOB: 0 K: 0 BB: 0 S: 3 P: 3	R: 0 H: 0 E: 0 LOB: 0 K: 1 BB: 0 S: 5 P: 5	1B: 5 SF: 1 2B: 3 SAC: 1 3B: 0 DP: 1 HR: 1 HBP: 0	WP: 1 PA: 42 PB: 0 SB: 1 CS: 0
PITCHER	IP WLS BF H R ER SO BB IBB HBP BLK WP HR S P ERA WHIP										
Mike Torrez, R ERA: 4.71 (1, 1)	2.1 L 14 4 6 6 1 2 1 0 0 1 1 13 25 23.14 2.571										
Allen Ripley, R ERA: 3.14 (3, 1)	3.2 19 5 2 2 0 3 1 0 0 0 0 15 31 4.91 2.182										
Tom Burgmeier, L ERA: 1.85 (7, 1)	3.0 9 0 0 0 2 0 0 0 0 0 0 13 13 0.00 0.000										

Seattle Mariners @ Boston Red Sox
 Fenway Park, Boston, MA
 Fri Jul 20 1979, 7:05 PM EDT
 Att. 33,397 - Unknown - 84 F

livebaseballscorecards.com

AB	33
R	8
H	9
RBI	7
BB	7
SO	3
LOB	10




Batter	1	2	3	4	5	6	7	8	9	AB	R	H	RBI	BB	SO	LOB
Rick Burleson, R (1, 6) OBP: 0.324, SLG: 0.387	0-0 1B		0-3 K		0-0 1-3		0-3 K			4	0	1	0	0	2	3
Jack Brohamer, L (1, 4) OBP: 0.347, SLG: 0.370	0-0 F6		0-0 4-3		0-0 F8			0-0 G4-6-3 1B		4	0	1	0	0	0	3
Fred Lynn, L (1, 8) OBP: 0.404, SLG: 0.626	0-0 G6-3 1B		0-0 L9			4-0 3-1 6-3 BB		0-0 G4-6-3 1B		3	0	1	0	1	0	3
Jim Rice, R (1, 7) OBP: 0.380, SLG: 0.568	0-0 G6-3		0-0 K		0-0 6-3		0-0 5-3			4	0	0	0	0	1	3
Carl Yastrzemski, L (1, 10) OBP: 0.375, SLG: 0.500		0-0 F8		0-0 E BB 1B		0-0 3-1		0-0 F7		4	0	1	0	0	0	1
Bob Watson, R (1, 3) OBP: 0.361, SLG: 0.421		0-0 6-3		4-0 E BB		0-0 F9		0-0 2B		3	0	1	0	1	0	1
Carlton Fisk, R (1, 2) OBP: 0.301, SLG: 0.449		0-0 L7		0-0 FC1			0-3 K		0-0 1-3	3	0	0	0	0	1	2
Bob Montgomery, R (8, 2) OBP: 0.408, SLG: 0.470				1-2 2-3						1	0	0	0	0	0	1
Butch Hobson, R (1, 5) OBP: 0.288, SLG: 0.465			0-0 4-3 BB 1B		0-0 F9		0-0 F9		0-0 L7	4	0	1	0	0	0	3
Dwight Evans, R (1, 9) OBP: 0.367, SLG: 0.451			4-0 1-2 4-3 BB		0-0 6-3		4-0 BB			1	0	0	0	2	0	0

Inning Stats	R: 0 E: 0 K: 0 S: 4	H: 2 LOB: 1 BB: 0 P: 4	R: 0 E: 0 K: 0 S: 3	H: 0 LOB: 0 BB: 0 P: 3	R: 0 E: 0 K: 1 S: 6	H: 1 LOB: 2 BB: 1 P: 10	R: 0 E: 1 K: 1 S: 6	H: 1 LOB: 2 BB: 1 P: 10	R: 0 E: 0 K: 0 S: 3	H: 0 LOB: 0 BB: 0 P: 3	R: 0 E: 0 K: 0 S: 3	H: 0 LOB: 1 BB: 1 P: 7	R: 0 E: 0 K: 2 S: 7	H: 0 LOB: 1 BB: 1 P: 11	R: 0 E: 0 K: 0 S: 3	H: 1 LOB: 0 BB: 0 P: 3	R: 0 E: 0 K: 0 S: 4	H: 1 LOB: 1 BB: 0 P: 4	1B: 5 2B: 1 3B: 0 HR: 0	SF: 0 SAC: 0 DP: 2 HBP: 0	WP: 0 PB: 0 SB: 0 CS: 0	PA: 35
---------------------	------------------------------	---------------------------------	------------------------------	---------------------------------	------------------------------	----------------------------------	------------------------------	----------------------------------	------------------------------	---------------------------------	------------------------------	---------------------------------	------------------------------	----------------------------------	------------------------------	---------------------------------	------------------------------	---------------------------------	----------------------------------	------------------------------------	----------------------------------	--------

PITCHER Mike Parrott, R (1, 1) ERA: 3.66	IP 9.0	WLS W	BF 35	H 6	R 0	ER 0	SO 4	BB 4	IBB 0	HBP 0	BLK 0	WP 0	HR 0	S 39	P 55	ERA 0.00	WHIP 1.111
---	-----------	----------	----------	--------	--------	---------	---------	---------	----------	----------	----------	---------	---------	---------	---------	-------------	---------------

Seattle Mariners @ Boston Red Sox
Fenway Park, Boston, MA
Fri Jul 20 1979, 7:05 PM EDT
Att: 33,397 - Unknown - 84 F

AB	31
R	0
H	6
RBI	0
BB	4
SO	4
LOB	20



Batter	1	2	3	4	5	6	7	8	9	AB R H RBI BB SO LOB	TOP											
Larry Milbourne, S (1, 4) OBP: 0.317, SLG: 0.356	0-0 1B 1B	0-0 1B			0-3 K		0-0 5-3	0-0 F7		5 1 2 0 0 1 2												
Ruppert Jones, L (1, 8) OBP: 0.353, SLG: 0.483	0-0 1B 1B	0-0 1-3			0-0 4-3		0-0 2B 2B		4-0 E HBP E BB	4 3 2 1 1 0 1												
Bruce Bochte, L (1, 3) OBP: 0.397, SLG: 0.504	0-0 1B 1B		0-0 3-1			0-0 G3	0-0 2B		1-0 E E 2B HBP	4 2 2 2 0 0 0												
Willie Horton, R (1, 10) OBP: 0.327, SLG: 0.462	0-3 K		0-0 4-3			0-0 1B SF3	0-0 1-3		0-0 FC1 E	5 2 1 0 0 1 5												
Dan Meyer, L (1, 5) OBP: 0.361, SLG: 0.533	0-0 1B 1B		0-3 K			0-0 SF3 1B		0-0 SH5-4 1B	0-0 FC5 2B 1B	5 2 3 1 0 1 2												
Leon Roberts, R (1, 7) OBP: 0.359, SLG: 0.458	0-0 1B			0-3 K		0-0 SF3		0-0 SH5-4	0-0 1B G6-4-3 2B	3 1 2 4 0 1 0												
Joe Simpson, L (1, 9) OBP: 0.304, SLG: 0.366	0-3 K			0-0 F9		0-0 F2		0-0 1B 1B	0-0 G6-4-3 1B	5 1 2 2 0 1 2												
Bob Stinson, S (1, 2) OBP: 0.348, SLG: 0.347		0-0 1-3		0-3 K			0-0 4-3		0-0 FC5-4 1B	5 0 1 1 0 1 1												
Mario Mendoza, R (1, 6) OBP: 0.215, SLG: 0.255		0-3 K			0-0 F7		0-0 5-3 2B 1B	0-0 FC5-4	0-3 K	5 1 1 0 0 2 1												
Inning Stats	R: 3 E: 0 K: 2 S: 11	H: 5 LOB: 1 BB: 0 P: 11	R: 0 E: 0 K: 1 S: 6	H: 1 LOB: 1 BB: 0 P: 6	R: 0 E: 0 K: 1 S: 5	H: 0 LOB: 0 BB: 0 P: 5	R: 0 E: 0 K: 2 S: 7	H: 0 LOB: 0 BB: 0 P: 7	R: 0 E: 0 K: 1 S: 5	H: 0 LOB: 0 BB: 0 P: 5	R: 1 E: 0 K: 0 S: 5	H: 2 LOB: 1 BB: 0 P: 5	R: 2 E: 0 K: 0 S: 6	H: 3 LOB: 1 BB: 0 P: 6	R: 2 E: 0 K: 0 S: 6	H: 3 LOB: 1 BB: 0 P: 6	R: 5 E: 2 K: 1 S: 8	H: 2 LOB: 0 BB: 1 P: 13	1B: 13 2B: 3 3B: 0 HR: 0	SF: 1 SAC: 1 DP: 1 HBP: 1	WP: 0 PB: 0 SB: 1 CS: 0	PA: 45
PITCHER	IP WLS BF H R ER SO BB IBB HBP BLK WP HR S P ERA WHIP																					
Steve Renko, R (1, 1) ERA: 3.24	6.2 L 29 10 6 6 7 0 0 0 0 0 0 0 43 43 8.10 1.500																					
Bill Campbell, R (7, 1) ERA: 3.6	0.0 1 1 0 0 0 0 0 0 0 0 0 0 1 1 ∞ ∞																					
Dick Drago, R (7, 1) ERA: 3.29	1.1 8 3 3 3 0 1 0 0 0 0 0 0 7 11 20.25 3.000																					
Tom Burgmeier, L (9, 1) ERA: 2.22	1.0 7 2 4 1 1 0 0 1 0 0 0 0 8 9 9.00 2.000																					

Seattle Mariners @ Boston Red Sox
Fenway Park, Boston, MA
Sat Jul 21 1979, 3:33 AM EDT
Att. 33,048 - Unknown - 91 F

AB	41
R	13
H	16
RBI	11
BB	1
SO	8
LOB	14



Batter	1	2	3	4	5	6	7	8	9	AB R H RBI BB SO LOB
Rick Burleson, R OBP: 0.325, SLG: 0.390 (1, 6)	0-0 BB 1B		0-0 2B	0-0 P9			0-0 5-3		0-3 K	5 1 2 0 0 1 0
Jack Brohamer, L OBP: 0.349, SLG: 0.389 (1, 4)	0-0 F9		0-0 F8 2B 2B		0-0 4-3		0-0 2B 2B		0-0 G3	5 2 2 1 0 0 1
Fred Lynn, L OBP: 0.401, SLG: 0.622 (1, 8)	0-0 F7		0-0 F8 2B 2B		0-0 6-3		0-0 2B 2B		0-3 K	5 1 1 1 0 1 2
Jim Rice, R OBP: 0.384, SLG: 0.569 (1, 7)	4-0 1-2 BB		0-0 2B 1B		0-0 6-3		0-0 G4-6-3 1B			3 0 2 2 1 0 0
Carl Yastrzemski, L OBP: 0.376, SLG: 0.502 (1, 3)	0-0 F8		0-0 L6-4 1-3 2B			4-0 SH1-4 BB	0-0 G4-6-3			3 0 1 0 1 0 3
Bob Watson, R OBP: 0.366, SLG: 0.424 (1, 10)		0-0 F4	4-0 IBB			0-0 SH1-4 1B		0-0 G5-4-3 1B		3 0 2 0 1 0 0
Butch Hobson, R OBP: 0.288, SLG: 0.474 (1, 5)		0-0 HR	0-0 L6-4 2-3			0-0 SH1-4		0-0 G5-4-3		3 1 1 1 0 0 4
Dwight Evans, R OBP: 0.372, SLG: 0.453 (1, 9)		0-0 F3		0-0 CS 1B		4-0 G5-4-3 IBB		0-0 1B		3 0 2 0 1 0 0
Bob Montgomery, R OBP: 0.397, SLG: 0.456 (1, 2)		0-0 6-3		0-0 1-3		0-0 G5-4-3		0-0 F8		2 0 0 0 0 0 1
Carlton Fisk, R OBP: 0.297, SLG: 0.443 (6, PH)				1-2						2 0 0 0 0 0 4

Inning Stats	R: 0	H: 1	E: 0	LOB: 2	K: 0	BB: 1	S: 4	P: 8	R: 1	H: 1	E: 0	LOB: 0	K: 0	BB: 0	S: 4	P: 4	R: 2	H: 4	E: 0	LOB: 2	K: 0	BB: 1	S: 6	P: 10	R: 0	H: 1	E: 0	LOB: 0	K: 0	BB: 0	S: 3	P: 3	R: 0	H: 1	E: 0	LOB: 2	K: 0	BB: 2	S: 3	P: 11	R: 2	H: 3	E: 0	LOB: 0	K: 0	BB: 0	S: 5	P: 5	R: 0	H: 2	E: 0	LOB: 1	K: 0	BB: 0	S: 4	P: 4	R: 0	H: 0	E: 0	LOB: 0	K: 2	BB: 0	S: 7	P: 7	1B: 7	SF: 0	2B: 6	SAC: 1	3B: 0	DP: 4	HR: 1	HBP: 0	WP: 0	PA: 39
--------------	------	------	------	--------	------	-------	------	------	------	------	------	--------	------	-------	------	------	------	------	------	--------	------	-------	------	-------	------	------	------	--------	------	-------	------	------	------	------	------	--------	------	-------	------	-------	------	------	------	--------	------	-------	------	------	------	------	------	--------	------	-------	------	------	------	------	------	--------	------	-------	------	------	-------	-------	-------	--------	-------	-------	-------	--------	-------	--------


PITCHER	IP	WLS	BF	H	R	ER	SO	BB	IBB	HBP	BLK	WP	HR	S	P	ERA	WHIP
Odell Jones, R ERA: 5.83 (1, 1)	2.1		14	6	3	3	0	1	0	0	0	0	1	13	17	11.57	3.000
John Montague, R ERA: 4.92 (3, 1)	4.0	W	16	4	2	2	0	1	2	0	0	0	0	13	25	4.50	1.250
Byron McLaughlin, R ERA: 5.29 (7, 1)	2.2	S	9	3	0	0	2	0	0	0	0	0	0	13	13	0.00	1.125

BOTTOM

Seattle Mariners @ Boston Red Sox
Fenway Park, Boston, MA

Sat Jul 21 1979, 3:33 AM EDT
Att: 33,048 - Unknown - 91 F

AB	34
R	5
H	13
RBI	5
BB	4
SO	2
LOB	15



Batter	1	2	3	4	5	6	7	8	9	AB R H RBI BB SO LOB	TOP						
Leon Roberts, R (1, 7) OBP: 0.355, SLG: 0.452	0-0 6-3		0-0 F8		0-0 F7			0-0 5-3		4 0 0 0 0 0 2							
Ruppert Jones, L (1, 8) OBP: 0.355, SLG: 0.488	0-0 3B		4-0 BB		0-0 6-3			0-0 F7		3 0 1 0 1 0 2							
Bruce Bochte, L (1, 3) OBP: 0.393, SLG: 0.499	0-3 K		0-3 K			0-3 K		0-0 F7		4 0 0 0 0 3 3							
Willie Horton, R (1, 10) OBP: 0.324, SLG: 0.458	0-0 6-3			0-0 6-3		0-0 6-3		0-0 F9		4 0 0 0 0 0 1							
Dan Meyer, L (1, 5) OBP: 0.357, SLG: 0.527		0-0 4-3		0-0 F6		0-0 4-3		0-0 6-3		4 0 0 0 0 0 0							
Tom Paciorek, R (1, 9) OBP: 0.388, SLG: 0.479		4-0 1B BB		0-0 3B		0-0 F9		0-0 F9		3 0 1 0 1 0 0							
Bill Stein, R (1, 4) OBP: 0.295, SLG: 0.329		0-0 G4-6-3 1B		0-0 F8		0-0 F7				3 0 1 0 0 0 1							
Larry Cox, R (1, 2) OBP: 0.284, SLG: 0.319		0-0 G4-6-3			0-0 5-3		0-0 F4			3 0 0 0 0 0 2							
Mario Mendoza, R (1, 6) OBP: 0.217, SLG: 0.254 Bobby Valentine, R (8, PH) OBP: 0.379, SLG: 0.333			0-0 F8		4-0 F7 BB			4-0 5-3 BB		1 0 0 0 1 0 0 0 0 0 0 1 0 0							
Inning Stats	R: 0 H: 1 E: 0 LOB: 1 K: 1 BB: 0 S: 6 P: 6	R: 0 H: 1 E: 0 LOB: 1 K: 0 BB: 1 S: 3 P: 7	R: 0 H: 0 E: 0 LOB: 1 K: 1 BB: 1 S: 5 P: 9	R: 0 H: 1 E: 0 LOB: 1 K: 0 BB: 0 S: 4 P: 4	R: 0 H: 0 E: 0 LOB: 1 K: 0 BB: 1 S: 3 P: 7	R: 0 H: 0 E: 0 LOB: 0 K: 1 BB: 0 S: 5 P: 5	R: 0 H: 0 E: 0 LOB: 0 K: 0 BB: 0 S: 3 P: 3	R: 0 H: 0 E: 0 LOB: 1 K: 0 BB: 1 S: 3 P: 7	R: 0 H: 0 E: 0 LOB: 0 K: 0 BB: 0 S: 3 P: 3	1B: 1 SF: 0 2B: 0 SAC: 0 3B: 2 DP: 1 HR: 0 HBP: 0	WP: 0 PA: 33 PB: 0 SB: 0 CS: 0						
PITCHER	IP WLS BF H R ER SO BB IBB HBP BLK WP HR S P ERA WHIP																
Don Hood, L (1, 1) ERA: 2.49	4.1	18	3	0	0	2	3	0	0	0	0	0	0	19	31	0.00	1.385
Jim Kaat, L (5, 1) ERA: 2.35	4.2	15	0	0	0	1	1	0	0	0	0	0	0	16	20	0.00	0.214

Seattle Mariners @ New York Yankees
 Yankee Stadium, Bronx, NY
 Sun Jul 22 1979, 3:33 AM EDT
 Att. 38,956 - Unknown - 86 F

livebaseballscorecards.com

AB	29
R	0
H	3
RBI	0
BB	4
SO	3
LOB	11



Batter	1	2	3	4	5	6	7	8	9
Willie Randolph, R (1, 4) OBP: 0.371, SLG: 0.362	0-0 4-3		0-0 1B 1B	0-0 5-3		0-0 4-3		0-0 F9	
Bobby Murcer, L (1, 8) OBP: 0.348, SLG: 0.356	0-0 F9		0-0 E 1B SF7 1B		4-0 2B BB		0-0 F3		
Thurman Munson, R (1, 2) OBP: 0.350, SLG: 0.388	4-0 BB		0-0 E 1B	1-2 2-H	0-0 1-H 2B		0-0 6-3		
Lou Piniella, R (1, 7) OBP: 0.341, SLG: 0.429	0-0 F9		0-0 E5	1-2 2-3	0-0 6-3		0-0 2B		
Reggie Jackson, L (1, 9) OBP: 0.378, SLG: 0.565		1-0 1B SF7 HBP	0-3 K		0-3 K		4-0 IBB		
Roy White, S (1, 10) OBP: 0.252, SLG: 0.250		0-0 CS 1B	0-0 SF7		0-0 6-3		0-3 K		
Chris Chambliss, L (1, 3) OBP: 0.317, SLG: 0.442		0-0 SF7	0-0 3-1			0-0 F9		0-0 SH3-4 1B	
Fred Stanley, R (1, 5) OBP: 0.257, SLG: 0.212		0-0 1B		0-0 6-3		0-0 1B		0-0 SH3-4	
Bucky Dent, R (1, 6) OBP: 0.294, SLG: 0.302		0-0 F7		0-0 4-3		0-0 F8		0-3 K	

Inning Stats	R: 0	H: 0	E: 0	K: 0	S: 3	R: 1	H: 2	E: 0	K: 0	S: 4	R: 2	H: 3	E: 1	K: 1	S: 9	R: 0	H: 0	E: 0	K: 0	S: 3	R: 1	H: 1	E: 0	K: 1	S: 6	R: 0	H: 1	E: 0	K: 1	S: 6	R: 0	H: 1	E: 0	K: 1	S: 6	R: 0	H: 1	E: 0	K: 1	S: 6
	LOB: 1	BB: 1	P: 7	LOB: 1	BB: 0	P: 5	LOB: 2	BB: 0	P: 9	LOB: 0	BB: 0	P: 3	LOB: 1	BB: 1	P: 10	LOB: 1	BB: 0	P: 4	LOB: 2	BB: 1	P: 10	LOB: 1	BB: 0	P: 6	LOB: 1	BB: 0	P: 6	LOB: 1	BB: 0	P: 6	LOB: 1	BB: 0	P: 6	LOB: 1	BB: 0	P: 6	LOB: 1	BB: 0	P: 6	

PITCHER	IP	WLS	BF	H	R	ER	SO	BB	IBB	HBP	BLK	WP	HR	S	P	ERA	WHIP
Rick Honeycutt, L (1, 1) ERA: 3.79	5.1	L	26	7	4	3	2	2	2	0	0	0	0	27	36	5.06	1.688
Randy Stein, R (6, 1) ERA: 5.19	2.2		11	2	0	0	2	0	1	0	0	0	0	14	18	0.00	0.750

AB R H RBI BB SO LOB

5	1	1	0	0	0	2
3	2	1	0	1	0	0
3	0	2	2	1	0	0
4	0	1	0	0	0	4
2	1	0	0	1	2	4
3	0	1	1	0	1	3
3	0	1	1	0	0	2
3	0	2	0	0	0	0
4	0	0	0	0	1	3

AB	30
R	4
H	9
RBI	4
BB	3
SO	4
LOB	18



WP	HR	S	P	ERA	WHIP
0	0	0	37		

Seattle Mariners @ New York Yankees
 Yankee Stadium, Bronx, NY
 Sun Jul 22 1979, 3:33 AM EDT
 Att: 38,956 - Unknown - 86 F

livebaseballscores.com

Batter	1	2	3	4	5	6	7	8	9	AB R H RBI BB SO LOB	TOP									
Larry Milbourne, S OBP: 0.323, SLG: 0.368 (1, 4) X	0-0 G3 3B		0-0 4-3 2-3		0-0 FC4-2 1-2 3-3		4-0 BB 1-2 BB		0-0 1B	4 1 2 0 1 0 3										
Ruppert Jones, L OBP: 0.350, SLG: 0.481 (1, 8) X	0-0 G3 3-H		0-3 K S S S		0-3 K S S S		0-0 F8 X		0-0 4-3 X	5 0 0 1 0 2 6										
Bruce Bochte, L OBP: 0.396, SLG: 0.506 (1, 3) B B B	4-0 G4-3 BB			0-0 G3 1B		0-0 L6		0-0 2B 3B		3 1 2 0 1 0 2										
Willie Horton, R OBP: 0.325, SLG: 0.461 (1, 10) X	0-0 G4-3 1-2f			0-0 G3 1B		0-0 6-3 X		0-0 1B 2B 3-H		4 0 2 1 0 0 1										
Dan Meyer, L OBP: 0.353, SLG: 0.521 (1, 5)		0-3 K S S S		0-0 G3 1-2 2-3		0-0 4-3 X		0-0 F6 X		4 0 0 0 0 1 3										
Leon Roberts, R OBP: 0.354, SLG: 0.450 (1, 7)		0-3 K S S S		0-0 F3		0-3 K S S S		0-0 L3 1B 2-3		4 0 1 0 0 2 2										
Joe Simpson, L OBP: 0.296, SLG: 0.356 (1, 9)		0-0 G3 X		0-0 3-1 X		0-0 F9 X		0-0 L3 1-2 X		4 0 0 0 0 0 4										
Bob Stinson, S OBP: 0.357, SLG: 0.370 (1, 2)			0-0 4-3 2B		0-0 1B FC4-2 2B		0-0 BB 1B		0-0 6-3 X	4 0 3 0 0 0 0										
Mario Mendoza, R OBP: 0.219, SLG: 0.256 (1, 6)			0-3 K S S S		0-0 FC4-2 1B		0-3 K S S S		0-0 5-3 X	2 0 1 0 0 1 1										
John Hale, L OBP: 0.358, SLG: 0.400 (7, PH)										1 0 0 0 0 1 1										
Bobby Valentine, R OBP: 0.373, SLG: 0.327 (7, 6)										1 0 0 0 0 0 0										
Inning Stats	R: 1 E: 0 K: 0 S: 3	H: 1 LOB: 0 BB: 1 P: 7	R: 0 E: 0 K: 2 S: 7	H: 0 LOB: 0 BB: 0 P: 7	R: 0 E: 0 K: 2 S: 8	H: 1 LOB: 1 BB: 0 P: 8	R: 0 E: 0 K: 1 S: 5	H: 2 LOB: 2 BB: 0 P: 5	R: 0 E: 0 K: 1 S: 5	H: 0 LOB: 0 BB: 0 P: 5	R: 0 E: 0 K: 1 S: 6	H: 1 LOB: 2 BB: 1 P: 10	R: 1 E: 0 K: 0 S: 5	H: 3 LOB: 1 BB: 0 P: 5	R: 0 E: 0 K: 0 S: 4	H: 1 LOB: 1 BB: 0 P: 4	1B: 6 2B: 4 3B: 2 HR: 0	SF: 0 SAC: 0 DP: 2 HBP: 0	WP: 0 PB: 0 SB: 0 CS: 0	PA: 38
PITCHER	IP WLS BF H R ER SO BB IBB HBP BLK WP HR S P ERA WHIP																			
Ed Figueroa, R ERA: 4.24 (1, 1)	5.0 W 21 6 1 1 5 1 0 0 0 0 0 0 30 34 1.80 1.400																			
Ron Davis, R ERA: 1.94 (6, 1)	1.2 7 1 0 0 2 1 0 0 0 0 0 0 10 14 0.00 1.200																			
Jim Kaat, L ERA: 2.54 (7, 1)	0.2 4 2 1 1 0 0 0 0 0 0 0 0 4 4 13.50 3.000																			
Rich Gossage, R ERA: 5.17 (8, 1)	1.2 S 6 2 0 0 0 0 0 0 0 0 0 0 6 6 0.00 1.200																			

Seattle Mariners @ New York Yankees
 Yankee Stadium, Bronx, NY
 Mon Jul 23 1979, 7:05 PM EDT
 Att. 20,674 - Unknown - 80 F

livebaseballscorecards.com

AB	36
R	2
H	11
RBI	2
BB	2
SO	7
LOB	23



Batter	1	2	3	4	5	6	7	8	9	AB R H RBI BB SO LOB
Larry Milbourne, S (1, 4) OBP: 0.325, SLG: 0.368	0-3 K		0-0 4-3		0-0 L9			0-0 BLK E HR 1B	0-0 G1-6-3 1B	5 1 2 0 0 1 1
Ruppert Jones, L (1, 8) OBP: 0.349, SLG: 0.477	0-0 F8			0-0 1B 1B	0-0 5-3			0-0 FC6 BLK HR 1-2	0-0 G1-6-3 1-2f	5 2 1 0 0 0 2
Bruce Bochte, L (1, 3) Leon Roberts, R (9, PR) OBP: 0.399, SLG: 0.516 OBP: 0.354, SLG: 0.450	0-0 F7			0-0 1B 2B 1B		0-0 4-1		0-0 HR 1-H 2-H	0-0 1B	5 2 3 3 0 0 0 0 0 0 0 0 0 0
Willie Horton, R (1, 10) OBP: 0.326, SLG: 0.460		0-0 4-3		0-0 1B 2B 1B	0-0 K			0-0 BB CI 1B	0-0 1-3	5 1 2 1 0 1 1
Dan Meyer, L (1, 5) OBP: 0.350, SLG: 0.515		0-0 F7		0-0 F6	0-0 F9			0-0 F7		4 0 0 0 0 0 3
Joe Simpson, L (1, 9) OBP: 0.295, SLG: 0.360		0-0 G3		0-0 1B 2B			0-0 1-3	0-0 F8		4 0 1 2 0 0 1
Bob Stinson, S (1, 2) OBP: 0.353, SLG: 0.365			0-0 6-3	0-0 4-3			0-1 CI 2-3	0-1 CI BB		2 0 0 0 0 0 1
John Hale, L (1, 7) OBP: 0.366, SLG: 0.397			0-0 1B	0-3 K			0-0 2-3 1-2	4-0 1-2 2-3 BB		3 0 1 0 1 1 2
Mario Mendoza, R (1, 6) Charlie Beamon, L (7, PH) Bobby Valentine, R (7, 6) OBP: 0.218, SLG: 0.254 OBP: 0.125, SLG: 0.188 OBP: 0.367, SLG: 0.320	0-0 F5				0-0 6-3		0-0 3-1	0-0 F7		2 0 0 0 0 0 1 1 0 0 0 0 0 1 1 0 0 0 0 0 3

Inning Stats	R: 0 E: 0 K: 1 S: 5	H: 0 LOB: 0 BB: 0 P: 5	R: 0 E: 0 K: 0 S: 3	H: 0 LOB: 0 BB: 0 P: 3	R: 0 E: 0 K: 0 S: 4	H: 1 LOB: 1 BB: 0 P: 4	R: 3 E: 0 K: 1 S: 9	H: 4 LOB: 1 BB: 0 P: 9	R: 0 E: 0 K: 0 S: 3	H: 0 LOB: 0 BB: 0 P: 3	R: 0 E: 0 K: 1 S: 5	H: 0 LOB: 0 BB: 0 P: 5	R: 0 E: 1 K: 0 S: 4	H: 0 LOB: 1 BB: 0 P: 4	R: 3 E: 2 K: 0 S: 8	H: 3 LOB: 3 BB: 1 P: 12	R: 0 E: 0 K: 0 S: 4	H: 2 LOB: 1 BB: 0 P: 4	1B: 8 2B: 1 3B: 0 HR: 1	SF: 0 SAC: 0 DP: 1 HBP: 0	WP: 0 PB: 0 SB: 0 CS: 0	PA: 40
--------------	------------------------------	---------------------------------	------------------------------	---------------------------------	------------------------------	---------------------------------	------------------------------	---------------------------------	------------------------------	---------------------------------	------------------------------	---------------------------------	------------------------------	---------------------------------	------------------------------	----------------------------------	------------------------------	---------------------------------	----------------------------------	------------------------------------	----------------------------------	--------

PITCHER	IP	WLS	BF	H	R	ER	SO	BB	IBB	HBP	BLK	WP	HR	S	P	ERA	WHIP
Dennis Martinez, R (1, 1) ERA: 3.55	7.0	W	30	7	6	5	3	0	0	0	1	0	1	36	36	6.43	1.000
Don Stanhouse, R (8, 1) ERA: 2.44	2.0	S	10	3	0	0	0	1	0	0	0	0	0	9	13	0.00	2.000

Seattle Mariners @ Baltimore Orioles
Memorial Stadium, Baltimore, MD
Tue Jul 24 1979, 7:05 PM EDT
Unknown

livebaseballscorecards.com

AB	37
R	6
H	10
RBI	6
BB	1
SO	3
LOB	16



Batter	1	2	3	4	5	6	7	8	9	AB	R	H	RBI	BB	SO	LOB
Al Bumbry, L OBP: 0.322, SLG: 0.352 (1, 8)	0-0 F7	0-0 1B SF8 2B	4-0 IBB		0-0 6-3		0-0 1-3 S 1B			4	1	2	0	1	0	0
Kiko Garcia, R OBP: 0.316, SLG: 0.381 (1, 6) (8, 4)	0-0 2B 3B	0-0 1B 2-3 1B	0-0 G3			0-3 K2-3	0-3 K 1-2			5	1	2	0	0	2	4
Ken Singleton, S OBP: 0.403, SLG: 0.542 (1, 9) John Lowenstein, L OBP: 0.398, SLG: 0.527 (9, 9)	0-0 2B	0-0 SF8		4-0 2B 1B BB		0-0 HR		0-3 K		3	3	2	3	1	1	0
Eddie Murray, S OBP: 0.376, SLG: 0.465 (1, 3)	4-0 2B BB	0-0 1-3 1B		0-0 1B G6-4-3 2B		0-0 S 1B		0-0 2B		4	1	4	0	1	0	0
Doug DeCinces, R OBP: 0.349, SLG: 0.433 (1, 5)	0-0 1-3 2-H 2B	0-0 F8		0-0 G6-4-3 1B		0-3 K 1-2		4-0 IBB		4	0	2	2	1	1	3
Gary Roenicke, R OBP: 0.405, SLG: 0.506 (1, 7)	4-0 IBB		0-3 K	0-0 G6-4-3		0-0 6-3		0-3 K		4	0	0	0	1	2	4
Benny Ayala, R OBP: 0.324, SLG: 0.588 (1, 10) Terry Crowley, L OBP: 0.381, SLG: 0.457 (8, PH)	0-0 F3		0-0 2B 1B	0-0 6-3			4-0 1B BB	0-3 K		3	1	1	0	1	0	3
Billy Smith, S OBP: 0.296, SLG: 0.368 (1, 4) Mark Belanger, R OBP: 0.257, SLG: 0.209 (8, 6)	0-3 K		0-0 1-H 2B		0-3 K		0-0 F6			4	0	1	1	0	2	4
Dave Skaggs, R OBP: 0.295, SLG: 0.253 (1, 2)		0-0 5-3	0-0 F9		0-0 4-3		0-3 K			0	0	0	0	0	1	2

Inning Stats	R: 2	H: 3	E: 0	K: 1	S: 8	LOB: 3	BB: 2	P: 16	R: 1	H: 3	E: 0	K: 0	S: 6	LOB: 2	BB: 0	P: 6	R: 1	H: 2	E: 0	K: 1	S: 7	LOB: 2	BB: 1	P: 11	R: 2	H: 2	E: 0	K: 0	S: 4	LOB: 0	BB: 1	P: 8	R: 0	H: 0	E: 0	K: 1	S: 5	LOB: 0	BB: 0	P: 5	R: 1	H: 2	E: 0	K: 2	S: 9	LOB: 1	BB: 0	P: 9	R: 0	H: 1	E: 0	K: 2	S: 8	LOB: 2	BB: 1	P: 12	R: 0	H: 1	E: 0	K: 3	S: 10	LOB: 2	BB: 1	P: 14
--------------	------	------	------	------	------	--------	-------	-------	------	------	------	------	------	--------	-------	------	------	------	------	------	------	--------	-------	-------	------	------	------	------	------	--------	-------	------	------	------	------	------	------	--------	-------	------	------	------	------	------	------	--------	-------	------	------	------	------	------	------	--------	-------	-------	------	------	------	------	-------	--------	-------	-------

PITCHER	IP	WLS	BF	H	R	ER	SO	BB	IBB	HBP	BLK	WP	HR	S	P	ERA	WHIP
Floyd Bannister, L ERA: 4.59 (1, 1)	2.1	L	17	8	4	4	2	1	1	0	0	0	0	19	27	15.43	3.857
John Montague, R ERA: 5.04 (3, 1)	3.0		14	4	3	3	2	1	1	0	0	0	1	16	24	9.00	1.667
Randy Stein, R ERA: 3.97 (6, 1)	2.2		12	2	0	0	6	1	1	0	0	0	0	22	30	0.00	1.125


BOTTOM

Seattle Mariners @ Baltimore Orioles
Memorial Stadium, Baltimore, MD

Tue Jul 24 1979, 7:05 PM EDT
Unknown

AB	36
R	7
H	14
RBI	6
BB	6
SO	10
LOB	22

livebaseballscorecards.com



WP: 0	PA: 43
PB: 0	
SB: 2	
CS: 0	

Batter	1	2	3	4	5	6	7	8	9	AB R H RBI BB SO LOB	TOP													
Bobby Valentine, R (1, 9) OBP: 0.359, SLG: 0.315	0-0 F4		0-0 F7			0-0 5-3			0-0 1B	4 1 1 1 0 0 1														
Ruppert Jones, L (1, 8) OBP: 0.348, SLG: 0.475	0-0 F7		0-0 F9			0-0 F7			0-0 1B	4 0 1 0 0 0 1														
Tom Paciorek, R (1, 3) OBP: 0.384, SLG: 0.473	0-3 K			0-3 K			0-0 F8		0-0 1B	4 1 1 1 0 2 0														
Willie Horton, R (1, 10) OBP: 0.323, SLG: 0.455		0-3 K		0-0 F8			0-0 6-3		0-0 1B	4 0 0 0 0 1 2														
Leon Roberts, R (1, 7) OBP: 0.356, SLG: 0.452		0-0 2B		0-0 F8			0-0 F7		4-0 1B	3 0 1 0 1 0 0														
Bill Stein, R (1, 5) OBP: 0.289, SLG: 0.324		0-0 6-3			0-0 F9			0-0 F9	0-0 1B	3 0 0 1 0 0 1														
Larry Milbourne, S (1, 4) OBP: 0.320, SLG: 0.362		0-3 K			0-0 F9			0-0 F4	0-0 1B	4 0 0 0 0 1 3														
Larry Cox, R (1, 2) OBP: 0.279, SLG: 0.314			0-0 6-3		0-3 K			0-3 K		3 0 0 0 0 2 0														
Mario Mendoza, R (1, 6) OBP: 0.222, SLG: 0.265			0-0 1B			0-0 6-3			0-0 1B	3 1 2 0 0 0 0														
Inning Stats	R: 0 E: 0 K: 1 S: 5	H: 0 LOB: 0 BB: 0 P: 5	R: 0 E: 0 K: 2 S: 8	H: 1 LOB: 1 BB: 0 P: 8	R: 0 E: 0 K: 0 S: 4	H: 1 LOB: 1 BB: 0 P: 4	R: 0 E: 0 K: 1 S: 5	H: 0 LOB: 0 BB: 0 P: 5	R: 0 E: 0 K: 1 S: 5	H: 0 LOB: 0 BB: 0 P: 5	R: 0 E: 0 K: 0 S: 3	H: 0 LOB: 0 BB: 0 P: 3	R: 0 E: 0 K: 0 S: 3	H: 0 LOB: 0 BB: 0 P: 3	R: 0 E: 0 K: 1 S: 5	H: 0 LOB: 0 BB: 0 P: 5	R: 3 E: 0 K: 0 S: 7	H: 4 LOB: 2 BB: 1 P: 11	1B: 4 2B: 1 3B: 1 HR: 0	SF: 1 SAC: 0 DP: 0 HBP: 0	WP: 0 PB: 0 SB: 0 CS: 0	PA: 34		
SCOTT MCGREGOR, L (1, 1) ERA: 3.43	IP	WLS	BF	H	R	ER	SO	BB	IBB	HBP	BLK	WP	HR	S	P	ERA	WHIP							
JOHN FLINN, R (9, 1) ERA:	8.0	W	30	6	3	3	6	0	0	0	0	0	0	42	42	3.38	0.750							
	1.0		4	0	0	0	0	1	0	0	0	0	0	3	7	0.00	1.000							

Seattle Mariners @ Baltimore Orioles
Memorial Stadium, Baltimore, MD
 Tue Jul 24 1979, 7:05 PM EDT
 Att. 17,694 - Unknown

livebaseballscorecards.com

AB 32
R 3
H 6
RBI 3
BB 1
SO 6
LOB 8



BOTTOM

Seattle Mariners @ Baltimore Orioles
Memorial Stadium, Baltimore, MD
Tue Jul 24 1979, 7:05 PM EDT
Att. 17,694 - Unknown

livebaseballscorecards.com

AB	36
R	11
H	12
RBI	9
BB	5
SO	4
LOB	17



WP:	1	PA:	42
PB:	0		
SB:	1		
CS:	0		

AB	R	H	RBI	BB	SO	LOB
4	3	2	0	1	0	2
4	2	2	0	0	0	1
2	2	1	2	2	1	1
1	0	0	0	0	0	1
4	1	0	0	1	0	3
5	1	3	6	0	0	2
3	1	1	0	1	1	1
1	0	0	0	0	0	1
4	0	1	0	0	0	1
4	0	1	1	0	1	2
4	1	1	0	0	1	2

1B:	9	SF:	0
2B:	2	SAC:	1
3B:	0	DP:	0
HR:	1	HBP:	0

WP	HR	S	P	ERA	WHIP
2	1	2	31	19.29	2.143
1	0	5	34	7.94	1.765

Batter	1	2	3	4	5	6	7	8	9
Al Bumbry, L OBP: 0.326, SLG: 0.354 (1, 8)	4-0 E S E BB		0-0 WP SH5-4 HR 1B	0-0 1B 2B 1B	0-0 F8		0-0 4-3		
Mark Belanger, R OBP: 0.263, SLG: 0.218 (1, 6)	0-0 F6		0-0 SH5-4	0-0 2B 1B		0-0 6-3		0-0 G3 1B 1B	
Ken Singleton, S OBP: 0.406, SLG: 0.544 (1, 10)	0-3 K		4-0 WP HR IBB	0-0 1B 2B		4-0 BB		0-0 G3	
Terry Crowley, L OBP: 0.372, SLG: 0.444 (8, PH)				1-H 2-H				1-2	
Eddie Murray, S OBP: 0.374, SLG: 0.460 (1, 3)	0-0 E1		4-0 HR IBB	0-0 F7		0-0 F7		0-0 F7	
John Lowenstein, L OBP: 0.404, SLG: 0.551 (1, 9)	0-0 G3		0-0 HR	0-0 1B		0-0 F8		0-0 FC6-4 1B	
Doug DeCinces, R OBP: 0.351, SLG: 0.436 (1, 5)		0-0 5-3	4-0 3-4-3 BB	0-3 K			0-0 1B 4-3 2B	0-0 FC6-4	
Kiko Garcia, R OBP: 0.315, SLG: 0.380 (8, 5)									
Pat Kelly, L OBP: 0.408, SLG: 0.545 (1, 7)		0-0 4-3	0-0 3-4-3		0-0 4-3		0-0 4-3 1B		
Billy Smith, S OBP: 0.295, SLG: 0.364 (1, 4)		0-3 K	0-0 F9		0-0 FC6-4 1B		0-0 4-3		
Rick Dempsey, R OBP: 0.324, SLG: 0.365 (1, 2)			0-0 SH5-4 WP 1B	0-0 G3	0-0 FC6-4		0-3 K		

Inning	R	H	E	K	S	P	BB	IBB	HBP	BLK	WP	HR	S	P	ERA	WHIP
1	1	0	2	1	6	7	0	0	0	0	0	1	15	31	19.29	2.143
2	0	0	0	1	5	6	0	0	0	0	0	0	30	34	7.94	1.765
3	5	3	0	0	18	18	2	2	0	0	1	1	15	31	19.29	2.143
4	3	4	0	1	9	9	1	1	0	0	0	0	30	34	7.94	1.765
5	0	0	0	0	4	4	0	0	0	0	0	0	15	31	19.29	2.143
6	0	0	0	0	7	7	0	0	0	0	0	0	15	31	19.29	2.143
7	1	2	0	1	7	7	0	0	0	0	0	0	15	31	19.29	2.143
8	1	2	0	0	5	5	0	0	0	0	0	0	15	31	19.29	2.143
9	0	0	0	0	0	0	0	0	0	0	0	0	15	31	19.29	2.143

PITCHER	IP	WLS	BF	H	R	ER	SO	BB	IBB	HBP	BLK	WP	HR	S	P	ERA	WHIP
Odell Jones, R ERA: 6.16 (1, 1)	2.1	L	15	3	6	5	2	2	2	0	0	1	1	15	31	19.29	2.143
Rob Dressler, R ERA: 6.44 (3, 1)	5.2		27	9	5	5	2	1	0	0	0	0	0	30	34	7.94	1.765

Batter	1	2	3	4	5	6	7	8	9	AB	R	H	RBI	BB	SO	LOB	TOP																				
Larry Milbourne, S (1, 4) OBP: 0.317, SLG: 0.356	0-0 4-3		0-0 F9		0-0 FC4-6 2B		0-0 BB 4-0 2B BB		0-0 6-3	4	2	0	0	1	0	1																					
Ruppert Jones, L (1, 8) OBP: 0.351, SLG: 0.480	4-0 BB 1B BB		0-0 4-3		0-0 1-H 2B		0-0 1-H 2-H 1B 2B		0-0 F8	4	2	2	3	1	0	0																					
Bruce Bochte, L (1, 3) OBP: 0.401, SLG: 0.516	4-0 1B 1-2 BB		0-0 1B		0-0 F7		0-0 2-H 1B		0-0 4-3	4	0	2	1	1	0	1																					
Willie Horton, R (1, 10) OBP: 0.320, SLG: 0.451	0-0 F9		0-0 F4		0-0 1-3		0-0 F9			4	0	0	0	0	0	5																					
Dan Meyer, L (1, 5) OBP: 0.349, SLG: 0.512	0-0 FC6-4 1-2 2-H 1B		0-0 4-3		0-0 4-3		0-0 G3			4	0	1	1	0	0	1																					
Joe Simpson, L (1, 9) OBP: 0.287, SLG: 0.350	0-0 FC6-4 1-2f		0-0 F7		0-0 B1-3				0-0 F8	4	0	0	0	0	0	2																					
Leon Roberts, R (1, 7) OBP: 0.355, SLG: 0.449		0-0 1-3		0-0 1B		0-0 F4		0-0 E6		4	0	1	0	0	0	0																					
Bob Stinson, S (1, 2) OBP: 0.351, SLG: 0.363		0-0 L5		0-0 G3			0-0 BB 2B 1B		0-3 K	4	1	1	0	0	1	2																					
Mario Mendoza, R (1, 6) OBP: 0.223, SLG: 0.265		0-0 F8			0-0 FC4-6 1B		0-0 F7		0-3 K	4	0	1	0	0	1	2																					
Inning Stats	R: 1 E: 0 K: 0 S: 4	H: 1 LOB: 2 BB: 2 P: 12	R: 0 E: 0 K: 0 S: 3	H: 0 LOB: 0 BB: 0 P: 3	R: 0 E: 0 K: 0 S: 4	H: 1 LOB: 1 BB: 0 P: 4	R: 0 E: 0 K: 0 S: 4	H: 1 LOB: 1 BB: 0 P: 4	R: 1 E: 0 K: 0 S: 5	H: 2 LOB: 1 BB: 0 P: 5	R: 0 E: 0 K: 0 S: 3	H: 0 LOB: 0 BB: 0 P: 3	R: 3 E: 0 K: 0 S: 6	H: 3 LOB: 1 BB: 1 P: 10	R: 0 E: 1 K: 2 S: 8	H: 0 LOB: 1 BB: 0 P: 8	R: 0 E: 0 K: 0 S: 3	H: 0 LOB: 0 BB: 0 P: 3	1B: 6 2B: 2 3B: 0 HR: 0	SF: 0 SAC: 0 DP: 0 HBP: 0	WP: 0 PB: 0 SB: 0 CS: 0	PA: 39															
PITCHER	IP	WLS	BF	H	R	ER	SO	BB	IBB	HBP	BLK	WP	HR	S	P	ERA	WHIP	PITCHER	IP	WLS	BF	H	R	ER	SO	BB	IBB	HBP	BLK	WP	HR	S	P	ERA	WHIP		
Dave Ford, R (1, 1) ERA: 3.0	6.0		25	5	2	2	0	2	0	0	0	0	0	23	31	3.00	1.167																				
Sammy Stewart, R (7, 1) ERA: 3.31	0.1	L	4	2	3	3	0	1	0	0	0	0	0	3	7	81.00	9.000																				
Tippy Martinez, L (7, 1) ERA: 2.74	2.2		10	1	0	0	2	0	0	0	0	0	0	14	14	0.00	0.375																				

Seattle Mariners @ Baltimore Orioles
 Memorial Stadium, Baltimore, MD
 Wed Jul 25 1979, 7:05 PM EDT
 Att: 17,425 - Unknown

AB	36
R	5
H	8
RBI	5
BB	3
SO	2
LOB	14



BOTTOM

Seattle Mariners @ Baltimore Orioles
Memorial Stadium, Baltimore, MD
Wed Jul 25 1979, 7:05 PM EDT
Att. 17,425 - Unknown

livebaseballscorecards.com

AB 34
R 4
H 10
RBI 3
BB 2
SO 3
LOB 17



WP: 1 PA: 37
PB: 0
SB: 2
CS: 0

AB R H RBI BB SO LOB

5 1 2 2 0 1 4

4 0 0 0 0 0 4

4 0 1 0 0 0 0

3 0 0 0 1 0 1

4 0 1 0 0 1 0

3 1 2 0 0 0 1

4 1 2 0 0 0 2

3 0 1 1 0 0 1

0 0 0 0 1 0 0

0 0 0 0 0 0 0

4 1 1 0 0 1 4

1B: 6 SF: 0
2B: 5 SAC: 0
3B: 0 DP: 2
HR: 0 HBP: 1

Batter	1	2	3	4	5	6	7	8	9
Al Bumbry, L (1, 8) OBP: 0.327, SLG: 0.357	0-3 K		0-0 G3 S WP 1B		0-0 2B		0-0 F8		0-0 FC6-4
Billy Smith, S (1, 4) OBP: 0.288, SLG: 0.354	0-0 F8		0-0 G3		0-0 F7		0-0 F9		
Ken Singleton, S (1, 9) OBP: 0.405, SLG: 0.541	0-0 1-3		0-0 4-3			0-0 G4-6-3 1B		0-0 F7	
Eddie Murray, S (1, 3) OBP: 0.372, SLG: 0.456		4-0 2B 4-3-2 BB		0-0 F8		0-0 G4-6-3 1-2f		0-0 F2	
John Lowenstein, L (1, 7) OBP: 0.400, SLG: 0.550		0-0 1-3 2B		0-0 3-1		0-0 4-3		0-3 K	
Doug DeCinces, R (1, 5) OBP: 0.357, SLG: 0.449		0-0 4-3-2 3-Hf		1-0 HBP			0-0 1B FC6-4 2B		0-0 G1 2B
Pat Kelly, L (1, 10) OBP: 0.411, SLG: 0.543			0-0 FC1-4 1B 1B		0-0 4-3		0-0 FC6-4 1B		0-0 G1 2-3
Rick Dempsey, R (1, 2) OBP: 0.325, SLG: 0.364			0-0 FC1-4 1B		0-0 5-3		0-0 FC6-4 1B		4-0 FC5-4 BB
Terry Crowley, L (9, PH) OBP: 0.386, SLG: 0.444			1-2 FC1-4 1B				1-2f 3-H		
Mark Belanger, R (9, PR) OBP: 0.263, SLG: 0.218			0-0 FC1-4 1B		0-3 K		0-0 1B		0-0 FC5-4 FC6-4
Kiko Garcia, R (1, 6) OBP: 0.314, SLG: 0.378			1-2f 2-3 FC1-4 S 1B						1-2f

Inning Stats	R: 0	H: 0	R: 0	H: 1	R: 3	H: 3	R: 0	H: 0	R: 0	H: 1	R: 0	H: 1	R: 0	H: 0	R: 0	H: 0	R: 0	H: 0	R: 0	H: 1	R: 1	H: 3	R: 0	H: 0	R: 0	H: 1	R: 0	H: 1	R: 0	H: 1	R: 0	H: 1			
E: 0	LOB: 0	E: 0	LOB: 0	E: 0	LOB: 0	E: 0	LOB: 1	E: 0	LOB: 0	E: 0	LOB: 1	E: 0	LOB: 0	E: 0	LOB: 0	E: 0	LOB: 0	E: 0	LOB: 0	E: 0	LOB: 2	E: 0	LOB: 0	E: 0	LOB: 0	E: 0	LOB: 2	E: 0	LOB: 0	E: 0	LOB: 0	E: 0	LOB: 0		
K: 1	BB: 0	K: 0	BB: 1	K: 0	BB: 0	K: 0	BB: 0	K: 0	BB: 0	K: 1	BB: 0	K: 0	BB: 0	K: 0	BB: 0	K: 0	BB: 0	K: 0	BB: 0	K: 0	BB: 0	K: 0	BB: 0	K: 1	BB: 0	K: 0	BB: 1	K: 0	BB: 0	K: 0	BB: 0	K: 0	BB: 0	K: 0	BB: 0
S: 5	P: 5	S: 2	P: 6	S: 6	P: 6	S: 3	P: 4	S: 3	P: 3	S: 6	P: 6	S: 6	P: 6	S: 3	P: 3	S: 6	P: 6	S: 6	P: 6	S: 6	P: 6	S: 6	P: 6	S: 5	P: 5	S: 4	P: 8	S: 4	P: 8	S: 4	P: 8	S: 4	P: 8		

PITCHER	IP	WLS	BF	H	R	ER	SO	BB	IBB	HBP	BLK	WP	HR	S	P	ERA	WHIP
Mike Parrott, R (1, 1) ERA: 3.77	6.0	W	24	7	4	4	2	1	0	1	0	1	0	26	31	6.00	1.333
Byron McLaughlin, R (7, 1) ERA: 5.07	3.0	S	13	3	0	0	1	1	0	0	0	0	0	14	18	0.00	1.333

PITCHER	IP	WLS	BF	H	R	ER	SO	BB	IBB	HBP	BLK	WP	HR	S	P	ERA	WHIP
Mike Parrott, R (1, 1) ERA: 3.77	6.0	W	24	7	4	4	2	1	0	1	0	1	0	26	31	6.00	1.333
Byron McLaughlin, R (7, 1) ERA: 5.07	3.0	S	13	3	0	0	1	1	0	0	0	0	0	14	18	0.00	1.333

Batter	1	2	3	4	5	6	7	8	9	AB R H RBI BB SO LOB	TOP	
Larry Milbourne, S OBP: 0.319, SLG: 0.357 (1, 4) X	0-0 L7		0-0 BB 1B		0-0 4-3		0-0 3-1		0-0 1B	5 0 2 0 0 0 2		
Ruppert Jones, L OBP: 0.349, SLG: 0.475 (1, 8) B B B	4-0 1B BB		0-0 F5		0-0 5-3		0-0 4-3		0-0 F7	4 0 0 1 1 0 4		
Bruce Bochte, L OBP: 0.406, SLG: 0.517 (1, 3) X	0-0 1B		4-0 1B		4-0 BB		0-0 4-3			1 0 1 0 2 0 0		
Charlie Beamon, L OBP: 0.118, SLG: 0.176 (5, PR) (5, 3)	1-3 1B		1-2 BB		BB					1 0 0 0 0 0 1		
Willie Horton, R OBP: 0.317, SLG: 0.446 (1, 10) S S S	0-3 K		0-0 F3		0-0 F4			0-0 F8		4 0 0 0 0 1 5		
Dan Meyer, L OBP: 0.346, SLG: 0.507 (1, 5) X	0-0 F8				0-0 F7		0-0 5-3		0-0 F8	3 0 0 0 0 0 2		
Bill Stein, R OBP: 0.287, SLG: 0.322 (7, 5)										1 0 0 0 0 0 0		
Joe Simpson, L OBP: 0.279, SLG: 0.340 (1, 9) X		0-0 4-3		0-0 4-3		0-0 4-3		0-0 F7		4 0 0 0 0 0 0		
Leon Roberts, R OBP: 0.351, SLG: 0.444 (1, 7) X		0-0 F4		0-0 E5 1B		0-0 5-3			0-3 K	4 0 0 0 0 1 0		
Bob Stinson, S OBP: 0.359, SLG: 0.364 (1, 2) X		0-0 4-3		0-0 1B		4-0 3-1 4-3 BB			4-0 1B BB	2 1 1 0 2 0 0		
Mario Mendoza, R OBP: 0.221, SLG: 0.263 (1, 6) X			0-0 F7		0-0 4-3		0-0 4-3 3-1 1B		0-0 F8	2 0 0 0 0 0 2		
Bobby Valentine, R OBP: 0.364, SLG: 0.321 (6, 6) X										2 0 1 0 0 0 1		
Inning Stats	R: 0 H: 1 E: 0 LOB: 2 K: 1 BB: 1 S: 6 P: 10	R: 0 H: 0 E: 0 LOB: 0 K: 0 BB: 0 S: 3 P: 3	R: 0 H: 1 E: 0 LOB: 2 K: 0 BB: 1 S: 4 P: 8	R: 0 H: 1 E: 1 LOB: 2 K: 0 BB: 0 S: 5 P: 5	R: 0 H: 0 E: 0 LOB: 1 K: 0 BB: 1 S: 3 P: 7	R: 0 H: 0 E: 0 LOB: 0 K: 0 BB: 0 S: 3 P: 3	R: 1 H: 1 E: 0 LOB: 1 K: 0 BB: 1 S: 4 P: 8	R: 0 H: 0 E: 0 LOB: 0 K: 0 BB: 0 S: 3 P: 3	R: 0 H: 1 E: 0 LOB: 2 K: 1 BB: 1 S: 6 P: 10	1B: 5 SF: 0 2B: 0 SAC: 0 3B: 0 DP: 0 HR: 0 HBP: 0	WP: 0 PA: 38 PB: 0 SB: 0 CS: 0	
PITCHER Steve Stone, R ERA: 3.91 (1, 1)	IP WLS BF H R ER SO BB IBB HBP BLK WP HR S P ERA WHIP	9.0 W 38 5 1 1 2 5 0 0 0 0 0 0 37 57 1.00 1.111										

Seattle Mariners @ Baltimore Orioles
 Memorial Stadium, Baltimore, MD
 Thu Jul 26 1979, 7:05 PM EDT
 Att. 17,473 - Unknown

livebaseballscorecards.com

AB	33
R	1
H	5
RBI	1
BB	5
SO	2
LOB	17



Batter 1 2 3 4 5 6 7 8 9 AB R H RBI BB SO LOB **BOTTOM**

Al Bumbry, L OBP: 0.327, SLG: 0.356 (1, 8) X	0-0 F8 ①		X 0-0 FC1-5 HR 1B	4-0 1B 1B IBB	X 0-0 G3 ②		S S 0-3 K ①		4 2 1 0 1 1 0
Kiko Garcia, R OBP: 0.313, SLG: 0.375 (1, 6) S S S	0-3 K ②		X 0-0 FC1-5 HR 1B	0-0 1B 1B	X 0-0 5-3 ③		X 0-0 6-3 ②		5 2 1 1 0 1 2
Ken Singleton, S OBP: 0.407, SLG: 0.549 (1, 9) B B B B	4-0 E BB		X 0-0 HR	0-0 1B 1B		X 0-0 F3 ①		X 0-0 6-3 ③	4 2 2 5 1 0 0 0 0 0 0 0 0 0
Eddie Murray, S OBP: 0.374, SLG: 0.459 (1, 3) X	0-0 E5 1-2		X 0-0 4-3	0-0 1B HR 1B	X 0-0 2B				4 1 2 0 0 0 1
John Lowenstein, L OBP: 0.397, SLG: 0.542 (1, 7) (9, 9) X	0-0 F8 ③		X 0-0 F9	0-0 BB HR 1B	X 0-0 L8 ②				4 1 1 1 0 0 3
Doug DeCinces, R OBP: 0.356, SLG: 0.442 (1, 5) X		X 0-0 F9 ①		F2 HR BB	S S 0-3 K ③				3 1 0 0 1 1 1
Lee May, R OBP: 0.317, SLG: 0.470 (1, 10) X		X 0-0 F9 ②		K HR	X 0-0 F9 ①				4 1 1 4 0 1 0
Rich Dauer, R OBP: 0.302, SLG: 0.352 (1, 4) X		X 0-0 F8 ③		2B F5	X 0-0 F5 ②				4 1 1 0 0 0 0
Rick Dempsey, R OBP: 0.323, SLG: 0.367 (1, 2) X			X 0-0 E6 FC1-5 1B	X 0-0 1B 2B	X 0-0 L7 ①		X 0-0 F6 ③		4 1 1 1 0 0 0

Inning Stats	R: 0 H: 0 E: 1 LOB: 2 K: 1 BB: 1 S: 6	R: 0 H: 0 E: 0 LOB: 0 K: 0 BB: 0 S: 3	R: 3 H: 2 E: 1 LOB: 0 K: 0 BB: 0 S: 6	R: 9 H: 7 E: 0 LOB: 0 K: 1 BB: 2 S: 12	R: 0 H: 0 E: 0 LOB: 0 K: 0 BB: 0 S: 3	R: 0 H: 1 E: 0 LOB: 1 K: 1 BB: 0 S: 6	R: 0 H: 0 E: 0 LOB: 0 K: 0 BB: 0 S: 3	R: 0 H: 0 E: 0 LOB: 0 K: 1 BB: 0 S: 5	1B: 5 SF: 0 2B: 3 SAC: 0 3B: 0 DP: 0 HR: 2 HBP: 0	WP: 0 PA: 39 PB: 0 SB: 0 CS: 0
---------------------	---------------------------------------	---------------------------------------	---------------------------------------	--	---------------------------------------	---------------------------------------	---------------------------------------	---------------------------------------	---	--------------------------------

PITCHER	IP	WLS	BF	H	R	ER	SO	BB	IBB	HBP	BLK	WP	HR	S	P	ERA	WHIP
Randy Stein, R ERA: 6.0 (1, 1)	3.2	L	19	4	6	5	2	1	1	0	0	0	1	21	29	12.27	1.364
John Montague, R ERA: 5.58 (4, 1)	0.0		6	5	6	6	0	1	0	0	0	0	1	5	9	∞	∞
Rob Dressler, R ERA: 6.05 (4, 1)	2.1		8	1	0	0	1	0	0	0	0	0	0	10	10	0.00	0.429
Rich Hinton, L ERA: 6.23 (7, 1)	2.0		6	0	0	0	1	0	0	0	0	0	0	8	8	0.00	0.000

Seattle Mariners @ Baltimore Orioles
Memorial Stadium, Baltimore, MD
Thu Jul 26 1979, 7:05 PM EDT
Att. 17,473 - Unknown

livebaseballscorecards.com



Batter	1	2	3	4	5	6	7	8	9	AB R H RBI BB SO LOB	TOP
Larry Milbourne, S (1, 4) OBP: 0.318, SLG: 0.354	0-0 F8		0-0 SF8			4-0 G4-6-3 BB		0-0 F9		2 0 0 1 1 0 0	
Ruppert Jones, L (1, 8) OBP: 0.346, SLG: 0.470	0-3 K		0-0 6-3			0-0 G4-6-3		0-0 5-3		4 0 0 0 0 1 2	
Bruce Bochte, L (1, 3) OBP: 0.404, SLG: 0.517	0-0 6-3				0-0 3-1	0-0 2B		0-3 K		4 0 1 0 0 1 0	
Willie Horton, R (1, 10) OBP: 0.314, SLG: 0.442		0-0 1-4-3		0-3 K		0-0 5-3		0-0 E7		4 0 0 0 0 1 1	
Dan Meyer, L (1, 5) OBP: 0.347, SLG: 0.506		0-0 F9		0-0 1B		0-0 3-1		4-0 IBB		3 0 1 0 1 0 0	
Joe Simpson, L (1, 9) OBP: 0.272, SLG: 0.331		0-0 G3		0-0 F8		0-0 F7		0-0 4-3		4 0 0 0 0 0 3	
Leon Roberts, R (1, 7) OBP: 0.351, SLG: 0.443			0-0 WP SF8 1B 1B		0-0 5-3	0-0 F3				3 1 1 0 0 0 0	
Bob Stinson, S (1, 2) OBP: 0.359, SLG: 0.364			0-0 SF8 WP 1B 1-2		0-0 3-1			0-0 F9		3 0 1 0 0 0 0	
Mario Mendoza, R (1, 6) OBP: 0.219, SLG: 0.261			0-3 K 1-2 2-3		0-0 F8			0-0 L3		3 0 0 0 0 1 2	
Inning Stats	R: 0 E: 0 K: 1 S: 5 H: 0 LOB: 0 BB: 0 P: 5	R: 0 E: 0 K: 0 S: 3 H: 0 LOB: 0 BB: 0 P: 3	R: 1 E: 0 K: 1 S: 7 H: 2 LOB: 1 BB: 0 P: 7	R: 0 E: 0 K: 1 S: 6 H: 1 LOB: 1 BB: 0 P: 6	R: 0 E: 0 K: 0 S: 3 H: 0 LOB: 0 BB: 0 P: 3	R: 0 E: 0 K: 0 S: 3 H: 1 LOB: 1 BB: 1 P: 7	R: 0 E: 0 K: 0 S: 3 H: 0 LOB: 0 BB: 0 P: 3	R: 0 E: 0 K: 0 S: 3 H: 0 LOB: 0 BB: 0 P: 3	R: 0 E: 1 K: 1 S: 6 H: 0 LOB: 2 BB: 1 P: 10	1B: 3 2B: 1 3B: 0 HR: 0 SF: 1 SAC: 0 DP: 1 HBP: 0	WP: 1 PB: 0 SB: 0 CS: 0 PA: 33
PITCHER Rick Langford, R (1, 1) ERA: 4.74	IP: 9.0 WLS: L BF: 33 H: 4 R: 1 ER: 1 SO: 4 BB: 1 IBB: 1 HBP: 0 BLK: 0 WP: 1 HR: 0 S: 39 P: 47 ERA: 1.00 WHIP: 0.556										

Seattle Mariners @ Oakland Athletics
Oakland-Alameda County Coliseum, Oakland, CA

Fri Jul 27 1979, 7:05 PM PDT
Att. 1,556 - Unknown

livebaseballscorecards.com



Batter	1	2	3	4	5	6	7	8	9	AB R H RBI BB SO LOB
Rickey Henderson, R OBP: 0.317, SLG: 0.278 (1, 8)	0-0 L6 ①		0-0 F9 ①		0-0 6-3 ②		0-0 F4 ①		0-0 G6-4-3 ② ③ 1-2f	5 0 0 0 0 0 3
Mitchell Page, L OBP: 0.324, SLG: 0.364 (1, 10)	4-0 WP S BB		0-0 1B 1B		0-0 1B		0-0 1B 1-3			3 0 3 0 1 0 0
Mike Heath, R OBP: 0.341, SLG: 0.378 (1, 7)	0-0 F8 ②		0-0 1B 1-2		0-0 F8 ③		0-0 F8 ③			4 0 1 0 0 0 3
Jeff Newman, R OBP: 0.263, SLG: 0.434 (1, 2)	0-0 F4 ③ 1-3		0-0 F3 ②		0-0 SH1-4 1B 1B		0-0 F3 ①			4 0 1 0 0 0 3
Dave Revering, L OBP: 0.313, SLG: 0.438 (1, 3)		0-3 K ①	0-0 F8 ③		0-0 SH1-4 1B 1-2		0-3 K ②			4 0 1 0 0 2 2
Jim Essian, R OBP: 0.324, SLG: 0.474 (1, 5)		0-0 CS 1B		0-0 F7 ①		0-0 SH1-4 ① 1-2 2-3		0-0 F2 ③		3 0 1 0 0 0 0
Tony Armas, R OBP: 0.299, SLG: 0.408 (1, 9)		0-0 1B 1-2 1B		0-0 F9 ②		4-0 G6-4-3 IBB		0-3 K ①		3 0 1 0 1 1 0
Rob Picciolo, R OBP: 0.248, SLG: 0.313 Wayne Gross, L OBP: 0.334, SLG: 0.378 (9, PH) Larry Murray, S OBP: 0.283, SLG: 0.268 (9, PR)		0-0 1B 1-2 1B		0-0 F7 ③		0-0 G6-4-3 ② ③ 1-2f		0-0 1B 1B		3 0 1 0 0 0 3 1 0 1 0 0 0 0 0 0 0 0 0 0 0
Dave Chalk, R OBP: 0.338, SLG: 0.275 Dwayne Murphy, L OBP: 0.407, SLG: 0.365 (9, PH)		0-3 K ③		0-0 5-3 ①		4-0 1B BB		0-0 G6-4-3 1B 1-2		2 0 0 0 1 1 2 1 0 1 0 0 0 0

Inning Stats	R: 0 E: 0 K: 3 S: 3	H: 0 LOB: 1 BB: 1 P: 7	R: 0 E: 0 K: 2 S: 9	H: 3 LOB: 2 BB: 0 P: 9	R: 0 E: 0 K: 0 S: 5	H: 2 LOB: 2 BB: 0 P: 5	R: 0 E: 0 K: 0 S: 3	H: 0 LOB: 0 BB: 0 P: 3	R: 0 E: 0 K: 0 S: 4	H: 1 LOB: 1 BB: 0 P: 4	R: 0 E: 0 K: 0 S: 4	H: 2 LOB: 2 BB: 1 P: 8	R: 0 E: 0 K: 0 S: 3	H: 1 LOB: 1 BB: 1 P: 7	R: 0 E: 0 K: 1 S: 5	H: 0 LOB: 0 BB: 0 P: 5	R: 0 E: 0 K: 1 S: 6	H: 2 LOB: 2 BB: 0 P: 6	1B: 11 2B: 0 3B: 0 HR: 0	SF: 0 SAC: 1 DP: 2 HBP: 0	WP: 1 PB: 0 SB: 1 CS: 1	PA: 37
PITCHER	IP WLS BF H R ER SO BB IBB HBP BLK WP HR S P ERA WHIP	IP WLS BF H R ER SO BB IBB HBP BLK WP HR S P ERA WHIP	IP WLS BF H R ER SO BB IBB HBP BLK WP HR S P ERA WHIP	IP WLS BF H R ER SO BB IBB HBP BLK WP HR S P ERA WHIP	IP WLS BF H R ER SO BB IBB HBP BLK WP HR S P ERA WHIP	IP WLS BF H R ER SO BB IBB HBP BLK WP HR S P ERA WHIP	IP WLS BF H R ER SO BB IBB HBP BLK WP HR S P ERA WHIP	IP WLS BF H R ER SO BB IBB HBP BLK WP HR S P ERA WHIP	IP WLS BF H R ER SO BB IBB HBP BLK WP HR S P ERA WHIP	IP WLS BF H R ER SO BB IBB HBP BLK WP HR S P ERA WHIP	IP WLS BF H R ER SO BB IBB HBP BLK WP HR S P ERA WHIP	IP WLS BF H R ER SO BB IBB HBP BLK WP HR S P ERA WHIP	IP WLS BF H R ER SO BB IBB HBP BLK WP HR S P ERA WHIP	IP WLS BF H R ER SO BB IBB HBP BLK WP HR S P ERA WHIP	IP WLS BF H R ER SO BB IBB HBP BLK WP HR S P ERA WHIP	IP WLS BF H R ER SO BB IBB HBP BLK WP HR S P ERA WHIP	IP WLS BF H R ER SO BB IBB HBP BLK WP HR S P ERA WHIP	IP WLS BF H R ER SO BB IBB HBP BLK WP HR S P ERA WHIP	IP WLS BF H R ER SO BB IBB HBP BLK WP HR S P ERA WHIP	IP WLS BF H R ER SO BB IBB HBP BLK WP HR S P ERA WHIP	IP WLS BF H R ER SO BB IBB HBP BLK WP HR S P ERA WHIP	IP WLS BF H R ER SO BB IBB HBP BLK WP HR S P ERA WHIP


BOTTOM

Seattle Mariners @ Oakland Athletics
Oakland-Alameda County Coliseum, Oakland, CA


Fri Jul 27 1979, 7:05 PM PDT
Att. 1,556 - Unknown

livebaseballscorecards.com

AB	33
R	0
H	11
RBI	0
BB	3
SO	4
LOB	16



Batter	1	2	3	4	5	6	7	8	9	AB R H RBI BB SO LOB
Larry Milbourne, S (1, 4) OBP: 0.318, SLG: 0.354 Bill Stein, R (6, PH) OBP: 0.289, SLG: 0.324 (6, 4)	0-0 G3	0-0 6-3		0-0 WP S 1B		0-0 5-3			0-0 SH1-4 1B	3 0 1 0 0 0 2 2 0 1 0 0 0 0
Ruppert Jones, L (1, 8) OBP: 0.345, SLG: 0.467	0-0 F7		4-0 1B WP BB	0-3 K 1-3		0-0 F9			0-0 SH1-4 1-2 2-3	3 1 0 0 1 1 1
Bruce Bochte, L (1, 3) OBP: 0.404, SLG: 0.517	0-3 K		0-0 WP BB 1B SF8		0-0 1B 1B		0-0 F8		0-0 SF8 3-H	4 1 2 1 0 1 0
Willie Horton, R (1, 10) OBP: 0.318, SLG: 0.441		4-0 FC2-5 1B BB	4-0 SF8 WP 1-2 3-H BB		0-0 BB 1B 1-3		0-0 6-3		0-0 F9	3 0 1 0 2 0 1
Dan Meyer, L (1, 5) OBP: 0.346, SLG: 0.503		0-0 FC2-5 1B 1-2	0-0 F7 1-2 2-3		0-0 F3		0-0 1-3			4 1 1 0 0 0 4
Tom Paciorek, R (1, 7) OBP: 0.381, SLG: 0.466 (5, 9)		0-0 FC2-5 1B S 1-2 2-3f	0-0 SF8 2-3 3-H		4-0 BB 1-2			0-3 K		2 1 0 1 1 1 2
Bob Stinson, S (1, 2) OBP: 0.360, SLG: 0.365 Bobby Valentine, R (5, PH) OBP: 0.358, SLG: 0.316 Larry Cox, R (5, 2) OBP: 0.278, SLG: 0.312		0-0 1B S 1-3 2-H 1B	0-0 1-3		0-3 K			0-3 K		2 0 1 1 0 0 1 1 0 0 0 0 1 3 1 0 0 0 0 1 0
John Hale, L (1, 9) OBP: 0.356, SLG: 0.383 Leon Roberts, R (5, PH) OBP: 0.349, SLG: 0.441 (5, 7)		0-0 F5		0-0 F9		0-3 K		0-0 F3		2 0 0 0 0 0 2 2 0 0 0 0 1 3
Mario Mendoza, R (1, 6) OBP: 0.223, SLG: 0.264		0-0 S 1B 1-3 3-H		0-0 5-6-3		0-0 F4			0-0 SH1-4 1B SF8 1B	4 1 2 0 0 0 0

TOP	
Seattle Mariners @ Oakland Athletics Oakland-Alameda County Coliseum, Oakland, CA	Sat Jul 28 1979, 3:33 AM PDT Att. 1,621 - Unknown
livebaseballscorecards.com	
AB 33 R 5 H 9 RBI 3 BB 4 SO 6 LOB 19	
WP: 3 PA: 40 PB: 0 SB: 4 CS: 0	
	

Inning Stats	R: 0	H: 0	E: 0	K: 1	S: 5	P: 5	R: 2	H: 3	E: 0	K: 0	S: 6	P: 10	R: 2	H: 1	E: 0	K: 0	S: 4	P: 12	R: 0	H: 1	E: 0	K: 1	S: 6	P: 6	R: 0	H: 2	E: 0	K: 2	S: 9	P: 13	R: 0	H: 0	E: 0	K: 0	S: 3	P: 3	R: 0	H: 0	E: 0	K: 0	S: 7	P: 7	R: 1	H: 2	E: 0	K: 0	S: 5	P: 5	1B: 9	SF: 2	2B: 0	SAC: 1	3B: 0	DP: 0	HR: 0	HBP: 0	WP: 3	PA: 40
--------------	------	------	------	------	------	------	------	------	------	------	------	-------	------	------	------	------	------	-------	------	------	------	------	------	------	------	------	------	------	------	-------	------	------	------	------	------	------	------	------	------	------	------	------	------	------	------	------	------	------	-------	-------	-------	--------	-------	-------	-------	--------	-------	--------

PITCHER	IP	WLS	BF	H	R	ER	SO	BB	IBB	HBP	BLK	WP	HR	S	P	ERA	WHIP	PITCHER	IP	WLS	BF	H	R	ER	SO	BB	IBB	HBP	BLK	WP	HR	S	P	ERA	WHIP
Matt Keough, R (1, 1) ERA: 5.98	4.0		22	7	4	4	2	3	0	0	0	3	0	23	35	9.00	2.500	Dave Hamilton, L (5, 1) ERA: 3.76	5.0	W	18	2	1	1	4	1	0	0	0	0	25	29	1.80	0.600	

Batter	1	2	3	4	5	6	7	8	9
Rickey Henderson, R OBP: 0.319, SLG: 0.298 (1, 7)	0-0 4-3 SF7 2B		0-0 1B 2B		0-3 K		0-0 6-3	0-0 1-3	
Mitchell Page, L OBP: 0.328, SLG: 0.366 (1, 10)	0-0 4-3 2-3		0-0 S 2B 1B		0-0 2B 1B		4-0 S BB		
Dwayne Murphy, L OBP: 0.408, SLG: 0.371 (1, 8)	0-0 SF7 3-H		0-3 K 1-2		0-0 FC5 1-H 2B		4-0 1-2 BB		
Dave Revering, L OBP: 0.318, SLG: 0.446 (1, 3)	0-0 FC5 BB 1B		0-0 WP 1B 2B		0-0 F3		0-0 F4		
Jeff Newman, R OBP: 0.262, SLG: 0.431 (5, 3)			2-H 3-H				1-1		
Wayne Gross, L OBP: 0.339, SLG: 0.378 (1, 5)	4-0 1-2 BB		0-0 G5-4-3 1B		4-0 IBB		0-0 3-1		
Jim Essian, R OBP: 0.318, SLG: 0.463 (1, 2)	0-0 FC5 2-3f		0-0 G5-4-3 1-2f		0-0 FC5 2-3f			0-0 F7	
Tony Armas, R OBP: 0.298, SLG: 0.404 (1, 9)		0-0 F8		0-0 5-3		0-0 F7		0-0 SH1-3 1B	
Rob Picciolo, R OBP: 0.244, SLG: 0.307 (1, 6)		0-0 F9		0-0 F9		0-0 4-3		0-0 SH1-3 1-2	
Dave Chalk, R OBP: 0.333, SLG: 0.270 (1, 4)		0-0 F8		0-0 F4		0-0 6-3		0-0 1B 2-H	
Mike Edwards, R OBP: 0.287, SLG: 0.307 (5, 4)									

Inning Stats	R: 1	H: 2	E: 0	K: 0	S: 5	LOB: 2	BB: 1	P: 9	R: 0	H: 0	E: 0	K: 0	S: 3	LOB: 0	BB: 0	P: 3	R: 3	H: 4	E: 0	K: 1	S: 8	LOB: 0	BB: 0	P: 8	R: 0	H: 0	E: 0	K: 0	S: 3	LOB: 0	BB: 0	P: 3	R: 1	H: 2	E: 0	K: 1	S: 7	LOB: 2	BB: 1	P: 11	R: 0	H: 0	E: 0	K: 0	S: 3	LOB: 0	BB: 0	P: 3	R: 0	H: 0	E: 1	K: 0	S: 3	LOB: 2	BB: 2	P: 11	R: 1	H: 2	E: 0	K: 0	S: 5	LOB: 1	BB: 0	P: 5
--------------	------	------	------	------	------	--------	-------	------	------	------	------	------	------	--------	-------	------	------	------	------	------	------	--------	-------	------	------	------	------	------	------	--------	-------	------	------	------	------	------	------	--------	-------	-------	------	------	------	------	------	--------	-------	------	------	------	------	------	------	--------	-------	-------	------	------	------	------	------	--------	-------	------

PITCHER	IP	WLS	BF	H	R	ER	SO	BB	IBB	HBP	BLK	WP	HR	S	P	ERA	WHIP
Glenn Abbott, R ERA: 5.33 (1, 1)	2.1		13	5	4	3	1	1	0	0	0	0	0	14	18	11.57	2.571
Odell Jones, R ERA: 5.99 (3, 1)	5.2	L	24	5	2	2	1	2	1	0	0	1	0	23	35	3.18	1.235

AB R H RBI BB SO LOB

5	2	2	0	0	1	1
3	2	2	0	1	0	1
2	0	1	2	1	1	2
2	1	2	2	0	0	0
2	0	0	0	0	0	3
2	0	1	1	2	0	2
4	0	0	0	0	0	5
4	1	1	0	0	0	0
3	0	0	0	0	0	0
2	0	0	0	0	0	0
2	0	1	1	0	0	0

AB	31
R	6
H	10
RBI	6
BB	4
SO	2
LOB	14



WP	HR	S	P	ERA	WHIP
1	0	1	37		
0	0	1			
0	0	1			
0	0	0			

Seattle Mariners @ Oakland Athletics
Oakland-Alameda County Coliseum, Oakland, CA
Sat Jul 28 1979, 3:33 AM PDT
Att. 1,621 - Unknown

livebaseballscorecards.com

Batter	1	2	3	4	5	6	7	8	9	AB R H RBI BB SO LOB	TOP	
Larry Milbourne, S (1, 4) OBP: 0.321, SLG: 0.351	4-0 G3 4-3 BB		0-0 G1		0-0 1-3		4-0 2-3 BB			2 0 0 0 2 0 0	Seattle Mariners @ Oakland Athletics Oakland-Alameda County Coliseum, Oakland, CA Sun Jul 29 1979, 3:33 AM PDT Att. 2,198 - Unknown livebaseballscorecards.com	
Ruppert Jones, L (1, 8) OBP: 0.342, SLG: 0.462	0-0 4-3 1-2		0-0 4-3		0-0 F7		0-0 4-3			4 0 0 0 0 0 3		
Bruce Bochte, L (1, 3) OBP: 0.400, SLG: 0.511	0-0 G3 2-3		0-0 E6		0-0 3-1		0-0 F7			4 0 0 0 0 0 1		
Willie Horton, R (1, 10) OBP: 0.317, SLG: 0.438	0-0 6-3		4-0 FC6 BB		0-0 4-3		0-0 4-3			3 0 0 0 1 0 1		
Dan Meyer, L (1, 5) OBP: 0.345, SLG: 0.500		0-0 5-3 1B	0-0 FC6 1-2f		0-0 F3		0-0 4-3			4 1 1 0 0 0 2		
Tom Paciorek, R (1, 7) OBP: 0.372, SLG: 0.454		0-0 5-3 1-2		0-0 4-3		0-0 F9		0-0 F8		4 0 0 0 0 0 1		
Bob Stinson, S (1, 2) OBP: 0.368, SLG: 0.371		0-0 2-H 1B		0-0 WP G3 1B		4-0 WP SH1-4 BB		0-0 4-3		3 0 2 1 1 0 0		
John Hale, L (1, 9) OBP: 0.342, SLG: 0.365		0-3 K		0-0 G3 1-2		0-0 SH1-4 1-2		0-0 F7		3 0 0 0 0 1 2		
Mario Mendoza, R (1, 6) OBP: 0.221, SLG: 0.262 Joe Simpson, L (7, PH) OBP: 0.270, SLG: 0.329 Bobby Valentine, R (7, 6) OBP: 0.358, SLG: 0.316		0-0 4-3		0-0 5-3 2-3		0-0 6-3				2 0 0 0 0 0 2 1 0 0 0 0 0 1 0 0 0 0 0 0 0		
Inning Stats	R: 0 H: 0 E: 0 LOB: 1 K: 0 BB: 1 S: 3 P: 7	R: 1 H: 2 E: 0 LOB: 1 K: 1 BB: 0 S: 7 P: 7	R: 0 H: 0 E: 1 LOB: 2 K: 0 BB: 1 S: 4 P: 8	R: 0 H: 1 E: 0 LOB: 1 K: 0 BB: 0 S: 4 P: 4	R: 0 H: 0 E: 0 LOB: 0 K: 0 BB: 0 S: 3 P: 3	R: 0 H: 0 E: 0 LOB: 0 K: 0 BB: 0 S: 3 P: 3	R: 0 H: 0 E: 0 LOB: 2 K: 0 BB: 2 S: 3 P: 11	R: 0 H: 0 E: 0 LOB: 0 K: 0 BB: 0 S: 3 P: 3	R: 0 H: 0 E: 0 LOB: 0 K: 0 BB: 0 S: 3 P: 3	1B: 3 SF: 0 2B: 0 SAC: 1 3B: 0 DP: 0 HR: 0 HBP: 0	WP: 2 PA: 35 PB: 0 SB: 0 CS: 0	
PITCHER Mike Morgan, R (1, 1) ERA: 5.06	IP WLS BF H R ER SO BB IBB HBP BLK WP HR S P ERA WHIP	9.0 W 35 3 1 1 1 4 0 0 0 2 0 33 49 1.00 0.778										



Batter	1	2	3	4	5	6	7	8	9
Rickey Henderson, R OBP: 0.318, SLG: 0.296 (1, 7)	0-0 F8	0-0 F8			0-0 4-3 1B		0-0 L3		
Mitchell Page, L OBP: 0.330, SLG: 0.366 (1, 10)	4-0 S 1B E BB		0-0 1B 1B		0-0 4-3 1-2		0-3 K	0-3 K	0-3 1-3
Mike Heath, R OBP: 0.348, SLG: 0.385 Milt Ramirez, R OBP: 0.188, SLG: 0.164 (1, 5) (8, 5)	0-0 BB E 1B		0-0 1-2 1B		0-0 F7		0-3 K		
Jeff Newman, R OBP: 0.262, SLG: 0.428 (1, 2)	4-0 E BB 1-2 2-3		0-0 F7		0-0 F7		0-0 1-3		
Tony Armas, R OBP: 0.294, SLG: 0.398 (1, 9)	0-3 K		0-3 K		0-0 5-3				
Mike Edwards, R OBP: 0.284, SLG: 0.303 (1, 4)	0-0 E3 1-3 2-H 3-H		0-0 F8		0-0 L4				
Wayne Gross, L OBP: 0.336, SLG: 0.375 (1, 3)	0-3 K			0-0 F6		0-0 F8			
Rob Picciolo, R OBP: 0.240, SLG: 0.301 (1, 6)		0-0 4-3		0-0 4-3		0-0 6-3			
Dwayne Murphy, L OBP: 0.404, SLG: 0.366 (1, 8)		0-0 F7		0-3 K		0-3 K			

Inning Stats	R: 2	H: 1	E: 1	LOB: 2	K: 2	P: 17	R: 0	H: 0	E: 0	LOB: 0	K: 0	P: 3	R: 0	H: 2	E: 0	LOB: 2	K: 1	P: 7	R: 0	H: 0	E: 0	LOB: 0	K: 1	P: 5	R: 0	H: 1	E: 0	LOB: 1	K: 0	P: 4	R: 0	H: 0	E: 0	LOB: 0	K: 0	P: 3	R: 0	H: 0	E: 0	LOB: 0	K: 2	P: 7
	1B: 4	SF: 0	2B: 0	SAC: 0	3B: 0	DP: 0	HR: 0	HBP: 0	WP: 0	PA: 31																																

PITCHER	IP	WLS	BF	H	R	ER	SO	BB	IBB	HBP	BLK	WP	HR	S	P	ERA	WHIP
Floyd Bannister, L ERA: 4.25 (1, 1)	8.0	L	31	4	2	0	7	2	0	0	0	0	0	43	51	0.00	0.750


BOTTOM

Seattle Mariners @ Oakland Athletics
Oakland-Alameda County Coliseum, Oakland, CA

Sun Jul 29 1979, 3:33 AM PDT
Att. 2,198 - Unknown

livebaseballscorecards.com

AB	29
R	2
H	4
RBI	0
BB	2
SO	7
LOB	15



Seattle Mariners @ California Angels
 Anaheim Stadium, Anaheim, CA

Mon Jul 30 1979, 10:05 PM EDT
 Att: 35,584 - Unknown

livebaseballscorecards.com

AB	38
R	8
H	15
RBI	8
BB	3
SO	5
LOB	16



WP	2	PA	41
PB	0		
SB	0		
CS	1		

AB R H RBI BB SO LOB

4	0	1	0	1	1	1
4	2	2	1	1	0	2
4	2	2	0	1	0	0
5	2	3	6	0	1	2
5	1	4	0	0	0	1
0	0	0	0	0	0	0
4	0	1	1	0	0	3
4	0	1	0	0	2	2
0	0	0	0	0	0	0
4	1	1	0	0	0	3
4	0	0	0	0	1	2

Batter	1	2	3	4	5	6	7	8	9
Larry Milbourne, S OBP: 0.322, SLG: 0.349 (1, 4) X	0-0 F8		4-0 BB			0-3 K	0-0 1B		0-0 G3
Ruppert Jones, L OBP: 0.345, SLG: 0.463 (1, 8) X	0-0 1B		0-0 G6-4-3			4-0 1B HR	0-0 G4-6-3		0-0 1B
Dan Meyer, L OBP: 0.349, SLG: 0.500 (1, 3) X	0-0 1B		0-0 F7			0-0 1B HR		0-0 3-1	4-0 1B
Willie Horton, R OBP: 0.320, SLG: 0.454 (1, 10) X	0-0 G6-4-3			0-3 K		0-0 1B HR		0-0 1B	0-0 1B
Tom Paciorek, R OBP: 0.384, SLG: 0.478 Joe Simpson, L OBP: 0.270, SLG: 0.329 (1, 9) X (9, 9)		0-0 2B		0-0 1B		0-0 1B		0-0 2B	0-0 G3
Bob Stinson, S OBP: 0.366, SLG: 0.374 (1, 2) X		0-0 2B		0-0 4-3		0-0 5-3		0-0 4-3	
Leon Roberts, R OBP: 0.348, SLG: 0.439 John Hale, L OBP: 0.342, SLG: 0.365 (1, 7) X (9, 7)		0-3 K			0-3 K	0-0 1B		0-0 F9	
Bill Stein, R OBP: 0.289, SLG: 0.322 (1, 5) X		0-0 6-3			0-0 F9	0-0 6-3			0-0 1B
Mario Mendoza, R OBP: 0.218, SLG: 0.259 (1, 6) X		0-0 L4			0-3 K		0-0 5-3		0-0 L9

Inning Stats	R: 0	H: 2	E: 0	K: 0	S: 4	P: 4	R: 1	H: 2	E: 0	K: 1	S: 7	P: 7	R: 0	H: 0	E: 0	K: 0	S: 2	P: 6	R: 0	H: 1	E: 0	K: 1	S: 5	P: 5	R: 0	H: 0	E: 0	K: 2	S: 7	P: 7	R: 3	H: 4	E: 0	K: 1	S: 9	P: 13	R: 0	H: 1	E: 0	K: 0	S: 3	P: 3	R: 1	H: 2	E: 0	K: 0	S: 5	P: 5	R: 3	H: 3	E: 0	K: 0	S: 6	P: 10	1B: 10	SF: 0	2B: 3	SAC: 0	3B: 0	DP: 3	HR: 2	HBP: 0	WP: 2	PA: 41
--------------	------	------	------	------	------	------	------	------	------	------	------	------	------	------	------	------	------	------	------	------	------	------	------	------	------	------	------	------	------	------	------	------	------	------	------	-------	------	------	------	------	------	------	------	------	------	------	------	------	------	------	------	------	------	-------	--------	-------	-------	--------	-------	-------	-------	--------	-------	--------

PITCHER	IP	WLS	BF	H	R	ER	SO	BB	IBB	HBP	BLK	WP	HR	S	P	ERA	WHIP
Jim Barr, R ERA: 4.05 (1, 1)	5.2	L	25	9	4	4	5	2	0	0	0	0	1	33	41	6.35	1.941
Mike Barlow, R ERA: 4.99 (6, 1)	3.0		12	4	2	2	0	0	0	0	0	1	1	12	12	6.00	1.333
Ralph Botting, L ERA: 12.19 (9, 1)	0.1		4	2	2	2	0	1	0	0	1	1	0	3	7	54.00	9.000

Batter	1	2	3	4	5	6	7	8	9	AB	R	H	RBI	BB	SO	LOB
Rod Carew, L (1, 3) OBP: 0.448, SLG: 0.447	0-0 4-3		0-3 K			0-0 4-3		0-0 1-3		4	0	0	0	0	1	1
Carney Lansford, R (1, 5) OBP: 0.338, SLG: 0.430	0-0 F8		0-3 K			0-0 4-3			0-0 6-3	4	0	0	0	0	1	1
Dan Ford, R (1, 9) OBP: 0.342, SLG: 0.451	0-0 4-3			0-0 L6		0-0 F8			0-3 K	4	0	0	0	0	1	0
Don Baylor, R (1, 7) OBP: 0.376, SLG: 0.549		0-0 1-3 1B		0-0 2B			0-0 F9		0-0 L7	4	0	2	0	0	0	0
Willie Aikens, L (1, 10) OBP: 0.365, SLG: 0.495		0-3 K		0-3 K			0-0 1-3			3	0	0	0	0	2	2
Brian Downing, R (1, 2) OBP: 0.420, SLG: 0.481		0-0 1-3		0-0 6-3			0-0 2B			3	0	1	0	0	0	2
Bobby Grich, R (1, 4) OBP: 0.372, SLG: 0.561		0-0 4-3			0-3 K		0-3 K			3	0	0	0	0	2	2
Rick Miller, L (1, 8) OBP: 0.384, SLG: 0.381			0-0 1B		0-3 K			4-0 G4-6-3 BB		2	0	1	0	1	1	0
Jim Anderson, R (1, 6) OBP: 0.309, SLG: 0.341			0-3 K			0-0 5-3		0-0 G4-6-3		2	0	0	0	0	1	1
Willie Davis, L (8, PH) OBP: 0.227, SLG: 0.238								1-2f		1	0	0	0	0	0	1
Bert Campaneris, R (9, 6) OBP: 0.276, SLG: 0.241										0	0	0	0	0	0	0

Inning Stats	R: 0	H: 0	R: 0	H: 1	R: 0	H: 1	R: 0	H: 0	R: 0	H: 0	R: 0	H: 1	R: 0	H: 0	R: 0	H: 0	R: 0	H: 0	1B: 2	SF: 0	WP: 0	PA: 31
E: 0	LOB: 0	E: 0	LOB: 1	E: 0	LOB: 1	E: 0	LOB: 0	E: 0	LOB: 0	E: 0	LOB: 1	E: 0	LOB: 0	E: 0	LOB: 0	E: 0	LOB: 0	E: 0	LOB: 0	2B: 2	SAC: 0	PB: 0
K: 0	BB: 0	K: 1	BB: 0	K: 3	BB: 0	K: 1	BB: 0	K: 0	BB: 0	K: 1	BB: 0	K: 1	BB: 0	K: 1	BB: 0	K: 1	BB: 0	K: 1	BB: 1	3B: 0	DP: 1	SB: 0
S: 3	P: 3	S: 6	P: 6	S: 10	P: 10	S: 6	P: 6	S: 7	P: 7	S: 6	P: 6	S: 6	P: 6	S: 2	P: 6	S: 5	P: 5	S: 5	P: 5	HR: 0	HBP: 0	CS: 0

PITCHER	IP	WLS	BF	H	R	ER	SO	BB	IBB	HBP	BLK	WP	HR	S	P	ERA	WHIP	PITCHER	IP	WLS	BF	H	R	ER	SO	BB	IBB	HBP	BLK	WP	HR	S	P	ERA	WHIP	
Mike Parrott, R (1, 1) ERA: 3.52	9.0	W	31	4	0	0	9	1	0	0	0	0	0	48	52	0.00	0.556																			

BOTTOM

Seattle Mariners @ California Angels
Anaheim Stadium, Anaheim, CA

Mon Jul 30 1979, 10:05 PM EDT
Att. 35,584 - Unknown

livebaseballscorecards.com

AB	30
R	0
H	4
RBI	0
BB	1
SO	9
LOB	10



Batter	1	2	3	4	5	6	7	8	9	AB R H RBI BB SO LOB	TOP									
Larry Milbourne, S (1, 4) OBP: 0.317, SLG: 0.344	0-0 F7		0-0 F7		0-0 G6-4-3			0-3 K		4 0 0 0 0 1 2										
Ruppert Jones, L (1, 8) OBP: 0.344, SLG: 0.460	0-3 K		0-0 FC4-6 1B			0-0 4-3		0-0 F7		4 0 1 1 0 1 0										
Dan Meyer, L (1, 3) OBP: 0.345, SLG: 0.495	0-0 F6		0-0 FC4-6			0-0 4-3			0-0 F8	4 0 0 0 0 0 1										
Willie Horton, R (1, 10) OBP: 0.322, SLG: 0.455		0-0 FC6-4 1B		0-0 F9		0-0 L6			0-0 1B	4 0 2 0 0 0 0										
Tom Paciorek, R (1, 9) OBP: 0.376, SLG: 0.466		0-0 L7		0-3 K			0-3 K		0-3 K	4 0 0 0 0 3 2										
Bob Stinson, S (1, 2) OBP: 0.364, SLG: 0.367		0-0 L8		1-0 FC6-4 HBP			0-3 K		0-0 F9	3 0 0 0 0 1 2										
Leon Roberts, R (1, 7) OBP: 0.348, SLG: 0.436		0-0 FC6-4		0-0 FC6-4			4-0 BB			2 0 0 0 1 0 2										
Bill Stein, R (1, 5) OBP: 0.289, SLG: 0.322			0-0 SH3-4 1B		0-0 F9		0-0 F9			3 1 1 0 0 0 1										
Mario Mendoza, R (1, 6) OBP: 0.221, SLG: 0.261			0-0 SH3-4		0-0 F9			0-0 F5		1 0 1 0 0 0 0										
Joe Simpson, L (8, PH) OBP: 0.269, SLG: 0.327			1-2 1B		0-0 G6-4-3 1B					1 0 0 0 0 0 0										
Bobby Valentine, R (8, 6) OBP: 0.358, SLG: 0.316										0 0 0 0 0 0 0										
Inning Stats	R: 0 E: 0 K: 1 S: 5	H: 0 LOB: 0 BB: 0 P: 5	R: 0 E: 0 K: 0 S: 4	H: 1 LOB: 1 BB: 0 P: 4	R: 1 E: 0 K: 0 S: 5	H: 2 LOB: 1 BB: 0 P: 5	R: 0 E: 0 K: 1 S: 5	H: 0 LOB: 1 BB: 0 P: 6	R: 0 E: 0 K: 0 S: 3	H: 1 LOB: 0 BB: 0 P: 3	R: 0 E: 0 K: 2 S: 7	H: 0 LOB: 1 BB: 1 P: 11	R: 0 E: 0 K: 1 S: 5	H: 0 LOB: 0 BB: 0 P: 5	R: 0 E: 0 K: 1 S: 6	H: 1 LOB: 1 BB: 0 P: 6	1B: 5 2B: 0 3B: 0 HR: 0	SF: 0 SAC: 1 DP: 1 HBP: 1	WP: 0 PB: 0 SB: 0 CS: 0	PA: 33
PITCHER Dave Frost, R (1, 1) ERA: 3.8	IP: 9.0 WLS: W BF: 33 H: 5 R: 1 ER: 1 SO: 6 BB: 1 IBB: 0 HBP: 1 BLK: 0 WP: 0 HR: 0 S: 43 P: 48 ERA: 1.00 WHIP: 0.667																			
PITCHER	IP	WLS	BF	H	R	ER	SO	BB	IBB	HBP	BLK	WP	HR	S	P	ERA	WHIP			

Seattle Mariners @ California Angels
Anaheim Stadium, Anaheim, CA

Tue Jul 31 1979, 10:05 PM EDT
Att: 25,198 - Unknown

livebaseballscorecards.com

AB	30
R	1
H	5
RBI	1
BB	1
SO	6
LOB	10



BOTTOM

Seattle Mariners @ California Angels
Anaheim Stadium, Anaheim, CA

Tue Jul 31 1979, 10:05 PM EDT
Att. 25,198 - Unknown

livebaseballscorecards.com

AB	37
R	8
H	15
RBI	8
BB	3
SO	3
LOB	19



WP	1	PA	42
PB	0		
SB	2		
CS	0		

AB	R	H	RBI	BB	SO	LOB
3	1	2	0	1	0	0
4	0	1	0	0	0	5
5	2	3	2	0	1	2
4	2	1	0	1	1	3
5	1	1	1	0	0	1
4	2	2	1	1	1	0
4	0	2	1	0	0	3
4	0	2	3	0	0	2
0	0	0	0	0	0	0
4	0	1	0	0	0	3
1B	12	SF	0			
2B	2	SAC	2			
3B	0	DP	0			
HR	1	HBP	0			

Batter	1	2	3	4	5	6	7	8	9
Rod Carew, L OBP: 0.453, SLG: 0.450 (1, 3)	0-0 FC9-6 1B		0-0 5-3		0-0 SH1-3 1-3		SH1-4 2B 1B		
Carney Lansford, R OBP: 0.337, SLG: 0.428 (1, 5)	0-0 FC9-6 1-2f S		0-0 1B 1B		0-0 5-3		SH1-4 BB F7		
Dan Ford, R OBP: 0.345, SLG: 0.463 (1, 9)	0-3 K		0-0 1-2 1B		0-0 4-3		0-0 2-H 1B 2B	0-0 HR	
Don Baylor, R OBP: 0.376, SLG: 0.548 (1, 7)	0-3 K 1-2		0-0 F9			0-0 WP 1B 2B	4-0 1B 1B IBB	0-0 F6	
Willie Aikens, L OBP: 0.362, SLG: 0.490 (1, 10)		0-0 F7		0-0 G3		0-0 F7	0-0 1-3 2-H 1B 1B	0-0 6-3	
Brian Downing, R OBP: 0.422, SLG: 0.481 (1, 2)		0-0 1-3		0-0 G3 1B		4-0 WP 1B BB	0-0 1-2 3-H 1B 1B	0-3 K	
Rick Miller, L OBP: 0.386, SLG: 0.384 (1, 8)		0-0 1B		0-0 G3 1-2		0-0 F7	0-0 BB 1B 1-3 2-H 1B		
Bobby Grich, R OBP: 0.374, SLG: 0.561 Bert Campaneris, R OBP: 0.276, SLG: 0.241 (1, 4) (9, 6)		0-0 G3		0-0 F6		0-0 1-1H 2-H 1B	0-0 1-2 3-H BB 1B		
Jim Anderson, R OBP: 0.307, SLG: 0.339 (1, 6) (9, 4)			0-0 6-3		0-0 SH1-3 S 1B	0-0 L5	0-0 F4		

Inning	R	H	E	K	S	H	LOB	BB	P
1	0	1	0	2	8	1	1	0	4
2	0	1	0	1	4	0	1	0	4
3	0	2	0	2	5	0	2	0	5
4	0	1	0	1	4	0	1	0	4
5	0	1	0	1	4	0	1	0	4
6	2	2	0	1	9	0	1	0	9
7	5	6	0	3	17	0	3	0	17
8	1	1	0	1	6	0	1	0	6
9	0	0	0	0	0	0	0	0	0

PITCHER	IP	WLS	BF	H	R	ER	SO	BB	IBB	HBP	BLK	WP	HR	S	P	ERA	WHIP
Rob Dressler, R ERA: 5.68 (1, 1)	5.2	L	25	7	2	2	2	1	0	0	0	0	0	28	32	3.18	1.412
Byron McLaughlin, R ERA: 5.35 (6, 1)	0.2		7	4	4	4	0	0	1	0	0	1	0	6	10	54.00	6.000
Randy Stein, R ERA: 6.6 (7, 1)	0.0		1	1	0	0	0	0	0	0	0	0	0	1	1	∞	∞
Rich Hinton, L ERA: 6.19 (7, 1)	0.1		4	2	1	1	0	1	0	0	0	0	0	3	7	27.00	9.000
John Montague, R ERA: 5.6 (7, 1)	1.1		5	1	1	1	1	0	0	0	0	0	1	7	7	6.75	0.750

Seattle Mariners @ California Angels

Anaheim Stadium, Anaheim, CA

Wed Aug 01 1979, 10:05 PM EDT
 Att: 29,446 - Unknown

livebaseballscorecards.com



AB	36
R	7
H	13
RBI	7
BB	2
SO	5
LOB	11

WP:	0	PA:	41
PB:	0		
SB:	0		
CS:	2		

Batter	1	2	3	4	5	6	7	8	9	AB	R	H	RBI	BB	SO	LOB
Larry Milbourne, S (1, 4) OBP: 0.312, SLG: 0.337	0-0 6-3	0-0 G4-6-3		0-0 4-3		0-0 F8			0-0 6-3	5	0	0	0	0	0	2
Ruppert Jones, L (1, 8) OBP: 0.349, SLG: 0.468	4-0 2B	0-0 2B		0-0 1B		0-0 1B			0-0 G3	4	2	3	1	1	0	0
Dan Meyer, L (1, 3) OBP: 0.351, SLG: 0.508	0-0 1B	0-0 F9		0-0 1B		0-0 CS			4-0 CS	4	2	3	3	1	0	1
Willie Horton, R (1, 10) OBP: 0.323, SLG: 0.455	0-0 1B			0-0 1B		0-0 FC4-6			0-0 CS	4	1	2	1	0	1	1
Tom Paciorek, R (1, 9) OBP: 0.373, SLG: 0.461	0-0 1B			0-3 K		0-3 K			0-0 F2	4	0	1	0	0	2	1
Joe Simpson, L (8, 9) OBP: 0.269, SLG: 0.327	1-2 1B									0	0	0	0	0	0	0
Bob Stinson, S (1, 2) OBP: 0.362, SLG: 0.365	0-0 1B			0-0 F7		0-0 6-3			0-0 F5	4	0	1	1	0	0	1
Leon Roberts, R (1, 7) OBP: 0.345, SLG: 0.431	0-0 F8			0-0 L4		0-0 4-3			0-0 6-3	4	0	0	0	0	0	3
John Hale, L (9, 7) OBP: 0.342, SLG: 0.365										0	0	0	0	0	0	0
Bill Stein, R (1, 5) OBP: 0.294, SLG: 0.342	0-0 F9			0-0 2B		0-0 HR			0-3 K	4	2	2	1	0	1	2
Mario Mendoza, R (1, 6) OBP: 0.222, SLG: 0.262				0-0 SH1-4		0-3 K			0-0 4-3	3	0	1	0	0	1	0

Batter	1	2	3	4	5	6	7	8	9
Larry Milbourne, S (1, 4) OBP: 0.312, SLG: 0.337	0-0 6-3	0-0 G4-6-3		0-0 4-3		0-0 F8			0-0 6-3
Ruppert Jones, L (1, 8) OBP: 0.349, SLG: 0.468	4-0 2B	0-0 2B		0-0 1B		0-0 1B			0-0 G3
Dan Meyer, L (1, 3) OBP: 0.351, SLG: 0.508	0-0 1B	0-0 F9		0-0 1B		0-0 CS			4-0 CS
Willie Horton, R (1, 10) OBP: 0.323, SLG: 0.455	0-0 1B			0-0 1B		0-0 FC4-6			0-0 CS
Tom Paciorek, R (1, 9) OBP: 0.373, SLG: 0.461	0-0 1B			0-3 K		0-3 K			0-0 F2
Joe Simpson, L (8, 9) OBP: 0.269, SLG: 0.327	1-2 1B								
Bob Stinson, S (1, 2) OBP: 0.362, SLG: 0.365	0-0 1B			0-0 F7		0-0 6-3			0-0 F5
Leon Roberts, R (1, 7) OBP: 0.345, SLG: 0.431	0-0 F8			0-0 L4		0-0 4-3			0-0 6-3
John Hale, L (9, 7) OBP: 0.342, SLG: 0.365									
Bill Stein, R (1, 5) OBP: 0.294, SLG: 0.342	0-0 F9			0-0 2B		0-0 HR			0-3 K
Mario Mendoza, R (1, 6) OBP: 0.222, SLG: 0.262				0-0 SH1-4		0-3 K			0-0 4-3

PITCHER	IP	WLS	BF	H	R	ER	SO	BB	IBB	HBP	BLK	WP	HR	S	P	ERA	WHIP
Don Aase, R (1, 1) ERA: 3.97	0.1		6	4	3	3	0	1	0	0	0	0	0	5	9	81.00	15.000
Mike Barlow, R (1, 1) ERA: 5.01	3.1		14	5	2	2	1	0	0	0	0	0	0	16	16	5.40	1.500
Dave LaRoche, L (4, 1) ERA: 5.7	2.1	L	10	4	2	2	2	0	0	0	0	0	2	14	14	7.71	1.714
Mark Clear, R (7, 1) ERA: 3.14	3.0		9	0	0	0	2	1	0	0	0	0	0	12	16	0.00	0.333

PITCHER	IP	WLS	BF	H	R	ER	SO	BB	IBB	HBP	BLK	WP	HR	S	P	ERA	WHIP
Don Aase, R (1, 1) ERA: 3.97	0.1		6	4	3	3	0	1	0	0	0	0	0	5	9	81.00	15.000
Mike Barlow, R (1, 1) ERA: 5.01	3.1		14	5	2	2	1	0	0	0	0	0	0	16	16	5.40	1.500
Dave LaRoche, L (4, 1) ERA: 5.7	2.1	L	10	4	2	2	2	0	0	0	0	0	2	14	14	7.71	1.714
Mark Clear, R (7, 1) ERA: 3.14	3.0		9	0	0	0	2	1	0	0	0	0	0	12	16	0.00	0.333

R: 3	H: 4	R: 0	H: 2	R: 0	H: 1	R: 2	H: 3	R: 0	H: 0	R: 1	H: 2	R: 1	H: 1	R: 0	H: 0	R: 0	H: 0
E: 0	LOB: 2	E: 0	LOB: 1	E: 0	LOB: 1	E: 0	LOB: 1	E: 0	LOB: 0	E: 0	LOB: 0	E: 0	LOB: 0	E: 0	LOB: 0	E: 0	LOB: 0
K: 0	BB: 1	K: 0	BB: 0	K: 1	BB: 0	K: 0	BB: 0	K: 1	BB: 0	K: 1	BB: 0	K: 1	BB: 0	K: 1	BB: 0	K: 0	BB: 1
S: 7	P: 11	S: 4	P: 4	S: 6	P: 6	S: 6	P: 6	S: 5	P: 5	S: 6	P: 6	S: 6	P: 6	S: 5	P: 5	S: 2	P: 6

1B: 8	SF: 0	WP: 0	PA: 41
2B: 3	SAC: 1	PB: 0	
3B: 0	DP: 1	SB: 0	
HR: 2	HBP: 0	CS: 2	

BOTTOM

Seattle Mariners @ California Angels
Anaheim Stadium, Anaheim, CA
Wed Aug 01 1979, 10:05 PM EDT
Att. 29,446 - Unknown

livebaseballscorecards.com

AB 37
R 6
H 11
RBI 6
BB 4
SO 6
LOB 20



WP: 0 PA: 42
PB: 0
SB: 0
CS: 0

AB R H RBI BB SO LOB

4	1	1	0	1	1	3
5	0	2	2	0	0	1
5	1	1	0	0	1	3
5	1	2	0	0	1	2
4	1	1	1	0	0	2
5	0	1	1	0	3	3
1	1	0	0	3	0	1
3	1	2	1	0	0	0
1	0	0	0	0	0	2
3	0	1	1	0	0	3
1	0	0	0	0	0	0
0	0	0	0	0	0	0

Batter	1	2	3	4	5	6	7	8	9
Rick Miller, L (1, 8) OBP: 0.386, SLG: 0.381	0-0 FC5-4 1B	0-3 K		0-0 G4-6-3 1-2f		4-0 2B BB		0-0 6-3	
Carney Lansford, R (1, 5) OBP: 0.338, SLG: 0.432	0-0 FC5-4 1-2f		0-0 6-3		0-0 2B	0-0 1-H 3-H 2B		0-0 6-3	
Dan Ford, R (1, 9) OBP: 0.343, SLG: 0.459	0-0 F9		0-0 1B SF9 1B		0-0 F7	0-0 6-3		0-3 K	
Don Baylor, R (1, 7) OBP: 0.377, SLG: 0.546	0-3 K		0-0 1-3 2B 1B		0-0 5-3		0-0 E 1B	0-0 F9	
Brian Downing, R (1, 2) OBP: 0.419, SLG: 0.479		0-0 E1 BB 1B	0-0 SF9		0-0 F7		0-0 5-3	0-0 1B	
Joe Rudi, R (1, 3) OBP: 0.276, SLG: 0.367		0-3 K	0-0 1-H 2B			0-0 6-3	0-3 K	0-3 K	
Bobby Grich, R (1, 4) OBP: 0.378, SLG: 0.559		4-0 FC5-4 1B 1-2 BB	0-0 6-3			4-0 2B 5-3 BB	4-0 BB		
Merv Rettenmund, R (1, 10) OBP: 0.370, SLG: 0.375		0-0 FC5-4 1B		0-0 F9		0-0 5-3 2B	0-0 F7		
Willie Aikens, L (7, PH) OBP: 0.361, SLG: 0.488		1-2 2-H 1B							
Jim Anderson, R (1, 6) OBP: 0.308, SLG: 0.338		0-0 FC5-4		0-0 G4-6-3 1B		0-0 5-3		0-0 4-3	
Willie Davis, L (8, PH) OBP: 0.222, SLG: 0.233									
Bert Campaneris, R (9, 6) OBP: 0.276, SLG: 0.241		1-2f 2-3 1B				2-3 3-H			

Inning Stats	R: 0	H: 1	E: 0	LOB: 1	K: 1	S: 6	P: 6	R: 1	H: 1	E: 1	LOB: 2	K: 2	BB: 1	S: 9	P: 13	R: 2	H: 3	E: 0	LOB: 1	K: 0	BB: 0	S: 6	P: 6	R: 0	H: 1	E: 0	LOB: 1	K: 0	BB: 0	S: 4	P: 4	R: 3	H: 2	E: 0	LOB: 1	K: 0	BB: 2	S: 5	P: 13	R: 0	H: 1	E: 1	LOB: 2	K: 1	BB: 1	S: 6	P: 10	R: 0	H: 0	E: 0	LOB: 0	K: 0	BB: 0	S: 3	P: 3	R: 0	H: 1	E: 0	LOB: 1	K: 2	BB: 0	S: 8	P: 8	1B: 7	SF: 1	2B: 4	SAC: 0	3B: 0	DP: 1	HR: 0	HBP: 0	WP: 0	PA: 42
--------------	------	------	------	--------	------	------	------	------	------	------	--------	------	-------	------	-------	------	------	------	--------	------	-------	------	------	------	------	------	--------	------	-------	------	------	------	------	------	--------	------	-------	------	-------	------	------	------	--------	------	-------	------	-------	------	------	------	--------	------	-------	------	------	------	------	------	--------	------	-------	------	------	-------	-------	-------	--------	-------	-------	-------	--------	-------	--------

PITCHER	IP	WLS	BF	H	R	ER	SO	BB	IBB	HBP	BLK	WP	HR	S	P	ERA	WHIP
Rick Honeycutt, L (1, 1) ERA: 3.77	5.2		28	8	6	5	3	3	0	0	0	0	0	31	43	7.94	1.941
Randy Stein, R (6, 1) ERA: 5.4	3.1	W	14	3	0	0	3	1	0	0	0	0	0	19	23	0.00	1.200

Batter	1	2	3	4	5	6	7	8	9	AB R H RBI BB SO LOB	TOP	
Rickey Henderson, R OBP: 0.323, SLG: 0.331 (1, 8) X	0-0 F8		0-0 F9		0-0 F4			0-0 3B		4 0 1 0 0 0 1		
Mitchell Page, L OBP: 0.325, SLG: 0.363 (1, 10) X	0-0 E6 FC4-6		0-0 2B			0-3 K		0-3 K		4 0 1 0 0 2 1		
Mike Heath, R OBP: 0.333, SLG: 0.361 (1, 7) X	0-0 FC4-6 1-2f		0-0 FC5-2			0-3 K		0-0 5-3		4 0 0 0 0 1 4		
Jeff Newman, R OBP: 0.264, SLG: 0.431 (1, 2) B Larry Murray, S OBP: 0.283, SLG: 0.268 (9, PR) B	4-0 BB 1-2		0-3 K			0-0 F8			0-0 L4-6 1B 1B	3 0 1 0 1 1 2 0 0 0 0 0 0 0		
Dave Revering, L OBP: 0.316, SLG: 0.441 (1, 3) S Dwayne Murphy, L OBP: 0.406, SLG: 0.365 (9, PR) S	0-3 K			0-0 F7			0-0 F8		0-0 1B 1-2	4 0 1 0 0 1 2 0 0 0 0 0 0 0		
Tony Armas, R OBP: 0.288, SLG: 0.385 (1, 9) S		0-3 K		0-0 F8			0-0 5-3		0-0 L4-6 2-3	4 0 0 0 0 1 2		
Dave Chalk, R OBP: 0.331, SLG: 0.278 (1, 5) S		0-3 K		0-0 F8			0-0 2B		0-0 F7	4 0 1 0 0 1 1		
Mike Edwards, R OBP: 0.279, SLG: 0.300 (1, 4) X		0-0 6-3			0-0 6-3		0-0 1-3			3 0 0 0 0 0 1		
Rob Picciolo, R OBP: 0.240, SLG: 0.298 (1, 6) X			0-0 2B FC5-2 1B		0-3 K			0-0 F9		3 0 1 0 0 1 0		
Inning Stats	R: 0 H: 0 E: 1 LOB: 2 K: 1 BB: 1 S: 6 P: 10	R: 0 H: 0 E: 0 LOB: 0 K: 2 BB: 0 S: 7 P: 7	R: 0 H: 2 E: 0 LOB: 2 K: 1 BB: 0 S: 7 P: 7	R: 0 H: 0 E: 0 LOB: 0 K: 0 BB: 0 S: 3 P: 3	R: 0 H: 0 E: 0 LOB: 0 K: 1 BB: 0 S: 5 P: 5	R: 0 H: 0 E: 0 LOB: 0 K: 2 BB: 0 S: 7 P: 7	R: 0 H: 1 E: 0 LOB: 1 K: 0 BB: 0 S: 4 P: 4	R: 0 H: 1 E: 0 LOB: 1 K: 1 BB: 0 S: 6 P: 6	R: 0 H: 2 E: 0 LOB: 1 K: 0 BB: 0 S: 4 P: 4	1B: 3 SF: 0 2B: 3 SAC: 0 3B: 1 DP: 1 HR: 0 HBP: 0	WP: 0 PA: 34 PB: 0 SB: 1 CS: 0	
PITCHER Floyd Bannister, L ERA: 3.92 (1, 1)	IP WLS BF H R ER SO BB IBB HBP BLK WP HR S P ERA WHIP											PITCHER IP WLS BF H R ER SO BB IBB HBP BLK WP HR S P ERA WHIP
	9.0 W 34 6 0 0 8 1 0 0 0 0 0 0 49 53 0.00 0.778											

Oakland Athletics @ Seattle Mariners
The Kingdome, Seattle, WA
Fri Aug 03 1979, 10:05 PM EDT
Att. 8,111 - Unknown

livebaseballscores.com

AB 33
R 0
H 6
RBI 0
BB 1
SO 8
LOB 14



Batter	1	2	3	4	5	6	7	8	9
Julio Cruz, S OBP: 0.333, SLG: 0.280 (1, 4)	0-0 F8 E 1B		4-0 3-1 BB			0-0 F7		0-3 K	
Ruppert Jones, L OBP: 0.348, SLG: 0.465 (1, 8)	0-0 E4 1-2 FC6		0-0 3-1			4-0 CS BB		0-3 K	
Bruce Bochte, L OBP: 0.401, SLG: 0.508 (1, 3)	0-0 F8 2-3		0-0 F8			4-0 1B 1-2 BB		4-0 BB	
Willie Horton, R OBP: 0.323, SLG: 0.453 (1, 10)	0-3 K			0-0 F4		0-0 1-2 1B		0-0 5-3	
Dan Meyer, L OBP: 0.348, SLG: 0.504 (1, 5)	0-0 FC6 1-2f			0-0 E6 G6-4-3		0-0 F3			
Tom Paciorek, R OBP: 0.367, SLG: 0.452 (1, 9)		0-0 6-3		0-0 G6-4-3 1-2f		0-0 F1			
Joe Simpson, L OBP: 0.269, SLG: 0.327 (9, 9)									
Bob Stinson, S OBP: 0.356, SLG: 0.359 (1, 2)		0-0 4-3			0-0 4-3		0-0 F7		
Leon Roberts, R OBP: 0.350, SLG: 0.441 (1, 7)		4-0 FC6-4 BB			4-0 G6-3 BB		0-0 HR		
Mario Mendoza, R OBP: 0.220, SLG: 0.259 (1, 6)		0-0 FC6-4 1-2f			0-0 G6-3 1-2f		0-0 F9		

Inning Stats	R: 0	H: 1	E: 1	K: 1	S: 7	R: 0	H: 0	E: 0	K: 0	S: 3	R: 0	H: 0	E: 0	K: 0	S: 2	R: 0	H: 0	E: 0	K: 0	S: 2	R: 0	H: 1	E: 0	K: 0	S: 3	R: 1	H: 1	E: 0	K: 0	S: 4	R: 0	H: 0	E: 0	K: 2	S: 7
	LOB: 2	BB: 0	P: 7			LOB: 1	BB: 1	P: 7			LOB: 0	BB: 0	P: 3			LOB: 0	BB: 1	P: 6			LOB: 2	BB: 2	P: 11			LOB: 0	BB: 0	P: 4			LOB: 1	BB: 1	P: 11		

PITCHER	IP	WLS	BF	H	R	ER	SO	BB	IBB	HBP	BLK	WP	HR	S	P	ERA	WHIP	PITCHER	IP	WLS	BF	H	R	ER	SO	BB	IBB	HBP	BLK	WP	HR	S	P	ERA	WHIP
Matt Keough, R ERA: 5.69 (1, 1)	8.0	L	31	3	1	1	3	6	0	0	0	0	1	31	55	1.12	1.125																		

BOTTOM

Oakland Athletics @ Seattle Mariners
The Kingdome, Seattle, WA

Fri Aug 03 1979, 10:05 PM EDT
Att: 8,111 - Unknown

AB	R	H	RBI	BB	SO	LOB
3	0	1	0	1	1	0
3	0	0	0	1	1	2
2	0	0	0	2	0	2
4	0	1	0	0	1	3
3	0	0	0	0	0	4
3	0	0	0	0	0	1
0	0	0	0	0	0	0
3	0	0	0	0	0	0
1	1	1	1	2	0	0
3	0	0	0	0	0	2

livebaseballscores.com

AB	25
R	1
H	3
RBI	1
BB	6
SO	3
LOB	14



WP: 0	PA: 31
PB: 0	
SB: 0	
CS: 1	

Batter	1	2	3	4	5	6	7	8	9	AB R H RBI BB SO LOB	TOP	
Rickey Henderson, R OBP: 0.320, SLG: 0.323 (1, 7)	0-3 K		4-0 E S 3B BB		0-0 F3		0-0 F4		0-0 F9	4 1 0 0 1 1 1		
Dwayne Murphy, L OBP: 0.417, SLG: 0.396 (1, 8)	4-0 S BB		0-0 1-H 3B		0-0 1B 1B		0-0 HR		4-0 WP S BB	3 1 3 2 2 0 0		
Mitchell Page, L OBP: 0.326, SLG: 0.363 (1, 10)	0-3 K 1-2		0-0 3-1		0-0 1B 1-2 2-H		0-0 1B		0-3 K 1-2	5 0 2 1 0 2 3		
Dave Revering, L OBP: 0.314, SLG: 0.447 (1, 3)	0-0 6-3			0-0 4-3		0-0 HR		0-0 F8	0-0 F5 2-3	5 1 1 1 0 0 3		
Wayne Gross, L OBP: 0.333, SLG: 0.367 (1, 5)		0-0 6-3		0-0 4-3		0-0 CS 1B		0-0 F2		4 0 1 0 0 0 1		
Jim Essian, R OBP: 0.314, SLG: 0.447 (1, 2)		0-3 K		0-0 F4		0-0 1-2 5-3		0-0 2-3		4 0 0 0 0 1 1		
Tony Armas, R OBP: 0.292, SLG: 0.402 (1, 9)		0-0 F9			0-0 HR	0-0 WP BB 1B		0-0 F4		4 1 2 1 0 0 0		
Dave Chalk, R OBP: 0.336, SLG: 0.279 (1, 4)			0-0 1-3		0-0 G3	4-0 FC6-4 BB		0-0 1B		3 0 1 0 1 0 0		
Rob Picciolo, R OBP: 0.240, SLG: 0.297 (1, 6)			0-0 5-3		0-0 1B 1B	0-0 FC6-4		0-0 6-3		4 1 1 0 0 0 3		
Inning Stats	R: 0 E: 0 K: 2 S: 7 H: 0 LOB: 1 BB: 1 P: 11	R: 0 E: 0 K: 1 S: 5 H: 0 LOB: 0 BB: 0 P: 5	R: 1 E: 0 K: 0 S: 4 H: 1 LOB: 1 BB: 1 P: 8	R: 0 E: 0 K: 0 S: 3 H: 0 LOB: 0 BB: 0 P: 3	R: 2 E: 0 K: 0 S: 6 H: 4 LOB: 2 BB: 0 P: 6	R: 1 E: 0 K: 0 S: 5 H: 3 LOB: 2 BB: 1 P: 9	R: 1 E: 0 K: 0 S: 5 H: 2 LOB: 1 BB: 0 P: 5	R: 0 E: 0 K: 0 S: 4 H: 1 LOB: 1 BB: 0 P: 4	R: 0 E: 0 K: 1 S: 5 H: 0 LOB: 1 BB: 1 P: 9	1B: 7 2B: 0 3B: 1 HR: 3 SF: 0 SAC: 0 DP: 0 HBP: 0	WP: 2 PB: 0 SB: 3 CS: 1 PA: 40	
PITCHER	IP WLS BF H R ER SO BB IBB HBP BLK WP HR S P ERA WHIP											
Mike Parrott, R ERA: 3.63 (1, 1)	5.2 L 24 7 4 4 3 2 0 0 0 0 2 28 36 6.35 1.588											
Randy Stein, R ERA: 5.68 (6, 1)	0.2 5 2 1 1 0 1 0 0 0 1 1 4 8 13.50 4.500											
Rich Hinton, L ERA: 6.1 (7, 1)	0.2 3 1 0 0 0 0 0 0 0 0 0 3 3 0.00 1.500											
Byron McLaughlin, R ERA: 5.21 (8, 1)	2.0 8 1 0 0 1 1 0 0 0 1 0 9 13 0.00 1.000											

Oakland Athletics @ Seattle Mariners
The Kingdome, Seattle, WA
Sat Aug 04 1979, 10:05 PM EDT
Att: 10,009 - Unknown

livebaseballscorecards.com

AB	36
R	5
H	11
RBI	5
BB	4
SO	4
LOB	12



Batter	1	2	3	4	5	6	7	8	9	AB	R	H	RBI	BB	SO	LOB
Julio Cruz, S OBP: 0.335, SLG: 0.276 (1, 4)	0-0 F7		4-0 BB		0-0 5-3	4-0 1-2 BB		0-3 K		3	0	0	0	2	1	0
Ruppert Jones, L OBP: 0.349, SLG: 0.461 (1, 8)	4-0 CS BB		0-0 F7		4-0 4-3 WP 1B BB	0-0 F5		0-0 F9		3	1	0	0	2	0	4
Bruce Bochte, L OBP: 0.401, SLG: 0.509 (1, 3)	0-0 6-3 1-2			0-0 1B FC4-6 2B	0-0 4-3		0-3 K		0-0 G4-3 1B	5	1	2	0	0	1	2
Willie Horton, R OBP: 0.326, SLG: 0.455 (1, 10)		0-0 FC6-4 1B		0-0 FC4-6 1B	0-0 1B		0-3 K		0-0 G4-3	5	0	3	1	0	1	1
Dan Meyer, L OBP: 0.346, SLG: 0.508 (1, 5)		0-0 FC6-4 1-2f		0-0 FC4-6 1-2f 2B	0-0 F8		0-0 HR		0-0 G3	5	1	1	2	0	0	3
Tom Paciorek, R OBP: 0.375, SLG: 0.462 (1, 9)		0-0 FC6-4 1-2f		0-0 BB 1-H 2B		1-0 G4-6-3 HBP		0-0 1B		3	0	2	0	0	0	1
Bob Stinson, S OBP: 0.356, SLG: 0.355 (1, 2)		0-0 5-3		4-0 BB BB		0-0 G4-6-3		0-0 FC5-4 1B		2	0	0	0	1	0	2
Bobby Valentine, R OBP: 0.368, SLG: 0.328 (7, PH)										1	0	1	0	0	0	0
Larry Cox, R OBP: 0.278, SLG: 0.312 (8, 2)										0	0	0	0	0	0	0
Leon Roberts, R OBP: 0.351, SLG: 0.443 (1, 7)			0-0 F3	4-0 1-2 2-3 BB		0-0 1B 2B		0-0 FC5-4 1-2f		3	0	1	0	1	0	2
Mario Mendoza, R OBP: 0.218, SLG: 0.257 (1, 6)			0-0 6-3		0-0 F3					2	0	0	0	0	0	3
Larry Milbourne, S OBP: 0.314, SLG: 0.340 (6, PH)										1	0	1	0	0	0	0
Bill Stein, R OBP: 0.292, SLG: 0.341 (8, PH)										1	0	0	0	0	0	0

Inning Stats	R: 0	H: 0	E: 0	K: 0	S: 2	R: 0	H: 1	E: 0	K: 0	S: 4	R: 0	H: 0	E: 0	K: 0	S: 3	R: 1	H: 3	E: 0	K: 0	S: 5	R: 1	H: 1	E: 0	K: 0	S: 4	R: 0	H: 2	E: 0	K: 2	S: 10	R: 1	H: 3	E: 0	K: 1	S: 5	R: 0	H: 1	E: 0	K: 0	S: 3	1B: 7	2B: 3	3B: 0	HR: 1	SF: 0	SAC: 0	DP: 2	HBP: 1	WP: 1	PA: 41								
PITCHER	IP	WLS	BF	H	R	ER	SO	BB	IBB	HBP	BLK	WP	HR	S	P	ERA	WHIP													PITCHER	IP	WLS	BF	H	R	ER	SO	BB	IBB	HBP	BLK	WP	HR	S	P	ERA	WHIP											
Mike Morgan, R ERA: 4.84 (1, 1)	5.2	W	28	7	2	2	0	6	0	1	0	1	0	21	46	3.18	2.294																																									
Dave Hamilton, L ERA: 3.71 (6, 1)	3.1	S	13	4	1	1	3	0	0	0	0	0	1	19	19	2.70	1.200																																									

BOTTOM


Oakland Athletics @ Seattle Mariners
The Kingdome, Seattle, WA

Sat Aug 04 1979, 10:05 PM EDT
Att. 10,009 - Unknown

livebaseballscorecards.com

AB	34
R	3
H	11
RBI	3
BB	6
SO	3
LOB	18



Batter	1		2		3		4		5		6		7		8		9		AB R H RBI BB SO LOB	TOP																
Rickey Henderson, R OBP: 0.312, SLG: 0.314 (1, 7) X	0-0 5-3		0-0 K	0-0 F9		0-0 SH3		0-0 K											4 0 0 0 0 2 3	Oakland Athletics @ Seattle Mariners The Kingdome, Seattle, WA Sun Aug 05 1979, 10:05 PM EDT Att. 6,048 - Dome livebaseballscorecards.com AB 37 R 9 H 12 RBI 9 BB 5 SO 8 LOB 14 																
Dwayne Murphy, L OBP: 0.413, SLG: 0.389 (1, 8) X	0-0 F7		0-0 G6-4-3		4-0 4-3 E BB		0-0 4-3												4 0 0 0 1 1 2																	
Wayne Gross, L OBP: 0.337, SLG: 0.370 (1, 5) B B B	4-0 FC4 BB				0-0 6-3 1B 2B		0-0 4-3												3 2 1 0 2 0 1																	
Jeff Newman, R OBP: 0.266, SLG: 0.427 (1, 2) X	0-0 FC4				0-0 6-3		0-0 F2												3 1 0 0 2 0 2																	
Dave Revering, L OBP: 0.322, SLG: 0.473 (1, 3) X			0-0 HR		0-0 1B HR 1B		0-3 K												5 3 4 5 0 1 2																	
Mitchell Page, L OBP: 0.325, SLG: 0.361 (1, 10) S S S			0-3 K		0-0 3-H 1B HR 1B		0-0 F5												5 1 1 0 0 2 3																	
Tony Armas, R OBP: 0.295, SLG: 0.431 (1, 9) X			0-0 5-3		0-0 1-H 2-H HR		0-0 HR												5 2 2 4 0 1 0																	
Dave Chalk, R OBP: 0.333, SLG: 0.286 (1, 4) X			0-0 6-3		0-0 6-3		0-0 F9												4 0 1 0 0 0 0																	
Rob Picciolo, R OBP: 0.251, SLG: 0.306 (1, 6) X			0-0 G6-4-3 1B		0-0 1B		0-0 SH3 1B												4 0 3 0 0 1 1																	
Inning Stats	R: 0 E: 0 K: 0 S: 3	H: 0 LOB: 1 BB: 1 P: 7	R: 1 E: 0 K: 1 S: 6	H: 1 LOB: 0 BB: 0 P: 6	R: 0 E: 0 K: 1 S: 5	H: 1 LOB: 0 BB: 0 P: 5	R: 4 E: 0 K: 0 S: 8	H: 5 LOB: 1 BB: 0 P: 8	R: 0 E: 1 K: 1 S: 5	H: 0 LOB: 2 BB: 2 P: 13	R: 1 E: 0 K: 0 S: 5	H: 2 LOB: 1 BB: 0 P: 5	R: 0 E: 0 K: 1 S: 6	H: 1 LOB: 1 BB: 0 P: 6	R: 0 E: 0 K: 3 S: 10	H: 1 LOB: 1 BB: 0 P: 10	R: 3 E: 0 K: 1 S: 6	H: 1 LOB: 0 BB: 2 P: 14	1B: 6 2B: 2 3B: 0 HR: 4	SF: 0 SAC: 1 DP: 1 HBP: 0	WP: 0 PB: 0 SB: 0 CS: 0	PA: 43														
PITCHER	IP WLS BF H R ER SO BB IBB HBP BLK WP HR S P ERA WHIP																																			
Rob Dressler, R ERA: 6.19 (1, 1)	3.2		18	7	5	5	2	1	0	0	0	0	2	21	25	12.27	2.182																			
John Montague, R ERA: 5.57 (4, 1)	2.0	L	10	2	1	1	1	2	0	0	0	0	1	10	18	4.50	2.000																			
Rich Hinton, L ERA: 5.94 (6, 1)	1.1		5	1	0	0	1	0	0	0	0	0	0	7	7	0.00	0.750																			
Randy Stein, R ERA: 6.43 (8, 1)	2.0		10	2	3	3	4	2	0	0	0	0	1	16	24	13.50	2.000																			

Batter	1	2	3	4	5	6	7	8	9	AB R H RBI BB SO LOB
Julio Cruz, S OBP: 0.340, SLG: 0.280 (1, 4)	4-0 S 1B BB	0-0 4-3 2-3		0-0 1B		0-0 1-2 1B			0-0 F8	4 1 2 0 1 0 1
Ruppert Jones, L OBP: 0.351, SLG: 0.470 (1, 8)	0-0 FC6-4 1-H HR 1B	0-0 1B 1B		0-0 F2		0-0 F9			0-0 HR	5 2 3 3 0 0 3
Bruce Bochte, L OBP: 0.404, SLG: 0.511 (1, 3)	0-0 E6 FC6-4 1-2	0-0 1-3 1B			0-0 6-3 1B		0-0 F7		0-0 HR 1B	5 1 3 0 0 0 1
Willie Horton, R OBP: 0.322, SLG: 0.450 (1, 10)	0-0 FC6-4 HR 1-2 2-3	0-3 K			0-0 F3		0-0 F8		0-3 K	5 1 0 0 0 2 6
Dan Meyer, L OBP: 0.345, SLG: 0.512 (1, 5)	0-0 F7		0-0 3-1		0-0 6-3 1-2		0-3 K		0-0 HR 1-H	5 1 1 2 0 1 3
Tom Paciorek, R OBP: 0.376, SLG: 0.477 (1, 9)	0-0 HR 1-H 3-H		0-3 K		0-3 K			0-0 6-3 SH3-4 1B	0-3 K	5 1 2 3 0 3 1
Bob Stinson, S OBP: 0.356, SLG: 0.354 (1, 2)	0-0 1-3		0-0 F8			0-0 1B 1B		0-0 SH3-4 1-2		3 0 1 0 0 0 0
Leon Roberts, R OBP: 0.350, SLG: 0.444 (1, 7)		0-0 4-3 1B 2B		0-0 F9		0-3 K		0-0 6-3 2-3		4 1 1 0 0 1 2
Mario Mendoza, R OBP: 0.217, SLG: 0.256 (6, PH)		0-3 K		0-0 1-3		0-0 F8		0-0 F9		2 0 0 0 0 1 1
Larry Milbourne, S OBP: 0.313, SLG: 0.338 (7, 6)										1 0 0 0 0 0 1
Bill Stein, R OBP: 0.291, SLG: 0.339 (8, PH)										1 0 0 0 0 0 1
Bill Stein, R OBP: 0.291, SLG: 0.339 (9, 6)										

Inning Stats	R: 4	H: 2	E: 1	K: 0	S: 6	LOB: 0	BB: 1	P: 10	R: 1	H: 3	E: 0	K: 2	S: 10	LOB: 2	BB: 0	P: 10	R: 0	H: 0	E: 0	K: 1	S: 5	LOB: 0	BB: 0	P: 5	R: 0	H: 1	E: 0	K: 1	S: 6	LOB: 1	BB: 0	P: 6	R: 0	H: 2	E: 0	K: 1	S: 7	LOB: 2	BB: 0	P: 7	R: 0	H: 0	E: 0	K: 1	S: 5	LOB: 0	BB: 0	P: 5	R: 0	H: 1	E: 0	K: 0	S: 4	LOB: 1	BB: 0	P: 4	R: 3	H: 3	E: 0	K: 2	S: 10	LOB: 0	BB: 0	P: 10	1B: 9	SF: 0	2B: 1	SAC: 1	3B: 0	DP: 0	HR: 3	HBP: 0	WP: 0	PA: 42
--------------	------	------	------	------	------	--------	-------	-------	------	------	------	------	-------	--------	-------	-------	------	------	------	------	------	--------	-------	------	------	------	------	------	------	--------	-------	------	------	------	------	------	------	--------	-------	------	------	------	------	------	------	--------	-------	------	------	------	------	------	------	--------	-------	------	------	------	------	------	-------	--------	-------	-------	-------	-------	-------	--------	-------	-------	-------	--------	-------	--------

PITCHER	IP	WLS	BF	H	R	ER	SO	BB	IBB	HBP	BLK	WP	HR	S	P	ERA	WHIP
Brian Kingman, R ERA: 4.83 (1, 1)	6.0	W	29	9	5	2	5	1	0	0	0	0	1	38	42	3.00	1.667
Dave Hamilton, L ERA: 3.93 (7, 1)	3.0	S	13	4	3	3	3	0	0	0	0	0	2	19	19	9.00	1.333

BOTTOM

Oakland Athletics @ Seattle Mariners
The Kingdome, Seattle, WA

Sun Aug 05 1979, 10:05 PM EDT
Att: 6,048 - Dome

livebaseballscorecards.com

AB	40
R	8
H	13
RBI	8
BB	1
SO	8
LOB	20



Batter	1	2	3	4	5	6	7	8	9	AB	R	H	RBI	BB	SO	LOB	TOP															
Bob Randall, R (1, 4) <small>OBP: 0.343, SLG: 0.326</small> Mike Cabbage, L (8, PH) <small>OBP: 0.336, SLG: 0.310</small> (8, 5)	0-0 	0-0 			0-0 	0-0 		0-0 		4	2	2	0	0	0	3																
Bombo Rivera, R (1, 7) <small>OBP: 0.335, SLG: 0.416</small> Glenn Adams, L (8, PH) <small>OBP: 0.350, SLG: 0.437</small> (8, 7)	0-0 		0-0 		0-0 	0-0 		0-0 		3	0	1	2	0	0	2																
Roy Smalley, S (1, 3) <small>OBP: 0.401, SLG: 0.533</small> Pete Redfern, R (8, PR) Mike Marshall, R (8, 1)	0-0 		0-0 		0-0 		0-0 	4-0 		4	1	1	1	1	0	2																
Ron Jackson, R (1, 5) <small>OBP: 0.324, SLG: 0.431</small> (8, 6)	0-0 		0-0 		4-0 		0-0 	0-0 		4	0	2	1	1	0	3																
Dave Edwards, R (1, 8) <small>OBP: 0.333, SLG: 0.452</small> Ken Landreaux, L (7, PH) <small>OBP: 0.350, SLG: 0.413</small> (7, 8)	0-0 		0-0 		0-0 		0-3 		0-0 	3	0	0	0	0	0	3																
Willie Norwood, R (1, 9) <small>OBP: 0.303, SLG: 0.408</small> Hosken Powell, L (7, PH) <small>OBP: 0.408, SLG: 0.448</small> (7, 9)		0-0 		0-0 	0-0 		0-0 		0-0 	3	0	1	0	0	0	2																
Jose Morales, R (1, 10) <small>OBP: 0.336, SLG: 0.347</small> Danny Goodwin, L (7, PH) <small>OBP: 0.429, SLG: 0.660</small> (8, 3)		0-0 		0-0 		0-0 	0-0 		0-0 	3	0	0	0	0	0	1																
Glenn Borgmann, R (1, 2) <small>OBP: 0.321, SLG: 0.229</small> Butch Wynegar, S (8, PH) <small>OBP: 0.364, SLG: 0.344</small> (8, 2)		0-0 		0-3 		0-0 		0-0 	0-0 	3	0	2	0	0	1	1																
John Castino, R (1, 6) <small>OBP: 0.328, SLG: 0.372</small> Rob Wilfong, L (8, PH) <small>OBP: 0.359, SLG: 0.458</small> (8, 4)		0-0 		0-0 		0-0 		4-0 		3	1	2	0	0	0	1																
Inning Stats	R: 1 E: 0 K: 0 S: 5	H: 2 LOB: 1 BB: 0 P: 5	R: 0 E: 0 K: 0 S: 5	H: 2 LOB: 2 BB: 0 P: 5	R: 0 E: 0 K: 0 S: 3	H: 0 LOB: 0 BB: 0 P: 3	R: 0 E: 0 K: 1 S: 6	H: 1 LOB: 1 BB: 0 P: 6	R: 2 E: 1 K: 0 S: 6	H: 2 LOB: 2 BB: 1 P: 10	R: 0 E: 0 K: 0 S: 5	H: 2 LOB: 2 BB: 0 P: 5	R: 1 E: 0 K: 1 S: 7	H: 2 LOB: 1 BB: 0 P: 7	R: 0 E: 1 K: 0 S: 4	H: 0 LOB: 3 BB: 2 P: 12	R: 0 E: 0 K: 0 S: 4	H: 1 LOB: 1 BB: 0 P: 4	1B: 7 2B: 4 3B: 0 HR: 1	SF: 0 SAC: 1 DP: 0 HBP: 0	WP: 0 PB: 0 SB: 2 CS: 0	PA: 44										
PITCHER	IP WLS BF H R ER SO BB IBB HBP BLK WP HR S P ERA WHIP															PITCHER	IP WLS BF H R ER SO BB IBB HBP BLK WP HR S P ERA WHIP															
Rick Honeycutt, L (1, 1) <small>ERA: 3.81</small>	6.0	W	31	11	4	3	1	1	0	0	0	0	0	1	32	36	4.50	2.000														
Byron McLaughlin, R (7, 1) <small>ERA: 5.01</small>	3.0	S	13	1	0	0	1	2	0	0	0	0	0	0	13	21	0.00	1.000														

Minnesota Twins @ Seattle Mariners
 The Kingdome, Seattle, WA
 Mon Aug 06 1979, 10:05 PM EDT
 Att. 7,193 - Dome

livebaseballscorecards.com

AB	40
R	4
H	12
RBI	4
BB	3
SO	2
LOB	25




Batter	1	2	3	4	5	6	7	8	9
Julio Cruz, S OBP: 0.345, SLG: 0.289 (1, 4)	0-0 CS S 1B		0-0 1-H 2B		4-0 BB BB BB		0-0 F8	0-0 4-3	
Ruppert Jones, L OBP: 0.352, SLG: 0.470 (1, 8)	0-0 G1-6-3 1-3 1B		0-0 F7		0-0 F8		0-0 S 1B		
Bruce Bochte, L OBP: 0.402, SLG: 0.511 (1, 3)	0-0 G1-6-3 1-2f 1B		0-0 2-H 1B		0-0 G4-6-3 1-2f 1B		0-3 K 1-3		
Willie Horton, R OBP: 0.322, SLG: 0.448 (1, 10)		0-0 F3	0-0 2-H 1B		0-0 F9		0-0 6-3		
Dan Meyer, L OBP: 0.344, SLG: 0.509 (1, 5)		0-0 4-3	0-0 1-2 1B		0-0 F9		0-0 4-3		
Tom Paciorek, R OBP: 0.373, SLG: 0.478 (1, 9)		0-0 6-3	0-0 F7		0-0 3B 2B		0-0 F9		
Joe Simpson, L OBP: 0.269, SLG: 0.327 (9, 9)									
Leon Roberts, R OBP: 0.354, SLG: 0.453 (1, 7)			0-0 1B 3B	0-0 5-3		4-0 3B IBB		0-0 WP 1B 2B	
Larry Cox, R OBP: 0.287, SLG: 0.328 (1, 2)			0-0 FC1-6 3-H 1B	0-0 F7		0-0 1-H 2-H 3B		4-0 1B BB	
Mario Mendoza, R OBP: 0.217, SLG: 0.256 (1, 6)			0-0 FC1-6 1-2f 2B	0-0 5-3		0-0 5-3		0-0 1-2 3-H 1B	

Inning Stats	R: 0	H: 2	E: 0	K: 0	S: 3	LOB: 0	BB: 0	P: 3	R: 0	H: 0	E: 0	K: 0	S: 3	LOB: 0	BB: 0	P: 3	R: 4	H: 6	E: 0	K: 0	S: 9	LOB: 2	BB: 0	P: 9	R: 0	H: 0	E: 0	K: 0	S: 3	LOB: 0	BB: 0	P: 3	R: 0	H: 0	E: 0	K: 0	S: 2	LOB: 0	BB: 1	P: 6	R: 2	H: 2	E: 0	K: 0	S: 5	LOB: 1	BB: 1	P: 9	R: 0	H: 1	E: 0	K: 1	S: 6	LOB: 1	BB: 0	P: 6	R: 1	H: 2	E: 0	K: 0	S: 5	LOB: 2	BB: 1	P: 9
--------------	------	------	------	------	------	--------	-------	------	------	------	------	------	------	--------	-------	------	------	------	------	------	------	--------	-------	------	------	------	------	------	------	--------	-------	------	------	------	------	------	------	--------	-------	------	------	------	------	------	------	--------	-------	------	------	------	------	------	------	--------	-------	------	------	------	------	------	------	--------	-------	------

AB	R	H	RBI	BB	SO	LOB
4	1	2	1	1	0	2
4	0	2	0	0	0	2
4	1	1	1	0	1	3
4	0	1	1	0	0	1
4	0	1	0	0	0	0
4	1	1	0	0	0	2
0	0	0	0	0	0	0
3	3	2	0	1	0	0
3	0	2	3	1	0	0
4	1	1	1	0	0	2

MINNESOTA TWINS @ SEATTLE MARINERS
The Kingdom, Seattle, WA
Mon Aug 06 1979, 10:05 PM EDT
Att: 7,193 - Dome

AB	34
R	7
H	13
RBI	7
BB	3
SO	1
LOB	12



PITCHER	IP	WLS	BF	H	R	ER	SO	BB	IBB	HBP	BLK	WP	HR	S	P	ERA	WHIP
Darrell Jackson, L ERA: 4.5 (1, 1)	2.2	L	12	6	4	4	0	0	0	0	0	0	0	12	12	13.50	2.250
Gary Serum, R ERA: 6.19 (3, 1)	3.1		15	4	2	2	0	1	1	0	0	0	0	13	21	5.40	1.500
Mike Marshall, R ERA: 2.36 (7, 1)	2.0		10	3	1	1	1	1	0	0	0	1	0	11	15	4.50	2.000
Mike Marshall, R ERA: 2.36 (8, 1)	2.0		10	3	1	1	1	1	0	0	0	1	0	11	15	4.50	2.000

Batter	1	2	3	4	5	6	7	8	9	AB R H RBI BB SO LOB
Bob Randall, R (1, 4) OBP: 0.345, SLG: 0.328 Rob Wilfong, L (4, PH) OBP: 0.355, SLG: 0.453 (4, 4)	0-0 FC2-6 1B		0-0 6-3	0-3 K			0-0 F8	0-0 F2		2 0 1 0 0 0 0 3 0 0 0 0 1 3
Bombo Rivera, R (1, 7) OBP: 0.337, SLG: 0.417 Hosken Powell, L (4, PH) OBP: 0.407, SLG: 0.443 (4, 7)	0-0 FC2-6 CS 1-2f		0-0 CS 1B	0-0 FC5 2-3f			4-0 E BB		0-0 4-3	2 0 1 0 0 0 1 2 0 0 0 1 0 2
Roy Smalley, S (1, 6) OBP: 0.399, SLG: 0.527	0-3 K2 1-2		0-3 K		0-0 F5		0-0 FC3 1-2		4-0 1B BB	4 0 0 0 1 2 3
Ron Jackson, R (1, 3) OBP: 0.323, SLG: 0.428	0-0 6 2-3	0-0 F5		0-0 E6 1B	0-0 F2		0-0 F6		0-0 G6-4-3 1B	5 1 1 0 0 0 2
Jose Morales, R (1, 10) OBP: 0.338, SLG: 0.350 Danny Goodwin, L (5, PH) OBP: 0.407, SLG: 0.623		0-0 E4 1B		0-0 SH1-4 2B 1B	0-3 K		0-0 F7		0-0 G6-4-3 1-2f	2 1 1 0 0 0 0 3 0 0 0 0 1 4
Willie Norwood, R (1, 9) OBP: 0.311, SLG: 0.416 Dave Edwards, R (6, 9) OBP: 0.338, SLG: 0.457		0-0 FC6-4 1B		0-0 SH1-4 2B 1B 3-H		0-0 E S 1B		0-0 S 2B 1B		3 1 3 1 0 0 0 1 1 1 0 0 0 0
Ken Landreaux, L (1, 8) OBP: 0.348, SLG: 0.410		0-0 L8		0-0 SH1-4 1-2 2-3		0-3 K		0-0 F9		3 0 0 0 0 1 4
Glenn Borgmann, R (1, 2) OBP: 0.350, SLG: 0.308		0-0 FC6-4 1-2f		0-0 FC5 2B 2-H 3-H		0-0 E5 G6-4-3 1B		0-0 2B		4 0 3 3 0 0 2
John Castino, R (1, 5) OBP: 0.331, SLG: 0.384			0-0 HR	4-0 BB		0-0 G6-4-3 1-2f		0-3 K		3 1 1 1 1 1 3

TOP

Minnesota Twins @ Seattle Mariners
The Kingdome, Seattle, WA
Tue Aug 07 1979, 10:05 PM EDT
Att. 8,288 - Dome

livebaseballscorecards.com

AB	37
R	5
H	12
RBI	5
BB	3
SO	6
LOB	24



Inning Stats	R: 0	H: 1	E: 0	LOB: 1	K: 1	BB: 0	S: 5	P: 5	R: 0	H: 1	E: 1	LOB: 2	K: 0	BB: 0	S: 5	P: 5	R: 1	H: 2	E: 0	LOB: 0	K: 1	BB: 0	S: 6	P: 6	R: 3	H: 3	E: 1	LOB: 2	K: 1	BB: 1	S: 9	P: 13	R: 0	H: 0	E: 0	LOB: 0	K: 1	BB: 0	S: 5	P: 5	R: 0	H: 2	E: 1	LOB: 1	K: 1	BB: 0	S: 6	P: 6	R: 0	H: 0	E: 1	LOB: 2	K: 0	BB: 1	S: 4	P: 8	R: 1	H: 2	E: 0	LOB: 1	K: 1	BB: 0	S: 7	P: 7	R: 0	H: 1	E: 0	LOB: 1	K: 0	BB: 1	S: 3	P: 7	1B: 9	SF: 0	2B: 2	SAC: 1	3B: 0	DP: 2	HR: 1	HBP: 0	WP: 0	PA: 41
--------------	------	------	------	--------	------	-------	------	------	------	------	------	--------	------	-------	------	------	------	------	------	--------	------	-------	------	------	------	------	------	--------	------	-------	------	-------	------	------	------	--------	------	-------	------	------	------	------	------	--------	------	-------	------	------	------	------	------	--------	------	-------	------	------	------	------	------	--------	------	-------	------	------	------	------	------	--------	------	-------	------	------	-------	-------	-------	--------	-------	-------	-------	--------	-------	--------

PITCHER	IP	WLS	BF	H	R	ER	SO	BB	IBB	HBP	BLK	WP	HR	S	P	ERA	WHIP
Rich Hinton, L (1, 1) ERA: 6.08	3.1	L	19	7	4	3	2	1	0	0	0	0	1	21	25	8.10	2.400
Odell Jones, R (4, 1) ERA: 5.76	5.2		23	5	1	1	4	2	0	0	0	0	0	29	37	1.59	1.235

WP: 0	PA: 41
PB: 0	
SB: 2	
CS: 2	

Minnesota Twins @ Seattle Mariners
 The Kingdome, Seattle, WA
 Wed Aug 08 1979, 10:05 PM EDT
 Att. 8,222 - Dome

livebaseballscorecards.com

AB	33
R	3
H	8
RBI	3
BB	3
SO	3
LOB	14



WP: 0	PA: 40
PB: 0	
SB: 0	
CS: 1	

AB R H RBI BB SO LOB

4	0	1	0	0	0	1
3	1	2	1	1	1	0
5	0	0	0	0	1	5
3	1	1	0	0	0	1
4	0	1	1	0	0	1
3	0	0	0	1	1	1
4	0	2	1	0	0	3
3	0	0	0	1	0	0
0	0	0	0	0	0	0
4	1	1	0	0	0	2

Batter	1	2	3	4	5	6	7	8	9
Dave Edwards, R (1, 7) OBP: 0.341, SLG: 0.450	0-0 SH1-4 1B		0-0 F8	1-0 BB HBP		0-0 5-3			0-0 F8
John Castino, R (1, 5) OBP: 0.337, SLG: 0.391	0-0 SH1-4 1-2		0-0 1B 2B	4-0 BB			0-3 K		0-0 2-H 1B
Roy Smalley, S (1, 6) OBP: 0.395, SLG: 0.521	0-0 F7		0-0 F7	0-0 F7			0-0 5-3		0-3 K
Ron Jackson, R (1, 3) OBP: 0.324, SLG: 0.430	0-0 F9		1-0 1B HBP		0-0 F9 1B 2B		0-0 F8		
Jose Morales, R (1, 10) OBP: 0.336, SLG: 0.347		0-0 F7	0-0 BB 1B		0-0 F9			0-0 4-3	
Willie Norwood, R (1, 9) OBP: 0.310, SLG: 0.410		0-0 4-3	4-0 BB		0-3 K			0-0 6-3	
Ken Landreaux, L (1, 8) OBP: 0.349, SLG: 0.416		0-0 3B	0-0 F7		0-0 CS 1B			0-0 6-3	
Glenn Borgmann, R (1, 2) OBP: 0.344, SLG: 0.291 Butch Wynegar, S (9, 2) OBP: 0.364, SLG: 0.344		4-0 BB		0-0 4-3	0-0 CS	0-0 F5		0-0 F3	
Rob Wilfong, L (1, 4) OBP: 0.354, SLG: 0.454	0-0 F5		0-0 4-3		0-0 4-1			0-0 1B 2B	

Inning Stats	R: 0 E: 0 K: 0 S: 4	H: 1 LOB: 1 BB: 0 P: 4	R: 0 E: 0 K: 0 S: 4	H: 1 LOB: 2 BB: 1 P: 8	R: 1 E: 0 K: 0 S: 5	H: 2 LOB: 3 BB: 1 P: 10	R: 0 E: 0 K: 0 S: 3	H: 0 LOB: 2 BB: 1 P: 8	R: 1 E: 0 K: 1 S: 6	H: 2 LOB: 0 BB: 0 P: 6	R: 0 E: 0 K: 0 S: 3	H: 0 LOB: 0 BB: 0 P: 3	R: 0 E: 0 K: 1 S: 5	H: 0 LOB: 0 BB: 0 P: 5	R: 0 E: 0 K: 0 S: 3	H: 0 LOB: 0 BB: 0 P: 3	R: 1 E: 0 K: 1 S: 7	H: 2 LOB: 1 BB: 0 P: 7	1B: 4 2B: 3 3B: 1 HR: 0	SF: 0 SAC: 1 DP: 0 HBP: 2
--------------	------------------------------	---------------------------------	------------------------------	---------------------------------	------------------------------	----------------------------------	------------------------------	---------------------------------	------------------------------	---------------------------------	------------------------------	---------------------------------	------------------------------	---------------------------------	------------------------------	---------------------------------	------------------------------	---------------------------------	----------------------------------	------------------------------------

PITCHER	Floyd Bannister, L (1, 1) ERA: 3.86	IP: 9.0 WLS: L BF: 39 H: 8 R: 3 ER: 3 SO: 3 BB: 3 IBB: 0 HBP: 2 BLK: 0 WP: 0 HR: 0 S: 40 P: 54 ERA: 3.00 WHIP: 1.222
PITCHER		IP: WLS: BF: H: R: ER: SO: BB: IBB: HBP: BLK: WP: HR: S: P: ERA: WHIP:

Batter	1	2	3	4	5	6	7	8	9	AB	R	H	RBI	BB	SO	LOB
Julio Cruz, S (1, 4) OBP: 0.345, SLG: 0.291 Bill Stein, R (9, PH) OBP: 0.291, SLG: 0.344	0-3 K		0-0 1-3		0-0 4-3		0-0 1-2 1B		0-0 G6-4-3	4	0	1	1	0	1	3
Ruppert Jones, L (1, 8) OBP: 0.355, SLG: 0.470	0-3 K			0-0 G1-6-3 1B	4-0 BB		0-0 F5			3	0	1	0	1	1	2
Bruce Bochte, L (1, 3) OBP: 0.397, SLG: 0.503	0-3 K			0-0 G1-6-3 1-2f	0-0 4-3		0-3 K			4	0	0	0	0	2	6
Willie Horton, R (1, 10) OBP: 0.318, SLG: 0.442		0-0 6-3		0-0 1B		0-3 K		0-0 F9		4	0	1	0	0	1	0
Dan Meyer, L (1, 5) OBP: 0.339, SLG: 0.501		0-0 F8		0-0 F7		0-0 6-3		0-0 F6		4	0	0	0	0	0	1
Tom Paciorek, R (1, 9) OBP: 0.383, SLG: 0.478		0-0 6-3			0-0 1B 1B 4-3 1B	0-0 S 1B		0-0 F7		4	1	2	0	0	0	0
Bob Stinson, S (1, 2) OBP: 0.363, SLG: 0.359			4-0 SH2-3 BB		0-0 4-3 1B 1-2 1B	0-3 K 1-2			0-0 1B	3	0	2	0	1	1	1
Leon Roberts, R (1, 7) OBP: 0.350, SLG: 0.448			0-0 SH2-3 1-2		0-3 K		0-0 FC5-6 1B		0-0 L6	3	0	1	0	0	1	3
Larry Milbourne, S (1, 6) OBP: 0.317, SLG: 0.342			0-0 F7		0-0 4-3 1B 1-2 2-3		0-0 FC5-6 1-2f		0-0 G6-4-3 1B	4	0	2	0	0	0	2

Inning Stats		R: 0	H: 0	R: 0	H: 0	R: 0	H: 2	R: 1	H: 3	R: 0	H: 1	R: 0	H: 2	R: 0	H: 0	R: 0	H: 2	1B: 10	SF: 0	WP: 0	PA: 37	
		E: 0	LOB: 0	E: 0	LOB: 0	E: 0	LOB: 1	E: 0	LOB: 3	E: 0	LOB: 1	E: 0	LOB: 2	E: 0	LOB: 0	E: 0	LOB: 1	2B: 0	SAC: 1	PB: 0		
		K: 3	BB: 0	K: 0	BB: 0	K: 0	BB: 0	K: 1	BB: 1	K: 2	BB: 0	K: 1	BB: 0	K: 0	BB: 0	K: 0	BB: 0	3B: 0	DP: 2	SB: 1		
		S: 9	P: 9	S: 3	P: 3	S: 3	P: 7	S: 8	P: 12	S: 8	P: 8	S: 7	P: 7	S: 3	P: 3	S: 4	P: 4	HR: 0	HBP: 0	CS: 0		
PITCHER	IP	WLS	BF	H	R	ER	SO	BB	IBB	HBP	BLK	WP	HR	S	P	ERA	WHIP					
Dave Goltz, R (1, 1) ERA: 4.05	8.0	W	33	8	1	1	7	2	0	0	0	0	0	45	53	1.12	1.250					
Mike Marshall, R (9, 1) ERA: 2.31	1.0	S	4	2	0	0	0	0	0	0	0	0	0	4	4	0.00	2.000					

MINNESOTA TWINS @ SEATTLE MARINERS
 The Kingdome, Seattle, WA
 Wed Aug 08 1979, 10:05 PM EDT
 Att: 8,222 - Dome

AB	34
R	1
H	10
RBI	1
BB	2
SO	7
LOB	20



WP: 0	PA: 37
PB: 0	
SB: 1	
CS: 0	
ERA	WHIP

livebaseballscorecards.com


Batter	1	2	3	4	5	6	7	8	9	10	11	12	13	14	AB R H RBI BB SO LOB	TOP																
Julio Cruz, S OBP: 0.341, SLG: 0.292 (1, 4)	K		FC6-4		4-3	4-3			F8			SH5-3		1B 1B	6 1 1 0 0 1 3																	
Ruppert Jones, L OBP: 0.356, SLG: 0.469 (1, 8)	K		K		HR				F9		K	1B 1B		SH3-4 1B	7 2 3 1 0 3 2																	
Bruce Bochte, L OBP: 0.397, SLG: 0.509 (1, 3)	F7		F8		HR				4-3		F8	FC6-4 1B		SH3-4 1B	7 2 3 3 0 0 2																	
Willie Horton, R OBP: 0.319, SLG: 0.440 (1, 10)		F9		G3 PB 6-3	BB				2-3		G3	FC6-4 1B		SH3-4 1B	5 1 1 0 1 0 2																	
Dan Meyer, L OBP: 0.338, SLG: 0.496 (1, 5)		1B		G3					G3		K			4-3 1B IBB	6 0 1 0 1 2 2																	
Tom Paciorek, R OBP: 0.379, SLG: 0.476 (1, 9)		K		6-3					K		K			BB BB	5 1 1 1 0 3 1																	
Joe Simpson, L OBP: 0.278, SLG: 0.331 (12, 9)		K				1B 2B			K		K			G5-4-3 1B	1 0 1 2 1 0 0																	
Bob Stinson, S OBP: 0.359, SLG: 0.355 (1, 2)		6-3							6-3		F9			L5	5 0 1 0 0 0 2																	
Bill Stein, R OBP: 0.290, SLG: 0.342 (13, PH)		6-3							6-3					G5-4-3 1B	1 0 0 0 0 0 1																	
Larry Cox, R OBP: 0.285, SLG: 0.330 (13, 2)					1B										1 0 0 0 0 0 2																	
Leon Roberts, R OBP: 0.350, SLG: 0.443 (1, 7)			FC6-4 1B BB		K				5-3			K		BB	4 0 0 0 2 2 2																	
Mario Mendoza, R OBP: 0.218, SLG: 0.256 (1, 6)									F6			K		BB																		
Larry Milbourne, S OBP: 0.319, SLG: 0.344 (6, PH)			FC6-4 1B		K				K			SH5-3 1B 1B		F9	2 0 1 0 0 1 0																	
															4 1 2 1 0 1 2																	
Inning Stats	R: 0 E: 0 K: 2 S: 7	H: 0 LOB: 0 BB: 0 P: 7	R: 0 E: 0 K: 1 S: 6	H: 1 LOB: 1 BB: 0 P: 6	R: 0 E: 0 K: 1 S: 6	H: 1 LOB: 2 BB: 1 P: 10	R: 1 E: 0 K: 1 S: 7	H: 2 LOB: 1 BB: 0 P: 7	R: 2 E: 0 K: 2 S: 9	H: 2 LOB: 1 BB: 1 P: 13	R: 1 E: 0 K: 0 S: 5	H: 2 LOB: 1 BB: 0 P: 5	R: 0 E: 0 K: 1 S: 5	H: 0 LOB: 0 BB: 0 P: 5	R: 0 E: 0 K: 2 S: 7	H: 0 LOB: 0 BB: 0 P: 7	R: 1 E: 0 K: 1 S: 8	H: 3 LOB: 2 BB: 0 P: 8	R: 0 E: 0 K: 0 S: 3	H: 0 LOB: 2 BB: 2 P: 11	R: 3 E: 0 K: 0 S: 6	H: 4 LOB: 1 BB: 1 P: 10	1B: 12 2B: 2 3B: 0 HR: 1	SF: 0 SAC: 2 DP: 1 HBP: 0	WP: 0 PB: 1 SB: 1 CS: 0	PA: 61						
PITCHER																																
Don Aase, R ERA: 4.28 (1, 1)	IP: 5.2	WLS: 0	BF: 27	H: 8	R: 4	ER: 4	SO: 7	BB: 2	IBB: 0	HBP: 0	BLK: 0	WP: 0	HR: 1	S: 39	P: 47	ERA: 6.35	WHIP: 1.765															
Chris Knapp, R ERA: 5.53 (6, 1)	1.1	0	4	0	0	0	0	0	0	0	0	0	0	0	4	4	0.00	0.000														
Mark Clear, R ERA: 2.97 (8, 1)	18	3	1	1	6	0	0	0	0	0	0	0	0	0	30	30	1.80	0.600														
Dave LaRoche, L ERA: 6.04 (13, 1)	1.0	L	8	3	3	3	0	2	0	0	0	0	0	6	14	27.00	5.000															
Mike Barlow, R ERA: 4.92 (14, 1)	1.0		4	1	0	0	0	0	1	0	0	0	0	3	7	0.00	1.000															

Seattle Mariners @ California Angels
Anaheim Stadium, Anaheim, CA
Fri Aug 10 1979, 10:05 PM EDT
Att. 28,969 - Unknown

livebaseballscorecards.com

AB	54
R	8
H	15
RBI	8
BB	5
SO	13
LOB	21



Batter	1	2	3	4	5	6	7	8	9	10	11	12	13	14	AB	R	H	RBI	BB	SO	LOB	BOTTOM														
Rick Miller, L (1, 8) OBP: 0.389, SLG: 0.391	4-0 HR BB	0-0 F7		0-3 K		0-0 F7			0-0 SH1-4 1B		0-0 4-3			0-0 4-3	6	1	1	0	1	1	2	<p>Seattle Mariners @ California Angels Anaheim Stadium, Anaheim, CA</p> <p>Fri Aug 10 1979, 10:05 PM EDT Att. 28,969 - Unknown</p> <p>livebaseballscorecards.com</p> <table border="1"> <tr><td>AB</td><td>51</td></tr> <tr><td>R</td><td>6</td></tr> <tr><td>H</td><td>13</td></tr> <tr><td>RBI</td><td>6</td></tr> <tr><td>BB</td><td>4</td></tr> <tr><td>SO</td><td>8</td></tr> <tr><td>LOB</td><td>21</td></tr> </table> 	AB	51	R	6	H	13	RBI	6	BB	4	SO	8	LOB	21
AB	51																																			
R	6																																			
H	13																																			
RBI	6																																			
BB	4																																			
SO	8																																			
LOB	21																																			
Carney Lansford, R (1, 5) OBP: 0.336, SLG: 0.440	0-0 1-H HR	0-3 K			0-0 F4		0-0 F8		0-0 SH1-4			0-3 K		4-0 2B BB	5	2	1	2	1	2	0															
Dan Ford, R (1, 9) OBP: 0.347, SLG: 0.475	0-0 G3 1B 2B		0-0 4-3 1-6-3 1B		0-0 HR		0-3 K		0-0 6-3			0-0 SF8 3B		0-0 1-H 2B	7	3	5	2	0	1	1															
Don Baylor, R (1, 10) OBP: 0.374, SLG: 0.534	0-0 G3 2-3		0-0 1-6-3 1-2		0-0 F7		0-0 F4		0-0 F7			0-0 SF8		0-0 6-3	6	0	0	1	0	0	4															
Rod Carew, L (1, 3) OBP: 0.448, SLG: 0.442	0-3 K		0-0 4-3 2-3		0-0 1B			0-0 4-3			0-0 CS 1B		0-0 L3		6	0	2	0	0	1	2															
Brian Downing, R (1, 2) OBP: 0.422, SLG: 0.472	1-0 1B HBP		0-0 4-3		0-0 F9			4-0 F9 1B BB		0-0 6-3 1-2			0-3 K		4	0	0	0	1	1	3															
Joe Rudi, R (1, 7) OBP: 0.291, SLG: 0.396	0-0 1-3 3-H 1B			0-0 5-3		0-3 K		0-0 1-2 1B		0-0 F8			0-0 CS 1B		6	0	3	1	0	1	0															
Larry Harlow, L (13, PR) (14, 7) OBP: 0.331, SLG: 0.237															0	0	0	0	0	0	0															
Bobby Grich, R (1, 4) OBP: 0.374, SLG: 0.556	0-0 4-3			4-0 6-3 BB		0-0 1B		0-0 2-3 1B		0-0 F9		0-0 F8		0-0 F9	5	0	1	0	1	0	5															
Bert Campaneris, R (1, 6) OBP: 0.292, SLG: 0.283		0-0 F9			0-0 6-3		0-0 F9		0-0 F7		0-3 K		0-0 CS	0-0 F9	3	0	0	0	0	0	2															
Willie Aikens, L (8, PH) OBP: 0.354, SLG: 0.472															1	0	0	0	0	0	2															
Jim Anderson, R (9, 6) OBP: 0.302, SLG: 0.331															1	0	0	0	0	1	0															
Willie Davis, L (14, PH) OBP: 0.217, SLG: 0.227													1-2 CS	0-0 F9	1	0	0	0	0	0	0															

Inning Stats	R: 3	H: 3	E: 0	LOB: 2	K: 1	S: 8	P: 13	R: 0	H: 0	E: 0	LOB: 0	K: 1	S: 5	P: 5	R: 0	H: 1	E: 0	LOB: 1	K: 0	S: 4	P: 4	R: 0	H: 0	E: 0	LOB: 1	K: 1	S: 5	P: 9	R: 1	H: 2	E: 0	LOB: 1	K: 0	S: 5	P: 5	R: 0	H: 1	E: 0	LOB: 1	K: 1	S: 6	P: 6	R: 0	H: 0	E: 0	LOB: 0	K: 0	S: 5	P: 5	R: 0	H: 1	E: 0	LOB: 2	K: 0	S: 4	P: 8	R: 0	H: 1	E: 0	LOB: 1	K: 0	S: 4	P: 4	R: 0	H: 1	E: 0	LOB: 0	K: 0	S: 3	P: 3	R: 0	H: 0	E: 0	LOB: 0	K: 1	S: 5	P: 5	R: 1	H: 1	E: 0	LOB: 0	K: 1	S: 6	P: 6	R: 0	H: 1	E: 0	LOB: 1	K: 1	S: 5	P: 5	R: 1	H: 1	E: 0	LOB: 1	K: 0	S: 4	P: 8	R: 1	H: 1	E: 0	LOB: 1	K: 0	S: 4	P: 8	1B: 8	SF: 1	2B: 2	SAC: 1	3B: 1	DP: 0	HR: 2	HBP: 1	WP: 0	PA: 59	PB: 0	SB: 0	CS: 2
PITCHER	IP	WLS	BF	H	R	ER	SO	BB	IBB	HBP	BLK	WP	HR	S	P	ERA	WHIP															IP	WLS	BF	H	R	ER	SO	BB	IBB	HBP	BLK	WP	HR	S	P	ERA	WHIP																																																																						
Mike Parrott, R ERA: 3.73	(1, 1)	6.0		28	4	4	4	2	0	1	0	0	0	0	33	42	6.00	1.500															IP	WLS	BF	H	R	ER	SO	BB	IBB	HBP	BLK	WP	HR	S	P	ERA	WHIP																																																																					
Byron McLaughlin, R ERA: 4.76	(7, 1)	6.0		22	4	1	3	1	0	0	0	0	0	27	31	1.50	0.833															IP	WLS	BF	H	R	ER	SO	BB	IBB	HBP	BLK	WP	HR	S	P	ERA	WHIP																																																																						
Randy Stein, R ERA: 6.26	(13, 1)	2.0	W	8	2	1	1	1	0	0	0	0	0	9	13	4.50	1.500															IP	WLS	BF	H	R	ER	SO	BB	IBB	HBP	BLK	WP	HR	S	P	ERA	WHIP																																																																						

Batter	1	2	3	4	5	6	7	8	9	AB R H RBI BB SO LOB	TOP											
Julio Cruz, S (1, 4) OBP: 0.347, SLG: 0.300	0-0 G6-3 1B		0-0 E S 1-3 1B		0-0 1-2 1B		0-0 G3 1-2			4 0 3 0 0 0 1												
Ruppert Jones, L (1, 8) OBP: 0.353, SLG: 0.466	0-0 G6-3 1-2f		0-0 SF7 3-H		0-0 F7		0-0 1-3			3 0 0 1 0 0 4												
Bruce Bochte, L (1, 3) OBP: 0.394, SLG: 0.504	0-0 1-3		0-3 K 1-3		0-0 F7			0-0 5-3		4 0 0 0 0 1 3												
Charlie Beamon, L (8, 3) OBP: 0.118, SLG: 0.176										0 0 0 0 0 0 0												
Willie Horton, R (1, 10) OBP: 0.318, SLG: 0.438		0-0 FC5-4 1B		0-0 5-3		0-0 F8		0-0 F8		4 0 1 0 0 0 0												
Dan Meyer, L (1, 5) OBP: 0.337, SLG: 0.494		0-0 F7		0-0 G3		0-0 FC5-4 1B		0-0 F8		4 0 1 0 0 0 1												
Tom Paciorek, R (1, 7) OBP: 0.376, SLG: 0.472		0-0 FC5-4 1-2f FC6-4		0-0 FC6-4 1B		0-3 K		0-0 F9		4 0 1 0 0 1 2												
Larry Milbourne, S (1, 6) OBP: 0.315, SLG: 0.339		0-0 FC6-4 1-2f		0-0 FC6-4 1-2f		0-0 FC5-4 1-2f		0-0 6-3		4 0 0 0 0 0 3												
Joe Simpson, L (1, 9) OBP: 0.289, SLG: 0.342			0-0 1B SF7 1B		0-0 FC1-6 1B		0-0 G3 1B		0-0 6-3	4 1 3 0 0 0 0												
Larry Cox, R (1, 2) OBP: 0.281, SLG: 0.325			0-0 F8		0-0 FC1-6 1-2f		0-3 K			3 0 0 0 0 1 3												
Inning Stats	R: 0 E: 0 K: 0 S: 3	H: 1 LOB: 0 BB: 0 P: 3	R: 0 E: 0 K: 0 S: 4	H: 1 LOB: 1 BB: 0 P: 4	R: 1 E: 0 K: 1 S: 7	H: 2 LOB: 1 BB: 0 P: 7	R: 0 E: 0 K: 0 S: 4	H: 1 LOB: 1 BB: 0 P: 4	R: 0 E: 0 K: 1 S: 5	H: 2 LOB: 2 BB: 0 P: 5	R: 0 E: 0 K: 1 S: 6	H: 1 LOB: 1 BB: 0 P: 6	R: 0 E: 0 K: 1 S: 6	H: 1 LOB: 1 BB: 0 P: 6	R: 0 E: 0 K: 0 S: 3	H: 0 LOB: 0 BB: 0 P: 3	R: 0 E: 0 K: 0 S: 3	H: 0 LOB: 0 BB: 0 P: 3	1B: 9 2B: 0 3B: 0 HR: 0	SF: 1 SAC: 0 DP: 1 HBP: 0	WP: 0 PB: 0 SB: 1 CS: 0	PA: 35
PITCHER Jim Barr, R (1, 1) ERA: 4.03	IP: 9.0 WLS: W BF: 35 H: 9 R: 1 ER: 1 SO: 3 BB: 0 IBB: 0 HBP: 0 BLK: 0 WP: 0 HR: 0 S: 41 P: 41 ERA: 1.00 WHIP: 1.000											PITCHER	IP: 9.0 WLS: W BF: 35 H: 9 R: 1 ER: 1 SO: 3 BB: 0 IBB: 0 HBP: 0 BLK: 0 WP: 0 HR: 0 S: 41 P: 41 ERA: 1.00 WHIP: 1.000									

Seattle Mariners @ California Angels
Anaheim Stadium, Anaheim, CA

Sat Aug 11 1979, 10:05 PM EDT
Att: 41,940 - Unknown

livebaseballscorecards.com

AB	34
R	1
H	9
RBI	1
BB	0
SO	3
LOB	17



Batter	1	2	3	4	5	6	7	8	9
Rod Carew, L OBP: 0.449, SLG: 0.440 (1, 3)	4-0 2B BB		4-0 6-3 BB		0-0 SH E 1B	0-0 SF7		0-0 5-3	
Carney Lansford, R OBP: 0.335, SLG: 0.439 (1, 5)	0-0 F8		0-0 6-3		0-0 E2 1B	0-0 1B			
Dan Ford, R OBP: 0.351, SLG: 0.478 (1, 9)	0-0 1B 2B		4-0 BB		0-0 HR 1B	0-0 6-3			
Don Baylor, R OBP: 0.373, SLG: 0.538 (1, 10)	0-3 K		0-0 F8		0-0 HR	0-3 K			
Brian Downing, R OBP: 0.425, SLG: 0.473 (1, 2)	0-0 1B			0-0 G5-4-3 1B	4-0 G6-4-3 BB		0-3 K		
Joe Rudi, R OBP: 0.290, SLG: 0.394 (1, 7)		0-0 G1-6-3 1B		0-0 G5-4-3 1-2f	0-0 F9		0-0 F9		
Bobby Grich, R OBP: 0.372, SLG: 0.553 (1, 4)		0-0 G1-6-3 1-2f		0-0 1B	0-0 G6-4-3 1-2f		0-0 G3		
Rick Miller, L OBP: 0.387, SLG: 0.389 (1, 8)		0-3 K		0-0 F7		0-0 1B SF7 1B		0-0 L7	
Bert Campaneris, R OBP: 0.291, SLG: 0.282 (1, 6)			0-0 F9		0-0 E5 SH E	0-0 1B 1B		0-0 5-3	

Inning Stats	R: 1	H: 2	E: 0	K: 1	S: 6	LOB: 2	BB: 1	P: 10
	R: 0	H: 1	E: 0	K: 1	S: 5	LOB: 0	BB: 0	P: 5
	R: 0	H: 0	E: 0	K: 0	S: 3	LOB: 2	BB: 2	P: 11
	R: 0	H: 2	E: 0	K: 0	S: 4	LOB: 1	BB: 0	P: 4
	R: 5	H: 2	E: 3	K: 0	S: 7	LOB: 0	BB: 1	P: 11
	R: 2	H: 3	E: 0	K: 1	S: 8	LOB: 1	BB: 0	P: 8
	R: 0	H: 0	E: 0	K: 1	S: 5	LOB: 0	BB: 0	P: 5
	R: 0	H: 0	E: 0	K: 0	S: 3	LOB: 0	BB: 0	P: 3

PITCHER	IP	WLS	BF	H	R	ER	SO	BB	IBB	HBP	BLK	WP	HR	S	P	ERA	WHIP
Rick Honeycutt, L ERA: 3.76 (1, 1)	4.0	L	23	7	6	1	2	4	0	0	0	0	1	23	39	2.25	2.750
John Montague, R ERA: 5.53 (5, 1)	4.0		14	3	2	2	2	0	0	0	0	0	0	18	18	4.50	0.750

BOTTOM

AB R H RBI BB SO LOB

1	2	0	1	2	0	0
4	1	1	1	0	0	3
3	1	2	3	1	0	1
4	1	1	2	0	2	4
3	0	2	0	1	1	0
4	0	1	0	0	0	2
4	0	1	0	0	0	2
4	1	1	0	0	1	1
4	2	1	0	0	0	0

WP: 0 PA: 37
PB: 0
SB: 0
CS: 0

AB 31
R 8
H 10
RBI 7
BB 4
SO 4
LOB 13



Seattle Mariners @ California Angels
Anaheim Stadium, Anaheim, CA
 Sat Aug 11 1979, 10:05 PM EDT
 Att. 41,940 - Unknown

livebaseballscorecards.com

Batter	1	2	3	4	5	6	7	8	9	AB R H RBI BB SO LOB	TOP
Julio Cruz, S (1, 4) OBP: 0.349, SLG: 0.303	0-0 B1-3		0-0 6-3			0-0 2B SF7 1B		0-0 2B 1B		4 2 2 0 0 0 0	
Ruppert Jones, L (1, 8) OBP: 0.354, SLG: 0.471	0-0 L9		0-0 F7			0-0 SF7 1B 2B		0-0 1-H 2B		4 1 2 1 0 0 0	
Bruce Bochte, L (1, 3) OBP: 0.397, SLG: 0.505	0-0 BB 1B			4-0 BB BB BB G6-4-3 BB		0-0 SF7		4-0 IBB		1 0 1 1 2 0 0	
Willie Horton, R (1, 10) OBP: 0.319, SLG: 0.437	4-0 1-2 BB		0-0 G6-4-3			0-0 1B		0-0 F3		3 0 1 1 1 0 3	
Dan Meyer, L (1, 7) Leon Roberts, R (8, 7) OBP: 0.350, SLG: 0.443	0-0 4-3		0-0 F7			0-0 F8		0-0 F9		4 0 0 0 0 0 5 0 0 0 0 0 0 0	
Joe Simpson, L (1, 9) OBP: 0.294, SLG: 0.346		0-0 G5-4-3 1B				0-0 B3		0-0 5-3		4 0 2 0 0 0 0	
Bob Stinson, S (1, 2) OBP: 0.355, SLG: 0.350		0-0 F8				0-3 K		0-0 6-3		3 0 0 0 0 1 1	
Bill Stein, R (1, 5) OBP: 0.284, SLG: 0.335		0-0 G5-4-3				0-3 K		0-0 6-3		4 0 0 0 0 1 2	
Mario Mendoza, R (1, 6) OBP: 0.215, SLG: 0.252			0-0 6-3			0-0 F6		0-0 4-3		4 0 0 0 0 0 1	
Inning Stats	R: 0 H: 1 E: 0 LOB: 2 K: 0 BB: 1 S: 4 P: 8	R: 0 H: 1 E: 0 LOB: 0 K: 0 BB: 0 S: 3 P: 3	R: 0 H: 0 E: 0 LOB: 0 K: 0 BB: 0 S: 3 P: 3	R: 0 H: 0 E: 0 LOB: 0 K: 0 BB: 1 S: 2 P: 6	R: 0 H: 0 E: 0 LOB: 0 K: 2 BB: 0 S: 7 P: 7	R: 2 H: 3 E: 0 LOB: 1 K: 0 BB: 0 S: 6 P: 6	R: 0 H: 0 E: 0 LOB: 0 K: 0 BB: 0 S: 3 P: 3	R: 1 H: 2 E: 0 LOB: 2 K: 0 BB: 1 S: 5 P: 9	R: 0 H: 1 E: 0 LOB: 1 K: 0 BB: 0 S: 4 P: 4	1B: 6 SF: 1 2B: 2 SAC: 1 3B: 0 DP: 2 HR: 0 HBP: 0	WP: 0 PA: 36 PB: 0 SB: 0 CS: 0
PITCHER Dave Frost, R (1, 1) ERA: 3.51	IP WLS BF H R ER SO BB IBB HBP BLK WP HR S P ERA WHIP										
	9.0 W 36 8 3 3 2 2 1 0 0 0 0 0 37 49 3.00 1.111										

Seattle Mariners @ California Angels
Anaheim Stadium, Anaheim, CA
Sun Aug 12 1979, 6:33 AM EDT
Att: 27,345 - Unknown

livebaseballscorecards.com

AB	31
R	3
H	8
RBI	3
BB	3
SO	2
LOB	12



BOTTOM

Seattle Mariners @ California Angels
Anaheim Stadium, Anaheim, CA

Sun Aug 12 1979, 6:33 AM EDT
Att. 27,345 - Unknown

livebaseballscores.com

AB	35
R	4
H	11
RBI	4
BB	2
SO	3
LOB	15



WP	0	PA	37
PB	0		
SB	0		
CS	0		

AB R H RBI BB SO LOB

5	0	1	2	0	0	1
4	0	2	0	0	0	0
4	0	1	0	0	0	2
4	1	1	0	0	0	2
3	0	2	0	1	1	1
0	1	0	0	0	0	0
4	1	2	1	0	0	1
4	1	0	1	0	1	3
4	0	1	0	0	0	4
3	0	1	0	0	1	1
0	0	0	0	1	0	0
0	0	0	0	0	0	0

Batter	1	2	3	4	5	6	7	8	9
Rod Carew, L OBP: 0.444, SLG: 0.435 (1, 3)	0-0 4-3 ①		0-0 4-3 ②		0-0 G3 ③			0-0 G3 ①	0-0 1B 1-3 2-H 3-H
Carney Lansford, R OBP: 0.337, SLG: 0.439 (1, 5)	0-0 1B		0-0 6-3 ③			0-0 6-3 ①		0-0 1B G5-4-3	
Dan Ford, R OBP: 0.350, SLG: 0.476 (1, 9)	0-0 L6 ②			0-0 6-3 ①		0-0 1B		0-0 G5-4-3 ② ③ 1-2f	
Don Baylor, R OBP: 0.372, SLG: 0.536 (1, 7)	0-0 F4 ③			0-0 5-3 ②		0-0 F7 ②			0-0 1B 1B 1B
Willie Aikens, L OBP: 0.359, SLG: 0.474 Larry Harlow, L OBP: 0.331, SLG: 0.237 (1, 10) (9, PR)		4-0 BB BB BB		0-0 FC4 1B		0-3 K ③			0-0 1B 1B 1-3 E 1B
Brian Downing, R OBP: 0.426, SLG: 0.474 (1, 2)		0-0 1B G4-6-3 1-2		0-0 FC4 ③ 1-2f			0-0 F9 ①		0-0 1B 1B 1-3 E 1B 3-H
Rick Miller, L OBP: 0.382, SLG: 0.383 (1, 8)		0-3 K ①			0-0 4-3 ①		0-0 4-3 ②		0-0 E4 BB 1B 1-3 3-H
Bobby Grich, R OBP: 0.371, SLG: 0.552 (1, 4)		0-0 G4-6-3 ② ③ 1-2f			0-0 F4 ②		0-0 2B		0-0 F8 ①
Bert Campaneris, R OBP: 0.291, SLG: 0.283 Joe Rudi, R OBP: 0.292, SLG: 0.394 Jim Anderson, R OBP: 0.302, SLG: 0.331 (1, 6) (9, PH) (9, PR)			0-0 4-3 ①			0-0 1B		0-3 K ③	4-0 1B BB BB BB 1-2

Inning Stats	R: 0	H: 1	E: 0	LOB: 1	K: 0	BB: 0	S: 4	R: 0	H: 1	E: 0	LOB: 1	K: 1	BB: 1	S: 5	R: 0	H: 0	E: 0	LOB: 0	K: 0	BB: 0	S: 3	R: 0	H: 1	E: 0	LOB: 1	K: 0	BB: 0	S: 4	R: 0	H: 1	E: 0	LOB: 1	K: 1	BB: 0	S: 6	R: 0	H: 1	E: 0	LOB: 1	K: 1	BB: 0	S: 6	R: 0	H: 1	E: 0	LOB: 0	K: 0	BB: 0	S: 3	R: 4	H: 4	E: 1	LOB: 2	K: 0	BB: 1	S: 6	1B: 10	SF: 0	2B: 1	SAC: 0	3B: 0	DP: 2	HR: 0	HBP: 0	WP: 0	PA: 37
--------------	------	------	------	--------	------	-------	------	------	------	------	--------	------	-------	------	------	------	------	--------	------	-------	------	------	------	------	--------	------	-------	------	------	------	------	--------	------	-------	------	------	------	------	--------	------	-------	------	------	------	------	--------	------	-------	------	------	------	------	--------	------	-------	------	--------	-------	-------	--------	-------	-------	-------	--------	-------	--------

PITCHER	IP	WLS	BF	H	R	ER	SO	BB	IBB	HBP	BLK	WP	HR	S	P	ERA	WHIP
Rob Dressler, R ERA: 5.63 (1, 1)	8.0		32	9	2	2	3	1	0	0	0	0	0	37	41	2.25	1.250
Randy Stein, R ERA: 6.56 (9, 1)	0.1	L	5	2	2	1	0	1	0	0	0	0	0	4	8	27.00	9.000

Batter	1	2	3	4	5	6	7	8	9	AB R H RBI BB SO LOB
Julio Cruz, S OBP: 0.348, SLG: 0.302 (1, 4)	0-0 4-3		0-0 F7			0-0 1B			0-0 FC6-4 1B	4 0 1 0 0 0 3
Ruppert Jones, L OBP: 0.353, SLG: 0.469 (1, 8)	0-0 6-3		0-0 PO	0-0 4-1		0-0 G3			0-0 1B	4 0 1 0 0 0 1
Bruce Bochte, L OBP: 0.396, SLG: 0.502 (1, 3)	0-0 F8			0-0 1B			0-0 G3		0-0 L6	4 0 1 0 0 0 2
Willie Horton, R OBP: 0.317, SLG: 0.434 (1, 10)		0-0 F8		0-0 G5-4-3			0-0 F8		0-0 F7	4 0 0 0 0 0 3
Dan Meyer, L OBP: 0.332, SLG: 0.485 (1, 5)		0-0 F8			0-3 K			0-0 G3		3 0 0 0 0 1 0
Joe Simpson, L OBP: 0.289, SLG: 0.339 (1, 9)		0-3 K			0-0 L6			0-0 6-3		3 0 0 0 0 1 0
Bob Stinson, S OBP: 0.350, SLG: 0.345 (1, 2)			0-0 6-3		0-0 4-3			0-0 3-1		3 0 0 0 0 0 0
Leon Roberts, R OBP: 0.350, SLG: 0.441 (1, 7)			4-0 PO 1B BB			0-3 K		0-0 F8		2 0 0 0 1 1 0
Mario Mendoza, R OBP: 0.217, SLG: 0.254 (1, 6)			0-0 1-2 1B			0-0 4-3			0-0 FC6-4 1B	2 0 1 0 0 0 0 1 0 1 0 0 0 0
Larry Milbourne, S OBP: 0.317, SLG: 0.342 (9, PH)										

Inning Stats	R: 0 E: 0 K: 0 S: 3	H: 0 LOB: 0 BB: 0 P: 3	R: 0 E: 0 K: 1 S: 5	H: 0 LOB: 0 BB: 0 P: 5	R: 0 E: 0 K: 0 S: 3	H: 1 LOB: 1 BB: 1 P: 7	R: 0 E: 0 K: 0 S: 3	H: 1 LOB: 0 BB: 0 P: 3	R: 0 E: 0 K: 1 S: 5	H: 0 LOB: 0 BB: 0 P: 5	R: 0 E: 0 K: 1 S: 6	H: 1 LOB: 1 BB: 0 P: 6	R: 0 E: 0 K: 0 S: 3	H: 0 LOB: 0 BB: 0 P: 3	R: 0 E: 0 K: 0 S: 5	H: 2 LOB: 2 BB: 0 P: 5	1B: 5 2B: 0 3B: 0 HR: 0	SF: 0 SAC: 0 DP: 1 HBP: 0
WP: 0 PB: 0 SB: 1 CS: 0	PA: 32	ERA: 0.00 WHIP: 0.667	ERA: 3.53															

BOTTOM

Cleveland Indians @ Seattle Mariners

The Kingdome, Seattle, WA

Mon Aug 13 1979, 10:05 PM EDT

Att: 6,226 - Dome

livebaseballscorecards.com

AB	30
R	0
H	5
RBI	0
BB	1
SO	3
LOB	9



PITCHER	IP	WLS	BF	H	R	ER	SO	BB	IBB	HBP	BLK	WP	HR	S	P	ERA	WHIP
Rick Wise, R ERA: 3.53 (1, 1)	9.0	W	31	5	0	0	3	1	0	0	0	0	0	36	40	0.00	0.667

Batter	1	2	3	4	5	6	7	8	9	AB R H RBI BB SO LOB	TOP											
Mike Hargrove, L (1, 7) OBP: 0.377, SLG: 0.394	0-0 BB E 1B	0-0 F9			4-0 BB		4-0 G5-4-3 BB		1-0 BB HBP	2 1 1 0 2 0 0												
Rick Manning, L (1, 8) OBP: 0.326, SLG: 0.307	4-0 FC5-4 1-2 BB		0-0 F8		0-0 F8		0-3 K		0-0 F8	4 0 0 0 1 1 3												
Bobby Bonds, R (1, 9) OBP: 0.374, SLG: 0.464	0-0 FC5-4 1-2f 2-H 3B		0-3 K		0-0 F3		0-0 G5-4-3		4-0 1-2 BB	4 1 0 0 1 1 3												
Andre Thornton, R (1, 3) OBP: 0.347, SLG: 0.439	4-0 3B BB		0-0 L5			0-3 K		4-0 S BB E BB	0-0 L7	3 2 0 0 2 1 2												
Cliff Johnson, R (1, 10) OBP: 0.338, SLG: 0.474	0-0 F3			0-3 K		0-0 1B 1B 2B		4-0 S 1-2 SF8 BB	0-0 F9	4 2 1 0 1 1 4												
Toby Harrah, R (1, 5) OBP: 0.389, SLG: 0.419	0-0 1-H 2-H WP 3B			0-0 6-3		0-0 F7		0-0 1-H 2-H SF8		3 1 1 3 0 0 1												
Ron Hassey, L (1, 2) OBP: 0.326, SLG: 0.357	0-0 G3			0-0 1B 1B		0-0 1B 1B		0-3 K		4 0 2 0 0 1 0												
Duane Kuiper, L (1, 4) OBP: 0.322, SLG: 0.302		4-0 G5-4-3 BB		0-0 1-3 1B		0-0 1-2 3-H 1B		0-0 1B 2B		3 0 3 1 1 0 0												
Tom Verzyer, R (1, 6) OBP: 0.280, SLG: 0.249		0-0 G5-4-3			0-0 F7		0-3 K		0-0 2-H 1B	4 0 1 0 0 1 3												
Inning Stats	R: 4 E: 1 K: 0 S: 5	H: 2 LOB: 0 BB: 2 P: 13	R: 0 E: 0 K: 0 S: 2	H: 0 LOB: 0 BB: 1 P: 6	R: 0 E: 0 K: 1 S: 5	H: 0 LOB: 0 BB: 0 P: 5	R: 0 E: 0 K: 1 S: 6	H: 2 LOB: 2 BB: 0 P: 6	R: 0 E: 0 K: 0 S: 3	H: 0 LOB: 1 BB: 1 P: 7	R: 1 E: 0 K: 2 S: 10	H: 3 LOB: 2 BB: 0 P: 10	R: 0 E: 0 K: 1 S: 4	H: 0 LOB: 0 BB: 1 P: 8	R: 2 E: 0 K: 1 S: 6	H: 2 LOB: 2 BB: 2 P: 14	R: 0 E: 0 K: 0 S: 3	H: 0 LOB: 2 BB: 1 P: 8	1B: 6 2B: 2 3B: 1 HR: 0	SF: 1 SAC: 0 DP: 2 HBP: 1	WP: 1 PB: 0 SB: 3 CS: 0	PA: 41
PITCHER	IP WLS BF H R ER SO BB IBB HBP BLK WP HR S P ERA WHIP																					
Odell Jones, R (1, 1) ERA: 5.87	5.2 L 26 7 5 5 3 4 0 0 0 1 0 28 44 7.94 1.941																					
Randy Stein, R (6, 1) ERA: 6.66	2.1 10 2 2 2 3 3 0 0 0 0 0 13 25 7.71 2.143																					
Rich Hinton, L (9, 1) ERA: 5.96	1.0 5 0 0 0 0 1 0 1 0 0 0 3 8 0.00 1.000																					

Cleveland Indians @ Seattle Mariners
The Kingdome, Seattle, WA
Tue Aug 14 1979, 10:05 PM EDT
Att. 7,302 - Dome

livebaseballscorecards.com

AB	31
R	7
H	9
RBI	4
BB	8
SO	6
LOB	16



BOTTOM

Cleveland Indians @ Seattle Mariners
The Kingdome, Seattle, WA
Tue Aug 14 1979, 10:05 PM EDT
Att. 7,302 - Dome

livebaseballscorecards.com

AB 37
R 4
H 12
RBI 4
BB 4
SO 7
LOB 23



WP: 0 PA: 41
PB: 0
SB: 2
CS: 0

AB R H RBI BB SO LOB

3	0	2	1	2	0	1
5	0	0	0	0	1	6
5	1	1	0	0	2	5
4	0	0	0	1	1	3
0	0	0	0	0	0	0
5	1	1	1	0	2	3
3	0	1	0	0	0	1
1	0	0	0	0	1	0
3	0	1	1	1	0	0
2	1	1	0	0	0	2
2	1	2	1	0	0	0
2	0	2	0	0	0	0
2	0	1	0	0	0	2

Batter	1	2	3	4	5	6	7	8	9
Julio Cruz, S OBP: 0.355, SLG: 0.306 (1, 4)	0-0 FC4-6 1B		0-0 FC1-6 G3 1-2f		0-0 1B 1-2 2-H		4-0 S BB		4-0 FC6-4 BB
Ruppert Jones, L OBP: 0.350, SLG: 0.464 (1, 8)	0-0 FC4-6 S 1-2f		0-0 G3 1-2		4-3		0-0 F8 1-2		0-3 K
Bruce Bochte, L OBP: 0.394, SLG: 0.504 (1, 3)	0-3 K 1-2		0-0 F7			0-0 2B 3B	0-3 K		0-0 FC6-4 BB 1-2f 2-3
Willie Horton, R OBP: 0.316, SLG: 0.430 Joe Simpson, L OBP: 0.269, SLG: 0.339 (1, 10) (9, PR)	0-0 5-3			0-0 6-3		0-3 K	0-0 F7		4-0 BB 1-2
Tom Paciorek, R OBP: 0.372, SLG: 0.470 (1, 7)		0-0 5-3		0-0 5-3		0-0 6-3 1B 2B 3-H		0-3 K	0-3 K
Bill Stein, R OBP: 0.285, SLG: 0.335 Bob Stinson, S OBP: 0.349, SLG: 0.343 (1, 5) (7, 2)		0-0 G5-3 BB 1B		0-0 5-3		0-0 6-3 2-3		0-3 K	
Bobby Valentine, R OBP: 0.365, SLG: 0.317 (1, 9)		4-0 BB 1-2 BB			0-0 4-3	0-0 1B 1B 3-H		0-0 F9	
Larry Cox, R OBP: 0.283, SLG: 0.327 Dan Meyer, L OBP: 0.335, SLG: 0.495 (1, 2) (6, PH) (7, 5)		0-0 G5-3 2-3f			0-0 1B 1B	0-0 1B 1-2			0-0 HR
Mario Mendoza, R OBP: 0.222, SLG: 0.259 Larry Milbourne, S OBP: 0.319, SLG: 0.346 (1, 6) (6, PH) (7, 6)			0-0 FC1-6 1B		0-0 1B 1-2	0-0 F4			0-0 FC6-4 2B

Inning Stats	R: 0 E: 0 K: 1 S: 6	H: 1 LOB: 1 BB: 0 P: 6	R: 0 E: 0 K: 0 S: 3	H: 1 LOB: 1 BB: 1 P: 7	R: 0 E: 0 K: 0 S: 4	H: 0 LOB: 0 BB: 0 P: 4	R: 0 E: 0 K: 0 S: 3	H: 0 LOB: 0 BB: 0 P: 3	R: 1 E: 0 K: 0 S: 5	H: 3 LOB: 1 BB: 0 P: 5	R: 2 E: 0 K: 1 S: 9	H: 4 LOB: 2 BB: 0 P: 9	R: 0 E: 0 K: 1 S: 5	H: 0 LOB: 1 BB: 1 P: 9	R: 0 E: 0 K: 2 S: 7	H: 0 LOB: 0 BB: 0 P: 7	R: 1 E: 0 K: 2 S: 9	H: 2 LOB: 3 BB: 2 P: 17	1B: 8 2B: 2 3B: 1 HR: 1	SF: 0 SAC: 0 DP: 1 HBP: 0
--------------	------------------------------	---------------------------------	------------------------------	---------------------------------	------------------------------	---------------------------------	------------------------------	---------------------------------	------------------------------	---------------------------------	------------------------------	---------------------------------	------------------------------	---------------------------------	------------------------------	---------------------------------	------------------------------	----------------------------------	----------------------------------	------------------------------------

PITCHER	IP	WLS	BF	H	R	ER	SO	BB	IBB	HBP	BLK	WP	HR	S	P	ERA	WHIP
Rick Waits, L ERA: 4.98 (1, 1)	5.2	W	25	9	3	3	2	1	0	0	0	0	0	28	32	4.76	1.765
Victor Cruz, R ERA: 3.69 (6, 1)	2.1		12	3	1	1	3	2	0	0	0	0	1	16	24	3.86	2.143
Sid Monge, L ERA: 2.28 (9, 1)	1.0	S	4	0	0	0	2	1	0	0	0	0	0	7	11	0.00	1.000

Batter	1	2	3	4	5	6	7	8	9	AB R H RBI BB SO LOB	TOP	
Mike Hargrove, L (1, 7) OBP: 0.380, SLG: 0.393	4-0 FC6-4 BB		4-0 1B BB		0-0 FC4-6 1B		0-3 K		0-0 F7	3 0 1 0 2 1 0		
Rick Manning, L (1, 8) OBP: 0.324, SLG: 0.306	0-0 FC6-4 S 1-2f		0-0 1B		0-0 FC4-6 S 1-2f		0-0 6-3		0-0 1-3	5 0 1 0 0 0 2		
Bobby Bonds, R (1, 9) OBP: 0.374, SLG: 0.462	0-3 K 1-2		0-0 G5-4-3 1B		0-3 K 1-2		4-0 2B BB		0-0 F7	4 0 1 0 1 2 2		
Andre Thornton, R (1, 3) OBP: 0.347, SLG: 0.440	0-0 L1		0-0 G5-4-3 1-2f		0-0 L6		0-0 2B			4 0 1 0 0 0 4		
Cliff Johnson, R (1, 10) OBP: 0.345, SLG: 0.482		4-0 F8 SH3 1B BB		0-0 6-3 1B		0-0 4-3 2B		0-0 F3		3 1 2 0 1 0 2		
Toby Harrah, R (1, 5) OBP: 0.389, SLG: 0.418		0-0 SH3 1-2		0-0 6-3 1-2		0-0 1-3		0-0 1B 1B		3 0 1 0 0 0 2		
Ron Hassey, L (1, 2) OBP: 0.324, SLG: 0.353		0-0 F8 2-3		0-0 6-3		0-0 4-3		0-0 G5-4-3 1B		4 0 1 0 0 0 3		
Duane Kuiper, L (1, 4) OBP: 0.326, SLG: 0.303		0-0 E 1B		4-0 IBB		4-0 S IBB		0-0 G5-4-3 1-2f		2 1 1 1 2 0 2		
Tom Verzyer, R (1, 6) OBP: 0.277, SLG: 0.246		0-0 E3 1-H		0-3 K		0-0 4-3		0-0 5-3		4 0 0 0 0 1 5		
Inning Stats	R: 0 H: 0 E: 0 LOB: 1 K: 1 BB: 1 S: 5 P: 9	R: 2 H: 1 E: 1 LOB: 1 K: 0 BB: 1 S: 4 P: 8	R: 0 H: 2 E: 0 LOB: 1 K: 0 BB: 1 S: 3 P: 7	R: 0 H: 1 E: 0 LOB: 2 K: 1 BB: 1 S: 6 P: 10	R: 0 H: 1 E: 0 LOB: 1 K: 1 BB: 0 S: 6 P: 6	R: 0 H: 1 E: 0 LOB: 2 K: 0 BB: 1 S: 4 P: 8	R: 0 H: 1 E: 0 LOB: 2 K: 1 BB: 1 S: 6 P: 10	R: 0 H: 2 E: 0 LOB: 1 K: 0 BB: 0 S: 4 P: 4	R: 0 H: 0 E: 0 LOB: 0 K: 0 BB: 0 S: 3 P: 3	1B: 7 SF: 0 2B: 2 SAC: 1 3B: 0 DP: 2 HR: 0 HBP: 0	WP: 0 PA: 39 PB: 0 SB: 3 CS: 0	
PITCHER Mike Parrott, R (1, 1) ERA: 3.57	IP WLS BF H R ER SO BB IBB HBP BLK WP HR S P ERA WHIP	9.0 W 39 9 2 1 4 4 2 0 0 0 0 0 41 65 1.00 1.444										

Cleveland Indians @ Seattle Mariners
The Kingdome, Seattle, WA
Wed Aug 15 1979, 10:05 PM EDT
Att. 6,723 - Dome

livebaseballscorecards.com

AB	32
R	2
H	9
RBI	1
BB	6
SO	4
LOB	22



Batter	1	2	3	4	5	6	7	8	9
Julio Cruz, S OBP: 0.354, SLG: 0.303 (1, 4)	0-3 K ①		0-3 K ①			4-0 F9 S BB SF7		0-3 K ①	
Ruppert Jones, L OBP: 0.351, SLG: 0.470 (1, 8)	0-0 3B		0-3 K ②			0-0 F9 1-3		0-0 HR 2B	
Bruce Bochte, L OBP: 0.390, SLG: 0.500 (1, 3)	0-3 K ②		0-3 K ③			0-0 SF7 3-H		0-0 F8	
Willie Horton, R OBP: 0.315, SLG: 0.435 (1, 10)	0-0 F9			0-3 K ①		0-0 6-3		0-0 HR 2-H	
Dan Meyer, L OBP: 0.332, SLG: 0.490 (1, 5)		0-0 F2		0-0 G3			0-0 F9	0-0 G3	
Tom Paciorek, R OBP: 0.367, SLG: 0.463 (1, 7)		0-3 K ②		0-0 L4			0-0 F7		
Leon Roberts, R OBP: 0.350, SLG: 0.441 (9, 7)									
Joe Simpson, L OBP: 0.295, SLG: 0.345 (1, 9)		0-0 1B 1B			0-0 E4 G4-6-3		0-0 1B 1B		
Bob Stinson, S OBP: 0.353, SLG: 0.348 (1, 2)		0-0 1B			0-0 G4-6-3 1-2f		0-0 1B		
Larry Milbourne, S OBP: 0.316, SLG: 0.344 (1, 6)		0-3 K ③			0-0 3-1		0-3 K ③		
Bobby Valentine, R OBP: 0.360, SLG: 0.313 (7, PH)									
Mario Mendoza, R OBP: 0.222, SLG: 0.259 (8, 6)									

Inning Stats	R: 0	H: 1	E: 0	K: 2	S: 8	LOB: 1	BB: 0	P: 8
	R: 0	H: 2	E: 0	K: 2	S: 9	LOB: 2	BB: 0	P: 9
	R: 0	H: 0	E: 0	K: 3	S: 9	LOB: 0	BB: 0	P: 9
	R: 0	H: 0	E: 0	K: 1	S: 5	LOB: 0	BB: 0	P: 5
	R: 0	H: 0	E: 1	K: 0	S: 3	LOB: 0	BB: 0	P: 3
	R: 1	H: 0	E: 0	K: 0	S: 3	LOB: 0	BB: 1	P: 7
	R: 0	H: 2	E: 0	K: 1	S: 7	LOB: 2	BB: 0	P: 7
	R: 2	H: 2	E: 0	K: 1	S: 7	LOB: 0	BB: 0	P: 7

PITCHER	IP	WLS	BF	H	R	ER	SO	BB	IBB	HBP	BLK	WP	HR	S	P	ERA	WHIP
Len Barker, R ERA: 4.56 (1, 1)	6.2		26	5	1	1	8	1	0	0	0	0	0	41	45	1.35	0.900
Sid Monge, L ERA: 2.43 (7, 1)	1.1	L	6	2	2	2	2	0	0	0	0	0	1	10	10	13.50	1.500

BOTTOM

Cleveland Indians @ Seattle Mariners
 The Kingdome, Seattle, WA
 Wed Aug 15 1979, 10:05 PM EDT
 Att: 6,723 - Dome

AB	R	H	RBI	BB	SO	LOB
3	1	0	0	1	3	0
4	1	2	0	0	1	1
3	0	0	1	0	2	2
4	1	1	2	0	1	1
4	0	0	0	0	0	0
3	0	0	0	0	1	0
0	0	0	0	0	0	0
3	0	2	0	0	0	0
3	0	2	0	0	0	1
2	0	0	0	0	1	2
1	0	0	0	0	1	2
0	0	0	0	0	0	0

AB	30
R	3
H	7
RBI	3
BB	1
SO	10
LOB	9

WP: 0 PA: 32
 PB: 0
 SB: 2
 CS: 0



1B	SF	2B	SAC	3B	DP	HR	HBP
4	1	1	0	1	1	1	0

Batter	1	2	3	4	5	6	7	8	9	AB R H RBI BB SO LOB
--------	---	---	---	---	---	---	---	---	---	----------------------

Ron LeFlore, R OBP: 0.351, SLG: 0.378 (1, 8) BB	4-0 F9 1B S BB		0-0 6-3 ②		0-0 F9 ②		0-0 6-3 ①	0-0 6-3 ③		4 1 0 0 1 0 0
Tom Brookens, R OBP: 0.308, SLG: 0.378 (1, 4) X	0-0 F9 1-3		0-0 1B HR 1B		4-0 CS BB		0-0 F3 ②		4-0 BB BB	3 1 1 0 2 0 1
Jerry Morales, R OBP: 0.268, SLG: 0.378 (1, 9) X	0-0 E S 1B		0-0 1-3 HR 1B		0-0 CS 1-2	0-0 1B FC 1B	0-0 E5 E		0-0 F8 ①	5 2 3 1 0 0 1
John Wockenfuss, R OBP: 0.321, SLG: 0.615 (1, 10) S S	0-3 K 1-3		0-0 1-3 3-H HR		0-0 1-3 FC 1B	0-0 1-3 FC 1B	0-0 E5 1-2		0-0 F9 ②	5 2 2 3 0 1 3
Lynn Jones, R OBP: 0.319, SLG: 0.364 (1, 7) X	0-0 F9 ③		0-0 F3 ③		0-0 FC FC 1-3 SF9 1-2 3-H	0-0 FC 1-3	0-0 L4 ③		0-0 F7 ③	5 1 0 1 0 0 5
Jason Thompson, L OBP: 0.350, SLG: 0.389 (1, 3) S S		0-3 K ①		0-3 K ①		0-0 1-3 1-2 2-3		0-0 HR		4 1 1 1 0 2 2
Ed Putman, R OBP: 0.280, SLG: 0.565 (1, 2) X		0-0 F8 ②		0-0 F3 ②		0-0 FC 2-3 3-H		0-0 HR		4 1 1 2 0 0 1
Aurelio Rodriguez, R OBP: 0.271, SLG: 0.364 (1, 5) S S		0-3 K ③		0-0 F9 ③		0-0 SF9 ② 3-H		0-0 6-3 ①		3 0 0 1 0 1 0
Mark Wagner, R OBP: 0.346, SLG: 0.333 (1, 6) X			0-0 F9 ①		0-3 K ①	0-0 F9 ③		0-0 3-1 ②		4 0 0 0 0 1 1

Inning Stats	R: 1	H: 1	E: 0	K: 1	S: 6	P: 10	R: 0	H: 0	E: 0	K: 2	S: 7	P: 7	R: 3	H: 3	E: 0	K: 0	S: 6	P: 6	R: 0	H: 0	E: 0	K: 1	S: 5	P: 5	R: 0	H: 0	E: 0	K: 1	S: 4	P: 8	R: 3	H: 2	E: 0	K: 0	S: 7	P: 7	R: 0	H: 0	E: 2	K: 0	S: 5	P: 5	R: 2	H: 2	E: 0	K: 0	S: 5	P: 5	R: 0	H: 0	E: 0	K: 0	S: 3	P: 7	1B: 5	2B: 0	3B: 0	HR: 3	SF: 1	SAC: 0	DP: 0	HBP: 0	WP: 0	PB: 0	SB: 2	CS: 1	PA: 42
--------------	------	------	------	------	------	-------	------	------	------	------	------	------	------	------	------	------	------	------	------	------	------	------	------	------	------	------	------	------	------	------	------	------	------	------	------	------	------	------	------	------	------	------	------	------	------	------	------	------	------	------	------	------	------	------	-------	-------	-------	-------	-------	--------	-------	--------	-------	-------	-------	-------	--------

PITCHER	IP	WLS	BF	H	R	ER	SO	BB	IBB	HBP	BLK	WP	HR	S	P	ERA	WHIP
Rick Honeycutt, L ERA: 4.02 (1, 1)	5.0	L	22	6	6	6	5	2	0	0	0	0	1	30	38	10.80	1.600
John Montague, R ERA: 5.48 (6, 1)	2.0		10	0	1	1	0	0	0	0	0	0	0	10	10	4.50	0.000
Odell Jones, R ERA: 5.97 (8, 1)	1.0		5	2	2	2	0	0	0	0	0	0	2	5	5	18.00	2.000
Glenn Abbott, R ERA: 5.17 (9, 1)	1.0		4	0	0	0	0	1	0	0	0	0	0	3	7	0.00	1.000

TOP

Detroit Tigers @ Seattle Mariners
The Kingdome, Seattle, WA
Fri Aug 17 1979, 10:05 PM EDT
Att. 11,074 - Dome

livebaseballscorecards.com

AB	37
R	9
H	8
RBI	9
BB	3
SO	5
LOB	14




Batter	1	2	3	4	5	6	7	8	9	AB	R	H	RBI	BB	SO	LOB
Julio Cruz, S OBP: 0.351, SLG: 0.301 (1, 4)	0-0 S 2B 1B	0-0 F7		0-0 1-3		0-0 4-3			0-0 F8	5	1	1	0	0	0	6
Ruppert Jones, L OBP: 0.352, SLG: 0.470 (1, 8)	0-3 K 1-2		0-0 F7-4 1B 1B		0-0 L3		0-0 1B 1B		0-0 G3	5	0	2	0	0	1	1
Bruce Bochte, L OBP: 0.392, SLG: 0.504 (1, 3)	0-0 G3 2-H 2B		0-0 1-2 1B		0-3 K		0-0 G4-6-3 1B		0-0 F7	5	0	3	1	0	1	0
Willie Horton, R OBP: 0.313, SLG: 0.431 (1, 10)	0-0 G3 2-3		0-0 F7-4 2-3		0-0 5-3		0-3 K			4	0	0	0	0	1	5
Dan Meyer, L OBP: 0.331, SLG: 0.488 (1, 5)	0-0 F8		0-3 K			0-0 FC5-4 1B		0-0 G4-6-3		4	0	1	0	0	1	4
Tom Paciorek, R OBP: 0.374, SLG: 0.471 (1, 7)		4-0 SH3-4 BB		0-0 FC6-4 1B		0-0 FC5-4 4-3 1B		0-0 2B		3	1	2	0	1	0	1
Bob Stinson, S OBP: 0.350, SLG: 0.344 (1, 2)		0-0 SH3-4		0-3 K		0-0 4-3		0-0 5-3		2	0	0	0	0	1	2
Bobby Valentine, R OBP: 0.355, SLG: 0.308 (8, PH) (9, 2)		1-2				1-2				1	0	0	0	0	0	1
Joe Simpson, L OBP: 0.302, SLG: 0.347 (1, 9)		4-0 5-3 BB		0-0 FC6-4 WP 1-2		0-0 1B 1B		0-3 K		2	0	1	1	1	0	1
Leon Roberts, R OBP: 0.349, SLG: 0.440 (8, PH) (9, 9)						2-H 1B				1	0	0	0	0	1	1
Mario Mendoza, R OBP: 0.223, SLG: 0.258 (1, 6)		0-0 5-3		4-0 1-2 BB		0-0 1B		0-0 F8		1	0	0	0	1	0	2
Larry Milbourne, S OBP: 0.319, SLG: 0.346 (6, PH) (7, 6)										1	0	1	0	0	0	0
Bill Stein, R OBP: 0.284, SLG: 0.333 (8, PH) (9, 6)		1-2 2-3								1	0	0	0	0	0	1

Inning Stats	R: 1	H: 2	E: 0	K: 1	S: 7	LOB: 1	BB: 0	P: 7	R: 0	H: 0	E: 0	K: 0	S: 3	LOB: 2	BB: 2	P: 11	R: 0	H: 2	E: 0	K: 1	S: 6	LOB: 1	BB: 0	P: 6	R: 0	H: 1	E: 0	K: 1	S: 6	LOB: 2	BB: 1	P: 10	R: 0	H: 0	E: 0	K: 1	S: 5	LOB: 0	BB: 0	P: 5	R: 1	H: 3	E: 0	K: 0	S: 6	LOB: 2	BB: 0	P: 6	R: 0	H: 2	E: 0	K: 1	S: 6	LOB: 1	BB: 0	P: 6	R: 0	H: 1	E: 0	K: 1	S: 6	LOB: 1	BB: 0	P: 6	R: 0	H: 0	E: 0	K: 0	S: 3	LOB: 0	BB: 0	P: 3	1B: 9	2B: 3	3B: 0	HR: 0	SF: 0	SAC: 1	DP: 2	HBP: 0	WP: 1	PB: 0	SB: 1	CS: 0	PA: 39
--------------	------	------	------	------	------	--------	-------	------	------	------	------	------	------	--------	-------	-------	------	------	------	------	------	--------	-------	------	------	------	------	------	------	--------	-------	-------	------	------	------	------	------	--------	-------	------	------	------	------	------	------	--------	-------	------	------	------	------	------	------	--------	-------	------	------	------	------	------	------	--------	-------	------	------	------	------	------	------	--------	-------	------	-------	-------	-------	-------	-------	--------	-------	--------	-------	-------	-------	-------	--------

PITCHER	IP	WLS	BF	H	R	ER	SO	BB	IBB	HBP	BLK	WP	HR	S	P	ERA	WHIP
Milt Wilcox, R ERA: 4.8 (1, 1)	6.0	W	29	9	2	2	4	3	0	0	0	1	0	34	46	3.00	2.000
John Hiller, L ERA: 5.04 (7, 1)	3.0	S	10	2	0	0	2	0	0	0	0	0	0	14	14	0.00	0.667

DETROIT TIGERS @ SEATTLE MARINERS
The Kingdom, Seattle, WA
Fri Aug 17 1979, 10:05 PM EDT
Att. 11,074 - Dome

AB	35
R	2
H	11
RBI	2
BB	3
SO	6
LOB	25



Batter	1	2	3	4	5	6	7	8	9	AB R H RBI BB SO LOB	TOP																					
Lou Whitaker, L OBP: 0.393, SLG: 0.378 (1, 4) X	0-0 1B S 1B	0-3 K			0-3 K			0-0 2-H 1B	0-0 6-3	5 1 2 1 0 2 1																						
Mark Wagner, R OBP: 0.343, SLG: 0.331 (1, 6) X	0-0 5-3 1B 1B		0-0 5-3			0-3 K		0-0 6-3		4 1 1 0 0 1 1																						
Ron LeFlore, R OBP: 0.350, SLG: 0.376 (1, 8) X	0-0 1-2 3-H 1B 1B		0-3 K			0-0 6-3		0-0 F8		4 1 1 1 0 1 1																						
Steve Kemp, L OBP: 0.403, SLG: 0.540 Lynn Jones, R OBP: 0.319, SLG: 0.364 (1, 10) X (9, PR) (9, 9)	0-0 F7		0-0 1-3			0-3 K			0-0 4-3 E 1B	4 0 1 0 0 1 2 0 1 0 0 0 0 0																						
Champ Summers, L OBP: 0.395, SLG: 0.529 Jack Morris, R Aurelio Lopez, R (1, 9) X (9, 1) (9, 1)	0-0 5-3 1-2 2-3			0-0 6-3			0-0 G3		0-0 4-3	4 0 0 0 0 0 3 0 0 0 0 0 0 0 0 0 0 0 0 0 0																						
Jason Thompson, L OBP: 0.354, SLG: 0.391 (1, 3) X	0-0 FC6-4 2-H 3-H 1B			4-0 G6-4-3 BB			0-0 F7		0-0 FC6-4 1B	3 0 2 3 1 0 0																						
Jerry Morales, R OBP: 0.265, SLG: 0.373 (1, 7) X	0-0 FC6-4 1-2f			0-0 G6-4-3 1-2f			0-0 4-3		0-0 FC6-4 1B 1-2f	4 1 0 0 0 0 3																						
John Wockenfuss, R OBP: 0.320, SLG: 0.606 (1, 2) X					0-0 5-3			0-0 6-3	0-0 S 1B 1B	4 1 1 0 0 0 0																						
Tom Brookens, R OBP: 0.315, SLG: 0.392 (1, 5) X					0-0 L3			0-0 1B 2B	0-0 1-H 3-H 1B	4 1 2 2 0 0 0																						
Inning Stats	R: 3 E: 0 K: 0 S: 7	H: 4 LOB: 1 BB: 0 P: 7	R: 0 E: 0 K: 1 S: 5	H: 0 LOB: 0 BB: 0 P: 5	R: 0 E: 0 K: 1 S: 5	H: 0 LOB: 0 BB: 1 P: 6	R: 0 E: 0 K: 1 S: 5	H: 0 LOB: 0 BB: 0 P: 5	R: 0 E: 0 K: 2 S: 7	H: 0 LOB: 0 BB: 0 P: 7	R: 0 E: 0 K: 0 S: 3	H: 0 LOB: 0 BB: 0 P: 3	R: 1 E: 0 K: 0 S: 5	H: 2 LOB: 1 BB: 0 P: 5	R: 3 E: 1 K: 0 S: 7	H: 4 LOB: 1 BB: 0 P: 7	1B: 9 2B: 1 3B: 0 HR: 0	SF: 0 SAC: 0 DP: 1 HBP: 0	WP: 0 PB: 0 SB: 2 CS: 0	PA: 37												
PITCHER Rob Dressler, R ERA: 5.82 (1, 1)	IP 9.0	WLS L	BF 37	H 10	R 7	ER 7	SO 5	BB 1	IBB 0	HBP 0	BLK 0	WP 0	HR 0	S 46	P 50	ERA 7.00	WHIP 1.222															
											PITCHER	IP	WLS	BF	H	R	ER	SO	BB	IBB	HBP	BLK	WP	HR	S	P	ERA	WHIP				

Detroit Tigers @ Seattle Mariners
 The Kingdome, Seattle, WA
 Sat Aug 18 1979, 10:05 PM EDT
 Att. 14,049 - Dome

livebaseballscorecards.com

AB	36
R	7
H	10
RBI	7
BB	1
SO	5
LOB	11



Batter	1	2	3	4	5	6	7	8	9	AB R H RBI BB SO LOB
Julio Cruz, S OBP: 0.352, SLG: 0.300 (1, 4)	0-0 4-3		0-3 K			0-0 F7		4-0 G3 BB	0-0 1B	4 0 1 1 1 1 0
Ruppert Jones, L OBP: 0.350, SLG: 0.467 (1, 8)	0-0 4-3		0-0 F5			0-0 WP S 1B		0-0 G3	0-3 K	5 0 1 0 0 1 3
Bruce Bochte, L OBP: 0.393, SLG: 0.502 (1, 3)	0-0 1B			0-3 K		4-0 WP BB		0-0 G3		3 0 1 0 0 1 1
Willie Horton, R OBP: 0.312, SLG: 0.430 (1, 10)	0-0 F9			0-3 K		0-3 K			0-0 BB 1B SF9 1B	4 1 1 0 0 2 3
Dan Meyer, L OBP: 0.330, SLG: 0.486 (1, 5)		0-0 F6		0-0 F9		0-3 K			0-0 SF9 BB 1B	4 1 1 0 0 1 2
Tom Paciorek, R OBP: 0.372, SLG: 0.464 (1, 7)		0-0 5-3			0-0 4-3		0-0 6-3		4-0 1B BB	3 1 0 0 1 0 0
Larry Milbourne, S OBP: 0.318, SLG: 0.346 (1, 6)		0-3 K			0-3 K		0-0 G6-4-3 1B		0-0 SF9	3 0 1 1 0 2 0
Joe Simpson, L OBP: 0.306, SLG: 0.351 (1, 9)			0-3 K		0-0 1B		0-0 G6-4-3		0-0 1B	4 0 2 1 0 1 1
Bob Stinson, S OBP: 0.348, SLG: 0.357 (1, 2)			0-0 HR		0-3 K			0-3 K	0-3 K	4 1 1 1 0 3 3

BOTTOM

Detroit Tigers @ Seattle Mariners
 The Kingdom, Seattle, WA
 Sat Aug 18 1979, 10:05 PM EDT
 Att. 14,049 - Dome

livebaseballscorecards.com

AB	34
R	4
H	9
RBI	4
BB	3
SO	12
LOB	13



Inning Stats	R: 0	H: 1	E: 0	K: 0	S: 4	LOB: 1	BB: 0	P: 4	R: 0	H: 0	E: 0	K: 1	S: 5	LOB: 0	BB: 0	P: 5	R: 1	H: 1	E: 0	K: 2	S: 8	LOB: 0	BB: 0	P: 8	R: 0	H: 0	E: 0	K: 2	S: 7	LOB: 0	BB: 0	P: 7	R: 0	H: 1	E: 0	K: 2	S: 8	LOB: 1	BB: 0	P: 8	R: 0	H: 1	E: 0	K: 1	S: 3	LOB: 0	BB: 0	P: 3	R: 0	H: 0	E: 0	K: 1	S: 5	LOB: 1	BB: 1	P: 9	R: 3	H: 4	E: 0	K: 2	S: 11	LOB: 2	BB: 1	P: 15	1B: 8	2B: 0	3B: 0	HR: 1	SF: 1	SAC: 0	DP: 1	HBP: 0	WP: 1	PB: 0	SB: 1	CS: 0	PA: 38
--------------	------	------	------	------	------	--------	-------	------	------	------	------	------	------	--------	-------	------	------	------	------	------	------	--------	-------	------	------	------	------	------	------	--------	-------	------	------	------	------	------	------	--------	-------	------	------	------	------	------	------	--------	-------	------	------	------	------	------	------	--------	-------	------	------	------	------	------	-------	--------	-------	-------	-------	-------	-------	-------	-------	--------	-------	--------	-------	-------	-------	-------	--------

PITCHER	IP	WLS	BF	H	R	ER	SO	BB	IBB	HBP	BLK	WP	HR	S	P	ERA	WHIP
Jack Morris, R ERA: 3.69 (1, 1)	8.0	W	33	7	4	4	10	3	0	0	0	1	1	50	62	4.50	1.250
Jack Morris, R ERA: 3.69 (9, 1)	8.0	W	33	7	4	4	10	3	0	0	0	1	1	50	62	4.50	1.250
Aurelio Lopez, R ERA: 2.59 (9, 1)	1.0		5	2	0	0	2	0	0	0	0	0	0	9	9	0.00	2.000

Batter	1	2	3	4	5	6	7	8	9	AB R H RBI BB SO LOB	TOP		
Ron LeFlore, R OBP: 0.353, SLG: 0.381 (1, 8) X	0-0 S E 1B		X 0-0 F9 2B		X 0-0 6-3		X 0-0 6-3		X 0-0 S 1B	5 1 3 0 0 0 1			
Alan Trammell, R OBP: 0.324, SLG: 0.337 (1, 6) S S S	0-3 K		X 0-0 F9 2-3		X 0-0 F8			X 0-0 6-3	0-3 K 1-2	5 0 0 0 0 2 3			
Jerry Morales, R OBP: 0.264, SLG: 0.369 (1, 7) B B B	4-0 E5 1-H BB		S S S 0-3 K		X 0-0 E6 6-3			X 0-0 L4	0-3 K	4 0 0 0 1 2 2			
John Wockenfuss, R OBP: 0.328, SLG: 0.599 (1, 10) B B B	4-0 FC5-4 1-2 BB		B B B 0-3 K BB		X 0-0 F7			B B B 4-0 BB 1B BB	0-3 K	2 0 0 0 3 1 2			
Lance Parrish, R OBP: 0.343, SLG: 0.463 Aurelio Rodriguez, R OBP: 0.274, SLG: 0.366 (1, 2) S S S (7, 3) (8, 5)	0-3 K		0-0 CS 1-2	0-0 HR		X 0-0 6-3 1-2		X 0-0 BB 1-2 1B		3 1 1 1 0 1 3 1 0 1 0 0 0 0			
Lynn Jones, R OBP: 0.324, SLG: 0.359 (1, 9) X	0-0 FC5-4 1-2f		B B B 0-0 CS BB		X 0-0 F7			B B B 4-0 1-2 2-3 BB		2 0 0 0 2 0 3			
Tom Brookens, R OBP: 0.307, SLG: 0.381 Jason Thompson, L OBP: 0.353, SLG: 0.390 (1, 5) (8, PH) (8, 3)		X 0-0 F9	S S S 0-3 K 1-2		X 0-0 F9		X 0-0 F9	X 0-0 F9		3 0 0 0 0 1 1 1 0 0 0 0 0 3			
Ed Putman, R OBP: 0.310, SLG: 0.577 (1, 3) (7, 2)		S S S 0-3 K	X 0-0 F8				X 0-0 2B	B B B 4-0 HR BB		3 1 1 0 1 1 0			
Mark Wagner, R OBP: 0.336, SLG: 0.323 Al Greene, L OBP: 0.261, SLG: 0.333 (1, 4) (9, PH)		X 0-0 F8		X 0-0 F9			X 0-0 6-3	X 0-0 1-H HR		3 0 0 0 0 0 1 1 1 1 2 0 0 0			
Inning Stats	R: 1 E: 1 K: 2 S: 8 H: 1 LOB: 2 BB: 2 P: 16	R: 0 E: 0 K: 1 S: 5 H: 0 LOB: 0 BB: 0 P: 5	R: 0 E: 0 K: 1 S: 5 H: 1 LOB: 1 BB: 1 P: 9	R: 1 E: 0 K: 1 S: 5 H: 1 LOB: 0 BB: 1 P: 9	R: 0 E: 0 K: 0 S: 3 H: 0 LOB: 0 BB: 0 P: 3	R: 0 E: 1 K: 0 S: 4 H: 0 LOB: 1 BB: 0 P: 4	R: 0 E: 0 K: 0 S: 4 H: 1 LOB: 1 BB: 0 P: 4	R: 0 E: 0 K: 0 S: 4 H: 1 LOB: 3 BB: 2 P: 12	R: 2 E: 0 K: 3 S: 11 H: 2 LOB: 1 BB: 1 P: 15	1B: 3 2B: 2 3B: 0 HR: 2 SF: 0 SAC: 0 DP: 0 HBP: 0	WP: 0 PB: 0 SB: 4 CS: 2 PA: 41		
PITCHER	IP WLS BF H R ER SO BB IBB HBP BLK WP HR S P ERA WHIP											PITCHER	IP WLS BF H R ER SO BB IBB HBP BLK WP HR S P ERA WHIP
Floyd Bannister, L ERA: 3.92 (1, 1)	7.0 W 28 4 2 1 5 4 0 0 0 0 1 34 50 1.29 1.143												
Byron McLaughlin, R ERA: 4.92 (8, 1)	1.0 8 2 2 2 0 3 0 0 0 0 0 1 5 17 18.00 5.000												
Randy Stein, R ERA: 6.41 (9, 1)	1.0 4 1 0 0 0 3 0 0 0 0 0 0 10 10 0.00 1.000												

Detroit Tigers @ Seattle Mariners
 The Kingdome, Seattle, WA
 Sun Aug 19 1979, 10:05 PM EDT
 Att. 7,262 - Dome

livebaseballscorecards.com

AB	33
R	4
H	7
RBI	3
BB	7
SO	8
LOB	19



Batter	1	2	3	4	5	6	7	8	9	AB R H RBI BB SO LOB	TOP	
Alfredo Griffin, S (1, 6) OBP: 0.319, SLG: 0.327	4-0 1B G1 BB		0-3 K		0-0 F8 2B 1B		0-0 4-3			3 2 1 0 1 1 0		
Roy Howell, L (1, 5) OBP: 0.310, SLG: 0.389	0-0 1-3 G1 1B		0-0 4-3		0-0 F8		0-0 F8			4 0 1 0 0 0 1		
Otto Velez, R (1, 7) Al Woods, L (5, 7) OBP: 0.408, SLG: 0.573 OBP: 0.335, SLG: 0.381	0-0 1-2 G1		0-0		0-0 1B 2B		0-0 F8			3 1 2 2 0 0 1 1 0 0 0 0 0 0		
Rico Carty, R (1, 10) OBP: 0.330, SLG: 0.381	0-0 3-H 6-3		0-0 F9		4-0 1B BB		0-0 6-3			3 0 0 0 1 0 2		
John Mayberry, L (1, 3) OBP: 0.376, SLG: 0.466	0-0 3-1			0-0 4-3	0-0 1-3 2-H 1B		0-0 6-3			4 0 1 1 0 0 1		
Rick Bosetti, R (1, 8) OBP: 0.291, SLG: 0.356		0-0 6-3		0-0 1-3	0-0 5-3		0-0 6-3			4 0 0 0 0 0 2		
Joe Cannon, L (1, 9) OBP: 0.250, SLG: 0.310				0-3 K		0-3 K		0-0 G6-4-3 1B		4 0 2 0 0 2 0		
Rick Cerone, R (1, 2) OBP: 0.292, SLG: 0.326		0-3 K			0-0 1B S PB 1B		0-0 L5		0-0 G6-4-3	4 1 1 0 0 1 2		
Danny Ainge, R (1, 4) OBP: 0.274, SLG: 0.281		0-3 K			0-3 K		0-0 G3		0-3 K	4 0 0 0 0 3 2		
Inning Stats	R: 1 H: 1 E: 0 LOB: 1 K: 0 BB: 1 S: 4 P: 8	R: 0 H: 1 E: 0 LOB: 1 K: 2 BB: 0 S: 8 P: 8	R: 0 H: 1 E: 0 LOB: 1 K: 1 BB: 0 S: 6 P: 6	R: 0 H: 0 E: 0 LOB: 0 K: 1 BB: 0 S: 5 P: 5	R: 3 H: 4 E: 0 LOB: 2 K: 1 BB: 1 S: 9 P: 13	R: 0 H: 0 E: 0 LOB: 0 K: 1 BB: 0 S: 5 P: 5	R: 0 H: 0 E: 0 LOB: 0 K: 0 BB: 0 S: 3 P: 3	R: 0 H: 0 E: 0 LOB: 0 K: 0 BB: 0 S: 3 P: 3	R: 0 H: 1 E: 0 LOB: 0 K: 1 BB: 0 S: 5 P: 5	1B: 7 SF: 0 2B: 1 SAC: 0 3B: 0 DP: 1 HR: 0 HBP: 0	WP: 0 PA: 36 PB: 1 SB: 2 CS: 0	
PITCHER Mike Parrott, R (1, 1) ERA: 3.6	IP WLS BF H R ER SO BB IBB HBP BLK WP HR S P ERA WHIP	9.0 W 36 8 4 4 7 2 0 0 0 0 0 0 48 56 4.00 1.111										

Toronto Blue Jays @ Seattle Mariners
The Kingdome, Seattle, WA
Mon Aug 20 1979, 10:05 PM EDT
Att. 5,642 - Dome

livebaseballscorecards.com

AB 34
R 4
H 8
RBI 3
BB 2
SO 7
LOB 11



Batter	1	2	3	4	5	6	7	8	9	AB	R	H	RBI	BB	SO	LOB
Julio Cruz, S OBP: 0.361, SLG: 0.311 (1, 4) BBB	4-0 S 1B BB	0-0 F7			0-0 1B 1-3 2B	0-0 6-3				3	2	1	0	1	0	1
Ruppert Jones, L OBP: 0.353, SLG: 0.469 (1, 8) X	0-0 4-3 1B 1B		0-0 4-3		0-0 E 1B HR 1B		0-0 1B 1B			4	2	3	2	0	0	0
Bruce Bochte, L OBP: 0.394, SLG: 0.502 (1, 3) X	0-0 4-3 1-2		0-0 6-3		0-0 E HR 1B		0-0 1B			4	1	2	1	0	0	1
Willie Horton, R OBP: 0.311, SLG: 0.439 (1, 10) X	0-0 5-3		0-0 F8		0-0 1-H 2-H HR		0-3 K			4	1	1	3	0	1	2
Dan Meyer, L OBP: 0.330, SLG: 0.484 (1, 5) X	0-0 2-H S 1B			0-0 5-3	0-0 F8		0-0 F7			4	0	1	1	0	0	1
Leon Roberts, R OBP: 0.350, SLG: 0.444 (1, 7) SS	0-3 K 1-2			0-0 F9	0-0 6-3			0-3 K		4	0	0	0	0	2	1
Joe Simpson, L OBP: 0.307, SLG: 0.346 (1, 9) X		0-0 4-3		0-0 1B	0-0 6-3			0-3 K		4	0	1	0	0	1	0
Larry Milbourne, S OBP: 0.320, SLG: 0.346 (1, 6) BBB	4-0 G3 WP BB			0-0 4-3		0-0 4-3		0-0 1B		3	0	1	0	1	0	1
Mario Mendoza, R OBP: 0.221, SLG: 0.255 (9, 6) X				0-0 4-3						0	0	0	0	0	0	0
Bob Stinson, S OBP: 0.347, SLG: 0.352 (1, 2) X	0-0 G3 1-3				1-0 2B 1B HBP		0-0 6-3		0-0 4-3	3	1	0	0	0	0	2

Inning Stats	R: 2	H: 2	E: 0	K: 1	S: 7	LOB: 1	BB: 1	P: 11	R: 0	H: 0	E: 0	K: 0	S: 3	LOB: 0	BB: 0	P: 7	R: 0	H: 0	E: 0	K: 0	S: 3	LOB: 0	BB: 0	P: 3	R: 0	H: 1	E: 0	K: 0	S: 4	LOB: 1	BB: 0	P: 4	R: 5	H: 4	E: 1	K: 0	S: 7	LOB: 0	BB: 0	P: 8	R: 0	H: 0	E: 0	K: 0	S: 3	LOB: 0	BB: 0	P: 3	R: 0	H: 2	E: 0	K: 1	S: 6	LOB: 1	BB: 0	P: 6	R: 0	H: 1	E: 0	K: 2	S: 8	LOB: 1	BB: 0	P: 8	1B: 8	2B: 1	3B: 0	HR: 1	SF: 0	SAC: 0	DP: 0	HBP: 1	WP: 1	PB: 0	SB: 2	CS: 0
--------------	------	------	------	------	------	--------	-------	-------	------	------	------	------	------	--------	-------	------	------	------	------	------	------	--------	-------	------	------	------	------	------	------	--------	-------	------	------	------	------	------	------	--------	-------	------	------	------	------	------	------	--------	-------	------	------	------	------	------	------	--------	-------	------	------	------	------	------	------	--------	-------	------	-------	-------	-------	-------	-------	--------	-------	--------	-------	-------	-------	-------

PITCHER	IP	WLS	BF	H	R	ER	SO	BB	IBB	HBP	BLK	WP	HR	S	P	ERA	WHIP
Butch Edge, R ERA: 5.91 (1, 1)	4.0	L	21	6	6	6	1	2	0	1	0	1	0	20	29	13.50	2.000
Jesse Jefferson, R ERA: 5.4 (5, 1)	2.1		9	3	1	1	0	0	0	0	0	0	1	9	9	3.86	1.286
Jackson Todd, R ERA: 5.4 (7, 1)	1.2		6	1	0	0	3	0	0	0	0	0	0	12	12	0.00	0.600

BOTTOM

Toronto Blue Jays @ Seattle Mariners
The Kingdome, Seattle, WA
Mon Aug 20 1979, 10:05 PM EDT
Att: 5,642 - Dome

livebaseballscorecards.com

AB	33
R	7
H	10
RBI	7
BB	2
SO	4
LOB	9



WP	1	PA	36
PB	0		
SB	2		
CS	0		

Batter	1	2	3	4	5	6	7	8	9	AB R H RBI BB SO LOB	TOP																									
Alfredo Griffin, S (1, 6) OBP: 0.320, SLG: 0.326	0-0 1B HBP 1B	0-0 4-3		0-0 F9			4-0 1B BB		0-3 K	4 1 1 0 1 1 1																										
Bob Bailor, R (1, 9) OBP: 0.297, SLG: 0.265	0-0 HBP BB 1-3 1B	0-0 F9			0-0 F5		0-3 K		0-0 4-3	5 1 1 0 0 1 2																										
Otto Velez, R (1, 7) OBP: 0.413, SLG: 0.574	4-0 HBP 1-2 1B BB		0-0 E 1B 1B		0-0 FC6-4 1B		0-0 F7			3 1 2 0 1 0 1																										
Rico Carty, R (1, 10) OBP: 0.329, SLG: 0.380	0-3 K		0-3 K		0-3 K		0-0 1-3 1B			4 0 1 0 0 3 5																										
Craig Kusick, R (1, 3) OBP: 0.286, SLG: 0.417	1-0 L3-6 1B 1-2 2-3 3-H HBP		0-0 E4 1B		0-0 FC6-4 1-2f		0-3 K			2 0 0 1 0 0 2																										
John Mayberry, L (7, PH) OBP: 0.375, SLG: 0.465			1-2 2-H							1 0 0 0 0 1 2																										
Rick Bosetti, R (1, 8) OBP: 0.290, SLG: 0.355	0-0 1-2 2-H 3-H 1B		0-3 K		0-0 5-3			0-0 F8		4 0 1 2 0 1 2																										
Roy Howell, L (1, 5) OBP: 0.309, SLG: 0.387	0-0 L3-6 2-3		0-0 1-2 2-H 1B		0-3 K		0-0 F7		0-0 F7	4 0 1 0 0 1 2																										
Rick Cerone, R (1, 2) OBP: 0.293, SLG: 0.326			0-0 FC6-4 1B		0-0 L5		0-0 5-3		0-0 6-3	3 0 1 0 0 0 0																										
Bob Davis, R (7, 2) OBP: 0.183, SLG: 0.205										1 0 0 0 0 0 0																										
Danny Ainge, R (1, 4) OBP: 0.274, SLG: 0.292			0-0 FC6-4 4-3 1-2f		0-3 K		0-0 HR		0-0 F4	4 1 1 1 0 1 1																										
Inning Stats	R: 3 E: 0 K: 1 S: 7	H: 3 LOB: 1 BB: 1 P: 12	R: 0 E: 0 K: 0 S: 4	H: 1 LOB: 1 BB: 0 P: 4	R: 0 E: 1 K: 2 S: 9	H: 2 LOB: 2 BB: 0 P: 9	R: 0 E: 0 K: 1 S: 5	H: 0 LOB: 0 BB: 0 P: 5	R: 0 E: 0 K: 1 S: 6	H: 1 LOB: 1 BB: 0 P: 6	R: 0 E: 0 K: 1 S: 5	H: 0 LOB: 0 BB: 0 P: 5	R: 1 E: 0 K: 2 S: 9	H: 2 LOB: 2 BB: 1 P: 13	R: 0 E: 0 K: 0 S: 3	H: 0 LOB: 0 BB: 0 P: 3	R: 0 E: 0 K: 1 S: 5	H: 0 LOB: 0 BB: 0 P: 5	1B: 8 2B: 1 3B: 0 HR: 1	SF: 0 SAC: 0 DP: 1 HBP: 1	WP: 0 PB: 0 SB: 0 CS: 0	PA: 38														
PITCHER	IP WLS BF H R ER SO BB IBB HBP BLK WP HR S P ERA WHIP																				IP WLS BF H R ER SO BB IBB HBP BLK WP HR S P ERA WHIP															
Shane Rawley, L (1, 1) ERA: 4.38	1.0	8	4	3	3	1	1	0	1	0	0	0	0	8	13	27.00	5.000																			
John Montague, R (2, 1) ERA: 5.32	5.0	W	19	4	1	1	5	0	0	0	0	0	1	29	29	1.80	0.800																			
Byron McLaughlin, R (7, 1) ERA: 4.75	3.0	S	11	1	0	0	3	1	0	0	0	0	0	16	20	0.00	0.667																			

Toronto Blue Jays @ Seattle Mariners
The Kingdom, Seattle, WA
Tue Aug 21 1979, 10:05 PM EDT
Att. 8,376 - Dome

livebaseballscorecards.com

AB	35
R	4
H	9
RBI	4
BB	2
SO	9
LOB	18



Batter	1	2	3	4	5	6	7	8	9	AB	R	H	RBI	BB	SO	LOB
Julio Cruz, S OBP: 0.365, SLG: 0.317 (1, 4)	0-0 1B WP 1B	0-0 F7		0-0 F7		0-0 1B 2B	4-0 WP S BB			4	2	2	0	1	0	2
Ruppert Jones, L OBP: 0.356, SLG: 0.470 (1, 8)	0-0 1B 1-3 1B		0-3 K		0-0 F7	0-0 CS 1B 2-H	4-0 BB	4-0 BB		4	0	2	1	1	1	0
Bruce Bochte, L OBP: 0.398, SLG: 0.504 (1, 3)	0-0 3-1 1-2 3-H 1B		4-0 FC1-6 1B BB		4-0 E HR BB	0-0 2B 3B 1-2 1B	0-0 F7			3	2	2	1	2	0	2
Willie Horton, R OBP: 0.314, SLG: 0.442 (1, 10)	0-0 3-1 1-2 2-H 1B		0-0 FC1-6 1B		0-0 F8	0-0 3B 2B		0-0 6-3		5	1	3	0	0	0	1
Dan Meyer, L OBP: 0.328, SLG: 0.479 (1, 5)	0-0 3-1 1-2 2-3		0-0 FC1-6		0-0 E3 HR	4-0 3B IBB		0-0 F8		4	2	0	0	1	0	5
Tom Paciorek, R OBP: 0.373, SLG: 0.486 (1, 7)	0-3 K		0-0 F9		0-0 HR	0-0 3B		1-0 1B HBP		4	1	2	6	0	1	4
Leon Roberts, R OBP: 0.350, SLG: 0.444 (9, 7)										0	0	0	0	0	0	0
Joe Simpson, L OBP: 0.309, SLG: 0.353 (1, 9)		0-0 F8		0-3 K		0-0 2B		0-0 F8		5	0	2	0	0	1	1
Larry Milbourne, S OBP: 0.323, SLG: 0.348 (1, 6)		0-0		0-0		0-0 F7		0-0 6-3		4	0	2	0	0	0	1
Mario Mendoza, R OBP: 0.221, SLG: 0.255 (8, 6)		1B		1-3 1B				0-0 FC6		1	0	0	0	0	0	2
Bob Stinson, S OBP: 0.345, SLG: 0.350 (1, 2)		0-0 F7		0-0 1-3		0-0 5-3		0-0 F8		1	0	0	0	0	0	1
Larry Cox, R OBP: 0.283, SLG: 0.322 (4, 2)				1-2						3	0	0	0	0	0	1

Inning Stats	R: 1	H: 4	E: 0	K: 1	S: 8	H: 4	LOB: 2	BB: 0	P: 8	R: 0	H: 1	E: 0	K: 0	S: 4	H: 1	LOB: 1	BB: 0	P: 4	R: 0	H: 1	E: 0	K: 1	S: 6	H: 1	LOB: 2	BB: 1	P: 10	R: 3	H: 2	E: 1	K: 0	S: 6	H: 5	LOB: 1	BB: 1	P: 11	R: 4	H: 5	E: 0	K: 0	S: 7	H: 0	LOB: 2	BB: 2	P: 11	R: 0	H: 1	E: 0	K: 0	S: 4	H: 1	LOB: 2	BB: 0	P: 5
PITCHER	IP	WLS	BF	H	R	ER	SO	BB	IBB	HBP	BLK	WP	HR	S	P	ERA	WHIP																																					
Phil Huffman, R ERA: 5.7 (1, 1)	5.1	L	29	11	6	3	3	2	0	0	0	1	1	33	41	5.06	2.438																																					
Dave Freisleben, R ERA: 4.99 (6, 1)	2.2		15	4	2	2	0	2	1	1	0	1	0	11	24	6.75	2.250																																					

BOTTOM

Toronto Blue Jays @ Seattle Mariners
The Kingdome, Seattle, WA

Tue Aug 21 1979, 10:05 PM EDT
Att: 8,376 - Dome

livebaseballscores.com

AB	38
R	8
H	15
RBI	8
BB	5
SO	3
LOB	20



1B:	10	SF:	0	WP:	2	PA:	44
2B:	3	SAC:	0	PB:	0		
3B:	1	DP:	0	SB:	1		
HR:	1	HBP:	1	CS:	1		

Batter	1	2	3	4	5	6	7	8	9	AB R H RBI BB SO LOB	TOP
Alfredo Griffin, S (1, 6) x OBP: 0.319, SLG: 0.326	0-0 BB 1B G6-4-3 1B		x 0-0 ① 1-3		x 0-0 ② 5-3		x 0-0 ③ F9			4 1 1 0 0 0 1	
Bob Bailor, R (1, 9) x OBP: 0.299, SLG: 0.277	0-0 G6-4-3 BB 1-2 1B		x 0-0 ② F8		x 0-0 ③ F9			x 0-0 HR		4 1 2 1 0 0 0	
Otto Velez, R (1, 7) B Joe Cannon, L (6, 7) B	4-0 G6-4-3 BB 1-2 2-3		x 0-0 HR		S 0-3 ① K			x 0-0 ① 4-3		2 1 1 1 1 1 0 1 0 0 0 0 0 0	
Rico Carty, R (1, 10) x OBP: 0.326, SLG: 0.376	0-0 G6-4-3 1-2f 2-3 3-H		x 0-0 ③ 6-3		x 0-0 ② G3			x 0-0 ② 5-3		4 0 0 0 0 0 2	
John Mayberry, L (1, 3) x OBP: 0.378, SLG: 0.463	0-0 G3			B 4-0 FC5-4 BB		H 1-0 HBP		B 4-0 FC6-4 BB		1 0 0 0 2 0 1	
Rick Bosetti, R (1, 8) OBP: 0.288, SLG: 0.352		x 0-0 ① 6-3		x 0-0 ① F9		x 0-0 ③ G3		x 0-0 ③ FC6-4		4 0 0 0 0 0 3	
Roy Howell, L (1, 5) OBP: 0.306, SLG: 0.383		S 0-3 ② K		S 0-3 ② K		x 0-0 ① 4-3		x 0-0 ① 4-3		4 0 0 0 0 2 1	
Danny Ainge, R (1, 4) OBP: 0.273, SLG: 0.291		x 0-0 1B		x 0-0 ③ FC5-4		S 0-3 ② K		S 0-3 ② K		4 0 1 0 0 2 1	
Bob Davis, R (1, 2) OBP: 0.186, SLG: 0.198		x 0-0 ③ L6			x 0-0 ① 5-3		B 4-0 BB		x 0-0 ③ 6-3	3 0 0 0 1 0 1	
Inning Stats	R: 1 H: 2 E: 0 LOB: 1 K: 0 BB: 1 S: 4 P: 8	R: 0 H: 1 E: 0 LOB: 1 K: 1 BB: 0 S: 6 P: 6	R: 1 H: 1 E: 0 LOB: 0 K: 1 BB: 1 S: 4 P: 4	R: 0 H: 0 E: 0 LOB: 1 K: 1 BB: 1 S: 5 P: 9	R: 0 H: 0 E: 0 LOB: 0 K: 0 BB: 0 S: 3 P: 3	R: 0 H: 0 E: 0 LOB: 1 K: 1 BB: 0 S: 5 P: 6	R: 0 H: 0 E: 0 LOB: 1 K: 1 BB: 1 S: 5 P: 9	R: 1 H: 1 E: 0 LOB: 1 K: 0 BB: 1 S: 4 P: 8	R: 0 H: 0 E: 0 LOB: 0 K: 1 BB: 0 S: 5 P: 5	1B: 3 SF: 0 2B: 0 SAC: 0 3B: 0 DP: 1 HR: 2 HBP: 1	WP: 0 PA: 36 PB: 0 SB: 0 CS: 0
PITCHER Rick Honeycutt, L (1, 1) ERA: 3.96	IP WLS BF H R ER SO BB IBB HBP BLK WP HR S P ERA WHIP										

Toronto Blue Jays @ Seattle Mariners
The Kingdom, Seattle, WA
Wed Aug 22 1979, 10:05 PM EDT
Att. 7,365 - Dome

livebaseballscorecards.com

AB 31
R 3
H 5
RBI 2
BB 4
SO 5
LOB 10



Batter	1	2	3	4	5	6	7	8	9
Julio Cruz, S OBP: 0.373, SLG: 0.326 (1, 4)	4-0 BB L5-3		4-0 BB		0-0 2B		0-0 HR 1B		
Ruppert Jones, L OBP: 0.355, SLG: 0.474 (1, 8)	0-0 L5-3 1-2		0-0 F4		0-0 1-3		0-0 HR 1B		
Bruce Bochte, L OBP: 0.399, SLG: 0.502 (1, 3)	0-0 1B		0-0 6-3		4-0 BB G6-4-3		0-0 4-3		
Willie Horton, R OBP: 0.314, SLG: 0.441 (1, 10)	0-0 1-3 1B			0-0 4-3	0-0 G6-4-3 1-2f		0-0 6-3		
Dan Meyer, L OBP: 0.330, SLG: 0.484 (1, 5)		0-0 1-3		0-0 3-1 1B		0-0 1B FC4-6	0-0 F9		
Tom Paciorek, R OBP: 0.375, SLG: 0.486 (1, 7)		0-0 G4-3 1B		0-0 3-1		0-0 FC4-6 1B		0-0 F7	
Leon Roberts, R OBP: 0.350, SLG: 0.444 (9, 7)				2-3					
Joe Simpson, L OBP: 0.313, SLG: 0.356 (1, 9)		0-0 G4-3 1-2f		0-0 HR 1B		0-0 FC4-6 FC1-6 1-2f	0-0 CS 1B		
Larry Cox, R OBP: 0.283, SLG: 0.335 (1, 2)			0-0 E5 G1	0-0 3-H	0-0 1-H	0-0 FC1-6 1-2f	0-3 K		
Mario Mendoza, R OBP: 0.219, SLG: 0.252 (1, 6)			0-0 G1	0-0 F9		0-0 5-3			

Inning Stats	R: 0	H: 2	E: 0	LOB: 2	K: 0	BB: 1	S: 3	P: 7
	R: 0	H: 1	E: 0	LOB: 0	K: 0	BB: 0	S: 3	P: 3
	R: 0	H: 0	E: 1	LOB: 2	K: 0	BB: 1	S: 4	P: 8
	R: 3	H: 3	E: 0	LOB: 0	K: 0	BB: 0	S: 6	P: 6
	R: 0	H: 1	E: 0	LOB: 1	K: 0	BB: 1	S: 3	P: 7
	R: 1	H: 2	E: 0	LOB: 1	K: 0	BB: 0	S: 5	P: 5
	R: 2	H: 2	E: 1	LOB: 0	K: 0	BB: 0	S: 5	P: 5
	R: 0	H: 1	E: 0	LOB: 0	K: 1	BB: 0	S: 5	P: 5

AB	R	H	RBI	BB	SO	LOB
2	1	2	0	2	0	0
4	1	1	2	0	0	4
3	0	1	0	1	0	2
4	0	1	0	0	0	2
4	2	2	0	0	0	0
4	0	2	0	0	0	1
0	0	0	0	0	0	0
4	1	2	2	0	0	2
4	1	1	2	0	1	2
3	0	0	0	0	0	2

PITCHER	IP	WLS	BF	H	R	ER	SO	BB	IBB	HBP	BLK	WP	HR	S	P	ERA	WHIP
Dave Stieb, R ERA: 4.13 (1, 1)	6.0	L	29	11	6	6	0	3	0	0	0	0	2	26	38	9.00	2.333
Jackson Todd, R ERA: 4.7 (7, 1)	2.0		6	1	0	0	1	0	0	0	0	0	0	8	8	0.00	0.500

BOTTOM

Toronto Blue Jays @ Seattle Mariners
The Kingdome, Seattle, WA
Wed Aug 22 1979, 10:05 PM EDT
Att: 7,365 - Dome

livebaseballscorecards.com

AB	32
R	6
H	12
RBI	6
BB	3
SO	1
LOB	15



WP	PA	3B	SF	SAC	DP	HBP	CS
0	35	0	0	0	3	0	1

Batter	1	2	3	4	5	6	7	8	9	AB R H RBI BB SO LOB	TOP	
Julio Cruz, S (1, 4) OBP: 0.375, SLG: 0.329	0-0 G4-3 S 1B		0-0 F7			0-0 5-3		0-0 BB 1B		4 0 2 1 0 0 0		
Ruppert Jones, L (1, 8) OBP: 0.354, SLG: 0.472	4-0 G4-3 BB			0-0 4-3		0-3 K		0-0 SF9 1B		2 0 0 1 1 1 0		
Bruce Bochte, L (1, 3) OBP: 0.398, SLG: 0.499	0-0 G4-3 1-2f 2-3			0-0 F7		0-0 4-3		4-0 BB 1B		3 0 0 0 1 0 2		
Willie Horton, R (1, 10) OBP: 0.313, SLG: 0.439	0-0 F9			0-3 K		0-0 1B		0-0 F8 1B		4 0 1 0 0 1 4		
Dan Meyer, L (1, 5) OBP: 0.327, SLG: 0.480		0-0 F9		0-0 G3		0-0 G3		0-3 K		4 0 0 0 0 1 1		
Tom Paciorek, R (1, 7) OBP: 0.373, SLG: 0.482		0-0 F3		0-0 6-3				0-0 E5 BB 1B 1B		4 1 1 0 0 0 0		
Joe Simpson, L (1, 9) OBP: 0.312, SLG: 0.354		0-0 3-1		0-0 3-1				0-0 1B BB SF9 1B		4 1 1 0 0 1 1		
Larry Milbourne, S (1, 6) OBP: 0.322, SLG: 0.347			0-0 4-3			0-0 G3		0-0 F6 1B		4 0 1 0 0 0 2		
Larry Cox, R (1, 2) OBP: 0.280, SLG: 0.332			0-0 4-3			0-3 K		4-0 BB 1B BB		2 0 0 0 0 1 0		
Bob Stinson, S (8, PH) OBP: 0.346, SLG: 0.349 (8, 2)								1-2 2-3 BB	0-0 F7	1 0 0 0 1 0 2		
Inning Stats	R: 0 H: 1 E: 0 LOB: 1 K: 0 BB: 1 S: 3 P: 7	R: 0 H: 0 E: 0 LOB: 0 K: 0 BB: 0 S: 3 P: 3	R: 0 H: 0 E: 0 LOB: 0 K: 0 BB: 0 S: 3 P: 3	R: 0 H: 0 E: 0 LOB: 0 K: 1 BB: 0 S: 5 P: 5	R: 0 H: 0 E: 0 LOB: 0 K: 0 BB: 0 S: 3 P: 3	R: 0 H: 0 E: 0 LOB: 0 K: 1 BB: 0 S: 5 P: 5	R: 0 H: 1 E: 0 LOB: 1 K: 1 BB: 0 S: 6 P: 6	R: 2 H: 2 E: 1 LOB: 3 K: 0 BB: 2 S: 6 P: 14	R: 0 H: 2 E: 1 LOB: 2 K: 2 BB: 0 S: 9 P: 9	1B: 6 SF: 1 2B: 0 SAC: 0 3B: 0 DP: 1 HR: 0 HBP: 0	WP: 0 PA: 36 PB: 0 SB: 1 CS: 0	
PITCHER	IP WLS BF H R ER SO BB IBB HBP BLK WP HR S P ERA WHIP											
Jack Morris, R (1, 1) ERA: 3.51	7.1 W 28 4 2 0 3 2 0 0 0 0 0 0 32 40 0.00 0.818											
Aurelio Lopez, R (8, 1) ERA: 2.53	1.2 S 8 2 0 0 2 1 0 0 0 0 0 0 11 15 0.00 1.800											

Seattle Mariners @ Detroit Tigers
Tiger Stadium, Detroit, MI
Fri Aug 24 1979, 7:05 PM EDT
Att: 26,068 - Unknown

livebaseballscorecards.com

AB	32
R	2
H	6
RBI	2
BB	3
SO	5
LOB	12



BOTTOM

Seattle Mariners @ Detroit Tigers
Tiger Stadium, Detroit, MI
Fri Aug 24 1979, 7:05 PM EDT
Att. 26,068 - Unknown

livebaseballscorecards.com

AB	30
R	5
H	9
RBI	4
BB	7
SO	4
LOB	24



WP:	0	PA:	39
PB:	0		
SB:	3		
CS:	1		

AB R H RBI BB SO LOB

2	1	1	0	2	0	1	
4	0	1	1	1	0	4	
5	1	0	0	0	1	7	
4	1	1	0	0	0	3	
2	0	2	2	0	0	0	
0	0	0	0	2	0	0	
4	0	0	0	0	1	4	
4	0	0	0	0	2	4	
3	1	2	1	1	0	1	
2	1	2	0	1	0	0	
1B:	6	SF:	0	WP:	0	PA:	39
2B:	2	SAC:	2	PB:	0		
3B:	0	DP:	0	SB:	3		
HR:	1	HBP:	0	CS:	1		

Batter	1	2	3	4	5	6	7	8	9
Lou Whitaker, L (1, 4) OBP: 0.393, SLG: 0.374	4-0 5-3 E BB	4-0 FC3-2 S BB		x 0-0 F7 1		x 0-0 SH1-4 1-2 2-3		x 0-0 F7 1-H 1B	
Alan Trammell, R (1, 6) OBP: 0.322, SLG: 0.341	0-0 5-3 1-2	4-0 FC3-2 BB		x 0-0 CS 2-H 1B		x 0-0 FC6-2 2-3 3-H		x 0-0 F7 2-3	
Ron LeFlore, R (1, 8) OBP: 0.350, SLG: 0.377	0-0 E5 1B 2B 2-H	0-0 FC3-2 1-2 2-3 3-H		0-3 K 1-2		x 0-0 1-3		x 0-0 6-3	
Steve Kemp, L (1, 10) OBP: 0.402, SLG: 0.537	0-0 S 2B 1B 2-3	0-0 3-1			x 0-0 F6		x 0-0 F9		
John Wockenfuss, R (1, 3) OBP: 0.332, SLG: 0.584	0-0 1-H 2B		x 0-0 4-3 1B		4-0 BB		4-0 BB		
Jason Thompson, L (5, PH) OBP: 0.354, SLG: 0.388	0-0 3-H 2B		x 0-0 4-3 1-2		x 0-0 F9		0-3 K		
Jerry Morales, R (1, 7) OBP: 0.258, SLG: 0.359	0-0 5-3		x 0-0 4-3		x 0-0 F9		0-3 K		
Lance Parrish, R (1, 2) OBP: 0.340, SLG: 0.458	0-3 K		x 0-0 F7		0-3 K		x 0-0 F9		
Lynn Jones, R (1, 9) OBP: 0.343, SLG: 0.398		x 0-0 S SH1-3 FC3-2 1B	x 0-0 F8		4-0 SH1-4 FC6-2 1B BB		x 0-0 HR		
Tom Brookens, R (1, 5) OBP: 0.320, SLG: 0.404		x 0-0 SH1-3 1-2		x 0-0 1B 2B		x 0-0 FC6-2 SH1-4 1B		4-0 1B BB	

Inning Stats	R: 3	H: 2	E: 1	LOB: 1	K: 1	BB: 1	S: 8	P: 12	R: 0	H: 1	E: 0	LOB: 3	K: 0	BB: 2	S: 4	P: 12	R: 0	H: 1	E: 0	LOB: 1	K: 0	BB: 0	S: 4	P: 4	R: 1	H: 2	E: 0	LOB: 0	K: 1	BB: 0	S: 6	P: 6	R: 0	H: 0	E: 0	LOB: 1	K: 1	BB: 1	S: 5	P: 9	R: 0	H: 1	E: 0	LOB: 2	K: 0	BB: 1	S: 4	P: 8	R: 0	H: 0	E: 0	LOB: 1	K: 1	BB: 1	S: 5	P: 9	R: 1	H: 2	E: 0	LOB: 1	K: 0	BB: 1	S: 4	P: 8
--------------	------	------	------	--------	------	-------	------	-------	------	------	------	--------	------	-------	------	-------	------	------	------	--------	------	-------	------	------	------	------	------	--------	------	-------	------	------	------	------	------	--------	------	-------	------	------	------	------	------	--------	------	-------	------	------	------	------	------	--------	------	-------	------	------	------	------	------	--------	------	-------	------	------

PITCHER	IP	WLS	BF	H	R	ER	SO	BB	IBB	HBP	BLK	WP	HR	S	P	ERA	WHIP
Floyd Bannister, L (1, 1) ERA: 4.02	3.1	L	20	6	4	3	1	3	0	0	0	0	0	19	31	8.10	2.700
Randy Stein, R (4, 1) ERA: 5.93	3.2		15	2	1	1	3	3	0	0	0	0	1	18	30	2.46	1.364
Byron McLaughlin, R (8, 1) ERA: 4.7	1.0		4	1	0	0	0	1	0	0	0	0	0	3	7	0.00	2.000

Batter	1	2	3	4	5	6	7	8	9	AB R H RBI BB SO LOB	TOP											
Julio Cruz, S (1, 4) OBP: 0.375, SLG: 0.330	0-0 1-3		0-0 E 1-3 HR 1B		0-0 6-3		0-0 1B		0-0 6-3	5 1 2 0 0 0 0												
Ruppert Jones, L (1, 8) OBP: 0.353, SLG: 0.469	0-3 K		4-0 E HR IBB		0-0 G3		0-0 F3			3 1 0 0 1 1 1												
Bruce Bochte, L (1, 3) OBP: 0.395, SLG: 0.494	0-3 K		0-0 E6 HR		0-0 4-3		0-0 4-3			4 1 0 1 0 1 3												
Willie Horton, R (1, 10) OBP: 0.316, SLG: 0.455		0-0 4-3	0-0 HR		0-0 HR		0-0 2B			4 2 3 5 0 0 0												
Dan Meyer, L (1, 5) OBP: 0.326, SLG: 0.484		0-0 HR	0-0 F8		0-0 F7		0-0 4-3			4 1 1 1 0 0 1												
Tom Paciorek, R (1, 7) OBP: 0.375, SLG: 0.480		0-3 K	0-0 CS 1B		4-0 CS BB		0-0 5-3			3 0 1 0 1 1 1												
Joe Simpson, L (1, 9) OBP: 0.309, SLG: 0.351		0-3 K	0-0 CS	0-3 K		0-3 K		0-0 4-3		2 0 0 0 0 2 0												
Leon Roberts, R (6, PH) OBP: 0.348, SLG: 0.442			1-2							2 0 0 0 0 1 2												
Larry Milbourne, S (1, 6) OBP: 0.321, SLG: 0.355			0-0 F7	0-0 4-3		0-0 CS	0-0 HR		0-0 F7	4 1 1 1 0 0 0												
Larry Cox, R (1, 2) OBP: 0.280, SLG: 0.330			0-0 1B E 1B	0-3 K		0-3 K		0-0 L6		4 1 1 0 0 2 0												
Inning Stats	R: 0 E: 0 K: 2 S: 7	H: 0 LOB: 0 BB: 0 P: 7	R: 1 E: 0 K: 2 S: 8	H: 1 LOB: 0 BB: 0 P: 8	R: 5 E: 1 K: 0 S: 7	H: 4 LOB: 0 BB: 1 P: 11	R: 0 E: 0 K: 2 S: 7	H: 0 LOB: 0 BB: 0 P: 7	R: 0 E: 0 K: 0 S: 3	H: 0 LOB: 0 BB: 0 P: 3	R: 1 E: 0 K: 1 S: 5	H: 1 LOB: 0 BB: 1 P: 9	R: 1 E: 0 K: 1 S: 7	H: 2 LOB: 1 BB: 0 P: 7	R: 0 E: 0 K: 0 S: 4	H: 1 LOB: 1 BB: 0 P: 4	R: 0 E: 0 K: 0 S: 3	H: 0 LOB: 0 BB: 0 P: 3	1B: 4 2B: 1 3B: 0 HR: 4	SF: 0 SAC: 0 DP: 0 HBP: 0	WP: 0 PB: 0 SB: 0 CS: 2	PA: 39
PITCHER	IP WLS BF H R ER SO BB IBB HBP BLK WP HR S P ERA WHIP																					
Dan Petry, R (1, 1) ERA: 3.45	6.0 L 25 6 7 6 7 1 1 0 0 0 3 37 45 9.00 1.167																					
John Hiller, L (7, 1) ERA: 4.96	3.0 12 3 1 1 1 0 0 0 0 0 1 14 14 3.00 1.000																					

Seattle Mariners @ Detroit Tigers
Tiger Stadium, Detroit, MI
Sat Aug 25 1979, 3:33 AM EDT
Att: 28,770 - Unknown

livebaseballscorecards.com

AB 35
R 8
H 9
RBI 8
BB 2
SO 8
LOB 8



Batter	1	2	3	4	5	6	7	8	9
Lou Whitaker, L (1, 4) OBP: 0.392, SLG: 0.373 Mark Wagner, R (9, 4) OBP: 0.331, SLG: 0.313	0-0 1-3 		0-0 1B 			0-0 G3 		0-0 1-3 	
Alan Trammell, R (1, 6) OBP: 0.318, SLG: 0.337	0-3 K 		0-3 K 			0-0 F8 		0-0 F7 	
Steve Kemp, L (1, 7) OBP: 0.401, SLG: 0.535	0-0 F7 			0-0 4-3 		0-0 L9 		0-0 HR 	
Jason Thompson, L (1, 10) OBP: 0.355, SLG: 0.395		0-0 4-3 		0-0 HR 		4-0 BB 		0-0 G3 	
Champ Summers, L (1, 3) OBP: 0.394, SLG: 0.542		0-0 HR 		0-0 4-3 		0-0 F8 		0-0 HR 	
Jerry Morales, R (1, 8) OBP: 0.258, SLG: 0.356		0-0 6-3 		0-0 5-3 		4-0 1-2 BB 		0-0 5-3 	
Lynn Jones, R (1, 9) OBP: 0.335, SLG: 0.388		0-0 6-3 		0-3 K 		0-3 K 		0-0 F8 	
Lance Parrish, R (1, 2) OBP: 0.339, SLG: 0.457 Ed Putman, R (4, 2) OBP: 0.303, SLG: 0.517			0-3 K 		0-3 K 		0-3 K 		
Tom Brookens, R (1, 5) OBP: 0.313, SLG: 0.393			0-3 K 		0-0 F9 			0-0 F9 	

AB	R	H	RBI	BB	SO	LOB
4	0	1	0	0	0	0
0	0	0	0	0	0	0

4	0	0	0	0	2	1
---	---	---	---	---	---	---

4	1	1	0	0	0	0
---	---	---	---	---	---	---

3	1	1	1	1	0	1
---	---	---	---	---	---	---

4	2	2	3	0	0	1
---	---	---	---	---	---	---

3	0	0	0	1	0	0
---	---	---	---	---	---	---

4	0	0	0	0	2	2
---	---	---	---	---	---	---

1	0	0	0	0	1	0
---	---	---	---	---	---	---

2	0	0	0	0	2	2
---	---	---	---	---	---	---

3	0	0	0	0	1	0
---	---	---	---	---	---	---

BOTTOM

Seattle Mariners @ Detroit Tigers
Tiger Stadium, Detroit, MI
Sat Aug 25 1979, 3:33 AM EDT
Att. 28,770 - Unknown

livebaseballscorecards.com

AB	32
R	4
H	5
RBI	4
BB	2
SO	8
LOB	7



Inning Stats	R: 0 H: 0 E: 0 K: 5 S: 5	R: 1 H: 1 E: 0 K: 0 S: 4	R: 0 H: 1 E: 0 K: 3 S: 10	R: 1 H: 1 E: 0 K: 0 S: 4	R: 0 H: 0 E: 0 K: 2 S: 7	R: 0 H: 0 E: 0 K: 3 S: 3	R: 0 H: 0 E: 0 K: 2 S: 7	R: 0 H: 0 E: 0 K: 0 S: 3	R: 2 H: 2 E: 0 K: 0 S: 5	1B: 2 2B: 0 3B: 0 HR: 3	SF: 0 SAC: 0 DP: 0 HBP: 0	WP: 0 PB: 0 SB: 0 CS: 0	PA: 34
--------------	--------------------------	--------------------------	---------------------------	--------------------------	--------------------------	--------------------------	--------------------------	--------------------------	--------------------------	-------------------------	---------------------------	-------------------------	--------

PITCHER	Mike Parrott, R (1, 1) ERA: 3.62	IP: 9.0 WLS: W BF: 34 H: 5 R: 4 ER: 4 SO: 8 BB: 2 IBB: 0 HBP: 0 BLK: 0 WP: 0 HR: 3 S: 48 P: 56 ERA: 4.00 WHIP: 0.778	PITCHER	IP: 9.0 WLS: W BF: 34 H: 5 R: 4 ER: 4 SO: 8 BB: 2 IBB: 0 HBP: 0 BLK: 0 WP: 0 HR: 3 S: 48 P: 56 ERA: 4.00 WHIP: 0.778
---------	-------------------------------------	--	---------	--

Batter	1	2	3	4	5	6	7	8	9	10	AB	R	H	RBI	BB	SO	LOB	TOP																
Julio Cruz, S (1, 4) OBP: 0.369, SLG: 0.324	0-0 6-3		0-0 F9	0-3 K			0-0 F7		0-0 CS	0-0 F8	5	0	0	0	0	1	2	<p>Seattle Mariners @ Detroit Tigers Tiger Stadium, Detroit, MI Sun Aug 26 1979, 3:33 AM EDT Unknown</p>																
Ruppert Jones, L (1, 8) OBP: 0.354, SLG: 0.471	0-3 K		0-0 2B			0-0 FC6-4 1B	0-0 F6			0-0 6-3	5	0	2	0	0	1	0																	
Tom Paciorek, R (1, 3) OBP: 0.368, SLG: 0.470 (9, 7)	0-0 L6		0-0 F9			0-0 FC6-4 1-2f	0-0 F2			0-3 K	5	0	0	0	0	1	2																	
Willie Horton, R (1, 10) OBP: 0.318, SLG: 0.456 Joe Simpson, L (8, PR) OBP: 0.309, SLG: 0.351		0-3 K		0-0 2B E 1B		0-3 K			0-0 CS 1B		4	1	2	0	0	2	1																	
Bill Stein, R (1, 5) OBP: 0.287, SLG: 0.340		0-0 5-3		0-0 E7 1B SF8 2B		0-3 K			0-0 F8 1-2		4	1	1	0	0	1	2																	
Bobby Valentine, R (1, 9) OBP: 0.366, SLG: 0.294		4-0 S 1B BB		4-0 SF8 1B BB			4-0 CS BB		0-3 K		1	1	0	0	3	1	1																	
Leon Roberts, R (1, 7) OBP: 0.349, SLG: 0.443 Bob Stinson, S (9, 2) OBP: 0.346, SLG: 0.349		0-0 1B		0-0 SF8 1B			0-0 6-3 1-2		0-0 1-3		4	0	2	1	0	0	1																	
Larry Cox, R (1, 2) OBP: 0.280, SLG: 0.332 Bruce Bochte, L (9, PH) OBP: 0.394, SLG: 0.493 (9, 3)		0-3 K		0-0 SF8			0-0 1B		0-3 K		2	0	1	1	0	1	1																	
Mario Mendoza, R (1, 6) OBP: 0.217, SLG: 0.250 Dan Meyer, L (9, PH) OBP: 0.328, SLG: 0.484 Larry Milbourne, S (9, PR) OBP: 0.321, SLG: 0.355 (9, 6)		0-0 6-3		0-0 K			0-0 F9		0-3 CS BB		3	0	0	0	0	1	3																	
Inning Stats	R: 0 E: 0 K: 1 S: 5	H: 0 LOB: 0 BB: 0 P: 5	R: 1 E: 0 K: 2 S: 8	H: 1 LOB: 1 BB: 1 P: 12	R: 0 E: 0 K: 0 S: 4	H: 1 LOB: 1 BB: 0 P: 4	R: 2 E: 1 K: 2 S: 10	H: 3 LOB: 2 BB: 1 P: 14	R: 0 E: 0 K: 2 S: 8	H: 1 LOB: 1 BB: 0 P: 8	R: 0 E: 0 K: 0 S: 3	H: 1 LOB: 1 BB: 1 P: 7	R: 0 E: 0 K: 0 S: 3	H: 0 LOB: 0 BB: 0 P: 3	R: 0 E: 0 K: 1 S: 5	H: 1 LOB: 1 BB: 0 P: 5	R: 0 E: 0 K: 1 S: 4		H: 0 LOB: 1 BB: 1 P: 8	R: 0 E: 0 K: 1 S: 5	H: 0 LOB: 0 BB: 0 P: 5	1B: 6 2B: 2 3B: 0 HR: 0	SF: 1 SAC: 0 DP: 0 HBP: 0	WP: 0 PB: 0 SB: 2 CS: 3	PA: 40									
PITCHER	IP	WLS	BF	H	R	ER	SO	BB	IBB	HBP	BLK	WP	HR	S	P	ERA	WHIP																	
Mike Chris, L (1, 1) ERA: 7.56	3.0		16	5	3	3	3	2	0	0	0	0	0	20	28	9.00	2.333																	
Dave Tobik, R (4, 1) ERA: 4.62	4.0		14	2	0	0	4	1	0	0	0	0	0	21	25	0.00	0.750																	
Aurelio Lopez, R (8, 1) ERA: 2.45	3.0	W	9	1	0	0	3	1	0	0	0	0	0	14	18	0.00	0.667																	

livebaseballscorecards.com

AB 34
R 3
H 8
RBI 2
BB 4
SO 10
LOB 13



Batter	1	2	3	4	5	6	7	8	9	10	AB	R	H	RBI	BB	SO	LOB
Lou Whitaker, L (1, 4) OBP: 0.390, SLG: 0.373	0-0 1-4-3 FC 2B		0-0 F7			0-0 4-3	0-0 4-3		0-0 FC4-2 FC6-4		5	1	1	0	0	0	4
Ron LeFlore, R (1, 8) OBP: 0.346, SLG: 0.373 Alan Trammell, R (10, 6) OBP: 0.318, SLG: 0.337	0-0 1-4-3 2-3			0-0 5-3		0-3 K		0-0 6-3	0-0 FC6-4		5	0	0	0	0	0	1
Steve Kemp, L (1, 7) OBP: 0.405, SLG: 0.552	0-0 FC G6-3			0-0 1B		0-0 HR		0-0 1B		0-0 HR	5	2	4	3	0	0	0
Jason Thompson, L (1, 3) OBP: 0.354, SLG: 0.401	0-0 G6-3 1-2f			0-0 F4		0-0 HR		0-0 F8			4	1	1	1	0	0	3
Champ Summers, L (1, 9) OBP: 0.392, SLG: 0.537		0-0 F7		0-0 F5		0-0 1B		0-0 G3			4	0	1	0	0	0	2
John Wockenfuss, R (1, 2) OBP: 0.325, SLG: 0.571		0-0 5-3			0-0 F8	0-0 F8			0-0 5-3		4	0	0	0	0	0	1
Al Greene, L (1, 10) OBP: 0.278, SLG: 0.311 Lynn Jones, R (9, PR) OBP: 0.335, SLG: 0.388		0-0 3-1			0-0 F5		0-0 G3		4-0 BB FC4-2 BB		3	0	0	0	1	0	0
Aurelio Rodriguez, R (1, 5) OBP: 0.281, SLG: 0.371			0-0 6-3		0-0 1B		0-0 SH3 1B		0-0 FC4-2 BB 1B		4	0	3	0	0	0	0
Mark Wagner, R (1, 6) OBP: 0.327, SLG: 0.308 Jerry Morales, R (9, PH) OBP: 0.260, SLG: 0.356			0-0 2-3		0-3 K		0-0 SH3		4-0 BB FC4-2 BB		2	0	0	0	0	1	1

Inning Stats	R: 1	H: 1	R: 0	H: 0	R: 0	H: 0	R: 0	H: 1	R: 2	H: 3	R: 0	H: 1	R: 0	H: 1	R: 0	H: 1	R: 1	H: 1
	E: 0	LOB: 0	E: 0	LOB: 0	E: 0	LOB: 0	E: 0	LOB: 1	E: 0	LOB: 1	E: 0	LOB: 1	E: 0	LOB: 1	E: 0	LOB: 3	E: 0	LOB: 0
	K: 0	BB: 0	K: 0	BB: 0	K: 0	BB: 0	K: 1	BB: 0	K: 1	BB: 0	K: 0	BB: 0	K: 0	BB: 0	K: 0	BB: 2	K: 0	BB: 0
	S: 4	P: 4	S: 3	P: 3	S: 3	P: 3	S: 6	P: 6	S: 8	P: 8	S: 4	P: 4	S: 4	P: 4	S: 4	P: 12	S: 1	P: 1

PITCHER	IP	WLS	BF	H	R	ER	SO	BB	IBB	HBP	BLK	WP	HR	S	P	ERA	WHIP
Rob Dressler, R (1, 1) ERA: 5.68	6.1		26	7	3	3	2	0	0	0	0	0	2	30	30	4.26	1.105
Byron McLaughlin, R (7, 1) ERA: 4.66	2.2	L	13	3	1	1	0	2	0	0	0	0	1	11	19	3.38	1.875

BOTTOM

Seattle Mariners @ Detroit Tigers
Tiger Stadium, Detroit, MI
Sun Aug 26 1979, 3:33 AM EDT
Unknown

livebaseballscorecards.com

AB	36
R	4
H	10
RBI	4
BB	2
SO	2
LOB	15



WP: 0	PA: 39
PB: 0	
SB: 0	
CS: 0	

Batter	1	2	3	4	5	6	7	8	9	AB R H RBI BB SO LOB	TOP																
Julio Cruz, S OBP: 0.369, SLG: 0.322 (1, 4)	0-3 K	0-0 F9		0-0 1B		0-0 2-3	4-0 BB BB		0-3 K	5 0 1 0 1 2 1	<p>Seattle Mariners @ Detroit Tigers Tiger Stadium, Detroit, MI Sun Aug 26 1979, 3:38 AM EDT Att: 31,770 - Unknown</p>																
Ruppert Jones, L OBP: 0.354, SLG: 0.474 (1, 8)	0-3 K		0-0 6-3	0-0 F9		0-0 HR	4-0 BB BB		0-0 F7	5 1 1 1 1 1 2																	
Tom Paciorek, R OBP: 0.376, SLG: 0.475 (1, 3)	0-0 1B 1B		0-0 PB 1B		0-0 FC6-4 HR	4-0 HR BB	0-0 F7			4 4 3 0 1 0 3																	
Willie Horton, R OBP: 0.318, SLG: 0.461 (1, 10)	0-0 1B 1-2 1B		0-0 F9		0-3 K	0-0 1-H HR	0-3 K			5 1 2 2 0 2 5																	
Leon Roberts, R OBP: 0.352, SLG: 0.442 (1, 7)	0-0 1B 1-3 2-H 1B		4-0 1B IBB		4-0 FC6-4 BB	0-0 E4		0-0 F5		3 0 1 1 2 0 0																	
Bobby Valentine, R OBP: 0.384, SLG: 0.310 (1, 9)	0-0 FC5-4 1-2 1B		0-0 FC6-4 1-3 2-H 1B		0-0 FC6-4 HR	4-0 BB		0-0 F5		3 1 2 1 1 0 2																	
Joe Simpson, L OBP: 0.307, SLG: 0.349 (7, 9)					1-2 2-3 HR					1 0 0 0 0 0 0																	
Bill Stein, R OBP: 0.285, SLG: 0.351 (1, 5)	0-0 FC5-4 1-2f		0-0 FC6-4 1-2f		0-0 HR	0-0 F9		0-3 K		5 1 1 3 0 1 7																	
Larry Cox, R OBP: 0.276, SLG: 0.326 (1, 2)		0-0 5-3		0-0 5-3	0-0 5-3		0-0 6-3		0-0 1B	4 0 0 0 0 0 0																	
Larry Milbourne, S OBP: 0.323, SLG: 0.358 (9, PH)										1 0 1 0 0 0 0																	
Mario Mendoza, R OBP: 0.217, SLG: 0.250 (1, 6)		0-0 F9		0-0 F7		0-0 1-3	0-0 BB BB 1B		0-0 F5	4 0 1 0 0 0 0																	
Bruce Bochte, L OBP: 0.393, SLG: 0.492 (9, PH)										1 0 0 0 0 0 1																	
Inning Stats	R: 1 E: 0 K: 2 S: 11	H: 4 LOB: 3 BB: 0 P: 11	R: 0 E: 0 K: 0 S: 3	H: 0 LOB: 0 BB: 0 P: 3	R: 1 E: 0 K: 0 S: 5	H: 2 LOB: 2 BB: 1 P: 9	R: 0 E: 0 K: 0 S: 4	H: 1 LOB: 1 BB: 0 P: 4	R: 3 E: 0 K: 1 S: 7	H: 2 LOB: 0 BB: 1 P: 11	R: 3 E: 1 K: 0 S: 6	H: 2 LOB: 2 BB: 2 P: 14	R: 0 E: 0 K: 1 S: 6	H: 1 LOB: 3 BB: 2 P: 14	R: 0 E: 0 K: 1 S: 5	H: 0 LOB: 0 BB: 0 P: 5	R: 0 E: 0 K: 1 S: 6	H: 1 LOB: 1 BB: 0 P: 6	1B: 10 2B: 0 3B: 0 HR: 3	SF: 0 SAC: 0 DP: 0 HBP: 0	WP: 0 PB: 1 SB: 0 CS: 0	PA: 47					
PITCHER	IP WLS BF H R ER SO BB IBB HBP BLK WP HR S P ERA WHIP																										
Pat Underwood, L ERA: 5.0 (1, 1)	5.0		26	9	5	5	3	1	1	0	0	0	1	30	38	9.00	2.000										
John Hiller, L ERA: 5.22 (6, 1)	1.1		12	3	3	3	0	4	0	0	0	0	2	8	24	20.25	5.250										
Dave Tobik, R ERA: 4.38 (7, 1)	2.2	W	9	1	0	0	3	0	0	0	0	0	0	15	15	0.00	0.375										

AB	41
R	8
H	13
RBI	8
BB	6
SO	6
LOB	21



Batter	1	2	3	4	5	6	7	8	9
Ron LeFlore, R OBP: 0.347, SLG: 0.372 (1, 8)	4-0 E S 6-3 BB		0-0 E S 1B	0-3 K		0-0 L3		0-3 K	
Alan Trammell, R OBP: 0.323, SLG: 0.338 (1, 6)	0-0 6-3 1-H		0-0 CS 1B		4-0 F8 1B 2B BB		4-0 HR BB		
Steve Kemp, L OBP: 0.406, SLG: 0.558 (1, 10)	0-0 F5		0-3 K 1-2		0-0 F8 2B 1B		0-0 HR		
John Wockenfuss, R OBP: 0.332, SLG: 0.573 Jason Thompson, L OBP: 0.353, SLG: 0.399 (1, 3) (5, PH) (6, 3)	0-0 FC6-4 1B		4-0 FC5-4 BB		0-0 F8 1-2 2-3		0-0 F8		
Jerry Morales, R OBP: 0.260, SLG: 0.358 (1, 7)	0-0 FC6-4 1-2f		0-0 FC5-4 1-2f		0-0 S 1B 2B		0-3 K		
Lynn Jones, R OBP: 0.333, SLG: 0.385 (1, 9)		0-0 6-3		0-0 F9		0-0 G6-4-3 1B		0-3 K	
Tom Brookens, R OBP: 0.318, SLG: 0.392 (1, 5)		4-0 S BB		0-0 1B SF8 1B		0-0 G6-4-3 1-2f		0-0 6-3	
Ed Putman, R OBP: 0.306, SLG: 0.500 Champ Summers, L OBP: 0.394, SLG: 0.551 Lance Parrish, R OBP: 0.339, SLG: 0.457 (1, 2) (8, PH) (9, 2)		0-0 F4 1-2		0-0 1B		0-0 5-3		0-0 HR	
Mark Wagner, R OBP: 0.320, SLG: 0.304 Lou Whitaker, L OBP: 0.389, SLG: 0.372 (1, 4) (8, PH) (9, 4)		0-3 K		0-0 SF8 3-H		0-3 K		0-3 K	

Inning Stats	R: 1 E: 0 K: 0 S: 4	H: 1 LOB: 1 BB: 1 P: 8	R: 0 E: 0 K: 1 S: 5	H: 0 LOB: 1 BB: 1 P: 9	R: 1 E: 0 K: 1 S: 6	H: 2 LOB: 1 BB: 1 P: 10	R: 1 E: 0 K: 1 S: 7	H: 2 LOB: 1 BB: 0 P: 7	R: 3 E: 0 K: 0 S: 5	H: 3 LOB: 0 BB: 1 P: 9	R: 0 E: 0 K: 1 S: 5	H: 0 LOB: 0 BB: 0 P: 5	R: 2 E: 0 K: 2 S: 8	H: 1 LOB: 0 BB: 1 P: 12	R: 1 E: 0 K: 2 S: 8	H: 1 LOB: 0 BB: 0 P: 8
1B: 7 2B: 1 3B: 0 HR: 2	SF: 1 SAC: 0 DP: 1 HBP: 0	WP: 0 PA: 37														

PITCHER	IP	WLS	BF	H	R	ER	SO	BB	IBB	HBP	BLK	WP	HR	S	P	ERA	WHIP
Shane Rawley, L ERA: 4.31 (1, 1)	3.0		14	3	2	1	2	3	0	0	0	0	0	15	27	3.00	2.000
John Montague, R ERA: 5.57 (4, 1)	1.1		9	4	4	4	1	1	0	0	0	0	0	10	14	27.00	3.750
Randy Stein, R ERA: 6.09 (5, 1)	3.2	L	14	3	3	3	5	1	0	0	0	0	2	23	27	7.36	1.091

BOTTOM

Seattle Mariners @ Detroit Tigers
Tiger Stadium, Detroit, MI
Sun Aug 26 1979, 3:38 AM EDT
Att. 31,770 - Unknown

livebaseballscores.com

AB	31
R	9
H	10
RBI	9
BB	5
SO	8
LOB	9



Batter	1	2	3	4	5	6	7	8	9	10	11	12	AB R H RBI BB SO LOB	TOP												
Julio Cruz, S OBP: 0.367, SLG: 0.321 (1, 4)	0-0 5-3		0-0 WP 2B 1B	0-0 1-2 1B		0-0 4-3		0-0 6-3		0-3 K		0-0 F7	7 1 2 0 0 1 3													
Ruppert Jones, L OBP: 0.355, SLG: 0.477 (1, 8)	0-0 3-1		4-0 2B BB	0-0 G3		0-0 2B		0-0 F7			0-0 6-3 2B		5 0 2 0 1 0 3													
Bruce Bochte, L OBP: 0.393, SLG: 0.492 (1, 3)	0-0 L4		0-0 2B		0-0 F7	0-0 4-3			0-0 1B		0-3 K		6 0 2 2 0 1 2													
Willie Horton, R OBP: 0.317, SLG: 0.457 (1, 10)		4-0 G4-6-3 BB	0-3 K		0-0 4-3		0-0 E6 F8 SH1-3		0-0 B1		0-0 6-3		5 0 0 0 1 1 4													
Dan Meyer, L OBP: 0.327, SLG: 0.481 (1, 5)		0-0 G4-6-3	4-0		0-0 F8		0-0 SH1-3		0-0 F4		0-0 1-3		3 0 0 0 1 0 2													
Bill Stein, R OBP: 0.284, SLG: 0.349 (9, 5)		1-2 1B	1-2 IBB				1-2						1 0 0 0 0 0 1													
Tom Paciorek, R OBP: 0.375, SLG: 0.475 (1, 7)		0-0 1B 2B	0-0 F9			0-0 1B	0-0 F8	0-0 2-3	0-0 5-3			0-0 F3	6 0 2 0 0 0 5													
Larry Milbourne, S OBP: 0.325, SLG: 0.363 (1, 6)		0-0 1B		0-0 F8		0-0 1B 2B	0-0 F7			0-0 1-3		0-0 F9	4 1 2 0 0 0 1													
Mario Mendoza, R OBP: 0.216, SLG: 0.249 (9, 6)		2-3 1B											2 0 0 0 0 0 0													
Joe Simpson, L OBP: 0.322, SLG: 0.368 (1, 9)			0-0 WP 2B 1B	0-3 K		0-0 HR 1B	0-0 SH2-4 1B		0-0 1B		0-0 1B	0-0 E 2B	6 3 5 1 0 1 0													
Bob Stinson, S OBP: 0.347, SLG: 0.363 (1, 2)			0-0 F7	0-0 1B		0-0 HR	0-0 SH2-4		0-0 F9		0-0 F9	0-0 E4	5 1 2 2 0 0 2													
Inning Stats	R: 0 E: 0 K: 0 S: 3	H: 0 LOB: 0 BB: 0 P: 3	R: 0 E: 0 K: 0 S: 3	H: 2 LOB: 2 BB: 1 P: 7	R: 2 E: 0 K: 1 S: 8	H: 3 LOB: 3 BB: 2 P: 16	R: 0 E: 0 K: 1 S: 7	H: 2 LOB: 2 BB: 0 P: 7	R: 0 E: 0 K: 0 S: 3	H: 0 LOB: 0 BB: 0 P: 3	R: 3 E: 0 K: 0 S: 7	H: 5 LOB: 1 BB: 0 P: 7	R: 0 E: 1 K: 0 S: 4	H: 0 LOB: 1 BB: 0 P: 4	R: 0 E: 0 K: 0 S: 4	H: 1 LOB: 1 BB: 0 P: 4	R: 0 E: 0 K: 0 S: 6	H: 1 LOB: 1 BB: 0 P: 6	R: 0 E: 0 K: 1 S: 6	H: 1 LOB: 1 BB: 0 P: 6	R: 1 E: 1 K: 0 S: 5	H: 1 LOB: 1 BB: 0 P: 5	1B: 10 2B: 6 3B: 0 HR: 1	SF: 0 SAC: 2 DP: 1 HBP: 0	WP: 1 PB: 0 SB: 0 CS: 0	PA: 55
PITCHER	IP	WLS	BF	H	R	ER	SO	BB	IBB	HBP	BLK	WP	HR	S	P	ERA	WHIP									
Dan Spilner, R ERA: 4.31 (1, 1)	5.2		29	12	5	5	2	2	1	0	0	1	1	30	42	7.94	2.471									
Mike Paxton, R ERA: 5.85 (6, 1)	4.1		18	4	0	0	1	0	0	0	0	0	0	20	20	0.00	0.923									
Victor Cruz, R ERA: 3.56 (11, 1)	2.0	L	8	1	1	0	1	0	0	0	0	0	0	10	10	0.00	0.500									

Seattle Mariners @ Cleveland Indians
Cleveland Municipal Stadium, Cleveland, OH
Mon Aug 27 1979, 7:05 PM EDT
Att: 5,048 - Unknown - 71 F

livebaseballscorecards.com

AB 50
R 6
H 17
RBI 5
BB 3
SO 4
LOB 23



Batter	1	2	3	4	5	6	7	8	9	10	11	12
Mike Hargrove, L (1, 7) OBP: 0.397, SLG: 0.424	F8		K		SH2-4		E3		FC5-6 1B		F8	
Rick Manning, L (1, 8) OBP: 0.327, SLG: 0.308	G3		CS 1B		F5		FC4-6 E		FC5-6 1B		4-3	
Bobby Bonds, R (1, 9) OBP: 0.377, SLG: 0.469			K		5-3		K		FC5-6 1-3			
Ron Pruitt, R (7, 2) OBP: 0.343, SLG: 0.331	HR								1-2f 2-3			
Tom Verzyer, R (9, PR) OBP: 0.270, SLG: 0.239												
Ron Hassey, L (10, 2) OBP: 0.302, SLG: 0.343	1B											
Toby Harrah, R (1, 6) OBP: 0.394, SLG: 0.436	HR		CS	K		F8	E8		1-3			
Cliff Johnson, R (1, 10) OBP: 0.345, SLG: 0.487	6-3		1-2			HR	FC6-4 BB		6-3		2B	
Andre Thornton, R (1, 3) OBP: 0.350, SLG: 0.436		5-3		1B		FC4-6 BB	FC6-4					
Gary Alexander, R (1, 2) OBP: 0.303, SLG: 0.395				1B	F4		1-2f					
Dell Alston, L (7, 9) OBP: 0.345, SLG: 0.375	S 1B					FC4-6 BB		K				
Duane Kuiper, L (1, 4) OBP: 0.324, SLG: 0.305		6-3			F6		1-2f 2-3		6-3			
Dave Rosello, R (1, 5) OBP: 0.340, SLG: 0.565												
Jim Norris, L (8, PH) OBP: 0.324, SLG: 0.350												
Ted Cox, R (9, 5) OBP: 0.273, SLG: 0.306	F9				SH2-4 1B							

AB	R	H	RBI	BB	SO	LOB
5	1	1	0	0	1	0
6	1	2	0	0	0	2
3	1	1	0	0	1	2
2	0	0	0	0	1	3
0	0	0	0	0	0	0
1	0	0	0	0	0	0
6	1	2	3	0	1	1
4	1	2	1	2	0	2
5	0	1	0	1	1	4
2	0	1	0	1	0	2
3	0	0	0	0	3	2
5	0	0	0	0	0	5
3	0	1	0	0	1	3
1	0	0	0	0	1	0
1	0	0	0	0	0	0

AB	R	H	RBI	BB	SO	LOB
47	5	11	4	4	10	26

Inning Stats	R: 2	H: 2	E: 0	K: 0	S: 5	H: 1	LOB: 0	BB: 0	P: 5	R: 0	H: 1	E: 0	K: 2	S: 4	H: 1	LOB: 0	BB: 0	P: 7	R: 0	H: 2	E: 0	K: 1	S: 7	H: 1	LOB: 2	BB: 0	P: 7	R: 0	H: 1	E: 0	K: 0	S: 4	H: 1	LOB: 1	BB: 0	P: 4	R: 1	H: 0	E: 2	K: 1	S: 7	H: 0	LOB: 2	BB: 1	P: 11	R: 0	H: 0	E: 0	K: 2	S: 7	H: 0	LOB: 0	BB: 0	P: 7	R: 1	H: 2	E: 0	K: 0	S: 5	H: 0	LOB: 2	BB: 0	P: 5	R: 0	H: 0	E: 0	K: 2	S: 7	H: 0	LOB: 0	BB: 0	P: 7	R: 0	H: 0	E: 0	K: 2	S: 7	H: 0	LOB: 0	BB: 0	P: 3	R: 0	H: 1	E: 0	K: 1	S: 6	H: 1	LOB: 2	BB: 1	P: 10	1B: 8	2B: 1	3B: 0	HR: 2	SF: 0	SAC: 1	DP: 0	HBP: 0	WP: 0	PA: 53
PITCHER	IP	WLS	BF	H	R	ER	SO	BB	IBB	HBP	BLK	WP	HR	S	P	ERA	WHIP																																																																																			
Rick Honeycutt, L (1, 1) ERA: 3.96	6.2		32	8	4	3	5	3	0	0	0	0	2	39	51	4.05	1.650																																																																																			
Byron McLaughlin, R (7, 1) ERA: 4.5	5.1	W	20	3	1	1	5	1	0	0	0	0	0	29	33	1.69	0.750																																																																																			

Seattle Mariners @ Cleveland Indians
 Cleveland Municipal Stadium, Cleveland, OH
 Mon Aug 27 1979, 7:05 PM EDT
 Att. 5,048 - Unknown - 71 F

livebaseballscorecards.com



Batter	1	2	3	4	5	6	7	8	9	AB R H RBI BB SO LOB	TOP					
Julio Cruz, S (1, 4) OBP: 0.366, SLG: 0.318	0-0 4-3		0-0 F7			4-0 BB	0-0 4-3			3 0 0 0 1 0 2						
Ruppert Jones, L (1, 8) OBP: 0.354, SLG: 0.475	0-0 B1-3			0-0 1-3		0-0 F8		0-0 1B SH3-4 SF9 1B		4 1 1 0 0 0 2						
Bruce Bochte, L (1, 3) OBP: 0.392, SLG: 0.491	0-0 G3			0-0 G6-4-3 1B		0-0 F4		0-0 SH3-4		3 0 1 0 0 0 2						
Willie Horton, R (1, 10) OBP: 0.318, SLG: 0.457		0-0 5-3		0-0 G6-4-3 1-2f			0-0 1B 1B	0-0 2-3 1B		4 1 2 0 0 0 1						
Dan Meyer, L (1, 5) OBP: 0.329, SLG: 0.489		0-0 HR			0-0 F8		0-0 SH1-3 1B SF7 1B	0-0 SF9		3 2 2 2 0 0 0 0 0 0 0 0 0 0						
Bill Stein, R (8, 5) OBP: 0.284, SLG: 0.349																
Tom Paciorek, R (1, 7) OBP: 0.373, SLG: 0.472		0-0 F8			0-3 K		0-0 SH1-3 1B	0-0 F8		4 0 1 1 0 1 1						
Joe Simpson, L (1, 9) OBP: 0.322, SLG: 0.368		0-0 F8			0-0 F9		0-0 SH1-3			3 0 1 0 0 0 0						
Larry Milbourne, S (1, 6) OBP: 0.325, SLG: 0.360			0-0 4-3			0-0 F8	4-0 IBB		0-0 G1-6-3	2 0 0 0 1 0 0 1 0 0 0 0 0 1						
Mario Mendoza, R (8, 6) OBP: 0.215, SLG: 0.248									0-0 1-2f							
Bob Stinson, S (1, 2) OBP: 0.346, SLG: 0.363			0-3 K			0-0 PB 1B	0-0 SF7		0-0 F6	3 0 1 1 0 1 0						
Inning Stats	R: 0 H: 0 E: 0 LOB: 0 K: 0 BB: 0 S: 3 P: 3	R: 1 H: 1 E: 0 LOB: 0 K: 0 BB: 0 S: 4 P: 4	R: 0 H: 0 E: 0 LOB: 0 K: 1 BB: 0 S: 5 P: 5	R: 0 H: 1 E: 0 LOB: 0 K: 0 BB: 0 S: 3 P: 3	R: 0 H: 0 E: 0 LOB: 0 K: 1 BB: 0 S: 5 P: 5	R: 0 H: 1 E: 0 LOB: 2 K: 0 BB: 1 S: 4 P: 8	R: 2 H: 3 E: 0 LOB: 2 K: 0 BB: 1 S: 6 P: 10	R: 1 H: 2 E: 0 LOB: 1 K: 0 BB: 0 S: 5 P: 5	R: 0 H: 1 E: 0 LOB: 0 K: 0 BB: 0 S: 3 P: 3	1B: 8 SF: 2 2B: 0 SAC: 2 3B: 0 DP: 2 HR: 1 HBP: 0	WP: 0 PA: 36 PB: 1 SB: 0 CS: 0					
PITCHER	IP WLS BF H R ER SO BB IBB HBP BLK WP HR S P ERA WHIP															
Rick Wise, R (1, 1) ERA: 3.61	7.1	31	8	4	4	2	1	1	0	0	0	1	33	41	4.91	1.227
Sid Monge, L (8, 1) ERA: 2.54	1.2	5	1	0	0	0	0	0	0	0	0	0	5	5	0.00	0.600

Seattle Mariners @ Cleveland Indians
Cleveland Municipal Stadium, Cleveland, OH
Wed Aug 29 1979, 3:33 AM EDT
Unknown - 76 F

livebaseballscorecards.com



Batter	1	2	3	4	5	6	7	8	9	AB	R	H	RBI	BB	SO	LOB
Mike Hargrove, L (1, 7) OBP: 0.397, SLG: 0.426	0-0 F8		0-0 L3		0-0 F7			0-0 1B	0-0 1B 2B	5	1	2	2	0	0	0
Rick Manning, L (1, 8) OBP: 0.328, SLG: 0.308	0-0 4-3		4-0 BB		0-0 4-3			0-0 F7	0-0 2B 1B	4	0	1	1	1	0	1
Toby Harrah, R (1, 6) OBP: 0.393, SLG: 0.433	4-0 1B BB		0-0 F8					0-0 F5		3	0	0	0	1	0	2
Cliff Johnson, R (1, 10) OBP: 0.351, SLG: 0.491	0-0 1-3			0-0 BB 1B				0-0 6-3	0-0 HR 1B	4	0	3	0	0	0	0
Dell Alston, L (9, PR) OBP: 0.345, SLG: 0.375										0	1	0	0	0	0	0
Andre Thornton, R (1, 3) OBP: 0.349, SLG: 0.441	0-3 K			0-0 F4				0-3 K	0-0 HR	4	1	1	2	0	2	3
Ron Pruitt, R (1, 9) OBP: 0.333, SLG: 0.320		0-0 F4		0-0 F7				0-3 K	0-0 F6	4	0	0	0	0	1	2
Gary Alexander, R (1, 2) OBP: 0.305, SLG: 0.395		0-0 6-3		4-0 BB				0-0 F9	0-0 BB 2B 1B	3	1	1	0	1	0	0
Duane Kuiper, L (1, 4) OBP: 0.322, SLG: 0.303			0-0 4-3		0-0 L6			0-3 K	0-3 K	3	0	0	0	0	1	2
Bobby Bonds, R (9, PH) OBP: 0.376, SLG: 0.468									0-0 K	1	0	0	0	0	1	1
Dave Rosello, R (1, 5) OBP: 0.321, SLG: 0.531			0-0 6-3					0-0 F7	4-0 2B BB	3	0	0	0	0	0	0
Jim Norris, L (9, PH) OBP: 0.326, SLG: 0.350					0-0 L6				1-2 2B BB	0	1	0	0	1	0	0

Inning Stats	R: 0	H: 1	E: 0	K: 1	S: 6	LOB: 2	BB: 1	P: 10	R: 0	H: 0	E: 0	K: 0	S: 3	LOB: 0	BB: 0	P: 3	R: 0	H: 0	E: 0	K: 0	S: 3	LOB: 1	BB: 1	P: 7	R: 0	H: 1	E: 0	K: 0	S: 4	LOB: 2	BB: 1	P: 8	R: 0	H: 0	E: 0	K: 0	S: 3	LOB: 0	BB: 0	P: 3	R: 0	H: 0	E: 0	K: 1	S: 5	LOB: 0	BB: 0	P: 5	R: 0	H: 0	E: 0	K: 2	S: 7	LOB: 0	BB: 0	P: 7	R: 0	H: 1	E: 0	K: 0	S: 4	LOB: 1	BB: 0	P: 4	R: 5	H: 5	E: 0	K: 1	S: 9	LOB: 1	BB: 1	P: 13	1B: 6	SF: 0	3B: 0	HR: 1
PITCHER	IP	WLS	BF	H	R	ER	SO	BB	IBB	HBP	BLK	WP	HR	S	P	ERA	WHIP																																																											
Floyd Bannister, L (1, 1) ERA: 3.98	8.1		34	6	3	3	4	3	0	0	0	0	1	39	51	3.24	1.080																																																											
Randy Stein, R (9, 1) ERA: 6.29	0.1		2	0	0	0	1	1	0	0	0	0	0	3	7	0.00	3.000																																																											
Shane Rawley, L (9, 1) ERA: 4.45	0.0	L	2	2	2	2	0	0	0	0	0	0	0	2	2	∞	∞																																																											

BOTTOM

Seattle Mariners @ Cleveland Indians
 Cleveland Municipal Stadium, Cleveland, OH
 Wed Aug 29 1979, 3:33 AM EDT
 Unknown - 76 F

livebaseballscores.com

AB	34
R	5
H	8
RBI	5
BB	4
SO	5
LOB	11



WP: 0	PA: 38
PB: 0	
SB: 0	
CS: 0	
ERA	WHIP

Batter	1	2	3	4	5	6	7	8	9	AB R H RBI BB SO LOB	TOP									
Julio Cruz, S (1, 4) OBP: 0.364, SLG: 0.317	0-0 6-3		0-0 4-3			0-0 1-2 1B		0-3 K		4 0 1 0 0 1 1	Seattle Mariners @ Cleveland Indians Cleveland Municipal Stadium, Cleveland, OH Wed Aug 29 1979, 3:38 AM EDT Att. 6,598 - Unknown livebaseballscorecards.com									
Ruppert Jones, L (1, 8) OBP: 0.352, SLG: 0.472	0-0 F9			0-0 F9		0-0 F8		0-3 K	4 0 0 0 0 1 2											
Tom Paciorek, R (1, 7) OBP: 0.368, SLG: 0.464	0-0 6-3			0-0 5-3		0-0 F9		0-3 K	4 0 0 0 0 1 2											
Willie Horton, R (1, 10) OBP: 0.318, SLG: 0.455		0-0 6-3		0-0 4-3		0-0 G3-6 1B		0-3 K	4 0 1 0 0 1 0											
Bruce Bochte, L (1, 3) OBP: 0.390, SLG: 0.488		0-0 F7			0-0 6-3	0-0 G3-6 1-2f			3 0 0 0 0 0 1											
Bill Stein, R (1, 5) OBP: 0.284, SLG: 0.363		0-0 HR			0-0 F8	0-0 4-3			3 1 1 1 0 0 0											
Bobby Valentine, R (1, 9) OBP: 0.382, SLG: 0.311		0-0 F9			0-0 6-3		0-0 SH1 1B		3 0 1 0 0 0 0											
Larry Cox, R (1, 2) OBP: 0.278, SLG: 0.327			0-0 6-3			0-0 1B 1B		0-0 SH1 1B	2 0 1 0 0 0 0											
Mario Mendoza, R (1, 6) OBP: 0.217, SLG: 0.249			0-0 1-3			0-0 F8 1B 1B		0-0 F5	2 0 1 0 0 0 0											
Leon Roberts, R (8, PH) OBP: 0.352, SLG: 0.442									0 0 0 0 0 0 0											
Dan Meyer, L (8, PH) OBP: 0.328, SLG: 0.488									1 0 0 0 0 0 1											
Larry Milbourne, S (8, 6) OBP: 0.325, SLG: 0.360									0 0 0 0 0 0 0											
Inning Stats	R: 0 E: 0 K: 0 S: 3	H: 0 LOB: 0 BB: 0 P: 3	R: 1 E: 0 K: 0 S: 4	H: 1 LOB: 0 BB: 0 P: 4	R: 0 E: 0 K: 0 S: 3	H: 0 LOB: 0 BB: 0 P: 3	R: 0 E: 0 K: 0 S: 3	H: 0 LOB: 0 BB: 0 P: 3	R: 0 E: 0 K: 0 S: 5	H: 3 LOB: 2 BB: 0 P: 5	R: 0 E: 0 K: 0 S: 3	H: 1 LOB: 0 BB: 0 P: 3	R: 0 E: 0 K: 1 S: 6	H: 1 LOB: 1 BB: 0 P: 6	R: 0 E: 0 K: 3 S: 9	H: 0 LOB: 0 BB: 0 P: 9	1B: 5 2B: 0 3B: 0 HR: 1	SF: 0 SAC: 1 DP: 1 HBP: 0	WP: 0 PB: 0 SB: 0 CS: 0	PA: 31
PITCHER	IP WLS BF H R ER SO BB IBB HBP BLK WP HR S P ERA WHIP																			
Rick Waits, L (1, 1) ERA: 4.59	7.1 W 26 6 1 1 0 0 0 0 0 0 0 1 26 26 1.23 0.818																			
Victor Cruz, R (8, 1) ERA: 3.47	1.2 S 5 0 0 0 4 0 0 0 0 0 0 0 13 13 0.00 0.000																			



Batter	1	2	3	4	5	6	7	8	9	AB R H RBI BB SO LOB
Mike Hargrove, L (1, 3) OBP: 0.393, SLG: 0.421	0-0 F7 ①		0-3 K ①		0-0 6-3 ①		0-0 3-1 ②			4 0 0 0 0 1 0
Dell Alston, L (1, 7) OBP: 0.356, SLG: 0.373	0-3 K ②		0-0 CS 1B		4-0 1B BB		0-3 K ③			3 0 1 0 1 2 0
Rick Manning, L (1, 8) OBP: 0.329, SLG: 0.310	0-0 WP 2B		4-0 1-2 HR BB ②		0-0 F5 ②		0-0 F8 ①			3 1 1 0 1 0 1
Toby Harrah, R (1, 6) OBP: 0.394, SLG: 0.441	0-0 F9 ③		0-0 1-H HR		0-0 1-3 1B		0-0 F8 ②			4 1 2 2 0 0 1
Andre Thornton, R (1, 10) OBP: 0.348, SLG: 0.438		4-0 CI BB	0-3 K ③		0-0 F8 ③		0-0 F9 ③			3 0 0 0 1 1 2
Ron Hassey, L (1, 2) OBP: 0.297, SLG: 0.337		0-0 F7 ①		0-0 F8 ①		0-0 F5 ①				3 0 0 0 0 0 1
Jim Norris, L (1, 9) OBP: 0.324, SLG: 0.347		0-1 CI 1-2		0-0 F5 ②		0-0 F8 ②				2 0 0 0 0 0 0
Duane Kuiper, L (1, 4) OBP: 0.322, SLG: 0.301		0-0 F7 ②		1-0 HBP		0-0 4-3 ③				2 0 0 0 0 0 2
Ted Cox, R (1, 5) OBP: 0.269, SLG: 0.301		0-0 F9 ③		0-0 6-3 ③		0-0 6-3 ①				3 0 0 0 0 0 3

Inning Stats	R: 0	H: 1	E: 0	LOB: 1	K: 1	P: 6	R: 0	H: 0	E: 1	LOB: 2	K: 0	P: 8	R: 2	H: 2	E: 0	LOB: 0	K: 2	P: 8	R: 0	H: 0	E: 0	LOB: 1	K: 0	P: 4	R: 0	H: 1	E: 0	LOB: 2	K: 0	P: 8	R: 0	H: 0	E: 0	LOB: 0	K: 1	P: 5	R: 0	H: 0	E: 0	LOB: 0	K: 0	P: 3	R: 0	H: 0	E: 0	LOB: 0	K: 1	P: 5
Wayne Twitchell, R (1, 1) ERA: 5.04	6.0	WLS: L	BF: 26	H: 4	R: 2	ER: 2	SO: 3	BB: 3	IBB: 0	HBP: 1	BLK: 0	WP: 1	HR: 1	S: 28	P: 41	ERA: 3.00	WHIP: 1.167																															
Rich Hinton, L (7, 1) ERA: 5.75	2.0		6	0	0	0	1	0	0	0	0	0	0	0	8	8	0.00	0.000																														

BOTTOM

Seattle Mariners @ Cleveland Indians
Cleveland Municipal Stadium, Cleveland, OH


Wed Aug 29 1979, 3:38 AM EDT
 Att. 6,598 - Unknown

livebaseballscorecards.com

AB	27
R	2
H	4
RBI	2
BB	3
SO	4
LOB	10



WP: 1	PA: 32
PB: 0	
SB: 0	
CS: 1	

Batter	1	2	3	4	5	6	7	8	9	AB R H RBI BB SO LOB	TOP											
Julio Cruz, S (1, 4) OBP: 0.365, SLG: 0.317	0-0 F9		4-0 BB		0-0 SF8	0-0 FC5 1B		0-0 E3		3 0 1 1 1 0 0												
Ruppert Jones, L (1, 8) OBP: 0.354, SLG: 0.472	0-0 F7		4-0 BB		0-0 F7	0-0 E 1B		0-0 1B		4 1 2 1 1 0 0												
Tom Paciorek, R (1, 7) OBP: 0.368, SLG: 0.463	0-0 E 1B		0-0 G6-4-3		0-0 HBP 1B	0-0 FC5		0-0 F9		5 0 2 1 0 0 5												
Willie Horton, R (1, 10) Leon Roberts, R (9, PH) OBP: 0.317, SLG: 0.453 OBP: 0.354, SLG: 0.448	0-0 E5			0-0 6-3	1-0 HBP	0-0 F8		0-0 SF9 3B		3 0 0 0 0 0 2 1 1 1 0 0 0 0												
Bruce Bochte, L (1, 3) OBP: 0.386, SLG: 0.482	0-0 F9			0-3 K	0-3 K		0-0 G3	0-0 5-3		5 0 0 0 0 2 5												
Bill Stein, R (1, 5) OBP: 0.287, SLG: 0.374		0-0 FC5-4 1B		0-0 F9		0-0 1B 3B	0-3 K	0-0 SF9		4 1 2 1 0 1 0												
Bobby Valentine, R (1, 9) Joe Simpson, L (6, 9) OBP: 0.380, SLG: 0.303 OBP: 0.319, SLG: 0.364		0-0 FC5-4			4-0 2B 3B	0-0 1-4-3	0-0 4-3	0-0 L4		2 1 0 0 1 0 2 2 0 0 0 0 0 0	AB 36 R 8 H 11 RBI 7 BB 4 SO 4 LOB 15											
Larry Cox, R (1, 2) OBP: 0.281, SLG: 0.332		0-0 F7			0-0 3B	4-0 1B 1B		0-0 4-3		3 2 1 0 1 0 1												
Mario Mendoza, R (1, 6) OBP: 0.220, SLG: 0.258			0-3 K		0-0 SF8 3B	0-0 1B 1B		0-0 F8		4 2 2 3 0 1 0												
Inning Stats	R: 0 E: 1 K: 0 S: 5	H: 1 LOB: 2 BB: 0 P: 5	R: 0 E: 0 K: 0 S: 3	H: 1 LOB: 0 BB: 0 P: 3	R: 0 E: 0 K: 1 S: 4	H: 0 LOB: 1 BB: 2 P: 12	R: 0 E: 0 K: 1 S: 5	H: 0 LOB: 0 BB: 0 P: 5	R: 3 E: 0 K: 1 S: 8	H: 3 LOB: 2 BB: 1 P: 13	R: 4 E: 1 K: 0 S: 7	H: 4 LOB: 1 BB: 1 P: 11	R: 0 E: 0 K: 1 S: 5	H: 0 LOB: 0 BB: 0 P: 5	R: 0 E: 1 K: 0 S: 5	H: 1 LOB: 2 BB: 0 P: 5	R: 1 E: 0 K: 0 S: 4	H: 1 LOB: 0 BB: 0 P: 4	1B: 7 2B: 1 3B: 3 HR: 0	SF: 2 SAC: 0 DP: 1 HBP: 1	WP: 0 PB: 0 SB: 1 CS: 1	PA: 43
PITCHER	IP WLS BF H R ER SO BB IBB HBP BLK WP HR S P ERA WHIP																					
Balor Moore, L (1, 1) ERA: 4.66	5.1 L 27 7 6 6 3 4 0 1 0 0 0 0 28 45 10.12 2.062																					
Jackson Todd, R (6, 1) ERA: 6.75	3.2 16 4 2 1 1 0 0 0 0 0 0 0 0 18 18 2.46 1.091																					

Seattle Mariners @ Toronto Blue Jays
Exhibition Stadium, Toronto, ON
Thu Aug 30 1979, 3:33 AM EDT
Att. 11,850 - Unknown - 80 F

livebaseballscorecards.com

BOTTOM

Seattle Mariners @ Toronto Blue Jays
Exhibition Stadium, Toronto, ON

Thu Aug 30 1979, 3:33 AM EDT
Att. 11,850 - Unknown - 80 F

livebaseballscorecards.com

AB	33
R	2
H	8
RBI	2
BB	2
SO	4
LOB	11



WP:	0	PA:	35
PB:	0	SB:	0
CS:	0		

AB R H RBI BB SO LOB

4	0	1	1	0	0	1
4	0	0	0	0	0	1
2	0	0	0	0	0	0
2	0	0	0	0	0	0
2	1	2	0	2	0	0
4	0	2	0	0	0	2
4	0	1	1	0	3	3
4	0	0	0	0	0	2
4	0	1	0	0	1	1
3	1	1	0	0	0	1

Batter 1 2 3 4 5 6 7 8 9

Alfredo Griffin, S OBP: 0.325, SLG: 0.341 (1, 6)	0-0 5-3 ①		0-0 2-H 1B		0-0 F6 ③		0-0 6-3 ①	
Bob Bailor, R OBP: 0.294, SLG: 0.270 (1, 9)	0-0 6-3 ②		0-0 4-3 ③		0-0 5-3 ①		0-0 5-3 ②	
Roy Howell, L OBP: 0.310, SLG: 0.395 Luis Gomez, R OBP: 0.254, SLG: 0.254 (1, 5) (6, 5)	0-0 4-3 ③			0-0 4-3 ①		0-0 F9 ②		0-0 5-3 ③
Tony Solaita, L OBP: 0.421, SLG: 0.393 (1, 10)		0-0 G3-6-3 1B		4-0 BB		4-0 1B BB		0-0 1B 2B 1B
John Mayberry, L OBP: 0.381, SLG: 0.477 (1, 3)		0-0 G3-6-3 1-2f		0-0 F7		0-0 1-2 1B		0-0 2B 1B
Rick Bosetti, R OBP: 0.295, SLG: 0.366 (1, 8)		0-3 K		0-3 K		0-3 K		0-0 L6-4 1-3 2-H 2B
Al Woods, L OBP: 0.339, SLG: 0.385 (1, 7)			0-0 4-3 ①		0-0 4-3 ①		0-0 F8	0-0 L6-4 ① ② 2-3
Rick Cerone, R OBP: 0.300, SLG: 0.343 (1, 2)			0-0 5-3 ②		0-0 4-3 1B		0-3 K	0-0 1-3 ③
Danny Ainge, R OBP: 0.272, SLG: 0.289 (1, 4)			0-0 1B 2B		0-0 4-3 ② 1-2		0-0 5-3 ③	

Inning Stats	R: 0 E: 0 K: 0 S: 3	H: 0 LOB: 0 BB: 0 P: 3	R: 0 E: 0 K: 1 S: 5	H: 1 LOB: 0 BB: 0 P: 5	R: 1 E: 0 K: 0 S: 5	H: 2 LOB: 1 BB: 0 P: 5	R: 0 E: 0 K: 1 S: 5	H: 0 LOB: 1 BB: 1 P: 9	R: 0 E: 0 K: 0 S: 4	H: 1 LOB: 1 BB: 0 P: 4	R: 0 E: 0 K: 1 S: 6	H: 1 LOB: 2 BB: 1 P: 10	R: 0 E: 0 K: 1 S: 5	H: 0 LOB: 0 BB: 0 P: 5	R: 0 E: 0 K: 0 S: 3	H: 0 LOB: 0 BB: 0 P: 3	R: 1 E: 0 K: 0 S: 5	H: 3 LOB: 1 BB: 0 P: 5	1B: 6 2B: 3 3B: 0 HR: 0	SF: 0 SAC: 0 DP: 2 HBP: 0
--------------	------------------------------	---------------------------------	------------------------------	---------------------------------	------------------------------	---------------------------------	------------------------------	---------------------------------	------------------------------	---------------------------------	------------------------------	----------------------------------	------------------------------	---------------------------------	------------------------------	---------------------------------	------------------------------	---------------------------------	----------------------------------	------------------------------------

PITCHER Mike Parrott, R ERA: 3.54 (1, 1)	IP 9.0	WLS W	BF 35	H 8	R 2	ER 2	SO 4	BB 2	IBB 0	HBP 0	BLK 0	WP 0	HR 0	S 41	P 49	ERA 2.00	WHIP 1.111
---	-----------	----------	----------	--------	--------	---------	---------	---------	----------	----------	----------	---------	---------	---------	---------	-------------	---------------

PITCHER	IP	WLS	BF	H	R	ER	SO	BB	IBB	HBP	BLK	WP	HR	S	P	ERA	WHIP
---------	----	-----	----	---	---	----	----	----	-----	-----	-----	----	----	---	---	-----	------

Batter	1	2	3	4	5	6	7	8	9	10	11	AB R H RBI BB SO LOB	TOP																
Julio Cruz, S OBP: 0.360, SLG: 0.312 (1, 4)	0-0 4-3		0-0 E6		0-0 6-3		0-0 4-3		0-3 K			5 0 0 0 0 1 0	Seattle Mariners @ Toronto Blue Jays Exhibition Stadium, Toronto, ON Fri Aug 31 1979, 3:33 AM EDT Att. 11,254 - Unknown - 72 F																
Ruppert Jones, L OBP: 0.353, SLG: 0.469 (1, 8)	0-0 F6		0-0 6-3		0-0 1B 1B		0-0 1-3		0-0 3-1			5 0 1 0 0 0 1																	
Bruce Bochte, L OBP: 0.390, SLG: 0.485 (1, 3)	0-0 FC6-4 1B			4-0 BB 3B	0-0 FC6-4 1B		0-0 FC6-4 1B		0-0 F8			4 1 3 0 1 0 0																	
Willie Horton, R OBP: 0.316, SLG: 0.450 (1, 10)	0-0 FC6-4 1-2f			4-0 BB 3B	0-0 FC6-4 1-2f		0-0 FC6-4 1-2f		0-0 5-3			4 1 0 0 1 0 4																	
Dan Meyer, L OBP: 0.329, SLG: 0.492 Bill Stein, R OBP: 0.286, SLG: 0.373 (1, 5) (8, 5)		0-0 F7		0-0 SF8 3B 1-H 2-H		0-0 F8		0-0 SH5-4 1B		0-3 K		4 1 2 2 0 0 0 1 0 0 0 0 1 0																	
Tom Paciorek, R OBP: 0.368, SLG: 0.462 Leon Roberts, R OBP: 0.353, SLG: 0.447 (1, 7) (8, 7)		0-0 F8		0-0 F4		0-0 1B 4-3 1B		0-0 SH5-4 1-2		0-3 K		3 1 1 0 0 0 1 1 0 0 0 0 1 0																	
Joe Simpson, L OBP: 0.317, SLG: 0.362 (1, 9)		0-0 F7		0-0 SF8		0-0 4-3 1B		0-0 F9		0-0 4-3		4 0 1 1 0 0 1																	
Larry Milbourne, S OBP: 0.321, SLG: 0.356 Mario Mendoza, R OBP: 0.219, SLG: 0.257 (1, 6) (8, 6)			0-0 4-3		0-0 F9		0-0 4-3		0-0 1-3		0-0 5-3	4 0 0 1 0 0 2 1 0 0 0 0 0 0																	
Bob Stinson, S OBP: 0.341, SLG: 0.357 (1, 2)			0-0 4-3		0-0 F8		0-0 G3		0-0 L1			4 0 0 0 0 0 1																	
Inning Stats	R: 0 E: 0 K: 4 S: 4	H: 1 LOB: 1 BB: 0 P: 4	R: 0 E: 0 K: 3 S: 3	H: 0 LOB: 0 BB: 0 P: 3	R: 0 E: 1 K: 4 S: 4	H: 0 LOB: 1 BB: 0 P: 4	R: 3 E: 0 K: 0 S: 4	H: 1 LOB: 0 BB: 2 P: 12	R: 0 E: 0 K: 0 S: 5	H: 2 LOB: 2 BB: 0 P: 5	R: 1 E: 0 K: 0 S: 5	H: 2 LOB: 1 BB: 0 P: 5		R: 0 E: 0 K: 0 S: 4	H: 1 LOB: 1 BB: 0 P: 4	R: 0 E: 0 K: 0 S: 4	H: 1 LOB: 1 BB: 0 P: 4	R: 0 E: 0 K: 1 S: 5	H: 0 LOB: 0 BB: 0 P: 5	R: 0 E: 0 K: 1 S: 5	H: 0 LOB: 0 BB: 0 P: 5	R: 0 E: 0 K: 1 S: 5	H: 0 LOB: 0 BB: 0 P: 5	R: 0 E: 0 K: 1 S: 5	H: 0 LOB: 0 BB: 0 P: 5	1B: 7 2B: 0 3B: 1 HR: 0	SF: 1 SAC: 1 DP: 0 HBP: 0	WP: 0 PB: 0 SB: 0 CS: 0	PA: 44
PITCHER	IP WLS BF H R ER SO BB IBB HBP BLK WP HR S P ERA WHIP																												
Butch Edge, R ERA: 5.04 Tom Buskey, R ERA: 1.96 (1, 1) (9, 1)	8.0 W 9 0 0 0 3 0 0 0 0 0 0 0 15 15 0.00 0.000																												

livebaseballscorecards.com

AB	40
R	4
H	8
RBI	4
BB	2
SO	3
LOB	10



Batter	1	2	3	4	5	6	7	8	9	10	11	AB R H RBI BB SO LOB
Alfredo Griffin, S (1, 6) OBP: 0.324, SLG: 0.340	0-0 1-3			0-0 5-3		0-0 BB 6-3 1B	0-0 F7			0-0 4-3		5 0 1 0 0 0 1
Bob Bailor, R (1, 9) OBP: 0.296, SLG: 0.275	0-3 K			0-0 HR 2B		0-0 6-3		0-0 3-1 SH1-4 1B		0-0 F9		5 2 2 0 0 1 1
Al Woods, L (1, 7) OBP: 0.338, SLG: 0.382	0-0 L4			0-0 F7		4-0 FC5 BB BB		0-0 SH1-4		0-0 G3		3 0 0 0 1 0 1
Tony Solaita, L (1, 10) OBP: 0.429, SLG: 0.391		0-0 G3-6-3 1B		4-0 HR BB		4-0 1-2 2-3 BB		0-0 3-1			0-0 F9	3 1 1 0 2 0 1
John Mayberry, L (1, 3) OBP: 0.382, SLG: 0.484		0-0 G3-6-3		0-0 HR		0-0 F4		0-0 E S 1B			0-0 HR	4 1 2 4 0 0 4
Joe Cannon, L (8, PR) OBP: 0.218, SLG: 0.260		1-2f		1-H 2-H HR				3-H				0 0 0 0 0 0 0
Craig Kusick, R (9, 3) OBP: 0.293, SLG: 0.459												1 1 1 1 0 0 0
Rick Bosetti, R (1, 8) OBP: 0.295, SLG: 0.365		0-0 PO 1B		0-0 6-3		0-0 FC5		0-0 5-3				4 0 1 0 0 0 4
Rick Cerone, R (1, 2) OBP: 0.297, SLG: 0.340		0-0 PO	0-0 F4		0-0 F8		0-0 5-3		0-0 6-3			4 0 0 0 0 0 0
Danny Ainge, R (1, 4) OBP: 0.268, SLG: 0.285			0-0 4-3		0-0 L4		0-3 K		0-3 K			4 0 0 0 0 2 0
Luis Gomez, R (1, 5) OBP: 0.256, SLG: 0.250			0-0 1-3		0-0 4-3		4-0 BB		0-3 K			2 0 0 0 1 0 0
Roy Howell, L (9, PH) OBP: 0.309, SLG: 0.394												1 0 0 0 0 1 0

Inning Stats	R: 0	H: 0	R: 0	H: 2	R: 0	H: 0	R: 3	H: 2	R: 0	H: 0	R: 0	H: 1	R: 0	H: 0	R: 1	H: 2	R: 0	H: 0	R: 0	H: 0	R: 1	H: 1	1B: 5	SF: 0	WP: 0	PA: 42
	E: 0	LOB: 0	E: 0	LOB: 0	E: 0	LOB: 0	E: 0	LOB: 0	E: 0	LOB: 0	E: 0	LOB: 3	E: 0	LOB: 1	E: 0	LOB: 2	E: 0	LOB: 0	E: 0	LOB: 0	E: 0	LOB: 0	2B: 1 <td>SAC: 1 <td>PB: 0 <td></td> </td></td>	SAC: 1 <td>PB: 0 <td></td> </td>	PB: 0 <td></td>	
	K: 1	BB: 0	K: 0	BB: 0	K: 0	BB: 0	K: 0	BB: 1	K: 0	BB: 0	K: 0	BB: 2	K: 1	BB: 1	K: 0	BB: 0	K: 2	BB: 0	K: 0	BB: 0	K: 0	BB: 0	3B: 0	DP: 1	SB: 1	
	S: 5	P: 5	S: 3	P: 3	S: 3	P: 3	S: 5	P: 9	S: 3	P: 3	S: 4	P: 12	S: 5	P: 9	S: 5	P: 5	S: 7	P: 7	S: 3	P: 3	S: 2	P: 2	HR: 2	HBP: 0	CS: 0	

PITCHER	IP	WLS	BF	H	R	ER	SO	BB	IBB	HBP	BLK	WP	HR	S	P	ERA	WHIP
Rob Dressler, R (1, 1) ERA: 5.63	5.1		21	5	3	3	1	2	0	0	0	0	1	21	29	5.06	1.312
Byron McLaughlin, R (6, 1) ERA: 4.46	5.0	L	20	3	2	2	3	2	0	0	0	0	1	24	32	3.60	1.000

PITCHER	IP	WLS	BF	H	R	ER	SO	BB	IBB	HBP	BLK	WP	HR	S	P	ERA	WHIP


BOTTOM

Seattle Mariners @ Toronto Blue Jays
Exhibition Stadium, Toronto, ON
Fri Aug 31 1979, 3:33 AM EDT
Att. 11,254 - Unknown - 72 F

livebaseballscorecards.com

AB	36
R	5
H	8
RBI	5
BB	4
SO	4
LOB	12



Batter	1	2	3	4	5	6	7	8	9	10	AB R H RBI BB SO LOB	TOP																		
Julio Cruz, S (1, 4) OBP: 0.363, SLG: 0.320	0-0 1-3		0-3 K			0-0 G3 2B		0-0 1-2 1B		0-0 4-3 2B 1B	5 1 3 0 0 1 0	<p>Seattle Mariners @ Toronto Blue Jays Exhibition Stadium, Toronto, ON</p> <p>Sat Sep 01 1979, 3:33 AM EDT Att. 23,139 - Unknown - 72 F</p> <p>livebaseballscorecards.com</p> <p>AB 40 R 3 H 10 RBI 3 BB 1 SO 2 LOB 14</p> 																		
Ruppert Jones, L (1, 8) OBP: 0.352, SLG: 0.467	0-0 S 1B		0-3 K			0-0 G3		0-0 F5		0-0 4-3	5 0 1 0 0 1 4																			
Bruce Bochte, L (1, 3) OBP: 0.388, SLG: 0.481	0-0 F7				0-0 F9				0-0 F7	4-0 2B IBB	4 0 0 0 1 0 2																			
Willie Horton, R (1, 10) OBP: 0.317, SLG: 0.456	0-0 6-3				0-0 F8			0-0 F7		0-0 HR 2B	5 1 2 2 0 0 1																			
Dan Meyer, L (1, 5) OBP: 0.328, SLG: 0.489		0-0 F7			0-0 G3			0-0 F8		0-0 2B 4-3 1B	5 1 1 0 0 0 2																			
Tom Paciorek, R (1, 7) OBP: 0.366, SLG: 0.462		0-0 F8				0-0 1-3		0-0 F9		0-0 4-3 1-3 2B	4 0 1 0 0 0 0																			
Joe Simpson, L (1, 9) OBP: 0.320, SLG: 0.369		0-0 2B				0-0 1-3		0-0 1B 1B		0-0 4-3 2-3 3-H	4 0 2 1 0 0 1																			
Larry Milbourne, S (1, 6) OBP: 0.317, SLG: 0.351		0-0 6-3				0-0 F9		0-0 F8		0-0 G3	4 0 0 0 0 0 3																			
Larry Cox, R (1, 2) OBP: 0.279, SLG: 0.329			0-0 3-1			0-0 L6		0-0 F8		0-0 4-3	2 0 0 0 0 0 0 2 0 0 0 0 0 1																			
Bob Stinson, S (8, PH) OBP: 0.338, SLG: 0.353																														
Inning Stats	R: 0 E: 0 K: 0 S: 4	H: 1 LOB: 1 BB: 0 P: 4	R: 0 E: 0 K: 0 S: 4	H: 1 LOB: 1 BB: 0 P: 4	R: 0 E: 0 K: 2 S: 7	H: 0 LOB: 0 BB: 0 P: 7	R: 0 E: 0 K: 0 S: 3	H: 0 LOB: 0 BB: 0 P: 3	R: 0 E: 0 K: 0 S: 4	H: 1 LOB: 1 BB: 0 P: 4	R: 0 E: 0 K: 0 S: 3	H: 0 LOB: 0 BB: 0 P: 3	R: 0 E: 0 K: 0 S: 5	H: 2 LOB: 2 BB: 0 P: 5	R: 2 E: 0 K: 0 S: 6	H: 3 LOB: 1 BB: 0 P: 6	R: 1 E: 0 K: 0 S: 5	H: 2 LOB: 2 BB: 1 P: 9	1B: 5 2B: 4 3B: 0 HR: 1	SF: 0 SAC: 0 DP: 0 HBP: 0	WP: 0 PB: 0 SB: 1 CS: 0	PA: 41								
PITCHER	IP WLS BF H R ER SO BB IBB HBP BLK WP HR S P ERA WHIP																													
Phil Huffman, R (1, 1) ERA: 5.16	8.1																													
Tom Buskey, R (9, 1) ERA: 2.05	1.2	L	9	3	1	1	0	0	0	0	0	0	0	0	0	8	12	5.40	1.800											

BOTTOM

Seattle Mariners @ Toronto Blue Jays
Exhibition Stadium, Toronto, ON

Sat Sep 01 1979, 3:33 AM EDT
Att. 23,139 - Unknown - 72 F

livebaseballscorecards.com



AB	R	H	RBI	BB	SO	LOB	
5	0	1	0	0	1	1	
4	2	3	0	0	0	0	
4	0	2	1	0	0	1	
0	0	0	0	0	0	0	
1	0	0	0	0	0	1	
4	0	0	0	1	1	4	
0	0	0	0	0	0	0	
2	0	1	1	1	0	0	
0	0	0	0	0	0	0	
1	0	0	0	0	1	2	
3	0	0	0	0	0	3	
4	0	1	0	0	0	2	
3	0	1	0	1	0	1	
4	0	0	0	0	0	4	
1B: 6	SF: 1	2B: 4	SAC: 2	3B: 0	DP: 1	HR: 0	HBP: 0

AB	35
R	2
H	9
RBI	2
BB	3
SO	3
LOB	19

WP: 0	PA: 41
PB: 0	
SB: 1	
CS: 0	

Batter	1	2	3	4	5	6	7	8	9	10
Alfredo Griffin, S (1, 6) OBP: 0.323, SLG: 0.339	0-3 K	0-0 5-3			0-0 F3			0-0 1-3		0-0 SH2-4 1B
Bob Bailor, R (1, 9) OBP: 0.301, SLG: 0.284	0-0 2B		0-0 SF8 1B		0-0 F9			0-0 FC3-6 1B		0-0 SH2-4 1-2
Otto Velez, R (1, 7) OBP: 0.416, SLG: 0.587	0-0		0-0		0-0 F8			0-0 FC3-6		0-0 4-3
Joe Cannon, L (8, PR) OBP: 0.218, SLG: 0.260								1-2f		
Al Woods, L (10, PH) OBP: 0.338, SLG: 0.381	2-H 2B		1-2 1B							
Rico Carty, R (1, 10) OBP: 0.324, SLG: 0.372	0-0 F7		0-3 K			0-0 6-3		0-0 F5		4-0 IBB
Dave Stieb, R (10, PR)										
Craig Kusick, R (1, 3) OBP: 0.302, SLG: 0.460	4-0 FC6-4		0-0 SF8			0-0 F9			0-0 SH1-4 1B	0-3 K
Tim Johnson, L (9, PR) OBP: 0.250, SLG: 0.170										
John Mayberry, L (10, PH) OBP: 0.382, SLG: 0.483	BB		2-H							
Rick Bosetti, R (1, 8) OBP: 0.293, SLG: 0.363	0-0 FC6-4		0-0 6-3			0-0 4-3			0-0 SH1-4	1-2
	1-2f									
Rick Cerone, R (1, 2) OBP: 0.297, SLG: 0.339		0-0 5-3		0-0 F7			0-0 FC1-6 1B		0-0 5-3	
Danny Ainge, R (1, 4) OBP: 0.271, SLG: 0.289		0-0 6-3 2B		0-0 6-3		0-0 FC1-6 L5-3		1-2f	4-0	IBB
Luis Gomez, R (1, 5) OBP: 0.248, SLG: 0.242		0-0 6-3		0-0 G3		0-0 L5-3		1-2	0-0 6-3	
		2-3								

Inning Stats	R: 1	H: 2	E: 0	K: 1	S: 7	R: 0	H: 1	E: 0	K: 0	S: 4	R: 1	H: 2	E: 0	K: 1	S: 7	R: 0	H: 0	E: 0	K: 0	S: 3	R: 0	H: 0	E: 0	K: 0	S: 3	R: 0	H: 1	E: 0	K: 0	S: 3	R: 0	H: 1	E: 0	K: 0	S: 4	R: 0	H: 1	E: 0	K: 0	S: 4	R: 0	H: 1	E: 0	K: 1	S: 6	R: 0	H: 2	E: 0	K: 1	S: 10	1B: 6	SF: 1	2B: 4	SAC: 2	3B: 0	DP: 1	HR: 0	HBP: 0	WP: 0	PA: 41
--------------	------	------	------	------	------	------	------	------	------	------	------	------	------	------	------	------	------	------	------	------	------	------	------	------	------	------	------	------	------	------	------	------	------	------	------	------	------	------	------	------	------	------	------	------	------	------	------	------	------	-------	-------	-------	-------	--------	-------	-------	-------	--------	-------	--------

PITCHER	IP	WLS	BF	H	R	ER	SO	BB	IBB	HBP	BLK	WP	HR	S	P	ERA	WHIP
Rick Honeycutt, L (1, 1) ERA: 3.83	10.0	W	41	9	2	2	3	1	2	0	0	0	0	44	56	1.80	1.000

PITCHER	IP	WLS	BF	H	R	ER	SO	BB	IBB	HBP	BLK	WP	HR	S	P	ERA	WHIP
---------	----	-----	----	---	---	----	----	----	-----	-----	-----	----	----	---	---	-----	------

Batter	1	2	3	4	5	6	7	8	9	AB R H RBI BB SO LOB	TOP											
Julio Cruz, S (1, 4) OBP: 0.361, SLG: 0.318	0-3 K		0-0 5-3		0-0 G4-6-3 1-2 3-H 1B			0-0 F7	0-0 1-3	5 0 1 1 0 1 1												
Ruppert Jones, L (1, 8) OBP: 0.354, SLG: 0.468	0-0 6-3			0-0 4-3 1B	0-0 G4-6-3 1-2f			0-0 2B	0-0 1B	5 2 3 1 0 0 2												
Bruce Bochte, L (1, 3) OBP: 0.388, SLG: 0.484	0-0 2B			0-3 K			0-0 5-3	0-0 1B	0-0 4-3	5 1 2 1 0 1 2												
Willie Horton, R (1, 10) OBP: 0.318, SLG: 0.458	0-0 F4			0-0 4-3			0-0 4-3 2B	0-0 1B 1B		4 0 2 1 0 0 2												
Dan Meyer, L (1, 5) OBP: 0.329, SLG: 0.489		0-0 6-3		0-0 1B			0-0 4-3	0-0 1B 1B		4 0 2 1 0 0 1												
Tom Paciorek, R (1, 7) OBP: 0.365, SLG: 0.459		0-0 1-3		0-0 5-3			0-0 5-3	0-0 1B		4 0 1 0 0 0 2												
Joe Simpson, L (1, 9) OBP: 0.319, SLG: 0.364		0-0 4-3			4-0 E 1B BB		0-0 6-3	0-0 G4-6-3 1-2 2-3 1B		3 1 0 0 1 0 3												
Larry Milbourne, S (1, 6) OBP: 0.314, SLG: 0.347			0-0 4-3		0-0 F6		0-0 5-3		0-0 1-3	4 0 0 0 0 0 1												
Larry Cox, R (1, 2) OBP: 0.276, SLG: 0.325			0-0 4-3		0-0 E6 1B		0-0 1-3		0-0 1-3 1B	3 0 0 0 0 0 1												
Bob Stinson, S (7, 2) OBP: 0.341, SLG: 0.356										1 1 1 0 0 0 0												
Inning Stats	R: 0 E: 0 K: 1 S: 6	H: 1 LOB: 1 BB: 0 P: 6	R: 0 E: 0 K: 0 S: 3	H: 0 LOB: 0 BB: 0 P: 3	R: 0 E: 0 K: 0 S: 3	H: 0 LOB: 0 BB: 0 P: 3	R: 1 E: 0 K: 1 S: 7	H: 2 LOB: 1 BB: 0 P: 7	R: 1 E: 1 K: 0 S: 4	H: 1 LOB: 1 BB: 1 P: 8	R: 0 E: 0 K: 0 S: 4	H: 1 LOB: 1 BB: 0 P: 4	R: 0 E: 0 K: 0 S: 3	H: 0 LOB: 0 BB: 0 P: 3	R: 2 E: 0 K: 0 S: 7	H: 5 LOB: 2 BB: 0 P: 7	R: 1 E: 0 K: 0 S: 5	H: 2 LOB: 1 BB: 0 P: 5	1B: 9 2B: 3 3B: 0 HR: 0	SF: 0 SAC: 0 DP: 2 HBP: 0	WP: 0 PB: 0 SB: 1 CS: 0	PA: 39
PITCHER	IP WLS BF H R ER SO BB IBB HBP BLK WP HR S P ERA WHIP																					
Dave Stieb, R (1, 1) ERA: 4.18	7.1 W 33 10 4 3 2 1 0 0 0 0 0 0 36 40 3.68 1.500																					
Jesse Jefferson, R (8, 1) ERA: 5.84	1.2 S 6 2 1 1 0 0 0 0 0 0 0 0 6 6 5.40 1.200																					

Seattle Mariners @ Toronto Blue Jays
Exhibition Stadium, Toronto, ON
Sun Sep 02 1979, 3:33 AM EDT
Att. 14,776 - Unknown - 75 F

livebaseballscorecards.com

AB 38
R 5
H 12
RBI 5
BB 1
SO 2
LOB 15



BOTTOM

Seattle Mariners @ Toronto Blue Jays
Exhibition Stadium, Toronto, ON

livebaseballscorecards.com

AB	32
R	8
H	10
RBI	8
BB	3
SO	2
LOB	22



WP	2	PA	39
PB	0	SB	0
CS	1		

Sun Sep 02 1979, 3:33 AM EDT
Att: 14,776 - Unknown - 75 F

AB R H RBI BB SO LOB

4 2 2 0 0 0 1

4 2 1 0 0 0 4

1 0 0 1 0 0 0

3 1 1 1 0 0 4

2 1 1 1 2 0 0

4 0 1 1 0 0 6

4 1 3 4 0 1 1

4 0 0 0 0 0 3

3 1 1 0 1 0 1

3 0 0 0 0 1 2

1B	8	SF	1
2B	1	SAC	1
3B	1	DP	1
HR	1	HBP	2

Batter	1	2	3	4	5	6	7	8	9
Alfredo Griffin, S (1, 6) OBP: 0.326, SLG: 0.344	0-0 1-3 1-3			0-0 SF8 3B	0-0 E5 1B 1B		0-0 FC6-2-6 1B 1B	1-0 HBP	
Bob Bailor, R (1, 9) OBP: 0.302, SLG: 0.284	0-0 F8			1-0 WP SF8 HR HBP	0-0 F8		0-0 E9 FC6-2-6 1-3 FC6 1B	0-0 F7	
Tony Solaita, L (1, 10) OBP: 0.421, SLG: 0.386 Rico Carty, R (5, PH) OBP: 0.324, SLG: 0.372	0-0 F8			0-0 SF8 1-2 3-H	0-0 1B 1B		0-0 FC6-2-6 FC6 1B 1-3 3-H	0-0 G3	
John Mayberry, L (1, 3) OBP: 0.385, SLG: 0.483		0-0 F8		4-0 HR 2-3 BB	0-0 1B		4-0 FC6 IBB		
Rick Bosetti, R (1, 8) OBP: 0.293, SLG: 0.362		0-0 CS 1B		0-0 F3	0-0 4-3		0-0 FC6 1B 1-2 2-3 3-H		
Roy Howell, L (1, 5) OBP: 0.313, SLG: 0.405		0-3 K 1-2		0-0 HR 1-H 3-H		0-0 WP 6-3 1B	0-0 1B 1-3 3-H		
Rick Cerone, R (1, 2) OBP: 0.294, SLG: 0.335			0-0 F9	0-0 L5		0-0 6-3	0-0 6-3		
Al Woods, L (1, 7) OBP: 0.339, SLG: 0.381			0-0 4-3		4-0 SH1-4 1B BB	0-0 F8		0-0 HBP 1B	
Danny Ainge, R (1, 4) OBP: 0.269, SLG: 0.286			0-0 F7		0-0 SH1-4 1-2	0-0 1-3		0-3 K	

Inning Stats	R: 0	H: 0	R: 0	H: 1	R: 0	H: 0	R: 4	H: 2	R: 2	H: 2	R: 0	H: 3	R: 0	H: 1	
E: 0	LOB: 0	E: 0	LOB: 1	E: 0	LOB: 0	E: 0	LOB: 0	E: 1	LOB: 2	E: 0	LOB: 1	E: 1	LOB: 2	E: 0	LOB: 2
K: 0	BB: 0	K: 1	BB: 0	K: 0	BB: 0	K: 0	BB: 1	K: 0	BB: 1	K: 0	BB: 0	K: 0	BB: 1	K: 1	BB: 0
S: 3	P: 3	S: 5	P: 5	S: 3	P: 3	S: 5	P: 10	S: 6	P: 10	S: 4	P: 4	S: 6	P: 10	S: 6	P: 7

PITCHER	IP	WLS	BF	H	R	ER	SO	BB	IBB	HBP	BLK	WP	HR	S	P	ERA	WHIP
Wayne Twitchell, R (1, 1) ERA: 5.23	4.1	L	18	3	5	4	1	2	0	1	0	1	1	17	26	8.31	1.154
Rich Hinton, L (5, 1) ERA: 5.9	1.2		11	5	3	2	0	0	0	0	0	1	0	11	11	10.80	3.000
Randy Stein, R (7, 1) ERA: 5.94	2.0		10	2	0	0	1	0	1	1	0	0	0	10	15	0.00	1.000

WP	HR	S	P	ERA	WHIP
2	1	1	1		

Batter	1	2	3	4	5	6	7	8	9	AB R H RBI BB SO LOB	TOP	
Mickey Rivers, L (1, 8) OBP: 0.305, SLG: 0.399	0-0 4-3		0-0 F2		0-0 G3		0-0 SH1-3		0-0 SH5-3	3 0 0 0 0 0 0		
Bump Wills, S (1, 4) OBP: 0.335, SLG: 0.346	0-0 HR		0-0 E S 1B		0-0 1-3 1B		0-0 L8		0-0 S 1B	5 1 4 2 0 0 1		
Buddy Bell, R (1, 5) OBP: 0.330, SLG: 0.468	0-0 5-3		4-0 1-3 BB		0-0 1-3		0-0 L8		0-0 F8	4 0 0 0 1 0 3		
John Ellis, R (1, 10) OBP: 0.320, SLG: 0.446 Al Oliver, L (8, PH) OBP: 0.362, SLG: 0.480	0-3 K		0-0 F9		0-0 F3			0-0 F9	0-3 K	3 0 0 0 0 1 3 2 0 0 0 0 1 1		
Richie Zisk, R (1, 9) OBP: 0.343, SLG: 0.424		0-0 6-3		0-0 4-3		0-0 FC4-6 1B		0-0 2B		4 0 2 0 0 0 0		
Willie Montanez, L (1, 3) OBP: 0.278, SLG: 0.343		0-0 HR		0-0 4-3		0-0 FC4-6 L9-3		4-0 FC5-4 IBB		3 1 1 1 1 0 1		
Bill Sample, R (1, 7) OBP: 0.346, SLG: 0.398 Johnny Grubb, L (8, PH) OBP: 0.347, SLG: 0.423		0-3 K		0-0 2B		0-0 L9-3		0-0 L8		3 0 1 0 0 1 1 1 0 0 0 0 0 2		
Greg Mahlberg, R (1, 2) OBP: 0.308, SLG: 0.455		0-0 L7		4-0 FC6 BB			0-0 HR	0-0 FC5-4		3 1 1 1 1 0 2		
Nelson Norman, S (1, 6) OBP: 0.246, SLG: 0.250			0-0 F7		0-0 FC6		0-0 WP SH1-3 1B		0-0 SH5-3 1B 2B	4 1 2 0 0 0 2		
Inning Stats	R: 1 H: 1 E: 0 LOB: 0 K: 1 BB: 0 S: 6 P: 6	R: 1 H: 1 E: 0 LOB: 0 K: 1 BB: 0 S: 6 P: 6	R: 0 H: 1 E: 0 LOB: 2 K: 0 BB: 1 S: 4 P: 8	R: 0 H: 1 E: 0 LOB: 2 K: 0 BB: 1 S: 4 P: 8	R: 0 H: 1 E: 0 LOB: 1 K: 0 BB: 0 S: 4 P: 4	R: 0 H: 1 E: 0 LOB: 0 K: 0 BB: 0 S: 3 P: 3	R: 1 H: 2 E: 0 LOB: 1 K: 0 BB: 0 S: 5 P: 5	R: 0 H: 1 E: 0 LOB: 2 K: 0 BB: 1 S: 4 P: 8	R: 1 H: 2 E: 0 LOB: 1 K: 1 BB: 0 S: 7 P: 7	1B: 5 SF: 0 2B: 4 SAC: 2 3B: 0 DP: 1 HR: 3 HBP: 0	WP: 1 PA: 40 PB: 0 SB: 2 CS: 0	
PITCHER	IP WLS BF H R ER SO BB IBB HBP BLK WP HR S P ERA WHIP											
Floyd Bannister, L (1, 1) ERA: 3.99	6.1 L 28 8 3 3 2 2 0 0 0 0 3 30 38 4.26 1.579											
Byron McLaughlin, R (7, 1) ERA: 4.43	2.2 12 3 1 1 1 0 1 0 0 1 0 13 17 3.38 1.125											

Texas Rangers @ Seattle Mariners
The Kingdome, Seattle, WA
Mon Sep 03 1979, 10:05 PM EDT
Att. 7,302 - Dome

livebaseballscorecards.com

AB	35
R	4
H	11
RBI	4
BB	3
SO	3
LOB	16



Batter	1	2	3	4	5	6	7	8	9	AB R H RBI BB SO LOB	TOP											
Mickey Rivers, L (1, 8) OBP: 0.308, SLG: 0.404	0-0 1-3 1B 2B	0-0 3-1 1B		0-0 F6			0-0 1B 1B	0-0 FC6-4 1-2f		5 2 3 0 0 0 2												
Bump Wills, S (1, 4) OBP: 0.338, SLG: 0.347	4-0 1-3 1B BB	0-0 3-1 1-2			0-3 K		0-0 1B 1B	0-0 CS 1B		4 2 2 1 1 1 1												
Al Oliver, L (1, 7) OBP: 0.365, SLG: 0.480	0-0 1-3 1-2 2-3	0-0 L7			0-0 1B		0-0 WP 1B 1-2	4-0 FC4-6 BB 1-2		4 0 2 0 1 0 3												
Buddy Bell, R (1, 5) OBP: 0.330, SLG: 0.468	0-0 2B 1B 2-H 3-H		0-0 F7		0-0 F9		0-0 WP 1B 1-2 2-H	0-0 FC4-6 1-2f		5 1 2 3 0 0 2												
Willie Montanez, L (1, 10) OBP: 0.277, SLG: 0.340 John Ellis, R (7, PH) OBP: 0.322, SLG: 0.445	0-3 K		0-0 F9		0-3 K		4-0 G4-6-3 IBB 1-2 2-3	0-0 F8		3 0 0 0 0 0 2 2 1 0 0 0 1 0 1												
Pat Putnam, L (1, 3) OBP: 0.323, SLG: 0.464 Richie Zisk, R (7, PH) OBP: 0.342, SLG: 0.423	0-0 1B 2B 1-H		0-0 F7		4-0 G4-6-3 BB		0-0 G4-6-3 1-2f			2 0 1 1 1 0 0 1 0 0 0 0 0 3												
Johnny Grubb, L (1, 9) OBP: 0.350, SLG: 0.421 Mike Jorgensen, L (7, 3) OBP: 0.307, SLG: 0.403	4-0 IBB			4-0 SH3-4 BB		0-0 F7		0-0 G3		1 0 0 0 2 0 1 1 0 0 0 0 0 0												
Greg Mahlberg, R (1, 2) OBP: 0.250, SLG: 0.357	0-0 3-1			0-0 SH3-4 1-2		0-0 G4-6-3 1-2f		0-0 6-3		3 0 0 0 0 0 3												
Nelson Norman, S (1, 6) OBP: 0.246, SLG: 0.250		0-0 L7		0-0 1-3			0-0 4-3	0-0 FC6-4 1B		4 0 1 0 0 0 1												
Inning Stats	R: 3 E: 0 K: 1 S: 8	H: 3 LOB: 2 BB: 2 P: 16	R: 0 E: 0 K: 0 S: 4	H: 1 LOB: 1 BB: 0 P: 4	R: 0 E: 0 K: 0 S: 3	H: 0 LOB: 0 BB: 0 P: 3	R: 0 E: 0 K: 0 S: 3	H: 0 LOB: 1 BB: 1 P: 7	R: 0 E: 0 K: 2 S: 8	H: 1 LOB: 1 BB: 0 P: 8	R: 0 E: 0 K: 0 S: 2	H: 0 LOB: 0 BB: 1 P: 6	R: 2 E: 0 K: 0 S: 6	H: 4 LOB: 2 BB: 1 P: 10	R: 0 E: 0 K: 0 S: 4	H: 1 LOB: 1 BB: 0 P: 4	R: 0 E: 0 K: 0 S: 3	H: 1 LOB: 1 BB: 1 P: 7	1B: 9 2B: 2 3B: 0 HR: 0	SF: 0 SAC: 1 DP: 2 HBP: 0	WP: 1 PB: 0 SB: 1 CS: 1	PA: 41
PITCHER	IP WLS BF H R ER SO BB IBB HBP BLK WP HR S P ERA WHIP	IP WLS BF H R ER SO BB IBB HBP BLK WP HR S P ERA WHIP																			IP WLS BF H R ER SO BB IBB HBP BLK WP HR S P ERA WHIP	
Mike Parrott, R (1, 1) ERA: 3.66	6.1 L 31 9 5 5 3 3 1 0 0 0 0 33 49 7.11 1.895	2.2 10 2 0 0 0 0 1 1 0 0 1 0 8 16 0.00 1.125																				

Texas Rangers @ Seattle Mariners
The Kingdome, Seattle, WA
Tue Sep 04 1979, 10:05 PM EDT
Att. 5,759 - Dome

livebaseballscorecards.com

AB	34
R	5
H	11
RBI	5
BB	6
SO	3
LOB	19



Batter	1	2	3	4	5	6	7	8	9	AB	R	H	RBI	BB	SO	LOB
Julio Cruz, S OBP: 0.355, SLG: 0.312 (1, 4)	0-0 4-3		0-0 L8		0-0 FC4-6 3B		0-0 F7			4	1	0	0	0	0	2
Ruppert Jones, L OBP: 0.353, SLG: 0.463 (1, 8)	0-3 K		0-0 F7		4-0 3B BB		0-0 L5			3	1	0	0	1	1	1
Bruce Bochte, L OBP: 0.369, SLG: 0.484 (1, 3)	0-0 G3		4-0 BB		0-0 F1			0-0 F8		3	0	0	0	1	0	2
Willie Horton, R OBP: 0.318, SLG: 0.461 (1, 10)		0-0 2B	0-0 L4		0-0 3B			0-3 K		4	0	2	2	0	1	2
Dan Meyer, L OBP: 0.326, SLG: 0.483 (1, 5)		0-0 F8		0-0 4-3		0-0 F2		0-0 F8		4	0	0	0	0	0	2
Tom Paciorek, R OBP: 0.362, SLG: 0.449 (1, 7)		1-0 HBP		4-0 BB		0-0 6-3			0-3 K	2	0	0	0	1	1	0
Joe Simpson, L OBP: 0.312, SLG: 0.356 (1, 9)		0-0 3-1		0-0 F8		0-0 3-1			0-0 4-3	4	0	0	0	0	0	3
Larry Cox, R OBP: 0.272, SLG: 0.321 (1, 2)		0-0 F2		0-0 1-3		0-0 5-3			0-0 3-1	3	0	0	0	0	0	3
Charlie Beamon, L OBP: 0.111, SLG: 0.167 (9, PH)										1	0	0	0	0	0	0
Mario Mendoza, R OBP: 0.227, SLG: 0.263 (1, 6)			0-0 1B		0-0 1B				0-0 5-3	3	0	2	0	0	0	0

Inning Stats	R: 0	H: 0	E: 0	K: 1	S: 5	R: 0	H: 1	E: 0	K: 0	S: 4	R: 0	H: 1	E: 0	K: 0	S: 4	R: 0	H: 0	E: 0	K: 0	S: 3	R: 2	H: 2	E: 0	K: 0	S: 5	R: 0	H: 0	E: 0	K: 0	S: 3	R: 0	H: 0	E: 0	K: 1	S: 5	R: 0	H: 0	E: 0	K: 1	S: 5	R: 0	H: 0	E: 0	K: 1	S: 5	1B: 2	2B: 1	3B: 1	SF: 0	SAC: 0	DP: 0	HBP: 1	WP: 0	PA: 35
PITCHER Steve Comer, R ERA: 3.83 (1, 1)	IP	WLS	BF	H	R	ER	SO	BB	IBB	HBP	BLK	WP	HR	S	P	ERA	WHIP																																					

BOTTOM

Texas Rangers @ Seattle Mariners
The Kingdome, Seattle, WA

Tue Sep 04 1979, 10:05 PM EDT
Att. 5,759 - Dome

livebaseballscorecards.com

AB	31
R	2
H	4
RBI	2
BB	3
SO	3
LOB	15



Batter	1	2	3	4	5	6	7	8	9	AB R H RBI BB SO LOB	TOP											
Mickey Rivers, L (1, 8) OBP: 0.306, SLG: 0.400	0-0 F7		0-0 F5			0-0 F8		0-0 F9		4 0 0 0 0 0 4												
Bump Wills, S (1, 4) OBP: 0.335, SLG: 0.344	0-0 6-3		0-0 FC5			0-0 4-3		0-0 4-3		4 0 0 0 0 0 4												
Al Oliver, L (1, 7) OBP: 0.362, SLG: 0.476	0-0 4-3			0-0 6-3		0-0 6-3			0-0 F7	4 0 0 0 0 0 0												
Buddy Bell, R (1, 5) (8, 6) OBP: 0.328, SLG: 0.465		0-0 4-3		0-0 F8		0-0 F8			0-0 6-3	4 0 0 0 0 0 0												
Richie Zisk, R (1, 9) OBP: 0.343, SLG: 0.424		4-0 BB		0-0 5-3		0-3 K			0-0 BB	3 0 1 0 1 1 0												
Bill Sample, R (9, PR) OBP: 0.346, SLG: 0.398										0 0 0 0 0 0 0												
Willie Montanez, L (1, 10) OBP: 0.276, SLG: 0.340		0-0 G4-6-3				0-0 FC4-6		0-0 4-3	0-0 4-3	4 0 1 0 0 0 2												
Pat Putnam, L (1, 3) OBP: 0.326, SLG: 0.468										3 0 2 0 0 0 1												
La Rue Washington, R (8, PR) OBP: 0.235, SLG: 0.188										0 0 0 0 0 0 0												
Eric Soderholm, R (8, 5) OBP: 0.313, SLG: 0.394										0 0 0 0 0 0 0												
Greg Mahlberg, R (1, 2) OBP: 0.235, SLG: 0.333										1 0 0 0 0 1 1												
Johnny Grubb, L (8, PH) OBP: 0.352, SLG: 0.421										0 0 0 0 1 0 0												
Jim Sundberg, R (8, 2) OBP: 0.328, SLG: 0.365										0 0 0 0 0 0 0												
Nelson Norman, S (1, 6) OBP: 0.244, SLG: 0.248										2 0 0 0 0 0 2												
Mike Jorgensen, L (8, PH) OBP: 0.305, SLG: 0.400										1 0 0 0 0 1 2												
Inning Stats	R: 0 E: 0 K: 0 S: 3	H: 0 LOB: 0 BB: 0 P: 3	R: 0 E: 0 K: 0 S: 2	H: 0 LOB: 0 BB: 1 P: 6	R: 0 E: 1 K: 0 S: 5	H: 1 LOB: 2 BB: 0 P: 5	R: 0 E: 0 K: 0 S: 3	H: 0 LOB: 0 BB: 0 P: 3	R: 0 E: 0 K: 1 S: 6	H: 1 LOB: 1 BB: 0 P: 6	R: 0 E: 0 K: 1 S: 5	H: 0 LOB: 0 BB: 0 P: 5	R: 0 E: 0 K: 1 S: 5	H: 0 LOB: 0 BB: 0 P: 5	R: 0 E: 0 K: 1 S: 6	H: 1 LOB: 2 BB: 1 P: 10	R: 0 E: 0 K: 0 S: 4	H: 1 LOB: 1 BB: 0 P: 4	1B: 2 2B: 2 3B: 0 HR: 0	SF: 0 SAC: 1 DP: 1 HBP: 0	WP: 0 PB: 0 SB: 0 CS: 0	PA: 33
PITCHER	IP WLS BF H R ER SO BB IBB HBP BLK WP HR S P ERA WHIP																					
Rob Dressler, R (1, 1) ERA: 5.16	7.0 W 26 3 0 0 2 2 0 0 0 0 0 0 28 36 0.00 0.714																					
Byron McLaughlin, R (8, 1) ERA: 4.35	2.0 S 7 1 0 0 1 0 0 0 0 0 0 0 9 9 0.00 0.500																					

Texas Rangers @ Seattle Mariners
The Kingdome, Seattle, WA
Wed Sep 05 1979, 10:05 PM EDT
Att. 5,112 - Dome

livebaseballscorecards.com

AB 30
R 0
H 4
RBI 0
BB 2
SO 3
LOB 16



Batter	1	2	3	4	5	6	7	8	9	AB	R	H	RBI	BB	SO	LOB
Julio Cruz, S OBP: 0.357, SLG: 0.315 (1, 4)	4-0 3-1 S 1B BB		0-0 4-3 2B		0-3 K		0-3 K			3	1	1	0	1	2	0
Ruppert Jones, L OBP: 0.354, SLG: 0.461 (1, 8)	0-0 3-1 1-3		0-0 4-3 2-3		4-0 1-3 BB		4-0 G4-6-3 BB			2	0	0	0	2	0	2
Bruce Bochte, L OBP: 0.386, SLG: 0.480 (1, 3)	0-0 F4		0-0 F7		0-0 1-3		0-0 G4-6-3 1-2f			4	0	0	0	0	0	4
Willie Horton, R OBP: 0.318, SLG: 0.459 (1, 10)	0-0 BB 1B		0-3 K		0-0 1-3			0-0 F3		4	0	1	1	0	1	2
Dan Meyer, L OBP: 0.329, SLG: 0.482 (1, 5)	4-0 1-2 BB			1-0 FC3-6 HBP		4-0 F9 SH1-4 BB		0-0 L9		1	0	0	0	2	0	0
Bill Stein, R OBP: 0.286, SLG: 0.373 (9, 5)									0	0	0	0	0	0	0	0
Tom Paciorek, R OBP: 0.362, SLG: 0.446 (1, 7)	0-0 F9			0-3 K		0-0 SH1-4		4-0 S BB		2	0	0	0	1	1	3
Charlie Beamon, L OBP: 0.111, SLG: 0.167 (8, PR)									0	0	0	0	0	0	0	0
Leon Roberts, R OBP: 0.353, SLG: 0.447 (9, 7)									0	0	0	0	0	0	0	0
Joe Simpson, L OBP: 0.315, SLG: 0.355 (1, 9)		0-0 K S 1B		0-0 FC3-6 1-2f		0-0 F9 2-3		4-0 1-2 BB		3	0	1	0	1	0	2
Bob Stinson, S OBP: 0.342, SLG: 0.349 (1, 2)		0-0 F5 1-2		4-0 K 1-2 BB		4-0 IBB		0-3 K		2	0	0	0	2	1	3
Mario Mendoza, R OBP: 0.226, SLG: 0.261 (1, 6)		0-3 K		0-0 F4		0-0 5-3				3	0	0	0	0	1	5

Inning Stats	R: 1	H: 1	E: 0	LOB: 2	K: 0	S: 4	R: 0	H: 1	E: 0	LOB: 0	K: 1	S: 5	R: 0	H: 1	E: 0	LOB: 1	K: 1	S: 6	R: 0	H: 0	E: 0	LOB: 2	K: 1	S: 5	R: 0	H: 0	E: 0	LOB: 1	K: 1	S: 9	R: 0	H: 0	E: 0	LOB: 2	K: 0	S: 3	R: 0	H: 0	E: 0	LOB: 0	K: 1	S: 4	R: 0	H: 0	E: 0	LOB: 2	K: 1	S: 5
--------------	------	------	------	--------	------	------	------	------	------	--------	------	------	------	------	------	--------	------	------	------	------	------	--------	------	------	------	------	------	--------	------	------	------	------	------	--------	------	------	------	------	------	--------	------	------	------	------	------	--------	------	------

PITCHER	IP	WLS	BF	H	R	ER	SO	BB	IBB	HBP	BLK	WP	HR	S	P	ERA	WHIP
Fergie Jenkins, R ERA: 4.09 (1, 1)	7.2	L	33	3	1	1	5	7	1	1	0	0	0	34	67	1.17	1.304
Sparky Lyle, L ERA: 3.24 (8, 1)	0.1		2	0	0	0	1	1	0	0	0	0	0	3	7	0.00	3.000

BOTTOM

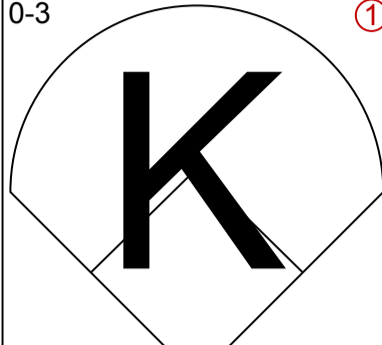
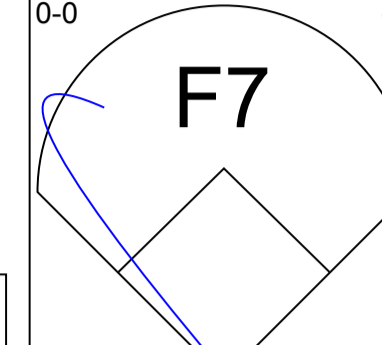
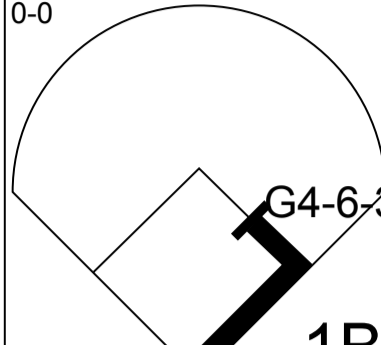
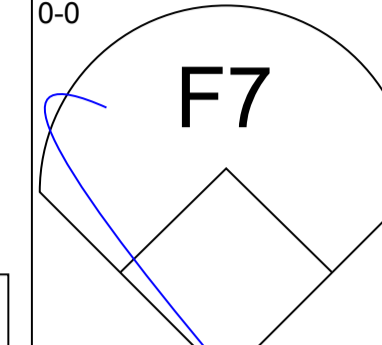

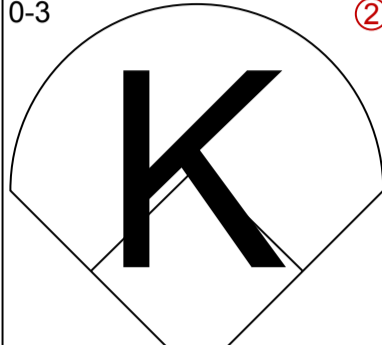
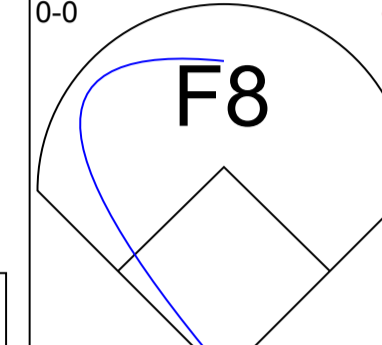
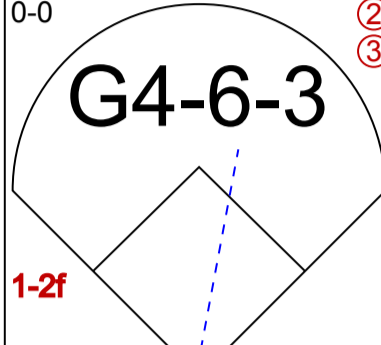
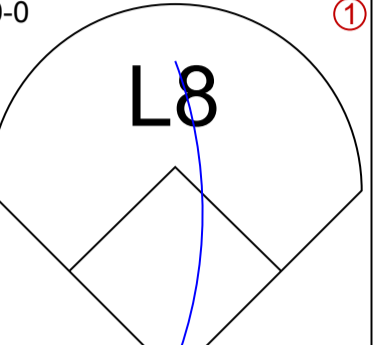
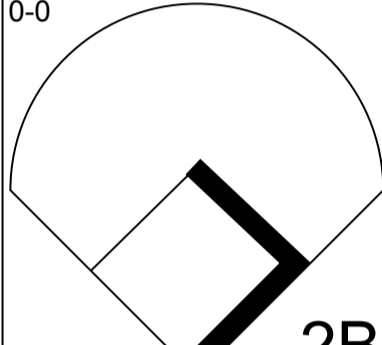
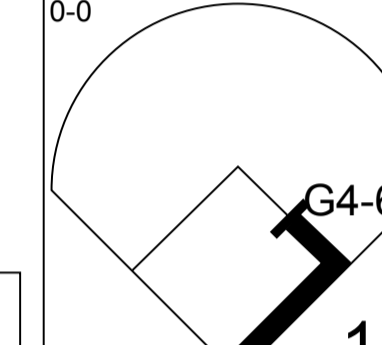
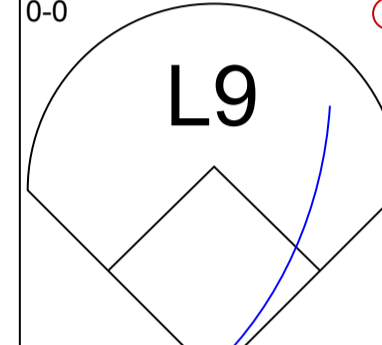
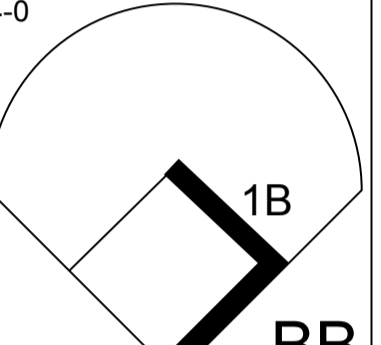
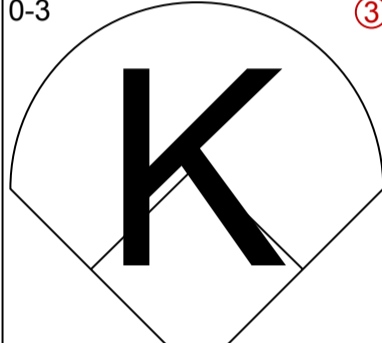
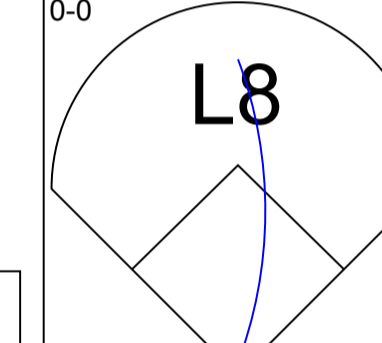
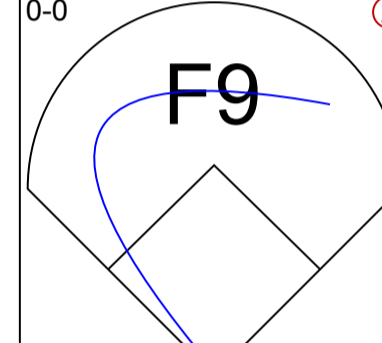
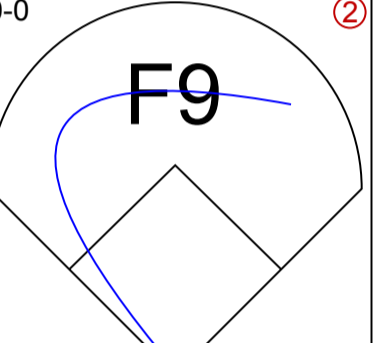
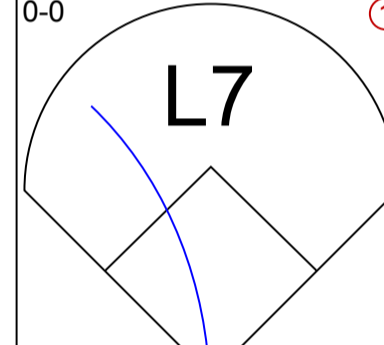
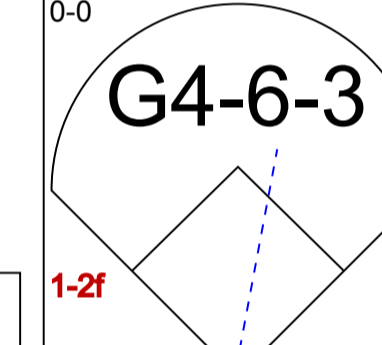
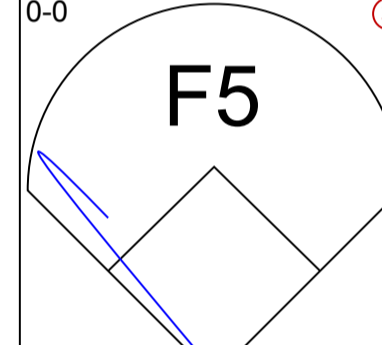
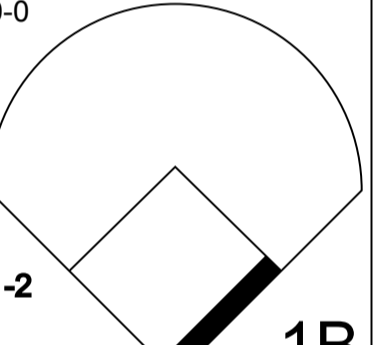
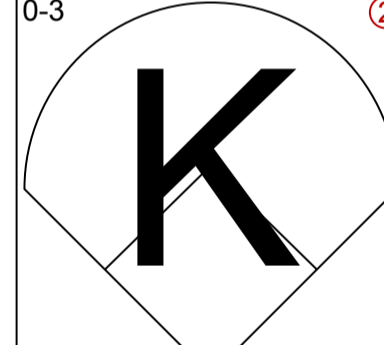
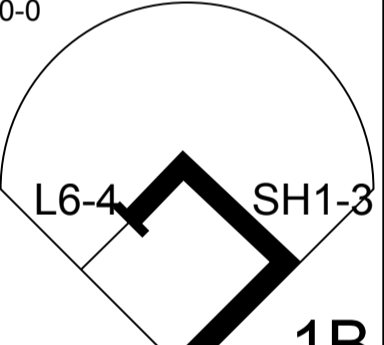

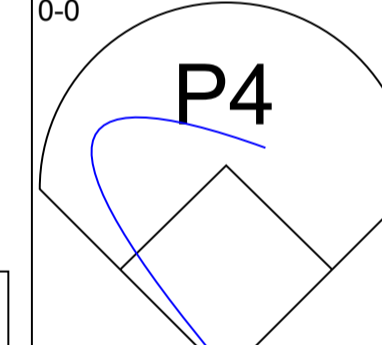
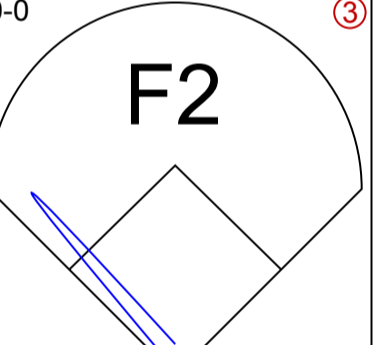
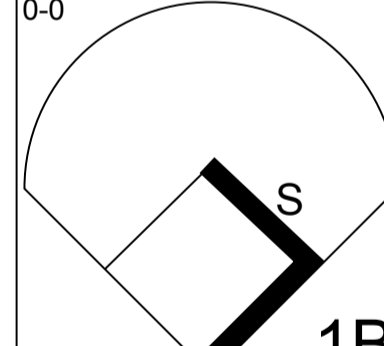
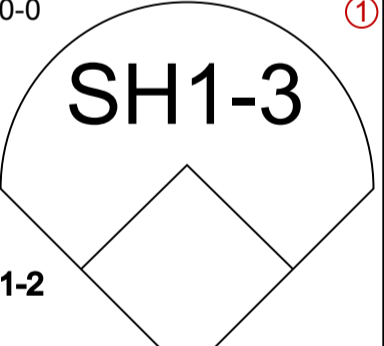
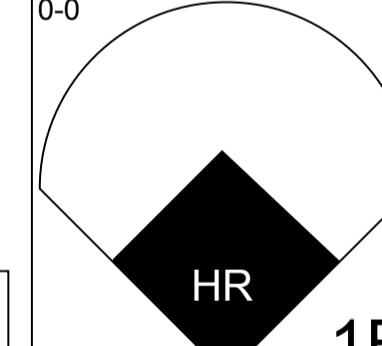
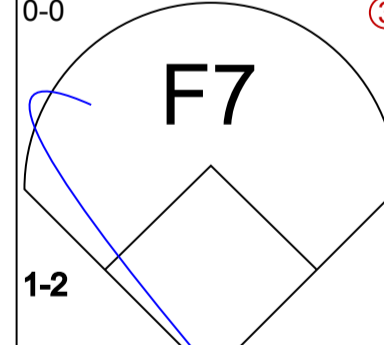
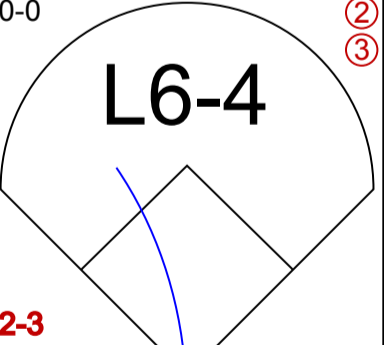
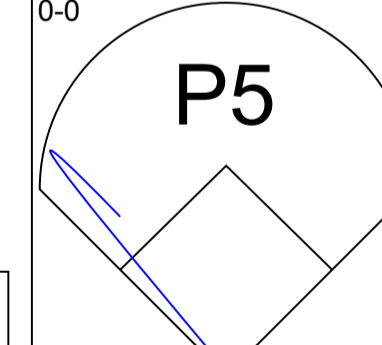
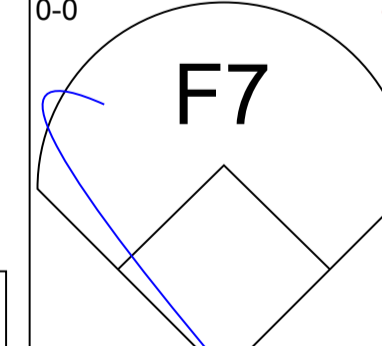
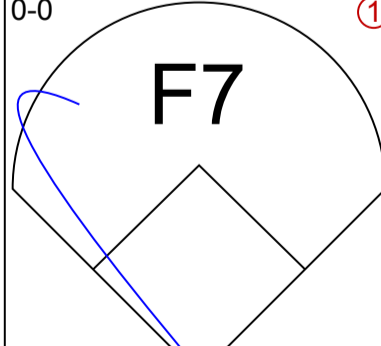
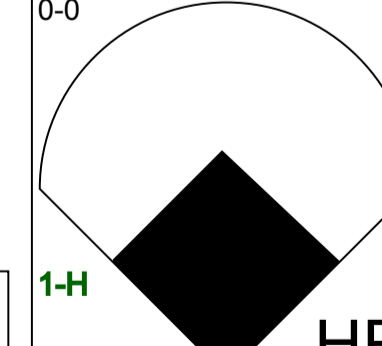
Texas Rangers @ Seattle Mariners
The Kingdome, Seattle, WA
Wed Sep 05 1979, 10:05 PM EDT
Att. 5,112 - Dome

AB	24
R	1
H	3
RBI	1
BB	9
SO	6
LOB	21



1B:	2B:	3B:	HR:	SF:	SAC:	DP:	HBP:	WP:	PA:
2	1	0	0	0	1	1	1	0	35

Batter	1	2	3	4	5	6	7	8	9	AB R H RBI BB SO LOB	BOTTOM
--------	---	---	---	---	---	---	---	---	---	----------------------	--------

Julio Cruz, S <small>OBP: 0.355, SLG: 0.315</small> (1, 4)	0-3 		X 0-0 			X 0-0 		X 0-0 		4 0 1 0 0 1 0	<h3 style="margin:0;">Kansas City Royals @ Seattle Mariners</h3> <p style="margin:0;">The Kingdom, Seattle, WA</p> <p style="margin:0; font-size: small;">Fri Sep 07 1979, 10:05 PM EDT Att. 6,843 - Dome</p> <p style="margin:0; font-size: x-small;">livebaseballscorecards.com</p> <table style="margin:0; width:100%; font-size: x-small;"> <tr><td>AB</td><td>31</td></tr> <tr><td>R</td><td>2</td></tr> <tr><td>H</td><td>8</td></tr> <tr><td>RBI</td><td>2</td></tr> <tr><td>BB</td><td>1</td></tr> <tr><td>SO</td><td>4</td></tr> <tr><td>LOB</td><td>10</td></tr> </table> 	AB	31	R	2	H	8	RBI	2	BB	1	SO	4	LOB	10
AB	31																								
R	2																								
H	8																								
RBI	2																								
BB	1																								
SO	4																								
LOB	10																								
Ruppert Jones, L <small>OBP: 0.352, SLG: 0.458</small> (1, 8)	0-3 	X 0-0 	X 0-0 	X 0-0 	4 0 0 0 0 1 1																				
Bruce Bochte, L <small>OBP: 0.389, SLG: 0.483</small> (1, 3)	0-0 	X 0-0 	X 0-0 	X 4-0 	3 0 2 0 1 0 0																				
Willie Horton, R <small>OBP: 0.316, SLG: 0.456</small> (1, 10)	0-3 	X 0-0 	X 0-0 	X 0-0 	4 0 0 0 0 1 3																				
Dan Meyer, L <small>OBP: 0.329, SLG: 0.480</small> (1, 5)	X 0-0 	X 0-0 	X 0-0 	X 0-0 	4 0 1 0 0 0 1																				
Tom Paciorek, R <small>OBP: 0.360, SLG: 0.443</small> (1, 7)	0-3 	X 0-0 	X 0-0 	X 0-0 	X 0-0 	4 0 1 0 0 1 2																			
Joe Simpson, L <small>OBP: 0.321, SLG: 0.361</small> (1, 9)	X 0-0 	X 0-0 	X 0-0 	2 1 2 0 0 0 0																					
Bob Stinson, S <small>OBP: 0.338, SLG: 0.344</small> (1, 2)	X 0-0 	X 0-0 	X 0-0 	3 0 0 0 0 0 3																					
Mario Mendoza, R <small>OBP: 0.225, SLG: 0.260</small> Larry Milbourne, S <small>OBP: 0.316, SLG: 0.356</small> (6, PH) (7, 6)	X 0-0 	X 0-0 	X 0-0 	1 0 0 0 0 0 0 2 1 1 2 0 0 0																					

Inning Stats	R: 0 H: 1 E: 0 LOB: 1 K: 3 BB: 0 S: 10 P: 10	R: 0 H: 1 E: 0 LOB: 1 K: 1 BB: 0 S: 6 P: 6	R: 0 H: 0 E: 0 LOB: 0 K: 0 BB: 0 S: 3 P: 3	R: 0 H: 1 E: 0 LOB: 0 K: 0 BB: 0 S: 3 P: 3	R: 0 H: 1 E: 0 LOB: 0 K: 0 BB: 0 S: 3 P: 3	R: 0 H: 1 E: 0 LOB: 0 K: 0 BB: 0 S: 3 P: 3	R: 0 H: 0 E: 0 LOB: 0 K: 0 BB: 0 S: 3 P: 3	R: 2 H: 2 E: 0 LOB: 0 K: 0 BB: 0 S: 5 P: 5	R: 0 H: 1 E: 0 LOB: 2 K: 0 BB: 1 S: 4 P: 8	1B: 6 SF: 0 2B: 2 SAC: 1 3B: 0 DP: 3 HR: 1 HBP: 0	WP: 0 PA: 33 PB: 0 SB: 1 CS: 0
PITCHER Craig Chamberlain, R <small>ERA: 2.57</small> (1, 1)	IP WLS BF H R ER SO BB IBB HBP BLK WP HR S P ERA WHIP 9.0 W 33 8 2 2 4 1 0 0 0 0 1 40 44 2.00 1.000	PITCHER (1, 1)	IP WLS BF H R ER SO BB IBB HBP BLK WP HR S P ERA WHIP 9.0 W 33 8 2 2 4 1 0 0 0 0 0 40 44 2.00 1.000	ERA WHIP 2.00 1.000	ERA WHIP 2.00 1.000						

Batter	1	2	3	4	5	6	7	8	9	AB R H RBI BB SO LOB	TOP
Willie Wilson, S OBP: 0.345, SLG: 0.427 (1, 7) X	0-0 1B 3B 2B	0-3 K			0-0 4-3		0-3 K			4 1 1 0 0 2 1	
Hal McRae, R OBP: 0.339, SLG: 0.456 (1, 10) X	0-0 3B 1B		0-0 F3		0-3 K			0-0 P6		4 1 1 0 0 1 0	
George Brett, L OBP: 0.380, SLG: 0.552 (1, 5) X	0-0 3B		0-0 4-3		0-0 4-3			0-0 3-1		4 0 1 2 0 0 0	
Amos Otis, R OBP: 0.373, SLG: 0.448 (1, 8) B B B B	4-0 BB		0-0 L4		4-0 BB BB			0-0 1B		2 0 1 0 2 0 0	
Darrell Porter, L OBP: 0.420, SLG: 0.497 (1, 2) S S S	0-3 K			0-0 4-1		4-0 BB BB		0-0 4-3		3 0 0 0 1 1 3	
Al Cowens, R OBP: 0.351, SLG: 0.425 (1, 9) X	0-0 L4			0-0 2B		0-0 G4-6-3 1-2			0-0 F8	4 0 1 0 0 0 4	
Frank White, R OBP: 0.288, SLG: 0.389 (1, 4) S S S	0-3 K			0-3 K			0-0 5-3		0-0 F2	4 0 0 0 0 2 3	AB 32 R 2 H 6 RBI 2 BB 3 SO 8 LOB 12
John Wathan, R OBP: 0.236, SLG: 0.307 (1, 3) X		0-0 F8		0-3 K			0-0 5-3		0-0 P4	4 0 0 0 0 1 1	
U L Washington, S OBP: 0.288, SLG: 0.340 (1, 6) X		0-0 F8			0-3 K					3 0 1 0 0 1 0	
Inning Stats	R: 2 H: 3 E: 0 LOB: 2 K: 2 BB: 1 S: 10 P: 14	R: 0 H: 0 E: 0 LOB: 0 K: 1 BB: 0 S: 5 P: 5	R: 0 H: 0 E: 0 LOB: 0 K: 0 BB: 0 S: 3 P: 3	R: 0 H: 1 E: 0 LOB: 1 K: 2 BB: 0 S: 8 P: 8	R: 0 H: 0 E: 0 LOB: 0 K: 2 BB: 0 S: 7 P: 7	R: 0 H: 0 E: 0 LOB: 1 K: 0 BB: 2 S: 2 P: 10	R: 0 H: 1 E: 0 LOB: 1 K: 1 BB: 0 S: 6 P: 6	R: 0 H: 1 E: 0 LOB: 1 K: 0 BB: 0 S: 4 P: 4	R: 0 H: 0 E: 0 LOB: 0 K: 0 BB: 0 S: 3 P: 3	1B: 3 SF: 0 2B: 2 SAC: 0 3B: 1 DP: 1 HR: 0 HBP: 0	WP: 0 PA: 35 PB: 0 SB: 0 CS: 0
PITCHER Floyd Bannister, L (1, 1) ERA: 3.88	IP WLS BF H R ER SO BB IBB HBP BLK WP HR S P ERA WHIP										

Kansas City Royals @ Seattle Mariners
 The Kingdome, Seattle, WA
 Sat Sep 08 1979, 10:05 PM EDT
 Att. 12,340 - Dome

livebaseballscorecards.com



Batter	1	2	3	4	5	6	7	8	9	AB	R	H	RBI	BB	SO	LOB
Julio Cruz, S OBP: 0.357, SLG: 0.313 (1, 4)	4-0 BB		4-0 BB		0-3 K		0-0 4-3			2	0	0	0	2	1	2
Ruppert Jones, L OBP: 0.353, SLG: 0.457 (1, 8)	0-3 K		0-0 P5			4-0 BB	0-0 HR			3	1	1	1	1	1	2
Bruce Bochte, L OBP: 0.390, SLG: 0.490 (1, 3)	0-0 F7		0-0 F5			0-0 1B	0-0 HR			4	2	2	2	0	0	2
Willie Horton, R OBP: 0.315, SLG: 0.455 (1, 10)	0-0 G3			0-0 6-3		0-0 1B	0-0 L8			4	0	1	0	0	0	1
Dan Meyer, L OBP: 0.331, SLG: 0.484 (1, 5)		0-0		0-0		0-0		0-0 F3		2	0	2	0	0	0	0
Mario Mendoza, R OBP: 0.225, SLG: 0.260 (5, 6)						0-0 1B				0	0	0	0	0	0	0
Charlie Beamon, L OBP: 0.158, SLG: 0.211 (6, PH)						0-0 1B				1	0	1	0	0	0	0
Bill Stein, R OBP: 0.265, SLG: 0.371 (7, 5)						0-0 1B				1	0	0	0	0	0	0
Leon Roberts, R OBP: 0.352, SLG: 0.444 (1, 7)		0-0 P3		0-0 F8		0-0 FC6-4		4-0 SH3		3	0	0	1	1	0	4
Joe Simpson, L OBP: 0.321, SLG: 0.361 (1, 9)		0-0 G3		0-0 CS		0-0 1B		0-0 SH3		3	0	1	0	0	0	3
Larry Milbourne, S OBP: 0.315, SLG: 0.353 (1, 6)		0-0 F7		0-0		0-0 4-3		0-0 4-3		3	0	0	0	1	0	2
Larry Cox, R OBP: 0.272, SLG: 0.319 (1, 2)			0-0 4-3		0-0 F9		0-0 1B	0-0 F9		4	1	1	0	0	0	3

Inning Stats	R: 0	H: 0	E: 0	K: 1	S: 5	L: 0	LOB: 1	BB: 1	P: 9	R: 0	H: 1	E: 0	K: 0	S: 4	L: 0	LOB: 1	BB: 0	P: 4	R: 0	H: 0	E: 0	K: 0	S: 3	L: 0	LOB: 1	BB: 1	P: 7	R: 0	H: 1	E: 0	K: 0	S: 3	L: 0	LOB: 0	BB: 0	P: 3	R: 0	H: 1	E: 0	K: 1	S: 6	L: 0	LOB: 1	BB: 0	P: 6	R: 1	H: 3	E: 0	K: 0	S: 5	L: 0	LOB: 2	BB: 1	P: 9	R: 3	H: 3	E: 0	K: 0	S: 6	L: 0	LOB: 0	BB: 0	P: 6	R: 0	H: 0	E: 0	K: 0	S: 3	L: 0	LOB: 2	BB: 2	P: 11
--------------	------	------	------	------	------	------	--------	-------	------	------	------	------	------	------	------	--------	-------	------	------	------	------	------	------	------	--------	-------	------	------	------	------	------	------	------	--------	-------	------	------	------	------	------	------	------	--------	-------	------	------	------	------	------	------	------	--------	-------	------	------	------	------	------	------	------	--------	-------	------	------	------	------	------	------	------	--------	-------	-------

PITCHER	IP	WLS	BF	H	R	ER	SO	BB	IBB	HBP	BLK	WP	HR	S	P	ERA	WHIP
Dennis Leonard, R ERA: 4.41 (1, 1)	7.1	L	33	9	4	4	2	4	0	0	0	0	1	33	49	4.91	1.773
Al Hrabosky, L ERA: 4.17 (8, 1)	0.2		3	0	0	0	0	1	0	0	0	0	0	2	6	0.00	1.500

BOTTOM

Kansas City Royals @ Seattle Mariners
The Kingdom, Seattle, WA

Sat Sep 08 1979, 10:05 PM EDT
Att. 12,340 - Dome

livebaseballscorecards.com

AB	30
R	4
H	9
RBI	4
BB	5
SO	2
LOB	19



WP: 0	PA: 37
PB: 0	
SB: 2	
CS: 2	

Batter	1	2	3	4	5	6	7	8	9	AB R H RBI BB SO LOB	TOP									
Willie Wilson, S (1, 8) OBP: 0.347, SLG: 0.427	0-3 K	0-0 S 1B		4-0 G5-4-3 IBB		4-0 1-2 IBB		0-3 K		3 0 1 1 2 2 1										
Hal McRae, R (1, 10) OBP: 0.337, SLG: 0.452	0-0 3-1	0-0 6-3		0-0 G5-4-3 1-2f		0-3 K		0-0 G3-6-3 1B		5 0 1 0 0 1 6										
George Brett, L (1, 5) OBP: 0.384, SLG: 0.555	4-0 S 1B BB		X	0-0 6-3 G3 1B		X	0-0 4-3 2B	X	0-0 SH3-4 1B		4 1 3 0 1 0 1									
Darrell Porter, L (1, 2) OBP: 0.419, SLG: 0.495	0-0 1B		X	0-0 G3 1-2		X	0-0 4-3 2-3	X	0-0 SH3-4 1-2		4 0 1 1 0 0 3									
Ralph LaCock, L (1, 3) Amos Otis, R (7, PH) Jim Nettles, L (7, 7)	0-0 3-1		X	0-0 6-3 2-3		X	0-0 1-3	X	4-0 G1-6-3 IBB		3 0 0 0 0 0 3 0 0 0 0 1 0 0 0 0 0 0 0 0 0									
Clint Hurdle, L (1, 7) John Wathan, R (7, PH) OBP: 0.234, SLG: 0.306		4-0 FC6-4 BB 1B BB	X	0-0 5-3		X	0-3 K	X	0-0 G1-6-3 1-2f		2 1 0 0 1 1 2 1 0 0 0 0 0 2									
Al Cowens, R (1, 9) OBP: 0.352, SLG: 0.424		4-0 FC6-4 1-2 BB	X	0-0 4-3 1B 1B		X	0-0 5-3	X	0-0 F8		3 0 1 0 1 0 0									
Frank White, R (1, 4) OBP: 0.290, SLG: 0.390		0-3 K	X	0-0 4-3 1-2 1B		X	0-0 L7	X	0-0 FC6-4 1B		4 0 2 0 0 1 2									
U L Washington, S (1, 6) OBP: 0.287, SLG: 0.338		0-0 FC6-4 1B E 1-2f 2-3	X	0-0 4-3 1-2 2-3		X	0-0 S 1B	X	0-0 FC6-4 1-2f		4 1 1 0 0 0 5									
Inning Stats	R: 1 E: 0 K: 1 S: 6	H: 1 LOB: 1 BB: 1 P: 10	R: 2 E: 0 K: 1 S: 6	H: 1 LOB: 1 BB: 2 P: 14	R: 0 E: 0 K: 0 S: 4	H: 1 LOB: 1 BB: 0 P: 4	R: 0 E: 0 K: 0 S: 4	H: 2 LOB: 2 BB: 1 P: 8	R: 0 E: 0 K: 1 S: 6	H: 1 LOB: 1 BB: 0 P: 6	R: 0 E: 0 K: 0 S: 3	H: 1 LOB: 1 BB: 1 P: 7	R: 0 E: 0 K: 0 S: 6	H: 1 LOB: 1 BB: 0 P: 6	R: 0 E: 0 K: 0 S: 3	H: 1 LOB: 0 BB: 0 P: 3	1B: 9 2B: 1 3B: 0 HR: 0	SF: 0 SAC: 1 DP: 3 HBP: 0	WP: 0 PB: 0 SB: 4 CS: 0	PA: 40
PITCHER	IP WLS BF H R ER SO BB IBB HBP BLK WP HR S P ERA WHIP																			
Mike Parrott, R (1, 1) ERA: 3.64	6.0 L 30 8 3 2 4 3 2 0 0 0 0 0 33 53 3.00 1.833																			
Shane Rawley, L (7, 1) ERA: 4.09	3.0 10 2 0 0 1 0 1 0 0 0 0 0 11 15 0.00 0.667																			

Kansas City Royals @ Seattle Mariners
The Kingdome, Seattle, WA
Sun Sep 09 1979, 6:33 AM EDT
Att. 7,236 - Dome

livebaseballscorecards.com

AB	33
R	3
H	10
RBI	2
BB	6
SO	5
LOB	25



Batter	1	2	3	4	5	6	7	8	9	AB	R	H	RBI	BB	SO	LOB
Julio Cruz, S OBP: 0.356, SLG: 0.312 (1, 4)	0-0 6-3		0-3 K			0-0 G3-6-3 1B	0-0 FC6-4			4	0	1	0	0	1	3
Ruppert Jones, L OBP: 0.351, SLG: 0.454 (1, 8)	0-0 3-1		0-0 4-3			0-0 G3-6-3 1-2f		0-0 3-1		4	0	0	0	0	0	1
Tom Paciorek, R OBP: 0.359, SLG: 0.451 (1, 7)	0-0 F9			0-0 5-3		0-0 HR		0-0 6-3		4	1	1	1	0	0	0
Willie Horton, R OBP: 0.315, SLG: 0.452 (1, 10)		0-0 4-3		4-0 G3-6-1 BB		0-0 5-3		0-0 6-3		3	0	0	0	1	0	0
Bruce Bochte, L OBP: 0.387, SLG: 0.486 (1, 3)		0-0 L9		0-0 G3-6-1 1-2f			0-0 F9		0-0 P6	4	0	0	0	0	0	1
Leon Roberts, R OBP: 0.353, SLG: 0.444 (1, 9)		0-0 1B 1B		0-0 5-3		0-0 FC5 HBP 1B		0-0 L5		4	0	2	0	0	0	0
Bill Stein, R OBP: 0.292, SLG: 0.384 (1, 5)		0-0 FC6-4 1-2 1B		0-0 3B		0-0 BB FC5 HBP		0-0 5-3		3	0	2	0	0	0	0
Larry Cox, R OBP: 0.269, SLG: 0.315 (1, 2)		0-0 FC6-4 1-2f		0-0 5-3		0-0 FC5 BB		0-0 FC5		3	0	0	0	0	0	5
Mario Mendoza, R OBP: 0.224, SLG: 0.258 (1, 6)			0-0 F9		0-0 4-3		4-0 BB BB			2	0	0	0	0	0	1
Bobby Valentine, R OBP: 0.387, SLG: 0.303 (7, PH)										0	0	0	0	1	0	0
Larry Milbourne, S OBP: 0.315, SLG: 0.353 (7, PR)										0	0	0	0	0	0	0
										0	0	0	0	0	0	0

Inning Stats	R: 0	H: 0	E: 0	K: 0	S: 3	R: 0	H: 2	E: 0	K: 0	S: 5	R: 0	H: 0	E: 0	K: 1	S: 5	R: 0	H: 0	E: 0	K: 0	S: 2	R: 0	H: 1	E: 0	K: 0	S: 4	R: 1	H: 2	E: 0	K: 0	S: 4	R: 0	H: 1	E: 0	K: 0	S: 4	R: 0	H: 0	E: 0	K: 0	S: 3	R: 0	H: 0	E: 0	K: 0	S: 3	R: 0	H: 0	E: 0	K: 0	S: 3	1B: 4	2B: 0	3B: 1	HR: 1	SF: 0	SAC: 0	DP: 2	HBP: 1	WP: 0	PA: 34
PITCHER Larry Gura, L ERA: 4.39 (1, 1)	IP	WLS	BF	H	R	ER	SO	BB	IBB	HBP	BLK	WP	HR	S	P	ERA	WHIP																		IP	WLS	BF	H	R	ER	SO	BB	IBB	HBP	BLK	WP	HR	S	P	ERA	WHIP									

BOTTOM

Kansas City Royals @ Seattle Mariners
The Kingdom, Seattle, WA

Sun Sep 09 1979, 6:33 AM EDT
Att: 7,236 - Dome

livebaseballscorecards.com

AB	31
R	1
H	6
RBI	1
BB	2
SO	1
LOB	11



Seattle Mariners @ Texas Rangers
 Arlington Stadium, Arlington, TX
 Mon Sep 10 1979, 8:05 PM EDT
 Att. 6,790 - Unknown

livebaseballscorecards.com



WP: 0 PA: 34
 PB: 0
 SB: 0
 CS: 3

AB	R	H	RBI	BB	SO	LOB
4	1	1	0	0	1	0
3	0	1	1	1	1	0
4	1	1	0	0	0	1
4	2	2	1	0	1	2
3	0	0	0	0	0	0
2	1	1	2	1	0	0
4	0	0	0	0	1	1
3	0	0	0	0	0	1
3	0	0	0	0	0	1
1B: 3	SF: 1	2B: 2	SAC: 1	3B: 1	DP: 3	HR: 2

AB	30
R	5
H	6
RBI	4
BB	2
SO	4
LOB	6

Batter	1	2	3	4	5	6	7	8	9
Larry Milbourne, S (1, 4) OBP: 0.314, SLG: 0.358	0-3 K			0-0 G3		0-0 F8		0-0 1B 3B	
Ruppert Jones, L (1, 8) OBP: 0.352, SLG: 0.453	4-0 G3-6-1 BB			0-0 F9		0-3 K		0-0 CS 1B 1B	
Bruce Bochte, L (1, 3) OBP: 0.386, SLG: 0.484	0-0 G3-6-1 1-2f			0-0 F7			0-0 SH1-4 SF9 1B	0-0 CS 1B	
Willie Horton, R (1, 10) OBP: 0.316, SLG: 0.458		0-3 K			0-0 HR		0-0 SF9 SH1-4 E 1B	0-0 P4	
Dan Meyer, L (1, 5) OBP: 0.330, SLG: 0.481		0-0 G3			0-0 4-1		0-0 SH1-4	0-0 F8	
Leon Roberts, R (1, 7) OBP: 0.354, SLG: 0.452		0-0 6-3			0-0 HR		0-0 SF9	4-0 CS BB	
Joe Simpson, L (1, 9) OBP: 0.316, SLG: 0.354			0-0 4-3		0-0 3-1		0-0 E6	0-3 K	
Larry Cox, R (1, 2) OBP: 0.266, SLG: 0.311			0-0 E1 F9-3		0-0 1-3		0-0 F8		
Mario Mendoza, R (1, 6) OBP: 0.222, SLG: 0.256			0-0 F9-3			0-0 5-3		0-0 F8	

Inning Stats	R: 0	H: 0	R: 0	H: 0	R: 0	H: 0	R: 2	H: 2	R: 0	H: 0	R: 2	H: 1	R: 1	H: 3	R: 0	H: 0
	E: 0	LOB: 0	E: 0	LOB: 0	E: 1	LOB: 0	E: 0	LOB: 0	E: 0	LOB: 0	E: 2	LOB: 1	E: 0	LOB: 1	E: 0	LOB: 1
	K: 1	BB: 1	K: 1	BB: 0	K: 0	BB: 0	K: 0	BB: 0	K: 0	BB: 0	K: 0	BB: 0	K: 0	BB: 0	K: 1	BB: 1
	S: 4	P: 8	S: 5	P: 5	S: 3	P: 3	S: 5	P: 5	S: 5	P: 5	S: 6	P: 6	S: 5	P: 5	S: 4	P: 8


PITCHER	IP	WLS	BF	H	R	ER	SO	BB	IBB	HBP	BLK	WP	HR	S	P	ERA	WHIP
Fergie Jenkins, R (1, 1) ERA: 4.08	7.1	L	29	5	5	3	3	1	0	0	0	0	2	34	38	3.68	0.818
Dave Rajsich, L (8, 1) ERA: 4.06	1.2		5	1	0	0	1	1	0	0	0	0	0	6	10	0.00	1.200

Batter	1	2	3	4	5	6	7	8	9	AB	R	H	RBI	BB	SO	LOB
Mickey Rivers, L OBP: 0.311, SLG: 0.407 (1, 8)	0-0 FC4-6 1B		0-0 1-3			0-0 FC3-6 1B	0-0 F3			4	0	2	0	0	0	2
Bump Wills, S OBP: 0.331, SLG: 0.338 (1, 4)	0-0 FC4-6 1-2f 4-3			0-0 6-3		0-0 FC3-6 1B S 1B		0-0 1-3		4	1	0	0	0	0	2
Buddy Bell, R OBP: 0.328, SLG: 0.460 (1, 5) (8, 6)	0-0 4-3 1-2			0-0 6-3		0-0 1B 1B		0-0 F9		4	0	1	0	0	0	1
Willie Montanez, L OBP: 0.280, SLG: 0.343 (1, 10)		4-0 BB BB BB		0-0 L6		0-0 1B 1B G4-6-3		0-0 F9		3	0	1	1	1	0	0
Pat Putnam, L OBP: 0.323, SLG: 0.468 (1, 3)		0-0 G4-6-3 1-2f			0-0 F7	0-0 G4-6-3 1-2f		4-0 BB BB BB		3	0	0	0	1	0	3
Johnny Grubb, L OBP: 0.352, SLG: 0.427 (1, 9)		0-0 G3			0-3 K		0-0 F7		0-3 K	4	0	0	0	0	2	1
Bill Sample, R OBP: 0.356, SLG: 0.409 (1, 7)			0-0 SH1 FC1-6-5-6 1B		0-0 E 1B		0-0 G1 1B 2B		0-0 E5 FC6-4 1-2	4	1	3	0	0	0	1
Jim Sundberg, R OBP: 0.335, SLG: 0.372 Richie Zisk, R OBP: 0.343, SLG: 0.418 (1, 2) (9, PH)			0-0 SH1 1-2		0-0 E4 1-2		0-0 G1 2-3		0-3 K S	2	0	0	0	0	0	2
Nelson Norman, S OBP: 0.246, SLG: 0.251 Al Oliver, L OBP: 0.367, SLG: 0.480 Eric Soderholm, R OBP: 0.313, SLG: 0.394 John Ellis, R OBP: 0.314, SLG: 0.434 (1, 6) (7, PH) (8, 5) (9, PH)			0-0 FC1-6-5-6 2-3		0-0 G3		0-0 1B 3-H		0-0 FC6-4 1-2f	2	0	0	0	0	0	3

Inning Stats		R: 0	H: 1	R: 0	H: 0	R: 0	H: 1	R: 0	H: 0	R: 0	H: 1	R: 1	H: 3	R: 0	H: 0	R: 0	H: 0	R: 0	H: 0	1B: 7	SF: 0	WP: 0	PA: 36								
		E: 0	LOB: 0	E: 0	LOB: 0	E: 0	LOB: 1	E: 1	LOB: 2	E: 0	LOB: 1	E: 0	LOB: 1	E: 0	LOB: 0	E: 1	LOB: 2	E: 0	LOB: 0	2B: 1	SAC: 1	PB: 0									
		K: 0	BB: 0	K: 0	BB: 1	K: 0	BB: 0	K: 1	BB: 0	K: 0	BB: 0	K: 0	BB: 0	K: 0	BB: 0	K: 2	BB: 1	K: 0	BB: 0	3B: 0	DP: 2	SB: 1									
		S: 3	P: 3	S: 2	P: 6	S: 4	P: 4	S: 7	P: 7	S: 5	P: 5	S: 5	P: 5	S: 3	P: 3	S: 8	P: 12	S: 8	P: 3	HR: 0	HBP: 0	CS: 0									
PITCHER	IP	WLS	BF	H	R	ER	SO	BB	IBB	HBP	BLK	WP	HR	S	P	ERA	WHIP														
Rob Dressler, R ERA: 4.98 (1, 1)	6.2	W	27	8	2	2	1	1	0	0	0	0	0	28	32	2.70	1.350														
Byron McLaughlin, R ERA: 4.25 (7, 1)	2.1	S	9	0	0	0	2	1	0	0	0	0	0	12	16	0.00	0.429														

Seattle Mariners @ Texas Rangers
Arlington Stadium, Arlington, TX
Mon Sep 10 1979, 8:05 PM EDT
Att. 6,790 - Unknown

AB	33
R	2
H	8
RBI	2
BB	2
SO	3
LOB	19



Batter	1	2	3	4	5	6	7	8	9	AB R H RBI BB SO LOB	TOP											
Julio Cruz, S (1, 4) OBP: 0.356, SLG: 0.311	0-0 4-3		0-0 WP 1B		0-0 1-3		4-0 BB 1-2		0-0 F9	4 1 1 0 1 0 2												
Ruppert Jones, L (1, 8) OBP: 0.352, SLG: 0.454	0-0 1-3		0-0 F8		0-0 S 1B		0-3 BB		0-0 1-3 2-H 2B	5 0 2 1 0 1 3												
Bruce Bochte, L (1, 3) OBP: 0.388, SLG: 0.487	0-0 BB 1B		0-0 1B 2-H 1B		0-0 F9			0-0 4-3 2B	0-3 K	5 0 3 1 0 1 3												
Willie Horton, R (1, 10) OBP: 0.317, SLG: 0.457	4-0 1-2 BB		0-0 G3-6-3 1B		0-0 F8			0-3 K		3 0 1 0 1 1 1												
Dan Meyer, L (1, 5) OBP: 0.327, SLG: 0.477	0-0 F2		0-0 G3-6-3		0-0 F7			0-0 4-3		4 0 0 0 0 0 5												
Leon Roberts, R (1, 7) OBP: 0.351, SLG: 0.448		0-0 F8		0-3 K		0-0 F7		0-3 K		4 0 0 0 0 2 1												
Rod Craig, S (1, 9) OBP: 0.500, SLG: 0.500		0-0 4-3		0-0 P6			0-0 WP 1B		0-0 1B 2B 1B	4 1 2 0 0 0 0	AB 37											
Larry Milbourne, S (1, 6) OBP: 0.314, SLG: 0.357		0-0		0-0 F8			0-0 F7		0-0 2B 1-2 1B	3 0 1 0 0 0 1	R 2											
Bobby Valentine, R (9, PH) OBP: 0.394, SLG: 0.312										1 0 1 0 0 0 0	H 11											
Larry Cox, R (1, 2) OBP: 0.264, SLG: 0.309		0-3 K							0-3 K	2 0 0 0 0 1 1	RBI 2											
Charlie Beamon, L (7, PH) OBP: 0.150, SLG: 0.200										1 0 0 0 0 0 1	BB 2											
Bob Stinson, S (7, 2) OBP: 0.338, SLG: 0.344										0 0 0 0 0 0 0	SO 7											
Tom Paciorek, R (9, PH) OBP: 0.358, SLG: 0.449										1 0 0 0 0 1 2	LOB 20											
Inning Stats	R: 0 E: 0 K: 0 S: 4	H: 1 LOB: 2 BB: 1 P: 8	R: 0 E: 0 K: 1 S: 6	H: 1 LOB: 1 BB: 0 P: 6	R: 1 E: 0 K: 1 S: 5	H: 3 LOB: 1 BB: 0 P: 5	R: 0 E: 0 K: 1 S: 5	H: 0 LOB: 0 BB: 0 P: 5	R: 0 E: 0 K: 0 S: 4	H: 1 LOB: 1 BB: 0 P: 4	R: 0 E: 0 K: 1 S: 3	H: 0 LOB: 0 BB: 0 P: 3	R: 0 E: 0 K: 1 S: 6	H: 1 LOB: 2 BB: 1 P: 10	R: 0 E: 0 K: 2 S: 8	H: 1 LOB: 1 BB: 0 P: 8	R: 1 E: 0 K: 2 S: 10	H: 3 LOB: 2 BB: 0 P: 10	1B: 9 2B: 2 3B: 0 HR: 0	SF: 0 SAC: 0 DP: 1 HBP: 0	WP: 2 PB: 0 SB: 1 CS: 0	PA: 39
PITCHER											PITCHER											
Doyle Alexander, R (1, 1) ERA: 4.46	IP: 6.2 WLS: W BF: 28 H: 7 R: 1 ER: 1 SO: 2 BB: 2 IBB: 0 HBP: 0 BLK: 0 WP: 2 HR: 0 S: 30 P: 38 ERA: 1.35 WHIP: 1.350											Doyle Alexander, R (1, 1) ERA: 4.46										
Sparky Lyle, L (7, 1) ERA: 3.18	IP: 2.1 WLS: S BF: 11 H: 4 R: 1 ER: 1 SO: 5 BB: 0 IBB: 0 HBP: 0 BLK: 0 WP: 0 HR: 0 S: 21 P: 21 ERA: 3.86 WHIP: 1.714											Sparky Lyle, L (7, 1) ERA: 3.18										

Seattle Mariners @ Texas Rangers
 Arlington Stadium, Arlington, TX
 Tue Sep 11 1979, 8:05 PM EDT
 Att. 6,473 - Unknown

livebaseballscorecards.com



Batter	1	2	3	4	5	6	7	8	9	AB	R	H	RBI	BB	SO	LOB
Mickey Rivers, L OBP: 0.310, SLG: 0.412 (1, 8)	0-0 HR		0-0 F7		0-0 F8		0-0 1-3			4	1	1	1	0	0	0
Bump Wills, S OBP: 0.331, SLG: 0.335 (1, 4)	0-3 K		4-0 G4-3 BB		0-0 6-3		0-0 5-3			3	0	0	0	1	1	0
Buddy Bell, R OBP: 0.327, SLG: 0.458 (1, 5)	4-0 1B SF8 BB		0-0 G4-3 1-2f		0-0 F8		0-0 F3			3	1	0	0	1	0	1
Willie Montanez, L OBP: 0.280, SLG: 0.342 (1, 10)	0-0 1-3 1B		0-0 F9		0-0 G3		0-0 6-3			4	0	1	0	0	0	0
Richie Zisk, R OBP: 0.344, SLG: 0.422 (1, 9)	0-0 SF8		0-0 2B 1B		0-0 1B 2B		0-0 6-3			3	2	2	1	0	0	0
Pat Putnam, L OBP: 0.323, SLG: 0.464 (1, 3)	0-0 3-H G3		0-0 F8		4-0 E 1B 1B IBB		0-0 F7			3	1	0	0	1	0	2
Bill Sample, R OBP: 0.358, SLG: 0.415 (1, 7)		0-0 F7		0-0 1-H 2B		0-0 E8 1B 1B				3	0	2	2	0	0	0
Jim Sundberg, R OBP: 0.335, SLG: 0.372 (1, 2)		0-0 F3		0-3 K		0-0 1-2 3-H 1B				3	0	1	1	0	1	1
Nelson Norman, S OBP: 0.244, SLG: 0.248 (1, 6)		0-0 F9		0-0 6-3		0-0 F2				3	0	0	0	0	0	2

Inning Stats	R: 2	H: 2	E: 0	LOB: 1	K: 1	P: 11	R: 0	H: 0	E: 0	LOB: 0	K: 0	P: 3	R: 0	H: 0	E: 0	LOB: 0	K: 0	P: 3	R: 2	H: 3	E: 1	LOB: 2	K: 0	P: 10	R: 0	H: 0	E: 0	LOB: 0	K: 0	P: 3	R: 0	H: 0	E: 0	LOB: 0	K: 0	P: 3	
PITCHER	IP	WLS	BF	H	R	ER	SO	BB	IBB	HBP	BLK	WP	HR	S	P	ERA	WHIP																				
Roy Branch, R ERA: 7.94 (1, 1)	5.2	L	26	7	5	5	2	2	1	0	0	0	0	1	27	39	7.94	1.588																			
Rich Hinton, L ERA: 5.64 (6, 1)	2.1		7	0	0	0	0	0	0	0	0	0	0	0	7	7	0.00	0.000																			


BOTTOM

Seattle Mariners @ Texas Rangers
Arlington Stadium, Arlington, TX

Tue Sep 11 1979, 8:05 PM EDT
Att. 6,473 - Unknown

livebaseballscorecards.com

AB	29
R	5
H	7
RBI	5
BB	3
SO	2
LOB	6



WP: 0	PA: 33
PB: 0	
SB: 0	
CS: 0	

Batter	1	2	3	4	5	6	7	8	9	AB R H RBI BB SO LOB	TOP											
Julio Cruz, S (1, 4) OBP: 0.357, SLG: 0.313	0-3 K		0-0 2-H 1B		0-0 1B		0-0 L7		0-3 K	5 0 2 1 0 2 2	<p>Seattle Mariners @ Texas Rangers Arlington Stadium, Arlington, TX</p> <p>Wed Sep 12 1979, 8:05 PM EDT Att. 6,258 - Unknown</p> <p>livebaseballscorecards.com</p>											
Ruppert Jones, L (1, 8) OBP: 0.351, SLG: 0.452	0-0 5-3		4-0 G4-6-3 BB		0-0 1-3		0-0 F8		0-0	3 0 0 0 1 0 2												
Bruce Bochte, L (1, 3) OBP: 0.387, SLG: 0.487	0-0 4-3		0-0 G4-6-3				0-0 1-3		0-0	4 1 1 0 0 0 3												
Bob Stinson, S (7, 2) OBP: 0.338, SLG: 0.344			1-2f			1B 4-3 2B				0 0 0 0 0 0 0												
Willie Horton, R (1, 10) OBP: 0.317, SLG: 0.456		0-0 G2		0-0 F9		0-0 G3 4-3 2B 1B		0-0 6-3		4 1 1 0 0 0 0												
Dan Meyer, L (1, 5) OBP: 0.326, SLG: 0.476		0-0 1-3		0-0 1B		0-0 4-3		0-0 F9		4 0 1 1 0 0 1												
Rod Craig, S (1, 9) OBP: 0.375, SLG: 0.375		0-0 1B		0-0 F9		0-0 G3		0-3 K		4 0 1 0 0 1 2												
Joe Simpson, L (1, 7) OBP: 0.319, SLG: 0.361		0-0 4-3		0-0 4-3		0-0 2B				4 0 2 1 0 0 2												
Larry Milbourne, S (1, 6) OBP: 0.314, SLG: 0.356			0-0 SH3-4 1B 1B		0-0 F8	0-0 4-3				4 1 1 0 0 0 2												
Larry Cox, R (1, 2) OBP: 0.263, SLG: 0.308			0-0 SH3-4		0-0 6-3					1 0 0 0 0 0 0												
Charlie Beamon, L (7, PH) OBP: 0.182, SLG: 0.227			1-2				0-0 1B			2 0 1 0 0 0 1												
Inning Stats	R: 0 E: 0 K: 1 S: 5	H: 0 LOB: 0 BB: 0 P: 5	R: 0 E: 0 K: 0 S: 4	H: 1 LOB: 1 BB: 0 P: 4	R: 1 E: 0 K: 0 S: 4	H: 2 LOB: 1 BB: 1 P: 8	R: 0 E: 0 K: 0 S: 4	H: 1 LOB: 1 BB: 0 P: 4	R: 0 E: 0 K: 0 S: 4	H: 1 LOB: 1 BB: 0 P: 4	R: 2 E: 0 K: 0 S: 6	H: 3 LOB: 1 BB: 0 P: 6	R: 0 E: 0 K: 0 S: 4	H: 1 LOB: 1 BB: 0 P: 4	R: 0 E: 0 K: 1 S: 6	H: 0 LOB: 0 BB: 0 P: 5	R: 0 E: 0 K: 1 S: 6	H: 1 LOB: 1 BB: 0 P: 6	1B: 8 2B: 2 3B: 0 HR: 0	SF: 0 SAC: 1 DP: 1 HBP: 0	WP: 0 PB: 0 SB: 0 CS: 0	PA: 37
PITCHER	IP WLS BF H R ER SO BB IBB HBP BLK WP HR S P ERA WHIP																					
Doc Medich, R (1, 1) ERA: 4.34	8.0 W 33 9 3 3 2 1 0 0 0 0 0 0 36 40 3.38 1.250																					
Jim Kern, R (9, 1) ERA: 1.4	1.0 4 1 0 0 1 0 0 0 0 0 0 0 6 6 0.00 1.000																					



Batter	1	2	3	4	5	6	7	8	9
Mickey Rivers, L OBP: 0.310, SLG: 0.411 Johnny Grubb, L OBP: 0.350, SLG: 0.423 (1, 8) (7, PH) (8, 7)	0-0 L4			0-0 F9	0-0 CS 1B	0-0 F7	0-0 FC3-6 E BB 1B	0-3 K	
Bump Wills, S OBP: 0.333, SLG: 0.337 (1, 4)	0-0 5-3			0-0 1B 1B	0-0 4-3	0-0 2B 1B	4-0 1B BB		
Buddy Bell, R OBP: 0.330, SLG: 0.461 Eric Soderholm, R OBP: 0.313, SLG: 0.393 (1, 5) (7, 5)	0-0 L4			0-0 WP 1B 1-3 HR 1B	0-0 1B	0-0 2B 2B	0-0 E5 1B		
John Ellis, R OBP: 0.317, SLG: 0.439 La Rue Washington, R OBP: 0.278, SLG: 0.235 (1, 10) (6, PR)		0-3 K		0-0 1-2 HR 1B	0-0 F7	0-0 1B 2B	0-0 1-2 2-3 1B		
Richie Zisk, R OBP: 0.344, SLG: 0.427 (1, 9)		0-3 K		0-3 K			0-0 F8		
Bill Sample, R OBP: 0.359, SLG: 0.413 (1, 7) (8, 8)			0-0 F9	4-0 1-2 2-3 HR IBB			0-0 F4		
Willie Montanez, L OBP: 0.281, SLG: 0.349 (1, 3)			0-3 K	0-0 1-1 2-2 3-3 HR			0-0 F8		
Jim Sundberg, R OBP: 0.337, SLG: 0.374 Greg Mahberg, R OBP: 0.235, SLG: 0.333 (1, 2) (9, 2)	0-0 5-3			0-0 1B		0-0 1B 1B	0-0 F4	0-0 BB 1B	
Nelson Norman, S OBP: 0.249, SLG: 0.252 (1, 6)			0-0 6-3	0-0 4-3		0-0 1B 2B 1B	0-0 FC3-6 1B	4-0 1-2 BB	

Inning Stats	R: 0 E: 0 K: 0 S: 3	H: 0 LOB: 0 BB: 0 P: 3	R: 0 E: 0 K: 2 S: 7	H: 0 LOB: 0 BB: 0 P: 7	R: 0 E: 0 K: 1 S: 5	H: 0 LOB: 0 BB: 0 P: 5	R: 5 E: 0 K: 1 S: 10	H: 5 LOB: 1 BB: 1 P: 14	R: 0 E: 0 K: 0 S: 4	H: 2 LOB: 1 BB: 0 P: 4	R: 6 E: 1 K: 0 S: 11	H: 8 LOB: 3 BB: 1 P: 15	R: 2 E: 1 K: 0 S: 6	H: 2 LOB: 2 BB: 1 P: 10	R: 0 E: 0 K: 1 S: 6	H: 1 LOB: 2 BB: 1 P: 10
1B: 14 2B: 2 3B: 0 HR: 2	SF: 0 SAC: 0 DP: 0 HBP: 0	WP: 1 PB: 0 SB: 0 CS: 1	PA: 46													

PITCHER	IP	WLS	BF	H	R	ER	SO	BB	IBB	HBP	BLK	WP	HR	S	P	ERA	WHIP
Rick Honeycutt, L ERA: 4.09 (1, 1)	4.0	L	18	5	5	5	4	0	0	0	0	1	1	25	29	11.25	1.250
Jim Lewis, R ERA: 6.75 (5, 1)	1.1		9	6	4	3	0	0	0	0	0	0	1	9	9	20.25	4.500
Randy Stein, R ERA: 6.02 (6, 1)	0.2		7	4	2	0	0	1	0	0	0	0	0	6	10	0.00	7.500
Wayne Twitchell, R ERA: 5.16 (7, 1)	1.0		7	2	2	0	0	1	0	0	0	0	0	6	10	0.00	3.000
Shane Rawley, L ERA: 4.04 (8, 1)	1.0		5	1	0	0	1	1	0	0	0	0	0	6	10	0.00	2.000

BOTTOM


AB	R	H	RBI	BB	SO	LOB
4	0	1	0	0	0	2
2	1	0	0	0	1	3
4	3	2	1	1	0	1
4	2	3	2	0	0	0
1	0	0	0	0	0	2
4	1	2	2	0	1	1
1	0	1	2	0	0	0
4	1	1	1	1	2	4
4	2	1	0	1	0	0
5	1	2	5	0	1	3
5	1	3	0	0	0	0
0	0	0	0	0	0	0
4	1	2	0	1	0	1

Seattle Mariners @ Texas Rangers
Arlington Stadium, Arlington, TX

Wed Sep 12 1979, 8:05 PM EDT
Att. 6,258 - Unknown

livebaseballscorecards.com

AB	42
R	13
H	18
RBI	13
BB	4
SO	5
LOB	17



Batter	1	2	3	4	5	6	7	8	9	AB R H RBI BB SO LOB	TOP	
Julio Cruz, S OBP: 0.360, SLG: 0.316 (1, 4)	4-0 F9 S 1B BB		0-0 SH5-3 HR 2B	4-0 S BB			0-3 K		0-0 F7	3 2 1 0 2 1 0		
Ruppert Jones, L OBP: 0.352, SLG: 0.450 (1, 8)	0-3 K 1-2		4-0 SH5-3 HR BB	0-0 L8			0-0 S 1B		0-0 L4	4 2 1 0 1 1 2		
Tom Paciorek, R OBP: 0.361, SLG: 0.448 Joe Simpson, L OBP: 0.318, SLG: 0.360 (1, 7) (7, PR) (7, 7)	0-0 F9 2-3		0-0 SH5-3 1-2 2-3		4-0 G6-4-3 BB		4-0 1B BB		0-0 F5	1 0 0 0 2 0 1 1 0 0 0 0 0 0		
Willie Horton, R OBP: 0.320, SLG: 0.457 (1, 10)	0-0 2B 3-H 1B		4-0 HR IBB		0-3 K		0-0 G5-4-3 1B			3 2 2 2 1 1 1		
Leon Roberts, R OBP: 0.353, SLG: 0.458 Rod Craig, S OBP: 0.375, SLG: 0.375 (1, 9) (9, 9)	0-0 2B 1-H		0-0 HR		0-0 G6-4-3 1-2f		0-0 G5-4-3			4 1 2 5 0 0 3 0 0 0 0 0 0 0		
Bruce Bochte, L OBP: 0.388, SLG: 0.487 (1, 3)	0-0 F5		0-3 K					0-0 FC1-6 1B		4 0 2 0 0 1 1		
Bill Stein, R OBP: 0.297, SLG: 0.388 (1, 5)		0-0 CS 1B	0-0 6-3					0-0 SH1-4 1B		3 0 2 0 0 0 0		
Larry Cox, R OBP: 0.259, SLG: 0.303 (1, 2)		0-0 6-3 1-2		0-3 K				0-0 1-3		4 0 0 0 0 1 4		
Mario Mendoza, R OBP: 0.220, SLG: 0.253 (1, 6)		0-0 P4		0-0 1-3				0-0 P6		4 0 0 0 0 0 3		
Inning Stats	R: 2 H: 2 E: 0 LOB: 1 K: 1 BB: 1 S: 7 P: 11	R: 0 H: 1 E: 0 LOB: 0 K: 0 BB: 0 S: 3 P: 3	R: 4 H: 2 E: 0 LOB: 0 K: 1 BB: 2 S: 7 P: 15	R: 0 H: 0 E: 0 LOB: 1 K: 1 BB: 1 S: 5 P: 9	R: 0 H: 0 E: 0 LOB: 0 K: 1 BB: 1 S: 4 P: 8	R: 0 H: 1 E: 0 LOB: 1 K: 0 BB: 0 S: 4 P: 4	R: 1 H: 2 E: 0 LOB: 2 K: 1 BB: 1 S: 6 P: 10	R: 0 H: 2 E: 0 LOB: 1 K: 0 BB: 0 S: 4 P: 4	R: 0 H: 0 E: 0 LOB: 0 K: 0 BB: 0 S: 3 P: 3	1B: 7 SF: 0 2B: 2 SAC: 2 3B: 0 DP: 3 HR: 1 HBP: 0	WP: 0 PA: 39 PB: 0 SB: 4 CS: 1	
PITCHER	IP WLS BF H R ER SO BB IBB HBP BLK WP HR S P ERA WHIP											
Larry Gura, L ERA: 4.59 (1, 1)	2.1 L 14 5 6 6 1 2 1 0 0 0 0 1 13 25 23.14 3.000											
Marty Pattin, R ERA: 4.79 (3, 1)	4.2 18 3 1 1 4 3 0 0 0 0 0 0 23 35 1.93 1.286											
Steve Busby, R ERA: 3.63 (8, 1)	0.0 2 2 0 0 0 0 0 0 0 0 0 0 2 2 ∞ ∞											
Renie Martin, R ERA: 7.04 (8, 1)	2.0 5 0 0 0 0 0 0 0 0 0 0 0 5 5 0.00 0.000											

Seattle Mariners @ Kansas City Royals
Royals Stadium, Kansas City, MO
Fri Sep 14 1979, 8:05 PM EDT
Att. 24,240 - Unknown - 68 F

AB	31
R	7
H	10
RBI	7
BB	6
SO	5
LOB	15



livebaseballscorecards.com

Batter	1	2	3	4	5	6	7	8	9	AB	R	H	RBI	BB	SO	LOB
Willie Wilson, S OBP: 0.346, SLG: 0.421 (1, 7)	0-3 K		0-0 HR 1B		0-0 5-3		0-0 2B 1B		0-0 F8	5	2	2	1	0	1	1
Hal McRae, R OBP: 0.342, SLG: 0.465 (1, 10)	0-0 L9		0-0 F8		0-0 F7		0-0 2B		0-0 L7	5	0	1	2	0	0	2
George Brett, L OBP: 0.377, SLG: 0.555 (1, 5)	0-0 F7		0-0 HR			0-0 4-3	0-0 F7			4	1	1	2	0	0	1
Amos Otis, R OBP: 0.373, SLG: 0.449 (1, 8)		0-0 6-3	0-0 L9			0-0 1B	0-3 K			4	0	1	0	0	1	1
Al Cowens, R OBP: 0.347, SLG: 0.417 (1, 9)		0-0 HBP 1B		0-0 G3		0-0 F8		0-0 F8		4	0	1	0	0	0	1
Darrell Porter, L OBP: 0.413, SLG: 0.488 (1, 2)		1-0 FC6-4 HBP		0-0 3-1		0-0 G3		0-0 F9		3	0	0	0	0	0	1
John Wathan, R OBP: 0.229, SLG: 0.296 (1, 3)		0-0 F3		0-0			4-0 1B BB	0-3 K		2	0	1	0	0	0	2
Ralph LaCock, L OBP: 0.339, SLG: 0.384 (7, PH)										1	1	0	0	1	1	0
Frank White, R OBP: 0.287, SLG: 0.383 (1, 4)		0-0 FC6-4		0-0 F3			0-0 1B 2B 1B		0-0 F9	3	1	1	0	0	0	3
Steve Braun, L OBP: 0.381, SLG: 0.384 (9, PH)										1	0	0	0	0	0	0
U L Washington, S OBP: 0.283, SLG: 0.335 (1, 6)			0-3 K		0-3 K				0-0	2	0	0	0	0	2	0
Clint Hurdle, L OBP: 0.328, SLG: 0.371 (7, PH)										1	0	0	0	0	0	2
Freddie Patek, R OBP: 0.293, SLG: 0.317 (8, 6)										0	0	0	0	0	0	0
Jamie Quirk, L OBP: 0.343, SLG: 0.394 (9, PH)										1	0	1	0	0	0	0

Inning Stats	R: 0	H: 0	E: 0	K: 1	S: 5	R: 0	H: 1	E: 0	K: 0	S: 4	R: 2	H: 2	E: 0	K: 1	S: 7	R: 0	H: 1	E: 0	K: 0	S: 4	R: 0	H: 0	E: 0	K: 1	S: 5	R: 0	H: 1	E: 0	K: 0	S: 4	R: 3	H: 3	E: 0	K: 1	S: 8	R: 0	H: 0	E: 0	K: 1	S: 5	R: 0	H: 1	E: 0	K: 0	S: 4	R: 0	H: 1	E: 0	K: 0	S: 4	1B: 6	2B: 2	3B: 0	HR: 1	SF: 0	SAC: 0	DP: 0	HBP: 1	WP: 0	PA: 38
--------------	------	------	------	------	------	------	------	------	------	------	------	------	------	------	------	------	------	------	------	------	------	------	------	------	------	------	------	------	------	------	------	------	------	------	------	------	------	------	------	------	------	------	------	------	------	------	------	------	------	------	-------	-------	-------	-------	-------	--------	-------	--------	-------	--------

PITCHER	IP	WLS	BF	H	R	ER	SO	BB	IBB	HBP	BLK	WP	HR	S	P	ERA	WHIP
Floyd Bannister, L ERA: 3.85 (1, 1)	6.0	W	24	5	2	2	3	0	0	1	0	0	1	29	30	3.00	0.833
Byron McLaughlin, R ERA: 4.38 (7, 1)	3.0	S	14	4	3	3	2	1	0	0	0	0	0	17	21	9.00	1.667

BOTTOM

Seattle Mariners @ Kansas City Royals
Royals Stadium, Kansas City, MO

Fri Sep 14 1979, 8:05 PM EDT
Att: 24,240 - Unknown - 68 F

livebaseballscores.com

AB	36
R	5
H	9
RBI	5
BB	1
SO	5
LOB	14



Batter	1	2	3	4	5	6	7	8	9	10	11	AB R H RBI BB SO LOB	TOP													
Julio Cruz, S OBP: 0.358, SLG: 0.317 (1, 4) X	0-0 F7 ①		X 0-0 6-3 ②		X 0-0 2B		S 0-3 K ①		X 0-0 6-3 ①			5 0 1 0 0 1 0														
Ruppert Jones, L OBP: 0.352, SLG: 0.450 (1, 8) S	0-3 K ②		X 0-0 CS 1B		X 0-0 4-3 ③		X 0-0 F9 ②		X 0-0 CS 1B			5 0 2 0 0 1 1														
Bruce Bochte, L OBP: 0.388, SLG: 0.484 (1, 3) B B B	4-0 BB		X 0-0 CS ③	X 0-0 4-3 ①		B B B 4-0 1B SF9 BB		X 0-0 L1 ③		S 0-3 K ② ③		3 1 0 0 2 1 1														
Willie Horton, R OBP: 0.319, SLG: 0.455 (1, 10) X	0-0 F9 ③		X 0-0 L4 ②		X 0-0 G3 1B		X 0-0 5-3 ①		X 0-3 K ①			5 1 1 0 0 1 1														
Dan Meyer, L OBP: 0.325, SLG: 0.476 (1, 5) X	0-0 F7 ①	X 0-0	X 0-0 1B 2B		X 0-0 SF9 ①		X 0-0 4-3 ②		X 0-0 F9 ②			4 1 1 1 0 0 0														
Joe Simpson, L OBP: 0.320, SLG: 0.359 (1, 7) B B B	4-0 BB		X 0-0 1B ②		X 0-0 G3 ②		X 0-0 F9 ③		X 0-0 L8 ③			3 0 1 1 1 0 1														
Tom Paciorek, R OBP: 0.359, SLG: 0.446 (11, PH) (11, 7)	0-0 BB		X 0-0 2-H 1B		X 0-0 1-2		X 0-0 F9 ③		X 0-0 L8 ③			1 0 0 0 0 0 0														
Rod Craig, S OBP: 0.333, SLG: 0.500 (1, 9) X	0-0 P5 ②		X 0-0 F9 ③		X 0-0 1B 3B		X 0-0 F7 ①		X 0-0 F7 ①			4 1 1 1 0 0 2														
Larry Milbourne, S OBP: 0.312, SLG: 0.354 (1, 6) B B B	0-0 F8 ③		X 0-0 F8 ①		X 0-0 3-H 1B		X 0-0 F7 ②		X 0-0 F7 ②			2 0 0 0 0 0 1														
Bobby Valentine, R OBP: 0.400, SLG: 0.321 (6, PH)	0-0 F8		X 0-0 P6 ②		X 0-0 3-H 1B ③		X 0-0 F7 ③		X 0-0 F7 ③			1 0 1 1 0 0 0														
Mario Mendoza, R OBP: 0.219, SLG: 0.253 (6, 6)	0-0 F8		X 0-0 P6		X 0-0 F8		X 0-0 F7 ③		X 0-0 F7 ③			1 0 0 0 0 0 0														
Larry Cox, R OBP: 0.255, SLG: 0.298 (1, 2) X	0-0 L7 ①		X 0-0 P6		X 0-0 F8		X 0-0 5-3 ③		X 0-0 5-3 ③			4 0 0 0 0 0 1														
Inning Stats	R: 0 H: 0 E: 0 K: 1 S: 5	H: 0 LOB: 1 BB: 1 P: 9	R: 0 H: 0 E: 0 K: 0 S: 3	H: 0 LOB: 1 BB: 1 P: 7	R: 0 H: 1 E: 0 K: 0 S: 3	H: 1 LOB: 0 BB: 0 P: 3	R: 1 H: 2 E: 0 K: 0 S: 5	H: 2 LOB: 1 BB: 0 P: 5	R: 0 H: 1 E: 0 K: 0 S: 4	H: 1 LOB: 1 BB: 0 P: 4	R: 3 H: 3 E: 0 K: 0 S: 6	H: 3 LOB: 1 BB: 1 P: 10	R: 0 H: 0 E: 0 K: 1 S: 5	H: 0 LOB: 0 BB: 0 P: 5	R: 0 H: 0 E: 0 K: 0 S: 3	H: 0 LOB: 0 BB: 0 P: 3	R: 0 H: 0 E: 0 K: 0 S: 3	H: 0 LOB: 1 BB: 0 P: 3	R: 0 H: 1 E: 0 K: 1 S: 5	H: 1 LOB: 1 BB: 0 P: 5	R: 0 H: 0 E: 0 K: 1 S: 5	H: 0 LOB: 0 BB: 0 P: 5	1B: 5 2B: 3 3B: 1 HR: 0	SF: 1 SAC: 0 DP: 1 HBP: 0	WP: 0 PA: 43	
PITCHER	IP WLS BF H R ER SO BB IBB HBP BLK WP HR S P ERA WHIP																									
Craig Chamberlain, R ERA: 3.05 (1, 1)	5.2		25	6	4	4	1	3	0	0	0	0	0	0	24	36	6.35	1.588								
Gary Christenson, L ERA: 3.48 (6, 1)	3.1		11	1	0	0	1	0	0	0	0	0	0	0	13	13	0.00	0.300								
Al Hrabosky, L ERA: 3.78 (10, 1)	2.0	W	6	1	0	0	2	0	0	0	0	0	0	0	10	10	0.00	0.500								

Seattle Mariners @ Kansas City Royals
 Royals Stadium, Kansas City, MO
 Sat Sep 15 1979, 8:05 PM EDT
 Att: 30,514 - Unknown - 74 F

livebaseballscorecards.com

AB	38
R	4
H	8
RBI	4
BB	3
SO	4
LOB	8



Batter	1	2	3	4	5	6	7	8	9	10	11	AB R H RBI BB SO LOB	BOTTOM	
Willie Wilson, S OBP: 0.348, SLG: 0.422 (1, 7)	0-0 6-3 S 4-3 1B		0-0 SH1-3 1-2		0-0 E S FC4-2-3-6 1B	0-0 4-3		0-0 1-2 2-H 1B		0-3 K		5 1 3 1 0 1 4	Seattle Mariners @ Kansas City Royals Royals Stadium, Kansas City, MO Sat Sep 15 1979, 8:05 PM EDT Att: 30,514 - Unknown - 74 F	
Hal McRae, R OBP: 0.337, SLG: 0.457 (1, 10)	0-0 6-3 1-3		0-0 6-3		0-0 FC4-2-3-6 1-H		0-0 F9	0-0 P4		0-0 L7		6 0 0 0 0 0 6		
George Brett, L OBP: 0.379, SLG: 0.564 (1, 5) (8, 3)	0-0 4-3 3-H		0-0 L6			0-0 SF7 3B	0-0 CS 1B		0-0 FC1-5 1B		0-0 HR	6 2 4 2 0 0 1		
Darrell Porter, L OBP: 0.413, SLG: 0.490 (1, 2)	0-0 L7			0-3 K		0-0 SF7 3-H	0-0 1-2 2B		0-0 FC1-5 1B			4 0 2 1 0 1 0		
Ralph LaCock, L OBP: 0.342, SLG: 0.386 (1, 3) Jerry Terrell, R OBP: 0.324, SLG: 0.485 (7, PH) (8, 5)		0-0 F7		0-0 S 1B		0-0 1B FC4-6 1B	0-0 4-3		0-0 FC1-5 1B		1-2 2-3f	3 1 2 0 0 0 0 2 0 0 0 0 0 3		
Amos Otis, R OBP: 0.372, SLG: 0.446 (1, 8)		0-3 K		0-3 K		0-0 FC4-6 1B 1-2 1B		0-3 K	0-0 F8			5 0 1 0 0 3 3		
Al Cowens, R OBP: 0.352, SLG: 0.420 (1, 9)		0-0 S 1B		4-0 BB		0-0 FC4-6 1B 1-2 2-3 1B		0-0 1B	0-0 F8			4 1 3 0 1 0 2		
Frank White, R OBP: 0.286, SLG: 0.381 (1, 4) Jim Nettles, L OBP: 0.429, SLG: 0.200 (6, PH) John Wathan, R OBP: 0.228, SLG: 0.295 (6, PH) Todd Cruz, R OBP: 0.232, SLG: 0.330 (7, 6)		0-0 1-3		0-0 4-3		0-0 FC4-6 BB		0-3 K		0-0 SH1-4 1B		2 0 0 0 0 0 3 0 0 0 0 0 0 0 1 0 0 1 0 0 2 2 0 1 0 0 1 1		
U L Washington, S OBP: 0.291, SLG: 0.339 (1, 6) (7, 4)			0-0 SH1-3 1B		0-0 4-3		0-0 1-2 BB		0-0 1B	0-0 SH1-4 1B		3 0 2 0 1 0 0		
Inning Stats	R: 1 H: 1 E: 0 LOB: 0 K: 0 BB: 0 S: 4 P: 4	R: 0 H: 1 E: 0 LOB: 1 K: 1 BB: 0 S: 6 P: 6	R: 0 H: 1 E: 0 LOB: 1 K: 0 BB: 0 S: 4 P: 4	R: 0 H: 1 E: 0 LOB: 2 K: 2 BB: 1 S: 8 P: 12	R: 0 H: 1 E: 0 LOB: 0 K: 0 BB: 0 S: 3 P: 3	R: 2 H: 4 E: 0 LOB: 3 K: 0 BB: 1 S: 7 P: 11	R: 0 H: 2 E: 0 LOB: 1 K: 0 BB: 0 S: 4 P: 4	R: 1 H: 3 E: 0 LOB: 2 K: 2 BB: 0 S: 10 P: 10	R: 0 H: 2 E: 0 LOB: 2 K: 0 BB: 0 S: 5 P: 5	R: 0 H: 1 E: 0 LOB: 1 K: 1 BB: 0 S: 6 P: 6	R: 1 H: 1 E: 0 LOB: 0 K: 0 BB: 0 S: 1 P: 1	1B: 15 SF: 1 2B: 2 SAC: 2 3B: 1 DP: 1 HR: 1 HBP: 0		WP: 0 PA: 48 PB: 0 SB: 4 CS: 1
PITCHER	IP WLS BF H R ER SO BB IBB HBP BLK WP HR S P ERA WHIP													
Mike Parrott, R ERA: 3.67 (1, 1)	5.1 25 9 3 3 3 1 0 0 0 0 0 30 34 5.06 1.875													
Shane Rawley, L ERA: 3.95 (6, 1)	3.2 18 7 1 1 2 1 0 0 0 0 0 21 25 2.46 2.182													
Byron McLaughlin, R ERA: 4.42 (10, 1)	1.0 L 5 2 1 1 1 0 0 0 0 0 0 1 7 7 9.00 2.000													

livebaseballscores.com

AB 43
R 5
H 18
RBI 5
BB 2
SO 6
LOB 25



Seattle Mariners @ Kansas City Royals
 Royals Stadium, Kansas City, MO

Sun Sep 16 1979, 4:33 AM EDT
 Att. 27,828 - Unknown - 76 F

AB	39
R	6
H	13
RBI	6
BB	2
SO	2
LOB	18



Batter	1	2	3	4	5	6	7	8	9	AB	R	H	RBI	BB	SO	LOB	TOP										
Julio Cruz, S (1, 4) OBP: 0.357, SLG: 0.319 Larry Milbourne, S (8, PH) OBP: 0.311, SLG: 0.353 (8, 4)	0-0 5-3		0-0 F3	0-0 2B		0-0 6-3		0-0 B1		4	0	1	2	0	0	1											
Ruppert Jones, L (1, 8) OBP: 0.351, SLG: 0.448	0-0 F8			0-0 F8	0-0 1B	0-0 L7		0-0 E4		5	0	1	0	0	0	2											
Leon Roberts, R (1, 7) OBP: 0.353, SLG: 0.457 Joe Simpson, L (7, 7) OBP: 0.323, SLG: 0.362	0-0 F8			0-0 1B	0-0 1B	0-0 SH		0-0 G4-3		3	1	1	0	0	0	0											
Willie Horton, R (1, 10) OBP: 0.318, SLG: 0.453		0-0 F8		0-0 1B	0-0 1B	0-0 L4		0-0 G4-3		5	1	1	0	0	0	5											
Bill Stein, R (1, 5) OBP: 0.299, SLG: 0.392		0-0 5-3		0-0 1B	0-0 1B	0-0 F9		0-0 G3		5	2	2	1	0	0	2											
Bruce Bochte, L (1, 3) OBP: 0.390, SLG: 0.484		0-0 1B		0-0 SF8	0-0 1B	4-0 BB		0-3 K		2	0	1	1	2	1	0											
Bobby Valentine, R (1, 6) OBP: 0.404, SLG: 0.329 Mario Mendoza, R (7, 6) OBP: 0.218, SLG: 0.252	0-0 F9			0-0 1B	0-0 1B	0-0 L4		0-0 6-3		4	1	2	1	0	0	4											
Rod Craig, S (1, 9) OBP: 0.375, SLG: 0.500			0-3 K	0-0 1B		0-0 6-3		0-0 F8		4	1	2	1	0	1	2											
Larry Cox, R (1, 2) OBP: 0.256, SLG: 0.298 Bob Stinson, S (7, 2) OBP: 0.337, SLG: 0.343			0-0 6-3	0-0 1B		0-0 F3		0-0 E6		3	0	1	0	0	0	1											
Inning Stats	R: 0 E: 0 K: 0 S: 3	H: 0 LOB: 0 BB: 0 P: 3	R: 0 E: 0 K: 0 S: 4	H: 1 LOB: 1 BB: 0 P: 4	R: 0 E: 0 K: 1 S: 5	H: 0 LOB: 0 BB: 0 P: 5	R: 5 E: 0 K: 0 S: 9	H: 7 LOB: 2 BB: 0 P: 9	R: 0 E: 1 K: 0 S: 5	H: 1 LOB: 3 BB: 1 P: 9	R: 0 E: 0 K: 0 S: 4	H: 1 LOB: 1 BB: 0 P: 4	R: 1 E: 0 K: 0 S: 5	H: 2 LOB: 2 BB: 1 P: 9	R: 0 E: 2 K: 0 S: 5	H: 1 LOB: 2 BB: 0 P: 5	R: 0 E: 0 K: 1 S: 5	H: 0 LOB: 0 BB: 0 P: 5	1B: 11 2B: 2 3B: 0 HR: 0	SF: 1 SAC: 1 DP: 1 HBP: 0	WP: 0 PB: 0 SB: 0 CS: 0	PA: 43					
PITCHER	IP	WLS	BF	H	R	ER	SO	BB	IBB	HBP	BLK	WP	HR	S	P	ERA	WHIP										
Paul Splittorff, L (1, 1) ERA: 4.41	4.0	L	19	8	5	5	1	0	0	0	0	0	0	21	21	11.25	2.000										
Craig Eaton, R (5, 1) ERA: 1.29	2.2		15	4	1	1	0	1	1	0	0	0	0	13	21	3.38	1.875										
Renie Martin, R (7, 1) ERA: 6.85	0.2		5	1	0	0	0	0	0	0	0	0	0	5	5	0.00	1.500										
Dan Quisenberry, R (8, 1) ERA: 2.7	1.2		4	0	0	0	1	0	0	0	0	0	0	6	6	0.00	0.000										

Batter	1	2	3	4	5	6	7	8	9	AB R H RBI BB SO LOB
Willie Wilson, S OBP: 0.351, SLG: 0.430 (1, 8)	0-0 1-3 		0-0 IHR 		0-0 1B S 		0-0 1B 		0-0 F7 	5 1 3 1 0 0 0
Hal McRae, R OBP: 0.341, SLG: 0.463 (1, 10)	0-0 2B 		0-0 6-3 		0-0 1B 		0-0 1B 			4 0 3 0 0 0 0
George Brett, L OBP: 0.377, SLG: 0.561 (1, 5)	0-0 F5 			0-0 F7 	0-0 F8 		0-0 G6-4-3 			4 0 0 0 0 0 5
Darrell Porter, L OBP: 0.412, SLG: 0.487 (1, 2)	0-3 K 			4-0 1B E 	0-3 K 			0-0 P4 		3 1 0 0 1 2 3
Ralph LaCock, L OBP: 0.341, SLG: 0.387 (1, 3)		0-0 5-3 		0-0 1B E4 	0-0 4-3 			0-0 2B 		4 1 1 0 0 0 3
Al Cowens, R OBP: 0.351, SLG: 0.419 (1, 9)		0-0 5-3 		0-0 1B 		0-0 5-3 		0-3 K 		4 0 1 1 0 1 1
Jim Nettles, L OBP: 0.273, SLG: 0.111 (1, 7)		0-0 F8 		0-0 P6 		0-0 F8 		0-0 F8 		4 0 0 0 0 0 3
Frank White, R OBP: 0.286, SLG: 0.381 (1, 4)			0-3 K 	0-0 1B 		0-0 1-3 			0-0 4-3 	3 0 1 1 0 1 0
Steve Braun, L OBP: 0.378, SLG: 0.381 (9, PH)				1-2 2-H 						1 0 0 0 0 0 0
U L Washington, S OBP: 0.287, SLG: 0.335 (1, 6)			0-3 K 	0-0 F7 			0-0 L8 		0-0 L7 	3 0 0 0 0 1 2
Jamie Quirk, L OBP: 0.338, SLG: 0.388 (9, PH)										1 0 0 0 0 0 0

Inning Stats	R: 0	H: 1	E: 0	LOB: 1	K: 1	BB: 0	S: 6	P: 6	R: 0	H: 0	E: 0	LOB: 0	K: 0	BB: 0	S: 3	P: 3	R: 1	H: 1	E: 0	LOB: 0	K: 2	BB: 0	S: 8	P: 8	R: 2	H: 2	E: 1	LOB: 2	K: 0	BB: 1	S: 6	P: 10	R: 0	H: 2	E: 0	LOB: 2	K: 1	BB: 0	S: 7	P: 7	R: 0	H: 0	E: 0	LOB: 0	K: 0	BB: 0	S: 3	P: 3	R: 0	H: 2	E: 0	LOB: 1	K: 0	BB: 0	S: 4	P: 4	R: 0	H: 1	E: 0	LOB: 1	K: 1	BB: 0	S: 6	P: 6	R: 0	H: 0	E: 0	LOB: 0	K: 0	BB: 0	S: 3	P: 3	R: 0	H: 0	E: 0	LOB: 0	K: 0	BB: 0	S: 3	P: 3	1B: 6	SF: 0	2B: 2	SAC: 0	3B: 0	DP: 1	HR: 1	HBP: 0	WP: 0	PA: 37
PITCHER Rob Dressler, R ERA: 4.62 (1, 1)	IP	WLS	BF	H	R	ER	SO	BB	IBB	HBP	BLK	WP	HR	S	P	ERA	WHIP	IP	WLS	BF	H	R	ER	SO	BB	IBB	HBP	BLK	WP	HR	S	P	ERA	WHIP	IP	WLS	BF	H	R	ER	SO	BB	IBB	HBP	BLK	WP	HR	S	P	ERA	WHIP																																							

BOTTOM

Seattle Mariners @ Kansas City Royals
Royals Stadium, Kansas City, MO

Sun Sep 16 1979, 4:33 AM EDT
Att: 27,828 - Unknown - 76 F

livebaseballscorecards.com

AB	36
R	3
H	9
RBI	3
BB	1
SO	5
LOB	17

Batter	1	2	3	4	5	6	7	8	9	AB R H RBI BB SO LOB	TOP																
Paul Molitor, R (1, 4) OBP: 0.368, SLG: 0.472	0-0 S 1B		0-0 F8		0-3 K			0-0 FC6-4 1B	0-0 1-H 2-H HR	5 1 3 3 0 1 1																	
Sal Bando, R (1, 5) OBP: 0.324, SLG: 0.340 Jim Gantner, L (9, PR) OBP: 0.326, SLG: 0.373 (9, 5)	0-0 F7			0-0 5-3		0-0 F8		0-0 FC6-4 1B	0-0 1B	5 1 1 0 0 0 3 0 0 0 0 0 0 0																	
Dick Davis, R (1, 10) OBP: 0.295, SLG: 0.424 Cecil Cooper, L (9, PH) OBP: 0.366, SLG: 0.511	0-3 K			0-0 6-3		0-0 6-3		4-0 1B	0-0 1B	3 0 0 0 1 1 1 1 0 1 0 0 0 0																	
Gorman Thomas, R (1, 8) OBP: 0.349, SLG: 0.533	0-0 F8			0-0 5-3		0-3 K		0-0 FC5-4 1B	0-0 L5	5 0 1 2 0 1 3																	
Sixto Lezcano, R (1, 9) OBP: 0.419, SLG: 0.572		4-0 CS BB			4-0 2B		0-0 5-3	0-0 FC5-4		2 1 0 0 2 0 2																	
Don Money, R (1, 3) OBP: 0.318, SLG: 0.356		0-3 K			0-0 1B		0-0 F3		0-0 1B	4 2 2 1 0 1 1																	
Robin Yount, R (1, 6) OBP: 0.304, SLG: 0.375		0-0 1-4-3			0-0 SF8		0-0 F8		0-0 F9	4 0 1 0 0 0 1																	
Jim Wohlford, R (1, 7) OBP: 0.285, SLG: 0.372 Ben Oglivie, L (9, PH) OBP: 0.324, SLG: 0.502 (9, 7)			0-0 F9		0-0 SF8			0-0 6-3	0-0 HR	2 0 0 1 0 0 0 1 1 1 0 0 0 0																	
Charlie Moore, R (1, 2) OBP: 0.360, SLG: 0.410			0-0 4-3		0-0 F8			0-0 FC6-4 1B	0-0 F9	4 1 1 0 0 0 3																	
Inning Stats	R: 0 E: 0 K: 1 S: 6	H: 1 LOB: 1 BB: 0 P: 6	R: 0 E: 0 K: 1 S: 4	H: 0 LOB: 0 BB: 1 P: 8	R: 0 E: 0 K: 0 S: 3	H: 0 LOB: 0 BB: 0 P: 3	R: 0 E: 0 K: 0 S: 3	H: 0 LOB: 0 BB: 0 P: 3	R: 2 E: 0 K: 1 S: 5	H: 2 LOB: 1 BB: 1 P: 11	R: 0 E: 0 K: 0 S: 3	H: 0 LOB: 0 BB: 0 P: 3	R: 0 E: 0 K: 0 S: 6	H: 3 LOB: 2 BB: 1 P: 10	R: 3 E: 0 K: 0 S: 8	H: 5 LOB: 2 BB: 0 P: 8	1B: 9 2B: 2 3B: 0 HR: 1	SF: 1 SAC: 0 DP: 1 HBP: 0	WP: 0 PB: 0 SB: 1 CS: 1	PA: 40							
PITCHER	IP	WLS	BF	H	R	ER	SO	BB	IBB	HBP	BLK	WP	HR	S	P	ERA	WHIP										
Rick Honeycutt, L (1, 1) ERA: 4.12	7.2		30	5	4	4	4	3	0	0	0	0	0	35	47	4.70	1.043										
Byron McLaughlin, R (8, 1) ERA: 4.47	0.2		4	2	1	1	0	0	0	0	0	0	0	4	4	13.50	3.000										
Rich Hinton, L (9, 1) ERA: 5.9	0.1	L	4	3	2	2	0	0	0	0	0	0	1	4	4	54.00	9.000										
Randy Stein, R (9, 1) ERA: 5.98	0.1		2	1	0	0	0	0	0	0	0	0	0	2	2	0.00	3.000										

Milwaukee Brewers @ Seattle Mariners
The Kingdome, Seattle, WA
Mon Sep 17 1979, 10:05 PM EDT
Att. 5,636 - Dome

livebaseballscorecards.com

AB	36
R	7
H	11
RBI	7
BB	3
SO	4
LOB	15



Batter	1	2	3	4	5	6	7	8	9	AB	R	H	RBI	BB	SO	LOB
Julio Cruz, S OBP: 0.360, SLG: 0.321 (1, 4)	0-0 6-3		0-0 1B		0-0 1B	0-0 1B		0-3 K		4	2	2	1	1	1	1
Ruppert Jones, L OBP: 0.351, SLG: 0.447 (1, 8)	0-3 K		0-0 1B		0-0 1B	0-3 K		0-0 4-3		5	1	2	1	0	2	4
Tom Paciorek, R OBP: 0.358, SLG: 0.443 (1, 7)	0-0 L4		0-3 K		0-0 1B	0-0 F8		0-0 1B		4	1	1	2	0	1	4
Joe Simpson, L OBP: 0.323, SLG: 0.362 (9, 7)					1-2 2B					0	0	0	0	0	0	0
Leon Roberts, R OBP: 0.354, SLG: 0.458 (9, PH)					1-2 2B					1	0	1	0	0	0	0
Willie Horton, R OBP: 0.320, SLG: 0.457 (1, 10)		0-0 FC4-6 1B		0-3 K	0-0 2B		0-0 4-3 2B		0-0 F6	5	0	3	2	0	1	1
Bill Stein, R OBP: 0.294, SLG: 0.386 (1, 5)		0-0 L9		0-0 F3	0-0 F9		0-0 4-3		0-0 F6	4	0	0	0	0	0	3
Dan Meyer, L OBP: 0.325, SLG: 0.475 (9, PH)										1	0	0	0	0	0	1
Bruce Bochte, L OBP: 0.386, SLG: 0.480 (1, 3)		0-0 FC4-6 PB		0-0 4-3	0-0 L7		0-0 F6		0-0 L9	5	0	0	0	0	0	4
Bobby Valentine, R OBP: 0.402, SLG: 0.341 (1, 6)		0-0 L9			0-0 1B	0-0 F7		0-0 6-3		3	1	1	0	0	0	1
Mario Mendoza, R OBP: 0.218, SLG: 0.251 (7, 6)					0-0 1B					1	0	0	0	0	0	1
Rod Craig, S OBP: 0.400, SLG: 0.550 (1, 9)			0-0 F8		0-0 5-3	0-0 BB		0-0 SH3		4	0	2	0	0	0	1
Larry Cox, R OBP: 0.261, SLG: 0.300 (1, 2)			0-0 E5		0-0 1B	0-0 1B		0-0 SH3		2	1	1	0	1	0	0

Inning Stats	R: 0	H: 0	E: 0	K: 1	S: 5	H: 0	LOB: 0	BB: 0	P: 5	R: 0	H: 1	E: 0	K: 0	S: 4	R: 1	H: 2	E: 1	K: 1	S: 7	R: 0	H: 0	E: 0	K: 1	S: 5	R: 5	H: 6	E: 0	K: 0	S: 9	R: 0	H: 1	E: 0	K: 1	S: 6	R: 0	H: 1	E: 0	K: 0	S: 4	R: 0	H: 1	E: 0	K: 1	S: 6	R: 0	H: 1	E: 0	K: 0	S: 4	R: 0	H: 1	E: 0	K: 0	S: 4
--------------	------	------	------	------	------	------	--------	-------	------	------	------	------	------	------	------	------	------	------	------	------	------	------	------	------	------	------	------	------	------	------	------	------	------	------	------	------	------	------	------	------	------	------	------	------	------	------	------	------	------	------	------	------	------	------

PITCHER	IP	WLS	BF	H	R	ER	SO	BB	IBB	HBP	BLK	WP	HR	S	P	ERA	WHIP
Mike Caldwell, L ERA: 3.26 (1, 1)	4.1		22	9	6	5	3	0	0	0	0	0	0	28	28	10.38	2.077
Bob Galasso, R ERA: 4.47 (5, 1)	1.0		6	1	0	0	0	2	0	0	0	0	0	4	12	0.00	3.000
Bill Travers, L ERA: 4.06 (6, 1)	2.2	W	11	3	0	0	2	0	0	0	0	0	0	15	15	0.00	1.125
Dan Boitano, R ERA: 1.93 (9, 1)	0.1		1	0	0	0	0	0	0	0	0	0	0	1	1	0.00	0.000
Bob McClure, L ERA: 4.1 (9, 1)	0.2	S	2	0	0	0	0	0	0	0	0	0	0	2	2	0.00	0.000

BOTTOM

Milwaukee Brewers @ Seattle Mariners

The Kingdom, Seattle, WA

Mon Sep 17 1979, 10:05 PM EDT
Att: 5,636 - Dome

AB	39
R	6
H	13
RBI	6
BB	2
SO	5
LOB	21



WP	PA	ERA	WHIP
0	42		

Batter	1	2	3	4	5	6	7	8	9	AB R H RBI BB SO LOB	TOP																
Paul Molitor, R (1, 4) OBP: 0.367, SLG: 0.470	0-0 6-3		0-0 F8		0-0 6-3	0-0 F8		0-0 1B		5 0 1 1 0 0 1																	
Robin Yount, R (1, 6) OBP: 0.301, SLG: 0.372	0-0 6-3		0-0 F9		0-0 F3		0-0 F8	0-0 FC5		5 0 0 0 0 0 2																	
Cecil Cooper, L (1, 3) OBP: 0.366, SLG: 0.510	0-0 1B		0-0 4-3		0-3 K		0-0 1B		0-0 5-3	5 0 2 0 0 1 0																	
Gorman Thomas, R (1, 8) OBP: 0.347, SLG: 0.529	0-3 K			0-0 F7		0-3 K	4-0 BB		0-0 F4	4 0 0 0 1 2 1																	
Ben Oglivie, L (1, 7) OBP: 0.325, SLG: 0.502		0-0 G3		4-0 1B		0-0 WP	0-0 G4-6-3		0-0 4-3	4 2 1 0 1 0 2																	
Sixto Lezcano, R (1, 9) OBP: 0.420, SLG: 0.572		4-0 HR		0-3 K		0-0 6-3		0-0 1B		3 2 1 0 1 1 2																	
Dick Davis, R (1, 10) OBP: 0.297, SLG: 0.423		0-0 F8		0-0 1B		4-0 WP		0-0 4-3		3 1 1 0 1 0 2																	
Jim Gantner, L (1, 5) OBP: 0.337, SLG: 0.397		0-0 HR		0-0 FC5-4		4-0 1B		0-3 K		2 2 2 3 1 0 0																	
Don Money, R (8, PH) OBP: 0.317, SLG: 0.355				1-2 1B		1-2 1B				1 0 0 0 0 1 1																	
Buck Martinez, R (1, 2) OBP: 0.284, SLG: 0.354		0-0 6-3		0-0 FC5-4		0-0 1B		4-0 1B		3 0 1 1 1 0 2																	
Inning Stats	R: 0 E: 0 K: 1 S: 6	H: 1 LOB: 1 BB: 0 P: 6	R: 2 E: 0 K: 0 S: 4	H: 1 LOB: 0 BB: 1 P: 8	R: 0 E: 0 K: 0 S: 3	H: 0 LOB: 0 BB: 0 P: 3	R: 1 E: 0 K: 1 S: 7	H: 2 LOB: 2 BB: 1 P: 11	R: 0 E: 0 K: 1 S: 5	H: 0 LOB: 0 BB: 0 P: 5	R: 3 E: 0 K: 1 S: 7	H: 2 LOB: 1 BB: 2 P: 15	R: 0 E: 0 K: 0 S: 3	H: 1 LOB: 1 BB: 1 P: 7	R: 1 E: 0 K: 1 S: 7	H: 2 LOB: 2 BB: 1 P: 11	R: 0 E: 0 K: 0 S: 3	H: 0 LOB: 0 BB: 0 P: 3	1B: 6 2B: 2 3B: 0 HR: 1	SF: 0 SAC: 0 DP: 1 HBP: 0	WP: 2 PB: 1 SB: 3 CS: 0	PA: 41					
PITCHER	IP WLS BF H R ER SO BB IBB HBP BLK WP HR S P ERA WHIP																										
Roy Branch, R (1, 1) ERA: 7.94	5.2		26	5	6	5	4	4	0	0	0	1	1	30	46	7.94	1.588										
Randy Stein, R (6, 1) ERA: 5.88	0.2		5	2	0	0	0	1	0	0	0	0	0	4	8	0.00	4.500										
Shane Rawley, L (7, 1) ERA: 3.94	2.2	L	10	2	1	1	1	1	0	0	0	0	0	11	15	3.38	1.125										

Milwaukee Brewers @ Seattle Mariners
The Kingdome, Seattle, WA
Tue Sep 18 1979, 10:05 PM EDT
Att. 5,205 - Dome

livebaseballscorecards.com

AB	35
R	7
H	9
RBI	5
BB	6
SO	5
LOB	13



Batter	1	2	3	4	5	6	7	8	9	AB	R	H	RBI	BB	SO	LOB
Julio Cruz, S OBP: 0.360, SLG: 0.323 (1, 4)	4-0 S 1B BB	0-0 F8		0-0 5-3		0-0 4-3			0-0 BB 2B	4	1	1	0	1	0	1
Ruppert Jones, L OBP: 0.352, SLG: 0.446 (1, 8)	0-0 CS 1B 1-H	0-0 FC6-4 HR 1-2f		0-0 F7			0-0 4-3		4-0 BB BB	4	1	1	1	1	0	1
Bruce Bochte, L OBP: 0.387, SLG: 0.484 (1, 3)	0-0 F6	0-0 HR 1-H			0-0 F8		0-0 F8		4-0 BB BB BB BB	4	1	1	2	1	0	1
Charlie Beamon, L OBP: 0.182, SLG: 0.227 (9, PR)									1-2 2-3 BB G6-4-3	0	0	0	0	0	0	0
Willie Horton, R OBP: 0.322, SLG: 0.457 (1, 10)	0-0 FC6-4 1B 1-2	4-0 FC3-6 BB			0-0 FC5-4 1B 1B		0-0 4-3		0-0 BB G6-4-3 1-2f	4	0	2	0	1	0	3
Dan Meyer, L OBP: 0.326, SLG: 0.475 (1, 5)	0-0 FC6-4 1-2f	0-0 FC3-6 1-2f			0-0 FC5-4 1B 1-2			0-0 FC3-6 1B		4	0	2	0	0	0	2
Rod Craig, S OBP: 0.375, SLG: 0.542 (1, 9)		0-0 1B 2B 2B	0-0 4-3		0-0 FC5-4 1-2f 2-3			0-0 FC3-6 FC4-6 1-2f		4	1	1	0	0	0	3
Joe Simpson, L OBP: 0.324, SLG: 0.363 (1, 7)		0-0 2B 1B 2-3	0-3 K		0-0 5-3			0-0 FC4-6 1-2f		2	1	1	0	0	1	0
Leon Roberts, R OBP: 0.352, SLG: 0.456 (5, PH) (6, 7)										2	0	0	0	0	0	3
Larry Milbourne, S OBP: 0.311, SLG: 0.356 (1, 6)		0-0 1B 2B 2-H 3-H	0-0 F8			0-0 F7		0-0 3-1		3	1	1	2	0	0	0
Bobby Valentine, R OBP: 0.398, SLG: 0.337 (8, PH) (9, 6)										1	0	0	0	0	0	1
Bob Stinson, S OBP: 0.337, SLG: 0.343 (1, 2)		0-0 FC6-4 1B 2-H		0-0 6-3		0-0 F3			0-3 K	3	0	1	1	0	0	0
Tom Paciorek, R OBP: 0.357, SLG: 0.442 (9, PH)										1	0	0	0	0	1	0

Inning Stats	R: 1	H: 2	E: 0	K: 0	S: 4	H: 2	LOB: 1	BB: 1	P: 8	R: 5	H: 5	E: 0	K: 0	S: 8	H: 0	LOB: 0	BB: 0	P: 5	R: 0	H: 0	E: 0	K: 1	S: 5	R: 0	H: 0	E: 0	K: 0	S: 3	H: 2	LOB: 2	BB: 0	P: 5	R: 0	H: 0	E: 0	K: 0	S: 3	H: 1	LOB: 1	BB: 0	P: 4	R: 0	H: 1	E: 0	K: 1	S: 5	H: 1	LOB: 3	BB: 2	P: 13	1B: 7	SF: 0	2B: 3	SAC: 0	3B: 0	DP: 1	HR: 1	HBP: 0	WP: 0	PA: 40
--------------	------	------	------	------	------	------	--------	-------	------	------	------	------	------	------	------	--------	-------	------	------	------	------	------	------	------	------	------	------	------	------	--------	-------	------	------	------	------	------	------	------	--------	-------	------	------	------	------	------	------	------	--------	-------	-------	-------	-------	-------	--------	-------	-------	-------	--------	-------	--------

PITCHER	IP	WLS	BF	H	R	ER	SO	BB	IBB	HBP	BLK	WP	HR	S	P	ERA	WHIP
Paul Mitchell, R ERA: 5.32 (1, 1)	1.0		9	6	5	5	0	1	0	0	0	0	0	8	12	45.00	7.000
Jerry Augustine, L ERA: 3.39 (2, 1)	7.1	W	30	5	1	1	2	3	0	0	0	0	1	31	43	1.23	1.091
Bill Castro, R ERA: 2.03 (9, 1)	0.2	S	1	0	0	0	0	0	0	0	0	0	0	1	1	0.00	0.000

BOTTOM

Milwaukee Brewers @ Seattle Mariners
The Kingdom, Seattle, WA
Tue Sep 18 1979, 10:05 PM EDT
Att: 5,205 - Dome

livebaseballscorecards.com

AB	36
R	6
H	11
RBI	6
BB	4
SO	2
LOB	15



Batter	1	2	3	4	5	6	7	8	9	AB R H RBI BB SO LOB	TOP	
Paul Molitor, R (1, 4) OBP: 0.367, SLG: 0.467	0-3 K	4-0 FC5-2 IBB		0-0 L8		0-0 4-3		0-0 FC3-8 1B	0-0 FC5-2 BB 1-2 3-H	5 1 1 0 1 1 2		
Don Money, R (1, 5) OBP: 0.314, SLG: 0.350	0-0 3-1	0-0 FC5-2 1-2 2-3 3-H		0-3 K		0-0 4-3		0-0 FC3-6 E SF8 1-2f	4-0 1B BB BB BB 1-2 2-3	5 2 0 0 1 1 4		
Cecil Cooper, L (1, 3) OBP: 0.367, SLG: 0.510	0-0 S 1B	0-0 F7		0-0 1B		0-3 K		0-0 E4 SF8 1-3	0-0 2B 1-2 2-H 3-H	6 0 3 2 0 1 4		
Gorman Thomas, R (1, 8) OBP: 0.347, SLG: 0.528	0-0 F8 1-2	0-0 4-3		0-3 K			0-0 4-3	4-0 IBB	0-0 2B 1-3 2-H 3-H	5 0 1 1 1 1 5		
Sixto Lezcano, R (1, 9) OBP: 0.421, SLG: 0.578		0-0 2B 1B 1B	4-0 1B G4-3 BB		0-3 K		0-0 HR	0-0 SF8 2-3 3-H	0-0 6-3	4 3 2 2 1 1 2		
Ben Oglivie, L (1, 7) OBP: 0.330, SLG: 0.514		0-0 1B 1B 2B	0-0 G4-3 1B		0-0 HR		0-0 6-3 1B 1B	0-0 F8		5 3 4 1 0 0 2		
Sal Bando, R (1, 10) OBP: 0.327, SLG: 0.343		0-0 1B 1B	0-0 G4-3 1-2f 3-H		0-0 1B		0-0 6-3		0-0 1B 6-3 FC5-2 1B	5 1 3 1 0 0 2		
Robin Yount, R (1, 6) OBP: 0.302, SLG: 0.372		0-0 1B FC5-2 1B 1-2 3-H	0-0 K		0-0 F7		0-0 1B 2-H		0-0 6-3	5 0 2 2 0 1 2		
Buck Martinez, R (1, 2) OBP: 0.292, SLG: 0.376		0-0 FC5-2 1B 1-3 2-H		0-0 HR		0-0 1-4-3		0-0 F9	0-0 BB FC5-2 1B 2-3	5 2 3 2 0 0 2		
Inning Stats	R: 0 E: 0 K: 1 S: 6 H: 1 LOB: 1 BB: 0 P: 6	R: 3 E: 0 K: 0 S: 8 H: 5 LOB: 3 BB: 1 P: 12	R: 1 E: 0 K: 1 S: 5 H: 1 LOB: 0 BB: 1 P: 9	R: 1 E: 0 K: 2 S: 9 H: 2 LOB: 1 BB: 0 P: 9	R: 1 E: 0 K: 1 S: 7 H: 2 LOB: 1 BB: 0 P: 7	R: 0 E: 0 K: 1 S: 5 H: 0 LOB: 0 BB: 0 P: 5	R: 2 E: 0 K: 0 S: 6 H: 3 LOB: 1 BB: 0 P: 6	R: 1 E: 1 K: 0 S: 5 H: 1 LOB: 2 BB: 1 P: 9	R: 3 E: 0 K: 0 S: 7 H: 4 LOB: 2 BB: 1 P: 11	1B: 14 2B: 2 3B: 0 HR: 3 SF: 1 SAC: 0 DP: 1 HBP: 0	WP: 0 PB: 0 SB: 1 CS: 0 PA: 50	
PITCHER	IP WLS BF H R ER SO BB IBB HBP BLK WP HR S P ERA WHIP											
Floyd Bannister, L (1, 1) ERA: 4.04	3.0 L 18 8 5 5 2 1 1 0 0 0 0 1 20 28 15.00 3.000											
Odell Jones, R (4, 1) ERA: 6.03	3.1 15 5 3 3 4 0 0 0 0 0 0 2 23 23 8.10 1.500											
Glenn Abbott, R (7, 1) ERA: 5.17	1.2 9 2 1 1 0 0 0 1 0 0 0 0 8 12 5.40 1.200											
Jim Lewis, R (9, 1) ERA: 15.43	1.0 8 4 3 3 0 1 0 0 0 0 0 0 7 11 27.00 5.000											

Milwaukee Brewers @ Seattle Mariners
The Kingdome, Seattle, WA
Wed Sep 19 1979, 10:05 PM EDT
Att. 5,096 - Dome

AB	45
R	12
H	19
RBI	11
BB	4
SO	6
LOB	25



Batter	1	2	3	4	5	6	7	8	9	AB R H RBI BB SO LOB
Julio Cruz, S OBP: 0.359, SLG: 0.320 (1, 4) X	0-0 1-3		0-0 FC4-6 E			0-0 3-1		4-0 1B BB		3 1 0 0 1 0 1
Ruppert Jones, L OBP: 0.353, SLG: 0.445 (1, 8) BBB	4-0 G4-6-3 BB		0-0 6-3			0-3 K		0-0 1-2 1B		3 0 1 0 1 1 0
Bruce Bochte, L OBP: 0.386, SLG: 0.484 (1, 3) X	0-0 G4-6-3 1-2f			0-0 3-1		0-0 2B		0-3 K		4 0 1 0 0 1 3
Willie Horton, R OBP: 0.322, SLG: 0.455 (1, 10) BBB		4-0 FC6-4 BB		0-0 F3		0-0 F8		0-3 K		3 0 0 0 1 1 3
Dan Meyer, L OBP: 0.325, SLG: 0.473 (1, 5) SSS		0-3 K		0-0 3-1			0-0 1B 1B	0-0 F6		4 0 1 0 0 1 3
Rod Craig, S OBP: 0.357, SLG: 0.536 (1, 9) X		0-0 FC6-4 1-2f		0-0 4-3 2B		0-3 K		0-0 F6		4 0 1 0 0 1 2
Joe Simpson, L OBP: 0.320, SLG: 0.357 (1, 7) X		0-0 F8		0-0 F7		0-0 F7		0-0 4-3		4 0 0 0 0 0 3
Larry Milbourne, S OBP: 0.313, SLG: 0.357 (1, 6) X			0-0 F7		0-0 4-3 2-3		0-0 1-2 1B	0-0 FC5-4 1B		4 0 2 0 0 0 1
Larry Cox, R OBP: 0.260, SLG: 0.299 (1, 2) X			0-0 FC4-6 1B		0-0 F7		0-0 F3	0-0 FC5-4 1-2f		4 0 1 0 0 0 4

Inning Stats	R: 0 E: 0 K: 0 S: 2	H: 0 LOB: 0 BB: 1 P: 6	R: 0 E: 0 K: 1 S: 5	H: 0 LOB: 1 BB: 1 P: 9	R: 1 E: 0 K: 0 S: 4	H: 1 LOB: 0 BB: 0 P: 4	R: 0 E: 0 K: 0 S: 3	H: 0 LOB: 0 BB: 0 P: 3	R: 0 E: 0 K: 0 S: 4	H: 1 LOB: 1 BB: 0 P: 4	R: 0 E: 0 K: 1 S: 6	H: 1 LOB: 1 BB: 0 P: 6	R: 0 E: 0 K: 1 S: 7	H: 2 LOB: 2 BB: 0 P: 7	R: 0 E: 0 K: 2 S: 8	H: 1 LOB: 2 BB: 1 P: 12	R: 0 E: 0 K: 0 S: 4	H: 1 LOB: 1 BB: 0 P: 4	1B: 5 2B: 2 3B: 0 HR: 0	SF: 0 SAC: 0 DP: 1 HBP: 0	WP: 0 PB: 0 SB: 1 CS: 0	PA: 36
---------------------	------------------------------	---------------------------------	------------------------------	---------------------------------	------------------------------	---------------------------------	------------------------------	---------------------------------	------------------------------	---------------------------------	------------------------------	---------------------------------	------------------------------	---------------------------------	------------------------------	----------------------------------	------------------------------	---------------------------------	----------------------------------	------------------------------------	----------------------------------	--------

PITCHER Lary Sorensen, R ERA: 3.68 (1, 1)	IP 9.0	WLS W	BF 36	H 7	R 1	ER 0	SO 5	BB 3	IBB 0	HBP 0	BLK 0	WP 0	HR 0	S 43	P 55	ERA 0.00	WHIP 1.111	PITCHER	IP 9.0	WLS W	BF 36	H 7	R 1	ER 0	SO 5	BB 3	IBB 0	HBP 0	BLK 0	WP 0	HR 0	S 43	P 55	ERA 0.00	WHIP 1.111
--	-----------	----------	----------	--------	--------	---------	---------	---------	----------	----------	----------	---------	---------	---------	---------	-------------	---------------	----------------	-----------	----------	----------	--------	--------	---------	---------	---------	----------	----------	----------	---------	---------	---------	---------	-------------	---------------

Milwaukee Brewers @ Seattle Mariners
The Kingdom, Seattle, WA
Wed Sep 19 1979, 10:05 PM EDT
Att. 5,096 - Dome

AB	33
R	1
H	7
RBI	0
BB	3
SO	5
LOB	20



Batter	1	2	3	4	5	6	7	8	9	AB R H RBI BB SO LOB	TOP	
Mike Squires, L (1, 3) OBP: 0.327, SLG: 0.336	0-0 F7		0-0 1B 1-2 1B	0-0 F8			0-0 4-3		0-0 F8	5 1 1 0 0 0 1		
Rusty Torres, S (1, 9) OBP: 0.343, SLG: 0.415	0-0 F4		0-0 BB 1-3 2-H E 1B	0-0 F8			0-0 F9		0-0 HR	5 2 2 2 0 0 1		
Thad Bosley, L (1, 7) OBP: 0.400, SLG: 0.409	0-0 6-3		0-0 BB 1-2 E 1B		0-3 K		0-0 4-3		0-0 4-3	5 1 1 1 0 1 0		
Jorge Orta, L (1, 10) OBP: 0.346, SLG: 0.438		0-0 F5	4-0 1-2 2-3 E BB		0-0 4-3			0-0 HR		3 2 1 1 1 0 0		
Chet Lemon, R (1, 8) OBP: 0.389, SLG: 0.502		0-3 K	0-0 E9 1-H 2-H 3-H 2B		0-0 F8			0-3 K		4 0 1 3 0 2 0		
Jim Morrison, R (1, 4) OBP: 0.323, SLG: 0.495		0-3 K	1-0 HBP			0-3 K		0-0 6-3		3 0 0 0 0 2 0		
Mary Foley, L (1, 2) OBP: 0.286, SLG: 0.305			0-0 F8			0-0 F7		0-0 FC6-4 1B		4 0 1 0 0 0 2		
Greg Pryor, R (1, 6) OBP: 0.326, SLG: 0.354			0-0 FC6-4 1B	0-0 6-3		0-0 1B		0-0 FC6-4 1-2f		4 0 2 0 0 0 1		
Kevin Bell, R (1, 5) OBP: 0.323, SLG: 0.388			0-0 FC6-4 1-2f 1B	0-0 2B		0-3 K		0-0 5-3		4 1 1 0 0 1 2		
Inning Stats	R: 0 E: 0 K: 0 S: 3 H: 0 LOB: 0 BB: 0 P: 3	R: 0 E: 0 K: 2 S: 7 H: 0 LOB: 0 BB: 0 P: 7	R: 5 E: 1 K: 0 S: 8 H: 5 LOB: 2 BB: 1 P: 13	R: 0 E: 0 K: 0 S: 4 H: 1 LOB: 1 BB: 0 P: 4	R: 0 E: 0 K: 1 S: 5 H: 0 LOB: 0 BB: 0 P: 5	R: 0 E: 0 K: 2 S: 8 H: 1 LOB: 1 BB: 0 P: 8	R: 0 E: 0 K: 0 S: 3 H: 0 LOB: 0 BB: 0 P: 3	R: 1 E: 0 K: 1 S: 7 H: 2 LOB: 1 BB: 0 P: 7	R: 1 E: 0 K: 0 S: 4 H: 1 LOB: 0 BB: 0 P: 4	1B: 6 2B: 2 3B: 0 HR: 2 SF: 0 SAC: 0 DP: 0 HBP: 1	WP: 0 PB: 0 SB: 0 CS: 0 PA: 39	
PITCHER Mike Parrott, R (1, 1) ERA: 3.81	IP 9.0 WLS L BF 39 H 10 R 7 ER 7 SO 6 BB 1 IBB 0 HBP 1 BLK 0 WP 0 HR 2 S 49 P 54 ERA 7.00 WHIP 1.222											PITCHER ERA WHIP

Chicago White Sox @ Seattle Mariners
The Kingdome, Seattle, WA
Fri Sep 21 1979, 10:05 PM EDT
Att. 6,011 - Unknown

livebaseballscorecards.com

AB 37
R 7
H 10
RBI 7
BB 1
SO 6
LOB 7



Batter	1	2	3	4	5	6	7	8	9	AB	R	H	RBI	BB	SO	LOB	BOTTOM			
Julio Cruz, S OBP: 0.360, SLG: 0.324 (1, 4)	0-0 E 1B		0-0 F9		0-0 1-3			0-0 S 2B	0-0 F8	5	2	2	0	0	0	0	Chicago White Sox @ Seattle Mariners The Kingdome, Seattle, WA Fri Sep 21 1979, 10:05 PM EDT Att: 6,011 - Unknown livebaseballscorecards.com			
Ruppert Jones, L OBP: 0.352, SLG: 0.444 (1, 8)	0-0 F7		0-0 1B			0-0 4-3		0-0 F7		4	0	1	0	0	0	2				
Leon Roberts, R OBP: 0.356, SLG: 0.460 (1, 7)	0-0 E8 1-H 1B		0-0 5-3			4-0 BB		0-0 HR 2B		3	1	2	1	1	0	1				
Willie Horton, R OBP: 0.323, SLG: 0.460 (1, 10)	0-0 F7			0-0 G5-4-3 1B		0-0 F8		0-0 HR		4	1	2	2	0	0	2				
Bobby Valentine, R OBP: 0.393, SLG: 0.326 (1, 6)	0-0 5-3			0-0 G5-4-3 1-2f 1B		0-0 F8		4-0 1B BB		3	0	0	0	1	0	3				
Bruce Bochte, L OBP: 0.386, SLG: 0.484 (1, 3)		0-0 G3		0-0 1B			0-0 1-3	0-0 1-2 1B		4	0	2	0	0	0	0				
Charlie Beamon, L OBP: 0.182, SLG: 0.227 (8, PR) (9, 3)		0-0 G3		0-0 6-3			0-0 3-1	0-0 F4		0	0	0	0	0	0	0				
Dan Meyer, L OBP: 0.323, SLG: 0.470 (1, 5)		0-0 G3		0-0 6-3			0-0 4-3	0-0 4-3		4	0	0	0	0	0	3				
Rod Craig, S OBP: 0.313, SLG: 0.469 (1, 9)		0-0 4-3			0-3 K		0-0 4-3		0-0 4-3	4	0	0	0	0	1	0				
Larry Cox, R OBP: 0.258, SLG: 0.296 (1, 2)			0-0 5-3		0-0 4-3			0-0 5-3	0-0 F8	3	0	0	0	0	0	0				
Joe Simpson, L OBP: 0.318, SLG: 0.356 (9, PH)										1	0	0	0	0	0	0				
Inning Stats	R: 1 E: 1 K: 0 S: 5	H: 2 LOB: 1 BB: 0 P: 5	R: 0 E: 0 K: 0 S: 3	H: 0 LOB: 0 BB: 0 P: 3	R: 0 E: 0 K: 0 S: 4	H: 1 LOB: 1 BB: 0 P: 4	R: 0 E: 0 K: 0 S: 4	H: 2 LOB: 1 BB: 0 P: 4	R: 0 E: 0 K: 1 S: 5	H: 0 LOB: 0 BB: 0 P: 5	R: 0 E: 0 K: 0 S: 3	H: 0 LOB: 0 BB: 0 P: 3	R: 3 E: 0 K: 0 S: 7	H: 4 LOB: 2 BB: 1 P: 11	R: 0 E: 0 K: 0 S: 3	H: 0 LOB: 0 BB: 0 P: 3	1B: 6 2B: 2 3B: 0 HR: 1	SF: 0 SAC: 0 DP: 1 HBP: 0	WP: 0 PB: 0 SB: 1 CS: 0	PA: 37
PITCHER	IP WLS W	WLS W	WLS S	WLS S	WLS S	WLS S	WLS S	WLS S	WLS S	WLS S	WLS S	WLS S	WLS S	WLS S	WLS S	WLS S	ERA WHIP	ERA WHIP		
Steve Trout, L ERA: 4.07 (1, 1)	7.2																4.70	1.174		
Ed Farmer, R ERA: 3.09 (8, 1)	1.1																0.00	1.500		

Batter	1	2	3	4	5	6	7	8	9	AB R H RBI BB SO LOB	TOP									
Mike Squires, L (1, 3) <small>OBP: 0.324, SLG: 0.332</small> Wayne Nordhagen, R (7, PH) <small>OBP: 0.319, SLG: 0.438</small> Alan Bannister, R (7, PR) <small>OBP: 0.342, SLG: 0.382</small> (7, 3)	0-0 3-1		0-0 1-3	0-0 4-3			0-0 2B 2B		0-3 K	3 0 0 0 0 0 1 1 0 1 0 0 0 0 1 1 0 0 0 1 0										
Thad Bosley, L (1, 7) <small>OBP: 0.403, SLG: 0.412</small> Junior Moore, R (4, PH) <small>OBP: 0.298, SLG: 0.327</small> (4, 7) Rusty Torres, S (9, PH) <small>OBP: 0.346, SLG: 0.415</small>	0-0 1B 1B		0-0 4-3	0-0 F3			0-0 F8		4-0 2B BB	2 0 1 0 0 0 0 2 0 0 0 0 0 2 0 0 0 0 1 0 0										
Claudell Washington, L (1, 9) <small>OBP: 0.325, SLG: 0.463</small>	0-0 F8		0-0 2B 1B		0-0 G6-4-3 1B		0-0 FC5 2B		0-0 1-3 2B	5 1 4 1 0 0 1										
Lamar Johnson, R (1, 10) <small>OBP: 0.362, SLG: 0.446</small>	0-0 1-2 1B		0-0 1B 2B		0-0 F4		0-0 F8		0-0 F2	5 1 2 1 0 0 4										
Chet Lemon, R (1, 8) <small>OBP: 0.391, SLG: 0.501</small>	0-0 1-3		0-0 1B 2B		0-0 G6-4-3 1-2f		4-0 IBB		4-0 FC5-4 IBB	3 0 1 1 2 0 3										
Jorge Orta, L (1, 4) <small>OBP: 0.347, SLG: 0.438</small> Jim Morrison, R (6, PH) <small>OBP: 0.323, SLG: 0.491</small> (6, 4)		0-0 6-3 1B	0-0 F8			4-0 S BB	0-0 FC5 2-3f		0-0 FC5-4 1-2f	2 0 1 0 0 0 1 2 0 0 0 1 0 5										
Greg Pryor, R (1, 6) <small>OBP: 0.325, SLG: 0.353</small>		0-0 6-3 1-2		0-0 2B 4-3 1B		0-0 F4		0-0 6-3		4 1 1 0 0 0 2										
Mike Colbern, R (1, 2) <small>OBP: 0.283, SLG: 0.338</small>		0-3 K		0-0 4-3 1-3 2B		0-3 K		0-3 K		4 0 1 0 0 3 2										
Kevin Bell, R (1, 5) <small>OBP: 0.316, SLG: 0.379</small>		0-0 6-3		0-0 4-3 2-3 3-H		0-3 K		0-0 4-3		4 0 0 1 0 1 3										
Inning Stats	R: 0 E: 0 K: 0 S: 5	H: 2 LOB: 2 BB: 0 P: 5	R: 0 E: 0 K: 1 S: 6	H: 1 LOB: 1 BB: 0 P: 6	R: 2 E: 0 K: 0 S: 6	H: 3 LOB: 1 BB: 0 P: 6	R: 1 E: 0 K: 0 S: 5	H: 2 LOB: 1 BB: 0 P: 5	R: 0 E: 0 K: 2 S: 7	H: 0 LOB: 1 BB: 1 P: 11	R: 1 E: 0 K: 0 S: 5	H: 2 LOB: 2 BB: 1 P: 9	R: 0 E: 0 K: 1 S: 5	H: 0 LOB: 0 BB: 0 P: 5	R: 0 E: 0 K: 1 S: 6	H: 1 LOB: 3 BB: 2 P: 14	1B: 7 2B: 5 3B: 0 HR: 0	SF: 0 SAC: 0 DP: 1 HBP: 0	WP: 0 PB: 0 SB: 1 CS: 0	PA: 42
PITCHER	IP WLS BF H R ER SO BB IBB HBP BLK WP HR S P ERA WHIP																			
Rob Dressler, R (1, 1) <small>ERA: 4.73</small> Shane Rawley, L (4, 1) <small>ERA: 3.9</small> Byron McLaughlin, R (7, 1) <small>ERA: 4.37</small>	3.1 18 8 3 3 1 0 0 0 0 0 0 0 20 20 8.10 2.400																			

Chicago White Sox @ Seattle Mariners
 The Kingdome, Seattle, WA
 Sat Sep 22 1979, 10:05 PM EDT
 Att: 13,361 - Unknown

AB	38
R	4
H	12
RBI	4
BB	4
SO	5
LOB	24



livebaseballscorecards.com

Batter	1	2	3	4	5	6	7	8	9
Julio Cruz, S OBP: 0.363, SLG: 0.325 (1, 4)	0-0 3B 1B	0-0 4-3			4-0 SH1-4 BB		4-0 WP S 3B BB		
Ruppert Jones, L OBP: 0.353, SLG: 0.449 (1, 8)	0-0 1-H 1B 3B		0-0 S 1B 1B		0-0 SH1-4 1-2		0-3 K 1-2		
Bruce Bochte, L OBP: 0.387, SLG: 0.487 (1, 3)	0-0 F7		4-0 1B 1-2 BB		0-0 4-3 2-3		0-0 2-H 1B 3B		
Willie Horton, R OBP: 0.327, SLG: 0.463 (1, 10)	0-0 G4-6-3 1B		0-0 L4-6 1-3 2-H 1B		4-0 IBB		0-0 L4-3 1B		
Dan Meyer, L OBP: 0.321, SLG: 0.466 (1, 5)	0-0 G4-6-3 1-2f		0-3 K		0-0 F2		0-0 L4-3 1-2		
Mario Mendoza, R OBP: 0.218, SLG: 0.251 (8, 6)									
Joe Simpson, L OBP: 0.317, SLG: 0.354 (1, 7)		0-0 G3	0-0 L4-6 2-3		0-0 E6		0-3 K		
Leon Roberts, R OBP: 0.354, SLG: 0.456 (3, PH) (4, 7)									
Larry Milbourne, S OBP: 0.314, SLG: 0.357 (1, 6)		0-0 S 2B 1B		0-0 5-3		0-0 B3		0-0 4-3	
Bill Stein, R OBP: 0.293, SLG: 0.384 (8, 5)									
Rod Craig, S OBP: 0.333, SLG: 0.500 (1, 9)		0-0 1-H 2B		0-0 F8		0-0 F8		0-0 CS 1B	
Larry Cox, R OBP: 0.255, SLG: 0.293 (1, 2)		0-3 K		0-3 K		0-0 F5		0-0 CS 1-2	

Inning Stats	R: 2	H: 3	E: 0	K: 0	S: 5	LOB: 0	BB: 0	P: 5	R: 1	H: 2	E: 0	K: 1	S: 7	LOB: 1	BB: 0	P: 7	R: 1	H: 2	E: 0	K: 1	S: 6	LOB: 1	BB: 1	P: 10	R: 0	H: 0	E: 0	K: 1	S: 5	LOB: 0	BB: 0	P: 5	R: 0	H: 0	E: 1	K: 0	S: 4	LOB: 1	BB: 0	P: 4	R: 2	H: 2	E: 0	K: 1	S: 6	LOB: 0	BB: 1	P: 10	R: 0	H: 1	E: 0	K: 1	S: 5	LOB: 0	BB: 0	P: 5
--------------	------	------	------	------	------	--------	-------	------	------	------	------	------	------	--------	-------	------	------	------	------	------	------	--------	-------	-------	------	------	------	------	------	--------	-------	------	------	------	------	------	------	--------	-------	------	------	------	------	------	------	--------	-------	-------	------	------	------	------	------	--------	-------	------

PITCHER	IP	WLS	BF	H	R	ER	SO	BB	IBB	HBP	BLK	WP	HR	S	P	ERA	WHIP
Richard Dotson, R ERA: 4.19 (1, 1)	2.0		13	7	4	4	1	1	0	0	0	0	0	14	18	18.00	4.000
Guy Hoffman, L ERA: 5.52 (3, 1)	4.1	L	17	1	2	2	3	2	1	0	0	1	0	20	32	4.15	0.692
Mike Proly, R ERA: 4.04 (7, 1)	1.2		5	2	0	0	1	0	0	0	0	0	0	7	7	0.00	1.200


BOTTOM

Chicago White Sox @ Seattle Mariners
The Kingdome, Seattle, WA

Sat Sep 22 1979, 10:05 PM EDT
Att. 13,361 - Unknown

livebaseballscorecards.com

AB	30
R	6
H	10
RBI	6
BB	4
SO	5
LOB	16



1B: 7	SF: 0	WP: 1	PA: 36
2B: 3	SAC: 1	PB: 0	
3B: 2	DP: 3	SB: 3	
HR: 0	HBP: 0	CS: 1	

Batter	1	2	3	4	5	6	7	8	9	AB R H RBI BB SO LOB	TOP
Jim Morrison, R (1, 4) <small>B B B B</small> OBP: 0.325, SLG: 0.500	4-0 		0-0 4-3 		0-0 L6 		0-0 		0-3 K 	4 2 1 1 1 1 0	
Rusty Kuntz, R (1, 9) <small>S S S S</small> OBP: 0.231, SLG: 0.091	0-3 K 		0-3 K 		0-0 F8 		4-0 		0-0 	4 0 1 0 1 2 1	
Alan Bannister, R (1, 7) OBP: 0.343, SLG: 0.383	0-0 		1-0 		0-0 4-3 		0-0 E5 		0-0 	4 0 1 1 0 0 2	
Lamar Johnson, R (1, 3) OBP: 0.363, SLG: 0.448	0-0 F8 		0-0 		0-0 		0-0 		0-0 	4 1 2 0 0 0 3	
Chet Lemon, R (1, 8) OBP: 0.390, SLG: 0.499	0-0 6-3 		0-0 F8 				0-0 		0-0 L4 	4 0 1 1 0 0 3	
Wayne Nordhagen, R (1, 10) OBP: 0.313, SLG: 0.429			0-0 F9 		0-0 6-3 		0-3 		0-0 F3 	4 0 0 0 0 1 0	
Greg Pryor, R (1, 6) OBP: 0.327, SLG: 0.358			0-0 		0-0 E9 		0-0 4-3 		0-0 	4 0 2 0 0 0 0	
Mike Colbern, R (1, 2) OBP: 0.291, SLG: 0.333			0-3 K 		0-0 		0-3 		0-3 K 	4 0 1 0 0 3 2	
Kevin Bell, R (1, 5) OBP: 0.309, SLG: 0.371			0-0 5-3 		0-3 K 		0-0 4-3 		0-0 4-3 	4 0 0 0 0 1 2	
Inning Stats	R: 1 H: 1 E: 0 LOB: 1 K: 1 BB: 1 S: 6 P: 10	R: 0 H: 1 E: 0 LOB: 1 K: 1 BB: 0 S: 6 P: 6	R: 0 H: 1 E: 0 LOB: 2 K: 1 BB: 0 S: 6 P: 7	R: 0 H: 1 E: 1 LOB: 1 K: 1 BB: 0 S: 6 P: 6	R: 0 H: 0 E: 0 LOB: 0 K: 0 BB: 0 S: 3 P: 3	R: 1 H: 2 E: 0 LOB: 0 K: 1 BB: 0 S: 6 P: 6	R: 1 H: 1 E: 1 LOB: 2 K: 1 BB: 1 S: 7 P: 11	R: 0 H: 1 E: 0 LOB: 1 K: 1 BB: 0 S: 6 P: 6	R: 0 H: 1 E: 0 LOB: 1 K: 1 BB: 0 S: 6 P: 6	1B: 4 SF: 0 2B: 4 SAC: 0 3B: 0 DP: 0 HR: 1 HBP: 1	WP: 0 PA: 39 PB: 0 SB: 1 CS: 0
PITCHER Rick Honeycutt, L (1, 1) ERA: 4.06	IP WLS BF H R ER SO BB IBB HBP BLK WP HR S P ERA WHIP 9.0 W 39 9 3 3 8 2 0 1 0 0 1 52 61 3.00 1.222										

Chicago White Sox @ Seattle Mariners
 The Kingdome, Seattle, WA
 Sun Sep 23 1979, 6:33 AM EDT
 Att. 6,045 - Unknown

livebaseballscorecards.com

AB 36
R 3
H 9
RBI 3
BB 2
SO 8
LOB 13



Batter	1	2	3	4	5	6	7	8	9
Julio Cruz, S OBP: 0.364, SLG: 0.326 (1, 4)	0-0 F3	0-3 K			0-0 HR 1B	0-0 E 1B		0-0 1-3	
Ruppert Jones, L OBP: 0.354, SLG: 0.447 (1, 8)	0-0 F9		0-0 F6		1-0 HR HBP	0-0 E 1B		0-0 4-3	
Tom Paciorek, R OBP: 0.356, SLG: 0.449 (1, 7)	0-0 F7		0-3 K		0-0 HR	0-0 E6 1B		0-0 F8	
Joe Simpson, L OBP: 0.316, SLG: 0.353 (8, 7)					1-H 2-H	1-3 2-H 3-H			
Willie Horton, R OBP: 0.328, SLG: 0.462 (1, 10)		4-0 BB BB	0-3 K		0-0 F7	0-0 1-2 3-H			
Leon Roberts, R OBP: 0.353, SLG: 0.453 (1, 9)		0-0 F7		0-0 5-3	4-0 WP 1B BB	0-0 F3			
Rod Craig, S OBP: 0.333, SLG: 0.500 (8, 9)									
Bruce Bochte, L OBP: 0.388, SLG: 0.486 (1, 3)		4-0 BB BB		0-0 4-1	0-0 WP 1B	0-0 F5			
Bill Stein, R OBP: 0.300, SLG: 0.397 (1, 5)		4-0 BB BB		0-0 HR	0-0 4-3		4-0 F9-3 BB		
Bobby Valentine, R OBP: 0.396, SLG: 0.337 (1, 6)		4-0 BB BB		0-0 F4		0-0 FC1-5 2B	0-0 F9-3		
Mario Mendoza, R OBP: 0.218, SLG: 0.251 (8, 6)		1-2 2-3 3-H					1-2		
Larry Cox, R OBP: 0.252, SLG: 0.288 (1, 2)		0-3 K			0-0 F3	0-0 FC1-5 1B E	0-0 5-3		

AB	R	H	RBI	BB	SO	LOB
5	2	2	0	0	1	3
4	2	1	0	0	0	0
4	1	1	4	0	1	1
1	0	0	0	0	0	0
3	1	1	1	1	1	0
3	0	0	0	1	0	3
0	0	0	0	0	0	0
3	0	1	0	1	0	2
2	1	1	1	2	0	2
3	0	1	1	1	0	1
0	0	0	0	0	0	0
4	1	0	0	0	1	4

AB	32
R	8
H	8
RBI	7
BB	6
SO	4
LOB	16



1B	2B	3B	HR	SF	SAC	DP	HBP	WP	HR	S	P	ERA	WHIP
5	2	0	2	0	0	1	1	1	0	0	0	10.38	1.615
0	0	0	0	0	0	0	0	0	0	0	0	∞	∞
0	0	0	0	0	0	0	0	0	0	0	0	0.00	1.200
0	0	0	0	0	0	0	0	0	0	0	0	0.00	0.000

WP	HR	S	P	ERA	WHIP
1	0	3	0	3.06	1.000

Chicago White Sox @ Seattle Mariners
The Kingdome, Seattle, WA
Sun Sep 23 1979, 6:33 AM EDT
Att. 6,045 - Unknown

livebaseballscorecards.com

IP	WLS	BF	H	R	ER	SO	BB	IBB	HBP	BLK	WP	HR	S	P	ERA	WHIP
4.1	L	21	3	5	5	4	4	0	1	0	0	2	24	41	10.38	1.615
5.1		7	3	2	2	0	1	0	0	0	1	0	6	10	18.00	4.000
6.1		1	1	0	0	0	0	0	0	0	0	0	1	1	∞	∞
6.1		7	1	1	0	0	1	0	0	0	0	0	6	10	0.00	1.200
8.1		3	0	0	0	0	0	0	0	0	0	0	3	3	0.00	0.000


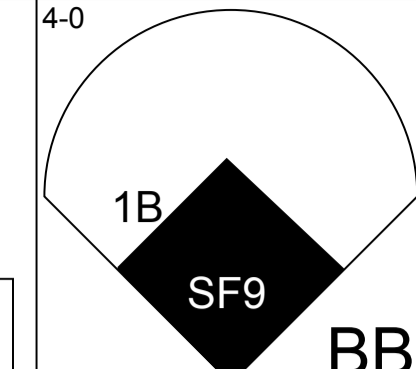
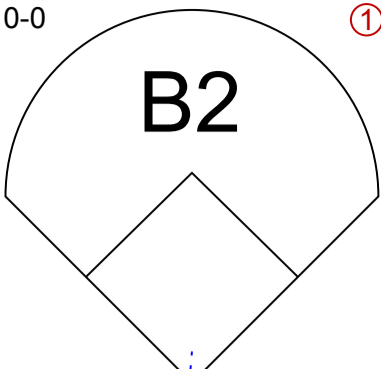
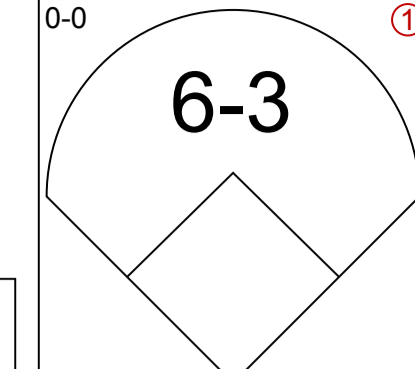
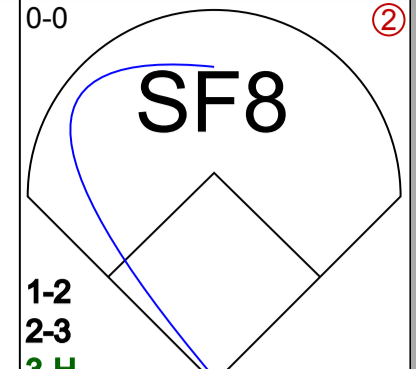
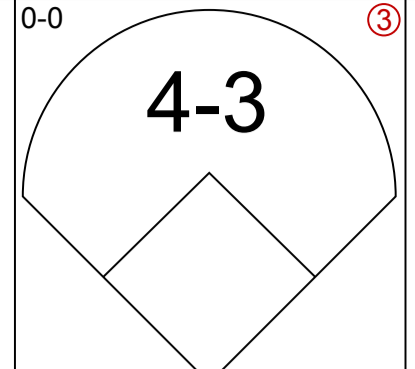

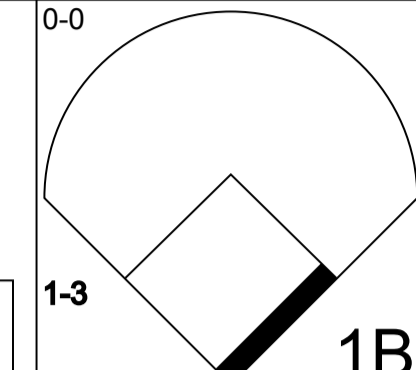
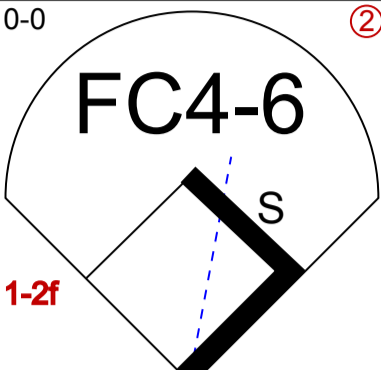
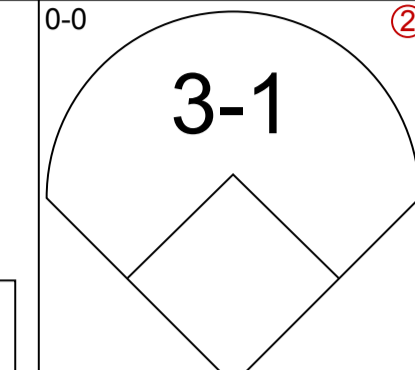
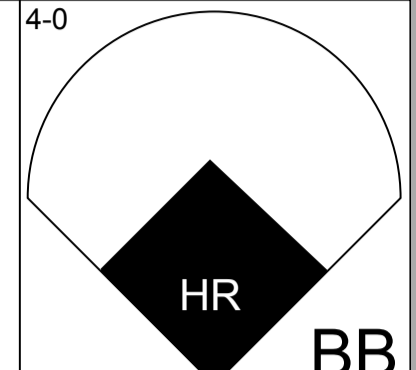

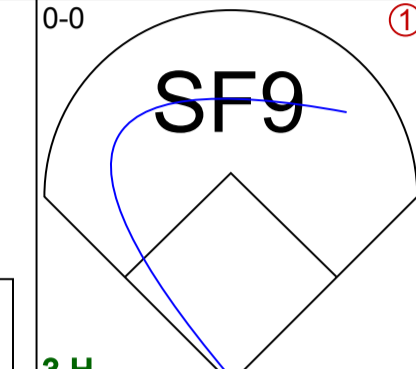
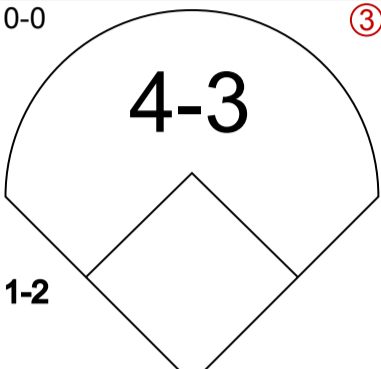
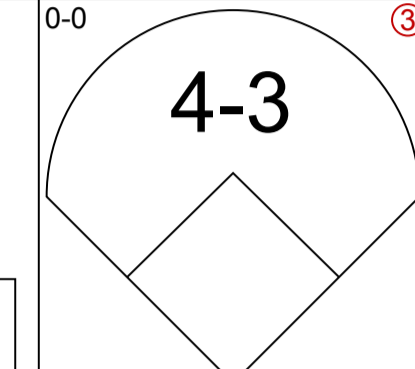
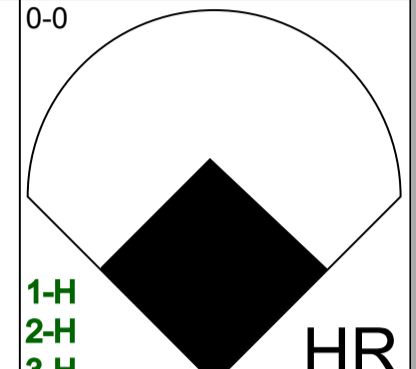

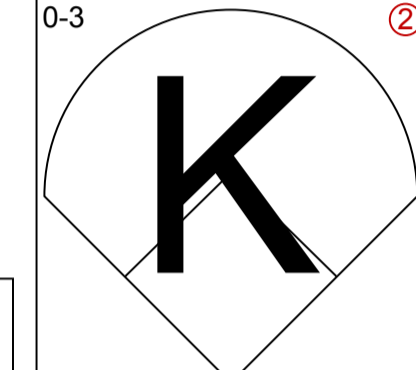
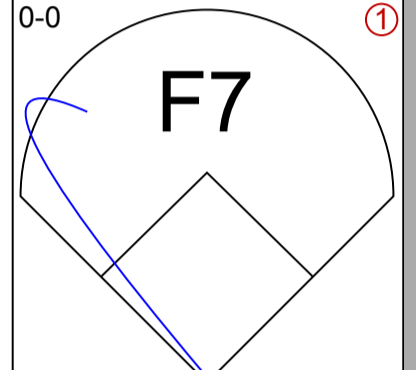
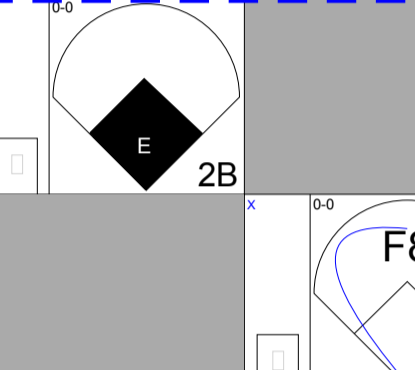


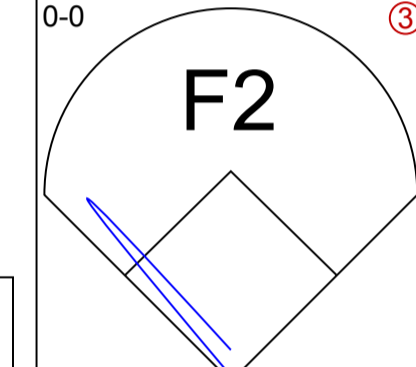
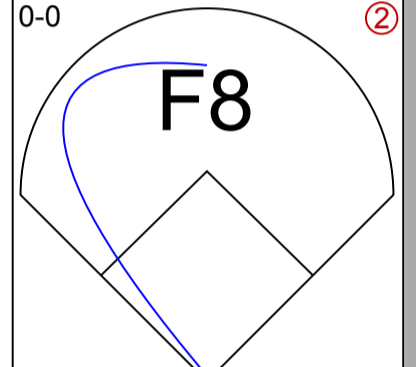
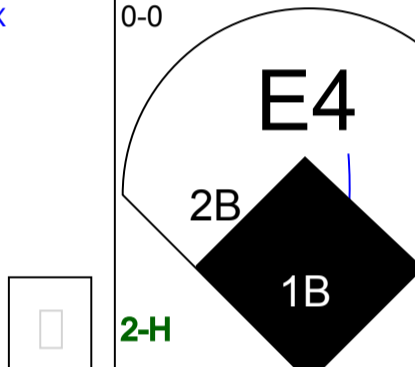
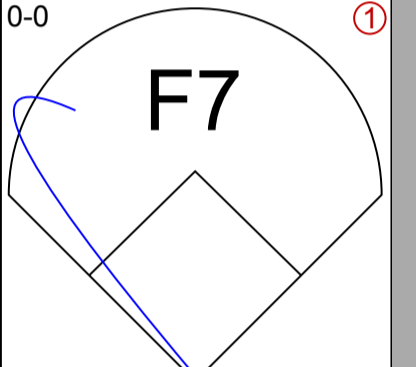


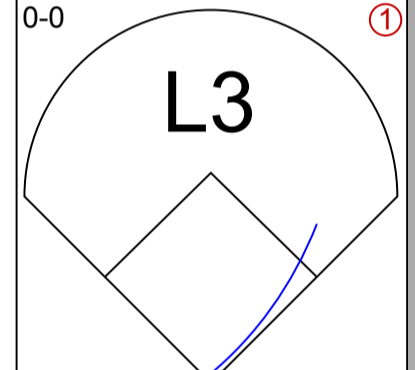
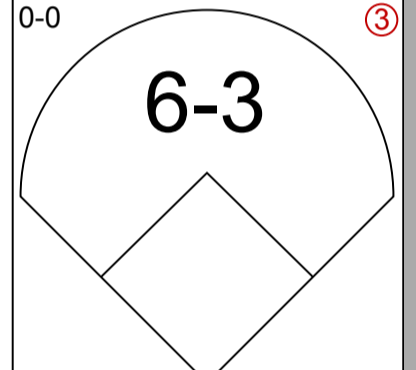
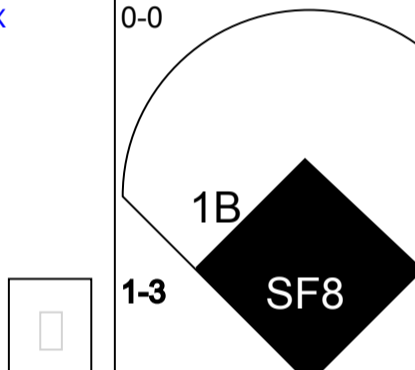
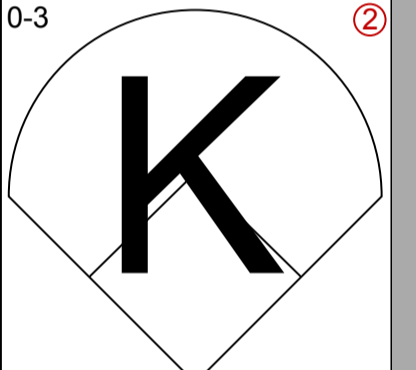

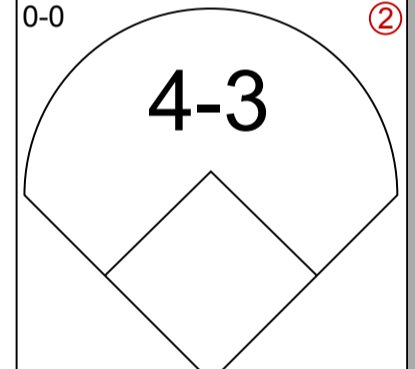
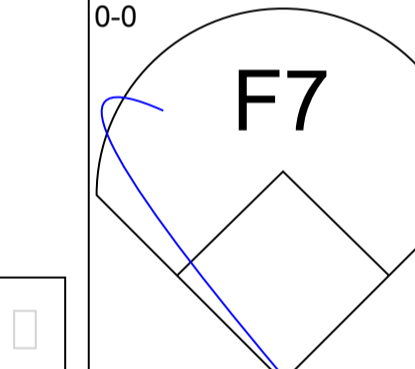
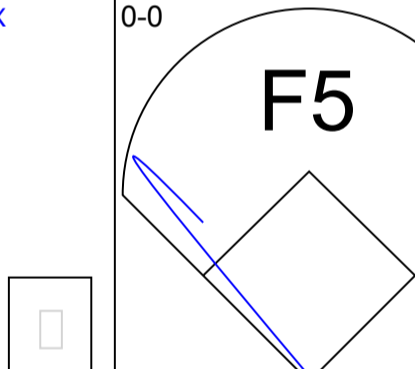
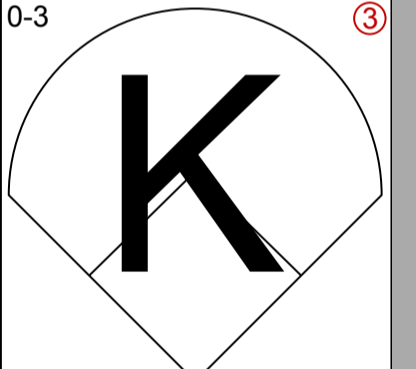


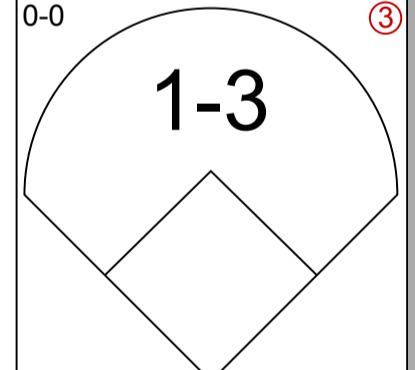
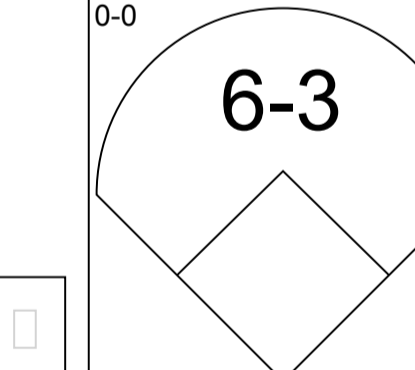
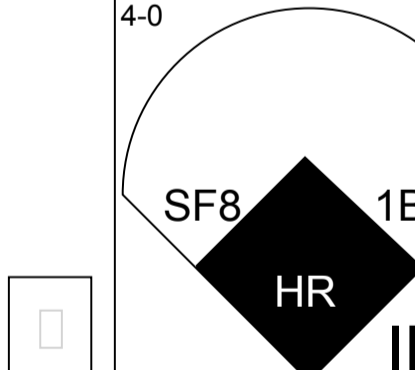
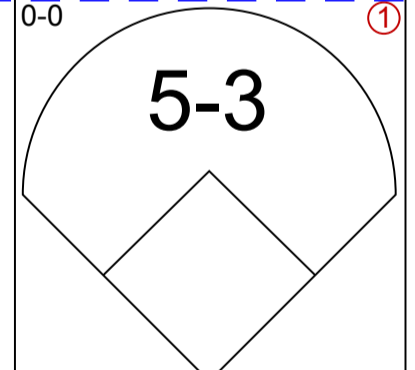

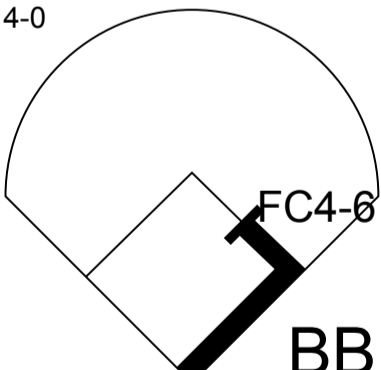
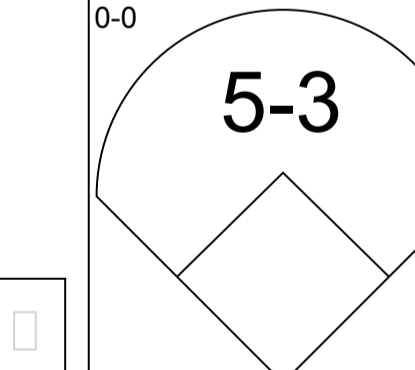
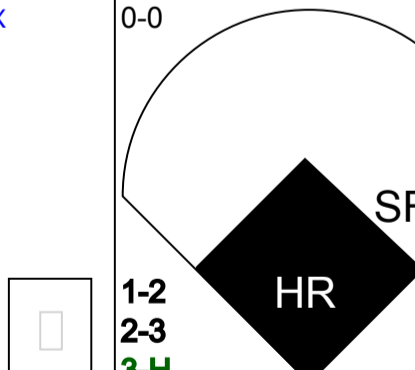
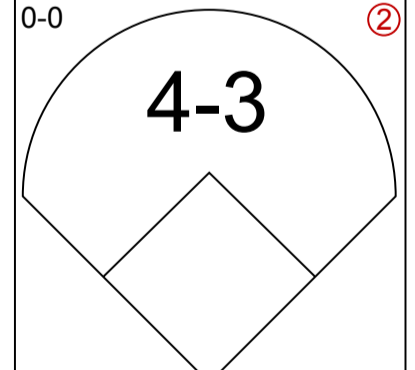
Batter	1	2	3	4	5	6	7	8	9	AB R H RBI BB SO LOB	TOP																
Julio Cruz, S (1, 4) OBP: 0.366, SLG: 0.330	0-0 1B 2B	0-0 L9		4-0 CS BB		0-0 4-3			0-0 G4-6-3 1B	4 1 2 0 1 0 1																	
Ruppert Jones, L (1, 8) OBP: 0.355, SLG: 0.448	0-0 2-H 1B	0-0 F9 FC 1B		4-0 1-2 G3 BB		0-0 F8			0-0 G4-6-3 1-2f	4 0 2 2 1 0 1																	
Bruce Bochte, L (1, 3) OBP: 0.385, SLG: 0.482	0-0 F7	0-0 FC FC3-6 1-2		0-0 G3 1-2		0-0 F8			0-0 F8	4 0 0 1 0 0 3																	
Willie Horton, R (1, 10) OBP: 0.326, SLG: 0.459	0-0 F9	0-0 F9 2-3		0-3 K		0-0 F4			0-0 F4	4 0 0 0 0 1 4																	
Dan Meyer, L (1, 5) OBP: 0.318, SLG: 0.462	0-0 4-3	0-0 FC3-6 1-2f			0-0 F8				0-0 G3	4 0 0 0 0 0 3																	
Bill Stein, R (7, 5) OBP: 0.300, SLG: 0.397										0 0 0 0 0 0 0																	
Rod Craig, S (1, 9) OBP: 0.350, SLG: 0.500		0-0 1B 1B	0-0 4-3		0-0 FC4-6 1B				0-0 6-3	4 1 2 0 0 0 0																	
Joe Simpson, L (1, 7) OBP: 0.319, SLG: 0.355		0-0 1B 3B 1B	0-0 4-3		0-0 FC4-6 1-2f				0-0 G6-4-3 1B	4 1 2 0 0 0 1																	
Larry Milbourne, S (1, 6) OBP: 0.314, SLG: 0.357		0-0 3B 1B	0-0 F9		0-0 F9				0-0 G6-4-3 1-2f	3 1 1 1 0 0 1																	
Tom Paciorek, R (8, PH) OBP: 0.355, SLG: 0.448		1-3 3B 1B								1 0 0 0 0 0 1																	
Mario Mendoza, R (8, 6) OBP: 0.218, SLG: 0.251		1-3 3-H 3B 1B								0 0 0 0 0 0 0																	
Larry Cox, R (1, 2) OBP: 0.255, SLG: 0.306		0-0 1-H 3-H 1B 3B		0-0 G3 3B		0-0 6-3			0-0 6-3	4 2 2 2 0 0 0																	
Inning Stats	R: 1 E: 0 K: 0 S: 5	H: 2 LOB: 1 BB: 0 P: 5	R: 4 E: 0 K: 0 S: 9	H: 5 LOB: 2 BB: 0 P: 9	R: 0 E: 0 K: 0 S: 3	H: 0 LOB: 0 BB: 0 P: 3	R: 1 E: 0 K: 1 S: 5	H: 1 LOB: 1 BB: 2 P: 13	R: 0 E: 0 K: 0 S: 4	H: 1 LOB: 1 BB: 0 P: 4	R: 0 E: 0 K: 0 S: 3	H: 0 LOB: 0 BB: 0 P: 3	R: 0 E: 0 K: 0 S: 3	H: 0 LOB: 0 BB: 0 P: 3	R: 0 E: 0 K: 0 S: 3	H: 1 LOB: 0 BB: 0 P: 3	R: 0 E: 0 K: 0 S: 3	H: 1 LOB: 0 BB: 0 P: 3	1B: 8 2B: 1 3B: 2 HR: 0	SF: 0 SAC: 0 DP: 2 HBP: 0	WP: 0 PB: 0 SB: 0 CS: 1	PA: 38					
PITCHER	IP WLS BF H R ER SO BB IBB HBP BLK WP HR S P ERA WHIP																										
Lary Sorensen, R (1, 1) ERA: 3.86	1.0	9	6	5	5	0	0	0	0	0	0	0	0	9	9	45.00	6.000										
Jerry Augustine, L (2, 1) ERA: 3.02	8.0	W	29	5	1	1	1	2	0	0	0	0	0	29	37	1.12	0.875										

Seattle Mariners @ Milwaukee Brewers
 Milwaukee County Stadium, Milwaukee, WI
 Tue Sep 25 1979, 8:05 PM EDT
 Att. 6,680 - Unknown

livebaseballscorecards.com

AB	36
R	6
H	11
RBI	6
BB	2
SO	1
LOB	15



Batter	1	2	3	4	5	6	7	8	9	AB R H RBI BB SO LOB	TOP		
Julio Cruz, S OBP: 0.364, SLG: 0.327 (1, 4) 	4-0 		0-0 B2 			0-0 6-3 	0-0 SF8 		0-0 4-3 	3 1 0 1 1 0 1			
Ruppert Jones, L OBP: 0.356, SLG: 0.447 (1, 8) 	0-0 		0-0 FC4-6 			0-0 3-1 	4-0 HR 			3 1 1 0 1 0 1			
Bruce Bochte, L OBP: 0.384, SLG: 0.487 (1, 3) 	0-0 SF9 		0-0 4-3 			0-0 4-3 	0-0 HR 			3 1 1 5 0 0 1			
Willie Horton, R OBP: 0.325, SLG: 0.460 (1, 10) 	0-3 K 			0-0 F7 						4 1 1 0 0 1 1			
Dan Meyer, L OBP: 0.317, SLG: 0.460 Bill Stein, R OBP: 0.299, SLG: 0.396 (1, 5)  (7, 5) 	0-0 F2 			0-0 F8 			0-0 E4 	0-0 F7 		3 1 0 0 0 0 1 1 0 0 0 0 0 0			
Rod Craig, S OBP: 0.349, SLG: 0.512 Leon Roberts, R OBP: 0.352, SLG: 0.452 (1, 9)  (7, 9) 		0-0 L3 		0-0 6-3 			0-0 1B 	0-3 K 		3 1 1 0 0 0 0 1 0 0 0 0 1 0			
Joe Simpson, L OBP: 0.314, SLG: 0.350 (1, 7) 		0-0 4-3 			0-0 F7 		0-0 F5 	0-3 K 		4 0 0 0 0 1 2			
Larry Milbourne, S OBP: 0.314, SLG: 0.355 Mario Mendoza, R OBP: 0.217, SLG: 0.251 (1, 6)  (7, 6) 		0-0 1-3 			0-0 6-3 		4-0 SF8 		0-0 5-3 	2 1 0 0 1 0 0 1 0 0 0 0 0 0			
Larry Cox, R OBP: 0.258, SLG: 0.306 (1, 2) 			4-0 FC4-6 		0-0 5-3 		0-0 HR 		0-0 4-3 	3 1 1 1 1 0 0			
Inning Stats	R: 1 E: 0 K: 1 S: 6 H: 1 LOB: 1 BB: 1 P: 10	R: 0 E: 0 K: 0 S: 3 H: 0 LOB: 0 BB: 0 P: 3	R: 0 E: 0 K: 0 S: 3 H: 0 LOB: 1 BB: 1 P: 7	R: 0 E: 0 K: 0 S: 3 H: 0 LOB: 0 BB: 0 P: 3	R: 0 E: 0 K: 0 S: 3 H: 0 LOB: 0 BB: 0 P: 3	R: 0 E: 0 K: 0 S: 3 H: 0 LOB: 0 BB: 0 P: 3	R: 7 E: 1 K: 0 S: 8 H: 4 LOB: 0 BB: 2 P: 16	R: 0 E: 0 K: 2 S: 7 H: 0 LOB: 0 BB: 0 P: 7	R: 0 E: 0 K: 0 S: 3 H: 0 LOB: 0 BB: 0 P: 3	1B: 2 2B: 2 3B: 0 HR: 1 SF: 2 SAC: 0 DP: 0 HBP: 0	WP: 0 PB: 0 SB: 1 CS: 0 PA: 37		
PITCHER	IP WLS BF H R ER SO BB IBB HBP BLK WP HR S P ERA WHIP											PITCHER	IP WLS BF H R ER SO BB IBB HBP BLK WP HR S P ERA WHIP
Moose Haas, R ERA: 4.78 (1, 1)	6.2 L 30 5 8 2 1 3 1 0 0 0 0 1 28 44 2.70 1.200												
Bob McClure, L ERA: 3.99 (7, 1)	1.1 4 0 0 0 2 0 0 0 0 0 0 0 8 8 0.00 0.000												
Bob Galasso, R ERA: 4.38 (9, 1)	1.0 3 0 0 0 0 0 0 0 0 0 0 0 3 3 0.00 0.000												

Seattle Mariners @ Milwaukee Brewers
Milwaukee County Stadium, Milwaukee, WI

Wed Sep 26 1979, 8:05 PM EDT
Att. 8,116 - Unknown

AB	31
R	8
H	5
RBI	7
BB	4
SO	3
LOB	7



Batter	1	2	3	4	5	6	7	8	9	AB	R	H	RBI	BB	SO	LOB
--------	---	---	---	---	---	---	---	---	---	----	---	---	-----	----	----	-----

Paul Molitor, R <small>OBP: 0.368, SLG: 0.462</small> (1, 4)										4	0	2	0	1	1	0
Don Money, R <small>OBP: 0.315, SLG: 0.356</small> (1, 10)										4	0	0	0	1	0	4
Cecil Cooper, L <small>OBP: 0.361, SLG: 0.498</small> (1, 3)										4	1	2	0	0	0	1
Gorman Thomas, R <small>OBP: 0.351, SLG: 0.536</small> (1, 8)										4	0	1	1	0	1	2
Ben Oglivie, L <small>OBP: 0.342, SLG: 0.527</small> (1, 7)										4	0	2	0	0	0	0
Sixto Lezcano, R <small>OBP: 0.415, SLG: 0.574</small> (1, 9)										4	0	1	0	0	1	3
Robin Yount, R <small>OBP: 0.308, SLG: 0.375</small> (1, 6)										4	0	1	0	0	1	1
Jim Gantner, L <small>OBP: 0.340, SLG: 0.403</small> (1, 5)										4	0	2	0	0	0	1
Charlie Moore, R <small>OBP: 0.355, SLG: 0.404</small> (1, 2)										1	0	0	0	0	0	1
Ray Fosse, R <small>OBP: 0.279, SLG: 0.256</small> (7, 2)										2	0	0	0	0	0	3

Inning Stats	R: 0	H: 0	E: 0	K: 0	S: 3	R: 0	H: 1	E: 0	K: 0	S: 3	R: 0	H: 2	E: 0	K: 0	S: 4	R: 0	H: 0	E: 0	K: 0	S: 3	R: 0	H: 0	E: 1	K: 1	S: 6	R: 0	H: 1	E: 0	K: 2	S: 8	R: 0	H: 2	E: 0	K: 0	S: 5	R: 1	H: 4	E: 0	K: 1	S: 8	R: 0	H: 1	E: 0	K: 0	S: 4	1B: 9	2B: 2	3B: 0	HR: 0	SF: 0	SAC: 1	DP: 2	HBP: 0	WP: 0	PA: 38
--------------	------	------	------	------	------	------	------	------	------	------	------	------	------	------	------	------	------	------	------	------	------	------	------	------	------	------	------	------	------	------	------	------	------	------	------	------	------	------	------	------	------	------	------	------	------	-------	-------	-------	-------	-------	--------	-------	--------	-------	--------

PITCHER	IP	WLS	BF	H	R	ER	SO	BB	IBB	HBP	BLK	WP	HR	S	P	ERA	WHIP	PITCHER	IP	WLS	BF	H	R	ER	SO	BB	IBB	HBP	BLK	WP	HR	S	P	ERA	WHIP															
Mike Parrott, R <small>ERA: 3.7</small> (1, 1)	9.0	W	38	11	1	1	4	2	0	0	0	0	0	44	52	1.00	1.444																																	

BOTTOM

Seattle Mariners @ Milwaukee Brewers
 Milwaukee County Stadium, Milwaukee, WI

AB	35
R	1
H	11
RBI	1
BB	2
SO	4
LOB	16



WP: 0	PA: 38
PB: 0	
SB: 1	
CS: 0	

Wed Sep 26 1979, 8:05 PM EDT
 Att: 8,116 - Unknown

livebaseballscorecards.com

Batter	1	2	3	4	5	6	7	8	9	10	11	AB R H RBI BB SO LOB	TOP																	
Julio Cruz, S OBP: 0.367, SLG: 0.331 (1, 4)	0-3 K			0-0 1B 3B 1B	0-0 4-3 WP F7 1B		0-0 1B		0-0 F9			5 1 3 0 0 1 0																		
Ruppert Jones, L OBP: 0.357, SLG: 0.447 (1, 8)	0-0 F5			0-0 1B 3B 1B	0-0 4-3		0-0 1B			0-3 K		5 1 2 0 0 1 1																		
Bruce Bochte, L OBP: 0.383, SLG: 0.488 (1, 3)	0-0 F9			0-0 1B 3B 1B	0-0 F7		0-0 F7			0-0 6-3		5 1 1 2 0 0 3																		
Willie Horton, R OBP: 0.326, SLG: 0.458 (1, 10)		0-0 G6-3 1B		0-3 K		0-0 1-3		0-0 6-3		4-0 BB		4 0 1 0 1 1 1																		
Dan Meyer, L OBP: 0.317, SLG: 0.459 (1, 5)		0-0 G6-3		0-0 G3		0-0 CS 1B		0-0 1B		0-3 K		5 0 2 1 0 1 2																		
Joe Simpson, L OBP: 0.312, SLG: 0.347 Tom Paciorek, R OBP: 0.354, SLG: 0.445 (1, 9) (6, PH) (6, 9)		0-0 F7		0-0 4-3		4-0 BB		0-0 L7			0-0 6-3	2 0 0 0 0 0 0 2 0 0 0 1 0 1																		
Charlie Beamon, L OBP: 0.200, SLG: 0.240 Leon Roberts, R OBP: 0.351, SLG: 0.450 (1, 7) (8, PH) (8, 7)			0-0 F9		0-0 2B 1B 1B		0-0 G3		0-0 F9		0-0 6-3	3 1 1 0 0 0 1 2 0 0 0 0 0 1																		
Bob Stinson, S OBP: 0.338, SLG: 0.348 Larry Cox, R OBP: 0.256, SLG: 0.303 (1, 2) (7, PH) (7, 2)			0-0 G3		0-0 1B 2B		0-0 5-3		0-0 F7		0-0 6-3	2 1 1 0 0 0 0 3 0 0 0 0 0 0																		
Mario Mendoza, R OBP: 0.218, SLG: 0.251 Bobby Valentine, R OBP: 0.393, SLG: 0.333 (1, 6) (9, PH) (9, 6)			0-0 5-3		0-0 1B WP 1B		0-0 F3		0-0 6-3			3 1 1 2 0 0 0 1 0 0 0 0 0 0																		
Inning Stats	R: 0 E: 0 K: 1 S: 5	H: 0 LOB: 0 BB: 0 P: 5	R: 0 E: 0 K: 0 S: 3	H: 1 LOB: 0 BB: 0 P: 3	R: 0 E: 0 K: 0 S: 3	H: 0 LOB: 0 BB: 0 P: 3	R: 3 E: 0 K: 1 S: 8	H: 3 LOB: 0 BB: 0 P: 8	R: 3 E: 0 K: 0 S: 6	H: 4 LOB: 0 BB: 0 P: 6	R: 0 E: 0 K: 0 S: 3	H: 1 LOB: 1 BB: 1 P: 7	R: 0 E: 0 K: 0 S: 5	H: 2 LOB: 2 BB: 0 P: 5	R: 0 E: 0 K: 0 S: 4	H: 1 LOB: 1 BB: 0 P: 4	R: 0 E: 0 K: 2 S: 7	H: 0 LOB: 1 BB: 1 P: 11	R: 0 E: 0 K: 0 S: 3	H: 0 LOB: 0 BB: 0 P: 3	1B: 10 2B: 1 3B: 1 HR: 0	SF: 0 SAC: 0 DP: 1 HBP: 0	WP: 1 PB: 0 SB: 0 CS: 1	PA: 44						
PITCHER	IP WLS BF H R ER SO BB IBB HBP BLK WP HR S P ERA WHIP															IP WLS BF H R ER SO BB IBB HBP BLK WP HR S P ERA WHIP														
Jim Slaton, R ERA: 3.63 Bill Travers, L ERA: 3.89	(1, 1) 4.0 W 18 7 6 6 2 0 0 0 0 0 0 22 22 13.50 1.750															(5, 1) 7.0 W 26 5 0 0 2 2 0 0 0 1 0 28 36 0.00 1.000														

Seattle Mariners @ Milwaukee Brewers
Milwaukee County Stadium, Milwaukee, WI
Thu Sep 27 1979, 8:05 PM EDT
Att. 12,108 - Unknown

AB	42
R	6
H	12
RBI	5
BB	2
SO	4
LOB	10



Batter	1	2	3	4	5	6	7	8	9	10	11	AB R H RBI BB SO LOB	BOTTOM														
Paul Molitor, R OBP: 0.369, SLG: 0.468 (1, 4)	F8	1B 3B		BB 1B	2B		5-3			5-3		6 1 3 2 0 0 1	Seattle Mariners @ Milwaukee Brewers Milwaukee County Stadium, Milwaukee, WI Thu Sep 27 1979, 8:05 PM EDT Att. 12,108 - Unknown livebaseballscorecards.com														
Don Money, R OBP: 0.318, SLG: 0.355 (1, 10)	1B BB	2B 1B		F5	6-3		5-3			BB		4 1 1 1 2 0 6															
Cecil Cooper, L OBP: 0.362, SLG: 0.499 (1, 3)	1B 1B SF9	2B		F9	IBB			6-3		K		5 1 2 0 1 1 3															
Gorman Thomas, R OBP: 0.353, SLG: 0.534 (1, 8)	E 1B	G4-6-3 IBB		BB	6-3			K		K		4 1 1 1 2 2 4															
Ben Oglivie, L OBP: 0.341, SLG: 0.523 (1, 7) (6, 9)	E 1B	G4-6-3		F5		E1 CS		F9			F4	6 0 1 0 0 0 6															
Sixto Lezcano, R OBP: 0.414, SLG: 0.573 Dick Davis, R OBP: 0.296, SLG: 0.417 (1, 9) (5, PR) (6, 7)	SF9		K		FC3-5 BB	F9			5-3		1B 2B	1 0 0 1 1 1 0 3 1 1 0 0 0 1															
Robin Yount, R OBP: 0.310, SLG: 0.374 (1, 6)	E5		F9		WP 2B BB	F8			S BB		1B 1B	4 1 1 0 2 0 1															
Jim Gantner, L OBP: 0.335, SLG: 0.393 (1, 5)	K		4-3		FC3-5 2B WP			SH3-4 BB	F7		K	5 1 0 0 1 2 7															
Buck Martinez, R OBP: 0.299, SLG: 0.376 (1, 2)		6-3		BB 1B	2B BB		SH3-4		4-3		1B	4 0 2 1 1 0 1															
Inning Stats	R: 3 E: 2 K: 1 S: 9	H: 3 LOB: 2 BB: 1 P: 13	R: 1 E: 0 K: 0 S: 5	H: 3 LOB: 2 BB: 1 P: 9	R: 0 E: 0 K: 1 S: 5	H: 0 LOB: 0 BB: 0 P: 5	R: 0 E: 0 K: 0 S: 5	H: 2 LOB: 3 BB: 1 P: 9	R: 2 E: 0 K: 0 S: 4	H: 1 LOB: 3 BB: 4 P: 20	R: 0 E: 1 K: 0 S: 3	H: 0 LOB: 0 BB: 0 P: 3		R: 0 E: 0 K: 0 S: 3	H: 0 LOB: 1 BB: 1 P: 7	R: 0 E: 0 K: 1 S: 5	H: 0 LOB: 0 BB: 0 P: 5	R: 0 E: 0 K: 0 S: 3	H: 0 LOB: 1 BB: 1 P: 7	R: 0 E: 0 K: 2 S: 7	H: 0 LOB: 1 BB: 1 P: 11	R: 1 E: 0 K: 1 S: 7	H: 3 LOB: 2 BB: 0 P: 7	1B: 8 2B: 3 3B: 1 HR: 0	SF: 1 SAC: 1 DP: 1 HBP: 0	WP: 1 PA: 54	
PITCHER	IP WLS BF H R ER SO BB IBB HBP BLK WP HR S P ERA WHIP																										
Rob Dressler, R ERA: 4.93 (1, 1)	1.1 13 6 4 3 1 1 1 0 0 0 0 0 13 21 20.25 5.250																										
Rich Hinton, L ERA: 5.84 (2, 1)	0.2 1 0 0 0 0 0 0 0 0 0 0 0 1 1 0.00 0.000																										
Wayne Twitchell, R ERA: 5.24 (3, 1)	2.1 13 2 2 2 1 4 0 0 0 0 1 0 11 27 7.71 2.571																										
Byron McLaughlin, R ERA: 4.22 (5, 1)	6.1 L 27 4 1 1 4 3 1 0 0 0 0 0 31 47 1.42 1.105																										



Batter	1	2	3	4	5	6	7	8	9	AB R H RBI BB SO LOB	TOP	
Julio Cruz, S OBP: 0.367, SLG: 0.332 (1, 4) X	0-0 4-3 1B		0-0 FC5 1B 2-H 1B		0-0 HBP 1B	0-0 F9			0-0 FC6-4 FC4-6 1-2f	5 0 2 1 0 0 4		
Ruppert Jones, L OBP: 0.357, SLG: 0.446 (1, 8) X	0-0 CS 1B		0-0 1-2 1B		0-0 F8		0-0 F4		0-0 FC4-6 1-2f	5 0 2 0 0 0 2		
Tom Paciorek, R OBP: 0.353, SLG: 0.440 (1, 7) S S S	0-3 K 1-2		0-0 FC5 2-3f		1-0 HBP		0-0 5-3			3 0 0 0 0 1 3		
Willie Horton, R OBP: 0.326, SLG: 0.456 (1, 10)		0-0 F8		4-0 BB BB	0-0 G3		0-3 K			3 0 0 0 1 1 2		
Leon Roberts, R OBP: 0.352, SLG: 0.449 (1, 9)		4-0 BB BB G4-6-3 BB		0-0 F9		0-0 F6		0-0 G4-6-3 1B		3 0 1 0 1 0 1		
Bruce Bochte, L OBP: 0.381, SLG: 0.485 (1, 3) X	0-0 G4-6-3 1-2f		0-0 F7		0-0 F7		0-0 1-3	0-0 G4-6-3 1-2f		4 0 0 0 0 0 3		
Bill Stein, R OBP: 0.302, SLG: 0.395 (1, 5)			0-0 F8	4-0 1-2 BB	0-0 BB BB BB F8		0-0 BB BB 1B	0-0 F9		3 0 1 0 1 0 0		
Larry Cox, R OBP: 0.260, SLG: 0.308 Rod Craig, S OBP: 0.341, SLG: 0.500 (9, PH) (1, 2)			0-0 1B 2B	0-0 6-3		4-0 BB BB 1-2 BB			0-0 6-3	2 1 1 0 1 0 2 1 0 0 0 0 0 0		
Mario Mendoza, R OBP: 0.217, SLG: 0.250 Bobby Valentine, R OBP: 0.404, SLG: 0.340 (6, PH) (6, 6)			0-0 F2		0-0 F4	4-0 BB BB 1-2 2-3 BB			0-0 FC6-4 1B	2 0 0 0 0 0 1 1 0 1 0 1 0 0		
Inning Stats	R: 0 E: 0 K: 1 S: 5 H: 1 LOB: 0 BB: 0 P: 5	R: 0 E: 0 K: 0 S: 2 H: 0 LOB: 0 BB: 1 P: 6	R: 1 E: 0 K: 0 S: 6 H: 3 LOB: 2 BB: 0 P: 6	R: 0 E: 0 K: 0 S: 3 H: 0 LOB: 2 BB: 2 P: 11	R: 0 E: 0 K: 0 S: 4 H: 1 LOB: 2 BB: 0 P: 5	R: 0 E: 0 K: 0 S: 4 H: 1 LOB: 3 BB: 2 P: 12	R: 0 E: 0 K: 1 S: 5 H: 0 LOB: 0 BB: 0 P: 5	R: 0 E: 0 K: 0 S: 3 H: 1 LOB: 0 BB: 0 P: 3	R: 0 E: 0 K: 0 S: 4 H: 1 LOB: 1 BB: 0 P: 4	1B: 7 2B: 1 3B: 0 HR: 0 SF: 0 SAC: 0 DP: 2 HBP: 1	WP: 0 PB: 0 SB: 0 CS: 1 PA: 38	
PITCHER Steve Trout, L ERA: 3.89 (1, 1)	IP 9.0 WLS W BF 38 H 8 R 1 ER 1 SO 2 BB 5 IBB 0 HBP 1 BLK 0 WP 0 HR 0 S 36 P 57 ERA 1.00 WHIP 1.444											PITCHER IP WLS BF H R ER SO BB IBB HBP BLK WP HR S P ERA WHIP

Seattle Mariners @ Chicago White Sox
Comiskey Park, Chicago, IL
Fri Sep 28 1979, 8:05 PM EDT
Att. 8,835 - Unknown

livebaseballscorecards.com

AB	32
R	1
H	8
RBI	1
BB	5
SO	2
LOB	18



Batter	1	2	3	4	5	6	7	8	9
Alan Bannister, R (1, 7) <small>OBP: 0.345, SLG: 0.389</small>	0-0 2B	0-0 CS 1-2	0-0 6-3		0-0 G4-6-3 1B		0-0 G3		
Rusty Torres, S (1, 9) <small>OBP: 0.349, SLG: 0.424</small>	0-3 K		0-0 F8		0-0 G4-6-3 1-2f 1B		0-0 1B		
Jim Morrison, R (1, 4) <small>OBP: 0.333, SLG: 0.524</small>	0-0 F8		0-0 HR		0-0 FC6-4 1B		0-0 F3		
Lamar Johnson, R (1, 3) <small>OBP: 0.363, SLG: 0.447</small> Mike Squires, L (8, PR) <small>OBP: 0.318, SLG: 0.325</small> (9, 3)	4-0 BB		0-0 FC6-4 1B		0-0 FC6-4 1-2f 1B		0-0 G5-4-3 1B		
Chet Lemon, R (1, 8) <small>OBP: 0.387, SLG: 0.493</small>	0-0 G3		0-0 FC6-4 1-2f		0-0 4-3		0-0 G5-4-3 1-2f		
Wayne Nordhagen, R (1, 10) <small>OBP: 0.328, SLG: 0.474</small>		0-0 HR		0-0 F8		0-0 HR	4-0 BB		
Kevin Bell, R (1, 5) <small>OBP: 0.301, SLG: 0.363</small>		0-0 1-3		0-0 6-3 2B		0-0 F8	0-0 F9		
Mike Colbern, R (1, 2) <small>OBP: 0.282, SLG: 0.333</small>		0-3 K		0-0 6-3 2-3		0-0 F4			
Harry Chappas, S (1, 6) <small>OBP: 0.355, SLG: 0.357</small>		0-0 CS 1B		0-0 6-3		0-0 F8			

AB	R	H	RBI	BB	SO	LOB
4	0	2	0	0	0	0
4	0	1	0	0	1	2
4	1	2	1	0	0	2
3	0	2	0	1	0	1
0	0	0	0	0	0	0
4	0	0	0	0	0	4
3	2	2	2	1	0	0
4	0	1	0	0	0	1
3	0	0	0	0	1	1
3	0	1	0	0	0	1

BOTTOM

Seattle Mariners @ Chicago White Sox
 Comiskey Park, Chicago, IL
 Fri Sep 28 1979, 8:05 PM EDT
 Att. 8,835 - Unknown

AB	32
R	3
H	11
RBI	3
BB	2
SO	2
LOB	12



1B:	6	SF:	0
2B:	2	SAC:	0
3B:	0	DP:	2
HR:	3	HBP:	0

WP:	0	PA:	35
PB:	0		
SB:	0		
CS:	1		

Inning Stats	R	H	E	K	S	R	H	E	K	S	BB	IBB	HBP	BLK	WP	HR	S	P	ERA	WHIP
	0	1	0	1	6	1	2	0	0	5	1	0	0	0	0	3	36	44	3.38	1.625

PITCHER	IP	WLS	BF	H	R	ER	SO	BB	IBB	HBP	BLK	WP	HR	S	P	ERA	WHIP
Rick Honeycutt, L (1, 1) <small>ERA: 4.04</small>	8.0	L	34	11	3	3	2	2	0	0	0	0	3	36	44	3.38	1.625

Batter	1	2	3	4	5	6	7	8	9	AB	R	H	RBI	BB	SO	LOB	TOP										
Julio Cruz, S OBP: 0.363, SLG: 0.328 (1, 4)	0-0 6-3	0-0 G4-6-3		0-0 6-3	0-3 K		0-0 G4-6-3			5	0	0	0	0	1	5											
Ruppert Jones, L OBP: 0.358, SLG: 0.447 Leon Roberts, R OBP: 0.351, SLG: 0.448 (1, 8) (6, 9)	0-3 K		0-0 3B 1B	0-0 1B		0-0 F5	0-0 4-3			4	1	2	0	0	1	0											
Tom Paciorek, R OBP: 0.354, SLG: 0.450 Joe Simpson, L OBP: 0.312, SLG: 0.347 (1, 7) (8, 7)	0-0 2B		0-0 HR 3B	0-3 K		0-0 F7		0-0 6-3		5	1	2	1	0	1	1											
Willie Horton, R OBP: 0.326, SLG: 0.460 (1, 10)	0-0 5-3		0-0 HR	0-0 5-3		4-0 FC6-4 BB		0-0 6-3		4	1	1	2	1	0	2											
Bill Stein, R OBP: 0.300, SLG: 0.389 (1, 5)		0-0 F8	4-0 FC3-6 1B BB		0-0 F9	0-0 FC6-4		0-0 L6		4	0	0	0	1	0	1											
Bruce Bochte, L OBP: 0.385, SLG: 0.493 (1, 3)		0-0 2B	0-0 FC3-6 1B		4-0 2B SF7 BB		0-0 1B 3B	4-0 FC5-4 BB		3	3	3	0	2	0	0											
Rod Craig, S OBP: 0.367, SLG: 0.551 (1, 9) (6, 8)		0-0 1B 2B	0-0 FC3-6		0-0 2B 2B		0-0 1B 1B	0-3 K		5	3	3	2	0	1	3											
Bobby Valentine, R OBP: 0.407, SLG: 0.344 Mario Mendoza, R OBP: 0.216, SLG: 0.249 (1, 6) (7, 6)		4-0 1B BB	0-0 F3		0-0 SF7		0-0 G4-6-3 1B 1B	0-0 FC5-4 FC6-4		2	0	1	1	1	0	2											
Larry Cox, R OBP: 0.265, SLG: 0.316 (1, 2)		0-0 G4-6-3 1B	0-0 F3		0-0 2B		0-0 G4-6-3 1B	0-0 FC6-4		5	0	3	3	0	0	3											
Inning Stats	R: 0 E: 0 K: 1 S: 6	H: 1 LOB: 1 BB: 0 P: 6	R: 2 E: 0 K: 0 S: 5	H: 3 LOB: 1 BB: 1 P: 9	R: 3 E: 0 K: 0 S: 7	H: 4 LOB: 2 BB: 1 P: 11	R: 0 E: 0 K: 1 S: 6	H: 1 LOB: 1 BB: 0 P: 6	R: 2 E: 0 K: 1 S: 7	H: 2 LOB: 1 BB: 1 P: 11	R: 0 E: 0 K: 0 S: 3	H: 0 LOB: 1 BB: 1 P: 7	R: 2 E: 0 K: 0 S: 6	H: 4 LOB: 1 BB: 0 P: 6	R: 0 E: 0 K: 0 S: 3	H: 0 LOB: 0 BB: 0 P: 3	R: 0 E: 0 K: 1 S: 5	H: 0 LOB: 1 BB: 1 P: 9	1B: 7 2B: 5 3B: 2 HR: 1	SF: 1 SAC: 0 DP: 2 HBP: 0	WP: 0 PB: 0 SB: 0 CS: 0	PA: 45					
PITCHER	IP	WLS	BF	H	R	ER	SO	BB	IBB	HBP	BLK	WP	HR	S	P	ERA	WHIP										
Rich Wortham, L ERA: 4.9 (1, 1)	2.0	L	13	7	5	5	1	1	0	0	0	0	1	14	18	22.50	4.000										
Gilberto Rondon, R ERA: 3.72 (3, 1)	2.2		14	4	2	2	1	2	0	0	0	0	0	14	22	6.75	2.250										
Britt Burns, L ERA: 5.4 (5, 1)	1.1		7	2	2	2	1	1	0	0	0	0	0	8	12	13.50	2.250										
LaMarr Hoyt, R ERA: (7, 1)	2.0		7	2	0	0	0	0	0	0	0	0	0	7	7	0.00	1.000										
Guy Hoffman, L ERA: 5.34 (9, 1)	1.0		4	0	0	0	1	1	0	0	0	0	0	5	9	0.00	1.000										

Seattle Mariners @ Chicago White Sox
Comiskey Park, Chicago, IL
Sat Sep 29 1979, 8:05 PM EDT
Att. 20,481 - Unknown

AB	39
R	9
H	15
RBI	9
BB	5
SO	4
LOB	19



Batter	1	2	3	4	5	6	7	8	9	AB	R	H	RBI	BB	SO	LOB
Alan Bannister, R (1, 7) OBP: 0.342, SLG: 0.386	0-0 F9			0-0 4-3		0-0 F8		0-0 4-3		4	0	0	0	0	0	1
Claudell Washington, L (1, 9) OBP: 0.325, SLG: 0.458	0-3 K			0-0 F6		0-0 F8			0-0 1-3	4	0	0	0	0	1	0
Jim Morrison, R (1, 4) OBP: 0.328, SLG: 0.515	0-0 5-3			0-3 K			0-0 6-3		0-3 K	4	0	0	0	0	2	0
Lamar Johnson, R (1, 3) OBP: 0.363, SLG: 0.449		0-0 F8			0-0 2B		0-0 F8		0-0 F9	3	1	1	0	0	0	0
Mike Squires, L (8, 3) OBP: 0.318, SLG: 0.325										0	0	0	0	0	0	0
Junior Moore, R (9, PH) OBP: 0.300, SLG: 0.328										1	0	0	0	0	0	0
Chet Lemon, R (1, 8) OBP: 0.389, SLG: 0.495		0-0 5-3			0-0 E		4-0 BB			2	1	1	1	1	0	0
Wayne Nordhagen, R (1, 10) OBP: 0.324, SLG: 0.466					0-0 G6-4-3		0-0 BB			3	0	0	0	0	0	2
Kevin Bell, R (1, 5) OBP: 0.297, SLG: 0.357				0-0 F7		0-0 G6-4-3		0-0 F8		3	0	0	0	0	0	1
Mary Foley, L (1, 2) OBP: 0.284, SLG: 0.323				0-0 F7		0-0 F9		0-0 6-3		1	0	0	0	0	0	0
Mike Colbern, R (5, PH) OBP: 0.276, SLG: 0.325										2	0	0	0	0	0	0
Greg Pryor, R (1, 6) OBP: 0.324, SLG: 0.355				0-0 F8		0-0 F8		0-0 1B		3	0	1	0	0	0	0

Inning Stats	R: 0	H: 0	E: 0	K: 1	S: 5	LOB: 0	BB: 0	P: 5	R: 0	H: 0	E: 0	K: 0	S: 3	LOB: 0	BB: 0	P: 3	R: 0	H: 0	E: 0	K: 1	S: 5	LOB: 0	BB: 0	P: 5	R: 2	H: 2	E: 1	K: 0	S: 5	LOB: 0	BB: 0	P: 5	R: 0	H: 0	E: 0	K: 0	S: 3	LOB: 0	BB: 0	P: 3	R: 0	H: 0	E: 0	K: 0	S: 4	LOB: 1	BB: 0	P: 4	R: 0	H: 1	E: 0	K: 1	S: 5	LOB: 0	BB: 0	P: 5	1B: 1	SF: 0	2B: 2	SAC: 0	3B: 0	DP: 1	HR: 0	HBP: 0	WP: 0	PA: 31
--------------	------	------	------	------	------	--------	-------	------	------	------	------	------	------	--------	-------	------	------	------	------	------	------	--------	-------	------	------	------	------	------	------	--------	-------	------	------	------	------	------	------	--------	-------	------	------	------	------	------	------	--------	-------	------	------	------	------	------	------	--------	-------	------	-------	-------	-------	--------	-------	-------	-------	--------	-------	--------

PITCHER	IP	WLS	BF	H	R	ER	SO	BB	IBB	HBP	BLK	WP	HR	S	P	ERA	WHIP
Floyd Bannister, L (1, 1) ERA: 4.05	6.0	W	20	2	2	1	2	0	0	0	0	0	0	24	24	1.50	0.333
Shane Rawley, L (7, 1) ERA: 3.84	3.0	S	11	1	0	0	1	1	0	0	0	0	0	12	16	0.00	0.667

BOTTOM

Seattle Mariners @ Chicago White Sox
Comiskey Park, Chicago, IL

Sat Sep 29 1979, 8:05 PM EDT
Att. 20,481 - Unknown

AB	30
R	2
H	3
RBI	1
BB	1
SO	3
LOB	4



PITCHER	IP	WLS	BF	H	R	ER	SO	BB	IBB	HBP	BLK	WP	HR	S	P	ERA	WHIP
---------	----	-----	----	---	---	----	----	----	-----	-----	-----	----	----	---	---	-----	------

Batter	1	2	3	4	5	6	7	8	9	AB R H RBI BB SO LOB	TOP											
Julio Cruz, S (1, 4) OBP: 0.363, SLG: 0.326 Larry Milbourne, S (6, 4) OBP: 0.313, SLG: 0.354	0-3 K		4-0 BB		0-0 6-3			0-0 F8		2 0 0 0 1 1 0 1 0 0 0 0 0 0												
Ruppert Jones, L (1, 8) OBP: 0.356, SLG: 0.444	0-0 1-3		0-0 F8			0-0 G3		0-0 F7		4 0 0 0 0 0 2												
Tom Paciorek, R (1, 3) OBP: 0.353, SLG: 0.445	0-3 K		0-0 F9			4-0 FC5-4 BB			0-3 K	3 0 0 0 1 2 2												
Willie Horton, R (1, 10) OBP: 0.326, SLG: 0.458		0-0 FC6-5 1B		0-0 5-3		0-0 F3			0-0 5-3	4 0 1 0 0 0 1												
Leon Roberts, R (1, 7) OBP: 0.352, SLG: 0.451		0-0 CS FC6-5 1B		0-0 F9		0-0 FC5-4 1-2f			0-0 1B 2B	4 1 2 0 0 0 1												
Rod Craig, S (1, 9) OBP: 0.396, SLG: 0.577		0-0 FC6-5 CS 1-2 2-3f		0-0 2B			4-0 G3-6-3 BB		0-0 1B 2-H	3 0 2 1 1 0 2												
Bill Stein, R (1, 5) OBP: 0.297, SLG: 0.384		0-0 F9 1-2 2-3		0-3 K			0-0 G3-6-3 1-2f			3 0 0 0 0 1 4												
Bobby Valentine, R (1, 6) OBP: 0.405, SLG: 0.337			0-0 5-3		4-0 G5-4-3 BB		0-0 1-3			2 0 0 0 1 0 0												
Larry Cox, R (1, 2) OBP: 0.266, SLG: 0.314			4-0 BB BB		0-0 G5-4-3 1-2f			0-0 F9		2 0 0 0 1 0 1												
Inning Stats	R: 0 E: 0 K: 2 S: 7	H: 0 LOB: 0 BB: 0 P: 7	R: 0 E: 0 K: 0 S: 4	H: 2 LOB: 1 BB: 0 P: 4	R: 0 E: 0 K: 0 S: 3	H: 0 LOB: 2 BB: 2 P: 11	R: 0 E: 0 K: 1 S: 6	H: 1 LOB: 1 BB: 0 P: 6	R: 0 E: 0 K: 0 S: 2	H: 0 LOB: 0 BB: 1 P: 6	R: 0 E: 0 K: 0 S: 3	H: 0 LOB: 0 BB: 1 P: 7	R: 0 E: 0 K: 0 S: 2	H: 0 LOB: 0 BB: 1 P: 6	R: 0 E: 0 K: 0 S: 3	H: 0 LOB: 0 BB: 0 P: 3	R: 1 E: 0 K: 1 S: 6	H: 2 LOB: 1 BB: 0 P: 6	1B: 3 2B: 2 3B: 0 HR: 0	SF: 0 SAC: 0 DP: 2 HBP: 0	WP: 0 PB: 0 SB: 0 CS: 2	PA: 33
PITCHER Ken Kravec, L (1, 1) ERA: 3.74	IP: 9.0 WLS: W BF: 33 H: 5 R: 1 ER: 1 SO: 4 BB: 5 IBB: 0 HBP: 0 BLK: 0 WP: 0 HR: 0 S: 36 P: 56 ERA: 1.00 WHIP: 1.111																					

Seattle Mariners @ Chicago White Sox
 Comiskey Park, Chicago, IL
 Sun Sep 30 1979, 4:33 AM EDT
 Att: 12,715 - Unknown

AB	28
R	1
H	5
RBI	1
BB	5
SO	4
LOB	13



