

# Seattle Mariners - 1979

Batter	1	2	3	4	5	6	7	8	9	AB	R	H	RBI	BB	SO	LOB	TOP										
Rick Miller, L OBP: 0.500, SLG: 1.250 (1, 8)	0-0 4-3		0-0 HR		0-0 F8			0-0 SH2-4 BB 5-3 1B		4	2	2	3	0	0	0											
Dan Ford, R (1, 9)	0-0 6-3		4-0 F8 1B BB		0-0 1-3			4-0 SH2-4 BB 1-2		2	0	0	0	2	0	0											
Rod Carew, L OBP: 0.333, SLG: 0.333 (1, 3)	0-0 4-3		0-0 1-2 1B		0-0 F7			0-0 SH2-4 1-2 2-3		3	0	1	0	0	0	0											
Don Baylor, R (1, 10)		0-0 L6	0-0 F8 2-3		0-0 F6			0-0 5-3		4	0	0	1	0	0	3											
Joe Rudi, R (1, 7)		0-0 5-3	0-3 K		4-0 BB			0-3 3-H K		3	0	0	0	1	2	3											
Carney Lansford, R (1, 5)		0-3 K		0-0 1-3		0-0 L9		0-0 F6		4	0	0	0	0	1	1											
Brian Downing, R Orlando Ramirez, R (9, PR)			0-0 HR 1B	0-3 K	0-0 6-3			0-0 G6-3 1B		4	1	2	0	0	1	0											
Bobby Grich, R (1, 4)			0-0 F8	0-3 K	0-0 F9			0-0 G6-3 1-2		4	0	0	0	0	1	2											
Rance Mulliniks, L OBP: 0.333, SLG: 0.333 (1, 6)			0-0 HR 1B		0-0 B1-3		0-3 K			3	1	1	0	0	1	0											
<b>Inning Stats</b>	R: 0 E: 0 K: 0 S: 3	H: 0 LOB: 0 BB: 0 P: 3	R: 0 E: 0 K: 1 S: 5	H: 0 LOB: 0 BB: 0 P: 5	R: 3 E: 0 K: 1 S: 9	H: 4 LOB: 2 BB: 1 P: 13	R: 0 E: 0 K: 2 S: 7	H: 0 LOB: 0 BB: 0 P: 7	R: 0 E: 0 K: 0 S: 3	H: 0 LOB: 1 BB: 1 P: 7	R: 0 E: 0 K: 1 S: 5	H: 0 LOB: 1 BB: 1 P: 10	R: 1 E: 0 K: 1 S: 6	H: 1 LOB: 1 BB: 0 P: 3	R: 0 E: 0 K: 0 S: 3	H: 1 LOB: 1 BB: 0 P: 3	1B: 5 2B: 0 3B: 0 HR: 1	SF: 0 SAC: 1 DP: 1 HBP: 0	WP: 0 PB: 0 SB: 0 CS: 0	PA: 35							
<b>PITCHER</b>	IP	WLS	BF	H	R	ER	SO	BB	IBB	HBP	BLK	WP	HR	S	P	ERA	WHIP										
Glenn Abbott, R ERA: 11.57 (1, 1)	2.1		12	4	3	3	1	1	0	0	0	0	1	13	17	11.57	2.143										
John Montague, R ERA: 1.35 (3, 1)	6.2	W	23	2	1	1	5	2	0	0	0	0	0	31	39	1.35	0.600										

California Angels @ Seattle Mariners  
The Kingdome, Seattle, WA  
Wed Apr 04 1979, 9:05 PM EST  
Att: 37,748 - Dome

AB 31  
R 4  
H 6  
RBI 4  
BB 3  
SO 6  
LOB 9



Batter	1	2	3	4	5	6	7	8	9	AB	R	H	RBI	BB	SO	LOB	BOTTOM										
Julio Cruz, S (1, 4)	0-0 F8	0-3 K			0-0 G1			4-0 S BB		3	0	0	0	1	1	0											
Bill Stein, R OBP: 0.250, SLG: 0.250 (1, 5)	0-0 1B		0-0 F9		0-0 5-3			0-3 K		4	0	1	0	0	1	1											
Dan Meyer, L OBP: 0.250, SLG: 0.250 (1, 3)	0-0 1-2 1B		0-3 K		0-0 E1 HR			0-0 F9		4	1	1	0	0	1	1											
Leon Roberts, R Joe Simpson, L (9, 9)	0-0 F6		0-0 1-3		0-0 HR			0-3 K		4	1	1	2	0	1	2											
Willie Horton, R OBP: 0.750, SLG: 1.500 (1, 10)	0-3 K			0-0 HR		0-0 G3-6-3 1B		0-0 BB BB 1B		4	1	3	1	0	1	2											
Ruppert Jones, L OBP: 0.500, SLG: 0.500 (1, 8)		0-0 HR BLK 1B		0-0 CS 1B		0-0 G3-6-3 1-2		0-0 F7		4	1	2	0	0	0	2											
Tom Paciorek, R John Hale, L (6, PR)		0-3 K		0-0 F8		0-0 1-2 1B		4-0 BB BB		3	0	1	0	0	1	2											
Larry Cox, R OBP: 0.500, SLG: 1.333 (1, 2)		0-0 HR		0-0 5-3		0-0 F8		4-0 BB BB		3	1	1	2	1	0	1											
Mario Mendoza, R (1, 6)		0-0 6-3			0-0 B2			0-0 F3		4	0	0	0	0	0	3											
<b>Inning Stats</b>	R: 0 E: 0 K: 1 S: 7	H: 2 LOB: 2 BB: 0 P: 7	R: 2 E: 0 K: 2 S: 9	H: 2 LOB: 0 BB: 0 P: 9	R: 0 E: 0 K: 1 S: 5	H: 0 LOB: 0 BB: 0 P: 5	R: 1 E: 0 K: 0 S: 4	H: 2 LOB: 0 BB: 0 P: 4	R: 0 E: 0 K: 0 S: 3	H: 0 LOB: 0 BB: 0 P: 3	R: 2 E: 1 K: 0 S: 6	H: 3 LOB: 1 BB: 0 P: 6	R: 0 E: 0 K: 1 S: 5	H: 0 LOB: 1 BB: 1 P: 9	R: 0 E: 0 K: 1 S: 6	H: 1 LOB: 3 BB: 2 P: 14	1B: 7 2B: 0 3B: 0 HR: 3	SF: 0 SAC: 0 DP: 1 HBP: 0	WP: 0 PB: 0 SB: 1 CS: 1	PA: 36							
<b>PITCHER</b>	IP	WLS	BF	H	R	ER	SO	BB	IBB	HBP	BLK	WP	HR	S	P	ERA	WHIP										
Frank Tanana, L ERA: 6.35 (1, 1)	5.2	L	25	9	5	4	4	0	0	1	1	0	3	33	33	6.35	1.588										
Mark Clear, R ERA: (6, 1)	2.1		11	1	0	0	2	3	0	0	0	0	0	12	24	0.00	1.714										

California Angels @ Seattle Mariners  
The Kingdome, Seattle, WA  
Wed Apr 04 1979, 9:05 PM EST  
Att: 37,748 - Dome

AB 33  
R 5  
H 10  
RBI 5  
BB 3  
SO 6  
LOB 14





Batter	1	2	3	4	5	6	7	8	9	AB	R	H	RBI	BB	SO	LOB	TOP				
<b>Rick Miller, L</b> OBP: 0.556, SLG: 1.000 (1, 8)										4	1	2	0	1	1	2					
<b>Dan Ford, R</b> OBP: 0.444, SLG: 0.429 (1, 9)										5	1	2	0	0	0	3					
<b>Rod Carew, L</b> OBP: 0.500, SLG: 0.500 (1, 3)										5	1	3	2	0	0	2					
<b>Don Baylor, R</b> OBP: 0.222, SLG: 0.500 (1, 10)										4	1	1	2	1	1	4					
<b>Joe Rudi, R</b> (1, 7)										5	0	0	0	0	1	3					
<b>Carney Lansford, R</b> OBP: 0.250, SLG: 0.250 (1, 5)										4	0	2	0	0	0	0					
<b>Brian Downing, R</b> ERA: 2.97 <b>Tom Donohue, R</b> (8, 2)										4	0	2	0	0	0	1					
<b>Bobby Grich, R</b> OBP: 0.250, SLG: 0.571 (1, 4)										3	1	1	1	1	0	2					
<b>Rance Mulliniks, L</b> OBP: 0.286, SLG: 0.286 (1, 6)										4	1	1	0	0	2	2					
<b>Inning Stats</b>	R: 0 E: 0 K: 0 S: 3	H: 1 LOB: 1 BB: 1 P: 7	R: 0 E: 0 K: 1 S: 5	H: 1 LOB: 0 BB: 0 P: 5	R: 2 E: 0 K: 2 S: 10	H: 3 LOB: 1 BB: 0 P: 10	R: 0 E: 0 K: 0 S: 3	H: 0 LOB: 0 BB: 0 P: 3	R: 0 E: 0 K: 1 S: 5	H: 0 LOB: 1 BB: 1 P: 7	R: 0 E: 0 K: 1 S: 6	H: 1 LOB: 2 BB: 1 P: 10	R: 3 E: 1 K: 0 S: 7	H: 5 LOB: 1 BB: 0 P: 7	R: 1 E: 0 K: 0 S: 6	H: 3 LOB: 2 BB: 0 P: 6	1B: 9 2B: 3 3B: 0 HR: 2	SF: 0 SAC: 0 DP: 3 HBP: 0	WP: 1 PB: 0 SB: 0 CS: 0	PA: 41	
<b>PITCHER</b>	IP	WLS	BF	H	R	ER	SO	BB	IBB	HBP	BLK	WP	HR	S	P	ERA	WHIP				
<b>Byron McLaughlin, R</b> ERA: 2.97 <b>Mike Parrott, R</b> ERA: 27.0 <b>Rafael Vasquez, R</b> ERA: 9.0	(1, 1)	7.0	W	28	6	2	2	5	3	0	0	0	1	1	35	47	2.57	1.286			
	(8, 1)	1.0		7	5	3	3	0	0	0	0	0	0	1	7	7	27.00	5.000			
	(9, 1)	1.0		6	3	1	1	0	0	0	0	0	0	0	6	6	9.00	3.000			

California Angels @ Seattle Mariners  
The Kingdome, Seattle, WA  
Fri Apr 06 1979, 9:05 PM EST  
Att: 8,831 - Dome

livebaseballscorecards.com

AB 38  
R 6  
H 14  
RBI 5  
BB 3  
SO 5  
LOB 19



Batter	1	2	3	4	5	6	7	8	9	AB	R	H	RBI	BB	SO	LOB	BOTTOM				
<b>Julio Cruz, S</b> OBP: 0.444, SLG: 0.429 (1, 4)										4	1	2	3	1	1	2					
<b>Bill Stein, R</b> OBP: 0.444, SLG: 0.750 (1, 5)										4	2	2	3	1	2	2					
<b>Bruce Bochte, L</b> OBP: 0.400, SLG: 1.000 (1, 3)										5	2	2	2	0	0	2					
<b>Leon Roberts, R</b> OBP: 0.444, SLG: 0.875 (1, 9)										4	2	2	0	1	0	0					
<b>Willie Horton, R</b> OBP: 0.556, SLG: 1.000 (1, 10)										5	1	2	2	0	2	2					
<b>Ruppert Jones, L</b> OBP: 0.556, SLG: 1.250 (1, 8)										4	2	2	3	1	0	2					
<b>Joe Simpson, L</b> OBP: 0.200, SLG: 0.200 (1, 7)										5	1	1	1	0	0	1					
<b>Bob Stinson, S</b> OBP: 0.600, SLG: 0.333 (1, 2)										3	2	1	0	1	1	1					
<b>Mario Mendoza, R</b> OBP: 0.333, SLG: 0.333 (1, 6)										5	1	3	0	0	0	4					
<b>Inning Stats</b>	R: 2 E: 0 K: 1 S: 6	H: 2 LOB: 1 BB: 2 P: 14	R: 9 E: 0 K: 1 S: 12	H: 7 LOB: 3 BB: 3 P: 25	R: 0 E: 0 K: 1 S: 5	H: 0 LOB: 0 BB: 0 P: 5	R: 1 E: 0 K: 1 S: 7	H: 2 LOB: 1 BB: 0 P: 7	R: 0 E: 0 K: 1 S: 5	H: 0 LOB: 0 BB: 0 P: 5	R: 0 E: 0 K: 0 S: 4	H: 1 LOB: 1 BB: 0 P: 4	R: 0 E: 0 K: 1 S: 6	H: 2 LOB: 1 BB: 0 P: 6	R: 2 E: 0 K: 0 S: 6	H: 3 LOB: 1 BB: 0 P: 6	1B: 10 2B: 4 3B: 0 HR: 4	SF: 0 SAC: 0 DP: 1 HBP: 1	WP: 0 PB: 0 SB: 1 CS: 0	PA: 45	
<b>PITCHER</b>	IP	WLS	BF	H	R	ER	SO	BB	IBB	HBP	BLK	WP	HR	S	P	ERA	WHIP				
<b>Nolan Ryan, R</b> ERA: 47.25 <b>Dave Frost, R</b> ERA: 108.0 <b>Dyar Miller, R</b> ERA: 1.69 <b>Jim Barr, R</b> ERA: 18.0	(1, 1)	1.1	L	12	6	7	7	1	3	0	0	0	0	2	11	23	47.25	6.750			
	(2, 1)	0.1		7	3	4	4	0	2	0	1	0	0	0	4	13	108.00	15.000			
	(2, 1)	5.1		20	5	1	1	5	0	0	0	0	0	1	30	30	1.69	0.938			
	(8, 1)	1.0		6	3	2	2	0	0	0	0	0	0	1	6	6	18.00	3.000			

California Angels @ Seattle Mariners  
The Kingdome, Seattle, WA  
Fri Apr 06 1979, 9:05 PM EST  
Att: 8,831 - Dome

livebaseballscorecards.com

AB 39  
R 14  
H 17  
RBI 14  
BB 5  
SO 6  
LOB 16





Batter	1	2	3	4	5	6	7	8	9	AB	R	H	RBI	BB	SO	LOB	TOP					
<b>Rick Miller, L</b> OBP: 0.429, SLG: 0.769 (1, 8)	G3		G3				F9		L4	5	1	1	0	0	0	1						
<b>Dan Ford, R</b> OBP: 0.385, SLG: 0.636 (1, 9)	6-3		L8				K			4	1	1	2	0	1	1						
<b>Rod Carew, L</b> OBP: 0.500, SLG: 0.583 (1, 3)										4	1	2	1	0	0	0						
<b>Don Baylor, R</b> OBP: 0.231, SLG: 0.417 (1, 10)	4-3									4	0	1	1	0	0	1						
<b>Joe Rudi, R</b> OBP: 0.154, SLG: 0.250 (1, 7)		L8	F3							4	1	1	0	0	0	1						
<b>Carney Lansford, R</b> OBP: 0.417, SLG: 0.364 (1, 5)										3	0	2	1	1	0	0						
<b>Brian Downing, R</b> OBP: 0.417, SLG: 0.583 (1, 2)										4	0	1	0	0	1	3						
<b>Bobby Grich, R</b> OBP: 0.167, SLG: 0.364 (1, 4)										4	0	0	0	0	0	3						
<b>Rance Mulliniks, L</b> OBP: 0.273, SLG: 0.273 (1, 6)										4	1	1	0	0	1	2						
<b>Inning Stats</b>	R: 0 E: 0 K: 0 S: 4	H: 1 LOB: 1 BB: 0 P: 4	R: 0 E: 0 K: 0 S: 3	H: 0 LOB: 1 BB: 1 P: 7	R: 2 E: 0 K: 0 S: 6	H: 3 LOB: 1 BB: 0 P: 6	R: 0 E: 0 K: 1 S: 6	H: 1 LOB: 1 BB: 0 P: 6	R: 2 E: 0 K: 0 S: 5	H: 2 LOB: 0 BB: 0 P: 5	R: 0 E: 0 K: 1 S: 5	H: 1 LOB: 1 BB: 0 P: 6	R: 0 E: 0 K: 1 S: 5	H: 0 LOB: 0 BB: 0 P: 5	R: 1 E: 0 K: 0 S: 4	H: 2 LOB: 2 BB: 0 P: 4	R: 0 E: 0 K: 0 S: 3	H: 0 LOB: 0 BB: 0 P: 3	1B: 5 2B: 3 3B: 1 HR: 1	SF: 0 SAC: 0 DP: 0 HBP: 0	WP: 0 PB: 0 SB: 2 CS: 1	PA: 38
<b>PITCHER</b>	IP	WLS	BF	H	R	ER	SO	BB	IBB	HBP	BLK	WP	HR	S	P	ERA	WHIP					
<b>Odell Jones, R</b> ERA: 9.0 (1, 1)	4.0		20	7	4	4	1	1	0	0	0	0	0	21	25	9.00	2.000					
<b>Rick Honeycutt, L</b> ERA: 1.6 (5, 1)	5.0	L	17	3	1	1	2	0	0	0	0	0	0	21	21	1.80	0.600					

California Angels @ Seattle Mariners  
The Kingdome, Seattle, WA  
Sat Apr 07 1979, 9:05 PM EST  
Att: 18,010 - Dome

AB 36  
R 5  
H 10  
RBI 5  
BB 1  
SO 3  
LOB 12



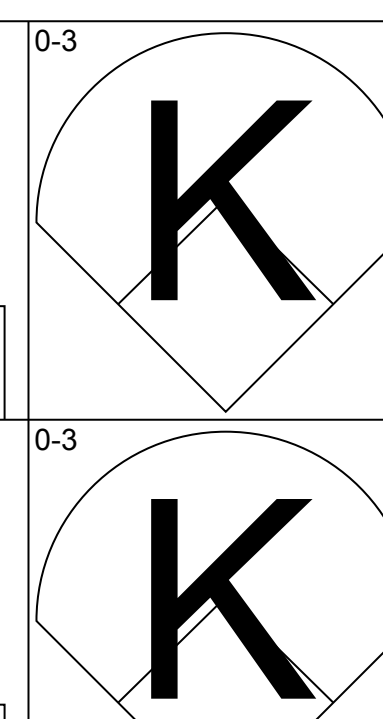
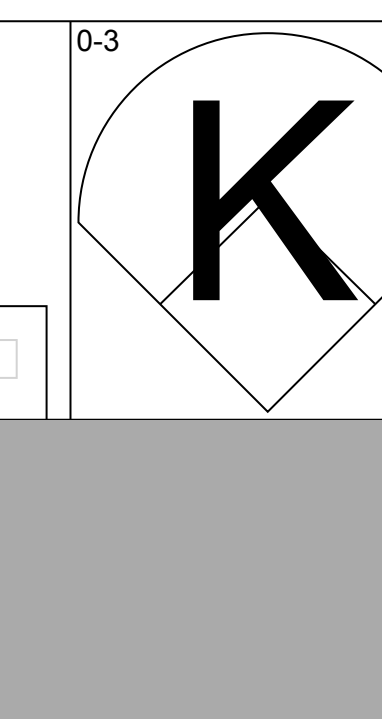
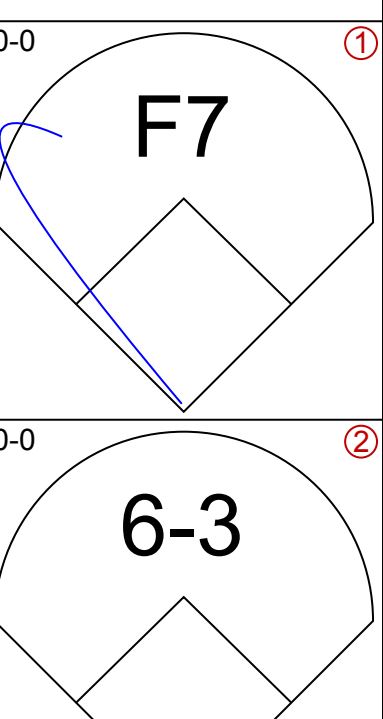
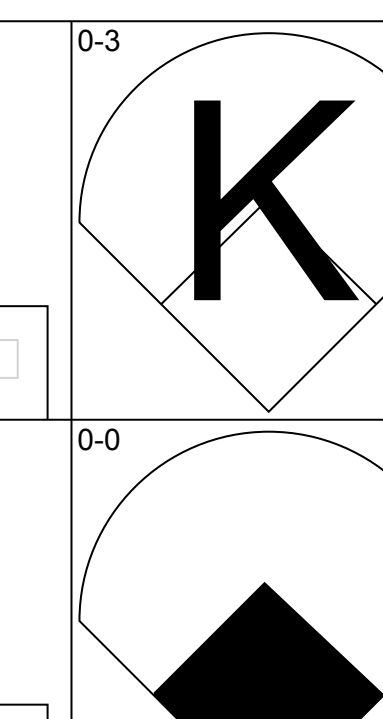
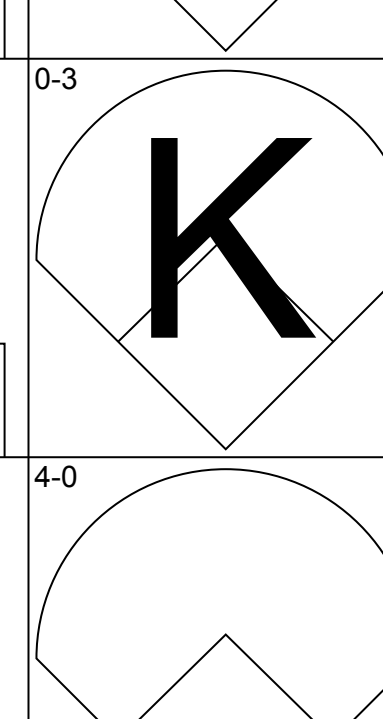
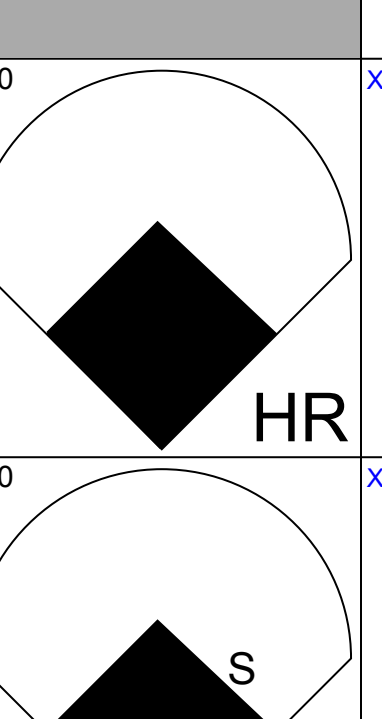
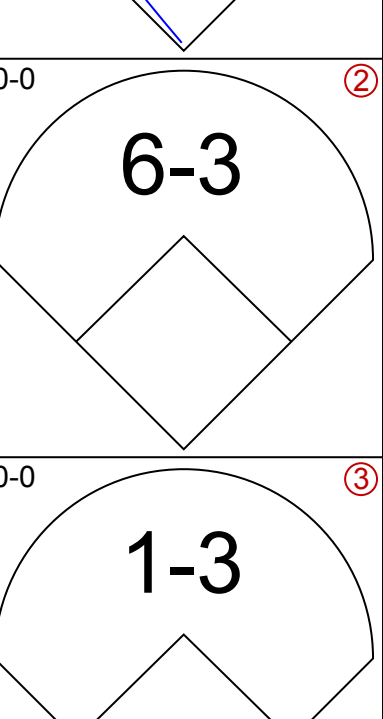
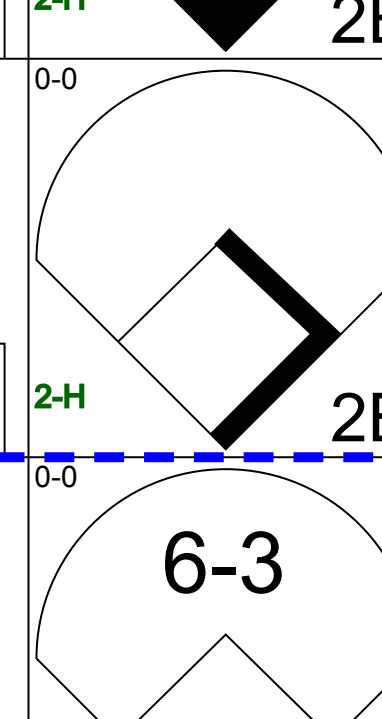
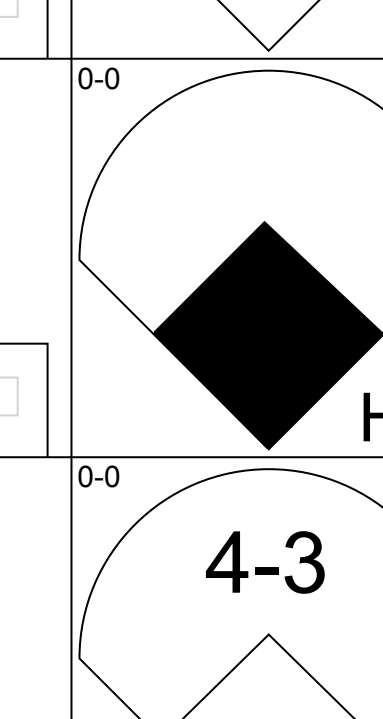
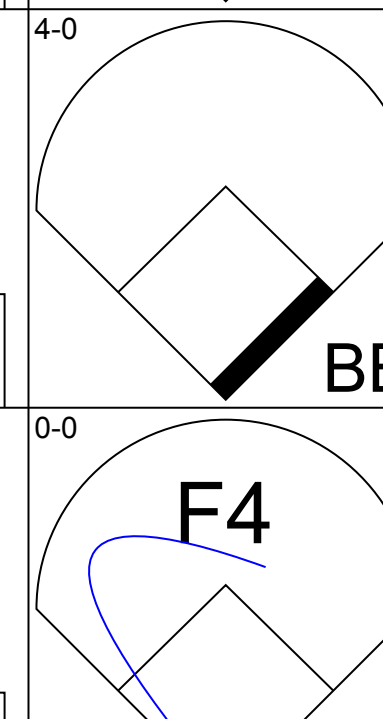
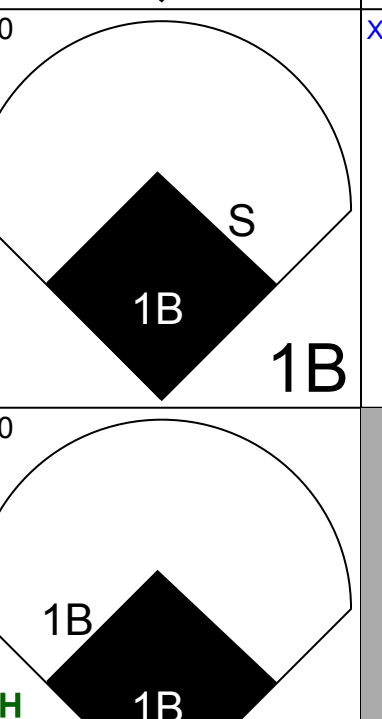
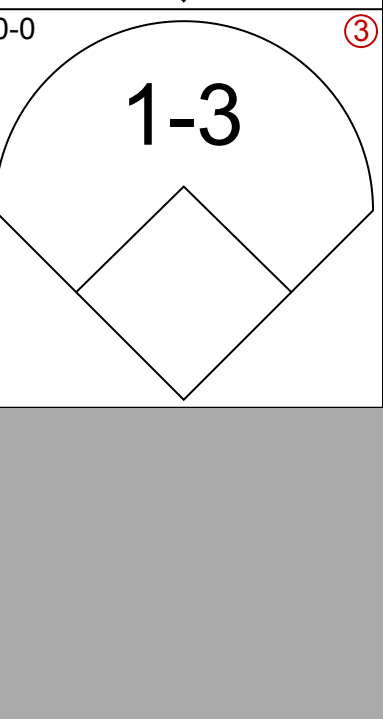
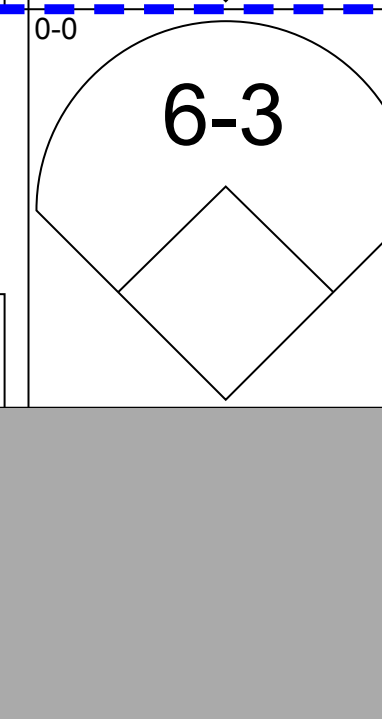
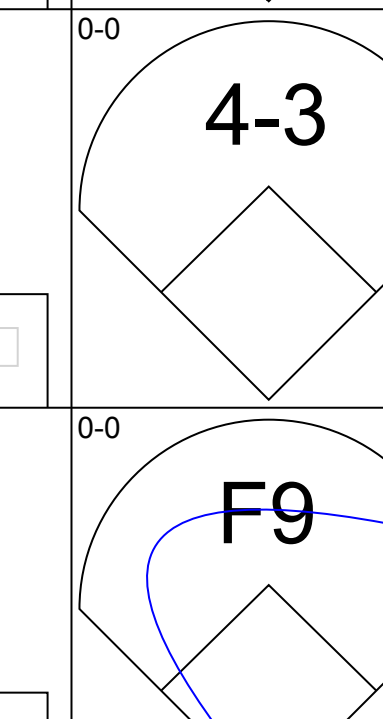
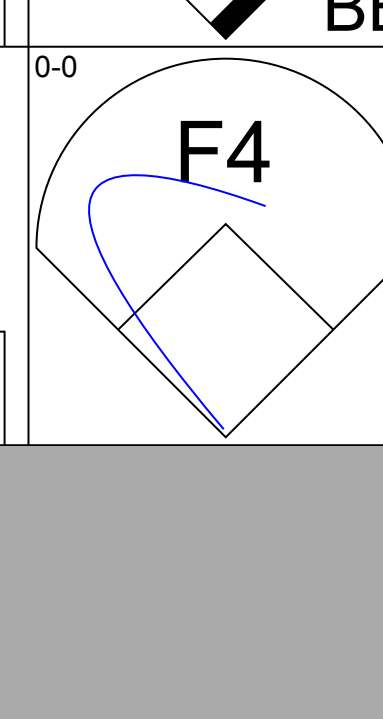
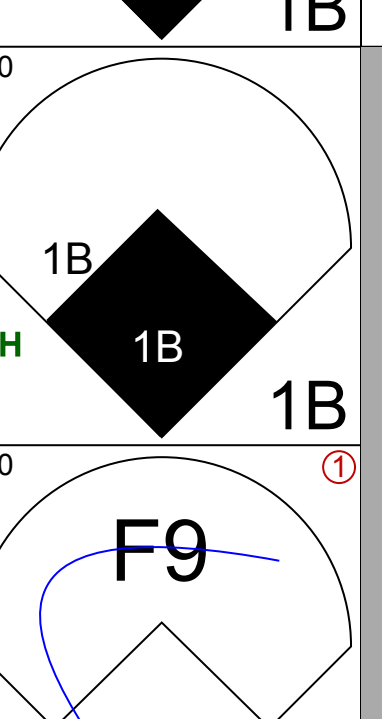
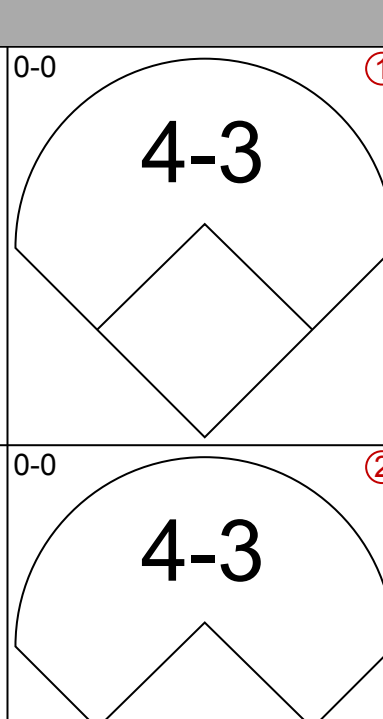
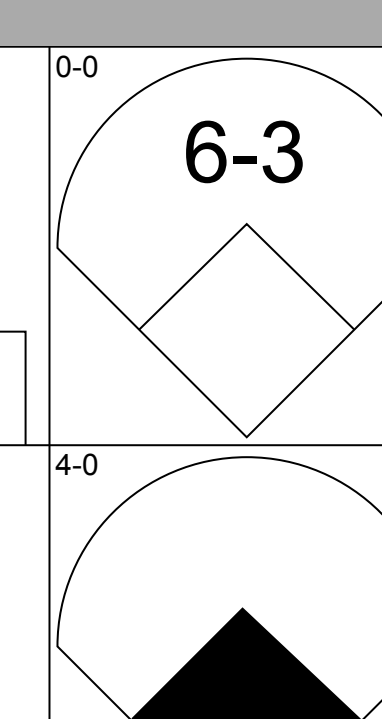
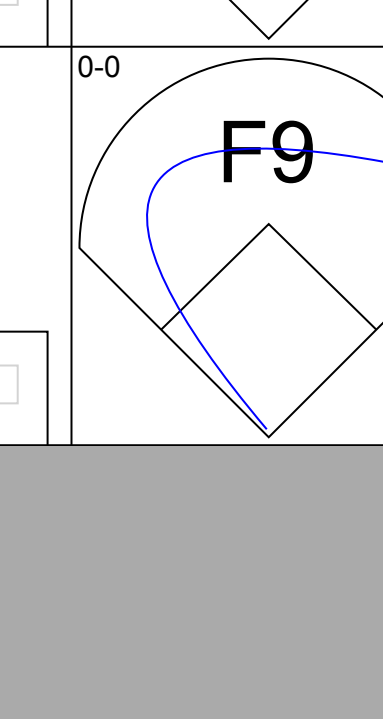
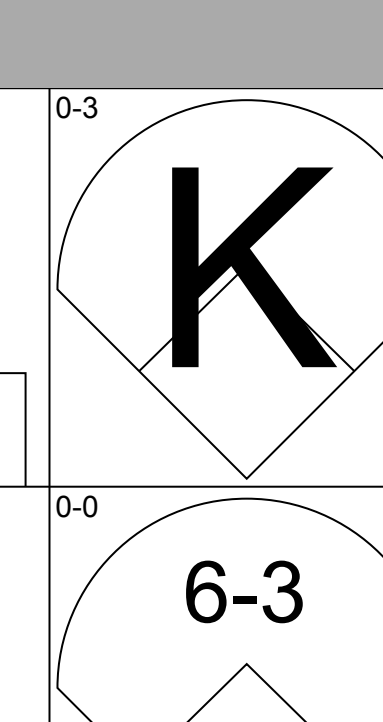
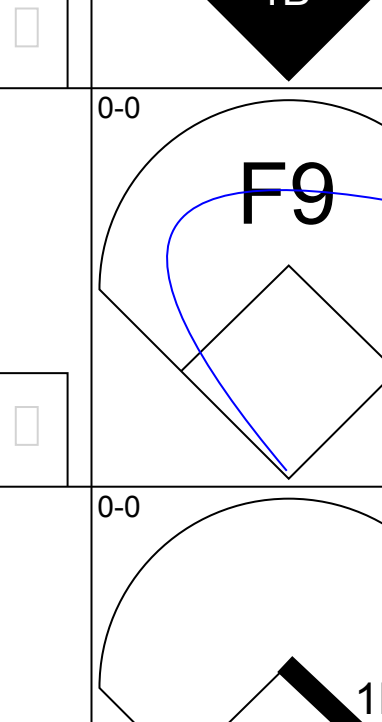
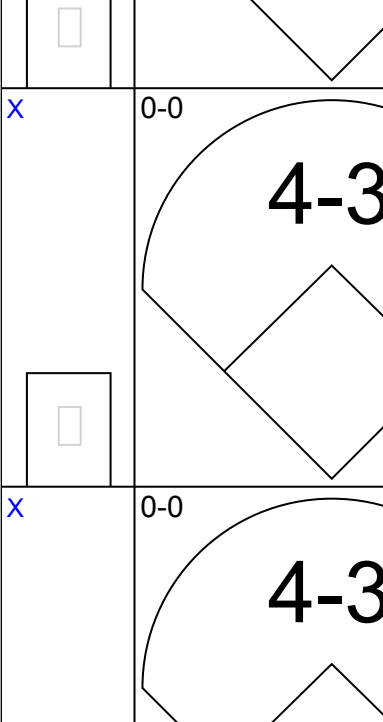
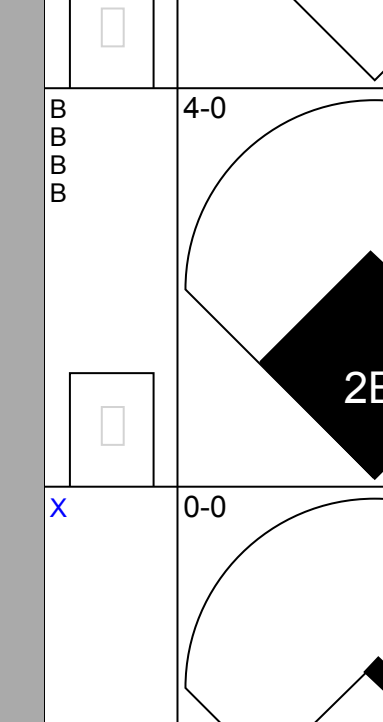
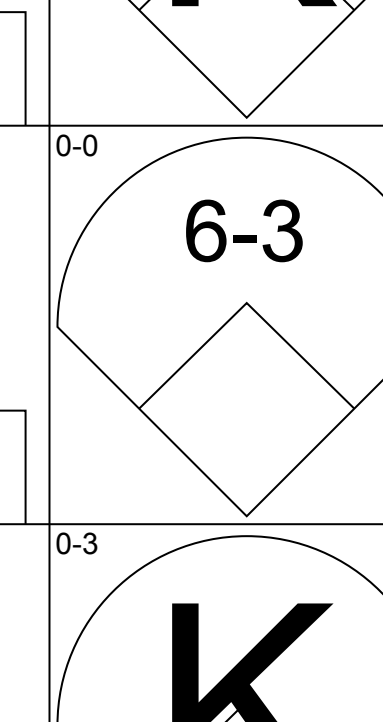
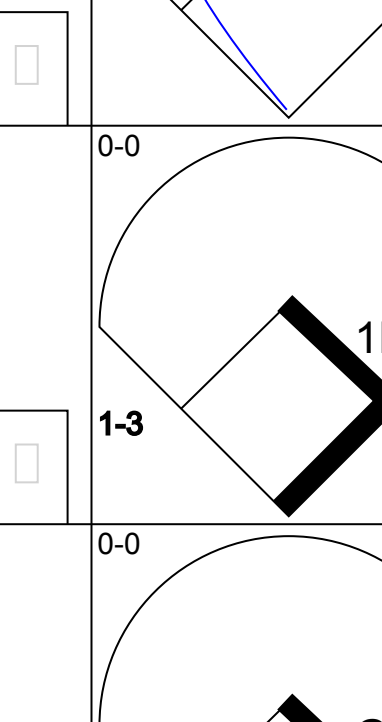
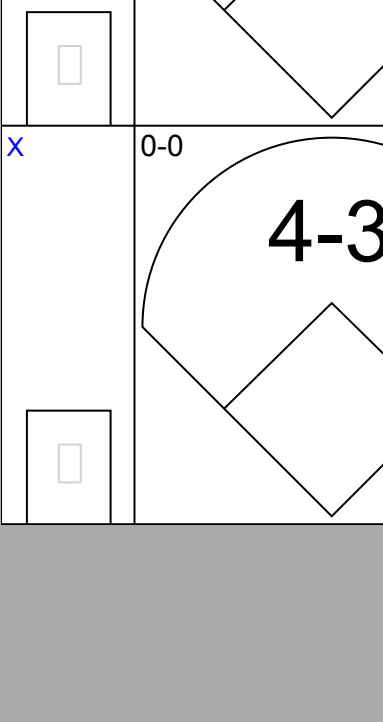
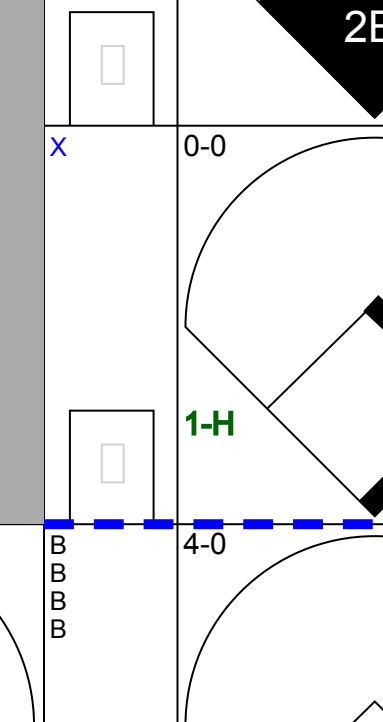
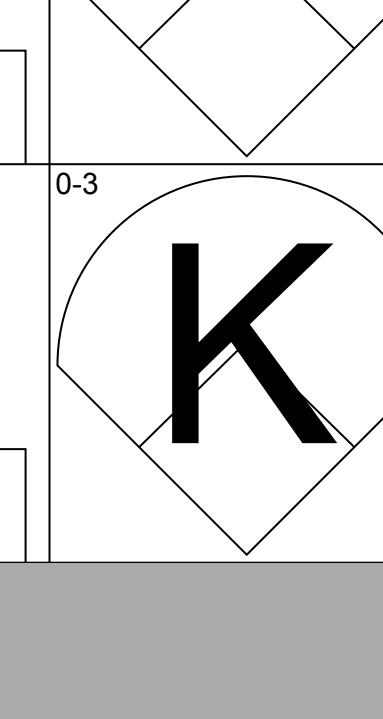
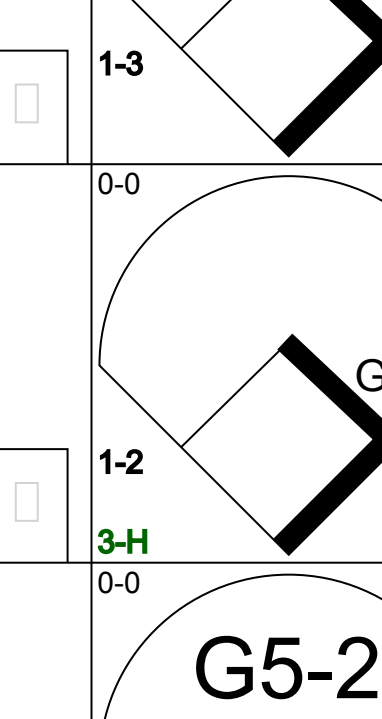
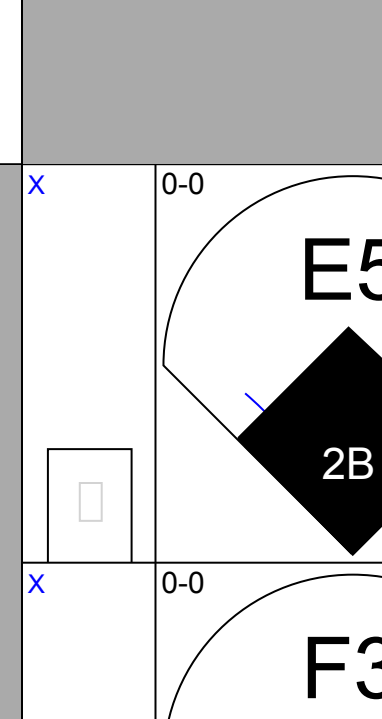
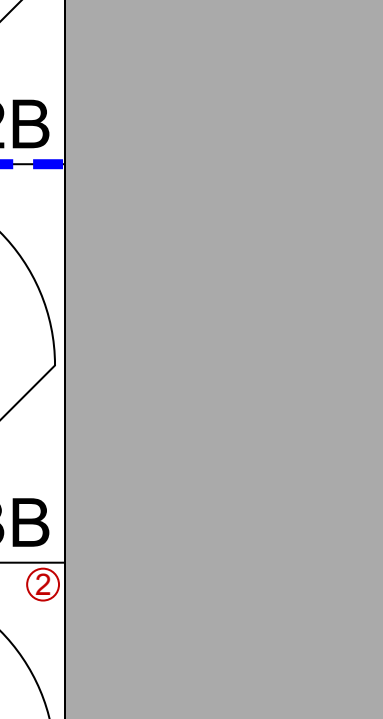
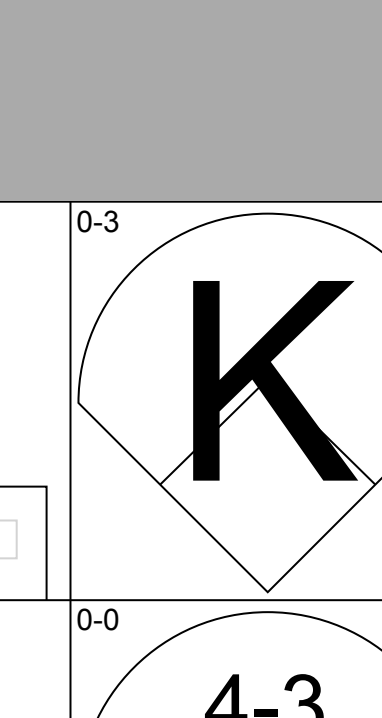
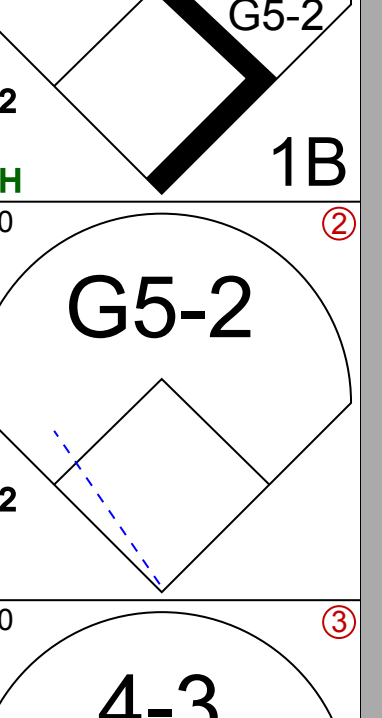
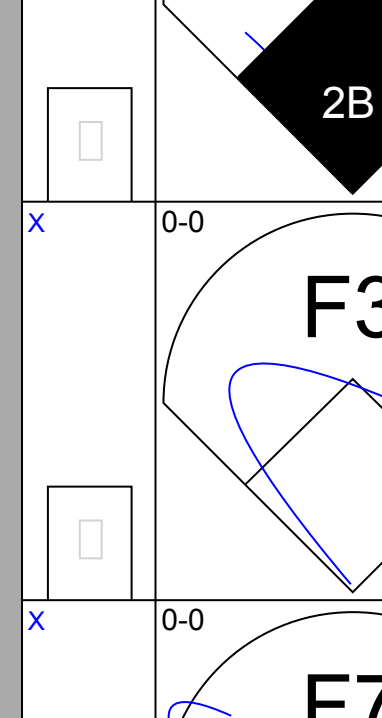
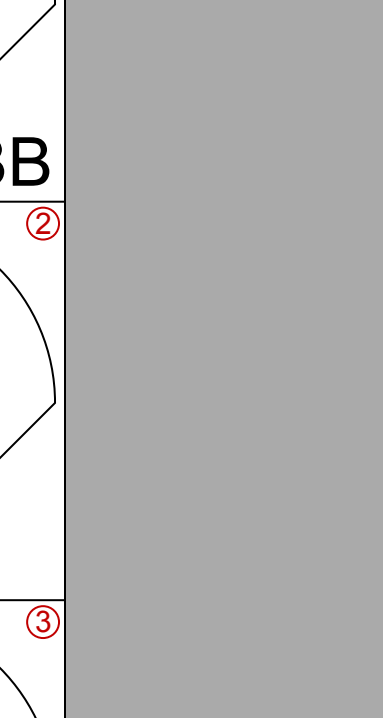
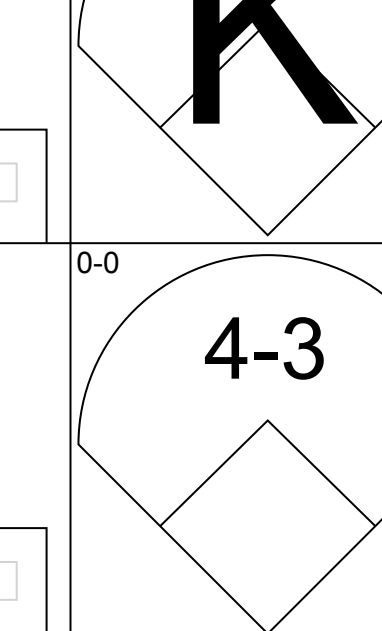
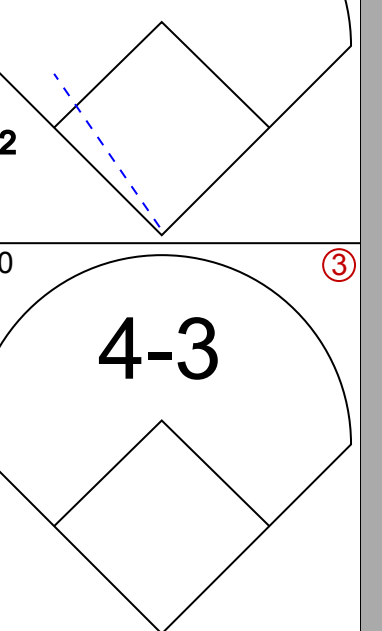
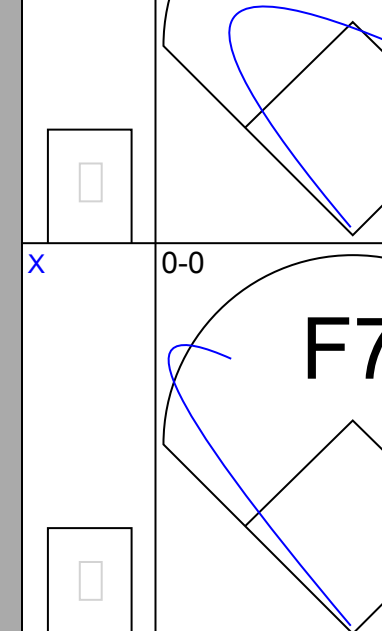
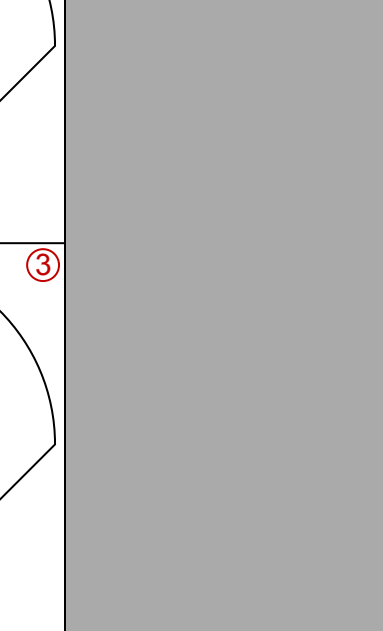
Batter	1	2	3	4	5	6	7	8	9	AB	R	H	RBI	BB	SO	LOB	BOTTOM					
<b>Julio Cruz, S</b> OBP: 0.286, SLG: 0.250 (1, 4)	1-3	L4								5	0	0	0	0	1	2						
<b>Dan Meyer, L</b> OBP: 0.222, SLG: 0.222 (1, 7)										5	1	1	0	0	0	1						
<b>Bruce Bochte, L</b> OBP: 0.500, SLG: 1.000 (1, 3)										5	0	3	1	0	0	0						
<b>Leon Roberts, R</b> OBP: 0.538, SLG: 0.909 (1, 9)										3	1	2	0	1	0	0						
<b>Willie Horton, R</b> OBP: 0.462, SLG: 0.750 (1, 10)										3	1	0	0	1	1	4						
<b>Ruppert Jones, L</b> OBP: 0.482, SLG: 0.909 (1, 8)										3	1	0	0	1	0	4						
<b>Bill Stein, R</b> OBP: 0.385, SLG: 0.667 (1, 5)										4	0	1	2	0	0	1						
<b>Bob Stinson, S</b> OBP: 0.556, SLG: 0.429 (1, 2)										4	0	2	1	0	1	1						
<b>Mario Mendoza, R</b> OBP: 0.250, SLG: 0.250 <b>Larry Milbourne, S</b> (9, PH) OBP: 1.000, SLG: 1.000										3	0	0	0	0	1	3						
<b>Inning Stats</b>	R: 1 E: 0 K: 1 S: 8	H: 3 LOB: 2 BB: 0 P: 8	R: 0 E: 0 K: 1 S: 6	H: 1 LOB: 0 BB: 0 P: 6	R: 0 E: 0 K: 0 S: 3	H: 0 LOB: 0 BB: 0 P: 3	R: 1 E: 0 K: 0 S: 4	H: 1 LOB: 1 BB: 1 P: 8	R: 0 E: 0 K: 0 S: 3	H: 0 LOB: 0 BB: 0 P: 3	R: 2 E: 0 K: 0 S: 5	H: 2 LOB: 1 BB: 1 P: 9	R: 0 E: 0 K: 0 S: 4	H: 1 LOB: 2 BB: 1 P: 8	R: 0 E: 0 K: 1 S: 5	H: 0 LOB: 0 BB: 0 P: 5	R: 0 E: 0 K: 1 S: 6	H: 2 LOB: 1 BB: 0 P: 6	1B: 6 2B: 4 3B: 0 HR: 0	SF: 0 SAC: 0 DP: 0 HBP: 0	WP: 0 PB: 0 SB: 1 CS: 0	PA: 39
<b>PITCHER</b>	IP	WLS	BF	H	R	ER	SO	BB	IBB	HBP	BLK	WP	HR	S	P	ERA	WHIP					
<b>Chris Knapp, R</b> ERA: 6.75 (1, 1)	5.1		25	7	4	4	2	2	0	0	0	0	0	27	35	6.75	1.688					
<b>Mark Clear, R</b> ERA: (6, 1)	2.2	W	11	2	0	0	1	0	1	0	0	0	0	12	16	0.00	0.750					
<b>Dave LaRoche, L</b> ERA: (9, 1)	1.0	S	3	1	0	0	1	0	0	0	0	0	0	5	5	0.00	1.000					

California Angels @ Seattle Mariners  
The Kingdome, Seattle, WA  
Sat Apr 07 1979, 9:05 PM EST  
Att: 18,010 - Dome

AB 36  
R 4  
H 10  
RBI 4  
BB 3  
SO 4  
LOB 16

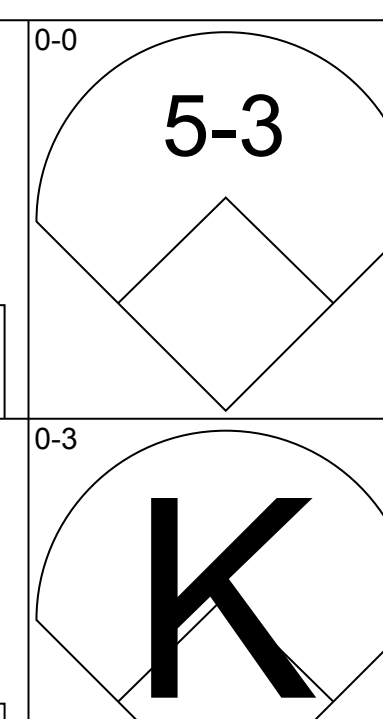
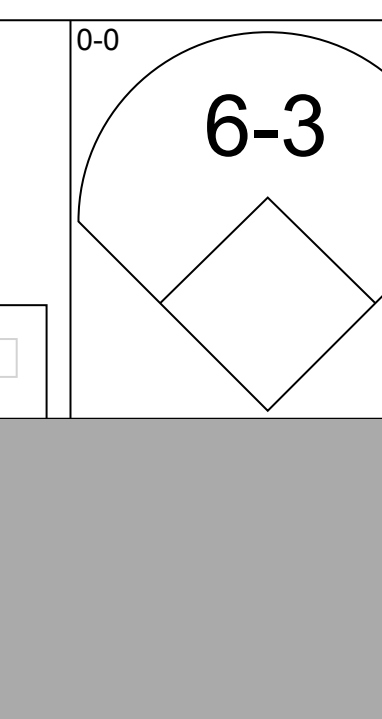
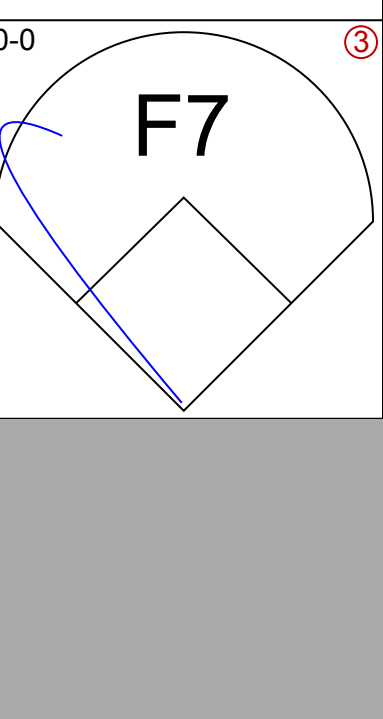
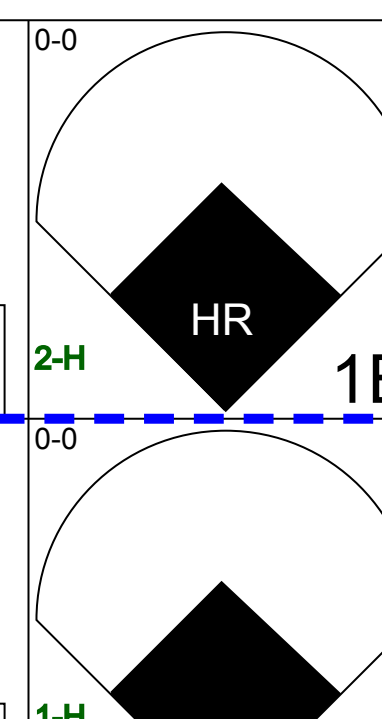
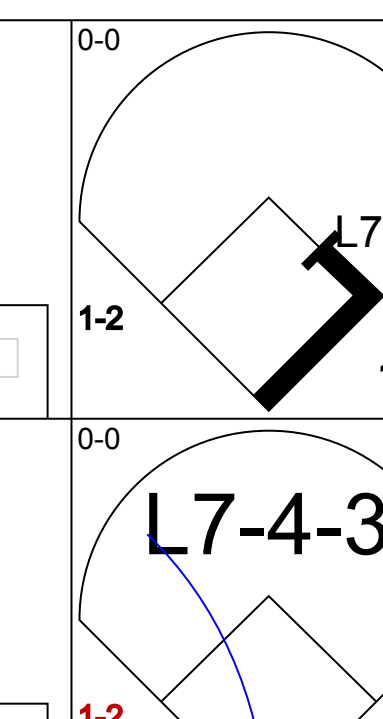
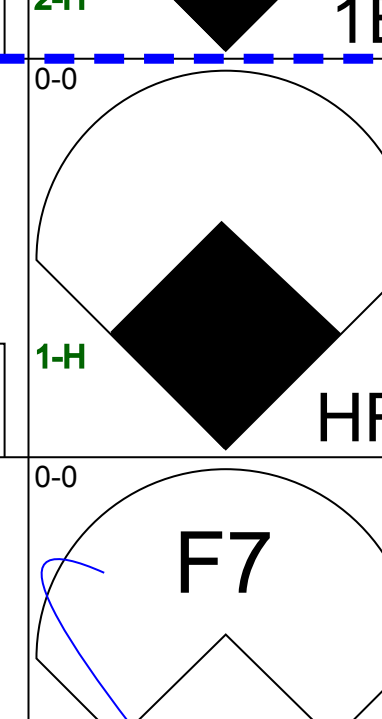
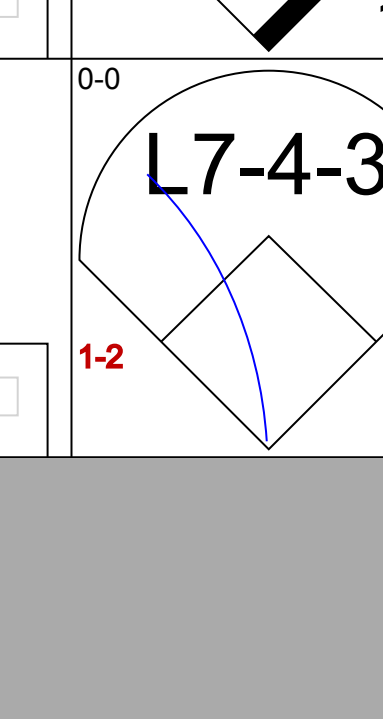
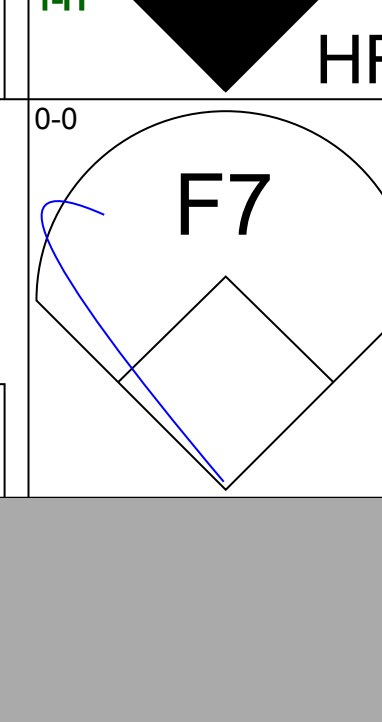

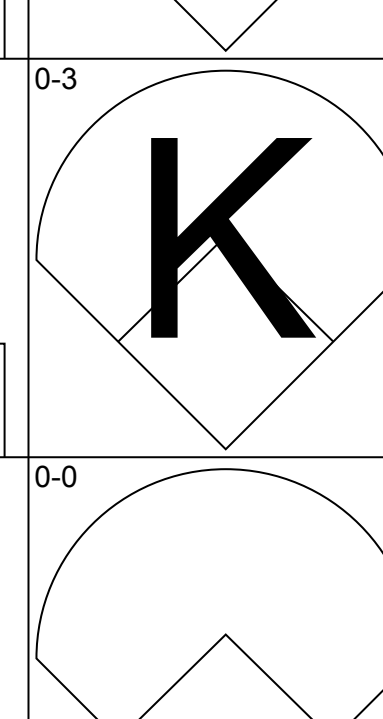
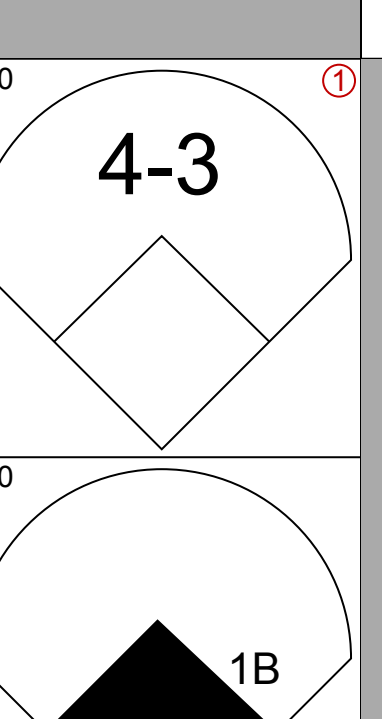
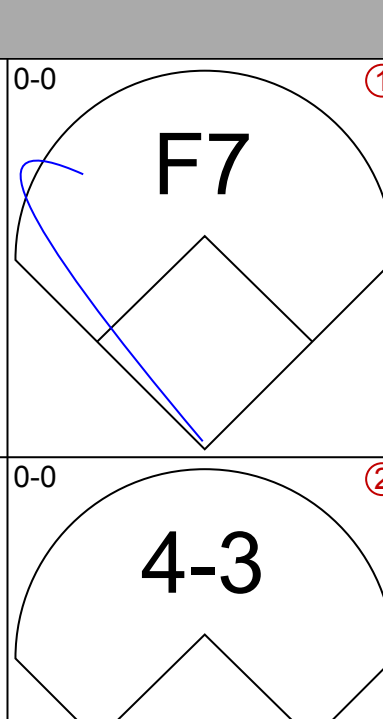

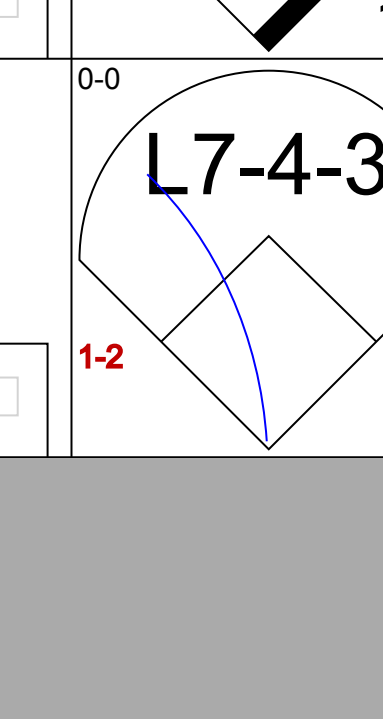
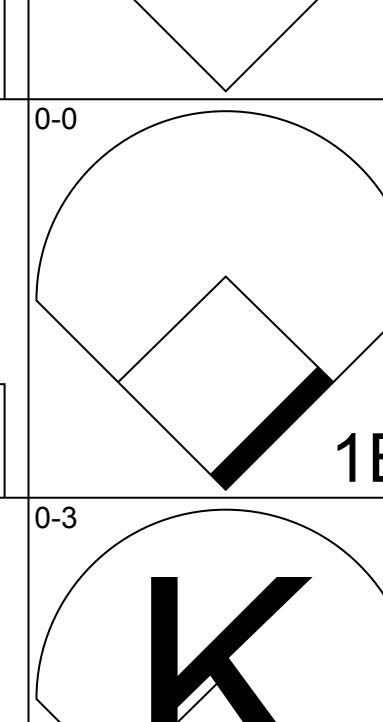
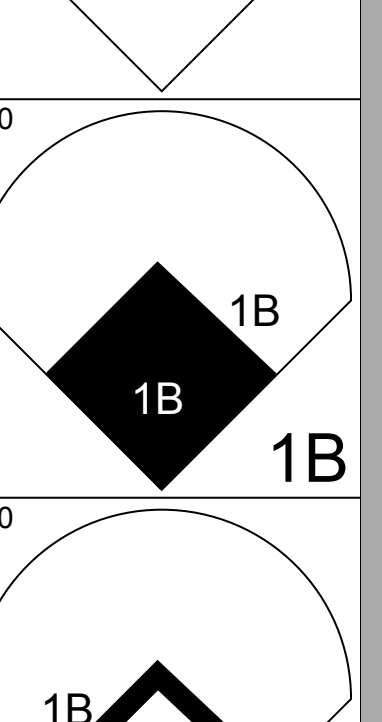
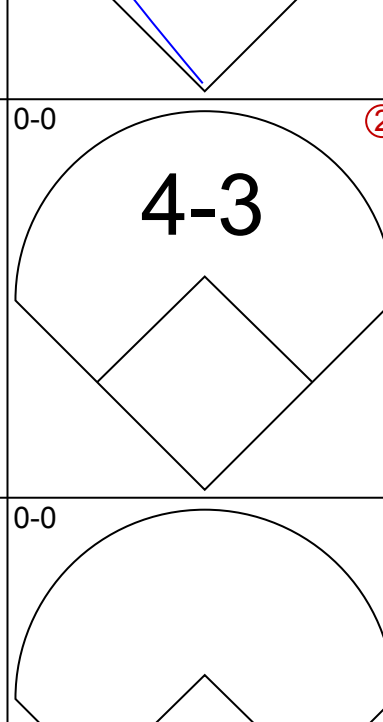
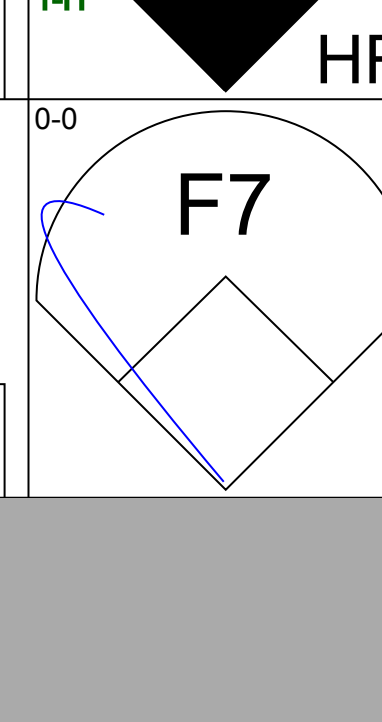

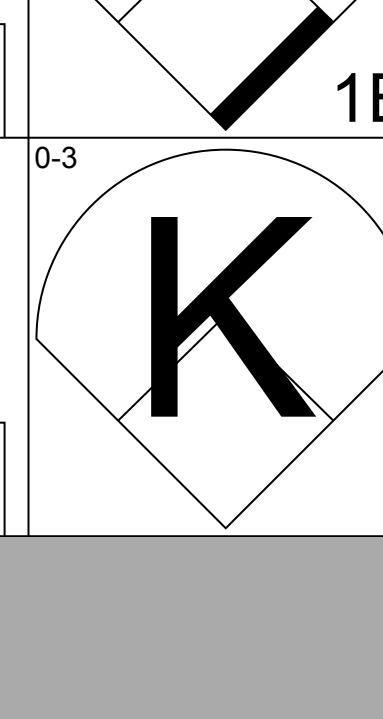
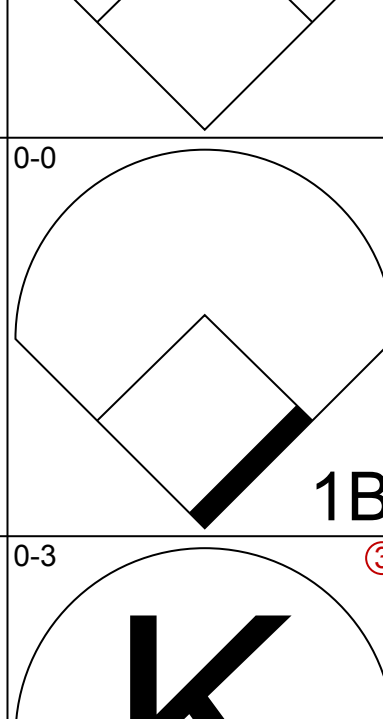
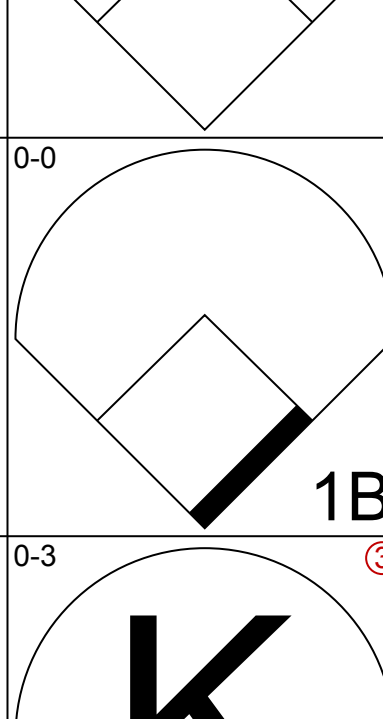
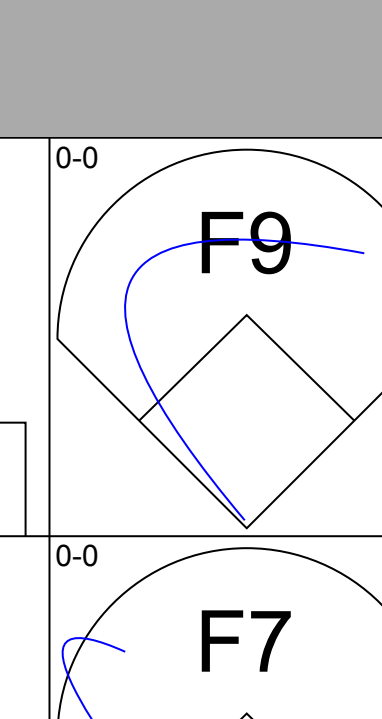

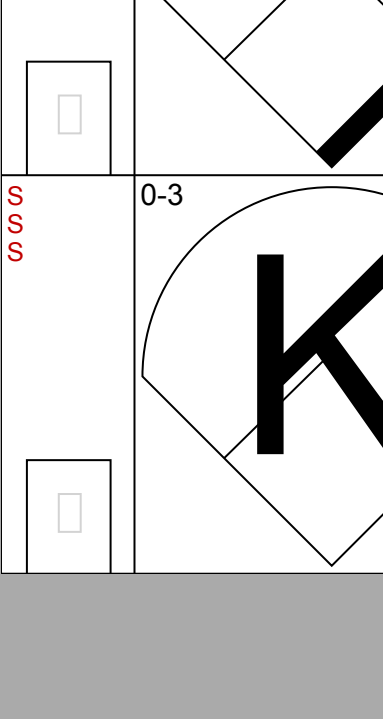
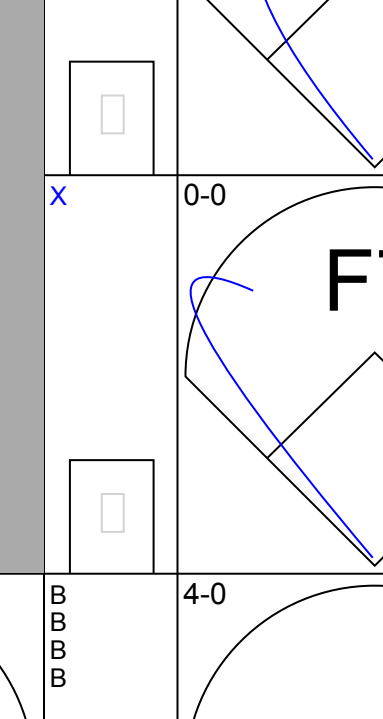
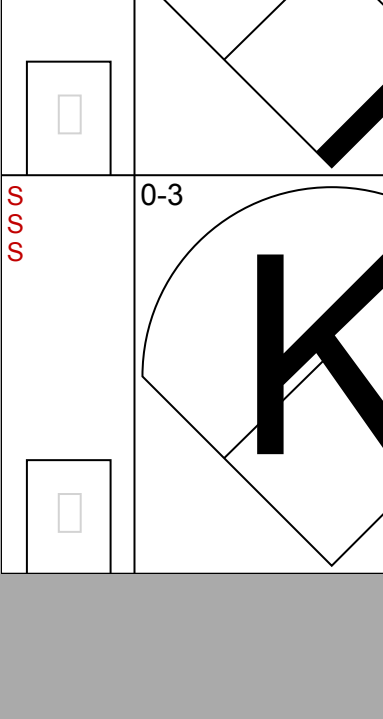
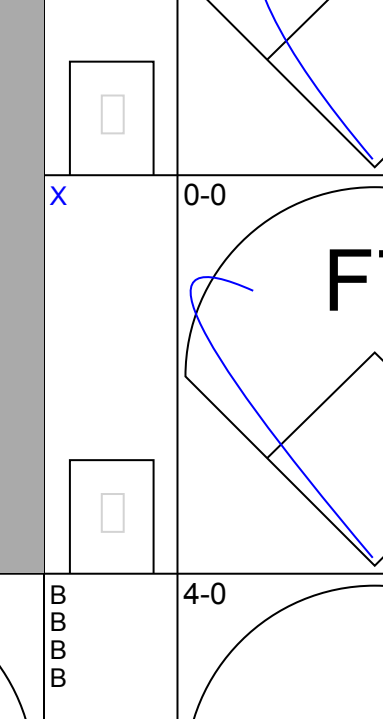
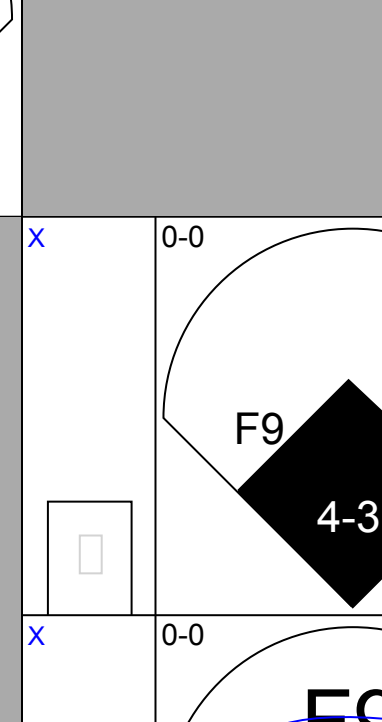
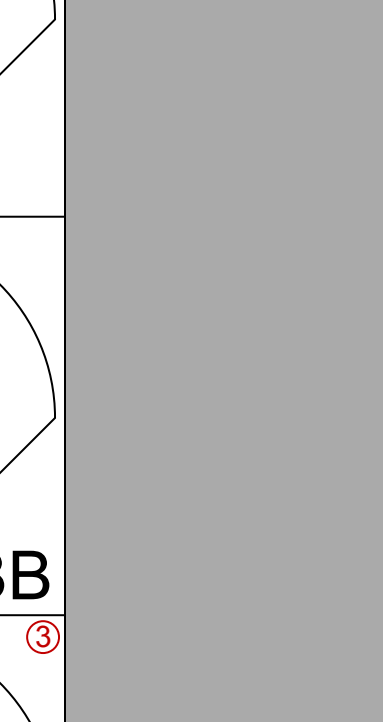
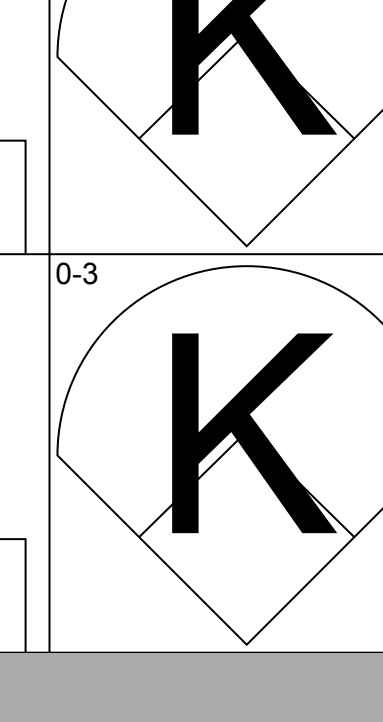

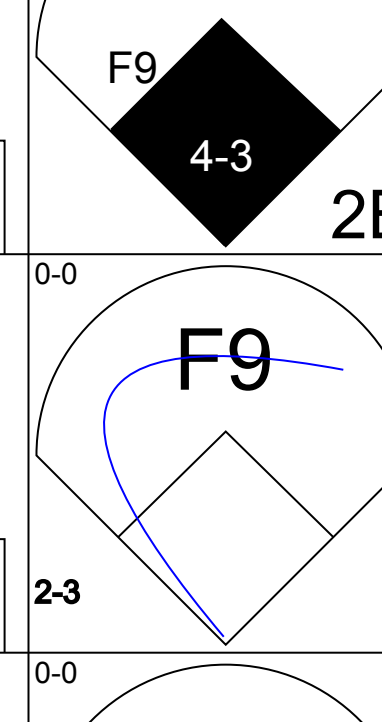
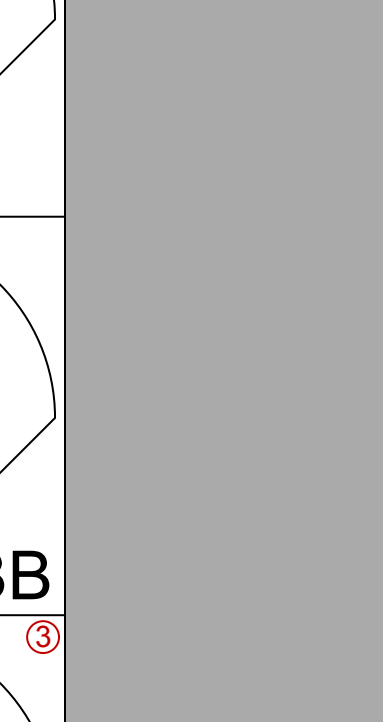
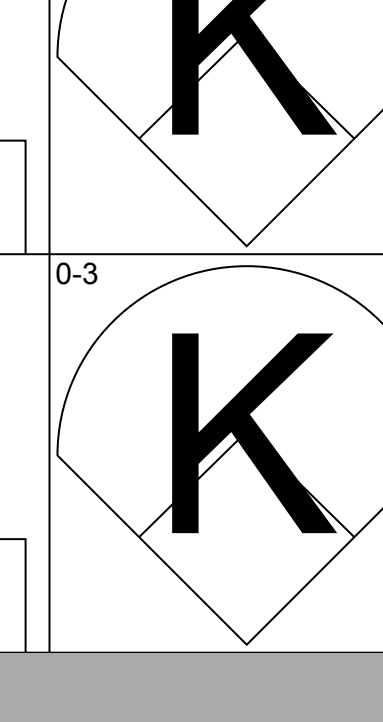
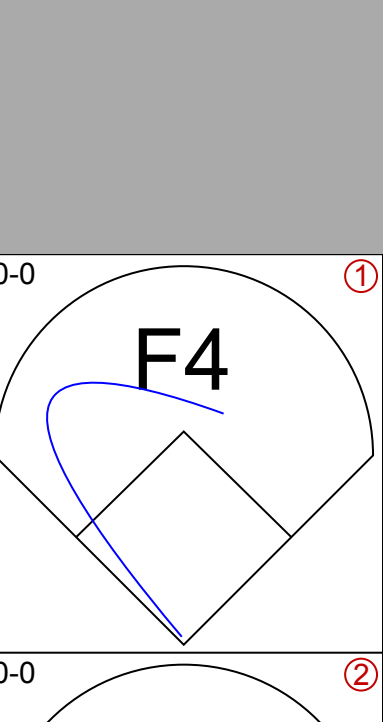
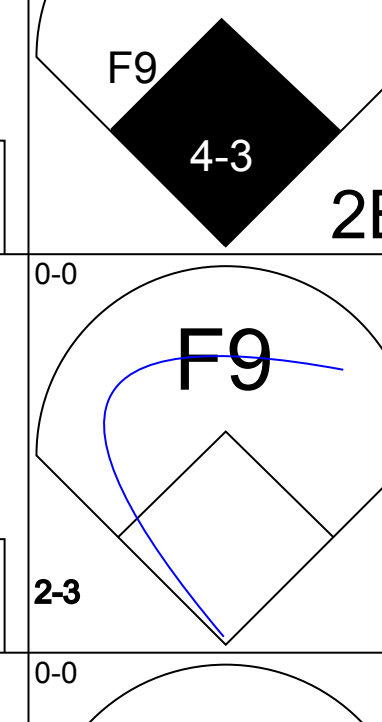

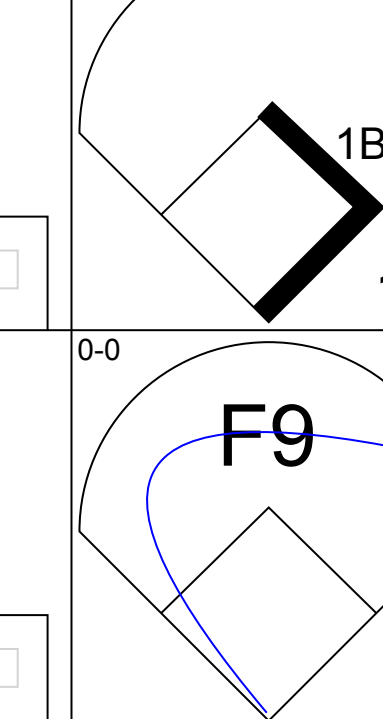
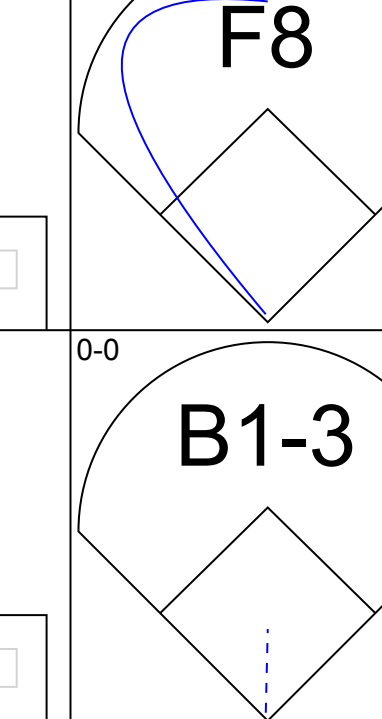
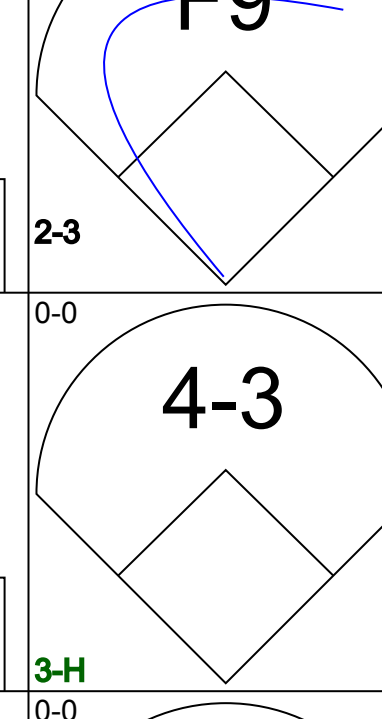
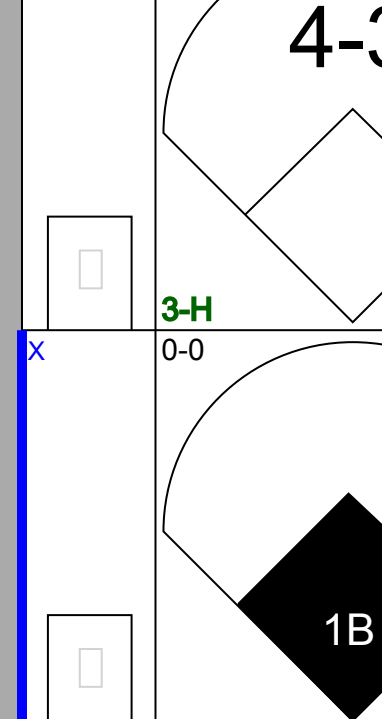
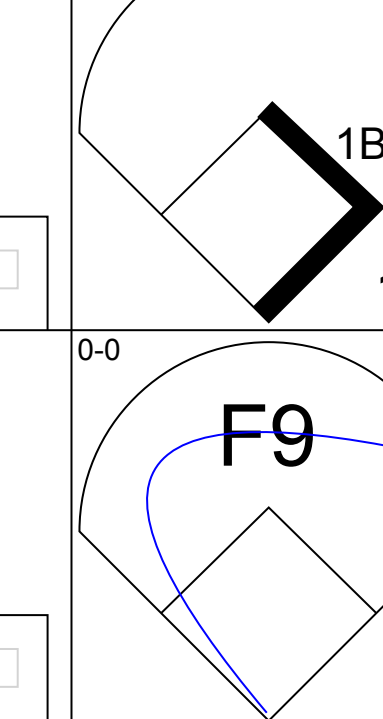


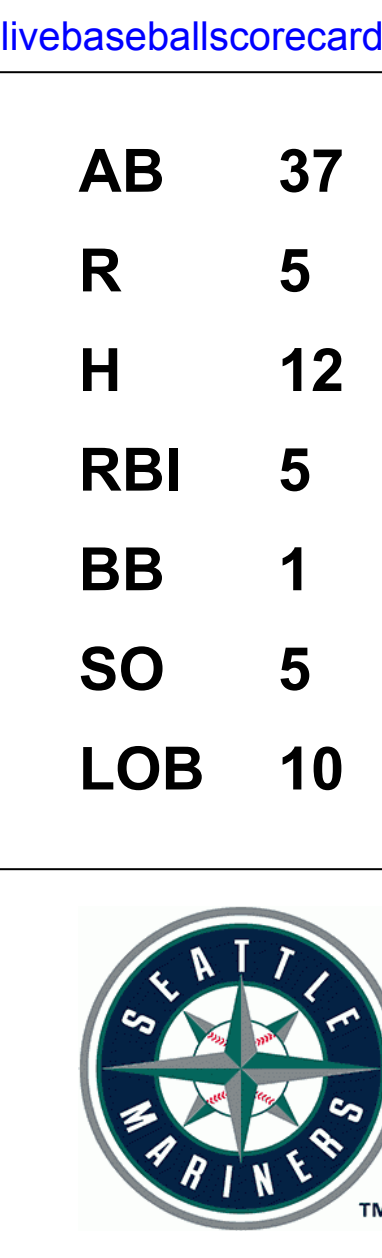


Batter	1	2	3	4	5	6	7	8	9	AB	R	H	RBI	BB	SO	LOB	TOP										
<b>Rick Miller, L</b> OBP: 0.368, SLG: 0.667 (1, 8)										5	1	1	1	0	3	0	<b>California Angels @ Seattle Mariners</b> The Kingdome, Seattle, WA Sun Apr 08 1979, 6:33 AM EST Att: 9,183 - Dome										
<b>Dan Ford, R</b> OBP: 0.444, SLG: 1.063 (1, 9)										5	2	3	3	0	1	0											
<b>Rod Carew, L</b> OBP: 0.471, SLG: 0.500 (1, 3)										4	1	1	0	1	0	1											
<b>Don Baylor, R</b> OBP: 0.222, SLG: 0.353 (1, 10)										5	1	1	1	0	0	1											
<b>Joe Rudi, R</b> OBP: 0.176, SLG: 0.200 (1, 7)										3	1	0	0	1	1	1											
<b>Carney Lansford, R</b> OBP: 0.438, SLG: 0.467 (1, 5)										4	0	2	1	0	0	0											
<b>Brian Downing, R</b> OBP: 0.438, SLG: 0.533 (1, 2)										3	1	1	1	1	1	0											
<b>Bobby Grich, R</b> OBP: 0.125, SLG: 0.267 (1, 4)										4	0	0	0	0	1	5											
<b>Rance Mulliniks, L</b> OBP: 0.200, SLG: 0.200 (1, 6)										4	0	0	0	0	0	4											
<b>Inning Stats</b>	R: 0 E: 0 K: 2 S: 7	H: 0 LOB: 1 BB: 1 P: 11	R: 0 E: 0 K: 2 S: 7	H: 0 LOB: 0 BB: 0 P: 7	R: 0 E: 0 K: 2 S: 7	H: 0 LOB: 0 BB: 0 P: 7	R: 3 E: 0 K: 0 S: 8	H: 5 LOB: 1 BB: 0 P: 8	R: 0 E: 0 K: 0 S: 3	H: 0 LOB: 0 BB: 0 P: 3	R: 2 E: 1 K: 0 S: 6	H: 2 LOB: 1 BB: 0 P: 6	R: 1 E: 0 K: 0 S: 4	H: 1 LOB: 2 BB: 2 P: 12	R: 1 E: 0 K: 1 S: 6	H: 1 LOB: 0 BB: 0 P: 6	1B: 4 2B: 3 3B: 0 HR: 2	SF: 0 SAC: 0 DP: 0 HBP: 0	WP: 0 PB: 0 SB: 1 CS: 0	PA: 40							
<b>PITCHER</b>	IP	WLS	BF	H	R	ER	SO	BB	IBB	HBP	BLK	WP	HR	S	P	ERA	WHIP										
<b>Paul Mitchell, R</b> ERA: 4.05 (1, 1)	6.2		29	7	5	3	6	1	0	0	0	0	1	40	44	4.05	1.200										
<b>Shane Rawley, L</b> ERA: 13.5 (7, 1)	0.2	L	4	1	1	1	0	1	0	0	0	0	0	3	7	13.50	3.000										
<b>John Montague, R</b> ERA: 2.16 (8, 1)	1.2		7	1	1	1	1	1	0	0	0	0	1	8	12	5.40	1.200										

AB	37
R	7
H	9
RBI	7
BB	3
SO	7
LOB	12



Batter	1	2	3	4	5	6	7	8	9	AB	R	H	RBI	BB	SO	LOB	BOTTOM										
<b>Julio Cruz, S</b> OBP: 0.278, SLG: 0.250 (1, 4)										4	1	1	1	0	0	1	<b>California Angels @ Seattle Mariners</b> The Kingdome, Seattle, WA Sun Apr 08 1979, 6:33 AM EST Att: 9,183 - Dome										
<b>Juan Bernhardt, R</b> OBP: 1.000, SLG: 1.000 (9, PH)										1	0	1	0	0	0	0											
<b>Joe Simpson, L</b> OBP: 0.200, SLG: 0.200 (9, PR)										0	0	0	0	0	0	0											
<b>Dan Meyer, L</b> OBP: 0.214, SLG: 0.429 (1, 7)										5	1	1	2	0	1	2											
<b>Bruce Bochte, L</b> OBP: 0.500, SLG: 0.857 (1, 3)										4	1	2	0	0	0	0											
<b>Leon Roberts, R</b> OBP: 0.529, SLG: 0.800 (1, 9)										4	0	2	0	0	1	1											
<b>Willie Horton, R</b> OBP: 0.412, SLG: 0.625 (1, 10)										4	0	1	1	0	1	1											
<b>Ruppert Jones, L</b> OBP: 0.471, SLG: 0.857 (1, 8)										3	1	1	0	1	1	2											
<b>Bill Stein, R</b> OBP: 0.294, SLG: 0.500 (1, 5)										4	0	0	0	0	1	2											
<b>Bob Stinson, S</b> OBP: 0.417, SLG: 0.300 (1, 2)										3	0	0	1	0	0	0											
<b>Tom Paciorek, R</b> OBP: 0.500, SLG: 0.500 (9, PH)										1	0	1	0	0	0	0											
<b>Mario Mendoza, R</b> OBP: 0.286, SLG: 0.286 (1, 6)										2	0	1	0	0	0	0											
<b>Larry Milbourne, S</b> OBP: 0.667, SLG: 1.000 (7, PH)										2	1	1	0	0	0	1											
<b>Inning Stats</b>	R: 0 E: 0 K: 2 S: 8	H: 1 LOB: 1 BB: 0 P: 8	R: 0 E: 0 K: 2 S: 7	H: 0 LOB: 0 BB: 0 P: 7	R: 0 E: 0 K: 0 S: 3	H: 0 LOB: 0 BB: 0 P: 3	R: 1 E: 0 K: 0 S: 5	H: 3 LOB: 1 BB: 0 P: 5	R: 0 E: 0 K: 0 S: 4	H: 1 LOB: 1 BB: 0 P: 4	R: 0 E: 0 K: 1 S: 6	H: 1 LOB: 1 BB: 0 P: 6	R: 4 E: 0 K: 0 S: 7	H: 4 LOB: 0 BB: 0 P: 7	R: 0 E: 0 K: 0 S: 3	H: 0 LOB: 1 BB: 1 P: 7	R: 0 E: 0 K: 0 S: 4	H: 2 LOB: 2 BB: 0 P: 4	1B: 9 2B: 3 3B: 0 HR: 1	SF: 0 SAC: 0 DP: 2 HBP: 0	WP: 0 PB: 0 SB: 0 CS: 0	PA: 38					
<b>PITCHER</b>	IP	WLS	BF	H	R	ER	SO	BB	IBB	HBP	BLK	WP	HR	S	P	ERA	WHIP										
<b>Don Aase, R</b> ERA: 5.4 (1, 1)	6.2		28	9	4	4	5	0	0	0	0	0	1	9	13	3.86	1.714										
<b>Dave LaRoche, L</b> ERA: 2.7 (7, 1)	2.1	W	10	3	1	1	0	1	0	0	0	0	0	9	13	3.86	1.714										





Batter	1	2	3	4	5	6	7	8	9	AB	R	H	RBI	BB	SO	LOB	TOP			
Glenn Burke, R OBP: 0.118, SLG: 0.118 (1, 7)	F9		4-3		P5			G6-4-3 1B		4	0	1	0	0	0	1				
Miguel Dilone, S (1, 9)	1B S SF9 BB		2-3			K		G6-4-3 1-2		3	1	0	0	1	1	2				
Mitchell Page, L OBP: 0.294, SLG: 0.533 (1, 10)				5-3		4-3		6-3		4	0	1	0	0	0	0				
Jeff Newman, R OBP: 0.188, SLG: 0.143 (1, 2)	SF9			P3		F9			4-3	3	0	0	1	0	0	0				
Mickey Klutts, R OBP: 0.333, SLG: 0.400 (1, 6)	CS 1-2	5-3		1B		F9				4	0	2	0	0	0	0				
Dave Revere, L OBP: 0.357, SLG: 0.538 (1, 3)						F9			K	4	0	2	0	0	1	1				
Tony Armas, R OBP: 0.200, SLG: 0.200 (1, 8)			K		K				K	4	1	1	0	0	3	4				
Wayne Gross, L OBP: 0.333, SLG: 0.333 (1, 5)					F7					3	0	1	1	0	0	0				
Mike Edwards, R OBP: 0.267, SLG: 0.333 (1, 4)						F9				3	0	1	0	0	0	1				
<b>Inning Stats</b>	R: 1 E: 0 K: 0 S: 3	H: 1 LOB: 0 BB: 1 P: 7	R: 0 E: 0 K: 1 S: 5	H: 1 LOB: 0 BB: 0 P: 5	R: 0 E: 0 K: 0 S: 4	H: 1 LOB: 1 BB: 0 P: 4	R: 0 E: 0 K: 1 S: 7	H: 2 LOB: 2 BB: 0 P: 7	R: 0 E: 0 K: 0 S: 5	H: 0 LOB: 0 BB: 0 P: 3	R: 0 E: 0 K: 0 S: 5	H: 2 LOB: 1 BB: 0 P: 5	R: 0 E: 0 K: 0 S: 3	H: 1 LOB: 0 BB: 0 P: 3	R: 0 E: 0 K: 2 S: 8	H: 1 LOB: 1 BB: 0 P: 8	1B: 8 2B: 1 3B: 0 HR: 0	SF: 1 SAC: 0 DP: 1 HBP: 0	WP: 0 PB: 1 SB: 1 CS: 2	PA: 35
<b>PITCHER</b>	IP	WLS	BF	H	R	ER	SO	BB	IBB	HBP	BLK	WP	HR	S	P	ERA	WHIP			
Floyd Bannister, L ERA: 1.29 (1, 1)	7.0	W	27	7	2	1	3	1	0	0	0	0	0	32	36	1.29	1.143			
Shane Rawley, L ERA: 3.39 (8, 1)	2.0	S	7	2	0	0	2	0	0	0	0	0	0	11	11	0.00	1.000			

Oakland Athletics @ Seattle Mariners  
The Kingdome, Seattle, WA  
Mon Apr 09 1979, 9:05 PM EST  
Att: 6,176 - Unknown

AB 32  
R 2  
H 9  
RBI 2  
BB 1  
SO 5  
LOB 9



Batter	1	2	3	4	5	6	7	8	9	AB	R	H	RBI	BB	SO	LOB	BOTTOM			
Julio Cruz, S OBP: 0.348, SLG: 0.222 (1, 4)	1B BB		K			4-3				2	1	0	0	3	1	2				
Bill Stein, R OBP: 0.409, SLG: 0.550 (1, 5)										4	1	3	1	1	0	1				
Tom Paciorek, R OBP: 0.286, SLG: 0.286 (6, PH) Dan Meyer, L OBP: 0.188, SLG: 0.375 (7, 7) (8, 3)	P3		F8		FC4			L3		3	0	0	0	0	0	4				
Leon Roberts, R OBP: 0.500, SLG: 0.684 (1, 9)	K									4	1	1	0	1	1	4				
Willie Horton, R OBP: 0.381, SLG: 0.526 (1, 10)	F8									3	1	0	0	1	2	4				
Ruppert Jones, L OBP: 0.524, SLG: 0.824 (1, 8)										3	1	2	2	1	0	0				
Bruce Bochte, L OBP: 0.529, SLG: 0.813 Joe Simpson, L OBP: 0.200, SLG: 0.200 (7, PR) (8, 7)										2	0	1	1	1	0	1				
Larry Cox, R OBP: 0.375, SLG: 0.714 (1, 2)										4	0	1	0	0	0	3				
Mario Mendoza, R OBP: 0.278, SLG: 0.278 (1, 6)										4	0	1	0	0	0	3				
<b>Inning Stats</b>	R: 0 E: 0 K: 1 S: 6	H: 1 LOB: 2 BB: 1 P: 10	R: 0 E: 0 K: 1 S: 6	H: 1 LOB: 2 BB: 1 P: 10	R: 3 E: 1 K: 0 S: 6	H: 4 LOB: 2 BB: 1 P: 10	R: 1 E: 0 K: 1 S: 6	H: 1 LOB: 2 BB: 2 P: 14	R: 0 E: 0 K: 0 S: 3	H: 0 LOB: 1 BB: 1 P: 7	R: 0 E: 0 K: 0 S: 3	H: 0 LOB: 1 BB: 1 P: 7	R: 1 E: 1 K: 1 S: 7	H: 2 LOB: 2 BB: 0 P: 7	R: 0 E: 0 K: 0 S: 3	H: 0 LOB: 1 BB: 1 P: 7	1B: 9 2B: 0 3B: 0 HR: 0	SF: 0 SAC: 1 DP: 0 HBP: 0	WP: 0 PB: 1 SB: 3 CS: 0	PA: 40
<b>PITCHER</b>	IP	WLS	BF	H	R	ER	SO	BB	IBB	HBP	BLK	WP	HR	S	P	ERA	WHIP			
John Henry Johnson, L ERA: 7.2 (1, 1)	5.0	L	28	7	4	4	3	6	0	0	0	0	0	27	51	7.20	2.600			
Alan Wirth, R ERA: 6.75 (6, 1)	1.1		6	1	1	1	1	1	0	0	0	0	0	7	11	6.75	1.500			
Bob Lacey, L ERA: 6.0 (7, 1)	0.2		3	1	0	0	0	0	0	0	0	0	0	3	3	0.00	1.500			
Jim Todd, R ERA: 6.0 (8, 1)	1.0		4	0	0	0	0	1	0	0	0	0	0	3	7	0.00	1.000			

Oakland Athletics @ Seattle Mariners  
The Kingdome, Seattle, WA  
Mon Apr 09 1979, 9:05 PM EST  
Att: 6,176 - Unknown

AB 31  
R 5  
H 9  
RBI 4  
BB 8  
SO 4  
LOB 24





Batter	1	2	3	4	5	6	7	8	9	AB	R	H	RBI	BB	SO	LOB	TOP										
Glenn Burke, R OBP: 0.143, SLG: 0.143 Miguel Dilone, S (8, 7)	0-0 6-3		0-0 4-3			0-0 1B		0-0 6-3		4	0	1	0	0	0	0											
Joe Wallis, S (1, 9)	4-0 FC4-6 BB		0-0 4-3			0-0 F8		0-0 F8		3	0	0	0	1	0	1											
Mitchell Page, L OBP: 0.286, SLG: 0.474 (1, 10)	0-0 FC4-6 1-2		0-3 K			0-0 F8		0-0 1B		4	0	1	0	0	1	2											
Dave Revering, L OBP: 0.333, SLG: 0.471 (1, 3)	0-0 1-4-3			0-0 F7		0-0 F8		0-0 1B		4	0	1	0	0	0	2											
Wayne Gross, L OBP: 0.429, SLG: 0.857 (1, 5)		0-0 FC5-4 1B		0-0 F8			0-0 HR	0-0 FC4-6 1-2		4	1	2	1	0	0	2											
Mike Edwards, R OBP: 0.283, SLG: 0.316 (7, 6)		0-3 K		0-0 F7		0-3 K				4	0	1	0	0	2	1											
Jim Essian, R OBP: 0.333, SLG: 0.200 (1, 2)		0-0 FC5-4 BB 1-2			0-0 6-3		0-0 FC6-4 1B		0-3 K	4	0	1	0	0	1	2											
Tony Armas, R OBP: 0.211, SLG: 0.167 (1, 8)		4-0 1-2 BB			0-3 K		0-0 P3		0-0 F7	3	0	0	0	1	1	2											
Rob Picciolo, R Jeff Newman, R OBP: 0.176, SLG: 0.133 Larry Murray, S (7, 4)		0-0 F9			0-0 5-3		0-0 FC6-4 1-2		0-0 F9	2	0	0	0	0	0	2											
<b>Inning Stats</b>	R: 0 E: 0 K: 0 S: 3	H: 0 LOB: 1 BB: 1 P: 7	R: 0 E: 0 K: 1 S: 6	H: 1 LOB: 2 BB: 1 P: 10	R: 0 E: 0 K: 1 S: 5	H: 0 LOB: 0 BB: 0 P: 5	R: 0 E: 0 K: 0 S: 3	H: 0 LOB: 0 BB: 0 P: 3	R: 0 E: 0 K: 1 S: 4	H: 1 LOB: 1 BB: 0 P: 4	R: 1 E: 0 K: 1 S: 7	H: 2 LOB: 1 BB: 0 P: 7	R: 0 E: 0 K: 0 S: 5	H: 2 LOB: 2 BB: 0 P: 5	R: 0 E: 0 K: 1 S: 6	H: 1 LOB: 1 BB: 0 P: 6	1B: 6 2B: 0 3B: 0 HR: 1	SF: 0 SAC: 0 DP: 0 HBP: 0	WP: 0 PB: 0 SB: 0 CS: 0	PA: 36							
<b>PITCHER</b>	IP	WLS	BF	H	R	ER	SO	BB	IBB	HBP	BLK	WP	HR	S	P	ERA	WHIP										
Glenn Abbott, R ERA: 3.6 Shane Rawley, L ERA: 2.25	(1, 1) (8, 1)	7.2 S	31 5	6 1	1 0	1 0	4 1	2 0	0 0	0 0	0 0	0 0	1 0	37 7	45 7	1.17 0.00	1.043 0.750										

Oakland Athletics @ Seattle Mariners  
The Kingdome, Seattle, WA  
Tue Apr 10 1979, 9:05 PM EST  
Att: 5,719 - Unknown

AB	34
R	1
H	7
RBI	1
BB	2
SO	5
LOB	16



Batter	1	2	3	4	5	6	7	8	9	AB	R	H	RBI	BB	SO	LOB	BOTTOM										
Julio Cruz, S OBP: 0.370, SLG: 0.318 (1, 4)	0-0 P5	0-0 6-3			0-0 1B HR		0-0 6-3 S			4	1	2	0	0	0	1											
Dan Meyer, L OBP: 0.250, SLG: 0.450 Joe Simpson, L OBP: 0.200, SLG: 0.200 (9, 7)	0-0 1B		0-0 F9		0-0 HR		0-0 6-3			4	2	2	0	0	0	1											
Bruce Bochte, L OBP: 0.476, SLG: 0.850 (1, 3)	0-0 F7		0-0 4-3		0-0 HR		0-3 K			4	1	1	3	0	1	2											
Leon Roberts, R OBP: 0.538, SLG: 0.783 (1, 9)	0-0 1B		0-0 5-3		0-0 CS			0-0 3B		4	0	3	1	0	0	0											
Willie Horton, R OBP: 0.440, SLG: 0.545 (1, 10)	0-0 1-2 1B			0-0 5-3	0-0 CS	0-0 FC3-6 1B		4-0 6-3 BB		3	0	2	0	1	0	0											
Ruppert Jones, L OBP: 0.440, SLG: 0.667 (1, 8)	0-0 G3			0-0 3-1		0-0 FC3-6 S		0-0 6-3		4	0	0	0	0	0	5											
Bill Stein, R OBP: 0.346, SLG: 0.458 (1, 5)			0-0 3-1		0-0 6-3		0-0 F8		0-3 K	4	0	0	0	0	1	3											
Bob Stinson, S OBP: 0.438, SLG: 0.385 (1, 2)		0-0 6-3 2B			0-0 G3	0-0 4-3		4-0 FC6-4 IBB		3	0	1	0	1	0	1											
Mario Mendoza, R OBP: 0.227, SLG: 0.227 (1, 6)		0-0 6-3			0-0 L3		0-0 F7	0-0 FC6-4		4	0	0	0	0	0	4											
<b>Inning Stats</b>	R: 1 E: 0 K: 0 S: 6	H: 3 LOB: 2 BB: 0 P: 6	R: 0 E: 0 K: 0 S: 4	H: 1 LOB: 1 BB: 0 P: 4	R: 0 E: 0 K: 0 S: 3	H: 0 LOB: 0 BB: 0 P: 3	R: 0 E: 0 K: 0 S: 3	H: 0 LOB: 0 BB: 0 P: 3	R: 3 E: 0 K: 0 S: 6	H: 4 LOB: 0 BB: 0 P: 6	R: 0 E: 0 K: 0 S: 4	H: 1 LOB: 1 BB: 0 P: 4	R: 0 E: 0 K: 1 S: 6	H: 1 LOB: 1 BB: 0 P: 6	R: 0 E: 0 K: 1 S: 6	H: 1 LOB: 3 BB: 2 P: 14	1B: 6 2B: 3 3B: 1 HR: 1	SF: 0 SAC: 0 DP: 0 HBP: 0	WP: 0 PB: 0 SB: 2 CS: 1	PA: 37							
<b>PITCHER</b>	IP	WLS	BF	H	R	ER	SO	BB	IBB	HBP	BLK	WP	HR	S	P	ERA	WHIP										
Rick Langford, R ERA: 5.4 Dave Heaverlo, R ERA: 1.5	(1, 1) (7, 1)	6.0 L	26 10	9 2	4 0	4 0	4 2	0 1	0 1	0 0	0 0	0 0	0 0	26 12	26 20	6.00 0.00	1.500 1.500										

Oakland Athletics @ Seattle Mariners  
The Kingdome, Seattle, WA  
Tue Apr 10 1979, 9:05 PM EST  
Att: 5,719 - Unknown

AB	34
R	4
H	11
RBI	4
BB	2
SO	2
LOB	17









Batter	1	2	3	4	5	6	7	8	9	AB	R	H	RBI	BB	SO	LOB	TOP								
Mike Edwards, R OBP: 0.276, SLG: 0.321 (1, 4)										5	0	2	0	0	1	1									
Joe Wallis, S (1, 9)										5	0	0	0	0	2	2									
Mitchell Page, L OBP: 0.367, SLG: 0.630 (1, 10)										4	1	1	1	0	0	0									
Wayne Gross, L OBP: 0.438, SLG: 0.875 (1, 5)										4	1	1	0	0	1	0									
Dwayne Murphy, L OBP: 0.800, SLG: 0.750 (1, 7)										3	1	3	0	1	0	0									
Jeff Newman, R OBP: 0.154, SLG: 0.125 (1, 3)										4	0	0	0	0	3	6									
Jim Essian, R OBP: 0.400, SLG: 0.333 (1, 2)										4	0	2	2	0	2	3									
Tony Armas, R OBP: 0.217, SLG: 0.143 (1, 8)										3	0	0	0	1	2	2									
Rob Picciolo, R Larry Murray, S (9, PH)										3	0	0	0	0	2	1									
<b>Inning Stats</b>	R: 0 E: 0 K: 0 S: 3	H: 0 LOB: 0 BB: 0 P: 3	R: 0 E: 0 K: 2 S: 8	H: 1 LOB: 1 BB: 0 P: 8	R: 0 E: 0 K: 3 S: 10	H: 1 LOB: 1 BB: 0 P: 10	R: 0 E: 0 K: 2 S: 8	H: 1 LOB: 1 BB: 0 P: 8	R: 0 E: 0 K: 1 S: 6	H: 2 LOB: 2 BB: 0 P: 6	R: 3 E: 1 K: 1 S: 9	H: 3 LOB: 1 BB: 0 P: 9	R: 0 E: 0 K: 2 S: 7	H: 0 LOB: 0 BB: 0 P: 7	R: 0 E: 0 K: 2 S: 8	H: 1 LOB: 2 BB: 1 P: 12	R: 0 E: 0 K: 0 S: 3	H: 0 LOB: 1 BB: 1 P: 7	1B: 7 2B: 1 3B: 0 HR: 1	SF: 0 SAC: 0 DP: 0 HBP: 0	WP: 0 PB: 0 SB: 2 CS: 0	PA: 38			
<b>PITCHER</b>	IP	WLS	BF	H	R	ER	SO	BB	IBB	HBP	BLK	WP	HR	S	P	ERA	WHIP								
Odell Jones, R ERA: 3.97 (1, 1)	7.1		32	9	3	1	11	1	0	0	0	0	1	53	57	1.23	1.364								
John Montague, R ERA: 3.35 (8, 1)	1.2	W	6	0	0	0	2	1	0	0	0	0	0	9	13	0.00	0.600								

Oakland Athletics @ Seattle Mariners  
The Kingdome, Seattle, WA  
Thu Apr 12 1979, 9:05 PM EST  
Att.: 5,618 - Dome

livebaseballscores.com

AB 36  
R 3  
H 9  
RBI 3  
BB 2  
SO 13  
LOB 16

Batter	1	2	3	4	5	6	7	8	9	AB	R	H	RBI	BB	SO	LOB	BOTTOM								
Julio Cruz, S OBP: 0.333, SLG: 0.241 (1, 4)										3	0	0	0	1	0	2									
Dan Meyer, L OBP: 0.286, SLG: 0.481 (1, 7)										2	1	1	0	0	0	0									
Bruce Bochte, L OBP: 0.500, SLG: 0.821 Joe Simpson, L OBP: 0.200, SLG: 0.200 (6, PR)										4	0	1	1	0	0	3									
Leon Roberts, R OBP: 0.471, SLG: 0.633 (1, 9)										3	0	0	0	0	1	4									
Willie Horton, R OBP: 0.382, SLG: 0.433 (1, 10)										4	0	0	0	0	2	5									
Ruppert Jones, L OBP: 0.441, SLG: 0.571 (1, 8)										2	1	0	0	2	0	0									
Bill Stein, R OBP: 0.371, SLG: 0.419 (1, 5)										3	0	1	0	1	0	0									
Bob Stinson, S OBP: 0.375, SLG: 0.316 (1, 2)										3	0	0	1	0	1	2									
Mario Mendoza, R OBP: 0.276, SLG: 0.286 Larry Milbourne, S OBP: 0.500, SLG: 0.750 (7, PH)										2	1	1	0	0	0	1									
<b>Inning Stats</b>	R: 0 E: 1 K: 1 S: 6	H: 0 LOB: 2 BB: 1 P: 10	R: 1 E: 0 K: 0 S: 4	H: 1 LOB: 1 BB: 1 P: 8	R: 0 E: 1 K: 1 S: 6	H: 1 LOB: 2 BB: 0 P: 6	R: 0 E: 0 K: 0 S: 3	H: 0 LOB: 0 BB: 0 P: 3	R: 1 E: 0 K: 0 S: 4	H: 1 LOB: 1 BB: 0 P: 5	R: 0 E: 0 K: 1 S: 5	H: 0 LOB: 0 BB: 0 P: 5	R: 0 E: 0 K: 0 S: 3	H: 0 LOB: 0 BB: 0 P: 3	R: 2 E: 1 K: 1 S: 7	H: 1 LOB: 3 BB: 2 P: 15	R: 0 E: 0 K: 0 S: 3	H: 0 LOB: 1 BB: 2 P: 15	1B: 1 2B: 3 3B: 0 HR: 0	SF: 1 SAC: 1 DP: 0 HBP: 1	WP: 2 PB: 2 SB: 1 CS: 0	PA: 35			
<b>PITCHER</b>	IP	WLS	BF	H	R	ER	SO	BB	IBB	HBP	BLK	WP	HR	S	P	ERA	WHIP								
Mike Norris, R ERA: 1.23 (1, 1)	7.0		29	4	3	1	3	2	0	1	0	0	0	32	41	1.29	0.857								
Bob Lacey, L ERA: 4.5 (8, 1)	0.0	L	1	0	0	0	0	0	0	0	0	1	0	1	1	∞	∞								
Dave Heaverlo, R ERA: 1.29 (8, 1)	1.0		5	0	1	0	1	1	1	0	0	0	0	5	13	0.00	1.000								

Oakland Athletics @ Seattle Mariners  
The Kingdome, Seattle, WA  
Thu Apr 12 1979, 9:05 PM EST  
Att.: 5,618 - Dome

livebaseballscores.com

AB 27  
R 4  
H 4  
RBI 2  
BB 4  
SO 4  
LOB 17



Batter	1	2	3	4	5	6	7	8	9	AB	R	H	RBI	BB	SO	LOB	TOP			
Mike Cabbage, L (1, 5) OBP: 0.296, SLG: 0.217 John Castino, R (4, PH) OBP: 0.333, SLG: 0.500 (4, 5)	4-3		HR	4-3			5-3			2	1	1	0	0	0	0	<b>Minnesota Twins @ Seattle Mariners</b> The Kingdome, Seattle, WA Fri Apr 13 1979, 9:05 PM EST Att: 8,125 - Dome			
Roy Smalley, S (1, 6) OBP: 0.531, SLG: 0.560	FC5-4		HR				F5	K		4	1	2	2	1	1	3				
Ken Landreaux, L (1, 7) OBP: 0.375, SLG: 0.423	K		E				FC1-6			5	2	2	2	0	2	2				
Ron Jackson, R (1, 3) OBP: 0.212, SLG: 0.290	FC5-4		F7				F9	5-3		5	0	0	0	0	0	3				
Glenn Adams, L (1, 10) OBP: 0.261, SLG: 0.286 Jose Morales, R (3, PH) OBP: 0.333, SLG: 0.200 Dave Edwards, R (8, PR)		L4	E5				F8			1	0	0	0	0	0	0				
Butch Wynegar, S (1, 2) OBP: 0.414, SLG: 0.304		1B	CS				F7			1	2	0	0	2	0	0				
Rick Sofield, L (1, 9) OBP: 0.304, SLG: 0.250		CS					K			4	0	1	0	0	3	4				
Willie Norwood, R (1, 8) OBP: 0.250, SLG: 0.370		F9					K			4	0	0	0	0	1	3				
Rob Wilfong, L (1, 4) OBP: 0.318, SLG: 0.316			1-3							3	1	1	0	1	1	0				
<b>Inning Stats</b>	R: 0 E: 0 K: 1 S: 6	H: 1 LOB: 1 BB: 0 P: 6	R: 1 E: 0 K: 0 S: 3	H: 1 LOB: 0 BB: 1 P: 7	R: 3 E: 1 K: 1 S: 9	H: 3 LOB: 2 BB: 1 P: 13	R: 0 E: 0 K: 1 S: 5	H: 0 LOB: 0 BB: 0 P: 5	R: 0 E: 0 K: 0 S: 3	H: 0 LOB: 1 BB: 1 P: 7	R: 2 E: 0 K: 0 S: 5	H: 2 LOB: 0 BB: 0 P: 5	R: 2 E: 0 K: 2 S: 9	H: 2 LOB: 2 BB: 1 P: 14	R: 0 E: 0 K: 2 S: 7	H: 0 LOB: 0 BB: 0 P: 7		1B: 5 2B: 2 3B: 0 HR: 2	SF: 0 SAC: 0 DP: 0 HBP: 1	WP: 0 PB: 1 SB: 0 CS: 2
<b>PITCHER</b>	IP	WLS	BF	H	R	ER	SO	BB	IBB	HBP	BLK	WP	HR	S	P	ERA	WHIP			
Paul Mitchell, R (1, 1) ERA: 4.82	2.2	L	13	5	4	2	1	1	0	0	0	0	1	14	18	6.75	2.250			
Rick Honeycutt, L (3, 1) ERA: 5.25	4.0		17	2	2	2	4	2	0	0	0	0	1	23	31	4.50	1.000			
Mike Parrott, R (7, 1) ERA: 13.5	2.1		11	2	2	2	4	0	1	1	0	0	0	17	22	7.71	0.857			

AB	36
R	8
H	9
RBI	6
BB	4
SO	9
LOB	17



Batter	1	2	3	4	5	6	7	8	9	AB	R	H	RBI	BB	SO	LOB	BOTTOM			
Julio Cruz, S (1, 4) OBP: 0.325, SLG: 0.242	G4-6-3		E6				L7	FC5-4		4	0	1	1	0	0	3	<b>Minnesota Twins @ Seattle Mariners</b> The Kingdome, Seattle, WA Fri Apr 13 1979, 9:05 PM EST Att: 8,125 - Dome			
Dan Meyer, L (1, 7) OBP: 0.250, SLG: 0.419	G4-6-3		G4-6-3				F8			4	0	0	0	0	1	3				
Bruce Bochte, L (1, 3) OBP: 0.471, SLG: 0.750	F7						F8			4	0	1	0	0	0	0				
Leon Roberts, R (1, 9) OBP: 0.474, SLG: 0.606							4-3			3	0	1	0	1	0	0				
Willie Horton, R (1, 10) OBP: 0.395, SLG: 0.515										3	1	1	1	1	0	3				
Ruppert Jones, L (1, 8) OBP: 0.447, SLG: 0.594										4	0	2	0	0	0	1				
Bill Stein, R (1, 5) OBP: 0.359, SLG: 0.490										4	0	1	0	0	0	1				
Larry Cox, R (1, 2) OBP: 0.364, SLG: 0.600										3	1	1	0	0	0	2				
Mario Mendoza, R (1, 6) OBP: 0.290, SLG: 0.333 John Hale, L (7, PH)										2	0	1	0	0	0	1				
Larry Milbourne, S (8, 6) OBP: 0.500, SLG: 0.750										0	0	0	0	0	1	0				
<b>Inning Stats</b>	R: 0 E: 0 K: 0 S: 3	H: 1 LOB: 0 BB: 0 P: 3	R: 0 E: 0 K: 0 S: 3	H: 1 LOB: 0 BB: 0 P: 3	R: 1 E: 1 K: 0 S: 5	H: 2 LOB: 1 BB: 0 P: 5	R: 1 E: 0 K: 0 S: 4	H: 2 LOB: 0 BB: 0 P: 4	R: 0 E: 0 K: 0 S: 3	H: 1 LOB: 0 BB: 0 P: 3	R: 0 E: 0 K: 0 S: 4	H: 1 LOB: 2 BB: 1 P: 8	R: 0 E: 0 K: 1 S: 5	H: 0 LOB: 0 BB: 0 P: 5	R: 0 E: 0 K: 0 S: 2	H: 0 LOB: 0 BB: 1 P: 6	1B: 6 2B: 2 3B: 0 HR: 1	SF: 0 SAC: 0 DP: 5 HBP: 0	WP: 0 PB: 0 SB: 0 CS: 1	PA: 35
<b>PITCHER</b>	IP	WLS	BF	H	R	ER	SO	BB	IBB	HBP	BLK	WP	HR	S	P	ERA	WHIP			
Geoff Zahn, L (1, 1) ERA: 1.8	6.0	W	23	8	2	2	0	1	0	0	0	0	0	11	19	3.00	1.500			
Mike Marshall, R (7, 1) ERA:	3.0	S	11	1	0	0	1	2	0	0	0	0	0	11	19	0.00	1.000			





Batter	1	2	3	4	5	6	7	8	9	AB	R	H	RBI	BB	SO	LOB	TOP					
Bob Randall, R (1,4) OBP: 0.333, SLG: 0.250 Rob Wilfong, L (9, PH) OBP: 0.348, SLG: 0.350	5-3		F5				F9		1-H 1B	3	0	0	0	1	0	2						
Roy Smalley, S (1,6) OBP: 0.547, SLG: 0.633	K						E6		3B	5	0	3	1	0	1	0						
Ron Jackson, R (1,3) OBP: 0.184, SLG: 0.250	K						FC5-4		6-3	5	0	0	0	0	2	6						
Craig Kusick, R (1,10)							P4		F3	4	0	0	0	0	0	1						
Willie Norwood, R (1,8) OBP: 0.281, SLG: 0.516	K								F8	4	2	2	1	0	1	0						
Bombo Rivera, R (1,9) OBP: 0.182, SLG: 0.182	K						F7		5-3	4	0	1	0	0	1	1						
Ken Landreaux, L (1,7) OBP: 0.389, SLG: 0.433							E9		G3	4	1	2	0	0	0	1						
John Castino, R (1,5) OBP: 0.333, SLG: 0.444							L6		F8	3	1	1	0	0	0	2						
Glenn Borgmann, R (1,2) OBP: 0.500, SLG: 0.333 Dave Edwards, R (9, PR)	F8									3	1	1	2	1	1	2						
Butch Wynegar, S (9, 2) OBP: 0.414, SLG: 0.304										0	1	0	0	0	0	0						
Inning Stats	R: 0 E: 0 K: 2 S: 7	H: 0 LOB: 0 BB: 0 P: 7	R: 0 E: 0 K: 2 S: 7	H: 0 LOB: 0 BB: 0 P: 7	R: 0 E: 0 K: 0 S: 4	H: 1 LOB: 1 BB: 0 P: 4	R: 0 E: 0 K: 0 S: 3	H: 1 LOB: 0 BB: 0 P: 3	R: 3 E: 1 K: 1 S: 9	H: 4 LOB: 2 BB: 1 P: 13	R: 1 E: 0 K: 0 S: 4	H: 1 LOB: 0 BB: 0 P: 4	R: 1 E: 1 K: 1 S: 7	H: 1 LOB: 1 BB: 0 P: 7	R: 0 E: 0 K: 0 S: 4	H: 1 LOB: 1 BB: 0 P: 4	R: 1 E: 0 K: 0 S: 4	H: 2 LOB: 2 BB: 1 P: 8	1B: 8 2B: 1 3B: 1 HR: 1	SF: 0 SAC: 1 DP: 1 HBP: 0	WP: 1 PB: 0 CS: 1	PA: 39
PITCHER	IP	WLS	BF	H	R	ER	SO	BB	IBB	HBP	BLK	WP	HR	S	P	ERA	WHIP					
Floyd Bannister, L (1,1) ERA: 3.52	8.1	L	36	9	6	5	6	2	0	0	0	0	1	46	54	5.40	1.320					
John Montague, R (9,1) ERA: 3.18	0.2		3	2	0	0	0	0	0	0	0	1	0	3	3	0.00	3.000					

Minnesota Twins @ Seattle Mariners  
The Kingdome, Seattle, WA  
Sat Apr 14 1979, 9:05 PM EST  
Att: 17,070 - Dome

AB	36
R	6
H	11
RBI	5
BB	2
SO	6
LOB	15



Batter	1	2	3	4	5	6	7	8	9	AB	R	H	RBI	BB	SO	LOB	BOTTOM					
Julio Cruz, S (1,4) OBP: 0.318, SLG: 0.243 John Hale, L (9, PH)	5-3		6-3				G5-4-3		F2	4	1	1	0	0	0	1						
Dan Meyer, L (1,7) OBP: 0.243, SLG: 0.400			F7				F7		F9	4	0	1	1	0	0	1						
Bruce Bochte, L (1,3) OBP: 0.447, SLG: 0.694	FC4-6		K						F7	4	0	1	2	0	1	1						
Leon Roberts, R (1,9) OBP: 0.500, SLG: 0.611										3	1	2	0	1	0	1						
Willie Horton, R (1,10) OBP: 0.405, SLG: 0.568 Joe Simpson, L (8, PR) OBP: 0.200, SLG: 0.200	5-3									4	0	2	1	0	0	3						
Ruppert Jones, L (1,8) OBP: 0.452, SLG: 0.588										2	0	1	1	1	0	2						
Bill Stein, R (1,5) OBP: 0.349, SLG: 0.385										4	0	1	0	0	0	4						
Bob Stinson, S (1,2) OBP: 0.357, SLG: 0.304			K						F9	4	1	1	0	0	1	2						
Mario Mendoza, R (1,6) OBP: 0.281, SLG: 0.323 Larry Milbourne, S (5, PH) OBP: 0.714, SLG: 0.857	G6-3									1	0	0	0	0	0	2						
Inning Stats	R: 0 E: 0 K: 0 S: 5	H: 2 LOB: 2 BB: 0 P: 5	R: 0 E: 0 K: 1 S: 6	H: 2 LOB: 1 BB: 0 P: 6	R: 0 E: 0 K: 1 S: 5	H: 0 LOB: 0 BB: 0 P: 5	R: 0 E: 0 K: 0 S: 3	H: 1 LOB: 1 BB: 1 P: 7	R: 3 E: 0 K: 0 S: 7	H: 4 LOB: 1 BB: 0 P: 7	R: 0 E: 0 K: 0 S: 2	H: 0 LOB: 0 BB: 1 P: 6	R: 0 E: 0 K: 0 S: 3	H: 1 LOB: 0 BB: 0 P: 3	R: 2 E: 0 K: 0 S: 5	H: 2 LOB: 1 BB: 0 P: 5	R: 0 E: 0 K: 0 S: 4	H: 1 LOB: 1 BB: 0 P: 4	1B: 12 2B: 0 3B: 1 HR: 0	SF: 2 SAC: 0 DP: 4 HBP: 0	WP: 0 PB: 0 CS: 0	PA: 38
PITCHER	IP	WLS	BF	H	R	ER	SO	BB	IBB	HBP	BLK	WP	HR	S	P	ERA	WHIP					
Paul Hartzell, R (1,1) ERA: 6.14	7.1		32	12	5	5	2	2	0	0	0	0	0	34	42	6.14	1.909					
Mike Marshall, R (8,1) ERA:	1.2	W	6	1	0	0	0	0	0	0	0	0	0	6	6	0.00	0.600					

Minnesota Twins @ Seattle Mariners  
The Kingdome, Seattle, WA  
Sat Apr 14 1979, 9:05 PM EST  
Att: 17,070 - Dome

AB	34
R	5
H	13
RBI	5
BB	2
SO	2
LOB	18






Batter	1	2	3	4	5	6	7	8	9	AB	R	H	RBI	BB	SO	LOB	TOP							
Mike Cabbage, L (1, 5) John Castino, R (4, 5) OBP: 0.333, SLG: 0.385										3	2	2	2	0	0	0	3 2 2 2 0 0 0							
Roy Smalley, S (1, 6) OBP: 0.512, SLG: 0.571										5	2	1	0	1	0	3	5 2 1 0 1 0 3							
Ken Landreaux, L (1, 7) Dave Edwards, R (5, 7) OBP: 0.280, SLG: 0.424										3	1	1	0	1	0	4	3 1 1 0 1 0 4							
Ron Jackson, R (1, 3) Craig Kusick, R (7, 3) OBP: 0.214, SLG: 0.256										3	1	1	1	1	0	1	3 1 1 1 1 0 1							
Glenn Adams, L (1, 10) Jose Morales, R (4, PH) OBP: 0.292, SLG: 0.318										1	0	1	1	0	0	0	1 0 1 1 0 0 0							
Butch Wynegar, S (1, 2) OBP: 0.423, SLG: 0.370										4	1	2	3	1	0	2	4 1 2 3 1 0 2							
Rick Sofield, L (1, 9) Bombo Rivera, R (5, PH) OBP: 0.280, SLG: 0.227										2	0	0	0	0	1	3	2 0 0 0 0 1 3							
Willie Norwood, R (1, 8) OBP: 0.316, SLG: 0.622										6	3	3	2	0	0	2	6 3 3 2 0 0 2							
Rob Wilfong, L (1, 4) OBP: 0.414, SLG: 0.480										5	3	3	1	1	0	1	5 3 3 1 1 0 1							
<b>Inning Stats</b>	R: 3 E: 2 K: 1 S: 9	H: 2 LOB: 2 BB: 1 P: 13	R: 0 E: 0 K: 0 S: 3	H: 0 LOB: 0 BB: 0 P: 3	R: 1 E: 0 K: 0 S: 5	H: 2 LOB: 1 BB: 0 P: 5	R: 3 E: 1 K: 1 S: 7	H: 2 LOB: 1 BB: 2 P: 15	R: 5 E: 1 K: 1 S: 9	H: 7 LOB: 2 BB: 1 P: 13	R: 1 E: 0 K: 1 S: 7	H: 2 LOB: 2 BB: 1 P: 11	R: 0 E: 0 K: 0 S: 2	H: 0 LOB: 0 BB: 2 P: 10	R: 5 E: 1 K: 0 S: 8	H: 4 LOB: 0 BB: 0 P: 8	R: 0 E: 0 K: 2 S: 8	H: 1 LOB: 0 BB: 0 P: 8	1B: 12 2B: 5 3B: 0 HR: 3	SF: 1 SAC: 1 DP: 1 HBP: 0	WP: 0 PB: 0 SB: 0 CS: 1	PA: 55		
<b>PITCHER</b>	IP WLS BF H R ER SO BB IBB HBP BLK WP HR S P ERA WHIP	IP WLS BF H R ER SO BB IBB HBP BLK WP HR S P ERA WHIP	IP WLS BF H R ER SO BB IBB HBP BLK WP HR S P ERA WHIP	IP WLS BF H R ER SO BB IBB HBP BLK WP HR S P ERA WHIP	IP WLS BF H R ER SO BB IBB HBP BLK WP HR S P ERA WHIP	IP WLS BF H R ER SO BB IBB HBP BLK WP HR S P ERA WHIP	IP WLS BF H R ER SO BB IBB HBP BLK WP HR S P ERA WHIP	IP WLS BF H R ER SO BB IBB HBP BLK WP HR S P ERA WHIP	IP WLS BF H R ER SO BB IBB HBP BLK WP HR S P ERA WHIP	IP WLS BF H R ER SO BB IBB HBP BLK WP HR S P ERA WHIP	IP WLS BF H R ER SO BB IBB HBP BLK WP HR S P ERA WHIP	IP WLS BF H R ER SO BB IBB HBP BLK WP HR S P ERA WHIP	IP WLS BF H R ER SO BB IBB HBP BLK WP HR S P ERA WHIP	IP WLS BF H R ER SO BB IBB HBP BLK WP HR S P ERA WHIP	IP WLS BF H R ER SO BB IBB HBP BLK WP HR S P ERA WHIP	IP WLS BF H R ER SO BB IBB HBP BLK WP HR S P ERA WHIP	IP WLS BF H R ER SO BB IBB HBP BLK WP HR S P ERA WHIP	IP WLS BF H R ER SO BB IBB HBP BLK WP HR S P ERA WHIP	IP WLS BF H R ER SO BB IBB HBP BLK WP HR S P ERA WHIP	IP WLS BF H R ER SO BB IBB HBP BLK WP HR S P ERA WHIP	IP WLS BF H R ER SO BB IBB HBP BLK WP HR S P ERA WHIP	IP WLS BF H R ER SO BB IBB HBP BLK WP HR S P ERA WHIP	IP WLS BF H R ER SO BB IBB HBP BLK WP HR S P ERA WHIP	IP WLS BF H R ER SO BB IBB HBP BLK WP HR S P ERA WHIP

Minnesota Twins @ Seattle Mariners  
The Kingdome, Seattle, WA  
Sun Apr 15 1979, 6:33 AM EST  
Att: 5,966 - Dome


AB 45  
R 18  
H 20  
RBI 17  
BB 7  
SO 5  
LOB 23



Batter	1	2	3	4	5	6	7	8	9	AB	R	H	RBI	BB	SO	LOB	BOTTOM							
Julio Cruz, S (1, 4) OBP: 0.327, SLG: 0.244										4	0	1	0	1	1	0	4 0 1 0 1 1 0							
Bill Stein, R (1, 5) OBP: 0.354, SLG: 0.455										5	2	2	1	0	0	2	5 2 2 1 0 0 2							
Bruce Bochte, L (1, 3) OBP: 0.452, SLG: 0.675										4	1	2	0	0	2	0	4 1 2 0 0 2 0							
Leon Roberts, R (1, 9) OBP: 0.522, SLG: 0.725										4	2	3	3	0	0	0	4 2 3 3 0 0 0							
Willie Horton, R (1, 10) OBP: 0.391, SLG: 0.537										4	0	1	0	0	1	3	4 0 1 0 0 1 3							
Ruppert Jones, L (1, 8) Joe Simpson, L (6, 8) OBP: 0.455, SLG: 0.583										2	0	1	1	0	0	2	2 0 1 1 0 0 2							
Tom Paciorek, R (1, 7) Bobby Valentine, R (6, 7) OBP: 0.222, SLG: 0.222										2	0	0	0	0	0	2	2 0 0 0 0 0 2							
Larry Cox, R (1, 2) OBP: 0.333, SLG: 0.714										4	1	1	1	0	1	1	4 1 1 1 0 1 1							
Larry Milbourne, S (1, 6) OBP: 0.545, SLG: 0.636										4	0	1	0	0	0	0	4 0 1 0 0 0 0							
<b>Inning Stats</b>	R: 1 E: 0 K: 1 S: 7	H: 3 LOB: 1 BB: 1 P: 11	R: 1 E: 0 K: 0 S: 5	H: 3 LOB: 1 BB: 0 P: 5	R: 1 E: 1 K: 1 S: 7	H: 2 LOB: 1 BB: 0 P: 7	R: 0 E: 0 K: 1 S: 5	H: 0 LOB: 0 BB: 0 P: 5	R: 0 E: 0 K: 0 S: 4	H: 1 LOB: 1 BB: 0 P: 4	R: 3 E: 0 K: 1 S: 8	H: 3 LOB: 0 BB: 0 P: 8	R: 0 E: 0 K: 0 S: 3	H: 0 LOB: 0 BB: 0 P: 3	R: 0 E: 0 K: 0 S: 3	H: 0 LOB: 0 BB: 0 P: 3	1B: 8 2B: 1 3B: 0 HR: 3	SF: 0 SAC: 0 DP: 2 HBP: 0	WP: 0 PB: 0 SB: 0 CS: 1	PA: 38				
<b>PITCHER</b>	IP WLS BF H R ER SO BB IBB HBP BLK WP HR S P ERA WHIP	IP WLS BF H R ER SO BB IBB HBP BLK WP HR S P ERA WHIP	IP WLS BF H R ER SO BB IBB HBP BLK WP HR S P ERA WHIP	IP WLS BF H R ER SO BB IBB HBP BLK WP HR S P ERA WHIP	IP WLS BF H R ER SO BB IBB HBP BLK WP HR S P ERA WHIP	IP WLS BF H R ER SO BB IBB HBP BLK WP HR S P ERA WHIP	IP WLS BF H R ER SO BB IBB HBP BLK WP HR S P ERA WHIP	IP WLS BF H R ER SO BB IBB HBP BLK WP HR S P ERA WHIP	IP WLS BF H R ER SO BB IBB HBP BLK WP HR S P ERA WHIP	IP WLS BF H R ER SO BB IBB HBP BLK WP HR S P ERA WHIP	IP WLS BF H R ER SO BB IBB HBP BLK WP HR S P ERA WHIP	IP WLS BF H R ER SO BB IBB HBP BLK WP HR S P ERA WHIP	IP WLS BF H R ER SO BB IBB HBP BLK WP HR S P ERA WHIP	IP WLS BF H R ER SO BB IBB HBP BLK WP HR S P ERA WHIP	IP WLS BF H R ER SO BB IBB HBP BLK WP HR S P ERA WHIP	IP WLS BF H R ER SO BB IBB HBP BLK WP HR S P ERA WHIP	IP WLS BF H R ER SO BB IBB HBP BLK WP HR S P ERA WHIP	IP WLS BF H R ER SO BB IBB HBP BLK WP HR S P ERA WHIP	IP WLS BF H R ER SO BB IBB HBP BLK WP HR S P ERA WHIP	IP WLS BF H R ER SO BB IBB HBP BLK WP HR S P ERA WHIP	IP WLS BF H R ER SO BB IBB HBP BLK WP HR S P ERA WHIP	IP WLS BF H R ER SO BB IBB HBP BLK WP HR S P ERA WHIP	IP WLS BF H R ER SO BB IBB HBP BLK WP HR S P ERA WHIP	IP WLS BF H R ER SO BB IBB HBP BLK WP HR S P ERA WHIP

Minnesota Twins @ Seattle Mariners  
The Kingdome, Seattle, WA  
Sun Apr 15 1979, 6:33 AM EST  
Att: 5,966 - Dome

AB 37  
R 6  
H 12  
RBI 6  
BB 1  
SO 5  
LOB 12





Batter	1	2	3	4	5	6	7	8	9	AB	R	H	RBI	BB	SO	LOB	TOP
Julio Cruz, S (1,4) OBP: 0.340, SLG: 0.250 John Hale, L (9, PH)	0-0 CS 1B		4-0 E 1B BB	0-0 FC6-4	0-0 FC6-4		0-0 1-3		4-0 1-2 BB	3	1	1	0	1	0	1	3 1 1 0 1 0 1 0 0 0 0 1 0 0
Dan Meyer, L (1,7) OBP: 0.344, SLG: 0.368 Tom Paciorek, R (9, PH)	4-0 BB 1-2 BB		0-0 E3 FC6-4 1B		0-0 4-3		0-0 3-1		0-3 K	3	0	0	0	1	0	1	3 0 0 0 1 0 1 1 0 0 0 0 1 2
Bruce Bochte, L (1,3) OBP: 0.468, SLG: 0.651	4-0 1-2 BB		0-0 FC6-4 1B		0-0 4-3		4-0 BB		0-3 K	3	0	1	1	2	1	2	3 0 1 1 2 1 2
Leon Roberts, R (1,9) OBP: 0.500, SLG: 0.682	0-0 F8		0-0 FC6-4 BB		0-0 1B		0-0 5-3			4	0	1	0	0	0	5	4 0 1 0 0 0 5
Willie Horton, R (1,10) OBP: 0.380, SLG: 0.500	0-0 5-3		4-0 1-2 BB		0-0 L5				0-0 5-3	3	0	0	0	1	0	3	3 0 0 0 1 0 3
Ruppert Jones, L (1,8) OBP: 0.458, SLG: 0.590		4-0 CS BB	0-0 4-3		0-0 6-3 SF7 2B				0-0 6-3	3	1	1	0	1	0	3	3 1 1 0 1 0 3
Bill Stein, R (1,5) OBP: 0.327, SLG: 0.417		0-0 F9		0-0 6-3		0-0 6-3			0-0 F9	4	0	0	0	0	0	2	4 0 0 0 0 0 2
Bob Stinson, S (1,2) OBP: 0.344, SLG: 0.280		0-0 4-3		0-0 F8		0-0 SF7			4-0 BB BB	2	0	0	1	1	0	1	2 0 0 1 1 0 1
Mario Mendoza, R (1,6) OBP: 0.286, SLG: 0.324 Larry Milbourne, S (9, PH)			0-0 P4		0-0 FC6-4 1B		0-0 F8		0-0 F7	3	0	1	0	0	0	0	3 0 1 0 0 0 0 1 0 0 0 0 0 1
<b>Inning Stats</b>	R: 0 E: 0 K: 0 S: 3	H: 1 LOB: 2 BB: 2 P: 11	R: 0 E: 0 K: 0 S: 2	H: 0 LOB: 0 BB: 1 P: 6	R: 1 E: 1 K: 0 S: 5	H: 1 LOB: 3 BB: 2 P: 13	R: 0 E: 0 K: 0 S: 4	H: 1 LOB: 1 BB: 0 P: 4	R: 0 E: 0 K: 0 S: 4	H: 0 LOB: 1 BB: 0 P: 7	R: 0 E: 0 K: 0 S: 3	H: 0 LOB: 0 BB: 0 P: 3	R: 0 E: 0 K: 2 S: 7	H: 0 LOB: 2 BB: 2 P: 15	1B: 4 2B: 1 3B: 0 HR: 0	SF: 1 SAC: 0 DP: 0 HBP: 0	WP: 0 PA: 39 PB: 0 SB: 0 CS: 2
<b>PITCHER</b>	IP WLS BF H R ER SO BB IBB HBP BLK WP HR S P ERA WHIP	8.1 W 37 5 2 2 0 8 0 0 0 0 0 29 61 2.16 1.560	0.2 S 2 0 0 0 2 0 0 0 0 0 0 6 6 0.00 0.000														

Seattle Mariners @ Oakland Athletics  
Oakland-Alameda County Coliseum, Oakland, CA  
Mon Apr 16 1979, 6:05 PM PST  
Att: 2,938 - Unknown

AB 30  
R 2  
H 5  
RBI 2  
BB 8  
SO 2  
LOB 21



Batter	1	2	3	4	5	6	7	8	9	AB	R	H	RBI	BB	SO	LOB	BOTTOM		
Miguel Dilone, S (1,7) OBP: 0.346, SLG: 0.364	0-0 FC4-6 BB 1B		0-0 5-3		4-0 SH3-4 1B BB		0-0 CS 1B			3	2	2	0	1	0	1	3 2 2 0 1 0 1		
Joe Wallis, S (1,9)	4-0 FC4-6 BB		0-3 K		0-0 SH3-4 1B		0-0 F9			2	0	0	0	1	1	1	2 0 0 0 1 1 1		
Mitchell Page, L (1,10) OBP: 0.298, SLG: 0.429	0-0 P6		0-0 4-3		0-0 G3 1B				0-3 K	4	0	1	1	0	1	2	4 0 1 1 0 1 2		
Dave Revering, L (1,3) OBP: 0.361, SLG: 0.515	0-0 FC4-6 1B		0-3 K		0-0 G3				0-0 F8	4	0	0	0	0	1	3	4 0 0 0 0 1 3		
Jeff Newman, R (1,2) OBP: 0.184, SLG: 0.143	0-0 1-2 3H 1B		0-0 3-1		0-0 F9				0-0 F8	4	0	1	1	0	0	1	4 0 1 1 0 0 1		
Mike Edwards, R (1,4) OBP: 0.273, SLG: 0.349	0-0 F8		0-0 E 3B 1B		0-0 F8				0-0 F8	3	1	1	0	0	0	2	3 1 1 0 0 0 2		
Wayne Gross, L (1,5) OBP: 0.367, SLG: 0.571		0-3 K		0-3 K		0-3 K				3	0	0	0	0	3	1	3 0 0 0 0 3 1		
Rob Picciolo, R (1,6) OBP: 0.080, SLG: 0.160		0-0 FC1-6 1B		0-0 PB 3B		0-0 1-3			0-0 1-3	3	1	2	1	0	0	0	3 1 2 1 0 0 0		
Dwayne Murphy, L (1,8) OBP: 0.458, SLG: 0.429		0-0 FC1-6		0-0 P6					0-0 3-1	3	0	0	0	0	0	1	3 0 0 0 0 0 1		
<b>Inning Stats</b>	R: 1 E: 0 K: 0 S: 5	H: 2 LOB: 2 BB: 1 P: 9	R: 0 E: 0 K: 1 S: 6	H: 1 LOB: 0 BB: 0 P: 6	R: 0 E: 0 K: 2 S: 7	H: 0 LOB: 0 BB: 0 P: 7	R: 2 E: 0 K: 1 S: 7	H: 2 LOB: 0 BB: 0 P: 7	R: 1 E: 0 K: 0 S: 4	H: 1 LOB: 1 BB: 1 P: 8	R: 0 E: 0 K: 1 S: 5	H: 0 LOB: 0 BB: 0 P: 5	R: 0 E: 0 K: 0 S: 3	H: 1 LOB: 0 BB: 0 P: 3	R: 0 E: 0 K: 1 S: 5	H: 0 LOB: 0 BB: 0 P: 5	1B: 6 2B: 0 3B: 1 HR: 0	SF: 0 SAC: 1 DP: 0 HBP: 0	WP: 0 PA: 32 PB: 1 SB: 1 CS: 1
<b>PITCHER</b>	IP WLS BF H R ER SO BB IBB HBP BLK WP HR S P ERA WHIP	4.2 L 22 6 4 3 4 2 0 0 0 0 0 14 36 5.79 1.714	3.1 10 1 0 0 2 0 0 0 0 0 0 0 14 14 0.00 0.300																

Seattle Mariners @ Oakland Athletics  
Oakland-Alameda County Coliseum, Oakland, CA  
Mon Apr 16 1979, 6:05 PM PST  
Att: 2,938 - Unknown

AB 29  
R 4  
H 7  
RBI 3  
BB 2  
SO 6  
LOB 12





Batter	1	2	3	4	5	6	7	8	9	AB	R	H	RBI	BB	SO	LOB	TOP										
<b>Julio Cruz, S</b> OBP: 0.345, SLG: 0.265 (1, 4)										5	2	2	1	0	0	1	<b>Seattle Mariners @ Oakland Athletics</b> Oakland-Alameda County Coliseum, Oakland, CA Tue Apr 17 1979, 6:05 PM PST Att: 653 - Unknown										
<b>Bill Stein, R</b> OBP: 0.351, SLG: 0.434 (1, 5)										5	0	3	1	0	0	1											
<b>Bruce Bochte, L</b> OBP: 0.451, SLG: 0.617 (1, 3)										4	1	1	1	0	1	4											
<b>Leon Roberts, R</b> OBP: 0.481, SLG: 0.638 (1, 9)										3	0	0	0	1	0	5											
<b>Willie Horton, R</b> OBP: 0.352, SLG: 0.458 (1, 10)										4	0	0	0	0	2	2											
<b>Ruppert Jones, L</b> OBP: 0.423, SLG: 0.535 (1, 8)										4	0	0	0	0	1	0											
<b>Dan Meyer, L</b> OBP: 0.222, SLG: 0.333 (1, 7)										4	0	0	0	0	0	0											
<b>Larry Cox, R</b> OBP: 0.368, SLG: 0.667 (1, 2)										4	1	2	0	0	0	0											
<b>Mario Mendoza, R</b> OBP: 0.316, SLG: 0.351 (1, 6)										3	1	2	0	0	0	2											
<b>Larry Milbourne, S</b> OBP: 0.462, SLG: 0.538 (9, 6)										1	0	0	0	0	1	0											
<b>Inning Stats</b>	R: 0 E: 0 K: 1 S: 6	H: 2 LOB: 1 BB: 0 P: 6	R: 0 E: 1 K: 1 S: 7	H: 1 LOB: 2 BB: 0 P: 7	R: 0 E: 1 K: 0 S: 4	H: 0 LOB: 1 BB: 0 P: 4	R: 0 E: 0 K: 1 S: 5	H: 0 LOB: 0 BB: 0 P: 5	R: 3 E: 1 K: 1 S: 8	H: 4 LOB: 1 BB: 1 P: 12	R: 0 E: 0 K: 0 S: 3	H: 0 LOB: 0 BB: 0 P: 3	R: 2 E: 0 K: 0 S: 6	H: 3 LOB: 1 BB: 0 P: 6	R: 0 E: 0 K: 0 S: 3	H: 0 LOB: 0 BB: 0 P: 3	R: 0 E: 0 K: 1 S: 5	H: 0 LOB: 0 BB: 0 P: 5	1B: 10 2B: 0 3B: 0 HR: 0	SF: 0 SAC: 0 DP: 2 HBP: 0	WP: 0 PB: 1 SB: 1 CS: 0	PA: 38					
<b>PITCHER</b>	IP	WLS	BF	H	R	ER	SO	BB	IBB	HBP	BLK	WP	HR	S	P	ERA	WHIP										
<b>John Henry Johnson, L</b> ERA: 7.47 (1, 1)	6.0		26	7	3	3	4	1	0	0	0	0	0	33	37	4.50	1.333										
<b>Jim Todd, R</b> ERA: 7.88 (7, 1)	0.1		4	3	2	1	0	0	0	0	0	0	0	4	4	27.00	9.000										
<b>Dave Heaverlo, R</b> ERA: 0.75 (7, 1)	2.2	W	8	0	0	0	1	0	0	0	0	0	0	10	10	0.00	0.000										

Batter	1	2	3	4	5	6	7	8	9	AB	R	H	RBI	BB	SO	LOB	BOTTOM										
<b>Miguel Dilone, S</b> OBP: 0.355, SLG: 0.370 (1, 7)										5	1	2	1	0	0	0	<b>Seattle Mariners @ Oakland Athletics</b> Oakland-Alameda County Coliseum, Oakland, CA Tue Apr 17 1979, 6:05 PM PST Att: 653 - Unknown										
<b>Joe Wallis, S</b> OBP: 0.371, SLG: 0.125 (1, 9)										5	0	3	0	0	1	2											
<b>Mitchell Page, L</b> OBP: 0.308, SLG: 0.413 (1, 10)										4	1	1	0	1	2	4											
<b>Dave Revering, L</b> OBP: 0.341, SLG: 0.486 (1, 3)										4	1	1	1	0	0	4											
<b>Dwayne Murphy, L</b> OBP: 0.414, SLG: 0.385 (1, 8)										5	0	1	0	0	2	4											
<b>Wayne Gross, L</b> OBP: 0.429, SLG: 0.581 (1, 5)										3	2	2	0	2	0	1											
<b>Jeff Newman, R</b> OBP: 0.200, SLG: 0.162 (1, 2)										2	0	1	1	0	0	2											
<b>Jim Essian, R</b> OBP: 0.438, SLG: 0.357 (7, 2)										2	0	1	1	0	0	1											
<b>Mike Edwards, R</b> OBP: 0.250, SLG: 0.319 (1, 4)										4	1	0	2	0	0	3											
<b>Rob Picciolo, R</b> OBP: 0.103, SLG: 0.172 (1, 6)										4	0	1	0	0	0	1											
<b>Inning Stats</b>	R: 1 E: 1 K: 0 S: 5	H: 2 LOB: 1 BB: 0 P: 5	R: 2 E: 1 K: 2 S: 11	H: 3 LOB: 2 BB: 0 P: 11	R: 2 E: 1 K: 0 S: 5	H: 2 LOB: 1 BB: 1 P: 9	R: 0 E: 0 K: 1 S: 5	H: 0 LOB: 0 BB: 0 P: 5	R: 0 E: 1 K: 0 S: 5	H: 1 LOB: 2 BB: 0 P: 5	R: 0 E: 0 K: 0 S: 5	H: 2 LOB: 2 BB: 0 P: 5	R: 0 E: 0 K: 1 S: 5	H: 1 LOB: 0 BB: 0 P: 5	R: 0 E: 0 K: 0 S: 3	H: 0 LOB: 0 BB: 0 P: 3	R: 0 E: 0 K: 1 S: 6	H: 2 LOB: 2 BB: 2 P: 14	1B: 12 2B: 1 3B: 0 HR: 0	SF: 1 SAC: 1 DP: 1 HBP: 0	WP: 1 PB: 0 SB: 1 CS: 1	PA: 43					
<b>PITCHER</b>	IP	WLS	BF	H	R	ER	SO	BB	IBB	HBP	BLK	WP	HR	S	P	ERA	WHIP										
<b>Odell Jones, R</b> ERA: 3.6 (1, 1)	8.2	L	43	13	6	3	5	0	3	0	0	1	0	50	62	3.12	1.500										

AB	37
R	5
H	10
RBI	3
BB	1
SO	5
LOB	15



AB	38
R	6
H	13
RBI	6
BB	3
SO	5
LOB	22





Batter	1	2	3	4	5	6	7	8	9	AB	R	H	RBI	BB	SO	LOB	TOP					
Julio Cruz, S OBP: 0.361, SLG: 0.260 Larry Milbourne, S OBP: 0.400, SLG: 0.467	3-1		1B BB		CS BB		6-3		L6	1	1	0	0	2	0	0	<b>Seattle Mariners @ Oakland Athletics</b> Oakland-Alameda County Coliseum, Oakland, CA Wed Apr 18 1979, 3:33 AM PST Att: 1,215 - Unknown <a href="http://livebaseballscorecards.com">livebaseballscorecards.com</a>					
Joe Simpson, L OBP: 0.182, SLG: 0.182 Bobby Valentine, R (9, PH)	4-3		1B		F7		L6		2B BB	4	0	1	0	0	0	1						
Bruce Bochte, L OBP: 0.482, SLG: 0.647	L6		1B		FC5-4 BB				FC5 BB 1B	4	0	3	1	1	0	0						
Leon Roberts, R OBP: 0.475, SLG: 0.600			6-3		FC5-4 BB				4-3 FC5 BB	3	0	0	0	2	0	5						
Willie Horton, R OBP: 0.328, SLG: 0.423	F8				K				FC5 4-3	4	0	0	0	0	2	3						
Ruppert Jones, L OBP: 0.429, SLG: 0.565	P6				2B S BB				4-3	3	1	1	0	1	0	3						
Bill Stein, R OBP: 0.361, SLG: 0.455	F8								SF9 3B	2	0	1	1	1	0	1						
Bob Stinson, S OBP: 0.314, SLG: 0.250 Tom Paciorek, R OBP: 0.182, SLG: 0.182 Larry Cox, R OBP: 0.368, SLG: 0.667			1-3		K				5-3	3	0	0	0	0	1	2						
Mario Mendoza, R OBP: 0.286, SLG: 0.317			K		6-3				F9	4	0	0	0	0	2	2						
<b>Inning Stats</b>	R: 0 E: 0 K: 0 S: 3	H: 0 LOB: 0 BB: 0 P: 3	R: 0 E: 0 K: 0 S: 3	H: 0 LOB: 1 BB: 1 P: 7	R: 1 E: 0 K: 1 S: 7	H: 2 LOB: 2 BB: 1 P: 11	R: 0 E: 0 K: 2 S: 8	H: 1 LOB: 2 BB: 1 P: 12	R: 0 E: 0 K: 0 S: 2	H: 0 LOB: 1 BB: 2 P: 10	R: 1 E: 0 K: 1 S: 6	H: 1 LOB: 0 BB: 0 P: 6	R: 0 E: 0 K: 0 S: 3	H: 0 LOB: 0 BB: 3 P: 3	R: 0 E: 0 K: 0 S: 4	H: 1 LOB: 3 BB: 2 P: 12		R: 0 E: 0 K: 1 S: 6	H: 1 LOB: 2 BB: 1 P: 10	1B: 3 2B: 2 3B: 1 HR: 0	SF: 1 SAC: 0 DP: 0 HBP: 0	WP: 0 PB: 0 SB: 1 CS: 1
<b>PITCHER</b>	IP	WLS	BF	H	R	ER	SO	BB	IBB	HBP	BLK	WP	HR	S	P	ERA	WHIP					
Alan Wirth, R ERA: 3.38	(1, 1)	7.0	W	31	5	2	2	4	6	0	0	0	0	0	33	57	2.57	1.571				
Jim Todd, R ERA: 7.27	(8, 1)	0.2		3	0	0	0	0	1	0	0	0	0	2	6	0.00	1.500					
Bob Lacey, L ERA: 4.7	(8, 1)	1.0	S	5	1	0	0	1	1	0	0	0	0	6	10	0.00	2.000					
Dave Heaverlo, R ERA: 0.73	(9, 1)	0.1		1	0	0	0	0	0	0	0	0	0	1	1	0.00	0.000					

Batter	1	2	3	4	5	6	7	8	9	AB	R	H	RBI	BB	SO	LOB	BOTTOM				
Miguel Dilone, S OBP: 0.314, SLG: 0.323 Dwayne Murphy, L OBP: 0.414, SLG: 0.385	4-3		G1-4-3		FC6-4		E6			4	0	0	1	0	0	4	<b>Seattle Mariners @ Oakland Athletics</b> Oakland-Alameda County Coliseum, Oakland, CA Wed Apr 18 1979, 3:33 AM PST Att: 1,215 - Unknown <a href="http://livebaseballscorecards.com">livebaseballscorecards.com</a>				
Joe Wallis, S OBP: 0.154, SLG: 0.111	5-3				F7		4-3			4	0	0	0	0	1	1					
Mitchell Page, L OBP: 0.304, SLG: 0.400	5-3				6-3		K		FC6-4 1B	4	0	1	0	0	1	1					
Dave Revering, L OBP: 0.311, SLG: 0.439			F5		4-3		F9		F8	4	0	0	0	0	0	1					
Mike Edwards, R OBP: 0.250, SLG: 0.314			P4				FC6-4		F8	4	1	1	0	0	0	1					
Larry Murray, S OBP: 0.214, SLG: 0.154	1-3				1-3		2B 1B		G3	4	1	1	0	0	0	1					
Jim Essian, R OBP: 0.474, SLG: 0.529			F7				1B BB		1B BB	3	2	2	1	0	0	0					
Wayne Gross, L OBP: 0.447, SLG: 0.563			1B BB		F7		1B BB		1B IBB	1	1	0	0	2	0	1					
Rob Picciolo, R OBP: 0.156, SLG: 0.219			G1-4-3 1B		E4 FC6-4		E6 1B			3	0	2	1	0	0	0					
<b>Inning Stats</b>	R: 0 E: 0 K: 0 S: 3	H: 0 LOB: 0 BB: 0 P: 3	R: 0 E: 0 K: 0 S: 3	H: 0 LOB: 0 BB: 0 P: 3	R: 0 E: 0 K: 0 S: 3	H: 1 LOB: 1 BB: 1 P: 7	R: 0 E: 0 K: 0 S: 3	H: 0 LOB: 0 BB: 0 P: 3	R: 2 E: 1 K: 0 S: 6	H: 2 LOB: 1 BB: 0 P: 6	R: 0 E: 0 K: 1 S: 6	H: 1 LOB: 1 BB: 0 P: 6	R: 3 E: 1 K: 1 S: 8	H: 3 LOB: 1 BB: 1 P: 12	R: 0 E: 0 K: 0 S: 3	H: 0 LOB: 0 BB: 0 P: 3		1B: 5 2B: 2 3B: 0 HR: 0	SF: 0 SAC: 0 DP: 1 HBP: 0	WP: 0 PB: 0 SB: 0 CS: 0	PA: 33
<b>PITCHER</b>	IP	WLS	BF	H	R	ER	SO	BB	IBB	HBP	BLK	WP	HR	S	P	ERA	WHIP				
Rick Honeycutt, L ERA: 5.0	(1, 1)	6.0	L	25	6	4	3	1	6	0	0	0	0	26	30	4.50	1.167				
John Montague, R ERA: 2.16	(7, 1)	2.0		8	1	1	0	1	0	1	0	0	0	9	13	0.00	0.500				






Batter	1	2	3	4	5	6	7	8	9	AB	R	H	RBI	BB	SO	LOB	TOP								
Julio Cruz, S OBP: 0.364, SLG: 0.273 (1, 4)	4-3		1B 2B		4-3		1B FC3-6	4-3		5	2	2	0	0	0	1									
Bill Stein, R OBP: 0.379, SLG: 0.467 (1, 5)	1B PB E		F8		6-3		1B FC3-6		1B G4-6-3	5	1	3	1	0	0	1									
Tom Paciorek, R OBP: 0.182, SLG: 0.182 (9, PR)	1B						1B			0	0	0	0	0	0	0									
Bruce Bochte, L OBP: 0.475, SLG: 0.625 (1, 3)	1B PB E6		2B		4-3		1B FC3-6		1B G4-6-3	5	0	2	1	0	0	2									
Leon Roberts, R OBP: 0.484, SLG: 0.618 (1, 9)	1B E6					6-3	1B		1B	5	0	3	2	0	0	1									
Willie Horton, R OBP: 0.333, SLG: 0.421 (1, 10)	K		6-3			K	1B		1B FC4-6	5	0	2	0	0	2	3									
Ruppert Jones, L OBP: 0.393, SLG: 0.510 (1, 8)		4-3			K		1B		1B FC4-6	5	0	0	0	0	2	5									
Bobby Valentine, R (1, 7)		F9								1	1	0	0	2	0	0									
Joe Simpson, L OBP: 0.250, SLG: 0.250 (8, PH)					1B BB		1B SF9		1B FC6-4	1	0	1	0	0	0	0									
Larry Cox, R OBP: 0.409, SLG: 0.667 (1, 2)										3	1	2	0	0	0	0									
Dan Meyer, L OBP: 0.217, SLG: 0.326 (8, PH)		F8								1	0	0	0	0	0	1									
Bob Stinson, S OBP: 0.314, SLG: 0.250 (8, 2)					1B		1B		1B G3	0	0	0	0	0	0	0									
Mario Mendoza, R OBP: 0.267, SLG: 0.302 (1, 6)										2	0	0	1	0	1	2									
John Hale, L (8, PH)										1	0	0	0	0	0	1									
Larry Milbourne, S OBP: 0.400, SLG: 0.467 (8, 6)			K		G6-4-3		SF9		G3	0	0	0	0	0	0	0									
<b>Inning Stats</b>	R: 1 E: 1 K: 1 S: 7	H: 2 LOB: 1 BB: 0 P: 7	R: 0 E: 0 K: 0 S: 3	H: 0 LOB: 0 BB: 0 P: 3	R: 1 E: 0 K: 1 S: 8	H: 3 LOB: 2 BB: 0 P: 8	R: 0 E: 0 K: 1 S: 5	H: 1 LOB: 1 BB: 1 P: 9	R: 0 E: 0 K: 0 S: 3	H: 0 LOB: 0 BB: 0 P: 3	R: 0 E: 0 K: 2 S: 7	H: 0 LOB: 0 BB: 0 P: 7	R: 3 E: 0 K: 0 S: 8	H: 5 LOB: 3 BB: 1 P: 12	R: 0 E: 0 K: 0 S: 4	H: 1 LOB: 1 BB: 0 P: 4	R: 0 E: 0 K: 0 S: 5	H: 3 LOB: 2 BB: 0 P: 5	1B: 14 2B: 1 3B: 0 HR: 0	SF: 1 SAC: 0 DP: 2 HBP: 0	WP: 0 PB: 1 SB: 0 CS: 0	PA: 42			
<b>PITCHER</b>	IP	WLS	BF	H	R	ER	SO	BB	IBB	HBP	BLK	WP	HR	S	P	ERA	WHIP								
Jerry Kosman, L ERA: 4.24 (1, 1)	6.2	W	31	10	5	4	5	2	0	0	0	0	0	39	47	5.40	1.800								
Pete Redfern, R ERA: 1.04 (7, 1)	0.1		2	1	0	0	0	0	0	0	0	0	0	2	2	0.00	3.000								
Mike Marshall, R ERA: 1.84 (8, 1)	2.0	S	9	4	0	0	0	0	0	0	0	0	0	9	9	0.00	2.000								

Seattle Mariners @ Minnesota Twins  
Metropolitan Stadium, Bloomington, MI  
Sat Apr 21 1979, 4:33 AM EST  
Att. 6,678 - Unknown - 59 F

AB 39  
R 5  
H 15  
RBI 5  
BB 2  
SO 5  
LOB 17



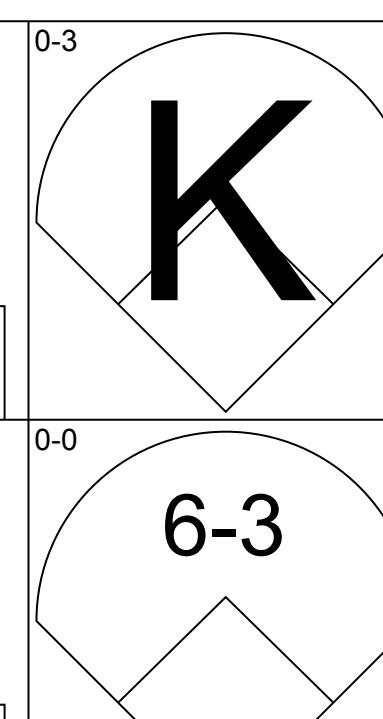
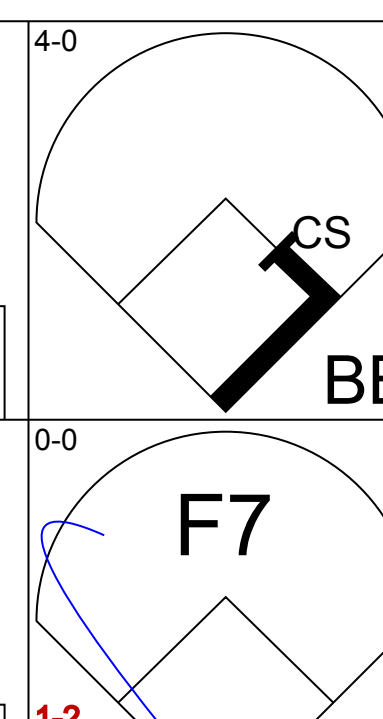
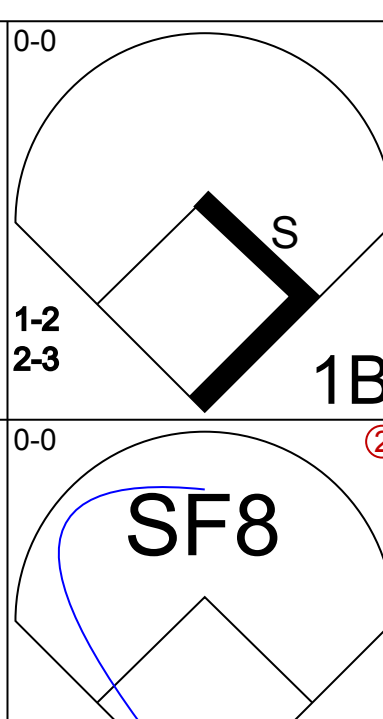
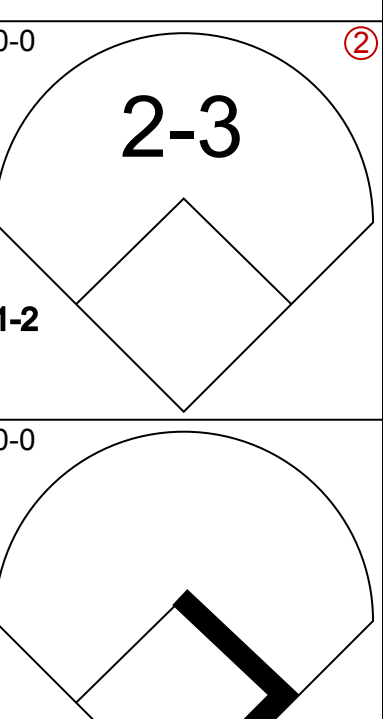
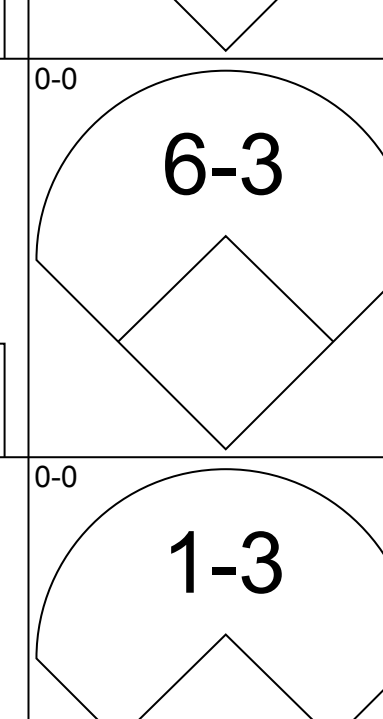
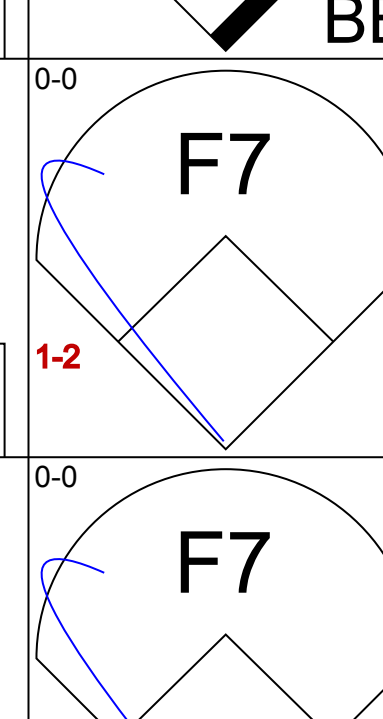
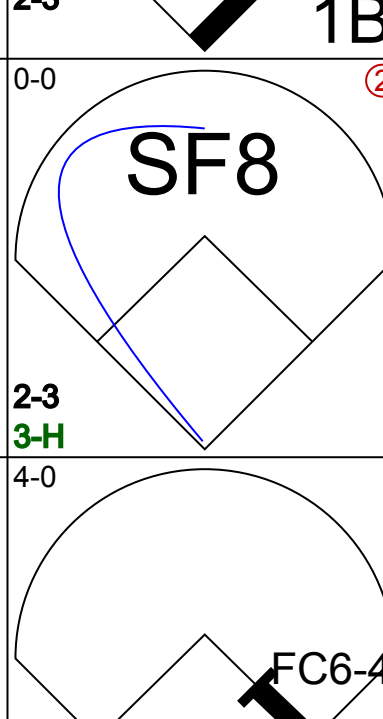
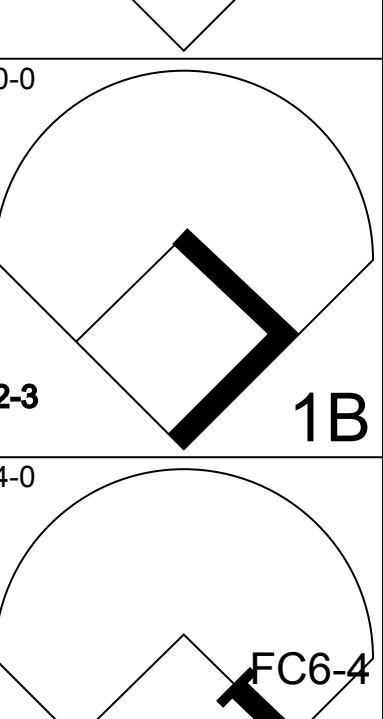
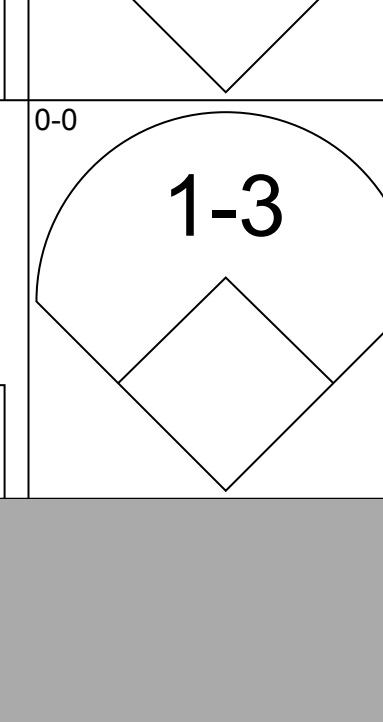
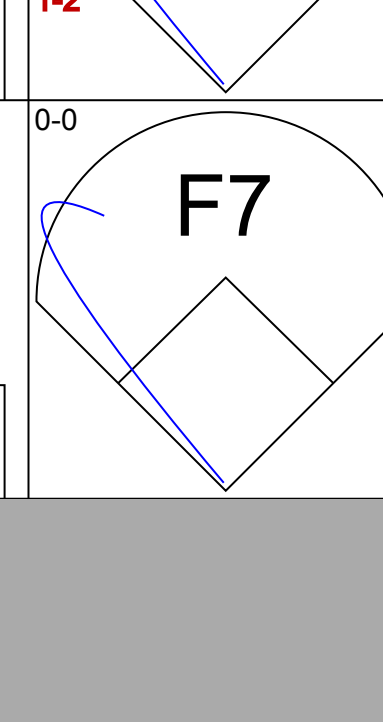
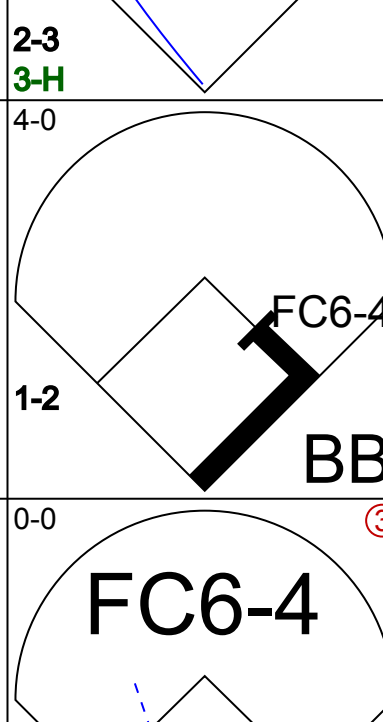
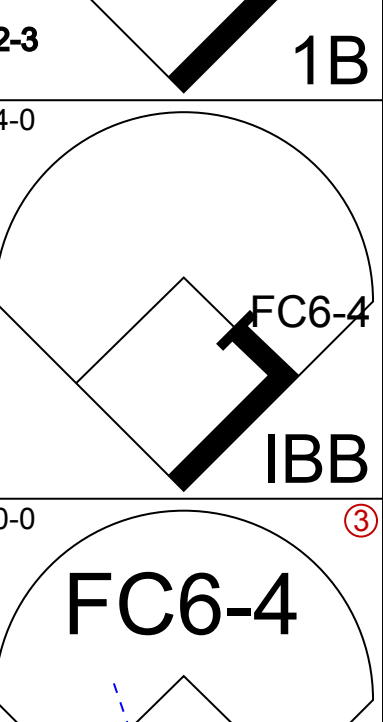
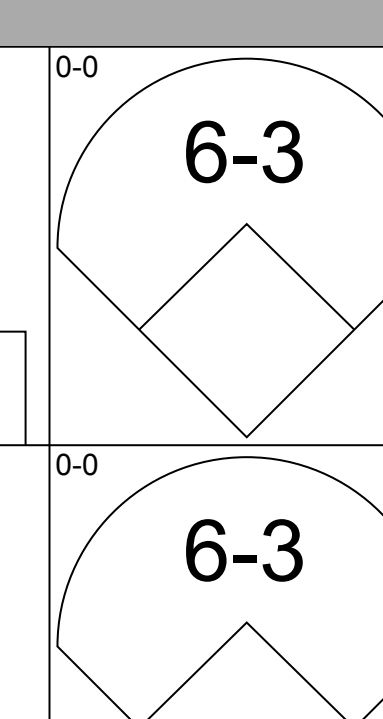
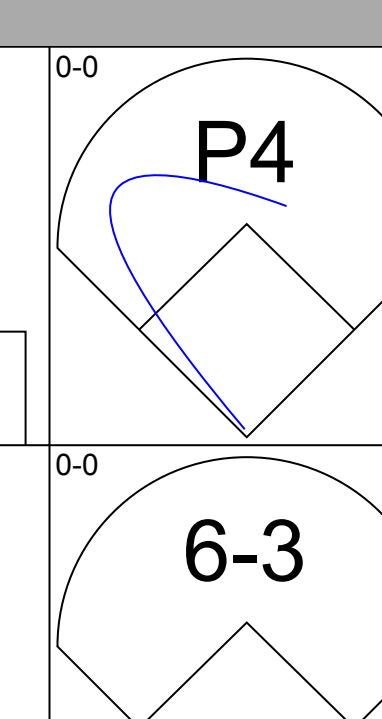
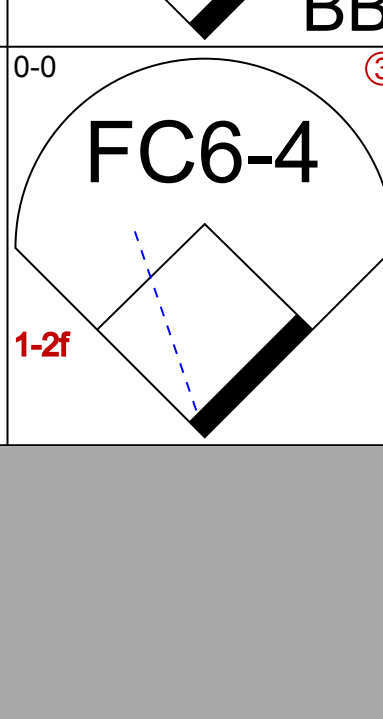
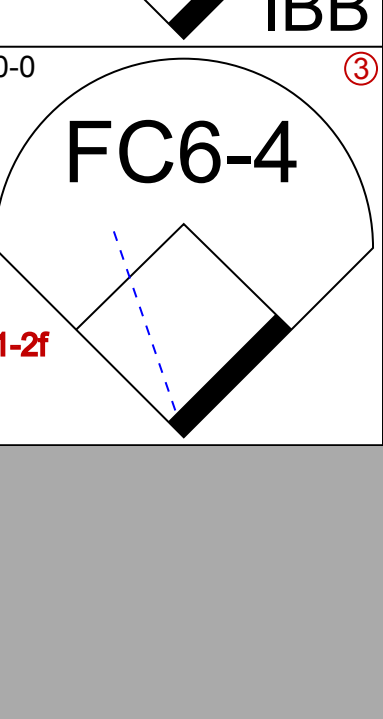

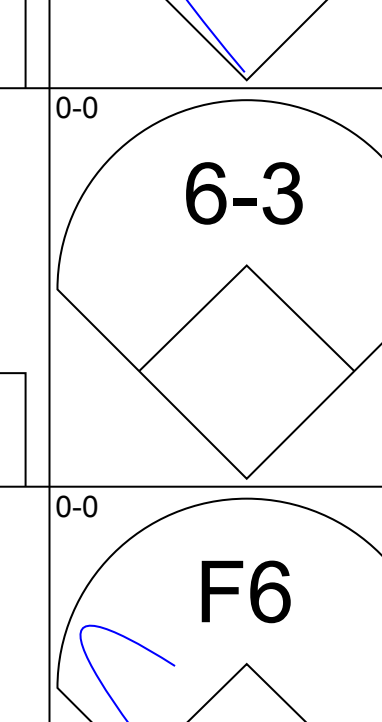
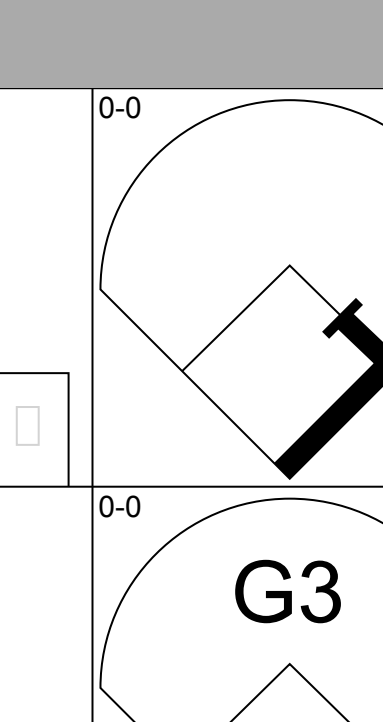
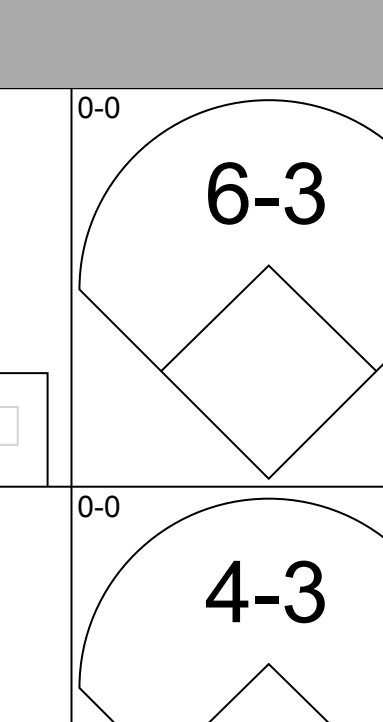

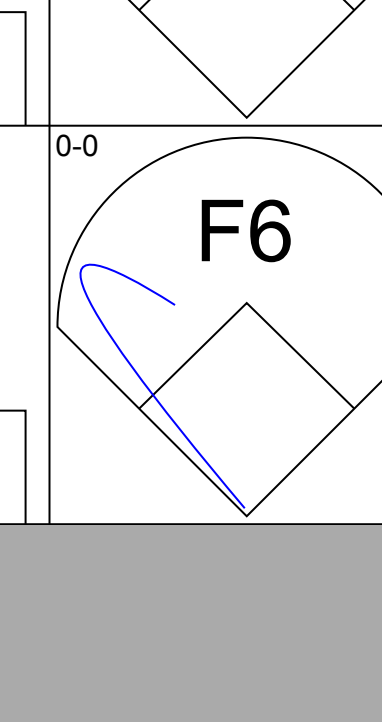
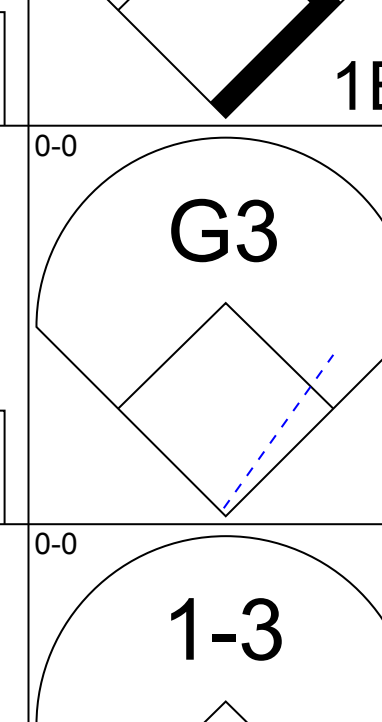
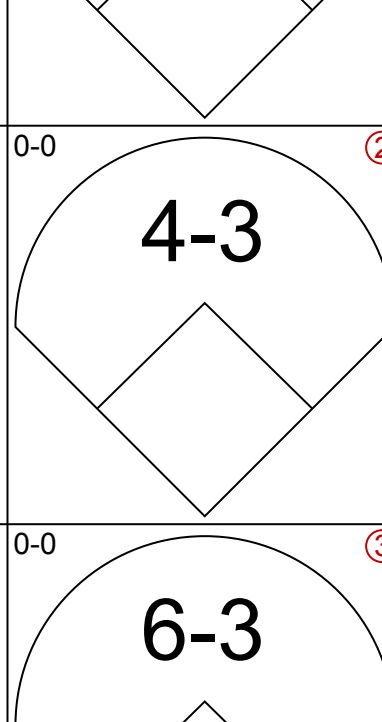
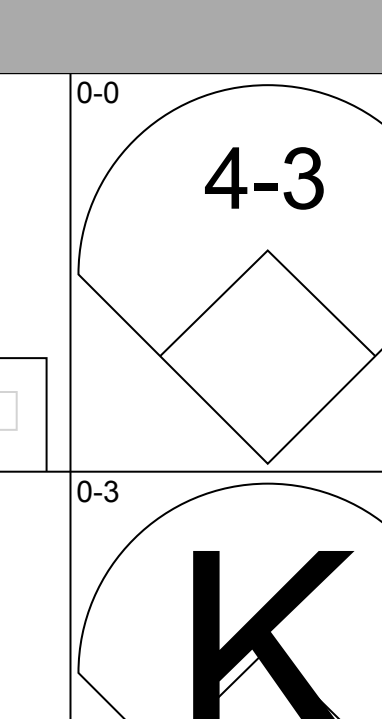
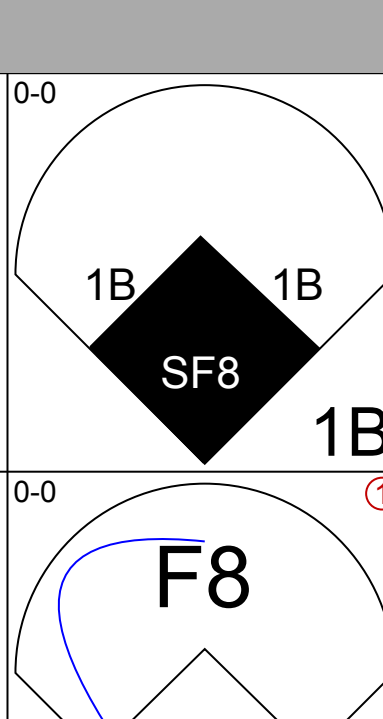
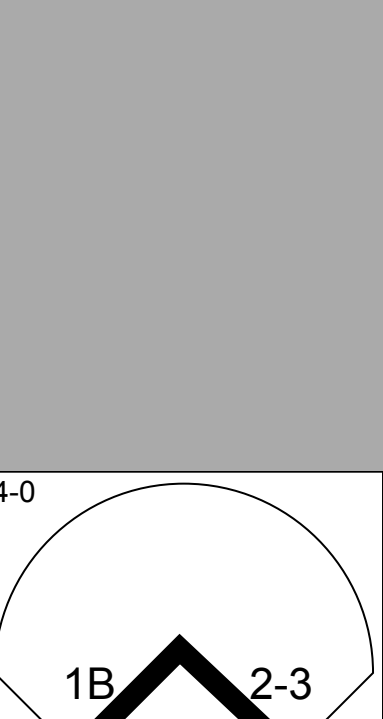
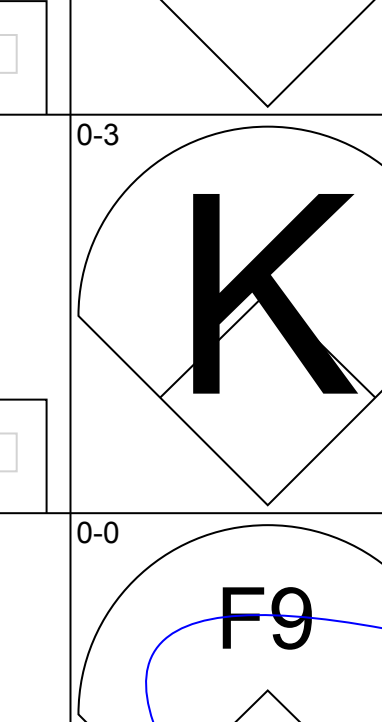
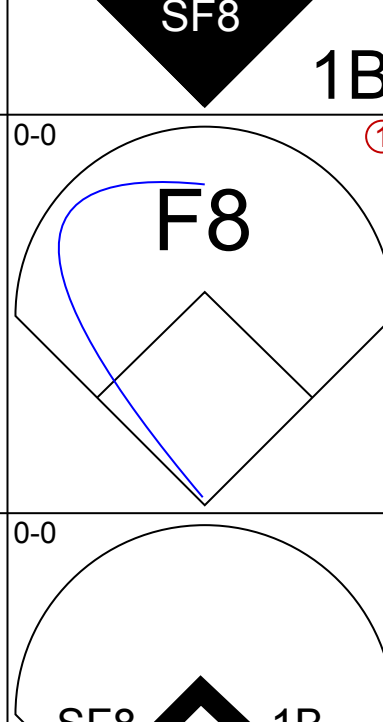
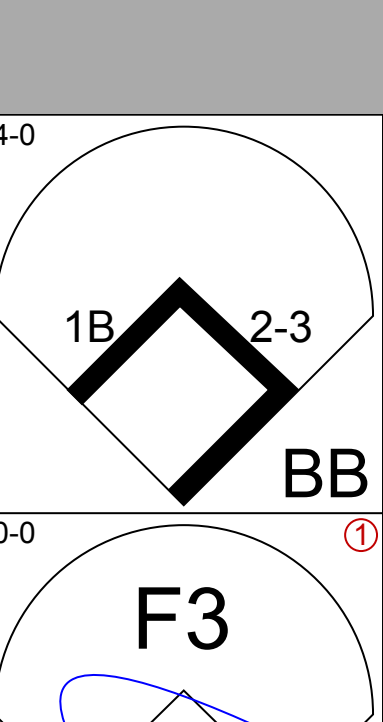
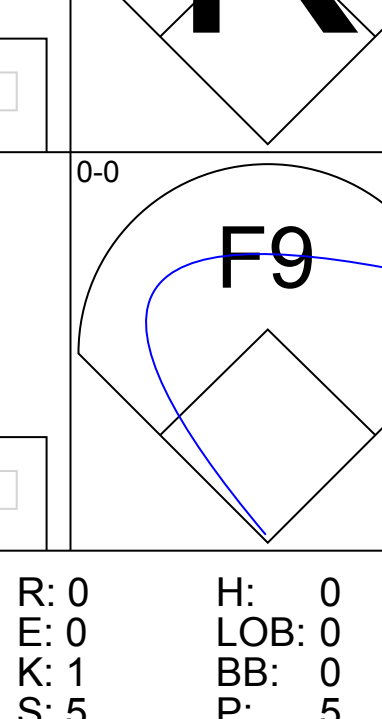
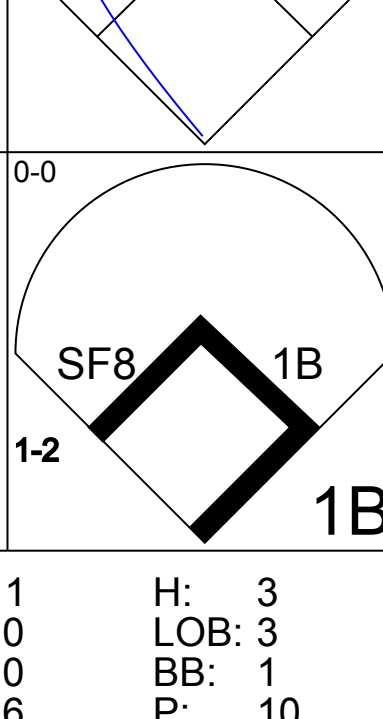
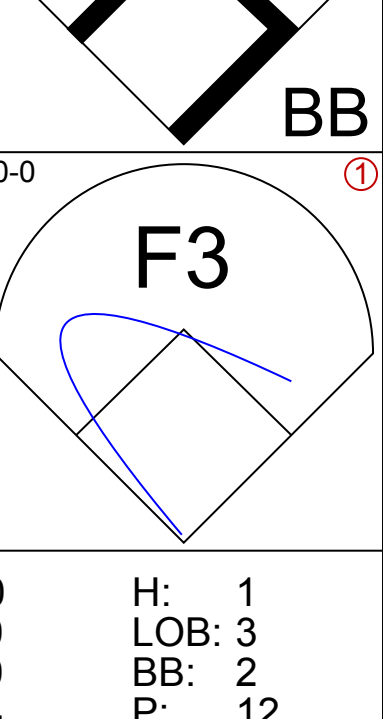
Batter	1	2	3	4	5	6	7	8	9	AB	R	H	RBI	BB	SO	LOB	BOTTOM								
Bob Randall, R OBP: 0.231, SLG: 0.167 (1, 4)	K	4-3		P3		F9				4	0	0	0	0	1	2									
Roy Smalley, S OBP: 0.506, SLG: 0.633 (1, 6)	P5	3B		HR			4-3			4	2	2	3	0	0	0									
Ron Jackson, R OBP: 0.283, SLG: 0.364 (1, 3)	1B	3B		6-3			1B		1B	4	1	3	1	0	0	0									
Jose Morales, R OBP: 0.533, SLG: 0.714 (1, 10)	1B			F9		G3 SH1-4	1B		1B G6-4-3	4	0	3	1	0	0	0									
Willie Norwood, R OBP: 0.358, SLG: 0.612 (1, 8)	1B FC5-4					SH1-4			1B G6-4-3	3	0	2	0	0	0	2									
Butch Wynegar, S OBP: 0.353, SLG: 0.349 (1, 2)	1B FC5-4			5-3		G3			4-3	4	0	0	0	0	0	4									
Ken Landreaux, L OBP: 0.346, SLG: 0.412 (1, 7)				HR		6-3			4-3	4	1	1	1	0	0	2									
Bombo Rivera, R OBP: 0.261, SLG: 0.273 (1, 9)		K				F4			1-3	4	0	0	0	0	2	0									
John Castino, R OBP: 0.412, SLG: 0.500 (1, 5)		4-3 1B				HR	2B		P3	3	2	2	0	0	0	0									
<b>Inning Stats</b>	R: 1 E: 0 K: 1 S: 8	H: 3 LOB: 2 BB: 0 P: 8	R: 3 E: 0 K: 1 S: 8	H: 4 LOB: 1 BB: 0 P: 8	R: 0 E: 0 K: 0 S: 4	H: 1 LOB: 1 BB: 0 P: 4	R: 2 E: 0 K: 0 S: 5	H: 2 LOB: 0 BB: 0 P: 5	R: 0 E: 0 K: 0 S: 4	H: 1 LOB: 1 BB: 0 P: 4	R: 0 E: 0 K: 1 S: 5	H: 0 LOB: 0 BB: 0 P: 5	R: 0 E: 0 K: 0 S: 4	H: 2 LOB: 1 BB: 0 P: 4	R: 0 E: 0 K: 0 S: 3	H: 0 LOB: 0 BB: 0 P: 3	1B: 7 2B: 3 3B: 1 HR: 2	SF: 0 SAC: 1 DP: 1 HBP: 0	WP: 0 PB: 0 SB: 0 CS: 0	PA: 35					
<b>PITCHER</b>	IP	WLS	BF	H	R	ER	SO	BB	IBB	HBP	BLK	WP	HR	S	P	ERA	WHIP								
Floyd Bannister, L ERA: 5.68 (1, 1)	3.2	L	20	10	6	6	2	0	0	0	0	0	0	17	17	0.00	0.692								
John Montague, R ERA: 1.71 (4, 1)	4.1		15	3	0	0	1	0	0	0	0	0	0	17	17	0.00	0.692								

Seattle Mariners @ Minnesota Twins  
Metropolitan Stadium, Bloomington, MI  
Sat Apr 21 1979, 4:33 AM EST  
Att. 6,678 - Unknown - 59 F

AB 34  
R 6  
H 13  
RBI 6  
BB 0  
SO 3  
LOB 10

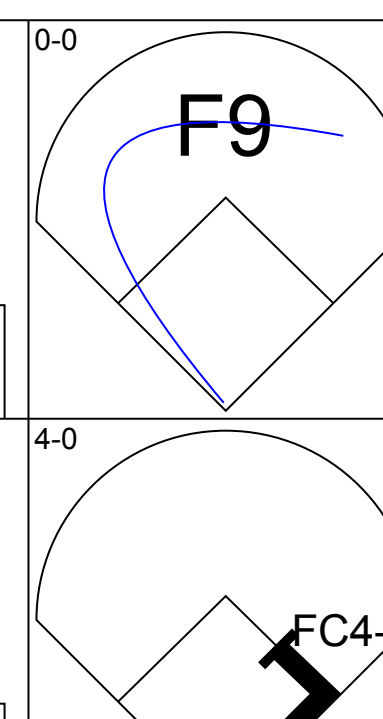
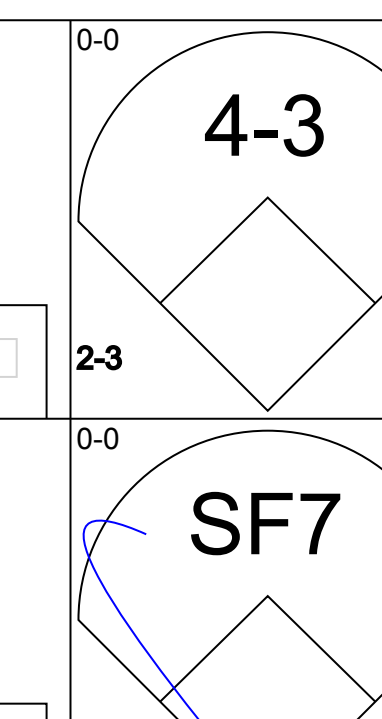
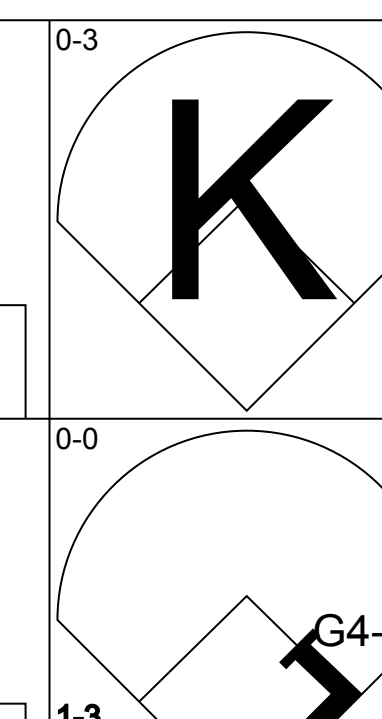
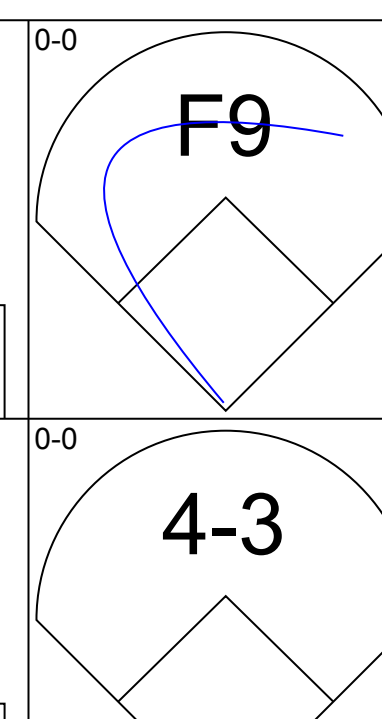
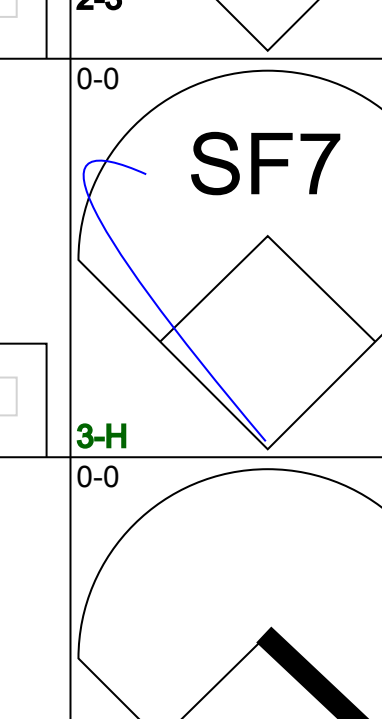
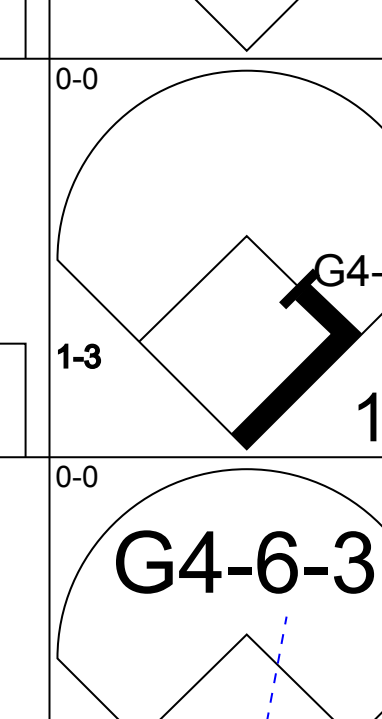
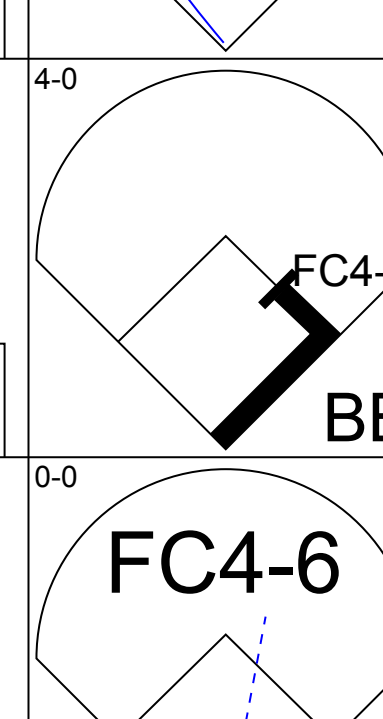
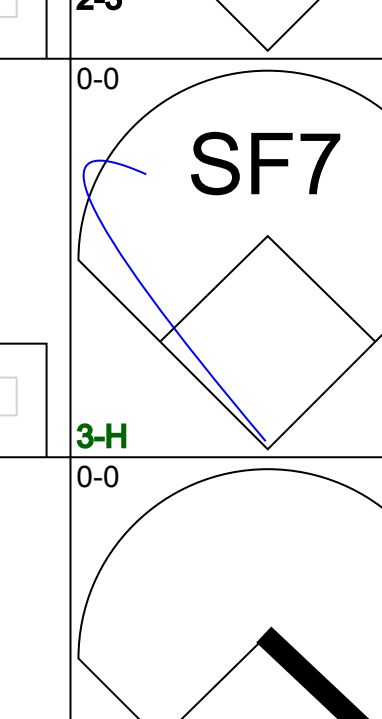
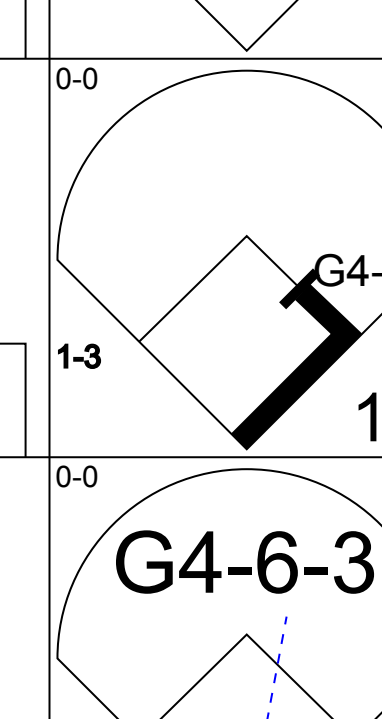
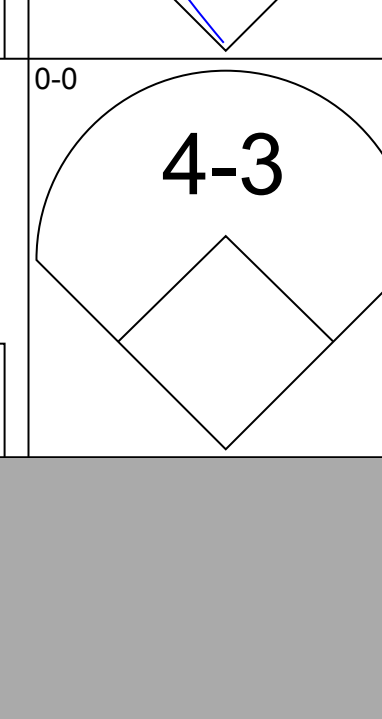
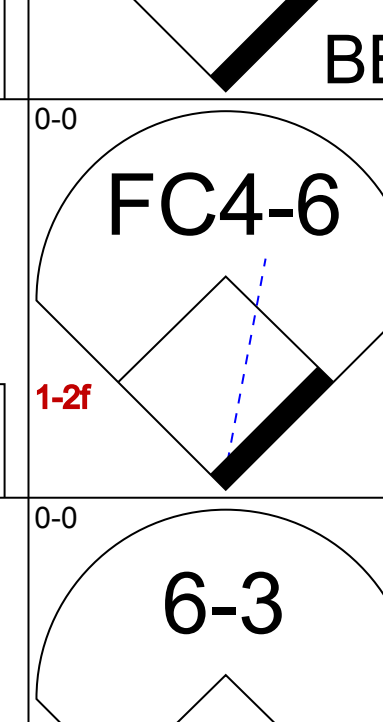
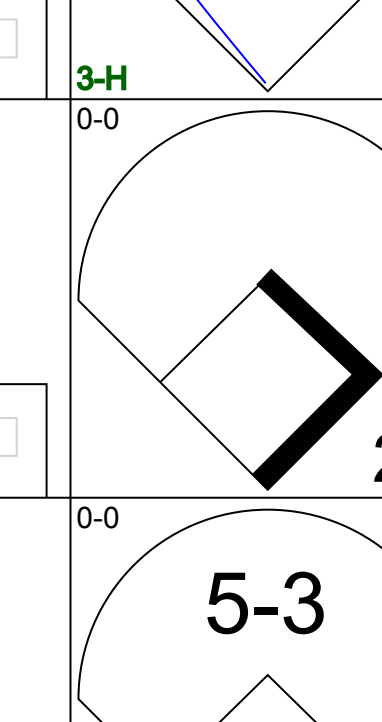
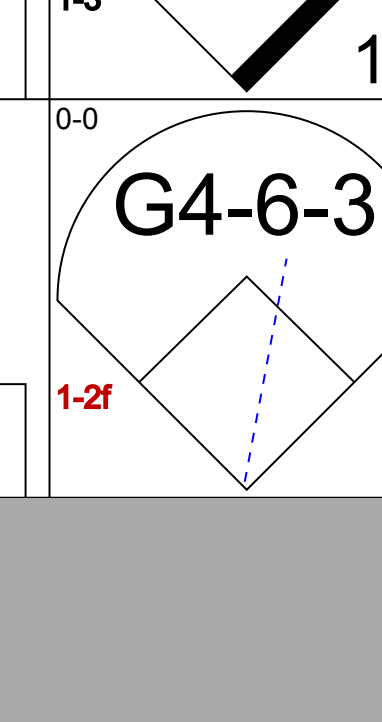
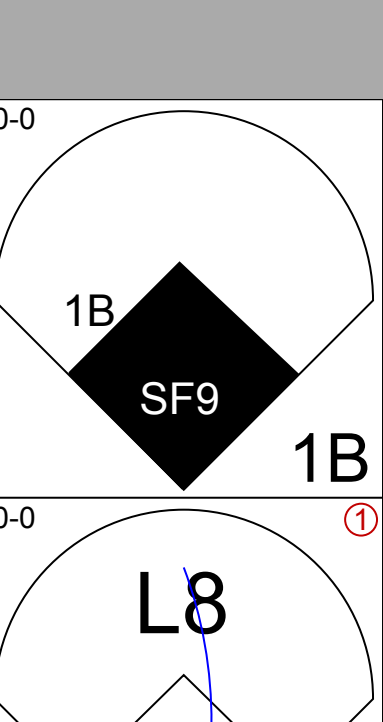
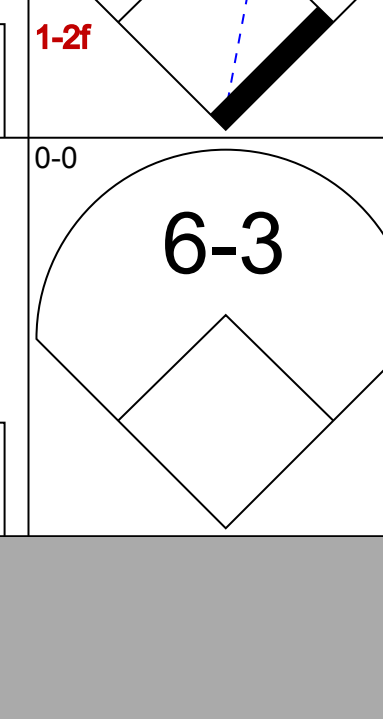
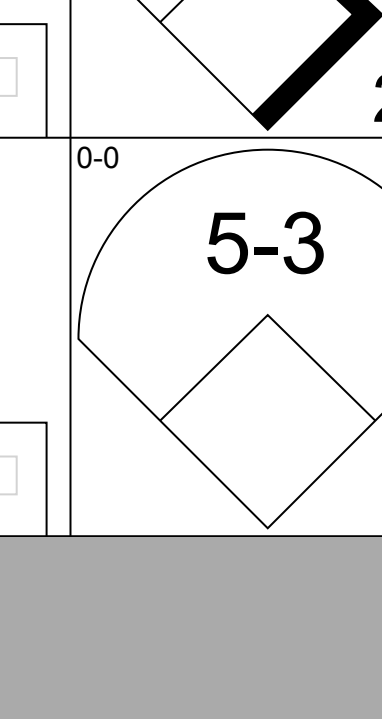
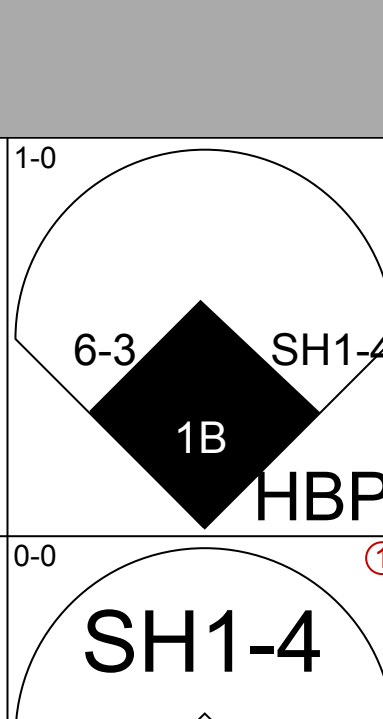
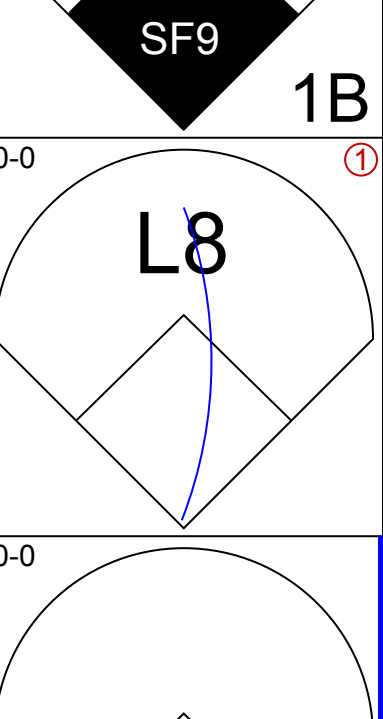
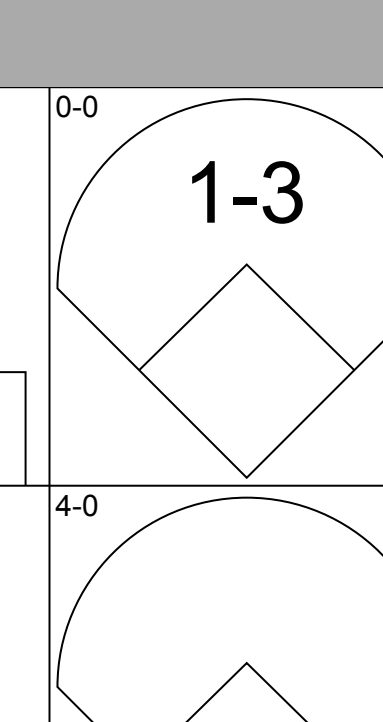
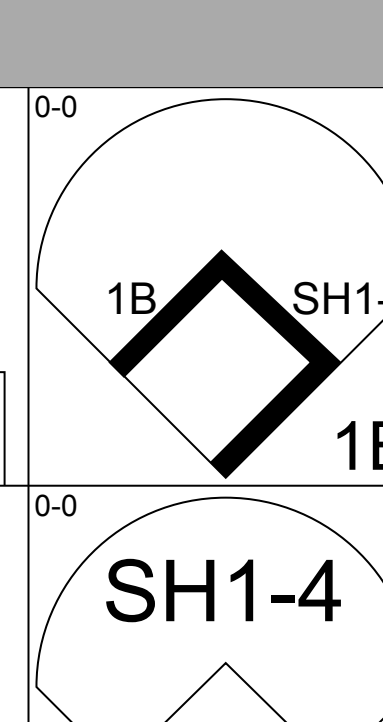
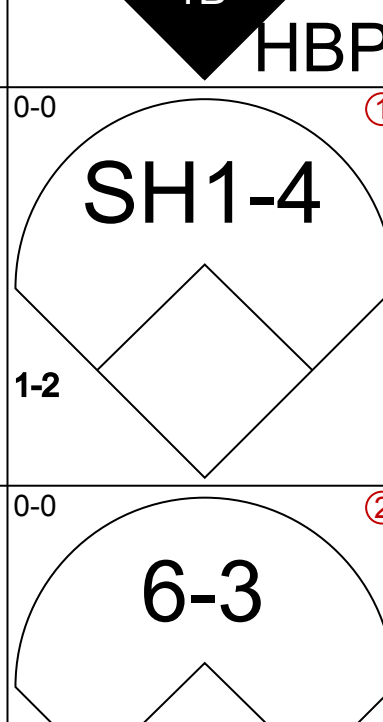
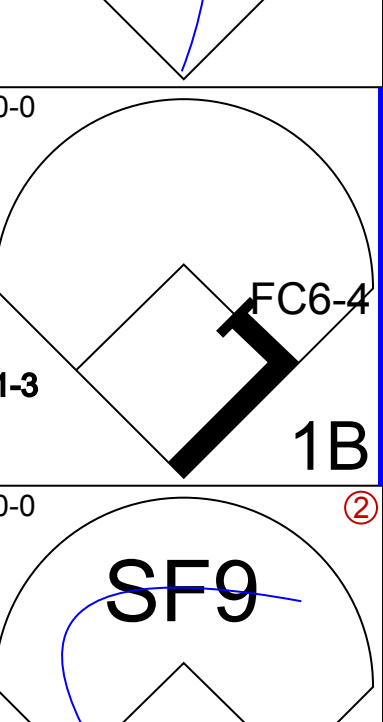
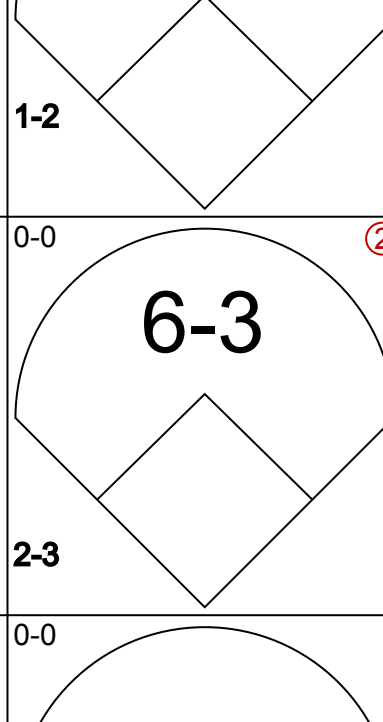
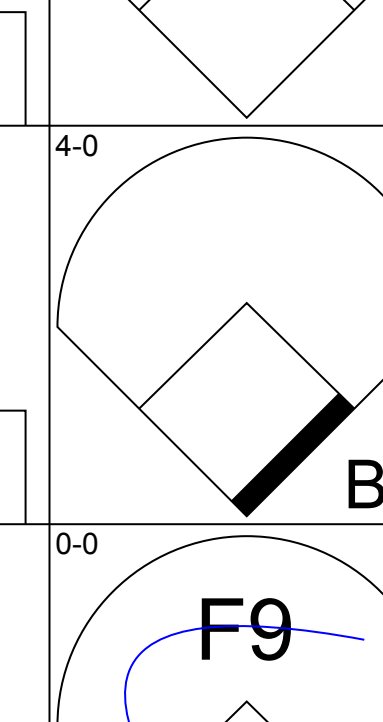
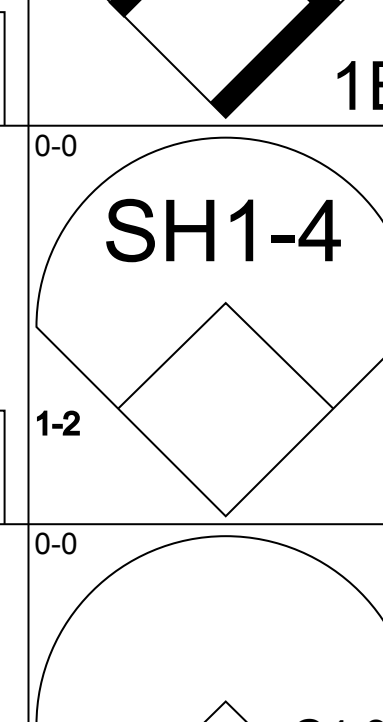
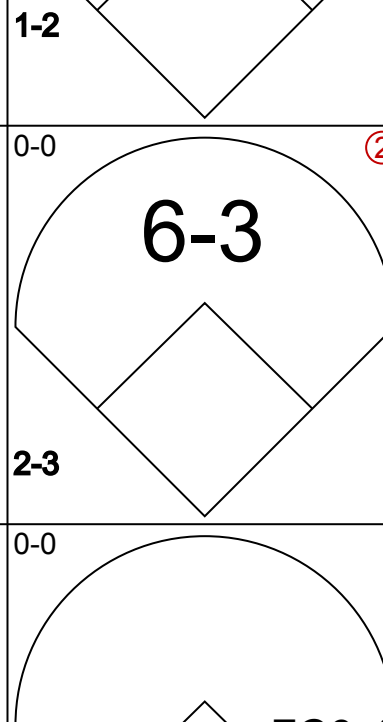
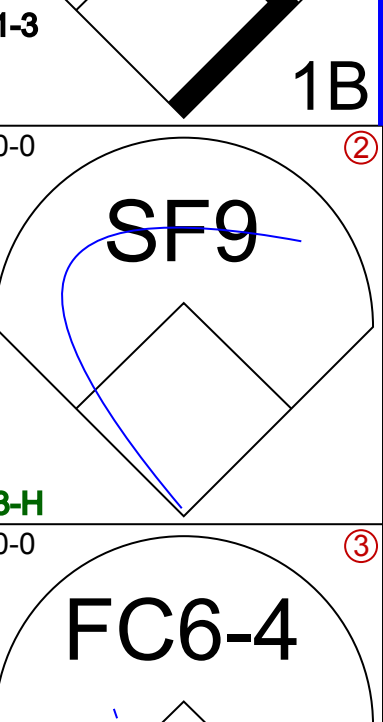
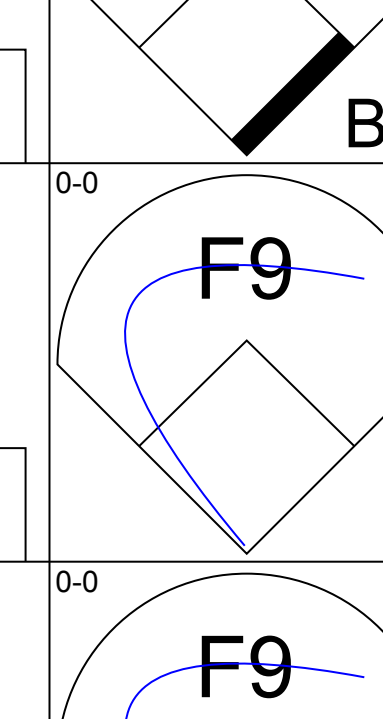
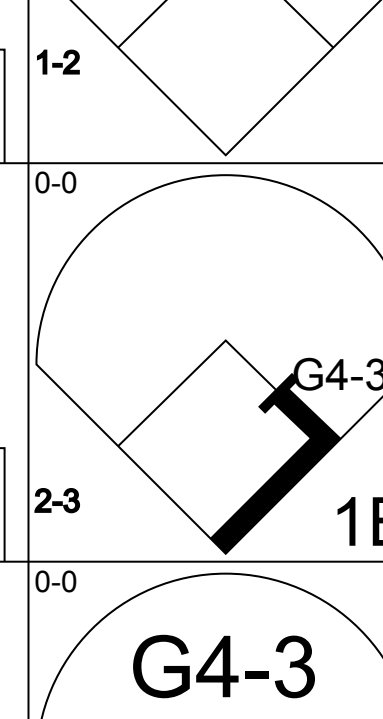
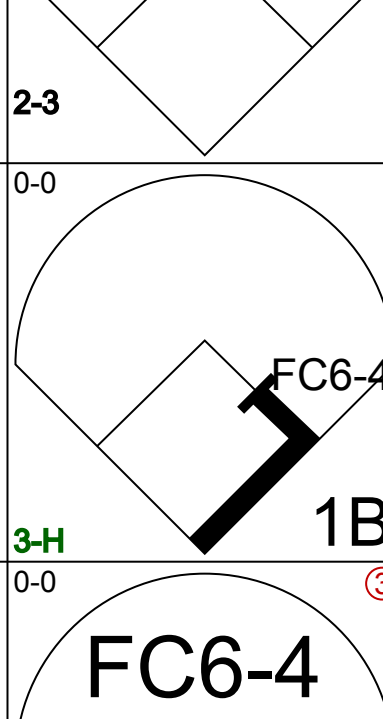
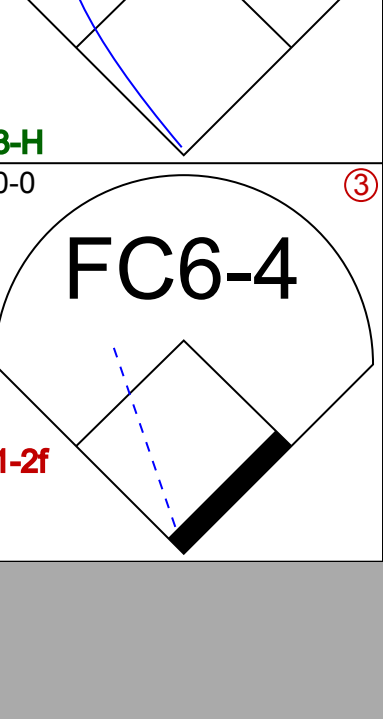
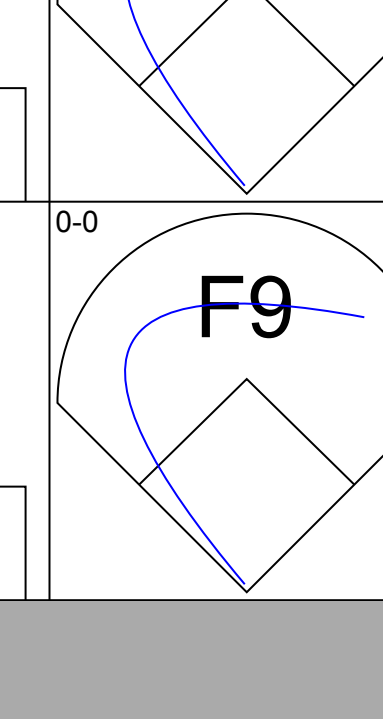
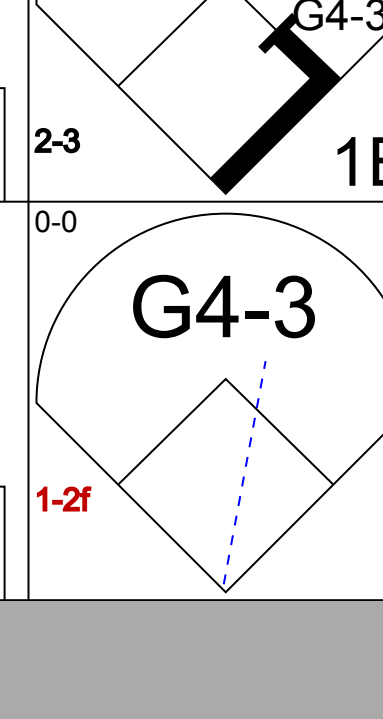
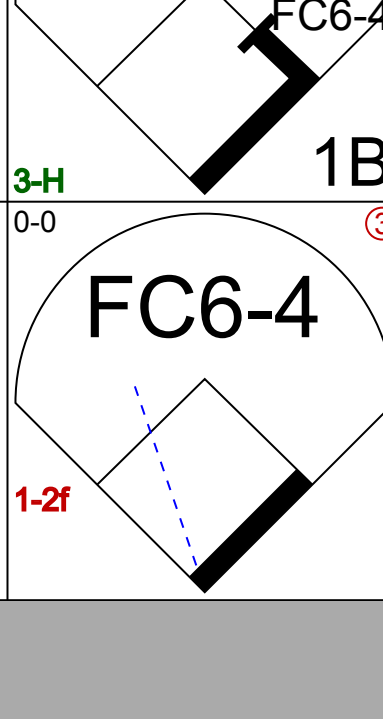
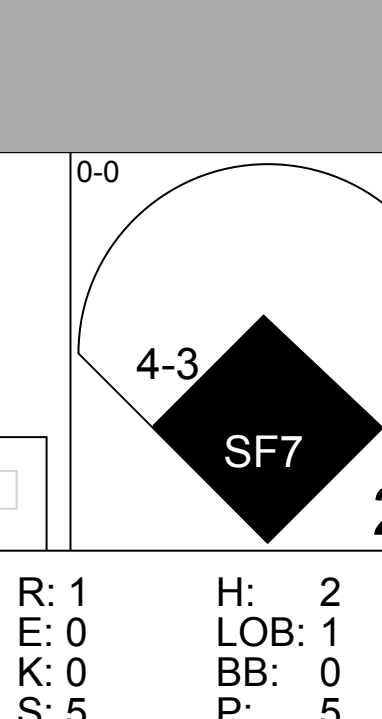
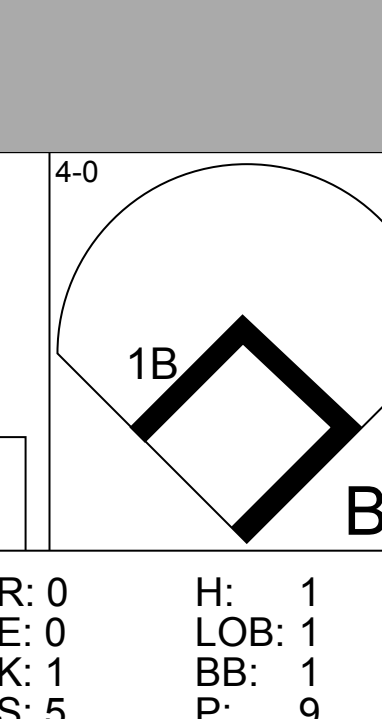
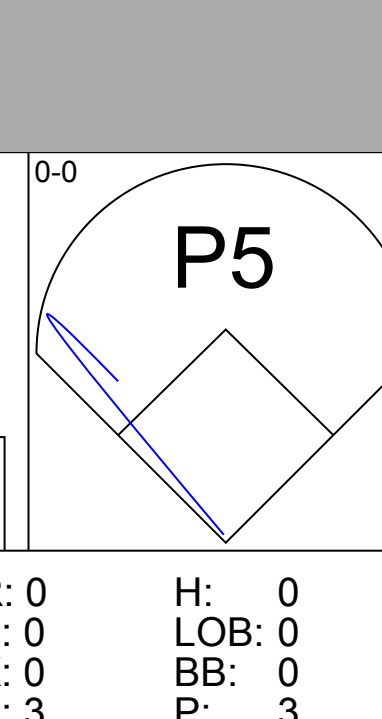




Batter	1	2	3	4	5	6	7	8	9	AB	R	H	RBI	BB	SO	LOB	TOP					
<b>Julio Cruz, S</b> OBP: 0.371, SLG: 0.276 (1,4)										3	0	1	0	1	1	1	<b>Seattle Mariners @ Minnesota Twins</b> Metropolitan Stadium, Bloomington, MI Sun Apr 22 1979, 4:33 AM EST Alt. 7,868 - Unknown - 67 F					
<b>Joe Simpson, L</b> OBP: 0.250, SLG: 0.267 (1,7)										3	0	1	1	0	0	1						
<b>Bruce Bochte, L</b> OBP: 0.477, SLG: 0.603 (1,3)										2	0	0	0	2	0	0						
<b>Leon Roberts, R</b> OBP: 0.456, SLG: 0.576 (1,9)										4	0	0	0	0	0	6						
<b>Willie Horton, R</b> OBP: 0.328, SLG: 0.410 (1,10)										4	0	1	0	0	0	0						
<b>Ruppert Jones, L</b> OBP: 0.369, SLG: 0.473 (1,8)										4	0	0	0	0	0	0						
<b>Bill Stein, R</b> OBP: 0.371, SLG: 0.453 (1,5)										4	1	1	0	0	0	0						
<b>Bob Stinson, S</b> OBP: 0.316, SLG: 0.233 (1,2)										2	0	0	0	1	1	1						
<b>Mario Mendoza, R</b> OBP: 0.271, SLG: 0.304 (1,6)										3	0	1	0	0	0	1						
<b>Inning Stats</b>	R: 0 E: 0 K: 1 S: 5	H: 0 LOB: 0 BB: 0 P: 5	R: 0 E: 0 K: 0 S: 3	H: 0 LOB: 0 BB: 0 P: 3	R: 0 E: 0 K: 1 S: 5	H: 0 LOB: 0 BB: 1 P: 5	R: 0 E: 0 K: 0 S: 2	H: 0 LOB: 0 BB: 1 P: 6	R: 0 E: 0 K: 0 S: 3	H: 0 LOB: 0 BB: 0 P: 3	R: 1 E: 0 K: 0 S: 6	H: 3 LOB: 3 BB: 1 P: 10	R: 0 E: 0 K: 0 S: 3	H: 1 LOB: 0 BB: 0 P: 3	R: 0 E: 0 K: 0 S: 4	H: 1 LOB: 3 BB: 2 P: 12	R: 0 E: 0 K: 0 S: 3	H: 0 LOB: 0 BB: 0 P: 3	1B: 5 2B: 0 3B: 0 HR: 0	SF: 1 SAC: 0 DP: 0 HBP: 0	WP: 0 PB: 0 SB: 1 CS: 1	PA: 34
<b>PITCHER</b> <b>Dave Goltz, R</b> ERA: 4.18 (1,1)	IP: 9.0 WLS: W BF: 34 H: 5 R: 1 ER: 1 SO: 2 BB: 3 IBB: 1 HBP: 0 BLK: 0 WP: 0 HR: 0 S: 34 P: 50 ERA: 1.00 WHIP: 0.889															<b>PITCHER</b>						

AB	29
R	1
H	5
RBI	1
BB	4
SO	2
LOB	10



Batter	1	2	3	4	5	6	7	8	9	AB	R	H	RBI	BB	SO	LOB	BOTTOM					
<b>Mike Cabbage, L</b> OBP: 0.319, SLG: 0.325 (1,5)										4	0	0	0	0	1	2	<b>Seattle Mariners @ Minnesota Twins</b> Metropolitan Stadium, Bloomington, MI Sun Apr 22 1979, 4:33 AM EST Alt. 7,868 - Unknown - 67 F					
<b>John Castino, R</b> OBP: 0.412, SLG: 0.500 (8,5)										0	0	0	0	0	0	0						
<b>Roy Smalley, S</b> OBP: 0.505, SLG: 0.627 (1,6)										2	0	1	1	1	0	0						
<b>Ken Landreaux, L</b> OBP: 0.355, SLG: 0.436 (1,7)										4	1	2	0	0	0	3						
<b>Ron Jackson, R</b> OBP: 0.281, SLG: 0.345 (1,3)										3	1	0	0	0	0	3						
<b>Glenn Adams, L</b> OBP: 0.325, SLG: 0.421 (1,9)										3	0	2	0	0	0	0						
<b>Bombo Rivera, R</b> OBP: 0.261, SLG: 0.273 (8,9)										0	0	0	0	0	0	0						
<b>Jose Morales, R</b> OBP: 0.500, SLG: 0.667 (1,10)										1	0	0	1	1	0	1						
<b>Butch Wynegar, S</b> OBP: 0.364, SLG: 0.362 (1,2)										4	0	2	1	0	0	2						
<b>Willie Norwood, R</b> OBP: 0.339, SLG: 0.577 (1,8)										3	0	0	0	0	0	4						
<b>Rob Wilfong, L</b> OBP: 0.364, SLG: 0.395 (1,4)										2	1	1	0	1	0	0						
<b>Inning Stats</b>	R: 0 E: 0 K: 0 S: 3	H: 0 LOB: 1 BB: 1 P: 7	R: 0 E: 0 K: 0 S: 3	H: 0 LOB: 1 BB: 1 P: 7	R: 1 E: 0 K: 0 S: 5	H: 2 LOB: 1 BB: 0 P: 5	R: 0 E: 0 K: 0 S: 4	H: 2 LOB: 1 BB: 0 P: 4	R: 0 E: 0 K: 1 S: 5	H: 1 LOB: 1 BB: 1 P: 9	R: 1 E: 0 K: 0 S: 4	H: 1 LOB: 1 BB: 0 P: 5	R: 0 E: 0 K: 0 S: 3	H: 0 LOB: 0 BB: 0 P: 3	R: 1 E: 0 K: 0 S: 5	H: 2 LOB: 1 BB: 0 P: 5	R: 0 E: 0 K: 0 S: 3	H: 0 LOB: 0 BB: 0 P: 3	1B: 6 2B: 2 3B: 0 HR: 0	SF: 2 SAC: 2 DP: 2 HBP: 1	WP: 0 PB: 0 SB: 0 CS: 0	PA: 34
<b>PITCHER</b> <b>Glenn Abbott, R</b> ERA: 4.71 (1,1)	IP: 8.0 WLS: L BF: 34 H: 8 R: 3 ER: 3 SO: 1 BB: 3 IBB: 0 HBP: 1 BLK: 0 WP: 0 HR: 0 S: 32 P: 45 ERA: 3.38 WHIP: 1.375															<b>PITCHER</b>						

AB	26
R	3
H	8
RBI	3
BB	3
SO	1
LOB	15














Batter	1	2	3	4	5	6	7	8	9	AB	R	H	RBI	BB	SO	LOB	TOP					
Jerry Remy, L (1,4) OBP: 0.311, SLG: 0.324 Frank Duffy, R (6,4)	0-0 4-3 1B		0-0 2-3 1B 1B		0-0 1B 1B		0-3 K 1-2			3	1	3	0	0	0	0						
Rick Burleson, R (1,6) OBP: 0.361, SLG: 0.478	0-0 4-3 1-2		0-0 G5-3 1-H 3-H 4-0 1B		0-0 1-2 1B			0-0 5-3		4	0	2	2	0	0	1						
Fred Lynn, L (1,8) OBP: 0.417, SLG: 0.729	0-3 K		0-0 1-2 BB		0-0 G3			0-0 4-3		3	0	0	0	1	1	3						
Jim Rice, R (1,7) OBP: 0.465, SLG: 0.607	0-3 K		0-0 G5-3 2-3f			0-0 1-3		0-0 WP 2B		4	0	1	0	0	1	3						
Carl Yastrzemski, L (1,10) OBP: 0.437, SLG: 0.627		0-0 3-1		0-3 K		0-0 G3-6-3 1B		0-0 4-3		4	0	1	0	0	1	1						
George Scott, R (1,3) OBP: 0.304, SLG: 0.355		0-3 K		0-0 E5 G5-4-3		0-0 G3-6-3 1-2f			0-0 1-3	4	0	0	0	0	1	1						
Butch Hobson, R (1,5) OBP: 0.214, SLG: 0.357		0-3 K		0-0 G5-4-3 1-2f			0-3 K		0-0 6-3	4	0	0	0	0	2	1						
Dwight Evans, R (1,9) OBP: 0.281, SLG: 0.397			0-0 L7		0-0 L6		0-0 S 1B		0-3 K	4	0	1	0	0	1	0						
Bob Montgomery, R (1,2) OBP: 0.533, SLG: 0.769			0-0 1B 1B 2B		0-0 1-3		0-3 K			3	1	1	0	0	1	1						
<b>Inning Stats</b>	R: 0 E: 0 K: 2 S: 8	H: 1 LOB: 1 BB: 0 P: 8	R: 0 E: 0 K: 2 S: 7	H: 0 LOB: 0 BB: 0 P: 7	R: 2 E: 0 K: 0 S: 5	H: 3 LOB: 1 BB: 1 P: 9	R: 0 E: 1 K: 1 S: 5	H: 0 LOB: 0 BB: 0 P: 5	R: 0 E: 0 K: 0 S: 5	H: 2 LOB: 2 BB: 0 P: 5	R: 0 E: 0 K: 3 S: 3	H: 1 LOB: 1 BB: 0 P: 3	R: 0 E: 0 K: 10 S: 10	H: 1 LOB: 1 BB: 0 P: 10	R: 0 E: 0 K: 0 S: 4	H: 1 LOB: 1 BB: 0 P: 4	R: 0 E: 0 K: 1 S: 5	H: 0 LOB: 0 BB: 0 P: 5	1B: 7 2B: 2 3B: 0 HR: 0	SF: 0 SAC: 0 DP: 3 HBP: 0	WP: 1 PB: 0 SB: 2 CS: 0	PA: 35
<b>PITCHER</b>	IP WLS BF	H R ER SO	BB IBB HBP BLK	WP HR S P	ERA WHIP	<b>PITCHER</b>	IP WLS BF	H R ER SO	BB IBB HBP BLK	WP HR S P	ERA WHIP											
Paul Mitchell, R (1,1) ERA: 3.79	7.2 L 31	9 2 2 8	1 0 0 0	0 0 6 6	2.35 1.304	Shane Rawley, L (8,1) ERA: 6.59	1.1 4 0 0	0 0 0 1	0 0 0 0	1 0 6 6	0.00 0.000											

Boston Red Sox @ Seattle Mariners  
The Kingdome, Seattle, WA  
Thu Apr 26 1979, 9:05 PM EST  
Att: 7,811 - Dome


AB 34  
R 2  
H 9  
RBI 2  
BB 1  
SO 9  
LOB 12



Batter	1	2	3	4	5	6	7	8	9	AB	R	H	RBI	BB	SO	LOB	BOTTOM			
Julio Cruz, S (1,4) OBP: 0.333, SLG: 0.235	0-0 6-3		0-0 6-3		0-0 FC6-4 1-2f			0-0 B3		4	0	0	0	0	0	2				
Dan Meyer, L (1,7) OBP: 0.250, SLG: 0.327	0-0 F8			0-0 6-3		0-0 FC6-4 1B		0-0 F9		4	0	1	0	0	0	0				
Bruce Bochte, L (1,3) OBP: 0.418, SLG: 0.507	0-0 F8			0-0 1B		0-0 F9		0-0 L8		4	0	1	0	0	0	1				
Leon Roberts, R (1,9) OBP: 0.416, SLG: 0.515		0-0 E5 1-3 1B		0-0 F4		0-0 FC6-4 1-2f		0-0 B1-3		4	0	1	0	0	0	2				
Willie Horton, R (1,10) OBP: 0.321, SLG: 0.413 Joe Simpson, L (9, PR) OBP: 0.231, SLG: 0.360		0-3 K		0-0 F8		0-0 F7		0-0 1B		4	0	1	0	0	1	3				
Ruppert Jones, L (1,8) OBP: 0.329, SLG: 0.406		0-0 1-3 2-3		0-0 F8		0-0 1-3		0-0 F7		4	0	0	0	0	0	2				
Bob Stinson, S (1,2) OBP: 0.313, SLG: 0.325		0-3 K		0-0 FC5-4 1B		0-3 K		0-0 L4		4	0	1	0	0	2	2				
Bobby Valentine, R (1,5) OBP: 0.500, SLG: 0.250			0-0 4-3		0-0 FC5-4 1-2 BB		0-0 1B			2	0	1	0	1	0	0				
Mario Mendoza, R (1,6) OBP: 0.278, SLG: 0.308 John Hale, L (7, PH)			0-0 5-3		0-0 FC5-4 1-2f 2-3		0-3 K			2	0	0	0	0	0	2				
Larry Milbourne, S (8,6) OBP: 0.389, SLG: 0.444					0-0 FC6-4		0-0 K			0	0	0	0	0	0	0				
<b>Inning Stats</b>	R: 0 E: 0 K: 0 S: 3	H: 0 LOB: 0 BB: 0 P: 3	R: 0 E: 1 K: 2 S: 8	H: 1 LOB: 1 BB: 0 P: 8	R: 0 E: 0 K: 0 S: 3	H: 0 LOB: 0 BB: 0 P: 3	R: 0 E: 0 K: 0 S: 4	H: 1 LOB: 1 BB: 0 P: 4	R: 0 E: 0 K: 0 S: 4	H: 1 LOB: 1 BB: 0 P: 4	R: 0 E: 0 K: 2 S: 8	H: 1 LOB: 1 BB: 0 P: 8	R: 0 E: 0 K: 0 S: 3	H: 0 LOB: 0 BB: 0 P: 3	R: 0 E: 0 K: 0 S: 4	H: 1 LOB: 1 BB: 0 P: 4	1B: 6 2B: 0 3B: 0 HR: 0	SF: 0 SAC: 0 DP: 0 HBP: 0	WP: 0 PB: 0 SB: 0 CS: 0	PA: 34
<b>PITCHER</b>	IP WLS BF	H R ER SO	BB IBB HBP BLK	WP HR S P	ERA WHIP	<b>PITCHER</b>	IP WLS BF	H R ER SO	BB IBB HBP BLK	WP HR S P	ERA WHIP									
Bob Stanley, R (1,1) ERA: 3.56	9.0 W 34	6 0 0 4	1 0 0 0	0 0 41 45	0.00 0.778															

Boston Red Sox @ Seattle Mariners  
The Kingdome, Seattle, WA  
Thu Apr 26 1979, 9:05 PM EST  
Att: 7,811 - Dome

AB 33  
R 0  
H 6  
RBI 0  
BB 1  
SO 4  
LOB 15









Batter	1	2	3	4	5	6	7	8	9	AB	R	H	RBI	BB	SO	LOB	TOP										
Mickey Rivers, L (1, 8) OBP: 0.308, SLG: 0.347	0-0 3-1		0-0 F7		0-0 5-3 1B		0-0 F5		0-0 F8	5	0	1	0	0	0	2											
Willie Randolph, R (1, 4) OBP: 0.313, SLG: 0.235	0-0 F8		0-0 FC5 FC4-6 1B		0-0 5-3		0-0 6-3		0-0 K	4	1	1	0	0	0	1											
Jay Johnstone, L (9, PH) OBP: 0.261, SLG: 0.435										1	0	0	0	0	1	2											
Thurman Munson, R (1, 2) OBP: 0.247, SLG: 0.274	0-0 1-3		0-0 FC5 FC4-6		0-0 6-3		0-0 6-3		0-0 6-3	4	0	0	0	0	0	2											
Reggie Jackson, L (1, 9) OBP: 0.358, SLG: 0.517		0-0 5-3	0-0 FC4-6		0-0 F6			4-0 BB BB		3	0	0	1	1	0	2											
Graig Nettles, L (1, 5) OBP: 0.365, SLG: 0.469	4-0 1B 1-3 BB		0-0 4-1		0-0 F8		0-0 F7		4-0 FC4-6 BB	2	1	0	0	2	0	1											
Chris Chambliss, L (1, 3) OBP: 0.250, SLG: 0.324	0-0 1-3 1B		0-0 6-3		0-0 F7		0-0 G3		0-0 FC4-6	4	0	1	0	0	0	2											
Roy White, S (1, 7) OBP: 0.294, SLG: 0.233	0-0 1-3		0-0 K		0-0 6-3		0-0 6-3		0-0 6-3	4	0	0	1	0	1	1											
Jim Spencer, L (1, 10) OBP: 0.367, SLG: 0.556	4-0 IBB		0-0 1B		0-0 F9		0-0 5-3		4-0 BB BB	2	0	1	0	1	0	0											
Lou Piniella, R (9, PH) OBP: 0.237, SLG: 0.314										0	0	0	0	0	1	0											
Fred Stanley, R (1, 6) OBP: 0.333, SLG: 0.333	0-0 F8		0-0 F9		0-0 6-3		0-0 6-3		4-0 1-2 BB	3	0	0	0	0	0	3											
Cliff Johnson, R (9, PH) OBP: 0.333, SLG: 0.412										0	0	0	0	0	1	0											
<b>Inning Stats</b>	R: 0 E: 0 K: 0 S: 3	H: 0 LOB: 0 BB: 0 P: 3	R: 1 E: 0 K: 0 S: 4	H: 1 LOB: 2 BB: 2 P: 12	R: 1 E: 1 K: 0 S: 5	H: 1 LOB: 1 BB: 0 P: 5	R: 0 E: 0 K: 1 S: 6	H: 1 LOB: 1 BB: 0 P: 6	R: 0 E: 0 K: 0 S: 4	H: 0 LOB: 0 BB: 0 P: 3	R: 0 E: 0 K: 0 S: 3	H: 0 LOB: 0 BB: 0 P: 3	R: 0 E: 0 K: 0 S: 3	H: 0 LOB: 2 BB: 2 P: 11	R: 0 E: 0 K: 1 S: 5	H: 0 LOB: 2 BB: 2 P: 13	1B: 4 2B: 0 3B: 0 HR: 0	SF: 0 SAC: 0 DP: 0 HBP: 0	WP: 0 PB: 0 CS: 0	PA: 38							
<b>PITCHER</b>	IP	WLS	BF	H	R	ER	SO	BB	IBB	HBP	BLK	WP	HR	S	P	ERA	WHIP										
Glenn Abbott, R (1, 1) ERA: 3.77	7.2		32	4	2	1	1	3	1	0	0	0	0	30	46	1.17	0.913										
Shane Rawley, L (8, 1) ERA: 6.0	1.0	W	5	0	0	0	0	2	0	0	0	0	0	3	11	0.00	2.000										
John Montague, R (9, 1) ERA: 1.44	0.1	S	1	0	0	0	1	0	0	0	0	0	0	3	3	0.00	0.000										

New York Yankees @ Seattle Mariners  
The Kingdome, Seattle, WA  
Sat Apr 28 1979, 10:05 PM EST  
Att: 35,048 - Dome

AB 32  
R 2  
H 4  
RBI 2  
BB 6  
SO 2  
LOB 16



Batter	1	2	3	4	5	6	7	8	9	AB	R	H	RBI	BB	SO	LOB	BOTTOM										
Julio Cruz, S (1, 4) OBP: 0.337, SLG: 0.230	0-0 3-1		0-0 SH1-3		0-0 F7		0-0 4-3			3	0	0	0	0	0	1											
Dan Meyer, L (1, 7) OBP: 0.279, SLG: 0.393	4-0 CS BB		0-0 F8		0-0 F5			0-0 6-3 1B		3	1	1	0	1	0	0											
Joe Simpson, L (9, 7) OBP: 0.231, SLG: 0.360										0	0	0	0	0	0	0											
Bruce Bochte, L (1, 3) OBP: 0.429, SLG: 0.541	0-3 K		0-0 HR		4-0 BB		0-0 F3		0-0 6-3 1B	3	1	1	1	1	1	2											
Leon Roberts, R (1, 9) OBP: 0.400, SLG: 0.480		0-0 F6	0-0 WP 1B		0-0 F2		0-0 6-3		0-0 6-3	4	0	1	0	0	0	2											
John Hale, L (9, 9)										0	0	0	0	0	0	0											
Willie Horton, R (1, 10) OBP: 0.337, SLG: 0.451	0-0 F5		0-0 5-3		0-0 F4		0-0 F4		0-0 1B	4	0	1	1	0	0	2											
Ruppert Jones, L (1, 8) OBP: 0.326, SLG: 0.395	0-0 S 1B		0-0 F7		0-0 4-3		0-0 4-3			3	0	1	0	0	0	1											
Bob Stinson, S (1, 2) OBP: 0.346, SLG: 0.419	4-0 1-2 BB		0-0 F7		0-0 F7		0-0 SH3-4 1B			2	0	1	0	1	0	0											
Larry Milbourne, S (1, 5) OBP: 0.292, SLG: 0.333	0-0 G3		0-0 F7		0-0 F7		0-0 SH3-4			2	0	0	0	0	0	2											
Mario Mendoza, R (1, 6) OBP: 0.283, SLG: 0.345			0-0 SH1-3 E 2B		0-0 4-3		0-0 6-3			3	1	1	0	0	0	1											
<b>Inning Stats</b>	R: 0 E: 0 K: 1 S: 4	H: 0 LOB: 1 BB: 1 P: 8	R: 0 E: 0 K: 0 S: 4	H: 1 LOB: 2 BB: 1 P: 8	R: 2 E: 1 K: 0 S: 6	H: 3 LOB: 1 BB: 0 P: 6	R: 0 E: 0 K: 0 S: 3	H: 0 LOB: 0 BB: 0 P: 3	R: 0 E: 0 K: 0 S: 3	H: 0 LOB: 1 BB: 1 P: 7	R: 0 E: 0 K: 0 S: 4	H: 1 LOB: 1 BB: 0 P: 4	R: 1 E: 0 K: 0 S: 4	H: 2 LOB: 1 BB: 0 P: 4	R: 0 E: 0 K: 0 S: 4	H: 0 LOB: 1 BB: 0 P: 4	1B: 5 2B: 2 3B: 0 HR: 1	SF: 0 SAC: 2 DP: 1 HBP: 0	WP: 1 PB: 0 CS: 1	PA: 32							
<b>PITCHER</b>	IP	WLS	BF	H	R	ER	SO	BB	IBB	HBP	BLK	WP	HR	S	P	ERA	WHIP										
Catfish Hunter, R (1, 1) ERA: 6.06	8.0	L	32	7	3	3	1	3	0	0	0	1	1	31	43	3.38	1.250										

New York Yankees @ Seattle Mariners  
The Kingdome, Seattle, WA  
Sat Apr 28 1979, 10:05 PM EST  
Att: 35,048 - Dome

AB 27  
R 3  
H 7  
RBI 2  
BB 3  
SO 1  
LOB 11





Batter	1	2	3	4	5	6	7	8	9	AB	R	H	RBI	BB	SO	LOB	TOP								
Mickey Rivers, L OBP: 0.289, SLG: 0.329	0-0 4-3		0-0 SF8		0-0 G4-6-3		0-0 L6-3		0-0 F6	4	0	0	1	0	0	2									
Willie Randolph, R OBP: 0.322, SLG: 0.250	0-0 4-3		0-0 1B				0-0 F9			4	1	2	0	0	0	0									
Thurman Munson, R OBP: 0.259, SLG: 0.325	0-0 4-3		0-0 F8							4	1	2	2	0	0	2									
Reggie Jackson, L OBP: 0.366, SLG: 0.508		0-3 K	0-0 F8							3	1	1	0	1	1	2									
Graig Nettles, L OBP: 0.372, SLG: 0.463	0-0 4-3			0-0 4-3						3	0	1	0	1	0	0									
Chris Chambliss, L OBP: 0.237, SLG: 0.306	0-0 6-3			0-0 F7						4	0	0	0	0	1	4									
Jim Spencer, L OBP: 0.353, SLG: 0.600			0-0 1B	0-3 K						3	1	1	1	0	1	2									
Jay Johnstone, L OBP: 0.296, SLG: 0.423			0-0 1B		4-0 FC4-6				0-3 K	3	1	1	1	1	1	1									
Fred Stanley, R OBP: 0.400, SLG: 0.333			0-0 F8		0-3 K				0-0 F4	3	0	1	0	1	1	1									
<b>Inning Stats</b>	R: 0 E: 0 K: 0 S: 3	H: 0 LOB: 0 BB: 0 P: 3	R: 0 E: 0 K: 1 S: 5	H: 0 LOB: 0 BB: 0 P: 5	R: 2 E: 0 K: 0 S: 7	H: 4 LOB: 2 BB: 0 P: 7	R: 0 E: 0 K: 1 S: 5	H: 0 LOB: 0 BB: 0 P: 5	R: 0 E: 0 K: 1 S: 4	H: 0 LOB: 0 BB: 1 P: 8	R: 3 E: 0 K: 0 S: 6	H: 3 LOB: 1 BB: 1 P: 10	R: 0 E: 0 K: 0 S: 2	H: 0 LOB: 0 BB: 1 P: 6	R: 0 E: 0 K: 1 S: 6	H: 2 LOB: 2 BB: 1 P: 10	R: 0 E: 0 K: 1 S: 5	H: 0 LOB: 0 BB: 0 P: 5	1B: 7 2B: 1 3B: 1 HR: 1	SF: 2 SAC: 0 DP: 2 HBP: 0	WP: 0 PB: 0 SB: 1 CS: 0	PA: 37			
<b>PITCHER</b>	IP	WLS	BF	H	R	ER	SO	BB	IBB	HBP	BLK	WP	HR	S	P	ERA	WHIP								
Odell Jones, R ERA: 4.7	5.0		22	6	5	5	3	2	0	0	0	0	1	26	34	9.00	1.600								
Rafael Vasquez, R ERA: 4.22	4.0	W	15	3	0	0	2	1	1	0	0	0	0	17	25	0.00	1.000								

New York Yankees @ Seattle Mariners  
The Kingdome, Seattle, WA  
Sun Apr 29 1979, 6:33 AM EDT  
Att: 29,041 - Dome



Batter	1	2	3	4	5	6	7	8	9	AB	R	H	RBI	BB	SO	LOB	BOTTOM								
Julio Cruz, S OBP: 0.362, SLG: 0.247	0-0 1-3		0-0 1B		4-0 S				4-0 1B	3	1	2	0	2	0	0									
Bobby Valentine, R OBP: 0.425, SLG: 0.313	0-0 2B		0-0 G5-6-3		4-0 BB				0-3 K	4	1	1	0	1	1	3									
Tom Paciorek, R OBP: 0.300, SLG: 0.474	0-0 2B		0-0 F9		0-0 F6				0-0 BB	5	1	2	1	0	1	2									
Joe Simpson, L OBP: 0.231, SLG: 0.360	1-H 2B								1-3 E	0	1	0	0	0	0	0									
Leon Roberts, R OBP: 0.411, SLG: 0.474	0-0 2B			0-0 6-3					4-0 E	3	2	1	0	1	0	0									
Willie Horton, R OBP: 0.351, SLG: 0.471	0-0 2B			0-0 1B					1-2 1B	5	0	3	3	0	0	1									
Ruppert Jones, L OBP: 0.341, SLG: 0.425	0-0 6-3			0-0 F7					4-0 1B	4	0	2	1	1	0	2									
Larry Cox, R OBP: 0.367, SLG: 0.552			0-0 4-3		0-0 F9				0-0 1B	4	0	0	0	0	0	4									
Bruce Bochte, L OBP: 0.435, SLG: 0.547				0-0 F9					1-2 1B	1	0	1	1	0	0	0									
Larry Milbourne, S OBP: 0.250, SLG: 0.286	0-0 1-3				0-0 6-3				0-0 K	4	0	0	0	0	1	2									
Mario Mendoza, R OBP: 0.270, SLG: 0.328			0-0 L4		0-0 1-3				0-3 K	3	0	0	0	0	0	0									
Bill Stein, R OBP: 0.367, SLG: 0.423									1-2 1B	1	0	0	0	0	1	0									
<b>Inning Stats</b>	R: 2 E: 0 K: 0 S: 6	H: 4 LOB: 1 BB: 0 P: 6	R: 0 E: 0 K: 0 S: 3	H: 0 LOB: 0 BB: 0 P: 3	R: 0 E: 0 K: 0 S: 4	H: 1 LOB: 1 BB: 0 P: 4	R: 0 E: 0 K: 0 S: 4	H: 1 LOB: 1 BB: 0 P: 4	R: 0 E: 0 K: 0 S: 4	H: 1 LOB: 1 BB: 0 P: 4	R: 1 E: 1 K: 2 S: 9	H: 1 LOB: 2 BB: 0 P: 10	R: 3 E: 1 K: 2 S: 9	H: 3 LOB: 3 BB: 3 P: 21	1B: 9 2B: 2 3B: 1 HR: 0	SF: 0 SAC: 0 DP: 1 HBP: 1	WP: 0 PB: 0 SB: 1 CS: 0	PA: 43							
<b>PITCHER</b>	IP	WLS	BF	H	R	ER	SO	BB	IBB	HBP	BLK	WP	HR	S	P	ERA	WHIP								
Tommy John, L ERA: 1.13	7.1		33	9	3	2	1	2	0	1	0	0	0	32	41	2.46	1.500								
Paul Mirabella, L ERA: 4.5	1.1	L	7	1	3	3	3	2	0	0	0	0	0	11	19	20.25	2.250								
Ron Davis, R ERA:	0.0		2	1	0	0	0	0	1	0	0	0	0	1	5	∞	∞								
Dick Tidrow, R ERA: 5.79	0.0		1	1	0	0	0	0	0	0	0	0	0	1	1	∞	∞								

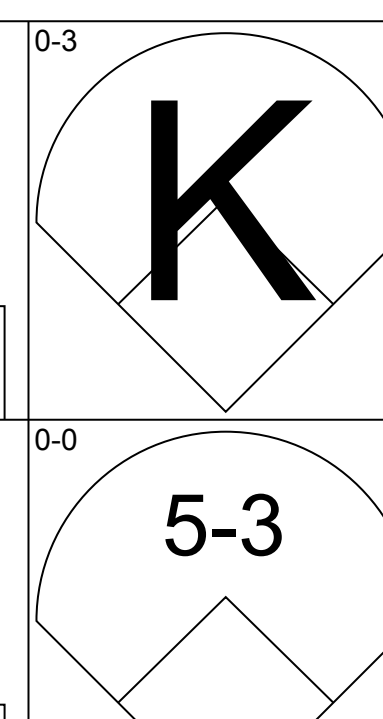
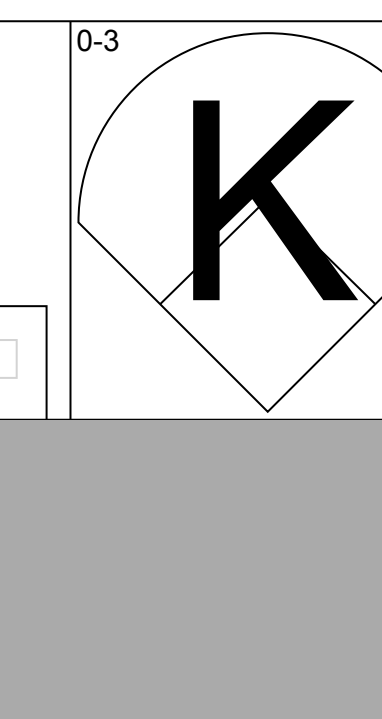
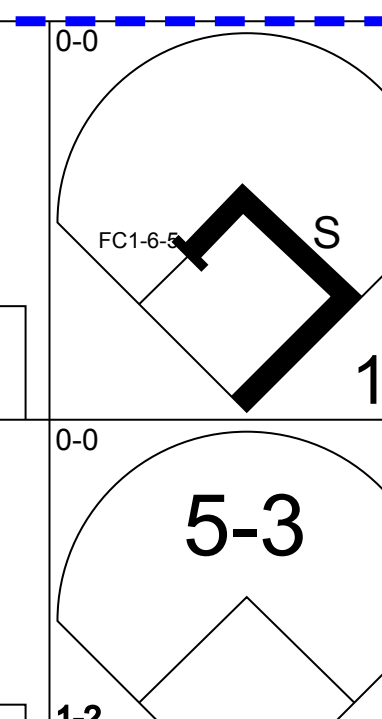
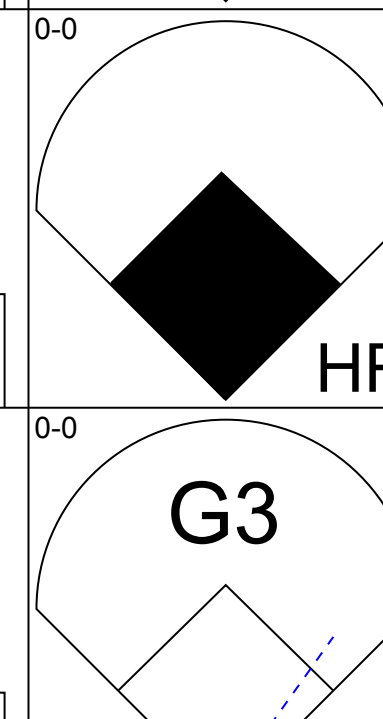
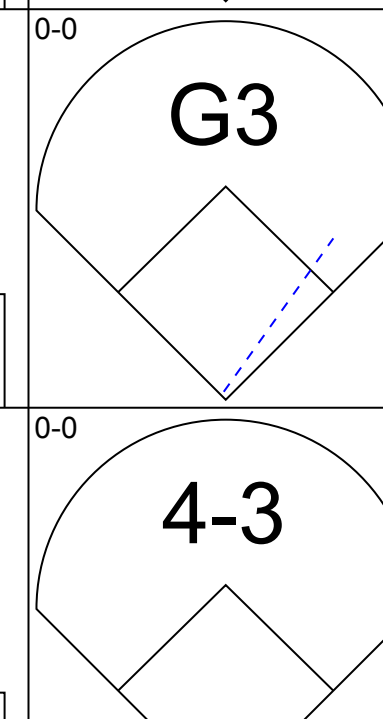
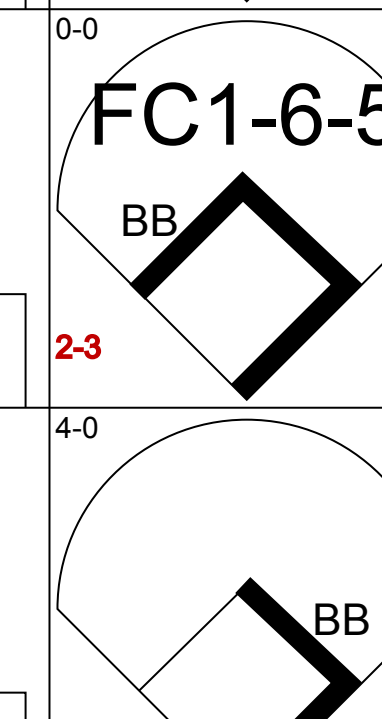

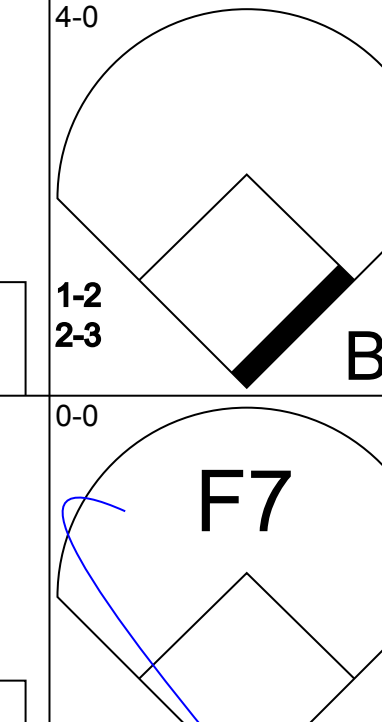




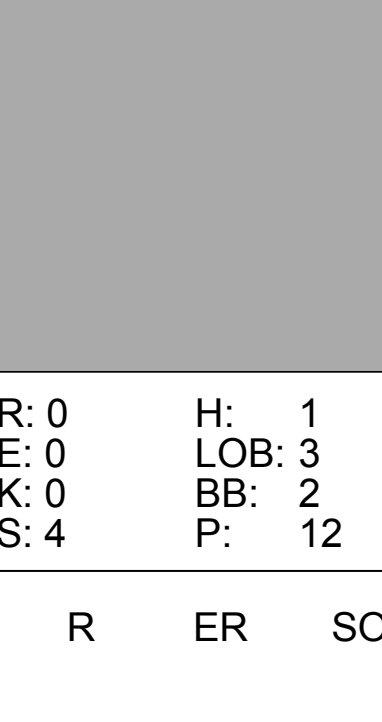
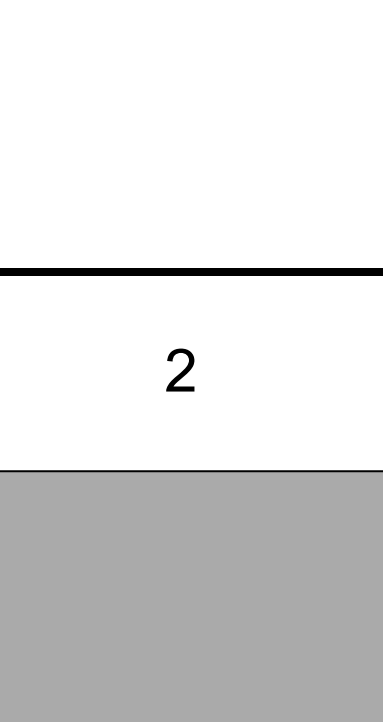
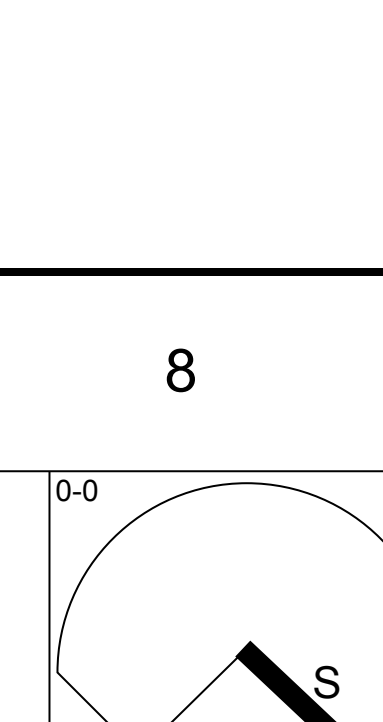

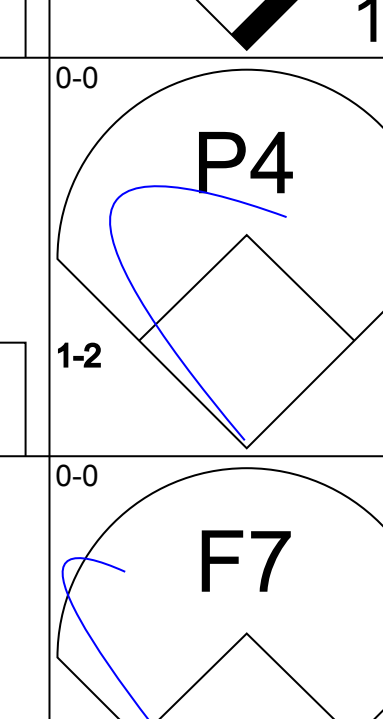

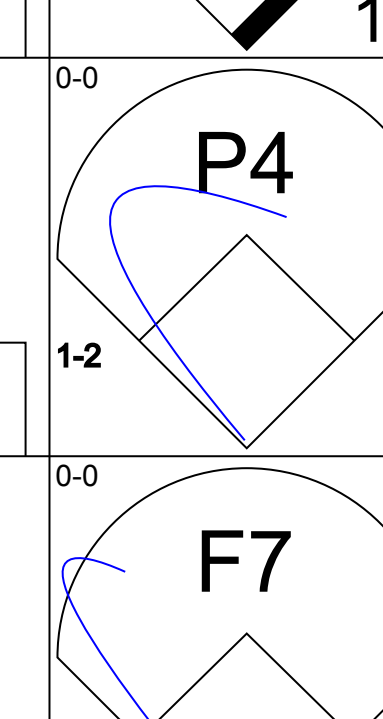
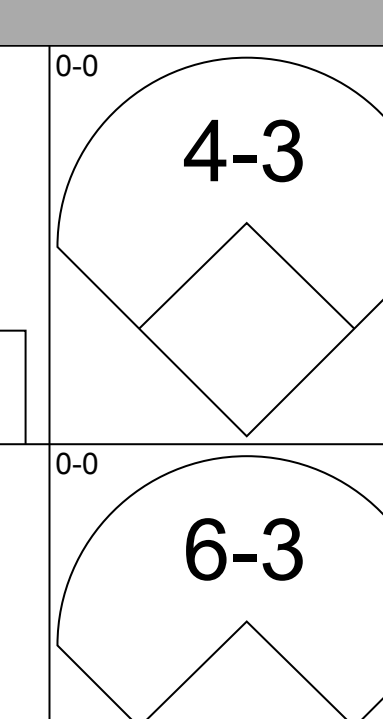





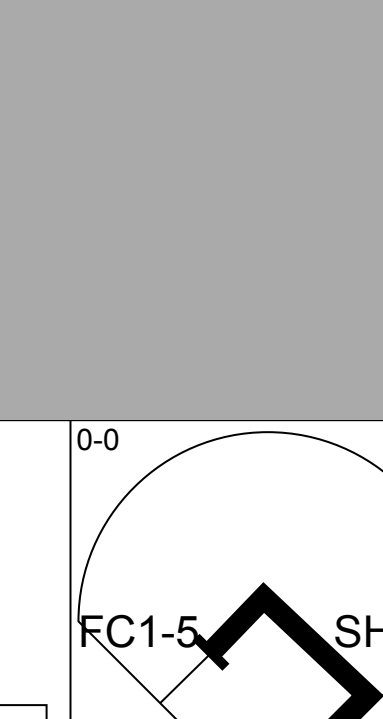
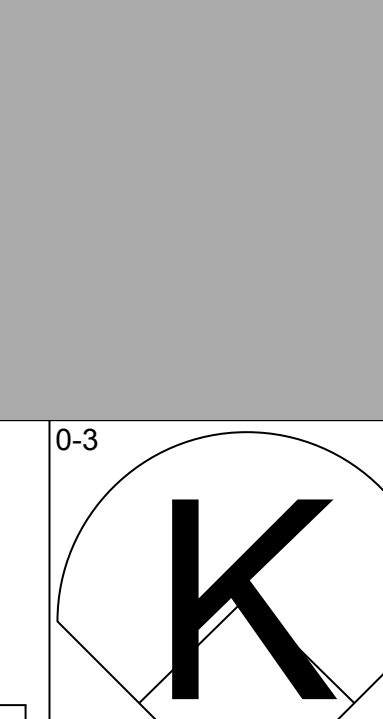
New York Yankees @ Seattle Mariners  
The Kingdome, Seattle, WA  
Sun Apr 29 1979, 6:33 AM EDT  
Att: 29,041 - Dome







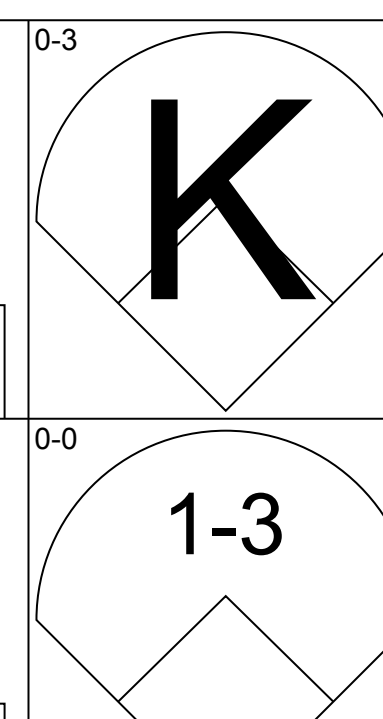
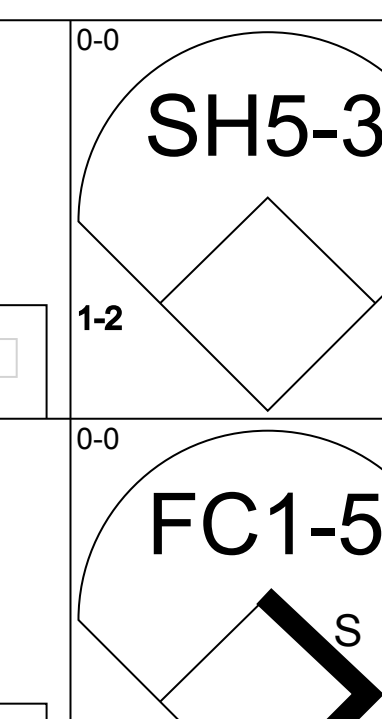
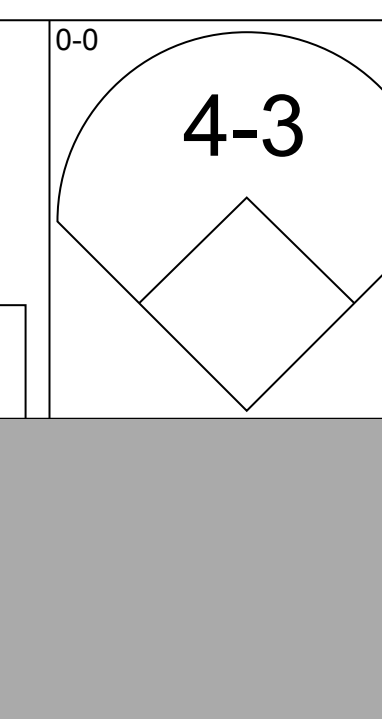
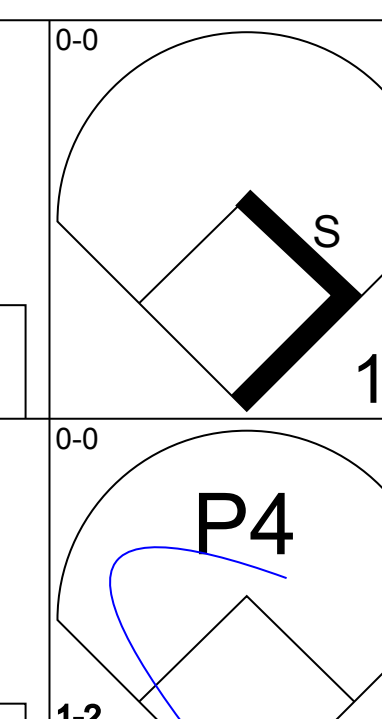
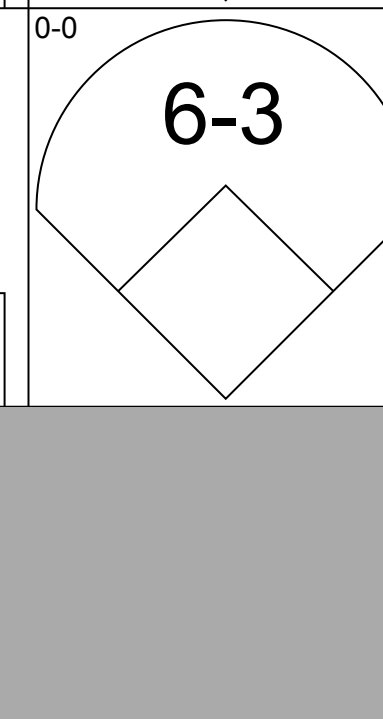
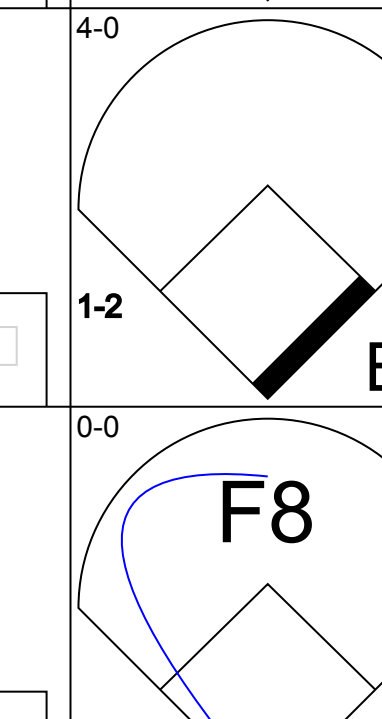
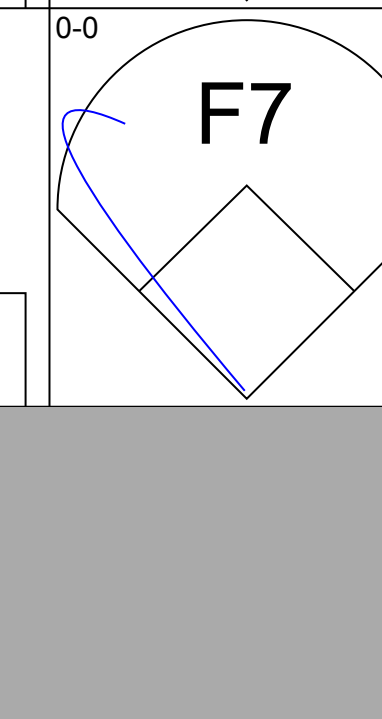



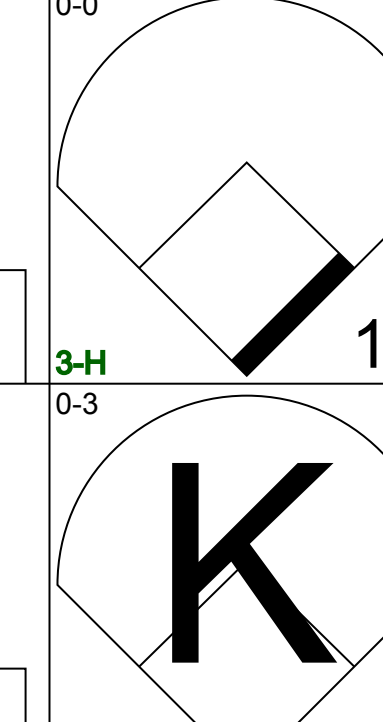


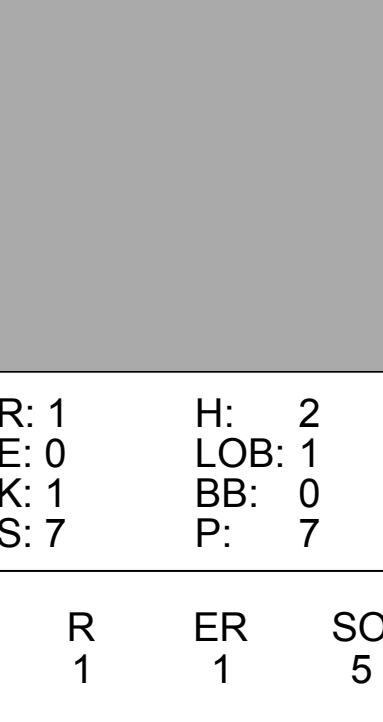

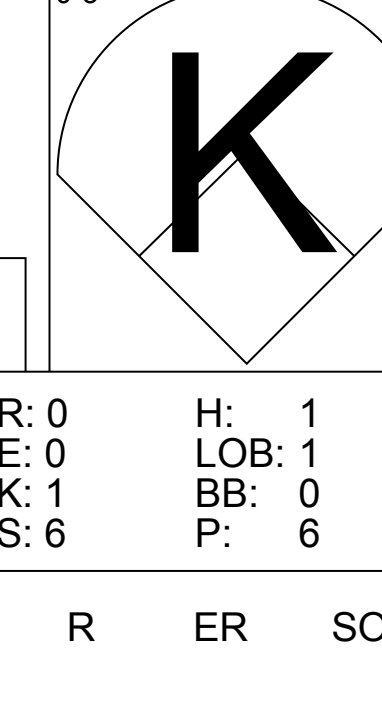





Batter	1	2	3	4	5	6	7	8	9	AB	R	H	RBI	BB	SO	LOB	TOP								
<b>Al Bumby, L</b> OBP: 0.283, SLG: 0.279 (1, 8)										4	1	2	0	0	2	0									
<b>Rich Dauer, R</b> OBP: 0.372, SLG: 0.500 (1, 5)										4	0	1	1	0	0	1									
<b>Ken Singleton, S</b> OBP: 0.442, SLG: 0.651 (1, 9)										4	1	1	1	0	0	3									
<b>Larry Harlow, L</b> OBP: 0.429, SLG: 0.348 (8, PR) (8, 9)										0	0	0	0	0	0	0									
<b>Eddie Murray, S</b> OBP: 0.394, SLG: 0.371 (1, 3)										3	0	1	1	1	0	0									
<b>Lee May, R</b> OBP: 0.344, SLG: 0.518 (1, 10)										3	0	0	0	1	0	2									
<b>Pat Kelly, L</b> OBP: 0.357, SLG: 0.273 (1, 7)										3	0	0	0	1	1	3									
<b>Gary Roenicke, R</b> OBP: 0.414, SLG: 0.521 (8, 7)										0	0	0	0	0	0	0									
<b>Billy Smith, S</b> OBP: 0.306, SLG: 0.333 (1, 4)										2	0	0	0	0	0	0									
<b>Mark Belanger, R</b> OBP: 0.203, SLG: 0.173 (7, 6)										0	0	0	0	1	0	0									
<b>Kiko Garcia, R</b> OBP: 0.279, SLG: 0.390 (1, 6) (7, 4)										4	0	0	0	0	0	2									
<b>Dave Skaggs, R</b> OBP: 0.154, SLG: 0.083 (1, 2)										3	1	0	0	1	0	1									
<b>Inning Stats</b>	R: 1 E: 0 K: 1 S: 6	H: 1 LOB: 0 BB: 0 P: 6	R: 0 E: 0 K: 0 S: 3	H: 0 LOB: 0 BB: 0 P: 3	R: 0 E: 0 K: 1 S: 5	H: 0 LOB: 0 BB: 0 P: 5	R: 0 E: 0 K: 0 S: 3	H: 0 LOB: 0 BB: 0 P: 3	R: 0 E: 0 K: 1 S: 5	H: 0 LOB: 0 BB: 0 P: 5	R: 2 E: 0 K: 0 S: 6	H: 3 LOB: 2 BB: 1 P: 10	R: 0 E: 0 K: 0 S: 3	H: 0 LOB: 1 BB: 1 P: 7	R: 0 E: 0 K: 0 S: 4	H: 1 LOB: 3 BB: 2 P: 12	R: 0 E: 0 K: 0 S: 2	H: 0 LOB: 0 BB: 1 P: 6	1B: 3 2B: 1 3B: 0 HR: 1	SF: 0 SAC: 1 DP: 1 HBP: 0	WP: 0 PB: 0 SB: 1 CS: 0	PA: 36			
<b>PITCHER</b>	IP	WLS	BF	H	R	ER	SO	BB	IBB	HBP	BLK	WP	HR	S	P	ERA	WHIP								
<b>Byron McLaughlin, R</b> ERA: 5.29 (1, 1)	7.0	L	27	4	3	3	3	2	0	0	0	0	1	31	39	3.86	0.857								
<b>Mike Parrott, R</b> ERA: 3.52 (8, 1)	2.0		9	1	0	0	0	2	1	0	0	0	0	6	18	0.00	1.500								

Baltimore Orioles @ Seattle Mariners  
The Kingdome, Seattle, WA  
Tue May 01 1979, 10:05 PM EDT  
Att: 4,015 - Dome

AB 30  
R 3  
H 5  
RBI 3  
BB 5  
SO 3  
LOB 12



Batter	1	2	3	4	5	6	7	8	9	AB	R	H	RBI	BB	SO	LOB	BOTTOM								
<b>Julio Cruz, S</b> OBP: 0.343, SLG: 0.235 (1, 4)										3	0	1	0	0	1	0									
<b>Dan Meyer, L</b> OBP: 0.271, SLG: 0.385 (1, 7)										4	0	0	0	0	0	2									
<b>Bruce Bochte, L</b> OBP: 0.415, SLG: 0.500 (1, 3)										3	0	0	0	1	0	1									
<b>Leon Roberts, R</b> OBP: 0.384, SLG: 0.471 (1, 9)										4	0	0	0	0	0	2									
<b>Willie Horton, R</b> OBP: 0.330, SLG: 0.438 (1, 10)										4	0	0	0	0	1	0									
<b>Ruppert Jones, L</b> OBP: 0.350, SLG: 0.443 (1, 8)										4	1	3	0	0	1	0									
<b>Bob Stinson, S</b> OBP: 0.333, SLG: 0.380 (1, 2)										4	0	1	1	0	0	2									
<b>Bill Stein, R</b> OBP: 0.360, SLG: 0.395 (1, 5)										3	0	0	0	0	1	2									
<b>Mario Mendoza, R</b> OBP: 0.265, SLG: 0.318 (1, 6)										2	0	1	0	0	0	0									
<b>Joe Simpson, L</b> OBP: 0.250, SLG: 0.481 (8, PH)										1	0	0	0	0	1	0									
<b>Larry Milbourne, S</b> OBP: 0.250, SLG: 0.286 (8, 6)										0	0	0	0	0	0	0									
<b>Inning Stats</b>	R: 0 E: 0 K: 1 S: 5	H: 2 LOB: 1 BB: 0 P: 7	R: 0 E: 0 K: 0 S: 4	H: 1 LOB: 2 BB: 1 P: 8	R: 0 E: 0 K: 2 S: 7	H: 0 LOB: 0 BB: 0 P: 7	R: 0 E: 0 K: 0 S: 3	H: 0 LOB: 0 BB: 0 P: 3	R: 0 E: 0 K: 0 S: 3	H: 0 LOB: 0 BB: 0 P: 3	R: 0 E: 0 K: 0 S: 4	H: 1 LOB: 1 BB: 0 P: 4	R: 0 E: 0 K: 1 S: 6	H: 1 LOB: 1 BB: 0 P: 6	R: 0 E: 0 K: 0 S: 4	H: 1 LOB: 1 BB: 0 P: 4	1B: 5 2B: 0 3B: 1 HR: 0	SF: 0 SAC: 1 DP: 0 HBP: 0	WP: 0 PB: 0 SB: 3 CS: 0	PA: 34					
<b>PITCHER</b>	IP	WLS	BF	H	R	ER	SO	BB	IBB	HBP	BLK	WP	HR	S	P	ERA	WHIP								
<b>Dennis Martinez, R</b> ERA: 3.3 (1, 1)	9.0	W	34	6	1	1	5	1	0	0	0	0	0	43	47	1.00	0.778								

Baltimore Orioles @ Seattle Mariners  
The Kingdome, Seattle, WA  
Tue May 01 1979, 10:05 PM EDT  
Att: 4,015 - Dome

AB 32  
R 1  
H 6  
RBI 1  
BB 1  
SO 5  
LOB 9





Batter	1	2	3	4	5	6	7	8	9	AB	R	H	RBI	BB	SO	LOB	TOP			
<b>Al Bumby, L</b> OBP: 0.309, SLG: 0.308 (1, 8)										5	1	4	1	0	0	1				
<b>Rich Dauer, R</b> OBP: 0.374, SLG: 0.494 (1, 5)										5	1	2	0	0	0	1				
<b>Ken Singleton, S</b> OBP: 0.440, SLG: 0.674 (1, 10)										3	1	1	2	1	0	1				
<b>Eddie Murray, S</b> OBP: 0.404, SLG: 0.387 (1, 3)										4	2	2	0	1	0	1				
<b>Gary Roenicke, R</b> OBP: 0.413, SLG: 0.490 (1, 9)										3	1	0	0	1	1	4				
<b>John Lowenstein, L</b> OBP: 0.591, SLG: 1.067 (1, 7)										4	2	2	3	1	2	2				
<b>Billy Smith, S</b> OBP: 0.300, SLG: 0.351 (1, 4)										4	0	1	3	0	1	2				
<b>Mark Belanger, R</b> OBP: 0.200, SLG: 0.170 (8, 6)										1	0	0	0	0	1	0				
<b>Kiko Garcia, R</b> OBP: 0.319, SLG: 0.455 (1, 6)										3	1	2	0	1	1	2				
<b>Rick Dempsey, R</b> OBP: 0.386, SLG: 0.360 (1, 2)										4	0	1	0	0	0	3				
<b>Inning Stats</b>	R: 0 E: 0 K: 0 S: 4	H: 1 LOB: 1 BB: 0 P: 4	R: 3 E: 0 K: 0 S: 4	H: 3 LOB: 2 BB: 2 P: 12	R: 0 E: 0 K: 2 S: 8	H: 2 LOB: 1 BB: 1 P: 12	R: 0 E: 0 K: 0 S: 4	H: 2 LOB: 1 BB: 0 P: 4	R: 2 E: 0 K: 1 S: 7	H: 2 LOB: 2 BB: 1 P: 12	R: 0 E: 0 K: 0 S: 3	H: 1 LOB: 0 BB: 0 P: 3	R: 0 E: 0 K: 2 S: 8	H: 1 LOB: 1 BB: 0 P: 8	R: 4 E: 0 K: 1 S: 8	H: 3 LOB: 0 BB: 1 P: 12	1B: 10 2B: 2 HR: 2	SF: 1 SAC: 0 DP: 0 HBP: 1	WP: 0 PB: 0 SB: 2 CS: 1	PA: 43
<b>PITCHER</b>	IP	WLS	BF	H	R	ER	SO	BB	IBB	HBP	BLK	WP	HR	S	P	ERA	WHIP			
<b>Paul Mitchell, R</b> ERA: 4.71 (1, 1)	2.0	L	12	5	3	3	0	3	0	0	0	0	0	9	21	13.50	4.000			
<b>Rafael Vasquez, R</b> ERA: 4.95 (3, 1)	2.1		12	5	2	2	2	1	0	1	0	0	1	14	19	7.71	2.571			
<b>John Montague, R</b> ERA: 3.16 (5, 1)	4.1		18	5	4	4	3	1	0	0	0	0	1	23	27	8.31	1.385			
<b>Shane Rawley, L</b> ERA: 5.51 (9, 1)	0.1		1	0	0	0	1	0	0	0	0	0	0	3	3	0.00	0.000			

Baltimore Orioles @ Seattle Mariners  
The Kingdome, Seattle, WA  
Wed May 02 1979, 10:05 PM EDT  
Att: 5,212 - Dome

AB 36  
R 9  
H 15  
RBI 9  
BB 5  
SO 6  
LOB 17



Batter	1	2	3	4	5	6	7	8	9	AB	R	H	RBI	BB	SO	LOB	BOTTOM					
<b>Julio Cruz, S</b> OBP: 0.340, SLG: 0.236 (1, 4)										4	1	1	0	0	1	1						
<b>Bill Stein, R</b> OBP: 0.356, SLG: 0.400 (1, 5)										4	0	1	0	0	0	1						
<b>Tom Paciorek, R</b> OBP: 0.375, SLG: 0.565 (1, 3)										4	1	3	1	0	0	1						
<b>Leon Roberts, R</b> OBP: 0.379, SLG: 0.456 (1, 9)										3	1	0	0	1	0	4						
<b>Willie Horton, R</b> OBP: 0.327, SLG: 0.430 (1, 10)										4	0	1	0	0	1	3						
<b>Ruppert Jones, L</b> OBP: 0.356, SLG: 0.444 (1, 8)										2	0	1	2	1	1	0						
<b>Larry Cox, R</b> OBP: 0.333, SLG: 0.500 (1, 2)										3	0	0	0	0	0	2						
<b>Bob Stinson, S</b> OBP: 0.328, SLG: 0.373 (9, PH)										1	0	0	0	0	1	1						
<b>Bobby Valentine, R</b> OBP: 0.417, SLG: 0.278 (1, 7)										2	0	0	0	1	0	1						
<b>Dan Meyer, L</b> OBP: 0.266, SLG: 0.379 (9, PH)										1	0	0	0	0	0	1						
<b>Mario Mendoza, R</b> OBP: 0.257, SLG: 0.309 (1, 6)										2	0	0	0	0	1	1						
<b>Larry Milbourne, S</b> OBP: 0.241, SLG: 0.276 (8, PH)										1	0	0	0	0	0	0						
<b>Inning Stats</b>	R: 1 E: 1 K: 1 S: 7	H: 2 LOB: 1 BB: 0 P: 7	R: 0 E: 0 K: 0 S: 2	H: 0 LOB: 0 BB: 1 P: 6	R: 0 E: 0 K: 1 S: 5	H: 0 LOB: 0 BB: 0 P: 5	R: 1 E: 0 K: 0 S: 5	H: 2 LOB: 1 BB: 0 P: 5	R: 0 E: 0 K: 1 S: 4	H: 0 LOB: 0 BB: 1 P: 8	R: 0 E: 0 K: 0 S: 4	H: 1 LOB: 1 BB: 0 P: 4	R: 0 E: 0 K: 1 S: 5	H: 0 LOB: 0 BB: 0 P: 5	R: 0 E: 0 K: 0 S: 4	H: 1 LOB: 1 BB: 0 P: 4	R: 1 E: 0 K: 1 S: 6	H: 1 LOB: 1 BB: 1 P: 10	1B: 5 2B: 2 HR: 0	SF: 1 SAC: 0 DP: 3 HBP: 0	WP: 0 PB: 0 SB: 0 CS: 0	PA: 35
<b>PITCHER</b>	IP	WLS	BF	H	R	ER	SO	BB	IBB	HBP	BLK	WP	HR	S	P	ERA	WHIP					
<b>Mike Flanagan, L</b> ERA: 4.05 (1, 1)	8.0	W	30	6	2	2	4	2	0	0	0	0	0	36	44	2.25	1.000					
<b>Don Stanhouse, R</b> ERA: 4.3 (9, 1)	1.0		5	1	1	1	1	1	0	0	0	0	0	6	10	9.00	2.000					

Baltimore Orioles @ Seattle Mariners  
The Kingdome, Seattle, WA  
Wed May 02 1979, 10:05 PM EDT  
Att: 5,212 - Dome

AB 31  
R 3  
H 7  
RBI 3  
BB 3  
SO 5  
LOB 16






Batter	1	2	3	4	5	6	7	8	9	AB	R	H	RBI	BB	SO	LOB	TOP			
<b>Julio Cruz, S</b> OBP: 0.336, SLG: 0.237 (1,4)	G3	CS	1-3			F8 SF8	E3			4	1	1	0	0	0	0				
<b>Dan Meyer, L</b> OBP: 0.253, SLG: 0.357 (1,7)	F6		G3			F8	K			4	0	0	0	0	1	2				
<b>Bruce Bochte, L</b> OBP: 0.418, SLG: 0.488 (1,3)	BB		6-3			BB 1B	K			2	0	0	0	2	1	0				
<b>Leon Roberts, R</b> OBP: 0.364, SLG: 0.441 (1,9)	K					F9	SF8	F9		3	0	0	1	0	1	1				
<b>Willie Horton, R</b> OBP: 0.333, SLG: 0.462 (1,10)		HR				3-1	BB 1B	F8		4	1	2	1	0	0	0				
<b>Ruppert Jones, L</b> OBP: 0.381, SLG: 0.473 (1,8)		HR				4-3	BB	4-3		3	1	1	1	1	0	0				
<b>Bob Stinson, S</b> OBP: 0.308, SLG: 0.345 (1,2)						1-2 2-3	BB	F8		4	0	0	0	0	2	3				
<b>Bill Stein, R</b> OBP: 0.351, SLG: 0.393 (1,5)						5-3		4-3		4	0	1	0	0	0	0				
<b>Mario Mendoza, R</b> OBP: 0.250, SLG: 0.300 (1,6)						F5				2	0	0	0	0	1	1				
<b>Larry Milbourne, S</b> OBP: 0.233, SLG: 0.267 (7, PH)	K							F8		1	0	0	0	0	0	0				
<b>Inning Stats</b>	R: 0 E: 0 K: 1 S: 5	H: 0 LOB: 1 BB: 1 P: 9	R: 2 E: 0 K: 2 S: 9	H: 3 LOB: 0 BB: 0 P: 9	R: 0 E: 0 K: 0 S: 3	H: 0 LOB: 0 BB: 0 P: 3	R: 0 E: 0 K: 0 S: 3	H: 0 LOB: 0 BB: 0 P: 3	R: 0 E: 0 K: 1 S: 5	H: 2 LOB: 3 BB: 2 P: 13	R: 0 E: 1 K: 1 S: 6	H: 0 LOB: 1 BB: 0 P: 6	R: 0 E: 0 K: 0 S: 5	H: 0 LOB: 0 BB: 0 P: 3	R: 0 E: 0 K: 0 S: 3	H: 0 LOB: 0 BB: 0 P: 3	1B: 3 2B: 0 3B: 0 HR: 2	SF: 1 SAC: 0 DP: 0 HBP: 0	WP: 0 PB: 0 SB: 1 CS: 1	PA: 36
<b>PITCHER</b> <b>Steve Renko, R</b> ERA: 2.64 (1,1)	IP: 9.0 WLS: W BF: 35 H: 5 R: 3 ER: 3 SO: 6 BB: 3 IBB: 0 HBP: 0 BLK: 0 WP: 0 HR: 2 S: 44 P: 56 ERA: 3.00 WHIP: 0.889															<b>PITCHER</b>				

**Seattle Mariners @ Boston Red Sox**  
Fenway Park, Boston, MA  
Fri May 04 1979, 7:05 PM EDT  
Att: 21,903 - Unknown - 63 F


AB	31
R	3
H	5
RBI	3
BB	3
SO	6
LOB	7



Batter	1	2	3	4	5	6	7	8	9	AB	R	H	RBI	BB	SO	LOB	BOTTOM			
<b>Jerry Remy, L</b> OBP: 0.346, SLG: 0.353 (1,4)	5-3		1B SF8			F9		SH3-4 E		4	2	2	0	0	0	0				
<b>Rick Burleson, R</b> OBP: 0.359, SLG: 0.419 (1,6)	HR		1B			K		SH3-4		3	1	2	0	0	1	0				
<b>Fred Lynn, L</b> OBP: 0.404, SLG: 0.624 (1,8)	HR		1B			SF8		E		2	1	1	3	1	0	0				
<b>Jim Rice, R</b> OBP: 0.398, SLG: 0.465 (1,7)	1-3		P8			6-3		E4		4	0	0	0	0	2	2				
<b>Carl Yastrzemski, L</b> OBP: 0.412, SLG: 0.541 (1,10)	FC6-4		F8			HR		G6-4-3		3	1	2	1	1	0	1				
<b>George Scott, R</b> OBP: 0.283, SLG: 0.341 (1,3)	FC6-4					6-3		G6-4-3		4	0	0	0	0	4	4				
<b>Butch Hobson, R</b> OBP: 0.233, SLG: 0.256 (1,5)			6-3			1-3		G4-6-3		3	0	1	0	0	0	0				
<b>Dwight Evans, R</b> OBP: 0.284, SLG: 0.446 (1,9)			L5			L5		F8		3	0	0	0	0	1	1				
<b>Gary Allenson, R</b> OBP: 0.271, SLG: 0.326 (1,2)										2	0	0	0	0	1	0				
<b>Jim Dwyer, L</b> OBP: 0.368, SLG: 0.389 (7, PH)						F5		G4-6-3		1	0	0	0	0	1	1				
<b>Bob Montgomery, R</b> OBP: 0.536, SLG: 0.680 (8, 2)										0	0	0	0	0	0	0				
<b>Inning Stats</b>	R: 2 E: 0 K: 0 S: 6	H: 3 LOB: 1 BB: 0 P: 6	R: 0 E: 0 K: 1 S: 5	H: 0 LOB: 0 BB: 0 P: 5	R: 1 E: 0 K: 0 S: 5	H: 2 LOB: 1 BB: 0 P: 5	R: 0 E: 0 K: 0 S: 3	H: 0 LOB: 0 BB: 0 P: 3	R: 0 E: 0 K: 1 S: 5	H: 0 LOB: 0 BB: 0 P: 5	R: 1 E: 0 K: 0 S: 4	H: 1 LOB: 0 BB: 0 P: 4	R: 0 E: 1 K: 0 S: 3	H: 1 LOB: 2 BB: 2 P: 12	R: 1 E: 1 K: 0 S: 4	H: 1 LOB: 2 BB: 2 P: 12	1B: 5 2B: 1 3B: 0 HR: 2	SF: 1 SAC: 1 DP: 2 HBP: 0	WP: 0 PB: 0 SB: 0 CS: 0	PA: 33
<b>PITCHER</b> <b>Glenn Abbott, R</b> ERA: 4.15 (1,1)	IP: 6.0 WLS: L BF: 24 H: 6 R: 4 ER: 4 SO: 2 BB: 0 IBB: 0 HBP: 0 BLK: 0 WP: 0 HR: 2 S: 28 P: 28 ERA: 6.00 WHIP: 1.000															<b>PITCHER</b>				
<b>Mike Parrott, R</b> ERA: 3.12 (7,1)	IP: 2.0 WLS: 9 BF: 2 H: 2 R: 1 ER: 0 SO: 0 BB: 0 IBB: 2 HBP: 0 BLK: 0 WP: 0 HR: 0 S: 7 P: 15 ERA: 0.00 WHIP: 1.000															<b>PITCHER</b>				

**Seattle Mariners @ Boston Red Sox**  
Fenway Park, Boston, MA  
Fri May 04 1979, 7:05 PM EDT  
Att: 21,903 - Unknown - 63 F

AB	29
R	5
H	8
RBI	4
BB	2
SO	2
LOB	9









Batter	1	2	3	4	5	6	7	8	9	AB	R	H	RBI	BB	SO	LOB	TOP											
<b>Julio Cruz, S</b> OBP: 0.325, SLG: 0.243 (1, 4)										5	1	1	0	0	1	1	<b>Seattle Mariners @ Boston Red Sox</b> Fenway Park, Boston, MA Sun May 06 1979, 3:33 AM EDT Att: 25,919 - Unknown - 66 F											
<b>Joe Simpson, L</b> OBP: 0.303, SLG: 0.500 (1, 9)										5	1	3	0	0	0	1												
<b>Bruce Bochte, L</b> OBP: 0.430, SLG: 0.505 <b>Larry Milbourne, S</b> OBP: 0.233, SLG: 0.267 <b>John Hale, L</b> OBP: 0.364, SLG: 0.125 <b>Leon Roberts, R</b> OBP: 0.383, SLG: 0.444 (1, 3)										4	0	1	0	0	0	2												
<b>Dan Meyer, L</b> OBP: 0.266, SLG: 0.356 (8, 3)										3	0	1	0	1	0	0												
<b>Willie Horton, R</b> OBP: 0.355, SLG: 0.469 (1, 10)										4	0	4	2	1	0	0												
<b>Ruppert Jones, L</b> OBP: 0.376, SLG: 0.459 (1, 8)										4	0	1	0	1	0	5												
<b>Bob Stinson, S</b> OBP: 0.342, SLG: 0.377 (1, 2)										3	0	1	0	1	0	5												
<b>Bobby Valentine, R</b> OBP: 0.393, SLG: 0.273 (1, 5)										4	0	1	0	0	0	4												
<b>Mario Mendoza, R</b> OBP: 0.241, SLG: 0.289 (1, 6)										3	0	0	0	0	1	0												
<b>Inning Stats</b>	R: 0 E: 0 K: 1 S: 5	H: 0 LOB: 0 BB: 0 P: 5	R: 0 E: 0 K: 0 S: 4	H: 1 LOB: 2 BB: 1 P: 8	R: 0 E: 0 K: 0 S: 4	H: 1 LOB: 1 BB: 0 P: 4	R: 0 E: 0 K: 0 S: 3	H: 1 LOB: 1 BB: 1 P: 7	R: 0 E: 0 K: 0 S: 3	H: 0 LOB: 0 BB: 0 P: 3	R: 0 E: 0 K: 0 S: 5	H: 3 LOB: 3 BB: 1 P: 9	R: 0 E: 0 K: 0 S: 4	H: 1 LOB: 1 BB: 0 P: 4	R: 1 E: 0 K: 0 S: 6	H: 3 LOB: 2 BB: 0 P: 6		R: 2 E: 0 K: 1 S: 8	H: 4 LOB: 2 BB: 1 P: 12	1B: 12 2B: 2 3B: 0 HR: 0	SF: 0 SAC: 2 DP: 3 HBP: 0	WP: 0 PB: 0 SB: 1 CS: 0	PA: 42					
<b>PITCHER</b>	IP	WLS	BF	H	R	ER	SO	BB	IBB	HBP	BLK	WP	HR	S	P	ERA	WHIP											
<b>Bob Stanley, R</b> ERA: 4.03 <b>Bill Campbell, R</b> ERA: 4.91 <b>Jim Wright, R</b> ERA: 2.35 <b>Andy Hassler, L</b> ERA: 3.18	(1, 1)	8.1	37	11	2	2	2	3	0	0	0	0	0	0	38	50	2.16	1.680										

Batter	1	2	3	4	5	6	7	8	9	AB	R	H	RBI	BB	SO	LOB	BOTTOM											
<b>Jerry Remy, L</b> OBP: 0.336, SLG: 0.330 (1, 4)										3	0	0	0	1	0	1	<b>Seattle Mariners @ Boston Red Sox</b> Fenway Park, Boston, MA Sun May 06 1979, 3:33 AM EDT Att: 25,919 - Unknown - 66 F											
<b>Rick Burleson, R</b> OBP: 0.357, SLG: 0.412 (1, 6)										4	1	2	0	0	0	2												
<b>Fred Lynn, L</b> OBP: 0.416, SLG: 0.674 (1, 8)										3	1	1	2	1	0	2												
<b>Jim Rice, R</b> OBP: 0.411, SLG: 0.500 (1, 7)										4	0	1	0	0	0	2												
<b>Carl Yastrzemski, L</b> OBP: 0.387, SLG: 0.511 (1, 10)										4	0	0	0	0	0	2												
<b>George Scott, R</b> OBP: 0.315, SLG: 0.374 <b>Frank Duffy, R</b> (9, FR)										4	0	2	0	0	0	0												
<b>Butch Hobson, R</b> OBP: 0.265, SLG: 0.256 (1, 5)										1	0	0	0	1	0	0												
<b>Dwight Evans, R</b> OBP: 0.281, SLG: 0.444 (1, 9)										3	0	0	0	1	1	4												
<b>Bob Montgomery, R</b> OBP: 0.529, SLG: 0.633 <b>Jim Dwyer, L</b> OBP: 0.350, SLG: 0.368 <b>Gary Allenson, R</b> OBP: 0.271, SLG: 0.326 <b>Jack Brohamer, L</b> OBP: 0.372, SLG: 0.421 (1, 2)										1	0	0	0	1	0	1												
<b>Inning Stats</b>	R: 0 E: 0 K: 0 S: 3	H: 0 LOB: 1 BB: 1 P: 7	R: 0 E: 0 K: 0 S: 3	H: 0 LOB: 1 BB: 1 P: 7	R: 0 E: 0 K: 0 S: 2	H: 0 LOB: 2 BB: 2 P: 10	R: 0 E: 0 K: 0 S: 3	H: 1 LOB: 0 BB: 0 P: 3	R: 0 E: 0 K: 0 S: 3	H: 0 LOB: 1 BB: 1 P: 7	R: 0 E: 0 K: 0 S: 4	H: 1 LOB: 1 BB: 0 P: 4	R: 0 E: 0 K: 1 S: 6	H: 1 LOB: 0 BB: 0 P: 6	R: 2 E: 0 K: 0 S: 5	H: 2 LOB: 0 BB: 0 P: 5		R: 0 E: 0 K: 0 S: 4	H: 1 LOB: 2 BB: 0 P: 4	1B: 5 2B: 0 3B: 0 HR: 1	SF: 0 SAC: 2 DP: 2 HBP: 0	WP: 0 PB: 0 SB: 1 CS: 0	PA: 36					
<b>PITCHER</b>	IP	WLS	BF	H	R	ER	SO	BB	IBB	HBP	BLK	WP	HR	S	P	ERA	WHIP											
<b>Mike Parrott, R</b> ERA: 2.31 <b>John Montague, R</b> ERA: 3.44	(1, 1)	6.0	23	4	2	2	1	5	0	0	0	0	0	1	15	15	6.00	1.333										



Batter	1	2	3	4	5	6	7	8	9	AB	R	H	RBI	BB	SO	LOB	TOP			
<b>Julio Cruz, S</b> OBP: 0.333, SLG: 0.243 (1, 4)										4	3	1	0	2	0	0	<b>Seattle Mariners @ New York Yankees</b> Yankee Stadium, Bronx, NY Mon May 07 1979, 7:05 PM EDT Att: 14,065 - Unknown - 59 F <a href="http://livebaseballscorecards.com">livebaseballscorecards.com</a>			
<b>Joe Simpson, L</b> OBP: 0.286, SLG: 0.471 (1, 9)										2	0	0	0	0	2	1				
<b>Leon Roberts, R</b> OBP: 0.376, SLG: 0.505 (5, 9)										4	3	3	1	0	0	0				
<b>Bruce Bochte, L</b> OBP: 0.449, SLG: 0.516 (1, 3)										2	4	1	0	3	0	0				
<b>John Hale, L</b> OBP: 0.417, SLG: 0.222 (8, 7)										1	0	1	0	0	0	0				
<b>Dan Meyer, L</b> OBP: 0.294, SLG: 0.416 (1, 7)										4	2	3	7	1	0	1				
<b>Willie Horton, R</b> OBP: 0.357, SLG: 0.470 (1, 10)										4	0	1	2	1	0	3				
<b>Ruppert Jones, L</b> OBP: 0.399, SLG: 0.441 (1, 8)										4	0	0	0	0	0	3				
<b>Bob Stinson, S</b> OBP: 0.351, SLG: 0.400 (1, 2)										4	0	2	1	0	0	0				
<b>Bobby Valentine, R</b> OBP: 0.394, SLG: 0.333 (1, 5)										5	0	2	0	0	0	3				
<b>Mario Mendoza, R</b> OBP: 0.226, SLG: 0.272 (1, 6)										5	0	0	0	0	3	4				
<b>Inning Stats</b>	R: 1 E: 0 K: 1 S: 7	H: 2 LOB: 1 BB: 0 P: 7	R: 0 E: 0 K: 1 S: 6	H: 1 LOB: 1 BB: 0 P: 6	R: 2 E: 0 K: 1 S: 7	H: 2 LOB: 1 BB: 1 P: 11	R: 0 E: 0 K: 1 S: 5	H: 0 LOB: 0 BB: 0 P: 5	R: 4 E: 1 K: 1 S: 8	H: 2 LOB: 2 BB: 2 P: 17	R: 0 E: 0 K: 0 S: 5	H: 1 LOB: 1 BB: 0 P: 4	R: 4 E: 0 K: 0 S: 4	H: 2 LOB: 1 BB: 0 P: 4	R: 1 E: 0 K: 0 S: 5	H: 2 LOB: 1 BB: 0 P: 5	1B: 6 2B: 6 3B: 0 HR: 2	SF: 1 SAC: 1 DP: 1 HBP: 1	WP: 0 PB: 1 SB: 1 CS: 1	PA: 49
<b>PITCHER</b>	IP WLS BF H R ER SO BB IBB HBP BLK WP HR S P ERA WHIP																			
<b>Luis Tiant, R</b> ERA: 8.53 (1, 1)	3.0	15	5	3	3	3	1	0	0	0	0	0	0	1	8	17	9.00	2.000		
<b>Paul Mirabella, L</b> ERA: 7.24 (4, 1)	1.0	9	2	4	4	1	2	0	1	0	0	0	1	8	17	36.00	4.000			
<b>Ken Clay, R</b> ERA: 5.4 (5, 1)	3.0	17	4	4	4	1	3	1	0	0	0	0	0	15	31	12.00	2.333			
<b>Dick Tidrow, R</b> ERA: 6.28 (8, 1)	2.0	8	3	1	1	0	0	0	0	0	0	1	8	8	4.50	1.500				

Batter	1	2	3	4	5	6	7	8	9	AB	R	H	RBI	BB	SO	LOB	BOTTOM					
<b>Willie Randolph, R</b> OBP: 0.300, SLG: 0.260 (1, 4)										5	0	1	0	0	0	3	<b>Seattle Mariners @ New York Yankees</b> Yankee Stadium, Bronx, NY Mon May 07 1979, 7:05 PM EDT Att: 14,065 - Unknown - 59 F <a href="http://livebaseballscorecards.com">livebaseballscorecards.com</a>					
<b>Thurman Munson, R</b> OBP: 0.339, SLG: 0.387 (1, 2)										5	2	2	1	0	0	3						
<b>Graig Nettles, L</b> OBP: 0.362, SLG: 0.421 (1, 5)										4	1	1	1	0	1	1						
<b>Brian Doyle, L</b> OBP: 0.441, SLG: 0.593 (9, 9)										0	0	0	0	0	0	0						
<b>Cliff Johnson, R</b> OBP: 0.441, SLG: 0.593 (9, 9)										1	0	1	0	0	0	0						
<b>Lou Piniella, R</b> OBP: 0.286, SLG: 0.406 (1, 7)										4	0	3	0	1	0	1						
<b>Reggie Jackson, L</b> OBP: 0.388, SLG: 0.477 (1, 9)										4	0	2	2	1	1	2						
<b>Jim Spencer, L</b> OBP: 0.322, SLG: 0.556 (1, 3)										5	0	0	0	0	0	8						
<b>Chris Chambliss, L</b> OBP: 0.213, SLG: 0.278 (1, 10)										4	0	0	0	0	0	3						
<b>Juan Beniquez, R</b> OBP: 0.341, SLG: 0.487 (1, 8)										3	1	2	0	1	0	0						
<b>Bucky Dent, R</b> OBP: 0.349, SLG: 0.355 (1, 6)										4	0	1	0	0	0	3						
<b>Inning Stats</b>	R: 0 E: 0 K: 1 S: 5	H: 0 LOB: 0 BB: 0 P: 5	R: 0 E: 0 K: 0 S: 3	H: 1 LOB: 1 BB: 1 P: 7	R: 3 E: 0 K: 0 S: 7	H: 4 LOB: 2 BB: 1 P: 11	R: 0 E: 0 K: 0 S: 3	H: 0 LOB: 1 BB: 1 P: 7	R: 1 E: 0 K: 0 S: 6	H: 3 LOB: 2 BB: 0 P: 6	R: 0 E: 0 K: 0 S: 4	H: 1 LOB: 1 BB: 0 P: 4	R: 0 E: 0 K: 0 S: 4	H: 1 LOB: 1 BB: 0 P: 4	R: 0 E: 0 K: 0 S: 5	H: 2 LOB: 2 BB: 0 P: 5	R: 0 E: 0 K: 1 S: 6	H: 1 LOB: 1 BB: 0 P: 6	1B: 12 2B: 1 3B: 0 HR: 0	SF: 0 SAC: 0 DP: 1 HBP: 0	WP: 1 PB: 0 SB: 1 CS: 0	PA: 42
<b>PITCHER</b>	IP WLS BF H R ER SO BB IBB HBP BLK WP HR S P ERA WHIP																					
<b>Byron McLoughlin, R</b> ERA: 5.95 (1, 1)	2.2	14	5	3	3	1	2	0	0	0	0	1	0	14	22	10.12	2.625					
<b>Rick Honeycutt, L</b> ERA: 5.66 (3, 1)	6.1	28	8	1	1	1	1	0	0	0	1	0	29	33	1.42	1.421						



Batter	1	2	3	4	5	6	7	8	9	AB	R	H	RBI	BB	SO	LOB	TOP										
<b>Julio Cruz, S</b> OBP: 0.321, SLG: 0.232 (1,4)										5	0	0	0	0	3	2											
<b>Lary Milbourne, S</b> OBP: 0.229, SLG: 0.257 (1,5)										5	0	1	0	0	2	2											
<b>Bruce Bochte, L</b> OBP: 0.440, SLG: 0.515 (1,3)										4	1	1	0	0	0	3											
<b>Dan Meyer, L</b> OBP: 0.315, SLG: 0.432 (1,7)										4	1	3	0	0	0	0											
<b>Willie Horton, R</b> OBP: 0.362, SLG: 0.496 (1,10)										4	1	2	3	0	0	2											
<b>Ruppert Jones, L</b> OBP: 0.373, SLG: 0.433 (1,8)										2	0	0	0	2	0	1											
<b>Leon Roberts, R</b> OBP: 0.380, SLG: 0.505 (1,9)										4	0	2	0	0	0	1											
<b>Bob Stinson, S</b> OBP: 0.350, SLG: 0.397 (1,2)										3	0	1	0	0	1	5											
<b>Lary Cox, R</b> OBP: 0.324, SLG: 0.485 (8, PH)										1	0	0	0	0	1	0											
<b>Mario Mendoza, R</b> OBP: 0.221, SLG: 0.265 (1,6)										2	0	0	0	0	0	3											
<b>Tom Paciorek, R</b> OBP: 0.360, SLG: 0.542 (9, PH)										1	0	0	0	0	1	0											
<b>Inning Stats</b>	R: 0 E: 0 K: 1 S: 5	H: 1 LOB: 0 BB: 0 P: 5	R: 0 E: 0 K: 0 S: 4	H: 1 LOB: 1 BB: 0 P: 4	R: 0 E: 1 K: 0 S: 5	H: 1 LOB: 2 BB: 0 P: 5	R: 0 E: 0 K: 1 S: 7	H: 2 LOB: 3 BB: 1 P: 11	R: 3 E: 0 K: 1 S: 9	H: 4 LOB: 2 BB: 1 P: 13	R: 0 E: 0 K: 0 S: 5	H: 0 LOB: 0 BB: 0 P: 5	R: 0 E: 0 K: 0 S: 3	H: 1 LOB: 0 BB: 0 P: 3	R: 0 E: 0 K: 1 S: 5	H: 0 LOB: 0 BB: 0 P: 5	R: 0 E: 0 K: 3 S: 9	H: 0 LOB: 0 BB: 0 P: 9	1B: 8 2B: 1 3B: 0 HR: 1	SF: 0 SAC: 1 DP: 1 HBP: 0	WP: 0 SB: 0 CS: 1	PA: 38					
<b>PITCHER</b>	IP	WLS	BF	H	R	ER	SO	BB	IBB	HBP	BLK	WP	HR	S	P	ERA	WHIP										
<b>Jim Beattie, R</b> ERA: 5.63 (1,1)	7.0	W	32	10	3	3	4	2	0	0	0	0	1	38	46	3.86	1.714										
<b>Ron Guidry, L</b> ERA: 2.31 (8,1)	2.0	S	6	0	0	0	4	0	0	0	0	0	0	14	14	0.00	0.000										

Seattle Mariners @ New York Yankees  
Yankee Stadium, Bronx, NY  
Tue May 08 1979, 7:05 PM EDT  
Att: 15,981 - Unknown - 71 F

AB 35  
R 3  
H 10  
RBI 3  
BB 2  
SO 8  
LOB 19



Batter	1	2	3	4	5	6	7	8	9	AB	R	H	RBI	BB	SO	LOB	BOTTOM										
<b>Willie Randolph, R</b> OBP: 0.306, SLG: 0.287 (1,4)										4	2	2	2	0	0	0											
<b>Thurman Munson, R</b> OBP: 0.336, SLG: 0.382 (1,2)										4	0	1	1	0	0	1											
<b>Lou Piniella, R</b> OBP: 0.284, SLG: 0.412 (1,7)										4	0	1	0	0	0	2											
<b>Cliff Johnson, R</b> OBP: 0.417, SLG: 0.552 (1,10)										2	0	0	0	0	0	1											
<b>Chris Chambliss, L</b> OBP: 0.219, SLG: 0.283 (6, PH)										2	0	1	1	0	0	0											
<b>Graig Nettles, L</b> OBP: 0.377, SLG: 0.408 (1,5)										3	0	0	0	1	0	2											
<b>Reggie Jackson, L</b> OBP: 0.387, SLG: 0.506 (1,9)										3	1	1	1	0	1	1											
<b>Juan Beniquez, R</b> OBP: 0.340, SLG: 0.476 (1,8)										3	1	1	0	0	0	1											
<b>Jim Spencer, L</b> OBP: 0.323, SLG: 0.544 (1,3)										3	1	1	0	0	0	0											
<b>Bucky Dent, R</b> OBP: 0.341, SLG: 0.346 (1,6)										2	0	0	0	0	0	0											
<b>Inning Stats</b>	R: 0 E: 0 K: 0 S: 3	H: 0 LOB: 0 BB: 0 P: 3	R: 0 E: 0 K: 1 S: 5	H: 0 LOB: 1 BB: 1 P: 9	R: 0 E: 0 K: 0 S: 3	H: 0 LOB: 0 BB: 0 P: 3	R: 0 E: 0 K: 0 S: 4	H: 1 LOB: 1 BB: 0 P: 4	R: 4 E: 0 K: 0 S: 7	H: 5 LOB: 0 BB: 0 P: 7	R: 0 E: 0 K: 0 S: 3	H: 0 LOB: 0 BB: 0 P: 3	R: 0 E: 0 K: 0 S: 3	H: 0 LOB: 0 BB: 0 P: 3	R: 1 E: 0 K: 0 S: 5	H: 2 LOB: 1 BB: 0 P: 5	1B: 5 2B: 1 3B: 1 HR: 1	SF: 0 SAC: 1 DP: 1 HBP: 0	WP: 1 SB: 0 CS: 0	PA: 32							
<b>PITCHER</b>	IP	WLS	BF	H	R	ER	SO	BB	IBB	HBP	BLK	WP	HR	S	P	ERA	WHIP										
<b>Floyd Bannister, L</b> ERA: 5.75 (1,1)	4.1	L	19	5	4	4	1	1	0	0	0	0	0	20	24	8.31	1.385										
<b>Paul Mitchell, R</b> ERA: 4.44 (5,1)	3.1		12	3	1	1	0	0	0	0	0	0	0	12	12	2.70	0.900										
<b>Shane Rawley, L</b> ERA: 6.63 (8,1)	0.1		1	0	0	0	0	0	0	0	0	1	0	1	1	0.00	0.000										

Seattle Mariners @ New York Yankees  
Yankee Stadium, Bronx, NY  
Tue May 08 1979, 7:05 PM EDT  
Att: 15,981 - Unknown - 71 F

AB 30  
R 5  
H 8  
RBI 5  
BB 1  
SO 1  
LOB 8





Batter	1	2	3	4	5	6	7	8	9	AB	R	H	RBI	BB	SO	LOB	TOP			
Julio Cruz, S OBP: 0.313, SLG: 0.226 Tom Paciorek, R OBP: 0.385, SLG: 0.560 Bill Stein, R OBP: 0.343, SLG: 0.375	0-0 4-3		0-0 G3			0-0 1-3		0-0 1B		3	0	0	0	0	0	0	Seattle Mariners @ New York Yankees Yankee Stadium, Bronx, NY Wed May 09 1979, 7:05 PM EDT Att: 14,738 - Unknown - 83 F			
Larry Milbourne, S OBP: 0.256, SLG: 0.263	4-0 1B		0-0 FC6-4 1B			0-0 6-3		0-0 G6-4-3 1-2 2-3		3	0	1	0	1	0	2				
Bruce Bochte, L OBP: 0.433, SLG: 0.500	0-0 F8		0-0 FC6-4 1-2			4-0 BB		0-0 6-3		3	0	0	0	1	0	3				
Dan Meyer, L OBP: 0.312, SLG: 0.424	0-0 FC6-4 1B			0-0 6-3		0-0 F6			0-0 4-3	4	0	1	0	0	0	1				
Willie Horton, R OBP: 0.358, SLG: 0.488	0-0 FC6-4 1-2			0-0 F9			0-0 1B		0-0 F8	4	0	1	0	0	0	2				
Ruppert Jones, L OBP: 0.399, SLG: 0.426		0-0 G3		0-0 3-1			0-0 F8		0-0 FC6-4 1B	4	0	1	0	0	0	1				
Leon Roberts, R OBP: 0.368, SLG: 0.486		0-0 6-3			0-0 4-3		0-0 F9		0-0 FC6-4 1-2	4	0	0	0	0	0	2				
Bob Stinson, S OBP: 0.337, SLG: 0.380		0-3 K			0-0 F7		0-3 K			3	0	0	0	0	2	1				
Mario Mendoza, R OBP: 0.216, SLG: 0.259 Joe Simpson, L OBP: 0.306, SLG: 0.471 Bobby Valentine, R OBP: 0.394, SLG: 0.333			0-0 F7		0-0 6-3			4-0 C6-4-3 1B BB		2	0	0	0	0	0	0				
<b>Inning Stats</b>	R: 0 E: 0 K: 0 S: 4	H: 1 LOB: 2 BB: 1 P: 8	R: 0 E: 0 K: 1 S: 5	H: 0 LOB: 0 BB: 0 P: 5	R: 0 E: 0 K: 0 S: 4	H: 1 LOB: 1 BB: 0 P: 4	R: 0 E: 0 K: 0 S: 3	H: 0 LOB: 0 BB: 0 P: 3	R: 0 E: 0 K: 0 S: 3	H: 0 LOB: 1 BB: 1 P: 7	R: 0 E: 0 K: 1 S: 6	H: 1 LOB: 1 BB: 0 P: 6	R: 0 E: 0 K: 0 S: 3	H: 1 LOB: 1 BB: 0 P: 7	R: 0 E: 0 K: 0 S: 4	H: 1 LOB: 1 BB: 0 P: 4	1B: 5 2B: 0 3B: 0 HR: 0	SF: 0 SAC: 0 DP: 1 HBP: 0	WP: 0 PB: 0 SB: 0 CS: 0	PA: 34
<b>PITCHER</b> Ed Figueroa, R ERA: 3.7	IP: 9.0 WLS: W BF: 34 H: 5 R: 0 ER: 0 SO: 2 BB: 3 IBB: 0 HBP: 0 BLK: 0 WP: 0 HR: 0 S: 35 P: 47 ERA: 0.00 WHIP: 0.889																			

Batter	1	2	3	4	5	6	7	8	9	AB	R	H	RBI	BB	SO	LOB	BOTTOM	
Willie Randolph, R OBP: 0.297, SLG: 0.277	0-0 6-3		0-0 F3		0-0 F8		0-0 5-3			4	0	0	0	0	0	2	Seattle Mariners @ New York Yankees Yankee Stadium, Bronx, NY Wed May 09 1979, 7:05 PM EDT Att: 14,738 - Unknown - 83 F	
Thurman Munson, R OBP: 0.350, SLG: 0.389				0-0 6-3	4-0 FC6-4 1-2 BB		0-0 2B HR 1B			3	1	2	1	1	0	0		
Graig Nettles, L OBP: 0.381, SLG: 0.422	0-0 F8			0-0 1B 1B	0-0 FC6-4 1-2		0-0 HR 2B			4	2	2	0	0	0	3		
Reggie Jackson, L OBP: 0.391, SLG: 0.538	0-0 F3			0-0 1B 1-2 1B		0-0 F9	0-0 HR			4	1	2	3	0	0	1		
Lou Piniella, R OBP: 0.282, SLG: 0.403		0-0 F9		0-0 FC4-6 1-2 2-H 1B		0-0 5-3	0-0 5-3			4	0	1	1	0	0	0		
Jim Spencer, L OBP: 0.318, SLG: 0.541		0-0 F9		0-0 F9		0-0 2B		0-0 F5		4	0	1	0	0	0	2		
Chris Chambliss, L OBP: 0.210, SLG: 0.271		0-0 F8		0-0 FC4-6 1-2		0-0 F2		0-0 F8		4	0	0	0	0	0	3		
Juan Beniquez, R OBP: 0.347, SLG: 0.465 Jay Johnstone, L OBP: 0.250, SLG: 0.400			0-0 6-3		1-0 S HBP		0-0 SH3-4 1B 1B	0-0 F9		1	0	0	0	0	0	0		
Bucky Dent, R OBP: 0.333, SLG: 0.338			0-0 G3		0-0 F8		0-0 SH3-4 1-2			2	0	0	0	0	0	1		
<b>Inning Stats</b>	R: 0 E: 0 K: 0 S: 4	H: 1 LOB: 0 BB: 0 P: 4	R: 0 E: 0 K: 0 S: 3	H: 0 LOB: 0 BB: 0 P: 3	R: 1 E: 0 K: 0 S: 6	H: 3 LOB: 2 BB: 0 P: 6	R: 0 E: 0 K: 0 S: 3	H: 0 LOB: 2 BB: 1 P: 8	R: 0 E: 0 K: 0 S: 4	H: 1 LOB: 0 BB: 0 P: 4	R: 4 E: 0 K: 0 S: 7	H: 4 LOB: 0 BB: 0 P: 7	R: 0 E: 0 K: 0 S: 3	H: 0 LOB: 0 BB: 0 P: 3	1B: 6 2B: 2 3B: 0 HR: 1	SF: 0 SAC: 1 DP: 0 HBP: 1	WP: 0 PB: 0 SB: 1 CS: 0	PA: 35
<b>PITCHER</b> Glenn Abbott, R ERA: 4.54 Rafael Vasquez, R ERA: 4.91	IP: 7.0 WLS: L BF: 32 H: 9 R: 5 ER: 5 SO: 5 BB: 1 IBB: 0 HBP: 1 BLK: 0 WP: 0 HR: 1 S: 30 P: 35 ERA: 6.43 WHIP: 1.429																	





Batter	1	2	3	4	5	6	7	8	9	AB	R	H	RBI	BB	SO	LOB	TOP			
Julio Cruz, S OBP: 0.319, SLG: 0.235 (1,4)										4	0	2	0	0	0	2	<b>Seattle Mariners @ New York Yankees</b> Yankee Stadium, Bronx, NY Thu May 10 1979, 3:33 AM EDT Att: 14,394 - Sunny - 90 F			
Dan Meyer, L OBP: 0.299, SLG: 0.404 (1,7)										4	1	0	0	0	0	2				
Tom Paciorek, R OBP: 0.400, SLG: 0.621 (1,3)										4	0	2	1	0	0	0				
Leon Roberts, R OBP: 0.357, SLG: 0.470 (1,9)										4	0	0	0	0	1	2				
Willie Horton, R OBP: 0.358, SLG: 0.484 (1,10)										3	0	1	0	0	0	2				
Ruppert Jones, L OBP: 0.381, SLG: 0.414 (1,8)										3	0	0	0	0	1	2				
Bill Stein, R OBP: 0.333, SLG: 0.363 (1,5)										3	0	0	0	0	0	0				
Larry Cox, R OBP: 0.351, SLG: 0.500 (1,2)										3	0	2	0	0	1	0				
Mario Mendoza, R OBP: 0.211, SLG: 0.253 (1,6)										2	0	0	0	0	0	1				
Bobby Valentine, R (8, PH) OBP: 0.382, SLG: 0.321 (8,6)										1	0	0	0	0	0	1				
<b>Inning Stats</b>	R: 1 E: 0 K: 1 S: 7	H: 2 LOB: 1 BB: 0 P: 7	R: 0 E: 0 K: 2 S: 7	H: 0 LOB: 0 BB: 0 P: 7	R: 0 E: 0 K: 0 S: 3	H: 1 LOB: 0 BB: 0 P: 3	R: 0 E: 0 K: 0 S: 4	H: 1 LOB: 1 BB: 0 P: 4	R: 0 E: 0 K: 0 S: 4	H: 0 LOB: 0 BB: 0 P: 3	R: 0 E: 0 K: 0 S: 3	H: 1 LOB: 0 BB: 0 P: 3	R: 0 E: 0 K: 0 S: 3	H: 0 LOB: 0 BB: 0 P: 3	R: 0 E: 0 K: 0 S: 3	H: 0 LOB: 0 BB: 0 P: 3	1B: 6 2B: 0 3B: 1 HR: 0	SF: 0 SAC: 0 DP: 3 HBP: 0	WP: 0 PB: 0 SB: 0 CS: 0	PA: 31
<b>PITCHER</b> Tommy John, L ERA: 1.63 (1,1)	IP: 9.0 WLS: W BF: 31 H: 7 R: 1 ER: 1 SO: 3 BB: 0 IBB: 0 HBP: 0 BLK: 0 WP: 0 HR: 0 S: 37 P: 37 ERA: 1.00 WHIP: 0.778															<b>PITCHER</b>				

Batter	1	2	3	4	5	6	7	8	9	AB	R	H	RBI	BB	SO	LOB	BOTTOM			
Mickey Rivers, L OBP: 0.280, SLG: 0.386 (1,8)										3	1	1	2	0	1	4	<b>Seattle Mariners @ New York Yankees</b> Yankee Stadium, Bronx, NY Thu May 10 1979, 3:33 AM EDT Att: 14,394 - Sunny - 90 F			
Juan Beniquez, R OBP: 0.340, SLG: 0.455 (6,8)										1	0	0	0	0	0	1				
Willie Randolph, R OBP: 0.316, SLG: 0.293 (1,4)										4	0	3	2	1	0	0				
Thurman Munson, R OBP: 0.336, SLG: 0.373 (1,10)										5	0	0	0	0	2	7				
Graig Nettles, L OBP: 0.382, SLG: 0.421 (1,5)										5	2	2	0	0	0	1				
Reggie Jackson, L OBP: 0.409, SLG: 0.557 (1,9)										4	2	3	1	1	0	1				
Lou Piniella, R OBP: 0.280, SLG: 0.395 (1,7)										4	0	1	0	0	0	4				
Jim Spencer, L OBP: 0.352, SLG: 0.563 (1,3)										3	2	2	1	2	0	1				
Jerry Narron, L OBP: 0.400, SLG: 0.250 (1,2)										3	1	1	1	2	0	1				
Bucky Dent, R OBP: 0.341, SLG: 0.341 (1,6)										2	0	1	1	1	0	2				
<b>Inning Stats</b>	R: 2 E: 1 K: 1 S: 8	H: 2 LOB: 1 BB: 0 P: 8	R: 2 E: 0 K: 0 S: 4	H: 1 LOB: 2 BB: 2 P: 12	R: 2 E: 0 K: 1 S: 8	H: 3 LOB: 2 BB: 1 P: 12	R: 0 E: 0 K: 1 S: 5	H: 0 LOB: 2 BB: 2 P: 13	R: 1 E: 0 K: 0 S: 5	H: 2 LOB: 2 BB: 1 P: 9	R: 0 E: 0 K: 0 S: 4	H: 2 LOB: 1 BB: 0 P: 4	R: 0 E: 0 K: 0 S: 5	H: 2 LOB: 2 BB: 0 P: 5	R: 1 E: 0 K: 0 S: 5	H: 2 LOB: 2 BB: 1 P: 9	1B: 11 2B: 2 3B: 0 HR: 1	SF: 2 SAC: 2 DP: 2 HBP: 0	WP: 0 PB: 0 SB: 1 CS: 0	PA: 45
<b>PITCHER</b> Odele Jones, R ERA: 6.62 (1,1)	IP: 2.0 WLS: L BF: 14 H: 5 R: 6 ER: 5 SO: 1 BB: 2 IBB: 0 HBP: 0 BLK: 0 WP: 0 HR: 1 S: 14 P: 22 ERA: 22.50 WHIP: 3.500															<b>PITCHER</b>				
John Montague, R ERA: 3.27 (3,1)	4.2 BF: 24 H: 7 R: 1 ER: 1 SO: 2 BB: 3 IBB: 1 HBP: 0 BLK: 0 WP: 0 HR: 0 S: 24 P: 40 ERA: 1.93 WHIP: 2.143															<b>PITCHER</b>				
Rafael Vasquez, R ERA: 5.06 (7,1)	1.1 BF: 7 H: 2 R: 1 ER: 1 SO: 0 BB: 1 IBB: 0 HBP: 0 BLK: 0 WP: 0 HR: 0 S: 6 P: 10 ERA: 6.75 WHIP: 2.250															<b>PITCHER</b>				



Batter	1	2	3	4	5	6	7	8	9	AB	R	H	RBI	BB	SO	LOB	TOP
Julio Cruz, S OBP: 0.319, SLG: 0.231 Tom Paciorek, R OBP: 0.387, SLG: 0.600 Bobby Valentine, R OBP: 0.382, SLG: 0.321	0-0 4-3		0-0 5-3		4-0 BB		0-0 FC5-4			2	0	0	0	1	0	0	<b>Seattle Mariners @ Baltimore Orioles</b> Memorial Stadium, Baltimore, MD Fri May 11 1979, 7:05 PM EDT Att: 11,124 - Unknown
Ruppert Jones, L OBP: 0.350, SLG: 0.400	0-0 E4 1B		0-3 K		0-0 6-3			0-3 K	4	1	0	0	0	2	1		
Dan Meyer, L OBP: 0.297, SLG: 0.398	0-0 F3		0-0 G3		0-0 G1-6-3 1B			0-0 F8	4	0	1	0	0	0	1		
Bruce Bochte, L OBP: 0.427, SLG: 0.491	0-0 HR 1B			0-0 G3		0-0 G1-6-3 1-2		0-0 4-3	4	1	1	1	0	0	1		
Willie Horton, R OBP: 0.355, SLG: 0.500	0-0 1-H HR			0-0 F8		0-0 2-3			0-0 F9	4	1	1	2	0	0		
Leon Roberts, R OBP: 0.361, SLG: 0.471	0-0 6-3			0-0 1B			0-0 5-3		0-0 1B	4	0	2	0	0	0		
Bill Stein, R OBP: 0.321, SLG: 0.347		0-0 5-3		0-3 K			0-0 6-3		0-3 K	4	0	0	0	0	2		
Bob Stinson, S OBP: 0.333, SLG: 0.365		0-0 F8			0-0 F8		4-0 1B BB		0-0 F7	3	0	0	0	1	0		
Mario Mendoza, R OBP: 0.207, SLG: 0.247 Larry Milbourne, S OBP: 0.275, SLG: 0.282	0-3 K		0-3 K		0-0 F3		0-0 FC5-4 1-2 1B			2	0	0	0	0	1	0	
<b>Inning Stats</b>	R: 3 E: 1 K: 0 S: 6	H: 2 LOB: 0 BB: 0 P: 6	R: 0 E: 0 K: 1 S: 5	H: 0 LOB: 0 BB: 0 P: 5	R: 0 E: 0 K: 1 S: 5	H: 1 LOB: 1 BB: 0 P: 6	R: 0 E: 0 K: 0 S: 3	H: 0 LOB: 1 BB: 1 P: 7	R: 0 E: 0 K: 0 S: 4	H: 1 LOB: 2 BB: 1 P: 8	R: 0 E: 0 K: 1 S: 5	H: 0 LOB: 1 BB: 0 P: 5	R: 0 E: 0 K: 1 S: 6	H: 1 LOB: 1 BB: 0 P: 6	1B: 5 2B: 0 3B: 0 HR: 1	SF: 0 SAC: 0 DP: 1 HBP: 0	WP: 0 PA: 35 PB: 0 SB: 0 CS: 0
<b>PITCHER</b> Steve Stone, R ERA: 3.38	IP: 9.0 WLS: W BF: 35 H: 6 R: 3 ER: 0 SO: 5 BB: 2 IBB: 0 HBP: 0 BLK: 0 WP: 0 HR: 1 S: 43 P: 51 ERA: 0.00 WHIP: 0.889																

Batter	1	2	3	4	5	6	7	8	9	AB	R	H	RBI	BB	SO	LOB	BOTTOM
Al Bumbry, L OBP: 0.320, SLG: 0.358	0-0 HR		0-0 2B 1B	0-0 SH3-4 1B		0-0 G3		0-0 4-3		5	3	2	1	0	0	1	<b>Seattle Mariners @ Baltimore Orioles</b> Memorial Stadium, Baltimore, MD Fri May 11 1979, 7:05 PM EDT Att: 11,124 - Unknown
Rich Dauer, R OBP: 0.372, SLG: 0.454	0-0 5-3		0-0 4-3 1-H HR 2B	0-0 SH3-4 1-2 2-3		0-0 4-3		4-0 BB	3	1	1	1	1	0	0		
Ken Singleton, S OBP: 0.424, SLG: 0.580	0-0 F7		0-0 F8	4-0 1B IBB		0-0 F8		0-3 K	4	0	0	0	1	1	2		
Eddie Murray, S OBP: 0.399, SLG: 0.442	0-0 4-3		0-0 4-3	0-0 G1-4-3 1B			0-0 1B 1B			4	0	2	2	0	0	1	
Gary Roenicke, R OBP: 0.440, SLG: 0.653 Larry Harlow, L OBP: 0.433, SLG: 0.360		4-0 1B BB	1-0 HR HBP	0-0 G1-4-3 1-2			0-0 FC 1B			1	2	0	0	1	0	2	
John Lowenstein, L OBP: 0.538, SLG: 1.053		0-0 F9	0-0 1-H HR		0-0 4-3		0-0 FC G6-3			4	1	1	3	0	0	3	
Billy Smith, S OBP: 0.288, SLG: 0.333	0-0 1-3		0-0 2B		0-3 K		0-0 F3			4	0	1	0	0	1	4	
Rick Dempsey, R OBP: 0.368, SLG: 0.352	0-0 2-H 1B		0-0 4-3		0-0 2B		0-0 G6-3 1-2			4	0	2	1	0	0	4	
Mark Belanger, R OBP: 0.195, SLG: 0.159	0-0 F7			4-0 SH3-4 1B BB		0-0 6-3		0-0 6-3	3	1	0	0	1	0	2		
<b>Inning Stats</b>	R: 1 E: 0 K: 0 S: 4	H: 1 LOB: 0 BB: 0 P: 4	R: 1 E: 0 K: 0 S: 4	H: 1 LOB: 1 BB: 1 P: 8	R: 4 E: 0 K: 0 S: 7	H: 4 LOB: 1 BB: 0 P: 8	R: 2 E: 1 K: 0 S: 4	H: 1 LOB: 1 BB: 2 P: 12	R: 0 E: 0 K: 1 S: 6	H: 1 LOB: 1 BB: 0 P: 6	R: 0 E: 0 K: 0 S: 3	H: 0 LOB: 0 BB: 0 P: 3	R: 0 E: 0 K: 1 S: 5	H: 0 LOB: 1 BB: 1 P: 9	1B: 5 2B: 3 3B: 0 HR: 2	SF: 0 SAC: 1 DP: 2 HBP: 1	WP: 0 PA: 39 PB: 0 SB: 0 CS: 0
<b>PITCHER</b> Byron McLoughlin, R ERA: 7.68 Mike Parrott, R ERA: 2.36 Paul Mitchell, R ERA: 4.1	IP: 2.2 WLS: L BF: 15 H: 5 R: 2 ER: 6 SO: 0 BB: 1 IBB: 0 HBP: 0 BLK: 0 WP: 0 HR: 0 S: 17 P: 25 ERA: 2.70 WHIP: 1.800																



Batter	1	2	3	4	5	6	7	8	9	AB	R	H	RBI	BB	SO	LOB	TOP					
<b>Julio Cruz, S</b> OBP: 0.310, SLG: 0.224 (1,4)	0-0 4-3		0-0 6-3		0-0 L4			0-0 F9		4	0	0	0	0	0	2						
<b>Ruppert Jones, L</b> OBP: 0.340, SLG: 0.387 (1,8)	0-3 K			0-0 5-3		0-3 K			0-0 G3	4	0	0	0	0	2	0						
<b>Tom Paciorek, R</b> OBP: 0.371, SLG: 0.559 (1,7)	0-0 1B			0-0 F8		0-0 5-3			0-0 E5 4-3 1B	4	1	1	0	0	0	0						
<b>Leon Roberts, R</b> OBP: 0.350, SLG: 0.455 (1,9)	0-0 1-3			0-3 K		0-3 K			0-0 4-3	4	0	0	0	0	2	2						
<b>Willie Horton, R</b> OBP: 0.359, SLG: 0.496 (1,10)		0-0 5-3			4-0 FC6-4 BB			0-0 5-3		3	0	1	1	1	0	0						
<b>Bruce Bochte, L</b> OBP: 0.424, SLG: 0.486 (1,3)		0-0 5-3			0-3 K			0-0 F7		1	0	0	0	0	0	0						
<b>Dan Meyer, L</b> OBP: 0.288, SLG: 0.385 (3,3)									0-0 4-3	3	0	0	0	0	1	2						
<b>Bill Stein, R</b> OBP: 0.312, SLG: 0.337 (1,5)		0-0 2-3			0-0 FC6-4 1B			0-0 6-3		3	1	0	0	0	0	1						
<b>Larry Cox, R</b> OBP: 0.350, SLG: 0.487 (1,2)				0-0 F3		0-0 1B		0-0 6-3		3	0	1	0	0	0	0						
<b>Mario Mendoza, R</b> OBP: 0.211, SLG: 0.250 (1,6)			0-0 3-1		0-0 1-3 2-H 1B			0-3 K		3	0	1	1	0	1	0						
<b>Inning Stats</b>	R: 0 E: 0 K: 1 S: 6	H: 1 LOB: 1 BB: 0 P: 6	R: 0 E: 0 K: 0 S: 3	H: 0 LOB: 0 BB: 0 P: 3	R: 0 E: 0 K: 0 S: 3	H: 0 LOB: 0 BB: 0 P: 3	R: 0 E: 0 K: 1 S: 5	H: 0 LOB: 0 BB: 0 P: 5	R: 1 E: 0 K: 1 S: 7	H: 2 LOB: 2 BB: 1 P: 11	R: 0 E: 0 K: 2 S: 7	H: 0 LOB: 0 BB: 0 P: 7	R: 0 E: 0 K: 0 S: 3	H: 0 LOB: 0 BB: 0 P: 3	R: 0 E: 0 K: 1 S: 5	H: 0 LOB: 0 BB: 0 P: 5	R: 1 E: 1 K: 0 S: 5	H: 1 LOB: 1 BB: 0 P: 5	1B: 4 2B: 0 3B: 0 HR: 0	SF: 0 SAC: 0 DP: 0 HBP: 0	WP: 0 PB: 0 SB: 0 CS: 0	PA: 33
<b>PITCHER</b> <b>Mike Flanagan, L</b> ERA: 3.26 (1,1)	IP: 9.0 WLS: W BF: 33 H: 4 R: 2 ER: 1 SO: 6 BB: 1 IBB: 0 HBP: 0 BLK: 0 WP: 0 HR: 0 S: 44 P: 48 ERA: 1.00 WHIP: 0.556															<b>PITCHER</b>						

Seattle Mariners @ Baltimore Orioles  
Memorial Stadium, Baltimore, MD  
Sat May 12 1979, 7:05 PM EDT  
Att: 16,800 - Unknown

AB 32  
R 2  
H 4  
RBI 2  
BB 1  
SO 6  
LOB 7



Batter	1	2	3	4	5	6	7	8	9	AB	R	H	RBI	BB	SO	LOB	BOTTOM			
<b>Al Bumbry, L</b> OBP: 0.318, SLG: 0.350 (1,8)	0-0 F8		4-0 BLK SF8 1B BB		0-3 K		0-3 K			3	1	0	0	1	2	1				
<b>Mark Belanger, R</b> OBP: 0.210, SLG: 0.205 (1,6)	0-0 4-3		0-0 BLK 1-2 1B		0-0 1-H HR 3B		0-0 4-3			4	1	2	1	0	0	0				
<b>Ken Singleton, S</b> OBP: 0.427, SLG: 0.609 (1,9)			0-0 SF8		0-0 HR			0-0 4-3 S 1B		3	1	2	3	0	1	0				
<b>Larry Harlow, L</b> OBP: 0.433, SLG: 0.360 (6, PR) (9,9)	0-3 K		0-0 1-2 2-H		0-0 3-H HR					0	0	0	0	0	0	0				
<b>Eddie Murray, S</b> OBP: 0.387, SLG: 0.427 (1,3)		0-0 5-3	0-0 F7		0-0 F9			0-0 F7		4	0	0	0	0	0	2				
<b>Gary Roenicke, R</b> OBP: 0.432, SLG: 0.628 (1,7)		0-0 5-3		0-3 K		4-0 1B BB		0-0 4-3		3	0	0	0	1	1	2				
<b>Lee May, R</b> OBP: 0.342, SLG: 0.524 (1,10)		4-0 BB BB		0-3 K		0-0 CS 1B		0-0 4-3		3	0	1	0	1	1	2				
<b>Rich Dauer, R</b> OBP: 0.371, SLG: 0.445 (1,5)		4-0 1-2 BB		0-0 5-3		0-3 K		0-0 4-3		2	0	0	0	1	1	2				
<b>Rick Dempsey, R</b> OBP: 0.358, SLG: 0.340 (1,2)		0-0 F6			0-0 F7		0-0 F8			3	0	0	0	0	0	3				
<b>Kiko Garcia, R</b> OBP: 0.296, SLG: 0.364 (1,4)			0-3 K		0-0 3B 1B			0-0 F9		3	1	1	0	0	1	0				
<b>Inning Stats</b>	R: 0 E: 0 K: 1 S: 5	H: 0 LOB: 0 BB: 0 P: 5	R: 0 E: 0 K: 0 S: 3	H: 0 LOB: 2 BB: 2 P: 11	R: 1 E: 0 K: 1 S: 6	H: 1 LOB: 1 BB: 1 P: 10	R: 0 E: 0 K: 2 S: 7	H: 0 LOB: 0 BB: 0 P: 7	R: 3 E: 0 K: 1 S: 8	H: 3 LOB: 0 BB: 0 P: 8	R: 0 E: 0 K: 1 S: 5	H: 1 LOB: 1 BB: 1 P: 9	R: 0 E: 0 K: 1 S: 5	H: 0 LOB: 0 BB: 0 P: 5	R: 0 E: 0 K: 0 S: 4	H: 1 LOB: 2 BB: 0 P: 4	1B: 4 2B: 0 3B: 1 HR: 1	SF: 1 SAC: 0 DP: 0 HBP: 0	WP: 0 PB: 0 SB: 1 CS: 1	PA: 33
<b>PITCHER</b> <b>Rick Honeycutt, L</b> ERA: 6.1 (1,1)	IP: 5.0 WLS: L BF: 23 H: 4 R: 4 ER: 4 SO: 5 BB: 4 IBB: 0 HBP: 0 BLK: 1 WP: 0 HR: 1 S: 29 P: 45 ERA: 7.20 WHIP: 1.600															<b>PITCHER</b>				
<b>John Montague, R</b> ERA: 3.05 (6,1)	IP: 3.0 WLS: 10 BF: 2 H: 2 R: 0 ER: 0 SO: 2 BB: 0 IBB: 0 HBP: 0 BLK: 0 WP: 0 HR: 0 S: 14 P: 14 ERA: 0.00 WHIP: 0.667															<b>PITCHER</b>				

Seattle Mariners @ Baltimore Orioles  
Memorial Stadium, Baltimore, MD  
Sat May 12 1979, 7:05 PM EDT  
Att: 16,800 - Unknown

AB 28  
R 4  
H 6  
RBI 4  
BB 4  
SO 7  
LOB 12





Batter	1	2	3	4	5	6	7	8	9	AB	R	H	RBI	BB	SO	LOB	TOP										
Willie Wilson, S OBP: 0.404, SLG: 0.463 (1, 7)	4-0 S S BB		0-0 S 1B		4-0 1-2 BB			0-0 4-3		2	0	1	0	2	0	0	<b>Kansas City Royals @ Seattle Mariners</b> The Kingdome, Seattle, WA Mon May 14, 1979, 10:05 PM EDT Att. 5,113 - Dome - 72 F										
George Brett, L OBP: 0.310, SLG: 0.399 (1, 5)	0-0 4-3		0-0 P6		0-0 1-3			4-0 PB S SF9 BB		3	1	0	0	1	0	4											
Amos Otis, R OBP: 0.431, SLG: 0.447 (1, 8)	4-0 G5-4-3 BB		4-0 BB		0-3 K			4-0 SF9 PB BB		1	0	0	0	3	1	2											
John Wathan, R OBP: 0.308, SLG: 0.417 Ralph LaCock, L OBP: 0.340, SLG: 0.386 (8, PH) (8, 3)	0-0 G5-4-3		0-0 4-3		0-0 CS 1B			0-0 SF9 1-3 2-H		3	0	1	0	0	0	4											
Darrell Porter, L OBP: 0.457, SLG: 0.536 (1, 2)		0-0 3-1		0-0 F2		0-3 K		0-3 K		4	0	0	0	0	2	2											
Hal McRae, R OBP: 0.313, SLG: 0.395 (1, 10)		1-0 S HBP		0-0 F9		0-0 L7			0-0 4-3	3	0	0	0	0	0	1											
Clint Hurdle, L OBP: 0.387, SLG: 0.407 Tom Poquette, L OBP: 0.250, SLG: 0.167 (9, 9)		0-3 K		0-0 L8		0-0 CS	0-0 F7		4-0 BB	3	0	0	0	1	1	1											
Freddie Patek, R OBP: 0.308, SLG: 0.300 (1, 6)		0-0 F2			0-0 5-3		0-0 P3		0-3 K	4	0	0	0	0	1	2											
U L Washington, S OBP: 0.278, SLG: 0.412 (1, 4)			0-0 4-3		0-0 1-3 S 1B		0-0 F8		0-0 F7	4	0	1	0	0	0	1											
<b>Inning Stats</b>	R: 0 E: 0 K: 0 S: 2	H: 0 LOB: 1 BB: 2 P: 10	R: 0 E: 0 K: 1 S: 5	H: 0 LOB: 1 BB: 0 P: 6	R: 0 E: 0 K: 0 S: 4	H: 1 LOB: 2 BB: 1 P: 8	R: 0 E: 0 K: 0 S: 3	H: 0 LOB: 0 BB: 0 P: 3	R: 0 E: 0 K: 1 S: 6	H: 1 LOB: 0 BB: 1 P: 10	R: 0 E: 0 K: 0 S: 3	H: 0 LOB: 0 BB: 0 P: 3	R: 1 E: 0 K: 1 S: 5	H: 0 LOB: 1 BB: 2 P: 13	R: 0 E: 0 K: 1 S: 5	H: 0 LOB: 1 BB: 1 P: 9	1B: 3 2B: 0 3B: 0 HR: 0	SF: 1 SAC: 0 DP: 1 HBP: 1	WP: 0 PB: 1 SB: 6 CS: 1	PA: 37							
<b>PITCHER</b>	IP	WLS	BF	H	R	ER	SO	BB	IBB	HBP	BLK	WP	HR	S	P	ERA	WHIP										
Floyd Bannister, L ERA: 4.78 Byron McLaughlin, R ERA: 7.13 (1, 1) (8, 1)	7.1	L	29	3	1	0	3	5	0	1	0	0	0	29	50	0.00	1.091										

Batter	1	2	3	4	5	6	7	8	9	AB	R	H	RBI	BB	SO	LOB	BOTTOM										
Julio Cruz, S OBP: 0.302, SLG: 0.217 (1, 4)	0-0 6-3		0-0 1-3		0-0 L5			0-0 F7		4	0	0	0	0	0	2	<b>Kansas City Royals @ Seattle Mariners</b> The Kingdome, Seattle, WA Mon May 14, 1979, 10:05 PM EDT Att. 5,113 - Dome - 72 F										
Ruppert Jones, L OBP: 0.338, SLG: 0.382 (1, 8)	0-0 4-3		0-0 L7		0-0 F3		0-0 F7		0-0 1B	4	0	1	0	0	0	0											
Dan Meyer, L ERA: 4.78 Bruce Bochte, L OBP: 0.419, SLG: 0.473 (1, 7) (1, 3)	0-0 S 1B		0-0 5-3		0-0 4-3		0-0 4-3		0-0 F5	4	0	1	0	0	0	2											
Bruce Bochte, L OBP: 0.419, SLG: 0.473 (1, 3)	0-0 3-1		0-0 F7		0-0 F7		4-0 BB		0-0 F7	3	0	0	0	1	0	3											
Willie Horton, R OBP: 0.362, SLG: 0.504 (1, 10)		0-0 CS 1B		0-0 2B		0-0 F7		0-0 G2		4	0	2	0	0	0	1											
Joe Simpson, L OBP: 0.275, SLG: 0.421 (1, 9)		0-0 F5		0-0 F7		0-0 4-3		0-0 4-3		4	0	0	0	0	0	2											
Bob Stinson, S OBP: 0.352, SLG: 0.360 (1, 2)		4-0 1-2 BB		4-0 6-3 SH1-4 BB		4-0 G1-6-3 BB		0-3 K		1	0	0	0	3	1	0											
Bill Stein, R OBP: 0.306, SLG: 0.330 (1, 5)		0-0 F9		0-0 SH1-4		0-0 G1-6-3		0-0 1B		2	0	0	0	0	0	2											
Mario Mendoza, R OBP: 0.206, SLG: 0.245 Larry Milbourne, S OBP: 0.293, SLG: 0.300 (8, PH) (9, 6)			0-0 6-3		0-0 6-3		0-0 1B		0-0 1B	2	0	0	0	0	0	1											
<b>Inning Stats</b>	R: 0 E: 0 K: 0 S: 4	H: 1 LOB: 1 BB: 0 P: 4	R: 0 E: 0 K: 0 S: 3	H: 1 LOB: 1 BB: 1 P: 7	R: 0 E: 0 K: 0 S: 3	H: 0 LOB: 0 BB: 0 P: 3	R: 0 E: 0 K: 0 S: 4	H: 1 LOB: 1 BB: 0 P: 4	R: 0 E: 0 K: 0 S: 3	H: 0 LOB: 1 BB: 1 P: 7	R: 0 E: 0 K: 0 S: 3	H: 0 LOB: 1 BB: 1 P: 7	R: 0 E: 0 K: 0 S: 2	H: 0 LOB: 0 BB: 1 P: 6	R: 0 E: 0 K: 0 S: 5	H: 2 LOB: 2 BB: 0 P: 5	R: 0 E: 0 K: 1 S: 5	H: 0 LOB: 0 BB: 0 P: 5	1B: 4 2B: 1 3B: 0 HR: 0	SF: 0 SAC: 1 DP: 1 HBP: 0	WP: 0 PB: 0 SB: 1 CS: 1	PA: 34					
<b>PITCHER</b>	IP	WLS	BF	H	R	ER	SO	BB	IBB	HBP	BLK	WP	HR	S	P	ERA	WHIP										
Rich Gale, R ERA: 4.17 (1, 1)	9.0	W	34	5	0	0	1	4	0	0	0	0	0	32	48	0.00	1.000										

AB	27
R	1
H	3
RBI	1
BB	7
SO	5
LOB	17













Batter	1	2	3	4	5	6	7	8	9	AB	R	H	RBI	BB	SO	LOB	TOP					
Willie Wilson, S OBP: 0.373, SLG: 0.404	L3			K 1B		K	6-3			4	1	1	0	0	1	1	<b>Kansas City Royals @ Seattle Mariners</b> The Kingdome, Seattle, WA Wed May 16 1979, 10:05 PM EDT Att: 4,819 - Dome					
George Brett, L OBP: 0.321, SLG: 0.413	G3			K		S SF9 2B		F7		4	1	1	0	0	1	1						
Amos Otis, R OBP: 0.440, SLG: 0.456	6-3			S 1B		SF9 2H		S 1B		3	1	2	2	0	0	0						
Darrell Porter, L OBP: 0.451, SLG: 0.529		F7		K		BB BB		L8		3	0	0	0	1	1	2						
Ralph LaCock, L OBP: 0.346, SLG: 0.392		K				FC6-4 BB		F7		3	0	1	1	1	1	1						
Hal McRae, R OBP: 0.305, SLG: 0.376		K		F9		FC6-4 1-2				4	0	0	0	0	2	3						
Clint Hurdle, L OBP: 0.381, SLG: 0.458				K				SH3-4 1B		4	1	2	1	0	2	0						
Freddie Patek, R OBP: 0.306, SLG: 0.299				K						3	0	1	0	0	1	0						
Todd Cruz, R OBP: 0.300, SLG: 0.333								CS 1B		0	0	0	0	0	0	0						
U L Washington, S OBP: 0.255, SLG: 0.341				L8				F8		4	0	0	0	0	1	2						
<b>Inning Stats</b>	R: 0 E: 0 K: 0 S: 3	H: 0 LOB: 0 BB: 0 P: 3	R: 0 E: 0 K: 2 S: 7	H: 0 LOB: 0 BB: 0 P: 7	R: 0 E: 0 K: 2 S: 7	H: 0 LOB: 0 BB: 0 P: 7	R: 2 E: 1 K: 2 S: 10	H: 3 LOB: 1 BB: 0 P: 10	R: 0 E: 0 K: 1 S: 5	H: 0 LOB: 0 BB: 0 P: 5	R: 1 E: 0 K: 1 S: 6	H: 1 LOB: 2 BB: 2 P: 14	R: 0 E: 0 K: 1 S: 6	H: 1 LOB: 1 BB: 0 P: 6	R: 0 E: 0 K: 0 S: 4	H: 1 LOB: 1 BB: 0 P: 4	R: 1 E: 0 K: 1 S: 6	H: 2 LOB: 0 BB: 0 P: 6	1B: 6 2B: 1 3B: 0 HR: 1	SF: 1 SAC: 1 DP: 0 HBP: 0	WP: 0 PB: 0 SB: 4 CS: 1	PA: 36
<b>PITCHER</b> Odele Jones, R ERA: 6.09	IP: 9.0 WLS: L BF: 36	H: 8 R: 4 ER: 4 SO: 10	BB: 2 IBB: 0 HBP: 0 BLK: 0	WP: 0 HR: 1 S: 54 P: 62	ERA: 4.00 WHIP: 1.111	<b>PITCHER</b>										ERA: 4.00 WHIP: 1.111						

Batter	1	2	3	4	5	6	7	8	9	AB	R	H	RBI	BB	SO	LOB	BOTTOM			
Julio Cruz, S OBP: 0.298, SLG: 0.214	K		IHR 1B		6-3			G3		4	1	1	0	0	1	0	<b>Kansas City Royals @ Seattle Mariners</b> The Kingdome, Seattle, WA Wed May 16 1979, 10:05 PM EDT Att: 4,819 - Dome			
Ruppert Jones, L OBP: 0.329, SLG: 0.412	4-3		IHR		K			K		4	1	1	3	0	2	0				
Bruce Bochte, L OBP: 0.416, SLG: 0.483										2	0	0	0	2	0	0				
Dan Meyer, L OBP: 0.304, SLG: 0.376			F8		F8			1B BB		0	0	0	0	0	0	0				
Willie Horton, R OBP: 0.360, SLG: 0.513	F8		5-3			P4		FC4 1B		4	0	1	0	0	0	1				
Tom Paciorek, R OBP: 0.375, SLG: 0.543		P6		BB BB		F7		FC4		3	0	0	0	1	0	2				
Joe Simpson, L OBP: 0.244, SLG: 0.372		5-3			P4					4	0	0	0	0	0	1				
Bill Stein, R OBP: 0.295, SLG: 0.318		6-3			L9					4	0	0	0	0	0	1				
Bob Stinson, S OBP: 0.358, SLG: 0.359			IHR 1B			L9				3	1	1	0	1	1	0				
Mario Mendoza, R OBP: 0.200, SLG: 0.235			K		F2					3	0	0	0	0	1	3				
<b>Inning Stats</b>	R: 0 E: 0 K: 1 S: 5	H: 0 LOB: 1 BB: 1 P: 9	R: 0 E: 0 K: 0 S: 3	H: 0 LOB: 0 BB: 0 P: 3	R: 3 E: 0 K: 1 S: 8	H: 3 LOB: 0 BB: 0 P: 8	R: 0 E: 0 K: 0 S: 3	H: 0 LOB: 2 BB: 2 P: 11	R: 0 E: 0 K: 0 S: 3	H: 0 LOB: 0 BB: 0 P: 3	R: 0 E: 0 K: 0 S: 3	H: 0 LOB: 0 BB: 0 P: 3	R: 0 E: 0 K: 1 S: 6	H: 1 LOB: 2 BB: 1 P: 10	R: 0 E: 0 K: 1 S: 5	H: 0 LOB: 0 BB: 0 P: 5	1B: 3 2B: 0 3B: 0 HR: 1	SF: 0 SAC: 0 DP: 0 HBP: 0	WP: 0 PB: 0 SB: 0 CS: 0	PA: 35
<b>PITCHER</b> Steve Busby, R ERA: 2.86	IP: 9.0 WLS: W BF: 35	H: 4 R: 3 ER: 3 SO: 5	BB: 4 IBB: 0 HBP: 0 BLK: 0	WP: 0 HR: 0 S: 41 P: 57	ERA: 3.00 WHIP: 0.889	<b>PITCHER</b>										ERA: 3.00 WHIP: 0.889				







Batter	1	2	3	4	5	6	7	8	9	AB	R	H	RBI	BB	SO	LOB	TOP	
<b>Bump Wills, S</b> OBP: 0.299, SLG: 0.256 (1, 4)	0-0 6-3		0-0 4-3 2B		0-0 F9			4-0 1B BB		3	0	1	0	1	0	0	<b>Texas Rangers @ Seattle Mariners</b> The Kingdome, Seattle, WA Sat May 19 1979, 10:05 PM EDT Att: 13,109 - Dome	
<b>Buddy Bell, R</b> OBP: 0.309, SLG: 0.363 (1, 5)	0-0 BB 1B		0-0 F7			0-0 G6-4-3 1B		0-0 G4-6-3 1B		4	0	3	0	0	0	1		
<b>Al Oliver, L</b> OBP: 0.356, SLG: 0.449 (1, 8)	0-3 K		0-0 4-3 2-3			0-3 K		0-0 G4-6-3 1-2		4	0	0	0	0	2	5		
<b>Richie Zisk, R</b> OBP: 0.295, SLG: 0.345 (1, 9)	4-0 FC5-4 BB		0-0 F8			0-0 G6-4-3 1-2			0-3 K	3	0	0	0	1	1	2		
<b>John Ellis, R</b> OBP: 0.321, SLG: 0.472 <b>Bill Sample, R</b> OBP: 0.377, SLG: 0.330 (7, PR) (7, 7)	0-0 FC5-4 1-2			0-0 F8			0-0 E 1B		0-3 K	3	0	1	0	0	0	2		
<b>Gary Gray, R</b> OBP: 0.275, SLG: 0.237 (1, 10)		0-0 5-3		0-0 F8			0-0 F7		0-3 K	4	0	0	0	0	1	1		
<b>Jim Sundberg, R</b> OBP: 0.273, SLG: 0.311 (1, 2)		0-0 6-3		0-3 K			0-0 FC5 G5-4-3 1-2			3	0	0	0	0	1	1		
<b>Nelson Norman, S</b> OBP: 0.267, SLG: 0.277 <b>Larvell Blanks, R</b> OBP: 0.350, SLG: 0.368 (7, PH) (7, 6)		0-0 2B			0-0 1-3		0-0 G5-4-3 1-2			2	0	1	0	0	0	0		
<b>Dave Roberts, R</b> OBP: 0.077, SLG: 0.077 (1, 7) (7, 3)	0-0 4-3			0-0 L6				0-3 K		3	0	0	0	0	1	1		
<b>Inning Stats</b>	R: 0 E: 0 K: 1 S: 6	H: 1 LOB: 2 BB: 1 P: 10	R: 0 E: 0 K: 0 S: 4	H: 1 LOB: 1 BB: 0 P: 4	R: 0 E: 0 K: 1 S: 4	H: 0 LOB: 0 BB: 0 P: 5	R: 0 E: 0 K: 0 S: 3	H: 1 LOB: 2 BB: 0 P: 5	R: 0 E: 1 K: 0 S: 4	H: 1 LOB: 2 BB: 0 P: 4	R: 0 E: 0 K: 1 S: 5	H: 1 LOB: 1 BB: 1 P: 9	R: 0 E: 0 K: 3 S: 9	H: 0 LOB: 0 BB: 0 P: 9	1B: 4 2B: 2 3B: 0 HR: 0	SF: 0 SAC: 0 DP: 3 HBP: 0		WP: 0 PB: 0 SB: 0 CS: 0
<b>PITCHER</b> <b>Floyd Bannister, L</b> ERA: 3.96 (1, 1)	IP: 9.0 WLS: W BF: 33 H: 6 R: 0 ER: 0 SO: 7 BB: 2 IBB: 0 HBP: 0 BLK: 0 WP: 0 HR: 0 S: 45 P: 53 ERA: 0.00 WHIP: 0.889											<b>PITCHER</b>	IP: WLS: BF: H: R: ER: SO: BB: IBB: HBP: BLK: WP: HR: S: P: ERA: WHIP:					

Batter	1	2	3	4	5	6	7	8	9	AB	R	H	RBI	BB	SO	LOB	BOTTOM	
<b>Julio Cruz, S</b> OBP: 0.306, SLG: 0.238 (1, 4)	0-0 HR		0-0 FC3-6 1B		0-0 4-3			0-3 K		4	1	2	1	0	1	0	<b>Texas Rangers @ Seattle Mariners</b> The Kingdome, Seattle, WA Sat May 19 1979, 10:05 PM EDT Att: 13,109 - Dome	
<b>Ruppert Jones, L</b> OBP: 0.341, SLG: 0.458 (1, 8)	4-0 E SF9 BB		0-0 FC3-6 4-3 1-2			0-0 SH4-3 1B		0-0 IHR		3	2	2	1	1	0	1		
<b>Bruce Bochte, L</b> OBP: 0.414, SLG: 0.492 <b>Joe Simpson, L</b> OBP: 0.244, SLG: 0.372 (1, 3) (9, 9)	0-0 SF9 1-H		0-0 4-3 1-2			0-0 SH4-3 1-2		0-0 F9		2	0	0	1	0	0	1		
<b>Willie Horton, R</b> OBP: 0.365, SLG: 0.525 (1, 10)	0-0 F4		0-3 K			0-3 K		0-0 F9		4	0	0	0	0	2	2		
<b>Dan Meyer, L</b> OBP: 0.317, SLG: 0.389 (1, 7) (9, 3)	0-0 1-3			0-0 G3		4-0 IBB				2	0	0	0	1	0	0		
<b>Leon Roberts, R</b> OBP: 0.333, SLG: 0.442 <b>John Hale, L</b> OBP: 0.385, SLG: 0.200 (1, 9) (9, 7)		0-0 HR		0-3 K		0-3 K				3	1	1	1	0	2	2		
<b>Bill Stein, R</b> OBP: 0.300, SLG: 0.304 (1, 5)	0-3 K		0-0 5-3				0-3 K			3	0	0	0	0	2	0		
<b>Larry Cox, R</b> OBP: 0.389, SLG: 0.509 (1, 2)	0-0 F9				0-0 5-3		0-0 4-3			3	0	0	0	0	0	0		
<b>Mario Mendoza, R</b> OBP: 0.188, SLG: 0.220 (1, 6)	0-0 6-3				0-0 F3		0-0 F8			3	0	0	0	0	0	0		
<b>Inning Stats</b>	R: 2 E: 0 K: 0 S: 4	H: 1 LOB: 0 BB: 1 P: 8	R: 1 E: 0 K: 1 S: 6	H: 1 LOB: 0 BB: 0 P: 6	R: 0 E: 0 K: 1 S: 5	H: 0 LOB: 0 BB: 0 P: 5	R: 0 E: 0 K: 2 S: 8	H: 1 LOB: 2 BB: 1 P: 12	R: 0 E: 0 K: 1 S: 5	H: 0 LOB: 0 BB: 0 P: 5	R: 1 E: 0 K: 1 S: 6	H: 1 LOB: 0 BB: 0 P: 6	R: 1 E: 0 K: 3 HR: 3	H: 0 LOB: 0 BB: 0 HBP: 0	1B: 2 2B: 0 3B: 0 HR: 3	SF: 1 SAC: 1 DP: 0 HBP: 0		WP: 0 PB: 0 SB: 1 CS: 0
<b>PITCHER</b> <b>Fergie Jenkins, R</b> ERA: 3.71 (1, 1)	IP: 8.0 WLS: L BF: 31 H: 5 R: 4 ER: 3 SO: 7 BB: 1 IBB: 1 HBP: 0 BLK: 0 WP: 0 HR: 2 S: 43 P: 51 ERA: 3.38 WHIP: 0.750											<b>PITCHER</b>	IP: WLS: BF: H: R: ER: SO: BB: IBB: HBP: BLK: WP: HR: S: P: ERA: WHIP:					

AB	31
R	0
H	6
RBI	0
BB	2
SO	7
LOB	15



AB	27
R	4
H	5
RBI	4
BB	2
SO	7
LOB	6






Batter	1	2	3	4	5	6	7	8	9	AB	R	H	RBI	BB	SO	LOB	TOP										
Johnny Grubb, L OBP: 0.314, SLG: 0.462 (1, 7)	L4			HR	SF7			K		4	1	2	3	0	1	0											
Buddy Bell, R OBP: 0.311, SLG: 0.364 (1, 5)	K			HBP 1B	FC4	F8			F8	5	1	2	0	0	1	2											
Al Oliver, L OBP: 0.345, SLG: 0.434 (1, 8)	G3			F8	FC4			K		5	0	0	0	0	1	2											
Richie Zisk, R OBP: 0.299, SLG: 0.341 (1, 9)		4-3		HBP 1B		6-3		G3 1B		4	0	1	0	1	0	0											
Pat Putnam, L OBP: 0.320, SLG: 0.429 John Ellis, R OBP: 0.328, SLG: 0.473 (6, PH)				CS 1B	1B	4-3		G3 1B		1	0	1	0	0	0	0											
Mike Jorgensen, L OBP: 0.370, SLG: 0.507 (1, 3)				1-2 2-3	HBP			1-2 1B		2	0	1	0	0	0	0											
Mike Jorgensen, L OBP: 0.370, SLG: 0.507 (1, 3)	G3			1-2		BB 1B		G3		4	1	2	1	0	0	3											
Jim Sundberg, R OBP: 0.273, SLG: 0.304 (1, 2)			4-3	4-3		BB 1B		F3		3	1	0	0	1	0	4											
Bump Wills, S OBP: 0.304, SLG: 0.252 (1, 4)		4-3			S SF7	BB		4-3		2	2	0	0	2	0	0											
Larvell Blanks, R OBP: 0.348, SLG: 0.364 Nelson Norman, S OBP: 0.264, SLG: 0.274 (6, 6)					6-3	1B		F9		3	0	1	2	0	1	1											
	K				6-3	1B				1	0	0	0	0	0	0											
<b>Inning Stats</b>	R: 0 E: 0 K: 1 S: 5	H: 0 LOB: 0 BB: 0 P: 5	R: 0 E: 0 K: 0 S: 3	H: 1 LOB: 0 BB: 0 P: 3	R: 0 E: 0 K: 1 S: 5	H: 0 LOB: 0 BB: 0 P: 5	R: 2 E: 0 K: 0 S: 5	H: 3 LOB: 2 BB: 1 P: 10	R: 1 E: 0 K: 0 S: 4	H: 1 LOB: 1 BB: 1 P: 8	R: 3 E: 0 K: 0 S: 6	H: 3 LOB: 2 BB: 2 P: 14	R: 0 E: 0 K: 1 S: 5	H: 0 LOB: 0 BB: 0 P: 5	R: 0 E: 0 K: 0 S: 3	H: 0 LOB: 0 BB: 0 P: 3	1B: 9 2B: 0 3B: 0 HR: 1	SF: 1 SAC: 0 DP: 0 HBP: 1	WP: 0 PB: 0 SB: 1 CS: 1	PA: 40							
<b>PITCHER</b>	IP	WLS	BF	H	R	ER	SO	BB	IBB	HBP	BLK	WP	HR	S	P	ERA	WHIP										
Mike Parrott, R ERA: 2.87 (1, 1)	4.1		18	4	3	3	2	2	0	1	0	0	1	19	28	6.23	1.385										
Shane Rawley, L ERA: 6.25 (5, 1)	1.1	L	10	4	3	3	0	2	0	0	0	0	0	8	16	20.25	4.500										
Byron McLaughlin, R ERA: 5.76 (6, 1)	3.1		12	2	0	0	2	0	0	0	0	0	0	16	16	0.00	0.600										

Texas Rangers @ Seattle Mariners  
The Kingdome, Seattle, WA  
Sun May 20 1979, 6:33 AM EDT  
Att: 10,054 - Dome

livebaseballscores.com

AB 34  
R 6  
H 10  
RBI 6  
BB 4  
SO 4  
LOB 12




Batter	1	2	3	4	5	6	7	8	9	AB	R	H	RBI	BB	SO	LOB	BOTTOM										
Julio Cruz, S OBP: 0.309, SLG: 0.243 (1, 4)	K			4-3					F7	5	0	2	0	0	1	0											
Ruppert Jones, L OBP: 0.343, SLG: 0.466 Joe Simpson, L OBP: 0.229, SLG: 0.348 (4, 8)	K			CS 1B	F7	6-3			E6	2	1	1	0	0	1	0											
Bruce Bochte, L OBP: 0.413, SLG: 0.488 (1, 3)				1-2 1B	2B					3	0	0	0	0	0	2											
Bruce Bochte, L OBP: 0.413, SLG: 0.488 (1, 3)	1B			FC3 1B	BB	F7			F7	5	1	2	1	0	0	1											
Willie Horton, R OBP: 0.366, SLG: 0.519 (1, 10)				2H 1B	1B					4	1	1	0	1	2	1											
Willie Horton, R OBP: 0.366, SLG: 0.519 (1, 10)	1B			1B E	BB	6-3			K	4	1	1	0	1	2	1											
Dan Meyer, L OBP: 0.306, SLG: 0.375 (1, 7)	K			1-2 1B	BB	1-3			F8	4	1	0	0	0	1	4											
Dan Meyer, L OBP: 0.306, SLG: 0.375 (1, 7)	K			FC3 1B	1B	6-3				4	0	1	1	0	1	0											
Leon Roberts, R OBP: 0.331, SLG: 0.437 (1, 9)				1-2 1B	1B				F8	4	0	1	1	0	1	0											
Leon Roberts, R OBP: 0.331, SLG: 0.437 (1, 9)	K			1-2 2-3 3H	1B	6-3				4	0	1	1	0	1	0											
Larry Milbourne, S OBP: 0.304, SLG: 0.311 (9, 6)				1-2 1B	1B				F8	4	0	2	2	0	0	0											
Larry Milbourne, S OBP: 0.304, SLG: 0.311 (9, 6)				S 1B	1B	6-3				4	0	2	2	0	0	0											
Larry Cox, R OBP: 0.397, SLG: 0.500 (1, 2)				1-2 BB	BB	6-3				3	0	1	0	1	0	2											
Larry Cox, R OBP: 0.397, SLG: 0.500 (1, 2)				L9-3 BB	BB	6-3				3	0	1	0	1	0	2											
Mario Mendoza, R OBP: 0.191, SLG: 0.216 John Hale, L OBP: 0.357, SLG: 0.182 (8, PH)				1-2 1B	BB	1B				2	0	0	0	1	0	4											
Mario Mendoza, R OBP: 0.191, SLG: 0.216 John Hale, L OBP: 0.357, SLG: 0.182 (8, PH)				L9-3	BB	F9				1	0	0	0	0	1	1											
Bill Stein, R OBP: 0.300, SLG: 0.304 (9, 5)				1-2		1B			K	0	0	0	0	0	0	0											
Bill Stein, R OBP: 0.300, SLG: 0.304 (9, 5)				1-2		BB				0	0	0	0	0	0	0											
<b>Inning Stats</b>	R: 0 E: 0 K: 3 S: 11	H: 2 LOB: 2 BB: 0 P: 11	R: 0 E: 0 K: 1 S: 5	H: 1 LOB: 1 BB: 1 P: 9	R: 4 E: 1 K: 0 S: 8	H: 5 LOB: 2 BB: 1 P: 12	R: 0 E: 0 K: 0 S: 3	H: 0 LOB: 0 BB: 0 P: 3	R: 0 E: 0 K: 0 S: 3	H: 0 LOB: 0 BB: 0 P: 3	R: 0 E: 0 K: 0 S: 4	H: 1 LOB: 2 BB: 1 P: 8	R: 0 E: 0 K: 1 S: 5	H: 0 LOB: 0 BB: 0 P: 5	R: 0 E: 0 K: 1 S: 6	H: 1 LOB: 1 BB: 0 P: 6	R: 0 E: 1 K: 1 S: 6	H: 0 LOB: 1 BB: 0 P: 6	1B: 9 2B: 2 3B: 0 HR: 0	SF: 0 SAC: 0 DP: 1 HBP: 0	WP: 0 PB: 0 SB: 1 CS: 1	PA: 40					
<b>PITCHER</b>	IP	WLS	BF	H	R	ER	SO	BB	IBB	HBP	BLK	WP	HR	S	P	ERA	WHIP										
Doyle Alexander, R ERA: 3.8 (1, 1)	5.2	W	28	9	4	3	4	3	0	0	0	0	0	33	45	4.76	2.118										
Jim Kern, R ERA: 1.33 (6, 1)	3.1	S	12	1	0	0	3	0	0	0	0	0	0	18	18	0.00	0.300										

Texas Rangers @ Seattle Mariners  
The Kingdome, Seattle, WA  
Sun May 20 1979, 6:33 AM EDT  
Att: 10,054 - Dome

livebaseballscores.com

AB 37  
R 4  
H 10  
RBI 4  
BB 3  
SO 7  
LOB 15










Batter	1	2	3	4	5	6	7	8	9	10	11	12	AB	R	H	RBI	BB	SO	LOB									
<b>Julio Cruz, S</b> OBP: 0.316, SLG: 0.285 (1.4)	6-3	1B		S		F3	F7			P6		1B	7	3	3	1	0	0	2									
<b>Ruppert Jones, L</b> OBP: 0.356, SLG: 0.477 (1.8)	HR	1B		1B				P6		6-3		3B	5	2	3	1	2	0	0									
<b>Bruce Bochte, L</b> OBP: 0.428, SLG: 0.544 (7, PR)	HR	1B		BB									4	1	4	6	0	0	0									
<b>Joe Simpson, L</b> OBP: 0.260, SLG: 0.396 (7, PR)	HR	1B		BB									1	1	1	0	0	0	0									
<b>Tom Pacliorek, R</b> OBP: 0.360, SLG: 0.563 (10, PH)	HR	1B		1B				1B					2	0	1	0	0	0	1									
<b>Willie Horton, R</b> OBP: 0.366, SLG: 0.520 (1.10)	K	L9				G6-4-3							5	1	1	1	1	1	5									
<b>Dan Meyer, L</b> OBP: 0.319, SLG: 0.398 (7.3)	1B		L3										6	0	2	0	0	1	4									
<b>Leon Roberts, R</b> OBP: 0.317, SLG: 0.377 (1.9)	4-3		P4										4	1	1	1	0	0	1									
<b>John Hale, L</b> OBP: 0.313, SLG: 0.154 (10.9)	4-3		5-3										2	0	0	0	0	2	2									
<b>Larry Milbourne, S</b> OBP: 0.315, SLG: 0.377 (1.5)		4-3	L4										4	1	1	1	0	0	0									
<b>Bill Stein, R</b> OBP: 0.301, SLG: 0.305 (7.5)		4-3											2	0	1	0	0	0	0									
<b>Larry Cox, R</b> OBP: 0.377, SLG: 0.470 (1.2)	4-3		P3										6	0	0	0	0	1	3									
<b>Mario Mendoza, R</b> OBP: 0.202, SLG: 0.233 (1.6)	1B	2B		1B									6	2	3	1	0	1	0									
<b>Inning Stats</b>	R: 2 E: 0 K: 1 S: 7	H: 2 LOB: 1 BB: 1 P: 11	R: 2 E: 0 K: 0 S: 7	H: 4 LOB: 2 BB: 0 P: 7	R: 0 E: 0 K: 0 S: 3	H: 0 LOB: 0 BB: 0 P: 3	R: 2 E: 0 K: 0 S: 5	H: 3 LOB: 1 BB: 1 P: 9	R: 0 E: 0 K: 0 S: 3	H: 0 LOB: 0 BB: 0 P: 3	R: 0 E: 0 K: 1 S: 5	H: 0 LOB: 0 BB: 0 P: 5	R: 5 E: 0 K: 2 S: 13	H: 6 LOB: 2 BB: 0 P: 13	R: 0 E: 0 K: 1 S: 7	H: 2 LOB: 2 BB: 0 P: 7	R: 0 E: 0 K: 0 S: 3	H: 1 LOB: 0 BB: 0 P: 3	R: 0 E: 0 K: 0 S: 4	H: 1 LOB: 2 BB: 1 P: 8	R: 0 E: 0 K: 1 S: 5	H: 0 LOB: 0 BB: 0 P: 5	R: 1 E: 0 K: 0 S: 4	H: 2 LOB: 0 BB: 0 P: 4	1B: 13 2B: 5 3B: 2 HR: 1	SF: 0 SAC: 0 DP: 3 HBP: 0	WP: 1 PB: 0 SB: 0 CS: 2	PA: 57
<b>PITCHER</b>	IP	WLS	BF	H	R	ER	SO	BB	IBB	HBP	BLK	WP	HR	S	P	ERA	WHIP											
<b>Steve Busby, R</b> ERA: 3.72 (1.1)	1.2		12	6	4	4	1	1	0	0	0	0	0	1	13	17	21.60	4.200										
<b>Mary Pattin, R</b> ERA: 4.08 (2.1)	4.1		18	5	4	4	1	1	0	0	0	0	0	0	19	23	8.31	1.385										
<b>Rennie Martin, R</b> ERA: 5.0 (7.1)	0.2		6	4	3	3	2	0	0	0	0	1	0	10	10	40.50	6.000											
<b>Eduardo Rodriguez, R</b> ERA: 4.67 (7.1)	1.1		6	2	0	0	1	0	0	0	0	0	0	8	8	0.00	1.500											
<b>Al Hrabosky, L</b> ERA: 4.13 (8.1)	4.0	L	15	4	1	1	1	0	1	0	0	0	0	16	20	2.25	1.000											

**Seattle Mariners @ Kansas City Royals**  
Royals Stadium, Kansas City, MO  
Tue May 22 1979, 8:05 PM EDT  
Att. 18,967 - Unknown - 79 F


**AB 54**  
**R 12**  
**H 21**  
**RBI 12**  
**BB 3**  
**SO 6**  
**LOB 18**



Batter	1	2	3	4	5	6	7	8	9	10	11	12	AB	R	H	RBI	BB	SO	LOB								
<b>Willie Wilson, S</b> OBP: 0.380, SLG: 0.420 (1.7)	3B					SH5-4		L4		K			3	1	1	0	1	1	0								
<b>Todd Cruz, R</b> OBP: 0.273, SLG: 0.300 (9.6)	BB	K		1B									1	0	0	0	0	1	0								
<b>George Brett, L</b> OBP: 0.358, SLG: 0.506 (1.5)	1B	2B		3-1						K			5	2	3	1	1	1	1								
<b>Amos Otis, R</b> OBP: 0.423, SLG: 0.442 (1.8)	CS	BB		2B						1B			5	1	1	0	1	1	3								
<b>Darrell Porter, L</b> OBP: 0.435, SLG: 0.510 (1.2)	1B	F9		1B						E9		F8	6	3	3	2	0	0	3								
<b>Ralph LaCock, L</b> OBP: 0.350, SLG: 0.409 (1.3)	3B	1B		1B						1B		F7	3	1	1	0	1	0	0								
<b>John Wathan, R</b> OBP: 0.308, SLG: 0.383 (9, PH)	1B			BB						1B			2	1	1	1	0	0	0								
<b>Clint Hurdle, L</b> OBP: 0.387, SLG: 0.434 (1.9)	2B	3B								F7		K	6	1	1	2	0	1	3								
<b>Hal McRae, R</b> OBP: 0.307, SLG: 0.416 (1.10)	2B									1B		F9	6	1	3	2	0	1	0								
<b>Freddie Patek, R</b> OBP: 0.279, SLG: 0.278 (1.6)	6-3									4-3		1-3	3	0	0	0	0	0	3								
<b>Steve Braun, L</b> OBP: 0.400, SLG: 0.471 (8, PH)				F8		G3		L7		4-3			1	0	0	0	0	0	0								
<b>Joe Zdeb, R</b> OBP: 0.214, SLG: 0.083 (9, PH)													2	0	0	0	0	0	2								
<b>Jerry Torrealba, R</b> OBP: 0.250, SLG: 0.750 (1.4)	F9												3	0	1	0	0	0	1								
<b>Tom Poquette, L</b> OBP: 0.250, SLG: 0.200 (8, PH)				L9				P4					1	0	0	0	0	0	0								
<b>U L Washington, S</b> OBP: 0.274, SLG: 0.351 (9.4)						F9	SH5-4			1B			2	0	1	2	0	0	0								
<b>Inning Stats</b>	R: 5 E: 0 K: 0 S: 7	H: 5 LOB: 1 BB: 2 P: 15	R: 0 E: 0 K: 0 S: 8	H: 1 LOB: 1 BB: 0 P: 8	R: 0 E: 0 K: 0 S: 3	H: 0 LOB: 0 BB: 0 P: 3	R: 0 E: 0 K: 0 S: 4	H: 1 LOB: 1 BB: 1 P: 4	R: 1 E: 0 K: 0 S: 5	H: 2 LOB: 2 BB: 1 P: 9	R: 0 E: 0 K: 0 S: 4	H: 0 LOB: 2 BB: 1 P: 8	R: 0 E: 0 K: 1 S: 5	H: 0 LOB: 0 BB: 0 P: 3	R: 5 E: 1 K: 0 S: 8	H: 6 LOB: 1 BB: 0 P: 8	R: 0 E: 0 K: 2 S: 7	H: 0 LOB: 0 BB: 0 P: 7	R: 0 E: 0 K: 1 S: 5	H: 0 LOB: 0 BB: 0 P: 5	R: 0 E: 0 K: 0 S: 3	H: 0 LOB: 0 BB: 0 P: 3	1B: 11 2B: 3 3B: 2 HR: 0	SF: 0 SAC: 1 DP: 0 HBP: 0	WP: 0 PB: 0 SB: 1 CS: 1	PA: 54	
<b>PITCHER</b>	IP	WLS	BF	H	R	ER	SO	BB	IBB	HBP	BLK	WP	HR	S	P	ERA	WHIP										
<b>Odell Jones, R</b> ERA: 7.25 (1.1)	0.1		7	5	5	5	0	2	0	0	0	0	0	5	13	135.00	21.000										
<b>John Montague, R</b> ERA: 3.22 (9.1)	7.2		33	8	4	4	3	1	1	0	0	0	0	37	45	4.70	1.174										
<b>Shane Rawley, L</b> ERA: 5.58 (8.1)	4.0	W	14	3	2	2	3	0	0	0	0	0	0	20	20	4.50	0.750										

**Seattle Mariners @ Kansas City Royals**  
Royals Stadium, Kansas City, MO  
Tue May 22 1979, 8:05 PM EDT  
Att. 18,967 - Unknown - 79 F

**AB 49**  
**R 11**  
**H 16**  
**RBI 10**  
**BB 4**  
**SO 6**  
**LOB 16**





Batter	1	2	3	4	5	6	7	8	9	AB	R	H	RBI	BB	SO	LOB	TOP					
<b>Julio Cruz, S</b> OBP: 0.319, SLG: 0.262 (1, 4)	4-0 CS BB		0-3 K		0-0 FC6-4			4-0 2B BB		2	1	0	0	2	1	3	<b>Seattle Mariners @ Kansas City Royals</b> Royals Stadium, Kansas City, MO Thu May 24 1979, 8:05 PM EDT Att: 19,428 - Unknown - 66 F					
<b>Ruppert Jones, L</b> OBP: 0.348, SLG: 0.465 (1, 8)	0-0 4-3			0-0 F7		0-0 P5		0-0 L8		4	0	0	0	0	0	2						
<b>Bruce Bochte, L</b> OBP: 0.423, SLG: 0.543 (1, 3)	0-3 K			0-0 F8		0-0 F7		0-0 HR 2B		4	1	1	1	0	1	0						
<b>Willie Horton, R</b> OBP: 0.363, SLG: 0.531 (1, 10)		0-0 6-3		0-0 F3		0-0 L8		0-0 HR		4	1	1	2	0	0	0						
<b>Dan Meyer, L</b> OBP: 0.317, SLG: 0.394 (1, 7) (8, 5)	0-3 K			0-0 C1-6-3 1B 1B		0-0 F8		0-0 3-1		4	1	1	0	0	1	0						
<b>Leon Roberts, R</b> OBP: 0.341, SLG: 0.442 (1, 9)	0-3 K			0-0 G1-6-3 1B		0-0 FC4-6 1B		0-0 4-3		4	0	2	0	0	1	0						
<b>Larry Milbourne, S</b> OBP: 0.328, SLG: 0.375 (1, 5) (8, 6)			4-0 BB		0-0 G1-6-3		0-0 FC4-6 FC5-4		0-0 1B	3	0	1	0	1	0	3						
<b>Larry Cox, R</b> OBP: 0.370, SLG: 0.457 (1, 2)			0-0 F9		0-0 HBP 1B		0-0 FC5-4		0-0 F8	4	0	1	1	0	0	3						
<b>Mario Mendoza, R</b> OBP: 0.206, SLG: 0.231 <b>Joe Simpson, L</b> OBP: 0.250, SLG: 0.380 (1, 6) (8, PH) (8, 7)	0-0 F9			0-0 F9		0-0 FC6-4 HBP		0-0 F7	1	0	0	0	0	0	0	1						
<b>Inning Stats</b>	R: 0 E: 0 K: 1 S: 4	H: 0 LOB: 0 BB: 1 P: 8	R: 0 E: 0 K: 2 S: 7	H: 0 LOB: 0 BB: 0 P: 7	R: 0 E: 0 K: 1 S: 5	H: 0 LOB: 1 BB: 1 P: 9	R: 0 E: 0 K: 0 S: 3	H: 0 LOB: 0 BB: 0 P: 3	R: 1 E: 0 K: 0 S: 5	H: 3 LOB: 2 BB: 0 P: 6	R: 0 E: 0 K: 0 S: 3	H: 0 LOB: 0 BB: 0 P: 3	R: 0 E: 0 K: 0 S: 4	H: 1 LOB: 1 BB: 0 P: 4	R: 3 E: 0 K: 0 S: 5	H: 2 LOB: 1 BB: 1 P: 9	R: 0 E: 0 K: 0 S: 4	H: 1 LOB: 1 BB: 0 P: 4	1B: 5 2B: 1 3B: 0 HR: 1	SF: 0 SAC: 0 DP: 1 HBP: 1	WP: 0 PB: 0 SB: 0 CS: 1	PA: 36
<b>PITCHER</b> <b>Dennis Leonard, R</b> ERA: 4.07 (1, 1)	IP: 9.0 WLS: W BF: 36 H: 7 R: 4 ER: 4 SO: 4 BB: 3 IBB: 0 HBP: 1 BLK: 0 WP: 0 HR: 1 S: 40 P: 53 ERA: 4.00 WHIP: 1.111															<b>PITCHER</b>						

Batter	1	2	3	4	5	6	7	8	9	AB	R	H	RBI	BB	SO	LOB	BOTTOM			
<b>Willie Wilson, S</b> OBP: 0.386, SLG: 0.425 (1, 7)	0-3 K	0-0 P4		0-0 2B 1B		0-0 S 1B		0-0 SH1-4		4	1	2	0	0	1	2	<b>Seattle Mariners @ Kansas City Royals</b> Royals Stadium, Kansas City, MO Thu May 24 1979, 8:05 PM EDT Att: 19,428 - Unknown - 66 F			
<b>George Brett, L</b> OBP: 0.369, SLG: 0.514 (1, 5)	0-0 CI S 1B	0-0 FC6-4		0-0 1-H 2-H 2B		0-0 1B IBB		0-0 1B FC3-2 IBB		3	0	2	3	2	0	1				
<b>Amos Otis, R</b> OBP: 0.428, SLG: 0.440 (1, 8)	4-0 CI BB	0-0 F8		0-0 IBB		0-3 K		0-0 FC3-2 1B		3	0	1	1	2	1	3				
<b>Darrell Porter, L</b> OBP: 0.429, SLG: 0.500 (1, 2)	0-0 P3		0-0 4-3	0-0 F7		0-0 SH5-4 HBP 1B		0-0 FC3-2		5	0	1	0	0	0	6				
<b>Hal McRae, R</b> OBP: 0.306, SLG: 0.408 (1, 10)	0-1 CI		0-0 F5		0-0 6-3		0-0 SH5-4 HBP	0-0 F8		3	0	0	0	0	0	2				
<b>John Wathan, R</b> OBP: 0.294, SLG: 0.365 (1, 3)	0-0 F7		0-0 P5		0-0 6-3		0-0 SH5-4			3	0	0	0	0	0	3				
<b>Joe Zdeb, R</b> OBP: 0.265, SLG: 0.267 <b>Tom Poquette, L</b> OBP: 0.231, SLG: 0.182 (1, 9) (7, PH) (8, 9)		0-0 2B 3B		0-0 5-3	0-0 L9		0-3 K			3	1	1	0	0	0	0				
<b>U.L. Washington, S</b> OBP: 0.273, SLG: 0.361 (1, 4)		0-0 1B FC6-4 2B		0-0 E6 1B 2B		0-3 K		0-0 1-3		4	2	1	1	0	1	2				
<b>Todd Cruz, R</b> OBP: 0.357, SLG: 0.385 <b>Steve Braun, L</b> OBP: 0.429, SLG: 0.500 <b>Freddie Patek, R</b> OBP: 0.279, SLG: 0.278 (1, 6) (8, PH) (8, PR) (9, 6)		0-0 3-H 1B		0-0 F9		0-0 CS 1B		0-0 SH1-4 1B 1B		3	0	2	0	0	0	1				
<b>Inning Stats</b>	R: 0 E: 1 K: 1 S: 7	H: 1 LOB: 3 BB: 1 P: 11	R: 2 E: 0 K: 0 S: 6	H: 3 LOB: 1 BB: 0 P: 6	R: 0 E: 0 K: 0 S: 3	H: 0 LOB: 0 BB: 0 P: 3	R: 2 E: 1 K: 0 S: 6	H: 2 LOB: 2 BB: 1 P: 10	R: 0 E: 0 K: 0 S: 3	H: 0 LOB: 0 BB: 0 P: 3	R: 0 E: 0 K: 2 S: 8	H: 2 LOB: 1 BB: 1 P: 12	R: 0 E: 0 K: 1 S: 6	H: 1 LOB: 2 BB: 0 P: 7	R: 1 E: 0 K: 0 S: 5	H: 2 LOB: 2 BB: 1 P: 9	1B: 8 2B: 2 3B: 1 HR: 0	SF: 0 SAC: 2 DP: 0 HBP: 1	WP: 0 PB: 0 SB: 0 CS: 1	PA: 41
<b>PITCHER</b> <b>Floyd Bannister, L</b> ERA: 3.99 <b>Odeil Jones, R</b> ERA: 6.75 <b>Shane Rawley, L</b> ERA: 5.46 (1, 1) (5, 1) (8, 1)	IP: 3.1 WLS: L BF: 17 H: 5 R: 1 ER: 1 SO: 3 BB: 0 IBB: 2 HBP: 1 BLK: 0 WP: 0 HR: 0 S: 20 P: 29 ERA: 2.70 WHIP: 1.500															<b>PITCHER</b>				

AB	32
R	4
H	7
RBI	4
BB	3
SO	4
LOB	13



AB	33
R	5
H	11
RBI	5
BB	4
SO	4
LOB	22





Batter	1	2	3	4	5	6	7	8	9	AB	R	H	RBI	BB	SO	LOB	TOP										
<b>Julio Cruz, S</b> OBP: 0.321, SLG: 0.266 (1,4)										5	0	2	1	0	1	1											
<b>Ruppert Jones, L</b> OBP: 0.344, SLG: 0.454 (1,8)										4	0	0	0	1	1	3											
<b>Bruce Bochte, L</b> OBP: 0.425, SLG: 0.538 (1,3)										3	0	1	1	1	0	1											
<b>Willie Horton, R</b> OBP: 0.361, SLG: 0.525 (1,10)										4	0	1	0	0	2	4											
<b>Dan Meyer, L</b> OBP: 0.315, SLG: 0.389 (1,7)										4	1	1	0	0	1	1											
<b>Leon Roberts, R</b> OBP: 0.351, SLG: 0.449 (1,9)										4	1	3	0	0	0	0											
<b>Larry Milbourne, S</b> OBP: 0.323, SLG: 0.383 (1,5)										4	0	1	0	0	1	5											
<b>Larry Cox, R</b> OBP: 0.377, SLG: 0.452 (1,2)										3	1	1	1	1	0	2											
<b>Mario Mendoza, R</b> OBP: 0.208, SLG: 0.226 (1,6)										3	0	0	0	1	1	2											
<b>Inning Stats</b>	R: 0 E: 0 K: 0 S: 3	H: 0 LOB: 0 BB: 0 P: 3	R: 0 E: 0 K: 0 S: 4	H: 2 LOB: 1 BB: 0 P: 4	R: 1 E: 0 K: 3 S: 10	H: 1 LOB: 2 BB: 2 P: 18	R: 2 E: 0 K: 1 S: 8	H: 3 LOB: 0 BB: 1 P: 12	R: 0 E: 0 K: 0 S: 4	H: 1 LOB: 1 BB: 0 P: 4	R: 0 E: 0 K: 2 S: 8	H: 1 LOB: 1 BB: 0 P: 8	R: 0 E: 0 K: 0 S: 4	H: 2 LOB: 2 BB: 0 P: 4	R: 0 E: 0 K: 0 S: 3	H: 0 LOB: 0 BB: 0 P: 3	1B: 9 2B: 1 3B: 0 HR: 0	SF: 0 SAC: 0 DP: 2 HBP: 0	WP: 0 PB: 0 SB: 1 CS: 0	PA: 38							
<b>PITCHER</b>	IP	WLS	BF	H	R	ER	SO	BB	IBB	HBP	BLK	WP	HR	S	P	ERA	WHIP										
<b>Doyle Alexander, R</b> ERA: 4.07 (1,1)	3.2	L	19	6	3	3	4	3	0	0	0	0	0	24	36	7.36	2.455										
<b>Dave Rajsich, L</b> ERA: 1.65 (4,1)	5.1		19	4	0	0	3	1	0	0	0	0	0	24	28	0.00	0.938										

Seattle Mariners @ Texas Rangers  
Arlington Stadium, Arlington, TX  
Fri May 25 1979, 8:05 PM EDT  
Unknown

AB 34  
R 3  
H 10  
RBI 3  
BB 4  
SO 7  
LOB 19



Batter	1	2	3	4	5	6	7	8	9	AB	R	H	RBI	BB	SO	LOB	BOTTOM										
<b>Johnny Grubb, L</b> OBP: 0.316, SLG: 0.444 (1,7)										4	0	1	0	0	0	0											
<b>Buddy Bell, R</b> OBP: 0.326, SLG: 0.386 (1,5)										3	0	3	0	1	0	0											
<b>Al Oliver, L</b> OBP: 0.348, SLG: 0.485 (1,8)										4	0	1	0	0	0	4											
<b>Richie Zisk, R</b> OBP: 0.291, SLG: 0.324 (1,9)										3	1	1	0	1	0	3											
<b>Pat Putnam, L</b> OBP: 0.333, SLG: 0.512 (1,10)										4	0	1	0	0	1	2											
<b>Bill Sample, R</b> OBP: 0.272, SLG: 0.330 (9, PR)										0	0	0	0	0	0	0											
<b>Mike Jorgensen, L</b> OBP: 0.358, SLG: 0.581 (1,3)										3	1	1	1	0	1	0											
<b>John Ellis, R</b> OBP: 0.324, SLG: 0.453 (9, PH)										1	0	0	0	0	0	1											
<b>Jim Sundberg, R</b> OBP: 0.261, SLG: 0.302 (1,2)										4	0	0	0	0	1	1											
<b>Bump Wills, S</b> OBP: 0.317, SLG: 0.261 (1,4)										3	0	0	0	0	1	0											
<b>Larvell Blanks, R</b> OBP: 0.303, SLG: 0.290 (1,6)										2	0	0	0	0	0	0											
<b>Nelson Norman, S</b> OBP: 0.272, SLG: 0.274 (7,6)										0	0	0	0	0	0	0											
<b>Dave Chalk, R</b> OBP: 0.333, SLG: 0.333 (9,6)										1	0	0	0	0	0	0											
<b>Inning Stats</b>	R: 0 E: 0 K: 0 S: 4	H: 2 LOB: 1 BB: 0 P: 4	R: 0 E: 0 K: 3 S: 9	H: 0 LOB: 0 BB: 0 P: 9	R: 0 E: 0 K: 1 S: 5	H: 0 LOB: 0 BB: 0 P: 5	R: 0 E: 0 K: 0 S: 4	H: 1 LOB: 1 BB: 0 P: 4	R: 0 E: 0 K: 0 S: 3	H: 0 LOB: 1 BB: 1 P: 7	R: 1 E: 0 K: 0 S: 3	H: 1 LOB: 0 BB: 1 P: 7	R: 0 E: 0 K: 0 S: 5	H: 2 LOB: 2 BB: 0 P: 5	R: 1 E: 0 K: 0 S: 4	H: 2 LOB: 1 BB: 0 P: 4	1B: 7 2B: 0 3B: 0 HR: 1	SF: 0 SAC: 0 DP: 2 HBP: 0	WP: 0 PB: 0 SB: 0 CS: 2	PA: 34							
<b>PITCHER</b>	IP	WLS	BF	H	R	ER	SO	BB	IBB	HBP	BLK	WP	HR	S	P	ERA	WHIP										
<b>Mike Parrott, R</b> ERA: 2.64 (1,1)	6.2	W	24	4	1	1	4	2	0	0	0	0	0	8	8	6.75	3.000										
<b>Byron McLaughlin, R</b> ERA: 5.81 (7,1)	1.1		8	4	1	1	0	0	0	0	0	0	0	8	8	6.75	3.000										
<b>Shane Rawley, L</b> ERA: 5.29 (9,1)	1.0	S	2	0	0	0	0	0	0	0	0	0	0	2	2	0.00	0.000										

Seattle Mariners @ Texas Rangers  
Arlington Stadium, Arlington, TX  
Fri May 25 1979, 8:05 PM EDT  
Unknown

AB 32  
R 2  
H 8  
RBI 1  
BB 2  
SO 4  
LOB 11





Batter	1	2	3	4	5	6	7	8	9	AB	R	H	RBI	BB	SO	LOB	TOP										
<b>Julio Cruz, S</b> OBP: 0.318, SLG: 0.264 (1, 4)										5	0	1	0	0	0	2	<b>Seattle Mariners @ Texas Rangers</b> Arlington Stadium, Arlington, TX Fri May 25 1979, 8:05 PM EDT Att: 26,765 - Unknown										
<b>Ruppert Jones, L</b> OBP: 0.356, SLG: 0.464 (1, 8)										3	1	2	0	2	0	0											
<b>Bruce Bochte, L</b> OBP: 0.419, SLG: 0.527 (1, 3)										5	1	1	1	0	0	3											
<b>Willie Horton, R</b> OBP: 0.357, SLG: 0.516 (1, 10)										5	0	1	1	0	1	4											
<b>Dan Meyer, L</b> OBP: 0.333, SLG: 0.403 (1, 5)										3	1	3	1	1	0	0											
<b>Leon Roberts, R</b> OBP: 0.348, SLG: 0.463 (1, 9)										4	1	1	2	0	1	5											
<b>Tom Paciorek, R</b> <b>Joe Simpson, L</b> OBP: 0.250, SLG: 0.380 (8, 7)										4	0	0	0	0	1	1											
<b>Bob Stinson, S</b> OBP: 0.354, SLG: 0.346 (1, 2)										3	1	0	0	1	0	0											
<b>Mario Mendoza, R</b> OBP: 0.211, SLG: 0.228 (1, 6)										3	0	1	0	0	0	0											
<b>Inning Stats</b>	R: 0 E: 0 K: 0 S: 4	H: 2 LOB: 1 BB: 0 P: 4	R: 2 E: 0 K: 0 S: 6	H: 3 LOB: 1 BB: 0 P: 6	R: 1 E: 1 K: 0 S: 5	H: 2 LOB: 0 BB: 0 P: 5	R: 0 E: 0 K: 0 S: 3	H: 0 LOB: 0 BB: 0 P: 3	R: 1 E: 0 K: 0 S: 4	H: 1 LOB: 2 BB: 2 P: 12	R: 0 E: 0 K: 0 S: 3	H: 0 LOB: 0 BB: 0 P: 3	R: 0 E: 0 K: 3 S: 10	H: 1 LOB: 1 BB: 0 P: 10	R: 1 E: 0 K: 0 S: 4	H: 1 LOB: 2 BB: 2 P: 12		1B: 8 2B: 2 3B: 0 HR: 1	SF: 0 SAC: 1 DP: 1 HBP: 0	WP: 1 PB: 0 SB: 2 CS: 1	PA: 40						
<b>PITCHER</b>	IP	WLS	BF	H	R	ER	SO	BB	IBB	HBP	BLK	WP	HR	S	P	ERA	WHIP										
<b>Dock Ellis, R</b> ERA: 5.88 (1, 1)	7.0	L	30	8	4	3	0	1	1	0	0	1	1	28	36	3.86	1.286										
<b>Jim Kern, R</b> ERA: 1.24 (8, 1)	1.0		4	1	0	0	3	0	0	0	0	0	0	10	10	0.00	1.000										
<b>Sparky Lyle, L</b> ERA: 4.71 (9, 1)	1.0		6	1	1	1	0	2	0	0	0	0	0	4	12	9.00	3.000										

AB	35
R	5
H	10
RBI	5
BB	4
SO	3
LOB	15



Batter	1	2	3	4	5	6	7	8	9	AB	R	H	RBI	BB	SO	LOB	BOTTOM										
<b>Bill Sample, R</b> OBP: 0.372, SLG: 0.337 (1, 7)										4	1	1	0	0	0	1	<b>Seattle Mariners @ Texas Rangers</b> Arlington Stadium, Arlington, TX Fri May 25 1979, 8:05 PM EDT Att: 26,765 - Unknown										
<b>Buddy Bell, R</b> OBP: 0.319, SLG: 0.376 (1, 5)										4	0	0	0	0	0	2											
<b>Al Oliver, L</b> OBP: 0.346, SLG: 0.479 (1, 8)										4	1	1	0	0	0	0											
<b>Richie Zisk, R</b> OBP: 0.303, SLG: 0.357 (1, 9)										4	1	3	1	0	0	0											
<b>John Ellis, R</b> OBP: 0.319, SLG: 0.441 (1, 3)										4	0	1	1	0	0	2											
<b>Gary Gray, R</b> OBP: 0.273, SLG: 0.238 (1, 10)										4	0	1	0	0	1	2											
<b>Bump Wills, S</b> OBP: 0.309, SLG: 0.254 (1, 4)										4	0	0	0	0	0	1											
<b>Nelson Norman, S</b> OBP: 0.266, SLG: 0.267 (7, PH)										2	0	0	0	0	0	0											
<b>Dave Chalk, R</b> OBP: 0.286, SLG: 0.286 (8, 6)										1	0	0	0	0	0	1											
<b>Dave Roberts, R</b> OBP: 0.125, SLG: 0.125 (1, 2)										3	0	1	0	0	0	1											
<b>Inning Stats</b>	R: 2 E: 1 K: 0 S: 6	H: 3 LOB: 1 BB: 0 P: 6	R: 0 E: 0 K: 0 S: 3	H: 0 LOB: 0 BB: 0 P: 3	R: 0 E: 0 K: 0 S: 5	H: 2 LOB: 2 BB: 0 P: 5	R: 0 E: 0 K: 0 S: 3	H: 0 LOB: 0 BB: 0 P: 3	R: 0 E: 0 K: 0 S: 3	H: 1 LOB: 1 BB: 0 P: 3	R: 0 E: 0 K: 0 S: 4	H: 1 LOB: 1 BB: 0 P: 4	R: 0 E: 0 K: 0 S: 3	H: 0 LOB: 0 BB: 0 P: 3	R: 1 E: 0 K: 1 S: 6	H: 1 LOB: 0 BB: 0 P: 6	1B: 6 2B: 1 3B: 0 HR: 1	SF: 0 SAC: 0 DP: 1 HBP: 0	WP: 1 PB: 0 SB: 0 CS: 1	PA: 34							
<b>PITCHER</b>	IP	WLS	BF	H	R	ER	SO	BB	IBB	HBP	BLK	WP	HR	S	P	ERA	WHIP										
<b>Rick Honeycutt, L</b> ERA: 5.8 (1, 1)	9.0	W	34	8	3	2	1	0	0	0	0	1	1	36	36	2.00	0.889										

AB	34
R	3
H	8
RBI	2
BB	0
SO	1
LOB	10





Batter	1	2	3	4	5	6	7	8	9	AB	R	H	RBI	BB	SO	LOB	TOP			
<b>Julio Cruz, S</b> OBP: 0.312, SLG: 0.258 (1, 4)	L4		F4			F6		K		4	0	0	0	0	1	0				
<b>Ruppert Jones, L</b> OBP: 0.348, SLG: 0.453 (1, 8)	F7		1-3			K		F7		4	0	0	0	0	1	0				
<b>Bruce Bochte, L</b> OBP: 0.420, SLG: 0.526 (1, 3)	K			FC4-6 1B		1B		K		4	0	2	0	0	2	0				
<b>Willie Horton, R</b> OBP: 0.355, SLG: 0.511 (1, 10)		2B 1B 1B		K		K		F3		4	1	1	0	0	2	2				
<b>Leon Roberts, R</b> OBP: 0.352, SLG: 0.470 (1, 9)		1B 1-3 2B		K			1-4-3 1B	F7		4	0	2	0	0	1	1				
<b>Dan Meyer, L</b> OBP: 0.333, SLG: 0.401 (1, 5)		G5-4-3 1B		FC4-6 1-2			1-4-3 1-2			3	0	1	1	0	0	2				
<b>Tom Paciorek, R</b> OBP: 0.333, SLG: 0.491 (1, 7)		L7				K				3	0	0	0	0	1	3				
<b>Larry Cox, R</b> OBP: 0.363, SLG: 0.434 (1, 2)		G5-4-3 1-2				F8		K		3	0	0	0	0	1	3				
<b>Mario Mendoza, R</b> OBP: 0.207, SLG: 0.225 (1, 6) <b>Larry Milbourne, S</b> OBP: 0.317, SLG: 0.377 (8, 6)			F7			F3		F2		2	0	0	0	0	0	0				
<b>Inning Stats</b>	R: 0 E: 0 K: 1 S: 5	H: 0 LOB: 0 BB: 0 P: 5	R: 1 E: 0 K: 0 S: 5	H: 3 LOB: 1 BB: 0 P: 5	R: 0 E: 0 K: 0 S: 3	H: 0 LOB: 0 BB: 0 P: 3	R: 0 E: 0 K: 2 S: 8	H: 1 LOB: 1 BB: 0 P: 8	R: 0 E: 0 K: 1 S: 5	H: 0 LOB: 0 BB: 0 P: 5	R: 0 E: 0 K: 1 S: 6	H: 1 LOB: 1 BB: 0 P: 6	R: 0 E: 0 K: 1 S: 5	H: 0 LOB: 0 BB: 0 P: 5	R: 0 E: 0 K: 1 S: 5	H: 0 LOB: 0 BB: 0 P: 5	1B: 5 2B: 1 3B: 0 HR: 0	SF: 0 SAC: 0 DP: 1 HBP: 0	WP: 0 PB: 0 SB: 0 CS: 0	PA: 32
<b>PITCHER</b> <b>Jon Matlack, L</b> ERA: 3.63 (1, 1)	IP: 9.0 WLS: W BF: 32 H: 6 R: 1 ER: 1 SO: 9 BB: 0 IBB: 0 HBP: 0 BLK: 0 WP: 0 HR: 0 S: 50 P: 50 ERA: 1.00 WHIP: 0.667															<b>PITCHER</b> IP: WLS: BF: H: R: ER: SO: BB: IBB: HBP: BLK: WP: HR: S: P: ERA: WHIP:				

Seattle Mariners @ Texas Rangers  
Arlington Stadium, Arlington, TX  
Sat May 26 1979, 8:05 PM EDT  
Att: 20,649 - Unknown

AB 32  
R 1  
H 6  
RBI 1  
BB 0  
SO 9  
LOB 11



Batter	1	2	3	4	5	6	7	8	9	AB	R	H	RBI	BB	SO	LOB	BOTTOM			
<b>Johnny Grubb, L</b> OBP: 0.314, SLG: 0.447 (1, 7)	4-3		F6		SH1-3 1-H FC4-2 2B		F7			4	0	1	1	0	0	1				
<b>Buddy Bell, R</b> OBP: 0.314, SLG: 0.370 (1, 5)	6-3		F9		SH1-3 2-3		1-3 1-2			3	0	0	0	0	0	1				
<b>Al Oliver, L</b> OBP: 0.344, SLG: 0.480 (1, 8)	E6 1B			1B 2B	FC4-2 3-H		F9			4	1	1	0	0	0	1				
<b>Richie Zisk, R</b> OBP: 0.301, SLG: 0.354 (1, 9)				6-3	F9		6-3			4	0	1	0	0	0	2				
<b>Pat Putnam, L</b> OBP: 0.330, SLG: 0.494 (1, 10) <b>Bill Sample, R</b> OBP: 0.372, SLG: 0.337 (8, PR)					F7		G3			3	0	0	0	0	1	3				
<b>Mike Jorgensen, L</b> OBP: 0.354, SLG: 0.562 (1, 3)							G3			0	0	0	0	0	0	0				
<b>Mike Jorgensen, L</b> OBP: 0.354, SLG: 0.562 (1, 3)		4-3		1B BB			F9			3	0	0	0	1	0	1				
<b>Jim Sundberg, R</b> OBP: 0.283, SLG: 0.303 (1, 2)		6-3			FC6-4 1-3 2-H 1B		F9			3	0	1	1	0	0	0				
<b>Nelson Norman, S</b> OBP: 0.258, SLG: 0.258 (1, 6)					FC6-4 1-2		5-3			3	0	0	0	0	1	2				
<b>Bump Willis, S</b> OBP: 0.315, SLG: 0.262 (1, 4)					5-3					3	1	2	0	0	0	0				
<b>Inning Stats</b>	R: 0 E: 1 K: 1 S: 7	H: 1 LOB: 2 BB: 0 P: 7	R: 0 E: 0 K: 1 S: 5	H: 0 LOB: 0 BB: 0 P: 5	R: 0 E: 0 K: 0 S: 3	H: 0 LOB: 0 BB: 0 P: 3	R: 1 E: 0 K: 0 S: 5	H: 2 LOB: 2 BB: 1 P: 9	R: 1 E: 0 K: 0 S: 5	H: 2 LOB: 1 BB: 0 P: 5	R: 0 E: 0 K: 0 S: 3	H: 0 LOB: 0 BB: 0 P: 3	R: 0 E: 0 K: 0 S: 4	H: 1 LOB: 1 BB: 0 P: 4	R: 0 E: 0 K: 0 S: 3	H: 0 LOB: 1 BB: 0 P: 4	1B: 4 2B: 2 3B: 0 HR: 0	SF: 0 SAC: 1 DP: 0 HBP: 1	WP: 0 PB: 0 SB: 1 CS: 0	PA: 33
<b>PITCHER</b> <b>Glenn Abbott, R</b> ERA: 5.14 (1, 1)	IP: 8.0 WLS: L BF: 33 H: 6 R: 2 ER: 2 SO: 2 BB: 1 IBB: 0 HBP: 1 BLK: 0 WP: 0 HR: 0 S: 35 P: 40 ERA: 2.25 WHIP: 0.875															<b>PITCHER</b> IP: WLS: BF: H: R: ER: SO: BB: IBB: HBP: BLK: WP: HR: S: P: ERA: WHIP:				

Seattle Mariners @ Texas Rangers  
Arlington Stadium, Arlington, TX  
Sat May 26 1979, 8:05 PM EDT  
Att: 20,649 - Unknown

AB 30  
R 2  
H 6  
RBI 2  
BB 1  
SO 2  
LOB 11





Batter	1	2	3	4	5	6	7	8	9	AB	R	H	RBI	BB	SO	LOB	TOP										
<b>Julio Cruz, S</b> OBP: 0.313, SLG: 0.271 (1, 4)										3	1	1	0	0	2	2	<b>Seattle Mariners @ Texas Rangers</b> Arlington Stadium, Arlington, TX Sun May 27 1979, 8:05 PM EDT Att: 17,320 - Unknown										
<b>Ruppert Jones, L</b> OBP: 0.347, SLG: 0.448 (1, 8)										4	1	1	2	0	0	2											
<b>Bruce Bochte, L</b> OBP: 0.422, SLG: 0.526 (1, 3)										4	0	2	0	0	2	0											
<b>Willie Horton, R</b> OBP: 0.353, SLG: 0.505 (1, 10)										4	0	1	0	0	0	2											
<b>Dan Meyer, L</b> OBP: 0.331, SLG: 0.397 (1, 5)										4	0	1	0	0	0	1											
<b>Leon Roberts, R</b> OBP: 0.344, SLG: 0.459 (1, 9)										4	0	0	0	0	2	1											
<b>Tom Paciorek, R</b> OBP: 0.333, SLG: 0.483 (1, 7)										3	0	1	0	0	0	0											
<b>Larry Cox, R</b> OBP: 0.361, SLG: 0.443 (1, 2)										3	0	1	0	0	1	0											
<b>Mario Mendoza, R</b> OBP: 0.212, SLG: 0.229 (8, PH)										2	1	1	0	0	0	0											
<b>Larry Milbourne, S</b> OBP: 0.328, SLG: 0.377 (8, 6)										0	0	0	0	1	0	0											
<b>Inning Stats</b>	R: 2 E: 0 K: 0 S: 5	H: 3 LOB: 0 BB: 0 P: 5	R: 0 E: 0 K: 2 S: 7	H: 0 LOB: 0 BB: 0 P: 7	R: 0 E: 0 K: 1 S: 5	H: 1 LOB: 0 BB: 0 P: 3	R: 0 E: 0 K: 0 S: 3	H: 0 LOB: 0 BB: 0 P: 3	R: 1 E: 0 K: 1 S: 6	H: 1 LOB: 0 BB: 0 P: 6	R: 0 E: 0 K: 0 S: 3	H: 1 LOB: 0 BB: 0 P: 3	R: 0 E: 0 K: 1 S: 6	H: 2 LOB: 2 BB: 1 P: 10	R: 0 E: 0 K: 2 S: 8	H: 1 LOB: 1 BB: 0 P: 8	1B: 7 2B: 2 3B: 1 HR: 0	SF: 0 SAC: 1 DP: 3 HBP: 0	WP: 1 PB: 0 SB: 0 CS: 0	PA: 33							
<b>PITCHER</b>	IP	WLS	BF	H	R	ER	SO	BB	IBB	HBP	BLK	WP	HR	S	P	ERA	WHIP										
<b>Steve Comer, R</b> ERA: 4.0 (1, 1)	7.1	W	26	8	3	3	4	0	0	0	0	1	0	34	34	3.68	1.091										
<b>Jim Kern, R</b> ERA: 1.19 (8, 1)	1.2	S	7	1	0	0	3	1	0	0	0	0	0	12	16	0.00	1.200										

Batter	1	2	3	4	5	6	7	8	9	AB	R	H	RBI	BB	SO	LOB	BOTTOM										
<b>Johnny Grubb, L</b> OBP: 0.330, SLG: 0.454 (8, PH)										3	1	2	0	1	0	1	<b>Seattle Mariners @ Texas Rangers</b> Arlington Stadium, Arlington, TX Sun May 27 1979, 8:05 PM EDT Att: 17,320 - Unknown										
<b>John Ellis, R</b> OBP: 0.315, SLG: 0.435 (8, PR)										1	0	0	0	0	0	1											
<b>Bill Sample, R</b> OBP: 0.372, SLG: 0.337 (9, 7)										0	0	0	0	0	0	0											
<b>Buddy Bell, R</b> OBP: 0.321, SLG: 0.379 (1, 5)										4	0	3	2	0	0	1											
<b>Al Oliver, L</b> OBP: 0.335, SLG: 0.466 (1, 8)										5	0	0	0	0	1	7											
<b>Richie Zisk, R</b> OBP: 0.294, SLG: 0.345 (1, 9)										4	1	0	0	0	0	4											
<b>Pat Putnam, L</b> OBP: 0.337, SLG: 0.500 (1, 10)										3	1	1	0	1	0	0											
<b>Mike Jorgensen, L</b> OBP: 0.359, SLG: 0.549 (1, 3)										2	0	0	1	2	0	1											
<b>Jim Sundberg, R</b> OBP: 0.288, SLG: 0.315 (1, 2)										4	1	2	2	0	1	2											
<b>Nelson Norman, S</b> OBP: 0.267, SLG: 0.261 (1, 6)										3	1	1	0	1	0	1											
<b>Bump Willis, S</b> OBP: 0.326, SLG: 0.275 (1, 4)										4	2	3	1	0	1	3											
<b>Inning Stats</b>	R: 3 E: 0 K: 1 S: 7	H: 2 LOB: 3 BB: 4 P: 23	R: 0 E: 0 K: 0 S: 3	H: 2 LOB: 0 BB: 0 P: 3	R: 0 E: 0 K: 0 S: 4	H: 1 LOB: 1 BB: 0 P: 4	R: 1 E: 0 K: 1 S: 8	H: 3 LOB: 2 BB: 0 P: 8	R: 0 E: 0 K: 0 S: 3	H: 0 LOB: 0 BB: 0 P: 3	R: 0 E: 0 K: 0 S: 3	H: 0 LOB: 0 BB: 0 P: 3	R: 3 E: 1 K: 0 S: 7	H: 3 LOB: 2 BB: 0 P: 7	R: 0 E: 0 K: 0 S: 7	H: 0 LOB: 0 BB: 0 P: 7	1B: 10 2B: 2 3B: 0 HR: 0	SF: 1 SAC: 0 DP: 1 HBP: 0	WP: 1 PB: 0 SB: 1 CS: 2	PA: 39							
<b>PITCHER</b>	IP	WLS	BF	H	R	ER	SO	BB	IBB	HBP	BLK	WP	HR	S	P	ERA	WHIP										
<b>Paul Mitchell, R</b> ERA: 5.2 (1, 1)	0.2	L	7	2	3	3	0	3	0	0	0	0	0	4	16	40.50	7.500										
<b>Shane Rawley, L</b> ERA: 4.88 (1, 1)	6.2		29	10	4	2	3	2	0	0	0	1	0	33	41	2.70	1.800										
<b>Byron McLaughlin, R</b> ERA: 5.68 (8, 1)	0.2		3	0	0	0	0	0	0	0	0	0	0	3	3	0.00	0.000										



Batter	1	2	3	4	5	6	7	8	9	AB	R	H	RBI	BB	SO	LOB	TOP								
<b>Rick Miller, L</b> OBP: 0.353, SLG: 0.364 (1, 8)	0-3 K	0-0 G3		4-0 1B 1B BB		0-0 F8		0-0 B3		4	1	0	0	1	1	2									
<b>Carney Lansford, R</b> OBP: 0.321, SLG: 0.434 (1, 5)	0-0 HR		0-0 1B 6-3 1B	0-0 1B 1-3 1B		0-0 F7		0-0 F3		5	1	3	1	0	0	1									
<b>Rod Carew, L</b> OBP: 0.462, SLG: 0.454 (1, 3)	0-0 FC5-4 1B		0-0 6-3 1-2 1B	0-0 1-2 3-H 1B		0-0 G3		4-0 IBB		4	0	2	1	1	0	1									
<b>Don Baylor, R</b> OBP: 0.418, SLG: 0.549 (1, 7)	0-0 FC5-4 1-2 S		0-0 2-3 1B	0-0 F7			0-0 6-3	0-0 F6		5	0	1	0	0	0	5									
<b>Willie Aikens, L</b> OBP: 0.394, SLG: 0.553 <b>Dickie Thon, R</b> (9, PR) OBP: 0.200, SLG: 0.200	0-0 G1		4-0 1-2 IBB		4-0 FC6-5 1-3 BB		0-0 1B 2B	0-0 G5-4-3 1B		3	1	2	0	2	0	1									
<b>Dan Ford, R</b> OBP: 0.347, SLG: 0.427 (1, 9)		0-0 6-3	0-3 K		0-0 1-3		0-0 2B 1B	0-0 G5-4-3 1-2 1B		5	1	1	0	0	1	5									
<b>Brian Downing, R</b> OBP: 0.396, SLG: 0.521 (1, 2)		0-0 4-3	0-0 1-3		0-0 FC6-5 1B 2-3		0-3 K	0-0 F3		5	1	0	0	0	1	7									
<b>Bobby Grich, R</b> OBP: 0.345, SLG: 0.512 (1, 4)		0-0 E6 2B 1B		0-0 5-3	0-0 1-3 1B		0-0 2B			4	1	3	3	0	0	0									
<b>Bert Campaneris, R</b> OBP: 0.259, SLG: 0.200 (1, 6)		0-0 2H 2B		0-0 6-3	0-0 K		0-0 BB			3	0	1	1	1	1	1									
<b>Inning Stats</b>	R: 1 E: 0 K: 1 S: 7	H: 2 LOB: 1 BB: 0 P: 7	R: 1 E: 1 K: 0 S: 5	H: 2 LOB: 1 BB: 0 P: 5	R: 0 E: 0 K: 1 S: 7	H: 2 LOB: 3 BB: 1 P: 11	R: 1 E: 0 K: 0 S: 5	H: 2 LOB: 2 BB: 1 P: 9	R: 1 E: 0 K: 1 S: 6	H: 1 LOB: 1 BB: 1 P: 10	R: 0 E: 0 K: 0 S: 3	H: 0 LOB: 0 BB: 0 P: 3	R: 2 E: 0 K: 1 S: 7	H: 3 LOB: 1 BB: 0 P: 7	R: 0 E: 0 K: 0 S: 3	H: 0 LOB: 1 BB: 2 P: 11	R: 0 E: 0 K: 0 S: 3	H: 1 LOB: 1 BB: 0 P: 3	1B: 9 2B: 3 3B: 0 HR: 1	SF: 0 SAC: 0 DP: 1 HBP: 0	WP: 0 PB: 0 SB: 3 CS: 0	PA: 43			
<b>PITCHER</b>	IP	WLS	BF	H	R	ER	SO	BB	IBB	HBP	BLK	WP	HR	S	P	ERA	WHIP								
<b>Mike Parrott, R</b> ERA: 2.94 <b>John Montague, R</b> ERA: 3.29	(1, 1) (5, 1)	4.2 17	L 26	9 4	4 2	3 2	2 2	2 1	1 1	0 0	0 0	0 0	1 0	27 19	39 27	5.79 4.15	2.357 1.154								

California Angels @ Seattle Mariners  
The Kingdome, Seattle, WA  
Tue May 29 1979, 10:05 PM EDT  
Att: 4,068 - Dome

AB 38  
R 6  
H 13  
RBI 6  
BB 5  
SO 4  
LOB 23



Batter	1	2	3	4	5	6	7	8	9	AB	R	H	RBI	BB	SO	LOB	BOTTOM								
<b>Julio Cruz, S</b> OBP: 0.307, SLG: 0.265 (1, 4)	0-0 5-3		0-0 4-3		0-0 F8			0-0 4-3		4	0	0	0	0	0	0									
<b>Ruppert Jones, L</b> OBP: 0.354, SLG: 0.475 (1, 8)	0-0 6-3		0-0 1B 2B			0-0 HR		4-0 BB		3	2	2	1	1	0	0									
<b>Bruce Bochte, L</b> OBP: 0.418, SLG: 0.519 (1, 3)	0-3 K		0-0 1B		0-0 1-3 1B		0-0 1-3	0-3 K		4	0	1	0	0	2	1									
<b>Willie Horton, R</b> OBP: 0.346, SLG: 0.497 (1, 10)		0-0 5-3	0-0 SF8-3-6		0-0 6-3		0-0 6-3	0-0 L5		3	0	0	1	0	0	1									
<b>Dan Meyer, L</b> OBP: 0.342, SLG: 0.403 (1, 5)		4-0 1B 2B BB		0-0 G6-4-3 1B		0-0 4-3		0-0 BB 1B		3	1	2	0	1	0	0									
<b>Leon Roberts, R</b> OBP: 0.342, SLG: 0.454 (1, 9)		0-0 2B 1B		0-0 G6-4-3		0-0 5-3		0-0 F4		4	0	1	0	0	0	2									
<b>Tom Paciorek, R</b> OBP: 0.328, SLG: 0.484 (1, 7)		0-0 1-3 2B		0-0 F9		0-0 F8		0-3 K		4	0	1	1	0	1	1									
<b>Bob Stinson, S</b> OBP: 0.363, SLG: 0.393 <b>Larry Cox, R</b> (9, PH) OBP: 0.369, SLG: 0.443		0-3 K		0-0 G6-4-3 1B		0-0 HR		4-0 BB		3	1	2	1	0	1	2									
<b>Mario Mendoza, R</b> OBP: 0.209, SLG: 0.226 <b>Larry Milbourne, S</b> (7, PH) (8, 6)		0-0 5-3		0-0 G6-4-3		0-0 L5		0-0 F2		2	0	0	0	0	0	3									
<b>Inning Stats</b>	R: 0 E: 0 K: 1 S: 5	H: 0 LOB: 0 BB: 0 P: 5	R: 1 E: 0 K: 1 S: 7	H: 2 LOB: 2 BB: 1 P: 11	R: 1 E: 0 K: 0 S: 4	H: 2 LOB: 0 BB: 0 P: 4	R: 0 E: 0 K: 0 S: 3	H: 1 LOB: 0 BB: 0 P: 3	R: 0 E: 0 K: 0 S: 4	H: 1 LOB: 0 BB: 0 P: 4	R: 1 E: 0 K: 0 S: 4	H: 1 LOB: 0 BB: 0 P: 4	R: 0 E: 0 K: 1 S: 5	H: 0 LOB: 1 BB: 1 P: 9	R: 0 E: 0 K: 1 S: 6	H: 1 LOB: 2 BB: 1 P: 10	1B: 5 2B: 3 3B: 0 HR: 2	SF: 1 SAC: 0 DP: 3 HBP: 0	WP: 0 PB: 0 SB: 0 CS: 0	PA: 36					
<b>PITCHER</b>	IP	WLS	BF	H	R	ER	SO	BB	IBB	HBP	BLK	WP	HR	S	P	ERA	WHIP								
<b>Jim Barr, R</b> ERA: 3.72 <b>Dave LaRoche, L</b> ERA: 4.24	(1, 1) (8, 1)	7.0 2.0	W S	27 9	8 1	4 0	4 0	2 2	0 0	0 0	0 0	0 0	2 0	30 11	34 19	0.00 1.500	1.286								

California Angels @ Seattle Mariners  
The Kingdome, Seattle, WA  
Tue May 29 1979, 10:05 PM EDT  
Att: 4,068 - Dome

AB 32  
R 4  
H 9  
RBI 4  
BB 3  
SO 4  
LOB 12





Batter	1	2	3	4	5	6	7	8	9	AB	R	H	RBI	BB	SO	LOB	TOP							
<b>Bobby Grich, R</b> OBP: 0.337, SLG: 0.500 (1, 4)	F9		SH1-3		L9		6-3		L7	4	0	0	0	0	0	2								
<b>Carney Lansford, R</b> OBP: 0.329, SLG: 0.435 (1, 5)	BB		5-3			SH1-3		BB		2	1	1	0	2	0	1								
<b>Rod Carew, L</b> OBP: 0.455, SLG: 0.446 (1, 3)	K		4-3			SH1-3		B5		3	0	0	0	0	1	3								
<b>Don Baylor, R</b> OBP: 0.419, SLG: 0.562 (1, 7)	L8			HR		IBB		L8		3	1	1	1	1	0	2								
<b>Dan Ford, R</b> OBP: 0.345, SLG: 0.422 (1, 9)		F7		FC5-4		F3		F9		4	0	1	0	0	0	3								
<b>Brian Downing, R</b> OBP: 0.399, SLG: 0.520 (1, 2)	K		FC5-4			1B			4-3	4	1	2	1	0	1	1								
<b>Merv Rettenmund, R</b> OBP: 0.188, SLG: 0.167 (1, 10)		1B		G5-4-3			6-3		4-3	4	0	1	0	0	0	2								
<b>Bert Campaneris, R</b> OBP: 0.258, SLG: 0.203 (1, 6)	F9				6-3		F9		SH5-4	4	0	1	1	0	0	1								
<b>Rick Miller, L</b> OBP: 0.358, SLG: 0.366 (1, 8)			SH1-3		F8		E1		SH5-4	2	0	1	0	1	0	0								
<b>Inning Stats</b>	R: 0 E: 0 K: 1 S: 5	H: 0 LOB: 1 BB: 1 P: 9	R: 0 E: 0 K: 1 S: 6	H: 1 LOB: 1 BB: 0 P: 6	R: 0 E: 0 K: 0 S: 3	H: 0 LOB: 1 BB: 1 P: 7	R: 1 E: 0 K: 0 S: 4	H: 2 LOB: 0 BB: 0 P: 4	R: 0 E: 0 K: 0 S: 3	H: 0 LOB: 0 BB: 0 P: 3	R: 1 E: 0 K: 0 S: 4	H: 2 LOB: 2 BB: 1 P: 8	R: 0 E: 1 K: 0 S: 4	H: 1 LOB: 1 BB: 0 P: 4	R: 0 E: 0 K: 0 S: 3	H: 0 LOB: 1 BB: 1 P: 7	R: 1 E: 0 K: 0 S: 5	H: 2 LOB: 1 BB: 0 P: 5	1B: 7 2B: 0 3B: 0 HR: 1	SF: 0 SAC: 3 DP: 1 HBP: 0	WP: 0 PB: 0 SB: 3 CS: 0	PA: 37		
<b>PITCHER</b>	IP	WLS	BF	H	R	ER	SO	BB	IBB	HBP	BLK	WP	HR	S	P	ERA	WHIP							
<b>Rick Honeycutt, L</b> ERA: 5.29 (1, 1)	7.1		30	6	2	2	2	3	1	0	0	0	1	30	46	2.46	1.227							
<b>Shane Rawley, L</b> ERA: 4.87 (8, 1)	1.2	L	7	2	1	1	0	0	0	0	0	0	0	7	7	5.40	1.200							

California Angels @ Seattle Mariners  
The Kingdome, Seattle, WA  
Wed May 30 1979, 10:05 PM EDT  
Att: 5,206 - Dome

AB 30  
R 3  
H 8  
RBI 3  
BB 4  
SO 2  
LOB 15



Batter	1	2	3	4	5	6	7	8	9	AB	R	H	RBI	BB	SO	LOB	BOTTOM							
<b>Julio Cruz, S</b> OBP: 0.306, SLG: 0.261 (1, 4)	K		4-3			K		FC4-6		3	0	0	0	1	2	0								
<b>Ruppert Jones, L</b> OBP: 0.352, SLG: 0.486 (1, 8)	4-3			4-3		HR		FC4-6		4	1	1	1	0	0	1								
<b>Bruce Bochte, L</b> OBP: 0.415, SLG: 0.509 (1, 3)	BB			6-3		K		L7		3	0	0	0	1	1	1								
<b>Willie Horton, R</b> OBP: 0.340, SLG: 0.487 (1, 10)	K			K		6-3			K	4	0	0	0	0	3	1								
<b>Dan Meyer, L</b> OBP: 0.333, SLG: 0.392 (1, 5)		K			F2	6-3			F8	4	0	0	0	0	1	0								
<b>Leon Roberts, R</b> OBP: 0.340, SLG: 0.466 (1, 9)	F9				K		HR		6-3	4	1	1	1	0	1	0								
<b>Tom Paciorek, R</b> OBP: 0.343, SLG: 0.484 (1, 7)	K				1B		BB			2	0	1	0	1	1	0								
<b>Larry Cox, R</b> OBP: 0.356, SLG: 0.427 (1, 2)			5-3		G3	K				3	0	0	0	0	1	2								
<b>Mario Mendoza, R</b> OBP: 0.207, SLG: 0.224 (1, 6)									F7	1	0	0	0	0	1	0								
<b>Larry Milbourne, S</b> OBP: 0.309, SLG: 0.354 (6, PH) (7, 6)			K			K				2	0	0	0	0	1	0								
<b>Inning Stats</b>	R: 0 E: 0 K: 2 S: 7	H: 0 LOB: 1 BB: 1 P: 11	R: 0 E: 0 K: 2 S: 7	H: 0 LOB: 0 BB: 0 P: 7	R: 0 E: 0 K: 1 S: 5	H: 0 LOB: 0 BB: 0 P: 5	R: 0 E: 0 K: 1 S: 5	H: 0 LOB: 0 BB: 0 P: 5	R: 0 E: 0 K: 3 S: 10	H: 1 LOB: 0 BB: 0 P: 10	R: 1 E: 0 K: 1 S: 6	H: 1 LOB: 1 BB: 1 P: 10	R: 0 E: 0 K: 0 S: 3	H: 0 LOB: 1 BB: 1 P: 7	R: 0 E: 0 K: 1 S: 5	H: 0 LOB: 0 BB: 0 P: 5	1B: 1 2B: 0 3B: 0 HR: 2	SF: 0 SAC: 0 DP: 0 HBP: 0	WP: 0 PB: 0 SB: 0 CS: 0	PA: 33				
<b>PITCHER</b>	IP	WLS	BF	H	R	ER	SO	BB	IBB	HBP	BLK	WP	HR	S	P	ERA	WHIP							
<b>Nolan Ryan, R</b> ERA: 3.18 (1, 1)	9.0	W	33	3	2	2	12	3	0	0	0	0	2	54	66	2.00	0.667							

California Angels @ Seattle Mariners  
The Kingdome, Seattle, WA  
Wed May 30 1979, 10:05 PM EDT  
Att: 5,206 - Dome

AB 30  
R 2  
H 3  
RBI 2  
BB 3  
SO 12  
LOB 5





Batter	1	2	3	4	5	6	7	8	9	AB	R	H	RBI	BB	SO	LOB	TOP								
<b>Rick Miller, L</b> OBP: 0.359, SLG: 0.363 (1, 8)										4	1	1	0	1	0	3									
<b>Carney Lansford, R</b> OBP: 0.330, SLG: 0.434 (1, 5)										5	1	2	1	0	0	1									
<b>Rod Carew, L</b> OBP: 0.459, SLG: 0.448 (1, 3)										4	1	2	0	1	0	1									
<b>Don Baylor, R</b> OBP: 0.414, SLG: 0.571 (1, 7)										4	1	1	3	0	0	2									
<b>Willie Aikens, L</b> OBP: 0.381, SLG: 0.531 (1, 10)											4	0	0	0	0	1	3								
<b>Merv Rettenmund, R</b> OBP: 0.212, SLG: 0.167 (9, PH)										0	0	0	0	1	0	0									
<b>Dickie Thorn, R</b> OBP: 0.200, SLG: 0.200 (9, PR)										0	0	0	0	0	0	0									
<b>Dan Ford, R</b> OBP: 0.347, SLG: 0.414 (1, 9)										3	1	0	0	2	0	1									
<b>Brian Downing, R</b> OBP: 0.401, SLG: 0.516 (1, 2)										3	2	1	0	1	0	1									
<b>Bobby Grich, R</b> OBP: 0.351, SLG: 0.553 (1, 4)										4	3	4	5	0	0	0									
<b>Bert Campaneris, R</b> OBP: 0.269, SLG: 0.207 (1, 6)										3	0	1	1	1	0	0									
<b>Inning Stats</b>	R: 1 E: 0 K: 0 S: 5	H: 2 LOB: 1 BB: 0 P: 5	R: 1 E: 0 K: 0 S: 4	H: 2 LOB: 1 BB: 1 P: 8	R: 0 E: 0 K: 0 S: 3	H: 0 LOB: 0 BB: 0 P: 3	R: 3 E: 0 K: 0 S: 5	H: 2 LOB: 0 BB: 1 P: 9	R: 1 E: 0 K: 1 S: 6	H: 2 LOB: 1 BB: 0 P: 6	R: 2 E: 0 K: 0 S: 4	H: 1 LOB: 1 BB: 2 P: 12	R: 0 E: 0 K: 0 S: 2	H: 0 LOB: 0 BB: 1 P: 6	R: 0 E: 0 K: 0 S: 4	H: 1 LOB: 2 BB: 1 P: 8	R: 2 E: 0 K: 0 S: 4	H: 2 LOB: 1 BB: 1 P: 8	1B: 8 2B: 3 3B: 0 HR: 3	SF: 1 SAC: 0 DP: 3 HBP: 0	WP: 0 PB: 0 SB: 3 CS: 2	PA: 43			
<b>PITCHER</b>	IP	WLS	BF	H	R	ER	SO	BB	IBB	HBP	BLK	WP	HR	S	P	ERA	WHIP								
<b>Glenn Abbott, R</b> ERA: 5.37 (1, 1)	4.0		19	6	5	4	0	2	0	0	0	0	1	17	25	9.00	2.000								
<b>John Montague, R</b> ERA: 3.64 (5, 1)	1.1		7	3	3	3	1	1	0	0	0	0	1	8	12	20.25	3.000								
<b>Byron McLaughlin, R</b> ERA: 5.71 (6, 1)	3.0	W	14	3	2	2	0	3	0	0	0	0	1	11	23	6.00	2.000								
<b>Shane Rawley, L</b> ERA: 4.79 (9, 1)	0.2	S	2	0	0	0	0	1	0	0	0	0	0	1	5	0.00	1.500								

California Angels @ Seattle Mariners  
The Kingdome, Seattle, WA  
Thu May 31 1979, 10:05 PM EDT  
Att: 5,266 - Dome

AB 34  
R 10  
H 12  
RBI 10  
BB 7  
SO 1  
LOB 12



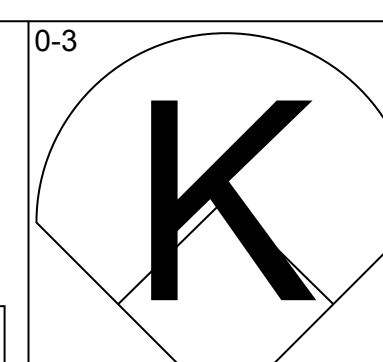
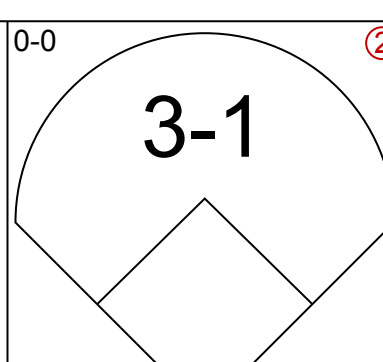
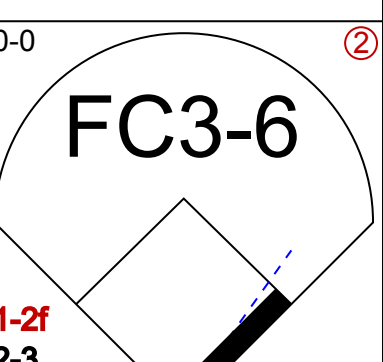
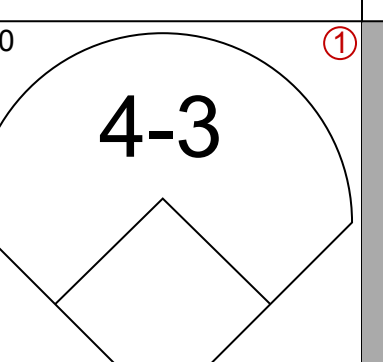
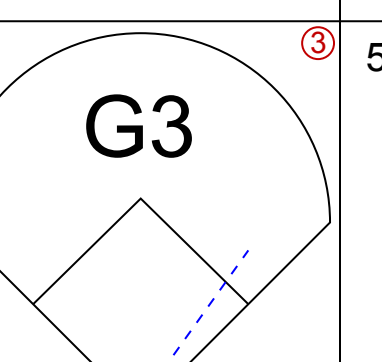
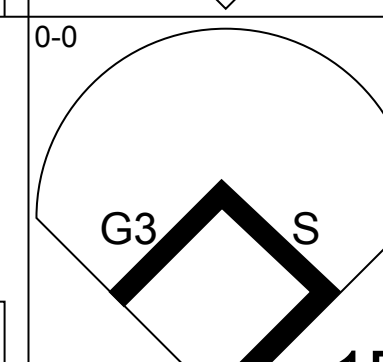
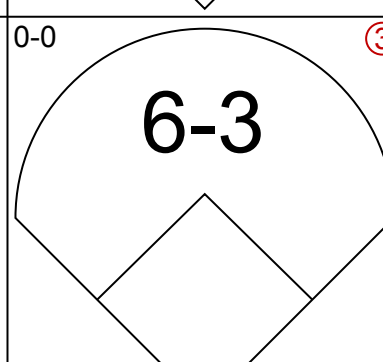
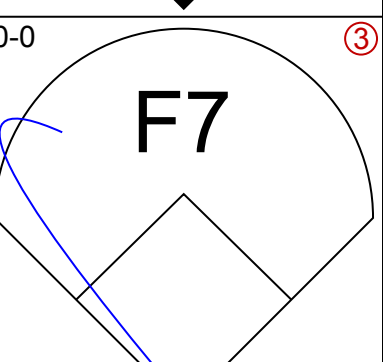
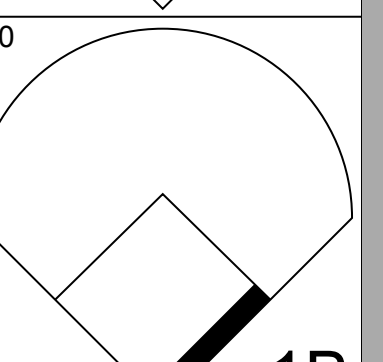
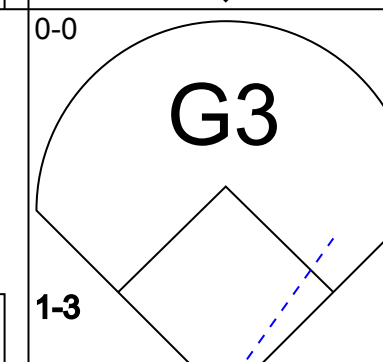
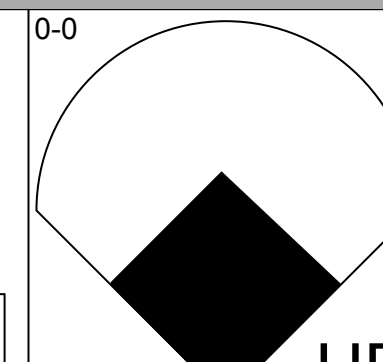
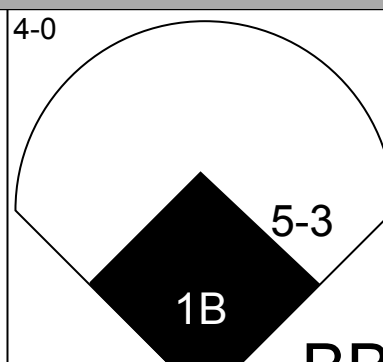

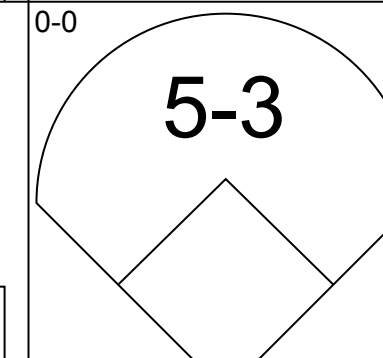
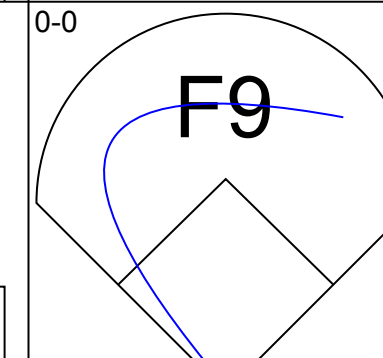
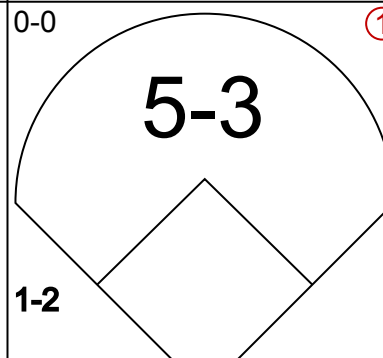

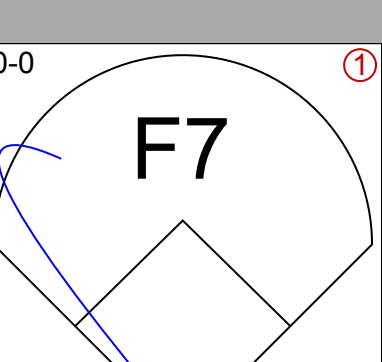
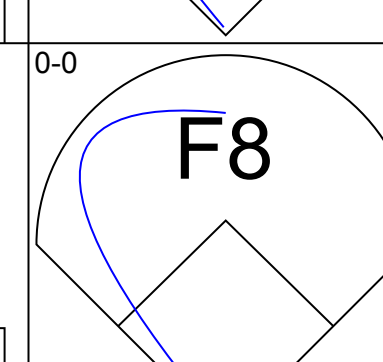
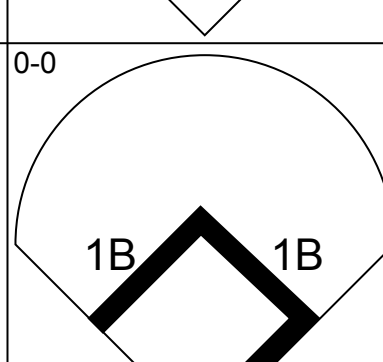
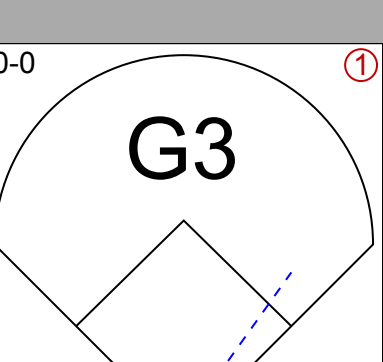
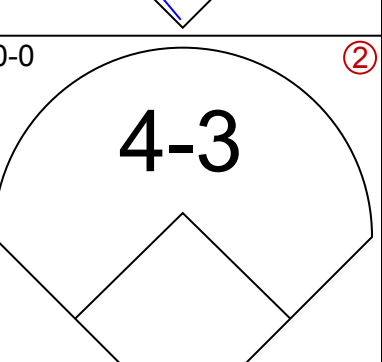
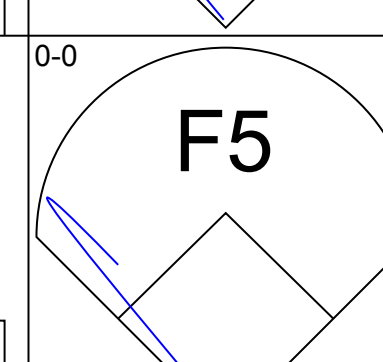
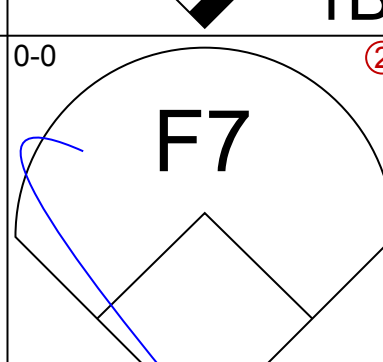
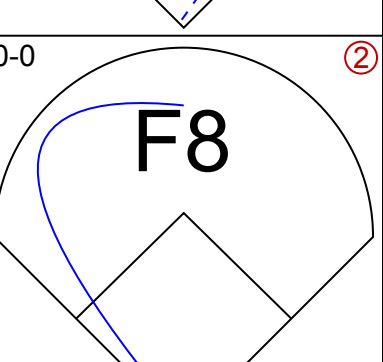
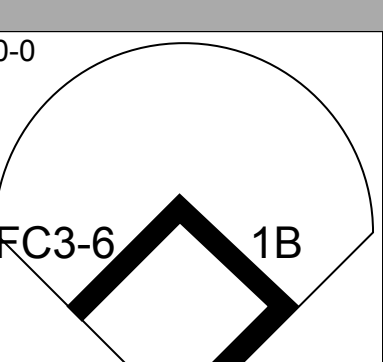
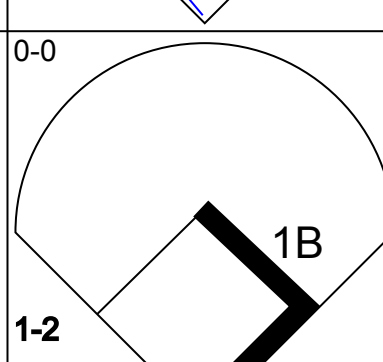
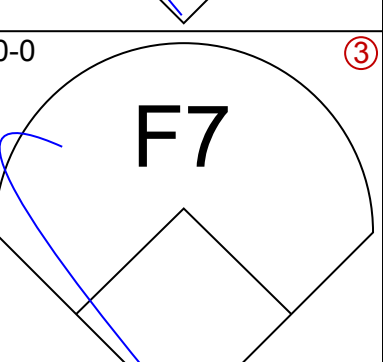
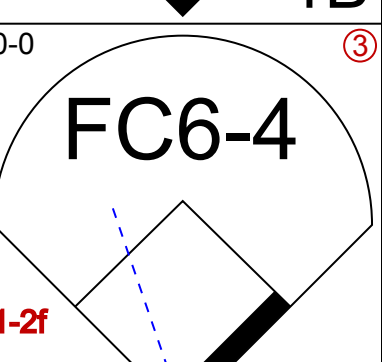
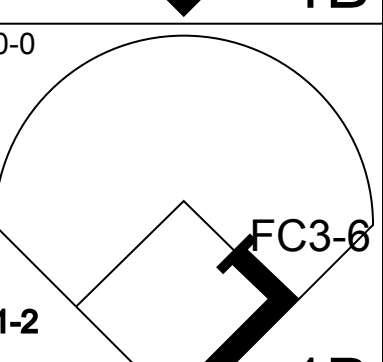
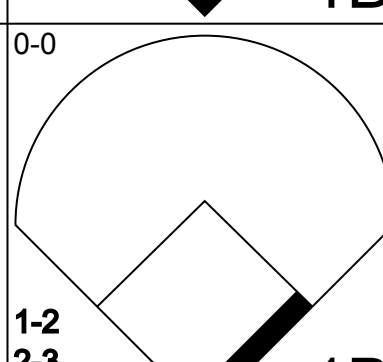
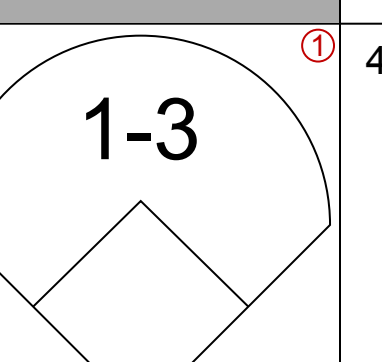
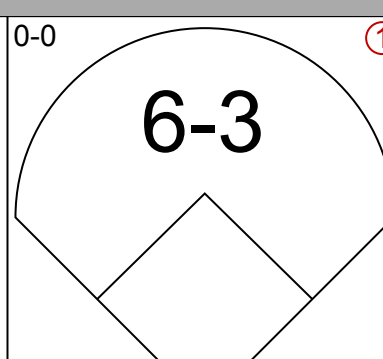
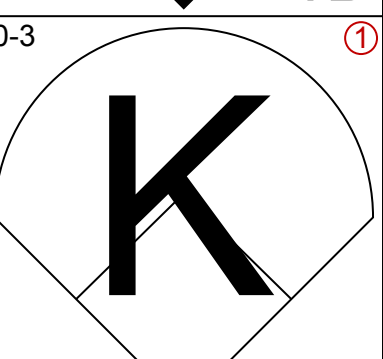

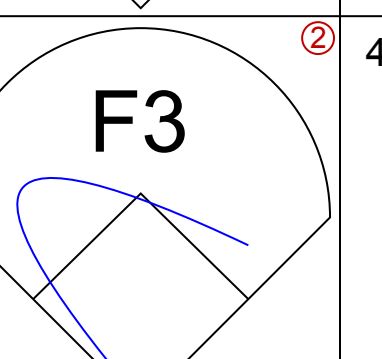
Batter	1	2	3	4	5	6	7	8	9	AB	R	H	RBI	BB	SO	LOB	BOTTOM								
<b>Julio Cruz, S</b> OBP: 0.317, SLG: 0.271 (1, 4)										4	3	3	0	1	0	0									
<b>Ruppert Jones, L</b> OBP: 0.349, SLG: 0.489 (1, 8)										5	2	1	1	0	1	6									
<b>Bruce Bochte, L</b> OBP: 0.425, SLG: 0.533 (1, 3)										4	3	3	5	1	0	1									
<b>Willie Horton, R</b> OBP: 0.345, SLG: 0.485 (1, 10)										3	1	1	1	2	0	1									
<b>Leon Roberts, R</b> OBP: 0.347, SLG: 0.464 (1, 9)										3	0	1	1	2	0	3									
<b>Joe Simpson, L</b> OBP: 0.250, SLG: 0.380 (9, 7)										0	0	0	0	0	0	0									
<b>Dan Meyer, L</b> OBP: 0.331, SLG: 0.411 (1, 5)										3	1	1	4	0	1	2									
<b>Tom Paciorek, R</b> OBP: 0.319, SLG: 0.449 (1, 7)										5	0	0	0	0	4	5									
<b>John Hale, L</b> OBP: 0.313, SLG: 0.154 (9, 9)										0	0	0	0	0	0	0									
<b>Larry Cox, R</b> OBP: 0.341, SLG: 0.407 (1, 2)										4	0	0	0	0	1	3									
<b>Mario Mendoza, R</b> OBP: 0.204, SLG: 0.221 (1, 6)										2	0	0	0	0	0	0									
<b>Larry Milbourne, S</b> OBP: 0.329, SLG: 0.364 (7, 6)										1	2	1	0	1	0	0									
<b>Inning Stats</b>	R: 1 E: 0 K: 0 S: 5	H: 2 LOB: 1 BB: 0 P: 5	R: 0 E: 0 K: 1 S: 5	H: 0 LOB: 0 BB: 0 P: 5	R: 0 E: 1 K: 1 S: 6	H: 0 LOB: 1 BB: 0 P: 6	R: 0 E: 0 K: 2 S: 9	H: 2 LOB: 2 BB: 0 P: 9	R: 5 E: 0 K: 1 S: 9	H: 4 LOB: 0 BB: 1 P: 13	R: 3 E: 0 K: 0 S: 5	H: 2 LOB: 0 BB: 1 P: 9	R: 0 E: 0 K: 1 S: 5	H: 0 LOB: 1 BB: 1 P: 9	R: 3 E: 0 K: 1 S: 6	H: 1 LOB: 2 BB: 4 P: 22	1B: 8 2B: 0 3B: 1 HR: 2	SF: 1 SAC: 1 DP: 0 HBP: 0	WP: 1 PB: 0 SB: 2 CS: 0	PA: 43					
<b>PITCHER</b>	IP	WLS	BF	H	R	ER	SO	BB	IBB	HBP	BLK	WP	HR	S	P	ERA	WHIP								
<b>Frank Tanana, L</b> ERA: 4.84 (1, 1)	4.1		22	7	5	5	4	1	0	0	0	1	2	17	33	21.00	3.000								
<b>Mark Clear, R</b> ERA: 3.11 (5, 1)	3.0	L	18	4	7	7	2	5	0	0	0	0	2	17	37	21.00	3.000								
<b>Dyar Miller, R</b> ERA: 3.06 (8, 1)	0.2		3	0	0	0	1	1	0	0	0	0	0	4	8	0.00	1.500								

California Angels @ Seattle Mariners  
The Kingdome, Seattle, WA  
Thu May 31 1979, 10:05 PM EDT  
Att: 5,266 - Dome

AB 34  
R 12  
H 11  
RBI 12  
BB 7  
SO 7  
LOB 21



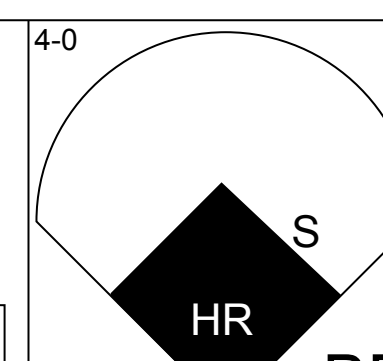
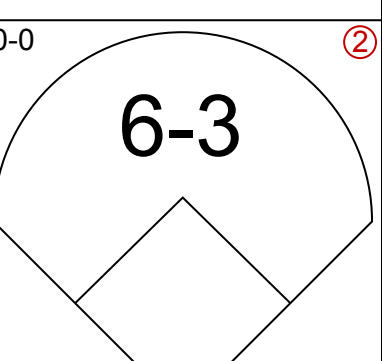
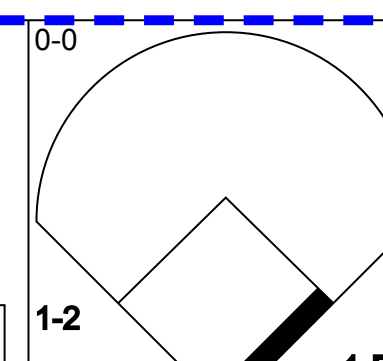
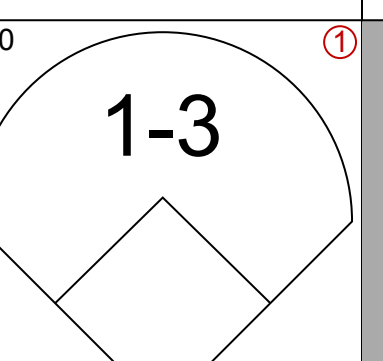
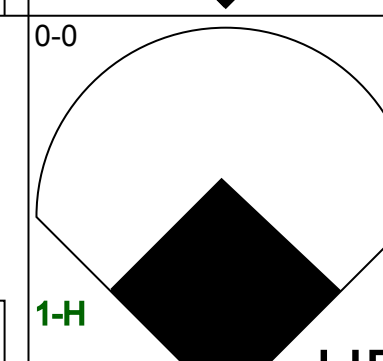
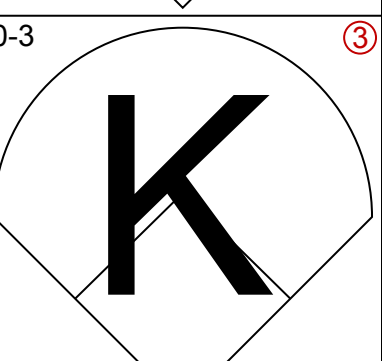
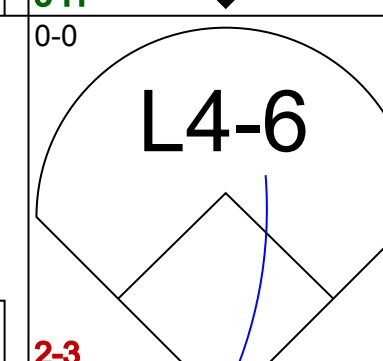
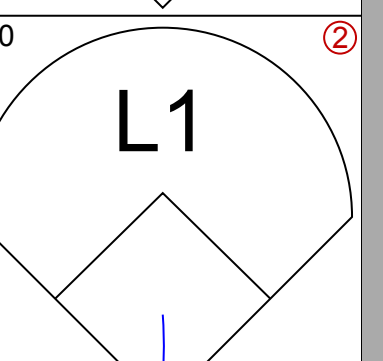
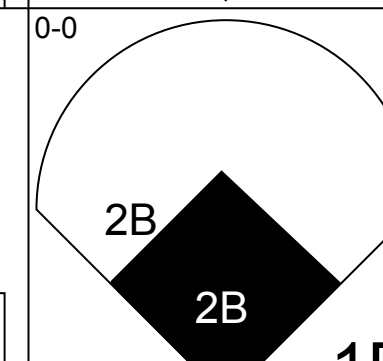
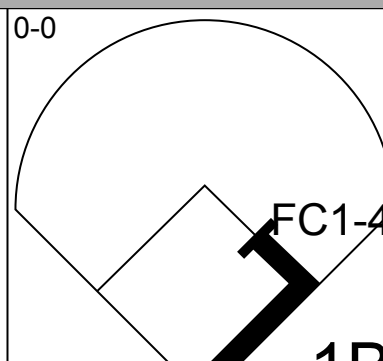

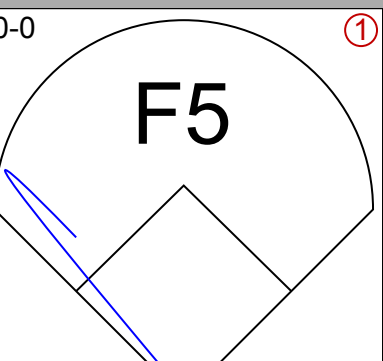
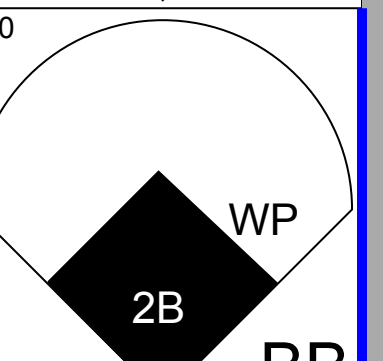
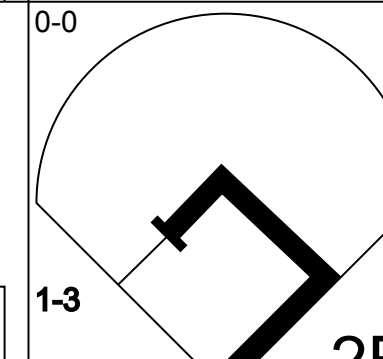
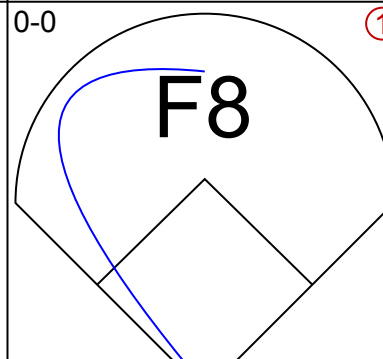
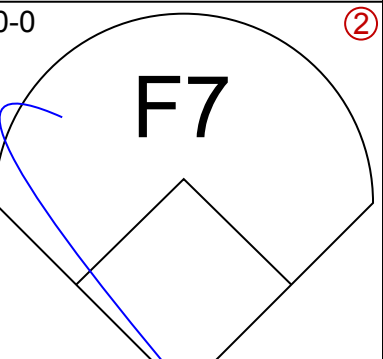
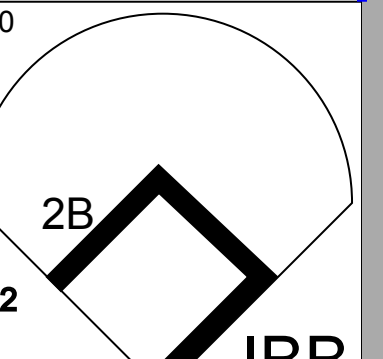
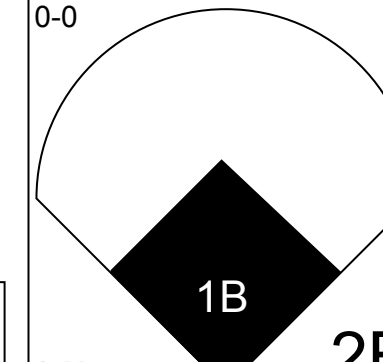
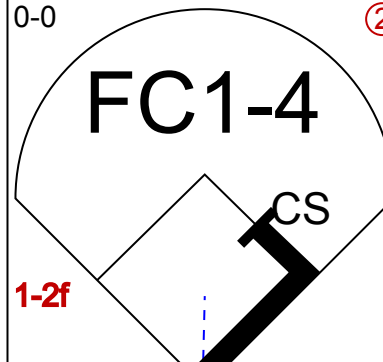
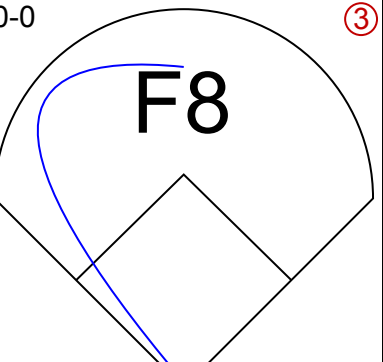
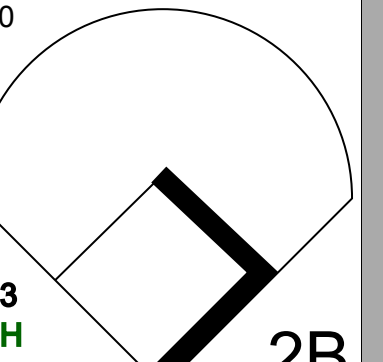
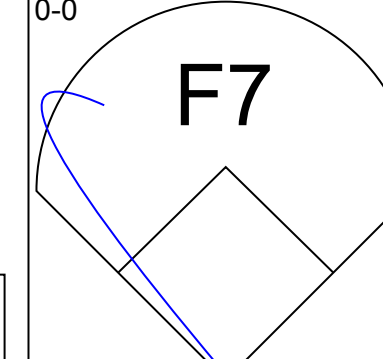
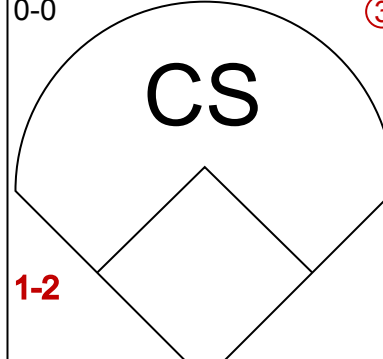
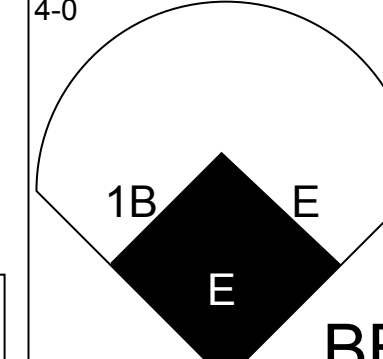

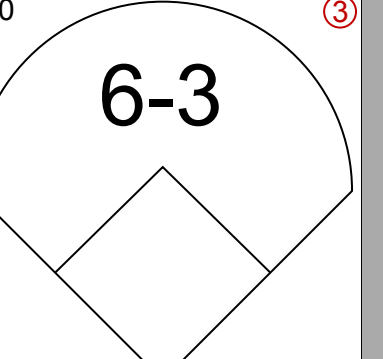
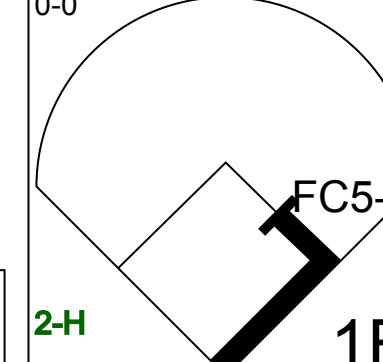
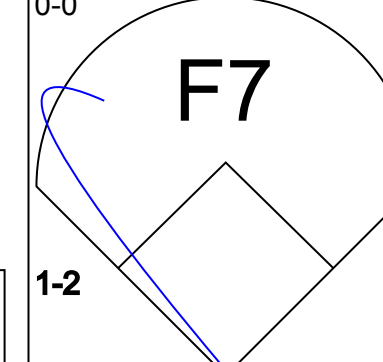
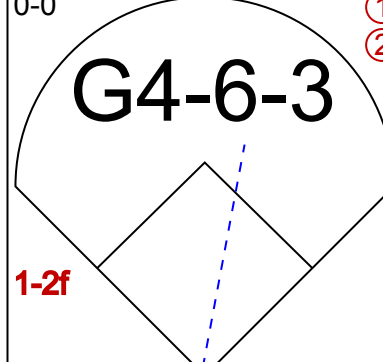
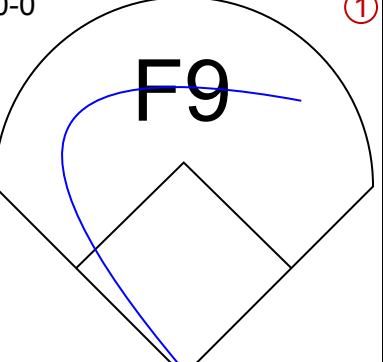
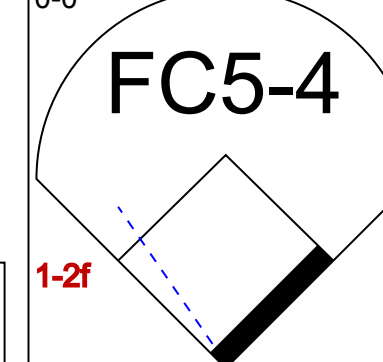
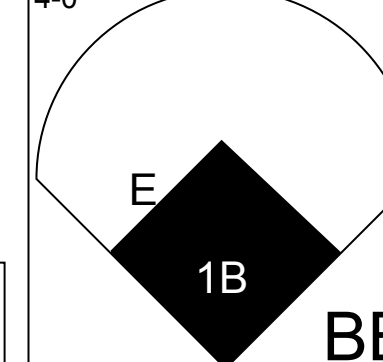
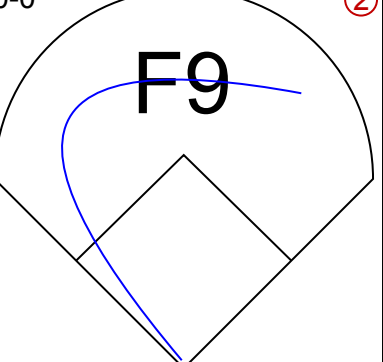
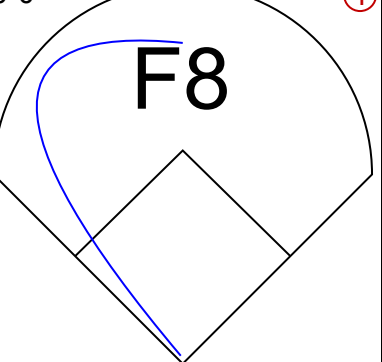
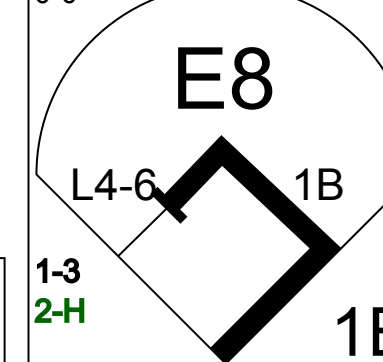
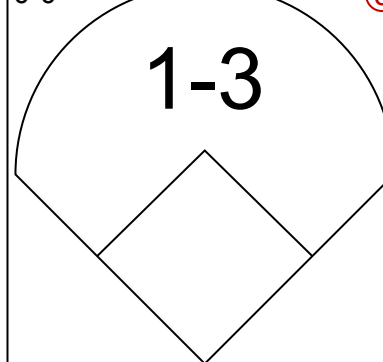
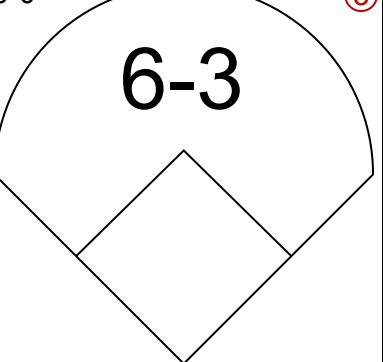


Batter	1	2	3	4	5	6	7	8	9	AB	R	H	RBI	BB	SO	LOB	TOP					
Alfredo Griffin, S OBP: 0.345, SLG: 0.362 (1, 6)										5	0	0	0	0	1	2						
Bob Bailor, R OBP: 0.315, SLG: 0.277 (1, 9)										4	0	2	0	0	0	2						
Roy Howell, L OBP: 0.333, SLG: 0.401 (1, 5)										3	2	1	1	1	0	2						
Rico Carty, R OBP: 0.327, SLG: 0.389 (1, 10)										4	0	0	0	0	0	3						
John Mayberry, L OBP: 0.390, SLG: 0.455 (1, 3)										4	0	1	1	0	0	0						
Al Woods, L OBP: 0.323, SLG: 0.355 (1, 7)										4	0	0	0	0	0	1						
Rick Bosetti, R OBP: 0.249, SLG: 0.322 (1, 8)										4	0	3	0	0	0	0						
Danny Ainge, R OBP: 0.359, SLG: 0.368 (1, 4)										4	0	2	0	0	0	1						
Rick Cerone, R OBP: 0.298, SLG: 0.279 (1, 2)										4	0	0	0	0	1	5						
<b>Inning Stats</b>	R: 0 E: 0 K: 1 S: 6	H: 1 LOB: 1 BB: 0 P: 6	R: 0 E: 0 K: 0 S: 4	H: 1 LOB: 0 BB: 0 P: 4	R: 0 E: 0 K: 0 S: 3	H: 0 LOB: 0 BB: 0 P: 3	R: 1 E: 0 K: 0 S: 4	H: 1 LOB: 0 BB: 0 P: 4	R: 0 E: 0 K: 1 S: 7	H: 2 LOB: 2 BB: 0 P: 7	R: 1 E: 0 K: 0 S: 6	H: 3 LOB: 3 BB: 1 P: 10	R: 0 E: 0 K: 0 S: 4	H: 1 LOB: 1 BB: 0 P: 4	R: 0 E: 0 K: 0 S: 3	H: 0 LOB: 0 BB: 0 P: 3	R: 0 E: 0 K: 0 S: 3	H: 0 LOB: 0 BB: 0 P: 3	1B: 8 2B: 0 3B: 0 HR: 1	SF: 0 SAC: 0 DP: 0 HBP: 0	WP: 0 PB: 0 SB: 1 CS: 0	PA: 37
<b>PITCHER</b> Paul Mitchell, R ERA: 4.42 (1, 1)	IP: 9.0 WLS: W BF: 37 H: 9 R: 2 ER: 2 SO: 2 BB: 1 IBB: 0 HBP: 0 BLK: 0 WP: 0 HR: 1 S: 40 P: 44 ERA: 2.00 WHIP: 1.111															<b>PITCHER</b>	IP: 9.0 WLS: W BF: 37 H: 9 R: 2 ER: 2 SO: 2 BB: 1 IBB: 0 HBP: 0 BLK: 0 WP: 0 HR: 1 S: 40 P: 44 ERA: 2.00 WHIP: 1.111					

Toronto Blue Jays @ Seattle Mariners  
The Kingdome, Seattle, WA  
Fri Jun 01 1979, 10:05 PM EDT  
Att. 4,113 - Dome

AB 36  
R 2  
H 9  
RBI 2  
BB 1  
SO 2  
LOB 16



Batter	1	2	3	4	5	6	7	8	9	AB	R	H	RBI	BB	SO	LOB	BOTTOM			
Julio Cruz, S OBP: 0.320, SLG: 0.272 (1, 4)										3	1	1	1	1	0	0				
Ruppert Jones, L OBP: 0.347, SLG: 0.500 (1, 8)										4	1	1	2	0	1	2				
Bruce Bochte, L OBP: 0.431, SLG: 0.535 John Hale, L OBP: 0.313, SLG: 0.154 (1, 3) (8, 7)										3	2	2	0	1	0	0				
Willie Horton, R OBP: 0.348, SLG: 0.488 (1, 10)										3	0	1	0	1	0	1				
Dan Meyer, L OBP: 0.335, SLG: 0.426 (1, 5)										4	1	2	2	0	0	1				
Leon Roberts, R OBP: 0.345, SLG: 0.457 (1, 9)										3	1	0	0	1	0	3				
Bob Stinson, S OBP: 0.358, SLG: 0.386 (1, 2)										4	0	1	1	0	0	2				
Tom Paciorek, R OBP: 0.329, SLG: 0.437 (1, 7) (8, 3)										2	1	0	0	2	0	1				
Mario Mendoza, R OBP: 0.205, SLG: 0.221 (1, 6)										4	0	1	0	0	0	1				
<b>Inning Stats</b>	R: 4 E: 0 K: 0 S: 7	H: 5 LOB: 1 BB: 1 P: 11	R: 0 E: 0 K: 1 S: 5	H: 0 LOB: 0 BB: 0 P: 5	R: 0 E: 0 K: 0 S: 3	H: 1 LOB: 0 BB: 0 P: 3	R: 2 E: 2 K: 0 S: 4	H: 2 LOB: 1 BB: 2 P: 12	R: 0 E: 0 K: 0 S: 3	H: 0 LOB: 1 BB: 1 P: 7	R: 1 E: 0 K: 0 S: 4	H: 1 LOB: 2 BB: 2 P: 12	R: 0 E: 0 K: 0 S: 3	H: 0 LOB: 0 BB: 0 P: 3	R: 0 E: 0 K: 0 S: 3	H: 0 LOB: 0 BB: 0 P: 3	1B: 5 2B: 4 3B: 0 HR: 1	SF: 0 SAC: 0 DP: 2 HBP: 0	WP: 1 PB: 0 SB: 1 CS: 1	PA: 37
<b>PITCHER</b> Jesse Jefferson, R ERA: 3.86 Balor Moore, L ERA: 6.86 (1, 1) (4, 1)	IP: 3.1 WLS: L BF: 18 H: 7 R: 6 ER: 5 SO: 1 BB: 3 IBB: 0 HBP: 0 BLK: 0 WP: 1 HR: 1 S: 17 P: 29 ERA: 13.50 WHIP: 3.000															<b>PITCHER</b>	IP: 4.2 WLS: L BF: 18 H: 2 R: 1 ER: 1 SO: 0 BB: 2 IBB: 0 HBP: 0 BLK: 0 WP: 1 HR: 0 S: 15 P: 27 ERA: 1.93 WHIP: 0.857			

Toronto Blue Jays @ Seattle Mariners  
The Kingdome, Seattle, WA  
Fri Jun 01 1979, 10:05 PM EDT  
Att. 4,113 - Dome

AB 30  
R 7  
H 9  
RBI 6  
BB 6  
SO 1  
LOB 11






Batter	1	2	3	4	5	6	7	8	9	AB	R	H	RBI	BB	SO	LOB	TOP																				
Alfredo Griffin, S OBP: 0.346, SLG: 0.374 (1, 6)	0-0 4-3		0-0 WP 2B			0-0 SH HR 2B	0-0 F5		0-0 4-3	5	2	2	0	0	0	1																					
Bob Bailor, R OBP: 0.305, SLG: 0.272 (1, 9)	0-0 F9		0-3 K			0-0 SH HR	0-0 G3		0-3 K	4	1	0	0	0	2	1																					
Roy Howell, L OBP: 0.337, SLG: 0.418 (1, 5)	0-0 4-3			4-0 FC3-6 1B BB		0-0 1-H 3-H HR	0-3 K			3	1	1	3	1	1	1																					
Rico Carty, R OBP: 0.325, SLG: 0.385 (1, 10)		0-0 4-3		0-0 FC3-6 1B		0-3 K		0-0 F3		4	0	1	0	0	1	0																					
John Mayberry, L OBP: 0.382, SLG: 0.443 (1, 3)	0-0 F5		0-0 FC3-6 G6-4-3			0-0 F9		0-0 1-3		4	0	0	0	0	0	2																					
Rick Bosetti, R OBP: 0.254, SLG: 0.322 (1, 8)	0-3 K		0-3 G6-4-3			4-0 S BB		0-0 BB 1B		3	0	1	0	1	1	2																					
Al Woods, L OBP: 0.321, SLG: 0.347 (1, 7)			0-0 F7			0-3 K		4-0 1-2 BB		3	0	0	0	1	1	1																					
Danny Ainge, R OBP: 0.349, SLG: 0.429 (1, 4)			0-0 4-3			0-0 F8		0-0 6-3		4	1	1	1	0	0	2																					
Rick Cerone, R OBP: 0.303, SLG: 0.285 (1, 2)			0-0 2B WP 1B			0-0 F8		0-0 L1		4	1	2	0	0	0	0																					
<b>Inning Stats</b>	R: 0 E: 0 K: 0 S: 3	H: 0 LOB: 0 BB: 0 P: 3	R: 0 E: 0 K: 1 S: 5	H: 0 LOB: 0 BB: 0 P: 5	R: 2 E: 0 K: 1 S: 7	H: 2 LOB: 0 BB: 0 P: 7	R: 0 E: 0 K: 0 S: 3	H: 1 LOB: 1 BB: 0 P: 7	R: 0 E: 0 K: 0 S: 3	H: 0 LOB: 0 BB: 0 P: 3	R: 3 E: 0 K: 2 S: 10	H: 2 LOB: 1 BB: 1 P: 14	R: 1 E: 0 K: 1 S: 7	H: 2 LOB: 1 BB: 0 P: 7	R: 0 E: 0 K: 0 S: 4	H: 1 LOB: 2 BB: 1 P: 8	R: 0 E: 0 K: 1 S: 5	H: 0 LOB: 0 BB: 0 P: 5	1B: 4 2B: 2 3B: 0 HR: 2	SF: 0 SAC: 1 DP: 1 HBP: 0	WP: 2 PB: 0 SB: 1 CS: 0	PA: 38															
<b>PITCHER</b>	IP	WLS	BF	H	R	ER	SO	BB	IBB	HBP	BLK	WP	HR	S	P	ERA	WHIP	<b>PITCHER</b>	IP	WLS	BF	H	R	ER	SO	BB	IBB	HBP	BLK	WP	HR	S	P	ERA	WHIP		
Odell Jones, R ERA: 6.88 (1, 1)	5.2	L	24	5	5	5	3	2	0	0	0	1	1	28	36	7.94	1.235																				
Joe Decker, R ERA: 3.95 (6, 1)	3.1		14	3	1	1	3	1	0	0	0	0	1	19	23	2.70	1.200																				

Toronto Blue Jays @ Seattle Mariners  
The Kingdome, Seattle, WA  
Sat Jun 02 1979, 10:05 PM EDT  
Att: 8,011 - Dome


AB 34  
R 6  
H 8  
RBI 4  
BB 3  
SO 6  
LOB 10



Batter	1	2	3	4	5	6	7	8	9	AB	R	H	RBI	BB	SO	LOB	BOTTOM																				
Julio Cruz, S OBP: 0.323, SLG: 0.276 (1, 4)	0-0 6-3			0-0 6-3 S 1B		0-0 1-3		0-0 E8 2B 1B		4	1	2	0	0	0	0																					
Ruppert Jones, L OBP: 0.341, SLG: 0.490 (1, 8)	0-0 L6			0-3 K		0-0 6-3		0-0 F5		4	0	0	0	0	1	2																					
Bruce Bochte, L OBP: 0.433, SLG: 0.546 (1, 3)	0-0 4-3			0-0 6-3		2-3		0-0 1B E 2B	2-H 2B	4	1	2	1	0	0	1																					
Willie Horton, R OBP: 0.342, SLG: 0.478 (1, 10)		0-0 F8		0-3 K		0-0 F7		0-0 4-3		4	0	0	0	0	1	3																					
Dan Meyer, L OBP: 0.345, SLG: 0.427 (1, 5)		0-0 CS 1B			4-0 4-3 BB		4-0 E BB		0-0 4-3	2	0	1	0	2	0	0																					
Leon Roberts, R OBP: 0.343, SLG: 0.452 (1, 9)		0-0 F8			0-0 F2		0-0 E7 1B		0-0 6-3	4	0	1	0	0	0	2																					
Bob Stinson, S OBP: 0.355, SLG: 0.374 (1, 2)			1-0 FC6-4 HBP		0-0 4-3		0-3 K		0-0 F7	3	0	0	0	0	1	3																					
Tom Paciorek, R OBP: 0.321, SLG: 0.425 Charlie Beamon, L (7, PH) (8, 7)			0-0 FC6-4 G4-3		0-0 6-3		0-3 K			2	0	0	0	0	0	2																					
Mario Mendoza, R OBP: 0.204, SLG: 0.220 Larry Milbourne, S (6, PH) (7, 6)			0-0 G4-3			0-0 F7		0-0 G3		1	0	0	0	0	0	1																					
2	0	0	0	0	0	0				2	0	0	0	0	0	0																					
<b>Inning Stats</b>	R: 0 E: 0 K: 0 S: 3	H: 0 LOB: 0 BB: 0 P: 3	R: 0 E: 0 K: 0 S: 2	H: 1 LOB: 0 BB: 0 P: 3	R: 0 E: 0 K: 2 S: 8	H: 1 LOB: 1 BB: 0 P: 8	R: 0 E: 0 K: 0 S: 3	H: 0 LOB: 0 BB: 0 P: 3	R: 1 E: 1 K: 0 S: 9	H: 2 LOB: 2 BB: 1 P: 13	R: 1 E: 1 K: 0 S: 5	H: 2 LOB: 1 BB: 0 P: 5	R: 0 E: 0 K: 0 S: 3	H: 0 LOB: 0 BB: 0 P: 3	1B: 4 2B: 2 3B: 0 HR: 0	SF: 0 SAC: 0 DP: 1 HBP: 1	WP: 0 PB: 0 SB: 1 CS: 1	PA: 34																			
<b>PITCHER</b>	IP	WLS	BF	H	R	ER	SO	BB	IBB	HBP	BLK	WP	HR	S	P	ERA	WHIP	<b>PITCHER</b>	IP	WLS	BF	H	R	ER	SO	BB	IBB	HBP	BLK	WP	HR	S	P	ERA	WHIP		
Dave Lemanczyk, R ERA: 2.75 (1, 1)	9.0	W	34	6	2	0	4	2	0	1	0	0	0	39	48	0.00	0.889																				

Toronto Blue Jays @ Seattle Mariners  
The Kingdome, Seattle, WA  
Sat Jun 02 1979, 10:05 PM EDT  
Att: 8,011 - Dome

AB 31  
R 2  
H 6  
RBI 1  
BB 2  
SO 4  
LOB 16





Batter	1	2	3	4	5	6	7	8	9	AB	R	H	RBI	BB	SO	LOB	TOP										
Alfredo Griffin, S OBP: 0.356, SLG: 0.381 (1, 6)										4	2	3	0	1	1	0											
Bob Bailor, R OBP: 0.311, SLG: 0.271 (1, 9)										4	0	1	1	1	0	2											
Roy Howell, L OBP: 0.339, SLG: 0.414 (1, 5)										4	0	1	1	1	0	4											
Rico Carty, R OBP: 0.324, SLG: 0.379 (1, 10)										3	1	0	0	1	1	3											
John Mayberry, L OBP: 0.384, SLG: 0.451 (1, 3)										4	1	2	1	0	1	1											
Rick Rosetti, R OBP: 0.253, SLG: 0.321 (1, 8)										4	0	1	1	0	0	1											
Al Woods, L OBP: 0.436, SLG: 0.340 Otto Velez, R OBP: 0.344, SLG: 0.456 (8, PH) (8, 7)										3	0	0	1	0	0	0											
Danny Ainge, R OBP: 0.319, SLG: 0.391 (1, 4)										4	0	0	0	0	1	0											
Rick Cerone, R OBP: 0.302, SLG: 0.279 (1, 2)										3	1	0	0	1	0	0											
<b>Inning Stats</b>	R: 1 E: 0 K: 1 S: 6	H: 1 LOB: 0 BB: 0 P: 6	R: 1 E: 0 K: 1 S: 6	H: 1 LOB: 0 BB: 0 P: 6	R: 0 E: 0 K: 0 S: 4	H: 1 LOB: 2 BB: 1 P: 8	R: 0 E: 0 K: 0 S: 3	H: 0 LOB: 0 BB: 0 P: 3	R: 0 E: 0 K: 1 S: 5	H: 1 LOB: 1 BB: 0 P: 6	R: 0 E: 0 K: 0 S: 3	H: 0 LOB: 0 BB: 0 P: 3	R: 0 E: 0 K: 1 S: 8	H: 4 LOB: 2 BB: 2 P: 16	R: 0 E: 0 K: 0 S: 3	H: 0 LOB: 2 BB: 2 P: 11	1B: 7 2B: 1 3B: 0 HR: 0	SF: 0 SAC: 0 DP: 1 HBP: 0	WP: 0 PB: 0 SB: 1 CS: 0	PA: 39							
<b>PITCHER</b>	IP	WLS	BF	H	R	ER	SO	BB	IBB	HBP	BLK	WP	HR	S	P	ERA	WHIP										
Mike Parrott, R ERA: 2.89 (1, 1)	7.0	W	26	4	2	2	4	0	1	0	0	0	0	33	37	2.57	0.571										
Byron McLoughlin, R ERA: 6.37 (8, 1)	0.2		7	4	3	3	0	2	0	0	0	0	0	5	13	40.50	9.000										
Shane Rawley, L ERA: 4.64 (8, 1)	1.1		6	0	0	0	1	2	0	0	0	0	0	6	14	0.00	1.500										

Toronto Blue Jays @ Seattle Mariners  
The Kingdome, Seattle, WA  
Sun Jun 03 1979, 6:33 AM EDT  
Att: 4,436 - Dome

AB 34  
R 5  
H 8  
RBI 5  
BB 5  
SO 5  
LOB 13



Batter	1	2	3	4	5	6	7	8	9	AB	R	H	RBI	BB	SO	LOB	BOTTOM										
Julio Cruz, S OBP: 0.329, SLG: 0.281 (1, 4)										4	1	2	0	1	1	1											
Ruppert Jones, L OBP: 0.351, SLG: 0.487 (1, 8)										1	2	0	0	4	0	0											
Bruce Bochte, L OBP: 0.436, SLG: 0.545 Tom Paciorek, R OBP: 0.313, SLG: 0.413 (6, PH) (6, 3)										2	2	1	0	1	0	1											
Willie Horton, R OBP: 0.341, SLG: 0.479 Charlie Beamon, L (7, PH)										4	0	1	2	0	0	6											
Dan Meyer, L OBP: 0.352, SLG: 0.447 (1, 5)										4	1	2	4	1	0	0											
Leon Roberts, R OBP: 0.341, SLG: 0.445 Joe Simpson, L OBP: 0.245, SLG: 0.373 (6, FR) (7, 9)										3	0	0	0	1	1	2											
Larry Cox, R OBP: 0.344, SLG: 0.418 (1, 2)										5	2	2	0	0	0	2											
John Hale, L OBP: 0.429, SLG: 0.412 (1, 7)										4	2	3	1	1	1	1											
Mario Mendoza, R OBP: 0.199, SLG: 0.215 (1, 6)										3	0	0	1	0	1	3											
<b>Inning Stats</b>	R: 0 E: 0 K: 1 S: 5	H: 0 LOB: 1 BB: 1 P: 9	R: 1 E: 0 K: 1 S: 7	H: 2 LOB: 1 BB: 0 P: 7	R: 4 E: 0 K: 0 S: 6	H: 3 LOB: 0 BB: 1 P: 10	R: 3 E: 1 K: 0 S: 6	H: 2 LOB: 2 BB: 2 P: 14	R: 2 E: 0 K: 1 S: 7	H: 2 LOB: 2 BB: 2 P: 15	R: 0 E: 0 K: 0 S: 2	H: 0 LOB: 1 BB: 1 P: 6	R: 0 E: 0 K: 2 S: 8	H: 1 LOB: 3 BB: 2 P: 16	R: 0 E: 0 K: 2 S: 8	H: 1 LOB: 1 BB: 0 P: 8	1B: 6 2B: 4 3B: 0 HR: 1	SF: 1 SAC: 0 DP: 1 HBP: 0	WP: 0 PB: 0 SB: 2 CS: 0	PA: 44							
<b>PITCHER</b>	IP	WLS	BF	H	R	ER	SO	BB	IBB	HBP	BLK	WP	HR	S	P	ERA	WHIP										
Mark Lemongello, R ERA: 7.06 (1, 1)	3.2	L	22	7	8	5	2	3	0	0	0	0	0	4	16	13.50	7.500										
Mike Willis, L ERA: 6.3 (4, 1)	0.2		7	2	2	1	0	3	0	0	0	0	0	4	16	13.50	7.500										
Dave Freisleben, R ERA: 7.11 (5, 1)	2.2		11	1	0	0	3	3	0	0	0	0	0	14	26	0.00	1.500										
Tom Buskey, R ERA: 3.86 (8, 1)	1.0		4	1	0	0	2	0	0	0	0	0	0	8	8	0.00	1.000										

Toronto Blue Jays @ Seattle Mariners  
The Kingdome, Seattle, WA  
Sun Jun 03 1979, 6:33 AM EDT  
Att: 4,436 - Dome

AB 34  
R 10  
H 11  
RBI 8  
BB 9  
SO 7  
LOB 25









Batter	1	2	3	4	5	6	7	8	9	AB	R	H	RBI	BB	SO	LOB	TOP																			
Ron LeFlore, R OBP: 0.359, SLG: 0.392 Jerry Morales, R OBP: 0.268, SLG: 0.415	5-3	CS		F9		F7			HR	3	0	1	0	0	0	1																				
Champ Summers, L OBP: 0.391, SLG: 0.395	3-1	CS	4-3			4-3			F8	5	1	2	0	0	0	0																				
Steve Kemp, L OBP: 0.435, SLG: 0.583	3-1				G3-6				4-3	5	0	1	0	0	1	2																				
Jason Thompson, L OBP: 0.397, SLG: 0.429	1B		F8						4-3	2	0	0	0	2	0	1																				
Rusty Staub, L OBP: 0.338, SLG: 0.398	1-2		F8						4-3	4	0	1	1	0	0	2																				
Lance Parrish, R OBP: 0.383, SLG: 0.497	F8								F8	4	0	0	0	0	1	2																				
Aurelio Rodriguez, R OBP: 0.291, SLG: 0.341		5-3		F9		5-3				3	0	0	0	1	0	0																				
Mark Wagner, R OBP: 0.377, SLG: 0.438		1B	4-3			1B			5-3	4	1	3	0	0	0	1																				
Alan Trammell, R OBP: 0.299, SLG: 0.281		4-3							F9	4	0	2	1	0	0	1																				
<b>Inning Stats</b>	R: 1 E: 0 K: 0 S: 5	H: 2 LOB: 2 BB: 1 P: 9	R: 0 E: 0 K: 0 S: 4	H: 2 LOB: 1 BB: 0 P: 4	R: 0 E: 0 K: 0 S: 4	H: 1 LOB: 1 BB: 0 P: 4	R: 1 E: 0 K: 1 S: 7	H: 2 LOB: 1 BB: 0 P: 7	R: 0 E: 0 K: 0 S: 3	H: 2 LOB: 2 BB: 0 P: 5	R: 0 E: 0 K: 1 S: 5	H: 0 LOB: 0 BB: 0 P: 5	R: 0 E: 0 K: 0 S: 3	H: 0 LOB: 1 BB: 1 P: 7	R: 1 E: 0 K: 0 S: 4	H: 1 LOB: 0 BB: 0 P: 4	1B: 8 2B: 2 3B: 0 HR: 1	SF: 0 SAC: 0 DP: 1 HBP: 0	WP: 0 PB: 0 SB: 0 CS: 1	PA: 40																
<b>PITCHER</b>	IP	WLS	BF	H	R	ER	SO	BB	IBB	HBP	BLK	WP	HR	S	P	ERA	WHIP	<b>PITCHER</b>		IP	WLS	BF	H	R	ER	SO	BB	IBB	HBP	BLK	WP	HR	S	P	ERA	WHIP
Glenn Abbott, R ERA: 5.17	(1, 1)	6.0	L	28	10	2	2	1	2	0	0	0	0	0	28	36	3.00	2.000																		
Shane Rawley, L ERA: 4.53	(7, 1)	3.0		11	1	1	1	1	1	0	0	0	0	1	12	16	3.00	0.667																		

Detroit Tigers @ Seattle Mariners  
The Kingdome, Seattle, WA  
Tue Jun 05 1979, 10:05 PM EDT  
Att: 6,156 - Dome

AB 36  
R 3  
H 11  
RBI 3  
BB 3  
SO 2  
LOB 12



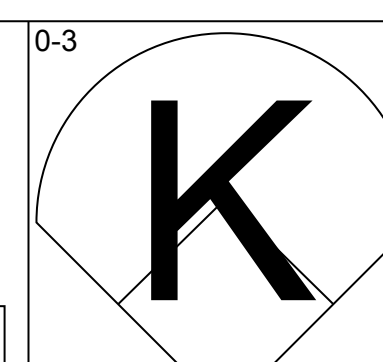
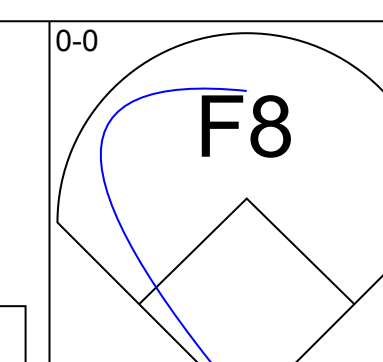
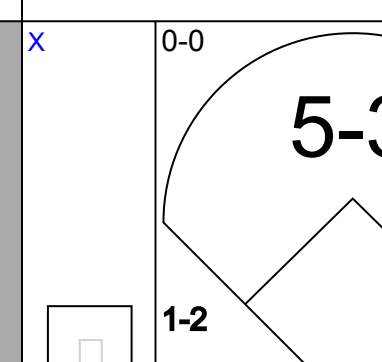
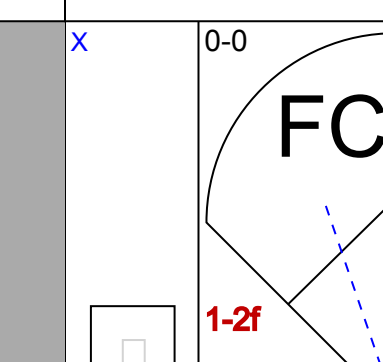
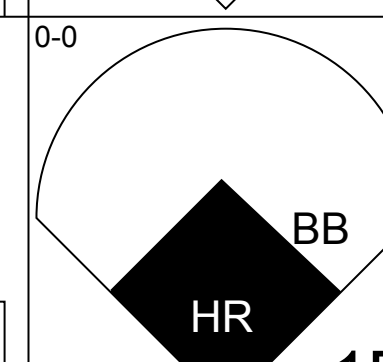
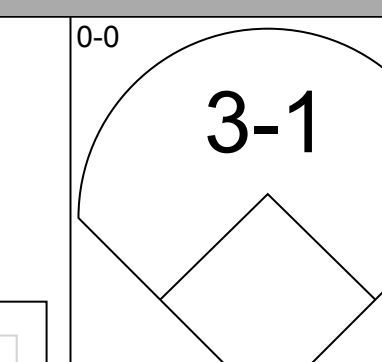
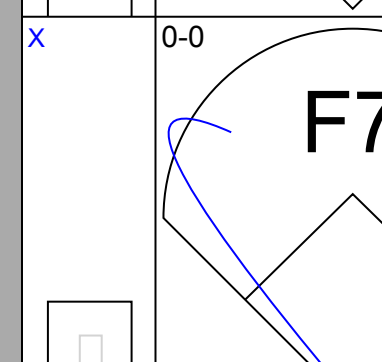
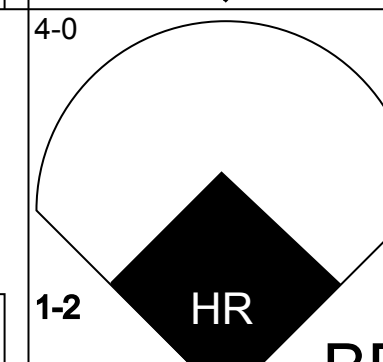
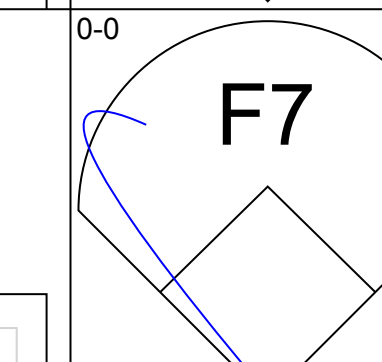

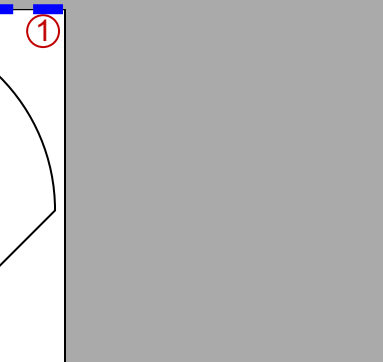
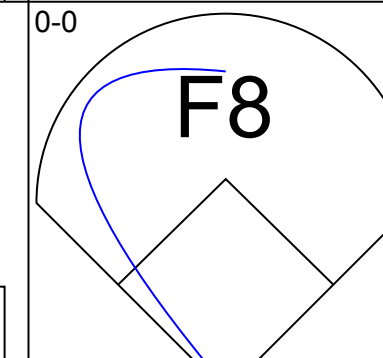
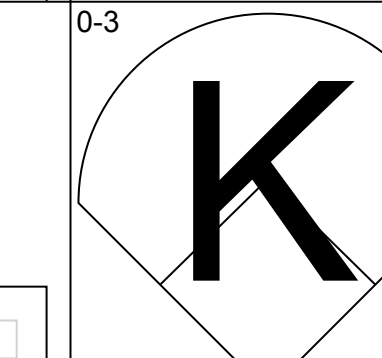

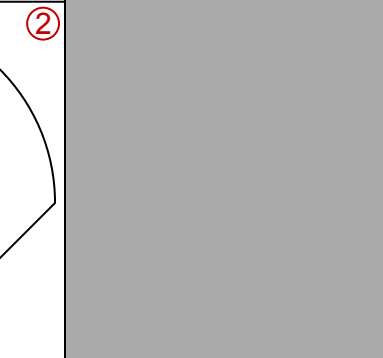
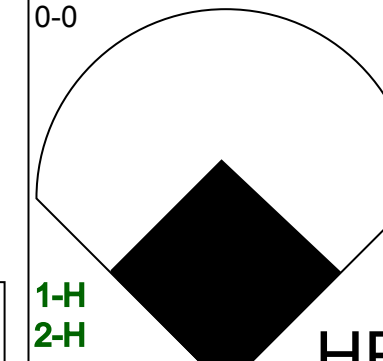

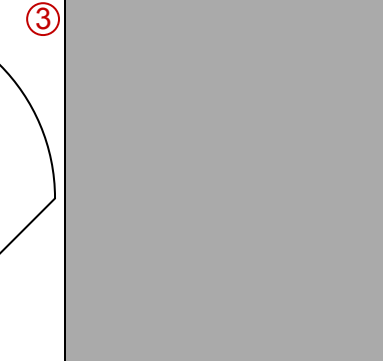
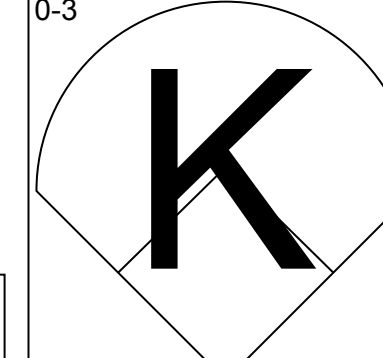

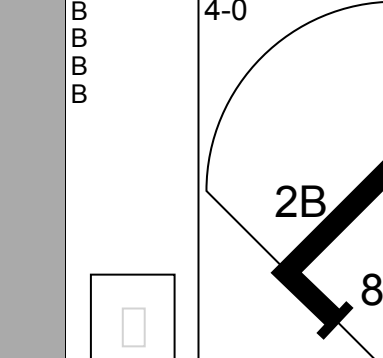
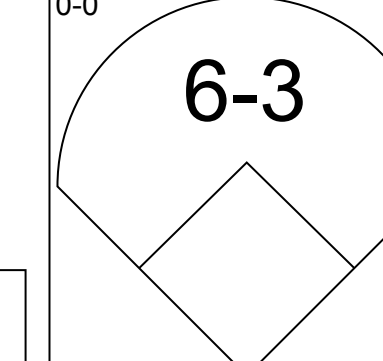

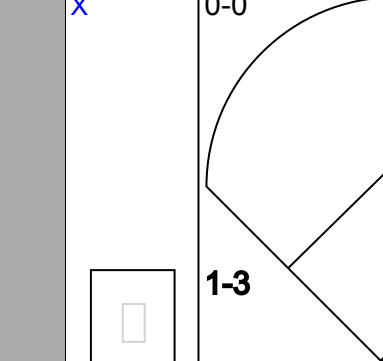
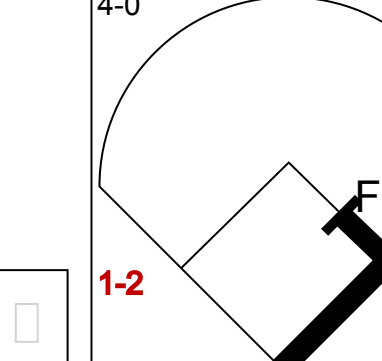
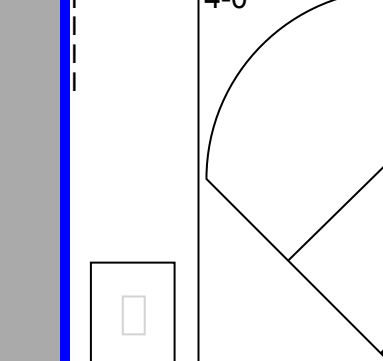
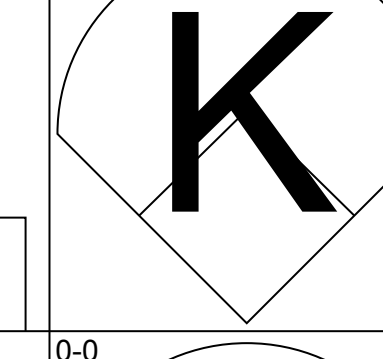
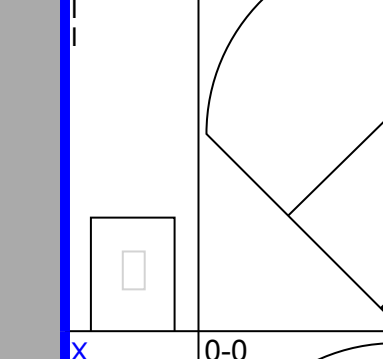
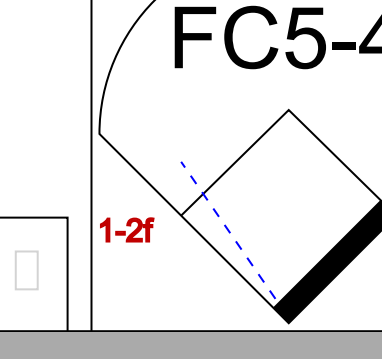
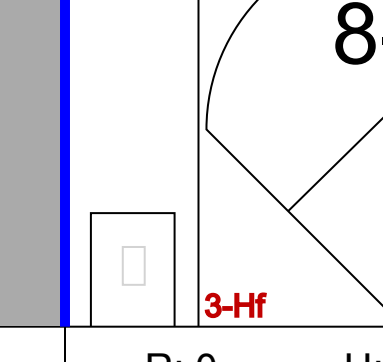
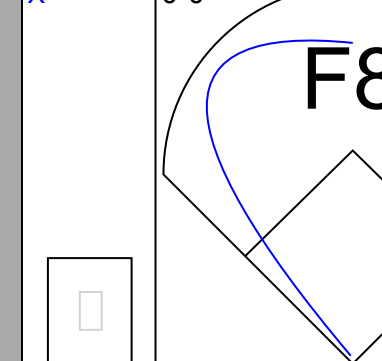
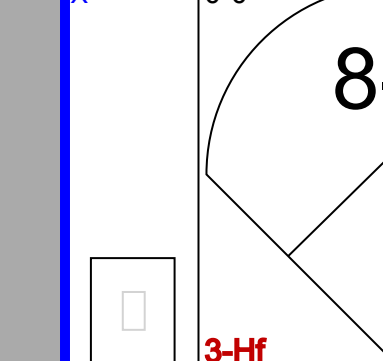
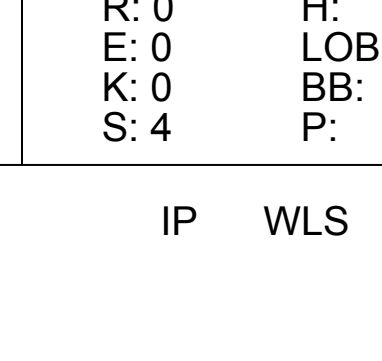
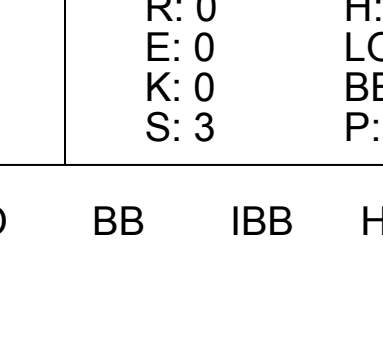
Batter	1	2	3	4	5	6	7	8	9	AB	R	H	RBI	BB	SO	LOB	BOTTOM																			
Larry Milbourne, S OBP: 0.325, SLG: 0.382	G3		4-3			G3	F9		4-3	5	1	1	0	0	0	5																				
Ruppert Jones, L OBP: 0.354, SLG: 0.493	G3			4-3					F6	3	0	0	0	1	0	1																				
Bruce Bochte, L OBP: 0.432, SLG: 0.552	SF8			3-1					K	2	0	0	1	1	1	0																				
Willie Horton, R OBP: 0.343, SLG: 0.489	F7						F7			4	0	1	0	0	1	2																				
Dan Meyer, L OBP: 0.340, SLG: 0.447							K		F9	4	0	0	0	0	2	1																				
Leon Roberts, R OBP: 0.341, SLG: 0.439		5-3								2	0	1	0	2	0	0																				
Larry Cox, R OBP: 0.346, SLG: 0.439		F8							F4	3	0	1	0	1	0	1																				
John Hale, L OBP: 0.429, SLG: 0.522										3	0	0	0	0	0	4																				
Bob Stinson, S OBP: 0.360, SLG: 0.374										0	0	0	0	1	0	0																				
Joe Simpson, L OBP: 0.245, SLG: 0.373										0	0	0	0	0	0	0																				
Mario Mendoza, R OBP: 0.204, SLG: 0.220										2	0	0	0	0	0	0																				
Charlie Beamon, L OBP: 0.308, SLG: 0.408										1	0	0	0	0	0	3																				
Bobby Valentine, R OBP: 0.378, SLG: 0.355										1	0	0	0	0	0	2																				
<b>Inning Stats</b>	R: 1 E: 0 K: 0 S: 4	H: 1 LOB: 0 BB: 0 P: 4	R: 0 E: 0 K: 1 S: 5	H: 0 LOB: 0 BB: 0 P: 5	R: 0 E: 0 K: 0 S: 3	H: 0 LOB: 0 BB: 0 P: 3	R: 0 E: 0 K: 1 S: 5	H: 0 LOB: 0 BB: 0 P: 5	R: 0 E: 0 K: 0 S: 3	H: 0 LOB: 2 BB: 2 P: 11	R: 0 E: 1 K: 0 S: 5	H: 1 LOB: 3 BB: 1 P: 9	R: 0 E: 0 K: 1 S: 6	H: 1 LOB: 1 BB: 0 P: 6	R: 0 E: 0 K: 0 S: 3	H: 0 LOB: 2 BB: 2 P: 11	1B: 3 2B: 1 3B: 0 HR: 0	SF: 1 SAC: 0 DP: 1 HBP: 0	WP: 0 PB: 0 SB: 2 CS: 0	PA: 37																
<b>PITCHER</b>	IP	WLS	BF	H	R	ER	SO	BB	IBB	HBP	BLK	WP	HR	S	P	ERA	WHIP	<b>PITCHER</b>		IP	WLS	BF	H	R	ER	SO	BB	IBB	HBP	BLK	WP	HR	S	P	ERA	WHIP
Jack Billingham, R ERA: 2.62	(1, 1)	6.1	W	26	3	1	1	3	4	0	0	0	0	0	28	44	1.42	1.105																		
John Hiller, L ERA: 3.5	(7, 1)	2.2	S	11	1	0	0	1	2	0	0	0	0	0	11	19	0.00	1.125																		

Detroit Tigers @ Seattle Mariners  
The Kingdome, Seattle, WA  
Tue Jun 05 1979, 10:05 PM EDT  
Att: 6,156 - Dome

AB 30  
R 1  
H 4  
RBI 1  
BB 6  
SO 4  
LOB 19



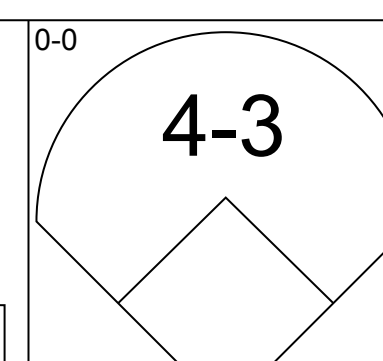
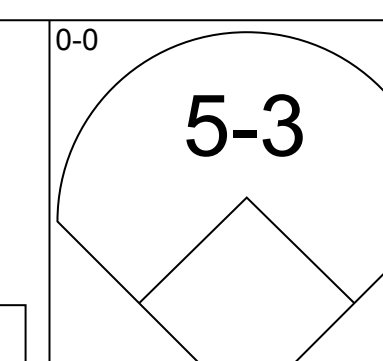
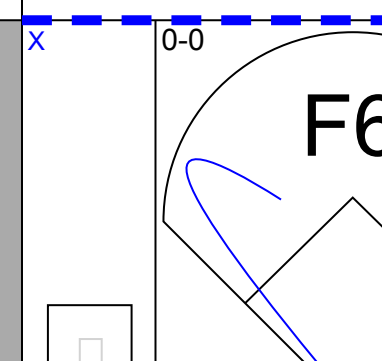
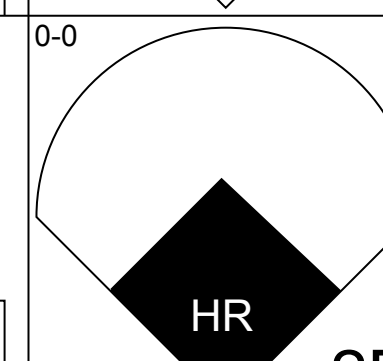
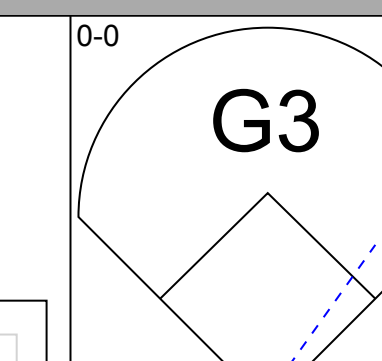
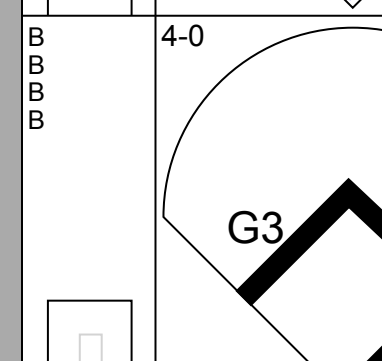
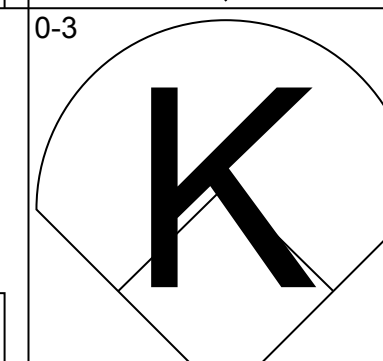
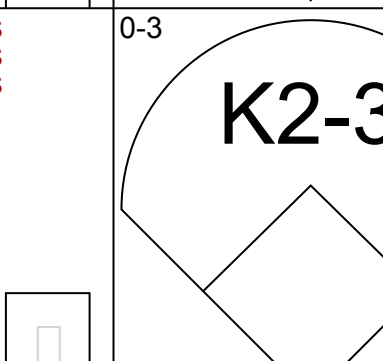
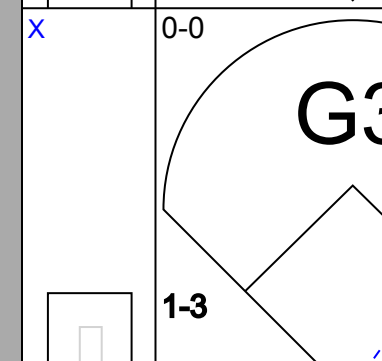
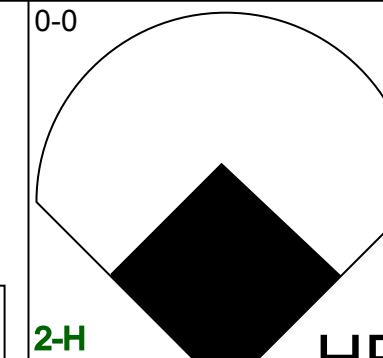
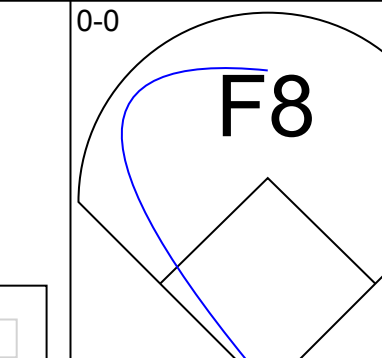
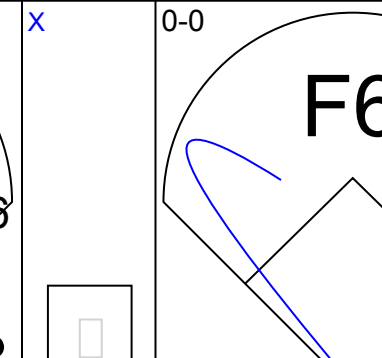
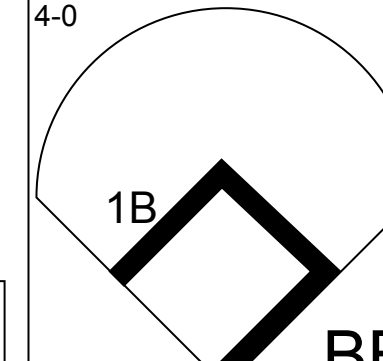
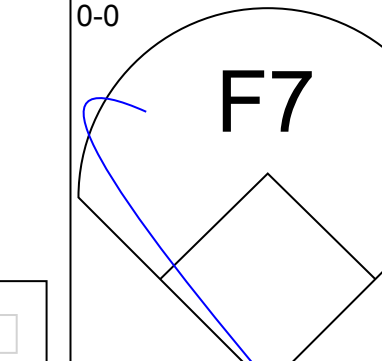

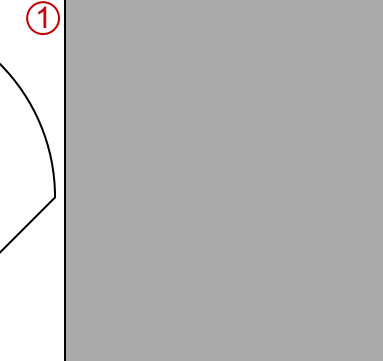
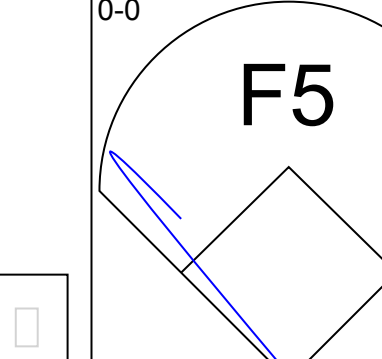

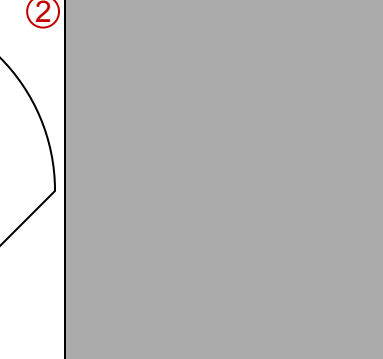
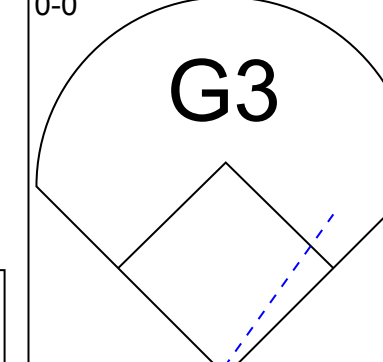
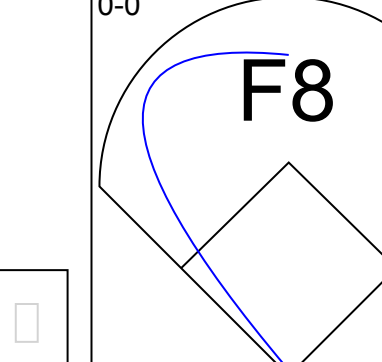

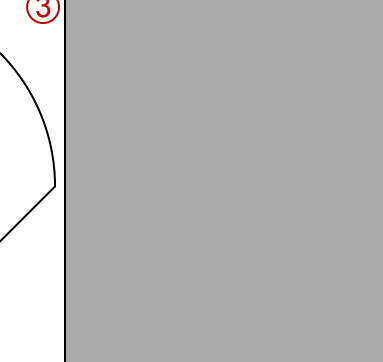
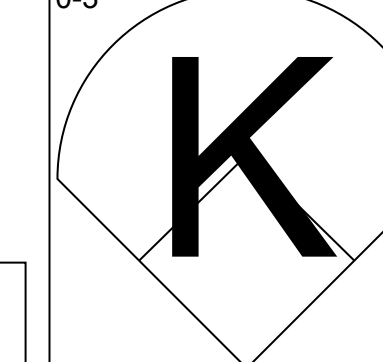
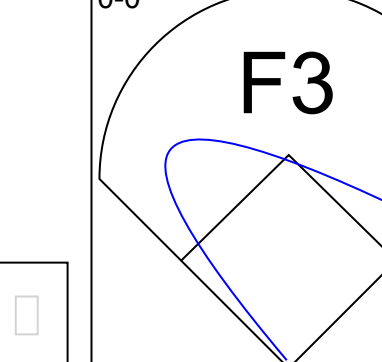
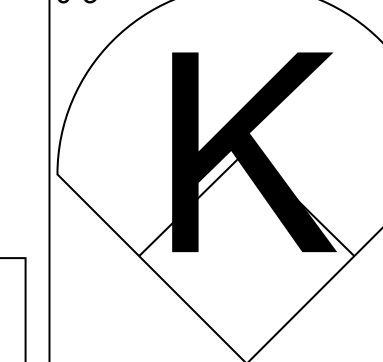
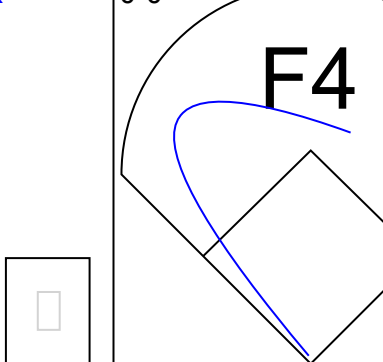



Batter	1	2	3	4	5	6	7	8	9	AB	R	H	RBI	BB	SO	LOB	TOP				
Mark Wagner, R OBP: 0.362, SLG: 0.404										4	0	0	0	1	1	4					
Jery Morales, R OBP: 0.273, SLG: 0.413										3	1	1	0	1	0	1					
Steve Kemp, L OBP: 0.431, SLG: 0.573										3	1	0	0	1	0	2					
Jason Thompson, L OBP: 0.388, SLG: 0.418										4	0	0	0	0	1	4					
Rusty Staub, L OBP: 0.336, SLG: 0.419										4	1	1	3	0	0	0					
Lance Parrish, R OBP: 0.386, SLG: 0.494										3	0	1	0	1	1	0					
John Wockenfuss, R OBP: 0.327, SLG: 0.660										3	0	1	0	1	0	0					
Lou Whitaker, L OBP: 0.392, SLG: 0.440										0	0	0	0	0	0	0					
Aurelio Rodriguez, R OBP: 0.292, SLG: 0.341										3	0	1	0	0	1	1					
Phil Mankowski, L OBP: 0.289, SLG: 0.188										0	0	0	0	1	0	0					
Alan Trammell, R OBP: 0.300, SLG: 0.282										3	0	1	0	0	0	1					
Champ Summers, L OBP: 0.378, SLG: 0.390										1	0	0	0	0	0	3					
<b>Inning Stats</b>	R: 3 E: 0 K: 2 S: 9	H: 2 LOB: 0 BB: 1 P: 13	R: 0 E: 0 K: 1 S: 6	H: 1 LOB: 1 BB: 0 P: 6	R: 0 E: 0 K: 1 S: 5	H: 0 LOB: 0 BB: 0 P: 5	R: 0 E: 0 K: 0 S: 3	H: 1 LOB: 1 BB: 1 P: 7	R: 0 E: 0 K: 0 S: 3	H: 0 LOB: 0 BB: 2 P: 11	R: 0 E: 0 K: 0 S: 4	H: 1 LOB: 1 BB: 0 P: 4	R: 0 E: 0 K: 0 S: 3	H: 0 LOB: 0 BB: 2 P: 3	R: 0 E: 0 K: 0 S: 3	H: 1 LOB: 2 BB: 2 P: 11	1B: 4 2B: 2 3B: 0 HR: 1	SF: 0 SAC: 0 DP: 1 HBP: 0	WP: 0 PB: 0 SB: 0 CS: 1	PA: 37	
<b>PITCHER</b>	IP	WLS	BF	H	R	ER	SO	BB	IBB	HBP	BLK	WP	HR	S	P	ERA	WHIP				
Floyd Bannister, L ERA: 3.98	(1, 1)	7.0	W	29	5	3	3	4	4	0	0	0	0	1	33	49	3.86	1.286			
Shane Rawley, L ERA: 4.44	(8, 1)	1.0	S	5	1	0	0	0	1	0	0	0	0	0	4	8	0.00	2.000			
Byron McLaughlin, R ERA: 6.19	(9, 1)	1.0	S	3	0	0	0	0	0	1	0	0	0	0	2	6	0.00	0.000			

Detroit Tigers @ Seattle Mariners  
The Kingdome, Seattle, WA  
Wed Jun 06 1979, 10:05 PM EDT  
Att: 6,382 - Dome

AB 31  
R 3  
H 6  
RBI 3  
BB 6  
SO 4  
LOB 16



Batter	1	2	3	4	5	6	7	8	9	AB	R	H	RBI	BB	SO	LOB	BOTTOM				
Larry Milbourne, S OBP: 0.310, SLG: 0.363										4	0	0	0	0	0	0					
Ruppert Jones, L OBP: 0.381, SLG: 0.515										3	2	2	1	1	0	0					
Bruce Bochte, L OBP: 0.429, SLG: 0.545										4	0	1	0	0	2	2					
Willie Horton, R OBP: 0.346, SLG: 0.502										4	1	2	2	0	0	2					
Dan Meyer, L OBP: 0.339, SLG: 0.439										3	1	0	0	1	0	2					
Leon Roberts, R OBP: 0.344, SLG: 0.446										4	0	2	0	0	0	0					
Larry Cox, R OBP: 0.333, SLG: 0.426										3	0	0	1	0	0	2					
John Hale, L OBP: 0.419, SLG: 0.480										2	0	0	0	1	1	0					
Mario Mendoza, R OBP: 0.200, SLG: 0.216										3	0	0	0	0	1	2					
<b>Inning Stats</b>	R: 2 E: 0 K: 1 S: 8	H: 3 LOB: 2 BB: 1 P: 12	R: 0 E: 0 K: 2 S: 7	H: 0 LOB: 0 BB: 0 P: 7	R: 0 E: 0 K: 0 S: 4	H: 1 LOB: 1 BB: 0 P: 4	R: 0 E: 0 K: 0 S: 3	H: 0 LOB: 0 BB: 0 P: 3	R: 1 E: 0 K: 1 S: 6	H: 1 LOB: 0 BB: 0 P: 6	R: 1 E: 0 K: 0 S: 5	H: 2 LOB: 2 BB: 1 P: 9	R: 0 E: 0 K: 0 S: 3	H: 0 LOB: 1 BB: 1 P: 7	R: 0 E: 0 K: 0 S: 3	H: 0 LOB: 0 BB: 0 P: 3	1B: 3 2B: 2 3B: 0 HR: 2	SF: 1 SAC: 0 DP: 0 HBP: 0	WP: 0 PB: 0 SB: 1 CS: 0	PA: 34	
<b>PITCHER</b>	IP	WLS	BF	H	R	ER	SO	BB	IBB	HBP	BLK	WP	HR	S	P	ERA	WHIP				
Jack Morris, R ERA: 4.25	(1, 1)	6.0	L	27	7	4	4	4	1	1	0	0	0	2	33	41	6.00	1.333			
Dave Tobik, R ERA: 1.04	(7, 1)	2.0		7	0	0	0	0	1	0	0	0	0	6	10	0.00	0.500				

Detroit Tigers @ Seattle Mariners  
The Kingdome, Seattle, WA  
Wed Jun 06 1979, 10:05 PM EDT  
Att: 6,382 - Dome

AB 30  
R 4  
H 7  
RBI 4  
BB 3  
SO 4  
LOB 10





Batter	1	2	3	4	5	6	7	8	9	AB	R	H	RBI	BB	SO	LOB	TOP
Paul Dade, R OBP: 0.340, SLG: 0.381 (1, 7)										3	1	1	0	1	0	1	<b>Cleveland Indians @ Seattle Mariners</b> The Kingdome, Seattle, WA Fri Jun 08 1979, 10:05 PM EDT Att: 7,300 - Dome
Toby Harrah, R OBP: 0.358, SLG: 0.351 (1, 10)										3	0	0	0	0	1	1	
Bobby Bonds, R OBP: 0.378, SLG: 0.464 (1, 9)										3	0	0	1	0	0	0	
Andre Thornton, R OBP: 0.344, SLG: 0.413 (1, 3)										3	1	1	0	1	1	0	
Rick Manning, L OBP: 0.311, SLG: 0.301 (1, 8)										3	0	1	0	1	0	0	
Gary Alexander, R OBP: 0.289, SLG: 0.367 (1, 2)										3	0	0	0	1	2	1	
Ted Cox, R OBP: 0.258, SLG: 0.213 (1, 5)										4	0	0	0	0	0	3	
Duane Kuiper, L OBP: 0.327, SLG: 0.340 (1, 4)										3	0	1	0	0	0	0	
Tom Verzyer, R OBP: 0.300, SLG: 0.270 (1, 6)										3	0	0	0	0	0	1	
<b>Inning Stats</b>	R: 2 E: 0 K: 1 S: 7	H: 2 LOB: 1 BB: 1 P: 11	R: 0 E: 0 K: 0 S: 3	H: 0 LOB: 0 BB: 0 P: 3	R: 0 E: 0 K: 2 S: 7	H: 0 LOB: 0 BB: 0 P: 7	R: 0 E: 0 K: 0 S: 4	H: 1 LOB: 1 BB: 0 P: 4	R: 0 E: 0 K: 0 S: 3	H: 0 LOB: 0 BB: 0 P: 3	R: 0 E: 0 K: 1 S: 5	H: 0 LOB: 1 BB: 1 P: 9	R: 0 E: 0 K: 0 S: 3	H: 1 LOB: 2 BB: 2 P: 11	1B: 4 2B: 0 3B: 0 HR: 0	SF: 1 SAC: 1 DP: 1 HBP: 0	WP: 0 PA: 34 PB: 0 SB: 1 CS: 0
<b>PITCHER</b>	IP WLS BF H R ER SO BB IBB HBP BLK WP HR S P ERA WHIP																
Mike Parrott, R ERA: 2.8 (1, 1)	8.1 W 33 4 2 2 4 4 0 0 1 0 0 37 53 2.16 0.960																
Byron McLaughlin, R ERA: 6.08 (9, 1)	0.2 S 1 0 0 0 0 0 0 0 0 0 0 1 1 0.00 0.000																

Batter	1	2	3	4	5	6	7	8	9	AB	R	H	RBI	BB	SO	LOB	BOTTOM		
Larry Milbourne, S OBP: 0.315, SLG: 0.365 (1, 4)										5	0	2	0	0	0	0	<b>Cleveland Indians @ Seattle Mariners</b> The Kingdome, Seattle, WA Fri Jun 08 1979, 10:05 PM EDT Att: 7,300 - Dome		
Ruppert Jones, L OBP: 0.363, SLG: 0.527 (1, 8)										3	1	1	1	1	0	3			
Bruce Bochte, L OBP: 0.425, SLG: 0.539 (1, 3)										4	1	1	0	0	0	2			
Willie Horton, R OBP: 0.344, SLG: 0.502 (1, 10)										4	1	1	1	0	1	2			
Dan Meyer, L OBP: 0.332, SLG: 0.429 (1, 5)										4	0	0	0	0	0	1			
Leon Roberts, R OBP: 0.346, SLG: 0.456 (1, 9)										4	1	2	1	0	1	0			
Larry Cox, R OBP: 0.330, SLG: 0.419 (1, 2)										4	1	1	0	0	1	2			
John Hale, L OBP: 0.457, SLG: 0.607 (1, 7)										3	1	2	3	1	0	0			
Mario Mendoza, R OBP: 0.201, SLG: 0.217 (1, 6)										4	0	1	0	0	1	3			
<b>Inning Stats</b>	R: 0 E: 0 K: 0 S: 3	H: 0 LOB: 1 BB: 1 P: 7	R: 1 E: 0 K: 1 S: 7	H: 2 LOB: 1 BB: 0 P: 7	R: 0 E: 0 K: 0 S: 4	H: 1 LOB: 1 BB: 0 P: 4	R: 2 E: 0 K: 1 S: 9	H: 4 LOB: 2 BB: 0 P: 9	R: 2 E: 0 K: 1 S: 8	H: 3 LOB: 2 BB: 1 P: 12	R: 1 E: 0 K: 1 S: 6	H: 1 LOB: 0 BB: 0 P: 6	R: 0 E: 0 K: 0 S: 3	H: 0 LOB: 0 BB: 0 P: 3	R: 0 E: 0 K: 0 S: 3	H: 0 LOB: 0 BB: 0 P: 3	1B: 6 2B: 3 3B: 0 HR: 2	SF: 0 SAC: 0 DP: 0 HBP: 0	WP: 0 PA: 37 PB: 0 SB: 1 CS: 0
<b>PITCHER</b>	IP WLS BF H R ER SO BB IBB HBP BLK WP HR S P ERA WHIP																		
Wayne Garland, R ERA: 6.02 (1, 1)	6.0 L 31 11 6 6 4 1 1 0 0 0 0 2 37 45 9.00 2.000																		
Don Hood, L ERA: 3.54 (7, 1)	2.0 6 0 0 0 0 0 0 0 0 0 0 6 6 0.00 0.000																		











Batter	1	2	3	4	5	6	7	8	9	AB	R	H	RBI	BB	SO	LOB	TOP			
Larry Milbourne, S OBP: 0.324, SLG: 0.354	0-0 4-3 1B		0-0 G3		4-0 FC5-4 BB			0-0 6-3		3	0	1	0	1	0	0	<b>Seattle Mariners @ Toronto Blue Jays</b> Exhibition Stadium, Toronto, ON Mon Jun 11 1979, 7:05 PM EDT Att: 10,213 - Unknown - 55 F			
Ruppert Jones, L OBP: 0.394, SLG: 0.525	0-0 4-3 1-2		0-0 4-3		0-0 FC5-4 1-2			0-0 S 1B		4	0	1	0	0	0	2				
Bruce Bochte, L OBP: 0.416, SLG: 0.527	0-0 F7		0-0 F8			0-0 G6-4-3 1B		0-0 6-3 1-2		4	0	1	0	0	0	2				
Willie Horton, R OBP: 0.346, SLG: 0.504 Shane Rawley, R (9, PR)	0-0 5-3			0-0 6-3		0-0 G6-4-3 1-2		0-0 WP G3 1B		4	0	1	0	0	0	2				
Dan Meyer, L OBP: 0.330, SLG: 0.418		0-0 4-3		0-0 FC6-4 1B		0-0 G3		0-0 G3 1-2		4	0	1	0	0	0	1				
Leon Roberts, R OBP: 0.338, SLG: 0.438		0-0 F8		0-0 F9			0-0 F7	0-3 K		4	0	0	0	0	1	3				
Larry Cox, R OBP: 0.314, SLG: 0.389 Bob Stinson, S (9, PH)		0-1 CI 1B		0-0 FC6-4 1-2			0-0 5-3	0-0 F6		2	0	0	0	0	0	1				
John Hale, L OBP: 0.429, SLG: 0.529		0-0 1-3 1B		0-0 3-1			0-3 K			3	0	1	0	0	1	0				
Mario Mendoza, R OBP: 0.199, SLG: 0.215 Charlie Beamon, L (8, PH) Bobby Valentine, R OBP: 0.381, SLG: 0.343		0-0 4-3		0-3 K			0-3 K			2	0	0	0	0	1	2				
										1	0	0	0	0	1	0				
										0	0	0	0	0	0	0				
<b>Inning Stats</b>	R: 0 E: 0 K: 0 S: 4	H: 1 LOB: 1 BB: 0 P: 4	R: 0 E: 1 K: 0 S: 5	H: 1 LOB: 2 BB: 0 P: 5	R: 0 E: 0 K: 0 S: 3	H: 0 LOB: 0 BB: 0 P: 3	R: 0 E: 0 K: 0 S: 4	H: 1 LOB: 1 BB: 0 P: 4	R: 0 E: 0 K: 1 S: 5	H: 0 LOB: 0 BB: 0 P: 3	R: 0 E: 0 K: 1 S: 5	H: 0 LOB: 0 BB: 0 P: 5	R: 0 E: 0 K: 1 S: 6	H: 1 LOB: 1 BB: 0 P: 6	R: 0 E: 0 K: 1 S: 6	H: 1 LOB: 2 BB: 0 P: 6	1B: 6 2B: 0 3B: 0 HR: 0	SF: 0 SAC: 0 DP: 1 HBP: 0	WP: 1 PB: 0 SB: 1 CS: 0	PA: 34
<b>PITCHER</b> Dave Lemanczyk, R ERA: 2.46	IP: 9.0 WLS: W BF: 34 H: 6 R: 0 ER: 0 SO: 4 BB: 1 IBB: 0 HBP: 0 BLK: 0 WP: 1 HR: 0 S: 41 P: 45 ERA: 0.00 WHIP: 0.778															<b>PITCHER</b>				

AB	32
R	0
H	6
RBI	0
BB	1
SO	4
LOB	15



Batter	1	2	3	4	5	6	7	8	9	AB	R	H	RBI	BB	SO	LOB	BOTTOM			
Alfredo Griffin, S OBP: 0.348, SLG: 0.368	4-0 1B BB 1B BB		0-3 K		0-0 5-3			0-0 2B		3	1	1	0	1	1	0	<b>Seattle Mariners @ Toronto Blue Jays</b> Exhibition Stadium, Toronto, ON Mon Jun 11 1979, 7:05 PM EDT Att: 10,213 - Unknown - 55 F			
Danny Ainge, R OBP: 0.311, SLG: 0.403	0-3 K		0-0 6-3		0-0 1B		0-0 4-3			4	0	1	0	0	1	2				
Roy Howell, L OBP: 0.333, SLG: 0.381	4-0 1-2 1B BB		0-0 G3		0-0 G3			0-3 K		3	1	0	0	1	1	1				
Rico Carty, R OBP: 0.339, SLG: 0.397	0-0 1B 1-2 2-3 1B		0-0 F8			0-0 G3-6-1 1B		0-0 F8		4	0	2	0	0	0	0				
Rick Bosetti, R OBP: 0.280, SLG: 0.348	0-0 1-2 2-4 3-4 1B			0-0 6-3 1B		0-0 G3-6-1 1-2 1B		0-0 F4		4	0	3	2	0	0	0				
John Mayberry, L OBP: 0.382, SLG: 0.446	0-3 K			0-0 F7		0-0 G3-6-1 1-2 2-3 1B				3	0	0	0	0	1	5				
Bob Bailor, R OBP: 0.297, SLG: 0.259	0-0 FC6-4 1-2			0-0 6-3 1-2		0-0 5-3				3	0	0	0	0	0	4				
Bob Davis, R OBP: 0.171, SLG: 0.205		0-0 F2		0-0 G3			0-0 5-3			3	0	0	0	0	0	1				
Ted Wilborn, S (1, 7)		0-3 K			0-3 K		0-0 5-3			3	0	0	0	0	2	0				
										1B: 6 2B: 1 3B: 0 HR: 0								WP: 0 PB: 0 SB: 0 CS: 0	PA: 32	
<b>Inning Stats</b>	R: 2 E: 0 K: 2 S: 9	H: 2 LOB: 2 BB: 2 P: 17	R: 0 E: 0 K: 2 S: 7	H: 0 LOB: 0 BB: 0 P: 7	R: 0 E: 0 K: 0 S: 3	H: 0 LOB: 0 BB: 0 P: 3	R: 0 E: 0 K: 0 S: 4	H: 1 LOB: 1 BB: 0 P: 4	R: 0 E: 0 K: 0 S: 6	H: 2 LOB: 1 BB: 0 P: 4	R: 0 E: 0 K: 0 S: 4	H: 1 LOB: 0 BB: 0 P: 4	R: 0 E: 0 K: 1 S: 5	H: 0 LOB: 0 BB: 0 P: 5	R: 0 E: 0 K: 1 S: 5	H: 0 LOB: 0 BB: 0 P: 5	1B: 6 2B: 1 3B: 0 HR: 0	SF: 0 SAC: 0 DP: 1 HBP: 0	WP: 0 PB: 0 SB: 0 CS: 0	PA: 32
<b>PITCHER</b> Floyd Bannister, L ERA: 4.2 Joe Decker, R ERA: 1.54	IP: 1.0 WLS: L BF: 7 H: 2 R: 2 ER: 2 SO: 2 BB: 2 IBB: 0 HBP: 0 BLK: 0 WP: 0 HR: 0 S: 9 P: 17 ERA: 4.2 WHIP: 4.000															<b>PITCHER</b>				






Batter	1	2	3	4	5	6	7	8	9	AB	R	H	RBI	BB	SO	LOB	TOP					
Larry Milbourne, S OBP: 0.318, SLG: 0.347	0-0 FC4-6 BB 1B	0-0 4-3	0-0 6-3	0-0 6-3	0-0 1-3	0-0 FC4		0-0 FC4		5	1	1	0	0	0	5						
Ruppert Jones, L OBP: 0.391, SLG: 0.516	4-0 FC4-6 BB 1-2	0-0 F9			0-0 4-3		0-0 1-3	0-0 F5		4	0	0	0	1	0	2						
Bruce Bochte, L OBP: 0.411, SLG: 0.524	0-0 FC4-6 1B 1-2 2-3		0-0 6-3		0-0 1-3 2B		0-0 F7		0-0 F8	5	1	1	0	0	0	2						
Willie Horton, R OBP: 0.347, SLG: 0.500	0-0 1-3		0-0 BB 1B		0-0 1-3		4-0 BB		0-0 4-3	4	0	1	0	1	0	3						
Dan Meyer, L OBP: 0.332, SLG: 0.433	0-0 1B 2-3 3-H		0-0 F9		0-0 F4		0-0 F9		0-0 HR	5	2	2	2	0	0	3						
Joe Simpson, L OBP: 0.276, SLG: 0.370	0-0 1B 1-2		0-0 BB		0-0 1-6-3		4-0 BB		0-0 3-1	3	1	1	1	2	0	0						
Larry Cox, R OBP: 0.312, SLG: 0.385	0-0 1-3 2-H		0-0 F4		0-0 F8		0-0 F1			4	0	1	1	0	0	3						
John Hale, L OBP: 0.435, SLG: 0.514	0-3 K		4-0 BB		0-0 1B		0-0 E6 FC4 1B			3	0	1	0	1	1	3						
Mario Mendoza, R OBP: 0.206, SLG: 0.222		0-0 6-3		0-0 F4		0-0 1B		0-0 FC4 1B		4	0	2	1	0	0	1						
<b>Inning Stats</b>	R: 3 E: 0 K: 1 S: 9	H: 4 LOB: 2 BB: 1 P: 13	R: 0 E: 0 K: 0 S: 3	H: 0 LOB: 0 BB: 0 P: 3	R: 0 E: 0 K: 0 S: 4	H: 1 LOB: 2 BB: 1 P: 8	R: 0 E: 0 K: 0 S: 2	H: 0 LOB: 0 BB: 1 P: 6	R: 0 E: 0 K: 0 S: 4	H: 1 LOB: 1 BB: 0 P: 4	R: 0 E: 0 K: 0 S: 5	H: 2 LOB: 2 BB: 0 P: 5	R: 0 E: 0 K: 0 S: 3	H: 0 LOB: 1 BB: 1 P: 7	R: 1 E: 1 K: 0 S: 5	H: 1 LOB: 2 BB: 1 P: 9	R: 1 E: 0 K: 0 S: 4	H: 1 LOB: 0 BB: 0 P: 4	1B: 8 2B: 1 3B: 0 HR: 1	SF: 0 SAC: 0 DP: 0 HBP: 0	WP: 0 PB: 0 SB: 0 CS: 0	PA: 42
<b>PITCHER</b>	IP WLS BF H R ER SO BB IBB HBP BLK WP HR S P ERA WHIP	IP WLS BF H R ER SO BB IBB HBP BLK WP HR S P ERA WHIP															IP WLS BF H R ER SO BB IBB HBP BLK WP HR S P ERA WHIP					
Jesse Jefferson, R ERA: 3.72	(1, 1) 7.1 L 36 9 4 3 1 5 0 0 0 0 0 0 33 53 3.68 1.909																					
Tom Buskey, R ERA: 3.0	(8, 1) 1.2 6 1 1 1 0 0 0 0 0 0 1 6 6 5.40 0.600																					

Seattle Mariners @ Toronto Blue Jays  
Exhibition Stadium, Toronto, ON  
Tue Jun 12 1979, 7:05 PM EDT  
Att: 12,056 - Unknown - 57 F

AB 37  
R 5  
H 10  
RBI 5  
BB 5  
SO 1  
LOB 22



Batter	1	2	3	4	5	6	7	8	9	AB	R	H	RBI	BB	SO	LOB	BOTTOM			
Alfredo Griffin, S OBP: 0.347, SLG: 0.366	0-0 4-3 S 3-1 1B		0-0 6-3			0-0 F8		0-0 F8		4	1	1	0	0	0	2				
Danny Ainge, R OBP: 0.306, SLG: 0.395	0-0 4-3 1-3		0-0 6-3			0-0 G5-4-3			0-0 G1-6-3 1B	4	0	1	0	0	0	2				
Roy Howell, L OBP: 0.327, SLG: 0.374	0-0 3-1 3-H			0-0 1-3		0-3 K			0-0 F6	4	0	0	1	0	1	1				
Rico Carty, R OBP: 0.338, SLG: 0.394	0-0 F8			0-0 6-3		0-0 S 1B			0-0 G1-6-3 1-2	4	0	1	0	0	0	1				
John Mayberry, L OBP: 0.361, SLG: 0.444		0-0 G6-4-3 1B		0-0 1-3		0-0 F6 1-2				3	0	1	0	0	0	1				
Rick Rosetti, R OBP: 0.276, SLG: 0.343		0-0 G6-4-3 1-2			0-0 F3		0-0 F8			3	0	0	0	0	0	2				
Al Woods, L OBP: 0.314, SLG: 0.333		0-0 WP 1B			0-0 F8			0-0 1-3		3	0	1	0	0	0	0				
Bob Bailor, R OBP: 0.294, SLG: 0.256		0-3 K			0-0 4-3			0-0 5-3		3	0	0	0	0	1	1				
Bob Davis, R OBP: 0.182, SLG: 0.214			0-0 F8			0-0 G5-4-3 1B		0-0 E5		3	0	1	0	0	0	0				
<b>Inning Stats</b>	R: 1 E: 0 K: 0 S: 4	H: 1 LOB: 0 BB: 0 P: 4	R: 0 E: 0 K: 1 S: 6	H: 2 LOB: 1 BB: 0 P: 6	R: 0 E: 0 K: 0 S: 3	H: 0 LOB: 0 BB: 0 P: 3	R: 0 E: 0 K: 0 S: 3	H: 0 LOB: 0 BB: 0 P: 3	R: 0 E: 0 K: 0 S: 3	H: 1 LOB: 0 BB: 0 P: 3	R: 0 E: 0 K: 1 S: 6	H: 1 LOB: 1 BB: 0 P: 6	R: 0 E: 1 K: 0 S: 4	H: 0 LOB: 1 BB: 0 P: 4	R: 0 E: 0 K: 0 S: 3	H: 1 LOB: 0 BB: 0 P: 3	1B: 6 2B: 0 3B: 0 HR: 0	SF: 0 SAC: 0 DP: 3 HBP: 0	WP: 2 PB: 0 SB: 0 CS: 0	PA: 31
<b>PITCHER</b>	IP WLS BF H R ER SO BB IBB HBP BLK WP HR S P ERA WHIP	IP WLS BF H R ER SO BB IBB HBP BLK WP HR S P ERA WHIP															IP WLS BF H R ER SO BB IBB HBP BLK WP HR S P ERA WHIP			
Glenn Abbott, R ERA: 4.71	(1, 1) 9.0 W 31 6 1 1 2 0 0 0 0 1 0 35 35 1.00 0.667																			

Seattle Mariners @ Toronto Blue Jays  
Exhibition Stadium, Toronto, ON  
Tue Jun 12 1979, 7:05 PM EDT  
Att: 12,056 - Unknown - 57 F

AB 31  
R 1  
H 6  
RBI 1  
BB 0  
SO 2  
LOB 10









Batter	1	2	3	4	5	6	7	8	9	AB	R	H	RBI	BB	SO	LOB	TOP																			
Larry Milbourne, S OBP: 0.310, SLG: 0.345 (1, 4)	4-3		1B G3-6-3	F7			F8		E5	5	1	1	0	0	0	1																				
Ruppert Jones, L OBP: 0.394, SLG: 0.511 (1, 8)	4-3 1B		1B G3-6-3		4-3		F8		F7	5	0	2	0	0	0	1																				
Bruce Bochte, L OBP: 0.406, SLG: 0.512 (1, 3)	G4-3 1-2		G3-6-3 1-2		5-3		CS 1B			4	0	1	0	0	0	2																				
Willie Horton, R OBP: 0.344, SLG: 0.492 (1, 10)		6-3	3B 1B		F3		CS 1-2	4-3		4	1	1	0	0	0	0																				
Dan Meyer, L OBP: 0.342, SLG: 0.465 (1, 5)		4-3 1B	1B 1-1			SH3-4 1B		4-3		4	0	3	1	0	0	0																				
Joe Simpson, L OBP: 0.313, SLG: 0.390 (1, 9) (9, 7)		4-3 1B	F8			SH3-4 1-2		CS 1B		3	0	2	0	0	0	1																				
Bob Stinson, S OBP: 0.348, SLG: 0.358 (9, PH) Larry Cox, R OBP: 0.300, SLG: 0.369 (9, 2)	4-3 1-2 2-3			F9		F7		CS 1-2	K	3	0	0	0	0	0	3	AB 35 R 3 H 12 RBI 1 BB 2 SO 2 LOB 14																			
John Hale, L OBP: 0.423, SLG: 0.463 (9, PH) Leon Roberts, R OBP: 0.339, SLG: 0.447 (9, 9)				4-3			FC6-4 IBB		E 3B	1	0	0	0	2	0	0																				
Mario Mendoza, R OBP: 0.213, SLG: 0.229 (1, 6)							FC6-4 1-2		K	4	0	1	0	0	1	6																				
<b>Inning Stats</b>	R: 0 E: 0 K: 0 S: 3	H: 1 LOB: 0 BB: 0 P: 3	R: 0 E: 0 K: 0 S: 5	H: 2 LOB: 3 BB: 1 P: 9	R: 2 E: 0 K: 0 S: 6	H: 4 LOB: 1 BB: 0 P: 6	R: 0 E: 0 K: 0 S: 4	H: 1 LOB: 1 BB: 0 P: 4	R: 0 E: 0 K: 0 S: 3	H: 0 LOB: 0 BB: 0 P: 3	R: 0 E: 0 K: 0 S: 4	H: 1 LOB: 2 BB: 1 P: 8	R: 0 E: 0 K: 0 S: 3	H: 1 LOB: 0 BB: 0 P: 3	R: 0 E: 0 K: 2 S: 9	H: 1 LOB: 1 BB: 0 P: 9	1B: 10 2B: 0 3B: 2 HR: 0	SF: 0 SAC: 1 DP: 2 HBP: 0	WP: 0 PB: 0 SB: 0 CS: 2	PA: 40																
<b>PITCHER</b>	IP	WLS	BF	H	R	ER	SO	BB	IBB	HBP	BLK	WP	HR	S	P	ERA	WHIP	<b>PITCHER</b>		IP	WLS	BF	H	R	ER	SO	BB	IBB	HBP	BLK	WP	HR	S	P	ERA	WHIP
Jack Billingham, R ERA: 2.84 (1, 1)	8.0		33	11	2	1	0	0	2	0	0	0	0	31	39	1.12	1.375																			
John Hiller, L ERA: 3.24 (9, 1)	1.0	L	5	1	1	0	2	0	0	0	0	0	0	9	9	0.00	1.000																			

Seattle Mariners @ Detroit Tigers  
Tiger Stadium, Detroit, MI  
Thu Jun 14 1979, 7:05 PM EDT  
Att: 21,957 - Unknown

AB 35  
R 3  
H 12  
RBI 1  
BB 2  
SO 2  
LOB 14



Batter	1	2	3	4	5	6	7	8	9	AB	R	H	RBI	BB	SO	LOB	BOTTOM																			
Ron LeFlore, R OBP: 0.361, SLG: 0.401 (1, 8)	5-3		F8				1B		F8	5	0	2	0	0	0	1																				
Jerry Morales, R OBP: 0.282, SLG: 0.453 (1, 9) Champ Summers, L (9, PH) OBP: 0.368, SLG: 0.389 (9, PH)	6-3		1B E		FC6 HBP		G4-3 1B		F9	3	1	2	0	0	0	0																				
Steve Kemp, L OBP: 0.436, SLG: 0.564 (1, 7)	K		E 2-3		F6		F8			4	0	1	0	0	1	5																				
Rusty Staub, L OBP: 0.329, SLG: 0.404 (1, 10)		6-3	E5		F5		G4-3			4	0	0	0	0	0	6																				
Lance Parrish, R OBP: 0.372, SLG: 0.457 (1, 2)		4-3 1B	F8		FC6 1-2		F8			4	1	1	0	0	0	5																				
Jason Thompson, L OBP: 0.369, SLG: 0.383 (1, 3)		4-3			6-3		K		4-3	4	0	0	0	0	1	1																				
Aurelio Rodriguez, R OBP: 0.293, SLG: 0.331 (1, 5)			FC5-4 2-H		G6-3 1B		1B		F7	4	0	3	1	0	0	0																				
Alan Trammell, R OBP: 0.287, SLG: 0.288 (1, 6)		FC5-4 1-2			G6-3 1-2		F8		6-3	4	0	0	0	0	0	3																				
Mark Wagner, R OBP: 0.369, SLG: 0.386 (1, 4) John Wockenfuss, R (9, PH) OBP: 0.321, SLG: 0.549 Dave Machemer, R (9, PR)					6-3		2B BB		BB	2	0	0	0	1	1	1																				
<b>Inning Stats</b>	R: 0 E: 0 K: 1 S: 5	H: 0 LOB: 0 BB: 0 P: 5	R: 1 E: 0 K: 0 S: 5	H: 2 LOB: 1 BB: 0 P: 5	R: 1 E: 1 K: 0 S: 6	H: 2 LOB: 2 BB: 0 P: 6	R: 0 E: 0 K: 0 S: 3	H: 1 LOB: 0 BB: 0 P: 3	R: 0 E: 0 K: 2 S: 8	H: 1 LOB: 1 BB: 0 P: 8	R: 0 E: 0 K: 0 S: 4	H: 2 LOB: 1 BB: 0 P: 4	R: 0 E: 0 K: 0 S: 3	H: 0 LOB: 0 BB: 0 P: 3	R: 0 E: 0 K: 0 S: 3	H: 0 LOB: 1 BB: 1 P: 7	1B: 7 2B: 2 3B: 0 HR: 0	SF: 0 SAC: 0 DP: 2 HBP: 1	WP: 0 PB: 0 SB: 0 CS: 0	PA: 38																
<b>PITCHER</b>	IP	WLS	BF	H	R	ER	SO	BB	IBB	HBP	BLK	WP	HR	S	P	ERA	WHIP	<b>PITCHER</b>		IP	WLS	BF	H	R	ER	SO	BB	IBB	HBP	BLK	WP	HR	S	P	ERA	WHIP
Rick Honeycutt, L ERA: 4.76 (1, 1)	4.0		20	6	2	1	1	1	0	1	0	0	0	19	23	0.00	0.923																			
Shane Rawley, L ERA: 4.1 (5, 1)	4.1	W	16	3	0	0	2	1	0	0	0	0	0	19	23	0.00	0.923																			
Byron McLaughlin, R ERA: 5.97 (9, 1)	0.2	S	2	0	0	0	0	0	0	0	0	0	0	2	2	0.00	0.000																			

Seattle Mariners @ Detroit Tigers  
Tiger Stadium, Detroit, MI  
Thu Jun 14 1979, 7:05 PM EDT  
Att: 21,957 - Unknown

AB 35  
R 2  
H 9  
RBI 1  
BB 2  
SO 3  
LOB 23





Batter	1	2	3	4	5	6	7	8	9	AB	R	H	RBI	BB	SO	LOB	TOP									
Larry Milbourne, S OBP: 0.300, SLG: 0.333 (1, 4)	1-3		4-3		6-3			F3		4	0	0	0	0	0	0	<b>Seattle Mariners @ Cleveland Indians</b> Cleveland Municipal Stadium, Cleveland, OH Fri Jun 15 1979, 7:05 PM EDT Att: 32,622 - Unknown - 84 F									
Ruppert Jones, L OBP: 0.366, SLG: 0.528 (1, 8)	4-3			HR	K			L1-6 2B		4	1	2	1	0	1	0										
Bruce Bochte, L OBP: 0.399, SLG: 0.502 (1, 3)	F7			F9		4-3		L1-6 2-3		4	0	0	0	0	0	1										
Willie Horton, R OBP: 0.347, SLG: 0.492 (1, 10)		1-6-3		E 1B		F8			5-3 2B	4	2	2	0	0	0	0										
Leon Roberts, R OBP: 0.337, SLG: 0.448 (1, 9)	6-3			E6 1B				5-3		4	0	1	0	0	0	2										
Dan Meyer, L OBP: 0.341, SLG: 0.461 (1, 5)				F7		K		F9		4	0	1	0	0	1	4										
Tom Paciorek, R OBP: 0.311, SLG: 0.412 (1, 7)	FC5-4 1B			FC5-4 1B		F8				4	0	2	2	0	0	1										
Larry Cox, R OBP: 0.291, SLG: 0.357 (1, 2)			F3	FC6-4 1-2		F3		5-3		4	0	0	0	0	0	3										
Mario Mendoza, R OBP: 0.210, SLG: 0.225 (1, 6)			K		F8		F7			3	0	0	0	0	1	0										
<b>Inning Stats</b>	R: 0 E: 0 K: 0 S: 3	H: 0 LOB: 0 BB: 0 P: 3	R: 0 E: 0 K: 0 S: 4	H: 1 LOB: 1 BB: 0 P: 4	R: 0 E: 0 K: 1 S: 5	H: 0 LOB: 0 BB: 0 P: 5	R: 2 E: 1 K: 0 S: 7	H: 3 LOB: 2 BB: 0 P: 7	R: 0 E: 0 K: 1 S: 5	H: 0 LOB: 0 BB: 0 P: 5	R: 0 E: 0 K: 0 S: 3	H: 0 LOB: 0 BB: 0 P: 3	R: 0 E: 0 K: 0 S: 3	H: 1 LOB: 1 BB: 0 P: 3	R: 1 E: 0 K: 0 S: 5	H: 2 LOB: 1 BB: 0 P: 5	1B: 4 2B: 4 3B: 0 HR: 1	SF: 0 SAC: 0 DP: 1 HBP: 0	WP: 0 PB: 0 SB: 0 CS: 0	PA: 35						
<b>PITCHER</b>	IP	WLS	BF	H	R	ER	SO	BB	IBB	HBP	BLK	WP	HR	S	P	ERA	WHIP									
Rick Waits, L ERA: 3.2 (1, 1)	8.0	W	30	6	2	1	3	0	0	0	0	0	0	1	36	36	1.12	0.750								
David Clyde, L ERA: 9.0 (9, 1)	1.0		5	2	1	1	0	0	0	0	0	0	0	0	5	5	9.00	2.000								

Batter	1	2	3	4	5	6	7	8	9	AB	R	H	RBI	BB	SO	LOB	BOTTOM									
Jim Norris, L OBP: 0.300, SLG: 0.315 (1, 7)	4-3	2B 1B	F8		1B G3	G1-6-3		E3 1B		6	1	2	0	0	0	2	<b>Seattle Mariners @ Cleveland Indians</b> Cleveland Municipal Stadium, Cleveland, OH Fri Jun 15 1979, 7:05 PM EDT Att: 32,622 - Unknown - 84 F									
Toby Harrah, R OBP: 0.377, SLG: 0.369 (1, 5) (7, 6)	F7 1B	1B SF9	F8		G3	FC5-4 1B		F8		6	2	3	2	0	0	3										
Bobby Bonds, R OBP: 0.393, SLG: 0.485 (1, 9)	F7	S 1B		HR	1B BB	FC5-4		F6		5	2	2	2	1	0	4										
Rick Manning, L OBP: 0.343, SLG: 0.318 (1, 8)	1B	1B IBB	K		1B		G3			5	1	3	2	1	1	0										
Gary Alexander, R OBP: 0.288, SLG: 0.358 (1, 2)	FC6-4 1B	SF9			F9	6-3		F4		4	0	1	1	1	0	5										
Ron Hassey, L OBP: 0.143, SLG: 0.154 (1, 3)	FC6-4	1B	FC6-4 1B		F5		E4			5	1	2	1	0	0	5										
Ron Pruitt, R OBP: 0.361, SLG: 0.346 (1, 10)		1B 2B	K		K		5-3			5	2	3	2	0	1	3										
Duane Kuiper, L OBP: 0.327, SLG: 0.327 (1, 4)		6-3			F9			1B E		1	0	0	0	1	0	1										
Dave Rosello, R OBP: 0.337, SLG: 0.769 (2, PR) (3, 4)					F9	1B G1-6-3		1B E		2	2	1	1	1	0	2										
Tom Veryzer, R OBP: 0.291, SLG: 0.255 (1, 6)					FC5-4			1B E		2	1	0	0	0	0	4										
Ted Cox, R OBP: 0.280, SLG: 0.247 (6, PH) (7, 5)					FC5-4			1B		2	1	2	0	0	0	0										
<b>Inning Stats</b>	R: 1 E: 0 K: 0 S: 6	H: 3 LOB: 2 BB: 0 P: 6	R: 7 E: 0 K: 0 S: 9	H: 6 LOB: 2 BB: 2 P: 18	R: 1 E: 0 K: 1 S: 6	H: 1 LOB: 0 BB: 0 P: 6	R: 0 E: 0 K: 1 S: 6	H: 1 LOB: 2 BB: 1 P: 10	R: 0 E: 0 K: 0 S: 5	H: 2 LOB: 3 BB: 1 P: 9	R: 2 E: 0 K: 0 S: 6	H: 4 LOB: 1 BB: 0 P: 6	R: 0 E: 1 K: 0 S: 4	H: 0 LOB: 1 BB: 0 P: 4	R: 2 E: 1 K: 0 S: 6	H: 2 LOB: 2 BB: 1 P: 10	1B: 16 2B: 2 3B: 0 HR: 1	SF: 1 SAC: 0 DP: 1 HBP: 1	WP: 0 PB: 0 SB: 1 CS: 0	PA: 50						
<b>PITCHER</b>	IP	WLS	BF	H	R	ER	SO	BB	IBB	HBP	BLK	WP	HR	S	P	ERA	WHIP									
Odell Jones, R ERA: 6.79 (1, 1)	1.1	L	11	6	5	5	0	0	0	0	0	0	0	1	10	11	33.75	4.500								
Rob Dressler, R ERA: 6.75 (2, 1)	6.2		39	13	8	7	2	4	1	0	0	0	1	38	58	9.45	2.550									






Batter	1	2	3	4	5	6	7	8	9	AB	R	H	RBI	BB	SO	LOB	TOP					
Larry Milbourne, S OBP: 0.296, SLG: 0.328										5	1	1	0	0	0	3						
Ruppert Jones, L OBP: 0.394, SLG: 0.523										4	1	1	0	0	0	0						
Bruce Bochte, L OBP: 0.405, SLG: 0.507										4	0	3	1	0	0	0						
Tom Paciorek, R OBP: 0.311, SLG: 0.412										0	0	0	0	0	0	0						
Willie Horton, R OBP: 0.342, SLG: 0.485										4	0	0	1	0	1	3						
Dan Meyer, L OBP: 0.343, SLG: 0.462										4	1	2	0	0	0	1						
Leon Roberts, R OBP: 0.340, SLG: 0.449										4	0	2	0	0	0	1						
Bob Stinson, S OBP: 0.364, SLG: 0.378										3	0	3	0	0	0	0	AB 36					
Larry Cox, R OBP: 0.289, SLG: 0.354										1	0	0	0	0	0	0	R 3					
John Hale, L OBP: 0.400, SLG: 0.442										2	0	0	1	0	2	2	H 13					
Bobby Valentine, R OBP: 0.372, SLG: 0.533										1	0	0	0	0	0	0	RBI 3					
Mario Mendoza, R OBP: 0.211, SLG: 0.225										4	0	1	0	0	1	3	BB 0					
																	SO 4					
																	LOB 13					
<b>Inning Stats</b>	R: 2 E: 0 K: 0 S: 6	H: 4 LOB: 2 BB: 0 P: 6	R: 0 E: 0 K: 1 S: 5	H: 1 LOB: 0 BB: 0 P: 5	R: 0 E: 0 K: 0 S: 4	H: 1 LOB: 1 BB: 0 P: 4	R: 1 E: 0 K: 1 S: 8	H: 3 LOB: 2 BB: 0 P: 8	R: 0 E: 0 K: 1 S: 5	H: 0 LOB: 0 BB: 0 P: 5	R: 0 E: 0 K: 1 S: 6	H: 1 LOB: 1 BB: 0 P: 6	R: 0 E: 0 K: 0 S: 3	H: 0 LOB: 0 BB: 0 P: 3	R: 0 E: 0 K: 0 S: 4	H: 2 LOB: 1 BB: 0 P: 4	R: 0 E: 0 K: 0 S: 4	H: 1 LOB: 1 BB: 0 P: 4	1B: 13 2B: 0 3B: 0 HR: 0	SF: 1 SAC: 0 DP: 0 HBP: 0	WP: 0 PB: 0 SB: 0 CS: 2	PA: 37
<b>PITCHER</b>	IP WLS BF H R ER SO BB IBB HBP BLK WP HR S P ERA WHIP																					
Eric Wilkins, R ERA: 4.76	(1, 1) 3.0 15 8 3 3 1 0 0 0 0 0 0 0 17 17 9.00 2.667																					
Dan Spillner, R ERA: 4.35	(4, 1) 5.0 18 4 0 0 3 0 0 0 0 0 0 0 24 24 0.00 0.800																					
Sid Monge, L ERA: 1.76	(9, 1) 1.0 W 4 1 0 0 0 0 0 0 0 0 0 0 4 4 0.00 1.000																					

Seattle Mariners @ Cleveland Indians  
Cleveland Municipal Stadium, Cleveland, OH  
Sat Jun 16 1979, 7:05 PM EDT  
Att: 22,835 - Unknown - 79 F

AB 36  
R 3  
H 13  
RBI 3  
BB 0  
SO 4  
LOB 13



Batter	1	2	3	4	5	6	7	8	9	AB	R	H	RBI	BB	SO	LOB	BOTTOM					
Jim Norris, L OBP: 0.297, SLG: 0.311										5	0	1	0	0	1	4						
Toby Harrah, R OBP: 0.381, SLG: 0.372										4	2	2	1	1	0	1						
Bobby Bonds, R OBP: 0.393, SLG: 0.479										3	0	0	0	2	1	3						
Rick Manning, L OBP: 0.340, SLG: 0.316										5	0	1	1	0	0	5						
Mike Hargrove, L OBP: 0.321, SLG: 0.225										4	0	0	0	1	0	2						
Ron Pruitt, R OBP: 0.385, SLG: 0.382										3	1	2	0	1	0	0						
Horace Speed, R OBP: 0.368, SLG: 0.143										0	0	0	0	0	0	0						
Ted Cox, R OBP: 0.287, SLG: 0.255										1	0	1	1	0	0	0						
Ron Hassey, L OBP: 0.235, SLG: 0.250										3	0	2	1	0	0	1	AB 35					
Duane Kuiper, L OBP: 0.330, SLG: 0.327										3	1	1	0	1	0	2	R 4					
Tom Verzyer, R OBP: 0.290, SLG: 0.266										4	0	1	0	0	0	4	H 11					
																	RBI 4					
																	BB 6					
																	SO 2					
																	LOB 22					
<b>Inning Stats</b>	R: 0 E: 0 K: 2 S: 7	H: 0 LOB: 0 BB: 0 P: 7	R: 0 E: 0 K: 0 S: 3	H: 0 LOB: 1 BB: 1 P: 7	R: 1 E: 0 K: 0 S: 5	H: 2 LOB: 1 BB: 1 P: 9	R: 1 E: 0 K: 0 S: 5	H: 2 LOB: 1 BB: 0 P: 5	R: 0 E: 0 K: 0 S: 4	H: 1 LOB: 1 BB: 0 P: 4	R: 0 E: 0 K: 0 S: 4	H: 1 LOB: 1 BB: 0 P: 4	R: 1 E: 0 K: 0 S: 5	H: 2 LOB: 2 BB: 1 P: 9	R: 0 E: 0 K: 0 S: 4	H: 1 LOB: 2 BB: 1 P: 8	R: 1 E: 0 K: 0 S: 3	H: 2 LOB: 3 BB: 2 P: 11	1B: 9 2B: 1 3B: 1 HR: 0	SF: 0 SAC: 1 DP: 0 HBP: 0	WP: 0 PB: 0 SB: 3 CS: 0	PA: 42
<b>PITCHER</b>	IP WLS BF H R ER SO BB IBB HBP BLK WP HR S P ERA WHIP																					
Joe Decker, R ERA: 2.16	(1, 1) 5.0 22 5 2 2 2 2 2 0 0 0 0 0 14 26 6.00 2.333																					
John Montague, R ERA: 3.58	(6, 1) 3.0 L 17 5 2 2 0 2 1 0 0 0 0 0 14 26 6.00 2.333																					
Byron McLaughlin, R ERA: 5.92	(9, 1) 0.1 3 1 0 0 0 0 0 1 0 0 0 0 2 6 0.00 3.000																					

Seattle Mariners @ Cleveland Indians  
Cleveland Municipal Stadium, Cleveland, OH  
Sat Jun 16 1979, 7:05 PM EDT  
Att: 22,835 - Unknown - 79 F









Batter	1	2	3	4	5	6	7	8	9	AB	R	H	RBI	BB	SO	LOB	TOP										
Larry Milbourne, S OBP: 0.319, SLG: 0.346	4-0 BB G4-6-3		0-0 F9			0-0 2B 1B	4-0 BB	0-0 5-3		3	1	1	0	2	0	1											
Ruppert Jones, L OBP: 0.392, SLG: 0.516	0-0 F5		0-0 1B			0-0 1B 4-3		0-0 G3		5	1	2	0	0	0	4											
Bruce Bochte, L OBP: 0.401, SLG: 0.513	0-0 G4-6-3 1-2		0-0 1-3			0-0 F8 4-3 1B		0-0 1B SH3-4 1B		5	0	2	1	0	0	2											
Willie Horton, R OBP: 0.341, SLG: 0.478 Charlie Beamon, L (9, PR)			0-0 F9			0-0 F9		0-0 SH3-4		4	0	1	1	0	0	1											
Leon Roberts, R OBP: 0.345, SLG: 0.451 John Hale, L OBP: 0.400, SLG: 0.442			0-0 6-3			0-0 5-3 1B		0-0 F8		5	2	3	0	0	0	1											
Dan Meyer, L OBP: 0.347, SLG: 0.468			4-0 PB BB			0-0 5-3 1-2		0-0 F4		4	0	1	2	1	0	4											
Tom Paciorek, R OBP: 0.326, SLG: 0.427 Joe Simpson, L OBP: 0.309, SLG: 0.381			4-0 1-2 BB			0-0 1B 2H		0-0 K		3	0	2	1	1	1	2											
Larry Cox, R OBP: 0.293, SLG: 0.351			0-0 F8			0-0 1-2 1B		0-0 F4		4	0	1	0	1	1	4											
Mario Mendoza, R OBP: 0.210, SLG: 0.230			0-0 L4			0-0 F9		0-0 K		3	0	0	0	0	1	3											
<b>Inning Stats</b>	R: 0 E: 0 K: 0 S: 2	H: 0 LOB: 0 BB: 1 P: 6	R: 0 E: 0 K: 0 S: 3	H: 0 LOB: 2 BB: 2 P: 11	R: 0 E: 0 K: 0 S: 4	H: 1 LOB: 1 BB: 0 P: 4	R: 1 E: 0 K: 0 S: 6	H: 3 LOB: 2 BB: 0 P: 6	R: 2 E: 0 K: 1 S: 6	H: 3 LOB: 1 BB: 1 P: 10	R: 0 E: 0 K: 1 S: 7	H: 2 LOB: 2 BB: 0 P: 7	R: 0 E: 0 K: 0 S: 3	H: 0 LOB: 1 BB: 1 P: 7	R: 2 E: 0 K: 1 S: 8	H: 3 LOB: 0 BB: 0 P: 8	1B: 10 2B: 3 3B: 0 HR: 0	SF: 0 SAC: 2 DP: 1 HBP: 0	WP: 0 PB: 1 SB: 0 CS: 0	PA: 44							
<b>PITCHER</b>	IP	WLS	BF	H	R	ER	SO	BB	IBB	HBP	BLK	WP	HR	S	P	ERA	WHIP										
Ross Baumgarten, L ERA: 3.67	6.0	L	30	9	3	3	1	4	0	0	0	0	0	28	44	4.50	2.167										
Fred Howard, R ERA: 4.59	2.1		11	3	2	2	1	1	0	0	0	0	0	12	16	7.71	1.714										
Rich Hinton, L ERA: 5.8	0.1		2	1	0	0	0	0	0	0	0	0	0	2	2	0.00	3.000										
Randy Scarbery, R ERA: 4.11	0.1		1	0	0	0	1	0	0	0	0	0	0	3	3	0.00	0.000										

Seattle Mariners @ Chicago White Sox  
Comiskey Park, Chicago, IL  
Mon Jun 18 1979, 8:05 PM EDT  
Att: 14,737 - Unknown - 55 F

AB 37  
R 5  
H 13  
RBI 5  
BB 5  
SO 3  
LOB 24



Batter	1	2	3	4	5	6	7	8	9	AB	R	H	RBI	BB	SO	LOB	BOTTOM										
Ralph Garr, L OBP: 0.341, SLG: 0.424	0-0 2-3					0-0 3-1			0-0 3-1	5	0	1	0	0	1	1											
Greg Pryor, R OBP: 0.360, SLG: 0.363	0-3 K					0-0 6-3			0-3 K	4	0	0	0	1	2	1											
Junior Moore, R OBP: 0.321, SLG: 0.313	0-0 1B					0-0 F9			0-0 5-3	4	1	2	0	0	0	2											
Jorge Orta, L OBP: 0.335, SLG: 0.342	0-0 1B					0-0 F8			0-0 F8	4	0	2	0	0	0	1											
Alan Bannister, R OBP: 0.401, SLG: 0.439	0-0 S					0-0 4-3			0-0 FC4-6 BB 1B	4	0	1	1	0	0	2											
Mike Squires, L OBP: 0.299, SLG: 0.316	4-0 1-2 BB					0-0 G3			0-0 F9	3	0	1	0	1	0	1											
Rusty Torres, S OBP: 0.404, SLG: 0.439	0-3 K					0-0 L8			0-0 G3	3	0	0	0	1	1	4											
Milt May, L OBP: 0.288, SLG: 0.459						0-0 6-3 1B			0-0 4-3	4	0	1	0	0	1	3											
Don Kessinger, S OBP: 0.272, SLG: 0.297						0-0 6-3			0-0 F7	4	0	0	0	0	0	1											
<b>Inning Stats</b>	R: 1 E: 0 K: 2 S: 10	H: 3 LOB: 3 BB: 1 P: 14	R: 0 E: 0 K: 1 S: 6	H: 1 LOB: 1 BB: 1 P: 10	R: 0 E: 0 K: 0 S: 4	H: 1 LOB: 1 BB: 0 P: 4	R: 0 E: 0 K: 0 S: 4	H: 1 LOB: 1 BB: 0 P: 4	R: 0 E: 0 K: 1 S: 7	H: 2 LOB: 3 BB: 1 P: 11	R: 0 E: 0 K: 0 S: 3	H: 0 LOB: 0 BB: 0 P: 3	R: 0 E: 0 K: 0 S: 3	H: 0 LOB: 0 BB: 0 P: 3	R: 0 E: 0 K: 1 S: 5	H: 0 LOB: 0 BB: 0 P: 5	1B: 8 2B: 0 3B: 0 HR: 0	SF: 0 SAC: 0 DP: 0 HBP: 0	WP: 0 PB: 1 SB: 0 CS: 0	PA: 38							
<b>PITCHER</b>	IP	WLS	BF	H	R	ER	SO	BB	IBB	HBP	BLK	WP	HR	S	P	ERA	WHIP										
Mike Parrott, R ERA: 3.05	9.0	W	38	8	1	1	5	3	0	0	0	0	0	45	57	1.00	1.222										

Seattle Mariners @ Chicago White Sox  
Comiskey Park, Chicago, IL  
Mon Jun 18 1979, 8:05 PM EDT  
Att: 14,737 - Unknown - 55 F

AB 35  
R 1  
H 8  
RBI 1  
BB 3  
SO 5  
LOB 16





Batter	1	2	3	4	5	6	7	8	9	AB	R	H	RBI	BB	SO	LOB	TOP										
Larry Milbourne, S OBP: 0.321, SLG: 0.348 (1, 4)	5-3		F7	F7			5-3		BB	5	0	2	1	0	0	2											
Ruppert Jones, L OBP: 0.393, SLG: 0.510 (1, 8)	E		F4		G3		1-6-3		G1-6-3	3	1	0	0	2	0	1											
Bruce Bochte, L OBP: 0.401, SLG: 0.515 (1, 3)	E7		K		4-3				G1-6-3	5	1	2	1	0	1	3											
Willie Horton, R OBP: 0.340, SLG: 0.474 (1, 10)	K			SH1-3	F9				F9	4	1	1	0	0	1	2											
Leon Roberts, R OBP: 0.347, SLG: 0.452 John Hale, L OBP: 0.400, SLG: 0.442 (1, 7) (9, 7)				FC5					F8	4	1	2	1	0	0	2											
Dan Meyer, L OBP: 0.347, SLG: 0.466 (1, 5)	2-6	4-3		SH1-3						3	1	1	0	0	0	1											
Tom Paciorek, R OBP: 0.321, SLG: 0.413 Joe Simpson, L OBP: 0.309, SLG: 0.381 (1, 9) (9, 9)		F7								3	0	0	0	1	1	2											
Larry Cox, R OBP: 0.299, SLG: 0.361 (1, 2)		K		SF9						2	1	1	2	1	1	0											
Mario Mendoza, R OBP: 0.221, SLG: 0.242 (1, 6)										3	1	2	2	1	1	1											
<b>Inning Stats</b>	R: 2 E: 1 K: 1 S: 6	H: 2 LOB: 1 BB: 1 P: 10	R: 0 E: 0 K: 1 S: 5	H: 0 LOB: 0 BB: 0 P: 5	R: 0 E: 0 K: 1 S: 5	H: 1 LOB: 1 BB: 1 P: 9	R: 2 E: 1 K: 0 S: 6	H: 2 LOB: 2 BB: 1 P: 10	R: 0 E: 0 K: 0 S: 3	H: 1 LOB: 0 BB: 0 P: 3	R: 0 E: 0 K: 1 S: 4	H: 0 LOB: 0 BB: 1 P: 8	R: 0 E: 0 K: 0 S: 4	H: 1 LOB: 1 BB: 0 P: 4	R: 3 E: 0 K: 1 S: 8	H: 4 LOB: 1 BB: 1 P: 12	1B: 8 2B: 4 3B: 0 HR: 0	SF: 1 SAC: 1 DP: 3 HBP: 0	WP: 0 PB: 0 SB: 1 CS: 1	PA: 39							
<b>PITCHER</b>	IP	WLS	BF	H	R	ER	SO	BB	IBB	HBP	BLK	WP	HR	S	P	ERA	WHIP										
Rich Wortham, L ERA: 4.63 (1, 1)	8.1	L	37	10	7	5	5	3	1	0	0	0	0	42	58	5.40	1.560										
Randy Scarbery, R ERA: 4.04 (9, 1)	0.2		3	1	0	0	0	1	0	0	0	0	0	2	6	0.00	3.000										

Seattle Mariners @ Chicago White Sox  
Comiskey Park, Chicago, IL  
Tue Jun 19 1979, 8:05 PM EDT  
Att: 14,103 - Unknown - 68 F

AB 32  
R 7  
H 11  
RBI 7  
BB 5  
SO 5  
LOB 14



Batter	1	2	3	4	5	6	7	8	9	AB	R	H	RBI	BB	SO	LOB	BOTTOM										
Junior Moore, R OBP: 0.321, SLG: 0.313 Jorge Orta, L OBP: 0.333, SLG: 0.340 (1, 7) (8, PH) (9, 4)	6-3		6-3					F3		3	0	1	0	0	0	0											
Greg Pryor, R OBP: 0.353, SLG: 0.355 (1, 5) (9, 6)	K		4-3					F9		4	0	0	0	0	1	1											
Chet Lemon, R OBP: 0.393, SLG: 0.491 (1, 8)	6-3			5-3				G3		4	0	0	0	0	0	1											
Bill Nahorodny, R OBP: 0.308, SLG: 0.471 (1, 2)		L6		F9				5-3		4	0	0	0	0	0	0											
Alan Bannister, R OBP: 0.402, SLG: 0.445 (1, 4) (9, 5)		6-3		F9						4	1	2	0	0	0	0											
Wayne Nordhagen, R OBP: 0.308, SLG: 0.384 (1, 10)										4	1	3	2	0	0	1											
Rusty Torres, S OBP: 0.498, SLG: 0.442 Claudell Washington, L OBP: 0.310, SLG: 0.434 (1, 9) (7, PH) (8, 9)										2	0	1	0	0	1	1											
Mike Squires, L OBP: 0.292, SLG: 0.309 Lamar Johnson, R OBP: 0.400, SLG: 0.468 (1, 3) (7, PH) (8, 3)										2	0	0	0	0	0	2											
Don Kessinger, S OBP: 0.265, SLG: 0.289 Ralph Garr, L OBP: 0.344, SLG: 0.424 (1, 6) (8, PH) (9, 7)				5-3						2	0	0	0	0	0	1											
<b>Inning Stats</b>	R: 0 E: 0 K: 1 S: 5	H: 0 LOB: 0 BB: 0 P: 5	R: 1 E: 0 K: 0 S: 5	H: 2 LOB: 1 BB: 0 P: 5	R: 0 E: 0 K: 0 S: 3	H: 0 LOB: 0 BB: 0 P: 3	R: 0 E: 0 K: 0 S: 3	H: 0 LOB: 0 BB: 0 P: 3	R: 0 E: 0 K: 1 S: 6	H: 1 LOB: 1 BB: 0 P: 6	R: 0 E: 0 K: 0 S: 3	H: 1 LOB: 0 BB: 0 P: 3	R: 1 E: 0 K: 1 S: 7	H: 2 LOB: 1 BB: 0 P: 7	R: 0 E: 0 K: 0 S: 3	H: 0 LOB: 1 BB: 1 P: 7	R: 0 E: 0 K: 0 S: 3	H: 1 LOB: 0 BB: 0 P: 3	1B: 5 2B: 1 3B: 0 HR: 1	SF: 0 SAC: 0 DP: 1 HBP: 0	WP: 0 PB: 0 SB: 0 CS: 0	PA: 33					
<b>PITCHER</b>	IP	WLS	BF	H	R	ER	SO	BB	IBB	HBP	BLK	WP	HR	S	P	ERA	WHIP										
Rick Honeycutt, L ERA: 4.56 (1, 1)	6.1	W	24	6	2	2	2	0	0	0	0	0	1	28	28	2.84	0.947										
Byron McLoughlin, R ERA: 5.44 (7, 1)	2.2	S	9	1	0	0	1	1	0	0	0	0	0	10	14	0.00	0.750										

Seattle Mariners @ Chicago White Sox  
Comiskey Park, Chicago, IL  
Tue Jun 19 1979, 8:05 PM EDT  
Att: 14,103 - Unknown - 68 F

AB 32  
R 2  
H 7  
RBI 2  
BB 1  
SO 3  
LOB 10









Batter	1	2	3	4	5	6	7	8	9	AB	R	H	RBI	BB	SO	LOB	TOP										
Larry Milbourne, S OBP: 0.333, SLG: 0.366 (1, 4)	0-0 4-3 ①		0-0 G3-6-1 1B		0-0 1-H 3B 2B	0-0 1-3 3-H 1B			0-3 K ①	5	1	3	2	0	1	0											
Ruppert Jones, L OBP: 0.394, SLG: 0.514 (1, 8)	0-3 K ②		0-0 G3-6-1 ② 1-2		0-0 2-H 1B 3B	0-0 F5			0-0 F8 ②	5	1	1	1	0	1	3											
Bruce Bochte, L OBP: 0.401, SLG: 0.514 (1, 3)	0-0 1B			0-0 F8 ①	0-0 1B 1B				0-0 F8 ③	5	0	2	1	0	0	0											
Willie Horton, R OBP: 0.340, SLG: 0.480 (1, 10)	0-3 K ③			0-0 F3 ②	0-0 1-3 1B				0-0 F8 ②	4	0	1	0	0	1	1											
Dan Meyer, L OBP: 0.355, SLG: 0.498 (1, 5)			0-0 F9 ①	0-0 HR	0-0 F8 ③				0-0 2B	4	1	2	1	0	0	2											
Leon Roberts, R OBP: 0.351, SLG: 0.445 (1, 7)	0-3 K ②			0-0 L5 ③		0-0 FC4-6 BB			0-0 1-3 ③	3	0	0	0	1	1	1											
Bob Stinson, S OBP: 0.369, SLG: 0.370 (8, PH)	0-0 E9 1B ①				0-0 F8 ①	0-3 K ①			0-3 K ①	3	0	1	0	0	1	1											
Larry Cox, R OBP: 0.297, SLG: 0.358 (8, 2)										1	0	0	0	0	1	0											
Joe Simpson, L OBP: 0.320, SLG: 0.386 (8, PH)	0-0 4-3 ③				0-0 S 2B 1B	0-0 FC4-6 1B 1-2 1B			0-0 F7 ②	3	2	1	0	0	0	2											
Tom Paciorek, R OBP: 0.320, SLG: 0.409 (8, 9)										1	0	0	0	0	0	0											
Mario Mendoza, R OBP: 0.215, SLG: 0.235 (6, PH)			0-0 6-3 ①			0-0 F8 ②			0-0 F9 ③	2	0	0	0	0	0	1											
Charlie Beamon, L OBP: 0.250, SLG: 0.250 (6, 6)						0-0 1B 1-3 1B				1	0	1	0	0	0	0											
Bobby Valentine, R OBP: 0.378, SLG: 0.368 (6, 6)										1	0	0	0	0	0	0											
<b>Inning Stats</b>	R: 0 E: 0 K: 2 S: 8	H: 1 LOB: 1 BB: 0 P: 8	R: 0 E: 1 K: 1 S: 6	H: 1 LOB: 0 BB: 0 P: 6	R: 0 E: 0 K: 0 S: 3	H: 1 LOB: 0 BB: 0 P: 3	R: 1 E: 0 K: 0 S: 4	H: 1 LOB: 0 BB: 0 P: 4	R: 3 E: 0 K: 0 S: 8	H: 5 LOB: 2 BB: 0 P: 8	R: 1 E: 0 K: 1 S: 7	H: 2 LOB: 2 BB: 1 P: 11	R: 0 E: 0 K: 0 S: 4	H: 1 LOB: 1 BB: 0 P: 4	R: 0 E: 0 K: 1 S: 5	H: 0 LOB: 0 BB: 0 P: 5	R: 0 E: 0 K: 1 S: 5	H: 0 LOB: 0 BB: 0 P: 5	1B: 8 2B: 2 3B: 1 HR: 1	SF: 0 SAC: 0 DP: 1 HBP: 0	WP: 0 PB: 0 SB: 1 CS: 0	PA: 39					
<b>PITCHER</b>	IP	WLS	BF	H	R	ER	SO	BB	IBB	HBP	BLK	WP	HR	S	P	ERA	WHIP										
Francisco Barrios, R ERA: 3.9 (1, 1)	5.0	W	24	9	5	5	3	1	0	0	0	0	1	29	33	9.00	2.000										
Randy Scarbery, R ERA: 3.96 (6, 1)	0.2		4	2	0	0	1	0	0	0	0	0	0	6	6	0.00	3.000										
Rich Hinton, L ERA: 5.31 (6, 1)	3.1	S	11	1	0	0	2	0	0	0	0	0	0	15	15	0.00	0.300										

Seattle Mariners @ Chicago White Sox  
Comiskey Park, Chicago, IL  
Thu Jun 21 1979, 8:05 PM EDT  
Att: 10,555 - Unknown - 80 F

AB 38  
R 5  
H 12  
RBI 5  
BB 1  
SO 6  
LOB 11



Batter	1	2	3	4	5	6	7	8	9	AB	R	H	RBI	BB	SO	LOB	BOTTOM										
Ralph Garr, L OBP: 0.347, SLG: 0.425 (1, 7)	0-0 WP E 1B		0-0 G4-6-3 1B		0-3 K ②				0-3 K ①	3	1	2	0	0	1	0											
Rusty Torres, S OBP: 0.404, SLG: 0.435 (7, PH)									1-2 3-H 1B	2	0	1	1	0	1	0											
Claudell Washington, L OBP: 0.307, SLG: 0.433 (1, 9)	0-0 F7 ①	0-0 G4-6-3 ② 1-2		0-0 6-3 ③			0-0 F7 ②		0-0 6-3 ③	5	0	0	0	0	0	4											
Chet Lemon, R OBP: 0.396, SLG: 0.490 (1, 8)	4-0 E 1-2 1B BB		0-0 CS 1B		0-0 F8 ①				0-0 FC6 1B	3	1	2	0	1	0	0											
Jorge Orta, L OBP: 0.330, SLG: 0.331 (1, 10)	0-0 E3 1B ①		0-3 K ①		0-0 F7 ②				0-0 FC6 ③	4	1	0	0	0	1	3											
Alan Bannister, R OBP: 0.409, SLG: 0.453 (1, 5)	0-0 HR 1B ②		0-0 1-2 1B 2B		0-0 F9 ③				4-0 FC1-5 1B BB	3	2	2	2	1	0	0											
Lamar Johnson, R OBP: 0.399, SLG: 0.482 (1, 3)	0-0 HR 1B ①		0-0 1B 2B			0-0 L4 ①			0-0 FC1-5 1B 1B	4	1	3	3	0	0	0											
Mike Squires, L OBP: 0.292, SLG: 0.309 (8, FR)			0-0 1B 1B						1-2 1B 1B	0	1	0	0	0	0	0											
Greg Pryor, R OBP: 0.342, SLG: 0.343 (1, 6)	0-0 6-3 ②		0-0 F8 ③			0-0 F8 ②			0-0 FC1-5 1B 1B 1-2 2-3	4	1	0	0	0	0	3											
Milt May, L OBP: 0.324, SLG: 0.507 (1, 2)	0-0 F7 ③			0-0 HR		0-0 1B ③			0-0 F8 ②	4	1	2	1	0	0	2											
Joe Gates, L OBP: 0.231, SLG: 0.273 (1, 4)		0-0 F7 ①		0-0 4-3 ①		0-0 F7 ③			0-0 1B 1B 1-3 2-H	3	0	0	0	0	0	1											
Junior Moore, R OBP: 0.324, SLG: 0.317 (8, PH)										1	0	1	1	0	0	0											
Don Kessinger, S OBP: 0.265, SLG: 0.289 (8, 6)										0	0	0	0	0	0	0											
<b>Inning Stats</b>	R: 5 E: 1 K: 0 S: 7	H: 3 LOB: 0 BB: 1 P: 11	R: 0 E: 0 K: 0 S: 3	H: 1 LOB: 0 BB: 0 P: 3	R: 1 E: 0 K: 1 S: 7	H: 3 LOB: 1 BB: 0 P: 7	R: 1 E: 0 K: 1 S: 6	H: 1 LOB: 0 BB: 0 P: 6	R: 0 E: 0 K: 0 S: 3	H: 0 LOB: 0 BB: 0 P: 3	R: 0 E: 0 K: 0 S: 4	H: 1 LOB: 1 BB: 0 P: 4	R: 0 E: 0 K: 1 S: 6	H: 1 LOB: 1 BB: 0 P: 6	R: 2 E: 0 K: 0 S: 6	H: 3 LOB: 2 BB: 1 P: 10	1B: 10 2B: 1 3B: 0 HR: 2	SF: 0 SAC: 0 DP: 1 HBP: 0	WP: 1 PB: 0 SB: 0 CS: 1	PA: 38							
<b>PITCHER</b>	IP	WLS	BF	H	R	ER	SO	BB	IBB	HBP	BLK	WP	HR	S	P	ERA	WHIP										
Joe Decker, R ERA: 4.08 (1, 1)	1.0	L	8	3	5	4	0	1	0	0	0	0	1	7	11	36.00	4.000										
John Montague, R ERA: 3.55 (2, 1)	5.0		19	6	2	2	2	0	0	0	0	0	1	23	23	3.60	1.200										
Shane Rawley, L ERA: 4.31 (7, 1)	2.0		11	4	2	2	1	1	0	0	0	0	0	12	16	9.00	2.500										

Seattle Mariners @ Chicago White Sox  
Comiskey Park, Chicago, IL  
Thu Jun 21 1979, 8:05 PM EDT  
Att: 10,555 - Unknown - 80 F

AB 36  
R 9  
H 13  
RBI 8  
BB 2  
SO 3  
LOB 13






Batter	1	2	3	4	5	6	7	8	9	AB	R	H	RBI	BB	SO	LOB	TOP										
Paul Moltitor, R OBP: 0.369, SLG: 0.453 (1, 4)	6-3	1B FC3-6 BB		L5-3 2H 1B		F9	G6-4-3		F8	5	1	1	1	1	0	2											
Sal Bando, R OBP: 0.350, SLG: 0.357 (1, 5)	5-3	FC3-6 1B		L5-3		F7				4	0	1	1	1	0	1											
Cecil Cooper, L OBP: 0.390, SLG: 0.506 (1, 3)	HR	FC3-6								4	3	2	1	1	0	3											
Gorman Thomas, R OBP: 0.383, SLG: 0.520 (1, 8)	HR	F7				G3				3	2	1	2	2	0	2											
Ben Oglivie, L OBP: 0.316, SLG: 0.431 (1, 10)	G3			1-3						5	1	2	2	0	1	1											
Sixto Lezcano, R OBP: 0.415, SLG: 0.488 (1, 9)		K		5-3		G4-6-3 1B				4	1	0	0	1	1	2											
Robin Yount, R OBP: 0.299, SLG: 0.371 (1, 6)		HR		F9						5	3	3	3	0	1	1											
Charlie Moore, R OBP: 0.442, SLG: 0.500 (1, 2)		1B 2B		5-3 1B BB						4	3	3	3	1	1	0											
Jim Wohlford, R OBP: 0.284, SLG: 0.329 (1, 7)		1B		5-3						5	1	2	2	0	0	1											
<b>Inning Stats</b>	R: 2 E: 0 K: 0 S: 5	H: 2 LOB: 0 BB: 0 P: 5	R: 4 E: 0 K: 1 S: 9	H: 4 LOB: 1 BB: 1 P: 13	R: 0 E: 0 K: 0 S: 3	H: 0 LOB: 0 BB: 0 P: 3	R: 1 E: 0 K: 0 S: 3	H: 1 LOB: 0 BB: 1 P: 7	R: 1 E: 0 K: 0 S: 4	H: 2 LOB: 0 BB: 0 P: 4	R: 2 E: 0 K: 0 S: 5	H: 2 LOB: 0 BB: 0 P: 5	R: 5 E: 0 K: 0 S: 6	H: 4 LOB: 2 BB: 4 P: 22	R: 0 E: 0 K: 2 S: 7	H: 0 LOB: 1 BB: 1 P: 11	R: 0 E: 0 K: 1 S: 5	H: 0 LOB: 0 BB: 0 P: 5	1B: 8 2B: 5 3B: 0 HR: 3	SF: 0 SAC: 0 DP: 3 HBP: 0	WP: 2 PA: 46 CS: 0						
<b>PITCHER</b>	IP	WLS	BF	H	R	ER	SO	BB	IBB	HBP	BLK	WP	HR	S	P	ERA	WHIP										
Glenn Abbott, R ERA: 5.18 (1, 1)	1.1	L	9	5	5	5	1	0	0	0	0	0	2	11	11	33.75	3.750										
Rob Dressler, R ERA: 7.98 (2, 1)	4.0		18	6	5	5	0	2	0	0	0	0	1	16	24	11.25	2.000										
Joe Decker, R ERA: 4.91 (6, 1)	0.2		4	0	2	2	0	2	0	0	0	0	0	2	10	27.00	3.000										
Byron McLaughlin, R ERA: 5.68 (7, 1)	3.0		15	4	3	3	3	3	0	0	0	2	0	18	30	9.00	2.333										

Milwaukee Brewers @ Seattle Mariners  
The Kingdome, Seattle, WA  
Fri Jun 22, 1979, 10:05 PM EDT  
Att: 10,355 - Unknown

AB 39  
R 15  
H 15  
RBI 15  
BB 7  
SO 4  
LOB 13



Batter	1	2	3	4	5	6	7	8	9	AB	R	H	RBI	BB	SO	LOB	BOTTOM										
Larry Milbourne, S OBP: 0.329, SLG: 0.361 (1, 4)	K		1B G4-6-3			4-3	L7		FC5-3	5	1	1	0	0	1	3											
Ruppert Jones, L OBP: 0.381, SLG: 0.508 (1, 8)	F8		G4-6-3 1B			K				5	0	1	0	0	2	0											
Bruce Bochte, L OBP: 0.404, SLG: 0.516 (1, 3)	1B		G4-6-3			1B	L7			5	1	3	0	0	0	1											
Willie Horton, R OBP: 0.347, SLG: 0.497 (1, 10)	1B		1B			1B				5	1	4	1	0	1	1											
Dan Meyer, L OBP: 0.352, SLG: 0.491 (1, 5)	F5		G3			1B HR	F6			5	1	1	1	0	1	4											
Leon Roberts, R OBP: 0.349, SLG: 0.442 (1, 7)		F2			F7	1B HR			E1 1B 2B	4	2	1	0	0	0	0											
Joe Simpson, L OBP: 0.312, SLG: 0.375 (1, 9)		F8			1-3				F3	2	0	0	0	0	0	0											
Tom Paciorek, R OBP: 0.324, SLG: 0.442 (6, PH) (7, 9)						HR				2	1	1	3	0	0	1											
Bob Stinson, S OBP: 0.364, SLG: 0.364 (1, 2)										2	0	0	0	0	0	0											
Larry Cox, R OBP: 0.299, SLG: 0.360 (6, PH) (7, 2)		4-3			5-3		F9		2B 1B	2	0	1	0	0	0	0											
Mario Mendoza, R OBP: 0.225, SLG: 0.265 (1, 6)							F4		FC5-3 1B	4	1	3	2	0	0	0											
<b>Inning Stats</b>	R: 0 E: 0 K: 1 S: 7	H: 2 LOB: 2 BB: 0 P: 7	R: 0 E: 0 K: 0 S: 3	H: 0 LOB: 0 BB: 0 P: 3	R: 2 E: 0 K: 0 S: 6	H: 4 LOB: 1 BB: 0 P: 6	R: 0 E: 0 K: 0 S: 3	H: 0 LOB: 0 BB: 0 P: 3	R: 0 E: 0 K: 1 S: 5	H: 0 LOB: 0 BB: 0 P: 5	R: 4 E: 0 K: 0 S: 8	H: 6 LOB: 1 BB: 0 P: 8	R: 1 E: 0 K: 1 S: 6	H: 1 LOB: 0 BB: 0 P: 6	R: 1 E: 1 K: 0 S: 5	H: 2 LOB: 1 BB: 0 P: 5	R: 0 E: 0 K: 2 S: 8	H: 1 LOB: 1 BB: 0 P: 8	1B: 12 2B: 2 3B: 0 HR: 3	SF: 0 SAC: 0 DP: 2 HBP: 0	WP: 1 PA: 41 CS: 0						
<b>PITCHER</b>	IP	WLS	BF	H	R	ER	SO	BB	IBB	HBP	BLK	WP	HR	S	P	ERA	WHIP										
Jim Slaton, R ERA: 2.7 (1, 1)	5.1	W	24	10	5	5	2	0	0	0	0	0	2	28	28	8.44	1.875										
Bob McClure, L ERA: 5.64 (6, 1)	3.2		17	6	3	2	3	0	0	0	0	1	2	23	23	4.91	1.636										

Milwaukee Brewers @ Seattle Mariners  
The Kingdome, Seattle, WA  
Fri Jun 22, 1979, 10:05 PM EDT  
Att: 10,355 - Unknown

AB 41  
R 8  
H 16  
RBI 7  
BB 0  
SO 5  
LOB 10





Batter	1	2	3	4	5	6	7	8	9	AB	R	H	RBI	BB	SO	LOB	TOP					
Paul Moltor, R (1,4) OBP: 0.378, SLG: 0.457										2	0	2	0	2	0	0	<b>Milwaukee Brewers @ Seattle Mariners</b> The Kingdome, Seattle, WA Sat Jun 23 1979, 10:05 PM EDT Att: 16,733 - Unknown					
Sal Bando, R (1,5) OBP: 0.344, SLG: 0.351										4	0	0	0	0	1	4						
Cecil Cooper, L (1,3) OBP: 0.385, SLG: 0.498										4	0	0	0	0	0	3						
Gorman Thomas, R (1,8) OBP: 0.381, SLG: 0.528										4	1	1	1	0	1	2						
Ben Oglivie, L (1,7) OBP: 0.319, SLG: 0.450										4	2	2	0	0	0	0						
Sixto Lezcano, R (1,9) OBP: 0.412, SLG: 0.483										4	0	1	0	0	1	2						
Robin Yount, R (1,6) OBP: 0.301, SLG: 0.373										4	0	2	2	0	0	0						
Dick Davis, R (1,10) OBP: 0.290, SLG: 0.396										4	0	1	0	0	1	2						
Buck Martinez, R (1,2) OBP: 0.250, SLG: 0.337										3	0	0	0	0	0	1						
Don Money, R (9, PH) OBP: 0.348, SLG: 0.410										1	0	0	0	0	1	1						
<b>Inning Stats</b>	R: 0 E: 0 K: 0 S: 4	H: 1 LOB: 1 BB: 0 P: 4	R: 1 E: 0 K: 0 S: 5	H: 2 LOB: 1 BB: 0 P: 5	R: 0 E: 0 K: 1 S: 5	H: 0 LOB: 1 BB: 1 P: 9	R: 0 E: 0 K: 0 S: 4	H: 2 LOB: 1 BB: 0 P: 4	R: 0 E: 0 K: 1 S: 5	H: 0 LOB: 0 BB: 1 P: 9	R: 0 E: 0 K: 0 S: 3	H: 0 LOB: 0 BB: 0 P: 3	R: 0 E: 0 K: 0 S: 3	H: 0 LOB: 0 BB: 0 P: 3	R: 0 E: 0 K: 0 S: 3	H: 1 LOB: 0 BB: 0 P: 3	R: 2 E: 0 K: 3 S: 12	H: 3 LOB: 1 BB: 0 P: 12	1B: 5 2B: 1 3B: 2 HR: 1	SF: 0 SAC: 0 DP: 1 HBP: 0	WP: 0 PB: 0 SB: 3 CS: 0	PA: 36
<b>PITCHER</b> Mike Parrott, R (1,1) ERA: 3.05	IP: 9.0 WLS: W BF: 36 H: 9 R: 3 ER: 3 SO: 5 BB: 2 IBB: 0 HBP: 0 BLK: 0 WP: 0 HR: 1 S: 44 P: 52 ERA: 3.00 WHIP: 1.222															<b>PITCHER</b>						


Batter	1	2	3	4	5	6	7	8	9	AB	R	H	RBI	BB	SO	LOB	BOTTOM					
Larry Milbourne, S (1,4) OBP: 0.327, SLG: 0.358										4	1	1	0	0	0	2	<b>Milwaukee Brewers @ Seattle Mariners</b> The Kingdome, Seattle, WA Sat Jun 23 1979, 10:05 PM EDT Att: 16,733 - Unknown					
Ruppert Jones, L (1,8) OBP: 0.357, SLG: 0.500										4	1	0	0	0	1	1						
Bruce Bochte, L (1,3) OBP: 0.406, SLG: 0.526										3	2	1	1	1	0	0						
Willie Horton, R (1,10) OBP: 0.349, SLG: 0.507										4	2	2	4	0	0	0						
Dan Meyer, L (1,5) OBP: 0.354, SLG: 0.504										4	1	2	2	0	0	0						
Leon Roberts, R (1,7) OBP: 0.351, SLG: 0.440										3	1	1	0	1	1	0						
John Hale, L (9,7) OBP: 0.400, SLG: 0.442										0	0	0	0	0	0	0						
Joe Simpson, L (1,9) OBP: 0.309, SLG: 0.368										4	0	1	0	0	0	1						
Larry Cox, R (1,2) OBP: 0.305, SLG: 0.364										4	0	2	1	0	0	0						
Mario Mendoza, R (1,6) OBP: 0.221, SLG: 0.260										4	0	0	0	0	3	4						
<b>Inning Stats</b>	R: 1 E: 0 K: 0 S: 4	H: 1 LOB: 0 BB: 0 P: 4	R: 1 E: 0 K: 0 S: 6	H: 3 LOB: 2 BB: 0 P: 6	R: 2 E: 0 K: 1 S: 7	H: 2 LOB: 0 BB: 0 P: 7	R: 0 E: 0 K: 1 S: 5	H: 0 LOB: 0 BB: 0 P: 5	R: 4 E: 1 K: 1 S: 9	H: 4 LOB: 2 BB: 2 P: 17	R: 0 E: 0 K: 1 S: 5	H: 0 LOB: 0 BB: 0 P: 5	R: 0 E: 0 K: 0 S: 3	H: 0 LOB: 0 BB: 0 P: 3	R: 0 E: 0 K: 1 S: 5	H: 0 LOB: 0 BB: 0 P: 5	R: 0 E: 0 K: 1 S: 5	H: 0 LOB: 0 BB: 0 P: 5	1B: 7 2B: 0 3B: 0 HR: 3	SF: 0 SAC: 0 DP: 0 HBP: 0	WP: 0 PB: 0 SB: 0 CS: 0	PA: 36
<b>PITCHER</b> Lary Sorensen, R (1,1) ERA: 3.4 Paul Mitchell, R (5,1) ERA: 5.28	IP: 4.0 WLS: L BF: 22 H: 8 R: 8 ER: 7 SO: 2 BB: 1 IBB: 0 HBP: 0 BLK: 0 WP: 0 HR: 3 S: 25 P: 29 ERA: 15.75 WHIP: 2.250															<b>PITCHER</b>						



Batter	1	2	3	4	5	6	7	8	9	10	11	12	AB	R	H	RBI	BB	SO	LOB								
<b>Paul Molitor, R</b> OBP: 0.375, SLG: 0.453 (1.4)	B1		F9	FC6-4			F9		E6		BB 1B	3-1 1B	7	1	2	1	0	0	2								
<b>Don Money, R</b> OBP: 0.346, SLG: 0.400 (1.10)	K		E 1B		F7		L4		F8		BB 1B	3-1 1B	6	1	2	0	0	1	1								
<b>Dick Davis, R</b> OBP: 0.266, SLG: 0.400 (11, PR)											BB 1B	3-1 1B	1	0	1	1	0	0	0								
<b>Cecil Cooper, L</b> OBP: 0.360, SLG: 0.488 (1.3)	F5		E6		F2			3-1			F3	3-1	6	0	0	0	1	0	5								
<b>Gorman Thomas, R</b> OBP: 0.365, SLG: 0.536 (1.8)		3B 2B	K		PO BB						K		6	1	3	1	1	3	6								
<b>Sixto Lezcano, R</b> OBP: 0.418, SLG: 0.495 (1.9)			K		PO			6-3					5	0	3	1	1	1	2								
<b>Sai Bando, R</b> OBP: 0.358, SLG: 0.343 (1.5)	K				F7			FC5-4			SH1-4		5	0	0	0	0	2	6								
<b>Robin Yount, R</b> OBP: 0.302, SLG: 0.387 (1.6)		L6			F9 1B			F8			4-3		4	0	0	0	2	0	2								
<b>Charlie Moore, R</b> OBP: 0.451, SLG: 0.504 (1.2)					BB			F8		2B E 1B	F9		5	2	3	0	1	0	3								
<b>Jim Wohlford, R</b> OBP: 0.286, SLG: 0.342 (1.7)			4-3					F9				FC6	6	2	2	0	0	1	6								
<b>Inning Stats</b>	R: 0 E: 0 K: 1 S: 5	H: 0 LOB: 0 BB: 0 P: 5	R: 1 E: 0 K: 1 S: 7	H: 2 LOB: 2 BB: 1 P: 11	R: 1 E: 2 K: 2 S: 9	H: 1 LOB: 1 BB: 0 P: 9	R: 0 E: 0 K: 0 S: 4	H: 1 LOB: 2 BB: 1 P: 8	R: 0 E: 0 K: 0 S: 2	H: 1 LOB: 0 BB: 0 P: 4	R: 0 E: 0 K: 1 S: 5	H: 1 LOB: 1 BB: 1 P: 4	R: 0 E: 0 K: 0 S: 4	H: 2 LOB: 2 BB: 1 P: 12	R: 0 E: 0 K: 2 S: 9	H: 2 LOB: 3 BB: 1 P: 13	R: 3 E: 1 K: 0 S: 7	H: 5 LOB: 3 BB: 0 P: 7	1B: 12 2B: 3 3B: 1 HR: 0	SF: 0 SAC: 1 DP: 0 HBP: 0	WP: 0 PB: 0 SB: 0 CS: 0	PA: 59					
<b>PITCHER</b>	IP	WLS	BF	H	R	ER	SO	BB	IBB	HBP	BLK	WP	HR	S	P	ERA	WHIP										
<b>Rick Honeycutt, L</b> ERA: 4.22 (1.1)	8.1		36	8	4	1	5	3	0	0	0	0	0	43	55	1.08	1.320										
<b>John Montague, R</b> ERA: 3.75 (9.1)	3.0	L	19	6	3	3	3	1	2	0	0	0	0	22	34	9.00	2.333										
<b>Shane Rawley, L</b> ERA: 4.29 (12.1)	0.1		2	1	0	0	0	0	0	0	0	0	0	2	2	0.00	3.000										
<b>Byron McLaughlin, R</b> ERA: 6.94 (12.1)	0.1		1	0	0	0	0	0	0	0	0	0	0	1	1	0.00	3.000										

**Milwaukee Brewers @ Seattle Mariners**  
The Kingdom, Seattle, WA  
Sun Jun 24 1979, 10:05 PM EDT  
Att. 7,639 - Unknown - 72 F


AB 51  
R 7  
H 16  
RBI 4  
BB 6  
SO 8  
LOB 33



Batter	1	2	3	4	5	6	7	8	9	10	11	12	AB	R	H	RBI	BB	SO	LOB									
<b>Larry Milbourne, S</b> OBP: 0.327, SLG: 0.357 (1.4)	F7		F9			4-1					BB 1B	K	6	1	2	0	0	1	0									
<b>Ruppert Jones, L</b> OBP: 0.356, SLG: 0.496 (1.8)	F7		K		4-3			3-1			4-3 BB	FC4-6 1B	6	1	2	0	0	1	1									
<b>Bruce Bochte, L</b> OBP: 0.409, SLG: 0.525 (1.3)													4	0	2	0	1	0	0									
<b>Charlie Beamon, L</b> OBP: 0.200, SLG: 0.200 (9, PR) (10.3)	FC6-4		2B 1B			G3		4-3			FC4-6 4-3	BB	1	0	0	0	0	1	1									
<b>Willie Horton, R</b> OBP: 0.349, SLG: 0.507 (1.10)	FC6-4					L9					4-3		6	0	2	1	0	0	4									
<b>Dan Meyer, L</b> OBP: 0.361, SLG: 0.525 (1.5)								F2			FC4-6	IBB	4	1	2	1	2	0	1									
<b>Leon Roberts, R</b> OBP: 0.347, SLG: 0.432 (1.7)		HR									5-3	FC4-6	5	0	0	1	1	1	5									
<b>Joe Simpson, L</b> OBP: 0.310, SLG: 0.378 (1.9)											F8	K	6	1	2	0	0	1	4									
<b>Larry Cox, R</b> OBP: 0.303, SLG: 0.357 (1.2)		FC6-4				G3							3	0	0	0	1	0	2									
<b>Bob Stinson, S</b> OBP: 0.361, SLG: 0.360 (10, PH) (11.2)													1	0	0	0	0	0	0									
<b>Mario Mendoza, R</b> OBP: 0.217, SLG: 0.256 (1.6)													3	0	0	1	0	0	2									
<b>John Hale, L</b> OBP: 0.383, SLG: 0.432 (10, PH) (11.6)													1	0	0	0	0	0	0									
<b>Bobby Valentine, R</b> OBP: 0.378, SLG: 0.368 (11.6)													0	0	0	0	0	0	0									
<b>Inning Stats</b>	R: 0 E: 0 K: 0 S: 4	H: 1 LOB: 1 BB: 0 P: 4	R: 1 E: 0 K: 0 S: 5	H: 2 LOB: 1 BB: 0 P: 5	R: 0 E: 0 K: 2 S: 9	H: 2 LOB: 3 BB: 1 P: 13	R: 0 E: 0 K: 0 S: 5	H: 2 LOB: 1 BB: 0 P: 6	R: 0 E: 0 K: 0 S: 4	H: 1 LOB: 2 BB: 0 P: 8	R: 0 E: 0 K: 0 S: 3	H: 0 LOB: 0 BB: 0 P: 3	R: 0 E: 0 K: 1 S: 7	H: 1 LOB: 1 BB: 0 P: 4	R: 0 E: 0 K: 1 S: 5	H: 0 LOB: 0 BB: 0 P: 5	R: 0 E: 0 K: 1 S: 5	H: 1 LOB: 0 BB: 0 P: 5	R: 0 E: 0 K: 0 S: 3	H: 0 LOB: 0 BB: 0 P: 3	1B: 8 2B: 2 3B: 1 HR: 1	SF: 1 SAC: 0 DP: 1 HBP: 0	WP: 0 PB: 0 SB: 0 CS: 0	PA: 52				
<b>PITCHER</b>	IP	WLS	BF	H	R	ER	SO	BB	IBB	HBP	BLK	WP	HR	S	P	ERA	WHIP											
<b>Moose Haas, R</b> ERA: 5.96 (1.1)	8.0		37	10	3	3	2	3	0	0	0	0	0	1	38	5.00	1.625											
<b>Jerry Augustine, L</b> ERA: 2.65 (9.1)	0.0	W	13	1	1	1	3	0	1	0	0	0	0	0	1	5	=	=										
<b>Bill Castro, R</b> ERA: 2.12 (11.6)	4.0												2	25	22	2.25	0.250											

**Milwaukee Brewers @ Seattle Mariners**  
The Kingdom, Seattle, WA  
Sun Jun 24 1979, 10:05 PM EDT  
Att. 7,639 - Unknown - 72 F

AB 46  
R 4  
H 12  
RBI 4  
BB 5  
SO 5  
LOB 20





Batter	1	2	3	4	5	6	7	8	9	AB	R	H	RBI	BB	SO	LOB	TOP										
<b>Junior Moore, R</b> (1, 7) OBP: 0.339, SLG: 0.336 <b>Rusty Torres, S</b> (7, PH) OBP: 0.413, SLG: 0.426 (7, 7)	0-0 4-3		0-0 FC6-4 1B		0-0 L9-5 1B		4-0 BB		4-0 WP BB	3	0	2	0	0	0	0											
<b>Claudell Washington, L</b> (1, 9) OBP: 0.309, SLG: 0.429 <b>Bill Nahorodny, R</b> (9, PH) OBP: 0.302, SLG: 0.461	0-3 K		0-0 FC6-4 1-2		0-0 E9 1-3 1B		0-3 K		0-3 K	4	0	1	0	0	2	2											
<b>Chet Lemon, R</b> (1, 8) OBP: 0.395, SLG: 0.484	0-0 FC6-4 1B		0-0 F4		4-0 IBB				4-0 5-3 IBB	3	0	1	0	2	0	1											
<b>Lamar Johnson, R</b> (1, 3) OBP: 0.389, SLG: 0.459 <b>Mike Squires, L</b> (8, PR) OBP: 0.296, SLG: 0.301 (8, 3)	0-0 FC6-4 1-2				0-0 F8 3-H		0-0 L9-5		0-0 E S 1B	4	0	1	0	0	0	4											
<b>Alan Bannister, R</b> (1, 5) OBP: 0.398, SLG: 0.432 <b>Kevin Bell, R</b> (8, 5)		0-0 6-3			0-3 K				0-0 5-3	4	0	0	0	0	1	1											
<b>Wayne Nordhagen, R</b> (1, 10) OBP: 0.297, SLG: 0.360 <b>Jorge Orta, L</b> (8, PH) OBP: 0.321, SLG: 0.317		0-0 1B			0-0 F8				4-0 FC5-4 IBB	3	0	1	0	0	0	0											
<b>Greg Pryor, R</b> (1, 4) OBP: 0.329, SLG: 0.342		0-0 F7			0-0 F3				0-0 F7	4	0	0	0	0	0	3											
<b>Mitt May, L</b> (1, 2) OBP: 0.329, SLG: 0.474	0-3 K				4-0 HR BB				0-3 K	3	1	0	0	1	3	1											
<b>Don Kessinger, S</b> (1, 6) OBP: 0.245, SLG: 0.299 <b>Ralph Garr, L</b> (9, PH) OBP: 0.340, SLG: 0.414					0-0 F9				0-0 E4 WP BB	3	1	1	2	0	0	0											
<b>Inning Stats</b>	R: 0 E: 0 K: 1 S: 6	H: 1 LOB: 1 BB: 0 P: 6	R: 0 E: 0 K: 1 S: 6	H: 1 LOB: 1 BB: 0 P: 6	R: 0 E: 0 K: 0 S: 4	H: 1 LOB: 1 BB: 0 P: 4	R: 0 E: 0 K: 1 S: 5	H: 0 LOB: 0 BB: 0 P: 5	R: 2 E: 1 K: 0 S: 5	H: 3 LOB: 2 BB: 2 P: 13	R: 0 E: 0 K: 0 S: 3	H: 0 LOB: 0 BB: 0 P: 3	R: 0 E: 0 K: 2 S: 7	H: 0 LOB: 1 BB: 1 P: 11	R: 0 E: 0 K: 0 S: 4	H: 1 LOB: 2 BB: 1 P: 8	R: 0 E: 1 K: 2 S: 8	H: 0 LOB: 3 BB: 2 P: 16	1B: 6 2B: 1 3B: 0 HR: 1	SF: 0 SAC: 0 DP: 1 HBP: 0	WP: 1 PB: 0 SB: 1 CS: 0	PA: 40					
<b>PITCHER</b>	IP	WLS	BF	H	R	ER	SO	BB	IBB	HBP	BLK	WP	HR	S	P	ERA	WHIP										
Floyd Bannister, L (1, 1) ERA: 4.15	5.0		22	6	2	2	3	1	1	0	0	0	1	26	34	3.60	1.400										
Byron McLoughlin, R (6, 1) ERA: 5.25	3.1	W	15	1	0	0	3	2	1	0	0	0	0	18	30	0.00	0.900										
Byron McLoughlin, R (9, 1) ERA: 5.25	3.1	W	15	1	0	0	3	2	1	0	0	0	0	18	30	0.00	0.900										
Shane Rawley, L (9, 1) ERA: 4.24	0.2	S	3	0	0	0	1	0	1	0	0	1	0	4	8	0.00	0.000										

Chicago White Sox @ Seattle Mariners  
 The Kingdome, Seattle, WA  
 Tue Jun 26 1979, 10:05 PM EDT  
 Att: 7,740 - Unknown

AB	34
R	2
H	7
RBI	2
BB	6
SO	7
LOB	17



Batter	1	2	3	4	5	6	7	8	9	AB	R	H	RBI	BB	SO	LOB	BOTTOM										
<b>Larry Milbourne, S</b> (1, 4) OBP: 0.320, SLG: 0.348	0-0 G3		0-0 E6 1-3		0-0 5-3				0-0 4-3	4	0	0	0	0	0	1											
<b>Ruppert Jones, L</b> (1, 8) OBP: 0.352, SLG: 0.489	0-0 3-1		0-3 K		0-0 4-3				0-3 K	4	0	0	0	0	2	2											
<b>Bruce Bochte, L</b> (1, 3) OBP: 0.414, SLG: 0.531 <b>Charlie Beamon, L</b> (8, PR) OBP: 0.200, SLG: 0.200 (9, 3)	0-0 2B		4-0 IBB		0-0 4-3				0-0 1B 1B	3	0	2	0	1	0	0											
<b>Willie Horton, R</b> (1, 10) OBP: 0.348, SLG: 0.503 <b>John Hale, L</b> (8, PR) OBP: 0.393, SLG: 0.432 (9, 9)	0-0 6-3		0-0 F8						0-0 1-4-3	4	0	1	0	0	0	4											
<b>Dan Meyer, L</b> (1, 5) OBP: 0.363, SLG: 0.537		0-0 3-1			0-0 F7				0-0 HR	4	1	2	2	0	0	0											
<b>Leon Roberts, R</b> (1, 7) OBP: 0.346, SLG: 0.427		0-0 F7			0-0 E5 F8 HBP				0-0 F9	3	0	0	0	1	0	0											
<b>Joe Simpson, L</b> (1, 9) OBP: 0.371, SLG: 0.369 <b>Tom Paciorek, R</b> (8, PH) OBP: 0.320, SLG: 0.442 <b>Byron McLoughlin, R</b> (9, 1) OBP: 0.340, SLG: 0.414	0-0 G3				1-0 F8 HBP				0-0 4-3	2	0	0	0	0	0	0											
<b>Bob Stinson, S</b> (1, 2) OBP: 0.350, SLG: 0.348					0-0 5-3				0-3 K	4	0	0	0	0	1	4											
<b>Mario Mendoza, R</b> (1, 6) OBP: 0.214, SLG: 0.252					0-0 E5				0-3 K	3	0	0	0	0	1	2											
<b>Inning Stats</b>	R: 0 E: 0 K: 0 S: 4	H: 1 LOB: 1 BB: 0 P: 4	R: 0 E: 0 K: 0 S: 3	H: 0 LOB: 0 BB: 0 P: 3	R: 0 E: 2 K: 1 S: 7	H: 0 LOB: 3 BB: 1 P: 11	R: 0 E: 1 K: 0 S: 4	H: 0 LOB: 2 BB: 0 P: 5	R: 0 E: 0 K: 0 S: 3	H: 0 LOB: 0 BB: 0 P: 3	R: 1 E: 0 K: 0 S: 4	H: 1 LOB: 0 BB: 0 P: 4	R: 0 E: 0 K: 2 S: 7	H: 0 LOB: 0 BB: 0 P: 7	R: 2 E: 0 K: 1 S: 8	H: 3 LOB: 2 BB: 1 P: 12	1B: 3 2B: 1 3B: 0 HR: 1	SF: 1 SAC: 0 DP: 0 HBP: 1	WP: 0 PB: 0 SB: 0 CS: 0	PA: 35							
<b>PITCHER</b>	IP	WLS	BF	H	R	ER	SO	BB	IBB	HBP	BLK	WP	HR	S	P	ERA	WHIP										
Francisco Barrios, R (1, 1) ERA: 3.72	6.1		26	2	1	1	2	0	1	1	0	0	1	28	33	1.42	0.316										
Steve Trout, L (7, 1) ERA: 4.3	1.0	L	7	3	2	2	2	1	0	0	0	0	0	10	14	18.00	4.000										
Fred Howard, R (8, 1) ERA: 3.63	0.2		2	0	0	0	0	0	0	0	0	0	0	2	2	0.00	0.000										

Chicago White Sox @ Seattle Mariners  
 The Kingdome, Seattle, WA  
 Tue Jun 26 1979, 10:05 PM EDT  
 Att: 7,740 - Unknown

AB	31
R	3
H	5
RBI	3
BB	2
SO	4
LOB	13





Batter	1	2	3	4	5	6	7	8	9	AB	R	H	RBI	BB	SO	LOB	TOP									
Ralph Garr, L OBP: 0.338, SLG: 0.411 Rusty Torres, S OBP: 0.406, SLG: 0.418 (8, PH)	0-0 3-1		0-0 2B 1B		0-0 F8		0-0 F8	0-0 F5		4	0	1	0	0	0	2										
Claudell Washington, L OBP: 0.314, SLG: 0.437 (1, 9)	0-0 2B		0-0 1-3 2B		1-0 1B HBP		0-0 F7		0-0 4-3	4	0	2	0	0	0	1										
Jorge Orta, L OBP: 0.323, SLG: 0.315 (1, 10)	0-3 K		0-0 F9		1-2 2-3 1B			4-0 1B 2B BB	0-0 4-3	4	1	1	0	1	1	3										
Lamar Johnson, R OBP: 0.390, SLG: 0.457 (1, 3)	0-0 6-3			0-0 F7	0-0 L4			0-0 2B 4-3 1B	0-0 1B	5	1	2	0	0	0	4										
Alan Bannister, R OBP: 0.394, SLG: 0.431 (8, 4)		0-0 4-3		0-0 6-3			0-0 6-3	0-0 4-3 1B 2B	0-0 F8	5	1	1	1	0	0	1										
Chet Lemon, R OBP: 0.393, SLG: 0.481 (1, 8)		0-0 F9		0-0 1B			0-0 4-3	0-0 4-3		4	0	1	1	0	0	1										
Greg Pryor, R OBP: 0.328, SLG: 0.341 (8, 6)		0-0 6-3		0-3 K			0-0 F7	2-3 3-H 1B		4	0	1	1	0	1	1										
Mitt May, L OBP: 0.330, SLG: 0.468 Wayne Nordhagen, R OBP: 0.304, SLG: 0.366 (8, PH)			0-0 F7		0-0 1B HBP 1B		0-0 L4	0-0 1-2 1B		3	0	1	0	0	0	0										
Don Kessinger, S OBP: 0.247, SLG: 0.292 Junior Moore, R OBP: 0.336, SLG: 0.333 Kevin Bell, R (8, 5)			0-0 6-3		0-0 F7		4-0 BB	0-3 K		2	0	0	0	1	0	1										
<b>Inning Stats</b>	R: 0 E: 0 K: 1 S: 6	H: 1 LOB: 1 BB: 0 P: 6	R: 0 E: 0 K: 0 S: 3	H: 0 LOB: 0 BB: 0 P: 3	R: 0 E: 0 K: 0 S: 5	H: 2 LOB: 2 BB: 0 P: 5	R: 0 E: 0 K: 1 S: 6	H: 1 LOB: 1 BB: 0 P: 6	R: 0 E: 0 K: 0 S: 5	H: 2 LOB: 3 BB: 0 P: 6	R: 0 E: 0 K: 0 S: 3	H: 0 LOB: 0 BB: 0 P: 3	R: 0 E: 0 K: 0 S: 3	H: 0 LOB: 1 BB: 1 P: 7	R: 3 E: 0 K: 1 S: 9	H: 4 LOB: 2 BB: 1 P: 13	R: 0 E: 0 K: 0 S: 4	H: 1 LOB: 1 BB: 0 P: 4	1B: 8 2B: 3 3B: 0 HR: 0	SF: 0 SAC: 0 DP: 0 HBP: 1	WP: 0 PB: 0 SB: 0 CS: 0	PA: 41				
<b>PITCHER</b>	IP	WLS	BF	H	R	ER	SO	BB	IBB	HBP	BLK	WP	HR	S	P	ERA	WHIP									
Odell Jones, R ERA: 5.95 John Montague, R ERA: 3.95 Shane Rawley, L ERA: 4.12	(1, 1) (8, 1) (8, 1)	7.0 0.1 1.2	30 4 7	6 3 2	1 2 0	1 2 0	2 0 1	2 0 0	0 0 0	1 0 0	0 0 0	0 0 0	0 0 0	0 4 9	31 4 9	40 4 9	1.29 54.00 0.00	1.143 9.000 1.200								

Chicago White Sox @ Seattle Mariners  
The Kingdome, Seattle, WA  
Wed Jun 27 1979, 10:05 PM EDT  
Att: 8,106 - Unknown

livebaseballscorecards.com

AB 38  
R 3  
H 11  
RBI 3  
BB 2  
SO 3  
LOB 18



Batter	1	2	3	4	5	6	7	8	9	AB	R	H	RBI	BB	SO	LOB	BOTTOM									
Leon Roberts, R OBP: 0.354, SLG: 0.439 (1, 7)	0-3 K		0-0 1B 1B		0-0 1B 3B		0-0 FC4-6 1B		4-0 BB IBB	4	1	3	0	1	1	0										
Ruppert Jones, L OBP: 0.350, SLG: 0.482 (1, 8)	0-3 K		0-0 F7		0-0 F2		0-0 FC4-6 1-2		4-0 1-2 2-3 3-H BB	4	0	0	1	1	1	3										
Bruce Bochte, L OBP: 0.415, SLG: 0.530 (1, 3)	0-0 F9		0-0 1-3 1B		0-0 3-H 1B		0-0 F4			4	0	2	1	0	0	1										
Willie Horton, R OBP: 0.344, SLG: 0.497 (1, 10)		0-0 F3	0-0 6-3		0-0 K			0-0 F8		4	0	0	0	0	1	3										
Tom Paciorek, R OBP: 0.327, SLG: 0.444 (1, 9)		0-0 1B 1B		0-0 1B SF8 1B	0-0 F8			0-0 6-3		4	2	2	0	0	0	1										
Dan Meyer, L OBP: 0.365, SLG: 0.536 (1, 5)		0-0 1B 1B		0-0 1B SF8 1B			0-0 F7	0-0 4-3		4	0	2	0	0	0	0										
Larry Cox, R OBP: 0.302, SLG: 0.352 (1, 2)	0-3 K		0-3 SF8		1-2 3-H BB		4-0 G4-3 BB		0-0 F8	2	0	0	1	1	1	2										
Bill Stein, R OBP: 0.307, SLG: 0.320 Joe Simpson, L OBP: 0.311, SLG: 0.369 (9, PR)		0-0 1B		0-0 F6			0-0 G4-3		0-0 E8 BB 2B	4	0	2	1	0	0	2										
Mario Mendoza, R OBP: 0.211, SLG: 0.249 Bobby Valentine, R OBP: 0.391, SLG: 0.368 (9, PH)		1-1 3-H 1B		0-0 F9	0-0 4-3			0-0 F4	4-0 BB IBB	3	0	0	0	0	0	1										
<b>Inning Stats</b>	R: 0 E: 0 K: 2 S: 7	H: 0 LOB: 0 BB: 0 P: 7	R: 1 E: 0 K: 1 S: 7	H: 3 LOB: 2 BB: 0 P: 7	R: 0 E: 0 K: 0 S: 5	H: 2 LOB: 2 BB: 0 P: 5	R: 1 E: 0 K: 0 S: 5	H: 2 LOB: 1 BB: 0 P: 5	R: 1 E: 0 K: 1 S: 7	H: 2 LOB: 1 BB: 0 P: 7	R: 0 E: 0 K: 0 S: 2	H: 0 LOB: 0 BB: 1 P: 6	R: 0 E: 0 K: 0 S: 4	H: 1 LOB: 1 BB: 0 P: 4	R: 0 E: 0 K: 0 S: 3	H: 0 LOB: 0 BB: 0 P: 3	R: 1 E: 1 K: 0 S: 2	H: 1 LOB: 3 BB: 3 P: 14	1B: 9 2B: 1 3B: 1 HR: 0	SF: 1 SAC: 0 DP: 1 HBP: 0	WP: 0 PB: 0 SB: 1 CS: 0	PA: 38				
<b>PITCHER</b>	IP	WLS	BF	H	R	ER	SO	BB	IBB	HBP	BLK	WP	HR	S	P	ERA	WHIP									
Ken Kraviec, L ERA: 3.35	(1, 1)	8.1	L	38	11	4	4	4	2	2	0	0	0	0	42	58	4.32	1.560								

Chicago White Sox @ Seattle Mariners  
The Kingdome, Seattle, WA  
Wed Jun 27 1979, 10:05 PM EDT  
Att: 8,106 - Unknown

livebaseballscorecards.com

AB 33  
R 4  
H 11  
RBI 4  
BB 4  
SO 4  
LOB 13





Batter	1	2	3	4	5	6	7	8	9	AB	R	H	RBI	BB	SO	LOB	TOP			
Ralph Garr, L OBP: 0.337, SLG: 0.418 Rusty Torres, S OBP: 0.406, SLG: 0.418	0-0 1B 3B		0-0 4-3			0-0 4-3		0-0 L8-3		4	1	1	0	0	0	1				
Claudell Washington, L OBP: 0.313, SLG: 0.434	0-0 4-3		0-0 F8			0-3 K			0-0 1B SH1-3	4	1	1	0	0	1	1				
Jorge Orta, L OBP: 0.328, SLG: 0.321 Don Kessinger, S OBP: 0.247, SLG: 0.292	0-0 1B			0-0 4-3					0-0 SH1-3	3	0	2	1	0	0	0				
Lamar Johnson, R OBP: 0.387, SLG: 0.453	0-0 F9			0-0 6-3					0-0 1B	4	0	1	0	0	0	2				
Chet Lemon, R OBP: 0.391, SLG: 0.477	0-3 K			0-0 6-3					0-0 1B	4	0	1	1	0	1	1				
Bill Nahorodny, R OBP: 0.301, SLG: 0.450		0-0 5-3				4-0 SH1-4 BB			0-0 4-3	3	0	0	0	1	0	2				
Greg Pryor, R OBP: 0.325, SLG: 0.338		0-0 6-3				0-0 SH1-4			0-0 5-3	2	0	0	0	0	0	0				
Mike Squires, L OBP: 0.287, SLG: 0.302		0-0 6-3				0-0 L6			0-0 L8-3 1B	3	0	1	0	0	0	1				
Kevin Bell, R OBP: 0.287, SLG: 0.302			0-3 K			0-3 K			0-3 K	3	0	0	0	0	3	2				
<b>Inning Stats</b>	R: 1 E: 0 K: 1 S: 7	H: 2 LOB: 1 BB: 0 P: 7	R: 0 E: 0 K: 0 S: 3	H: 0 LOB: 0 BB: 0 P: 3	R: 0 E: 0 K: 1 S: 5	H: 0 LOB: 0 BB: 0 P: 5	R: 0 E: 0 K: 0 S: 3	H: 0 LOB: 0 BB: 0 P: 3	R: 0 E: 0 K: 1 S: 5	H: 1 LOB: 1 BB: 0 P: 6	R: 0 E: 0 K: 0 S: 3	H: 0 LOB: 0 BB: 0 P: 3	R: 0 E: 0 K: 1 S: 5	H: 1 LOB: 0 BB: 0 P: 5	R: 1 E: 0 K: 0 S: 5	H: 3 LOB: 1 BB: 0 P: 5	1B: 6 2B: 1 3B: 1 HR: 0	SF: 0 SAC: 2 DP: 2 HBP: 0	WP: 0 PB: 0 SB: 0 CS: 0	PA: 33
<b>PITCHER</b> Mike Parrott, R ERA: 2.95	IP: 9.0 WLS: L BF: 33	H: 7 R: 2 ER: 2 SO: 5	BB: 1 IBB: 0 HBP: 0 BLK: 0	WP: 0 HR: 0 S: 42 P: 46	ERA: 2.00 WHIP: 0.889															

Chicago White Sox @ Seattle Mariners  
The Kingdome, Seattle, WA  
Thu Jun 28 1979, 6:33 AM EDT  
Att: 7,687 - Unknown

AB 30  
R 2  
H 7  
RBI 2  
BB 1  
SO 5  
LOB 10



Batter	1	2	3	4	5	6	7	8	9	AB	R	H	RBI	BB	SO	LOB	BOTTOM					
Leon Roberts, R OBP: 0.349, SLG: 0.433	0-0 L6		0-0 FC6-4			0-0 6-3		0-0 F7		4	0	0	0	0	0	1						
Joe Simpson, L OBP: 0.319, SLG: 0.375	0-0 G4-6-3 1B		0-0 F8			0-0 F8		0-0 1B		4	0	2	0	0	0	1						
Bruce Bochte, L OBP: 0.413, SLG: 0.524	0-0 G4-6-3			4-0 FC1-5 1B BB		0-0 4-3		0-0 F7		3	0	0	0	1	0	2						
Willie Horton, R OBP: 0.345, SLG: 0.497 Charlie Beamon, L OBP: 0.200, SLG: 0.200		0-0 1-3		0-0 FC1-5 1B		0-0 6-3			0-0 1B G4-6-3 1B	4	0	2	0	0	0	0						
Tom Paciorek, R OBP: 0.342, SLG: 0.461 Larry Milbourne, S OBP: 0.320, SLG: 0.348		4-0 FC7-4 BB		0-0 FC1-5					0-0 G4-6-3 1B	3	0	2	0	1	0	2						
Dan Meyer, L OBP: 0.363, SLG: 0.531		0-0 FC7-4 1B		1-2 2-3F		0-0 F9		0-0 F8		4	0	1	0	0	0	4						
Bill Stein, R OBP: 0.305, SLG: 0.317		0-0 1B		0-0 F9		0-0 F9		0-0 F9		4	0	1	0	0	0	5						
Larry Cox, R OBP: 0.296, SLG: 0.345 Bobby Valentine, R OBP: 0.404, SLG: 0.368 John Hale, L OBP: 0.393, SLG: 0.432			0-3 K			0-0 F4		0-0 F2		3	0	0	0	0	1	1						
Mario Mendoza, R OBP: 0.212, SLG: 0.250 Ruppert Jones, L OBP: 0.348, SLG: 0.481			0-0 FC6-4 1B			0-0 F9		0-0 BB		3	0	1	0	0	1	0						
<b>Inning Stats</b>	R: 0 E: 0 K: 0 S: 3	H: 1 LOB: 0 BB: 0 P: 3	R: 0 E: 0 K: 0 S: 3	H: 1 LOB: 2 BB: 1 P: 7	R: 0 E: 0 K: 1 S: 6	H: 1 LOB: 1 BB: 0 P: 6	R: 0 E: 0 K: 0 S: 4	H: 1 LOB: 2 BB: 1 P: 8	R: 0 E: 0 K: 0 S: 3	H: 0 LOB: 0 BB: 0 P: 3	R: 0 E: 0 K: 0 S: 3	H: 0 LOB: 0 BB: 0 P: 3	R: 0 E: 0 K: 0 S: 4	H: 1 LOB: 1 BB: 0 P: 4	R: 0 E: 0 K: 1 S: 6	H: 1 LOB: 2 BB: 0 P: 6	R: 1 E: 0 K: 0 S: 5	H: 3 LOB: 2 BB: 1 P: 9	1B: 8 2B: 1 3B: 0 HR: 0	SF: 0 SAC: 0 DP: 2 HBP: 0	WP: 0 PB: 0 SB: 1 CS: 0	PA: 36
<b>PITCHER</b> Ross Baumgarten, L ERA: 3.47 Steve Trout, L ERA: 4.19	IP: 8.0 WLS: W BF: 32	H: 8 R: 1 ER: 1 SO: 2	BB: 2 IBB: 0 HBP: 0 BLK: 0	WP: 0 HR: 0 S: 34 P: 42	ERA: 1.12 WHIP: 1.250																	
<b>PITCHER</b>	IP: 1.0 WLS: S BF: 4	H: 1 R: 0 ER: 0 SO: 0	BB: 1 IBB: 0 HBP: 0 BLK: 0	WP: 0 HR: 0 S: 3 P: 7	ERA: 0.00 WHIP: 2.000																	

Chicago White Sox @ Seattle Mariners  
The Kingdome, Seattle, WA  
Thu Jun 28 1979, 6:33 AM EDT  
Att: 7,687 - Unknown

AB 33  
R 1  
H 9  
RBI 0  
BB 3  
SO 2  
LOB 18





Batter	1	2	3	4	5	6	7	8	9	AB	R	H	RBI	BB	SO	LOB	TOP					
Larry Milbourne, S OBP: 0.316, SLG: 0.343 (1, 4)	5-3		1-3		FC6-4 2-3		BB 1B		L6	5	1	1	0	0	0	1						
Ruppert Jones, L OBP: 0.349, SLG: 0.488 (1, 8)	HR		5-3		2-3		BB 1B		4-3	4	1	1	1	1	0	1						
Bruce Bochte, L OBP: 0.409, SLG: 0.518 (1, 3)	4-3		F7		6-3		G6-4-3 1-2 2-H		4-3	5	0	1	1	0	0	1						
Willie Horton, R OBP: 0.341, SLG: 0.490 (1, 10)	4-3			6-3		6-3	G6-4-3 1-2			4	0	0	0	0	0	2						
Dan Meyer, L OBP: 0.365, SLG: 0.531 (1, 5)		F9		G3 1B		F9		SH1-4 1B		4	1	2	0	0	0	0						
Joe Simpson, L OBP: 0.320, SLG: 0.385 (1, 9)		6-3		G3		1B 2B		SH1-4		3	0	1	0	0	0	1						
Leon Roberts, R John Hale, L OBP: 0.393, SLG: 0.432 (1, 7) (9, 7)		1B 1B		BB		FC6-4 1B		2-H 1B		3	0	3	1	1	0	0						
Bob Stinson, S OBP: 0.348, SLG: 0.345 (1, 2)		1-2 1B		4-3		FC6-4		F7		4	0	1	0	0	0	5						
Mario Mendoza, R OBP: 0.209, SLG: 0.245 (1, 6)		6-3			E6 FC6-4		F9	F8		4	0	0	0	0	0	3						
<b>Inning Stats</b>	R: 1 E: 0 K: 0 S: 4	H: 1 LOB: 0 BB: 4	R: 0 E: 0 K: 0 S: 5	H: 2 LOB: 2 BB: 5	R: 0 E: 0 K: 0 S: 3	H: 0 LOB: 0 BB: 3	R: 0 E: 0 K: 0 S: 4	H: 1 LOB: 2 BB: 1	R: 0 E: 1 K: 0 S: 4	H: 0 LOB: 1 BB: 4	R: 0 E: 0 K: 0 S: 5	H: 2 LOB: 1 BB: 8	R: 1 E: 0 K: 0 S: 4	H: 2 LOB: 1 BB: 8	R: 0 E: 0 K: 0 S: 5	H: 2 LOB: 1 BB: 5	R: 0 E: 0 K: 0 S: 3	H: 0 LOB: 0 BB: 3	1B: 8 2B: 1 3B: 0 HR: 1	SF: 0 SAC: 1 DP: 1 HBP: 0	WP: 0 PB: 0 SB: 0 CS: 0	PA: 39
<b>PITCHER</b> Lary Sorensen, R ERA: 3.38 (1, 1)	IP: 9.0 WLS: L BF: 39 H: 10 R: 3 ER: 3 SO: 0 BB: 2 IBB: 0 HBP: 0 BLK: 0 WP: 0 HR: 1 S: 37 P: 45 ERA: 3.00 WHIP: 1.333															<b>PITCHER</b>						

Seattle Mariners @ Milwaukee Brewers  
Milwaukee County Stadium, Milwaukee, WI  
Fri Jun 29 1979, 8:05 PM EDT  
Att: 16,843 - Unknown


AB 36  
R 3  
H 10  
RBI 3  
BB 2  
SO 0  
LOB 14



Batter	1	2	3	4	5	6	7	8	9	AB	R	H	RBI	BB	SO	LOB	BOTTOM			
Paul Molitor, R OBP: 0.375, SLG: 0.452 (1, 4)	E5 BB		F8		F3			BB BB 1B		4	0	1	0	0	0	0				
Don Money, R Jim Wohlford, R OBP: 0.314, SLG: 0.361 OBP: 0.274, SLG: 0.325 (1, 10) (8, FR)	F7		6-3		F6			BB BB		3	0	0	0	1	0	1				
Cecil Cooper, L OBP: 0.382, SLG: 0.481 (1, 3)	G6-4-3 BB		G3			4-3		K		3	0	0	0	1	1	2				
Gorman Thomas, R OBP: 0.384, SLG: 0.532 (1, 8)	G6-4-3			K		F9		BB BB		3	0	0	0	1	1	2				
Ben Oglivie, L OBP: 0.330, SLG: 0.500 (1, 7)		1-3 E 1B		1B 2B		F8		G3		4	2	2	0	0	0	3				
Sixto Lezcano, R OBP: 0.421, SLG: 0.493 (1, 9)		1-3		1B			F7		4-3	4	0	1	1	0	0	1				
Sal Bando, R OBP: 0.340, SLG: 0.341 (1, 5)		2-H F8		2-H F8			L4		K	4	0	0	0	0	1	1				
Robin Yount, R OBP: 0.303, SLG: 0.366 (1, 6)		1B			F9		F8			4	0	2	0	0	0	1				
Buck Martinez, R Charlie Moore, R OBP: 0.250, SLG: 0.326 OBP: 0.439, SLG: 0.493 (1, 2) (8, PH)		F8			1-3			K		2	0	0	0	0	0	1				
<b>Inning Stats</b>	R: 0 E: 1 K: 0 S: 3	H: 0 LOB: 1 BB: 7	R: 1 E: 1 K: 0 S: 5	H: 2 LOB: 1 BB: 0	R: 0 E: 0 K: 0 S: 3	H: 0 LOB: 0 BB: 3	R: 1 E: 0 K: 1 S: 7	H: 2 LOB: 1 BB: 0	R: 0 E: 0 K: 0 S: 3	H: 0 LOB: 0 BB: 3	R: 0 E: 0 K: 2 S: 8	H: 1 LOB: 3 BB: 2	R: 0 E: 0 K: 1 S: 6	H: 1 LOB: 1 BB: 0	R: 0 E: 0 K: 1 S: 6	H: 1 LOB: 1 BB: 6	1B: 4 2B: 2 3B: 0 HR: 0	SF: 0 SAC: 0 DP: 1 HBP: 0	WP: 0 PB: 0 SB: 0 CS: 0	PA: 36
<b>PITCHER</b> Glenn Abbott, R Shane Rawley, L ERA: 4.97 ERA: 4.01 (1, 1) (8, 1)	IP: 7.1 WLS: W BF: 29 H: 5 R: 2 ER: 2 SO: 2 BB: 2 IBB: 0 HBP: 0 BLK: 0 WP: 0 HR: 0 S: 31 P: 39 ERA: 2.46 WHIP: 0.955															<b>PITCHER</b>				

Seattle Mariners @ Milwaukee Brewers  
Milwaukee County Stadium, Milwaukee, WI  
Fri Jun 29 1979, 8:05 PM EDT  
Att: 16,843 - Unknown

AB 33  
R 2  
H 6  
RBI 1  
BB 3  
SO 4  
LOB 13






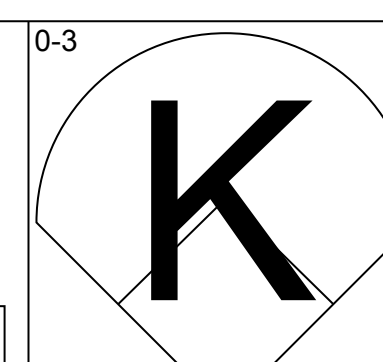
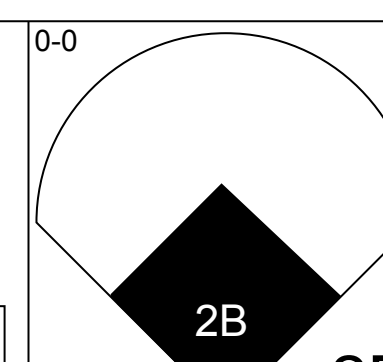
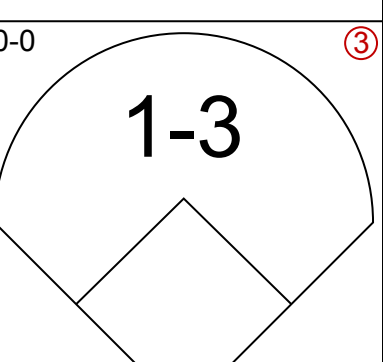
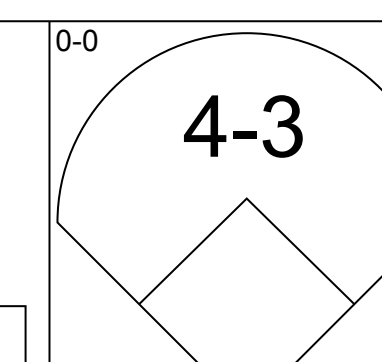
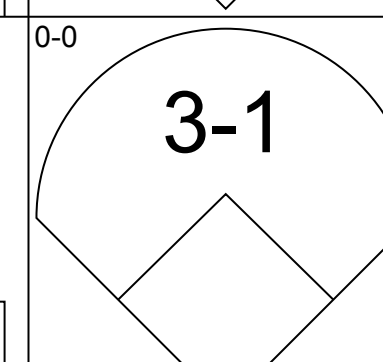
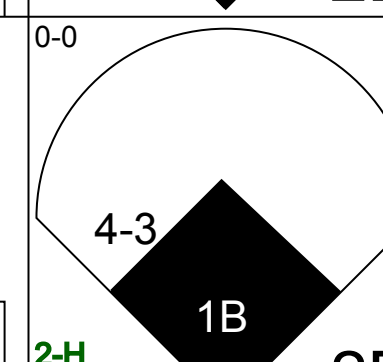
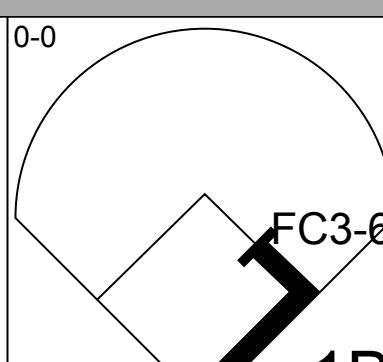
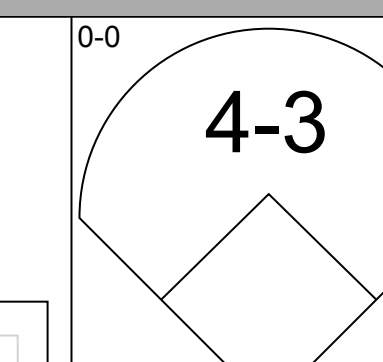
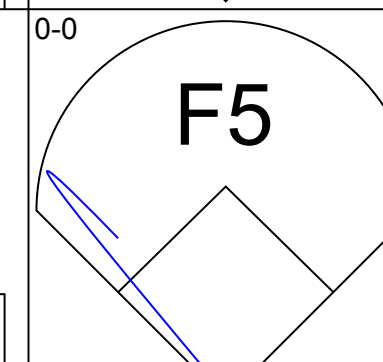
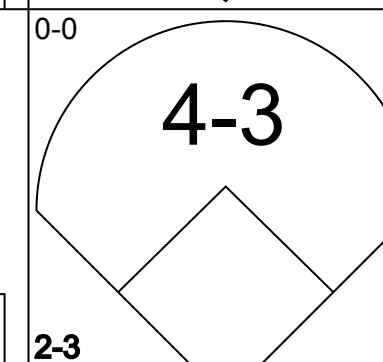
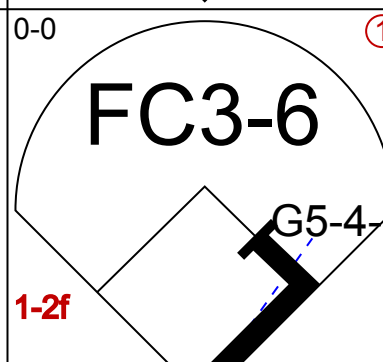
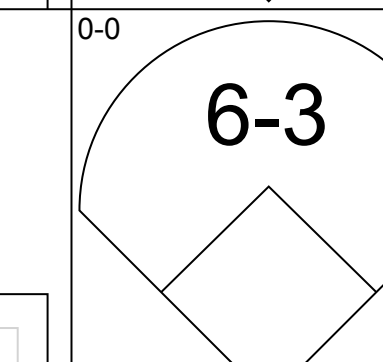
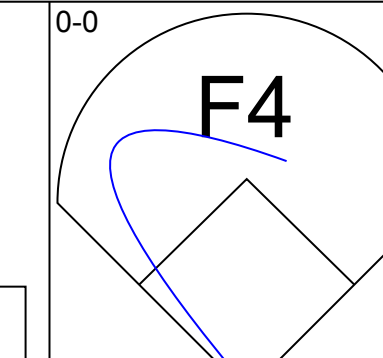
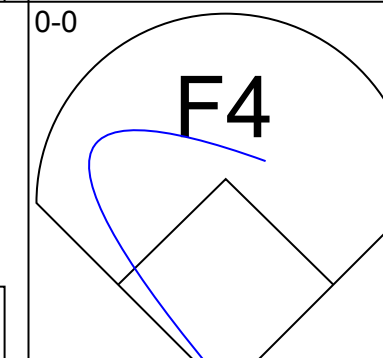
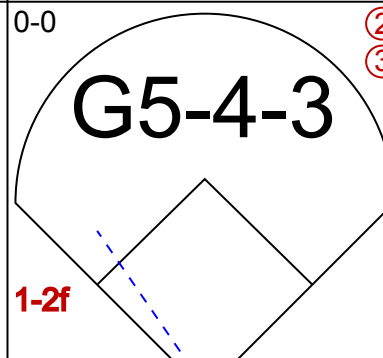
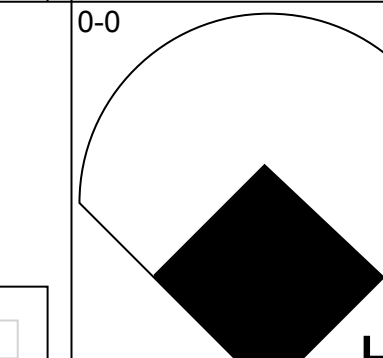
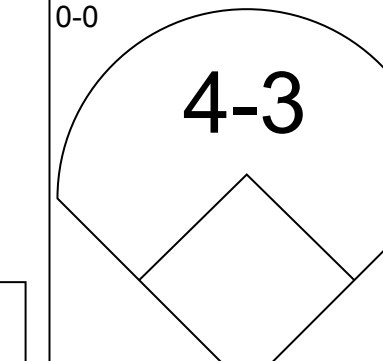
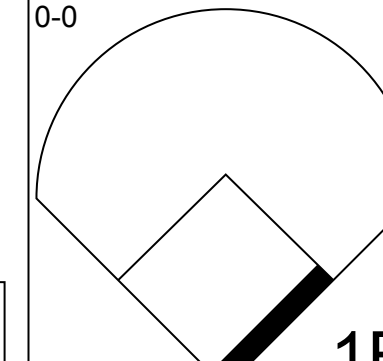
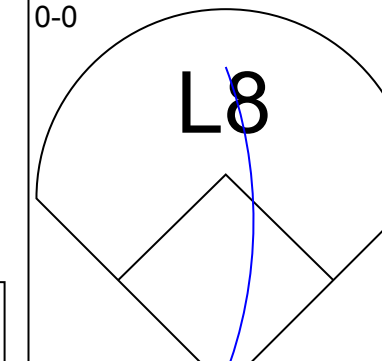
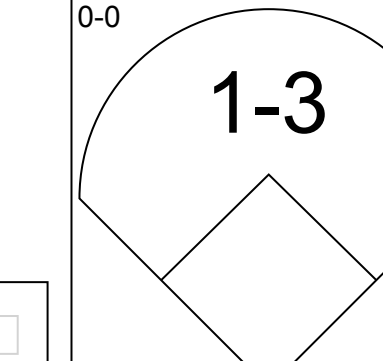
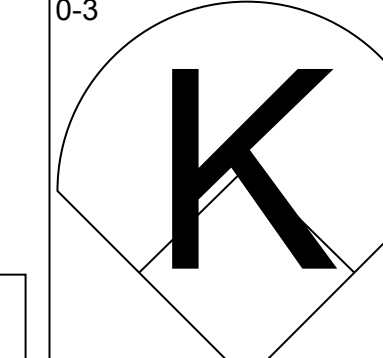
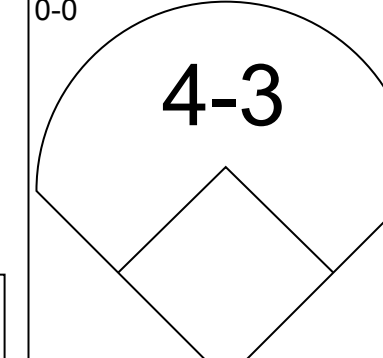
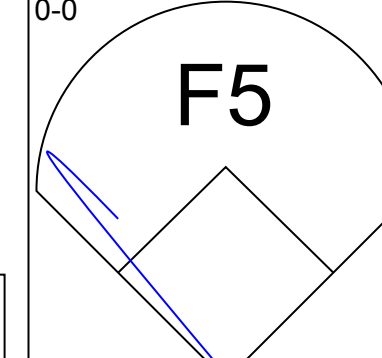
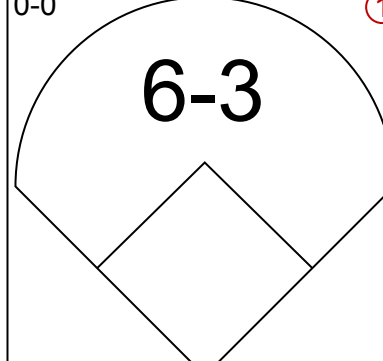
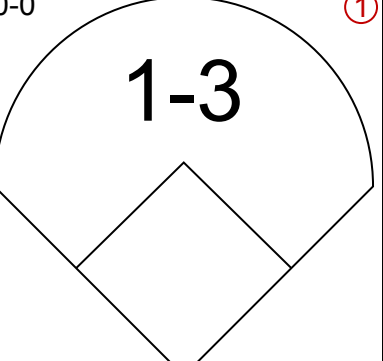
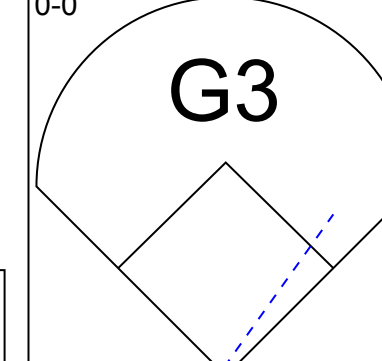
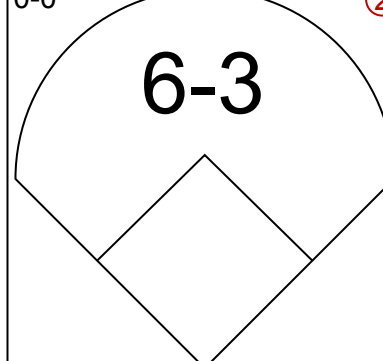
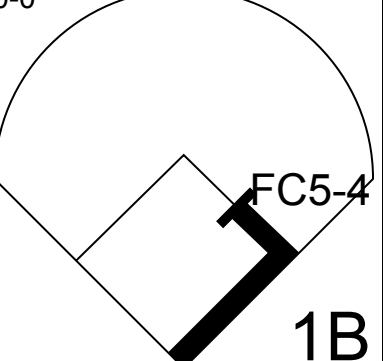
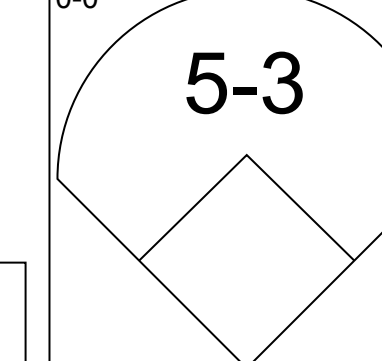
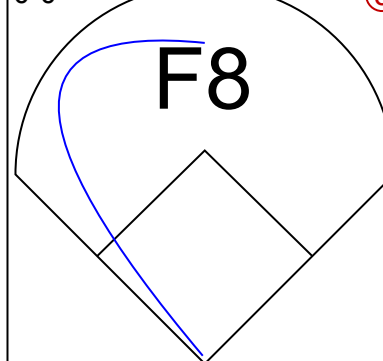
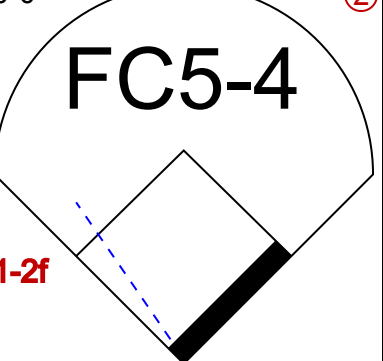
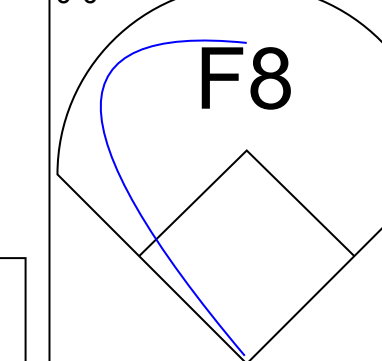
Batter	1	2	3	4	5	6	7	8	9	AB	R	H	RBI	BB	SO	LOB	TOP		
Larry Milbourne, S OBP: 0.315, SLG: 0.341 (1, 4)	F7		1B		G3			4-3		4	0	1	0	0	0	0	<b>Seattle Mariners @ Milwaukee Brewers</b> Milwaukee County Stadium, Milwaukee, WI Sat Jun 30 1979, 8:05 PM EDT Att: 27,852 - Unknown		
Ruppert Jones, L OBP: 0.345, SLG: 0.481 (1, 8)	F8		F9		6-3			L9		4	0	0	0	0	0	3			
Bruce Bochte, L OBP: 0.404, SLG: 0.511 (1, 3)	K		F6					6-3		4	0	0	0	0	1	3			
Willie Horton, R OBP: 0.340, SLG: 0.486 (1, 10)		G3-6-3 BB	K					F9		3	0	0	0	1	2	3			
Dan Meyer, L OBP: 0.367, SLG: 0.546 (1, 5)		G3-6-3						F7		4	1	2	1	0	0	1			
Leon Roberts, R OBP: 0.359, SLG: 0.436 (1, 7)									HR	2	0	0	0	2	1	1			
Joe Simpson, L OBP: 0.307, SLG: 0.368 (1, 9)										4	0	0	0	0	0	3			
Bob Stinson, S OBP: 0.347, SLG: 0.344 (1, 2)			1B BB		F9			F9		3	0	1	0	0	0	2			
Mario Mendoza, R OBP: 0.211, SLG: 0.244 (7, PH)										1	0	0	0	1	0	0			
Charlie Beamon, L OBP: 0.167, SLG: 0.167 (7, 4)					6-3					1	0	0	0	0	0	1			
Bill Stein, R OBP: 0.305, SLG: 0.317 (7, 4)								L6		0	0	0	0	0	0	0			
<b>Inning Stats</b>	R: 0 E: 0 K: 1 S: 5	H: 0 LOB: 0 BB: 0 P: 5	R: 0 E: 0 K: 0 S: 2	H: 0 LOB: 1 BB: 2 P: 10	R: 0 E: 0 K: 1 S: 7	H: 2 LOB: 3 BB: 1 P: 11	R: 0 E: 0 K: 1 S: 6	H: 1 LOB: 1 BB: 0 P: 6	R: 0 E: 0 K: 0 S: 3	H: 0 LOB: 0 BB: 0 P: 3	R: 0 E: 0 K: 0 S: 5	H: 0 LOB: 1 BB: 1 P: 7	R: 0 E: 0 K: 0 S: 3	H: 0 LOB: 0 BB: 0 P: 3	R: 1 E: 0 K: 0 S: 4	H: 1 LOB: 0 BB: 0 P: 4	1B: 2 2B: 1 3B: 0 HR: 1	SF: 0 SAC: 0 DP: 1 HBP: 0	WP: 0 PA: 34
<b>PITCHER</b> Moose Haas, R ERA: 5.48 (1, 1)	IP: 9.0 WLS: W BF: 34 H: 4 R: 1 ER: 1 SO: 4 BB: 4 IBB: 0 HBP: 0 BLK: 0 WP: 0 HR: 1 S: 38 P: 54 ERA: 1.00 WHIP: 0.889																		

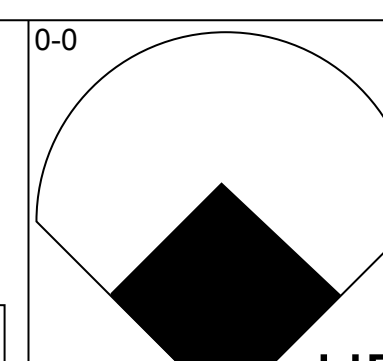
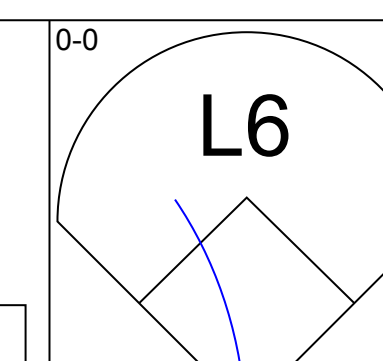
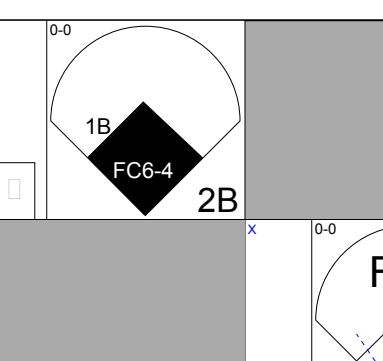
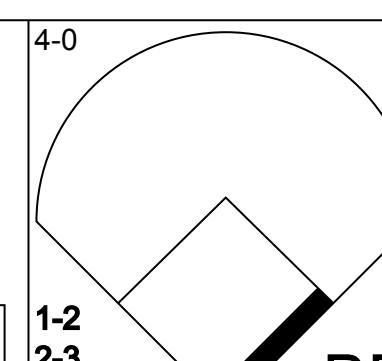
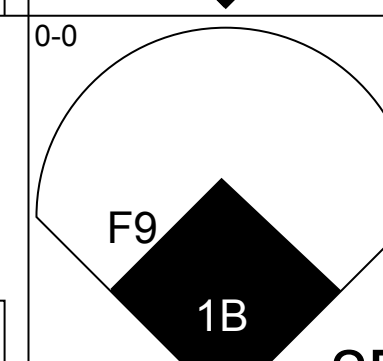
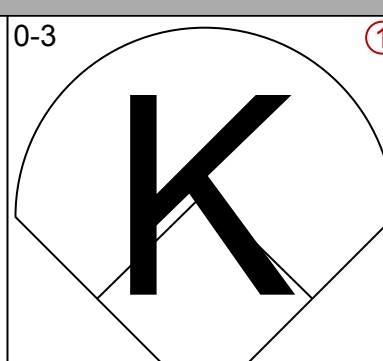
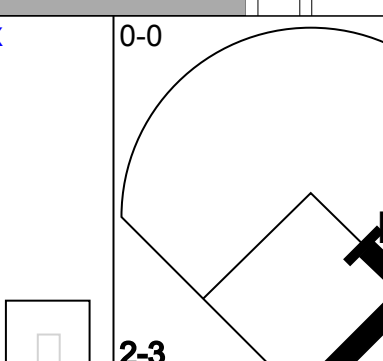
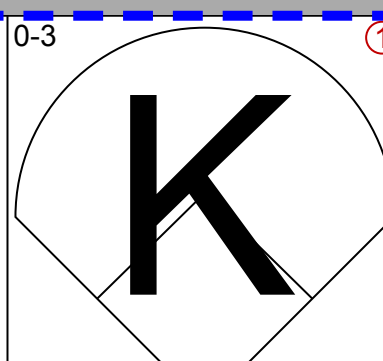
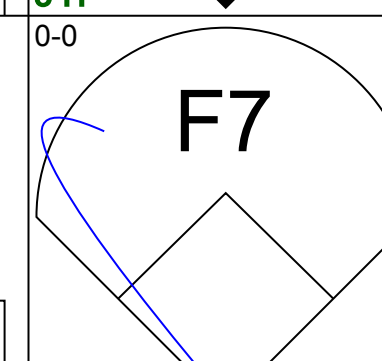
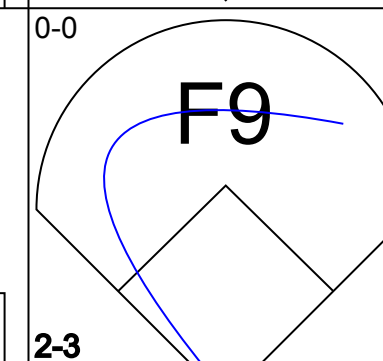
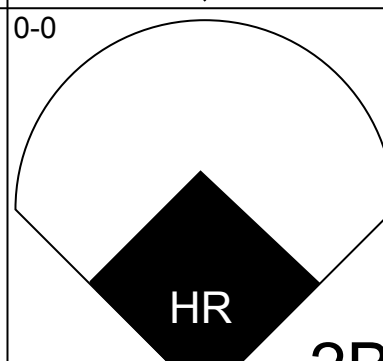
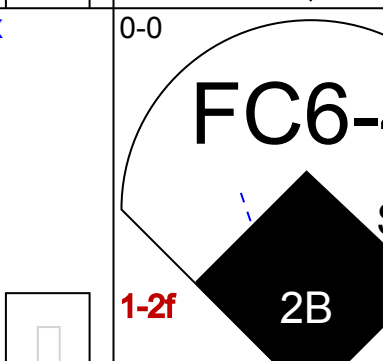
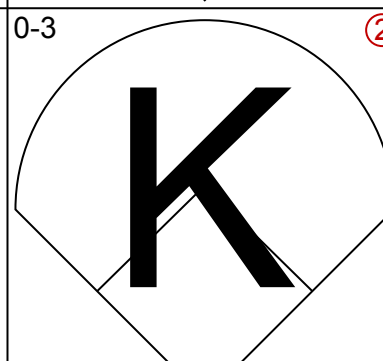
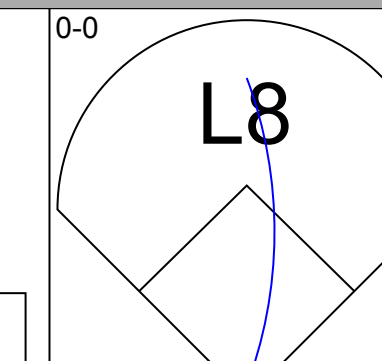
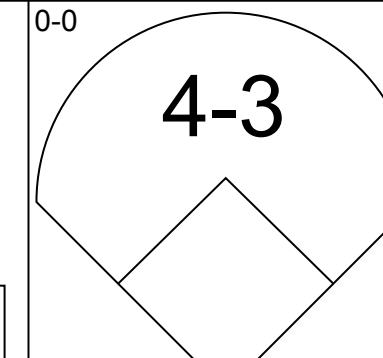
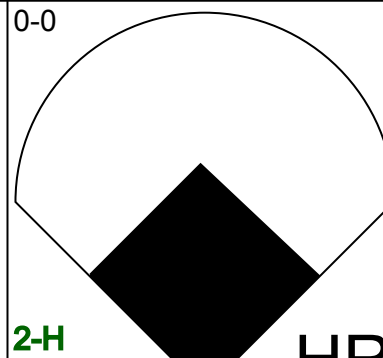
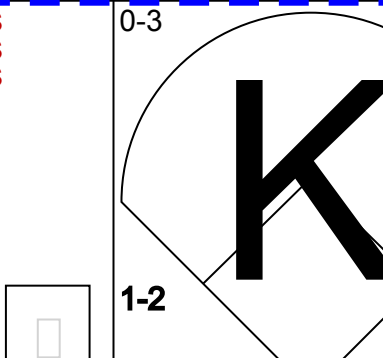
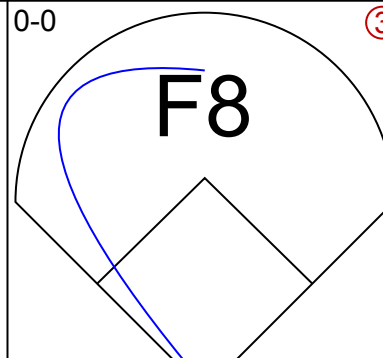
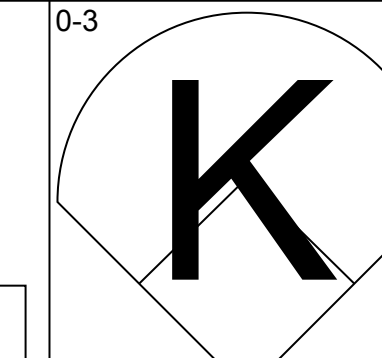
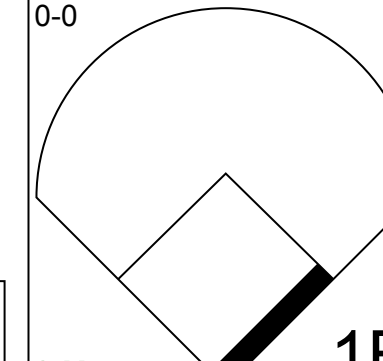
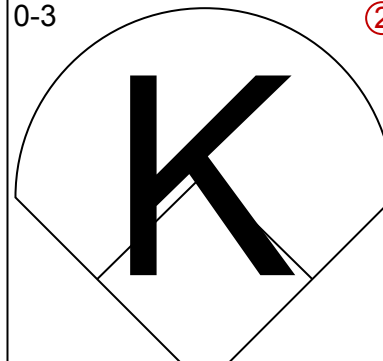
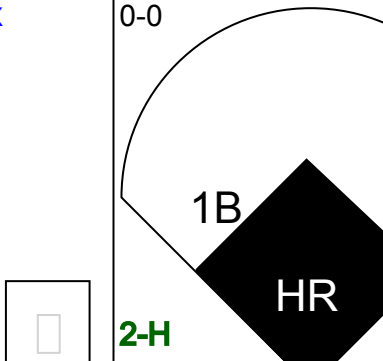

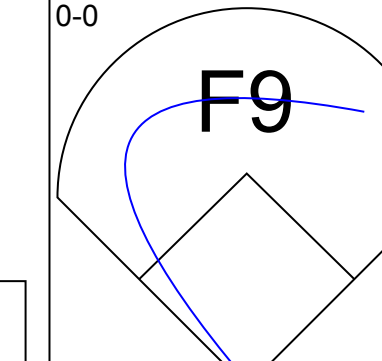
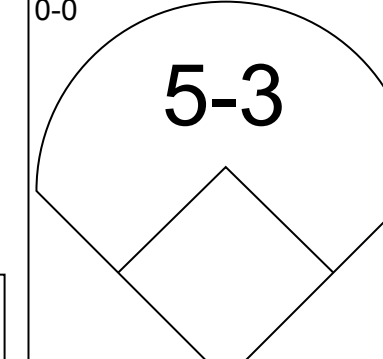
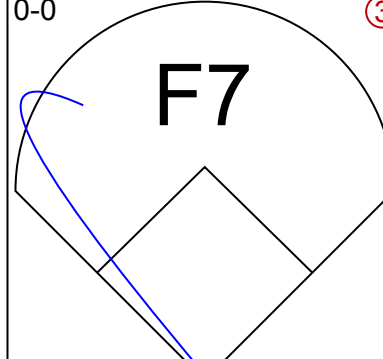
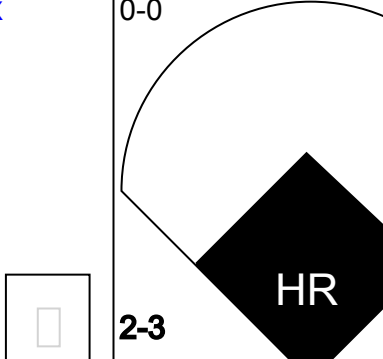

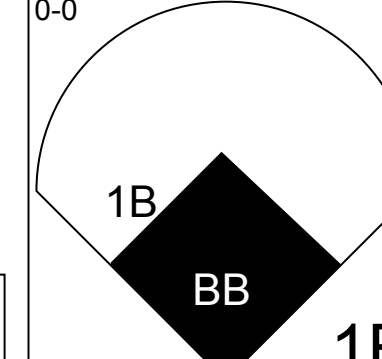
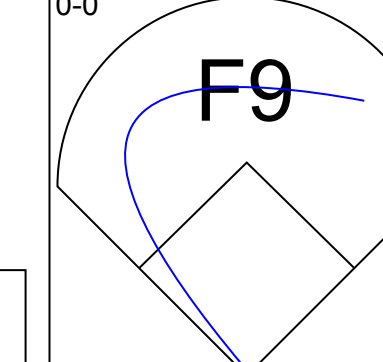
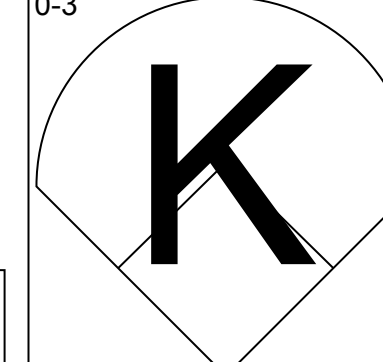
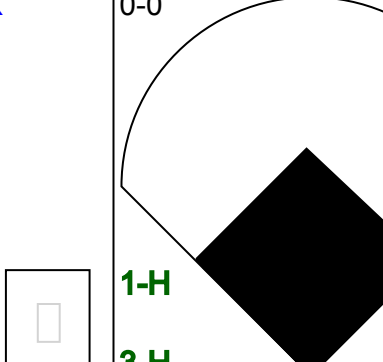
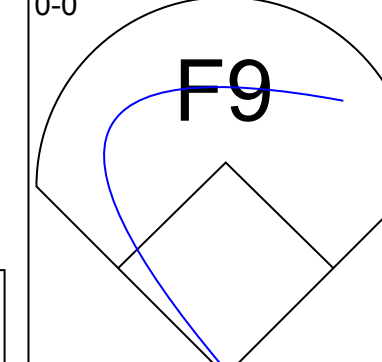
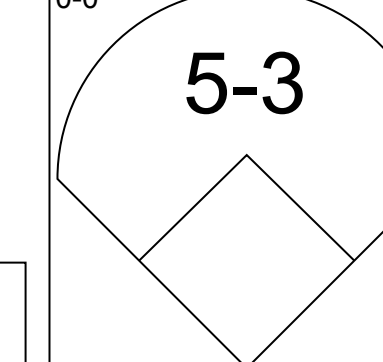
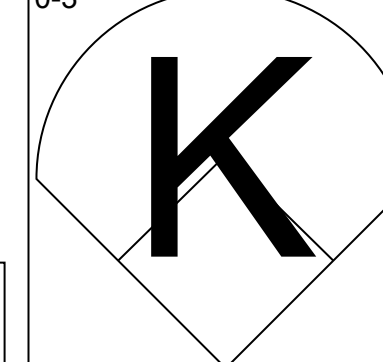
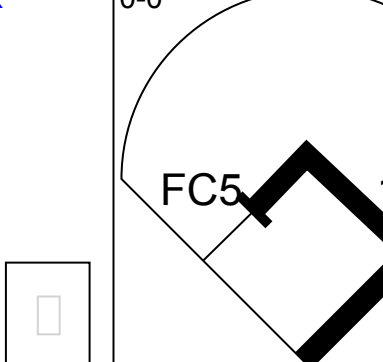
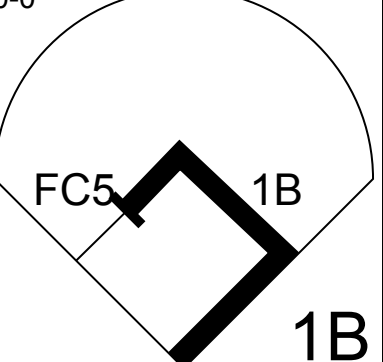
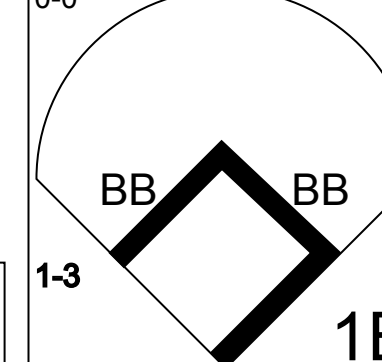
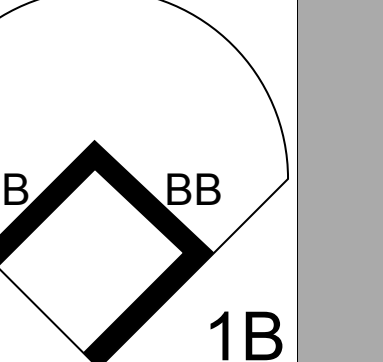
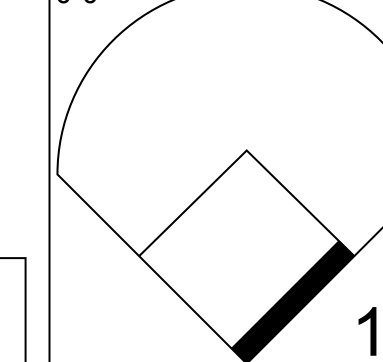
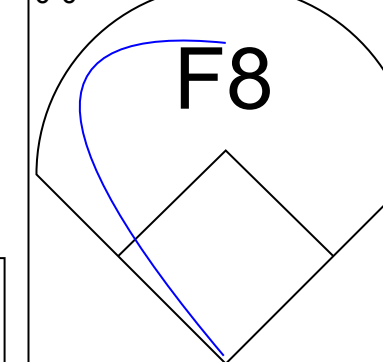
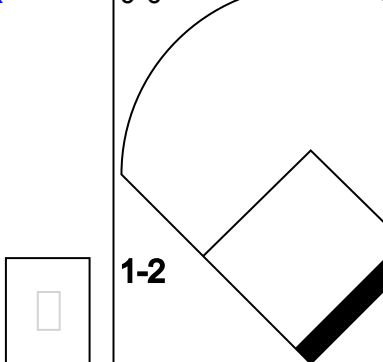
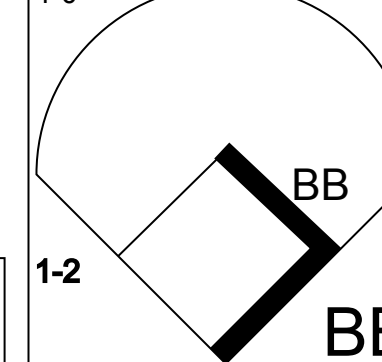
Batter	1	2	3	4	5	6	7	8	9	AB	R	H	RBI	BB	SO	LOB	BOTTOM		
Paul Molitor, R OBP: 0.375, SLG: 0.462 (1, 4)	HR	F8		1B			F3	F9		5	1	2	2	0	0	2	<b>Seattle Mariners @ Milwaukee Brewers</b> Milwaukee County Stadium, Milwaukee, WI Sat Jun 30 1979, 8:05 PM EDT Att: 27,852 - Unknown		
Don Money, R OBP: 0.311, SLG: 0.369 (1, 10)	1B	F8		K			5-3			4	1	1	0	0	1	1			
Cecil Cooper, L OBP: 0.383, SLG: 0.482 (1, 3)	HR									4	1	2	1	0	1	0			
Gorman Thomas, R OBP: 0.383, SLG: 0.539 (1, 8)	HR			K			6-3	K		4	1	1	2	0	2	1			
Ben Oglivie, L OBP: 0.325, SLG: 0.492 (1, 7)	F8			K			F9			4	0	0	0	0	1	0			
Sixto Lezcano, R OBP: 0.426, SLG: 0.509 (1, 9)				F9						3	3	2	1	1	0	0			
Sal Bando, R OBP: 0.339, SLG: 0.337 (1, 5)	6-3						F9	HR		3	0	0	0	1	0	1			
Robin Yount, R OBP: 0.305, SLG: 0.367 (1, 6)							5-3	F8		4	0	2	2	0	0	0			
Charlie Moore, R OBP: 0.435, SLG: 0.487 (1, 2)	F8							5-3		4	1	1	0	0	0	3			
<b>Inning Stats</b>	R: 5 E: 0 K: 0 S: 9	H: 6 LOB: 1 BB: 0 P: 9	R: 0 E: 0 K: 1 S: 5	H: 0 LOB: 0 BB: 0 P: 5	R: 0 E: 0 K: 2 S: 7	H: 0 LOB: 0 BB: 0 P: 7	R: 1 E: 0 K: 1 S: 7	H: 2 LOB: 1 BB: 0 P: 7	R: 0 E: 0 K: 0 S: 3	H: 0 LOB: 0 BB: 0 P: 3	R: 1 E: 0 K: 0 S: 4	H: 1 LOB: 0 BB: 0 P: 4	R: 0 E: 0 K: 1 S: 6	H: 1 LOB: 1 BB: 0 P: 6	R: 1 E: 0 K: 0 S: 4	H: 1 LOB: 2 BB: 2 P: 12	1B: 7 2B: 1 3B: 0 HR: 3	SF: 0 SAC: 0 DP: 0 HBP: 0	WP: 0 PA: 37
<b>PITCHER</b> John Montague, R ERA: 4.39 Rob Dressler, R ERA: 6.97 Joe Decker, R ERA: 4.87	IP: 0.0 WLS: L BF: 23 H: 5 R: 3 ER: 3 SO: 4 BB: 0 IBB: 0 HBP: 0 BLK: 0 WP: 0 HR: 1 S: 31 P: 31 ERA: 4.50 WHIP: 0.833	IP: 2.0 WLS: 10 BF: 2 H: 2 R: 1 ER: 1 SO: 1 BB: 0 IBB: 0 HBP: 0 BLK: 0 WP: 0 HR: 0 S: 10 P: 18 ERA: 4.50 WHIP: 2.000																	

AB	30
R	1
H	4
RBI	1
BB	4
SO	4
LOB	17





Batter	1	2	3	4	5	6	7	8	9	AB	R	H	RBI	BB	SO	LOB	TOP		
Charlie Beamon, L (1, 3) OBP: 0.200, SLG: 0.300										4	1	1	0	0	1	1	<b>Seattle Mariners @ Milwaukee Brewers</b> Milwaukee County Stadium, Milwaukee, WI Sun Jul 01 1979, 4:33 AM EDT Att: 27,925 - Unknown		
Ruppert Jones, L (1, 8) OBP: 0.347, SLG: 0.485										4	1	2	1	0	0	0			
Dan Meyer, L (1, 5) OBP: 0.362, SLG: 0.538										4	0	0	0	0	0	2			
Willie Horton, R (1, 10) OBP: 0.339, SLG: 0.492										4	1	1	1	0	0	2			
Joe Simpson, L (1, 9) OBP: 0.305, SLG: 0.364										4	0	1	1	0	0	0			
Leon Roberts, R (1, 7) OBP: 0.356, SLG: 0.431										3	0	0	0	0	1	1			
Bill Stein, R (1, 4) OBP: 0.299, SLG: 0.310										3	0	0	0	0	0	0			
Larry Cox, R (1, 2) OBP: 0.297, SLG: 0.344										3	0	1	0	0	0	0			
Mario Mendoza, R (1, 6) OBP: 0.209, SLG: 0.242										2	0	0	0	0	0	1			
Larry Milbourne, S (8, PH) OBP: 0.313, SLG: 0.339										1	0	0	0	0	0	0			
<b>Inning Stats</b>	R: 0 E: 0 K: 1 S: 5	H: 0 LOB: 0 BB: 0 P: 5	R: 0 E: 0 K: 1 S: 5	H: 0 LOB: 0 BB: 0 P: 5	R: 0 E: 0 K: 0 S: 3	H: 0 LOB: 0 BB: 0 P: 3	R: 2 E: 0 K: 0 S: 6	H: 3 LOB: 1 BB: 0 P: 6	R: 0 E: 0 K: 0 S: 4	H: 1 LOB: 0 BB: 0 P: 4	R: 0 E: 0 K: 0 S: 3	H: 0 LOB: 0 BB: 0 P: 3	R: 0 E: 0 K: 0 S: 3	H: 0 LOB: 0 BB: 0 P: 3	R: 1 E: 0 K: 0 S: 4	H: 1 LOB: 0 BB: 0 P: 4	1B: 3 2B: 2 3B: 0 HR: 1	SF: 0 SAC: 0 DP: 1 HBP: 0	WP: 0 PA: 32
<b>PITCHER</b> Jim Slaton, R (1, 1) ERA: 2.8	IP: 9.0 WLS: W BF: 32 H: 6 R: 3 ER: 3 SO: 2 BB: 0 IBB: 0 HBP: 0 BLK: 0 WP: 0 HR: 1 S: 36 P: 36 ERA: 3.00 WHIP: 0.667																		

Batter	1	2	3	4	5	6	7	8	9	AB	R	H	RBI	BB	SO	LOB	BOTTOM		
Paul Molitor, R (1, 4) OBP: 0.379, SLG: 0.476										4	2	2	2	1	0	3	<b>Seattle Mariners @ Milwaukee Brewers</b> Milwaukee County Stadium, Milwaukee, WI Sun Jul 01 1979, 4:33 AM EDT Att: 27,925 - Unknown		
Don Money, R (1, 3) OBP: 0.316, SLG: 0.386										5	1	2	0	0	2	3			
Dick Davis, R (1, 10) OBP: 0.284, SLG: 0.397										5	2	1	1	0	1	2			
Gorman Thomas, R (1, 8) OBP: 0.380, SLG: 0.544										5	1	1	2	0	2	2			
Sixto Lezcano, R (1, 9) OBP: 0.425, SLG: 0.511										5	1	2	2	0	1	0			
Sal Bando, R (1, 5) OBP: 0.341, SLG: 0.340										4	2	2	0	0	0	1			
Robin Yount, R (1, 6) OBP: 0.304, SLG: 0.376										4	1	1	3	0	1	1			
Charlie Moore, R (1, 2) OBP: 0.436, SLG: 0.488										4	0	2	0	0	1	0			
Jim Wohlford, R (1, 7) OBP: 0.295, SLG: 0.337										3	0	2	0	1	0	0			
<b>Inning Stats</b>	R: 2 E: 0 K: 0 S: 6	H: 3 LOB: 1 BB: 0 P: 6	R: 0 E: 0 K: 0 S: 4	H: 1 LOB: 1 BB: 0 P: 4	R: 2 E: 0 K: 2 S: 9	H: 2 LOB: 0 BB: 0 P: 9	R: 0 E: 0 K: 2 S: 7	H: 0 LOB: 0 BB: 0 P: 7	R: 5 E: 0 K: 1 S: 12	H: 7 LOB: 2 BB: 0 P: 12	R: 0 E: 0 K: 2 S: 7	H: 0 LOB: 0 BB: 0 P: 7	R: 1 E: 0 K: 0 S: 5	H: 2 LOB: 2 BB: 2 P: 13	R: 0 E: 0 K: 1 S: 5	H: 0 LOB: 0 BB: 0 P: 5	1B: 8 2B: 4 3B: 0 HR: 3	SF: 0 SAC: 0 DP: 0 HBP: 0	WP: 0 PA: 41
<b>PITCHER</b> Floyd Bannister, L (1, 1) ERA: 4.64	IP: 0.2 WLS: L BF: 7 H: 5 R: 3 ER: 3 SO: 1 BB: 0 IBB: 0 HBP: 0 BLK: 0 WP: 0 HR: 1 S: 9 P: 9 ERA: 40.50 WHIP: 7.500																		
Byron McLoughlin, R (6, 1) ERA: 5.73	IP: 3.0 WLS: L BF: 13 H: 2 R: 1 ER: 1 SO: 3 BB: 2 IBB: 0 HBP: 0 BLK: 0 WP: 0 HR: 0 S: 17 P: 25 ERA: 3.00 WHIP: 1.333																		



Batter	1	2	3	4	5	6	7	8	9	AB	R	H	RBI	BB	SO	LOB	TOP			
Leon Roberts, R OBP: 0.355, SLG: 0.427	L8		F4		FC4-6 BB		F9			3	0	0	0	1	0	1				
Ruppert Jones, L OBP: 0.346, SLG: 0.482	4-3			F8	FC4-6			G3-6-3 1B		4	0	1	0	0	0	2				
Bruce Bochte, L OBP: 0.402, SLG: 0.505	4-3			1B BB		4-3		G3-6-3 1-2 1B		3	0	0	0	1	0	1				
Willie Horton, R OBP: 0.341, SLG: 0.492		K		1-2 1B		WP 1B		F4		4	0	2	0	0	1	0				
Tom Paciorek, R OBP: 0.348, SLG: 0.457		BB		F4		K		FC4-6 1B		3	0	1	0	1	1	3				
Dan Meyer, L OBP: 0.357, SLG: 0.530		BB		F8	L8		F5		L9	4	0	0	0	0	0	5				
Bill Stein, R OBP: 0.297, SLG: 0.308				F8		G1-6-3 1B		F8		4	0	1	0	0	0	2				
Larry Cox, R OBP: 0.290, SLG: 0.335			6-3		E4 G1-6-3		F9		FC4-6	4	0	0	0	0	0	2				
Mario Mendoza, R OBP: 0.208, SLG: 0.240			6-3		G1-6-3					2	0	0	0	0	0	2				
Bobby Valentine, R OBP: 0.417, SLG: 0.385					1-2 2-3				1B	1	0	1	0	0	0	0				
<b>Inning Stats</b>	R: 0 E: 0 K: 0 S: 3	H: 0 LOB: 0 BB: 0 P: 3	R: 0 E: 0 K: 1 S: 5	H: 0 LOB: 1 BB: 1 P: 9	R: 0 E: 0 K: 0 S: 3	H: 0 LOB: 0 BB: 0 P: 3	R: 0 E: 0 K: 0 S: 4	H: 1 LOB: 2 BB: 1 P: 8	R: 0 E: 1 K: 0 S: 4	H: 1 LOB: 1 BB: 0 P: 6	R: 0 E: 0 K: 0 S: 6	H: 1 LOB: 1 BB: 0 P: 4	R: 0 E: 0 K: 0 S: 3	H: 1 LOB: 1 BB: 0 P: 3	R: 0 E: 0 K: 0 S: 4	H: 1 LOB: 1 BB: 0 P: 4	1B: 6 2B: 0 3B: 0 HR: 0	SF: 0 SAC: 0 DP: 2 HBP: 0	WP: 1 PB: 0 SB: 0 CS: 0	PA: 35
<b>PITCHER</b>	IP	WLS	BF	H	R	ER	SO	BB	IBB	HBP	BLK	WP	HR	S	P	ERA	WHIP			
Darrell Jackson, L ERA: 2.6	(1, 1)	8.0	W	31	5	0	2	3	0	0	0	1	0	32	44	0.00	1.000			
Mike Marshall, R ERA: 2.3	(9, 1)	1.0		4	1	0	0	0	0	0	0	0	0	4	4	0.00	1.000			

Seattle Mariners @ Minnesota Twins  
Metropolitan Stadium, Bloomington, MI  
Mon Jul 02 1979, 8:05 PM EDT  
Att. 6,629 - Unknown - 84 F

AB 32  
R 0  
H 6  
RBI 0  
BB 3  
SO 2  
LOB 18



Batter	1	2	3	4	5	6	7	8	9	AB	R	H	RBI	BB	SO	LOB	BOTTOM			
Hosken Powell, L OBP: 0.467, SLG: 0.500	F7		SF9 1B 1-2 2-H	S BB		1-3		E7 2-H 1B		4	1	2	2	1	0	0				
Roy Smalley, S OBP: 0.446, SLG: 0.580	K		E 1B 1-2 2-3	F7		F8 WP 1B BB		1-3		4	2	1	0	1	1	2				
Ken Landreaux, L OBP: 0.329, SLG: 0.388		1B	SF9	L8		F8				3	0	1	1	0	0	2				
Glenn Adams, L OBP: 0.372, SLG: 0.425	F7		E5 2B 1-3 3-H		FC3-6 1B					4	1	3	2	0	0	1				
Bombo Rivera, R OBP: 0.349, SLG: 0.391			2B 1B		FC3-6 1B					0	0	0	0	0	0	0				
Mike Cabbage, L OBP: 0.341, SLG: 0.317		CS 1B	F6		FC3-6 CS 1B		K			4	0	1	0	0	1	4				
Butch Wynegar, S OBP: 0.394, SLG: 0.378		G6-4-3 BB 1-2	1B 2B		1B		F8			3	0	2	2	1	0	1				
Ron Jackson, R OBP: 0.335, SLG: 0.477		G6-4-3			F8			G5-3 1B BB		3	0	1	0	1	0	2				
Rob Wilfong, L OBP: 0.361, SLG: 0.452			1B BB				F3		G5-3 1B	3	2	1	0	1	0	2				
John Castino, R OBP: 0.328, SLG: 0.347			SH 1B 1B SF9	5-3			F8		G5-3	3	1	0	0	0	0	2				
<b>Inning Stats</b>	R: 0 E: 0 K: 1 S: 6	H: 1 LOB: 0 BB: 0 P: 6	R: 0 E: 0 K: 0 S: 2	H: 1 LOB: 0 BB: 1 P: 6	R: 5 E: 2 K: 0 S: 9	H: 5 LOB: 2 BB: 1 P: 13	R: 0 E: 0 K: 0 S: 3	H: 0 LOB: 1 BB: 1 P: 7	R: 0 E: 1 K: 0 S: 4	H: 2 LOB: 1 BB: 0 P: 4	R: 0 E: 0 K: 0 S: 3	H: 0 LOB: 0 BB: 0 P: 3	R: 1 E: 0 K: 1 S: 6	H: 1 LOB: 1 BB: 1 P: 10	R: 1 E: 1 K: 0 S: 4	H: 2 LOB: 1 BB: 1 P: 8	1B: 11 2B: 1 3B: 0 HR: 0	SF: 1 SAC: 1 DP: 2 HBP: 0	WP: 1 PB: 0 SB: 1 CS: 2	PA: 38
<b>PITCHER</b>	IP	WLS	BF	H	R	ER	SO	BB	IBB	HBP	BLK	WP	HR	S	P	ERA	WHIP			
Odell Jones, R ERA: 5.98	(1, 1)	2.2	L	15	6	5	2	1	3	0	0	0	0	15	23	6.75	3.000			
Joe Decker, R ERA: 4.56	(3, 1)	5.1		23	6	2	2	1	3	0	0	0	0	22	34	3.38	1.688			

Seattle Mariners @ Minnesota Twins  
Metropolitan Stadium, Bloomington, MI  
Mon Jul 02 1979, 8:05 PM EDT  
Att. 6,629 - Unknown - 84 F

AB 31  
R 7  
H 12  
RBI 7  
BB 5  
SO 2  
LOB 16





Batter	1	2	3	4	5	6	7	8	9	AB	R	H	RBI	BB	SO	LOB	TOP								
Larry Milbourne, S OBP: 0.315, SLG: 0.347 (1, 4)	L4		4-1		4-3			1B		5	0	2	1	0	0	0	<b>Seattle Mariners @ Minnesota Twins</b> Metropolitan Stadium, Bloomington, MI Tue Jul 03 1979, 8:05 PM EDT Unknown - 71 F								
Ruppert Jones, L OBP: 0.344, SLG: 0.477 (1, 8)	K		F6			4-3		1B	4-3	5	0	1	0	0	1	2									
Bruce Bochte, L OBP: 0.403, SLG: 0.504 (1, 3)	1B			K		F7		1B		3	0	1	0	1	1	0									
Willie Horton, R OBP: 0.340, SLG: 0.489 (1, 10)	L8			1B		F9		K		4	1	1	0	0	1	4									
Dan Meyer, L OBP: 0.359, SLG: 0.533 (1, 5)		4-3		1B				F3		4	0	2	0	0	0	3									
Joe Simpson, L OBP: 0.312, SLG: 0.379 (1, 9)				1B			L9	4-3		4	0	2	1	0	0	4									
John Hale, L OBP: 0.383, SLG: 0.438 (1, 7)	K		G3-6-1			K		1B	2B	4	0	1	0	0	2	4									
Larry Cox, R OBP: 0.287, SLG: 0.331 (7, PH)	K				F9		L8		K	2	0	0	0	0	1	1									
Bob Stinson, S OBP: 0.342, SLG: 0.339 (7, 2)										2	0	0	0	0	1	2									
Mario Mendoza, R OBP: 0.207, SLG: 0.239 Charlie Beamon, L OBP: 0.162, SLG: 0.273 Bill Stein, R OBP: 0.300, SLG: 0.311 (1, 6)			6-3		L9			2B	F9	1	0	0	0	0	0	0									
										1	0	0	0	0	0	1									
<b>Inning Stats</b>	R: 0 E: 0 K: 1 S: 6	H: 1 LOB: 1 BB: 0 P: 6	R: 0 E: 0 K: 2 S: 8	H: 1 LOB: 1 BB: 0 P: 8	R: 0 E: 0 K: 0 S: 3	H: 0 LOB: 0 BB: 0 P: 3	R: 1 E: 0 K: 1 S: 7	H: 3 LOB: 1 BB: 0 P: 7	R: 0 E: 0 K: 0 S: 3	H: 0 LOB: 0 BB: 0 P: 3	R: 0 E: 0 K: 1 S: 6	H: 1 LOB: 1 BB: 0 P: 6	R: 1 E: 0 K: 1 S: 8	H: 3 LOB: 3 BB: 1 P: 12	R: 0 E: 0 K: 1 S: 7	H: 2 LOB: 2 BB: 0 P: 7	1B: 7 2B: 4 3B: 0 HR: 0	SF: 0 SAC: 0 DP: 1 HBP: 0	WP: 0 PB: 0 SB: 0 CS: 0	PA: 38					
<b>PITCHER</b>	IP	WLS	BF	H	R	ER	SO	BB	IBB	HBP	BLK	WP	HR	S	P	ERA	WHIP								
Dave Goltz, R ERA: 4.71 Pete Redfern, R ERA: 3.13 Mike Marshall, R ERA: 2.36 (1, 1)	0.2		3	1	0	0	1	0	0	0	0	0	0	5	5	0.00	1.500								
(1, 1)	6.1	W	23	5	1	1	4	0	0	0	0	0	0	31	31	1.42	0.789								
(8, 1)	2.0		12	5	1	1	2	1	0	0	0	0	0	15	19	4.50	3.000								

Batter	1	2	3	4	5	6	7	8	9	AB	R	H	RBI	BB	SO	LOB	BOTTOM								
Hosken Powell, L OBP: 0.464, SLG: 0.504 (1, 9)	K	5-3		2B		FC3-6	2B			5	1	2	1	0	1	2	<b>Seattle Mariners @ Minnesota Twins</b> Metropolitan Stadium, Bloomington, MI Tue Jul 03 1979, 8:05 PM EDT Unknown - 71 F								
Roy Smalley, S OBP: 0.446, SLG: 0.583 (1, 6)	G3	3-1		2B		F6	SF8			4	1	2	2	0	0	2									
Ken Landreaux, L OBP: 0.333, SLG: 0.399 (1, 8)	G3			L9						5	2	3	1	0	0	2									
Glenn Adams, L OBP: 0.380, SLG: 0.432 Bombo Rivera, R OBP: 0.346, SLG: 0.388 (7, PR)				SF8		F5				4	0	3	1	0	0	0									
Rob Wilfong, L OBP: 0.362, SLG: 0.459 (1, 4)	F9			SF8		K				1	1	0	0	0	0	3									
Mike Cabbage, L OBP: 0.338, SLG: 0.309 John Castino, R OBP: 0.326, SLG: 0.345 (7, PR)		F8		K		F8				3	0	0	0	1	1	1									
Ron Jackson, R OBP: 0.340, SLG: 0.481 (1, 3)				4-3						4	3	2	1	0	0	1									
Butch Wynegar, S OBP: 0.392, SLG: 0.385 (1, 10)		E9								3	2	3	2	1	0	0									
Glenn Borgmann, R OBP: 0.333, SLG: 0.233 (1, 2)				G5-4-3		F5				4	0	1	1	0	0	5									
<b>Inning Stats</b>	R: 1 E: 0 K: 1 S: 7	H: 2 LOB: 1 BB: 0 P: 7	R: 2 E: 1 K: 0 S: 6	H: 3 LOB: 1 BB: 0 P: 6	R: 1 E: 0 K: 1 S: 7	H: 2 LOB: 1 BB: 0 P: 7	R: 1 E: 0 K: 0 S: 5	H: 3 LOB: 1 BB: 0 P: 5	R: 0 E: 0 K: 1 S: 5	H: 0 LOB: 0 BB: 0 P: 5	R: 1 E: 0 K: 0 S: 5	H: 2 LOB: 1 BB: 0 P: 5	R: 6 E: 0 K: 0 S: 8	H: 5 LOB: 3 BB: 2 P: 17	R: 0 E: 0 K: 0 S: 3	H: 1 LOB: 0 BB: 0 P: 3	1B: 12 2B: 6 3B: 0 HR: 0	SF: 2 SAC: 0 DP: 2 HBP: 1	WP: 1 PB: 0 SB: 1 CS: 0	PA: 43					
<b>PITCHER</b>	IP	WLS	BF	H	R	ER	SO	BB	IBB	HBP	BLK	WP	HR	S	P	ERA	WHIP								
Mike Parrott, R ERA: 3.28 John Montague, R ERA: 5.0 Rob Dressler, R ERA: 6.55 (1, 1)	4.0	L	21	10	5	5	2	1	1	1	0	1	0	17	26	23.62	3.000								
(5, 1)	2.2		18	7	7	7	1	1	1	1	0	1	0	4	4	0.00	0.750								
(7, 1)	1.1		4	1	0	0	0	0	0	0	0	0	0	4	4	0.00	0.750								



Batter	1	2	3	4	5	6	7	8	9	AB	R	H	RBI	BB	SO	LOB	TOP											
Larry Milbourne, S OBP: 0.317, SLG: 0.359	0-0 2B	0-0 1-3		0-0 4-3	0-0 2B		0-0 4-3			5	1	2	2	0	0	0												
Ruppert Jones, L OBP: 0.345, SLG: 0.474	0-0 F5	0-0 2B		4-0 6-3	0-0 F5		0-0 F8			4	1	1	0	1	0	2												
Joe Simpson, L OBP: 0.325, SLG: 0.407	0-0 1B	0-0 2B		0-0 6-3			0-0 FC4-6		0-0 F8	5	1	3	2	0	0	1												
Willie Horton, R OBP: 0.338, SLG: 0.485	0-0 2B	0-0 2B		0-3 K			0-0 FC4-6		0-0 1-3	5	1	1	1	0	1	3												
Tom Paciorek, R OBP: 0.358, SLG: 0.473	0-3 K			0-0 1B			0-0 SH5-3		0-0 L9	5	2	3	0	0	1	1												
Leon Roberts, R OBP: 0.356, SLG: 0.436	4-0 BB			0-3 K			0-0 SH5-3		0-0 5-3	3	1	1	3	1	1	1												
Bill Stein, R OBP: 0.310, SLG: 0.321	0-0 FC6-4			0-0 1B			0-0 2B		0-0 FC3-6	5	1	3	1	0	1	2												
Bob Stinson, S OBP: 0.338, SLG: 0.357		0-0 HR		0-0 L7			0-0 F7		0-0 FC3-6	5	1	1	1	0	0	4												
Mario Mendoza, R OBP: 0.207, SLG: 0.238	0-3 K			0-0 FC4-6			0-0 2B		0-0 F8	5	1	1	0	0	1	3												
<b>Inning Stats</b>	R: 2 E: 0 K: 1 S: 8	H: 3 LOB: 2 BB: 1 P: 12	R: 2 E: 0 K: 1 S: 8	H: 3 LOB: 1 BB: 0 P: 8	R: 0 E: 0 K: 1 S: 7	H: 2 LOB: 2 BB: 0 P: 7	R: 0 E: 0 K: 1 S: 5	H: 0 LOB: 1 BB: 1 P: 9	R: 3 E: 0 K: 0 S: 7	H: 4 LOB: 1 BB: 0 P: 7	R: 3 E: 0 K: 1 S: 8	H: 3 LOB: 0 BB: 0 P: 8	R: 0 E: 0 K: 0 S: 3	H: 0 LOB: 0 BB: 0 P: 3	R: 0 E: 0 K: 0 S: 4	H: 1 LOB: 1 BB: 0 P: 4	1B: 9 2B: 5 3B: 0 HR: 2	SF: 0 SAC: 1 DP: 0 HBP: 0	WP: 0 PB: 0 SB: 1 CS: 0	PA: 45								
<b>PITCHER</b>	IP	WLS	BF	H	R	ER	SO	BB	IBB	HBP	BLK	WP	HR	S	P	ERA	WHIP											
Gary Serun, R ERA: 7.16	(1, 1)	2.1	L	16	8	4	4	3	1	0	0	0	0	1	21	25	15.43	3.857										
Mike Bacsik, R ERA: 4.5	(3, 1)	6.2		29	8	6	6	2	1	0	0	0	0	1	32	36	8.10	1.350										

Seattle Mariners @ Minnesota Twins  
Metropolitan Stadium, Bloomington, MI  
Tue Jul 03 1979, 8:05 PM EDT  
Att: 12,422 - Unknown

AB 42  
R 10  
H 16  
RBI 10  
BB 2  
SO 5  
LOB 17



Batter	1	2	3	4	5	6	7	8	9	AB	R	H	RBI	BB	SO	LOB	BOTTOM											
Hosken Powell, L OBP: 0.458, SLG: 0.496	0-0 2B			0-0 4-3				0-0 F8		4	1	1	0	0	0	0												
Roy Smalley, S OBP: 0.450, SLG: 0.586	0-0 1B			4-0 BB			0-0 F7		0-3 K	2	0	1	1	1	0	0												
John Castino, R OBP: 0.325, SLG: 0.343	0-0 2B			0-0 BB			0-0 K		0-0 K	1	0	0	0	0	1	0												
Ken Landreaux, L OBP: 0.332, SLG: 0.395	4-0 BB			0-3 K			0-0 6-3		0-0 G1	3	0	0	0	1	1	1												
Glenn Adams, L OBP: 0.377, SLG: 0.433	0-0 F7-6-5			0-0 L7			0-3 K		0-0 WP	4	1	1	0	0	1	3												
Rob Wilfong, L OBP: 0.360, SLG: 0.454	0-0 4-3			0-0 F7			0-0 G4-3		0-0 F2	4	0	1	0	0	0	2												
Mike Cabbage, L OBP: 0.329, SLG: 0.299				0-0 3-1			0-0 G4-3		0-0 F7	4	0	0	0	0	0	1												
Ron Jackson, R OBP: 0.340, SLG: 0.483				0-0 L6			0-0 F2			3	0	1	0	0	0	0												
Butch Wynegar, S OBP: 0.392, SLG: 0.385				0-0 WP			0-3 K		0-0 F5	3	0	1	0	0	1	1												
Bombo Rivera, R OBP: 0.340, SLG: 0.380	0-0 F7			0-0 1B			0-0 5-3		0-3 K	3	0	0	0	0	1	1												
<b>Inning Stats</b>	R: 1 E: 0 K: 0 S: 4	H: 2 LOB: 1 BB: 1 P: 8	R: 0 E: 0 K: 0 S: 4	H: 1 LOB: 1 BB: 0 P: 4	R: 0 E: 0 K: 1 S: 5	H: 0 LOB: 1 BB: 1 P: 9	R: 0 E: 0 K: 0 S: 3	H: 0 LOB: 0 BB: 0 P: 3	R: 0 E: 0 K: 1 S: 5	H: 0 LOB: 0 BB: 0 P: 5	R: 0 E: 0 K: 0 S: 4	H: 2 LOB: 1 BB: 0 P: 4	R: 0 E: 0 K: 2 S: 7	H: 0 LOB: 0 BB: 0 P: 7	R: 1 E: 0 K: 0 S: 4	H: 1 LOB: 0 BB: 0 P: 4	1B: 3 2B: 4 3B: 0 HR: 0	SF: 0 SAC: 0 DP: 2 HBP: 0	WP: 3 PB: 0 SB: 0 CS: 0	PA: 33								
<b>PITCHER</b>	IP	WLS	BF	H	R	ER	SO	BB	IBB	HBP	BLK	WP	HR	S	P	ERA	WHIP											
Byron McLaughlin, R ERA: 5.15	(1, 1)	9.0	W	33	6	2	2	5	2	0	0	0	2	0	41	49	2.00	0.889										

Seattle Mariners @ Minnesota Twins  
Metropolitan Stadium, Bloomington, MI  
Tue Jul 03 1979, 8:05 PM EDT  
Att: 12,422 - Unknown

AB 31  
R 2  
H 6  
RBI 1  
BB 2  
SO 5  
LOB 9





Batter	1	2	3	4	5	6	7	8	9	AB	R	H	RBI	BB	SO	LOB	TOP			
Leon Roberts, R OBP: 0.352, SLG: 0.430	E9 L6-3		5-3			K	F7			4	0	0	0	0	1	1				
Ruppert Jones, L OBP: 0.343, SLG: 0.471	L6-3			1-3		F7 BB 1B		G3		4	1	1	0	0	0	1				
Bruce Bochte, L OBP: 0.404, SLG: 0.500	K			3-1 BB		1B 1B BB		F6		2	1	0	0	2	1	0				
Willie Horton, R OBP: 0.334, SLG: 0.479		K		3-1		F7		F8		4	0	0	0	0	1	3				
Tom Paciorek, R OBP: 0.363, SLG: 0.469		5-3		BB		1B 1-2 1B		L9		3	0	1	1	1	0	0				
Dan Meyer, L OBP: 0.358, SLG: 0.529	L7			G3		3-H 1B		G3		4	0	1	1	0	0	2				
Bill Stein, R OBP: 0.302, SLG: 0.313			6-3		K	3-1		E4 FC5-4		4	0	0	0	0	1	2				
Larry Cox, R OBP: 0.286, SLG: 0.329			SH1-3 1B		5-3		G3	FC5-4		4	0	1	0	0	0	1				
Mario Mendoza, R OBP: 0.206, SLG: 0.237			SH1-3		K		F6			1	0	0	0	0	1	0				
Bobby Valentine, R OBP: 0.408, SLG: 0.375			1-2							1	0	0	0	0	0	0				
<b>Inning Stats</b>	R: 0 E: 1 K: 1 S: 5	H: 0 LOB: 0 BB: 0 P: 5	R: 0 E: 0 K: 1 S: 5	H: 0 LOB: 0 BB: 0 P: 5	R: 0 E: 0 K: 0 S: 4	H: 1 LOB: 1 BB: 0 P: 4	R: 0 E: 0 K: 0 S: 3	H: 0 LOB: 2 BB: 2 P: 11	R: 0 E: 0 K: 2 S: 7	H: 0 LOB: 0 BB: 0 P: 7	R: 0 E: 0 K: 1 S: 8	H: 0 LOB: 0 BB: 0 P: 3	R: 0 E: 0 K: 0 S: 3	H: 0 LOB: 0 BB: 0 P: 3	R: 0 E: 1 K: 0 S: 4	H: 0 LOB: 1 BB: 0 P: 4	1B: 4 2B: 1 3B: 0 HR: 0	SF: 0 SAC: 1 DP: 1 HBP: 0	WP: 0 PB: 0 SB: 0 CS: 0	PA: 35
<b>PITCHER</b> Jerry Koozman, L ERA: 3.57	IP: 9.0 WLS: W BF: 35 H: 4 R: 2 ER: 2 SO: 5 BB: 3 IBB: 0 HBP: 0 BLK: 0 WP: 0 HR: 0 S: 42 P: 54 ERA: 2.00 WHIP: 0.778																			

Seattle Mariners @ Minnesota Twins  
Metropolitan Stadium, Bloomington, MI  
Wed Jul 04 1979, 8:05 PM EDT  
Att: 34,365 - Unknown - 77 F

AB 31  
R 2  
H 4  
RBI 2  
BB 3  
SO 5  
LOB 10



Batter	1	2	3	4	5	6	7	8	9	AB	R	H	RBI	BB	SO	LOB	BOTTOM			
Hosken Powell, L OBP: 0.463, SLG: 0.520	F8 SH2-4 BB			E3 HR	L7		SH5-3 1B			4	2	2	2	1	0	4				
Rob Wilfong, L OBP: 0.354, SLG: 0.449	SH2-4		2-3	SF8	G3		SH5-3 1B			2	0	0	1	0	0	2				
Roy Smalley, S OBP: 0.452, SLG: 0.595	F8		2B	1B	HR	6-3	1B	IBB		4	1	2	3	1	0	1				
Glenn Adams, L OBP: 0.383, SLG: 0.440	4-3		2B	1B	BB	1B	1B	F5		4	0	2	0	1	0	3				
Bombo Rivera, R OBP: 0.340, SLG: 0.380			1-3	2B	BB	1B	1B			0	0	0	0	0	0	0				
Butch Wynegar, S OBP: 0.389, SLG: 0.381		6-3	L3	1B		F9	4-3			5	0	1	0	0	0	5				
Ken Landreaux, L OBP: 0.333, SLG: 0.395		6-3		1B	F7	1B	1B	F7		5	1	2	0	0	0	2				
Mike Cabbage, L OBP: 0.344, SLG: 0.313				E SF8 1B	1B	1B	1B	F7		4	1	3	0	1	0	0				
Ron Jackson, R OBP: 0.337, SLG: 0.479				SF8	FC5-4 1B	K		6-3		4	0	1	1	0	1	4				
John Castino, R OBP: 0.328, SLG: 0.358			F8	HR 1B	FC5-4 1B		1B			4	2	2	0	0	0	2				
<b>Inning Stats</b>	R: 0 E: 0 K: 0 S: 3	H: 0 LOB: 1 BB: 1 P: 7	R: 0 E: 0 K: 0 S: 3	H: 0 LOB: 1 BB: 1 P: 7	R: 1 E: 0 K: 0 S: 6	H: 3 LOB: 2 BB: 0 P: 6	R: 5 E: 1 K: 0 S: 9	H: 5 LOB: 2 BB: 1 P: 13	R: 0 E: 0 K: 1 S: 5	H: 2 LOB: 2 BB: 0 P: 5	R: 0 E: 0 K: 1 S: 8	H: 3 LOB: 3 BB: 0 P: 8	R: 1 E: 0 K: 0 S: 5	H: 2 LOB: 2 BB: 1 P: 9	R: 0 E: 0 K: 0 S: 3	H: 0 LOB: 0 BB: 0 P: 3	1B: 11 2B: 1 3B: 1 HR: 2	SF: 2 SAC: 2 DP: 0 HBP: 0	WP: 0 PB: 0 SB: 0 CS: 0	PA: 44
<b>PITCHER</b> Glenn Abbott, R ERA: 4.97 Rob Dressler, R ERA: 5.81	IP: 3.2 WLS: L BF: 22 H: 7 R: 6 ER: 2 SO: 0 BB: 3 IBB: 0 HBP: 0 BLK: 0 WP: 0 HR: 2 S: 19 P: 31 ERA: 4.91 WHIP: 2.727																			

Seattle Mariners @ Minnesota Twins  
Metropolitan Stadium, Bloomington, MI  
Wed Jul 04 1979, 8:05 PM EDT  
Att: 34,365 - Unknown - 77 F

AB 36  
R 7  
H 15  
RBI 7  
BB 4  
SO 1  
LOB 23





Batter	1	2	3	4	5	6	7	8	9	AB	R	H	RBI	BB	SO	LOB	TOP				
Bobby Valentine, R (1, 6) OBP: 0.396, SLG: 0.364 Mario Mendoza, R (9, 6) OBP: 0.206, SLG: 0.237	5-3		SH	5-3					6-3	4	0	1	0	0	0	1					
Ruppert Jones, L (1, 8) OBP: 0.345, SLG: 0.470 Joe Simpson, L (7, FR) OBP: 0.330, SLG: 0.407			F1	1-3					1B	3	0	1	0	1	0	3					
Bruce Bochte, L (1, 3) OBP: 0.401, SLG: 0.495	F7		FC3-6						1B	5	1	1	0	0	0	5					
Willie Horton, R (1, 10) OBP: 0.335, SLG: 0.478	G3								1B	5	0	2	2	0	0	3					
Tom Paciorek, R (1, 9) OBP: 0.357, SLG: 0.462 John Hale, L (9, 9) OBP: 0.383, SLG: 0.438		4-3							SF9	4	0	1	1	0	0	0					
Dan Meyer, L (1, 5) OBP: 0.355, SLG: 0.523	4-3		F8						1B	5	0	1	0	0	1	3					
Leon Roberts, R (1, 7) OBP: 0.356, SLG: 0.434									FC5	4	1	2	0	1	0	2					
Bill Stein, R (1, 4) OBP: 0.301, SLG: 0.311	F8		E3							4	0	1	0	0	0	2					
Larry Cox, R (1, 2) OBP: 0.285, SLG: 0.323									F8	3	1	0	1	1	0	3					
<b>Inning Stats</b>	R: 0 E: 0 K: 0 S: 3	H: 0 LOB: 1 BB: 1 P: 7	R: 0 E: 0 K: 0 S: 4	H: 1 LOB: 1 BB: 0 P: 4	R: 1 E: 1 K: 0 S: 6	H: 2 LOB: 3 BB: 1 P: 10	R: 1 E: 1 K: 0 S: 5	H: 1 LOB: 1 BB: 0 P: 5	R: 0 E: 0 K: 0 S: 3	H: 0 LOB: 0 BB: 0 P: 3	R: 0 E: 0 K: 0 S: 5	H: 0 LOB: 0 BB: 0 P: 5	R: 0 E: 0 K: 0 S: 4	H: 1 LOB: 2 BB: 1 P: 8	R: 2 E: 0 K: 0 S: 6	H: 3 LOB: 2 BB: 1 P: 10	1B: 9 2B: 1 3B: 0 HR: 0	SF: 1 SAC: 1 DP: 0 HBP: 0	WP: 0 PB: 0 SB: 0 CS: 0	PA: 43	
<b>PITCHER</b>	IP	WLS	BF	H	R	ER	SO	BB	IBB	HBP	BLK	WP	HR	S	P	ERA	WHIP				
Geoff Zahn, L (1, 1) ERA: 3.15 Mike Marshall, R (9, 1) ERA: 2.35	8.2	L	42	10	4	3	1	4	0	0	0	0	0	40	56	3.12	1.615				

Seattle Mariners @ Minnesota Twins  
Metropolitan Stadium, Bloomington, MI  
Thu Jul 05 1979, 4:33 AM EDT  
Att. 8,422 - Unknown - 73 F

AB	37
R	4
H	10
RBI	4
BB	4
SO	1
LOB	22



Batter	1	2	3	4	5	6	7	8	9	AB	R	H	RBI	BB	SO	LOB	BOTTOM				
Bob Randall, R (1, 4) OBP: 0.361, SLG: 0.349	SH1-3		F8						G6-4-3	3	0	2	0	1	0	1					
Bombo Rivera, R (1, 7) OBP: 0.333, SLG: 0.372	SH1-3		4-3						K	3	0	0	0	0	1	4					
Roy Smalley, S (1, 6) OBP: 0.447, SLG: 0.587	F9								G6-4-3	4	0	0	0	0	0	3					
Ron Jackson, R (1, 3) OBP: 0.334, SLG: 0.475	L4									3	0	0	0	0	0	1					
Dave Edwards, R (1, 9) OBP: 0.333, SLG: 0.525			K							3	0	0	0	0	1	0					
Willie Norwood, R (1, 10) OBP: 0.298, SLG: 0.393			K						L8	3	0	0	0	0	1	0					
Ken Landreaux, L (1, 8) OBP: 0.330, SLG: 0.391			F5						F7	3	0	0	0	0	0	0					
Butch Wynegar, S (1, 2) OBP: 0.388, SLG: 0.378			SH1-3						L4	2	0	0	0	1	1	0					
John Castino, R (1, 5) OBP: 0.330, SLG: 0.365			SH1-3						1B	2	0	1	0	0	0	0					
<b>Inning Stats</b>	R: 0 E: 0 K: 0 S: 3	H: 0 LOB: 1 BB: 1 P: 7	R: 0 E: 0 K: 2 S: 7	H: 0 LOB: 0 BB: 0 P: 7	R: 0 E: 0 K: 0 S: 3	H: 0 LOB: 1 BB: 1 P: 7	R: 0 E: 0 K: 0 S: 3	H: 0 LOB: 0 BB: 0 P: 3	R: 0 E: 0 K: 1 S: 5	H: 0 LOB: 0 BB: 0 P: 5	R: 0 E: 0 K: 0 S: 3	H: 1 LOB: 0 BB: 0 P: 3	R: 0 E: 0 K: 0 S: 3	H: 0 LOB: 0 BB: 0 P: 3	R: 0 E: 0 K: 1 S: 6	H: 2 LOB: 1 BB: 0 P: 6	1B: 2 2B: 1 3B: 0 HR: 0	SF: 0 SAC: 2 DP: 2 HBP: 0	WP: 0 PB: 0 SB: 0 CS: 0	PA: 30	
<b>PITCHER</b>	IP	WLS	BF	H	R	ER	SO	BB	IBB	HBP	BLK	WP	HR	S	P	ERA	WHIP				
Rick Honeycutt, L (1, 1)	9.0	W	30	3	0	0	4	2	0	0	0	0	0	36	44	0.00	0.556				

Seattle Mariners @ Minnesota Twins  
Metropolitan Stadium, Bloomington, MI  
Thu Jul 05 1979, 4:33 AM EDT  
Att. 8,422 - Unknown - 73 F

AB	26
R	0
H	3
RBI	0
BB	2
SO	4
LOB	9





Batter	1	2	3	4	5	6	7	8	9	AB	R	H	RBI	BB	SO	LOB	TOP																			
Rick Burleson, R (1, 6) OBP: 0.315, SLG: 0.363	L5		F3		F9				F3	5	0	1	0	0	0	3	<b>Boston Red Sox @ Seattle Mariners</b> The Kingdom, Seattle, WA Fri Jul 06 1979, 10:05 PM EDT Att: 16,612 - Dome																			
Larry Wolfe, R (1, 4) OBP: 0.339, SLG: 0.360 Tom Poquette, L (9, PH) OBP: 0.290, SLG: 0.214	K			5-3	G3		5-3		G3	4	0	0	0	0	1	1																				
Fred Lynn, L (1, 8) OBP: 0.389, SLG: 0.614	1-3			HR		F7			K	3	1	0	0	1	1	0																				
Jim Rice, R (1, 7) OBP: 0.389, SLG: 0.596		L6		HR					K	4	2	2	3	0	1	0																				
Bob Watson, R (1, 3) OBP: 0.352, SLG: 0.413	K			HR		6-3			6-3	4	0	1	0	0	1	0																				
Carlton Fisk, R (1, 2) OBP: 0.310, SLG: 0.426 Gary Allenson, R (7, 2) OBP: 0.282, SLG: 0.318				WP		E5			1B	3	0	1	0	0	0	1																				
Butch Hobson, R (1, 5) OBP: 0.298, SLG: 0.457	6-3			1B		E5			BB	0	0	0	0	1	0	0																				
Dwight Evans, R (1, 9) OBP: 0.364, SLG: 0.461			6-3		F6				1B	4	0	1	0	0	0	2																				
Stan Papi, R (1, 10) OBP: 0.148, SLG: 0.259 Carl Yastrzemski, L (9, PH) OBP: 0.397, SLG: 0.554 Jim Dwyer, L (9, PR) OBP: 0.263, SLG: 0.343	5-3				1-3				1B	3	0	0	0	0	0	0																				
Inning Stats	R: 0 E: 0 K: 1 S: 5	H: 0 LOB: 0 BB: 0 P: 5	R: 0 E: 0 K: 1 S: 6	H: 1 LOB: 1 BB: 0 P: 6	R: 0 E: 0 K: 0 S: 3	H: 0 LOB: 0 BB: 0 P: 3	R: 2 E: 1 K: 0 S: 6	H: 2 LOB: 2 BB: 1 P: 10	R: 0 E: 0 K: 0 S: 3	H: 0 LOB: 0 BB: 0 P: 3	R: 1 E: 1 K: 0 S: 5	H: 1 LOB: 1 BB: 0 P: 5	R: 0 E: 0 K: 2 S: 4	H: 1 LOB: 1 BB: 0 P: 4	R: 0 E: 0 K: 2 S: 7	H: 0 LOB: 0 BB: 0 P: 7		R: 0 E: 0 K: 0 S: 5	H: 2 LOB: 3 BB: 1 P: 9	1B: 5 2B: 0 3B: 0 HR: 2	SF: 0 SAC: 0 DP: 0 HBP: 0	WP: 1 PB: 0 SB: 0 CS: 0	PA: 38													
PITCHER	IP	WLS	BF	H	R	ER	SO	BB	IBB	HBP	BLK	WP	HR	S	P	ERA	WHIP	PITCHER		IP	WLS	BF	H	R	ER	SO	BB	IBB	HBP	BLK	WP	HR	S	P	ERA	WHIP
Floyd Bannister, L (1, 1) ERA: 4.52	8.0	W	33	5	3	3	4	2	0	0	0	1	2	39	47	3.38	0.875																			
Randy Stein, R (9, 1) ERA: 2.7	0.1		2	1	0	0	0	0	0	0	0	0	0	2	2	0.00	3.000																			
Byron McLaughlin, R (9, 1) ERA: 5.09	0.2	S	3	1	0	0	0	0	0	0	0	0	0	3	3	0.00	1.500																			

AB	36
R	3
H	7
RBI	3
BB	2
SO	4
LOB	15



Batter	1	2	3	4	5	6	7	8	9	AB	R	H	RBI	BB	SO	LOB	BOTTOM																			
Larry Milbourne, S (1, 4) OBP: 0.320, SLG: 0.360	F9		E1	4-3			L6			5	1	2	1	0	0	3	<b>Boston Red Sox @ Seattle Mariners</b> The Kingdom, Seattle, WA Fri Jul 06 1979, 10:05 PM EDT Att: 16,612 - Dome																			
Ruppert Jones, L (1, 8) OBP: 0.343, SLG: 0.464	K		1-3			1B			4-3	4	0	0	0	1	2	3																				
Bruce Bochte, L (1, 3) OBP: 0.407, SLG: 0.505	F8									4	0	3	1	1	0	0																				
Willie Horton, R (1, 10) OBP: 0.337, SLG: 0.485 Charlie Beamon, L (6, PR) OBP: 0.197, SLG: 0.250			F3		F3				L8	3	1	1	2	0	0	3																				
Dan Meyer, L (1, 5) OBP: 0.353, SLG: 0.521			F8		F8				F9	1	0	0	0	0	1																					
Joe Simpson, L (1, 9) OBP: 0.319, SLG: 0.393	K			1-3	F8				F7	4	0	0	0	0	1	3																				
Leon Roberts, R (1, 7) OBP: 0.361, SLG: 0.439	F6									4	2	3	0	0	0	1																				
Bob Stinson, S (1, 2) OBP: 0.351, SLG: 0.369										1	1	1	1	2	0	0																				
Mario Mendoza, R (1, 6) OBP: 0.203, SLG: 0.234	F3				P7					3	0	0	0	0	1	5																				
Inning Stats	R: 0 E: 0 K: 1 S: 5	H: 0 LOB: 0 BB: 0 P: 5	R: 1 E: 0 K: 1 S: 7	H: 2 LOB: 1 BB: 1 P: 11	R: 1 E: 1 K: 0 S: 5	H: 2 LOB: 1 BB: 0 P: 5	R: 0 E: 0 K: 0 S: 4	H: 1 LOB: 2 BB: 1 P: 8	R: 0 E: 0 K: 2 S: 10	H: 1 LOB: 3 BB: 1 P: 15	R: 1 E: 0 K: 1 S: 7	H: 2 LOB: 1 BB: 0 P: 7	R: 0 E: 0 K: 0 S: 4	H: 1 LOB: 1 BB: 0 P: 4	R: 0 E: 0 K: 2 S: 7	H: 0 LOB: 0 BB: 0 P: 4		1B: 6 2B: 4 3B: 0 HR: 1	SF: 0 SAC: 1 DP: 0 HBP: 1	WP: 0 PB: 0 SB: 0 CS: 0	PA: 41															
PITCHER	IP	WLS	BF	H	R	ER	SO	BB	IBB	HBP	BLK	WP	HR	S	P	ERA	WHIP	PITCHER		IP	WLS	BF	H	R	ER	SO	BB	IBB	HBP	BLK	WP	HR	S	P	ERA	WHIP
Dennis Eckersley, R (1, 1) ERA: 3.3	5.1	L	28	8	4	2	2	2	1	0	0	0	0	0	0	0	3.38	1.875																		
Tom Burgmeier, L (6, 1) ERA: 1.49	0.1		2	0	0	0	1	0	1	0	0	0	0	3	7	0.00	0.000																			
Dick Drago, R (6, 1) ERA: 3.1	1.0		6	2	1	1	2	0	0	1	0	0	0	9	10	9.00	2.000																			
Bill Campbell, R (7, 1) ERA: 3.67	1.1		5	1	0	0	0	0	0	0	0	0	0	5	5	0.00	0.750																			





Batter	1	2	3	4	5	6	7	8	9	AB	R	H	RBI	BB	SO	LOB	TOP									
<b>Rick Burleson, R</b> OBP: 0.322, SLG: 0.374 (1, 6)	0-0 6-3		4-0 HR BB		0-0 HR 1B	0-0 1B 2B		0-0 1B SF3 2B		4	4	3	0	1	0	0	<b>Boston Red Sox @ Seattle Mariners</b> The Kingdome, Seattle, WA Sat Jul 07 1979, 10:05 PM EDT Att: 20,158 - Dome									
<b>Jack Brohamer, L</b> OBP: 0.333, SLG: 0.377 (1, 4)	4-0 F 1B 2B BB		0-0 F5		0-0 HR 1B	0-0 2-H 1B		4-0 SF3 1B BB		3	2	2	1	2	0	1										
<b>Fred Lynn, L</b> OBP: 0.395, SLG: 0.636 (1, 8)	0-3 K		0-0 HR		0-0 HR 2-H	4-0 FC6-4 BB		0-0 1-2 2-3 1B		4	2	3	5	1	1	1										
<b>Jim Rice, R</b> OBP: 0.392, SLG: 0.598 (1, 7)	0-0 E4 2B 1B		0-0 1B		0-0 FC6-4 1B	0-0 FC6-4 1-2		0-0 SF3		4	1	3	1	0	0	2										
<b>Carl Yastrzemski, L</b> OBP: 0.397, SLG: 0.553 (1, 10)	0-0 1-H 3-H 2B		0-0 L7		0-0 F8		4-0 G6-4-3 BB	0-0 L3		4	0	1	2	1	0	4										
<b>Bob Watson, R</b> OBP: 0.349, SLG: 0.407 (1, 3)	0-0 6-3		0-0 F9		0-3 K		0-0 G6-4-3 1-2		4-0 S BB	4	0	0	0	1	1	4										
<b>Carlton Fisk, R</b> OBP: 0.301, SLG: 0.413 <b>Bob Montgomery, R</b> OBP: 0.424, SLG: 0.492 (7, 2)		0-0 1-3		0-0 6-3	0-0 FC6-4 1-2		0-0 F5		0-0 1-3 1-2	4	0	0	0	0	0	1										
<b>Butch Hobson, R</b> OBP: 0.296, SLG: 0.464 (1, 5)		0-0 6-3		0-3 K		0-0 F7		0-0 HR K		5	1	1	1	0	2	1										
<b>Dwight Evans, R</b> OBP: 0.358, SLG: 0.452 (1, 9)		0-0 F8		0-0 5-3		0-0 F8		0-3 K F8		5	0	0	0	0	1	1										
<b>Inning Stats</b>	R: 2 E: 1 K: 1 S: 7	H: 2 LOB: 1 BB: 1 P: 11	R: 0 E: 0 K: 0 S: 3	H: 0 LOB: 0 BB: 0 P: 3	R: 2 E: 0 K: 0 S: 5	H: 2 LOB: 1 BB: 1 P: 9	R: 0 E: 0 K: 1 S: 5	H: 0 LOB: 0 BB: 0 P: 5	R: 3 E: 0 K: 1 S: 9	H: 4 LOB: 1 BB: 0 P: 9	R: 1 E: 0 K: 0 S: 5	H: 2 LOB: 2 BB: 1 P: 9	R: 0 E: 0 K: 0 S: 2	H: 0 LOB: 0 BB: 1 P: 6	R: 2 E: 0 K: 1 S: 8	H: 3 LOB: 2 BB: 1 P: 12	R: 0 E: 0 K: 1 S: 5	H: 0 LOB: 1 BB: 1 P: 9	1B: 7 2B: 3 3B: 0 HR: 3	SF: 1 SAC: 0 DP: 1 HBP: 0	WP: 0 PB: 0 SB: 1 CS: 0	PA: 45				
<b>PITCHER</b>	IP	WLS	BF	H	R	ER	SO	BB	IBB	HBP	BLK	WP	HR	S	P	ERA	WHIP	<b>PITCHER</b>								
<b>Mike Parrott, R</b> ERA: 3.68 <b>Rob Dressler, R</b> ERA: 6.11 <b>Randy Stein, R</b> ERA: 5.4 <b>Joe Decker, R</b> ERA: 4.28	(1, 1)	4.0	L	20	6	6	6	2	2	0	0	0	0	1	22	30	13.50	2.000								
<b>Larry Milbourne, S</b> OBP: 0.317, SLG: 0.356 (7, 6)	0-0 4-3		0-0 S 1B 2-H		0-0 1-4-3		0-0 F9		0-0 F8		5	1	1	1	0	0	<b>Boston Red Sox @ Seattle Mariners</b> The Kingdome, Seattle, WA Sat Jul 07 1979, 10:05 PM EDT Att: 20,158 - Dome									
<b>Ruppert Jones, L</b> OBP: 0.349, SLG: 0.486 (1, 8)	0-0 SF7 3B		4-0 1B 1B 1-2 BB		0-0 6-3		0-0 HR		0-0 2B		4	2	3	1	1	0										
<b>Bruce Bochte, L</b> OBP: 0.407, SLG: 0.508 (1, 3)	0-0 SF7 3-H		0-0 1B 1-2 2-H 1B		0-0 G3 HR 2B		0-0 L9		0-0 L7		4	1	2	2	0	1										
<b>Willie Horton, R</b> OBP: 0.340, SLG: 0.484 (1, 10)	1-0 HBP		0-0 1-2 2-3 1B		0-0 F9		0-0 6-3		4-0 3B BB		3	1	1	0	1	0										
<b>Dan Meyer, L</b> OBP: 0.353, SLG: 0.526 (1, 5)	0-0 L7		0-3 K		0-0 G3 2-3		0-0 S 1B		0-0 1-H 3B		5	0	2	1	0	1										
<b>Leon Roberts, R</b> OBP: 0.358, SLG: 0.445 (1, 7)		0-0 6-3		0-0 F3		0-0 HR		0-3 K		5	1	1	2	0	2	2										
<b>Bob Stinson, S</b> OBP: 0.353, SLG: 0.371 <b>Tom Paciorek, R</b> OBP: 0.364, SLG: 0.458 (5, PH) (6, 9)		0-0 2B 1B		0-0 6-3		0-0 BB		1-0 HBP		2	1	1	0	0	0	0										
<b>Joe Simpson, L</b> OBP: 0.314, SLG: 0.386 <b>Larry Cox, R</b> OBP: 0.292, SLG: 0.319 (5, PH) (6, 2)		0-0 F8		0-0 F8		0-3 K		0-0 F5		2	0	0	0	0	0	1										
<b>Charlie Beamon, L</b> OBP: 0.154, SLG: 0.231 (9, PH)										1	0	0	0	0	0	1										
<b>Mario Mendoza, R</b> OBP: 0.206, SLG: 0.241 <b>Bill Stein, R</b> OBP: 0.297, SLG: 0.307 (6, PH) (7, 4)		0-0 1-H 1B 2B		0-3 K		0-0 1-3		0-0 6-3		2	1	1	1	0	1	0										
<b>Inning Stats</b>	R: 1 E: 0 K: 0 S: 4	H: 1 LOB: 1 BB: 0 P: 5	R: 3 E: 0 K: 1 S: 10	H: 5 LOB: 3 BB: 1 P: 14	R: 0 E: 0 K: 0 S: 3	H: 0 LOB: 0 BB: 0 P: 3	R: 0 E: 0 K: 1 S: 5	H: 0 LOB: 0 BB: 0 P: 5	R: 2 E: 0 K: 1 S: 7	H: 2 LOB: 1 BB: 1 P: 11	R: 1 E: 0 K: 0 S: 4	H: 1 LOB: 0 BB: 0 P: 4	R: 0 E: 0 K: 0 S: 6	H: 1 LOB: 2 BB: 0 P: 7	R: 0 E: 0 K: 0 S: 4	H: 1 LOB: 1 BB: 0 P: 4	R: 1 E: 0 K: 1 S: 6	H: 1 LOB: 1 BB: 1 P: 10	1B: 5 2B: 3 3B: 2 HR: 2	SF: 1 SAC: 0 DP: 0 HBP: 2	WP: 0 PB: 0 SB: 2 CS: 0	PA: 44				
<b>PITCHER</b>	IP	WLS	BF	H	R	ER	SO	BB	IBB	HBP	BLK	WP	HR	S	P	ERA	WHIP	<b>PITCHER</b>								
<b>Joel Finch, R</b> ERA: 4.13 <b>Bob Stanley, R</b> ERA: 3.37 <b>Tom Burgmeier, L</b> ERA: 1.99 <b>Allen Ripley, R</b> ERA: 1.08	(1, 1)	1.2		3	3	3	3	0	0	0	0	0	0	3	7	16.20	1.800									
	(2, 1)	0.0	W	4	3	1	1	0	1	0	0	0	0	3	7	∞	∞									
	(2, 1)	4.1		17	3	3	3	1	0	0	0	0	2	22	26	6.23	0.923									
	(7, 1)	3.0	S	14	3	1	1	2	1	0	1	0	0	16	21	3.00	1.333									

AB 38  
R 10  
H 13  
RBI 10  
BB 6  
SO 5  
LOB 16



AB 38  
R 8  
H 12  
RBI 8  
BB 3  
SO 5  
LOB 15









Batter	1	2	3	4	5	6	7	8	9	AB	R	H	RBI	BB	SO	LOB	TOP			
Willie Randolph, R (1,4) OBP: 0.361, SLG: 0.344	0-0 6-3		0-0 6-3			0-0 4-3			0-0 6-3	4	0	0	0	0	0	0	<b>New York Yankees @ Seattle Mariners</b> The Kingdome, Seattle, WA Tue Jul 10 1979, 10:05 PM EDT Att: 20,375 - Dome <a href="http://livebaseballscores.com">livebaseballscores.com</a>			
Bobby Murcer, L (1,8) OBP: 0.358, SLG: 0.369	0-0 3-1		0-3 K			0-3 K			0-0 F5	4	0	0	0	0	2	0				
Thurman Munson, R (1,2) OBP: 0.348, SLG: 0.393	0-0 F9			0-0 5-3			0-3 K		0-0 F9	4	0	0	0	0	1	0				
Lou Piniella, R (1,7) OBP: 0.349, SLG: 0.440		0-0 5-3		0-0 6-3			4-0 BB			2	0	0	0	1	0	0				
Reggie Jackson, L (1,9) OBP: 0.379, SLG: 0.562		0-0 3B		0-0 3-1			4-0 BB		4-0 BB	2	1	1	0	1	0	0				
Graig Nettles, L (1,5) OBP: 0.333, SLG: 0.418		0-0 3B		0-3 K			0-0 G6-3		0-0 G6-3	3	0	1	1	0	1	2				
Darryl Jones, R (1,10) OBP: 0.292, SLG: 0.413		0-0 6-3		0-0 F7					0-0 5-3	3	0	0	0	0	0	1				
Chris Chambliss, L (1,3) OBP: 0.306, SLG: 0.421		0-3 K		0-0 4-3					0-0 F8	3	0	0	0	0	1	1				
Bucky Dent, R (1,6) OBP: 0.294, SLG: 0.303			0-0 F9			0-0 1-3			0-0 6-3	3	0	0	0	0	0	0				
<b>Inning Stats</b>	R: 0 E: 0 K: 0 S: 3	H: 0 LOB: 0 BB: 0 P: 3	R: 1 E: 0 K: 1 S: 7	H: 2 LOB: 1 BB: 0 P: 7	R: 0 E: 0 K: 1 S: 5	H: 0 LOB: 0 BB: 0 P: 5	R: 0 E: 0 K: 0 S: 3	H: 0 LOB: 0 BB: 0 P: 3	R: 0 E: 0 K: 1 S: 5	H: 0 LOB: 0 BB: 0 P: 5	R: 0 E: 0 K: 1 S: 4	H: 0 LOB: 1 BB: 2 P: 12	R: 0 E: 0 K: 0 S: 3	H: 0 LOB: 0 BB: 0 P: 3	R: 0 E: 0 K: 0 S: 3	H: 0 LOB: 0 BB: 0 P: 3	1B: 1 2B: 0 3B: 1 HR: 0	SF: 0 SAC: 0 DP: 1 HBP: 0	WP: 0 PB: 0 CS: 0	PA: 30
<b>PITCHER</b> Rick Honeycutt, L (1,1) ERA: 3.53	IP: 9.0 WLS: W BF: 30	H: 2 R: 1 ER: 1 SO: 5	BB: 2 IBB: 0 HBP: 0 BLK: 0	WP: 0 HR: 0 S: 38 P: 46	ERA: 1.00 WHIP: 0.444	<b>PITCHER</b>										IP: 9.0 WLS: W BF: 30	H: 2 R: 1 ER: 1 SO: 5	BB: 2 IBB: 0 HBP: 0 BLK: 0	WP: 0 HR: 0 S: 38 P: 46	ERA: 1.00 WHIP: 0.444

Batter	1	2	3	4	5	6	7	8	9	AB	R	H	RBI	BB	SO	LOB	BOTTOM			
Leon Roberts, R (1,7) OBP: 0.364, SLG: 0.459	0-0 FC1-5		0-0 HR			0-0 5-3			0-3 K	4	1	2	1	0	1	0	<b>New York Yankees @ Seattle Mariners</b> The Kingdome, Seattle, WA Tue Jul 10 1979, 10:05 PM EDT Att: 20,375 - Dome <a href="http://livebaseballscores.com">livebaseballscores.com</a>			
John Hale, L (8,7) OBP: 0.371, SLG: 0.420	0-0 2B					0-0 F8			4-0 BB	3	0	0	0	1	0	1				
Ruppert Jones, L (1,8) OBP: 0.347, SLG: 0.477	0-0 FC1-5		0-0 F2			0-0 F8			4-0 BB	3	0	0	0	1	0	1				
Bruce Bochte, L (1,3) OBP: 0.401, SLG: 0.498	0-0 3-1		0-0 F7			0-0 F7			0-0 G6-4-3	4	0	0	0	0	0	2				
Willie Horton, R (1,10) OBP: 0.335, SLG: 0.476	0-3 K		0-0 5-3			0-0 F9			0-0 F3	4	0	0	0	0	1	1				
Tom Paciorek, R (1,9) OBP: 0.370, SLG: 0.467		4-0 3B		0-3 K					0-0 1B	2	2	1	0	1	1	0				
Joe Simpson, L (8,9) OBP: 0.304, SLG: 0.373		BB		0-0 2B					0-0 2B	0	0	0	0	0	0	0				
Dan Meyer, L (1,5) OBP: 0.358, SLG: 0.540		0-0 3B		0-0 G3					0-0 FC5-4	3	1	2	2	0	0	0				
Bill Stein, R (1,4) OBP: 0.298, SLG: 0.327		0-0 5-3		0-0 HR					0-0 FC5-4	3	1	1	1	0	0	2				
Larry Cox, R (1,2) OBP: 0.277, SLG: 0.315		0-0 SF9		0-0 F4					0-3 K	2	0	0	1	0	1	0				
Mario Mendoza, R (1,6) OBP: 0.202, SLG: 0.236		0-3 K		0-0 F8					0-3 K	3	0	0	0	0	2	0				
<b>Inning Stats</b>	R: 0 E: 0 K: 1 S: 6	H: 1 LOB: 1 BB: 0 P: 6	R: 2 E: 0 K: 1 S: 6	H: 1 LOB: 0 BB: 1 P: 10	R: 1 E: 0 K: 0 S: 4	H: 1 LOB: 0 BB: 0 P: 4	R: 1 E: 0 K: 1 S: 6	H: 1 LOB: 0 BB: 0 P: 6	R: 0 E: 0 K: 0 S: 3	H: 0 LOB: 0 BB: 0 P: 3	R: 1 E: 0 K: 0 S: 5	H: 2 LOB: 1 BB: 0 P: 5	R: 0 E: 0 K: 3 S: 9	H: 0 LOB: 0 BB: 0 P: 9	R: 0 E: 0 K: 0 S: 2	H: 0 LOB: 0 BB: 1 P: 6	1B: 1 2B: 2 3B: 1 HR: 2	SF: 1 SAC: 0 DP: 1 HBP: 0	WP: 0 PB: 0 CS: 0	PA: 31
<b>PITCHER</b> Ron Guidry, L (1,1) ERA: 2.31	IP: 6.0 WLS: L BF: 25	H: 6 R: 5 ER: 5 SO: 3	BB: 1 IBB: 0 HBP: 0 BLK: 0	WP: 0 HR: 2 S: 30 P: 34	ERA: 7.50 WHIP: 1.167	<b>PITCHER</b>										IP: 6.0 WLS: L BF: 25	H: 6 R: 5 ER: 5 SO: 3	BB: 1 IBB: 0 HBP: 0 BLK: 0	WP: 0 HR: 2 S: 30 P: 34	ERA: 7.50 WHIP: 1.167
Ken Clay, R (7,1) ERA: 4.76	IP: 2.0 WLS: L BF: 6	H: 0 R: 0 ER: 0 SO: 3	BB: 1 IBB: 0 HBP: 0 BLK: 0	WP: 0 HR: 0 S: 11 P: 15	ERA: 0.00 WHIP: 0.500	<b>PITCHER</b>										IP: 2.0 WLS: L BF: 6	H: 0 R: 0 ER: 0 SO: 3	BB: 1 IBB: 0 HBP: 0 BLK: 0	WP: 0 HR: 0 S: 11 P: 15	ERA: 0.00 WHIP: 0.500



Batter	1	2	3	4	5	6	7	8	9	AB	R	H	RBI	BB	SO	LOB	TOP			
Willie Randolph, R OBP: 0.360, SLG: 0.343 (1, 4)	0-0 6-3		0-0 4-3			0-0 3-4-1 1B		0-0 F8		4	0	1	0	0	0	0	<p><b>New York Yankees @ Seattle Mariners</b> The Kingdome, Seattle, WA Wed Jul 11 1979, 10:05 PM EDT Att: 31,186 - Dome</p>			
Bobby Murcer, L OBP: 0.357, SLG: 0.366 Bobby Brown, S OBP: 0.258, SLG: 0.179 (1, 8) (6, 8)	4-0 FC4-6 1B BB		0-0 6-3			0-0 3-4-1 1-2		0-0 F8		2	0	0	0	1	0	1				
Thurman Munson, R OBP: 0.348, SLG: 0.393 Jerry Narron, L OBP: 0.233, SLG: 0.263 (1, 2) (6, 2)	0-0 FC4-6 1-2 1B			0-0 F7		0-0 F3			0-0 4-3	3	0	1	0	0	0	1				
Reggie Jackson, L OBP: 0.378, SLG: 0.557 Darryl Jones, R OBP: 0.296, SLG: 0.404 (1, 9) (6, 9)	0-0 FC4-6 FC4 1-2 2-3			4-0 BB		0-0 F7			0-0 F3	2	0	0	0	1	0	3				
Lou Piniella, R OBP: 0.348, SLG: 0.448 (1, 7)	0-0 FC4 1-2			0-0 F9					0-0 F8	4	1	1	1	0	0	3				
Graig Nettles, L OBP: 0.331, SLG: 0.415 Fred Stanley, R OBP: 0.250, SLG: 0.192 (1, 5) (5, 5) (8, 6)		0-0 F5		0-0 F7						2	0	0	0	0	0	1				
Roy White, S OBP: 0.246, SLG: 0.239 (1, 10)		0-0 F8			0-3 K					3	0	0	0	0	2	0				
Chris Chambliss, L OBP: 0.303, SLG: 0.417 (1, 3)		0-0 G3			0-0 F8					3	0	0	0	0	0	0				
Bucky Dent, R OBP: 0.291, SLG: 0.300 Brian Doyle, L (8, 5)			0-0 F9		0-0 6-3				0-0 F8	3	0	0	0	0	0	0				
<b>Inning Stats</b>	R: 0 E: 0 K: 0 S: 4	H: 1 LOB: 2 BB: 1 P: 8	R: 0 E: 0 K: 0 S: 3	H: 0 LOB: 0 BB: 0 P: 3	R: 0 E: 0 K: 0 S: 3	H: 0 LOB: 1 BB: 1 P: 7	R: 0 E: 0 K: 1 S: 5	H: 0 LOB: 0 BB: 0 P: 5	R: 0 E: 0 K: 0 S: 4	H: 1 LOB: 1 BB: 0 P: 4	R: 1 E: 0 K: 2 S: 8	H: 1 LOB: 0 BB: 0 P: 8	R: 0 E: 0 K: 0 S: 3	H: 0 LOB: 0 BB: 0 P: 3	R: 0 E: 0 K: 0 S: 3	H: 0 LOB: 0 BB: 0 P: 3	1B: 2 2B: 0 3B: 0 HR: 1	SF: 0 SAC: 0 DP: 0 HBP: 0	WP: 0 PB: 0 CS: 0	PA: 32
<b>PITCHER</b> Floyd Bannister, L ERA: 4.17 (1, 1)	IP: 9.0 WLS: W BF: 32 H: 3 R: 1 ER: 1 SO: 3 BB: 2 IBB: 0 HBP: 0 BLK: 0 WP: 0 HR: 1 S: 36 P: 44 ERA: 1.00 WHIP: 0.556																			

Batter	1	2	3	4	5	6	7	8	9	AB	R	H	RBI	BB	SO	LOB	BOTTOM			
Leon Roberts, R OBP: 0.364, SLG: 0.465 John Hale, L OBP: 0.371, SLG: 0.420 (1, 7) (8, 7)			0-0 F4		0-0 6-3					5	2	1	2	1	0	4	<p><b>New York Yankees @ Seattle Mariners</b> The Kingdome, Seattle, WA Wed Jul 11 1979, 10:05 PM EDT Att: 31,186 - Dome</p>			
Ruppert Jones, L OBP: 0.352, SLG: 0.486 (1, 8)			4-0 HR BB		0-0 4-3		4-0 2B 1B BB	0-0 F8		4	4	2	2	2	0	0				
Bruce Bochte, L OBP: 0.402, SLG: 0.510 (1, 3)			0-0 K		4-0 BB		0-0 1B 2B	0-0 L5		5	2	2	2	1	1	2				
Willie Horton, R OBP: 0.336, SLG: 0.473 Charlie Beamon, L OBP: 0.143, SLG: 0.214 (1, 10) (6, PH)	0-0 1B 1B	0-0 L6	0-0 F9		0-3 K		4-0 1B 1B BB	0-3 K		4	2	1	1	1	1	1				
Tom Paciorek, R OBP: 0.393, SLG: 0.492 Joe Simpson, L OBP: 0.304, SLG: 0.373 (1, 9) (8, 9)	0-0 1B 1B	0-0 4-1 2B	4-0 BB				0-0 1B 1B	0-0 1B BB		4	1	4	3	1	0	0				
Dan Meyer, L OBP: 0.360, SLG: 0.538 Larry Milbourne, S OBP: 0.317, SLG: 0.360 (1, 5) (7, PH) (8, 4)	0-0 1B 1B	1-0 HBP	0-0 L3				0-0 F3	0-0 F8		3	1	1	1	0	0	2				
Bill Stein, R OBP: 0.301, SLG: 0.329 (1, 4) (8, 5)	0-0 1B 3B 1B	0-0 4-1		0-0 F9		0-0 F9		0-0 1B 1B		5	1	2	1	0	0	3				
Larry Cox, R OBP: 0.280, SLG: 0.314 (1, 2)	0-0 3B 1B			0-0 5-3		0-3 K		0-3 K		4	1	1	1	1	2	4				
Mario Mendoza, R OBP: 0.209, SLG: 0.248 (1, 6)	0-0 HR 3B		0-3 K		0-0 F5					4	2	2	3	1	1	3				
<b>Inning Stats</b>	R: 9 E: 0 K: 1 S: 13	H: 8 LOB: 0 BB: 1 P: 17	R: 0 E: 0 K: 1 S: 6	H: 1 LOB: 3 BB: 1 P: 11	R: 2 E: 0 K: 0 S: 4	H: 1 LOB: 1 BB: 2 P: 12	R: 0 E: 0 K: 0 S: 3	H: 0 LOB: 0 BB: 0 P: 3	R: 0 E: 0 K: 1 S: 5	H: 0 LOB: 1 BB: 1 P: 9	R: 0 E: 0 K: 1 S: 6	H: 1 LOB: 1 BB: 0 P: 6	R: 5 E: 0 K: 1 S: 10	H: 5 LOB: 3 BB: 3 P: 22	R: 0 E: 0 K: 1 S: 5	H: 0 LOB: 0 BB: 0 P: 5	1B: 10 2B: 2 3B: 1 HR: 3	SF: 0 SAC: 0 DP: 0 HBP: 1	WP: 1 PB: 0 CS: 0	PA: 49
<b>PITCHER</b> Tommy John, L ERA: 2.62 Ken Clay, R ERA: 5.2 Don Hood, L ERA: 2.77 Ray Burris, R ERA: 6.55 (1, 1) (1, 1) (4, 1) (6, 1)	IP: 0.1 WLS: L BF: 6 H: 6 R: 7 ER: 7 SO: 1 BB: 1 IBB: 0 HBP: 0 BLK: 0 WP: 1 HR: 0 S: 9 P: 13 ERA: 189.00 WHIP: 21.000																			

AB	30
R	1
H	3
RBI	1
BB	2
SO	3
LOB	9



WP	0	PA	32
PB	0		
CS	0		

AB	40
R	16
H	16
RBI	16
BB	8
SO	6
LOB	21




WP	1	PA	49
PB	0		
CS	0		



Batter	1	2	3	4	5	6	7	8	9	AB	R	H	RBI	BB	SO	LOB	TOP								
<b>Bobby Murcer, L</b> OBP: 0.357, SLG: 0.365 (1, 8)	L7	F9		FC2-5 1B		4-3	G3		G4-6-3 1B	6	0	2	1	0	0	3	<b>New York Yankees @ Seattle Mariners</b> The Kingdome, Seattle, WA Thu Jul 12 1979, 10:05 PM EDT Att: 23,774 - Dome								
<b>Thurman Munson, R</b> OBP: 0.348, SLG: 0.392 (1, 2)	K		E4 2B HBP	F9 FC2-5 1B		K			G4-6-3 1B	6	1	2	1	0	2	1									
<b>Graig Nettles, L</b> OBP: 0.326, SLG: 0.407 (1, 5)	F7		F8	FC2-5		4-3	4-3		F8	6	0	0	0	0	0	5									
<b>Reggie Jackson, L</b> OBP: 0.383, SLG: 0.576 (1, 9)		1B 1B	HBP FC4-6 2B	F9			HR		4-3	5	3	3	1	0	0	2									
<b>Lou Piniella, R</b> OBP: 0.350, SLG: 0.446 (1, 7)		1B 1B	FC4-6 HBP	F9		1-3			E6	3	2	1	0	1	0	2									
<b>Bobby Brown, S</b> OBP: 0.250, SLG: 0.172 (8, PH)		1-3 G4-6-3 1B	FC4-6 HR							1	0	0	0	0	0	0									
<b>Chris Chambliss, L</b> OBP: 0.307, SLG: 0.418 (1, 10)		G4-6-3 1B	FC4-6 HBP		G3		1B		F7	4	1	2	2	0	0	1									
<b>Jim Spencer, L</b> OBP: 0.333, SLG: 0.481 (1, 3)		G4-6-3 1B	FC4-6 HR		4-3 2B		1B		4-3	5	2	2	1	0	0	4									
<b>Willie Randolph, R</b> OBP: 0.366, SLG: 0.358 (1, 4)		2B 1B	HR		4-3		G3 1B		2B 1B	5	4	4	4	0	0	1									
<b>Brian Doyle, L</b> (9, 4)		1B	HR		2-3 3-H		1-2 2-3 3-H 1B		1B	0	0	0	0	0	0	0									
<b>Bucky Dent, R</b> OBP: 0.296, SLG: 0.313 (1, 6)		1-H 2B	1-3		F3		1-2 2-H 1B		1-3 G4-6-3 2B	5	1	3	2	0	0	1									
<b>Fred Stanley, R</b> OBP: 0.250, SLG: 0.192 (9, 6)										0	0	0	0	0	0	0									
<b>Inning Stats</b>	R: 0 E: 0 K: 1 S: 5	H: 0 LOB: 0 BB: 0 P: 5	R: 3 E: 0 K: 0 S: 7	H: 5 LOB: 1 BB: 0 P: 7	R: 5 E: 1 K: 0 S: 6	H: 2 LOB: 0 BB: 1 P: 11	R: 0 E: 0 K: 0 S: 5	H: 2 LOB: 2 BB: 0 P: 5	R: 0 E: 0 K: 1 S: 5	H: 0 LOB: 0 BB: 0 P: 5	R: 4 E: 0 K: 0 S: 9	H: 6 LOB: 2 BB: 0 P: 9	R: 0 E: 1 K: 0 S: 4	H: 0 LOB: 1 BB: 0 P: 4	R: 2 E: 0 K: 0 S: 5	H: 3 LOB: 0 BB: 0 P: 5	1B: 13 2B: 4 3B: 0 HR: 2	SF: 0 SAC: 0 DP: 2 HBP: 1	WP: 0 PB: 0 SB: 0 CS: 0	PA: 48					
<b>PITCHER</b>	IP	WLS	BF	H	R	ER	SO	BB	IBB	HBP	BLK	WP	HR	S	P	ERA	WHIP								
<b>Mike Parrott, R</b> ERA: 3.86 (1, 1)	2.1	L	13	6	5	5	1	0	0	0	0	0	0	15	15	19.29	2.571								
<b>Rich Hinton, L</b> ERA: 6.64 (3, 1)	0.1		4	1	3	1	0	0	1	1	0	0	1	2	7	27.00	3.000								
<b>John Montague, R</b> ERA: 4.94 (3, 1)	3.2		18	7	4	4	1	0	0	0	0	0	1	20	20	9.82	1.909								
<b>Rob Dressler, R</b> ERA: 6.16 (7, 1)	2.2		13	5	2	2	0	0	0	0	0	0	0	13	13	6.75	1.875								

AB 46  
R 14  
H 19  
RBI 12  
BB 1  
SO 2  
LOB 20



Batter	1	2	3	4	5	6	7	8	9	AB	R	H	RBI	BB	SO	LOB	BOTTOM								
<b>Larry Milbourne, S</b> OBP: 0.316, SLG: 0.358 (1, 4)	G4-6-3 1B	FC6-4			F8		G6-4-3			4	0	1	0	0	0	4	<b>New York Yankees @ Seattle Mariners</b> The Kingdome, Seattle, WA Thu Jul 12 1979, 10:05 PM EDT Att: 23,774 - Dome								
<b>Ruppert Jones, L</b> OBP: 0.351, SLG: 0.484 (1, 8)	G4-6-3 1-2		6-3		F6				1B	4	0	1	0	0	0	2									
<b>Bruce Bochte, L</b> OBP: 0.398, SLG: 0.503 (1, 3)	F7		3-1		L8				F7	4	0	0	0	0	0	2									
<b>Willie Horton, R</b> OBP: 0.335, SLG: 0.471 (1, 10)		F8 BB 1B	F8				K		F4	4	1	1	0	0	1	1									
<b>Dan Meyer, L</b> OBP: 0.358, SLG: 0.534 (1, 5)		F7		3-1			1B		F8	4	0	1	0	0	0	2									
<b>Leon Roberts, R</b> OBP: 0.385, SLG: 0.462 (1, 7)		BB 1B BB	6-3		F9				G6-4-3 BB	2	1	0	0	2	0	1									
<b>Tom Paciorek, R</b> OBP: 0.389, SLG: 0.484 (1, 9)		F8			1B		L7		F9	4	0	1	0	0	0	4									
<b>Bob Stinson, S</b> OBP: 0.354, SLG: 0.362 (1, 2)		1B BB	6-3				G6-4-3 1B		G6-4-3	3	0	1	0	1	0	2									
<b>Mario Mendoza, R</b> OBP: 0.215, SLG: 0.253 (1, 6)		FC6-4 1B					F4			3	0	2	2	0	0	1									
<b>Inning Stats</b>	R: 0 E: 0 K: 0 S: 3	H: 1 LOB: 0 BB: 0 P: 3	R: 2 E: 0 K: 0 S: 5	H: 2 LOB: 2 BB: 2 P: 13	R: 0 E: 0 K: 0 S: 3	H: 0 LOB: 0 BB: 0 P: 3	R: 0 E: 0 K: 0 S: 4	H: 1 LOB: 1 BB: 0 P: 4	R: 0 E: 0 K: 1 S: 6	H: 1 LOB: 0 BB: 0 P: 6	R: 0 E: 0 K: 0 S: 3	H: 1 LOB: 1 BB: 0 P: 3	R: 0 E: 0 K: 0 S: 4	H: 1 LOB: 0 BB: 0 P: 4	R: 0 E: 0 K: 0 S: 2	H: 0 LOB: 1 BB: 1 P: 6		1B: 8 2B: 0 3B: 0 HR: 0	SF: 0 SAC: 0 DP: 3 HBP: 0	WP: 0 PB: 0 SB: 0 CS: 0	PA: 35				
<b>PITCHER</b>	IP	WLS	BF	H	R	ER	SO	BB	IBB	HBP	BLK	WP	HR	S	P	ERA	WHIP								
<b>Catfish Hunter, R</b> ERA: 4.94 (1, 1)	8.0	W	32	8	2	2	1	2	0	0	0	0	0	32	40	2.25	1.250								
<b>Rich Gossage, R</b> ERA: 3.66 (9, 1)	1.0		3	0	0	0	0	1	0	0	0	0	0	2	6	0.00	1.000								

AB 32  
R 2  
H 8  
RBI 2  
BB 3  
SO 1  
LOB 19





Batter	1	2	3	4	5	6	7	8	9	AB	R	H	RBI	BB	SO	LOB	TOP			
<b>Al Bumbry, L</b> OBP: 0.324, SLG: 0.355 (1, 8)										5	1	2	1	0	1	3	<b>Baltimore Orioles @ Seattle Mariners</b> The Kingdome, Seattle, WA Fri Jul 13 1979, 10:05 PM EDT Att: 10,033 - Unknown			
<b>Kiko Garcia, R</b> OBP: 0.320, SLG: 0.383 (1, 6) (8, 4)										4	0	0	0	0	0	2				
<b>Terry Crowley, L</b> OBP: 0.378, SLG: 0.452 (9, PH) <b>Billy Smith, S</b> OBP: 0.284, SLG: 0.362 (9, PR) (9, 4)										1	0	1	1	0	0	0				
<b>Ken Singleton, S</b> OBP: 0.407, SLG: 0.521 (1, 10)										4	0	0	0	1	1	1				
<b>Eddie Murray, S</b> OBP: 0.361, SLG: 0.426 (1, 3)										4	0	1	0	1	1	1				
<b>John Lowenstein, L</b> OBP: 0.394, SLG: 0.560 (1, 9)										4	0	0	0	1	1	2				
<b>Doug DeCinces, R</b> OBP: 0.349, SLG: 0.441 (1, 5) <b>Mark Belanger, R</b> OBP: 0.244, SLG: 0.195 (8, 6)										2	2	1	0	2	1	0				
<b>Gary Roenicke, R</b> OBP: 0.408, SLG: 0.521 (1, 7)										3	0	1	0	1	2	3				
<b>Rich Dauer, R</b> OBP: 0.309, SLG: 0.362 (1, 4) (8, 5)										4	0	1	1	0	0	2				
<b>Rick Dempsey, R</b> OBP: 0.339, SLG: 0.385 (1, 2) <b>Pat Kelly, L</b> OBP: 0.435, SLG: 0.563 (9, PH) <b>Dave Skaggs, R</b> OBP: 0.308, SLG: 0.271 (9, 2)										2	0	1	0	1	0	0				
<b>Inning Stats</b>	R: 0 E: 0 K: 0 S: 3	H: 0 LOB: 0 BB: 0 P: 3	R: 1 E: 1 K: 3 S: 11	H: 2 LOB: 3 BB: 2 P: 19	R: 0 E: 0 K: 0 S: 3	H: 0 LOB: 1 BB: 1 P: 7	R: 1 E: 0 K: 1 S: 7	H: 2 LOB: 2 BB: 1 P: 11	R: 0 E: 0 K: 1 S: 6	H: 1 LOB: 0 BB: 0 P: 10	R: 0 E: 0 K: 0 S: 3	H: 0 LOB: 0 BB: 0 P: 3	R: 0 E: 0 K: 1 S: 6	H: 1 LOB: 1 BB: 0 P: 6	R: 1 E: 0 K: 1 S: 7	H: 2 LOB: 3 BB: 2 P: 15	1B: 6 2B: 2 3B: 0 HR: 0	SF: 0 SAC: 0 DP: 0 HBP: 0	WP: 0 PB: 0 SB: 1 CS: 0	PA: 42
<b>PITCHER</b> <b>Odell Jones, R</b> ERA: 5.68 (1, 1)	IP: 9.0 WLS: W BF: 42 H: 8 R: 3 ER: 3 SO: 7 BB: 7 IBB: 0 HBP: 0 BLK: 0 WP: 0 HR: 0 S: 49 P: 77 ERA: 3.00 WHIP: 1.667															<b>PITCHER</b> IP: WLS: BF: H: R: ER: SO: BB: IBB: HBP: BLK: WP: HR: S: P: ERA: WHIP				

AB 35  
R 3  
H 8  
RBI 3  
BB 7  
SO 7  
LOB 17



Batter	1	2	3	4	5	6	7	8	9	AB	R	H	RBI	BB	SO	LOB	BOTTOM					
<b>Leon Roberts, R</b> OBP: 0.361, SLG: 0.456 (1, 7) <b>John Hale, L</b> OBP: 0.381, SLG: 0.431 (9, 7)										4	0	0	0	0	0	2	<b>Baltimore Orioles @ Seattle Mariners</b> The Kingdome, Seattle, WA Fri Jul 13 1979, 10:05 PM EDT Att: 10,033 - Unknown					
<b>Ruppert Jones, L</b> OBP: 0.353, SLG: 0.484 (1, 8)										4	1	2	0	0	1	1						
<b>Bruce Bochte, L</b> OBP: 0.399, SLG: 0.511 (1, 3)										3	1	1	2	0	0	0						
<b>Willie Horton, R</b> OBP: 0.332, SLG: 0.466 (1, 10)										4	0	0	0	0	1	2						
<b>Tom Paciorek, R</b> OBP: 0.385, SLG: 0.477 (1, 9) <b>Joe Simpson, L</b> OBP: 0.304, SLG: 0.373 (9, 9)										4	0	1	0	0	2	2						
<b>Dan Meyer, L</b> OBP: 0.360, SLG: 0.534 (1, 5)										4	2	2	0	0	0	1						
<b>Bill Stein, R</b> OBP: 0.295, SLG: 0.323 (1, 4)										3	0	0	0	0	2	1						
<b>Larry Cox, R</b> OBP: 0.281, SLG: 0.320 (1, 2) <b>Bob Stinson, S</b> OBP: 0.356, SLG: 0.362 (9, PH)										3	0	1	0	0	1	1						
<b>Mario Mendoza, R</b> OBP: 0.216, SLG: 0.254 (1, 6) <b>Larry Milbourne, S</b> OBP: 0.319, SLG: 0.361 (9, PH)										3	0	1	1	0	0	1						
<b>Inning Stats</b>	R: 0 E: 0 K: 2 S: 8	H: 1 LOB: 2 BB: 0 P: 9	R: 1 E: 0 K: 2 S: 9	H: 2 LOB: 1 BB: 0 P: 9	R: 0 E: 0 K: 0 S: 3	H: 0 LOB: 0 BB: 0 P: 3	R: 0 E: 0 K: 0 S: 3	H: 0 LOB: 0 BB: 0 P: 3	R: 0 E: 0 K: 1 S: 6	H: 1 LOB: 1 BB: 0 P: 6	R: 0 E: 0 K: 0 S: 4	H: 1 LOB: 1 BB: 0 P: 4	R: 0 E: 0 K: 1 S: 5	H: 0 LOB: 0 BB: 0 P: 5	R: 2 E: 0 K: 1 S: 7	H: 2 LOB: 0 BB: 0 P: 7		R: 1 E: 0 K: 0 S: 4	H: 3 LOB: 3 BB: 1 P: 8	1B: 8 2B: 1 3B: 0 HR: 1	SF: 0 SAC: 1 DP: 0 HBP: 1	WP: 0 PB: 0 SB: 2 CS: 0
<b>PITCHER</b> <b>Scott McGregor, L</b> ERA: 3.72 (1, 1) <b>Don Stanhouse, R</b> ERA: 2.64 (9, 1)	IP: 8.1 WLS: L BF: 34 H: 8 R: 4 ER: 4 SO: 7 BB: 0 IBB: 1 HBP: 0 BLK: 0 WP: 0 HR: 1 S: 47 P: 48 ERA: 4.32 WHIP: 0.960															<b>PITCHER</b> IP: WLS: BF: H: R: ER: SO: BB: IBB: HBP: BLK: WP: HR: S: P: ERA: WHIP						

AB 34  
R 4  
H 10  
RBI 4  
BB 1  
SO 7  
LOB 11





Batter	1	2	3	4	5	6	7	8	9	AB	R	H	RBI	BB	SO	LOB	TOP			
<b>Al Bumby, L</b> OBP: 0.323, SLG: 0.354 (1, 8)	0-3 K	0-0 FC2-6			0-0 G4-6-3 1B			0-0 1-3		4	0	1	0	0	1	1	<b>Baltimore Orioles @ Seattle Mariners</b> The Kingdome, Seattle, WA Sat Jul 14 1979, 10:05 PM EDT Att: 15,106 - Unknown			
<b>Kiko Garcia, R</b> OBP: 0.319, SLG: 0.381 (1, 6)	0-3 K		0-3 K		0-0 G4-6-3			0-0 HR 1B		4	1	1	0	0	2	1				
<b>Ken Singleton, S</b> OBP: 0.406, SLG: 0.527 <b>Gary Roenicke, R</b> OBP: 0.408, SLG: 0.521 (1, 9) (8, 7)	0-0 HR		0-3 K		0-0 4-3			0-0 L7		4	1	1	1	0	1	1				
<b>Eddie Murray, S</b> OBP: 0.363, SLG: 0.435 (1, 3)	0-3 K		0-0 4-3		1-0 HBP			0-0 HR		3	1	1	2	0	1	0				
<b>John Lowenstein, L</b> OBP: 0.390, SLG: 0.546 (1, 7) (8, 9)		4-0 2B 1B BB		0-0 G3				0-0 F7		3	1	0	0	1	0	1				
<b>Doug DeCinces, R</b> OBP: 0.347, SLG: 0.443 (1, 5)		0-0 1B SF9 2B		0-3 K				0-0 F3		4	1	1	0	0	2	1				
<b>Pat Kelly, L</b> OBP: 0.438, SLG: 0.554 (1, 10)		0-0 CS 1B		4-0 BB				0-3 K		3	0	1	1	1	1	0				
<b>Rich Dauer, R</b> OBP: 0.305, SLG: 0.358 (1, 4)		2-3 3-H SF9		0-0 6-3				0-3 K		3	0	0	1	0	1	1				
<b>Rick Dempsey, R</b> OBP: 0.339, SLG: 0.381 (1, 2)		1-2 3-H 4-0 FC2-6 BB		0-0 4-3				0-0 4-3		2	0	0	0	1	0	0				
<b>Inning Stats</b>	R: 1 E: 0 K: 3 S: 10	H: 1 LOB: 0 BB: 0 P: 10	R: 2 E: 0 K: 0 S: 4	H: 2 LOB: 1 BB: 2 P: 12	R: 0 E: 0 K: 2 S: 7	H: 0 LOB: 0 BB: 0 P: 7	R: 0 E: 0 K: 1 S: 5	H: 0 LOB: 1 BB: 1 P: 9	R: 0 E: 0 K: 0 S: 3	H: 0 LOB: 0 BB: 0 P: 4	R: 0 E: 0 K: 2 S: 7	H: 0 LOB: 0 BB: 0 P: 7	R: 2 E: 0 K: 0 S: 5	H: 2 LOB: 2 BB: 0 P: 5	R: 0 E: 0 K: 1 S: 5	H: 0 LOB: 0 BB: 0 P: 5	1B: 3 2B: 1 3B: 0 HR: 2	SF: 1 SAC: 0 DP: 1 HBP: 1	WP: 0 PB: 0 SB: 0 CS: 1	PA: 35
<b>PITCHER</b> <b>Mike Parrott, R</b> ERA: 3.95 (1, 1)	IP: 9.0 WLS: L BF: 35	H: 6 R: 5 ER: 5 SO: 9	BB: 3 IBB: 0 HBP: 1 BLK: 0	WP: 0 HR: 2 S: 49 P: 62	ERA: 5.00 WHIP: 1.000											<b>PITCHER</b> IP: WLS: BF: H: R: ER: SO: BB: IBB: HBP: BLK: WP: HR: S: P: ERA: WHIP				

Batter	1	2	3	4	5	6	7	8	9	AB	R	H	RBI	BB	SO	LOB	BOTTOM			
<b>Leon Roberts, R</b> OBP: 0.357, SLG: 0.450 (1, 7)	0-0 5-3		0-3 K		0-0 6-3			0-3 K		4	0	0	0	0	2	1	<b>Baltimore Orioles @ Seattle Mariners</b> The Kingdome, Seattle, WA Sat Jul 14 1979, 10:05 PM EDT Att: 15,106 - Unknown			
<b>Ruppert Jones, L</b> OBP: 0.357, SLG: 0.496 (1, 8)	0-0 4-3		0-0 L3 1B		0-0 S 1B			0-0 HR		4	1	3	1	0	0	0				
<b>Bruce Bochte, L</b> OBP: 0.395, SLG: 0.505 (1, 3)	0-0 4-3		0-0 L3		0-0 F9			0-3 K		4	0	0	0	0	1	2				
<b>Willie Horton, R</b> OBP: 0.331, SLG: 0.463 (1, 10)		0-3 K		0-0 6-3		0-0 5-3		0-0 E FC SF7 1B		4	1	1	0	0	1	1				
<b>Tom Paciorek, R</b> OBP: 0.388, SLG: 0.478 (1, 9)		0-0 2B 1B		0-0 G6-3 1B		0-3 K		0-0 F9		4	0	2	0	0	1	2				
<b>Dan Meyer, L</b> OBP: 0.356, SLG: 0.527 (1, 5)		0-3 K		0-0 G6-3				0-0 FC WP		4	0	0	0	0	1	3				
<b>Bill Stein, R</b> OBP: 0.294, SLG: 0.329 (1, 4)		0-0 2B		0-0 4-3		0-3 K		0-0 SF7		3	0	1	1	0	1	0				
<b>Larry Cox, R</b> OBP: 0.291, SLG: 0.328 (1, 2)		4-0 BB		0-0 4-3		0-3 K		1-2 3-H 4-0 BB		2	0	1	0	2	1	0				
<b>Mario Mendoza, R</b> OBP: 0.214, SLG: 0.252 <b>Bobby Valentine, R</b> OBP: 0.368, SLG: 0.333 (1, 6) (8, PH) (9, 6)		0-0 1-3		0-3 K		0-0 4-3		0-0 5-3		2	0	0	0	0	1	4				
<b>Inning Stats</b>	R: 0 E: 0 K: 0 S: 3	H: 0 LOB: 0 BB: 0 P: 3	R: 0 E: 0 K: 2 S: 9	H: 2 LOB: 3 BB: 1 P: 13	R: 0 E: 0 K: 1 S: 5	H: 1 LOB: 0 BB: 0 P: 5	R: 0 E: 0 K: 0 S: 3	H: 1 LOB: 0 BB: 0 P: 3	R: 0 E: 0 K: 1 S: 6	H: 1 LOB: 1 BB: 0 P: 6	R: 0 E: 0 K: 2 S: 7	H: 0 LOB: 0 BB: 0 P: 7	R: 1 E: 0 K: 2 S: 8	H: 1 LOB: 2 BB: 0 P: 8	R: 1 E: 1 K: 0 S: 5	H: 1 LOB: 2 BB: 1 P: 9	1B: 5 2B: 3 3B: 0 HR: 1	SF: 1 SAC: 0 DP: 2 HBP: 0	WP: 1 PB: 0 SB: 1 CS: 0	PA: 36
<b>PITCHER</b> <b>Mike Flanagan, L</b> ERA: 3.83 (1, 1)	IP: 9.0 WLS: W BF: 36	H: 8 R: 2 ER: 1 SO: 9	BB: 2 IBB: 0 HBP: 0 BLK: 0	WP: 1 HR: 1 S: 52 P: 60	ERA: 1.00 WHIP: 1.111											<b>PITCHER</b> IP: WLS: BF: H: R: ER: SO: BB: IBB: HBP: BLK: WP: HR: S: P: ERA: WHIP				

AB 30  
R 5  
H 6  
RBI 5  
BB 3  
SO 9  
LOB 6



AB 33  
R 2  
H 8  
RBI 2  
BB 2  
SO 9  
LOB 15









Batter	1	2	3	4	5	6	7	8	9	AB	R	H	RBI	BB	SO	LOB	TOP			
Larry Milbourne, S OBP: 0.321, SLG: 0.362 (1, 4)										4	0	3	0	0	0	0	<b>Seattle Mariners @ Boston Red Sox</b> Fenway Park, Boston, MA Thu Jul 19 1979, 7:05 PM EDT Att: 32,207 - Unknown - 82 F			
Ruppert Jones, L OBP: 0.352, SLG: 0.486 (1, 8)										3	0	0	0	1	0	2				
Bruce Bochte, L OBP: 0.389, SLG: 0.498 (1, 3)										4	0	0	0	0	1	4				
Willie Horton, R OBP: 0.328, SLG: 0.463 (1, 10)										4	0	0	0	0	2	1				
Dan Meyer, L OBP: 0.354, SLG: 0.523 (1, 5)										4	1	2	0	0	0	0				
Tom Paciorek, R OBP: 0.385, SLG: 0.468 (1, 9)										3	0	0	0	1	2	2				
Leon Roberts, R OBP: 0.357, SLG: 0.455 (1, 7)										3	0	1	1	0	0	1				
Larry Cox, R OBP: 0.288, SLG: 0.324 (1, 2)										2	0	0	0	0	1	2				
Bob Stinson, S OBP: 0.355, SLG: 0.359 (7, PH)										1	0	0	0	0	0	0				
Mario Mendoza, R OBP: 0.211, SLG: 0.248 (1, 6)										2	0	0	0	0	1	0				
Joe Simpson, L OBP: 0.302, SLG: 0.369 (7, PH)										1	0	0	0	0	0	0				
Bill Stein, R OBP: 0.294, SLG: 0.329 (7, 4)										0	0	0	0	0	0	0				
<b>Inning Stats</b>	R: 0 E: 0 K: 0 S: 4	H: 1 LOB: 1 BB: 0 P: 4	R: 0 E: 0 K: 1 S: 5	H: 0 LOB: 1 BB: 1 P: 9	R: 0 E: 0 K: 1 S: 5	H: 1 LOB: 1 BB: 1 P: 9	R: 1 E: 0 K: 0 S: 5	H: 2 LOB: 1 BB: 0 P: 5	R: 0 E: 0 K: 3 S: 10	H: 0 LOB: 0 BB: 0 P: 3	R: 0 E: 0 K: 0 S: 3	H: 0 LOB: 0 BB: 0 P: 3	R: 0 E: 0 K: 2 S: 7	H: 1 LOB: 0 BB: 0 P: 3	R: 0 E: 0 K: 2 S: 7	H: 0 LOB: 0 BB: 0 P: 7	1B: 5 2B: 0 3B: 1 HR: 0	SF: 0 SAC: 0 DP: 2 HBP: 0	WP: 0 PB: 0 SB: 1 CS: 0	PA: 33
<b>PITCHER</b> Dennis Eckersley, R ERA: 3.14 (1, 1)	IP: 9.0 WLS: W BF: 33 H: 6 R: 1 ER: 1 SO: 7 BB: 2 IBB: 0 HBP: 0 BLK: 0 WP: 0 HR: 0 S: 45 P: 53 ERA: 1.00 WHIP: 0.889															<b>PITCHER</b>				

Batter	1	2	3	4	5	6	7	8	9	AB	R	H	RBI	BB	SO	LOB	BOTTOM			
Rick Burleson, R OBP: 0.325, SLG: 0.389 (1, 6)										4	1	2	2	0	0	1	<b>Seattle Mariners @ Boston Red Sox</b> Fenway Park, Boston, MA Thu Jul 19 1979, 7:05 PM EDT Att: 32,207 - Unknown - 82 F			
Larry Wolfe, R OBP: 0.357, SLG: 0.429 (1, 4)										3	1	1	2	2	1	3				
Fred Lynn, L OBP: 0.403, SLG: 0.628 (1, 8)										4	0	1	1	1	1	2				
Tom Poquette, L OBP: 0.301, SLG: 0.243 (6, PR)										0	1	0	0	0	0	0				
Jim Rice, R OBP: 0.384, SLG: 0.574 (1, 7)										5	0	2	1	0	1	2				
Bob Watson, R OBP: 0.359, SLG: 0.419 (1, 3)										4	0	2	0	1	0	3				
Carl Yastrzemski, L OBP: 0.376, SLG: 0.503 (1, 10)										4	1	0	0	1	0	6				
Carlton Fisk, R OBP: 0.307, SLG: 0.458 (1, 2)										4	0	1	0	0	0	1				
Butch Hobson, R OBP: 0.288, SLG: 0.468 (1, 5)										4	1	1	1	0	1	2				
Dwight Evans, R OBP: 0.365, SLG: 0.453 (1, 9)										2	2	1	0	2	0	0				
<b>Inning Stats</b>	R: 0 E: 0 K: 0 S: 3	H: 0 LOB: 2 BB: 2 P: 11	R: 1 E: 0 K: 2 S: 8	H: 1 LOB: 2 BB: 2 P: 16	R: 0 E: 0 K: 1 S: 6	H: 1 LOB: 1 BB: 0 P: 6	R: 0 E: 0 K: 0 S: 3	H: 0 LOB: 0 BB: 0 P: 3	R: 2 E: 0 K: 0 S: 6	H: 3 LOB: 1 BB: 0 P: 6	R: 1 E: 0 K: 1 S: 7	H: 2 LOB: 2 BB: 1 P: 11	R: 0 E: 0 K: 0 S: 3	H: 0 LOB: 1 BB: 1 P: 7	R: 3 E: 0 K: 0 S: 7	H: 4 LOB: 3 BB: 1 P: 11	1B: 5 2B: 4 3B: 0 HR: 2	SF: 1 SAC: 0 DP: 0 HBP: 0	WP: 0 PB: 0 SB: 0 CS: 0	PA: 42
<b>PITCHER</b> Floyd Bannister, L ERA: 4.33 Randy Stein, R ERA: 7.5 (8, 1)	IP: 7.0 WLS: L BF: 35 H: 8 R: 5 ER: 5 SO: 4 BB: 6 IBB: 0 HBP: 0 BLK: 0 WP: 0 HR: 2 S: 37 P: 61 ERA: 6.43 WHIP: 2.000															<b>PITCHER</b>				

AB	31
R	1
H	6
RBI	1
BB	2
SO	7
LOB	12



AB	34
R	7
H	11
RBI	7
BB	7
SO	4
LOB	20





Batter	1	2	3	4	5	6	7	8	9	AB	R	H	RBI	BB	SO	LOB	TOP					
Larry Mitbourne, S OBP: 0.315, SLG: 0.355	P7	4-3		6-3		SH1-4		6-3		4	0	0	0	0	0	1						
Ruppert Jones, L OBP: 0.350, SLG: 0.480	2B WP		4-3	4-3		F7		4-3		4	1	0	0	1	0	1						
Bruce Bochte, L OBP: 0.394, SLG: 0.502	WP SF8		2B 1B			1B IBB		4-3		2	3	1	0	3	0	0						
Willie Horton, R OBP: 0.328, SLG: 0.466	SF8		1B 1B			1B 1-2 2H			K	4	1	2	2	0	1	1						
Dan Meyer, L OBP: 0.358, SLG: 0.532			1B 1B BB		F6			F7		4	2	2	2	1	0	0						
Leon Roberts, R OBP: 0.358, SLG: 0.453	5-3		BB 1B		S BB			6-3		4	0	1	1	1	0	2						
Joe Simpson, L OBP: 0.301, SLG: 0.365		4-3			F6			F8		4	0	1	1	0	0	1						
Bob Stinson, S OBP: 0.353, SLG: 0.352		K			4-3			5-3		3	0	0	1	1	1	1						
Mario Mendoza, R OBP: 0.215, SLG: 0.256				G4-3				K		4	1	2	0	0	1	3						
<b>Inning Stats</b>	R: 3 E: 0 K: 0 S: 5	H: 2 LOB: 0 BB: 1 P: 9	R: 0 E: 0 K: 1 S: 6	H: 1 LOB: 1 BB: 0 P: 6	R: 3 E: 0 K: 0 S: 5	H: 3 LOB: 2 BB: 3 P: 17	R: 0 E: 0 K: 0 S: 3	H: 0 LOB: 1 BB: 1 P: 7	R: 0 E: 0 K: 0 S: 3	H: 0 LOB: 1 BB: 1 P: 7	R: 2 E: 0 K: 0 S: 6	H: 3 LOB: 2 BB: 1 P: 10	R: 0 E: 0 K: 1 S: 5	H: 0 LOB: 0 BB: 0 P: 5	R: 0 E: 0 K: 0 S: 3	H: 0 LOB: 0 BB: 0 P: 5	R: 0 E: 0 K: 1 S: 5	H: 0 LOB: 0 BB: 0 P: 5	1B: 5 2B: 3 3B: 0 HR: 1	SF: 1 SAC: 1 DP: 1 HBP: 0	WP: 1 PB: 0 SB: 1 CS: 0	PA: 42
<b>PITCHER</b>	IP	WLS	BF	H	R	ER	SO	BB	IBB	HBP	BLK	WP	HR	S	P	ERA	WHIP					
Mike Torrez, R ERA: 4.71	2.1	L	14	4	6	6	1	2	1	0	0	1	1	13	25	23.14	2.571					
Allen Ripley, R ERA: 3.14	3.2		19	5	2	2	0	3	1	0	0	0	0	15	31	4.91	2.182					
Tom Burgmeier, L ERA: 1.85	3.0		9	0	0	0	2	0	0	0	0	0	0	13	13	0.00	0.000					

Seattle Mariners @ Boston Red Sox  
Fenway Park, Boston, MA  
Fri Jul 20 1979, 7:05 PM EDT  
Att: 33,397 - Unknown - 84 F

AB	33
R	8
H	9
RBI	7
BB	7
SO	3
LOB	10



Batter	1	2	3	4	5	6	7	8	9	AB	R	H	RBI	BB	SO	LOB	BOTTOM				
Rick Burleson, R OBP: 0.324, SLG: 0.387	1B		K		1-3			K		4	0	1	0	0	2	3					
Jack Brohamer, L OBP: 0.347, SLG: 0.370	F6		4-3		F8			G4-6-3 1B		4	0	1	0	0	0	3					
Fred Lynn, L OBP: 0.404, SLG: 0.626	G6-3 1B		L9			3-1 6-3 BB		G4-6-3 1B		3	0	1	0	1	0	3					
Jim Rice, R OBP: 0.380, SLG: 0.568	G6-3			K		6-3		5-3		4	0	0	0	0	1	3					
Carl Yastrzemski, L OBP: 0.375, SLG: 0.500		F8		E BB 1B		3-1		F7		4	0	1	0	0	0	1					
Bob Watson, R OBP: 0.381, SLG: 0.421		6-3		E BB		F9				3	0	1	0	1	0	1					
Carlton Fisk, R OBP: 0.301, SLG: 0.449					FC1			1-3		3	0	0	0	0	1	2					
Bob Montgomery, R OBP: 0.408, SLG: 0.470		L7								1	0	0	0	0	0	1					
Butch Hobson, R OBP: 0.288, SLG: 0.465					F9			L7		4	0	1	0	0	0	3					
Dwight Evans, R OBP: 0.367, SLG: 0.451					6-3					1	0	0	0	2	0	0					
<b>Inning Stats</b>	R: 0 E: 0 K: 0 S: 4	H: 2 LOB: 1 BB: 0 P: 4	R: 0 E: 0 K: 0 S: 3	H: 0 LOB: 0 BB: 0 P: 3	R: 0 E: 1 K: 1 S: 6	H: 1 LOB: 2 BB: 1 P: 10	R: 0 E: 0 K: 0 S: 3	H: 0 LOB: 0 BB: 0 P: 3	R: 0 E: 0 K: 2 S: 7	H: 0 LOB: 1 BB: 1 P: 11	R: 0 E: 0 K: 0 S: 3	H: 1 LOB: 0 BB: 0 P: 3	R: 0 E: 0 K: 0 S: 4	H: 1 LOB: 1 BB: 0 P: 4	R: 0 E: 0 K: 0 S: 4	H: 1 LOB: 1 BB: 0 P: 4	1B: 5 2B: 1 3B: 0 HR: 0	SF: 0 SAC: 0 DP: 2 HBP: 0	WP: 0 PB: 0 SB: 0 CS: 0	PA: 35	
<b>PITCHER</b>	IP	WLS	BF	H	R	ER	SO	BB	IBB	HBP	BLK	WP	HR	S	P	ERA	WHIP				
Mike Parrott, R ERA: 3.66	9.0	W	35	6	0	0	4	4	0	0	0	0	0	39	55	0.00	1.111				

Seattle Mariners @ Boston Red Sox  
Fenway Park, Boston, MA  
Fri Jul 20 1979, 7:05 PM EDT  
Att: 33,397 - Unknown - 84 F

AB	31
R	0
H	6
RBI	0
BB	4
SO	4
LOB	20









Batter	1	2	3	4	5	6	7	8	9	AB	R	H	RBI	BB	SO	LOB	TOP								
Leon Roberts, R OBP: 0.355, SLG: 0.452	6-3		F8		F7			5-3		4	0	0	0	0	0	2	<b>Seattle Mariners @ New York Yankees</b> Yankee Stadium, Bronx, NY Sun Jul 22 1979, 3:33 AM EDT Att: 38,956 - Unknown - 86 F  <b>AB 29</b> <b>R 0</b> <b>H 3</b> <b>RBI 0</b> <b>BB 4</b> <b>SO 3</b> <b>LOB 11</b>								
Ruppert Jones, L OBP: 0.355, SLG: 0.488					6-3			F7		3	0	1	0	1	0	2									
Bruce Bochte, L OBP: 0.393, SLG: 0.499	K		K		K			F7		4	0	0	0	0	3	3									
Willie Horton, R OBP: 0.324, SLG: 0.458	6-3				6-3				F9	4	0	0	0	0	0	1									
Dan Meyer, L OBP: 0.357, SLG: 0.527		4-3			F6			4-3		4	0	0	0	0	0	0									
Tom Paciorek, R OBP: 0.388, SLG: 0.479		1B						F9		3	0	1	0	1	0	0									
Bill Stein, R OBP: 0.295, SLG: 0.329					F8			F7		3	0	1	0	0	0	1									
Larry Cox, R OBP: 0.284, SLG: 0.319		G4-6-3			5-3			F4		3	0	0	0	0	0	2									
Mario Mendoza, R OBP: 0.217, SLG: 0.254					F8					1	0	0	0	1	0	0									
Bobby Valentine, R OBP: 0.379, SLG: 0.333										0	0	0	0	1	0	0									
<b>Inning Stats</b>	R: 0 E: 0 K: 1 S: 6	H: 1 LOB: 1 BB: 0 P: 6	R: 0 E: 0 K: 0 S: 3	H: 1 LOB: 1 BB: 1 P: 7	R: 0 E: 0 K: 1 S: 5	H: 0 LOB: 1 BB: 1 P: 9	R: 0 E: 0 K: 0 S: 4	H: 1 LOB: 1 BB: 0 P: 4	R: 0 E: 0 K: 0 S: 3	H: 0 LOB: 0 BB: 1 P: 7	R: 0 E: 0 K: 0 S: 5	H: 0 LOB: 0 BB: 0 P: 5	R: 0 E: 0 K: 0 S: 3	H: 0 LOB: 1 BB: 1 P: 3	R: 0 E: 0 K: 0 S: 3	H: 0 LOB: 0 BB: 0 P: 3	1B: 1 2B: 0 3B: 2 HR: 0	SF: 0 SAC: 0 DP: 1 HBP: 0	WP: 0 PB: 0 CS: 0	PA: 33					
<b>PITCHER</b>	IP	WLS	BF	H	R	ER	SO	BB	IBB	HBP	BLK	WP	HR	S	P	ERA	WHIP								
Don Hood, L ERA: 2.49	(1, 1)	4.1	18	3	0	0	2	3	0	0	0	0	0	19	31	0.00	1.385								
Jim Kaat, L ERA: 2.35	(5, 1)	4.2	W	15	0	0	0	1	1	0	0	0	0	16	20	0.00	0.214								

Batter	1	2	3	4	5	6	7	8	9	AB	R	H	RBI	BB	SO	LOB	BOTTOM								
Willie Randolph, R OBP: 0.371, SLG: 0.362	4-3		1B		5-3			F9		5	1	1	0	0	0	2	<b>Seattle Mariners @ New York Yankees</b> Yankee Stadium, Bronx, NY Sun Jul 22 1979, 3:33 AM EDT Att: 38,956 - Unknown - 86 F  <b>AB 30</b> <b>R 4</b> <b>H 9</b> <b>RBI 4</b> <b>BB 3</b> <b>SO 4</b> <b>LOB 18</b>								
Bobby Murcer, L OBP: 0.348, SLG: 0.356	F9		1B				F3			3	2	1	0	1	0	0									
Thurman Munson, R OBP: 0.350, SLG: 0.388			1B				2B			3	0	2	2	1	0	0									
Lou Piniella, R OBP: 0.341, SLG: 0.429	F9		E5		6-3			6-3		4	0	1	0	0	0	4									
Reggie Jackson, L OBP: 0.378, SLG: 0.565		1B	K				K			2	1	0	0	1	2	4									
Roy White, S OBP: 0.252, SLG: 0.250		HBP	SF7		6-3			6-3		3	0	1	1	0	1	3									
Chris Chambliss, L OBP: 0.317, SLG: 0.442		CS	SF7		6-3			F9		3	0	1	1	0	0	2									
Fred Stanley, R OBP: 0.257, SLG: 0.212		1B			6-3			SH3-4		3	0	2	0	0	0	0									
Bucky Dent, R OBP: 0.294, SLG: 0.302	F7				4-3			K		4	0	0	0	0	1	3									
<b>Inning Stats</b>	R: 0 E: 0 K: 0 S: 3	H: 0 LOB: 1 BB: 1 P: 7	R: 1 E: 0 K: 0 S: 4	H: 2 LOB: 1 BB: 0 P: 5	R: 2 E: 1 K: 1 S: 9	H: 3 LOB: 2 BB: 0 P: 9	R: 0 E: 0 K: 0 S: 3	H: 0 LOB: 0 BB: 0 P: 3	R: 1 E: 0 K: 1 S: 6	H: 1 LOB: 1 BB: 1 P: 10	R: 0 E: 0 K: 0 S: 4	H: 1 LOB: 0 BB: 0 P: 4	R: 0 E: 0 K: 1 S: 6	H: 1 LOB: 2 BB: 1 P: 10	R: 0 E: 0 K: 1 S: 6	H: 1 LOB: 1 BB: 0 P: 6	1B: 7 2B: 2 3B: 0 HR: 0	SF: 2 SAC: 1 DP: 0 HBP: 1	WP: 0 PB: 0 CS: 1	PA: 37					
<b>PITCHER</b>	IP	WLS	BF	H	R	ER	SO	BB	IBB	HBP	BLK	WP	HR	S	P	ERA	WHIP								
Rick Honeycutt, L ERA: 3.79	(1, 1)	5.1	L	26	7	4	3	2	0	1	0	0	0	27	36	5.06	1.688								
Randy Stein, R ERA: 5.19	(6, 1)	2.2		11	2	0	0	2	0	1	0	0	0	14	18	0.00	0.750								



Batter	1	2	3	4	5	6	7	8	9	AB	R	H	RBI	BB	SO	LOB	TOP			
Larry Milbourne, S (1.4) OBP: 0.323, SLG: 0.368										4	1	2	0	1	0	3	<b>Seattle Mariners @ New York Yankees</b> Yankee Stadium, Bronx, NY Mon Jul 23 1979, 7:05 PM EDT Att: 20,674 - Unknown - 80 F			
Ruppert Jones, L (1.8) OBP: 0.350, SLG: 0.481										5	0	0	1	0	2	6				
Bruce Bochte, L (1.3) OBP: 0.396, SLG: 0.506										3	1	2	0	1	0	2				
Willie Horton, R (1.10) OBP: 0.325, SLG: 0.461										4	0	2	1	0	0	1				
Dan Meyer, L (1.5) OBP: 0.353, SLG: 0.521										4	0	0	0	0	1	3				
Leon Roberts, R (1.7) OBP: 0.354, SLG: 0.450										4	0	1	0	0	2	2				
Joe Simpson, L (1.9) OBP: 0.296, SLG: 0.356										4	0	0	0	0	0	4				
Bob Stinson, S (1.2) OBP: 0.357, SLG: 0.370										4	0	3	0	0	0	0				
Mario Mendoza, R (1.6) OBP: 0.219, SLG: 0.256										2	0	1	0	0	1	1				
John Hale, L (7, PH) OBP: 0.350, SLG: 0.400										1	0	0	0	0	1	1				
Bobby Valentine, R (7.6) OBP: 0.373, SLG: 0.327										1	0	0	0	0	0	0				
<b>Inning Stats</b>	R: 1 E: 0 K: 0 S: 3	H: 1 LOB: 0 BB: 1 P: 7	R: 0 E: 0 K: 2 S: 7	H: 0 LOB: 0 BB: 0 P: 7	R: 0 E: 0 K: 2 S: 8	H: 1 LOB: 1 BB: 0 P: 8	R: 0 E: 0 K: 0 S: 5	H: 2 LOB: 2 BB: 0 P: 5	R: 0 E: 0 K: 1 S: 5	H: 0 LOB: 0 BB: 0 P: 5	R: 0 E: 0 K: 1 S: 6	H: 1 LOB: 2 BB: 1 P: 10	R: 1 E: 0 K: 0 S: 5	H: 3 LOB: 1 BB: 0 P: 5	R: 0 E: 0 K: 0 S: 4	H: 1 LOB: 1 BB: 0 P: 4	1B: 6 2B: 4 3B: 2 HR: 0	SF: 0 SAC: 0 DP: 2 HBP: 0	WP: 0 PB: 0 CS: 0	PA: 38
<b>PITCHER</b>	IP WLS BF H R ER SO BB IBB HBP BLK WP HR S P ERA WHIP																			
Ed Figueroa, R (1.1) ERA: 4.24	5.0 W 21 6 1 1 5 1 0 0 0 0 0 0 30 34 1.80 1.400																			
Ron Davis, R (6.1) ERA: 1.94	1.2 7 1 0 0 2 1 0 0 0 0 0 0 10 14 0.00 1.200																			
Jim Kaat, L (7.1) ERA: 2.54	0.2 4 2 1 1 0 0 0 0 0 0 0 0 4 4 13.50 3.000																			
Rich Gossage, R (8.1) ERA: 5.17	1.2 S 6 2 0 0 0 0 0 0 0 0 0 0 6 6 0.00 1.200																			

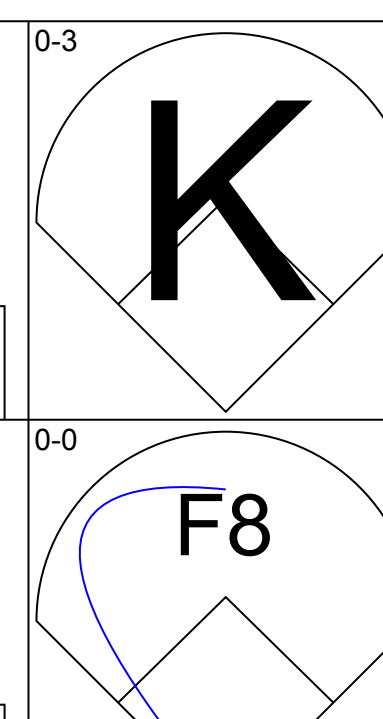
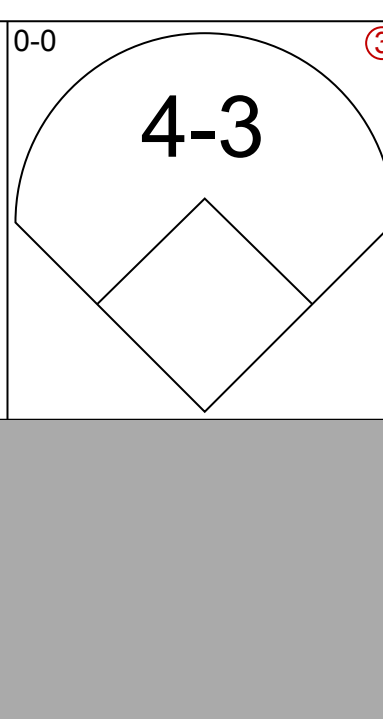
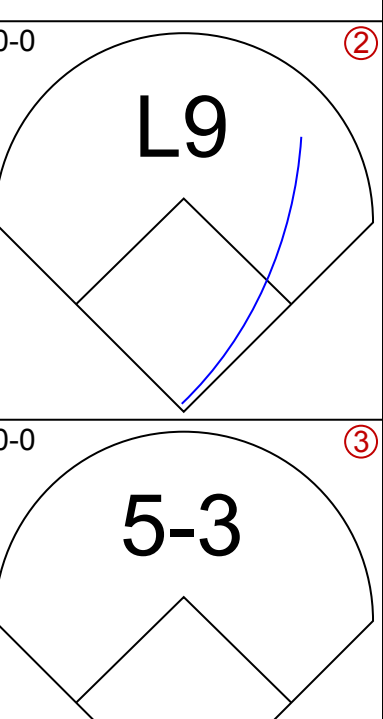
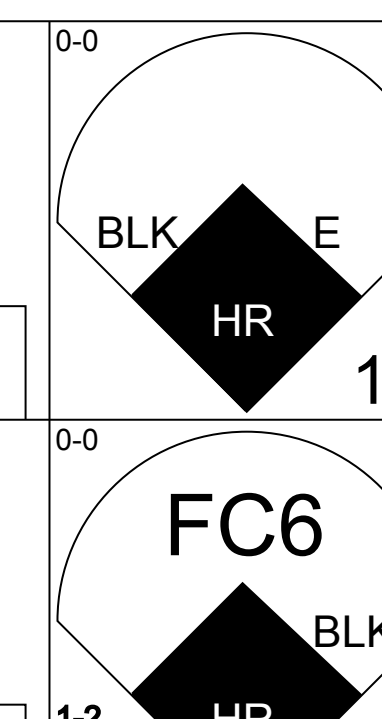
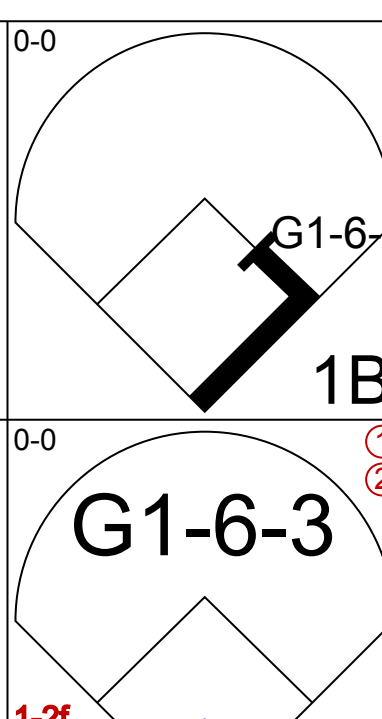
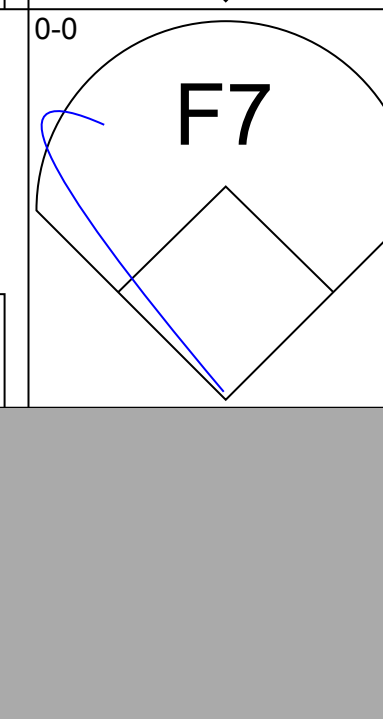
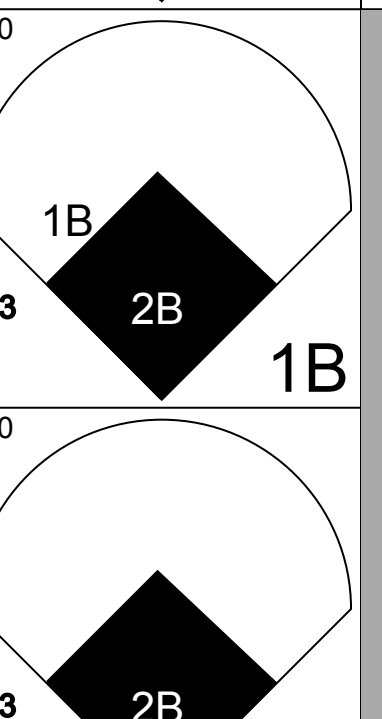
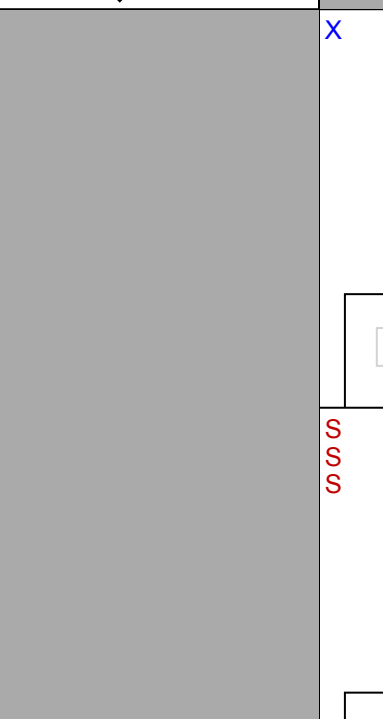
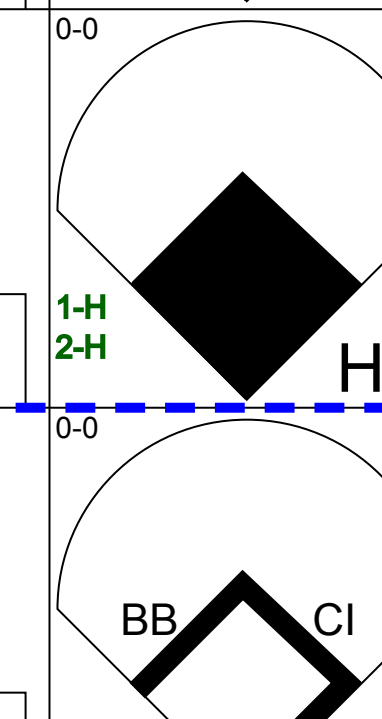
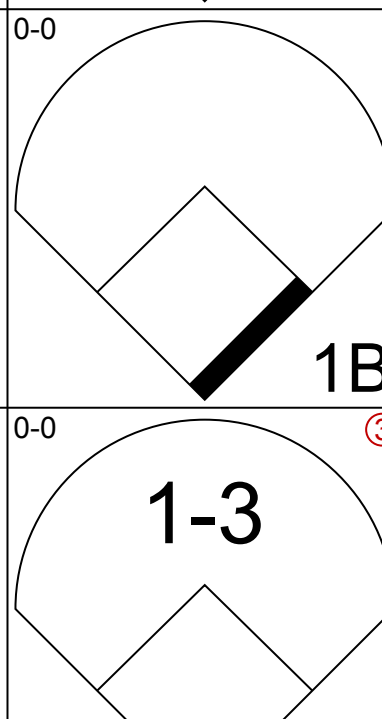

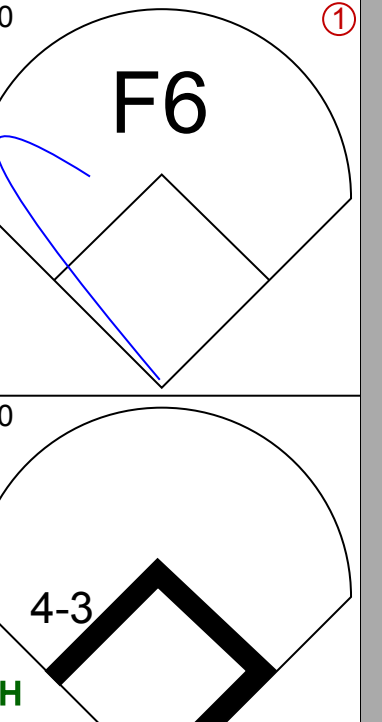

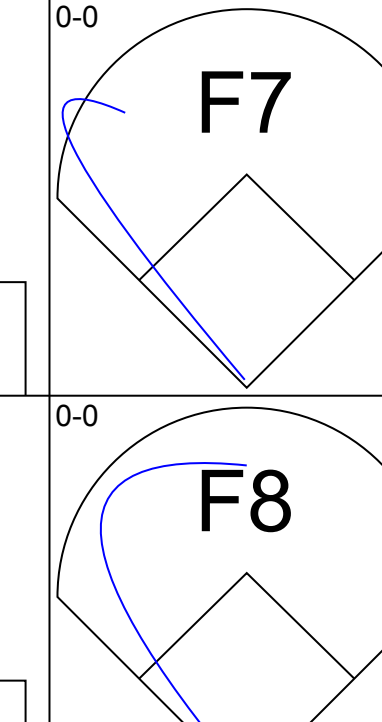

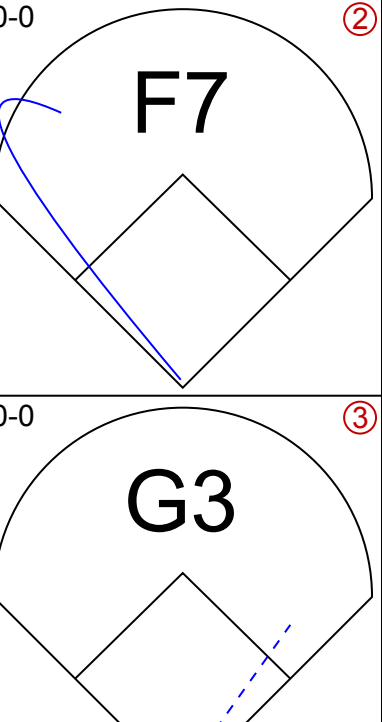
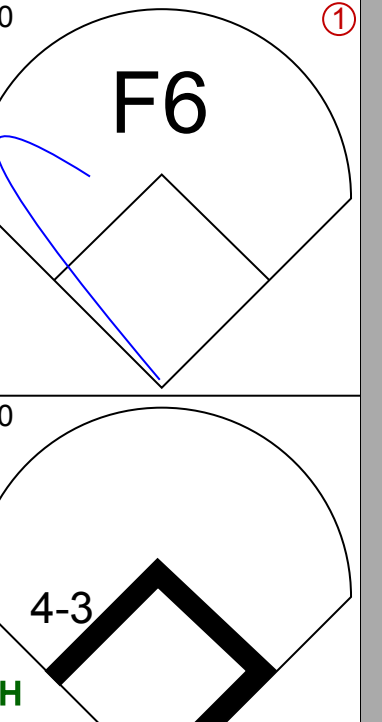
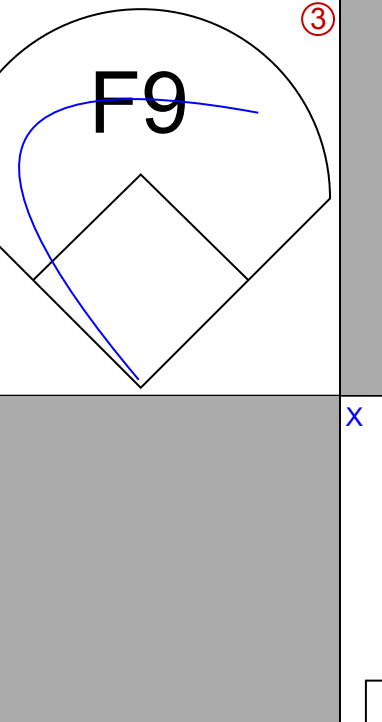
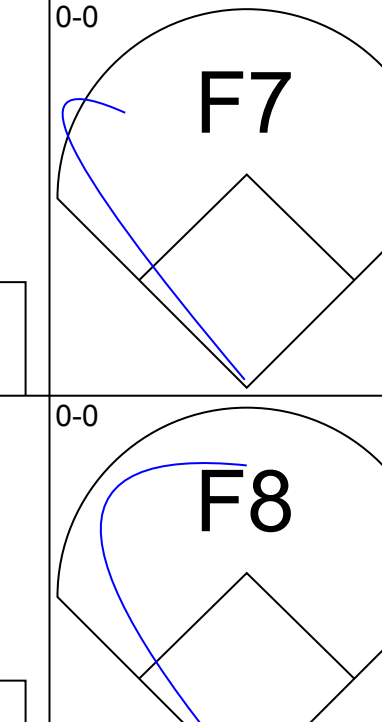


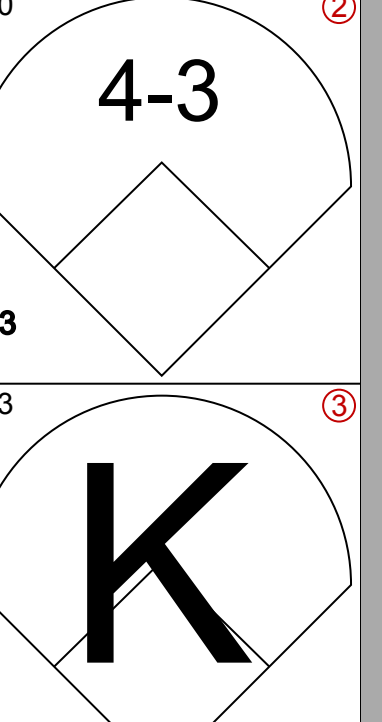
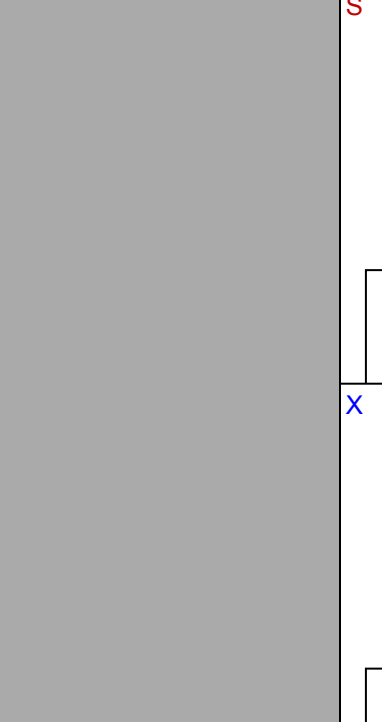
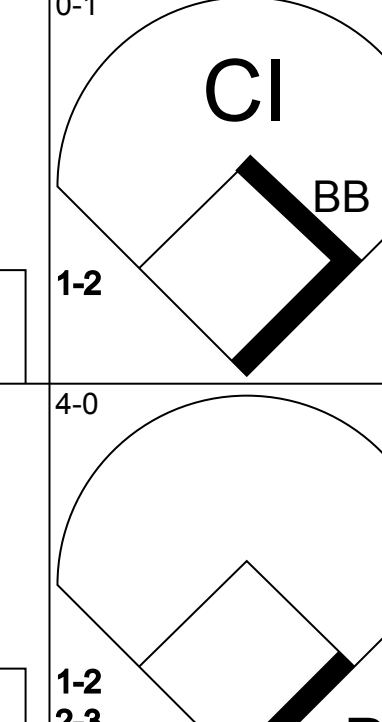

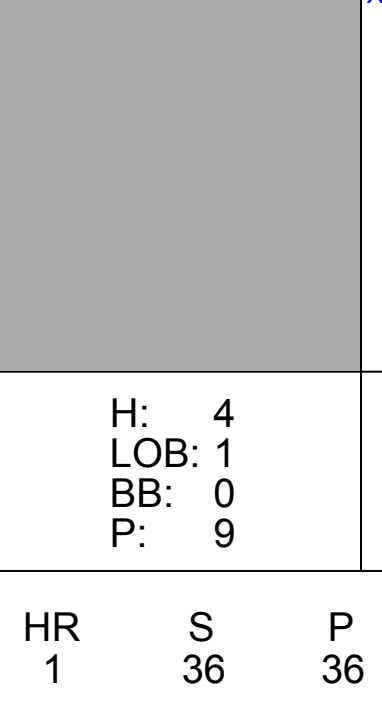
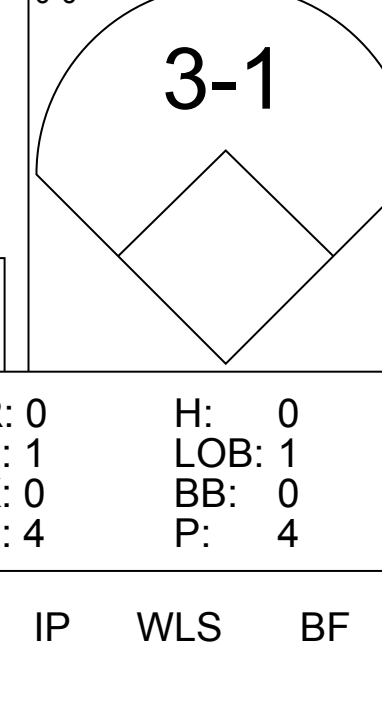
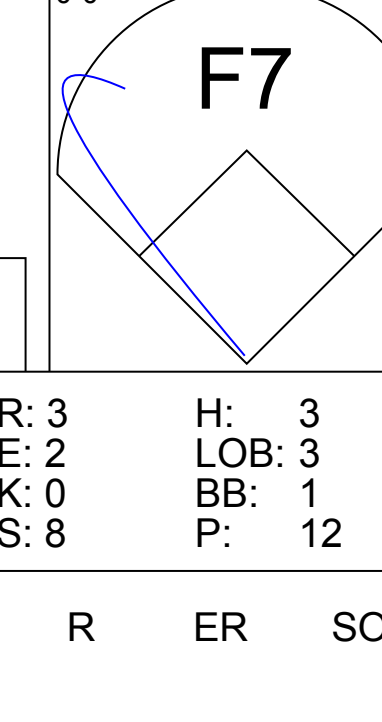
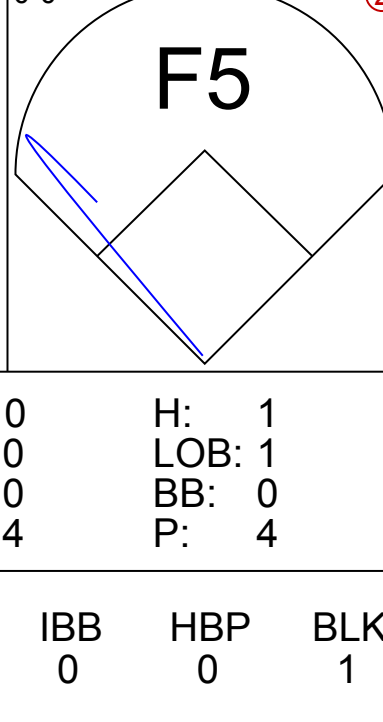
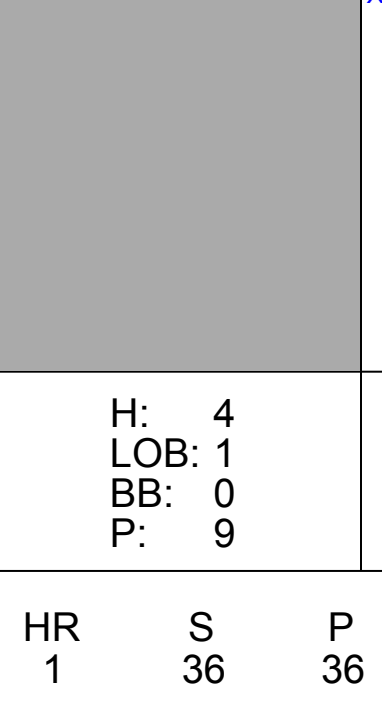
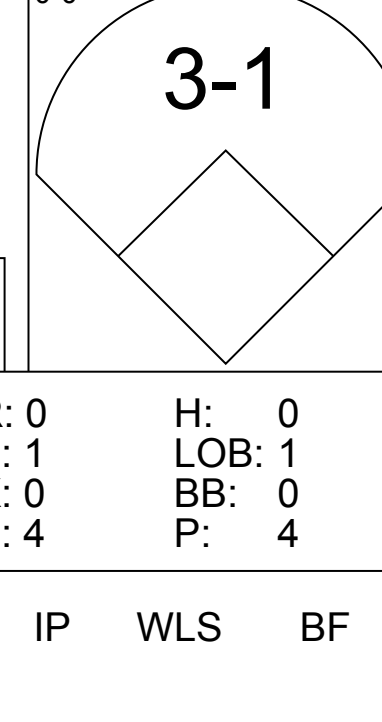
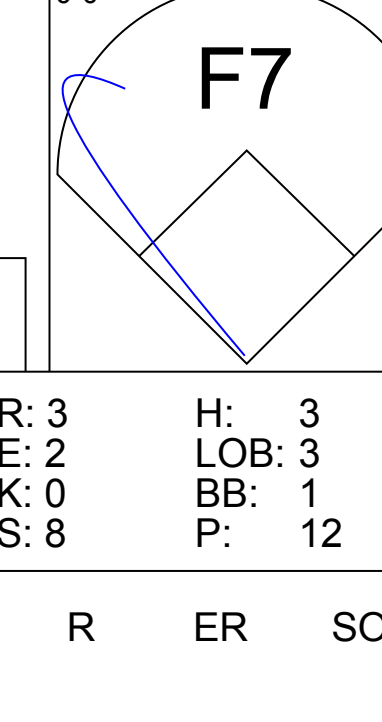
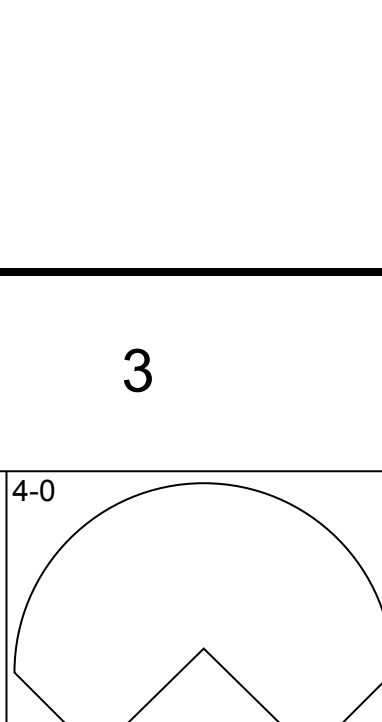
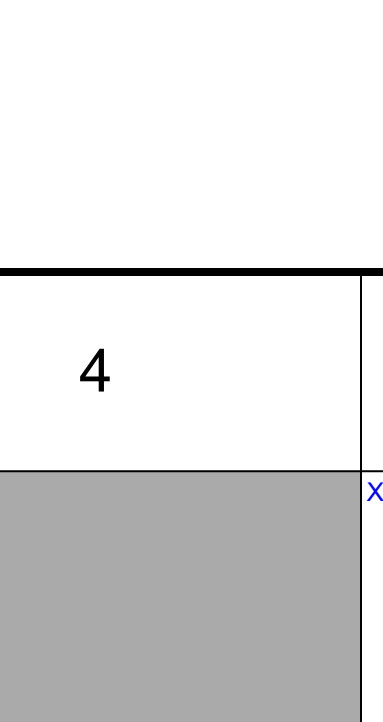
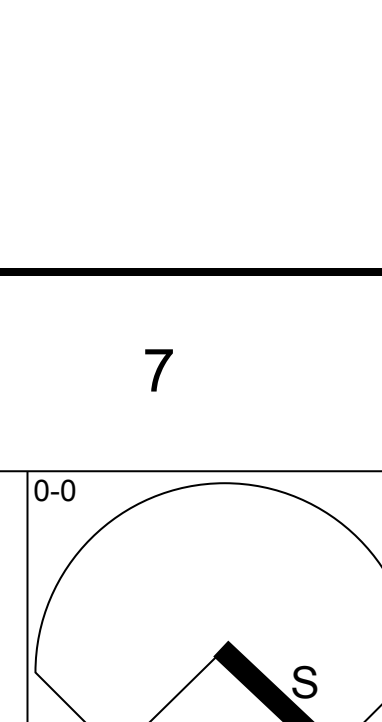
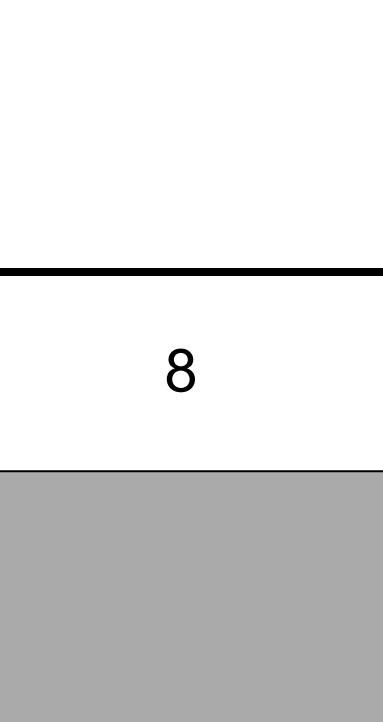
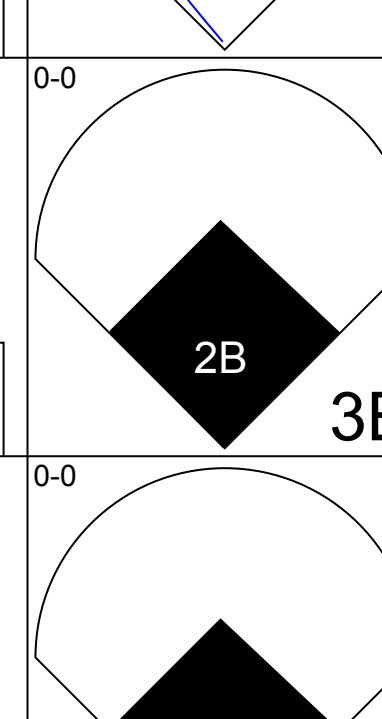
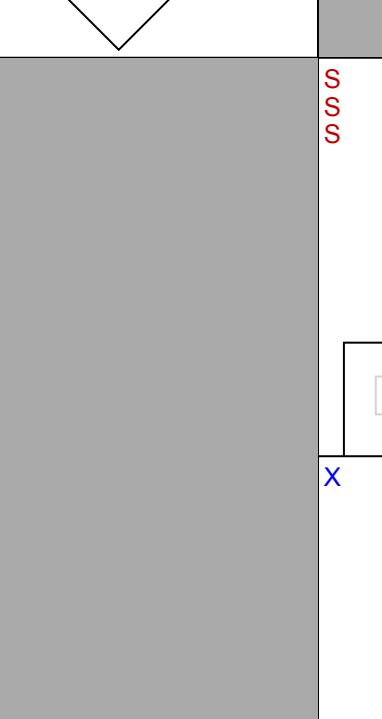
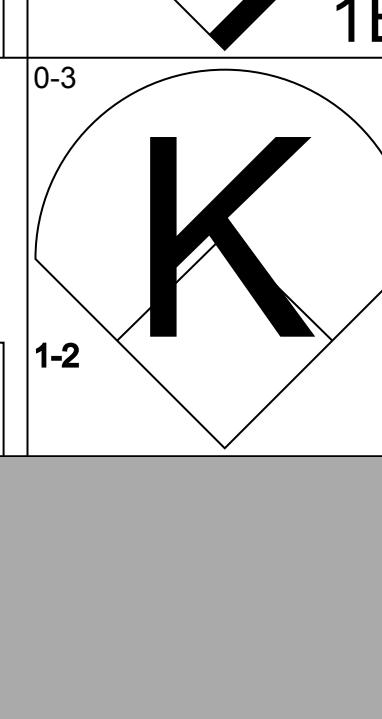
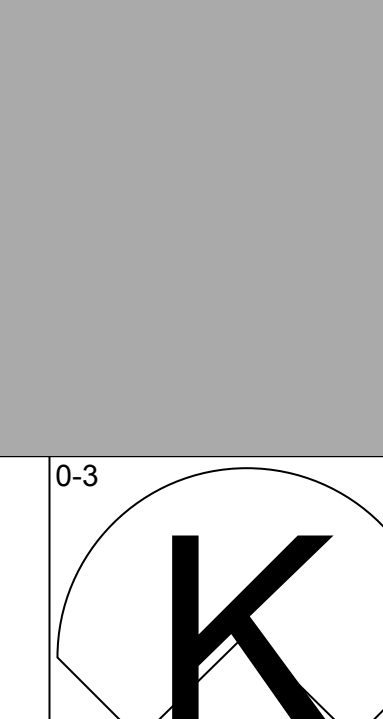
AB	36
R	2
H	11
RBI	2
BB	2
SO	7
LOB	23



Batter	1	2	3	4	5	6	7	8	9	AB	R	H	RBI	BB	SO	LOB	BOTTOM			
Mickey Rivers, L (1.8) OBP: 0.319, SLG: 0.414										3	1	2	1	0	0	0	<b>Seattle Mariners @ New York Yankees</b> Yankee Stadium, Bronx, NY Mon Jul 23 1979, 7:05 PM EDT Att: 20,674 - Unknown - 80 F			
Roy White, S (7, PH) OBP: 0.250, SLG: 0.248										1	0	0	0	0	0	0				
Bobby Murcer, L (8.8) OBP: 0.348, SLG: 0.356										0	0	0	0	0	0	0				
Thurman Munson, R (1.2) OBP: 0.349, SLG: 0.385										3	1	0	0	1	0	1				
Chris Chambliss, L (1.3) OBP: 0.319, SLG: 0.452										2	1	1	2	1	0	0				
Reggie Jackson, L (1.9) OBP: 0.380, SLG: 0.564										4	1	2	1	0	0	1				
Lou Piniella, R (1.7) OBP: 0.337, SLG: 0.423										4	0	0	0	0	1	2				
Jim Spencer, L (1.10) OBP: 0.335, SLG: 0.508										4	1	1	2	0	1	0				
Willie Randolph, R (1.4) OBP: 0.373, SLG: 0.364										3	0	1	0	1	0	0				
Brian Doyle, L (1.5) OBP: 0.294, SLG: 0.286										3	1	1	0	1	0	2				
Bucky Dent, R (1.6) OBP: 0.293, SLG: 0.300										2	0	0	0	0	0	1				
<b>Inning Stats</b>	R: 1 E: 1 K: 0 S: 3	H: 2 LOB: 1 BB: 2 P: 11	R: 0 E: 0 K: 1 S: 5	H: 0 LOB: 1 BB: 1 P: 9	R: 1 E: 0 K: 0 S: 4	H: 1 LOB: 0 BB: 0 P: 4	R: 0 E: 0 K: 0 S: 3	H: 0 LOB: 0 BB: 0 P: 3	R: 2 E: 1 K: 0 S: 7	H: 2 LOB: 1 BB: 1 P: 11	R: 0 E: 0 K: 1 S: 7	H: 2 LOB: 1 BB: 1 P: 11	R: 2 E: 0 K: 1 S: 7	H: 2 LOB: 1 BB: 1 P: 11	R: 2 E: 0 K: 1 S: 7	H: 2 LOB: 1 BB: 1 P: 11	1B: 4 2B: 2 3B: 0 HR: 2	SF: 1 SAC: 1 DP: 0 HBP: 0	WP: 0 PB: 0 CS: 1	PA: 35
<b>PITCHER</b>	IP WLS BF H R ER SO BB IBB HBP BLK WP HR S P ERA WHIP																			
Glenn Abbott, R (1.1) ERA: 5.2	4.1 L 20 5 4 3 1 3 0 0 0 0 0 1 19 31 6.23 1.846																			
Rich Hinton, L (5.1) ERA: 6.5	3.2 15 3 2 2 1 1 0 0 0 0 0 1 16 20 4.91 1.091																			



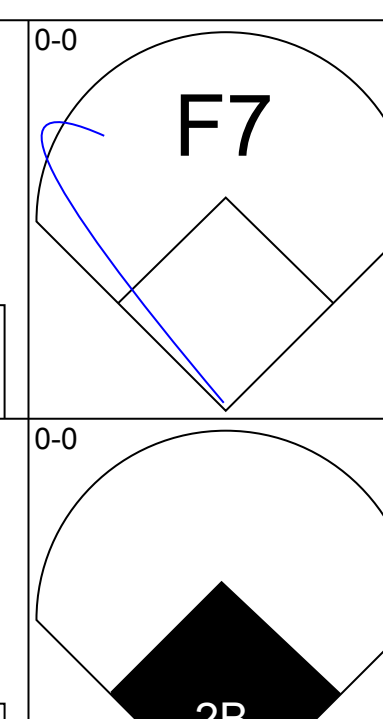
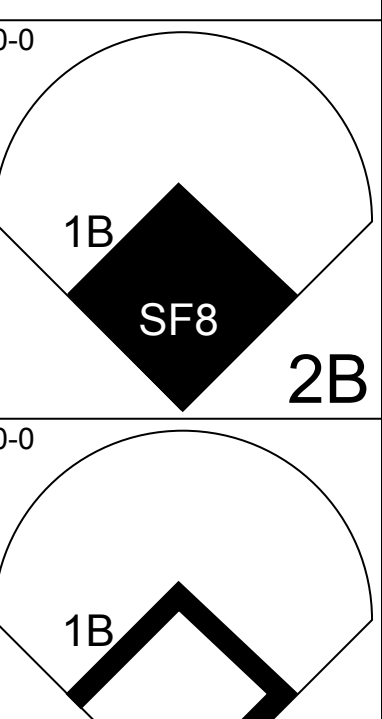
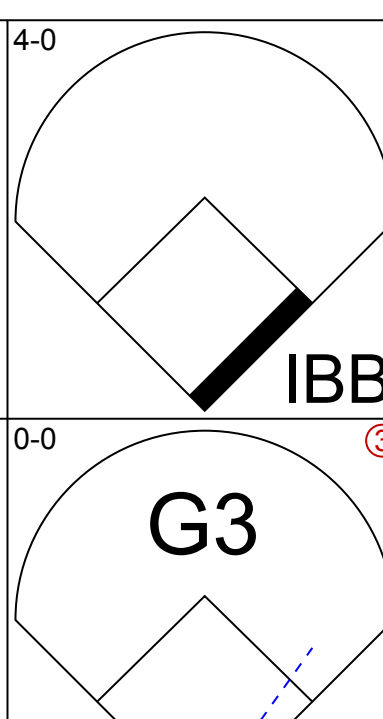
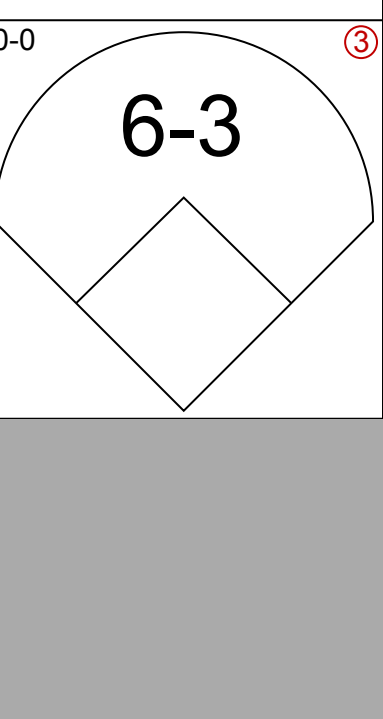
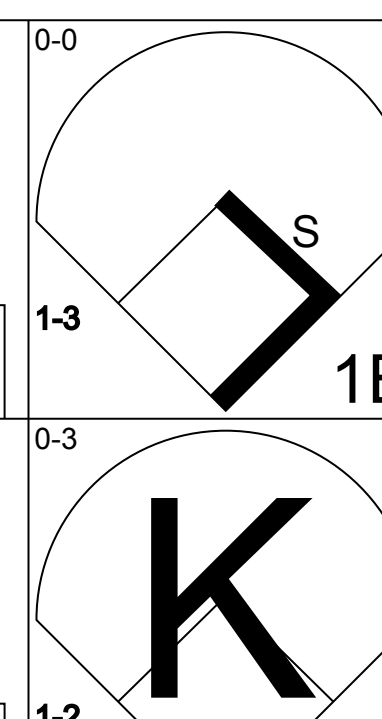
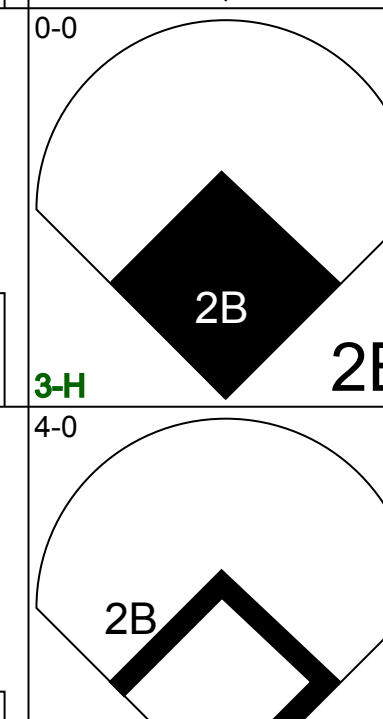
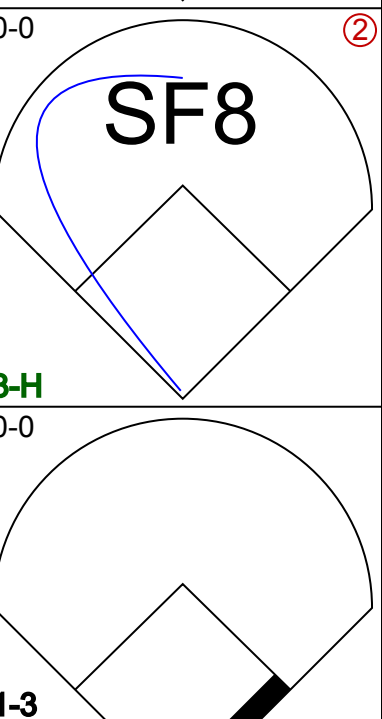

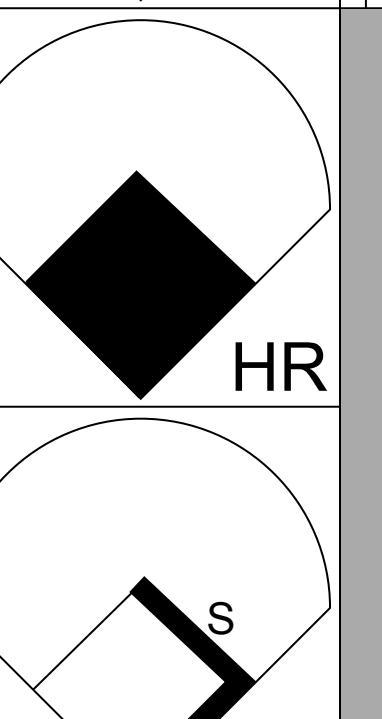

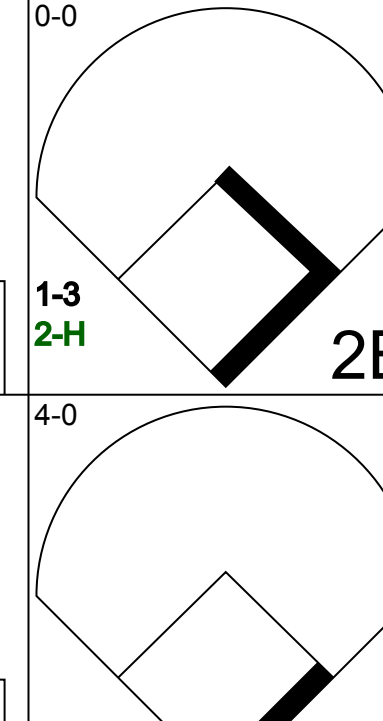
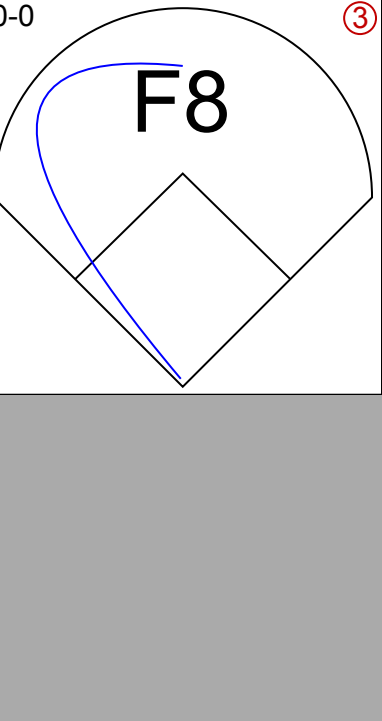
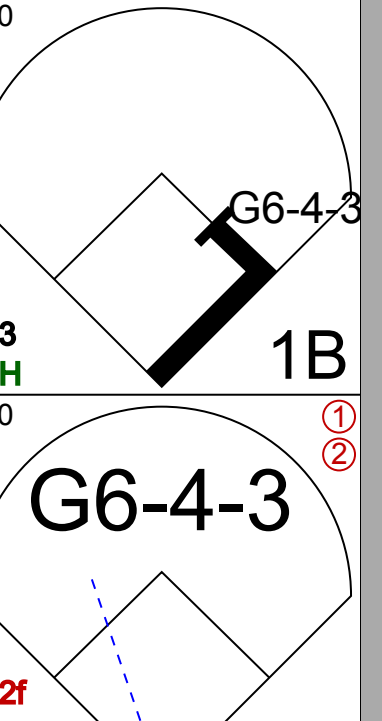

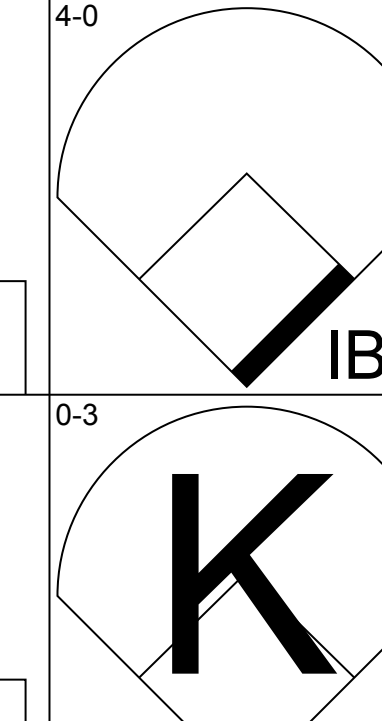
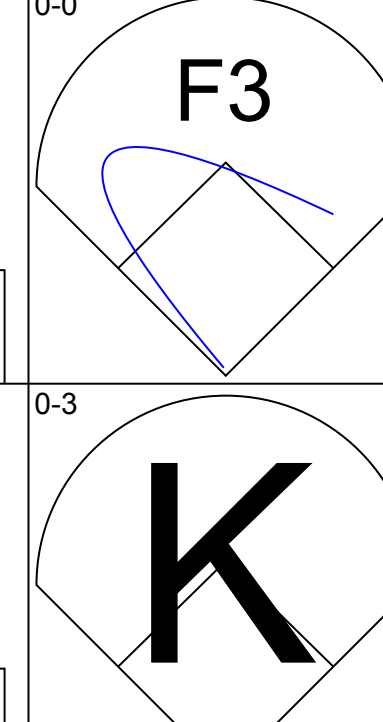

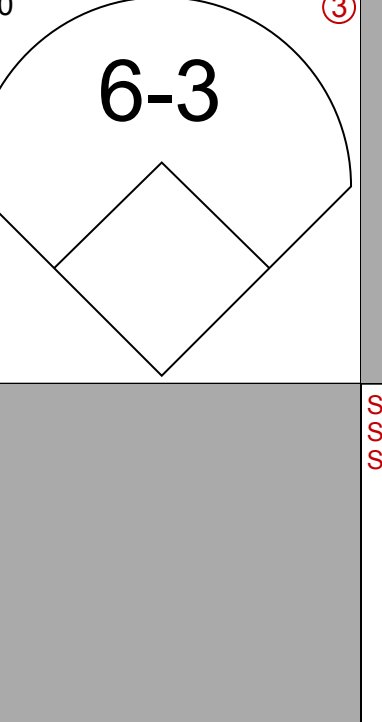
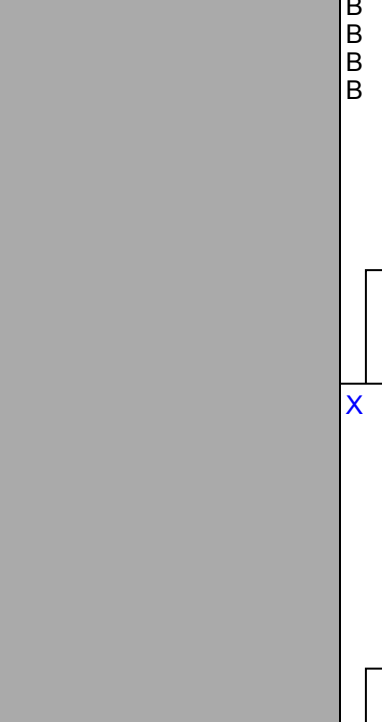


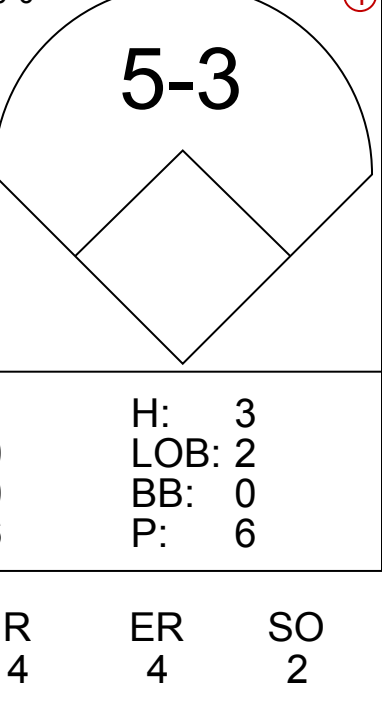
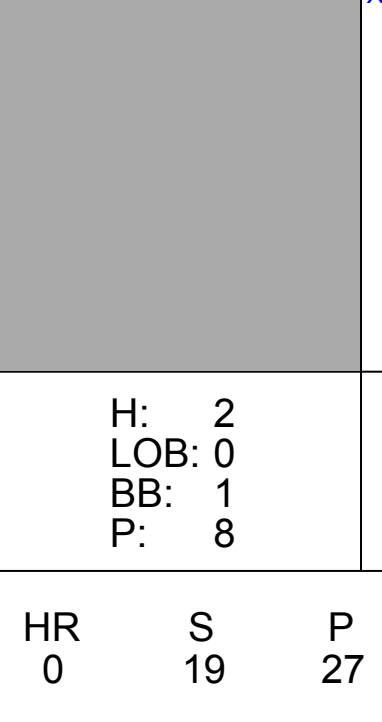
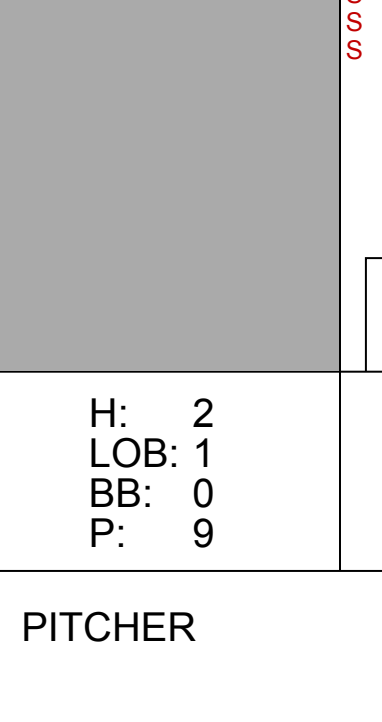


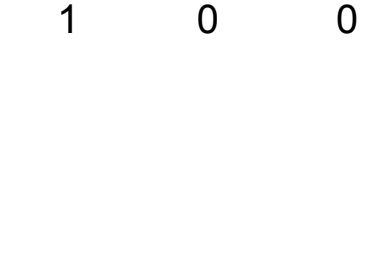





Batter	1	2	3	4	5	6	7	8	9	AB	R	H	RBI	BB	SO	LOB	TOP			
Larry Milbourne, S OBP: 0.325, SLG: 0.368 (1, 4)										5	1	2	0	0	1	1				
Ruppert Jones, L OBP: 0.349, SLG: 0.477 (1, 8)										5	2	1	1	0	0	2				
Bruce Bochte, L OBP: 0.399, SLG: 0.516 Leon Roberts, R OBP: 0.354, SLG: 0.450 (9, PR)										5	2	3	3	0	0	0				
Willie Horton, R OBP: 0.325, SLG: 0.460 (1, 10)										5	1	2	1	0	1	1				
Dan Meyer, L OBP: 0.350, SLG: 0.515 (1, 5)										4	0	0	0	0	0	3				
Joe Simpson, L OBP: 0.295, SLG: 0.360 (1, 9)										4	0	1	2	0	0	1				
Bob Stinson, S OBP: 0.353, SLG: 0.365 (1, 2)										2	0	0	0	0	0	1				
John Hale, L OBP: 0.366, SLG: 0.397 (1, 7)										3	0	1	0	1	1	2				
Mario Mendoza, R OBP: 0.218, SLG: 0.254 Charlie Beamon, L OBP: 0.125, SLG: 0.188 Bobby Valentine, R OBP: 0.367, SLG: 0.320 (7, PH)										2	0	0	0	0	0	1				
<b>Inning Stats</b>	R: 0 E: 0 K: 1 S: 5	H: 0 LOB: 0 BB: 0 P: 5	R: 0 E: 0 K: 0 S: 3	H: 0 LOB: 0 BB: 0 P: 3	R: 0 E: 0 K: 0 S: 4	H: 1 LOB: 1 BB: 0 P: 4	R: 3 E: 0 K: 1 S: 9	H: 4 LOB: 1 BB: 0 P: 9	R: 0 E: 0 K: 0 S: 3	H: 0 LOB: 0 BB: 0 P: 3	R: 0 E: 0 K: 0 S: 4	H: 0 LOB: 1 BB: 0 P: 4	R: 3 E: 2 K: 0 S: 8	H: 3 LOB: 3 BB: 1 P: 12	R: 0 E: 0 K: 0 S: 4	H: 2 LOB: 1 BB: 0 P: 4	1B: 8 2B: 1 3B: 0 HR: 1	SF: 0 SAC: 0 DP: 1 HBP: 0	WP: 0 PB: 0 SB: 0 CS: 0	PA: 40
<b>PITCHER</b>	IP	WLS	BF	H	R	ER	SO	BB	IBB	HBP	BLK	WP	HR	S	P	ERA	WHIP			
Dennis Martinez, R ERA: 3.55 (1, 1)	7.0	W	30	7	6	5	3	0	0	0	1	0	1	36	36	6.43	1.000			
Don Stanhouse, R ERA: 2.44 (8, 1)	2.0	S	10	3	0	0	0	1	0	0	0	0	0	9	13	0.00	2.000			

Seattle Mariners @ Baltimore Orioles  
Memorial Stadium, Baltimore, MD  
Tue Jul 24 1979, 7:05 PM EDT  
Unknown

AB	37
R	6
H	10
RBI	6
BB	1
SO	3
LOB	16



Batter	1	2	3	4	5	6	7	8	9	AB	R	H	RBI	BB	SO	LOB	BOTTOM			
Al Bumbry, L OBP: 0.322, SLG: 0.352 (1, 8)										4	1	2	0	1	0	0				
Kiko Garcia, R OBP: 0.316, SLG: 0.381 (8, 4)										5	1	2	0	0	2	4				
Ken Singleton, S OBP: 0.542 John Lowenstein, L OBP: 0.398, SLG: 0.527 (9, 9)										3	3	2	3	1	1	0				
Eddie Murray, S OBP: 0.376, SLG: 0.465 (1, 3)										4	1	4	0	1	0	0				
Doug DeCinces, R OBP: 0.349, SLG: 0.433 (1, 5)										4	0	2	2	1	1	3				
Gary Roenicke, R OBP: 0.405, SLG: 0.506 (1, 7)										4	0	0	0	1	2	4				
Benny Ayala, R OBP: 0.324, SLG: 0.588 Terry Crowley, L OBP: 0.381, SLG: 0.457 (6, PH)										3	1	1	0	1	0	3				
Billy Smith, S OBP: 0.296, SLG: 0.368 Mark Belanger, R OBP: 0.257, SLG: 0.209 (8, 6)										4	0	1	1	0	2	4				
Dave Skaggs, R OBP: 0.295, SLG: 0.253 (1, 2)										4	0	0	0	0	1	2				
<b>Inning Stats</b>	R: 2 E: 0 K: 1 S: 8	H: 3 LOB: 3 BB: 2 P: 16	R: 1 E: 0 K: 0 S: 6	H: 3 LOB: 2 BB: 0 P: 6	R: 1 E: 0 K: 1 S: 7	H: 2 LOB: 2 BB: 1 P: 11	R: 2 E: 0 K: 0 S: 4	H: 2 LOB: 0 BB: 1 P: 8	R: 0 E: 0 K: 1 S: 5	H: 0 LOB: 0 BB: 0 P: 5	R: 1 E: 0 K: 2 S: 9	H: 2 LOB: 1 BB: 0 P: 9	R: 0 E: 0 K: 2 S: 8	H: 1 LOB: 2 BB: 1 P: 12	R: 0 E: 0 K: 3 S: 10	H: 1 LOB: 2 BB: 1 P: 14	1B: 6 2B: 6 3B: 1 HR: 1	SF: 1 SAC: 0 DP: 1 HBP: 0	WP: 0 PB: 0 SB: 2 CS: 0	PA: 43
<b>PITCHER</b>	IP	WLS	BF	H	R	ER	SO	BB	IBB	HBP	BLK	WP	HR	S	P	ERA	WHIP			
Floyd Bannister, L ERA: 4.59 (1, 1)	2.1	L	17	8	4	4	2	1	1	0	0	0	1	16	24	9.00	1.667			
John Montague, R ERA: 5.04 (3, 1)	3.0		14	4	3	3	2	1	1	0	0	0	0	22	30	0.00	1.125			
Randy Stein, R ERA: 3.97 (6, 1)	2.2		12	2	0	0	6	1	1	0	0	0	0	22	30	0.00	1.125			

Seattle Mariners @ Baltimore Orioles  
Memorial Stadium, Baltimore, MD  
Tue Jul 24 1979, 7:05 PM EDT  
Unknown

AB	36
R	7
H	14
RBI	6
BB	6
SO	10
LOB	22





Batter	1	2	3	4	5	6	7	8	9	AB	R	H	RBI	BB	SO	LOB	TOP				
<b>Bobby Valentine, R</b> OBP: 0.359, SLG: 0.315 (1, 9)	F4		F7			5-3			1B 1B	4	1	1	1	0	0	1					
<b>Ruppert Jones, L</b> OBP: 0.348, SLG: 0.475 (1, 8)	F7		F9			F7			1B DI FC3-2 1B	4	0	1	0	0	0	1					
<b>Tom Paciorek, R</b> OBP: 0.384, SLG: 0.473 (1, 3)	K				K				BB FC3-2 SF9 1B	4	1	1	1	0	2	0					
<b>Willie Horton, R</b> OBP: 0.323, SLG: 0.455 (1, 10)		K			F8				FC3-2 BB	4	0	0	0	0	1	2					
<b>Leon Roberts, R</b> OBP: 0.356, SLG: 0.452 (1, 7)					F8				FC4 BB	3	0	1	0	1	0	0					
<b>Bill Stein, R</b> OBP: 0.289, SLG: 0.324 (1, 5)		2B							FC4 BB	3	0	0	1	0	0	1					
<b>Larry Milbourne, S</b> OBP: 0.320, SLG: 0.362 (1, 4)									SF9	4	0	0	0	0	1	3					
<b>Larry Cox, R</b> OBP: 0.279, SLG: 0.314 (1, 2)					6-3				FC4	3	0	0	0	0	2	0					
<b>Mario Mendoza, R</b> OBP: 0.222, SLG: 0.265 (1, 6)									K	3	1	2	0	0	0	0					
<b>Inning Stats</b>	R: 0 E: 0 K: 1 S: 5	H: 0 LOB: 0 BB: 0 P: 5	R: 0 E: 0 K: 2 S: 8	H: 1 LOB: 1 BB: 0 P: 8	R: 0 E: 0 K: 0 S: 4	H: 1 LOB: 1 BB: 0 P: 4	R: 0 E: 0 K: 1 S: 5	H: 0 LOB: 0 BB: 0 P: 5	R: 0 E: 0 K: 1 S: 5	H: 0 LOB: 0 BB: 0 P: 5	R: 0 E: 0 K: 0 S: 3	H: 0 LOB: 0 BB: 0 P: 3	R: 0 E: 0 K: 1 S: 5	H: 0 LOB: 0 BB: 0 P: 5	R: 3 E: 0 K: 0 S: 7	H: 4 LOB: 2 BB: 1 P: 11	1B: 4 2B: 1 3B: 1 HR: 0	SF: 1 SAC: 0 DP: 0 HBP: 0	WP: 0 PB: 0 SB: 0 CS: 0	PA: 34	
<b>PITCHER</b>	IP	WLS	BF	H	R	ER	SO	BB	IBB	HBP	BLK	WP	HR	S	P	ERA	WHIP				
<b>Scott McGregor, L</b> ERA: 3.43 (1, 1)	8.0	W	30	6	3	3	6	0	0	0	0	0	0	42	42	3.38	0.750				
<b>John Flinn, R</b> ERA: (9, 1)	1.0		4	0	0	0	0	1	0	0	0	0	0	3	7	0.00	1.000				

Seattle Mariners @ Baltimore Orioles  
Memorial Stadium, Baltimore, MD  
Tue Jul 24 1979, 7:05 PM EDT  
Att: 17,694 - Unknown

AB 32  
R 3  
H 6  
RBI 3  
BB 1  
SO 6  
LOB 8



Batter	1	2	3	4	5	6	7	8	9	AB	R	H	RBI	BB	SO	LOB	BOTTOM				
<b>Al Bumbry, L</b> OBP: 0.326, SLG: 0.354 (1, 8)	E S E BB		WP SH5-4 HR 1B	1B 2B 1B	F8		4-3			4	3	2	0	1	0	2					
<b>Mark Belanger, R</b> OBP: 0.293, SLG: 0.218 (1, 6)	F6		SH5-4	2B 1B		6-3		G3 1B		4	2	2	0	0	0	1					
<b>Ken Singleton, S</b> OBP: 0.406, SLG: 0.544 (1, 10)			HR IBB	1B 2B				G3 1B		2	2	1	2	2	1	1					
<b>Terry Crowley, L</b> OBP: 0.372, SLG: 0.444 (6, PH)	K		HR IBB	1B 2B				G3 1B		1	0	0	0	0	0	1					
<b>Eddie Murray, S</b> OBP: 0.374, SLG: 0.460 (1, 3)	E1		HR IBB	F7 1B		F7		F7 1B		4	1	0	0	1	0	3					
<b>John Lowenstein, L</b> OBP: 0.404, SLG: 0.551 (1, 9)	G3		HR 1B	1B		F8		FC6-4 1B		5	1	3	6	0	0	2					
<b>Doug DeCinces, R</b> OBP: 0.351, SLG: 0.436 (1, 5)	5-3		HR 1B	1B				FC6-4 1B		3	1	1	0	1	1	1					
<b>Kiko Garcia, R</b> OBP: 0.315, SLG: 0.380 (8, 5)			3-4-3 BB	K				FC6-4 1B		1	0	0	0	0	0	1					
<b>Pat Kelly, L</b> OBP: 0.408, SLG: 0.545 (1, 7)	4-3		3-4-3		4-3			4-3 1B		4	0	1	0	0	0	1					
<b>Billy Smith, S</b> OBP: 0.295, SLG: 0.364 (1, 4)	K		F9		FC6-4 1B			4-3		4	0	1	1	0	1	2					
<b>Rick Dempsey, R</b> OBP: 0.324, SLG: 0.365 (1, 2)			SH5-4 1B WP 1B	G3	FC6-4			K		4	1	1	0	0	1	2					
<b>Inning Stats</b>	R: 1 E: 2 K: 1 S: 6	H: 0 LOB: 1 BB: 1 P: 10	R: 0 E: 0 K: 1 S: 5	H: 0 LOB: 0 BB: 0 P: 5	R: 5 E: 0 K: 0 S: 6	H: 3 LOB: 1 BB: 3 P: 18	R: 3 E: 0 K: 1 S: 9	H: 4 LOB: 1 BB: 0 P: 9	R: 0 E: 0 K: 0 S: 4	H: 1 LOB: 1 BB: 0 P: 4	R: 0 E: 0 K: 0 S: 3	H: 0 LOB: 1 BB: 1 P: 7	R: 1 E: 0 K: 1 S: 7	H: 2 LOB: 1 BB: 0 P: 7	R: 1 E: 0 K: 0 S: 5	H: 2 LOB: 1 BB: 0 P: 5	1B: 9 2B: 2 3B: 0 HR: 1	SF: 0 SAC: 1 DP: 0 HBP: 0	WP: 1 PB: 0 SB: 1 CS: 0	PA: 42	
<b>PITCHER</b>	IP	WLS	BF	H	R	ER	SO	BB	IBB	HBP	BLK	WP	HR	S	P	ERA	WHIP				
<b>Odell Jones, R</b> ERA: 6.16 (1, 1)	15	L	15	3	6	5	2	2	0	0	0	0	0	15	31	19.29	2.143				
<b>Rob Dressler, R</b> ERA: 6.44 (3, 1)	5.2		27	9	5	5	2	1	0	0	0	0	0	30	34	7.94	1.765				

Seattle Mariners @ Baltimore Orioles  
Memorial Stadium, Baltimore, MD  
Tue Jul 24 1979, 7:05 PM EDT  
Att: 17,694 - Unknown

AB 36  
R 11  
H 12  
RBI 9  
BB 5  
SO 4  
LOB 17











Batter	1	2	3	4	5	6	7	8	9	AB	R	H	RBI	BB	SO	LOB	TOP			
Larry Milbourne, S OBP: 0.319, SLG: 0.357	L7		BB 1B		4-3		3-1		1-2 2-3 1B	5	0	2	0	0	0	2	<b>Seattle Mariners @ Baltimore Orioles</b> Memorial Stadium, Baltimore, MD Thu Jul 26 1979, 7:05 PM EDT Att: 17,473 - Unknown			
Ruppert Jones, L OBP: 0.349, SLG: 0.475	1B BB		F5		5-3		4-3		F7	4	0	0	1	1	0	4				
Bruce Bochte, L OBP: 0.406, SLG: 0.517										1	0	1	0	2	0	0				
Charlie Beamon, L OBP: 0.118, SLG: 0.176	1-3 1B									1	0	0	0	0	0	1				
Willie Horton, R OBP: 0.317, SLG: 0.446	K		F3		F4				F8	4	0	0	0	0	1	5				
Dan Meyer, L OBP: 0.346, SLG: 0.507	F8				F7				F8	3	0	0	0	0	0	2				
Bill Stein, R OBP: 0.287, SLG: 0.322							5-3			1	0	0	0	0	0	0				
Joe Simpson, L OBP: 0.279, SLG: 0.340					4-3		4-3		F7	4	0	0	0	0	0	0				
Leon Roberts, R OBP: 0.351, SLG: 0.444		F4		E5 1B		5-3			K	4	0	0	0	0	1	0	<b>AB</b> 33 <b>R</b> 1 <b>H</b> 5 <b>RBI</b> 1 <b>BB</b> 5 <b>SO</b> 2 <b>LOB</b> 17			
Bob Stinson, S OBP: 0.359, SLG: 0.364		4-3							3-1 4-3 1B BB	2	1	1	0	2	0	0				
Mario Mendoza, R OBP: 0.221, SLG: 0.263					F7					2	0	0	0	0	0	2				
Bobby Valentine, R OBP: 0.364, SLG: 0.321					4-3				4-3 3-1 1-2 1B	2	0	1	0	0	0	1				
<b>Inning Stats</b>	R: 0 E: 0 K: 1 S: 6	H: 1 LOB: 2 BB: 1 P: 10	R: 0 E: 0 K: 0 S: 3	H: 0 LOB: 0 BB: 0 P: 3	R: 0 E: 0 K: 0 S: 4	H: 1 LOB: 2 BB: 1 P: 8	R: 0 E: 0 K: 0 S: 5	H: 1 LOB: 1 BB: 0 P: 5	R: 0 E: 0 K: 0 S: 3	H: 0 LOB: 0 BB: 0 P: 3	R: 1 E: 0 K: 0 S: 4	H: 1 LOB: 1 BB: 1 P: 8	R: 0 E: 0 K: 0 S: 3	H: 0 LOB: 0 BB: 0 P: 3	R: 0 E: 0 K: 1 S: 6	H: 1 LOB: 2 BB: 1 P: 10	1B: 5 2B: 0 3B: 0 HR: 0	SF: 0 SAC: 0 DP: 0 HBP: 0	WP: 0 PB: 0 SB: 0 CS: 0	PA: 38
<b>PITCHER</b> Steve Stone, R ERA: 3.91	IP: 9.0 WLS: W BF: 38 H: 5 R: 1 ER: 1 SO: 2 BB: 5 IBB: 0 HBP: 0 BLK: 0 WP: 0 HR: 0 S: 37 P: 57 ERA: 1.00 WHIP: 1.111																			

Batter	1	2	3	4	5	6	7	8	9	AB	R	H	RBI	BB	SO	LOB	BOTTOM			
Al Bumby, L OBP: 0.327, SLG: 0.356	F8		FC1-5 HR 1B	1B IBB	G3				K	4	2	1	0	1	1	0	<b>Seattle Mariners @ Baltimore Orioles</b> Memorial Stadium, Baltimore, MD Thu Jul 26 1979, 7:05 PM EDT Att: 17,473 - Unknown			
Kiko Garcia, R OBP: 0.313, SLG: 0.375	K		FC1-5 HR	1-3 2-H 1B	5-3			6-3	5	2	1	1	0	1	2					
Ken Singleton, S OBP: 0.407, SLG: 0.549										4	2	2	5	1	0	0				
Gary Roenicke, R OBP: 0.405, SLG: 0.506	E BB		1-H 2-H HR	2-H 3-H 1B	1B			6-3	0	0	0	0	0	0	0	0				
Eddie Murray, S OBP: 0.374, SLG: 0.459	E5		4-3	1B HR	1B				4	1	2	0	0	0	1					
John Lowenstein, L OBP: 0.397, SLG: 0.542	F8		F9	1-3 2-H HR	1B			L8	4	1	1	1	0	0	3					
Doug DeCinces, R OBP: 0.356, SLG: 0.442			F9	F2				K	3	1	0	0	1	1	1					
Lee May, R OBP: 0.317, SLG: 0.470			F9	K				F9	4	1	1	4	0	1	0					
Rich Dauer, R OBP: 0.302, SLG: 0.352			F8	2B	F5			F5	4	1	1	0	0	0	0					
Rick Dempsey, R OBP: 0.323, SLG: 0.367			E6 FC1-5 1B	2-H 1B	2B			F6	4	1	1	1	0	0	0	<b>AB</b> 36 <b>R</b> 12 <b>H</b> 10 <b>RBI</b> 12 <b>BB</b> 3 <b>SO</b> 4 <b>LOB</b> 7				
<b>Inning Stats</b>	R: 0 E: 1 K: 1 S: 6	H: 0 LOB: 2 BB: 1 P: 10	R: 0 E: 0 K: 0 S: 3	H: 0 LOB: 0 BB: 0 P: 3	R: 3 E: 1 K: 0 S: 6	H: 2 LOB: 0 BB: 0 P: 6	R: 9 E: 0 K: 1 S: 12	H: 7 LOB: 0 BB: 2 P: 20	R: 0 E: 0 K: 0 S: 3	H: 0 LOB: 0 BB: 0 P: 3	R: 0 E: 0 K: 1 S: 6	H: 1 LOB: 1 BB: 0 P: 6	R: 0 E: 0 K: 0 S: 3	H: 0 LOB: 0 BB: 0 P: 3	R: 0 E: 0 K: 1 S: 5	H: 0 LOB: 0 BB: 0 P: 5	1B: 5 2B: 3 3B: 0 HR: 2	SF: 0 SAC: 0 DP: 0 HBP: 0	WP: 0 PB: 0 SB: 0 CS: 0	PA: 39
<b>PITCHER</b> Randy Stein, R ERA: 6.0	IP: 3.2 WLS: L BF: 19 H: 4 R: 6 ER: 5 SO: 2 BB: 1 IBB: 0 HBP: 0 BLK: 0 WP: 0 HR: 1 S: 21 P: 29 ERA: 12.27 WHIP: 1.364																			
John Montague, R ERA: 5.59	IP: 0.0 WLS: L BF: 6 H: 5 R: 6 ER: 6 SO: 0 BB: 1 IBB: 0 HBP: 0 BLK: 0 WP: 0 HR: 1 S: 5 P: 9 ERA: 0.00 WHIP: 0.429																			
Rob Dressler, R ERA: 6.05	IP: 2.1 WLS: L BF: 8 H: 1 R: 0 ER: 0 SO: 1 BB: 0 IBB: 0 HBP: 0 BLK: 0 WP: 0 HR: 0 S: 10 P: 10 ERA: 0.00 WHIP: 0.000																			
Rich Hinton, L ERA: 6.23	IP: 2.0 WLS: L BF: 6 H: 0 R: 0 ER: 0 SO: 1 BB: 0 IBB: 0 HBP: 0 BLK: 0 WP: 0 HR: 0 S: 8 P: 8 ERA: 0.00 WHIP: 0.000																			



Batter	1	2	3	4	5	6	7	8	9	AB	R	H	RBI	BB	SO	LOB	TOP
Larry Milbourne, S OBP: 0.318, SLG: 0.354	F8		SF8			G4-6-3 BB		F9		2	0	0	1	1	0	0	<b>Seattle Mariners @ Oakland Athletics</b> Oakland-Alameda County Coliseum, Oakland, CA Fri Jul 27 1979, 7:05 PM PDT Att: 1,556 - Unknown 
Ruppert Jones, L OBP: 0.346, SLG: 0.470	K		6-3			G4-6-3		5-3		4	0	0	0	0	1	2	
Bruce Bochte, L OBP: 0.404, SLG: 0.517	6-3			3-1					K	4	0	1	0	0	1	0	
Willie Horton, R OBP: 0.314, SLG: 0.442		1-4-3		K				5-3	E7	4	0	0	0	0	1	1	
Dan Meyer, L OBP: 0.347, SLG: 0.506	F9				1B		3-1			3	0	1	0	1	0	0	
Joe Simpson, L OBP: 0.272, SLG: 0.331	G3			F8			F7		4-3	4	0	0	0	0	0	3	
Leon Roberts, R OBP: 0.351, SLG: 0.443			WP SF8 1B		5-3		F3			3	1	1	0	0	0	0	
Bob Stinson, S OBP: 0.359, SLG: 0.364			SF8 WP 1B		3-1		F9			3	0	1	0	0	0	0	
Mario Mendoza, R OBP: 0.219, SLG: 0.261			1-2 2-3 K		F8		L3			3	0	0	0	0	1	2	
<b>Inning Stats</b>	R: 0 E: 0 K: 1 S: 5	H: 0 LOB: 0 BB: 0 P: 5	R: 0 E: 0 K: 0 S: 3	H: 0 LOB: 0 BB: 0 P: 3	R: 1 E: 0 K: 1 S: 7	H: 2 LOB: 1 BB: 0 P: 7	R: 0 E: 0 K: 1 S: 6	H: 1 LOB: 1 BB: 0 P: 6	R: 0 E: 0 K: 0 S: 3	H: 0 LOB: 0 BB: 0 P: 3	R: 0 E: 0 K: 0 S: 3	H: 0 LOB: 0 BB: 0 P: 3	R: 0 E: 1 K: 1 S: 6	H: 0 LOB: 2 BB: 1 P: 10	1B: 3 2B: 1 3B: 0 HR: 0	SF: 1 SAC: 0 DP: 1 HBP: 0	WP: 1 PA: 33 PB: 0 SB: 0 CS: 0
<b>PITCHER</b> Rick Langford, R ERA: 4.74	IP: 9.0 WLS: L BF: 33 H: 4 R: 1 ER: 1 SO: 4	BB: 1 IBB: 1 HBP: 0 BLK: 0	WP: 1 HR: 0 S: 39 P: 47	ERA: 1.00 WHIP: 0.556	<b>PITCHER</b>												

Batter	1	2	3	4	5	6	7	8	9	AB	R	H	RBI	BB	SO	LOB	BOTTOM		
Rickey Henderson, R OBP: 0.317, SLG: 0.278	L6		F9		6-3		F4		G6-4-3	5	0	0	0	0	0	3	<b>Seattle Mariners @ Oakland Athletics</b> Oakland-Alameda County Coliseum, Oakland, CA Fri Jul 27 1979, 7:05 PM PDT Att: 1,556 - Unknown 		
Mitchell Page, L OBP: 0.324, SLG: 0.364	WP S BB		1B		1B		1B			3	0	3	0	1	0	0			
Mike Heath, R OBP: 0.341, SLG: 0.378	F8		1-2 1B		F8		F8			4	0	1	0	0	0	3			
Jeff Newman, R OBP: 0.263, SLG: 0.434	F4		F3			SH1-4 1B		F3		4	0	1	0	0	0	3			
Dave Revering, L OBP: 0.313, SLG: 0.438		K	F8			SH1-4 1B		K		4	0	1	0	0	2	2			
Jim Essian, R OBP: 0.324, SLG: 0.474				F7		SH1-4		F2		3	0	1	0	0	0	0			
Tony Armas, R OBP: 0.299, SLG: 0.408				F9		G6-4-3 IBB		K		3	0	1	0	1	1	0			
Rob Picciolo, R OBP: 0.248, SLG: 0.313					F7		G6-4-3			3	0	1	0	0	0	3			
Wayne Gross, L OBP: 0.534, SLG: 0.378										1	0	1	0	0	0	0			
Larry Murray, S OBP: 0.283, SLG: 0.268										0	0	0	0	0	0	0			
Dave Chalk, R OBP: 0.338, SLG: 0.275										2	0	0	0	1	1	2			
Dwayne Murphy, L OBP: 0.407, SLG: 0.365					5-3		1B BB		G6-4-3 1B	1	0	1	0	0	0	0			
<b>Inning Stats</b>	R: 0 E: 0 K: 0 S: 3	H: 0 LOB: 1 BB: 1 P: 7	R: 0 E: 0 K: 2 S: 9	H: 3 LOB: 2 BB: 0 P: 9	R: 0 E: 0 K: 0 S: 5	H: 2 LOB: 0 BB: 0 P: 5	R: 0 E: 0 K: 0 S: 3	H: 0 LOB: 0 BB: 0 P: 3	R: 0 E: 0 K: 0 S: 4	H: 1 LOB: 1 BB: 0 P: 4	R: 0 E: 0 K: 0 S: 4	H: 2 LOB: 2 BB: 1 P: 8	R: 0 E: 0 K: 1 S: 5	H: 0 LOB: 0 BB: 0 P: 5	R: 0 E: 0 K: 1 S: 6	H: 2 LOB: 2 BB: 0 P: 6	1B: 11 2B: 0 3B: 0 HR: 0	SF: 0 SAC: 1 DP: 2 HBP: 0	WP: 1 PA: 37 PB: 0 SB: 1 CS: 1
<b>PITCHER</b> Rick Honeycutt, L ERA: 3.66	IP: 6.2 WLS: W BF: 29 H: 9 R: 0 ER: 0 SO: 2	BB: 2 IBB: 1 HBP: 0 BLK: 0	WP: 0 HR: 0 S: 30 P: 42	ERA: 0.00 WHIP: 1.650	<b>PITCHER</b>														
Byron McLoughlin, R ERA: 4.91	IP: 2.1 WLS: S BF: 8 H: 2 R: 0 ER: 0 SO: 2	BB: 0 IBB: 0 HBP: 0 BLK: 0	WP: 0 HR: 0 S: 12 P: 12	ERA: 0.00 WHIP: 0.857	<b>PITCHER</b>														



Batter	1	2	3	4	5	6	7	8	9	AB	R	H	RBI	BB	SO	LOB	TOP										
Larry Milbourne, S OBP: 0.318, SLG: 0.354 Bill Stein, R OBP: 0.289, SLG: 0.324	G3	6-3		WP S 1B		5-3			SH1-4 1B	3	0	1	0	0	0	2											
Ruppert Jones, L OBP: 0.345, SLG: 0.467	F7		1B WP BB	K		F9			SH1-4	3	1	0	0	1	1	1											
Bruce Bochte, L OBP: 0.404, SLG: 0.517	K		WP BB SF8 1B			1B			SF8	4	1	2	1	0	1	0											
Willie Horton, R OBP: 0.318, SLG: 0.441		FC2-5 1B BB	SF8 WP BB			BB 1B			F9	3	0	1	0	2	0	1											
Dan Meyer, L OBP: 0.346, SLG: 0.503		FC2-5 1B 1B	F7			F3				4	1	1	0	0	0	4											
Tom Paciorek, R OBP: 0.381, SLG: 0.466		FC2-5 1B S	SF8			BB			K	2	1	0	1	1	1	2											
Bob Stinson, S OBP: 0.360, SLG: 0.365 Bobby Valentine, R OBP: 0.358, SLG: 0.316 Larry Cox, R OBP: 0.278, SLG: 0.312		1B S 1B	1-3			K			K	2	0	1	1	0	0	1	AB 33										
John Hale, L OBP: 0.356, SLG: 0.383 Leon Roberts, R OBP: 0.349, SLG: 0.441		F5				K			F3	2	0	0	0	0	0	2	R 5										
Mario Mendoza, R OBP: 0.223, SLG: 0.264		1-3 3-H 1B	5-6-3			F4			SH1-4 1B SF8 1B	4	1	2	0	0	0	0	H 9										
	R: 0 E: 0 K: 1 S: 5	H: 0 LOB: 0 BB: 0 P: 5	R: 2 E: 0 K: 0 S: 6	H: 3 LOB: 2 BB: 1 P: 10	R: 2 E: 0 K: 0 S: 4	H: 1 LOB: 1 BB: 2 P: 12	R: 0 E: 0 K: 1 S: 6	H: 1 LOB: 1 BB: 0 P: 6	R: 0 E: 0 K: 2 S: 9	H: 2 LOB: 3 BB: 1 P: 13	R: 0 E: 0 K: 0 S: 3	H: 0 LOB: 0 BB: 0 P: 3	R: 0 E: 0 K: 0 S: 3	H: 0 LOB: 0 BB: 0 P: 3	R: 0 E: 0 K: 2 S: 7	H: 0 LOB: 0 BB: 0 P: 7	R: 1 E: 0 K: 0 S: 5	H: 2 LOB: 1 BB: 0 P: 5	1B: 9 2B: 0 3B: 0 HR: 0	SF: 2 SAC: 1 DP: 0 HBP: 0	WP: 3 PB: 0 SB: 4 CS: 0	PA: 40					
PITCHER	IP	WLS	BF	H	R	ER	SO	BB	IBB	HBP	BLK	WP	HR	S	P	ERA	WHIP										
Matt Keough, R ERA: 5.98	4.0		22	7	4	4	2	3	0	0	0	3	0	23	35	9.00	2.500										
Dave Hamilton, L ERA: 3.75	5.0	W	18	2	1	1	4	1	0	0	0	0	0	25	29	1.80	0.600										

Seattle Mariners @ Oakland Athletics  
Oakland-Alameda County Coliseum, Oakland, CA

AB 33  
R 5  
H 9  
RBI 3  
BB 4  
SO 6  
LOB 19



Sat Jul 28 1979, 3:33 AM PDT  
Att: 1,621 - Unknown

Batter	1	2	3	4	5	6	7	8	9	AB	R	H	RBI	BB	SO	LOB	BOTTOM										
Rickey Henderson, R OBP: 0.319, SLG: 0.298	4-3 SF7 2B		1B 2B		K		6-3	1-3		5	2	2	0	0	1	1											
Mitchell Page, L OBP: 0.328, SLG: 0.366	4-3		S 2B		2B		S BB			3	2	2	0	1	0	1											
Dwayne Murphy, L OBP: 0.408, SLG: 0.371	SF7		K		FC5 1-H 2B		BB			2	0	1	2	1	1	2											
Dave Revering, L OBP: 0.318, SLG: 0.446 Jeff Newman, R OBP: 0.292, SLG: 0.431	FC5 BB 1B		WP 1B 2B		F3		F4			2	1	2	2	0	0	0											
Wayne Gross, L OBP: 0.339, SLG: 0.378			2-H 3-H 1B				3-1			2	0	1	1	2	0	2											
Jim Essian, R OBP: 0.318, SLG: 0.463	FC5		G5-4-3 1B		FC5					4	0	0	0	0	0	5											
Tony Armas, R OBP: 0.298, SLG: 0.404			F8		5-3		F7		SH1-3 1B	4	1	1	0	0	0	0	AB 31										
Rob Picciolo, R OBP: 0.244, SLG: 0.307			F9		F9		4-3		SH1-3	3	0	0	0	0	0	0	R 6										
Dave Chalk, R OBP: 0.333, SLG: 0.270 Mike Edwards, R OBP: 0.287, SLG: 0.307			F8		F4		6-3		1B	2	0	0	0	0	0	0	H 10										
	R: 1 E: 0 K: 0 S: 5	H: 2 LOB: 2 BB: 1 P: 9	R: 0 E: 0 K: 0 S: 3	H: 0 LOB: 0 BB: 0 P: 3	R: 3 E: 0 K: 1 S: 8	H: 4 LOB: 0 BB: 0 P: 8	R: 0 E: 0 K: 0 S: 3	H: 0 LOB: 0 BB: 0 P: 3	R: 1 E: 0 K: 1 S: 7	H: 2 LOB: 2 BB: 1 P: 11	R: 0 E: 0 K: 0 S: 3	H: 0 LOB: 0 BB: 0 P: 3	R: 0 E: 1 K: 0 S: 3	H: 0 LOB: 2 BB: 2 P: 11	R: 1 E: 0 K: 0 S: 5	H: 2 LOB: 1 BB: 0 P: 5	1B: 6 2B: 4 3B: 0 HR: 0	SF: 1 SAC: 1 DP: 1 HBP: 0	WP: 1 PB: 0 SB: 2 CS: 0	PA: 37							
PITCHER	IP	WLS	BF	H	R	ER	SO	BB	IBB	HBP	BLK	WP	HR	S	P	ERA	WHIP										
Glenn Abbott, R ERA: 5.33	2.1		13	5	4	3	1	1	0	0	0	1	0	14	18	11.57	2.571										
Odel Jones, R ERA: 5.99	3.1	L	24	5	2	2	1	2	1	0	0	1	0	23	35	3.18	1.235										

Seattle Mariners @ Oakland Athletics  
Oakland-Alameda County Coliseum, Oakland, CA

AB 31  
R 6  
H 10  
RBI 6  
BB 4  
SO 2  
LOB 14



Sat Jul 28 1979, 3:33 AM PDT  
Att: 1,621 - Unknown



Batter	1	2	3	4	5	6	7	8	9	AB	R	H	RBI	BB	SO	LOB	TOP		
Larry Milbourne, S (1.4) OBP: 0.321, SLG: 0.351	4-0 G3 4-3 BB		0-0 G1		0-0 1-3		4-0 2-3 BB			2	0	0	0	2	0	0			
Ruppert Jones, L (1.8) OBP: 0.342, SLG: 0.462	0-0 4-3 1-2		0-0 4-3		0-0 F7		0-0 4-3			4	0	0	0	0	0	3			
Bruce Bochte, L (1.3) OBP: 0.400, SLG: 0.511	0-0 G3 2-3		0-0 E6		0-0 3-1			0-0 F7		4	0	0	0	0	0	1			
Willie Horton, R (1.10) OBP: 0.317, SLG: 0.438	0-0 6-3		4-0 FC6 BB		0-0 4-3			0-0 4-3		3	0	0	0	1	0	1			
Dan Meyer, L (1.5) OBP: 0.345, SLG: 0.500		0-0 5-3 1B	0-0 FC6		0-0 F3			0-0 4-3		4	1	1	0	0	0	2			
Tom Paciorek, R (1.7) OBP: 0.372, SLG: 0.454		0-0 5-3 1-2		0-0 4-3		0-0 F9			0-0 F8	4	0	0	0	0	0	1			
Bob Stinson, S (1.2) OBP: 0.368, SLG: 0.371		0-0 2H 1B		0-0 WP G3 1B		4-0 WP SH1-4 BB		0-0 4-3		3	0	2	1	1	0	0	AB 30		
John Hale, L (1.9) OBP: 0.342, SLG: 0.365	0-3 K		0-0 G3		0-0 SH1-4		0-0 F7			3	0	0	0	0	1	2	R 1		
Mario Mendoza, R (1.6) OBP: 0.221, SLG: 0.262 (7, PH)	0-0 4-3		0-0 5-3		0-0 6-3					2	0	0	0	0	0	2	H 3		
Joe Simpson, L (7, PH) OBP: 0.270, SLG: 0.329										1	0	0	0	0	0	1	RBI 1		
Bobby Valentine, R (7, 6) OBP: 0.358, SLG: 0.316										0	0	0	0	0	0	0	BB 4		
<b>Inning Stats</b>	R: 0 E: 0 K: 0 S: 3	H: 0 LOB: 1 BB: 1 P: 7	R: 1 E: 0 K: 1 S: 7	H: 2 LOB: 1 BB: 0 P: 7	R: 0 E: 1 K: 0 S: 4	H: 0 LOB: 2 BB: 1 P: 8	R: 0 E: 0 K: 0 S: 4	H: 1 LOB: 1 BB: 0 P: 4	R: 0 E: 0 K: 0 S: 3	H: 0 LOB: 0 BB: 0 P: 3	R: 0 E: 0 K: 0 S: 3	H: 0 LOB: 2 BB: 2 P: 11	R: 0 E: 0 K: 0 S: 3	H: 0 LOB: 0 BB: 0 P: 3	R: 0 E: 0 K: 0 S: 3	H: 0 LOB: 0 BB: 0 P: 3	1B: 3 2B: 0 3B: 0 HR: 0	SF: 0 SAC: 1 DP: 0 HBP: 0	WP: 2 PA: 35 PB: 0 SB: 0 CS: 0
<b>PITCHER</b> Mike Morgan, R (1.1) ERA: 5.06	IP: 9.0 WLS: W BF: 35 H: 3 R: 1 ER: 1 SO: 1 BB: 4 IBB: 0 HBP: 0 BLK: 0 WP: 2 HR: 0 S: 33 P: 49 ERA: 1.00 WHIP: 0.778															<b>PITCHER</b>			

Seattle Mariners @ Oakland Athletics  
Oakland-Alameda County Coliseum, Oakland, CA  
Sun Jul 29 1979, 3:33 AM PDT  
Att: 2,198 - Unknown

AB	30
R	1
H	3
RBI	1
BB	4
SO	1
LOB	13



Batter	1	2	3	4	5	6	7	8	9	AB	R	H	RBI	BB	SO	LOB	BOTTOM		
Rickey Henderson, R (1.7) OBP: 0.318, SLG: 0.296	0-0 F8	0-0 F8			0-0 4-3 1B		0-0 L3			4	0	1	0	0	0	0			
Mitchell Page, L (1.10) OBP: 0.348, SLG: 0.366	4-0 S E BB		0-0 1B		0-0 4-3 1-2		0-3 K			3	1	1	0	1	1	1			
Mike Heath, R (1.5) OBP: 0.348, SLG: 0.385	0-0 E BB		0-0 1B		0-0 F7		0-3 K			3	1	2	0	0	0	1			
Mitt Ramirez, R (6, 5) OBP: 0.188, SLG: 0.164	1-2 E 1B		1-2 1B		0-0 F7		0-0 K			1	0	0	0	0	1	0			
Jeff Newman, R (1.2) OBP: 0.262, SLG: 0.428	4-0 E 1-2 2-3 BB		0-0 F7		0-0 F7		0-0 1-3			3	0	0	0	1	0	3			
Tony Armas, R (1.9) OBP: 0.294, SLG: 0.398	0-3 K		0-3 K		0-0 5-3					3	0	0	0	0	2	5			
Mike Edwards, R (1.4) OBP: 0.284, SLG: 0.303	0-0 E3		0-0 F8		0-0 L4					3	0	0	0	0	0	3			
Wayne Gross, L (1.3) OBP: 0.336, SLG: 0.375	1-3 2H 3H K				0-0 F6		0-0 F8			3	0	0	0	0	1	2			
Rob Picciolo, R (1.6) OBP: 0.240, SLG: 0.301		0-0 4-3		0-0 4-3		0-0 6-3				3	0	0	0	0	0	0			
Dwayne Murphy, L (1.8) OBP: 0.404, SLG: 0.366		0-0 F7		0-3 K		0-3 K				3	0	0	0	0	2	0			
<b>Inning Stats</b>	R: 2 E: 1 K: 2 S: 9	H: 1 LOB: 2 BB: 2 P: 17	R: 0 E: 0 K: 0 S: 3	H: 0 LOB: 0 BB: 0 P: 3	R: 0 E: 0 K: 1 S: 7	H: 2 LOB: 2 BB: 0 P: 7	R: 0 E: 0 K: 1 S: 5	H: 0 LOB: 0 BB: 0 P: 5	R: 0 E: 0 K: 0 S: 4	H: 1 LOB: 1 BB: 0 P: 4	R: 0 E: 0 K: 0 S: 3	H: 0 LOB: 0 BB: 0 P: 3	R: 0 E: 0 K: 1 S: 5	H: 0 LOB: 0 BB: 0 P: 5	R: 0 E: 0 K: 2 S: 7	H: 0 LOB: 0 BB: 0 P: 7	1B: 4 2B: 0 3B: 0 HR: 0	SF: 0 SAC: 0 DP: 0 HBP: 0	WP: 0 PA: 31 PB: 0 SB: 1 CS: 0
<b>PITCHER</b> Floyd Bannister, L (1.1) ERA: 4.25	IP: 8.0 WLS: L BF: 31 H: 4 R: 2 ER: 0 SO: 7 BB: 2 IBB: 0 HBP: 0 BLK: 0 WP: 0 HR: 0 S: 43 P: 51 ERA: 0.00 WHIP: 0.750															<b>PITCHER</b>			

Seattle Mariners @ Oakland Athletics  
Oakland-Alameda County Coliseum, Oakland, CA  
Sun Jul 29 1979, 3:33 AM PDT  
Att: 2,198 - Unknown

AB	29
R	2
H	4
RBI	0
BB	2
SO	7
LOB	15









Batter	1	2	3	4	5	6	7	8	9	AB	R	H	RBI	BB	SO	LOB	TOP			
Larry Milbourne, S OBP: 0.317, SLG: 0.344 (1, 4)	F7		F7		G6-4-3			K		4	0	0	0	0	1	2				
Ruppert Jones, L OBP: 0.344, SLG: 0.460 (1, 8)	K		FC4-6 1B			4-3		F7		4	0	1	1	0	1	0				
Dan Meyer, L OBP: 0.345, SLG: 0.495 (1, 3)	F6		FC4-6			4-3			F8	4	0	0	0	0	0	1				
Willie Horton, R OBP: 0.322, SLG: 0.455 (1, 10)		FC6-4 1B		F9		L6			1B	4	0	2	0	0	0	0				
Tom Paciorek, R OBP: 0.376, SLG: 0.466 (1, 9)	L7			K			K		K	4	0	0	0	0	3	2				
Bob Stinson, S OBP: 0.394, SLG: 0.367 (1, 2)	L8			FC6-4 HBP			K		F9	3	0	0	0	0	1	2				
Leon Roberts, R OBP: 0.348, SLG: 0.436 (1, 7)	FC6-4			FC6-4						2	0	0	0	1	0	2				
Bill Stein, R OBP: 0.289, SLG: 0.322 (1, 5)			SH3-4 1B		F9		F9			3	1	1	0	0	0	1				
Mario Mendoza, R OBP: 0.221, SLG: 0.261 (8, PH)			SH3-4							1	0	1	0	0	0	0				
Joe Simpson, L OBP: 0.299, SLG: 0.327 (8, PH)										1	0	0	0	0	0	0				
Bobby Valentine, R OBP: 0.358, SLG: 0.316 (8, 6)					G6-4-3 1B			F5		0	0	0	0	0	0	0				
<b>Inning Stats</b>	R: 0 E: 0 K: 1 S: 5	H: 0 LOB: 0 BB: 0 P: 5	R: 0 E: 0 K: 0 S: 4	H: 1 LOB: 1 BB: 0 P: 4	R: 1 E: 0 K: 0 S: 5	H: 2 LOB: 1 BB: 0 P: 5	R: 0 E: 0 K: 1 S: 5	H: 0 LOB: 1 BB: 0 P: 6	R: 0 E: 0 K: 0 S: 3	H: 0 LOB: 0 BB: 0 P: 3	R: 0 E: 0 K: 2 S: 7	H: 0 LOB: 1 BB: 1 P: 11	R: 0 E: 0 K: 1 S: 5	H: 0 LOB: 0 BB: 0 P: 5	R: 0 E: 0 K: 1 S: 6	H: 1 LOB: 1 BB: 0 P: 6	1B: 5 2B: 0 3B: 0 HR: 0	SF: 0 SAC: 1 DP: 1 HBP: 1	WP: 0 PB: 0 SB: 0 CS: 0	PA: 33
<b>PITCHER</b> Dave Frost, R ERA: 3.8 (1, 1)	IP: 9.0 WLS: W BF: 33 H: 5 R: 1 ER: 1 SO: 6 BB: 1 IBB: 0 HBP: 1 BLK: 0 WP: 0 HR: 0 S: 43 P: 48 ERA: 1.00 WHIP: 0.667															<b>PITCHER</b>				

Seattle Mariners @ California Angels  
Anaheim Stadium, Anaheim, CA  
Tue Jul 31 1979, 10:05 PM EDT  
Att: 25,198 - Unknown

AB 30  
R 1  
H 5  
RBI 1  
BB 1  
SO 6  
LOB 10



Batter	1	2	3	4	5	6	7	8	9	AB	R	H	RBI	BB	SO	LOB	BOTTOM										
Rod Carew, L OBP: 0.453, SLG: 0.450 (1, 3)	FC9-6 1B		5-3		SH1-3		SH1-4 1B			3	1	2	0	1	0	0											
Camey Lansford, R OBP: 0.337, SLG: 0.428 (1, 5)	FC9-6 1B		1B		5-3		F7			4	0	1	0	0	0	5											
Dan Ford, R OBP: 0.345, SLG: 0.463 (1, 9)	K		1B		4-3		1B			5	2	3	2	0	1	2											
Don Baylor, R OBP: 0.376, SLG: 0.548 (1, 7)	K		F9			WP 1B	1B	1B	F6	4	2	1	0	1	1	3											
Willie Aikens, L OBP: 0.362, SLG: 0.490 (1, 10)		F7		G3		F7	1B	6-3		5	1	1	1	0	0	1											
Brian Downing, R OBP: 0.422, SLG: 0.481 (1, 2)	1-3		G3 1B		WP 1B	1B	1B	K		4	2	2	1	1	1	0											
Rick Miller, L OBP: 0.386, SLG: 0.384 (1, 8)		1B		G3		F7	BB 1B			4	0	2	1	0	0	3											
Bobby Grich, R OBP: 0.374, SLG: 0.561 (9, 6)	G3		F6				BB 1B			4	0	2	3	0	0	2											
Bert Campaneris, R OBP: 0.276, SLG: 0.241 (9, 6)										0	0	0	0	0	0	0											
Jim Anderson, R OBP: 0.307, SLG: 0.339 (9, 4)			6-3		SH1-3 1B		L5	F4		4	0	1	0	0	0	3											
<b>Inning Stats</b>	R: 0 E: 0 K: 2 S: 8	H: 1 LOB: 1 BB: 0 P: 8	R: 0 E: 0 K: 0 S: 4	H: 1 LOB: 1 BB: 0 P: 4	R: 0 E: 0 K: 0 S: 5	H: 2 LOB: 2 BB: 0 P: 5	R: 0 E: 0 K: 0 S: 4	H: 1 LOB: 1 BB: 0 P: 4	R: 0 E: 0 K: 0 S: 5	H: 1 LOB: 1 BB: 0 P: 9	R: 2 E: 0 K: 0 S: 9	H: 2 LOB: 3 BB: 2 P: 17	R: 1 E: 0 K: 1 S: 6	H: 1 LOB: 0 BB: 0 P: 6	1B: 12 2B: 2 3B: 0 HR: 1	SF: 0 SAC: 2 DP: 0 HBP: 0	WP: 1 PB: 0 SB: 2 CS: 0	PA: 42									
<b>PITCHER</b> Rob Dressler, R ERA: 5.68 (1, 1)	IP: 5.2 WLS: L BF: 25 H: 7 R: 2 ER: 2 SO: 2 BB: 1 IBB: 0 HBP: 0 BLK: 0 WP: 1 HR: 0 S: 28 P: 32 ERA: 54.00 WHIP: 6.000															<b>PITCHER</b>											
Byron McLaughlin, R ERA: 5.35 (6, 1)	0.2	7	4	4	4	0	0	1	0	6	10	54.00	6.000														
Randy Stein, R ERA: 6.6 (7, 1)	0.0	1	1	0	0	0	0	0	0	1	1	∞	∞														
Rich Hinton, L ERA: 6.19 (7, 1)	0.1	4	2	1	1	0	1	0	0	3	7	27.00	9.000														
John Montague, R ERA: 5.6 (7, 1)	1.1	5	1	1	1	1	0	0	0	7	7	6.75	0.750														

Seattle Mariners @ California Angels  
Anaheim Stadium, Anaheim, CA  
Tue Jul 31 1979, 10:05 PM EDT  
Att: 25,198 - Unknown

AB 37  
R 8  
H 15  
RBI 8  
BB 3  
SO 3  
LOB 19






Batter	1	2	3	4	5	6	7	8	9	AB	R	H	RBI	BB	SO	LOB	TOP										
Larry Milbourne, S OBP: 0.312, SLG: 0.337 (1, 4)	0-0 6-3	0-0 G4-6-3		0-0 4-3		0-0 F8			0-0 6-3	5	0	0	0	0	0	2											
Ruppert Jones, L OBP: 0.349, SLG: 0.468 (1, 8)	4-0 2B	0-0 2B		0-0 1B		0-0 1B			0-0 G3	4	2	3	1	1	0	0											
Dan Meyer, L OBP: 0.351, SLG: 0.508 (1, 3)	0-0 1B	0-0 F9		0-0 1B		0-0 CS			4-0 CS	4	2	3	3	1	0	1											
Willie Horton, R OBP: 0.323, SLG: 0.455 (1, 10)	0-0 1B			0-0 1B		0-0 FC4-6			0-0 CS	4	1	2	1	0	1	1											
Tom Paciorek, R OBP: 0.373, SLG: 0.461 Joe Simpson, L OBP: 0.269, SLG: 0.327 (1, 9) (8, 9)	0-0 1B			0-3 K		0-3 K			0-0 F2	4	0	1	0	0	2	1											
Bob Stinson, S OBP: 0.362, SLG: 0.365 (1, 2)	0-0 1B			0-0 F7		0-0 6-3			0-0 F5	4	0	1	1	0	0	1											
Leon Roberts, R OBP: 0.345, SLG: 0.431 John Hale, L OBP: 0.342, SLG: 0.365 (1, 7) (9, 7)	0-0 F8			0-0 L4		0-0 4-3			0-0 6-3	4	0	0	0	0	0	3											
Bill Stein, R OBP: 0.294, SLG: 0.342 (1, 5)	0-0 F9			0-0 SH1-4		0-0 HR			0-3 K	4	2	2	1	0	1	2											
Mario Mendoza, R OBP: 0.222, SLG: 0.262 (1, 6)		0-0 1B		0-0 SH1-4		0-3 K			0-0 4-3	3	0	1	0	0	1	0											
<b>Inning Stats</b>	R: 3 E: 0 K: 0 S: 7	H: 4 LOB: 2 BB: 1 P: 11	R: 0 E: 0 K: 0 S: 4	H: 2 LOB: 1 BB: 0 P: 4	R: 0 E: 0 K: 1 S: 6	H: 1 LOB: 1 BB: 0 P: 6	R: 2 E: 0 K: 0 S: 6	H: 3 LOB: 1 BB: 0 P: 6	R: 0 E: 0 K: 1 S: 5	H: 0 LOB: 0 BB: 0 P: 5	R: 1 E: 0 K: 1 S: 6	H: 2 LOB: 0 BB: 0 P: 6	R: 1 E: 0 K: 1 S: 6	H: 1 LOB: 0 BB: 0 P: 6	R: 0 E: 0 K: 1 S: 5	H: 0 LOB: 0 BB: 0 P: 5	R: 0 E: 0 K: 0 S: 2	H: 0 LOB: 0 BB: 1 P: 6	1B: 8 2B: 3 3B: 0 HR: 2	SF: 0 SAC: 1 DP: 1 HBP: 0	WP: 0 PB: 0 SB: 0 CS: 2	PA: 41					
<b>PITCHER</b>	IP	WLS	BF	H	R	ER	SO	BB	IBB	HBP	BLK	WP	HR	S	P	ERA	WHIP										
Don Aase, R ERA: 3.97 (1, 1)	0.1		6	4	3	3	0	1	0	0	0	0	0	5	9	81.00	15.000										
Mike Barlow, R ERA: 5.01 (1, 1)	3.1		14	5	2	2	1	0	0	0	0	0	0	16	16	5.40	1.500										
Dave LaRoche, L ERA: 5.7 (4, 1)	2.1	L	10	4	2	2	2	0	0	0	0	0	2	14	14	7.71	1.714										
Mark Clear, R ERA: 3.14 (7, 1)	3.0		9	0	0	0	2	1	0	0	0	0	0	12	16	0.00	0.333										

Seattle Mariners @ California Angels  
Anaheim Stadium, Anaheim, CA  
Wed Aug 01 1979, 10:05 PM EDT  
Att: 29,446 - Unknown


AB 36  
R 7  
H 13  
RBI 7  
BB 2  
SO 5  
LOB 11



Batter	1	2	3	4	5	6	7	8	9	AB	R	H	RBI	BB	SO	LOB	BOTTOM										
Rick Miller, L OBP: 0.386, SLG: 0.381 (1, 8)	0-0 FC5-4	0-3 K		0-0 G4-6-3		4-0 2B			0-0 6-3	4	1	1	0	1	1	3											
Camey Lansford, R OBP: 0.338, SLG: 0.432 (1, 5)	0-0 FC5-4			0-0 6-3		0-0 2B			0-0 6-3	5	0	2	2	0	0	1											
Dan Ford, R OBP: 0.343, SLG: 0.459 (1, 9)	0-0 F9			0-0 1B		0-0 F7			0-3 K	5	1	1	0	0	1	3											
Don Baylor, R OBP: 0.377, SLG: 0.546 (1, 7)	0-3 K			0-0 2B		0-0 5-3			0-0 F9	5	1	2	0	0	1	2											
Brian Downing, R OBP: 0.419, SLG: 0.479 (1, 2)		0-0 E1		0-0 SF9		0-0 F7			0-0 5-3	4	1	1	1	0	0	2											
Joe Rudi, R OBP: 0.276, SLG: 0.367 (1, 3)		0-3 K		0-0 2B		0-0 6-3			0-3 K	5	0	1	1	0	3	3											
Bobby Grich, R OBP: 0.378, SLG: 0.559 (1, 4)		4-0 FC5-4		0-0 6-3		4-0 2B				1	1	0	0	3	0	1											
Merv Rettenmund, R OBP: 0.370, SLG: 0.375 Willie Aikens, L OBP: 0.361, SLG: 0.488 (1, 10) (7, PH)	0-0 FC5-4	0-0 1B		0-0 F9		0-0 5-3			0-0 F7	3	1	2	1	0	0	0											
Jim Anderson, R OBP: 0.308, SLG: 0.338 Willie Davis, L OBP: 0.222, SLG: 0.233 Bert Campaneris, R OBP: 0.276, SLG: 0.241 (1, 6) (8, PH) (9, 6)	0-0 FC5-4	0-0 1B		0-0 F9		0-0 5-3			0-0 4-3	3	0	1	1	0	0	3											
<b>Inning Stats</b>	R: 0 E: 0 K: 1 S: 6	H: 1 LOB: 1 BB: 0 P: 6	R: 1 E: 1 K: 2 S: 9	H: 1 LOB: 2 BB: 1 P: 13	R: 2 E: 0 K: 0 S: 6	H: 3 LOB: 1 BB: 0 P: 6	R: 0 E: 0 K: 0 S: 3	H: 1 LOB: 0 BB: 0 P: 3	R: 0 E: 0 K: 0 S: 4	H: 1 LOB: 1 BB: 0 P: 4	R: 3 E: 0 K: 0 S: 5	H: 2 LOB: 1 BB: 2 P: 13	R: 0 E: 1 K: 1 S: 6	H: 1 LOB: 2 BB: 1 P: 10	R: 0 E: 0 K: 0 S: 3	H: 0 LOB: 0 BB: 0 P: 3	R: 0 E: 0 K: 2 S: 8	H: 1 LOB: 1 BB: 0 P: 8	1B: 7 2B: 4 3B: 0 HR: 0	SF: 1 SAC: 0 DP: 1 HBP: 0	WP: 0 PB: 0 SB: 0 CS: 0	PA: 42					
<b>PITCHER</b>	IP	WLS	BF	H	R	ER	SO	BB	IBB	HBP	BLK	WP	HR	S	P	ERA	WHIP										
Rick Honeycutt, L ERA: 3.77 (1, 1)	5.2		28	8	6	5	3	3	0	0	0	0	0	31	43	7.94	1.941										
Randy Stein, R ERA: 5.4 (6, 1)	3.1	W	14	3	0	0	3	1	0	0	0	0	0	19	23	0.00	1.200										

Seattle Mariners @ California Angels  
Anaheim Stadium, Anaheim, CA  
Wed Aug 01 1979, 10:05 PM EDT  
Att: 29,446 - Unknown

AB 37  
R 6  
H 11  
RBI 6  
BB 4  
SO 6  
LOB 20









Batter	1	2	3	4	5	6	7	8	9	AB R H RBI BB SO LOB	TOP											
Rickey Henderson, R OBP: 0.320, SLG: 0.323 (1, 7)										4 1 0 0 1 1 1	<b>Oakland Athletics @ Seattle Mariners</b> The Kingdome, Seattle, WA Sat Aug 04 1979, 10:05 PM EDT Att: 10,009 - Unknown											
Dwayne Murphy, L OBP: 0.417, SLG: 0.396 (1, 8)										3 1 3 2 2 0 0												
Mitchell Page, L OBP: 0.326, SLG: 0.363 (1, 10)										5 0 2 1 0 2 3												
Dave Revering, L OBP: 0.314, SLG: 0.447 (1, 3)										5 1 1 1 0 0 3												
Wayne Gross, L OBP: 0.333, SLG: 0.367 (1, 5)										4 0 1 0 0 0 1												
Jim Essian, R OBP: 0.314, SLG: 0.447 (1, 2)										4 0 0 0 0 1 1												
Tony Armas, R OBP: 0.292, SLG: 0.402 (1, 9)										4 1 2 1 0 0 0												
Dave Chalk, R OBP: 0.336, SLG: 0.279 (1, 4)										3 0 1 0 1 0 0												
Rob Picciolo, R OBP: 0.240, SLG: 0.297 (1, 6)										4 1 1 0 0 0 3												
<b>Inning Stats</b>	R: 0 E: 0 K: 2 S: 7	H: 0 LOB: 1 BB: 1 P: 11	R: 0 E: 0 K: 1 S: 5	H: 0 LOB: 0 BB: 0 P: 5	R: 1 E: 0 K: 0 S: 4	H: 1 LOB: 1 BB: 1 P: 8	R: 0 E: 0 K: 0 S: 3	H: 0 LOB: 0 BB: 0 P: 3	R: 2 E: 0 K: 0 S: 6	H: 4 LOB: 2 BB: 0 P: 6		R: 1 E: 0 K: 0 S: 5	H: 3 LOB: 2 BB: 1 P: 9	R: 1 E: 0 K: 0 S: 5	H: 2 LOB: 1 BB: 0 P: 5	R: 0 E: 0 K: 0 S: 4	H: 1 LOB: 1 BB: 0 P: 4	R: 0 E: 0 K: 1 S: 5	H: 0 LOB: 1 BB: 1 P: 9	1B: 7 2B: 0 3B: 1 HR: 3	SF: 0 SAC: 0 DP: 0 HBP: 0	WP: 2 PB: 0 SB: 3 CS: 1
<b>PITCHER</b>	IP WLS BF H R ER SO BB IBB HBP BLK WP HR S P ERA WHIP											IP WLS BF H R ER SO BB IBB HBP BLK WP HR S P ERA WHIP										
Mike Parrott, R ERA: 3.63 (1, 1)	5.2 L 24 7 4 4 3 2 0 0 0 0 0 2 28 36 6.35 1.588																					
Randy Stein, R ERA: 5.68 (6, 1)	0.2 5 2 1 1 0 1 0 0 0 0 1 1 4 8 13.50 4.500																					
Rich Hinton, L ERA: 6.1 (7, 1)	0.2 3 1 0 0 0 0 0 0 0 0 0 0 3 3 0.00 1.500																					
Byron McLaughlin, R ERA: 5.21 (8, 1)	2.0 8 1 0 0 1 1 0 0 0 0 1 0 9 13 0.00 1.000																					

AB	36
R	5
H	11
RBI	5
BB	4
SO	4
LOB	12



Batter	1	2	3	4	5	6	7	8	9	AB R H RBI BB SO LOB	BOTTOM											
Julio Cruz, S OBP: 0.335, SLG: 0.276 (1, 4)										3 0 0 0 2 1 0	<b>Oakland Athletics @ Seattle Mariners</b> The Kingdome, Seattle, WA Sat Aug 04 1979, 10:05 PM EDT Att: 10,009 - Unknown											
Ruppert Jones, L OBP: 0.349, SLG: 0.461 (1, 8)										3 1 0 0 2 0 4												
Bruce Bochte, L OBP: 0.401, SLG: 0.509 (1, 3)										5 1 2 0 0 1 2												
Willie Horton, R OBP: 0.326, SLG: 0.455 (1, 10)										5 0 3 1 0 1 1												
Dan Meyer, L OBP: 0.346, SLG: 0.508 (1, 5)										5 1 1 2 0 0 3												
Tom Paciorek, R OBP: 0.375, SLG: 0.462 (1, 9)										3 0 2 0 0 0 1												
Bob Stinson, S OBP: 0.218, SLG: 0.355 (1, 2)										2 0 0 0 1 0 2												
Bobby Valentine, R OBP: 0.368, SLG: 0.328 (7, PH)										1 0 1 0 0 0 0												
Larry Cox, R OBP: 0.278, SLG: 0.312 (8, 2)										0 0 0 0 0 0 0												
Leon Roberts, R OBP: 0.351, SLG: 0.443 (1, 7)										3 0 1 0 1 0 2												
Mario Mendoza, R OBP: 0.218, SLG: 0.257 (1, 6)										2 0 0 0 0 0 3												
Larry Milbourne, S OBP: 0.314, SLG: 0.340 (6, PH)										1 0 1 0 0 0 0												
Bill Stein, R OBP: 0.292, SLG: 0.341 (8, PH)										1 0 0 0 0 0 0												
<b>Inning Stats</b>	R: 0 E: 0 K: 0 S: 2	H: 0 LOB: 0 BB: 1 P: 6	R: 0 E: 0 K: 0 S: 4	H: 1 LOB: 1 BB: 0 P: 4	R: 0 E: 0 K: 0 S: 3	H: 0 LOB: 1 BB: 1 P: 7	R: 1 E: 0 K: 0 S: 5	H: 3 LOB: 3 BB: 2 P: 13	R: 1 E: 0 K: 0 S: 4	H: 1 LOB: 1 BB: 1 P: 8	R: 0 E: 0 K: 0 S: 4	H: 2 LOB: 3 BB: 1 P: 9	R: 1 E: 0 K: 2 S: 10	H: 3 LOB: 2 BB: 0 P: 10	R: 0 E: 0 K: 1 S: 5	H: 0 LOB: 0 BB: 0 P: 5	R: 0 E: 0 K: 0 S: 3	H: 1 LOB: 0 BB: 0 P: 3	1B: 7 2B: 3 3B: 0 HR: 1	SF: 0 SAC: 0 DP: 2 HBP: 1	WP: 1 PB: 0 SB: 0 CS: 1	PA: 41
<b>PITCHER</b>	IP WLS BF H R ER SO BB IBB HBP BLK WP HR S P ERA WHIP											IP WLS BF H R ER SO BB IBB HBP BLK WP HR S P ERA WHIP										
Mike Morgan, R ERA: 4.84 (1, 1)	5.2 W 28 7 2 2 0 6 0 0 0 0 0 1 0 21 46 3.18 2.294																					
Dave Hamilton, L ERA: 3.71 (6, 1)	3.1 S 13 4 1 1 3 0 0 0 0 0 0 1 19 19 2.70 1.200																					

AB	34
R	3
H	11
RBI	3
BB	6
SO	3
LOB	18





Batter	1	2	3	4	5	6	7	8	9	AB	R	H	RBI	BB	SO	LOB	TOP				
Rickey Henderson, R OBP: 0.312, SLG: 0.314 (1, 7)	5-3		K	F9		SH3		K		4	0	0	0	0	2	3					
Dwayne Murphy, L OBP: 0.413, SLG: 0.389 (1, 8)	F7		G6-4-3		4-3	4-3			K	4	0	0	0	1	1	2					
Wayne Gross, L OBP: 0.337, SLG: 0.370 (1, 5)	FC4			6-3	4-3		F9		BB	3	2	1	0	2	0	1					
Jeff Newman, R OBP: 0.266, SLG: 0.427 (1, 2)	FC4			6-3			F2		BB	3	1	0	0	2	0	2					
Dave Revering, L OBP: 0.322, SLG: 0.473 (1, 3)				1B						5	3	4	5	0	1	2					
Mitchell Page, L OBP: 0.325, SLG: 0.361 (1, 10)	K			1B		F5		F9		5	1	1	0	0	2	3					
Tony Armas, R OBP: 0.295, SLG: 0.431 (1, 9)	5-3			1B				F6		5	2	2	4	0	1	0					
Dave Chalk, R OBP: 0.333, SLG: 0.286 (1, 4)	6-3					F9				4	0	1	0	0	0	0					
Rob Picciolo, R OBP: 0.251, SLG: 0.306 (1, 6)						SH3		K		4	0	3	0	0	1	1					
<b>Inning Stats</b>	R: 0 E: 0 K: 0 S: 3	H: 0 LOB: 1 BB: 1 P: 7	R: 1 E: 0 K: 1 S: 6	H: 1 LOB: 0 BB: 0 P: 6	R: 0 E: 0 K: 1 S: 5	H: 1 LOB: 0 BB: 0 P: 5	R: 4 E: 0 K: 0 S: 8	H: 5 LOB: 1 BB: 0 P: 8	R: 0 E: 1 K: 1 S: 5	H: 0 LOB: 2 BB: 2 P: 13	R: 1 E: 0 K: 1 S: 5	H: 2 LOB: 1 BB: 0 P: 5	R: 0 E: 0 K: 3 S: 10	H: 1 LOB: 1 BB: 0 P: 10	R: 3 E: 0 K: 1 S: 6	H: 1 LOB: 2 BB: 2 P: 14	1B: 6 2B: 2 3B: 0 HR: 4	SF: 0 SAC: 1 DP: 1 HBP: 0	WP: 0 PB: 0 SB: 0 CS: 0	PA: 43	
<b>PITCHER</b>	IP	WLS	BF	H	R	ER	SO	BB	IBB	HBP	BLK	WP	HR	S	P	ERA	WHIP				
Rob Dressler, R ERA: 6.19 (1, 1)	3.2		18	7	5	5	2	1	0	0	0	0	2	21	25	12.27	2.182				
John Montague, R ERA: 5.57 (4, 1)	2.0	L	10	2	1	1	1	2	0	0	0	0	1	10	18	4.50	2.000				
Rich Hinton, L ERA: 5.94 (6, 1)	1.1		5	1	0	0	1	0	0	0	0	0	0	7	7	0.00	0.750				
Randy Stein, R ERA: 6.43 (8, 1)	2.0		10	2	3	3	4	2	0	0	0	0	1	16	24	13.50	2.000				

Oakland Athletics @ Seattle Mariners  
The Kingdome, Seattle, WA  
Sun Aug 05 1979, 10:05 PM EDT  
Att: 6,048 - Dome

AB 37  
R 9  
H 12  
RBI 9  
BB 5  
SO 8  
LOB 14



Batter	1	2	3	4	5	6	7	8	9	AB	R	H	RBI	BB	SO	LOB	BOTTOM					
Julio Cruz, S OBP: 0.340, SLG: 0.280 (1, 4)	S	4-3							F8	4	1	2	0	1	0	1						
Ruppert Jones, L OBP: 0.351, SLG: 0.470 (1, 8)	BB				F2		F9		HR	5	2	3	3	0	0	3						
Bruce Bochte, L OBP: 0.404, SLG: 0.511 (1, 3)	E6						F7			5	1	3	0	0	0	1						
Willie Horton, R OBP: 0.322, SLG: 0.450 (1, 10)	FC6-4				F3		F8		K	5	1	0	0	0	2	6						
Dan Meyer, L OBP: 0.345, SLG: 0.512 (1, 5)	F7			3-1		6-3		K		5	1	1	2	0	1	3						
Tom Paciorek, R OBP: 0.376, SLG: 0.477 (1, 9)	HR			K		K			K	5	1	2	3	0	3	1						
Bob Stinson, S OBP: 0.356, SLG: 0.354 (1, 2)	1-3								SH3-4	3	0	1	0	0	0	0						
Leon Roberts, R OBP: 0.350, SLG: 0.444 (1, 7)										4	1	1	0	0	1	2						
Mario Mendoza, R OBP: 0.217, SLG: 0.256 (6, PH)										2	0	0	0	0	1	1						
Larry Milbourne, S OBP: 0.313, SLG: 0.338 (7, 6)										1	0	0	0	0	0	1						
Bill Stein, R OBP: 0.291, SLG: 0.339 (8, PH)										1	0	0	0	0	0	1						
<b>Inning Stats</b>	R: 4 E: 1 K: 0 S: 6	H: 2 LOB: 0 BB: 1 P: 10	R: 1 E: 0 K: 2 S: 10	H: 3 LOB: 0 BB: 0 P: 10	R: 0 E: 0 K: 1 S: 5	H: 0 LOB: 0 BB: 0 P: 5	R: 0 E: 0 K: 0 S: 4	H: 1 LOB: 1 BB: 0 P: 4	R: 0 E: 0 K: 1 S: 6	H: 1 LOB: 1 BB: 0 P: 6	R: 0 E: 0 K: 1 S: 7	H: 2 LOB: 2 BB: 0 P: 7	R: 0 E: 0 K: 1 S: 5	H: 0 LOB: 0 BB: 0 P: 5	R: 0 E: 0 K: 0 S: 4	H: 1 LOB: 1 BB: 0 P: 4	R: 3 E: 0 K: 2 S: 10	H: 3 LOB: 0 BB: 0 P: 10	1B: 9 2B: 1 3B: 0 HR: 3	SF: 0 SAC: 1 DP: 0 HBP: 0	WP: 0 PB: 0 SB: 1 CS: 0	PA: 42
<b>PITCHER</b>	IP	WLS	BF	H	R	ER	SO	BB	IBB	HBP	BLK	WP	HR	S	P	ERA	WHIP					
Brian Kingman, R ERA: 4.83 (1, 1)	6.0	W	29	9	5	2	5	1	0	0	0	0	1	38	42	3.00	1.667					
Dave Hamilton, L ERA: 3.93 (7, 1)	3.0	S	13	4	3	3	3	0	0	0	0	0	2	19	19	9.00	1.333					

Oakland Athletics @ Seattle Mariners  
The Kingdome, Seattle, WA  
Sun Aug 05 1979, 10:05 PM EDT  
Att: 6,048 - Dome

AB 40  
R 8  
H 13  
RBI 8  
BB 1  
SO 8  
LOB 20









Batter	1	2	3	4	5	6	7	8	9	AB	R	H	RBI	BB	SO	LOB	TOP																						
Bob Randall, R OBP: 0.345, SLG: 0.328 Rob Wilfong, L OBP: 0.355, SLG: 0.453 (4, 4)	0-0 FC2-6 1B		0-0 6-3	0-3 K			0-0 F8	0-0 F2		2	0	1	0	0	0	0																							
Bombo Rivera, R OBP: 0.337, SLG: 0.417 Hosken Powell, L OBP: 0.407, SLG: 0.443 (4, 7)	0-0 FC2-6 CS 1-2		0-0 CS 1B	0-0 FC5 2-3			4-0 E BB		0-0 4-3	2	0	1	0	0	0	1																							
Roy Smalley, S OBP: 0.399, SLG: 0.527 (1, 6)	0-3 K2 1-2		0-3 K		0-0 F5		0-0 FC3 1-2		4-0 1B BB	4	0	0	0	1	2	3																							
Ron Jackson, R OBP: 0.323, SLG: 0.428 (1, 3)	0-0 6 2-3	0-0 F5		0-0 E6 1B	0-0 F2		0-0 F6		0-0 G6-4-3 1B	5	1	1	0	0	0	2																							
Jose Morales, R OBP: 0.338, SLG: 0.350 Danny Goodwin, L OBP: 0.407, SLG: 0.623 (5, PH)		0-0 E4 1B		0-0 SH1-4 1B 1-3	0-3 K		0-0 F7		0-0 G6-4-3	2	1	1	0	0	0	0																							
Willie Norwood, R OBP: 0.311, SLG: 0.416 Dave Edwards, R OBP: 0.338, SLG: 0.457 (6, 9)		0-0 FC6-4 1B 1-2		0-0 SH1-4 2B 1B 1-2 3-H		0-0 E S 1B		0-0 S 2B 1B		3	1	3	1	0	0	0																							
Ken Landreaux, L OBP: 0.348, SLG: 0.410 (1, 8)		0-0 L8 1B		0-0 SH1-4 1B 1-2 2-3		0-3 K 1-2		0-0 F9 1-2		3	0	0	0	0	1	4																							
Glenn Borgmann, R OBP: 0.350, SLG: 0.308 (1, 2)		0-0 FC6-4 1-2		0-0 FC5 2B 2-H 3-H 4-0		0-0 E5 1B 2-3		0-0 G6-4-3 2B 2-H		4	0	3	3	0	0	2																							
John Castino, R OBP: 0.331, SLG: 0.384 (1, 5)				0-0 HR		0-0 BB		0-0 G6-4-3 1-2		3	1	1	1	1	1	3																							
<b>Inning Stats</b>	R: 0 E: 0 K: 1 S: 5	H: 1 LOB: 1 BB: 0 P: 5	R: 0 E: 1 K: 0 S: 5	H: 1 LOB: 2 BB: 0 P: 5	R: 1 E: 0 K: 1 S: 6	H: 2 LOB: 0 BB: 0 P: 6	R: 3 E: 1 K: 1 S: 9	H: 3 LOB: 2 BB: 1 P: 13	R: 0 E: 0 K: 1 S: 6	H: 2 LOB: 1 BB: 0 P: 6	R: 0 E: 1 K: 0 S: 4	H: 0 LOB: 2 BB: 1 P: 8	R: 1 E: 0 K: 1 S: 7	H: 2 LOB: 1 BB: 0 P: 7	R: 0 E: 0 K: 0 S: 3	H: 1 LOB: 1 BB: 1 P: 7	1B: 9 2B: 2 3B: 0 HR: 1	SF: 0 SAC: 1 DP: 2 HBP: 0	WP: 0 PB: 0 CS: 2	PA: 41																			
<b>PITCHER</b>	IP	WLS	BF	H	R	ER	SO	BB	IBB	HBP	BLK	WP	HR	S	P	ERA	WHIP	<b>PITCHER</b>				IP	WLS	BF	H	R	ER	SO	BB	IBB	HBP	BLK	WP	HR	S	P	ERA	WHIP	
Rich Hinton, L ERA: 6.08 Odell Jones, R ERA: 5.76	(1, 1)	3.1	L	19	7	4	3	2	1	0	0	0	0	1	21	25	8.10	2.400					(4, 1)	5.2	23	5	1	1	4	2	0	0	0	0	0	29	37	1.59	1.235

Minnesota Twins @ Seattle Mariners  
The Kingdome, Seattle, WA  
Tue Aug 07 1979, 10:05 PM EDT  
Att: 8,288 - Dome

AB	37
R	5
H	12
RBI	5
BB	3
SO	6
LOB	24



Batter	1	2	3	4	5	6	7	8	9	AB	R	H	RBI	BB	SO	LOB	BOTTOM																					
Julio Cruz, S OBP: 0.346, SLG: 0.291 (1, 4)	0-0 E FC1 FC3-2 1B		0-0 6-3		0-0 E1 4-3 2-H 1B		0-0 F9		0-0 4-3	5	0	2	1	0	0	1																						
Ruppert Jones, L OBP: 0.354, SLG: 0.471 (1, 8)	0-0 FC1 FC3-2 1-3		0-0 E5 1B		0-0 4-3 2-3			0-0 2B 1B		4	1	2	0	0	0	2																						
Bruce Bochte, L OBP: 0.400, SLG: 0.598 Bobby Valentine, R OBP: 0.357, SLG: 0.317 (6, 9)	0-0 FC3-2 1-2 3-H		0-0 4-3		0-0 L9			0-0 F5		2	0	0	0	0	0	3																						
Willie Horton, R OBP: 0.319, SLG: 0.444 (1, 10)	0-0 F8			0-3 K		0-3 K		0-0 F3		4	0	0	0	0	2	3																						
Dan Meyer, L OBP: 0.342, SLG: 0.506 Bill Stein, R OBP: 0.293, SLG: 0.346 (6, 5)	0-0 5-3			0-0 F4		0-3 K2-3		0-0 1-H 2B		2	0	0	0	0	0	2																						
Tom Paciorek, R OBP: 0.380, SLG: 0.478 (6, 3)		0-0 G5-4-3 1B		4-0 FC6-4 BB		4-0 BB		0-0 5-3		2	0	1	0	2	0	1																						
Leon Roberts, R OBP: 0.350, SLG: 0.449 (1, 7)		0-0 G5-4-3 1-2		0-0 FC6-4 1-2		0-0 5-3			0-0 4-3	4	0	0	0	0	0	3																						
Larry Cox, R OBP: 0.286, SLG: 0.332 (1, 2)		0-0 F7			0-0 E 2B		0-0 5-3		0-0 F8	4	1	1	0	0	0	0																						
Mario Mendoza, R OBP: 0.216, SLG: 0.254 Larry Milbourne, S OBP: 0.314, SLG: 0.340 (8, 6)			0-3 K		0-0 6-3		0-0 F7			2	0	0	0	0	1	1																						
<b>Inning Stats</b>	R: 0 E: 1 K: 0 S: 5	H: 1 LOB: 2 BB: 0 P: 5	R: 0 E: 0 K: 0 S: 3	H: 1 LOB: 0 BB: 0 P: 3	R: 0 E: 1 K: 1 S: 6	H: 1 LOB: 1 BB: 0 P: 6	R: 0 E: 0 K: 1 S: 5	H: 0 LOB: 1 BB: 1 P: 9	R: 1 E: 1 K: 0 S: 5	H: 2 LOB: 1 BB: 0 P: 5	R: 0 E: 0 K: 2 S: 7	H: 0 LOB: 0 BB: 1 P: 11	R: 0 E: 0 K: 0 S: 3	H: 0 LOB: 0 BB: 0 P: 3	R: 1 E: 0 K: 0 S: 5	H: 2 LOB: 1 BB: 0 P: 5	R: 0 E: 0 K: 0 S: 4	H: 1 LOB: 1 BB: 0 P: 4	1B: 6 2B: 2 3B: 0 HR: 0	SF: 0 SAC: 0 DP: 1 HBP: 0	WP: 0 PB: 0 CS: 0	PA: 37																
<b>PITCHER</b>	IP	WLS	BF	H	R	ER	SO	BB	IBB	HBP	BLK	WP	HR	S	P	ERA	WHIP	<b>PITCHER</b>				IP	WLS	BF	H	R	ER	SO	BB	IBB	HBP	BLK	WP	HR	S	P	ERA	WHIP
Jerry Kosman, L ERA: 3.82 Mike Marshall, R ERA: 2.33	(1, 1)	7.2	W	32	7	2	2	4	2	0	0	0	0	0	0	0	2.35	1.174					(8, 1)	1.1	5	1	0	0	0	0	0	0	0	5	5	0.00	0.750	

Minnesota Twins @ Seattle Mariners  
The Kingdome, Seattle, WA  
Tue Aug 07 1979, 10:05 PM EDT  
Att: 8,288 - Dome

AB	35
R	2
H	8
RBI	2
BB	2
SO	4
LOB	18





Batter	1	2	3	4	5	6	7	8	9	AB	R	H	RBI	BB	SO	LOB	TOP					
<b>Dave Edwards, R</b> (1, 7) OBP: 0.341, SLG: 0.450	0-0 SH1-4 1B		0-0 F8	1-0 BB HBP		0-0 5-3			0-0 F8	4	0	1	0	0	0	1						
<b>John Castino, R</b> (1, 5) OBP: 0.337, SLG: 0.391	0-0 SH1-4		0-0 1B 2B	4-0 BB			0-3 K		0-0 1B 2H	3	1	2	1	1	1	0						
<b>Roy Smalley, S</b> (1, 6) OBP: 0.395, SLG: 0.521	0-0 F7		0-0 F7	0-0 F7			0-0 5-3		0-3 K	5	0	0	0	0	1	5						
<b>Ron Jackson, R</b> (1, 3) OBP: 0.324, SLG: 0.430	0-0 F9		1-0 1B HBP		0-0 F9 1B 2B				0-0 F8	3	1	1	0	0	0	1						
<b>Jose Morales, R</b> (1, 10) OBP: 0.336, SLG: 0.347		0-0 F7	0-0 BB 1B		0-0 F9				0-0 4-3	4	0	1	1	0	0	1						
<b>Willie Norwood, R</b> (1, 9) OBP: 0.310, SLG: 0.410		0-0 4-3	4-0 1-3 2-H 1B		0-3 K				0-0 6-3	3	0	0	0	1	1	1						
<b>Ken Landreaux, L</b> (1, 8) OBP: 0.349, SLG: 0.416			0-0 F7		0-0 CS 1B				0-0 6-3	4	0	2	1	0	0	3						
<b>Glenn Borgmann, R</b> (1, 2) OBP: 0.344, SLG: 0.291		4-0 BB		0-0 4-3	0-0 CS	0-0 F5			0-0 F3	3	0	0	0	1	0	0						
<b>Butch Wynegar, S</b> (9, 2) OBP: 0.354, SLG: 0.344					1-2 CS					0	0	0	0	0	0	0						
<b>Rob Wilfong, L</b> (1, 4) OBP: 0.354, SLG: 0.454		0-0 F5		0-0 4-3		0-0 4-1			0-0 1B 2B	4	1	1	0	0	0	2						
<b>Inning Stats</b>	R: 0 E: 0 K: 0 S: 4	H: 1 LOB: 1 BB: 0 P: 4	R: 0 E: 0 K: 0 S: 4	H: 1 LOB: 2 BB: 1 P: 8	R: 1 E: 0 K: 0 S: 5	H: 2 LOB: 3 BB: 1 P: 10	R: 0 E: 0 K: 0 S: 3	H: 0 LOB: 2 BB: 1 P: 8	R: 1 E: 0 K: 1 S: 6	H: 2 LOB: 0 BB: 0 P: 6	R: 0 E: 0 K: 0 S: 3	H: 0 LOB: 0 BB: 0 P: 3	R: 0 E: 0 K: 0 S: 3	H: 0 LOB: 0 BB: 0 P: 3	R: 0 E: 0 K: 0 S: 3	H: 0 LOB: 0 BB: 0 P: 3	R: 1 E: 0 K: 1 S: 7	H: 2 LOB: 1 BB: 0 P: 7	1B: 4 2B: 3 3B: 1 HR: 0	SF: 0 SAC: 1 DP: 0 HBP: 2	WP: 0 PB: 0 SB: 0 CS: 1	PA: 40
<b>PITCHER</b> <b>Floyd Bannister, L</b> (1, 1) ERA: 3.86	IP: 9.0 WLS: L BF: 39 H: 8 R: 3 ER: 3 SO: 3 BB: 3 IBB: 0 HBP: 2 BLK: 0 WP: 0 HR: 0 S: 40 P: 54 ERA: 3.00 WHIP: 1.222															<b>PITCHER</b>						

Minnesota Twins @ Seattle Mariners  
The Kingdome, Seattle, WA  
Wed Aug 08 1979, 10:05 PM EDT  
Att: 8,222 - Dome

AB	33
R	3
H	8
RBI	3
BB	3
SO	3
LOB	14



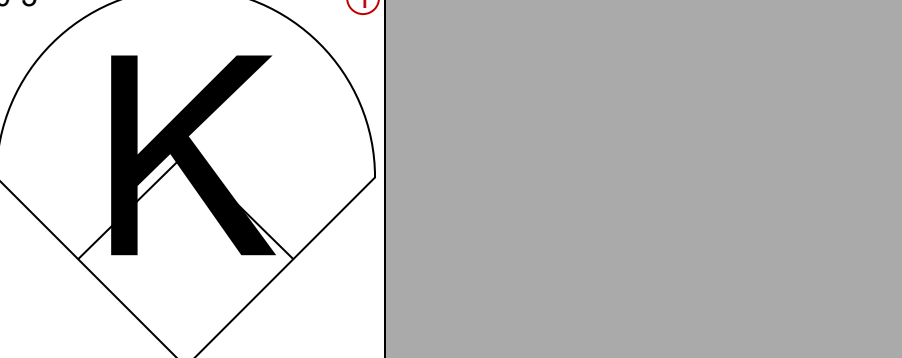
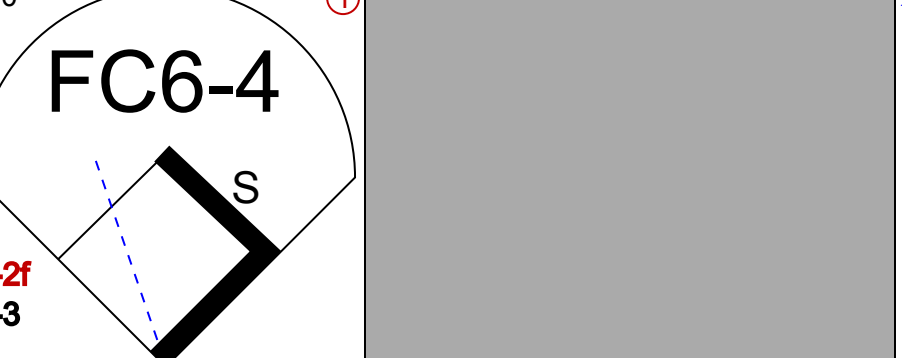
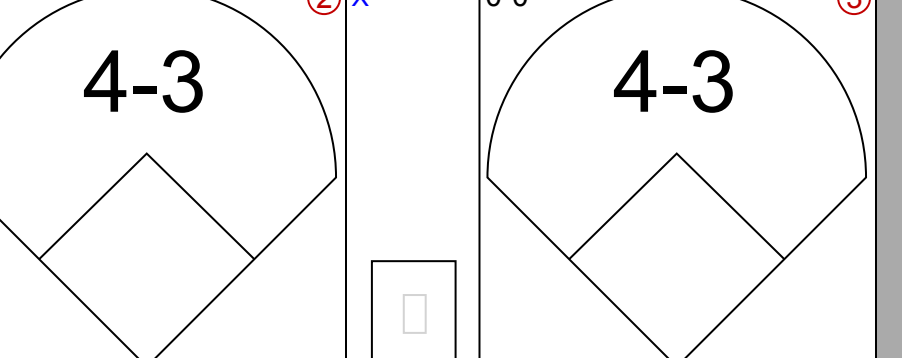


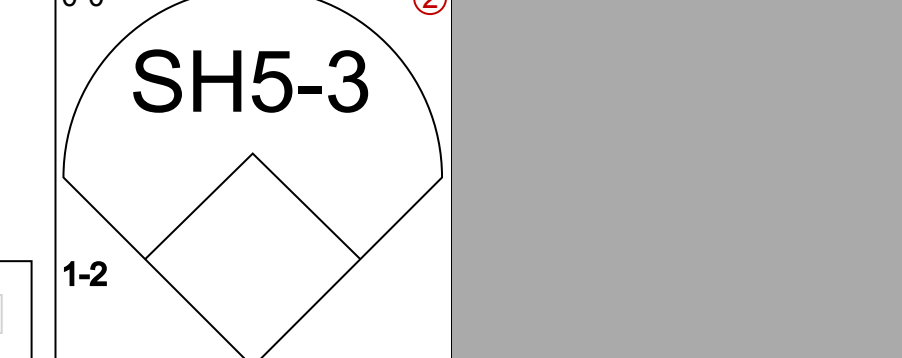
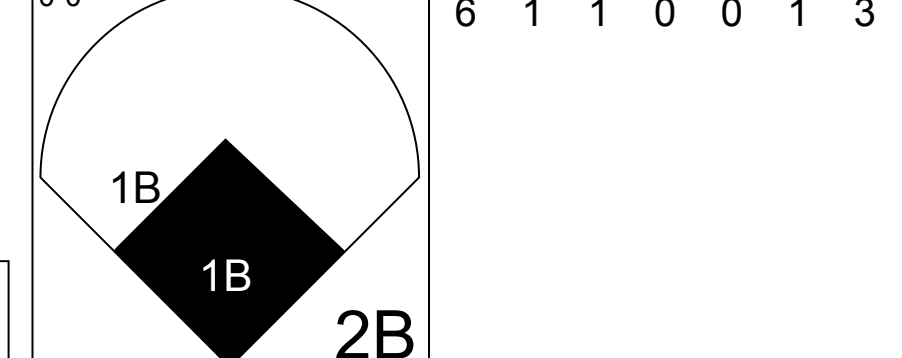
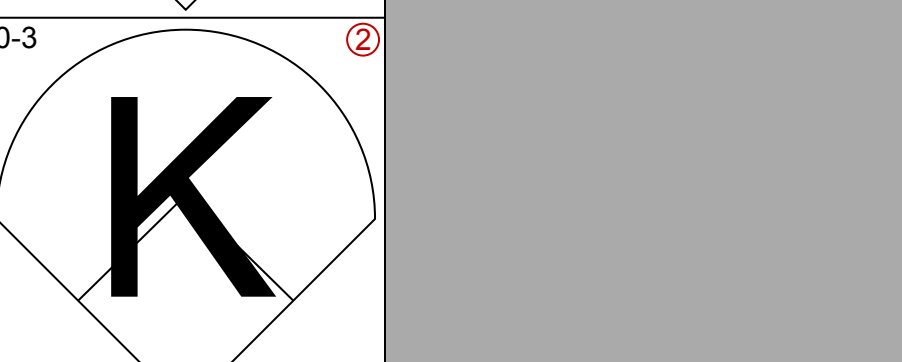
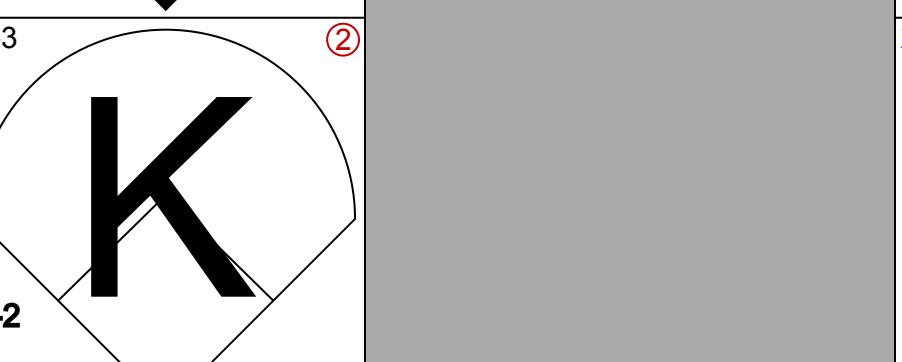
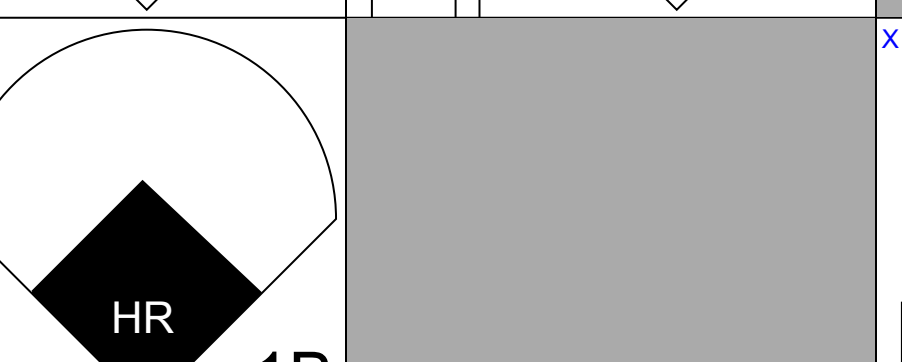
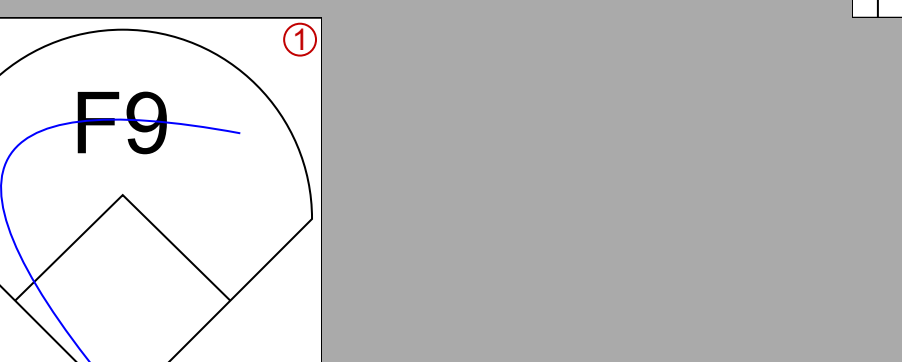
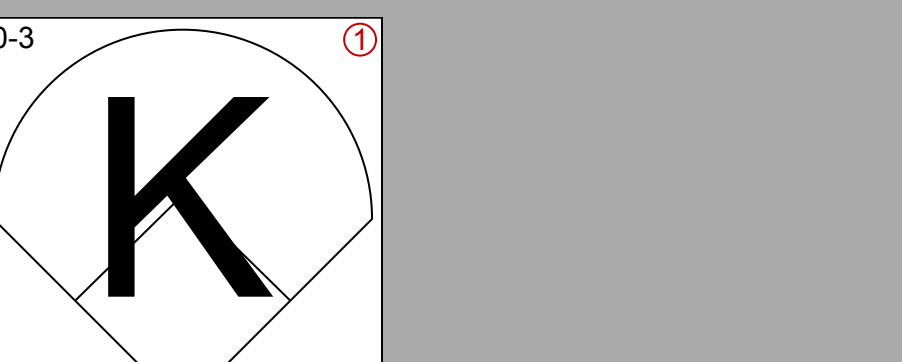

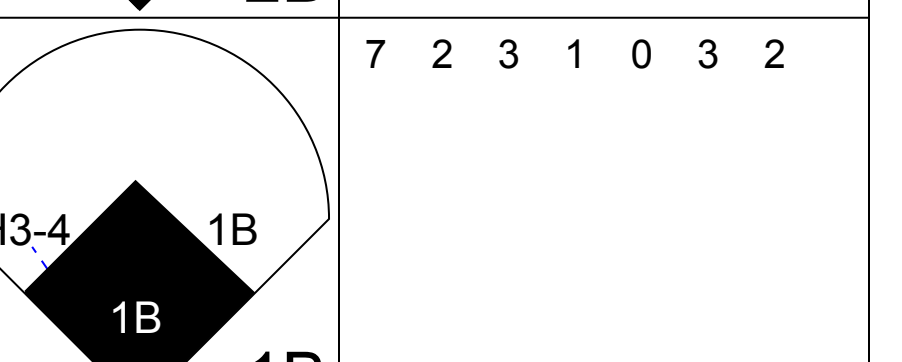
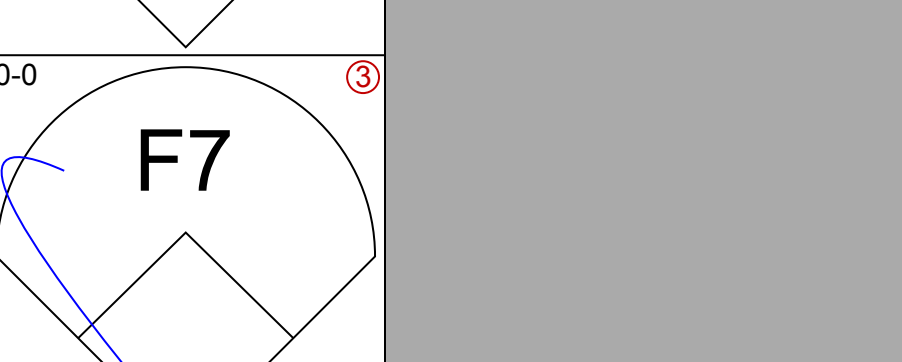
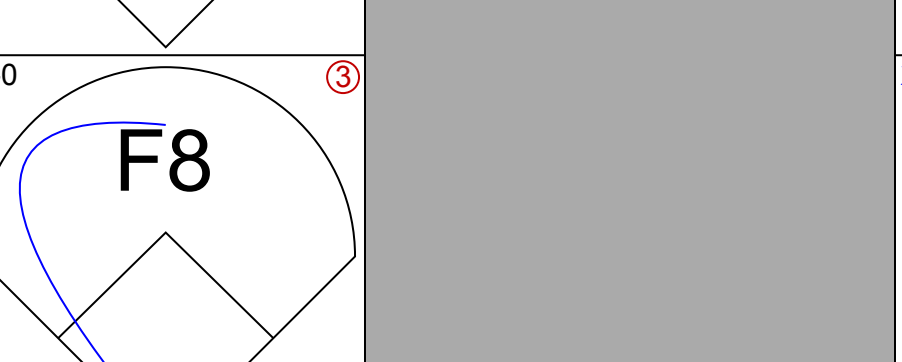
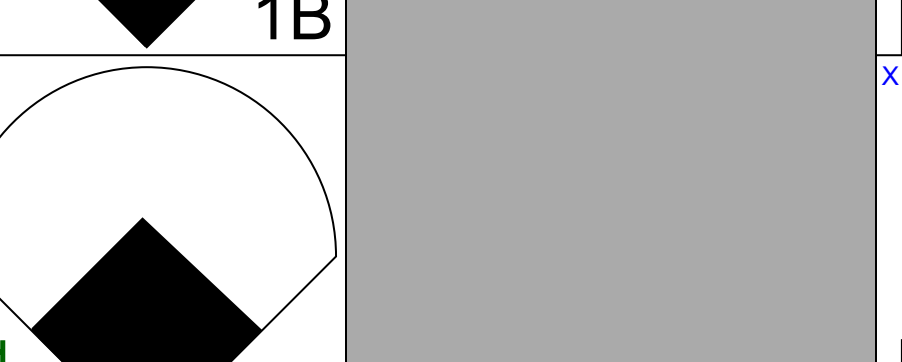
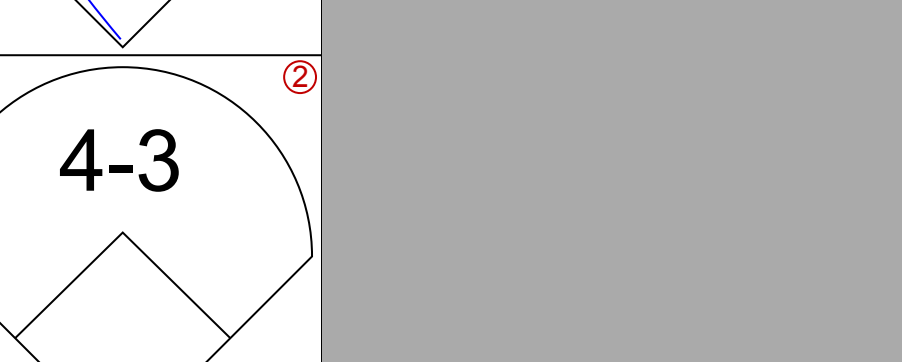
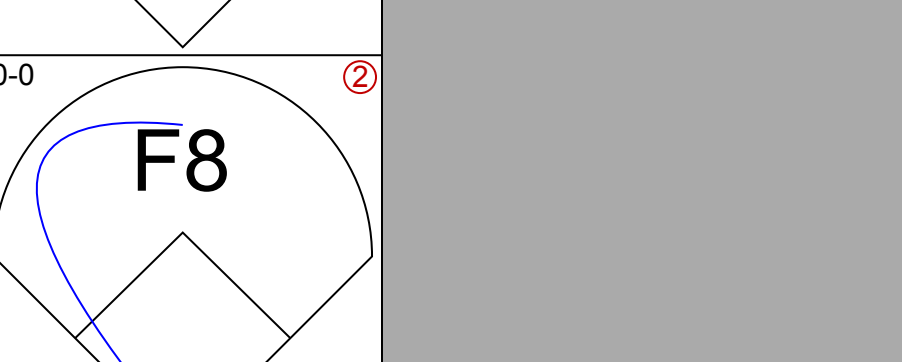
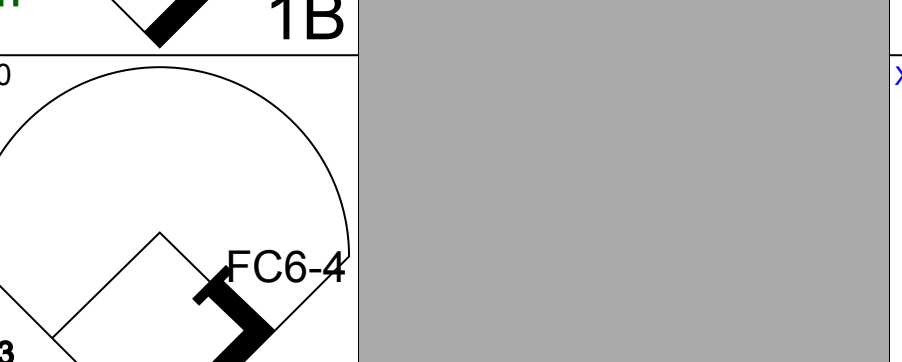
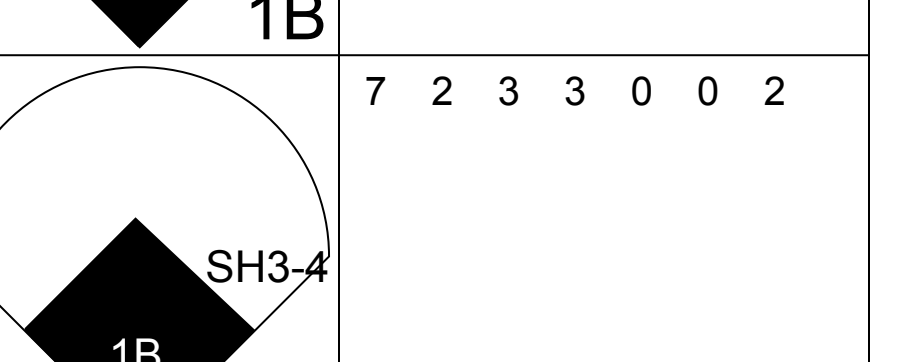
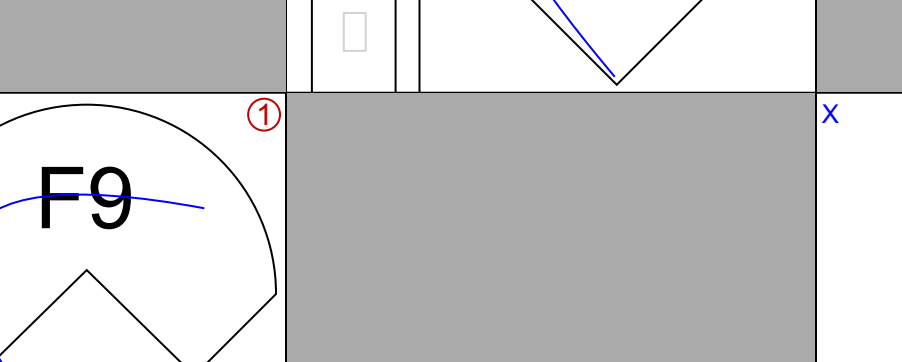
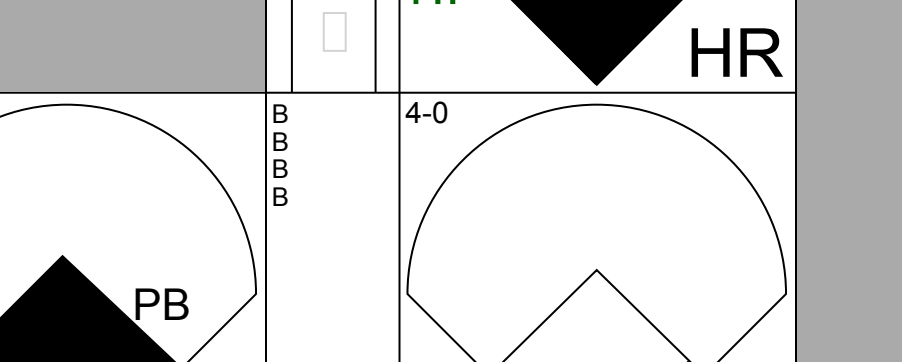
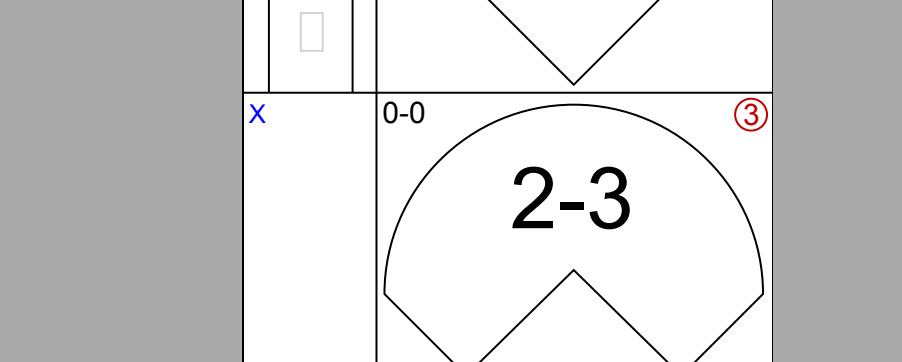

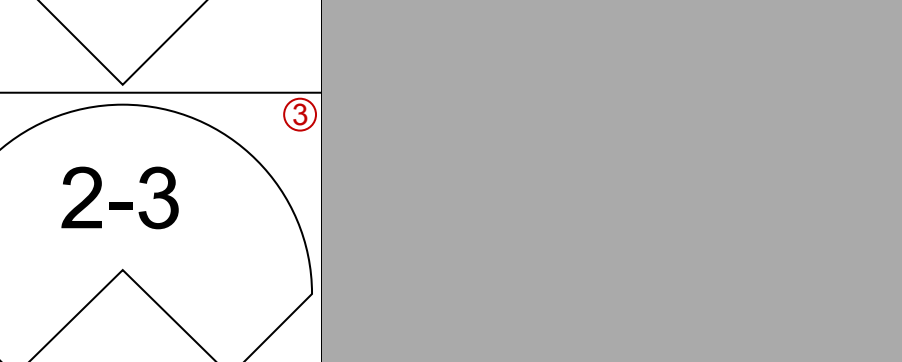
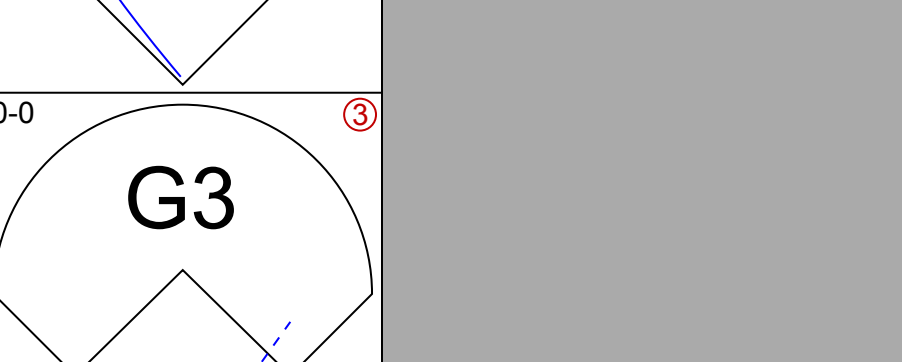
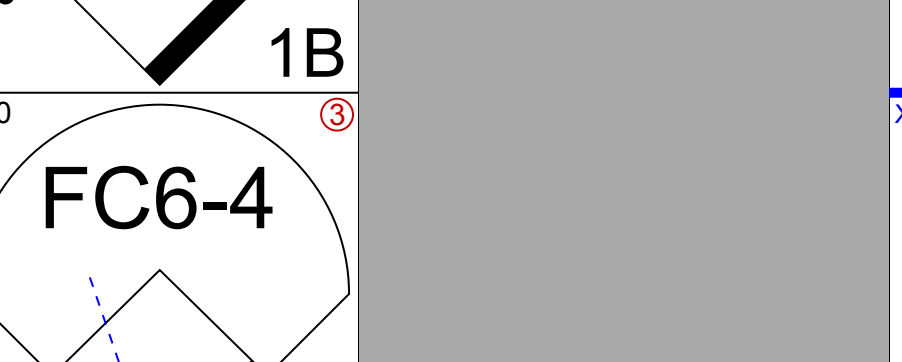
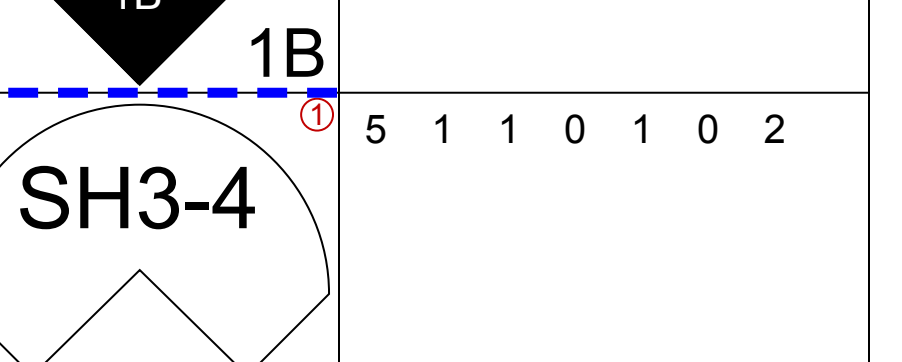

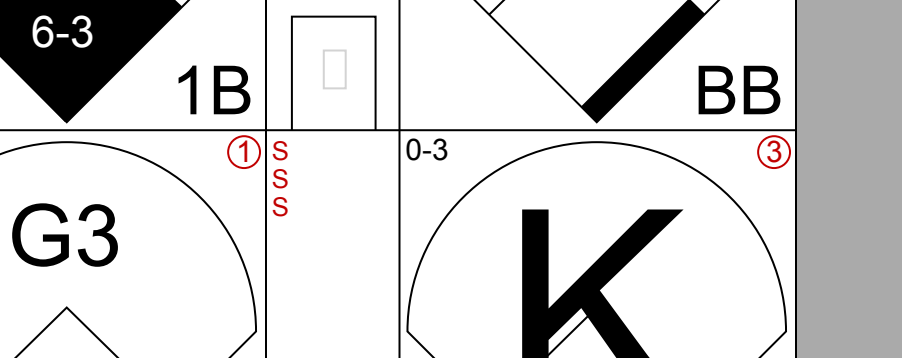
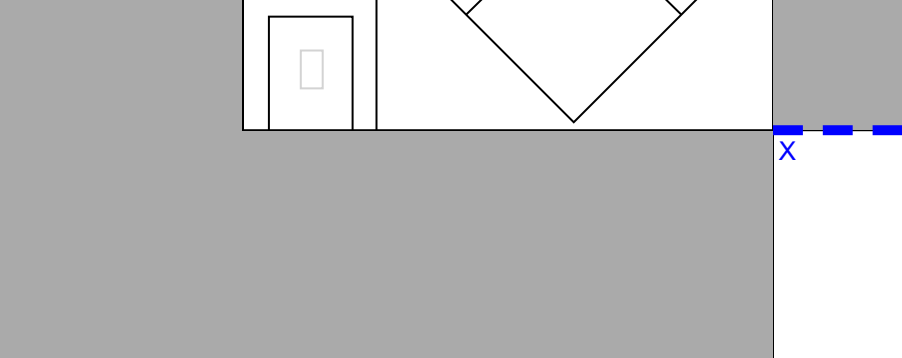
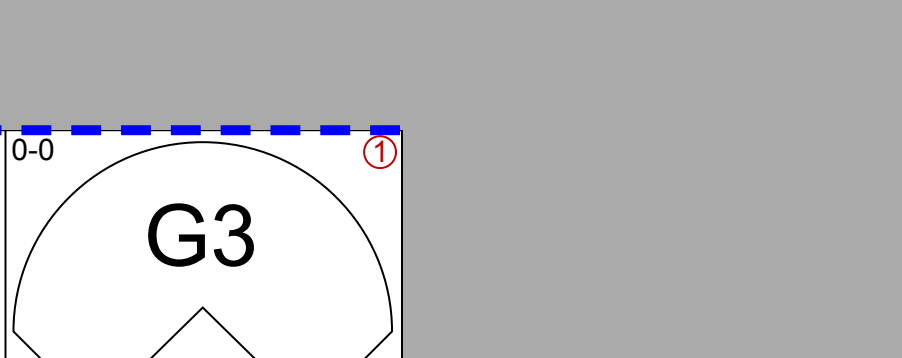

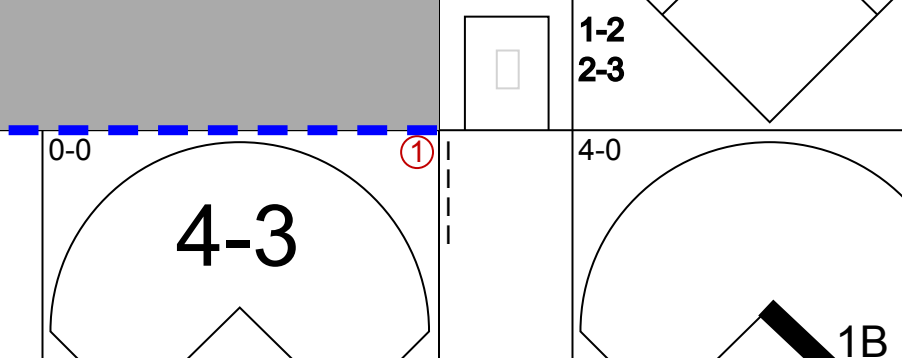
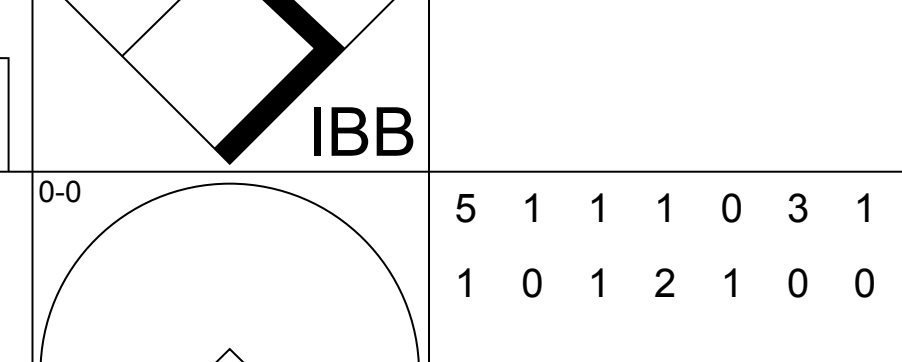

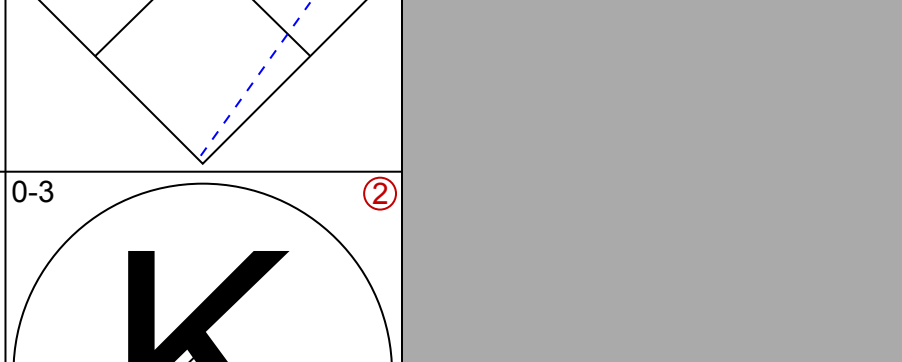
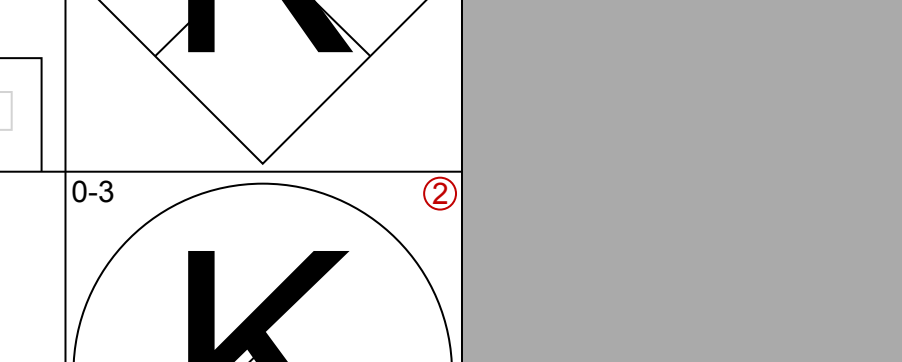
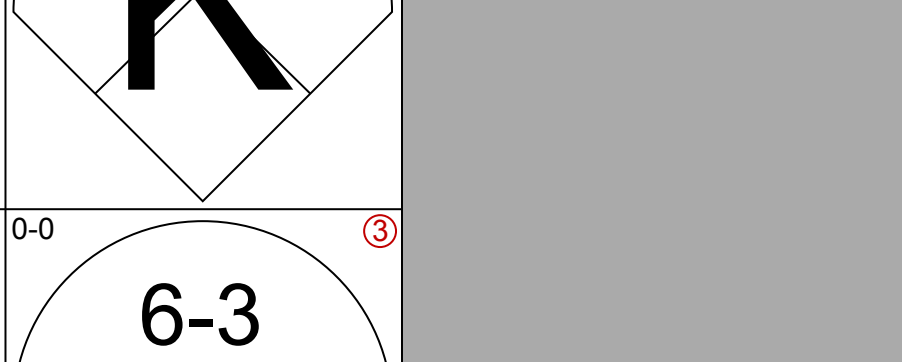
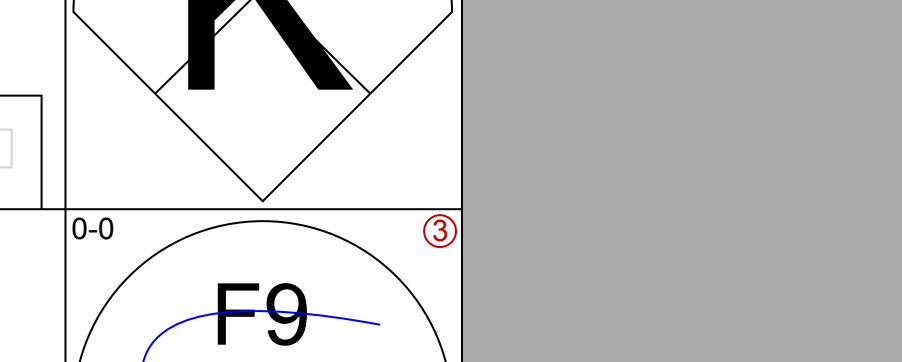
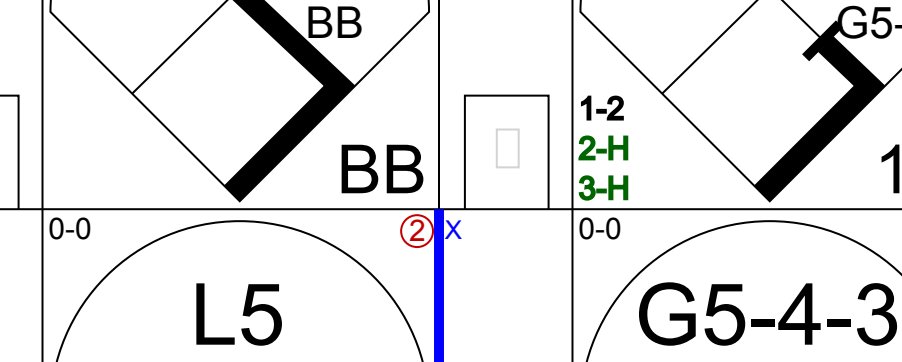
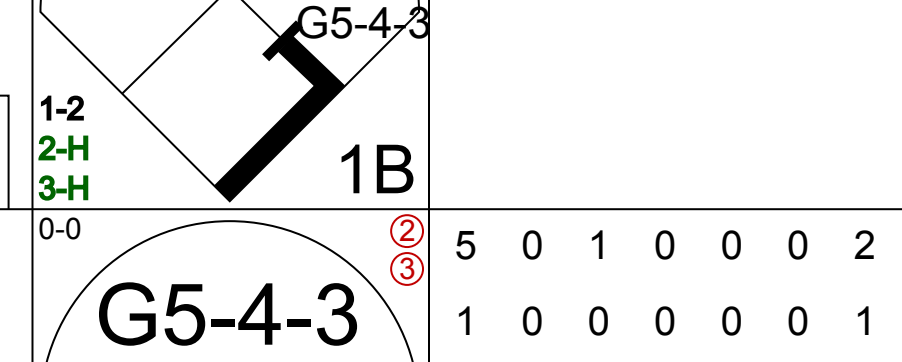

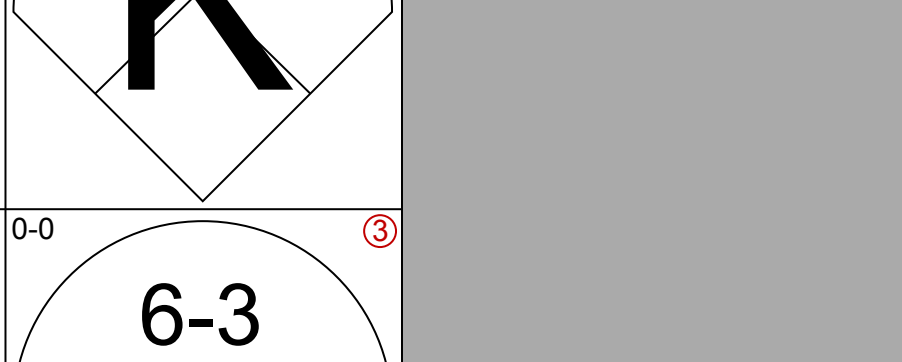
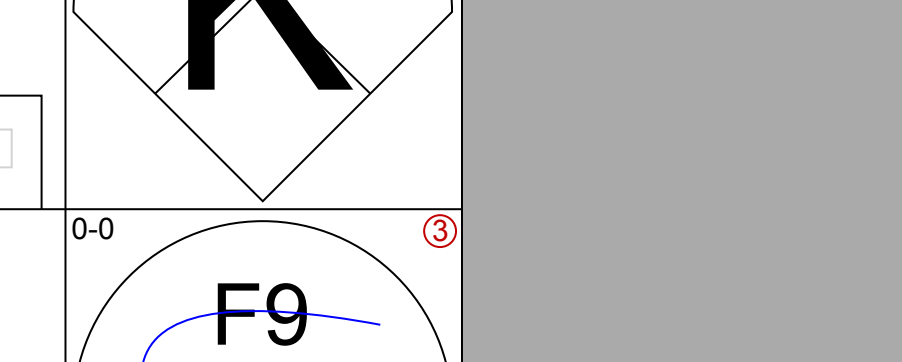
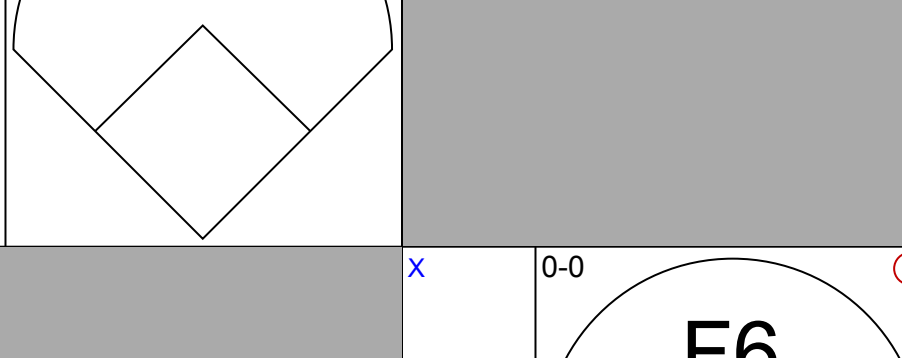
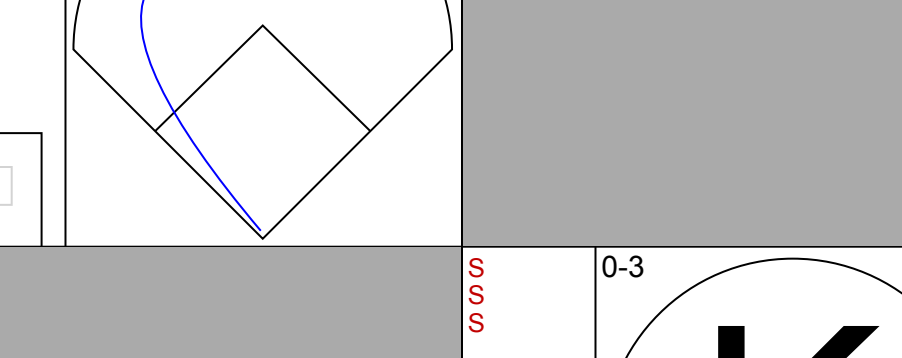
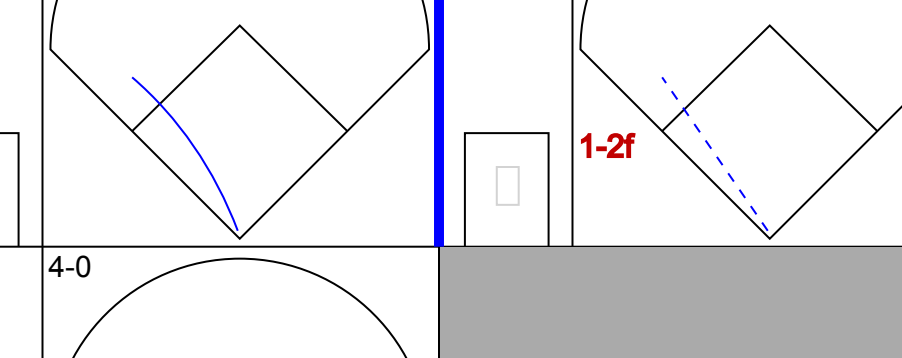
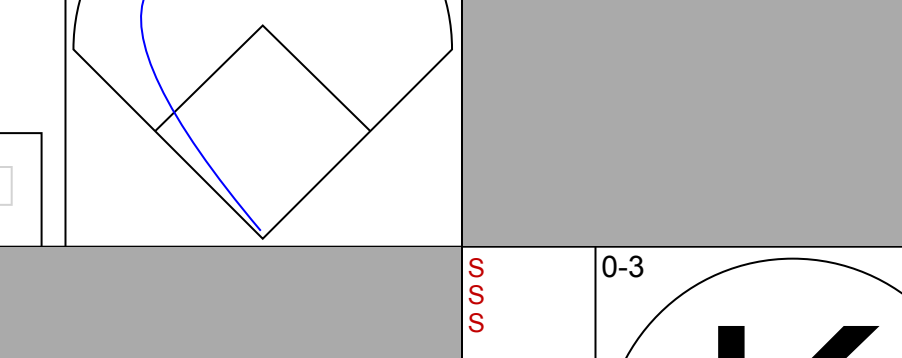
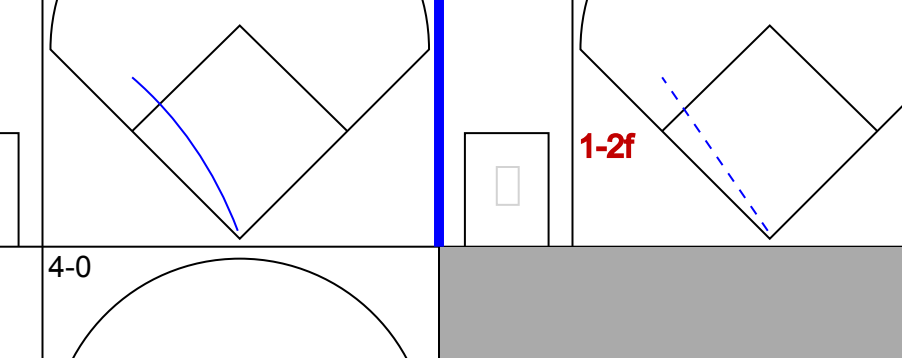
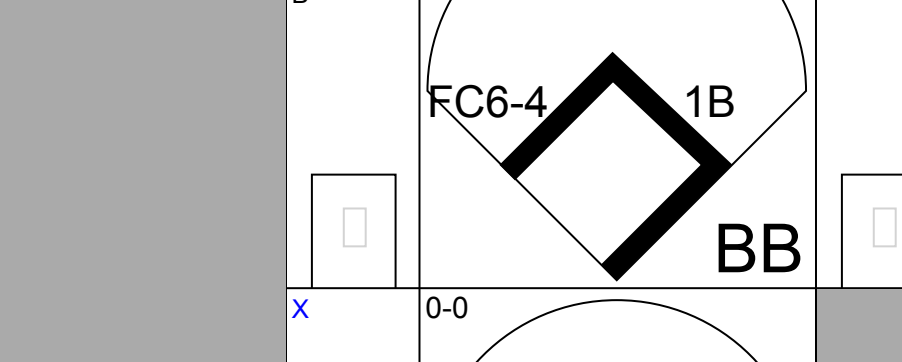
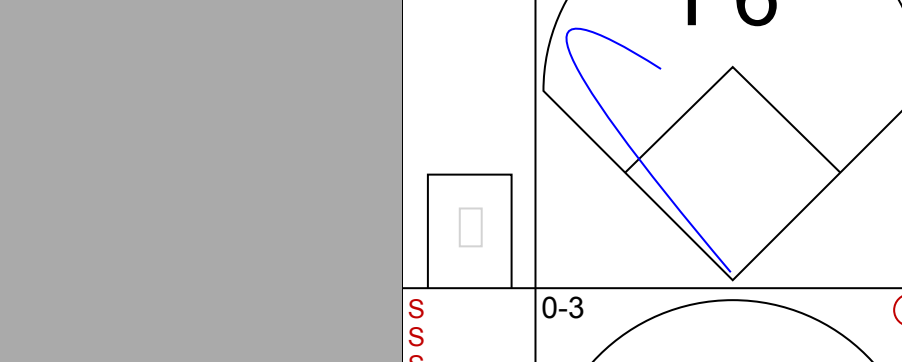
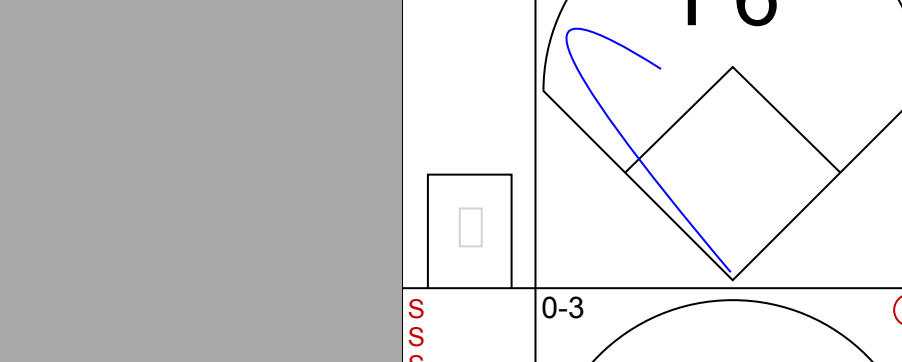
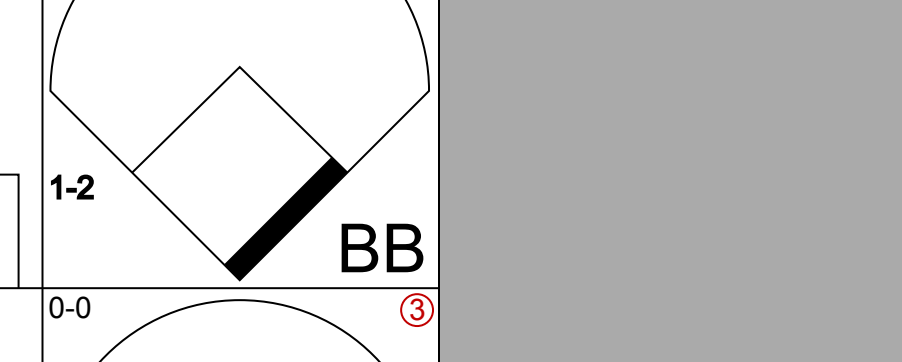
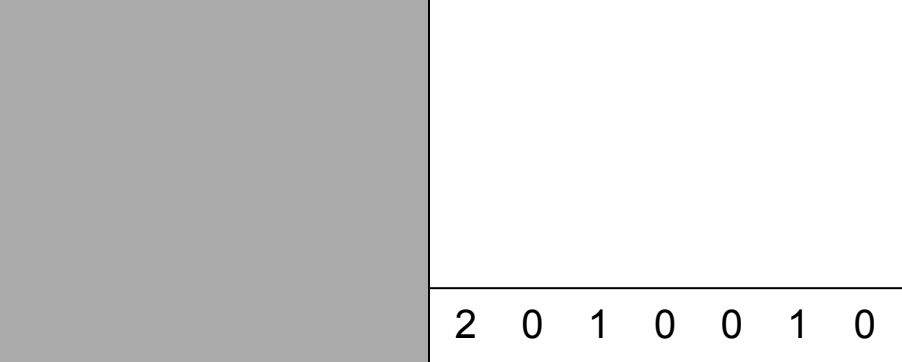
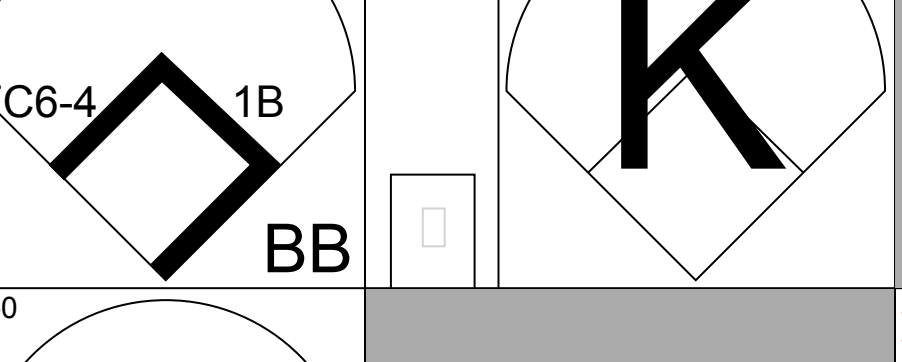
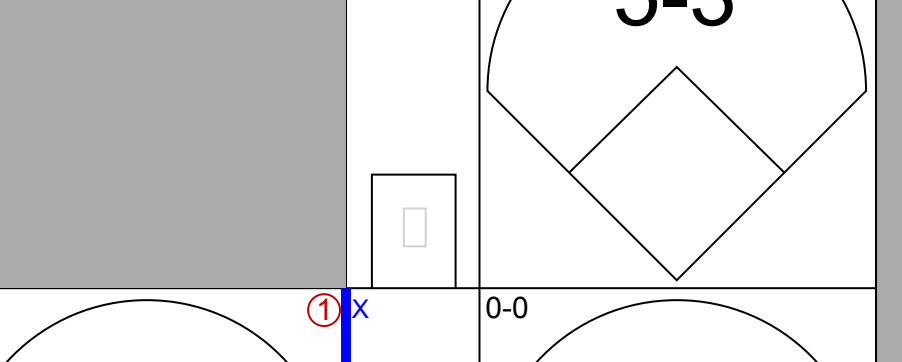
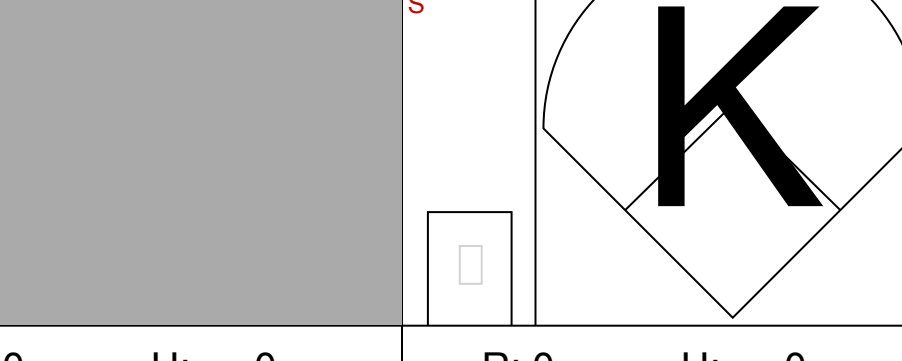
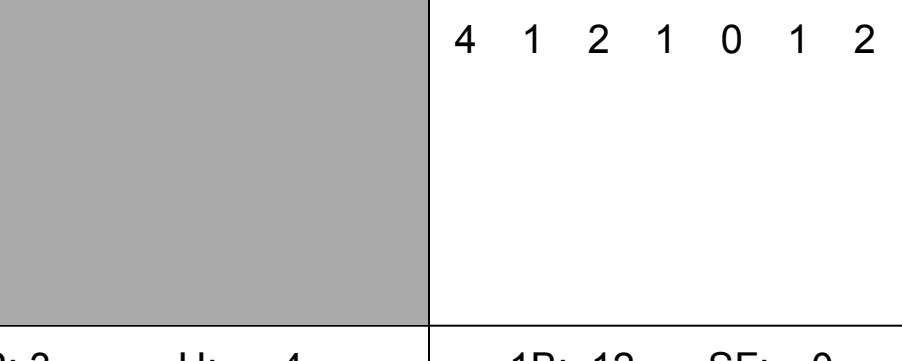

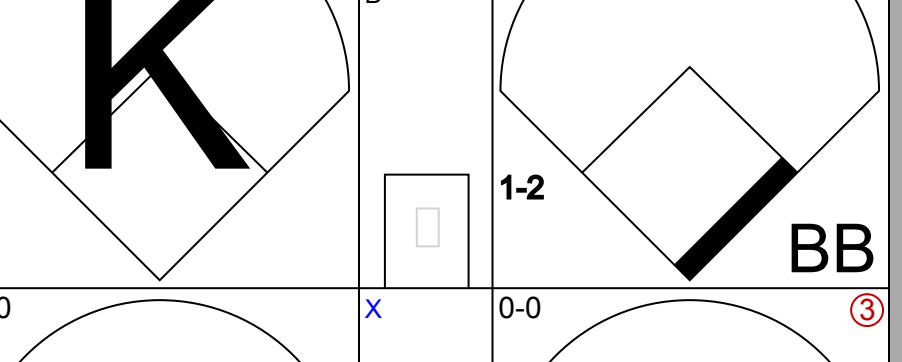
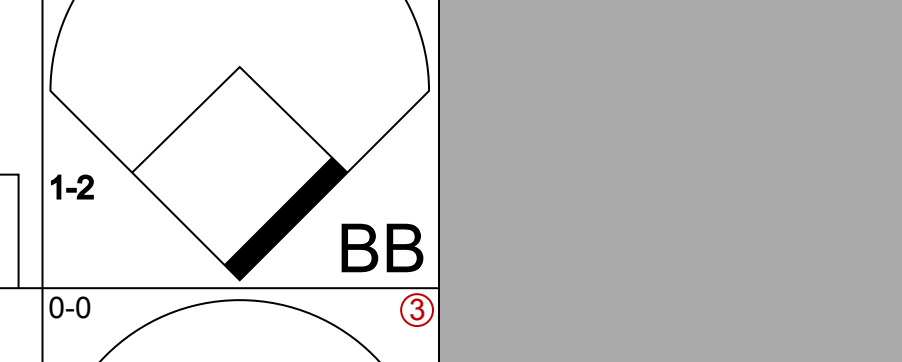
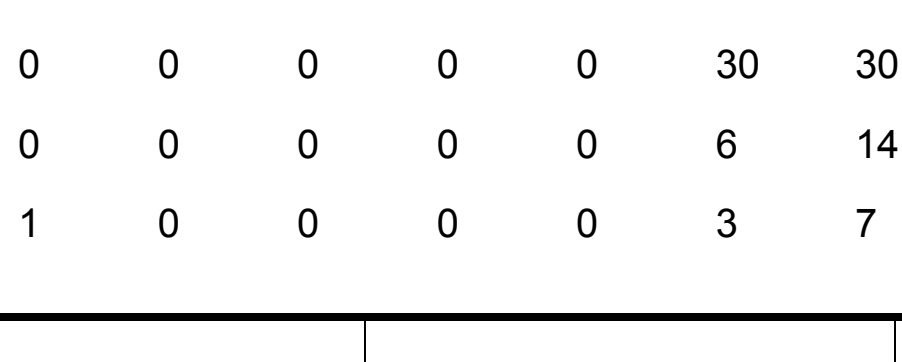

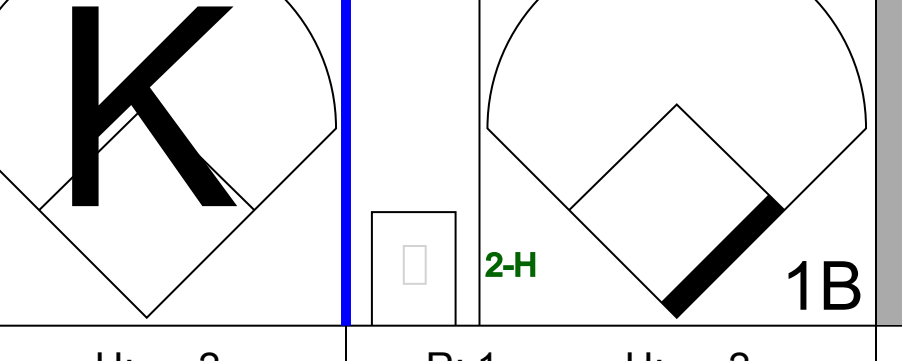


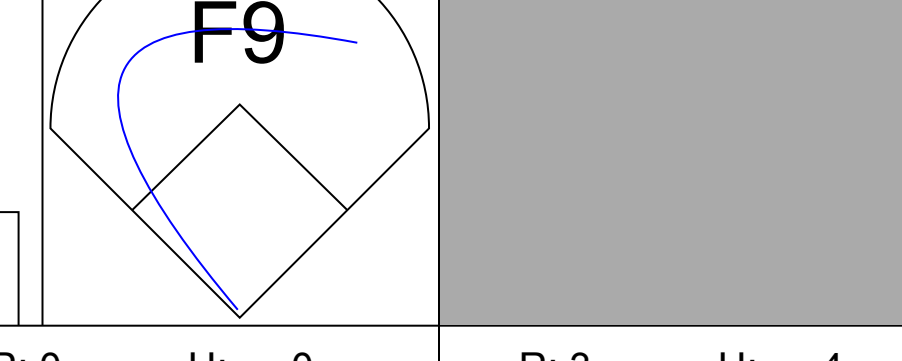
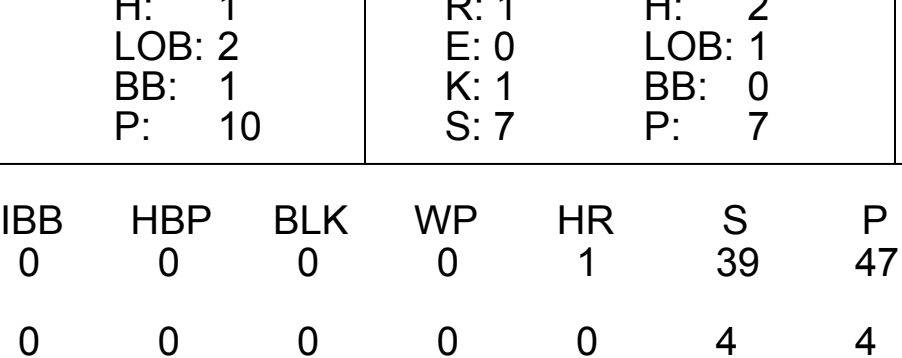
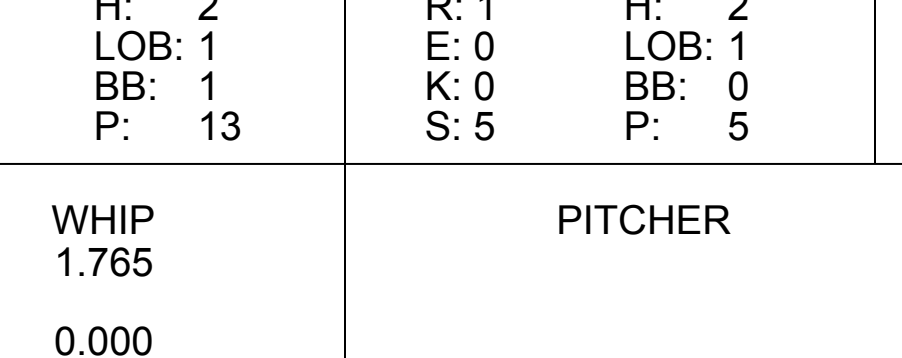
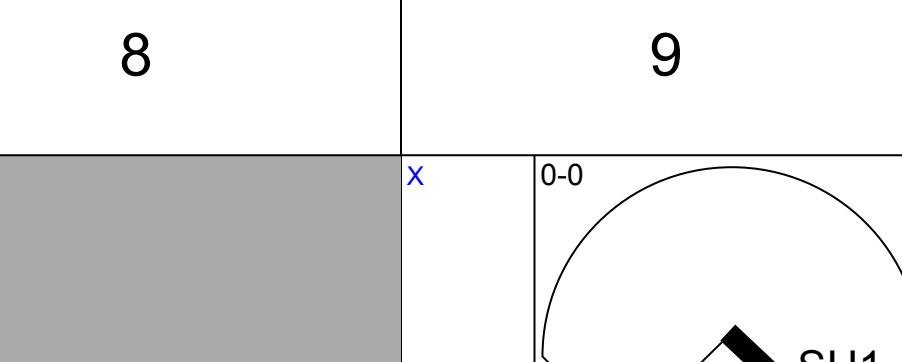
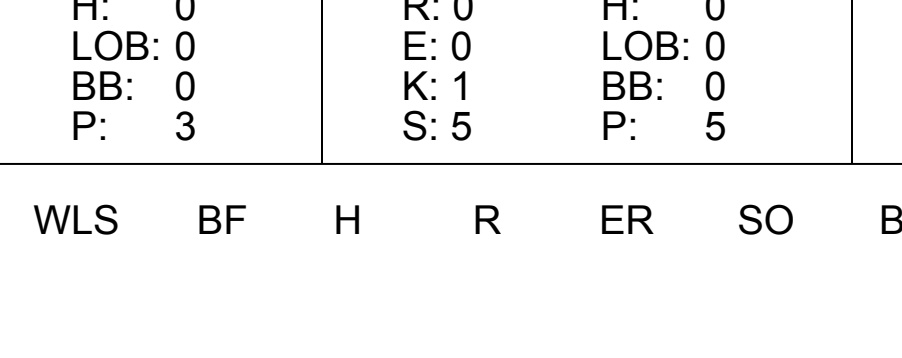
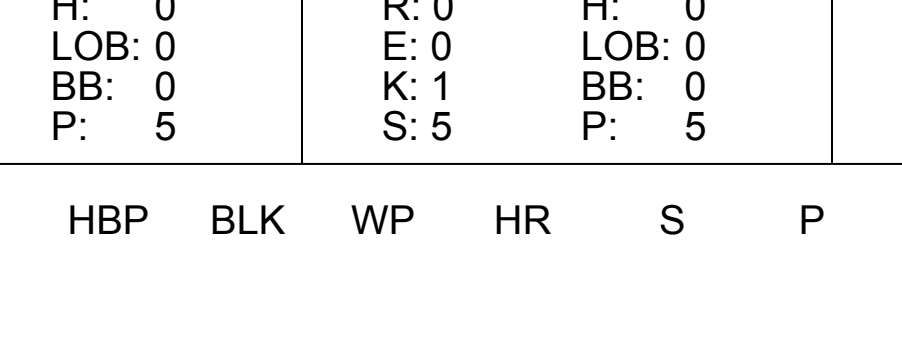
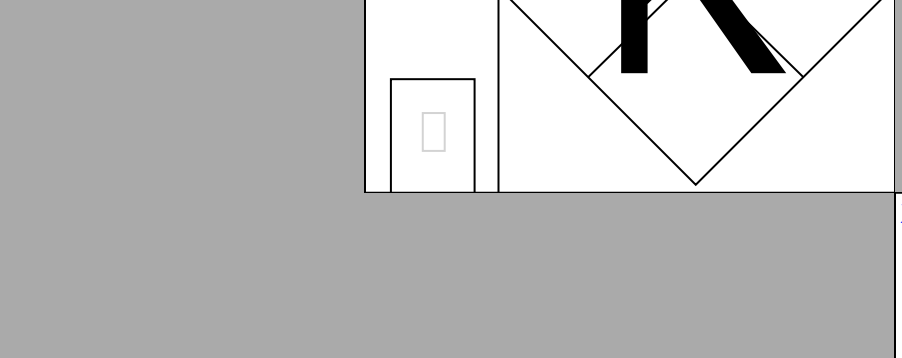
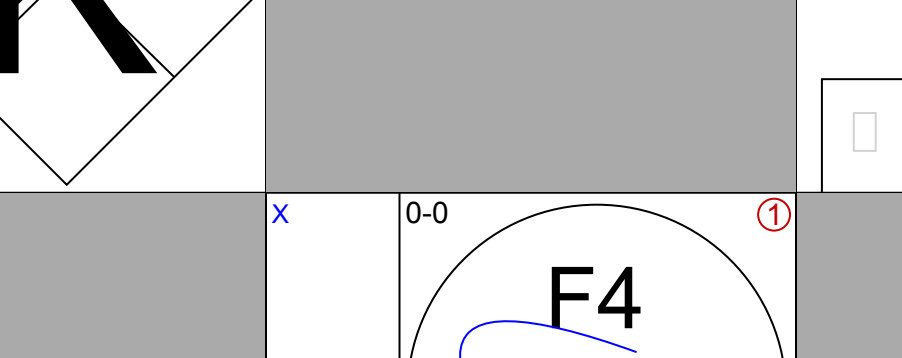
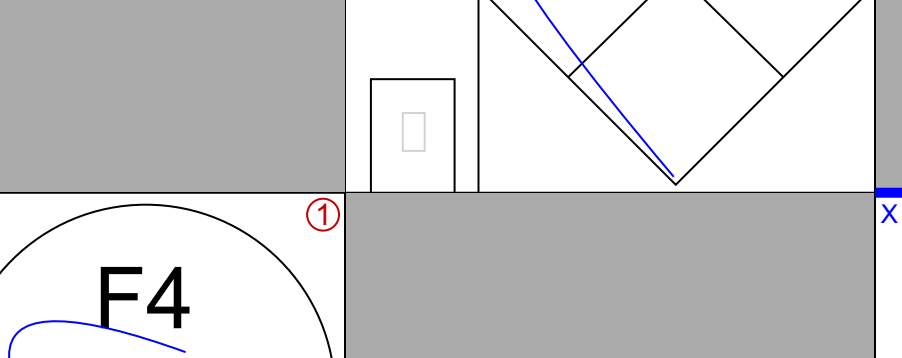
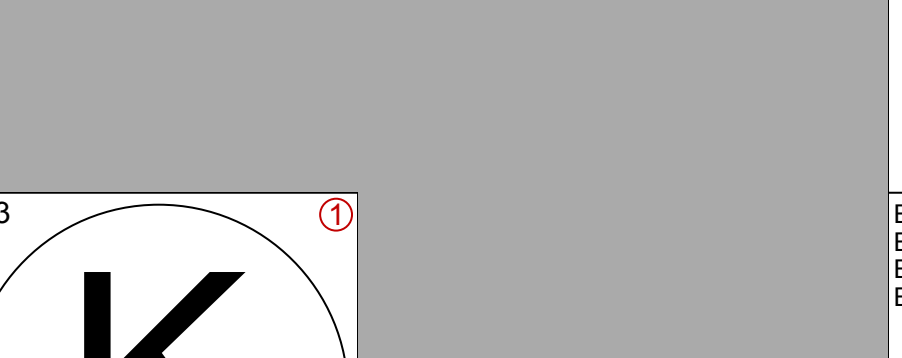
Batter	1	2	3	4	5	6	7	8	9	AB	R	H	RBI	BB	SO	LOB	BOTTOM					
<b>Julio Cruz, S</b> (1, 4) OBP: 0.345, SLG: 0.291	0-3 K		0-0 1-3		0-0 4-3				0-0 G6-4-3	4	0	1	1	0	1	3						
<b>Bill Stein, R</b> (9, FH) OBP: 0.291, SLG: 0.344					1-2 2-3 SH				1-2 1B	1	0	0	0	0	0	2						
<b>Ruppert Jones, L</b> (1, 8) OBP: 0.355, SLG: 0.470	0-3 K			0-0 G1-6-3 1B	4-0 BB				0-0 F5	3	0	1	0	1	1	2						
<b>Bruce Bochte, L</b> (1, 3) OBP: 0.397, SLG: 0.503	0-3 K			0-0 G1-6-3	0-0 4-3				0-3 K	4	0	0	0	0	2	6						
<b>Willie Horton, R</b> (1, 10) OBP: 0.318, SLG: 0.442		0-0 6-3		0-0 1B		0-3 K			0-0 F9	4	0	1	0	0	1	0						
<b>Dan Meyer, L</b> (1, 5) OBP: 0.339, SLG: 0.501		0-0 F8		0-0 F7		0-0 6-3			0-0 F6	4	0	0	0	0	0	1						
<b>Tom Paciorek, R</b> (1, 9) OBP: 0.383, SLG: 0.478		0-0 6-3			0-0 1B 4-3 1B	0-0 K			0-0 F7	4	1	2	0	0	0	0						
<b>Bob Stinson, S</b> (1, 2) OBP: 0.353, SLG: 0.359			4-0 SH2-3 BB		0-0 4-3 1B	0-3 K			0-0 1B	3	0	2	0	1	1	1						
<b>Leon Roberts, R</b> (1, 7) OBP: 0.350, SLG: 0.448			0-0 SH2-3		0-3 K				0-0 L6	3	0	1	0	0	1	3						
<b>Larry Milbourne, S</b> (1, 6) OBP: 0.317, SLG: 0.342			0-0 F7		0-0 4-3 1B	0-0 FC5-6 1B			0-0 G6-4-3 1B	4	0	2	0	0	0	2						
<b>Inning Stats</b>	R: 0 E: 0 K: 3 S: 9	H: 0 LOB: 0 BB: 0 P: 9	R: 0 E: 0 K: 0 S: 3	H: 0 LOB: 0 BB: 0 P: 3	R: 0 E: 0 K: 0 S: 3	H: 0 LOB: 1 BB: 1 P: 7	R: 0 E: 0 K: 0 S: 4	H: 2 LOB: 1 BB: 0 P: 4	R: 1 E: 0 K: 1 S: 8	H: 3 LOB: 3 BB: 1 P: 12	R: 0 E: 0 K: 2 S: 8	H: 1 LOB: 1 BB: 0 P: 8	R: 0 E: 0 K: 1 S: 7	H: 2 LOB: 2 BB: 0 P: 7	R: 0 E: 0 K: 0 S: 3	H: 0 LOB: 0 BB: 0 P: 3	R: 0 E: 0 K: 0 S: 4	H: 2 LOB: 1 BB: 0 P: 4	1B: 10 2B: 0 3B: 0 HR: 0	SF: 0 SAC: 1 DP: 2 HBP: 0	WP: 0 PB: 0 SB: 1 CS: 0	PA: 37
<b>PITCHER</b> <b>Dave Goltz, R</b> (1, 1) ERA: 4.05	IP: 8.0 WLS: W BF: 33 H: 8 R: 1 ER: 1 SO: 7 BB: 2 IBB: 0 HBP: 0 BLK: 0 WP: 0 HR: 0 S: 45 P: 53 ERA: 1.12 WHIP: 1.250															<b>PITCHER</b>						
<b>Mike Marshall, R</b> (9, 1) ERA: 2.31	IP: 1.0 WLS: S BF: 4 H: 2 R: 0 ER: 0 SO: 0 BB: 0 IBB: 0 HBP: 0 BLK: 0 WP: 0 HR: 4 S: 4 P: 4 ERA: 0.00 WHIP: 2.000															<b>PITCHER</b>						

Minnesota Twins @ Seattle Mariners  
The Kingdome, Seattle, WA  
Wed Aug 08 1979, 10:05 PM EDT  
Att: 8,222 - Dome

AB	34
R	1
H	10
RBI	1
BB	2
SO	7
LOB	20




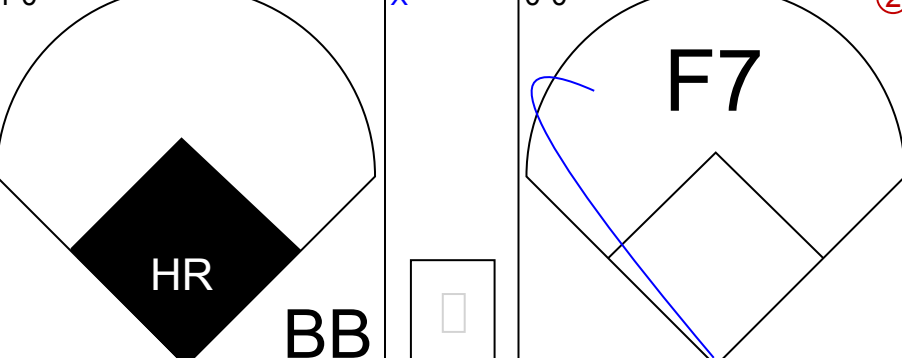
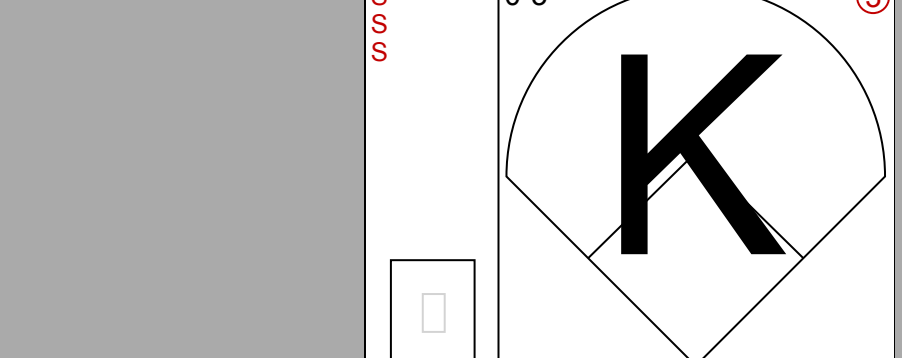
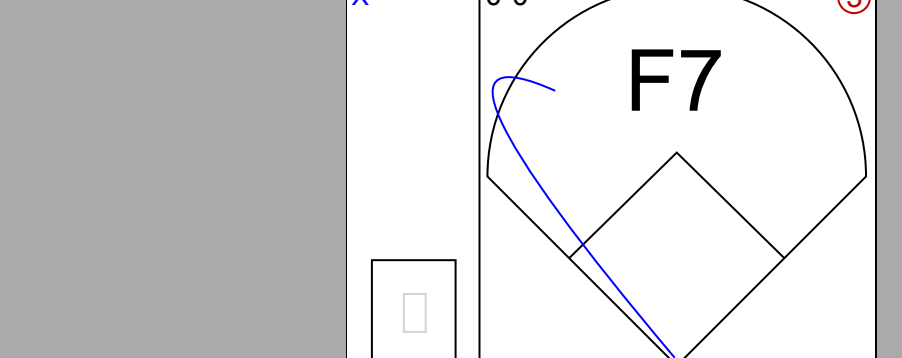



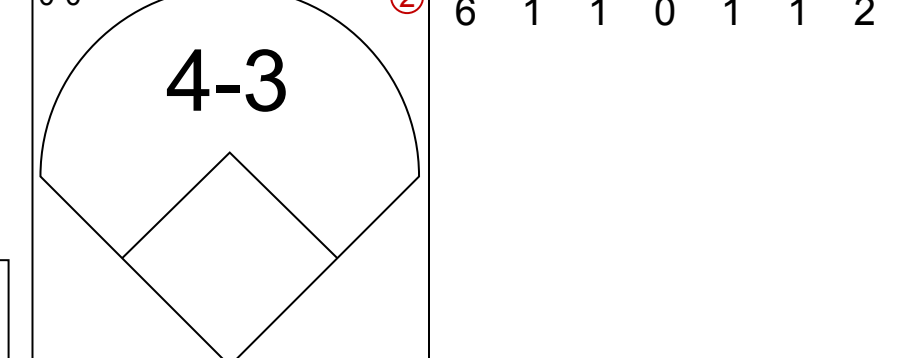
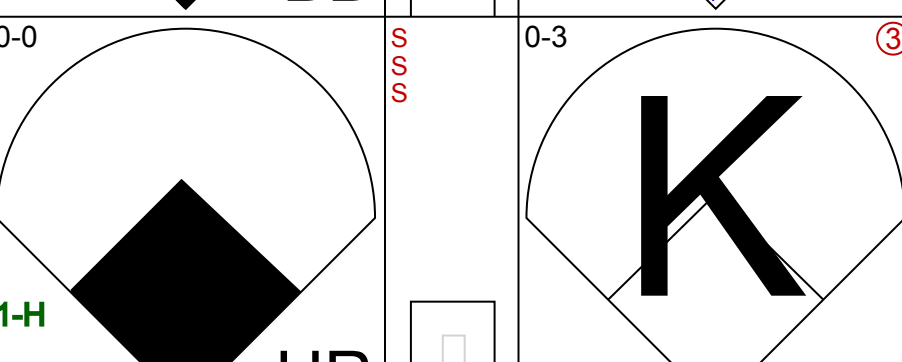

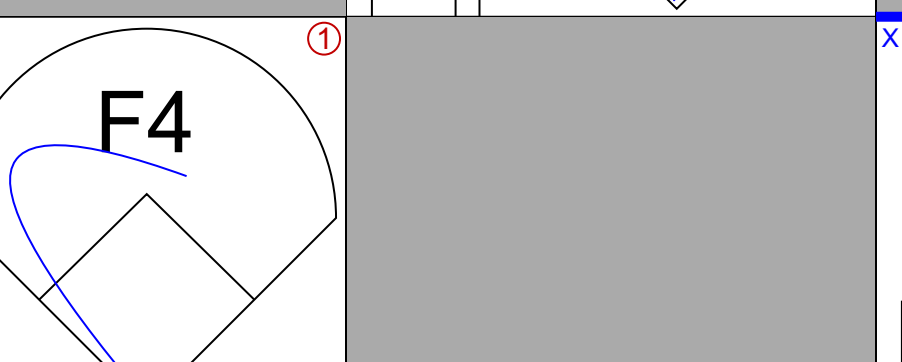
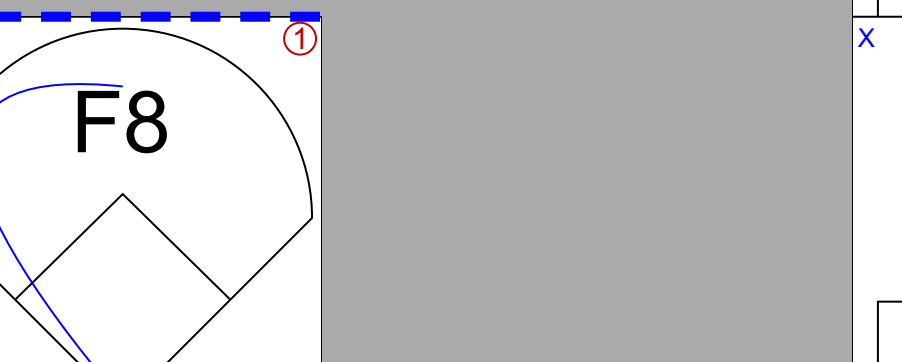
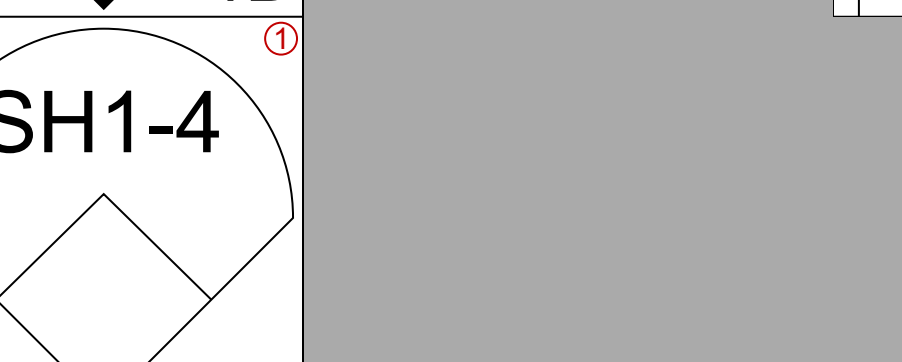
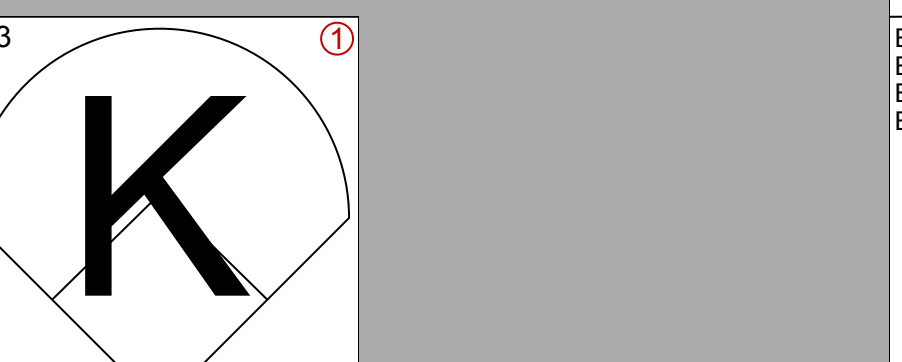
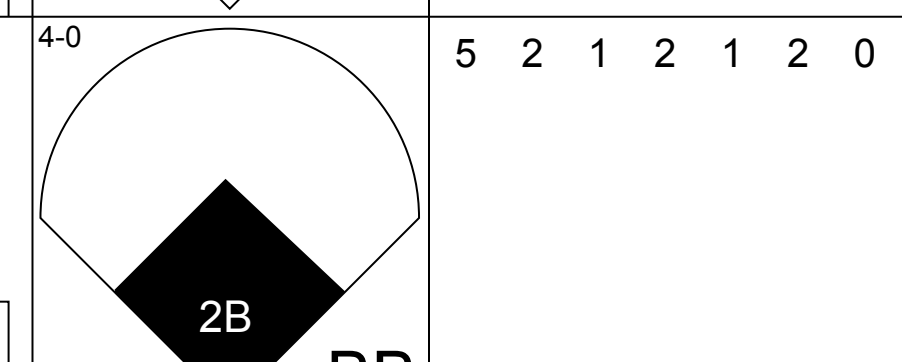
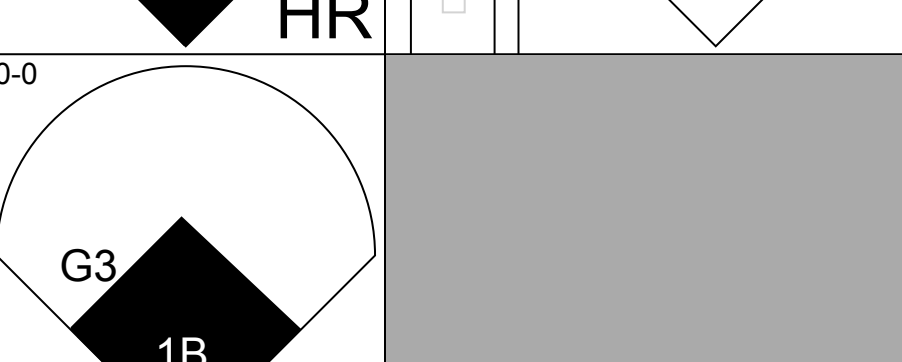
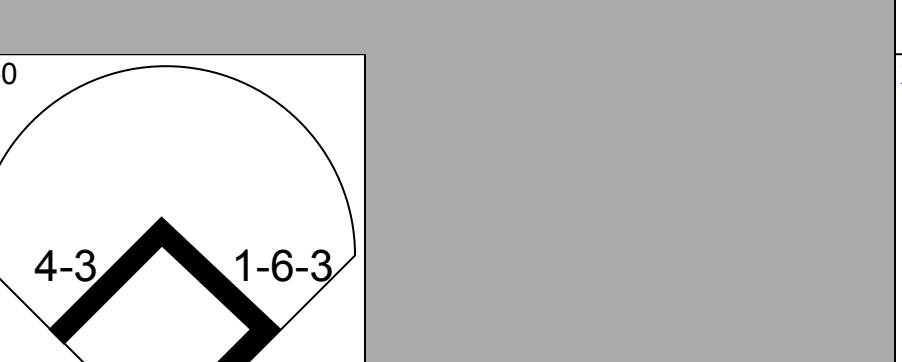
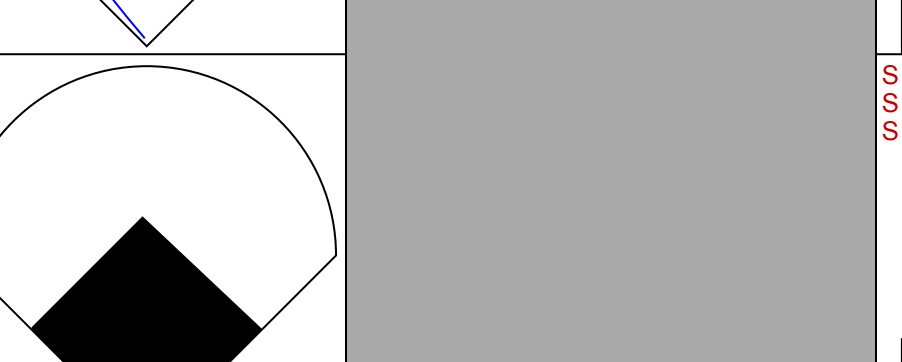
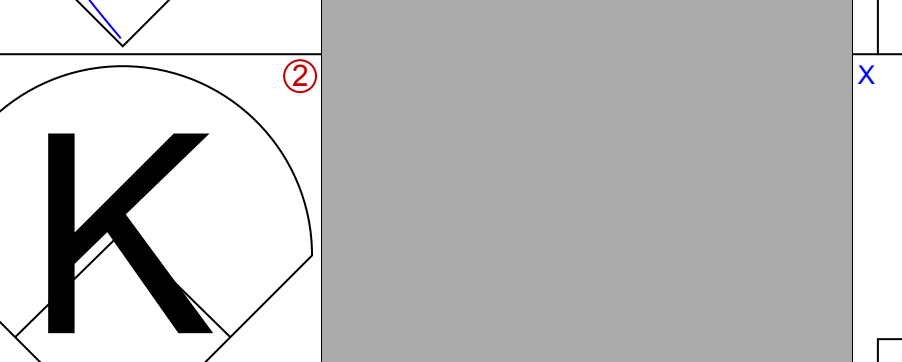
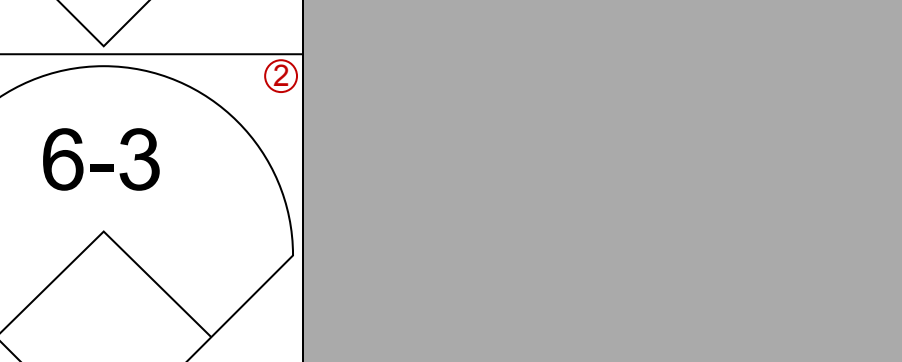
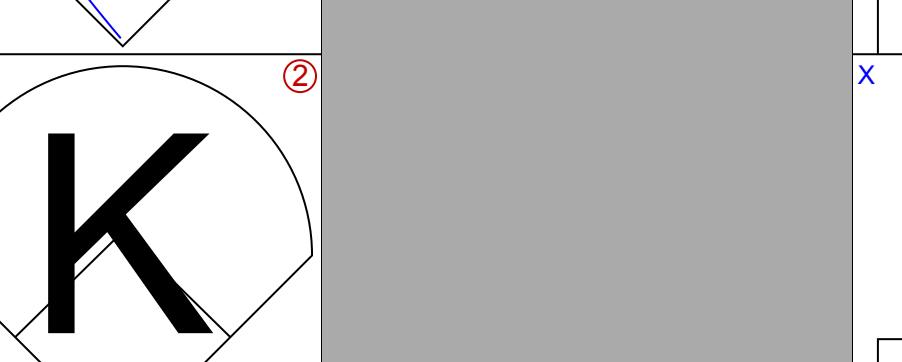

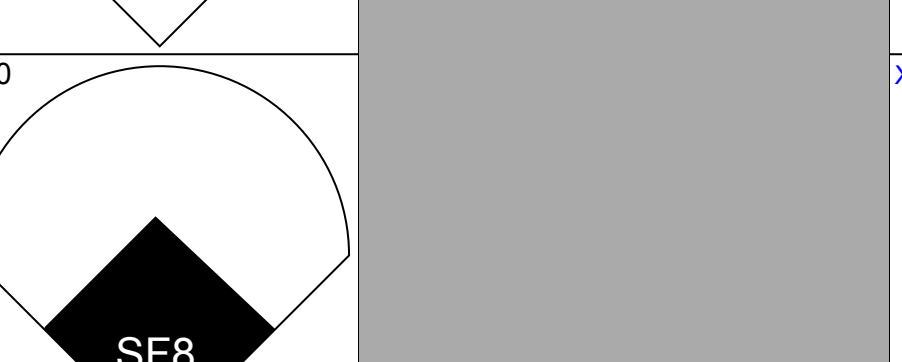
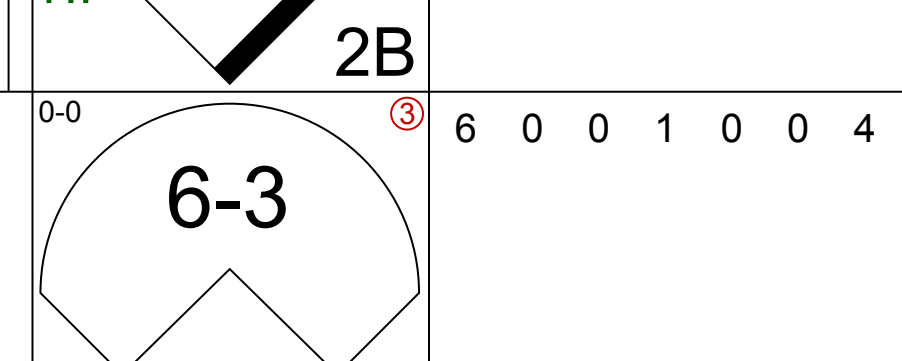
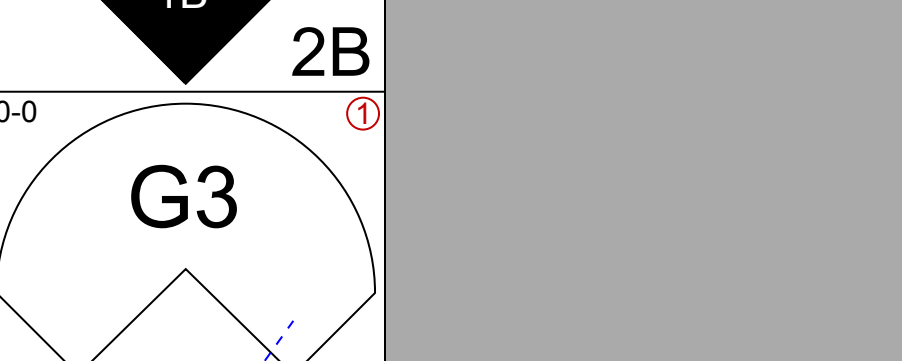
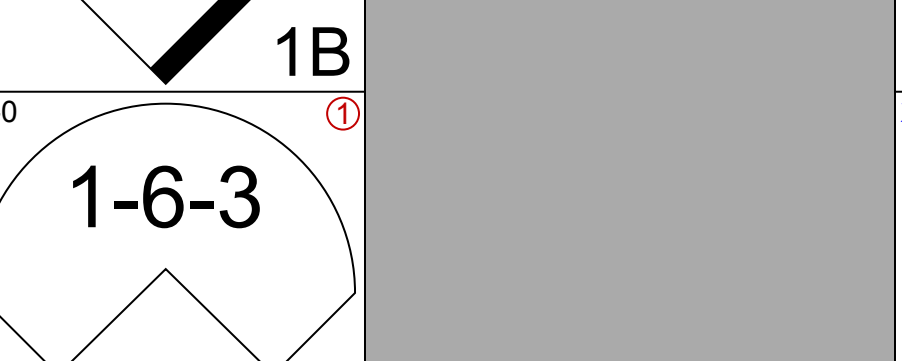
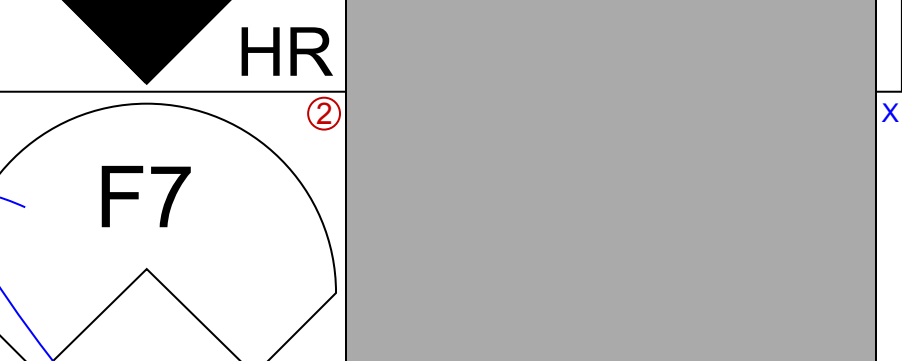
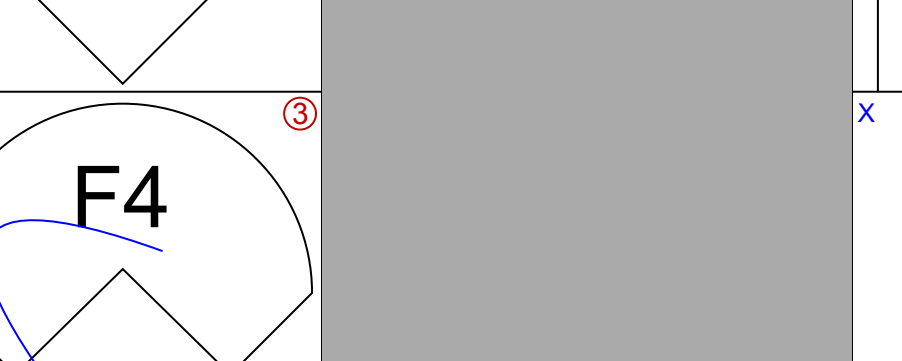
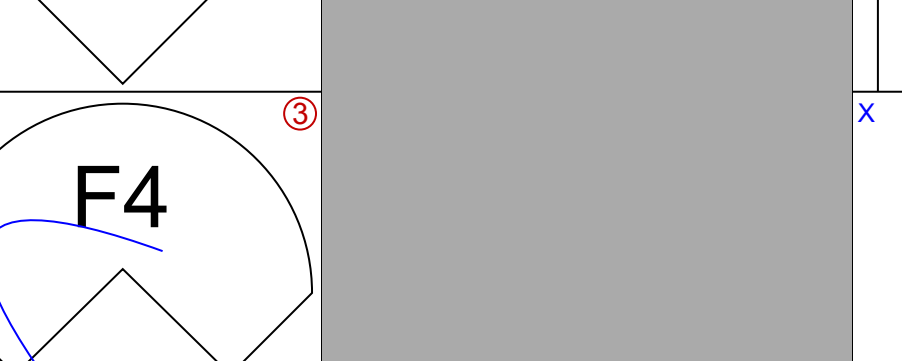
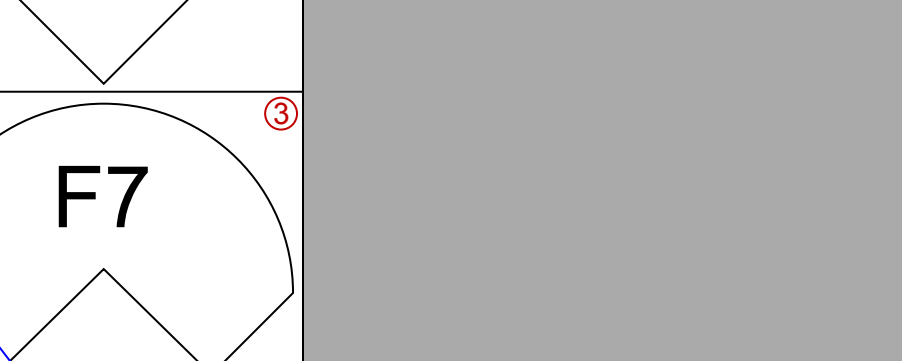
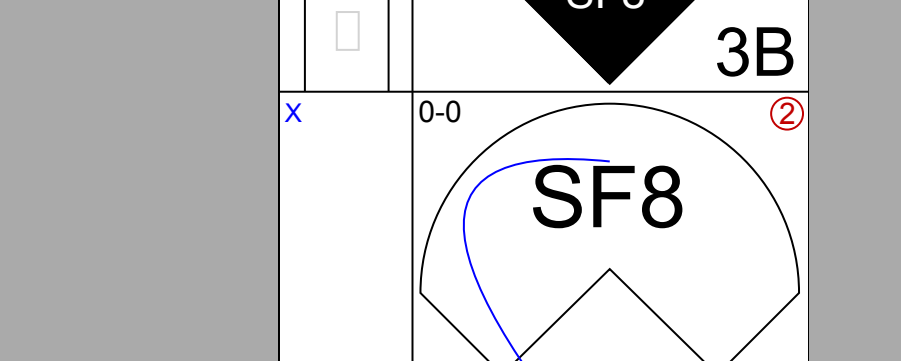
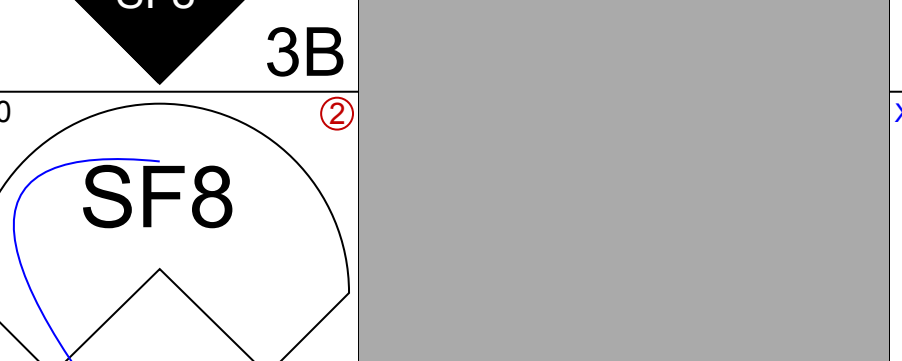
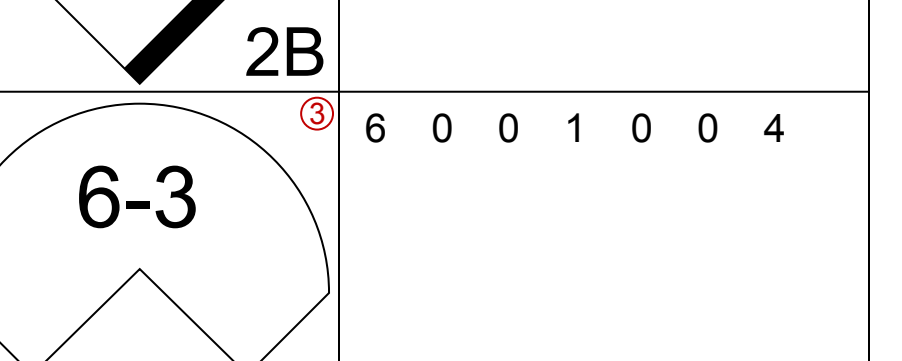
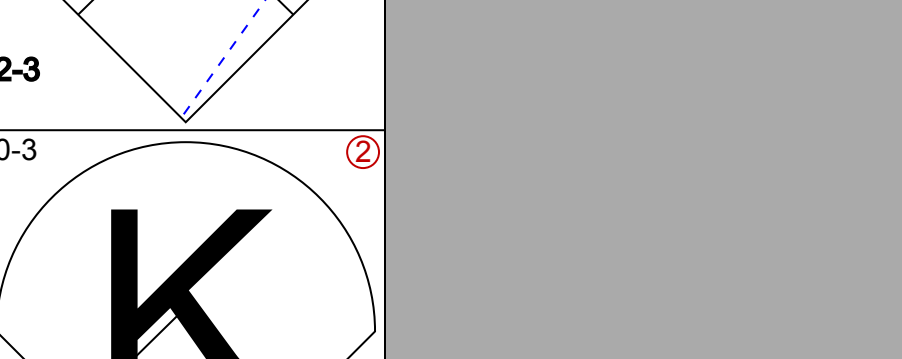
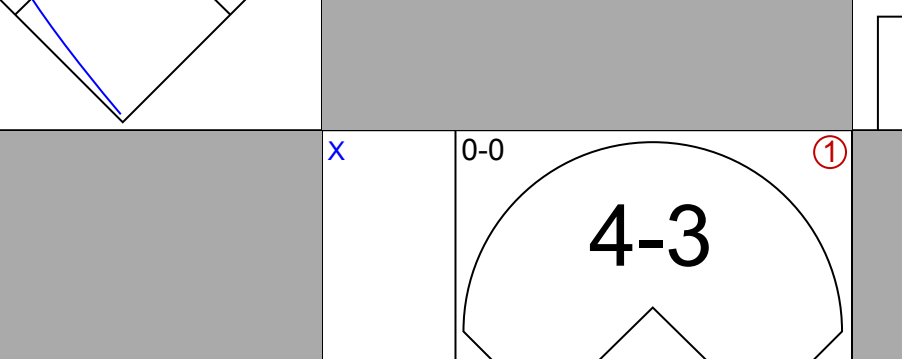
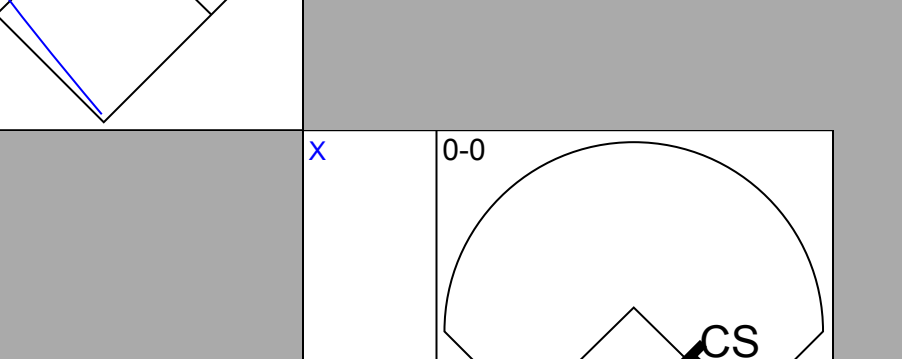
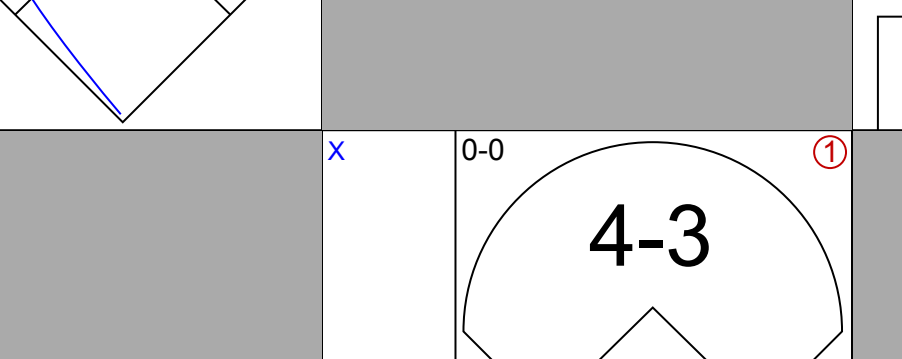
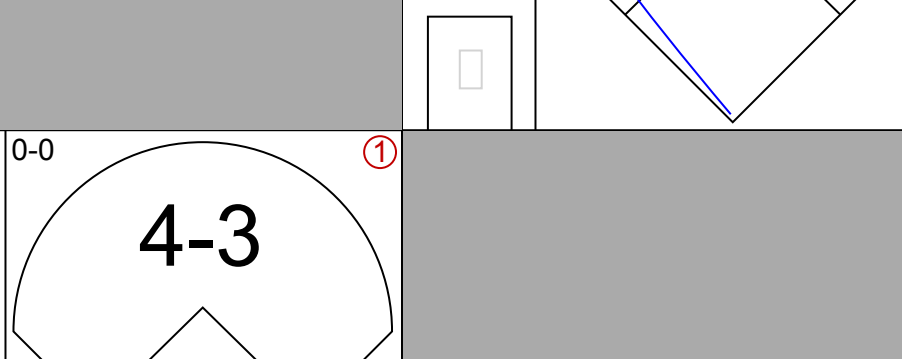

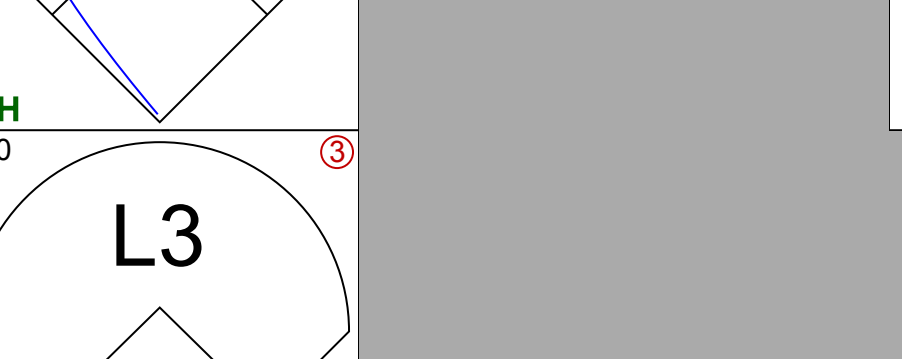
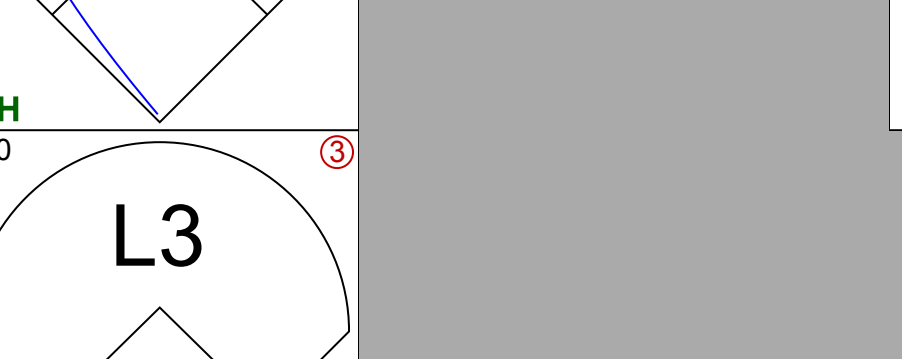
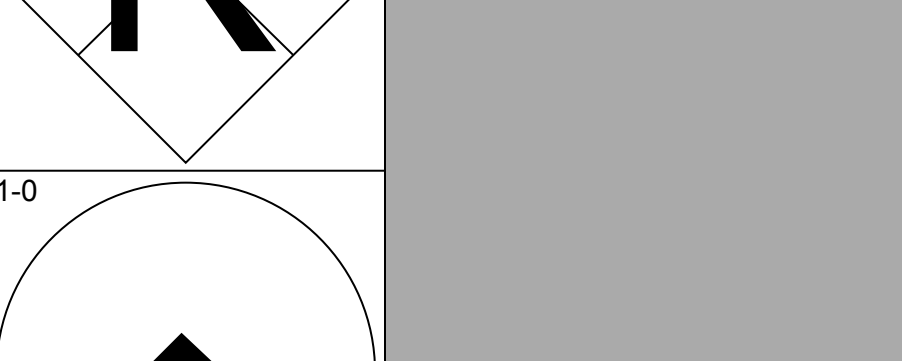
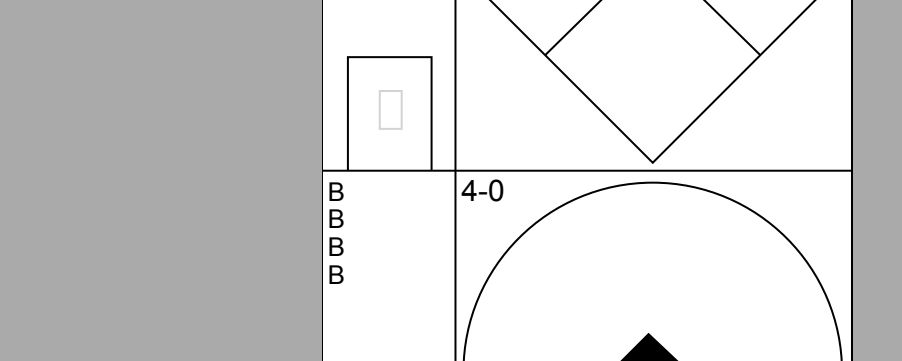
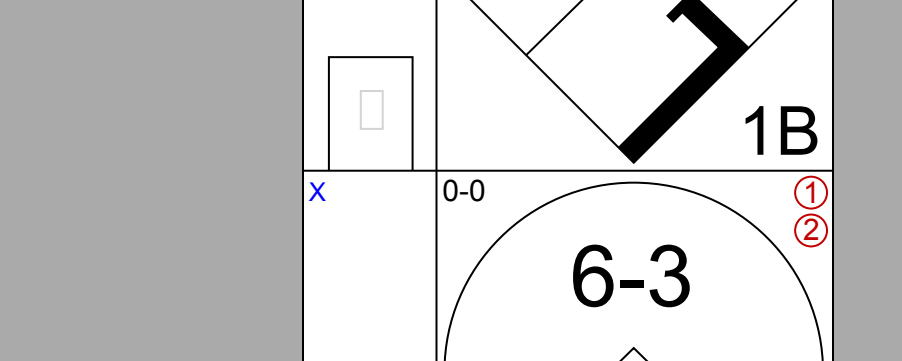
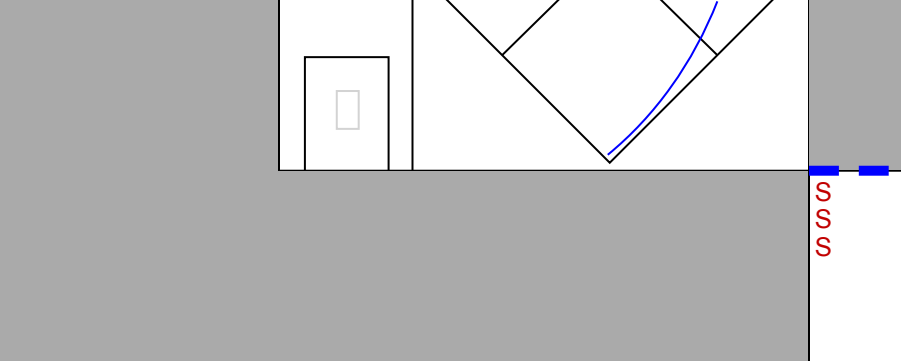
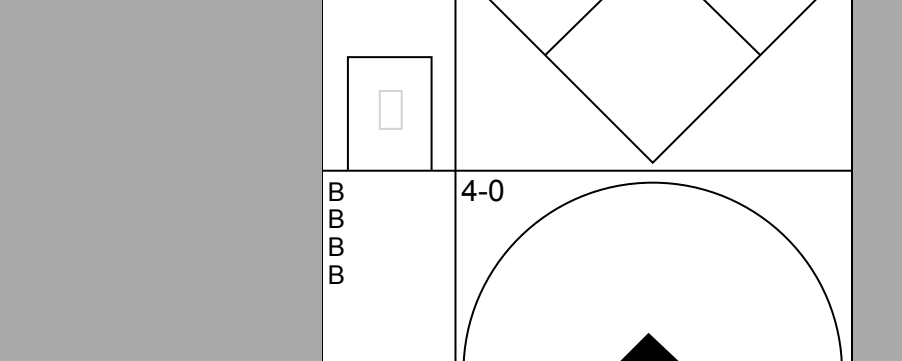
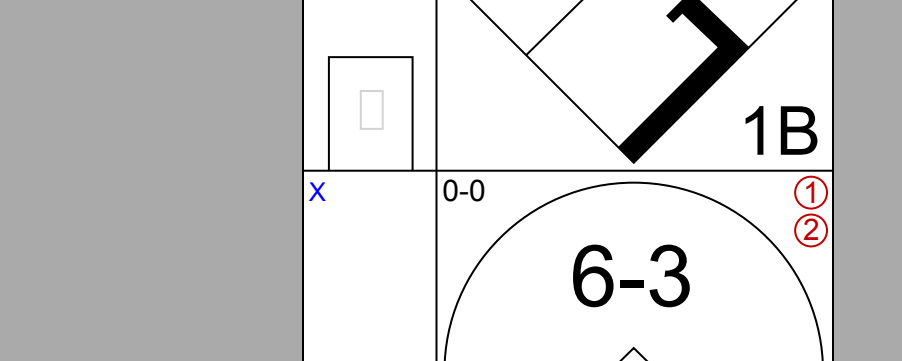
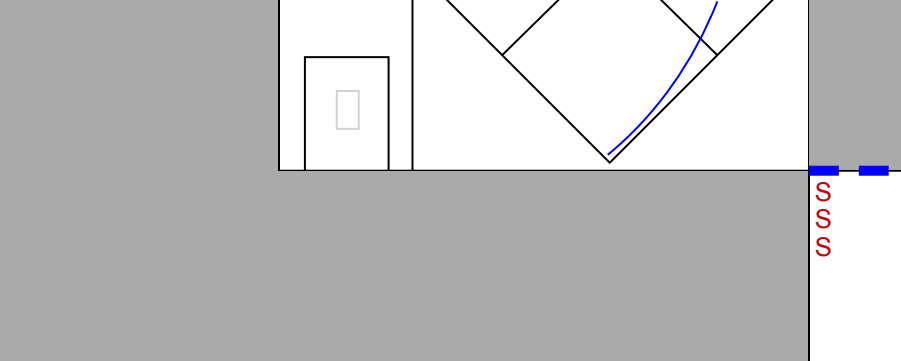
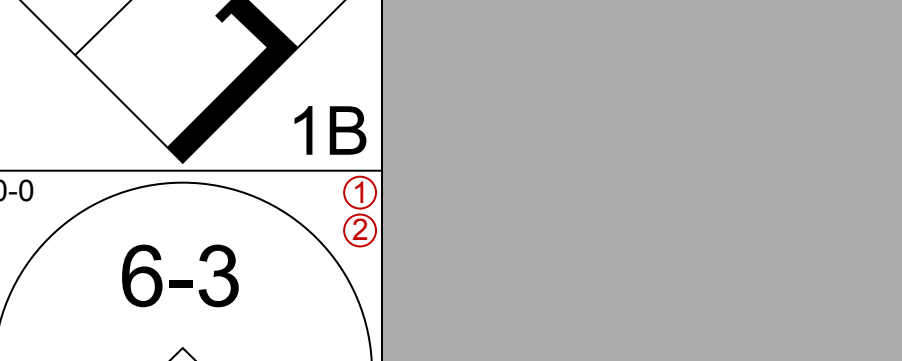
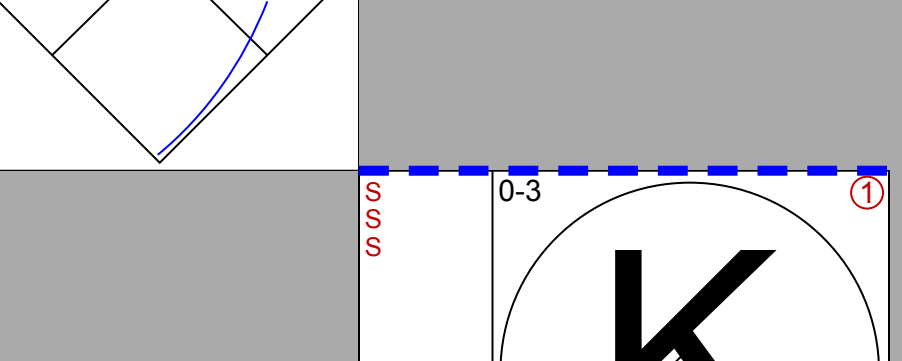
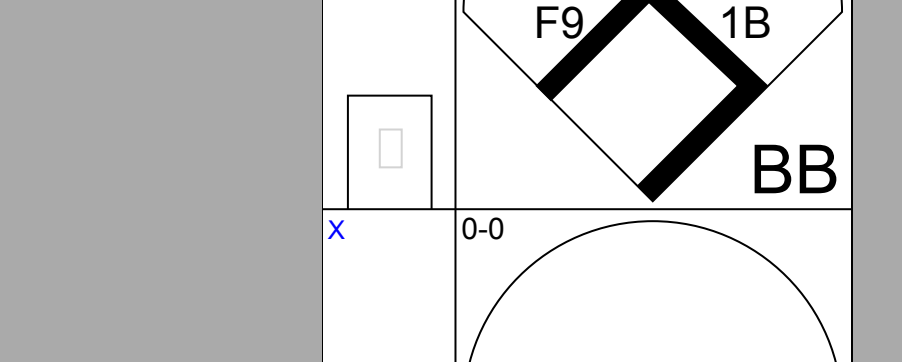
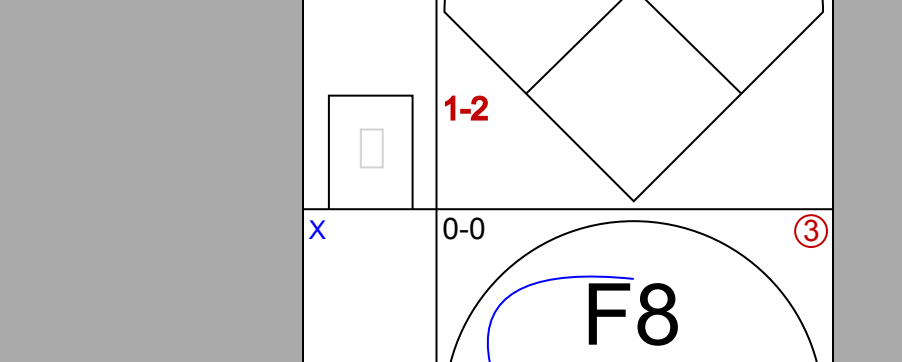

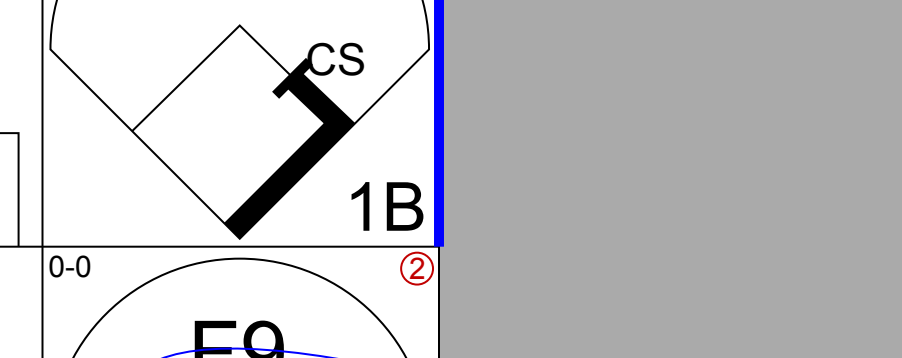
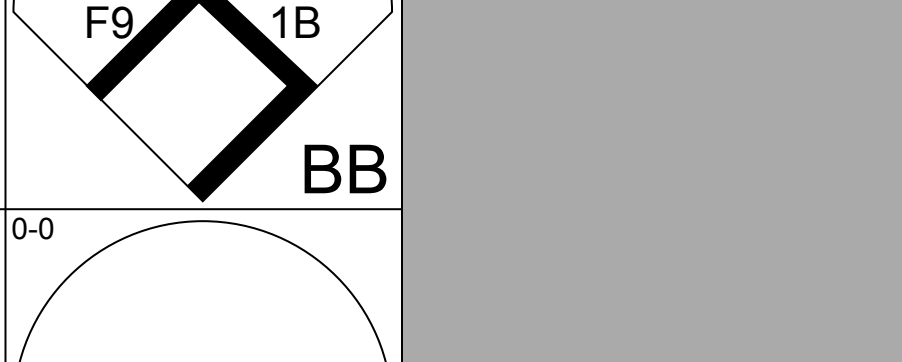
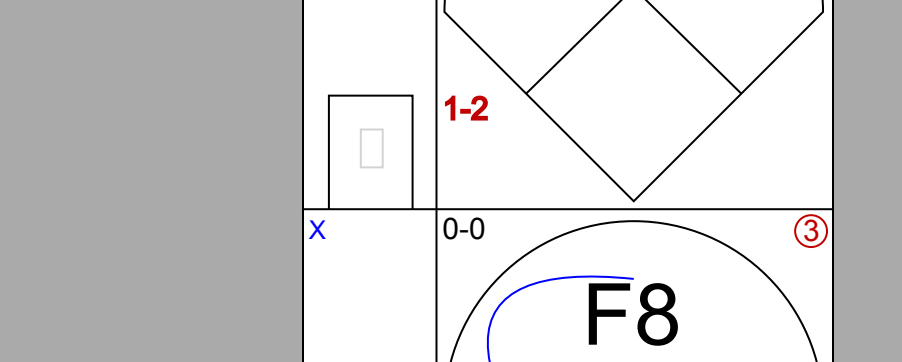
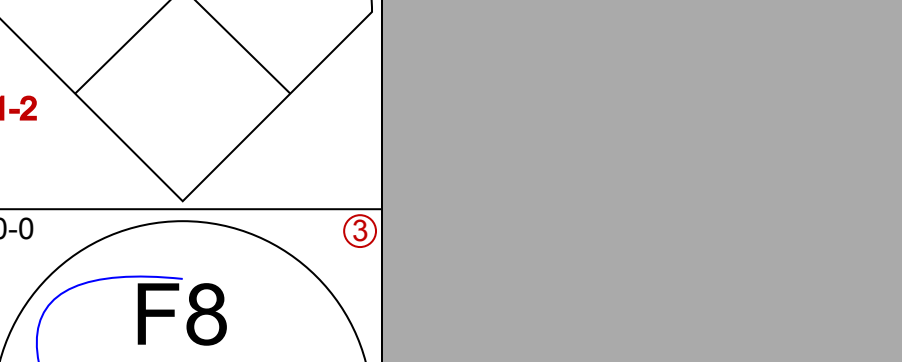
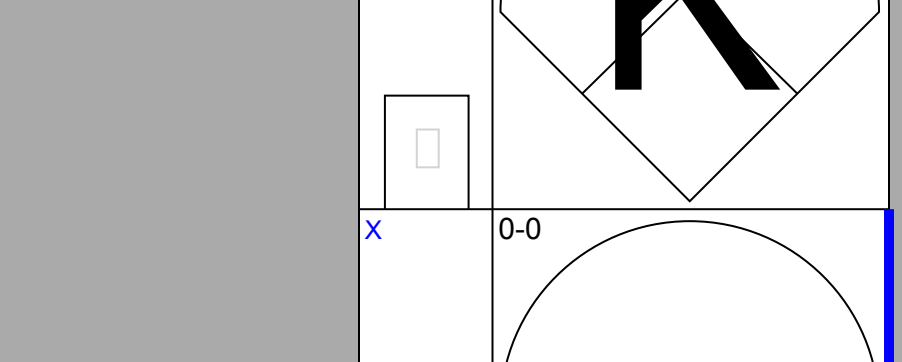
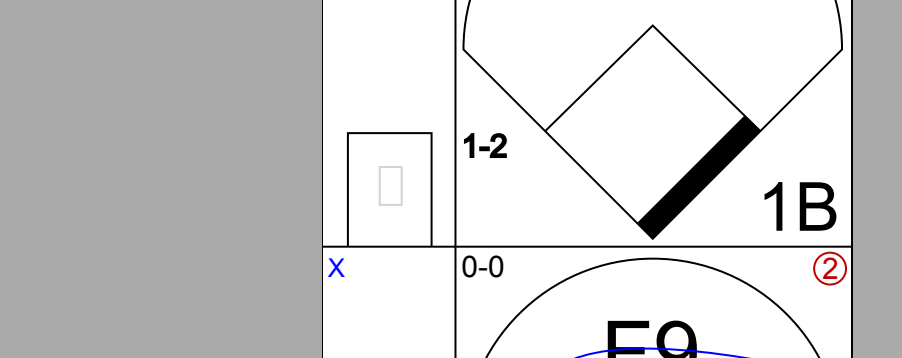
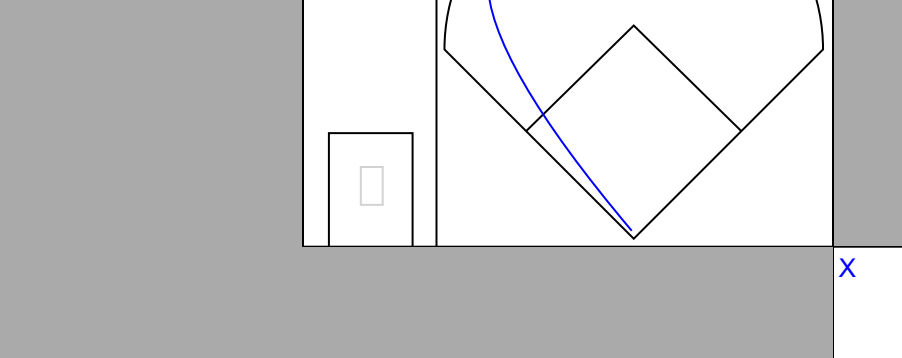

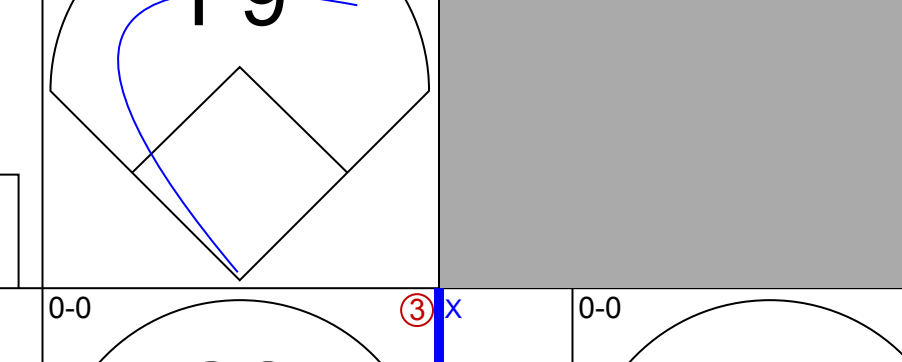
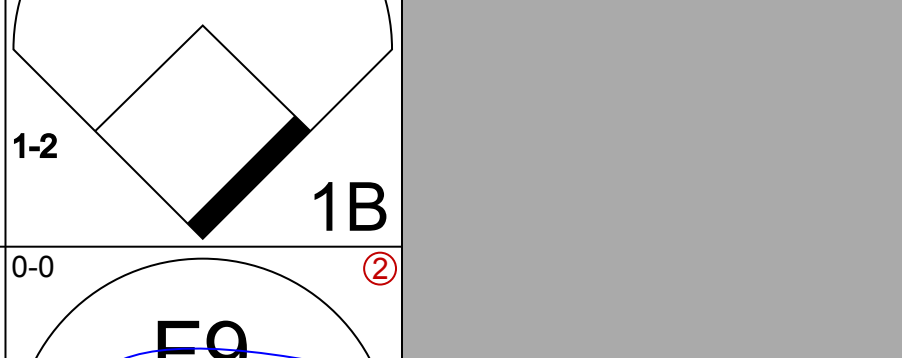
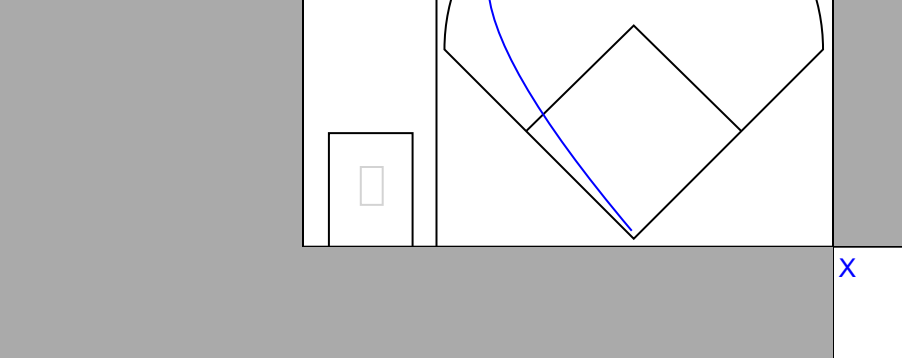
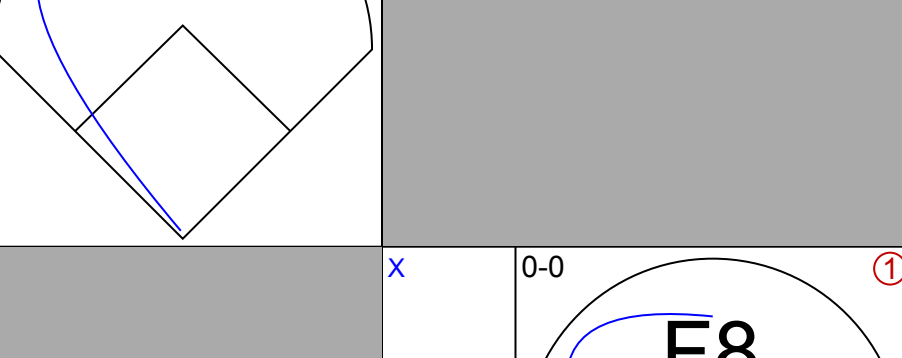
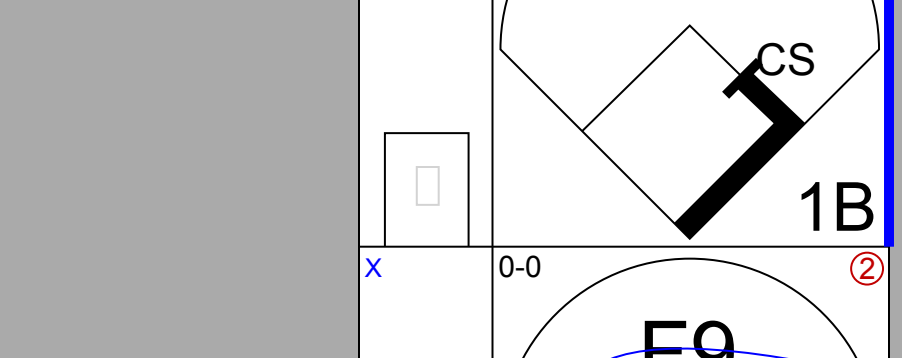
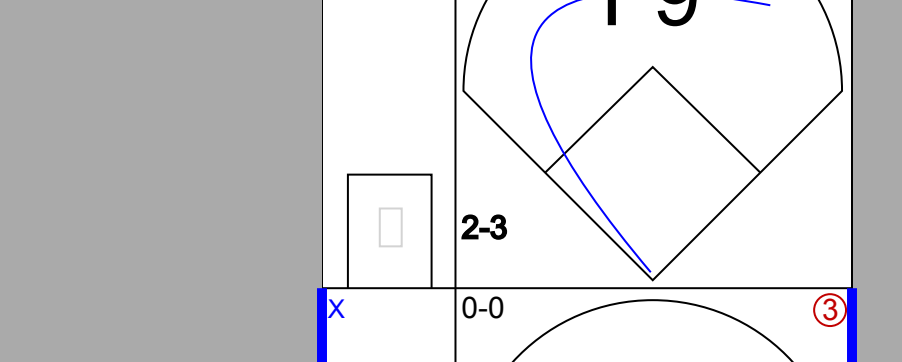


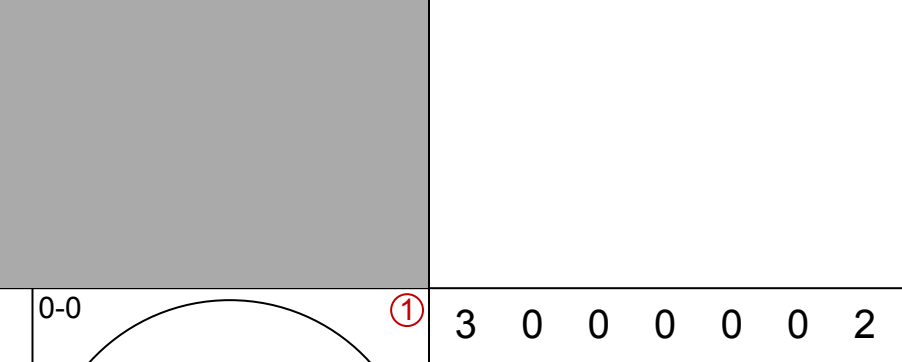
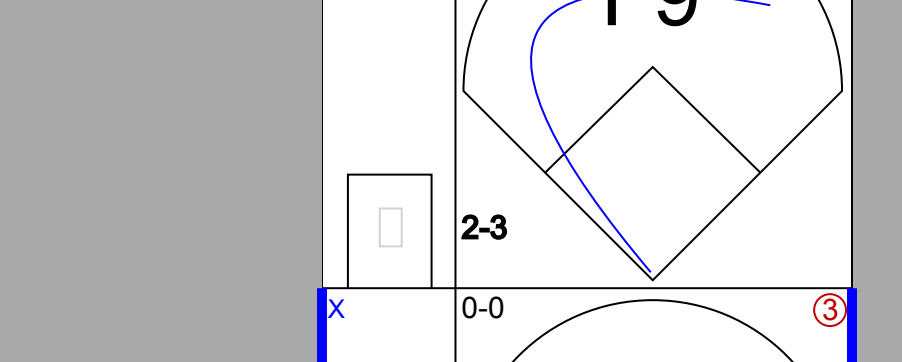

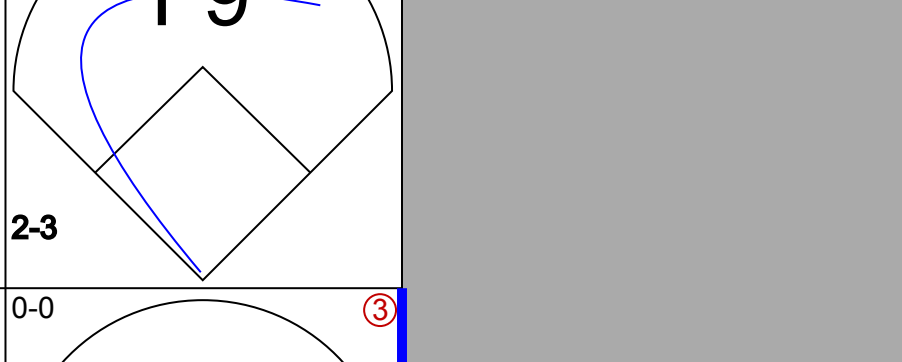
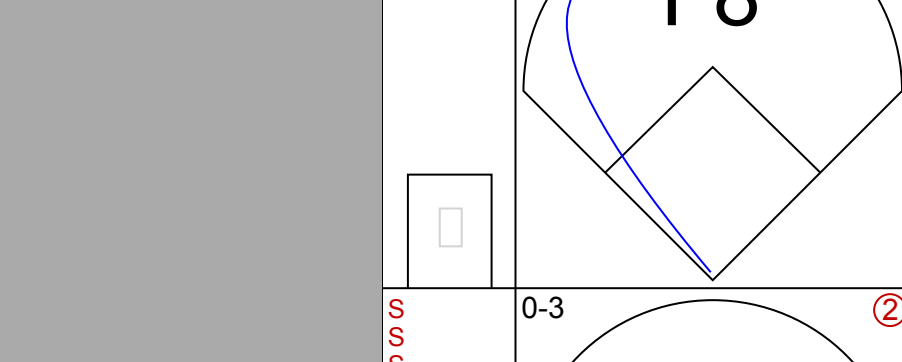

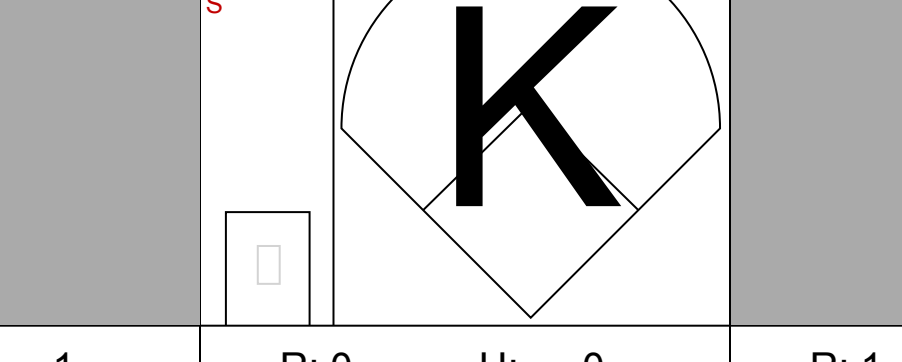
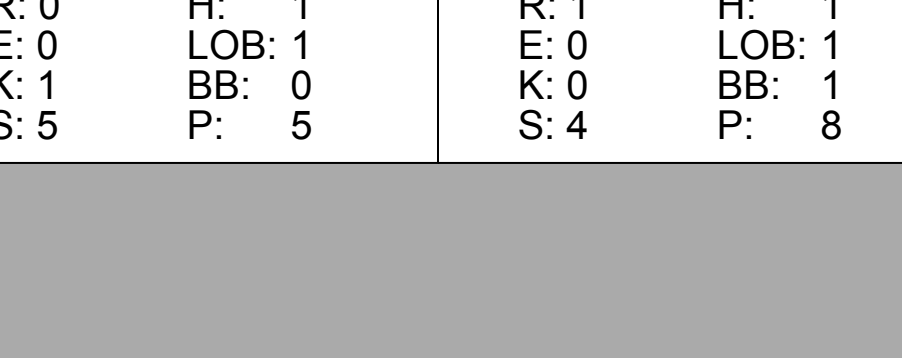
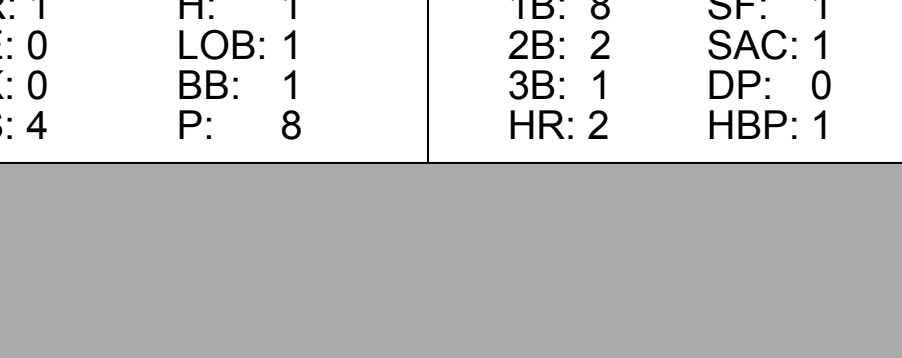
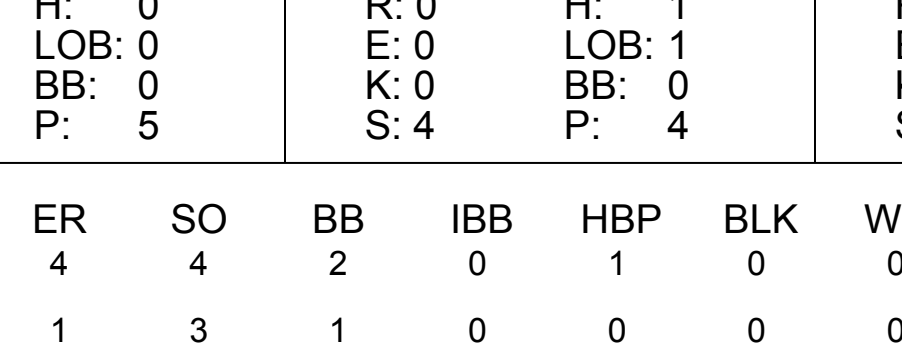
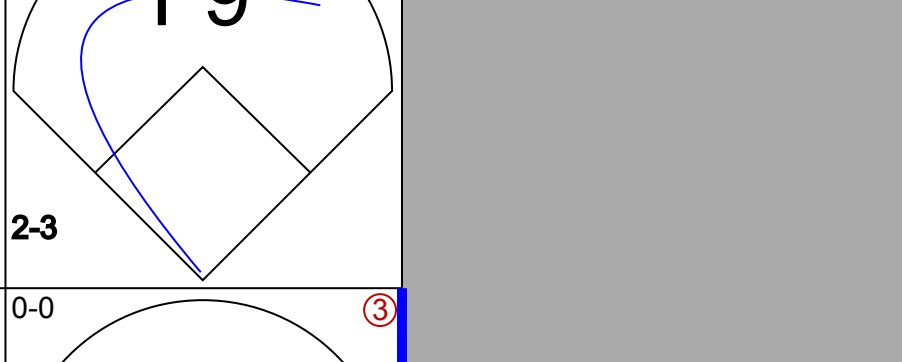

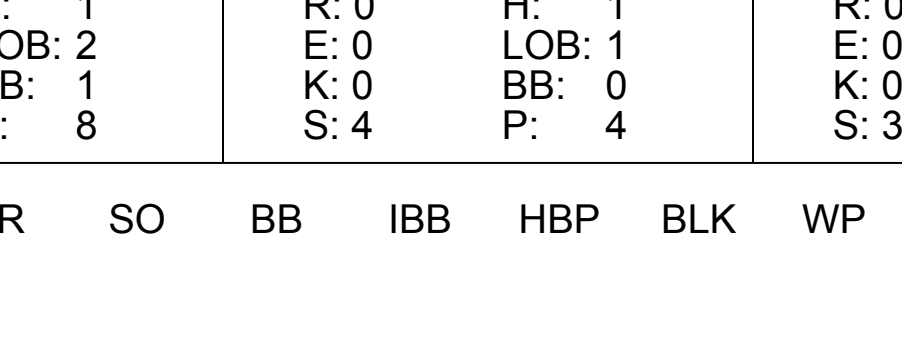
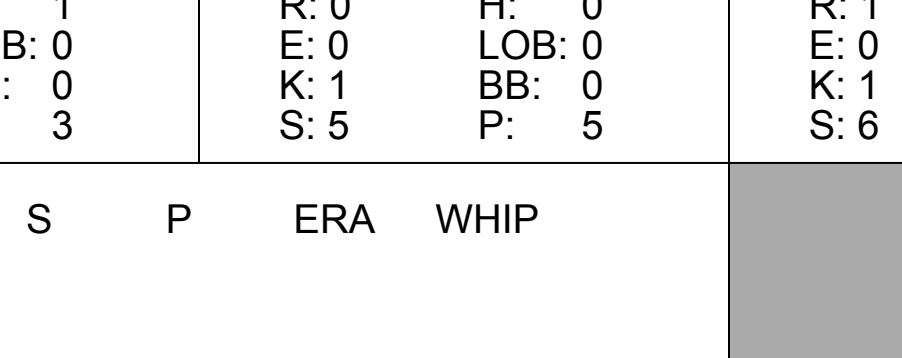




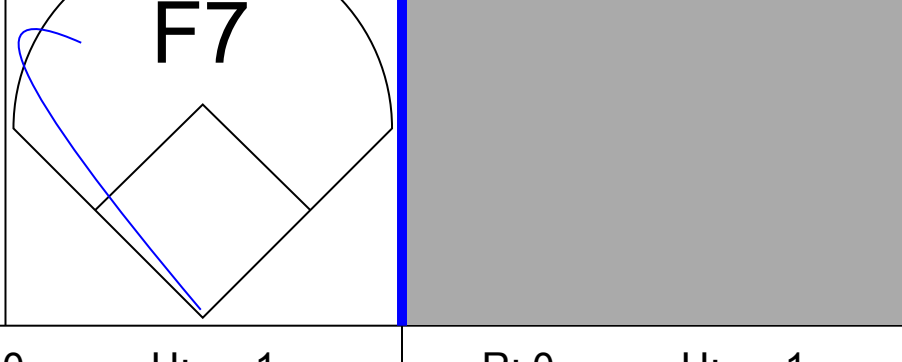

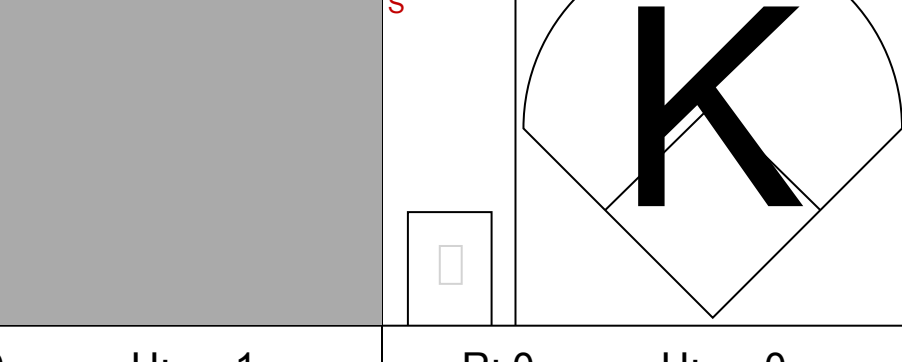


Batter	1	2	3	4	5	6	7	8	9	10	11	12	13	14	AB	R	H	RBI	BB	SO	LOB	TOP				
<b>Julio Cruz, S</b> OBP: 0.341, SLG: 0.292 (1.4)															6	1	1	0	0	1	3					
<b>Ruggert Jones, L</b> OBP: 0.356, SLG: 0.469 (1.8)															7	2	3	1	0	3	2					
<b>Bruce Bochte, L</b> OBP: 0.397, SLG: 0.509 (1.3)															7	2	3	3	0	0	2					
<b>Willie Horton, R</b> OBP: 0.319, SLG: 0.440 (1.10)															5	1	1	0	1	0	2					
<b>Dan Meyer, L</b> OBP: 0.338, SLG: 0.496 (1.5)															6	0	1	0	1	2	2					
<b>Tom Paciorek, R</b> OBP: 0.379, SLG: 0.476 (1.9)															5	1	1	1	0	3	1					
<b>Joe Simpson, L</b> OBP: 0.278, SLG: 0.331 (12.9)															1	0	1	2	1	0	0					
<b>Bob Stinson, S</b> OBP: 0.368, SLG: 0.355 (1.2)															5	0	1	0	0	0	2					
<b>Bill Stein, R</b> OBP: 0.290, SLG: 0.342 (13. PH)															1	0	0	0	0	0	1					
<b>Larry Cox, R</b> OBP: 0.285, SLG: 0.330 (13.2)															1	0	0	0	0	0	2					
<b>Leon Roberts, R</b> OBP: 0.350, SLG: 0.443 (1.7)															4	0	0	0	2	2	2					
<b>Mario Mendoza, R</b> OBP: 0.218, SLG: 0.256 (1.6)															2	0	1	0	0	1	0					
<b>Larry Milbourne, S</b> OBP: 0.319, SLG: 0.344 (6. PH)															4	1	2	1	0	1	2					
<b>Inning Stats</b>	R: 0 E: 0 K: 2 S: 7	H: 0 LOB: 0 BB: 0 P: 7	R: 0 E: 0 K: 1 S: 6	H: 1 LOB: 1 BB: 0 P: 6	R: 0 E: 0 K: 1 S: 6	H: 1 LOB: 1 BB: 1 P: 10	R: 0 E: 0 K: 1 S: 6	H: 2 LOB: 1 BB: 0 P: 7	R: 1 E: 0 K: 1 S: 7	H: 2 LOB: 1 BB: 1 P: 13	R: 2 E: 0 K: 0 S: 9	H: 2 LOB: 1 BB: 0 P: 5	R: 0 E: 0 K: 0 S: 3	H: 0 LOB: 0 BB: 0 P: 5	R: 0 E: 0 K: 1 S: 5	H: 0 LOB: 0 BB: 0 P: 5	R: 0 E: 0 K: 1 S: 7	H: 0 LOB: 2 BB: 0 P: 7	R: 0 E: 0 K: 0 S: 3	H: 0 LOB: 2 BB: 2 P: 11	R: 3 E: 0 K: 0 S: 6	H: 4 LOB: 1 BB: 1 P: 10	1B: 12 2B: 2 3B: 0 HR: 1	SF: 0 SAC: 2 DP: 1 HBP: 0	WP: 0 PB: 1 SB: 1 CS: 0	PA: 61
<b>PITCHER</b>	IP	WLS	BF	H	R	ER	SO	BB	IBB	HBP	BLK	WP	HR	S	P	ERA	WHIP									
<b>Don Aase, R</b> ERA: 4.28 (6.1)	5.2		27	8	4	4	7	2	0	0	0	0	0	4	4	0.00	0.000									
<b>Chris Knapp, R</b> ERA: 4.53 (8.1)	1.1		4	0	0	0	0	0	0	0	0	0	0	4	4	0.00	0.000									
<b>Mark Clear, R</b> ERA: 2.97 (13.1)	5.0	L	18	3	1	1	6	0	0	0	0	0	0	30	30	1.80	0.600									
<b>Dave LaRoche, L</b> ERA: 6.04 (14.1)	1.0		8	3	3	3	0	2	0	0	0	0	0	6	14	27.00	5.000									
<b>Mike Barlow, R</b> ERA: 4.92 (14.1)	1.0		4	1	0	0	0	0	1	0	0	0	0	3	7	0.00	1.000									

Seattle Mariners @ California Angels  
Anaheim Stadium, Anaheim, CA  
Fri Aug 10 1979, 10:05 PM EDT  
Att. 28,969 - Unknown

AB 54  
R 8  
H 15  
RBI 8  
BB 5  
SO 13  
LOB 21



Batter	1	2	3	4	5	6	7	8	9	10	11	12	13	14	AB	R	H	RBI	BB	SO	LOB	BOTTOM				
<b>Rick Miller, L</b> OBP: 0.389, SLG: 0.391 (1.8)															6	1	1	0	1	1	2					
<b>Carney Lansford, R</b> OBP: 0.336, SLG: 0.440 (1.5)															5	2	1	2	1	2	0					
<b>Dan Ford, R</b> OBP: 0.347, SLG: 0.475 (1.9)															7	3	5	2	0	1	1					
<b>Don Baylor, R</b> OBP: 0.374, SLG: 0.534 (1.10)															6	0	0	1	0	0	4					
<b>Rod Carew, L</b> OBP: 0.448, SLG: 0.442 (1.3)															6	0	2	0	0	1	2					
<b>Brian Downing, R</b> OBP: 0.422, SLG: 0.472 (1.2)															4	0	0	0	1	1	3					
<b>Joe Rudi, R</b> OBP: 0.291, SLG: 0.396 (1.7)															6	0	3	1	0	1	0					
<b>Larry Harlow, L</b> OBP: 0.331, SLG: 0.237 (14.7)															0	0	0	0	0	0	0					
<b>Bobby Grich, R</b> OBP: 0.374, SLG: 0.556 (1.4)															5	0	1	0	1	0	5					
<b>Bert Campaneris, R</b> OBP: 0.292, SLG: 0.293 (8. PH)															3	0	0	0	0	0	2					
<b>Willie Aikens, L</b> OBP: 0.354, SLG: 0.472 (9. PH)															1	0	0	0	0	2						
<b>Jim Anderson, R</b> OBP: 0.302, SLG: 0.331 (9.6)															1	0	0	0	0	1	0					
<b>Willie Davis, L</b> OBP: 0.217, SLG: 0.227 (14. PH)															1	0	0	0	0	0	0					
<b>Inning Stats</b>	R: 3 E: 0 K: 1 S: 8	H: 3 LOB: 2 BB: 1 P: 13	R: 0 E: 0 K: 1 S: 5	H: 0 LOB: 0 BB: 0 P: 5	R: 0 E: 0 K: 0 S: 4	H: 1 LOB: 1 BB: 0 P: 4	R: 0 E: 0 K: 1 S: 6	H: 1 LOB: 1 BB: 1 P: 9	R: 1 E: 0 K: 0 S: 5	H: 2 LOB: 1 BB: 0 P: 5	R: 0 E: 0 K: 0 S: 5	H: 0 LOB: 0 BB: 0 P: 5	R: 0 E: 0 K: 1 S: 5	H: 1 LOB: 1 BB: 0 P: 3	R: 0 E: 0 K: 1 S: 5	H: 1 LOB: 1 BB: 0 P: 6	R: 0 E: 0 K: 1 S: 5	H: 1 LOB: 1 BB: 0 P: 5	R: 0 E: 0 K: 1 S: 5	H: 1 LOB: 1 BB: 0 P: 5	R: 1 E: 0 K: 0 S: 6	H: 1 LOB: 1 BB: 1 P: 8	1B: 8 2B: 2 3B: 1 HR: 2	SF: 1 SAC: 1 DP: 0 HBP: 1	WP: 0 PB: 0 SB: 0 CS: 2	PA: 59
<b>PITCHER</b>	IP	WLS	BF	H	R	ER	SO	BB	IBB	HBP	BLK	WP	HR	S	P	ERA	WHIP									
<b>Mike Parrott, R</b> ERA: 3.73 (7.1)	6.0		26																							




Batter	1	2	3	4	5	6	7	8	9	AB	R	H	RBI	BB	SO	LOB	TOP					
<b>Julio Cruz, S</b> OBP: 0.347, SLG: 0.300 (1,4)										4	0	3	0	0	0	1	<b>Seattle Mariners @ California Angels</b> Anaheim Stadium, Anaheim, CA Sat Aug 11 1979, 10:05 PM EDT Att: 41,940 - Unknown					
<b>Ruppert Jones, L</b> OBP: 0.353, SLG: 0.466 (1,8)										3	0	0	1	0	0	4						
<b>Bruce Bochte, L</b> OBP: 0.394, SLG: 0.504 <b>Charlie Beamon, L</b> OBP: 0.118, SLG: 0.176 (8,3)										4	0	0	0	0	1	3						
<b>Willie Horton, R</b> OBP: 0.318, SLG: 0.438 (1,10)										4	0	1	0	0	0	0						
<b>Dan Meyer, L</b> OBP: 0.337, SLG: 0.494 (1,5)										4	0	1	0	0	0	1						
<b>Tom Paciorek, R</b> OBP: 0.376, SLG: 0.472 (1,7)										4	0	1	0	0	1	2						
<b>Larry Milbourne, S</b> OBP: 0.315, SLG: 0.339 (1,6)										4	0	0	0	0	0	3						
<b>Joe Simpson, L</b> OBP: 0.289, SLG: 0.342 (1,9)										4	1	3	0	0	0	0						
<b>Larry Cox, R</b> OBP: 0.281, SLG: 0.325 (1,2)										3	0	0	0	0	1	3						
<b>Inning Stats</b>	R: 0 E: 0 K: 0 S: 3	H: 1 LOB: 0 BB: 0 P: 3	R: 0 E: 0 K: 0 S: 4	H: 1 LOB: 1 BB: 0 P: 4	R: 1 E: 0 K: 1 S: 7	H: 2 LOB: 1 BB: 0 P: 7	R: 0 E: 0 K: 0 S: 4	H: 1 LOB: 1 BB: 0 P: 4	R: 0 E: 0 K: 1 S: 5	H: 2 LOB: 2 BB: 0 P: 5	R: 0 E: 0 K: 1 S: 6	H: 1 LOB: 1 BB: 0 P: 6	R: 0 E: 0 K: 1 S: 6	H: 1 LOB: 1 BB: 0 P: 6	R: 0 E: 0 K: 0 S: 3	H: 0 LOB: 0 BB: 0 P: 3		R: 0 E: 0 K: 0 S: 3	H: 0 LOB: 0 BB: 0 P: 3	1B: 9 2B: 0 3B: 0 HR: 0	SF: 1 SAC: 0 DP: 1 HBP: 0	WP: 0 PB: 0 SB: 1 CS: 0
<b>PITCHER</b> <b>Jim Barr, R</b> ERA: 4.03 (1,1)	IP: 9.0 WLS: W BF: 35	H: 9 R: 1 ER: 1 SO: 3	BB: 0 IBB: 0 HBP: 0 BLK: 0	WP: 0 HR: 0 S: 41 P: 41	ERA: 1.00 WHIP: 1.000																	

Batter	1	2	3	4	5	6	7	8	9	AB	R	H	RBI	BB	SO	LOB	BOTTOM			
<b>Rod Carew, L</b> OBP: 0.449, SLG: 0.440 (1,3)										1	2	0	1	2	0	0	<b>Seattle Mariners @ California Angels</b> Anaheim Stadium, Anaheim, CA Sat Aug 11 1979, 10:05 PM EDT Att: 41,940 - Unknown			
<b>Carney Lansford, R</b> OBP: 0.335, SLG: 0.439 (1,5)										4	1	1	1	0	0	3				
<b>Dan Ford, R</b> OBP: 0.351, SLG: 0.478 (1,9)										3	1	2	3	1	0	1				
<b>Don Baylor, R</b> OBP: 0.373, SLG: 0.538 (1,10)										4	1	1	2	0	2	4				
<b>Brian Downing, R</b> OBP: 0.425, SLG: 0.473 (1,2)										3	0	2	0	1	1	0				
<b>Joe Rudi, R</b> OBP: 0.290, SLG: 0.394 (1,7)										4	0	1	0	0	0	2				
<b>Bobby Grich, R</b> OBP: 0.372, SLG: 0.553 (1,4)										4	0	1	0	0	0	2				
<b>Rick Miller, L</b> OBP: 0.387, SLG: 0.389 (1,8)										4	1	1	0	0	1	1				
<b>Bert Campaneris, R</b> OBP: 0.291, SLG: 0.282 (1,6)										4	2	1	0	0	0	0				
<b>Inning Stats</b>	R: 1 E: 0 K: 1 S: 6	H: 2 LOB: 2 BB: 1 P: 10	R: 0 E: 0 K: 1 S: 5	H: 1 LOB: 0 BB: 0 P: 5	R: 0 E: 0 K: 0 S: 3	H: 0 LOB: 2 BB: 2 P: 11	R: 0 E: 0 K: 0 S: 4	H: 2 LOB: 1 BB: 0 P: 4	R: 5 E: 3 K: 0 S: 7	H: 2 LOB: 0 BB: 1 P: 11	R: 2 E: 0 K: 1 S: 8	H: 3 LOB: 1 BB: 0 P: 8	R: 0 E: 0 K: 1 S: 5	H: 0 LOB: 0 BB: 0 P: 5	R: 0 E: 0 K: 0 S: 3	H: 0 LOB: 0 BB: 0 P: 3		1B: 8 2B: 1 3B: 0 HR: 1	SF: 1 SAC: 1 DP: 3 HBP: 0	WP: 0 PB: 0 SB: 0 CS: 0
<b>PITCHER</b> <b>Rick Honeycutt, L</b> ERA: 3.76 (1,1)	IP: 4.0 WLS: L BF: 23	H: 7 R: 6 ER: 1 SO: 2	BB: 4 IBB: 0 HBP: 0 BLK: 0	WP: 0 HR: 1 S: 23 P: 39	ERA: 2.25 WHIP: 2.750															
<b>John Montague, R</b> ERA: 5.53 (5,1)	IP: 4.0 WLS: L BF: 14	H: 3 R: 2 ER: 2 SO: 2	BB: 0 IBB: 0 HBP: 0 BLK: 0	WP: 0 HR: 0 S: 18 P: 18	ERA: 4.50 WHIP: 0.750															

AB	34
R	1
H	9
RBI	1
BB	0
SO	3
LOB	17



AB	31
R	8
H	10
RBI	7
BB	4
SO	4
LOB	13





Batter	1	2	3	4	5	6	7	8	9	AB	R	H	RBI	BB	SO	LOB	TOP					
<b>Julio Cruz, S</b> OBP: 0.349, SLG: 0.303 (1,4)	B1-3		6-3			2B SF7 1B		2B 1B		4	2	2	0	0	0	0	<b>Seattle Mariners @ California Angels</b> Anaheim Stadium, Anaheim, CA Sun Aug 12 1979, 6:33 AM EDT Att: 27,345 - Unknown <a href="http://livebaseballscorecards.com">livebaseballscorecards.com</a>					
<b>Ruppert Jones, L</b> OBP: 0.354, SLG: 0.471 (1,8)	L9		F7			SF7 1B 2B		1B 2B		4	1	2	1	0	0	0						
<b>Bruce Bochte, L</b> OBP: 0.397, SLG: 0.505 (1,3)	BB 1B			G6-4-3 BB		SF7 2B 3B 3H		IBB		1	0	1	1	2	0	0						
<b>Willie Horton, R</b> OBP: 0.319, SLG: 0.437 (1,10)	1-2 BB		G6-4-3	1-2		3H 1B		F3		3	0	1	1	1	0	3						
<b>Dan Meyer, L</b> OBP: 0.334, SLG: 0.489 (1,7) <b>Leon Roberts, R</b> OBP: 0.350, SLG: 0.443 (8,7)	4-3		F7			3H 1B		F9		4	0	0	0	0	0	5						
<b>Joe Simpson, L</b> OBP: 0.294, SLG: 0.346 (1,9)										0	0	0	0	0	0	0						
<b>Bob Stinson, S</b> OBP: 0.355, SLG: 0.350 (1,2)	F8									3	0	0	0	0	1	1						
<b>Bill Stein, R</b> OBP: 0.284, SLG: 0.335 (1,5)	G5-4-3 1-2									4	0	0	0	0	1	2						
<b>Mario Mendoza, R</b> OBP: 0.215, SLG: 0.252 (1,6)			6-3							4	0	0	0	0	0	1						
<b>Inning Stats</b>	R: 0 E: 0 K: 0 S: 4	H: 1 LOB: 2 BB: 1 P: 8	R: 0 E: 0 K: 0 S: 3	H: 1 LOB: 0 BB: 0 P: 3	R: 0 E: 0 K: 0 S: 3	H: 0 LOB: 0 BB: 0 P: 3	R: 0 E: 0 K: 2 S: 2	H: 0 LOB: 0 BB: 1 P: 6	R: 0 E: 0 K: 2 S: 7	H: 0 LOB: 0 BB: 0 P: 7	R: 2 E: 0 K: 0 S: 6	H: 3 LOB: 1 BB: 0 P: 6	R: 0 E: 0 K: 0 S: 3	H: 0 LOB: 0 BB: 0 P: 3	R: 1 E: 0 K: 0 S: 5	H: 2 LOB: 2 BB: 1 P: 9	R: 0 E: 0 K: 0 S: 4	H: 1 LOB: 1 BB: 0 P: 4	1B: 6 2B: 2 3B: 0 HR: 0	SF: 1 SAC: 1 DP: 2 HBP: 0	WP: 0 PB: 0 SB: 0 CS: 0	PA: 36
<b>PITCHER</b> <b>Dave Frost, R</b> ERA: 3.51 (1,1)	IP: 9.0 WLS: W BF: 36 H: 8 R: 3 ER: 3 SO: 2 BB: 2 IBB: 1 HBP: 0 BLK: 0 WP: 0 HR: 0 S: 37 P: 49 ERA: 3.00 WHIP: 1.111															<b>PITCHER</b>						

Batter	1	2	3	4	5	6	7	8	9	AB	R	H	RBI	BB	SO	LOB	BOTTOM					
<b>Rod Carew, L</b> OBP: 0.444, SLG: 0.435 (1,3)	4-3		4-3		G3			G3	1-3 2H 3H 1B	5	0	1	2	0	0	1	<b>Seattle Mariners @ California Angels</b> Anaheim Stadium, Anaheim, CA Sun Aug 12 1979, 6:33 AM EDT Att: 27,345 - Unknown <a href="http://livebaseballscorecards.com">livebaseballscorecards.com</a>					
<b>Carney Lansford, R</b> OBP: 0.337, SLG: 0.439 (1,5)	1B		6-3			6-3		G5-4-3 1B		4	0	2	0	0	0	0						
<b>Dan Ford, R</b> OBP: 0.350, SLG: 0.476 (1,9)	L6			6-3				G5-4-3 1B		4	0	1	0	0	0	2						
<b>Don Baylor, R</b> OBP: 0.372, SLG: 0.536 (1,7)	F4			5-3		F7		1B 1B		4	1	1	0	0	0	2						
<b>Willie Aikens, L</b> OBP: 0.359, SLG: 0.474 (1,10) <b>Larry Harlow, L</b> OBP: 0.331, SLG: 0.237 (9, PR)	1B BB			FC4 1B		K		1B E 1B		3	0	2	0	1	1	1						
<b>Brian Downing, R</b> OBP: 0.426, SLG: 0.474 (1,2)	G4-6-3 1B		FC4					E 1B		4	1	2	1	0	0	1						
<b>Rick Miller, L</b> OBP: 0.382, SLG: 0.383 (1,8)	K				4-3			E4 1B		4	1	0	1	0	1	3						
<b>Bobby Grich, R</b> OBP: 0.371, SLG: 0.552 (1,4)	G4-6-3 1-2				F4			F8		4	0	1	0	0	0	4						
<b>Bert Campaneris, R</b> OBP: 0.291, SLG: 0.283 (1,6) <b>Joe Rudi, R</b> OBP: 0.292, SLG: 0.394 (9, PR) <b>Jim Anderson, R</b> OBP: 0.302, SLG: 0.331 (9, PR)	4-3							1B BB		3	0	1	0	0	1	1						
<b>Inning Stats</b>	R: 0 E: 0 K: 0 S: 4	H: 1 LOB: 1 BB: 0 P: 4	R: 0 E: 0 K: 1 S: 5	H: 1 LOB: 1 BB: 1 P: 9	R: 0 E: 0 K: 0 S: 3	H: 0 LOB: 0 BB: 0 P: 3	R: 0 E: 0 K: 0 S: 4	H: 1 LOB: 1 BB: 0 P: 4	R: 0 E: 0 K: 1 S: 6	H: 1 LOB: 1 BB: 0 P: 6	R: 0 E: 0 K: 1 S: 6	H: 1 LOB: 1 BB: 0 P: 6	R: 0 E: 0 K: 0 S: 3	H: 1 LOB: 0 BB: 0 P: 3	R: 4 E: 1 K: 0 S: 6	H: 4 LOB: 2 BB: 1 P: 10	R: 0 E: 0 K: 0 S: 4	H: 1 LOB: 1 BB: 1 P: 10	1B: 10 2B: 1 3B: 0 HR: 0	SF: 0 SAC: 0 DP: 2 HBP: 0	WP: 0 PB: 0 SB: 0 CS: 0	PA: 37
<b>PITCHER</b> <b>Rob Dressler, R</b> ERA: 5.63 (1,1) <b>Randy Stein, R</b> ERA: 6.56 (9,1)	IP: 8.0 WLS: L BF: 5 H: 2 R: 2 ER: 1 SO: 0 BB: 1 IBB: 0 HBP: 0 BLK: 0 WP: 0 HR: 0 S: 37 P: 41 ERA: 2.25 WHIP: 1.250															<b>PITCHER</b>						



Batter	1	2	3	4	5	6	7	8	9	AB R H RBI BB SO LOB	TOP
Mike Hargrove, L (1, 7) OBP: 0.371, SLG: 0.393	0-3 K	0-0 1-H HR		0-3 K			0-0 F7		0-0 2-H 2B	5 1 2 3 0 2 3	<b>Cleveland Indians @ Seattle Mariners</b> <b>The Kingdome, Seattle, WA</b> Mon Aug 13 1979, 10:05 PM EDT Att: 6,226 - Dome
Rick Manning, L (1, 8) OBP: 0.327, SLG: 0.310	0-3 K	0-0 F9			0-0 F8		4-0 4-3 BB		0-0 4-3	4 0 0 0 1 1 1	
Bobby Bonds, R (1, 9) OBP: 0.376, SLG: 0.469 Dell Alton, L (9, 9) OBP: 0.360, SLG: 0.395	4-0 E S 1B BB			0-0 HR		4-0 CS BB		0-0 4-3	0-0 F9	3 2 1 2 2 0 3 0 0 0 0 0 0 0	
Andre Thornton, R (1, 3) OBP: 0.347, SLG: 0.443	4-0 1B BB			0-0 FC5-4 1B		0-0 F4		0-0 1-2 2-3 3-H F5		3 0 1 0 1 0 3	
Cliff Johnson, R (1, 10) OBP: 0.336, SLG: 0.473	0-0 1B BB			0-0 FC5-4 1B		0-0 F9		0-0 6-3		4 0 1 1 0 0 1	
Toby Harrah, R (1, 5) OBP: 0.390, SLG: 0.414	0-0 F8			0-0 G5-4-3		4-0 G5-4-3 BB		0-0 6-4-3 1B		3 0 1 0 1 0 3	
Gary Alexander, R (1, 2) OBP: 0.303, SLG: 0.391		0-3 K		0-0 F7		0-0 G5-4-3		0-0 G6-4-3		4 0 0 0 0 1 2	
Duane Kuiper, L (1, 4) OBP: 0.315, SLG: 0.294		0-3 K		0-0 4-3			0-0 BB 1B 4-3 1B		0-0 SH1-4 2B 1B	4 2 2 0 0 1 0	
Tom Verzyer, R (1, 6) OBP: 0.280, SLG: 0.249		4-0 HR BB		0-0 1B			0-0 4-3 BB 1B		0-0 SH1-4	2 1 2 0 1 0 0	
<b>Inning Stats</b>	R: 1 H: 1 E: 0 LOB: 2 K: 2 BB: 2 S: 8 P: 16	R: 2 H: 1 E: 0 LOB: 0 K: 2 BB: 1 S: 8 P: 12	R: 1 H: 2 E: 0 LOB: 0 K: 0 BB: 0 S: 4 P: 4	R: 0 H: 1 E: 0 LOB: 1 K: 1 BB: 0 S: 6 P: 6	R: 0 H: 0 E: 0 LOB: 0 K: 0 BB: 1 S: 2 P: 6	R: 0 H: 0 E: 0 LOB: 0 K: 0 BB: 1 S: 2 P: 6	R: 1 H: 2 E: 0 LOB: 2 K: 0 BB: 1 S: 5 P: 9	R: 0 H: 1 E: 0 LOB: 0 K: 0 BB: 0 S: 3 P: 3	R: 1 H: 2 E: 0 LOB: 1 K: 0 BB: 0 S: 5 P: 5	1B: 7 SF: 0 2B: 1 SAC: 1 3B: 0 DP: 3 HR: 2 HBP: 0	
<b>PITCHER</b>	IP WLS BF H R ER SO BB IBB HBP BLK WP HR S P ERA WHIP	<b>PITCHER</b>									
Floyd Bannister, L (1, 1) ERA: 4.07	2.1 L 14 4 4 4 4 3 0 0 0 0 0 2 19 31 15.43 3.000										
Glenn Abbott, R (3, 1) ERA: 5.21	6.0 23 6 2 2 1 3 0 0 0 0 0 0 22 34 3.00 1.500										
John Montague, R (9, 1) ERA: 5.5	0.2 2 0 0 0 0 0 0 0 0 0 0 0 2 2 0.00 0.000										
<b>Batter</b>	<b>1</b>	<b>2</b>	<b>3</b>	<b>4</b>	<b>5</b>	<b>6</b>	<b>7</b>	<b>8</b>	<b>9</b>	<b>AB R H RBI BB SO LOB</b>	<b>BOTTOM</b>
Julio Cruz, S (1, 4) OBP: 0.348, SLG: 0.302	0-0 4-3		0-0 F7			0-0 S 1B			0-0 FC6-4 1B	4 0 1 0 0 0 3	<b>Cleveland Indians @ Seattle Mariners</b> <b>The Kingdome, Seattle, WA</b> Mon Aug 13 1979, 10:05 PM EDT Att: 6,226 - Dome
Ruppert Jones, L (1, 8) OBP: 0.353, SLG: 0.469	0-0 6-3		0-0 PO	0-0 4-1		0-0 G3			0-0 1B	4 0 1 0 0 0 1	
Bruce Bochte, L (1, 3) OBP: 0.396, SLG: 0.502	0-0 F8			0-0 G5-4-3 1B		0-0 G3			0-0 L6	4 0 1 0 0 0 2	
Willie Horton, R (1, 10) OBP: 0.317, SLG: 0.434		0-0 F8		0-0 G5-4-3		0-0 F8			0-0 F7	4 0 0 0 0 0 3	
Dan Meyer, L (1, 5) OBP: 0.332, SLG: 0.485		0-0 F8			0-3 K		0-0 G3			3 0 0 0 0 1 0	
Joe Simpson, L (1, 9) OBP: 0.289, SLG: 0.339		0-3 K			0-0 L6				0-0 6-3	3 0 0 0 0 1 0	
Bob Stinson, S (1, 2) OBP: 0.350, SLG: 0.345			0-0 6-3		0-0 4-3				0-0 3-1	3 0 0 0 0 0 0	
Leon Roberts, R (1, 7) OBP: 0.350, SLG: 0.441			4-0 PO 1B BB			0-3 K			0-0 F8	2 0 0 0 1 1 0	
Mario Mendoza, R (1, 6) OBP: 0.217, SLG: 0.254 Larry Milbourne, S (9, PH) OBP: 0.317, SLG: 0.342			0-0 1B			0-0 4-3			0-0 FC6-4 1B	2 0 1 0 0 0 0 1 0 1 0 0 0 0	
<b>Inning Stats</b>	R: 0 H: 0 E: 0 LOB: 0 K: 0 BB: 0 S: 3 P: 3	R: 0 H: 0 E: 0 LOB: 0 K: 1 BB: 0 S: 5 P: 5	R: 0 H: 1 E: 0 LOB: 1 K: 0 BB: 1 S: 3 P: 7	R: 0 H: 1 E: 0 LOB: 0 K: 0 BB: 0 S: 3 P: 3	R: 0 H: 0 E: 0 LOB: 0 K: 1 BB: 0 S: 5 P: 5	R: 0 H: 1 E: 0 LOB: 1 K: 1 BB: 0 S: 6 P: 6	R: 0 H: 0 E: 0 LOB: 0 K: 0 BB: 0 S: 3 P: 3	R: 0 H: 0 E: 0 LOB: 0 K: 0 BB: 0 S: 3 P: 3	R: 0 H: 0 E: 0 LOB: 2 K: 0 BB: 0 S: 5 P: 5	1B: 5 SF: 0 2B: 0 SAC: 0 3B: 0 DP: 1 HR: 0 HBP: 0	
<b>PITCHER</b>	IP WLS BF H R ER SO BB IBB HBP BLK WP HR S P ERA WHIP	<b>PITCHER</b>									
Rick Wise, R (1, 1) ERA: 3.53	9.0 W 31 5 0 0 3 1 0 0 0 0 0 0 36 40 0.00 0.667										







Batter	1	2	3	4	5	6	7	8	9	AB	R	H	RBI	BB	SO	LOB	TOP			
<b>Mike Hargrove, L</b> (1, 7) OBP: 0.380, SLG: 0.393	4-0 FC6-4 BB		4-0 1B BB		0-0 FC4-6 1B		0-3 K		0-0 F7	3	0	1	0	2	1	0	<b>Cleveland Indians @ Seattle Mariners</b> <b>The Kingdome, Seattle, WA</b> Wed Aug 15 1979, 10:05 PM EDT Att: 6,723 - Dome			
<b>Rick Manning, L</b> (1, 8) OBP: 0.324, SLG: 0.306	0-0 FC6-4 S 1-2f		0-0 1B		0-0 FC4-6 S 1-2f		0-0 6-3		0-0 1-3	5	0	1	0	0	0	2				
<b>Bobby Bonds, R</b> (1, 9) OBP: 0.374, SLG: 0.462	0-3 K 1-2		0-0 G5-4-3 1B		0-3 K 1-2		4-0 2B BB		0-0 F7	4	0	1	0	1	2	2				
<b>Andre Thornton, R</b> (1, 3) OBP: 0.347, SLG: 0.440	0-0 L1		0-0 G5-4-3 1-2f		0-0 L6		0-0 2B			4	0	1	0	0	0	4				
<b>Cliff Johnson, R</b> (1, 10) OBP: 0.345, SLG: 0.482		4-0 F8 SH3 1B BB		0-0 6-3 1B		0-0 4-3 2B		0-0 F3		3	1	2	0	1	0	2				
<b>Toby Harrah, R</b> (1, 5) OBP: 0.389, SLG: 0.418		0-0 SH3 1-2		0-0 6-3 1-2		0-0 1-3		0-0 1B		3	0	1	0	0	0	2				
<b>Ron Hassey, L</b> (1, 2) OBP: 0.324, SLG: 0.353		0-0 F8 2-3		0-0 6-3		0-0 4-3		0-0 1B		4	0	1	0	0	0	3				
<b>Duane Kuiper, L</b> (1, 4) OBP: 0.326, SLG: 0.303		0-0 E 1B 3-H		4-0 IBB		4-0 S IBB		0-0 G5-4-3 1-2f		2	1	1	1	2	0	2				
<b>Tom Verzyer, R</b> (1, 6) OBP: 0.277, SLG: 0.246		0-0 E3 1-H		0-3 K		0-0 4-3		0-0 5-3		4	0	0	0	0	1	5				
<b>Inning Stats</b>	R: 0 E: 0 K: 1 S: 5	H: 0 LOB: 1 BB: 1 P: 9	R: 2 E: 1 K: 0 S: 4	H: 1 LOB: 1 BB: 1 P: 8	R: 0 E: 0 K: 0 S: 3	H: 2 LOB: 1 BB: 1 P: 7	R: 0 E: 0 K: 1 S: 6	H: 1 LOB: 2 BB: 1 P: 10	R: 0 E: 0 K: 0 S: 4	H: 1 LOB: 1 BB: 0 P: 6	R: 0 E: 0 K: 1 S: 6	H: 1 LOB: 2 BB: 1 P: 10	R: 0 E: 0 K: 0 S: 4	H: 2 LOB: 1 BB: 0 P: 4	R: 0 E: 0 K: 0 S: 3	H: 0 LOB: 0 BB: 0 P: 3	1B: 7 2B: 2 3B: 0 HR: 0	SF: 0 SAC: 1 DP: 2 HBP: 0	WP: 0 PB: 0 SB: 3 CS: 0	PA: 39
<b>PITCHER</b> <b>Mike Parrott, R</b> (1, 1) ERA: 3.57	IP: 9.0 WLS: W BF: 39 H: 9 R: 2 ER: 1 SO: 4 BB: 4 IBB: 2 HBP: 0 BLK: 0 WP: 0 HR: 0 S: 41 P: 65 ERA: 1.00 WHIP: 1.444															<b>PITCHER</b>				

Batter	1	2	3	4	5	6	7	8	9	AB	R	H	RBI	BB	SO	LOB	BOTTOM			
<b>Julio Cruz, S</b> (1, 4) OBP: 0.354, SLG: 0.303	0-3 K		0-3 K			4-0 F9 SF7 S BB		0-3 K		3	1	0	0	1	3	0	<b>Cleveland Indians @ Seattle Mariners</b> <b>The Kingdome, Seattle, WA</b> Wed Aug 15 1979, 10:05 PM EDT Att: 6,723 - Dome			
<b>Ruppert Jones, L</b> (1, 8) OBP: 0.351, SLG: 0.470	0-0 3B		0-3 K			0-0 F9 1-3		0-0 S HR 2B		4	1	2	0	0	1	1				
<b>Bruce Bochte, L</b> (1, 3) OBP: 0.390, SLG: 0.500	0-3 K		0-3 K			0-0 SF7 3-H		0-0 F8		3	0	0	1	0	2	2				
<b>Willie Horton, R</b> (1, 10) OBP: 0.315, SLG: 0.435	0-0 F9				0-3 K		0-0 6-3		0-0 2-H HR	4	1	1	2	0	1	1				
<b>Dan Meyer, L</b> (1, 5) OBP: 0.332, SLG: 0.490		0-0 F2		0-0 G3			0-0 F9		0-0 G3	4	0	0	0	0	0	0				
<b>Tom Paciorek, R</b> (1, 7) OBP: 0.367, SLG: 0.463		0-3 K		0-0 L4			0-0 F7			3	0	0	0	0	1	0				
<b>Leon Roberts, R</b> (9, 7) OBP: 0.350, SLG: 0.441										0	0	0	0	0	0	0				
<b>Joe Simpson, L</b> (1, 9) OBP: 0.295, SLG: 0.345		0-0 1B 1B				0-0 E4 G4-6-3		0-0 1B 1B		3	0	2	0	0	0	0				
<b>Bob Stinson, S</b> (1, 2) OBP: 0.353, SLG: 0.348		0-0 1B				0-0 G4-6-3 1-2f		0-0 1B		3	0	2	0	0	0	1				
<b>Larry Milbourne, S</b> (1, 6) OBP: 0.316, SLG: 0.344		0-3 K				0-0 3-1				2	0	0	0	0	1	2				
<b>Bobby Valentine, R</b> (7, PH) OBP: 0.360, SLG: 0.313										1	0	0	0	0	1	2				
<b>Mario Mendoza, R</b> (8, 6) OBP: 0.222, SLG: 0.259										0	0	0	0	0	0	0				
<b>Inning Stats</b>	R: 0 E: 0 K: 2 S: 8	H: 1 LOB: 0 BB: 0 P: 8	R: 0 E: 0 K: 2 S: 9	H: 2 LOB: 2 BB: 0 P: 9	R: 0 E: 0 K: 3 S: 9	H: 0 LOB: 0 BB: 0 P: 9	R: 0 E: 0 K: 1 S: 5	H: 0 LOB: 0 BB: 0 P: 5	R: 0 E: 0 K: 0 S: 3	H: 0 LOB: 0 BB: 0 P: 3	R: 1 E: 0 K: 0 S: 3	H: 0 LOB: 0 BB: 1 P: 7	R: 0 E: 0 K: 1 S: 7	H: 2 LOB: 2 BB: 0 P: 7	R: 2 E: 0 K: 1 S: 7	H: 2 LOB: 0 BB: 0 P: 7	1B: 4 2B: 1 3B: 1 HR: 1	SF: 1 SAC: 0 DP: 1 HBP: 0	WP: 0 PB: 0 SB: 2 CS: 0	PA: 32
<b>PITCHER</b> <b>Len Barker, R</b> (1, 1) ERA: 4.56	IP: 6.2 WLS: L BF: 26 H: 5 R: 1 ER: 1 SO: 8 BB: 1 IBB: 0 HBP: 0 BLK: 0 WP: 0 HR: 0 S: 41 P: 45 ERA: 1.35 WHIP: 0.900															<b>PITCHER</b>				
<b>Sid Monge, L</b> (7, 1) ERA: 2.43	IP: 1.1 WLS: L BF: 6 H: 2 R: 2 ER: 2 SO: 2 BB: 0 IBB: 0 HBP: 0 BLK: 0 WP: 0 HR: 1 S: 10 P: 10 ERA: 13.50 WHIP: 1.500															<b>PITCHER</b>				





Batter	1	2	3	4	5	6	7	8	9	AB	R	H	RBI	BB	SO	LOB	TOP										
Ron LeFlore, R OBP: 0.391, SLG: 0.378 (1, 8)										4	1	0	0	1	0	0											
Tom Brookens, R OBP: 0.308, SLG: 0.378 (1, 4)										3	1	1	0	2	0	1											
Jerry Morales, R OBP: 0.268, SLG: 0.378 (1, 9)										5	2	3	1	0	0	1											
John Wockenfuss, R OBP: 0.321, SLG: 0.615 (1, 10)									5	2	2	3	0	1	3												
Lynn Jones, R OBP: 0.319, SLG: 0.364 (1, 7)									5	1	0	1	0	0	5												
Jason Thompson, L OBP: 0.350, SLG: 0.389 (1, 3)										4	1	1	1	0	2	2											
Ed Putman, R OBP: 0.280, SLG: 0.565 (1, 2)										4	1	1	2	0	0	1											
Aurelio Rodriguez, R OBP: 0.271, SLG: 0.364 (1, 5)										3	0	0	1	0	1	0											
Mark Wagner, R OBP: 0.346, SLG: 0.333 (1, 6)										4	0	0	0	0	1	1											
<b>Inning Stats</b>	R: 1 E: 0 K: 1 S: 6	H: 1 LOB: 1 BB: 1 P: 10	R: 0 E: 0 K: 2 S: 7	H: 0 LOB: 0 BB: 0 P: 7	R: 3 E: 0 K: 0 S: 6	H: 3 LOB: 0 BB: 0 P: 6	R: 0 E: 0 K: 1 S: 5	H: 0 LOB: 0 BB: 0 P: 5	R: 0 E: 0 K: 1 S: 4	H: 0 LOB: 0 BB: 1 P: 8	R: 3 E: 0 K: 0 S: 7	H: 2 LOB: 1 BB: 0 P: 7	R: 0 E: 0 K: 0 S: 5	H: 0 LOB: 0 BB: 0 P: 5	R: 2 E: 0 K: 0 S: 5	H: 2 LOB: 0 BB: 0 P: 5	R: 0 E: 0 K: 0 S: 3	H: 0 LOB: 1 BB: 1 P: 7	1B: 5 2B: 0 3B: 0 HR: 3	SF: 1 SAC: 0 DP: 0 HBP: 0	WP: 0 PB: 0 SB: 2 CS: 1	PA: 42					
<b>PITCHER</b>	IP	WLS	BF	H	R	ER	SO	BB	IBB	HBP	BLK	WP	HR	S	P	ERA	WHIP										
Rick Honeycutt, L ERA: 4.02 (1, 1)	5.0	L	22	6	6	6	5	2	0	0	0	0	1	30	38	10.80	1.600										
John Montague, R ERA: 5.49 (6, 1)	2.0		10	0	1	1	0	0	0	0	0	0	0	10	10	4.50	0.000										
Odele Jones, R ERA: 5.97 (8, 1)	1.0		5	2	2	2	0	0	0	0	0	0	2	5	5	18.00	2.000										
Glenn Abbott, R ERA: 5.17 (9, 1)	1.0		4	0	0	0	0	1	0	0	0	0	0	3	7	0.00	1.000										

Detroit Tigers @ Seattle Mariners  
The Kingdome, Seattle, WA  
Fri Aug 17 1979, 10:05 PM EDT  
Att: 11,074 - Dome

livebaseballscores.com

AB 37  
R 9  
H 8  
RBI 9  
BB 3  
SO 5  
LOB 14

Batter	1	2	3	4	5	6	7	8	9	AB	R	H	RBI	BB	SO	LOB	BOTTOM										
Julio Cruz, S OBP: 0.391, SLG: 0.301 (1, 4)										5	1	1	0	0	0	6											
Ruppert Jones, L OBP: 0.352, SLG: 0.470 (1, 8)										5	0	2	0	0	1	1											
Bruce Bochte, L OBP: 0.392, SLG: 0.504 (1, 3)										5	0	3	1	0	1	0											
Willie Horton, R OBP: 0.313, SLG: 0.431 (1, 10)										4	0	0	0	0	1	5											
Dan Meyer, L OBP: 0.331, SLG: 0.488 (1, 5)										4	0	1	0	0	1	4											
Tom Paciorek, R OBP: 0.374, SLG: 0.471 (1, 7)										3	1	2	0	1	0	1											
Bob Stinson, S OBP: 0.350, SLG: 0.344 (1, 2)										2	0	0	0	0	1	2											
Bobby Valentine, R OBP: 0.355, SLG: 0.308 (6, PH) (9, 2)										1	0	0	0	0	0	1											
Joe Simpson, L OBP: 0.302, SLG: 0.347 (8, PH) (9, 9)										2	0	1	1	1	0	1											
Leon Roberts, R OBP: 0.349, SLG: 0.440 (8, PH) (9, 9)										1	0	0	0	0	1	1											
Mario Mendoza, R OBP: 0.223, SLG: 0.258 (6, PH) (7, 6)										1	0	0	0	1	0	2											
Larry Milbourne, S OBP: 0.319, SLG: 0.346 (6, PH) (7, 6)										1	0	1	0	0	0	0											
Bill Stein, R OBP: 0.284, SLG: 0.333 (8, PH) (9, 6)										1	0	0	0	0	0	1											
<b>Inning Stats</b>	R: 1 E: 0 K: 1 S: 7	H: 2 LOB: 1 BB: 0 P: 7	R: 0 E: 0 K: 0 S: 3	H: 0 LOB: 2 BB: 2 P: 11	R: 0 E: 0 K: 1 S: 6	H: 2 LOB: 1 BB: 0 P: 6	R: 0 E: 0 K: 1 S: 6	H: 1 LOB: 2 BB: 1 P: 10	R: 0 E: 0 K: 1 S: 5	H: 0 LOB: 0 BB: 0 P: 5	R: 1 E: 0 K: 0 S: 6	H: 3 LOB: 2 BB: 0 P: 6	R: 0 E: 0 K: 1 S: 6	H: 2 LOB: 1 BB: 0 P: 6	R: 0 E: 0 K: 1 S: 6	H: 1 LOB: 1 BB: 0 P: 6	R: 0 E: 0 K: 0 S: 3	H: 0 LOB: 0 BB: 0 P: 3	1B: 9 2B: 3 3B: 0 HR: 0	SF: 0 SAC: 1 DP: 2 HBP: 0	WP: 1 PB: 0 SB: 1 CS: 0	PA: 39					
<b>PITCHER</b>	IP	WLS	BF	H	R	ER	SO	BB	IBB	HBP	BLK	WP	HR	S	P	ERA	WHIP										
Milt Wilcox, R ERA: 4.8 (1, 1)	6.0	W	29	9	2	2	4	3	0	0	0	0	0	14	14	3.00	2.000										
John Hiller, L ERA: 5.04 (7, 1)	3.0	S	10	2	0	0	2	0	0	0	0	0	0	14	14	0.00	0.667										

Detroit Tigers @ Seattle Mariners  
The Kingdome, Seattle, WA  
Fri Aug 17 1979, 10:05 PM EDT  
Att: 11,074 - Dome

livebaseballscores.com

AB 35  
R 2  
H 11  
RBI 2  
BB 3  
SO 6  
LOB 25



Batter	1	2	3	4	5	6	7	8	9	AB	R	H	RBI	BB	SO	LOB	TOP	
Lou Whitaker, L (1.4) OBP: 0.393, SLG: 0.378										5	1	2	1	0	2	1	<b>Detroit Tigers @ Seattle Mariners</b> The Kingdome, Seattle, WA Sat Aug 18 1979, 10:05 PM EDT Att: 14,049 - Dome	
Mark Wagner, R (1.6) OBP: 0.345, SLG: 0.331										4	1	1	0	0	1	1		
Ron LeFlore, R (1.8) OBP: 0.350, SLG: 0.376										4	1	1	1	0	1	1		
Steve Kemp, L (1.10) Lynn Jones, R (9, PR) OBP: 0.403, SLG: 0.540 OBP: 0.319, SLG: 0.364										4	0	1	0	0	1	2		
Champ Summers, L (1.9) Jack Morris, R (9, 1) Aurelio Lopez, R (9, 1)										4	0	0	0	0	0	3		
Jason Thompson, L (1.3) OBP: 0.354, SLG: 0.391										3	0	2	3	1	0	0		
Jerry Morales, R (1.7) OBP: 0.265, SLG: 0.373										4	1	0	0	0	0	3		
John Wockenfuss, R (1.2) OBP: 0.320, SLG: 0.606										4	1	1	0	0	0	0		
Tom Brookens, R (1.5) OBP: 0.315, SLG: 0.392										4	1	2	2	0	0	0		
<b>Inning Stats</b>	R: 3 E: 0 K: 0 S: 7	H: 4 LOB: 1 BB: 0 P: 7	R: 0 E: 0 K: 1 S: 5	H: 0 LOB: 0 BB: 0 P: 5	R: 0 E: 0 K: 1 S: 5	H: 0 LOB: 0 BB: 1 P: 5	R: 0 E: 0 K: 2 S: 7	H: 0 LOB: 0 BB: 0 P: 7	R: 0 E: 0 K: 0 S: 3	H: 0 LOB: 0 BB: 0 P: 3	R: 1 E: 0 K: 0 S: 5	H: 2 LOB: 1 BB: 0 P: 5	R: 3 E: 1 K: 0 S: 7	H: 4 LOB: 1 BB: 0 P: 7	1B: 9 2B: 1 3B: 0 HR: 0	SF: 0 SAC: 0 DP: 1 HBP: 0		WP: 0 PB: 0 SB: 2 CS: 0
<b>PITCHER</b> Rob Dressler, R (1.1) ERA: 5.82	IP: 9.0 WLS: L BF: 37 H: 10 R: 7 ER: 7 SO: 5 BB: 1 IBB: 0 HBP: 0 BLK: 0 WP: 0 HR: 0 S: 46 P: 50 ERA: 7.00 WHIP: 1.222																<b>PITCHER</b>	


Batter	1	2	3	4	5	6	7	8	9	AB	R	H	RBI	BB	SO	LOB	BOTTOM					
Julio Cruz, S (1.4) OBP: 0.352, SLG: 0.300										4	0	1	1	1	1	0	<b>Detroit Tigers @ Seattle Mariners</b> The Kingdome, Seattle, WA Sat Aug 18 1979, 10:05 PM EDT Att: 14,049 - Dome					
Ruppert Jones, L (1.8) OBP: 0.350, SLG: 0.467										5	0	1	0	0	1	3						
Bruce Bochte, L (1.3) OBP: 0.393, SLG: 0.502										3	0	1	0	1	1	1						
Willie Horton, R (1.10) OBP: 0.312, SLG: 0.430										4	1	1	0	0	2	3						
Dan Meyer, L (1.5) OBP: 0.330, SLG: 0.486										4	1	1	0	0	1	2						
Tom Paciorek, R (1.7) OBP: 0.372, SLG: 0.464										3	1	0	0	1	0	0						
Larry Milbourne, S (1.6) OBP: 0.318, SLG: 0.346										3	0	1	1	0	2	0						
Joe Simpson, L (1.9) OBP: 0.306, SLG: 0.351										4	0	2	1	0	1	1						
Bob Stinson, S (1.2) OBP: 0.348, SLG: 0.357										4	1	1	1	0	3	3						
<b>Inning Stats</b>	R: 0 E: 0 K: 0 S: 4	H: 1 LOB: 1 BB: 0 P: 4	R: 0 E: 0 K: 1 S: 5	H: 0 LOB: 0 BB: 0 P: 5	R: 1 E: 0 K: 2 S: 8	H: 1 LOB: 0 BB: 0 P: 8	R: 0 E: 0 K: 2 S: 7	H: 0 LOB: 0 BB: 0 P: 7	R: 0 E: 0 K: 2 S: 8	H: 1 LOB: 1 BB: 0 P: 8	R: 0 E: 0 K: 2 S: 8	H: 1 LOB: 2 BB: 1 P: 12	R: 0 E: 0 K: 0 S: 3	H: 1 LOB: 0 BB: 0 P: 3	R: 0 E: 0 K: 1 S: 5	H: 0 LOB: 1 BB: 1 P: 9		R: 3 E: 0 K: 2 S: 11	H: 4 LOB: 2 BB: 1 P: 15	1B: 8 2B: 0 3B: 0 HR: 1	SF: 1 SAC: 0 DP: 1 HBP: 0	WP: 1 PB: 0 SB: 1 CS: 0
<b>PITCHER</b> Jack Morris, R (1.1) ERA: 3.69 Jack Morris, R (9, 1) ERA: 3.69 Aurelio Lopez, R (9, 1) ERA: 2.59	IP: 8.0 WLS: W BF: 33 H: 7 R: 4 ER: 4 SO: 10 BB: 3 IBB: 0 HBP: 0 BLK: 0 WP: 1 HR: 1 S: 50 P: 62 ERA: 4.50 WHIP: 1.250																<b>PITCHER</b>					



Batter	1	2	3	4	5	6	7	8	9	AB	R	H	RBI	BB	SO	LOB	TOP								
Ron LeFlore, R OBP: 0.353, SLG: 0.381 (1, 8)	0-0 S E 1B		0-0 F9 2B		0-0 6-3		0-0 6-3		0-0 S 1B	5	1	3	0	0	0	1									
Alan Trammell, R OBP: 0.324, SLG: 0.337 (1, 6)	0-3 K		0-0 F9 2-3		0-0 F8			0-0 6-3	0-3 K	5	0	0	0	0	2	3									
Jerry Morales, R OBP: 0.264, SLG: 0.369 (1, 7)	4-0 E5 1-H BB		0-3 K		0-0 E6 6-3			0-0 L4	0-3 K	4	0	0	0	1	2	2									
John Wockenfuss, R OBP: 0.328, SLG: 0.599 (1, 10)	4-0 FC5-4 1-2 BB		4-0 CS BB		0-0 F7			4-0 BB 1B BB	0-3 K	2	0	0	0	3	1	2									
Lance Parrish, R OBP: 0.343, SLG: 0.463 Aurelio Rodriguez, R OBP: 0.274, SLG: 0.366 (1, 2) (7, 3) (8, 5)	0-3 K		0-0 CS 1-2	0-0 HR		0-0 6-3 1-2		0-0 BB 1B		3	1	1	1	0	1	3									
Lynn Jones, R OBP: 0.324, SLG: 0.359 (1, 9)	0-0 FC5-4 1-2			4-0 CS BB		0-0 F7		4-0 1-2 2-3 BB		2	0	0	0	2	0	3									
Tom Brookens, R OBP: 0.307, SLG: 0.381 Jason Thompson, L OBP: 0.353, SLG: 0.390 (8, PH) (8, 3)			0-0 F9	0-3 K 1-2		0-0 F9		0-0 F9		3	0	0	0	0	1	1									
Ed Putman, R OBP: 0.310, SLG: 0.577 (1, 3) (7, 2)			0-3 K	0-0 F8				4-0 HR BB		3	1	1	0	1	1	0									
Mark Wagner, R OBP: 0.336, SLG: 0.323 Al Greene, L OBP: 0.261, SLG: 0.333 (1, 4) (9, PH)			0-0 F8		0-0 F9			0-0 1-H HR		3	0	0	0	0	0	1									
<b>Inning Stats</b>	R: 1 E: 1 K: 2 S: 8	H: 1 LOB: 2 BB: 2 P: 16	R: 0 E: 0 K: 1 S: 5	H: 0 LOB: 0 BB: 0 P: 5	R: 0 E: 0 K: 1 S: 5	H: 1 LOB: 1 BB: 1 P: 9	R: 1 E: 0 K: 1 S: 5	H: 1 LOB: 0 BB: 1 P: 9	R: 0 E: 0 K: 0 S: 3	H: 0 LOB: 0 BB: 0 P: 3	R: 0 E: 1 K: 0 S: 4	H: 0 LOB: 1 BB: 0 P: 4	R: 0 E: 0 K: 0 S: 4	H: 1 LOB: 1 BB: 0 P: 4	R: 0 E: 0 K: 0 S: 4	H: 1 LOB: 2 BB: 2 P: 12	R: 2 E: 0 K: 3 S: 11	H: 2 LOB: 1 BB: 1 P: 15	1B: 3 2B: 2 3B: 0 HR: 2	SF: 0 SAC: 0 DP: 0 HBP: 0	WP: 0 PB: 0 SB: 4 CS: 2	PA: 41			
<b>PITCHER</b>	IP	WLS	BF	H	R	ER	SO	BB	IBB	HBP	BLK	WP	HR	S	P	ERA	WHIP								
Floyd Bannister, L ERA: 3.92 Byron McLaughlin, R ERA: 4.92 Randy Stein, R ERA: 6.41	7.0	W	28	4	2	1	5	4	0	0	0	0	1	34	50	1.29	1.143								
	1.0		8	2	2	2	0	3	0	0	0	0	1	5	17	18.00	5.000								
	1.0		4	1	0	0	3	0	0	0	0	0	0	10	10	0.00	1.000								

Detroit Tigers @ Seattle Mariners  
The Kingdome, Seattle, WA  
Sun Aug 19 1979, 10:05 PM EDT  
Att: 7,262 - Dome


AB 33  
R 4  
H 7  
RBI 3  
BB 7  
SO 8  
LOB 19



Batter	1	2	3	4	5	6	7	8	9	AB	R	H	RBI	BB	SO	LOB	BOTTOM								
Julio Cruz, S OBP: 0.359, SLG: 0.307 (1, 4)	0-0 1-3				0-0 S 1B			4-0 S BB		4	0	3	2	1	0	0									
Ruppert Jones, L OBP: 0.351, SLG: 0.467 (1, 8)	0-0 2B		0-0 FC5-2-5		4-0 FC5-4 IBB		0-0 G3-6-3 1-2	0-0 F9		4	1	1	0	1	0	4									
Tom Paciorek, R OBP: 0.368, SLG: 0.463 (1, 3)	0-0 HR 2B		0-0 FC5		0-0 L4		0-0 F8	0-0 F9		5	1	1	1	0	0	5									
Willie Horton, R OBP: 0.312, SLG: 0.434 (1, 10)	0-0 F9			0-0 HR		0-0 FC5-4 1-2		0-0 5-3		4	1	1	1	0	0	3									
Leon Roberts, R OBP: 0.353, SLG: 0.449 (1, 7)	0-0 HR			0-0 FC5-4 1B		4-0 E 1B BB		0-0 F9		3	2	2	2	1	0	0									
Bill Stein, R OBP: 0.288, SLG: 0.337 (1, 5)	0-0 1B		0-0 F8		0-0 E3 1B E 1B		0-3 K			4	1	2	0	0	1	1									
Bobby Valentine, R OBP: 0.346, SLG: 0.299 Joe Simpson, L OBP: 0.308, SLG: 0.349 (1, 9) (6, PH) (6, 9)	0-0 5-3		0-0 FC5-4 FC6-4 1-2		4-0 E 1B IBB		0-0 F7			2	0	0	0	0	2	0									
Larry Cox, R OBP: 0.287, SLG: 0.327 (1, 2)		4-0 1B SH3-4 BB		0-0 FC6-4 1-2		0-0 E5 1B 1B		0-0 F9		3	1	1	1	1	0	1									
Mario Mendoza, R OBP: 0.221, SLG: 0.255 (1, 6)		0-0 SH3-4 1-2		0-3 K		0-0 5-3		0-0 6-3		3	0	0	0	0	1	2									
<b>Inning Stats</b>	R: 3 E: 0 K: 0 S: 7	H: 4 LOB: 1 BB: 0 P: 7	R: 0 E: 0 K: 0 S: 4	H: 1 LOB: 2 BB: 1 P: 8	R: 1 E: 0 K: 0 S: 5	H: 2 LOB: 1 BB: 0 P: 5	R: 0 E: 0 K: 1 S: 6	H: 1 LOB: 2 BB: 1 P: 10	R: 4 E: 2 K: 0 S: 5	H: 3 LOB: 0 BB: 2 P: 13	R: 0 E: 0 K: 0 S: 3	H: 0 LOB: 0 BB: 0 P: 3	R: 0 E: 0 K: 1 S: 5	H: 0 LOB: 1 BB: 0 P: 5	R: 0 E: 0 K: 0 S: 3	H: 0 LOB: 1 BB: 1 P: 7	1B: 7 2B: 2 3B: 0 HR: 2	SF: 0 SAC: 1 DP: 1 HBP: 0	WP: 0 PB: 0 SB: 2 CS: 0	PA: 39					
<b>PITCHER</b>	IP	WLS	BF	H	R	ER	SO	BB	IBB	HBP	BLK	WP	HR	S	P	ERA	WHIP								
Bruce Robbins, L ERA: 4.55 Jack Bingham, R ERA: 3.69 Pat Underwood, L ERA: 4.73 Dave Tobik, R ERA: 5.04	3.0	L	17	7	4	4	4	1	0	0	0	0	0	10	22	20.25	3.750								
	0.2		1	0	0	0	0	0	0	0	0	0	0	1	1	0.00	0.000								
	3.0		10	0	0	0	1	1	0	0	0	0	0	11	15	0.00	0.333								

Detroit Tigers @ Seattle Mariners  
The Kingdome, Seattle, WA  
Sun Aug 19 1979, 10:05 PM EDT  
Att: 7,262 - Dome

AB 33  
R 8  
H 11  
RBI 7  
BB 5  
SO 2  
LOB 18





Batter	1	2	3	4	5	6	7	8	9	AB	R	H	RBI	BB	SO	LOB	TOP					
Alfredo Griffin, S OBP: 0.319, SLG: 0.327										3	2	1	0	1	1	0	<b>Toronto Blue Jays @ Seattle Mariners</b> <b>The Kingdome, Seattle, WA</b> Mon Aug 20 1979, 10:05 PM EDT Att: 5,642 - Dome					
Roy Howell, L OBP: 0.310, SLG: 0.389										4	0	1	0	0	0	1						
Otto Velez, R OBP: 0.468, SLG: 0.573 Al Woods, L OBP: 0.335, SLG: 0.381										3	1	2	2	0	0	1						
Rico Carty, R OBP: 0.330, SLG: 0.381										1	0	0	0	0	0	0						
John Mayberry, L OBP: 0.376, SLG: 0.466										3	0	0	0	1	0	2						
Rick Bosetti, R OBP: 0.291, SLG: 0.356										4	0	1	1	0	0	1						
Joe Cannon, L OBP: 0.250, SLG: 0.310										4	0	0	0	0	0	2						
Rick Cerone, R OBP: 0.292, SLG: 0.326										4	0	0	0	0	0	2						
Danny Ainge, R OBP: 0.274, SLG: 0.281										4	0	0	0	0	3	2						
<b>Inning Stats</b>	R: 1 E: 0 K: 0 S: 4	H: 1 LOB: 1 BB: 1 P: 8	R: 0 E: 0 K: 2 S: 8	H: 1 LOB: 1 BB: 0 P: 8	R: 0 E: 0 K: 1 S: 6	H: 1 LOB: 1 BB: 0 P: 6	R: 0 E: 0 K: 1 S: 5	H: 0 LOB: 0 BB: 0 P: 5	R: 3 E: 0 K: 1 S: 9	H: 4 LOB: 2 BB: 1 P: 13	R: 0 E: 0 K: 1 S: 5	H: 0 LOB: 0 BB: 0 P: 5	R: 0 E: 0 K: 0 S: 3	H: 0 LOB: 0 BB: 0 P: 3	R: 0 E: 0 K: 0 S: 3	H: 0 LOB: 0 BB: 0 P: 3	R: 0 E: 0 K: 1 S: 5	H: 1 LOB: 1 BB: 0 P: 5	1B: 7 2B: 1 3B: 0 HR: 0	SF: 0 SAC: 0 DP: 1 HBP: 0	WP: 0 PB: 1 SB: 2 CS: 0	PA: 36
<b>PITCHER</b> Mike Parrott, R ERA: 3.6	IP: 9.0 WLS: W BF: 36 H: 8 R: 4 ER: 4 SO: 7	BB: 2 IBB: 0 HBP: 0 BLK: 0	WP: 0 HR: 0 S: 48 P: 56	ERA: 4.00 WHIP: 1.111	<b>PITCHER</b>										IP: 9.0 WLS: W BF: 36 H: 8 R: 4 ER: 4 SO: 7	BB: 2 IBB: 0 HBP: 0 BLK: 0	WP: 0 HR: 0 S: 48 P: 56	ERA: 4.00 WHIP: 1.111				

AB	34
R	4
H	8
RBI	3
BB	2
SO	7
LOB	11



Batter	1	2	3	4	5	6	7	8	9	AB	R	H	RBI	BB	SO	LOB	BOTTOM			
Julio Cruz, S OBP: 0.361, SLG: 0.311										3	2	1	0	1	0	1	<b>Toronto Blue Jays @ Seattle Mariners</b> <b>The Kingdome, Seattle, WA</b> Mon Aug 20 1979, 10:05 PM EDT Att: 5,642 - Dome			
Ruppert Jones, L OBP: 0.353, SLG: 0.469										4	2	3	2	0	0	0				
Bruce Bochte, L OBP: 0.394, SLG: 0.502										4	1	2	1	0	0	1				
Willie Horton, R OBP: 0.311, SLG: 0.439										4	1	1	3	0	1	2				
Dan Meyer, L OBP: 0.330, SLG: 0.484										4	0	1	1	0	0	1				
Leon Roberts, R OBP: 0.350, SLG: 0.444										4	0	0	0	0	2	1				
Joe Simpson, L OBP: 0.307, SLG: 0.346										4	0	1	0	0	1	0				
Larry Milbourne, S OBP: 0.320, SLG: 0.346 Mario Mendoza, R OBP: 0.221, SLG: 0.255										3	0	1	0	1	0	1				
Bob Stinson, S OBP: 0.347, SLG: 0.352										0	0	0	0	0	0	0				
<b>Inning Stats</b>	R: 2 E: 0 K: 1 S: 7	H: 2 LOB: 1 BB: 1 P: 11	R: 0 E: 0 K: 0 S: 3	H: 0 LOB: 1 BB: 1 P: 7	R: 0 E: 0 K: 0 S: 3	H: 0 LOB: 0 BB: 0 P: 3	R: 0 E: 0 K: 0 S: 4	H: 1 LOB: 1 BB: 0 P: 4	R: 5 E: 1 K: 0 S: 7	H: 4 LOB: 0 BB: 0 P: 8	R: 0 E: 0 K: 0 S: 3	H: 0 LOB: 0 BB: 0 P: 3	R: 0 E: 0 K: 1 S: 6	H: 2 LOB: 1 BB: 0 P: 6	R: 0 E: 0 K: 2 S: 8	H: 1 LOB: 1 BB: 0 P: 8	1B: 8 2B: 1 3B: 0 HR: 1	SF: 0 SAC: 0 DP: 0 HBP: 1	WP: 1 PB: 0 SB: 2 CS: 0	PA: 36
<b>PITCHER</b> Butch Edge, R ERA: 5.91 Jesse Jefferson, R ERA: 5.4 Jackson Todd, R ERA: 5.4	IP: 4.0 WLS: L BF: 21 H: 6 R: 6 ER: 6 SO: 1	BB: 2 IBB: 0 HBP: 0 BLK: 0	WP: 1 HR: 0 S: 20 P: 29	ERA: 13.50 WHIP: 2.000	<b>PITCHER</b>										IP: 4.0 WLS: L BF: 21 H: 6 R: 6 ER: 6 SO: 1	BB: 2 IBB: 0 HBP: 0 BLK: 0	WP: 1 HR: 0 S: 20 P: 29	ERA: 13.50 WHIP: 2.000		





Batter	1	2	3	4	5	6	7	8	9	AB	R	H	RBI	BB	SO	LOB	TOP					
Alfredo Griffin, S OBP: 0.320, SLG: 0.326 (1, 6)	0-0 1B HBP	0-0 4-3		0-0 F9			4-0 1B BB		0-3 K	4	1	1	0	1	1	1	<b>Toronto Blue Jays @ Seattle Mariners</b> The Kingdome, Seattle, WA Tue Aug 21 1979, 10:05 PM EDT Att: 8,376 - Dome					
Bob Bailor, R OBP: 0.297, SLG: 0.265 (1, 9)	0-0 HBP 1B	0-0 F9			0-0 F5		0-3 K		0-0 4-3	5	1	1	0	0	1	2						
Otto Velez, R OBP: 0.413, SLG: 0.574 (1, 7)	4-0 HBP 1B			0-0 E 1B			0-0 F7			3	1	2	0	1	0	1						
Rico Carty, R OBP: 0.329, SLG: 0.380 (1, 10)	0-3 K			0-3 K			0-0 K		1-3 1B	4	0	1	0	0	3	5						
Craig Kusick, R OBP: 0.286, SLG: 0.417 John Mayberry, L OBP: 0.375, SLG: 0.465 (7, 3)	1-0 L3-6 1B			0-0 E4 1B			0-0 FC6-4		0-3 K	2	0	0	1	0	0	2						
Rick Bosetti, R OBP: 0.290, SLG: 0.355 (1, 8)	0-0 1B			0-3 K						4	0	1	2	0	1	2						
Roy Howell, L OBP: 0.309, SLG: 0.387 (1, 5)	0-0 L3-6			0-0 1B			0-3 K		0-0 F7	4	0	1	0	0	1	2						
Rick Cerone, R OBP: 0.293, SLG: 0.326 Bob Davis, R OBP: 0.163, SLG: 0.205 (7, 2)				0-0 L5			0-0 5-3		0-0 6-3	3	0	1	0	0	0	0						
Danny Ainge, R OBP: 0.274, SLG: 0.292 (1, 4)				0-0 FC6-4			0-3 K		0-0 F4	4	1	1	1	0	1	1						
<b>Inning Stats</b>	R: 3 E: 0 K: 1 S: 7	H: 3 LOB: 1 BB: 1 P: 12	R: 0 E: 0 K: 0 S: 4	H: 1 LOB: 1 BB: 0 P: 4	R: 0 E: 1 K: 2 S: 9	H: 2 LOB: 2 BB: 0 P: 9	R: 0 E: 0 K: 1 S: 5	H: 0 LOB: 0 BB: 0 P: 5	R: 0 E: 0 K: 1 S: 6	H: 1 LOB: 1 BB: 0 P: 6	R: 0 E: 0 K: 1 S: 5	H: 0 LOB: 0 BB: 0 P: 5	R: 1 E: 0 K: 2 S: 9	H: 2 LOB: 2 BB: 1 P: 13	R: 0 E: 0 K: 0 S: 3	H: 0 LOB: 0 BB: 0 P: 3		R: 0 E: 0 K: 1 S: 5	H: 0 LOB: 0 BB: 0 P: 5	1B: 8 2B: 1 3B: 0 HR: 1	SF: 0 SAC: 0 DP: 1 HBP: 1	WP: 0 PB: 0 SB: 0 CS: 0
<b>PITCHER</b>	IP WLS BF H R ER SO BB IBB HBP BLK WP HR S P ERA WHIP	IP WLS BF H R ER SO BB IBB HBP BLK WP HR S P ERA WHIP																				
Shane Rawley, L ERA: 4.38 (1, 1)	1.0 W 8 4 3 3 1 1 0 1 0 0 0 8 13 27.00 5.000	5.0 W 19 4 1 1 5 0 0 0 0 0 1 29 29 1.80 0.800	7.1 S 11 1 0 0 3 1 0 0 0 0 0 16 20 0.00 0.667																			

AB	35
R	4
H	9
RBI	4
BB	2
SO	9
LOB	18



Batter	1	2	3	4	5	6	7	8	9	AB	R	H	RBI	BB	SO	LOB	BOTTOM					
Julio Cruz, S OBP: 0.365, SLG: 0.317 (1, 4)	0-0 1B WP	0-0 F7		0-0 F7		0-0 1B	4-0 WP S			4	2	2	0	1	0	2	<b>Toronto Blue Jays @ Seattle Mariners</b> The Kingdome, Seattle, WA Tue Aug 21 1979, 10:05 PM EDT Att: 8,376 - Dome					
Ruppert Jones, L OBP: 0.356, SLG: 0.470 (1, 8)	0-0 1B		0-3 K		0-0 F7	0-0 CS	4-0 BB			4	0	2	1	1	1	0						
Bruce Bochte, L OBP: 0.398, SLG: 0.504 (1, 3)	0-0 3-1 1B		4-0 FC1-6 1B		4-0 E HR	0-0 2B 3B	0-0 F7			3	2	2	1	2	0	2						
Willie Horton, R OBP: 0.314, SLG: 0.442 (1, 10)	0-0 3-1 1B		0-0 FC1-6 1B		0-0 F8	0-0 3B	0-0 6-3			5	1	3	0	0	0	1						
Dan Meyer, L OBP: 0.328, SLG: 0.479 (1, 5)	0-0 3-1		0-0 FC1-6		0-0 E3	4-0 3B	0-0 F8			4	2	0	0	1	0	5						
Tom Paciorek, R OBP: 0.373, SLG: 0.486 Leon Roberts, R OBP: 0.350, SLG: 0.444 (9, 7)	0-3 K		0-0 F9		0-0 HR	0-0 3B	1-0 1B			4	1	2	6	0	1	4						
Joe Simpson, L OBP: 0.309, SLG: 0.353 (1, 9)		0-0 F8		0-3 K		0-0 F8		0-0 HBP		5	0	2	0	0	1	1						
Larry Milbourne, S OBP: 0.323, SLG: 0.348 Mario Mendoza, R OBP: 0.221, SLG: 0.255 (8, 6)		0-0 1B		0-0 1-3 1B		0-0 F7	0-0 6-3	0-0 FC6		4	0	2	0	0	0	1						
Bob Stinson, S OBP: 0.345, SLG: 0.350 Larry Cox, R OBP: 0.283, SLG: 0.322 (4, 2)	0-0 F7		0-0 1-3		0-0 5-3		0-0 F8			1	0	0	0	0	0	1						
<b>Inning Stats</b>	R: 1 E: 0 K: 1 S: 8	H: 4 LOB: 2 BB: 0 P: 8	R: 0 E: 0 K: 0 S: 4	H: 1 LOB: 1 BB: 0 P: 4	R: 0 E: 0 K: 1 S: 6	H: 1 LOB: 2 BB: 1 P: 10	R: 0 E: 0 K: 1 S: 6	H: 1 LOB: 1 BB: 0 P: 6	R: 3 E: 1 K: 0 S: 6	H: 2 LOB: 1 BB: 1 P: 10	R: 4 E: 0 K: 0 S: 7	H: 5 LOB: 1 BB: 1 P: 11	R: 0 E: 0 K: 0 S: 3	H: 0 LOB: 2 BB: 2 P: 11	R: 0 E: 0 K: 0 S: 4	H: 1 LOB: 2 BB: 0 P: 5		R: 0 E: 0 K: 1 S: 5	H: 0 LOB: 0 BB: 0 P: 5	1B: 10 2B: 3 3B: 1 HR: 1	SF: 0 SAC: 0 DP: 0 HBP: 1	WP: 2 PB: 0 SB: 1 CS: 1
<b>PITCHER</b>	IP WLS BF H R ER SO BB IBB HBP BLK WP HR S P ERA WHIP	IP WLS BF H R ER SO BB IBB HBP BLK WP HR S P ERA WHIP																				
Phil Huffman, R ERA: 5.7 (1, 1)	5.1 L 29 4 2 2 0 2 1 1 0 1 0 11 24 6.75 2.250																					





Batter	1	2	3	4	5	6	7	8	9	AB	R	H	RBI	BB	SO	LOB	TOP					
Alfredo Griffin, S OBP: 0.319, SLG: 0.326										4	1	1	0	0	0	1	<b>Toronto Blue Jays @ Seattle Mariners</b> The Kingdome, Seattle, WA Wed Aug 22 1979, 10:05 PM EDT Att: 7,365 - Dome					
Bob Bailor, R OBP: 0.299, SLG: 0.277										4	1	2	1	0	0	0						
Otto Velez, R OBP: 0.416, SLG: 0.587 Joe Cannon, L OBP: 0.248, SLG: 0.307										2	1	1	1	1	1	0						
Rico Carty, R OBP: 0.326, SLG: 0.376										4	0	0	0	0	0	2						
John Mayberry, L OBP: 0.378, SLG: 0.463										1	0	0	0	2	0	1						
Rick Bosetti, R OBP: 0.286, SLG: 0.352										4	0	0	0	0	0	3						
Roy Howell, L OBP: 0.306, SLG: 0.383										4	0	0	0	0	2	1						
Danny Ainge, R OBP: 0.273, SLG: 0.291										4	0	1	0	0	2	1						
Bob Davis, R OBP: 0.186, SLG: 0.198										3	0	0	0	1	0	1						
<b>Inning Stats</b>	R: 1 E: 0 K: 0 S: 4	H: 2 LOB: 1 BB: 1 P: 8	R: 0 E: 0 K: 1 S: 6	H: 1 LOB: 0 BB: 0 P: 6	R: 1 E: 0 K: 0 S: 4	H: 1 LOB: 0 BB: 0 P: 4	R: 0 E: 0 K: 1 S: 5	H: 0 LOB: 1 BB: 1 P: 9	R: 0 E: 0 K: 0 S: 3	H: 0 LOB: 0 BB: 0 P: 3	R: 0 E: 0 K: 1 S: 5	H: 0 LOB: 1 BB: 1 P: 6	R: 0 E: 0 K: 1 S: 5	H: 0 LOB: 0 BB: 0 P: 9	R: 1 E: 0 K: 0 S: 4	H: 1 LOB: 1 BB: 1 P: 8	R: 0 E: 0 K: 1 S: 5	H: 0 LOB: 0 BB: 0 P: 5	1B: 3 2B: 0 3B: 0 HR: 2	SF: 0 SAC: 0 DP: 1 HBP: 1	WP: 0 PB: 0 SB: 0 CS: 0	PA: 36
<b>PITCHER</b> Rick Honeycutt, L ERA: 3.96	IP: 9.0 WLS: W BF: 36 H: 5 R: 3 ER: 3 SO: 5 BB: 4 IBB: 0 HBP: 1 BLK: 0 WP: 0 HR: 2 S: 41 P: 58 ERA: 3.00 WHIP: 1.000																	<b>PITCHER</b>				

Batter	1	2	3	4	5	6	7	8	9	AB	R	H	RBI	BB	SO	LOB	BOTTOM			
Julio Cruz, S OBP: 0.373, SLG: 0.326										2	1	2	0	2	0	0	<b>Toronto Blue Jays @ Seattle Mariners</b> The Kingdome, Seattle, WA Wed Aug 22 1979, 10:05 PM EDT Att: 7,365 - Dome			
Ruppert Jones, L OBP: 0.355, SLG: 0.474										4	1	1	2	0	0	4				
Bruce Bochte, L OBP: 0.399, SLG: 0.502										3	0	1	0	1	0	2				
Willie Horton, R OBP: 0.314, SLG: 0.441										4	0	1	0	0	0	2				
Dan Meyer, L OBP: 0.330, SLG: 0.484										4	2	2	0	0	0	0				
Tom Paciorek, R OBP: 0.375, SLG: 0.486 Leon Roberts, R OBP: 0.350, SLG: 0.444										4	0	2	0	0	0	1				
Joe Simpson, L OBP: 0.313, SLG: 0.356										4	1	2	2	0	0	2				
Larry Cox, R OBP: 0.283, SLG: 0.335										4	1	1	2	0	1	2				
Mario Mendoza, R OBP: 0.219, SLG: 0.252										3	0	0	0	0	0	2				
<b>Inning Stats</b>	R: 0 E: 0 K: 0 S: 3	H: 2 LOB: 2 BB: 1 P: 7	R: 0 E: 0 K: 0 S: 3	H: 1 LOB: 0 BB: 0 P: 3	R: 0 E: 1 K: 0 S: 4	H: 0 LOB: 2 BB: 1 P: 8	R: 3 E: 0 K: 0 S: 6	H: 3 LOB: 0 BB: 0 P: 6	R: 0 E: 0 K: 0 S: 3	H: 1 LOB: 1 BB: 1 P: 7	R: 1 E: 0 K: 0 S: 5	H: 2 LOB: 1 BB: 0 P: 5	R: 2 E: 1 K: 0 S: 5	H: 2 LOB: 0 BB: 0 P: 5	R: 0 E: 0 K: 1 S: 5	H: 1 LOB: 0 BB: 0 P: 5	1B: 7 2B: 4 3B: 0 HR: 2	SF: 0 SAC: 0 DP: 3 HBP: 0	WP: 0 PB: 0 SB: 0 CS: 1	PA: 35
<b>PITCHER</b> Dave Stieb, R ERA: 4.13 Jackson Todd, R ERA: 4.7	IP: 6.0 WLS: L BF: 29 H: 11 R: 6 ER: 6 SO: 0 BB: 3 IBB: 0 HBP: 0 BLK: 0 WP: 0 HR: 2 S: 26 P: 38 ERA: 9.00 WHIP: 2.333																	<b>PITCHER</b>		



Batter	1	2	3	4	5	6	7	8	9	AB	R	H	RBI	BB	SO	LOB	TOP		
<b>Julio Cruz, S</b> OBP: 0.375, SLG: 0.329 (1, 4)										4	0	2	1	0	0	0	<b>Seattle Mariners @ Detroit Tigers</b> Tiger Stadium, Detroit, MI Fri Aug 24 1979, 7:05 PM EDT Att: 26,068 - Unknown		
<b>Ruppert Jones, L</b> OBP: 0.354, SLG: 0.472 (1, 8)										2	0	0	1	1	1	0			
<b>Bruce Bochte, L</b> OBP: 0.398, SLG: 0.499 (1, 3)										3	0	0	0	1	0	2			
<b>Willie Horton, R</b> OBP: 0.313, SLG: 0.439 (1, 10)										4	0	1	0	0	1	4			
<b>Dan Meyer, L</b> OBP: 0.327, SLG: 0.480 (1, 5)											4	0	0	0	1	1			
<b>Tom Paciorek, R</b> OBP: 0.373, SLG: 0.482 (1, 7)											4	1	1	0	0	0			
<b>Joe Simpson, L</b> OBP: 0.312, SLG: 0.354 (1, 9)											4	1	1	0	0	1			
<b>Larry Milbourne, S</b> OBP: 0.322, SLG: 0.347 (1, 6)											4	0	1	0	0	2			
<b>Larry Cox, R</b> OBP: 0.280, SLG: 0.332 <b>Bob Stinson, S</b> OBP: 0.346, SLG: 0.349 (8, PH) (6, 2)											2	0	0	0	1	0			
<b>Inning Stats</b>	R: 0 E: 0 K: 0 S: 3	H: 1 LOB: 1 BB: 1 P: 7	R: 0 E: 0 K: 0 S: 3	H: 0 LOB: 0 BB: 0 P: 3	R: 0 E: 0 K: 1 S: 5	H: 0 LOB: 0 BB: 0 P: 5	R: 0 E: 0 K: 1 S: 5	H: 0 LOB: 0 BB: 0 P: 5	R: 0 E: 0 K: 1 S: 6	H: 1 LOB: 1 BB: 0 P: 6	R: 2 E: 1 K: 0 S: 6	H: 2 LOB: 2 BB: 2 P: 14	R: 0 E: 1 K: 2 S: 9	H: 2 LOB: 2 BB: 0 P: 9	1B: 6 2B: 0 3B: 0 HR: 0	SF: 1 SAC: 0 DP: 1 HBP: 0		WP: 0 PB: 0 SB: 1 CS: 0	PA: 36
<b>PITCHER</b>	IP	WLS	BF	H	R	ER	SO	BB	IBB	HBP	BLK	WP	HR	S	P	ERA	WHIP		
<b>Jack Morris, R</b> ERA: 3.51 <b>Aurelio Lopez, R</b> ERA: 2.53	(1, 1) (8, 1)	7.1 S	28 8	4 2	2 0	0 0	3 2	2 1	0 0	0 0	0 0	0 0	0 0	32 11	40 15	0.00 0.00	0.818 1.800		

AB	32
R	2
H	6
RBI	2
BB	3
SO	5
LOB	12



Batter	1	2	3	4	5	6	7	8	9	AB	R	H	RBI	BB	SO	LOB	BOTTOM		
<b>Lou Whitaker, L</b> OBP: 0.393, SLG: 0.374 (1, 4)										2	1	1	0	2	0	1	<b>Seattle Mariners @ Detroit Tigers</b> Tiger Stadium, Detroit, MI Fri Aug 24 1979, 7:05 PM EDT Att: 26,068 - Unknown		
<b>Alan Trammell, R</b> OBP: 0.322, SLG: 0.341 (1, 6)										4	0	1	1	1	0	4			
<b>Ron LeFlore, R</b> OBP: 0.350, SLG: 0.377 (1, 8)										5	1	0	0	0	1	7			
<b>Steve Kemp, L</b> OBP: 0.402, SLG: 0.537 (1, 10)										4	1	1	0	0	0	3			
<b>John Wockenfuss, R</b> OBP: 0.332, SLG: 0.584 <b>Jason Thompson, L</b> OBP: 0.354, SLG: 0.388 (5, PH) (6, 3)										2	0	2	2	0	0	0			
<b>Jerry Morales, R</b> OBP: 0.286, SLG: 0.359 (1, 7)										4	0	0	0	0	1	4			
<b>Lance Parrish, R</b> OBP: 0.340, SLG: 0.458 (1, 2)										4	0	0	0	0	2	4			
<b>Lynn Jones, R</b> OBP: 0.343, SLG: 0.398 (1, 9)										3	1	2	1	1	0	1			
<b>Tom Brookens, R</b> OBP: 0.320, SLG: 0.404 (1, 5)										2	1	2	0	1	0	0			
<b>Inning Stats</b>	R: 3 E: 1 K: 1 S: 8	H: 2 LOB: 1 BB: 1 P: 12	R: 0 E: 0 K: 0 S: 4	H: 1 LOB: 3 BB: 2 P: 12	R: 0 E: 0 K: 0 S: 4	H: 1 LOB: 1 BB: 0 P: 4	R: 1 E: 0 K: 1 S: 6	H: 2 LOB: 0 BB: 0 P: 6	R: 0 E: 0 K: 1 S: 5	H: 0 LOB: 1 BB: 1 P: 9	R: 0 E: 0 K: 1 S: 5	H: 0 LOB: 1 BB: 1 P: 9	R: 1 E: 0 K: 0 S: 4	H: 2 LOB: 1 BB: 1 P: 8	1B: 6 2B: 2 3B: 0 HR: 1	SF: 0 SAC: 2 DP: 0 HBP: 0		WP: 0 PB: 0 SB: 3 CS: 1	PA: 39
<b>PITCHER</b>	IP	WLS	BF	H	R	ER	SO	BB	IBB	HBP	BLK	WP	HR	S	P	ERA	WHIP		
<b>Floyd Bannister, L</b> ERA: 4.02 <b>Randy Stein, R</b> ERA: 5.93 <b>Byron McLaughlin, R</b> ERA: 4.7	(1, 1) (4, 1) (8, 1)	3.1 3.2 1.0	L 15 4	20 2	1 1	3 1	3 3	0 0	0 0	0 0	0 0	0 0	0 0	18 3	30 7	2.46 0.00	1.364 2.000		





Batter	1	2	3	4	5	6	7	8	9	AB	R	H	RBI	BB	SO	LOB	TOP								
<b>Julio Cruz, S</b> OBP: 0.375, SLG: 0.330 (1,4)	0-0 1-3		0-0 E 1-3 HR 1B		0-0 6-3		0-0 1B		0-0 6-3	5	1	2	0	0	0	0									
<b>Ruppert Jones, L</b> OBP: 0.353, SLG: 0.469 (1,8)	0-3 K		4-0 E HR IBB		0-0 G3		0-0 F3			3	1	0	0	1	1	1									
<b>Bruce Bochte, L</b> OBP: 0.395, SLG: 0.494 (1,3)	0-3 K		0-0 E6 HR		0-0 4-3		0-0 4-3			4	1	0	1	0	1	3									
<b>Willie Horton, R</b> OBP: 0.316, SLG: 0.455 (1,10)		0-0 4-3	0-0 HR		0-0 HR		0-0 2B			4	2	3	5	0	0	0									
<b>Dan Meyer, L</b> OBP: 0.326, SLG: 0.484 (1,5)		0-0 HR	0-0 F8		0-0 F7		0-0 4-3			4	1	1	1	0	0	1									
<b>Tom Paciorek, R</b> OBP: 0.375, SLG: 0.480 (1,7)	0-3 K		0-0 CS 1B		4-0 CS BB		0-0 5-3			3	0	1	0	1	1	1									
<b>Joe Simpson, L</b> OBP: 0.309, SLG: 0.351 (1,9)	0-3 K		0-0 CS	0-3 K		0-3 K		0-0 4-3		2	0	0	0	0	2	0									
<b>Leon Roberts, R</b> OBP: 0.348, SLG: 0.442 (6,PH)			1-2 CS							2	0	0	0	0	1	2									
<b>Larry Milbourne, S</b> OBP: 0.321, SLG: 0.355 (1,6)			0-0 F7	0-0 4-3		0-0 CS	0-0 HR		0-0 F7	4	1	1	1	0	0	0									
<b>Larry Cox, R</b> OBP: 0.280, SLG: 0.330 (1,2)			0-0 1B E 1B	0-3 K		0-3 K		0-0 L6		4	1	1	0	0	2	0									
<b>Inning Stats</b>	R: 0 E: 0 K: 2 S: 7	H: 0 LOB: 0 BB: 0 P: 7	R: 1 E: 0 K: 2 S: 8	H: 1 LOB: 0 BB: 0 P: 8	R: 5 E: 1 K: 0 S: 7	H: 4 LOB: 0 BB: 1 P: 11	R: 0 E: 0 K: 2 S: 7	H: 0 LOB: 0 BB: 0 P: 7	R: 0 E: 0 K: 0 S: 3	H: 0 LOB: 0 BB: 0 P: 3	R: 1 E: 0 K: 1 S: 5	H: 1 LOB: 1 BB: 1 P: 9	R: 1 E: 0 K: 0 S: 7	H: 2 LOB: 1 BB: 0 P: 7	R: 0 E: 0 K: 0 S: 4	H: 1 LOB: 1 BB: 0 P: 4	R: 0 E: 0 K: 0 S: 3	H: 0 LOB: 0 BB: 0 P: 3	1B: 4 2B: 1 3B: 0 HR: 4	SF: 0 SAC: 0 DP: 0 HBP: 0	WP: 0 PB: 0 SB: 0 CS: 2	PA: 39			
<b>PITCHER</b>	IP	WLS	BF	H	R	ER	SO	BB	IBB	HBP	BLK	WP	HR	S	P	ERA	WHIP								
<b>Dan Petry, R</b> ERA: 3.45 (1,1)	6.0	L	25	6	7	6	7	1	1	0	0	0	3	37	45	9.00	1.167								
<b>John Hiller, L</b> ERA: 4.95 (7,1)	3.0		12	3	1	1	1	0	0	0	0	0	1	14	14	3.00	1.000								

Seattle Mariners @ Detroit Tigers  
Tiger Stadium, Detroit, MI  
Sat Aug 25 1979, 3:33 AM EDT  
Att: 28,770 - Unknown

AB	35
R	8
H	9
RBI	8
BB	2
SO	8
LOB	8



Batter	1	2	3	4	5	6	7	8	9	AB	R	H	RBI	BB	SO	LOB	BOTTOM								
<b>Lou Whitaker, L</b> OBP: 0.392, SLG: 0.373 (1,4)	0-0 1-3		0-0 1B			0-0 G3		0-0 1-3		4	0	1	0	0	0	0									
<b>Mark Wagner, R</b> OBP: 0.331, SLG: 0.313 (9,4)			0-3 K			0-0 F8		0-0 F7		4	0	0	0	0	2	1									
<b>Alan Trammell, R</b> OBP: 0.318, SLG: 0.337 (1,6)	0-3 K		0-3 K			0-0 F8		0-0 F7		4	0	0	0	0	2	1									
<b>Steve Kemp, L</b> OBP: 0.401, SLG: 0.535 (1,7)	0-0 F7			0-0 4-3		0-0 L9			0-0 G3 HR 1B	4	1	1	0	0	0	0									
<b>Jason Thompson, L</b> OBP: 0.355, SLG: 0.395 (1,10)		0-0 4-3		0-0 HR		4-0 BB BB		0-0 G3		3	1	1	1	1	0	1									
<b>Champ Summers, L</b> OBP: 0.394, SLG: 0.542 (1,3)		0-0 HR		0-0 4-3		0-0 F8		0-0 HR		4	2	2	3	0	0	1									
<b>Jerry Morales, R</b> OBP: 0.288, SLG: 0.356 (1,8)		0-0 6-3		0-0 5-3		4-0 BB		0-0 5-3		3	0	0	0	1	0	0									
<b>Lynn Jones, R</b> OBP: 0.335, SLG: 0.388 (1,9)		0-0 6-3			0-3 K		0-3 K		0-0 F8	4	0	0	0	0	2	2									
<b>Lance Parrish, R</b> OBP: 0.339, SLG: 0.457 (1,2)			0-3 K		0-3 K		0-3 K			1	0	0	0	0	1	0									
<b>Ed Putman, R</b> OBP: 0.303, SLG: 0.517 (4,2)			0-3 K		0-3 K					2	0	0	0	0	2	2									
<b>Tom Brookens, R</b> OBP: 0.313, SLG: 0.393 (1,5)			0-3 K		0-0 F9			0-0 F9		3	0	0	0	0	1	0									
<b>Inning Stats</b>	R: 0 E: 0 K: 1 S: 5	H: 0 LOB: 0 BB: 0 P: 5	R: 1 E: 0 K: 0 S: 4	H: 1 LOB: 0 BB: 0 P: 4	R: 0 E: 0 K: 3 S: 10	H: 1 LOB: 1 BB: 0 P: 10	R: 1 E: 0 K: 0 S: 4	H: 1 LOB: 0 BB: 0 P: 4	R: 0 E: 0 K: 2 S: 7	H: 0 LOB: 0 BB: 0 P: 7	R: 0 E: 0 K: 0 S: 3	H: 0 LOB: 2 BB: 2 P: 3	R: 0 E: 0 K: 0 S: 7	H: 0 LOB: 2 BB: 2 P: 15	R: 0 E: 0 K: 0 S: 3	H: 0 LOB: 0 BB: 0 P: 3	R: 2 E: 0 K: 0 S: 5	H: 2 LOB: 2 BB: 0 P: 5	1B: 2 2B: 0 3B: 0 HR: 3	SF: 0 SAC: 0 DP: 0 HBP: 0	WP: 0 PB: 0 SB: 0 CS: 0	PA: 34			
<b>PITCHER</b>	IP	WLS	BF	H	R	ER	SO	BB	IBB	HBP	BLK	WP	HR	S	P	ERA	WHIP								
<b>Mike Parrott, R</b> ERA: 3.62 (1,1)	9.0	W	34	5	4	4	8	2	0	0	0	0	3	48	56	4.00	0.778								

Seattle Mariners @ Detroit Tigers  
Tiger Stadium, Detroit, MI  
Sat Aug 25 1979, 3:33 AM EDT  
Att: 28,770 - Unknown

AB	32
R	4
H	5
RBI	4
BB	2
SO	8
LOB	7









Batter	1	2	3	4	5	6	7	8	9	AB	R	H	RBI	BB	SO	LOB	TOP					
Julio Cruz, S OBP: 0.369, SLG: 0.322 (1, 4)										5	0	1	0	1	2	1	<b>Seattle Mariners @ Detroit Tigers</b> Tiger Stadium, Detroit, MI Sun Aug 26 1979, 3:38 AM EDT Att: 31,770 - Unknown					
Ruppert Jones, L OBP: 0.354, SLG: 0.474 (1, 8)										5	1	1	1	1	1	2						
Tom Paciorek, R OBP: 0.376, SLG: 0.475 (1, 3)										4	4	3	0	1	0	3						
Willie Horton, R OBP: 0.318, SLG: 0.461 (1, 10)										5	1	2	2	0	2	5						
Leon Roberts, R OBP: 0.352, SLG: 0.442 (1, 7)										3	0	1	1	2	0	0						
Bobby Valentine, R OBP: 0.384, SLG: 0.310 (1, 9)										3	1	2	1	1	0	2						
Joe Simpson, L OBP: 0.307, SLG: 0.349 (7, 9)										1	0	0	0	0	0	0						
Bill Stein, R OBP: 0.285, SLG: 0.351 (1, 5)										5	1	1	3	0	1	7						
Larry Cox, R OBP: 0.276, SLG: 0.326 (1, 2)										4	0	0	0	0	0	0						
Larry Milbourne, S OBP: 0.323, SLG: 0.358 (9, PH)										1	0	1	0	0	0	0						
Mario Mendoza, R OBP: 0.217, SLG: 0.250 (1, 6)										4	0	1	0	0	0	0						
Bruce Bochte, L OBP: 0.393, SLG: 0.492 (9, PH)										1	0	0	0	0	0	1						
<b>Inning Stats</b>	R: 1 E: 0 K: 2 S: 11	H: 4 LOB: 3 BB: 0 P: 11	R: 0 E: 0 K: 0 S: 3	H: 0 LOB: 0 BB: 0 P: 3	R: 1 E: 0 K: 0 S: 5	H: 2 LOB: 2 BB: 1 P: 9	R: 0 E: 0 K: 0 S: 4	H: 1 LOB: 1 BB: 0 P: 4	R: 3 E: 0 K: 1 S: 7	H: 2 LOB: 0 BB: 1 P: 11	R: 3 E: 1 K: 0 S: 6	H: 2 LOB: 2 BB: 2 P: 14	R: 0 E: 0 K: 1 S: 6	H: 1 LOB: 3 BB: 2 P: 14	R: 0 E: 0 K: 1 S: 5	H: 0 LOB: 0 BB: 0 P: 5	R: 0 E: 0 K: 1 S: 6	H: 1 LOB: 1 BB: 0 P: 6	1B: 10 2B: 0 3B: 0 HR: 3	SF: 0 SAC: 0 DP: 0 HBP: 0	WP: 0 PB: 1 SB: 0 CS: 0	PA: 47
<b>PITCHER</b>	IP WLS BF H R ER SO BB IBB HBP BLK WP HR S P ERA WHIP																					
Pat Underwood, L ERA: 5.0 (1, 1)	5.0	26	9	5	5	3	1	1	0	0	0	0	1	30	38	9.00	2.000					
John Hiller, L ERA: 5.22 (6, 1)	1.1	12	3	3	3	0	4	0	0	0	0	2	8	24	20.25	5.250						
Dave Tobik, R ERA: 4.38 (7, 1)	2.2	W	9	1	0	0	3	0	0	0	0	0	15	15	0.00	0.375						
<b>Batter</b>	<b>1</b>	<b>2</b>	<b>3</b>	<b>4</b>	<b>5</b>	<b>6</b>	<b>7</b>	<b>8</b>	<b>9</b>	<b>AB</b>	<b>R</b>	<b>H</b>	<b>RBI</b>	<b>BB</b>	<b>SO</b>	<b>LOB</b>	<b>BOTTOM</b>					
Ron LeFlore, R OBP: 0.347, SLG: 0.372 (1, 8)										4	2	1	0	1	2	1	<b>Seattle Mariners @ Detroit Tigers</b> Tiger Stadium, Detroit, MI Sun Aug 26 1979, 3:38 AM EDT Att: 31,770 - Unknown					
Alan Trammell, R OBP: 0.323, SLG: 0.338 (1, 6)										2	2	1	2	2	0	0						
Steve Kemp, L OBP: 0.406, SLG: 0.558 (1, 10)										4	2	2	2	0	1	1						
John Wockenfuss, R OBP: 0.332, SLG: 0.573 (1, 3)										1	0	1	0	1	0	0						
Jason Thompson, L OBP: 0.353, SLG: 0.399 (6, PH)										2	0	0	0	0	0	2						
Jason Thompson, L OBP: 0.353, SLG: 0.399 (6, 3)										2	0	0	0	0	0	2						
Jerry Morales, R OBP: 0.260, SLG: 0.358 (1, 7)										4	1	1	2	0	1	2						
Lynn Jones, R OBP: 0.333, SLG: 0.385 (1, 9)										4	0	1	1	0	1	0						
Tom Brookens, R OBP: 0.318, SLG: 0.392 (1, 5)										3	1	1	0	1	0	1						
Ed Putman, R OBP: 0.306, SLG: 0.500 (1, 2)										3	0	1	0	0	0	1						
Champ Summers, L OBP: 0.394, SLG: 0.551 (8, PH)										1	1	1	1	0	0	0						
Lance Parrish, R OBP: 0.339, SLG: 0.457 (9, 2)										0	0	0	0	0	0	0						
Mark Wagner, R OBP: 0.320, SLG: 0.304 (1, 4)										2	0	0	1	0	2	1						
Lou Whitaker, L OBP: 0.389, SLG: 0.372 (9, 4)										1	0	0	0	0	1	0						
<b>Inning Stats</b>	R: 1 E: 0 K: 0 S: 4	H: 1 LOB: 1 BB: 1 P: 8	R: 0 E: 0 K: 1 S: 5	H: 0 LOB: 1 BB: 1 P: 9	R: 1 E: 0 K: 1 S: 6	H: 2 LOB: 1 BB: 1 P: 10	R: 0 E: 0 K: 1 S: 7	H: 2 LOB: 1 BB: 0 P: 7	R: 3 E: 0 K: 0 S: 5	H: 3 LOB: 0 BB: 1 P: 9	R: 0 E: 0 K: 1 S: 5	H: 0 LOB: 0 BB: 0 P: 5	R: 2 E: 0 K: 2 S: 8	H: 1 LOB: 0 BB: 1 P: 12	R: 1 E: 0 K: 2 S: 8	H: 1 LOB: 0 BB: 0 P: 8	1B: 7 2B: 1 3B: 0 HR: 2	SF: 1 SAC: 0 DP: 1 HBP: 0	WP: 0 PB: 0 SB: 4 CS: 1	PA: 37		
<b>PITCHER</b>	IP WLS BF H R ER SO BB IBB HBP BLK WP HR S P ERA WHIP																					
Shane Rawley, L ERA: 4.31 (1, 1)	3.0	14	3	2	1	2	3	0	0	0	0	0	10	14	27.00	3.750						
John Montague, R ERA: 5.57 (4, 1)	1.1	9	4	4	4	1	1	0	0	0	0	2	23	27	7.36	1.091						
Randy Stein, R ERA: 6.09 (5, 1)	3.2	L	14	3	3	3	5	1	0	0	0	0	2	23	27	7.36	1.091					




Batter	1	2	3	4	5	6	7	8	9	10	11	12	AB	R	H	RBI	BB	SO	LOB									
<b>Julio Cruz, S</b> OBP: 0.367, SLG: 0.321 (1.4)	5-3		WP 2B	1B		4-3		6-3		K		F7	7	1	2	0	0	1	3									
<b>Ruppert Jones, L</b> OBP: 0.355, SLG: 0.477 (1.8)	3-1		2B 1-2 2-3	BB				F7					5	0	2	0	1	0	3									
<b>Bruce Bochte, L</b> OBP: 0.393, SLG: 0.492 (1.3)	L4												6	0	2	2	0	1	2									
<b>Willie Horton, R</b> OBP: 0.317, SLG: 0.457 (1.10)			G4-6-3 BB			4-3		E6 F8 SH1-3		B1		6-3	5	0	0	0	1	1	4									
<b>Dan Meyer, L</b> OBP: 0.327, SLG: 0.481 (1.5)													3	0	0	0	1	0	2									
<b>Bill Stein, R</b> OBP: 0.284, SLG: 0.349 (9.5)			G4-6-3 1-2					SH1-3		F4		1-3	1	0	0	0	0	0	1									
<b>Tom Paciorek, R</b> OBP: 0.375, SLG: 0.475 (1.7)													6	0	2	0	0	0	5									
<b>Larry Milbourne, S</b> OBP: 0.325, SLG: 0.363 (1.6)													4	1	2	0	0	0	1									
<b>Mario Mendoza, R</b> OBP: 0.216, SLG: 0.249 (9.6)													2	0	0	0	0	0	0									
<b>Joe Simpson, L</b> OBP: 0.322, SLG: 0.368 (1.9)													6	3	5	1	0	1	0									
<b>Bob Stinson, S</b> OBP: 0.347, SLG: 0.363 (1.2)			WP 2B 1B	1B				HR 1B		6-3 SH2-4 1B		E	5	1	2	2	0	0	2									
<b>Inning Stats</b>	R: 0 E: 0 K: 3 S: 3	H: 0 LOB: 0 BB: 0 P: 3	R: 0 E: 0 K: 0 S: 3	H: 2 LOB: 2 BB: 1 P: 7	R: 2 E: 0 K: 1 S: 8	H: 3 LOB: 3 BB: 2 P: 16	R: 0 E: 0 K: 1 S: 7	H: 2 LOB: 2 BB: 0 P: 7	R: 0 E: 0 K: 0 S: 3	H: 0 LOB: 0 BB: 0 P: 3	R: 3 E: 0 K: 0 S: 7	H: 5 LOB: 1 BB: 0 P: 7	R: 0 E: 1 K: 0 S: 4	H: 0 LOB: 1 BB: 0 P: 4	R: 0 E: 0 K: 0 S: 4	H: 1 LOB: 1 BB: 0 P: 4	R: 0 E: 0 K: 1 S: 6	H: 1 LOB: 1 BB: 0 P: 6	R: 0 E: 0 K: 1 S: 6	H: 1 LOB: 1 BB: 0 P: 6	R: 1 E: 1 K: 0 S: 6	H: 1 LOB: 1 BB: 0 P: 6	1B: 10 2B: 6 3B: 0 HR: 1	SF: 0 SAC: 2 DP: 1 HBP: 0	WP: 1 PB: 0 SB: 0 CS: 0	PA: 55		
<b>PITCHER</b>	IP	WLS	BF	H	R	ER	SO	BB	IBB	HBP	BLK	WP	HR	S	P	ERA	WHIP											
<b>Dan Spillner, R</b> ERA: 4.31 (1.1)	1		29	12	5	2	2	2	0	0	0	0	0	0	20	20	7.94	2.471										
<b>Mike Paxton, R</b> ERA: 5.85 (6.1)	4.1		18	4	0	0	1	0	0	0	0	0	0	20	20	0.00	0.923											
<b>Victor Cruz, R</b> ERA: 3.56 (11.1)	2.0	L	8	1	1	0	1	0	0	0	0	0	0	10	10	0.00	0.500											

**Seattle Mariners @ Cleveland Indians**  
Cleveland Municipal Stadium, Cleveland, OH

Mon Aug 27 1979, 7:05 PM EDT  
Att: 5,048 - Unknown - 71 F

AB 50  
R 6  
H 17  
RBI 5  
BB 3  
SO 4  
LOB 23




Batter	1	2	3	4	5	6	7	8	9	10	11	12	AB	R	H	RBI	BB	SO	LOB									
<b>Mike Hargrove, L</b> OBP: 0.397, SLG: 0.424 (1.7)	F8		K		SH2-4		E3 FC4-6		FC5-6 1B		F8		5	1	1	0	0	1	0									
<b>Rick Manning, L</b> OBP: 0.327, SLG: 0.308 (1.8)	G3		CS 1B		F5		FC4-6 E		FC5-6 1B		4-3		6	1	2	0	0	0	2									
<b>Bobby Bonds, R</b> OBP: 0.377, SLG: 0.469 (1.9)													3	1	1	0	0	1	2									
<b>Ron Pruitt, R</b> OBP: 0.343, SLG: 0.331 (7.2)													2	0	0	0	0	1	3									
<b>Tom Verzyer, R</b> OBP: 0.270, SLG: 0.239 (9. PR)													0	0	0	0	0	0	0									
<b>Ron Hassey, L</b> OBP: 0.302, SLG: 0.343 (10.2)	HR 1B												1	0	0	0	0	0	0									
<b>Toby Harrah, R</b> OBP: 0.394, SLG: 0.436 (1.6)	HR		CS		K								6	1	2	3	0	1	1									
<b>Cliff Johnson, R</b> OBP: 0.345, SLG: 0.487 (1.10)	6-3												4	1	2	1	2	0	2									
<b>Andre Thornton, R</b> OBP: 0.350, SLG: 0.436 (1.3)			5-3										5	0	1	0	1	1	4									
<b>Gary Alexander, R</b> OBP: 0.303, SLG: 0.395 (1.2)													2	0	1	0	1	0	2									
<b>Dell Alston, L</b> OBP: 0.345, SLG: 0.375 (7.9)													3	0	0	0	0	3	2									
<b>Duane Kuiper, L</b> OBP: 0.324, SLG: 0.305 (1.4)			6-3										5	0	0	0	0	0	5									
<b>Dave Rosello, R</b> OBP: 0.340, SLG: 0.565 (1.5)													3	0	1	0	0	1	3									
<b>Jim Norris, L</b> OBP: 0.324, SLG: 0.350 (8. PH)													1	0	0	0	0	1	0									
<b>Ted Cox, R</b> OBP: 0.273, SLG: 0.306 (9.5)													1	0	0	0	0	0	0									
<b>Inning Stats</b>	R: 2 E: 0 K: 0 S: 5	H: 2 LOB: 0 BB: 0 P: 4	R: 0 E: 0 K: 0 S: 4	H: 1 LOB: 1 BB: 1 P: 4	R: 0 E: 0 K: 2 S: 7	H: 1 LOB: 0 BB: 0 P: 7	R: 0 E: 0 K: 1 S: 7	H: 2 LOB: 2 BB: 0 P: 7	R: 0 E: 0 K: 0 S: 4	H: 0 LOB: 0 BB: 0 P: 4	R: 0 E: 2 K: 1 S: 7	H: 0 LOB: 2 BB: 1 P: 11	R: 0 E: 0 K: 2 S: 5	H: 0 LOB: 0 BB: 0 P: 7	R: 0 E: 0 K: 0 S: 7	H: 0 LOB: 0 BB: 0 P: 7	R: 0 E: 0 K: 1 S: 3	H: 0 LOB: 0 BB: 0 P: 3	R: 0 E: 0 K: 1 S: 6	H: 1 LOB: 2 BB: 1 P: 10	1B: 8 2B: 1 3B: 0 HR: 2	SF: 0 SAC: 1 DP: 0 HBP: 0	WP: 0 PB: 0 SB: 1 CS: 1	PA: 53				
<b>PITCHER</b>	IP	WLS	BF	H	R	ER	SO	BB	IBB	HBP	BLK	WP	HR	S	P	ERA	WHIP											
<b>Rick Honeycutt, L</b> ERA: 3.56 (1.1)	6.2		32	8	4	3	5	3	0	0	0	0	0	2	39	51	4.05	1.650										
<b>Byron McLaughlin, R</b> ERA: 4.5 (7.1)	5.1	W	20	3	1	1	5	1	0	0	0	0	0	0	29	33	1.69	0.750										

**Seattle Mariners @ Cleveland Indians**  
Cleveland Municipal Stadium, Cleveland, OH

Mon Aug 27 1979, 7:05 PM EDT  
Att: 5,048 - Unknown - 71 F

AB 47  
R 5  
H 11  
RBI 4  
BB 4  
SO 10  
LOB 26





Batter	1	2	3	4	5	6	7	8	9	AB	R	H	RBI	BB	SO	LOB	TOP								
<b>Julio Cruz, S</b> OBP: 0.366, SLG: 0.318 (1,4)	0-0 4-3		0-0 F7			4-0 BB	0-0 4-3			3	0	0	0	1	0	2									
<b>Ruppert Jones, L</b> OBP: 0.354, SLG: 0.475 (1,8)	0-0 B1-3			0-0 1-3		0-0 F8		0-0 SH3-4 SF9 1B		4	1	1	0	0	0	2									
<b>Bruce Bochte, L</b> OBP: 0.392, SLG: 0.491 (1,3)	0-0 G3			0-0 G6-4-3 1B		0-0 F4		0-0 SH3-4		3	0	1	0	0	0	2									
<b>Willie Horton, R</b> OBP: 0.318, SLG: 0.457 (1,10)		0-0 5-3		0-0 G6-4-3			0-0 1B 1B	0-0 2-3 1B		4	1	2	0	0	0	1									
<b>Dan Meyer, L</b> OBP: 0.329, SLG: 0.489 (1,5)		0-0			0-0 F8		0-0 SH1-3 1B SF7	0-0 SF9		3	2	2	2	0	0	0									
<b>Bill Stein, R</b> OBP: 0.284, SLG: 0.349 (8,5)		HR			0-3 K		0-0 SH1-3 1B	0-0 3-H F8		0	0	0	0	0	0	0									
<b>Tom Paciorek, R</b> OBP: 0.373, SLG: 0.472 (1,7)		0-0 F8			0-0 K		0-0 SH1-3 1B	0-0 F8		4	0	1	1	0	1	1									
<b>Joe Simpson, L</b> OBP: 0.322, SLG: 0.368 (1,9)		0-0 F8			0-0 F9		0-0 SH1-3		0-0 G1-6-3 1B	3	0	1	0	0	0	0									
<b>Larry Milbourne, S</b> OBP: 0.325, SLG: 0.360 (1,6)			0-0 4-3			0-0 F8			0-0 G1-6-3	2	0	0	0	1	0	0									
<b>Mario Mendoza, R</b> OBP: 0.215, SLG: 0.248 (8,6)									0-0 1-2 F6	1	0	0	0	0	0	1									
<b>Bob Stinson, S</b> OBP: 0.346, SLG: 0.363 (1,2)			0-3 K			0-0 PB 1B	0-0 SF7		0-0 F6	3	0	1	1	0	1	0									
<b>Inning Stats</b>	R: 0 E: 0 K: 0 S: 3	H: 0 LOB: 0 BB: 0 P: 3	R: 1 E: 0 K: 0 S: 4	H: 1 LOB: 0 BB: 0 P: 4	R: 0 E: 0 K: 1 S: 5	H: 0 LOB: 0 BB: 0 P: 5	R: 0 E: 0 K: 0 S: 3	H: 1 LOB: 0 BB: 0 P: 3	R: 0 E: 0 K: 1 S: 5	H: 0 LOB: 0 BB: 0 P: 5	R: 0 E: 0 K: 0 S: 4	H: 1 LOB: 2 BB: 1 P: 8	R: 2 E: 0 K: 0 S: 6	H: 3 LOB: 2 BB: 1 P: 10	R: 1 E: 0 K: 0 S: 5	H: 2 LOB: 1 BB: 0 P: 5	R: 0 E: 0 K: 0 S: 3	H: 1 LOB: 0 BB: 0 P: 3	1B: 8 2B: 0 3B: 0 HR: 1	SF: 2 SAC: 2 DP: 2 HBP: 0	WP: 0 PB: 1 SB: 0 CS: 0	PA: 36			
<b>PITCHER</b>	IP	WLS	BF	H	R	ER	SO	BB	IBB	HBP	BLK	WP	HR	S	P	ERA	WHIP								
<b>Rick Wise, R</b> ERA: 3.61 (1,1)	7.1		31	8	4	4	2	1	1	0	0	0	1	33	41	4.91	1.227								
<b>Sid Monge, L</b> ERA: 2.54 (8,1)	1.2	W	5	1	0	0	0	0	0	0	0	0	0	5	5	0.00	0.600								

Seattle Mariners @ Cleveland Indians  
Cleveland Municipal Stadium, Cleveland, OH  
Wed Aug 29 1979, 3:33AM EDT  
Unknown - 76 F

AB 30  
R 4  
H 9  
RBI 4  
BB 2  
SO 2  
LOB 9



Batter	1	2	3	4	5	6	7	8	9	AB	R	H	RBI	BB	SO	LOB	BOTTOM								
<b>Mike Hargrove, L</b> OBP: 0.397, SLG: 0.426 (1,7)	0-0 F8		0-0 L3		0-0 F7			0-0 1B	0-0 1H 2H 1B 2B	5	1	2	2	0	0	0									
<b>Rick Manning, L</b> OBP: 0.328, SLG: 0.308 (1,8)	0-0 4-3		4-0 BB		0-0 4-3			0-0 F7	0-0 2H 1B	4	0	1	1	1	0	1									
<b>Toby Harrah, R</b> OBP: 0.393, SLG: 0.433 (1,6)	4-0 1B BB		0-0 F8			0-0 F3		0-0 F5		3	0	0	0	1	0	2									
<b>Cliff Johnson, R</b> OBP: 0.351, SLG: 0.491 (1,10)	0-0			0-0 BB 1B		0-0 6-3			0-0 HR 1B	4	0	3	0	0	0	0									
<b>Dell Alston, L</b> OBP: 0.345, SLG: 0.375 (9, PR)	1-3 1B					0-0 K			0-0 1H HR	4	1	1	2	0	2	3									
<b>Andre Thornton, R</b> OBP: 0.349, SLG: 0.441 (1,3)	0-3 K			0-0 F4		0-3 K			0-0 F6	4	0	0	0	0	1	2									
<b>Ron Pruitt, R</b> OBP: 0.333, SLG: 0.320 (1,9)		0-0 F4		0-0 F7		0-3 K			0-0 F6	4	0	0	0	0	1	2									
<b>Gary Alexander, R</b> OBP: 0.305, SLG: 0.395 (1,2)		0-0 6-3		4-0 BB		0-0 F9			0-0 BB 2B 1B	3	1	1	0	1	0	0									
<b>Duane Kuiper, L</b> OBP: 0.322, SLG: 0.303 (1,4)		0-0 6-3		1-2 BB		0-3 K			0-3 K	3	0	0	0	0	1	2									
<b>Bobby Bonds, R</b> OBP: 0.376, SLG: 0.468 (9, PH)		0-0 4-3		0-0 L6					0-0 K	1	0	0	0	0	1	1									
<b>Dave Rosello, R</b> OBP: 0.321, SLG: 0.531 (1,5)			0-0 6-3		0-0 L6				0-0 F7	3	0	0	0	0	0	0									
<b>Jim Norris, L</b> OBP: 0.326, SLG: 0.350 (9, PH)									0-0 2B BB	0	1	0	0	1	0	0									
<b>Inning Stats</b>	R: 0 E: 0 K: 1 S: 6	H: 1 LOB: 2 BB: 1 P: 10	R: 0 E: 0 K: 0 S: 3	H: 0 LOB: 0 BB: 0 P: 3	R: 0 E: 0 K: 0 S: 3	H: 0 LOB: 1 BB: 1 P: 7	R: 0 E: 0 K: 0 S: 4	H: 1 LOB: 2 BB: 1 P: 8	R: 0 E: 0 K: 0 S: 3	H: 0 LOB: 0 BB: 0 P: 3	R: 0 E: 0 K: 2 S: 7	H: 0 LOB: 0 BB: 0 P: 7	R: 0 E: 0 K: 0 S: 4	H: 1 LOB: 1 BB: 0 P: 4	R: 5 E: 0 K: 1 S: 9	H: 5 LOB: 1 BB: 1 P: 13	1B: 6 2B: 1 3B: 0 HR: 1	SF: 0 SAC: 0 DP: 0 HBP: 0	WP: 0 PB: 0 SB: 0 CS: 0	PA: 38					
<b>PITCHER</b>	IP	WLS	BF	H	R	ER	SO	BB	IBB	HBP	BLK	WP	HR	S	P	ERA	WHIP								
<b>Floyd Bannister, L</b> ERA: 3.98 (1,1)	8.1		34	6	3	3	4	3	0	0	0	0	1	39	51	3.24	1.080								
<b>Randy Stein, R</b> ERA: 6.29 (9,1)	0.1		2	0	0	0	1	1	0	0	0	0	0	3	7	0.00	3.000								
<b>Shane Rawley, L</b> ERA: 4.45 (9,1)	0.0	L	2	2	2	2	0	0	0	0	0	0	0	2	2	∞	∞								

Seattle Mariners @ Cleveland Indians  
Cleveland Municipal Stadium, Cleveland, OH  
Wed Aug 29 1979, 3:33AM EDT  
Unknown - 76 F

AB 34  
R 5  
H 8  
RBI 5  
BB 4  
SO 5  
LOB 11






Batter	1	2	3	4	5	6	7	8	9	AB	R	H	RBI	BB	SO	LOB	TOP										
<b>Julio Cruz, S</b> OBP: 0.364, SLG: 0.317 (1,4)	0-0 6-3		0-0 4-3			0-0 1-2 1B		0-3 K		4	0	1	0	0	1	1											
<b>Ruppert Jones, L</b> OBP: 0.352, SLG: 0.472 (1,8)	0-0 F9			0-0 F9		0-0 F8		0-3 K		4	0	0	0	0	1	2											
<b>Tom Paciorek, R</b> OBP: 0.368, SLG: 0.464 (1,7)	0-0 6-3			0-0 5-3		0-0 F9		0-3 K		4	0	0	0	0	1	2											
<b>Willie Horton, R</b> OBP: 0.318, SLG: 0.455 (1,10)		0-0 6-3		0-0 4-3			0-0 G3-6 1B	0-3 K		4	0	1	0	0	1	0											
<b>Bruce Bochte, L</b> OBP: 0.390, SLG: 0.488 (1,3)		0-0 F7			0-0 6-3		0-0 G3-6 1-2			3	0	0	0	0	0	1											
<b>Bill Stein, R</b> OBP: 0.284, SLG: 0.363 (1,5)		0-0 HR			0-0 F8		0-0 4-3			3	1	1	1	0	0	0											
<b>Bobby Valentine, R</b> OBP: 0.382, SLG: 0.311 (1,9)		0-0 F9			0-0 6-3			0-0 SH1 1B		3	0	1	0	0	0	0											
<b>Larry Cox, R</b> OBP: 0.278, SLG: 0.327 (1,2)			0-0 6-3			0-0 1B		0-0 SH1		2	0	1	0	0	0	0											
<b>Mario Mendoza, R</b> OBP: 0.217, SLG: 0.249 (1,6)						0-0 1B		0-0 SH1 1-2		2	0	1	0	0	0	0											
<b>Leon Roberts, R</b> OBP: 0.352, SLG: 0.442 (8, PH)			0-0 1-3			0-0 F8 1B		0-0 F5		0	0	0	0	0	0	0											
<b>Dan Meyer, L</b> OBP: 0.328, SLG: 0.488 (8, PH)						0-0 F8 1B				1	0	0	0	0	0	1											
<b>Larry Milbourne, S</b> OBP: 0.325, SLG: 0.360 (8,6)						0-0 F8 1B				0	0	0	0	0	0	0											
<b>Inning Stats</b>	R: 0 E: 0 K: 0 S: 3	H: 0 LOB: 0 BB: 0 P: 3	R: 1 E: 0 K: 0 S: 4	H: 1 LOB: 0 BB: 0 P: 4	R: 0 E: 0 K: 0 S: 3	H: 0 LOB: 0 BB: 0 P: 3	R: 0 E: 0 K: 0 S: 3	H: 0 LOB: 0 BB: 0 P: 3	R: 0 E: 0 K: 0 S: 5	H: 3 LOB: 2 BB: 0 P: 5	R: 0 E: 0 K: 0 S: 3	H: 1 LOB: 0 BB: 0 P: 3	R: 0 E: 0 K: 1 S: 6	H: 1 LOB: 1 BB: 0 P: 6	R: 0 E: 0 K: 3 S: 9	H: 0 LOB: 0 BB: 0 P: 9	1B: 5 2B: 0 3B: 0 HR: 1	SF: 0 SAC: 1 DP: 1 HBP: 0	WP: 0 PB: 0 SB: 0 CS: 0	PA: 31							
<b>PITCHER</b>	IP	WLS	BF	H	R	ER	SO	BB	IBB	HBP	BLK	WP	HR	S	P	ERA	WHIP										
<b>Rick Waits, L</b> ERA: 4.59 (1,1)	7.1	W	26	6	1	1	0	0	0	0	0	0	1	26	26	1.23	0.818										
<b>Victor Cruz, R</b> ERA: 3.47 (8,1)	1.2	S	5	0	0	0	4	0	0	0	0	0	0	13	13	0.00	0.000										

Seattle Mariners @ Cleveland Indians  
Cleveland Municipal Stadium, Cleveland, OH  
Wed Aug 29 1979, 3:38 AM EDT  
Att: 6,598 - Unknown

AB 30  
R 1  
H 6  
RBI 1  
BB 0  
SO 4  
LOB 7



Batter	1	2	3	4	5	6	7	8	9	AB	R	H	RBI	BB	SO	LOB	BOTTOM										
<b>Mike Hargrove, L</b> OBP: 0.393, SLG: 0.421 (1,3)	0-0 F7		0-3 K		0-0 6-3		0-0 3-1			4	0	0	0	0	1	0											
<b>Dell Alton, L</b> OBP: 0.356, SLG: 0.373 (1,7)	0-3 K		0-0 CS 1B		4-0 1B BB		0-3 K			3	0	1	0	1	2	0											
<b>Rick Manning, L</b> OBP: 0.329, SLG: 0.310 (1,8)	0-0 WP 2B		4-0 1-2 HR BB		0-0 F5		0-0 F8			3	1	1	0	1	0	1											
<b>Toby Harrah, R</b> OBP: 0.394, SLG: 0.441 (1,6)	0-0 F9		0-0 1-H HR		0-0 1-3 1B		0-0 F8			4	1	2	2	0	0	1											
<b>Andre Thornton, R</b> OBP: 0.348, SLG: 0.438 (1,10)		4-0 CI BB	0-3 K		0-0 F8		0-0 F9			3	0	0	0	1	1	2											
<b>Ron Hassey, L</b> OBP: 0.297, SLG: 0.337 (1,2)		0-0 F7		0-0 F8		0-0 F5				3	0	0	0	0	0	1											
<b>Jim Norris, L</b> OBP: 0.324, SLG: 0.347 (1,9)		0-1 CI		0-0 F5		0-0 F8				2	0	0	0	0	0	0											
<b>Duane Kuiper, L</b> OBP: 0.322, SLG: 0.301 (1,4)		0-0 F7		1-0 HBP		0-0 4-3				2	0	0	0	0	0	2											
<b>Ted Cox, R</b> OBP: 0.269, SLG: 0.301 (1,5)		0-0 F9		0-0 6-3			0-0 6-3			3	0	0	0	0	0	3											
<b>Inning Stats</b>	R: 0 E: 0 K: 1 S: 6	H: 1 LOB: 1 BB: 0 P: 6	R: 0 E: 1 K: 0 S: 4	H: 0 LOB: 2 BB: 1 P: 8	R: 2 E: 0 K: 2 S: 8	H: 2 LOB: 0 BB: 1 P: 12	R: 0 E: 0 K: 0 S: 3	H: 0 LOB: 1 BB: 0 P: 4	R: 0 E: 0 K: 0 S: 4	H: 1 LOB: 2 BB: 1 P: 8	R: 0 E: 0 K: 0 S: 3	H: 0 LOB: 0 BB: 0 P: 3	R: 0 E: 0 K: 1 S: 5	H: 0 LOB: 0 BB: 0 P: 5	R: 0 E: 0 K: 0 S: 3	H: 0 LOB: 0 BB: 0 P: 3	1B: 2 2B: 1 3B: 0 HR: 1	SF: 0 SAC: 0 DP: 0 HBP: 1	WP: 1 PB: 0 SB: 0 CS: 1	PA: 32							
<b>PITCHER</b>	IP	WLS	BF	H	R	ER	SO	BB	IBB	HBP	BLK	WP	HR	S	P	ERA	WHIP										
<b>Wayne Twitchell, R</b> ERA: 5.04 (1,1)	6.0	L	26	4	2	2	3	3	0	1	0	0	1	28	41	3.00	1.167										
<b>Rich Hinton, L</b> ERA: 5.75 (7,1)	2.0		6	0	0	0	1	0	0	0	0	0	0	8	8	0.00	0.000										

Seattle Mariners @ Cleveland Indians  
Cleveland Municipal Stadium, Cleveland, OH  
Wed Aug 29 1979, 3:38 AM EDT  
Att: 6,598 - Unknown

AB 27  
R 2  
H 4  
RBI 2  
BB 3  
SO 4  
LOB 10





Batter	1	2	3	4	5	6	7	8	9	AB	R	H	RBI	BB	SO	LOB	TOP																			
<b>Julio Cruz, S</b> OBP: 0.365, SLG: 0.317 (1, 4)	F9		S BB		SF8	FC5 1B		E3 1B		3	0	1	1	1	0	0	<b>Seattle Mariners @ Toronto Blue Jays</b> Exhibition Stadium, Toronto, ON Thu Aug 30 1979, 3:33 AM EDT Att: 11,850 - Unknown - 80 F																			
<b>Ruppert Jones, L</b> OBP: 0.354, SLG: 0.472 (1, 8)	F7		G6-4-3 BB		F7	E 1B		1B		4	1	2	1	1	0	0																				
<b>Tom Paciorek, R</b> OBP: 0.368, SLG: 0.463 (1, 7)	E 1B		G6-4-3		HBP 1B	FC5		F9		5	0	2	1	0	0	5																				
<b>Willie Horton, R</b> OBP: 0.317, SLG: 0.453 (1, 10)	E5				6-3					3	0	0	0	0	0	2																				
<b>Leon Roberts, R</b> OBP: 0.354, SLG: 0.448 (9, PH)	1-2				1-2	HBP		SF9 3B		1	1	1	0	0	0	0																				
<b>Bruce Bochte, L</b> OBP: 0.386, SLG: 0.482 (1, 3)	F9				K	K		5-3		5	0	0	0	0	2	5																				
<b>Bill Stein, R</b> OBP: 0.287, SLG: 0.374 (1, 5)					F9			K		4	1	2	1	0	1	0																				
<b>Bobby Valentine, R</b> OBP: 0.380, SLG: 0.303 (1, 9)						1B 3B		SF9		2	1	0	0	1	0	2																				
<b>Joe Simpson, L</b> OBP: 0.319, SLG: 0.364 (6, 9)	FC5-4 CS				2B 3B	BB		L4		2	0	0	0	0	0	0																				
<b>Larry Cox, R</b> OBP: 0.281, SLG: 0.332 (1, 2)	F7				3B 2B	1B 1B		4-3		3	2	1	0	1	0	1																				
<b>Mario Mendoza, R</b> OBP: 0.220, SLG: 0.258 (1, 6)					K	SF8 3B		F8		4	2	2	3	0	1	0																				
<b>Inning Stats</b>	R: 0 E: 1 K: 0 S: 5	H: 1 LOB: 2 BB: 0 P: 5	R: 0 E: 0 K: 0 S: 3	H: 1 LOB: 0 BB: 0 P: 3	R: 0 E: 0 K: 1 S: 4	H: 0 LOB: 1 BB: 2 P: 12	R: 0 E: 0 K: 1 S: 5	H: 0 LOB: 0 BB: 0 P: 5	R: 3 E: 0 K: 1 S: 8	H: 3 LOB: 2 BB: 1 P: 13	R: 4 E: 1 K: 0 S: 7	H: 4 LOB: 1 BB: 1 P: 11	R: 0 E: 0 K: 1 S: 5	H: 0 LOB: 0 BB: 0 P: 5	R: 1 E: 0 K: 0 S: 4	H: 1 LOB: 2 BB: 0 P: 4	1B: 7 2B: 3 3B: 3 HR: 0	SF: 2 SAC: 0 DP: 1 HBP: 1	WP: 0 PB: 0 SB: 1 CS: 1	PA: 43																
<b>PITCHER</b>	IP	WLS	BF	H	R	ER	SO	BB	IBB	HBP	BLK	WP	HR	S	P	ERA	WHIP	<b>PITCHER</b>		IP	WLS	BF	H	R	ER	SO	BB	IBB	HBP	BLK	WP	HR	S	P	ERA	WHIP
<b>Balor Moore, L</b> ERA: 4.66 (1, 1)	5.1	L	27	7	6	6	3	4	0	1	0	0	0	28	45	10.12	2.062																			
<b>Jackson Todd, R</b> ERA: 6.75 (6, 1)	3.2		16	4	2	1	1	0	0	0	0	0	0	18	18	2.46	1.091																			

AB	36
R	8
H	11
RBI	7
BB	4
SO	4
LOB	15



Batter	1	2	3	4	5	6	7	8	9	AB	R	H	RBI	BB	SO	LOB	BOTTOM																			
<b>Alfredo Griffin, S</b> OBP: 0.325, SLG: 0.341 (1, 6)	5-3				F6			6-3		4	0	1	1	0	0	1	<b>Seattle Mariners @ Toronto Blue Jays</b> Exhibition Stadium, Toronto, ON Thu Aug 30 1979, 3:33 AM EDT Att: 11,850 - Unknown - 80 F																			
<b>Bob Bailor, R</b> OBP: 0.294, SLG: 0.270 (1, 9)	6-3		2H 1B		4-3		5-3	5-3		4	0	0	0	0	0	1																				
<b>Roy Howell, L</b> OBP: 0.310, SLG: 0.395 (1, 5)	4-3				4-3		F9	5-3		2	0	0	0	0	0	0																				
<b>Luis Gomez, R</b> OBP: 0.254, SLG: 0.254 (6, 5)	4-3									2	0	0	0	0	0	0																				
<b>Tony Solaita, L</b> OBP: 0.421, SLG: 0.393 (1, 10)			G3-6-3 1B		BB		1B BB			2	1	2	0	2	0	0																				
<b>John Mayberry, L</b> OBP: 0.381, SLG: 0.477 (1, 3)	G3-6-3				F7		1B			4	0	2	0	0	0	2																				
<b>Rick Rosetti, R</b> OBP: 0.295, SLG: 0.366 (1, 8)	K				K		K			4	0	1	1	0	3	3																				
<b>Al Woods, L</b> OBP: 0.339, SLG: 0.385 (1, 7)					4-3		4-3			4	0	0	0	0	0	2																				
<b>Rick Cerone, R</b> OBP: 0.300, SLG: 0.343 (1, 2)					5-3		4-3 1B			4	0	1	0	0	1	1																				
<b>Danny Ainge, R</b> OBP: 0.272, SLG: 0.289 (1, 4)					4-3 1B		5-3			3	1	1	0	0	0	1																				
<b>Inning Stats</b>	R: 0 E: 0 K: 0 S: 3	H: 0 LOB: 0 BB: 0 P: 3	R: 0 E: 0 K: 1 S: 5	H: 1 LOB: 0 BB: 0 P: 5	R: 1 E: 0 K: 0 S: 5	H: 2 LOB: 1 BB: 0 P: 5	R: 0 E: 0 K: 1 S: 5	H: 0 LOB: 1 BB: 1 P: 9	R: 0 E: 0 K: 0 S: 4	H: 1 LOB: 1 BB: 0 P: 4	R: 0 E: 0 K: 1 S: 6	H: 1 LOB: 2 BB: 1 P: 10	R: 0 E: 0 K: 1 S: 5	H: 0 LOB: 0 BB: 0 P: 5	R: 0 E: 0 K: 0 S: 3	R: 1 E: 0 K: 0 S: 5	H: 3 LOB: 1 BB: 0 P: 5	1B: 6 2B: 3 3B: 0 HR: 0	SF: 0 SAC: 0 DP: 2 HBP: 0	WP: 0 PB: 0 SB: 0 CS: 0	PA: 35															
<b>PITCHER</b>	IP	WLS	BF	H	R	ER	SO	BB	IBB	HBP	BLK	WP	HR	S	P	ERA	WHIP	<b>PITCHER</b>		IP	WLS	BF	H	R	ER	SO	BB	IBB	HBP	BLK	WP	HR	S	P	ERA	WHIP
<b>Mike Parrott, R</b> ERA: 3.54 (1, 1)	9.0	W	35	8	2	2	4	2	0	0	0	0	0	41	49	2.00	1.111																			





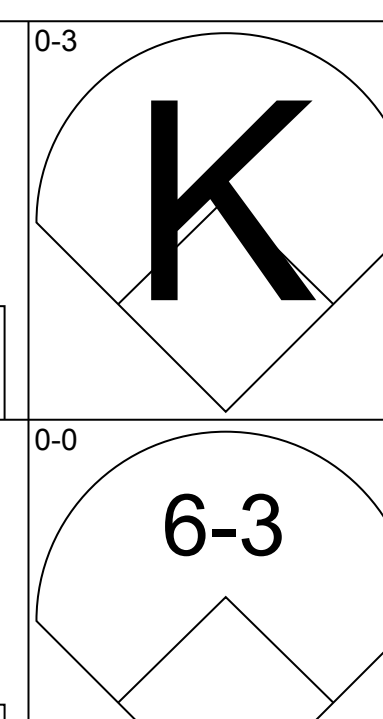
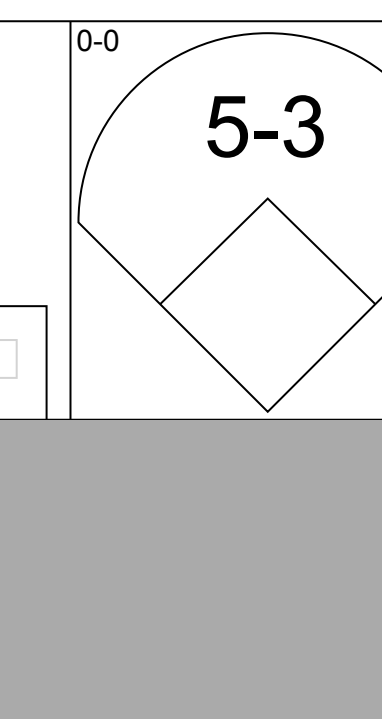
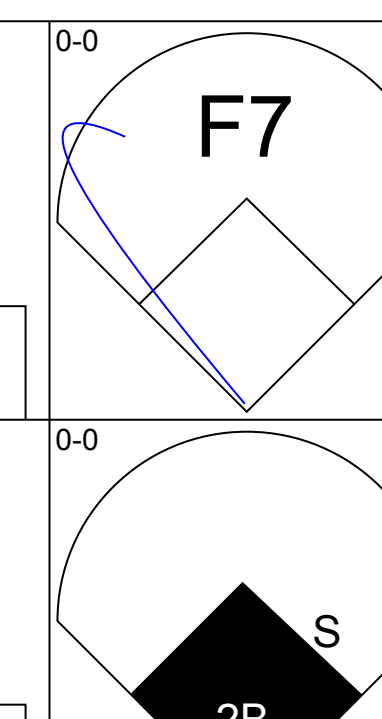
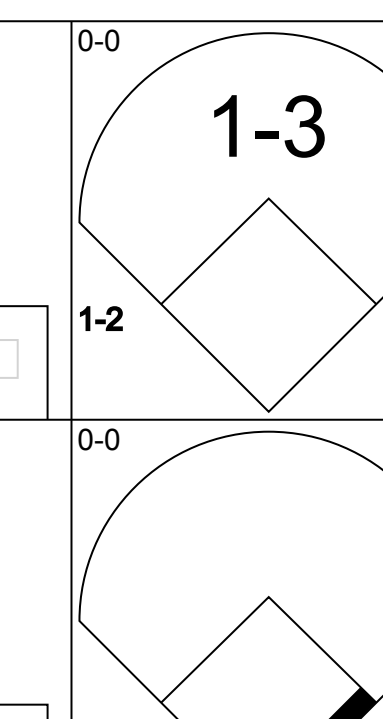
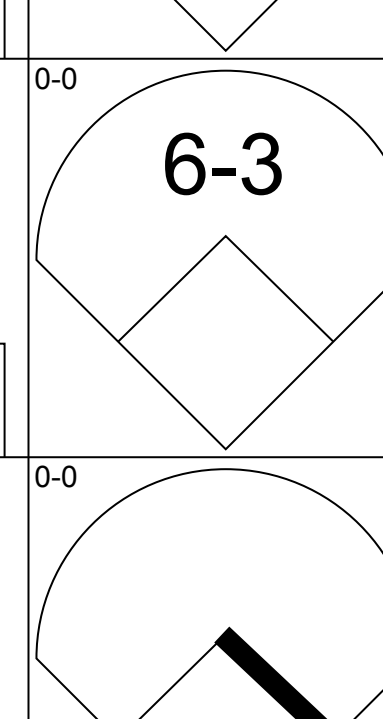
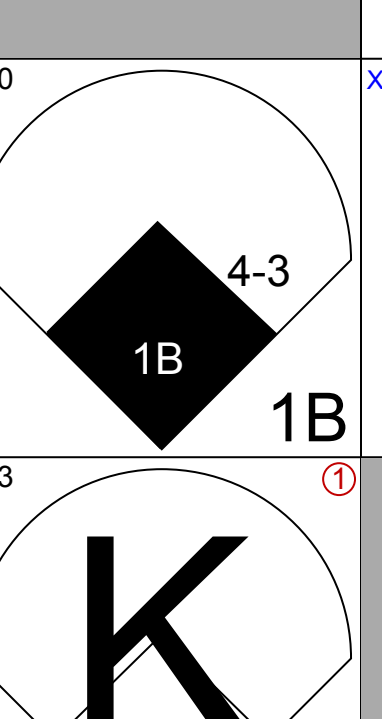
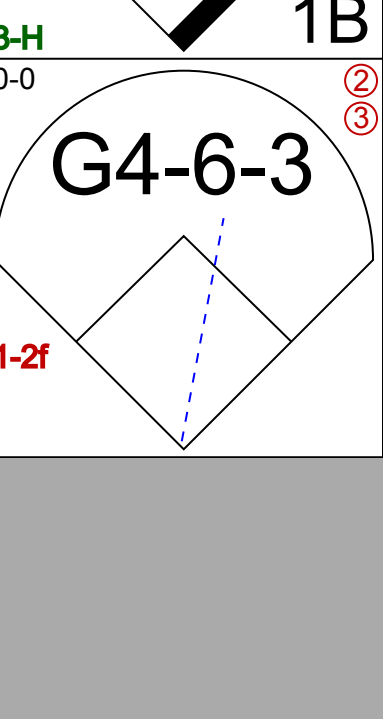
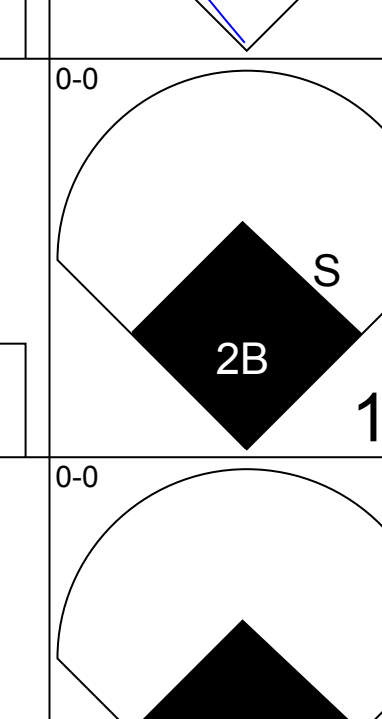
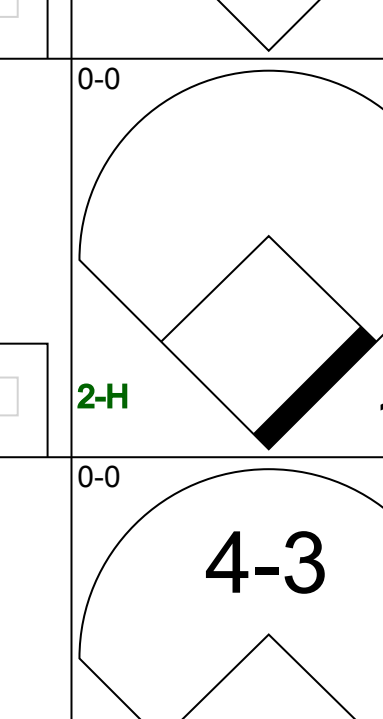
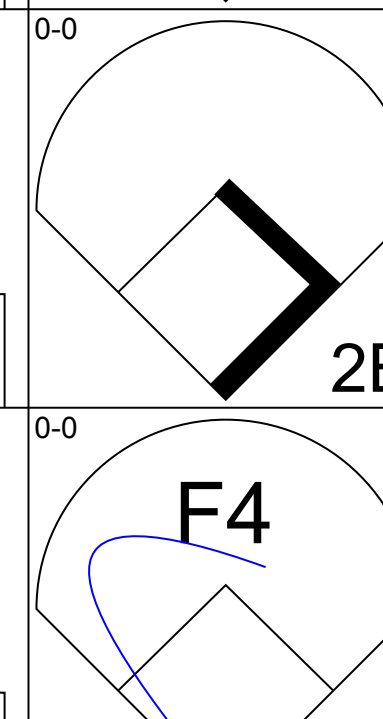
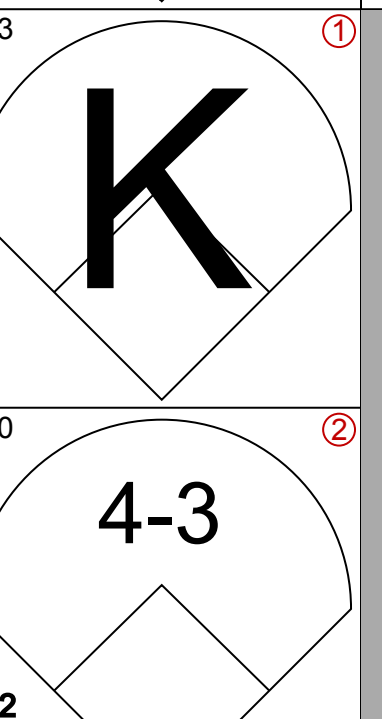
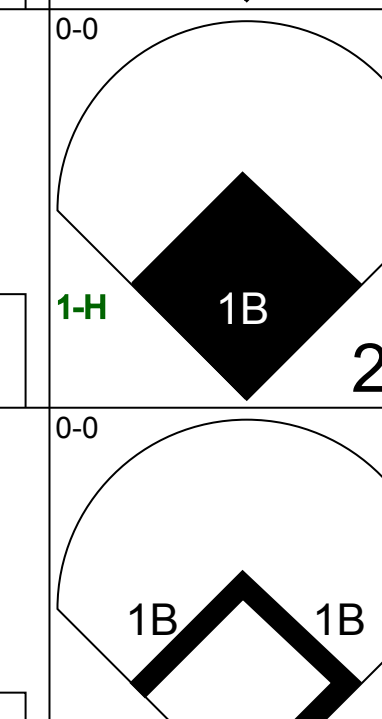
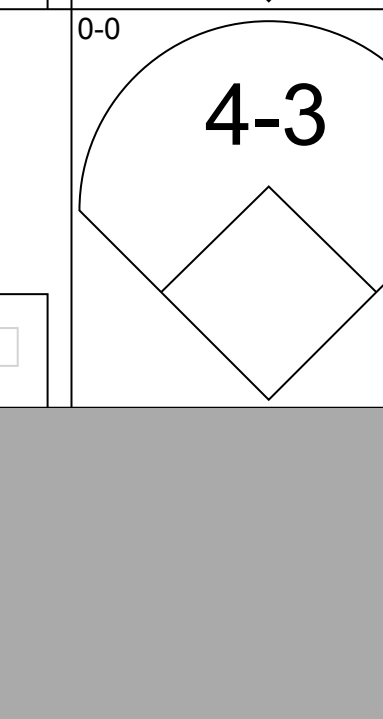
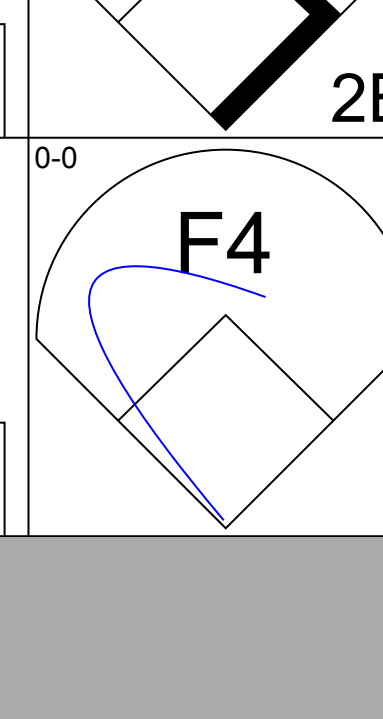
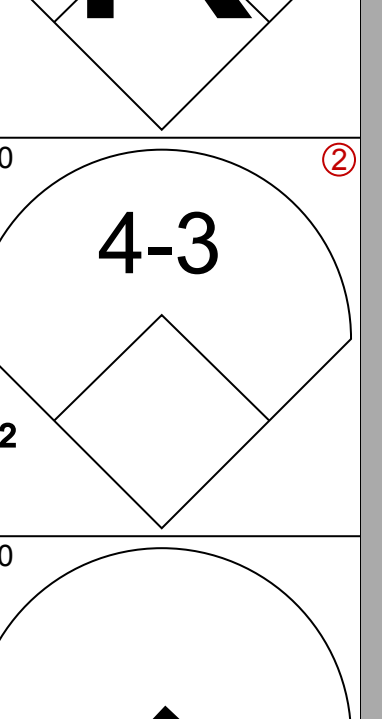
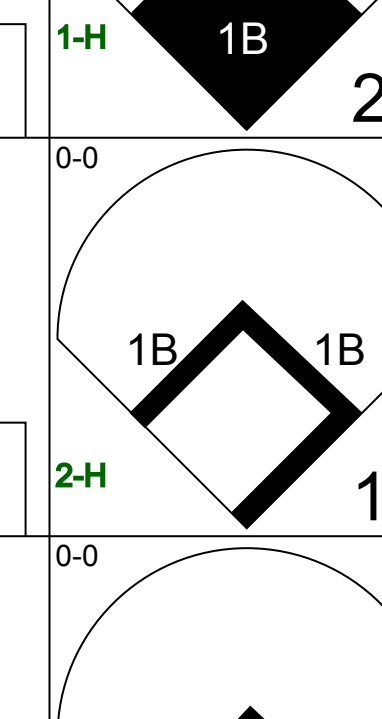
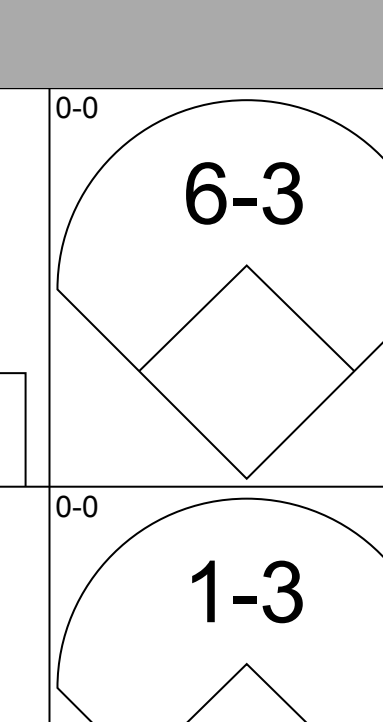
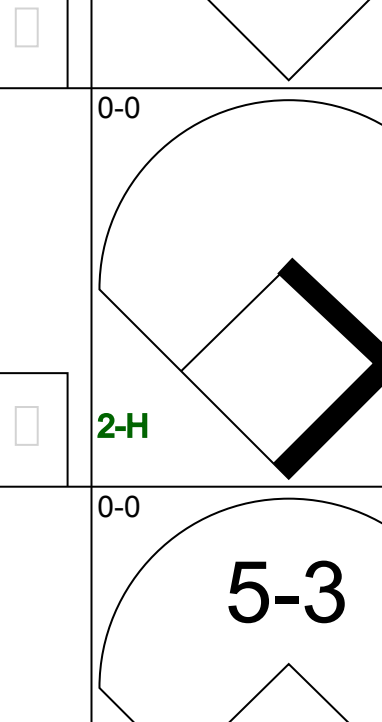
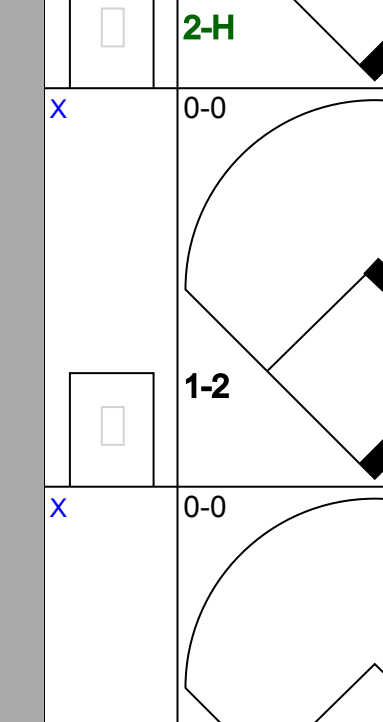

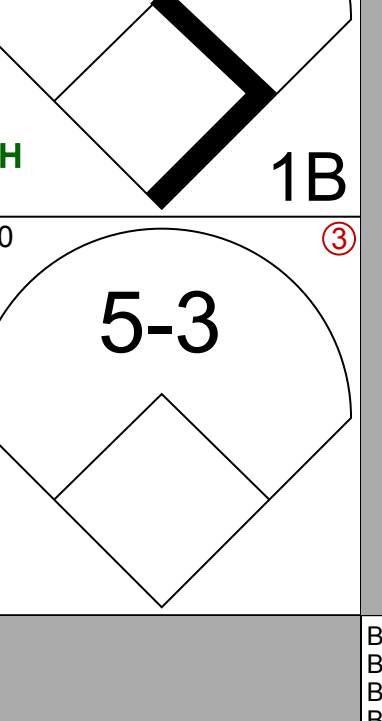
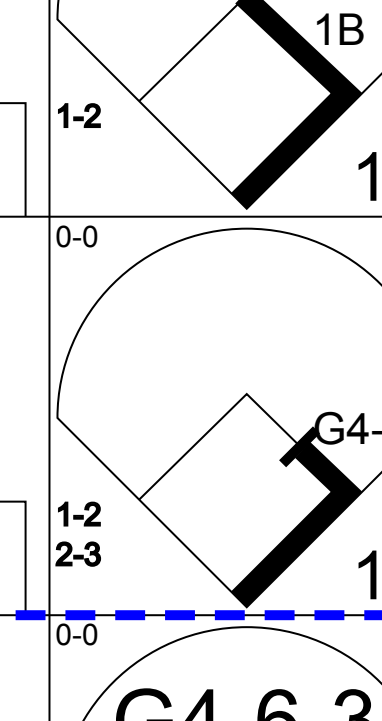

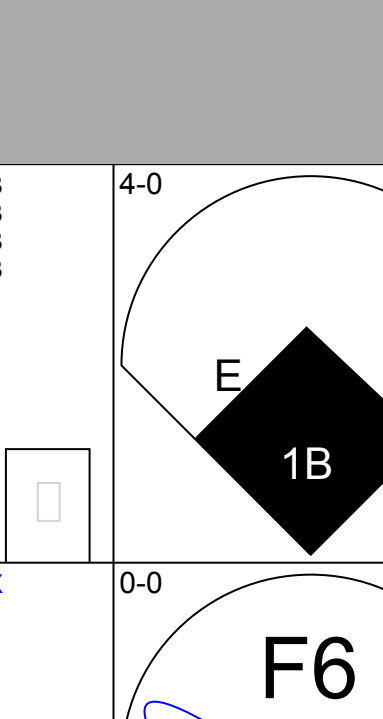
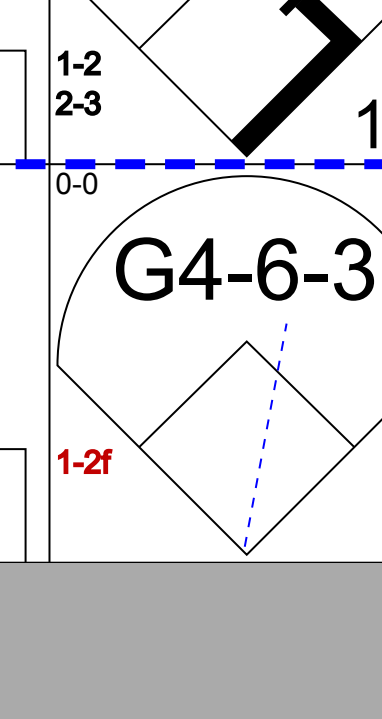
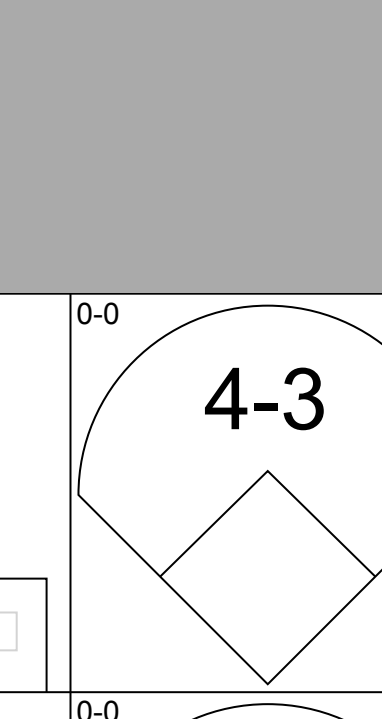
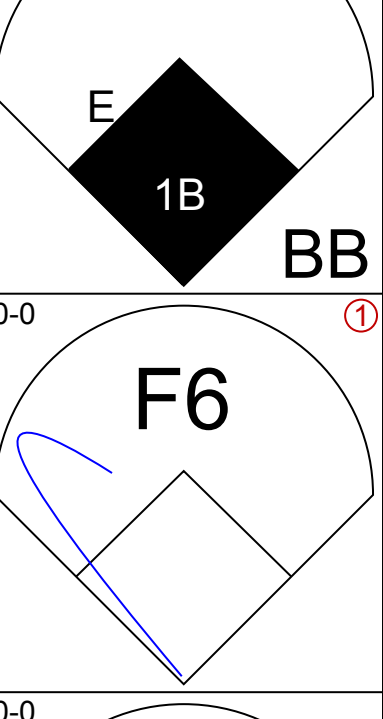
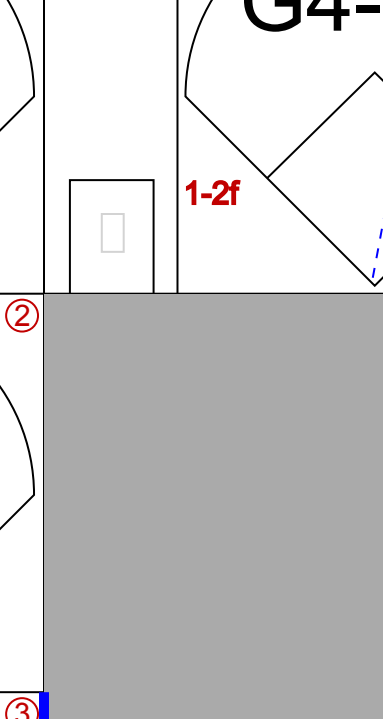
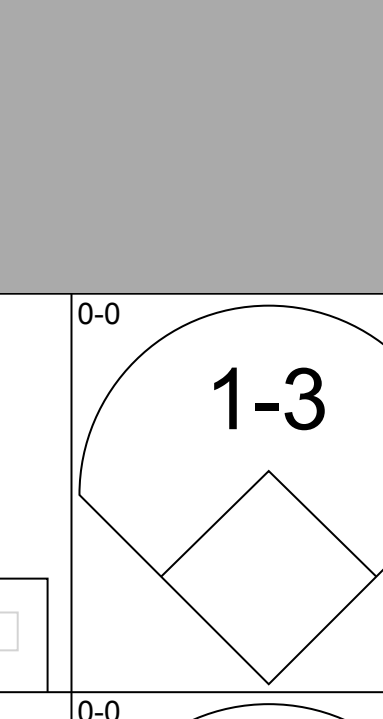
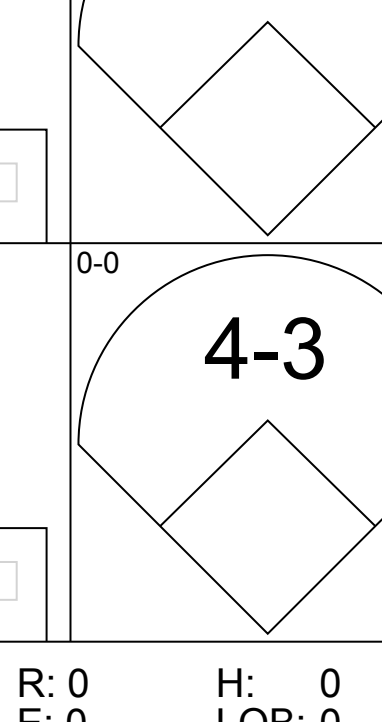
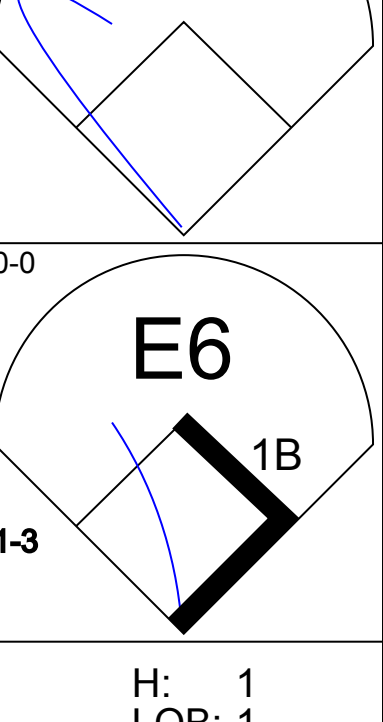
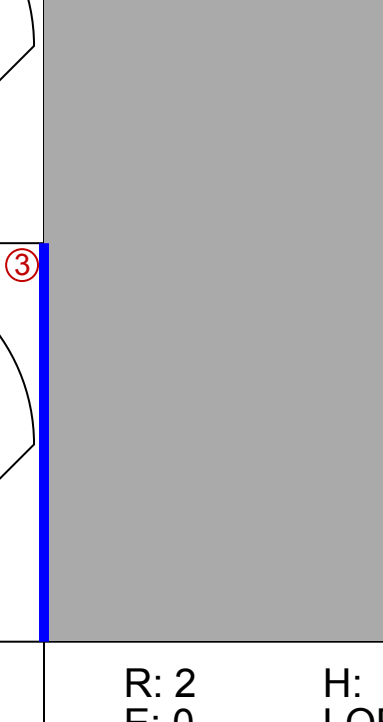
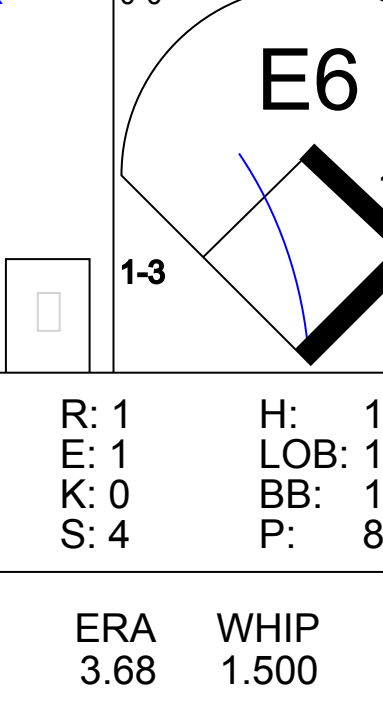
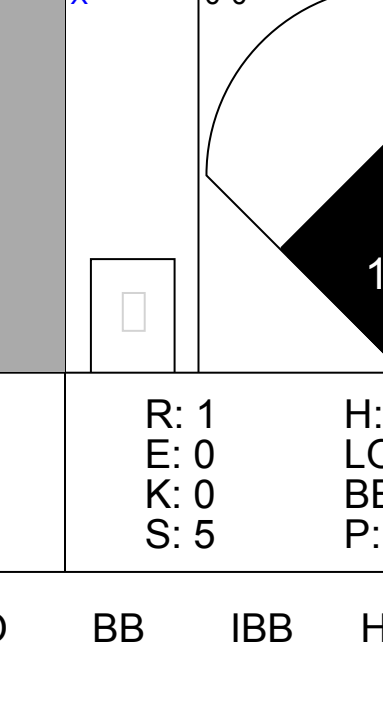


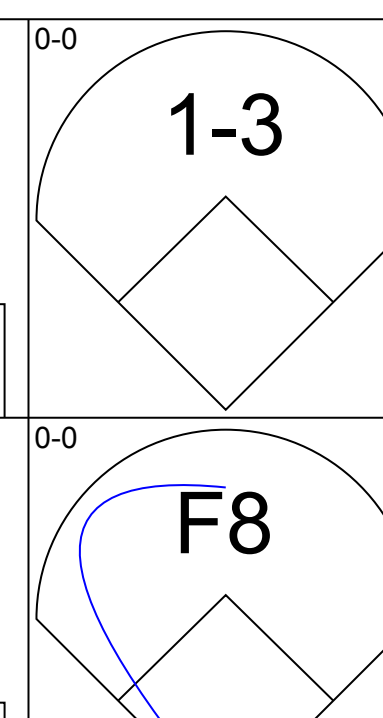
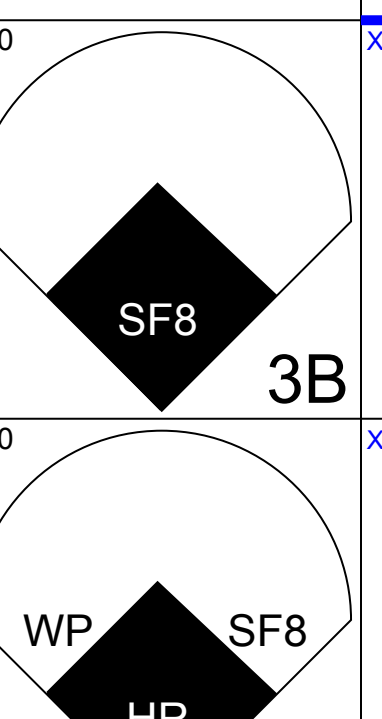
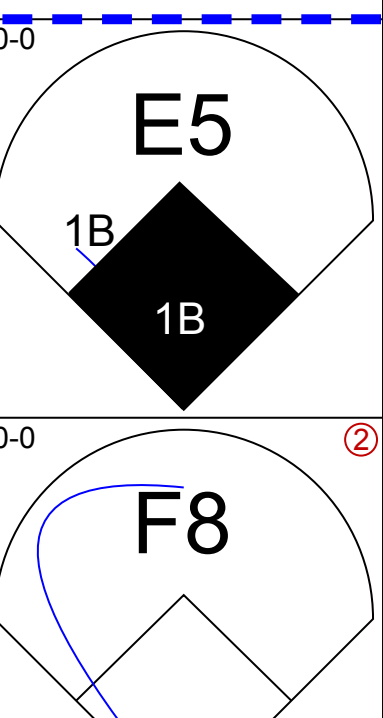
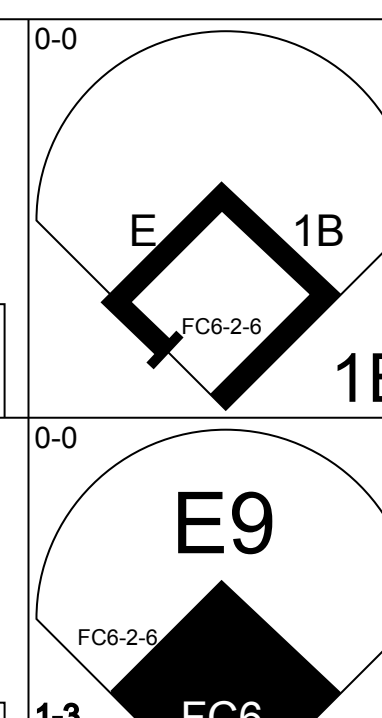
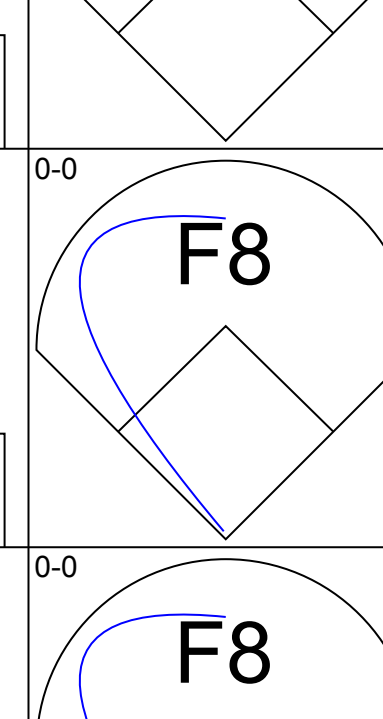
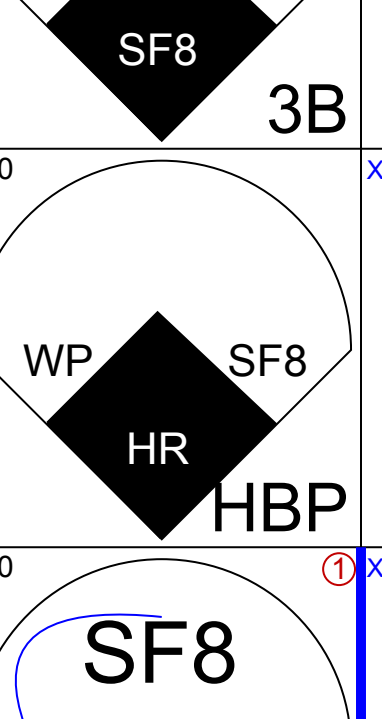
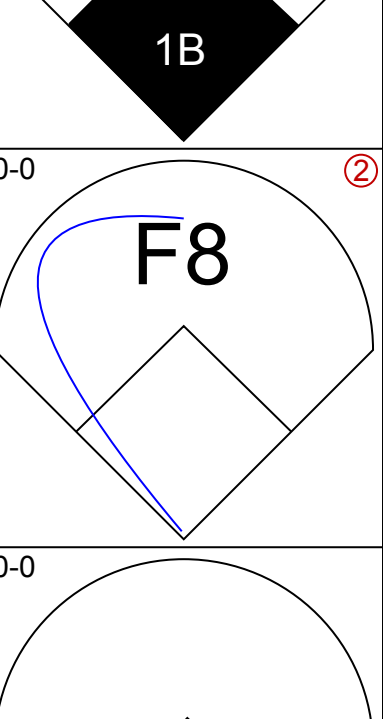
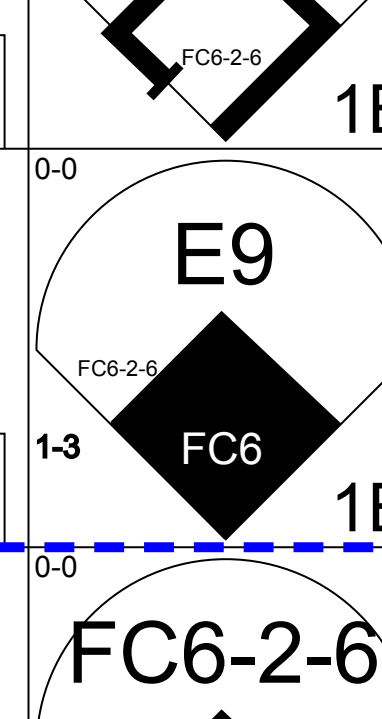
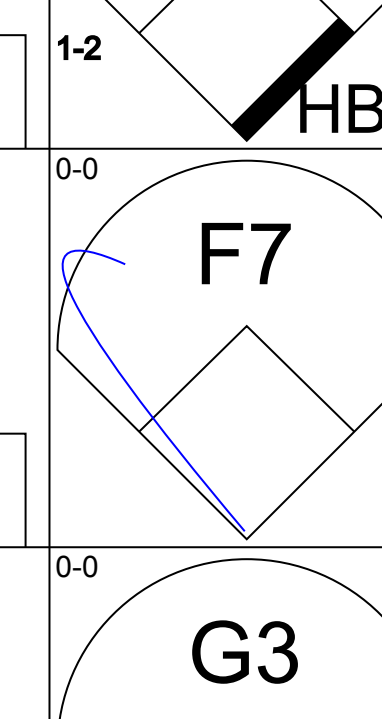
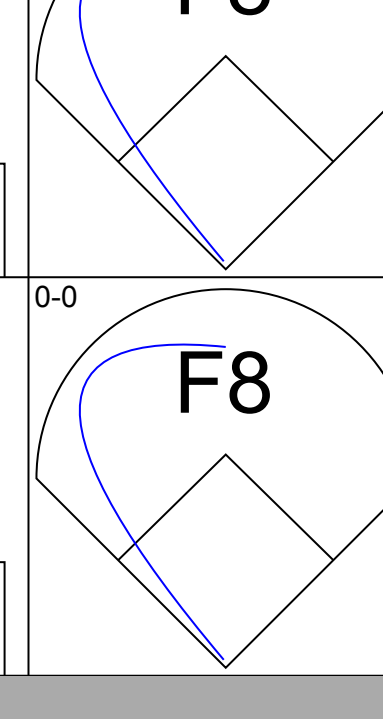
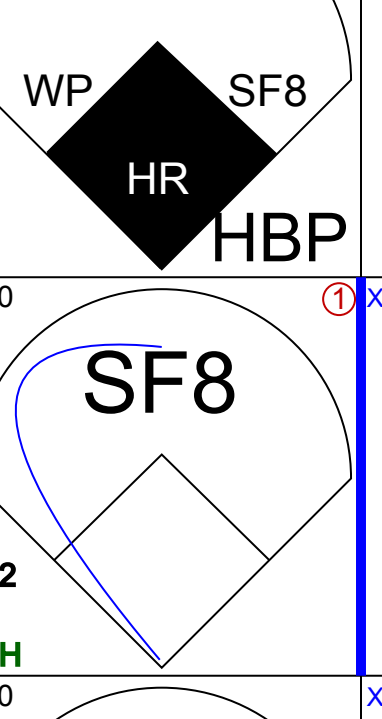
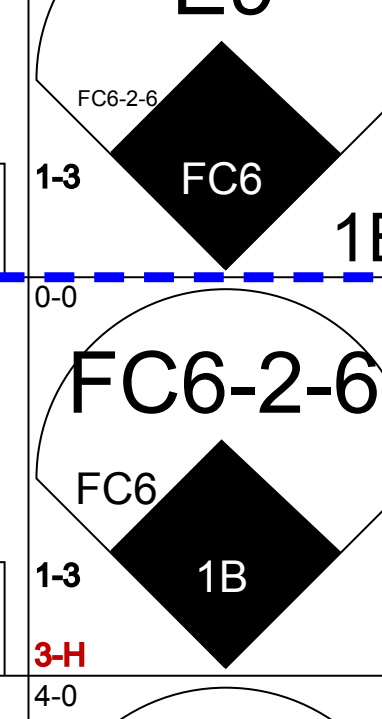
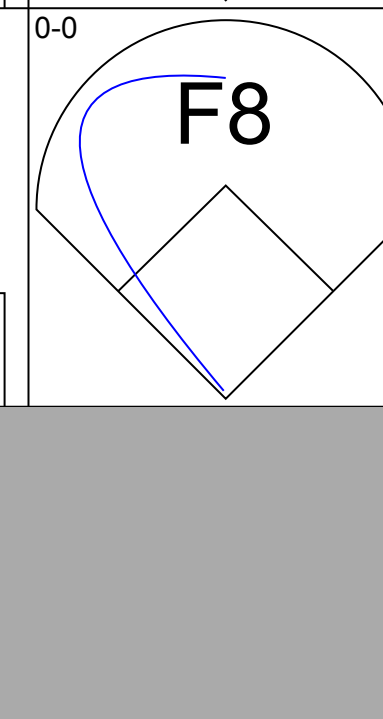
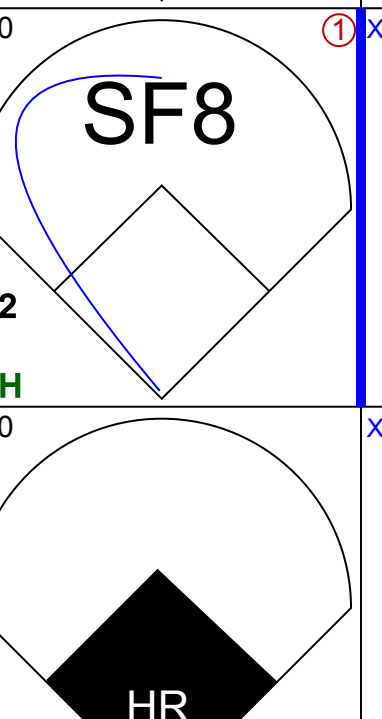
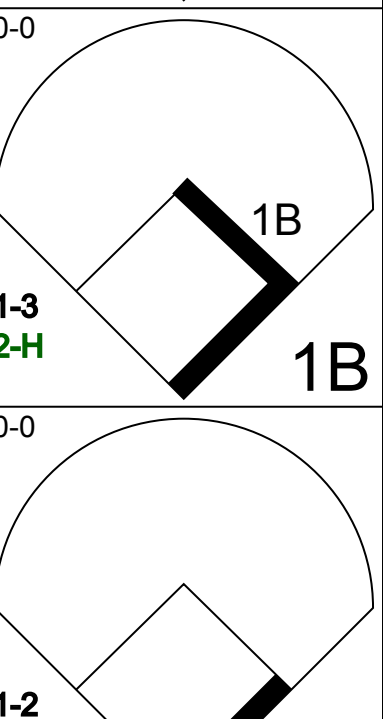
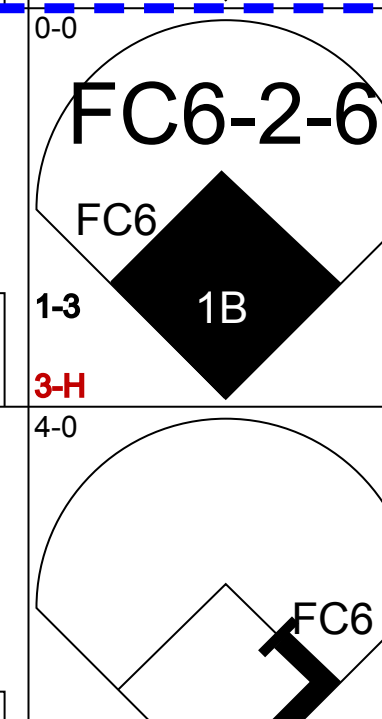
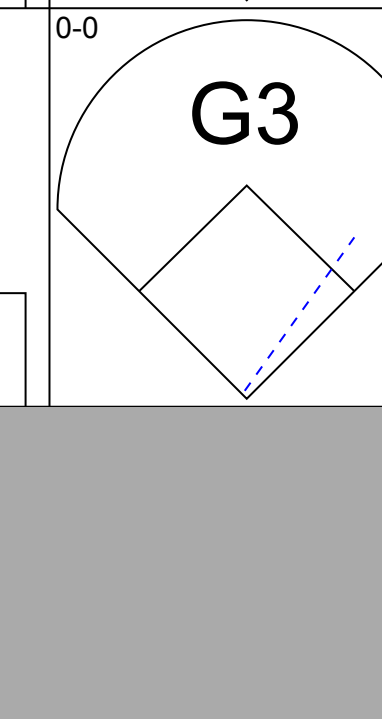
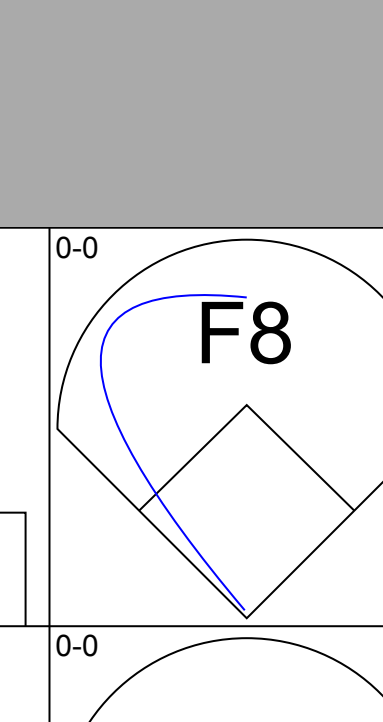
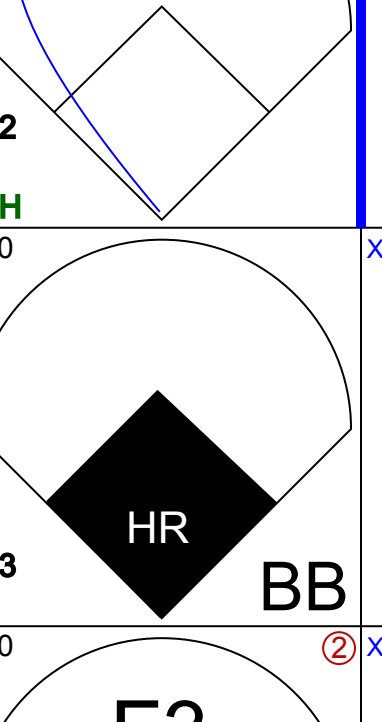
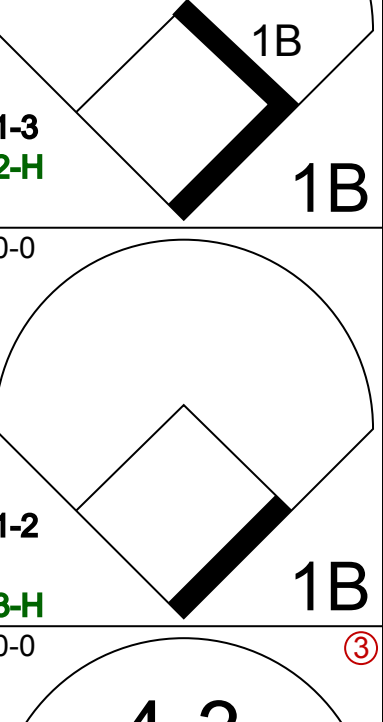
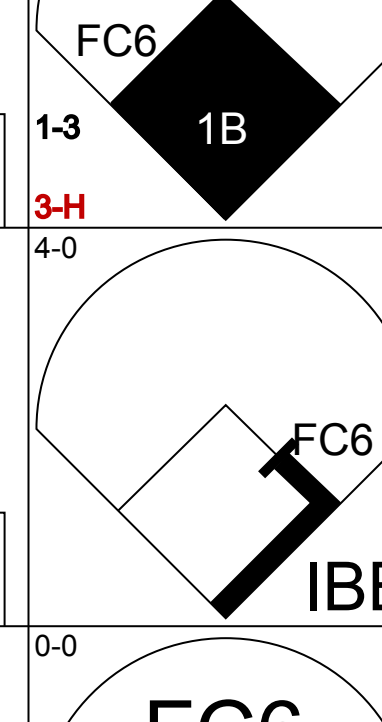
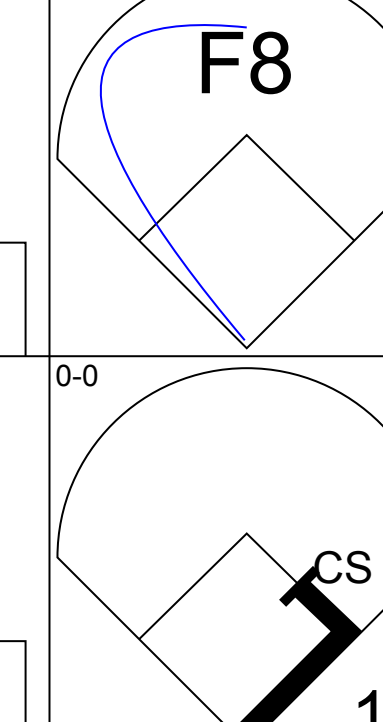
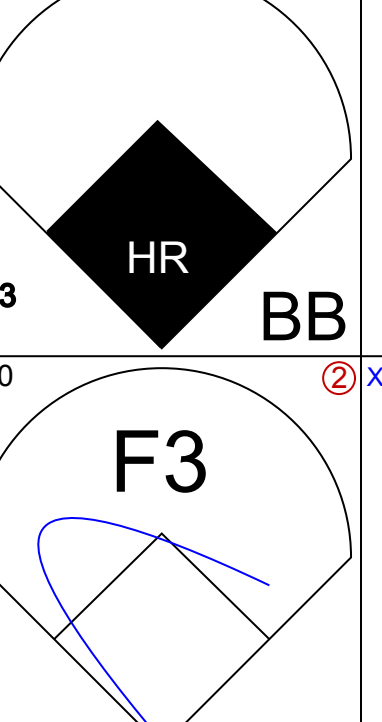
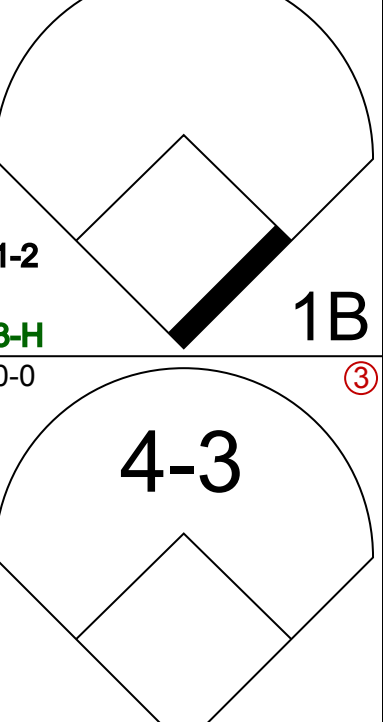
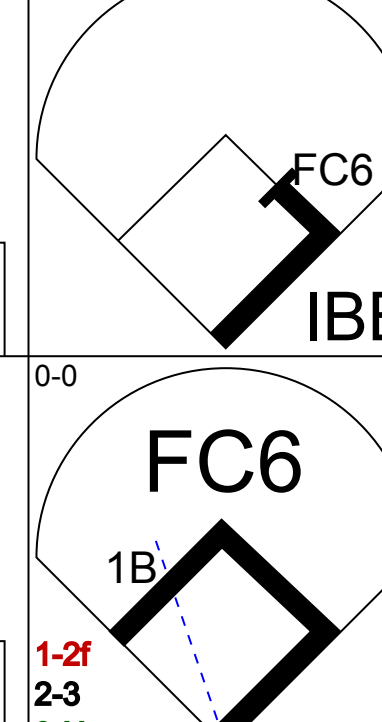
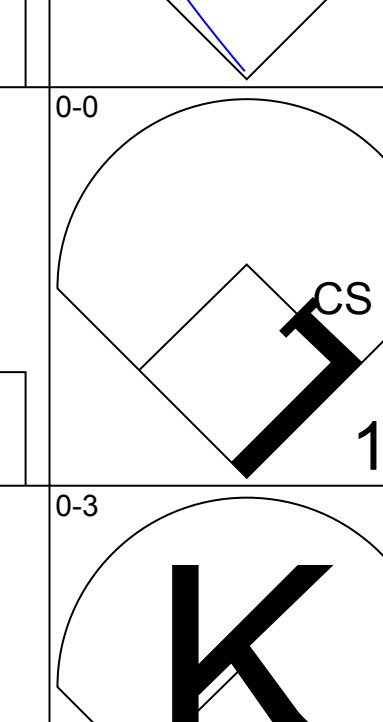
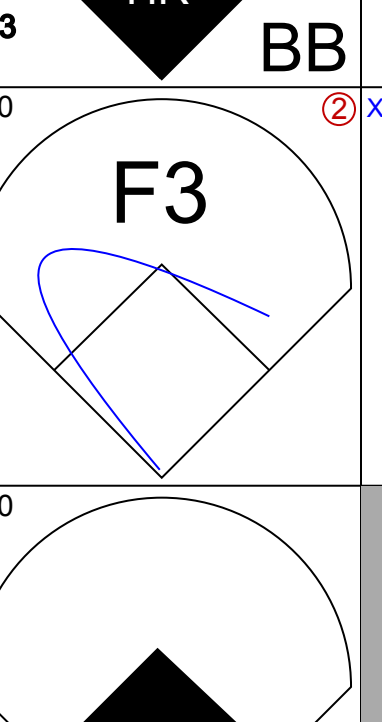
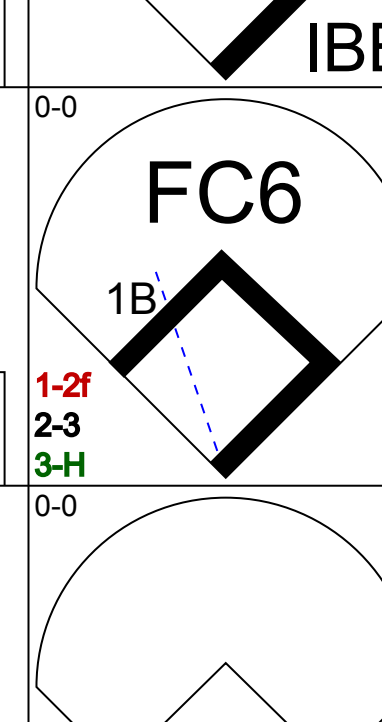

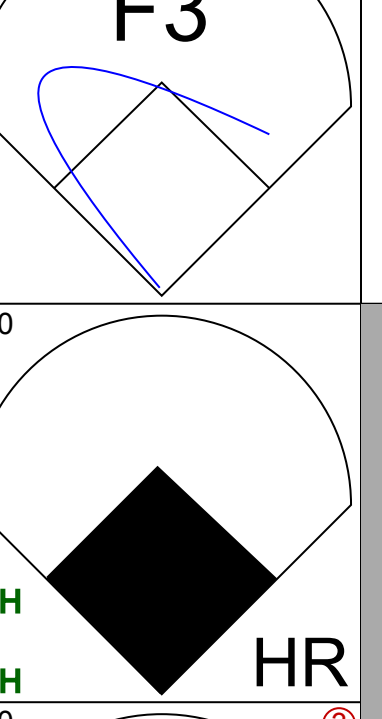
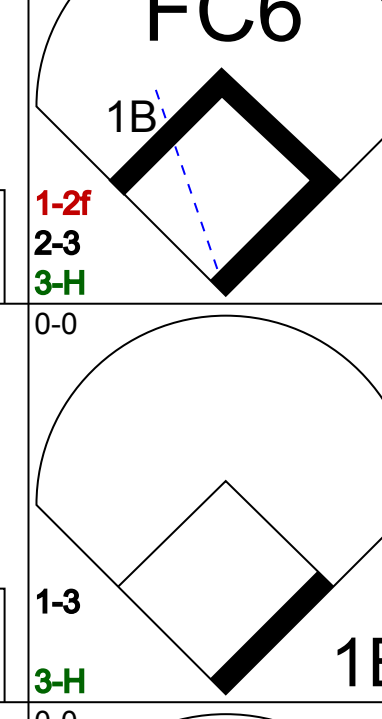

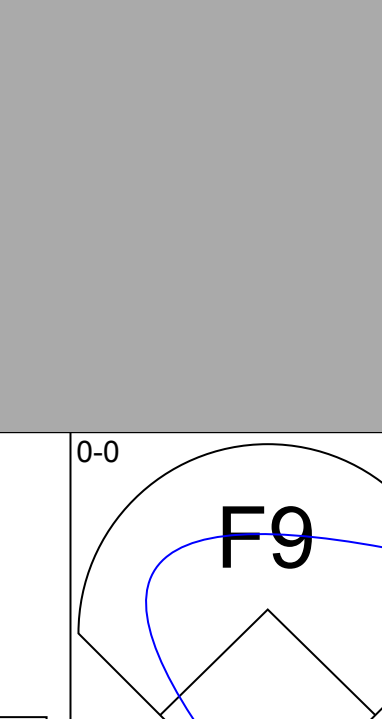

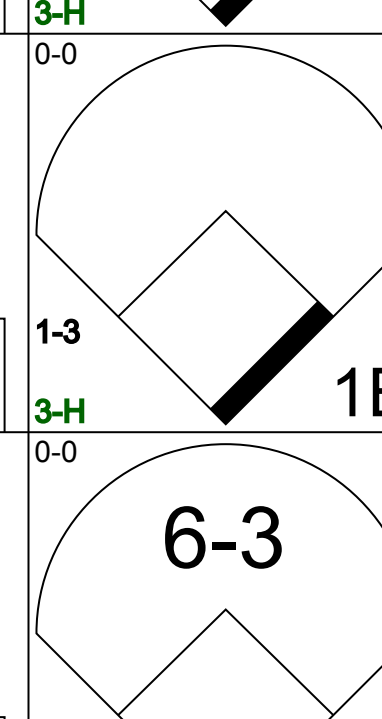

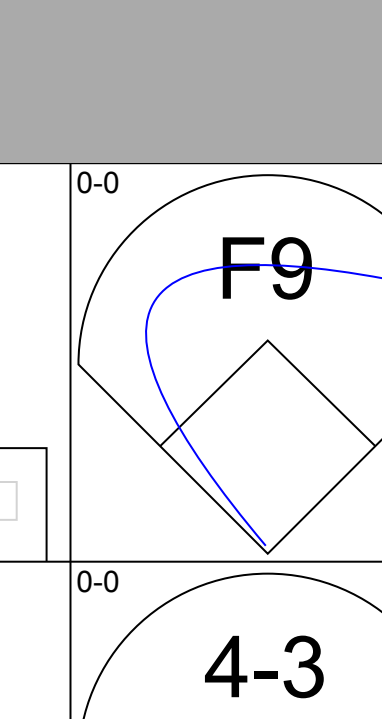

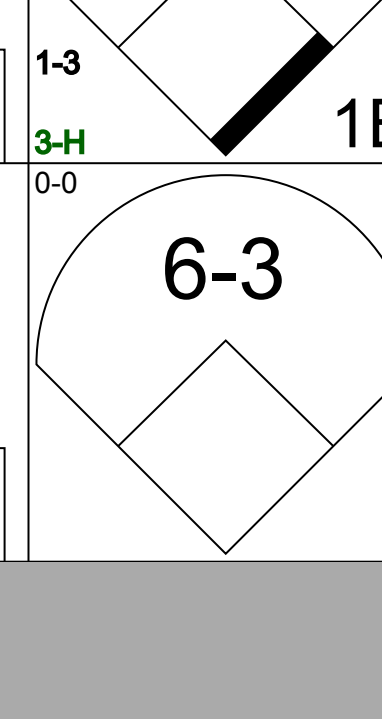



Batter	1	2	3	4	5	6	7	8	9	10	AB	R	H	RBI	BB	SO	LOB	TOP	
Julio Cruz, S OBP: 0.363, SLG: 0.320 (1, 4)	1-3		K			G3		1-2		4-3	5	1	3	0	0	1	0	<b>Seattle Mariners @ Toronto Blue Jays</b> Exhibition Stadium, Toronto, ON Sat Sep 01 1979, 3:33 AM EDT Att: 23,139 - Unknown - 72 F  <b>AB 40</b> <b>R 3</b> <b>H 10</b> <b>RBI 3</b> <b>BB 1</b> <b>SO 2</b> <b>LOB 14</b>	
Ruppert Jones, L OBP: 0.352, SLG: 0.467 (1, 8)	S		K			G3		F5		4-3	5	0	1	0	0	1	4		
Bruce Bochte, L OBP: 0.388, SLG: 0.481 (1, 3)	F7					G3			F7	2B	4	0	0	0	1	0	2		
Willie Horton, R OBP: 0.317, SLG: 0.456 (1, 10)	6-3									HR	5	1	2	2	0	0	1		
Dan Meyer, L OBP: 0.328, SLG: 0.489 (1, 5)		F7							F8	2B	5	1	1	0	0	0	2		
Tom Paciorek, R OBP: 0.356, SLG: 0.462 (1, 7)		F8				1-3			F9	4-3	4	0	1	0	0	0	0		
Joe Simpson, L OBP: 0.320, SLG: 0.369 (1, 9)						1-3				2B	4	0	2	1	0	0	1		
Larry Milbourne, S OBP: 0.317, SLG: 0.351 (1, 6)		6-3				F9			F8	G3	4	0	0	0	0	0	3		
Larry Cox, R OBP: 0.279, SLG: 0.329 Bob Stinson, S OBP: 0.338, SLG: 0.353 (8, 2)			3-1			L6			F8	4-3	2	0	0	0	0	0	0		
											2	0	0	0	0	0	1		
<b>Inning Stats</b>	R: 0 E: 0 K: 0 S: 4	H: 1 LOB: 1 BB: 0 P: 4	R: 0 E: 0 K: 2 S: 4	H: 1 LOB: 1 BB: 0 P: 4	R: 0 E: 0 K: 2 S: 7	H: 0 LOB: 0 BB: 0 P: 7	R: 0 E: 0 K: 0 S: 3	H: 0 LOB: 0 BB: 0 P: 3	R: 0 E: 0 K: 0 S: 3	H: 0 LOB: 0 BB: 0 P: 3	R: 0 E: 0 K: 0 S: 5	H: 2 LOB: 2 BB: 0 P: 5	R: 2 E: 0 K: 0 S: 6	H: 3 LOB: 1 BB: 0 P: 6	R: 1 E: 0 K: 0 S: 5	H: 2 LOB: 2 BB: 1 P: 9	1B: 5 2B: 4 3B: 0 HR: 1	SF: 0 SAC: 0 DP: 0 HBP: 0	WP: 0 PA: 41 PB: 0 SB: 1 CS: 0
<b>PITCHER</b>	IP WLS BF H R ER SO BB IBB HBP BLK WP HR S P ERA WHIP	8.1 L 9 3 1 1 0 0 1 0 0 0 0 0 8 36 36 2.16 0.840	9.1 L 9 3 1 1 0 0 1 0 0 0 0 0 8 12 12 5.40 1.800																

Batter	1	2	3	4	5	6	7	8	9	10	AB	R	H	RBI	BB	SO	LOB	BOTTOM	
Alfredo Griffin, S OBP: 0.323, SLG: 0.339 (1, 6)	K							1-3			5	0	1	0	0	1	1	<b>Seattle Mariners @ Toronto Blue Jays</b> Exhibition Stadium, Toronto, ON Sat Sep 01 1979, 3:33 AM EDT Att: 23,139 - Unknown - 72 F  <b>AB 35</b> <b>R 2</b> <b>H 9</b> <b>RBI 2</b> <b>BB 3</b> <b>SO 3</b> <b>LOB 19</b>	
Bob Bailor, R OBP: 0.301, SLG: 0.284 (1, 9)	2B									SH2-4	4	2	3	0	0	0	0		
Otto Velez, R OBP: 0.416, SLG: 0.587 Joe Cannon, L OBP: 0.218, SLG: 0.260 (8, PR) (9, 7)	2B		S							SH2-4	4	0	2	1	0	0	1		
Al Woods, L OBP: 0.338, SLG: 0.381 (10, PH)	2B									4-3	0	0	0	0	0	0	0		
Rico Carly, R OBP: 0.324, SLG: 0.372 Dave Stieb, R OBP: 0.250, SLG: 0.170 (10, PR)	F7									1B	1	0	0	0	0	0	1		
Craig Kusick, R OBP: 0.416, SLG: 0.460 Tim Johnson, L OBP: 0.250, SLG: 0.170 (10, 3)	FC6-4									4-3	4	0	0	0	1	1	4		
John Mayberry, L OBP: 0.382, SLG: 0.483 (10, PH)	BB									IBB	0	0	0	0	0	0	0		
Rick Bosetti, R OBP: 0.293, SLG: 0.363 (1, 8)	FC6-4										3	0	0	0	0	0	3		
Rick Cerone, R OBP: 0.297, SLG: 0.339 (1, 2)		5-3									4	0	1	0	0	0	2		
Danny Ainge, R OBP: 0.271, SLG: 0.289 (1, 4)											3	0	1	0	1	0	1		
Luis Gomez, R OBP: 0.248, SLG: 0.242 (1, 5)		6-3									4	0	0	0	0	0	4		
<b>Inning Stats</b>	R: 1 E: 0 K: 1 S: 7	H: 2 LOB: 2 BB: 1 P: 11	R: 0 E: 0 K: 0 S: 4	H: 1 LOB: 1 BB: 0 P: 4	R: 1 E: 0 K: 1 S: 7	H: 2 LOB: 1 BB: 0 P: 7	R: 0 E: 0 K: 0 S: 3	H: 0 LOB: 0 BB: 0 P: 3	R: 0 E: 0 K: 0 S: 3	H: 0 LOB: 0 BB: 0 P: 3	R: 0 E: 0 K: 0 S: 4	H: 1 LOB: 1 BB: 0 P: 4	R: 0 E: 0 K: 0 S: 4	H: 1 LOB: 2 BB: 1 P: 8	R: 0 E: 0 K: 1 S: 6	H: 1 LOB: 2 BB: 1 P: 10	1B: 6 2B: 4 3B: 0 HR: 0	SF: 1 SAC: 2 DP: 1 HBP: 0	WP: 0 PA: 41 PB: 0 SB: 1 CS: 0
<b>PITCHER</b>	IP WLS BF H R ER SO BB IBB HBP BLK WP HR S P ERA WHIP	10.0 W 41 9 2 2 3 1 2 0 0 0 0 44 56 1.80 1.000																	



Batter	1	2	3	4	5	6	7	8	9	AB	R	H	RBI	BB	SO	LOB	TOP								
<b>Julio Cruz, S</b> OBP: 0.361, SLG: 0.318 (1,4)										5	0	1	1	0	1	1	<b>Seattle Mariners @ Toronto Blue Jays</b> Exhibition Stadium, Toronto, ON Sun Sep 02 1979, 3:33 AM EDT Att: 14,776 - Unknown - 75 F								
<b>Ruppert Jones, L</b> OBP: 0.354, SLG: 0.468 (1,8)										5	2	3	1	0	0	2									
<b>Bruce Bochte, L</b> OBP: 0.388, SLG: 0.484 (1,3)										5	1	2	1	0	1	2									
<b>Willie Horton, R</b> OBP: 0.318, SLG: 0.458 (1,10)										4	0	2	1	0	0	2									
<b>Dan Meyer, L</b> OBP: 0.329, SLG: 0.489 (1,5)										4	0	2	1	0	0	1									
<b>Tom Paciorek, R</b> OBP: 0.365, SLG: 0.459 (1,7)										4	0	1	0	0	0	2									
<b>Joe Simpson, L</b> OBP: 0.319, SLG: 0.364 (1,9)										3	1	0	0	1	0	3									
<b>Larry Milbourne, S</b> OBP: 0.314, SLG: 0.347 (1,6)										4	0	0	0	0	0	1									
<b>Larry Cox, R</b> OBP: 0.276, SLG: 0.325 (1,2)										3	0	0	0	0	0	1									
<b>Bob Stinson, S</b> OBP: 0.341, SLG: 0.356 (7,2)										1	1	1	0	0	0	0									
<b>Inning Stats</b>	R: 0 E: 0 K: 1 S: 6	H: 1 LOB: 1 P: 6	R: 0 E: 0 K: 0 S: 3	H: 0 LOB: 0 BB: 0 P: 3	R: 0 E: 0 K: 0 S: 3	H: 0 LOB: 0 BB: 0 P: 3	R: 1 E: 0 K: 1 S: 7	H: 2 LOB: 1 BB: 0 P: 7	R: 1 E: 1 K: 0 S: 4	H: 1 LOB: 1 BB: 1 P: 8	R: 0 E: 0 K: 0 S: 4	H: 1 LOB: 1 BB: 0 P: 4	R: 0 E: 0 K: 0 S: 3	H: 0 LOB: 0 BB: 0 P: 3	R: 2 E: 0 K: 0 S: 7	H: 5 LOB: 2 BB: 0 P: 7	R: 1 E: 0 K: 0 S: 5	H: 2 LOB: 1 BB: 0 P: 5	1B: 9 2B: 3 3B: 0 HR: 0	SF: 0 SAC: 0 DP: 2 HBP: 0	WP: 0 PB: 0 SB: 1 CS: 0	PA: 39			
<b>PITCHER</b>	IP	WLS	BF	H	R	ER	SO	BB	IBB	HBP	BLK	WP	HR	S	P	ERA	WHIP								
<b>Dave Stieb, R</b> ERA: 4.18 (1,1)	7.1	W	33	10	4	3	2	1	0	0	0	0	0	36	40	3.68	1.500								
<b>Jesse Jefferson, R</b> ERA: 5.84 (8,1)	1.2	S	6	2	1	1	0	0	0	0	0	0	0	6	6	5.40	1.200								

Batter	1	2	3	4	5	6	7	8	9	AB	R	H	RBI	BB	SO	LOB	BOTTOM								
<b>Alfredo Griffin, S</b> OBP: 0.326, SLG: 0.344 (1,6)										4	2	2	0	0	0	1	<b>Seattle Mariners @ Toronto Blue Jays</b> Exhibition Stadium, Toronto, ON Sun Sep 02 1979, 3:33 AM EDT Att: 14,776 - Unknown - 75 F								
<b>Bob Bailor, R</b> OBP: 0.302, SLG: 0.284 (1,9)										4	2	1	0	0	0	4									
<b>Tony Solaita, L</b> OBP: 0.421, SLG: 0.386 (1,10)										1	0	0	1	0	0	0									
<b>Rico Carty, R</b> OBP: 0.324, SLG: 0.372 (5,PH)										3	1	1	1	0	0	4									
<b>John Mayberry, L</b> OBP: 0.385, SLG: 0.483 (1,3)										2	1	1	1	2	0	0									
<b>Rick Bosetti, R</b> OBP: 0.293, SLG: 0.362 (1,8)										4	0	1	1	0	0	6									
<b>Roy Howell, L</b> OBP: 0.313, SLG: 0.405 (1,5)										4	1	3	4	0	1	1									
<b>Rick Cerone, R</b> OBP: 0.294, SLG: 0.335 (1,2)										4	0	0	0	0	0	3									
<b>Al Woods, L</b> OBP: 0.339, SLG: 0.381 (1,7)										3	1	1	0	1	0	1									
<b>Danny Ainge, R</b> OBP: 0.269, SLG: 0.286 (1,4)										3	0	0	0	0	1	2									
<b>Inning Stats</b>	R: 0 E: 0 K: 0 S: 3	H: 0 LOB: 0 P: 3	R: 0 E: 0 K: 1 S: 5	H: 1 LOB: 1 BB: 0 P: 5	R: 0 E: 0 K: 0 S: 3	H: 0 LOB: 0 BB: 0 P: 3	R: 4 E: 0 K: 0 S: 5	H: 2 LOB: 0 BB: 1 P: 10	R: 2 E: 1 K: 0 S: 6	H: 2 LOB: 2 BB: 1 P: 10	R: 0 E: 0 K: 0 S: 4	H: 1 LOB: 1 BB: 0 P: 4	R: 2 E: 1 K: 0 S: 6	H: 3 LOB: 2 BB: 1 P: 10	R: 0 E: 0 K: 1 S: 6	H: 1 LOB: 2 BB: 0 P: 7	1B: 8 2B: 1 3B: 1 HR: 1	SF: 1 SAC: 1 DP: 1 HBP: 2	WP: 2 PB: 0 SB: 0 CS: 1	PA: 39					
<b>PITCHER</b>	IP	WLS	BF	H	R	ER	SO	BB	IBB	HBP	BLK	WP	HR	S	P	ERA	WHIP								
<b>Wayne Twitchell, R</b> ERA: 5.23 (1,1)	4.1	L	18	3	5	4	1	0	0	0	0	0	0	11	11	8.31	1.154								
<b>Rich Hinton, L</b> ERA: 5.9 (5,1)	1.2		11	5	3	2	0	0	0	0	0	1	0	11	11	10.80	3.000								
<b>Randy Stein, R</b> ERA: 5.94 (7,1)	2.0		10	2	0	0	1	0	1	1	0	0	0	10	15	0.00	1.000								



Batter	1	2	3	4	5	6	7	8	9	AB	R	H	RBI	BB	SO	LOB	TOP										
Mickey Rivers, L OBP: 0.305, SLG: 0.399 (1, 8)	4-3		F2		G3		SH1-3		SH5-3	3	0	0	0	0	0	0											
Bump Willis, S OBP: 0.335, SLG: 0.346 (1, 4)	HR		1B		1B		L8		1B	5	1	4	2	0	0	1											
Buddy Bell, R OBP: 0.330, SLG: 0.468 (1, 5)	5-3		BB		1-3		L8		F8	4	0	0	0	1	0	3											
John Ellis, R OBP: 0.320, SLG: 0.446 Al Oliver, L OBP: 0.362, SLG: 0.480 (8, PH)	K		F9		F3				F9	3	0	0	0	0	1	3											
Richie Zisk, R OBP: 0.343, SLG: 0.424 (1, 9)		6-3			4-3		FC4-6 1B		2B	4	0	2	0	0	0	0											
Willie Montanez, L OBP: 0.278, SLG: 0.343 (1, 3)	HR				4-3		FC4-6 L9-3		FC5-4 IBB	3	1	1	1	1	0	1											
Bill Sample, R OBP: 0.346, SLG: 0.398 Johnny Grubb, L OBP: 0.347, SLG: 0.423 (8, PH)	K						L9-3		L8	3	0	1	0	0	1	1											
Greg Mahlberg, R OBP: 0.308, SLG: 0.455 (1, 2)	L7								FC5-4	3	1	1	1	1	0	2											
Nelson Norman, S OBP: 0.246, SLG: 0.250 (1, 6)			F7		FC6		HR		SH5-3 1B	4	1	2	0	0	0	2											
<b>Inning Stats</b>	R: 1 E: 0 K: 1 S: 6	H: 1 LOB: 0 BB: 0 P: 6	R: 1 E: 0 K: 1 S: 6	H: 1 LOB: 0 BB: 0 P: 6	R: 0 E: 0 K: 0 S: 4	H: 1 LOB: 2 BB: 1 P: 8	R: 0 E: 0 K: 0 S: 4	H: 1 LOB: 2 BB: 0 P: 8	R: 0 E: 0 K: 0 S: 3	H: 1 LOB: 0 BB: 0 P: 3	R: 1 E: 0 K: 0 S: 5	H: 2 LOB: 1 BB: 0 P: 5	R: 0 E: 0 K: 0 S: 4	H: 1 LOB: 2 BB: 1 P: 8	R: 1 E: 0 K: 1 S: 7	H: 2 LOB: 1 BB: 0 P: 7	1B: 5 2B: 4 3B: 0 HR: 3	SF: 0 SAC: 2 DP: 1 HBP: 0	WP: 1 PB: 0 SB: 2 CS: 0	PA: 40							
<b>PITCHER</b>	IP	WLS	BF	H	R	ER	SO	BB	IBB	HBP	BLK	WP	HR	S	P	ERA	WHIP										
Floyd Bannister, L ERA: 3.99 (1, 1)	6.1	L	28	8	3	3	2	2	0	0	0	0	3	30	38	4.26	1.579										
Byron McLaughlin, R ERA: 4.43 (7, 1)	2.2		12	3	1	1	1	0	1	0	0	1	0	13	17	3.38	1.125										

Texas Rangers @ Seattle Mariners  
The Kingdome, Seattle, WA  
Mon Sep 03 1979, 10:05 PM EDT  
Att: 7,302 - Dome

livebaseballscores.com

AB 35  
R 4  
H 11  
RBI 4  
BB 3  
SO 3  
LOB 16



Batter	1	2	3	4	5	6	7	8	9	AB	R	H	RBI	BB	SO	LOB	BOTTOM										
Julio Cruz, S OBP: 0.359, SLG: 0.316 (1, 4)	4-3		G4-6-3 1B		FC5-4 S		K		K	5	0	1	0	0	2	2											
Ruppert Jones, L OBP: 0.354, SLG: 0.465 (1, 8)	L4		G4-6-3 1-2 2-3		G3		FC3-6 BB		1B BB	3	0	0	0	2	0	3											
Bruce Bochte, L OBP: 0.390, SLG: 0.487 (1, 3)	2B		K2-3				SH3-4 BB FC5 1B		FC3-6 1-2 2-3	5	1	3	0	0	1	3											
Willie Horton, R OBP: 0.317, SLG: 0.455 (1, 10)	L8				F9		SH3-4 BB		5-3	4	0	0	0	1	0	5											
Dan Meyer, L OBP: 0.329, SLG: 0.487 (1, 5)		4-3			F8		SH3-4		F8	4	0	1	0	0	0	2											
Tom Paciorek, R OBP: 0.360, SLG: 0.452 (1, 7)		5-3			E6 FC4-6		FC5		K	4	0	0	1	0	1	2											
Joe Simpson, L OBP: 0.318, SLG: 0.362 (1, 9)					FC4-6		4-3		F5	4	0	1	0	0	0	4											
Bob Stinson, S OBP: 0.339, SLG: 0.352 (1, 2)		K					6-3		G3	3	0	0	0	1	1	3											
Mario Mendoza, R OBP: 0.224, SLG: 0.259 Larry Milbourne, S OBP: 0.315, SLG: 0.346 (8, PH)			G4-6-3 1B				FC5-4 BB		F5	1	0	1	0	1	0	0											
<b>Inning Stats</b>	R: 0 E: 0 K: 0 S: 4	H: 1 LOB: 1 BB: 0 P: 4	R: 0 E: 0 K: 1 S: 6	H: 1 LOB: 1 BB: 0 P: 6	R: 0 E: 0 K: 1 S: 6	H: 2 LOB: 1 BB: 0 P: 6	R: 0 E: 1 K: 0 S: 4	H: 0 LOB: 1 BB: 0 P: 4	R: 0 E: 0 K: 0 S: 3	H: 0 LOB: 1 BB: 1 P: 7	R: 1 E: 1 K: 0 S: 5	H: 1 LOB: 2 BB: 1 P: 9	R: 0 E: 0 K: 1 S: 5	H: 0 LOB: 2 BB: 2 P: 13	R: 0 E: 1 K: 1 S: 6	H: 1 LOB: 2 BB: 1 P: 10	R: 0 E: 0 K: 1 S: 6	H: 1 LOB: 2 BB: 1 P: 10	1B: 6 2B: 1 3B: 0 HR: 0	SF: 0 SAC: 1 DP: 1 HBP: 0	WP: 0 PB: 0 SB: 1 CS: 0	PA: 41					
<b>PITCHER</b>	IP	WLS	BF	H	R	ER	SO	BB	IBB	HBP	BLK	WP	HR	S	P	ERA	WHIP										
Doc Medich, R ERA: 4.49 (1, 1)	5.2	W	25	5	1	1	2	2	0	0	0	0	0	27	35	1.59	1.235										
Jim Kern, R ERA: 1.46 (6, 1)	3.1	S	16	2	0	0	3	4	0	0	0	0	0	18	34	0.00	1.800										

Texas Rangers @ Seattle Mariners  
The Kingdome, Seattle, WA  
Mon Sep 03 1979, 10:05 PM EDT  
Att: 7,302 - Dome

livebaseballscores.com

AB 34  
R 1  
H 7  
RBI 1  
BB 6  
SO 5  
LOB 26





Batter	1	2	3	4	5	6	7	8	9	AB	R	H	RBI	BB	SO	LOB	TOP					
Mickey Rivers, L OBP: 0.308, SLG: 0.404 (1, 8)	0-0 1-3 1B 2B	0-0 3-1 1B		0-0 F6			0-0 1B 1B	0-0 FC6-4		5	2	3	0	0	0	2						
Bump Wills, S OBP: 0.338, SLG: 0.347 (1, 4)	4-0 1-3 1B BB	0-0 3-1			0-3 K		0-0 1B 1B		0-0 CS 1B	4	2	2	1	1	1	1						
Al Oliver, L OBP: 0.365, SLG: 0.480 (1, 7)	0-0 1-3 1-2 2-3	0-0 L7			0-0 1B		0-0 WP 1B 1B		4-0 FC4-6 BB	4	0	2	0	1	0	3						
Buddy Bell, R OBP: 0.330, SLG: 0.468 (1, 5)	0-0 2B 1B		0-0 F7		0-0 F9		0-0 WP 1B		0-0 FC4-6	5	1	2	3	0	0	2						
Willie Montanez, L OBP: 0.277, SLG: 0.340 John Ellis, R OBP: 0.322, SLG: 0.445 (7, PH)	0-3 K		0-0 F9		0-3 K		4-0 G4-6-3 IBB		0-0 F8	3	0	0	0	0	2	2						
Pat Putnam, L OBP: 0.323, SLG: 0.464 Richie Zisk, R OBP: 0.342, SLG: 0.423 (7, PH)	0-0 2B		0-0 F7			4-0 G4-6-3 BB		0-0 G4-6-3		2	0	1	1	1	0	0						
Johnny Grubb, L OBP: 0.350, SLG: 0.421 Mike Jorgensen, L OBP: 0.307, SLG: 0.403 (7, 3)	4-0 IBB			4-0 SH3-4 BB		0-0 F7		0-0 G3		1	0	0	0	2	0	1						
Greg Mahlberg, R OBP: 0.250, SLG: 0.357 (1, 2)	0-0 3-1			0-0 SH3-4		0-0 G4-6-3		0-0 6-3		3	0	0	0	0	0	3						
Nelson Norman, S OBP: 0.246, SLG: 0.250 (1, 6)		0-0 L7		0-0 1-3			0-0 4-3		0-0 FC6-4 1B	4	0	1	0	0	0	1						
<b>Inning Stats</b>	R: 3 E: 0 K: 1 S: 8	H: 3 LOB: 2 BB: 2 P: 16	R: 0 E: 0 K: 0 S: 4	H: 1 LOB: 1 BB: 0 P: 4	R: 0 E: 0 K: 0 S: 3	H: 0 LOB: 0 BB: 0 P: 3	R: 0 E: 0 K: 0 S: 3	H: 0 LOB: 1 BB: 1 P: 7	R: 0 E: 0 K: 2 S: 8	H: 1 LOB: 1 BB: 0 P: 8	R: 0 E: 0 K: 0 S: 2	H: 0 LOB: 0 BB: 1 P: 6	R: 2 E: 0 K: 0 S: 6	H: 4 LOB: 2 BB: 1 P: 10	R: 0 E: 0 K: 0 S: 4	H: 1 LOB: 1 BB: 0 P: 4	R: 0 E: 0 K: 0 S: 3	H: 1 LOB: 1 BB: 1 P: 7	1B: 9 2B: 2 3B: 0 HR: 0	SF: 0 SAC: 1 DP: 2 HBP: 0	WP: 1 PB: 0 SB: 1 CS: 1	PA: 41
<b>PITCHER</b>	IP WLS BF L	H R ER E	SO BB IBB HBP BLK	WP HR S P	ERA WHIP	<b>PITCHER</b>	IP WLS BF L	H R ER E	SO BB IBB HBP BLK	WP HR S P	ERA WHIP											
Mike Parrott, R ERA: 3.66 (1, 1)	6.1 L	31 9 5 5 3	3 1 0 0 0	0 0 33 49	7.11 1.895	Shane Rawley, L ERA: 4.28 (7, 1)	2.2 10	2 0 0 0	1 1 0 0	1 0 8 16	0.00 1.125											

Texas Rangers @ Seattle Mariners  
The Kingdome, Seattle, WA  
Tue Sep 04 1979, 10:05 PM EDT  
Att: 5,759 - Dome

AB	34
R	5
H	11
RBI	5
BB	6
SO	3
LOB	19



Batter	1	2	3	4	5	6	7	8	9	AB	R	H	RBI	BB	SO	LOB	BOTTOM					
Julio Cruz, S OBP: 0.355, SLG: 0.312 (1, 4)	0-0 4-3		0-0 L8		0-0 FC4-6 3B		0-0 F7			4	1	0	0	0	0	2						
Ruppert Jones, L OBP: 0.353, SLG: 0.463 (1, 8)	0-3 K		0-0 F7		4-0 3B BB		0-0 L5			3	1	0	0	1	1	1						
Bruce Bochte, L OBP: 0.389, SLG: 0.484 (1, 3)	0-0 G3		4-0 BB		0-0 F1		0-0 F8			3	0	0	0	1	0	2						
Willie Horton, R OBP: 0.318, SLG: 0.461 (1, 10)		0-0 3-1 2B	0-0 L4		0-0 3B		0-3 K			4	0	2	2	0	1	2						
Dan Meyer, L OBP: 0.326, SLG: 0.483 (1, 5)		0-0 F8		0-0 4-3	0-0 F2		0-0 F8			4	0	0	0	0	0	2						
Tom Paciorek, R OBP: 0.362, SLG: 0.449 (1, 7)		1-0 3-1 HBP		4-0 S BB		0-0 6-3		0-3 K		2	0	0	0	1	1	0						
Joe Simpson, L OBP: 0.312, SLG: 0.356 (1, 9)		0-0 3-1 1-2 2-3		0-0 F8		0-0 3-1		0-0 4-3		4	0	0	0	0	0	3						
Larry Cox, R OBP: 0.272, SLG: 0.321 Charlie Beamon, L OBP: 0.111, SLG: 0.167 (9, PH)		0-0 F2		0-0 1-3		0-0 5-3		0-0 3-1		3	0	0	0	0	0	3						
Mario Mendoza, R OBP: 0.227, SLG: 0.263 (1, 6)			0-0 BB 1B		0-0 FC4-6 1B		0-0 5-3			3	0	2	0	0	0	0						
<b>Inning Stats</b>	R: 0 E: 0 K: 1 S: 5	H: 0 LOB: 0 BB: 0 P: 5	R: 0 E: 0 K: 0 S: 4	H: 1 LOB: 2 BB: 0 P: 5	R: 0 E: 0 K: 0 S: 4	H: 1 LOB: 1 BB: 1 P: 8	R: 0 E: 0 K: 0 S: 3	H: 0 LOB: 1 BB: 1 P: 7	R: 2 E: 0 K: 0 S: 5	H: 2 LOB: 1 BB: 1 P: 9	R: 0 E: 0 K: 0 S: 3	H: 0 LOB: 0 BB: 0 P: 3	R: 0 E: 0 K: 1 S: 5	H: 0 LOB: 0 BB: 0 P: 5	R: 0 E: 0 K: 1 S: 5	H: 0 LOB: 0 BB: 0 P: 5	R: 0 E: 0 K: 1 S: 5	H: 0 LOB: 0 BB: 0 P: 5	1B: 2 2B: 1 3B: 1 HR: 0	SF: 0 SAC: 0 DP: 0 HBP: 1	WP: 0 PB: 0 SB: 2 CS: 0	PA: 35
<b>PITCHER</b>	IP WLS BF W	H R ER E	SO BB IBB HBP BLK	WP HR S P	ERA WHIP	<b>PITCHER</b>	IP WLS BF W	H R ER E	SO BB IBB HBP BLK	WP HR S P	ERA WHIP											
Steve Comer, R ERA: 3.83 (1, 1)	9.0 W	35 4 2 2 3	3 0 1 0 0	0 0 37 50	2.00 0.778																	

Texas Rangers @ Seattle Mariners  
The Kingdome, Seattle, WA  
Tue Sep 04 1979, 10:05 PM EDT  
Att: 5,759 - Dome

AB	31
R	2
H	4
RBI	2
BB	3
SO	3
LOB	15





Batter	1	2	3	4	5	6	7	8	9	AB	R	H	RBI	BB	SO	LOB	TOP										
Mickey Rivers, L OBP: 0.306, SLG: 0.400 (1, 8)	F7		F5			F8		F9		4	0	0	0	0	0	4	<b>Texas Rangers @ Seattle Mariners</b> The Kingdome, Seattle, WA Wed Sep 05 1979, 10:05 PM EDT Att: 5,112 - Dome										
Bump Wills, S OBP: 0.335, SLG: 0.344 (1, 4)	6-3		FC5			4-3		4-3		4	0	0	0	0	0	4											
Al Oliver, L OBP: 0.362, SLG: 0.476 (1, 7)	4-3			6-3		6-3			F7	4	0	0	0	0	0	0											
Buddy Bell, R OBP: 0.328, SLG: 0.465 (8, 6)		4-3		F8			F8		6-3	4	0	0	0	0	0	0											
Richie Zisk, R OBP: 0.343, SLG: 0.424 Bill Sample, R OBP: 0.346, SLG: 0.398 (9, PR)		4-0		5-3			K			3	0	1	0	1	1	0											
Willie Montanez, L OBP: 0.276, SLG: 0.340 (1, 10)		G4-6-3							2B	0	0	0	0	0	0	0											
Pat Putnam, L OBP: 0.330, SLG: 0.468 La Rue Washington, R OBP: 0.235, SLG: 0.188 Eric Soderholm, R OBP: 0.313, SLG: 0.394 (8, 5)										4	0	1	0	0	0	2											
Greg Mahberg, R OBP: 0.235, SLG: 0.333 Johnny Grubb, L OBP: 0.352, SLG: 0.421 Jim Sundberg, R OBP: 0.328, SLG: 0.365 (8, 2)										3	0	2	0	0	0	1											
Nelson Norman, S OBP: 0.244, SLG: 0.248 Mike Jorgensen, L OBP: 0.305, SLG: 0.400 (8, 3)										0	0	0	0	0	0	0											
										0	0	0	0	0	0	0											
<b>Inning Stats</b>	R: 0 E: 0 K: 0 S: 3	H: 0 LOB: 0 BB: 0 P: 3	R: 0 E: 0 K: 0 S: 2	H: 0 LOB: 0 BB: 1 P: 6	R: 0 E: 1 K: 0 S: 5	H: 1 LOB: 2 BB: 0 P: 5	R: 0 E: 0 K: 0 S: 3	H: 0 LOB: 0 BB: 0 P: 3	R: 0 E: 0 K: 1 S: 6	H: 1 LOB: 1 BB: 0 P: 6	R: 0 E: 0 K: 0 S: 3	H: 0 LOB: 0 BB: 0 P: 3	R: 0 E: 0 K: 1 S: 5	H: 0 LOB: 0 BB: 0 P: 5	R: 0 E: 0 K: 1 S: 6	H: 1 LOB: 2 BB: 1 P: 10	R: 0 E: 0 K: 0 S: 4	H: 1 LOB: 1 BB: 0 P: 4	1B: 2 2B: 2 3B: 0 HR: 0	SF: 0 SAC: 1 DP: 1 HBP: 0	WP: 0 PB: 0 SB: 0 CS: 0	PA: 33					
<b>PITCHER</b>	IP	WLS	BF	H	R	ER	SO	BB	IBB	HBP	BLK	WP	HR	S	P	ERA	WHIP										
Rob Dressler, R ERA: 5.16 Byron McLaughlin, R ERA: 4.38 (1, 1)	7.0	W	26	3	0	0	2	2	0	0	0	0	0	28	36	0.00	0.714										
	2.0	S	7	1	0	0	1	0	0	0	0	0	0	9	9	0.00	0.500										

Batter	1	2	3	4	5	6	7	8	9	AB	R	H	RBI	BB	SO	LOB	BOTTOM										
Julio Cruz, S OBP: 0.397, SLG: 0.315 (1, 4)	3-1		4-3			K		K		3	1	1	0	1	2	0	<b>Texas Rangers @ Seattle Mariners</b> The Kingdome, Seattle, WA Wed Sep 05 1979, 10:05 PM EDT Att: 5,112 - Dome										
Ruppert Jones, L OBP: 0.354, SLG: 0.461 (1, 8)	3-1		4-3				1-3			2	0	0	0	2	0	2											
Bruce Bochte, L OBP: 0.386, SLG: 0.480 (1, 3)	F4		F7			1-3		G4-6-3		4	0	0	0	0	0	4											
Willie Horton, R OBP: 0.318, SLG: 0.459 (1, 10)									F3	4	0	1	1	0	1	2											
Dan Meyer, L OBP: 0.329, SLG: 0.482 Bill Stein, R OBP: 0.286, SLG: 0.373 (9, 5)										1	0	0	0	2	0	0											
Tom Paciorek, R OBP: 0.362, SLG: 0.446 Charlie Beamon, L OBP: 0.111, SLG: 0.167 Leon Roberts, R OBP: 0.353, SLG: 0.447 (9, 7)										0	0	0	0	0	0	0											
Joe Simpson, L OBP: 0.315, SLG: 0.355 (1, 9)										2	0	0	0	1	1	3											
Bob Stinson, S OBP: 0.342, SLG: 0.349 (1, 2)										0	0	0	0	0	0	0											
Mario Mendoza, R OBP: 0.226, SLG: 0.261 (1, 6)										0	0	0	0	0	1	5											
										0	0	0	0	0	0	0											
<b>Inning Stats</b>	R: 1 E: 0 K: 0 S: 4	H: 1 LOB: 2 BB: 2 P: 12	R: 0 E: 0 K: 1 S: 5	H: 1 LOB: 0 BB: 0 P: 5	R: 0 E: 0 K: 1 S: 6	H: 1 LOB: 1 BB: 0 P: 6	R: 0 E: 0 K: 1 S: 5	H: 0 LOB: 1 BB: 1 P: 10	R: 0 E: 0 K: 1 S: 5	H: 0 LOB: 1 BB: 1 P: 9	R: 0 E: 0 K: 0 S: 3	H: 0 LOB: 2 BB: 2 P: 11	R: 0 E: 0 K: 1 S: 4	H: 0 LOB: 0 BB: 1 P: 8	R: 0 E: 0 K: 1 S: 5	H: 0 LOB: 2 BB: 2 P: 13	1B: 2 2B: 1 3B: 0 HR: 0	SF: 0 SAC: 1 DP: 1 HBP: 1	WP: 0 PB: 0 SB: 0 CS: 0	PA: 35							
<b>PITCHER</b>	IP	WLS	BF	H	R	ER	SO	BB	IBB	HBP	BLK	WP	HR	S	P	ERA	WHIP										
Fergie Jenkins, R ERA: 4.09 Sparky Lyle, L ERA: 3.24 (1, 1)	7.2	L	33	3	1	1	5	7	1	1	0	0	0	34	67	1.17	1.304										
	0.1		2	0	0	0	1	1	0	0	0	0	0	3	7	0.00	3.000										



Batter	1	2	3	4	5	6	7	8	9	AB	R	H	RBI	BB	SO	LOB	TOP					
Willie Wilson, S (1, 7) OBP: 0.346, SLG: 0.427	5-3		1B			F7			WP 1B	5	1	3	0	0	0	1	<b>Kansas City Royals @ Seattle Mariners</b> The Kingdome, Seattle, WA Fri Sep 07 1979, 10:05 PM EDT Att: 6,843 - Dome					
Hal McRae, R (1, 10) OBP: 0.340, SLG: 0.458	6-3		F8			F7			BB	5	0	1	1	0	0	3						
George Brett, L (1, 5) OBP: 0.381, SLG: 0.551	5-3		1B			E1			F8	5	1	2	1	0	0	1						
Amos Otis, R (1, 8) OBP: 0.370, SLG: 0.448		6-3	5-3			SH2-4			L9	4	1	1	1	1	0	2						
Darrell Porter, L (1, 2) OBP: 0.421, SLG: 0.500		L5-4			K	SH2-4			K	3	1	0	0	2	3	2						
Al Cowens, R (1, 9) OBP: 0.352, SLG: 0.424						SH2-4			F9	2	0	1	0	1	0	0						
Frank White, R (1, 4) OBP: 0.290, SLG: 0.393										3	1	1	0	1	0	3						
John Wathan, R (1, 3) OBP: 0.241, SLG: 0.314			L8			5-3			5-3	4	0	1	2	0	0	1						
U L Washington, S (1, 6) OBP: 0.287, SLG: 0.340			E1			6-3			4-3	3	1	0	1	0	0	0						
<b>Inning Stats</b>	R: 0 E: 0 K: 0 S: 3	H: 0 LOB: 0 BB: 0 P: 3	R: 0 E: 0 K: 0 S: 3	H: 1 LOB: 1 BB: 7	R: 1 E: 1 K: 0 S: 6	H: 2 LOB: 2 BB: 0 P: 6	R: 0 E: 0 K: 1 S: 4	H: 0 LOB: 0 BB: 1 P: 8	R: 0 E: 0 K: 0 S: 4	H: 1 LOB: 1 BB: 0 P: 4	R: 4 E: 1 K: 0 S: 6	H: 3 LOB: 1 BB: 2 P: 14	R: 0 E: 0 K: 0 S: 3	H: 0 LOB: 0 BB: 0 P: 3	R: 0 E: 0 K: 1 S: 6	H: 1 LOB: 1 BB: 0 P: 6		R: 1 E: 0 K: 1 S: 7	H: 2 LOB: 2 BB: 1 P: 11	1B: 6 2B: 4 3B: 1 HR: 0	SF: 1 SAC: 1 DP: 2 HBP: 0	WP: 1 PB: 0 SB: 0 CS: 0
<b>PITCHER</b>	IP	WLS	BF	H	R	ER	SO	BB	IBB	HBP	BLK	WP	HR	S	P	ERA	WHIP					
Rick Honeycutt, L (1, 1) ERA: 3.92	5.1	L	26	7	5	4	1	3	1	0	0	0	0	24	40	6.75	1.875					
Randy Stein, R (6, 1) ERA: 5.87	3.1		14	3	1	1	1	1	0	0	0	1	0	15	19	2.70	1.200					
Rich Hinton, L (9, 1) ERA: 5.86	0.1		1	0	0	0	1	0	0	0	0	0	0	3	3	0.00	0.000					

AB	34
R	6
H	10
RBI	6
BB	5
SO	3
LOB	13



Batter	1	2	3	4	5	6	7	8	9	AB	R	H	RBI	BB	SO	LOB	BOTTOM				
Julio Cruz, S (1, 4) OBP: 0.355, SLG: 0.315	K		F7			G4-6-3		F7		4	0	1	0	0	1	0	<b>Kansas City Royals @ Seattle Mariners</b> The Kingdome, Seattle, WA Fri Sep 07 1979, 10:05 PM EDT Att: 6,843 - Dome				
Ruppert Jones, L (1, 8) OBP: 0.352, SLG: 0.458	K		F8			G4-6-3			L8	4	0	0	0	0	1	1					
Bruce Bochte, L (1, 3) OBP: 0.389, SLG: 0.483						G4-6-3		L9		3	0	2	0	1	0	0					
Willie Horton, R (1, 10) OBP: 0.316, SLG: 0.456	K				L8			F9		4	0	0	0	0	1	3					
Dan Meyer, L (1, 5) OBP: 0.329, SLG: 0.480		L7			G4-6-3			F5		4	0	1	0	0	0	1					
Tom Paciorek, R (1, 7) OBP: 0.360, SLG: 0.443		K				L6-4		P4		4	0	1	0	0	1	2					
Joe Simpson, L (1, 9) OBP: 0.321, SLG: 0.361					SH1-3					2	1	2	0	0	0	0					
Bob Stinson, S (1, 2) OBP: 0.338, SLG: 0.344		F7			L6-4			P5		3	0	0	0	0	0	3					
Mario Mendoza, R (1, 6) OBP: 0.225, SLG: 0.260						F7				1	0	0	0	0	0	0					
Larry Milbourne, S (6, PH) OBP: 0.316, SLG: 0.356						F7				2	1	1	2	0	0	0					
<b>Inning Stats</b>	R: 0 E: 0 K: 3 S: 10	H: 1 LOB: 1 BB: 0 P: 10	R: 0 E: 0 K: 1 S: 6	H: 1 LOB: 0 BB: 0 P: 6	R: 0 E: 0 K: 0 S: 3	H: 0 LOB: 0 BB: 0 P: 3	R: 0 E: 0 K: 0 S: 3	H: 1 LOB: 0 BB: 0 P: 3	R: 0 E: 0 K: 0 S: 3	H: 1 LOB: 0 BB: 0 P: 3	R: 0 E: 0 K: 0 S: 5	H: 2 LOB: 2 BB: 0 P: 5	R: 0 E: 0 K: 0 S: 4	H: 1 LOB: 2 BB: 1 P: 8	1B: 6 2B: 2 3B: 0 HR: 1	SF: 0 SAC: 1 DP: 3 HBP: 0	WP: 0 PB: 0 SB: 1 CS: 0	PA: 33			
<b>PITCHER</b>	IP	WLS	BF	H	R	ER	SO	BB	IBB	HBP	BLK	WP	HR	S	P	ERA	WHIP				
Craig Chamberlain, R (1, 1) ERA: 2.57	9.0	W	33	8	2	2	4	1	0	0	0	0	1	40	44	2.00	1.000				

AB	31
R	2
H	8
RBI	2
BB	1
SO	4
LOB	10





Batter	1	2	3	4	5	6	7	8	9	AB	R	H	RBI	BB	SO	LOB	TOP					
Willie Wilson, S (1.7) OBP: 0.345, SLG: 0.427										4	1	1	0	0	2	1	<b>Kansas City Royals @ Seattle Mariners</b> The Kingdome, Seattle, WA Sat Sep 08 1979, 10:05 PM EDT Att: 12,340 - Dome					
Hal McRae, R (1.10) OBP: 0.339, SLG: 0.456										4	1	1	0	0	1	0						
George Brett, L (1.5) OBP: 0.380, SLG: 0.552										4	0	1	2	0	0	0						
Amos Otis, R (1.8) OBP: 0.373, SLG: 0.448										2	0	1	0	2	0	0						
Darrell Porter, L (1.2) OBP: 0.420, SLG: 0.497										3	0	0	0	1	1	3						
Al Cowens, R (1.9) OBP: 0.351, SLG: 0.425										4	0	1	0	0	0	4						
Frank White, R (1.4) OBP: 0.288, SLG: 0.389										4	0	0	0	0	2	3						
John Wathan, R (1.3) OBP: 0.236, SLG: 0.307										4	0	0	0	0	1	1						
U L Washington, S (1.6) OBP: 0.288, SLG: 0.340										3	0	1	0	0	1	0						
<b>Inning Stats</b>	R: 2 E: 0 K: 2 S: 10	H: 3 LOB: 2 BB: 1 P: 14	R: 0 E: 0 K: 1 S: 5	H: 0 LOB: 0 BB: 0 P: 5	R: 0 E: 0 K: 0 S: 3	H: 0 LOB: 0 BB: 0 P: 3	R: 0 E: 0 K: 2 S: 8	H: 1 LOB: 1 BB: 0 P: 8	R: 0 E: 0 K: 2 S: 7	H: 0 LOB: 0 BB: 0 P: 7	R: 0 E: 0 K: 0 S: 2	H: 0 LOB: 1 BB: 2 P: 10	R: 0 E: 0 K: 1 S: 6	H: 1 LOB: 1 BB: 0 P: 6	R: 0 E: 0 K: 0 S: 4	H: 1 LOB: 1 BB: 0 P: 4	R: 0 E: 0 K: 0 S: 3	H: 0 LOB: 0 BB: 0 P: 3	1B: 3 2B: 2 3B: 1 HR: 0	SF: 0 SAC: 0 DP: 1 HBP: 0	WP: 0 PB: 0 SB: 0 CS: 0	PA: 35
<b>PITCHER</b> Floyd Bannister, L (1.1) ERA: 3.88	IP: 9.0 WLS: W BF: 35 H: 6 R: 2 ER: 2 SO: 8 BB: 3 IBB: 0 HBP: 0 BLK: 0 WP: 0 HR: 0 S: 48 P: 60 ERA: 2.00 WHIP: 1.000																	<b>PITCHER</b>				

Batter	1	2	3	4	5	6	7	8	9	AB	R	H	RBI	BB	SO	LOB	BOTTOM					
Julio Cruz, S (1.4) OBP: 0.397, SLG: 0.313										2	0	0	0	2	1	2	<b>Kansas City Royals @ Seattle Mariners</b> The Kingdome, Seattle, WA Sat Sep 08 1979, 10:05 PM EDT Att: 12,340 - Dome					
Ruppert Jones, L (1.8) OBP: 0.353, SLG: 0.457										3	1	1	1	1	1	2						
Bruce Bochte, L (1.3) OBP: 0.390, SLG: 0.490										4	2	2	2	0	0	2						
Willie Horton, R (1.10) OBP: 0.315, SLG: 0.455										4	0	1	0	0	0	1						
Dan Meyer, L (1.5) OBP: 0.331, SLG: 0.484										2	0	2	0	0	0	0						
Mario Mendoza, R (5.6) OBP: 0.229, SLG: 0.260										0	0	0	0	0	0	0						
Charlie Beamon, L (6. PH) OBP: 0.158, SLG: 0.211										1	0	1	0	0	0	0						
Bill Stein, R (7.5) OBP: 0.285, SLG: 0.371										1	0	0	0	0	0	0						
Leon Roberts, R (1.7) OBP: 0.352, SLG: 0.444										3	0	0	1	1	0	4						
Joe Simpson, L (1.9) OBP: 0.321, SLG: 0.361										3	0	1	0	0	0	3						
Larry Milbourne, S (1.6) OBP: 0.315, SLG: 0.353										3	0	0	0	1	0	2						
Larry Cox, R (1.2) OBP: 0.272, SLG: 0.319										4	1	1	0	0	0	3						
<b>Inning Stats</b>	R: 0 E: 0 K: 1 S: 5	H: 0 LOB: 1 BB: 1 P: 9	R: 0 E: 0 K: 0 S: 4	H: 1 LOB: 1 BB: 0 P: 4	R: 0 E: 0 K: 0 S: 3	H: 0 LOB: 0 BB: 1 P: 7	R: 0 E: 0 K: 0 S: 3	H: 1 LOB: 0 BB: 0 P: 3	R: 0 E: 0 K: 1 S: 6	H: 1 LOB: 1 BB: 0 P: 6	R: 1 E: 0 K: 0 S: 5	H: 3 LOB: 2 BB: 1 P: 9	R: 3 E: 0 K: 0 S: 6	H: 3 LOB: 0 BB: 0 P: 6	R: 0 E: 0 K: 0 S: 3	H: 0 LOB: 2 BB: 2 P: 11	R: 0 E: 0 K: 0 S: 3	H: 0 LOB: 2 BB: 2 P: 11	1B: 7 2B: 1 3B: 0 HR: 1	SF: 0 SAC: 1 DP: 0 HBP: 0	WP: 0 PB: 0 SB: 2 CS: 2	PA: 37
<b>PITCHER</b> Dennis Leonard, R (1.1) ERA: 4.41	IP: 7.1 WLS: L BF: 33 H: 9 R: 4 ER: 4 SO: 4 BB: 4 IBB: 0 HBP: 0 BLK: 0 WP: 0 HR: 1 S: 33 P: 49 ERA: 4.91 WHIP: 1.773																	<b>PITCHER</b>				
Al Hrabosky, L (8.1) ERA: 4.17	0.2 L 3 0 0 0 0 1 0 0 0 0 0 0 2 6 0.00 1.500																	<b>PITCHER</b>				

AB	32
R	2
H	6
RBI	2
BB	3
SO	8
LOB	12



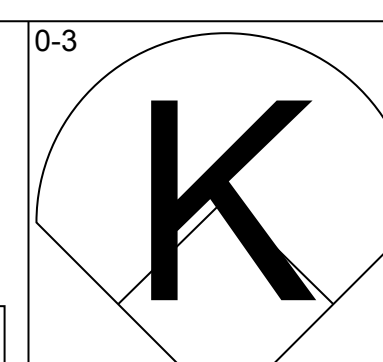
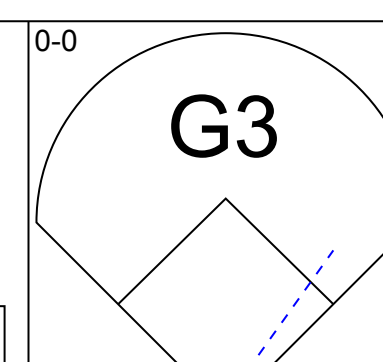
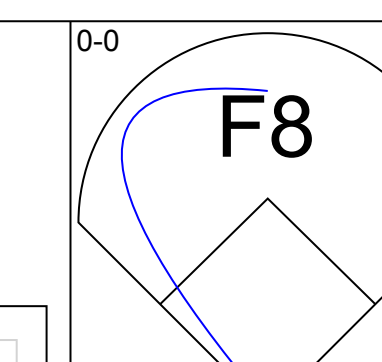
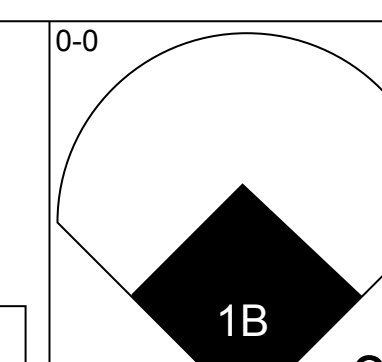
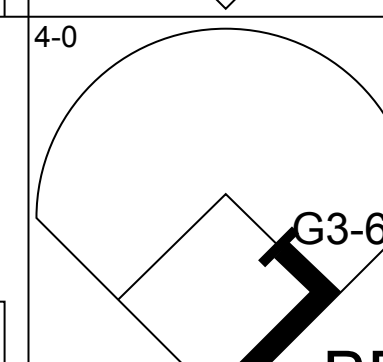
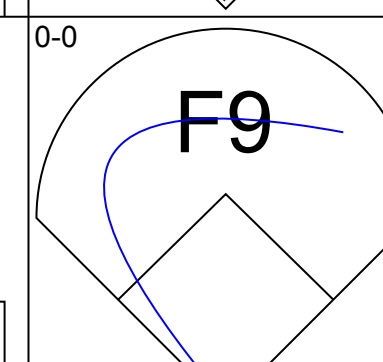
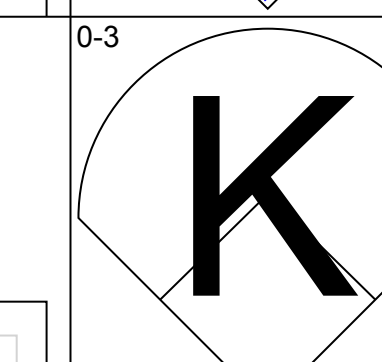
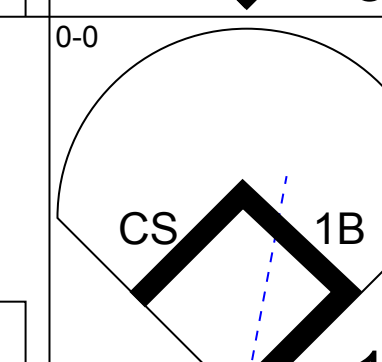
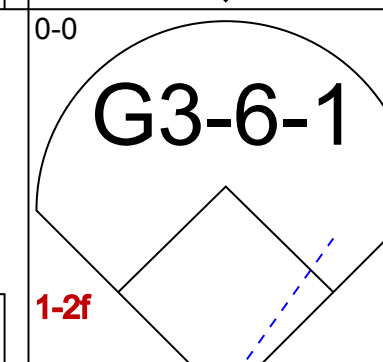
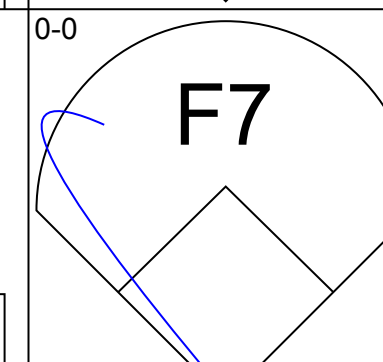
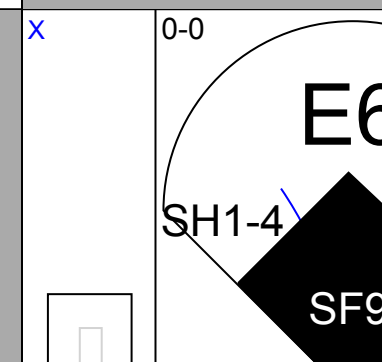
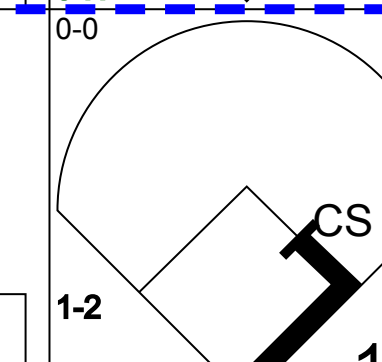
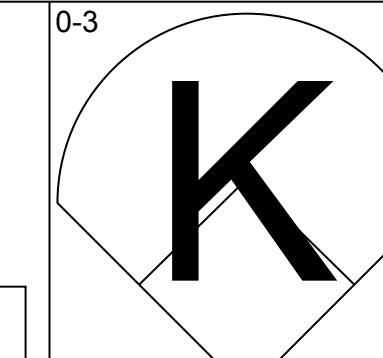
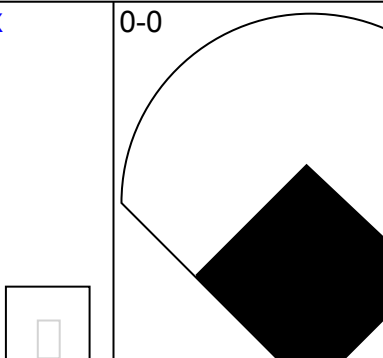
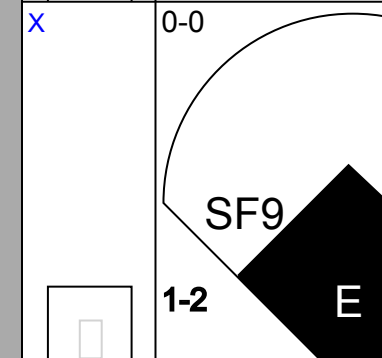
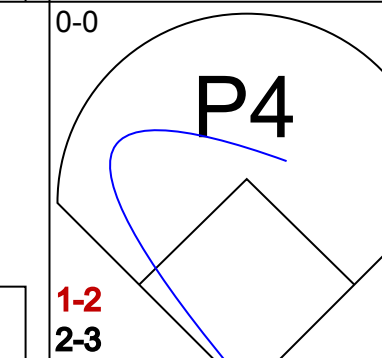
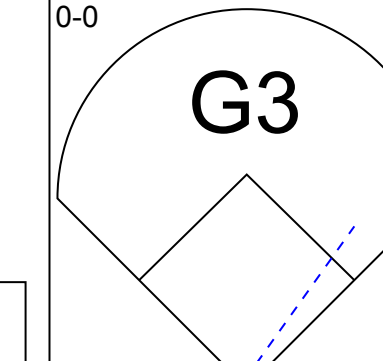
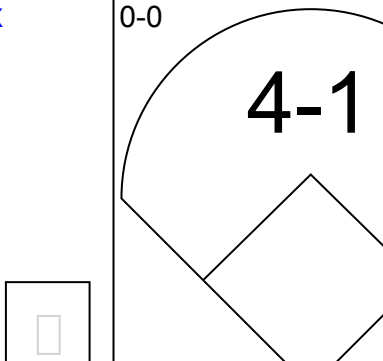
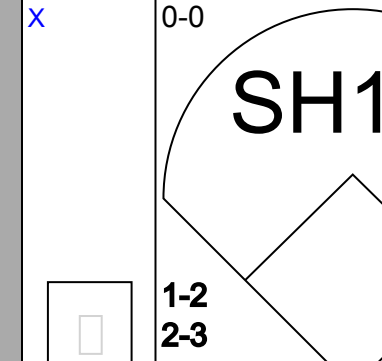
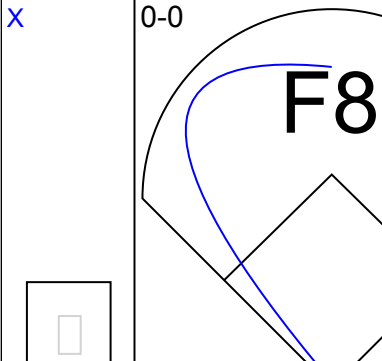
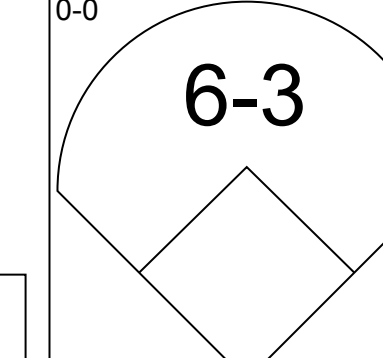
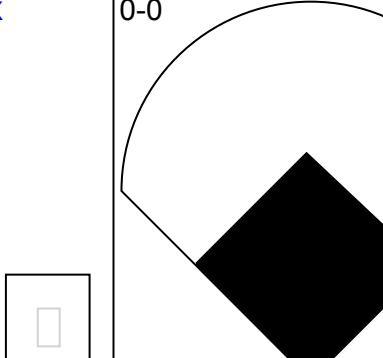
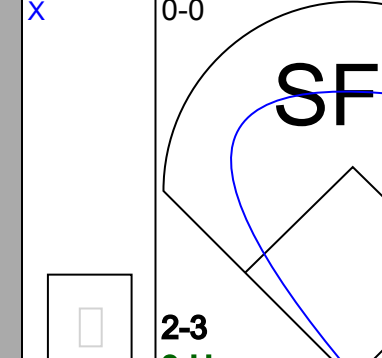
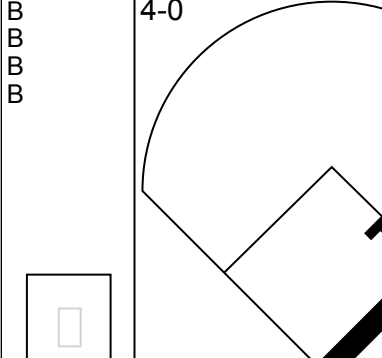
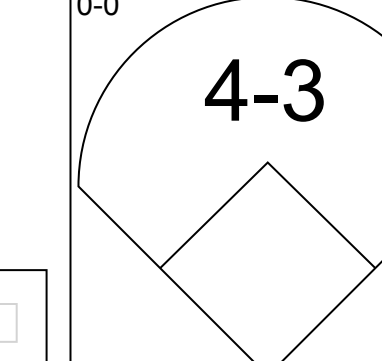
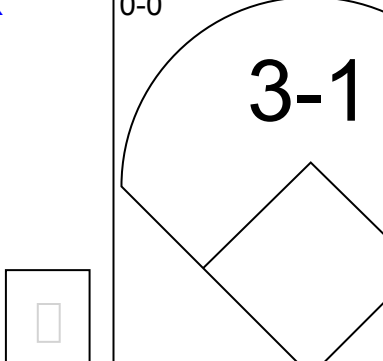
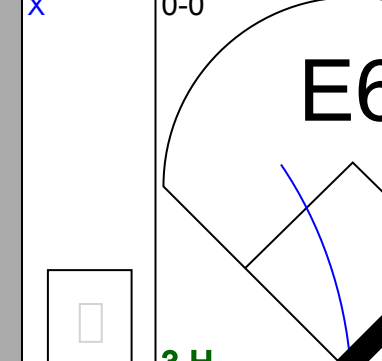
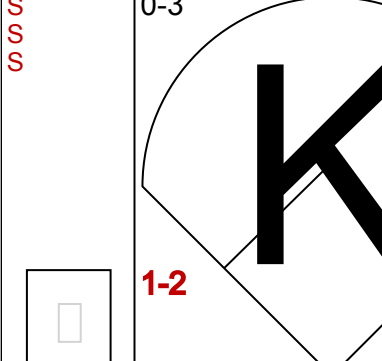
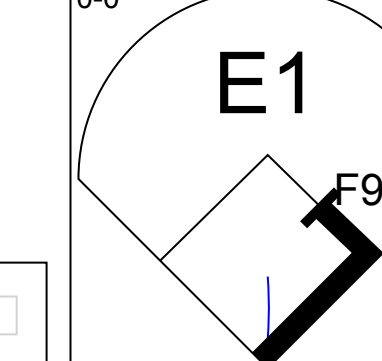
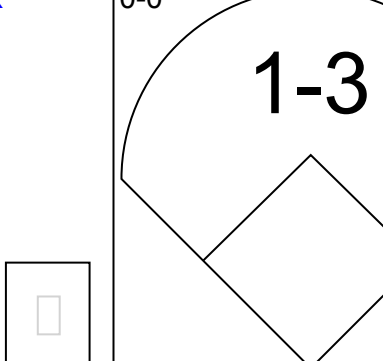
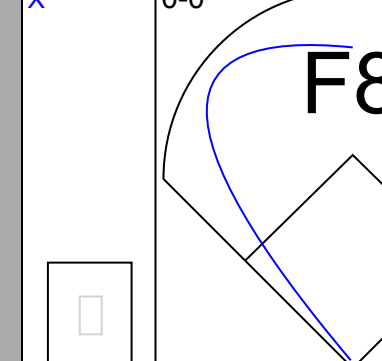
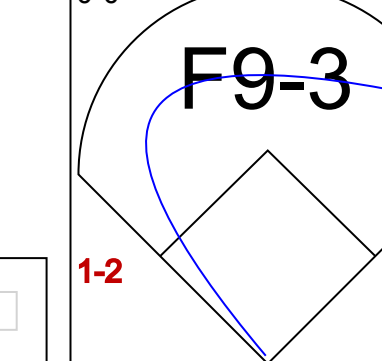
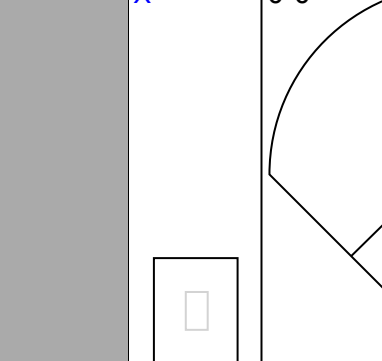
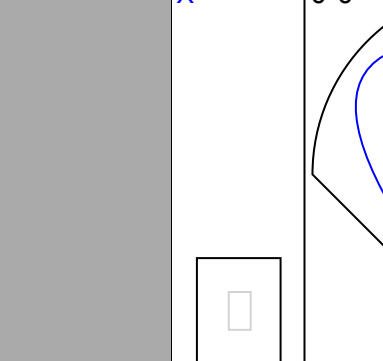
AB	30
R	4
H	9
RBI	4
BB	5
SO	2
LOB	19





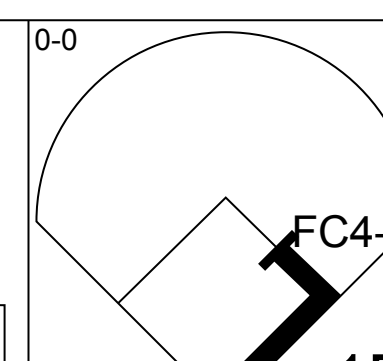
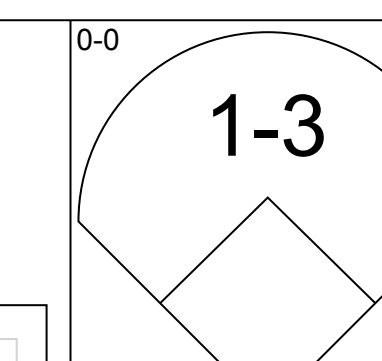
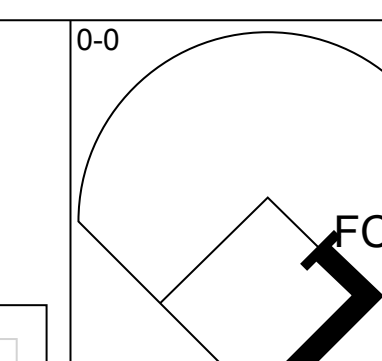
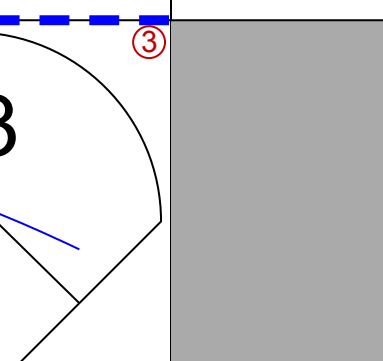
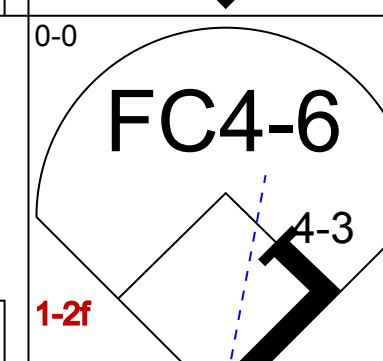
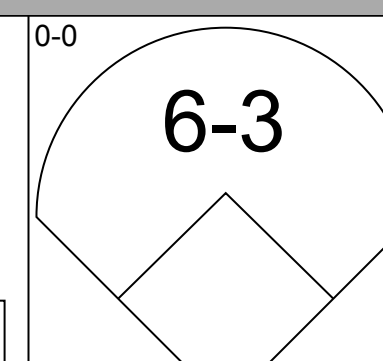
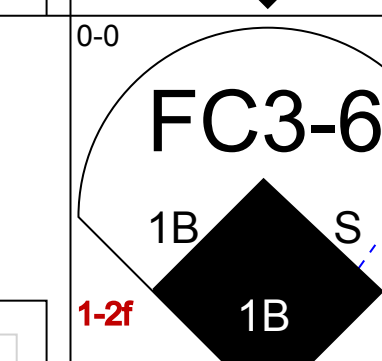
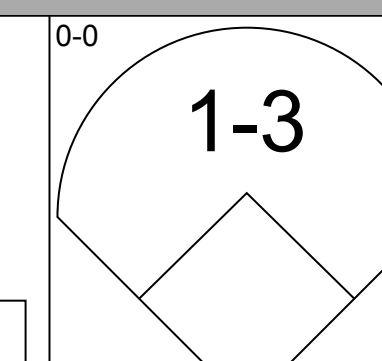
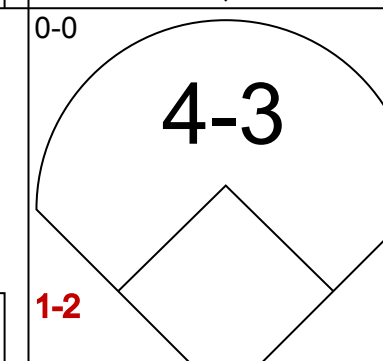
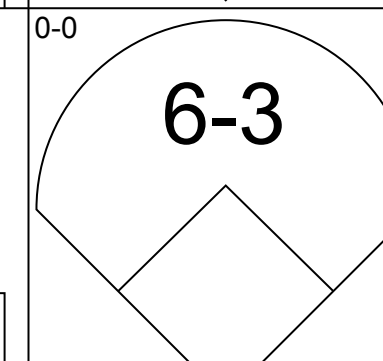
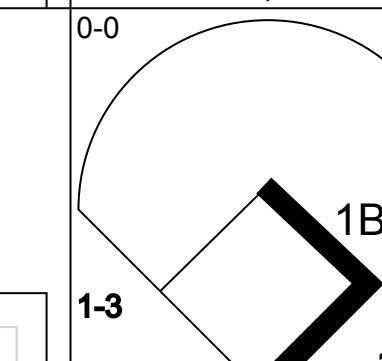
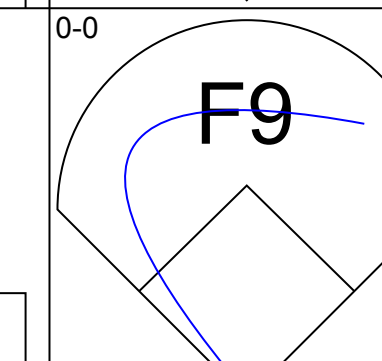
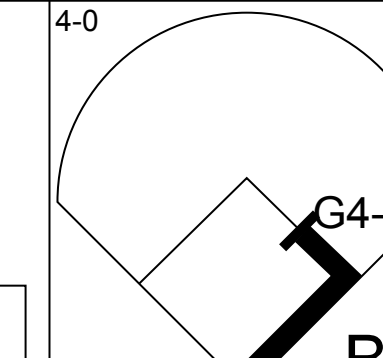
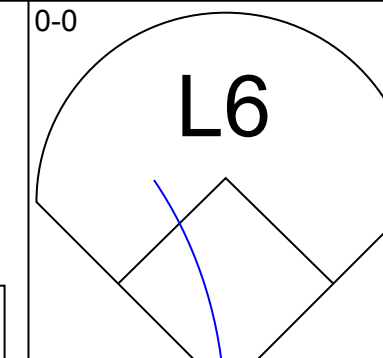
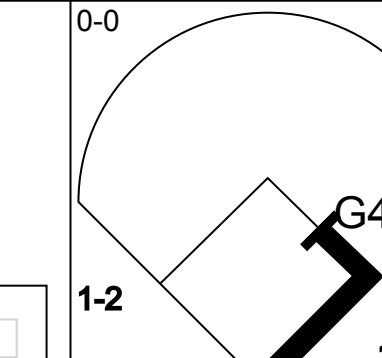
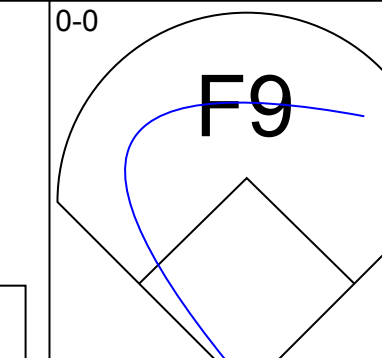
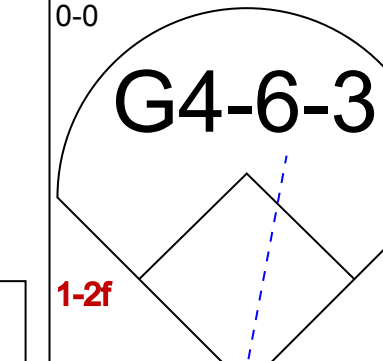
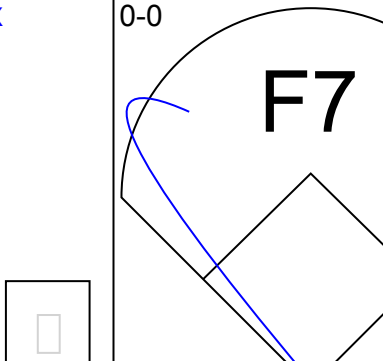
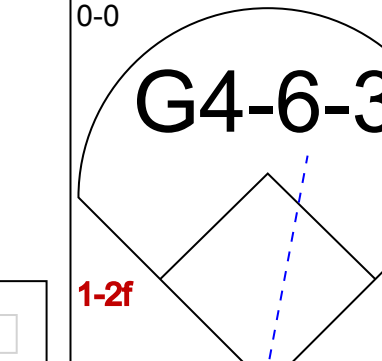
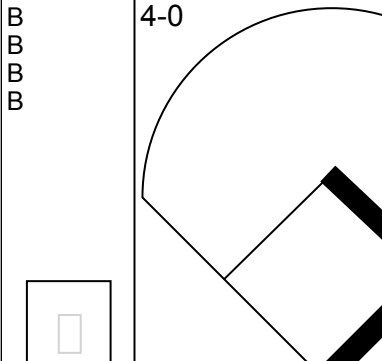
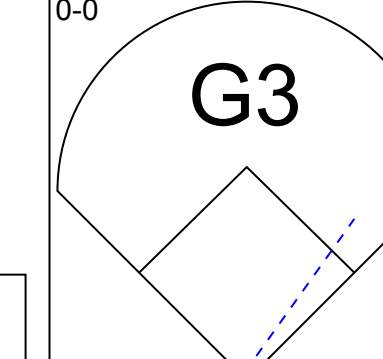
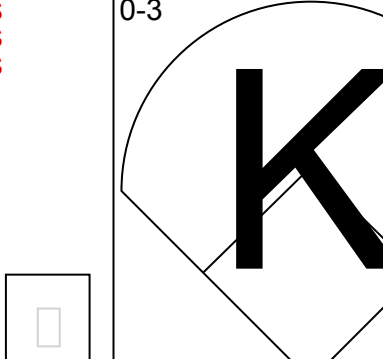
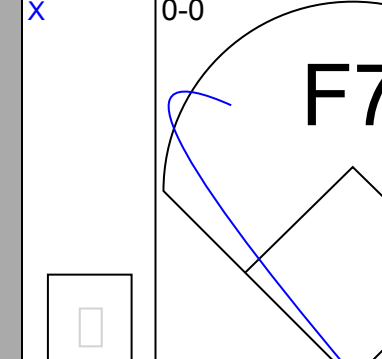
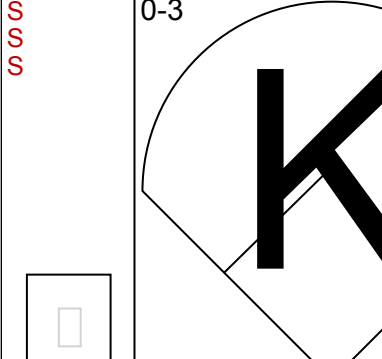
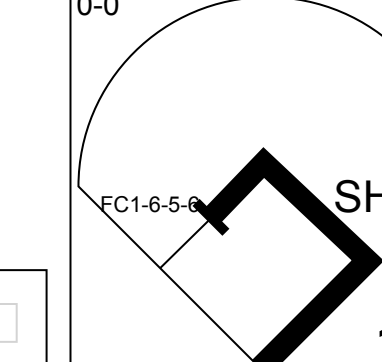
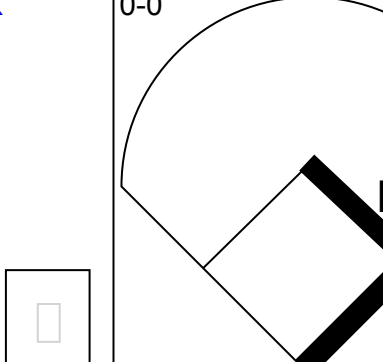
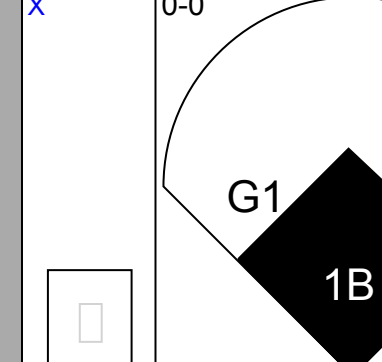
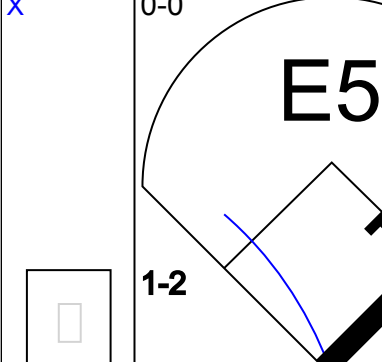
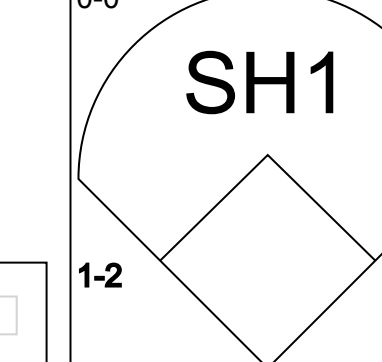
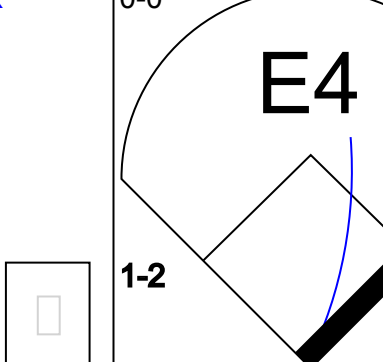
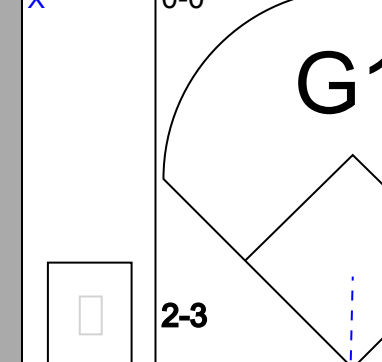
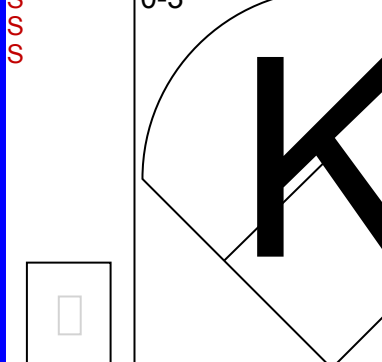
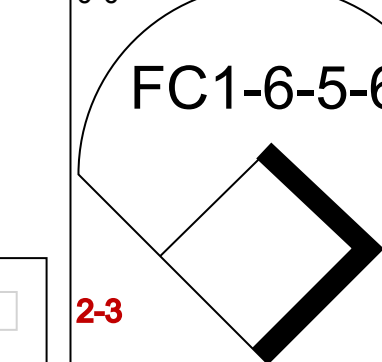
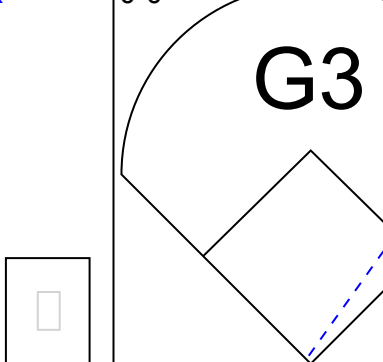
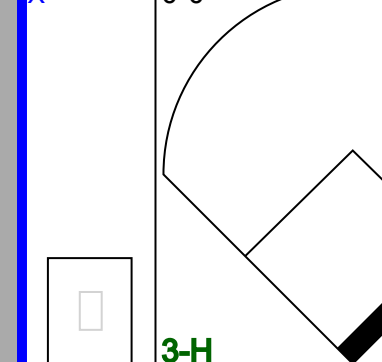
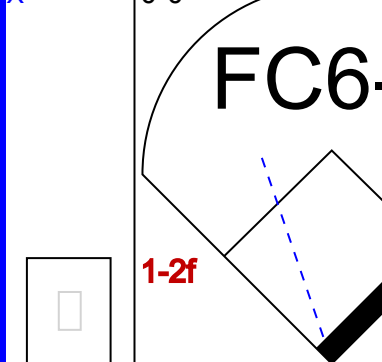




Batter	1	2	3	4	5	6	7	8	9	AB	R	H	RBI	BB	SO	LOB	TOP					
Larry Milbourne, S OBP: 0.314, SLG: 0.358 (1, 4)										4	1	1	0	0	1	0	<b>Seattle Mariners @ Texas Rangers</b> Arlington Stadium, Arlington, TX Mon Sep 10 1979, 8:05 PM EDT Att: 6,790 - Unknown					
Ruppert Jones, L OBP: 0.352, SLG: 0.453 (1, 8)										3	0	1	1	1	1	0						
Bruce Bochte, L OBP: 0.386, SLG: 0.484 (1, 3)										4	1	1	0	0	0	1						
Willie Horton, R OBP: 0.316, SLG: 0.458 (1, 10)										4	2	2	1	0	1	2						
Dan Meyer, L OBP: 0.330, SLG: 0.481 (1, 5)											3	0	0	0	0	0						
Leon Roberts, R OBP: 0.354, SLG: 0.452 (1, 7)										2	1	1	2	1	0	0						
Joe Simpson, L OBP: 0.316, SLG: 0.354 (1, 9)										4	0	0	0	0	1	1						
Larry Cox, R OBP: 0.266, SLG: 0.311 (1, 2)										3	0	0	0	0	0	1						
Mario Mendoza, R OBP: 0.222, SLG: 0.256 (1, 6)										3	0	0	0	0	0	1						
<b>Inning Stats</b>	R: 0 E: 0 K: 1 S: 4	H: 0 LOB: 0 BB: 1 P: 8	R: 0 E: 0 K: 1 S: 5	H: 0 LOB: 0 BB: 0 P: 5	R: 0 E: 1 K: 0 S: 3	H: 0 LOB: 0 BB: 0 P: 3	R: 0 E: 0 K: 0 S: 3	H: 0 LOB: 0 BB: 0 P: 3	R: 2 E: 0 K: 0 S: 5	H: 2 LOB: 0 BB: 0 P: 5	R: 0 E: 0 K: 1 S: 5	H: 0 LOB: 0 BB: 0 P: 5	R: 2 E: 2 K: 0 S: 6	H: 1 LOB: 1 BB: 0 P: 6	R: 1 E: 0 K: 0 S: 5	H: 3 LOB: 1 BB: 1 P: 5	R: 0 E: 0 K: 1 S: 4	H: 0 LOB: 1 BB: 1 P: 8	1B: 3 2B: 2 3B: 1 HR: 2	SF: 1 SAC: 1 DP: 3 HBP: 0	WP: 0 PB: 0 SB: 0 CS: 3	PA: 34
<b>PITCHER</b>	IP WLS BF H R ER SO BB IBB HBP BLK WP HR S P ERA WHIP																					
Fergie Jenkins, R ERA: 4.08 (1, 1)	7.1 L 29 5 5 3 3 1 0 0 0 0 0 2 34 38 3.68 0.818																					
Dave Rajsich, L ERA: 4.06 (8, 1)	1.2 5 1 0 0 1 1 0 0 0 0 0 6 10 0.00 1.200																					

AB	30
R	5
H	6
RBI	4
BB	2
SO	4
LOB	6



Batter	1	2	3	4	5	6	7	8	9	AB	R	H	RBI	BB	SO	LOB	BOTTOM					
Mickey Rivers, L OBP: 0.311, SLG: 0.407 (1, 8)										4	0	2	0	0	0	2	<b>Seattle Mariners @ Texas Rangers</b> Arlington Stadium, Arlington, TX Mon Sep 10 1979, 8:05 PM EDT Att: 6,790 - Unknown					
Bump Willis, S OBP: 0.331, SLG: 0.338 (1, 4)										4	1	0	0	0	0	2						
Buddy Bell, R OBP: 0.328, SLG: 0.460 (1, 5) (8, 6)										4	0	1	0	0	0	1						
Willie Montanez, L OBP: 0.280, SLG: 0.343 (1, 10)										3	0	1	1	1	0	0						
Pat Putnam, L OBP: 0.323, SLG: 0.468 (1, 3)										3	0	0	0	1	0	3						
Johnny Grubb, L OBP: 0.352, SLG: 0.427 (1, 9)											4	0	0	0	2	1						
Bill Sample, R OBP: 0.356, SLG: 0.409 (1, 7)											4	1	3	0	0	1						
Jim Sundberg, R OBP: 0.335, SLG: 0.372 Richie Zisk, R OBP: 0.343, SLG: 0.418 (9, PH)											2	0	0	0	0	2						
Nelson Norman, S OBP: 0.246, SLG: 0.251 Al Oliver, L OBP: 0.367, SLG: 0.480 Eric Soderholm, R OBP: 0.313, SLG: 0.394 John Ellis, R OBP: 0.314, SLG: 0.434 (9, PH)											2	0	0	0	0	3						
<b>Inning Stats</b>	R: 0 E: 0 K: 0 S: 3	H: 1 LOB: 0 BB: 0 P: 3	R: 0 E: 0 K: 0 S: 2	H: 0 LOB: 0 BB: 1 P: 6	R: 0 E: 0 K: 0 S: 4	H: 1 LOB: 0 BB: 0 P: 4	R: 0 E: 0 K: 0 S: 3	H: 0 LOB: 0 BB: 0 P: 3	R: 0 E: 1 K: 1 S: 7	H: 1 LOB: 2 BB: 0 P: 7	R: 1 E: 0 K: 0 S: 5	H: 3 LOB: 1 BB: 0 P: 5	R: 0 E: 0 K: 0 S: 3	H: 0 LOB: 0 BB: 0 P: 3	R: 2 E: 1 K: 2 S: 8	H: 0 LOB: 2 BB: 1 P: 12	R: 0 E: 0 K: 0 S: 3	H: 0 LOB: 0 BB: 0 P: 3	1B: 7 2B: 1 3B: 0 HR: 0	SF: 0 SAC: 1 DP: 2 HBP: 0	WP: 0 PB: 0 SB: 1 CS: 0	PA: 36
<b>PITCHER</b>	IP WLS BF H R ER SO BB IBB HBP BLK WP HR S P ERA WHIP																					
Rob Dressler, R ERA: 4.25 (1, 1)	6.2 W 27 8 2 2 1 1 0 0 0 0 0 28 32 2.70 1.350																					
Byron McLoughlin, R ERA: 4.25 (7, 1)	2.1 S 9 0 0 0 2 1 0 0 0 0 0 0 12 16 0.00 0.429																					

AB	33
R	2
H	8
RBI	2
BB	2
SO	3
LOB	19

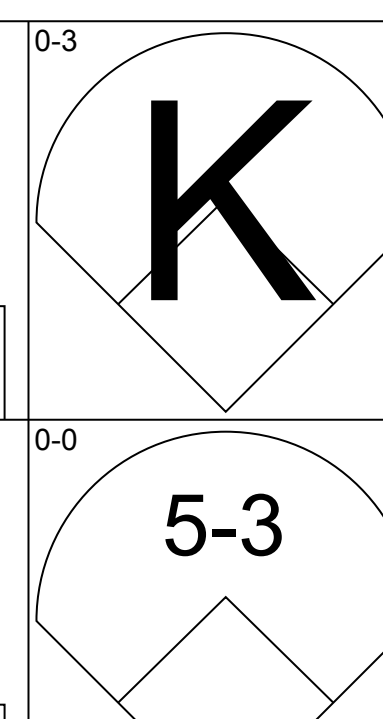
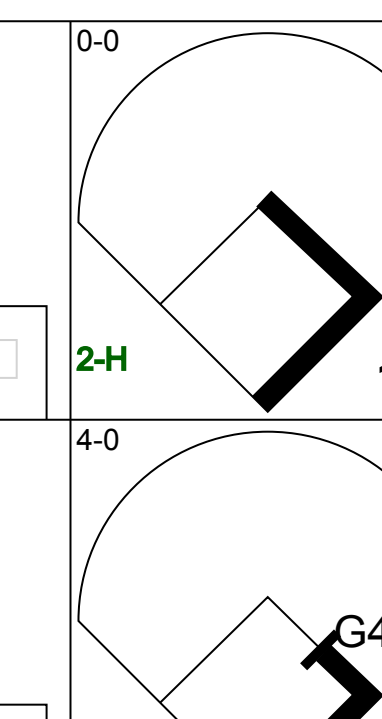
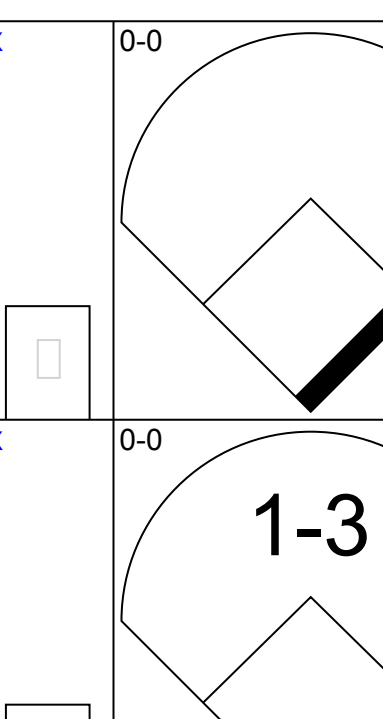
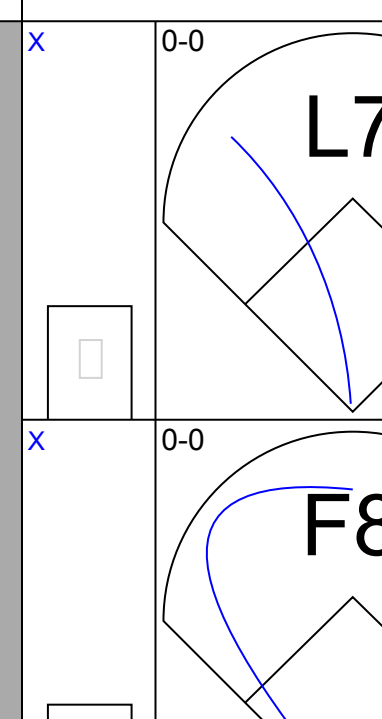
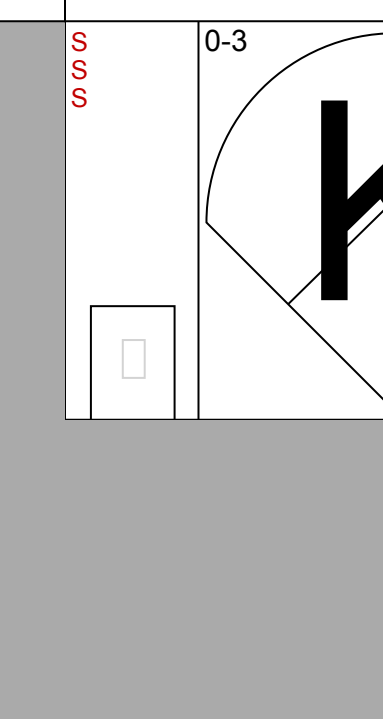
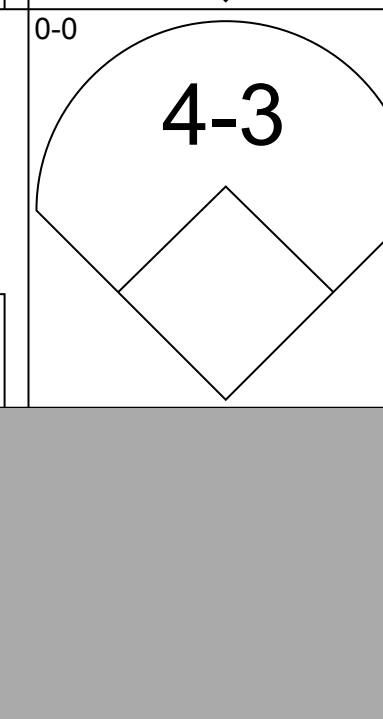
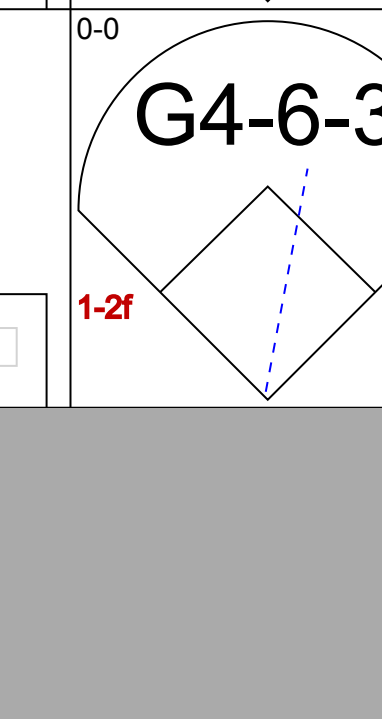

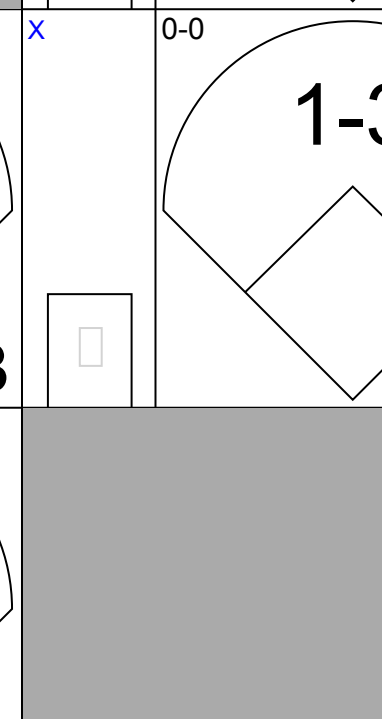




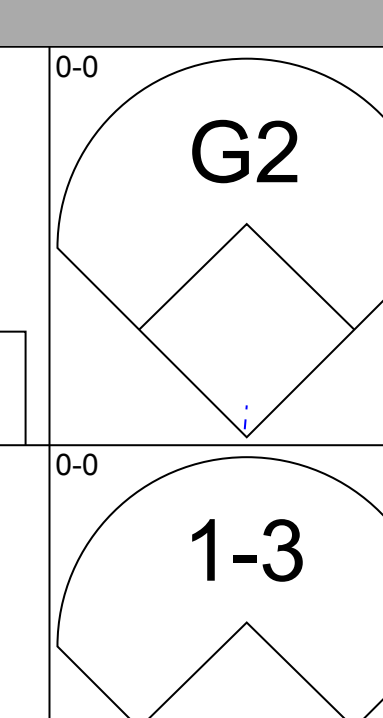
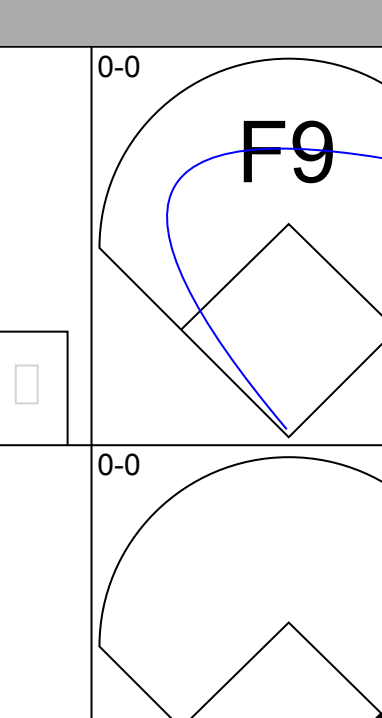
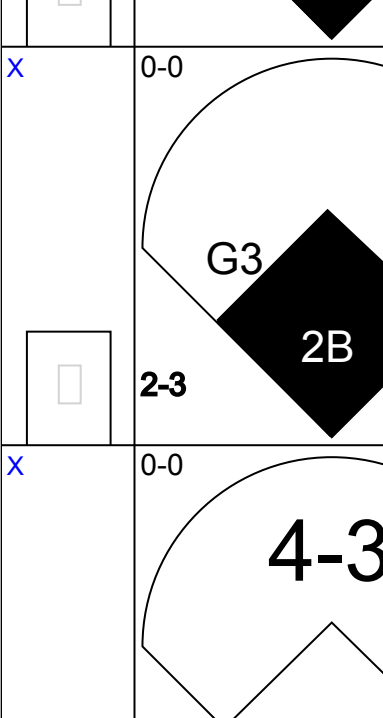
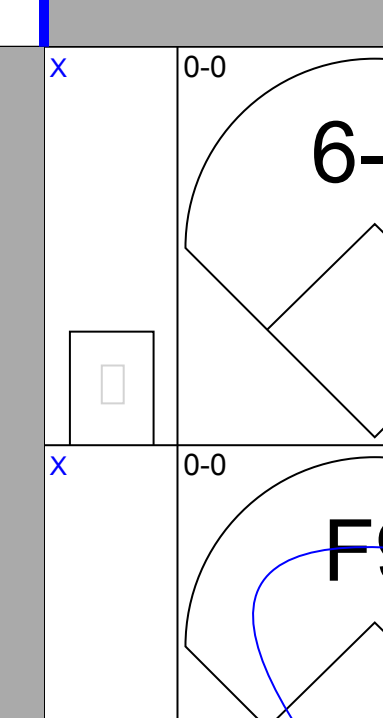
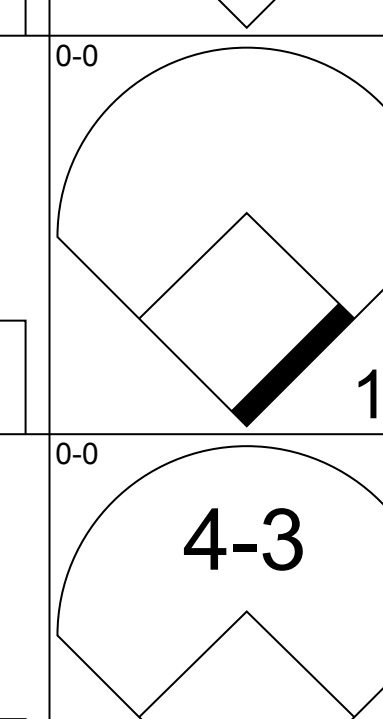
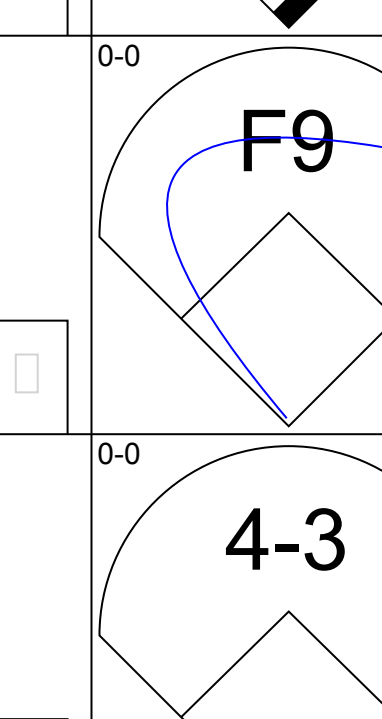
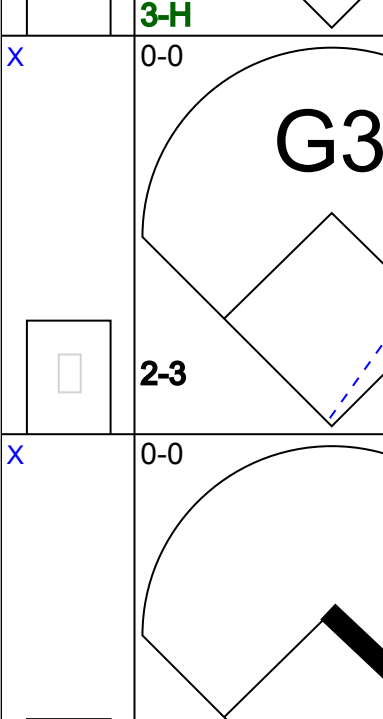



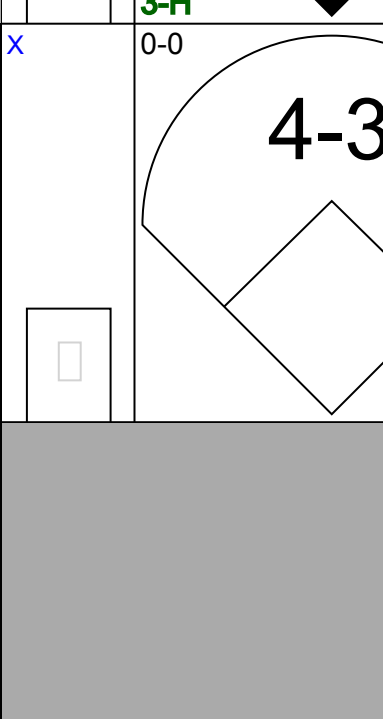

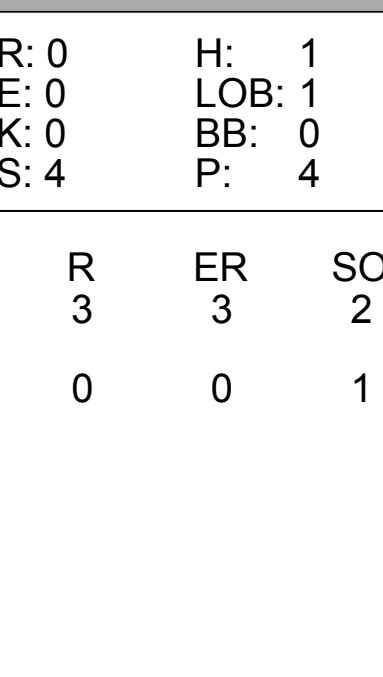
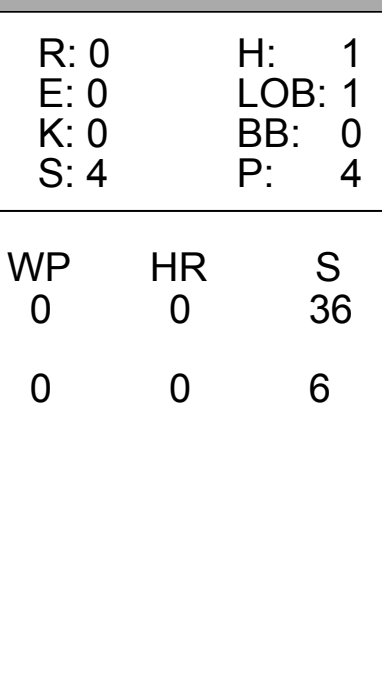
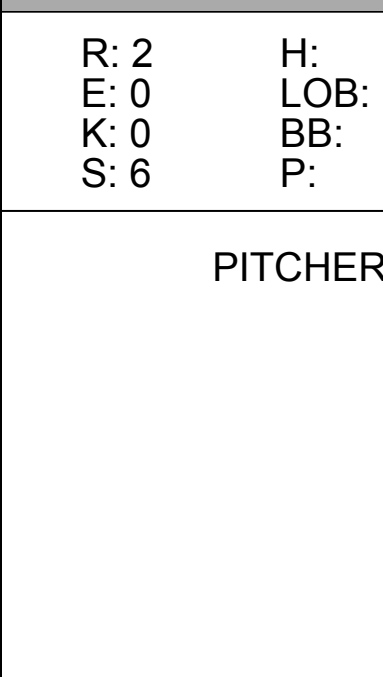
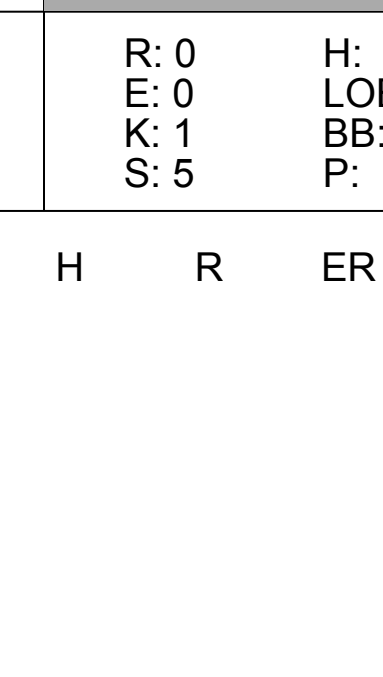

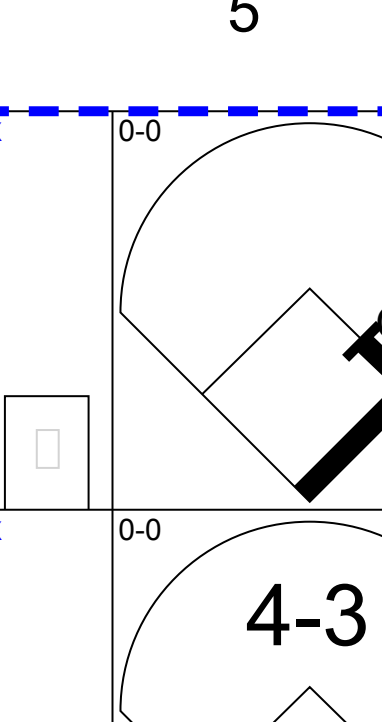
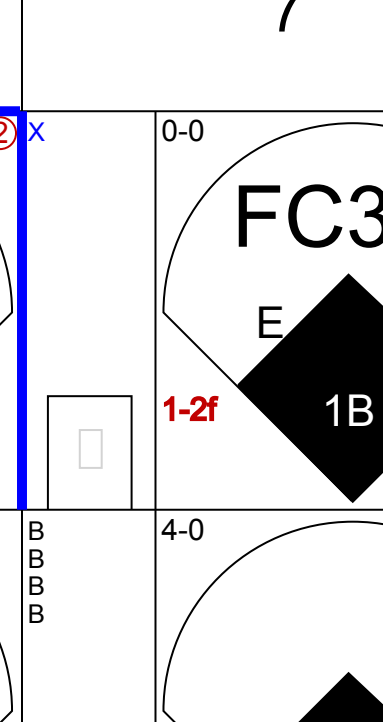
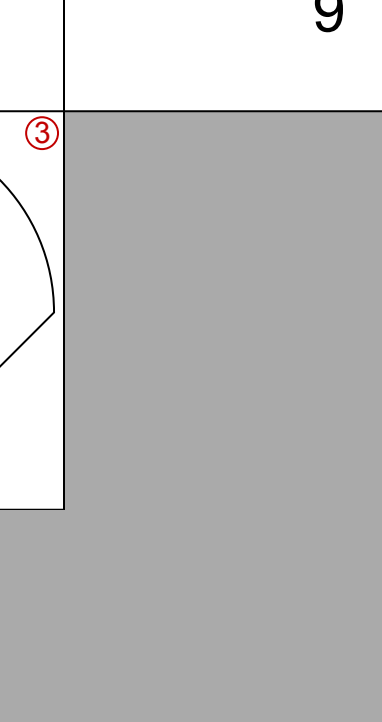

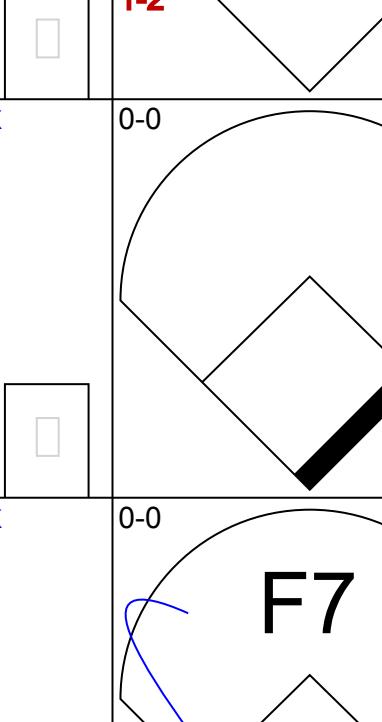
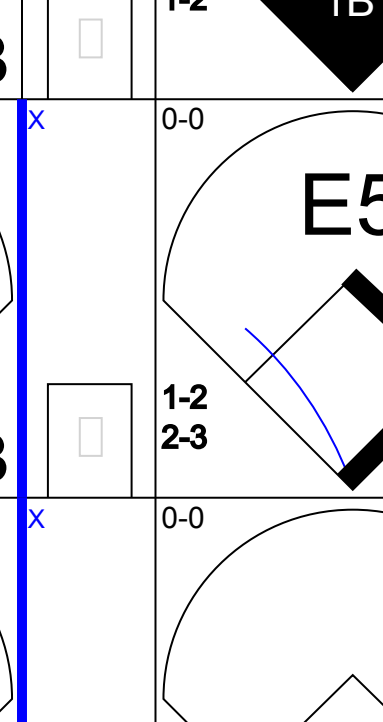



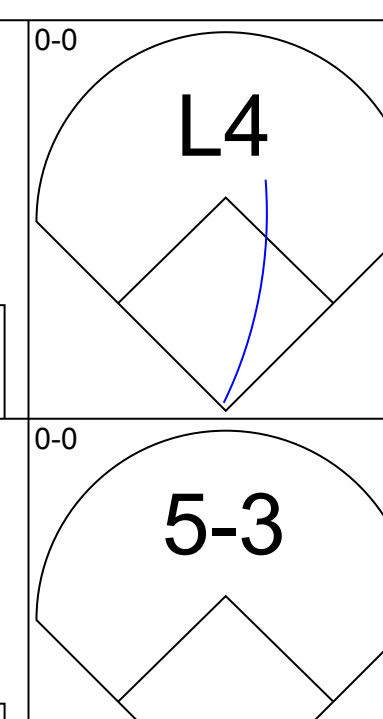

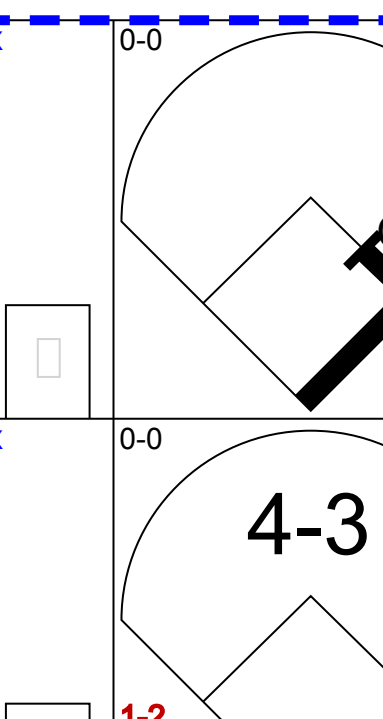
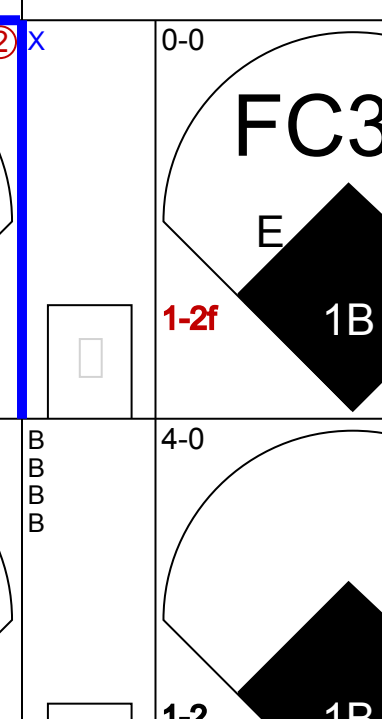

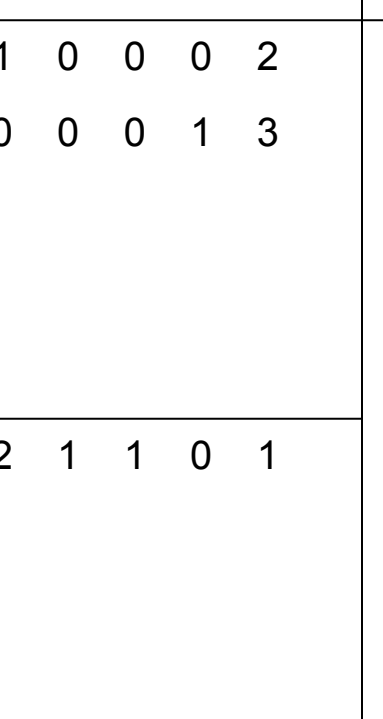
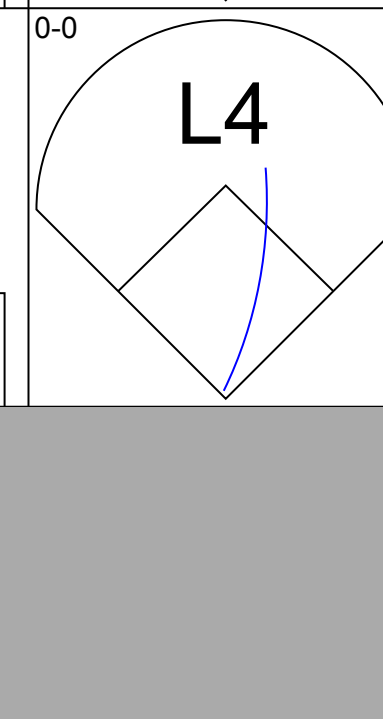

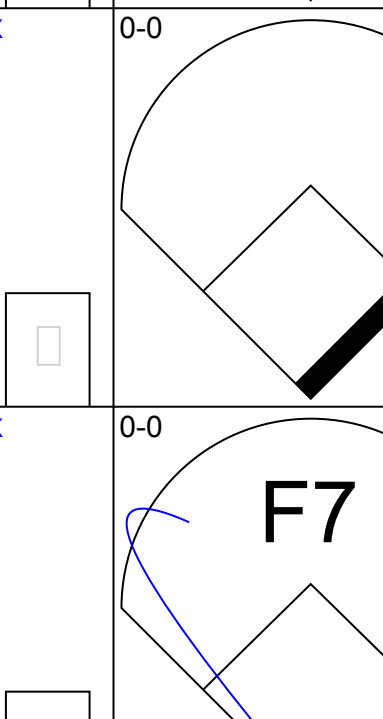
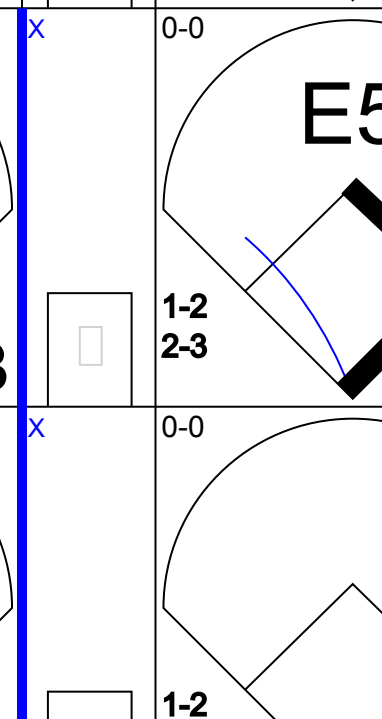




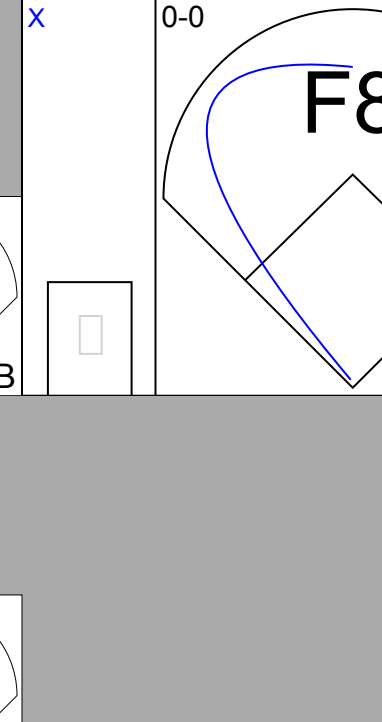
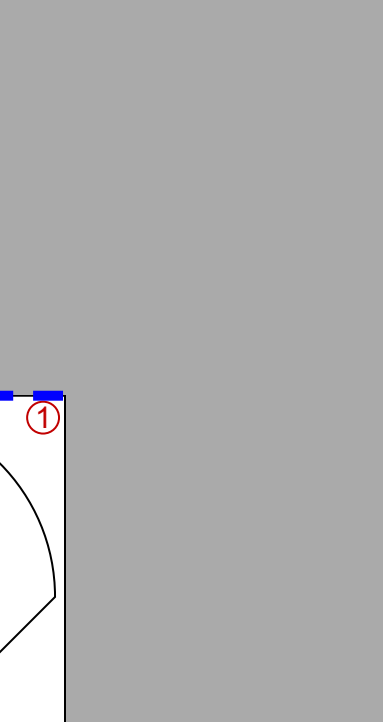
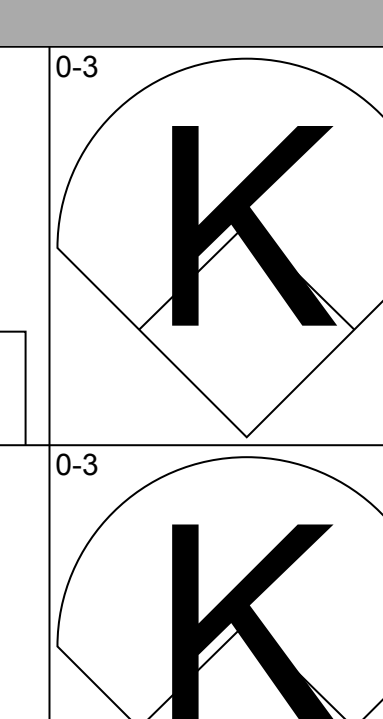
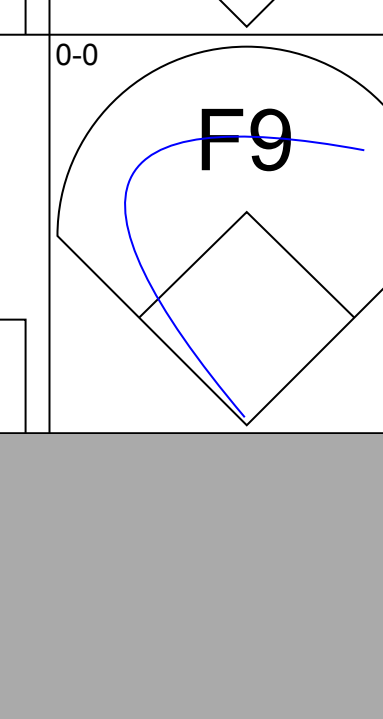
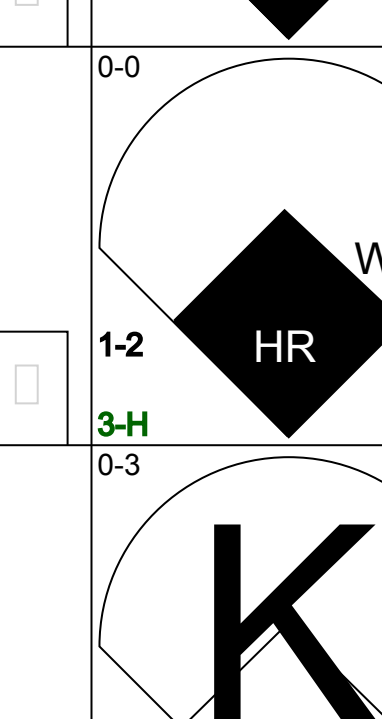
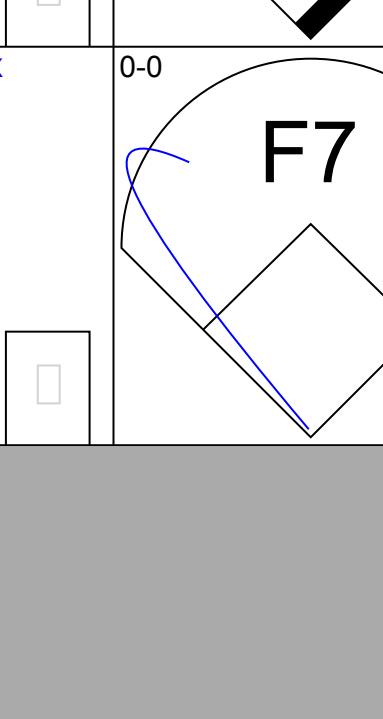
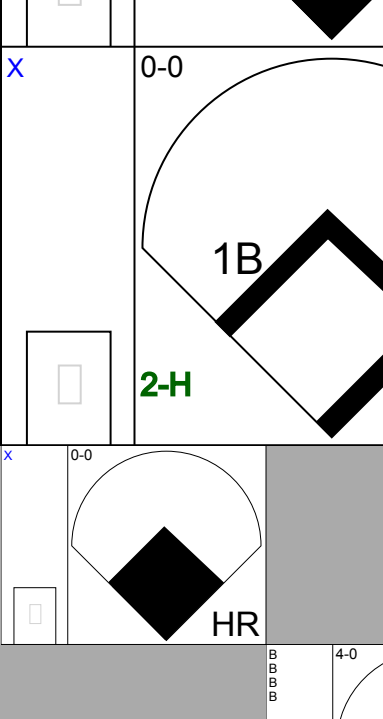


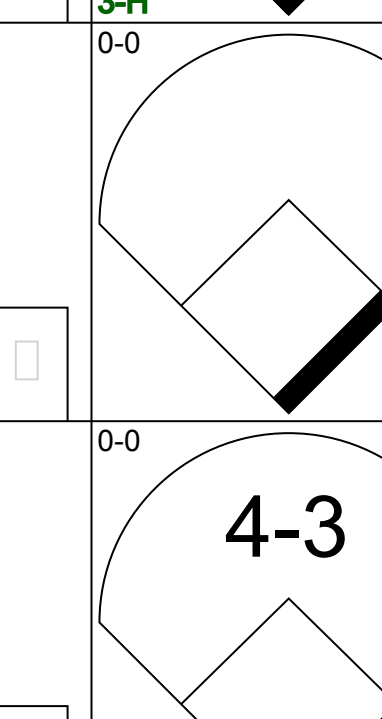
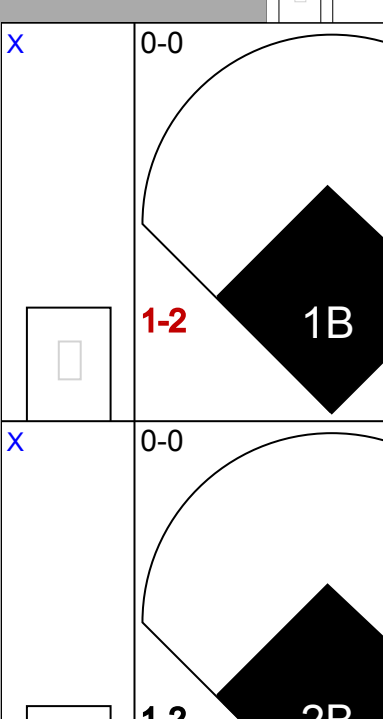
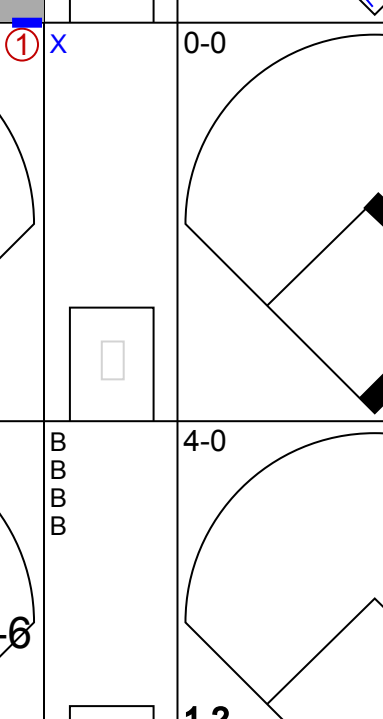
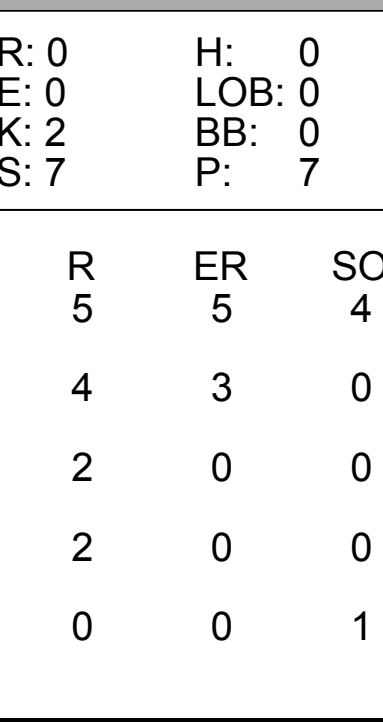
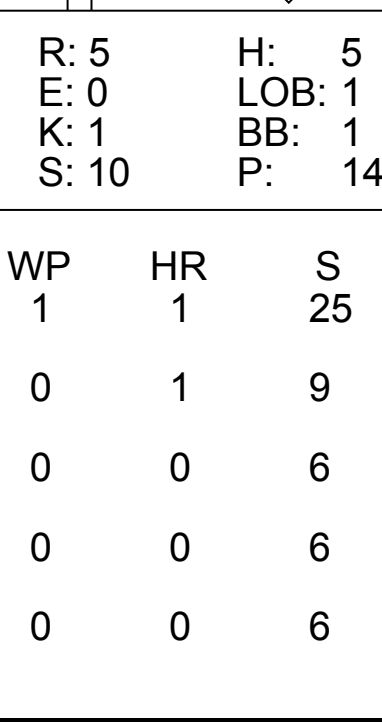
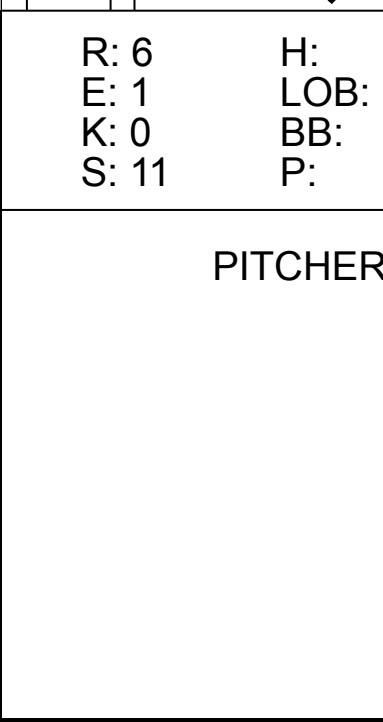
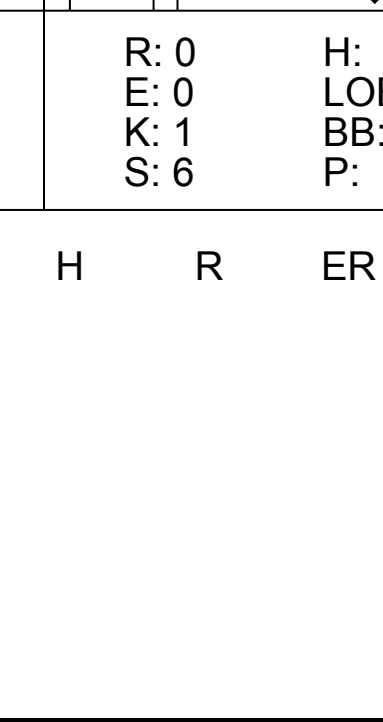
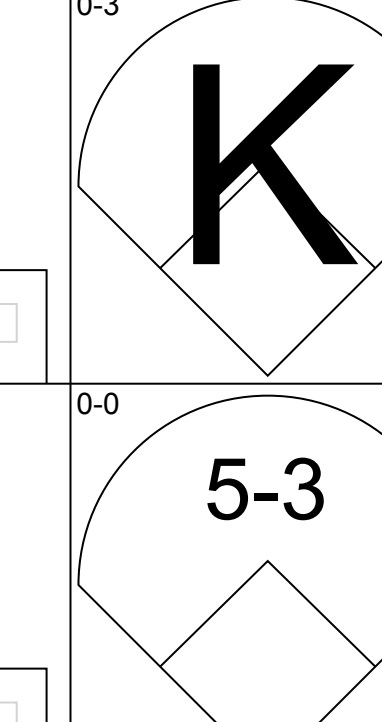
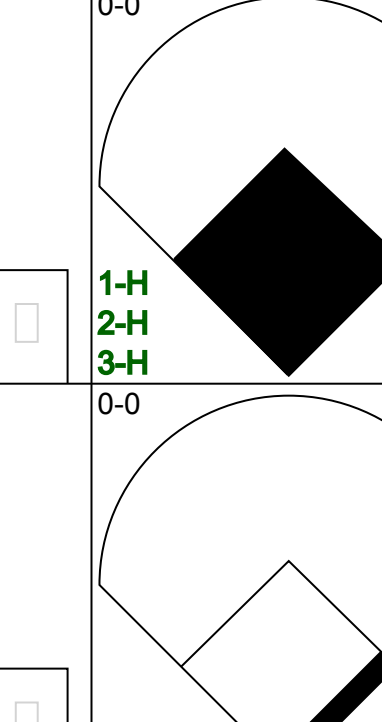
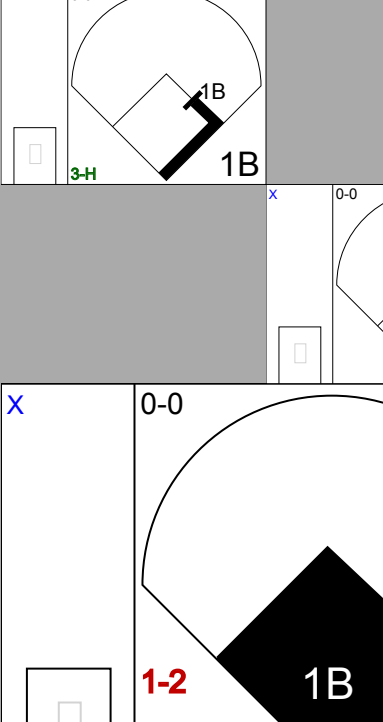
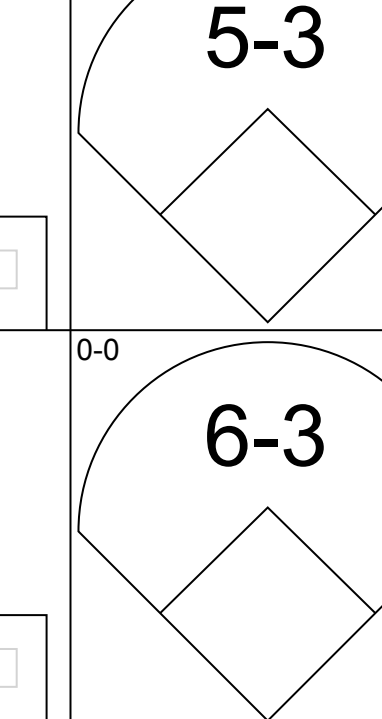
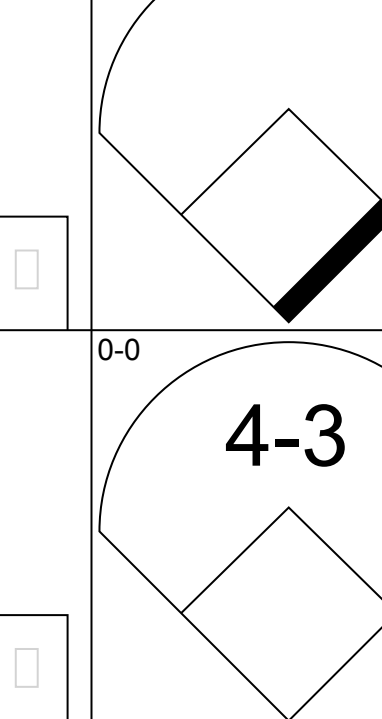
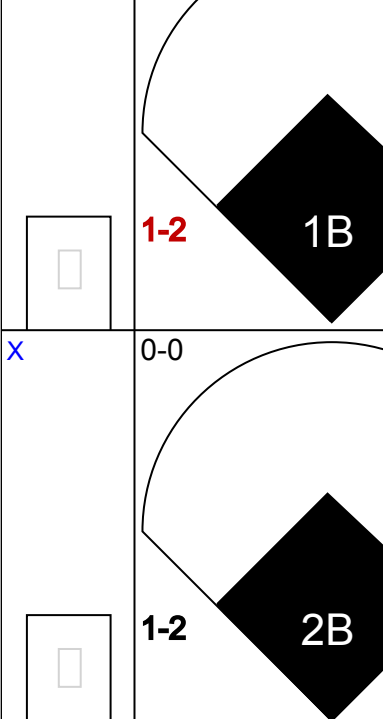
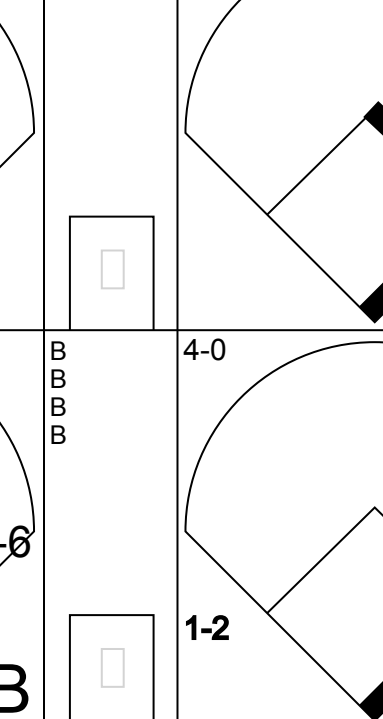
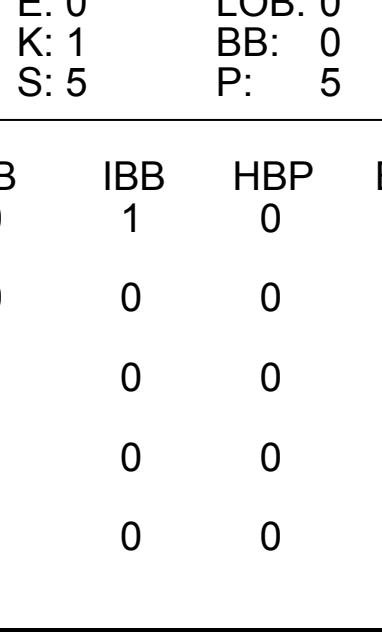
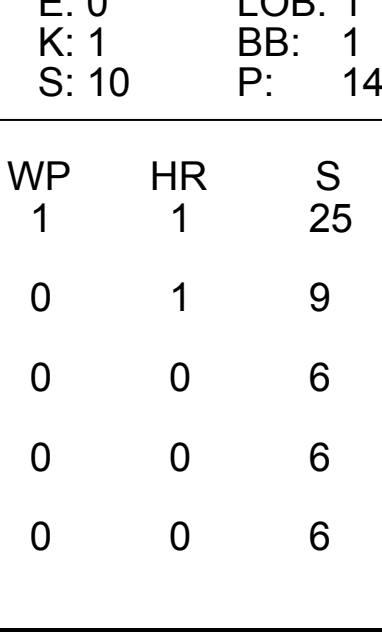





Batter	1	2	3	4	5	6	7	8	9	AB	R	H	RBI	BB	SO	LOB	TOP					
<b>Julio Cruz, S</b> OBP: 0.356, SLG: 0.311 (1,4)	0-0 4-3		0-0 WP 1B		0-0 1-3		4-0 1-2 BB		0-0 F9	4	1	1	0	1	0	2	<b>Seattle Mariners @ Texas Rangers</b> Arlington Stadium, Arlington, TX Tue Sep 11 1979, 8:05 PM EDT Att: 6,473 - Unknown <a href="http://livebaseballscorecards.com">livebaseballscorecards.com</a>					
<b>Ruppert Jones, L</b> OBP: 0.352, SLG: 0.454 (1,8)	0-0 1-3		0-0 F8		0-0 S 1B		0-3 K		0-0 1-3 2-H 2B	5	0	2	1	0	1	3						
<b>Bruce Bochte, L</b> OBP: 0.388, SLG: 0.487 (1,3)	0-0 BB 1B		0-0 1B 2-H 1B		0-0 F9				0-0 4-3 2B	5	0	3	1	0	1	3						
<b>Willie Horton, R</b> OBP: 0.317, SLG: 0.457 (1,10)	4-0 1-2 BB		0-0 G3-6-3 1B		0-0 F8				0-3 K	3	0	1	0	1	1	1						
<b>Dan Meyer, L</b> OBP: 0.327, SLG: 0.477 (1,5)	0-0 F2		0-0 G3-6-3 1-2		0-0 F7				0-0 4-3	4	0	0	0	0	0	5						
<b>Leon Roberts, R</b> OBP: 0.351, SLG: 0.448 (1,7)		0-0 F8		0-3 K		0-0 F7			0-3 K	4	0	0	0	0	2	1						
<b>Rod Craig, S</b> OBP: 0.500, SLG: 0.500 (1,9)		0-0 4-3		0-0 P6			0-0 WP 1B		0-0 1B 2B	4	1	2	0	0	0	0						
<b>Larry Milbourne, S</b> OBP: 0.314, SLG: 0.357 (9, PH)		0-0 1B		0-0 F8			0-0 F7		0-0 2B 1-2 1B	3	0	1	0	0	0	1						
<b>Bobby Valentine, R</b> OBP: 0.394, SLG: 0.512 (9, PH)									0-0 2B 1B	1	0	1	0	0	0	0						
<b>Larry Cox, R</b> OBP: 0.264, SLG: 0.309 (7, PH)		0-3 K					0-0 F9		0-3 K	2	0	0	0	0	1	1						
<b>Charlie Beamon, L</b> OBP: 0.150, SLG: 0.200 (7, PH)									0-0 K	1	0	0	0	0	0	1						
<b>Bob Stinson, S</b> OBP: 0.338, SLG: 0.344 (9, PH)									0-0 K	0	0	0	0	0	0	0						
<b>Tom Paciorek, R</b> OBP: 0.358, SLG: 0.449 (9, PH)									0-0 K	1	0	0	0	0	1	2						
<b>Inning Stats</b>	R: 0 E: 0 K: 0 S: 4	H: 1 LOB: 2 BB: 1 P: 8	R: 0 E: 0 K: 1 S: 6	H: 1 LOB: 1 BB: 0 P: 6	R: 1 E: 0 K: 0 S: 5	H: 3 LOB: 1 BB: 0 P: 5	R: 0 E: 0 K: 1 S: 5	H: 0 LOB: 0 BB: 0 P: 5	R: 0 E: 0 K: 0 S: 4	H: 1 LOB: 1 BB: 0 P: 4	R: 0 E: 0 K: 0 S: 3	H: 0 LOB: 0 BB: 0 P: 3	R: 0 E: 0 K: 1 S: 6	H: 1 LOB: 2 BB: 1 P: 10	R: 0 E: 0 K: 2 S: 8	H: 1 LOB: 1 BB: 0 P: 8	R: 1 E: 0 K: 2 S: 10	H: 3 LOB: 2 BB: 0 P: 10	1B: 9 2B: 2 3B: 0 HR: 0	SF: 0 SAC: 0 DP: 1 HBP: 0	WP: 2 PB: 0 SB: 1 CS: 0	PA: 39
<b>PITCHER</b>	IP WLS BF H R ER SO BB IBB HBP BLK WP HR S P ERA WHIP	IP WLS BF H R ER SO BB IBB HBP BLK WP HR S P ERA WHIP																				
<b>Doyle Alexander, R</b> ERA: 4.46 (1,1)	6.2 W 28 7 1 1 2	2.1 S 11 4 1 1 5																				
<b>Sparky Lyle, L</b> ERA: 3.18 (7,1)	2.1 S 11 4 1 1 5																					

Batter	1	2	3	4	5	6	7	8	9	AB	R	H	RBI	BB	SO	LOB	BOTTOM			
<b>Mickey Rivers, L</b> OBP: 0.310, SLG: 0.412 (1,8)	0-0 HR		0-0 F7		0-0 F8		0-0 1-3			4	1	1	1	0	0	0	<b>Seattle Mariners @ Texas Rangers</b> Arlington Stadium, Arlington, TX Tue Sep 11 1979, 8:05 PM EDT Att: 6,473 - Unknown <a href="http://livebaseballscorecards.com">livebaseballscorecards.com</a>			
<b>Bump Wills, S</b> OBP: 0.331, SLG: 0.335 (1,4)	0-3 K		4-0 G4-3 BB		0-0 6-3		0-0 5-3			3	0	0	0	1	1	0				
<b>Buddy Bell, R</b> OBP: 0.327, SLG: 0.458 (1,5)	4-0 1B SF8 BB		0-0 G4-3 1-2		0-0 F8		0-0 F3			3	1	0	0	1	0	1				
<b>Willie Montanez, L</b> OBP: 0.280, SLG: 0.342 (1,10)	0-0 1-3 1B				0-0 F9				0-0 6-3	4	0	1	0	0	0	0				
<b>Richie Zisk, R</b> OBP: 0.344, SLG: 0.422 (1,9)	0-0 SF8				0-0 2B 1B		0-0 1B 2B		0-0 6-3	3	2	2	1	0	0	0				
<b>Pat Putnam, L</b> OBP: 0.323, SLG: 0.464 (1,3)	0-0 G3				0-0 F8		4-0 1B 1B IBB		0-0 F7	3	1	0	0	1	0	2				
<b>Bill Sample, R</b> OBP: 0.358, SLG: 0.415 (1,7)		0-0 F7		0-0 1-H 2B		0-0 E8 1-3 2-H 1B				3	0	2	2	0	0	0				
<b>Jim Sundberg, R</b> OBP: 0.335, SLG: 0.372 (1,2)		0-0 F3		0-3 K		0-0 1-2 1B				3	0	1	1	0	1	1				
<b>Nelson Norman, S</b> OBP: 0.244, SLG: 0.248 (1,6)		0-0 F9				0-0 6-3		0-0 3-H 0-0 F2		3	0	0	0	0	0	2				
<b>Inning Stats</b>	R: 2 E: 0 K: 1 S: 7	H: 2 LOB: 1 BB: 1 P: 11	R: 0 E: 0 K: 0 S: 3	H: 0 LOB: 0 BB: 0 P: 3	R: 0 E: 0 K: 0 S: 2	H: 0 LOB: 0 BB: 1 P: 6	R: 1 E: 0 K: 1 S: 7	H: 2 LOB: 1 BB: 0 P: 7	R: 0 E: 0 K: 0 S: 3	H: 0 LOB: 0 BB: 0 P: 3	R: 2 E: 1 K: 0 S: 6	H: 3 LOB: 2 BB: 1 P: 10	R: 0 E: 0 K: 0 S: 3	H: 0 LOB: 0 BB: 0 P: 3	R: 0 E: 0 K: 0 S: 3	H: 0 LOB: 0 BB: 0 P: 3		1B: 4 2B: 2 3B: 0 HR: 1	SF: 1 SAC: 0 DP: 1 HBP: 0	WP: 0 PB: 0 SB: 0 CS: 0
<b>PITCHER</b>	IP WLS BF H R ER SO BB IBB HBP BLK WP HR S P ERA WHIP	IP WLS BF H R ER SO BB IBB HBP BLK WP HR S P ERA WHIP																		
<b>Roy Branch, R</b> ERA: 7.94 (1,1)	5.2 L 26 7 5 5 2	2.1 7 0 0 0 0																		
<b>Rich Hinton, L</b> ERA: 5.64 (6,1)	2.1 7 0 0 0 0																			



Batter	1	2	3	4	5	6	7	8	9	AB	R	H	RBI	BB	SO	LOB	TOP					
<b>Julio Cruz, S</b> OBP: 0.397, SLG: 0.313 (1, 4)										5	0	2	1	0	2	2	<b>Seattle Mariners @ Texas Rangers</b> Arlington Stadium, Arlington, TX Wed Sep 12 1979, 8:05 PM EDT Att: 6,258 - Unknown					
<b>Ruppert Jones, L</b> OBP: 0.351, SLG: 0.452 (1, 8)										3	0	0	0	1	0	2						
<b>Bruce Bochte, L</b> OBP: 0.387, SLG: 0.487 <b>Bob Stinson, S</b> OBP: 0.338, SLG: 0.344 (1, 3) (7, 2)										4	1	1	0	0	0	3						
<b>Willie Horton, R</b> OBP: 0.317, SLG: 0.456 (1, 10)										4	1	1	0	0	0	0						
<b>Dan Meyer, L</b> OBP: 0.326, SLG: 0.476 (1, 5)										4	0	1	1	0	0	1						
<b>Rod Craig, S</b> OBP: 0.375, SLG: 0.375 (1, 9)										4	0	1	0	0	1	2						
<b>Joe Simpson, L</b> OBP: 0.319, SLG: 0.361 (1, 7)										4	0	2	1	0	0	2						
<b>Larry Milbourne, S</b> OBP: 0.314, SLG: 0.356 (1, 6)										4	1	1	0	0	0	2						
<b>Larry Cox, R</b> OBP: 0.263, SLG: 0.308 <b>Charlie Beamon, L</b> (7, PH) OBP: 0.182, SLG: 0.227 (7, 3)										1	0	0	0	0	0	0						
<b>Inning Stats</b>	R: 0 E: 0 K: 1 S: 5	H: 0 LOB: 0 BB: 0 P: 5	R: 0 E: 0 K: 0 S: 4	H: 1 LOB: 1 BB: 0 P: 4	R: 1 E: 0 K: 0 S: 4	H: 2 LOB: 1 BB: 1 P: 8	R: 0 E: 0 K: 0 S: 4	H: 1 LOB: 1 BB: 0 P: 4	R: 0 E: 0 K: 0 S: 4	H: 1 LOB: 1 BB: 0 P: 4	R: 2 E: 0 K: 0 S: 6	H: 3 LOB: 1 BB: 0 P: 6	R: 0 E: 0 K: 1 S: 5	H: 1 LOB: 0 BB: 0 P: 4	R: 0 E: 0 K: 1 S: 5	H: 0 LOB: 0 BB: 0 P: 5		R: 0 E: 0 K: 1 S: 6	H: 1 LOB: 1 BB: 0 P: 6	1B: 8 2B: 2 3B: 0 HR: 0	SF: 0 SAC: 1 DP: 1 HBP: 0	WP: 0 PB: 0 SB: 0 CS: 0
<b>PITCHER</b>	IP	WLS	BF	H	R	ER	SO	BB	IBB	HBP	BLK	WP	HR	S	P	ERA	WHIP					
<b>Doc Medich, R</b> ERA: 4.34 <b>Jim Kern, R</b> ERA: 1.4	(1, 1) (9, 1)		8.0 4	W 1	33 0	9 0	3 0	3 0	2 1	0 0	0 0	0 0	0 0	36 6	40 6	3.38 0.00	1.250 1.000					

Batter	1	2	3	4	5	6	7	8	9	AB	R	H	RBI	BB	SO	LOB	BOTTOM					
<b>Mickey Rivers, L</b> OBP: 0.310, SLG: 0.411 <b>Johnny Grubb, L</b> (7, PH) OBP: 0.350, SLG: 0.423 (8, 7)										4	0	1	0	0	0	2	<b>Seattle Mariners @ Texas Rangers</b> Arlington Stadium, Arlington, TX Wed Sep 12 1979, 8:05 PM EDT Att: 6,258 - Unknown					
<b>Bump Willis, S</b> OBP: 0.333, SLG: 0.337 (1, 4)									4	3	2	1	1	0	1							
<b>Buddy Bell, R</b> OBP: 0.330, SLG: 0.461 <b>Eric Soderholm, R</b> OBP: 0.313, SLG: 0.393 (1, 5) (7, 5)									4	2	3	2	0	0	0							
<b>John Ellis, R</b> OBP: 0.317, SLG: 0.439 <b>La Rue Washington, R</b> OBP: 0.278, SLG: 0.235 (6, PR)									4	1	2	2	0	1	1							
<b>Richie Zisk, R</b> OBP: 0.344, SLG: 0.427 (1, 9)									4	1	1	1	1	2	4							
<b>Bill Sample, R</b> OBP: 0.359, SLG: 0.413 (1, 7) (8, 8)									4	2	1	0	1	0	0							
<b>Willie Montanez, L</b> OBP: 0.281, SLG: 0.349 (1, 3)								5	1	2	5	0	1	3								
<b>Jim Sundberg, R</b> OBP: 0.337, SLG: 0.374 <b>Greg Maitberg, R</b> OBP: 0.235, SLG: 0.333 (1, 2) (9, 2)									5	1	3	0	0	0	0							
<b>Nelson Norman, S</b> OBP: 0.249, SLG: 0.252 (1, 6)									4	1	2	0	1	0	1							
<b>Inning Stats</b>	R: 0 E: 0 K: 0 S: 3	H: 0 LOB: 0 BB: 0 P: 3	R: 0 E: 0 K: 2 S: 7	H: 0 LOB: 0 BB: 0 P: 7	R: 0 E: 0 K: 1 S: 5	H: 0 LOB: 0 BB: 0 P: 5	R: 5 E: 0 K: 1 S: 10	H: 5 LOB: 1 BB: 1 P: 14	R: 0 E: 0 K: 0 S: 4	H: 2 LOB: 1 BB: 0 P: 4	R: 6 E: 1 K: 0 S: 11	H: 8 LOB: 3 BB: 1 P: 15	R: 2 E: 1 K: 0 S: 6	H: 2 LOB: 2 BB: 1 P: 10	R: 0 E: 0 K: 1 S: 6	H: 1 LOB: 2 BB: 1 P: 10		1B: 14 2B: 2 3B: 0 HR: 2	SF: 0 SAC: 0 DP: 0 HBP: 0	WP: 1 PB: 0 SB: 0 CS: 1	PA: 46	
<b>PITCHER</b>	IP	WLS	BF	H	R	ER	SO	BB	IBB	HBP	BLK	WP	HR	S	P	ERA	WHIP					
<b>Rick Honeycutt, L</b> ERA: 4.09 <b>Jim Lewis, R</b> ERA: 6.75 <b>Randy Stein, R</b> ERA: 6.02 <b>Wayne Twitchell, R</b> ERA: 5.16 <b>Shane Rawley, L</b> ERA: 4.04	(1, 1) (5, 1) (6, 1) (7, 1) (8, 1)		4.0 1.1 0.2 1.0 1.0	L 9	18 6	5 4	5 3	5 0	4 0	0 0	0 0	0 0	0 0	0 0	0 0	0 0	20.25 0.00 0.00 0.00 0.00	4.500 7.500 3.000 2.000				







Batter	1	2	3	4	5	6	7	8	9	10	11	AB	R	H	RBI	BB	SO	LOB	TOP							
Julio Cruz, S OBP: 0.358, SLG: 0.317 (1, 4)	F7		6-3				K			6-3		5	0	1	0	0	1	0								
Ruppert Jones, L OBP: 0.352, SLG: 0.450 (1, 8)	K		CS 1B		4-3		F9			CS 1B		5	0	2	0	0	1	1								
Bruce Bochte, L OBP: 0.388, SLG: 0.484 (1, 3)	BB		CS	4-3		1B SF9 BB	L1			K		3	1	0	0	2	1	1								
Willie Horton, R OBP: 0.319, SLG: 0.455 (1, 10)	F9			L4		G3 3B 1B		5-3		K		5	1	1	0	0	1	1								
Dan Meyer, L OBP: 0.325, SLG: 0.476 (1, 5)		F7		1B 2B		SF9		4-3		F9		4	1	1	1	0	0	0								
Joe Simpson, L OBP: 0.320, SLG: 0.359 Tom Paciorek, R OBP: 0.359, SLG: 0.446 (11, 7)	BB			2H 1B		G3		F9		L8		3	0	1	1	1	0	1								
Rod Craig, S OBP: 0.333, SLG: 0.500 (1, 9)	P5			F9		1B 3B		F7				4	1	1	1	0	0	2								
Larry Milbourne, S OBP: 0.312, SLG: 0.354 Bobby Valentine, R OBP: 0.400, SLG: 0.321 Mario Mendoza, R OBP: 0.219, SLG: 0.253 (6, 6)	F8				F8			F7				2	0	0	0	0	0	1								
Larry Cox, R OBP: 0.255, SLG: 0.298 (1, 2)			L7		P6		F8			5-3		1	0	1	1	0	0	0								
<b>Inning Stats</b>	R: 0 E: 0 K: 1 S: 5	H: 0 LOB: 1 BB: 1 P: 9	R: 0 E: 0 K: 0 S: 3	H: 0 LOB: 1 BB: 1 P: 7	R: 0 E: 0 K: 0 S: 3	H: 1 LOB: 0 BB: 0 P: 3	R: 1 E: 0 K: 0 S: 5	H: 2 LOB: 1 BB: 0 P: 5	R: 0 E: 0 K: 0 S: 4	H: 1 LOB: 1 BB: 0 P: 4	R: 3 E: 0 K: 0 S: 6	H: 3 LOB: 1 BB: 1 P: 10	R: 0 E: 0 K: 1 S: 5	H: 0 LOB: 0 BB: 0 P: 5	R: 0 E: 0 K: 0 S: 3	H: 0 LOB: 0 BB: 0 P: 3	R: 0 E: 0 K: 1 S: 5	H: 1 LOB: 1 BB: 0 P: 5	R: 0 E: 0 K: 1 S: 5	H: 0 LOB: 0 BB: 0 P: 5	1B: 5 2B: 3 3B: 1 HR: 0	SF: 1 SAC: 0 DP: 1 HBP: 0	WP: 0 PB: 0 SB: 0 CS: 2	PA: 43		
<b>PITCHER</b>	Craig Chamberlain, R ERA: 3.05 (1, 1)	IP: 5.2 WLS: 25 BF: 6	H: 4 R: 4 ER: 1 SO: 1	BB: 3 IBB: 0 HBP: 0 BLK: 0	WP: 0 HR: 0 S: 24 P: 36	ERA: 6.35 WHIP: 1.588	Gary Christenson, L ERA: 3.48 (6, 1)	IP: 3.1 WLS: 11 BF: 1	H: 0 R: 0 ER: 0 SO: 1	BB: 0 IBB: 0 HBP: 0 BLK: 0	WP: 0 HR: 0 S: 13 P: 13	ERA: 0.00 WHIP: 0.300	Al Hrabosky, L ERA: 3.78 (10, 1)	IP: 2.0 WLS: 6 BF: 1	H: 0 R: 0 ER: 0 SO: 2	BB: 0 IBB: 0 HBP: 0 BLK: 0	WP: 0 HR: 0 S: 10 P: 10	ERA: 0.00 WHIP: 0.500								

Seattle Mariners @ Kansas City Royals  
Royals Stadium, Kansas City, MO  
Sat Sep 15 1979, 8:05 PM EDT  
Att. 30,514 - Unknown - 74 F

AB 38  
R 4  
H 8  
RBI 4  
BB 3  
SO 4  
LOB 8



Batter	1	2	3	4	5	6	7	8	9	10	11	AB	R	H	RBI	BB	SO	LOB	BOTTOM							
Willie Wilson, S OBP: 0.348, SLG: 0.422 (1, 7)	6-3 4-3 1B		SH1-3			4-3				K		5	1	3	1	0	1	4								
Hal McRae, R OBP: 0.337, SLG: 0.457 (1, 10)	6-3 1-3		6-3		FC4-2-3-6 1-H		F9	P4		L7		6	0	0	0	0	0	6								
George Brett, L OBP: 0.379, SLG: 0.564 (8, 3)	4-3		L6			SF7 3B	CS 1B			FC1-5 1B		6	2	4	2	0	0	1								
Darrell Porter, L OBP: 0.413, SLG: 0.490 (1, 2)	L7			K		SF7		2B		FC1-5 1B		4	0	2	1	0	1	0								
Ralph LaCock, L OBP: 0.342, SLG: 0.386 Jerry Terrell, R OBP: 0.324, SLG: 0.485 (8, 5)		F7		S 1B		1B FC4-6 1B		4-3		FC1-5		3	1	2	0	0	0	0								
Amos Otis, R OBP: 0.372, SLG: 0.446 (1, 8)		K		K		FC4-6 1B 1-2		K		F8		5	0	1	0	0	3	3								
Al Cowens, R OBP: 0.352, SLG: 0.420 (1, 9)		S 1B			BB	FC4-6 1B 1-2 2-3 3-H		1B 1B		F8		4	1	3	0	1	0	2								
Frank White, R OBP: 0.286, SLG: 0.381 Jim Nettles, L OBP: 0.429, SLG: 0.200 John Wathan, R OBP: 0.228, SLG: 0.295 Todd Cruz, R OBP: 0.232, SLG: 0.330 (7, 6)		F7		1-3		FC4-6 BB		K		SH1-4 1B		2	0	0	0	0	0	3								
U L Washington, S OBP: 0.291, SLG: 0.339 (7, 4)			SH1-3 1B		4-3			1B 1B		SH1-4		3	0	2	0	1	0	0								
<b>Inning Stats</b>	R: 1 E: 0 K: 0 S: 4	H: 1 LOB: 0 BB: 0 P: 4	R: 0 E: 0 K: 1 S: 6	H: 1 LOB: 1 BB: 0 P: 6	R: 0 E: 0 K: 0 S: 4	H: 1 LOB: 1 BB: 0 P: 4	R: 0 E: 0 K: 2 S: 8	H: 1 LOB: 2 BB: 1 P: 12	R: 0 E: 0 K: 0 S: 3	H: 1 LOB: 0 BB: 0 P: 3	R: 2 E: 0 K: 0 S: 7	H: 4 LOB: 3 BB: 1 P: 11	R: 0 E: 0 K: 0 S: 4	H: 2 LOB: 1 BB: 0 P: 4	R: 1 E: 0 K: 2 S: 10	H: 3 LOB: 2 BB: 0 P: 10	R: 0 E: 0 K: 0 S: 5	H: 2 LOB: 2 BB: 0 P: 5	R: 0 E: 0 K: 1 S: 6	H: 1 LOB: 1 BB: 0 P: 6	R: 1 E: 0 K: 0 S: 1	H: 1 LOB: 0 BB: 0 P: 1	1B: 15 2B: 2 3B: 1 HR: 1	SF: 1 SAC: 2 DP: 1 HBP: 0	WP: 0 PB: 0 SB: 4 CS: 1	PA: 48
<b>PITCHER</b>	Mike Parrott, R ERA: 3.67 (6, 1)	IP: 5.1 WLS: 18 BF: 7	H: 3 R: 3 ER: 3 SO: 3	BB: 1 IBB: 0 HBP: 0 BLK: 0	WP: 0 HR: 0 S: 30 P: 34	ERA: 5.06 WHIP: 1.875	Shane Rawley, L ERA: 3.96 (10, 1)	IP: 3.2 WLS: 5 BF: 2	H: 1 R: 1 ER: 1 SO: 1	BB: 0 IBB: 0 HBP: 0 BLK: 0	WP: 0 HR: 0 S: 21 P: 25	ERA: 2.46 WHIP: 2.182	Byron McLaughlin, R ERA: 4.42 (10, 1)	IP: 1.0 WLS: 5 BF: 2	H: 1 R: 1 ER: 1 SO: 1	BB: 0 IBB: 0 HBP: 0 BLK: 0	WP: 0 HR: 0 S: 7 P: 7	ERA: 9.00 WHIP: 2.000								

Seattle Mariners @ Kansas City Royals  
Royals Stadium, Kansas City, MO  
Sat Sep 15 1979, 8:05 PM EDT  
Att. 30,514 - Unknown - 74 F

AB 43  
R 5  
H 18  
RBI 5  
BB 2  
SO 6  
LOB 25





Batter	1	2	3	4	5	6	7	8	9	AB	R	H	RBI	BB	SO	LOB	TOP			
Julio Cruz, S OBP: 0.397, SLG: 0.319 Larry Milbourne, S (8, PH) OBP: 0.311, SLG: 0.353 (8, 4)	0-0 5-3		0-0 F3	0-0 2B		0-0 6-3		0-0 B1		4	0	1	2	0	0	1				
Ruppert Jones, L OBP: 0.351, SLG: 0.448 (1, 8)	0-0 F8			0-0 F8	0-0 1B	0-0 L7		0-0 E4		5	0	1	0	0	0	2				
Leon Roberts, R OBP: 0.404, SLG: 0.457 Joe Simpson, L OBP: 0.323, SLG: 0.362 (7, 7)	0-0 F8			0-0 1B	0-0 SH		0-0 5-3	0-0 1B		3	1	1	0	0	0	0				
Willie Horton, R OBP: 0.318, SLG: 0.453 (1, 10)		0-0 F8		0-0 1B	0-0 L4		0-0 6-3	0-0 G4-3		5	1	1	0	0	0	5				
Bill Stein, R OBP: 0.299, SLG: 0.392 (1, 5)	0-0 5-3			0-0 1B	0-0 F9		0-0 1B		0-0 G3	5	2	2	1	0	0	2				
Bruce Bochte, L OBP: 0.390, SLG: 0.484 (1, 3)		0-0 1B		0-0 SF8	0-0 1B	0-0 BB	0-0 1B	0-0 IBB	0-3 K	2	0	1	1	2	1	0				
Bobby Valentine, R OBP: 0.404, SLG: 0.329 Mario Mendoza, R OBP: 0.218, SLG: 0.252 (7, 6)	0-0 F9			0-0 1B	0-0 L4		0-0 1B	0-0 6-3		4	1	2	1	0	0	4				
Rod Craig, S OBP: 0.375, SLG: 0.500 (1, 9)			0-3 K	0-0 1B		0-0 1B	0-0 F8			4	1	2	1	0	1	2				
Larry Cox, R OBP: 0.256, SLG: 0.298 Bob Stinson, S OBP: 0.337, SLG: 0.343 (7, 2)	0-0 6-3			0-0 1B	0-0 F3		0-0 E6			3	0	1	0	0	0	1				
<b>Inning Stats</b>	R: 0 E: 0 K: 0 S: 3	H: 0 LOB: 0 BB: 0 P: 3	R: 0 E: 0 K: 0 S: 4	H: 1 LOB: 1 BB: 0 P: 4	R: 0 E: 0 K: 1 S: 5	H: 0 LOB: 0 BB: 0 P: 5	R: 5 E: 0 K: 0 S: 9	H: 7 LOB: 2 BB: 0 P: 9	R: 0 E: 0 K: 0 S: 5	H: 1 LOB: 3 BB: 0 P: 9	R: 1 E: 0 K: 0 S: 5	H: 2 LOB: 2 BB: 1 P: 9	R: 0 E: 2 K: 1 S: 5	H: 1 LOB: 2 BB: 0 P: 5	R: 0 E: 0 K: 1 S: 5	H: 0 LOB: 0 BB: 0 P: 5	1B: 11 2B: 2 3B: 0 HR: 0	SF: 1 SAC: 1 DP: 1 HBP: 0	WP: 0 PA: 43 CS: 0	
<b>PITCHER</b>	IP WLS BF H R ER SO BB IBB HBP BLK WP HR S P ERA WHIP	IP WLS BF H R ER SO BB IBB HBP BLK WP HR S P ERA WHIP																		
Paul Spittorff, L ERA: 4.41 (1, 1)	4.0 L 19 8 5 5 1 0 0 0 0 0 0 21 21 11.25 2.000	2.2 L 15 4 1 1 0 1 1 0 0 0 0 13 21 3.38 1.875	0.2 L 5 1 0 0 0 0 0 0 0 0 5 5 0.00 1.500	1.2 L 4 0 0 0 1 0 0 0 0 0 0 6 6 0.00 0.000																

Seattle Mariners @ Kansas City Royals  
Royals Stadium, Kansas City, MO

AB 39  
R 6  
H 13  
RBI 6  
BB 2  
SO 2  
LOB 18



WP: 0 PA: 43  
PB: 0  
SB: 0  
CS: 0

Seattle Mariners @ Kansas City Royals  
Royals Stadium, Kansas City, MO

AB 36  
R 3  
H 9  
RBI 3  
BB 1  
SO 5  
LOB 17



WP: 0 PA: 37  
PB: 0  
SB: 1  
CS: 0

Batter	1	2	3	4	5	6	7	8	9	AB	R	H	RBI	BB	SO	LOB	BOTTOM		
Willie Wilson, S OBP: 0.351, SLG: 0.430 (1, 8)	0-0 1-3		0-0 IHR		0-0 1B		0-0 1B		0-0 F7	5	1	3	1	0	0	0			
Hal McRae, R OBP: 0.341, SLG: 0.463 (1, 10)	0-0 2B		0-0 6-3		0-0 1B		0-0 1B			4	0	3	0	0	0	0			
George Brett, L OBP: 0.377, SLG: 0.561 (1, 5)	0-0 F5			0-0 F7	0-0 F8		0-0 G6-4-3			4	0	0	0	0	0	5			
Darrell Porter, L OBP: 0.412, SLG: 0.487 (1, 2)	0-3 K			0-0 1B	0-0 K		0-0 P4			3	1	0	0	1	2	3			
Ralph LaCock, L OBP: 0.341, SLG: 0.387 (1, 3)	0-0 5-3			0-0 E4	0-0 4-3		0-0 2B			4	1	1	0	0	0	3			
Al Cowens, R OBP: 0.351, SLG: 0.419 (1, 9)	0-0 5-3			0-0 1B	0-0 1B		0-0 K			4	0	1	1	0	1	1			
Jim Nettles, L OBP: 0.273, SLG: 0.111 (1, 7)	0-0 F8			0-0 P6	0-0 F8		0-0 F8			4	0	0	0	0	0	3			
Frank White, R OBP: 0.286, SLG: 0.381 Steve Braun, L (9, PH) OBP: 0.376, SLG: 0.381 (9, PH)			0-3 K	0-0 1B	0-0 1-3		0-0 4-3			3	0	1	1	0	1	0			
U L Washington, S OBP: 0.287, SLG: 0.335 Jamie Quirk, L (9, PH) OBP: 0.338, SLG: 0.388 (9, PH)			0-3 K	0-0 F7	0-0 L8		0-0 L7			3	0	0	0	0	1	2			
<b>Inning Stats</b>	R: 0 E: 0 K: 1 S: 6	H: 1 LOB: 1 BB: 0 P: 6	R: 0 E: 0 K: 0 S: 3	H: 0 LOB: 0 BB: 0 P: 3	R: 1 E: 0 K: 2 S: 8	H: 1 LOB: 0 BB: 0 P: 8	R: 2 E: 1 K: 0 S: 6	H: 2 LOB: 2 BB: 1 P: 10	R: 0 E: 0 K: 1 S: 7	H: 2 LOB: 0 BB: 0 P: 7	R: 0 E: 0 K: 0 S: 3	H: 0 LOB: 0 BB: 0 P: 3	R: 0 E: 0 K: 1 S: 6	H: 1 LOB: 1 BB: 0 P: 6	R: 0 E: 0 K: 0 S: 3	H: 0 LOB: 0 BB: 0 P: 3	1B: 6 2B: 2 3B: 0 HR: 1	SF: 0 SAC: 0 DP: 1 HBP: 0	WP: 0 PA: 37 PB: 0 SB: 1 CS: 0
<b>PITCHER</b>	IP WLS BF H R ER SO BB IBB HBP BLK WP HR S P ERA WHIP	IP WLS BF H R ER SO BB IBB HBP BLK WP HR S P ERA WHIP																	
Rob Dressler, R ERA: 4.62 (1, 1)	9.0 W 37 9 3 1 5 1 0 0 0 0 46 50 1.00 1.111																		

WP: 0 PA: 37  
PB: 0  
SB: 1  
CS: 0



Batter	1	2	3	4	5	6	7	8	9	AB	R	H	RBI	BB	SO	LOB	TOP			
Paul Moltzer, R OBP: 0.368, SLG: 0.472 (1, 4)										5	1	3	3	0	1	1	<b>Milwaukee Brewers @ Seattle Mariners</b> The Kingdome, Seattle, WA Mon Sep 17 1979, 10:05 PM EDT Att: 5,636 - Dome			
Sal Bando, R OBP: 0.324, SLG: 0.340 (1, 5)										5	1	1	0	0	0	3				
Jim Gantner, L OBP: 0.326, SLG: 0.373 (9, FR) (9, 5)										0	0	0	0	0	0	0				
Dick Davis, R OBP: 0.295, SLG: 0.424 (1, 10)										3	0	0	0	1	1	1				
Cecil Cooper, L OBP: 0.366, SLG: 0.511 (9, PH)										1	0	1	0	0	0	0				
Gorman Thomas, R OBP: 0.349, SLG: 0.533 (1, 8)										5	0	1	2	0	1	3				
Sixto Lezcano, R OBP: 0.419, SLG: 0.572 (1, 9)										2	1	0	0	2	0	2				
Don Money, R OBP: 0.316, SLG: 0.356 (1, 3)										4	2	2	1	0	1	1				
Robin Yount, R OBP: 0.304, SLG: 0.375 (1, 6)										4	0	1	0	0	0	1				
Jim Wohlford, R OBP: 0.295, SLG: 0.372 (1, 7)										2	0	0	1	0	0	0				
Ben Oglivie, L OBP: 0.324, SLG: 0.502 (9, PH) (9, 7)										1	1	1	0	0	0	0				
Charlie Moore, R OBP: 0.360, SLG: 0.410 (1, 2)										4	1	1	0	0	0	3				
<b>Inning Stats</b>	R: 0 E: 0 K: 1 S: 6	H: 1 LOB: 1 BB: 0 P: 6	R: 0 E: 0 K: 1 S: 4	H: 0 LOB: 0 BB: 1 P: 8	R: 0 E: 0 K: 0 S: 3	H: 0 LOB: 0 BB: 0 P: 3	R: 0 E: 0 K: 0 S: 3	H: 0 LOB: 0 BB: 0 P: 3	R: 2 E: 0 K: 1 S: 5	H: 3 LOB: 2 BB: 1 P: 10	R: 0 E: 0 K: 0 S: 3	H: 0 LOB: 0 BB: 0 P: 3	R: 2 E: 0 K: 0 S: 6	H: 3 LOB: 2 BB: 1 P: 10	R: 3 E: 0 K: 0 S: 8	H: 5 LOB: 2 BB: 0 P: 8	1B: 9 2B: 2 3B: 0 HR: 1	SF: 1 SAC: 0 DP: 1 HBP: 0	WP: 0 PB: 0 SB: 1 CS: 1	PA: 40
<b>PITCHER</b>	IP WLS BF H R ER SO BB IBB HBP BLK WP HR S P ERA WHIP																			
Rick Honeycutt, L ERA: 4.12 (1, 1)	7.2	30	5	4	4	4	3	0	0	0	0	0	0	0	35	47	13.50	3.000		
Byron McLaughlin, R ERA: 4.47 (8, 1)	0.1	L	4	3	2	0	0	0	0	0	0	0	0	1	4	4	54.00	9.000		
Rich Hinton, L ERA: 5.9 (9, 1)	0.1		2	1	0	0	0	0	0	0	0	0	0	2	2	0.00	3.000			

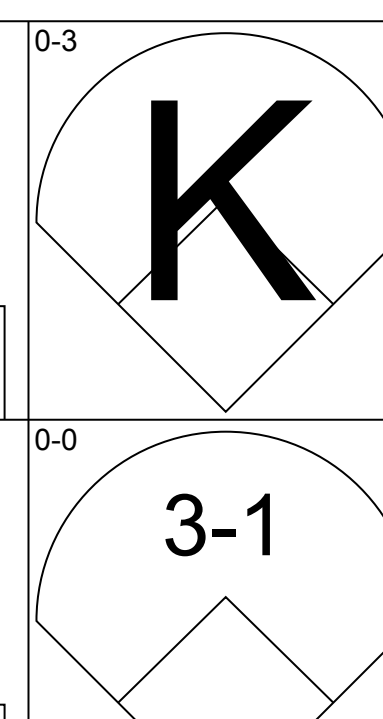
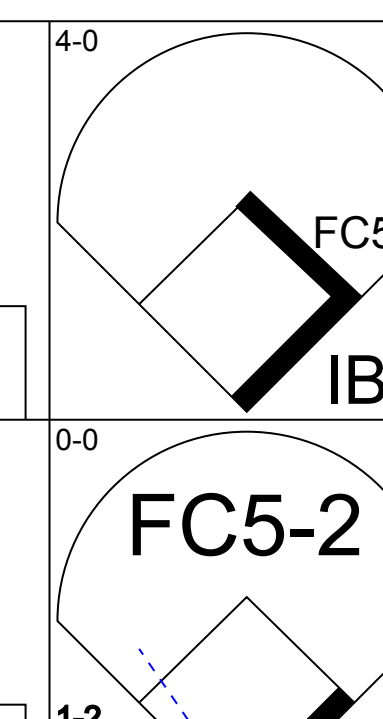
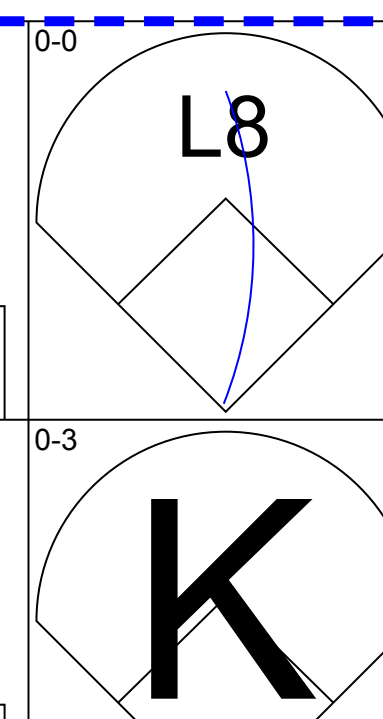
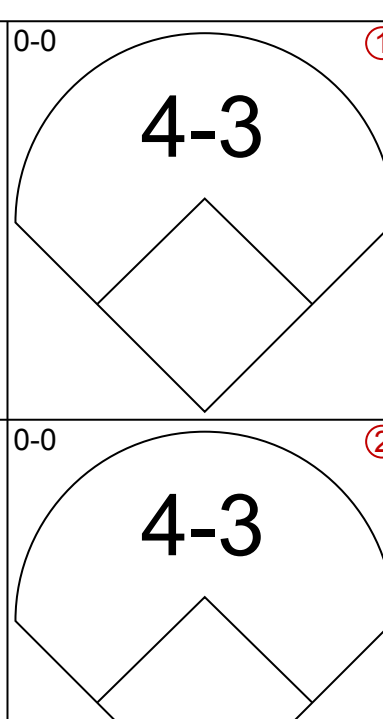
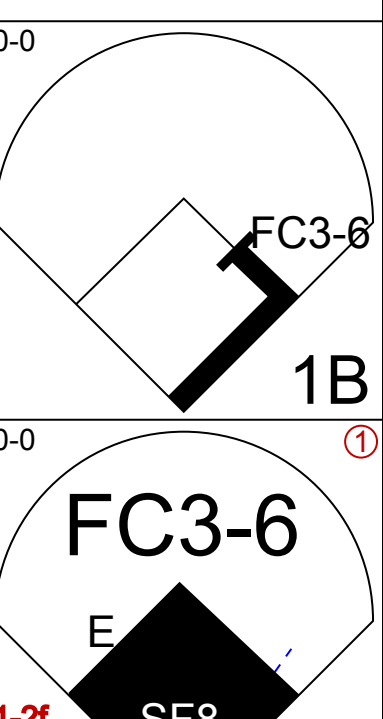
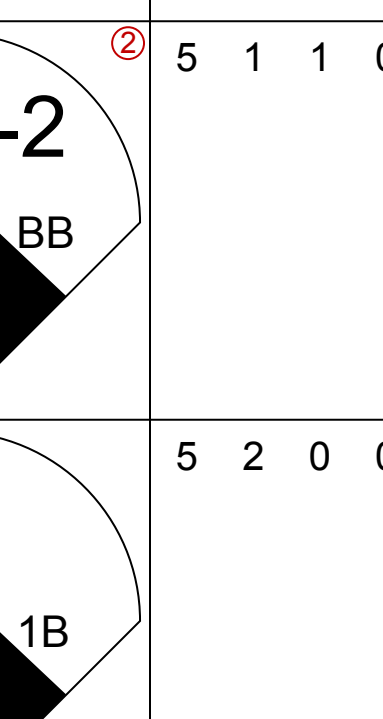
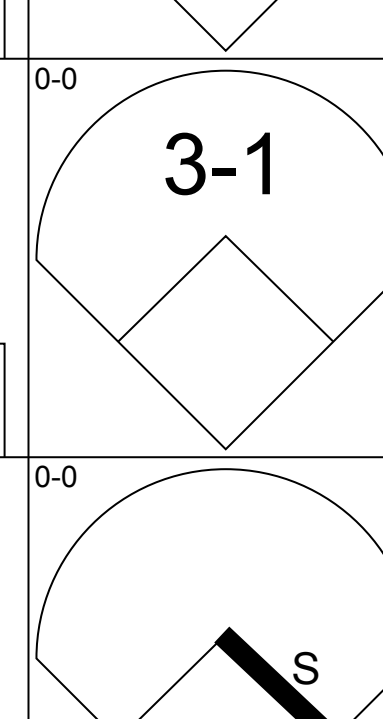
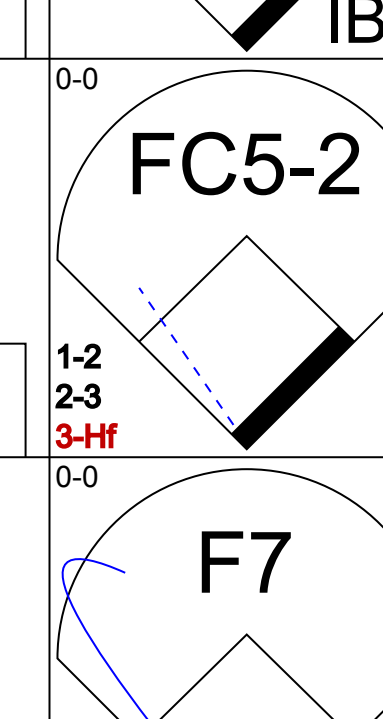
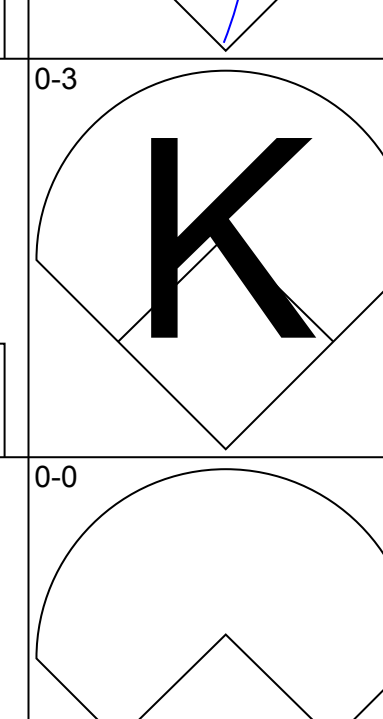
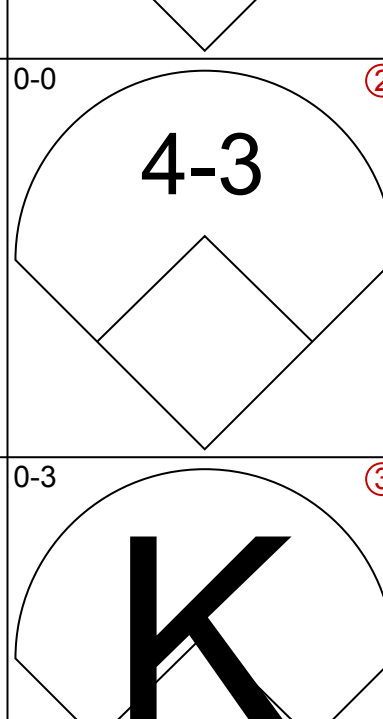
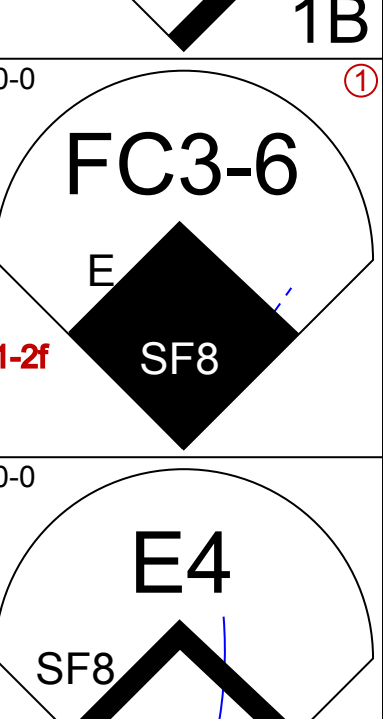
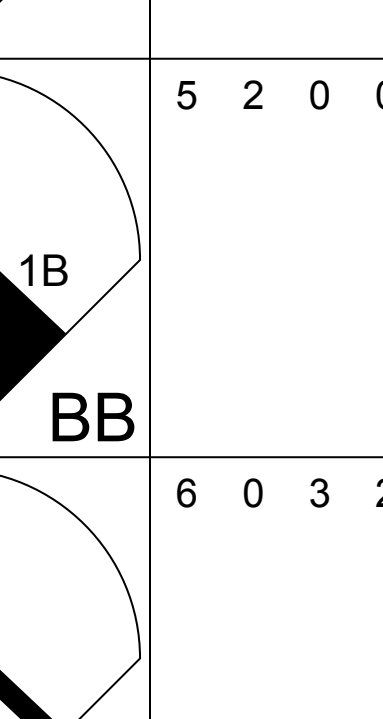
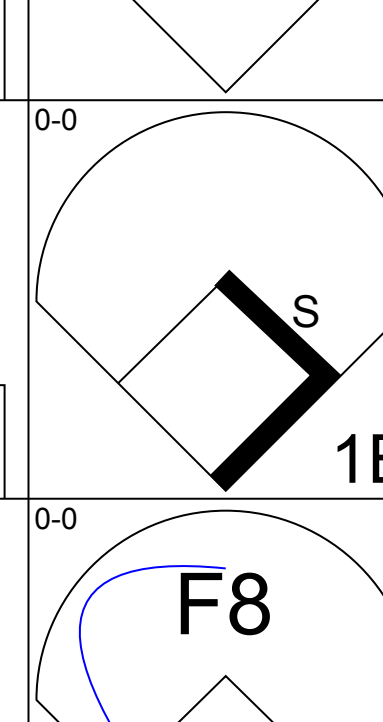
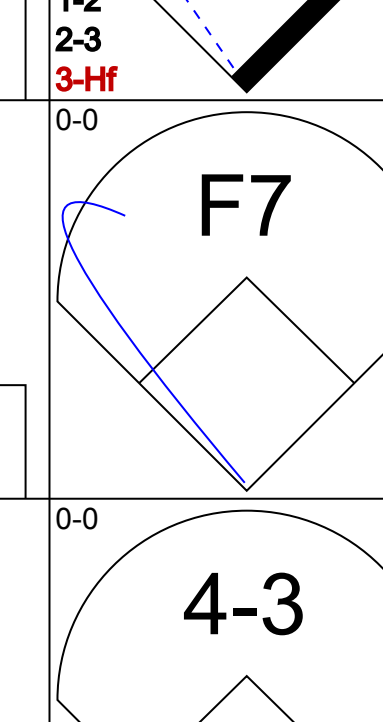
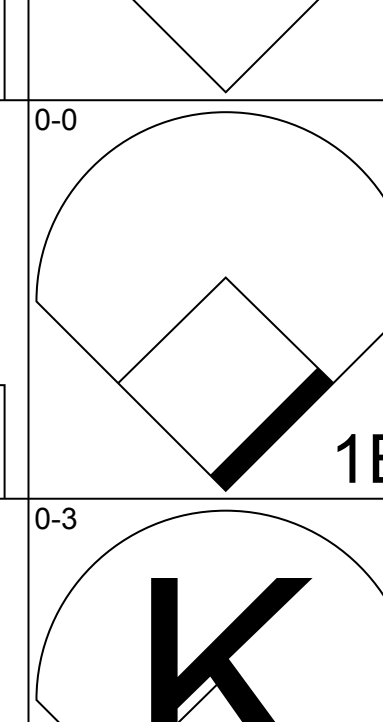
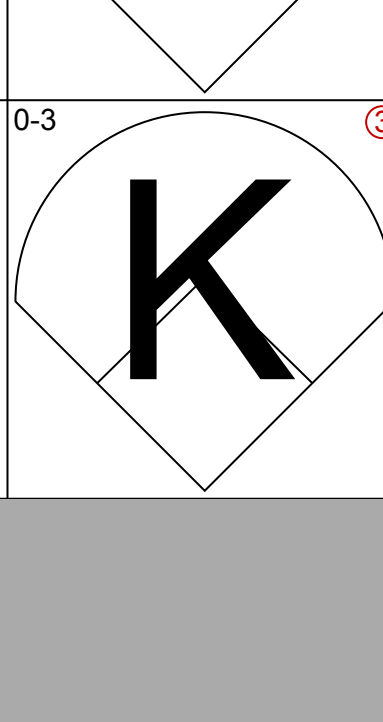
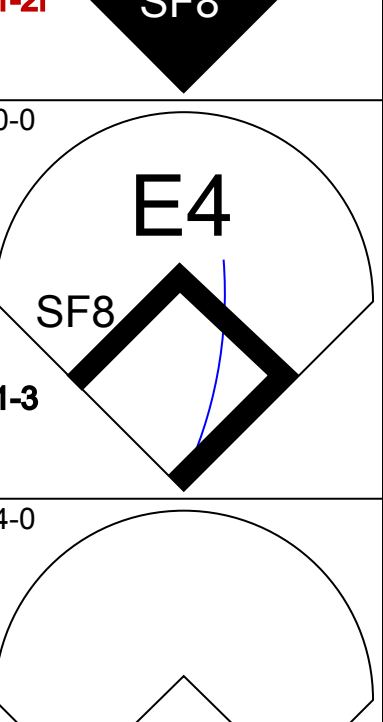
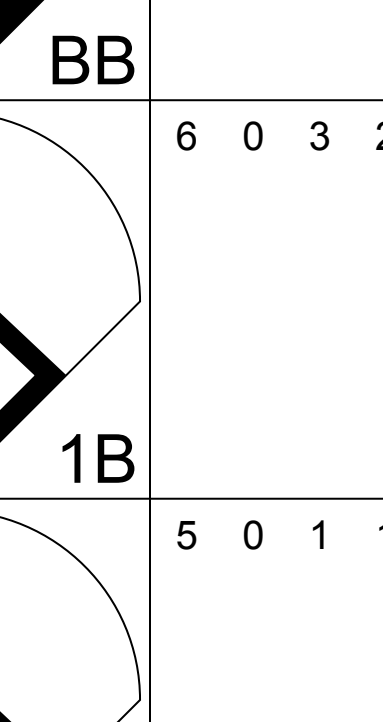
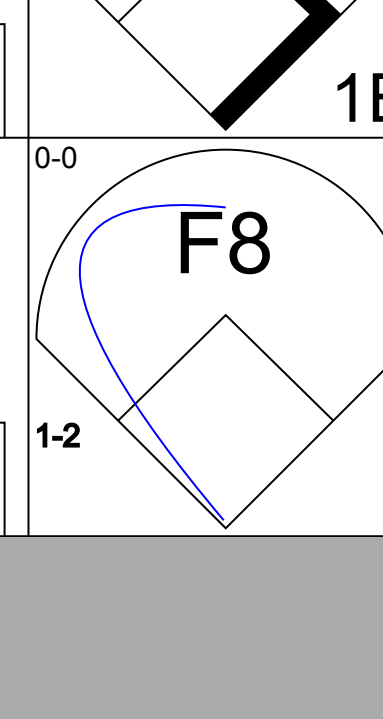
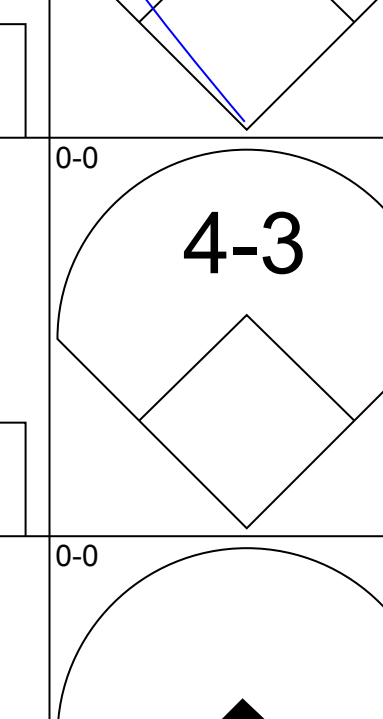
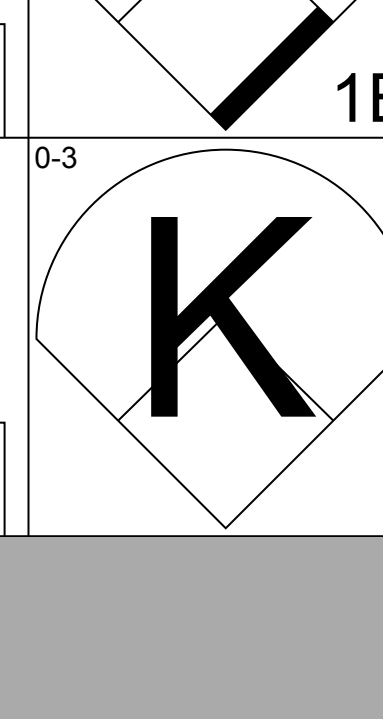
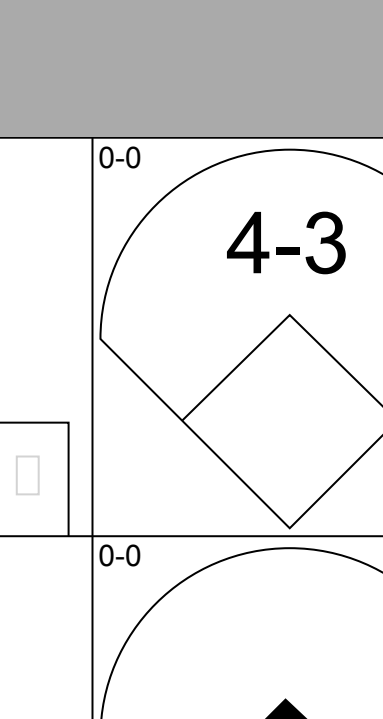
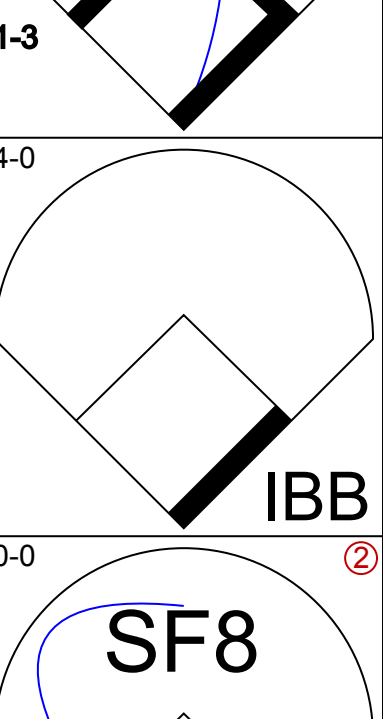
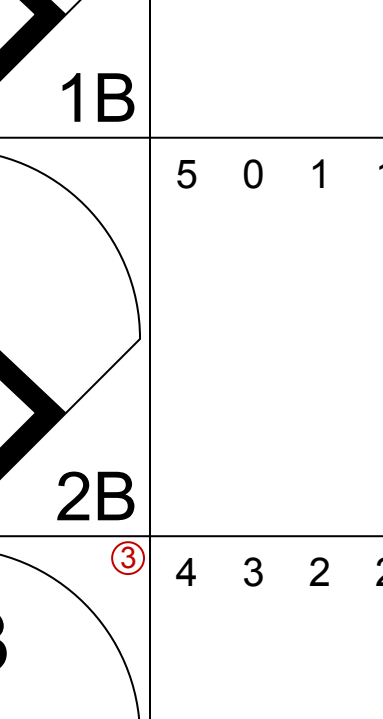
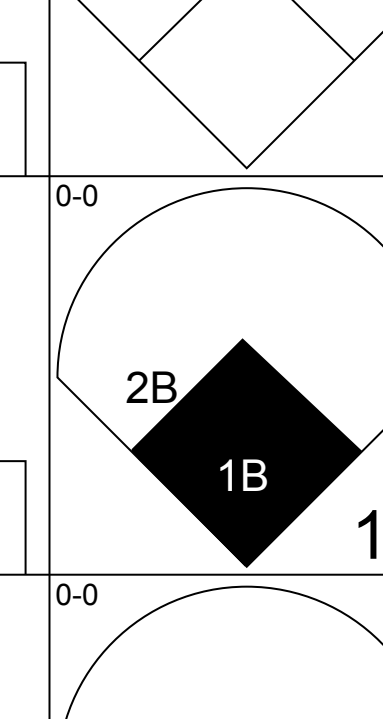
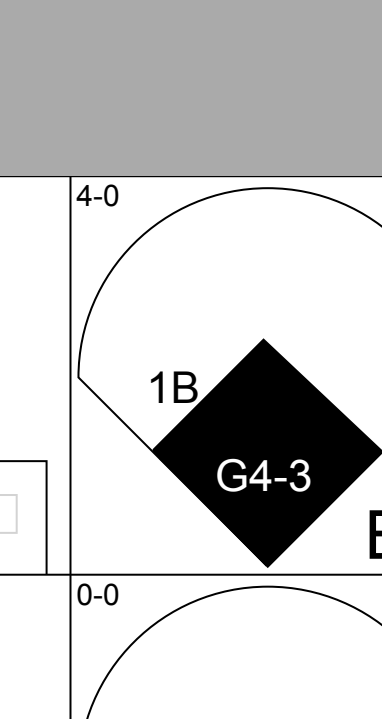
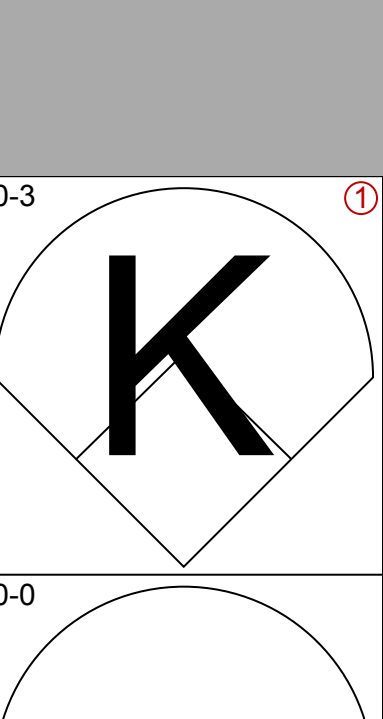
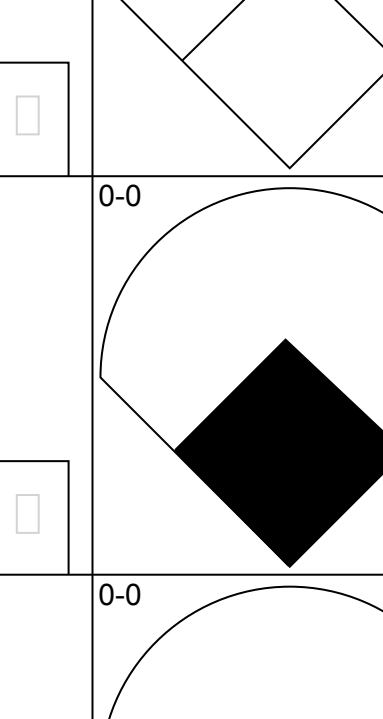
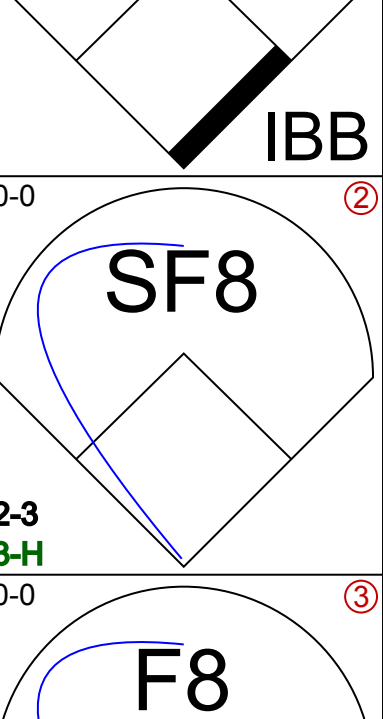
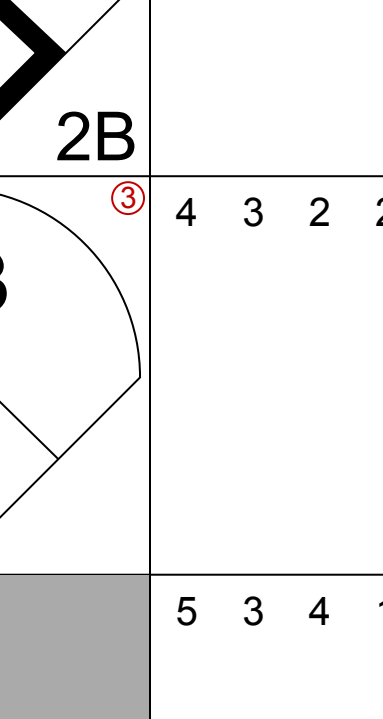
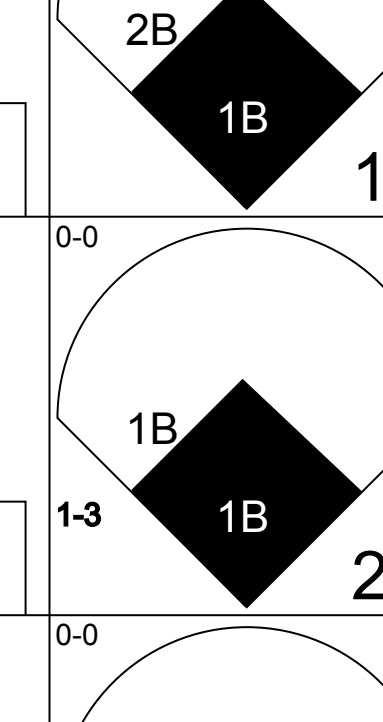
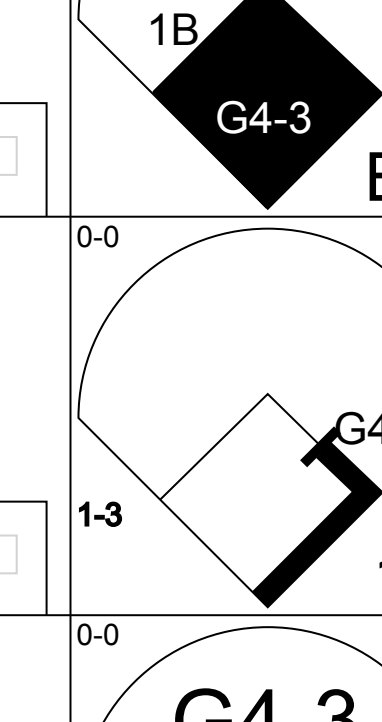
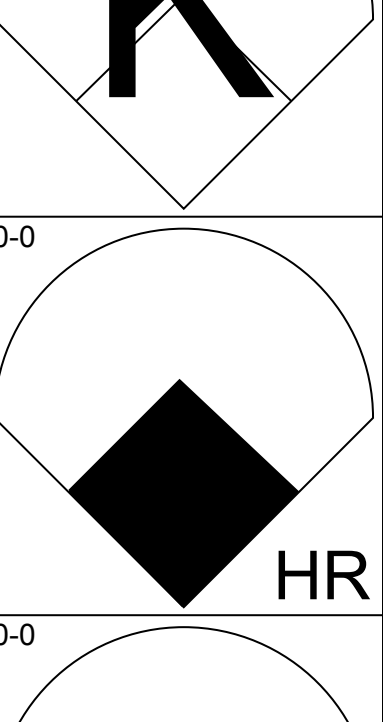
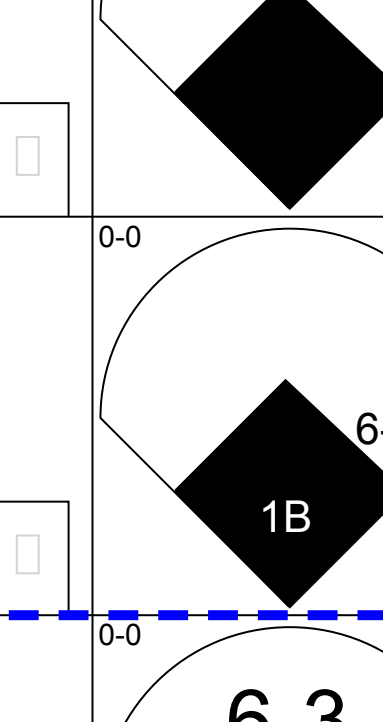
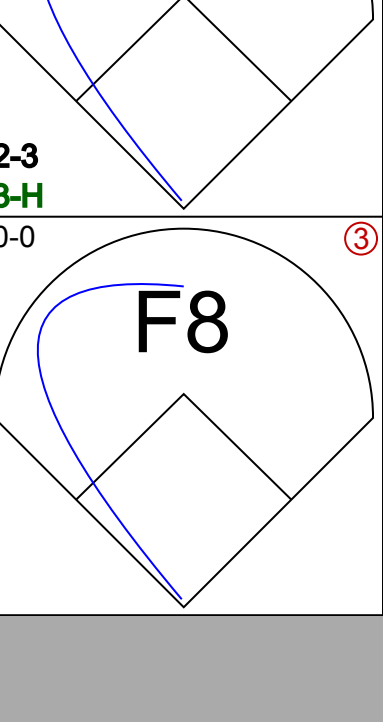
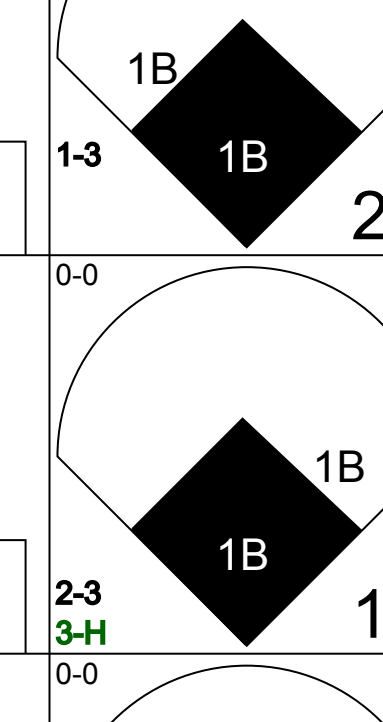
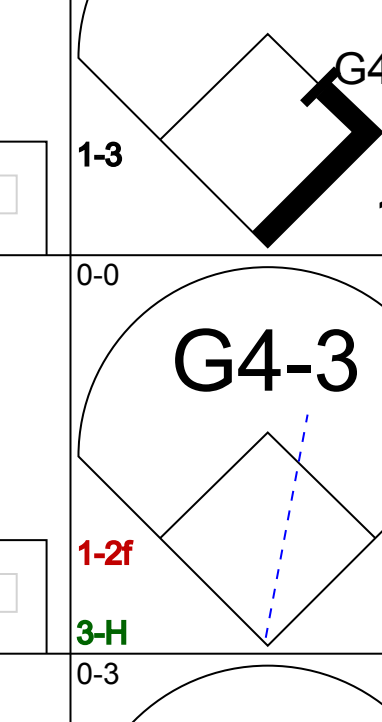
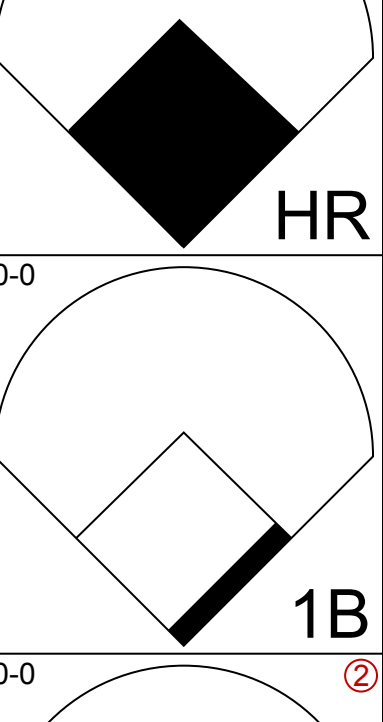
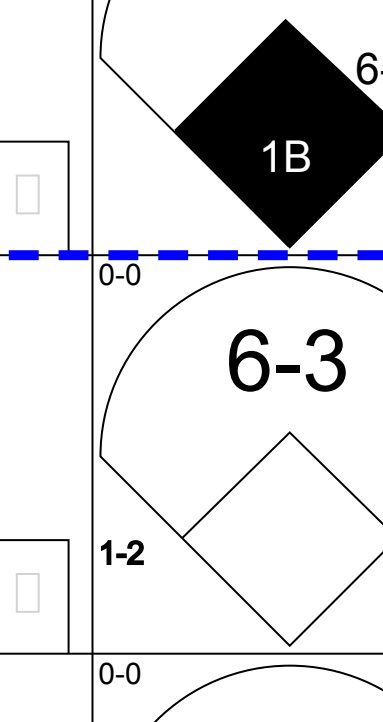
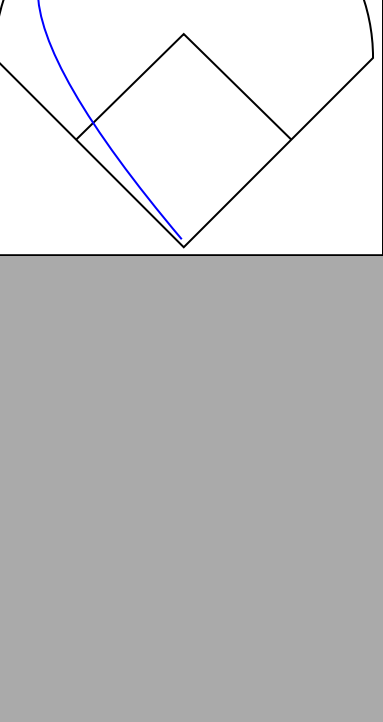
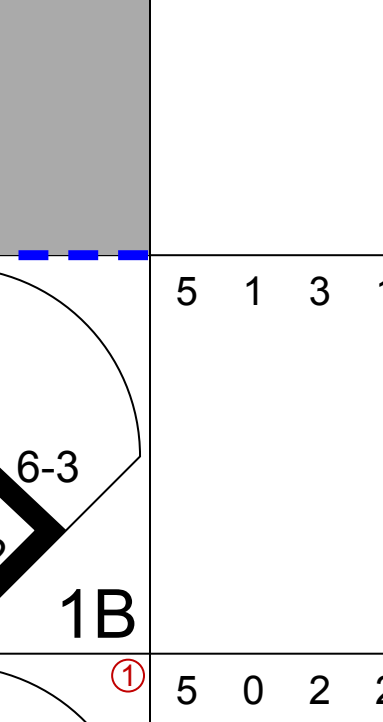
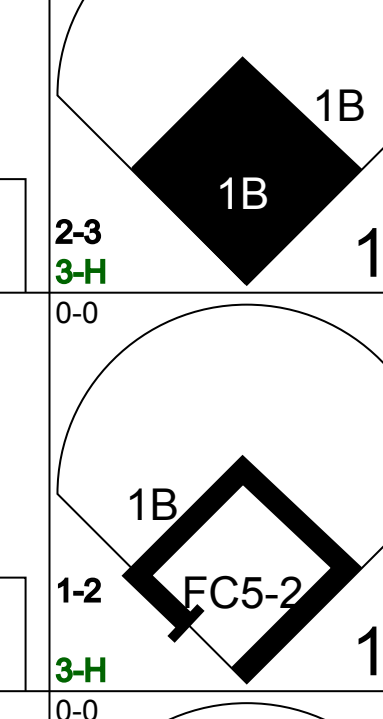
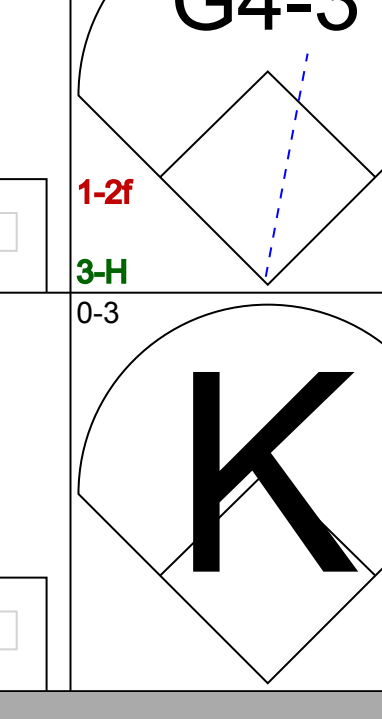
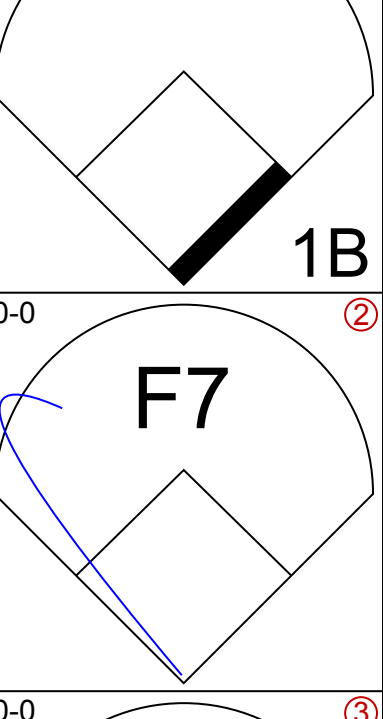
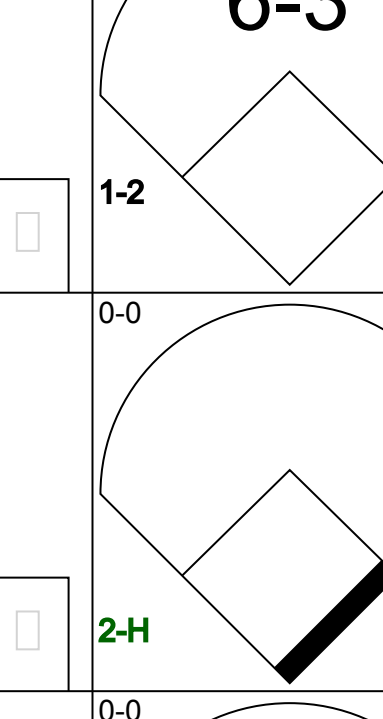

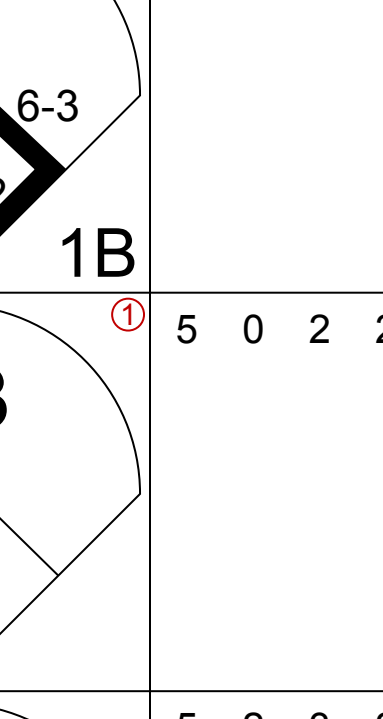
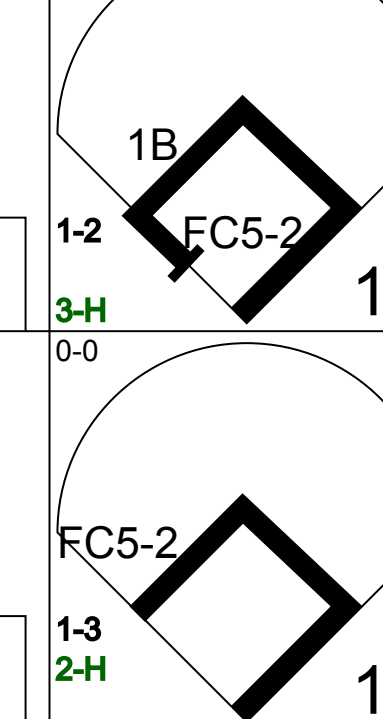
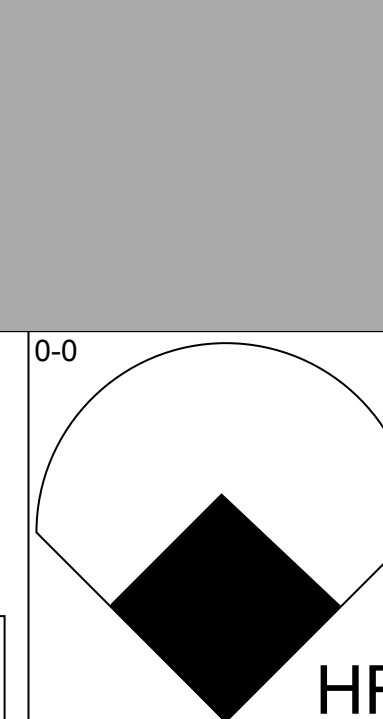
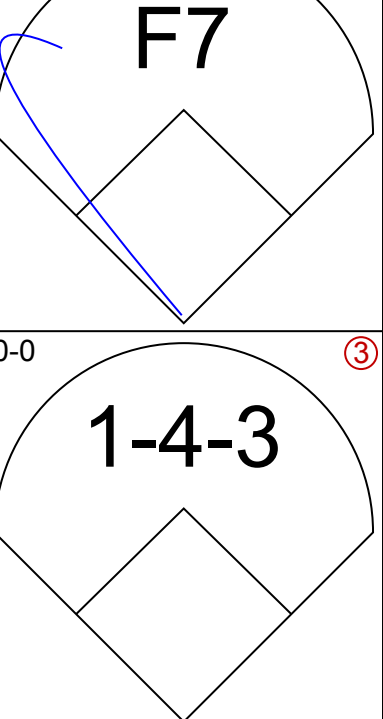
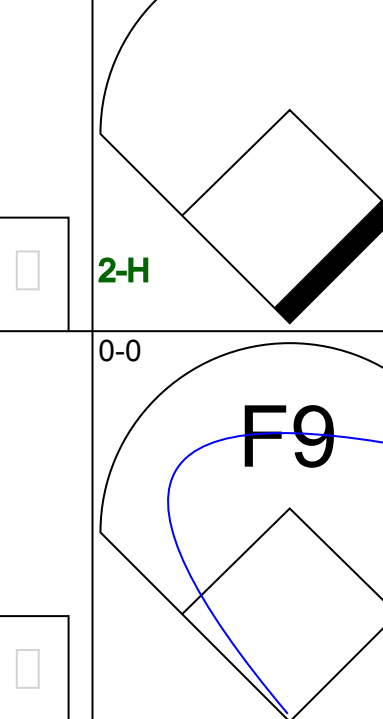
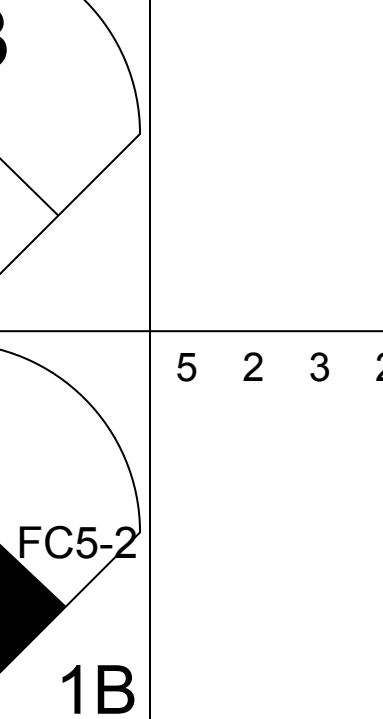
Batter	1	2	3	4	5	6	7	8	9	AB	R	H	RBI	BB	SO	LOB	BOTTOM					
Julio Cruz, S OBP: 0.360, SLG: 0.321 (1, 4)										4	2	2	1	1	1	1	<b>Milwaukee Brewers @ Seattle Mariners</b> The Kingdome, Seattle, WA Mon Sep 17 1979, 10:05 PM EDT Att: 5,636 - Dome					
Ruppert Jones, L OBP: 0.351, SLG: 0.447 (1, 8)										5	1	2	1	0	2	4						
Tom Paciorek, R OBP: 0.358, SLG: 0.443 (1, 7)										4	1	1	2	0	1	4						
Joe Simpson, L OBP: 0.323, SLG: 0.362 (9, 7)										0	0	0	0	0	0	0						
Leon Roberts, R OBP: 0.354, SLG: 0.458 (9, PH)										1	0	1	0	0	0	0						
Willie Horton, R OBP: 0.320, SLG: 0.457 (1, 10)										5	0	3	2	0	1	1						
Bill Stein, R OBP: 0.294, SLG: 0.386 (1, 5)										4	0	0	0	0	0	3						
Dan Meyer, L OBP: 0.325, SLG: 0.475 (9, PH)										1	0	0	0	0	0	1						
Bruce Bochte, L OBP: 0.386, SLG: 0.480 (1, 3)										5	0	0	0	0	0	4						
Bobby Valentine, R OBP: 0.402, SLG: 0.341 (1, 6)										3	1	1	0	0	0	1						
Mario Mendoza, R OBP: 0.218, SLG: 0.251 (7, 6)										1	0	0	0	0	0	1						
Rod Craig, S OBP: 0.300, SLG: 0.550 (1, 9)										4	0	2	0	0	0	1						
Larry Cox, R OBP: 0.261, SLG: 0.300 (1, 2)										2	1	1	0	1	0	0						
<b>Inning Stats</b>	R: 0 E: 0 K: 1 S: 5	H: 0 LOB: 0 BB: 0 P: 5	R: 0 E: 0 K: 0 S: 4	H: 1 LOB: 1 BB: 0 P: 4	R: 1 E: 1 K: 1 S: 7	H: 2 LOB: 1 BB: 0 P: 7	R: 0 E: 0 K: 1 S: 5	H: 0 LOB: 0 BB: 0 P: 5	R: 5 E: 0 K: 0 S: 9	H: 6 LOB: 1 BB: 0 P: 9	R: 0 E: 0 K: 1 S: 6	H: 1 LOB: 3 BB: 2 P: 14	R: 0 E: 0 K: 0 S: 4	H: 1 LOB: 1 BB: 0 P: 4	R: 0 E: 0 K: 1 S: 6	H: 1 LOB: 1 BB: 0 P: 6	R: 0 E: 0 K: 0 S: 4	H: 1 LOB: 1 BB: 0 P: 4	1B: 9 2B: 4 3B: 0 HR: 0	SF: 0 SAC: 1 DP: 0 HBP: 0	WP: 0 PB: 1 SB: 2 CS: 0	PA: 42
<b>PITCHER</b>	IP WLS BF H R ER SO BB IBB HBP BLK WP HR S P ERA WHIP																					
Mike Caldwell, L ERA: 3.26 (1, 1)	4.1	22	9	6	5	3	0	0	0	0	0	0	0	0	28	28	10.38	2.077				
Bob Galasso, R ERA: 4.47 (5, 1)	1.0	6	1	0	0	0	2	0	0	0	0	0	0	4	12	0.00	3.000					
Bill Travers, L ERA: 4.06 (6, 1)	2.2	W	11	3	0	0	2	0	0	0	0	0	0	15	15	0.00	1.125					
Dan Boitano, R ERA: 1.93 (9, 1)	0.1		1	0	0	0	0	0	0	0	0	0	0	1	1	0.00	0.000					
Bob McClure, L ERA: 4.1 (9, 1)	0.2	S	2	0	0	0	0	0	0	0	0	0	0	2	2	0.00	0.000					



Batter	1	2	3	4	5	6	7	8	9	AB	R	H	RBI	BB	SO	LOB	TOP					
<b>Paul Moltzer, R</b> OBP: 0.367, SLG: 0.470 (1, 4)	6-3		F8		6-3	F8		1-2 3-H 1B		5	0	1	1	0	0	1	<b>Milwaukee Brewers @ Seattle Mariners</b> The Kingdome, Seattle, WA Tue Sep 18 1979, 10:05 PM EDT Att.: 5,205 - Dome					
<b>Robin Yount, R</b> OBP: 0.301, SLG: 0.372 (1, 6)	6-3		F9		F3		F8	FC5		5	0	0	0	0	0	2						
<b>Cecil Cooper, L</b> OBP: 0.366, SLG: 0.510 (1, 3)			4-3		K		E S 1B		5-3	5	0	2	0	0	1	0						
<b>Gorman Thomas, R</b> OBP: 0.347, SLG: 0.529 (1, 8)	K				F7		K	G4-6-3 BB	F4	4	0	0	0	1	2	1						
<b>Ben Oglivie, L</b> OBP: 0.325, SLG: 0.502 (1, 7)		G3			1B S 1B BB		6-3 WP 2B	G4-6-3 1-2	4-3	4	2	1	0	1	0	2						
<b>Sixto Lezcano, R</b> OBP: 0.420, SLG: 0.572 (1, 9)		4-0 HR BB			K		6-3		4-3 1B	3	2	1	0	1	1	2						
<b>Dick Davis, R</b> OBP: 0.297, SLG: 0.423 (1, 10)					F8		1B		4-3	3	1	1	0	1	0	2						
<b>Jim Gantner, L</b> OBP: 0.337, SLG: 0.397 (8, PH)							WP PB BB		4-3	2	2	2	3	1	0	0						
<b>Don Money, R</b> OBP: 0.317, SLG: 0.355 (8, PH)							1B BB		K	1	0	0	0	0	1	1						
<b>Buck Martinez, R</b> OBP: 0.284, SLG: 0.354 (1, 2)					6-3		1-2 3-H 1B		FC5-4 1B BB	3	0	1	1	1	0	2						
<b>Inning Stats</b>	R: 0 E: 0 K: 1 S: 6	H: 1 LOB: 1 BB: 0 P: 6	R: 2 E: 0 K: 0 S: 4	H: 1 LOB: 0 BB: 1 P: 8	R: 0 E: 0 K: 0 S: 3	H: 0 LOB: 0 BB: 0 P: 3	R: 1 E: 0 K: 1 S: 7	H: 2 LOB: 2 BB: 1 P: 11	R: 0 E: 0 K: 1 S: 5	H: 0 LOB: 0 BB: 0 P: 5	R: 3 E: 0 K: 1 S: 7	H: 2 LOB: 1 BB: 2 P: 15	R: 0 E: 0 K: 0 S: 3	H: 1 LOB: 1 BB: 1 P: 7	R: 1 E: 0 K: 1 S: 7	H: 2 LOB: 2 BB: 1 P: 11	R: 0 E: 0 K: 0 S: 3	H: 0 LOB: 0 BB: 0 P: 3	1B: 6 2B: 2 3B: 0 HR: 1	SF: 0 SAC: 0 DP: 1 HBP: 0	WP: 2 PB: 1 CS: 3	PA: 41
<b>PITCHER</b>	IP	WLS	BF	H	R	ER	SO	BB	IBB	HBP	BLK	WP	HR	S	P	ERA	WHIP					
<b>Roy Branch, R</b> ERA: 7.94 (1, 1)	5.2		26	5	6	5	4	4	0	0	0	1	1	30	46	7.94	1.588					
<b>Randy Stein, R</b> ERA: 5.89 (6, 1)	0.2		5	2	0	0	0	1	0	0	0	0	0	4	8	0.00	4.500					
<b>Shane Rawley, L</b> ERA: 3.94 (7, 1)	2.2	L	10	2	1	1	1	1	0	0	0	0	0	11	15	3.38	1.125					

Batter	1	2	3	4	5	6	7	8	9	AB	R	H	RBI	BB	SO	LOB	BOTTOM					
<b>Julio Cruz, S</b> OBP: 0.360, SLG: 0.323 (1, 4)					5-3					4	1	1	0	1	0	1	<b>Milwaukee Brewers @ Seattle Mariners</b> The Kingdome, Seattle, WA Tue Sep 18 1979, 10:05 PM EDT Att.: 5,205 - Dome					
<b>Ruppert Jones, L</b> OBP: 0.352, SLG: 0.446 (1, 8)					F7					4	1	1	1	1	0	1						
<b>Bruce Bochte, L</b> OBP: 0.324, SLG: 0.484 (1, 3)										4	1	1	2	1	0	1						
<b>Charlie Beamon, L</b> OBP: 0.182, SLG: 0.227 (9, PR)										0	0	0	0	0	0	0						
<b>Willie Horton, R</b> OBP: 0.322, SLG: 0.457 (1, 10)										4	0	2	0	1	0	3						
<b>Dan Meyer, L</b> OBP: 0.326, SLG: 0.475 (1, 5)										4	0	2	0	0	0	2						
<b>Rod Craig, S</b> OBP: 0.375, SLG: 0.542 (1, 9)										4	1	1	0	0	0	3						
<b>Joe Simpson, L</b> OBP: 0.311, SLG: 0.363 (1, 7)										2	1	1	0	0	1	0						
<b>Leon Roberts, R</b> OBP: 0.352, SLG: 0.456 (6, PH)										2	0	0	0	0	0	3						
<b>Larry Milbourne, S</b> OBP: 0.311, SLG: 0.356 (1, 6)										3	1	1	2	0	0	0						
<b>Bob Stinson, S</b> OBP: 0.337, SLG: 0.343 (1, 2)										3	0	1	1	0	0	0						
<b>Inning Stats</b>	R: 1 E: 0 K: 0 S: 4	H: 2 LOB: 1 BB: 1 P: 8	R: 5 E: 0 K: 0 S: 8	H: 5 LOB: 1 BB: 1 P: 12	R: 0 E: 0 K: 1 S: 5	H: 0 LOB: 0 BB: 0 P: 5	R: 0 E: 0 K: 0 S: 3	H: 0 LOB: 0 BB: 0 P: 3	R: 0 E: 0 K: 0 S: 3	H: 0 LOB: 0 BB: 0 P: 3	R: 0 E: 0 K: 0 S: 4	H: 1 LOB: 1 BB: 0 P: 4	R: 0 E: 0 K: 1 S: 5	H: 1 LOB: 3 BB: 2 P: 13	1B: 7 2B: 3 3B: 0 HR: 1	SF: 0 SAC: 0 DP: 1 HBP: 0	WP: 0 PB: 0 CS: 1	PA: 40				
<b>PITCHER</b>	IP	WLS	BF	H	R	ER	SO	BB	IBB	HBP	BLK	WP	HR	S	P	ERA	WHIP					
<b>Paul Mitchell, R</b> ERA: 5.32 (1, 1)	1.0		9	5	1	1	2	3	0	0	0	0	1	31	43	1.23	1.091					
<b>Jerry Augustine, L</b> ERA: 3.39 (2, 1)	7.1	W	30	5	1	1	2	3	0	0	0	0	0	1	31	43	1.23	1.091				
<b>Bill Castro, R</b> ERA: 2.03 (9, 1)	0.2	S	1	0	0	0	0	0	0	0	0	0	0	1	1	0.00	0.000					

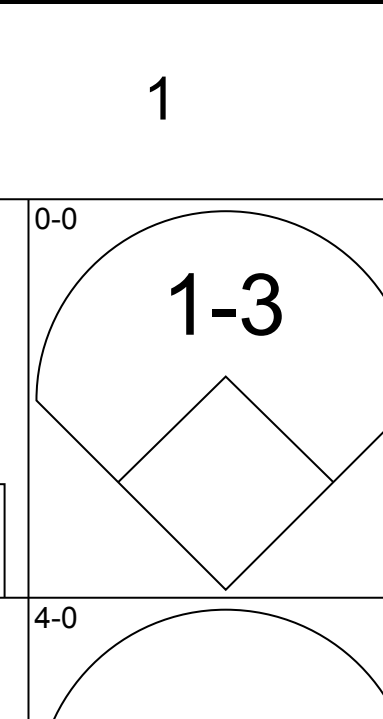
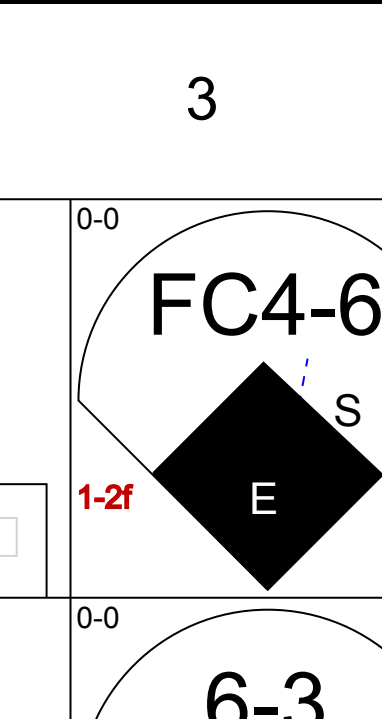
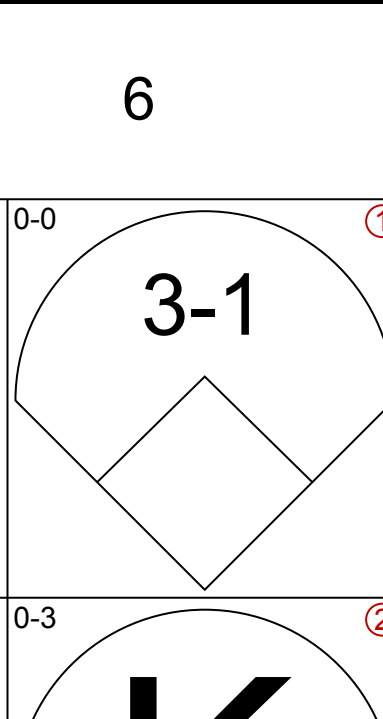
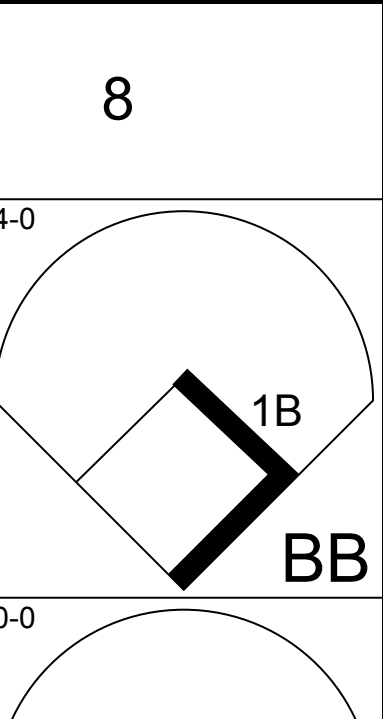

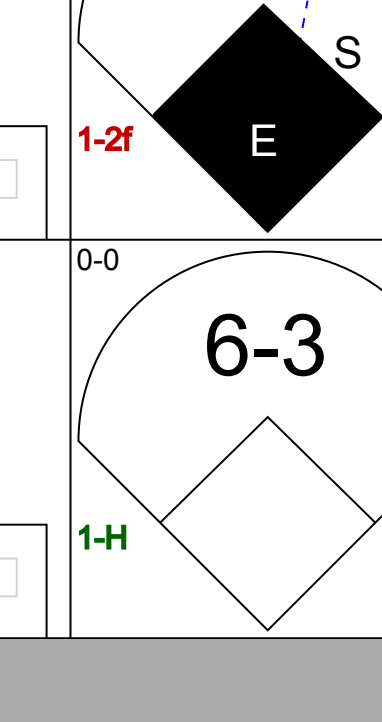
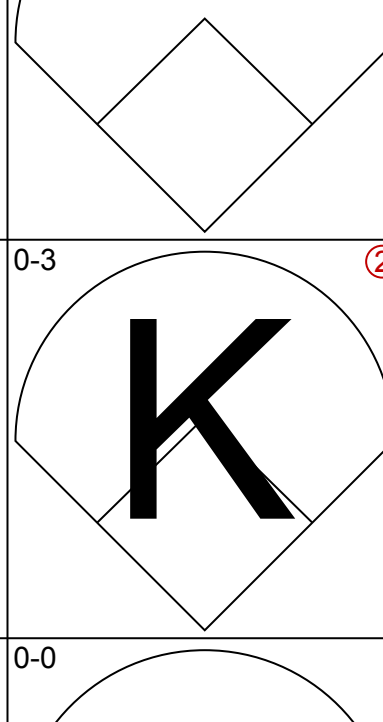
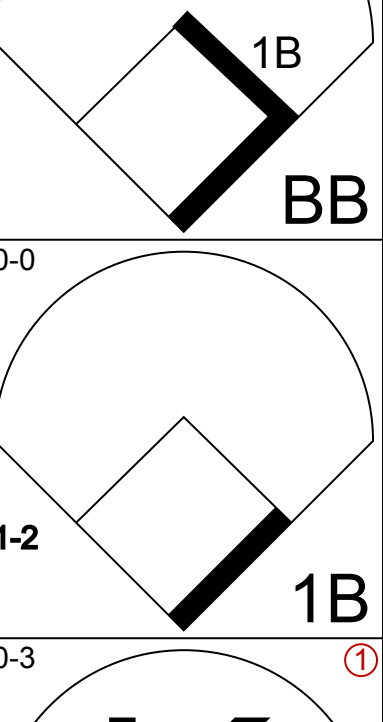
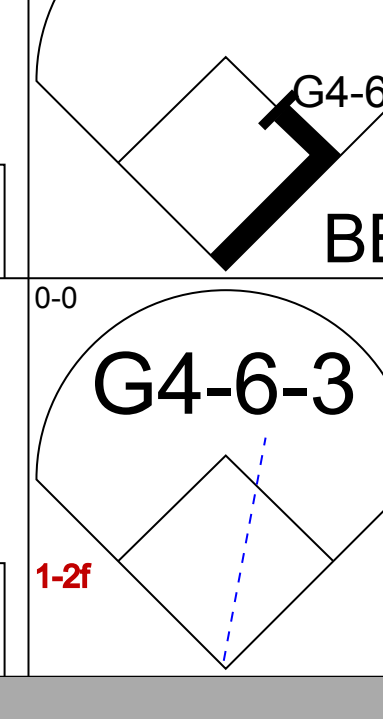
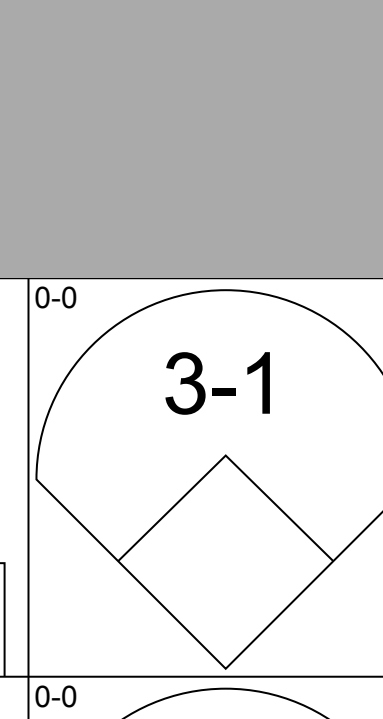
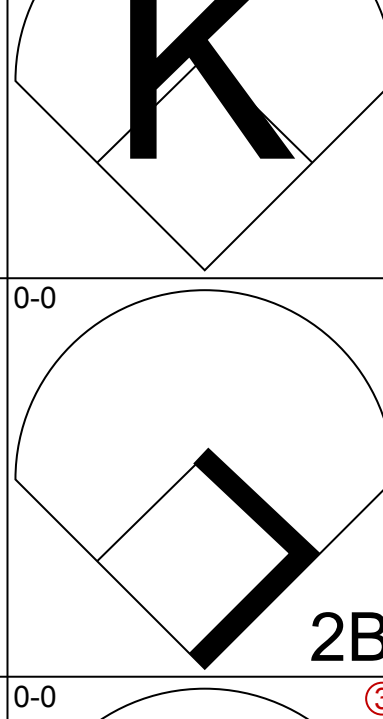
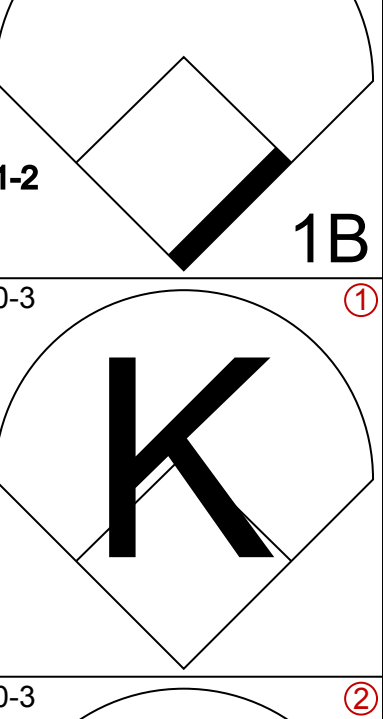
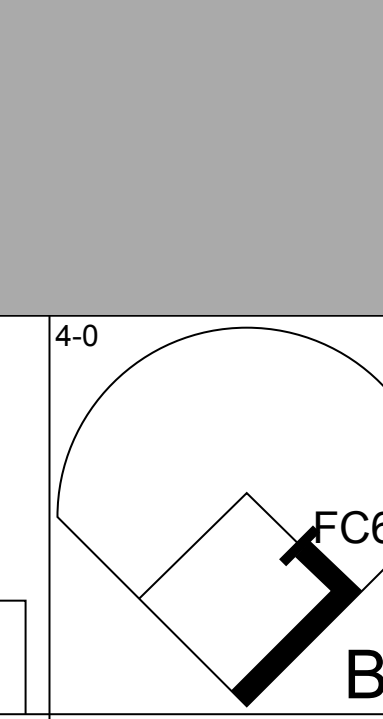
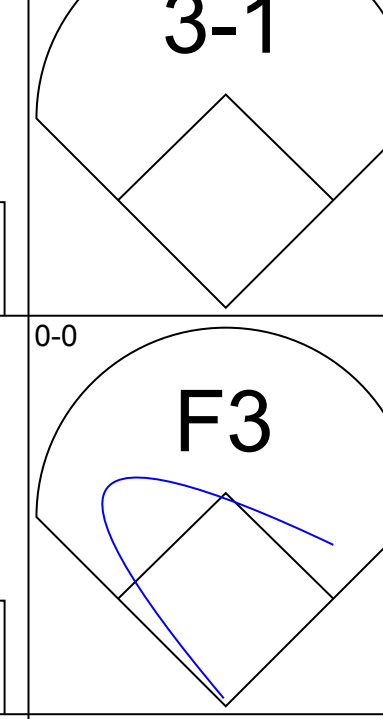
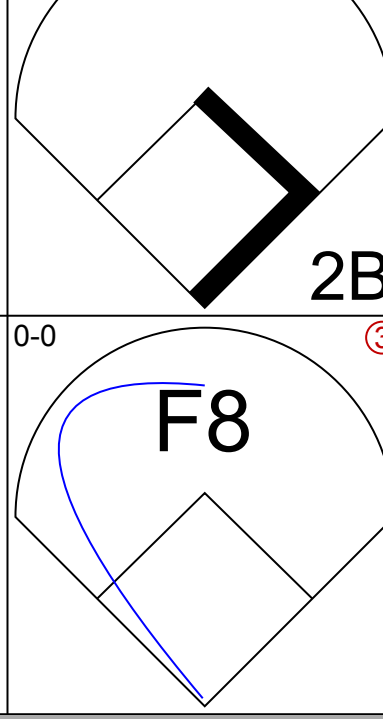
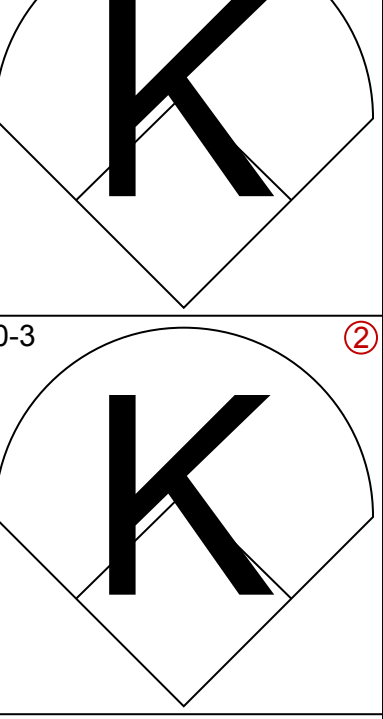
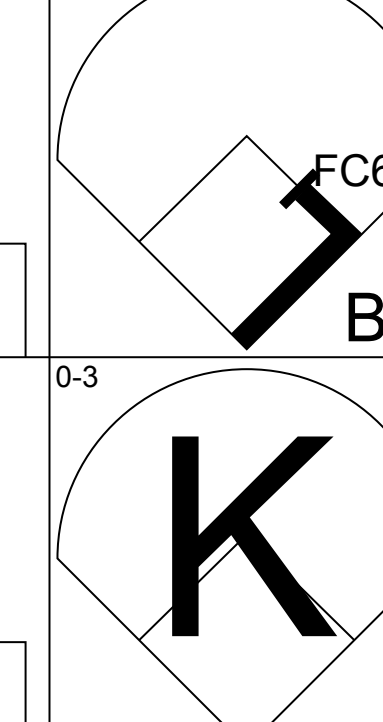
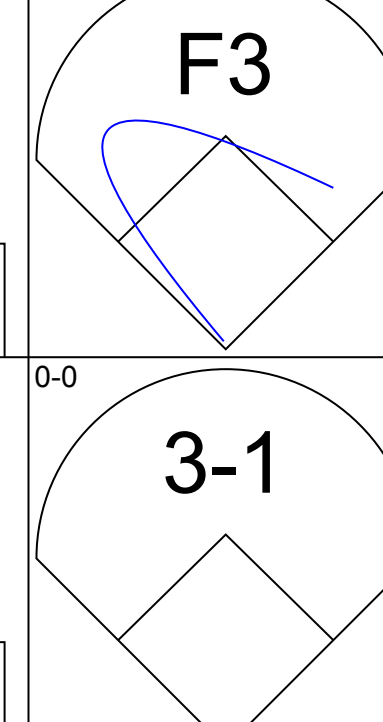
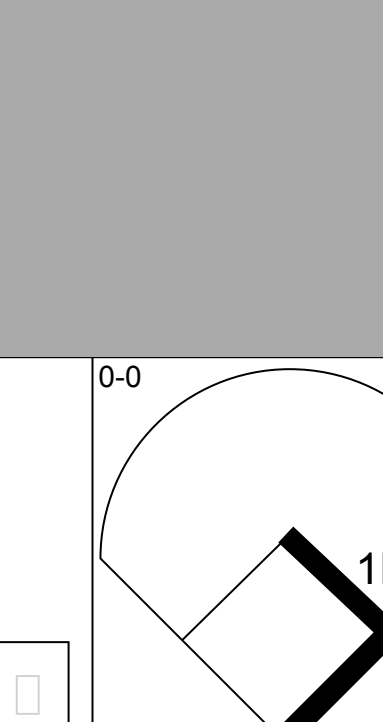
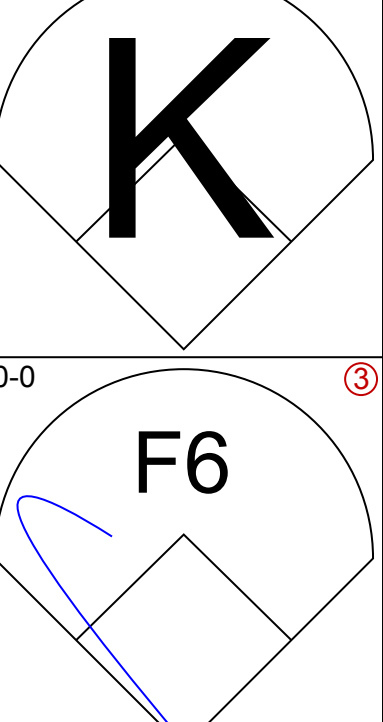
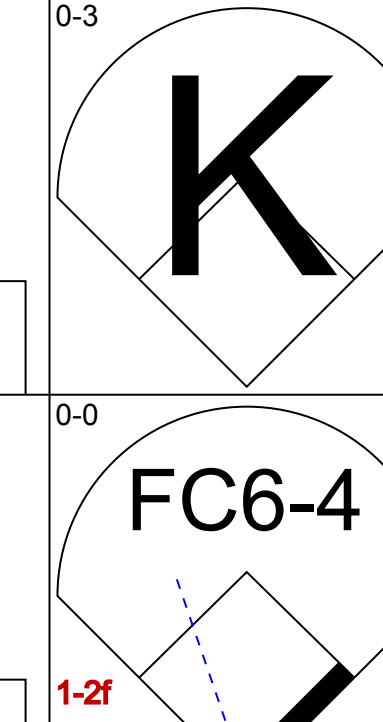
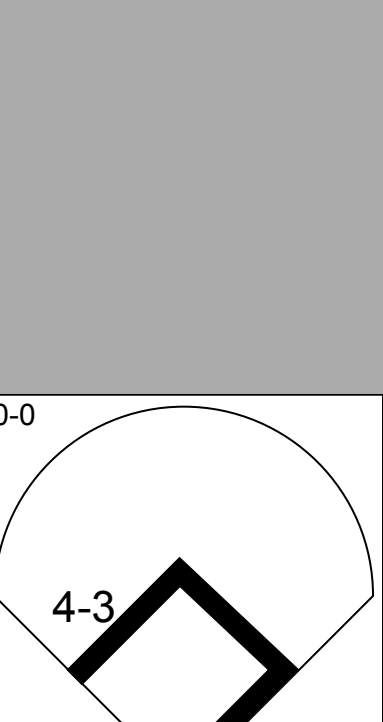
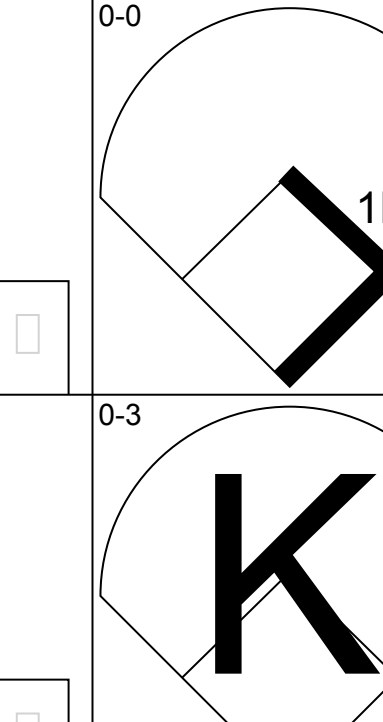
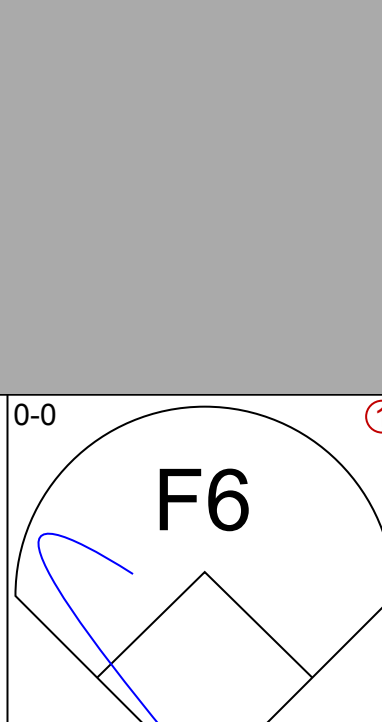
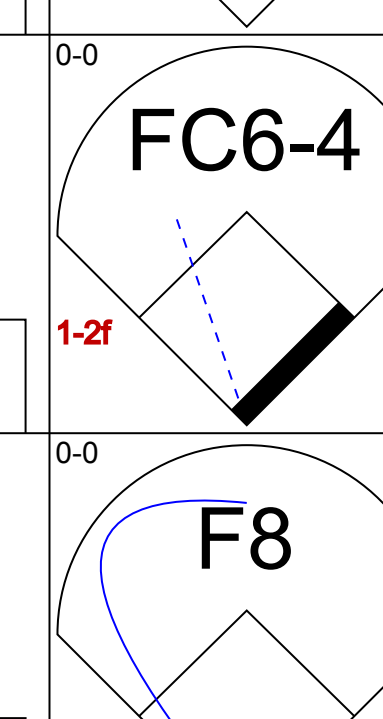
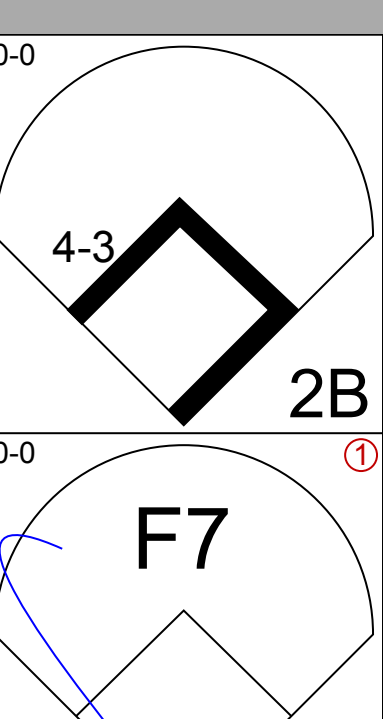
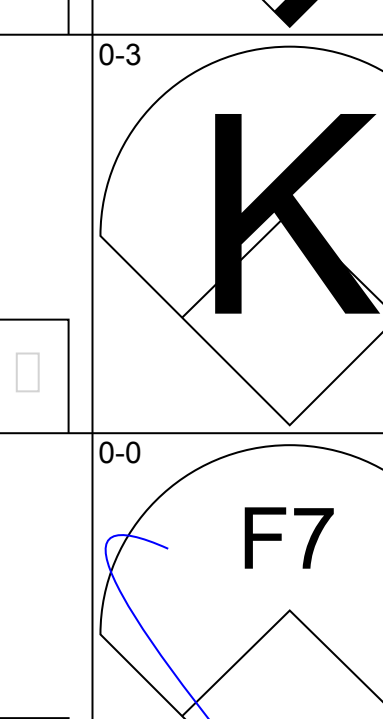
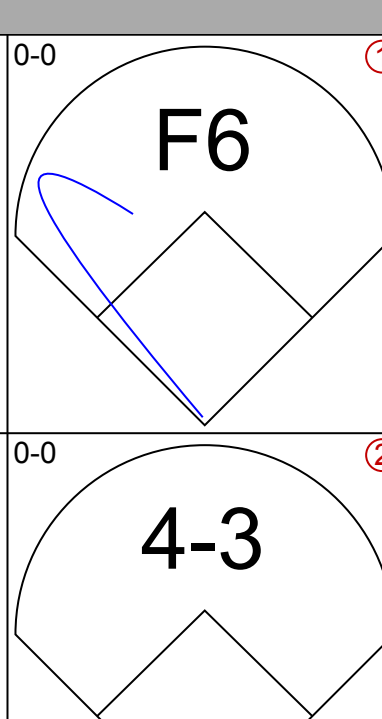
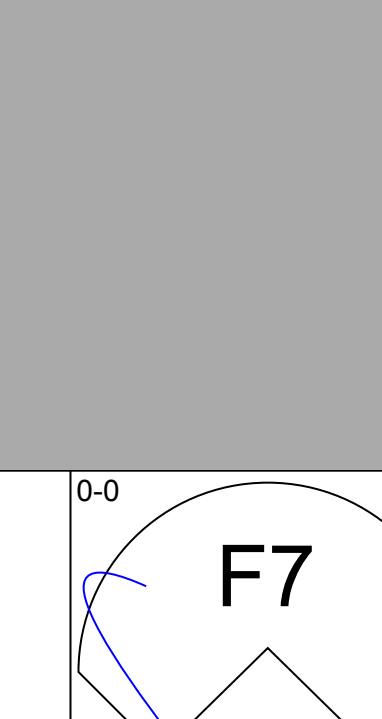
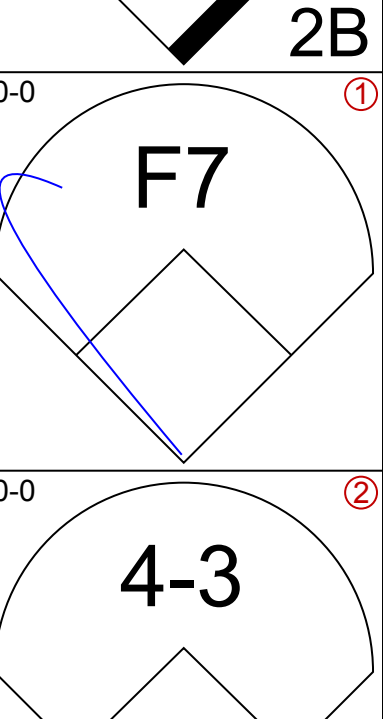
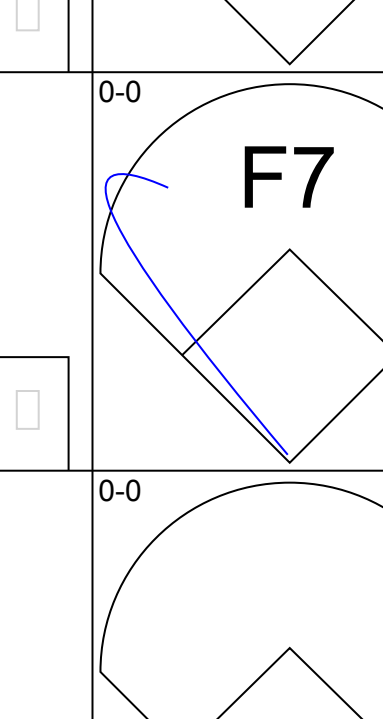
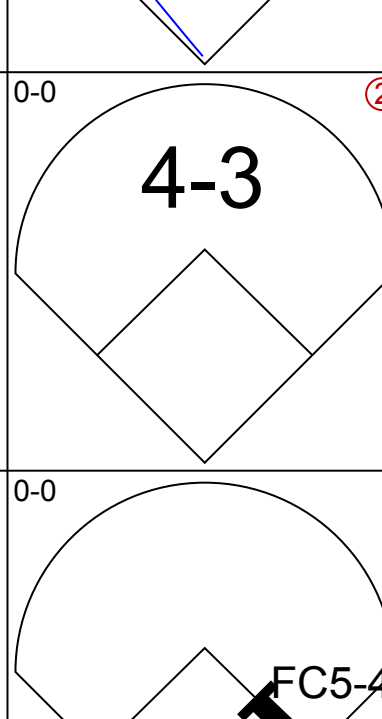
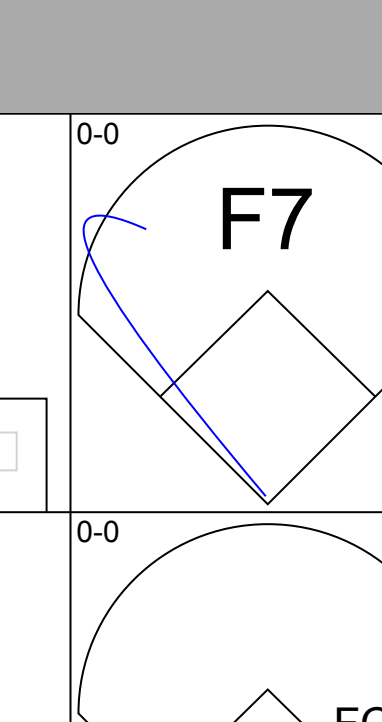
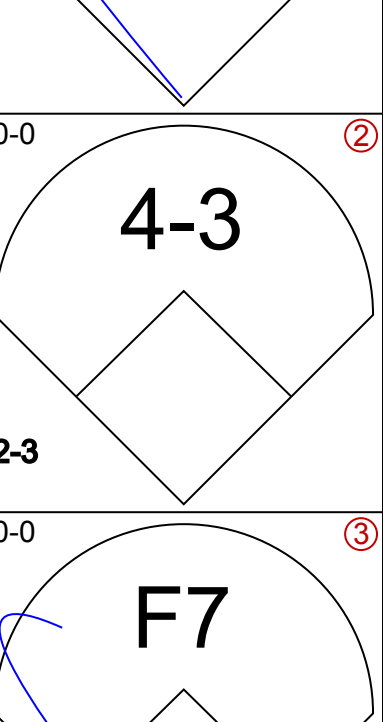
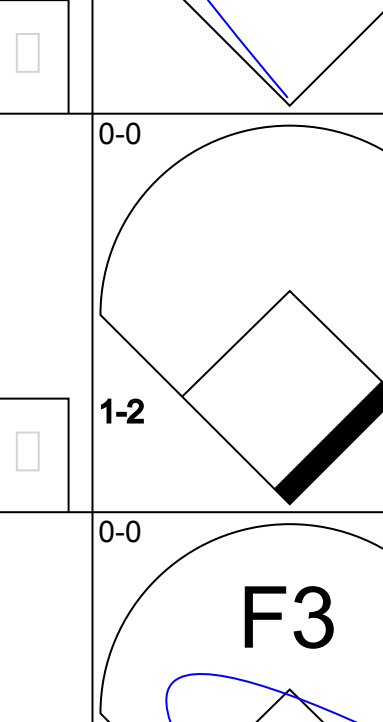
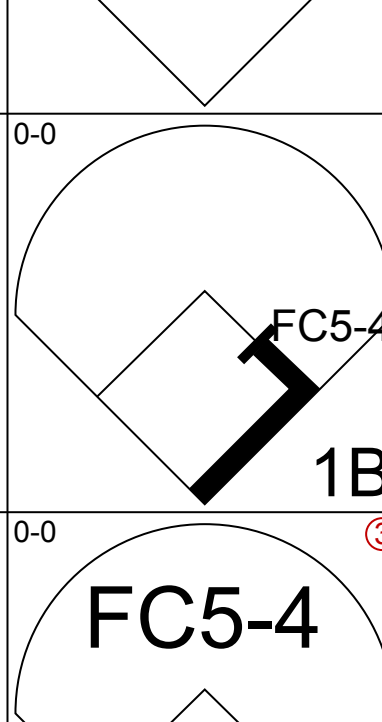


Batter	1	2	3	4	5	6	7	8	9	AB	R	H	RBI	BB	SO	LOB	TOP					
Paul Moltzer, R OBP: 0.367, SLG: 0.467 (1,4)										5	1	1	0	1	1	2						
Don Money, R OBP: 0.314, SLG: 0.350 (1,5)										5	2	0	0	1	1	4						
Cecil Cooper, L OBP: 0.367, SLG: 0.510 (1,3)										6	0	3	2	0	1	4						
Gorman Thomas, R OBP: 0.347, SLG: 0.528 (1,8)										5	0	1	1	1	1	5						
Sixto Lezcano, R OBP: 0.421, SLG: 0.578 (1,9)										4	3	2	2	1	1	2						
Ben Oglivie, L OBP: 0.330, SLG: 0.514 (1,7)										5	3	4	1	0	0	2						
Sal Bando, R OBP: 0.327, SLG: 0.343 (1,10)										5	1	3	1	0	0	2						
Robin Yount, R OBP: 0.302, SLG: 0.372 (1,6)										5	0	2	2	0	1	2						
Buck Martinez, R OBP: 0.292, SLG: 0.376 (1,2)										5	2	3	2	0	0	2						
<b>Inning Stats</b>	R: 0 E: 0 K: 1 S: 6	H: 1 LOB: 1 BB: 0 P: 6	R: 3 E: 0 K: 0 S: 8	H: 5 LOB: 3 BB: 1 P: 12	R: 1 E: 0 K: 1 S: 5	H: 1 LOB: 0 BB: 1 P: 9	R: 1 E: 0 K: 2 S: 9	H: 2 LOB: 1 BB: 0 P: 9	R: 1 E: 0 K: 1 S: 7	H: 2 LOB: 1 BB: 0 P: 7	R: 0 E: 0 K: 1 S: 5	H: 0 LOB: 0 BB: 0 P: 5	R: 2 E: 0 K: 0 S: 6	H: 3 LOB: 1 BB: 0 P: 6	R: 1 E: 1 K: 0 S: 5	H: 1 LOB: 2 BB: 1 P: 9	R: 3 E: 0 K: 0 S: 7	H: 4 LOB: 2 BB: 1 P: 11	1B: 14 2B: 2 3B: 0 HR: 3	SF: 1 SAC: 0 DP: 1 HBP: 0	WP: 0 PB: 0 SB: 1 CS: 0	PA: 50
<b>PITCHER</b>	IP WLS BF H R ER SO BB IBB HBP BLK WP HR S P ERA WHIP																					
Floyd Bannister, L ERA: 4.04 (1,1)	3.0 L 18 8 5 5 2 1 1 0 0 0 0 1 20 28 15.00 3.000																					
Odel Jones, R ERA: 6.03 (4,1)	3.1 15 5 3 3 4 0 0 0 0 0 0 2 23 23 8.10 1.500																					
Glenn Abbott, R ERA: 5.17 (7,1)	1.2 9 2 1 1 0 0 0 1 0 0 0 0 8 12 5.40 1.200																					
Jim Lewis, R ERA: 15.43 (9,1)	1.0 8 4 3 3 0 1 0 0 0 0 0 0 7 11 27.00 5.000																					

Milwaukee Brewers @ Seattle Mariners  
The Kingdome, Seattle, WA  
Wed Sep 19 1979, 10:05 PM EDT  
Att.: 5,096 - Dome

AB 45  
R 12  
H 19  
RBI 11  
BB 4  
SO 6  
LOB 25



Batter	1	2	3	4	5	6	7	8	9	AB	R	H	RBI	BB	SO	LOB	BOTTOM			
Julio Cruz, S OBP: 0.359, SLG: 0.320 (1,4)										3	1	0	0	1	0	1				
Ruppert Jones, L OBP: 0.353, SLG: 0.445 (1,8)										3	0	1	0	1	1	0				
Bruce Bochte, L OBP: 0.386, SLG: 0.484 (1,3)										4	0	1	0	0	1	3				
Willie Horton, R OBP: 0.322, SLG: 0.455 (1,10)										3	0	0	0	1	1	3				
Dan Meyer, L OBP: 0.325, SLG: 0.473 (1,5)										4	0	1	0	0	1	3				
Rod Craig, S OBP: 0.357, SLG: 0.536 (1,9)										4	0	1	0	0	1	2				
Joe Simpson, L OBP: 0.320, SLG: 0.357 (1,7)										4	0	0	0	0	0	3				
Larry Milbourne, S OBP: 0.313, SLG: 0.357 (1,6)										4	0	2	0	0	0	1				
Larry Cox, R OBP: 0.260, SLG: 0.299 (1,2)										4	0	1	0	0	0	4				
<b>Inning Stats</b>	R: 0 E: 0 K: 0 S: 2	H: 0 LOB: 0 BB: 1 P: 6	R: 0 E: 0 K: 1 S: 5	H: 0 LOB: 1 BB: 1 P: 9	R: 1 E: 0 K: 0 S: 4	H: 1 LOB: 0 BB: 0 P: 4	R: 0 E: 0 K: 0 S: 3	H: 0 LOB: 0 BB: 0 P: 3	R: 0 E: 0 K: 1 S: 6	H: 1 LOB: 1 BB: 0 P: 6	R: 0 E: 0 K: 1 S: 7	H: 2 LOB: 2 BB: 0 P: 7	R: 0 E: 0 K: 2 S: 8	H: 1 LOB: 2 BB: 1 P: 12	R: 0 E: 0 K: 0 S: 4	H: 1 LOB: 1 BB: 0 P: 4	1B: 5 2B: 2 3B: 0 HR: 0	SF: 0 SAC: 0 DP: 1 HBP: 0	WP: 0 PB: 0 SB: 1 CS: 0	PA: 36
<b>PITCHER</b>	IP WLS BF H R ER SO BB IBB HBP BLK WP HR S P ERA WHIP																			
Lary Sorensen, R ERA: 3.88 (1,1)	9.0 W 36 7 1 0 5 3 0 0 0 0 0 0 43 55 0.00 1.111																			

Milwaukee Brewers @ Seattle Mariners  
The Kingdome, Seattle, WA  
Wed Sep 19 1979, 10:05 PM EDT  
Att.: 5,096 - Dome

AB 33  
R 1  
H 7  
RBI 0  
BB 3  
SO 5  
LOB 20





Batter	1	2	3	4	5	6	7	8	9	AB	R	H	RBI	BB	SO	LOB	TOP			
Mike Squires, L (1, 3) OBP: 0.327, SLG: 0.336	F7		F8	F8			4-3		F8	5	1	1	0	0	0	1	<b>Chicago White Sox @ Seattle Mariners</b> The Kingdome, Seattle, WA Fri Sep 21 1979, 10:05 PM EDT Att: 6,011 - Unknown			
Rusty Torres, S (1, 9) OBP: 0.343, SLG: 0.415	F4		F8	F8			F9		HR	5	2	2	2	0	0	1				
Thad Bosley, L (1, 7) OBP: 0.406, SLG: 0.409	6-3		BB	BB			4-3		4-3	5	1	1	1	0	1	0				
Jorge Orta, L (1, 10) OBP: 0.346, SLG: 0.438		F5	BB	BB			4-3		HR	3	2	1	1	1	0	0				
Chet Lemon, R (1, 8) OBP: 0.389, SLG: 0.502	K	K	E9	E9			F8		K	4	0	1	3	0	2	0				
Jim Morrison, R (1, 4) OBP: 0.323, SLG: 0.495	K	K	HBP	HBP			K		6-3	3	0	0	0	0	2	0				
Mary Foley, L (1, 2) OBP: 0.286, SLG: 0.305			F8	F7			F7		FC6-4	4	0	1	0	0	0	2				
Greg Pryor, R (1, 6) OBP: 0.326, SLG: 0.354			FC6-4	6-3			1B		FC6-4	4	0	2	0	0	0	1				
Kevin Bell, R (1, 5) OBP: 0.323, SLG: 0.388			FC6-4	1B			K		5-3	4	1	1	0	0	1	2				
<b>Inning Stats</b>	R: 0 E: 0 K: 0 S: 3	H: 0 LOB: 0 BB: 0 P: 3	R: 0 E: 0 K: 2 S: 7	H: 0 LOB: 0 BB: 7 P: 7	R: 5 E: 1 K: 0 S: 8	H: 5 LOB: 2 BB: 1 P: 13	R: 0 E: 0 K: 0 S: 4	H: 1 LOB: 1 BB: 0 P: 4	R: 0 E: 0 K: 1 S: 5	H: 0 LOB: 0 BB: 0 P: 5	R: 0 E: 0 K: 0 S: 3	H: 0 LOB: 0 BB: 0 P: 3	R: 1 E: 0 K: 0 S: 7	H: 2 LOB: 1 BB: 0 P: 7	R: 1 E: 0 K: 0 S: 4	H: 1 LOB: 0 BB: 0 P: 4		1B: 6 2B: 2 3B: 0 HR: 2	SF: 0 SAC: 0 DP: 0 HBP: 1	WP: 0 PB: 0 SB: 0 CS: 0
<b>PITCHER</b> Mike Parrott, R (1, 1) ERA: 3.81	IP: 9.0 WLS: L BF: 39 H: 10 R: 7 ER: 7 SO: 6 BB: 1 IBB: 0 HBP: 1 BLK: 0 WP: 0 HR: 2 S: 49 P: 54 ERA: 7.00 WHIP: 1.222															<b>PITCHER</b>				

Batter	1	2	3	4	5	6	7	8	9	AB	R	H	RBI	BB	SO	LOB	BOTTOM					
Julio Cruz, S (1, 4) OBP: 0.360, SLG: 0.324	E		F9		1-3			S	F8	5	2	2	0	0	0	0	<b>Chicago White Sox @ Seattle Mariners</b> The Kingdome, Seattle, WA Fri Sep 21 1979, 10:05 PM EDT Att: 6,011 - Unknown					
Ruppert Jones, L (1, 8) OBP: 0.352, SLG: 0.444	F7		1B		4-3			F7		4	0	1	0	0	0	2						
Leon Roberts, R (1, 7) OBP: 0.356, SLG: 0.460	E8		5-3					HR		3	1	2	1	1	0	1						
Willie Horton, R (1, 10) OBP: 0.323, SLG: 0.460	F7				G5-4-3			HR		4	1	2	2	0	0	2						
Bobby Valentine, R (1, 6) OBP: 0.393, SLG: 0.326	5-3		G5-4-3		1-2			HR		3	0	0	0	1	0	3						
Bruce Bochte, L (1, 3) OBP: 0.386, SLG: 0.484		G3								4	0	2	0	0	0	0						
Charlie Beamon, L (8, FR) OBP: 0.182, SLG: 0.227					1B			1B		0	0	0	0	0	0	0						
Dan Meyer, L (1, 5) OBP: 0.323, SLG: 0.470		G3			6-3			F4		4	0	0	0	0	0	3						
Rod Craig, S (1, 9) OBP: 0.313, SLG: 0.469		4-3								4	0	0	0	0	1	0						
Larry Cox, R (1, 2) OBP: 0.258, SLG: 0.296			5-3							3	0	0	0	0	0	0						
Joe Simpson, L (9, PH) OBP: 0.318, SLG: 0.356					4-3				F8	1	0	0	0	0	0	0						
<b>Inning Stats</b>	R: 1 E: 1 K: 0 S: 5	H: 2 LOB: 1 BB: 0 P: 5	R: 0 E: 0 K: 0 S: 3	H: 0 LOB: 0 BB: 0 P: 3	R: 0 E: 0 K: 0 S: 4	H: 1 LOB: 1 BB: 0 P: 4	R: 0 E: 0 K: 0 S: 4	H: 2 LOB: 1 BB: 0 P: 4	R: 0 E: 0 K: 1 S: 5	H: 0 LOB: 0 BB: 0 P: 5	R: 0 E: 0 K: 0 S: 3	H: 0 LOB: 1 BB: 1 P: 7	R: 0 E: 0 K: 0 S: 3	H: 0 LOB: 0 BB: 0 P: 3	R: 3 E: 0 K: 0 S: 7	H: 4 LOB: 2 BB: 1 P: 11	R: 0 E: 0 K: 0 S: 3	H: 0 LOB: 0 BB: 0 P: 3	1B: 6 2B: 2 3B: 0 HR: 1	SF: 0 SAC: 0 DP: 1 HBP: 0	WP: 0 PB: 0 SB: 1 CS: 0	PA: 37
<b>PITCHER</b> Steve Trout, L (1, 1) ERA: 4.07	IP: 7.2 WLS: W BF: 31 H: 8 R: 4 ER: 4 SO: 1 BB: 1 IBB: 0 HBP: 0 BLK: 0 WP: 0 HR: 1 S: 32 P: 36 ERA: 4.70 WHIP: 1.174															<b>PITCHER</b>						
Ed Farmer, R (8, 1) ERA: 3.09	IP: 1.1 WLS: S BF: 6 H: 1 R: 0 ER: 0 SO: 0 BB: 0 IBB: 0 HBP: 0 BLK: 0 WP: 0 HR: 0 S: 5 P: 9 ERA: 0.00 WHIP: 1.500															<b>PITCHER</b>						







Batter	1	2	3	4	5	6	7	8	9	AB	R	H	RBI	BB	SO	LOB	TOP			
Jim Morrison, R (1.4) OBP: 0.325, SLG: 0.500	4-0 S 2B BB		0-0 4-3		0-0 L6		0-0 HR		0-3 K	4	2	1	1	1	1	0	<b>Chicago White Sox @ Seattle Mariners</b> The Kingdome, Seattle, WA Sun Sep 23 1979, 6:33 AM EDT Att: 6,045 - Unknown <a href="http://livebaseballscorecards.com">livebaseballscorecards.com</a>			
Rusty Kuntz, R (1.9) OBP: 0.231, SLG: 0.091	0-3 K		0-3 K		0-0 F8		4-0 BB		0-0 FC5-4 1B	4	0	1	0	1	2	1				
Alan Bannister, R (1.7) OBP: 0.343, SLG: 0.383	0-0 1-H 2B		1-0 1B HBP		0-0 4-3		0-0 E5		0-0 FC5-4 1-2	4	0	1	1	0	0	2				
Lamar Johnson, R (1.3) OBP: 0.363, SLG: 0.448	0-0 F8		0-0 1-2 1B		0-0 1B 2B		0-0 F8			4	1	2	0	0	0	3				
Chet Lemon, R (1.8) OBP: 0.390, SLG: 0.499	0-0 6-3		0-0 F8		0-0 2-H 1B		0-0 L4			4	0	1	1	0	0	3				
Wayne Nordhagen, R (1.10) OBP: 0.313, SLG: 0.429		0-0 F9		0-0 6-3		0-3 K		0-0 F3		4	0	0	0	0	1	0				
Greg Pryor, R (1.6) OBP: 0.327, SLG: 0.358		0-0 2B		0-0 E9		0-0 4-3		0-0 2B		4	0	2	0	0	0	0				
Mike Colbern, R (1.2) OBP: 0.291, SLG: 0.333	0-3 K		0-0 1B		0-3 K		0-3 K		0-3 K	4	0	1	0	0	3	2				
Kevin Bell, R (1.5) OBP: 0.309, SLG: 0.371	0-0 5-3		0-3 K		0-0 4-3		0-0 4-3		0-0 4-3	4	0	0	0	0	1	2				
<b>Inning Stats</b>	R: 1 E: 0 K: 1 S: 6	H: 1 LOB: 1 BB: 1 P: 10	R: 0 E: 0 K: 1 S: 6	H: 1 LOB: 1 BB: 0 P: 6	R: 0 E: 1 K: 1 S: 6	H: 1 LOB: 1 BB: 0 P: 6	R: 0 E: 0 K: 0 S: 3	H: 0 LOB: 0 BB: 0 P: 3	R: 1 E: 0 K: 1 S: 6	H: 2 LOB: 2 BB: 0 P: 6	R: 1 E: 1 K: 1 S: 7	H: 1 LOB: 2 BB: 1 P: 11	R: 0 E: 0 K: 1 S: 6	H: 1 LOB: 1 BB: 0 P: 6	R: 0 E: 0 K: 1 S: 6	H: 1 LOB: 1 BB: 0 P: 6	1B: 4 2B: 4 3B: 0 HR: 1	SF: 0 SAC: 0 DP: 0 HBP: 1	WP: 0 PB: 0 SB: 1 CS: 0	PA: 39
<b>PITCHER</b> Rick Honeycutt, L (1.1) ERA: 4.06	IP: 9.0 WLS: W BF: 39	H: 9 R: 3 ER: 3 SO: 8	BB: 2 IBB: 0 HBP: 1 BLK: 0	WP: 0 HR: 1 S: 52 P: 61	ERA: 3.00 WHIP: 1.222	<b>PITCHER</b>										IP: 9.0 WLS: W BF: 39	H: 9 R: 3 ER: 3 SO: 8	BB: 2 IBB: 0 HBP: 1 BLK: 0	WP: 0 HR: 1 S: 52 P: 61	ERA: 3.00 WHIP: 1.222

Batter	1	2	3	4	5	6	7	8	9	AB	R	H	RBI	BB	SO	LOB	BOTTOM			
Julio Cruz, S (1.4) OBP: 0.364, SLG: 0.326	0-0 F3		0-3 K		0-0 HBP HR 1B	0-0 S E 1B		0-0 1-3		5	2	2	0	0	1	3	<b>Chicago White Sox @ Seattle Mariners</b> The Kingdome, Seattle, WA Sun Sep 23 1979, 6:33 AM EDT Att: 6,045 - Unknown <a href="http://livebaseballscorecards.com">livebaseballscorecards.com</a>			
Ruppert Jones, L (1.8) OBP: 0.354, SLG: 0.447	0-0 F9		0-0 F6		1-0 HR HBP 1B	0-0 E 1B 1B		0-0 4-3		4	2	1	0	0	0	0				
Tom Paciorek, R (1.7) Joe Simpson, L (8.7) OBP: 0.316, SLG: 0.353	0-0 F7		0-3 K		0-0 1-H 2-H HR	0-0 E6 1B 1B		0-0 F8		4	1	1	4	0	1	1				
Willie Horton, R (1.10) OBP: 0.328, SLG: 0.462		4-0 BB BB BB BB	0-3 K		0-0 F7	0-0 1-2 3-H 1B				3	1	1	1	1	1	0				
Leon Roberts, R (1.9) OBP: 0.353, SLG: 0.453	0-0 F7		0-0 5-3		4-0 WP 1B BB	0-0 F3				3	0	0	0	1	0	3				
Rod Craig, S (8.9) OBP: 0.333, SLG: 0.500		4-0 BB BB BB	0-0 4-1		0-0 WP 1B	0-0 F5				0	0	0	0	0	0	0				
Bruce Bochte, L (1.3) OBP: 0.388, SLG: 0.486		4-0 BB BB BB	0-0 4-1		0-0 WP 1B	0-0 F5				3	0	1	0	1	0	2				
Bill Stein, R (1.5) OBP: 0.300, SLG: 0.397		4-0 1-2 2-3 BB	0-0 HR		0-0 4-3	4-0 F9-3 BB				2	1	1	1	2	0	2				
Bobby Valentine, R (1.6) OBP: 0.396, SLG: 0.337	4-0 1-2 2-3 3-H BB		0-0 F4		0-0 FC1-5 2B	0-0 F9-3				3	0	1	1	1	0	1				
Mario Mendoza, R (8.6) OBP: 0.216, SLG: 0.251		1-2 2-3 3-H BB		0-0 F4		0-0 FC1-5 2B	0-0 F9-3			0	0	0	0	0	0	0				
Larry Cox, R (1.2) OBP: 0.252, SLG: 0.288	0-3 K		0-0 F3		0-0 F3	0-0 FC1-5 1B S E		0-0 5-3		4	1	0	0	0	1	4				
<b>Inning Stats</b>	R: 0 E: 0 K: 0 S: 3	H: 0 LOB: 0 BB: 0 P: 3	R: 1 E: 0 K: 2 S: 7	H: 0 LOB: 3 BB: 4 P: 23	R: 0 E: 0 K: 2 S: 7	H: 0 LOB: 0 BB: 0 P: 7	R: 1 E: 0 K: 0 S: 4	H: 1 LOB: 0 BB: 0 P: 4	R: 3 E: 0 K: 0 S: 6	H: 3 LOB: 2 BB: 1 P: 11	R: 3 E: 1 K: 0 S: 8	H: 4 LOB: 2 BB: 0 P: 8	R: 0 E: 0 K: 0 S: 2	H: 0 LOB: 0 BB: 1 P: 6	R: 0 E: 0 K: 0 S: 3	H: 0 LOB: 0 BB: 0 P: 3	1B: 5 2B: 2 3B: 0 HR: 2	SF: 0 SAC: 0 DP: 1 HBP: 1	WP: 1 PB: 0 SB: 2 CS: 0	PA: 39
<b>PITCHER</b> Rich Wortham, L (1.1) ERA: 4.72	IP: 1.0 WLS: L BF: 7	H: 3 R: 5 ER: 5 SO: 4	BB: 4 IBB: 0 HBP: 0 BLK: 0	WP: 0 HR: 2 S: 24 P: 41	ERA: 18.00 WHIP: 4.000	<b>PITCHER</b>										IP: 1.0 WLS: L BF: 7	H: 3 R: 5 ER: 5 SO: 4	BB: 4 IBB: 0 HBP: 0 BLK: 0	WP: 0 HR: 2 S: 24 P: 41	ERA: 18.00 WHIP: 4.000
Randy Scarberry, R (5.1) ERA: 4.62	0.0	1	0	0	0	0	0	0	0	0	0	1	1	∞	∞					
Britt Burns, L (6.1) ERA: 2.57	1.2	7	1	1	0	0	1	0	0	0	0	6	10	0.00	1.200					
Gilberto Rondon, R (8.1) ERA: 3.06	1.0	3	0	0	0	0	0	0	0	0	0	3	3	0.00	0.000					















Batter	1	2	3	4	5	6	7	8	9	AB	R	H	RBI	BB	SO	LOB	TOP			
<b>Julio Cruz, S</b> OBP: 0.367, SLG: 0.332 (1, 4)	0-0 4-3		0-0 FC5 1B 2H		0-0 HBP 1B	0-0 F9			0-0 FC6-4 FC4-6 1-2f	5	0	2	1	0	0	4				
<b>Ruppert Jones, L</b> OBP: 0.357, SLG: 0.446 (1, 8)	0-0 CS 1B		0-0 1-2 1B		0-0 F8		0-0 F4		0-0 FC4-6 1-2f	5	0	2	0	0	0	2				
<b>Tom Paciorek, R</b> OBP: 0.353, SLG: 0.440 (1, 7)	0-3 K		0-0 FC5 2-3f		1-0 HBP		0-0 5-3			3	0	0	0	0	1	3				
<b>Willie Horton, R</b> OBP: 0.326, SLG: 0.456 (1, 10)		0-0 F8		4-0 BB BB		0-0 G3		0-3 K		3	0	0	0	1	1	2				
<b>Leon Roberts, R</b> OBP: 0.352, SLG: 0.449 (1, 9)		4-0 G4-6-3 BB		0-0 F9		0-0 F6		0-0 G4-6-3 1B		3	0	1	0	1	0	1				
<b>Bruce Bochte, L</b> OBP: 0.381, SLG: 0.485 (1, 3)	0-0 G4-6-3 1-2f		0-0 F7		0-0 1-3		0-0 G4-6-3 1-2f			4	0	0	0	0	0	3				
<b>Bill Stein, R</b> OBP: 0.302, SLG: 0.395 (1, 5)			0-0 F8	4-0 BB 1-2		0-0 BB BB 1B		0-0 F9		3	0	1	0	1	0	0				
<b>Larry Cox, R</b> OBP: 0.260, SLG: 0.308 (1, 2)			0-0 6-3		4-0 BB BB		0-0 6-3		0-0 6-3	2	1	1	0	1	0	2				
<b>Rod Craig, S</b> OBP: 0.341, SLG: 0.500 (9, PH)			0-0 1B 2B		0-0 6-3		4-0 BB 1-2		0-0 6-3	1	0	0	0	0	0	0				
<b>Mario Mendoza, R</b> OBP: 0.217, SLG: 0.250 (1, 6)			0-0 F2		0-0 F4		4-0 BB 1-2 2-3		0-0 FC6-4 1B	2	0	0	0	0	0	1				
<b>Bobby Valentine, R</b> OBP: 0.404, SLG: 0.340 (6, PH)										1	0	1	0	1	0	0				
<b>Inning Stats</b>	R: 0 E: 0 K: 1 S: 5	H: 1 LOB: 0 BB: 0 P: 5	R: 0 E: 0 K: 0 S: 2	H: 0 LOB: 0 BB: 1 P: 6	R: 1 E: 0 K: 0 S: 6	H: 3 LOB: 2 BB: 0 P: 6	R: 0 E: 0 K: 0 S: 3	H: 0 LOB: 2 BB: 2 P: 11	R: 0 E: 0 K: 0 S: 4	H: 1 LOB: 3 BB: 2 P: 5	R: 0 E: 0 K: 1 S: 5	H: 0 LOB: 0 BB: 0 P: 5	R: 0 E: 0 K: 0 S: 3	H: 1 LOB: 0 BB: 0 P: 3	R: 0 E: 0 K: 0 S: 4	H: 1 LOB: 1 BB: 0 P: 4	1B: 7 2B: 1 3B: 0 HR: 0	SF: 0 SAC: 0 DP: 2 HBP: 1	WP: 0 PB: 0 SB: 0 CS: 1	PA: 38
<b>PITCHER</b> <b>Steve Trout, L</b> ERA: 3.89 (1, 1)	IP: 9.0 WLS: W BF: 38 H: 8 R: 1 ER: 1 SO: 2 BB: 5 IBB: 0 HBP: 1 BLK: 0 WP: 0 HR: 0 S: 36 P: 57 ERA: 1.00 WHIP: 1.444																			

Seattle Mariners @ Chicago White Sox  
Comiskey Park, Chicago, IL  
Fri Sep 28 1979, 8:05 PM EDT  
Att: 8,835 - Unknown

AB 32  
R 1  
H 8  
RBI 1  
BB 5  
SO 2  
LOB 18



Batter	1	2	3	4	5	6	7	8	9	AB	R	H	RBI	BB	SO	LOB	BOTTOM	
<b>Alan Bannister, R</b> OBP: 0.345, SLG: 0.389 (1, 7)	0-0 2B	0-0 CS 1-2	0-0 6-3		0-0 G4-6-3 1B		0-0 G3			4	0	2	0	0	0	0		
<b>Rusty Torres, S</b> OBP: 0.349, SLG: 0.424 (1, 9)	0-3 K		0-0 F8		0-0 G4-6-3 1-2f		0-0 1B			4	0	1	0	0	1	2		
<b>Jim Morrison, R</b> OBP: 0.333, SLG: 0.524 (1, 4)	0-0 F8		0-0 HR		0-0 FC6-4 1B		0-0 F3			4	1	2	1	0	0	2		
<b>Lamar Johnson, R</b> OBP: 0.363, SLG: 0.447 (1, 3)	4-0 BB		0-0 FC6-4 1B		0-0 FC6-4 1-2f		0-0 G5-4-3 1B			3	0	2	0	1	0	1		
<b>Mike Squires, L</b> OBP: 0.318, SLG: 0.325 (9, 3)										0	0	0	0	0	0	0		
<b>Chet Lemon, R</b> OBP: 0.387, SLG: 0.493 (1, 8)	0-0 G3		0-0 FC6-4 1-2f		0-0 4-3		0-0 G5-4-3 1-2f			4	0	0	0	0	0	4		
<b>Wayne Nordhagen, R</b> OBP: 0.328, SLG: 0.474 (1, 10)		0-0 HR		0-0 F8		0-0 HR		4-0 BB		3	2	2	2	1	0	0		
<b>Kevin Bell, R</b> OBP: 0.301, SLG: 0.363 (1, 5)		0-0 1-3		0-0 6-3 2B		0-0 F8		0-0 F9		4	0	1	0	0	0	1		
<b>Mike Colbern, R</b> OBP: 0.282, SLG: 0.333 (1, 2)		0-3 K		0-0 6-3		0-0 F4				3	0	0	0	0	1	1		
<b>Harry Chappas, S</b> OBP: 0.355, SLG: 0.357 (1, 6)		0-0 CS 1B		0-0 6-3		0-0 F8				3	0	1	0	0	0	1		
<b>Inning Stats</b>	R: 0 E: 0 K: 1 S: 6	H: 1 LOB: 2 BB: 1 P: 10	R: 1 E: 0 K: 1 S: 6	H: 2 LOB: 0 BB: 0 P: 6	R: 1 E: 0 K: 0 S: 5	H: 2 LOB: 1 BB: 0 P: 5	R: 0 E: 0 K: 0 S: 4	H: 1 LOB: 1 BB: 0 P: 4	R: 0 E: 0 K: 0 S: 4	H: 1 LOB: 1 BB: 0 P: 4	R: 0 E: 0 K: 0 S: 4	H: 1 LOB: 1 BB: 0 P: 4	R: 0 E: 0 K: 0 S: 3	H: 1 LOB: 1 BB: 1 P: 7	1B: 6 2B: 2 3B: 0 HR: 3	SF: 0 SAC: 0 DP: 2 HBP: 0	WP: 0 PB: 0 SB: 0 CS: 1	PA: 35
<b>PITCHER</b> <b>Rick Honeycutt, L</b> ERA: 4.04 (1, 1)	IP: 8.0 WLS: L BF: 34 H: 11 R: 3 ER: 3 SO: 2 BB: 2 IBB: 0 HBP: 0 BLK: 0 WP: 0 HR: 3 S: 36 P: 44 ERA: 3.38 WHIP: 1.625																	

Seattle Mariners @ Chicago White Sox  
Comiskey Park, Chicago, IL  
Fri Sep 28 1979, 8:05 PM EDT  
Att: 8,835 - Unknown

AB 32  
R 3  
H 11  
RBI 3  
BB 2  
SO 2  
LOB 12





Batter	1	2	3	4	5	6	7	8	9	AB	R	H	RBI	BB	SO	LOB	TOP										
Julio Cruz, S OBP: 0.363, SLG: 0.328 (1, 4)	6-3	G4-6-3		6-3	K		G4-6-3			5	0	0	0	0	1	5											
Ruppert Jones, L OBP: 0.358, SLG: 0.447 Leon Roberts, R OBP: 0.351, SLG: 0.448 (1, 8) (6, 9)	K		3B	1B		F5	4-3			4	1	2	0	0	1	0											
Tom Paciorek, R OBP: 0.354, SLG: 0.450 Joe Simpson, L OBP: 0.312, SLG: 0.347 (1, 7) (8, 7)			HR	3B	K	F7			6-3	5	1	2	1	0	1	1											
Willie Horton, R OBP: 0.326, SLG: 0.460 (1, 10)	5-3			5-3		FC6-4			6-3	4	1	1	2	1	0	2											
Bill Stein, R OBP: 0.300, SLG: 0.389 (1, 5)		F8	FC3-6	1B		F9	FC6-4		L6	4	0	0	0	1	0	1											
Bruce Bochte, L OBP: 0.385, SLG: 0.493 (1, 3)		2B	FC3-6	1B		2B	SF7		1B	3	3	3	0	2	0	0											
Rod Craig, S OBP: 0.367, SLG: 0.551 (1, 9) (6, 8)		2B	1B	FC3-6		2B	1B		K	5	3	3	2	0	1	3											
Bobby Valentine, R OBP: 0.407, SLG: 0.344 Mario Mendoza, R OBP: 0.216, SLG: 0.249 (1, 6) (7, 6)	1B	BB	F3		SF7		1B		FC5-4	2	0	1	1	1	0	2											
Larry Cox, R OBP: 0.265, SLG: 0.316 (1, 2)	1B		F3				1B		FC6-4	5	0	3	3	0	0	3											
<b>Inning Stats</b>	R: 0 E: 0 K: 1 S: 6	H: 1 LOB: 1 BB: 0 P: 6	R: 2 E: 0 K: 0 S: 5	H: 3 LOB: 1 BB: 1 P: 9	R: 3 E: 0 K: 0 S: 7	H: 4 LOB: 2 BB: 1 P: 11	R: 0 E: 0 K: 1 S: 6	H: 1 LOB: 1 BB: 0 P: 6	R: 2 E: 0 K: 0 S: 3	H: 2 LOB: 1 BB: 1 P: 7	R: 0 E: 0 K: 0 S: 3	H: 0 LOB: 0 BB: 0 P: 3	R: 2 E: 0 K: 0 S: 6	H: 4 LOB: 1 BB: 0 P: 6	R: 0 E: 0 K: 1 S: 5	H: 0 LOB: 0 BB: 0 P: 9	1B: 7 2B: 5 3B: 2 HR: 1	SF: 1 SAC: 0 DP: 2 HBP: 0	WP: 0 PB: 0 SB: 0 CS: 0	PA: 45							
<b>PITCHER</b>	IP	WLS	BF	H	R	ER	SO	BB	IBB	HBP	BLK	WP	HR	S	P	ERA	WHIP										
Rich Wortham, L ERA: 4.9 (1, 1)	2.0	L	13	7	5	5	1	1	0	0	0	0	1	14	18	22.50	4.000										
Gilberto Rondon, R ERA: 3.72 (3, 1)	2.2		14	4	2	2	1	2	0	0	0	0	0	14	22	6.75	2.250										
Britt Burns, L ERA: 5.4 (5, 1)	1.1		7	2	2	2	1	1	0	0	0	0	0	8	12	13.50	2.250										
LaMarr Hoyt, R ERA: (7, 1)	2.0		7	2	0	0	0	0	0	0	0	0	0	7	7	0.00	1.000										
Guy Hoffman, L ERA: 5.34 (9, 1)	1.0		4	0	0	0	1	1	0	0	0	0	0	5	9	0.00	1.000										

Seattle Mariners @ Chicago White Sox  
Comiskey Park, Chicago, IL  
Sat Sep 29 1979, 8:05 PM EDT  
Att: 20,481 - Unknown

AB 39  
R 9  
H 15  
RBI 9  
BB 5  
SO 4  
LOB 19



Batter	1	2	3	4	5	6	7	8	9	AB	R	H	RBI	BB	SO	LOB	BOTTOM										
Alan Bannister, R OBP: 0.342, SLG: 0.386 (1, 7)	F9			4-3		F8		4-3		4	0	0	0	0	0	1											
Claudell Washington, L OBP: 0.326, SLG: 0.458 (1, 9)	K			F6		F8			1-3	4	0	0	0	0	1	0											
Jim Morrison, R OBP: 0.328, SLG: 0.515 (1, 4)	5-3			K			6-3		K	4	0	0	0	0	2	0											
Lamar Johnson, R OBP: 0.363, SLG: 0.449 Mike Squires, L OBP: 0.318, SLG: 0.325 Junior Moore, R OBP: 0.300, SLG: 0.328 (1, 3) (8, 3) (9, PH)		F8			2B	F8		F9		3	1	1	0	0	0	0											
Chet Lemon, R OBP: 0.389, SLG: 0.495 (1, 8)	5-3			G6-4-3	2B					2	1	1	1	1	0	0											
Wayne Nordhagen, R OBP: 0.324, SLG: 0.466 (1, 10)	F8			E9		4-3				3	0	0	0	0	0	2											
Kevin Bell, R OBP: 0.297, SLG: 0.357 (1, 5)			F7		G6-4-3			F8		3	0	0	0	0	0	1											
Mary Foley, L OBP: 0.284, SLG: 0.323 Mike Colbern, R OBP: 0.276, SLG: 0.325 (1, 2) (5, PH) (6, 2)		F7			F9			6-3		1	0	0	0	0	0	0											
Greg Pryor, R OBP: 0.324, SLG: 0.355 (1, 6)		F8							1B	3	0	1	0	0	0	0											
<b>Inning Stats</b>	R: 0 E: 0 K: 1 S: 5	H: 0 LOB: 0 BB: 0 P: 5	R: 0 E: 0 K: 0 S: 3	H: 0 LOB: 0 BB: 0 P: 3	R: 0 E: 0 K: 0 S: 3	H: 0 LOB: 0 BB: 0 P: 3	R: 2 E: 1 K: 0 S: 5	H: 2 LOB: 0 BB: 0 P: 5	R: 0 E: 0 K: 0 S: 3	H: 0 LOB: 0 BB: 1 P: 3	R: 0 E: 0 K: 0 S: 4	H: 1 LOB: 0 BB: 0 P: 4	R: 0 E: 0 K: 1 S: 5	H: 0 LOB: 0 BB: 0 P: 5	1B: 1 2B: 2 3B: 0 HR: 0	SF: 0 SAC: 0 DP: 1 HBP: 0	WP: 0 PB: 0 SB: 0 CS: 0	PA: 31									
<b>PITCHER</b>	IP	WLS	BF	H	R	ER	SO	BB	IBB	HBP	BLK	WP	HR	S	P	ERA	WHIP										
Floyd Bannister, L ERA: 4.05 (1, 1)	6.0	W	20	2	2	1	2	0	0	0	0	0	0	24	24	1.50	0.333										
Shane Rawley, L ERA: 3.84 (7, 1)	3.0	S	11	1	0	0	1	1	0	0	0	0	0	12	16	0.00	0.667										

Seattle Mariners @ Chicago White Sox  
Comiskey Park, Chicago, IL  
Sat Sep 29 1979, 8:05 PM EDT  
Att: 20,481 - Unknown

AB 30  
R 2  
H 3  
RBI 1  
BB 1  
SO 3  
LOB 4





Batter	1	2	3	4	5	6	7	8	9	AB	R	H	RBI	BB	SO	LOB	TOP			
Julio Cruz, S OBP: 0.363, SLG: 0.326 Larry Milbourne, S OBP: 0.313, SLG: 0.354	0-3 K		4-0 BB		0-0 6-3			0-0 F8		2	0	0	0	1	1	0				
Ruppert Jones, L OBP: 0.356, SLG: 0.444	0-0 1-3		0-0 F8			0-0 G3		0-0 F7		4	0	0	0	0	0	2				
Tom Paciorek, R OBP: 0.353, SLG: 0.445	0-3 K		0-0 F9			4-0 FC5-4 BB			0-3 K	3	0	0	0	1	2	2				
Willie Horton, R OBP: 0.326, SLG: 0.458		0-0 FC6-5 1B		0-0 5-3		0-0 F3			0-0 5-3	4	0	1	0	0	0	1				
Leon Roberts, R OBP: 0.352, SLG: 0.451		0-0 CS FC6-5 1B		0-0 F9		0-0 FC5-4			0-0 1B 2B	4	1	2	0	0	0	1				
Rod Craig, S OBP: 0.396, SLG: 0.577		0-0 FC6-5 CS		0-0 2B			4-0 G3-6-3 BB		0-0 2H 1B	3	0	2	1	1	0	2				
Bill Stein, R OBP: 0.297, SLG: 0.384	0-0 F9			0-3 K			0-0 G3-6-3			3	0	0	0	0	1	4				
Bobby Valentine, R OBP: 0.405, SLG: 0.337			0-0 5-3		4-0 G5-4-3 BB		0-0 1-3			2	0	0	0	1	0	0				
Larry Cox, R OBP: 0.266, SLG: 0.314			4-0 BB		0-0 G5-4-3			0-0 F9		2	0	0	0	1	0	1				
<b>Inning Stats</b>	R: 0 E: 0 K: 2 S: 7	H: 0 LOB: 0 BB: 0 P: 7	R: 0 E: 0 K: 0 S: 4	H: 2 LOB: 1 BB: 0 P: 4	R: 0 E: 0 K: 0 S: 3	H: 0 LOB: 2 BB: 2 P: 11	R: 0 E: 0 K: 1 S: 6	H: 1 LOB: 1 BB: 0 P: 6	R: 0 E: 0 K: 0 S: 2	H: 0 LOB: 1 BB: 1 P: 7	R: 0 E: 0 K: 0 S: 2	H: 0 LOB: 0 BB: 1 P: 6	R: 0 E: 0 K: 0 S: 3	H: 0 LOB: 0 BB: 0 P: 3	R: 1 E: 0 K: 1 S: 6	H: 2 LOB: 1 BB: 0 P: 6	1B: 3 2B: 2 3B: 0 HR: 0	SF: 0 SAC: 0 DP: 2 HBP: 0	WP: 0 PB: 0 SB: 0 CS: 2	PA: 33
<b>PITCHER</b> Ken Kravec, L ERA: 3.74	IP: 9.0 WLS: W BF: 33 H: 5 R: 1 ER: 1 SO: 4 BB: 5 IBB: 0 HBP: 0 BLK: 0 WP: 0 HR: 0 S: 36 P: 56 ERA: 1.00 WHIP: 1.111															<b>PITCHER</b>				

Seattle Mariners @ Chicago White Sox  
Comiskey Park, Chicago, IL  
Sun Sep 30 1979, 4:33 AM EDT  
Att: 12,715 - Unknown

AB 28  
R 1  
H 5  
RBI 1  
BB 5  
SO 4  
LOB 13



Batter	1	2	3	4	5	6	7	8	9	AB	R	H	RBI	BB	SO	LOB	BOTTOM			
Mike Squires, L OBP: 0.318, SLG: 0.325	0-0 F9		0-0 SH5-3		0-0 S 1B		0-0 F8			3	1	1	0	0	0	0				
Alan Bannister, R OBP: 0.342, SLG: 0.383	4-0 S BB		0-3 K		0-0 6-3		0-0 F4			3	0	0	0	1	1	3				
Thad Bosley, L OBP: 0.384, SLG: 0.390	0-0 6-3		0-0 2H 3H 1B		0-0 6-3 1B		0-0 F9			4	1	2	3	0	0	1				
Claudell Washington, L OBP: 0.322, SLG: 0.454	0-0 F8		0-0 3-1		0-0 6-3			0-0 G3		4	0	0	0	0	0	3				
Chet Lemon, R OBP: 0.391, SLG: 0.496		0-0 L4-6 S 1B		0-0 SH1-3 1B		0-0 3H 1B		0-0 E6 FC6-4		4	1	3	1	0	0	0				
Jim Morrison, R OBP: 0.324, SLG: 0.508	0-3 K		0-0 SH1-3		0-0 5-3			0-0 FC6-4 2B		3	1	0	0	0	1	3				
Mary Foley, L OBP: 0.292, SLG: 0.340	0-0 L4-6			0-0 2H 1B			0-0 F8		0-0 1H 2B	4	0	2	2	0	0	1				
Kevin Bell, R OBP: 0.296, SLG: 0.355			0-0 SH5-3 1B		0-0 F7		0-0 F9		0-0 6-3	4	1	1	0	0	0	2				
Harry Chappas, S OBP: 0.354, SLG: 0.356			0-0 SH5-3 1B		0-0 L4		0-0 4-3			3	1	1	0	0	0	1				
<b>Inning Stats</b>	R: 0 E: 0 K: 0 S: 3	H: 0 LOB: 1 BB: 1 P: 7	R: 0 E: 0 K: 1 S: 5	H: 1 LOB: 0 BB: 0 P: 5	R: 2 E: 0 K: 1 S: 8	H: 3 LOB: 1 BB: 0 P: 8	R: 1 E: 0 K: 0 S: 5	H: 2 LOB: 1 BB: 0 P: 5	R: 2 E: 0 K: 0 S: 6	H: 3 LOB: 1 BB: 0 P: 6	R: 0 E: 0 K: 0 S: 3	H: 0 LOB: 0 BB: 0 P: 3	R: 0 E: 0 K: 0 S: 3	H: 0 LOB: 0 BB: 0 P: 3	R: 1 E: 1 K: 0 S: 5	H: 1 LOB: 1 BB: 0 P: 5	1B: 9 2B: 2 3B: 0 HR: 0	SF: 0 SAC: 2 DP: 1 HBP: 0	WP: 0 PB: 0 SB: 3 CS: 0	PA: 35
<b>PITCHER</b> Mike Parrott, R ERA: 3.77	IP: 8.0 WLS: L BF: 35 H: 10 R: 6 ER: 5 SO: 2 BB: 1 IBB: 0 HBP: 0 BLK: 0 WP: 0 HR: 0 S: 38 P: 42 ERA: 5.62 WHIP: 1.375															<b>PITCHER</b>				

Seattle Mariners @ Chicago White Sox  
Comiskey Park, Chicago, IL  
Sun Sep 30 1979, 4:33 AM EDT  
Att: 12,715 - Unknown

AB 32  
R 6  
H 10  
RBI 6  
BB 1  
SO 2  
LOB 14

