Seattle Mariners - 1980

Batter	1	2	3	4	5	6	7	8	9	AB	R	H	RBI	BB	SO	LOB
Alfredo Griffin, S (1, 6) OBP: 0.400, SLG: 0.250	0-0 S HR 1B		0-0 1-3		BBB 4-0 BB		0-0 F2		0-0 4-3	4	1	1	0	1	0	2
Bob Bailor, R (1, 9)	0-0 1-3 1-2		0-0 1-3		0-0 1-3		0-0 F8		0-0 E1 G3	5	0	0	0	0	0	4
John Mayberry, L (1, 3) OBP: 0.800, SLG: 2.200	0-0 2-H HR			0-0 1-3 1B 1B		0-0 HR		0-0 1B 2B	0-0 G3 1-2	5	3	4	3	0	0	1
Otto Velez, R (1, 10) Joe Cannon, L (9, PR)	0-0 1-3			0-0 F9	SSS 0-3 K			0-0 6-3	BBBB 4-0 BB	4 0	0 0	0 0	0 0	1 0	1 0	2 0
Roy Howell, L (1, 5) OBP: 0.600, SLG: 0.500	SSS 0-3 K			0-0 1-3 1-2 1B	BBBB 4-0 G6-4-3 BB			0-0 PB E 2-H 1B	SSS 0-3 K	4	1	2	1	1	2	2
Barry Bonnell, R (1, 7) OBP: 0.250, SLG: 0.750		0-0 L6		0-0 1-3 1-2 2-3		0-0 G6-4-3 1-2f		0-0 E6 1-H 3B		4	1	1	1	0	0	3
Rick Bosetti, R (1, 8)		0-0 6-3	SSS 0-3 K				0-0 4-3	0-0 5-3		4	0	0	0	0	1	2
Damaso Garcia, R (1, 4) OBP: 0.500, SLG: 0.333		0-0 1-3			0-0 6-3		BBBB 4-0 BB	0-0 S 1B		3	0	1	0	1	0	0
Ernie Whitt, L (1, 2)			0-0 G1		0-0 F7		BBBB 4-0 1-2 BB	0-0 6-3 1-2		2	0	0	0	0	0	0
Willie Upshaw, L (7, PH)										0	0	0	0	1	0	0
Bob Davis, R (7, 2)										1	0	0	0	0	0	1
Inning Stats	R: 2 E: 0 K: 1 S: 7 H: 2 LOB: 0 BB: 0 P: 7	R: 0 E: 0 K: 0 S: 3 H: 0 LOB: 0 BB: 0 P: 3	R: 0 E: 0 K: 0 S: 3 H: 0 LOB: 0 BB: 0 P: 3	R: 0 E: 0 K: 1 S: 7 H: 2 LOB: 2 BB: 0 P: 7	R: 0 E: 0 K: 0 S: 3 H: 0 LOB: 1 BB: 1 P: 7	R: 1 E: 0 K: 1 S: 5 H: 1 LOB: 0 BB: 1 P: 9	R: 0 E: 0 K: 0 S: 3 H: 0 LOB: 2 BB: 2 P: 11	R: 3 E: 1 K: 0 S: 7 H: 4 LOB: 1 BB: 0 P: 7	R: 0 E: 1 K: 1 S: 6 H: 0 LOB: 2 BB: 1 P: 10	1B: 5 2B: 1 3B: 1 HR: 2	SF: 0 SAC: 0 DP: 1 HBP: 0						

PITCHER		IP	WLS	BF	H	R	ER	SO	BB	IBB	HBP	BLK	WP	HR	S	P	ERA	WHIP
Mike Parrott, R ERA: 4.26	(1, 1)	6.1	W	26	5	3	3	3	3	0	0	0	0	2	29	41	4.26	1.263
Byron McLaughlin, R ERA: 20.25	(7, 1)	1.1		9	4	3	3	0	1	0	0	0	0	0	8	12	20.25	3.750
Dave Heaverlo, R ERA:	(8, 1)	1.1	S	6	0	0	0	1	1	0	0	0	0	0	7	11	0.00	0.750

PITCHER	IP	WLS	BF	H	R	ER	SO	BB	IBB	HBP	BLK	WP	HR	S	P	ERA	WHIP

TOP

Toronto Blue Jays @ Seattle Mariners

The Kingdome, Seattle, WA

Wed Apr 09 1980, 9:05 PM EST

Att. 22,588 - Dome

livebaseballscorecards.com

AB	36
R	6
H	9
RBI	5
BB	5
SO	4
LOB	17

WP: 0	PA: 41
PB: 1	
SB: 2	
CS: 0	

Batter	1	2	3	4	5	6	7	8	9	AB	R	H	RBI	BB	SO	LOB
Julio Cruz, S (1, 4)	6-3	FC2-6 1B 4-1 1-2f		4-3 2-3		SH5-3 1-2		K		4	1	0	0	0	1	2
Rod Craig, S (1, 8) OBP: 0.600, SLG: 0.800	1B 2B	4-1 1-3 1B		3-H 1B		F8		K		5	1	3	1	0	1	1
Dan Meyer, L (1, 7) OBP: 0.250, SLG: 0.250	1B E 2-H 1B	4-1 1-2 3-H		K		4-3				4	1	1	2	0	1	3
Bruce Bochte, L (1, 3) OBP: 0.750, SLG: 0.750	6-3 E 2B 1-3 1B	G3			G5-4-3 1B		HR 1B			4	2	3	0	0	0	1
Willie Horton, R (1, 10)	E5 6-3 2B 1-2 3-H	5-3			G5-4-3 1-2f		F8			4	1	0	1	0	0	3
Joe Simpson, L (1, 9) OBP: 0.500, SLG: 1.750	6-3 1-2 2-3	F7			3B		HR 1-H			4	1	2	2	0	0	2
Ted Cox, R (1, 5) OBP: 0.500, SLG: 0.667	2B 2-H 3-H	4-3			IBB		6-3			3	0	1	2	1	0	0
Bob Stinson, S (1, 2) OBP: 0.250, SLG: 0.250	F8			4-3 SH1 1B 1B	1-3		4-3			4	1	1	0	0	0	3
Mario Mendoza, R (1, 6) OBP: 0.667, SLG: 0.500		FC2-6 BB		SH1 1-2		SH5-3 1B		K		2	0	1	0	1	1	0
Inning Stats	R: 4 E: 1 K: 0 S: 8 H: 4 LOB: 1 BB: 0 P: 8	R: 1 E: 0 K: 0 S: 4 H: 1 LOB: 1 BB: 1 P: 8	R: 0 E: 0 K: 0 S: 3 H: 0 LOB: 0 BB: 0 P: 3	R: 1 E: 0 K: 1 S: 7 H: 2 LOB: 1 BB: 0 P: 7	R: 0 E: 0 K: 0 S: 4 H: 2 LOB: 2 BB: 1 P: 8	R: 0 E: 0 K: 0 S: 4 H: 1 LOB: 1 BB: 0 P: 4	R: 2 E: 0 K: 0 S: 5 H: 2 LOB: 0 BB: 0 P: 5	R: 0 E: 0 K: 3 S: 9 H: 0 LOB: 0 BB: 0 P: 9		1B: 8 2B: 2 3B: 1 HR: 1	SF: 0 SAC: 2 DP: 1 HBP: 0						

BOTTOM

Toronto Blue Jays @ Seattle Mariners

The Kingdome, Seattle, WA

Wed Apr 09 1980, 9:05 PM EST

Att. 22,588 - Dome

livebaseballscorecards.com

AB	34
R	8
H	12
RBI	8
BB	2
SO	4
LOB	15

WP: 0 PB: 0 SB: 0 CS: 0 PA: 38

PITCHER		IP	WLS	BF	H	R	ER	SO	BB	IBB	HBP	BLK	WP	HR	S	P	ERA	WHIP
Dave Lemanczyk, R ERA: 27.0	(1, 1)	0.2	L	7	4	4	2	0	0	0	0	0	0	0	7	7	27.00	6.000
Tom Buskey, R ERA: 6.75	(1, 1)	1.1		6	1	1	1	0	1	0	0	0	0	0	5	9	6.75	1.500
Balor Moore, L ERA: 3.0	(3, 1)	3.0		13	4	1	1	1	0	1	0	0	0	0	14	18	3.00	1.333
Jesse Jefferson, R ERA: 9.0	(6, 1)	2.0		9	3	2	2	0	0	0	0	0	0	1	9	9	9.00	1.500
Joey McLaughlin, R ERA:	(8, 1)	1.0		3	0	0	0	3	0	0	0	0	0	0	9	9	0.00	0.000

PITCHER	IP	WLS	BF	H	R	ER	SO	BB	IBB	HBP	BLK	WP	HR	S	P	ERA	WHIP

Batter	1	2	3	4	5	6	7	8	9	10	11	AB	R	H	RBI	BB	SO	LOB
Alfredo Griffin, S (1, 6) OBP: 0.455, SLG: 0.600	G3 FC6-2 2B		F6		G3		F8		F9 1-H 1B 2B		1B 1B 1B 1B	6	2	3	1	0	0	2
Bob Bailor, R (1, 9) Willie Upshaw, L (9, PH) OBP: 0.667, SLG: 0.500 (9, 3)	G3 2-3			6-3		1-3	F8		F9 2-3		1B 1-2 1B 1B	4 2	0 1	0 1	0 1	0 0	0 0	2 2
John Mayberry, L (1, 3) Danny Ainge, R (9, PR) Bob Davis, R (9, 2) OBP: 0.500, SLG: 0.500	FC6-2 FC6 3-H			G3		BBBB 2B SF7 BB		BBBB HR BB	BBBB 1B 1B BB		1B 1-2 2-3 SF9 1B	2 0 1	2 1 1	0 0 1	0 0 0	3 0 0	0 0 0	1 0 0
Roy Howell, L (1, 5) OBP: 0.636, SLG: 0.700	FC6 1-2f			1B		1-3 2B		F8	1B 1-2 3-H 1B		SF9 1-3 2-H 3-H 1B	6	0	4	3	0	0	2
Otto Velez, R (1, 10) OBP: 0.273, SLG: 0.125		4-3		6-3		IIII IBB	SSS K		1-3 2-H 1B		SF9 1-2 3-H	4	0	1	2	1	1	2
Barry Bonnell, R (1, 7) OBP: 0.200, SLG: 0.778 (9, 9)		F8			6-3	SF7 3-H		1-H HR	F8		F9	5	1	1	3	0	0	3
Rick Bosetti, R (1, 8) OBP: 0.100, SLG: 0.100		F8			F9	SSS K		6-3		1B	4-3	6	0	1	0	0	1	3
Damaso Garcia, R (1, 4) OBP: 0.333, SLG: 0.375			6-3		1B 2B		E4 SH3-4		4-3	3-1		5	1	1	0	0	0	0
Ernie Whitt, L (1, 2) OBP: 0.250, SLG: 0.250 Al Woods, L (9, PH) OBP: 1.000, SLG: 1.000 Joe Cannon, L (9, PR) (9, 7)			G3		2-H 1B		SH3-4 1-2		S 2B 1B		5-3	2 1 1	0 0 1	1 1 0	1 0 0	0 0 0	0 0 0	0 0 0
Inning Stats	R: 0 E: 0 K: 0 S: 4 H: 1 LOB: 1 BB: 0 P: 4	R: 0 E: 0 K: 0 S: 3 H: 0 LOB: 0 BB: 0 P: 3	R: 0 E: 0 K: 0 S: 3 H: 0 LOB: 0 BB: 0 P: 3	R: 0 E: 0 K: 0 S: 4 H: 1 LOB: 1 BB: 0 P: 4	R: 1 E: 0 K: 0 S: 5 H: 2 LOB: 1 BB: 0 P: 5	R: 1 E: 0 K: 1 S: 6 H: 1 LOB: 2 BB: 2 P: 14	R: 0 E: 1 K: 0 S: 4 H: 0 LOB: 1 BB: 0 P: 4	R: 2 E: 0 K: 1 S: 6 H: 1 LOB: 0 BB: 1 P: 10	R: 3 E: 0 K: 0 S: 7 H: 4 LOB: 2 BB: 1 P: 11	R: 0 E: 0 K: 0 S: 3 H: 1 LOB: 0 BB: 0 P: 3	R: 3 E: 0 K: 0 S: 7 H: 4 LOB: 1 BB: 0 P: 7	1B: 10 2B: 4 3B: 0 HR: 1	SF: 2 SAC: 1 DP: 0 HBP: 0		WP: 0 PB: 0 SB: 1 CS: 0	PA: 52		

PITCHER		IP	WLS	BF	H	R	ER	SO	BB	IBB	HBP	BLK	WP	HR	S	P	ERA	WHIP
Jim Beattie, R ERA: 2.57	(1, 1)	7.0		29	5	2	2	1	1	1	0	0	0	0	29	37	2.57	0.857
Shane Rawley, L ERA: 27.0	(8, 1)	0.2		4	1	2	2	1	1	0	0	0	0	1	5	9	27.00	3.000
Dave Heaverlo, R ERA: 9.0	(8, 1)	0.2		4	2	3	3	0	0	0	0	0	0	0	4	4	40.50	3.000
Byron McLaughlin, R ERA: 21.6	(9, 1)	0.1		4	2	0	0	0	1	0	0	0	0	0	3	7	0.00	9.000
Rob Dressler, R ERA: 11.57	(9, 1)	2.1	L	11	5	3	3	0	0	0	0	0	0	0	11	11	11.57	2.143

PITCHER	IP	WLS	BF	H	R	ER	SO	BB	IBB	HBP	BLK	WP	HR	S	P	ERA	WHIP

TOP

Toronto Blue Jays @ Seattle Mariners

The Kingdome, Seattle, WA

Fri Apr 11 1980, 9:05 PM EST

Att. 6,104 - Dome

livebaseballscorecards.com

AB	45
R	10
H	15
RBI	10
BB	4
SO	2
LOB	17

Batter	1	2	3	4	5	6	7	8	9	10	11	AB	R	H	RBI	BB	SO	LOB
Julio Cruz, S (1, 4) OBP: 0.200, SLG: 0.111	5-3		BBBB 4-0 1B S BB		0-0 FC1-6 S 1-2f		0-0 2B 1-2 1B		0-0 E6 HR		0-0 F9	5	3	1	0	1	0	1
Rod Craig, S (1, 8) OBP: 0.636, SLG: 1.100	BBBB 4-0 4-3 BB		0-0 1-H 1B		0-0 4-3 1-2		0-0 1-H 2-H 2B 2B		0-0 2-H HR		0-0 F9	5	2	3	5	1	0	1
Dan Meyer, L (1, 7) OBP: 0.333, SLG: 0.444	0-0 4-3 1-2		0-0 L1			0-0 1B 1B	0-0 1B 2-H 2B		0-0 6-3			5	1	2	1	0	0	2
Bruce Bochte, L (1, 3) OBP: 0.556, SLG: 0.556		0-0 F7		0-0 6-3		0-0 G6-4-3 1-2 1B	0-0 CS 2-H 1B			0-0 F8		5	0	2	1	0	0	0
Willie Horton, R (1, 10) Leon Roberts, R (10, PR)		0-0 5-3		0-0 F8		0-0 F9	0-0 CS 1-2	SSS 0-3 K		BBBB 4-0 S BB		4 0	0 0	0 0	0 0	1 0	1 0	2 0
Joe Simpson, L (1, 9) OBP: 0.444, SLG: 1.000	BBBB 4-0 BB			0-0 S 1B		0-0 G6-4-3 1-2f		SSS 0-3 K		SSS 0-3 K 1-2		4	0	1	0	1	2	3
Ted Cox, R (1, 5) OBP: 0.333, SLG: 0.286	0-0 1-3			SSS 0-3 K 1-2			0-0 F9	0-0 5-3		IIII 4-0 FC6-4 IBB		4	0	0	0	1	1	2
Bob Stinson, S (1, 2) OBP: 0.250, SLG: 0.250 Tom Paciorek, R (10, PH) Larry Cox, R (11, 2)			0-0 6-3		0-0 4-3		SSS 0-3 K		0-0 G1-6-3 1B	0-0 FC6-4 1-2f		4 1 0	0 0 0	1 0 0	0 0 0	1 0 0	0 0 0	1 2 0
Jim Anderson, R (1, 6) OBP: 0.667, SLG: 0.500 Mario Mendoza, R (8, 6) OBP: 0.667, SLG: 0.500 Larry Milbourne, S (9, PH) (10, 6)			0-0 6-3		BBBB 4-0 FC1-6 BB		0-0 1B 2B 1B		0-0 G1-6-3 1-2f		0-0 1-3	2 0 2	1 0 0	1 0 0	0 0 0	1 0 0	0 0 0	0 0 1
Inning Stats	R: 0 H: 0 E: 0 LOB: 0 K: 0 BB: 1 S: 2 P: 6	R: 0 H: 0 E: 0 LOB: 1 K: 0 BB: 1 S: 3 P: 7	R: 1 H: 1 E: 0 LOB: 1 K: 0 BB: 1 S: 4 P: 8	R: 0 H: 1 E: 0 LOB: 1 K: 1 BB: 0 S: 6 P: 6	R: 0 H: 0 E: 0 LOB: 1 K: 0 BB: 1 S: 3 P: 7	R: 0 H: 2 E: 0 LOB: 1 K: 0 BB: 0 S: 4 P: 4	R: 4 H: 5 E: 0 LOB: 0 K: 1 BB: 0 S: 9 P: 9	R: 0 H: 0 E: 0 LOB: 0 K: 2 BB: 0 S: 7 P: 7	R: 2 H: 2 E: 1 LOB: 0 K: 0 BB: 0 S: 5 P: 5	R: 0 H: 0 E: 0 LOB: 2 K: 1 BB: 2 S: 5 P: 13	R: 0 H: 0 E: 0 LOB: 0 K: 0 BB: 0 S: 3 P: 3	1B: 8 SF: 0 2B: 2 SAC: 0 3B: 0 DP: 2 HR: 1 HBP: 0						

PITCHER		IP	WLS	BF	H	R	ER	SO	BB	IBB	HBP	BLK	WP	HR	S	P	ERA	WHIP
Dave Stieb, R ERA: 1.5	(1, 1)	6.0		24	4	1	1	1	4	0	0	0	0	0	22	38	1.50	1.333
Joey McLaughlin, R ERA: 16.2	(7, 1)	0.2		5	3	3	3	1	0	0	0	0	0	0	7	7	40.50	4.500
Jerry Garvin, L ERA:	(7, 1)	0.0		2	2	1	1	0	0	0	0	0	0	0	2	2	∞	∞
Tom Buskey, R ERA: 2.7	(7, 1)	2.0		7	2	2	0	2	0	0	0	0	0	1	11	11	0.00	1.000
Balor Moore, L ERA: 1.69	(9, 1)	2.1	W	9	0	0	0	1	1	1	0	0	0	0	9	17	0.00	0.429

PITCHER	IP	WLS	BF	H	R	ER	SO	BB	IBB	HBP	BLK	WP	HR	S	P	ERA	WHIP

BOTTOM

Toronto Blue Jays @ Seattle Mariners

The Kingdome, Seattle, WA

Fri Apr 11 1980, 9:05 PM EST

Att. 6,104 - Dome

livebaseballscorecards.com

AB	41
R	7
H	11
RBI	7
BB	6
SO	5
LOB	14

WP: 0 PA: 48
PB: 0
SB: 4
CS: 1

Batter	1	2	3	4	5	6	7	8	9	10	AB	R	H	RBI	BB	SO	LOB
Alfredo Griffin, S (1, 6) OBP: 0.375, SLG: 0.467	CS 1B		K			F8		F3		L5	5	0	1	0	0	1	1
Bob Bailor, R (1, 9)	F8 1-2			6-3		F9			HR BB		3	1	0	0	1	0	1
John Mayberry, L (1, 3) OBP: 0.571, SLG: 1.364	K			G3		F9			1-H HR		4	1	1	2	0	1	0
Otto Velez, R (1, 10) OBP: 0.267, SLG: 0.167		6-3		F8			FC3-6 1B		F8		4	0	1	0	0	0	0
Roy Howell, L (1, 5) OBP: 0.533, SLG: 0.538		FC6-4 BB			G3		FC3-6 6-3 1-2f		F7		3	0	0	0	1	0	1
Barry Bonnell, R (1, 7) OBP: 0.214, SLG: 0.583		F7			FC6-4 1B BB		6-3 1-2		6-3		3	0	0	0	1	0	2
Rick Bosetti, R (1, 8) OBP: 0.143, SLG: 0.143		FC6-4 1-2f			FC6-4 1B 1-2		F8			6-3	4	0	1	0	0	0	2
Damaso Garcia, R (1, 4) OBP: 0.231, SLG: 0.250			5-3		FC6-4 1-2f 2-3			F4		4-3	4	0	0	0	0	0	2
Bob Davis, R (1, 2) OBP: 0.250, SLG: 0.250 Mike Macha, R (8, PH) Ernie Whitt, L (8, 2) OBP: 0.400, SLG: 0.250			K		2-3			F9		BB	2 1 0	0 0 0	0 0 0	0 0 0	0 0 1	1 0 0	2 0 0
Inning Stats	R: 0 E: 0 K: 1 S: 5 H: 1 LOB: 0 BB: 0 P: 5	R: 0 E: 0 K: 0 S: 3 H: 0 LOB: 1 BB: 1 P: 7	R: 0 E: 0 K: 2 S: 7 H: 0 LOB: 0 BB: 0 P: 7	R: 0 E: 0 K: 0 S: 3 H: 0 LOB: 0 BB: 0 P: 3	R: 0 E: 0 K: 0 S: 4 H: 1 LOB: 2 BB: 1 P: 8	R: 0 E: 0 K: 0 S: 3 H: 0 LOB: 0 BB: 0 P: 3	R: 0 E: 0 K: 0 S: 4 H: 1 LOB: 1 BB: 0 P: 4	R: 0 E: 0 K: 0 S: 3 H: 0 LOB: 0 BB: 0 P: 3	R: 2 E: 0 K: 0 S: 4 H: 1 LOB: 0 BB: 1 P: 8	R: 0 E: 0 K: 0 S: 3 H: 0 LOB: 1 BB: 1 P: 7	1B: 3 2B: 0 3B: 0 HR: 1 SF: 0 SAC: 0 DP: 0 HBP: 0						

PITCHER	IP	WLS	BF	H	R	ER	SO	BB	IBB	HBP	BLK	WP	HR	S	P	ERA	WHIP
Rick Honeycutt, L (1, 1) ERA: 1.8	10.0	W	37	4	2	2	3	4	0	0	0	0	1	39	55	1.80	0.800

PITCHER	IP	WLS	BF	H	R	ER	SO	BB	IBB	HBP	BLK	WP	HR	S	P	ERA	WHIP

TOP

Toronto Blue Jays @ Seattle Mariners

The Kingdome, Seattle, WA

Sat Apr 12 1980, 9:05 PM EST

Att. 6,773 - Dome

livebaseballscorecards.com

AB	33
R	2
H	4
RBI	2
BB	4
SO	3
LOB	11

WP: 0 PB: 0 SB: 0 CS: 1 PA: 37

Batter	1	2	3	4	5	6	7	8	9	10	AB	R	H	RBI	BB	SO	LOB
Julio Cruz, S (1, 4) OBP: 0.333, SLG: 0.167	BBBB 4-0 E SF9 S BB		x 0-0 ② F8		x 0-0 ② F7		x 0-0 1B 1-2 1B		BBBB 4-0 G6-4-3 BB		3	1	1	0	2	0	2
Rod Craig, S (1, 8) OBP: 0.500, SLG: 0.800	x 0-0 ① F9		SSS 0-3 ③ K		x 0-0 ③ 1-3		x 0-0 1-2 2-3 1B		x 0-0 ②③ G6-4-3 1-2f		5	0	1	0	0	1	4
Leon Roberts, R (1, 9) OBP: 0.400, SLG: 2.000	x 0-0 ② SF9 1-H			x 0-0 ① L5		x 0-0 HR	x 0-0 ③ F8			x 0-0 HR	4	2	2	3	0	0	3
Willie Horton, R (1, 10) Larry Milbourne, S (8, PR)	x 0-0 ③ F9			BBBB 4-0 1B BB		x 0-0 ① F9		BBBB 4-0 FC5 SH1-4 BB			2 0	0 0	0 0	0 0	2 0	0 0	0 0
Bruce Bochte, L (1, 3) OBP: 0.500, SLG: 0.500		x 0-0 ① 4-3		x 0-0 1-2 1B		SSS 0-3 ② K		x 0-0 ① SH1-4 1-2			3	0	1	0	0	1	0
Tom Paciorek, R (1, 7) Joe Simpson, L (9, 7) OBP: 0.444, SLG: 1.000		x 0-0 ② F9		x 0-0 ② F5		x 0-0 ③ 4-3		SSS 0-3 ② K			4 0	0 0	0 0	0 0	0 0	1 0	4 0
Ted Cox, R (1, 5) OBP: 0.308, SLG: 0.200		x 0-0 ③ 6-3		x 0-0 ③ 6-3			x 0-0 ① 2-3	4-0 IBB			3	0	0	0	1	0	2
Jim Anderson, R (1, 6) OBP: 0.500, SLG: 0.400 Mario Mendoza, R (8, 6) OBP: 0.500, SLG: 0.333			x 0-0 ① F8		x 0-0 CS 1B		x 0-0 ② 6-3	x 0-0 ③ FC5 2-3f			3 1	0 0	1 0	0 0	0 0	0 2	0 2
Larry Cox, R (1, 2)			BBBB 4-0 BB		BBBB 4-0 ① 1-2 BB		BBBB 4-0 1B 1B BB			x 0-0 ① 5-3	1	0	0	0	3	0	0

| Inning Stats | | |

Batter	1	2	3	4	5	6	7	8	9	AB	R	H	RBI	BB	SO	LOB
Alfredo Griffin, S (1, 6) OBP: 0.286, SLG: 0.350	5-3	F8		F9		F2			F8	5	0	0	0	0	0	4
Bob Bailor, R (1, 9) Mike Macha, R (9, PH)	K		F9	1-3 1B			F9		E6 G1 PB	4 1	0 0	1 0	0 0	0 0	1 0	0 0
John Mayberry, L (1, 3) OBP: 0.474, SLG: 1.000	HBP		F8	F7			G3		G1 1-3	4	0	0	0	0	0	3
Otto Velez, R (1, 10) OBP: 0.300, SLG: 0.412	F8		HR		K		BB 1B		6-3	5	1	2	1	0	1	2
Roy Howell, L (1, 5) OBP: 0.526, SLG: 0.563		K	2B		K		1-2 BB			3	0	1	0	1	2	0
Barry Bonnell, R (1, 7) OBP: 0.333, SLG: 0.600		BB 1B 1B	FC6-4 BB		1B		F5			3	0	2	0	1	0	2
Rick Bosetti, R (1, 8) OBP: 0.111, SLG: 0.111		K	1-2f FC6-4		5-3			6-3		4	0	0	0	0	1	4
Damaso Garcia, R (1, 4) OBP: 0.235, SLG: 0.250		1-2 BB 1B		K		F7		F6		4	0	1	0	0	1	0
Bob Davis, R (1, 2) OBP: 0.375, SLG: 0.286		1-2 2-3 BB		1B 1B		5-3		4-3		3	0	1	0	1	0	0
Inning Stats	R: 0 E: 0 K: 1 S: 5 H: 0 LOB: 1 BB: 0 P: 6	R: 0 E: 0 K: 2 S: 9 H: 2 LOB: 3 BB: 1 P: 13	R: 1 E: 0 K: 0 S: 5 H: 2 LOB: 2 BB: 1 P: 9	R: 0 E: 0 K: 1 S: 7 H: 2 LOB: 2 BB: 0 P: 7	R: 0 E: 0 K: 2 S: 8 H: 1 LOB: 1 BB: 0 P: 8	R: 0 E: 0 K: 0 S: 3 H: 0 LOB: 0 BB: 0 P: 3	R: 0 E: 0 K: 0 S: 4 H: 1 LOB: 2 BB: 1 P: 8	R: 0 E: 0 K: 0 S: 3 H: 0 LOB: 0 BB: 0 P: 3	R: 0 E: 1 K: 0 S: 4 H: 0 LOB: 1 BB: 0 P: 4	1B: 6 2B: 1 3B: 0 HR: 1 SF: 0 SAC: 0 DP: 0 HBP: 1						

PITCHER	IP	WLS	BF	H	R	ER	SO	BB	IBB	HBP	BLK	WP	HR	S	P	ERA	WHIP
Floyd Bannister, L (1, 1) ERA: 1.0	9.0	W	40	8	1	1	6	3	0	1	0	0	1	48	61	1.00	1.222

PITCHER	IP	WLS	BF	H	R	ER	SO	BB	IBB	HBP	BLK	WP	HR	S	P	ERA	WHIP

TOP

Toronto Blue Jays @ Seattle Mariners

The Kingdome, Seattle, WA

Sun Apr 13 1980, 6:33 AM EST

Att. 4,567 - Dome

livebaseballscorecards.com

AB	36
R	1
H	8
RBI	1
BB	3
SO	6
LOB	15

PA: 40

WP: 0
PB: 1
SB: 0
CS: 0

BOTTOM

Toronto Blue Jays @ Seattle Mariners

The Kingdome, Seattle, WA

Sun Apr 13 1980, 6:33 AM EST

Att. 4,567 - Dome

livebaseballscorecards.com

Batter	1	2	3	4	5	6	7	8	9	AB	R	H	RBI	BB	SO	LOB
Julio Cruz, S (1, 4) OBP: 0.368, SLG: 0.200	6-3	4-3			S 1B		BBBB G4-6-3 BB			3	0	1	0	1	0	0
Rod Craig, S (1, 8) OBP: 0.450, SLG: 0.684	1B 2B 1B		4-3		4-3 1-2		G4-6-3 1-2f			4	1	1	0	0	0	2
Dan Meyer, L (1, 7) OBP: 0.462, SLG: 0.538	1-3 2B 1B		1-3			FC3-5 1B 1B		BB SH3 1B 1B		4	2	3	0	0	0	0
Joe Simpson, L (9, 7) OBP: 0.444, SLG: 1.000										0	0	0	0	0	0	0
Bruce Bochte, L (1, 3) OBP: 0.533, SLG: 0.600	1-H 3-H 2B		4-3			F8 FC3-5 1-2 1B 1B		SH3 1-2		3	1	2	2	0	0	0
Willie Horton, R (1, 10)	5-3			F7		FC3-5 1-2 2-3f		1B BB SH3-1 IBB		3	0	0	0	1	0	3
Larry Milbourne, S (8, PR)						1B F8				0	1	0	0	0	0	0
Leon Roberts, R (1, 9) OBP: 0.444, SLG: 1.333	BBBB BB			1-3		F8 1-2 2-3		BBBB SH3-1 1B 1-2 2-3 BB		2	0	0	0	2	0	2
Bill Stein, R (1, 5) OBP: 0.500, SLG: 0.500	1-3			1-3		2-3 3-H 1B		SH3-1 1-2 2-3 3-H 1B		4	0	2	2	0	0	2
Larry Cox, R (1, 2)		5-3			5-3	4-3		SH3-1 1-2 2-3 3-H		3	0	0	1	0	0	2
Mario Mendoza, R (1, 6) OBP: 0.250, SLG: 0.143		F8			5-3		SSS 5-3	K		4	0	0	0	0	1	3
Inning Stats	R: 2 E: 0 K: 0 S: 6 H: 3 LOB: 2 BB: 1 P: 10	R: 0 E: 0 K: 0 S: 3 H: 0 LOB: 0 BB: 0 P: 3	R: 0 E: 0 K: 0 S: 3 H: 0 LOB: 0 BB: 0 P: 3	R: 0 E: 0 K: 0 S: 3 H: 0 LOB: 0 BB: 0 P: 3	R: 0 E: 0 K: 0 S: 4 H: 1 LOB: 1 BB: 0 P: 4	R: 1 E: 0 K: 0 S: 6 H: 3 LOB: 2 BB: 0 P: 6	R: 0 E: 0 K: 0 S: 2 H: 0 LOB: 0 BB: 1 P: 6	R: 2 E: 0 K: 1 S: 7 H: 2 LOB: 3 BB: 2 P: 15		1B: 8 2B: 1 3B: 0 HR: 0 SF: 0 SAC: 2 DP: 1 HBP: 0						

	AB	30
	R	5
	H	9
	RBI	5
	BB	4
	SO	1
	LOB	14

WP: 0 PB: 0 SB: 1 CS: 0 PA: 36

PITCHER		IP	WLS	BF	H	R	ER	SO	BB	IBB	HBP	BLK	WP	HR	S	P	ERA	WHIP
Dave Lemanczyk, R ERA: 7.11	(1, 1)	5.2	L	25	7	3	3	0	1	0	0	0	0	0	24	28	4.76	1.412
Tom Buskey, R ERA: 1.93	(6, 1)	1.1		4	0	0	0	0	1	0	0	0	0	0	3	7	0.00	0.750
Joey McLaughlin, R ERA: 16.88	(8, 1)	1.0		7	2	2	2	1	1	1	0	0	0	0	7	15	18.00	3.000

PITCHER	IP	WLS	BF	H	R	ER	SO	BB	IBB	HBP	BLK	WP	HR	S	P	ERA	WHIP

Seattle Mariners @ Oakland Athletics

Oakland-Alameda County Coliseum, Oakland, CA

Mon Apr 14 1980, 6:05 PM PST
Att. 5,260 - Unknown - 60 F

TOP

livebaseballscorecards.com

Batter	1	2	3	4	5	6	7	8	9	AB	R	H	RBI	BB	SO	LOB
Julio Cruz, S (1, 4) OBP: 0.292, SLG: 0.150	F8	F7	K		E6		FC4-6 1-2f			5	0	0	0	0	1	3
Rod Craig, S (1, 8) OBP: 0.440, SLG: 0.739	K	1B 3B HBP 1-2 2-3		HR	G3			3-1		4	2	1	1	0	1	1
Dan Meyer, L (1, 7) OBP: 0.500, SLG: 0.529	BB BB 1B	3B 1B 1-3 2-H 3-H		F2		BB G4-6-3		4-3		4	1	2	2	1	0	0
Bruce Bochte, L (1, 3) OBP: 0.500, SLG: 0.632	BB 1-2 BB	WP 3B 1-H 3-H		K		G4-6-3 1-2f		F8		4	1	1	2	1	1	1
Willie Horton, R (1, 10) OBP: 0.364, SLG: 0.125	BB 1-2 2-3 BB	HBP 1B 3-H		BB BB		K			G6-3 1B	3	0	2	0	2	1	0
Joe Simpson, L (1, 9) OBP: 0.500, SLG: 0.818	L6	HBP 1-2		BB 1-2			FC6-4 1B FC4-6 1B		G6-3 1-2f	3	1	1	0	1	0	4
Bill Stein, R (1, 5) OBP: 0.444, SLG: 0.444		HBP BB 1B 1B F7		F9			FC6-4 1-2 1B		5-3	5	1	2	0	0	0	4
Jim Anderson, R (1, 6) OBP: 0.400, SLG: 0.333		K CS 1B			F9		FC6-4 FC4-6 1-2f 2-3			4	0	1	0	0	1	3
Larry Cox, R (1, 2)		HBP BB 1B 1-2 K 1-2			G3		FC4-6 FC4-6 1-2f 3-H			3	1	0	1	1	1	2
Inning Stats	R: 0 E: 0 K: 1 S: 6 H: 1 LOB: 3 BB: 2 P: 14	R: 5 E: 0 K: 1 S: 9 H: 4 LOB: 2 BB: 1 P: 15	R: 0 E: 0 K: 2 S: 7 H: 1 LOB: 0 BB: 0 P: 7	R: 1 E: 0 K: 1 S: 6 H: 1 LOB: 2 BB: 2 P: 14	R: 0 E: 1 K: 0 S: 4 H: 0 LOB: 1 BB: 0 P: 4	R: 0 E: 0 K: 1 S: 4 H: 0 LOB: 0 BB: 1 P: 8	R: 1 E: 0 K: 0 S: 5 H: 2 LOB: 1 BB: 0 P: 5	R: 0 E: 0 K: 0 S: 3 H: 0 LOB: 0 BB: 0 P: 3	R: 0 E: 0 K: 0 S: 3 H: 1 LOB: 0 BB: 0 P: 3	1B: 8 2B: 0 3B: 1 HR: 1	SF: 0 SAC: 0 DP: 2 HBP: 2						

AB	35
R	7
H	10
RBI	6
BB	6
SO	6
LOB	18

WP: 1 PB: 0 SB: 0 CS: 1 PA: 43

PITCHER		IP	WLS	BF	H	R	ER	SO	BB	IBB	HBP	BLK	WP	HR	S	P	ERA	WHIP
Steve McCatty, R ERA: 21.0	(1, 1)	1.2	L	14	5	5	5	2	3	0	1	0	1	0	14	27	27.00	4.800
Dave Hamilton, L ERA: 4.05	(2, 1)	2.1		11	2	1	1	3	2	0	1	0	0	1	14	23	3.86	1.714
Rick Lysander, R ERA: 1.35	(5, 1)	5.0		18	3	1	1	1	1	0	0	0	0	0	19	23	1.80	0.800

PITCHER	IP	WLS	BF	H	R	ER	SO	BB	IBB	HBP	BLK	WP	HR	S	P	ERA	WHIP

Batter	1	2	3	4	5	6	7	8	9	AB	R	H	RBI	BB	SO	LOB
Rickey Henderson, R (1, 7) OBP: 0.190, SLG: 0.400	S S S 0-3 ① K		x 0-0 ① F4			x 0-0 ① 3-1			x 0-0 ① F3	4	0	0	0	0	1	0
Dwayne Murphy, L (1, 8) OBP: 0.300, SLG: 0.263	x 0-0 ② 1-3		x 0-0 ② 1-3			x 0-0 G4-3 1B			x 0-0 ② G1	4	0	1	0	0	0	0
Mitchell Page, L (1, 10) OBP: 0.500, SLG: 0.333	B B B B 4-0 S 1B BB		x 0-0 ③ F7			x 0-0 ②③ G4-3 1-2f			x 0-0 1B	3	1	1	0	1	0	1
Dave Revering, L (1, 3) OBP: 0.286, SLG: 0.231	x 0-0 1-H 1B			x 0-0 ① F8			x 0-0 ① 4-3		x 0-0 ③ F5	4	0	1	1	0	0	1
Wayne Gross, L (1, 5) OBP: 0.364, SLG: 0.400	x 0-0 ③ F2			x 0-0 ② 3-1			x 0-0 ② F5			3	0	0	0	0	0	1
Mike Davis, L (1, 9) OBP: 0.111, SLG: 0.111		x 0-0 ① B1-3		S S S 0-3 ③ K			x 0-0 ③ 1-3			3	0	0	0	0	1	0
Jeff Newman, R (1, 2)		S S S 0-3 ② K			x 0-0 ① 5-3			x 0-0 ① F8		3	0	0	0	0	1	0
Mario Guerrero, R (1, 6) OBP: 0.118, SLG: 0.118		x 0-0 1B			x 0-0 ② 3-1			x 0-0 ② F3		3	0	1	0	0	0	0
Rob Picciolo, R (1, 4) OBP: 0.083, SLG: 0.083 Ray Cosey, L (5, PH) Mike Edwards, R (6, 4)		S S S 0-3 ③ K			x 0-0 ③ 5-3			x 0-0 ③ F9		1 1 1	0 0 0	0 0 0	0 0 0	0 0 0	1 0 0	1 0 0
Inning Stats	R: 1 H: 1 E: 0 LOB: 1 K: 1 BB: 1 S: 6 P: 10	R: 0 H: 1 E: 0 LOB: 1 K: 2 BB: 0 S: 8 P: 8	R: 0 H: 0 E: 0 LOB: 0 K: 0 BB: 0 S: 3 P: 3	R: 0 H: 0 E: 0 LOB: 0 K: 1 BB: 0 S: 5 P: 5	R: 0 H: 0 E: 0 LOB: 0 K: 0 BB: 0 S: 3 P: 3	R: 0 H: 1 E: 0 LOB: 0 K: 0 BB: 0 S: 3 P: 3	R: 0 H: 0 E: 0 LOB: 0 K: 0 BB: 0 S: 3 P: 3	R: 0 H: 0 E: 0 LOB: 0 K: 0 BB: 0 S: 3 P: 3	R: 0 H: 1 E: 0 LOB: 1 K: 0 BB: 0 S: 4 P: 4	1B: 4 SF: 0 2B: 0 SAC: 0 3B: 0 DP: 1 HR: 0 HBP: 0						

PITCHER	IP	WLS	BF	H	R	ER	SO	BB	IBB	HBP	BLK	WP	HR	S	P	ERA	WHIP
Glenn Abbott, R (1, 1) ERA: 1.0	9.0	W	31	4	1	1	4	1	0	0	0	0	0	38	42	1.00	0.556

PITCHER	IP	WLS	BF	H	R	ER	SO	BB	IBB	HBP	BLK	WP	HR	S	P	ERA	WHIP

BOTTOM

Seattle Mariners @ Oakland Athletics

Oakland-Alameda County Coliseum, Oakland, CA

Mon Apr 14 1980, 6:05 PM PST

Att. 5,260 - Unknown - 60 F

livebaseballscorecards.com

AB	30
R	1
H	4
RBI	1
BB	1
SO	4
LOB	4



Seattle Mariners @ Oakland Athletics

Oakland-Alameda County Coliseum, Oakland, CA

Tue Apr 15 1980, 6:05 PM PST

Att. 2,140 - Unknown

TOP

livebaseballscorecards.com

Batter	1	2	3	4	5	6	7	8	9	AB	R	H	RBI	BB	SO	LOB
Julio Cruz, S (1, 4) OBP: 0.286, SLG: 0.167	4-3		F7			4-1			2B 1B	4	1	1	0	0	0	2
Rod Craig, S (1, 8) OBP: 0.414, SLG: 0.704	4-3			F6		G3			WP 1-H 1B 2B	4	1	1	1	0	0	1
Dan Meyer, L (1, 7) OBP: 0.455, SLG: 0.476	F9			1-3			4-3		BB 1B SF8 2-H 1B	4	1	1	1	0	0	0
Bruce Bochte, L (1, 3) OBP: 0.435, SLG: 0.545 Tom Paciorek, R (7, 3)		K		4-3			4-3		K	3 1	0 0	0 0	0 0	0 0	1 1	0 1
Willie Horton, R (1, 10) OBP: 0.385, SLG: 0.200		6-3			5-3		1B		E BB 1-2 1B	4	0	2	0	0	0	0
Joe Simpson, L (1, 9) OBP: 0.444, SLG: 0.643		F8			K		F7		E 1-2 2-3 BB	3	0	0	0	1	1	1
Bill Stein, R (1, 5) OBP: 0.308, SLG: 0.333			F9		K			4-3	SF8 3-H	3	0	0	1	0	1	0
Jim Anderson, R (1, 6) OBP: 0.357, SLG: 0.308			F8			4-1 1B		F9	E5 1-2 2-3	4	0	1	0	0	0	2
Larry Cox, R (1, 2) OBP: 0.385, SLG: 0.111 Bob Stinson, S (8, PH) OBP: 0.200, SLG: 0.200 (8, 2)			1B			K		F7	4-3	2 2	0 0	1 0	0 0	0 0	1 0	1 3
Inning Stats	R: 0 E: 0 K: 0 S: 3 H: 0 LOB: 0 BB: 0 P: 3	R: 0 E: 0 K: 1 S: 5 H: 0 LOB: 0 BB: 0 P: 5	R: 0 E: 0 K: 0 S: 4 H: 1 LOB: 1 BB: 0 P: 4	R: 0 E: 0 K: 0 S: 3 H: 0 LOB: 0 BB: 0 P: 3	R: 0 E: 0 K: 2 S: 7 H: 0 LOB: 0 BB: 0 P: 7	R: 0 E: 0 K: 1 S: 6 H: 1 LOB: 1 BB: 0 P: 6	R: 0 E: 0 K: 0 S: 4 H: 1 LOB: 1 BB: 0 P: 4	R: 0 E: 0 K: 0 S: 3 H: 0 LOB: 0 BB: 0 P: 3	R: 3 E: 1 K: 1 S: 10 H: 4 LOB: 3 BB: 1 P: 14	1B: 6 2B: 1 3B: 0 HR: 0 SF: 1 SAC: 0 DP: 0 HBP: 0	WP: 1 PB: 0 SB: 0 CS: 0 PA: 36					

PITCHER	IP	WLS	BF	H	R	ER	SO	BB	IBB	HBP	BLK	WP	HR	S	P	ERA	WHIP
Steve McCatty, R (1, 1) ERA: 7.94	8.1	W	33	7	3	3	5	1	0	0	0	1	0	42	46	3.24	0.960
Jeff Jones, R (9, 1) ERA:	0.2		3	0	0	0	0	0	0	0	0	0	0	3	3	0.00	0.000

PITCHER	IP	WLS	BF	H	R	ER	SO	BB	IBB	HBP	BLK	WP	HR	S	P	ERA	WHIP

AB	34
R	3
H	7
RBI	3
BB	1
SO	5
LOB	11

Batter	1	2	3	4	5	6	7	8	9	AB	R	H	RBI	BB	SO	LOB
Rickey Henderson, R (1, 7) OBP: 0.269, SLG: 0.500	1-3 2B		1-3 ①	F8 ③		HR 2B		BB HR BB		4	2	2	0	1	0	2
Dwayne Murphy, L (1, 8) OBP: 0.360, SLG: 0.435	K ①		CS BB		2B SF9 1B	2-H HR		F8 ①		4	2	2	2	1	1	2
Mitchell Page, L (1, 10) OBP: 0.588, SLG: 0.455	1-3 BB		CS 1B ② 1-2 BB		SF9 1-3 2B 2B	K ①		HR 1-2 BB		2	2	1	0	3	1	0
Dave Revering, L (1, 3) OBP: 0.368, SLG: 0.471	1-3 ② 1-2 2-3		1-2 1B		SF9 2B IBB	F8 ②		1-H 2-H HR		4	2	2	3	1	0	2
Wayne Gross, L (1, 5) OBP: 0.375, SLG: 0.615	BB		CS ③ 2-3	F7 ①	SF9 ① 1-2 2-3 3-H	HR		F2 ②		3	1	1	2	1	0	0
Mike Heath, R (1, 2) OBP: 0.167, SLG: 0.091	F8 ③			FC6-4 1B 1B 1B	2B IBB	6-3 ③		F7 ③		4	2	1	0	1	0	3
Tony Armas, R (1, 9) OBP: 0.500, SLG: 0.625		6-3 ①		FC6-4 1-2 1B	SH3 1-H 2-H 3-H 2B		K ①			4	1	2	3	0	1	0
Mario Guerrero, R (1, 6) OBP: 0.100, SLG: 0.100		4-3 ②		FC6-4 ② 1B 1-2f 2-3	SH3 ② 3-H		F4 ②			3	0	0	1	0	0	2
Rob Picciolo, R (1, 4) OBP: 0.125, SLG: 0.125		1-3 ③		1-3 3-H 1B	F8 ③		K ③			4	0	1	1	0	1	0
Inning Stats	R: 0 H: 1 E: 0 LOB: 3 K: 1 BB: 2 S: 6 P: 14	R: 0 H: 0 E: 0 LOB: 0 K: 0 BB: 0 S: 3 P: 3	R: 0 H: 1 E: 0 LOB: 1 K: 0 BB: 2 S: 2 P: 10	R: 1 H: 3 E: 0 LOB: 2 K: 0 BB: 0 S: 6 P: 6	R: 5 H: 3 E: 0 LOB: 0 K: 0 BB: 2 S: 6 P: 14	R: 3 H: 3 E: 0 LOB: 0 K: 1 BB: 0 S: 8 P: 8	R: 0 H: 0 E: 0 LOB: 0 K: 2 BB: 0 S: 7 P: 7	R: 3 H: 1 E: 0 LOB: 0 K: 0 BB: 2 S: 4 P: 12		1B: 5 SF: 1 2B: 4 SAC: 1 3B: 0 DP: 0 HR: 3 HBP: 0						

PITCHER		IP	WLS	BF	H	R	ER	SO	BB	IBB	HBP	BLK	WP	HR	S	P	ERA	WHIP
Mike Parrott, R ERA: 7.59	(1, 1)	4.1	L	25	8	6	6	1	4	2	0	0	0	0	21	45	12.46	2.769
Dave Heaverlo, R ERA: 6.75	(5, 1)	0.2		2	0	0	0	0	0	0	0	0	0	0	2	2	0.00	0.000
Rob Dressler, R ERA: 12.46	(6, 1)	2.0		9	3	3	3	3	0	0	0	0	0	2	15	15	13.50	1.500
Byron McLaughlin, R ERA: 23.63	(8, 1)	1.0		6	1	3	3	0	2	0	0	0	0	1	4	12	27.00	3.000

PITCHER	IP	WLS	BF	H	R	ER	SO	BB	IBB	HBP	BLK	WP	HR	S	P	ERA	WHIP

BOTTOM

Seattle Mariners @ Oakland Athletics

Oakland-Alameda County Coliseum, Oakland, CA

Tue Apr 15 1980, 6:05 PM PST

Att. 2,140 - Unknown

livebaseballscorecards.com

AB	32
R	12
H	12
RBI	12
BB	8
SO	4
LOB	11

WP: 0 PA: 43
PB: 0
SB: 0
CS: 2

Batter	1	2	3	4	5	6	7	8	9	AB	R	H	RBI	BB	SO	LOB
Julio Cruz, S (1, 4) OBP: 0.313, SLG: 0.250	F7			4-3		3-1 S 1B		4-3 1B 2B		4	1	2	0	0	0	0
Rod Craig, S (1, 8) OBP: 0.364, SLG: 0.613	K			K		F8 1-2		F5		4	0	0	0	0	2	2
Dan Meyer, L (1, 7) OBP: 0.423, SLG: 0.440	4-3			BB 1B		3-1 2-3		4-3 2-3		4	0	1	0	0	0	2
Bruce Bochte, L (1, 3) OBP: 0.481, SLG: 0.542		F9		1-2 BB		BB		3-H 1B		2	0	1	1	2	0	0
Willie Horton, R (1, 10) OBP: 0.333, SLG: 0.167		K		F7		F8		F8		4	0	0	0	0	1	5
Joe Simpson, L (1, 9) OBP: 0.455, SLG: 0.611		1-3			FC1-6 1B		1B		F8	4	0	2	0	0	0	0
Ted Cox, R (1, 5) OBP: 0.235, SLG: 0.143			P2		FC1-6 FC6 1-2f		F9		F8	4	0	0	0	0	0	2
Bob Stinson, S (1, 2) OBP: 0.143, SLG: 0.143			F7		FC6 1-2f		K		F8	4	0	0	0	0	1	2
Mario Mendoza, R (1, 6) OBP: 0.200, SLG: 0.111			K		4-3		F5			2	0	0	0	0	1	1
Larry Milbourne, S (7, PH) (7, 6)										1	0	0	0	0	0	1

TOP

Seattle Mariners @ Oakland Athletics

Oakland-Alameda County Coliseum, Oakland, CA

Wed Apr 16 1980, 3:33 AM PST

Att. 2,418 - Unknown

livebaseballscorecards.com

AB	33
R	1
H	6
RBI	1
BB	2
SO	5
LOB	15

Inning Stats	1	2	3	4	5	6	7	8	9
R	0	0	0	0	0	0	0	1	0
E	0	0	0	0	0	0	0	0	0
K	1	1	1	1	0	0	1	0	0
S	5	5	5	6	4	4	6	5	3
H	0	0	0	1	1	1	1	2	0
LOB	0	0	0	2	1	2	1	1	0
BB	0	0	0	1	0	1	0	0	0
P	5	5	5	10	4	8	6	5	3

1B	5
2B	1
3B	0
HR	0
SF	0
SAC	0
DP	0
HBP	0

WP	0
PB	0
SB	1
CS	0
PA	35

PITCHER	IP	WLS	BF	H	R	ER	SO	BB	IBB	HBP	BLK	WP	HR	S	P	ERA	WHIP
Matt Keough, R (1, 1) ERA: 0.5	9.0	W	35	6	1	1	5	2	0	0	0	0	0	43	51	1.00	0.889

PITCHER	IP	WLS	BF	H	R	ER	SO	BB	IBB	HBP	BLK	WP	HR	S	P	ERA	WHIP

BOTTOM

Seattle Mariners @ Oakland Athletics

Oakland-Alameda County Coliseum, Oakland, CA

Wed Apr 16 1980, 3:33 AM PST

Att. 2,418 - Unknown

livebaseballscorecards.com

Batter	1	2	3	4	5	6	7	8	9	AB	R	H	RBI	BB	SO	LOB
Rickey Henderson, R (1, 7) OBP: 0.290, SLG: 0.444	G3		5-3		1B 3B BB 1-2	BB		4-3		3	1	0	0	2	0	1
Dwayne Murphy, L (1, 8) OBP: 0.379, SLG: 0.423	BB 1B			4-3	3B 1B 1-2 2-H	F5				3	1	1	1	1	0	1
Mitchell Page, L (1, 10) OBP: 0.524, SLG: 0.400	G6-3 1-3 1B			6-3	K	F6				4	0	1	0	0	1	3
Dave Revering, L (1, 3) OBP: 0.391, SLG: 0.619	G6-3 1-2f			2B	1B 3B 1-H 2-H		6-3			4	1	2	2	0	0	2
Wayne Gross, L (1, 5) OBP: 0.474, SLG: 0.643		G6-4-3 1B		FC6-4 HBP	1B 1B IBB		K			1	0	1	0	1	0	0
Mike Edwards, R (5, PR)										0	1	0	0	0	0	0
Mickey Klutts, R (6, 5) OBP: 0.167, SLG: 0.167										1	0	0	0	0	1	0
Jim Essian, R (1, 2) OBP: 0.313, SLG: 0.375		G6-4-3 1-2f		FC6-4 1-2f	1B 1B 1-2 3-H		F7			4	0	1	1	0	0	3
Tony Armas, R (1, 9) OBP: 0.417, SLG: 0.500		F3			K 1B			F8		4	0	1	1	0	1	0
Mario Guerrero, R (1, 6) OBP: 0.167, SLG: 0.208			1-3		2B 6-3			1B		4	1	2	0	0	0	3
Rob Picciolo, R (1, 4) OBP: 0.150, SLG: 0.150			5-3		BB 1B 1B 2-H	K		K		4	1	1	1	0	2	1
Inning Stats	R: 0 H: 1 E: 0 LOB: 1 K: 0 BB: 1 S: 3 P: 7	R: 0 H: 1 E: 0 LOB: 0 K: 0 BB: 0 S: 3 P: 3	R: 0 H: 0 E: 0 LOB: 0 K: 0 BB: 0 S: 3 P: 3	R: 0 H: 1 E: 0 LOB: 2 K: 0 BB: 0 S: 4 P: 5	R: 6 H: 6 E: 0 LOB: 3 K: 2 BB: 2 S: 13 P: 21	R: 0 H: 0 E: 0 LOB: 1 K: 1 BB: 1 S: 5 P: 9	R: 0 H: 0 E: 0 LOB: 0 K: 1 BB: 0 S: 5 P: 5	R: 0 H: 1 E: 0 LOB: 1 K: 1 BB: 0 S: 6 P: 6		1B: 7 SF: 0 2B: 2 SAC: 0 3B: 1 DP: 2 HR: 0 HBP: 1						

	AB	32
	R	6
	H	10
	RBI	6
	BB	4
	SO	5
	LOB	14

WP: 0 PA: 37
PB: 0
SB: 0
CS: 0

PITCHER		IP	WLS	BF	H	R	ER	SO	BB	IBB	HBP	BLK	WP	HR	S	P	ERA	WHIP
Jim Beattie, R ERA: 6.17	(1, 1)	4.2	L	24	8	6	6	2	2	1	1	0	0	0	24	37	11.57	2.143
Dave Heaverlo, R ERA: 4.5	(5, 1)	1.1		6	1	0	0	1	1	0	0	0	0	0	7	11	0.00	1.500
Byron McLaughlin, R ERA: 13.5	(7, 1)	2.0		7	1	0	0	2	0	0	0	0	0	0	11	11	0.00	0.500

PITCHER	IP	WLS	BF	H	R	ER	SO	BB	IBB	HBP	BLK	WP	HR	S	P	ERA	WHIP

Batter	1	2	3	4	5	6	7	8	9	AB	R	H	RBI	BB	SO	LOB
Willie Norwood, R (1, 8) OBP: 0.222, SLG: 0.222	4-3		1B 1B		6-3			5-3		4	0	1	0	0	0	0
Ken Landreaux, L (1, 7) OBP: 0.361, SLG: 0.559	1B WP 2B		G3-6-3 1-2 1B		L8			F7		4	1	2	0	0	0	0
Roy Smalley, S (1, 6) OBP: 0.306, SLG: 0.379	WP 1B 2-3 1B		F3			E5 FC1-6		BBBB BB		3	1	1	0	1	0	2
Jose Morales, R (1, 10) OBP: 0.364, SLG: 0.300	G3 1-2 3-H		G3-6-3 1-2f			FC1-6 FC5-4 1-2f		F9		4	0	0	0	0	0	5
Bombo Rivera, R (1, 9) OBP: 0.300, SLG: 0.300	2-H 1B			SSS K		FC5-4 1-2f			5-3	4	0	1	1	0	1	1
John Castino, R (1, 5) OBP: 0.286, SLG: 0.440		4-3		L6		F9			F8	4	0	0	0	0	0	1
Ron Jackson, R (1, 3)		L7		5-3			F6		4-3	4	0	0	0	0	0	0
Butch Wynegar, S (1, 2) OBP: 0.233, SLG: 0.241		2B			6-3		1-3			3	0	1	0	0	0	0
Rob Wilfong, L (1, 4) OBP: 0.259, SLG: 0.360		3-1			HR		L6			3	1	1	1	0	0	1
Inning Stats	R: 2 E: 0 K: 0 S: 5 H: 3 LOB: 1 BB: 0 P: 5	R: 0 E: 0 K: 0 S: 4 H: 1 LOB: 1 BB: 0 P: 4	R: 0 E: 0 K: 0 S: 4 H: 2 LOB: 1 BB: 0 P: 4	R: 0 E: 0 K: 1 S: 5 H: 0 LOB: 0 BB: 0 P: 5	R: 1 E: 0 K: 0 S: 4 H: 1 LOB: 0 BB: 0 P: 4	R: 0 E: 1 K: 0 S: 4 H: 0 LOB: 1 BB: 0 P: 4	R: 0 E: 0 K: 0 S: 3 H: 0 LOB: 0 BB: 0 P: 3	R: 0 E: 0 K: 0 S: 3 H: 0 LOB: 1 BB: 1 P: 7	R: 0 E: 0 K: 0 S: 3 H: 0 LOB: 0 BB: 0 P: 3	1B: 4 2B: 2 3B: 0 HR: 1	SF: 0 SAC: 0 DP: 1 HBP: 0						

TOP

Minnesota Twins @ Seattle Mariners

The Kingdome, Seattle, WA

Thu Apr 17 1980, 9:05 PM EST

Att. 5,466 - Dome

livebaseballscorecards.com

AB	33
R	3
H	7
RBI	2
BB	1
SO	1
LOB	10

WP: 1 PB: 0 SB: 0 CS: 0 PA: 34

PITCHER	IP	WLS	BF	H	R	ER	SO	BB	IBB	HBP	BLK	WP	HR	S	P	ERA	WHIP
Rick Honeycutt, L (1, 1) ERA: 2.37	9.0	W	34	7	3	3	1	1	0	0	0	1	1	35	39	3.00	0.889

PITCHER	IP	WLS	BF	H	R	ER	SO	BB	IBB	HBP	BLK	WP	HR	S	P	ERA	WHIP

Batter	1	2	3	4	5	6	7	8	9	AB	R	H	RBI	BB	SO	LOB
Julio Cruz, S (1, 4) OBP: 0.306, SLG: 0.250	0-0 2B SF8 1B		0-0 1-4-3			0-0 6-3		0-0 6-3		4	1	1	0	0	0	0
Rod Craig, S (1, 8) OBP: 0.351, SLG: 0.559	0-0 L9		0-0 F7			BBBB 4-0 BB		0-0 L8		3	0	0	0	1	0	1
Dan Meyer, L (1, 7) OBP: 0.400, SLG: 0.448	0-0 1-3 2B		0-0 G3			0-0 F9			0-0 F8	4	0	1	0	0	0	1
Willie Horton, R (1, 10) OBP: 0.324, SLG: 0.185 Larry Milbourne, S (9, PR)	0-0 SF8 3-H			0-0 1-3		0-0 F9			0-0 2B E 1B	3 0	0 1	1 0	1 0	0 0	0 0	1 0
Bruce Bochte, L (1, 3) OBP: 0.484, SLG: 0.607	0-0 F5			SSS 0-3 K			0-0 F8 SF8 2B		0-0 E9 1-H 2B	4	1	2	0	0	1	1
Leon Roberts, R (1, 9) OBP: 0.333, SLG: 0.889		0-0 5-3		0-0 F4			0-0 F8 2-3			3	0	0	0	0	0	1
Ted Cox, R (1, 5) OBP: 0.200, SLG: 0.125		SSS 0-3 K			0-0 4-3		0-0 SF8 3-H			2	0	0	1	0	1	0
Larry Cox, R (1, 2) OBP: 0.313, SLG: 0.083		0-0 1-3			0-0 4-3		0-0 L1			3	0	0	0	0	0	0
Mario Mendoza, R (1, 6) OBP: 0.250, SLG: 0.455 Bill Stein, R (8, PH) OBP: 0.286, SLG: 0.308 Jim Anderson, R (9, 6) OBP: 0.357, SLG: 0.308			0-0 HR		0-0 F2			SSS 0-3 K		2 1 0	1 0 0	1 0 0	1 0 0	0 0 0	0 1 0	0 0 0
Inning Stats	R: 1 E: 0 K: 0 S: 5 H: 2 LOB: 1 BB: 0 P: 5	R: 0 E: 0 K: 1 S: 5 H: 0 LOB: 0 BB: 0 P: 5	R: 1 E: 0 K: 0 S: 4 H: 1 LOB: 0 BB: 0 P: 4	R: 0 E: 0 K: 1 S: 5 H: 0 LOB: 0 BB: 0 P: 5	R: 0 E: 0 K: 0 S: 3 H: 0 LOB: 0 BB: 0 P: 3	R: 0 E: 0 K: 0 S: 3 H: 0 LOB: 1 BB: 1 P: 7	R: 1 E: 0 K: 0 S: 4 H: 1 LOB: 0 BB: 0 P: 4	R: 0 E: 0 K: 1 S: 5 H: 0 LOB: 0 BB: 0 P: 5	R: 1 E: 1 K: 0 S: 3 H: 2 LOB: 2 BB: 0 P: 3	1B: 2 2B: 3 3B: 0 HR: 1	SF: 2 SAC: 0 DP: 0 HBP: 0					WP: 0 PB: 0 SB: 0 CS: 0	PA: 32

PITCHER	IP	WLS	BF	H	R	ER	SO	BB	IBB	HBP	BLK	WP	HR	S	P	ERA	WHIP
Geoff Zahn, L (1, 1) ERA: 1.56	8.1	L	32	6	4	3	3	1	0	0	0	0	1	37	41	3.24	0.840

PITCHER	IP	WLS	BF	H	R	ER	SO	BB	IBB	HBP	BLK	WP	HR	S	P	ERA	WHIP

BOTTOM

Minnesota Twins @ Seattle Mariners

The Kingdome, Seattle, WA

Thu Apr 17 1980, 9:05 PM EST

Att. 5,466 - Dome

livebaseballscorecards.com

AB	29
R	4
H	6
RBI	3
BB	1
SO	3
LOB	5

Batter	1	2	3	4	5	6	7	8	9	AB	R	H	RBI	BB	SO	LOB
Willie Norwood, R (1, 8) OBP: 0.231, SLG: 0.231	SSS 0-3 ① K		SSS 0-3 ③ K			x 0-0 ① 5-3		x 0-0 1B		4	0	1	0	0	2	0
Ken Landreaux, L (1, 7) OBP: 0.375, SLG: 0.553	x 0-0 1B			SSS 0-3 ① K		x 0-0 ② F9		x 0-0 1-2 1B		4	0	2	0	0	1	0
Roy Smalley, S (1, 6) OBP: 0.275, SLG: 0.333	SSS 0-3 ② K			x 0-0 ② 1-3		SSS 0-3 ③ K		x 0-0 ③ 6-3		4	0	0	0	0	2	3
Pete Mackanin, R (1, 4) OBP: 0.300, SLG: 0.222	SSS 0-3 ③ K			BBB 4-0 BB			x 0-0 ① G1		x 0-0 ① 5-3	3	0	0	0	1	1	1
Ron Jackson, R (1, 3)		x 0-0 ① F5		x 0-0 ③ F8			x 0-0 ② 6-3		x 0-0 ② L8	4	0	0	0	0	0	1
John Castino, R (1, 5) OBP: 0.250, SLG: 0.379		x 0-0 ② 6-3			x 0-0 ① F9		SSS 0-3 ③ K		x 0-0 ③ B1-3	4	0	0	0	0	1	0
Jose Morales, R (1, 10) OBP: 0.357, SLG: 0.308		x 0-0 ③ G3			x 0-0 1B			x 0-0 ① 6-3		3	0	1	0	0	0	0
Bombo Rivera, R (1, 9) OBP: 0.385, SLG: 0.615			x 0-0 G6-4-3 1B		SSS 0-3 ② K			x 0-0 HR		3	1	2	1	0	1	1
Sal Butera, R (1, 2)			x 0-0 ① ② G6-4-3 1-2f		x 0-0 ③ F5			x 0-0 ② L5		3	0	0	0	0	0	2

Inning Stats																																	
	R: 0	H: 1		R: 0	H: 0		R: 0	H: 1		R: 0	H: 0		R: 0	H: 1		R: 0	H: 0		R: 0	H: 0		R: 1	H: 3		R: 0	H: 0		1B: 5	SF: 0		WP: 0	PA: 33	
	E: 0	LOB: 1		E: 0	LOB: 0		E: 0	LOB: 1		K: 1	LOB: 1		E: 0	LOB: 1		E: 0	LOB: 0		E: 0	LOB: 0		E: 0	LOB: 2		E: 0	LOB: 0		2B: 0	SAC: 0		PB: 0		
	K: 3	BB: 0		K: 0	BB: 0		K: 1	BB: 0		S: 5	BB: 1		K: 1	BB: 0		S: 5	BB: 0		K: 1	BB: 0		S: 6	BB: 0		K: 0	BB: 0		3B: 0	DP: 1		SB: 0		
	S: 10	P: 10		S: 3	P: 3		S: 5	P: 5		S: 5	P: 9		S: 6	P: 6		S: 5	P: 5		S: 5	P: 5		S: 6	P: 6		S: 3	P: 3		HR: 1	HBP: 0		CS: 0		

PITCHER	IP	WLS	BF	H	R	ER	SO	BB	IBB	HBP	BLK	WP	HR	S	P	ERA	WHIP
Floyd Bannister, L (1, 1) ERA: 1.0	9.0	W	33	6	1	1	8	1	0	0	0	0	1	48	52	1.00	0.778

PITCHER	IP	WLS	BF	H	R	ER	SO	BB	IBB	HBP	BLK	WP	HR	S	P	ERA	WHIP

TOP

Minnesota Twins @ Seattle Mariners

The Kingdome, Seattle, WA

Fri Apr 18 1980, 9:05 PM EST

Dome

livebaseballscorecards.com

AB	32
R	1
H	6
RBI	1
BB	1
SO	8
LOB	8

Batter	1	2	3	4	5	6	7	8	9	AB	R	H	RBI	BB	SO	LOB
Julio Cruz, S (1, 4) OBP: 0.324, SLG: 0.250	H 1-0 3-1 HBP	x 0-0 ③ 1-3			x 0-0 ③ 4-3			x 0-0 ② F5		0	0	0	0	0	0	0
Larry Milbourne, S (2, 4)										3	0	0	0	0	0	1
Rod Craig, S (1, 8) OBP: 0.317, SLG: 0.500	x 0-0 ①② 3-1 1-2		x 0-0 ① 6-3			x 0-0 ① 1-3		x 0-0 ③ 1-3		4	0	0	0	0	0	1
Dan Meyer, L (1, 7) OBP: 0.424, SLG: 0.469	S 0-3 ③ K S S		x 0-0 G4-6-3 1B			x 0-0 G1-6-3 1B				3	0	2	0	0	1	0
Bruce Bochte, L (1, 3) OBP: 0.471, SLG: 0.581		x 0-0 1B 1B 1B	x 0-0 ②③ G4-6-3 1-2f			x 0-0 ②③ G1-6-3 1-2f				3	1	1	0	0	0	2
Willie Horton, R (1, 10) OBP: 0.324, SLG: 0.200		x 0-0 F9 1B CS 1B 1-3 1B		x 0-0 ① F9			x 0-0 ① F3			3	1	1	0	0	0	0
Joe Simpson, L (1, 9) OBP: 0.440, SLG: 0.571		x 0-0 CS 1B 1B 1-2 3-H		S 0-3 ② K S S			S 0-3 ② K S S			3	1	1	1	0	2	0
Ted Cox, R (1, 5) OBP: 0.217, SLG: 0.111		x 0-0 ① F9 2-3		x 0-0 ③ 5-3			B 4-0 BB B B B			2	0	0	0	1	0	2
Larry Cox, R (1, 2) OBP: 0.316, SLG: 0.133		x 0-0 1B 1-H 3-H			x 0-0 ① 1-3		x 0-0 ③ L9			3	0	1	1	0	0	1
Mario Mendoza, R (1, 6) OBP: 0.200, SLG: 0.357		x 0-0 ② F9			S 0-3 ② K S S			x 0-0 ① F8		3	0	0	0	0	1	1
Inning Stats	R: 0 H: 0 E: 0 LOB: 0 K: 1 BB: 0 S: 4 P: 5	R: 3 H: 4 E: 0 LOB: 1 K: 0 BB: 0 S: 7 P: 7	R: 0 H: 1 E: 0 LOB: 0 K: 0 BB: 0 S: 3 P: 3	R: 0 H: 0 E: 0 LOB: 0 K: 1 BB: 0 S: 5 P: 5	R: 0 H: 0 E: 0 LOB: 0 K: 1 BB: 0 S: 5 P: 5	R: 0 H: 1 E: 0 LOB: 0 K: 0 BB: 0 S: 3 P: 3	R: 0 H: 0 E: 0 LOB: 1 K: 1 BB: 1 S: 5 P: 9	R: 0 H: 0 E: 0 LOB: 0 K: 0 BB: 0 S: 3 P: 3		1B: 6 SF: 0 2B: 0 SAC: 0 3B: 0 DP: 2 HR: 0 HBP: 1						WP: 0 PA: 29 PB: 0 SB: 0 CS: 2

PITCHER	IP	WLS	BF	H	R	ER	SO	BB	IBB	HBP	BLK	WP	HR	S	P	ERA	WHIP
Roger Erickson, R (1, 1) ERA: 4.5	8.0	L	29	6	3	2	4	1	0	1	0	0	0	35	40	2.25	0.875

PITCHER	IP	WLS	BF	H	R	ER	SO	BB	IBB	HBP	BLK	WP	HR	S	P	ERA	WHIP

BOTTOM

Minnesota Twins @ Seattle Mariners

The Kingdome, Seattle, WA

Fri Apr 18 1980, 9:05 PM EST

Dome

livebaseballscorecards.com

AB	27
R	3
H	6
RBI	2
BB	1
SO	4
LOB	8

Batter	1	2	3	4	5	6	7	8	9	AB	R	H	RBI	BB	SO	LOB
Rob Wilfong, L (1, 4) OBP: 0.290, SLG: 0.414	L3		1B 2B (1-3)		K			1B G1-2-3 1B		4	1	2	0	0	1	0
Roy Smalley, S (1, 6) OBP: 0.295, SLG: 0.351	K		G4-6-3 1B (2-H, 3-H)			F8		1-3 1B (1-3)		4	0	2	2	0	1	0
Ken Landreaux, L (1, 7) OBP: 0.341, SLG: 0.500	G3		G4-6-3 (1-2f)			K		1-3 (1-2)		4	0	0	0	0	1	3
Glenn Adams, L (1, 10) OBP: 0.273, SLG: 0.273		4-3	1-4-3			1B		IBB		3	0	1	0	0	0	0
Jose Morales, R (8, PH) OBP: 0.400, SLG: 0.308										0	0	0	0	1	0	0
Rick Sofield, L (1, 8) OBP: 0.143, SLG: 0.250		F8		G3		1-3		G1-2-3 (3-Hf)		3	0	0	0	0	0	1
Pete Mackanin, R (8, PH) OBP: 0.273, SLG: 0.200										1	0	0	0	0	0	3
Willie Norwood, R (8, 8) OBP: 0.231, SLG: 0.231										0	0	0	0	0	0	0
Butch Wynegar, S (1, 2) OBP: 0.265, SLG: 0.273		WP BLK 1B		1-3			F7		L3 1B	4	0	2	0	0	0	0
Roger Erickson, R (9, PR)										0	0	0	0	0	0	0
Hosken Powell, L (1, 9) OBP: 0.375, SLG: 0.316		BBBB 4-0 1-3 BB		F2			6-3		L3 (1-2)	2	0	0	0	1	0	0
Bombo Rivera, R (9, PH) OBP: 0.357, SLG: 0.571										1	0	0	0	0	0	1
Mike Cubbage, L (1, 3) OBP: 0.217, SLG: 0.217		L9			F3		1B		4-3	3	0	1	0	0	0	2
Ron Jackson, R (9, PH)										1	0	0	0	0	0	1
John Castino, R (1, 5) OBP: 0.257, SLG: 0.375			2B 1B 1B		L3		K			3	1	1	0	0	1	1
Inning Stats	R: 0 E: 0 K: 1 S: 5 H: 0 LOB: 0 BB: 0 P: 5	R: 0 E: 0 K: 0 S: 4 H: 1 LOB: 2 BB: 1 P: 8	R: 2 E: 0 K: 0 S: 5 H: 3 LOB: 0 BB: 0 P: 5	R: 0 E: 0 K: 0 S: 3 H: 0 LOB: 0 BB: 0 P: 3	R: 0 E: 0 K: 1 S: 5 H: 0 LOB: 0 BB: 0 P: 5	R: 0 E: 0 K: 1 S: 6 H: 1 LOB: 1 BB: 0 P: 6	R: 0 E: 0 K: 1 S: 6 H: 1 LOB: 1 BB: 0 P: 6	R: 0 E: 0 K: 0 S: 4 H: 2 LOB: 2 BB: 1 P: 8	R: 0 E: 0 K: 0 S: 3 H: 1 LOB: 1 BB: 0 P: 3	1B: 8 2B: 2 3B: 0 HR: 0	SF: 0 SAC: 0 DP: 3 HBP: 0						

TOP

Minnesota Twins @ Seattle Mariners

The Kingdome, Seattle, WA

Fri Apr 18 1980, 9:05 PM EST

Att. 7,006 - Dome

livebaseballscorecards.com

AB	33
R	2
H	9
RBI	2
BB	2
SO	4
LOB	12

WP: 1 PB: 0 SB: 0 CS: 0 PA: 35

PITCHER		IP	WLS	BF	H	R	ER	SO	BB	IBB	HBP	BLK	WP	HR	S	P	ERA	WHIP
Gary Wheelock, R ERA: 6.0	(1, 1)	3.0		13	4	2	2	1	1	0	0	1	1	0	14	18	6.00	1.667
Byron McLaughlin, R ERA: 7.27	(4, 1)	4.0	W	16	4	0	0	3	0	0	0	0	0	0	22	22	0.00	1.000
Shane Rawley, L ERA: 6.75	(8, 1)	2.0	S	6	1	0	0	0	0	1	0	0	0	0	5	9	0.00	0.500

PITCHER	IP	WLS	BF	H	R	ER	SO	BB	IBB	HBP	BLK	WP	HR	S	P	ERA	WHIP

Batter	1	2	3	4	5	6	7	8	9	AB	R	H	RBI	BB	SO	LOB
Larry Milbourne, S (1, 4)	6-3			K	4-3		F8			4	0	0	0	0	1	3
Rod Craig, S (1, 8) OBP: 0.311, SLG: 0.476	F7			K		SH3-4 2B 1B		4-3		4	1	1	0	0	1	0
Dan Meyer, L (1, 7) OBP: 0.417, SLG: 0.457	K			F8		SH3-4 1-2		3-4-3 1B		3	0	1	0	0	1	0
Bruce Bochte, L (1, 3) OBP: 0.474, SLG: 0.600		K			BB 1B 1B	WP 2-H 2B		3-4-3 1-2		4	1	2	1	0	1	1
Willie Horton, R (1, 10) OBP: 0.317, SLG: 0.182		L5			1B 1-2 1B BB	K		K		3	1	0	0	1	2	2
Leon Roberts, R (1, 9) OBP: 0.267, SLG: 0.667		K			F9	K 2-3				3	0	0	0	0	2	3
Joe Simpson, L (9, 9) OBP: 0.440, SLG: 0.571										0	0	0	0	0	0	0
Bill Stein, R (1, 5) OBP: 0.294, SLG: 0.313			K		1B 1-2 2-H 1B		5-3			3	0	1	1	0	1	0
Bob Stinson, S (1, 2) OBP: 0.118, SLG: 0.118			K		F8		F7			3	0	0	0	0	1	2
Jim Anderson, R (1, 6) OBP: 0.412, SLG: 0.375			L8		1-3 2-H 1B		1B			3	0	2	1	0	0	0
Mario Mendoza, R (8, 6) OBP: 0.200, SLG: 0.357										0	0	0	0	0	0	0
Inning Stats	R: 0 E: 0 K: 1 S: 5 H: 0 LOB: 0 BB: 0 P: 5	R: 0 E: 0 K: 2 S: 7 H: 0 LOB: 0 BB: 0 P: 7	R: 0 E: 0 K: 2 S: 7 H: 0 LOB: 0 BB: 0 P: 7	R: 0 E: 0 K: 2 S: 7 H: 0 LOB: 0 BB: 0 P: 7	R: 2 E: 0 K: 0 S: 6 H: 3 LOB: 2 BB: 1 P: 10	R: 1 E: 0 K: 2 S: 9 H: 2 LOB: 1 BB: 0 P: 9	R: 0 E: 0 K: 0 S: 4 H: 1 LOB: 1 BB: 0 P: 4	R: 0 E: 0 K: 1 S: 6 H: 1 LOB: 1 BB: 0 P: 6		1B: 6 2B: 1 3B: 0 HR: 0 SF: 0 SAC: 1 DP: 0 HBP: 0				WP: 1 PB: 0 SB: 0 CS: 0 PA: 32	

PITCHER		IP	WLS	BF	H	R	ER	SO	BB	IBB	HBP	BLK	WP	HR	S	P	ERA	WHIP
Terry Felton, R ERA: 4.38	(1, 1)	5.1	L	22	5	3	3	7	1	0	0	0	0	0	35	39	5.06	1.125
Doug Corbett, R ERA:	(6, 1)	2.2		10	2	0	0	3	0	0	0	0	1	0	16	16	0.00	0.750

PITCHER	IP	WLS	BF	H	R	ER	SO	BB	IBB	HBP	BLK	WP	HR	S	P	ERA	WHIP

BOTTOM

Minnesota Twins @ Seattle Mariners

The Kingdome, Seattle, WA

Fri Apr 18 1980, 9:05 PM EST

Att. 7,006 - Dome

livebaseballscorecards.com

AB	30
R	3
H	7
RBI	3
BB	1
SO	10
LOB	11

Minnesota Twins @ Seattle Mariners

The Kingdome, Seattle, WA

Sat Apr 19 1980, 9:05 PM EST

Att. 11,151 - Dome

livebaseballscorecards.com

TOP

Batter	1	2	3	4	5	6	7	8	9	AB	R	H	RBI	BB	SO	LOB
Hosken Powell, L (1, 9) OBP: 0.448, SLG: 0.583	1B 3B	1B 1B		1B		1-H 3B			G4-6-3 1-2f	5	2	4	1	0	0	1
Rob Wilfong, L (1, 4) OBP: 0.306, SLG: 0.500	K	1-H HR 1B		F7		F8			HR	5	2	2	2	0	1	3
Roy Smalley, S (1, 6) OBP: 0.306, SLG: 0.415	HBP 1B FC6 BB	1-H HR			3-1		K		K	4	2	1	2	1	2	0
Ken Landreaux, L (1, 7) OBP: 0.354, SLG: 0.489	FC6 HBP 1-2 3-H 1B	4-3			G3		H 1-0 G4-6-3 HBP			3	0	1	1	0	0	0
Butch Wynegar, S (1, 2) OBP: 0.289, SLG: 0.278	H 1-0 E 1-2 2-3 HBP		G6-4-3 1B		F8		G4-6-3 1-2f			3	0	1	0	0	0	1
Rick Sofield, L (1, 8) OBP: 0.125, SLG: 0.219	FC6 G3-6-3 1-2 2-3 3-H		K			G3		K		4	0	0	1	0	2	3
Glenn Adams, L (1, 10) OBP: 0.267, SLG: 0.267	G3-6-3 1-2f		G6-4-3 1-2f			1B SF9 1B		6-3		4	1	1	0	0	0	4
Mike Cubbage, L (1, 3) OBP: 0.222, SLG: 0.222		6-3		3-1		1-3 3B 1B		G3		4	1	1	0	0	0	0
John Castino, R (1, 5) OBP: 0.256, SLG: 0.353		F9		K		SF9 3-H			BB G4-6-3	2	0	0	1	1	1	0

	AB	34
	R	8
	H	11
	RBI	8
	BB	2
	SO	6
	LOB	12

Inning Stats																		
	R: 2	H: 2	R: 3	H: 3	R: 0	H: 1	R: 0	H: 1	R: 0	H: 0	R: 2	H: 3	R: 0	H: 0	R: 0	H: 0	R: 1	H: 1
	E: 1	LOB: 2	E: 0	LOB: 0	E: 0	LOB: 0	E: 0	LOB: 1	E: 0	LOB: 0	E: 0	LOB: 1	E: 0	LOB: 0	E: 0	LOB: 0	E: 0	LOB: 0
	K: 1	BB: 1	K: 0	BB: 0	K: 1	BB: 0	K: 1	BB: 0	K: 0	BB: 0	K: 0	BB: 0	K: 1	BB: 0	K: 1	BB: 0	K: 1	BB: 1
	S: 7	P: 12	S: 6	P: 6	S: 5	P: 5	S: 3	P: 3	S: 6	P: 6	S: 6	P: 6	S: 4	P: 5	S: 5	P: 5	S: 5	P: 9

	1B: 7	SF: 1
	2B: 0	SAC: 0
	3B: 2	DP: 4
	HR: 2	HBP: 2

	WP: 0	PA: 39
	PB: 0	
	SB: 0	
	CS: 0	

PITCHER		IP	WLS	BF	H	R	ER	SO	BB	IBB	HBP	BLK	WP	HR	S	P	ERA	WHIP
Glenn Abbott, R ERA: 4.91	(1, 1)	2.0	L	13	5	5	5	1	1	0	1	0	0	1	13	18	22.50	3.000
Rob Dressler, R ERA: 6.97	(3, 1)	6.0		22	5	2	2	4	0	0	1	0	0	0	29	30	3.00	0.833
Dave Heaverlo, R ERA: 5.4	(9, 1)	1.0		4	1	1	1	1	1	0	0	0	0	1	5	9	9.00	2.000

PITCHER		IP	WLS	BF	H	R	ER	SO	BB	IBB	HBP	BLK	WP	HR	S	P	ERA	WHIP

Minnesota Twins @ Seattle Mariners

The Kingdome, Seattle, WA

Sat Apr 19 1980, 9:05 PM EST

Att. 11,151 - Dome

livebaseballscorecards.com

BOTTOM

Batter	1	2	3	4	5	6	7	8	9	AB	R	H	RBI	BB	SO	LOB
Rod Craig, S (1, 8) OBP: 0.286, SLG: 0.435	5-3		F8			K		L4		4	0	0	0	0	1	1
Jim Anderson, R (1, 6) OBP: 0.333, SLG: 0.300	F8		F6			F8			F7	4	0	0	0	0	0	0
Dan Meyer, L (1, 7) OBP: 0.425, SLG: 0.462	F8		1-4-3				1B		BB BB 2B 1B	4	1	2	0	0	0	0
Willie Horton, R (1, 10) OBP: 0.333, SLG: 0.194		G5-4-3 1B 1B	6-3				K		BB 1-2 2B BB	3	1	1	0	1	1	1
Bruce Bochte, L (1, 3) OBP: 0.500, SLG: 0.684		G5-4-3 1-2 1B			HR		L7		2B 1-2 2-3 BB	3	1	2	1	1	0	1
Leon Roberts, R (1, 9) OBP: 0.316, SLG: 0.688		G5-4-3 1-2f 2-3			G1-6-3 1B		F8		1-3 2-H 3-H 2B	4	0	2	2	0	0	3
Ted Cox, R (1, 5) OBP: 0.222, SLG: 0.182	K				G1-6-3 1-2f			FC1-5-6 2B	K	4	0	1	0	0	2	4
Larry Milbourne, S (1, 4)			5-3		5-3			F4	L7	4	0	0	0	0	0	3
Larry Cox, R (1, 2) OBP: 0.286, SLG: 0.118			F3			K		FC1-5-6 2-3		2	0	0	0	0	1	0
Tom Paciorek, R (8, PH)										1	0	0	0	0	0	1
Bob Stinson, S (9, 2) OBP: 0.118, SLG: 0.118										0	0	0	0	0	0	0
Inning Stats	R: 0 E: 0 K: 0 S: 3 H: 0 LOB: 0 BB: 0 P: 3	R: 0 E: 0 K: 1 S: 6 H: 2 LOB: 1 BB: 0 P: 6	R: 0 E: 0 K: 0 S: 3 H: 0 LOB: 0 BB: 0 P: 3	R: 0 E: 0 K: 0 S: 3 H: 0 LOB: 0 BB: 0 P: 3	R: 1 E: 0 K: 0 S: 4 H: 2 LOB: 0 BB: 0 P: 4	R: 0 E: 0 K: 2 S: 7 H: 0 LOB: 0 BB: 0 P: 7	R: 0 E: 0 K: 1 S: 6 H: 1 LOB: 1 BB: 0 P: 6	R: 0 E: 0 K: 0 S: 4 H: 1 LOB: 1 BB: 0 P: 4	R: 2 E: 0 K: 1 S: 7 H: 2 LOB: 2 BB: 2 P: 15	1B: 5 2B: 2 3B: 0 HR: 1	SF: 0 SAC: 0 DP: 2 HBP: 0						

	AB	33
	R	3
	H	8
	RBI	3
	BB	2
	SO	5
	LOB	14

WP: 0 PB: 0 SB: 0 CS: 0 PA: 35

PITCHER		IP	WLS	BF	H	R	ER	SO	BB	IBB	HBP	BLK	WP	HR	S	P	ERA	WHIP
Jerry Koosman, L ERA: 4.19	(1, 1)	8.1	W	32	7	3	3	4	2	0	0	0	0	1	38	46	3.24	1.080
Doug Corbett, R ERA:	(9, 1)	0.2		3	1	0	0	1	0	0	0	0	0	0	5	5	0.00	1.500

PITCHER	IP	WLS	BF	H	R	ER	SO	BB	IBB	HBP	BLK	WP	HR	S	P	ERA	WHIP

Batter	1	2	3	4	5	6	7	8	9	AB	R	H	RBI	BB	SO	LOB
Hosken Powell, L (1, 9) OBP: 0.424, SLG: 0.536	4-3 S 2B 1B	1-3			F5		G5-3 2-3f			4	1	1	0	0	0	3
Rob Wilfong, L (1, 4) OBP: 0.275, SLG: 0.447	4-3 1-3		F6		K			F5		4	0	0	0	0	1	1
Roy Smalley, S (1, 6) OBP: 0.321, SLG: 0.511	CS 2B 3-H		K		K			HR		4	1	2	2	0	2	0
Ken Landreaux, L (1, 7) OBP: 0.346, SLG: 0.458	S CS BB		L9			F7		F7		3	0	0	0	1	0	0
Butch Wynegar, S (1, 2) OBP: 0.286, SLG: 0.256	BB 1-3 2-3			4-3		4-3		G3		3	0	0	0	1	0	0
Rick Sofield, L (1, 8) OBP: 0.111, SLG: 0.194	F8			G3		3-1			F7	4	0	0	0	0	0	2
Glenn Adams, L (1, 10) OBP: 0.263, SLG: 0.263		L6		CS HR 1B			K		K	4	1	1	0	0	2	0
Mike Cubbage, L (1, 3) OBP: 0.323, SLG: 0.400 Ron Jackson, R (9, PR) (9, 3)		FC6-4 BB		1-H HR			G5-3 1B		1B	3 0	1 0	3 0	2 0	1 0	0 0	0 0
John Castino, R (1, 5) OBP: 0.256, SLG: 0.342		FC6-4 1-2f		F8			1-2 1B		F8	4	0	1	0	0	0	2

Inning Stats									
	R: 1 H: 2 E: 0 LOB: 2 K: 0 BB: 2 S: 4 P: 12	R: 0 H: 0 E: 0 LOB: 1 K: 0 BB: 1 S: 3 P: 7	R: 0 H: 0 E: 0 LOB: 0 K: 1 BB: 0 S: 5 P: 5	R: 2 H: 2 E: 0 LOB: 0 K: 0 BB: 0 S: 5 P: 5	R: 0 H: 0 E: 0 LOB: 0 K: 2 BB: 0 S: 7 P: 7	R: 0 H: 0 E: 0 LOB: 0 K: 0 BB: 0 S: 3 P: 3	R: 0 H: 2 E: 0 LOB: 1 K: 1 BB: 0 S: 6 P: 6	R: 1 H: 1 E: 0 LOB: 0 K: 0 BB: 0 S: 4 P: 4	R: 0 H: 1 E: 0 LOB: 1 K: 1 BB: 0 S: 6 P: 6

PITCHER	IP	WLS	BF	H	R	ER	SO	BB	IBB	HBP	BLK	WP	HR	S	P	ERA	WHIP
Mike Parrott, R (1, 1) ERA: 5.03	9.0	L	36	8	4	2	5	3	0	0	0	0	2	43	55	2.00	1.222

PITCHER	IP	WLS	BF	H	R	ER	SO	BB	IBB	HBP	BLK	WP	HR	S	P	ERA	WHIP

TOP

Minnesota Twins @ Seattle Mariners

The Kingdome, Seattle, WA

Sun Apr 20 1980, 6:33 AM EST

Att. 8,225 - Dome

livebaseballscorecards.com

AB	33
R	4
H	8
RBI	4
BB	3
SO	5
LOB	8

1B: 5	SF: 0	WP: 0	PA: 36
2B: 1	SAC: 0	PB: 0	
3B: 0	DP: 1	SB: 2	
HR: 2	HBP: 0	CS: 3	

Batter	1	2	3	4	5	6	7	8	9	AB	R	H	RBI	BB	SO	LOB
Larry Milbourne, S (1, 4) OBP: 0.056, SLG: 0.056	G3	SH3-4 1-2			SH1-3 1B		4-3		FC5-6 G3-6 1-2f	4	0	1	0	0	0	1
Rod Craig, S (1, 8) OBP: 0.283, SLG: 0.420	BB 1B BB 1B	K			SH1-3 1-2		L4		G3-6 1-2f	4	1	1	0	0	1	2
Dan Meyer, L (1, 7) OBP: 0.386, SLG: 0.419	F7	L7			5-3		F7			4	0	0	0	0	0	3
Bruce Bochte, L (1, 3) OBP: 0.522, SLG: 0.756	BB BB E 1-2 1B		K		BB			HR		3	2	2	1	1	1	0
Willie Horton, R (1, 10) OBP: 0.327, SLG: 0.179	E BB 1-2 2-3 BB		K		F7			K		3	0	0	0	1	2	2
Joe Simpson, L (1, 9) OBP: 0.448, SLG: 0.542	E 1-2 2-3 3-H BB		K			FC5-4 SH4-3 1B		G3		3	0	1	1	1	1	0
Bill Stein, R (1, 5) OBP: 0.300, SLG: 0.368	E4 1-2 2-3 3-H		K			SH4-3 1-2				3	0	1	0	0	1	2
Bob Stinson, S (1, 2) OBP: 0.095, SLG: 0.095	F8		K		K	K		L5		4	0	0	0	0	2	5
Jim Anderson, R (1, 6) OBP: 0.333, SLG: 0.304 Leon Roberts, R (9, PH) OBP: 0.350, SLG: 0.706		SH3-4 1B			F8	FC5-4 2-3			FC5-6 1B	3 1	0 0	1 1	0 0	0 0	0 0	1 0
Inning Stats	R: 2 E: 1 K: 0 S: 6 H: 2 LOB: 3 BB: 2 P: 14	R: 0 E: 0 K: 1 S: 6 H: 1 LOB: 1 BB: 0 P: 6	R: 0 E: 0 K: 3 S: 9 H: 0 LOB: 0 BB: 0 P: 9	R: 0 E: 0 K: 2 S: 7 H: 0 LOB: 0 BB: 0 P: 7	R: 0 E: 0 K: 0 S: 4 H: 1 LOB: 2 BB: 1 P: 8	R: 0 E: 0 K: 1 S: 6 H: 1 LOB: 1 BB: 0 P: 6	R: 0 E: 0 K: 0 S: 3 H: 0 LOB: 0 BB: 0 P: 3	R: 1 E: 0 K: 1 S: 7 H: 2 LOB: 1 BB: 0 P: 7	R: 0 E: 0 K: 0 S: 3 H: 1 LOB: 0 BB: 0 P: 3	1B: 6 2B: 1 3B: 0 HR: 1 SF: 0 SAC: 3 DP: 1 HBP: 0						

PITCHER	IP	WLS	BF	H	R	ER	SO	BB	IBB	HBP	BLK	WP	HR	S	P	ERA	WHIP
Pete Redfern, R (1, 1) ERA: 1.29	5.0	W	23	4	2	1	6	3	0	0	0	0	0	32	44	1.80	1.400
John Verhoeven, R (6, 1) ERA: 1.35	2.2		11	3	1	1	2	0	0	0	0	0	1	15	15	3.38	1.125
Mike Marshall, R (8, 1) ERA: 10.8	1.1	S	4	1	0	0	0	0	0	0	0	0	0	4	4	0.00	0.750

PITCHER	IP	WLS	BF	H	R	ER	SO	BB	IBB	HBP	BLK	WP	HR	S	P	ERA	WHIP

BOTTOM

Minnesota Twins @ Seattle Mariners

The Kingdome, Seattle, WA

Sun Apr 20 1980, 6:33 AM EST

Att. 8,225 - Dome

livebaseballscorecards.com

AB	32
R	3
H	8
RBI	2
BB	3
SO	8
LOB	16

WP: 0	PB: 0	SB: 0	CS: 0
PA: 38			

Batter	1	2	3	4	5	6	7	8	9	AB	R	H	RBI	BB	SO	LOB
Rickey Henderson, R (1, 7) OBP: 0.407, SLG: 0.452	0-0 F8 1B PO 1B		0-0 F9 ②			B B B B 4-0 E S BB	4-0 IBB		0-0 4-3 ②	3	0	1	0	2	0	0
Dwayne Murphy, L (1, 8) OBP: 0.380, SLG: 0.400	0-0 1-2 1B		0-0 F8 ③			B B B B 4-0 1-3 BB BB	0-0 F4 ②		0-0 1B 2B 1B	4	1	2	0	1	0	3
Mitchell Page, L (1, 10) OBP: 0.476, SLG: 0.333	S S S 0-3 K ①			S S S 0-3 K ①		B B B B 4-0 1-2 BB	0-0 FC1-2 ③ 3-Hf		0-0 1-2 2B 1B	4	1	1	0	1	2	5
Dave Revering, L (1, 3) OBP: 0.436, SLG: 0.714 Jeff Newman, R (9, PH) OBP: 0.133, SLG: 0.179 (9, 3)	0-0 F8 ② 2-3			B B B 4-0 FC5-4 BB		0-0 F5 ①		0-0 HR	0-0 FC5 1-H 2-H 2B	3 1	1 0	1 1	1 2	1 0	0 0	5 0
Wayne Gross, L (1, 5) OBP: 0.444, SLG: 0.621	0-0 PO ③ 3-H	S S S 0-3 K ①		0-0 F4 ②		S S S 0-3 K ②		0-0 G3 ①	4-0 IBB	4	0	0	0	1	2	4
Mike Heath, R (1, 2) OBP: 0.200, SLG: 0.208		0-0 6-3 ②		0-0 FC5-4 ③ 1-2f		0-0 F9 ③		0-0 6-3 ②	0-0 FC5 ③ 2-3f	5	0	0	0	0	0	6
Tony Armas, R (1, 9) OBP: 0.419, SLG: 0.481		0-0 HR			0-0 L4-3 1B		B B B B 4-0 2B FC1-2 BB	B B B B 4-0 BB		2	1	2	1	2	0	0
Mario Guerrero, R (1, 6) OBP: 0.205, SLG: 0.263		0-0 5-3 ③			0-0 ① ② L4-3 1-2		0-0 F9 ①	0-0 F9 ③		4	0	0	0	0	0	3
Rob Picciolo, R (1, 4) OBP: 0.237, SLG: 0.263			S S S 0-3 K ①		0-0 F3 ③		0-0 1-3 2B		0-0 4-3 ①	4	0	1	0	0	1	0
Inning Stats	R: 0 E: 0 K: 1 S: 6 H: 2 LOB: 1 BB: 0 P: 6	R: 1 E: 0 K: 1 S: 6 H: 1 LOB: 0 BB: 0 P: 6	R: 0 E: 0 K: 1 S: 5 H: 0 LOB: 0 BB: 0 P: 5	R: 0 E: 0 K: 1 S: 5 H: 0 LOB: 1 BB: 1 P: 9	R: 0 E: 0 K: 0 S: 3 H: 1 LOB: 0 BB: 0 P: 3	R: 0 E: 0 K: 1 S: 5 H: 0 LOB: 3 BB: 3 P: 17	R: 0 E: 0 K: 0 S: 4 H: 1 LOB: 3 BB: 2 P: 12	R: 1 E: 0 K: 0 S: 4 H: 1 LOB: 1 BB: 1 P: 8	R: 2 E: 0 K: 0 S: 6 H: 3 LOB: 2 BB: 1 P: 10	1B: 5 2B: 3 3B: 0 HR: 2	SF: 0 SAC: 0 DP: 1 HBP: 0						

TOP

Oakland Athletics @ Seattle Mariners

The Kingdome, Seattle, WA

Mon Apr 21 1980, 9:05 PM EST

Att. 4,466 - Dome

livebaseballscorecards.com

AB	34
R	4
H	9
RBI	4
BB	8
SO	5
LOB	26

WP: 0 PB: 0 SB: 1 CS: 0 PA: 43

PITCHER		IP	WLS	BF	H	R	ER	SO	BB	IBB	HBP	BLK	WP	HR	S	P	ERA	WHIP
Jim Beattie, R ERA: 4.86	(1, 1)	5.0		20	4	1	1	4	3	0	0	0	0	1	25	37	1.80	1.400
Shane Rawley, L ERA: 7.11	(6, 1)	3.2	L	19	4	3	3	1	3	1	0	0	0	1	17	33	7.36	1.909
Dave Heaverlo, R ERA: 5.06	(9, 1)	0.1		3	1	0	0	0	0	1	0	0	0	0	2	6	0.00	3.000

PITCHER	IP	WLS	BF	H	R	ER	SO	BB	IBB	HBP	BLK	WP	HR	S	P	ERA	WHIP

Batter	1	2	3	4	5	6	7	8	9	AB	R	H	RBI	BB	SO	LOB
Larry Milbourne, S (1, 4) OBP: 0.048, SLG: 0.048	5-3		SH1-4		F9		F7			3	0	0	0	0	0	1
Rod Craig, S (1, 8) OBP: 0.298, SLG: 0.434	2B		K2-3		BB			F4		3	0	1	0	1	1	1
Leon Roberts, R (1, 9) OBP: 0.375, SLG: 0.810	1-3		HR		K			5-3		4	1	2	2	0	1	2
Willie Horton, R (1, 10) OBP: 0.321, SLG: 0.167	L7		5-3			BB		5-3		3	0	0	0	1	0	2
Bruce Bochte, L (1, 3) OBP: 0.500, SLG: 0.705		F8		G3		F7		IBB		3	0	0	0	1	0	1
Bill Stein, R (1, 5) OBP: 0.333, SLG: 0.391		1B		1B		K		F9		4	0	2	0	0	1	3
Tom Paciorek, R (1, 7) Joe Simpson, L (7, 7) OBP: 0.452, SLG: 0.538		BB		F8			SH1-4		4-3	1 2	0 0	0 1	0 0	1 0	0 0	1 0
Larry Cox, R (1, 2) OBP: 0.261, SLG: 0.105 Bob Stinson, S (9, PH) OBP: 0.091, SLG: 0.091		F6		F8			SH1-4		F7	2 1	0 0	0 0	0 0	0 0	0 0	2 0
Mario Mendoza, R (1, 6) OBP: 0.222, SLG: 0.353 Jim Anderson, R (9, PH) OBP: 0.320, SLG: 0.292			SH1-4 HR 1B		6-3		K		F9	3 1	1 0	1 0	0 0	0 0	1 0	1 0
Inning Stats	R: 0 E: 0 K: 0 S: 4 H: 1 LOB: 1 BB: 0 P: 4	R: 0 E: 0 K: 0 S: 3 H: 1 LOB: 1 BB: 1 P: 7	R: 2 E: 0 K: 1 S: 7 H: 2 LOB: 0 BB: 0 P: 7	R: 0 E: 0 K: 0 S: 4 H: 1 LOB: 1 BB: 0 P: 4	R: 0 E: 0 K: 1 S: 5 H: 0 LOB: 1 BB: 1 P: 9	R: 0 E: 0 K: 1 S: 4 H: 0 LOB: 1 BB: 1 P: 8	R: 0 E: 0 K: 1 S: 6 H: 1 LOB: 1 BB: 0 P: 6	R: 0 E: 0 K: 0 S: 4 H: 1 LOB: 2 BB: 1 P: 8	R: 0 E: 0 K: 0 S: 3 H: 0 LOB: 0 BB: 0 P: 3	1B: 5 2B: 2 3B: 0 HR: 1 SF: 0 SAC: 2 DP: 1 HBP: 0				WP: 0 PB: 0 SB: 1 CS: 2		PA: 36

PITCHER		IP	WLS	BF	H	R	ER	SO	BB	IBB	HBP	BLK	WP	HR	S	P	ERA	WHIP
Dave Hamilton, L ERA: 3.97	(1, 1)	4.2		20	5	2	2	1	2	0	0	0	0	1	20	28	3.86	1.500
Jeff Jones, R ERA:	(5, 1)	4.1	W	16	2	0	0	3	1	1	0	0	0	0	20	28	0.00	0.692

PITCHER	IP	WLS	BF	H	R	ER	SO	BB	IBB	HBP	BLK	WP	HR	S	P	ERA	WHIP

BOTTOM

Oakland Athletics @ Seattle Mariners

The Kingdome, Seattle, WA

Mon Apr 21 1980, 9:05 PM EST

Att. 4,466 - Dome

livebaseballscorecards.com

AB	30
R	2
H	7
RBI	2
BB	4
SO	4
LOB	14

Batter	1	2	3	4	5	6	7	8	9	AB	R	H	RBI	BB	SO	LOB
Rickey Henderson, R (1, 7) OBP: 0.441, SLG: 0.467	L5	IBB			S SH1-3 1B	1-2 1B		IBB		3	0	2	0	2	0	0
Dwayne Murphy, L (1, 8) OBP: 0.352, SLG: 0.375	K2-3	K			SH1-3 1-2	F3		SF8 2-3 3-H		3	0	0	1	0	2	5
Mike Heath, R (1, 2) OBP: 0.200, SLG: 0.179	HR BB	F9			F9		5-3	1-3		4	1	0	0	1	0	6
Jeff Newman, R (1, 3) OBP: 0.229, SLG: 0.344	1-H HR		F7		S BB		FC6-4 1B		BB 1B	4	1	3	2	1	0	0
Tony Armas, R (1, 9) OBP: 0.400, SLG: 0.433 Dave Revering, L (9, PH) OBP: 0.450, SLG: 0.714 Dave McKay, S (9, PR) OBP: 0.333, SLG: 0.200	F2		K		FC4-6 1-2 2-3 BB		FC6-4 1-2f		G6-3 1-2 BB	3 0 0	0 0 0	0 0 0	0 0 0	1 1 0	1 0 0	1 0 0
Mickey Klutts, R (1, 5) OBP: 0.200, SLG: 0.214 Mitchell Page, L (9, PH) OBP: 0.465, SLG: 0.323		FC1 1B E BB	6-3		FC4-6 1-2f		K		K	3 1	1 0	0 0	0 0	1 0	1 1	4 2
Mario Guerrero, R (1, 6) OBP: 0.250, SLG: 0.326		E 1-2 1B		1B		SH3-4 FC6-2 2B		L8	G6-3 1-2f	5	0	3	0	0	0	2
Mike Edwards, R (1, 10) OBP: 0.143, SLG: 0.143		FC1 1-3 2-H		L4		SH3-4 2-3		2B SF8 1B		3	1	1	0	0	0	1
Rob Picciolo, R (1, 4) OBP: 0.238, SLG: 0.286		K		6-3		FC6-2 1B 3-H		SF8 1-3 2B		4	0	1	0	0	1	3
Inning Stats	R: 2 E: 0 K: 1 S: 6 H: 1 LOB: 0 BB: 1 P: 10	R: 1 E: 1 K: 2 S: 9 H: 1 LOB: 3 BB: 2 P: 17	R: 0 E: 0 K: 1 S: 5 H: 0 LOB: 0 BB: 0 P: 5	R: 0 E: 0 K: 0 S: 3 H: 1 LOB: 0 BB: 0 P: 3	R: 0 E: 0 K: 0 S: 4 H: 1 LOB: 3 BB: 2 P: 12	R: 0 E: 0 K: 0 S: 5 H: 2 LOB: 2 BB: 0 P: 5	R: 0 E: 0 K: 1 S: 6 H: 1 LOB: 1 BB: 0 P: 6	R: 1 E: 0 K: 0 S: 5 H: 2 LOB: 2 BB: 1 P: 9	R: 0 E: 0 K: 1 S: 5 H: 1 LOB: 2 BB: 1 P: 9	1B: 7 2B: 2 3B: 0 HR: 1 SF: 1 SAC: 2 DP: 1 HBP: 0							

TOP

Oakland Athletics @ Seattle Mariners

The Kingdome, Seattle, WA

Tue Apr 22 1980, 9:05 PM EST

Att. 4,059 - Dome

livebaseballscorecards.com

AB	33
R	4
H	10
RBI	3
BB	7
SO	6
LOB	24

WP: 0 PB: 0 SB: 2 CS: 0 PA: 43

PITCHER		IP	WLS	BF	H	R	ER	SO	BB	IBB	HBP	BLK	WP	HR	S	P	ERA	WHIP
Rick Honeycutt, L ERA: 2.67	(1, 1)	8.0	W	40	10	4	3	5	4	2	0	0	0	1	44	68	3.38	1.750
Byron McLaughlin, R ERA: 6.52	(9, 1)	1.0	S	3	0	0	0	1	1	0	0	0	0	0	4	8	0.00	1.000

PITCHER		IP	WLS	BF	H	R	ER	SO	BB	IBB	HBP	BLK	WP	HR	S	P	ERA	WHIP

Oakland Athletics @ Seattle Mariners

The Kingdome, Seattle, WA

Tue Apr 22 1980, 9:05 PM EST

Att. 4,059 - Dome

livebaseballscorecards.com

Batter	1	2	3	4	5	6	7	8	9	AB	R	H	RBI	BB	SO	LOB
Julio Cruz, S (1, 4) OBP: 0.341, SLG: 0.257	F7		K		2B 1B 1-2		BB			3	0	1	0	1	1	0
Rod Craig, S (1, 8) OBP: 0.295, SLG: 0.439	B5-3		G3		2B 1-3 2-H		K			4	0	1	1	0	1	1
Dan Meyer, L (1, 7) OBP: 0.375, SLG: 0.426	2B		F9		F8		F8			4	0	1	0	0	0	3
Bruce Bochte, L (1, 3) OBP: 0.500, SLG: 0.745 Larry Milbourne, S (8, PR) OBP: 0.048, SLG: 0.048 Tom Paciorek, R (9, 3)	6-3			F8		HR		HR BB		3 0 0	1 1 0	1 0 0	1 0 0	1 0 0	0 0 0	1 0 0
Willie Horton, R (1, 10) OBP: 0.298, SLG: 0.152		6-3		6-3		5-3		K		4	0	0	0	0	1	1
Bill Stein, R (1, 5) OBP: 0.357, SLG: 0.500		2B 1B		5-3		F6		HR 1-H		3	1	1	2	0	0	0
Joe Simpson, L (1, 9) OBP: 0.457, SLG: 0.552		HBP 1B			6-3	F5		BB 5-3		3	0	1	0	1	0	0
Larry Cox, R (1, 2) OBP: 0.259, SLG: 0.130		1B G6-4-3 1-2 2-3			F9		6-3	5-3 1-2		4	0	1	0	0	0	1
Mario Mendoza, R (1, 6) OBP: 0.222, SLG: 0.353 Leon Roberts, R (2, PH) OBP: 0.360, SLG: 0.773 Jim Anderson, R (3, 6) OBP: 0.357, SLG: 0.444		G6-4-3 1-2f			1B 2B 1B		HR	F8		0 1 3	0 0 2	0 0 2	0 0 1	0 0 0	0 0 0	0 3 2
Inning Stats	R: 0 E: 0 K: 0 S: 4 H: 1 LOB: 1 BB: 0 P: 4	R: 0 E: 0 K: 0 S: 4 H: 2 LOB: 2 BB: 0 P: 5	R: 0 E: 0 K: 1 S: 5 H: 0 LOB: 0 BB: 0 P: 5	R: 0 E: 0 K: 0 S: 3 H: 0 LOB: 0 BB: 0 P: 3	R: 1 E: 0 K: 0 S: 6 H: 3 LOB: 2 BB: 0 P: 6	R: 1 E: 0 K: 0 S: 4 H: 1 LOB: 0 BB: 0 P: 4	R: 1 E: 0 K: 1 S: 6 H: 1 LOB: 1 BB: 1 P: 10	R: 2 E: 0 K: 1 S: 6 H: 1 LOB: 2 BB: 2 P: 14		1B: 3 2B: 3 3B: 0 HR: 3	SF: 0 SAC: 0 DP: 1 HBP: 1						

	AB	32
	R	5
	H	9
	RBI	5
	BB	3
	SO	3
	LOB	12

WP: 0 PB: 0 SB: 0 CS: 0 PA: 36

PITCHER		IP	WLS	BF	H	R	ER	SO	BB	IBB	HBP	BLK	WP	HR	S	P	ERA	WHIP
Brian Kingman, R ERA: 4.57	(1, 1)	7.1	L	33	9	5	5	3	2	0	1	0	0	3	36	45	6.14	1.500
Mark Souza, L ERA:	(8, 1)	0.1		2	0	0	0	0	1	0	0	0	0	0	1	5	0.00	3.000
Rick Langford, R ERA: 11.25	(8, 1)	0.1		1	0	0	0	0	0	0	0	0	0	0	1	1	0.00	0.000

PITCHER	IP	WLS	BF	H	R	ER	SO	BB	IBB	HBP	BLK	WP	HR	S	P	ERA	WHIP

Batter	1	2	3	4	5	6	7	8	9	AB	R	H	RBI	BB	SO	LOB
Rickey Henderson, R (1, 7) OBP: 0.469, SLG: 0.468	F9		BB 1B		B1 BB	1-2 BB			BB SH3-4 1B	2	1	1	0	3	0	0
Dwayne Murphy, L (1, 8) OBP: 0.362, SLG: 0.373	WP 1B		1-2 BB		B1 1-3	4-3			SH3-4 1-2	3	0	1	0	1	0	4
Jeff Newman, R (1, 3) OBP: 0.225, SLG: 0.306	K2-3 1-2		F5		BB		K		K	4	0	0	0	1	3	4
Dave Revering, L (1, 10) OBP: 0.444, SLG: 0.658	K		F8		FC4-6 1-2 BB		F9		1B IBB	3	1	0	0	2	1	3
Tony Armas, R (1, 9) OBP: 0.400, SLG: 0.429		K	1B 1B	FC4-6 1-2f		F8			1B 2B 1B 1-3 2-H	5	2	2	1	0	1	2
Mario Guerrero, R (1, 6) OBP: 0.306, SLG: 0.396		2B 1B	S SH1-3 1-H 1B			F9		4-3 2B	2B 1-3 3-H 1B	5	1	4	2	0	0	0
Mike Heath, R (1, 2) OBP: 0.235, SLG: 0.281		1-H 2B	SH1-3 1-2			4-3		4-3 2-3	1-3 3-H 2B	4	0	2	2	0	0	1
Mickey Klutts, R (1, 5) OBP: 0.222, SLG: 0.235 Wayne Gross, L (8, PH) OBP: 0.447, SLG: 0.600 (8, 5)	6-3		K 2-3			E 1B		F3	IBB	3 1	0 0	1 0	0 0	0 1	1 0	1 1
Rob Picciolo, R (1, 4) OBP: 0.222, SLG: 0.267 Mitchell Page, L (8, PH) OBP: 0.455, SLG: 0.313 Dave McKay, S (8, 4) OBP: 0.286, SLG: 0.167			6-3	6-3		E5 1-3 BB		K	K	3 1 1	0 0 0	0 0 0	0 0 0	0 0 0	0 1 1	2 1 3
Inning Stats	R: 0 H: 1 E: 0 LOB: 1 K: 2 BB: 0 S: 8 P: 8	R: 1 H: 2 E: 0 LOB: 0 K: 1 BB: 0 S: 6 P: 6	R: 0 H: 1 E: 0 LOB: 2 K: 0 BB: 1 S: 4 P: 8	R: 1 H: 2 E: 0 LOB: 1 K: 1 BB: 0 S: 7 P: 7	R: 0 H: 0 E: 1 LOB: 2 K: 0 BB: 3 S: 2 P: 14	R: 0 H: 1 E: 1 LOB: 3 K: 0 BB: 1 S: 5 P: 9	R: 0 H: 0 E: 0 LOB: 0 K: 1 BB: 0 S: 5 P: 5	R: 0 H: 1 E: 0 LOB: 1 K: 1 BB: 0 S: 6 P: 6	R: 3 H: 3 E: 0 LOB: 3 K: 2 BB: 3 S: 10 P: 22	1B: 8 SF: 0 2B: 3 SAC: 2 3B: 0 DP: 0 HR: 0 HBP: 0						

PITCHER		IP	WLS	BF	H	R	ER	SO	BB	IBB	HBP	BLK	WP	HR	S	P	ERA	WHIP
Floyd Bannister, L ERA: 1.59	(1, 1)	4.2		22	6	2	2	4	4	0	0	0	1	0	26	42	3.86	2.143
Rob Dressler, R ERA: 5.54	(5, 1)	2.2		12	2	0	0	1	1	0	0	0	0	0	13	17	0.00	1.125
Byron McLaughlin, R ERA: 8.18	(8, 1)	1.1	L	10	3	3	3	2	1	2	0	0	0	0	11	23	20.25	3.000
Dave Heaverlo, R ERA: 4.76	(9, 1)	0.1		1	0	0	0	1	0	0	0	0	0	0	3	3	0.00	0.000

PITCHER	IP	WLS	BF	H	R	ER	SO	BB	IBB	HBP	BLK	WP	HR	S	P	ERA	WHIP

TOP

Oakland Athletics @ Seattle Mariners

The Kingdome, Seattle, WA

Wed Apr 23 1980, 9:05 PM EST

Att. 4,075 - Dome

livebaseballscorecards.com

AB	35
R	5
H	11
RBI	5
BB	8
SO	8
LOB	22

1B: 8 SF: 0
2B: 3 SAC: 2
3B: 0 DP: 0
HR: 0 HBP: 0

WP: 1 PA: 45
PB: 0
SB: 1
CS: 0

Oakland Athletics @ Seattle Mariners

The Kingdome, Seattle, WA

Wed Apr 23 1980, 9:05 PM EST

Att. 4,075 - Dome

livebaseballscorecards.com

BOTTOM

Batter	1	2	3	4	5	6	7	8	9	AB	R	H	RBI	BB	SO	LOB
Julio Cruz, S (1, 4) OBP: 0.349, SLG: 0.250	BBBB 4-0 BB		x 0-0 ① SH2-4 1-2		SSS 0-3 ② K		x 0-0 SH 3-1 1B ① 1-2 2-3		x 0-0 ③ 6-3	1	0	0	0	1	1	1
Larry Milbourne, S (7, 4) OBP: 0.045, SLG: 0.045										1	0	0	0	0	0	0
Rod Craig, S (1, 8) OBP: 0.277, SLG: 0.410	SSS 0-3 ① K		SSS 0-3 ② K 2-3		x 0-0 ③ F9		SSS 0-3 ① K			4	0	0	0	0	3	6
Dan Meyer, L (1, 7) OBP: 0.346, SLG: 0.392	x 0-0 ② F6		x 0-0 ③ 6-3			x 0-0 ① 4-3	x 0-0 ② 3-1 1-2 2-3 3-H			4	0	0	1	0	0	4
Bruce Bochte, L (1, 3) OBP: 0.483, SLG: 0.706	x 0-0 ③ F8			x 0-0 ① 4-3		x 0-0 ② 4-3	x 0-0 ③ 2-H 3-H 1B			4	0	1	1	0	0	1
Willie Horton, R (1, 10) OBP: 0.311, SLG: 0.163		SSS 0-3 ① K		x 0-0 1B		BBBB 4-0 BB BB		SSS 0-3 ① K		3	0	1	0	1	2	0
Bill Stein, R (1, 5) OBP: 0.375, SLG: 0.464		BBBB 4-0 G3 BB		x 0-0 ② L6		BBBB 4-0 1-2 BB		SSS 0-3 ② K		2	0	0	0	2	1	1
Joe Simpson, L (1, 9) OBP: 0.432, SLG: 0.516	x 0-0 ② G3 1-2			SSS 0-3 ③ K		x 0-0 ③ F9		x 0-0 ③ 6-3		2	0	0	0	0	1	2
Leon Roberts, R (6, PH) OBP: 0.333, SLG: 0.708 (7, 9)										2	0	0	0	0	0	2
Jim Anderson, R (1, 6) OBP: 0.344, SLG: 0.400	x 0-0 ③ F9				x 0-0 ① 5-3		BBBB 4-0 SH 1B 3-1 BB		x 0-0 ① F9	3	1	0	0	1	0	1
Larry Cox, R (1, 2) OBP: 0.333, SLG: 0.200			x 0-0 BLK SH2-4 1B		BBBB 4-0 BB		x 0-0 3-1 SH 1B 1-2 1B		x 0-0 ② F2	2	1	2	0	1	0	0
Bob Stinson, S (9, PH) OBP: 0.087, SLG: 0.087										1	0	0	0	0	0	0

	AB	R	H	RBI	BB	SO	LOB
	29	2	4	2	6	8	18

Inning Stats	1	2	3	4	5	6	7	8	9	1B	SF	WP	PA
R	0	0	0	0	0	0	2	0	0	4	0	0	37
E	0	0	0	0	0	0	0	0	0	2B 0	SAC 2	PB 0	
K	1	1	1	1	1	1	1	2	0	3B 0	DP 0	SB 0	
BB	1	0	0	1	1	2	2	1	0	HR 0	HBP 0	CS 0	
LOB	1	1	1	1	1	2	2	0	0				
P	9	9	6	6	9	11	11	7	3				
S	5	5	6	6	5	3	7	7	3				
H	0	0	1	1	0	0	2	0	0				

PITCHER		IP	WLS	BF	H	R	ER	SO	BB	IBB	HBP	BLK	WP	HR	S	P	ERA	WHIP
Mike Norris, R ERA: 0.39	(1, 1)	5.2		24	2	0	0	5	5	0	0	1	0	0	29	49	0.00	1.235
Dave Hamilton, L ERA: 5.4	(6, 1)	0.1		4	1	2	2	0	1	0	0	0	0	0	3	7	54.00	6.000
Jeff Jones, R ERA:	(7, 1)	0.1		1	0	0	0	1	0	0	0	0	0	0	3	3	0.00	0.000
Mark Souza, L ERA:	(7, 1)	0.2		2	1	0	0	0	0	0	0	0	0	0	2	2	0.00	1.500
Rick Langford, R ERA: 7.5	(8, 1)	2.0	W	6	0	0	0	2	0	0	0	0	0	0	10	10	0.00	0.000

PITCHER		IP	WLS	BF	H	R	ER	SO	BB	IBB	HBP	BLK	WP	HR	S	P	ERA	WHIP

Batter	1	2	3	4	5	6	7	8	9	AB	R	H	RBI	BB	SO	LOB
Rick Miller, L (1, 8) OBP: 0.462, SLG: 0.364	BBBB 4-0 G4-6-3 BB		x 0-0 5-3 1B		x 0-0 ① F7		x 0-0 ① SH1-4 1-2		x 0-0 ③ 4-3	3	0	1	0	1	0	1
Freddie Patek, R (1, 6) OBP: 0.349, SLG: 0.425	x 0-0 ① ② G4-6-3 1-2f		x 0-0 ① P4		x 0-0 P6-3 1-3 1B		x 0-0 ② 5-3			4	0	1	0	0	0	3
Carney Lansford, R (1, 5) OBP: 0.370, SLG: 0.386	x 0-0 ③ F7		x 0-0 ② 5-3 1-2		x 0-0 ② ③ P6-3 1-2f		x 0-0 BLK 2-H 1B			4	0	1	1	0	0	3
Don Baylor, R (1, 10) OBP: 0.411, SLG: 0.370		x 0-0 1B 2B	BBBB 4-0 BB			BBBB 4-0 S HR BB	x 0-0 ③ 4-3 1-2			2	2	1	0	2	0	1
Rod Carew, L (1, 3) OBP: 0.333, SLG: 0.340		x 0-0 ① F7	x 0-0 ③ L6			x 0-0 ① F8		x 0-0 ① 3-1		4	0	0	0	0	0	4
Al Cowens, R (1, 9) OBP: 0.263, SLG: 0.212		x 0-0 ② 5-3		x 0-0 ① 6-3		x 0-0 ② L9 1-2		x 0-0 G5-4-3 1B		4	0	1	0	0	0	2
Joe Rudi, R (1, 7) OBP: 0.292, SLG: 0.488		x 0-0 1B 2-H 1B		x 0-0 ② 6-3		x 0-0 2-H HR		x 0-0 ② ③ G5-4-3 1-2f		4	1	2	3	0	0	1
Bobby Grich, R (1, 4) OBP: 0.313, SLG: 0.341		x 0-0 1-2 1B		x 0-0 ③ F9		x 0-0 ③ 1-3			SSS 0-3 ① K	4	0	1	0	0	1	0
Tom Donohue, R (1, 2) OBP: 0.300, SLG: 0.263		SSS 0-3 ③ K			x 0-0 1B 1B		x 0-0 SH1-4 1B 1B		x 0-0 ② F3	4	1	2	0	0	1	2
Inning Stats	R: 0 H: 0 E: 0 LOB: 0 K: 0 BB: 1 S: 2 P: 6	R: 1 H: 3 E: 0 LOB: 2 K: 1 BB: 0 S: 8 P: 8	R: 0 H: 1 E: 0 LOB: 2 K: 0 BB: 1 S: 4 P: 8	R: 0 H: 0 E: 0 LOB: 0 K: 0 BB: 0 S: 3 P: 3	R: 0 H: 2 E: 0 LOB: 1 K: 0 BB: 0 S: 4 P: 4	R: 2 H: 1 E: 0 LOB: 0 K: 0 BB: 1 S: 4 P: 8	R: 1 H: 2 E: 0 LOB: 1 K: 0 BB: 0 S: 5 P: 5	R: 0 H: 1 E: 0 LOB: 0 K: 0 BB: 0 S: 3 P: 3	R: 0 H: 0 E: 0 LOB: 0 K: 1 BB: 0 S: 5 P: 5	1B: 8 SF: 0 2B: 2 SAC: 1 3B: 0 DP: 3 HR: 1 HBP: 0						WP: 0 PA: 37 PB: 0 SB: 1 CS: 0	

PITCHER		IP	WLS	BF	H	R	ER	SO	BB	IBB	HBP	BLK	WP	HR	S	P	ERA	WHIP
Mike Parrott, R ERA: 5.13	(1, 1)	6.2	L	30	9	4	4	1	3	0	0	0	0	1	29	41	5.40	1.800
Dave Heaverlo, R ERA: 3.38	(7, 1)	2.1		7	1	0	0	1	0	0	0	1	0	0	9	9	0.00	0.429

PITCHER	IP	WLS	BF	H	R	ER	SO	BB	IBB	HBP	BLK	WP	HR	S	P	ERA	WHIP

TOP

California Angels @ Seattle Mariners

The Kingdome, Seattle, WA

Fri Apr 25 1980, 9:05 PM EST

Att. 9,083 - Dome

livebaseballscorecards.com

AB	33
R	4
H	10
RBI	4
BB	3
SO	2
LOB	17

Batter	1	2	3	4	5	6	7	8	9	AB	R	H	RBI	BB	SO	LOB
Joe Simpson, L (1, 8) OBP: 0.405, SLG: 0.472	4-3	G3		F8			P5		E E 2B 1B	5	1	1	0	0	0	3
Jim Anderson, R (1, 6) OBP: 0.297, SLG: 0.343	6-3		6-3		5-3		5-3		E1 E 2B 1-2	5	1	0	0	0	0	1
Dan Meyer, L (1, 7) OBP: 0.368, SLG: 0.400	1B		WP 1-3 BB B B B		4-3		2B 1B		F7	4	0	2	0	1	0	2
Bruce Bochte, L (1, 3) OBP: 0.476, SLG: 0.714 Rod Craig, S (9, PR) OBP: 0.277, SLG: 0.410	F8		1-3 1-2		F7		1-3 2B		1-H 2-H 2B	5 0	0 0	2 0	2 0	0 0	0 0	2 0
Willie Horton, R (1, 10) OBP: 0.333, SLG: 0.173		1-3	WP BB B B B B			FC1-5 1B 1B B B B	BB		F8	3	0	1	0	2	0	1
Leon Roberts, R (1, 9) OBP: 0.344, SLG: 0.643		1B S SF7 BB B B B	F7 1-2 2-3			FC1-5 1-2 1B	P4		F8	4	1	1	0	1	0	6
Bill Stein, R (1, 5) OBP: 0.389, SLG: 0.469		1B 1-3 1B		1B		FC1-5 FC6-4 1-2 2-3f		F7		4	0	2	0	0	0	2
Larry Milbourne, S (1, 4) OBP: 0.038, SLG: 0.040		SF7 3-H		F8		F8		F9		3	0	0	1	0	0	3
Larry Cox, R (1, 2) OBP: 0.333, SLG: 0.214 Bob Stinson, S (8, PH) OBP: 0.083, SLG: 0.083 (9, 2)		1-3 1B		P4		FC6-4 1-2f		F3		3 1	0 0	1 0	0 0	0 0	0 0	3 0
Inning Stats	R: 0 H: 1 E: 0 LOB: 1 K: 0 BB: 0 S: 4 P: 4	R: 1 H: 2 E: 0 LOB: 2 K: 0 BB: 1 S: 5 P: 9	R: 0 H: 0 E: 0 LOB: 2 K: 0 BB: 2 S: 3 P: 11	R: 0 H: 1 E: 0 LOB: 1 K: 0 BB: 0 S: 4 P: 4	R: 0 H: 0 E: 0 LOB: 0 K: 0 BB: 0 S: 3 P: 3	R: 0 H: 2 E: 0 LOB: 2 K: 0 BB: 0 S: 5 P: 5	R: 0 H: 2 E: 0 LOB: 3 K: 0 BB: 1 S: 5 P: 9	R: 0 H: 0 E: 0 LOB: 0 K: 0 BB: 0 S: 3 P: 3	R: 2 H: 2 E: 2 LOB: 1 K: 0 BB: 0 S: 6 P: 6	1B: 8 SF: 1 2B: 2 SAC: 0 3B: 0 DP: 0 HR: 0 HBP: 0						

PITCHER	IP	WLS	BF	H	R	ER	SO	BB	IBB	HBP	BLK	WP	HR	S	P	ERA	WHIP
Don Aase, R (1, 1) ERA: 3.32	8.1	W	40	10	3	2	0	4	0	0	0	1	0	36	52	2.16	1.680
John Montague, R (9, 1) ERA: 1.69	0.2	S	2	0	0	0	0	0	0	0	0	0	0	2	2	0.00	0.000

PITCHER	IP	WLS	BF	H	R	ER	SO	BB	IBB	HBP	BLK	WP	HR	S	P	ERA	WHIP

BOTTOM

California Angels @ Seattle Mariners

The Kingdome, Seattle, WA

Fri Apr 25 1980, 9:05 PM EST

Att. 9,083 - Dome

livebaseballscorecards.com

AB	37
R	3
H	10
RBI	3
BB	4
SO	0
LOB	23

WP: 1 PA: 42
PB: 0
SB: 1
CS: 0

Batter	1	2	3	4	5	6	7	8	9	AB	R	H	RBI	BB	SO	LOB
Rick Miller, L (1, 8) OBP: 0.452, SLG: 0.346	3-1	1B 2-H 3-H 1B		K	5-3			FC5-4 IBB		4	1	1	2	1	1	0
Freddie Patek, R (1, 6) OBP: 0.354, SLG: 0.409	S BB	S 2-H 1B		6-3			K	F8 2-3		4	0	1	1	1	1	2
Carney Lansford, R (1, 5) OBP: 0.373, SLG: 0.375	P5	FC6-4 1-2 BB			5-3		1B FC6-4 1B	FC5-4 1-2f		4	1	1	0	1	0	3
Don Baylor, R (1, 10) OBP: 0.410, SLG: 0.373	4-3 1-2	FC6-4 1-2f			CS BB 1B		BB E 1-3 1B		F9	5	1	2	0	0	0	3
Rod Carew, L (1, 3) OBP: 0.373, SLG: 0.347		2B 1B	1B S BB		1-2 BB		FC6-4 1-2 BB		K	2	1	1	0	3	1	0
Al Cowens, R (1, 9) OBP: 0.258, SLG: 0.228		1B 1B 1-H 2B	K 1-2		K 2-3		FC6-4 1-2f 2-H 3-H		K	5	1	1	2	0	3	4
Joe Rudi, R (1, 7) OBP: 0.308, SLG: 0.553		K	G1-6-3 2-3 1B			HR	P6			4	1	2	1	0	1	2
Bobby Grich, R (1, 4) OBP: 0.327, SLG: 0.341		S 1B 2-3 1B	G1-6-3 1-2f			4-3		F8 SH3-4 BB		3	1	1	0	1	0	2
Tom Donohue, R (1, 2) OBP: 0.261, SLG: 0.227		F8 1-2		5-3		6-3		SH3-4 1-2		3	0	0	0	0	0	2
Inning Stats	R: 0 E: 0 K: 0 S: 3 H: 0 LOB: 1 BB: 1 P: 7	R: 4 E: 0 K: 1 S: 10 H: 5 LOB: 2 BB: 1 P: 14	R: 0 E: 0 K: 1 S: 5 H: 1 LOB: 1 BB: 1 P: 9	R: 0 E: 0 K: 1 S: 5 H: 0 LOB: 0 BB: 0 P: 5	R: 0 E: 0 K: 1 S: 5 H: 1 LOB: 2 BB: 1 P: 9	R: 1 E: 0 K: 0 S: 4 H: 1 LOB: 0 BB: 0 P: 4	R: 2 E: 1 K: 1 S: 7 H: 2 LOB: 1 BB: 1 P: 11	R: 0 E: 0 K: 0 S: 3 H: 0 LOB: 2 BB: 2 P: 11	R: 0 E: 0 K: 2 S: 7 H: 0 LOB: 0 BB: 0 P: 7	1B: 8 2B: 2 3B: 0 HR: 1 SF: 0 SAC: 1 DP: 2 HBP: 0				WP: 0 PB: 0 SB: 4 CS: 1	PA: 42	

PITCHER		IP	WLS	BF	H	R	ER	SO	BB	IBB	HBP	BLK	WP	HR	S	P	ERA	WHIP
Jim Beattie, R ERA: 6.38	(1, 1)	1.2		11	5	4	4	1	1	0	0	0	0	0	12	16	21.60	3.600
Rob Dressler, R ERA: 5.09	(2, 1)	4.2	L	20	5	3	2	4	3	0	0	0	0	1	25	37	3.86	1.714
Shane Rawley, L ERA: 7.11	(7, 1)	0.0		1	0	0	0	0	1	0	0	0	0	0	0	4	∞	∞
Byron McLaughlin, R ERA: 6.59	(7, 1)	2.2		10	0	0	0	2	1	1	0	0	0	0	12	20	0.00	0.375

PITCHER	IP	WLS	BF	H	R	ER	SO	BB	IBB	HBP	BLK	WP	HR	S	P	ERA	WHIP

California Angels @ Seattle Mariners

The Kingdome, Seattle, WA

Sat Apr 26 1980, 10:05 PM EST

Att. 20,152 - Dome

TOP

livebaseballscorecards.com

AB	34
R	7
H	10
RBI	6
BB	7
SO	7
LOB	18

BOTTOM

California Angels @ Seattle Mariners

The Kingdome, Seattle, WA

Sat Apr 26 1980, 10:05 PM EST

Att. 20,152 - Dome

livebaseballscorecards.com

Batter	1	2	3	4	5	6	7	8	9	AB	R	H	RBI	BB	SO	LOB
Joe Simpson, L (1, 8) OBP: 0.447, SLG: 0.525	SH3-4 1B		2B WP 1B 1-2	HR 2B		F7			BBB 4-0 SH3-4 BB	4	2	3	0	1	0	0
Jim Anderson, R (1, 6) OBP: 0.350, SLG: 0.500	SH3-4 1-2		WP 2B 2B 1-3 2-H	2-H HR			3-4-1 SH3 1B		SH3-4 1-2	3	2	3	3	0	0	0
Dan Meyer, L (1, 7) OBP: 0.393, SLG: 0.421	F7		1B SF7 2B 2-H 3-H	BBB 4-0 BB			SH3 1-2		BBB 4-0 CS BB	2	1	1	1	2	0	1
Bruce Bochte, L (1, 3) OBP: 0.456, SLG: 0.672	4-3		1B 1B 2-3	F8			3-4-1 2-3		SSS 0-3 K 1-2	5	0	1	0	0	1	5
Willie Horton, R (1, 10) OBP: 0.329, SLG: 0.182		1-3 1B	SF7 3-H	SSS K			SSS K			3	0	1	1	0	2	1
Leon Roberts, R (1, 9) OBP: 0.361, SLG: 0.613		1-3 1-2	G5-4-3 1B 1-2	F8				BBB 4-0 SH3 BB		3	0	1	0	1	0	1
Bill Stein, R (1, 5) OBP: 0.359, SLG: 0.429		5-3	G5-4-3 1-2f	F3				SH3 1-2		3	0	0	0	0	0	3
Larry Milbourne, S (1, 4) OBP: 0.033, SLG: 0.034		4-3		G3		5-3		F8		4	0	0	0	0	0	2
Bob Stinson, S (1, 2) OBP: 0.115, SLG: 0.080			BBB 4-0 1B 2B BB	F8		SSS 0-3 K		F9		1	1	0	0	1	0	0
Tom Paciorek, R (6, PH)										1	0	0	0	0	1	0
Larry Cox, R (7, 2) OBP: 0.333, SLG: 0.214										0	0	0	0	0	0	0
Jerry Narron, L (8, PH) (9, 2)										1	0	0	0	0	0	1

Inning Stats										
	R: 0 E: 0 K: 0 S: 4	H: 1 LOB: 1 BB: 0 P: 4	R: 0 E: 0 K: 0 S: 4	H: 1 LOB: 1 BB: 0 P: 4	R: 4 E: 0 K: 0 S: 7	H: 5 LOB: 1 BB: 1 P: 11	R: 2 E: 0 K: 0 S: 5	H: 2 LOB: 1 BB: 1 P: 9	R: 0 E: 0 K: 1 S: 5	H: 0 LOB: 0 BB: 0 P: 5
	R: 0 E: 0 K: 1 S: 5	H: 0 LOB: 0 BB: 0 P: 5	R: 0 E: 0 K: 1 S: 6	H: 1 LOB: 1 BB: 0 P: 6	R: 0 E: 0 K: 0 S: 3	H: 0 LOB: 1 BB: 1 P: 7	R: 0 E: 0 K: 1 S: 4	H: 0 LOB: 2 BB: 2 P: 12		

	AB	30
	R	6
	H	10
	RBI	5
	BB	5
	SO	4
	LOB	14

1B: 6	SF: 1	WP: 1
2B: 4	SAC: 4	PB: 0
3B: 0	DP: 2	SB: 0
HR: 1	HBP: 0	CS: 1

PA: 40

PITCHER		IP	WLS	BF	H	R	ER	SO	BB	IBB	HBP	BLK	WP	HR	S	P	ERA	WHIP
Chris Knapp, R ERA: 6.94	(1, 1)	2.0		12	5	4	4	0	1	0	0	0	1	0	11	15	18.00	3.000
Jim Barr, R ERA: 3.72	(3, 1)	1.2		9	4	2	2	0	1	0	0	0	0	1	8	12	10.80	3.000
Dave LaRoche, L ERA: 1.69	(4, 1)	3.0	W	10	1	0	0	2	0	0	0	0	0	0	14	14	0.00	0.333
Mark Clear, R ERA: 5.14	(7, 1)	2.1	S	9	0	0	0	2	3	0	0	0	0	0	10	22	0.00	1.286

PITCHER	IP	WLS	BF	H	R	ER	SO	BB	IBB	HBP	BLK	WP	HR	S	P	ERA	WHIP

Batter	1	2	3	4	5	6	7	8	9	AB	R	H	RBI	BB	SO	LOB
Rick Miller, L (1, 8) OBP: 0.429, SLG: 0.333	4-3	F7			F8		1B			4	0	1	0	0	0	0
Freddie Patek, R (1, 6) OBP: 0.346, SLG: 0.417	4-3 1B 2B		F7			F8	4-3			4	1	1	0	0	0	1
Carney Lansford, R (1, 5) OBP: 0.345, SLG: 0.346	4-3 2-3		F8			6-3		5-3		4	0	0	0	0	0	1
Don Baylor, R (1, 10) OBP: 0.415, SLG: 0.370	B B B 1B BB		F7			1B 1B		F8		3	0	1	0	1	0	0
Rod Carew, L (1, 3) OBP: 0.381, SLG: 0.358	1-2 3-H 1B			4-3		1-2 1B		4-3		4	0	2	1	0	0	0
Al Cowens, R (1, 9) OBP: 0.242, SLG: 0.213	F8			F7		6-3			6-3	4	0	0	0	0	0	4
Joe Rudi, R (1, 7) OBP: 0.304, SLG: 0.588		HR		K			K		K	4	1	1	1	0	3	0
Bobby Grich, R (1, 4) OBP: 0.339, SLG: 0.417		6-3			K		HR		1B	4	1	2	1	0	1	0
Tom Donohue, R (1, 2) OBP: 0.231, SLG: 0.200		F8			F5		5-3		K	3	0	0	0	0	0	0
Ralph Garr, L (9, PH) OBP: 0.125, SLG: 0.250										1	0	0	0	0	1	1
Inning Stats	R: 1 E: 0 K: 0 S: 5 H: 2 LOB: 2 BB: 1 P: 9	R: 1 E: 0 K: 0 S: 4 H: 1 LOB: 0 BB: 0 P: 4	R: 0 E: 0 K: 0 S: 3 H: 0 LOB: 0 BB: 0 P: 3	R: 0 E: 0 K: 1 S: 5 H: 0 LOB: 0 BB: 0 P: 5	R: 0 E: 0 K: 1 S: 5 H: 0 LOB: 0 BB: 0 P: 5	R: 0 E: 0 K: 0 S: 5 H: 2 LOB: 2 BB: 0 P: 5	R: 1 E: 0 K: 1 S: 7 H: 2 LOB: 1 BB: 0 P: 7	R: 0 E: 0 K: 0 S: 3 H: 0 LOB: 0 BB: 0 P: 3	R: 0 E: 0 K: 2 S: 8 H: 1 LOB: 1 BB: 0 P: 8	1B: 5 2B: 1 3B: 0 HR: 2	SF: 0 SAC: 0 DP: 0 HBP: 0						

TOP

California Angels @ Seattle Mariners

The Kingdome, Seattle, WA

Sun Apr 27 1980, 6:33 AM EDT

Att. 6,109 - Dome

livebaseballscorecards.com

AB	35
R	3
H	8
RBI	3
BB	1
SO	5
LOB	7

PITCHER		IP	WLS	BF	H	R	ER	SO	BB	IBB	HBP	BLK	WP	HR	S	P	ERA	WHIP
Glenn Abbott, R ERA: 4.05	(1, 1)	9.0	W	36	8	3	3	5	1	0	0	0	0	2	45	49	3.00	1.000

PITCHER	IP	WLS	BF	H	R	ER	SO	BB	IBB	HBP	BLK	WP	HR	S	P	ERA	WHIP

Batter	1	2	3	4	5	6	7	8	9	AB	R	H	RBI	BB	SO	LOB
Joe Simpson, L (1, 8) OBP: 0.451, SLG: 0.512	1-3		1B SF7 1B		3-1	BBB 4-0 CS BB				3	1	1	0	1	0	1
Jim Anderson, R (1, 6) OBP: 0.386, SLG: 0.512	BBBB 4-0 BB		0-0 1-3 SF7 1B 1B		0-0 E5 HR 3-H 1B	0-0 CS 1-2 3-H	0-0 F8			3	2	2	0	1	0	0
Dan Meyer, L (1, 7) OBP: 0.400, SLG: 0.475	0-0 F7		0-0 SF7 1-2 3-H		0-0 HR 2-H		BBBB 4-0 6-3 WP BB			2	1	1	3	1	0	1
Bruce Bochte, L (1, 3) OBP: 0.444, SLG: 0.646	SSS 0-3 K		0-0 2-H 1B		0-0 4-3		0-0 6-3 1-3			4	0	1	1	0	1	2
Willie Horton, R (1, 10) OBP: 0.324, SLG: 0.203		0-0 F7	0-0 P4		0-0 2B		0-0 1-3			4	0	1	0	0	0	1
Leon Roberts, R (1, 9) OBP: 0.350, SLG: 0.571		0-0 WP 1B 1B		0-0 F9	0-0 4-3			0-0 F9		4	1	1	0	0	0	1
Bill Stein, R (1, 4) OBP: 0.326, SLG: 0.385		0-0 6-3 1-2		0-0 P4		0-0 F8		0-0 6-3		4	0	0	0	0	0	1
Ted Cox, R (1, 5) OBP: 0.258, SLG: 0.231		0-0 2-H 1B		0-0 6-3		0-0 4-3 WP CS 1B		0-0 L5		4	1	2	1	0	0	0
Larry Cox, R (1, 2) OBP: 0.333, SLG: 0.258		0-0 F3			0-0 3-1 E 2B	0-0 4-3 1-3				3	1	1	0	0	0	2
Inning Stats	R: 0 H: 0 E: 0 LOB: 1 K: 1 BB: 1 S: 5 P: 9	R: 1 H: 2 E: 0 LOB: 1 K: 0 BB: 0 S: 5 P: 5	R: 2 H: 3 E: 0 LOB: 0 K: 0 BB: 0 S: 5 P: 5	R: 0 H: 0 E: 0 LOB: 0 K: 0 BB: 0 S: 3 P: 3	R: 3 H: 4 E: 1 LOB: 1 K: 0 BB: 0 S: 7 P: 7	R: 1 H: 1 E: 0 LOB: 0 K: 0 BB: 1 S: 3 P: 7	R: 0 H: 0 E: 0 LOB: 1 K: 0 BB: 1 S: 3 P: 7	R: 0 H: 0 E: 0 LOB: 0 K: 0 BB: 0 S: 3 P: 3		1B: 7 SF: 1 2B: 2 SAC: 0 3B: 0 DP: 0 HR: 1 HBP: 0						

PITCHER		IP	WLS	BF	H	R	ER	SO	BB	IBB	HBP	BLK	WP	HR	S	P	ERA	WHIP
Dave Frost, R ERA: 4.5	(1, 1)	4.2	L	23	9	6	6	1	1	0	0	0	1	1	24	28	11.57	2.143
Freddie Martinez, R ERA: 1.35	(5, 1)	3.1		12	1	1	1	0	2	0	0	0	2	0	10	18	2.70	0.900

PITCHER	IP	WLS	BF	H	R	ER	SO	BB	IBB	HBP	BLK	WP	HR	S	P	ERA	WHIP

BOTTOM

California Angels @ Seattle Mariners

The Kingdome, Seattle, WA

Sun Apr 27 1980, 6:33 AM EDT

Att. 6,109 - Dome

livebaseballscorecards.com

AB	31
R	7
H	10
RBI	5
BB	3
SO	1
LOB	9

WP: 3 PA: 36
PB: 0
SB: 0
CS: 2

Batter	1	2	3	4	5	6	7	8	9	AB	R	H	RBI	BB	SO	LOB
Joe Simpson, L (1, 8) OBP: 0.429, SLG: 0.468	1-3	4-3		BBBB 4-0 E 1B BB		F4		S S S 0-3 K		4	1	0	0	1	1	3
Jim Anderson, R (1, 6) OBP: 0.367, SLG: 0.478	L7		L9	0-0 E 1B 1-2 2-3 3-H		E9		F6		5	1	1	1	0	0	0
Dan Meyer, L (1, 7) OBP: 0.371, SLG: 0.438	F7		F6	0-0 E7 1-H 2-H 3-H		F6			S S S 0-3 K	5	0	0	0	0	1	1
Bruce Bochte, L (1, 3) OBP: 0.429, SLG: 0.609		F8	S S S 0-3 K	BBBB 4-0 BB		F4			S S S 0-3 K	4	0	0	0	1	2	1
Willie Horton, R (1, 10) OBP: 0.342, SLG: 0.254		2B 3B		E 1B SH1-3 BB K			6-3		1B	4	2	2	0	1	1	2
Leon Roberts, R (1, 9) OBP: 0.356, SLG: 0.575		BB 2B 3-H		L8	CS 1B		L8		L9	5	0	2	1	0	0	2
Bill Stein, R (1, 4) OBP: 0.362, SLG: 0.405		I I I I 4-0 BB IBB		0-0 SH1-3 E 1B 1-2	S S S 0-3 K		1B			3	1	2	0	1	1	1
Ted Cox, R (1, 5) OBP: 0.229, SLG: 0.200		S S S 0-3 K		E1 1B SH1-3 E 1-2 2-3	E1 1-2		L4			4	1	0	0	0	1	6
Larry Cox, R (1, 2) OBP: 0.333, SLG: 0.242		BBBB 4-0 BB 1-2 2-3		SH1-3 1-2 2-3 3-H	2-3			F9		2	0	0	1	1	0	1
Inning Stats	R: 0 E: 0 K: 0 S: 3 H: 0 LOB: 0 BB: 0 P: 3	R: 1 E: 0 K: 1 S: 7 H: 2 LOB: 3 BB: 2 P: 15	R: 0 E: 0 K: 1 S: 5 H: 0 LOB: 0 BB: 0 P: 5	R: 5 E: 2 K: 1 S: 9 H: 2 LOB: 2 BB: 3 P: 21	R: 0 E: 1 K: 1 S: 6 H: 1 LOB: 1 BB: 0 P: 6	R: 0 E: 1 K: 0 S: 4 H: 0 LOB: 1 BB: 0 P: 4	R: 0 E: 0 K: 0 S: 4 H: 1 LOB: 1 BB: 0 P: 4	R: 0 E: 0 K: 1 S: 5 H: 0 LOB: 0 BB: 0 P: 5	R: 0 E: 0 K: 2 S: 8 H: 1 LOB: 1 BB: 0 P: 8	1B: 5 2B: 1 3B: 1 HR: 0	SF: 0 SAC: 1 DP: 0 HBP: 0						

TOP

Seattle Mariners @ Minnesota Twins

Metropolitan Stadium, Bloomington , MI

Mon Apr 28 1980, 4:33 AM EDT

Att. 2,544 - Unknown - 64 F

livebaseballscorecards.com

AB	36
R	6
H	7
RBI	3
BB	5
SO	7
LOB	17

WP: 0 PB: 0 SB: 0 CS: 1 PA: 42

PITCHER		IP	WLS	BF	H	R	ER	SO	BB	IBB	HBP	BLK	WP	HR	S	P	ERA	WHIP
Terry Felton, R ERA: 5.94	(1, 1)	3.2	L	19	3	5	1	2	3	1	0	0	0	0	19	35	2.46	1.636
John Verhoeven, R ERA: 2.45	(4, 1)	0.0		2	1	1	0	0	0	0	0	0	0	0	2	2	∞	∞
Darrell Jackson, L ERA: 0.82	(4, 1)	5.1		21	3	0	0	5	1	0	0	0	0	0	30	34	0.00	0.750

PITCHER	IP	WLS	BF	H	R	ER	SO	BB	IBB	HBP	BLK	WP	HR	S	P	ERA	WHIP

Batter	1	2	3	4	5	6	7	8	9	AB	R	H	RBI	BB	SO	LOB
Bombo Rivera, R (1, 9) OBP: 0.375, SLG: 0.625	6-3		K		1B		F8		F8	1	0	0	0	0	0	0
Hosken Powell, L (2, 9) OBP: 0.443, SLG: 0.519										4	0	1	0	0	1	2
Ken Landreaux, L (1, 7) OBP: 0.342, SLG: 0.479	L9		1-3		F6		1-H HR		6-3	5	1	1	2	0	0	2
Roy Smalley, S (1, 6) OBP: 0.390, SLG: 0.492	2B			5-3		F8 BBBB	1B SF9 BB		F5	4	1	1	0	1	0	0
Ron Jackson, R (1, 3) OBP: 0.189, SLG: 0.235	F5			E FC6 1B		F7	1-3 FC6-4 1B			3	0	1	0	0	0	1
Mike Cubbage, L (7, PH) OBP: 0.390, SLG: 0.405 (8, 3)										1	0	1	0	0	0	0
Pete Mackanin, R (1, 10) OBP: 0.313, SLG: 0.214		6-3		FC6 1-3		BBBB 1B 2B BB	3-H SF9			2	1	0	0	1	0	1
Glenn Adams, L (7, PH) OBP: 0.241, SLG: 0.250										0	0	0	1	0	0	0
John Castino, R (1, 5) OBP: 0.318, SLG: 0.400		E6 G6-4-3		L6		2B 1-3 1B	1-2f FC6-4			4	0	1	0	0	0	3
Willie Norwood, R (1, 8) OBP: 0.250, SLG: 0.313		G6-4-3 1-2f		K		1-3 3-H 2B		K		3	0	1	1	0	1	3
Rick Sofield, L (8, PH) OBP: 0.138, SLG: 0.263 (9, 8)										1	0	0	0	0	1	0
Rob Wilfong, L (1, 4) OBP: 0.294, SLG: 0.397			6-3		4-3			F8		4	0	0	0	0	1	2
Sal Butera, R (1, 2) OBP: 0.286, SLG: 0.167			BBBB BB		5-3		HR 1B		6-3	2	1	1	0	1	0	0
Butch Wynegar, S (8, PH) OBP: 0.288, SLG: 0.267 (9, 2)										1	0	0	0	0	0	0
Inning Stats	R: 0 H: 1 E: 0 LOB: 1 K: 0 BB: 0 S: 4 P: 4	R: 0 H: 0 E: 1 LOB: 0 K: 0 BB: 0 S: 3 P: 3	R: 0 H: 0 E: 0 LOB: 1 K: 1 BB: 1 S: 5 P: 9	R: 0 H: 1 E: 1 LOB: 2 K: 1 BB: 0 S: 7 P: 7	R: 0 H: 1 E: 0 LOB: 1 K: 0 BB: 0 S: 4 P: 4	R: 1 H: 2 E: 0 LOB: 2 K: 1 BB: 1 S: 7 P: 11	R: 3 H: 3 E: 0 LOB: 1 K: 0 BB: 1 S: 6 P: 10	R: 0 H: 0 E: 0 LOB: 0 K: 1 BB: 0 S: 5 P: 5	R: 0 H: 0 E: 0 LOB: 0 K: 0 BB: 0 S: 3 P: 3							

PITCHER	IP	WLS	BF	H	R	ER	SO	BB	IBB	HBP	BLK	WP	HR	S	P	ERA	WHIP
Rick Honeycutt, L (1, 1) ERA: 3.24	6.1	W	30	7	4	4	3	3	0	0	0	0	1	33	45	5.68	1.579
Dave Heaverlo, R (7, 1) ERA: 2.53	2.2	S	9	1	0	0	1	0	0	0	0	0	0	11	11	0.00	0.375

PITCHER	IP	WLS	BF	H	R	ER	SO	BB	IBB	HBP	BLK	WP	HR	S	P	ERA	WHIP

BOTTOM

Seattle Mariners @ Minnesota Twins

Metropolitan Stadium, Bloomington , MI

Mon Apr 28 1980, 4:33 AM EDT

Att. 2,544 - Unknown - 64 F

livebaseballscorecards.com

AB	35
R	4
H	8
RBI	4
BB	3
SO	4
LOB	14

1B: 5	SF: 1	WP: 0	PA: 39
2B: 2	SAC: 0	PB: 0	
3B: 0	DP: 1	SB: 0	
HR: 1	HBP: 0	CS: 0	

Batter	1	2	3	4	5	6	7	8	9	AB	R	H	RBI	BB	SO	LOB
Rod Craig, S (1, 8) OBP: 0.261, SLG: 0.385	S S S 0-3 ① K		x 0-0 ③ 6-3			S S S 0-3 ② K		x 0-0 ② 5-3		4	0	0	0	0	2	0
Jim Anderson, R (1, 6) OBP: 0.358, SLG: 0.480	x 0-0 ② L7			x 0-0 ① L9		x 0-0 2B		x 0-0 ③ 1-3		4	0	1	0	0	0	0
Leon Roberts, R (1, 9) OBP: 0.347, SLG: 0.568	x 0-0 ③ 4-3			x 0-0 ② 4-3		x 0-0 ③ 6-3			x 0-0 1B 2B	4	1	1	0	0	0	1
Willie Horton, R (1, 10) OBP: 0.325, SLG: 0.239		x 0-0 ① F8		x 0-0 ③ 6-3			S S S 0-3 ① K		x 0-0 ① 1-3	4	0	0	0	0	1	1
Bruce Bochte, L (1, 3) OBP: 0.444, SLG: 0.620 Larry Milbourne, S (9, PR) OBP: 0.033, SLG: 0.034 (9, 4)	B B B 4-0 1B BB		x 0-0 ① 4-3				x 0-0 HR 2B		B B B 4-0 1B 1B BB	2 0	1 1	1 0	0 0	2 0	0 0	0 0
Bill Stein, R (1, 4) OBP: 0.412, SLG: 0.522 (9, 3)	x 0-0 G6-4-3 1-2 1B		x 0-0 1B				x 0-0 2-H HR		x 0-0 1B 1-2 2-H SF8 1B	4	2	4	3	0	0	0
Tom Paciorek, R (1, 7) Joe Simpson, L (7, 7) OBP: 0.439, SLG: 0.479	x 0-0 ② ③ G6-4-3 1-2f		x 0-0 ② F9				x 0-0 ② F9		x 0-0 1-3 2-H 1B	3 1	0 0	0 1	0 1	0 0	0 0	3 0
Ted Cox, R (1, 5) OBP: 0.205, SLG: 0.182			x 0-0 ① F9		x 0-0 ③ 5-3		x 0-0 ③ F9		x 0-0 ② SF8 3-H	3	0	0	1	0	0	1
Larry Cox, R (1, 2) OBP: 0.302, SLG: 0.216			x 0-0 ② G3			x 0-0 ① F9		x 0-0 ① 5-3	x 0-0 ③ 1-3	4	0	0	0	0	0	2
Inning Stats	R: 0 E: 0 K: 1 S: 5 H: 0 LOB: 0 BB: 0 P: 5	R: 0 E: 0 K: 0 S: 3 H: 1 LOB: 1 BB: 1 P: 7	R: 0 E: 0 K: 0 S: 3 H: 0 LOB: 0 BB: 0 P: 3	R: 0 E: 0 K: 0 S: 3 H: 0 LOB: 0 BB: 0 P: 3	R: 0 E: 0 K: 0 S: 4 H: 1 LOB: 1 BB: 0 P: 4	R: 0 E: 0 K: 1 S: 6 H: 1 LOB: 0 BB: 0 P: 6	R: 2 E: 0 K: 1 S: 7 H: 2 LOB: 0 BB: 0 P: 7	R: 0 E: 0 K: 0 S: 3 H: 0 LOB: 0 BB: 0 P: 3	R: 3 E: 0 K: 0 S: 6 H: 3 LOB: 2 BB: 1 P: 10	1B: 4 2B: 3 3B: 0 HR: 1	SF: 1 SAC: 0 DP: 1 HBP: 0						

PITCHER		IP	WLS	BF	H	R	ER	SO	BB	IBB	HBP	BLK	WP	HR	S	P	ERA	WHIP
Jerry Koosman, L ERA: 3.44	(1, 1)	7.0		26	5	2	2	3	1	0	0	0	0	1	31	35	2.57	0.857
Mike Marshall, R ERA: 10.38	(8, 1)	1.1	L	8	3	3	3	0	1	0	0	0	0	0	7	11	20.25	3.000
Doug Corbett, R ERA: 2.08	(9, 1)	0.2		2	0	0	0	0	0	0	0	0	0	0	2	2	0.00	0.000

PITCHER	IP	WLS	BF	H	R	ER	SO	BB	IBB	HBP	BLK	WP	HR	S	P	ERA	WHIP

Seattle Mariners @ Minnesota Twins

Metropolitan Stadium, Bloomington , MI

Tue Apr 29 1980, 4:33 AM EDT

Att. 2,580 - Cloudy - 67 F

TOP

livebaseballscorecards.com

AB	33
R	5
H	8
RBI	5
BB	2
SO	3
LOB	8

1B: 4	SF: 1	WP: 0	PA: 36
2B: 3	SAC: 0	PB: 0	
3B: 0	DP: 1	SB: 0	
HR: 1	HBP: 0	CS: 0	

Batter	1	2	3	4	5	6	7	8	9	AB	R	H	RBI	BB	SO	LOB
Pete Mackanin, R (1, 4) OBP: 0.316, SLG: 0.235 Rob Wilfong, L (8, PH) OBP: 0.304, SLG: 0.406 (9, 4)	F4		1B			F7		S 1B SF7 1-3 1B		3 1	0 1	1 1	0 1	0 0	0 0	0 0
Ken Landreaux, L (1, 7) OBP: 0.361, SLG: 0.494	3-1		1-3 1B			S 1B		SF7 S 2B 1-2 3-H 1B		4	1	3	1	0	0	0
Roy Smalley, S (1, 6) OBP: 0.384, SLG: 0.485	1B		6-3			L4 1-2		SF7 1-3 2-H		3	0	1	1	0	0	3
John Castino, R (1, 5) OBP: 0.314, SLG: 0.406	5-3			L9		5-3		2B 3-H		4	0	1	1	0	0	2
Ron Jackson, R (1, 3) OBP: 0.171, SLG: 0.211		F8		F9			L7 S S S	K		4	0	0	0	0	1	1
Willie Norwood, R (1, 10) OBP: 0.200, SLG: 0.250		F8		S S S K			F6		F9	4	0	0	0	0	1	0
Butch Wynegar, S (1, 2) OBP: 0.286, SLG: 0.266		F9			FC4-6 1B		F7		F8	4	0	1	0	0	0	0
Hosken Powell, L (1, 9) OBP: 0.431, SLG: 0.500			S S S K		FC4-6 9-6 1-2f			F2	1B	4	0	1	0	0	1	1
Dave Edwards, R (1, 8) Rick Sofield, L (8, PH) OBP: 0.150, SLG: 0.259 (9, 8)			L9		9-6 1-2f			B B B B 1B 1B BB	L5	2 1	0 1	0 1	0 0	0 1	0 0	1 1
Inning Stats	R: 0 H: 1 E: 0 LOB: 1 K: 0 BB: 0 S: 4 P: 4	R: 0 H: 0 E: 0 LOB: 0 K: 0 BB: 0 S: 3 P: 3	R: 0 H: 2 E: 0 LOB: 2 K: 1 BB: 0 S: 7 P: 7	R: 0 H: 0 E: 0 LOB: 0 K: 1 BB: 0 S: 5 P: 5	R: 0 H: 1 E: 0 LOB: 0 K: 0 BB: 0 S: 3 P: 3	R: 0 H: 1 E: 0 LOB: 1 K: 0 BB: 0 S: 4 P: 4	R: 0 H: 0 E: 0 LOB: 0 K: 0 BB: 0 S: 3 P: 3	R: 3 H: 3 E: 0 LOB: 1 K: 1 BB: 1 S: 8 P: 12	R: 0 H: 1 E: 0 LOB: 1 K: 0 BB: 0 S: 4 P: 4	1B: 8 SF: 1 2B: 2 SAC: 0 3B: 0 DP: 1 HR: 0 HBP: 0						WP: 0 PA: 36 PB: 0 SB: 3 CS: 0	

PITCHER		IP	WLS	BF	H	R	ER	SO	BB	IBB	HBP	BLK	WP	HR	S	P	ERA	WHIP
Floyd Bannister, L ERA: 1.21	(1, 1)	7.0		25	5	0	0	2	0	0	0	0	0	0	29	29	0.00	0.714
Byron McLaughlin, R ERA: 8.36	(8, 1)	0.1		4	2	3	3	0	1	0	0	0	0	0	3	7	81.00	9.000
Shane Rawley, L ERA: 5.63	(8, 1)	1.2	W	7	2	0	0	1	0	0	0	0	0	0	9	9	0.00	1.200

PITCHER	IP	WLS	BF	H	R	ER	SO	BB	IBB	HBP	BLK	WP	HR	S	P	ERA	WHIP

BOTTOM

Seattle Mariners @ Minnesota Twins

Metropolitan Stadium, Bloomington , MI

Tue Apr 29 1980, 4:33 AM EDT

Att. 2,580 - Cloudy - 67 F

livebaseballscorecards.com

AB	34
R	3
H	9
RBI	3
BB	1
SO	3
LOB	9

Batter	1	2	3	4	5	6	7	8	9	AB	R	H	RBI	BB	SO	LOB
Joe Simpson, L (1, 8) OBP: 0.426, SLG: 0.471	SH3-4 1B		SF7 3-H	4-3			F9			3	0	1	1	0	0	1
Jim Anderson, R (1, 6) OBP: 0.357, SLG: 0.472	SH3-4 1-2		E 3-1 1B		F9			6-3		3	1	1	0	0	0	0
Dan Meyer, L (1, 7) OBP: 0.365, SLG: 0.426	K		E3 3-1 1-3		CS 1B			F8		4	0	1	0	0	1	2
Bruce Bochte, L (1, 3) OBP: 0.447, SLG: 0.608 Tom Paciorek, R (8, PR) (8, 3)	6-3		3-1 IBB		K 1-2			FC5-4 1B		3 0	0 0	1 0	0 0	1 0	1 0	2 0
Willie Horton, R (1, 10) OBP: 0.310, SLG: 0.225		K	3-1 1-2 2-3 3-H			K		FC5-4 1-2f		4	0	0	1	0	2	3
Leon Roberts, R (1, 9) OBP: 0.340, SLG: 0.542		6-3	1-3			G6-4-3 1B			G1	4	0	1	0	0	0	2
Bill Stein, R (1, 4) OBP: 0.382, SLG: 0.480		6-3		F9		G6-4-3 1-2f			K	4	0	0	0	0	1	1
Ted Cox, R (1, 5) OBP: 0.256, SLG: 0.270			3B 2B	E8 G3 1B			L9		1B	4	1	3	0	0	0	0
Larry Cox, R (1, 2) OBP: 0.311, SLG: 0.282 Jerry Narron, L (7, PH) (7, 2)			SF7 2-H 3B	G3 2-3			4-3		F5	2 2	1 0	1 0	1 0	0 0	0 0	1 1
Inning Stats	R: 0 E: 0 K: 1 S: 6 H: 1 LOB: 1 BB: 0 P: 6	R: 0 E: 0 K: 1 S: 5 H: 0 LOB: 0 BB: 0 P: 5	R: 3 E: 1 K: 0 S: 7 H: 3 LOB: 2 BB: 1 P: 11	R: 0 E: 1 K: 0 S: 4 H: 1 LOB: 1 BB: 0 P: 4	R: 0 E: 0 K: 1 S: 5 H: 1 LOB: 0 BB: 0 P: 5	R: 0 E: 0 K: 1 S: 5 H: 1 LOB: 0 BB: 0 P: 5	R: 0 E: 0 K: 0 S: 3 H: 0 LOB: 0 BB: 0 P: 3	R: 0 E: 0 K: 0 S: 4 H: 1 LOB: 1 BB: 0 P: 4	R: 0 E: 0 K: 1 S: 6 H: 1 LOB: 1 BB: 0 P: 6	1B: 7 2B: 1 3B: 1 HR: 0 SF: 1 SAC: 1 DP: 1 HBP: 0						WP: 0 PB: 0 SB: 0 CS: 1 PA: 36	

PITCHER	IP	WLS	BF	H	R	ER	SO	BB	IBB	HBP	BLK	WP	HR	S	P	ERA	WHIP
Pete Redfern, R (1, 1) ERA: 1.46	9.0	W	36	9	3	2	5	0	1	0	0	0	0	45	49	2.00	1.000

PITCHER	IP	WLS	BF	H	R	ER	SO	BB	IBB	HBP	BLK	WP	HR	S	P	ERA	WHIP

TOP

Seattle Mariners @ Minnesota Twins

Metropolitan Stadium, Bloomington , MI

Wed Apr 30 1980, 4:33 AM EDT

Att. 2,891 - Unknown - 74 F

livebaseballscorecards.com

AB	33
R	3
H	9
RBI	3
BB	1
SO	5
LOB	13

Batter	1	2	3	4	5	6	7	8	9	AB	R	H	RBI	BB	SO	LOB
Hosken Powell, L (1, 9) OBP: 0.414, SLG: 0.475	1-3	G6-4-3 1-2f		7-3 1B	FC6-4 1-2f		K			5	0	1	0	0	1	3
Rob Wilfong, L (1, 4) OBP: 0.297, SLG: 0.435	F5		3-1	7-3 1-2f		G3		HR		5	1	1	1	0	0	1
Roy Smalley, S (1, 6) OBP: 0.418, SLG: 0.551	1B 1B BB		FC3-6 1B		FC3-6 1B	HR		G5-4-3 BB		3	2	3	1	2	0	0
Ken Landreaux, L (1, 7) OBP: 0.352, SLG: 0.476	1B 1-2 1B		FC3-6 S 1-2f 1B		FC3-6 1B 1-2f 1B	K		F9		5	2	1	0	0	1	3
Mike Cubbage, L (1, 3) OBP: 0.419, SLG: 0.421 Ron Jackson, R (5, PH) OBP: 0.182, SLG: 0.220 (6, 3)	1-3 2-H 1B		1B 1-2 1B BB		1B 1-3 1B 1B	K		G5-4-3 1-2f		1 3	1 1	1 1	1 0	1 0	0 1	0 1
Glenn Adams, L (1, 10) OBP: 0.290, SLG: 0.276 Pete Mackanin, R (5, PH) OBP: 0.350, SLG: 0.278 Danny Goodwin, L (7, PH) OBP: 0.250, SLG: 0.316	BB	1B 1-2 2-H 1B		1B 1-2 3-H 1B		6-3 SF8 2B				1 1 1	0 1 1	1 1 1	1 1 1	1 0 0	0 0 0	0 0 0
Butch Wynegar, S (1, 2) OBP: 0.297, SLG: 0.279	F5		1-3 2-H 1B	1B SF9 1-2 2-H 1B		6-3 2-3				4	1	2	2	0	0	4
Rick Sofield, L (1, 8) OBP: 0.172, SLG: 0.279		G6-4-3 1B	5-3		FC6-4 1-3 2-H 1B	SF8 3-H				3	0	2	2	0	0	2
John Castino, R (1, 5) OBP: 0.311, SLG: 0.403		F3		4-3	SF9 3-H	1B				3	0	1	1	0	0	1
Inning Stats	R: 1 E: 0 K: 0 S: 5 H: 2 LOB: 3 BB: 2 P: 13	R: 0 E: 0 K: 0 S: 3 H: 1 LOB: 0 BB: 0 P: 3	R: 2 E: 0 K: 0 S: 6 H: 3 LOB: 2 BB: 1 P: 10	R: 0 E: 0 K: 0 S: 3 H: 1 LOB: 0 BB: 0 P: 3	R: 4 E: 0 K: 0 S: 8 H: 5 LOB: 1 BB: 0 P: 8	R: 1 E: 0 K: 2 S: 8 H: 1 LOB: 0 BB: 0 P: 8	R: 1 E: 0 K: 1 S: 7 H: 2 LOB: 1 BB: 0 P: 7	R: 1 E: 0 K: 0 S: 3 H: 1 LOB: 0 BB: 1 P: 7		1B: 13 2B: 2 3B: 0 HR: 2 SF: 2 SAC: 0 DP: 3 HBP: 0				WP: 0 PB: 0 SB: 1 CS: 0 PA: 41	

PITCHER		IP	WLS	BF	H	R	ER	SO	BB	IBB	HBP	BLK	WP	HR	S	P	ERA	WHIP
Mike Parrott, R ERA: 5.64	(1, 1)	4.0	L	21	8	4	4	0	3	0	0	0	0	0	18	30	9.00	2.750
Dave Roberts, L ERA: 10.38	(5, 1)	2.0		11	5	4	4	2	0	0	0	0	0	1	15	15	18.00	2.500
Rob Dressler, R ERA: 5.49	(7, 1)	2.0		9	3	2	2	1	1	0	0	0	0	1	10	14	9.00	2.000

PITCHER	IP	WLS	BF	H	R	ER	SO	BB	IBB	HBP	BLK	WP	HR	S	P	ERA	WHIP

BOTTOM

Seattle Mariners @ Minnesota Twins

Metropolitan Stadium, Bloomington , MI

Wed Apr 30 1980, 4:33 AM EDT

Att. 2,891 - Unknown - 74 F

livebaseballscorecards.com

AB	35
R	10
H	16
RBI	10
BB	4
SO	3
LOB	15

Batter	1	2	3	4	5	6	7	8	9	AB	R	H	RBI	BB	SO	LOB
Joe Simpson, L (1, 8) OBP: 0.415, SLG: 0.444	4-3		P6		K		IBB			3	0	0	0	1	1	2
Jim Anderson, R (1, 6) OBP: 0.333, SLG: 0.439	K			6-3	F8		FC1-5 2-3f			4	0	0	0	0	1	5
Dan Meyer, L (1, 7) OBP: 0.359, SLG: 0.431	F7			2B		F9		4-3		4	0	1	0	0	0	0
Bruce Bochte, L (1, 3) OBP: 0.427, SLG: 0.577		L8		P5		K		F7		4	0	0	0	0	1	1
Willie Horton, R (1, 10) OBP: 0.297, SLG: 0.213		5-3		F8		1-3		F3		4	0	0	0	0	0	1
Leon Roberts, R (1, 9) OBP: 0.368, SLG: 0.596		2B			1B 2B		1B SH3 FC3-2-5-3 1B		F9	4	1	3	0	0	0	0
Bill Stein, R (1, 4) OBP: 0.397, SLG: 0.491 Larry Milbourne, S (9, PR) OBP: 0.033, SLG: 0.034		F9			1B 2-H 1B		SH3 1-2		1B	3 0	0 0	2 0	1 0	0 0	0 0	1 0
Ted Cox, R (1, 5) OBP: 0.277, SLG: 0.293			6-3		SH3 2-3 1B		FC3-2-5-3 2-3 1B		F8	4	0	2	0	0	0	1
Larry Cox, R (1, 2) OBP: 0.298, SLG: 0.268 Jerry Narron, L (9, PH)			F8		SH3 1-2		FC3-2-5-3 FC1-5 1-3 3-H		1-3	2 1	0 0	0 0	0 0	0 0	0 0	2 1
Inning Stats	R: 0 H: 0 E: 0 LOB: 0 K: 1 BB: 0 S: 5 P: 5	R: 0 H: 1 E: 0 LOB: 1 K: 0 BB: 0 S: 4 P: 4	R: 0 H: 0 E: 0 LOB: 0 K: 0 BB: 0 S: 3 P: 3	R: 0 H: 1 E: 0 LOB: 1 K: 0 BB: 0 S: 4 P: 4	R: 1 H: 3 E: 0 LOB: 2 K: 1 BB: 0 S: 8 P: 8	R: 0 H: 0 E: 0 LOB: 0 K: 1 BB: 0 S: 5 P: 5	R: 0 H: 2 E: 0 LOB: 3 K: 0 BB: 1 S: 5 P: 9	R: 0 H: 0 E: 0 LOB: 0 K: 0 BB: 0 S: 3 P: 3	R: 0 H: 1 E: 0 LOB: 1 K: 0 BB: 0 S: 4 P: 4	1B: 5 SF: 0 2B: 3 SAC: 2 3B: 0 DP: 0 HR: 0 HBP: 0						WP: 0 PA: 36 PB: 0 SB: 0 CS: 0	

PITCHER		IP	WLS	BF	H	R	ER	SO	BB	IBB	HBP	BLK	WP	HR	S	P	ERA	WHIP
Chris Knapp, R ERA: 4.91	(1, 1)	6.2		28	7	1	1	3	0	1	0	0	0	0	33	37	1.35	1.050
John Montague, R ERA: 1.17	(7, 1)	2.1	W	8	1	0	0	0	0	0	0	0	0	0	8	8	0.00	0.429

PITCHER	IP	WLS	BF	H	R	ER	SO	BB	IBB	HBP	BLK	WP	HR	S	P	ERA	WHIP

TOP

Seattle Mariners @ California Angels

Anaheim Stadium, Anaheim, CA

Thu May 01 1980, 10:05 PM EDT

Att. 22,260 - Unknown

livebaseballscorecards.com

AB	33
R	1
H	8
RBI	1
BB	1
SO	3
LOB	14

Batter	1	2	3	4	5	6	7	8	9	AB	R	H	RBI	BB	SO	LOB
Rick Miller, L (1, 8) OBP: 0.365, SLG: 0.273	BBB 4-0 SH5-3 1B BB		x 0-0 ① 1-3		x 0-0 1-2 1B		4-0 FC4 IBB IBB			2	0	1	0	1	0	0
Joe Rudi, R (7, PH) OBP: 0.311, SLG: 0.564										0	0	0	0	1	0	0
Larry Harlow, L (7, PR) OBP: 0.300, SLG: 0.300 (8, 8)										0	0	0	0	0	0	0
Carney Lansford, R (1, 5) OBP: 0.347, SLG: 0.338	x 0-0 SH5-3 1-2 1B		x 0-0 ② P4		x 0-0 ③ L1		4-0 FC4 1-2 IBB			3	0	1	0	1	0	2
Rod Carew, L (1, 3) OBP: 0.372, SLG: 0.323	x 0-0 ① SH5-3 1-2 2-3		x 0-0 ③ 6-3			x 0-0 2B G6-4-3 1B	x 0-0 ② FC4 1-2f 2-3 3-H			3	1	1	1	0	0	2
Don Baylor, R (1, 10) OBP: 0.407, SLG: 0.364	IIII 4-0 G4-6-3 IBB			BBBB 4-0 CS BB		x 0-0 G6-4-3 1-3 2B	x 0-0 ③ F9			2	0	1	0	2	0	2
Dan Ford, R (1, 9) OBP: 0.300, SLG: 0.371	x 0-0 ②③ G4-6-3 1-2f			SSS 0-3 ①② K 1-2		IIII 4-0 G6-4-3 IBB		BBBB 4-0 G6-4-3 BB		2	0	0	0	2	1	4
Bobby Grich, R (1, 4) OBP: 0.375, SLG: 0.379		BBBB 4-0 G6-4-3 BB BB		SSS 0-3 ③ K		x 0-0 ①② G6-4-3 1-2f 2-3 3-H		x 0-0 ①② G6-4-3 1-2f		3	0	0	0	1	1	3
Al Cowens, R (1, 7) OBP: 0.257, SLG: 0.209		BBBB 4-0 G6-4-3 1-2 BB			BBBB 4-0 L5-3 BB	x 0-0 ③ G3		x 0-0 ③ F8		2	0	0	0	2	0	1
Freddie Patek, R (1, 6) OBP: 0.333, SLG: 0.410	x 0-0 ①② G6-4-3 1-2f 2-3				x 0-0 ①② L5-3 1-2		x 0-0 WP FC4 1B			3	0	1	0	0	0	3
Bert Campaneris, R (7, PR) OBP: 0.250, SLG: 0.250 (8, 6)										0	1	0	0	0	0	0
Tom Donohue, R (1, 2) OBP: 0.263, SLG: 0.229		SSS 0-3 ③ K			BBBB 4-0 1B BB		SSS 0-3 ① K 1-3			2	0	0	0	1	2	2
Inning Stats	R: 0 H: 1 E: 0 LOB: 2 K: 0 BB: 2 S: 3 P: 11	R: 0 H: 0 E: 0 LOB: 1 K: 1 BB: 2 S: 4 P: 12	R: 0 H: 0 E: 0 LOB: 0 K: 0 BB: 0 S: 3 P: 3	R: 0 H: 0 E: 0 LOB: 0 K: 2 BB: 1 S: 6 P: 10	R: 0 H: 1 E: 0 LOB: 2 K: 0 BB: 2 S: 3 P: 11	R: 1 H: 2 E: 0 LOB: 1 K: 0 BB: 1 S: 4 P: 8	R: 1 H: 1 E: 0 LOB: 2 K: 1 BB: 2 S: 6 P: 14	R: 0 H: 0 E: 0 LOB: 0 K: 0 BB: 1 S: 2 P: 6		1B: 4 SF: 0 2B: 2 SAC: 1 3B: 0 DP: 5 HR: 0 HBP: 0						

PITCHER		IP	WLS	BF	H	R	ER	SO	BB	IBB	HBP	BLK	WP	HR	S	P	ERA	WHIP
Jim Beattie, R ERA: 5.47	(1, 1)	6.1	L	27	5	2	2	4	6	2	0	0	1	0	27	59	2.84	1.737
Shane Rawley, L ERA: 4.66	(7, 1)	1.2		7	0	0	0	0	1	2	0	0	0	0	4	16	0.00	0.600

PITCHER	IP	WLS	BF	H	R	ER	SO	BB	IBB	HBP	BLK	WP	HR	S	P	ERA	WHIP

BOTTOM

Seattle Mariners @ California Angels

Anaheim Stadium, Anaheim, CA

Thu May 01 1980, 10:05 PM EDT

Att. 22,260 - Unknown

livebaseballscorecards.com

AB	22
R	2
H	5
RBI	1
BB	11
SO	4
LOB	19

Batter	1	2	3	4	5	6	7	8	9	AB	R	H	RBI	BB	SO	LOB
Joe Simpson, L (1, 8) OBP: 0.406, SLG: 0.421	B4-3		BB G4-6-3			F7			4-3	3	0	0	0	1	0	0
Jim Anderson, R (1, 6) OBP: 0.328, SLG: 0.417	K		G4-6-3 1-2f			BB			F7	3	0	0	0	1	1	1
Dan Meyer, L (1, 7) OBP: 0.354, SLG: 0.421	K			F9		F8			1B	4	0	1	0	0	1	1
Bruce Bochte, L (1, 3) OBP: 0.419, SLG: 0.561		P6		G6-3 1B			4-3		6-3	4	0	1	0	0	0	1
Leon Roberts, R (1, 9) OBP: 0.367, SLG: 0.582		2B 1B 1B		G6-3 1-2f			K			3	1	1	0	0	1	1
Willie Horton, R (1, 10) OBP: 0.298, SLG: 0.231		1-3 2B			1-3		P6			3	0	1	0	0	0	0
Bill Stein, R (1, 4) OBP: 0.377, SLG: 0.464		F8			5-3			K		3	0	0	0	0	1	2
Ted Cox, R (1, 5) OBP: 0.280, SLG: 0.295		3-H 1B			F9			L4		3	0	1	1	0	0	0
Larry Cox, R (1, 2) OBP: 0.286, SLG: 0.256 Bob Stinson, S (8, PH) OBP: 0.111, SLG: 0.077 (8, 2)			6-3			F9		L4		2 1	0 0	0 0	0 0	0 0	0 0	0 0

Seattle Mariners @ California Angels

Anaheim Stadium, Anaheim, CA

Fri May 02 1980, 10:05 PM EDT

Att. 29,674 - Unknown

TOP

livebaseballscorecards.com

	AB	R	H	RBI	BB	SO	LOB
	29	1	5	1	2	4	6

Inning Stats	1	2	3	4	5	6	7	8	9	1B	SF	WP	PA
R	0	1	0	0	0	0	0	0	0	4	0	0	31
E	0	0	0	0	0	0	0	0	0	2B: 1	SAC: 0	PB: 0	
K	2	0	0	0	0	1	1	1	0	3B: 0	DP: 2	SB: 0	
S	7	5	2	3	3	3	5	5	4	HR: 0	HBP: 0	CS: 0	
H	0	3	0	1	0	0	0	0	1				
LOB	0	2	0	0	0	1	0	1	0				
BB	0	0	1	0	0	1	0	0	0				
P	7	5	6	3	3	7	5	5	4				

PITCHER	IP	WLS	BF	H	R	ER	SO	BB	IBB	HBP	BLK	WP	HR	S	P	ERA	WHIP
Dave Frost, R (1, 1) ERA: 3.65	9.0	W	31	5	1	1	4	2	0	0	0	0	0	37	45	1.00	0.778

Batter	1	2	3	4	5	6	7	8	9	AB	R	H	RBI	BB	SO	LOB
Rick Miller, L (1, 8) OBP: 0.368, SLG: 0.286	0-0 2-3 1B		0-0 6-3		0-0 SH1-3 1B		0-0 G3 2-3	0-3 K		5	0	2	0	0	1	3
Carney Lansford, R (1, 5) OBP: 0.347, SLG: 0.338	0-0 2-3 1-2		0-0 1B 1B		0-0 SH1-3 1-2		0-3 K			3	0	1	0	0	1	2
Rod Carew, L (1, 3) OBP: 0.378, SLG: 0.333	0-0 F7		0-0 1-3 1B		0-0 F7		0-0 1B 3-H			4	0	2	1	0	0	2
Don Baylor, R (1, 10) OBP: 0.400, SLG: 0.348	0-3 K		0-0 F9		4-0 IBB		0-0 F8			3	0	0	0	1	1	4
Dan Ford, R (1, 9) OBP: 0.295, SLG: 0.385		0-3 K	0-0 2-3	0-3 K				0-0 SH1-4 1B 2B		4	1	1	0	0	2	2
Bobby Grich, R (1, 4) OBP: 0.360, SLG: 0.361		0-3 K	0-3 K		0-0 F8			0-0 SH1-4 2-3		3	0	0	0	0	2	0
Al Cowens, R (1, 7) OBP: 0.282, SLG: 0.229		4-0 FC6-4 BB	0-0 2B E 1B		0-0 4-3			0-0 FC4-6 3-H 1B		3	1	2	1	1	0	0
Todd Cruz, R (1, 6) OBP: 0.400, SLG: 0.500		0-0 FC6-4 1-2f	0-0 E7 1-H 2B		0-0 P4			0-0 FC4-6 1B 1-2f		4	0	1	0	0	0	2
Tom Donohue, R (1, 2) OBP: 0.286, SLG: 0.282			0-3 K	0-3 K			0-0 G3 1B 2B	0-0 1-2 1B		4	1	2	0	0	2	1
Inning Stats	R: 0 E: 0 K: 1 S: 6 H: 1 LOB: 1 BB: 0 P: 6	R: 0 E: 0 K: 2 S: 7 H: 0 LOB: 1 BB: 1 P: 11	R: 0 E: 0 K: 1 S: 7 H: 2 LOB: 2 BB: 0 P: 7	R: 1 E: 1 K: 2 S: 9 H: 2 LOB: 1 BB: 0 P: 9	R: 0 E: 0 K: 1 S: 6 H: 1 LOB: 2 BB: 1 P: 10	R: 0 E: 0 K: 0 S: 3 H: 0 LOB: 0 BB: 0 P: 3	R: 1 E: 0 K: 1 S: 7 H: 2 LOB: 1 BB: 0 P: 7	R: 1 E: 0 K: 1 S: 8 H: 3 LOB: 2 BB: 0 P: 8		1B: 8 2B: 3 3B: 0 HR: 0	SF: 0 SAC: 2 DP: 0 HBP: 0			WP: 0 PB: 0 SB: 0 CS: 0	PA: 37	

PITCHER	IP	WLS	BF	H	R	ER	SO	BB	IBB	HBP	BLK	WP	HR	S	P	ERA	WHIP
Glenn Abbott, R (1, 1) ERA: 3.58	7.2	L	36	11	3	2	8	1	1	0	0	0	0	50	58	2.35	1.565
Dave Heaverlo, R (8, 1) ERA: 2.45	0.1		1	0	0	0	1	0	0	0	0	0	0	3	3	0.00	0.000

PITCHER	IP	WLS	BF	H	R	ER	SO	BB	IBB	HBP	BLK	WP	HR	S	P	ERA	WHIP

BOTTOM

Seattle Mariners @ California Angels

Anaheim Stadium, Anaheim, CA

Fri May 02 1980, 10:05 PM EDT

Att. 29,674 - Unknown

livebaseballscorecards.com

AB	33
R	3
H	11
RBI	2
BB	2
SO	9
LOB	16

Seattle Mariners @ California Angels

Anaheim Stadium, Anaheim, CA

Sat May 03 1980, 10:05 PM EDT

Att. 40,376 - Unknown

TOP

livebaseballscorecards.com

Batter	1	2	3	4	5	6	7	8	9	AB	R	H	RBI	BB	SO	LOB
Rod Craig, S (1, 8) OBP: 0.270, SLG: 0.400	B1-3		G4-6-3, 1B			F7		FC6-5-4-6, 2B	G3	5	0	2	0	0	0	2
Jim Anderson, R (1, 6) Mario Mendoza, R (8, 6) OBP: 0.324, SLG: 0.406 OBP: 0.222, SLG: 0.353	K		G4-6-3 1-2f			1B		FC6-5-4-6, 1B 2-H		4 0	1 0	1 0	0 0	0 0	1 0	2 0
Dan Meyer, L (1, 7) Joe Simpson, L (8, 7) OBP: 0.360, SLG: 0.425 OBP: 0.406, SLG: 0.421	1B, 1B			F9		4-3		S, 1B 2-H		4 0	0 0	2 0	1 0	0 0	0 0	1 0
Bruce Bochte, L (1, 3) OBP: 0.433, SLG: 0.565	1-3, 1B			G6-4-3, 1B			K	1-2, IBB		3	0	2	0	1	1	0
Leon Roberts, R (1, 9) OBP: 0.344, SLG: 0.542	F9			G6-4-3 1-2f			K	F8		4	0	0	0	0	1	5
Willie Horton, R (1, 10) Tom Paciorek, R (9, PR) OBP: 0.306, SLG: 0.247		5-3			F7		E, BB		SH1-4, 1B, 2B	3 0	0 1	1 0	0 0	1 0	0 0	0 0
Bill Stein, R (1, 4) (8, 5) OBP: 0.359, SLG: 0.441		F8			P4		E6, S 1-3		SH1-4 2-3	3	0	0	0	0	0	1
Ted Cox, R (1, 5) Larry Milbourne, S (8, 4) OBP: 0.264, SLG: 0.277 OBP: 0.032, SLG: 0.033		F9			6-3		6-3 1-2		4-3	3 1	0 0	0 0	0 0	0 0	0 0	2 2
Larry Cox, R (1, 2) OBP: 0.283, SLG: 0.255			K			P6		F7	3-H, 1B	4	0	1	1	0	1	0
Inning Stats	R: 0 E: 0 K: 1 S: 7 H: 2 LOB: 2 BB: 0 P: 7	R: 0 E: 0 K: 0 S: 3 H: 0 LOB: 0 BB: 0 P: 3	R: 0 E: 0 K: 1 S: 5 H: 1 LOB: 0 BB: 0 P: 5	R: 0 E: 0 K: 0 S: 3 H: 1 LOB: 0 BB: 0 P: 3	R: 0 E: 0 K: 0 S: 3 H: 0 LOB: 0 BB: 0 P: 3	R: 0 E: 0 K: 0 S: 4 H: 1 LOB: 1 BB: 0 P: 4	R: 0 E: 1 K: 2 S: 8 H: 0 LOB: 2 BB: 1 P: 12	R: 1 E: 0 K: 0 S: 5 H: 2 LOB: 2 BB: 1 P: 9	R: 1 E: 0 K: 0 S: 5 H: 2 LOB: 2 BB: 0 P: 5	1B: 7 2B: 2 3B: 0 HR: 0 SF: 0 SAC: 1 DP: 2 HBP: 0							

	AB	34
	R	2
	H	9
	RBI	2
	BB	2
	SO	4
	LOB	15

WP: 0 PB: 0 SB: 2 CS: 0 — PA: 37

PITCHER	IP	WLS	BF	H	R	ER	SO	BB	IBB	HBP	BLK	WP	HR	S	P	ERA	WHIP
Bruce Kison, R (1, 1) ERA: 3.48	9.0	L	37	9	2	2	4	1	1	0	0	0	0	43	51	2.00	1.111

PITCHER	IP	WLS	BF	H	R	ER	SO	BB	IBB	HBP	BLK	WP	HR	S	P	ERA	WHIP

Batter	1	2	3	4	5	6	7	8	9	AB	R	H	RBI	BB	SO	LOB
Rod Carew, L (1, 3) OBP: 0.372, SLG: 0.329	6-3		3-1			G4-6-3		G1		4	0	1	0	0	0	1
Al Cowens, R (1, 8) OBP: 0.268, SLG: 0.216	6-3		F7			G4-6-3			6-3	4	0	0	0	0	0	1
Carney Lansford, R (1, 5) OBP: 0.354, SLG: 0.360	2B			G5-4-3		F9			6-3	4	0	2	0	0	0	0
Don Baylor, R (1, 7) OBP: 0.382, SLG: 0.329	5-3			G5-4-3			6-3		P6	4	0	0	0	0	0	2
Dan Ford, R (1, 9) OBP: 0.277, SLG: 0.357		6-3		K			6-3			3	0	0	0	0	1	0
Joe Rudi, R (1, 10) OBP: 0.313, SLG: 0.569		2B			4-3		F9			3	0	1	0	0	0	0
Bobby Grich, R (1, 4) OBP: 0.359, SLG: 0.349		5-3			F8 BB			K		2	0	0	0	1	1	1
Todd Cruz, R (1, 6) OBP: 0.333, SLG: 0.412		5-3			F8			5-3		3	0	0	0	0	0	2
Tom Donohue, R (1, 2) OBP: 0.289, SLG: 0.286			5-3		F9			1B		3	0	1	0	0	0	1
Inning Stats	R: 0 E: 0 K: 0 S: 4 H: 1 LOB: 1 BB: 0 P: 4	R: 0 E: 0 K: 0 S: 4 H: 1 LOB: 1 BB: 0 P: 4	R: 0 E: 0 K: 0 S: 3 H: 0 LOB: 0 BB: 0 P: 3	R: 0 E: 0 K: 1 S: 5 H: 1 LOB: 0 BB: 0 P: 5	R: 0 E: 0 K: 0 S: 3 H: 0 LOB: 1 BB: 1 P: 7	R: 0 E: 0 K: 0 S: 3 H: 1 LOB: 0 BB: 0 P: 3	R: 0 E: 0 K: 0 S: 3 H: 0 LOB: 0 BB: 0 P: 3	R: 0 E: 0 K: 1 S: 6 H: 1 LOB: 1 BB: 0 P: 6	R: 0 E: 0 K: 0 S: 3 H: 0 LOB: 0 BB: 0 P: 3	1B: 3 2B: 2 3B: 0 HR: 0 SF: 0 SAC: 0 DP: 2 HBP: 0						

PITCHER	IP	WLS	BF	H	R	ER	SO	BB	IBB	HBP	BLK	WP	HR	S	P	ERA	WHIP
Rick Honeycutt, L (1, 1) ERA: 2.55	9.0	W	31	5	0	0	2	1	0	0	0	0	0	34	38	0.00	0.667

PITCHER	IP	WLS	BF	H	R	ER	SO	BB	IBB	HBP	BLK	WP	HR	S	P	ERA	WHIP

BOTTOM

Seattle Mariners @ California Angels

Anaheim Stadium, Anaheim, CA

Sat May 03 1980, 10:05 PM EDT

Att. 40,376 - Unknown

livebaseballscorecards.com

AB	30
R	0
H	5
RBI	0
BB	1
SO	2
LOB	8

Seattle Mariners @ California Angels

Anaheim Stadium, Anaheim, CA

Sun May 04 1980, 6:33 AM EDT

Att. 27,584 - Unknown

TOP

livebaseballscorecards.com

Batter	1	2	3	4	5	6	7	8	9	AB	R	H	RBI	BB	SO	LOB
Rod Craig, S (1, 8) OBP: 0.269, SLG: 0.405	K		5-3		5-3		2B			4	1	1	0	0	1	3
Jim Anderson, R (1, 6) OBP: 0.319, SLG: 0.412	6-3		F7		L6		2B			4	0	1	2	0	0	3
Leon Roberts, R (1, 9) OBP: 0.338, SLG: 0.571	6-3			HR		K	K			4	1	1	1	0	2	1
Bruce Bochte, L (1, 3) OBP: 0.426, SLG: 0.545		F8		F2		BB		P1		3	0	0	0	1	0	0
Willie Horton, R (1, 10) OBP: 0.294, SLG: 0.235		K		F9		K		F7		4	0	0	0	0	2	1
Bill Stein, R (1, 4) OBP: 0.353, SLG: 0.429		1B		G3		F9		4-3		4	0	1	0	0	0	1
Ted Cox, R (1, 5) OBP: 0.281, SLG: 0.280		6-3			SH3-4 1B BB		2B 2B 1B		K	3	1	1	0	1	1	1
Tom Paciorek, R (1, 7) OBP: 0.188, SLG: 0.200 Larry Milbourne, S (9, PH) OBP: 0.031, SLG: 0.032			2B		SH3-4 1-2 1B		F9		4-3	3 1	0 0	2 0	0 0	0 0	0 0	1 0
Larry Cox, R (1, 2) OBP: 0.273, SLG: 0.245 Dan Meyer, L (9, PH) OBP: 0.356, SLG: 0.420			K		SH3-4 1-2 2-3		P6		F7	2 1	0 0	0 0	0 0	0 0	1 0	2 0
Inning Stats	R: 0 E: 0 K: 1 S: 5 H: 0 LOB: 0 BB: 0 P: 5	R: 0 E: 0 K: 1 S: 6 H: 1 LOB: 1 BB: 0 P: 6	R: 0 E: 0 K: 1 S: 6 H: 1 LOB: 1 BB: 0 P: 6	R: 1 E: 0 K: 0 S: 4 H: 1 LOB: 0 BB: 0 P: 4	R: 0 E: 0 K: 0 S: 4 H: 1 LOB: 2 BB: 1 P: 8	R: 0 E: 0 K: 2 S: 7 H: 0 LOB: 1 BB: 1 P: 11	R: 2 E: 0 K: 1 S: 8 H: 3 LOB: 1 BB: 0 P: 8	R: 0 E: 0 K: 0 S: 3 H: 0 LOB: 0 BB: 0 P: 3	R: 0 E: 0 K: 1 S: 5 H: 0 LOB: 0 BB: 0 P: 5	1B: 3 2B: 3 3B: 0 HR: 1 SF: 0 SAC: 1 DP: 0 HBP: 0						

	AB	33
	R	3
	H	7
	RBI	3
	BB	2
	SO	7
	LOB	13

WP: 0 PB: 0 SB: 0 CS: 0 PA: 36

PITCHER		IP	WLS	BF	H	R	ER	SO	BB	IBB	HBP	BLK	WP	HR	S	P	ERA	WHIP
Frank Tanana, L ERA: 4.88	(1, 1)	6.2	W	28	6	3	3	5	2	0	0	0	0	1	36	44	4.05	1.200
Mark Clear, R ERA: 2.84	(7, 1)	2.1	S	8	1	0	0	2	0	0	0	0	0	0	12	12	0.00	0.429

PITCHER	IP	WLS	BF	H	R	ER	SO	BB	IBB	HBP	BLK	WP	HR	S	P	ERA	WHIP

BOTTOM

Seattle Mariners @ California Angels

Anaheim Stadium, Anaheim, CA

Sun May 04 1980, 6:33 AM EDT

Att. 27,584 - Unknown

livebaseballscorecards.com

Batter	1	2	3	4	5	6	7	8	9	AB	R	H	RBI	BB	SO	LOB
Rick Miller, L (1, 8) OBP: 0.361, SLG: 0.283	0-0 1B 2B 1B	0-0 B2-3		S S S 0-3 K		S S S 0-3 K				4	1	1	0	0	2	1
Rod Carew, L (1, 3) OBP: 0.367, SLG: 0.325	0-0 2B SF8 1B 1-3	0-0 E6			0-0 E4 S 2B	0-0 F7				4	2	1	0	0	0	0
Carney Lansford, R (1, 5) OBP: 0.361, SLG: 0.392	0-0 SF8 1B 2B 1-3 3-H	0-0 L5			0-0 6-3 2B 1-H		0-0 F7			4	1	2	2	0	0	1
Don Baylor, R (1, 10) OBP: 0.366, SLG: 0.316	0-0 SF8 2-3 3-H		0-0 P4		0-0 5-3		0-0 L9			3	0	0	1	0	0	1
Joe Rudi, R (1, 7) OBP: 0.324, SLG: 0.565	0-0 1B 1B 3-H		0-0 F7		0-0 6-3 1B		0-0 F8			4	0	2	1	0	0	0
Bobby Grich, R (1, 4) OBP: 0.341, SLG: 0.328	S S S 0-3 K		0-0 5-3		0-0 6-3 1-2 2-3			0-0 6-3		4	0	0	0	0	1	3
Al Cowens, R (1, 9) OBP: 0.291, SLG: 0.224	0-0 1B 1-2			B B B 4-0 BB	I I I 4-0 FC6-4 IBB			S S S 0-3 K		2	0	1	0	2	1	0
Todd Cruz, R (1, 6) OBP: 0.273, SLG: 0.333	0-0 F9			S S S 0-3 K	0-0 FC6-4 1-2f			0-0 4-3		4	0	0	0	0	1	6
Tom Donohue, R (1, 2) OBP: 0.271, SLG: 0.267		0-0 6-3		0-0 F9		S S S 0-3 K				3	0	0	0	0	1	1
Inning Stats	R: 3 E: 0 K: 1 S: 10 H: 5 LOB: 2 BB: 0 P: 10	R: 0 E: 1 K: 0 S: 4 H: 0 LOB: 1 BB: 0 P: 4	R: 0 E: 0 K: 0 S: 3 H: 0 LOB: 0 BB: 0 P: 3	R: 0 E: 0 K: 2 S: 7 H: 0 LOB: 1 BB: 1 P: 11	R: 1 E: 1 K: 0 S: 6 H: 2 LOB: 3 BB: 1 P: 10	R: 0 E: 0 K: 2 S: 7 H: 0 LOB: 0 BB: 0 P: 7	R: 0 E: 0 K: 0 S: 3 H: 0 LOB: 0 BB: 0 P: 3	R: 0 E: 0 K: 1 S: 5 H: 0 LOB: 0 BB: 0 P: 5		1B: 5 2B: 2 3B: 0 HR: 0 SF: 1 SAC: 0 DP: 0 HBP: 0						

PITCHER	IP	WLS	BF	H	R	ER	SO	BB	IBB	HBP	BLK	WP	HR	S	P	ERA	WHIP
Floyd Bannister, L (1, 1) ERA: 1.67	8.0	L	35	7	4	3	6	1	1	0	0	0	0	45	53	3.38	1.000

PITCHER	IP	WLS	BF	H	R	ER	SO	BB	IBB	HBP	BLK	WP	HR	S	P	ERA	WHIP

AB	32
R	4
H	7
RBI	4
BB	2
SO	6
LOB	13

WP: 0 PB: 0 SB: 1 CS: 0 PA: 35

Batter	1	2	3	4	5	6	7	8	9	AB	R	H	RBI	BB	SO	LOB
Lou Whitaker, L (1, 4) OBP: 0.400, SLG: 0.269	4-3 S 1B 1B	6-3			BBB 4-0 FC1-6 BB		0-0 SH5-4 1-2	BBB 4-0 BB		2	1	1	0	2	0	0
Alan Trammell, R (1, 6) OBP: 0.434, SLG: 0.438	0-0 4-3 1-3		4-3 S G3 1B		0-0 FC1-6 1-2f 1B		BBBB 4-0 1B 2B BB	0-0 F3		4	2	1	0	1	0	3
Steve Kemp, L (1, 7) OBP: 0.341, SLG: 0.474	0-0 1B E 3-H 1B	0-0 4-3 1-3			0-0 F7		0-0 2B 1-2 2-H 2B 1B		BBBB 4-0 1B 2B BB	4	3	2	2	1	0	2
Richie Hebner, L (1, 5) OBP: 0.346, SLG: 0.356 Tom Brookens, R (9, PR) OBP: 0.306, SLG: 0.353 (9, 5)	0-0 E8 1-H 1B 1B	0-0 G3 3-H			0-0 1-2 1B		SSS 0-3 K		0-0 2B 1-2 FC6-2 1B	5 0	1 0	3 0	1 0	0 0	1 0	2 0
Champ Summers, L (1, 10) OBP: 0.473, SLG: 0.561	0-0 S 3-H 1B	0-0 2B			0-0 4-3		0-0 2B 1-3 2-H 2B		0-0 F5 1B	5	1	3	2	0	0	4
Jason Thompson, L (1, 3) OBP: 0.322, SLG: 0.439	0-0 F5 1-2	0-0 F6				SSS 0-3 K	0-0 2-H 3-H 2B		0-0 FC6-2 1-3 2-H 2B	5	0	2	3	0	1	2
Lance Parrish, R (1, 2) OBP: 0.322, SLG: 0.506	0-0 6-3			0-0 6-3		0-0 F8	0-0 F7		0-0 FC6-2 FC6 2-3 3-H	5	0	0	0	0	0	5
Kirk Gibson, L (1, 8) OBP: 0.289, SLG: 0.423		0-0 F7		0-0 3-1		0-0 E S CS 1B		0-0 F7	0-0 FC6 1-2f	5	0	1	0	0	0	2
Tim Corcoran, L (1, 9) OBP: 0.308, SLG: 0.182		0-0 F8		0-0 4-3		0-0 CS 1-H	BBB 4-0 SH5-4 1B BB	0-0 F2		3	1	0	0	1	0	0
Inning Stats	R: 3 H: 4 E: 1 LOB: 1 K: 0 BB: 0 S: 7 P: 7	R: 0 H: 0 E: 0 LOB: 0 K: 0 BB: 0 S: 3 P: 3	R: 1 H: 2 E: 0 LOB: 1 K: 0 BB: 0 S: 5 P: 5	R: 0 H: 0 E: 0 LOB: 0 K: 0 BB: 0 S: 3 P: 3	R: 0 H: 1 E: 0 LOB: 2 K: 0 BB: 1 S: 4 P: 8	R: 0 H: 1 E: 1 LOB: 0 K: 1 BB: 0 S: 5 P: 5	R: 4 H: 3 E: 0 LOB: 1 K: 1 BB: 2 S: 8 P: 16	R: 0 H: 0 E: 0 LOB: 1 K: 0 BB: 1 S: 3 P: 7	R: 1 H: 2 E: 0 LOB: 2 K: 0 BB: 1 S: 5 P: 9	1B: 9 SF: 0 2B: 4 SAC: 1 3B: 0 DP: 0 HR: 0 HBP: 0						

Detroit Tigers @ Seattle Mariners

The Kingdome, Seattle, WA

Tue May 06 1980, 10:05 PM EDT

Att. 5,821 - Dome

TOP

livebaseballscorecards.com

AB	38
R	9
H	13
RBI	8
BB	5
SO	2
LOB	20

WP: 0 PA: 45
PB: 0
SB: 4
CS: 1

PITCHER		IP	WLS	BF	H	R	ER	SO	BB	IBB	HBP	BLK	WP	HR	S	P	ERA	WHIP
Jim Beattie, R ERA: 5.58	(1, 1)	6.0	L	27	8	5	4	1	2	0	0	0	0	0	27	35	6.00	1.667
Shane Rawley, L ERA: 6.97	(7, 1)	0.2		6	3	3	3	1	1	0	0	0	0	0	7	11	40.50	6.000
Byron McLaughlin, R ERA: 8.04	(7, 1)	1.2		9	2	1	1	0	2	0	0	0	0	0	7	15	5.40	2.400
Dave Heaverlo, R ERA: 2.31	(9, 1)	0.2		2	0	0	0	0	0	0	0	0	0	0	2	2	0.00	0.000

PITCHER	IP	WLS	BF	H	R	ER	SO	BB	IBB	HBP	BLK	WP	HR	S	P	ERA	WHIP

Detroit Tigers @ Seattle Mariners

The Kingdome, Seattle, WA

Tue May 06 1980, 10:05 PM EDT

Att. 5,821 - Dome

livebaseballscorecards.com

BOTTOM

Batter	1	2	3	4	5	6	7	8	9	AB	R	H	RBI	BB	SO	LOB
Joe Simpson, L (1, 8) OBP: 0.405, SLG: 0.419	G6-4-3 1B			K		F6	4-3 1-2 2-3 3-H		1B	5	0	2	1	0	1	2
Jim Anderson, R (1, 6) OBP: 0.338, SLG: 0.431	G6-4-3 1-2f			2B		2B BB	2-H 3-H 1B		F3	4	1	2	1	1	0	2
Dan Meyer, L (1, 7) OBP: 0.352, SLG: 0.424	F9			F8		1-H 1B 2B	F7			4	1	1	1	0	0	2
Bruce Bochte, L (1, 3) OBP: 0.429, SLG: 0.538		G6-4-3 BB		L7		2-H G6-4-3 1B		L7		3	0	1	1	1	0	1
Leon Roberts, R (1, 9) OBP: 0.333, SLG: 0.552		G6-4-3 1-2f			5-3	1-2f G6-4-3			FC4 1B	4	0	1	0	0	0	2
Willie Horton, R (1, 10) OBP: 0.292, SLG: 0.227		6-3			K		1B BB 4-3 BB			3	1	0	0	1	2	1
Bill Stein, R (1, 4) OBP: 0.361, SLG: 0.415			F7		1B BB		4-3 1B 1-2 WP BB			2	1	0	0	2	0	1
Ted Cox, R (1, 5) OBP: 0.295, SLG: 0.296			K		FC6-4 1-2 1B		WP 4-3 1-2 2-3 1B		F7	4	1	2	0	0	1	0
Larry Cox, R (1, 2) OBP: 0.263, SLG: 0.235 Jerry Narron, L (7, PH) (8, 2)		5-3			FC6-4 1-2f		K		K	2 2	0 0	0 0	0 0	0 0	0 2	2 3
Inning Stats	R: 0 E: 0 K: 0 S: 3 H: 1 LOB: 0 BB: 0 P: 3	R: 0 E: 0 K: 0 S: 2 H: 0 LOB: 0 BB: 1 P: 6	R: 0 E: 0 K: 1 S: 5 H: 0 LOB: 0 BB: 0 P: 5	R: 0 E: 0 K: 1 S: 6 H: 1 LOB: 1 BB: 0 P: 6	R: 0 E: 0 K: 1 S: 6 H: 1 LOB: 2 BB: 1 P: 10	R: 2 E: 0 K: 0 S: 4 H: 2 LOB: 0 BB: 1 P: 8	R: 3 E: 0 K: 1 S: 7 H: 2 LOB: 1 BB: 2 P: 15	R: 0 E: 0 K: 1 S: 6 H: 1 LOB: 1 BB: 0 P: 6	R: 0 E: 0 K: 1 S: 6 H: 1 LOB: 1 BB: 0 P: 6	1B: 7 2B: 2 3B: 0 HR: 0 SF: 0 SAC: 0 DP: 3 HBP: 0			WP: 1 PB: 0 SB: 0 CS: 0		PA: 38	

	AB	33
	R	5
	H	9
	RBI	4
	BB	5
	SO	6
	LOB	16

PITCHER		IP	WLS	BF	H	R	ER	SO	BB	IBB	HBP	BLK	WP	HR	S	P	ERA	WHIP
Dan Petry, R ERA: 4.0	(1, 1)	6.0	W	24	5	3	3	3	4	0	0	0	0	0	26	42	4.50	1.500
Aurelio Lopez, R ERA: 6.6	(7, 1)	3.0	S	14	4	2	2	3	1	0	0	0	1	0	19	23	6.00	1.667

PITCHER	IP	WLS	BF	H	R	ER	SO	BB	IBB	HBP	BLK	WP	HR	S	P	ERA	WHIP

Batter	1	2	3	4	5	6	7	8	9	10	AB	R	H	RBI	BB	SO	LOB
Lou Whitaker, L (1, 4) OBP: 0.415, SLG: 0.284	4-3		1B 2B		FC4 1B E 1-2 BB	BB			4-3	BB 1-3	3	2	1	0	3	0	0
Alan Trammell, R (1, 6) OBP: 0.439, SLG: 0.443	F9	4-3			E 1B 1-2 2-H 1B	CS 3-H	SH3-4 1B		2B 1B	5-3	6	2	3	1	0	0	3
Steve Kemp, L (1, 7) OBP: 0.344, SLG: 0.475	G3		2-H 1B		FC4 G4-6-3 1-3 2-H		SH3-4 1-2		FC6-4 1-H 2B		2	0	1	1	0	0	0
Tim Corcoran, L (4, 7) OBP: 0.296, SLG: 0.174											1	0	0	0	0	0	1
Dave Stegman, R (7, PH) OBP: 0.379, SLG: 0.375 (7, 9) (8, 8)											1	0	1	1	0	0	0
Richie Hebner, L (1, 5) (8, 3) OBP: 0.349, SLG: 0.351		4-3	1-3		G4-6-3 3-H 1B		F6		H FC6-4 HBP		4	0	1	1	0	0	2
Champ Summers, L (1, 10) OBP: 0.456, SLG: 0.535		FC4 1B		L3	G4-6-3 1-2f 2-3		F5		FC6-4 1-2f 2-3		5	0	1	0	0	0	5
Jason Thompson, L (1, 3) OBP: 0.319, SLG: 0.424		FC4 1-2f		L9	F5			BB	F2		3	0	0	0	1	0	2
Tom Brookens, R (8, PR) (8, 5) OBP: 0.297, SLG: 0.343											1	0	0	0	0	0	2
Lance Parrish, R (1, 2) OBP: 0.316, SLG: 0.500		6-3		2B		F8		K 1-2		K	5	0	1	0	0	2	2
Kirk Gibson, L (1, 8) OBP: 0.302, SLG: 0.469			HR	6-3		3-1 S CS 1B		G5-4-3 IBB		6-3	3	1	2	1	0	0	1
John Wockenfuss, R (8, PH) (8, 7) OBP: 0.304, SLG: 0.325											1	0	0	0	1	0	0
Rick Peters, S (1, 9) (7, 7) (8, 9) OBP: 0.275, SLG: 0.229			6-3		BB 1B 1B	3-1 1-3		G5-4-3 1-2f		E S 1B	5	1	2	0	0	0	3
Inning Stats	R: 0 E: 0 K: 0 S: 3 H: 0 LOB: 0 BB: 0 P: 3	R: 0 E: 0 K: 0 S: 4 H: 1 LOB: 1 BB: 0 P: 4	R: 2 E: 0 K: 0 S: 6 H: 3 LOB: 1 BB: 0 P: 6	R: 0 E: 0 K: 0 S: 4 H: 1 LOB: 1 BB: 0 P: 4	R: 3 E: 1 K: 0 S: 6 H: 3 LOB: 1 BB: 1 P: 10	R: 0 E: 0 K: 0 S: 3 H: 1 LOB: 1 BB: 1 P: 7	R: 0 E: 0 K: 0 S: 4 H: 1 LOB: 1 BB: 0 P: 4	R: 0 E: 0 K: 1 S: 4 H: 0 LOB: 1 BB: 2 P: 12	R: 1 E: 0 K: 0 S: 5 H: 2 LOB: 2 BB: 0 P: 6	R: 0 E: 0 K: 1 S: 6 H: 1 LOB: 2 BB: 1 P: 10	1B: 9 2B: 3 3B: 0 HR: 1 SF: 0 SAC: 1 DP: 2 HBP: 1						

PITCHER		IP	WLS	BF	H	R	ER	SO	BB	IBB	HBP	BLK	WP	HR	S	P	ERA	WHIP
Glenn Abbott, R ERA: 4.26	(1, 1)	4.0		21	7	5	4	0	1	0	0	0	0	1	20	24	9.00	2.000
Shane Rawley, L ERA: 5.4	(5, 1)	4.2		20	5	1	1	1	2	1	1	0	1	0	18	31	1.93	1.500
Dave Heaverlo, R ERA: 2.08	(9, 1)	1.1	W	6	1	0	0	1	1	0	0	0	0	0	7	11	0.00	1.500

PITCHER	IP	WLS	BF	H	R	ER	SO	BB	IBB	HBP	BLK	WP	HR	S	P	ERA	WHIP

TOP

Detroit Tigers @ Seattle Mariners

The Kingdome, Seattle, WA

Wed May 07 1980, 10:05 PM EDT

Att. 4,934 - Dome

livebaseballscorecards.com

AB	40
R	6
H	13
RBI	5
BB	5
SO	2
LOB	21

WP: 1 PA: 48
PB: 0
SB: 2
CS: 1

Batter	1	2	3	4	5	6	7	8	9	10	AB	R	H	RBI	BB	SO	LOB
Joe Simpson, L (1, 8) OBP: 0.413, SLG: 0.456	F9 S 1B 1B		1B 3B		4-3		F4		4-3	1-2 2-H 1B	6	2	3	1	0	0	0
Jim Anderson, R (1, 6) OBP: 0.341, SLG: 0.468	F9 1-3		G3		5-3		1B		HR		5	1	2	1	0	0	2
Dan Meyer, L (1, 7) OBP: 0.365, SLG: 0.433	G3-6-3 3-H 1B		BB 3-H 1B		F7		F2		1B		5	1	3	2	0	0	1
Bruce Bochte, L (1, 3) OBP: 0.427, SLG: 0.521	G3-6-3 1-2f		1B 1-2 1B BB			BB BB BB	F7		K		3	1	0	0	2	1	3
Leon Roberts, R (1, 9) OBP: 0.338, SLG: 0.583		HR	FC6-4 1-H 2-H 1B			F3		F7	F3		5	1	2	3	0	0	2
Jerry Narron, L (1, 10) Tom Paciorek, R (3, PH) OBP: 0.250, SLG: 0.278 Rod Craig, S (10, PR) OBP: 0.269, SLG: 0.405		6-3	FC6-4 1-2f			F9		2B		SH3-4 1B BB	1 3 0	0 0 1	0 1 0	0 0 0	0 1 0	0 0 0	0 2 0
Ted Cox, R (1, 5) OBP: 0.292, SLG: 0.281		6-3		5-3		BB 1-2 BB	F3		SH3-4 1-2		3	0	0	0	1	0	1
Larry Milbourne, S (1, 4) OBP: 0.108, SLG: 0.030		4-3		6-3		1-2 2-3 BB	IBB		1B IBB		2	0	0	0	3	0	0
Larry Cox, R (1, 2) OBP: 0.250, SLG: 0.222 Bob Stinson, S (8, PH) OBP: 0.107, SLG: 0.074 (9, 2) Bill Stein, R (10, PH) OBP: 0.356, SLG: 0.409			6-3	4-3		4-3	F8		F8		3 1 1	0 0 0	0 0 0	0 0 0	0 0 0	0 0 0	3 2 2
Inning Stats	R: 1 H: 2 E: 0 LOB: 0 K: 0 BB: 0 S: 4 P: 4	R: 1 H: 1 E: 0 LOB: 0 K: 0 BB: 0 S: 4 P: 4	R: 3 H: 3 E: 0 LOB: 1 K: 0 BB: 1 S: 6 P: 10	R: 0 H: 0 E: 0 LOB: 0 K: 0 BB: 0 S: 3 P: 3	R: 0 H: 0 E: 0 LOB: 0 K: 0 BB: 0 S: 3 P: 3	R: 0 H: 0 E: 0 LOB: 3 K: 0 BB: 3 S: 3 P: 15	R: 0 H: 1 E: 0 LOB: 1 K: 0 BB: 0 S: 4 P: 4	R: 0 H: 1 E: 0 LOB: 2 K: 0 BB: 1 S: 4 P: 8	R: 1 H: 2 E: 0 LOB: 1 K: 1 BB: 0 S: 7 P: 7	R: 1 H: 1 E: 0 LOB: 2 K: 0 BB: 2 S: 3 P: 11	1B: 7 SF: 0 2B: 1 SAC: 1 3B: 1 DP: 1 HR: 2 HBP: 0						

PITCHER		IP	WLS	BF	H	R	ER	SO	BB	IBB	HBP	BLK	WP	HR	S	P	ERA	WHIP
Dave Rozema, R ERA: 5.68	(1, 1)	2.2		14	6	5	5	0	1	0	0	0	0	1	13	17	16.88	2.625
John Hiller, L ERA: 3.38	(3, 1)	3.0		12	0	0	0	0	3	0	0	0	0	0	9	21	0.00	1.000
Dave Tobik, R ERA: 4.7	(6, 1)	2.2		12	3	1	1	0	0	1	0	0	0	1	11	15	3.38	1.125
Pat Underwood, L ERA: 3.95	(9, 1)	1.1	L	8	2	1	1	1	1	1	0	0	0	0	8	16	6.75	2.250

PITCHER	IP	WLS	BF	H	R	ER	SO	BB	IBB	HBP	BLK	WP	HR	S	P	ERA	WHIP

BOTTOM

Detroit Tigers @ Seattle Mariners

The Kingdome, Seattle, WA

Wed May 07 1980, 10:05 PM EDT

Att. 4,934 - Dome

livebaseballscorecards.com

AB	38
R	7
H	11
RBI	7
BB	7
SO	1
LOB	18

WP: 0 PA: 46
PB: 0
SB: 1
CS: 0

Batter	1	2	3	4	5	6	7	8	9	AB	R	H	RBI	BB	SO	LOB
Rick Peters, S (1, 7) OBP: 0.273, SLG: 0.211	BBBB 4-0 G6-3 BB		x 0-0 ② 1-3		x 0-0 ② 6-3			S S S 0-3 ① K		3	0	0	0	1	1	1
Alan Trammell, R (1, 6) OBP: 0.419, SLG: 0.419	x 0-0 ① ② G6-3 1-2f		x 0-0 ③ 5-3		x 0-0 ③ F8			x 0-0 ② 6-3		4	0	0	0	0	0	2
Dave Stegman, R (1, 9) OBP: 0.364, SLG: 0.357	x 0-0 FC6-4 1B			x 0-0 ① F8		x 0-0 ① F6		x 0-0 ③ F8		4	0	1	0	0	0	0
Lance Parrish, R (1, 3) OBP: 0.313, SLG: 0.490	x 0-0 ③ FC6-4 1-2f			x 0-0 HR 1B		x 0-0 ② F8			x 0-0 ① 3-1	4	1	1	0	0	0	1
John Wockenfuss, R (1, 10) OBP: 0.320, SLG: 0.395		BBBBB 4-0 G5-4-3 BB		x 0-0 1-H HR		x 0-0 ③ F8			x 0-0 ② F3	3	1	1	2	1	0	0
Tom Brookens, R (1, 5) OBP: 0.268, SLG: 0.308		x 0-0 ① ② G5-4-3 1-2f		x 0-0 ② F8			x 0-0 ① 5-3		x 0-0 ③ 4-3	4	0	0	0	0	0	1
Duffy Dyer, R (1, 2) OBP: 0.143, SLG: 0.214		x 0-0 E 2B		x 0-0 ③ 5-3			x 0-0 ① 1B			3	1	2	0	0	0	0
Kirk Gibson, L (1, 8) OBP: 0.303, SLG: 0.464		x 0-0 E7 CS 2-H			x 0-0 SH3-4 1B		x 0-0 ② L5			3	0	1	0	0	0	1
Mark Wagner, R (1, 4) OBP: 0.267, SLG: 0.214		x 0-0 ③ CS 1-2	x 0-0 ① 5-3		x 0-0 ① SH3-4 1-2		x 0-0 ③ 5-3			2	0	0	0	0	0	1
Inning Stats	R: 0 H: 1 E: 0 LOB: 1 K: 0 BB: 1 S: 3 P: 7	R: 1 H: 1 E: 1 LOB: 0 K: 0 BB: 1 S: 3 P: 7	R: 0 H: 0 E: 0 LOB: 0 K: 0 BB: 0 S: 3 P: 3	R: 2 H: 2 E: 0 LOB: 0 K: 0 BB: 0 S: 5 P: 5	R: 0 H: 1 E: 0 LOB: 1 K: 0 BB: 0 S: 4 P: 4	R: 0 H: 0 E: 0 LOB: 0 K: 0 BB: 0 S: 3 P: 3	R: 0 H: 1 E: 0 LOB: 1 K: 0 BB: 0 S: 4 P: 4	R: 0 H: 0 E: 0 LOB: 0 K: 1 BB: 0 S: 5 P: 5	R: 0 H: 0 E: 0 LOB: 0 K: 0 BB: 0 S: 3 P: 3	1B: 4 SF: 0 2B: 1 SAC: 1 3B: 0 DP: 2 HR: 1 HBP: 0						WP: 0 PA: 34 PB: 0 SB: 0 CS: 1

TOP

Detroit Tigers @ Seattle Mariners

The Kingdome, Seattle, WA

Thu May 08 1980, 10:05 PM EDT

Att. 6,950 - Dome

livebaseballscorecards.com

AB	30
R	3
H	6
RBI	2
BB	2
SO	1
LOB	7

PITCHER		IP	WLS	BF	H	R	ER	SO	BB	IBB	HBP	BLK	WP	HR	S	P	ERA	WHIP
Rick Honeycutt, L ERA: 2.45	(1, 1)	9.0	W	33	6	3	2	1	2	0	0	0	0	1	33	41	2.00	0.889

PITCHER	IP	WLS	BF	H	R	ER	SO	BB	IBB	HBP	BLK	WP	HR	S	P	ERA	WHIP

BOTTOM

Detroit Tigers @ Seattle Mariners

The Kingdome, Seattle, WA

Thu May 08 1980, 10:05 PM EDT

Att. 6,950 - Dome

Batter	1	2	3	4	5	6	7	8	9	AB	R	H	RBI	BB	SO	LOB
Joe Simpson, L (1, 8) OBP: 0.400, SLG: 0.438	F7		1-3		F5			F7	E 1-3 2-H 3-H 1B	5	0	1	2	0	0	1
Jim Anderson, R (1, 6) OBP: 0.356, SLG: 0.463	1-3			PB BB		F9		FC5-4 1B	E IBB	3	0	1	0	2	0	0
Dan Meyer, L (1, 7) OBP: 0.347, SLG: 0.411	4-3			K 1-2		F8		FC5-4 1-2f	E3 1-2 2-3 3-H	5	0	0	0	0	1	4
Bruce Bochte, L (1, 3) OBP: 0.412, SLG: 0.500		6-3		K		F9		G3		4	0	0	0	0	1	2
Leon Roberts, R (1, 10) OBP: 0.346, SLG: 0.573		1B		BB			L5		K	3	0	1	0	1	1	0
Rod Craig, S (1, 9) OBP: 0.268, SLG: 0.397		F7		K			4-3		BB 1B 1B	4	1	1	0	0	1	3
Bill Stein, R (1, 4) OBP: 0.364, SLG: 0.406		6-3			6-3		2B 1B		BB 1B 1-2 1B BB	3	1	1	0	1	0	1
Ted Cox, R (1, 5) OBP: 0.319, SLG: 0.328 Larry Milbourne, S (9, PR) OBP: 0.108, SLG: 0.030			6-3		1B		1-3 2B		BB 1-2 2-H 1B 1B	4 0	0 1	3 0	1 0	0 0	0 0	0 0
Larry Cox, R (1, 2) OBP: 0.242, SLG: 0.214 Bob Stinson, S (7, PH) OBP: 0.133, SLG: 0.071 (8, 2) Tom Paciorek, R (9, PR) OBP: 0.250, SLG: 0.278			K		F8		K		1B E 1-2 2-3 BB	2 1 0	0 0 1	0 0 0	0 0 0	0 1 0	1 1 0	1 2 0
Inning Stats	R: 0 E: 0 K: 0 S: 3 H: 0 LOB: 0 BB: 0 P: 3	R: 0 E: 0 K: 0 S: 4 H: 1 LOB: 1 BB: 0 P: 4	R: 0 E: 0 K: 1 S: 5 H: 0 LOB: 0 BB: 0 P: 5	R: 0 E: 0 K: 3 S: 9 H: 0 LOB: 2 BB: 2 P: 17	R: 0 E: 0 K: 0 S: 4 H: 1 LOB: 1 BB: 0 P: 4	R: 0 E: 0 K: 0 S: 3 H: 0 LOB: 0 BB: 0 P: 3	R: 0 E: 0 K: 1 S: 7 H: 2 LOB: 2 BB: 0 P: 7	R: 0 E: 0 K: 0 S: 4 H: 1 LOB: 1 BB: 0 P: 4	R: 4 E: 1 K: 1 S: 7 H: 3 LOB: 3 BB: 3 P: 19	1B: 7 2B: 1 3B: 0 HR: 0	SF: 0 SAC: 0 DP: 0 HBP: 0			WP: 0 PB: 1 SB: 0 CS: 0	PA: 39		

PITCHER		IP	WLS	BF	H	R	ER	SO	BB	IBB	HBP	BLK	WP	HR	S	P	ERA	WHIP
Jack Morris, R ERA: 4.86	(1, 1)	8.1	L	36	7	4	3	6	4	0	0	0	0	0	44	60	3.24	1.320
Aurelio Lopez, R ERA: 6.6	(9, 1)	0.0		3	1	0	0	0	0	1	0	0	0	0	2	6	∞	∞

PITCHER	IP	WLS	BF	H	R	ER	SO	BB	IBB	HBP	BLK	WP	HR	S	P	ERA	WHIP

AB	34
R	4
H	8
RBI	3
BB	5
SO	6
LOB	14

livebaseballscorecards.com

Batter	1	2	3	4	5	6	7	8	9	AB	R	H	RBI	BB	SO	LOB
Jorge Orta, L (1, 9) OBP: 0.402, SLG: 0.386	BBBB 4-0 G6-4-3 BB		x 0-0 ② 3-1	x 0-0 1-2 1B		4-0 1B IBB			x 0-0 ① 1-3	3	0	1	0	2	0	0
Miguel Dilone, S (1, 8) OBP: 0.400, SLG: 0.400	x 0-0 ① ② G6-4-3 1-2f		x 0-0 ③ F6	x 0-0 ③ F7		x 0-0 1-2 2-3 1B			x 0-0 S 1B	5	0	2	0	0	0	3
Mike Hargrove, L (1, 3) OBP: 0.455, SLG: 0.465	x 0-0 ③ 3-1			x 0-0 1B 1B 1B	BBBB 4-0 6-3 5-3 BB	SSS 0-3 ③ K			4-0 1-2 IBB	3	1	1	0	2	1	3
Toby Harrah, R (1, 5) OBP: 0.343, SLG: 0.308		BBBB 4-0 2B BB		x 0-0 ① 1-2 1B E 1B	x 0-0 ① 1-2 5-3		x 0-0 ① 4-3		x 0-0 ② F8	4	1	1	0	1	0	3
Cliff Johnson, R (1, 10) OBP: 0.234, SLG: 0.250		SSS 0-3 ① K		x 0-0 1-H 2-H E7 HR 1B	x 0-0 ② 2-3 6-3		x 0-0 ② 6-3		x 0-0 ③ F6	5	1	1	1	0	1	4
Joe Charboneau, R (1, 7) OBP: 0.378, SLG: 0.468		x 0-0 1-3 2B		x 0-0 3-H HR	SSS 0-3 ③ K		SSS 0-3 ③ K			4	1	2	2	0	2	1
Bo Diaz, R (1, 2) OBP: 0.308, SLG: 0.292		SSS 0-3 ② K		x 0-0 ① 6-3		x 0-0 ① F4		x 0-0 ① 6-3		4	0	0	0	0	1	2
Duane Kuiper, L (1, 4) OBP: 0.340, SLG: 0.318		x 0-0 ③ F7		x 0-0 ② 4-3		BBBB 4-0 1B 4-3 BB		x 0-0 ② 1-6-3		3	0	0	0	1	0	2
Tom Veryzer, R (1, 6) OBP: 0.366, SLG: 0.364			x 0-0 ① 6-3	x 0-0 1B 1B		x 0-0 ② 1-2 4-3		x 0-0 ③ 1-3		4	0	1	0	0	0	1
Inning Stats	R: 0 E: 0 K: 0 S: 2 H: 0 LOB: 0 BB: 1 P: 6	R: 0 E: 0 K: 2 S: 8 H: 1 LOB: 2 BB: 1 P: 12	R: 0 E: 0 K: 0 S: 3 H: 0 LOB: 0 BB: 0 P: 3	R: 4 E: 1 K: 0 S: 9 H: 6 LOB: 2 BB: 0 P: 9	R: 0 E: 0 K: 1 S: 5 H: 0 LOB: 1 BB: 1 P: 9	R: 0 E: 0 K: 1 S: 6 H: 1 LOB: 3 BB: 2 P: 14	R: 0 E: 0 K: 1 S: 5 H: 0 LOB: 0 BB: 0 P: 5	R: 0 E: 0 K: 0 S: 3 H: 0 LOB: 0 BB: 0 P: 3	R: 0 E: 0 K: 0 S: 4 H: 1 LOB: 2 BB: 1 P: 8	1B: 7 2B: 1 3B: 0 HR: 1 SF: 0 SAC: 0 DP: 1 HBP: 0							

TOP

Cleveland Indians @ Seattle Mariners

The Kingdome, Seattle, WA

Fri May 09 1980, 10:05 PM EDT

Att. 23,229 - Dome

livebaseballscorecards.com

AB	35
R	4
H	9
RBI	3
BB	6
SO	5
LOB	19

PITCHER		IP	WLS	BF	H	R	ER	SO	BB	IBB	HBP	BLK	WP	HR	S	P	ERA	WHIP
Floyd Bannister, L ERA: 2.38	(1, 1)	4.0	L	21	7	4	4	2	3	0	0	0	0	1	22	34	9.00	2.500
Rob Dressler, R ERA: 4.38	(5, 1)	5.0		20	2	0	0	3	1	2	0	0	0	0	23	35	0.00	0.600

PITCHER	IP	WLS	BF	H	R	ER	SO	BB	IBB	HBP	BLK	WP	HR	S	P	ERA	WHIP

Batter	1	2	3	4	5	6	7	8	9	AB	R	H	RBI	BB	SO	LOB
Julio Cruz, S (1, 4) OBP: 0.375, SLG: 0.256	BBBB 4-0 FC3-6 1B BB		x 0-0 ① 6-3		BBBB 4-0 4-3 S BB		x 0-0 FC5-4 1B		x 0-0 ② 4-3	3	0	1	0	2	0	0
Jim Anderson, R (1, 6) OBP: 0.348, SLG: 0.447	x 0-0 FC3-6 1-2 1B		x 0-0 ② 5-3		x 0-0 ① F8		x 0-0 ① FC5-4 1-2f		x 0-0 ③ 5-3	5	0	1	0	0	0	2
Dan Meyer, L (1, 7) OBP: 0.343, SLG: 0.404	x 0-0 ① FC3-6 G4-6-3 1-2f 2-3		x 0-0 2B 1B		x 0-0 ② 4-3 1-3		x 0-0 ② F9			4	0	1	0	0	0	4
Bruce Bochte, L (1, 3) OBP: 0.407, SLG: 0.500	x 0-0 ② ③ G4-6-3 1-2f		x 0-0 1-3 2B		x 0-0 ③ F5		x 0-0 ③ F8			4	0	1	0	0	0	4
Leon Roberts, R (1, 10) OBP: 0.353, SLG: 0.603		SSS 0-3 ① K	BBBB 4-0 BB			x 0-0 ① F9		x 0-0 HR		3	1	1	1	1	1	0
Joe Simpson, L (1, 8) OBP: 0.393, SLG: 0.421		BBBB 4-0 1B BB	x 0-0 ③ 3-1			SSS 0-3 ② K		x 0-0 ① F8		3	0	0	0	1	1	3
Ted Cox, R (1, 5) OBP: 0.342, SLG: 0.354		x 0-0 1-3 1-3 1B		x 0-0 G4-3 1B		x 0-0 1B 1B		x 0-0 ② F9		4	0	3	0	0	0	0
Rod Craig, S (1, 9) OBP: 0.267, SLG: 0.390		x 0-0 ② 1-3 1-2		SSS 0-3 ① K		x 0-0 1-2 1B		x 0-0 ③ 4-3		4	0	1	0	0	1	3
Larry Cox, R (1, 2) OBP: 0.234, SLG: 0.207 Bob Stinson, S (6, PH) (7, 2) OBP: 0.125, SLG: 0.067		SSS 0-3 ③ K		x 0-0 ② ③ G4-3 1-2f		SSS 0-3 ③ K			SSS 0-3 ① K	2 2	0 0	0 0	0 0	0 0	1 2	3 2
Inning Stats	R: 0 H: 1 E: 0 LOB: 1 K: 0 BB: 1 S: 3 P: 7	R: 0 H: 1 E: 0 LOB: 2 K: 2 BB: 1 S: 8 P: 12	R: 0 H: 2 E: 0 LOB: 3 K: 0 BB: 1 S: 5 P: 9	R: 0 H: 1 E: 0 LOB: 0 K: 1 BB: 0 S: 5 P: 5	R: 0 H: 0 E: 0 LOB: 1 K: 0 BB: 1 S: 3 P: 7	R: 0 H: 2 E: 0 LOB: 2 K: 2 BB: 0 S: 9 P: 9	R: 0 H: 1 E: 0 LOB: 1 K: 0 BB: 0 S: 4 P: 4	R: 1 H: 1 E: 0 LOB: 0 K: 0 BB: 0 S: 4 P: 4	R: 0 H: 0 E: 0 LOB: 0 K: 1 BB: 0 S: 5 P: 5	1B: 7 2B: 1 3B: 0 HR: 1	SF: 0 SAC: 0 DP: 2 HBP: 0					

PITCHER	IP	WLS	BF	H	R	ER	SO	BB	IBB	HBP	BLK	WP	HR	S	P	ERA	WHIP
Dan Spillner, R (1, 1) ERA: 4.15	9.0	W	38	9	1	1	6	4	0	0	0	0	1	46	62	1.00	1.444

PITCHER	IP	WLS	BF	H	R	ER	SO	BB	IBB	HBP	BLK	WP	HR	S	P	ERA	WHIP

BOTTOM

Cleveland Indians @ Seattle Mariners

The Kingdome, Seattle, WA

Fri May 09 1980, 10:05 PM EDT

Att. 23,229 - Dome

livebaseballscorecards.com

AB	34
R	1
H	9
RBI	1
BB	4
SO	6
LOB	21

Cleveland Indians @ Seattle Mariners

The Kingdome, Seattle, WA

Sat May 10 1980, 10:05 PM EDT

Att. 10,690 - Dome

TOP

livebaseballscorecards.com

Batter	1	2	3	4	5	6	7	8	9	AB	R	H	RBI	BB	SO	LOB
Miguel Dilone, S (1, 8) OBP: 0.400, SLG: 0.400	S 1B 1B	S 1B 1B		F7		F8		G3		5	2	2	0	0	0	3
Jorge Orta, L (1, 9) OBP: 0.402, SLG: 0.380	BBBB 1B BB	G3-6-3 1B		K			F8		F7	4	0	1	2	1	1	1
Mike Hargrove, L (1, 3) OBP: 0.452, SLG: 0.462	FC3-6 1B	G3-6-3			F8		1B		5-3	5	0	2	1	0	0	1
Toby Harrah, R (1, 5) OBP: 0.327, SLG: 0.292	FC3-6 S		SSS K		F9		F9		F7	5	0	0	0	0	1	3
Ron Hassey, L (1, 2) OBP: 0.351, SLG: 0.439	SSS K		5-3		4-3		1B			4	0	1	0	0	1	2
Cliff Johnson, R (1, 10) OBP: 0.247, SLG: 0.253	F8		BBBB BB			4-1 2B 1B	F2			3	1	1	0	1	0	4
Joe Charboneau, R (1, 7) OBP: 0.372, SLG: 0.469		SH3-4 1B 2B	SSS K			F9		F9		4	1	1	0	0	1	2
Duane Kuiper, L (1, 4) OBP: 0.340, SLG: 0.319		SH3-4		5-3		4-1		FC3-6 1B		3	0	1	0	0	0	1
Tom Veryzer, R (1, 6) OBP: 0.387, SLG: 0.400		1B 1B 1B		F7 1B		2B		FC3-6		4	1	3	2	0	0	1

AB	37
R	5
H	12
RBI	5
BB	2
SO	4
LOB	18

Inning Stats																		
	R: 1	H: 2	R: 3	H: 4	R: 0	H: 0	R: 0	H: 1	R: 0	H: 0	R: 1	H: 2	R: 0	H: 2	R: 0	H: 1	R: 0	H: 0
	E: 0	LOB: 2	E: 0	LOB: 0	E: 0	LOB: 1	E: 0	LOB: 1	E: 0	LOB: 0	E: 0	LOB: 2	E: 0	LOB: 2	E: 1	LOB: 1	E: 0	LOB: 0
	K: 1	BB: 1	K: 0	BB: 0	K: 2	BB: 1	K: 1	BB: 0	K: 0	BB: 0	K: 0	BB: 0	K: 0	BB: 0	K: 0	BB: 0	K: 0	BB: 0
	S: 7	P: 11	S: 6	P: 6	S: 7	P: 11	S: 6	P: 6	S: 3	P: 3	S: 5	P: 5	S: 5	P: 5	S: 4	P: 4	S: 3	P: 3

1B: 10	SF: 0	WP: 0	PA: 40
2B: 2	SAC: 1	PB: 0
3B: 0	DP: 1	SB: 3
HR: 0	HBP: 0	CS: 0

PITCHER		IP	WLS	BF	H	R	ER	SO	BB	IBB	HBP	BLK	WP	HR	S	P	ERA	WHIP
Byron McLaughlin, R ERA: 9.53	(1, 1)	1.1	L	11	6	4	4	1	1	0	0	0	0	0	12	16	27.00	5.250
Dave Roberts, L ERA: 5.59	(2, 1)	5.1		21	5	1	1	3	1	0	0	0	0	0	26	30	1.69	1.125
Dave Heaverlo, R ERA: 1.88	(7, 1)	1.1		5	1	0	0	0	0	0	0	0	0	0	5	5	0.00	0.750
Shane Rawley, L ERA: 5.06	(9, 1)	1.0		3	0	0	0	0	0	0	0	0	0	0	3	3	0.00	0.000

PITCHER		IP	WLS	BF	H	R	ER	SO	BB	IBB	HBP	BLK	WP	HR	S	P	ERA	WHIP

Batter	1	2	3	4	5	6	7	8	9	AB	R	H	RBI	BB	SO	LOB
Julio Cruz, S (1, 4) OBP: 0.365, SLG: 0.256	6-3		1B			4-3		FC6-4 1-2f		4	0	1	0	0	0	1
Jim Anderson, R (1, 6) OBP: 0.333, SLG: 0.427	L4		1-3			6-3		F8		4	0	0	0	0	0	2
Dan Meyer, L (1, 7) OBP: 0.339, SLG: 0.398	4-3			G3			F8		WP, SF8 1B	4	1	1	0	0	0	0
Bruce Bochte, L (1, 3) OBP: 0.402, SLG: 0.491 Larry Milbourne, S (9, PR) OBP: 0.108, SLG: 0.030		K		4-3			K		WP 1-2	4 0	0 0	1 0	0 0	0 0	2 0	0 0
Leon Roberts, R (1, 9) OBP: 0.348, SLG: 0.580		FC4-6 BB		5-3			6-3		F7	3	0	0	0	1	0	2
Willie Horton, R (1, 10) OBP: 0.309, SLG: 0.233 Rod Craig, S (9, PR) OBP: 0.267, SLG: 0.390	L5				G5-4-3 BB			2B 1B	1-2 2-3 BB	2 0	1 0	1 0	0 0	2 0	0 0	1 0
Joe Simpson, L (1, 8) OBP: 0.387, SLG: 0.430	FC4-6 1-2f				K			1B, SF8 1-3 2B	SF8 3-H	3	1	1	1	0	1	2
Ted Cox, R (1, 5) OBP: 0.338, SLG: 0.348			F7		G5-4-3 1-2f			FC6-4 2-3 3-H 1B	G2	4	0	1	1	0	0	3
Bob Stinson, S (1, 2) OBP: 0.114, SLG: 0.063			1-3			F7		SF8 3-H		2	0	0	1	0	0	0
Inning Stats	R: 0 E: 0 K: 0 S: 3 H: 0 LOB: 0 BB: 0 P: 3	R: 0 E: 0 K: 1 S: 5 H: 0 LOB: 1 BB: 1 P: 9	R: 0 E: 0 K: 0 S: 4 H: 1 LOB: 1 BB: 0 P: 4	R: 0 E: 0 K: 0 S: 3 H: 0 LOB: 0 BB: 0 P: 3	R: 0 E: 0 K: 1 S: 4 H: 0 LOB: 0 BB: 1 P: 8	R: 0 E: 0 K: 0 S: 3 H: 0 LOB: 0 BB: 0 P: 3	R: 0 E: 0 K: 1 S: 5 H: 0 LOB: 0 BB: 0 P: 5	R: 2 E: 0 K: 0 S: 6 H: 3 LOB: 1 BB: 0 P: 6	R: 1 E: 0 K: 0 S: 5 H: 2 LOB: 2 BB: 1 P: 9	1B: 5 2B: 1 3B: 0 HR: 0 SF: 2 SAC: 0 DP: 1 HBP: 0						

PITCHER	IP	WLS	BF	H	R	ER	SO	BB	IBB	HBP	BLK	WP	HR	S	P	ERA	WHIP
John Denny, R (1, 1) ERA: 5.75	8.0	W	31	6	3	3	3	2	0	0	0	0	0	35	43	3.38	1.000
Victor Cruz, R (9, 1) ERA: 6.97	1.0	S	4	0	0	0	0	1	0	0	0	1	0	3	7	0.00	1.000

PITCHER	IP	WLS	BF	H	R	ER	SO	BB	IBB	HBP	BLK	WP	HR	S	P	ERA	WHIP

BOTTOM

Cleveland Indians @ Seattle Mariners

The Kingdome, Seattle, WA

Sat May 10 1980, 10:05 PM EDT

Att. 10,690 - Dome

livebaseballscorecards.com

AB	30
R	3
H	6
RBI	3
BB	3
SO	3
LOB	11

WP: 1 PA: 35
PB: 0
SB: 0
CS: 0

Batter	1	2	3	4	5	6	7	8	9	AB	R	H	RBI	BB	SO	LOB
Miguel Dilone, S (1, 8) OBP: 0.467, SLG: 0.429	8-5 S 1B		BBBB 1-2 BB		SSS K2-3		1-2 3-H 1B		F8	4	0	2	1	1	1	1
Jorge Orta, L (1, 9) OBP: 0.388, SLG: 0.365	8-5 1-3f		F8			F8	5-3			4	0	0	0	0	0	5
Mike Hargrove, L (1, 3) OBP: 0.445, SLG: 0.484	4-3			HR		G3		3-1		4	1	1	1	0	0	0
Toby Harrah, R (1, 5) OBP: 0.319, SLG: 0.283 Dave Rosello, R (6, 5) OBP: 0.500, SLG: 0.500		4-3		F3		6-3		SSS K		3 1	0 0	0 0	0 0	0 0	0 1	0 0
Ron Hassey, L (1, 2) OBP: 0.377, SLG: 0.464 Gary Alexander, R (8, PH) OBP: 0.278, SLG: 0.290 (8, 2)		G6-4-3 1B		FC6-4 1B			1B SF8 1B		F9	3 1	1 0	3 0	0 0	0 0	0 0	0 0
Cliff Johnson, R (1, 10) OBP: 0.247, SLG: 0.253		G6-4-3 1-2f		F7			1B SF8 1-3 1B		F3	4	1	1	0	0	0	2
Joe Charboneau, R (1, 7) OBP: 0.367, SLG: 0.464			F3	FC6-4 1-2f			SF8 1-2 3-H		E1 1B	3	1	1	1	0	0	1
Duane Kuiper, L (1, 4) OBP: 0.340, SLG: 0.319 Ron Pruitt, R (9, PH) OBP: 0.333, SLG: 0.267			G3		F8		1B 2-3		3-H 1B	3 1	0 0	1 1	0 1	0 0	0 0	0 0
Tom Veryzer, R (1, 6) OBP: 0.390, SLG: 0.394 Jerry Dybzinski, R (6, 6) OBP: 0.455, SLG: 0.700			BBBB BB BB		5-3		SSS K		1B	1 2	0 0	0 1	0 0	1 0	0 1	0 2
Inning Stats	R: 0 E: 0 K: 0 S: 3 H: 1 LOB: 0 BB: 0 P: 3	R: 0 E: 0 K: 0 S: 3 H: 1 LOB: 0 BB: 0 P: 3	R: 0 E: 0 K: 0 S: 3 H: 0 LOB: 2 BB: 2 P: 11	R: 1 E: 0 K: 0 S: 5 H: 2 LOB: 1 BB: 0 P: 5	R: 0 E: 0 K: 1 S: 5 H: 0 LOB: 0 BB: 0 P: 5	R: 0 E: 0 K: 0 S: 3 H: 0 LOB: 0 BB: 0 P: 3	R: 2 E: 0 K: 1 S: 9 H: 4 LOB: 2 BB: 0 P: 9	R: 0 E: 0 K: 1 S: 5 H: 0 LOB: 0 BB: 0 P: 5	R: 1 E: 1 K: 0 S: 5 H: 3 LOB: 1 BB: 0 P: 5	1B: 10 2B: 1 3B: 0 HR: 1	SF: 1 SAC: 0 DP: 2 HBP: 0						

PITCHER	IP	WLS	BF	H	R	ER	SO	BB	IBB	HBP	BLK	WP	HR	S	P	ERA	WHIP
Jim Beattie, R (1, 1) ERA: 5.3	6.2	W	28	8	3	3	2	2	0	0	0	0	1	30	38	4.05	1.500
Shane Rawley, L (7, 1) ERA: 4.91	2.1		9	3	1	1	1	0	0	0	0	0	0	11	11	3.86	1.286

PITCHER	IP	WLS	BF	H	R	ER	SO	BB	IBB	HBP	BLK	WP	HR	S	P	ERA	WHIP

TOP

Cleveland Indians @ Seattle Mariners

The Kingdome, Seattle, WA

Sun May 11 1980, 6:33 AM EDT

Att. 6,683 - Unknown

livebaseballscorecards.com

AB	34
R	4
H	11
RBI	4
BB	2
SO	3
LOB	11

1B: 10	SF: 1	WP: 0	PA: 37
2B: 1	SAC: 0	PB: 0	
3B: 0	DP: 2	SB: 1	
HR: 1	HBP: 0	CS: 0	

Batter	1	2	3	4	5	6	7	8	9	AB	R	H	RBI	BB	SO	LOB
Julio Cruz, S (1, 4) OBP: 0.368, SLG: 0.292	S 2B 2B	4-3		1B S 1B 2-3 1B	K			5-3		5	2	2	0	0	1	3
Jim Anderson, R (1, 6) OBP: 0.340, SLG: 0.424 Rod Craig, S (7, 7) OBP: 0.276, SLG: 0.398	2B 1B 2-3 BB	F2		1B 1-3 3-H 1B	F3			3B 1B		3 1	1 1	1 1	1 0	1 0	0 0	3 0
Dan Meyer, L (1, 7) OBP: 0.354, SLG: 0.415 Tom Paciorek, R (7, 3) OBP: 0.286, SLG: 0.421	1B 1-3 3-H 2B		CS S BB	1B 1-2 3-H 1B		K		1-H 3B		3 1	1 0	2 1	2 1	1 0	1 0	0 0
Leon Roberts, R (1, 9) OBP: 0.340, SLG: 0.558	K		K 1-2	F7		1B		5-3		5	0	1	0	0	2	6
Bruce Bochte, L (1, 3) OBP: 0.397, SLG: 0.477 Mario Mendoza, R (7, 6) OBP: 0.222, SLG: 0.353	1B E IBB		K 2-3	F7		K				3 0	1 0	0 0	0 0	1 0	2 0	3 0
Willie Horton, R (1, 10) OBP: 0.307, SLG: 0.234	K			K	BB 1B 1B		K			4	0	1	0	0	3	3
Joe Simpson, L (1, 8) OBP: 0.392, SLG: 0.434	E8 1-H 2-H 3-H 1B			WP 2B 1B	F9		F7			4	1	2	2	0	0	1
Ted Cox, R (1, 5) OBP: 0.346, SLG: 0.347	F9			2B 1-2 BB	BB 1-2 1B		F9			3	1	1	0	1	0	1
Bob Stinson, S (1, 2) OBP: 0.154, SLG: 0.114		F7		1B 1B 1-H 2-H 2B	BB 1-2 2-3			F5		3	1	1	2	1	0	0
Inning Stats	R: 4 E: 1 K: 2 S: 10 H: 3 LOB: 1 BB: 2 P: 18	R: 0 E: 0 K: 0 S: 3 H: 0 LOB: 0 BB: 0 P: 3	R: 0 E: 0 K: 2 S: 6 H: 0 LOB: 0 BB: 1 P: 10	R: 4 E: 0 K: 1 S: 10 H: 5 LOB: 2 BB: 1 P: 14	R: 0 E: 0 K: 1 S: 7 H: 2 LOB: 3 BB: 1 P: 11	R: 0 E: 0 K: 2 S: 7 H: 1 LOB: 0 BB: 0 P: 7	R: 0 E: 0 K: 1 S: 5 H: 0 LOB: 0 BB: 0 P: 5	R: 1 E: 0 K: 0 S: 5 H: 2 LOB: 1 BB: 0 P: 5		1B: 9 2B: 3 3B: 1 HR: 0 SF: 0 SAC: 0 DP: 0 HBP: 0						

PITCHER		IP	WLS	BF	H	R	ER	SO	BB	IBB	HBP	BLK	WP	HR	S	P	ERA	WHIP
Len Barker, R ERA: 4.43	(1, 1)	3.1	L	20	7	8	7	5	3	1	0	0	1	0	26	42	18.90	3.000
Bob Owchinko, L ERA: 5.81	(4, 1)	2.2		12	4	0	0	3	1	0	0	0	0	0	17	21	0.00	1.875
Mike Stanton, R ERA: 4.85	(7, 1)	1.0		3	0	0	0	1	0	0	0	0	0	0	5	5	0.00	0.000
Sid Monge, L ERA: 4.26	(8, 1)	1.0		5	2	1	1	0	0	0	0	0	0	0	5	5	9.00	2.000

PITCHER	IP	WLS	BF	H	R	ER	SO	BB	IBB	HBP	BLK	WP	HR	S	P	ERA	WHIP

BOTTOM

Cleveland Indians @ Seattle Mariners

The Kingdome, Seattle, WA

Sun May 11 1980, 6:33 AM EDT

Att. 6,683 - Unknown

livebaseballscorecards.com

AB	35
R	9
H	13
RBI	8
BB	5
SO	9
LOB	20

WP: 1 PB: 0 SB: 3 CS: 1 PA: 40

Batter	1	2	3	4	5	6	7	8	9	AB	R	H	RBI	BB	SO	LOB
Julio Cruz, S (1, 4) OBP: 0.371, SLG: 0.288	BBBB 4-0 G4-6-3 1B BB		x 0-0 CS SH1-3 1B		x 0-0 F9 ②		x 0-0 1-4-3 ①		SSS 0-3 K ①	4	1	1	0	1	1	0
Jim Anderson, R (1, 6) OBP: 0.350, SLG: 0.426	x 0-0 G4-6-3 1-2 1B		x 0-0 SH1-3 ① 1-2		BBBB 4-0 2B BB		x 0-0 F4 ②		x 0-0 2B	2	1	1	0	1	0	0
Mario Mendoza, R (8, 6) OBP: 0.263, SLG: 0.444										1	0	1	0	0	0	0
Tom Paciorek, R (1, 7) OBP: 0.320, SLG: 0.478	x 0-0 ①② G4-6-3 1-2f 2-3		x 0-0 ②③ F7 2-3		x 0-0 1-H 2B		x 0-0 ③ 1B		x 0-0 ② F7	4	0	2	1	0	0	3
Joe Simpson, L (9, PH) (9, 7) OBP: 0.388, SLG: 0.429										1	0	0	0	0	0	1
Leon Roberts, R (1, 9) OBP: 0.343, SLG: 0.549	x 0-0 HR 3-H 1B			x 0-0 ① F8	x 0-0 ③ F7			x 0-0 1B 6-3 1B	x 0-0 ③ 5-3	5	2	2	1	0	0	2
Willie Horton, R (1, 10) OBP: 0.322, SLG: 0.286	x 0-0 1-H HR			x 0-0 ② F7		x 0-0 HR 1B		x 0-0 6-3 1-3 1B		4	2	3	2	0	0	0
Bill Stein, R (1, 3) OBP: 0.370, SLG: 0.444	x 0-0 ③ F8			BBBB 4-0 BB BB		x 0-0 1-H HR		x 0-0 ① 6-3 1-2 3-H		3	1	1	3	1	0	1
Ted Cox, R (1, 5) OBP: 0.341, SLG: 0.333		x 0-0 ① 5-3		BBBB 4-0 1-2 BB		SSS 0-3 ① K		x 0-0 ② F9		3	0	0	0	1	1	1
Rod Craig, S (1, 8) OBP: 0.275, SLG: 0.384		x 0-0 ② 6-3		x 0-0 ③ F6		SSS 0-3 ② K		BBBB 4-0 BB		3	0	0	0	1	1	2
Larry Cox, R (1, 2) OBP: 0.221, SLG: 0.194		SSS 0-3 ③ K			x 0-0 ① 2-3	x 0-0 ③ F8		x 0-0 ③ F9		4	0	0	0	0	1	2
Inning Stats	R: 3 H: 3 E: 0 LOB: 0 K: 0 BB: 1 S: 5 P: 9	R: 0 H: 0 E: 0 LOB: 0 K: 1 BB: 0 S: 5 P: 5	R: 0 H: 1 E: 0 LOB: 0 K: 0 BB: 0 S: 3 P: 3	R: 0 H: 0 E: 0 LOB: 2 K: 0 BB: 2 S: 3 P: 11	R: 1 H: 1 E: 0 LOB: 1 K: 0 BB: 1 S: 4 P: 8	R: 2 H: 2 E: 0 LOB: 0 K: 2 BB: 0 S: 9 P: 9	R: 0 H: 1 E: 0 LOB: 1 K: 0 BB: 0 S: 3 P: 3	R: 1 H: 2 E: 0 LOB: 2 K: 0 BB: 1 S: 5 P: 9	R: 0 H: 1 E: 0 LOB: 1 K: 1 BB: 0 S: 6 P: 6	1B: 7 SF: 0 2B: 2 SAC: 1 3B: 0 DP: 1 HR: 2 HBP: 0						

TOP

Seattle Mariners @ Toronto Blue Jays

Exhibition Stadium, Toronto, ON

Wed May 14 1980, 7:05 PM EDT

Att. 13,055 - Unknown - 52 F

livebaseballscorecards.com

AB	34
R	7
H	11
RBI	7
BB	5
SO	4
LOB	12

WP: 0 PA: 40
PB: 0
SB: 0
CS: 1

PITCHER		IP	WLS	BF	H	R	ER	SO	BB	IBB	HBP	BLK	WP	HR	S	P	ERA	WHIP
Paul Mirabella, L ERA: 2.55	(1, 1)	5.0	L	22	5	4	4	1	4	0	0	0	0	1	20	36	7.20	1.800
Tom Buskey, R ERA: 2.45	(6, 1)	2.0		8	3	2	2	2	0	0	0	0	0	1	12	12	9.00	1.500
Joey McLaughlin, R ERA: 4.37	(8, 1)	1.0		6	2	1	1	0	1	0	0	0	0	0	5	9	9.00	3.000
Jerry Garvin, L ERA: 4.15	(9, 1)	1.0		4	1	0	0	1	0	0	0	0	0	0	6	6	0.00	1.000

PITCHER	IP	WLS	BF	H	R	ER	SO	BB	IBB	HBP	BLK	WP	HR	S	P	ERA	WHIP

BOTTOM

Seattle Mariners @ Toronto Blue Jays

Exhibition Stadium, Toronto, ON

Wed May 14 1980, 7:05 PM EDT

Att. 13,055 - Unknown - 52 F

livebaseballscorecards.com

Batter	1	2	3	4	5	6	7	8	9	AB	R	H	RBI	BB	SO	LOB
Alfredo Griffin, S (1, 6) OBP: 0.261, SLG: 0.336	4-3		4-3			BB		F8		3	0	0	0	1	0	1
Bob Bailor, R (1, 7) OBP: 0.250, SLG: 0.167	K			L6		F9		F4		4	0	0	0	0	1	2
Roy Howell, L (1, 5) OBP: 0.333, SLG: 0.378	1B			3-1		1B			G5-4-3 1B	4	0	3	0	0	0	0
John Mayberry, L (1, 3) OBP: 0.343, SLG: 0.467	4-3			4-3		F5			F8	4	0	0	0	0	0	4
Barry Bonnell, R (1, 9) OBP: 0.264, SLG: 0.427		K			K		F8		G5-4-3 1-2f	4	0	0	0	0	2	1
Rick Bosetti, R (1, 8) OBP: 0.284, SLG: 0.356		G4-3 1B			FC5-4 BB		K			2	0	1	0	1	1	0
Danny Ainge, R (1, 10) OBP: 0.310, SLG: 0.357		G4-3 1-2f			FC5-4 1-2f		5-3			3	0	0	0	0	0	2
Damaso Garcia, R (1, 4) OBP: 0.291, SLG: 0.470			F8		F7			1B		3	0	1	0	0	0	1
Ernie Whitt, L (1, 2) OBP: 0.340, SLG: 0.239			K			4-3		F9		3	0	0	0	0	1	1

Inning Stats										
	R: 0 E: 0 K: 1 S: 6	H: 1 LOB: 1 BB: 0 P: 6	R: 0 E: 0 K: 1 S: 5	H: 1 LOB: 0 BB: 0 P: 5	R: 0 E: 0 K: 1 S: 5	H: 0 LOB: 0 BB: 0 P: 5	R: 0 E: 0 K: 0 S: 3	H: 0 LOB: 0 BB: 0 P: 3	R: 0 E: 0 K: 1 S: 5	H: 0 LOB: 1 BB: 1 P: 9
	R: 0 E: 0 K: 0 S: 4	H: 1 LOB: 2 BB: 1 P: 8	R: 0 E: 0 K: 1 S: 5	H: 0 LOB: 0 BB: 0 P: 5	R: 0 E: 0 K: 0 S: 4	H: 1 LOB: 1 BB: 0 P: 4	R: 0 E: 0 K: 0 S: 3	H: 1 LOB: 0 BB: 0 P: 3	1B: 5 2B: 0 3B: 0 HR: 0	SF: 0 SAC: 0 DP: 2 HBP: 0

WP: 0 PA: 32
PB: 0
SB: 0
CS: 0

PITCHER	IP	WLS	BF	H	R	ER	SO	BB	IBB	HBP	BLK	WP	HR	S	P	ERA	WHIP
Glenn Abbott, R (1, 1) ERA: 3.32	9.0	W	32	5	0	0	5	2	0	0	0	0	0	40	48	0.00	0.778

PITCHER	IP	WLS	BF	H	R	ER	SO	BB	IBB	HBP	BLK	WP	HR	S	P	ERA	WHIP

AB	**30**
R	**0**
H	**5**
RBI	**0**
BB	**2**
SO	**5**
LOB	**12**

Batter	1	2	3	4	5	6	7	8	9	AB	R	H	RBI	BB	SO	LOB
Julio Cruz, S (1, 4) OBP: 0.364, SLG: 0.273	4-3		K		G4-3 1-2f			BB		3	0	0	0	1	1	2
Jim Anderson, R (1, 6) OBP: 0.346, SLG: 0.412	BB		F9			F8		F7		3	0	0	0	1	0	2
Dan Meyer, L (1, 7) OBP: 0.368, SLG: 0.422	BB 1-2		1B 1-2			K			G5-4-3 1B	3	0	2	0	1	1	0
Leon Roberts, R (1, 9) OBP: 0.330, SLG: 0.526	K		F9			F9			G5-4-3 1-2f	4	0	0	0	0	1	5
Bruce Bochte, L (1, 3) OBP: 0.392, SLG: 0.464	4-3			4-3			L4		BB	3	0	0	0	1	0	2
Rod Craig, S (9, PR) OBP: 0.275, SLG: 0.384										0	0	0	0	0	0	0
Willie Horton, R (1, 10) OBP: 0.311, SLG: 0.275		P4		F9			5-3		P2	4	0	0	0	0	0	1
Joe Simpson, L (1, 8) OBP: 0.376, SLG: 0.414		F3		F7			F7			3	0	0	0	0	0	0
Ted Cox, R (1, 5) OBP: 0.341, SLG: 0.325		4-3			G4-3 BB			1-3		2	0	0	0	1	0	0
Bob Stinson, S (1, 2) OBP: 0.167, SLG: 0.132			1B 1B		F7			K		3	0	1	0	0	1	1
Inning Stats	R: 0 H: 0 E: 0 LOB: 2 K: 1 BB: 2 S: 5 P: 13	R: 0 H: 0 E: 0 LOB: 0 K: 0 BB: 0 S: 3 P: 3	R: 0 H: 2 E: 0 LOB: 2 K: 1 BB: 0 S: 7 P: 7	R: 0 H: 0 E: 0 LOB: 0 K: 0 BB: 0 S: 3 P: 3	R: 0 H: 0 E: 0 LOB: 0 K: 0 BB: 1 S: 2 P: 6	R: 0 H: 0 E: 0 LOB: 0 K: 1 BB: 0 S: 5 P: 5	R: 0 H: 0 E: 0 LOB: 0 K: 0 BB: 0 S: 3 P: 3	R: 0 H: 0 E: 0 LOB: 1 K: 1 BB: 1 S: 5 P: 9	R: 0 H: 1 E: 0 LOB: 1 K: 0 BB: 1 S: 3 P: 7	1B: 3 SF: 0 2B: 0 SAC: 0 3B: 0 DP: 2 HR: 0 HBP: 0						

PITCHER	IP	WLS	BF	H	R	ER	SO	BB	IBB	HBP	BLK	WP	HR	S	P	ERA	WHIP
Jim Clancy, R (1, 1) ERA: 2.98	9.0	W	33	3	0	0	4	5	0	0	0	0	0	36	56	0.00	0.889

PITCHER	IP	WLS	BF	H	R	ER	SO	BB	IBB	HBP	BLK	WP	HR	S	P	ERA	WHIP

TOP

Seattle Mariners @ Toronto Blue Jays

Exhibition Stadium, Toronto, ON

Thu May 15 1980, 7:05 PM EDT

Att. 11,579 - Unknown - 54 F

livebaseballscorecards.com

AB	28
R	0
H	3
RBI	0
BB	5
SO	4
LOB	13

PA: 33

WP: 0
PB: 0
SB: 0
CS: 0

Batter	1	2	3	4	5	6	7	8	9	AB	R	H	RBI	BB	SO	LOB
Alfredo Griffin, S (1, 6) OBP: 0.270, SLG: 0.360	K		K		3B		1B			4	0	2	0	0	2	0
Bob Bailor, R (1, 7) OBP: 0.269, SLG: 0.159	F8		BB		IBB		1-3			2	0	0	0	2	0	1
Rick Bosetti, R (1, 8) Joe Cannon, L (4, 8)	6-3		K 1-3		K 1-2			4-3		2 2	0 0	0 0	0 0	0 0	1 1	1 2
Roy Howell, L (1, 5) OBP: 0.320, SLG: 0.362		4-3	K			6-3		F9		4	0	0	0	0	1	1
Damaso Garcia, R (1, 4) OBP: 0.290, SLG: 0.462		S 1B 1B		6-3		6-3		P6		4	1	1	0	0	0	0
John Mayberry, L (1, 3) OBP: 0.352, SLG: 0.462		1B 1-2 BB		3-1		FC5-4 BB				1	0	0	0	2	0	0
Danny Ainge, R (1, 10) OBP: 0.281, SLG: 0.323		K		K		FC5-4 1-2f				3	0	0	0	0	2	3
Barry Bonnell, R (1, 9) OBP: 0.266, SLG: 0.424		FC6-4 1-2 2-H 1B			K		F3			3	0	1	1	0	1	0
Bob Davis, R (1, 2) OBP: 0.256, SLG: 0.222		FC6-4 1-2f			F9		1-3			3	0	0	0	0	0	2
Inning Stats	R: 0 E: 0 K: 1 S: 5 H: 0 LOB: 0 BB: 0 P: 5	R: 1 E: 0 K: 1 S: 7 H: 2 LOB: 2 BB: 1 P: 11	R: 0 E: 0 K: 3 S: 9 H: 0 LOB: 1 BB: 1 P: 13	R: 0 E: 0 K: 1 S: 5 H: 0 LOB: 0 BB: 0 P: 5	R: 0 E: 0 K: 2 S: 8 H: 1 LOB: 2 BB: 1 P: 12	R: 0 E: 0 K: 0 S: 3 H: 0 LOB: 1 BB: 1 P: 7	R: 0 E: 0 K: 0 S: 4 H: 1 LOB: 1 BB: 0 P: 4	R: 0 E: 0 K: 0 S: 3 H: 0 LOB: 0 BB: 0 P: 3		1B: 3 2B: 0 3B: 1 HR: 0 SF: 0 SAC: 0 DP: 0 HBP: 0						

PITCHER	IP	WLS	BF	H	R	ER	SO	BB	IBB	HBP	BLK	WP	HR	S	P	ERA	WHIP
Floyd Bannister, L (1, 1) ERA: 2.17	8.0	L	32	4	1	1	8	3	1	0	0	0	0	44	60	1.12	0.875

PITCHER	IP	WLS	BF	H	R	ER	SO	BB	IBB	HBP	BLK	WP	HR	S	P	ERA	WHIP

BOTTOM

Seattle Mariners @ Toronto Blue Jays

Exhibition Stadium, Toronto, ON

Thu May 15 1980, 7:05 PM EDT

Att. 11,579 - Unknown - 54 F

livebaseballscorecards.com

AB	28
R	1
H	4
RBI	1
BB	4
SO	8
LOB	10

WP: 0 PA: 32
PB: 0
SB: 4
CS: 0

Batter	1	2	3	4	5	6	7	8	9	AB	R	H	RBI	BB	SO	LOB
Julio Cruz, S (1, 4) OBP: 0.343, SLG: 0.254	L6		3-4 1-2 2-3		SH1-4 1-2	4-3		FC6 1-2f		4	0	0	0	0	0	6
Jim Anderson, R (1, 6) OBP: 0.351, SLG: 0.416 Joe Simpson, L (7, 7) OBP: 0.373, SLG: 0.409	1-3		PB 2-H 3-H 1B		6-3		E SH5-4 WP 1B		L6	4 1	1 0	2 0	2 0	0 0	0 0	1 0
Tom Paciorek, R (1, 7) OBP: 0.286, SLG: 0.423 Mario Mendoza, R (7, 6) OBP: 0.250, SLG: 0.421	K		F6 1-2		1-3		SH5-4 1-2		F3	3 1	0 0	0 0	0 0	0 0	1 0	2 0
Leon Roberts, R (1, 9) OBP: 0.333, SLG: 0.520		6-3	L5			FC6-4 1B	E6 WP 2-3		S 1B	5	0	2	0	0	0	2
Willie Horton, R (1, 10) OBP: 0.307, SLG: 0.264		HBP		K		FC6-4 1B 1-2f E	K		F9 1-2	4	1	0	0	0	2	4
Bill Stein, R (1, 3) OBP: 0.365, SLG: 0.434		F9		E4		E 1-2 1B	F8 2-3 3-H			4	0	1	0	0	0	2
Ted Cox, R (1, 5) OBP: 0.326, SLG: 0.309		4-3		4-3		E9 1-3 2-H		K		4	0	0	0	0	1	3
Rod Craig, S (1, 8) OBP: 0.284, SLG: 0.382			3-4 1B 1B 1B	6-3		IBB		F9		3	1	1	0	1	0	1
Larry Cox, R (1, 2) OBP: 0.250, SLG: 0.227			1-2 3-4 1B 1B		SH1-4 1B	K		FC6 1B		4	1	3	0	0	1	3
Inning Stats	R: 0 E: 0 K: 1 S: 5 H: 0 LOB: 0 BB: 0 P: 5	R: 0 E: 0 K: 0 S: 3 H: 0 LOB: 1 BB: 0 P: 4	R: 2 E: 0 K: 0 S: 6 H: 3 LOB: 1 BB: 0 P: 6	R: 0 E: 1 K: 1 S: 6 H: 0 LOB: 1 BB: 0 P: 6	R: 0 E: 0 K: 0 S: 4 H: 1 LOB: 1 BB: 0 P: 4	R: 1 E: 1 K: 1 S: 8 H: 2 LOB: 3 BB: 1 P: 12	R: 1 E: 1 K: 1 S: 7 H: 1 LOB: 1 BB: 0 P: 7	R: 0 E: 0 K: 1 S: 6 H: 1 LOB: 1 BB: 0 P: 6	R: 0 E: 0 K: 0 S: 4 H: 1 LOB: 1 BB: 0 P: 4	1B: 9 2B: 0 3B: 0 HR: 0 SF: 0 SAC: 2 DP: 0 HBP: 1						

TOP

Seattle Mariners @ Chicago White Sox

Comiskey Park, Chicago, IL

Fri May 16 1980, 8:05 PM EDT

Att. 12,689 - Unknown

livebaseballscorecards.com

AB	37
R	4
H	9
RBI	2
BB	1
SO	5
LOB	24

WP: 1 PA: 41
PB: 1
SB: 1
CS: 0

PITCHER		IP	WLS	BF	H	R	ER	SO	BB	IBB	HBP	BLK	WP	HR	S	P	ERA	WHIP
Steve Trout, L ERA: 3.76	(1, 1)	5.2	L	27	6	3	2	3	0	1	1	0	0	0	31	36	3.18	1.059
Randy Scarbery, R ERA: 4.24	(6, 1)	3.1		14	3	1	0	2	0	0	0	0	1	0	18	18	0.00	0.900

PITCHER	IP	WLS	BF	H	R	ER	SO	BB	IBB	HBP	BLK	WP	HR	S	P	ERA	WHIP

Batter	1	2	3	4	5	6	7	8	9	AB	R	H	RBI	BB	SO	LOB
Bob Molinaro, L (1, 10) OBP: 0.434, SLG: 0.541	F7		1B BB			5-3		K		2	0	0	0	1	0	0
Alan Bannister, R (8, PH) OBP: 0.255, SLG: 0.208										1	0	0	0	0	1	0
Claudell Washington, L (1, 7) OBP: 0.358, SLG: 0.421	K		1B			K		1B		4	0	2	1	0	2	0
Chet Lemon, R (1, 8) OBP: 0.353, SLG: 0.407	6-3		F7			4-3		F9		4	0	0	0	0	0	3
Lamar Johnson, R (1, 3) OBP: 0.344, SLG: 0.456		BB CS		3-1			F9		F9	3	0	0	0	1	0	0
Harold Baines, L (1, 9) OBP: 0.315, SLG: 0.462		K		1B CS			2B E		1-3	4	1	2	0	0	1	1
Jim Morrison, R (1, 4) OBP: 0.317, SLG: 0.468		F8		K			K		BB	3	0	0	0	1	2	3
Marv Foley, L (1, 2) OBP: 0.286, SLG: 0.344		CS	K		F7		E4		F9	0	0	0	0	0	0	0
Bruce Kimm, R (2, 2) OBP: 0.353, SLG: 0.380										3	0	0	0	0	1	0
Wayne Nordhagen, R (9, PH) OBP: 0.392, SLG: 0.623										1	0	0	0	0	0	1
Junior Moore, R (1, 5) OBP: 0.300, SLG: 0.449			BB 1B 1B		5-3		1-3			3	1	1	0	0	0	1
Greg Pryor, R (1, 6) OBP: 0.250, SLG: 0.258			K		K			K		3	0	0	0	0	3	1
Inning Stats	R: 0 E: 0 K: 1 S: 5 H: 0 LOB: 0 BB: 0 P: 5	R: 0 E: 0 K: 1 S: 4 H: 0 LOB: 0 BB: 1 P: 8	R: 1 E: 0 K: 2 S: 9 H: 2 LOB: 2 BB: 1 P: 13	R: 0 E: 0 K: 1 S: 5 H: 1 LOB: 0 BB: 0 P: 5	R: 0 E: 0 K: 1 S: 5 H: 0 LOB: 0 BB: 0 P: 5	R: 0 E: 0 K: 1 S: 5 H: 0 LOB: 0 BB: 0 P: 5	R: 1 E: 1 K: 1 S: 7 H: 1 LOB: 1 BB: 0 P: 7	R: 0 E: 0 K: 2 S: 8 H: 1 LOB: 1 BB: 0 P: 8	R: 0 E: 0 K: 0 S: 3 H: 0 LOB: 1 BB: 1 P: 7	1B: 4 2B: 1 3B: 0 HR: 0	SF: 0 SAC: 0 DP: 0 HBP: 0						

PITCHER		IP	WLS	BF	H	R	ER	SO	BB	IBB	HBP	BLK	WP	HR	S	P	ERA	WHIP
Jim Beattie, R ERA: 4.89	(1, 1)	5.0	W	18	3	1	1	6	2	0	0	0	0	0	28	36	1.80	1.000
Shane Rawley, L ERA: 4.03	(6, 1)	4.0	S	16	2	1	0	4	1	0	0	0	0	0	23	27	0.00	0.750

PITCHER	IP	WLS	BF	H	R	ER	SO	BB	IBB	HBP	BLK	WP	HR	S	P	ERA	WHIP

BOTTOM

Seattle Mariners @ Chicago White Sox

Comiskey Park, Chicago, IL

Fri May 16 1980, 8:05 PM EDT

Att. 12,689 - Unknown

livebaseballscorecards.com

AB	31
R	2
H	5
RBI	1
BB	3
SO	10
LOB	10

Batter	1	2	3	4	5	6	7	8	9	AB	R	H	RBI	BB	SO	LOB
Julio Cruz, S (1, 4) OBP: 0.324, SLG: 0.238	K		6-3 2-3			K	F9			4	0	0	0	0	2	2
Jim Anderson, R (1, 6) OBP: 0.339, SLG: 0.400	1-6-3		5-3			6-3			K	4	0	0	0	0	1	1
Dan Meyer, L (1, 7) OBP: 0.364, SLG: 0.411	K			F7			6-3		BB	3	0	0	0	1	1	0
Leon Roberts, R (1, 9) OBP: 0.330, SLG: 0.519		6-3		6-3			1B 2B		L5	4	0	1	0	0	0	1
Bruce Bochte, L (1, 3) OBP: 0.388, SLG: 0.457		K		4-3			G6-4-3 2-3 1B		K	4	0	1	0	0	2	1
Willie Horton, R (1, 10) OBP: 0.308, SLG: 0.259		FC5-4 BB			6-3		G6-4-3 1-2f			2	0	0	0	1	0	2
Ted Cox, R (1, 5) OBP: 0.323, SLG: 0.305		FC5-4 1-2f			F9			F9		1	0	0	0	0	0	1
Bill Stein, R (4, 5) OBP: 0.356, SLG: 0.423										2	0	0	0	0	0	0
Rod Craig, S (1, 8) OBP: 0.286, SLG: 0.391			F8		K			2B		3	0	1	0	0	1	0
Larry Cox, R (1, 2) OBP: 0.240, SLG: 0.217			E6 6-3			F7		6-3		3	0	0	0	0	0	1
Inning Stats	R: 0 E: 0 K: 2 S: 7 H: 0 LOB: 0 BB: 0 P: 7	R: 0 E: 0 K: 1 S: 5 H: 0 LOB: 1 BB: 1 P: 9	R: 0 E: 1 K: 0 S: 4 H: 0 LOB: 1 BB: 0 P: 4	R: 0 E: 0 K: 0 S: 3 H: 0 LOB: 0 BB: 0 P: 3	R: 0 E: 0 K: 1 S: 5 H: 0 LOB: 0 BB: 0 P: 5	R: 0 E: 0 K: 1 S: 5 H: 0 LOB: 0 BB: 0 P: 5	R: 0 E: 0 K: 0 S: 4 H: 2 LOB: 1 BB: 0 P: 4	R: 0 E: 0 K: 0 S: 4 H: 1 LOB: 1 BB: 0 P: 4	R: 0 E: 0 K: 2 S: 7 H: 0 LOB: 1 BB: 1 P: 11	1B: 1 2B: 2 3B: 0 HR: 0 SF: 0 SAC: 0 DP: 1 HBP: 0						

TOP

Seattle Mariners @ Chicago White Sox

Comiskey Park, Chicago, IL

Sat May 17 1980, 8:05 PM EDT

Att. 8,419 - Unknown

livebaseballscorecards.com

AB	30
R	0
H	3
RBI	0
BB	2
SO	7
LOB	9

PITCHER	IP	WLS	BF	H	R	ER	SO	BB	IBB	HBP	BLK	WP	HR	S	P	ERA	WHIP
Britt Burns, L (1, 1) ERA: 1.35	9.0	W	32	3	0	0	7	2	0	0	0	0	0	44	52	0.00	0.556

PITCHER	IP	WLS	BF	H	R	ER	SO	BB	IBB	HBP	BLK	WP	HR	S	P	ERA	WHIP

Batter	1	2	3	4	5	6	7	8	9	AB	R	H	RBI	BB	SO	LOB
Alan Bannister, R (1, 7) OBP: 0.259, SLG: 0.214	G5-4-3 1B		K			SH3-4 1-2	HBP 1-2 2-H 3-H 1B			2	0	1	0	0	1	1
Thad Bosley, L (7, PH) (8, 7) OBP: 0.414, SLG: 0.370										1	0	1	2	0	0	0
Junior Moore, R (1, 5) OBP: 0.302, SLG: 0.442	G5-4-3 1-2f		F8			1B 1B 2-3 1B	FC6-4 1-2 2-3 HBP			3	1	1	0	0	0	2
Bob Molinaro, L (7, PH) OBP: 0.440, SLG: 0.541										0	0	0	0	0	0	0
Kevin Bell, R (8, 5) OBP: 0.048, SLG: 0.048										0	0	0	0	0	0	0
Chet Lemon, R (1, 8) OBP: 0.350, SLG: 0.402	5-3			6-3		1B 1-2 1B	F4			4	0	1	0	0	0	3
Lamar Johnson, R (1, 3) OBP: 0.344, SLG: 0.453		F6		F7		FC5-4 1-2 2-H 1B	FC6-4 1-2f			3	0	1	1	0	0	0
Mike Squires, L (7, 3) OBP: 0.429, SLG: 0.483										1	0	0	0	0	0	3
Wayne Nordhagen, R (1, 10) OBP: 0.385, SLG: 0.616		K		F8		FC5-4 1-2f		2B		4	0	1	0	0	1	2
Claudell Washington, L (8, PR) OBP: 0.358, SLG: 0.421										0	0	0	0	0	0	0
Jim Morrison, R (1, 4) OBP: 0.315, SLG: 0.457		5-3			5-3		1B FC4-2-5 BB	F5		3	0	0	0	1	0	1
Bruce Kimm, R (1, 2) OBP: 0.360, SLG: 0.386			1B SF8 1B		F7		1B FC4-2-5 1-3 1B	4-3		4	2	2	0	0	0	1
Harold Baines, L (1, 9) OBP: 0.322, SLG: 0.459			1-3 1B		K		FC4-2-5 1B 1-2 3-H 1B	IBB		3	1	1	0	1	1	2
Greg Pryor, R (1, 6) OBP: 0.259, SLG: 0.270			SF8 3-H			1B SH3-4 1B	HBP 1B 1-2 2-3 1B	F8		3	0	2	1	0	0	2
Inning Stats	R: 0 E: 0 K: 0 S: 3 H: 1 LOB: 0 BB: 0 P: 3	R: 0 E: 0 K: 1 S: 5 H: 0 LOB: 0 BB: 0 P: 5	R: 1 E: 0 K: 1 S: 7 H: 2 LOB: 1 BB: 0 P: 7	R: 0 E: 0 K: 0 S: 3 H: 0 LOB: 0 BB: 0 P: 3	R: 0 E: 0 K: 1 S: 5 H: 0 LOB: 0 BB: 0 P: 5	R: 1 E: 0 K: 0 S: 6 H: 4 LOB: 2 BB: 0 P: 6	R: 2 E: 0 K: 0 S: 6 H: 3 LOB: 3 BB: 1 P: 11	R: 0 E: 0 K: 0 S: 4 H: 1 LOB: 2 BB: 1 P: 8		1B: 10 2B: 1 3B: 0 HR: 0	SF: 1 SAC: 1 DP: 1 HBP: 1						

BOTTOM

Seattle Mariners @ Chicago White Sox

Comiskey Park, Chicago, IL

Sat May 17 1980, 8:05 PM EDT

Att. 8,419 - Unknown

livebaseballscorecards.com

AB	31
R	4
H	11
RBI	4
BB	2
SO	3
LOB	17

PITCHER		IP	WLS	BF	H	R	ER	SO	BB	IBB	HBP	BLK	WP	HR	S	P	ERA	WHIP
Rick Honeycutt, L ERA: 2.81	(1, 1)	6.1	L	27	9	4	4	3	1	0	0	0	0	0	32	36	5.68	1.579
Dave Heaverlo, R ERA: 1.69	(7, 1)	1.2		9	2	0	0	0	0	1	1	0	0	0	7	12	0.00	1.200

PITCHER	IP	WLS	BF	H	R	ER	SO	BB	IBB	HBP	BLK	WP	HR	S	P	ERA	WHIP

Batter	1	2	3	4	5	6	7	8	9	AB	R	H	RBI	BB	SO	LOB
Julio Cruz, S (1, 4) OBP: 0.316, SLG: 0.235	1-3		6-3			S BB E 1B	F8		6-3	5	1	1	0	0	0	0
Jim Anderson, R (1, 6) OBP: 0.342, SLG: 0.394	BBBB FC4-6 BB		1B			F8	1-3		5-3	4	0	1	0	1	0	1
Dan Meyer, L (1, 10) OBP: 0.365, SLG: 0.431	FC4-6 1-2f		F9			BBBB E BB 1B 1-2 BB	HR		L3	4	2	1	1	1	0	2
Leon Roberts, R (1, 9) OBP: 0.328, SLG: 0.505	1-3			L5		BBBB E 1B 1-2 2-3 BB	6-3			3	1	0	0	1	0	1
Bruce Bochte, L (1, 3) OBP: 0.399, SLG: 0.467		FC4-6 1B		G6-4-3 1B		E4 F8 1B 1-2 2-3 3-H		FC5-4 1B		4	0	3	1	0	0	2
Joe Simpson, L (1, 8) OBP: 0.365, SLG: 0.400		FC4-6 1B 1-2f		G6-4-3 1-2f		BB 1B 1-2 2-H 3-H		FC5-4 6-3 2B 1-2f		2	0	0	0	0	0	2
Tom Paciorek, R (6, PH) (6, 7) OBP: 0.300, SLG: 0.429										2	1	1	2	0	0	1
Bill Stein, R (1, 5) OBP: 0.363, SLG: 0.427		G4-6-3 1B 1-2			G6-4-3 1B	F8 2-3		6-3 1-2		4	0	2	0	0	0	3
Rod Craig, S (1, 7) (6, 8) OBP: 0.294, SLG: 0.400		G4-6-3 1-2f			F8	BBBB 1-2 BB		2-H 2B		3	0	1	1	1	0	3
Bob Stinson, S (1, 2) OBP: 0.152, SLG: 0.119			F6		G6-4-3 1-2f	3-1		6-3		4	0	0	0	0	0	5
Inning Stats	R: 0 E: 0 K: 0 S: 3 H: 0 LOB: 1 BB: 1 P: 7	R: 0 E: 0 K: 0 S: 4 H: 2 LOB: 1 BB: 0 P: 4	R: 0 E: 0 K: 0 S: 4 H: 1 LOB: 1 BB: 0 P: 4	R: 0 E: 0 K: 0 S: 3 H: 1 LOB: 0 BB: 0 P: 3	R: 0 E: 0 K: 0 S: 3 H: 1 LOB: 0 BB: 0 P: 3	R: 3 E: 1 K: 0 S: 6 H: 2 LOB: 3 BB: 3 P: 18	R: 1 E: 0 K: 0 S: 4 H: 1 LOB: 0 BB: 0 P: 4	R: 1 E: 0 K: 0 S: 5 H: 2 LOB: 1 BB: 0 P: 5	R: 0 E: 0 K: 0 S: 3 H: 0 LOB: 0 BB: 0 P: 3	1B: 8 2B: 1 3B: 0 HR: 1	SF: 0 SAC: 0 DP: 3 HBP: 0						

PITCHER		IP	WLS	BF	H	R	ER	SO	BB	IBB	HBP	BLK	WP	HR	S	P	ERA	WHIP
Francisco Barrios, R ERA: 4.82	(1, 1)	5.1	W	20	6	1	1	0	1	0	0	0	0	0	19	23	1.69	1.312
Rich Wortham, L ERA: 4.99	(6, 1)	0.0		4	1	2	2	0	2	0	0	0	0	0	2	10	∞	∞
Mike Proly, R ERA: 2.33	(6, 1)	1.2		7	1	1	1	0	1	0	0	0	0	1	6	10	5.40	1.200
Ed Farmer, R ERA: 2.45	(8, 1)	2.0	S	8	2	1	1	0	0	0	0	0	0	0	8	8	4.50	1.000

PITCHER	IP	WLS	BF	H	R	ER	SO	BB	IBB	HBP	BLK	WP	HR	S	P	ERA	WHIP

TOP

Seattle Mariners @ Chicago White Sox

Comiskey Park, Chicago, IL

Sun May 18 1980, 4:33 AM EDT

Att. 24,625 - Unknown

livebaseballscorecards.com

AB	35
R	5
H	10
RBI	5
BB	4
SO	0
LOB	20

1B: 8	SF: 0	WP: 0	PA: 39
2B: 1	SAC: 0	PB: 0	
3B: 0	DP: 3	SB: 1	
HR: 1	HBP: 0	CS: 0	

Seattle Mariners @ Chicago White Sox

Comiskey Park, Chicago, IL

Sun May 18 1980, 4:33 AM EDT

Att. 24,625 - Unknown

BOTTOM

livebaseballscorecards.com

Batter	1	2	3	4	5	6	7	8	9	AB	R	H	RBI	BB	SO	LOB
Bob Molinaro, L (1, 10) OBP: 0.448, SLG: 0.545 Wayne Nordhagen, R (6, PH) OBP: 0.380, SLG: 0.608	0-0 1B 1B		0-0 CS 1B	0-0 F3 ②		0-0 F8 ①				3 1	0 0	2 0	0 0	0 0	0 0	2 0
Claudell Washington, L (1, 7) OBP: 0.345, SLG: 0.405 Alan Bannister, R (6, PH) OBP: 0.257, SLG: 0.212 (7, 7)	0-0 F9 ①		SSS 0-3 K ②③ 1-2	0-0 F5 ③		0-0 G3 ②				3 1	0 0	0 0	0 0	0 0	1 0	4 0
Chet Lemon, R (1, 8) OBP: 0.361, SLG: 0.408	0-0 FC6-4 ② 1-2 1B			0-0 2B HBP 1B	BBB 4-0 2B WP BB	0-0 5-3 ③				3	2	2	0	1	0	0
Lamar Johnson, R (1, 3) OBP: 0.348, SLG: 0.471 Mike Squires, L (8, 3) OBP: 0.429, SLG: 0.483	0-0 FC6-4 ③ 1-2f			0-0 HBP 1B 1-3 2B	0-0 WP 1-3 2B		0-0 F9 ①			4 0	1 0	2 0	0 0	0 0	0 0	1 0
Harold Baines, L (1, 9) OBP: 0.336, SLG: 0.477		0-0 SF8 3B		4-0 HBP 1B IBB	4-0 WP IBB		0-0 1-3 ②			2	2	1	0	2	0	0
Jim Morrison, R (1, 4) OBP: 0.313, SLG: 0.450		0-0 SF8 ① 3-H	H 1-0 1B 1B 1-2 2-3 3-H HBP	0-0 F8 ①		0-0 F9 ③				2	1	0	2	0	0	3
Junior Moore, R (1, 5) OBP: 0.298, SLG: 0.429	0-0 4-3 ②			0-0 1B 1-3 2-H 3-H 1B	SSS 0-3 K ② 1-2 2-3 3-H			0-0 1-3 ①		4	0	1	2	0	1	2
Bruce Kimm, R (1, 2) OBP: 0.355, SLG: 0.372	0-0 6-3 ③			SSS 0-3 K ①	BBB 4-0 BB			0-0 6-3 ②		3	0	0	0	1	1	2
Greg Pryor, R (1, 6) OBP: 0.259, SLG: 0.269			0-0 4-3 ①	0-0 1-2 3-H 1B	0-0 F9 ③			0-0 5-3 ③		4	0	1	1	0	0	3

	AB	30
	R	6
	H	9
	RBI	5
	BB	4
	SO	3
	LOB	17

Inning Stats	1	2	3	4	5	6	7	8	9
	R: 0 E: 0 K: 0 S: 4	H: 2 LOB: 1 BB: 0 P: 4	R: 1 E: 0 K: 0 S: 4	H: 1 LOB: 0 BB: 0 P: 4	R: 0 E: 0 K: 1 S: 5	H: 1 LOB: 0 BB: 0 P: 5	R: 4 E: 0 K: 1 S: 9	H: 4 LOB: 2 BB: 1 P: 14	R: 1 E: 0 K: 1 S: 6	H: 1 LOB: 3 BB: 3 P: 18	R: 0 E: 0 K: 0 S: 3	H: 0 LOB: 0 BB: 0 P: 3	R: 0 E: 0 K: 0 S: 3	H: 0 LOB: 0 BB: 0 P: 3	R: 0 E: 0 K: 0 S: 3	H: 0 LOB: 0 BB: 0 P: 3

	1B: 6	SF: 1	WP: 1	PA: 36
	2B: 2	SAC: 0	PB: 0	
	3B: 1	DP: 0	SB: 0	
	HR: 0	HBP: 1	CS: 1	

PITCHER		IP	WLS	BF	H	R	ER	SO	BB	IBB	HBP	BLK	WP	HR	S	P	ERA	WHIP
Rob Dressler, R ERA: 5.53	(1, 1)	3.0	L	16	7	5	5	1	0	1	1	0	0	0	16	21	15.00	2.333
Byron McLaughlin, R ERA: 9.0	(4, 1)	2.0		11	2	1	1	2	2	1	0	0	1	0	12	24	4.50	2.000
Dave Roberts, L ERA: 4.26	(6, 1)	3.0		9	0	0	0	0	0	0	0	0	0	0	9	9	0.00	0.000

PITCHER	IP	WLS	BF	H	R	ER	SO	BB	IBB	HBP	BLK	WP	HR	S	P	ERA	WHIP

Batter	1	2	3	4	5	6	7	8	9	10	11	12	AB	R	H	RBI	BB	SO	LOB
Paul Molitor, R (1, 4) OBP: 0.437, SLG: 0.477	E5 HR	6-3		FC6-4 1-2f			6-3		SH2-4 1-2 2-3		1B		5	1	1	0	0	0	1
Robin Yount, R (1, 6) OBP: 0.370, SLG: 0.602	3-H HR	E6			F8		F8		FC6-2 IBB		1-3		5	1	1	2	1	0	1
Cecil Cooper, L (1, 3) OBP: 0.386, SLG: 0.500	5-3	5-3			F8			CS 1B	FC6-2 FC6-4 1-2 2-3 3-Hf			1-3	6	0	1	0	0	0	4
Larry Hisle, R (1, 10) OBP: 0.421, SLG: 0.583	HR	6-3			F3			E 1-2 BB	FC6-4 1-2f			S BB	4	1	1	1	2	0	3
Ben Oglivie, L (1, 7) OBP: 0.397, SLG: 0.547	1B 1B	K				F7		F9		4-3		F9	6	0	1	0	0	1	2
Sixto Lezcano, R (1, 9) OBP: 0.278, SLG: 0.379	F6	F9				FC5-4 1B		E4 1-3		F8		1-2 IBB	5	0	1	0	1	0	2
Jim Gantner, L (1, 5) OBP: 0.255, SLG: 0.311				4-3		K		G3		4-3		K	5	0	1	0	0	1	3
Sal Bando, R (12, PH) OBP: 0.333, SLG: 0.353 (12, 5)	1-2 1B												1	0	0	0	0	1	2
Gorman Thomas, R (1, 8) OBP: 0.309, SLG: 0.402	K			5-3		FC5-4 1-2f			SH2-4 SH FC6-2 BB		F4		4	0	0	0	1	1	3
Buck Martinez, R (1, 2) OBP: 0.277, SLG: 0.289		5-3		FC6-4 1B			6-3		SH FC6-2 SH2-4 1-2		K		3	0	1	0	0	0	0
Charlie Moore, R (11, PH) OBP: 0.347, SLG: 0.333 (11, 2)													1	0	0	0	0	1	0
Inning Stats	R: 3 H: 4 E: 1 LOB: 2 K: 1 BB: 0 S: 10 P: 10	R: 0 H: 0 E: 1 LOB: 1 K: 0 BB: 0 S: 4 P: 4	R: 0 H: 0 E: 0 LOB: 0 K: 1 BB: 0 S: 5 P: 5	R: 0 H: 1 E: 0 LOB: 1 K: 0 BB: 0 S: 4 P: 4	R: 0 H: 0 E: 0 LOB: 0 K: 0 BB: 0 S: 3 P: 3	R: 0 H: 1 E: 0 LOB: 1 K: 1 BB: 0 S: 6 P: 6	R: 0 H: 0 E: 0 LOB: 0 K: 0 BB: 0 S: 3 P: 3	R: 0 H: 1 E: 1 LOB: 2 K: 0 BB: 1 S: 4 P: 8	R: 0 H: 0 E: 0 LOB: 3 K: 0 BB: 2 S: 4 P: 12	R: 0 H: 0 E: 0 LOB: 0 K: 0 BB: 0 S: 3 P: 3	R: 0 H: 1 E: 0 LOB: 1 K: 1 BB: 0 S: 6 P: 6	R: 0 H: 0 E: 0 LOB: 2 K: 1 BB: 2 S: 5 P: 13	1B: 6 SF: 0 2B: 0 SAC: 2 3B: 0 DP: 0 HR: 2 HBP: 0						

PITCHER	IP	WLS	BF	H	R	ER	SO	BB	IBB	HBP	BLK	WP	HR	S	P	ERA	WHIP
Glenn Abbott, R (1, 1) ERA: 3.12	8.1		37	7	3	2	3	2	0	0	0	0	2	41	49	2.16	1.080
Shane Rawley, L (9, 1) ERA: 3.46	3.2	W	15	1	0	0	2	1	2	0	0	0	0	16	28	0.00	0.545

PITCHER	IP	WLS	BF	H	R	ER	SO	BB	IBB	HBP	BLK	WP	HR	S	P	ERA	WHIP

TOP

Milwaukee Brewers @ Seattle Mariners

The Kingdome, Seattle, WA

Mon May 19 1980, 10:05 PM EDT

Att. 5,767 - Dome

livebaseballscorecards.com

AB	45
R	3
H	8
RBI	3
BB	5
SO	5
LOB	21

WP: 0 PA: 52
PB: 0
SB: 1
CS: 1

Batter	1	2	3	4	5	6	7	8	9	10	11	12	AB	R	H	RBI	BB	SO	LOB
Julio Cruz, S (1, 4) OBP: 0.306, SLG: 0.230	K		K		FC6-4 S 1-2f		F8		G6-4-3 1-2f			1B 1B	6	1	1	0	0	2	4
Jim Anderson, R (1, 6) OBP: 0.341, SLG: 0.400	6-3			K	K 1-2			WP SF7 2B		L9		1B 1-3	6	1	2	0	0	2	1
Dan Meyer, L (1, 10) OBP: 0.356, SLG: 0.421	4-3			F2	G3			SF7 2-H		1-3		1B 1-2 3-H	5	0	1	2	0	0	1
Leon Roberts, R (1, 9) OBP: 0.322, SLG: 0.491		B1-3		1B 2B		6-3		F9		6-3			5	1	1	0	0	0	0
Bruce Bochte, L (1, 3) OBP: 0.406, SLG: 0.463 Larry Milbourne, S (11, PR) OBP: 0.108, SLG: 0.030 Bob Stinson, S (12, 2) OBP: 0.152, SLG: 0.119		F9		2B 1-2 1B		F8		WP BB			SH3-4 BB		3 0 0	0 0 0	1 0 0	0 0 0	2 0 0	0 0 0	0 0 0
Joe Simpson, L (1, 7) OBP: 0.370, SLG: 0.409	4-3			1-3 2-H 2B		4-3		IBB 1-2			SH3-4 1-2		3	0	1	1	1	0	0
Bill Stein, R (1, 5) OBP: 0.354, SLG: 0.425		2B	6-3				6-3	F4				K	5	0	1	0	0	1	6
Rod Craig, S (1, 8) OBP: 0.308, SLG: 0.424			K		1B 3B		F7		FC3-6 1B		IBB		4	1	2	0	1	1	1
Larry Cox, R (1, 2) OBP: 0.253, SLG: 0.233 Tom Paciorek, R (11, PH) OBP: 0.290, SLG: 0.414 (12, 3)			K		FC6-4 3-H 1B		1B		FC3-6 G6-4-3 1-2f			4-3	4 1	0 0	2 0	1 0	0 0	1 0	2 2
Inning Stats	R: 0 H: 0 E: 0 LOB: 0 K: 1 BB: 0 S: 5 P: 5	R: 0 H: 0 E: 0 LOB: 0 K: 0 BB: 0 S: 3 P: 3	R: 0 H: 1 E: 0 LOB: 1 K: 3 BB: 0 S: 10 P: 10	R: 1 H: 3 E: 0 LOB: 2 K: 1 BB: 0 S: 8 P: 8	R: 1 H: 2 E: 0 LOB: 1 K: 1 BB: 0 S: 7 P: 7	R: 0 H: 0 E: 0 LOB: 0 K: 0 BB: 0 S: 3 P: 3	R: 0 H: 1 E: 0 LOB: 1 K: 0 BB: 0 S: 4 P: 4	R: 1 H: 1 E: 0 LOB: 2 K: 0 BB: 2 S: 4 P: 12	R: 0 H: 1 E: 0 LOB: 0 K: 0 BB: 0 S: 3 P: 3	R: 0 H: 0 E: 0 LOB: 0 K: 0 BB: 0 S: 3 P: 3	R: 0 H: 0 E: 0 LOB: 2 K: 1 BB: 2 S: 5 P: 13	R: 1 H: 3 E: 0 LOB: 2 K: 0 BB: 0 S: 3 P: 3	1B: 8 SF: 1 2B: 3 SAC: 1 3B: 1 DP: 1 HR: 0 HBP: 0						

PITCHER		IP	WLS	BF	H	R	ER	SO	BB	IBB	HBP	BLK	WP	HR	S	P	ERA	WHIP
Moose Haas, R ERA: 3.51	(1, 1)	7.2		33	8	3	3	6	1	1	0	0	2	0	43	51	3.52	1.174
Bill Castro, R ERA: 0.78	(8, 1)	3.1	L	14	3	1	1	1	1	1	0	0	0	0	14	22	2.70	1.200
Bob McClure, L ERA: 2.7	(12, 1)	0.0		1	1	0	0	0	0	0	0	0	0	0	1	1	∞	∞

PITCHER	IP	WLS	BF	H	R	ER	SO	BB	IBB	HBP	BLK	WP	HR	S	P	ERA	WHIP

BOTTOM

Milwaukee Brewers @ Seattle Mariners

The Kingdome, Seattle, WA

Mon May 19 1980, 10:05 PM EDT

Att. 5,767 - Dome

livebaseballscorecards.com

AB	42
R	4
H	12
RBI	4
BB	4
SO	7
LOB	17

WP: 2 PA: 48
PB: 0
SB: 1
CS: 0

Milwaukee Brewers @ Seattle Mariners

The Kingdome, Seattle, WA

Tue May 20 1980, 10:05 PM EDT

Att. 6,243 - Dome

TOP

livebaseballscorecards.com

Batter	1	2	3	4	5	6	7	8	9	AB	R	H	RBI	BB	SO	LOB
Paul Molitor, R (1, 4) OBP: 0.427, SLG: 0.463	F9	F9	BB, 1B, E, 1B	F3		6-3			F9	6	1	1	0	0	0	2
Robin Yount, R (1, 6) OBP: 0.390, SLG: 0.629	HR	2B, 1B	BB, E, 1B	K			FC5-4, BB		FC4-6, BB	4	3	3	1	2	1	0
Sal Bando, R (1, 5) OBP: 0.349, SLG: 0.366	6-3, HR, BB	1B, SF8, 2B	E, HR, BB	L5			F7		FC4-6, FC6-4	3	3	1	3	2	0	1
Jim Gantner, L (7, 5) OBP: 0.250, SLG: 0.304										1	0	0	0	0	0	2
Dick Davis, R (1, 10) OBP: 0.306, SLG: 0.353	6-3	2B, 1B	E4, HR		K		FC5-4		FC6-4	6	2	1	1	0	1	5
Ben Oglivie, L (1, 7) OBP: 0.405, SLG: 0.606	HR	SF8	HR		BB		F8			3	2	2	6	1	0	1
Sixto Lezcano, R (1, 9) OBP: 0.283, SLG: 0.397	2B	2B	K		F3			F9		5	1	2	1	0	1	1
Cecil Cooper, L (1, 3) OBP: 0.386, SLG: 0.500	2B	IBB	6-3		4-3			F7		4	0	1	1	1	0	1
Mark Brouhard, R (8, 3)										0	0	0	0	0	0	0
Gorman Thomas, R (1, 8) OBP: 0.305, SLG: 0.402	5-3	4-3	2B			5-3		K		5	0	1	0	0	1	3
Buck Martinez, R (1, 2) OBP: 0.308, SLG: 0.320		1B, 2B	1B, BB, 1B; F8			6-3			BB	5	2	3	0	0	0	1

	AB	R	H	RBI	BB	SO	LOB
	42	14	15	13	6	4	17

Inning Stats	1	2	3	4	5	6	7	8	9
	R: 4 E: 0 K: 0 S: 7	H: 4 LOB: 1 BB: 1 P: 11	R: 4 E: 0 K: 0 S: 8	H: 5 LOB: 2 BB: 1 P: 12	R: 6 E: 1 K: 1 S: 11	H: 5 LOB: 1 BB: 1 P: 15	R: 0 E: 0 K: 1 S: 5	H: 0 LOB: 0 BB: 0 P: 5	R: 0 E: 0 K: 1 S: 5	H: 0 LOB: 1 BB: 1 P: 9	R: 0 E: 0 K: 0 S: 3	H: 0 LOB: 0 BB: 0 P: 3	R: 0 E: 0 K: 0 S: 3	H: 0 LOB: 1 BB: 1 P: 7	R: 0 E: 0 K: 1 S: 5	H: 0 LOB: 0 BB: 0 P: 5	R: 0 E: 0 K: 0 S: 4	H: 1 LOB: 2 BB: 1 P: 8

	1B: 7	SF: 1
	2B: 5	SAC: 0
	3B: 0	DP: 0
	HR: 3	HBP: 0

	WP: 0	PA: 49
	PB: 0	
	SB: 0	
	CS: 0	

PITCHER	IP	WLS	BF	H	R	ER	SO	BB	IBB	HBP	BLK	WP	HR	S	P	ERA	WHIP
Floyd Bannister, L (1, 1) ERA: 2.86	0.2	L	7	4	4	4	0	1	0	0	0	0	2	6	10	54.00	7.500
Dave Roberts, L (1, 1) ERA: 6.59	1.0		8	5	4	4	0	0	0	0	0	0	0	8	8	36.00	5.000
Dave Heaverlo, R (2, 1) ERA: 3.86	0.1		6	3	4	4	0	1	1	0	0	0	0	4	12	108.00	12.000
Rob Dressler, R (3, 1) ERA: 4.67	7.0		28	3	2	1	4	3	0	0	0	0	1	33	45	1.29	0.857

PITCHER	IP	WLS	BF	H	R	ER	SO	BB	IBB	HBP	BLK	WP	HR	S	P	ERA	WHIP

BOTTOM

Batter	1	2	3	4	5	6	7	8	9	AB	R	H	RBI	BB	SO	LOB
Julio Cruz, S (1, 4) OBP: 0.310, SLG: 0.263	1B 3B	4-3		F7			FC4-6 1B 1-2	1-2 2-3 HBP		2	1	1	0	0	0	0
Larry Milbourne, S (4, 4) OBP: 0.150, SLG: 0.057										2	0	1	0	0	0	1
Jim Anderson, R (1, 6) OBP: 0.344, SLG: 0.402	1B SF8 1B 3-H 1B		S S S K		1-3		S S S K	L6		2	1	1	1	0	1	0
Mario Mendoza, R (4, 6) OBP: 0.217, SLG: 0.364										3	0	0	0	0	1	5
Dan Meyer, L (1, 10) OBP: 0.365, SLG: 0.437	1B 1-2 1B		HR 2B		1B		FC4-6 1-2f 2-3		F8	5	1	3	0	0	0	2
Leon Roberts, R (1, 9) OBP: 0.317, SLG: 0.479	 1-2 2-3 1B	F9			S S S K		6-3		5-3	5	0	1	0	0	1	4
Bruce Bochte, L (1, 3) OBP: 0.405, SLG: 0.484	SF8 3-H		 2-H HR		G3			B B B B 3-1 2B 4-0 BB	G3	3	2	1	3	1	0	1
Joe Simpson, L (1, 7) OBP: 0.357, SLG: 0.392	F7 3-H		4-3			3-1		3-1 1-2		4	0	0	0	0	0	3
Bill Stein, R (1, 5) OBP: 0.340, SLG: 0.407	S S S K			L8		S S S K		F7		4	0	0	0	0	2	3
Rod Craig, S (1, 8) OBP: 0.315, SLG: 0.437		F8		FC4-6 1B		4-3		HBP 2-H 2B		4	0	2	1	0	0	0
Jerry Narron, L (1, 2) OBP: 0.182, SLG: 0.100		F5		FC4-6 1-2f			FC4-6 1B 1B	B B B B HBP 4-0 BB		3	0	1	0	1	0	1
Inning Stats	R: 2 H: 4 E: 0 LOB: 2 K: 1 BB: 0 S: 9 P: 9	R: 0 H: 0 E: 0 LOB: 0 K: 0 BB: 0 S: 3 P: 3	R: 2 H: 2 E: 0 LOB: 0 K: 1 BB: 0 S: 7 P: 7	R: 0 H: 1 E: 0 LOB: 1 K: 0 BB: 0 S: 4 P: 4	R: 0 H: 1 E: 0 LOB: 1 K: 1 BB: 0 S: 6 P: 6	R: 0 H: 0 E: 0 LOB: 0 K: 1 BB: 0 S: 5 P: 5	R: 0 H: 2 E: 0 LOB: 2 K: 1 BB: 0 S: 7 P: 7	R: 1 H: 1 E: 0 LOB: 3 K: 0 BB: 2 S: 4 P: 13	R: 0 H: 0 E: 0 LOB: 0 K: 0 BB: 0 S: 3 P: 3	1B: 7 SF: 1 2B: 2 SAC: 0 3B: 1 DP: 0 HR: 1 HBP: 1						

PITCHER		IP	WLS	BF	H	R	ER	SO	BB	IBB	HBP	BLK	WP	HR	S	P	ERA	WHIP
Lary Sorensen, R ERA: 4.35	(1, 1)	7.0	W	31	10	4	4	5	0	0	0	0	0	1	41	41	5.14	1.429
Reggie Cleveland, R ERA: 4.73	(8, 1)	2.0		10	1	1	1	0	2	0	1	0	0	0	7	16	4.50	1.500

PITCHER	IP	WLS	BF	H	R	ER	SO	BB	IBB	HBP	BLK	WP	HR	S	P	ERA	WHIP

Milwaukee Brewers @ Seattle Mariners

The Kingdome, Seattle, WA

Tue May 20 1980, 10:05 PM EDT

Att. 6,243 - Dome

livebaseballscorecards.com

AB	37
R	5
H	11
RBI	5
BB	2
SO	5
LOB	20

Milwaukee Brewers @ Seattle Mariners

The Kingdome, Seattle, WA

Wed May 21 1980, 10:05 PM EDT

Att. 8,219 - Dome

TOP

livebaseballscorecards.com

Batter	1	2	3	4	5	6	7	8	9	AB	R	H	RBI	BB	SO	LOB
Paul Molitor, R (1, 4) OBP: 0.426, SLG: 0.457	0-0 1B 5-5 1B		4-0 6-3 2B BB	0-0 ③ F9			0-0 ① 5-3		0-0 ② B3	4	2	1	0	1	0	0
Robin Yount, R (1, 6) OBP: 0.384, SLG: 0.610	0-0 ① F6		0-0 ① 6-3 1-3		4-0 G4-6-3 BB		0-0 ② 5-3		0-0 ③ F9	4	0	0	0	1	0	2
Cecil Cooper, L (1, 3) OBP: 0.390, SLG: 0.508	0-0 5-3 1-3 1B		0-0 BB 3-H 2B		0-0 ① ② G4-6-3 1-2f		0-0 ③ F7			4	0	2	1	0	0	1
Sal Bando, R (1, 5) OBP: 0.333, SLG: 0.347 Jim Gantner, L (8, 5) OBP: 0.250, SLG: 0.304	0-0 ② 5-3 1-2 3-H		S S S 0-3 ② K		0-0 ③ 6-3			0-0 ① 5-3		4 0	0 0	0 0	1 0	0 0	1 0	2 0
Ben Oglivie, L (1, 7) OBP: 0.423, SLG: 0.667	I I I I 4-0 IBB		I I I I 4-0 BB IBB			0-0 HR		0-0 IHR		2	2	2	2	2	0	0
Sixto Lezcano, R (1, 9) OBP: 0.282, SLG: 0.387	0-0 ③ L9		B B B B 4-0 FC6-4 1-2 2-3 BB			0-0 ① 6-3		0-0 ② F9		3	0	0	0	1	0	2
Dick Davis, R (1, 10) OBP: 0.303, SLG: 0.361		0-0 ① 6-3	0-0 ③ FC6-4 1-2f			0-0 2B		0-0 ③ 6-3		4	0	1	0	0	0	3
Gorman Thomas, R (1, 8) OBP: 0.310, SLG: 0.429		S S S 0-3 ② K		0-0 CS 1B		0-0 ② F9			0-0 HR	4	1	2	1	0	1	1
Charlie Moore, R (1, 2) OBP: 0.329, SLG: 0.314		0-0 ③ 5-3		0-0 ① ② 1-6-3 1-2		0-0 ③ F9			0-0 ① F9	4	0	0	0	0	0	2
Inning Stats	R: 1 H: 2 E: 0 LOB: 2 K: 0 BB: 1 S: 5 P: 9	R: 0 H: 0 E: 0 LOB: 0 K: 1 BB: 0 S: 5 P: 5	R: 1 H: 1 E: 0 LOB: 3 K: 1 BB: 3 S: 6 P: 18	R: 0 H: 1 E: 0 LOB: 0 K: 0 BB: 0 S: 3 P: 3	R: 0 H: 0 E: 0 LOB: 0 K: 0 BB: 1 S: 2 P: 6	R: 1 H: 2 E: 0 LOB: 1 K: 0 BB: 0 S: 5 P: 5	R: 0 H: 0 E: 0 LOB: 0 K: 0 BB: 0 S: 3 P: 3	R: 1 H: 1 E: 0 LOB: 0 K: 0 BB: 0 S: 4 P: 4	R: 1 H: 1 E: 0 LOB: 0 K: 0 BB: 0 S: 4 P: 4	1B: 3 SF: 0 2B: 2 SAC: 0 3B: 0 DP: 1 HR: 3 HBP: 0					WP: 0 PA: 38 PB: 0 SB: 0 CS: 1		

	AB	33
	R	5
	H	8
	RBI	5
	BB	5
	SO	2
	LOB	13

PITCHER	IP	WLS	BF	H	R	ER	SO	BB	IBB	HBP	BLK	WP	HR	S	P	ERA	WHIP
Jim Beattie, R (1, 1) ERA: 5.01	8.0	W	35	8	5	5	2	3	2	0	0	0	2	34	54	5.62	1.375
Jim Beattie, R (9, 1) ERA: 5.01	8.0	W	35	8	5	5	2	3	2	0	0	0	2	34	54	5.62	1.375
Dave Heaverlo, R (9, 1) ERA: 3.63	1.0	S	3	0	0	0	0	0	0	0	0	0	0	3	3	0.00	0.000

PITCHER	IP	WLS	BF	H	R	ER	SO	BB	IBB	HBP	BLK	WP	HR	S	P	ERA	WHIP

Milwaukee Brewers @ Seattle Mariners

The Kingdome, Seattle, WA

Wed May 21 1980, 10:05 PM EDT

Att. 8,219 - Dome

livebaseballscorecards.com

BOTTOM

Batter	1	2	3	4	5	6	7	8	9	AB	R	H	RBI	BB	SO	LOB
Julio Cruz, S (1, 4) OBP: 0.311, SLG: 0.266	0-0 9-6 1B		0-0 ① 5-3		0-0 ②③ G4-6-3 1-2f			0-0 1B 2B 1B		3	0	1	0	0	0	1
Larry Milbourne, S (7, 4) OBP: 0.171, SLG: 0.083										1	1	1	0	0	0	0
Jim Anderson, R (1, 6) OBP: 0.333, SLG: 0.388	0-0 ①② 9-6 1-2f		0-0 ② 5-3			0-0 ① 5-3		SSS 0-3 ① K		4	0	0	0	0	1	2
Mario Mendoza, R (9, 6) OBP: 0.217, SLG: 0.364										0	0	0	0	0	0	0
Tom Paciorek, R (1, 7) OBP: 0.343, SLG: 0.455	0-0 ③ 5-3		0-0 FC5-4 1B			0-0 1B 1B		0-0 1-2 2B 1B		4	1	3	0	0	0	0
Jim Beattie, R (9, 1)										0	0	0	0	0	0	0
Dave Heaverlo, R (9, 1)										0	0	0	0	0	0	0
Willie Horton, R (1, 10) OBP: 0.313, SLG: 0.277		0-0 ① 5-3	0-0 ③ FC5-4 1-2f			0-0 1-2 1B		0-0 1-H 2-H HR 2B		4	0	2	2	0	0	1
Joe Simpson, L (8, PR) OBP: 0.357, SLG: 0.392 (9, 7)										0	1	0	0	0	0	0
Leon Roberts, R (1, 9) OBP: 0.323, SLG: 0.475	BBBB 4-0 1B E BB			0-0 L3 1B		SSS 0-3 ② K		0-0 ② F8		3	1	1	0	1	1	3
Bruce Bochte, L (1, 3) OBP: 0.408, SLG: 0.508	0-0 CS 1-3 1B			0-0 ①② L3 1-2		0-0 ③ F7		0-0 2-H HR		4	1	2	2	0	0	3
Bill Stein, R (1, 5) OBP: 0.346, SLG: 0.436	BBBB 4-0 ② E 1-2 BB			0-0 ③ 6-3			0-0 ① 5-3	0-0 HR		3	1	1	1	1	0	0
Rod Craig, S (1, 8) OBP: 0.304, SLG: 0.421	0-0 E5 1-2 3-H				0-0 ① F6		0-0 ② 6-3	0-0 ③ F8		4	0	0	0	0	0	2
Larry Cox, R (1, 2) OBP: 0.256, SLG: 0.227	0-0 ③ F8				BBBB 4-0 G4-6-3 BB		0-0 ③ F7			2	0	0	0	1	0	2

Inning Stats																													
	R: 0	H: 1		R: 1	H: 1		R: 0	H: 1		R: 0	H: 1		R: 0	H: 0		R: 0	H: 2		R: 0	H: 0		R: 5	H: 5		1B: 8	SF: 0		WP: 0	PA: 35	
	E: 0	LOB: 0		E: 1	LOB: 2		E: 0	LOB: 1		E: 0	LOB: 0		E: 0	LOB: 0		E: 0	LOB: 2		E: 0	LOB: 0		E: 0	LOB: 1		2B: 3	SAC: 0		PB: 0		
	K: 0	BB: 0		K: 0	BB: 2		K: 0	BB: 0		K: 0	BB: 0		K: 0	BB: 1		K: 1	BB: 0		K: 0	BB: 0		K: 1	BB: 0		3B: 0	DP: 3		SB: 0		
	S: 3	P: 3		S: 4	P: 12		S: 4	P: 4		S: 3	P: 3		S: 2	P: 6		S: 7	P: 7		S: 3	P: 3		S: 10	P: 10		HR: 2	HBP: 0		CS: 1		

PITCHER		IP	WLS	BF	H	R	ER	SO	BB	IBB	HBP	BLK	WP	HR	S	P	ERA	WHIP
Mike Caldwell, L ERA: 3.26	(1, 1)	7.2	L	34	11	6	5	2	3	0	0	0	0	2	35	47	5.87	1.826
Bill Castro, R ERA: 0.77	(8, 1)	0.1		1	0	0	0	0	0	0	0	0	0	0	1	1	0.00	0.000

PITCHER	IP	WLS	BF	H	R	ER	SO	BB	IBB	HBP	BLK	WP	HR	S	P	ERA	WHIP

AB	32
R	6
H	11
RBI	5
BB	3
SO	2
LOB	14

Batter	1	2	3	4	5	6	7	8	9	AB	R	H	RBI	BB	SO	LOB
Alan Bannister, R (1, 9) OBP: 0.250, SLG: 0.218	4-3			F9		F9		G5-4-3 1-2f		4	0	0	0	0	0	3
Junior Moore, R (1, 5) OBP: 0.268, SLG: 0.362	5-3			F4		1-2 2-3 BB			1-3	2	0	0	0	0	0	0
Kevin Bell, R (5, 5) OBP: 0.087, SLG: 0.045										1	0	0	0	1	0	0
Chet Lemon, R (1, 8) OBP: 0.364, SLG: 0.418	K			K		K			FC3-6 BB	3	0	0	0	1	3	3
Lamar Johnson, R (1, 3) OBP: 0.340, SLG: 0.444		F6			F9	F4			FC3-6 1-2f	4	0	0	0	0	0	4
Wayne Nordhagen, R (1, 10) OBP: 0.355, SLG: 0.557		5-3			2B		F9		4-3	4	0	1	0	0	0	1
Jim Morrison, R (1, 4) OBP: 0.313, SLG: 0.433		F6			F5		K			3	0	0	0	0	1	1
Claudell Washington, L (1, 7) OBP: 0.333, SLG: 0.390			4-3		K		4-3			3	0	0	0	0	1	1
Bruce Kimm, R (1, 2) OBP: 0.362, SLG: 0.365			6-3			BB 1B 1B		K G5-4-3		3	0	1	0	0	1	0
Greg Pryor, R (1, 6) OBP: 0.264, SLG: 0.282			F7			1-2 BB 1B		K		3	0	1	0	0	1	1
Inning Stats	R: 0 E: 0 K: 1 S: 5 H: 0 LOB: 0 BB: 0 P: 5	R: 0 E: 0 K: 0 S: 3 H: 0 LOB: 0 BB: 0 P: 3	R: 0 E: 0 K: 0 S: 3 H: 0 LOB: 0 BB: 0 P: 3	R: 0 E: 0 K: 1 S: 5 H: 0 LOB: 0 BB: 0 P: 5	R: 0 E: 0 K: 1 S: 6 H: 1 LOB: 1 BB: 0 P: 6	R: 0 E: 0 K: 1 S: 7 H: 2 LOB: 3 BB: 1 P: 11	R: 0 E: 0 K: 1 S: 5 H: 0 LOB: 0 BB: 0 P: 5	R: 0 E: 0 K: 2 S: 7 H: 0 LOB: 0 BB: 0 P: 7	R: 0 E: 0 K: 0 S: 3 H: 0 LOB: 1 BB: 1 P: 7	1B: 2 2B: 1 3B: 0 HR: 0 SF: 0 SAC: 0 DP: 1 HBP: 0						

PITCHER	IP	WLS	BF	H	R	ER	SO	BB	IBB	HBP	BLK	WP	HR	S	P	ERA	WHIP
Rick Honeycutt, L (1, 1) ERA: 2.59	5.0	W	17	2	0	0	3	0	0	0	0	0	0	23	23	0.00	0.400
Shane Rawley, L (6, 1) ERA: 3.0	4.0	S	15	1	0	0	4	2	0	0	0	0	0	21	29	0.00	0.750

PITCHER	IP	WLS	BF	H	R	ER	SO	BB	IBB	HBP	BLK	WP	HR	S	P	ERA	WHIP

TOP

Chicago White Sox @ Seattle Mariners

The Kingdome, Seattle, WA

Fri May 23 1980, 10:05 PM EDT

Att. 7,009 - Dome

livebaseballscorecards.com

AB	30
R	0
H	3
RBI	0
BB	2
SO	7
LOB	14

BOTTOM

Batter	1	2	3	4	5	6	7	8	9	AB	R	H	RBI	BB	SO	LOB
Larry Milbourne, S (1, 4) OBP: 0.174, SLG: 0.146	x 0-0 ① F7	x 0-0 ③ F7		x 0-0 ③ F8		x 0-0 1-H 2-H 3B		x 0-0 ① 4-3		5	0	1	2	0	0	2
Jim Anderson, R (1, 6) OBP: 0.331, SLG: 0.379	S S S 0-3 ② K		x 0-0 ① 6-3		S S S 0-3 ① K	H 1-0 HBP		x 0-0 ② F8		3	0	0	0	0	2	0
Joe Simpson, L (7, 7) OBP: 0.354, SLG: 0.388										1	0	0	0	0	0	0
Dan Meyer, L (1, 7) OBP: 0.376, SLG: 0.450	x 0-0 HR 2B		B B B 4-0 HR BB		x 0-0 BB 1B	x 0-0 ③ F5		x 0-0 ③ G3		3	2	2	0	1	0	2
Mario Mendoza, R (7, 6) OBP: 0.208, SLG: 0.348										1	0	0	0	0	0	0
Willie Horton, R (1, 10) OBP: 0.326, SLG: 0.313	x 0-0 2-H HR		x 0-0 ② F3		B B B B 4-0 G4-6-3 1-2 BB		x 0-0 FC5-4 BB SF7 1B			3	2	2	2	1	0	1
Tom Paciorek, R (1, 3) OBP: 0.351, SLG: 0.543	x 0-0 ③ F9		x 0-0 1-H HR		x 0-0 ② ③ G4-6-3 1-2f		B B B B 4-0 FC5-4 1-2 BB			2	1	1	2	0	0	0
Bruce Bochte, L (5, PH) OBP: 0.409, SLG: 0.504										1	0	0	0	1	0	2
(6, 3)																
Leon Roberts, R (1, 9) OBP: 0.328, SLG: 0.484		S S S 0-3 ① K	x 0-0 2B			x 0-0 SH1-3 3B 1B	x 0-0 ① FC5-4 SF7 1-2f 2-3 1B			4	2	2	0	0	1	2
Bill Stein, R (1, 5) OBP: 0.346, SLG: 0.438		x 0-0 E 1B	S S S 0-3 ③ K			x 0-0 ① SH1-3 1-2	x 0-0 ② SF7 1-2 3-H			2	0	1	1	0	1	1
Rod Craig, S (1, 8) OBP: 0.311, SLG: 0.418		x 0-0 ② F8		x 0-0 ① F9		4-0 3B IBB	x 0-0 E 2-H 1B			3	1	1	1	1	0	1
Larry Cox, R (1, 2) OBP: 0.244, SLG: 0.215		x 0-0 E5 1-2		x 0-0 ② F7		x 0-0 ② F5	x 0-0 ③ 1-3 1-2			4	0	0	0	0	0	4
Inning Stats	R: 2 H: 2 E: 0 LOB: 0 K: 1 BB: 0 S: 7 P: 7	R: 0 H: 1 E: 1 LOB: 2 K: 1 BB: 0 S: 7 P: 7	R: 2 H: 2 E: 0 LOB: 1 K: 1 BB: 1 S: 7 P: 11	R: 0 H: 0 E: 0 LOB: 0 K: 0 BB: 0 S: 3 P: 3	R: 0 H: 1 E: 0 LOB: 1 K: 1 BB: 1 S: 5 P: 9	R: 2 H: 2 E: 0 LOB: 2 K: 0 BB: 1 S: 5 P: 10	R: 2 H: 2 E: 1 LOB: 1 K: 0 BB: 0 S: 5 P: 9	R: 0 H: 0 E: 0 LOB: 0 K: 0 BB: 0 S: 3 P: 3		1B: 5 SF: 1 2B: 2 SAC: 1 3B: 1 DP: 1 HR: 2 HBP: 1						

PITCHER		IP	WLS	BF	H	R	ER	SO	BB	IBB	HBP	BLK	WP	HR	S	P	ERA	WHIP
Britt Burns, L ERA: 1.87	(1, 1)	4.1	L	22	6	4	4	4	2	0	0	0	0	2	28	36	8.31	1.846
Nardi Contreras, R ERA: 9.82	(5, 1)	3.2		17	4	4	4	0	1	1	1	0	0	0	14	23	9.82	1.364

PITCHER	IP	WLS	BF	H	R	ER	SO	BB	IBB	HBP	BLK	WP	HR	S	P	ERA	WHIP

Chicago White Sox @ Seattle Mariners

The Kingdome, Seattle, WA

Fri May 23 1980, 10:05 PM EDT

Att. 7,009 - Dome

livebaseballscorecards.com

AB	32
R	8
H	10
RBI	8
BB	4
SO	4
LOB	15

WP: 0 PA: 39
PB: 0
SB: 0
CS: 0

Chicago White Sox @ Seattle Mariners

The Kingdome, Seattle, WA

Sat May 24 1980, 10:05 PM EDT

Att. 24,048 - Dome

TOP

livebaseballscorecards.com

Batter	1	2	3	4	5	6	7	8	9	AB	R	H	RBI	BB	SO	LOB
Bob Molinaro, L (1, 10) OBP: 0.412, SLG: 0.529	L3		HR		G3			F3		4	1	1	1	0	0	1
Claudell Washington, L (1, 7) OBP: 0.341, SLG: 0.424	F9		BB CS			4-3		HR		3	1	1	1	1	0	0
Chet Lemon, R (1, 8) OBP: 0.367, SLG: 0.428	2B		6-3 1-2			G6-4-3 1B		4-3		4	0	2	0	0	0	1
Lamar Johnson, R (1, 3) OBP: 0.344, SLG: 0.449	K			BB G4-6-3		G6-4-3 1-2f			1B 2B	3	1	1	0	1	1	2
Harold Baines, L (1, 9) OBP: 0.308, SLG: 0.434		4-1		G4-6-3 1-2f			G3		F8	4	0	0	0	0	0	2
Jim Morrison, R (1, 4) OBP: 0.317, SLG: 0.451		HR		F7			BB		F6	3	1	1	1	1	0	1
Marv Foley, L (1, 2) OBP: 0.289, SLG: 0.324		4-3			BB G6-4-3		F7	1B 2-H		2	0	0	0	1	0	1
Wayne Nordhagen, R (9, PH) OBP: 0.362, SLG: 0.562										1	0	1	1	0	0	0
Alan Bannister, R (9, PR) OBP: 0.250, SLG: 0.218										0	0	0	0	0	0	0
Junior Moore, R (1, 5) OBP: 0.267, SLG: 0.356		L3			G6-4-3 1-2f		F9	1B 1-3		4	0	1	0	0	0	2
Greg Pryor, R (1, 6) OBP: 0.268, SLG: 0.286			K					F8	6-3	2	0	1	0	0	1	0
Thad Bosley, L (8, PH) OBP: 0.387, SLG: 0.345										1	0	0	0	0	0	0
Kevin Bell, R (8, 6) OBP: 0.087, SLG: 0.045										0	0	0	0	0	0	0
Mike Squires, L (9, PH) OBP: 0.395, SLG: 0.438										0	0	0	0	0	0	0
Bruce Kimm, R (9, PH) OBP: 0.358, SLG: 0.361					1B					1	0	0	0	0	0	2

	AB	32
	R	4
	H	9
	RBI	4
	BB	4
	SO	2
	LOB	12

Inning Stats	1	2	3	4	5	6	7	8	9
	R: 0 E: 0 K: 1 S: 6	H: 1 LOB: 1 BB: 0 P: 6	R: 1 E: 0 K: 0 S: 4	H: 1 LOB: 0 BB: 0 P: 4	R: 1 E: 0 K: 1 S: 5	H: 1 LOB: 0 BB: 1 P: 9	R: 0 E: 0 K: 0 S: 2	H: 0 LOB: 0 BB: 1 P: 6	R: 0 E: 0 K: 0 S: 3	H: 1 LOB: 1 BB: 1 P: 7	R: 0 E: 0 K: 0 S: 3	H: 1 LOB: 0 BB: 0 P: 3	R: 0 E: 0 K: 0 S: 3	H: 0 LOB: 1 BB: 1 P: 7	R: 1 E: 0 K: 0 S: 4	H: 1 LOB: 0 BB: 0 P: 4	R: 1 E: 0 K: 0 S: 6	H: 3 LOB: 2 BB: 0 P: 6

	1B: 4	SF: 0	WP: 0	PA: 36
	2B: 2	SAC: 0	PB: 0	
	3B: 0	DP: 3	SB: 0	
	HR: 3	HBP: 0	CS: 1	

PITCHER		IP	WLS	BF	H	R	ER	SO	BB	IBB	HBP	BLK	WP	HR	S	P	ERA	WHIP
Glenn Abbott, R ERA: 3.09	(1, 1)	6.1	W	24	5	2	2	2	4	0	0	0	0	2	24	40	2.84	1.421
Dave Heaverlo, R ERA: 4.12	(7, 1)	2.1		11	4	2	2	0	0	0	0	0	0	1	11	11	7.71	1.714
Dave Roberts, L ERA: 6.43	(9, 1)	0.1	S	1	0	0	0	0	0	0	0	0	0	0	1	1	0.00	0.000

PITCHER		IP	WLS	BF	H	R	ER	SO	BB	IBB	HBP	BLK	WP	HR	S	P	ERA	WHIP

Chicago White Sox @ Seattle Mariners

The Kingdome, Seattle, WA

Sat May 24 1980, 10:05 PM EDT

Att. 24,048 - Dome

livebaseballscorecards.com

BOTTOM

Batter	1	2	3	4	5	6	7	8	9	AB	R	H	RBI	BB	SO	LOB
Julio Cruz, S (1, 4) OBP: 0.315, SLG: 0.272	K		G3 SH1-3 2B 1B	SH1-4 1-2		SH5-4 1-2				2	1	1	0	0	1	0
Rod Craig, S (1, 8) OBP: 0.311, SLG: 0.416	1B 3-4-1 HR 1B		SH1-3 1-2	L5		F8				3	1	1	0	0	0	2
Dan Meyer, L (1, 7) OBP: 0.366, SLG: 0.436	3-4-1 1-2		G3 2-3	5-3		F8				4	0	0	0	0	0	4
Willie Horton, R (1, 10) OBP: 0.331, SLG: 0.328	HR 2-3 1B		1B 3-H 2B		F8		F9			4	2	2	1	0	0	0
Tom Paciorek, R (1, 9) OBP: 0.366, SLG: 0.615 Joe Simpson, L (8, 9) OBP: 0.354, SLG: 0.388	HR 1-H 3-H		WP BB 2-H 1B		1-3		F7			4 0	1 0	2 0	4 0	0 0	0 0	0 0
Bruce Bochte, L (1, 3) OBP: 0.411, SLG: 0.496	L5 3-H		B B B 4-0 1-3 BB		B B B 4-0 BB		G3			2	0	0	0	2	0	0
Bill Stein, R (1, 5) OBP: 0.351, SLG: 0.429 Larry Milbourne, S (8, PR) OBP: 0.174, SLG: 0.146 Ted Cox, R (9, 5) OBP: 0.323, SLG: 0.305		S S S 0-3 K	I I I 4-0 IBB		B B B 4-0 1-2 BB			E6 G3-6-3		2 0 0	0 0 0	0 0 0	0 0 0	2 0 0	1 0 0	0 0 0
Larry Cox, R (1, 2) OBP: 0.233, SLG: 0.205		6-3	S S S 0-3 K		F8			G3-6-3 1-2f		4	0	0	0	0	1	6
Mario Mendoza, R (1, 6) OBP: 0.250, SLG: 0.370		S S S 0-3 K		SH1-4 1B		SH5-4 1B		S S S 0-3 K		4	0	2	0	0	2	1
Inning Stats	R: 3 E: 0 K: 1 S: 8 H: 3 LOB: 0 BB: 0 P: 8	R: 0 E: 0 K: 2 S: 7 H: 0 LOB: 0 BB: 0 P: 7	R: 2 E: 0 K: 1 S: 8 H: 3 LOB: 3 BB: 2 P: 16	R: 0 E: 0 K: 0 S: 4 H: 1 LOB: 1 BB: 0 P: 4	R: 0 E: 0 K: 0 S: 3 H: 0 LOB: 2 BB: 2 P: 11	R: 0 E: 0 K: 0 S: 4 H: 1 LOB: 1 BB: 0 P: 4	R: 0 E: 0 K: 0 S: 3 H: 0 LOB: 0 BB: 0 P: 3	R: 0 E: 1 K: 1 S: 5 H: 0 LOB: 1 BB: 0 P: 5		1B: 6 2B: 1 3B: 0 HR: 1	SF: 0 SAC: 3 DP: 1 HBP: 0						

	AB	29
	R	5
	H	8
	RBI	5
	BB	4
	SO	5
	LOB	13

WP: 1 PB: 0 SB: 0 CS: 0 PA: 36

PITCHER		IP	WLS	BF	H	R	ER	SO	BB	IBB	HBP	BLK	WP	HR	S	P	ERA	WHIP
Ken Kravec, L ERA: 7.26	(1, 1)	2.2	L	15	6	5	5	3	1	0	0	0	1	1	20	24	16.88	2.625
Mike Proly, R ERA: 2.14	(3, 1)	3.1		15	2	0	0	1	2	1	0	0	0	0	14	26	0.00	1.200
Randy Scarbery, R ERA: 3.62	(7, 1)	2.0		6	0	0	0	1	0	0	0	0	0	0	8	8	0.00	0.000

PITCHER	IP	WLS	BF	H	R	ER	SO	BB	IBB	HBP	BLK	WP	HR	S	P	ERA	WHIP

Batter	1	2	3	4	5	6	7	8	9	AB	R	H	RBI	BB	SO	LOB
Jim Morrison, R (1, 4) OBP: 0.315, SLG: 0.453	S S S 0-3 ① K		x 0-0 ③ E8 SF8 1-H 2-H 2B		x 0-0 ③ 6-3		S S S 0-3 ③ K			4	1	1	2	0	2	1
Alan Bannister, R (1, 7) OBP: 0.242, SLG: 0.212	x 0-0 ② F9		x 0-0 ② SF8 3-H			x 0-0 ① 6-3		x 0-0 ① F7		3	0	0	1	0	0	0
Chet Lemon, R (1, 8) OBP: 0.371, SLG: 0.432	S S S 0-3 ③ K		S S S 0-3 ③ K			x 0-0 2B		B B B B 4-0 BB		3	0	1	0	1	2	0
Lamar Johnson, R (1, 3) OBP: 0.342, SLG: 0.440		x 0-0 ① 6-3		S S S 0-3 ① K		B B B B 4-0 BB		x 0-0 ② F8		3	0	0	0	1	1	1
Wayne Nordhagen, R (1, 9) OBP: 0.347, SLG: 0.538		S S S 0-3 ② K2-3		x 0-0 ② 6-3		x 0-0 ② F3		x 0-0 ③ F9		4	0	0	0	0	1	3
Junior Moore, R (1, 10) OBP: 0.266, SLG: 0.351		x 0-0 ③ F9		x 0-0 1B		x 0-0 ③ F2			S S S 0-3 ① K	4	0	1	0	0	1	2
Bruce Kimm, R (1, 2) OBP: 0.345, SLG: 0.347			S S S 0-3 ① K	x 0-0 ③ F9			x 0-0 ① 4-3		S S S 0-3 ② K	4	0	0	0	0	2	1
Greg Pryor, R (1, 6) OBP: 0.275, SLG: 0.301			x 0-0 E 1B 1B		x 0-0 ① F4		x 0-0 2B		S S S 0-3 ③ K	4	1	2	0	0	1	0
Kevin Bell, R (1, 5) OBP: 0.115, SLG: 0.080			x 0-0 1-2 E 1B		x 0-0 ② 4-3		S S S 0-3 ② K			3	1	1	0	0	1	1
Inning Stats	R: 0 E: 0 K: 2 S: 7 H: 0 LOB: 0 BB: 0 P: 7	R: 0 E: 0 K: 1 S: 5 H: 0 LOB: 0 BB: 0 P: 5	R: 3 E: 1 K: 2 S: 10 H: 3 LOB: 0 BB: 0 P: 10	R: 0 E: 0 K: 1 S: 6 H: 1 LOB: 1 BB: 0 P: 6	R: 0 E: 0 K: 0 S: 3 H: 0 LOB: 0 BB: 0 P: 3	R: 0 E: 0 K: 0 S: 4 H: 1 LOB: 2 BB: 1 P: 8	R: 0 E: 0 K: 2 S: 8 H: 1 LOB: 1 BB: 0 P: 8	R: 0 E: 0 K: 3 S: 3 H: 0 LOB: 1 BB: 1 P: 7	R: 0 E: 0 K: 3 S: 9 H: 0 LOB: 0 BB: 0 P: 9	1B: 3 2B: 3 3B: 0 HR: 0	SF: 1 SAC: 0 DP: 0 HBP: 0						

PITCHER	IP	WLS	BF	H	R	ER	SO	BB	IBB	HBP	BLK	WP	HR	S	P	ERA	WHIP
Floyd Bannister, L (1, 1) ERA: 2.73	9.0	W	35	6	3	2	11	2	0	0	0	0	0	55	63	2.00	0.889

PITCHER	IP	WLS	BF	H	R	ER	SO	BB	IBB	HBP	BLK	WP	HR	S	P	ERA	WHIP

TOP

Chicago White Sox @ Seattle Mariners

The Kingdome, Seattle, WA

Sun May 25 1980, 6:33 AM EDT

Att. 8,071 - Dome

livebaseballscorecards.com

AB	32
R	3
H	6
RBI	3
BB	2
SO	11
LOB	9

1B: 3	SF: 1	WP: 0	PA: 35
2B: 3	SAC: 0	PB: 0	
3B: 0	DP: 0	SB: 0	
HR: 0	HBP: 0	CS: 0	

BOTTOM

Chicago White Sox @ Seattle Mariners

The Kingdome, Seattle, WA

Sun May 25 1980, 6:33 AM EDT

Att. 8,071 - Dome

livebaseballscorecards.com

Batter	1	2	3	4	5	6	7	8	9	AB	R	H	RBI	BB	SO	LOB
Julio Cruz, S (1, 4) OBP: 0.323, SLG: 0.298	BBBB 4-0 BB S BB	x 0-0 ② FC3-2 BB S 2-3 3-H		x 0-0 1-H 2B 3B		x 0-0 ① SH5-4 1-2	x 0-0 ① FC6 1B 1-2f 3-H			3	1	1	2	1	0	3
Rod Craig, S (1, 8) Tom Paciorek, R (4, 9) OBP: 0.386, SLG: 0.619	x 0-0 ① F7	H 1-0 BB 1-2 HBP		SSS 0-3 ② K		x 0-0 HBP 1B 2-3 1B	x 0-0 ② 1-3 1B			1 3	0 1	0 2	0 0	0 1	0 1	1 1
Dan Meyer, L (1, 7) OBP: 0.367, SLG: 0.438	x 0-0 ② FC1 1-2	BBBB 4-0 1-2 2-3 3-H BB		x 0-0 3-H 2B		x 0-0 ② F8	x 0-0 ③ 1-3			4	0	1	2	1	0	4
Willie Horton, R (1, 10) OBP: 0.333, SLG: 0.320 Larry Milbourne, S (8, PR) OBP: 0.174, SLG: 0.146	BBBB 4-0 BB BB	x 0-0 ③ F3		x 0-0 ③ 6-3		H 1-0 1B 3B 1-2 HBP		SSS 0-3 K 1B		3 0	1 0	0 0	0 0	1 0	1 0	4 0
Bruce Bochte, L (1, 3) OBP: 0.417, SLG: 0.496	BBBB 4-0 1-2 2-3 BB	x 0-0 ① 3-1		x 0-0 1B SH1-4 1B		x 0-0 1-3 2-H 3-H 3B 1B	x 0-0 ① F7			4	1	2	2	1	0	1
Joe Simpson, L (1, 9) OBP: 0.359, SLG: 0.412 (4, 8)	SSS 0-3 ③ K	x 0-0 ② F8		x 0-0 ① SH1-4 1-2		x 0-0 1-H 3-H 3B	x 0-0 G6-4-3 1-2 1B			4	0	2	2	0	1	3
Ted Cox, R (1, 5) OBP: 0.320, SLG: 0.302 Bill Stein, R (8, 5) OBP: 0.348, SLG: 0.424		x 0-0 ① F3	x 0-0 ③ 6-3		x 0-0 G4-6-3 2-3 1B	SSS 0-3 ③ K		x 0-0 ②③ G6-4-3 1-2f		4 1	0 0	1 0	0 0	0 0	1 0	1 2
Larry Cox, R (1, 2) OBP: 0.245, SLG: 0.221	BBBB 4-0 2B FC3-2 BB			x 0-0 ① 6-3	x 0-0 ②③ G4-6-3 1-2f		x 0-0 1B FC6 2B			3	1	1	0	1	0	2
Mario Mendoza, R (1, 6) OBP: 0.344, SLG: 0.467		x 0-0 FC3-2 1-3 BB 2B		x 0-0 3B 1B		BBBB 4-0 1B SH5-4 1B BB	x 0-0 FC6 2-3 1B			3	3	3	0	1	0	0
Inning Stats	R: 0 E: 0 K: 1 S: 5 H: 0 LOB: 3 BB: 3 P: 17	R: 1 E: 0 K: 0 S: 4 H: 1 LOB: 3 BB: 2 P: 13	R: 0 E: 0 K: 0 S: 3 H: 0 LOB: 0 BB: 0 P: 3	R: 2 E: 0 K: 1 S: 8 H: 3 LOB: 1 BB: 0 P: 8	R: 0 E: 0 K: 0 S: 4 H: 2 LOB: 1 BB: 0 P: 4	R: 4 E: 0 K: 1 S: 8 H: 3 LOB: 1 BB: 1 P: 13	R: 1 E: 0 K: 0 S: 5 H: 3 LOB: 1 BB: 0 P: 5	R: 0 E: 0 K: 1 S: 6 H: 1 LOB: 2 BB: 0 P: 6		1B: 8 2B: 3 3B: 2 HR: 0	SF: 0 SAC: 2 DP: 2 HBP: 2			WP: 0 PB: 1 SB: 2 CS: 0	PA: 43	

	AB	33
	R	8
	H	13
	RBI	8
	BB	6
	SO	4
	LOB	22

PITCHER		IP	WLS	BF	H	R	ER	SO	BB	IBB	HBP	BLK	WP	HR	S	P	ERA	WHIP
Richard Dotson, R ERA: 4.07	(1, 1)	4.1		25	6	3	3	2	5	0	1	0	0	0	23	44	6.23	2.538
Randy Scarbery, R ERA: 4.13	(5, 1)	1.0	L	4	1	2	2	0	1	0	0	0	0	0	3	7	18.00	2.000
Rich Wortham, L ERA: 5.03	(6, 1)	0.1		4	2	2	2	0	0	0	1	0	0	0	3	4	54.00	6.000
Nardi Contreras, R ERA: 9.0	(6, 1)	1.1		6	3	1	1	1	0	0	0	0	0	0	8	8	6.75	2.250
Ed Farmer, R ERA: 2.25	(8, 1)	1.0		4	1	0	0	1	0	0	0	0	0	0	6	6	0.00	1.000

PITCHER		IP	WLS	BF	H	R	ER	SO	BB	IBB	HBP	BLK	WP	HR	S	P	ERA	WHIP

Batter	1	2	3	4	5	6	7	8	9	AB	R	H	RBI	BB	SO	LOB
Julio Cruz, S (1, 4) OBP: 0.320, SLG: 0.287	1-3		BB FC5-4			F8		F6		3	0	0	0	1	0	0
Rod Craig, S (1, 8) OBP: 0.305, SLG: 0.398	6-3		FC5-4 CS 1-2f			6-3		K		4	0	0	0	0	1	1
Tom Paciorek, R (1, 7) OBP: 0.396, SLG: 0.609	1B 1B		CS 1-2	FC1-4 1B		5-3		K		4	0	2	0	0	1	0
Willie Horton, R (1, 10) OBP: 0.338, SLG: 0.325	1-3 1B			FC1-4 1-2f			K		1B 1B	4	0	2	0	0	1	1
Bruce Bochte, L (1, 3) OBP: 0.419, SLG: 0.504		1B 2B		F7			K		G6-4-3 1-2 1B	4	0	2	0	0	1	1
Leon Roberts, R (1, 9) OBP: 0.326, SLG: 0.472		6-3		L7			BB 1B 1B		K	3	1	0	0	1	1	4
Ted Cox, R (1, 5) OBP: 0.327, SLG: 0.311		G5-4-3 2-3 1B			6-3		1B 1-3 1B		G6-4-3 1-2f	4	0	2	0	0	0	2
Mario Mendoza, R (1, 6) OBP: 0.371, SLG: 0.485		G5-4-3 1-2f			G5-4-3 1B		1B 1-2 3-H 1B			3	0	2	1	0	0	2
Larry Cox, R (1, 2) OBP: 0.240, SLG: 0.216			5-3		G5-4-3 1-2f		K			2	0	0	0	0	0	1
Jim Anderson, R (6, 2) OBP: 0.328, SLG: 0.376										1	0	0	0	0	1	2
Inning Stats	R: 0 E: 0 K: 0 S: 4 H: 2 LOB: 2 BB: 0 P: 4	R: 0 E: 0 K: 0 S: 4 H: 2 LOB: 1 BB: 0 P: 4	R: 0 E: 0 K: 0 S: 2 H: 0 LOB: 0 BB: 1 P: 6	R: 0 E: 0 K: 0 S: 4 H: 1 LOB: 1 BB: 0 P: 4	R: 0 E: 0 K: 0 S: 3 H: 1 LOB: 0 BB: 0 P: 3	R: 0 E: 0 K: 0 S: 3 H: 0 LOB: 0 BB: 0 P: 3	R: 1 E: 0 K: 3 S: 11 H: 2 LOB: 2 BB: 1 P: 15	R: 0 E: 0 K: 2 S: 7 H: 0 LOB: 0 BB: 0 P: 7	R: 0 E: 0 K: 1 S: 6 H: 2 LOB: 1 BB: 0 P: 6	1B: 9 2B: 1 3B: 0 HR: 0 SF: 0 SAC: 0 DP: 3 HBP: 0						

PITCHER		IP	WLS	BF	H	R	ER	SO	BB	IBB	HBP	BLK	WP	HR	S	P	ERA	WHIP
Mike Caldwell, L ERA: 2.95	(1, 1)	6.0	W	21	6	0	0	0	1	0	0	0	0	0	20	24	0.00	1.167
Reggie Cleveland, R ERA: 4.88	(7, 1)	1.0		6	2	1	1	3	1	0	0	0	0	0	11	15	9.00	3.000
Bob McClure, L ERA: 2.55	(8, 1)	1.0		3	0	0	0	2	0	0	0	0	0	0	7	7	0.00	0.000
Bill Castro, R ERA: 0.74	(9, 1)	1.0		4	2	0	0	1	0	0	0	0	0	0	6	6	0.00	2.000

PITCHER	IP	WLS	BF	H	R	ER	SO	BB	IBB	HBP	BLK	WP	HR	S	P	ERA	WHIP

TOP

Seattle Mariners @ Milwaukee Brewers

Milwaukee County Stadium, Milwaukee, WI

Mon May 26 1980, 4:33 AM EDT
Att. 26,302 - Unknown - 65 F

livebaseballscorecards.com

AB	32
R	1
H	10
RBI	1
BB	2
SO	6
LOB	14

PA: 35

Seattle Mariners @ Milwaukee Brewers

Milwaukee County Stadium, Milwaukee, WI

Mon May 26 1980, 4:33 AM EDT

Att. 26,302 - Unknown - 65 F

livebaseballscorecards.com

BOTTOM

Batter	1	2	3	4	5	6	7	8	9	AB	R	H	RBI	BB	SO	LOB
Paul Molitor, R (1, 4) OBP: 0.425, SLG: 0.477	K		1B 2B 2B	4-3		2B 3B 1B	FC5-4 1-2f			5	2	2	0	0	1	1
Robin Yount, R (1, 6) OBP: 0.368, SLG: 0.595	L8		2B 1B 2-3 1B	F9		3B 2B 1-3	4-3			5	2	2	0	0	0	1
Cecil Cooper, L (1, 3) OBP: 0.391, SLG: 0.525 Mark Brouhard, R (7, 3) OBP: 0.231, SLG: 0.500	E6 HR 1B		1B E 2B 1-3 3-H	K2-3		1B 3B 2-H 3-H		K2-3		4 1	3 0	3 0	3 0	0 0	1 1	0 0
Gorman Thomas, R (1, 8) OBP: 0.317, SLG: 0.447	2-H HR		E 1B 2-3 3-H		5-3	1B 1B 3-H		6-3		5	2	3	4	0	0	0
Ben Oglivie, L (1, 7) OBP: 0.411, SLG: 0.675	F7		F4		HR	1-3 1B		1B		5	1	3	1	0	0	2
Sixto Lezcano, R (1, 9) OBP: 0.291, SLG: 0.414		K	E5 1-H 3-H 3B		4-3 2B	K		F8		5	1	2	2	0	2	3
Jim Gantner, L (1, 5) OBP: 0.241, SLG: 0.273		4-3	K		4-3 2-3	4-3				4	0	0	0	0	1	3
Dick Davis, R (1, 10) OBP: 0.322, SLG: 0.384		S 1B	2B		F4		5-3			4	0	2	0	0	0	1
Charlie Moore, R (1, 2) OBP: 0.317, SLG: 0.303		K 1-2	K			6-3	FC5-4 1B			4	0	1	0	0	2	2
Inning Stats	R: 2 E: 1 K: 1 S: 7 H: 2 LOB: 0 BB: 0 P: 7	R: 0 E: 0 K: 2 S: 8 H: 1 LOB: 1 BB: 0 P: 8	R: 5 E: 1 K: 2 S: 13 H: 6 LOB: 1 BB: 0 P: 13	R: 0 E: 0 K: 1 S: 5 H: 0 LOB: 0 BB: 0 P: 5	R: 1 E: 0 K: 0 S: 5 H: 2 LOB: 1 BB: 0 P: 5	R: 3 E: 0 K: 1 S: 10 H: 5 LOB: 2 BB: 0 P: 10	R: 0 E: 0 K: 0 S: 4 H: 1 LOB: 1 BB: 0 P: 4	R: 0 E: 0 K: 1 S: 6 H: 1 LOB: 1 BB: 0 P: 6		1B: 9 2B: 5 3B: 2 HR: 2 SF: 0 SAC: 0 DP: 0 HBP: 0						

AB	42
R	11
H	18
RBI	10
BB	0
SO	8
LOB	13

PITCHER		IP	WLS	BF	H	R	ER	SO	BB	IBB	HBP	BLK	WP	HR	S	P	ERA	WHIP
Mike Parrott, R ERA: 6.96	(1, 1)	2.0	L	13	7	6	6	3	0	0	0	0	0	1	19	19	27.00	3.500
Dave Roberts, L ERA: 5.82	(3, 1)	3.0		13	4	2	1	3	0	0	0	0	0	1	19	19	3.00	1.333
Rob Dressler, R ERA: 5.02	(6, 1)	3.0		16	7	3	3	2	0	0	0	0	0	0	20	20	9.00	2.333

PITCHER	IP	WLS	BF	H	R	ER	SO	BB	IBB	HBP	BLK	WP	HR	S	P	ERA	WHIP

Batter	1	2	3	4	5	6	7	8	9	AB	R	H	RBI	BB	SO	LOB
Julio Cruz, S (1, 4) OBP: 0.327, SLG: 0.289	E4 SH2-3 1B 1B	FC4-6 FC6-4 1-2f 2-3			BB		E4 1-2			3	1	1	0	1	0	3
Rod Craig, S (1, 8) OBP: 0.298, SLG: 0.388	SH2-3 2-3	FC6-4 1-2f			F8		G3			3	0	0	0	0	0	5
Dan Meyer, L (1, 7) OBP: 0.357, SLG: 0.426	F4		F7		4-3			F7		4	0	0	0	0	0	2
Willie Horton, R (1, 10) OBP: 0.335, SLG: 0.318	1B BB		F4			6-3		K		3	0	0	0	1	1	0
Bruce Bochte, L (1, 3) OBP: 0.415, SLG: 0.497	1-2 3-H 1B		G3			4-3		K		4	0	1	1	0	1	0
Joe Simpson, L (1, 9) OBP: 0.350, SLG: 0.400	F5			L4		4-3			F9	3	0	0	0	0	0	2
Larry Milbourne, S (9, PH) OBP: 0.170, SLG: 0.143										1	0	0	0	0	0	0
Ted Cox, R (1, 5) OBP: 0.324, SLG: 0.301		6-3		4-3			6-3		FC6-4 BB	3	0	0	0	1	0	0
Mario Mendoza, R (1, 6) OBP: 0.359, SLG: 0.444		FC4-6 1B BB		6-3			F8		K	3	0	0	0	1	1	1
Larry Cox, R (1, 2) OBP: 0.253, SLG: 0.222		1-2 FC4-6 1B			6-3		E BB		FC6-4 1-2f	2	0	1	0	1	0	0
Tom Paciorek, R (9, PH) OBP: 0.388, SLG: 0.596										1	0	0	0	0	0	1

TOP

Seattle Mariners @ Milwaukee Brewers

Milwaukee County Stadium, Milwaukee, WI

Tue May 27 1980, 8:05 PM EDT
Att. 11,904 - Unknown - 72 F

livebaseballscorecards.com

AB	30
R	1
H	3
RBI	1
BB	5
SO	3
LOB	14

Inning Stats	1	2	3	4	5	6	7	8	9
R	1	0	0	0	0	0	0	0	0
E	1	0	0	0	0	0	1	0	0
K	0	0	0	0	0	0	0	2	1
S	5	4	3	3	3	3	4	7	5
H	2	1	0	0	0	0	0	0	0
LOB	2	2	0	0	1	0	2	0	1
BB	1	1	0	0	1	0	1	0	1
P	9	8	3	3	7	3	8	7	9

| | | | | | | | | | |

Seattle Mariners @ Milwaukee Brewers

Milwaukee County Stadium, Milwaukee, WI

Tue May 27 1980, 8:05 PM EDT

Att. 11,904 - Unknown - 72 F

livebaseballscorecards.com

BOTTOM

Batter	1	2	3	4	5	6	7	8	9	AB	R	H	RBI	BB	SO	LOB
Paul Molitor, R (1, 4) OBP: 0.426, SLG: 0.471	BBBB 4-0 S 1B BB	x 0-0 ③ 5-3			BBBB 4-0 1B SF7 BB		x 0-0 ① 4-3			2	2	0	0	2	0	0
Robin Yount, R (1, 6) OBP: 0.371, SLG: 0.592	x 0-0 1-H 2B 1B	SSS 0-3 ① K			x 0-0 ① F8		x 0-0 S 1B			4	1	2	1	0	1	1
Cecil Cooper, L (1, 3) OBP: 0.387, SLG: 0.517	x 0-0 ① F7	x 0-0 ② 6-3			x 0-0 1-3 1B		x 0-0 ② F7			4	0	1	0	0	0	2
Gorman Thomas, R (1, 8) OBP: 0.315, SLG: 0.441	SSS 0-3 ② K	BBBB 4-0 BB			x 0-0 ② SF7 3-H		SSS 0-3 ③ K 1-2			2	0	0	1	1	2	2
Ben Oglivie, L (1, 7) OBP: 0.407, SLG: 0.659	III 4-0 2B IBB		SSS 0-3 ③ K		x 0-0 ③ F9			x 0-0 ① 3-1		3	1	0	0	1	1	2
Sixto Lezcano, R (1, 9) OBP: 0.297, SLG: 0.419	x 0-0 1-H 2-H 2B			x 0-0 ① F9		x 0-0 ① 5-3		BBBB 4-0 CS BB		3	0	1	2	1	0	0
Dick Davis, R (1, 10) OBP: 0.330, SLG: 0.382	SSS 0-3 ③ K			x 0-0 FC4-6 1B		BBBB 4-0 FC6-4 BB		SSS 0-3 ② ③ K 1-2		3	0	1	0	1	2	2
Jim Gantner, L (1, 5) OBP: 0.230, SLG: 0.259		x 0-0 ① F3		x 0-0 ② F8		x 0-0 ② F6				3	0	0	0	0	0	2
Buck Martinez, R (1, 2) OBP: 0.267, SLG: 0.276		x 0-0 ② F8		x 0-0 ③ FC4-6 1-2f		x 0-0 ③ FC6-4 1-2f				3	0	0	0	0	0	2
Inning Stats	R: 3 H: 2 E: 0 LOB: 1 K: 2 BB: 2 S: 9 P: 17	R: 0 H: 0 E: 0 LOB: 0 K: 0 BB: 0 S: 3 P: 3	R: 0 H: 0 E: 0 LOB: 1 K: 2 BB: 1 S: 7 P: 11	R: 0 H: 1 E: 0 LOB: 1 K: 0 BB: 0 S: 4 P: 4	R: 1 H: 1 E: 0 LOB: 1 K: 0 BB: 1 S: 4 P: 8	R: 0 H: 0 E: 0 LOB: 1 K: 0 BB: 1 S: 3 P: 7	R: 0 H: 1 E: 0 LOB: 1 K: 1 BB: 0 S: 6 P: 6	R: 0 H: 0 E: 0 LOB: 0 K: 1 BB: 1 S: 4 P: 8		1B: 4 SF: 1 2B: 1 SAC: 0 3B: 0 DP: 0 HR: 0 HBP: 0						

	AB	27
	R	4
	H	5
	RBI	4
	BB	6
	SO	6
	LOB	13

WP: 0 PA: 34
PB: 0
SB: 2
CS: 1

PITCHER		IP	WLS	BF	H	R	ER	SO	BB	IBB	HBP	BLK	WP	HR	S	P	ERA	WHIP
Jim Beattie, R ERA: 4.94	(1, 1)	8.0	L	34	5	4	4	6	5	1	0	0	0	0	40	64	4.50	1.250

PITCHER	IP	WLS	BF	H	R	ER	SO	BB	IBB	HBP	BLK	WP	HR	S	P	ERA	WHIP

Batter	1	2	3	4	5	6	7	8	9	AB	R	H	RBI	BB	SO	LOB
Julio Cruz, S (1, 4) OBP: 0.318, SLG: 0.280	6-3		K			F7			F6	3	0	0	0	0	1	0
Joe Simpson, L (9, PH) OBP: 0.347, SLG: 0.396										1	0	0	0	0	0	0
Jim Anderson, R (1, 6) OBP: 0.321, SLG: 0.367	F3			F6			F8		3-1	3	0	0	0	0	0	0
Dan Meyer, L (9, PH) OBP: 0.355, SLG: 0.423										1	0	0	0	0	0	0
Tom Paciorek, R (1, 7) OBP: 0.377, SLG: 0.569	K			6-3			1B		F8	4	0	1	0	0	1	0
Willie Horton, R (1, 10) OBP: 0.329, SLG: 0.311		F9		L1			F4			3	0	0	0	0	0	1
Bruce Bochte, L (1, 3) OBP: 0.408, SLG: 0.486		4-3			G3		F7			3	0	0	0	0	0	1
Leon Roberts, R (1, 9) OBP: 0.333, SLG: 0.485		2B			F7			1B		3	0	2	0	0	0	0
Ted Cox, R (1, 5) OBP: 0.315, SLG: 0.292		F9			F9			F9		3	0	0	0	0	0	2
Rod Craig, S (1, 8) OBP: 0.291, SLG: 0.379			F7			F6		F7		3	0	0	0	0	0	1
Larry Cox, R (1, 2) OBP: 0.245, SLG: 0.215			L4			F7		F9		3	0	0	0	0	0	1
Inning Stats	R: 0 H: 0 E: 0 LOB: 0 K: 1 BB: 0 S: 5 P: 5	R: 0 H: 1 E: 0 LOB: 1 K: 0 BB: 0 S: 4 P: 4	R: 0 H: 0 E: 0 LOB: 0 K: 1 BB: 0 S: 5 P: 5	R: 0 H: 0 E: 0 LOB: 0 K: 0 BB: 0 S: 3 P: 3	R: 0 H: 0 E: 0 LOB: 0 K: 0 BB: 0 S: 3 P: 3	R: 0 H: 0 E: 0 LOB: 0 K: 0 BB: 0 S: 3 P: 3	R: 0 H: 1 E: 0 LOB: 1 K: 0 BB: 0 S: 4 P: 4	R: 0 H: 1 E: 0 LOB: 1 K: 0 BB: 0 S: 4 P: 4	R: 0 H: 0 E: 0 LOB: 0 K: 0 BB: 0 S: 3 P: 3	1B: 2 SF: 0 2B: 1 SAC: 0 3B: 0 DP: 0 HR: 0 HBP: 0						

TOP

Seattle Mariners @ Milwaukee Brewers

Milwaukee County Stadium, Milwaukee, WI

Wed May 28 1980, 8:05 PM EDT
Att. 10,627 - Unknown - 73 F

livebaseballscorecards.com

AB	30
R	0
H	3
RBI	0
BB	0
SO	2
LOB	6

WP: 0 PA: 30
PB: 0
SB: 0
CS: 0

PITCHER		IP	WLS	BF	H	R	ER	SO	BB	IBB	HBP	BLK	WP	HR	S	P	ERA	WHIP
Bill Travers, L ERA: 3.31	(1, 1)	6.0	W	19	1	0	0	2	0	0	0	0	0	0	23	23	0.00	0.167
Reggie Cleveland, R ERA: 4.4	(7, 1)	3.0	S	11	2	0	0	0	0	0	0	0	0	0	11	11	0.00	0.667

PITCHER		IP	WLS	BF	H	R	ER	SO	BB	IBB	HBP	BLK	WP	HR	S	P	ERA	WHIP

Batter	1	2	3	4	5	6	7	8	9	AB	R	H	RBI	BB	SO	LOB
Paul Molitor, R (1, 4) OBP: 0.436, SLG: 0.478	0-0 S 1B 1B	0-0 1B		4-0 2B 1B 1-2 2-3 BB		0-0 G6-4-3 1B		0-0 ③ F9		4	2	3	0	1	0	2
Robin Yount, R (1, 6) OBP: 0.368, SLG: 0.590	0-0 E5 1B 1B 1-2	0-0 ③ F6		0-0 1B 1-3 2-H 3-H 2B		0-0 ② ③ G6-4-3 1-2f				4	2	1	2	0	0	3
Cecil Cooper, L (1, 3) OBP: 0.390, SLG: 0.517	0-0 1B 1-2 2-H 1B		0-0 ① G3	0-0 CS 2-H 3-H 1B			0-0 ① F9			4	0	2	3	0	0	0
Gorman Thomas, R (1, 8) OBP: 0.308, SLG: 0.429	0-3 ① K		0-0 ② F7	0-3 ② ③ K 1-2			0-3 ② K			4	0	0	0	0	3	3
Ben Oglivie, L (1, 7) OBP: 0.409, SLG: 0.652	0-0 1-2 2-H 1B		0-0 ③ 6-3		4-0 BB		0-0 ③ 4-3			3	0	1	1	1	0	0
Sixto Lezcano, R (1, 9) OBP: 0.296, SLG: 0.421	0-3 ② K			0-0 SH1-3 FC 2B	0-0 ① F9			0-3 ① K		4	1	1	0	0	2	3
Sal Bando, R (1, 5) OBP: 0.320, SLG: 0.329	0-0 ③ F6			0-0 ① SH1-3 2-3	0-0 ② F2			0-0 1B 1B		3	0	1	0	0	0	3
Dick Davis, R (1, 10) OBP: 0.330, SLG: 0.380 Don Money, R (8, PH) OBP: 0.353, SLG: 0.500		0-0 G6-4-3 1B		0-0 FC BB 1B 2B 3-H	0-0 ③ F7			0-3 ② K		3 1	1 0	1 0	1 0	0 0	0 1	1 1
Charlie Moore, R (1, 2) OBP: 0.326, SLG: 0.313		0-0 ① ② G6-4-3 1-2f		0-0 BB 1-2 2B 1B		0-0 ① 4-3		0-0 1-2 1B		4	1	2	0	0	0	1
Inning Stats	R: 2 E: 1 K: 2 S: 11 H: 3 LOB: 2 BB: 0 P: 11	R: 0 E: 0 K: 0 S: 4 H: 2 LOB: 1 BB: 0 P: 4	R: 0 E: 0 K: 0 S: 3 H: 0 LOB: 0 BB: 0 P: 3	R: 5 E: 0 K: 1 S: 9 H: 4 LOB: 1 BB: 1 P: 13	R: 0 E: 0 K: 0 S: 3 H: 0 LOB: 1 BB: 1 P: 7	R: 0 E: 0 K: 0 S: 3 H: 1 LOB: 0 BB: 0 P: 3	R: 0 E: 0 K: 1 S: 5 H: 0 LOB: 0 BB: 0 P: 5	R: 0 E: 0 K: 2 S: 9 H: 2 LOB: 2 BB: 0 P: 9		1B: 10 2B: 3 3B: 0 HR: 0 SF: 0 SAC: 1 DP: 3 HBP: 0						

PITCHER		IP	WLS	BF	H	R	ER	SO	BB	IBB	HBP	BLK	WP	HR	S	P	ERA	WHIP
Byron McLaughlin, R ERA: 10.07	(1, 1)	3.1	L	20	8	7	6	2	1	0	0	0	0	0	23	27	16.20	2.700
Shane Rawley, L ERA: 2.76	(4, 1)	2.2		9	2	0	0	1	1	0	0	0	0	0	10	14	0.00	1.125
Dave Heaverlo, R ERA: 3.74	(7, 1)	2.0		8	2	0	0	3	0	0	0	0	0	0	14	14	0.00	1.000

PITCHER	IP	WLS	BF	H	R	ER	SO	BB	IBB	HBP	BLK	WP	HR	S	P	ERA	WHIP

BOTTOM

Seattle Mariners @ Milwaukee Brewers

Milwaukee County Stadium, Milwaukee, WI

Wed May 28 1980, 8:05 PM EDT
Att. 10,627 - Unknown - 73 F

livebaseballscorecards.com

AB	34
R	7
H	12
RBI	7
BB	2
SO	6
LOB	17

WP: 0	PB: 0	SB: 1	CS: 1
PA: 37			

Batter	1	2	3	4	5	6	7	8	9	10	AB	R	H	RBI	BB	SO	LOB
Julio Cruz, S (1, 4) OBP: 0.330, SLG: 0.327	F7 ①		E S 1B			1-3 ②		F8 1B 1-2 2-H 1B		HR	5	2	3	2	0	0	0
Joe Simpson, L (1, 8) OBP: 0.341, SLG: 0.387	F7 ②		1-3 ③ 1-3			F7 ③		F8 ② 1-2 2-3		S 1B	5	0	1	0	0	0	3
Dan Meyer, L (1, 7) OBP: 0.365, SLG: 0.432	1B			4-3 ①			WP 1B	1B		F8 ②	4	0	3	2	0	0	0
Bob Stinson, S (8, 2) OBP: 0.149, SLG: 0.116								2-H 3-H 1B			1	0	0	0	0	0	1
Willie Horton, R (1, 10) OBP: 0.319, SLG: 0.299	F9 ③			K ②			K2-3 ① 1-2	F2 ③		K ③ 1-2	5	0	0	0	0	3	4
Bruce Bochte, L (1, 3) OBP: 0.399, SLG: 0.474		4-3 ①		6-3 ③			F4 ②		F9 ①		4	0	0	0	0	0	1
Leon Roberts, R (1, 9) OBP: 0.331, SLG: 0.478		K ②			G6-3 1B		K ③		L5 ②		4	0	1	0	0	2	1
Ted Cox, R (1, 5) OBP: 0.315, SLG: 0.293		5-3 ③			G6-3 ① ② 1-2f			SH3-4 1B 1B	1B		3	0	1	0	0	0	1
Rod Craig, S (8, PR) OBP: 0.296, SLG: 0.384 (8, 7)											1	1	1	0	0	0	0
Jim Anderson, R (1, 6) OBP: 0.317, SLG: 0.362			K ①		F8 ③			SH3-4 ① 1-2	K ③		2	0	0	0	0	1	0
Mario Mendoza, R (8, 6) OBP: 0.350, SLG: 0.432											1	0	0	0	0	1	1
Larry Cox, R (1, 2) OBP: 0.240, SLG: 0.211			K ②			4-3 ①		F8 1B 1B BB		F8 ①	2	0	0	0	0	1	0
Larry Milbourne, S (8, PH) OBP: 0.188, SLG: 0.143											0	1	0	0	1	0	0
Bill Stein, R (8, 5) OBP: 0.345, SLG: 0.420											1	0	0	0	0	0	0
Inning Stats	R: 0 E: 0 K: 0 S: 4 H: 1 LOB: 1 BB: 0 P: 4	R: 0 E: 0 K: 1 S: 5 H: 0 LOB: 0 BB: 0 P: 5	R: 0 E: 0 K: 2 S: 8 H: 1 LOB: 1 BB: 0 P: 8	R: 0 E: 0 K: 1 S: 5 H: 0 LOB: 0 BB: 0 P: 5	R: 0 E: 0 K: 0 S: 3 H: 1 LOB: 0 BB: 0 P: 3	R: 0 E: 0 K: 0 S: 3 H: 0 LOB: 0 BB: 0 P: 3	R: 0 E: 0 K: 2 S: 8 H: 1 LOB: 1 BB: 0 P: 8	R: 3 E: 0 K: 0 S: 6 H: 3 LOB: 1 BB: 1 P: 10	R: 0 E: 0 K: 1 S: 6 H: 1 LOB: 1 BB: 0 P: 6	R: 1 E: 0 K: 1 S: 7 H: 2 LOB: 1 BB: 0 P: 7	1B: 9 2B: 0 3B: 0 HR: 1	SF: 0 SAC: 1 DP: 1 HBP: 0					

PITCHER		IP	WLS	BF	H	R	ER	SO	BB	IBB	HBP	BLK	WP	HR	S	P	ERA	WHIP
Len Barker, R ERA: 4.44	(1, 1)	7.2		29	6	3	3	6	1	0	0	0	1	0	40	44	3.52	0.913
Sid Monge, L ERA: 3.43	(8, 1)	2.0	L	10	4	1	1	1	0	0	0	0	0	1	12	12	4.50	2.000
Victor Cruz, R ERA: 3.74	(10, 1)	0.1		1	0	0	0	1	0	0	0	0	0	0	3	3	0.00	0.000

PITCHER	IP	WLS	BF	H	R	ER	SO	BB	IBB	HBP	BLK	WP	HR	S	P	ERA	WHIP

TOP

Seattle Mariners @ Cleveland Indians

Cleveland Municipal Stadium, Cleveland, OH

Fri May 30 1980, 7:05 PM EDT
Att. 18,161 - Unknown - 69 F

livebaseballscorecards.com

AB	38
R	4
H	10
RBI	4
BB	1
SO	8
LOB	12

1B: 9	SF: 0	WP: 1	PA: 40
2B: 0	SAC: 1	PB: 0	
3B: 0	DP: 1	SB: 2	
HR: 1	HBP: 0	CS: 0	

Seattle Mariners @ Cleveland Indians

Cleveland Municipal Stadium, Cleveland, OH

Fri May 30 1980, 7:05 PM EDT
Att. 18,161 - Unknown - 69 F

livebaseballscorecards.com

Batter	1	2	3	4	5	6	7	8	9	10	AB	R	H	RBI	BB	SO	LOB
Rick Manning, L (1, 8) OBP: 0.336, SLG: 0.274	F9		F8			F7		BB, 1B 1B	4-3		5	0	1	0	0	0	1
Jorge Orta, L (1, 9) OBP: 0.382, SLG: 0.378	K			K		WP 1B		BB 1-2 1B		G3	5	0	2	0	0	2	0
Mike Hargrove, L (1, 3) OBP: 0.407, SLG: 0.397	K			2B 1B		F7		1-2 2-3 BB		G6-4-3 BB	3	1	1	0	2	1	1
Jerry Dybzinski, R (10, PR) OBP: 0.333, SLG: 0.455											0	0	0	0	0	0	0
Cliff Johnson, R (1, 10) OBP: 0.321, SLG: 0.364		BB BB		1-H 2B		1-2 IBB		K		G6-4-3 1-2f	3	0	1	1	2	1	4
Joe Charboneau, R (1, 7) OBP: 0.347, SLG: 0.500		F3		K		F2		L4			3	0	0	0	0	1	4
Ron Hassey, L (8, PH) OBP: 0.341, SLG: 0.390											1	0	0	0	0	0	3
Dell Alston, L (9, 7) OBP: 0.290, SLG: 0.321											0	0	0	0	0	0	0
Toby Harrah, R (1, 5) OBP: 0.305, SLG: 0.281		G6-4-3 1-2 BB		K			F7		1B 4-3 1B		3	1	1	0	1	1	1
Gary Alexander, R (1, 2) OBP: 0.260, SLG: 0.267		G6-4-3 1-2f			4-3		F6		4-3 S 1-3 SF9 1B		4	0	1	0	0	0	2
Miguel Dilone, S (9, PR) OBP: 0.361, SLG: 0.435											0	1	0	0	0	0	0
Bo Diaz, R (10, 2) OBP: 0.296, SLG: 0.280											0	0	0	0	0	0	0
Duane Kuiper, L (1, 4) OBP: 0.331, SLG: 0.313			6-3		F8		K		4-3 1-3 3-H		4	0	0	1	0	1	1
Tom Veryzer, R (1, 6) OBP: 0.333, SLG: 0.374			F9		K			5-3	SF9 3-H		3	0	0	1	0	1	0
Inning Stats	R: 0 H: 0 E: 0 LOB: 0 K: 2 BB: 0 S: 7 P: 7	R: 0 H: 0 E: 0 LOB: 1 K: 0 BB: 2 S: 2 P: 10	R: 0 H: 0 E: 0 LOB: 0 K: 0 BB: 0 S: 3 P: 3	R: 1 H: 2 E: 0 LOB: 1 K: 3 BB: 0 S: 11 P: 11	R: 0 H: 0 E: 0 LOB: 0 K: 1 BB: 0 S: 5 P: 5	R: 0 H: 1 E: 0 LOB: 2 K: 0 BB: 1 S: 4 P: 8	R: 0 H: 0 E: 0 LOB: 0 K: 1 BB: 0 S: 5 P: 5	R: 0 H: 2 E: 0 LOB: 3 K: 1 BB: 1 S: 7 P: 11	R: 2 H: 2 E: 0 LOB: 1 K: 0 BB: 0 S: 5 P: 5	R: 0 H: 0 E: 0 LOB: 1 K: 0 BB: 1 S: 2 P: 6	1B: 6 SF: 1 2B: 1 SAC: 0 3B: 0 DP: 2 HR: 0 HBP: 0						

	AB	34
	R	3
	H	7
	RBI	3
	BB	5
	SO	8
	LOB	17

WP: 1 PA: 40
PB: 0
SB: 1
CS: 0

PITCHER		IP	WLS	BF	H	R	ER	SO	BB	IBB	HBP	BLK	WP	HR	S	P	ERA	WHIP
Floyd Bannister, L ERA: 2.58	(1, 1)	7.0		26	3	1	1	7	2	1	0	0	1	0	37	49	1.29	0.714
Shane Rawley, L ERA: 2.73	(8, 1)	0.1		4	2	0	0	0	1	0	0	0	0	0	3	7	0.00	9.000
Dave Heaverlo, R ERA: 4.07	(8, 1)	2.2	W	10	2	2	2	1	1	0	0	0	0	0	11	15	6.75	1.125

PITCHER	IP	WLS	BF	H	R	ER	SO	BB	IBB	HBP	BLK	WP	HR	S	P	ERA	WHIP

Batter	1	2	3	4	5	6	7	8	9	AB	R	H	RBI	BB	SO	LOB
Julio Cruz, S (1, 4) OBP: 0.328, SLG: 0.324	F8			WP S 1B / 1B		F8		FC6-4 S; 1-2f 2-3		4	1	1	0	0	0	3
Joe Simpson, L (1, 8) OBP: 0.338, SLG: 0.383	CS 1B			F9		K		4-3 1-2		4	0	1	0	0	1	4
Dan Meyer, L (1, 7) OBP: 0.356, SLG: 0.420	6-3 1-2			K		K			K	4	0	0	0	0	3	3
Tom Paciorek, R (1, 10) OBP: 0.386, SLG: 0.564		6-3		1-H / 1B			F9		2B / 1B	4	1	2	1	0	0	0
Bruce Bochte, L (1, 3) OBP: 0.396, SLG: 0.474		K2-3		G3			G3		1-H / 2B	4	0	1	1	0	1	1
Leon Roberts, R (1, 9) OBP: 0.322, SLG: 0.464		6-3			5-3		F9		K	4	0	0	0	0	1	1
Ted Cox, R (1, 5) OBP: 0.304, SLG: 0.282			F9		K			F9	F9	4	0	0	0	0	1	1
Jim Anderson, R (1, 6) OBP: 0.317, SLG: 0.361			K		F7			FC6-4 1B / 1B		3	0	1	0	0	1	0
Larry Cox, R (1, 2) OBP: 0.238, SLG: 0.208			K			1B				1	0	0	0	0	1	0
Bob Stinson, S (6, PH) (6, 2) OBP: 0.184, SLG: 0.156								FC6-4 1-2 / 1B		2	0	2	0	0	0	0

TOP

Seattle Mariners @ Cleveland Indians

Cleveland Municipal Stadium, Cleveland, OH

Sat May 31 1980, 7:05 PM EDT

Att. 11,107 - Unknown - 71 F

livebaseballscorecards.com

AB	34
R	2
H	8
RBI	2
BB	0
SO	9
LOB	13

Inning Stats	1	2	3	4	5	6	7	8	9
R	0	0	0	1	0	0	0	0	1
E	0	0	0	0	0	0	0	0	0
K	0	1	2	1	1	2	0	0	2
S	3	5	7	7	5	8	3	5	9
H	1	0	0	2	0	1	0	2	2
LOB	0	0	0	1	0	1	0	2	1
BB	0	0	0	0	0	0	0	0	0
P	3	5	7	7	5	8	3	5	9

1B	7
2B	1
3B	0
HR	0
SF	0
SAC	0
DP	0
HBP	0
WP	1
PB	0
SB	2
CS	1
PA	34

PITCHER	IP	WLS	BF	H	R	ER	SO	BB	IBB	HBP	BLK	WP	HR	S	P	ERA	WHIP
Dan Spillner, R (1, 1) ERA: 5.08	9.0	W	34	8	2	2	9	0	0	0	0	1	0	52	52	2.00	0.889

Batter	1	2	3	4	5	6	7	8	9	AB	R	H	RBI	BB	SO	LOB
Rick Manning, L (1, 8) OBP: 0.342, SLG: 0.268	F8		SH, FC6-5 1-3 2-H	S, BB 2-3		K		WP, BB		2	0	0	0	2	1	0
Jorge Orta, L (1, 9) OBP: 0.388, SLG: 0.395	3B		F8	3-1 1-2		1B		BB 1-2		4	0	2	0	1	0	4
Mike Hargrove, L (1, 3) OBP: 0.402, SLG: 0.388	K		FC6-5, 2B, IBB		G3	L9		F8		4	1	0	0	1	1	4
Cliff Johnson, R (1, 10) OBP: 0.326, SLG: 0.392	6-3		FC6-5, 2B 1-2 2-3f 3-H		HR		BB, 1B			4	1	2	2	0	0	3
Ron Hassey, L (1, 2) OBP: 0.360, SLG: 0.437		L3-6-4, 1B, 1B	2B 1-3 2-H		HR		G6-4-3 1-2	BB		3	1	3	2	1	0	0
Joe Charboneau, R (1, 7) OBP: 0.344, SLG: 0.493 Miguel Dilone, S (8, 7) OBP: 0.361, SLG: 0.435	L3-6-4 1-2 1B	F8			K		F3			4 0	0 0	1 0	0 0	0 0	1 0	4 0
Toby Harrah, R (1, 5) OBP: 0.304, SLG: 0.276	L3-6-4 1-2 2-3			F9	BB		G6-4-3 1-2f			3	0	0	0	1	0	4
Duane Kuiper, L (1, 4) OBP: 0.335, SLG: 0.318			1B, SH, 1B	WP, 5-3, 1B	1-3			4-3		4	1	2	0	0	0	1
Tom Veryzer, R (1, 6) OBP: 0.331, SLG: 0.370			SH, FC6-5 1-2 1B	5-3 1-2		K		6-3		4	1	1	0	0	1	1
Inning Stats	R: 0 E: 0 K: 1 S: 6 H: 1 LOB: 1 BB: 0 P: 6	R: 0 E: 0 K: 0 S: 3 H: 2 LOB: 0 BB: 0 P: 3	R: 3 E: 1 K: 0 S: 7 H: 3 LOB: 2 BB: 1 P: 11	R: 0 E: 0 K: 0 S: 4 H: 1 LOB: 2 BB: 1 P: 8	R: 2 E: 0 K: 1 S: 7 H: 2 LOB: 1 BB: 1 P: 11	R: 0 E: 0 K: 2 S: 8 H: 1 LOB: 1 BB: 0 P: 8	R: 0 E: 0 K: 0 S: 3 H: 1 LOB: 1 BB: 1 P: 7	R: 0 E: 0 K: 0 S: 3 H: 0 LOB: 2 BB: 2 P: 11		1B: 7 2B: 1 3B: 2 HR: 2 SF: 0 SAC: 1 DP: 1 HBP: 0						

PITCHER		IP	WLS	BF	H	R	ER	SO	BB	IBB	HBP	BLK	WP	HR	S	P	ERA	WHIP
Mike Parrott, R ERA: 6.63	(1, 1)	4.1	L	23	9	5	2	1	1	1	0	0	1	2	23	31	4.15	2.308
Dave Roberts, L ERA: 5.3	(5, 1)	1.2		7	1	0	0	3	1	0	0	0	0	0	12	16	0.00	1.200
Byron McLaughlin, R ERA: 9.25	(7, 1)	2.0		9	1	0	0	0	3	0	0	0	1	0	6	18	0.00	2.000

PITCHER	IP	WLS	BF	H	R	ER	SO	BB	IBB	HBP	BLK	WP	HR	S	P	ERA	WHIP

BOTTOM

Seattle Mariners @ Cleveland Indians

Cleveland Municipal Stadium, Cleveland, OH

Sat May 31 1980, 7:05 PM EDT

Att. 11,107 - Unknown - 71 F

livebaseballscorecards.com

AB	32
R	5
H	11
RBI	4
BB	6
SO	4
LOB	21

WP: 2	PA: 39		
PB: 0			
SB: 1			
CS: 0			

Batter	1	2	3	4	5	6	7	8	9	AB	R	H	RBI	BB	SO	LOB
Julio Cruz, S (1, 4) OBP: 0.325, SLG: 0.321	F8		G3	1-3 3-H 1B			SH5-4 1-2		5-3	4	0	1	1	0	0	0
Bill Stein, R (1, 3) Bruce Bochte, L (4, PH) (4, 3) OBP: 0.348, SLG: 0.416 OBP: 0.389, SLG: 0.465	4-3			4-0 1B 1B BB 4-3			K		F9	1 3	1 0	0 0	0 0	1 0	0 1	0 3
Tom Paciorek, R (1, 7) OBP: 0.410, SLG: 0.627	F8			1B 1-2 SF9 1B	G6-4-3 1B		2-H HR			4	2	3	2	0	0	0
Willie Horton, R (1, 10) OBP: 0.323, SLG: 0.305		FC6-4 1B		FC5-4 1B 1-3 2-H 1B	K		F7			4	1	2	1	0	1	1
Leon Roberts, R (1, 9) OBP: 0.314, SLG: 0.454		FC6-4 E S 1-2f		SF9 3-H	G6-4-3 1-2f			5-3		3	0	0	1	0	0	2
Jim Anderson, R (1, 6) Mario Mendoza, R (8, 6) OBP: 0.315, SLG: 0.358 OBP: 0.350, SLG: 0.432		K 1-3		FC5-4 1-2 1B		F5		K		4 0	0 0	1 0	0 0	0 0	2 0	1 0
Rod Craig, S (1, 8) OBP: 0.295, SLG: 0.380		K		FC5-4 1B 1-2f 2-3		CS 1B		F7		4	1	1	0	0	1	3
Ted Cox, R (1, 5) OBP: 0.303, SLG: 0.280			6-3	1B 1-2 3-H 1B		F9 1-2			6-3	4	1	1	1	0	0	1
Larry Cox, R (1, 2) OBP: 0.257, SLG: 0.253			6-3	1B 1-3 2-H 1B			BB SH5-4 HR		HR	3	2	2	2	1	0	0
Inning Stats	R: 0 E: 0 K: 0 S: 3 H: 0 LOB: 0 BB: 0 P: 3	R: 0 E: 0 K: 2 S: 8 H: 1 LOB: 1 BB: 0 P: 8	R: 0 E: 0 K: 0 S: 3 H: 0 LOB: 0 BB: 0 P: 3	R: 5 E: 0 K: 0 S: 9 H: 6 LOB: 2 BB: 1 P: 13	R: 0 E: 0 K: 1 S: 5 H: 1 LOB: 0 BB: 0 P: 5	R: 0 E: 0 K: 0 S: 3 H: 1 LOB: 0 BB: 0 P: 3	R: 2 E: 0 K: 1 S: 6 H: 1 LOB: 0 BB: 1 P: 10	R: 0 E: 0 K: 1 S: 5 H: 0 LOB: 0 BB: 0 P: 5	R: 1 E: 0 K: 0 S: 4 H: 1 LOB: 0 BB: 0 P: 4	1B: 9 2B: 0 3B: 0 HR: 2 SF: 1 SAC: 1 DP: 1 HBP: 0						

Seattle Mariners @ Cleveland Indians

Cleveland Municipal Stadium, Cleveland, OH

Sun Jun 01 1980, 3:33 AM EDT

Att. 25,376 - Unknown - 70 F

TOP

livebaseballscorecards.com

AB	34
R	8
H	11
RBI	8
BB	2
SO	5
LOB	11

WP: 0 PB: 0 SB: 1 CS: 1 PA: 38

PITCHER		IP	WLS	BF	H	R	ER	SO	BB	IBB	HBP	BLK	WP	HR	S	P	ERA	WHIP
Rick Waits, L ERA: 4.79	(1, 1)	3.2		18	6	5	5	2	1	0	0	0	0	0	21	25	12.27	1.909
Mike Stanton, R ERA: 4.62	(4, 1)	3.1		13	4	2	2	2	1	0	0	0	0	1	16	20	5.40	1.500
Sid Monge, L ERA: 3.52	(8, 1)	2.0	L	7	1	1	1	1	0	0	0	0	0	1	9	9	4.50	0.500

PITCHER	IP	WLS	BF	H	R	ER	SO	BB	IBB	HBP	BLK	WP	HR	S	P	ERA	WHIP

Seattle Mariners @ Cleveland Indians

Cleveland Municipal Stadium, Cleveland, OH

Sun Jun 01 1980, 3:33 AM EDT

Att. 25,376 - Unknown - 70 F

livebaseballscorecards.com

BOTTOM

Batter	1	2	3	4	5	6	7	8	9	AB	R	H	RBI	BB	SO	LOB
Rick Manning, L (1, 8) OBP: 0.344, SLG: 0.267	1-3		G3		F9		BB BB 1B BB BB	E S 1B		4	1	1	0	1	0	0
Jorge Orta, L (1, 9) OBP: 0.393, SLG: 0.401	G4-6-3 1B		4-3		1B 1B		BB BB SF8 1B 1-2	F5		5	1	3	0	0	0	1
Mike Hargrove, L (1, 3) OBP: 0.412, SLG: 0.389	G4-6-3 1-2f			3B BB	1-3 1B		SF8 BB SF9 BB 1-2 2-3	BB IBB 1-3		2	2	1	0	3	0	1
Cliff Johnson, R (1, 10) OBP: 0.336, SLG: 0.406		6-3		1-H SF8 3B	K		SF8 BB 1-2 2-3 3-H	1-2 BB		3	1	1	2	2	1	2
Ron Hassey, L (1, 2) OBP: 0.359, SLG: 0.438 Gary Alexander, R (7, PH) OBP: 0.250, SLG: 0.261 (8, 2)		1B 1B		SF8 3-H	4-3		SF8 1-2 2-3 3-H	K		2 1	0 0	1 0	1 1	0 0	0 1	2 3
Joe Charboneau, R (1, 7) OBP: 0.340, SLG: 0.486 Miguel Dilone, S (5, 7) OBP: 0.370, SLG: 0.457 Ron Pruitt, R (7, PH) OBP: 0.342, SLG: 0.273 Dell Alston, L (7, PH) OBP: 0.273, SLG: 0.310 (8, 7)	K		6-3		4-3 4-3 SF7 2B		SF9 3-H	4-3		2 1 0 1	0 1 0 0	0 1 0 0	0 0 0 1	0 0 0 0	1 0 0 0	1 0 0 0
Toby Harrah, R (1, 5) OBP: 0.311, SLG: 0.286	1-2 1B			BB 1B	4-3 2-3		K	FC6-4 1B		5	0	3	0	0	1	2
Duane Kuiper, L (1, 4) OBP: 0.337, SLG: 0.315 Dave Rosello, R (6, 4) OBP: 0.267, SLG: 0.500	G3			1-2 BB	SF7 3-H			HR	FC6-4 1-2f	1 2	0 1	0 1	0 2	1 0	0 0	2 1
Jerry Dybzinski, R (1, 6) OBP: 0.276, SLG: 0.370			5-3	K	6-3			F9	4-3	5	0	0	0	0	1	3

| Inning Stats | | |

Batter	1	2	3	4	5	6	7	8	9	10	11	12	13	AB	R	H	RBI	BB	SO	LOB
Julio Cruz, S (1, 4) OBP: 0.317, SLG: 0.313	1B S 1B 1B	5-3			K		K 1-2			F7		B1-3		6	1	1	0	0	2	2
Larry Milbourne, S (1, 10) Juan Beniquez, R (13, PH)	F8 1-2		1-3			4-3		F8 1B		K			K	5 1	0 0	0 0	0 0	0 0	1 1	1 0
Dan Meyer, L (1, 7) OBP: 0.373, SLG: 0.449	1B G3 2-3 1B		F4			S 1B 1B				3B			1B 1B	6	2	5	0	0	0	0
Tom Paciorek, R (1, 9) OBP: 0.418, SLG: 0.615	G3 1-3 3-H 1B		F9			1-H 1B		L4		F4			1-2 1B	6	0	3	2	0	0	2
Bruce Bochte, L (1, 3) OBP: 0.377, SLG: 0.448	G3 2-3 3-H			K		F7		K			K		F6	6	0	0	1	0	3	5
Joe Simpson, L (1, 8) OBP: 0.324, SLG: 0.364	F2			K		6-3			F7		F6		K	6	0	0	0	0	2	4
Ted Cox, R (1, 5) OBP: 0.298, SLG: 0.277		F4		F7			B5-3		FC5-4 1B		6-3			5	0	1	0	0	0	0
Mario Mendoza, R (1, 6) OBP: 0.356, SLG: 0.429		1B			F9		S 1B		FC5-4 1-2f			F9		5	0	2	0	0	0	1
Larry Cox, R (1, 2) OBP: 0.250, SLG: 0.245 Willie Horton, R (9, PH) OBP: 0.321, SLG: 0.303 Bob Stinson, S (9, 2) OBP: 0.180, SLG: 0.152		K			1-3		F3		G1			F6		3 1 1	0 0 0	0 0 0	0 0 0	0 0 0	1 0 0	2 1 0
Inning Stats	R: 2 E: 0 K: 0 S: 6 H: 3 LOB: 1 BB: 0 P: 6	R: 0 E: 0 K: 1 S: 6 H: 1 LOB: 1 BB: 0 P: 6	R: 0 E: 0 K: 0 S: 3 H: 0 LOB: 0 BB: 0 P: 3	R: 0 E: 0 K: 2 S: 7 H: 0 LOB: 0 BB: 0 P: 7	R: 0 E: 0 K: 1 S: 5 H: 0 LOB: 0 BB: 0 P: 5	R: 1 E: 0 K: 0 S: 5 H: 2 LOB: 1 BB: 0 P: 5	R: 0 E: 0 K: 1 S: 6 H: 1 LOB: 1 BB: 0 P: 6	R: 0 E: 0 K: 1 S: 6 H: 1 LOB: 1 BB: 0 P: 6	R: 0 E: 0 K: 0 S: 4 H: 1 LOB: 1 BB: 0 P: 4	R: 0 E: 0 K: 1 S: 6 H: 1 LOB: 1 BB: 0 P: 6	R: 0 E: 0 K: 1 S: 5 H: 0 LOB: 0 BB: 0 P: 5	R: 0 E: 0 K: 0 S: 3 H: 0 LOB: 0 BB: 0 P: 3	R: 0 E: 0 K: 2 S: 9 H: 2 LOB: 2 BB: 0 P: 9	1B: 11 2B: 0 3B: 1 HR: 0	SF: 0 SAC: 0 DP: 0 HBP: 0		WP: 0 PB: 0 SB: 3 CS: 0	PA: 51	

PITCHER		IP	WLS	BF	H	R	ER	SO	BB	IBB	HBP	BLK	WP	HR	S	P	ERA	WHIP
Jack Morris, R ERA: 4.38	(1, 1)	10.0		40	10	3	3	7	0	0	0	0	0	0	54	54	2.70	1.000
Aurelio Lopez, R ERA: 4.98	(11, 1)	3.0		11	2	0	0	3	0	0	0	0	0	0	17	17	0.00	0.667

PITCHER	IP	WLS	BF	H	R	ER	SO	BB	IBB	HBP	BLK	WP	HR	S	P	ERA	WHIP

Seattle Mariners @ Detroit Tigers

Tiger Stadium, Detroit, MI

Mon Jun 02 1980, 7:05 PM EDT

Att. 12,291 - Unknown

TOP

livebaseballscorecards.com

AB	51
R	3
H	12
RBI	3
BB	0
SO	10
LOB	18

Batter	1	2	3	4	5	6	7	8	9	10	11	12	13	AB	R	H	RBI	BB	SO	LOB
Lou Whitaker, L (1, 4) OBP: 0.356, SLG: 0.242	4-3		K		6-3		F7			K		SH5-4 1-2		5	0	0	0	0	2	0
Alan Trammell, R (1, 6) OBP: 0.410, SLG: 0.425	G3-6-3 BB		FC5 1B 1B		F8		1-3			6-3		FC6-4 IBB		4	0	1	0	2	0	0
Steve Kemp, L (1, 10) OBP: 0.366, SLG: 0.484 Dave Stegman, R (10, PR) OBP: 0.309, SLG: 0.329	G3-6-3 1-2f		1-2 1B			6-3		4-3		1B		FC6-4 1-2f		5 1	0 0	2 0	0 0	0 0	0 0	1 2
Lance Parrish, R (1, 2) OBP: 0.323, SLG: 0.483		2B SF9 1B	FC5 2-3f			F9		F8		F4			BB SH5-4 1B	6	1	2	0	0	0	3
Al Cowens, R (1, 9) OBP: 0.308, SLG: 0.308		SF9 1-3 2B		F8		1B 1B		5-3			6-3		SH5-4 1-2	5	1	2	0	0	0	0
John Wockenfuss, R (1, 7) OBP: 0.367, SLG: 0.459 (12, 3)	K 2B			F6		1B 1-2 1B			F9		G1-6-3 BB		BB IBB	4	0	1	0	2	1	2
Richie Hebner, L (1, 3) OBP: 0.351, SLG: 0.455 Rick Peters, S (9, PR) OBP: 0.304, SLG: 0.309 Tim Corcoran, L (10, 3) OBP: 0.313, SLG: 0.200 Champ Summers, L (11, PH) OBP: 0.384, SLG: 0.470 (12, 7)	SF9 2-3 3-H			G4-1		1-2 2-H 1B		E 1B		G1-6-3 1-2f			F9	3 0 0 2	0 0 0 0	2 0 0 0	0 0 0 0	0 0 0 0	0 0 0 3	0 0 0 3
Kirk Gibson, L (1, 8) OBP: 0.287, SLG: 0.431	K				HR	F9		L8				B4-3	BB 1-2 2-3 BB	5	1	1	1	1	1	4
Tom Brookens, R (1, 5) OBP: 0.290, SLG: 0.323			6-3		F9		F8			5-3 1-3		SH5-4 BB	F9	5	0	0	0	1	0	4
Inning Stats	R: 0 E: 0 K: 0 S: 2 H: 0 LOB: 0 BB: 1 P: 6	R: 1 E: 0 K: 2 S: 9 H: 2 LOB: 1 BB: 0 P: 9	R: 0 E: 0 K: 1 S: 7 H: 2 LOB: 2 BB: 0 P: 7	R: 0 E: 0 K: 0 S: 3 H: 0 LOB: 0 BB: 0 P: 3	R: 1 E: 0 K: 0 S: 4 H: 1 LOB: 0 BB: 0 P: 4	R: 1 E: 0 K: 0 S: 6 H: 3 LOB: 2 BB: 0 P: 6	R: 0 E: 0 K: 0 S: 3 H: 0 LOB: 0 BB: 0 P: 3	R: 0 E: 0 K: 0 S: 3 H: 0 LOB: 0 BB: 0 P: 3	R: 0 E: 1 K: 0 S: 4 H: 1 LOB: 2 BB: 0 P: 4	R: 0 E: 0 K: 1 S: 6 H: 1 LOB: 1 BB: 0 P: 6	R: 0 E: 0 K: 0 S: 2 H: 0 LOB: 0 BB: 1 P: 6	R: 0 E: 0 K: 0 S: 3 H: 0 LOB: 2 BB: 2 P: 11	R: 0 E: 0 K: 0 S: 4 H: 1 LOB: 3 BB: 2 P: 12	1B: 9 2B: 1 3B: 0 HR: 1	SF: 1 SAC: 2 DP: 2 HBP: 0	WP: 0 PB: 0 SB: 0 CS: 0	PA: 54			

PITCHER		IP	WLS	BF	H	R	ER	SO	BB	IBB	HBP	BLK	WP	HR	S	P	ERA	WHIP
Rick Honeycutt, L ERA: 2.64	(1, 1)	9.0		36	9	3	3	3	1	0	0	0	0	1	41	45	3.00	1.111
Shane Rawley, L ERA: 2.89	(10, 1)	4.0		18	2	0	0	1	3	2	0	0	0	0	15	35	0.00	1.250

PITCHER	IP	WLS	BF	H	R	ER	SO	BB	IBB	HBP	BLK	WP	HR	S	P	ERA	WHIP

BOTTOM

Seattle Mariners @ Detroit Tigers

Tiger Stadium, Detroit, MI

Mon Jun 02 1980, 7:05 PM EDT

Att. 12,291 - Unknown

livebaseballscorecards.com

AB	45
R	3
H	11
RBI	3
BB	6
SO	4
LOB	19

Batter	1	2	3	4	5	6	7	8	9	AB	R	H	RBI	BB	SO	LOB
Julio Cruz, S (1, 4) OBP: 0.328, SLG: 0.313	G6-3 1B	S 1-3 3-H BB		S BB		K		FC4-6 1-2f		3	0	1	0	2	1	1
Rod Craig, S (1, 8) OBP: 0.306, SLG: 0.374	G6-3 1-2f	1-2 BB		1-2 BB		4-3			SH1-3 BB	2	0	0	0	3	0	1
Dan Meyer, L (1, 7) OBP: 0.370, SLG: 0.444	1B 1B	4-3		F6			4-3		SH1-3 1-2	4	0	1	0	0	0	6
Tom Paciorek, R (1, 9) OBP: 0.417, SLG: 0.600	1-2 1B		6-3	F4			1B		F7	5	0	2	0	0	0	1
Bruce Bochte, L (1, 3) OBP: 0.372, SLG: 0.453	K		G3	1B 3B			F8		F5	5	1	1	0	0	1	4
Willie Horton, R (1, 10) OBP: 0.326, SLG: 0.303		1B E BB	6-3	1-3 3-H 1B			1-3			3	1	1	1	1	0	1
Ted Cox, R (1, 5) OBP: 0.297, SLG: 0.284		K		1-3 2B	1-3 1-2			E5 FC6-5 SH2-4		4	0	1	0	0	1	2
Mario Mendoza, R (1, 6) OBP: 0.354, SLG: 0.422		S 1-3 1B		1-3 2-3	5-3			SH2-4 1-2		3	0	1	0	0	0	2
Larry Cox, R (1, 2) OBP: 0.241, SLG: 0.236		K		K		K		FC6-5 FC4-6 2-3		4	0	0	0	0	3	4
Inning Stats	R: 0 E: 0 K: 1 S: 7 H: 3 LOB: 2 BB: 0 P: 7	R: 1 E: 0 K: 2 S: 8 H: 1 LOB: 3 BB: 3 P: 20	R: 0 E: 0 K: 0 S: 3 H: 0 LOB: 0 BB: 0 P: 3	R: 0 E: 0 K: 1 S: 6 H: 1 LOB: 3 BB: 2 P: 14	R: 1 E: 0 K: 0 S: 5 H: 2 LOB: 1 BB: 0 P: 5	R: 0 E: 0 K: 2 S: 7 H: 0 LOB: 0 BB: 0 P: 7	R: 0 E: 0 K: 0 S: 4 H: 1 LOB: 1 BB: 0 P: 4	R: 0 E: 1 K: 0 S: 4 H: 0 LOB: 1 BB: 0 P: 4	R: 0 E: 0 K: 0 S: 3 H: 0 LOB: 1 BB: 1 P: 7	1B: 6 2B: 1 3B: 1 HR: 0	SF: 0 SAC: 2 DP: 1 HBP: 0						

TOP

Seattle Mariners @ Detroit Tigers

Tiger Stadium, Detroit, MI

Tue Jun 03 1980, 7:05 PM EDT

Att. 13,942 - Unknown - 68 F

livebaseballscorecards.com

AB	33
R	2
H	8
RBI	1
BB	6
SO	6
LOB	22

WP: 0 PB: 0 SB: 4 CS: 0 PA: 41

PITCHER		IP	WLS	BF	H	R	ER	SO	BB	IBB	HBP	BLK	WP	HR	S	P	ERA	WHIP
Dan Petry, R ERA: 3.92	(1, 1)	8.0		38	8	2	2	6	6	0	0	0	0	0	44	68	2.25	1.750
Aurelio Lopez, R ERA: 4.84	(9, 1)	1.0	W	3	0	0	0	0	0	0	0	0	0	0	3	3	0.00	0.000

PITCHER	IP	WLS	BF	H	R	ER	SO	BB	IBB	HBP	BLK	WP	HR	S	P	ERA	WHIP

Seattle Mariners @ Detroit Tigers

Tiger Stadium, Detroit, MI

Tue Jun 03 1980, 7:05 PM EDT

Att. 13,942 - Unknown - 68 F

BOTTOM

Batter	1	2	3	4	5	6	7	8	9	AB	R	H	RBI	BB	SO	LOB
Lou Whitaker, L (1, 4) OBP: 0.355, SLG: 0.239	F6			6-3			BB, 1B			2	0	0	0	1	0	0
Stan Papi, R (8, PH) (9, 4) OBP: 0.800, SLG: 1.800								1-3, 2-H, 1B		1	0	1	1	0	0	0
Alan Trammell, R (1, 6) OBP: 0.407, SLG: 0.417	K			BB, G4-3			F9	F9		3	0	0	0	1	1	3
Steve Kemp, L (1, 10) OBP: 0.362, SLG: 0.477	4-3			G4-3, 1-2f			1B, G5-4-3, 1-2		K	4	0	1	0	0	1	1
Lance Parrish, R (1, 2) OBP: 0.316, SLG: 0.472		F2			K		G5-4-3, 1-2f		K	4	0	0	0	0	2	2
Al Cowens, R (1, 9) OBP: 0.307, SLG: 0.307		F8			L6			L5	HR, 1B	4	1	1	0	0	0	0
John Wockenfuss, R (1, 3) OBP: 0.376, SLG: 0.453		BB, CS			K			BB, 1B, 1B	HR, 1-H	1	1	0	0	2	1	0
Richie Hebner, L (9, PH) OBP: 0.356, SLG: 0.481										1	1	1	2	0	0	0
Jim Lentine, R (1, 7) OBP: 0.077, SLG: 0.077		CS, 1-2		6-3			L8		K	3	0	0	0	0	1	1
Kirk Gibson, L (1, 8) OBP: 0.287, SLG: 0.429				K			4-3	1B, 1-2, 1B		3	1	1	0	0	1	0
Tom Brookens, R (1, 5) OBP: 0.291, SLG: 0.323				5-3			F8	1B, 1-2, 2-H, 1B		3	0	1	1	0	0	0

Inning Stats	1	2	3	4	5	6	7	8	9
R	0	0	0	0	0	0	0	2	2
H	0	0	0	0	0	0	1	3	2
E	0	0	0	0	0	0	0	0	0
LOB	0	0	0	0	0	0	1	2	0
K	1	0	1	0	2	0	0	1	0
BB	0	1	0	1	0	0	1	1	0
S	5	2	5	2	7	3	3	8	8
P	5	6	5	6	7	3	7	12	8

	AB	R	H	RBI	BB	SO	LOB
	29	4	6	4	4	7	7

1B: 5 SF: 0 WP: 0 PA: 34
2B: 0 SAC: 0 PB: 0
3B: 0 DP: 2 SB: 0
HR: 1 HBP: 0 CS: 1

livebaseballscorecards.com

PITCHER		IP	WLS	BF	H	R	ER	SO	BB	IBB	HBP	BLK	WP	HR	S	P	ERA	WHIP
Dave Roberts, L (1, 1) ERA: 4.44		7.2		28	4	2	2	5	4	0	0	0	0	0	34	50	2.35	1.043
Byron McLaughlin, R (8, 1) ERA: 9.59		1.0	L	5	2	2	2	2	0	0	0	0	0	1	9	9	18.00	2.000

PITCHER	IP	WLS	BF	H	R	ER	SO	BB	IBB	HBP	BLK	WP	HR	S	P	ERA	WHIP

Batter	1	2	3	4	5	6	7	8	9	AB	R	H	RBI	BB	SO	LOB
Julio Cruz, S (1, 4) OBP: 0.333, SLG: 0.314	G2			E SF9 BB		E4 1B 1B		K		3	2	1	0	1	1	0
Joe Simpson, L (1, 8) OBP: 0.321, SLG: 0.363	6-3			SF9 1-H		FC6-4 2-H 1B			F8	3	0	1	2	0	0	0
Dan Meyer, L (1, 7) OBP: 0.362, SLG: 0.433	F9			F7		FC6-4 1-2f			K	4	0	0	0	0	1	1
Tom Paciorek, R (1, 9) OBP: 0.408, SLG: 0.581		F7		1-3			F9		1B	4	0	1	0	0	0	0
Bruce Bochte, L (1, 3) OBP: 0.370, SLG: 0.454		F2			G3		2B		4-3	4	0	1	0	0	0	1
Willie Horton, R (1, 10) OBP: 0.326, SLG: 0.304		K			CS 1B		1-3			3	0	1	0	0	1	1
Ted Cox, R (1, 5) OBP: 0.290, SLG: 0.277			K		K 1-2		5-3			3	0	0	0	0	2	2
Mario Mendoza, R (1, 6) OBP: 0.333, SLG: 0.396			L7			F8		5-3		3	0	0	0	0	0	0
Larry Cox, R (1, 2) OBP: 0.239, SLG: 0.234			F3			F8		G3		1	0	0	0	0	0	0
Bob Stinson, S (6, PH)										2	0	0	0	0	0	0
OBP: 0.173, SLG: 0.146 (6, 2)																

TOP

Seattle Mariners @ Detroit Tigers

Tiger Stadium, Detroit, MI

Wed Jun 04 1980, 7:05 PM EDT

Att. 14,566 - Unknown

livebaseballscorecards.com

AB	30
R	2
H	5
RBI	2
BB	1
SO	5
LOB	5

Inning Stats	1	2	3	4	5	6	7	8	9
	R: 0 H: 0 E: 0 LOB: 0 K: 0 BB: 0 S: 3 P: 3	R: 0 H: 0 E: 0 LOB: 0 K: 1 BB: 0 S: 5 P: 5	R: 0 H: 0 E: 0 LOB: 0 K: 1 BB: 0 S: 5 P: 5	R: 1 H: 0 E: 1 LOB: 0 K: 0 BB: 1 S: 3 P: 7	R: 0 H: 1 E: 0 LOB: 0 K: 1 BB: 0 S: 5 P: 5	R: 1 H: 2 E: 1 LOB: 1 K: 0 BB: 0 S: 5 P: 5	R: 0 H: 1 E: 0 LOB: 1 K: 0 BB: 0 S: 4 P: 4	R: 0 H: 0 E: 0 LOB: 0 K: 1 BB: 0 S: 5 P: 5	R: 0 H: 1 E: 0 LOB: 1 K: 1 BB: 0 S: 6 P: 6

1B: 4 SF: 1
2B: 1 SAC: 0
3B: 0 DP: 0
HR: 0 HBP: 0

WP: 0 PA: 32
PB: 0
SB: 0
CS: 1

PITCHER	IP	WLS	BF	H	R	ER	SO	BB	IBB	HBP	BLK	WP	HR	S	P	ERA	WHIP
Milt Wilcox, R (1, 1) ERA: 3.8	9.0	W	32	5	2	0	5	1	0	0	0	0	0	41	45	0.00	0.667

PITCHER	IP	WLS	BF	H	R	ER	SO	BB	IBB	HBP	BLK	WP	HR	S	P	ERA	WHIP

Batter	1	2	3	4	5	6	7	8	9	AB	R	H	RBI	BB	SO	LOB
Lou Whitaker, L (1, 4) OBP: 0.347, SLG: 0.232	6-3		SH1-4	K		5-3		F7		4	0	0	0	0	1	4
Alan Trammell, R (1, 6) OBP: 0.401, SLG: 0.406	F4		FC1-5-4		L6	6-3		1B HBP		4	0	0	0	0	0	2
Steve Kemp, L (1, 10) OBP: 0.377, SLG: 0.481	2B 1B		K		HR 1B BB	3B IBB		FC6-4 1B		3	2	2	1	2	1	1
Lance Parrish, R (1, 2) OBP: 0.318, SLG: 0.486	2B			F2	F3	3B		F3		5	0	2	2	0	0	3
Al Cowens, R (1, 9) OBP: 0.303, SLG: 0.303	K			F4	HR 1B	F9		FC6-4		5	1	1	0	0	1	5
John Wockenfuss, R (1, 3) OBP: 0.385, SLG: 0.500		K		HBP 1B BB			F7			3	2	2	3	0	1	0
Tim Corcoran, L (7, PH) OBP: 0.306, SLG: 0.195 (8, 3)					HR					1	0	0	0	0	0	0
Jim Lentine, R (1, 7) OBP: 0.176, SLG: 0.067		K		HBP 1B BB	BB		K			2	1	0	0	2	2	0
Kirk Gibson, L (1, 8) OBP: 0.287, SLG: 0.421		F8		1B HBP	4-3		K			3	0	0	0	0	1	1
Tom Brookens, R (1, 5) OBP: 0.308, SLG: 0.327			E5 SH1-4	S		5-3 3B BB		HBP 1B BB		2	2	1	2	2	0	0
Inning Stats	R: 0 E: 0 K: 1 S: 7 H: 2 LOB: 2 P: 7	R: 0 E: 0 K: 2 S: 7 H: 0 LOB: 0 BB: 0 P: 7	R: 0 E: 1 K: 1 S: 6 H: 0 LOB: 1 BB: 0 P: 6	R: 2 E: 0 K: 1 S: 7 H: 2 LOB: 2 BB: 1 P: 12	R: 3 E: 0 K: 0 S: 5 H: 2 LOB: 1 BB: 2 P: 13	R: 2 E: 0 K: 0 S: 4 H: 1 LOB: 1 BB: 2 P: 12	R: 0 E: 0 K: 2 S: 7 H: 0 LOB: 0 BB: 0 P: 7	R: 1 E: 0 K: 0 S: 4 H: 1 LOB: 2 BB: 1 P: 9		1B: 5 2B: 1 3B: 1 HR: 1	SF: 0 SAC: 1 DP: 0 HBP: 2					

PITCHER		IP	WLS	BF	H	R	ER	SO	BB	IBB	HBP	BLK	WP	HR	S	P	ERA	WHIP
Floyd Bannister, L ERA: 3.04	(1, 1)	4.2	L	25	6	5	5	5	3	0	1	0	0	1	31	44	9.64	1.929
Rob Dressler, R ERA: 5.18	(5, 1)	2.1		10	1	2	2	2	1	1	0	0	0	0	12	20	7.71	0.857
Dave Heaverlo, R ERA: 4.18	(8, 1)	1.0		6	1	1	1	0	1	0	1	0	0	0	4	9	9.00	2.000

PITCHER	IP	WLS	BF	H	R	ER	SO	BB	IBB	HBP	BLK	WP	HR	S	P	ERA	WHIP

BOTTOM

Seattle Mariners @ Detroit Tigers

Tiger Stadium, Detroit, MI

Wed Jun 04 1980, 7:05 PM EDT

Att. 14,566 - Unknown

livebaseballscorecards.com

AB	32
R	8
H	8
RBI	8
BB	6
SO	7
LOB	16

1B: 5	SF: 0	WP: 0	PA: 41
2B: 1	SAC: 1	PB: 0	
3B: 1	DP: 0	SB: 1	
HR: 1	HBP: 2	CS: 0	

Batter	1	2	3	4	5	6	7	8	9	AB	R	H	RBI	BB	SO	LOB
Willie Randolph, R (1, 4) OBP: 0.417, SLG: 0.439	4-3		BBB G6-3 1-2 BB		F8 BB 1B		1B		5-3	4	0	2	0	1	0	0
Joe Lefebvre, L (1, 9) OBP: 0.362, SLG: 0.475	F8		G6-3 1-2f 2-3		BBBB 1-2 BB		F6		4-3	4	0	0	0	1	0	3
Jim Spencer, L (1, 3) OBP: 0.319, SLG: 0.357	F7		BBBB BB		F8 2-3		F9		SSS K	4	0	0	0	1	1	3
Reggie Jackson, L (1, 10) OBP: 0.327, SLG: 0.500		1B 1B G1-2-3 1B	1-3		G3			F9		4	0	1	0	0	0	4
Graig Nettles, L (1, 5) OBP: 0.361, SLG: 0.425		1-2 1B		BBBB FC4-6 BB		F9		BBBB HR BB		2	1	1	0	2	0	0
Bobby Brown, S (1, 8) OBP: 0.353, SLG: 0.555		SSS K		FC4-6 1-2f		4-3		1-H HR		4	1	1	2	0	1	3
Bobby Murcer, L (1, 7) OBP: 0.299, SLG: 0.458		1-2 2-3 1B		F5		HR		2B		3	1	2	1	0	0	1
Lou Piniella, R (8, PH) OBP: 0.304, SLG: 0.317 (8, 7)										1	0	1	0	0	0	0
Rick Cerone, R (1, 2) OBP: 0.283, SLG: 0.409		G1-2-3 3-Hf		F6		F9		SSS K		4	0	0	0	0	1	5
Bucky Dent, R (1, 6) OBP: 0.331, SLG: 0.387			BBBB G6-3 BB BB		F2		L5	G3		3	0	0	0	1	0	1
Inning Stats	R: 0 E: 0 K: 0 S: 3 H: 0 LOB: 0 BB: 0 P: 3	R: 0 E: 0 K: 1 S: 7 H: 3 LOB: 2 BB: 0 P: 7	R: 0 E: 0 K: 0 S: 2 H: 0 LOB: 2 BB: 3 P: 14	R: 0 E: 0 K: 0 S: 3 H: 0 LOB: 1 BB: 1 P: 7	R: 0 E: 0 K: 0 S: 4 H: 1 LOB: 2 BB: 1 P: 8	R: 1 E: 0 K: 0 S: 4 H: 1 LOB: 0 BB: 0 P: 4	R: 0 E: 0 K: 0 S: 4 H: 1 LOB: 1 BB: 0 P: 4	R: 2 E: 0 K: 1 S: 7 H: 2 LOB: 1 BB: 1 P: 11	R: 0 E: 0 K: 1 S: 5 H: 0 LOB: 0 BB: 0 P: 5	1B: 5 2B: 1 3B: 0 HR: 2	SF: 0 SAC: 0 DP: 2 HBP: 0						

TOP

New York Yankees @ Seattle Mariners

The Kingdome, Seattle, WA

Fri Jun 06 1980, 10:05 PM EDT

Att. 28,156 - Dome

livebaseballscorecards.com

AB	33
R	3
H	8
RBI	3
BB	6
SO	3
LOB	20

PITCHER		IP	WLS	BF	H	R	ER	SO	BB	IBB	HBP	BLK	WP	HR	S	P	ERA	WHIP
Jim Beattie, R ERA: 4.9	(1, 1)	7.1	L	33	7	3	3	1	6	0	0	0	0	2	29	53	3.68	1.773
Shane Rawley, L ERA: 2.77	(8, 1)	1.2		6	1	0	0	2	0	0	0	0	0	0	10	10	0.00	0.600

PITCHER	IP	WLS	BF	H	R	ER	SO	BB	IBB	HBP	BLK	WP	HR	S	P	ERA	WHIP

Batter	1	2	3	4	5	6	7	8	9	AB	R	H	RBI	BB	SO	LOB
Julio Cruz, S (1, 4) OBP: 0.324, SLG: 0.303	F9		6-3			K			F9	4	0	0	0	0	1	0
Dan Meyer, L (1, 7) OBP: 0.354, SLG: 0.423	3-1			F4		4-3			K	4	0	0	0	0	1	0
Leon Roberts, R (1, 8) OBP: 0.308, SLG: 0.444	6-3			5-3			5-3			3	0	0	0	0	0	0
Tom Paciorek, R (1, 9) OBP: 0.405, SLG: 0.571		K		FC6-4 1B			K			3	0	1	0	0	2	0
Willie Horton, R (1, 10) OBP: 0.326, SLG: 0.305		FC5-4 1B		FC6-4 1-2f			K			3	0	1	0	0	1	1
Bruce Bochte, L (1, 3) OBP: 0.365, SLG: 0.446		L6			4-3			F7		3	0	0	0	0	0	1
Jim Anderson, R (1, 5) OBP: 0.309, SLG: 0.350		FC5-4 1-2f			6-3			F9		3	0	0	0	0	0	1
Mario Mendoza, R (1, 6) OBP: 0.315, SLG: 0.373			6-3		K			6-3		3	0	0	0	0	1	0
Larry Cox, R (1, 2) OBP: 0.235, SLG: 0.229			F8			4-3			6-3	2	0	0	0	0	0	0
Juan Beniquez, R (9, PH)										1	0	0	0	0	0	0
Inning Stats	R: 0 E: 0 K: 0 S: 3 H: 0 LOB: 0 BB: 0 P: 3	R: 0 E: 0 K: 1 S: 6 H: 1 LOB: 1 BB: 0 P: 6	R: 0 E: 0 K: 0 S: 3 H: 0 LOB: 0 BB: 0 P: 3	R: 0 E: 0 K: 0 S: 4 H: 1 LOB: 1 BB: 0 P: 4	R: 0 E: 0 K: 1 S: 5 H: 0 LOB: 0 BB: 0 P: 5	R: 0 E: 0 K: 1 S: 5 H: 0 LOB: 0 BB: 0 P: 5	R: 0 E: 0 K: 2 S: 7 H: 0 LOB: 0 BB: 0 P: 7	R: 0 E: 0 K: 0 S: 3 H: 0 LOB: 0 BB: 0 P: 3	R: 0 E: 0 K: 1 S: 5 H: 0 LOB: 0 BB: 0 P: 5	1B: 2 2B: 0 3B: 0 HR: 0	SF: 0 SAC: 0 DP: 0 HBP: 0			WP: 0 PB: 0 SB: 0 CS: 0		PA: 29	

PITCHER	IP	WLS	BF	H	R	ER	SO	BB	IBB	HBP	BLK	WP	HR	S	P	ERA	WHIP
Tommy John, L (1, 1) ERA: 2.92	9.0	W	29	2	0	0	6	0	0	0	0	0	0	41	41	0.00	0.222

PITCHER	IP	WLS	BF	H	R	ER	SO	BB	IBB	HBP	BLK	WP	HR	S	P	ERA	WHIP

BOTTOM

New York Yankees @ Seattle Mariners

The Kingdome, Seattle, WA

Fri Jun 06 1980, 10:05 PM EDT

Att. 28,156 - Dome

livebaseballscorecards.com

AB	29
R	0
H	2
RBI	0
BB	0
SO	6
LOB	3

New York Yankees @ Seattle Mariners

The Kingdome, Seattle, WA

Sat Jun 07 1980, 10:05 PM EDT

Att. 43,594 - Dome

TOP

livebaseballscorecards.com

Batter	1	2	3	4	5	6	7	8	9	AB	R	H	RBI	BB	SO	LOB
Willie Randolph, R (1, 4) OBP: 0.418, SLG: 0.456	F3		3B			K2-3		1B 2B		4	0	2	0	0	1	0
Bobby Brown, S (1, 8) OBP: 0.350, SLG: 0.544	6-3		K			K		G6-4-3 1B		4	0	1	0	0	2	1
Dennis Werth, R (1, 3) OBP: 0.559, SLG: 0.778	5-3			F9		F8		G6-4-3		4	0	0	0	0	0	2
Reggie Jackson, L (1, 10) OBP: 0.331, SLG: 0.518		HR		F9			4-3		HBP	3	1	1	1	0	0	0
Lou Piniella, R (1, 7) OBP: 0.310, SLG: 0.317		BB		K			1B		F9	3	0	1	0	1	1	1
Rick Cerone, R (1, 2) OBP: 0.282, SLG: 0.406		F3			G4-6-3 1B		K		G5-4-3	4	0	1	0	0	1	3
Graig Nettles, L (1, 5) OBP: 0.361, SLG: 0.423		F7-4-3			G4-6-3		1B			3	0	1	0	0	0	2
Joe Lefebvre, L (1, 9) OBP: 0.367, SLG: 0.476 Eric Soderholm, R (7, PH) OBP: 0.412, SLG: 0.581 Paul Blair, R (7, 9)			K		FC6-4 1B		F8			2 1 0	0 0 0	1 0 0	0 0 0	0 0 0	1 0 0	0 2 0
Bucky Dent, R (1, 6) OBP: 0.326, SLG: 0.380			F9		FC6-4			F8		3	0	0	0	0	0	1

	AB	31
	R	1
	H	8
	RBI	1
	BB	1
	SO	6
	LOB	12

Inning Stats	1	2	3	4	5	6	7	8	9
	R: 0 E: 0 K: 0 S: 3	H: 0 LOB: 0 BB: 0 P: 3	R: 1 E: 0 K: 0 S: 3	H: 1 LOB: 0 BB: 1 P: 7	R: 0 E: 0 K: 2 S: 8	H: 1 LOB: 1 BB: 0 P: 8	R: 0 E: 0 K: 1 S: 5	H: 0 LOB: 0 BB: 0 P: 5	R: 0 E: 0 K: 0 S: 4	H: 2 LOB: 1 BB: 0 P: 4	R: 0 E: 0 K: 2 S: 7	H: 0 LOB: 0 BB: 0 P: 7	R: 0 E: 0 K: 1 S: 7	H: 2 LOB: 2 BB: 0 P: 7	R: 0 E: 0 K: 0 S: 4	H: 2 LOB: 1 BB: 0 P: 4	R: 0 E: 0 K: 0 S: 2	H: 0 LOB: 0 BB: 0 P: 3

1B: 5	SF: 0	WP: 0	PA: 33
2B: 2	SAC: 0	PB: 0	
3B: 1	DP: 4	SB: 0	
HR: 1	HBP: 1	CS: 0	

PITCHER	IP	WLS	BF	H	R	ER	SO	BB	IBB	HBP	BLK	WP	HR	S	P	ERA	WHIP
Rick Honeycutt, L (1, 1) ERA: 2.45	9.0	L	33	8	1	1	6	1	0	1	0	0	1	43	48	1.00	1.000

PITCHER	IP	WLS	BF	H	R	ER	SO	BB	IBB	HBP	BLK	WP	HR	S	P	ERA	WHIP

BOTTOM

New York Yankees @ Seattle Mariners

The Kingdome, Seattle, WA

Sat Jun 07 1980, 10:05 PM EDT

Att. 43,594 - Dome

livebaseballscorecards.com

Batter	1	2	3	4	5	6	7	8	9	AB	R	H	RBI	BB	SO	LOB
Julio Cruz, S (1, 4) OBP: 0.315, SLG: 0.294	6-3		F2			4-3		5-3		4	0	0	0	0	0	1
Dan Meyer, L (1, 7) OBP: 0.351, SLG: 0.415	G3			4-3		FC6-4, BB			K	3	0	0	0	1	1	0
Leon Roberts, R (1, 8) OBP: 0.300, SLG: 0.432	6-3			F7		FC6-4, 1-2f			F9	4	0	0	0	0	0	1
Tom Paciorek, R (1, 9) OBP: 0.410, SLG: 0.563 Rod Craig, S (9, PR) OBP: 0.306, SLG: 0.374		F9		FC6-4, BB			F3		1B	3 0	0 0	1 0	0 0	1 0	0 0	0 0
Willie Horton, R (1, 10) OBP: 0.324, SLG: 0.303		1B		FC6-4, 1-2f			F8		F2	4	0	1	0	0	0	2
Bruce Bochte, L (1, 3) OBP: 0.359, SLG: 0.439		K		K			K			3	0	0	0	0	3	1
Jim Anderson, R (1, 5) OBP: 0.303, SLG: 0.343		F7		K				6-3		3	0	0	0	0	1	1
Mario Mendoza, R (1, 6) OBP: 0.304, SLG: 0.358 Larry Milbourne, S (8, PH) OBP: 0.185, SLG: 0.146 (9, 6)			4-3	1-3				1B		2 1	0 0	0 1	0 0	0 0	0 0	0 0
Larry Cox, R (1, 2) OBP: 0.230, SLG: 0.223			G3			6-3		K		3	0	0	0	0	1	1
Inning Stats	R: 0 E: 0 K: 0 S: 3 H: 0 LOB: 0 BB: 0 P: 3	R: 0 E: 0 K: 1 S: 6 H: 1 LOB: 1 BB: 0 P: 6	R: 0 E: 0 K: 0 S: 3 H: 0 LOB: 0 BB: 0 P: 3	R: 0 E: 0 K: 0 S: 3 H: 0 LOB: 1 BB: 1 P: 7	R: 0 E: 0 K: 2 S: 7 H: 0 LOB: 0 BB: 0 P: 7	R: 0 E: 0 K: 0 S: 3 H: 0 LOB: 1 BB: 1 P: 7	R: 0 E: 0 K: 1 S: 5 H: 0 LOB: 0 BB: 0 P: 5	R: 0 E: 0 K: 1 S: 6 H: 1 LOB: 1 BB: 0 P: 6	R: 0 E: 0 K: 1 S: 6 H: 1 LOB: 1 BB: 0 P: 6	1B: 3 2B: 0 3B: 0 HR: 0 SF: 0 SAC: 0 DP: 0 HBP: 0						

	AB	30
	R	0
	H	3
	RBI	0
	BB	2
	SO	6
	LOB	7

WP: 0 PA: 32
PB: 0
SB: 0
CS: 0

PITCHER		IP	WLS	BF	H	R	ER	SO	BB	IBB	HBP	BLK	WP	HR	S	P	ERA	WHIP
Tom Underwood, L ERA: 2.74	(1, 1)	8.2	W	31	3	0	0	6	2	0	0	0	0	0	41	49	0.00	0.577
Rich Gossage, R ERA: 4.15	(9, 1)	0.1	S	1	0	0	0	0	0	0	0	0	0	0	1	1	0.00	0.000

PITCHER	IP	WLS	BF	H	R	ER	SO	BB	IBB	HBP	BLK	WP	HR	S	P	ERA	WHIP

Batter	1	2	3	4	5	6	7	8	9	AB	R	H	RBI	BB	SO	LOB
Willie Randolph, R (1, 4) OBP: 0.421, SLG: 0.456	G4-6-3 1B		1-0 G4-6-3 1-2 HBP			0-0 ① FC5-4 1-2f			0-0 1B 2B	2	0	1	0	0	0	1
Fred Stanley, R (7, 4) OBP: 0.346, SLG: 0.391										1	0	1	0	0	0	0
Bobby Murcer, L (1, 7) OBP: 0.296, SLG: 0.444	0-0 ①② G4-6-3 1-2f		0-0 ②③ G4-6-3 1-2f			0-0 ② F9			0-0 BB 2-3 1B	4	0	1	0	0	0	5
Jim Spencer, L (1, 3) OBP: 0.319, SLG: 0.356	0-0 ③ 3-1			0-0 G6-3 1B		0-0 ③ 4-3			S S S 0-3 ① K	3	0	1	0	0	0	1
Dennis Werth, R (9, PH) OBP: 0.543, SLG: 0.750										1	0	0	0	0	1	2
Reggie Jackson, L (1, 10) OBP: 0.329, SLG: 0.507		S S S 0-3 ① K		0-0 ①② G6-3 1-2f			0-0 ① 4-3		B B B B 4-0 BB 1-2	3	0	0	0	1	1	1
Graig Nettles, L (1, 5) OBP: 0.358, SLG: 0.415		B B B B 4-0 L5-3 BB		0-0 ③ F9			0-0 ② G3		0-0 ② F6	3	0	0	0	1	0	3
Bobby Brown, S (1, 8) OBP: 0.339, SLG: 0.525		0-0 ②③ L5-3 1-2			0-0 ① F9		0-0 ③ F5		0-0 ③ G3	4	0	0	0	0	0	4
Joe Lefebvre, L (1, 9) OBP: 0.365, SLG: 0.489			0-0 1B 2B		0-0 ② 3-1			0-0 ① G3		3	0	1	0	0	0	0
Rick Cerone, R (1, 2) OBP: 0.277, SLG: 0.399			S S S 0-3 ① K		0-0 ③ F6			0-0 ② F3		3	0	0	0	0	1	1
Bucky Dent, R (1, 6) OBP: 0.331, SLG: 0.381			0-0 HBP 2-3 1B			B B B B 4-0 FC5-4 BB		0-0 ③ F9		2	0	1	0	1	0	0
Inning Stats	R: 0 H: 1 E: 0 LOB: 0 K: 0 BB: 0 S: 3 P: 3	R: 0 H: 0 E: 0 LOB: 0 K: 1 BB: 1 S: 4 P: 8	R: 0 H: 2 E: 0 LOB: 2 K: 1 BB: 0 S: 6 P: 7	R: 0 H: 1 E: 0 LOB: 0 K: 0 BB: 0 S: 3 P: 3	R: 0 H: 0 E: 0 LOB: 0 K: 0 BB: 0 S: 3 P: 3	R: 0 H: 0 E: 0 LOB: 1 K: 0 BB: 1 S: 3 P: 7	R: 0 H: 0 E: 0 LOB: 0 K: 0 BB: 0 S: 3 P: 3	R: 0 H: 0 E: 0 LOB: 0 K: 0 BB: 0 S: 3 P: 3	R: 0 H: 2 E: 0 LOB: 3 K: 1 BB: 1 S: 7 P: 11	1B: 4 SF: 0 2B: 3 SAC: 0 3B: 0 DP: 4 HR: 0 HBP: 1						

PITCHER		IP	WLS	BF	H	R	ER	SO	BB	IBB	HBP	BLK	WP	HR	S	P	ERA	WHIP
Glenn Abbott, R ERA: 2.7	(1, 1)	8.0	W	29	6	0	0	2	2	0	1	0	0	0	30	39	0.00	1.000
Shane Rawley, L ERA: 2.7	(9, 1)	1.0		4	0	0	0	1	1	0	0	0	0	0	5	9	0.00	1.000

PITCHER	IP	WLS	BF	H	R	ER	SO	BB	IBB	HBP	BLK	WP	HR	S	P	ERA	WHIP

TOP

New York Yankees @ Seattle Mariners

The Kingdome, Seattle, WA

Sun Jun 08 1980, 10:05 PM EDT

Att. 22,175 - Dome

livebaseballscorecards.com

AB	29
R	0
H	6
RBI	0
BB	3
SO	3
LOB	18

Batter	1	2	3	4	5	6	7	8	9	AB	R	H	RBI	BB	SO	LOB
Julio Cruz, S (1, 4) OBP: 0.313, SLG: 0.287	F9	K			FC3-6 1B 1B 1-2f	BB				3	1	0	0	1	1	2
Juan Beniquez, R (1, 8) OBP: 0.167, SLG: 0.167	K	F8			1B 1-3	K				4	0	1	0	0	2	2
Leon Roberts, R (1, 9) OBP: 0.305, SLG: 0.430	HR BB	K			CS 1-2 3-H		G3			3	1	1	1	1	1	0
Tom Paciorek, R (1, 3) OBP: 0.402, SLG: 0.583	1-H HR	F9			K 1-2		1-3			4	1	1	2	0	1	2
Willie Horton, R (1, 10) OBP: 0.333, SLG: 0.321	2B		1-3			E 1B 1B	1B			4	1	3	0	0	0	0
Rod Craig, S (1, 7) OBP: 0.297, SLG: 0.363	K		6-3			F8		F9		4	0	0	0	0	1	2
Jim Anderson, R (1, 5) OBP: 0.321, SLG: 0.356		SH3 BB	1B			E8 1B 1-H 1B		5-3 1B		3	1	3	0	1	0	0
Mario Mendoza, R (1, 6) OBP: 0.305, SLG: 0.357		SH3 1-2	F3			5-3 1B		5-3 1-2		3	0	1	1	0	0	2
Larry Cox, R (1, 2) OBP: 0.230, SLG: 0.217		F8			FC3-6 BB	5-3 1-2		1-3		3	0	0	0	1	0	3
Inning Stats	R: 2 H: 2 E: 0 LOB: 1 K: 2 BB: 1 S: 9 P: 13	R: 0 H: 0 E: 0 LOB: 1 K: 1 BB: 1 S: 5 P: 9	R: 0 H: 0 E: 0 LOB: 0 K: 1 BB: 0 S: 5 P: 5	R: 0 H: 1 E: 0 LOB: 1 K: 0 BB: 0 S: 4 P: 4	R: 1 H: 2 E: 0 LOB: 2 K: 1 BB: 1 S: 6 P: 10	R: 2 H: 3 E: 1 LOB: 2 K: 1 BB: 1 S: 8 P: 12	R: 0 H: 1 E: 0 LOB: 1 K: 0 BB: 0 S: 3 P: 3	R: 0 H: 1 E: 0 LOB: 1 K: 0 BB: 0 S: 4 P: 4		1B: 8 SF: 0 2B: 2 SAC: 1 3B: 0 DP: 1 HR: 1 HBP: 0						

PITCHER		IP	WLS	BF	H	R	ER	SO	BB	IBB	HBP	BLK	WP	HR	S	P	ERA	WHIP
Ron Guidry, L ERA: 3.43	(1, 1)	5.1	L	26	8	5	5	5	3	0	0	0	0	1	33	45	8.44	2.062
Ron Davis, R ERA: 2.58	(6, 1)	1.2		6	1	0	0	1	1	0	0	0	0	0	7	11	0.00	1.200
Rudy May, L ERA: 2.12	(8, 1)	1.0		4	1	0	0	0	0	0	0	0	0	0	4	4	0.00	1.000

PITCHER	IP	WLS	BF	H	R	ER	SO	BB	IBB	HBP	BLK	WP	HR	S	P	ERA	WHIP

BOTTOM

New York Yankees @ Seattle Mariners

The Kingdome, Seattle, WA

Sun Jun 08 1980, 10:05 PM EDT

Att. 22,175 - Dome

livebaseballscorecards.com

AB	31
R	5
H	10
RBI	4
BB	4
SO	6
LOB	13

WP: 0 PA: 36
PB: 0
SB: 0
CS: 1

Boston Red Sox @ Seattle Mariners

The Kingdome, Seattle, WA

Mon Jun 09 1980, 10:05 PM EDT

Att. 10,132 - Dome - 70 F

TOP

livebaseballscorecards.com

Batter	1	2	3	4	5	6	7	8	9	10	11	12	13	AB	R	H	RBI	BB	SO	LOB
Rick Burleson, R (1, 6) OBP: 0.332, SLG: 0.386	4-3	F8	L6		F9			G6-4-3 1-2f			CS 1B		F4	7	0	1	0	0	0	2
Jerry Remy, L (1, 4) OBP: 0.361, SLG: 0.414	6-3	4-3		F9		4-3			F8		1B 1-2 1B		F8	4	0	0	0	0	0	0
Dave Stapleton, R (9, PH) (9, 4) OBP: 0.241, SLG: 0.517														3	1	1	0	0	0	0
Fred Lynn, L (1, 8) OBP: 0.370, SLG: 0.461	BBB HR S BB	2B 2B		2B		K			K		1B 1-3 1B		K	6	2	3	0	1	3	0
Tony Perez, R (1, 3) OBP: 0.339, SLG: 0.488	1-H HR	2B IBB		G4-6-3 IBB		K			G3		1-2 3-H 1B			4	1	2	3	2	1	0
Carl Yastrzemski, L (1, 10) OBP: 0.330, SLG: 0.419	1B 2B 2B	1-3 2-H 2B		G4-6-3 1-2f			G3			F8	F4			6	1	2	1	0	0	4
Carlton Fisk, R (1, 2) OBP: 0.377, SLG: 0.541	2B 2-3 1B	F8			4-3 1B		E5 G5-4-3			BBBB 1B BB	F7			5	1	2	0	1	0	4
Jim Rice, R (1, 7) OBP: 0.288, SLG: 0.414	1-3 3-H 2B	HR			K		G5-4-3 1-2f			1-2 1B		6-3		6	1	3	2	0	1	2
Jim Dwyer, L (1, 9) OBP: 0.416, SLG: 0.566	IBB	4-3			4-3 1-2			K		K		F8		1	0	0	0	1	0	0
Dwight Evans, R (5, PH) (5, 9) OBP: 0.314, SLG: 0.398								BBBB G6-4-3 BB						4	0	0	0	0	2	3
Butch Hobson, R (1, 5) OBP: 0.287, SLG: 0.413	L7	L7			2-H 1B					F9		K		4	0	1	1	1	0	5
Glenn Hoffman, R (11, 5) OBP: 0.244, SLG: 0.419														1	0	0	0	0	1	0
Inning Stats	R: 3 E: 0 K: 0 S: 7 H: 4 LOB: 3 BB: 2 P: 15	R: 1 E: 0 K: 0 S: 5 H: 2 LOB: 2 BB: 1 P: 9	R: 1 E: 0 K: 0 S: 4 H: 1 LOB: 0 BB: 0 P: 4	R: 0 E: 0 K: 0 S: 3 H: 1 LOB: 1 BB: 1 P: 7	R: 1 E: 0 K: 1 S: 7 H: 2 LOB: 1 BB: 0 P: 7	R: 0 E: 0 K: 2 S: 7 H: 0 LOB: 0 BB: 0 P: 7	R: 0 E: 1 K: 0 S: 3 H: 0 LOB: 0 BB: 0 P: 3	R: 0 E: 0 K: 1 S: 4 H: 0 LOB: 0 BB: 1 P: 8	R: 0 E: 0 K: 1 S: 5 H: 0 LOB: 0 BB: 0 P: 5	R: 0 E: 0 K: 1 S: 6 H: 1 LOB: 2 BB: 1 P: 10	R: 1 E: 0 K: 0 S: 6 H: 4 LOB: 2 BB: 0 P: 6	R: 0 E: 0 K: 1 S: 5 H: 0 LOB: 0 BB: 0 P: 5	R: 0 E: 0 K: 1 S: 5 H: 0 LOB: 0 BB: 0 P: 5	1B: 8 2B: 5 3B: 0 HR: 2	SF: 0 SAC: 0 DP: 3 HBP: 0	WP: 0 PB: 0 SB: 1 CS: 1	PA: 57			

	AB	51
	R	7
	H	15
	RBI	7
	BB	6
	SO	8
	LOB	20

PITCHER		IP	WLS	BF	H	R	ER	SO	BB	IBB	HBP	BLK	WP	HR	S	P	ERA	WHIP
Mike Parrott, R ERA: 7.17	(1, 1)	1.0		9	4	3	3	0	1	1	0	0	0	1	7	15	27.00	5.000
Dave Roberts, L ERA: 4.32	(2, 1)	7.0		28	6	3	3	4	1	2	0	0	0	1	33	45	3.86	1.000
Shane Rawley, L ERA: 2.76	(9, 1)	2.1		11	4	1	1	2	1	0	0	0	0	0	14	18	3.86	2.143
Dave Heaverlo, R ERA: 3.82	(11, 1)	2.2	W	9	1	0	0	2	0	0	0	0	0	0	13	13	0.00	0.375

PITCHER	IP	WLS	BF	H	R	ER	SO	BB	IBB	HBP	BLK	WP	HR	S	P	ERA	WHIP

Batter	1	2	3	4	5	6	7	8	9	10	11	12	13	AB	R	H	RBI	BB	SO	LOB
Julio Cruz, S (1, 4) OBP: 0.312, SLG: 0.281	4-3			E 1B 1B	FC5-4 1B 1-2f	K		S BB		F7			1-4-3	6	1	1	0	1	1	4
Juan Beniquez, R (1, 8) OBP: 0.308, SLG: 0.538	5-3			E6 1B 1-3 SF7	1B 1B 1-2		E5 G3 1B	K 1-2		5-3			HR	7	3	3	1	0	1	3
Dan Meyer, L (1, 7) OBP: 0.356, SLG: 0.415	L8			1B 2-3 1B 3-H	1-3 1B 2-H		G3 2-3	FC5-4 IBB			F7			5	0	2	1	1	0	1
Tom Paciorek, R (1, 9) OBP: 0.398, SLG: 0.573		F7		SF7 3-H		G3 1B 1B	BB BB SF7 1B 3-H	FC5-4 1-2f			K			5	2	2	2	0	1	2
Bruce Bochte, L (1, 3) OBP: 0.368, SLG: 0.459		F8		FC6-4 1-2 1B		G3 1-2 1B	BB 1-2 BB		F5		HR			5	2	3	1	1	0	0
Willie Horton, R (1, 10) OBP: 0.328, SLG: 0.311		6-3		F4		G3 1-2 2-3	BB 1-2 2-3		F8		5-3			5	0	0	0	1	0	4
Jim Anderson, R (1, 5) OBP: 0.315, SLG: 0.351		4-3		FC6-4 1-2f		FC6-4 BB 2-H 3-H 1B	SF7 3-H		K			5-3		5	0	1	3	0	1	2
Mario Mendoza, R (1, 6) OBP: 0.311, SLG: 0.362 Joe Simpson, L (6, PH) OBP: 0.326, SLG: 0.363 Larry Milbourne, S (7, 6) OBP: 0.193, SLG: 0.157		6-3			FC5-4 1B	FC6-4 1-2 BB	F8			SH3-4 1B		4-3		2 0 3	0 0 0	1 0 1	0 0 0	0 1 0	0 0 0	0 0 2
Bob Stinson, S (1, 2) OBP: 0.158, SLG: 0.132		F7			F9	FC6-4 1-2f 2-3			F7	SH3-4 1-2		P7		5	0	0	0	0	0	3
Inning Stats	R: 0 E: 0 K: 0 S: 3 H: 0 LOB: 0 BB: 0 P: 3	R: 0 E: 0 K: 0 S: 3 H: 0 LOB: 0 BB: 0 P: 3	R: 0 E: 0 K: 0 S: 3 H: 0 LOB: 0 BB: 0 P: 3	R: 2 E: 1 K: 0 S: 7 H: 3 LOB: 2 BB: 0 P: 7	R: 0 E: 0 K: 0 S: 5 H: 3 LOB: 2 BB: 0 P: 5	R: 2 E: 0 K: 1 S: 8 H: 3 LOB: 2 BB: 1 P: 12	R: 2 E: 1 K: 0 S: 5 H: 2 LOB: 2 BB: 2 P: 13	R: 0 E: 0 K: 1 S: 5 H: 0 LOB: 2 BB: 2 P: 13	R: 0 E: 0 K: 1 S: 5 H: 0 LOB: 0 BB: 0 P: 5	R: 0 E: 0 K: 0 S: 4 H: 1 LOB: 1 BB: 0 P: 4	R: 1 E: 0 K: 1 S: 6 H: 1 LOB: 0 BB: 0 P: 6	R: 0 E: 0 K: 0 S: 3 H: 0 LOB: 0 BB: 0 P: 3	R: 1 E: 0 K: 0 S: 2 H: 1 LOB: 0 BB: 0 P: 2	1B: 12 2B: 0 3B: 0 HR: 2	SF: 2 SAC: 1 DP: 0 HBP: 0	WP: 0 PB: 0 SB: 1 CS: 0	PA: 56			

PITCHER		IP	WLS	BF	H	R	ER	SO	BB	IBB	HBP	BLK	WP	HR	S	P	ERA	WHIP
Bob Stanley, R ERA: 4.22	(1, 1)	5.1		25	9	4	3	0	0	0	0	0	0	0	25	25	5.06	1.688
Jack Billingham, R ERA: 8.31	(6, 1)	1.0		6	2	2	2	1	1	0	0	0	0	0	7	11	18.00	3.000
Tom Burgmeier, L ERA: 3.07	(7, 1)	0.0		1	0	0	0	0	1	0	0	0	0	0	0	4	∞	∞
Dick Drago, R ERA: 4.35	(7, 1)	6.0	L	24	3	2	2	3	2	1	0	0	0	2	27	39	3.00	0.833

PITCHER	IP	WLS	BF	H	R	ER	SO	BB	IBB	HBP	BLK	WP	HR	S	P	ERA	WHIP

BOTTOM

Boston Red Sox @ Seattle Mariners

The Kingdome, Seattle, WA

Mon Jun 09 1980, 10:05 PM EDT

Att. 10,132 - Dome - 70 F

livebaseballscorecards.com

AB	48
R	8
H	14
RBI	8
BB	5
SO	4
LOB	21

Batter	1	2	3	4	5	6	7	8	9	10	11	AB	R	H	RBI	BB	SO	LOB
Rick Burleson, R (1, 6) OBP: 0.342, SLG: 0.409	F9		1-H HR			SH1-4 1B		1B		1B		5	1	4	2	0	0	0
Dave Stapleton, R (1, 4) OBP: 0.219, SLG: 0.469	G3		K			SH1-4 1-2		1-3		4-3		3	0	0	0	0	1	0
Jack Brohamer, L (10, PH) OBP: 0.361, SLG: 0.404 (10, 5)												1	0	0	0	0	0	1
Fred Lynn, L (1, 8) OBP: 0.366, SLG: 0.471	F5		K			K		L8			HR	5	1	1	1	0	2	1
Tony Perez, R (1, 3) OBP: 0.332, SLG: 0.476		5-3		F9		F9			6-3		F3	5	0	0	0	0	0	1
Jim Rice, R (1, 7) OBP: 0.286, SLG: 0.423		K		K			F9		HR		6-3	5	1	1	1	0	2	0
Carlton Fisk, R (1, 2) OBP: 0.384, SLG: 0.563		S 1B		F7			HR		6-3		BB 1B	5	1	3	1	0	0	0
Butch Hobson, R (1, 10) OBP: 0.290, SLG: 0.409		5-3 1-2			F4		1B		F4		1-2 BB	4	0	1	0	1	0	1
Dwight Evans, R (1, 9) OBP: 0.308, SLG: 0.390			5-3		F8		K			K	F3	3	0	0	0	0	1	1
Jim Dwyer, L (10, PH) OBP: 0.407, SLG: 0.551 (10, 9)												2	0	0	0	0	1	2
Glenn Hoffman, R (1, 5) OBP: 0.250, SLG: 0.400			HR BB		F8		F8			K		2	1	0	0	1	0	1
Carl Yastrzemski, L (10, PH) OBP: 0.328, SLG: 0.416												1	0	0	0	0	1	0
Jerry Remy, L (10, 4) OBP: 0.361, SLG: 0.414												0	0	0	0	0	0	0
Inning Stats	R: 0 E: 0 K: 0 S: 3 / H: 0 LOB: 0 BB: 0 P: 3	R: 0 E: 0 K: 1 S: 6 / H: 1 LOB: 1 BB: 0 P: 6	R: 2 E: 0 K: 2 S: 8 / H: 1 LOB: 0 BB: 1 P: 12	R: 0 E: 0 K: 1 S: 5 / H: 0 LOB: 0 BB: 0 P: 5	R: 0 E: 0 K: 0 S: 3 / H: 0 LOB: 0 BB: 0 P: 3	R: 0 E: 0 K: 1 S: 6 / H: 1 LOB: 1 BB: 0 P: 6	R: 1 E: 0 K: 1 S: 7 / H: 2 LOB: 1 BB: 0 P: 7	R: 0 E: 0 K: 0 S: 3 / H: 1 LOB: 0 BB: 0 P: 3	R: 1 E: 0 K: 0 S: 4 / H: 1 LOB: 0 BB: 0 P: 4	R: 0 E: 0 K: 2 S: 8 / H: 1 LOB: 1 BB: 0 P: 8	R: 1 E: 0 K: 0 S: 5 / H: 2 LOB: 2 BB: 1 P: 9	1B: 6 2B: 0 3B: 0 HR: 4	SF: 0 SAC: 1 DP: 0 HBP: 0		WP: 0 PB: 0 SB: 1 CS: 0	PA: 44		

PITCHER		IP	WLS	BF	H	R	ER	SO	BB	IBB	HBP	BLK	WP	HR	S	P	ERA	WHIP
Floyd Bannister, L ERA: 3.18	(1, 1)	8.1		32	7	4	4	6	1	0	0	0	0	3	43	47	4.32	0.960
Dave Heaverlo, R ERA: 3.73	(9, 1)	0.2		2	0	0	0	0	0	0	0	0	0	0	2	2	0.00	0.000
Rob Dressler, R ERA: 5.18	(10, 1)	1.2	L	9	3	1	1	2	1	0	0	0	0	1	12	16	5.40	2.400
Byron McLaughlin, R ERA: 9.47	(11, 1)	0.1		1	0	0	0	0	0	0	0	0	0	0	1	1	0.00	0.000

PITCHER	IP	WLS	BF	H	R	ER	SO	BB	IBB	HBP	BLK	WP	HR	S	P	ERA	WHIP

TOP

Boston Red Sox @ Seattle Mariners

The Kingdome, Seattle, WA

Tue Jun 10 1980, 10:05 PM EDT

Att. 10,223 - Dome

livebaseballscorecards.com

AB	41
R	5
H	10
RBI	5
BB	2
SO	8
LOB	8

Boston Red Sox @ Seattle Mariners

The Kingdome, Seattle, WA

Tue Jun 10 1980, 10:05 PM EDT

Att. 10,223 - Dome

livebaseballscorecards.com

Batter	1	2	3	4	5	6	7	8	9	10	11	AB	R	H	RBI	BB	SO	LOB
Julio Cruz, S (1, 4) OBP: 0.314, SLG: 0.293	K		G3		1-3 2-H 1B		1-H 2B		F7			5	0	2	2	0	1	0
Juan Beniquez, R (1, 8) OBP: 0.222, SLG: 0.389	G3			4-3	5-3		F8			F8		5	0	0	0	0	0	3
Dan Meyer, L (1, 7) OBP: 0.357, SLG: 0.414	K			FC5-4 1B		1B	L9			F5		5	0	2	0	0	1	1
Tom Paciorek, R (1, 9) OBP: 0.378, SLG: 0.543		G3		FC5-4 1-2f		P9		6-3		F8		5	0	0	0	0	0	2
Bruce Bochte, L (1, 3) OBP: 0.369, SLG: 0.463		F7		L9		1-2 1B		2B			F7	5	1	2	0	0	0	1
Willie Horton, R (1, 10) OBP: 0.325, SLG: 0.308		F8			1B 1B 1B	K		K			5-3	5	1	1	0	0	2	3
Jim Anderson, R (1, 5) OBP: 0.312, SLG: 0.353			K		F2	F6		2-5 2-H 2B			5-3	5	0	1	1	0	1	3
Mario Mendoza, R (1, 6) OBP: 0.323, SLG: 0.419			HR		1B 1-2 1B		F8	2-5 2-3	6-3			4	1	2	1	0	0	0
Larry Cox, R (1, 2) OBP: 0.233, SLG: 0.214			4-3		K		4-0 2B BB		F8			2	1	0	0	1	1	2
Joe Simpson, L (9, PH) OBP: 0.324, SLG: 0.360												1	0	0	0	0	0	0
Bob Stinson, S (10, 2) OBP: 0.158, SLG: 0.132												0	0	0	0	0	0	0
Inning Stats	R: 0 E: 0 K: 2 S: 7 H: 0 LOB: 0 P: 7	R: 0 E: 0 K: 0 S: 3 H: 0 LOB: 0 BB: 0 P: 3	R: 1 E: 0 K: 1 S: 6 H: 1 LOB: 0 BB: 0 P: 6	R: 0 E: 0 K: 0 S: 4 H: 1 LOB: 1 BB: 0 P: 4	R: 1 E: 0 K: 1 S: 8 H: 3 LOB: 2 BB: 0 P: 8	R: 0 E: 0 K: 1 S: 7 H: 2 LOB: 2 BB: 0 P: 7	R: 1 E: 0 K: 0 S: 4 H: 1 LOB: 1 BB: 1 P: 8	R: 1 E: 0 K: 1 S: 6 H: 2 LOB: 1 BB: 0 P: 6	R: 0 E: 0 K: 0 S: 3 H: 0 LOB: 0 BB: 0 P: 3	R: 0 E: 0 K: 0 S: 3 H: 0 LOB: 0 BB: 0 P: 3	R: 0 E: 0 K: 0 S: 3 H: 0 LOB: 0 BB: 0 P: 3	1B: 6 2B: 3 3B: 0 HR: 1	SF: 0 SAC: 0 DP: 0 HBP: 0					

	AB	42
	R	4
	H	10
	RBI	4
	BB	1
	SO	6
	LOB	15

WP: 0 PB: 0 SB: 0 CS: 0 PA: 43

PITCHER		IP	WLS	BF	H	R	ER	SO	BB	IBB	HBP	BLK	WP	HR	S	P	ERA	WHIP
Steve Renko, R ERA: 3.17	(1, 1)	6.1		27	7	3	3	5	1	0	0	0	0	1	36	40	4.26	1.263
Tom Burgmeier, L ERA: 3.18	(7, 1)	1.1		7	3	1	1	1	0	0	0	0	0	0	9	9	6.75	2.250
Skip Lockwood, R ERA: 5.55	(8, 1)	3.1	W	10	0	0	0	0	0	0	0	0	0	0	9	9	0.00	0.000

PITCHER	IP	WLS	BF	H	R	ER	SO	BB	IBB	HBP	BLK	WP	HR	S	P	ERA	WHIP

Batter	1	2	3	4	5	6	7	8	9	AB	R	H	RBI	BB	SO	LOB
Rick Burleson, R (1, 6) OBP: 0.343, SLG: 0.409	3-1	HR 1-2 3-H 1B		K		FC6-4 1-2f			4-3 SH3-4 1B	5	1	2	1	0	1	1
Jerry Remy, L (1, 4) OBP: 0.353, SLG: 0.404	6-3	L4		G3			5-3		SH3-4 1-2	4	0	0	0	0	0	2
Fred Lynn, L (1, 8) OBP: 0.362, SLG: 0.480	F8	HR 1-H 2-H		K			F7		4-3 2-3	5	1	1	3	0	1	1
Tony Perez, R (1, 3) OBP: 0.338, SLG: 0.484		1B BB 2B FC5 1B			K		1B		K	5	1	3	0	0	2	1
Jim Rice, R (1, 7) OBP: 0.290, SLG: 0.422		BB 1B 1B HBP 1-2 1B			F7		4-3			3	1	1	0	0	0	1
Carlton Fisk, R (1, 2) OBP: 0.386, SLG: 0.561		1-2 BB 2-3 1B FC5 2-3f			F7			G6-3 1B		4	1	2	0	0	0	2
Carl Yastrzemski, L (1, 10) OBP: 0.332, SLG: 0.415		B B B B 4-0 1B 1B 1-2 2-3 3-H BB	G1-6-3 1B			K		G6-3 1-2f		3	1	1	1	1	1	1
Jim Dwyer, L (1, 9) OBP: 0.411, SLG: 0.549		1B HR 1-3 2-H 3-H 1B	G1-6-3 1-2f			F6		1B		4	1	2	2	0	0	1
Butch Hobson, R (1, 5) OBP: 0.289, SLG: 0.405 Glenn Hoffman, R (8, 5) OBP: 0.250, SLG: 0.400		K	K			FC6-4 1B		L8		4 0	0 0	1 0	0 0	0 0	2 0	3 0
Inning Stats	R: 0 H: 0 E: 0 LOB: 0 K: 0 BB: 0 S: 3 P: 3	R: 7 H: 7 E: 0 LOB: 2 K: 1 BB: 1 S: 12 P: 17	R: 0 H: 1 E: 0 LOB: 0 K: 1 BB: 0 S: 5 P: 5	R: 0 H: 0 E: 0 LOB: 0 K: 2 BB: 0 S: 7 P: 7	R: 0 H: 0 E: 0 LOB: 0 K: 1 BB: 0 S: 5 P: 5	R: 0 H: 1 E: 0 LOB: 1 K: 1 BB: 0 S: 6 P: 6	R: 0 H: 1 E: 0 LOB: 1 K: 0 BB: 0 S: 4 P: 4	R: 0 H: 2 E: 0 LOB: 1 K: 0 BB: 0 S: 4 P: 4	R: 0 H: 1 E: 0 LOB: 1 K: 1 BB: 0 S: 6 P: 6	1B: 11 SF: 0 2B: 1 SAC: 1 3B: 0 DP: 2 HR: 1 HBP: 1						

TOP

Boston Red Sox @ Seattle Mariners

The Kingdome, Seattle, WA

Wed Jun 11 1980, 10:05 PM EDT

Att. 10,086 - Dome

livebaseballscorecards.com

AB	37
R	7
H	13
RBI	7
BB	1
SO	7
LOB	13

WP: 0 PA: 40
PB: 0
SB: 0
CS: 0

PITCHER		IP	WLS	BF	H	R	ER	SO	BB	IBB	HBP	BLK	WP	HR	S	P	ERA	WHIP
Jim Beattie, R ERA: 5.45	(1, 1)	1.0	L	8	3	5	5	0	1	0	1	0	0	0	6	11	45.00	4.000
Byron McLaughlin, R ERA: 8.51	(2, 1)	5.0		20	6	2	2	6	0	0	0	0	0	1	32	32	3.60	1.200
Rob Dressler, R ERA: 4.95	(7, 1)	2.0		9	4	0	0	0	0	0	0	0	0	0	9	9	0.00	2.000
Shane Rawley, L ERA: 2.7	(9, 1)	1.0		3	0	0	0	1	0	0	0	0	0	0	5	5	0.00	0.000

Boston Red Sox @ Seattle Mariners

The Kingdome, Seattle, WA

Wed Jun 11 1980, 10:05 PM EDT

Att. 10,086 - Dome

livebaseballscorecards.com

BOTTOM

Batter	1	2	3	4	5	6	7	8	9	AB	R	H	RBI	BB	SO	LOB
Julio Cruz, S (1, 4) OBP: 0.311, SLG: 0.297	4-3		E 1B 2B	P7		1-3		P9		5	1	1	0	0	0	3
Juan Beniquez, R (1, 8) OBP: 0.261, SLG: 0.391	1B 1B		E 2-3 1B	E5 1-2 2-3			5-3	F5		5	1	2	0	0	0	3
Dan Meyer, L (1, 7) OBP: 0.363, SLG: 0.441	1-2 1B		E2 1-H 3-H 2B	3-1			HR		1-3	5	2	3	3	0	0	3
Tom Paciorek, R (1, 10) OBP: 0.379, SLG: 0.545	K		G4-6-3 3-H 1B		6-3		1B 2B		F8	5	1	2	1	0	1	2
Bruce Bochte, L (1, 3) OBP: 0.360, SLG: 0.451	G3		F8		3-1		F7		4-3	5	0	0	0	0	0	4
Joe Simpson, L (1, 9) OBP: 0.336, SLG: 0.367		FC6-4 E 1B	G4-6-3 1-2f		B B B B 4-0 BB		2-H 1B			3	0	2	1	1	0	1
Jim Anderson, R (1, 5) OBP: 0.305, SLG: 0.344		E6 FC6-4 1-2		5-3	4-3		F7			4	0	0	0	0	0	3
Mario Mendoza, R (1, 6) OBP: 0.319, SLG: 0.409		FC6-4 G1-6-3 1-2f 2-3		E 1B 1B		F7		E5		4	0	1	0	0	0	2
Larry Cox, R (1, 2) OBP: 0.235, SLG: 0.217 Rod Craig, S (8, PH) OBP: 0.297, SLG: 0.363 Leon Roberts, R (8, PH) OBP: 0.303, SLG: 0.428 Bob Stinson, S (9, 2) OBP: 0.158, SLG: 0.132		G1-6-3 1-2f		E 1-2 1B		F4		F7		3 0 1 0	0 0 0 0	1 0 0 0	0 0 0 0	0 0 0 0	0 0 1 0	2 0 1 0
Inning Stats	R: 0 H: 2 E: 0 LOB: 2 K: 1 BB: 0 S: 7 P: 7	R: 0 H: 1 E: 1 LOB: 1 K: 0 BB: 0 S: 4 P: 4	R: 3 H: 4 E: 1 LOB: 0 K: 0 BB: 0 S: 6 P: 6	R: 0 H: 2 E: 1 LOB: 3 K: 0 BB: 0 S: 6 P: 6	R: 0 H: 0 E: 0 LOB: 1 K: 0 BB: 1 S: 3 P: 7	R: 0 H: 0 E: 0 LOB: 0 K: 0 BB: 0 S: 3 P: 3	R: 2 H: 3 E: 0 LOB: 1 K: 0 BB: 0 S: 6 P: 6	R: 0 H: 0 E: 1 LOB: 1 K: 0 BB: 0 S: 4 P: 4	R: 0 H: 0 E: 0 LOB: 0 K: 0 BB: 0 S: 3 P: 3	1B: 8 2B: 3 3B: 0 HR: 1	SF: 0 SAC: 0 DP: 2 HBP: 0						

	AB	40
	R	5
	H	12
	RBI	5
	BB	1
	SO	1
	LOB	24

PITCHER		IP	WLS	BF	H	R	ER	SO	BB	IBB	HBP	BLK	WP	HR	S	P	ERA	WHIP
Chuck Rainey, R ERA: 4.5	(1, 1)	7.0	W	35	12	5	5	1	1	0	0	0	0	1	36	40	6.43	1.857
Tom Burgmeier, L ERA: 3.04	(8, 1)	2.0	S	6	0	0	0	0	0	0	0	0	0	0	6	6	0.00	0.000

PITCHER	IP	WLS	BF	H	R	ER	SO	BB	IBB	HBP	BLK	WP	HR	S	P	ERA	WHIP

Batter	1	2	3	4	5	6	7	8	9	AB	R	H	RBI	BB	SO	LOB
Al Bumbry, L (1, 8) OBP: 0.424, SLG: 0.469	FC1-6 1B		4-3		4-3			FC5-2-5-1-6 3B		4	0	2	0	0	0	1
Kiko Garcia, R (1, 6) (8, 4) OBP: 0.265, SLG: 0.216	FC1-6 L4-3 1-2f			5-3		E6 G6-4-3		FC5-2-5-1-6 HR 3-H		4	1	0	0	0	0	2
Ken Singleton, S (1, 9) OBP: 0.317, SLG: 0.437	L4-3 1-2			HR 1B		G6-4-3 1-2f		HR 2-H		4	2	2	2	0	0	2
Mark Belanger, R (8, 6) OBP: 0.200, SLG: 0.190										0	0	0	0	0	0	0
Eddie Murray, S (1, 3) OBP: 0.348, SLG: 0.480		F9 2B		F7		4-3		5-3		4	0	1	0	0	0	1
Benny Ayala, R (1, 10) OBP: 0.385, SLG: 0.686		6-3		HR 1-H			5-3		4-3	4	1	1	2	0	0	1
Doug DeCinces, R (1, 5) OBP: 0.319, SLG: 0.393		F9 2-3		K			K		1-3	4	0	0	0	0	2	1
Rick Dempsey, R (1, 2) OBP: 0.336, SLG: 0.458		K			5-3		FC6-4 1B		2B	4	0	2	0	0	1	1
Mark Corey, R (1, 7) (8, 9) OBP: 0.250, SLG: 0.500			F3		2B		FC6-4 1-2f		4-3	4	0	1	0	0	0	2
Rich Dauer, R (1, 4) OBP: 0.340, SLG: 0.320			5-3		6-3			5-3		3	0	0	0	0	0	1
John Lowenstein, L (8, 7) OBP: 0.275, SLG: 0.182										0	0	0	0	0	0	0
Inning Stats	R: 0 E: 0 K: 0 S: 3 H: 1 LOB: 0 BB: 0 P: 3	R: 0 E: 0 K: 1 S: 6 H: 1 LOB: 1 BB: 0 P: 6	R: 0 E: 0 K: 0 S: 3 H: 0 LOB: 0 BB: 0 P: 3	R: 2 E: 0 K: 1 S: 7 H: 2 LOB: 0 BB: 0 P: 7	R: 0 E: 0 K: 0 S: 4 H: 1 LOB: 1 BB: 0 P: 4	R: 0 E: 1 K: 0 S: 3 H: 0 LOB: 0 BB: 0 P: 3	R: 0 E: 0 K: 1 S: 6 H: 1 LOB: 1 BB: 0 P: 6	R: 2 E: 0 K: 0 S: 5 H: 2 LOB: 0 BB: 0 P: 5	R: 0 E: 0 K: 0 S: 4 H: 1 LOB: 1 BB: 0 P: 4	1B: 3 2B: 4 3B: 1 HR: 2	SF: 0 SAC: 0 DP: 2 HBP: 0						

PITCHER	IP	WLS	BF	H	R	ER	SO	BB	IBB	HBP	BLK	WP	HR	S	P	ERA	WHIP
Rick Honeycutt, L (1, 1) ERA: 2.61	9.0	L	35	9	4	4	3	0	0	0	0	0	2	41	41	4.00	1.000

PITCHER	IP	WLS	BF	H	R	ER	SO	BB	IBB	HBP	BLK	WP	HR	S	P	ERA	WHIP

TOP

Baltimore Orioles @ Seattle Mariners

The Kingdome, Seattle, WA

Thu Jun 12 1980, 10:05 PM EDT

Att. 10,049 - Dome

livebaseballscorecards.com

AB	35
R	4
H	9
RBI	4
BB	0
SO	3
LOB	12

WP: 0 PB: 0 SB: 0 CS: 0 PA: 35

Batter	1	2	3	4	5	6	7	8	9	AB	R	H	RBI	BB	SO	LOB
Julio Cruz, S (1, 4) OBP: 0.314, SLG: 0.291	4-3		1B G6-4-3 BB		1B BB		F7		K	3	1	0	0	2	1	1
Juan Beniquez, R (1, 8) OBP: 0.333, SLG: 0.423	FC6-4 BB		1-3 G6-4-3 1B		1-2 1B		P3			3	0	2	0	1	0	1
Dan Meyer, L (1, 7) OBP: 0.361, SLG: 0.437	FC6-4 1B 1-2f		G6-4-3 1-2f 3-H		F9			FC5 BB 1B		4	0	1	0	0	0	4
Tom Paciorek, R (1, 10) OBP: 0.374, SLG: 0.534	1-2 1B		K		F9			F8		4	0	1	0	0	1	3
Bruce Bochte, L (1, 3) OBP: 0.363, SLG: 0.455	P6			SH3 2B		K		1-2 BB		3	0	1	0	1	1	2
Joe Simpson, L (1, 9) OBP: 0.329, SLG: 0.359		F9		SH3 2-3		K		F7		3	0	0	0	0	1	2
Jim Anderson, R (1, 5) OBP: 0.298, SLG: 0.335		F7		P6		5-3		FC5 2-3f		4	0	0	0	0	0	3
Mario Mendoza, R (1, 6) OBP: 0.329, SLG: 0.406		1B		K			FC3-6 BB		6-3	3	0	1	0	1	1	1
Larry Cox, R (1, 2) OBP: 0.230, SLG: 0.211 Larry Milbourne, S (9, PH) OBP: 0.190, SLG: 0.154	K		1-3			FC3-6 1-2f			F8	3 1	0 0	0 0	0 0	0 0	1 0	2 0
Inning Stats	R: 0 H: 1 E: 0 LOB: 2 K: 0 BB: 1 S: 4 P: 8	R: 0 H: 1 E: 0 LOB: 1 K: 1 BB: 0 S: 6 P: 6	R: 1 H: 1 E: 0 LOB: 0 K: 1 BB: 1 S: 5 P: 9	R: 0 H: 1 E: 0 LOB: 1 K: 1 BB: 0 S: 6 P: 6	R: 0 H: 1 E: 0 LOB: 2 K: 0 BB: 1 S: 4 P: 8	R: 0 H: 0 E: 0 LOB: 0 K: 2 BB: 0 S: 7 P: 7	R: 0 H: 0 E: 0 LOB: 1 K: 0 BB: 1 S: 3 P: 7	R: 0 H: 1 E: 0 LOB: 2 K: 0 BB: 1 S: 4 P: 8	R: 0 H: 0 E: 0 LOB: 0 K: 1 BB: 0 S: 5 P: 5	1B: 5 SF: 0 2B: 1 SAC: 1 3B: 0 DP: 1 HR: 0 HBP: 0						

PITCHER	IP	WLS	BF	H	R	ER	SO	BB	IBB	HBP	BLK	WP	HR	S	P	ERA	WHIP
Steve Stone, R (1, 1) ERA: 4.02	9.0	W	37	6	1	1	6	5	0	0	0	0	0	44	64	1.00	1.222

PITCHER	IP	WLS	BF	H	R	ER	SO	BB	IBB	HBP	BLK	WP	HR	S	P	ERA	WHIP

BOTTOM

Baltimore Orioles @ Seattle Mariners

The Kingdome, Seattle, WA

Thu Jun 12 1980, 10:05 PM EDT

Att. 10,049 - Dome

livebaseballscorecards.com

AB	31
R	1
H	6
RBI	0
BB	5
SO	6
LOB	19

1B: 5	SF: 0	WP: 0	PA: 37
2B: 1	SAC: 1	PB: 0	
3B: 0	DP: 1	SB: 0	
HR: 0	HBP: 0	CS: 0	

Batter	1	2	3	4	5	6	7	8	9	AB	R	H	RBI	BB	SO	LOB
Al Bumbry, L (1, 8) OBP: 0.424, SLG: 0.465	F8 S 2B 1B		K	G3		F8		H 1B 1B 3-1 HBP		4	2	1	0	0	1	0
John Lowenstein, L (1, 7) OBP: 0.309, SLG: 0.213 Mark Corey, R (9, PH) OBP: 0.200, SLG: 0.400	B B B B F8 1-2 2B BB		4-3	BB 1B				BB 1B 1B	F5	3 1	2 0	2 0	0 0	1 0	0 0	0 3
Ken Singleton, S (1, 9) OBP: 0.323, SLG: 0.436	F8 1-2 2-3		4-3	B B B B 1-2 BB				B B B B 1-2 1B BB	3-1 1B 1-2 2-3 3-H 1B	3	0	1	1	2	0	2
Eddie Murray, S (1, 3) OBP: 0.345, SLG: 0.474	S S S K			S S S K	L3			F9	3-1 1-2 2-3 3-H 1B	5	0	1	1	0	2	6
Pat Kelly, L (1, 10) OBP: 0.389, SLG: 0.411 Benny Ayala, R (8, PH) OBP: 0.400, SLG: 0.694 Terry Crowley, L (9, PH) OBP: 0.443, SLG: 0.576	2-H 3-H 2B			E 1B		S S S K		1-2 2-H 1B	3-1 1-2 2-3 3-H	3 1 1	0 0 0	2 1 1	2 1 0	0 0 1	1 0 0	0 0 2
Dan Graham, L (1, 2) OBP: 0.294, SLG: 0.367 Rick Dempsey, R (8, PH) OBP: 0.331, SLG: 0.451 (8, 2)	1-3			E7 1-2		4-3		F8	6-3	3 2	0 0	0 0	0 0	0 0	0 0	2 4
Doug DeCinces, R (1, 5) OBP: 0.313, SLG: 0.384		6-3		F2		P4		F8		4	0	0	0	0	0	4
Kiko Garcia, R (1, 6) OBP: 0.265, SLG: 0.217		F9		F7			P6		2B 1B 1B	4	1	1	0	0	0	2
Rich Dauer, R (1, 4) OBP: 0.338, SLG: 0.324		6-3			L6		L5		1B 1-3 1B 2B	4	1	1	0	0	0	0
Inning Stats	R: 2 E: 0 K: 1 S: 7 H: 2 LOB: 1 BB: 1 P: 11	R: 0 E: 0 K: 0 S: 3 H: 0 LOB: 0 BB: 0 P: 3	R: 0 E: 0 K: 1 S: 5 H: 0 LOB: 0 BB: 0 P: 5	R: 0 E: 1 K: 1 S: 7 H: 1 LOB: 2 BB: 0 P: 7	R: 0 E: 0 K: 0 S: 4 H: 1 LOB: 2 BB: 1 P: 8	R: 0 E: 0 K: 1 S: 5 H: 0 LOB: 0 BB: 0 P: 5	R: 0 E: 0 K: 0 S: 3 H: 0 LOB: 0 BB: 0 P: 3	R: 1 E: 0 K: 0 S: 5 H: 2 LOB: 2 BB: 1 P: 9	R: 3 E: 0 K: 0 S: 7 H: 4 LOB: 2 BB: 0 P: 8	1B: 8 2B: 2 3B: 0 HR: 0 SF: 0 SAC: 0 DP: 0 HBP: 1						

TOP

Baltimore Orioles @ Seattle Mariners

The Kingdome, Seattle, WA

Fri Jun 13 1980, 10:05 PM EDT

Att. 10,048 - Dome

livebaseballscorecards.com

AB	38
R	6
H	10
RBI	6
BB	3
SO	4
LOB	25

WP: 0 PB: 0 SB: 1 CS: 0 PA: 42

PITCHER		IP	WLS	BF	H	R	ER	SO	BB	IBB	HBP	BLK	WP	HR	S	P	ERA	WHIP
Glenn Abbott, R ERA: 2.82	(1, 1)	7.0	W	30	5	3	3	4	3	0	0	0	0	0	35	47	3.86	1.143
Shane Rawley, L ERA: 3.25	(8, 1)	1.0		7	3	3	3	0	0	0	1	0	0	0	6	7	27.00	3.000
Dave Heaverlo, R ERA: 3.62	(9, 1)	1.0	S	5	2	0	0	0	0	0	0	0	0	0	5	5	0.00	2.000

PITCHER	IP	WLS	BF	H	R	ER	SO	BB	IBB	HBP	BLK	WP	HR	S	P	ERA	WHIP

Baltimore Orioles @ Seattle Mariners

The Kingdome, Seattle, WA

Fri Jun 13 1980, 10:05 PM EDT

Att. 10,048 - Dome

BOTTOM

livebaseballscorecards.com

Batter	1	2	3	4	5	6	7	8	9	AB	R	H	RBI	BB	SO	LOB
Julio Cruz, S (1, 4) OBP: 0.312, SLG: 0.289	F8		F7		FC 1B 1B 2-3		3-1	SF8 3-H		1	0	0	0	0	0	0
Larry Milbourne, S (3, 4) OBP: 0.177, SLG: 0.145										3	1	0	1	0	0	1
Juan Beniquez, R (1, 8) OBP: 0.344, SLG: 0.400	5-3		6-3		FC6-4 1B 1-2 3-H 1B		F9 1B BB	K		4	0	1	1	1	1	0
Leon Roberts, R (1, 9) OBP: 0.314, SLG: 0.432	BB		K		FC6-4 1-2 2-H 1B		F9 1-2 1B			3	0	2	1	1	1	0
Tom Paciorek, R (1, 3) OBP: 0.369, SLG: 0.551	K			HR	FC6-4 FC6-4 1-2f 2-3		F9 1-2 2-3			4	1	1	1	0	1	5
Willie Horton, R (1, 10) OBP: 0.333, SLG: 0.316		1B 2B		BB FC5-4	FC6-4 1-2f		IBB			2	1	1	0	2	0	2
Reggie Walton, R (1, 7) OBP: 0.333, SLG: 0.333				FC5-4 G6-4-3 1-2f		F8	K			3	0	1	1	0	0	1
Joe Simpson, L (7, 7) OBP: 0.327, SLG: 0.356		CS 2-H 1B								1	0	0	0	0	1	3
Jim Anderson, R (1, 5) OBP: 0.302, SLG: 0.357		6-3 1-2		G6-4-3 1-2f		HR		1B CS 1B		4	2	2	1	0	0	2
Mario Mendoza, R (1, 6) OBP: 0.351, SLG: 0.425		1B			FC SH3-4 1B 1B	P3		6-3 CS 1-3 SF8 1B		4	2	3	0	0	0	0
Larry Cox, R (1, 2) OBP: 0.225, SLG: 0.206		5-3			SH3-4 1-2	5-3		6-3 1-3 3-H		3	0	0	0	0	0	2
Inning Stats	R: 0 E: 0 K: 1 S: 5 / H: 0 LOB: 1 BB: 1 P: 9	R: 1 E: 0 K: 0 S: 5 / H: 3 LOB: 1 BB: 0 P: 5	R: 0 E: 0 K: 1 S: 5 / H: 0 LOB: 0 BB: 0 P: 5	R: 1 E: 0 K: 0 S: 3 / H: 1 LOB: 0 BB: 1 P: 7	R: 2 E: 0 K: 0 S: 7 / H: 3 LOB: 2 BB: 0 P: 7	R: 1 E: 0 K: 0 S: 4 / H: 1 LOB: 0 BB: 0 P: 4	R: 0 E: 0 K: 1 S: 6 / H: 1 LOB: 3 BB: 2 P: 14	R: 2 E: 0 K: 1 S: 7 / H: 2 LOB: 0 BB: 0 P: 7		1B: 8 2B: 1 3B: 0 HR: 2	SF: 1 SAC: 1 DP: 1 HBP: 0			WP: 0 PB: 0 SB: 0 CS: 3	PA: 38		

	AB	32
	R	7
	H	11
	RBI	6
	BB	4
	SO	4
	LOB	16

PITCHER		IP	WLS	BF	H	R	ER	SO	BB	IBB	HBP	BLK	WP	HR	S	P	ERA	WHIP
Mike Flanagan, L ERA: 3.71	(1, 1)	5.1	L	25	8	5	5	2	2	0	0	0	0	2	27	35	8.44	1.875
Dave Ford, R ERA: 3.86	(6, 1)	1.1		7	1	0	0	0	1	1	0	0	0	0	5	13	0.00	1.500
Tippy Martinez, L ERA: 2.3	(7, 1)	1.1		6	2	2	0	2	0	0	0	0	0	0	10	10	0.00	1.500

PITCHER	IP	WLS	BF	H	R	ER	SO	BB	IBB	HBP	BLK	WP	HR	S	P	ERA	WHIP

Batter	1	2	3	4	5	6	7	8	9	AB	R	H	RBI	BB	SO	LOB
Al Bumbry, L (1, 8) OBP: 0.424, SLG: 0.464	0-0 2B 2B 1B	0-0 E6 E 1-2 2-3 SF8		0-3 K		0-0 E5 1B		0-3 K		5	2	2	0	0	2	3
Rich Dauer, R (1, 4) OBP: 0.330, SLG: 0.315	0-0 F8	0-0 E5 1-3 2-H 3-H			0-0 1-3	0-0 6-3		0-0 1-4-3		5	0	0	0	0	0	4
Ken Singleton, S (1, 9) OBP: 0.329, SLG: 0.461	0-0 2B 1-3 FC5-2 2B	0-0 SF8 3-H			0-0 FC6-4 1B		0-0 HR		0-0 6-3	4	1	3	2	0	0	0
Eddie Murray, S (1, 3) OBP: 0.346, SLG: 0.476	0-0 FC5-2 2-3 3-H 2B	0-0 6-3			0-0 FC6-4 1-2f HR		0-0 CS 1B		0-0 F9	5	1	2	1	0	0	2
Benny Ayala, R (1, 10) OBP: 0.395, SLG: 0.744 Pat Kelly, L (7, PH) OBP: 0.380, SLG: 0.400	0-0 FC5-2 2-3 3-H		0-0 F2		0-0 1-H HR		0-3 K 1-2		0-0 4-3	3 2	1 0	1 0	2 0	0 0	0 1	2 1
Doug DeCinces, R (1, 5) OBP: 0.312, SLG: 0.378	0-0 F7		0-3 K		4-0 BB		0-3 K			3	0	0	0	1	2	2
Rick Dempsey, R (1, 2) OBP: 0.322, SLG: 0.438		0-0 F7	0-0 F8		0-0 5-3			0-0 5-3		4	0	0	0	0	0	1
Mark Corey, R (1, 7) OBP: 0.250, SLG: 0.375 John Lowenstein, L (8, PH) OBP: 0.321, SLG: 0.213 (8, 7)	0-0 E 1B E 1B		0-0 6-3			0-3 K		4-0 2B BB		3 0	1 1	1 0	0 0	0 1	1 0	0 0
Kiko Garcia, R (1, 6) OBP: 0.267, SLG: 0.221 Terry Crowley, L (8, PH) OBP: 0.451, SLG: 0.600 Lenn Sakata, R (8, PR) OBP: 0.292, SLG: 0.455 (8, 6)	0-0 E 1-2 E 1B		0-0 F8			0-0 F8		0-0 1-H 2B		3 1 0	1 0 0	1 1 0	0 1 0	0 0 0	0 0 0	0 0 0
Inning Stats	R: 1 E: 0 K: 0 S: 6 H: 3 LOB: 2 BB: 0 P: 6	R: 3 E: 2 K: 0 S: 7 H: 2 LOB: 1 BB: 0 P: 7	R: 0 E: 0 K: 1 S: 5 H: 0 LOB: 0 BB: 0 P: 5	R: 0 E: 0 K: 1 S: 5 H: 0 LOB: 0 BB: 0 P: 5	R: 2 E: 0 K: 0 S: 5 H: 2 LOB: 1 BB: 1 P: 9	R: 0 E: 1 K: 1 S: 6 H: 1 LOB: 1 BB: 0 P: 6	R: 1 E: 0 K: 2 S: 8 H: 2 LOB: 0 BB: 0 P: 8	R: 1 E: 0 K: 1 S: 6 H: 1 LOB: 1 BB: 1 P: 10	R: 0 E: 0 K: 0 S: 3 H: 0 LOB: 0 BB: 0 P: 3	1B: 6 2B: 4 3B: 0 HR: 2	SF: 1 SAC: 0 DP: 1 HBP: 0						

PITCHER		IP	WLS	BF	H	R	ER	SO	BB	IBB	HBP	BLK	WP	HR	S	P	ERA	WHIP
Dave Roberts, L ERA: 4.58	(1, 1)	6.0	W	31	10	7	4	3	1	0	0	0	0	2	36	40	6.00	1.833
Byron McLaughlin, R ERA: 8.44	(7, 1)	1.1		5	1	1	1	2	1	0	0	0	0	0	8	12	6.75	1.500
Shane Rawley, L ERA: 3.13	(8, 1)	1.2	S	5	0	0	0	1	0	0	0	0	0	0	7	7	0.00	0.000

PITCHER	IP	WLS	BF	H	R	ER	SO	BB	IBB	HBP	BLK	WP	HR	S	P	ERA	WHIP

TOP

Baltimore Orioles @ Seattle Mariners

The Kingdome, Seattle, WA

Sat Jun 14 1980, 10:05 PM EDT

Att. 15,856 - Dome

livebaseballscorecards.com

AB	38
R	8
H	11
RBI	6
BB	2
SO	6
LOB	15

WP: 0 PB: 0 SB: 0 CS: 1 PA: 41

Batter	1	2	3	4	5	6	7	8	9	AB	R	H	RBI	BB	SO	LOB
Julio Cruz, S (1, 4) OBP: 0.320, SLG: 0.296	F8		1B, SF7, 1-3, 2B	5-3	1B, BB, BB		SH1-3, 1-2, BB			3	1	1	0	2	0	2
Juan Beniquez, R (1, 8) OBP: 0.389, SLG: 0.406	F8		1B, 2-3, 3-H		3B, BB 1B, 1-2, BB		SH1-3, 1-2, 2-3			2	1	1	1	2	0	0
Leon Roberts, R (1, 9) OBP: 0.322, SLG: 0.449	F3		SF7, 3-H		HR, 1-H, 3B 1B, 1-2, 2-3		G4-6-3, IBB			3	1	2	2	1	0	0
Tom Paciorek, R (1, 3) OBP: 0.353, SLG: 0.527		K	F3		K F7		G4-6-3, 1-2f			5	0	0	0	0	2	8
Willie Horton, R (1, 10) OBP: 0.330, SLG: 0.330		F8		L6	HR, 3-H		K		6-3	5	1	1	2	0	1	0
Reggie Walton, R (1, 7) OBP: 0.400, SLG: 0.400 Dan Meyer, L (5, PH) (6, 7) OBP: 0.356, SLG: 0.430 Joe Simpson, L (9, 7) OBP: 0.327, SLG: 0.356	1B		6-3		L6	F9		F8		2 3 0	0 0 0	1 0 0	0 0 0	0 0 0	0 0 0	0 0 0
Jim Anderson, R (1, 5) OBP: 0.310, SLG: 0.357	F2			2B, BB	1B, HR			F9		3	2	1	0	2	0	1
Mario Mendoza, R (1, 6) OBP: 0.358, SLG: 0.421			F8	2B, 1-2, BB	HR, 1-2	K				3	1	1	0	1	1	1
Larry Cox, R (1, 2) OBP: 0.246, SLG: 0.256			2B, 1B	1-3, 2-H	1-H, 2-H		SH1-3, BB			3	2	3	4	1	0	0
Inning Stats	R: 0 E: 0 K: 0 S: 3 H: 0 LOB: 0 BB: 0 P: 3	R: 0 E: 0 K: 1 S: 6 H: 1 LOB: 1 BB: 0 P: 6	R: 2 E: 0 K: 0 S: 6 H: 3 LOB: 1 BB: 0 P: 6	R: 1 E: 0 K: 0 S: 4 H: 1 LOB: 2 BB: 2 P: 12	R: 6 E: 0 K: 1 S: 11 H: 6 LOB: 3 BB: 3 P: 23	R: 0 E: 0 K: 2 S: 7 H: 0 LOB: 1 BB: 1 P: 11	R: 0 E: 0 K: 0 S: 2 H: 0 LOB: 2 BB: 3 P: 14	R: 0 E: 0 K: 0 S: 3 H: 0 LOB: 0 BB: 0 P: 3		1B: 6 2B: 2 3B: 1 HR: 2 SF: 1 SAC: 1 DP: 1 HBP: 0			WP: 0 PB: 0 SB: 0 CS: 0	PA: 43	

PITCHER		IP	WLS	BF	H	R	ER	SO	BB	IBB	HBP	BLK	WP	HR	S	P	ERA	WHIP
Scott McGregor, L ERA: 3.82	(1, 1)	4.1		23	7	6	6	2	3	0	0	0	0	1	24	36	12.46	2.308
Paul Hartzell, R ERA: 6.62	(5, 1)	0.1	L	5	3	3	3	0	1	0	0	0	0	1	4	8	81.00	12.000
Tippy Martinez, L ERA: 2.18	(5, 1)	1.2		11	1	0	0	2	4	1	0	0	0	0	10	30	0.00	3.000
Tim Stoddard, R ERA: 1.97	(7, 1)	1.2		4	0	0	0	0	0	0	0	0	0	0	4	4	0.00	0.000

PITCHER	IP	WLS	BF	H	R	ER	SO	BB	IBB	HBP	BLK	WP	HR	S	P	ERA	WHIP

BOTTOM

Baltimore Orioles @ Seattle Mariners

The Kingdome, Seattle, WA

Sat Jun 14 1980, 10:05 PM EDT

Att. 15,856 - Dome

livebaseballscorecards.com

AB	32
R	9
H	11
RBI	9
BB	9
SO	4
LOB	12

Batter	1	2	3	4	5	6	7	8	9	AB	R	H	RBI	BB	SO	LOB
Al Bumbry, L (1, 8) OBP: 0.418, SLG: 0.456	6-3		E7	L6-4-3 1-2		4-3		BB S 1B 1B	5-3	6	1	1	0	0	0	4
Rich Dauer, R (1, 4) OBP: 0.325, SLG: 0.311	F9		K		P4	S 2-3 3-H 1B		F8	L5	6	0	1	1	0	1	3
Ken Singleton, S (1, 9) OBP: 0.331, SLG: 0.455	2B BB		K		6-3	K 1-2		BB 1-2 1B BB		3	1	0	0	2	2	3
Eddie Murray, S (1, 3) OBP: 0.347, SLG: 0.477	1-3 2B		L4		P5	IBB		F7		4	0	1	0	1	0	3
Benny Ayala, R (1, 10) OBP: 0.438, SLG: 0.810	BB			HR		E 1B 2B P4		1B 1-2 2-3 BB		3	2	2	1	2	0	3
Doug DeCinces, R (1, 5) OBP: 0.314, SLG: 0.378	F7			E 1B		E6 2B 1-2 2B	P6	1-3 2-H 3-H 1B		5	2	2	2	0	0	4
Rick Dempsey, R (1, 2) OBP: 0.325, SLG: 0.451 (9, 7)		F5	F8			1-3 2-H 2B 2B	2B	4-3		5	1	2	1	0	0	3
Mark Corey, R (1, 7) OBP: 0.200, SLG: 0.300		F8	E5 WP 1-H 1B			2B 1B IBB	K		K	2	1	0	0	0	0	0
John Lowenstein, L (6, PH) OBP: 0.322, SLG: 0.204 (6, 7)										2	1	0	0	1	2	1
Dan Graham, L (9, 2) OBP: 0.294, SLG: 0.367										0	0	0	0	0	0	0
Kiko Garcia, R (1, 6) OBP: 0.282, SLG: 0.260		F9	L6-4-3 2-H 1B			1B 1-3 2-H 3-H 2B	K		2B	5	0	3	3	0	1	1
Inning Stats	R: 0 E: 0 K: 0 S: 4 H: 1 LOB: 3 BB: 2 P: 12	R: 0 E: 0 K: 0 S: 3 H: 0 LOB: 0 BB: 0 P: 3	R: 0 E: 1 K: 2 S: 8 H: 0 LOB: 1 BB: 0 P: 8	R: 3 E: 1 K: 0 S: 6 H: 3 LOB: 0 BB: 0 P: 6	R: 0 E: 0 K: 0 S: 3 H: 0 LOB: 0 BB: 0 P: 3	R: 4 E: 1 K: 1 S: 10 H: 4 LOB: 3 BB: 2 P: 18	R: 0 E: 0 K: 2 S: 8 H: 1 LOB: 1 BB: 0 P: 8	R: 2 E: 0 K: 0 S: 5 H: 2 LOB: 2 BB: 2 P: 13	R: 0 E: 0 K: 1 S: 6 H: 1 LOB: 1 BB: 0 P: 6	1B: 6 2B: 6 3B: 0 HR: 1 SF: 0 SAC: 0 DP: 1 HBP: 0							

TOP

Baltimore Orioles @ Seattle Mariners

The Kingdome, Seattle, WA

Sun Jun 15 1980, 6:33 AM EDT

Att. 23,674 - Dome

livebaseballscorecards.com

AB	41
R	9
H	12
RBI	8
BB	6
SO	6
LOB	25

PITCHER		IP	WLS	BF	H	R	ER	SO	BB	IBB	HBP	BLK	WP	HR	S	P	ERA	WHIP	PITCHER	IP	WLS	BF	H	R	ER	SO	BB	IBB	HBP	BLK	WP	HR	S	P	ERA	WHIP
Floyd Bannister, L ERA: 3.31	(1, 1)	5.0	L	25	6	6	4	2	2	0	0	0	1	1	27	35	7.20	1.600																		
Dave Heaverlo, R ERA: 3.86	(6, 1)	0.1		4	2	1	0	0	0	1	0	0	0	0	3	7	0.00	6.000																		
Mike Parrott, R ERA: 6.97	(6, 1)	3.2		18	4	2	2	4	2	1	0	0	0	0	23	35	4.91	1.636																		

Baltimore Orioles @ Seattle Mariners

The Kingdome, Seattle, WA

Sun Jun 15 1980, 6:33 AM EDT

Att. 23,674 - Dome

BOTTOM

Batter	1	2	3	4	5	6	7	8	9	AB	R	H	RBI	BB	SO	LOB
Julio Cruz, S (1, 4) OBP: 0.322, SLG: 0.295	6-3		BB FC5-4		6-3 1B 2-H 3-H 1B	L6			F7	4	1	1	2	1	0	2
Juan Beniquez, R (1, 8) OBP: 0.341, SLG: 0.351	5-3		FC5-4 1-2f		6-3 1-3		P5		F2	5	0	0	0	0	0	2
Dan Meyer, L (1, 7) OBP: 0.352, SLG: 0.424	F8			P6	1B 3-H 1B		6-3		F8	5	0	1	1	0	0	0
Tom Paciorek, R (1, 10) OBP: 0.358, SLG: 0.526		K		F7	1B 1-2 1B		1B			4	0	2	0	0	1	0
Bruce Bochte, L (1, 3) OBP: 0.365, SLG: 0.450		BB FC4-6		BB	F8		K			2	0	0	0	2	1	3
Joe Simpson, L (1, 9) OBP: 0.331, SLG: 0.360		FC4-6 1-2f		G3		1B FC1 1B		FC6-4 1B		4	0	2	0	0	0	2
Jim Anderson, R (1, 5) OBP: 0.314, SLG: 0.360		K			SH3 1B 1B 1B	1B FC1 1-3 1B		P3		4	1	2	0	0	1	2
Mario Mendoza, R (1, 6) OBP: 0.353, SLG: 0.413			5-3		1B SH3 1-2 1B	P3		FC6-4 1-2f		4	1	1	0	0	0	3
Larry Cox, R (1, 2) OBP: 0.241, SLG: 0.250			K		SH3 1-2 2-3	FC1 1-2 3-H		5-3		3	0	0	0	0	1	3
Inning Stats	R: 0 E: 0 K: 0 S: 3 H: 0 LOB: 0 P: 3	R: 0 E: 0 K: 2 S: 7 H: 0 LOB: 1 BB: 1 P: 11	R: 0 E: 0 K: 1 S: 5 H: 0 LOB: 1 BB: 1 P: 9	R: 0 E: 0 K: 0 S: 3 H: 0 LOB: 1 BB: 1 P: 7	R: 3 E: 0 K: 0 S: 8 H: 5 LOB: 2 BB: 0 P: 8	R: 0 E: 0 K: 0 S: 5 H: 2 LOB: 2 BB: 0 P: 5	R: 0 E: 0 K: 1 S: 6 H: 1 LOB: 1 BB: 0 P: 6	R: 0 E: 0 K: 0 S: 4 H: 1 LOB: 1 BB: 0 P: 4	R: 0 E: 0 K: 0 S: 3 H: 0 LOB: 0 BB: 0 P: 3	1B: 9 2B: 0 3B: 0 HR: 0	SF: 0 SAC: 1 DP: 0 HBP: 0						

PITCHER	IP	WLS	BF	H	R	ER	SO	BB	IBB	HBP	BLK	WP	HR	S	P	ERA	WHIP
Sammy Stewart, R (1, 1) ERA: 4.26	9.0	W	39	9	3	3	4	3	0	0	0	0	0	44	56	3.00	1.333

PITCHER	IP	WLS	BF	H	R	ER	SO	BB	IBB	HBP	BLK	WP	HR	S	P	ERA	WHIP

AB	35
R	3
H	9
RBI	3
BB	3
SO	4
LOB	17

PA: 39

livebaseballscorecards.com

Batter	1	2	3	4	5	6	7	8	9	AB	R	H	RBI	BB	SO	LOB
Julio Cruz, S (1, 4) OBP: 0.326, SLG: 0.296	1-3		FC5-4 1B		CS 1-2	BBBB 4-0 1B S 1B BB		F9		3	1	1	0	1	0	0
Juan Beniquez, R (1, 8) OBP: 0.333, SLG: 0.341	1B		FC5-4 FC6 1-2f			F8		F7		4	0	1	0	0	0	2
Leon Roberts, R (1, 9) OBP: 0.326, SLG: 0.457	K		FC6 1-2f			1B 1-3		1B		4	1	2	0	0	1	2
Willie Horton, R (1, 10) OBP: 0.333, SLG: 0.333	1-3			6-3		G6-4-3 1-2 3-H		FC6-4 2-H		4	0	2	2	0	0	1
Tom Paciorek, R (1, 3) OBP: 0.363, SLG: 0.533		E G6-4-3 2B		G6-4-3 1B		G6-4-3 1-2f		FC6-4 1-2f		4	1	2	0	0	0	3
Reggie Walton, R (1, 7) OBP: 0.250, SLG: 0.250		E6 G6-4-3 2-3		G6-4-3 1-2f			F9		K	3	0	0	0	0	0	2
Dan Meyer, L (9, PH) OBP: 0.350, SLG: 0.422										1	0	0	0	0	1	0
Ted Cox, R (1, 5) OBP: 0.284, SLG: 0.270		G6-4-3 1-2f 3-H			6-3		K		BB G6-4-3	3	0	0	0	0	1	1
Joe Simpson, L (9, PH) OBP: 0.335, SLG: 0.360										0	0	0	0	1	0	0
Mario Mendoza, R (1, 6) OBP: 0.364, SLG: 0.422		F4			CS 1B		1B		G6-4-3 1-2f	3	0	2	0	0	0	0
Larry Milbourne, S (9, PH) OBP: 0.175, SLG: 0.143										1	0	0	0	0	0	1
Larry Cox, R (1, 2) OBP: 0.236, SLG: 0.244			F7		F8		5-3			3	0	0	0	0	0	2
Inning Stats	R: 0 E: 0 K: 1 S: 6 H: 1 LOB: 1 BB: 0 P: 6	R: 1 E: 1 K: 0 S: 4 H: 1 LOB: 0 BB: 0 P: 4	R: 0 E: 0 K: 0 S: 4 H: 1 LOB: 1 BB: 0 P: 4	R: 0 E: 0 K: 0 S: 3 H: 1 LOB: 0 BB: 0 P: 3	R: 0 E: 0 K: 0 S: 3 H: 1 LOB: 0 BB: 0 P: 3	R: 1 E: 0 K: 0 S: 4 H: 2 LOB: 1 BB: 1 P: 8	R: 0 E: 0 K: 1 S: 6 H: 1 LOB: 1 BB: 0 P: 6	R: 1 E: 0 K: 0 S: 5 H: 2 LOB: 1 BB: 0 P: 5	R: 0 E: 0 K: 1 S: 4 H: 0 LOB: 0 BB: 1 P: 8	1B: 8 2B: 2 3B: 0 HR: 0 SF: 0 SAC: 0 DP: 4 HBP: 0						

TOP

Seattle Mariners @ New York Yankees

Yankee Stadium, Bronx, NY

Mon Jun 16 1980, 7:05 PM EDT

Att. 20,862 - Unknown - 73 F

livebaseballscorecards.com

AB	33
R	3
H	10
RBI	2
BB	2
SO	3
LOB	14

WP: 0 PB: 0 SB: 1 CS: 1 PA: 36

PITCHER		IP	WLS	BF	H	R	ER	SO	BB	IBB	HBP	BLK	WP	HR	S	P	ERA	WHIP
Tommy John, L ERA: 3.07	(1, 1)	8.0	W	32	10	3	2	2	1	0	0	0	0	0	35	39	2.25	1.375
Rich Gossage, R ERA: 3.25	(9, 1)	1.0	S	3	0	0	0	1	1	0	0	0	0	0	4	8	0.00	1.000

PITCHER	IP	WLS	BF	H	R	ER	SO	BB	IBB	HBP	BLK	WP	HR	S	P	ERA	WHIP

Batter	1	2	3	4	5	6	7	8	9	AB	R	H	RBI	BB	SO	LOB
Willie Randolph, R (1, 4) OBP: 0.446, SLG: 0.457	BBBB 4-0 S 2B BB	SSS 0-3 ② K			x 0-0 2B 2B	x 0-0 ② F7		BBBB 4-0 1-2 BB		3	2	1	0	2	1	0
Joe Lefebvre, L (1, 7) OBP: 0.372, SLG: 0.438	BBBBB 4-0 2B 1-2 1B BB	x 0-0 ③ G3			BBBB 4-0 2B SF9 BB	x 0-0 ③ F9		x 0-0 ③ 4-3		3	2	0	0	2	0	2
Graig Nettles, L (1, 5) OBP: 0.351, SLG: 0.411	x 0-0 1B 1-3 2-H 2B	x 0-0 ① G3			x 0-0 SF9 1B 1-3 2-H 2B		x 0-0 HR			4	2	3	3	0	0	0
Reggie Jackson, L (1, 9) OBP: 0.352, SLG: 0.584 Paul Blair, R (8, 9)	x 0-0 ① G3	SSS 0-3 ② K			4-0 1B IBB		x 0-0 ① F2			3 0	0 0	0 0	0 0	1 0	1 0	2 0
Jim Spencer, L (1, 3) OBP: 0.308, SLG: 0.345	x 0-0 BB 2-3 3-H 1B	x 0-0 ③ F9			x 0-0 ① SF9 2-3 3-H		x 0-0 ② F8			3	0	1	2	0	0	0
Bobby Murcer, L (1, 10) OBP: 0.341, SLG: 0.527	SSS 0-3 ② K		x 0-0 FC4-6 1B		SSS 0-3 ② K		x 0-0 ③ F5			4	0	1	0	0	2	4
Bobby Brown, S (1, 8) OBP: 0.309, SLG: 0.464	BBBB 4-0 1-2 BB		x 0-0 ① F7		x 0-0 1-2 3-H 1B			x 0-0 ① F8		3	0	1	1	1	0	1
Johnny Oates, L (1, 2) OBP: 0.105, SLG: 0.105	x 0-0 ③ F8		x 0-0 ② FC4-6 1-2f		x 0-0 ③ F9			x 0-0 BB 1B		4	0	1	0	0	0	6
Fred Stanley, R (1, 6) OBP: 0.278, SLG: 0.303		x 0-0 ① 1-3	x 0-0 ③ F9			x 0-0 ① G3		x 0-0 ② F8		4	0	0	0	0	0	2
Inning Stats	R: 2 E: 0 K: 1 S: 7 H: 2 LOB: 3 BB: 3 P: 19	R: 0 E: 0 K: 1 S: 5 H: 0 LOB: 0 BB: 0 P: 5	R: 0 E: 0 K: 1 S: 5 H: 0 LOB: 0 BB: 0 P: 5	R: 0 E: 0 K: 0 S: 4 H: 1 LOB: 1 BB: 0 P: 4	R: 3 E: 0 K: 1 S: 8 H: 3 LOB: 2 BB: 2 P: 16	R: 0 E: 0 K: 0 S: 3 H: 0 LOB: 0 BB: 0 P: 3	R: 1 E: 0 K: 0 S: 4 H: 1 LOB: 0 BB: 0 P: 4	R: 0 E: 0 K: 0 S: 4 H: 1 LOB: 2 BB: 1 P: 8		1B: 4 2B: 3 3B: 0 HR: 1	SF: 1 SAC: 0 DP: 0 HBP: 0		WP: 0 PB: 0 SB: 1 CS: 0	PA: 38		

PITCHER		IP	WLS	BF	H	R	ER	SO	BB	IBB	HBP	BLK	WP	HR	S	P	ERA	WHIP
Jim Beattie, R ERA: 5.75	(1, 1)	4.0	L	21	5	5	5	3	4	0	0	0	0	0	23	39	11.25	2.250
Byron McLaughlin, R ERA: 7.75	(5, 1)	4.0		17	3	1	1	1	1	1	0	0	0	1	17	25	2.25	1.000

PITCHER	IP	WLS	BF	H	R	ER	SO	BB	IBB	HBP	BLK	WP	HR	S	P	ERA	WHIP

BOTTOM

Seattle Mariners @ New York Yankees

Yankee Stadium, Bronx, NY

Mon Jun 16 1980, 7:05 PM EDT
Att. 20,862 - Unknown - 73 F

livebaseballscorecards.com

AB	31
R	6
H	8
RBI	6
BB	6
SO	4
LOB	17

Batter	1	2	3	4	5	6	7	8	9	AB	R	H	RBI	BB	SO	LOB
Julio Cruz, S (1, 4) OBP: 0.319, SLG: 0.288	K		F4			L4		6-3		4	0	0	0	0	1	0
Juan Beniquez, R (1, 8) OBP: 0.306, SLG: 0.311	F7		F4			6-3		F3		4	0	0	0	0	0	0
Leon Roberts, R (1, 9) OBP: 0.330, SLG: 0.476	6-3			K		3B		2B		4	0	2	0	0	1	0
Willie Horton, R (1, 10) OBP: 0.327, SLG: 0.326		F7		F4		K			F9	4	0	0	0	0	1	2
Tom Paciorek, R (1, 3) OBP: 0.367, SLG: 0.537		1B 2B		5-3			2B 6-3 BB		F7	3	2	1	0	1	0	0
Reggie Walton, R (1, 7) OBP: 0.273, SLG: 0.364 Dan Meyer, L (9, PH) OBP: 0.349, SLG: 0.420		K	6-3				1-3 2B		F9	3 1	0 0	1 0	0 0	0 0	1 0	1 0
Ted Cox, R (1, 5) OBP: 0.297, SLG: 0.280	2-H 1B		BB				3-H 6-3		WP 1B	3	0	2	2	1	0	1
Mario Mendoza, R (1, 6) OBP: 0.348, SLG: 0.402		K	F7				5-3		1-2 4-3	4	0	0	0	0	1	4
Larry Cox, R (1, 2) OBP: 0.233, SLG: 0.241 Bob Stinson, S (7, PH) OBP: 0.155, SLG: 0.130 (7, 2)			6-3	F9			G3			2 1	0 0	0 0	0 0	0 0	0 0	1 1
Inning Stats	R: 0 H: 0 E: 0 LOB: 0 K: 1 BB: 0 S: 5 P: 5	R: 1 H: 2 E: 0 LOB: 1 K: 2 BB: 0 S: 9 P: 9	R: 0 H: 0 E: 0 LOB: 0 K: 0 BB: 0 S: 3 P: 3	R: 0 H: 0 E: 0 LOB: 0 K: 1 BB: 0 S: 5 P: 5	R: 0 H: 0 E: 0 LOB: 1 K: 0 BB: 1 S: 3 P: 7	R: 0 H: 1 E: 0 LOB: 1 K: 1 BB: 0 S: 6 P: 6	R: 1 H: 1 E: 0 LOB: 1 K: 0 BB: 1 S: 4 P: 8	R: 0 H: 1 E: 0 LOB: 1 K: 0 BB: 0 S: 4 P: 4	R: 0 H: 1 E: 0 LOB: 1 K: 0 BB: 0 S: 4 P: 4	1B: 2 SF: 0 2B: 3 SAC: 0 3B: 1 DP: 0 HR: 0 HBP: 0				WP: 1 PA: 35 PB: 0 SB: 0 CS: 0		

PITCHER		IP	WLS	BF	H	R	ER	SO	BB	IBB	HBP	BLK	WP	HR	S	P	ERA	WHIP
Tom Underwood, L ERA: 2.99	(1, 1)	6.0	W	24	4	2	2	5	2	0	0	0	0	0	32	40	3.00	1.000
Ron Davis, R ERA: 2.61	(7, 1)	3.0	S	11	2	0	0	0	0	0	0	0	1	0	11	11	0.00	0.667

PITCHER	IP	WLS	BF	H	R	ER	SO	BB	IBB	HBP	BLK	WP	HR	S	P	ERA	WHIP

TOP

Seattle Mariners @ New York Yankees

Yankee Stadium, Bronx, NY

Tue Jun 17 1980, 7:05 PM EDT
Att. 20,835 - Unknown - 66 F

livebaseballscorecards.com

AB	33
R	2
H	6
RBI	2
BB	2
SO	5
LOB	10

Mariners @ New York Yankees

Yankee Stadium, Bronx, NY

Tue Jun 17 1980, 7:05 PM EDT

Att. 20,835 - Unknown - 66 F

BOTTOM

livebaseballscorecards.com

Batter	1	2	3	4	5	6	7	8	9	AB	R	H	RBI	BB	SO	LOB
Willie Randolph, R (1, 4) OBP: 0.445, SLG: 0.454	F8		FC6-4, 1B		BB, 1B, SF8, BB	E5, 1B, 1B	4-3			4	2	1	0	1	0	1
Dennis Werth, R (1, 3) OBP: 0.524, SLG: 0.676	K		FC6-4		SF8, BB, 1B, 1B	1B, FC3-6, 1B		F9		5	2	2	3	0	1	1
Bob Watson, R (1, 10) OBP: 0.366, SLG: 0.432	K			E, 2B	1B, BB	FC3-6, 1B		F8		4	1	2	1	1	1	0
Reggie Jackson, L (1, 9) OBP: 0.345, SLG: 0.575 Paul Blair, R (6, PR) (7, 9)		F7		F7	SF8	FC3-6, PB, 1B		F2		3 1	0 0	0 0	2 0	0 0	0 0	2 0
Eric Soderholm, R (1, 5) OBP: 0.417, SLG: 0.571 Graig Nettles, L (5, PH) (6, 5) OBP: 0.352, SLG: 0.412	L7			E7, 6-3, 1B	K	PB, 1B				2 2	0 0	1 1	0 0	0 1	0 2	0 2
Lou Piniella, R (1, 7) OBP: 0.303, SLG: 0.319 Bobby Murcer, L (5, PH) (6, 7) OBP: 0.356, SLG: 0.533	1B			6-3		BB				2 1	0 0	1 1	0 1	0 1	0 0	1 0
Bobby Brown, S (1, 8) OBP: 0.301, SLG: 0.452	K			6-3	F4	K				4	0	0	0	0	2	7
Rick Cerone, R (1, 2) OBP: 0.271, SLG: 0.372			F9		1B, PB, 1B	FC3-6, BB	F7			3	1	1	0	1	0	0
Fred Stanley, R (1, 6) OBP: 0.289, SLG: 0.314 Brian Doyle, L (6, 6)			F9		BB, 1B	FC3-6, E, 1B	F8			2 2	1 1	1 0	0 0	0 0	0 0	0 1
Inning Stats	R: 0 E: 0 K: 2 S: 7 H: 0 LOB: 0 BB: 0 P: 7	R: 0 E: 0 K: 1 S: 6 H: 1 LOB: 1 BB: 0 P: 6	R: 0 E: 0 K: 0 S: 4 H: 1 LOB: 1 BB: 0 P: 4	R: 1 E: 1 K: 0 S: 5 H: 2 LOB: 1 BB: 0 P: 5	R: 4 E: 0 K: 1 S: 9 H: 4 LOB: 2 BB: 2 P: 17	R: 3 E: 1 K: 1 S: 9 H: 3 LOB: 3 BB: 2 P: 17	R: 0 E: 0 K: 0 S: 3 H: 0 LOB: 0 BB: 0 P: 3	R: 0 E: 0 K: 0 S: 3 H: 0 LOB: 0 BB: 0 P: 3		1B: 10 2B: 1 3B: 0 HR: 0 SF: 1 SAC: 0 DP: 0 HBP: 0				WP: 0 PB: 2 SB: 0 CS: 0 PA: 40		

	AB	35
	R	8
	H	11
	RBI	7
	BB	4
	SO	5
	LOB	15

PITCHER		IP	WLS	BF	H	R	ER	SO	BB	IBB	HBP	BLK	WP	HR	S	P	ERA	WHIP
Rick Honeycutt, L ERA: 2.88	(1, 1)	4.0	L	20	7	5	4	3	1	0	0	0	0	0	25	29	9.00	2.000
Rob Dressler, R ERA: 4.72	(5, 1)	4.0		20	4	3	1	2	3	0	0	0	0	0	21	33	2.25	1.750

PITCHER	IP	WLS	BF	H	R	ER	SO	BB	IBB	HBP	BLK	WP	HR	S	P	ERA	WHIP

Batter	1	2	3	4	5	6	7	8	9	AB	R	H	RBI	BB	SO	LOB
Julio Cruz, S (1, 4) OBP: 0.323, SLG: 0.289	BBBB 4-0 S 3B BB		x 0-0 1B SF9 1B		x 0-0 ③ 4-3			x 0-0 ① F8	SSS 0-3 ③ K	3	2	1	0	1	0	0
Willie Horton, R (9, PH) OBP: 0.326, SLG: 0.324										1	0	0	0	0	1	3
Juan Beniquez, R (1, 8) OBP: 0.321, SLG: 0.327	x 0-0 ① F6		x 0-0 S 1-3 1B			SSS 0-3 ① K		x 0-0 1B		4	0	2	0	0	1	1
Bruce Bochte, L (1, 3) OBP: 0.363, SLG: 0.448	SSS 0-3 ② K 1-2		x 0-0 ② SF9 1-2 3-H			x 0-0 1B		SSS 0-3 ② K		3	0	1	1	0	2	2
Dan Meyer, L (1, 7) OBP: 0.347, SLG: 0.426	x 0-0 2-H 3B		x 0-0 ③ F9			x 0-0 ② F5		x 0-0 ③ L9		4	0	1	1	0	0	3
Tom Paciorek, R (1, 10) OBP: 0.364, SLG: 0.528	x 0-0 ③ F7			x 0-0 ① 5-3		x 0-0 ③ F8			x 0-0 FC6-4 1B	4	0	1	0	0	0	2
Leon Roberts, R (1, 9) OBP: 0.328, SLG: 0.476		x 0-0 ① F8		x 0-0 ② F7			x 0-0 G3 2B		x 0-0 ① FC6-4 E BB 1-2f	4	0	1	0	0	0	1
Ted Cox, R (1, 5) OBP: 0.296, SLG: 0.273		SSS 0-3 ② K		x 0-0 ③ F7			x 0-0 ① F7		BBBB 4-0 E 1-2 BB	3	0	0	0	1	1	1
Mario Mendoza, R (1, 6) OBP: 0.340, SLG: 0.393		x 0-0 ③ L6			SSS 0-3 ① K		x 0-0 ② G3 2-3		x 0-0 ② F8	2	0	0	0	0	1	0
Joe Simpson, L (7, PH) OBP: 0.333, SLG: 0.358										1	0	0	0	0	0	1
Jim Anderson, R (7, 6) OBP: 0.313, SLG: 0.358										1	0	0	0	0	0	2
Larry Cox, R (1, 2) OBP: 0.230, SLG: 0.237			SSS 0-3 ① K		SSS 0-3 ② K		x 0-0 ③ 6-3		x 0-0 E3 1-2 2-3	2	0	0	0	0	2	0
Bob Stinson, S (7, PH) OBP: 0.150, SLG: 0.125										2	0	0	0	0	0	3
(7, 2)																
Inning Stats	R: 1 E: 0 K: 1 S: 6 H: 1 LOB: 1 BB: 1 P: 10	R: 0 E: 0 K: 1 S: 5 H: 0 LOB: 0 BB: 0 P: 5	R: 1 E: 0 K: 1 S: 7 H: 2 LOB: 1 BB: 0 P: 7	R: 0 E: 0 K: 0 S: 3 H: 0 LOB: 0 BB: 0 P: 3	R: 0 E: 0 K: 2 S: 7 H: 0 LOB: 0 BB: 0 P: 7	R: 0 E: 0 K: 1 S: 6 H: 1 LOB: 1 BB: 0 P: 6	R: 0 E: 0 K: 0 S: 4 H: 1 LOB: 1 BB: 0 P: 4	R: 0 E: 0 K: 1 S: 6 H: 1 LOB: 1 BB: 0 P: 6	R: 0 E: 1 K: 1 S: 7 H: 1 LOB: 3 BB: 1 P: 11	1B: 5 2B: 1 3B: 1 HR: 0 SF: 1 SAC: 0 DP: 0 HBP: 0	WP: 0 PB: 0 SB: 2 CS: 0 PA: 37					

PITCHER	IP	WLS	BF	H	R	ER	SO	BB	IBB	HBP	BLK	WP	HR	S	P	ERA	WHIP
Dennis Eckersley, R (1, 1) ERA: 4.7	9.0	W	37	7	2	2	8	2	0	0	0	0	0	51	59	2.00	1.000

PITCHER	IP	WLS	BF	H	R	ER	SO	BB	IBB	HBP	BLK	WP	HR	S	P	ERA	WHIP

TOP

Seattle Mariners @ Boston Red Sox

Fenway Park, Boston, MA

Wed Jun 18 1980, 7:05 PM EDT

Att. 22,230 - Unknown - 72 F

livebaseballscorecards.com

AB	34
R	2
H	7
RBI	2
BB	2
SO	8
LOB	19

Batter	1	2	3	4	5	6	7	8	9	AB	R	H	RBI	BB	SO	LOB
Rick Burleson, R (1, 6) OBP: 0.356, SLG: 0.416	HR 1B		FC4-6 1B 1-2	6-3 ②		L7 ③				4	1	2	0	0	0	2
Jerry Remy, L (1, 4) OBP: 0.342, SLG: 0.381	F8 ①		FC4-6 ① CS 1B 1-2f 2-3	4-3 ③			G4-3 1B 1B			4	0	1	0	0	0	4
Fred Lynn, L (1, 8) OBP: 0.370, SLG: 0.505	HR 1-H		CS 1B 1-2 3-H		E6 5-3		G4-3 1-2 1B			4	1	3	3	0	0	0
Tony Perez, R (1, 3) OBP: 0.330, SLG: 0.463	K ② S S S		5-3 ②③ 1-2 2-3		5-3 ① 2-3		G4-3 ①② 1-2f 2-3			4	0	0	0	0	1	5
Jim Rice, R (1, 7) OBP: 0.311, SLG: 0.476	K ③ S S S			E 1B 2B	5-3 ②		F8 ③			4	1	1	0	0	1	2
Carlton Fisk, R (1, 2) OBP: 0.365, SLG: 0.528		5-3 ①		FC1 1B 2-3	K ③ S S S			5-3 ①		4	1	0	0	0	1	2
Carl Yastrzemski, L (1, 10) OBP: 0.336, SLG: 0.438		G3 ②		1B E 1B 2-H 3-H		3-1 ①		F9 ②		4	1	1	2	0	0	0
Jim Dwyer, L (1, 9) OBP: 0.382, SLG: 0.491		4-3 ③		FC6-4 1B 1-2		F9 ②		G3 ③		4	0	1	0	0	0	0
Butch Hobson, R (1, 5) OBP: 0.322, SLG: 0.473			FC4-6 1B 1B	FC6-4 ① 1-2f 2-H		1B				3	1	2	0	0	0	1
Inning Stats	R: 2 H: 2 E: 0 LOB: 0 K: 2 BB: 0 S: 9 P: 9	R: 0 H: 0 E: 0 LOB: 0 K: 0 BB: 0 S: 3 P: 3	R: 1 H: 3 E: 0 LOB: 1 K: 0 BB: 0 S: 5 P: 5	R: 3 H: 3 E: 2 LOB: 1 K: 0 BB: 0 S: 7 P: 7	R: 0 H: 0 E: 1 LOB: 1 K: 1 BB: 0 S: 6 P: 6	R: 0 H: 1 E: 0 LOB: 1 K: 0 BB: 0 S: 4 P: 4	R: 0 H: 2 E: 0 LOB: 1 K: 0 BB: 0 S: 4 P: 4	R: 0 H: 0 E: 0 LOB: 0 K: 0 BB: 0 S: 3 P: 3		1B: 9 SF: 0 2B: 1 SAC: 0 3B: 0 DP: 1 HR: 1 HBP: 0						

PITCHER	IP	WLS	BF	H	R	ER	SO	BB	IBB	HBP	BLK	WP	HR	S	P	ERA	WHIP
Glenn Abbott, R (1, 1) ERA: 2.99	8.0	L	35	11	6	4	3	0	0	0	0	0	1	41	41	4.50	1.375

PITCHER	IP	WLS	BF	H	R	ER	SO	BB	IBB	HBP	BLK	WP	HR	S	P	ERA	WHIP

BOTTOM

Seattle Mariners @ Boston Red Sox

Fenway Park, Boston, MA

Wed Jun 18 1980, 7:05 PM EDT
Att. 22,230 - Unknown - 72 F

livebaseballscorecards.com

AB	35
R	6
H	11
RBI	5
BB	0
SO	3
LOB	16

PA: 35
WP: 0
PB: 0
SB: 0
CS: 2

Batter	1	2	3	4	5	6	7	8	9	AB	R	H	RBI	BB	SO	LOB
Julio Cruz, S (1, 4) OBP: 0.321, SLG: 0.288	0-0 1B		0-0 ① 4-3		0-0 ① FC1-6 1-2f		0-0 ③ 6-3			4	0	1	0	0	0	1
Juan Beniquez, R (1, 8) OBP: 0.298, SLG: 0.302	0-0 ① L4		0-0 ② 1-4-3		0-0 ② F8			0-0 ① F7		4	0	0	0	0	0	2
Bruce Bochte, L (1, 3) OBP: 0.361, SLG: 0.444	0-0 ② L7		0-0 ③ F9		0-0 ③ F7			0-0 G4-6-3 1B		4	0	1	0	0	0	2
Dan Meyer, L (1, 7) OBP: 0.341, SLG: 0.418	0-0 ③ F3			x 0-0 ① L9		x 0-0 ① 6-3		x 0-0 ②③ G4-6-3 1-2f		4	0	0	0	0	0	2
Tom Paciorek, R (1, 10) OBP: 0.368, SLG: 0.534		S S S 0-3 ① K		x 0-0 ② F9		x 0-0 4-3 2B			x 0-0 FC6-4 1B	4	0	2	0	0	1	0
Leon Roberts, R (1, 9) OBP: 0.332, SLG: 0.474		B B B B 4-0 1B 5-3 BB		x 0-0 1B		x 0-0 ② 4-3 2-3			x 0-0 ① FC6-4 1-2f G6-4-3	3	0	1	0	1	0	2
Ted Cox, R (1, 5) OBP: 0.295, SLG: 0.273		x 0-0 ② 5-3 1-2		x 0-0 1-3 1B		x 0-0 ③ F9			x 0-0 ②③ G6-4-3 1-2f	4	0	1	0	0	0	3
Mario Mendoza, R (1, 6) OBP: 0.340, SLG: 0.391		x 0-0 2-3 1B		S S S 0-3 ③ K			S S S 0-3 ① K			3	0	1	0	0	2	2
Bob Stinson, S (1, 2) OBP: 0.159, SLG: 0.136		x 0-0 ③ 4-3			x 0-0 FC1-6 1B		x 0-0 ② G3			3	0	1	0	0	0	2
Inning Stats	R: 0 H: 1 E: 0 LOB: 1 K: 0 BB: 0 S: 4 P: 4	R: 0 H: 1 E: 0 LOB: 2 K: 1 BB: 1 S: 6 P: 10	R: 0 H: 0 E: 0 LOB: 0 K: 0 BB: 0 S: 3 P: 3	R: 0 H: 2 E: 0 LOB: 2 K: 1 BB: 0 S: 7 P: 7	R: 0 H: 1 E: 0 LOB: 1 K: 0 BB: 0 S: 4 P: 4	R: 0 H: 1 E: 0 LOB: 1 K: 0 BB: 0 S: 4 P: 4	R: 0 H: 0 E: 0 LOB: 0 K: 1 BB: 0 S: 5 P: 5	R: 0 H: 1 E: 0 LOB: 0 K: 0 BB: 0 S: 3 P: 3	R: 0 H: 1 E: 0 LOB: 0 K: 0 BB: 0 S: 3 P: 3	1B: 7 SF: 0 2B: 1 SAC: 0 3B: 0 DP: 2 HR: 0 HBP: 0						

TOP

Seattle Mariners @ Boston Red Sox

Fenway Park, Boston, MA

Thu Jun 19 1980, 7:05 PM EDT

Att. 23,032 - Unknown - 70 F

livebaseballscorecards.com

AB	33
R	0
H	8
RBI	0
BB	1
SO	3
LOB	16

PITCHER		IP	WLS	BF	H	R	ER	SO	BB	IBB	HBP	BLK	WP	HR	S	P	ERA	WHIP
Bob Stanley, R ERA: 3.86	(1, 1)	9.0	W	34	8	0	0	3	1	0	0	0	0	0	39	43	0.00	1.000

PITCHER	IP	WLS	BF	H	R	ER	SO	BB	IBB	HBP	BLK	WP	HR	S	P	ERA	WHIP

Batter	1	2	3	4	5	6	7	8	9	AB	R	H	RBI	BB	SO	LOB
Rick Burleson, R (1, 6) OBP: 0.354, SLG: 0.414	6-3		F8		L3		G6-3, 1B			4	0	1	0	0	0	2
Jerry Remy, L (1, 4) OBP: 0.335, SLG: 0.374	F7			4-3		B2-3	G6-3, 1-2f			4	0	0	0	0	0	1
Fred Lynn, L (1, 8) OBP: 0.377, SLG: 0.512	BBBB, S, BB			E8		2B, 1B		2B		3	1	2	0	1	0	0
Tony Perez, R (1, 3) OBP: 0.328, SLG: 0.463	SSS, K, 1-2			5-3		E, 1-H, 2B		6-3		4	1	1	1	0	1	3
Jim Rice, R (1, 7) OBP: 0.310, SLG: 0.473		SSS, K		SSS, K		E8, G3, 2-H, 1B		6-3		4	0	1	1	0	2	2
Carlton Fisk, R (1, 2) OBP: 0.373, SLG: 0.528		F4			1B, 1B	G3, IBB		IBB		2	0	1	0	2	0	0
Carl Yastrzemski, L (1, 10) OBP: 0.330, SLG: 0.429		SSS, K			F8	G3, 1-2, 2-3		F8		4	0	0	0	0	1	5
Jim Dwyer, L (1, 9) OBP: 0.376, SLG: 0.482			4-3		F8	6-3				2	0	0	0	0	0	1
Dwight Evans, R (6, PH) OBP: 0.299, SLG: 0.371 (7, 9)										1	0	0	0	0	0	2
Butch Hobson, R (1, 5) OBP: 0.322, SLG: 0.471			5-3		1-3, 1B		SSS, K			3	0	1	0	0	1	0
Glenn Hoffman, R (8, 5) OBP: 0.232, SLG: 0.365										0	0	0	0	0	0	0
Inning Stats	R: 0, E: 0, K: 1, S: 5 / H: 0, LOB: 1, BB: 1, P: 9	R: 0, E: 0, K: 2, S: 7 / H: 0, LOB: 0, BB: 0, P: 7	R: 0, E: 0, K: 0, S: 3 / H: 0, LOB: 0, BB: 0, P: 3	R: 0, E: 1, K: 1, S: 6 / H: 0, LOB: 1, BB: 0, P: 6	R: 0, E: 0, K: 0, S: 5 / H: 2, LOB: 2, BB: 0, P: 5	R: 2, E: 1, K: 0, S: 6 / H: 3, LOB: 2, BB: 1, P: 10	R: 0, E: 0, K: 1, S: 5 / H: 1, LOB: 0, BB: 0, P: 5	R: 0, E: 0, K: 0, S: 4 / H: 1, LOB: 2, BB: 1, P: 8		1B: 5, 2B: 2, 3B: 0, HR: 0 / SF: 0, SAC: 0, DP: 1, HBP: 0						

PITCHER		IP	WLS	BF	H	R	ER	SO	BB	IBB	HBP	BLK	WP	HR	S	P	ERA	WHIP
Mike Parrott, R ERA: 6.56	(1, 1)	5.1	L	24	5	2	2	4	1	1	0	0	0	0	30	38	3.38	1.125
Shane Rawley, L ERA: 2.96	(6, 1)	2.2		10	2	0	0	1	0	1	0	0	0	0	11	15	0.00	0.750

PITCHER	IP	WLS	BF	H	R	ER	SO	BB	IBB	HBP	BLK	WP	HR	S	P	ERA	WHIP

BOTTOM

Seattle Mariners @ Boston Red Sox

Fenway Park, Boston, MA

Thu Jun 19 1980, 7:05 PM EDT
Att. 23,032 - Unknown - 70 F

livebaseballscorecards.com

AB	31
R	2
H	7
RBI	2
BB	3
SO	5
LOB	16

PA: 34
WP: 0
PB: 0
SB: 1
CS: 0

Batter	1	2	3	4	5	6	7	8	9	AB	R	H	RBI	BB	SO	LOB
Julio Cruz, S (1, 4) OBP: 0.320, SLG: 0.287	L5-3 1B		1-3 1-2		F6			SH2-4 1-2	F8	4	0	1	0	0	0	4
Juan Beniquez, R (1, 8) OBP: 0.274, SLG: 0.276	L5-3 1-2		F8			5-3		5-3	F8	5	0	0	0	0	0	5
Bruce Bochte, L (1, 3) OBP: 0.355, SLG: 0.436	F7			5-3		F7		F7		4	0	0	0	0	0	1
Dan Meyer, L (1, 7) OBP: 0.344, SLG: 0.425 Joe Simpson, L (9, 7) OBP: 0.333, SLG: 0.358		F7		FC6-4 1B		P5			SH5-4 HR 2B	4 0	1 0	2 0	0 0	0 0	0 0	0 0
Tom Paciorek, R (1, 10) OBP: 0.371, SLG: 0.530		F8		F7			F9 1-4-3 1B		B B B B 4-0 HR SH5-4 BB	3	1	1	0	1	0	1
Leon Roberts, R (1, 9) OBP: 0.332, SLG: 0.472	1B			FC6-4 1-2f			1-4-3 1-2		SH5-4 1-2 2-3	3	0	1	0	0	0	2
Ted Cox, R (1, 5) OBP: 0.293, SLG: 0.294	F9				S S S K		F9 2-3		HR 2-H 3-H	4	1	1	3	0	1	2
Bob Stinson, S (1, 2) OBP: 0.194, SLG: 0.148			B B B B 4-0 BB FC1-6		B B B B 4-0 BB		5-3		1B	2	0	1	0	2	0	1
Mario Mendoza, R (1, 6) OBP: 0.340, SLG: 0.389 Larry Milbourne, S (9, PH) OBP: 0.188, SLG: 0.158 (9, 6)			FC1-6 1-3 1-2f		F8			SH2-4 1B	1-2 1B	3 1	0 0	1 1	0 0	0 0	0 0	2 0
Inning Stats	R: 0 E: 0 K: 0 S: 3 H: 1 LOB: 0 BB: 0 P: 3	R: 0 E: 0 K: 0 S: 4 H: 1 LOB: 1 BB: 0 P: 4	R: 0 E: 0 K: 0 S: 3 H: 0 LOB: 1 BB: 1 P: 7	R: 0 E: 0 K: 0 S: 4 H: 1 LOB: 1 BB: 0 P: 4	R: 0 E: 0 K: 1 S: 5 H: 0 LOB: 1 BB: 1 P: 9	R: 0 E: 0 K: 0 S: 3 H: 0 LOB: 0 BB: 0 P: 3	R: 0 E: 0 K: 0 S: 4 H: 1 LOB: 1 BB: 0 P: 4	R: 0 E: 0 K: 0 S: 4 H: 1 LOB: 1 BB: 0 P: 4	R: 3 E: 0 K: 0 S: 7 H: 4 LOB: 2 BB: 1 P: 11	1B: 7 2B: 2 3B: 0 HR: 1 SF: 0 SAC: 2 DP: 1 HBP: 0						

PITCHER	IP	WLS	BF	H	R	ER	SO	BB	IBB	HBP	BLK	WP	HR	S	P	ERA	WHIP
Jim Palmer, R (1, 1) ERA: 3.62	8.1	L	35	8	3	3	1	3	0	0	0	0	1	34	46	3.24	1.320
Tim Stoddard, R (9, 1) ERA: 1.85	0.2		3	1	0	0	0	0	0	0	0	0	0	3	3	0.00	1.500

PITCHER	IP	WLS	BF	H	R	ER	SO	BB	IBB	HBP	BLK	WP	HR	S	P	ERA	WHIP

TOP

Seattle Mariners @ Baltimore Orioles

Memorial Stadium, Baltimore, MD

Fri Jun 20 1980, 7:05 PM EDT

Att. 23,107 - Unknown

livebaseballscorecards.com

AB	33
R	3
H	9
RBI	3
BB	3
SO	1
LOB	18

PA: 38

WP: 0
PB: 0
SB: 0
CS: 0

Batter	1	2	3	4	5	6	7	8	9	AB	R	H	RBI	BB	SO	LOB
Al Bumbry, L (1, 8) OBP: 0.403, SLG: 0.444	K		6-3			L6		F8		4	0	0	0	0	1	1
Kiko Garcia, R (1, 6) OBP: 0.269, SLG: 0.237	G3		4-3			K		F8		4	0	0	0	0	1	1
Ken Singleton, S (1, 9) OBP: 0.350, SLG: 0.463	BB			4-3		K			L8	3	0	0	0	1	1	0
Eddie Murray, S (1, 3) OBP: 0.343, SLG: 0.480	F7			P4			F8		6-3	4	0	0	0	0	0	1
Benny Ayala, R (1, 10) OBP: 0.415, SLG: 0.809		HR		F9			F9		F8	4	1	1	1	0	0	0
Doug DeCinces, R (1, 5) OBP: 0.320, SLG: 0.385		K			P6		3B			3	0	1	0	0	1	0
Rick Dempsey, R (1, 2) OBP: 0.310, SLG: 0.419		P4			E5		5-3			3	0	0	0	0	0	1
Mark Corey, R (1, 7) OBP: 0.316, SLG: 0.294		K			F3			1B		3	0	1	0	0	1	1
Rich Dauer, R (1, 4) OBP: 0.323, SLG: 0.302			F9		F3			SH1-4 1-2		2	0	0	0	0	0	1
Inning Stats	R: 0 E: 0 K: 1 S: 5 H: 0 LOB: 1 BB: 1 P: 9	R: 1 E: 0 K: 2 S: 8 H: 1 LOB: 0 BB: 0 P: 8	R: 0 E: 0 K: 0 S: 3 H: 0 LOB: 0 BB: 0 P: 3	R: 0 E: 0 K: 0 S: 3 H: 0 LOB: 0 BB: 0 P: 3	R: 0 E: 1 K: 0 S: 4 H: 0 LOB: 1 BB: 0 P: 4	R: 0 E: 0 K: 2 S: 7 H: 0 LOB: 0 BB: 0 P: 7	R: 0 E: 0 K: 0 S: 4 H: 1 LOB: 1 BB: 0 P: 4	R: 0 E: 0 K: 0 S: 4 H: 1 LOB: 1 BB: 0 P: 4	R: 0 E: 0 K: 0 S: 3 H: 0 LOB: 0 BB: 0 P: 3	1B: 1 2B: 0 3B: 1 HR: 1 SF: 0 SAC: 1 DP: 0 HBP: 0						

PITCHER	IP	WLS	BF	H	R	ER	SO	BB	IBB	HBP	BLK	WP	HR	S	P	ERA	WHIP
Floyd Bannister, L (1, 1) ERA: 3.09	9.0	W	32	3	1	1	5	1	0	0	0	0	1	41	45	1.00	0.444

PITCHER	IP	WLS	BF	H	R	ER	SO	BB	IBB	HBP	BLK	WP	HR	S	P	ERA	WHIP

BOTTOM

Seattle Mariners @ Baltimore Orioles

Memorial Stadium, Baltimore, MD

Fri Jun 20 1980, 7:05 PM EDT

Att. 23,107 - Unknown

livebaseballscorecards.com

AB	30
R	1
H	3
RBI	1
BB	1
SO	5
LOB	6

Batter	1	2	3	4	5	6	7	8	9	AB	R	H	RBI	BB	SO	LOB
Julio Cruz, S (1, 4) OBP: 0.319, SLG: 0.287	4-3		5-3 1-2			6-3			1B 1B	4	0	1	0	0	0	1
Juan Beniquez, R (1, 8) OBP: 0.258, SLG: 0.258	P4		5-3			K			F8	4	0	0	0	0	1	1
Bruce Bochte, L (1, 3) OBP: 0.358, SLG: 0.435	2B BB			K			FC4-6 1B		F7	3	0	1	0	1	1	1
Dan Meyer, L (1, 7) OBP: 0.351, SLG: 0.433	1-3 2B			G5-4-3 BB			FC4-6 FC6-4 1-2f		1-3 1B	3	0	2	0	1	0	1
Tom Paciorek, R (1, 10) OBP: 0.361, SLG: 0.514	K			G5-4-3 1-2f			FC6-4 1-2f		F7	4	0	0	0	0	1	6
Leon Roberts, R (1, 9) OBP: 0.327, SLG: 0.464		5-3			6-3		K			3	0	0	0	0	1	1
Ted Cox, R (1, 5) OBP: 0.288, SLG: 0.288		5-3			K			P6		3	0	0	0	0	1	0
Bob Stinson, S (1, 2) OBP: 0.186, SLG: 0.141		K			4-3			1-3		3	0	0	0	0	1	0
Mario Mendoza, R (1, 6) OBP: 0.340, SLG: 0.388			CS 1B			K		1-3		3	0	1	0	0	1	0

TOP

Seattle Mariners @ Baltimore Orioles

Memorial Stadium, Baltimore, MD

Sat Jun 21 1980, 7:05 PM EDT
Att. 28,371 - Unknown - 78 F

livebaseballscorecards.com

AB	30
R	0
H	5
RBI	0
BB	2
SO	7
LOB	11

Inning Stats	1	2	3	4	5	6	7	8	9					
	R: 0 E: 0 K: 1 S: 6	H: 1 LOB: 2 BB: 1 P: 10	R: 0 E: 0 K: 1 S: 5	H: 0 LOB: 0 BB: 0 P: 5	R: 0 E: 0 K: 0 S: 3	H: 1 LOB: 0 BB: 0 P: 3	R: 0 E: 0 K: 1 S: 4	H: 0 LOB: 0 BB: 1 P: 8	R: 0 E: 0 K: 1 S: 5	H: 0 LOB: 0 BB: 0 P: 5	R: 0 E: 0 K: 2 S: 7	H: 0 LOB: 0 BB: 0 P: 7	R: 0 E: 0 K: 1 S: 6	H: 1 LOB: 1 BB: 0 P: 6	R: 0 E: 0 K: 0 S: 3	H: 0 LOB: 0 BB: 0 P: 3	R: 0 E: 0 K: 0 S: 5	H: 2 LOB: 2 BB: 0 P: 5	1B: 4 2B: 1 3B: 0 HR: 0	SF: 0 SAC: 0 DP: 1 HBP: 0	WP: 0 PB: 0 SB: 0 CS: 1	PA: 32

PITCHER	IP	WLS	BF	H	R	ER	SO	BB	IBB	HBP	BLK	WP	HR	S	P	ERA	WHIP
Steve Stone, R (1, 1) ERA: 3.46	9.0	W	32	5	0	0	7	2	0	0	0	0	0	44	52	0.00	0.778

PITCHER	IP	WLS	BF	H	R	ER	SO	BB	IBB	HBP	BLK	WP	HR	S	P	ERA	WHIP

BOTTOM

Seattle Mariners @ Baltimore Orioles

Memorial Stadium, Baltimore, MD

Sat Jun 21 1980, 7:05 PM EDT

Att. 28,371 - Unknown - 78 F

livebaseballscorecards.com

Batter	1	2	3	4	5	6	7	8	9	AB	R	H	RBI	BB	SO	LOB
Al Bumbry, L (1, 8) OBP: 0.403, SLG: 0.443	4-3		F8		1B BB SF9 1B 1-2 2-3	1-3 1-2 2-3 3-H		FC5-4 1B		5	1	2	1	0	0	2
Rich Dauer, R (1, 4) OBP: 0.325, SLG: 0.304	1B			E 1B HR 1B	F9	1-3 2-3 3-H		FC5-4 1-2f		5	1	2	1	0	0	5
Ken Singleton, S (1, 9) OBP: 0.356, SLG: 0.465	F7			E9 1-3 HR 1B	B B B SF9 1B 1-2 2-3 3-H BB	3-H 1B				3	1	2	2	1	0	1
Eddie Murray, S (1, 3) OBP: 0.345, SLG: 0.492	P4			1-H HR 3-H	1-2 2-3 3-H 1B	F8				4	1	2	4	0	0	2
Benny Ayala, R (1, 10) OBP: 0.386, SLG: 0.760		P4		F8	SF9 2-3 3-H		E6 L6-3			3	0	0	1	0	0	0
Doug DeCinces, R (1, 5) OBP: 0.314, SLG: 0.377		F8		F7	P6		L6-3 1-2			4	0	0	0	0	0	3
Rick Dempsey, R (1, 2) OBP: 0.309, SLG: 0.421		F2		F7		S S S BB 1-3 2B	K			4	1	1	0	0	1	0
Mark Corey, R (1, 7) OBP: 0.333, SLG: 0.316			6-3		B B B 1B S BB 1B	1-3 BB 1-3 BB		G6-3 1B		2	0	1	0	0	0	0
Pat Kelly, L (5, PR) OBP: 0.404, SLG: 0.417 (6, 7)										1	2	1	0	1	0	0
Kiko Garcia, R (1, 6) OBP: 0.276, SLG: 0.233			F8		B B B BB 1B 1B 1-2 BB	B B B 1-3 1-3 1B 1-2 2-3 BB		G6-3 1-2f		2	2	0	0	2	0	1
Inning Stats	R: 0 E: 0 K: 0 S: 4 H: 1 LOB: 1 BB: 0 P: 4	R: 0 E: 0 K: 0 S: 3 H: 0 LOB: 0 BB: 0 P: 3	R: 0 E: 0 K: 0 S: 3 H: 0 LOB: 0 BB: 0 P: 3	R: 3 E: 1 K: 0 S: 6 H: 3 LOB: 0 BB: 0 P: 6	R: 3 E: 0 K: 0 S: 6 H: 3 LOB: 2 BB: 2 P: 14	R: 3 E: 0 K: 0 S: 5 H: 2 LOB: 1 BB: 2 P: 13	R: 0 E: 1 K: 1 S: 5 H: 0 LOB: 0 BB: 0 P: 5	R: 0 E: 0 K: 0 S: 4 H: 2 LOB: 1 BB: 0 P: 4		1B: 9 2B: 2 3B: 0 HR: 1 SF: 1 SAC: 0 DP: 2 HBP: 0						

AB	33
R	9
H	11
RBI	9
BB	4
SO	1
LOB	14

WP: 0 PB: 0 SB: 1 CS: 0 PA: 38

PITCHER		IP	WLS	BF	H	R	ER	SO	BB	IBB	HBP	BLK	WP	HR	S	P	ERA	WHIP
Dave Roberts, L ERA: 4.78	(1, 1)	4.0	L	16	4	3	3	0	0	0	0	0	0	1	16	16	6.75	1.000
Jim Beattie, R ERA: 6.08	(5, 1)	0.1		6	3	3	3	0	2	0	0	0	0	0	4	12	81.00	15.000
Rob Dressler, R ERA: 4.91	(5, 1)	3.2		16	4	3	3	1	2	0	0	0	0	0	16	24	7.36	1.636

PITCHER	IP	WLS	BF	H	R	ER	SO	BB	IBB	HBP	BLK	WP	HR	S	P	ERA	WHIP

Batter	1	2	3	4	5	6	7	8	9	AB	R	H	RBI	BB	SO	LOB
Larry Milbourne, S (1, 4) OBP: 0.217, SLG: 0.226	K		CS 1B			K		FC6-4 1B	3B	5	0	3	2	0	2	0
Juan Beniquez, R (1, 8) OBP: 0.254, SLG: 0.254	HR 1B		P4			L5		FC6-4 1B	K	5	2	1	0	0	1	4
Bruce Bochte, L (1, 3) OBP: 0.360, SLG: 0.436	K		CS	F7		WP 1B		1B 1B 1B		4	1	2	1	0	1	1
Tom Paciorek, R (1, 10) OBP: 0.372, SLG: 0.539	HR			L9		IBB		1B		3	1	2	3	1	0	0
Dan Meyer, L (1, 7) OBP: 0.349, SLG: 0.429	1-3			K		P1		PO 1B		4	0	1	1	0	1	2
Joe Simpson, L (9, 7) OBP: 0.333, SLG: 0.358										0	0	0	0	0	0	0
Leon Roberts, R (1, 9) OBP: 0.320, SLG: 0.454		5-3			K		6-3	PO	L9	4	0	0	0	0	1	0
Jim Anderson, R (1, 5) OBP: 0.316, SLG: 0.354		5-3			1B BB		6-3		4-3 3B 1B BB	2	1	0	0	2	0	0
Mario Mendoza, R (1, 6) OBP: 0.346, SLG: 0.392		K			G1-6-3 1B		5-3		4-3 3B 1B	4	1	2	0	0	1	0
Larry Cox, R (1, 2) OBP: 0.227, SLG: 0.234			K		G1-6-3			FC6-4 1B 1B	4-3	2	0	0	0	0	1	2
Ted Cox, R (8, PH) OBP: 0.292, SLG: 0.293										1	1	1	0	0	0	0
Bob Stinson, S (8, 2) OBP: 0.183, SLG: 0.138										1	0	0	0	0	0	2

TOP

Seattle Mariners @ Baltimore Orioles

Memorial Stadium, Baltimore, MD

Sun Jun 22 1980, 3:33 AM EDT

Att. 42,497 - Unknown - 84 F

livebaseballscorecards.com

AB	35
R	7
H	12
RBI	7
BB	3
SO	8
LOB	11

Inning Stats	1	2	3	4	5	6	7	8	9	1B: 10	SF: 0	WP: 1	PA: 40
R	2	0	0	0	0	0	0	3	2	2B: 0	SAC: 0	PB: 0	
E	0	0	0	0	0	0	0	0	0	3B: 1	DP: 1	SB: 0	
K	2	1	1	1	1	1	0	0	1	HR: 1	HBP: 0	CS: 1	
S	9	5	5	5	5	6	3	6	7				
H	2	0	1	0	1	1	0	5	2				
LOB	0	0	0	0	1	2	0	0	1				
BB	0	0	0	0	1	1	0	0	1				
P	9	5	5	5	9	10	3	6	11				

PITCHER	IP	WLS	BF	H	R	ER	SO	BB	IBB	HBP	BLK	WP	HR	S	P	ERA	WHIP
Mike Flanagan, L (1, 1) ERA: 3.73	7.1		30	8	5	5	7	1	1	0	0	1	1	42	50	6.14	1.227
Tim Stoddard, R (8, 1) ERA: 2.31	1.0	L	5	3	2	2	0	1	0	0	0	0	0	4	8	18.00	4.000
Tippy Martinez, L (9, 1) ERA: 2.14	0.2		3	1	0	0	1	0	0	0	0	0	0	5	5	0.00	1.500

PITCHER	IP	WLS	BF	H	R	ER	SO	BB	IBB	HBP	BLK	WP	HR	S	P	ERA	WHIP

BOTTOM

Seattle Mariners @ Baltimore Orioles

Memorial Stadium, Baltimore, MD

Sun Jun 22 1980, 3:33 AM EDT
Att. 42,497 - Unknown - 84 F

livebaseballscorecards.com

Batter	1	2	3	4	5	6	7	8	9	AB	R	H	RBI	BB	SO	LOB
Al Bumbry, L (1, 8) OBP: 0.406, SLG: 0.441	G5-4-3 1B		BBBB F9 E BB		6-3		BBBB 3B BB		4-3	3	1	1	0	2	0	0
Lenn Sakata, R (1, 4) OBP: 0.303, SLG: 0.467	G5-4-3 1-2f		E6 1-2		5-3		1B 1-H 3-H 3B		6-3	5	1	1	2	0	0	2
Ken Singleton, S (1, 9) OBP: 0.362, SLG: 0.470	2B 1B		F9 2-3		1B		G4-6-3 3-H 1B			4	0	3	1	0	0	2
Eddie Murray, S (1, 3) OBP: 0.344, SLG: 0.492 Rich Dauer, R (8, 5) OBP: 0.325, SLG: 0.304	1-3 2B		F8		F8		G4-6-3 1-2f			4 0	0 0	1 0	0 0	0 0	0 0	4 0
Benny Ayala, R (1, 7) OBP: 0.393, SLG: 0.759	P4			1B E 1B		F8 SF9 2B	F9			4	2	2	0	0	0	2
Rick Dempsey, R (1, 2) OBP: 0.307, SLG: 0.417		G4-6-3 1B		F7		F8 2-3		6-3		4	0	1	0	0	0	2
Doug DeCinces, R (1, 5) OBP: 0.309, SLG: 0.372 (8, 3)		G4-6-3 1-2f		F2		SF9 3-H		6-3		3	0	0	1	0	0	2
Lee May, R (1, 10) OBP: 0.273, SLG: 0.405		K		E5 1-2 1B		F7		F9		4	0	1	0	0	1	0
Mark Belanger, R (1, 6) OBP: 0.202, SLG: 0.208			F9	E5 1-3 2-H			3B 3B		1-3	4	1	1	0	0	0	1

Inning Stats	1	2	3	4	5	6	7	8	9
	R: 0 E: 0 K: 0 S: 5	R: 0 E: 0 K: 1 S: 5	R: 0 E: 1 K: 0 S: 4	R: 1 E: 1 K: 0 S: 5	R: 0 E: 0 K: 0 S: 4	R: 1 E: 0 K: 0 S: 4	R: 3 E: 0 K: 0 S: 5	R: 0 E: 0 K: 0 S: 3	R: 0 E: 0 K: 0 S: 3
	H: 3 LOB: 2 BB: 0 P: 5	H: 1 LOB: 0 BB: 0 P: 5	H: 0 LOB: 2 BB: 1 P: 8	H: 2 LOB: 1 BB: 0 P: 5	H: 1 LOB: 1 BB: 0 P: 4	H: 1 LOB: 0 BB: 0 P: 4	H: 3 LOB: 0 BB: 1 P: 9	H: 0 LOB: 0 BB: 0 P: 3	H: 0 LOB: 0 BB: 0 P: 3

1B: 7	SF: 1
2B: 2	SAC: 0
3B: 2	DP: 3
HR: 0	HBP: 0
WP: 0	PA: 38
PB: 0	
SB: 0	
CS: 0	

	AB	35
	R	5
	H	11
	RBI	4
	BB	2
	SO	1
	LOB	15

PITCHER		IP	WLS	BF	H	R	ER	SO	BB	IBB	HBP	BLK	WP	HR	S	P	ERA	WHIP
Rick Honeycutt, L ERA: 2.89	(1, 1)	6.0		27	9	3	2	1	1	0	0	0	0	0	28	32	3.00	1.667
Shane Rawley, L ERA: 3.14	(7, 1)	3.0	W	11	2	2	2	0	1	0	0	0	0	0	10	14	6.00	1.000

PITCHER	IP	WLS	BF	H	R	ER	SO	BB	IBB	HBP	BLK	WP	HR	S	P	ERA	WHIP

Batter	1	2	3	4	5	6	7	8	9	AB	R	H	RBI	BB	SO	LOB
Larry Milbourne, S (1, 4) OBP: 0.247, SLG: 0.277	x 0-0 S 1B		x 0-0 2B 3B		x 0-0 ② F7 2-3			B B B B 4-0 2B BB		3	2	2	0	1	0	1
Juan Beniquez, R (1, 8) OBP: 0.267, SLG: 0.296	S S S 0-3 ① K		x 0-0 1B 2B 3-H		x 0-0 ③ 6-3			x 0-0 1B 2B 1-H		4	2	2	2	0	1	2
Bruce Bochte, L (1, 3) OBP: 0.362, SLG: 0.437	S S S 0-3 ② K		x 0-0 1B 2-H			x 0-0 G6-4-3 1B		x 0-0 ① F6		4	0	2	1	0	1	2
Dan Meyer, L (1, 7) OBP: 0.347, SLG: 0.426	S S S 0-3 ③ K 1-2		x 0-0 ③ 4-3			x 0-0 ① ② G6-4-3 1-2f		x 0-0 2-H 1B		4	0	1	0	0	1	3
Tom Paciorek, R (1, 10) OBP: 0.362, SLG: 0.524		x 0-0 ① F9		x 0-0 ① F8		x 0-0 ③ F9		x 0-0 ② F4		4	0	0	0	0	0	1
Leon Roberts, R (1, 9) OBP: 0.324, SLG: 0.455		x 0-0 ② 6-3		x 0-0 ② 1B			x 0-0 1B	S S S 0-3 ③ K		4	0	2	0	0	1	1
Ted Cox, R (1, 5) OBP: 0.285, SLG: 0.285		x 0-0 ③ F9		x 0-0 ③ F5			x 0-0 ① F3		x 0-0 ① 6-3	4	0	0	0	0	0	1
Bob Stinson, S (1, 2) OBP: 0.203, SLG: 0.149 Jim Anderson, R (9, PH) OBP: 0.315, SLG: 0.352 Larry Cox, R (9, 2) OBP: 0.227, SLG: 0.234			H 1-0 G6-4-3 HBP		x 0-0 WP SH3-4 1B		x 0-0 ② F7		x 0-0 ② F8	2 1 0	0 0 0	1 0 0	0 0 0	0 0 0	0 0 0	1 0 0
Mario Mendoza, R (1, 6) OBP: 0.336, SLG: 0.381			x 0-0 ① ② G6-4-3 1-2f		x 0-0 ① SH3-4 1-2		x 0-0 ③ 6-3		x 0-0 ③ 6-3	3	0	0	0	0	0	2
Inning Stats	R: 0 H: 1 E: 0 LOB: 1 K: 3 BB: 0 S: 10 P: 10	R: 0 H: 0 E: 0 LOB: 0 K: 0 BB: 0 S: 3 P: 3	R: 2 H: 3 E: 0 LOB: 1 K: 0 BB: 0 S: 5 P: 6	R: 0 H: 1 E: 0 LOB: 0 K: 0 BB: 0 S: 3 P: 3	R: 0 H: 1 E: 0 LOB: 1 K: 0 BB: 0 S: 4 P: 4	R: 0 H: 1 E: 0 LOB: 0 K: 0 BB: 0 S: 3 P: 3	R: 0 H: 1 E: 0 LOB: 1 K: 0 BB: 0 S: 4 P: 4	R: 2 H: 2 E: 0 LOB: 1 K: 1 BB: 1 S: 7 P: 11	R: 0 H: 0 E: 0 LOB: 0 K: 0 BB: 0 S: 3 P: 3	1B: 7 SF: 0 2B: 2 SAC: 1 3B: 1 DP: 2 HR: 0 HBP: 1						WP: 1 PA: 36 PB: 0 SB: 1 CS: 0

TOP

Seattle Mariners @ Texas Rangers

Arlington Stadium, Arlington, TX

Tue Jun 24 1980, 8:05 PM EDT

Att. 11,324 - Unknown

livebaseballscorecards.com

AB	33
R	4
H	10
RBI	3
BB	1
SO	4
LOB	14

PITCHER		IP	WLS	BF	H	R	ER	SO	BB	IBB	HBP	BLK	WP	HR	S	P	ERA	WHIP
Doc Medich, R ERA: 3.97	(1, 1)	7.0		29	9	4	4	3	1	0	1	0	1	0	33	38	5.14	1.429
Sparky Lyle, L ERA: 3.86	(8, 1)	2.0	W	7	1	0	0	1	0	0	0	0	0	0	9	9	0.00	0.500

PITCHER		IP	WLS	BF	H	R	ER	SO	BB	IBB	HBP	BLK	WP	HR	S	P	ERA	WHIP

Seattle Mariners @ Texas Rangers

Arlington Stadium, Arlington, TX

Tue Jun 24 1980, 8:05 PM EDT

Att. 11,324 - Unknown

BOTTOM

Batter	1	2	3	4	5	6	7	8	9	AB	R	H	RBI	BB	SO	LOB
Mickey Rivers, L (1, 8) OBP: 0.306, SLG: 0.366	1-3		F3		G3		FC1-6 1B		1B 2B	5	1	2	0	0	0	1
Bump Wills, S (1, 4) OBP: 0.311, SLG: 0.325	6-3		F8			1B 1B 1B 1B	FC1-6 G4-6-3 1-2f		1B IBB	4	1	1	0	1	0	1
Al Oliver, L (1, 7) OBP: 0.367, SLG: 0.457	5-3			F5		1B 1-2 1B	G4-6-3 1-2f		1-2 2-H 1B	5	1	2	1	0	0	1
Buddy Bell, R (1, 5) OBP: 0.376, SLG: 0.470		K		1B		1B E 1-2 2-3 1B		1B		4	1	3	0	0	1	0
Rusty Staub, L (1, 3) OBP: 0.414, SLG: 0.548		2B 2B		F7		E9 FC1-5 1-H 2-H 3-H 1B		K		4	1	2	2	0	1	2
Richie Zisk, R (1, 10) OBP: 0.329, SLG: 0.474		4-3 2-H 2B		K		FC1-5 IBB		F9		3	0	1	1	1	1	2
Jim Norris, L (1, 9) OBP: 0.327, SLG: 0.272 Bill Sample, R (6, PH) (7, 9) OBP: 0.300, SLG: 0.290		4-3 2-3			L6	FC1-5 1-2 2-3f		6-3		2 2	0 0	0 0	0 0	0 0	0 0	1 3
Jim Sundberg, R (1, 2) OBP: 0.332, SLG: 0.386		F9			K	K			6-3	4	0	0	0	0	2	3
Bud Harrelson, S (1, 6) OBP: 0.342, SLG: 0.279			G3		1B	4-3			F9	4	0	1	0	0	0	2
Inning Stats	R: 0 E: 0 K: 0 S: 3 H: 0 LOB: 0 BB: 0 P: 3	R: 1 E: 0 K: 1 S: 7 H: 2 LOB: 1 BB: 0 P: 7	R: 0 E: 0 K: 0 S: 3 H: 0 LOB: 0 BB: 0 P: 3	R: 0 E: 0 K: 1 S: 6 H: 1 LOB: 1 BB: 0 P: 6	R: 0 E: 0 K: 1 S: 6 H: 1 LOB: 1 BB: 0 P: 6	R: 3 E: 1 K: 1 S: 9 H: 4 LOB: 2 BB: 1 P: 13	R: 0 E: 0 K: 0 S: 3 H: 1 LOB: 0 BB: 0 P: 3	R: 0 E: 0 K: 1 S: 6 H: 1 LOB: 1 BB: 0 P: 6	R: 1 E: 0 K: 0 S: 4 H: 2 LOB: 2 BB: 1 P: 8	1B: 9 2B: 3 3B: 0 HR: 0 SF: 0 SAC: 0 DP: 1 HBP: 0							

	AB	37
	R	5
	H	12
	RBI	4
	BB	2
	SO	5
	LOB	16

WP: 0 PB: 0 SB: 0 CS: 0 PA: 39

livebaseballscorecards.com

PITCHER		IP	WLS	BF	H	R	ER	SO	BB	IBB	HBP	BLK	WP	HR	S	P	ERA	WHIP
Glenn Abbott, R ERA: 3.13	(1, 1)	5.0		23	8	4	3	3	0	0	0	0	0	0	29	29	5.40	1.600
Shane Rawley, L ERA: 3.09	(6, 1)	3.2	L	16	4	1	1	2	0	2	0	0	0	0	18	26	2.46	1.091

PITCHER	IP	WLS	BF	H	R	ER	SO	BB	IBB	HBP	BLK	WP	HR	S	P	ERA	WHIP

Batter	1	2	3	4	5	6	7	8	9	AB	R	H	RBI	BB	SO	LOB
Larry Milbourne, S (1, 4) OBP: 0.273, SLG: 0.319	x 0-0 FC5-4 1B		x 0-0 1B		x 0-0 2B		x 0-0 ③ F8			4	0	3	0	0	0	0
Juan Beniquez, R (1, 8) OBP: 0.266, SLG: 0.293	x 0-0 ① F7		x 0-0 ③ L1		x 0-0 ③ 6-3			x 0-0 G4-6-3 1B		4	0	1	0	0	0	3
Bruce Bochte, L (1, 3) OBP: 0.360, SLG: 0.434	x 0-0 ② FC5-4 1-2f			x 0-0 1B 1B		x 0-0 ① G3		x 0-0 ①② G4-6-3 1-2f		4	0	1	0	0	0	2
Dan Meyer, L (1, 7) OBP: 0.346, SLG: 0.427	x 0-0 ③ G3			x 0-0 ① F9		x 0-0 1B 2B		x 0-0 ③ 4-3		4	1	1	0	0	0	2
Tom Paciorek, R (1, 10) OBP: 0.359, SLG: 0.514		S S S 0-3 ① K		x 0-0 ② F4		B B B B 4-0 1B BB			x 0-0 ① F8	3	0	0	0	1	1	1
Leon Roberts, R (1, 9) OBP: 0.327, SLG: 0.455		S S S 0-3 ② K		x 0-0 FC6-4 1-2 1B		x 0-0 G5-4-3 1-3 2-H 1B			x 0-0 ② 5-3	4	0	2	1	0	1	0
Ted Cox, R (1, 5) OBP: 0.284, SLG: 0.291		x 0-0 ③ F7		x 0-0 ③ FC6-4 1-2f		x 0-0 ②③ G5-4-3 1-2f			x 0-0 2B	4	0	1	0	0	0	4
Marc Hill, R (1, 2) OBP: 0.174, SLG: 0.200			x 0-0 ① F4		x 0-0 ① 1-3		x 0-0 ① F4		x 0-0 ③ 1-3	4	0	0	0	0	0	1
Mario Mendoza, R (1, 6) OBP: 0.327, SLG: 0.370			x 0-0 ② F7		x 0-0 ② L5		x 0-0 ② 6-3			3	0	0	0	0	0	0
Inning Stats	R: 0 H: 1 E: 0 LOB: 1 K: 0 BB: 0 S: 4 P: 4	R: 0 H: 0 E: 0 LOB: 0 K: 2 BB: 0 S: 7 P: 7	R: 0 H: 1 E: 0 LOB: 1 K: 0 BB: 0 S: 4 P: 4	R: 0 H: 2 E: 0 LOB: 2 K: 0 BB: 0 S: 5 P: 5	R: 0 H: 1 E: 0 LOB: 1 K: 0 BB: 0 S: 4 P: 4	R: 1 H: 2 E: 0 LOB: 1 K: 0 BB: 1 S: 4 P: 8	R: 0 H: 0 E: 0 LOB: 0 K: 0 BB: 0 S: 3 P: 3	R: 0 H: 1 E: 0 LOB: 0 K: 0 BB: 0 S: 3 P: 3	R: 0 H: 1 E: 0 LOB: 1 K: 0 BB: 0 S: 4 P: 4	1B: 6 SF: 0 2B: 3 SAC: 0 3B: 0 DP: 2 HR: 0 HBP: 0						

PITCHER	IP	WLS	BF	H	R	ER	SO	BB	IBB	HBP	BLK	WP	HR	S	P	ERA	WHIP
Fergie Jenkins, R (1, 1) ERA: 3.06	9.0	W	35	9	1	1	2	1	0	0	0	0	0	38	42	1.00	1.111

PITCHER	IP	WLS	BF	H	R	ER	SO	BB	IBB	HBP	BLK	WP	HR	S	P	ERA	WHIP

TOP

Seattle Mariners @ Texas Rangers

Arlington Stadium, Arlington, TX

Wed Jun 25 1980, 8:05 PM EDT

Att. 14,029 - Unknown

livebaseballscorecards.com

AB	34
R	1
H	9
RBI	1
BB	1
SO	2
LOB	13

WP: 0 PA: 35
PB: 0
SB: 0
CS: 0

Seattle Mariners @ Texas Rangers

Arlington Stadium, Arlington, TX

Wed Jun 25 1980, 8:05 PM EDT

Att. 14,029 - Unknown

livebaseballscorecards.com

BOTTOM

Batter	1	2	3	4	5	6	7	8	9	AB	R	H	RBI	BB	SO	LOB
Mickey Rivers, L (1, 8) OBP: 0.311, SLG: 0.372	0-0 SH1-3 2B 1B	0-0 PO 1-3	0-0 3-1 1B		0-0 1-3		0-0 1-2 1B			4	1	3	0	0	0	0
Bump Wills, S (1, 4) OBP: 0.311, SLG: 0.325	0-0 SH1-3 1-2		0-0 3-1 1-2			0-0 1B 1B 1B	0-0 F6			3	1	1	0	0	0	2
Al Oliver, L (1, 7) OBP: 0.369, SLG: 0.456	0-0 1-3		0-0 F8			0-0 1-3 1B 1B		H 1-0 3B HBP		3	2	1	0	0	0	2
Buddy Bell, R (1, 5) OBP: 0.378, SLG: 0.487	0-0 1B 2-H 2B		0-0 F8			0-0 5-3		0-0 1B 1-H 3B		4	2	2	2	0	0	3
Rusty Staub, L (1, 3) OBP: 0.420, SLG: 0.547 Tucker Ashford, R (6, PR) OBP: 0.200, SLG: 0.125 Pat Putnam, L (7, 3) OBP: 0.318, SLG: 0.371	0-0 2-H 1B			0-0 F9		4-0 1B IBB		0-0 G3		2 0 1	0 0 0	1 0 0	1 0 0	1 0 0	0 0 0	0 0 1
Richie Zisk, R (1, 10) OBP: 0.332, SLG: 0.474 Bill Sample, R (8, PR) OBP: 0.300, SLG: 0.290	0-0 F9			S S S 0-3 K		0-0 6-3-4-6 1-2 2-H 3-H 1B		0-0 G3-6-3 3-H 1B		4 0	0 0	2 0	3 0	0 0	1 0	1 0
Jim Norris, L (1, 9) OBP: 0.315, SLG: 0.260		S S S 0-3 K		0-0 L6		0-0 6-3-4-6 1-2f		0-0 G3-6-3 1-2f		4	0	0	0	0	1	3
Jim Sundberg, R (1, 2) OBP: 0.328, SLG: 0.381		S S S 0-3 K			S S S 0-3 K		S S S 0-3 K			3	0	0	0	0	3	0
Bud Harrelson, S (1, 6) OBP: 0.355, SLG: 0.274		B B B 4-0 PO S BB			0-0 F9		B B B 4-0 CS BB			1	0	0	0	2	0	0
Inning Stats	R: 2 E: 0 K: 0 S: 6 H: 3 LOB: 1 BB: 0 P: 6	R: 0 E: 0 K: 2 S: 6 H: 0 LOB: 0 BB: 1 P: 10	R: 0 E: 0 K: 0 S: 4 H: 1 LOB: 1 BB: 0 P: 4	R: 0 E: 0 K: 1 S: 5 H: 0 LOB: 0 BB: 0 P: 5	R: 0 E: 0 K: 1 S: 5 H: 0 LOB: 0 BB: 0 P: 5	R: 2 E: 0 K: 0 S: 5 H: 3 LOB: 2 BB: 1 P: 9	R: 0 E: 0 K: 1 S: 5 H: 1 LOB: 1 BB: 1 P: 9	R: 2 E: 0 K: 0 S: 4 H: 2 LOB: 1 BB: 0 P: 5		1B: 8 2B: 2 3B: 1 HR: 0	SF: 0 SAC: 1 DP: 2 HBP: 1			WP: 0 PB: 0 SB: 1 CS: 1		PA: 35	

	AB	29
	R	6
	H	10
	RBI	6
	BB	3
	SO	5
	LOB	12

PITCHER		IP	WLS	BF	H	R	ER	SO	BB	IBB	HBP	BLK	WP	HR	S	P	ERA	WHIP
Mike Parrott, R ERA: 6.58	(1, 1)	5.1	L	24	7	4	4	4	1	1	0	0	0	0	30	38	6.75	1.500
Dave Heaverlo, R ERA: 4.08	(6, 1)	2.2		10	3	2	2	1	1	0	1	0	0	0	10	15	6.75	1.500

PITCHER	IP	WLS	BF	H	R	ER	SO	BB	IBB	HBP	BLK	WP	HR	S	P	ERA	WHIP

Batter	1	2	3	4	5	6	7	8	9	AB	R	H	RBI	BB	SO	LOB
Larry Milbourne, S (1, 4) OBP: 0.268, SLG: 0.311	S S S 0-3 ① K	x 0-0 CS 1B		x 0-0 E5 E 1B 1-2 2-3		x 0-0 ① 4-3		x 0-0 ② 4-3		5	0	1	0	0	1	2
Juan Beniquez, R (1, 8) OBP: 0.262, SLG: 0.288	x 0-0 1B	0-0 ③ CS 1-2	x 0-0 ① F8	x 0-0 ② F4		x 0-0 ② F4		x 0-0 ③ F8		5	0	1	0	0	0	3
Bruce Bochte, L (1, 10) OBP: 0.357, SLG: 0.429	S S S 0-3 ② K		S S S 0-3 ② K	x 0-0 E7 1-3 2-H 3-H 1B		x 0-0 ③ G3			x 0-0 ① L5	5	0	1	2	0	2	1
Tom Paciorek, R (1, 3) OBP: 0.354, SLG: 0.510	x 0-0 ③ 4-3		x 0-0 ③ 6-3	S S S 0-3 ③ K			x 0-0 FC4-5 2B		x 0-0 ② 5-3	5	0	1	0	0	1	3
Dan Meyer, L (1, 7) OBP: 0.352, SLG: 0.433 Joe Simpson, L (7, 7) OBP: 0.331, SLG: 0.355		x 0-0 G6-4-3 1B		x 0-0 SH1-3 1B 1B	x 0-0 5-3 E5 1B		x 0-0 ① FC4-5 BB 1B 2-3		x 0-0 ③ F7	4 1	1 0	3 0	0 0	0 0	0 0	1 0
Leon Roberts, R (1, 9) OBP: 0.327, SLG: 0.454		x 0-0 ① ② G6-4-3 1-2f		x 0-0 ① SH1-3 1-2	x 0-0 ① 5-3 1-2		x 0-0 BB 1-2 1B			3	0	1	0	0	0	2
Jim Anderson, R (1, 5) OBP: 0.323, SLG: 0.354		x 0-0 2B 1B	B B B B 4-0 1B 1B BB	x 0-0 ② E5 E 2-H		B B B B 4-0 G1-6-3 1-2 2-3 BB				2	3	1	0	2	0	1
Mario Mendoza, R (1, 6) OBP: 0.342, SLG: 0.393		x 0-0 1-H HR 2B	x 0-0 E 1B 1-3 2-H 1B	x 0-0 E3 2-H 1B		x 0-0 ② ③ G1-6-3 1-2f				4	2	3	3	0	0	3
Larry Cox, R (1, 2) OBP: 0.234, SLG: 0.262		x 0-0 2-H HR	x 0-0 E 1-2 1B 3-H 1B	x 0-0 ③ F6				x 0-0 ① 5-3		4	2	2	3	0	0	1
Inning Stats	R: 0 H: 1 E: 0 LOB: 1 K: 2 BB: 0 S: 8 P: 8	R: 3 H: 5 E: 0 LOB: 0 K: 0 BB: 0 S: 6 P: 6	R: 0 H: 0 E: 0 LOB: 0 K: 1 BB: 0 S: 5 P: 5	R: 4 H: 4 E: 2 LOB: 2 K: 1 BB: 1 S: 10 P: 14	R: 1 H: 2 E: 2 LOB: 1 K: 0 BB: 0 S: 5 P: 5	R: 0 H: 0 E: 0 LOB: 0 K: 0 BB: 0 S: 3 P: 3	R: 0 H: 2 E: 0 LOB: 2 K: 0 BB: 1 S: 4 P: 8	R: 0 H: 0 E: 0 LOB: 0 K: 0 BB: 0 S: 3 P: 3	R: 0 H: 0 E: 0 LOB: 0 K: 0 BB: 0 S: 3 P: 3	1B: 11 SF: 0 2B: 2 SAC: 1 3B: 0 DP: 2 HR: 1 HBP: 0						

TOP

Seattle Mariners @ Texas Rangers

Arlington Stadium, Arlington, TX

Thu Jun 26 1980, 8:05 PM EDT

Att. 9,531 - Unknown

livebaseballscorecards.com

AB	38
R	8
H	14
RBI	8
BB	2
SO	4
LOB	17

WP: 0 PA: 42
PB: 0
SB: 0
CS: 1

PITCHER	IP	WLS	BF	H	R	ER	SO	BB	IBB	HBP	BLK	WP	HR	S	P	ERA	WHIP
Jon Matlack, L (1, 1) ERA: 3.4	3.1	L	17	8	6	5	3	1	0	0	0	0	1	22	26	13.50	2.700
Adrian Devine, R (4, 1) ERA: 4.85	2.2		13	4	2	0	1	0	0	0	0	0	0	15	15	0.00	1.500
Jim Kern, R (7, 1) ERA: 5.58	2.0		8	2	0	0	0	1	0	0	0	0	0	7	11	0.00	1.500
Danny Darwin, R (9, 1) ERA: 2.08	1.0		3	0	0	0	0	0	0	0	0	0	0	3	3	0.00	0.000

PITCHER	IP	WLS	BF	H	R	ER	SO	BB	IBB	HBP	BLK	WP	HR	S	P	ERA	WHIP

Seattle Mariners @ Texas Rangers

Arlington Stadium, Arlington, TX

Thu Jun 26 1980, 8:05 PM EDT

Att. 9,531 - Unknown

BOTTOM

Batter	1	2	3	4	5	6	7	8	9	AB	R	H	RBI	BB	SO	LOB
Mickey Rivers, L (1, 8) OBP: 0.313, SLG: 0.373	F7		F9		F3		2B 1-H 2-H		BB G4-6-3	4	1	1	2	1	0	2
Bump Wills, S (1, 4) OBP: 0.309, SLG: 0.326	4-3		K			F7	1B 2-H		F7	5	1	1	1	0	1	1
Al Oliver, L (1, 7) OBP: 0.366, SLG: 0.451	6-3			F7		E3 BB	G6-4-3 1B 2-H		G4-6-3 1-2f	5	0	1	1	0	0	1
Buddy Bell, R (1, 5) OBP: 0.376, SLG: 0.482		5-6-3 1B		K		F3	G6-4-3 1-2f			4	0	1	0	0	1	2
Richie Zisk, R (1, 10) OBP: 0.331, SLG: 0.468		5-6-3 1-2		F8		BB 1-2		K		3	0	0	0	1	1	1
Rusty Staub, L (1, 3) OBP: 0.423, SLG: 0.541		F7			1B	6-3		BB		3	0	1	0	1	0	3
Bill Sample, R (1, 9) OBP: 0.313, SLG: 0.296		BB			1B 1-2		F9	F7		2	0	1	0	1	0	0
Johnny Grubb, L (8, PH) OBP: 0.355, SLG: 0.338 (9, 9)										1	0	0	0	0	0	1
Jim Sundberg, R (1, 2) OBP: 0.331, SLG: 0.377		F7			F7		1B 2B BB	1-2 BB		2	1	0	0	2	0	4
Bud Harrelson, S (1, 6) OBP: 0.351, SLG: 0.270			F8		F7		2B 1-2 1B	K		1	0	0	0	0	0	0
Pepe Frias, R (5, PH) OBP: 0.291, SLG: 0.325 (6, 6)										2	1	1	0	0	0	2
Pat Putnam, L (8, PH) OBP: 0.316, SLG: 0.369										1	0	0	0	0	1	2
Tucker Ashford, R (9, 6) OBP: 0.200, SLG: 0.125										0	0	0	0	0	0	0
Inning Stats	R: 0 E: 0 K: 0 S: 3 H: 0 LOB: 0 BB: 0 P: 3	R: 0 E: 0 K: 0 S: 4 H: 1 LOB: 2 BB: 1 P: 8	R: 0 E: 0 K: 1 S: 5 H: 0 LOB: 0 BB: 0 P: 5	R: 0 E: 0 K: 1 S: 5 H: 0 LOB: 0 BB: 0 P: 5	R: 0 E: 0 K: 0 S: 5 H: 2 LOB: 2 BB: 0 P: 5	R: 0 E: 1 K: 0 S: 4 H: 0 LOB: 2 BB: 1 P: 8	R: 4 E: 0 K: 0 S: 6 H: 4 LOB: 0 BB: 1 P: 10	R: 0 E: 0 K: 2 S: 7 H: 0 LOB: 2 BB: 2 P: 15	R: 0 E: 0 K: 0 S: 2 H: 0 LOB: 0 BB: 1 P: 6	1B: 5 2B: 2 3B: 0 HR: 0 SF: 0 SAC: 0 DP: 2 HBP: 0						

PITCHER		IP	WLS	BF	H	R	ER	SO	BB	IBB	HBP	BLK	WP	HR	S	P	ERA	WHIP
Floyd Bannister, L ERA: 3.25	(1, 1)	6.1	W	30	7	4	4	2	3	0	0	0	0	0	31	43	5.68	1.579
Jim Beattie, R ERA: 5.97	(7, 1)	1.1		5	0	0	0	1	2	0	0	0	0	0	5	13	0.00	1.500
Shane Rawley, L ERA: 3.02	(8, 1)	1.1	S	4	0	0	0	1	1	0	0	0	0	0	5	9	0.00	0.750

PITCHER	IP	WLS	BF	H	R	ER	SO	BB	IBB	HBP	BLK	WP	HR	S	P	ERA	WHIP

livebaseballscorecards.com

AB	33
R	4
H	7
RBI	4
BB	6
SO	4
LOB	19

1B: 5	SF: 0	WP: 0	PA: 39
2B: 2	SAC: 0	PB: 0	
3B: 0	DP: 2	SB: 0	
HR: 0	HBP: 0	CS: 0	

Batter	1	2	3	4	5	6	7	8	9	AB	R	H	RBI	BB	SO	LOB
Willie Wilson, S (1, 7) OBP: 0.334, SLG: 0.401	5-3		1-3		K		B1-3		1B	5	0	1	0	0	1	2
U L Washington, S (1, 6) OBP: 0.316, SLG: 0.357	1B 1B		F8		1-2 1B		6-3		F3	5	0	2	0	0	0	2
Hal McRae, R (1, 10) OBP: 0.335, SLG: 0.449	G5-4-3 1-2 1B		HBP		F8		F8		4-3	1	0	1	0	0	0	0
Darrell Porter, L (3, PR) OBP: 0.369, SLG: 0.389										3	0	0	0	0	0	4
Amos Otis, R (1, 8) OBP: 0.331, SLG: 0.414	G5-4-3 1-2f		F9		K			F3		4	0	0	0	0	1	5
Willie Aikens, L (1, 3) OBP: 0.373, SLG: 0.453		BB FC5-2 BB		F7		HR		K		3	1	1	1	1	1	0
Ralph LaCock, L (8, 3) OBP: 0.225, SLG: 0.211										0	0	0	0	0	0	0
John Wathan, R (1, 2) OBP: 0.387, SLG: 0.415		FC5-2 1-2 BB		4-3		6-3		1B S 1B		4	0	2	0	0	0	0
Clint Hurdle, L (1, 9) OBP: 0.401, SLG: 0.559		FC5-2 1-2 2-3 BB		4-3		3-1		1-3 1B		3	0	1	0	1	0	0
Frank White, R (1, 4) OBP: 0.285, SLG: 0.347		FC5-2 G6-4-3 1-2 2-3 3-Hf			HR	P3		L7		4	1	1	1	0	0	5
Dave Chalk, R (1, 5) OBP: 0.314, SLG: 0.330		G6-4-3 1-2f			1B 1B		2B		L9	4	0	2	0	0	0	3
Inning Stats	R: 0 E: 0 K: 0 S: 4 H: 2 LOB: 1 BB: 0 P: 4	R: 0 E: 0 K: 0 S: 3 H: 1 LOB: 2 BB: 2 P: 11	R: 0 E: 0 K: 0 S: 3 H: 0 LOB: 1 BB: 0 P: 4	R: 0 E: 0 K: 0 S: 3 H: 0 LOB: 0 BB: 0 P: 3	R: 1 E: 0 K: 2 S: 10 H: 3 LOB: 2 BB: 0 P: 10	R: 1 E: 0 K: 0 S: 4 H: 1 LOB: 0 BB: 0 P: 4	R: 0 E: 0 K: 0 S: 4 H: 1 LOB: 1 BB: 0 P: 4	R: 0 E: 0 K: 1 S: 7 H: 2 LOB: 2 BB: 0 P: 7	R: 0 E: 0 K: 0 S: 4 H: 1 LOB: 1 BB: 0 P: 4	1B: 8 2B: 1 3B: 0 HR: 2 SF: 0 SAC: 0 DP: 2 HBP: 1						

PITCHER	IP	WLS	BF	H	R	ER	SO	BB	IBB	HBP	BLK	WP	HR	S	P	ERA	WHIP
Rick Honeycutt, L (1, 1) ERA: 2.82	9.0	L	39	11	2	2	3	2	0	1	0	0	2	42	51	2.00	1.444

PITCHER	IP	WLS	BF	H	R	ER	SO	BB	IBB	HBP	BLK	WP	HR	S	P	ERA	WHIP

TOP

Kansas City Royals @ Seattle Mariners

The Kingdome, Seattle, WA

Fri Jun 27 1980, 10:05 PM EDT

Att. 12,099 - Dome

livebaseballscorecards.com

AB	36
R	2
H	11
RBI	2
BB	2
SO	3
LOB	21

WP: 0	PA: 39		
PB: 0			
SB: 1			
CS: 0			

Batter	1	2	3	4	5	6	7	8	9	AB	R	H	RBI	BB	SO	LOB
Larry Milbourne, S (1, 4) OBP: 0.267, SLG: 0.299 Larry Cox, R (9, 2) OBP: 0.234, SLG: 0.262	F8		4-3		4-3 2-3			BBBB 4-0 FC5-4 BB		3 0	0 0	0 0	0 0	1 0	0 0	1 0
Juan Beniquez, R (1, 8) OBP: 0.261, SLG: 0.286	BB 1B		P6		F9			FC5-4 1-2f 2-3		4	0	1	0	0	0	3
Bruce Bochte, L (1, 3) OBP: 0.356, SLG: 0.423	BBBB 4-0 FC5-4 1-2 BB		L8			L4		L6		3	0	0	0	1	0	3
Dan Meyer, L (1, 7) OBP: 0.347, SLG: 0.426	F9			F7		4-3		2-3		4	0	0	0	0	0	5
Tom Paciorek, R (1, 10) OBP: 0.352, SLG: 0.503	FC5-4 1-2f			1B		F9			5-3	4	0	1	0	0	0	2
Leon Roberts, R (1, 9) OBP: 0.326, SLG: 0.447		BBBB 4-0 BB		F8			6-3		6-3	3	0	0	0	1	0	1
Jim Anderson, R (1, 5) OBP: 0.322, SLG: 0.368		SSS 0-3 K		SSS 0-3 K			F7		HR	4	1	1	1	0	2	2
Mario Mendoza, R (1, 6) OBP: 0.339, SLG: 0.383		L8			BBBB 4-0 4-3 6-3 BB		L8		SSS 0-3 K	3	0	0	0	1	1	1
Bob Stinson, S (1, 2) OBP: 0.208, SLG: 0.171 Julio Cruz, S (8, PR) OBP: 0.319, SLG: 0.287 (9, 4)		L3			6-3 1-2			FC5-4 2B		3 0	0 0	1 0	0 0	0 0	0 0	2 0
Inning Stats	R: 0 H: 1 E: 0 LOB: 2 K: 0 BB: 1 S: 4 P: 8	R: 0 H: 0 E: 0 LOB: 1 K: 1 BB: 1 S: 5 P: 9	R: 0 H: 0 E: 0 LOB: 0 K: 0 BB: 0 S: 3 P: 3	R: 0 H: 1 E: 0 LOB: 1 K: 1 BB: 0 S: 6 P: 6	R: 0 H: 0 E: 0 LOB: 1 K: 0 BB: 1 S: 3 P: 7	R: 0 H: 0 E: 0 LOB: 0 K: 0 BB: 0 S: 3 P: 3	R: 0 H: 0 E: 0 LOB: 0 K: 0 BB: 0 S: 3 P: 3	R: 0 H: 1 E: 0 LOB: 3 K: 0 BB: 1 S: 4 P: 8	R: 1 H: 1 E: 0 LOB: 0 K: 1 BB: 0 S: 6 P: 6	1B: 2 2B: 1 3B: 0 HR: 1	SF: 0 SAC: 0 DP: 0 HBP: 0			WP: 0 PB: 0 SB: 0 CS: 0	PA: 35		

PITCHER		IP	WLS	BF	H	R	ER	SO	BB	IBB	HBP	BLK	WP	HR	S	P	ERA	WHIP
Rich Gale, R ERA: 4.33	(1, 1)	7.0	W	28	3	0	0	2	4	0	0	0	0	0	28	44	0.00	1.000
Dan Quisenberry, R ERA: 3.42	(8, 1)	2.0	S	7	1	1	1	1	0	0	0	0	0	1	9	9	4.50	0.500

PITCHER	IP	WLS	BF	H	R	ER	SO	BB	IBB	HBP	BLK	WP	HR	S	P	ERA	WHIP

BOTTOM

Kansas City Royals @ Seattle Mariners

The Kingdome, Seattle, WA

Fri Jun 27 1980, 10:05 PM EDT

Att. 12,099 - Dome

livebaseballscorecards.com

AB	31
R	1
H	4
RBI	1
BB	4
SO	3
LOB	20

Kansas City Royals @ Seattle Mariners

The Kingdome, Seattle, WA

Sat Jun 28 1980, 10:05 PM EDT

Att. 22,154 - Dome

livebaseballscorecards.com

Batter	1	2	3	4	5	6	7	8	9	AB	R	H	RBI	BB	SO	LOB
Willie Wilson, S (1, 7) OBP: 0.338, SLG: 0.404	F9		F7		3B 1B 2-3	S 1B			4-3 1B 1B	5	1	3	0	0	0	0
U L Washington, S (1, 6) OBP: 0.321, SLG: 0.369	G4-3 1B		K		3B 3B 1-H 3-H	F8 1-2			4-3 1B 1-2	5	1	3	2	0	1	1
Hal McRae, R (1, 10) OBP: 0.326, SLG: 0.436	G4-3 1-2f		E6 1B		5-3		G3		K	5	0	0	0	0	1	4
Amos Otis, R (1, 8) OBP: 0.333, SLG: 0.413		L7	1B 1-2		5-3		FC6-4 1B		4-3 1-2 2-3	5	0	2	0	0	0	3
Willie Aikens, L (1, 3) OBP: 0.373, SLG: 0.448		F7	K		3B HBP		P5		FC6-4 IBB	3	1	0	0	1	1	3
Ralph LaCock, L (9, 3) OBP: 0.225, SLG: 0.211										0	0	0	0	0	0	0
John Wathan, R (1, 2) OBP: 0.388, SLG: 0.424		FC4 1B 1B		F9	3B 1-H 3-H		FC6-4 1-2f		FC6-4 1-2f	5	0	2	2	0	0	4
Clint Hurdle, L (1, 9) OBP: 0.398, SLG: 0.552		E 1B 1-2		L9	L7			L9		4	0	1	0	0	0	1
Frank White, R (1, 4) OBP: 0.281, SLG: 0.342		FC4 1-2 2-3		F8		4-3		5-3		4	0	0	0	0	0	2
Dave Chalk, R (1, 5) OBP: 0.312, SLG: 0.337		L8			1B 3B 2B	F9		K		4	1	1	0	0	1	3

Inning Stats	1	2	3	4	5	6	7	8	9	TOP
	R: 0 E: 0 K: 0 S: 3	R: 0 E: 1 K: 0 S: 6	R: 0 E: 1 K: 2 S: 9	R: 0 E: 0 K: 0 S: 3	R: 4 E: 0 K: 0 S: 7	R: 0 E: 0 K: 0 S: 4	R: 0 E: 0 K: 0 S: 4	R: 0 E: 0 K: 1 S: 5	R: 0 E: 0 K: 1 S: 7	1B: 9 2B: 1 3B: 2 HR: 0
	H: 1 LOB: 0 BB: 0 P: 3	H: 2 LOB: 3 BB: 0 P: 6	H: 1 LOB: 2 BB: 0 P: 9	H: 0 LOB: 0 BB: 0 P: 3	H: 4 LOB: 1 BB: 0 P: 8	H: 1 LOB: 1 BB: 0 P: 4	H: 1 LOB: 1 BB: 0 P: 4	H: 0 LOB: 0 BB: 0 P: 5	H: 2 LOB: 3 BB: 1 P: 11	SF: 0 SAC: 0 DP: 1 HBP: 1

WP: 0	PA: 42
PB: 0	
SB: 1	
CS: 0	

		AB	R	H	RBI	BB	SO	LOB
AB	40							
R	4							
H	12							
RBI	4							
BB	1							
SO	4							
LOB	21							

PITCHER		IP	WLS	BF	H	R	ER	SO	BB	IBB	HBP	BLK	WP	HR	S	P	ERA	WHIP
Dave Roberts, L ERA: 5.06	(1, 1)	4.2	L	24	8	4	4	2	0	0	1	0	0	0	27	28	7.71	1.714
Byron McLaughlin, R ERA: 7.09	(5, 1)	3.1		14	4	0	0	1	0	0	0	0	0	0	16	16	0.00	1.200
Dave Heaverlo, R ERA: 3.96	(9, 1)	1.0		4	0	0	0	1	0	1	0	0	0	0	5	9	0.00	0.000

PITCHER	IP	WLS	BF	H	R	ER	SO	BB	IBB	HBP	BLK	WP	HR	S	P	ERA	WHIP

Batter	1	2	3	4	5	6	7	8	9	AB	R	H	RBI	BB	SO	LOB
Julio Cruz, S (1, 4) OBP: 0.313, SLG: 0.280	5-3		K			6-3			F8	4	0	0	0	0	1	1
Juan Beniquez, R (1, 8) OBP: 0.261, SLG: 0.284	3-6-3 1B			F9		P6			L7	4	0	1	0	0	0	1
Bruce Bochte, L (1, 3) OBP: 0.358, SLG: 0.429	3-6-3 1-2			1B			K		1-3 1B 2B	4	1	2	0	0	1	1
Tom Paciorek, R (1, 10) OBP: 0.355, SLG: 0.500	F7			F9			G1-6-3 BB		2-H 3-H 1B	3	0	1	2	1	0	2
Dan Meyer, L (1, 7) OBP: 0.341, SLG: 0.418		P4		4-3			G1-6-3 1-2f		F7	4	0	0	0	0	0	3
Leon Roberts, R (1, 9) OBP: 0.321, SLG: 0.440		K			F9			F5		3	0	0	0	0	1	0
Jim Anderson, R (1, 5) OBP: 0.317, SLG: 0.362		6-3			F9			L7		3	0	0	0	0	0	0
Mario Mendoza, R (1, 6) OBP: 0.331, SLG: 0.373			P5		5-3			F7		3	0	0	0	0	0	0
Marc Hill, R (1, 2) OBP: 0.163, SLG: 0.188			F7			F8			E6 2B 1B	3	1	0	0	0	0	0
Inning Stats	R: 0 E: 0 K: 0 S: 4 H: 1 LOB: 1 BB: 0 P: 4	R: 0 E: 0 K: 1 S: 5 H: 0 LOB: 0 BB: 0 P: 5	R: 0 E: 0 K: 1 S: 5 H: 0 LOB: 0 BB: 0 P: 5	R: 0 E: 0 K: 0 S: 4 H: 1 LOB: 1 BB: 0 P: 4	R: 0 E: 0 K: 0 S: 3 H: 0 LOB: 0 BB: 0 P: 3	R: 0 E: 0 K: 0 S: 3 H: 0 LOB: 0 BB: 0 P: 3	R: 0 E: 0 K: 1 S: 4 H: 0 LOB: 0 BB: 1 P: 8	R: 0 E: 0 K: 0 S: 3 H: 0 LOB: 0 BB: 0 P: 3	R: 2 E: 1 K: 0 S: 6 H: 2 LOB: 1 BB: 0 P: 6	1B: 3 2B: 1 3B: 0 HR: 0 SF: 0 SAC: 0 DP: 1 HBP: 0						

PITCHER	IP	WLS	BF	H	R	ER	SO	BB	IBB	HBP	BLK	WP	HR	S	P	ERA	WHIP
Larry Gura, L (1, 1) ERA: 2.09	9.0	W	32	4	2	0	3	1	0	0	0	0	0	37	41	0.00	0.556

PITCHER	IP	WLS	BF	H	R	ER	SO	BB	IBB	HBP	BLK	WP	HR	S	P	ERA	WHIP

BOTTOM

Kansas City Royals @ Seattle Mariners

The Kingdome, Seattle, WA

Sat Jun 28 1980, 10:05 PM EDT

Att. 22,154 - Dome

livebaseballscorecards.com

AB	31
R	2
H	4
RBI	2
BB	1
SO	3
LOB	8

PA: 32

Batter	1	2	3	4	5	6	7	8	9	AB	R	H	RBI	BB	SO	LOB
Willie Wilson, S (1, 7) OBP: 0.337, SLG: 0.402	0-0 1B		0-0 B1		0-0 5-3			0-0 F6		4	0	1	0	0	0	0
Hal McRae, R (1, 10) OBP: 0.320, SLG: 0.426	0-0 F2		0-0 F7		0-0 F3			0-0 F9		4	0	0	0	0	0	1
Amos Otis, R (1, 8) OBP: 0.338, SLG: 0.419	0-3 K			4-0 1B 1B SF8 BB		0-0 5-3			0-0 4-3 1B 2B	3	2	1	0	1	1	1
Willie Aikens, L (1, 3) OBP: 0.368, SLG: 0.440	0-0 5-3			0-0 F9		0-0 4-3			0-0 L8	4	0	0	0	0	0	3
Clint Hurdle, L (1, 9) OBP: 0.395, SLG: 0.545		0-0 4-3		0-0 1B 1-2 1B		0-0 P5			0-0 4-3 2-3	4	0	1	0	0	0	1
Darrell Porter, L (1, 2) OBP: 0.377, SLG: 0.397		0-0 S 1B		0-0 1-2 2-3 1B			0-3 K		0-0 1B 3-H 1B	4	0	3	1	0	1	0
Jamie Quirk, L (1, 5) OBP: 0.269, SLG: 0.341		0-3 K		0-0 SF8 3-H			0-0 G4-6-3 1B		0-0 1-2 1B	3	0	2	1	0	1	1
U L Washington, S (1, 6) OBP: 0.318, SLG: 0.365 Ralph LaCock, L (9, PH) OBP: 0.223, SLG: 0.209		0-0 1-3 1-2		0-3 K			0-0 G4-6-3 1-2f		0-0 4-3	3 1	0 0	0 0	0 0	0 0	1 0	4 2
Frank White, R (1, 4) OBP: 0.278, SLG: 0.338			0-0 P4		0-0 P3			0-0 F3		3	0	0	0	0	0	0
Inning Stats	R: 0 H: 1 E: 0 LOB: 1 K: 1 BB: 0 S: 6 P: 6	R: 0 H: 1 E: 0 LOB: 1 K: 1 BB: 0 S: 6 P: 6	R: 0 H: 0 E: 0 LOB: 0 K: 0 BB: 0 S: 3 P: 3	R: 1 H: 2 E: 0 LOB: 2 K: 1 BB: 1 S: 7 P: 11	R: 0 H: 0 E: 0 LOB: 0 K: 0 BB: 0 S: 3 P: 3	R: 0 H: 0 E: 0 LOB: 0 K: 0 BB: 0 S: 3 P: 3	R: 0 H: 1 E: 0 LOB: 0 K: 1 BB: 0 S: 5 P: 5	R: 0 H: 0 E: 0 LOB: 0 K: 0 BB: 0 S: 3 P: 3	R: 1 H: 3 E: 0 LOB: 2 K: 0 BB: 0 S: 6 P: 6	1B: 7 SF: 1 2B: 1 SAC: 0 3B: 0 DP: 1 HR: 0 HBP: 0						

TOP

Kansas City Royals @ Seattle Mariners

The Kingdome, Seattle, WA

Sun Jun 29 1980, 6:33 AM EDT

Att. 10,015 - Dome

livebaseballscorecards.com

AB	33
R	2
H	8
RBI	2
BB	1
SO	4
LOB	13

PITCHER	IP	WLS	BF	H	R	ER	SO	BB	IBB	HBP	BLK	WP	HR	S	P	ERA	WHIP
Glenn Abbott, R (1, 1) ERA: 3.02	9.0	W	35	8	2	2	4	1	0	0	0	0	0	42	46	2.00	1.000

PITCHER	IP	WLS	BF	H	R	ER	SO	BB	IBB	HBP	BLK	WP	HR	S	P	ERA	WHIP

WP: 0 PA: 35
PB: 0
SB: 1
CS: 0

Batter	1	2	3	4	5	6	7	8	9	AB	R	H	RBI	BB	SO	LOB
Julio Cruz, S (1, 4) OBP: 0.310, SLG: 0.278	6-3	K			SH1-4 1B 1B	L7		P6		5	1	1	0	0	1	0
Juan Beniquez, R (1, 8) OBP: 0.263, SLG: 0.297	5-3		L3-6 2B		SH1-4 1-2		K			3	0	1	0	0	1	0
Bruce Bochte, L (1, 3) OBP: 0.360, SLG: 0.430	P6		L3-6 2-3		1B FC1-2 2-H 1B		1B 1B 1B			4	0	2	1	0	0	1
Dan Meyer, L (1, 7) OBP: 0.344, SLG: 0.420		E6 1B 1B FC6-4	5-3		FC1-2 1-3 1B 1B		1B 1-2 1B			4	2	2	0	0	0	0
Tom Paciorek, R (1, 10) OBP: 0.364, SLG: 0.524		FC6-4 1B 1-2 HR 1B		HR	FC1-2 1B 1-2 3-H		1-3 2-H 1B			4	2	3	1	0	0	2
Joe Simpson, L (1, 9) OBP: 0.342, SLG: 0.362		FC6-4 1-2 2-3 1B		F7	FC6-4 1-2 2-H 1B		IBB			3	0	2	1	1	0	0
Jim Anderson, R (1, 5) OBP: 0.311, SLG: 0.354		FC6-4 1-2f 2-3 3-H HR		F3	FC6-4 1-2f		F9			4	1	0	1	0	0	7
Bob Stinson, S (1, 2) OBP: 0.222, SLG: 0.230		1-H 3-H HR		FC5-4 1B		4-3		F7		4	1	2	3	0	0	0
Mario Mendoza, R (1, 6) OBP: 0.320, SLG: 0.361		5-3		FC5-4 1-2f		6-3		6-3		4	0	0	0	0	0	1
Inning Stats	R: 0 E: 0 K: 0 S: 3 H: 0 LOB: 0 BB: 0 P: 3	R: 4 E: 1 K: 1 S: 9 H: 3 LOB: 0 BB: 0 P: 9	R: 0 E: 0 K: 0 S: 3 H: 1 LOB: 0 BB: 0 P: 3	R: 1 E: 0 K: 0 S: 5 H: 2 LOB: 1 BB: 0 P: 5	R: 2 E: 0 K: 0 S: 7 H: 4 LOB: 2 BB: 0 P: 7	R: 0 E: 0 K: 0 S: 3 H: 0 LOB: 0 BB: 0 P: 3	R: 0 E: 0 K: 1 S: 7 H: 3 LOB: 3 BB: 1 P: 11	R: 0 E: 0 K: 0 S: 3 H: 0 LOB: 0 BB: 0 P: 3		1B: 10 2B: 2 3B: 0 HR: 2 SF: 0 SAC: 1 DP: 1 HBP: 0						

PITCHER		IP	WLS	BF	H	R	ER	SO	BB	IBB	HBP	BLK	WP	HR	S	P	ERA	WHIP
Dennis Leonard, R ERA: 4.68	(1, 1)	4.1	L	21	8	7	6	1	0	0	0	0	0	2	23	23	12.46	1.846
Marty Pattin, R ERA: 3.27	(5, 1)	3.2		16	5	0	0	1	0	1	0	0	0	0	17	21	0.00	1.364

PITCHER	IP	WLS	BF	H	R	ER	SO	BB	IBB	HBP	BLK	WP	HR	S	P	ERA	WHIP

BOTTOM

Kansas City Royals @ Seattle Mariners

The Kingdome, Seattle, WA

Sun Jun 29 1980, 6:33 AM EDT

Att. 10,015 - Dome

livebaseballscorecards.com

AB	35
R	7
H	13
RBI	7
BB	1
SO	2
LOB	11

WP: 0 PA: 37
PB: 0
SB: 0
CS: 0

Batter	1	2	3	4	5	6	7	8	9	AB	R	H	RBI	BB	SO	LOB
Mickey Rivers, L (1, 8) OBP: 0.321, SLG: 0.381	5-3		1B 1B 2-H 1B	F9		FC3-6 1B	F7		F6	6	1	2	1	0	0	4
Bump Wills, S (1, 4) OBP: 0.320, SLG: 0.338	F7		1B 3B 2-3 1B	BB		FC3-6 S 1-2f		F3		4	1	1	0	1	0	1
Al Oliver, L (1, 7) OBP: 0.362, SLG: 0.455	1-3		PB 3B 1-3 3-H 1B	K		F6 1-2		K		5	1	1	1	0	2	3
Buddy Bell, R (1, 5) OBP: 0.379, SLG: 0.531		6-3	BB 3B 1-2 BB		6-3 1B		HR	6-3		4	2	2	1	1	0	0
Rusty Staub, L (1, 10) OBP: 0.411, SLG: 0.520		L6	1B 3B 1-H 2-H 3-H	F7			1B 1B BB BB		5-3	4	2	1	3	1	0	1
Richie Zisk, R (1, 9) OBP: 0.337, SLG: 0.480 Jim Norris, L (7, PR) OBP: 0.325, SLG: 0.265 (7, 9)		L1	1B 3-H 1B		6-3 1-2		BB 1B 1-2 G6-4-3 1B		E S HR BB	4 0	0 2	2 0	1 0	0 1	0 0	1 0
Pat Putnam, L (1, 3) OBP: 0.316, SLG: 0.382			2B K		1B IBB		G6-4-3 BB 1-2 2-3 1B		F8 1-3	4	0	2	0	1	1	2
Dave Roberts, R (1, 2) OBP: 0.326, SLG: 0.419			FC1-6-5 1B 2-3	SH3-4 1B	1-2 2-H 1B		G6-4-3 BB 1-2 2-3 3-H		HR 3-H	4	2	3	3	1	0	1
Bud Harrelson, S (1, 6) OBP: 0.348, SLG: 0.280			F7	SH3-4 1-2		F9	G6-4-3 1-2f 2-3 3-H		1B	4	0	1	0	0	0	3
Inning Stats	R: 0 E: 0 K: 0 S: 3 H: 0 LOB: 0 BB: 0 P: 3	R: 0 E: 0 K: 0 S: 3 H: 0 LOB: 0 BB: 0 P: 3	R: 6 E: 0 K: 1 S: 11 H: 6 LOB: 1 BB: 1 P: 15	R: 0 E: 0 K: 1 S: 6 H: 1 LOB: 2 BB: 1 P: 10	R: 0 E: 0 K: 0 S: 4 H: 2 LOB: 2 BB: 1 P: 8	R: 0 E: 0 K: 0 S: 4 H: 1 LOB: 1 BB: 0 P: 4	R: 3 E: 0 K: 0 S: 5 H: 3 LOB: 2 BB: 2 P: 13	R: 0 E: 0 K: 1 S: 5 H: 0 LOB: 0 BB: 0 P: 5	R: 2 E: 0 K: 0 S: 5 H: 2 LOB: 1 BB: 1 P: 9	1B: 11 2B: 1 3B: 1 HR: 2 SF: 0 SAC: 1 DP: 1 HBP: 0						

TOP

Texas Rangers @ Seattle Mariners

The Kingdome, Seattle, WA

Mon Jun 30 1980, 10:05 PM EDT

Att. 5,658 - Dome

livebaseballscorecards.com

AB	39
R	11
H	15
RBI	10
BB	6
SO	3
LOB	16

WP: 0 PB: 1 SB: 2 CS: 0 PA: 46

PITCHER		IP	WLS	BF	H	R	ER	SO	BB	IBB	HBP	BLK	WP	HR	S	P	ERA	WHIP
Mike Parrott, R ERA: 7.24	(1, 1)	2.2	L	14	5	6	6	0	1	0	0	0	0	0	13	17	20.25	2.250
Byron McLaughlin, R ERA: 6.96	(3, 1)	3.1		18	6	2	2	2	2	1	0	0	0	1	19	31	5.40	2.400
Jim Beattie, R ERA: 6.11	(7, 1)	2.2		13	4	3	3	1	2	0	0	0	0	1	13	21	10.12	2.250
Shane Rawley, L ERA: 3.0	(9, 1)	0.1		1	0	0	0	0	0	0	0	0	0	0	1	1	0.00	0.000

PITCHER		IP	WLS	BF	H	R	ER	SO	BB	IBB	HBP	BLK	WP	HR	S	P	ERA	WHIP

Texas Rangers @ Seattle Mariners

The Kingdome, Seattle, WA

Mon Jun 30 1980, 10:05 PM EDT

Att. 5,658 - Dome

livebaseballscorecards.com

BOTTOM

Batter	1	2	3	4	5	6	7	8	9	AB	R	H	RBI	BB	SO	LOB
Julio Cruz, S (1, 4) OBP: 0.317, SLG: 0.283	S 1B	4-3		G3			1B SF8 1B	BBB 1-2 BB		4	1	2	0	1	0	2
Juan Beniquez, R (1, 8) OBP: 0.283, SLG: 0.326	F4 1-2		G3 1B 2B		G6-4-3 1B		1B 1-3 1B	F9		4	1	3	1	0	0	1
Leon Roberts, R (7, PR) (8, 9) OBP: 0.320, SLG: 0.438										1	1	0	0	0	0	2
Bruce Bochte, L (1, 3) OBP: 0.354, SLG: 0.423	F6		G3 2-3		G6-4-3 1-2f		SF8 3-H	6-3		4	0	0	1	0	0	5
Dan Meyer, L (1, 7) OBP: 0.348, SLG: 0.421	IBB		2B 3-H 1B		F5		1B 1-2 1B		F6	4	0	2	1	1	0	0
Tom Paciorek, R (1, 10) OBP: 0.360, SLG: 0.533	F8		F7			HR	F7		5-3	5	1	1	1	0	0	5
Joe Simpson, L (1, 9) (8, 8) OBP: 0.343, SLG: 0.370		3-1	1-3 2B			4-3	1-3 2-H 1B		K	5	0	2	1	0	1	0
Jim Anderson, R (1, 5) OBP: 0.306, SLG: 0.347		5-3	1-3			5-3	F8			4	0	0	0	0	0	5
Bob Stinson, S (1, 2) OBP: 0.235, SLG: 0.244		1B 1B		K		F7		BB 1B		4	0	2	0	0	1	0
Mario Mendoza, R (1, 6) OBP: 0.326, SLG: 0.365		1-3 1B		F5			1B 1B 1B	K		4	1	2	0	0	1	1

	AB	R	H	RBI	BB	SO	LOB
	39	5	14	5	2	3	21

Inning Stats	1	2	3	4	5	6	7	8	9
R	0	0	1	0	0	1	3	0	0
E	0	0	0	0	0	0	0	0	0
K	0	0	0	1	0	0	0	1	1
S	4	5	6	5	3	4	8	6	5
H	1	2	3	0	1	1	5	1	0
LOB	2	2	2	0	0	0	3	2	0
BB	1	0	0	0	0	0	0	1	0
P	8	5	6	5	3	4	8	10	5

	1B	SF	SH	PB	SB	CS	PA
	11	1	0	0	1	0	42

	2B	SAC	DP	WP	HBP
	2	0	1	0	0

	3B	HR
	0	1

PITCHER		IP	WLS	BF	H	R	ER	SO	BB	IBB	HBP	BLK	WP	HR	S	P	ERA	WHIP
Fergie Jenkins, R ERA: 3.14	(1, 1)	6.0	W	27	9	3	3	1	0	1	0	0	0	1	28	32	4.50	1.500
Sparky Lyle, L ERA: 4.08	(7, 1)	0.1		4	3	1	1	0	0	0	0	0	0	0	4	4	27.00	9.000
Danny Darwin, R ERA: 1.86	(7, 1)	2.2		11	2	1	1	2	1	0	0	0	0	0	14	18	3.38	1.125

PITCHER	IP	WLS	BF	H	R	ER	SO	BB	IBB	HBP	BLK	WP	HR	S	P	ERA	WHIP

Batter	1	2	3	4	5	6	7	8	9	AB	R	H	RBI	BB	SO	LOB
Mickey Rivers, L (1, 8) OBP: 0.325, SLG: 0.388	BB 1B		L9		E4 S		1-3 2-H 2B		P4-3 1B	5	1	3	1	0	0	0
Bump Wills, S (1, 4) OBP: 0.321, SLG: 0.342	F8		1B		L8 1-2		4-3 2-H 3-H 2B		P4-3 1-2f	5	1	2	2	0	0	3
Al Oliver, L (1, 7) OBP: 0.357, SLG: 0.448	F6		F7			F7	4-3 2-3			4	0	0	0	0	0	3
Buddy Bell, R (1, 5) OBP: 0.386, SLG: 0.531	B B B B 1-2 BB			4-3 2B		1B	B B B 2B BB			2	1	1	0	2	0	0
Richie Zisk, R (1, 10) OBP: 0.340, SLG: 0.489	S S S K			2B		F2	1-H 3-H 2B			4	0	2	2	0	1	3
John Ellis, R (1, 3) OBP: 0.333, SLG: 0.316 Pat Putnam, L (8, PR) OBP: 0.316, SLG: 0.382 (8, 3)		4-3		S S S K		F8		FC1-6 1B		4 0	0 0	1 0	0 0	0 0	1 0	2 0
Bill Sample, R (1, 9) OBP: 0.308, SLG: 0.282 Jim Norris, L (9, 9) OBP: 0.325, SLG: 0.265	S S S K			F6			B B B B 4-0 1B 2B BB	1-2f FC1-6 CS		3 0	1 0	0 0	0 0	1 0	1 0	2 0
Dave Roberts, R (1, 2) OBP: 0.322, SLG: 0.410	F9				F9		2B 1-2 2B 1B	S S S 1-2 K		4	1	1	0	0	1	1
Bud Harrelson, S (1, 6) OBP: 0.341, SLG: 0.273 Pepe Frias, R (7, PH) OBP: 0.284, SLG: 0.318 (7, 6)			G3		F9		S S S K		4-3	2 2	0 0	0 0	0 0	0 0	0 1	0 2
Inning Stats	R: 0 E: 0 K: 1 S: 6 H: 1 LOB: 2 BB: 1 P: 10	R: 0 E: 0 K: 1 S: 5 H: 0 LOB: 0 BB: 0 P: 5	R: 0 E: 0 K: 0 S: 4 H: 1 LOB: 1 BB: 0 P: 4	R: 0 E: 0 K: 1 S: 6 H: 1 LOB: 1 BB: 0 P: 6	R: 0 E: 1 K: 0 S: 4 H: 0 LOB: 1 BB: 0 P: 4	R: 0 E: 0 K: 0 S: 4 H: 1 LOB: 1 BB: 0 P: 4	R: 5 E: 0 K: 1 S: 8 H: 4 LOB: 1 BB: 2 P: 16	R: 0 E: 0 K: 1 S: 5 H: 1 LOB: 1 BB: 0 P: 5	R: 0 E: 0 K: 0 S: 3 H: 1 LOB: 0 BB: 0 P: 3	1B: 6 2B: 5 3B: 0 HR: 0 SF: 0 SAC: 0 DP: 1 HBP: 0						

PITCHER		IP	WLS	BF	H	R	ER	SO	BB	IBB	HBP	BLK	WP	HR	S	P	ERA	WHIP
Floyd Bannister, L ERA: 3.4	(1, 1)	6.1		29	7	4	4	4	2	0	0	0	0	0	35	43	5.68	1.421
Shane Rawley, L ERA: 3.02	(7, 1)	2.2	W	9	3	1	1	1	1	0	0	0	0	0	10	14	3.38	1.500

PITCHER	IP	WLS	BF	H	R	ER	SO	BB	IBB	HBP	BLK	WP	HR	S	P	ERA	WHIP

Texas Rangers @ Seattle Mariners

The Kingdome, Seattle, WA

Tue Jul 01 1980, 10:05 PM EDT

Att. 6,005 - Dome

TOP

livebaseballscorecards.com

AB	35
R	5
H	10
RBI	5
BB	3
SO	5
LOB	16

WP: 0 PB: 0 SB: 1 CS: 1 PA: 38

Texas Rangers @ Seattle Mariners

The Kingdome, Seattle, WA

Tue Jul 01 1980, 10:05 PM EDT

Att. 6,005 - Dome

livebaseballscorecards.com

BOTTOM

Batter	1	2	3	4	5	6	7	8	9	AB	R	H	RBI	BB	SO	LOB
Julio Cruz, S (1, 4) OBP: 0.318, SLG: 0.282	F7		HR, BB		6-3		E1, 5-3		BB, 1B, 1B	4	2	1	0	1	0	2
Juan Beniquez, R (1, 8) OBP: 0.288, SLG: 0.354	5-3		1-H, HR		F4		5-3		1B	4	1	1	2	1	0	3
Bruce Bochte, L (1, 3) OBP: 0.358, SLG: 0.424	4-3		F8			3B, 1B	IBB		1-2, 2-H, 3-H, 1B	4	1	2	2	1	0	0
Tom Paciorek, R (1, 10) OBP: 0.357, SLG: 0.526		FC6-4, 1B, 1B	6-3			K	F9			4	1	1	0	0	1	4
Dan Meyer, L (1, 7) OBP: 0.351, SLG: 0.430		1-2, FC6-4, 1B		K		1-H, 3B		F6		4	0	2	1	0	1	0
Leon Roberts, R (1, 9) OBP: 0.314, SLG: 0.429		FC6-4, 1B, 1-2f, 2-3		5-3		L6		K		4	0	0	0	0	1	3
Jim Anderson, R (1, 5) OBP: 0.309, SLG: 0.347		G6-4-3, 1B, 1-2, 3-H		CS, BB		1-3		F4		3	0	1	1	1	0	1
Mario Mendoza, R (1, 6) OBP: 0.319, SLG: 0.357		G6-4-3, 1-2f		CS, 1-2	K		5-3		6-3	3	0	0	0	0	1	2
Larry Milbourne, S (9, PH) OBP: 0.264, SLG: 0.295										1	0	0	0	0	0	0
Larry Cox, R (1, 2) OBP: 0.242, SLG: 0.284			6-3		2B		E, 2B		BB, 1B, 1B, BB	3	0	2	0	0	0	0
Bob Stinson, S (9, PH) OBP: 0.244, SLG: 0.244										0	0	0	0	1	0	0
Joe Simpson, L (9, PR) OBP: 0.343, SLG: 0.370										0	1	0	0	0	0	0
Inning Stats	R: 0, E: 0, K: 0, S: 3 H: 0, LOB: 0, BB: 0, P: 3	R: 1, E: 0, K: 0, S: 5 H: 3, LOB: 1, BB: 0, P: 5	R: 2, E: 0, K: 0, S: 4 H: 1, LOB: 0, BB: 1, P: 8	R: 0, E: 0, K: 1, S: 4 H: 0, LOB: 0, BB: 1, P: 8	R: 0, E: 0, K: 1, S: 6 H: 1, LOB: 1, BB: 0, P: 6	R: 1, E: 0, K: 1, S: 7 H: 2, LOB: 1, BB: 0, P: 7	R: 0, E: 1, K: 0, S: 5 H: 1, LOB: 3, BB: 1, P: 9	R: 0, E: 0, K: 1, S: 5 H: 0, LOB: 0, BB: 0, P: 5	R: 2, E: 0, K: 0, S: 3 H: 2, LOB: 2, BB: 2, P: 11	1B: 6, 2B: 2, 3B: 1, HR: 1 SF: 0, SAC: 0, DP: 1, HBP: 0							

AB	34
R	6
H	10
RBI	6
BB	5
SO	4
LOB	15

WP: 0, PB: 0, SB: 0, CS: 1 — PA: 40

PITCHER		IP	WLS	BF	H	R	ER	SO	BB	IBB	HBP	BLK	WP	HR	S	P	ERA	WHIP
Jon Matlack, L ERA: 3.53	(1, 1)	6.1		28	8	4	4	3	2	0	0	0	0	1	32	40	5.68	1.579
Jim Kern, R ERA: 5.52	(7, 1)	2.0	L	9	1	2	2	1	1	1	0	0	0	0	9	17	9.00	1.000
Danny Darwin, R ERA: 1.86	(9, 1)	0.0		1	0	0	0	0	1	0	0	0	0	0	0	4	∞	∞
Sparky Lyle, L ERA: 4.08	(9, 1)	0.0		1	1	0	0	0	0	0	0	0	0	0	1	1	∞	∞

PITCHER	IP	WLS	BF	H	R	ER	SO	BB	IBB	HBP	BLK	WP	HR	S	P	ERA	WHIP

Batter	1	2	3	4	5	6	7	8	9	AB	R	H	RBI	BB	SO	LOB
Mickey Rivers, L (1, 8) OBP: 0.326, SLG: 0.395	0-0 1B 3B		0-3 K	0-0 FC6-4 S 1-2f 3-H		0-0 SF8 3-H			0-0 4-3 1B	4	1	2	2	0	1	2
Bump Wills, S (1, 4) OBP: 0.316, SLG: 0.337	0-3 K		0-0 5-3 1-2	0-0 6-3 1-2		0-0 F4			0-3 K	5	0	0	0	0	2	6
Al Oliver, L (1, 7) OBP: 0.355, SLG: 0.444	0-0 F8		0-0 E 1B 2-H 1B		0-0 G3		0-0 6-3		0-0 4-3 1-2	5	1	1	1	0	0	2
Buddy Bell, R (1, 5) OBP: 0.382, SLG: 0.523	0-0 3-H 1B		0-0 E9 1B 1-3		0-0 1-3		0-0 6-3		0-0 6-3	5	1	1	1	0	0	2
Richie Zisk, R (1, 9) OBP: 0.338, SLG: 0.485	0-0 F9		0-0 2-H 3-H 1B		0-0 6-3		0-0 5-3			4	0	1	2	0	0	1
Jim Norris, L (9, 9) OBP: 0.325, SLG: 0.265										0	0	0	0	0	0	0
John Ellis, R (1, 10) OBP: 0.319, SLG: 0.300		0-0 F9	0-0 5-3			0-0 F9		0-0 F9		4	0	0	0	0	0	1
Rusty Staub, L (1, 3) OBP: 0.407, SLG: 0.508		0-0 F9		0-0 L9		BBBB 4-0 1B BB SF8		0-0 4-3		3	1	0	0	1	0	0
Jim Sundberg, R (1, 2) OBP: 0.327, SLG: 0.369	0-0 F8			0-0 1B FC6-4 2B		BBBB 4-0 1B 1-2 BB		0-0 FC6-4 1B		3	1	2	0	1	0	0
Bud Harrelson, S (1, 6) OBP: 0.358, SLG: 0.288			BBBB 4-0 5-3 1B BB	0-0 FC6-4 2-3 1B		0-0 1-2 2-3 1B		0-0 FC6-4 1-2f		3	1	2	0	1	0	1

TOP

Texas Rangers @ Seattle Mariners

The Kingdome, Seattle, WA

Wed Jul 02 1980, 6:33 AM EDT

Att. 8,692 - Dome

livebaseballscorecards.com

AB	36
R	6
H	9
RBI	6
BB	3
SO	3
LOB	15

Inning Stats	1	2	3	4	5	6	7	8	9
	R: 1 E: 0 K: 1 S: 7	H: 2 LOB: 1 BB: 0 P: 7	R: 0 E: 0 K: 0 S: 3	H: 0 LOB: 0 BB: 0 P: 3	R: 3 E: 1 K: 1 S: 8	H: 2 LOB: 1 BB: 1 P: 12	R: 1 E: 0 K: 0 S: 5	H: 2 LOB: 1 BB: 0 P: 5	R: 0 E: 0 K: 0 S: 3	H: 0 LOB: 0 BB: 0 P: 3	R: 1 E: 0 K: 0 S: 4	H: 1 LOB: 2 BB: 2 P: 12	R: 0 E: 0 K: 0 S: 3	H: 0 LOB: 0 BB: 0 P: 3	R: 0 E: 0 K: 0 S: 4	H: 1 LOB: 1 BB: 0 P: 4	R: 0 E: 0 K: 1 S: 6	H: 1 LOB: 1 BB: 0 P: 6

| | | | | | | | | | |

Batter	1	2	3	4	5	6	7	8	9	AB	R	H	RBI	BB	SO	LOB
Julio Cruz, S (1, 4) OBP: 0.317, SLG: 0.278	S S S 0-3 K ①		x 0-0 F7 ③		B B B B 4-0 BB			x 0-0 4-3 ①		3	0	0	0	1	1	0
Juan Beniquez, R (1, 8) OBP: 0.287, SLG: 0.379	x 0-0 F7 ②			x 0-0 HR	x 0-0 F7 ③			x 0-0 F7 ②		4	1	1	1	0	0	1
Bruce Bochte, L (1, 3) OBP: 0.356, SLG: 0.419	B B B B 4-0 BB			S S S 0-3 K ①		x 0-0 L9 ①		x 0-0 F7 ③		3	0	0	0	1	1	0
Dan Meyer, L (1, 7) OBP: 0.349, SLG: 0.425	x 0-0 F9 ③			x 0-0 G3 ②		x 0-0 F7 ②			B B B B 4-0 1B 1B BB	3	1	0	0	1	0	1
Tom Paciorek, R (1, 10) OBP: 0.360, SLG: 0.531		S S S 0-3 K ①		x 0-0 2B		S S S 0-3 K ③			x 0-0 1-2 1B 1B	4	0	2	0	0	2	0
Joe Simpson, L (1, 9) OBP: 0.335, SLG: 0.360		x 0-0 F7 ②		S S S 0-3 K ③			S S S 0-3 K ①		x 0-0 L9 ①	4	0	0	0	0	2	3
Jim Anderson, R (1, 5) OBP: 0.313, SLG: 0.350		S S S 0-3 K ③			x 0-0 1B WP G6-4-3 1B		x 0-0 1B		x 0-0 F9 ②	4	1	2	0	0	1	2
Bob Stinson, S (1, 2) OBP: 0.256, SLG: 0.256			S S S 0-3 K ①		x 0-0 G6-4-3 1-3 1B		S S S 0-3 K ②		x 0-0 1-2 2-H 1B	4	0	2	1	0	2	1
Mario Mendoza, R (1, 6) OBP: 0.312, SLG: 0.348 Reggie Walton, R (9, PH) OBP: 0.250, SLG: 0.333			x 0-0 F4 ②		x 0-0 ① ② G6-4-3 1-2f 3-H		x 0-0 4-3 ③		S S S 0-3 K ③	3 1	0 0	0 0	0 0	0 0	0 1	2 2
Inning Stats	R: 0 H: 0 E: 0 LOB: 1 K: 1 BB: 1 S: 5 P: 9	R: 0 H: 0 E: 0 LOB: 0 K: 2 BB: 0 S: 7 P: 7	R: 0 H: 0 E: 0 LOB: 0 K: 1 BB: 0 S: 5 P: 5	R: 1 H: 2 E: 0 LOB: 1 K: 2 BB: 0 S: 9 P: 9	R: 1 H: 2 E: 0 LOB: 1 K: 0 BB: 1 S: 4 P: 8	R: 0 H: 0 E: 0 LOB: 0 K: 1 BB: 0 S: 5 P: 5	R: 0 H: 1 E: 0 LOB: 1 K: 2 BB: 0 S: 8 P: 8	R: 0 H: 0 E: 0 LOB: 0 K: 0 BB: 0 S: 3 P: 3	R: 1 H: 2 E: 0 LOB: 2 K: 1 BB: 1 S: 7 P: 11	1B: 5 SF: 0 2B: 1 SAC: 0 3B: 0 DP: 1 HR: 1 HBP: 0						

PITCHER	IP	WLS	BF	H	R	ER	SO	BB	IBB	HBP	BLK	WP	HR	S	P	ERA	WHIP
Gaylord Perry, R (1, 1) ERA: 3.25	9.0	W	36	7	3	3	10	3	0	0	0	1	1	53	65	3.00	1.111

PITCHER	IP	WLS	BF	H	R	ER	SO	BB	IBB	HBP	BLK	WP	HR	S	P	ERA	WHIP

BOTTOM

Texas Rangers @ Seattle Mariners

The Kingdome, Seattle, WA

Wed Jul 02 1980, 6:33 AM EDT

Att. 8,692 - Dome

livebaseballscorecards.com

AB	33
R	3
H	7
RBI	2
BB	3
SO	10
LOB	12

1B: 5	SF: 0	WP: 1	PA: 36
2B: 1	SAC: 0	PB: 0	
3B: 0	DP: 1	SB: 0	
HR: 1	HBP: 0	CS: 0	

Batter	1	2	3	4	5	6	7	8	9	AB	R	H	RBI	BB	SO	LOB
Larry Milbourne, S (1, 4) OBP: 0.272, SLG: 0.301	F9		SH1-4 1-2	F7			BB 1B	1-2 2B 1B	FC6-4 1-2f 2-3	5	1	2	0	0	0	3
Juan Beniquez, R (1, 8) OBP: 0.289, SLG: 0.383	G3		F8		F7		1-2 BB	1-H 2-H 1B 2B	SF8 3-H	4	1	1	3	1	0	1
Bruce Bochte, L (1, 3) OBP: 0.356, SLG: 0.415	F7		2-H 1B 1B		F7		F7	1B 1B IBB	F8	5	1	1	1	1	0	3
Tom Paciorek, R (1, 10) OBP: 0.366, SLG: 0.538		1B 2B	1-2 1B		5-3		F3	BB 1B 1-3 2-H PB 1B		5	2	3	1	0	0	2
Dan Meyer, L (1, 7) OBP: 0.348, SLG: 0.426 Joe Simpson, L (7, 7) OBP: 0.339, SLG: 0.364	P1	SSS K				E9 2B	F7	BB 1-2 3-H PB 1B		4 1	1 1	1 1	0 1	0 0	1 0	5 0
Jim Anderson, R (1, 5) OBP: 0.323, SLG: 0.372	S 2-H 1B			FC6-4 1B		P4		HR		4	1	3	2	1	0	0
Leon Roberts, R (1, 9) OBP: 0.307, SLG: 0.419	F8			FC6-4 1B 1-2f 6-3		5-3		K	F9 1-3 2-H 3-H	5	1	0	0	0	1	3
Mario Mendoza, R (1, 6) OBP: 0.322, SLG: 0.372	5-3 1-2			6-3 1-3 1B		F9		CS 3B	FC6-4 SF8 1B	5	1	3	0	0	0	1
Larry Cox, R (1, 2) OBP: 0.259, SLG: 0.316			SH1-4 1B 1B	6-3 1-2 3-H			HR	1B 2B 3-H BB	FC6-4 1-2 1B	4	3	3	2	1	0	1
Inning Stats	R: 0 E: 0 K: 0 S: 3 H: 0 LOB: 0 BB: 0 P: 3	R: 1 E: 0 K: 0 S: 5 H: 2 LOB: 1 BB: 0 P: 5	R: 1 E: 0 K: 1 S: 8 H: 3 LOB: 2 BB: 0 P: 8	R: 1 E: 0 K: 0 S: 5 H: 2 LOB: 1 BB: 0 P: 5	R: 0 E: 0 K: 0 S: 3 H: 0 LOB: 0 BB: 0 P: 3	R: 1 E: 1 K: 0 S: 4 H: 1 LOB: 0 BB: 0 P: 4	R: 1 E: 0 K: 0 S: 5 H: 2 LOB: 2 BB: 1 P: 9	R: 7 E: 0 K: 1 S: 10 H: 6 LOB: 1 BB: 3 P: 22	R: 1 E: 0 K: 0 S: 5 H: 2 LOB: 1 BB: 0 P: 5	1B: 12 2B: 3 3B: 1 HR: 2 SF: 1 SAC: 1 DP: 0 HBP: 0						

PITCHER		IP	WLS	BF	H	R	ER	SO	BB	IBB	HBP	BLK	WP	HR	S	P	ERA	WHIP
Larry Gura, L ERA: 2.29	(1, 1)	7.1	L	35	12	7	6	2	1	0	0	0	0	2	38	42	7.36	1.773
Marty Pattin, R ERA: 4.06	(8, 1)	0.1		5	3	2	2	0	1	1	0	0	0	0	3	11	54.00	12.000
Gary Christenson, L ERA: 5.17	(8, 1)	1.1		8	3	4	2	0	1	0	0	0	0	0	7	11	13.50	3.000

PITCHER	IP	WLS	BF	H	R	ER	SO	BB	IBB	HBP	BLK	WP	HR	S	P	ERA	WHIP

TOP

Seattle Mariners @ Kansas City Royals

Royals Stadium, Kansas City, MO

Thu Jul 03 1980, 8:05 PM EDT

Att. 21,777 - Unknown - 93 F

livebaseballscorecards.com

AB	42
R	13
H	18
RBI	10
BB	4
SO	2
LOB	19

Batter	1	2	3	4	5	6	7	8	9	AB	R	H	RBI	BB	SO	LOB
Willie Wilson, S (1, 8) OBP: 0.341, SLG: 0.404	S S S 0-3 K ①		x 0-0 1B S 1B			x 0-0 G3 ①	x 0-0 4-3 ③			4	0	1	0	0	1	1
U L Washington, S (1, 6) OBP: 0.322, SLG: 0.370	x 0-0 G3 ②		x 0-0 G4-6-3 1B 1-3			x 0-0 4-3 ②		S S S 0-3 K ①		4	0	1	0	0	1	0
John Wathan, R (1, 7) OBP: 0.381, SLG: 0.423	x 0-0 5-3 ③		x 0-0 G4-6-3 ② ③ 1-2f			x 0-0 E3 1B WP		x 0-0 G3 ②		4	1	0	0	0	0	2
Darrell Porter, L (1, 2) OBP: 0.372, SLG: 0.383		x 0-0 G3 ①		x 0-0 F9 ①		x 0-0 WP 1-3 1B		x 0-0 5-3 ③		4	0	1	0	0	0	0
Willie Aikens, L (1, 3) OBP: 0.363, SLG: 0.424		B B B B 4-0 2B BB		x 0-0 4-3 ②		B B B B 4-0 1-2 3-H BB			x 0-0 G6-3 1B	2	1	1	0	2	0	0
Clint Hurdle, L (1, 9) OBP: 0.385, SLG: 0.526		x 0-0 1-3 2B 1-H		x 0-0 4-3 ③		S S S 0-3 K ③			x 0-0 G6-3 1B 1-2	4	0	2	1	0	1	2
Hal McRae, R (1, 10) OBP: 0.314, SLG: 0.424		x 0-0 1-3 ② 2-3			x 0-0 6-3 ①		x 0-0 2B		x 0-0 G6-3 ① ② 1-2f 2-3	4	0	1	0	0	0	3
Jamie Quirk, L (1, 5) OBP: 0.258, SLG: 0.326 Dave Chalk, R (7, PH) OBP: 0.322, SLG: 0.333 (8, 5)		x 0-0 F9 ③			x 0-0 G3 ②		S S S 0-3 K ①		B B B B 4-0 BB	2 1	0 0	0 0	0 1	0 1	0 1	1 1
Frank White, R (1, 4) OBP: 0.272, SLG: 0.329			x 0-0 6-3 ①		x 0-0 5-3 ③		S S S 0-3 K ②		x 0-0 F7 ③	4	0	0	0	0	1	3
Inning Stats	R: 0 H: 0 E: 0 LOB: 0 K: 1 BB: 0 S: 5 P: 5	R: 1 H: 1 E: 0 LOB: 1 K: 0 BB: 1 S: 4 P: 8	R: 0 H: 2 E: 0 LOB: 1 K: 0 BB: 0 S: 4 P: 4	R: 0 H: 0 E: 0 LOB: 0 K: 0 BB: 0 S: 3 P: 3	R: 0 H: 0 E: 0 LOB: 0 K: 0 BB: 0 S: 3 P: 3	R: 1 H: 1 E: 1 LOB: 2 K: 1 BB: 1 S: 7 P: 11	R: 0 H: 1 E: 0 LOB: 1 K: 2 BB: 0 S: 8 P: 8	R: 0 H: 0 E: 0 LOB: 0 K: 1 BB: 0 S: 5 P: 5	R: 0 H: 2 E: 0 LOB: 2 K: 0 BB: 1 S: 4 P: 8	1B: 5 SF: 0 2B: 2 SAC: 0 3B: 0 DP: 2 HR: 0 HBP: 0						WP: 1 PA: 36 PB: 0 SB: 1 CS: 0	

PITCHER		IP	WLS	BF	H	R	ER	SO	BB	IBB	HBP	BLK	WP	HR	S	P	ERA	WHIP
Jim Beattie, R ERA: 5.82	(1, 1)	5.2	W	23	4	2	1	1	2	0	0	0	1	0	23	31	1.59	1.059
Shane Rawley, L ERA: 2.86	(6, 1)	3.1	S	13	3	0	0	4	1	0	0	0	0	0	20	24	0.00	1.200

PITCHER	IP	WLS	BF	H	R	ER	SO	BB	IBB	HBP	BLK	WP	HR	S	P	ERA	WHIP

BOTTOM

Seattle Mariners @ Kansas City Royals

Royals Stadium, Kansas City, MO

Thu Jul 03 1980, 8:05 PM EDT
Att. 21,777 - Unknown - 93 F

livebaseballscorecards.com

AB	33
R	2
H	7
RBI	1
BB	3
SO	5
LOB	13

Batter	1	2	3	4	5	6	7	8	9	AB	R	H	RBI	BB	SO	LOB
Larry Milbourne, S (1, 4) OBP: 0.281, SLG: 0.310	6-3		P6		FC6-4 1B		2-H 1B			4	0	2	1	0	0	1
Juan Beniquez, R (1, 8) OBP: 0.288, SLG: 0.387	6-3			E 2B	1-2f FC6-4		5-3			4	1	1	0	0	0	2
Bruce Bochte, L (1, 10) OBP: 0.355, SLG: 0.416	F7			2-H E6 2B		F7		4-3		4	0	1	1	0	0	0
Dan Meyer, L (1, 7) OBP: 0.343, SLG: 0.420		F8		G3		F7		3-1		4	0	0	0	0	0	1
Tom Paciorek, R (1, 3) OBP: 0.359, SLG: 0.527		L6		L5		S S S K		F8		4	0	0	0	0	1	1
Joe Simpson, L (1, 9) OBP: 0.349, SLG: 0.377		CS 1B		B B B BB			1B 2B		6-3	3	1	2	0	1	0	0
Jim Anderson, R (1, 5) OBP: 0.322, SLG: 0.370		CS 1-2	5-3	F9			SH1 1B 2-H 1B		S S S K	4	1	1	1	0	1	2
Bob Stinson, S (1, 2) OBP: 0.269, SLG: 0.271			G3 1B		F7		SH1 1-2		FC6-4 1B	3	0	2	0	0	0	0
Mario Mendoza, R (1, 6) OBP: 0.315, SLG: 0.364			G3 1-2		4-3		5-3		FC6-4 1-2f	3	0	0	0	0	0	2
Leon Roberts, R (9, PH) OBP: 0.306, SLG: 0.417										1	0	0	0	0	0	1
Inning Stats	R: 0 E: 0 K: 0 S: 3	H: 0 LOB: 0 BB: 0 P: 3	R: 0 E: 0 K: 0 S: 3	H: 1 LOB: 0 BB: 0 P: 3	R: 0 E: 0 K: 0 S: 4	H: 1 LOB: 1 BB: 0 P: 4	R: 1 E: 1 K: 0 S: 5	H: 2 LOB: 2 BB: 1 P: 9	R: 0 E: 0 K: 0 S: 4	H: 1 LOB: 1 BB: 0 P: 4	R: 0 E: 0 K: 1 S: 5	H: 0 LOB: 0 BB: 0 P: 5	R: 2 E: 0 K: 0 S: 6	H: 3 LOB: 1 BB: 0 P: 6	R: 0 E: 0 K: 0 S: 3	H: 0 LOB: 0 BB: 0 P: 3	R: 0 E: 0 K: 1 S: 6	H: 1 LOB: 1 BB: 0 P: 6	1B: 6 2B: 3 3B: 0 HR: 0	SF: 0 SAC: 1 DP: 0 HBP: 0	WP: 0 PB: 0 SB: 0 CS: 1	PA: 37

PITCHER		IP	WLS	BF	H	R	ER	SO	BB	IBB	HBP	BLK	WP	HR	S	P	ERA	WHIP
Dennis Leonard, R ERA: 4.65	(1, 1)	6.2		28	8	3	3	1	1	0	0	0	0	0	29	33	4.05	1.350
Dan Quisenberry, R ERA: 3.13	(7, 1)	2.1	W	8	1	0	0	1	0	0	0	0	0	0	10	10	0.00	0.429

PITCHER	IP	WLS	BF	H	R	ER	SO	BB	IBB	HBP	BLK	WP	HR	S	P	ERA	WHIP

Seattle Mariners @ Kansas City Royals

Royals Stadium, Kansas City, MO

Fri Jul 04 1980, 8:05 PM EDT

Att. 27,891 - Unknown - 98 F

TOP

livebaseballscorecards.com

AB	34
R	3
H	9
RBI	3
BB	1
SO	2
LOB	10

Batter	1	2	3	4	5	6	7	8	9	AB	R	H	RBI	BB	SO	LOB
Willie Wilson, S (1, 7) OBP: 0.345, SLG: 0.412	S 1B		4-3			1B 3B	FC6-2 BB			3	1	2	1	1	0	0
U L Washington, S (1, 6) OBP: 0.321, SLG: 0.368	K			F2		1B FC1-5 1B	FC6-2			4	0	1	1	0	1	4
John Wathan, R (1, 2) OBP: 0.379, SLG: 0.420	F3			F8		FC5 FC1-5 1B	4-3			4	0	1	0	0	0	4
Darrell Porter, L (1, 10) OBP: 0.370, SLG: 0.381	F8			E4		FC1-5 FC5		FC1-5 1B		4	0	1	0	0	0	3
Amos Otis, R (1, 8) OBP: 0.333, SLG: 0.432		F9		F8		FC5		FC1-5 3B 1B		4	1	1	0	0	0	3
Clint Hurdle, L (1, 9) OBP: 0.378, SLG: 0.515		K			3-1	F8		FC1-5 3B		4	1	0	0	0	1	4
Jamie Quirk, L (1, 5) OBP: 0.260, SLG: 0.358		F8			4-3		HR	F8		3	1	1	1	0	0	0
Dave Chalk, R (8, PH) OBP: 0.320, SLG: 0.330										1	0	0	0	0	0	2
Ralph LaCock, L (1, 3) OBP: 0.232, SLG: 0.212			F7		3-1		WP 1B FC6-2 BB			2	0	0	0	1	0	0
Rusty Torres, S (7, PR) OBP: 0.333, SLG: 0.161										0	0	0	0	0	0	0
Jerry Terrell, R (8, 3) OBP: 0.091, SLG: 0.091										0	0	0	0	0	0	0
Hal McRae, R (8, PH) OBP: 0.318, SLG: 0.438										1	0	1	2	0	0	0
Willie Aikens, L (9, 3) OBP: 0.363, SLG: 0.424										0	0	0	0	0	0	0
Frank White, R (1, 4) OBP: 0.275, SLG: 0.331			5-3			3B 1B	FC6-2 WP CS 1B	6-3		4	1	2	0	0	0	1
Inning Stats	R: 0 E: 0 K: 1 S: 6 H: 1 LOB: 1 BB: 0 P: 6	R: 0 E: 0 K: 1 S: 5 H: 0 LOB: 0 BB: 0 P: 5	R: 0 E: 0 K: 0 S: 3 H: 0 LOB: 0 BB: 0 P: 3	R: 0 E: 1 K: 0 S: 4 H: 0 LOB: 1 BB: 0 P: 4	R: 0 E: 0 K: 0 S: 3 H: 0 LOB: 0 BB: 0 P: 3	R: 2 E: 0 K: 0 S: 7 H: 4 LOB: 2 BB: 0 P: 7	R: 1 E: 0 K: 0 S: 4 H: 2 LOB: 2 BB: 2 P: 12	R: 2 E: 0 K: 0 S: 6 H: 3 LOB: 1 BB: 0 P: 6		1B: 7 2B: 0 3B: 2 HR: 1	SF: 0 SAC: 0 DP: 0 HBP: 0					

PITCHER		IP	WLS	BF	H	R	ER	SO	BB	IBB	HBP	BLK	WP	HR	S	P	ERA	WHIP
Glenn Abbott, R ERA: 3.11	(1, 1)	6.0		25	6	3	3	2	0	0	0	0	0	1	29	29	4.50	1.000
Dave Roberts, L ERA: 4.86	(7, 1)	2.0	L	11	4	2	2	0	2	0	0	0	1	0	9	17	9.00	3.000

PITCHER	IP	WLS	BF	H	R	ER	SO	BB	IBB	HBP	BLK	WP	HR	S	P	ERA	WHIP

BOTTOM

Seattle Mariners @ Kansas City Royals

Royals Stadium, Kansas City, MO

Fri Jul 04 1980, 8:05 PM EDT

Att. 27,891 - Unknown - 98 F

livebaseballscorecards.com

AB	34
R	5
H	10
RBI	5
BB	2
SO	2
LOB	21

WP: 1	PA: 36		
PB: 0			
SB: 1			
CS: 1			

Batter	1	2	3	4	5	6	7	8	9	AB	R	H	RBI	BB	SO	LOB
Larry Milbourne, S (1, 4) OBP: 0.290, SLG: 0.330	4-3		SH1 1-2		G3		G5-4-3 1-3 1B		6-3 2B	4	0	2	0	0	0	0
Juan Beniquez, R (1, 8) OBP: 0.285, SLG: 0.374	L6		6-3 2-3		BBB 4-3 1B BB		G5-4-3 1-2f 3-H		6-3 2-3	4	0	0	0	1	0	3
Bruce Bochte, L (1, 3) OBP: 0.355, SLG: 0.416	SSS K		4-3		4-3 1-2 1B		1B		4-3	5	0	2	0	0	1	2
Dan Meyer, L (1, 10) OBP: 0.342, SLG: 0.417		4-3		6-3 1B WP 1B	4-3 1-2 2-3		F9			4	1	1	0	0	0	3
Tom Paciorek, R (1, 7) OBP: 0.367, SLG: 0.545		BBBB 1B S BB		WP 6-3 1-2 1B	F9			HR		3	2	2	1	1	0	2
Joe Simpson, L (1, 9) OBP: 0.346, SLG: 0.373		S 1-3 1B		6-3 1-2 2-3		SSS K		6-3		4	0	1	0	0	1	2
Jim Anderson, R (1, 5) OBP: 0.316, SLG: 0.363 (7, 6)	SSS K		F9 2-3 3-H			F8		F2		4	0	0	0	0	1	3
Bob Stinson, S (1, 2) OBP: 0.274, SLG: 0.267 Larry Cox, R (6, PH) OBP: 0.256, SLG: 0.312 (6, 2)	SSS K 1-2 3-H		BBBB BB			P4		SSS K		1 2	0 0	0 0	0 0	1 0	1 1	1 0
Mario Mendoza, R (1, 6) OBP: 0.322, SLG: 0.371 Ted Cox, R (7, 5) OBP: 0.282, SLG: 0.289			6-3 SH1 1B	F8			1B G5-4-3 1B		G3	3 1	1 0	2 0	0 0	0 0	0 0	2 0
Inning Stats	R: 0 E: 0 K: 1 S: 5 H: 0 LOB: 0 BB: 0 P: 5	R: 1 E: 0 K: 2 S: 8 H: 1 LOB: 1 BB: 1 P: 12	R: 0 E: 0 K: 0 S: 4 H: 1 LOB: 1 BB: 0 P: 4	R: 1 E: 0 K: 0 S: 5 H: 2 LOB: 2 BB: 1 P: 9	R: 0 E: 0 K: 0 S: 4 H: 1 LOB: 2 BB: 1 P: 8	R: 0 E: 0 K: 1 S: 5 H: 0 LOB: 0 BB: 0 P: 5	R: 1 E: 0 K: 0 S: 5 H: 3 LOB: 1 BB: 0 P: 5	R: 1 E: 0 K: 1 S: 6 H: 1 LOB: 0 BB: 0 P: 6	R: 0 E: 0 K: 0 S: 4 H: 1 LOB: 1 BB: 0 P: 4	1B: 8 2B: 1 3B: 0 HR: 1 SF: 0 SAC: 1 DP: 1 HBP: 0						

PITCHER	IP	WLS	BF	H	R	ER	SO	BB	IBB	HBP	BLK	WP	HR	S	P	ERA	WHIP
Renie Martin, R (1, 1) ERA: 4.24	4.1		21	5	2	2	3	3	0	0	0	1	0	24	36	4.15	1.846
Jeff Twitty, L (5, 1) ERA: 3.86	2.1	W	9	3	1	1	1	0	0	0	0	0	0	11	11	3.86	1.286
Dan Quisenberry, R (7, 1) ERA: 3.16	2.1	S	9	2	1	1	1	0	0	0	0	0	1	11	11	3.86	0.857

PITCHER	IP	WLS	BF	H	R	ER	SO	BB	IBB	HBP	BLK	WP	HR	S	P	ERA	WHIP

TOP

Seattle Mariners @ Kansas City Royals

Royals Stadium, Kansas City, MO

Sat Jul 05 1980, 8:05 PM EDT

Att. 30,617 - Unknown - 100 F

livebaseballscorecards.com

AB	35
R	4
H	10
RBI	1
BB	3
SO	5
LOB	18

WP: 1	PA: 39
PB: 0	
SB: 2	
CS: 0	

Seattle Mariners @ Kansas City Royals

Royals Stadium, Kansas City, MO

Sat Jul 05 1980, 8:05 PM EDT

Att. 30,617 - Unknown - 100 F

BOTTOM

Batter	1	2	3	4	5	6	7	8	9	AB	R	H	RBI	BB	SO	LOB
Willie Wilson, S (1, 7) OBP: 0.347, SLG: 0.413	S 1B		SH3 1B 1-2 2-3 1B	G6-3 1-2f		F9				4	1	2	0	0	0	3
U L Washington, S (1, 6) OBP: 0.320, SLG: 0.366	K 1-2		SH3 1-2 2-H 3-H 1B		F8		4-3			4	1	1	2	0	1	1
John Wathan, R (1, 2) OBP: 0.375, SLG: 0.415	F9		SH3 1-2 2-3		6-3		K			3	0	0	0	0	1	1
Darrell Porter, L (1, 10) OBP: 0.368, SLG: 0.375	F7		1B IBB		F7		K			3	0	0	0	1	1	1
Amos Otis, R (1, 8) OBP: 0.331, SLG: 0.434		K	K			G3 1B 2B		F9		4	1	1	0	0	2	3
Clint Hurdle, L (1, 9) OBP: 0.376, SLG: 0.510		K	1-3 2-H 3-H 1B			F9		K		4	0	1	2	0	2	1
Jamie Quirk, L (1, 5) OBP: 0.250, SLG: 0.343		K	F9			G3 2-3		5-3		4	0	0	0	0	1	3
Ralph LaCock, L (1, 3) OBP: 0.242, SLG: 0.224			1B 1B 1B	1-3		1B 3-H 1B				3	1	2	1	0	0	0
Frank White, R (1, 4) OBP: 0.282, SLG: 0.336			1B 1-2 1B	G6-3 BB		1-2 1B				2	1	2	0	1	0	0
Inning Stats	R: 0 H: 1 E: 0 LOB: 1 K: 1 BB: 0 S: 6 P: 6	R: 0 H: 0 E: 0 LOB: 0 K: 3 BB: 0 S: 9 P: 9	R: 4 H: 5 E: 0 LOB: 2 K: 1 BB: 1 S: 10 P: 14	R: 0 H: 0 E: 0 LOB: 0 K: 0 BB: 1 S: 2 P: 6	R: 0 H: 0 E: 0 LOB: 0 K: 0 BB: 0 S: 3 P: 3	R: 1 H: 3 E: 0 LOB: 2 K: 0 BB: 0 S: 6 P: 6	R: 0 H: 0 E: 0 LOB: 0 K: 2 BB: 0 S: 7 P: 7	R: 0 H: 0 E: 0 LOB: 0 K: 1 BB: 0 S: 5 P: 5		1B: 8 SF: 0 2B: 1 SAC: 1 3B: 0 DP: 1 HR: 0 HBP: 0						

livebaseballscorecards.com

	AB	31
	R	5
	H	9
	RBI	5
	BB	2
	SO	8
	LOB	13

WP: 0 PA: 34
PB: 0
SB: 1
CS: 0

PITCHER		IP	WLS	BF	H	R	ER	SO	BB	IBB	HBP	BLK	WP	HR	S	P	ERA	WHIP
Mike Parrott, R ERA: 7.53	(1, 1)	2.2	L	15	6	4	4	5	0	1	0	0	0	0	24	28	13.50	2.250
Byron McLaughlin, R ERA: 6.7	(3, 1)	3.0		12	3	1	1	0	1	0	0	0	0	0	11	15	3.00	1.333
Shane Rawley, L ERA: 2.84	(6, 1)	0.1		1	0	0	0	0	0	0	0	0	0	0	1	1	0.00	0.000
Dave Heaverlo, R ERA: 3.76	(7, 1)	2.0		6	0	0	0	3	0	0	0	0	0	0	12	12	0.00	0.000

PITCHER	IP	WLS	BF	H	R	ER	SO	BB	IBB	HBP	BLK	WP	HR	S	P	ERA	WHIP

Batter	1	2	3	4	5	6	7	8	9	AB	R	H	RBI	BB	SO	LOB
Larry Milbourne, S (1, 4) OBP: 0.286, SLG: 0.316	L4		F7		1B 2B BB	F2		F8		4	1	0	0	1	0	2
Juan Beniquez, R (1, 8) OBP: 0.281, SLG: 0.367	K		F8		F2	4-3		1B 1B 1B		5	0	1	0	0	1	3
Bruce Bochte, L (1, 10) OBP: 0.362, SLG: 0.438	2B		4-3		2B 4-3 1B 1-2		HR	1B 1B 1-2		5	2	4	1	0	0	0
Tom Paciorek, R (1, 3) OBP: 0.377, SLG: 0.572	5-3			HR	4-3 2B 1-3 2-H		FC5-6 1B	1B 1-2 2-3		5	1	4	2	0	0	1
Dan Meyer, L (1, 7) OBP: 0.343, SLG: 0.421 Joe Simpson, L (9, 7) OBP: 0.346, SLG: 0.373		1B SF8 2B	K	4-3 2-3 3-H			FC5-6 1-2	4-3		5 0	1 0	2 0	1 0	0 0	1 0	4 0
Jim Anderson, R (1, 6) OBP: 0.314, SLG: 0.359		2-3 1B	F9	K			FC5-6 FC6-4 1-2 2-3f		2-3	5	0	1	0	0	1	3
Leon Roberts, R (1, 9) OBP: 0.308, SLG: 0.423		SF8 3-H	1B 1B			2B	F9		6-3	4	0	2	1	0	0	2
Ted Cox, R (1, 5) OBP: 0.286, SLG: 0.288		F3	1-2 1B			6-3	FC6-4 1-2f		FC5-4 BB	4	0	1	0	1	0	4
Larry Cox, R (1, 2) OBP: 0.249, SLG: 0.302		F9	F7			E6		5-3	FC5-4 1-2f	5	0	0	0	0	0	5
Inning Stats	R: 0 H: 1 E: 0 LOB: 1 K: 1 BB: 0 S: 6 P: 6	R: 1 H: 2 E: 0 LOB: 1 K: 0 BB: 0 S: 5 P: 5	R: 0 H: 0 E: 0 LOB: 0 K: 0 BB: 0 S: 3 P: 3	R: 1 H: 3 E: 0 LOB: 2 K: 1 BB: 0 S: 8 P: 8	R: 2 H: 2 E: 0 LOB: 1 K: 1 BB: 1 S: 7 P: 11	R: 0 H: 1 E: 1 LOB: 2 K: 0 BB: 0 S: 5 P: 5	R: 1 H: 3 E: 0 LOB: 2 K: 0 BB: 0 S: 6 P: 6	R: 0 H: 3 E: 0 LOB: 3 K: 0 BB: 0 S: 6 P: 6	R: 0 H: 0 E: 0 LOB: 1 K: 0 BB: 1 S: 3 P: 7	1B: 9 SF: 1 2B: 4 SAC: 0 3B: 0 DP: 0 HR: 2 HBP: 0						

PITCHER		IP	WLS	BF	H	R	ER	SO	BB	IBB	HBP	BLK	WP	HR	S	P	ERA	WHIP
Paul Splittorff, L ERA: 4.15	(1, 1)	6.0	L	30	10	5	5	3	1	0	0	0	0	2	35	39	7.50	1.833
Rawly Eastwick, R ERA: 2.03	(7, 1)	3.0		15	5	0	0	0	1	0	0	0	0	0	14	18	0.00	2.000

PITCHER	IP	WLS	BF	H	R	ER	SO	BB	IBB	HBP	BLK	WP	HR	S	P	ERA	WHIP

TOP

Seattle Mariners @ Kansas City Royals

Royals Stadium, Kansas City, MO

Sun Jul 06 1980, 4:33 AM EDT

Att. 28,458 - Unknown - 101 F

livebaseballscorecards.com

AB	42
R	5
H	15
RBI	5
BB	2
SO	3
LOB	24

Batter	1	2	3	4	5	6	7	8	9	AB	R	H	RBI	BB	SO	LOB
Willie Wilson, S (1, 7) OBP: 0.345, SLG: 0.410	K	E5 1-3		E 2-3		E6 S		F8		5	0	1	0	0	1	1
U L Washington, S (1, 6) OBP: 0.325, SLG: 0.378	1B 3B	 1-2 3-H		E 1-2 3-H		G3 1-2			G3	5	1	3	2	0	0	1
John Wathan, R (1, 3) OBP: 0.372, SLG: 0.411	1B 3-H	4-3		E5 FC6-4 1-2 2-3			L6		6-3	5	0	1	1	0	0	4
Amos Otis, R (1, 8) OBP: 0.321, SLG: 0.418	K		5-3	FC6-4 1-2f			5-3		F9	5	0	0	0	0	1	4
Hal McRae, R (1, 10) OBP: 0.321, SLG: 0.444	 1-2		6-3		5-3		 2B			4	0	2	0	0	0	0
Darrell Porter, L (1, 2) OBP: 0.366, SLG: 0.369	G3		G3		4-3		BB B B B 4-0			3	0	0	0	1	0	2
Clint Hurdle, L (1, 9) OBP: 0.369, SLG: 0.500		P6		K	K		K			4	0	0	0	0	3	2
Frank White, R (1, 4) OBP: 0.282, SLG: 0.338		F8		1B 2B		F2		6-3		4	1	1	0	0	0	0
Dave Chalk, R (1, 5) OBP: 0.317, SLG: 0.321		E S 1B BB B B B 4-0		F9		3-1		3-1		3	1	0	0	1	0	1
Inning Stats	R: 1 E: 0 K: 2 S: 10 H: 3 LOB: 2 BB: 0 P: 10	R: 1 E: 1 K: 0 S: 5 H: 1 LOB: 2 BB: 1 P: 9	R: 0 E: 0 K: 0 S: 3 H: 0 LOB: 0 BB: 0 P: 3	R: 1 E: 1 K: 1 S: 9 H: 3 LOB: 3 BB: 0 P: 9	R: 0 E: 0 K: 1 S: 5 H: 0 LOB: 0 BB: 0 P: 5	R: 0 E: 1 K: 0 S: 4 H: 0 LOB: 1 BB: 0 P: 4	R: 0 E: 0 K: 1 S: 6 H: 1 LOB: 2 BB: 1 P: 10	R: 0 E: 0 K: 0 S: 3 H: 0 LOB: 0 BB: 0 P: 3	R: 0 E: 0 K: 0 S: 3 H: 0 LOB: 0 BB: 0 P: 3	1B: 5 2B: 2 3B: 1 HR: 0 SF: 0 SAC: 0 DP: 0 HBP: 0						

PITCHER		IP	WLS	BF	H	R	ER	SO	BB	IBB	HBP	BLK	WP	HR	S	P	ERA	WHIP
Floyd Bannister, L ERA: 3.41	(1, 1)	5.0	W	25	7	3	2	4	1	0	0	0	0	0	32	36	3.60	1.600
Dave Heaverlo, R ERA: 3.66	(6, 1)	1.0		4	0	0	0	0	0	0	0	0	0	0	4	4	0.00	0.000
Byron McLaughlin, R ERA: 6.6	(7, 1)	0.2		3	1	0	0	0	0	0	0	0	0	0	3	3	0.00	1.500
Shane Rawley, L ERA: 2.74	(7, 1)	2.1	S	8	0	0	0	1	1	0	0	0	0	0	9	13	0.00	0.429

PITCHER	IP	WLS	BF	H	R	ER	SO	BB	IBB	HBP	BLK	WP	HR	S	P	ERA	WHIP

BOTTOM

Seattle Mariners @ Kansas City Royals

Royals Stadium, Kansas City, MO

Sun Jul 06 1980, 4:33 AM EDT
Att. 28,458 - Unknown - 101 F

livebaseballscorecards.com

AB	38
R	3
H	8
RBI	3
BB	2
SO	5
LOB	15

WP: 0 PA: 40
PB: 0
SB: 2
CS: 0

Batter	1	2	3	4	5	6	7	8	9	AB	R	H	RBI	BB	SO	LOB
Ron Jackson, R (1, 3) OBP: 0.290, SLG: 0.347	HR BB 1B 1B		1-3 1B		F8 ②	2-H 3B		FC5-4 ② 1-2f		6	2	4	2	0	0	1
Ken Landreaux, L (1, 8) OBP: 0.350, SLG: 0.413	F6 ① 4-3 ③		F9 ②		2B HR 1B	3-H 3B		F8 ③		6	1	2	1	0	0	6
Roy Smalley, S (1, 6) OBP: 0.351, SLG: 0.411	BBBB 4-0 1-2 HR BB	0-0 F7 ①	IIII 4-0 FC6-4 IBB		0-0 1-3 HR 2B	BBBB 4-0 G4-6-3 BB			0-0 L4 ①	3	2	1	0	3	0	0
Jose Morales, R (1, 10) OBP: 0.409, SLG: 0.570	0-0 1-H 2-H HR	0-0 1B 1B	0-0 FC6-4 ③ 1-2f		0-0 2-H 3-H HR	0-0 G4-6-3 ②③ 1-2f			0-0 5-3 ②	6	2	3	6	0	0	5
Pete Mackanin, R (1, 4) OBP: 0.311, SLG: 0.340	0-0 WP 1B E 1B	0-0 1-2 1B		0-0 1B 1B	0-0 2B		0-0 1-3 ①		BBBB 4-0 BB	5	1	4	0	1	0	0
Butch Wynegar, S (1, 2) OBP: 0.356, SLG: 0.394	0-0 E 1-2 1B 1B	0-0 F8 ②		0-0 F8 ①	0-0 G3 ③		0-0 F8 ②		0-0 F8 ③	6	1	1	0	0	0	5
John Castino, R (1, 5) OBP: 0.332, SLG: 0.428	0-0 F9 ② SSS	0-3 K ③		0-0 G5-4-3 1-2 1B		0-0 4-3 ①	0-0 L6 ③			5	0	1	0	0	1	4
Dave Edwards, R (1, 7) OBP: 0.269, SLG: 0.284	0-0 E6 1B 1-2 1B 2-H		H 1-0 1B HBP	0-0 G5-4-3 ②③ 1-2f		0-0 E E 1B		0-0 FC5-4 1B		4	2	2	0	0	0	3
Hosken Powell, L (1, 9) OBP: 0.302, SLG: 0.332	0-0 1B 1-2 1B 2-H		0-0 F5 ①		0-0 G3 ①	0-0 E8 1-H 3B 1B		SSS 0-3 K ①		5	1	2	1	0	1	2
Inning Stats	R: 6 H: 6 E: 1 LOB: 2 K: 0 BB: 1 S: 10 P: 14	R: 0 H: 2 E: 0 LOB: 2 K: 1 BB: 0 S: 7 P: 7	R: 0 H: 1 E: 0 LOB: 3 K: 0 BB: 1 S: 4 P: 9	R: 0 H: 2 E: 0 LOB: 1 K: 0 BB: 0 S: 4 P: 4	R: 3 H: 4 E: 0 LOB: 1 K: 0 BB: 0 S: 7 P: 7	R: 3 H: 4 E: 1 LOB: 1 K: 0 BB: 1 S: 6 P: 10	R: 0 H: 0 E: 0 LOB: 0 K: 0 BB: 0 S: 3 P: 3	R: 0 H: 1 E: 0 LOB: 1 K: 1 BB: 0 S: 6 P: 6	R: 0 H: 0 E: 0 LOB: 1 K: 0 BB: 1 S: 3 P: 7	1B: 14 SF: 0 2B: 2 SAC: 0 3B: 2 DP: 2 HR: 2 HBP: 1						WP: 1 PA: 51 PB: 0 SB: 0 CS: 0

TOP

Minnesota Twins @ Seattle Mariners

The Kingdome, Seattle, WA

Thu Jul 10 1980, 10:05 PM EDT

Att. 9,051 - Dome

livebaseballscorecards.com

AB	46
R	12
H	20
RBI	10
BB	4
SO	2
LOB	26

PITCHER		IP	WLS	BF	H	R	ER	SO	BB	IBB	HBP	BLK	WP	HR	S	P	ERA	WHIP
Rick Honeycutt, L ERA: 3.22	(1, 1)	0.2	L	9	5	6	3	0	1	0	0	0	1	1	8	12	40.50	9.000
Byron McLaughlin, R ERA: 6.57	(1, 1)	4.1		24	10	3	3	1	0	1	1	0	0	1	24	29	6.23	2.308
Rob Dressler, R ERA: 5.04	(6, 1)	4.0		18	5	3	3	1	2	0	0	0	0	0	18	26	6.75	1.750

PITCHER	IP	WLS	BF	H	R	ER	SO	BB	IBB	HBP	BLK	WP	HR	S	P	ERA	WHIP

Minnesota Twins @ Seattle Mariners

The Kingdome, Seattle, WA

Thu Jul 10 1980, 10:05 PM EDT

Att. 9,051 - Dome

BOTTOM

Batter	1	2	3	4	5	6	7	8	9	AB	R	H	RBI	BB	SO	LOB
Julio Cruz, S (1, 4) OBP: 0.312, SLG: 0.272	6-3		FC5-4 1-2f 2B		K			5-3 1-2		4	1	0	0	0	1	3
Mario Mendoza, R (1, 6) OBP: 0.320, SLG: 0.368	K		1B 1-H 3-H 2B			1-3		2-H 1B		1	0	0	0	0	1	0
Ted Cox, R (2, 5) OBP: 0.292, SLG: 0.301										3	1	2	3	0	0	0
Bruce Bochte, L (1, 3) OBP: 0.361, SLG: 0.435	K		2-H 1B			K		F6		4	0	1	1	0	2	1
Tom Paciorek, R (1, 10) OBP: 0.370, SLG: 0.561		6-3	K			F8			F7	4	0	0	0	0	1	1
Dan Meyer, L (1, 7) OBP: 0.338, SLG: 0.415		K		G3			3-1		K	4	0	0	0	0	2	0
Juan Beniquez, R (1, 8) OBP: 0.280, SLG: 0.363		L7		6-3			F6		1B 1B	4	0	1	0	0	0	0
Jim Anderson, R (1, 5) OBP: 0.313, SLG: 0.357 (2, 6)			F4	F8			F6		1-2 1B	4	0	1	0	0	0	0
Leon Roberts, R (1, 9) OBP: 0.311, SLG: 0.425			1B 2B 1B		F9			5-3 1B 1B	K	4	2	2	0	0	1	2
Larry Cox, R (1, 2) OBP: 0.250, SLG: 0.302			FC5-4 1-3 1B		5-3			F8		3	0	1	0	0	0	1
Inning Stats	R: 0 H: 0 E: 0 LOB: 0 K: 2 BB: 0 S: 7 P: 7	R: 0 H: 0 E: 0 LOB: 0 K: 1 BB: 0 S: 5 P: 5	R: 3 H: 4 E: 0 LOB: 1 K: 1 BB: 0 S: 9 P: 9	R: 0 H: 0 E: 0 LOB: 0 K: 0 BB: 0 S: 3 P: 3	R: 0 H: 0 E: 0 LOB: 0 K: 1 BB: 0 S: 5 P: 5	R: 0 H: 0 E: 0 LOB: 0 K: 1 BB: 0 S: 5 P: 5	R: 0 H: 0 E: 0 LOB: 0 K: 0 BB: 0 S: 3 P: 3	R: 1 H: 2 E: 0 LOB: 1 K: 0 BB: 0 S: 5 P: 5	R: 0 H: 2 E: 0 LOB: 2 K: 2 BB: 0 S: 9 P: 9	1B: 7 SF: 0 2B: 1 SAC: 0 3B: 0 DP: 0 HR: 0 HBP: 0							WP: 0 PA: 35 PB: 0 SB: 0 CS: 0

PITCHER	IP	WLS	BF	H	R	ER	SO	BB	IBB	HBP	BLK	WP	HR	S	P	ERA	WHIP
Jerry Koosman, L (1, 1) ERA: 4.33	9.0	W	35	8	4	4	8	0	0	0	0	0	0	51	51	4.00	0.889

PITCHER	IP	WLS	BF	H	R	ER	SO	BB	IBB	HBP	BLK	WP	HR	S	P	ERA	WHIP

livebaseballscorecards.com

AB	35
R	4
H	8
RBI	4
BB	0
SO	8
LOB	8

Minnesota Twins @ Seattle Mariners

The Kingdome, Seattle, WA

Fri Jul 11 1980, 10:05 PM EDT

Att. 7,688 - Dome

TOP

livebaseballscorecards.com

Batter	1	2	3	4	5	6	7	8	9	AB	R	H	RBI	BB	SO	LOB
Hosken Powell, L (1, 9) OBP: 0.300, SLG: 0.326	4-3		3-1		4-3 2-3		6-3		BB 1B	4	0	0	0	1	0	1
Rob Wilfong, L (1, 4) OBP: 0.298, SLG: 0.327	3B 1B		1B 4-3		4-3			BB HR	FC4 1-3 2-H 1B	4	2	3	1	1	0	1
Ken Landreaux, L (1, 8) OBP: 0.351, SLG: 0.423	1B G6-4-3 3-H		4-3 1-2		1-4-3			1-H HR	FC4 1-2f	5	1	2	3	0	0	4
Butch Wynegar, S (1, 2) OBP: 0.355, SLG: 0.389	G6-4-3 1-2f		4-3			G3		FC3-6 BB		3	0	0	0	1	0	2
Glenn Adams, L (1, 10) OBP: 0.350, SLG: 0.379 Jose Morales, R (8, PH) OBP: 0.405, SLG: 0.564 Dave Edwards, R (8, PR) OBP: 0.269, SLG: 0.284		E SH1-4 SH1-3 1B		CS BB		1-3		FC3-6 G6-4-3 1-2f		2 1 0	1 0 0	1 0 0	0 0 0	1 0 0	0 0 0	0 1 0
Mike Cubbage, L (1, 3) OBP: 0.317, SLG: 0.364 Ron Jackson, R (8, PH) OBP: 0.288, SLG: 0.345 (8, 3)	SH1-4 1-2		3-1 1-2			F8		G6-4-3 1-2f		2 1	0 0	0 0	0 0	0 0	0 0	1 1
Rick Sofield, L (1, 7) OBP: 0.310, SLG: 0.444	E1 SH1-3 2-3		1B				IHR		6-3 1B	4	2	3	1	0	0	1
John Castino, R (1, 5) OBP: 0.328, SLG: 0.423	SH1-3 1-2 3-H		F8				F9		F8	3	0	0	1	0	0	2
Pete Mackanin, R (1, 6) OBP: 0.310, SLG: 0.345	F8				4-3 2B		F3		6-3 1-2	4	0	1	0	0	0	2
Inning Stats	R: 1 E: 0 K: 0 S: 4 H: 2 LOB: 0 BB: 0 P: 4	R: 1 E: 1 K: 0 S: 5 H: 1 LOB: 1 BB: 0 P: 5	R: 0 E: 0 K: 0 S: 4 H: 1 LOB: 1 BB: 0 P: 4	R: 0 E: 0 K: 0 S: 3 H: 1 LOB: 1 BB: 1 P: 7	R: 0 E: 0 K: 0 S: 4 H: 1 LOB: 1 BB: 0 P: 4	R: 0 E: 0 K: 0 S: 3 H: 0 LOB: 0 BB: 0 P: 3	R: 1 E: 0 K: 0 S: 4 H: 1 LOB: 0 BB: 0 P: 4	R: 2 E: 0 K: 0 S: 3 H: 1 LOB: 1 BB: 2 P: 11	R: 1 E: 0 K: 0 S: 5 H: 2 LOB: 2 BB: 1 P: 9	1B: 6 2B: 1 3B: 1 HR: 2 SF: 0 SAC: 2 DP: 2 HBP: 0						

	AB	33
	R	6
	H	10
	RBI	6
	BB	4
	SO	0
	LOB	16

WP: 0 PB: 0 SB: 0 CS: 1 PA: 39

PITCHER		IP	WLS	BF	H	R	ER	SO	BB	IBB	HBP	BLK	WP	HR	S	P	ERA	WHIP
Glenn Abbott, R ERA: 3.25	(1, 1)	7.0	L	30	8	5	4	0	2	0	0	0	0	1	28	36	5.14	1.429
Shane Rawley, L ERA: 2.79	(8, 1)	2.0		9	2	1	1	0	2	0	0	0	0	0	7	15	4.50	2.000

PITCHER	IP	WLS	BF	H	R	ER	SO	BB	IBB	HBP	BLK	WP	HR	S	P	ERA	WHIP

Minnesota Twins @ Seattle Mariners

The Kingdome, Seattle, WA

Fri Jul 11 1980, 10:05 PM EDT

Att. 7,688 - Dome

livebaseballscorecards.com

BOTTOM

Batter	1	2	3	4	5	6	7	8	9	AB	R	H	RBI	BB	SO	LOB
Julio Cruz, S (1, 4) OBP: 0.311, SLG: 0.272	K		BB, 1-2, 1B		F8		5-3			4	0	1	0	0	1	0
Larry Milbourne, S (1, 6) OBP: 0.294, SLG: 0.316	F8		BB, 1-2, 2-3			2B, 1B		F9		3	1	1	0	1	0	0
Bruce Bochte, L (1, 3) OBP: 0.360, SLG: 0.436	4-3		K			HR, 1-H, 2B		4-1		4	1	1	1	0	1	3
Tom Paciorek, R (1, 7) OBP: 0.368, SLG: 0.554		G6-4-3, 1B	K			F8		G1		4	0	1	0	0	1	1
Leon Roberts, R (1, 9) OBP: 0.314, SLG: 0.437		G6-4-3, 1-2f	BB, S			HR, 2-H			6-3	3	1	1	2	1	0	1
Juan Beniquez, R (1, 8) OBP: 0.276, SLG: 0.357		F9	K, 1-2			K			G3	2	0	0	0	0	1	1
Joe Simpson, L (5, 8) OBP: 0.343, SLG: 0.369										2	0	0	0	0	1	0
Jim Anderson, R (1, 10) OBP: 0.312, SLG: 0.360			5-3	6-3		K			2B	4	0	1	0	0	1	1
Ted Cox, R (1, 5) OBP: 0.287, SLG: 0.296			5-3		5-3		K		G3	3	0	0	0	0	1	0
Dan Meyer, L (9, PH) OBP: 0.337, SLG: 0.413										1	0	0	0	0	0	1
Larry Cox, R (1, 2) OBP: 0.251, SLG: 0.303		BB, 1B, 1B			K		1-3			3	0	1	0	0	1	0

Inning Stats	R: 0 E: 0 K: 1 S: 5	H: 0 LOB: 0 BB: 0 P: 5	R: 0 E: 0 K: 0 S: 3	H: 1 LOB: 0 BB: 0 P: 3	R: 0 E: 0 K: 1 S: 7	H: 2 LOB: 3 BB: 1 P: 11	R: 0 E: 0 K: 2 S: 7	H: 0 LOB: 1 BB: 1 P: 11	R: 0 E: 0 K: 1 S: 5	H: 0 LOB: 0 BB: 0 P: 5	R: 3 E: 0 K: 2 S: 10	H: 3 LOB: 0 BB: 0 P: 10	R: 0 E: 0 K: 1 S: 5	H: 0 LOB: 0 BB: 0 P: 5	R: 0 E: 0 K: 0 S: 3	H: 0 LOB: 0 BB: 0 P: 3	R: 0 E: 0 K: 0 S: 4	H: 1 LOB: 1 BB: 0 P: 4	1B: 4 2B: 2 3B: 0 HR: 1	SF: 0 SAC: 0 DP: 1 HBP: 0	WP: 0 PB: 0 SB: 1 CS: 0	PA: 35									

PITCHER	IP	WLS	BF	H	R	ER	SO	BB	IBB	HBP	BLK	WP	HR	S	P	ERA	WHIP
Darrell Jackson, L (1, 1) ERA: 3.14	7.2	W	30	6	3	3	8	2	0	0	0	0	1	44	52	3.52	1.043
Doug Corbett, R (8, 1) ERA: 2.12	1.1	S	5	1	0	0	0	0	0	0	0	0	0	5	5	0.00	0.750

PITCHER	IP	WLS	BF	H	R	ER	SO	BB	IBB	HBP	BLK	WP	HR	S	P	ERA	WHIP

Seattle Mariners @ Minnesota Twins

Metropolitan Stadium, Bloomington , MI

Sat Jul 12 1980, 8:05 PM EDT

Att. 14,963 - Unknown - 87 F

TOP

livebaseballscorecards.com

Batter	1	2	3	4	5	6	7	8	9	AB	R	H	RBI	BB	SO	LOB
Julio Cruz, S (1, 4) OBP: 0.318, SLG: 0.274	6-3		G6-4-3 1B			1B BB			1B 2B BB	2	1	1	0	2	0	0
Larry Milbourne, S (1, 6) OBP: 0.310, SLG: 0.333	G6-4-3 1B		G6-4-3 1-2f			G6-4-3 1B			2B 2B 1B	4	1	3	0	0	0	2
Bruce Bochte, L (1, 3) OBP: 0.358, SLG: 0.437	G6-4-3 1-2f			3-1		G6-4-3 1-2f			2B	4	1	1	1	0	0	3
Tom Paciorek, R (1, 7) OBP: 0.370, SLG: 0.558		L1-6 E 1B		5-3			5-3		2B	4	0	2	2	0	0	0
Leon Roberts, R (1, 9) OBP: 0.309, SLG: 0.429		F4		4-3			L5		K	4	0	0	0	0	1	2
Juan Beniquez, R (1, 8) OBP: 0.268, SLG: 0.346		E5 1-2			1-3		G3		5-3	4	0	0	0	0	0	2
Jim Anderson, R (1, 10) OBP: 0.311, SLG: 0.355		L1-6 2-3			5-3			6-3 1B	BB	3	0	0	0	1	0	2
Ted Cox, R (1, 5) OBP: 0.287, SLG: 0.294			F9		4-3			G5-4-3 1B	F7	4	0	1	0	0	0	2
Larry Cox, R (1, 2) OBP: 0.253, SLG: 0.304			1B 1B			F9		G5-4-3 1-2f		3	0	1	0	0	0	1

	AB	32
	R	3
	H	9
	RBI	3
	BB	3
	SO	1
	LOB	14

Inning Stats																																
1	R: 0	H: 1	E: 0	LOB: 0	K: 0	BB: 0	S: 3	P: 3																								
2	R: 0	H: 1	E: 1	LOB: 1	K: 0	BB: 0	S: 4	P: 4																								
3	R: 0	H: 2	E: 0	LOB: 1	K: 0	BB: 0	S: 4	P: 4																								
4	R: 0	H: 0	E: 0	LOB: 0	K: 0	BB: 0	S: 3	P: 3																								
5	R: 0	H: 0	E: 0	LOB: 0	K: 0	BB: 0	S: 3	P: 3																								
6	R: 0	H: 1	E: 0	LOB: 1	K: 0	BB: 1	S: 3	P: 7																								
7	R: 0	H: 0	E: 0	LOB: 0	K: 0	BB: 0	S: 3	P: 3																								
8	R: 0	H: 1	E: 0	LOB: 0	K: 0	BB: 0	S: 3	P: 3																								
9	R: 3	H: 3	E: 0	LOB: 2	K: 1	BB: 2	S: 8	P: 16																								

1B: 7	SF: 0	2B: 3	SAC: 0	3B: 0	DP: 5	HR: 0	HBP: 0																									
WP: 0	PA: 35	PB: 0		SB: 0		CS: 0																										

PITCHER		IP	WLS	BF	H	R	ER	SO	BB	IBB	HBP	BLK	WP	HR	S	P	ERA	WHIP
Geoff Zahn, L	(1, 1)	8.0	W	30	8	3	3	0	2	0	0	0	0	0	28	36	3.38	1.250
ERA: 3.88																		
Doug Corbett, R	(9, 1)	1.0		5	1	0	0	1	1	0	0	0	0	0	6	10	0.00	2.000
ERA: 2.09																		

PITCHER	IP	WLS	BF	H	R	ER	SO	BB	IBB	HBP	BLK	WP	HR	S	P	ERA	WHIP

BOTTOM

Seattle Mariners @ Minnesota Twins

Metropolitan Stadium, Bloomington , MI

Sat Jul 12 1980, 8:05 PM EDT

Att. 14,963 - Unknown - 87 F

Batter	1	2	3	4	5	6	7	8	9	AB	R	H	RBI	BB	SO	LOB
Ron Jackson, R (1, 3) OBP: 0.282, SLG: 0.337	E9 2B		6-3		F7		F8			4	1	0	0	0	0	1
Ken Landreaux, L (1, 8) OBP: 0.350, SLG: 0.424	4-3 SF9 2-H 2B		F7		1-4-3 1-2		F6			4	1	1	1	0	0	1
John Castino, R (1, 5) OBP: 0.327, SLG: 0.420	4-3 2-3		1-3		2-H 1B		K			4	0	1	1	0	1	1
Mike Cubbage, L (9, 5) OBP: 0.317, SLG: 0.364										0	0	0	0	0	0	0
Jose Morales, R (1, 10) OBP: 0.409, SLG: 0.567	SF9 3-H			SH3-4 1B	F8			2B WP SF8 1B		3	1	2	1	0	0	1
Pete Mackanin, R (1, 6) OBP: 0.316, SLG: 0.358	K			SH3-4 1-2		S HR 1B		SF8 1-3 1B 2B		3	2	2	0	0	1	0
Dave Edwards, R (1, 7) OBP: 0.279, SLG: 0.333		S SH1-3 2B		K		1-H HR		SF8 2-3 3-H		3	2	2	2	0	1	1
Rick Sofield, L (8, PH) OBP: 0.308, SLG: 0.444 (9, 7)										0	0	0	1	0	0	0
Butch Wynegar, S (1, 2) OBP: 0.360, SLG: 0.390	K			IBB		G4-6-3 BB		G5-3 BB 3-H 1B		2	0	1	1	2	1	1
Rob Wilfong, L (1, 4) OBP: 0.299, SLG: 0.324		SH1-3 2-H		F9		G4-6-3 1-2f		1-2 BB		2	0	0	1	1	0	3
Hosken Powell, L (1, 9) OBP: 0.299, SLG: 0.325		K			1-4-3 1B 1B	F7		G5-3 2-3f		4	1	1	0	0	1	2

AB	29
R	8
H	10
RBI	8
BB	3
SO	5
LOB	11

Inning Stats	1	2	3	4	5	6	7	8	9
	R: 2 E: 1 K: 1 S: 7	H: 1 LOB: 0 BB: 0 P: 7	R: 1 E: 0 K: 2 S: 8	H: 1 LOB: 0 BB: 0 P: 8	R: 0 E: 0 K: 0 S: 3	H: 0 LOB: 0 BB: 0 P: 3	R: 0 E: 0 K: 1 S: 6	H: 1 LOB: 2 BB: 1 P: 10	R: 1 E: 0 K: 0 S: 5	H: 2 LOB: 1 BB: 0 P: 5	R: 2 E: 0 K: 0 S: 4	H: 2 LOB: 0 BB: 1 P: 8	R: 0 E: 0 K: 1 S: 5	H: 0 LOB: 0 BB: 0 P: 5	R: 2 E: 0 K: 0 S: 5	H: 3 LOB: 1 BB: 1 P: 9

| | | | | | | | | | |

Batter	1	2	3	4	5	6	7	8	9	10	11	12	13	AB	R	H	RBI	BB	SO	LOB
Julio Cruz, S (1, 4) OBP: 0.329, SLG: 0.285	0-0 2-3 1B		0-0 BB 1B 1B		0-3 K		0-0 SH3-4 S 1B	4-0 1-2 2-3 BB			0-0 FC6-5 SH3-4 1B		0-0 6-3	6	2	4	0	1	1	1
Larry Milbourne, S (1, 6) OBP: 0.305, SLG: 0.327	0-0 2-3 1-2		0-0 BB 1-2 1B		0-0 FC6-4 BB 1-2f 3B		0-0 SH3-4 1-3	0-0 F7			0-0 SH3-4 1-2		0-0 G3	5	2	1	0	0	0	5
Bruce Bochte, L (1, 3) OBP: 0.365, SLG: 0.439	0-3 K		4-0 1B 1-2 2-3 BB		4-0 1-2 3B BB		0-0 1B WP 3-H 1B		0-0 SH3-4 1B		0-0 FC6-5 2-3		4-0 2B BB	3	1	2	1	2	1	1
Leon Roberts, R (9, PR) OBP: 0.310, SLG: 0.427 (9, 9)														1	1	0	0	1	0	1
Dan Meyer, L (1, 7) OBP: 0.343, SLG: 0.429	0-0 F7		0-0 1-3 2-H 3-H 1B		0-0 1-H 2-H 3B		0-0 G4-6-3 1-3 1B		0-0 SH3-4 1-2		0-0 4-3		0-0 1-H 2B	6	0	4	5	0	0	2
Tom Paciorek, R (1, 10) OBP: 0.363, SLG: 0.542		0-3 K	0-3 K		0-0 F8		0-0 G4-6-3 1-2f		4-0 G5-4-3 BB			0-3 K	0-0 F7	6	0	0	0	1	3	6
Juan Beniquez, R (1, 8) OBP: 0.271, SLG: 0.341		0-0 6-3		0-0 F7		4-0 SH E FC5-2-4-1 BB		0-0 BB SH1-3 1B	0-0 G5-4-3 1-2f			0-0 E6 1B G1		5	0	1	0	1	0	2
Joe Simpson, L (1, 9) OBP: 0.335, SLG: 0.360 (9, 3)		0-3 K		0-0 F8		0-0 SH 1-3 FC5-2-4-1		0-0 SH1-3 1-2		0-0 4-3		0-0 G1 1-2		4	0	0	0	0	1	1
Bob Stinson, S (1, 2) OBP: 0.267, SLG: 0.261			0-0 4-3	0-0 F7		0-0 F6		0-0 5-3		0-3 K		0-0 2-3 1B		6	0	1	0	0	1	3
Ted Cox, R (1, 5) OBP: 0.288, SLG: 0.292			0-0 4-3		0-0 FC6-4 1B	0-0 FC5-2-4-1 1-H 3-H		4-0 BB BB		0-0 F9		0-3 K		5	0	1	0	1	1	4
Inning Stats	R: 0 E: 0 K: 1 S: 6 H: 1 LOB: 1 BB: 0 P: 6	R: 0 E: 0 K: 2 S: 7 H: 0 LOB: 0 BB: 0 P: 7	R: 2 E: 0 K: 1 S: 8 H: 3 LOB: 2 BB: 1 P: 12	R: 0 E: 0 K: 0 S: 3 H: 0 LOB: 0 BB: 0 P: 3	R: 2 E: 0 K: 1 S: 7 H: 2 LOB: 1 BB: 1 P: 11	R: 0 E: 1 K: 0 S: 3 H: 0 LOB: 1 BB: 1 P: 7	R: 1 E: 0 K: 0 S: 5 H: 3 LOB: 1 BB: 0 P: 5	R: 0 E: 0 K: 0 S: 4 H: 1 LOB: 3 BB: 2 P: 12	R: 0 E: 0 K: 0 S: 3 H: 1 LOB: 2 BB: 1 P: 7	R: 0 E: 0 K: 1 S: 5 H: 0 LOB: 0 BB: 0 P: 5	R: 0 E: 0 K: 0 S: 4 H: 1 LOB: 1 BB: 0 P: 4	R: 0 E: 1 K: 2 S: 9 H: 1 LOB: 2 BB: 0 P: 9	R: 1 E: 0 K: 0 S: 4 H: 1 LOB: 1 BB: 1 P: 8	1B: 12 2B: 2 3B: 1 HR: 0 SF: 0 SAC: 5 DP: 3 HBP: 0	WP: 1 PB: 0 SB: 1 CS: 0 PA: 59						

TOP

Seattle Mariners @ Minnesota Twins

Metropolitan Stadium, Bloomington , MI

Sun Jul 13 1980, 4:33 AM EDT

Att. 8,573 - Unknown - 82 F

livebaseballscorecards.com

AB	47
R	6
H	14
RBI	6
BB	7
SO	8
LOB	26

PITCHER		IP	WLS	BF	H	R	ER	SO	BB	IBB	HBP	BLK	WP	HR	S	P	ERA	WHIP
Roger Erickson, R ERA: 3.21	(1, 1)	5.0		23	6	4	4	5	2	0	0	0	0	0	31	39	7.20	1.600
John Verhoeven, R ERA: 3.75	(6, 1)	1.1		6	1	1	1	0	1	0	0	0	0	0	5	9	6.75	1.500
Mike Kinnunen, L ERA: 7.45	(7, 1)	0.0		2	2	0	0	0	0	0	0	0	1	0	2	2	∞	∞
Mike Bacsik, R ERA:	(7, 1)	1.2		8	2	0	0	0	2	0	0	0	0	0	6	14	0.00	2.400
Doug Corbett, R ERA: 2.07	(9, 1)	5.0	W	20	3	1	1	3	2	0	0	0	0	0	24	32	1.80	1.000

PITCHER		IP	WLS	BF	H	R	ER	SO	BB	IBB	HBP	BLK	WP	HR	S	P	ERA	WHIP

Seattle Mariners @ Minnesota Twins

Metropolitan Stadium, Bloomington , MI

Sun Jul 13 1980, 4:33 AM EDT

Att. 8,573 - Unknown - 82 F

livebaseballscorecards.com

BOTTOM

Batter	1	2	3	4	5	6	7	8	9	10	11	12	13	AB	R	H	RBI	BB	SO	LOB
Hosken Powell, L (1, 9) OBP: 0.302, SLG: 0.325	1B		FC4-6 BB		F8		F8	CS	6-3		FC1-6 1B		FC6-4 BB BB FC6-4	6	1	2	0	1	0	1
Rob Wilfong, L (1, 4) OBP: 0.294, SLG: 0.315	F8		FC4-6 S		K		4-3		K		FC1-6		FC6-4 BB	6	0	0	1	1	2	3
Ken Landreaux, L (1, 8) OBP: 0.354, SLG: 0.425	G6-4-3		6-3		BB			1-3			K		FC6-4	6	0	3	0	1	1	2
Glenn Adams, L (1, 10) OBP: 0.348, SLG: 0.376 Danny Goodwin, L (4, PH) OBP: 0.299, SLG: 0.293 Jose Morales, R (9, PH) OBP: 0.398, SLG: 0.551	G6-4-3			4-3 SH1-4	BB			E 3B BB	F8			1-3	FC6-4	1 1 3	0 1 0	0 1 0	0 0 0	0 2 0	0 0 3	2 0 3
Butch Wynegar, S (1, 2) OBP: 0.354, SLG: 0.383		4-3		SH1-4	G3			E3 3B		F9		F9		5	1	0	0	0	0	3
Rick Sofield, L (1, 7) OBP: 0.313, SLG: 0.452		6-3		4-3 BB		F8		HR 3B		FC6-4 1B		E8		5	1	2	2	1	0	0
Mike Cubbage, L (1, 5) OBP: 0.312, SLG: 0.376		L9		4-3		4-3		HR		FC6-4		5-3		6	1	1	2	0	0	4
Ron Jackson, R (1, 3) OBP: 0.284, SLG: 0.344			K	BB		F5		K		1-3			1B 3B	5	1	1	0	1	2	1
Pete Mackanin, R (1, 6) OBP: 0.323, SLG: 0.355			E S FC4-6 BB	1-3			5-3	CS BB			F3		FC6-4 1B	4	1	1	1	2	0	3

	AB	48
	R	7
	H	11
	RBI	6
	BB	9
	SO	5
	LOB	22

Inning Stats																				
	R: 0 E: 0 K: 0 S: 4	H: 2 LOB: 1 BB: 0 P: 4	R: 0 E: 0 K: 0 S: 3	H: 0 LOB: 0 BB: 0 P: 3	R: 1 E: 0 K: 1 S: 5	H: 0 LOB: 1 BB: 2 P: 13	R: 0 E: 0 K: 0 S: 4	H: 1 LOB: 3 BB: 2 P: 12	R: 0 E: 0 K: 1 S: 6	H: 1 LOB: 2 BB: 1 P: 10	R: 0 E: 0 K: 0 S: 3	H: 0 LOB: 0 BB: 0 P: 3	R: 0 E: 0 K: 0 S: 3	H: 0 LOB: 0 BB: 0 P: 3	R: 4 E: 1 K: 1 S: 7	H: 2 LOB: 0 BB: 2 P: 15	R: 0 E: 0 K: 1 S: 6	H: 1 LOB: 1 BB: 0 P: 6	R: 0 E: 0 K: 0 S: 4	H: 1 LOB: 1 BB: 0 P: 4
	R: 0 E: 0 K: 1 S: 6	H: 1 LOB: 1 BB: 0 P: 6	R: 0 E: 0 K: 1 S: 6	H: 1 LOB: 1 BB: 0 P: 6	R: 0 E: 1 K: 0 S: 4	H: 0 LOB: 1 BB: 0 P: 4	R: 2 E: 1 K: 0 S: 4	H: 2 LOB: 3 BB: 2 P: 12	1B: 8 2B: 0 3B: 2 HR: 1	SF: 0 SAC: 1 DP: 1 HBP: 0	WP: 0 PB: 0 SB: 2 CS: 1	PA: 59								

PITCHER		IP	WLS	BF	H	R	ER	SO	BB	IBB	HBP	BLK	WP	HR	S	P	ERA	WHIP
Jim Beattie, R ERA: 5.55	(1, 1)	7.1		33	5	4	2	2	6	0	0	0	0	0	31	55	2.46	1.500
Dave Heaverlo, R ERA: 3.76	(8, 1)	0.1		3	1	1	1	1	1	0	0	0	0	1	4	8	27.00	6.000
Shane Rawley, L ERA: 2.74	(8, 1)	4.2	L	20	5	2	1	2	1	0	0	0	0	0	23	27	1.93	1.286
Dave Roberts, L ERA: 4.86	(13, 1)	0.0		1	0	0	0	0	1	0	0	0	0	0	0	4	∞	∞
Byron McLaughlin, R ERA: 6.4	(13, 1)	0.1		1	0	0	0	0	0	0	0	0	0	0	1	1	0.00	0.000

PITCHER	IP	WLS	BF	H	R	ER	SO	BB	IBB	HBP	BLK	WP	HR	S	P	ERA	WHIP

Batter	1	2	3	4	5	6	7	8	9	AB	R	H	RBI	BB	SO	LOB
Julio Cruz, S (1, 4) OBP: 0.331, SLG: 0.284	F7	BB 1-2 BB			F1 1-2	E6 S 1-3			4-3 SH3-4 1B	4	0	1	0	1	0	2
Larry Milbourne, S (1, 6) OBP: 0.303, SLG: 0.327	6-3	4-3			E 2-3 1B	SF9 1-2 3-H			SH3-4 1-2	3	1	1	1	0	0	3
Bruce Bochte, L (1, 3) OBP: 0.363, SLG: 0.438	G3		6-3		E7 HR 1-H 3-H 2B	4-3			4-3 2-3	5	1	1	2	0	0	2
Dan Meyer, L (1, 7) OBP: 0.344, SLG: 0.437		BB 1B E	3-1		HR 3-H		F6		F8	4	2	1	2	1	0	1
Tom Paciorek, R (1, 10) OBP: 0.361, SLG: 0.537		F4	F3		L7		G6-4-3 1B			4	0	1	0	0	0	1
Juan Beniquez, R (1, 8) OBP: 0.277, SLG: 0.367		E SF7 1-2 1B		F6	HR		G6-4-3 1-2f			4	2	2	1	0	0	1
Joe Simpson, L (1, 9) OBP: 0.328, SLG: 0.351		E4 1-3 2-H 1B		6-3	G3			6-3		4	0	0	0	0	0	1
Jim Anderson, R (1, 5) OBP: 0.310, SLG: 0.355 Ted Cox, R (8, 5) OBP: 0.288, SLG: 0.292		SF7 3-H		6-3		E SF9 1B		F2		3 1 1 1 0 0 0 0 0 0 0 0 0 0						
Bob Stinson, S (1, 2) OBP: 0.276, SLG: 0.263		BB 1-3 1B			BB 1B E E	K		F9		3	1	1	0	1	1	1
Inning Stats	R: 0 E: 0 K: 0 S: 3 H: 0 LOB: 0 BB: 0 P: 3	R: 2 E: 1 K: 0 S: 6 H: 2 LOB: 3 BB: 2 P: 14	R: 0 E: 0 K: 0 S: 3 H: 0 LOB: 0 BB: 0 P: 3	R: 0 E: 0 K: 0 S: 3 H: 0 LOB: 0 BB: 0 P: 3	R: 5 E: 2 K: 0 S: 7 H: 4 LOB: 0 BB: 1 P: 11	R: 1 E: 1 K: 1 S: 7 H: 1 LOB: 1 BB: 0 P: 7	R: 0 E: 0 K: 0 S: 3 H: 1 LOB: 0 BB: 0 P: 3	R: 0 E: 0 K: 0 S: 3 H: 0 LOB: 0 BB: 0 P: 3	R: 0 E: 0 K: 0 S: 4 H: 1 LOB: 1 BB: 0 P: 4	1B: 6 2B: 1 3B: 0 HR: 2 SF: 2 SAC: 1 DP: 1 HBP: 0						

PITCHER	IP	WLS	BF	H	R	ER	SO	BB	IBB	HBP	BLK	WP	HR	S	P	ERA	WHIP
Fernando Arroyo, R (1, 1) ERA: 4.62	4.1	L	22	5	6	4	0	3	0	0	0	0	1	19	31	8.31	1.846
John Verhoeven, R (5, 1) ERA: 3.6	4.2		18	4	2	1	1	0	0	0	0	0	1	20	20	1.93	0.857

PITCHER	IP	WLS	BF	H	R	ER	SO	BB	IBB	HBP	BLK	WP	HR	S	P	ERA	WHIP

TOP

Seattle Mariners @ Minnesota Twins

Metropolitan Stadium, Bloomington , MI

Mon Jul 14 1980, 4:33 AM EDT

Att. 11,060 - Unknown - 92 F

livebaseballscorecards.com

AB	34
R	8
H	9
RBI	7
BB	3
SO	1
LOB	12

PA: 40

WP: 0
PB: 0
SB: 1
CS: 0

Batter	1	2	3	4	5	6	7	8	9	AB	R	H	RBI	BB	SO	LOB
Ron Jackson, R (1, 3) (7, 7) OBP: 0.278, SLG: 0.339	F4		SF9 3-H		FC5-4 1-2 2-3 3-H		SH1-3 1-2		6-3	3	0	0	1	0	0	2
Ken Landreaux, L (1, 8) OBP: 0.350, SLG: 0.420	4-3		F7		3-1		1-3			4	0	0	0	0	0	3
Jose Morales, R (1, 10) OBP: 0.393, SLG: 0.536	5-3			5-3		E5 1B 1B FC3-6		BB		3	1	0	0	1	0	0
Pete Mackanin, R (1, 6) OBP: 0.321, SLG: 0.353		F8		6-3		FC3-6 1B 1-2		F8		4	0	1	0	0	0	1
Dave Edwards, R (1, 7) (7, 9) OBP: 0.287, SLG: 0.339		G4-6-3 1B		F6		FC3-6 1-2 2-3 1B		K		4	0	2	0	0	1	1
Butch Wynegar, S (1, 2) OBP: 0.353, SLG: 0.378		G4-6-3 1-2f			HBP BB 1B BB	FC3-6 G6-3 1-2f 2-3 3-H		G3		3	1	0	1	1	0	4
John Castino, R (1, 5) OBP: 0.333, SLG: 0.435			SH3-4 1B SF9 1B		1B HBP 1-2 FC5-4 BB	G6-3 1-2f			HR	3	3	2	1	1	0	2
Hosken Powell, L (1, 9) OBP: 0.307, SLG: 0.328 Mike Cubbage, L (7, 3) OBP: 0.310, SLG: 0.373 Bombo Rivera, R (9, PH) OBP: 0.353, SLG: 0.588			SH3-4 1-2 1B		FC5-4 1B 1-2 2-3 HBP		6-3		6-3	1 1 1	0 0 0	1 0 0	0 0 0	0 0 0	0 0 0	0 0 0
Rob Wilfong, L (1, 4) OBP: 0.299, SLG: 0.320			SH3-4 1-2 2-3		FC5-4 1-2 2-3 3-H 1B		SH1-3 1B		G3	3	0	2	1	0	0	0
Inning Stats	R: 0 E: 0 K: 0 S: 3 H: 0 LOB: 0 BB: 0 P: 3	R: 0 E: 0 K: 0 S: 3 H: 1 LOB: 0 BB: 0 P: 3	R: 1 E: 0 K: 0 S: 5 H: 2 LOB: 1 BB: 0 P: 5	R: 0 E: 0 K: 0 S: 3 H: 0 LOB: 0 BB: 0 P: 3	R: 2 E: 0 K: 0 S: 3 H: 1 LOB: 1 BB: 2 P: 12	R: 1 E: 1 K: 0 S: 5 H: 2 LOB: 1 BB: 0 P: 5	R: 0 E: 0 K: 0 S: 4 H: 1 LOB: 1 BB: 0 P: 4	R: 0 E: 0 K: 1 S: 5 H: 0 LOB: 1 BB: 1 P: 9	R: 1 E: 0 K: 0 S: 4 H: 1 LOB: 0 BB: 0 P: 4	1B: 7 2B: 0 3B: 0 HR: 1	SF: 1 SAC: 2 DP: 3 HBP: 1						

PITCHER	IP	WLS	BF	H	R	ER	SO	BB	IBB	HBP	BLK	WP	HR	S	P	ERA	WHIP
Rick Honeycutt, L (1, 1) ERA: 3.31	5.0	W	23	6	4	3	0	2	0	1	0	0	0	20	29	5.40	1.600
Byron McLaughlin, R (6, 1) ERA: 6.22	3.0		11	2	1	1	1	1	0	0	0	0	1	12	16	3.00	1.000
Dave Roberts, L (9, 1) ERA: 4.77	1.0	S	3	0	0	0	0	0	0	0	0	0	0	3	3	0.00	0.000

PITCHER	IP	WLS	BF	H	R	ER	SO	BB	IBB	HBP	BLK	WP	HR	S	P	ERA	WHIP

BOTTOM

Seattle Mariners @ Minnesota Twins

Metropolitan Stadium, Bloomington , MI

Mon Jul 14 1980, 4:33 AM EDT

Att. 11,060 - Unknown - 92 F

livebaseballscorecards.com

AB	30
R	5
H	8
RBI	4
BB	3
SO	1
LOB	13

Batter	1	2	3	4	5	6	7	8	9	AB	R	H	RBI	BB	SO	LOB
Alfredo Griffin, S (1, 6) OBP: 0.276, SLG: 0.343	S S S 0-3 ① K		x 0-0 ① F5		x 0-0 ③ F7			x 0-0 ① G3		4	0	0	0	0	1	1
Damaso Garcia, R (1, 4) OBP: 0.300, SLG: 0.424	x 0-0 ② F9		x 0-0 ② F8			x 0-0 ① F9		x 0-0 ② F7		4	0	0	0	0	0	1
John Mayberry, L (1, 3) OBP: 0.370, SLG: 0.493	x 0-0 ③ L4		x 0-0 1-H HR			x 0-0 G5-4-3 1B		x 0-0 HR		4	2	3	3	0	0	0
Otto Velez, R (1, 10) OBP: 0.381, SLG: 0.509		x 0-0 ① 5-3	x 0-0 ③ 6-3			x 0-0 ② ③ G5-4-3 1-2f		x 0-0 ③ F3		4	0	0	0	0	0	1
Roy Howell, L (1, 5) OBP: 0.322, SLG: 0.390		x 0-0 HR		x 0-0 ① G3			x 0-0 ① F7		B B B B 4-0 BB	3	1	1	1	1	0	0
Al Woods, L (1, 7) OBP: 0.366, SLG: 0.466		x 0-0 1B		x 0-0 CS 1B			x 0-0 ② F7		x 0-0 ① F7	4	0	2	0	0	0	1
Barry Bonnell, R (1, 8) OBP: 0.308, SLG: 0.411		x 0-0 ② F3		x 0-0 ② ③ 5-3 1-2			B B B B 4-0 BB		S S S 0-3 ② K	3	0	0	0	1	1	3
Lloyd Moseby, L (1, 9) OBP: 0.273, SLG: 0.346		x 0-0 ③ F8			x 0-0 ① 4-3		x 0-0 ③ F8		x 0-0 ③ F5	4	0	0	0	0	0	3
Ernie Whitt, L (1, 2) OBP: 0.274, SLG: 0.311			x 0-0 HR 1B		x 0-0 ② F9			x 0-0 HR		3	2	2	1	0	0	0
Inning Stats	R: 0 E: 0 K: 1 S: 5 H: 0 LOB: 0 BB: 0 P: 5	R: 1 E: 0 K: 0 S: 5 H: 2 LOB: 1 BB: 0 P: 5	R: 2 E: 0 K: 0 S: 5 H: 2 LOB: 0 BB: 0 P: 5	R: 0 E: 0 K: 0 S: 3 H: 1 LOB: 0 BB: 0 P: 3	R: 0 E: 0 K: 0 S: 3 H: 0 LOB: 0 BB: 0 P: 3	R: 0 E: 0 K: 0 S: 3 H: 1 LOB: 0 BB: 0 P: 3	R: 0 E: 0 K: 0 S: 3 H: 0 LOB: 1 BB: 1 P: 7	R: 2 E: 0 K: 0 S: 5 H: 2 LOB: 0 BB: 0 P: 5	R: 0 E: 0 K: 1 S: 5 H: 0 LOB: 1 BB: 1 P: 9	1B: 4 2B: 0 3B: 0 HR: 4	SF: 0 SAC: 0 DP: 1 HBP: 0						

PITCHER		IP	WLS	BF	H	R	ER	SO	BB	IBB	HBP	BLK	WP	HR	S	P	ERA	WHIP
Glenn Abbott, R ERA: 3.42	(1, 1)	7.2	L	30	8	5	5	1	1	0	0	0	0	4	31	35	5.87	1.174
Dave Heaverlo, R ERA: 3.64	(8, 1)	1.1		5	0	0	0	1	1	0	0	0	0	0	6	10	0.00	0.750

PITCHER	IP	WLS	BF	H	R	ER	SO	BB	IBB	HBP	BLK	WP	HR	S	P	ERA	WHIP

TOP

Toronto Blue Jays @ Seattle Mariners

The Kingdome, Seattle, WA

Wed Jul 16 1980, 10:05 PM EDT

Att. 5,644 - Dome

livebaseballscorecards.com

AB	33
R	5
H	8
RBI	5
BB	2
SO	2
LOB	10

1B: 4	SF: 0	WP: 0	PA: 35		
2B: 0	SAC: 0	PB: 0			
3B: 0	DP: 1	SB: 0			
HR: 4	HBP: 0	CS: 1			

BOTTOM

Toronto Blue Jays @ Seattle Mariners

The Kingdome, Seattle, WA

Wed Jul 16 1980, 10:05 PM EDT

Att. 5,644 - Dome

Batter	1	2	3	4	5	6	7	8	9	AB	R	H	RBI	BB	SO	LOB
Julio Cruz, S (1, 4) OBP: 0.325, SLG: 0.279	6-3		K			G6-4-3			1-3	4	0	0	0	0	1	1
Jim Anderson, R (1, 5) OBP: 0.310, SLG: 0.354	4-3			6-3			G1-4-3			3	0	1	0	0	0	0
Bruce Bochte, L (1, 3) OBP: 0.365, SLG: 0.439	BB			G6-4-3			F6			2	0	1	0	1	0	1
Willie Horton, R (1, 10) OBP: 0.321, SLG: 0.319	4-3			G6-4-3			G1-4-3			3	0	0	0	0	0	3
Dan Meyer, L (1, 7) OBP: 0.344, SLG: 0.436		4-3			6-3			G6-4-3		3	0	1	0	0	0	0
Tom Paciorek, R (1, 9) OBP: 0.357, SLG: 0.530		4-3			K			G6-4-3		3	0	0	0	0	1	1
Juan Beniquez, R (1, 8) OBP: 0.272, SLG: 0.359		K			K			K		3	0	0	0	0	3	0
Mario Mendoza, R (1, 6) OBP: 0.316, SLG: 0.363			1-3			6-3			4-3	2	0	0	0	0	0	0
Joe Simpson, L (9, PH) OBP: 0.326, SLG: 0.349										1	0	0	0	0	0	0
Marc Hill, R (1, 2) OBP: 0.173, SLG: 0.180			K			BB			F8	2	0	0	0	1	1	0
Inning Stats	R: 0 E: 0 K: 0 S: 3 H: 0 LOB: 1 BB: 1 P: 7	R: 0 E: 0 K: 1 S: 5 H: 0 LOB: 0 BB: 0 P: 5	R: 0 E: 0 K: 2 S: 7 H: 0 LOB: 0 BB: 0 P: 7	R: 0 E: 0 K: 0 S: 3 H: 1 LOB: 0 BB: 0 P: 3	R: 0 E: 0 K: 2 S: 7 H: 0 LOB: 0 BB: 0 P: 7	R: 0 E: 0 K: 0 S: 2 H: 0 LOB: 0 BB: 1 P: 6	R: 0 E: 0 K: 0 S: 3 H: 1 LOB: 0 BB: 0 P: 3	R: 0 E: 0 K: 1 S: 5 H: 1 LOB: 0 BB: 0 P: 5	R: 0 E: 0 K: 0 S: 3 H: 0 LOB: 0 BB: 0 P: 3	1B: 3 2B: 0 3B: 0 HR: 0 SF: 0 SAC: 0 DP: 4 HBP: 0						

PITCHER	IP	WLS	BF	H	R	ER	SO	BB	IBB	HBP	BLK	WP	HR	S	P	ERA	WHIP
Dave Stieb, R (1, 1) ERA: 2.78	9.0	W	28	3	0	0	6	2	0	0	0	0	0	38	46	0.00	0.556

PITCHER	IP	WLS	BF	H	R	ER	SO	BB	IBB	HBP	BLK	WP	HR	S	P	ERA	WHIP

AB	26
R	0
H	3
RBI	0
BB	2
SO	6
LOB	6

PA: 28

WP: 0
PB: 0
SB: 0
CS: 0

livebaseballscorecards.com

Batter	1	2	3	4	5	6	7	8	9	AB	R	H	RBI	BB	SO	LOB
Alfredo Griffin, S (1, 6) OBP: 0.276, SLG: 0.342	L4		F8			CS 1B 1B	L4			4	0	1	0	0	0	1
Damaso Garcia, R (1, 4) OBP: 0.300, SLG: 0.421	F9		4-3			1-2 CS 1B		4-3		4	0	1	0	0	0	0
John Mayberry, L (1, 3) OBP: 0.365, SLG: 0.485	F9			G3		1-2 2-3 4-3		F8		4	0	0	0	0	0	2
Otto Velez, R (1, 10) OBP: 0.383, SLG: 0.528		2B		3-1			HR	F8		4	1	2	1	0	0	0
Roy Howell, L (1, 5) OBP: 0.327, SLG: 0.397		B B B FC6-4 BB		S S S K			1B 2B		FC6-4 1B	3	1	2	0	1	1	0
Barry Bonnell, R (1, 8) OBP: 0.307, SLG: 0.408		S S S K			S S S K		2-H 4-3 1B 1B		1-2f FC6-4 4-3	4	1	1	1	0	2	3
Al Woods, L (1, 7) OBP: 0.360, SLG: 0.458		F7			4-3		1-2 4-3		1-2 4-3	4	0	0	0	0	0	4
Bob Bailor, R (1, 9) OBP: 0.297, SLG: 0.259 Doug Ault, R (7, PH) OBP: 0.286, SLG: 0.250 Lloyd Moseby, L (7, 9) OBP: 0.273, SLG: 0.346 Garth Iorg, R (9, PH) OBP: 0.281, SLG: 0.370		1-2f FC6-4			F4		5-3		F9	2 1 0 1	0 0 0 0	0 0 0 0	0 0 0 0	0 0 0 0	0 0 0 0	2 1 0 1
Bob Davis, R (1, 2) OBP: 0.263, SLG: 0.336			F3				2-H F7 1B			3	0	1	1	0	0	0
Inning Stats	R: 0 E: 0 K: 0 S: 3 H: 0 LOB: 0 BB: 0 P: 3	R: 0 E: 0 K: 1 S: 6 H: 1 LOB: 2 BB: 1 P: 10	R: 0 E: 0 K: 0 S: 3 H: 0 LOB: 0 BB: 0 P: 3	R: 0 E: 0 K: 1 S: 5 H: 0 LOB: 0 BB: 0 P: 5	R: 0 E: 0 K: 1 S: 5 H: 0 LOB: 0 BB: 0 P: 5	R: 0 E: 0 K: 0 S: 4 H: 2 LOB: 1 BB: 0 P: 4	R: 3 E: 0 K: 0 S: 7 H: 4 LOB: 1 BB: 0 P: 7	R: 0 E: 0 K: 0 S: 3 H: 0 LOB: 0 BB: 0 P: 3	R: 0 E: 0 K: 0 S: 4 H: 1 LOB: 1 BB: 0 P: 4	1B: 5 2B: 2 3B: 0 HR: 1 SF: 0 SAC: 0 DP: 0 HBP: 0						

PITCHER	IP	WLS	BF	H	R	ER	SO	BB	IBB	HBP	BLK	WP	HR	S	P	ERA	WHIP
Floyd Bannister, L (1, 1) ERA: 3.61	6.0		24	6	3	3	3	1	0	0	0	0	1	29	33	4.50	1.167
Shane Rawley, L (7, 1) ERA: 2.63	3.0	W	11	2	0	0	0	0	0	0	0	0	0	11	11	0.00	0.667

PITCHER	IP	WLS	BF	H	R	ER	SO	BB	IBB	HBP	BLK	WP	HR	S	P	ERA	WHIP

TOP

Toronto Blue Jays @ Seattle Mariners

The Kingdome, Seattle, WA

Thu Jul 17 1980, 10:05 PM EDT

Att. 5,726 - Dome

livebaseballscorecards.com

AB	34
R	3
H	8
RBI	3
BB	1
SO	3
LOB	14

WP: 0 PA: 35
PB: 0
SB: 0
CS: 2

Batter	1	2	3	4	5	6	7	8	9	AB	R	H	RBI	BB	SO	LOB
Julio Cruz, S (1, 4) OBP: 0.324, SLG: 0.276	S S S 0-3 K ①		x 0-0 SH3-4 ① 1-2	x 0-0 FC6 ③ 1-2f		B B B 4-0 S BB		x 0-0 1-3 ③		3	0	0	0	1	1	1
Jim Anderson, R (1, 5) OBP: 0.309, SLG: 0.353 Ted Cox, R (9, 5) OBP: 0.288, SLG: 0.292	x 0-0 F8 ②		x 0-0 E8 2-3 1B		S S S 0-3 K ①	x 0-0 F8 ③ 1-2				4 0	0 0	1 0	0 0	0 0	1 0	1 0
Bruce Bochte, L (1, 3) OBP: 0.364, SLG: 0.436	x 0-0 1B		x 0-0 3-1 ②		x 0-0 L4 ②		S S S 0-3 K ①			4	0	1	0	0	1	2
Willie Horton, R (1, 10) OBP: 0.329, SLG: 0.325	S S S 0-3 K ③		B B B 4-0 BB		x 0-0 1B		x 0-0 HR 1B			3	1	2	0	1	1	1
Tom Paciorek, R (1, 9) OBP: 0.355, SLG: 0.538 Joe Simpson, L (8, 9) OBP: 0.326, SLG: 0.349		x 0-0 F4 ①	x 0-0 F9 ③		S S S 0-3 K ③		x 0-0 1-H HR			4 0	1 0	1 0	2 0	0 0	1 0	4 0
Dan Meyer, L (1, 7) OBP: 0.346, SLG: 0.435		x 0-0 1B 1B		x 0-0 F7 ①		B B B 4-0 S HR BB	x 0-0 4-3 ②			3	1	1	0	1	0	0
Juan Beniquez, R (1, 8) OBP: 0.284, SLG: 0.397		x 0-0 G3-6-1 1-2 1B		x 0-0 F9 1B 2B		x 0-0 1-H HR	x 0-0 F8 ③			4	2	3	2	0	0	0
Marc Hill, R (1, 2) OBP: 0.161, SLG: 0.167		x 0-0 G3-6-1 ② ③ 1-2f		x 0-0 F9 ② 2-3		S S S 0-3 K ①		x 0-0 5-3 ①		4	0	0	0	0	1	3
Mario Mendoza, R (1, 6) OBP: 0.321, SLG: 0.367			x 0-0 E SH3-4 1B	x 0-0 FC6 3-H 1B		x 0-0 5-3 ②		x 0-0 F8 ②		4	0	2	1	0	0	0
Inning Stats	R: 0 E: 0 K: 2 S: 8 H: 1 LOB: 1 BB: 0 P: 8	R: 0 E: 0 K: 0 S: 4 H: 2 LOB: 1 BB: 0 P: 4	R: 0 E: 1 K: 0 S: 5 H: 2 LOB: 3 BB: 1 P: 9	R: 1 E: 0 K: 0 S: 5 H: 2 LOB: 1 BB: 0 P: 5	R: 0 E: 0 K: 2 S: 8 H: 1 LOB: 1 BB: 0 P: 8	R: 2 E: 0 K: 1 S: 6 H: 1 LOB: 1 BB: 2 P: 14	R: 2 E: 0 K: 1 S: 7 H: 2 LOB: 0 BB: 0 P: 7	R: 0 E: 0 K: 0 S: 3 H: 0 LOB: 0 BB: 0 P: 3		1B: 8 2B: 1 3B: 0 HR: 2	SF: 0 SAC: 1 DP: 1 HBP: 0					

BOTTOM

Toronto Blue Jays @ Seattle Mariners

The Kingdome, Seattle, WA

Thu Jul 17 1980, 10:05 PM EDT

Att. 5,726 - Dome

livebaseballscorecards.com

AB	33
R	5
H	11
RBI	5
BB	3
SO	6
LOB	12

PITCHER		IP	WLS	BF	H	R	ER	SO	BB	IBB	HBP	BLK	WP	HR	S	P	ERA	WHIP
Paul Mirabella, L ERA: 4.45	(1, 1)	5.0		25	9	3	3	4	2	0	0	0	0	1	31	39	5.40	2.200
Jesse Jefferson, R ERA: 4.83	(6, 1)	3.0	L	12	2	2	2	2	1	0	0	0	0	1	15	19	6.00	1.000

PITCHER	IP	WLS	BF	H	R	ER	SO	BB	IBB	HBP	BLK	WP	HR	S	P	ERA	WHIP

Batter	1	2	3	4	5	6	7	8	9	10	AB	R	H	RBI	BB	SO	LOB
Rick Peters, S (1, 8) OBP: 0.401, SLG: 0.418	SH1-3 1B		G3-6-3 E BLK BB		FC1-2-5 1-3 1B 2B		1B 2B		6-3		4	3	3	0	1	0	0
Lou Whitaker, L (1, 4) OBP: 0.339, SLG: 0.255	SH1-3 1-2		E3 G3-6-3 1-2		FC1-2-5 1B 2-3 3-H		F7		F8		4	0	0	0	0	0	4
Steve Kemp, L (1, 7) OBP: 0.393, SLG: 0.424	F6		G3-6-3 1-2f 2-3		1-2 3-H 1B		2-H 1B			1-3 1B 1B	5	1	3	2	0	0	3
Richie Hebner, L (1, 3) OBP: 0.363, SLG: 0.481	F8		F8 3-H		F8		4-3			B2	5	0	0	0	0	0	5
Champ Summers, L (1, 10) OBP: 0.409, SLG: 0.489 John Wockenfuss, R (10, PH) OBP: 0.405, SLG: 0.482		1B CS BB		FC6-4 BB		5-3		G6-4-3 BB		1-3 1-2	1 1	0 0	0 0	0 0	3 0	0 0	0 1
Al Cowens, R (1, 9) OBP: 0.319, SLG: 0.340		5-3 1-2		FC6-4 G6-4-3 1-2f		E S 1B		G6-4-3 1-2f		2B 2-H 1B	5	1	2	1	0	0	3
Lance Parrish, R (1, 2) OBP: 0.307, SLG: 0.467		2-3 1B		G6-4-3 1-2f		6-3 1-3		1B		2B IBB	4	0	2	0	1	0	2
Tom Brookens, R (1, 5) OBP: 0.340, SLG: 0.420		F3			F7	F8		K		1-3 2-H 2B	5	0	1	1	0	1	4
Mark Wagner, R (1, 6) OBP: 0.263, SLG: 0.176 Alan Trammell, R (9, PH) OBP: 0.383, SLG: 0.419 (9, 6)		F8			2B FC1-2-5 BB		6-3		5-3	5-3	2 2	0 0	0 0	0 0	1 0	0 0	2 2
Inning Stats	R: 0 H: 1 E: 0 LOB: 1 K: 0 BB: 0 S: 4 P: 4	R: 0 H: 1 E: 0 LOB: 2 K: 0 BB: 1 S: 4 P: 8	R: 1 H: 0 E: 1 LOB: 0 K: 0 BB: 1 S: 3 P: 7	R: 0 H: 0 E: 0 LOB: 0 K: 0 BB: 1 S: 2 P: 6	R: 1 H: 2 E: 0 LOB: 2 K: 0 BB: 1 S: 5 P: 9	R: 0 H: 1 E: 0 LOB: 1 K: 0 BB: 0 S: 4 P: 4	R: 1 H: 2 E: 0 LOB: 1 K: 0 BB: 0 S: 5 P: 5	R: 0 H: 1 E: 0 LOB: 1 K: 1 BB: 1 S: 5 P: 9	R: 0 H: 0 E: 0 LOB: 0 K: 0 BB: 0 S: 3 P: 3	R: 2 H: 3 E: 0 LOB: 2 K: 0 BB: 1 S: 6 P: 10	1B: 8 2B: 3 3B: 0 HR: 0	SF: 0 SAC: 1 DP: 3 HBP: 0					

PITCHER		IP	WLS	BF	H	R	ER	SO	BB	IBB	HBP	BLK	WP	HR	S	P	ERA	WHIP
Jim Beattie, R ERA: 5.42	(1, 1)	9.0	L	39	9	4	4	1	5	0	0	1	0	0	36	56	4.00	1.556
Dave Roberts, L ERA: 4.75	(10, 1)	0.1		1	0	0	0	0	0	0	0	0	0	0	1	1	0.00	0.000
Dave Heaverlo, R ERA: 3.83	(10, 1)	0.1		4	2	1	1	0	0	1	0	0	0	0	3	7	27.00	6.000
Byron McLaughlin, R ERA: 6.18	(10, 1)	0.1		1	0	0	0	0	0	0	0	0	0	0	1	1	0.00	0.000

PITCHER	IP	WLS	BF	H	R	ER	SO	BB	IBB	HBP	BLK	WP	HR	S	P	ERA	WHIP

TOP

Detroit Tigers @ Seattle Mariners

The Kingdome, Seattle, WA

Fri Jul 18 1980, 10:05 PM EDT

Att. 7,479 - Unknown

livebaseballscorecards.com

AB	38
R	5
H	11
RBI	4
BB	6
SO	1
LOB	26

WP: 0	PA: 45		
PB: 0			
SB: 1			
CS: 1			

Detroit Tigers @ Seattle Mariners

The Kingdome, Seattle, WA

Fri Jul 18 1980, 10:05 PM EDT

Att. 7,479 - Unknown

livebaseballscorecards.com

Batter	1	2	3	4	5	6	7	8	9	10	AB	R	H	RBI	BB	SO	LOB
Julio Cruz, S (1, 4) OBP: 0.330, SLG: 0.273	1-3		BB		6-3 2-3		CS BB		G1-4-3 BB		2	0	0	0	3	0	1
Jim Anderson, R (1, 5) OBP: 0.311, SLG: 0.348	F9		F9		2B BB		1-2 BB		G1-4-3 1-2f		3	0	0	0	2	0	2
Bruce Bochte, L (1, 3) OBP: 0.362, SLG: 0.436	K			L7	1-3 3-H 2B		G3			K	5	0	1	1	0	2	1
Willie Horton, R (1, 10) OBP: 0.332, SLG: 0.333 Larry Milbourne, S (8, PR) OBP: 0.309, SLG: 0.333		F6		2B 2B	K			E 1B		BB E 1B	4 1	1 0	2 1	0 0	0 0	1 0	2 0
Dan Meyer, L (1, 7) OBP: 0.347, SLG: 0.441		2B		2-H 2B		3-1		B2		F5	5	0	2	1	0	0	2
Tom Paciorek, R (1, 9) OBP: 0.347, SLG: 0.526		F3		F8		5-3		F7		E3 BB 1-2	5	0	0	0	0	0	4
Juan Beniquez, R (1, 8) OBP: 0.277, SLG: 0.387 Joe Simpson, L (8, PR) OBP: 0.330, SLG: 0.349 (9, 8)		6-3		G1	K			E6 1-2		1-2 2-3 BB	4 0	0 0	0 0	0 0	0 1	1 0	3 0
Mario Mendoza, R (1, 6) OBP: 0.317, SLG: 0.357			K		6-3 SH5-3 2B BB		K	F4		F9	4	1	0	0	1	2	5
Marc Hill, R (1, 2) OBP: 0.169, SLG: 0.228			K		SH5-3 1-2		HR		F8		3	1	1	1	0	1	0

Inning Stats	1	2	3	4	5	6	7	8	9	10
	R: 0 E: 0 K: 1 S: 5	R: 0 E: 0 K: 0 S: 4	R: 0 E: 0 K: 2 S: 7	R: 1 E: 0 K: 0 S: 5	R: 1 E: 0 K: 1 S: 6	R: 0 E: 0 K: 1 S: 5	R: 1 E: 0 K: 1 S: 5	R: 0 E: 1 K: 0 S: 5	R: 0 E: 0 K: 0 S: 2	R: 0 E: 1 K: 1 S: 7
	H: 0 LOB: 0 BB: 0 P: 5	H: 1 LOB: 1 BB: 0 P: 4	H: 0 LOB: 1 BB: 1 P: 11	H: 2 LOB: 1 BB: 0 P: 5	H: 1 LOB: 2 BB: 2 P: 14	H: 0 LOB: 0 BB: 0 P: 5	H: 1 LOB: 1 BB: 2 P: 13	H: 1 LOB: 2 BB: 0 P: 5	H: 0 LOB: 0 BB: 1 P: 6	H: 1 LOB: 3 BB: 1 P: 11

1B: 2	SF: 0
2B: 4	SAC: 1
3B: 0	DP: 1
HR: 1	HBP: 0

WP: 0	PA: 44
PB: 0	
SB: 0	
CS: 1	

	AB	36
	R	3
	H	7
	RBI	3
	BB	7
	SO	7
	LOB	20

PITCHER	IP	WLS	BF	H	R	ER	SO	BB	IBB	HBP	BLK	WP	HR	S	P	ERA	WHIP
Dan Petry, R (1, 1) ERA: 3.63	8.0		35	6	3	3	6	5	0	0	0	0	1	42	62	3.38	1.375
Aurelio Lopez, R (9, 1) ERA: 3.39	2.0	W	9	1	0	0	1	2	0	0	0	0	0	9	17	0.00	1.500

PITCHER	IP	WLS	BF	H	R	ER	SO	BB	IBB	HBP	BLK	WP	HR	S	P	ERA	WHIP

Batter	1	2	3	4	5	6	7	8	9	10	AB	R	H	RBI	BB	SO	LOB
Jim Lentine, R (1, 8) (9, 7) OBP: 0.345, SLG: 0.319	4-3		5-3		BB 1-3		F8			3-1 2B IBB	3	0	0	0	1	0	0
Champ Summers, L (10, PH) OBP: 0.412, SLG: 0.489											0	0	0	0	1	0	0
Dave Stegman, R (10, PR) (10, 7) OBP: 0.273, SLG: 0.294											0	1	0	0	0	0	0
Alan Trammell, R (1, 6) OBP: 0.380, SLG: 0.420	G3		2B		1-3 1-2			1-3		SF9 3-H	4	0	1	1	0	0	1
Steve Kemp, L (1, 10) OBP: 0.386, SLG: 0.415	K		K		F7			K		3-1 1-2	5	0	0	0	0	3	4
John Wockenfuss, R (1, 7) (9, 2) OBP: 0.400, SLG: 0.480		F8	1-3			F9		F9		2B 2-H	5	0	1	1	0	0	1
Lance Parrish, R (1, 2) OBP: 0.316, SLG: 0.500		2B 1B SF9		HR		HR			SH1-4 2B	F5	4	3	4	2	0	0	0
Rick Peters, S (9, PR) (9, 8) OBP: 0.399, SLG: 0.415											1	0	0	0	0	0	3
Al Cowens, R (1, 9) OBP: 0.319, SLG: 0.337		BB 1B		5-3		K			SH1-4 2-3		2	0	0	0	1	1	0
Richie Hebner, L (1, 3) OBP: 0.361, SLG: 0.477		1B 1-2 2-3		4-3		F5			K		4	0	1	0	0	1	1
Tom Brookens, R (1, 5) OBP: 0.335, SLG: 0.415		SF9 3-H		6-3			1-3		L4		3	0	0	1	0	0	1
Stan Papi, R (1, 4) OBP: 0.313, SLG: 0.476		1-3			4-3		6-3			SF9 3B	4	0	1	0	0	0	2
Lou Whitaker, L (10, PR) (10, 4) OBP: 0.339, SLG: 0.255											0	1	0	0	0	0	0
Inning Stats	R: 0 E: 0 K: 1 S: 5 H: 0 LOB: 0 BB: 0 P: 5	R: 1 E: 0 K: 0 S: 5 H: 2 LOB: 2 BB: 1 P: 9	R: 0 E: 0 K: 1 S: 6 H: 1 LOB: 1 BB: 0 P: 6	R: 1 E: 0 K: 0 S: 4 H: 1 LOB: 0 BB: 0 P: 4	R: 0 E: 0 K: 0 S: 3 H: 0 LOB: 1 BB: 1 P: 7	R: 1 E: 0 K: 1 S: 6 H: 1 LOB: 0 BB: 0 P: 6	R: 0 E: 0 K: 0 S: 3 H: 0 LOB: 0 BB: 0 P: 3	R: 0 E: 0 K: 1 S: 5 H: 0 LOB: 0 BB: 0 P: 5	R: 0 E: 0 K: 1 S: 6 H: 1 LOB: 1 BB: 0 P: 6	R: 2 E: 0 K: 0 S: 5 H: 2 LOB: 3 BB: 1 P: 9	1B: 1 2B: 4 3B: 1 HR: 2	SF: 2 SAC: 1 DP: 0 HBP: 0					

PITCHER		IP	WLS	BF	H	R	ER	SO	BB	IBB	HBP	BLK	WP	HR	S	P	ERA	WHIP
Rick Honeycutt, L ERA: 3.36	(1, 1)	9.0	L	36	7	4	4	5	2	0	0	0	0	2	44	52	4.00	1.000
Byron McLaughlin, R ERA: 6.23	(10, 1)	1.0		5	1	1	1	0	0	1	0	0	0	0	4	8	9.00	1.000

PITCHER	IP	WLS	BF	H	R	ER	SO	BB	IBB	HBP	BLK	WP	HR	S	P	ERA	WHIP

TOP

Detroit Tigers @ Seattle Mariners

The Kingdome, Seattle, WA

Sat Jul 19 1980, 10:05 PM EDT

Att. 16,525 - Unknown

livebaseballscorecards.com

AB	35
R	5
H	8
RBI	5
BB	3
SO	5
LOB	13

1B: 1	SF: 2	WP: 0	PA: 41
2B: 4	SAC: 1	PB: 0	
3B: 1	DP: 0	SB: 0	
HR: 2	HBP: 0	CS: 0	

Batter	1	2	3	4	5	6	7	8	9	10	AB	R	H	RBI	BB	SO	LOB
Julio Cruz, S (1, 4) OBP: 0.325, SLG: 0.268	S S S 0-3 ① K		x 0-0 ② F9		x 0-0 ① SH1-3 2-3		x 0-0 ① 5-3 1-2		x 0-0 ② 4-3		4	0	0	0	0	1	1
Mario Mendoza, R (1, 6) OBP: 0.313, SLG: 0.350	x 0-0 ② 5-3		x 0-0 ③ F8		x 0-0 ② SF7 3-H		x 0-0 ② 4-3 2-3		B B B B 4-0 BB		3	0	0	1	1	0	1
Dan Meyer, L (1, 7) OBP: 0.345, SLG: 0.437	x 0-0 ③ 4-3			x 0-0 ① F6	x 0-0 S 1B 1B		x 0-0 ③ F8		x 0-0 ③ 4-3		5	1	1	0	0	0	2
Willie Horton, R (1, 10) OBP: 0.343, SLG: 0.352 Larry Milbourne, S (8, PR) OBP: 0.306, SLG: 0.330		x 0-0 1B PB 1B		x 0-0 2B	x 0-0 1-H FC5-4 1B			x 0-0 SH1-3 1B		x 0-0 ① F8	4 1	0 0	4 0	1 0	0 0	0 0	0 0
Tom Paciorek, R (1, 3) OBP: 0.342, SLG: 0.517		x 0-0 ① F8		x 0-0 ② 5-3	x 0-0 ③ FC5-4 1-2f			x 0-0 ① SH1-3 1-2		x 0-0 ② 5-3	4	0	0	0	0	0	3
Leon Roberts, R (1, 9) OBP: 0.316, SLG: 0.429		x 0-0 FC5-6-4 1-3 1B		B B B B 4-0 BB		x 0-0 ① 6-3		x 0-0 1B		x 0-0 ③ L5	4	0	2	0	1	0	0
Jim Anderson, R (1, 5) OBP: 0.307, SLG: 0.343	S S S 0-3 ② K			x 0-0 ③ F9		x 0-0 ② 5-3		x 0-0 ② F7			4	0	0	0	0	1	6
Marc Hill, R (1, 2) OBP: 0.175, SLG: 0.262		x 0-0 ③ FC5-6-4 1-2f			x 0-0 2B 3B	S S S 0-3 ③ K		S S S 0-3 ③ K			4	1	1	0	0	2	4
Joe Simpson, L (1, 8) OBP: 0.333, SLG: 0.358			x 0-0 ① F6		x 0-0 SH1-3 SF7 3-H 2B		x 0-0 4-3 5-3 1B		x 0-0 ① 3-1		4	1	2	1	0	0	0
Inning Stats	R: 0 H: 0 E: 0 LOB: 0 K: 1 BB: 0 S: 5 P: 5	R: 0 H: 2 E: 0 LOB: 2 K: 1 BB: 0 S: 7 P: 7	R: 0 H: 0 E: 0 LOB: 0 K: 0 BB: 0 S: 3 P: 3	R: 0 H: 1 E: 0 LOB: 2 K: 0 BB: 1 S: 4 P: 8	R: 3 H: 4 E: 0 LOB: 1 K: 0 BB: 0 S: 7 P: 7	R: 0 H: 0 E: 0 LOB: 0 K: 1 BB: 0 S: 5 P: 5	R: 0 H: 1 E: 0 LOB: 1 K: 0 BB: 0 S: 4 P: 4	R: 0 H: 2 E: 0 LOB: 2 K: 1 BB: 0 S: 7 P: 7	R: 0 H: 0 E: 0 LOB: 1 K: 0 BB: 1 S: 3 P: 7	R: 0 H: 0 E: 0 LOB: 0 K: 0 BB: 0 S: 3 P: 3	1B: 7 SF: 1 2B: 2 SAC: 2 3B: 1 DP: 0 HR: 0 HBP: 0						

PITCHER		IP	WLS	BF	H	R	ER	SO	BB	IBB	HBP	BLK	WP	HR	S	P	ERA	WHIP
Bruce Robbins, L ERA: 4.57	(1, 1)	4.2		22	7	3	3	2	1	0	0	0	0	0	25	29	5.79	1.714
Dave Rozema, R ERA: 4.82	(5, 1)	5.1	W	20	3	0	0	2	1	0	0	0	0	0	23	27	0.00	0.750

PITCHER	IP	WLS	BF	H	R	ER	SO	BB	IBB	HBP	BLK	WP	HR	S	P	ERA	WHIP

Detroit Tigers @ Seattle Mariners

The Kingdome, Seattle, WA

Sat Jul 19 1980, 10:05 PM EDT

Att. 16,525 - Unknown

BOTTOM

livebaseballscorecards.com

AB	37
R	3
H	10
RBI	3
BB	2
SO	4
LOB	17

1B: 7	SF: 1	WP: 0	PA: 42
2B: 2	SAC: 2	PB: 1	
3B: 1	DP: 0	SB: 1	
HR: 0	HBP: 0	CS: 0	

Detroit Tigers @ Seattle Mariners

The Kingdome, Seattle, WA

Sun Jul 20 1980, 10:05 PM EDT

Att. 7,583 - Unknown

TOP

livebaseballscorecards.com

Batter	1	2	3	4	5	6	7	8	9	AB	R	H	RBI	BB	SO	LOB
Rick Peters, S (1, 8) OBP: 0.399, SLG: 0.411	F7	FC6-4 1B		K			PB S BB		6-3	4	0	1	0	1	1	1
Lou Whitaker, L (1, 4) OBP: 0.337, SLG: 0.258	1B 2B	FC6-4 1-2f		K			B1 1-2		F7	5	1	1	0	0	1	3
Steve Kemp, L (1, 7) OBP: 0.388, SLG: 0.417	BB E 1B 2-H		FC4-6 1B SF8 1B	4-3 1-2			K 2-3			4	2	2	1	0	1	2
Richie Hebner, L (1, 3) OBP: 0.363, SLG: 0.475	E 1B BB 1-2		FC4-6 1-2	K			G3			3	1	1	0	1	1	1
Champ Summers, L (1, 10) OBP: 0.414, SLG: 0.487	E7 1B 1B 1-3 2-H		FC4-6 1B 1-2f 2-3	K				E HBP		3	1	1	1	0	1	2
Jack Morris, R (8, PR)										0	0	0	0	0	0	0
Al Cowens, R (1, 9) OBP: 0.318, SLG: 0.337	1B 2-H 3-H		SF8 3-H	K				K 1-2		3	0	1	3	0	2	1
Lance Parrish, R (1, 2) OBP: 0.315, SLG: 0.498	F9	FC5-4 1B 1-2		K				K		1	0	0	0	0	0	0
Duffy Dyer, R (2, 2) OBP: 0.218, SLG: 0.308										3	0	1	0	0	2	2
Tom Brookens, R (1, 5) OBP: 0.329, SLG: 0.408		F9	FC5-4 1-2f				K	5-3		4	0	0	0	0	1	4
Mark Wagner, R (1, 6) OBP: 0.261, SLG: 0.190		4-3		WP 1B			6-3		6-3	4	0	1	0	0	0	0

	AB	34
	R	5
	H	9
	RBI	5
	BB	2
	SO	10
	LOB	16

Inning Stats																				
	R: 4	H: 4	R: 0	H: 1	R: 1	H: 3	R: 0	H: 1	R: 0	H: 0	R: 0	H: 0	R: 0	H: 0	R: 0	H: 0	1B: 8	SF: 1	WP: 1	PA: 38
	E: 1	LOB: 0	E: 0	LOB: 1	E: 0	LOB: 2	E: 0	LOB: 1	E: 0	LOB: 0	E: 0	LOB: 1	E: 0	LOB: 1	E: 1	LOB: 2	2B: 1	SAC: 0	PB: 1	
	K: 0	BB: 1	K: 0	BB: 0	K: 0	BB: 0	K: 2	BB: 0	K: 3	BB: 0	K: 2	BB: 0	K: 1	BB: 1	K: 2	BB: 0	3B: 0	DP: 0	SB: 1	
	S: 6	P: 10	S: 4	P: 4	S: 6	P: 6	S: 8	P: 8	S: 9	P: 9	S: 7	P: 7	S: 5	P: 9	S: 7	P: 8	HR: 0	HBP: 1	CS: 0	

PITCHER		IP	WLS	BF	H	R	ER	SO	BB	IBB	HBP	BLK	WP	HR	S	P	ERA	WHIP
Mike Parrott, R ERA: 8.04	(1, 1)	1.0	L	7	4	4	3	0	1	0	0	0	0	0	6	10	27.00	5.000
Dave Roberts, L ERA: 4.6	(2, 1)	3.2		16	5	1	1	4	0	0	0	0	1	0	24	24	2.46	1.364
Dave Heaverlo, R ERA: 3.55	(5, 1)	3.1		12	0	0	0	6	1	0	1	0	0	0	22	27	0.00	0.300
Rob Dressler, R ERA: 4.95	(9, 1)	1.0		3	0	0	0	0	0	0	0	0	0	0	3	3	0.00	0.000

PITCHER		IP	WLS	BF	H	R	ER	SO	BB	IBB	HBP	BLK	WP	HR	S	P	ERA	WHIP

Batter	1	2	3	4	5	6	7	8	9	AB	R	H	RBI	BB	SO	LOB
Larry Milbourne, S (1, 4) OBP: 0.305, SLG: 0.336	WP 2B		F3		F8			6-3		4	0	1	0	0	0	0
Mario Mendoza, R (1, 6) OBP: 0.306, SLG: 0.342	K		F3			F7		F8		4	0	0	0	0	1	1
Dan Meyer, L (1, 7) OBP: 0.347, SLG: 0.438	F4		1B			FC6-4 1B		K		4	0	2	0	0	1	1
Willie Horton, R (1, 10) OBP: 0.338, SLG: 0.345	F9 2-3		F6			FC6-4 1-2f			F4	4	0	0	0	0	0	3
Tom Paciorek, R (1, 3) OBP: 0.340, SLG: 0.513		F9 WP PB 1B		F7		F7			F9	4	1	1	0	0	0	1
Leon Roberts, R (1, 9) OBP: 0.319, SLG: 0.443		F9 1-3		B2-3			FC4-6 1B		HR	4	1	2	1	0	0	1
Ted Cox, R (1, 5) OBP: 0.287, SLG: 0.297		3-H 2B		5-3			FC4-6 1-2f		F9	4	0	1	0	0	0	1
Joe Simpson, L (1, 8) OBP: 0.328, SLG: 0.352		K			F7		F8			3	0	0	0	0	1	2
Larry Cox, R (1, 2) OBP: 0.249, SLG: 0.298		F3			6-3		F4			3	0	0	0	0	0	2
Inning Stats	R: 0 E: 0 K: 1 S: 6 H: 1 LOB: 1 BB: 0 P: 6	R: 1 E: 0 K: 1 S: 7 H: 2 LOB: 1 BB: 0 P: 7	R: 0 E: 0 K: 0 S: 4 H: 1 LOB: 1 BB: 0 P: 4	R: 0 E: 0 K: 0 S: 3 H: 0 LOB: 0 BB: 0 P: 3	R: 0 E: 0 K: 0 S: 3 H: 0 LOB: 0 BB: 0 P: 3	R: 0 E: 0 K: 0 S: 4 H: 1 LOB: 1 BB: 0 P: 4	R: 0 E: 0 K: 0 S: 4 H: 1 LOB: 1 BB: 0 P: 4	R: 0 E: 0 K: 1 S: 5 H: 0 LOB: 0 BB: 0 P: 5	R: 1 E: 0 K: 0 S: 4 H: 1 LOB: 0 BB: 0 P: 4	1B: 4 2B: 2 3B: 0 HR: 1 SF: 0 SAC: 0 DP: 0 HBP: 0	WP: 2 PB: 1 SB: 0 CS: 0 PA: 34					

PITCHER	IP	WLS	BF	H	R	ER	SO	BB	IBB	HBP	BLK	WP	HR	S	P	ERA	WHIP
Dan Schatzeder, L (1, 1) ERA: 4.9	9.0	W	34	7	2	2	3	0	0	0	0	2	1	40	40	2.00	0.778

PITCHER	IP	WLS	BF	H	R	ER	SO	BB	IBB	HBP	BLK	WP	HR	S	P	ERA	WHIP

BOTTOM

Detroit Tigers @ Seattle Mariners

The Kingdome, Seattle, WA

Sun Jul 20 1980, 10:05 PM EDT

Att. 7,583 - Unknown

livebaseballscorecards.com

AB	34
R	2
H	7
RBI	1
BB	0
SO	3
LOB	12

Batter	1	2	3	4	5	6	7	8	9	AB	R	H	RBI	BB	SO	LOB
Miguel Dilone, S (1, 7) OBP: 0.371, SLG: 0.410	S S S 0-3 ① K		x 0-0 ① G3		x 0-0 ③ F8			x 0-0 1B		4	0	1	0	0	1	0
Jorge Orta, L (1, 9) OBP: 0.407, SLG: 0.399	x 0-0 BB 1B		x 0-0 ② 1-3			B B B B 4-0 5-3 1B BB		x 0-0 1-3 1B		3	0	2	0	1	0	0
Mike Hargrove, L (1, 3) OBP: 0.406, SLG: 0.410	x 0-0 ② F8		B B B B 4-0 BB			x 0-0 G5-3 5-3 1-2 1B		x 0-0 ① F5		3	0	1	0	1	0	3
Toby Harrah, R (1, 5) OBP: 0.378, SLG: 0.376 Dave Rosello, R (8, 5) OBP: 0.250, SLG: 0.310	B B B B 4-0 1-2 BB		x 0-0 ③ 1-3			x 0-0 ① 5-3 1-2 2-3		x 0-0 ② F2		3 0	0 0	0 0	0 0	1 0	0 0	5 0
Ron Hassey, L (1, 2) OBP: 0.362, SLG: 0.394	x 0-0 ③ 4-3			x 0-0 ① 4-1		B B B B 4-0 BB		x 0-0 ③ 3-1		3	0	0	0	1	0	4
Joe Charboneau, R (1, 10) OBP: 0.347, SLG: 0.439		x 0-0 ① F9		x 0-0 ② F3		x 0-0 ② ③ G5-3 2-3f			S S S 0-3 ① K	4	0	0	0	0	1	3
Jack Brohamer, L (1, 4) OBP: 0.304, SLG: 0.306		x 0-0 FC6-4 1B		x 0-0 ③ 3-1			x 0-0 ① G3		x 0-0 ② F9	4	0	1	0	0	0	0
Rick Manning, L (1, 8) OBP: 0.323, SLG: 0.243		x 0-0 ② L4			x 0-0 ① F7		x 0-0 ② 5-3		x 0-0 ③ F6	4	0	0	0	0	1	1
Jerry Dybzinski, R (1, 6) OBP: 0.245, SLG: 0.294 Alan Bannister, R (7, PH) OBP: 0.271, SLG: 0.268 (7, 6)		x 0-0 ③ FC6-4 1-2f			x 0-0 ② F5		x 0-0 ③ G1			2 1	0 0	0 0	0 0	0 0	0 0	1 0
Inning Stats	R: 0 H: 1 E: 0 LOB: 2 K: 1 BB: 1 S: 6 P: 10	R: 0 H: 1 E: 0 LOB: 1 K: 0 BB: 0 S: 4 P: 4	R: 0 H: 0 E: 0 LOB: 1 K: 0 BB: 1 S: 3 P: 7	R: 0 H: 0 E: 0 LOB: 0 K: 0 BB: 0 S: 3 P: 3	R: 0 H: 0 E: 0 LOB: 0 K: 0 BB: 0 S: 3 P: 3	R: 0 H: 1 E: 0 LOB: 2 K: 0 BB: 2 S: 3 P: 11	R: 0 H: 0 E: 0 LOB: 0 K: 0 BB: 0 S: 3 P: 3	R: 0 H: 2 E: 0 LOB: 2 K: 0 BB: 0 S: 5 P: 5	R: 0 H: 0 E: 0 LOB: 0 K: 1 BB: 0 S: 5 P: 5	1B: 5 SF: 0 2B: 0 SAC: 0 3B: 0 DP: 1 HR: 0 HBP: 0						

PITCHER	IP	WLS	BF	H	R	ER	SO	BB	IBB	HBP	BLK	WP	HR	S	P	ERA	WHIP
Glenn Abbott, R (1, 1) ERA: 3.17	9.0	W	35	5	0	0	2	4	0	0	0	0	0	35	51	0.00	1.000

PITCHER	IP	WLS	BF	H	R	ER	SO	BB	IBB	HBP	BLK	WP	HR	S	P	ERA	WHIP

TOP

Cleveland Indians @ Seattle Mariners

The Kingdome, Seattle, WA

Mon Jul 21 1980, 10:05 PM EDT

Att. 5,050 - Dome

livebaseballscorecards.com

AB	31
R	0
H	5
RBI	0
BB	4
SO	2
LOB	17

WP: 0 PA: 35
PB: 0
SB: 0
CS: 0

Batter	1	2	3	4	5	6	7	8	9	AB	R	H	RBI	BB	SO	LOB
Julio Cruz, S (1, 4) OBP: 0.330, SLG: 0.269	BBBB 4-0 S 1B BB	x 0-0 ② 4-3			x 0-0 SH 2B 1B	BBBB 4-0 BB		x 0-0 ③ 3-1		3	2	1	0	2	0	0
Joe Simpson, L (1, 8) OBP: 0.323, SLG: 0.346	x 0-0 ① 1-3 1-2	x 0-0 ③ 4-3			x 0-0 SH 1-2 2B	x 0-0 ② F9				3	1	0	0	0	0	2
Bruce Bochte, L (1, 3) OBP: 0.366, SLG: 0.446	x 0-0 1B 1B 2-H 1B		x 0-0 FC1-5 2B		x 0-0 4-3 HR 1-H 2-H 2B	x 0-0 ③ G3				4	2	3	3	0	0	1
Willie Horton, R (1, 10) OBP: 0.332, SLG: 0.338	x 0-0 ② F6		x 0-0 ① FC1-5 G4-6-3 2-3		x 0-0 ① 6-3		x 0-0 ① F7			4	0	0	0	0	0	3
Dan Meyer, L (1, 7) OBP: 0.345, SLG: 0.435	x 0-0 1B 1B 1-2 1B		x 0-0 ②③ G4-6-3 1-2f		x 0-0 ② 4-3 2-3		x 0-0 ② F7			4	1	1	0	0	0	2
Tom Paciorek, R (1, 9) OBP: 0.347, SLG: 0.527	x 0-0 1B 1-2 2-H 1B			SSS 0-3 ① K	x 0-0 3-H HR		BBBB 4-0 BB			3	1	2	3	1	1	0
Ted Cox, R (1, 5) OBP: 0.292, SLG: 0.301	x 0-0 1-2 2-H 1B			x 0-0 ② 5-3	x 0-0 1B		x 0-0 ③ F8			4	0	2	1	0	0	1
Marc Hill, R (1, 2) OBP: 0.179, SLG: 0.262	x 0-0 ③ F3			x 0-0 FC4-6 1B	x 0-0 ③ 5-3			x 0-0 ① 6-3		4	0	1	0	0	0	3
Mario Mendoza, R (1, 6) OBP: 0.299, SLG: 0.333		x 0-0 ① 6-3		x 0-0 ③ FC4-6 1-2f		x 0-0 ① G3		x 0-0 ② 6-3		4	0	0	0	0	0	1
Inning Stats	R: 3 H: 4 E: 0 LOB: 2 K: 0 BB: 1 S: 7 P: 11	R: 0 H: 0 E: 0 LOB: 0 K: 0 BB: 0 S: 3 P: 3	R: 0 H: 1 E: 0 LOB: 0 K: 0 BB: 0 S: 3 P: 3	R: 0 H: 1 E: 0 LOB: 1 K: 1 BB: 0 S: 6 P: 6	R: 4 H: 4 E: 1 LOB: 1 K: 0 BB: 0 S: 8 P: 8	R: 0 H: 0 E: 0 LOB: 1 K: 0 BB: 1 S: 3 P: 7	R: 0 H: 0 E: 0 LOB: 1 K: 0 BB: 1 S: 3 P: 7	R: 0 H: 0 E: 0 LOB: 0 K: 0 BB: 0 S: 3 P: 3		1B: 7 SF: 0 2B: 2 SAC: 1 3B: 0 DP: 1 HR: 1 HBP: 0						

PITCHER		IP	WLS	BF	H	R	ER	SO	BB	IBB	HBP	BLK	WP	HR	S	P	ERA	WHIP
Wayne Garland, R ERA: 3.84	(1, 1)	4.2	L	25	10	7	4	1	1	0	0	0	0	1	26	30	7.71	2.357
Mike Stanton, R ERA: 5.08	(5, 1)	1.1		5	0	0	0	0	1	0	0	0	0	0	4	8	0.00	0.750
Sid Monge, L ERA: 3.24	(7, 1)	2.0		7	0	0	0	0	1	0	0	0	0	0	6	10	0.00	0.500

PITCHER	IP	WLS	BF	H	R	ER	SO	BB	IBB	HBP	BLK	WP	HR	S	P	ERA	WHIP

BOTTOM

Cleveland Indians @ Seattle Mariners

The Kingdome, Seattle, WA

Mon Jul 21 1980, 10:05 PM EDT

Att. 5,050 - Dome

livebaseballscorecards.com

AB	33
R	7
H	10
RBI	7
BB	3
SO	1
LOB	13

WP: 0	PA: 37		
PB: 0			
SB: 1			
CS: 0			

Batter	1	2	3	4	5	6	7	8	9	AB	R	H	RBI	BB	SO	LOB
Miguel Dilone, S (1, 8) (8, 7) OBP: 0.365, SLG: 0.403	1-3	L8			F8		4-3			4	0	0	0	0	0	2
Jorge Orta, L (1, 9) OBP: 0.406, SLG: 0.395	E6 1B 3B	BB			F8			4-3		3	1	0	0	1	0	0
Mike Hargrove, L (1, 3) OBP: 0.405, SLG: 0.408	1-2 3B 1B	3-1			4-3			F6		4	1	1	0	0	0	2
Toby Harrah, R (1, 5) OBP: 0.380, SLG: 0.382	1-H 2-H 1B 3B		L7			K		WP 1B BB		3	1	1	2	1	1	0
Joe Charboneau, R (1, 7) OBP: 0.352, SLG: 0.444	WP 3-H 1B 1B		F5			G1-6-3 1B		WP 1-2 1B		4	1	3	1	0	0	0
Rick Manning, L (8, 8) OBP: 0.323, SLG: 0.243										0	0	0	0	0	0	0
Bo Diaz, R (1, 2) OBP: 0.330, SLG: 0.439	1-H G6-4-3 1B		1-3			G1-6-3 1-2f		4-3 1-2 2-3		4	0	1	1	0	0	3
Gary Alexander, R (1, 10) OBP: 0.259, SLG: 0.368	G6-4-3 1-2f			K		K	K		K	4	0	0	0	0	3	1
Alan Bannister, R (1, 4) OBP: 0.276, SLG: 0.294		2B		F7			3B		F8	4	0	2	0	0	0	0
Jerry Dybzinski, R (1, 6) OBP: 0.238, SLG: 0.286		F4		6-3			K		K	4	0	0	0	0	2	2
Inning Stats	R: 4 E: 1 K: 0 S: 7 H: 4 LOB: 0 BB: 0 P: 7	R: 0 E: 0 K: 0 S: 4 H: 1 LOB: 2 BB: 1 P: 8	R: 0 E: 0 K: 0 S: 3 H: 0 LOB: 0 BB: 0 P: 3	R: 0 E: 0 K: 1 S: 5 H: 0 LOB: 0 BB: 0 P: 5	R: 0 E: 0 K: 0 S: 3 H: 0 LOB: 0 BB: 0 P: 3	R: 0 E: 0 K: 1 S: 5 H: 1 LOB: 0 BB: 0 P: 5	R: 0 E: 0 K: 2 S: 8 H: 1 LOB: 1 BB: 0 P: 8	R: 0 E: 0 K: 0 S: 4 H: 1 LOB: 2 BB: 1 P: 8	R: 0 E: 0 K: 2 S: 7 H: 0 LOB: 0 BB: 0 P: 7	1B: 5 2B: 1 3B: 2 HR: 0 SF: 0 SAC: 0 DP: 2 HBP: 0						

TOP

Cleveland Indians @ Seattle Mariners

The Kingdome, Seattle, WA

Tue Jul 22 1980, 10:05 PM EDT

Att. 5,727 - Dome

livebaseballscorecards.com

AB	34
R	4
H	8
RBI	4
BB	2
SO	6
LOB	10

WP: 3 PA: 36
PB: 0
SB: 0
CS: 0

PITCHER	IP	WLS	BF	H	R	ER	SO	BB	IBB	HBP	BLK	WP	HR	S	P	ERA	WHIP
Floyd Bannister, L (1, 1) ERA: 3.57	9.0	L	36	8	4	3	6	2	0	0	0	2	0	46	54	3.00	1.111

PITCHER	IP	WLS	BF	H	R	ER	SO	BB	IBB	HBP	BLK	WP	HR	S	P	ERA	WHIP

Batter	1	2	3	4	5	6	7	8	9	AB	R	H	RBI	BB	SO	LOB
Julio Cruz, S (1, 4) OBP: 0.329, SLG: 0.269	F2			4-3		F7		1B		4	0	1	0	0	0	3
Joe Simpson, L (1, 8) OBP: 0.317, SLG: 0.339	K			K		F7		4-3		4	0	0	0	0	2	4
Bruce Bochte, L (1, 3) OBP: 0.362, SLG: 0.441	K			K		G3			1-3	4	0	0	0	0	2	3
Willie Horton, R (1, 10) OBP: 0.326, SLG: 0.332		K			1-3		6-3		6-3	4	0	0	0	0	1	0
Dan Meyer, L (1, 7) OBP: 0.341, SLG: 0.430		6-3			F5		5-3		F6	4	0	0	0	0	0	0
Tom Paciorek, R (1, 9) OBP: 0.346, SLG: 0.529		K			F3		2B			3	0	1	0	0	1	0
Ted Cox, R (1, 5) OBP: 0.292, SLG: 0.302			4-3			1B HBP	K			3	0	1	0	0	1	1
Jim Anderson, R (1, 6) OBP: 0.307, SLG: 0.340			K			1-2 1B HBP		6-3		2	0	0	0	0	1	0
Marc Hill, R (1, 2) OBP: 0.186, SLG: 0.265			6-3			1-2 2-3 1B		6-3		3	0	1	0	0	0	0
Inning Stats	R: 0 H: 0 E: 0 LOB: 0 K: 2 BB: 0 S: 7 P: 7	R: 0 H: 0 E: 0 LOB: 0 K: 2 BB: 0 S: 7 P: 7	R: 0 H: 0 E: 0 LOB: 0 K: 1 BB: 0 S: 5 P: 5	R: 0 H: 0 E: 0 LOB: 0 K: 2 BB: 0 S: 7 P: 7	R: 0 H: 0 E: 0 LOB: 0 K: 0 BB: 0 S: 3 P: 3	R: 0 H: 2 E: 0 LOB: 3 K: 0 BB: 0 S: 5 P: 6	R: 0 H: 1 E: 0 LOB: 1 K: 1 BB: 0 S: 6 P: 6	R: 0 H: 1 E: 0 LOB: 1 K: 0 BB: 0 S: 4 P: 4	R: 0 H: 0 E: 0 LOB: 0 K: 0 BB: 0 S: 3 P: 3	1B: 3 SF: 0 2B: 1 SAC: 0 3B: 0 DP: 0 HR: 0 HBP: 1						

PITCHER	IP	WLS	BF	H	R	ER	SO	BB	IBB	HBP	BLK	WP	HR	S	P	ERA	WHIP
Len Barker, R (1, 1) ERA: 4.43	9.0	W	32	4	0	0	8	0	0	1	0	0	0	47	48	0.00	0.444

PITCHER	IP	WLS	BF	H	R	ER	SO	BB	IBB	HBP	BLK	WP	HR	S	P	ERA	WHIP

BOTTOM

Cleveland Indians @ Seattle Mariners

The Kingdome, Seattle, WA

Tue Jul 22 1980, 10:05 PM EDT

Att. 5,727 - Dome

livebaseballscorecards.com

AB	31
R	0
H	4
RBI	0
BB	0
SO	8
LOB	11

Batter	1	2	3	4	5	6	7	8	9	10	11	AB	R	H	RBI	BB	SO	LOB
Miguel Dilone, S (1, 7) (8, 8) OBP: 0.363, SLG: 0.408	4-3		F8		2-3 2B		1-3		F7		2B 2B 4-3	7	1	2	1	0	0	2
Jorge Orta, L (1, 9) OBP: 0.404, SLG: 0.395	1-3		BB		G3		6-3		F7		WP PB 2B 2-H	5	1	1	1	1	0	2
Mike Hargrove, L (1, 3) OBP: 0.404, SLG: 0.405	F9		F7		F8		F6		FC5-4 1B		PB WP HR IBB	5	1	1	0	1	0	3
Toby Harrah, R (1, 5) OBP: 0.379, SLG: 0.377		F4		6-3		E6 1B 1B		BB BB G6-4-3 BB	FC5-4 1-2f		S HR BB 1-3 2-H	4	3	0	0	2	0	1
Ron Hassey, L (1, 2) OBP: 0.365, SLG: 0.397	HR 1B			F7		1B 1-3 1B		G6-4-3 BB 1-2 1B BB		G3	HR IBB 1-2	3	1	2	0	0	0	0
Gary Alexander, R (8, PH) OBP: 0.267, SLG: 0.368												0	1	0	0	1	0	0
Jack Brohamer, L (8, 4) OBP: 0.307, SLG: 0.303												1	1	0	0	1	0	0
Joe Charboneau, R (1, 10) OBP: 0.358, SLG: 0.466	HR 1-H			BB	K			G6-4-3 BB 1-2 2-3		F3	HR 1-H 2-H 3-H	4	2	2	6	2	1	2
Alan Bannister, R (1, 4) (8, 7) OBP: 0.284, SLG: 0.297	1B		K		1B 1-2 3-H			G6-4-3 1-2f 2-3 3-H		K	WP 1B BB	5	0	2	1	1	2	3
Rick Manning, L (1, 8) OBP: 0.323, SLG: 0.241	G3			2B SH1-4 BB	F6			1B 3-H			2B 1B SH3-4 F7	2	0	0	0	1	0	2
Bo Diaz, R (8, PH) (8, 2) OBP: 0.340, SLG: 0.446												3	1	2	1	0	0	1
Jerry Dybzinski, R (1, 6) OBP: 0.238, SLG: 0.285			K		SH1-4 1-2	F8		F9			SH3-4 1-2 WP 1B	4	0	1	0	0	1	3
Inning Stats	R: 0 E: 0 K: 0 S: 3 H: 0 LOB: 0 BB: 0 P: 3	R: 2 E: 0 K: 0 S: 5 H: 3 LOB: 0 BB: 0 P: 5	R: 0 E: 0 K: 1 S: 5 H: 0 LOB: 1 BB: 1 P: 9	R: 0 E: 0 K: 1 S: 5 H: 0 LOB: 1 BB: 1 P: 9	R: 0 E: 0 K: 0 S: 4 H: 1 LOB: 2 BB: 1 P: 8	R: 1 E: 1 K: 1 S: 8 H: 2 LOB: 2 BB: 0 P: 8	R: 0 E: 0 K: 0 S: 3 H: 0 LOB: 0 BB: 0 P: 3	R: 2 E: 0 K: 0 S: 3 H: 1 LOB: 1 BB: 3 P: 15	R: 0 E: 0 K: 0 S: 4 H: 1 LOB: 1 BB: 0 P: 4	R: 0 E: 0 K: 1 S: 5 H: 0 LOB: 0 BB: 0 P: 5	R: 7 E: 0 K: 0 S: 8 H: 5 LOB: 2 BB: 4 P: 24	1B: 8 2B: 3 3B: 0 HR: 2 SF: 0 SAC: 2 DP: 1 HBP: 0							

PITCHER		IP	WLS	BF	H	R	ER	SO	BB	IBB	HBP	BLK	WP	HR	S	P	ERA	WHIP
Jim Beattie, R ERA: 5.32	(1, 1)	7.0		31	6	4	3	3	4	0	0	0	0	1	33	49	3.86	1.429
Shane Rawley, L ERA: 2.97	(8, 1)	3.1	L	16	5	4	4	1	2	0	0	0	0	0	16	24	10.80	2.100
Byron McLaughlin, R ERA: 6.83	(11, 1)	0.1		7	2	4	4	0	2	2	0	0	1	1	3	19	108.00	12.000
Dave Heaverlo, R ERA: 3.52	(11, 1)	0.1		1	0	0	0	0	0	0	0	0	1	0	1	1	0.00	0.000

PITCHER	IP	WLS	BF	H	R	ER	SO	BB	IBB	HBP	BLK	WP	HR	S	P	ERA	WHIP

TOP

Cleveland Indians @ Seattle Mariners

The Kingdome, Seattle, WA

Wed Jul 23 1980, 10:05 PM EDT

Att. 6,387 - Dome

livebaseballscorecards.com

AB	43
R	12
H	13
RBI	10
BB	10
SO	4
LOB	19

WP: 2 PB: 1 SB: 1 CS: 0 PA: 55

Cleveland Indians @ Seattle Mariners

The Kingdome, Seattle, WA

Wed Jul 23 1980, 10:05 PM EDT

Att. 6,387 - Dome

livebaseballscorecards.com

BOTTOM

Batter	1	2	3	4	5	6	7	8	9	10	11	AB	R	H	RBI	BB	SO	LOB
Julio Cruz, S (1, 4) OBP: 0.327, SLG: 0.266	BBBB 4-0 BB FC 2B BB	x 0-0 F9 ② 2-3		x 0-0 6-3 ②			SSS 0-3 K ②		4-0 BB IBB		S 0-1 CI 6-3 1B 1-2	3	1	0	0	1	1	1
Bill Stein, R (9, PH) OBP: 0.353, SLG: 0.416												0	0	0	0	1	0	0
Joe Simpson, L (9, PR) OBP: 0.317, SLG: 0.339												0	0	0	0	0	0	0
Bob Stinson, S (10, 2) OBP: 0.276, SLG: 0.263												0	0	0	0	0	0	0
Leon Roberts, R (1, 8) OBP: 0.331, SLG: 0.445	x 0-0 FC BB 2B 1-2	BBBB 4-0 BB BB		x 0-0 CS 1B			BBBB 4-0 HR BB		BBBB 4-0 1-2 BB		x 0-0 6-3 1-2 2-3 1B	3	2	2	0	3	0	1
Bruce Bochte, L (1, 3) OBP: 0.361, SLG: 0.446	x 0-0 F7 ①	BBBB 4-0 1-2 BB		0-0 CS ③ 1-2	x 0-0 F7 ①		x 0-0 1-H HR		x 0-0 F7 ①		x 0-0 6-3 ① 1-2 2-3 3-H	5	1	1	3	1	0	7
Willie Horton, R (1, 10) OBP: 0.327, SLG: 0.326	BBBB 4-0 1-2 2-3 2B BB	x 0-0 4-3 ③			SSS 0-3 K ②		BBBB 4-0 BB		SSS 0-3 K ②		SSS 0-3 K ②	4	0	0	0	2	3	8
Tom Paciorek, R (1, 9) OBP: 0.342, SLG: 0.524	x 0-0 ② 1-H 2-H 3-H 2B	x 0-0 5-3 ①		x 0-0 F9 ③			x 0-0 L9 ③		SSS 0-3 K ③		x 0-0 5-3 ③	6	0	1	2	0	1	6
Dan Meyer, L (1, 7) OBP: 0.336, SLG: 0.423	x 0-0 F7 ③	x 0-0 1-3 ②				x 0-0 F9 ①		x 0-0 F9 ①		x 0-0 F8 ①		5	0	0	0	0	0	1
Ted Cox, R (1, 5) OBP: 0.295, SLG: 0.321		x 0-0 HR	x 0-0 1B			x 0-0 F9 ②		x 0-0 6-3 ②		SSS 0-3 K ②		5	1	2	1	0	1	0
Jim Anderson, R (1, 6) OBP: 0.301, SLG: 0.333		x 0-0 6-3 ①	x 0-0 L1 ③			x 0-0 F7 ③		x 0-0 F7 ③		SSS 0-3 K ③		5	0	0	0	0	1	1
Larry Cox, R (1, 2) OBP: 0.250, SLG: 0.305	x 0-0 F9 2B			x 0-0 4-3 ①			SSS 0-3 K ①		x 0-0 3B		x 0-0 1B CI 6-3 1B	3	0	1	0	0	1	0
Larry Milbourne, S (9, PH) OBP: 0.315, SLG: 0.364 (10, 4)												2	1	2	0	0	0	0
Inning Stats	R: 2 E: 0 K: 0 S: 4 H: 1 LOB: 1 BB: 2 P: 12	R: 1 E: 0 K: 0 S: 5 H: 2 LOB: 3 BB: 2 P: 13	R: 0 E: 0 K: 0 S: 4 H: 1 LOB: 1 BB: 0 P: 4	R: 0 E: 0 K: 0 S: 3 H: 1 LOB: 0 BB: 0 P: 3	R: 0 E: 0 K: 1 S: 5 H: 0 LOB: 0 BB: 0 P: 5	R: 0 E: 0 K: 0 S: 3 H: 0 LOB: 0 BB: 0 P: 3	R: 2 E: 0 K: 2 S: 8 H: 1 LOB: 1 BB: 2 P: 16	R: 0 E: 0 K: 0 S: 3 H: 0 LOB: 0 BB: 0 P: 3	R: 0 E: 0 K: 2 S: 8 H: 1 LOB: 3 BB: 2 P: 16	R: 0 E: 0 K: 2 S: 7 H: 0 LOB: 0 BB: 0 P: 7	R: 1 E: 1 K: 1 S: 8 H: 2 LOB: 2 BB: 0 P: 8	1B: 4 2B: 2 3B: 1 HR: 2	SF: 0 SAC: 0 DP: 0 HBP: 0						

	AB	41
	R	6
	H	9
	RBI	6
	BB	8
	SO	8
	LOB	25

WP: 0 PB: 0 SB: 0 CS: 1 PA: 51

PITCHER		IP	WLS	BF	H	R	ER	SO	BB	IBB	HBP	BLK	WP	HR	S	P	ERA	WHIP
Bob Owchinko, L ERA: 6.13	(1, 1)	1.2		12	3	3	3	0	4	0	0	0	0	1	8	24	16.20	4.200
Dan Spillner, R ERA: 5.54	(2, 1)	6.1		24	4	2	2	3	2	0	0	0	0	1	28	36	2.84	0.947
Sid Monge, L ERA: 3.22	(9, 1)	0.1		3	0	0	0	0	1	1	0	0	0	0	1	9	0.00	3.000
Victor Cruz, R ERA: 3.8	(9, 1)	1.2	W	5	0	0	0	4	0	0	0	0	0	0	13	13	0.00	0.000
Mike Stanton, R ERA: 4.99	(11, 1)	1.0		6	2	1	0	1	0	0	0	0	0	0	8	8	0.00	2.000

PITCHER	IP	WLS	BF	H	R	ER	SO	BB	IBB	HBP	BLK	WP	HR	S	P	ERA	WHIP

Batter	1	2	3	4	5	6	7	8	9	AB	R	H	RBI	BB	SO	LOB
Julio Cruz, S (1, 4) OBP: 0.330, SLG: 0.266	SH3-4 1B 1B		K	F7				FC6-4 1-2 2-3 BB		3	1	1	0	1	1	1
Larry Milbourne, S (1, 6) OBP: 0.308, SLG: 0.355	SH3-4 1-2		1-2-3			4-3		FC6-4 FC4-6 1-2f 2-3 3-H		3	0	0	1	0	0	2
Bruce Bochte, L (1, 3) OBP: 0.357, SLG: 0.441	F7		4-3			F8		FC4-6 1-2f 3-H		4	0	0	1	0	0	2
Dan Meyer, L (1, 7) OBP: 0.335, SLG: 0.421	2-H 1B			F9		F8		K		4	0	1	1	0	1	1
Tom Paciorek, R (1, 9) OBP: 0.337, SLG: 0.516	F9			5-3			F9		F9	4	0	0	0	0	0	1
Willie Horton, R (1, 10) OBP: 0.321, SLG: 0.320		F8		5-3			F8		F9	4	0	0	0	0	0	0
Ted Cox, R (1, 5) OBP: 0.289, SLG: 0.314		K			F9		1-3		K	4	0	0	0	0	2	0
Joe Simpson, L (1, 8) OBP: 0.322, SLG: 0.341		BB			K			BB FC6-4 1B		2	1	1	0	1	1	0
Bob Stinson, S (1, 2) OBP: 0.287, SLG: 0.276		1-3			1B			FC6-4 BB 1-2 FC4-6 1B		3	1	2	0	0	0	1
Inning Stats	R: 1 E: 0 K: 0 S: 5 H: 2 LOB: 1 BB: 0 P: 5	R: 0 E: 0 K: 1 S: 5 H: 0 LOB: 1 BB: 1 P: 9	R: 0 E: 0 K: 1 S: 5 H: 0 LOB: 0 BB: 0 P: 5	R: 0 E: 0 K: 0 S: 3 H: 0 LOB: 0 BB: 0 P: 3	R: 0 E: 0 K: 1 S: 6 H: 1 LOB: 1 BB: 0 P: 6	R: 0 E: 0 K: 0 S: 3 H: 0 LOB: 0 BB: 0 P: 3	R: 0 E: 0 K: 0 S: 3 H: 0 LOB: 0 BB: 0 P: 3	R: 2 E: 0 K: 1 S: 7 H: 2 LOB: 1 BB: 1 P: 11	R: 0 E: 0 K: 1 S: 5 H: 0 LOB: 0 BB: 0 P: 5	1B: 5 2B: 0 3B: 0 HR: 0 SF: 0 SAC: 1 DP: 0 HBP: 0						

PITCHER	IP	WLS	BF	H	R	ER	SO	BB	IBB	HBP	BLK	WP	HR	S	P	ERA	WHIP
Jim Clancy, R (1, 1) ERA: 3.02	9.0	W	34	5	3	3	5	2	0	0	0	0	0	42	50	3.00	0.778

PITCHER	IP	WLS	BF	H	R	ER	SO	BB	IBB	HBP	BLK	WP	HR	S	P	ERA	WHIP

TOP

Seattle Mariners @ Toronto Blue Jays

Exhibition Stadium, Toronto, ON

Fri Jul 25 1980, 7:05 PM EDT

Att. 16,248 - Unknown - 79 F

livebaseballscorecards.com

AB	31
R	3
H	5
RBI	3
BB	2
SO	5
LOB	8

WP: 0 PA: 34
PB: 0
SB: 0
CS: 0

BOTTOM

Seattle Mariners @ Toronto Blue Jays

Exhibition Stadium, Toronto, ON

Fri Jul 25 1980, 7:05 PM EDT

Att. 16,248 - Unknown - 79 F

livebaseballscorecards.com

Batter	1	2	3	4	5	6	7	8	9	AB	R	H	RBI	BB	SO	LOB
Alfredo Griffin, S (1, 6) OBP: 0.279, SLG: 0.349	F9		F4		1-H 3B	3-H 2B		CS 3-H		4	0	2	2	0	0	0
Al Woods, L (1, 7) OBP: 0.359, SLG: 0.492	HR		2B		BB S	G3				3	1	2	1	1	0	1
John Mayberry, L (1, 3) OBP: 0.354, SLG: 0.450	F2		F6		K 1-2		G3			4	0	0	0	0	1	3
Otto Velez, R (1, 10) OBP: 0.380, SLG: 0.523	K			FC6-4 1B	IBB		K			3	0	1	0	1	2	0
Roy Howell, L (1, 5) OBP: 0.326, SLG: 0.402		HR		FC6-4 WP 1-2f	K		4-3			4	1	1	1	0	1	4
Barry Bonnell, R (1, 8) OBP: 0.310, SLG: 0.413		6-3		5-3 1-2		SH5-4 1B SH1-4 1B		4-3		4	1	1	0	0	0	1
Damaso Garcia, R (1, 4) OBP: 0.305, SLG: 0.422		F3		1-3		SH1-4 SH5-4 1-2 2B 1B		4-3 CS 2B		4	1	2	0	0	0	1
Lloyd Moseby, L (1, 9) OBP: 0.257, SLG: 0.344	K				F9	SH5-4 1-2 2-3		4-3 2-3		3	0	0	0	0	1	1
Bob Bailor, R (9, 9) OBP: 0.297, SLG: 0.267										0	0	0	0	0	0	0
Bob Davis, R (1, 2) OBP: 0.265, SLG: 0.325			6-3		3B BB	SH1-4 2-3 3-H		BB		1	1	0	1	2	0	0

	AB	30
	R	5
	H	9
	RBI	5
	BB	4
	SO	5
	LOB	11

Inning Stats	1	2	3	4	5	6	7	8	9
	R: 1 H: 1 E: 0 LOB: 0 K: 1 BB: 0 S: 6 P: 6	R: 1 H: 1 E: 0 LOB: 0 K: 1 BB: 0 S: 6 P: 6	R: 0 H: 1 E: 0 LOB: 1 K: 0 BB: 0 S: 4 P: 4	R: 0 H: 1 E: 0 LOB: 1 K: 0 BB: 0 S: 4 P: 4	R: 1 H: 1 E: 0 LOB: 3 K: 2 BB: 3 S: 8 P: 20	R: 2 H: 3 E: 0 LOB: 1 K: 0 BB: 0 S: 6 P: 6	R: 0 H: 0 E: 0 LOB: 0 K: 1 BB: 0 S: 5 P: 5	R: 0 H: 1 E: 0 LOB: 1 K: 0 BB: 1 S: 3 P: 7	

	1B: 3	SF: 0	WP: 1	PA: 37
	2B: 3	SAC: 2	PB: 0	
	3B: 1	DP: 0	SB: 1	
	HR: 2	HBP: 0	CS: 1	

PITCHER	IP	WLS	BF	H	R	ER	SO	BB	IBB	HBP	BLK	WP	HR	S	P	ERA	WHIP
Rick Honeycutt, L (1, 1) ERA: 3.49	8.0	L	36	9	5	5	5	3	1	0	0	1	2	42	58	5.62	1.500

PITCHER	IP	WLS	BF	H	R	ER	SO	BB	IBB	HBP	BLK	WP	HR	S	P	ERA	WHIP

Batter	1	2	3	4	5	6	7	8	9	AB	R	H	RBI	BB	SO	LOB
Julio Cruz, S (1, 4) OBP: 0.334, SLG: 0.264	BBBB SH1-3 BB	BBB 1B 1-2 2-3 3-H BB		BBBB CS BB		x 0-0 ② F7			x 0-0 ① 1-3	2	0	0	1	3	0	0
Larry Milbourne, S (1, 6) OBP: 0.314, SLG: 0.368	x 0-0 ① SH1-3 1-2	x 0-0 S 1-3 2-H 3-H 1B		0-0 ③ CS 1-2	x 0-0 1B 1B 2B	x 0-0 ③ 1-3			x 0-0 ② 4-3	4	1	2	2	0	0	0
Bruce Bochte, L (1, 3) OBP: 0.358, SLG: 0.443	x 0-0 ② F7	SSS 0-3 ③ K 1-2			x 0-0 1B 1B 2-3 1B		SSS 0-3 ① K		x 0-0 2B	5	1	2	0	0	2	3
Dan Meyer, L (1, 7) OBP: 0.337, SLG: 0.428 Leon Roberts, R (7, 7) OBP: 0.330, SLG: 0.444	SSS 0-3 ③ K		x 0-0 3B		x 0-0 ① 1-3 3-H 1B		x 0-0 ② 4-3		SSS 0-3 ③ K	4 1	0 0	2 0	1 0	0 0	1 1	1 1
Tom Paciorek, R (1, 9) OBP: 0.336, SLG: 0.512		x 0-0 ① 5-3	x 0-0 ① 5-3		x 0-0 HR 3-H 1B		x 0-0 ③ F8			4	1	1	1	0	0	1
Willie Horton, R (1, 10) OBP: 0.324, SLG: 0.336		x 0-0 1B 1B BB 1B	x 0-0 ② 5-3		x 0-0 1-H HR			x 0-0 ① 5-3		4	2	2	2	0	0	1
Ted Cox, R (1, 5) OBP: 0.288, SLG: 0.313		x 0-0 BB 1B 1-2 1B 1B	x 0-0 ③ L1		x 0-0 ② 5-3			x 0-0 ② F7		4	1	1	0	0	0	1
Joe Simpson, L (1, 8) OBP: 0.325, SLG: 0.349		x 0-0 BB 1B 1-2 2-3 1B		SSS 0-3 ① K	x 0-0 ③ F8			x 0-0 2B		4	1	2	0	0	1	0
Bob Stinson, S (1, 2) OBP: 0.277, SLG: 0.265		x 0-0 ② F7		SSS 0-3 ② K		x 0-0 ① F7		x 0-0 ③ 5-3		4	0	0	0	0	1	4
Inning Stats	R: 0 E: 0 K: 1 S: 5 H: 0 LOB: 1 BB: 1 P: 9	R: 3 E: 0 K: 1 S: 9 H: 4 LOB: 2 BB: 1 P: 13	R: 0 E: 0 K: 0 S: 4 H: 1 LOB: 1 BB: 0 P: 4	R: 0 E: 0 K: 2 S: 6 H: 0 LOB: 0 BB: 1 P: 10	R: 4 E: 0 K: 0 S: 7 H: 5 LOB: 0 BB: 0 P: 7	R: 0 E: 0 K: 0 S: 3 H: 0 LOB: 0 BB: 0 P: 3	R: 0 E: 0 K: 1 S: 5 H: 0 LOB: 0 BB: 0 P: 5	R: 0 E: 0 K: 0 S: 4 H: 1 LOB: 1 BB: 0 P: 4	R: 0 E: 0 K: 1 S: 6 H: 1 LOB: 1 BB: 0 P: 6	1B: 7 2B: 3 3B: 1 HR: 1	SF: 0 SAC: 1 DP: 0 HBP: 0						

PITCHER	IP	WLS	BF	H	R	ER	SO	BB	IBB	HBP	BLK	WP	HR	S	P	ERA	WHIP
Dave Stieb, R (1, 1) ERA: 2.94	4.1	L	24	10	7	7	4	3	0	0	0	0	1	29	41	14.54	3.000
Mike Barlow, R (5, 1) ERA: 3.0	4.2		16	2	0	0	2	0	0	0	0	0	0	20	20	0.00	0.429

PITCHER	IP	WLS	BF	H	R	ER	SO	BB	IBB	HBP	BLK	WP	HR	S	P	ERA	WHIP

TOP

Seattle Mariners @ Toronto Blue Jays

Exhibition Stadium, Toronto, ON

Sat Jul 26 1980, 7:05 PM EDT

Unknown - 70 F

livebaseballscorecards.com

AB	36
R	7
H	12
RBI	7
BB	3
SO	6
LOB	12

1B: 7	SF: 0	WP: 0	PA: 41
2B: 3	SAC: 1	PB: 0	
3B: 1	DP: 0	SB: 1	
HR: 1	HBP: 0	CS: 1	

Batter	1	2	3	4	5	6	7	8	9	AB	R	H	RBI	BB	SO	LOB
Alfredo Griffin, S (1, 6) OBP: 0.278, SLG: 0.348	HR 1B	F8			4-3			4-3		4	1	1	0	0	0	0
Lloyd Moseby, L (1, 9) OBP: 0.263, SLG: 0.379	1-H HR		K		L5 3B			F8		4	1	2	2	0	1	0
John Mayberry, L (1, 3) OBP: 0.350, SLG: 0.444	F8		3-1		L5 3-H			F7		4	0	0	0	0	0	1
Otto Velez, R (1, 10) OBP: 0.382, SLG: 0.519	FC6-4 1B BB		1B BB			K			5-3	2	0	0	0	2	1	0
Al Woods, L (1, 7) OBP: 0.361, SLG: 0.492	1-2 FC6-4 1B		1-2 FC5-4 1B			G3			F9	4	0	2	0	0	0	0
Barry Bonnell, R (1, 8) OBP: 0.307, SLG: 0.409	FC6-4		FC5-4			K			F7	3	0	0	0	0	1	4
Joe Cannon, L (7, 8) OBP: 0.071, SLG: 0.071	1-2f 2-3		1-2f							1	0	0	0	0	0	0
Damaso Garcia, R (1, 4) OBP: 0.302, SLG: 0.419	4-3			L6			F3			3	0	0	0	0	0	2
Bob Bailor, R (1, 5) OBP: 0.291, SLG: 0.261		F4		G3			L1			3	0	0	0	0	0	0
Ernie Whitt, L (1, 2) OBP: 0.286, SLG: 0.323		G3		1B			4-3			3	0	1	0	0	0	0
Inning Stats	R: 2 E: 0 K: 0 S: 6 H: 3 LOB: 2 BB: 1 P: 10	R: 0 E: 0 K: 0 S: 3 H: 0 LOB: 0 BB: 0 P: 3	R: 0 E: 0 K: 1 S: 6 H: 1 LOB: 2 BB: 1 P: 10	R: 0 E: 0 K: 0 S: 3 H: 1 LOB: 1 BB: 0 P: 3	R: 0 E: 0 K: 0 S: 3 H: 1 LOB: 0 BB: 0 P: 3	R: 0 E: 0 K: 2 S: 7 H: 0 LOB: 0 BB: 0 P: 7	R: 0 E: 0 K: 0 S: 3 H: 0 LOB: 0 BB: 0 P: 3	R: 0 E: 0 K: 0 S: 3 H: 0 LOB: 0 BB: 0 P: 3	R: 0 E: 0 K: 0 S: 3 H: 0 LOB: 0 BB: 0 P: 3	1B: 4 2B: 1 3B: 1 HR: 1	SF: 0 SAC: 0 DP: 1 HBP: 0						

PITCHER		IP	WLS	BF	H	R	ER	SO	BB	IBB	HBP	BLK	WP	HR	S	P	ERA	WHIP
Rob Dressler, R ERA: 4.62	(1, 1)	8.0	W	30	6	2	2	3	2	0	0	0	0	1	34	42	2.25	1.000
Dave Heaverlo, R ERA: 3.45	(9, 1)	1.0		3	0	0	0	0	0	0	0	0	0	0	3	3	0.00	0.000

PITCHER	IP	WLS	BF	H	R	ER	SO	BB	IBB	HBP	BLK	WP	HR	S	P	ERA	WHIP

BOTTOM

Seattle Mariners @ Toronto Blue Jays

Exhibition Stadium, Toronto, ON

Sat Jul 26 1980, 7:05 PM EDT

Unknown - 70 F

livebaseballscorecards.com

AB	31
R	2
H	6
RBI	2
BB	2
SO	3
LOB	7

Seattle Mariners @ Toronto Blue Jays

Exhibition Stadium, Toronto, ON

Sat Jul 26 1980, 7:05 PM EDT

Att. 18,067 - Unknown - 68 F

TOP

livebaseballscorecards.com

Batter	1	2	3	4	5	6	7	8	9	AB	R	H	RBI	BB	SO	LOB
Leon Roberts, R (1, 8) OBP: 0.331, SLG: 0.438	BBBB 4-0 2B BB	x 0-0 6-3 ③ 1-2 3-H		x 0-0 F7 ②		x 0-0 G3 ③		BBB 4-0 1B BB		3	1	0	0	2	0	4
Bill Stein, R (1, 4) OBP: 0.372, SLG: 0.443	x 0-0 SH5-3 1-4-3-6-3-6 1-H 2B		x 0-0 1B 1B	x 0-0 F4 ③			x 0-0 2B 5-3 1B	x 0-0 1-3 1B		5	2	4	1	0	0	2
Bruce Bochte, L (1, 3) OBP: 0.359, SLG: 0.447	x 0-0 SH5-3 ① 2-3		x 0-0 1-3 1B		x 0-0 4-3 ①		x 0-0 WP 1B 1-3 2B	x 0-0 4-3 ③		4	1	2	0	0	0	2
Willie Horton, R (1, 10) OBP: 0.322, SLG: 0.330	BBBB 4-0 1-4-3-6-3-6 BB		SSS 0-3 K ①		x 0-0 F8 ②		x 0-0 5-3 ① 3-H		SSS 0-3 K ①	4	0	0	1	1	2	3
Tom Paciorek, R (1, 9) OBP: 0.333, SLG: 0.504	x 0-0 1-4-3-6-3-6 ② ③ 1-2f 3-H		SSS 0-3 K ②		BBBB 4-0 FC5-4 BB		x 0-0 F7 ②		SSS 0-3 K ②	4	0	0	1	1	2	4
Ted Cox, R (1, 5) OBP: 0.291, SLG: 0.315		x 0-0 5-3 ①	x 0-0 F9 ③		x 0-0 FC5-4 ③ 1-2f		x 0-0 2-H 1B		x 0-0 FC5-4 1B	5	0	2	1	0	0	3
Joe Simpson, L (1, 7) OBP: 0.324, SLG: 0.347		x 0-0 E S S 1B		x 0-0 4-3 ①		x 0-0 4-3 ①	x 0-0 F7 ③		x 0-0 FC5-4 ③ 1-2f	4	1	1	0	0	0	1
Jim Anderson, R (9, PH) OBP: 0.300, SLG: 0.332										1	0	0	0	0	0	1
Mario Mendoza, R (1, 6) OBP: 0.303, SLG: 0.333		x 0-0 E6 S 1-3		x 0-0 1B 1B		BBBB 4-0 BB		x 0-0 F8 ①		3	0	1	0	1	0	1
Larry Cox, R (1, 2) OBP: 0.250, SLG: 0.303		x 0-0 F4 ②		x 0-0 1-2 1B		SSS 0-3 K ②		x 0-0 5-3 ②		4	0	1	0	0	1	3

	AB	37
	R	5
	H	11
	RBI	4
	BB	5
	SO	5
	LOB	24

Inning Stats										
	R: 2	H: 1	R: 1	H: 1	R: 0	H: 2	R: 0	H: 2	R: 0	H: 0
	E: 0	LOB: 0	E: 1	LOB: 1	E: 0	LOB: 2	E: 0	LOB: 2	E: 0	LOB: 1
	K: 0	BB: 2	K: 0	BB: 0	K: 2	BB: 0	K: 0	BB: 0	K: 3	BB: 1
	S: 3	P: 11	S: 5	P: 5	S: 9	P: 9	S: 5	P: 5	S: 3	P: 7

Inning Stats										
	R: 0	H: 0	R: 2	H: 3	R: 0	H: 1	R: 0	H: 1	1B: 9	SF: 0
	E: 0	LOB: 1	E: 0	LOB: 1	E: 0	LOB: 2	E: 0	LOB: 1	2B: 3	SAC: 1
	K: 1	BB: 1	K: 0	BB: 0	K: 0	BB: 1	K: 2	BB: 0	3B: 0	DP: 1
	S: 5	P: 9	S: 6	P: 6	S: 4	P: 8	S: 8	P: 8	HR: 0	HBP: 0

PITCHER		IP	WLS	BF	H	R	ER	SO	BB	IBB	HBP	BLK	WP	HR	S	P	ERA	WHIP
Balor Moore, L ERA: 5.95	(1, 1)	2.0		12	4	3	2	0	2	0	0	0	0	0	10	18	9.00	3.000
Jack Kucek, R ERA: 4.86	(3, 1)	4.2	W	21	5	2	2	3	2	0	0	0	1	0	25	33	3.86	1.500
Jerry Garvin, L ERA: 2.05	(7, 1)	2.1	S	10	2	0	0	2	1	0	0	0	0	0	13	17	0.00	1.286

PITCHER		IP	WLS	BF	H	R	ER	SO	BB	IBB	HBP	BLK	WP	HR	S	P	ERA	WHIP

| | | | | | | | | | | | | | | | | | |

Batter	1	2	3	4	5	6	7	8	9	AB	R	H	RBI	BB	SO	LOB
Alfredo Griffin, S (1, 6) OBP: 0.278, SLG: 0.352	0-0 2B 3B	0-0 ③ P3		0-0 ③ F9		0-0 ③ F8				4	1	1	0	0	0	0
Lloyd Moseby, L (1, 9) OBP: 0.269, SLG: 0.378	H 1-0 2B 2B HBP		0-0 ① F6		0-0 ① F8		0-0 CS 1B			3	1	1	0	0	0	0
Al Woods, L (1, 7) OBP: 0.370, SLG: 0.504	0-0 1-3 2B 2B 3-H		0-0 1B 1B 1B		0-0 1B HR 1B		0-0 ① 1-2 G5-4-3 1B			4	3	4	1	0	0	0
Bob Bailor, R (8, 7) OBP: 0.291, SLG: 0.261										0	0	0	0	0	0	0
Otto Velez, R (1, 10) OBP: 0.384, SLG: 0.522	0-0 2-H 2B 3-H		S S S 0-3 ② K		0-0 1-2 HR 1B		0-0 ② ③ G5-4-3 1-2f			4	1	2	2	0	1	2
John Mayberry, L (1, 3) OBP: 0.351, SLG: 0.455	0-0 ① 5-3		0-0 1B 1-2 1B		0-0 1-H HR 2-H			S S S 0-3 ① K		4	1	2	3	0	1	1
Barry Bonnell, R (1, 8) OBP: 0.306, SLG: 0.407	0-0 ② 4-3		0-0 1-2 1B 2-H		0-0 ② F9			0-0 ② L4		4	0	1	1	0	0	1
Damaso Garcia, R (1, 4) OBP: 0.299, SLG: 0.414	0-0 ③ F4		0-0 ③ F7		0-0 ③ 1-6-3			0-0 ③ 5-3		4	0	0	0	0	0	3
Garth Iorg, R (1, 5) OBP: 0.277, SLG: 0.344		0-0 ① F8		0-0 ① 5-3		B B B B 4-0 B1-6-4 BB				2	0	0	0	1	0	0
Bob Davis, R (1, 2) OBP: 0.261, SLG: 0.318		0-0 ② F9		0-0 ② F7		0-0 ① ② B1-6-4 1-2f				3	0	0	0	0	0	1
Inning Stats	R: 3 E: 0 K: 0 S: 6 H: 3 LOB: 1 BB: 0 P: 7	R: 0 E: 0 K: 0 S: 3 H: 0 LOB: 0 BB: 0 P: 3	R: 1 E: 0 K: 1 S: 8 H: 3 LOB: 2 BB: 0 P: 8	R: 0 E: 0 K: 0 S: 3 H: 0 LOB: 0 BB: 0 P: 3	R: 3 E: 0 K: 0 S: 6 H: 3 LOB: 0 BB: 0 P: 6	R: 0 E: 0 K: 0 S: 2 H: 0 LOB: 0 BB: 1 P: 6	R: 0 E: 0 K: 0 S: 3 H: 2 LOB: 0 BB: 0 P: 3	R: 0 E: 0 K: 1 S: 5 H: 0 LOB: 0 BB: 0 P: 5		1B: 7 2B: 2 3B: 1 HR: 1	SF: 0 SAC: 0 DP: 2 HBP: 1					

PITCHER	IP	WLS	BF	H	R	ER	SO	BB	IBB	HBP	BLK	WP	HR	S	P	ERA	WHIP
Glenn Abbott, R (1, 1) ERA: 3.54	5.0	L	25	9	7	7	1	0	0	1	0	0	1	26	27	12.60	1.800
Mike Parrott, R (6, 1) ERA: 7.65	3.0		9	2	0	0	1	1	0	0	0	0	0	10	14	0.00	1.000

PITCHER	IP	WLS	BF	H	R	ER	SO	BB	IBB	HBP	BLK	WP	HR	S	P	ERA	WHIP

BOTTOM

Seattle Mariners @ Toronto Blue Jays

Exhibition Stadium, Toronto, ON

Sat Jul 26 1980, 7:05 PM EDT

Att. 18,067 - Unknown - 68 F

livebaseballscorecards.com

AB	32
R	7
H	11
RBI	7
BB	1
SO	2
LOB	8

1B: 7 SF: 0
2B: 2 SAC: 0
3B: 1 DP: 2
HR: 1 HBP: 1

WP: 0 PA: 34
PB: 0
SB: 0
CS: 1

Seattle Mariners @ Toronto Blue Jays

Exhibition Stadium, Toronto, ON

Sun Jul 27 1980, 3:33 AM EDT

Att. 17,080 - Unknown - 72 F

TOP

livebaseballscorecards.com

Batter	1	2	3	4	5	6	7	8	9	AB	R	H	RBI	BB	SO	LOB
Larry Milbourne, S (1, 4) OBP: 0.312, SLG: 0.359	BBBB 4-0 SH1-3 BB		x 0-0 ③ F8			x 0-0 ① 4-3		x 0-0 ③ 6-3		3	0	0	0	1	0	1
Joe Simpson, L (1, 9) OBP: 0.324, SLG: 0.347	x 0-0 ① SH1-3 1-2			x 0-0 G3-6-3 1B		x 0-0 ② 1-3			x 0-0 ① 4-3	3	0	1	0	0	0	0
Bruce Bochte, L (1, 3) OBP: 0.356, SLG: 0.441	x 0-0 ② F7			x 0-0 ① ② G3-6-3 1-2f		x 0-0 ③ F8			x 0-0 ② 4-3	4	0	0	0	0	0	2
Dan Meyer, L (1, 7) OBP: 0.333, SLG: 0.423	x 0-0 ③ 6-3			x 0-0 ③ F8			x 0-0 ① 6-3		x 0-0 ③ F8	4	0	0	0	0	0	1
Bill Stein, R (1, 10) OBP: 0.363, SLG: 0.431		x 0-0 ① 5-3			x 0-0 ① 1-3		x 0-0 ② 1-3			3	0	0	0	0	0	0
Ted Cox, R (1, 5) OBP: 0.292, SLG: 0.312		x 0-0 ② P6			BBBB 4-0 F9 BB BB		x 0-0 ③ 1-3			2	0	0	0	1	0	0
Leon Roberts, R (1, 8) OBP: 0.335, SLG: 0.439		x 0-0 ③ 5-3			BBBB 4-0 1-2 BB			x 0-0 BLK 1B		2	0	1	0	1	0	0
Mario Mendoza, R (1, 6) OBP: 0.298, SLG: 0.327			SSS 0-3 ① K		x 0-0 ② F9 2-3			x 0-0 ① F9 1-2		3	0	0	0	0	1	3
Bob Stinson, S (1, 2) OBP: 0.270, SLG: 0.257			x 0-0 ② 6-3		SSS 0-3 ③ K			SSS 0-3 ② K		3	0	0	0	0	2	3

Inning Stats	R: 0	H: 0		R: 0	H: 0		R: 0	H: 0		R: 0	H: 1		R: 0	H: 0		R: 0	H: 0		R: 0	H: 0		R: 0	H: 1		R: 0	H: 0		1B: 2	SF: 0		WP: 0	PA: 31
	E: 0	LOB: 1		E: 0	LOB: 0		E: 0	LOB: 0		K: 0	LOB: 0		E: 0	LOB: 2		E: 0	LOB: 0		E: 0	LOB: 0		E: 0	LOB: 1		E: 0	LOB: 0		2B: 0	SAC: 1		PB: 0	
	K: 0	BB: 1		S: 3	BB: 0		K: 1	BB: 0		S: 3	BB: 0		S: 1	BB: 2		K: 0	BB: 0		K: 0	BB: 0		S: 6	BB: 0		K: 0	BB: 0		3B: 0	DP: 1		SB: 0	
	S: 3	P: 7		S: 3	P: 3		S: 5	P: 5		S: 3	P: 3		S: 5	P: 13		S: 3	P: 3		S: 3	P: 3		S: 6	P: 6		S: 3	P: 3		HR: 0	HBP: 0		CS: 0	

PITCHER		IP	WLS	BF	H	R	ER	SO	BB	IBB	HBP	BLK	WP	HR	S	P	ERA	WHIP
Jesse Jefferson, R ERA: 4.19	(1, 1)	9.0	W	31	2	0	0	3	3	0	0	1	0	0	34	46	0.00	0.556

PITCHER	IP	WLS	BF	H	R	ER	SO	BB	IBB	HBP	BLK	WP	HR	S	P	ERA	WHIP

AB	27
R	0
H	2
RBI	0
BB	3
SO	3
LOB	10

Batter	1	2	3	4	5	6	7	8	9	AB	R	H	RBI	BB	SO	LOB
Alfredo Griffin, S (1, 6) OBP: 0.278, SLG: 0.351	4-3			HR SH1-4 1B		P2		5-3		4	1	1	0	0	0	0
Damaso Garcia, R (1, 4) OBP: 0.302, SLG: 0.416	5-3			SH1-4 1-2		HR 1B		1B FC6-4 1B		3	2	2	0	0	0	0
Al Woods, L (1, 7) OBP: 0.372, SLG: 0.515	4-3			K		1-H HR		1-3 FC6-4 1B		4	1	2	2	0	1	1
Otto Velez, R (1, 10) OBP: 0.385, SLG: 0.534		F8		2-H HR		1B		FC6-4 1B 1-2f 3-H		4	1	2	3	0	0	1
Barry Bonnell, R (1, 8) OBP: 0.305, SLG: 0.405		K		F9		F9		1-2 1B		4	0	1	0	0	1	1
John Mayberry, L (1, 3) OBP: 0.348, SLG: 0.449		F9			F8	4-3		G3		4	0	0	0	0	0	3
Lloyd Moseby, L (1, 9) OBP: 0.270, SLG: 0.383			F7		F7 2B		K			3	0	1	0	0	1	0
Bob Bailor, R (1, 5) OBP: 0.287, SLG: 0.256			P6		F7 2-3		F8			3	0	0	0	0	0	1
Bob Davis, R (1, 2) OBP: 0.256, SLG: 0.313			F8		F9		5-3			3	0	0	0	0	0	1
Inning Stats	R: 0 H: 0 E: 0 LOB: 0 K: 0 BB: 0 S: 3 P: 3	R: 0 H: 0 E: 0 LOB: 0 K: 1 BB: 0 S: 5 P: 5	R: 0 H: 0 E: 0 LOB: 0 K: 0 BB: 0 S: 3 P: 3	R: 2 H: 2 E: 0 LOB: 0 K: 1 BB: 0 S: 7 P: 7	R: 0 H: 1 E: 0 LOB: 1 K: 0 BB: 0 S: 4 P: 4	R: 2 H: 3 E: 0 LOB: 1 K: 0 BB: 0 S: 6 P: 6	R: 0 H: 0 E: 0 LOB: 0 K: 1 BB: 0 S: 5 P: 5	R: 1 H: 3 E: 0 LOB: 2 K: 0 BB: 0 S: 6 P: 6		1B: 6 SF: 0 2B: 1 SAC: 1 3B: 0 DP: 0 HR: 2 HBP: 0						

PITCHER	IP	WLS	BF	H	R	ER	SO	BB	IBB	HBP	BLK	WP	HR	S	P	ERA	WHIP
Floyd Bannister, L (1, 1) ERA: 3.71	7.1	L	30	8	5	5	3	0	0	0	0	0	2	36	36	6.14	1.091
Dave Heaverlo, R (8, 1) ERA: 3.4	0.2		3	1	0	0	0	0	0	0	0	0	0	3	3	0.00	1.500

PITCHER	IP	WLS	BF	H	R	ER	SO	BB	IBB	HBP	BLK	WP	HR	S	P	ERA	WHIP

BOTTOM

Seattle Mariners @ Toronto Blue Jays

Exhibition Stadium, Toronto, ON

Sun Jul 27 1980, 3:33 AM EDT

Att. 17,080 - Unknown - 72 F

livebaseballscorecards.com

AB	32
R	5
H	9
RBI	5
BB	0
SO	3
LOB	8

Batter	1	2	3	4	5	6	7	8	9	AB	R	H	RBI	BB	SO	LOB
Julio Cruz, S (1, 4) OBP: 0.333, SLG: 0.261	F2		L5			FC5-6 CS 1-2f		BB 1B SF7 1-2 BB		3	1	0	0	1	0	1
Joe Simpson, L (1, 9) OBP: 0.323, SLG: 0.345	K		K			K 1-2		BB 2B 1-2 2-H 1B		4	1	1	1	0	3	1
Bruce Bochte, L (1, 3) OBP: 0.354, SLG: 0.438	K2-3			1-6-3			4-3	2B 1-2 2-3 BB		3	0	0	0	1	1	0
Dan Meyer, L (1, 7) OBP: 0.330, SLG: 0.419		F3		F8			F8	SF7 3-H		3	0	0	1	0	0	0
Bill Stein, R (1, 10) OBP: 0.367, SLG: 0.442		F3		4-3			1B 1B	1-3 2-H 2B		4	0	2	1	0	0	0
Ted Cox, R (1, 5) OBP: 0.295, SLG: 0.312		BB BB			F8		1-2 1B	F3		3	0	1	0	1	0	2
Leon Roberts, R (1, 8) OBP: 0.333, SLG: 0.433		1-2 BB			F8		F7		F3	3	0	0	0	1	0	2
Marc Hill, R (1, 2) OBP: 0.178, SLG: 0.254 Larry Milbourne, S (9, PH) OBP: 0.310, SLG: 0.357		K			4-3			6-3	F8	3 1	0 0	0 0	0 0	0 0	1 0	2 0
Mario Mendoza, R (1, 6) OBP: 0.303, SLG: 0.324			6-3			FC5-6 BB		BB 1B BB	F8	2	1	0	0	2	0	0
Inning Stats	R: 0 E: 0 K: 2 S: 7 H: 0 LOB: 0 BB: 0 P: 7	R: 0 E: 0 K: 1 S: 5 H: 0 LOB: 2 BB: 2 P: 13	R: 0 E: 0 K: 1 S: 5 H: 0 LOB: 0 BB: 0 P: 5	R: 0 E: 0 K: 0 S: 3 H: 0 LOB: 0 BB: 0 P: 3	R: 0 E: 0 K: 0 S: 3 H: 0 LOB: 0 BB: 0 P: 3	R: 0 E: 0 K: 1 S: 4 H: 0 LOB: 0 BB: 1 P: 8	R: 0 E: 0 K: 0 S: 5 H: 2 LOB: 2 BB: 0 P: 5	R: 3 E: 0 K: 0 S: 5 H: 2 LOB: 2 BB: 3 P: 17	R: 0 E: 0 K: 0 S: 3 H: 0 LOB: 0 BB: 0 P: 3	1B: 3 2B: 1 3B: 0 HR: 0 SF: 1 SAC: 0 DP: 0 HBP: 0						

PITCHER	IP	WLS	BF	H	R	ER	SO	BB	IBB	HBP	BLK	WP	HR	S	P	ERA	WHIP
Len Barker, R (1, 1) ERA: 4.39	7.2	W	32	4	3	3	5	6	0	0	0	0	0	36	60	3.52	1.304
Victor Cruz, R (8, 1) ERA: 3.48	1.1	S	4	0	0	0	0	0	0	0	0	0	0	4	4	0.00	0.000

PITCHER IP WLS BF H R ER SO BB IBB HBP BLK WP HR S P ERA WHIP

TOP

Seattle Mariners @ Cleveland Indians

Cleveland Municipal Stadium, Cleveland, OH

Mon Jul 28 1980, 7:05 PM EDT

Att. 5,712 - Unknown

livebaseballscorecards.com

AB	29
R	3
H	4
RBI	3
BB	6
SO	5
LOB	8

WP: 0 PB: 0 SB: 0 CS: 1 PA: 36

Seattle Mariners @ Cleveland Indians

Cleveland Municipal Stadium, Cleveland, OH

Mon Jul 28 1980, 7:05 PM EDT

Att. 5,712 - Unknown

livebaseballscorecards.com

BOTTOM

Batter	1	2	3	4	5	6	7	8	9	AB	R	H	RBI	BB	SO	LOB
Miguel Dilone, S (1, 9) OBP: 0.364, SLG: 0.413	0-0 1B 3B		0-3 K		0-0 6-3		0-0 1B E 1B	0-0 F4		5	2	2	0	0	1	4
Jorge Orta, L (1, 10) OBP: 0.410, SLG: 0.409 Gary Alexander, R (7, PH) OBP: 0.286, SLG: 0.383	0-0 1B 1B 3-H		0-0 F8			0-0 2B 1B	0-0 E 1-2 1B	0-0 6-3		3 2	1 0	2 1	1 0	0 0	0 0	0 2
Mike Hargrove, L (1, 3) OBP: 0.406, SLG: 0.403	0-0 G6-4-3 1-2 1B			0-0 4-3		0-0 F7	0-0 F7			4	0	1	0	0	0	3
Toby Harrah, R (1, 5) OBP: 0.384, SLG: 0.379 Dave Rosello, R (8, 5) OBP: 0.250, SLG: 0.310	0-0 F2			0-0 6-3		0-0 E 1-H 2B	0-3 K			4 0	1 0	1 0	1 0	0 0	1 0	4 0
Joe Charboneau, R (1, 7) OBP: 0.369, SLG: 0.486 Alan Bannister, R (8, 7) OBP: 0.286, SLG: 0.286	0-0 G6-4-3 1-2f			0-3 K		0-0 E7 1B 2-H HR 1B	0-0 E6 1-3 1B 2-H			4 0	1 0	2 0	0 0	0 0	1 0	2 0
Ron Hassey, L (1, 2) OBP: 0.365, SLG: 0.416		0-0 F7			0-0 F6	0-0 F8	0-0 F7			4	0	0	0	0	0	3
Jack Brohamer, L (1, 4) OBP: 0.317, SLG: 0.323		0-0 5-3			0-0 G3 2B	0-0 1-3 HR 1B		0-0 SH1-4 1B		4	1	3	0	0	0	0
Rick Manning, L (1, 8) OBP: 0.326, SLG: 0.275		0-3 K			0-0 G3 2-3	0-0 1-H 3-H HR		0-0 SH1-4 1-2 1B		4	1	2	3	0	1	1
Jerry Dybzinski, R (1, 6) OBP: 0.248, SLG: 0.287			0-0 1-3		4-0 BB	0-0 6-3		0-0 SH1-4 1-2 2-3		2	0	0	0	1	0	0
Inning Stats	R: 1 H: 3 E: 0 LOB: 1 K: 0 BB: 0 S: 5 P: 5	R: 0 H: 0 E: 0 LOB: 0 K: 1 BB: 0 S: 5 P: 5	R: 0 H: 0 E: 0 LOB: 0 K: 1 BB: 0 S: 5 P: 5	R: 0 H: 0 E: 0 LOB: 0 K: 1 BB: 0 S: 5 P: 5	R: 0 H: 1 E: 0 LOB: 2 K: 0 BB: 1 S: 4 P: 8	R: 5 H: 5 E: 1 LOB: 0 K: 0 BB: 0 S: 8 P: 8	R: 1 H: 3 E: 1 LOB: 2 K: 1 BB: 0 S: 8 P: 8	R: 0 H: 2 E: 0 LOB: 2 K: 0 BB: 0 S: 5 P: 5		1B: 10 SF: 0 2B: 2 SAC: 1 3B: 1 DP: 1 HR: 1 HBP: 0						

AB	36
R	7
H	14
RBI	5
BB	1
SO	4
LOB	19

WP: 0 PB: 0 SB: 0 CS: 0 PA: 38

PITCHER		IP	WLS	BF	H	R	ER	SO	BB	IBB	HBP	BLK	WP	HR	S	P	ERA	WHIP
Jim Beattie, R ERA: 5.45	(1, 1)	5.2	L	25	8	5	5	3	1	0	0	0	0	0	30	34	7.94	1.588
Byron McLaughlin, R ERA: 6.83	(6, 1)	1.1		8	4	2	1	1	0	0	0	0	0	1	10	10	6.75	3.000
Shane Rawley, L ERA: 2.94	(8, 1)	1.0		5	2	0	0	0	0	0	0	0	0	0	5	5	0.00	2.000

PITCHER	IP	WLS	BF	H	R	ER	SO	BB	IBB	HBP	BLK	WP	HR	S	P	ERA	WHIP

Seattle Mariners @ Cleveland Indians

Cleveland Municipal Stadium, Cleveland, OH

Tue Jul 29 1980, 7:05 PM EDT

Att. 8,600 - Unknown

TOP

livebaseballscorecards.com

Batter	1	2	3	4	5	6	7	8	9	AB	R	H	RBI	BB	SO	LOB
Julio Cruz, S (1, 4) OBP: 0.331, SLG: 0.260	F7		G4-6-3 1-2f		6-3		1-3 1-2		1B 1-3	5	0	1	0	0	0	3
Bill Stein, R (1, 5) OBP: 0.368, SLG: 0.436	WP 1B		6-3		F8		IBB		F8	4	0	1	0	1	0	2
Bruce Bochte, L (1, 3) OBP: 0.356, SLG: 0.438	K			WP E 4-3 1B		WP 1B 1B	K			4	2	2	0	0	2	4
Dan Meyer, L (1, 7) OBP: 0.331, SLG: 0.418	FC6 1-2 BB			4-3 1-2		G6-4-3 1-H 1B		F8		3	0	1	1	1	0	1
Tom Paciorek, R (1, 9) OBP: 0.329, SLG: 0.496	FC6 1-2f			E6 FC3-6 BB 2-H		F6		F9		4	0	0	0	0	0	3
Willie Horton, R (1, 10) OBP: 0.321, SLG: 0.326		5-3		FC3-6 1-2 BB		G6-4-3 1-2f		F4		3	0	0	0	1	0	1
Joe Simpson, L (1, 8) OBP: 0.319, SLG: 0.340 Jim Anderson, R (9, PH) OBP: 0.303, SLG: 0.332		G3		FC3-6 1-2f 2-3			F5		1B BB	3 0	0 0	0 0	0 0	0 1	0 0	2 0
Mario Mendoza, R (1, 6) OBP: 0.302, SLG: 0.322		K		K			1B 1B		F7	4	0	1	0	0	2	3
Larry Cox, R (1, 2) OBP: 0.255, SLG: 0.308			G4-6-3 1B		L3		1-3 1-3 1B		F4	4	0	2	0	0	0	1

	AB	34
	R	2
	H	8
	RBI	1
	BB	4
	SO	4
	LOB	20

Inning Stats									
	R: 0 E: 0 K: 1 S: 6	H: 1 LOB: 2 BB: 1 P: 10	R: 0 E: 0 K: 1 S: 5	H: 0 LOB: 0 BB: 0 P: 5	R: 0 E: 0 K: 0 S: 3	H: 1 LOB: 0 BB: 0 P: 3	R: 1 E: 1 K: 1 S: 7	H: 1 LOB: 2 BB: 1 P: 11	R: 0 E: 0 K: 0 S: 3	H: 0 LOB: 0 BB: 0 P: 3
	R: 1 E: 0 K: 0 S: 4	H: 2 LOB: 0 BB: 0 P: 4	R: 0 E: 0 K: 1 S: 7	H: 2 LOB: 3 BB: 1 P: 11	R: 0 E: 0 K: 0 S: 3	H: 0 LOB: 0 BB: 0 P: 3	R: 0 E: 0 K: 0 S: 4	H: 1 LOB: 2 BB: 1 P: 8	1B: 8 2B: 0 3B: 0 HR: 0	SF: 0 SAC: 0 DP: 2 HBP: 0	WP: 3 PB: 0 SB: 0 CS: 0	PA: 38

PITCHER		IP	WLS	BF	H	R	ER	SO	BB	IBB	HBP	BLK	WP	HR	S	P	ERA	WHIP
Dan Spillner, R ERA: 5.33	(1, 1)	6.1	W	27	7	2	1	3	2	0	0	0	3	0	31	39	1.42	1.421
Sid Monge, L ERA: 2.86	(7, 1)	2.2	S	11	1	0	0	1	1	1	0	0	0	0	11	19	0.00	0.750

PITCHER	IP	WLS	BF	H	R	ER	SO	BB	IBB	HBP	BLK	WP	HR	S	P	ERA	WHIP

Batter	1	2	3	4	5	6	7	8	9	AB	R	H	RBI	BB	SO	LOB
Miguel Dilone, S (1, 7) OBP: 0.372, SLG: 0.424	FC FC6-4 2B	F7		BBBB 4-0 1B BB		BBBB 4-0 S BB		0-0 1B 2B		3	2	2	0	2	0	1
Alan Bannister, R (1, 9) OBP: 0.289, SLG: 0.289	0-0 ① 5-3	0-0 ③ F3		0-0 1-2 1B		SSS 0-3 ③ K 1-2		0-0 1B 1B 2-H 1B		5	1	2	1	0	1	3
Mike Hargrove, L (1, 3) OBP: 0.410, SLG: 0.424	BBBB 4-0 FC6-4 FC BB		0-0 HR	0-0 ③ 4-3			0-0 HR	0-0 1B 1-3 1B		4	2	3	2	1	0	2
Toby Harrah, R (1, 5) OBP: 0.382, SLG: 0.376	0-0 FC FC6-4 1-2 2-3		SSS 0-3 ① K		0-0 ① F6		0-0 ① F9	0-0 1-3 3-H 1B		5	0	1	1	0	1	2
Bo Diaz, R (1, 2) OBP: 0.328, SLG: 0.441	0-0 ② FC6-4 FC6-4 1-2f 2-3 3-H		0-0 ② 5-3		0-0 ② 5-3		0-0 1B 3B	SSS 0-3 ③ K		5	1	1	1	0	1	4
Gary Alexander, R (1, 10) OBP: 0.298, SLG: 0.405 Ron Hassey, L (7, PH) OBP: 0.367, SLG: 0.418	0-0 ③ FC6-4 1-2f		0-0 2B		0-0 1B		0-0 G4-6-3 3-H 1B			3 1	0 0	2 1	0 1	0 0	0 0	2 0
Rick Manning, L (1, 8) OBP: 0.325, SLG: 0.272		BBBB 4-0 SH1-4 1B BB	0-0 ③ L9		0-0 ③ 4-3		0-0 ②③ G4-6-3 1-2f			3	1	0	0	1	0	3
Dave Rosello, R (1, 4) OBP: 0.242, SLG: 0.300 Jack Brohamer, L (8, PH) OBP: 0.315, SLG: 0.320 (9, 4)		0-0 ① SH1-4 1-2		0-0 ① 6-3		0-0 ① 5-3		0-0 ① 6-3		2 1	0 0	0 0	0 0	0 0	0 0	0 0
Jerry Dybzinski, R (1, 6) OBP: 0.249, SLG: 0.286		0-0 2-H 1B		0-0 ② G3		0-0 ② 6-3		0-0 ② F8		4	0	1	1	0	0	0
Inning Stats	R: 1 E: 0 K: 0 S: 5 H: 1 LOB: 2 BB: 1 P: 9	R: 1 E: 0 K: 0 S: 4 H: 1 LOB: 1 BB: 1 P: 8	R: 1 E: 0 K: 1 S: 7 H: 2 LOB: 1 BB: 0 P: 7	R: 0 E: 0 K: 0 S: 4 H: 1 LOB: 2 BB: 1 P: 8	R: 0 E: 0 K: 0 S: 4 H: 1 LOB: 1 BB: 0 P: 4	R: 0 E: 0 K: 1 S: 5 H: 0 LOB: 1 BB: 1 P: 9	R: 2 E: 0 K: 0 S: 5 H: 3 LOB: 0 BB: 0 P: 5	R: 2 E: 0 K: 1 S: 9 H: 4 LOB: 2 BB: 0 P: 9		1B: 7 2B: 3 3B: 1 HR: 2	SF: 0 SAC: 1 DP: 1 HBP: 0					

BOTTOM

Seattle Mariners @ Cleveland Indians

Cleveland Municipal Stadium, Cleveland, OH

Tue Jul 29 1980, 7:05 PM EDT

Att. 8,600 - Unknown

livebaseballscorecards.com

AB	36
R	7
H	13
RBI	7
BB	4
SO	3
LOB	17

WP: 0 PB: 0 SB: 1 CS: 0 PA: 41

PITCHER		IP	WLS	BF	H	R	ER	SO	BB	IBB	HBP	BLK	WP	HR	S	P	ERA	WHIP
Rick Honeycutt, L ERA: 3.65	(1, 1)	6.1	L	32	8	5	5	2	4	0	0	0	0	2	32	48	7.11	1.895
Dave Heaverlo, R ERA: 3.67	(7, 1)	1.1		6	3	2	2	0	0	0	0	0	0	0	6	6	13.50	2.250
Shane Rawley, L ERA: 2.93	(8, 1)	0.1		3	2	0	0	1	0	0	0	0	0	0	5	5	0.00	6.000

PITCHER	IP	WLS	BF	H	R	ER	SO	BB	IBB	HBP	BLK	WP	HR	S	P	ERA	WHIP

Batter	1	2	3	4	5	6	7	8	9	AB	R	H	RBI	BB	SO	LOB
Leon Roberts, R (1, 8) OBP: 0.332, SLG: 0.428	5-3		BBBB 4-0 1B 1B BB		F8			F2		3	1	0	0	1	0	1
Bill Stein, R (1, 4) OBP: 0.365, SLG: 0.430	F7		1B 1-2 2-H 1B		5-3 1-2			5-3		4	0	1	1	0	0	1
Bruce Bochte, L (1, 3) OBP: 0.355, SLG: 0.436	3-1		1-3 2-H 1B		5-3			G3		4	0	1	1	0	0	1
Tom Paciorek, R (1, 9) OBP: 0.324, SLG: 0.489		F9	1-3			F7			F8	4	0	0	0	0	0	2
Dan Meyer, L (1, 7) OBP: 0.331, SLG: 0.416		F8		E6 1B		4-3			4-3	4	0	1	0	0	0	0
Willie Horton, R (1, 10) OBP: 0.316, SLG: 0.321		F4		E6 1-3 FC5-4		L4			4-3	4	0	0	0	0	0	1
Ted Cox, R (1, 5) OBP: 0.291, SLG: 0.307			4-3	FC5-4 1-2f			3-1			3	0	0	0	0	0	1
Mario Mendoza, R (1, 6) OBP: 0.302, SLG: 0.322			1-3 1B 1B	4-3			SSS 0-3 K			3	1	1	0	0	1	1
Larry Cox, R (1, 2) OBP: 0.256, SLG: 0.308			1-3 1-2		5-3 1B		3-1			3	0	1	0	0	0	1
Inning Stats	R: 0 E: 0 K: 0 S: 3 H: 0 LOB: 0 BB: 0 P: 3	R: 0 E: 0 K: 0 S: 3 H: 0 LOB: 0 BB: 0 P: 3	R: 2 E: 0 K: 0 S: 6 H: 3 LOB: 2 BB: 1 P: 10	R: 0 E: 1 K: 0 S: 4 H: 1 LOB: 1 BB: 0 P: 4	R: 0 E: 0 K: 0 S: 4 H: 1 LOB: 1 BB: 0 P: 4	R: 0 E: 0 K: 0 S: 3 H: 0 LOB: 0 BB: 0 P: 3	R: 0 E: 0 K: 1 S: 5 H: 0 LOB: 0 BB: 0 P: 5	R: 0 E: 0 K: 0 S: 3 H: 0 LOB: 0 BB: 0 P: 3	R: 0 E: 0 K: 0 S: 3 H: 0 LOB: 0 BB: 0 P: 3	1B: 5 2B: 0 3B: 0 HR: 0	SF: 0 SAC: 0 DP: 0 HBP: 0						

PITCHER	IP	WLS	BF	H	R	ER	SO	BB	IBB	HBP	BLK	WP	HR	S	P	ERA	WHIP
Ross Grimsley, L (1, 1) ERA: 5.94	9.0	W	33	5	2	2	1	1	0	0	0	0	0	34	38	2.00	0.667

PITCHER	IP	WLS	BF	H	R	ER	SO	BB	IBB	HBP	BLK	WP	HR	S	P	ERA	WHIP

Seattle Mariners @ Cleveland Indians

Cleveland Municipal Stadium, Cleveland, OH

Wed Jul 30 1980, 7:05 PM EDT

Att. 10,352 - Unknown

TOP

livebaseballscorecards.com

AB	32
R	2
H	5
RBI	2
BB	1
SO	1
LOB	9

1B: 5	SF: 0	WP: 0	PA: 33
2B: 0	SAC: 0	PB: 0	
3B: 0	DP: 0	SB: 0	
HR: 0	HBP: 0	CS: 0	

Batter	1	2	3	4	5	6	7	8	9	AB	R	H	RBI	BB	SO	LOB
Miguel Dilone, S (1, 7) OBP: 0.370, SLG: 0.421	4-3 S 1B 1B		4-3 ①	G3 ② 2-3	4-3 ③					4	1	1	0	0	0	2
Jorge Orta, L (1, 9) OBP: 0.409, SLG: 0.405	4-3 ① 1-3		F9 ②	K ③ SSS				F8 S 2B BB BBBB		3	0	0	0	1	1	2
Alan Bannister, R (8, PR) (9, 9) OBP: 0.289, SLG: 0.289										0	1	0	0	0	0	0
Mike Hargrove, L (1, 3) OBP: 0.409, SLG: 0.422	3-H 1B		4-3 ③			F5 ①		F8 ① 1-3		4	0	1	1	0	0	1
Toby Harrah, R (1, 5) OBP: 0.381, SLG: 0.378	F9 ②			K ① SSS		F7 ②		1B 2B 3-H		4	1	1	1	0	1	1
Ron Hassey, L (1, 2) OBP: 0.366, SLG: 0.415	6-3 ③			F8 ②		F7 ③		1B 2-H		4	0	1	1	0	0	1
Gary Alexander, R (1, 10) OBP: 0.316, SLG: 0.442		F3 ①		HR			BB SH3-4 2B BBBB	IBB IIII		2	2	1	1	2	0	0
Jack Brohamer, L (1, 4) OBP: 0.308, SLG: 0.313		6-3 ②		4-3 ③			SH3-4 ① 1-2	F3 ②		3	0	0	0	0	0	2
Rick Manning, L (1, 8) OBP: 0.330, SLG: 0.283		1B			G3 SH3-4 1B		2-H 2B	F5 ③		4	0	3	1	0	0	2
Jerry Dybzinski, R (1, 6) OBP: 0.246, SLG: 0.282		1-3 ③			SH3-4 ① 1-2		F5 ②			2	0	0	0	0	0	2
Inning Stats	R: 1 H: 2 E: 0 LOB: 1 K: 0 BB: 0 S: 5 P: 5	R: 0 H: 1 E: 0 LOB: 1 K: 0 BB: 0 S: 4 P: 4	R: 0 H: 0 E: 0 LOB: 0 K: 0 BB: 0 S: 3 P: 3	R: 1 H: 1 E: 0 LOB: 0 K: 1 BB: 0 S: 6 P: 6	R: 0 H: 1 E: 0 LOB: 1 K: 1 BB: 0 S: 6 P: 6	R: 0 H: 0 E: 0 LOB: 0 K: 0 BB: 0 S: 3 P: 3	R: 1 H: 1 E: 0 LOB: 1 K: 0 BB: 1 S: 4 P: 8	R: 2 H: 2 E: 0 LOB: 2 K: 0 BB: 2 S: 5 P: 13		1B: 5 SF: 0 2B: 2 SAC: 2 3B: 0 DP: 0 HR: 1 HBP: 0						

PITCHER		IP	WLS	BF	H	R	ER	SO	BB	IBB	HBP	BLK	WP	HR	S	P	ERA	WHIP
Glenn Abbott, R ERA: 3.68	(1, 1)	7.1	L	31	7	5	5	2	2	0	0	0	0	1	33	41	6.14	1.227
Shane Rawley, L ERA: 2.9	(8, 1)	0.2		4	1	0	0	0	0	1	0	0	0	0	3	7	0.00	1.500

PITCHER	IP	WLS	BF	H	R	ER	SO	BB	IBB	HBP	BLK	WP	HR	S	P	ERA	WHIP

BOTTOM

Seattle Mariners @ Cleveland Indians

Cleveland Municipal Stadium, Cleveland, OH

Wed Jul 30 1980, 7:05 PM EDT

Att. 10,352 - Unknown

livebaseballscorecards.com

AB	30
R	5
H	8
RBI	5
BB	3
SO	2
LOB	13

Batter	1	2	3	4	5	6	7	8	9	AB	R	H	RBI	BB	SO	LOB
Joe Simpson, L (1, 8) OBP: 0.317, SLG: 0.338	F7		B4		L3-6 SH3 1B			F3		4	0	1	0	0	0	0
Bill Stein, R (1, 4) OBP: 0.371, SLG: 0.435	BB 1B		1B 1B		SH3 1-2			F7		3	0	2	0	0	0	0
Bruce Bochte, L (1, 3) OBP: 0.354, SLG: 0.432	B B B B 1-2 BB		F6		L3-6 2-3			F9		3	0	0	0	1	0	2
Dan Meyer, L (1, 7) OBP: 0.330, SLG: 0.414	F9		1-2 1B			L6			F7	4	0	1	0	0	0	2
Tom Paciorek, R (1, 9) OBP: 0.319, SLG: 0.482	F7		F9			F6			S S S K	4	0	0	0	0	1	4
Willie Horton, R (1, 10) OBP: 0.315, SLG: 0.319		FC4-6 1B		S S S K		6-3			5-3	4	0	1	0	0	1	0
Ted Cox, R (1, 5) OBP: 0.292, SLG: 0.308		1-2f FC4-6 FC5-4		1B			5-3			3	0	1	0	0	0	1
Jim Anderson, R (1, 6) OBP: 0.300, SLG: 0.328		F9		F9			6-3			3	0	0	0	0	0	2
Larry Cox, R (1, 2) OBP: 0.252, SLG: 0.303		1-2f FC5-4		2-3			1-3			3	0	0	0	0	0	2
Inning Stats	R: 0 H: 1 E: 0 LOB: 2 K: 0 BB: 1 S: 4 P: 8	R: 0 H: 1 E: 0 LOB: 1 K: 0 BB: 0 S: 4 P: 4	R: 0 H: 2 E: 0 LOB: 2 K: 0 BB: 0 S: 5 P: 5	R: 0 H: 1 E: 0 LOB: 1 K: 1 BB: 0 S: 6 P: 6	R: 0 H: 1 E: 0 LOB: 0 K: 0 BB: 0 S: 3 P: 3	R: 0 H: 0 E: 0 LOB: 0 K: 0 BB: 0 S: 3 P: 3	R: 0 H: 0 E: 0 LOB: 0 K: 0 BB: 0 S: 3 P: 3	R: 0 H: 0 E: 0 LOB: 0 K: 0 BB: 0 S: 3 P: 3	R: 0 H: 0 E: 0 LOB: 0 K: 1 BB: 0 S: 5 P: 5	1B: 6 SF: 0 2B: 1 SAC: 1 3B: 0 DP: 1 HR: 0 HBP: 0						

TOP

Seattle Mariners @ Detroit Tigers

Tiger Stadium, Detroit, MI

Fri Aug 01 1980, 7:05 PM EDT

Unknown

livebaseballscorecards.com

AB	31
R	0
H	6
RBI	0
BB	1
SO	2
LOB	13

PITCHER	IP	WLS	BF	H	R	ER	SO	BB	IBB	HBP	BLK	WP	HR	S	P	ERA	WHIP
Jack Morris, R (1, 1) ERA: 4.32	9.0	W	33	6	0	0	2	1	0	0	0	0	0	36	40	0.00	0.778

PITCHER	IP	WLS	BF	H	R	ER	SO	BB	IBB	HBP	BLK	WP	HR	S	P	ERA	WHIP

Batter	1	2	3	4	5	6	7	8	9	AB	R	H	RBI	BB	SO	LOB
Jim Lentine, R (1, 7) OBP: 0.354, SLG: 0.355	K			6-3			SH3-4 2B		SH5-4 1-2 2-3	3	0	1	0	0	1	0
Alan Trammell, R (1, 6) OBP: 0.386, SLG: 0.429	K			4-3			SH3-4 2-3		1B IBB	2	0	0	0	1	1	0
Al Cowens, R (1, 9) OBP: 0.326, SLG: 0.344	K			4-3			5-3		1-2 2-3 3-H 1B	4	0	1	1	0	1	1
John Wockenfuss, R (1, 3) OBP: 0.397, SLG: 0.485		F9			K		K			3	0	0	0	0	2	1
Lance Parrish, R (1, 10) OBP: 0.319, SLG: 0.503		K			K			6-3		3	0	0	0	0	2	0
Tom Brookens, R (1, 5) OBP: 0.311, SLG: 0.380		K			CS 1B			F6		3	0	1	0	0	1	0
Dave Stegman, R (1, 8) OBP: 0.258, SLG: 0.278			6-3		CS 1-2	F6		G3		3	0	0	0	0	0	0
Duffy Dyer, R (1, 2) OBP: 0.234, SLG: 0.350 Rick Peters, S (9, PR) OBP: 0.376, SLG: 0.392			K			5-3			SH5-4 BB 1B 1B	3 0	0 1	1 0	0 0	1 0	1 0	0 0
Stan Papi, R (1, 4) OBP: 0.299, SLG: 0.431 Lou Whitaker, L (9, PR) OBP: 0.336, SLG: 0.267			K			F7			1B SH5-4 1-2 BB	2 0	0 0	0 0	0 0	1 0	1 0	0 0
Inning Stats	R: 0 E: 0 K: 3 S: 9 H: 0 LOB: 0 BB: 0 P: 9	R: 0 E: 0 K: 2 S: 7 H: 0 LOB: 0 BB: 0 P: 7	R: 0 E: 0 K: 2 S: 7 H: 0 LOB: 0 BB: 0 P: 7	R: 0 E: 0 K: 0 S: 3 H: 0 LOB: 0 BB: 0 P: 3	R: 0 E: 0 K: 2 S: 7 H: 1 LOB: 0 BB: 0 P: 7	R: 0 E: 0 K: 0 S: 3 H: 0 LOB: 0 BB: 0 P: 3	R: 0 E: 0 K: 1 S: 6 H: 1 LOB: 1 BB: 0 P: 6	R: 0 E: 0 K: 0 S: 3 H: 0 LOB: 0 BB: 0 P: 3	R: 1 E: 0 K: 0 S: 3 H: 2 LOB: 3 BB: 2 P: 11	1B: 3 2B: 1 3B: 0 HR: 0 SF: 0 SAC: 2 DP: 0 HBP: 0						

PITCHER	IP	WLS	BF	H	R	ER	SO	BB	IBB	HBP	BLK	WP	HR	S	P	ERA	WHIP
Floyd Bannister, L (1, 1) ERA: 3.57	8.0	L	27	3	1	1	10	1	0	0	0	0	0	46	50	1.12	0.500
Shane Rawley, L (9, 1) ERA: 2.89	0.1		3	1	0	0	0	0	1	0	0	0	0	2	6	0.00	3.000

PITCHER	IP	WLS	BF	H	R	ER	SO	BB	IBB	HBP	BLK	WP	HR	S	P	ERA	WHIP

BOTTOM

Seattle Mariners @ Detroit Tigers

Tiger Stadium, Detroit, MI

Fri Aug 01 1980, 7:05 PM EDT

Unknown

livebaseballscorecards.com

AB	26
R	1
H	4
RBI	1
BB	2
SO	10
LOB	2

Batter	1	2	3	4	5	6	7	8	9	AB	R	H	RBI	BB	SO	LOB
Larry Milbourne, S (1, 4) OBP: 0.306, SLG: 0.346	5-3		G4-6-3 1-2f			4-3		BB 1-2	4-3	4	0	0	0	1	0	3
Bill Stein, R (1, 5) OBP: 0.368, SLG: 0.430	K			G1-6-3 1B		F8		K		4	0	1	0	0	2	2
Bruce Bochte, L (1, 3) OBP: 0.353, SLG: 0.430	F7			G1-6-3 1-2f		1B		F8		4	0	1	0	0	0	3
Dan Meyer, L (1, 7) OBP: 0.326, SLG: 0.410		4-3		G3		F2		F9		4	0	0	0	0	0	3
Leon Roberts, R (1, 8) OBP: 0.331, SLG: 0.437		F4			F4		K		HR	4	1	1	1	0	1	0
Willie Horton, R (1, 10) OBP: 0.318, SLG: 0.322		K			1B 1B 1B		FC5-4 1B		K	4	0	2	0	0	2	0
Joe Simpson, L (1, 9) OBP: 0.322, SLG: 0.348 Jim Anderson, R (9, PH) OBP: 0.302, SLG: 0.331			WP SF7 2B		1B 1-2 1B	F7			FC5-6-4 1B	3 1	1 0	2 1	0 0	0 0	0 0	1 0
Mario Mendoza, R (1, 6) OBP: 0.306, SLG: 0.322			G4-6-3 2-3 BB		G4-6-3 1-2 2-3 1B	FC5-4 1-2f			FC5-6-4 1B 1-2f	3	0	1	0	1	0	2
Bob Stinson, S (1, 2) OBP: 0.277, SLG: 0.262			SF7 3-H		G4-6-3 1-2f			BB BB	1-3 1B	2	0	1	1	1	0	3
Inning Stats	R: 0 E: 0 K: 1 S: 5 H: 0 LOB: 0 BB: 0 P: 5	R: 0 E: 0 K: 1 S: 5 H: 0 LOB: 0 BB: 0 P: 5	R: 1 E: 0 K: 0 S: 3 H: 1 LOB: 0 BB: 1 P: 7	R: 0 E: 0 K: 0 S: 3 H: 1 LOB: 0 BB: 0 P: 3	R: 0 E: 0 K: 0 S: 5 H: 3 LOB: 2 BB: 0 P: 5	R: 0 E: 0 K: 0 S: 4 H: 1 LOB: 1 BB: 0 P: 4	R: 0 E: 0 K: 1 S: 6 H: 1 LOB: 1 BB: 0 P: 6	R: 0 E: 0 K: 1 S: 5 H: 0 LOB: 2 BB: 2 P: 13	R: 1 E: 0 K: 1 S: 8 H: 3 LOB: 2 BB: 0 P: 8	1B: 8 2B: 1 3B: 0 HR: 1 SF: 1 SAC: 0 DP: 3 HBP: 0						

PITCHER		IP	WLS	BF	H	R	ER	SO	BB	IBB	HBP	BLK	WP	HR	S	P	ERA	WHIP
Dan Petry, R ERA: 3.59	(1, 1)	7.1	W	29	7	1	1	4	3	0	0	0	1	0	34	46	1.23	1.364
Pat Underwood, L ERA: 4.36	(8, 1)	1.0		5	2	1	1	1	0	0	0	0	0	1	7	7	9.00	2.000
Aurelio Lopez, R ERA: 3.45	(9, 1)	0.2	S	3	1	0	0	0	0	0	0	0	0	0	3	3	0.00	1.500

PITCHER	IP	WLS	BF	H	R	ER	SO	BB	IBB	HBP	BLK	WP	HR	S	P	ERA	WHIP

TOP

Seattle Mariners @ Detroit Tigers

Tiger Stadium, Detroit, MI

Fri Aug 01 1980, 7:05 PM EDT

Att. 32,910 - Unknown

livebaseballscorecards.com

AB	33
R	2
H	10
RBI	2
BB	3
SO	5
LOB	17

PA: 37

WP: 1
PB: 0
SB: 0
CS: 0

Seattle Mariners @ Detroit Tigers

Tiger Stadium, Detroit, MI

Fri Aug 01 1980, 7:05 PM EDT

Att. 32,910 - Unknown

BOTTOM

Batter	1	2	3	4	5	6	7	8	9	AB	R	H	RBI	BB	SO	LOB
Rick Peters, S (1, 8) OBP: 0.374, SLG: 0.398	6-3	1-H SF8 3B		G4-6-3 1-2f			4-3 2-3			4	1	1	1	0	0	3
Alan Trammell, R (1, 6) OBP: 0.385, SLG: 0.429	1B	SF8 3-H			F9		5-3			3	0	1	1	0	0	1
Steve Kemp, L (1, 10) OBP: 0.385, SLG: 0.442	F7	4-3			F5			F8		4	0	0	0	0	0	1
Richie Hebner, L (1, 3) OBP: 0.365, SLG: 0.460	4-3		4-3		F9			F9		4	0	0	0	0	0	1
Champ Summers, L (1, 7) OBP: 0.403, SLG: 0.502		1B E 2B	6-3			F8		F7		4	1	1	0	0	0	0
John Wockenfuss, R (1, 2) OBP: 0.392, SLG: 0.477		1-3	F9			5-3				3	0	0	0	0	0	1
Al Cowens, R (1, 9) OBP: 0.329, SLG: 0.347		2-3 E 1B		1B 1B		1-3				3	1	2	0	0	0	0
Lou Whitaker, L (1, 4) OBP: 0.340, SLG: 0.271		E1 1-H 1B 3-H		G4-6-3 1-2 1B			4-3 SH5-4 1B			3	1	2	1	0	0	0
Mark Wagner, R (1, 5) OBP: 0.250, SLG: 0.192		3B 3-H 1B		F8			1-2 SH5-4			2	1	1	1	0	0	2
Inning Stats	R: 0 E: 0 K: 0 S: 4 H: 1 LOB: 1 BB: 0 P: 4	R: 5 E: 1 K: 0 S: 8 H: 4 LOB: 0 BB: 0 P: 8	R: 0 E: 0 K: 0 S: 3 H: 0 LOB: 0 BB: 0 P: 3	R: 0 E: 0 K: 0 S: 4 H: 2 LOB: 1 BB: 0 P: 4	R: 0 E: 0 K: 0 S: 3 H: 0 LOB: 0 BB: 0 P: 3	R: 0 E: 0 K: 0 S: 3 H: 0 LOB: 0 BB: 0 P: 3	R: 0 E: 0 K: 0 S: 4 H: 1 LOB: 1 BB: 0 P: 4	R: 0 E: 0 K: 0 S: 3 H: 0 LOB: 0 BB: 0 P: 3		1B: 6 2B: 1 3B: 1 HR: 0 SF: 1 SAC: 1 DP: 1 HBP: 0						

PITCHER	IP	WLS	BF	H	R	ER	SO	BB	IBB	HBP	BLK	WP	HR	S	P	ERA	WHIP
Rob Dressler, R (1, 1) ERA: 4.48	8.0	L	32	8	5	3	0	0	0	0	0	0	0	32	32	3.38	1.000

PITCHER	IP	WLS	BF	H	R	ER	SO	BB	IBB	HBP	BLK	WP	HR	S	P	ERA	WHIP

livebaseballscorecards.com

AB	30
R	5
H	8
RBI	4
BB	0
SO	0
LOB	9

WP: 0 PB: 0 SB: 0 CS: 0 PA: 32

Batter	1	2	3	4	5	6	7	8	9	AB	R	H	RBI	BB	SO	LOB
Jim Anderson, R (1, 6) OBP: 0.298, SLG: 0.326	F9		F7 1-2			F4		F4		4	0	0	0	0	0	3
Bill Stein, R (1, 4) OBP: 0.365, SLG: 0.447	G3		F3			K		1-H 2-H HR		4	1	1	3	0	1	1
Bruce Bochte, L (1, 3) OBP: 0.352, SLG: 0.428	1B			F8		1-3		K		4	0	1	0	0	1	0
Willie Horton, R (1, 10) OBP: 0.313, SLG: 0.317	F8			5-3			5-3		K	4	0	0	0	0	1	1
Dan Meyer, L (1, 7) OBP: 0.328, SLG: 0.409		3-1		FC4 1B			4-3		BB	3	0	1	0	1	0	0
Tom Paciorek, R (1, 9) OBP: 0.315, SLG: 0.475		5-3		FC4 1-2f			5-3		F8	4	0	0	0	0	0	2
Leon Roberts, R (1, 8) OBP: 0.330, SLG: 0.432		K			G6-4-3 BB			F7	F4	3	0	0	0	1	1	1
Ted Cox, R (1, 5) OBP: 0.293, SLG: 0.308			6-3		F8			BB HR 1B		3	1	1	0	0	0	1
Larry Cox, R (1, 2) OBP: 0.259, SLG: 0.302			WP BB		G6-4-3 1-2f			1-2 HR BB		1	1	0	0	2	0	1
Inning Stats	R: 0 E: 0 K: 0 S: 4 H: 1 LOB: 1 BB: 0 P: 4	R: 0 E: 0 K: 1 S: 5 H: 0 LOB: 0 BB: 0 P: 5	R: 0 E: 0 K: 0 S: 3 H: 0 LOB: 1 BB: 1 P: 7	R: 0 E: 0 K: 0 S: 4 H: 1 LOB: 1 BB: 0 P: 4	R: 0 E: 0 K: 0 S: 2 H: 0 LOB: 0 BB: 1 P: 6	R: 0 E: 0 K: 1 S: 5 H: 0 LOB: 0 BB: 0 P: 5	R: 0 E: 0 K: 0 S: 3 H: 0 LOB: 0 BB: 0 P: 3	R: 3 E: 0 K: 1 S: 7 H: 2 LOB: 0 BB: 1 P: 11	R: 0 E: 0 K: 1 S: 5 H: 0 LOB: 1 BB: 1 P: 9	1B: 3 2B: 0 3B: 0 HR: 1 SF: 0 SAC: 0 DP: 1 HBP: 0						

PITCHER	IP	WLS	BF	H	R	ER	SO	BB	IBB	HBP	BLK	WP	HR	S	P	ERA	WHIP
Bruce Robbins, L (1, 1) ERA: 5.63	7.2	W	29	4	3	3	2	3	0	0	0	1	1	30	42	3.52	0.913
Aurelio Lopez, R (8, 1) ERA: 3.39	1.1	S	5	0	0	0	2	1	0	0	0	0	0	8	12	0.00	0.750

PITCHER	IP	WLS	BF	H	R	ER	SO	BB	IBB	HBP	BLK	WP	HR	S	P	ERA	WHIP

TOP

Seattle Mariners @ Detroit Tigers

Tiger Stadium, Detroit, MI

Sat Aug 02 1980, 7:05 PM EDT

Att. 23,278 - Unknown

livebaseballscorecards.com

AB	30
R	3
H	4
RBI	3
BB	4
SO	4
LOB	10

WP: 1 PB: 0 SB: 0 CS: 0 PA: 34

Seattle Mariners @ Detroit Tigers

Tiger Stadium, Detroit, MI

Sat Aug 02 1980, 7:05 PM EDT

Att. 23,278 - Unknown

BOTTOM

Batter	1	2	3	4	5	6	7	8	9	AB	R	H	RBI	BB	SO	LOB
Rick Peters, S (1, 8) OBP: 0.378, SLG: 0.400	E 1B 1B	BB 1-2		1B 1-2 3-H			F8	F8		4	1	2	1	1	0	2
Alan Trammell, R (1, 6) OBP: 0.385, SLG: 0.431	E5 3-1 1B 1-H	6-3		G5-3 2-3f			F7	1B 1-3 2-H 2B		5	2	2	1	0	0	4
Steve Kemp, L (1, 10) OBP: 0.388, SLG: 0.451	3-1 3-H		K		FC4-6 BB		HR	1B BB		3	1	1	2	2	1	0
Richie Hebner, L (1, 3)	2B		L4		FC4-6 G4-6-3 1-2f		HR	1B 1-2 2-H 3-H		4	1	2	1	0	0	1
Tim Corcoran, L (8, 3) OBP: 0.270, SLG: 0.200										0	0	0	0	0	0	0
John Wockenfuss, R (8, PH) (9, 3) OBP: 0.395, SLG: 0.480										1	0	1	2	0	0	0
Champ Summers, L (1, 7) OBP: 0.401, SLG: 0.495	K		1-3		G4-6-3 1-2f		FC5-4 BB	K2-3		3	0	0	0	1	1	2
Dave Stegman, R (8, 7) OBP: 0.256, SLG: 0.276										1	0	0	0	0	1	2
Lance Parrish, R (1, 2) OBP: 0.318, SLG: 0.500	K			1B 1B 1B	5-3	FC5-4 1-2f				4	1	1	0	0	1	2
Al Cowens, R (1, 9) OBP: 0.334, SLG: 0.353		5-3		1B 5-3 1B 1-3	FC6-4 1B			SH3-4 2B 1B		4	2	3	0	0	0	0
Tom Brookens, R (1, 5) OBP: 0.308, SLG: 0.375		5-3		5-3 1-2	FC6-4 1-2f			SH3-4 1-2		3	0	0	0	0	0	3
Lou Whitaker, L (1, 4) OBP: 0.345, SLG: 0.273		BB		G5-3 1B 1B 2-3 3-H	1-3			2B 1B BB		2	1	1	1	2	0	1
Inning Stats	R: 2 E: 1 K: 2 S: 10 H: 3 LOB: 1 BB: 0 P: 10	R: 0 E: 0 K: 0 S: 3 H: 0 LOB: 2 BB: 2 P: 11	R: 0 E: 0 K: 1 S: 5 H: 0 LOB: 0 BB: 0 P: 5	R: 2 E: 0 K: 0 S: 6 H: 4 LOB: 1 BB: 0 P: 6	R: 0 E: 0 K: 0 S: 2 H: 0 LOB: 0 BB: 1 P: 6	R: 0 E: 0 K: 0 S: 4 H: 1 LOB: 1 BB: 0 P: 4	R: 2 E: 0 K: 0 S: 5 H: 2 LOB: 1 BB: 1 P: 9	R: 3 E: 0 K: 1 S: 8 H: 3 LOB: 2 BB: 2 P: 16		1B: 9 2B: 2 3B: 0 HR: 2	SF: 0 SAC: 1 DP: 2 HBP: 0						

livebaseballscorecards.com

AB	34
R	9
H	13
RBI	8
BB	6
SO	4
LOB	17

WP: 0 PB: 0 SB: 0 CS: 0 PA: 41

PITCHER		IP	WLS	BF	H	R	ER	SO	BB	IBB	HBP	BLK	WP	HR	S	P	ERA	WHIP
Jim Beattie, R ERA: 5.58	(1, 1)	7.0	L	33	10	6	6	3	4	0	0	0	0	2	35	51	7.71	2.000
Mike Parrott, R ERA: 8.0	(8, 1)	0.2		5	2	3	3	0	1	0	0	0	0	0	4	8	40.50	4.500
Dave Roberts, L ERA: 4.58	(8, 1)	0.1		3	1	0	0	1	1	0	0	0	0	0	4	8	0.00	6.000

PITCHER	IP	WLS	BF	H	R	ER	SO	BB	IBB	HBP	BLK	WP	HR	S	P	ERA	WHIP

Batter	1	2	3	4	5	6	7	8	9	AB	R	H	RBI	BB	SO	LOB
Julio Cruz, S (1, 4) OBP: 0.332, SLG: 0.260	4-3		BB		G3-6-1 1B		4-3		F7	4	1	1	0	1	0	0
Bill Stein, R (1, 5) OBP: 0.366, SLG: 0.445	K		1B 1-2		G3-6-1 1-2		5-3		E5 BB	5	1	2	0	0	1	0
Bruce Bochte, L (1, 3) OBP: 0.355, SLG: 0.429 Jim Anderson, R (9, PR) OBP: 0.298, SLG: 0.326	1-6-3		1B 1-2 2-H		G3-6-1 1-2f 2-3			F7 BB WP 1B	2B BB 1-2	4 0	1 0	2 0	1 0	1 0	0 0	2 0
Dan Meyer, L (1, 7) OBP: 0.332, SLG: 0.411		G3	F8		IBB			1-3 WP BB 1-2	2B 1-3 2-H	3	0	1	1	2	0	2
Tom Paciorek, R (1, 9) OBP: 0.310, SLG: 0.466		K		F3	F7			F7 2-3	F9	5	0	0	0	0	1	7
Willie Horton, R (1, 10) OBP: 0.316, SLG: 0.315 Leon Roberts, R (8, PR) OBP: 0.330, SLG: 0.432		BB		3-1		K		1-3 BB 1-2 3-H		2 0	0 0	0 0	0 0	2 0	1 0	0 0
Joe Simpson, L (1, 8) OBP: 0.321, SLG: 0.343		F7		BB		K		1-3 1-2 2-3		3	0	0	0	1	1	3
Mario Mendoza, R (1, 6) OBP: 0.305, SLG: 0.317			F9	BB 1-2		4-3		K		3	0	0	0	1	1	3
Larry Cox, R (1, 2) OBP: 0.255, SLG: 0.297 Larry Milbourne, S (9, PH) OBP: 0.304, SLG: 0.343			6-3	6-3			6-3		F8	3 1	0 0	0 0	0 0	0 0	0 0	2 0
Inning Stats	R: 0 H: 0 E: 0 LOB: 0 K: 1 BB: 0 S: 5 P: 5	R: 0 H: 0 E: 0 LOB: 1 K: 1 BB: 1 S: 5 P: 9	R: 1 H: 2 E: 0 LOB: 2 K: 0 BB: 1 S: 5 P: 9	R: 0 H: 0 E: 0 LOB: 2 K: 0 BB: 2 S: 3 P: 11	R: 0 H: 2 E: 0 LOB: 2 K: 0 BB: 1 S: 4 P: 8	R: 0 H: 0 E: 0 LOB: 0 K: 2 BB: 0 S: 7 P: 7	R: 0 H: 0 E: 0 LOB: 0 K: 0 BB: 0 S: 3 P: 3	R: 1 H: 1 E: 0 LOB: 3 K: 1 BB: 2 S: 6 P: 14	R: 1 H: 1 E: 1 LOB: 3 K: 0 BB: 1 S: 5 P: 9	1B: 5 SF: 0 2B: 1 SAC: 0 3B: 0 DP: 1 HR: 0 HBP: 0						WP: 1 PA: 41 PB: 0 SB: 0 CS: 0	

PITCHER		IP	WLS	BF	H	R	ER	SO	BB	IBB	HBP	BLK	WP	HR	S	P	ERA	WHIP
Roger Weaver, R ERA: 1.57	(1, 1)	3.0		13	2	1	1	2	2	0	0	0	0	0	15	23	3.00	1.333
Dave Rozema, R ERA: 4.47	(4, 1)	4.0	W	18	3	1	1	2	3	1	0	0	0	0	18	34	2.25	1.500
Aurelio Lopez, R ERA: 3.3	(8, 1)	2.0	S	10	1	1	0	1	2	0	0	0	1	0	10	18	0.00	1.500

PITCHER	IP	WLS	BF	H	R	ER	SO	BB	IBB	HBP	BLK	WP	HR	S	P	ERA	WHIP

TOP

Seattle Mariners @ Detroit Tigers

Tiger Stadium, Detroit, MI

Sun Aug 03 1980, 3:33 AM EDT

Att. 25,454 - Unknown

livebaseballscorecards.com

AB	33
R	3
H	6
RBI	2
BB	8
SO	5
LOB	19

Batter	1	2	3	4	5	6	7	8	9	AB	R	H	RBI	BB	SO	LOB
Rick Peters, S (1, 8) OBP: 0.375, SLG: 0.396	5-3		F8		5-3		1B 4-3 1B 1-3 2-H	F9		5	1	1	1	0	0	3
Alan Trammell, R (1, 6) OBP: 0.384, SLG: 0.429	K		6-3		5-3		4-3 1B 1-3 3-H			4	0	1	0	0	1	0
Al Cowens, R (1, 9) OBP: 0.333, SLG: 0.354	2B		4-3		F8		4-3 1-2 3-H			4	0	1	1	0	0	1
John Wockenfuss, R (1, 2) OBP: 0.397, SLG: 0.478	4-3			E 1B 1B BB		CS 1B	L4			3	1	1	0	1	0	2
Lance Parrish, R (1, 10) OBP: 0.323, SLG: 0.503		1B G3 1B		E8 1-3 1B 1B		F8 1-2		BB SH3-4 1B		4	0	3	0	0	0	1
Richie Hebner, L (1, 3) OBP: 0.363, SLG: 0.470		G3 1-2		K		F8		SH3-4 1-2		3	0	0	0	0	1	3
Tom Brookens, R (1, 5) OBP: 0.314, SLG: 0.380		5-3		1B IBB			SH 1B 2B	BB IBB		2	1	1	0	2	0	1
Jim Lentine, R (1, 7) OBP: 0.354, SLG: 0.354		FC4-6 1B 2-3		K			SH 1B 1B 2-3	K		3	1	1	0	0	2	5
Lou Whitaker, L (1, 4) OBP: 0.349, SLG: 0.277		FC4-6 1-2f		1-2 2-H 3-H 1B			1B 1B 1B 1-2 3-H	BB 1-2 2-3		3	0	2	2	1	0	2
Inning Stats	R: 0 H: 1 E: 0 LOB: 1 K: 1 BB: 0 S: 6 P: 6	R: 0 H: 2 E: 0 LOB: 2 K: 0 BB: 0 S: 5 P: 5	R: 0 H: 0 E: 0 LOB: 0 K: 0 BB: 0 S: 3 P: 3	R: 1 H: 2 E: 1 LOB: 2 K: 2 BB: 2 S: 8 P: 16	R: 0 H: 0 E: 0 LOB: 0 K: 0 BB: 0 S: 3 P: 3	R: 0 H: 1 E: 0 LOB: 0 K: 0 BB: 0 S: 3 P: 3	R: 3 H: 4 E: 0 LOB: 1 K: 0 BB: 0 S: 7 P: 7	R: 0 H: 1 E: 0 LOB: 3 K: 1 BB: 2 S: 6 P: 14		1B: 9 SF: 0 2B: 2 SAC: 2 3B: 0 DP: 0 HR: 0 HBP: 0						

Seattle Mariners @ Detroit Tigers

Tiger Stadium, Detroit, MI

Sun Aug 03 1980, 3:33 AM EDT

Att. 25,454 - Unknown

BOTTOM

AB	31
R	4
H	11
RBI	4
BB	4
SO	4
LOB	18

WP: 0 PA: 37
PB: 0
SB: 0
CS: 1

livebaseballscorecards.com

PITCHER		IP	WLS	BF	H	R	ER	SO	BB	IBB	HBP	BLK	WP	HR	S	P	ERA	WHIP
Rick Honeycutt, L ERA: 3.74	(1, 1)	6.0	L	28	9	4	4	3	1	1	0	0	0	0	32	40	6.00	1.667
Dave Heaverlo, R ERA: 3.62	(7, 1)	1.0		4	2	0	0	0	0	0	0	0	0	0	4	4	0.00	2.000
Shane Rawley, L ERA: 2.85	(8, 1)	1.0		5	0	0	0	1	1	1	0	0	0	0	5	13	0.00	1.000

PITCHER	IP	WLS	BF	H	R	ER	SO	BB	IBB	HBP	BLK	WP	HR	S	P	ERA	WHIP

Seattle Mariners @ California Angels

Anaheim Stadium, Anaheim, CA

Mon Aug 04 1980, 10:05 PM EDT

Att. 31,634 - Unknown

TOP

livebaseballscorecards.com

Batter	1	2	3	4	5	6	7	8	9	AB	R	H	RBI	BB	SO	LOB
Julio Cruz, S (1, 4) OBP: 0.340, SLG: 0.264	4-3		G3-6-1 E 1B		1B S 1B		BBB 4-0 2B BB		BBB 4-0 1-2 BB	3	1	2	0	2	0	0
Bill Stein, R (1, 5) OBP: 0.373, SLG: 0.458	FC5-4 1B 1B		E6 G3-6-1 1-2		1-3 1B		1-H 2-H 2B 2B		SSS 0-3 K	5	1	3	2	0	1	3
Bruce Bochte, L (1, 3) OBP: 0.355, SLG: 0.431	FC5-4 1-2 1B		G3-6-1 1-2f 2-3		SSS 0-3 K		WP 2-H 2B		G1	5	0	2	1	0	1	5
Willie Horton, R (1, 10) OBP: 0.318, SLG: 0.315	FC5-4 BB 1-2f 2-3		BBB 4-0 BB			G6-4-3 1B	SSS 0-3 K 2-3			3	0	1	0	1	1	3
Tom Paciorek, R (1, 9) OBP: 0.309, SLG: 0.461	BBB 4-0 1-2 BB		F8			F8		L3		3	0	0	0	1	0	3
Dan Meyer, L (1, 7) OBP: 0.328, SLG: 0.407	P4			6-3		G6-4-3 1-2f		4-3		4	0	0	0	0	0	4
Leon Roberts, R (1, 8) OBP: 0.329, SLG: 0.429		F7		F8			E7 2B 1B	5-3		4	1	1	0	0	0	0
Mario Mendoza, R (1, 6) OBP: 0.300, SLG: 0.312 Jim Anderson, R (9, PH) OBP: 0.297, SLG: 0.325		SSS 0-3 K		6-3			5-3		F7	3 1	0 0	0 0	0 0	0 0	1 0	1 0
Larry Cox, R (1, 2) OBP: 0.252, SLG: 0.294 Larry Milbourne, S (7, PH) OBP: 0.302, SLG: 0.341 Marc Hill, R (7, 2) OBP: 0.189, SLG: 0.254		SSS 0-3 K			F9		P8		BBB 4-0 BB BB	2 1 0	0 0 0	0 0 0	0 0 0	0 0 1	1 0 0	0 1 0
Inning Stats	R: 0 E: 0 K: 0 S: 5 H: 2 LOB: 3 BB: 1 P: 9	R: 0 E: 0 K: 2 S: 7 H: 0 LOB: 0 BB: 0 P: 7	R: 0 E: 1 K: 0 S: 4 H: 1 LOB: 2 BB: 1 P: 8	R: 0 E: 0 K: 0 S: 3 H: 0 LOB: 0 BB: 0 P: 3	R: 0 E: 0 K: 1 S: 6 H: 2 LOB: 1 BB: 0 P: 6	R: 0 E: 0 K: 0 S: 3 H: 1 LOB: 0 BB: 0 P: 3	R: 3 E: 1 K: 1 S: 8 H: 3 LOB: 1 BB: 1 P: 12	R: 0 E: 0 K: 0 S: 3 H: 0 LOB: 0 BB: 0 P: 3	R: 0 E: 0 K: 1 S: 5 H: 0 LOB: 2 BB: 2 P: 13	1B: 7 2B: 2 3B: 0 HR: 0	SF: 0 SAC: 0 DP: 2 HBP: 0						

AB	34
R	3
H	9
RBI	3
BB	5
SO	5
LOB	20

WP: 1 PB: 0 SB: 1 CS: 0 PA: 39

PITCHER		IP	WLS	BF	H	R	ER	SO	BB	IBB	HBP	BLK	WP	HR	S	P	ERA	WHIP
Frank Tanana, L ERA: 4.43	(1, 1)	6.2		29	8	3	3	3	3	0	0	0	0	0	32	44	4.05	1.650
Andy Hassler, L ERA: 3.32	(7, 1)	2.1	W	10	1	0	0	2	2	0	0	0	1	0	12	20	0.00	1.286

PITCHER	IP	WLS	BF	H	R	ER	SO	BB	IBB	HBP	BLK	WP	HR	S	P	ERA	WHIP

BOTTOM

Seattle Mariners @ California Angels

Anaheim Stadium, Anaheim, CA

Mon Aug 04 1980, 10:05 PM EDT

Att. 31,634 - Unknown

Batter	1	2	3	4	5	6	7	8	9	AB	R	H	RBI	BB	SO	LOB
Larry Harlow, L (1, 9) OBP: 0.382, SLG: 0.413	F7		4-3		K		L8 1B BB 1B	3B 1B		5	2	2	1	0	1	1
Rod Carew, L (1, 10) OBP: 0.393, SLG: 0.411	1-3			4-3	F9 S 1B		1-2 2B 1B BB	3B BB		3	2	1	0	2	0	0
Carney Lansford, R (1, 5) OBP: 0.327, SLG: 0.421	5-3			S 2B 1B	F9 1-3		L8 2-3	1-H 2-H 3B		5	1	2	2	0	0	3
Don Baylor, R (1, 7) OBP: 0.333, SLG: 0.345 Rick Miller, L (8, 8) OBP: 0.350, SLG: 0.325		K		F8	F8		1-2 3-H 2B 1B	BB		4 0	1 0	1 0	1 0	0 1	1 0	2 0
Jason Thompson, L (1, 3) OBP: 0.396, SLG: 0.464		4-3		BB 1-H 1B 2B		BB	1-H 2-H 2B	F7		4	1	2	3	1	0	2
Bobby Grich, R (1, 4) OBP: 0.385, SLG: 0.432		K		1B BB BB	K		1-3			3	0	0	0	1	2	2
Bobby Clark, R (1, 8) OBP: 0.282, SLG: 0.365 (8, 7)			F8	1B 1-2 2-3 BB	F9			SH1-4 1B 1B		3	1	1	0	1	0	1
Bert Campaneris, R (1, 6) OBP: 0.307, SLG: 0.344			2B	1-2 2-3 3-H 1B	L6			SH1-4 1-2		3	0	2	1	0	0	1
Dan Whitmer, R (1, 2) OBP: 0.279, SLG: 0.263			F8	K			4-3	K		4	0	0	0	0	2	5
Inning Stats	R: 0 H: 0 E: 0 LOB: 0 K: 0 BB: 0 S: 3 P: 3	R: 0 H: 0 E: 0 LOB: 0 K: 2 BB: 0 S: 7 P: 7	R: 0 H: 1 E: 0 LOB: 1 K: 0 BB: 0 S: 4 P: 4	R: 2 H: 3 E: 0 LOB: 3 K: 1 BB: 2 S: 8 P: 16	R: 0 H: 1 E: 0 LOB: 1 K: 1 BB: 0 S: 6 P: 6	R: 0 H: 0 E: 0 LOB: 1 K: 1 BB: 1 S: 5 P: 9	R: 3 H: 3 E: 0 LOB: 1 K: 0 BB: 1 S: 6 P: 10	R: 3 H: 3 E: 0 LOB: 2 K: 1 BB: 2 S: 8 P: 16		1B: 7 SF: 0 2B: 3 SAC: 1 3B: 1 DP: 0 HR: 0 HBP: 0						

	AB	34
	R	8
	H	11
	RBI	8
	BB	6
	SO	6
	LOB	17

WP: 0 PA: 41
PB: 0
SB: 2
CS: 0

livebaseballscorecards.com

PITCHER		IP	WLS	BF	H	R	ER	SO	BB	IBB	HBP	BLK	WP	HR	S	P	ERA	WHIP
Glenn Abbott, R ERA: 3.71	(1, 1)	6.1		28	6	3	3	5	3	0	0	0	0	0	35	47	4.26	1.421
Shane Rawley, L ERA: 3.35	(7, 1)	1.1	L	11	5	5	5	1	2	0	0	0	0	0	11	19	33.75	5.250
Dave Heaverlo, R ERA: 3.6	(8, 1)	0.1		2	0	0	0	0	1	0	0	0	0	0	1	5	0.00	3.000

PITCHER	IP	WLS	BF	H	R	ER	SO	BB	IBB	HBP	BLK	WP	HR	S	P	ERA	WHIP

Seattle Mariners @ California Angels

Anaheim Stadium, Anaheim, CA

Tue Aug 05 1980, 10:05 PM EDT

Att. 22,326 - Unknown

TOP

livebaseballscorecards.com

Batter	1	2	3	4	5	6	7	8	9	AB	R	H	RBI	BB	SO	LOB
Julio Cruz, S (1, 4) OBP: 0.337, SLG: 0.262	F7			F7	SF8 3-H		SH1-4 1-2			2	0	0	1	0	0	0
Joe Simpson, L (1, 9) OBP: 0.320, SLG: 0.341	G3			FC3-6 1B	4-3		P1			4	0	1	0	0	0	2
Bruce Bochte, L (1, 3) OBP: 0.355, SLG: 0.431	K			FC3-6 1B 1-2f		2B 1B 1B	2-H 1B			3	1	1	0	0	1	1
Tom Paciorek, R (6, 3) OBP: 0.311, SLG: 0.463										1	0	1	0	0	0	0
Willie Horton, R (1, 10) OBP: 0.317, SLG: 0.314		6-3		1-2 1B		F9		K		4	0	1	0	0	1	1
Dan Meyer, L (1, 7) OBP: 0.325, SLG: 0.402		6-3		G3		F8		K		4	0	0	0	0	1	3
Leon Roberts, R (1, 8) OBP: 0.331, SLG: 0.438		F8			1B 1B 2B	1-3 1B 2B		5-3		4	2	2	0	0	0	0
Ted Cox, R (1, 5) OBP: 0.294, SLG: 0.310			F9		SH3-4 1B SF8 2-3 1B	2-H 3-H 1B			F9	2	1	1	0	0	0	0
Marc Hill, R (5, 2) OBP: 0.197, SLG: 0.260										2	0	1	2	0	0	0
Larry Cox, R (1, 2) OBP: 0.251, SLG: 0.292			P6		SH3-4 1-2 3-H 1B	F7			4-3	1	0	0	0	0	0	0
Larry Milbourne, S (5, PH) OBP: 0.303, SLG: 0.341										3	0	1	1	0	0	1
(5, 5)																
Mario Mendoza, R (1, 6) OBP: 0.301, SLG: 0.313			F8		SH3-4 1-2 2-3		SH1-4 1B 1B		P4	3	0	1	0	0	0	0

	AB	33
	R	4
	H	10
	RBI	4
	BB	0
	SO	3
	LOB	8

Inning Stats																								
	R: 0	H: 0	R: 0	H: 0	R: 0	H: 0	R: 0	H: 2	R: 2	H: 3	R: 2	H: 3	R: 0	H: 2	R: 0	H: 0	R: 0	H: 0	1B: 8	SF: 1	WP: 0	PA: 36
	E: 0	LOB: 0	E: 0	LOB: 0	E: 0	LOB: 0	E: 0	LOB: 2	E: 0	LOB: 1	E: 0	LOB: 2	E: 0	LOB: 2	E: 0	LOB: 0	E: 0	LOB: 0	2B: 2	SAC: 2	PB: 0	
	K: 1	BB: 0	K: 0	BB: 0	K: 0	BB: 0	K: 0	BB: 0	K: 0	BB: 1	K: 0	BB: 0	K: 0	BB: 0	K: 2	BB: 0	K: 0	BB: 0	3B: 0	DP: 0	SB: 0	
	S: 5	P: 5	S: 3	P: 3	S: 3	P: 3	S: 5	P: 5	S: 6	P: 6	S: 6	P: 6	S: 4	P: 4	S: 7	P: 7	S: 3	P: 3	HR: 0	HBP: 0	CS: 0	

PITCHER		IP	WLS	BF	H	R	ER	SO	BB	IBB	HBP	BLK	WP	HR	S	P	ERA	WHIP
Jim Barr, R ERA: 5.03	(1, 1)	3.1		11	1	0	0	1	0	0	0	0	0	0	13	13	0.00	0.300
John Montague, R ERA: 4.36	(4, 1)	2.1		13	6	4	4	0	0	0	0	0	0	0	13	13	15.43	2.571
Don Aase, R ERA: 4.77	(6, 1)	1.1		6	3	0	0	0	0	0	0	0	0	0	6	6	0.00	2.250
Mark Clear, R ERA: 3.68	(8, 1)	2.0	W	6	0	0	0	2	0	0	0	0	0	0	10	10	0.00	0.000

PITCHER	IP	WLS	BF	H	R	ER	SO	BB	IBB	HBP	BLK	WP	HR	S	P	ERA	WHIP

BOTTOM

Seattle Mariners @ California Angels

Anaheim Stadium, Anaheim, CA

Tue Aug 05 1980, 10:05 PM EDT

Att. 22,326 - Unknown

livebaseballscorecards.com

Batter	1	2	3	4	5	6	7	8	9	AB	R	H	RBI	BB	SO	LOB
Bert Campaneris, R (1, 6) OBP: 0.311, SLG: 0.347	F9	FC6-4 1-2 2-H 1B		G6-4-3 1-2 1B			1-3	F9		5	0	2	1	0	0	2
Rod Carew, L (1, 3) OBP: 0.394, SLG: 0.410	2B BB	FC6-4 1-2f		G6-4-3 1-2f			1B			3	1	1	0	1	0	4
Carney Lansford, R (1, 5) OBP: 0.331, SLG: 0.427	S 1B 1-H 2B	E S 1B			G6-4-3 1B		1-3			4	1	3	1	0	0	1
Don Baylor, R (1, 10) OBP: 0.332, SLG: 0.343	CS 2-H 1B	K 1-2			P4			F7		4	0	1	1	0	1	2
Joe Rudi, R (1, 7) OBP: 0.283, SLG: 0.421 Larry Harlow, L (8, PR) OBP: 0.382, SLG: 0.413 (9, 9)	K	K			G6-4-3 1-2f			E 6-3 1B		4 0	0 1	1 0	0 0	0 0	2 0	3 0
Bobby Grich, R (1, 4) OBP: 0.387, SLG: 0.433	CS 1-2	G3 E6 2-3				G3-6-3 1B		E8 1-3 1B		4	1	2	0	0	0	1
Bobby Clark, R (1, 8) OBP: 0.272, SLG: 0.352 (9, 7)		F3 5-3				G3-6-3 1-2f		6-3 3-H		4	0	0	1	0	0	5
Rick Miller, L (1, 9) OBP: 0.355, SLG: 0.326 (9, 8)		1B 1B BB		1B 1B		K		1B IBB		2	1	1	0	2	1	0
Dan Whitmer, R (1, 2) OBP: 0.283, SLG: 0.268 Jason Thompson, L (8, PH) OBP: 0.398, SLG: 0.466 Stan Cliburn, R (9, 2) OBP: 0.208, SLG: 0.280		1B 1-2 1B		K			K	1-2 2-H 1B		3 1 0	0 0 0	1 1 0	0 1 0	0 0 0	2 0 0	1 0 0
Inning Stats	R: 2 E: 0 K: 1 S: 6 H: 2 LOB: 0 BB: 1 P: 10	R: 1 E: 0 K: 0 S: 5 H: 2 LOB: 2 BB: 1 P: 9	R: 0 E: 1 K: 2 S: 9 H: 1 LOB: 2 BB: 0 P: 9	R: 0 E: 0 K: 1 S: 6 H: 2 LOB: 1 BB: 0 P: 6	R: 0 E: 0 K: 0 S: 3 H: 1 LOB: 0 BB: 0 P: 3	R: 0 E: 0 K: 1 S: 5 H: 1 LOB: 0 BB: 0 P: 5	R: 0 E: 0 K: 1 S: 6 H: 1 LOB: 1 BB: 0 P: 6	R: 2 E: 1 K: 0 S: 6 H: 3 LOB: 2 BB: 1 P: 10		1B: 12 2B: 1 3B: 0 HR: 0	SF: 0 SAC: 0 DP: 3 HBP: 0					

	AB	34
	R	5
	H	13
	RBI	5
	BB	3
	SO	6
	LOB	19

WP: 0 PB: 0 SB: 2 CS: 1 PA: 38

PITCHER		IP	WLS	BF	H	R	ER	SO	BB	IBB	HBP	BLK	WP	HR	S	P	ERA	WHIP
Floyd Bannister, L ERA: 3.65	(1, 1)	4.0		21	8	3	3	4	2	0	0	0	0	0	27	35	6.75	2.500
Dave Heaverlo, R ERA: 3.69	(5, 1)	3.2	L	14	4	2	2	2	0	1	0	0	0	0	17	21	4.91	1.091
Dave Roberts, L ERA: 4.55	(8, 1)	0.1		2	1	0	0	0	0	0	0	0	0	0	2	2	0.00	3.000

PITCHER		IP	WLS	BF	H	R	ER	SO	BB	IBB	HBP	BLK	WP	HR	S	P	ERA	WHIP

Batter	1	2	3	4	5	6	7	8	9	AB	R	H	RBI	BB	SO	LOB
Julio Cruz, S (1, 4) OBP: 0.331, SLG: 0.257	6-3		6-3		F9	4-3			B1-3	5	0	0	0	0	0	3
Joe Simpson, L (1, 9) OBP: 0.313, SLG: 0.333	4-3		F8		F2		4-3		6-3	5	0	0	0	0	0	1
Dan Meyer, L (1, 7) OBP: 0.326, SLG: 0.402	P6			F8 1B 1B		2B 1B	4-3		F7	5	1	2	0	0	0	0
Willie Horton, R (1, 10) OBP: 0.316, SLG: 0.313		5-3		HBP 1-2 1B		F9	F8			4	0	1	0	0	0	1
Leon Roberts, R (1, 8) OBP: 0.333, SLG: 0.442		BB 1B		F8 2-3		1-H 2B 2B		F8		4	1	2	1	0	0	2
Tom Paciorek, R (1, 3) OBP: 0.314, SLG: 0.465		P3		G5-4-3 1-2 HBP		2-H 1B 2B		E6 1B 1B		3	1	1	1	0	0	1
Ted Cox, R (1, 5) OBP: 0.302, SLG: 0.315	B B B B FC6-4 1-2 BB			G5-4-3 1-2f		1B 2-H 1B		1B 1-2 1B		3	0	2	1	1	0	3
Marc Hill, R (1, 2) OBP: 0.200, SLG: 0.260	FC6-4 1-2f				P4	F9		G4-6-3 1-2 2-3 1B		4	0	1	0	0	0	3
Mario Mendoza, R (1, 6) OBP: 0.306, SLG: 0.318			F7		1B	2-3 1B		G4-6-3 1-2f		3	0	2	0	0	0	0
Larry Milbourne, S (8, PH) OBP: 0.301, SLG: 0.338										1	0	0	0	0	0	3
(8, 6)																
Inning Stats	R: 0 E: 0 K: 0 S: 3 H: 0 LOB: 0 BB: 0 P: 3	R: 0 E: 0 K: 0 S: 4 H: 1 LOB: 2 BB: 1 P: 8	R: 0 E: 0 K: 0 S: 3 H: 0 LOB: 0 BB: 0 P: 3	R: 0 E: 0 K: 0 S: 4 H: 2 LOB: 2 BB: 0 P: 5	R: 0 E: 0 K: 0 S: 4 H: 1 LOB: 1 BB: 0 P: 4	R: 3 E: 0 K: 0 S: 8 H: 5 LOB: 2 BB: 0 P: 8	R: 0 E: 0 K: 0 S: 3 H: 0 LOB: 0 BB: 0 P: 3	R: 0 E: 1 K: 0 S: 5 H: 2 LOB: 2 BB: 0 P: 5	R: 0 E: 0 K: 0 S: 3 H: 0 LOB: 0 BB: 0 P: 3	1B: 9 2B: 2 3B: 0 HR: 0 SF: 0 SAC: 0 DP: 2 HBP: 1						

PITCHER	IP	WLS	BF	H	R	ER	SO	BB	IBB	HBP	BLK	WP	HR	S	P	ERA	WHIP
Chris Knapp, R (1, 1) ERA: 6.11	5.2		27	9	3	3	0	1	0	1	0	0	0	25	30	4.76	1.765
John Montague, R (6, 1) ERA: 4.14	3.1	W	12	2	0	0	0	0	0	0	0	0	0	12	12	0.00	0.600

PITCHER	IP	WLS	BF	H	R	ER	SO	BB	IBB	HBP	BLK	WP	HR	S	P	ERA	WHIP

TOP

Seattle Mariners @ California Angels

Anaheim Stadium, Anaheim, CA

Wed Aug 06 1980, 10:05 PM EDT

Att. 22,599 - Unknown

livebaseballscorecards.com

AB	37
R	3
H	11
RBI	3
BB	1
SO	0
LOB	17

WP: 0 PB: 0 SB: 0 CS: 0 PA: 39

Batter	1	2	3	4	5	6	7	8	9	AB	R	H	RBI	BB	SO	LOB
Larry Harlow, L (1, 9) OBP: 0.385, SLG: 0.417	K			G4-6-3 1B		FC4-2 SH3 1B 1-2	E3 HR 1-2 2-3 3-H			3	0	2	0	0	1	0
Joe Rudi, R (7, PH) (8, 7) OBP: 0.283, SLG: 0.420										1	1	0	1	0	0	2
Rod Carew, L (1, 3) OBP: 0.391, SLG: 0.408	6-3			G4-6-3 1-2f		SH3 1-2 2-3	SF8 3-H			2	0	0	1	0	0	1
Carney Lansford, R (1, 5) OBP: 0.333, SLG: 0.441	K			3B		FC4-2 2-3 3-H	HR 1-H 2-H			4	1	2	3	0	1	2
Don Baylor, R (1, 7) OBP: 0.331, SLG: 0.342		6-3		F8		F7	S 1B			4	0	1	0	0	0	3
Rick Miller, L (8, 9) OBP: 0.355, SLG: 0.326										0	0	0	0	0	0	0
Jason Thompson, L (1, 10) OBP: 0.399, SLG: 0.476		L7			HR		1B 1B K			4	2	2	1	0	1	1
Bobby Grich, R (1, 4) OBP: 0.385, SLG: 0.431		L5			K		1B 1-2 SH 1B K			4	1	1	0	0	2	1
Bobby Clark, R (1, 8) OBP: 0.271, SLG: 0.348			4-3		P4		SH SH E 1B 1-3 2-H 4-3			4	1	1	1	0	0	0
Bert Campaneris, R (1, 6) OBP: 0.303, SLG: 0.337			K		5-3		SH E SH SF8 1-2 3-H K			3	1	0	1	0	2	0
Dan Whitmer, R (1, 2) OBP: 0.286, SLG: 0.273			P6			SH3 1B FC4-2 1B	SH E HR 1-2 2-3 6-3			3	1	1	0	0	0	0
Inning Stats	R: 0 H: 0 E: 0 LOB: 0 K: 2 BB: 0 S: 7 P: 7	R: 0 H: 0 E: 0 LOB: 0 K: 0 BB: 0 S: 3 P: 3	R: 0 H: 0 E: 0 LOB: 0 K: 1 BB: 0 S: 5 P: 5	R: 0 H: 2 E: 0 LOB: 1 K: 0 BB: 0 S: 4 P: 4	R: 1 H: 1 E: 0 LOB: 0 K: 1 BB: 0 S: 6 P: 6	R: 0 H: 2 E: 0 LOB: 2 K: 0 BB: 0 S: 5 P: 5	R: 7 H: 5 E: 1 LOB: 1 K: 2 BB: 0 S: 15 P: 15	R: 0 H: 0 E: 0 LOB: 0 K: 1 BB: 0 S: 5 P: 5		1B: 7 SF: 1 2B: 0 SAC: 3 3B: 1 DP: 1 HR: 2 HBP: 0						

BOTTOM

Seattle Mariners @ California Angels

Anaheim Stadium, Anaheim, CA

Wed Aug 06 1980, 10:05 PM EDT

Att. 22,599 - Unknown

livebaseballscorecards.com

AB	32
R	8
H	10
RBI	8
BB	0
SO	7
LOB	10

PITCHER		IP	WLS	BF	H	R	ER	SO	BB	IBB	HBP	BLK	WP	HR	S	P	ERA	WHIP
Rob Dressler, R ERA: 4.6	(1, 1)	6.0	L	25	8	4	4	4	0	0	0	0	0	1	33	33	6.00	1.333
Byron McLaughlin, R ERA: 7.14	(7, 1)	0.0		2	0	0	0	0	0	0	0	0	0	0	2	2	∞	∞
Dave Roberts, L ERA: 4.53	(7, 1)	0.1		2	0	1	1	0	0	0	0	0	0	0	2	2	27.00	0.000
Mike Parrott, R ERA: 8.06	(7, 1)	0.2		4	2	3	2	2	0	0	0	0	0	1	8	8	27.00	3.000
Shane Rawley, L ERA: 3.31	(8, 1)	1.0		3	0	0	0	1	0	0	0	0	0	0	5	5	0.00	0.000

PITCHER	IP	WLS	BF	H	R	ER	SO	BB	IBB	HBP	BLK	WP	HR	S	P	ERA	WHIP

Batter	1	2	3	4	5	6	7	8	9	10	AB	R	H	RBI	BB	SO	LOB
Julio Cruz, S (1, 4) OBP: 0.332, SLG: 0.260	P4			L5		F7		S, 2-H, 1B		S, SH3-4, BB, 1B	5	1	2	0	0	0	0
Joe Simpson, L (1, 9) OBP: 0.320, SLG: 0.351	F9			E, S, 1B			HR	FC6-4, 1-2, BB		SH3-4, 1-2	3	1	2	1	1	0	0
Dan Meyer, L (1, 7) OBP: 0.325, SLG: 0.401	3-1			F8			3-1, 1B	FC6-4, 1-2f		5-3, 2-3	4	0	1	0	0	0	3
Juan Beniquez, R (8, 8) OBP: 0.275, SLG: 0.384											1	0	0	0	0	0	1
Willie Horton, R (1, 10) OBP: 0.315, SLG: 0.308		F8		P4, 1-3			3-1, 1-2		L6, BB	BB, BB, BB	4	0	0	0	1	0	2
Leon Roberts, R (1, 8) OBP: 0.334, SLG: 0.440 (8, 7)		F3			5-3		K		1B, S, 1B	BB, 1-2, BB	4	0	1	0	1	1	1
Bill Stein, R (1, 3) OBP: 0.374, SLG: 0.448		F8			5-3		BB		6-3, 1-2	FC5-4, 1-2, 2-3, 3-H, BB	3	0	0	1	2	0	1
Ted Cox, R (1, 5) OBP: 0.298, SLG: 0.311			F9		6-3		F3		1B, IBB	FC5-4, 1-2f	3	0	0	0	0	0	2
Larry Milbourne, S (9, PH) OBP: 0.303, SLG: 0.336 (9, 5)											1	0	0	0	1	0	3
Larry Cox, R (1, 2) OBP: 0.257, SLG: 0.294			5-3			CS, 1B		BLK, SH1-4, CS, BB	1-2, 2-3, 1B		2	0	1	0	1	0	0
Bruce Bochte, L (9, PH) OBP: 0.357, SLG: 0.432											1	0	1	0	0	0	0
Marc Hill, R (9, PR) OBP: 0.200, SLG: 0.260 (9, 2)											0	0	0	0	0	0	0
Mario Mendoza, R (1, 6) OBP: 0.302, SLG: 0.313			6-3			K, 1-2		SH1-4, 1-2	4-3		3	0	0	0	0	1	4
Inning Stats	R: 0 E: 0 K: 0 S: 3 / H: 0 LOB: 0 BB: 0 P: 3	R: 0 E: 0 K: 0 S: 3 / H: 0 LOB: 0 BB: 0 P: 3	R: 0 E: 0 K: 0 S: 3 / H: 0 LOB: 0 BB: 0 P: 3	R: 0 E: 0 K: 0 S: 4 / H: 1 LOB: 1 BB: 0 P: 4	R: 0 E: 0 K: 0 S: 3 / H: 0 LOB: 0 BB: 0 P: 3	R: 0 E: 0 K: 1 S: 5 / H: 1 LOB: 0 BB: 0 P: 5	R: 1 E: 0 K: 1 S: 7 / H: 2 LOB: 2 BB: 1 P: 11	R: 0 E: 0 K: 0 S: 3 / H: 1 LOB: 2 BB: 2 P: 11	R: 0 E: 0 K: 0 S: 5 / H: 2 LOB: 3 BB: 1 P: 9	R: 1 E: 0 K: 0 S: 4 / H: 1 LOB: 3 BB: 3 P: 16	1B: 7 2B: 1 3B: 0 HR: 1 / SF: 0 SAC: 2 DP: 1 HBP: 0						

PITCHER	IP	WLS	BF	H	R	ER	SO	BB	IBB	HBP	BLK	WP	HR	S	P	ERA	WHIP
Matt Keough, R (1, 1) ERA: 3.04	9.2	L	41	8	2	2	2	5	1	0	1	0	1	39	63	1.86	1.345
Jeff Jones, R (10, 1) ERA: 2.13	0.0		1	0	0	0	0	1	0	0	0	0	0	0	4	∞	∞
Bob Lacey, L (10, 1) ERA: 3.07	0.1		1	0	0	0	0	0	0	0	0	0	0	1	1	0.00	0.000

PITCHER	IP	WLS	BF	H	R	ER	SO	BB	IBB	HBP	BLK	WP	HR	S	P	ERA	WHIP

TOP

Seattle Mariners @ Oakland Athletics

Oakland-Alameda County Coliseum, Oakland, CA

Fri Aug 08 1980, 7:05 PM PDT

Att. 6,283 - Unknown

livebaseballscorecards.com

AB	34
R	2
H	8
RBI	2
BB	7
SO	2
LOB	17

1B: 7	SF: 0	WP: 0	PA: 43
2B: 1	SAC: 2	PB: 0	
3B: 0	DP: 1	SB: 4	
HR: 1	HBP: 0	CS: 2	

Batter	1	2	3	4	5	6	7	8	9	10	AB	R	H	RBI	BB	SO	LOB
Rickey Henderson, R (1, 7) OBP: 0.418, SLG: 0.429	0-0 CS 1B		BBBB 4-0 F9 1B BB		0-0 K 1B			BBBB 4-0 SH5-4 1B BB		0-0 ① 4-3	3	1	2	0	2	0	0
Dwayne Murphy, L (1, 8) OBP: 0.383, SLG: 0.394	0-0 ①② L5 1-2		0-0 BB 1-2 1B		SSS 0-3 ②③ K 1-2			0-0 ① SH5-4 1-2		0-0 ② G3	4	0	1	0	0	1	2
Wayne Gross, L (1, 5) OBP: 0.360, SLG: 0.465	0-0 ③ G3		0-0 ② F9 2-3			0-0 ① F9		0-0 ② G1		0-0 BB 1B	5	0	1	0	0	0	3
Mike Edwards, R (10, PR) OBP: 0.245, SLG: 0.229											0	0	0	0	0	0	0
Dave Revering, L (1, 3) OBP: 0.358, SLG: 0.509		0-0 ① 4-3	BBBB 4-0 1-2 BB			0-0 ② F7		0-0 2-H 1B		BBBB 4-0 FC4 1-2 BB	3	0	1	1	1	0	0
Mike Heath, R (10, PH) OBP: 0.248, SLG: 0.276											0	0	0	0	0	0	0
Mike Davis, L (10, PH) OBP: 0.247, SLG: 0.256											0	0	0	0	1	0	0
Orlando Gonzalez, L (1, 10) OBP: 0.303, SLG: 0.233		0-0 ② 6-3	0-0 ③ 1-3			0-0 ③ 6-3		0-0 ③ 6-3		0-0 ③ FC4 1-2f	5	0	0	0	0	0	6
Tony Armas, R (1, 9) OBP: 0.290, SLG: 0.453		0-0 BB 1B		0-0 ① 6-3			BBBB 4-0 E 1B CS BB		0-0 1B		3	0	2	0	1	0	0
Jim Essian, R (1, 2) OBP: 0.298, SLG: 0.363	BBBB 4-0 1-2 BB			0-0 ② F8			0-0 E7 CS 1-3 1B		0-0 ① P3		3	0	1	0	1	0	1
Mario Guerrero, R (1, 6) OBP: 0.272, SLG: 0.291	0-0 ③ 5-3			SSS 0-3 ③ K			0-0 ① 6-3		SSS 0-3 ② K		2	0	0	0	0	1	2
Mitchell Page, L (7, PH) OBP: 0.328, SLG: 0.367											0	0	0	0	0	0	0
Jeff Newman, R (7, PH) OBP: 0.274, SLG: 0.425											1	0	0	0	0	0	2
Rob Picciolo, R (8, 6) OBP: 0.256, SLG: 0.338											1	0	0	0	0	1	1
Jeff Cox, R (1, 4) OBP: 0.336, SLG: 0.291			0-0 ① 4-3		0-0 ① 1-3		0-0 ②③ 1-3 2-3 3-H		SSS 0-3 ③ K		4	0	0	0	0	1	3
Inning Stats	R: 0 H: 1 E: 0 LOB: 0 K: 0 BB: 0 S: 3 P: 3	R: 0 H: 1 E: 0 LOB: 2 K: 0 BB: 1 S: 4 P: 8	R: 0 H: 1 E: 0 LOB: 3 K: 0 BB: 2 S: 4 P: 12	R: 0 H: 0 E: 0 LOB: 0 K: 1 BB: 0 S: 5 P: 5	R: 0 H: 1 E: 0 LOB: 0 K: 1 BB: 0 S: 5 P: 5	R: 0 H: 0 E: 0 LOB: 0 K: 0 BB: 0 S: 3 P: 3	R: 0 H: 1 E: 1 LOB: 1 K: 0 BB: 1 S: 3 P: 7	R: 1 H: 1 E: 0 LOB: 1 K: 0 BB: 1 S: 4 P: 8	R: 0 H: 1 E: 0 LOB: 1 K: 2 BB: 0 S: 8 P: 8	R: 0 H: 1 E: 0 LOB: 2 K: 0 BB: 1 S: 4 P: 8	1B: 8 SF: 0 2B: 0 SAC: 1 3B: 0 DP: 0 HR: 0 HBP: 0						WP: 0 PA: 41 PB: 0 SB: 0 CS: 3

PITCHER		IP	WLS	BF	H	R	ER	SO	BB	IBB	HBP	BLK	WP	HR	S	P	ERA	WHIP
Jim Beattie, R ERA: 5.32	(1, 1)	6.0		25	5	0	0	2	4	0	0	0	0	0	25	41	0.00	1.500
Shane Rawley, L ERA: 3.27	(7, 1)	3.2	W	14	3	1	1	2	1	0	0	0	0	0	17	21	2.46	1.091
Dave Heaverlo, R ERA: 3.69	(10, 1)	0.0		1	0	0	0	0	1	0	0	0	0	0	0	4	∞	∞
Dave Roberts, L ERA: 4.5	(10, 1)	0.1	S	1	0	0	0	0	0	0	0	0	0	0	1	1	0.00	0.000

PITCHER	IP	WLS	BF	H	R	ER	SO	BB	IBB	HBP	BLK	WP	HR	S	P	ERA	WHIP

BOTTOM

Seattle Mariners @ Oakland Athletics

Oakland-Alameda County Coliseum, Oakland, CA

Fri Aug 08 1980, 7:05 PM PDT

Att. 6,283 - Unknown

livebaseballscorecards.com

AB	34
R	1
H	8
RBI	1
BB	6
SO	4
LOB	20

Seattle Mariners @ Oakland Athletics

Oakland-Alameda County Coliseum, Oakland, CA

Sat Aug 09 1980, 3:33 AM PDT

Att. 13,629 - Unknown

livebaseballscorecards.com

Batter	1	2	3	4	5	6	7	8	9	AB	R	H	RBI	BB	SO	LOB
Julio Cruz, S (1, 4) OBP: 0.331, SLG: 0.257	1-3		BB			E4 S 1-2			1-3	3	0	0	0	1	0	1
Joe Simpson, L (1, 9) OBP: 0.319, SLG: 0.349	4-3		F9			K 1-2 2-3			1B SF8 1B	4	1	1	0	0	1	3
Dan Meyer, L (1, 7) (8, 3) OBP: 0.324, SLG: 0.399	E3 FC6-4			4-3		F9			1-3 1B	4	0	1	0	0	0	1
Willie Horton, R (1, 10) OBP: 0.310, SLG: 0.305	FC6-4 1-2f			6-3			K		SF8 3-H	3	0	0	1	0	1	1
Leon Roberts, R (1, 8) (8, 7) OBP: 0.330, SLG: 0.433		K		5-3			K		F8	4	0	0	0	0	2	1
Bill Stein, R (1, 3) (8, 5) OBP: 0.367, SLG: 0.439		6-3			F9		5-3			3	0	0	0	0	0	0
Ted Cox, R (1, 5) OBP: 0.296, SLG: 0.308		1-3			F8			1-3		2	0	0	0	0	0	0
Larry Milbourne, S (8, PH) (8, 6) OBP: 0.301, SLG: 0.333										1	0	0	0	0	0	0
Larry Cox, R (1, 2) OBP: 0.255, SLG: 0.291			6-3		K			K		2	0	0	0	0	1	0
Jerry Narron, L (8, PH) (8, 2) OBP: 0.167, SLG: 0.091										1	0	0	0	0	1	0
Mario Mendoza, R (1, 6) OBP: 0.304, SLG: 0.315			K			CS E 1B		F8		2	0	1	0	0	1	0
Juan Beniquez, R (8, PH) (8, 8) OBP: 0.273, SLG: 0.382										1	0	0	0	0	0	0

Inning Stats										
	R: 0 E: 1 K: 0 S: 4	H: 0 LOB: 1 BB: 0 P: 4	R: 0 E: 0 K: 1 S: 5	H: 0 LOB: 0 BB: 0 P: 5	R: 0 E: 0 K: 1 S: 5	H: 0 LOB: 1 BB: 1 P: 9	R: 0 E: 0 K: 0 S: 3	H: 0 LOB: 0 BB: 0 P: 3	R: 0 E: 0 K: 1 S: 5	H: 0 LOB: 0 BB: 0 P: 5
	R: 0 E: 1 K: 1 S: 6	H: 1 LOB: 1 BB: 0 P: 6	R: 0 E: 0 K: 2 S: 7	H: 0 LOB: 0 BB: 0 P: 7	R: 0 E: 0 K: 1 S: 5	H: 0 LOB: 0 BB: 0 P: 5	R: 1 E: 0 K: 0 S: 5	H: 2 LOB: 1 BB: 0 P: 5	1B: 3 2B: 0 3B: 0 HR: 0	SF: 1 SAC: 0 DP: 0 HBP: 0

	WP: 0	PA: 32
	PB: 0	
	SB: 1	
	CS: 1	

	AB	30
	R	1
	H	3
	RBI	1
	BB	1
	SO	7
	LOB	7

PITCHER	IP	WLS	BF	H	R	ER	SO	BB	IBB	HBP	BLK	WP	HR	S	P	ERA	WHIP
Mike Norris, R (1, 1) ERA: 2.45	9.0	W	32	3	1	1	7	1	0	0	0	0	0	45	49	1.00	0.444

PITCHER	IP	WLS	BF	H	R	ER	SO	BB	IBB	HBP	BLK	WP	HR	S	P	ERA	WHIP

Batter	1	2	3	4	5	6	7	8	9	AB	R	H	RBI	BB	SO	LOB
Rickey Henderson, R (1, 7) OBP: 0.418, SLG: 0.429	F9		3-1 3-H		BBB 4-0 FC5-4 1-2 2-3 BB		S 1B			3	0	1	1	1	0	0
Dwayne Murphy, L (1, 8) OBP: 0.379, SLG: 0.390	6-3		SSS K		SSS K		SSS K 1-2			4	0	0	0	0	3	4
Jim Essian, R (1, 2) OBP: 0.297, SLG: 0.356	6-3			E5	FC5-4 1-2f		BBB 4-0 FC6-4 BB			3	0	0	0	1	0	3
Tony Armas, R (1, 9) OBP: 0.288, SLG: 0.449		SSS K		6-3		P3	FC6-4 1-2f			4	0	0	0	0	1	3
Jeff Newman, R (1, 3) OBP: 0.277, SLG: 0.424		6-3		G5-4-3 IBB		FC6-4 1B		4-3		3	0	1	0	1	0	0
Mike Heath, R (1, 10) OBP: 0.244, SLG: 0.271		1-3		G5-4-3 1-2f		FC6-4 1B 1-2f		6-3		4	0	0	0	0	0	3
Mario Guerrero, R (1, 6) OBP: 0.279, SLG: 0.297			2B SH4-3 1B		FC3-6 1B	1-3 1B		E6 1B		4	1	3	0	0	0	0
Dave McKay, S (1, 5) OBP: 0.278, SLG: 0.314			SH4-3 1-3 3-1 2B		FC3-6 BB 1B 1-2f	SSS K		2-H 1B		4	1	2	0	0	1	3
Jeff Cox, R (1, 4) OBP: 0.339, SLG: 0.295			SH4-3 2-3 3-H		BB 1-2 1B		6-3			2	0	1	1	0	0	0
Inning Stats	R: 0 E: 0 K: 0 S: 3 H: 0 LOB: 0 BB: 0 P: 3	R: 0 E: 0 K: 1 S: 5 H: 0 LOB: 0 BB: 0 P: 5	R: 2 E: 0 K: 1 S: 7 H: 2 LOB: 0 BB: 0 P: 7	R: 0 E: 1 K: 0 S: 3 H: 0 LOB: 1 BB: 1 P: 7	R: 0 E: 0 K: 1 S: 7 H: 2 LOB: 3 BB: 1 P: 11	R: 0 E: 0 K: 1 S: 7 H: 2 LOB: 2 BB: 0 P: 7	R: 0 E: 0 K: 1 S: 6 H: 1 LOB: 2 BB: 1 P: 10	R: 0 E: 1 K: 0 S: 4 H: 1 LOB: 2 BB: 0 P: 4		1B: 7 2B: 1 3B: 0 HR: 0 SF: 0 SAC: 1 DP: 1 HBP: 0						

PITCHER		IP	WLS	BF	H	R	ER	SO	BB	IBB	HBP	BLK	WP	HR	S	P	ERA	WHIP
Rick Honeycutt, L ERA: 3.69	(1, 1)	6.2	L	29	7	2	2	5	1	1	0	0	0	0	37	45	2.70	1.200
Dave Heaverlo, R ERA: 3.6	(7, 1)	1.1		6	1	0	0	0	1	0	0	0	0	0	5	9	0.00	1.500

PITCHER	IP	WLS	BF	H	R	ER	SO	BB	IBB	HBP	BLK	WP	HR	S	P	ERA	WHIP

BOTTOM

Seattle Mariners @ Oakland Athletics

Oakland-Alameda County Coliseum, Oakland, CA

Sat Aug 09 1980, 3:33 AM PDT

Att. 13,629 - Unknown

livebaseballscorecards.com

AB	31
R	2
H	8
RBI	2
BB	3
SO	5
LOB	16

WP: 0 PB: 0 SB: 1 CS: 0 PA: 35

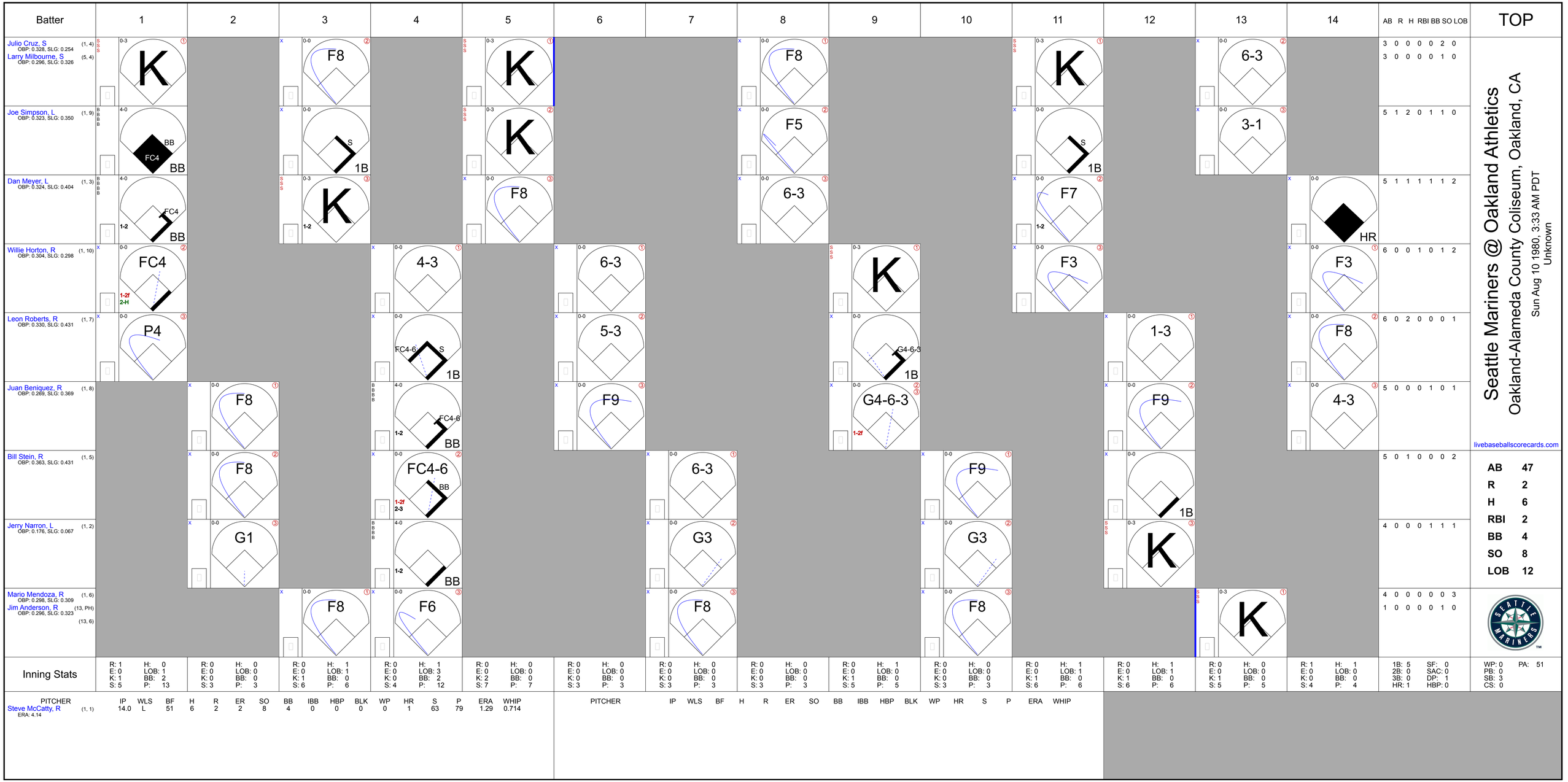
Batter
1
2
3
4
5
6
7
8
9
10
11
12
13
14
AB R H RBI BB SO LOB
TOP
Julio Cruz, S (1, 4) OBP: 0.328, SLG: 0.254
Larry Milbourne, S (5, 4) OBP: 0.296, SLG: 0.326
Joe Simpson, L (1, 9) OBP: 0.323, SLG: 0.350
Dan Meyer, L (1, 3) OBP: 0.324, SLG: 0.404
Willie Horton, R (1, 10) OBP: 0.304, SLG: 0.298
Leon Roberts, R (1, 7) OBP: 0.330, SLG: 0.431
Juan Beniquez, R (1, 8) OBP: 0.269, SLG: 0.369
Bill Stein, R (1, 5) OBP: 0.363, SLG: 0.431
Jerry Narron, L (1, 2) OBP: 0.176, SLG: 0.067
Mario Mendoza, R (1, 6) OBP: 0.298, SLG: 0.309
Jim Anderson, R (13, PH) (13, 6) OBP: 0.296, SLG: 0.323
Seattle Mariners @ Oakland Athletics
Oakland-Alameda County Coliseum, Oakland, CA
Sun Aug 10 1980, 3:33 AM PDT
Unknown
livebaseballscorecards.com
AB 47
R 2
H 6
RBI 2
BB 4
SO 8
LOB 12
Inning Stats
PITCHER
Steve McCatty, R (1, 1) ERA: 4.14
IP WLS BF H R ER SO BB IBB HBP BLK WP HR S P ERA WHIP
14.0 L 51 6 2 2 8 4 0 0 0 0 1 63 79 1.29 0.714
1B: 5 SF: 0
2B: 0 SAC: 0
3B: 0 DP: 1
HR: 1 HBP: 0
PA: 51
WP: 0
PB: 0
SB: 3
CS: 0

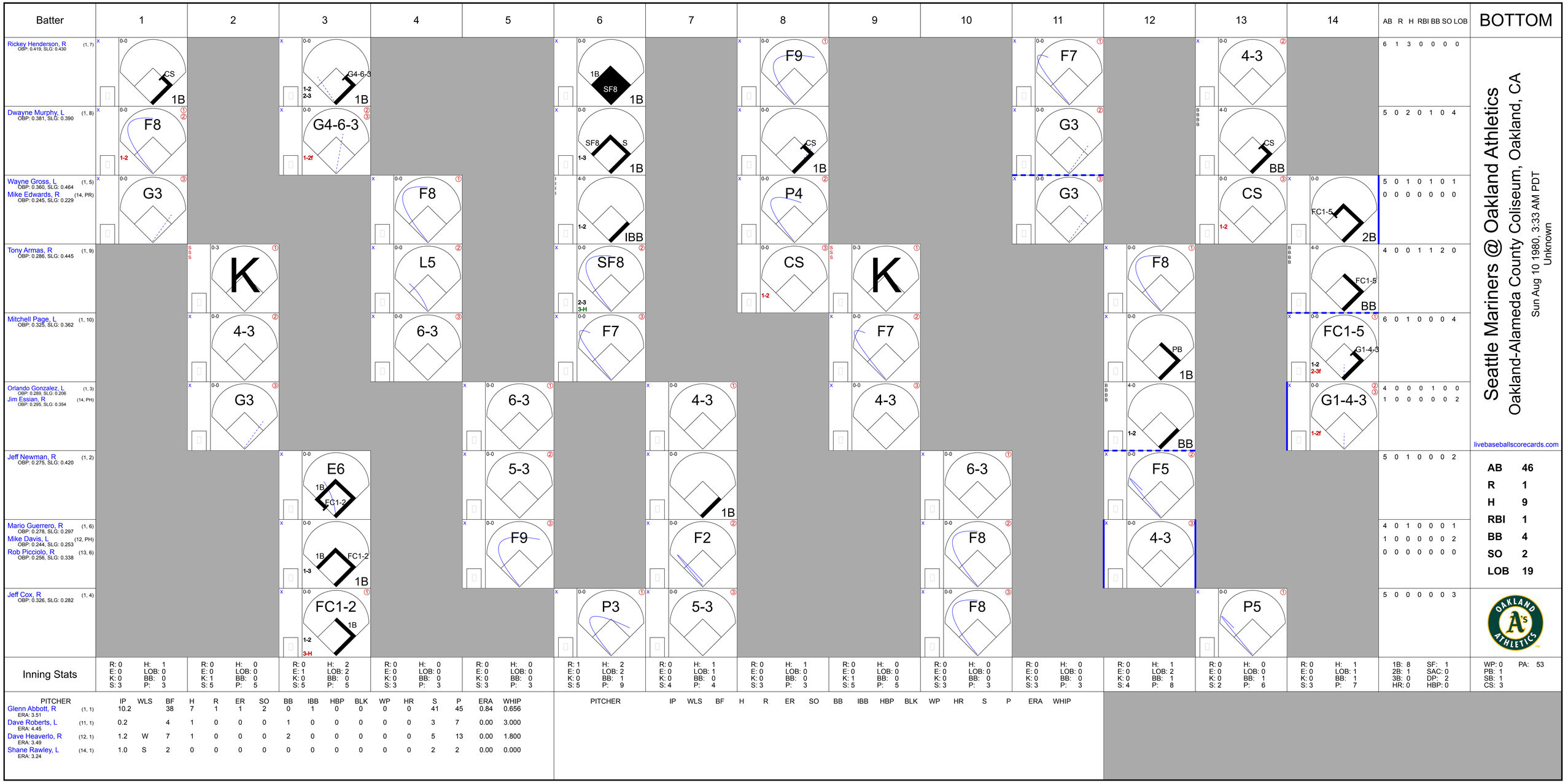
Batter
1
2
3
4
5
6
7
8
9
10
11
12
13
14
AB R H RBI BB SO LOB
BOTTOM
Rickey Henderson, R (1, 7)
OBP: 0.419, SLG: 0.430
6 1 3 0 0 0 0
Dwayne Murphy, L (1, 8)
OBP: 0.381, SLG: 0.390
5 0 2 0 1 0 4
Wayne Gross, L (1, 5)
OBP: 0.360, SLG: 0.464
Mike Edwards, R (14, PR)
OBP: 0.245, SLG: 0.229
5 0 1 0 1 0 1
0 0 0 0 0 0 0
Tony Armas, R (1, 9)
OBP: 0.286, SLG: 0.445
4 0 0 1 1 2 0
Mitchell Page, L (1, 10)
OBP: 0.325, SLG: 0.362
6 0 1 0 0 0 4
Orlando Gonzalez, L (1, 3)
OBP: 0.289, SLG: 0.206
Jim Essian, R (14, PH)
OBP: 0.295, SLG: 0.354
4 0 0 0 1 0 0
1 0 0 0 0 0 2
Jeff Newman, R (1, 2)
OBP: 0.275, SLG: 0.420
5 0 1 0 0 0 2
Mario Guerrero, R (1, 6)
OBP: 0.278, SLG: 0.297
Mike Davis, L (12, PH)
OBP: 0.244, SLG: 0.253
Rob Picciolo, R (13, 6)
OBP: 0.256, SLG: 0.338
4 0 1 0 0 0 1
1 0 0 0 0 0 2
0 0 0 0 0 0 0
Jeff Cox, R (1, 4)
OBP: 0.326, SLG: 0.282
5 0 0 0 0 0 3
Seattle Mariners @ Oakland Athletics
Oakland-Alameda County Coliseum, Oakland, CA
Sun Aug 10 1980, 3:33 AM PDT
Unknown
livebaseballscorecards.com
AB 46
R 1
H 9
RBI 1
BB 4
SO 2
LOB 19
Inning Stats
R: 0 H: 1 E: 0 LOB: 0 K: 0 BB: 0 S: 3 P: 3
R: 0 H: 0 E: 0 LOB: 0 K: 1 BB: 0 S: 5 P: 5
R: 0 H: 2 E: 1 LOB: 2 K: 0 BB: 0 S: 5 P: 5
R: 0 H: 0 E: 0 LOB: 0 K: 0 BB: 0 S: 3 P: 3
R: 0 H: 0 E: 0 LOB: 0 K: 0 BB: 0 S: 3 P: 3
R: 1 H: 2 E: 0 LOB: 2 K: 0 BB: 1 S: 5 P: 9
R: 0 H: 1 E: 0 LOB: 1 K: 0 BB: 0 S: 4 P: 4
R: 0 H: 1 E: 0 LOB: 0 K: 0 BB: 0 S: 3 P: 3
R: 0 H: 0 E: 0 LOB: 0 K: 1 BB: 0 S: 5 P: 5
R: 0 H: 0 E: 0 LOB: 0 K: 0 BB: 0 S: 3 P: 3
R: 0 H: 0 E: 0 LOB: 0 K: 0 BB: 0 S: 3 P: 3
R: 0 H: 1 E: 0 LOB: 2 K: 0 BB: 1 S: 4 P: 8
R: 0 H: 0 E: 0 LOB: 0 K: 0 BB: 1 S: 2 P: 6
R: 0 H: 1 E: 0 LOB: 1 K: 0 BB: 1 S: 3 P: 7
1B: 8 SF: 1 2B: 1 SAC: 0 3B: 0 DP: 2 HR: 0 HBP: 0
WP: 0 PA: 53 PB: 1 SB: 1 CS: 3
PITCHER IP WLS BF H R ER SO BB IBB HBP BLK WP HR S P ERA WHIP
Glenn Abbott, R (1, 1) ERA: 3.51 10.2 38 7 1 1 2 0 1 0 0 0 0 41 45 0.84 0.656
Dave Roberts, L (11, 1) ERA: 4.45 0.2 4 1 0 0 0 1 0 0 0 0 0 3 7 0.00 3.000
Dave Heaverlo, R (12, 1) ERA: 3.49 1.2 W 7 1 0 0 0 2 0 0 0 0 0 5 13 0.00 1.800
Shane Rawley, L (14, 1) ERA: 3.24 1.0 S 2 0 0 0 0 0 0 0 0 0 0 2 2 0.00 0.000
PITCHER IP WLS BF H R ER SO BB IBB HBP BLK WP HR S P ERA WHIP

Batter	1	2	3	4	5	6	7	8	9	AB	R	H	RBI	BB	SO	LOB
Julio Cruz, S (1, 4) OBP: 0.330, SLG: 0.258	G3			6-3		3-1		CS		4	0	2	0	0	0	0
Joe Simpson, L (1, 9) OBP: 0.318, SLG: 0.345	G3 1-2			4-3			4-3	CS 1-2	G3	4	0	0	0	0	0	1
Dan Meyer, L (1, 3) (4, 7) OBP: 0.324, SLG: 0.405	P6			K			F7		G1	4	0	1	0	0	1	0
Tom Paciorek, R (1, 10) OBP: 0.316, SLG: 0.466		F2			G6-4-3		1B		G1 2-3	4	1	2	0	0	0	1
Leon Roberts, R (1, 7) (4, 8) OBP: 0.332, SLG: 0.432		6-3			G6-4-3 1-2		1B 1-2		P4	4	0	2	0	0	0	1
Juan Beniquez, R (1, 8) OBP: 0.268, SLG: 0.367 Bill Stein, R (4, 3) OBP: 0.364, SLG: 0.432		K			G6-4-3 1-2f 2-3		1B 1-2 2-H			1 2	0 0	0 1	0 1	0 0	1 0	0 2
Larry Milbourne, S (1, 5) OBP: 0.290, SLG: 0.320			E3 CS		5-3		4-3			3	0	0	0	0	0	3
Jerry Narron, L (1, 2) OBP: 0.158, SLG: 0.059 Larry Cox, R (6, 2) OBP: 0.253, SLG: 0.290			6-3 1-2			3-1		F3		2 1	0 0	0 0	0 0	0 0	0 0	1 0
Jim Anderson, R (1, 6) OBP: 0.293, SLG: 0.320			F7			6-3		F9		3	0	0	0	0	0	0
Inning Stats	R: 0 E: 0 K: 0 S: 3 H: 1 LOB: 0 BB: 0 P: 3	R: 0 E: 0 K: 1 S: 5 H: 0 LOB: 0 BB: 0 P: 5	R: 0 E: 1 K: 0 S: 3 H: 0 LOB: 0 BB: 0 P: 3	R: 0 E: 0 K: 1 S: 5 H: 0 LOB: 0 BB: 0 P: 5	R: 0 E: 0 K: 0 S: 4 H: 2 LOB: 1 BB: 0 P: 4	R: 0 E: 0 K: 0 S: 3 H: 0 LOB: 0 BB: 0 P: 3	R: 1 E: 0 K: 0 S: 6 H: 3 LOB: 2 BB: 0 P: 6	R: 0 E: 0 K: 0 S: 3 H: 1 LOB: 0 BB: 0 P: 3	R: 0 E: 0 K: 0 S: 4 H: 1 LOB: 1 BB: 0 P: 4	1B: 7 2B: 1 3B: 0 HR: 0 SF: 0 SAC: 0 DP: 1 HBP: 0						

PITCHER	IP	WLS	BF	H	R	ER	SO	BB	IBB	HBP	BLK	WP	HR	S	P	ERA	WHIP
Rick Langford, R (1, 1) ERA: 3.04	9.0	W	32	8	1	1	2	0	0	0	0	0	0	36	36	1.00	0.889

PITCHER	IP	WLS	BF	H	R	ER	SO	BB	IBB	HBP	BLK	WP	HR	S	P	ERA	WHIP

TOP

Seattle Mariners @ Oakland Athletics

Oakland-Alameda County Coliseum, Oakland, CA

Sun Aug 10 1980, 3:38 AM PDT

Att. 13,062 - Unknown

livebaseballscorecards.com

AB	32
R	1
H	8
RBI	1
BB	0
SO	2
LOB	9

WP: 0 PA: 33
PB: 0
SB: 0
CS: 2

Batter	1	2	3	4	5	6	7	8	9	AB	R	H	RBI	BB	SO	LOB
Rickey Henderson, R (1, 7) OBP: 0.418, SLG: 0.428	6-3		5-3	E8 1B 3-H		4-3 1-3				4	1	1	1	0	0	2
Dwayne Murphy, L (1, 8) OBP: 0.382, SLG: 0.390	K		BBBB 4-0 CS 1B BB	2-H 1B		F7				3	1	1	1	1	1	1
Mitchell Page, L (1, 10) OBP: 0.324, SLG: 0.360	P3		1-H 3-H 1B	K			K			4	0	1	1	0	2	1
Wayne Gross, L (1, 5) OBP: 0.358, SLG: 0.460 Dave McKay, S (8, 5) OBP: 0.278, SLG: 0.314		G5-4-3 1B	F9		3-1		P4			4 0	0 0	1 0	0 0	0 0	0 0	1 0
Tony Armas, R (1, 9) OBP: 0.286, SLG: 0.450		G5-4-3 1-2f	F7		E6 FC5-4		HR			4	1	1	1	0	0	1
Orlando Gonzalez, L (1, 3) OBP: 0.333, SLG: 0.222		BBBB 4-0 1B BB	BBBB 4-0 2B BB		F8		CS 1B			2	1	1	0	2	0	1
Jim Essian, R (1, 2) OBP: 0.306, SLG: 0.369		1-3 1B	SH 1-H SH1-4 2B		FC5-4 1-2f		CS 1-2	K 1B		4	1	3	1	0	0	1
Rob Picciolo, R (1, 6) OBP: 0.253, SLG: 0.333		K	SH SH1-4 E 2-3			K		K 1-2		3	1	0	0	0	3	3
Jeff Cox, R (1, 4) OBP: 0.333, SLG: 0.292			E9 CS 1B	SH1-4 1-3 3-H		E 1B		6-3		3	0	2	1	0	0	0
Inning Stats	R: 0 E: 0 K: 1 S: 5 H: 0 LOB: 0 BB: 0 P: 5	R: 0 E: 0 K: 1 S: 6 H: 2 LOB: 2 BB: 1 P: 10	R: 1 E: 1 K: 0 S: 4 H: 2 LOB: 1 BB: 1 P: 8	R: 4 E: 2 K: 1 S: 9 H: 3 LOB: 1 BB: 1 P: 13	R: 0 E: 1 K: 0 S: 4 H: 0 LOB: 1 BB: 0 P: 4	R: 0 E: 1 K: 1 S: 6 H: 1 LOB: 1 BB: 0 P: 6	R: 1 E: 0 K: 1 S: 6 H: 2 LOB: 0 BB: 0 P: 6	R: 0 E: 0 K: 1 S: 5 H: 1 LOB: 0 BB: 0 P: 5		1B: 9 2B: 1 3B: 0 HR: 1	SF: 0 SAC: 2 DP: 1 HBP: 0					

BOTTOM

Seattle Mariners @ Oakland Athletics

Oakland-Alameda County Coliseum, Oakland, CA

Sun Aug 10 1980, 3:38 AM PDT

Att. 13,062 - Unknown

livebaseballscorecards.com

AB	31
R	6
H	11
RBI	6
BB	3
SO	6
LOB	11

PITCHER		IP	WLS	BF	H	R	ER	SO	BB	IBB	HBP	BLK	WP	HR	S	P	ERA	WHIP	PITCHER	IP	WLS	BF	H	R	ER	SO	BB	IBB	HBP	BLK	WP	HR	S	P	ERA	WHIP
Byron McLaughlin, R ERA: 7.01	(1, 1)	3.2	L	20	7	5	2	2	3	0	0	0	0	0	21	33	4.91	2.727																	
Dave Roberts, L ERA: 4.29	(4, 1)	2.1		9	1	0	0	2	0	0	0	0	0	0	13	13	0.00	0.429																	
Shane Rawley, L ERA: 3.3	(7, 1)	1.0		4	2	1	1	1	0	0	0	0	0	1	6	6	9.00	2.000																	
Dave Heaverlo, R ERA: 3.43	(8, 1)	1.0		3	1	0	0	1	0	0	0	0	0	0	5	5	0.00	1.000																	

Batter	1	2	3	4	5	6	7	8	9	AB	R	H	RBI	BB	SO	LOB
Larry Harlow, L (1, 8) (9, 9) OBP: 0.377, SLG: 0.401	FC5-4 1B	3-1			K		BB	F8		4	1	1	0	1	1	2
Rod Carew, L (1, 3) OBP: 0.403, SLG: 0.432	F8		4-3		F7		E 2B		2B FC5-2 1B	5	1	2	1	0	0	1
Carney Lansford, R (1, 5) OBP: 0.327, SLG: 0.433	FC5-4 S 3B 1-2f		5-3			1B 2B	E2 F8 SF8 1B		FC5-2 2B 1-3	5	3	3	0	0	0	1
Don Baylor, R (1, 9) OBP: 0.324, SLG: 0.341 Rick Miller, L (9, 8) OBP: 0.351, SLG: 0.320	3B 1-H		L7			5-3	F8 2-3		P4	5 0	0 0	1 0	1 0	0 0	0 0	4 0
Jason Thompson, L (1, 10) OBP: 0.402, SLG: 0.470	K			K		1B HR 1B 2-H	IBB		FC5-2 IBB	3	1	1	1	2	2	1
Bobby Grich, R (1, 4) OBP: 0.392, SLG: 0.440		FC4-6 1B		HR		HR 1B 1-2	SF8 3-H		FC5-2 1-2 2-3 3-Hf	4	2	3	2	0	0	3
Joe Rudi, R (1, 7) OBP: 0.282, SLG: 0.421		F9		K		P4	P6		K	5	0	0	0	0	2	7
Bert Campaneris, R (1, 6) OBP: 0.325, SLG: 0.377		FC4-6 2B 1-2f		K		HR 1-H 2-H		4-3		4	1	1	3	0	1	1
Dan Whitmer, R (1, 2) OBP: 0.290, SLG: 0.298		2B 1-3			6-3	K		1-3		4	0	1	0	0	1	0
Inning Stats	R: 1 E: 0 K: 1 S: 7 H: 2 LOB: 1 BB: 0 P: 7	R: 0 E: 0 K: 0 S: 5 H: 2 LOB: 2 BB: 0 P: 5	R: 0 E: 0 K: 0 S: 3 H: 0 LOB: 0 BB: 0 P: 3	R: 1 E: 0 K: 3 S: 10 H: 1 LOB: 0 BB: 0 P: 10	R: 0 E: 0 K: 1 S: 5 H: 0 LOB: 0 BB: 0 P: 5	R: 4 E: 0 K: 1 S: 9 H: 4 LOB: 0 BB: 0 P: 9	R: 3 E: 1 K: 0 S: 5 H: 2 LOB: 1 BB: 2 P: 13	R: 0 E: 0 K: 0 S: 3 H: 0 LOB: 0 BB: 0 P: 3	R: 0 E: 0 K: 1 S: 7 H: 2 LOB: 3 BB: 1 P: 11	1B: 6 2B: 4 3B: 1 HR: 2	SF: 1 SAC: 0 DP: 0 HBP: 0						

TOP

California Angels @ Seattle Mariners

The Kingdome, Seattle, WA

Tue Aug 12 1980, 10:05 PM EDT

Att. 16,313 - Unknown

livebaseballscorecards.com

AB	39
R	9
H	13
RBI	8
BB	3
SO	7
LOB	20

WP: 0 PB: 0 SB: 1 CS: 0 PA: 43

PITCHER		IP	WLS	BF	H	R	ER	SO	BB	IBB	HBP	BLK	WP	HR	S	P	ERA	WHIP
Rob Dressler, R ERA: 4.84	(1, 1)	5.1		24	8	5	5	5	0	0	0	0	0	1	34	34	8.44	1.500
Dave Heaverlo, R ERA: 3.52	(6, 1)	3.2	L	19	5	4	2	2	1	2	0	0	0	1	20	32	4.91	1.636

PITCHER	IP	WLS	BF	H	R	ER	SO	BB	IBB	HBP	BLK	WP	HR	S	P	ERA	WHIP

Batter	1	2	3	4	5	6	7	8	9	AB	R	H	RBI	BB	SO	LOB
Julio Cruz, S (1, 4) OBP: 0.331, SLG: 0.255	BBBB 4-0 F5 BB		BBBB 4-0 F8 E 1B BB	x 0-0 ③ F7		x 0-0 E6 S		x 0-0 ③ 4-3		3	1	0	0	2	0	2
Joe Simpson, L (1, 9) OBP: 0.320, SLG: 0.347	x 0-0 ①② F5 1-2		x 0-0 ② F8 1-3		BBBB 4-0 4-3 1B BB	x 0-0 ② F7 1-2			x 0-0 2B	4	1	1	0	1	0	3
Dan Meyer, L (1, 7) OBP: 0.322, SLG: 0.403	x 0-0 ③ 4-3		x 0-0 HR 1B 3-H		x 0-0 ① 4-3 1-2	x 0-0 ③ P6			SSS 0-3 ① K	5	1	1	1	0	1	3
Tom Paciorek, R (1, 3) OBP: 0.314, SLG: 0.471		SSS 0-3 ① K	x 0-0 HR 1-H		x 0-0 ② F2		x 0-0 ① P9		x 0-0 ② F9	5	1	1	2	0	1	2
Leon Roberts, R (1, 10) OBP: 0.336, SLG: 0.429	BBBB 4-0 2B SF8 BB	BBBB 4-0 BB	H 1-0 1B HBP			SSS 0-3 ② K		x 0-0 ③ 5-3		2	1	0	0	2	1	1
Juan Beniquez, R (1, 8) OBP: 0.273, SLG: 0.377	x 0-0 SF8 1-3 2B	x 0-0 ③ F7	x 0-0 FC5-4 1-3 2-H 1B				x 0-0 ③ P6			4	0	2	1	0	0	1
Bill Stein, R (1, 5) OBP: 0.362, SLG: 0.430	x 0-0 ② SF8 2-3 3-H			x 0-0 ① F7	x 0-0 ③ FC5-4 1-2f			x 0-0 4-3 1B		3	0	1	1	0	0	2
Jerry Narron, L (1, 2) OBP: 0.130, SLG: 0.048	x 0-0 ③ F9			x 0-0 ② G3		x 0-0 ① 4-3		x 0-0 ① 4-3 1-2		4	0	0	0	0	0	2
Jim Anderson, R (1, 6) OBP: 0.297, SLG: 0.335			x 0-0 ① F7	x 0-0 1B		x 0-0 HR		SSS 0-3 ② K		3	1	2	1	0	0	0
Bruce Bochte, L (8, PH) OBP: 0.356, SLG: 0.431										1	0	0	0	0	1	1
Mario Mendoza, R (9, 6) OBP: 0.298, SLG: 0.309										0	0	0	0	0	0	0
Inning Stats	R: 0 E: 0 K: 0 S: 2 H: 0 LOB: 0 BB: 1 P: 6	R: 1 E: 0 K: 1 S: 6 H: 1 LOB: 1 BB: 1 P: 10	R: 3 E: 1 K: 0 S: 5 H: 2 LOB: 1 BB: 2 P: 13	R: 0 E: 0 K: 0 S: 4 H: 1 LOB: 1 BB: 0 P: 4	R: 1 E: 0 K: 0 S: 4 H: 1 LOB: 2 BB: 1 P: 9	R: 1 E: 1 K: 0 S: 5 H: 1 LOB: 1 BB: 0 P: 5	R: 0 E: 0 K: 1 S: 5 H: 0 LOB: 0 BB: 0 P: 5	R: 0 E: 0 K: 1 S: 6 H: 1 LOB: 1 BB: 0 P: 6	R: 0 E: 0 K: 1 S: 6 H: 1 LOB: 1 BB: 0 P: 6	1B: 4 2B: 2 3B: 0 HR: 2	SF: 1 SAC: 0 DP: 0 HBP: 1			WP: 0 PB: 0 SB: 1 CS: 0	PA: 41		

PITCHER		IP	WLS	BF	H	R	ER	SO	BB	IBB	HBP	BLK	WP	HR	S	P	ERA	WHIP
Chris Knapp, R ERA: 6.32	(1, 1)	2.2		14	3	4	4	1	4	0	0	0	0	1	12	28	13.50	2.625
Dave Lemanczyk, R ERA: 5.2	(3, 1)	3.0		15	3	2	2	0	1	0	1	0	0	1	13	18	6.00	1.333
Mark Clear, R ERA: 3.38	(6, 1)	3.1	W	12	2	0	0	3	0	0	0	0	0	0	18	18	0.00	0.600

PITCHER	IP	WLS	BF	H	R	ER	SO	BB	IBB	HBP	BLK	WP	HR	S	P	ERA	WHIP

BOTTOM

California Angels @ Seattle Mariners

The Kingdome, Seattle, WA

Tue Aug 12 1980, 10:05 PM EDT

Att. 16,313 - Unknown

livebaseballscorecards.com

AB	34
R	6
H	8
RBI	6
BB	5
SO	4
LOB	17

Batter	1	2	3	4	5	6	7	8	9	10	AB	R	H	RBI	BB	SO	LOB
Larry Harlow, L (1, 8) OBP: 0.379, SLG: 0.400	0-0 1B		0-0 6-3			0-0 4-3	4-0 1-2 BB			0-0 1B	3	0	1	0	1	0	0
Bobby Clark, R (10, PH) OBP: 0.267, SLG: 0.336										1B	1	1	1	0	0	0	0
Rick Miller, L (10, 8) OBP: 0.351, SLG: 0.320										1B	0	0	0	0	0	0	0
Rod Carew, L (1, 10) OBP: 0.405, SLG: 0.434	0-0 F7			0-0 1B		0-0 HR	0-0 4-3			0-0 1B 1-2 2B	5	2	3	0	0	0	3
Carney Lansford, R (1, 5) OBP: 0.327, SLG: 0.440	0-0 P4			0-0 F7		0-0 1-H HR		0-3 K		0-0 2B 1-2 FC4 2-H 1B	5	2	2	3	0	1	2
Don Baylor, R (1, 9) OBP: 0.322, SLG: 0.342	0-3 K			0-0 F9		0-0 6-3		0-0 5-3		0-0 FC4 1-3 HR 2-H 2B	5	1	1	1	0	1	2
Stan Cliburn, R (10, 2) OBP: 0.200, SLG: 0.269											0	0	0	0	0	0	0
Jason Thompson, L (1, 3) OBP: 0.397, SLG: 0.463		0-3 K		0-0 F8			0-0 L4	0-3 K		0-0 FC4 2-3 HR 3-H	5	1	0	1	0	2	2
Bobby Grich, R (1, 4) OBP: 0.392, SLG: 0.448		0-0 F9			0-0 5-3		0-0 1-H HR		0-3 K	0-0 1-H HR 3-H	5	2	2	3	0	1	0
Joe Rudi, R (1, 7) OBP: 0.281, SLG: 0.426	0-0 P4				0-3 K		0-0 1-H HR		0-3 K	0-0 F8	5	1	1	2	0	2	0
Bert Campaneris, R (1, 6) OBP: 0.313, SLG: 0.361		0-0 5-3			0-0 6-3		0-0 F9		0-0 F9	0-0 F5	5	0	0	0	0	0	0
Dan Whitmer, R (1, 2) OBP: 0.292, SLG: 0.288		0-0 5-3				0-0 5-3	4-0 BB			0-0 F7	2	0	0	0	1	0	0
Dan Ford, R (10, PH) OBP: 0.299, SLG: 0.359											1	0	0	0	0	0	0
(10, 9)																	
Inning Stats	R: 0 E: 0 K: 1 S: 6 H: 1 LOB: 1 BB: 0 P: 6	R: 0 E: 0 K: 1 S: 5 H: 0 LOB: 0 BB: 0 P: 5	R: 0 E: 0 K: 0 S: 3 H: 0 LOB: 0 BB: 0 P: 3	R: 0 E: 0 K: 0 S: 4 H: 1 LOB: 1 BB: 0 P: 4	R: 0 E: 0 K: 1 S: 5 H: 0 LOB: 0 BB: 0 P: 5	R: 2 E: 0 K: 0 S: 5 H: 2 LOB: 0 BB: 0 P: 5	R: 2 E: 0 K: 0 S: 5 H: 2 LOB: 2 BB: 2 P: 13	R: 0 E: 0 K: 2 S: 7 H: 0 LOB: 0 BB: 0 P: 7	R: 0 E: 0 K: 2 S: 7 H: 0 LOB: 0 BB: 0 P: 7	R: 6 E: 0 K: 0 S: 9 H: 5 LOB: 0 BB: 0 P: 9	1B: 7 2B: 1 3B: 0 HR: 3 SF: 0 SAC: 0 DP: 0 HBP: 0						

PITCHER		IP	WLS	BF	H	R	ER	SO	BB	IBB	HBP	BLK	WP	HR	S	P	ERA	WHIP
Jim Beattie, R ERA: 5.32	(1, 1)	6.2		27	6	4	4	3	1	0	0	0	0	2	32	36	5.40	1.050
Shane Rawley, L ERA: 3.69	(7, 1)	2.2	L	14	4	5	5	4	1	0	0	0	0	0	21	25	16.88	1.875
Dave Heaverlo, R ERA: 3.63	(10, 1)	0.2		3	1	1	1	0	0	0	0	0	0	1	3	3	13.50	1.500

PITCHER	IP	WLS	BF	H	R	ER	SO	BB	IBB	HBP	BLK	WP	HR	S	P	ERA	WHIP

TOP

California Angels @ Seattle Mariners

The Kingdome, Seattle, WA

Wed Aug 13 1980, 10:05 PM EDT

Att. 9,369 - Dome

livebaseballscorecards.com

AB	42
R	10
H	11
RBI	10
BB	2
SO	7
LOB	9

WP: 0 PB: 0 SB: 0 CS: 0 PA: 44

California Angels @ Seattle Mariners

The Kingdome, Seattle, WA

Wed Aug 13 1980, 10:05 PM EDT

Att. 9,369 - Dome

livebaseballscorecards.com

Batter	1	2	3	4	5	6	7	8	9	10	AB	R	H	RBI	BB	SO	LOB
Julio Cruz, S (1, 4) OBP: 0.329, SLG: 0.254	S S 1B		FC1-6 3B 1-2f	K			K	FC6 1-2f			5	1	1	0	0	2	4
Bill Stein, R (1, 5) OBP: 0.357, SLG: 0.436	5-3 1-2		1B 1-H 3B		F9		F8		L9		5	1	1	1	0	0	1
Dan Meyer, L (1, 7) OBP: 0.321, SLG: 0.400	1-3		BB 1B 3-H 1B		G3		L4		K		5	0	1	1	0	1	1
Willie Horton, R (1, 10) OBP: 0.307, SLG: 0.298 Larry Milbourne, S (8, PR) OBP: 0.288, SLG: 0.318	5-3 2-3		BB 1-2 1B		K			BB WP 1B BB	4-3		3 1	0 1	1 0	0 0	1 0	1 0	1 0
Juan Beniquez, R (1, 8) OBP: 0.277, SLG: 0.380		F7	BB 1-2 2-3 BB			P6		F8 1-2		1B 2B	4	0	1	0	1	0	1
Tom Paciorek, R (1, 3) OBP: 0.312, SLG: 0.470		L7	F9			2B		K		6-3	5	0	1	0	0	1	6
Leon Roberts, R (1, 9) OBP: 0.339, SLG: 0.440 Joe Simpson, L (8, PH) OBP: 0.322, SLG: 0.350 (9, 9) Ted Cox, R (10, PH) OBP: 0.299, SLG: 0.311		K		HR		BB		BB 2-H 1B		2-3 1B	2 1 1	1 0 0	1 1 1	1 1 0	1 0 0	1 0 0	0 0 0
Marc Hill, R (1, 2) OBP: 0.193, SLG: 0.250 Bruce Bochte, L (8, PH) OBP: 0.357, SLG: 0.431 Larry Cox, R (8, PR) OBP: 0.252, SLG: 0.289 (9, 2)			K	K		K		BB IBB		K	3 0 1	0 0 0	0 0 0	0 0 0	0 1 0	3 0 1	2 0 2
Jim Anderson, R (1, 6) OBP: 0.297, SLG: 0.332 Jerry Narron, L (8, PH) OBP: 0.167, SLG: 0.048 Mario Mendoza, R (9, 6) OBP: 0.297, SLG: 0.307			FC1-6 BB	K		F8		FC6 1-2 2-3 BB		4-3	2 0 1	0 0 0	0 0 0	0 0 0	1 1 0	1 0 0	2 0 2
Inning Stats	R: 0 H: 1 E: 0 LOB: 1 K: 0 BB: 0 S: 4 P: 4	R: 0 H: 0 E: 0 LOB: 0 K: 1 BB: 0 S: 5 P: 5	R: 2 H: 3 E: 0 LOB: 3 K: 1 BB: 2 S: 8 P: 16	R: 1 H: 1 E: 0 LOB: 0 K: 3 BB: 0 S: 10 P: 10	R: 0 H: 0 E: 0 LOB: 0 K: 1 BB: 0 S: 5 P: 5	R: 0 H: 1 E: 0 LOB: 2 K: 1 BB: 1 S: 6 P: 10	R: 0 H: 0 E: 0 LOB: 0 K: 1 BB: 0 S: 5 P: 5	R: 1 H: 1 E: 0 LOB: 3 K: 1 BB: 3 S: 6 P: 18	R: 0 H: 0 E: 0 LOB: 0 K: 1 BB: 0 S: 5 P: 5	R: 0 H: 2 E: 0 LOB: 2 K: 1 BB: 0 S: 7 P: 7	1B: 5 2B: 2 3B: 1 HR: 1	SF: 0 SAC: 0 DP: 0 HBP: 0					

BOTTOM

AB	39
R	4
H	9
RBI	4
BB	6
SO	11
LOB	22

WP: 1 PA: 45
PB: 0
SB: 2
CS: 0

PITCHER	IP	WLS	BF	H	R	ER	SO	BB	IBB	HBP	BLK	WP	HR	S	P	ERA	WHIP
Dave LaRoche, L (1, 1) ERA: 3.71	7.0		30	6	3	3	8	3	0	0	0	0	1	43	55	3.86	1.286
Mark Clear, R (8, 1) ERA: 3.46	0.2		6	1	1	1	1	2	1	0	0	1	0	5	17	13.50	4.500
Andy Hassler, L (8, 1) ERA: 3.11	2.1	W	9	2	0	0	2	0	0	0	0	0	0	13	13	0.00	0.857

PITCHER	IP	WLS	BF	H	R	ER	SO	BB	IBB	HBP	BLK	WP	HR	S	P	ERA	WHIP

Batter	1	2	3	4	5	6	7	8	9	AB	R	H	RBI	BB	SO	LOB
Rod Carew, L (1, 3) OBP: 0.405, SLG: 0.433	F5		FC6-4, BB, 1B	4-3			1B		4-3	5	0	2	0	0	0	2
Dan Ford, R (1, 10) OBP: 0.295, SLG: 0.353	5-3		L8		5-3		G5-4-3, 1-2, 1B		K, SSS	5	0	1	0	0	1	1
Carney Lansford, R (1, 5) OBP: 0.329, SLG: 0.446	HR		BBBB, FC6-4, 1-2, BB		L9		G5-4-3, 1-2f			3	1	1	1	1	0	2
Don Baylor, R (1, 9) OBP: 0.321, SLG: 0.338	BBBB, 2B, BB		FC6-4, 1-2f, 2-3		P6			5-3		3	0	0	0	1	0	2
Bobby Grich, R (1, 4) OBP: 0.396, SLG: 0.456	1-3, 2B		F9			BBBB, 5-3, BB		E, 1B, 2B		3	1	2	0	1	0	2
Joe Rudi, R (1, 7) OBP: 0.281, SLG: 0.424	4-3			FC5-4, 1B, 1B		F8		E5, 1B, 2-3		4	0	1	0	0	0	4
Bobby Clark, R (1, 8) OBP: 0.274, SLG: 0.341		4-3		FC5-4, 1-2, 1B		5-3, 1-2		G6-4-3, 1-2, 3-H, 1B		4	0	2	1	0	0	1
Bert Campaneris, R (1, 6) OBP: 0.303, SLG: 0.350		6-3	FC5-4, 1-2f, 2-3			6-3		G6-4-3, 1-2f		4	0	0	0	0	0	5
Dan Whitmer, R (1, 2) OBP: 0.275, SLG: 0.270		G3	SSS, K				6-3		SSS, K	4	0	0	0	0	2	2
Inning Stats	R: 1 E: 0 K: 0 S: 5 H: 2 LOB: 2 BB: 1 P: 9	R: 0 E: 0 K: 0 S: 3 H: 0 LOB: 0 BB: 0 P: 3	R: 0 E: 0 K: 0 S: 4 H: 1 LOB: 2 BB: 1 P: 8	R: 0 E: 0 K: 1 S: 7 H: 2 LOB: 2 BB: 0 P: 7	R: 0 E: 0 K: 0 S: 3 H: 0 LOB: 0 BB: 0 P: 3	R: 0 E: 0 K: 0 S: 3 H: 0 LOB: 1 BB: 1 P: 7	R: 0 E: 0 K: 0 S: 4 H: 2 LOB: 1 BB: 0 P: 4	R: 1 E: 1 K: 0 S: 5 H: 2 LOB: 1 BB: 0 P: 5	R: 0 E: 0 K: 2 S: 7 H: 0 LOB: 0 BB: 0 P: 7	1B: 6 2B: 2 3B: 0 HR: 1 SF: 0 SAC: 0 DP: 2 HBP: 0						

PITCHER	IP	WLS	BF	H	R	ER	SO	BB	IBB	HBP	BLK	WP	HR	S	P	ERA	WHIP
Rick Honeycutt, L (1, 1) ERA: 3.64	7.1	L	34	9	2	2	1	3	0	0	0	0	1	33	45	2.46	1.636
Dave Roberts, L (8, 1) ERA: 4.18	1.2		4	0	0	0	2	0	0	0	0	0	0	8	8	0.00	0.000

PITCHER	IP	WLS	BF	H	R	ER	SO	BB	IBB	HBP	BLK	WP	HR	S	P	ERA	WHIP

TOP

California Angels @ Seattle Mariners

The Kingdome, Seattle, WA

Thu Aug 14 1980, 10:05 PM EDT

Att. 7,326 - Dome

livebaseballscorecards.com

AB	35
R	2
H	9
RBI	2
BB	3
SO	3
LOB	21

Batter	1	2	3	4	5	6	7	8	9	AB	R	H	RBI	BB	SO	LOB
Julio Cruz, S (1, 4) OBP: 0.326, SLG: 0.251	L6		F7		F8			L1		4	0	0	0	0	0	2
Joe Simpson, L (1, 9) OBP: 0.321, SLG: 0.348	PB, 2B, 1B		F2			P6		F7		4	1	1	0	0	0	1
Dan Meyer, L (1, 7) OBP: 0.318, SLG: 0.396	L7 1-2		G3			F7			F9	4	0	0	0	0	0	2
Bruce Bochte, L (1, 10) OBP: 0.359, SLG: 0.440 Larry Milbourne, S (9, PR) OBP: 0.288, SLG: 0.318	2-H 2B			4-3		F7			3B	4 0	0 0	2 0	1 0	0 0	0 0	0 0
Juan Beniquez, R (1, 8) OBP: 0.276, SLG: 0.376	6-3			F9			FC1-6 1B		1-3	4	0	1	0	0	0	2
Tom Paciorek, R (1, 3) OBP: 0.309, SLG: 0.466 Jerry Narron, L (9, PH) OBP: 0.160, SLG: 0.045		K		F8		FC1-6 CS 1-2f			K	3 1	0 0	0 0	0 0	0 0	1 1	1 1
Jim Anderson, R (1, 6) OBP: 0.297, SLG: 0.330		K			F7		BB 1-2			2	0	0	0	1	1	0
Ted Cox, R (1, 5) OBP: 0.295, SLG: 0.307		G3			K		F9			3	0	0	0	0	1	1
Larry Cox, R (1, 2) OBP: 0.258, SLG: 0.294			1B		1B			6-3		3	0	2	0	0	0	0
Inning Stats	R: 1 E: 0 K: 0 S: 5 H: 2 LOB: 1 BB: 0 P: 5	R: 0 E: 0 K: 2 S: 7 H: 0 LOB: 0 BB: 0 P: 7	R: 0 E: 0 K: 0 S: 4 H: 1 LOB: 1 BB: 0 P: 4	R: 0 E: 0 K: 0 S: 3 H: 0 LOB: 0 BB: 0 P: 3	R: 0 E: 0 K: 1 S: 6 H: 1 LOB: 1 BB: 0 P: 6	R: 0 E: 0 K: 0 S: 3 H: 0 LOB: 0 BB: 0 P: 3	R: 0 E: 0 K: 0 S: 3 H: 1 LOB: 1 BB: 1 P: 7	R: 0 E: 0 K: 0 S: 3 H: 0 LOB: 0 BB: 0 P: 3	R: 0 E: 0 K: 1 S: 6 H: 1 LOB: 1 BB: 0 P: 6	1B: 4 2B: 1 3B: 1 HR: 0 SF: 0 SAC: 0 DP: 0 HBP: 0						

PITCHER		IP	WLS	BF	H	R	ER	SO	BB	IBB	HBP	BLK	WP	HR	S	P	ERA	WHIP
Freddie Martinez, R ERA: 5.09	(1, 1)	8.1	W	31	6	1	0	3	1	0	0	0	0	0	36	40	0.00	0.840
Don Aase, R ERA: 4.53	(9, 1)	0.2	S	2	0	0	0	1	0	0	0	0	0	0	4	4	0.00	0.000

PITCHER	IP	WLS	BF	H	R	ER	SO	BB	IBB	HBP	BLK	WP	HR	S	P	ERA	WHIP

BOTTOM

California Angels @ Seattle Mariners

The Kingdome, Seattle, WA

Thu Aug 14 1980, 10:05 PM EDT

Att. 7,326 - Dome

livebaseballscorecards.com

AB	32
R	1
H	6
RBI	1
BB	1
SO	4
LOB	10

Oakland Athletics @ Seattle Mariners

The Kingdome, Seattle, WA

Fri Aug 15 1980, 10:05 PM EDT

Att. 6,238 - Dome

TOP

livebaseballscorecards.com

Batter	1	2	3	4	5	6	7	8	9	AB	R	H	RBI	BB	SO	LOB
Rickey Henderson, R (1, 7) OBP: 0.416, SLG: 0.425	1B	BB		G4-6-3 1B		2B			F9	3	2	3	2	1	0	0
Orlando Gonzalez, L (6, 3) OBP: 0.314, SLG: 0.186										1	0	0	0	0	0	0
Dwayne Murphy, L (1, 8) OBP: 0.378, SLG: 0.382	1B	1B		G4-6-3 1-2f		F8			4-3	5	2	2	0	0	0	2
Mitchell Page, L (1, 10) OBP: 0.326, SLG: 0.363	E4 1B HR	K			6-3	F5			1B 2B	5	2	1	0	0	1	2
Dave Revering, L (1, 3) OBP: 0.362, SLG: 0.518	HR 1B	K			F7	1-3			1B	3	1	1	2	0	1	0
Mike Heath, R (6, 7) OBP: 0.249, SLG: 0.277										2	0	1	1	0	0	0
Wayne Gross, L (1, 5) OBP: 0.361, SLG: 0.478	K	4-3			G3	E3				4	0	0	0	0	1	2
Dave McKay, S (9, 5) OBP: 0.269, SLG: 0.304										0	0	0	0	0	0	0
Tony Armas, R (1, 9) OBP: 0.286, SLG: 0.464	HR	HR				F9	F8			4	2	2	4	0	0	1
Jeff Newman, R (1, 2) OBP: 0.269, SLG: 0.409	K	1-3				F7		K		4	0	0	0	0	2	0
Mario Guerrero, R (1, 6) OBP: 0.283, SLG: 0.301	F3	F8				BB 2B 1B		F9		4	1	1	0	0	0	0
Jeff Cox, R (1, 4) OBP: 0.308, SLG: 0.263		1-3		6-3		BB 2B		F9		3	1	0	0	1	0	0

AB	38
R	11
H	11
RBI	9
BB	2
SO	5
LOB	7

Inning Stats																								
	R: 5	H: 4	R: 2	H: 1	R: 1	H: 1	R: 0	H: 1	R: 0	H: 0	R: 2	H: 2	R: 0	H: 0	R: 0	H: 0	R: 1	H: 2	1B: 7	SF: 0	WP: 0	PA: 40
	E: 1	LOB: 0	E: 0	LOB: 0	E: 0	LOB: 0	E: 0	LOB: 0	E: 0	LOB: 0	E: 0	LOB: 1	E: 1	LOB: 1	E: 0	LOB: 1	E: 0	LOB: 1	2B: 2	SAC: 0	PB: 0	
	K: 2	BB: 0	K: 2	BB: 1	K: 0	BB: 0	K: 0	BB: 0	K: 0	BB: 0	K: 0	BB: 1	K: 4	BB: 0	K: 1	BB: 0	K: 0	BB: 0	3B: 0	DP: 1	SB: 3	
	S: 12	P: 12	S: 8	P: 12	S: 4	P: 4	S: 3	P: 3	S: 3	P: 3	S: 5	P: 9	S: 4	P: 4	S: 5	P: 5	S: 4	P: 4	HR: 2	HBP: 0	CS: 0	

PITCHER		IP	WLS	BF	H	R	ER	SO	BB	IBB	HBP	BLK	WP	HR	S	P	ERA	WHIP
Glenn Abbott, R ERA: 3.78	(1, 1)	6.0	L	29	9	10	7	4	2	0	0	0	0	2	35	43	10.50	1.833
Dave Roberts, L ERA: 4.12	(7, 1)	3.0		11	2	1	1	1	0	0	0	0	0	0	13	13	3.00	0.667

PITCHER	IP	WLS	BF	H	R	ER	SO	BB	IBB	HBP	BLK	WP	HR	S	P	ERA	WHIP

Batter	1	2	3	4	5	6	7	8	9	AB	R	H	RBI	BB	SO	LOB
Julio Cruz, S (1, 4) OBP: 0.322, SLG: 0.247	E6 G3		6-3			4-3	FC4-6 1-2f			4	0	0	0	0	0	1
Joe Simpson, L (1, 9) OBP: 0.320, SLG: 0.359	F8		G3			HR	F3			4	1	1	1	0	0	2
Dan Meyer, L (1, 7) OBP: 0.315, SLG: 0.392	G3 2-3			K		K		6-3		4	0	0	0	0	2	1
Bruce Bochte, L (1, 10) OBP: 0.360, SLG: 0.439	BB			F6		FC6-4 1B		F4		3	0	1	0	1	0	0
Juan Beniquez, R (1, 8) OBP: 0.270, SLG: 0.368	F8			6-3		FC6-4 1-2f		F9		4	0	0	0	0	0	3
Tom Paciorek, R (1, 3) OBP: 0.309, SLG: 0.463		F9			K		FC1-6 1B		5-3	4	0	1	0	0	1	0
Larry Milbourne, S (1, 5) OBP: 0.287, SLG: 0.316		6-3			1B		FC1-6 1-2f HR		4-3	4	1	1	0	0	0	1
Mario Mendoza, R (1, 6) OBP: 0.294, SLG: 0.304 Willie Horton, R (7, PH) OBP: 0.309, SLG: 0.312 Jim Anderson, R (8, 6) OBP: 0.296, SLG: 0.329		K			F5		1-H HR		F7	2 1 1	0 1 0	0 1 0	0 2 0	0 0 0	1 0 0	1 0 0
Larry Cox, R (1, 2) OBP: 0.256, SLG: 0.291 Jerry Narron, L (6, 2) OBP: 0.192, SLG: 0.087			F7		F8		FC4-6 1B			2 1	0 0	0 1	0 0	0 0	0 0	1 0
Inning Stats	R: 0 E: 1 K: 0 S: 4 H: 0 LOB: 2 BB: 1 P: 8	R: 0 E: 0 K: 1 S: 5 H: 0 LOB: 0 BB: 0 P: 5	R: 0 E: 0 K: 0 S: 3 H: 0 LOB: 0 BB: 0 P: 3	R: 0 E: 0 K: 1 S: 5 H: 0 LOB: 0 BB: 0 P: 5	R: 0 E: 0 K: 1 S: 6 H: 1 LOB: 1 BB: 0 P: 6	R: 1 E: 0 K: 1 S: 7 H: 2 LOB: 1 BB: 0 P: 7	R: 2 E: 0 K: 0 S: 6 H: 3 LOB: 1 BB: 0 P: 6	R: 0 E: 0 K: 0 S: 3 H: 0 LOB: 0 BB: 0 P: 3	R: 0 E: 0 K: 0 S: 3 H: 0 LOB: 0 BB: 0 P: 3	1B: 4 2B: 0 3B: 0 HR: 2	SF: 0 SAC: 0 DP: 0 HBP: 0			WP: 0 PB: 0 SB: 0 CS: 0	PA: 35		

PITCHER	IP	WLS	BF	H	R	ER	SO	BB	IBB	HBP	BLK	WP	HR	S	P	ERA	WHIP
Rick Langford, R (1, 1) ERA: 3.04	9.0	W	35	6	3	3	4	1	0	0	0	0	2	42	46	3.00	0.778

PITCHER	IP	WLS	BF	H	R	ER	SO	BB	IBB	HBP	BLK	WP	HR	S	P	ERA	WHIP

BOTTOM

Oakland Athletics @ Seattle Mariners

The Kingdome, Seattle, WA

Fri Aug 15 1980, 10:05 PM EDT

Att. 6,238 - Dome

livebaseballscorecards.com

AB	34
R	3
H	6
RBI	3
BB	1
SO	4
LOB	10

Batter	1	2	3	4	5	6	7	8	9	AB	R	H	RBI	BB	SO	LOB
Rickey Henderson, R (1, 7) OBP: 0.414, SLG: 0.421	F7	F8		4-3 BB		5-3		F3		4	0	0	0	1	0	0
Dwayne Murphy, L (1, 8) OBP: 0.376, SLG: 0.378	HR 1B BB	F8		4-3 1-2		F5			5-3	4	1	0	0	1	0	1
Mitchell Page, L (1, 10) OBP: 0.334, SLG: 0.381	1-2 HR 1B	F6		BB		HR			1B	4	2	3	1	1	0	0
Dave Revering, L (1, 3) OBP: 0.365, SLG: 0.533	1-H 2-H HR		3-1 2B 2B	F8		F8			1-3 1B	5	2	3	3	0	0	2
Wayne Gross, L (1, 5) OBP: 0.358, SLG: 0.480	1B 3B		3-1 2-3		L9		F8		4-3	5	1	1	0	0	0	2
Dave McKay, S (9, 5) OBP: 0.269, SLG: 0.304										0	0	0	0	0	0	0
Tony Armas, R (1, 9) OBP: 0.290, SLG: 0.468	F9 1B IBB		3-H 2B		HR 1B		K			3	1	2	1	1	1	0
Jeff Newman, R (1, 2) OBP: 0.274, SLG: 0.422	1-2 3-H 1B		G6-3 IBB		1-H HR		F8			3	1	2	3	1	0	0
Mario Guerrero, R (1, 6) OBP: 0.280, SLG: 0.297	F9 2-3		G6-3 1-2f		K			F7		4	0	0	0	0	1	4
Jeff Cox, R (1, 4) OBP: 0.300, SLG: 0.255	F7			F8	6-3			6-3		4	0	0	0	0	0	2
Inning Stats	R: 4 E: 0 K: 0 S: 7 H: 4 LOB: 2 BB: 2 P: 15	R: 0 E: 0 K: 0 S: 3 H: 0 LOB: 0 BB: 0 P: 3	R: 1 E: 0 K: 0 S: 4 H: 2 LOB: 1 BB: 1 P: 8	R: 0 E: 0 K: 0 S: 3 H: 0 LOB: 2 BB: 2 P: 11	R: 2 E: 0 K: 1 S: 7 H: 2 LOB: 0 BB: 0 P: 7	R: 1 E: 0 K: 0 S: 4 H: 1 LOB: 0 BB: 0 P: 4	R: 0 E: 0 K: 1 S: 5 H: 0 LOB: 0 BB: 0 P: 5	R: 0 E: 0 K: 0 S: 3 H: 0 LOB: 0 BB: 0 P: 3	R: 0 E: 0 K: 0 S: 4 H: 2 LOB: 1 BB: 0 P: 4	1B: 5 2B: 2 3B: 1 HR: 3	SF: 0 SAC: 0 DP: 1 HBP: 0						

PITCHER	IP	WLS	BF	H	R	ER	SO	BB	IBB	HBP	BLK	WP	HR	S	P	ERA	WHIP
Byron McLaughlin, R (1, 1) ERA: 7.23	8.0	L	37	9	8	8	2	3	2	0	0	0	3	36	56	9.00	1.500
Jim Beattie, R (9, 1) ERA: 5.28	1.0		4	2	0	0	0	0	0	0	0	0	0	4	4	0.00	2.000

PITCHER	IP	WLS	BF	H	R	ER	SO	BB	IBB	HBP	BLK	WP	HR	S	P	ERA	WHIP

TOP

Oakland Athletics @ Seattle Mariners

The Kingdome, Seattle, WA

Sat Aug 16 1980, 10:05 PM EDT

Att. 17,111 - Dome

livebaseballscorecards.com

AB	36
R	8
H	11
RBI	8
BB	5
SO	2
LOB	11

1B: 5	SF: 0	WP: 0	PA: 41
2B: 2	SAC: 0	PB: 0	
3B: 1	DP: 1	SB: 0	
HR: 3	HBP: 0	CS: 0	

Oakland Athletics @ Seattle Mariners

The Kingdome, Seattle, WA

Sat Aug 16 1980, 10:05 PM EDT

Att. 17,111 - Dome

livebaseballscorecards.com

BOTTOM

Batter	1	2	3	4	5	6	7	8	9	AB	R	H	RBI	BB	SO	LOB
Julio Cruz, S (1, 4) OBP: 0.323, SLG: 0.250	4-3		FC6-4 1B		S 1B 1B		4-3		3-1	5	1	2	0	0	0	0
Joe Simpson, L (1, 9) OBP: 0.314, SLG: 0.352	F7		FC6-4 PB 1-2f		F7 1-2		L7		F7	5	0	0	0	0	0	2
Dan Meyer, L (1, 7) OBP: 0.314, SLG: 0.391	5-3		SSS K 1-2		BB 2-H 1B		F9			4	0	1	1	0	1	1
Bruce Bochte, L (1, 10) OBP: 0.364, SLG: 0.449		SSS K		4-3 1B 1B	BBBB 1-2 BB			HR		3	2	2	1	1	1	0
Juan Beniquez, R (1, 8) OBP: 0.265, SLG: 0.360		F9		4-3 1-2	4-3			F8		4	0	0	0	0	0	3
Tom Paciorek, R (1, 3) OBP: 0.314, SLG: 0.466		1B 1B		2-H 1B		5-3		1B		4	0	3	1	0	0	0
Bill Stein, R (1, 5) OBP: 0.360, SLG: 0.434		1-2 1B		F9		BBBB BB		F8		3	0	1	0	1	0	2
Jerry Narron, L (1, 2) OBP: 0.167, SLG: 0.074		F8		L9		F9		F3		4	0	0	0	0	0	5
Mario Mendoza, R (1, 6) OBP: 0.290, SLG: 0.300 Willie Horton, R (9, PH) OBP: 0.308, SLG: 0.310			6-3		F9	F9			SSS K	3 1	0 0	0 0	0 0	0 1	0 0	1 0
Inning Stats	R: 0 E: 0 K: 0 S: 3 H: 0 LOB: 0 BB: 0 P: 3	R: 0 E: 0 K: 1 S: 7 H: 2 LOB: 2 BB: 0 P: 7	R: 0 E: 0 K: 1 S: 6 H: 1 LOB: 1 BB: 0 P: 6	R: 1 E: 0 K: 0 S: 5 H: 2 LOB: 1 BB: 0 P: 5	R: 1 E: 0 K: 0 S: 5 H: 2 LOB: 2 BB: 1 P: 9	R: 0 E: 0 K: 0 S: 3 H: 0 LOB: 1 BB: 1 P: 7	R: 0 E: 0 K: 0 S: 3 H: 0 LOB: 0 BB: 0 P: 3	R: 1 E: 0 K: 0 S: 5 H: 2 LOB: 1 BB: 0 P: 5	R: 0 E: 0 K: 1 S: 5 H: 0 LOB: 0 BB: 0 P: 5	1B: 8 2B: 0 3B: 0 HR: 1 SF: 0 SAC: 0 DP: 0 HBP: 0				WP: 0 PB: 1 SB: 1 CS: 0	PA: 38	

PITCHER	IP	WLS	BF	H	R	ER	SO	BB	IBB	HBP	BLK	WP	HR	S	P	ERA	WHIP
Steve McCatty, R (1, 1) ERA: 4.07	9.0	W	38	9	3	3	3	2	0	0	0	0	1	42	50	3.00	1.222

PITCHER	IP	WLS	BF	H	R	ER	SO	BB	IBB	HBP	BLK	WP	HR	S	P	ERA	WHIP

Batter	1	2	3	4	5	6	7	8	9	AB	R	H	RBI	BB	SO	LOB
Rickey Henderson, R (1, 7) OBP: 0.413, SLG: 0.418	1-3		BBBB 4-0 PO 1-2 BB		FC5-4 1-2f			4-3		3	0	0	0	1	0	1
Dwayne Murphy, L (1, 8) OBP: 0.377, SLG: 0.378	4-3		0-0 PO 1-2	BBBB 4-0 G3 BB		0-0 G4-6-3 1B		1-3		3	0	1	0	1	0	0
Mitchell Page, L (1, 10) OBP: 0.333, SLG: 0.391	HR			0-0 F7		0-0 F8		0-0 G3		4	1	1	1	0	0	2
Dave Revering, L (1, 3) OBP: 0.364, SLG: 0.539	6-3			0-0 G3 1-2		0-0 G4-6-3 1-2f			0-0 HR	4	1	1	1	0	0	2
Wayne Gross, L (1, 5) OBP: 0.354, SLG: 0.473		0-0 F8		0-0 F7			0-0 F9		0-0 F9	4	0	0	0	0	0	1
Tony Armas, R (1, 9) OBP: 0.292, SLG: 0.468		0-0 F1			0-0 1B SF9 1B		0-0 FC6-4 1B 1B		0-3 K	4	1	2	0	0	1	0
Jeff Newman, R (1, 2) OBP: 0.277, SLG: 0.423		0-0 6-3			0-0 FC1-6 1-3 1B		0-0 FC6-4 1-2 1B		0-3 K	4	0	2	0	0	1	0
Mario Guerrero, R (1, 6) OBP: 0.277, SLG: 0.295			0-0 5-3		0-0 SF9 3-H		0-0 FC6-4 1-2f 2-3			2	0	0	1	0	0	2
Jeff Cox, R (1, 4) OBP: 0.303, SLG: 0.259 Orlando Gonzalez, L (7, PH) OBP: 0.308, SLG: 0.182 Dave McKay, S (7, 4) OBP: 0.269, SLG: 0.304			0-0 CS 1B		0-0 FC1-6 FC5-4 1-2f		0-0 6-3			2	0	1	0	0	0	1
										1	0	0	0	0	0	2
										0	0	0	0	0	0	0
Inning Stats	R: 1 E: 0 K: 0 S: 4 H: 1 LOB: 0 BB: 0 P: 4	R: 0 E: 0 K: 0 S: 3 H: 0 LOB: 0 BB: 0 P: 3	R: 0 E: 0 K: 0 S: 2 H: 1 LOB: 0 BB: 1 P: 6	R: 0 E: 0 K: 0 S: 3 H: 0 LOB: 1 BB: 1 P: 7	R: 1 E: 0 K: 0 S: 5 H: 2 LOB: 1 BB: 0 P: 5	R: 0 E: 0 K: 0 S: 3 H: 1 LOB: 0 BB: 0 P: 3	R: 0 E: 0 K: 0 S: 5 H: 2 LOB: 2 BB: 0 P: 5	R: 0 E: 0 K: 0 S: 3 H: 0 LOB: 0 BB: 0 P: 3	R: 1 E: 0 K: 2 S: 8 H: 1 LOB: 0 BB: 0 P: 8	1B: 6 2B: 0 3B: 0 HR: 2	SF: 1 SAC: 0 DP: 1 HBP: 0						

PITCHER	IP	WLS	BF	H	R	ER	SO	BB	IBB	HBP	BLK	WP	HR	S	P	ERA	WHIP
Rob Dressler, R (1, 1) ERA: 4.71	8.0	W	31	8	3	3	0	2	0	0	0	0	2	29	37	3.38	1.250
Shane Rawley, L (9, 1) ERA: 3.65	1.0	S	3	0	0	0	2	0	0	0	0	0	0	7	7	0.00	0.000

PITCHER	IP	WLS	BF	H	R	ER	SO	BB	IBB	HBP	BLK	WP	HR	S	P	ERA	WHIP

TOP

Oakland Athletics @ Seattle Mariners

The Kingdome, Seattle, WA

Sun Aug 17 1980, 10:05 PM EDT

Att. 5,484 - Dome

livebaseballscorecards.com

AB	31
R	3
H	8
RBI	3
BB	2
SO	2
LOB	11

1B: 6	SF: 1	WP: 0	PA: 35
2B: 0	SAC: 0	PB: 0	
3B: 0	DP: 1	SB: 0	
HR: 2	HBP: 0	CS: 1	

Batter	1	2	3	4	5	6	7	8	9	AB	R	H	RBI	BB	SO	LOB
Julio Cruz, S (1, 4) OBP: 0.322, SLG: 0.250	4-3		6-3		1-3		1-3 2-H 1B			4	0	1	1	0	0	0
Joe Simpson, L (1, 9) OBP: 0.310, SLG: 0.346	4-3		F9			6-3	1-3			4	0	0	0	0	0	2
Dan Meyer, L (1, 7) OBP: 0.314, SLG: 0.397	F8		4-3			HR		4-3		4	1	1	1	0	0	0
Bruce Bochte, L (1, 10) OBP: 0.365, SLG: 0.449 Larry Milbourne, S (8, PR) OBP: 0.287, SLG: 0.316		4-3		1-3		G5-4-3 1B		BB 1B		4 0	0 0	2 0	0 0	0 0	0 0	0 0
Juan Beniquez, R (1, 8) OBP: 0.269, SLG: 0.359		E5 HR		6-3 1B		G5-4-3 1-2f		BBBB 4-0 FC6-4 1-2 BB		3	1	1	0	1	0	1
Tom Paciorek, R (1, 3) OBP: 0.313, SLG: 0.473		2-H HR		6-3 1-2			SSS F9	0-3 K		4	1	1	2	0	1	3
Bill Stein, R (1, 5) OBP: 0.358, SLG: 0.429		1B		F9			F9	FC6-4 1-2f		4	0	1	0	0	0	3
Jerry Narron, L (1, 2) OBP: 0.182, SLG: 0.100 Jim Anderson, R (7, PR) OBP: 0.296, SLG: 0.329 Larry Cox, R (8, 2) OBP: 0.256, SLG: 0.291		SSS K			G3		1B 1B 1B			3 0 0	0 1 0	1 0 0	0 0 0	0 0 0	1 0 0	1 0 0
Mario Mendoza, R (1, 6) OBP: 0.291, SLG: 0.300		SSS K			SSS K		1B 1-2 1B			3	0	1	0	0	2	1
Inning Stats	R: 0 E: 0 K: 0 S: 3 H: 0 LOB: 0 BB: 0 P: 3	R: 2 E: 1 K: 2 S: 10 H: 2 LOB: 1 BB: 0 P: 10	R: 0 E: 0 K: 0 S: 3 H: 0 LOB: 0 BB: 0 P: 3	R: 0 E: 0 K: 0 S: 4 H: 1 LOB: 1 BB: 0 P: 4	R: 0 E: 0 K: 1 S: 5 H: 0 LOB: 0 BB: 0 P: 5	R: 1 E: 0 K: 0 S: 4 H: 2 LOB: 0 BB: 0 P: 4	R: 1 E: 0 K: 0 S: 6 H: 3 LOB: 2 BB: 0 P: 6	R: 0 E: 0 K: 1 S: 6 H: 1 LOB: 2 BB: 1 P: 10		1B: 7 2B: 0 3B: 0 HR: 2	SF: 0 SAC: 0 DP: 1 HBP: 0						

PITCHER	IP	WLS	BF	H	R	ER	SO	BB	IBB	HBP	BLK	WP	HR	S	P	ERA	WHIP
Brian Kingman, R (1, 1) ERA: 3.34	8.0	L	34	9	4	3	4	1	0	0	0	0	2	41	45	3.38	1.250

PITCHER	IP	WLS	BF	H	R	ER	SO	BB	IBB	HBP	BLK	WP	HR	S	P	ERA	WHIP

BOTTOM

Oakland Athletics @ Seattle Mariners

The Kingdome, Seattle, WA

Sun Aug 17 1980, 10:05 PM EDT

Att. 5,484 - Dome

livebaseballscorecards.com

AB	33
R	4
H	9
RBI	4
BB	1
SO	4
LOB	11

WP: 0	PB: 0	SB: 0	CS: 0
PA: 34			

Batter	1	2	3	4	5	6	7	8	9	AB	R	H	RBI	BB	SO	LOB
Bucky Dent, R (1, 6) OBP: 0.313, SLG: 0.335	F9		F8		6-3		FC5-4 1B		1-3 2B	5	0	2	0	0	0	0
Rick Cerone, R (1, 2) OBP: 0.309, SLG: 0.430	4-3 1B		1B		F8		1-2f FC5-4		F8	5	0	2	0	0	0	3
Lou Piniella, R (1, 7) OBP: 0.319, SLG: 0.321	4-3 1-2		K			FC6-4 2B		5-3		4	0	1	0	0	1	2
Reggie Jackson, L (1, 9) OBP: 0.388, SLG: 0.610	5-3		K2-3			P6		HR		4	1	1	1	0	1	3
Bob Watson, R (1, 3) OBP: 0.359, SLG: 0.434		1B 2B		HR		FC6-4 IBB		G4-6-3 1B		3	2	3	1	1	0	0
Eric Soderholm, R (1, 10) OBP: 0.347, SLG: 0.439		5-3		F9		FC6-4 1-2f 2-3		G4-6-3 1-2f		4	0	0	0	0	0	4
Aurelio Rodriguez, R (1, 5) OBP: 0.236, SLG: 0.312		K		4-3		1-3			FC4-6 BB	3	0	0	0	1	1	3
Bobby Brown, S (1, 8) OBP: 0.313, SLG: 0.414		2-H 1B		F9			F3		F7	4	0	1	1	0	0	1
Fred Stanley, R (1, 4) OBP: 0.241, SLG: 0.243		F8			F8		6-3		2B FC4-6 1-2f	4	0	0	0	0	0	2
Inning Stats	R: 0 E: 0 K: 0 S: 4 H: 1 LOB: 1 BB: 0 P: 4	R: 1 E: 0 K: 1 S: 7 H: 2 LOB: 1 BB: 0 P: 7	R: 0 E: 0 K: 2 S: 8 H: 1 LOB: 1 BB: 0 P: 8	R: 1 E: 0 K: 0 S: 4 H: 1 LOB: 0 BB: 0 P: 4	R: 0 E: 0 K: 0 S: 3 H: 0 LOB: 0 BB: 0 P: 3	R: 0 E: 0 K: 0 S: 4 H: 1 LOB: 2 BB: 1 P: 8	R: 0 E: 0 K: 0 S: 4 H: 1 LOB: 1 BB: 0 P: 4	R: 1 E: 0 K: 0 S: 4 H: 2 LOB: 0 BB: 0 P: 4	R: 0 E: 0 K: 0 S: 4 H: 1 LOB: 2 BB: 1 P: 8	1B: 5 2B: 3 3B: 0 HR: 2 SF: 0 SAC: 0 DP: 1 HBP: 0						

PITCHER	IP	WLS	BF	H	R	ER	SO	BB	IBB	HBP	BLK	WP	HR	S	P	ERA	WHIP
Rick Honeycutt, L (1, 1) ERA: 3.64	7.1	L	32	9	3	3	3	0	1	0	0	0	2	37	41	3.68	1.227
Dave Heaverlo, R (8, 1) ERA: 3.53	1.2		6	1	0	0	0	1	0	0	0	0	0	5	9	0.00	1.200

PITCHER	IP	WLS	BF	H	R	ER	SO	BB	IBB	HBP	BLK	WP	HR	S	P	ERA	WHIP

TOP

New York Yankees @ Seattle Mariners

The Kingdome, Seattle, WA

Tue Aug 19 1980, 10:05 PM EDT

Att. 15,043 - Dome

livebaseballscorecards.com

AB	36
R	3
H	10
RBI	3
BB	2
SO	3
LOB	18

Batter	1	2	3	4	5	6	7	8	9	AB	R	H	RBI	BB	SO	LOB
Julio Cruz, S (1, 4) OBP: 0.321, SLG: 0.247	F9		FC6-4 S 1-2f		K 1-2		BB 1-2		1-3	4	0	0	0	1	1	3
Bill Stein, R (1, 5) OBP: 0.352, SLG: 0.422	K		K 1-2		P4		K			3	0	0	0	0	2	2
Dan Meyer, L (7, PH) (8, 5) OBP: 0.313, SLG: 0.396										1	0	0	0	0	1	3
Bruce Bochte, L (1, 3) OBP: 0.366, SLG: 0.451	BB PB E		F8			F8		2B		3	1	1	0	1	0	1
Willie Horton, R (1, 10) OBP: 0.304, SLG: 0.306	E5 1-H			K		P4		K		4	0	0	0	0	2	1
Juan Beniquez, R (1, 8) OBP: 0.269, SLG: 0.353	F9			BB		F8		F3		3	0	0	0	1	0	2
Tom Paciorek, R (1, 9) OBP: 0.316, SLG: 0.475		CS 5-3 1B		K			FC2-6 1B	4-3		3	0	2	0	0	1	1
Joe Simpson, L (7, PR) (8, 9) OBP: 0.309, SLG: 0.345										1	0	0	0	0	0	1
Leon Roberts, R (1, 7) OBP: 0.338, SLG: 0.435		5-3 1-2		6-3			FC2-6 1B S 1-2f		BB	3	0	0	0	1	0	3
Jim Anderson, R (1, 6) OBP: 0.297, SLG: 0.329		5-3 2-3			FC4-6 1B		K 1-2		K	3	0	1	0	0	1	2
Larry Milbourne, S (9, PH) OBP: 0.286, SLG: 0.314										1	0	0	0	0	1	1
Larry Cox, R (1, 2) OBP: 0.261, SLG: 0.293			FC6-4 BB		FC4-6 S 1-2f		BB 2-3		P6	2	0	1	0	1	0	1
Jerry Narron, L (9, PH) OBP: 0.176, SLG: 0.097										1	0	0	0	0	0	1
Inning Stats	R: 1 E: 1 K: 1 S: 6 H: 0 LOB: 1 BB: 1 P: 10	R: 0 E: 0 K: 0 S: 3 H: 1 LOB: 0 BB: 0 P: 3	R: 0 E: 0 K: 1 S: 5 H: 0 LOB: 1 BB: 1 P: 9	R: 0 E: 0 K: 2 S: 7 H: 0 LOB: 1 BB: 1 P: 11	R: 0 E: 0 K: 1 S: 6 H: 1 LOB: 1 BB: 0 P: 6	R: 0 E: 0 K: 0 S: 3 H: 0 LOB: 0 BB: 0 P: 3	R: 0 E: 0 K: 2 S: 9 H: 2 LOB: 3 BB: 1 P: 13	R: 0 E: 0 K: 1 S: 6 H: 1 LOB: 1 BB: 0 P: 6	R: 0 E: 0 K: 1 S: 5 H: 0 LOB: 1 BB: 1 P: 9	1B: 4 2B: 1 3B: 0 HR: 0	SF: 0 SAC: 0 DP: 0 HBP: 0						

PITCHER	IP	WLS	BF	H	R	ER	SO	BB	IBB	HBP	BLK	WP	HR	S	P	ERA	WHIP
Tom Underwood, L (1, 1) ERA: 4.16	6.2	W	28	4	1	0	6	4	0	0	0	0	0	36	52	0.00	1.200
Rich Gossage, R (7, 1) ERA: 2.34	2.1	S	9	1	0	0	3	1	0	0	0	0	0	14	18	0.00	0.857

PITCHER	IP	WLS	BF	H	R	ER	SO	BB	IBB	HBP	BLK	WP	HR	S	P	ERA	WHIP

BOTTOM

New York Yankees @ Seattle Mariners

The Kingdome, Seattle, WA

Tue Aug 19 1980, 10:05 PM EDT

Att. 15,043 - Dome

livebaseballscorecards.com

AB	32
R	1
H	5
RBI	0
BB	5
SO	9
LOB	22

WP: 0 PB: 1 SB: 3 CS: 1 PA: 37

Batter	1	2	3	4	5	6	7	8	9	AB	R	H	RBI	BB	SO	LOB
Ruppert Jones, L (1, 8) OBP: 0.289, SLG: 0.362	S S S 0-3 ① K		x 0-0 ② 1B 2B		x 0-0 ② 4-3 2-3		x 0-0 ① 4-3	x 0-0 ③ 4-3		5	1	1	0	0	1	4
Bobby Murcer, L (1, 10) OBP: 0.360, SLG: 0.497	x 0-0 ② 1-3		x 0-0 BB 1B 2-H 1B		x 0-0 ③ F9		x 0-0 BB 2-H 3-H 2B		x 0-0 ① F7	5	1	2	3	0	0	1
Oscar Gamble, L (1, 7) OBP: 0.319, SLG: 0.500 Lou Piniella, R (7, PH) OBP: 0.325, SLG: 0.329 (7, 7)	x 0-0 ③ F8		B B B B 4-0 1B 1-2 BB			x 0-0 ① 4-3	4-0 BB IBB		x 0-0 2B	2 1	0 0	0 1	0 0	1 1	0 0	0 0
Reggie Jackson, L (1, 9) OBP: 0.390, SLG: 0.608 Joe Lefebvre, L (9, PR) OBP: 0.363, SLG: 0.463 (9, 9)		x 0-0 ① 5-3	x 0-0 ③ 1-3 2-H 1B			x 0-0 ② 1-3	B B B B 4-0 1-2 2-3 BB		4-0 IBB	3 0	0 0	1 0	1 0	2 0	0 0	0 0
Bob Watson, R (1, 3) OBP: 0.361, SLG: 0.449 Jim Spencer, L (8, 3) OBP: 0.304, SLG: 0.402		x 0-0 HR		x 0-0 ① 4-3		x 0-0 S S S 3B	0-3 ② K	S S S	0-3 ② K	4 1	1 0	2 0	1 0	0 0	1 1	3 2
Rick Cerone, R (1, 2) OBP: 0.305, SLG: 0.425		x 0-0 ② 1-3		x 0-0 ② 5-3		x 0-0 ③ F9	x 0-0 ③ F3		x 0-0 ③ F7	5	0	0	0	0	0	6
Eric Soderholm, R (1, 5) OBP: 0.350, SLG: 0.442		x 0-0 ③ 5-3		x 0-0 ③ 6-3			B B B B 4-0 2B BB	x 0-0 4-3 2B		3	1	1	0	1	0	0
Aurelio Rodriguez, R (1, 4) OBP: 0.236, SLG: 0.315			S S S 0-3 ① K		x 0-0 ① F8		x 0-0 2B 1-H 2B	x 0-0 ① 4-3 2-3		4	1	1	1	0	1	1
Bucky Dent, R (1, 6) OBP: 0.315, SLG: 0.343			x 0-0 ② 6-3		x 0-0 4-3 2B		x 0-0 2-3 2B	x 0-0 ② 5-3		4	1	2	0	0	0	1
Inning Stats	R: 0 H: 0 E: 0 LOB: 0 K: 1 BB: 0 S: 5 P: 5	R: 1 H: 1 E: 0 LOB: 0 K: 0 BB: 0 S: 4 P: 4	R: 2 H: 3 E: 0 LOB: 2 K: 1 BB: 1 S: 7 P: 11	R: 0 H: 0 E: 0 LOB: 0 K: 0 BB: 0 S: 3 P: 3	R: 0 H: 1 E: 0 LOB: 1 K: 0 BB: 0 S: 4 P: 4	R: 0 H: 1 E: 0 LOB: 1 K: 0 BB: 0 S: 4 P: 4	R: 3 H: 3 E: 0 LOB: 3 K: 1 BB: 3 S: 8 P: 20	R: 0 H: 1 E: 0 LOB: 2 K: 0 BB: 1 S: 4 P: 4	R: 0 H: 1 E: 0 LOB: 1 K: 1 BB: 1 S: 6 P: 10	1B: 2 SF: 0 2B: 7 SAC: 0 3B: 1 DP: 0 HR: 1 HBP: 0						WP: 0 PA: 42 PB: 0 SB: 0 CS: 0	

PITCHER		IP	WLS	BF	H	R	ER	SO	BB	IBB	HBP	BLK	WP	HR	S	P	ERA	WHIP
Glenn Abbott, R ERA: 3.97	(1, 1)	6.0	L	27	8	6	6	2	2	0	0	0	0	1	29	37	9.00	1.667
Dave Roberts, L ERA: 4.1	(7, 1)	0.1		4	1	0	0	0	1	1	0	0	0	0	2	10	0.00	6.000
Dave Heaverlo, R ERA: 3.39	(7, 1)	2.2		11	2	0	0	2	0	1	0	0	0	0	14	18	0.00	0.750

PITCHER	IP	WLS	BF	H	R	ER	SO	BB	IBB	HBP	BLK	WP	HR	S	P	ERA	WHIP

TOP

New York Yankees @ Seattle Mariners

The Kingdome, Seattle, WA

Wed Aug 20 1980, 10:05 PM EDT

Att. 14,143 - Dome - 68 F

livebaseballscorecards.com

AB	37
R	6
H	11
RBI	6
BB	5
SO	4
LOB	18

Batter	1	2	3	4	5	6	7	8	9	AB	R	H	RBI	BB	SO	LOB
Julio Cruz, S (1, 4) OBP: 0.320, SLG: 0.247	4-3 SH2-3 1B		F9		6-3			1-3		4	0	1	0	0	0	0
Bill Stein, R (1, 5) OBP: 0.347, SLG: 0.415	SH2-3 1-2		5-3			4-3		F8		3	0	0	0	0	0	0
Bruce Bochte, L (1, 3) OBP: 0.368, SLG: 0.450	4-3 2-3		6-3			1B 1B			BBBB FC1-4 BB	3	0	1	0	1	0	1
Willie Horton, R (1, 10) OBP: 0.304, SLG: 0.305 Jim Anderson, R (9, PR) OBP: 0.297, SLG: 0.329	F2			6-3		L4-3 1-3 1B			FC1-4 1-2f HR	4 0	0 1	1 0	0 0	0 0	0 0	2 0
Juan Beniquez, R (1, 8) OBP: 0.279, SLG: 0.374		HR 1B		BBBB 1B BB		L4-3 1-2			1-H HR	3	2	2	2	1	0	2
Tom Paciorek, R (1, 9) OBP: 0.319, SLG: 0.485		1-H HR		G6-4-3 1-2 1B			F8		1-3	4	1	2	2	0	0	1
Leon Roberts, R (1, 7) OBP: 0.335, SLG: 0.431 Dan Meyer, L (9, PH) OBP: 0.314, SLG: 0.397	SSS K			G6-4-3 1-2f			5-3		1B	3 1	0 0	0 1	0 0	0 0	1 0	2 0
Mario Mendoza, R (1, 6) OBP: 0.287, SLG: 0.296 Joe Simpson, L (9, PH) OBP: 0.308, SLG: 0.344	F9				F8		6-3		SSS K	3 1	0 0	0 0	0 0	0 0	0 1	0 1
Larry Cox, R (1, 2) OBP: 0.259, SLG: 0.290 Jerry Narron, L (8, PH) OBP: 0.171, SLG: 0.094 (9, 2)	F8				5-3			4-3		2 1	0 0	0 0	0 0	0 0	0 0	0 0
Inning Stats	R: 0 H: 1 E: 0 LOB: 1 K: 0 BB: 0 S: 4 P: 4	R: 2 H: 2 E: 0 LOB: 0 K: 1 BB: 0 S: 7 P: 7	R: 0 H: 0 E: 0 LOB: 0 K: 0 BB: 0 S: 3 P: 3	R: 0 H: 1 E: 0 LOB: 1 K: 0 BB: 1 S: 3 P: 7	R: 0 H: 0 E: 0 LOB: 0 K: 0 BB: 0 S: 3 P: 3	R: 0 H: 2 E: 0 LOB: 1 K: 0 BB: 0 S: 4 P: 4	R: 0 H: 0 E: 0 LOB: 0 K: 0 BB: 0 S: 3 P: 3	R: 0 H: 0 E: 0 LOB: 0 K: 0 BB: 0 S: 3 P: 3	R: 2 H: 2 E: 0 LOB: 1 K: 1 BB: 1 S: 7 P: 11	1B: 6 SF: 0 2B: 1 SAC: 1 3B: 0 DP: 2 HR: 2 HBP: 0						WP: 0 PA: 35 PB: 0 SB: 0 CS: 0	

PITCHER		IP	WLS	BF	H	R	ER	SO	BB	IBB	HBP	BLK	WP	HR	S	P	ERA	WHIP
Tommy John, L ERA: 3.49	(1, 1)	6.0	W	23	6	2	2	1	1	0	0	0	0	1	24	28	3.00	1.167
Doug Bird, R ERA: 2.22	(7, 1)	2.2		11	2	2	2	0	1	0	0	0	0	1	10	14	6.75	1.125
Rich Gossage, R ERA: 2.33	(9, 1)	0.1	S	1	0	0	0	1	0	0	0	0	0	0	3	3	0.00	0.000

PITCHER	IP	WLS	BF	H	R	ER	SO	BB	IBB	HBP	BLK	WP	HR	S	P	ERA	WHIP

BOTTOM

New York Yankees @ Seattle Mariners

The Kingdome, Seattle, WA

Wed Aug 20 1980, 10:05 PM EDT

Att. 14,143 - Dome - 68 F

livebaseballscorecards.com

AB	32
R	4
H	8
RBI	4
BB	2
SO	2
LOB	9

Batter	1	2	3	4	5	6	7	8	9	AB	R	H	RBI	BB	SO	LOB
Ruppert Jones, L (1, 8) OBP: 0.297, SLG: 0.363	0-0 G1-6-3 1B		BBBB 4-0 S 1B BB	BBBB 4-0 E BB	SSS 0-3 ③ K			BBBB 4-0 BB		2	1	1	0	3	1	2
Bobby Murcer, L (1, 10) OBP: 0.357, SLG: 0.487	0-0 ①② G1-6-3 1-2f	SSS 0-3 ① K 1-2	0-0 E4 1-2 2-3		BBBB 4-0 G4-3 BB			0-0 ② F8		4	0	0	0	1	1	5
Bob Watson, R (1, 3) OBP: 0.356, SLG: 0.443	SSS 0-3 ③ K	0-0 ② P6	SSS 0-3 ③ K		0-0 ①② G4-3 1-2f			0-0 ③ G3		5	0	0	0	0	2	6
Reggie Jackson, L (1, 9) OBP: 0.392, SLG: 0.606	SSS 0-3 ① K	0-0 2-H 1B		BBBB 4-0 E 1B 2B BB	0-0 ③ 4-3				BBBB 4-0 1B 1B BB	3	1	1	1	2	1	0
Lou Piniella, R (1, 7) OBP: 0.335, SLG: 0.339	0-0 2B 1B	0-0 ③ F9		0-0 1-2 E 2B 1B			0-0 SH3-4 1B		0-0 1-2 1B	5	1	4	0	0	0	1
Rick Cerone, R (1, 2) OBP: 0.307, SLG: 0.425	SSS 0-3 ② K		0-0 G5-4-3 1B	SSS 0-3 ① K			0-0 ① SH3-4 1-2		0-0 1-2 2-3 1B	4	0	2	0	0	2	3
Eric Soderholm, R (1, 5) OBP: 0.351, SLG: 0.443	0-0 1-3 2B		0-0 ①② G5-4-3 1-2f	0-0 ② P4			BBBB 4-0 G6-4-3 BB		SSS 0-3 ① K	4	0	1	0	1	1	6
Aurelio Rodriguez, R (1, 4) OBP: 0.240, SLG: 0.319	BBBB 4-0 BB		0-0 2B 2B	0-0 E5 2B 1-2 2-3			0-0 ②③ G6-4-3 1-2f		SSS 0-3 ② K	4	1	1	0	1	1	7
Bucky Dent, R (1, 6) OBP: 0.316, SLG: 0.350	SSS 0-3 ③ K		0-0 E 2-H 2B	0-0 1-3 2-H 3-H 2B				0-0 ① F9	0-0 ③ F8	5	0	2	3	0	1	6
Inning Stats	R: 0 E: 0 K: 1 S: 5 H: 1 LOB: 0 BB: 0 P: 5	R: 0 E: 0 K: 3 S: 11 H: 2 LOB: 3 BB: 1 P: 15	R: 1 E: 0 K: 1 S: 6 H: 1 LOB: 1 BB: 1 P: 10	R: 1 E: 1 K: 1 S: 8 H: 3 LOB: 3 BB: 1 P: 12	R: 2 E: 1 K: 2 S: 10 H: 2 LOB: 2 BB: 1 P: 14	R: 0 E: 0 K: 0 S: 2 H: 0 LOB: 0 BB: 1 P: 6	R: 0 E: 0 K: 0 S: 3 H: 1 LOB: 1 BB: 1 P: 7	R: 0 E: 0 K: 0 S: 3 H: 0 LOB: 1 BB: 1 P: 7	R: 0 E: 0 K: 2 S: 9 H: 2 LOB: 3 BB: 1 P: 13	1B: 8 2B: 4 3B: 0 HR: 0	SF: 0 SAC: 1 DP: 4 HBP: 0						

TOP

New York Yankees @ Seattle Mariners

The Kingdome, Seattle, WA

Thu Aug 21 1980, 10:05 PM EDT

Att. 16,400 - Dome - 68 F

livebaseballscorecards.com

AB	36
R	4
H	12
RBI	4
BB	8
SO	10
LOB	36

WP: 0 PB: 0 SB: 1 CS: 0 PA: 45

PITCHER		IP	WLS	BF	H	R	ER	SO	BB	IBB	HBP	BLK	WP	HR	S	P	ERA	WHIP
Floyd Bannister, L ERA: 3.67	(1, 1)	4.0		23	8	4	2	6	4	0	0	0	0	0	31	47	4.50	3.000
Byron McLaughlin, R ERA: 7.17	(5, 1)	0.2		4	1	0	0	1	0	0	0	0	0	0	6	6	0.00	1.500
Dave Roberts, L ERA: 3.97	(5, 1)	2.1	W	8	1	0	0	1	2	0	0	0	0	0	8	16	0.00	1.286
Shane Rawley, L ERA: 3.57	(8, 1)	2.0	S	10	2	0	0	2	2	0	0	0	0	0	12	20	0.00	2.000

PITCHER	IP	WLS	BF	H	R	ER	SO	BB	IBB	HBP	BLK	WP	HR	S	P	ERA	WHIP

Batter	1	2	3	4	5	6	7	8	9	AB	R	H	RBI	BB	SO	LOB
Julio Cruz, S (1, 10) OBP: 0.322, SLG: 0.257	E4 (E S, SH)	BB		F8 ③			HR			3	2	1	1	1	0	1
Joe Simpson, L (1, 9) OBP: 0.313, SLG: 0.346 Bill Stein, R (7, PH) OBP: 0.345, SLG: 0.412 (8, 5)	SH (WP BB, 1B) 1-H	G6-3 BB 1-2			6-3 1B		F9 ①			1 1	2 0	1 0	1 0	1 0	0 0	0 0
Dan Meyer, L (1, 5) (8, 7) OBP: 0.314, SLG: 0.394	WP 1B BB 1-2	G6-3 ②③ 1-2f			6-3 ① 1-2		4-3 ②			3	1	0	0	1	0	3
Bruce Bochte, L (1, 3) OBP: 0.371, SLG: 0.450	1B FC BB 1-2 2-3	G6-4-3 BB			CS 1B 2-H		F8 ③			2	1	1	1	2	0	0
Juan Beniquez, R (1, 8) OBP: 0.273, SLG: 0.366	K ①	K ①			K ②③ 1-2			F8 ①		4	0	0	0	0	3	5
Tom Paciorek, R (1, 7) (8, 9) OBP: 0.318, SLG: 0.482	FC 1B 1-3 2-H 3-H	G6-4-3 ②③ 1-2f				F7 ①		K ②		4	0	1	2	0	1	1
Larry Milbourne, S (1, 4) OBP: 0.291, SLG: 0.331	FC G1-6-3 2-3 3-H			CS 1B		3B		L9 ③		4	0	2	1	0	0	1
Jerry Narron, L (1, 2) OBP: 0.158, SLG: 0.086	G1-6-3 ②③ 1-2f			P6 ① 1-2		L3 ②				3	0	0	0	0	0	4
Jim Anderson, R (1, 6) OBP: 0.295, SLG: 0.326 Leon Roberts, R (6, PH) OBP: 0.334, SLG: 0.430 Mario Mendoza, R (7, 6) OBP: 0.287, SLG: 0.296		2-3 ①		K ②		F9 ③				2 1 0	0 0 0	0 0 0	0 0 0	0 0 0	1 0 0	1 1 0
Inning Stats	R: 4 E: 1 K: 1 S: 8 / H: 1 LOB: 1 BB: 2 P: 16	R: 0 E: 0 K: 0 S: 2 / H: 0 LOB: 1 BB: 2 P: 10	R: 0 E: 0 K: 1 S: 4 / H: 0 LOB: 0 BB: 1 P: 8	R: 0 E: 0 K: 1 S: 6 / H: 1 LOB: 1 BB: 0 P: 6	R: 1 E: 0 K: 1 S: 6 / H: 2 LOB: 1 BB: 0 P: 6	R: 0 E: 0 K: 0 S: 4 / H: 1 LOB: 1 BB: 0 P: 4	R: 1 E: 0 K: 0 S: 4 / H: 1 LOB: 0 BB: 0 P: 4	R: 0 E: 0 K: 1 S: 5 / H: 0 LOB: 0 BB: 0 P: 5		1B: 4 2B: 1 3B: 1 HR: 1	SF: 0 SAC: 1 DP: 4 HBP: 0						

PITCHER		IP	WLS	BF	H	R	ER	SO	BB	IBB	HBP	BLK	WP	HR	S	P	ERA	WHIP
Gaylord Perry, R ERA: 3.27	(1, 1)	6.0	L	27	5	5	1	4	5	0	0	0	1	0	30	50	1.50	1.667
Ron Guidry, L ERA: 3.72	(7, 1)	2.0		7	1	1	1	1	0	0	0	0	0	1	9	9	4.50	0.500

PITCHER	IP	WLS	BF	H	R	ER	SO	BB	IBB	HBP	BLK	WP	HR	S	P	ERA	WHIP

BOTTOM

New York Yankees @ Seattle Mariners

The Kingdome, Seattle, WA

Thu Aug 21 1980, 10:05 PM EDT

Att. 16,400 - Dome - 68 F

livebaseballscorecards.com

AB	28
R	6
H	6
RBI	6
BB	5
SO	5
LOB	17

1B: 4	SF: 0	WP: 1	PA: 34
2B: 1	SAC: 1	PB: 0	
3B: 1	DP: 4	SB: 1	
HR: 1	HBP: 0	CS: 2	

Batter	1	2	3	4	5	6	7	8	9	AB	R	H	RBI	BB	SO	LOB
Rick Burleson, R (1, 6) OBP: 0.347, SLG: 0.373	0-0 ① 5-3		4-0 1B BB		0-0 ② F8		0-0 ③ 1-3		0-0 E8 1-H 1B	4	0	1	0	1	0	2
Dave Stapleton, R (1, 4) OBP: 0.324, SLG: 0.461	0-0 ② 6-3		0-0 1-2 1B		0-0 ③ F8			0-0 WP 5-3 1B	0-0 ③ 5-3	5	0	2	0	0	0	1
Fred Lynn, L (1, 8) OBP: 0.386, SLG: 0.489	0-0 S 1B		0-0 ② F8			0-0 ① G3		0-0 ① F5		4	0	1	0	0	0	3
Tony Perez, R (1, 3) OBP: 0.316, SLG: 0.478	0-0 ③ 6-3 1-2		0-0 ③ 4-3			0-0 ② 5-3		0-0 ② 5-3 1-2		4	0	0	0	0	0	4
Jim Rice, R (1, 7) OBP: 0.316, SLG: 0.469		0-0 L3 1B		0-3 ① K		0-0 ③ L5		4-0 2-3 BB		3	0	1	0	1	1	0
Carl Yastrzemski, L (1, 10) OBP: 0.353, SLG: 0.454		0-0 ① ② L3 1-2		0-0 5-3 1B			0-0 SH5-4 1B	0-0 ③ L9		4	0	2	0	0	0	3
Carlton Fisk, R (1, 2) OBP: 0.358, SLG: 0.475		H 1-0 HBP		0-0 ② 5-3 1-2			0-0 SH5-4 1-2 1B		0-0 ① 1-3	3	0	1	0	0	0	1
Dwight Evans, R (1, 9) OBP: 0.335, SLG: 0.456		0-0 ③ 1-3		0-0 ③ 6-3			0-0 ① SH5-4 1-2 2-3		0-0 ② F8	3	0	0	0	0	0	2
Glenn Hoffman, R (1, 5) OBP: 0.333, SLG: 0.419			0-3 ① K		0-0 ① 5-3		0-3 ② K		0-0 1B E 1B	4	1	1	0	0	2	2
Inning Stats	R: 0 H: 1 E: 0 LOB: 1 K: 0 BB: 0 S: 4 P: 4	R: 0 H: 1 E: 0 LOB: 1 K: 0 BB: 0 S: 3 P: 4	R: 0 H: 1 E: 0 LOB: 2 K: 1 BB: 1 S: 6 P: 10	R: 0 H: 1 E: 0 LOB: 1 K: 1 BB: 0 S: 6 P: 6	R: 0 H: 0 E: 0 LOB: 0 K: 0 BB: 0 S: 3 P: 3	R: 0 H: 0 E: 0 LOB: 0 K: 0 BB: 0 S: 3 P: 3	R: 0 H: 2 E: 0 LOB: 2 K: 1 BB: 0 S: 7 P: 7	R: 0 H: 1 E: 0 LOB: 2 K: 0 BB: 1 S: 4 P: 8	R: 1 H: 2 E: 1 LOB: 1 K: 0 BB: 0 S: 5 P: 5	1B: 9 SF: 0 2B: 1 SAC: 1 3B: 0 DP: 1 HR: 0 HBP: 1						

PITCHER	IP	WLS	BF	H	R	ER	SO	BB	IBB	HBP	BLK	WP	HR	S	P	ERA	WHIP
Jim Beattie, R (1, 1) ERA: 4.95	9.0	L	38	9	1	0	3	2	0	1	0	1	0	41	50	0.00	1.222

PITCHER	IP	WLS	BF	H	R	ER	SO	BB	IBB	HBP	BLK	WP	HR	S	P	ERA	WHIP

TOP

Boston Red Sox @ Seattle Mariners

The Kingdome, Seattle, WA

Fri Aug 22 1980, 10:05 PM EDT

Att. 10,792 - Dome

livebaseballscorecards.com

AB	34
R	1
H	9
RBI	0
BB	2
SO	3
LOB	18

WP: 1 PA: 38
PB: 0
SB: 1
CS: 0

Batter	1	2	3	4	5	6	7	8	9	AB	R	H	RBI	BB	SO	LOB
Julio Cruz, S (1, 10) OBP: 0.324, SLG: 0.263	x 0-0 2B	x 0-0 ③ F7			S S S 0-3 ③ K			x 0-0 5-3 S 1B		4	0	2	0	0	1	2
Joe Simpson, L (1, 9) OBP: 0.308, SLG: 0.341	x 0-0 ① F2		S S S 0-3 ① K			x 0-0 ① F5		x 0-0 ② 5-3 1-3		4	0	0	0	0	1	2
Dan Meyer, L (1, 5) OBP: 0.313, SLG: 0.393	S S S 0-3 ② K		S S S 0-3 ② K			x 0-0 4-3 1B		x 0-0 ③ F7		4	0	1	0	0	2	2
Bruce Bochte, L (1, 3) OBP: 0.372, SLG: 0.449	I I I 4-0 IBB		x 0-0 ③ 1-4-3			x 0-0 ② 4-3 1-2			x 0-0 G1-6-3 1B	3	0	1	0	1	0	1
Juan Beniquez, R (1, 8) OBP: 0.268, SLG: 0.359	x 0-0 ③ F9			x 0-0 ① F3		x 0-0 ③ 4-3			x 0-0 ① ② G1-6-3 1-2f	4	0	0	0	0	0	4
Tom Paciorek, R (1, 7) OBP: 0.317, SLG: 0.482		x 0-0 ① F9		x 0-0 ② F7			x 0-0 ① F7		x 0-0 2B	4	0	1	0	0	0	0
Larry Milbourne, S (1, 4) OBP: 0.290, SLG: 0.329		x 0-0 1B 1B		S S S 0-3 ③ K			x 0-0 ② F8		x 0-0 ③ 4-3	4	0	1	0	0	1	1
Jerry Narron, L (1, 2) OBP: 0.171, SLG: 0.105		x 0-0 1-3 1B			x 0-0 ① G3		x 0-0 ③ 4-3			3	0	1	0	0	0	0
Jim Anderson, R (1, 6) OBP: 0.292, SLG: 0.323		S S S 0-3 ② K			x 0-0 ② F3			x 0-0 ① F7		3	0	0	0	0	1	2
Inning Stats	R: 0 H: 1 E: 0 LOB: 2 K: 1 BB: 1 S: 6 P: 10	R: 0 H: 2 E: 0 LOB: 2 K: 1 BB: 0 S: 7 P: 7	R: 0 H: 0 E: 0 LOB: 0 K: 2 BB: 0 S: 7 P: 7	R: 0 H: 0 E: 0 LOB: 0 K: 1 BB: 0 S: 5 P: 5	R: 0 H: 0 E: 0 LOB: 0 K: 1 BB: 0 S: 5 P: 5	R: 0 H: 1 E: 0 LOB: 1 K: 0 BB: 0 S: 4 P: 4	R: 0 H: 0 E: 0 LOB: 0 K: 0 BB: 0 S: 3 P: 3	R: 0 H: 1 E: 0 LOB: 1 K: 0 BB: 0 S: 4 P: 4	R: 0 H: 2 E: 0 LOB: 1 K: 0 BB: 0 S: 4 P: 4	1B: 5 SF: 0 2B: 2 SAC: 0 3B: 0 DP: 1 HR: 0 HBP: 0						WP: 0 PA: 34 PB: 0 SB: 1 CS: 0	

PITCHER		IP	WLS	BF	H	R	ER	SO	BB	IBB	HBP	BLK	WP	HR	S	P	ERA	WHIP
Steve Renko, R ERA: 3.39	(1, 1)	8.0	W	30	5	0	0	6	0	1	0	0	0	0	41	45	0.00	0.625
Tom Burgmeier, L ERA: 2.08	(9, 1)	0.0		1	1	0	0	0	0	0	0	0	0	0	1	1	∞	∞
Bob Stanley, R ERA: 3.57	(9, 1)	1.0	S	3	1	0	0	0	0	0	0	0	0	0	3	3	0.00	1.000

PITCHER	IP	WLS	BF	H	R	ER	SO	BB	IBB	HBP	BLK	WP	HR	S	P	ERA	WHIP

BOTTOM

Boston Red Sox @ Seattle Mariners

The Kingdome, Seattle, WA

Fri Aug 22 1980, 10:05 PM EDT

Att. 10,792 - Dome

livebaseballscorecards.com

AB	33
R	0
H	7
RBI	0
BB	1
SO	6
LOB	14

Batter	1	2	3	4	5	6	7	8	9	AB	R	H	RBI	BB	SO	LOB
Rick Burleson, R (1, 6) OBP: 0.344, SLG: 0.370	F9		4-3			1-3		L1-3		4	0	0	0	0	0	0
Dave Stapleton, R (1, 4) OBP: 0.330, SLG: 0.476	5-3			FC6 1B		G4-6-3 1B			HR	4	1	3	1	0	0	0
Fred Lynn, L (1, 8) OBP: 0.385, SLG: 0.486	1B			FC6 G5-4-3 1-2f		G4-6-3 1-2f			K	4	0	1	0	0	1	2
Tony Perez, R (1, 3) OBP: 0.315, SLG: 0.475	F4			G5-4-3 1-2f			K		WP BB	3	0	0	0	1	1	2
Jim Rice, R (1, 7) OBP: 0.313, SLG: 0.464		4-3			F7		1-3		K	4	0	0	0	0	1	1
Carl Yastrzemski, L (1, 10) OBP: 0.354, SLG: 0.453		F8			1B BB		1B		4-3 1-2	3	0	1	0	1	0	1
Carlton Fisk, R (1, 2) OBP: 0.358, SLG: 0.474		F8			1-3 1B		F7			3	0	1	0	0	0	1
Dwight Evans, R (1, 9) OBP: 0.335, SLG: 0.455			G5-4-3 1B		F2			L8		3	0	1	0	0	0	2
Glenn Hoffman, R (1, 5) OBP: 0.328, SLG: 0.411			G5-4-3 1-2f		5-3			5-3		3	0	0	0	0	0	3
Inning Stats	R: 0 E: 0 K: 0 S: 4 H: 1 LOB: 1 BB: 0 P: 4	R: 0 E: 0 K: 0 S: 3 H: 0 LOB: 0 BB: 0 P: 3	R: 0 E: 0 K: 0 S: 3 H: 1 LOB: 0 BB: 0 P: 3	R: 0 E: 0 K: 0 S: 3 H: 1 LOB: 0 BB: 0 P: 3	R: 0 E: 0 K: 0 S: 4 H: 1 LOB: 2 BB: 1 P: 8	R: 0 E: 0 K: 0 S: 3 H: 1 LOB: 0 BB: 0 P: 3	R: 0 E: 0 K: 1 S: 6 H: 1 LOB: 1 BB: 0 P: 6	R: 0 E: 0 K: 0 S: 3 H: 0 LOB: 0 BB: 0 P: 3	R: 1 E: 0 K: 2 S: 8 H: 1 LOB: 1 BB: 1 P: 12	1B: 6 2B: 0 3B: 0 HR: 1 SF: 0 SAC: 0 DP: 3 HBP: 0						

PITCHER		IP	WLS	BF	H	R	ER	SO	BB	IBB	HBP	BLK	WP	HR	S	P	ERA	WHIP
Rob Dressler, R ERA: 4.42	(1, 1)	8.0	W	29	7	1	1	1	1	0	0	0	0	1	30	34	1.12	1.000
Shane Rawley, L ERA: 3.54	(9, 1)	1.0	S	4	0	0	0	2	1	0	0	0	1	0	7	11	0.00	1.000

PITCHER		IP	WLS	BF	H	R	ER	SO	BB	IBB	HBP	BLK	WP	HR	S	P	ERA	WHIP

TOP

Boston Red Sox @ Seattle Mariners

The Kingdome, Seattle, WA

Sat Aug 23 1980, 10:05 PM EDT

Att. 16,072 - Dome

livebaseballscorecards.com

AB	31
R	1
H	7
RBI	1
BB	2
SO	3
LOB	12

WP: 1	PA: 33
PB: 0	
SB: 0	
CS: 0	

Batter	1	2	3	4	5	6	7	8	9	AB	R	H	RBI	BB	SO	LOB
Julio Cruz, S (1, 4) OBP: 0.323, SLG: 0.263	F8		4-3		E S 1B 1B		B1-3			4	1	1	0	0	0	1
Bill Stein, R (1, 10) OBP: 0.340, SLG: 0.406	F7		E5		5-3		6-3			3	0	0	0	0	0	1
Dan Meyer, L (7, PH) OBP: 0.313, SLG: 0.392										1	0	0	0	0	0	0
Bruce Bochte, L (1, 3) OBP: 0.373, SLG: 0.447	WP BB		BB		K		K			2	0	0	0	2	2	1
Juan Beniquez, R (1, 8) OBP: 0.268, SLG: 0.357	K		F8		BB 1B			6-3		4	0	1	1	0	1	3
Tom Paciorek, R (1, 9) OBP: 0.319, SLG: 0.481		F9		2B 1B	1-2 BB			K		3	1	1	0	1	1	0
Leon Roberts, R (1, 7) OBP: 0.333, SLG: 0.425		5-3		K	F7			1B BB		3	0	0	0	1	1	3
Jim Anderson, R (1, 6) OBP: 0.289, SLG: 0.319		F8		F8	F7			1-3 1B		3	0	0	0	0	0	1
Mario Mendoza, R (8, 6) OBP: 0.290, SLG: 0.300										1	0	1	0	0	0	0
Ted Cox, R (1, 5) OBP: 0.298, SLG: 0.314			E 4-3 1B	1-H 2B	6-3			F4		4	1	2	1	0	0	2
Marc Hill, R (1, 2) OBP: 0.186, SLG: 0.241			B2	5-3	F9					3	0	0	0	0	0	2
Inning Stats	R: 0 H: 0 E: 0 LOB: 1 K: 1 BB: 1 S: 5 P: 9	R: 0 H: 0 E: 0 LOB: 0 K: 0 BB: 0 S: 3 P: 3	R: 1 H: 1 E: 1 LOB: 2 K: 0 BB: 1 S: 5 P: 9	R: 1 H: 2 E: 0 LOB: 1 K: 1 BB: 0 S: 7 P: 7	R: 1 H: 2 E: 0 LOB: 2 K: 1 BB: 1 S: 7 P: 11	R: 0 H: 0 E: 0 LOB: 0 K: 0 BB: 0 S: 3 P: 3	R: 0 H: 0 E: 0 LOB: 0 K: 1 BB: 0 S: 5 P: 5	R: 0 H: 1 E: 0 LOB: 2 K: 1 BB: 1 S: 6 P: 10		1B: 5 SF: 0 2B: 1 SAC: 0 3B: 0 DP: 0 HR: 0 HBP: 0						

BOTTOM

Boston Red Sox @ Seattle Mariners

The Kingdome, Seattle, WA

Sat Aug 23 1980, 10:05 PM EDT

Att. 16,072 - Dome

livebaseballscorecards.com

AB	31
R	3
H	6
RBI	2
BB	4
SO	5
LOB	14

WP: 1 PA: 35
PB: 0
SB: 1
CS: 0

PITCHER		IP	WLS	BF	H	R	ER	SO	BB	IBB	HBP	BLK	WP	HR	S	P	ERA	WHIP
Bruce Hurst, L ERA: 9.43	(1, 1)	4.2	L	22	5	3	2	3	2	0	0	0	1	0	26	34	3.86	1.500
Dick Drago, R ERA: 4.53	(5, 1)	3.1		13	1	0	0	2	2	0	0	0	0	0	15	23	0.00	0.900

PITCHER	IP	WLS	BF	H	R	ER	SO	BB	IBB	HBP	BLK	WP	HR	S	P	ERA	WHIP

Boston Red Sox @ Seattle Mariners

The Kingdome, Seattle, WA

Sun Aug 24 1980, 10:05 PM EDT

Att. 16,920 - Dome

TOP

livebaseballscorecards.com

Batter	1	2	3	4	5	6	7	8	9	AB	R	H	RBI	BB	SO	LOB
Rick Burleson, R (1, 6) OBP: 0.345, SLG: 0.370	F8	S 1B 1-3 2-H	2-H 1B			6-3		L6		5	0	2	2	0	0	1
Dave Stapleton, R (1, 4) OBP: 0.331, SLG: 0.478	G5-3 2B	K	F7			F9			E S 1B	5	0	2	0	0	1	2
Fred Lynn, L (1, 8) OBP: 0.383, SLG: 0.481	BB	K		F7			F8		P7 1-2	4	0	0	0	1	1	3
Tony Perez, R (1, 3) OBP: 0.314, SLG: 0.471	G5-3 2-3f	K 1-2 3-H		F9			F3		E IBB	4	0	0	0	1	1	3
Jim Rice, R (1, 7) OBP: 0.311, SLG: 0.460		1B 2B 1B	6-3	4-3			F7		K	5	1	1	0	0	1	2
Carlton Fisk, R (1, 10) OBP: 0.358, SLG: 0.475		2B 1B 1-2 1B	1B 2B		F7			F6	E5 1-2 2-3	5	2	2	0	0	0	2
Dwight Evans, R (1, 9) OBP: 0.339, SLG: 0.457		1B 1B 1-3 2-H 2B	1B 2B IBB		5-3			BB 3B	K	3	3	1	1	2	1	3
Glenn Hoffman, R (1, 5) OBP: 0.337, SLG: 0.430		1B 1B 2-3 3-H 1B	1-3 2-H 2B 1B		K			CS 1-H 3B		4	2	3	3	0	1	0
Gary Allenson, R (1, 2) OBP: 0.485, SLG: 0.509		1B S 1-2 3-H 1B	2-H 3-H 1B 2B			6-3		BB 3-H		3	2	2	3	1	0	0
Inning Stats	R: 0 E: 0 K: 0 S: 3 H: 1 LOB: 1 BB: 1 P: 7	R: 5 E: 0 K: 3 S: 15 H: 6 LOB: 1 BB: 0 P: 15	R: 4 E: 0 K: 0 S: 6 H: 4 LOB: 0 BB: 1 P: 10	R: 0 E: 0 K: 0 S: 3 H: 0 LOB: 0 BB: 0 P: 3	R: 0 E: 0 K: 1 S: 5 H: 0 LOB: 0 BB: 0 P: 5	R: 0 E: 0 K: 0 S: 3 H: 0 LOB: 0 BB: 0 P: 3	R: 0 E: 0 K: 0 S: 3 H: 0 LOB: 0 BB: 0 P: 3	R: 1 E: 0 K: 0 S: 3 H: 1 LOB: 1 BB: 2 P: 11	R: 0 E: 1 K: 2 S: 9 H: 1 LOB: 3 BB: 1 P: 13	1B: 8 2B: 4 3B: 1 HR: 0 SF: 0 SAC: 0 DP: 1 HBP: 0							

AB	38
R	10
H	13
RBI	9
BB	5
SO	6
LOB	16

WP: 0 PB: 0 SB: 3 CS: 1 PA: 43

PITCHER		IP	WLS	BF	H	R	ER	SO	BB	IBB	HBP	BLK	WP	HR	S	P	ERA	WHIP
Rick Honeycutt, L ERA: 4.06	(1, 1)	2.1	L	18	10	9	9	3	1	1	0	0	0	0	22	30	34.71	4.714
Byron McLaughlin, R ERA: 6.81	(3, 1)	5.0		17	2	1	1	1	1	0	0	0	0	0	18	22	1.80	0.600
Dave Heaverlo, R ERA: 3.31	(8, 1)	1.2		8	1	0	0	2	1	1	0	0	0	0	10	18	0.00	1.200

PITCHER	IP	WLS	BF	H	R	ER	SO	BB	IBB	HBP	BLK	WP	HR	S	P	ERA	WHIP

Batter	1	2	3	4	5	6	7	8	9	AB	R	H	RBI	BB	SO	LOB
Julio Cruz, S (1, 4) OBP: 0.319, SLG: 0.259	6-3		K		F7	G3			4-3	5	0	0	0	0	1	0
Joe Simpson, L (1, 7) OBP: 0.310, SLG: 0.342	4-3			E 1B	HR	F8			F8	5	2	2	0	0	0	0
Dan Meyer, L (1, 10) OBP: 0.316, SLG: 0.409	HR			E	HR		G3			4	3	3	3	0	0	0
Bruce Bochte, L (1, 3) OBP: 0.374, SLG: 0.450	G3			E7	FC5-4 BB		G3			4	1	2	2	0	0	0
Tom Paciorek, R (1, 9) OBP: 0.318, SLG: 0.476		F9		L6	FC5-4 BB		5-3			3	0	0	0	1	0	1
Juan Beniquez, R (1, 8) OBP: 0.263, SLG: 0.350		6-3		5-3	FC5-4			5-3		4	0	0	0	0	0	3
Ted Cox, R (1, 5) OBP: 0.297, SLG: 0.313 Larry Milbourne, S (4, PH) OBP: 0.291, SLG: 0.325 (5, 6)		4-3		BB	F7			F7		1 2	0 0	0 0	0 0	0 1	0 0	0 2
Jerry Narron, L (1, 2) OBP: 0.200, SLG: 0.214			F4	1-3		HR		G3		4	1	2	2	0	0	0
Mario Mendoza, R (1, 6) OBP: 0.289, SLG: 0.298 Bill Stein, R (4, PH) OBP: 0.335, SLG: 0.399 (5, 5)			4-3	1-3		F9			F9	1 3	0 0	0 0	0 0	0 0	0 0	0 2
Inning Stats	R: 1 H: 1 E: 0 LOB: 0 K: 0 BB: 0 S: 4 P: 4	R: 0 H: 0 E: 0 LOB: 0 K: 0 BB: 0 S: 3 P: 3	R: 0 H: 0 E: 0 LOB: 0 K: 1 BB: 0 S: 5 P: 5	R: 3 H: 4 E: 1 LOB: 2 K: 0 BB: 1 S: 7 P: 11	R: 2 H: 3 E: 0 LOB: 2 K: 0 BB: 1 S: 6 P: 10	R: 1 H: 1 E: 0 LOB: 0 K: 0 BB: 0 S: 4 P: 4	R: 0 H: 0 E: 0 LOB: 0 K: 0 BB: 0 S: 3 P: 3	R: 0 H: 0 E: 0 LOB: 0 K: 0 BB: 0 S: 3 P: 3	R: 0 H: 0 E: 0 LOB: 0 K: 0 BB: 0 S: 3 P: 3	1B: 5 SF: 0 2B: 1 SAC: 0 3B: 0 DP: 0 HR: 3 HBP: 0						WP: 0 PA: 38 PB: 0 SB: 0 CS: 0	

PITCHER	IP	WLS	BF	H	R	ER	SO	BB	IBB	HBP	BLK	WP	HR	S	P	ERA	WHIP
Mike Torrez, R (1, 1) ERA: 4.8	4.1		22	8	6	6	1	1	0	0	0	0	2	23	27	12.46	2.077
Bill Campbell, R (5, 1) ERA: 4.88	4.2	W	16	1	1	1	0	1	0	0	0	0	1	15	19	1.93	0.429

PITCHER	IP	WLS	BF	H	R	ER	SO	BB	IBB	HBP	BLK	WP	HR	S	P	ERA	WHIP

BOTTOM

Boston Red Sox @ Seattle Mariners

The Kingdome, Seattle, WA

Sun Aug 24 1980, 10:05 PM EDT

Att. 16,920 - Dome

livebaseballscorecards.com

AB	36
R	7
H	9
RBI	7
BB	2
SO	1
LOB	8

Batter	1	2	3	4	5	6	7	8	9	AB	R	H	RBI	BB	SO	LOB
Al Bumbry, L (1, 8) OBP: 0.395, SLG: 0.422	BLK 1B 2B		FC6-4 1B		FC1-6 1B		6-3		F8 ②	5	1	3	0	0	0	0
Rich Dauer, R (1, 5) OBP: 0.337, SLG: 0.347	G6-4-3 2-H 1B		FC6-4 ③ 1-2f		FC1-6 ① 4-3 1-2f			BBBB 4-0 HR BB	BBBB 4-0 BB	3	1	1	1	2	0	2
Ken Singleton, S (1, 9) OBP: 0.381, SLG: 0.455	G6-4-3 ①② 1-2f			HR 1B	4-3 ② 2-3			0-0 HR 1-H	F8 ③	5	2	2	2	0	0	3
Eddie Murray, S (1, 3) OBP: 0.345, SLG: 0.498	F9 ③			HR 1-H	1-3 ③			2B ①		4	1	2	2	0	0	1
John Lowenstein, L (1, 7) OBP: 0.368, SLG: 0.362		3-1 ①		3-1 ①		1-3 ①		1B		3	0	0	0	0	0	0
Gary Roenicke, R (8, PH) (8, 7) OBP: 0.355, SLG: 0.398										1	0	1	0	0	0	0
Pat Kelly, L (1, 10) OBP: 0.354, SLG: 0.336		3-1 ②		FC6-4 1B		G3 ②		L9 ②		3	0	1	0	0	0	0
Benny Ayala, R (8, PH) OBP: 0.358, SLG: 0.560										1	0	0	0	0	0	1
Dan Graham, L (1, 2) OBP: 0.308, SLG: 0.454		2-3 ③		FC6-4 1-2 1B		4-3 ③		1B 1-2		3	0	1	0	0	0	0
Rick Dempsey, R (8, PH) (8, 2) OBP: 0.330, SLG: 0.427										1	0	1	0	0	0	0
Lenn Sakata, R (1, 4) OBP: 0.225, SLG: 0.343			6-3 ①	FC6-4 ② 1-2f 2-3			F9 ①	4-3 ③		4	0	0	0	0	0	4
Kiko Garcia, R (1, 6) OBP: 0.262, SLG: 0.245			F8 ②	F8 ③			SSS K ②		SSS K ①	4	0	0	0	0	2	2
Inning Stats	R: 1 H: 2 E: 0 LOB: 0 K: 0 BB: 0 S: 4 P: 4	R: 0 H: 0 E: 0 LOB: 0 K: 0 BB: 0 S: 3 P: 3	R: 0 H: 1 E: 0 LOB: 1 K: 0 BB: 0 S: 4 P: 4	R: 2 H: 4 E: 0 LOB: 2 K: 0 BB: 0 S: 7 P: 7	R: 0 H: 1 E: 1 LOB: 1 K: 0 BB: 0 S: 4 P: 4	R: 0 H: 0 E: 0 LOB: 0 K: 0 BB: 0 S: 3 P: 3	R: 0 H: 0 E: 0 LOB: 0 K: 1 BB: 0 S: 5 P: 5	R: 2 H: 4 E: 0 LOB: 2 K: 0 BB: 1 S: 6 P: 10	R: 0 H: 0 E: 0 LOB: 1 K: 1 BB: 1 S: 5 P: 9	1B: 8 SF: 0 2B: 2 SAC: 0 3B: 0 DP: 1 HR: 2 HBP: 0						

TOP

Baltimore Orioles @ Seattle Mariners

The Kingdome, Seattle, WA

Mon Aug 25 1980, 10:05 PM EDT

Att. 6,478 - Unknown

livebaseballscorecards.com

AB	37
R	5
H	12
RBI	5
BB	2
SO	2
LOB	13

WP: 0 PA: 39
PB: 0
SB: 0
CS: 0

PITCHER		IP	WLS	BF	H	R	ER	SO	BB	IBB	HBP	BLK	WP	HR	S	P	ERA	WHIP
Glenn Abbott, R ERA: 4.06	(1, 1)	7.1	W	31	10	5	5	1	1	0	0	1	0	2	32	36	6.14	1.500
Shane Rawley, L ERA: 3.48	(8, 1)	1.2	S	8	2	0	0	1	1	0	0	0	0	0	9	13	0.00	1.800

PITCHER	IP	WLS	BF	H	R	ER	SO	BB	IBB	HBP	BLK	WP	HR	S	P	ERA	WHIP

Baltimore Orioles @ Seattle Mariners

The Kingdome, Seattle, WA

Mon Aug 25 1980, 10:05 PM EDT

Att. 6,478 - Unknown

BOTTOM

livebaseballscorecards.com

Batter	1	2	3	4	5	6	7	8	9	AB	R	H	RBI	BB	SO	LOB
Julio Cruz, S (1, 4) OBP: 0.320, SLG: 0.257	S, BB	BB		6-3			G3	L3-6, 1-3		3	1	0	0	2	0	1
Joe Simpson, L (1, 7) OBP: 0.306, SLG: 0.337	F8	F7		F9			P6			4	0	0	0	0	0	3
Dan Meyer, L (1, 10) OBP: 0.320, SLG: 0.422	1B, 1-H, 2B	2B		F9			3B	1B		4	3	3	2	0	0	0
Bruce Bochte, L (1, 3) OBP: 0.376, SLG: 0.455	2B, 2-3, 1B	1B			K		1-H, 3B			4	1	2	1	0	2	0
Tom Paciorek, R (1, 9) OBP: 0.318, SLG: 0.477	1B, 1-3, 3-H, FC	2B		F4	K		F9			4	1	1	1	0	1	1
Juan Beniquez, R (1, 8) OBP: 0.267, SLG: 0.353	G3, FC, 1B, 2-3, 3-H	1B		5-3	CS, 1B			6-3		4	1	2	1	0	0	0
Larry Milbourne, S (1, 6) OBP: 0.286, SLG: 0.319 Leon Roberts, R (8, PH) OBP: 0.335, SLG: 0.425 Ted Cox, R (9, 5) OBP: 0.297, SLG: 0.313	FC, G3, 1B, 1-2, 3-H			L6	CS, 1-2	L6		HR, BB		3 0 0	1 1 0	0 0 0	1 0 0	0 1 0	0 0 0	1 0 0
Jerry Narron, L (1, 2) OBP: 0.188, SLG: 0.200 Reggie Walton, R (8, PH) OBP: 0.308, SLG: 0.615 Larry Cox, R (9, 2) OBP: 0.259, SLG: 0.290	G3, 1-2, 2-3			K		F4		1-H, HR		3 1 0	0 1 0	0 1 0	0 2 0	0 0 0	1 0 0	2 0 0
Jim Anderson, R (1, 5) OBP: 0.292, SLG: 0.322 Mario Mendoza, R (9, 6) OBP: 0.289, SLG: 0.298	BB, 2-H, 3-H, 1B			6-3		5-3		L3-6, S, 1B		4 0	0 0	2 0	2 0	0 0	0 0	0 0
Inning Stats	R: 6 E: 0 K: 0 S: 9 H: 5 LOB: 2 BB: 2 P: 17	R: 1 E: 0 K: 1 S: 6 H: 1 LOB: 0 BB: 0 P: 6	R: 0 E: 0 K: 1 S: 5 H: 0 LOB: 0 BB: 0 P: 5	R: 0 E: 0 K: 0 S: 3 H: 0 LOB: 0 BB: 0 P: 3	R: 0 E: 0 K: 2 S: 7 H: 1 LOB: 0 BB: 0 P: 7	R: 0 E: 0 K: 0 S: 3 H: 0 LOB: 0 BB: 0 P: 3	R: 1 E: 0 K: 0 S: 5 H: 2 LOB: 1 BB: 0 P: 5	R: 2 E: 0 K: 0 S: 4 H: 2 LOB: 0 BB: 1 P: 8		1B: 6 2B: 3 3B: 1 HR: 2 SF: 0 SAC: 0 DP: 1 HBP: 0						

AB	34
R	10
H	11
RBI	10
BB	3
SO	4
LOB	8

WP: 0 PB: 0 SB: 2 CS: 1 PA: 38

PITCHER		IP	WLS	BF	H	R	ER	SO	BB	IBB	HBP	BLK	WP	HR	S	P	ERA	WHIP
Dennis Martinez, R ERA: 5.09	(1, 1)	0.1	L	6	4	5	5	0	1	0	0	0	0	0	5	9	135.00	15.000
Dave Ford, R ERA: 3.88	(1, 1)	6.2		26	5	3	3	4	1	0	0	0	0	0	33	37	4.05	0.900
Tippy Martinez, L ERA: 3.0	(8, 1)	1.0		5	2	2	2	0	1	0	0	0	0	1	4	8	18.00	3.000

PITCHER	IP	WLS	BF	H	R	ER	SO	BB	IBB	HBP	BLK	WP	HR	S	P	ERA	WHIP

Baltimore Orioles @ Seattle Mariners

The Kingdome, Seattle, WA

Tue Aug 26 1980, 10:05 PM EDT
Att. 7,767 - Unknown

livebaseballscorecards.com

Batter	1	2	3	4	5	6	7	8	9	AB	R	H	RBI	BB	SO	LOB
Al Bumbry, L (1, 8) OBP: 0.394, SLG: 0.420	L5		1-3		1-2 1B			1-3		4	0	1	0	0	0	0
Rich Dauer, R (1, 5) OBP: 0.334, SLG: 0.344	4-3		F2		F7			F8		4	0	0	0	0	0	2
Ken Singleton, S (1, 9) OBP: 0.380, SLG: 0.451	E5 BB			F3 BB	F8			5-3		3	0	0	0	1	0	2
Eddie Murray, S (1, 3) OBP: 0.346, SLG: 0.499	FC5-4 1-2 BB			F3 1-2		5-3			FC5-4-6 2B	3	0	1	0	1	0	1
Benny Ayala, R (1, 10) OBP: 0.348, SLG: 0.543	FC5-4 1-2f			K		5-3			L5	4	0	0	0	0	1	4
Gary Roenicke, R (1, 7) OBP: 0.353, SLG: 0.393		K		K		F7			FC5-4-6 IBB	3	0	0	0	1	2	1
Rick Dempsey, R (1, 2) OBP: 0.329, SLG: 0.428		F6			4-3 1B 2B		F7		FC5-4-6 1-2f 2-3	4	1	1	0	0	0	2
Kiko Garcia, R (1, 4) OBP: 0.259, SLG: 0.242		F4			4-3 2-3		6-3			3	0	0	0	0	0	1
Mark Belanger, R (1, 6) OBP: 0.252, SLG: 0.268			F4		1B 3-H 1B		F8			3	0	1	1	0	0	0

TOP	
AB	31
R	1
H	4
RBI	1
BB	3
SO	3
LOB	13

Inning Stats	1	2	3	4	5	6	7	8	9		
	R: 0 H: 0	R: 0 H: 0	R: 0 H: 0	R: 0 H: 0	R: 1 H: 3	R: 0 H: 0	R: 0 H: 0	R: 0 H: 0	R: 0 H: 1	1B: 2 SF: 0	WP: 0 PA: 34
	E: 1 LOB: 2	E: 0 LOB: 0	E: 0 LOB: 0	E: 0 LOB: 1	E: 0 LOB: 2	E: 0 LOB: 0	E: 0 LOB: 0	E: 0 LOB: 0	E: 0 LOB: 2	2B: 2 SAC: 0	PB: 0
	K: 0 BB: 1	K: 1 BB: 0	K: 0 BB: 0	K: 2 BB: 1	K: 0 BB: 0	K: 0 BB: 0	K: 0 BB: 0	K: 0 BB: 0	K: 0 BB: 1	3B: 0 DP: 0	SB: 0
	S: 4 P: 8	S: 5 P: 5	S: 3 P: 3	S: 7 P: 11	S: 6 P: 6	S: 3 P: 3	S: 3 P: 3	S: 3 P: 3	S: 3 P: 7	HR: 0 HBP: 0	CS: 0

PITCHER	IP	WLS	BF	H	R	ER	SO	BB	IBB	HBP	BLK	WP	HR	S	P	ERA	WHIP
Floyd Bannister, L (1, 1) ERA: 3.53	9.0	W	34	4	1	1	3	2	1	0	0	0	0	37	49	1.00	0.667

PITCHER	IP	WLS	BF	H	R	ER	SO	BB	IBB	HBP	BLK	WP	HR	S	P	ERA	WHIP

Baltimore Orioles @ Seattle Mariners

The Kingdome, Seattle, WA

Tue Aug 26 1980, 10:05 PM EDT

Att. 7,767 - Unknown

BOTTOM

Batter	1	2	3	4	5	6	7	8	9	AB	R	H	RBI	BB	SO	LOB
Julio Cruz, S (1, 4) OBP: 0.322, SLG: 0.265	CS 1B		E6 FC6-4			SF7 3B		FC3-6 1-2f		4	1	2	0	0	0	1
Bill Stein, R (1, 10) OBP: 0.333, SLG: 0.396	1-2 1B		FC6-4 1-2f			F9		F8		4	0	1	0	0	0	3
Bruce Bochte, L (1, 3) OBP: 0.374, SLG: 0.462	F7			F9		SF7 3-H			HR	3	1	1	2	0	0	1
Tom Paciorek, R (1, 9) OBP: 0.315, SLG: 0.472	F4			K		K				3	0	0	0	0	2	1
Juan Beniquez, R (1, 8) OBP: 0.268, SLG: 0.349		F4		4-3			CS BB			2	0	0	0	1	0	0
Leon Roberts, R (1, 7) OBP: 0.335, SLG: 0.424		F8			SH1-4 1B		K 1-2			3	0	1	0	0	1	1
Larry Milbourne, S (1, 6) OBP: 0.288, SLG: 0.321		5-3			SH1-4 1-2		CS 1B			2	0	1	0	0	0	0
Jim Anderson, R (1, 5) OBP: 0.289, SLG: 0.319			F8		4-3		CS 1-2	K		3	0	0	0	0	1	1
Larry Cox, R (1, 2) OBP: 0.260, SLG: 0.291			F8		F6			FC3-6 1B		3	0	1	0	0	0	1

Inning Stats									
	R: 0 H: 2 E: 0 LOB: 1 K: 0 BB: 0 S: 4 P: 4	R: 0 H: 0 E: 0 LOB: 0 K: 0 BB: 0 S: 3 P: 3	R: 0 H: 0 E: 1 LOB: 1 K: 0 BB: 0 S: 4 P: 4	R: 0 H: 0 E: 0 LOB: 0 K: 1 BB: 0 S: 5 P: 5	R: 0 H: 1 E: 0 LOB: 1 K: 0 BB: 0 S: 4 P: 4	R: 1 H: 1 E: 0 LOB: 0 K: 1 BB: 0 S: 6 P: 6	R: 0 H: 1 E: 0 LOB: 0 K: 1 BB: 1 S: 4 P: 8	R: 0 H: 1 E: 0 LOB: 1 K: 1 BB: 0 S: 6 P: 6	R: 1 H: 1 E: 0 LOB: 0 K: 0 BB: 0 S: 1 P: 1

	1B: 5	SF: 1	WP: 0	PA: 31
	2B: 1	SAC: 1	PB: 0	
	3B: 1	DP: 1	SB: 0	
	HR: 1	HBP: 0	CS: 3	

PITCHER	IP	WLS	BF	H	R	ER	SO	BB	IBB	HBP	BLK	WP	HR	S	P	ERA	WHIP
Scott McGregor, L (1, 1) ERA: 3.16	8.0	L	30	7	2	2	4	1	0	0	0	0	1	37	41	2.25	1.000

PITCHER	IP	WLS	BF	H	R	ER	SO	BB	IBB	HBP	BLK	WP	HR	S	P	ERA	WHIP

AB	27
R	2
H	7
RBI	2
BB	1
SO	4
LOB	9

livebaseballscorecards.com

Batter	1	2	3	4	5	6	7	8	9	AB	R	H	RBI	BB	SO	LOB
Larry Milbourne, S (1, 4) OBP: 0.291, SLG: 0.324	FC5-4 1B		6-3		E5 BB BB 1-2	E E 2-H 1B		6-3		5	1	2	1	0	0	2
Reggie Walton, R (1, 10) OBP: 0.333, SLG: 0.529	FC5-4 1B 1-2f		F8		F7	E9 1-H 1B			BBBB G6-4-3 BB	4	0	1	1	1	0	4
Bruce Bochte, L (1, 3) OBP: 0.375, SLG: 0.460	K		2-H 1B		BBBB 4-0 BB 1-2 2-3 BB	F6			G6-4-3 1-2f	4	0	1	1	1	1	3
Tom Paciorek, R (1, 9) OBP: 0.319, SLG: 0.473	FC4-6 1-3 1B			SH2-3 1B	BBBB 4-0 1-2 2-3 3-H BB		SSS K		SSS K	4	0	2	1	1	2	0
Juan Beniquez, R (1, 8) OBP: 0.267, SLG: 0.348 Dan Meyer, L (5, PH) (5, 7) OBP: 0.321, SLG: 0.422	FC4-6 1-2f			SH2-3 1-2	4-3		F9 1B			1 2	0 0	0 1	0 0	0 0	0 0	2 3
Leon Roberts, R (1, 7) (5, 8) OBP: 0.331, SLG: 0.419		F8		SSS K	SSS K		F9 1-2			4	0	0	0	0	2	2
Jim Anderson, R (1, 5) OBP: 0.289, SLG: 0.318		F8		F8	PB 1B SF9 1B	1-3				4	1	1	0	0	0	2
Mario Mendoza, R (1, 6) OBP: 0.288, SLG: 0.297		SSS K		BBBB F8	PB 1B 1-2 1B			F8		4	1	1	0	0	1	0
Marc Hill, R (1, 2) OBP: 0.205, SLG: 0.262 Jerry Narron, L (6, PH) (6, 2) OBP: 0.184, SLG: 0.200 Larry Cox, R (8, PH) (8, 2) OBP: 0.259, SLG: 0.290			1B 2B	BBBB 4-0 BB E BB BB	SF9 1-2 2-H			SSS K		1 0 1	2 0 0	1 0 0	0 1 0	1 0 0	0 0 1	0 0 0
Inning Stats	R: 0 E: 0 K: 1 S: 7 H: 2 LOB: 2 BB: 0 P: 7	R: 0 E: 0 K: 1 S: 5 H: 0 LOB: 0 BB: 0 P: 5	R: 1 E: 0 K: 0 S: 4 H: 2 LOB: 1 BB: 0 P: 4	R: 0 E: 0 K: 1 S: 6 H: 1 LOB: 1 BB: 0 P: 6	R: 1 E: 1 K: 0 S: 4 H: 0 LOB: 3 BB: 3 P: 16	R: 3 E: 1 K: 1 S: 9 H: 4 LOB: 1 BB: 0 P: 9	R: 0 E: 0 K: 1 S: 6 H: 1 LOB: 1 BB: 0 P: 6	R: 0 E: 0 K: 1 S: 5 H: 0 LOB: 0 BB: 0 P: 5	R: 0 E: 0 K: 1 S: 4 H: 0 LOB: 0 BB: 1 P: 8	1B: 9 2B: 1 3B: 0 HR: 0	SF: 1 SAC: 1 DP: 1 HBP: 0					

TOP

Seattle Mariners @ New York Yankees

Yankee Stadium, Bronx, NY

Thu Aug 28 1980, 7:05 PM EDT

Att. 30,215 - Unknown - 82 F

livebaseballscorecards.com

AB	34
R	5
H	10
RBI	5
BB	4
SO	7
LOB	18

WP: 0 PB: 1 SB: 0 CS: 0 PA: 40

PITCHER		IP	WLS	BF	H	R	ER	SO	BB	IBB	HBP	BLK	WP	HR	S	P	ERA	WHIP
Rudy May, L ERA: 2.48	(1, 1)	4.2		22	5	2	1	3	3	0	0	0	0	0	25	37	1.93	1.714
Ron Davis, R ERA: 3.33	(5, 1)	1.0		7	4	3	3	1	0	0	0	0	0	0	9	9	27.00	4.000
Ron Guidry, L ERA: 3.61	(6, 1)	3.1	W	11	1	0	0	3	1	0	0	0	0	0	16	20	0.00	0.600

PITCHER	IP	WLS	BF	H	R	ER	SO	BB	IBB	HBP	BLK	WP	HR	S	P	ERA	WHIP

Batter	1	2	3	4	5	6	7	8	9	AB	R	H	RBI	BB	SO	LOB
Bobby Brown, S (1, 8) OBP: 0.308, SLG: 0.402	4-3 ①		G3 ①		F6 ①	G3 ③		F8 ③		5	0	0	0	0	0	2
Bobby Murcer, L (1, 10) OBP: 0.353, SLG: 0.484	F8 ②		1B		1B 2B		HR			4	1	3	1	0	0	0
Bob Watson, R (1, 3) OBP: 0.354, SLG: 0.453	F9 ③		F9 ②		1B E 2-H 1B		F7 ①			4	1	1	0	0	0	1
Reggie Jackson, L (1, 9) OBP: 0.398, SLG: 0.597 Joe Lefebvre, L (9, 9) OBP: 0.363, SLG: 0.463		HR 1B	F7 ③		E 1-3 1B 1B		F1 ②			4 0	2 0	2 0	0 0	0 0	0 0	1 0
Lou Piniella, R (1, 7) OBP: 0.352, SLG: 0.380		1-H HR		1B G6-4-3 1B	E5 1B 1-3 3-H		F6 ③			4	2	2	2	0	0	1
Rick Cerone, R (1, 2) OBP: 0.312, SLG: 0.421		B B B B BB		G6-4-3 1-3 1B	2-3 3-H 1B			5-3 ①		3	0	2	1	1	0	0
Eric Soderholm, R (1, 5) OBP: 0.343, SLG: 0.427 Aurelio Rodriguez, R (6, 5) OBP: 0.238, SLG: 0.312		F7 ①	G6-4-3 ① ② 1-2f 3-H		F7 ③			1B 1B		3 1	0 0	0 1	0 0	0 0	0 0	4 0
Bucky Dent, R (1, 6) OBP: 0.310, SLG: 0.346		F4 ②	2B			F6 ①		F8 ②		4	0	1	0	0	0	2
Brian Doyle, L (1, 4) OBP: 0.227, SLG: 0.242		F6 ③	4-3 ③			6-3 ②		1-3 1B		4	0	1	0	0	0	2
Inning Stats	R: 0 H: 0 E: 0 LOB: 0 K: 0 BB: 0 S: 3 P: 3	R: 2 H: 2 E: 0 LOB: 1 K: 0 BB: 1 S: 5 P: 9	R: 0 H: 1 E: 0 LOB: 1 K: 0 BB: 0 S: 4 P: 4	R: 1 H: 3 E: 0 LOB: 1 K: 0 BB: 0 S: 5 P: 5	R: 2 H: 4 E: 1 LOB: 2 K: 0 BB: 0 S: 7 P: 7	R: 0 H: 0 E: 0 LOB: 0 K: 0 BB: 0 S: 3 P: 3	R: 1 H: 1 E: 0 LOB: 0 K: 0 BB: 0 S: 4 P: 4	R: 0 H: 2 E: 0 LOB: 2 K: 0 BB: 0 S: 5 P: 5		1B: 9 SF: 0 2B: 2 SAC: 0 3B: 0 DP: 1 HR: 2 HBP: 0						

PITCHER	IP	WLS	BF	H	R	ER	SO	BB	IBB	HBP	BLK	WP	HR	S	P	ERA	WHIP
Jim Beattie, R (1, 1) ERA: 4.98	6.1	L	30	11	6	4	0	1	0	0	0	0	2	29	33	5.68	1.895
Dave Roberts, L (7, 1) ERA: 3.88	1.2		7	2	0	0	0	0	0	0	0	0	0	7	7	0.00	1.200

PITCHER	IP	WLS	BF	H	R	ER	SO	BB	IBB	HBP	BLK	WP	HR	S	P	ERA	WHIP

BOTTOM

Seattle Mariners @ New York Yankees

Yankee Stadium, Bronx, NY

Thu Aug 28 1980, 7:05 PM EDT
Att. 30,215 - Unknown - 82 F

livebaseballscorecards.com

AB	36
R	6
H	13
RBI	4
BB	1
SO	0
LOB	13

Batter	1	2	3	4	5	6	7	8	9	AB	R	H	RBI	BB	SO	LOB
Larry Milbourne, S (1, 4) OBP: 0.285, SLG: 0.316	4-3		F8		K			1-3		4	0	0	0	0	1	2
Reggie Walton, R (1, 10) OBP: 0.273, SLG: 0.429	6-3			4-3		5-3		F9		4	0	0	0	0	0	0
Bruce Bochte, L (1, 3) OBP: 0.374, SLG: 0.458	F7			FC5-4 1B		F7			F8	4	0	1	0	0	0	0
Tom Paciorek, R (1, 9) OBP: 0.315, SLG: 0.467		K		FC5-4 1B 1-2f		5-3			K	4	0	0	0	0	2	1
Juan Beniquez, R (1, 8) OBP: 0.275, SLG: 0.355		CS 1B		FC5-4 1-3 1B			1B 1B		F8	4	1	3	0	0	0	0
Leon Roberts, R (1, 7) OBP: 0.331, SLG: 0.418		6-3 1-2		FC5-4 1-2f			1-3 1B			3	0	1	0	0	0	3
Dan Meyer, L (1, 5) OBP: 0.321, SLG: 0.422			G3		E3 SH2-4		CS 3-H 1B			3	0	1	1	0	0	0
Mario Mendoza, R (1, 6) OBP: 0.286, SLG: 0.295			4-3		SH2-4 1-2		1-3 1-2			2	0	0	0	0	0	1
Larry Cox, R (1, 2) OBP: 0.260, SLG: 0.300			3B		1-3			F7		3	0	1	0	0	0	1
Inning Stats	R: 0 E: 0 K: 0 S: 3 H: 0 LOB: 0 BB: 0 P: 3	R: 0 E: 0 K: 1 S: 5 H: 1 LOB: 0 BB: 0 P: 5	R: 0 E: 0 K: 0 S: 4 H: 1 LOB: 1 BB: 0 P: 4	R: 0 E: 0 K: 0 S: 5 H: 2 LOB: 2 BB: 0 P: 5	R: 0 E: 1 K: 1 S: 6 H: 0 LOB: 1 BB: 0 P: 6	R: 0 E: 0 K: 0 S: 3 H: 0 LOB: 0 BB: 0 P: 3	R: 1 E: 0 K: 0 S: 4 H: 3 LOB: 0 BB: 0 P: 4	R: 0 E: 0 K: 0 S: 3 H: 0 LOB: 0 BB: 0 P: 3	R: 0 E: 0 K: 1 S: 5 H: 0 LOB: 0 BB: 0 P: 5	1B: 6 2B: 0 3B: 1 HR: 0	SF: 0 SAC: 1 DP: 0 HBP: 0						

PITCHER	IP	WLS	BF	H	R	ER	SO	BB	IBB	HBP	BLK	WP	HR	S	P	ERA	WHIP
Tommy John, L (1, 1) ERA: 3.53	9.0	W	32	7	1	1	3	0	0	0	0	0	0	38	38	1.00	0.778

PITCHER	IP	WLS	BF	H	R	ER	SO	BB	IBB	HBP	BLK	WP	HR	S	P	ERA	WHIP

TOP

Seattle Mariners @ New York Yankees

Yankee Stadium, Bronx, NY

Fri Aug 29 1980, 7:05 PM EDT
Att. 30,005 - Unknown - 71 F

livebaseballscorecards.com

AB	31
R	1
H	7
RBI	1
BB	0
SO	3
LOB	8

WP: 0 PA: 32
PB: 0
SB: 0
CS: 2

Batter	1	2	3	4	5	6	7	8	9	AB	R	H	RBI	BB	SO	LOB
Willie Randolph, R (1, 4) OBP: 0.418, SLG: 0.410	4-3		1B		1B		2B HR 1B 2-H			4	1	3	2	0	0	0
Bobby Murcer, L (1, 9) Joe Lefebvre, L (8, 9) OBP: 0.359, SLG: 0.493 OBP: 0.363, SLG: 0.463	4-3		1-2 1B		1-2 1B		HR 2B 1-3			4 0	1 0	3 0	0 0	0 0	0 0	0 0
Bob Watson, R (1, 3) OBP: 0.353, SLG: 0.458	4-3		F9		F2		HR 2-H 3-H			4	1	1	3	0	0	4
Reggie Jackson, L (1, 10) OBP: 0.397, SLG: 0.593		5-3		G3		F7	2B IBB			3	0	0	0	1	0	0
Lou Piniella, R (1, 7) OBP: 0.351, SLG: 0.382		4-3		F4		4-3	2B 1-3			4	0	1	0	0	0	0
Rick Cerone, R (1, 2) OBP: 0.311, SLG: 0.420		1B		5-3		F5	F2			4	0	1	0	0	0	2
Bucky Dent, R (1, 6) OBP: 0.310, SLG: 0.345		F2			4-3		SH3 1B 1B	4-3		4	0	1	0	0	0	1
Aurelio Rodriguez, R (1, 5) OBP: 0.239, SLG: 0.313			G4-6-3 1B		F9		SH3 1-2	5-3		3	0	1	0	0	0	0
Bobby Brown, S (1, 8) OBP: 0.311, SLG: 0.404			G4-6-3 1-2f		S 1B 1B		1B 1B 2-H	4-3		4	2	2	0	0	0	1
Inning Stats	R: 0 H: 0 E: 0 LOB: 0 K: 0 BB: 0 S: 3 P: 3	R: 0 H: 1 E: 0 LOB: 1 K: 0 BB: 0 S: 4 P: 4	R: 0 H: 3 E: 0 LOB: 2 K: 0 BB: 0 S: 5 P: 5	R: 0 H: 0 E: 0 LOB: 0 K: 0 BB: 0 S: 3 P: 3	R: 1 H: 3 E: 0 LOB: 2 K: 0 BB: 0 S: 6 P: 6	R: 0 H: 0 E: 0 LOB: 0 K: 0 BB: 0 S: 3 P: 3	R: 4 H: 6 E: 0 LOB: 2 K: 0 BB: 1 S: 8 P: 12	R: 0 H: 0 E: 0 LOB: 0 K: 0 BB: 0 S: 3 P: 3		1B: 10 SF: 0 2B: 2 SAC: 1 3B: 0 DP: 1 HR: 1 HBP: 0						

PITCHER	IP	WLS	BF	H	R	ER	SO	BB	IBB	HBP	BLK	WP	HR	S	P	ERA	WHIP
Rob Dressler, R (1, 1) ERA: 4.4	6.2	L	28	10	3	3	0	0	0	0	0	0	0	28	28	4.05	1.500
Dave Roberts, L (7, 1) ERA: 4.0	0.0		1	1	0	0	0	0	0	0	0	0	0	1	1	∞	∞
Dave Heaverlo, R (7, 1) ERA: 3.38	1.1		7	2	2	2	0	0	1	0	0	0	1	6	10	13.50	1.500

PITCHER	IP	WLS	BF	H	R	ER	SO	BB	IBB	HBP	BLK	WP	HR	S	P	ERA	WHIP

BOTTOM

Seattle Mariners @ New York Yankees

Yankee Stadium, Bronx, NY

Fri Aug 29 1980, 7:05 PM EDT
Att. 30,005 - Unknown - 71 F

livebaseballscorecards.com

AB	34
R	5
H	13
RBI	5
BB	1
SO	0
LOB	8

WP: 0 PA: 36
PB: 0
SB: 1
CS: 0

Batter	1	2	3	4	5	6	7	8	9	AB	R	H	RBI	BB	SO	LOB
Larry Milbourne, S (1, 4) OBP: 0.294, SLG: 0.326	P6		S 1B 3-H		CS 1B 3-H			FC3-6 1B		4	0	3	2	0	0	0
Joe Simpson, L (1, 7) (6, 8) OBP: 0.305, SLG: 0.333	G3		K 1-2		BB 1-2			FC3-6 2B 1-2f		3	1	0	0	1	1	2
Dan Meyer, L (1, 5) (6, 7) OBP: 0.323, SLG: 0.425	1B		5-3		F9			F8 2B 1-H		4	0	2	1	0	0	2
Bruce Bochte, L (1, 3) OBP: 0.373, SLG: 0.456	F8		F8			G5-4-3 1B		F8 2-3		4	0	1	0	0	0	3
Tom Paciorek, R (1, 9) OBP: 0.312, SLG: 0.462		K		4-3		F2		F8		4	0	0	0	0	1	2
Juan Beniquez, R (1, 8) OBP: 0.276, SLG: 0.355		2B 1B		F5		G5-4-3 1-2f			G6-4-3 BB	3	0	1	0	0	0	1
Ted Cox, R (6, 5) OBP: 0.300, SLG: 0.313										0	0	0	0	1	0	0
Jerry Narron, L (1, 2) OBP: 0.192, SLG: 0.229							1-3			3	0	1	0	0	0	0
Marc Hill, R (7, 2) OBP: 0.202, SLG: 0.259		1-H 2B		4-3					G6-4-3 1-2f	1	0	0	0	0	0	1
Reggie Walton, R (1, 10) OBP: 0.269, SLG: 0.440		K			SH5-4 1B 2B		5-3		F8	4	1	1	0	0	1	1
Mario Mendoza, R (1, 6) OBP: 0.288, SLG: 0.301			E9 1B 2B		SH5-4 2-3		F9			2	1	1	0	0	0	0
Inning Stats	R: 0 E: 0 K: 0 S: 4 H: 1 LOB: 1 BB: 0 P: 4	R: 0 E: 0 K: 2 S: 8 H: 2 LOB: 1 BB: 0 P: 8	R: 1 E: 1 K: 1 S: 7 H: 2 LOB: 1 BB: 0 P: 7	R: 0 E: 0 K: 0 S: 3 H: 0 LOB: 0 BB: 0 P: 3	R: 1 E: 0 K: 0 S: 4 H: 2 LOB: 1 BB: 1 P: 8	R: 0 E: 0 K: 0 S: 3 H: 1 LOB: 0 BB: 0 P: 3	R: 0 E: 0 K: 0 S: 3 H: 0 LOB: 0 BB: 0 P: 3	R: 1 E: 0 K: 0 S: 5 H: 2 LOB: 1 BB: 0 P: 5	R: 0 E: 0 K: 0 S: 2 H: 0 LOB: 0 BB: 1 P: 6	1B: 6 2B: 4 3B: 0 HR: 0	SF: 0 SAC: 1 DP: 2 HBP: 0						

PITCHER	IP	WLS	BF	H	R	ER	SO	BB	IBB	HBP	BLK	WP	HR	S	P	ERA	WHIP
Gaylord Perry, R (1, 1) ERA: 3.27	7.0	W	27	8	2	1	3	1	0	0	0	0	0	32	36	1.29	1.286
Doug Bird, R (8, 1) ERA: 3.23	2.0		8	2	1	1	0	1	0	0	0	0	0	7	11	4.50	1.500

PITCHER	IP	WLS	BF	H	R	ER	SO	BB	IBB	HBP	BLK	WP	HR	S	P	ERA	WHIP

TOP

Seattle Mariners @ New York Yankees

Yankee Stadium, Bronx, NY

Sat Aug 30 1980, 7:05 PM EDT
Att. 40,047 - Unknown - 78 F

livebaseballscorecards.com

AB	32
R	3
H	10
RBI	3
BB	2
SO	3
LOB	12

WP: 0 PB: 0 SB: 1 CS: 1 PA: 35

Batter	1	2	3	4	5	6	7	8	9	AB	R	H	RBI	BB	SO	LOB
Bobby Brown, S (1, 8) OBP: 0.309, SLG: 0.400	F9		E8 SH1-3		WP BB 1B 1-2 1B E5 1-2 2-3		F9			5	2	1	0	0	0	2
Bobby Murcer, L (1, 9) OBP: 0.359, SLG: 0.489 Joe Lefebvre, L (6, 9) OBP: 0.361, SLG: 0.460	4-3		SH1-3 2-3		1B WP 1-2 FC6-2 2-3 BB F8		G3			2	0	0	0	1	0	3
										1	0	0	0	0	0	0
Bob Watson, R (1, 3) OBP: 0.354, SLG: 0.461 Jim Spencer, L (5, PH) OBP: 0.311, SLG: 0.408 (6, 3)	K		2B 3-H		FC6-2 1B 1-3 2-H 3-H 1B	BB 1B WP FC6-4 BB		4-3		2	0	1	1	0	1	0
										2	2	1	1	1	0	0
Reggie Jackson, L (1, 10) OBP: 0.399, SLG: 0.597		E6 3B	4-3		1B FC6-2 1B IBB	F6		L3-6 1B 1B		4	2	2	0	1	0	2
Lou Piniella, R (1, 7) OBP: 0.359, SLG: 0.392 Dennis Werth, R (8, PR) OBP: 0.403, SLG: 0.446 (9, 7)	4-3 1B			F8 2B	FC6-2 1B 1-2 2-3 3-Hf	FC6-4 1B 1-2 IBB		1-2 1B		4	1	3	0	1	0	3
										0	0	0	0	0	0	0
Bucky Dent, R (1, 6) OBP: 0.311, SLG: 0.346	F8			F8 2-3	F9 1B WP 1-2 2-3 3-H 1B	FC6-4 1-2 2-3 1B		L3-6 2-3		5	1	2	1	0	0	4
Aurelio Rodriguez, R (1, 5) OBP: 0.239, SLG: 0.311	4-3 1-2			F3	E WP 1-2 2-H 3-H 1B	FC6-4 1-2f 2-3 3-H				4	0	1	3	0	0	4
Johnny Oates, L (1, 2) OBP: 0.224, SLG: 0.319	4-3			6-3	F9 2-3	K				4	0	0	0	0	1	6
Brian Doyle, L (1, 4) OBP: 0.229, SLG: 0.242			4-3		BB 1B WP 1B K E 1-2 3-H		6-3			4	1	1	0	0	1	1
Inning Stats	R: 0 E: 0 K: 1 S: 5 H: 0 LOB: 0 BB: 0 P: 5	R: 1 E: 1 K: 0 S: 5 H: 2 LOB: 1 BB: 0 P: 5	R: 1 E: 1 K: 0 S: 5 H: 1 LOB: 1 BB: 0 P: 5	R: 0 E: 0 K: 0 S: 4 H: 1 LOB: 1 BB: 0 P: 4	R: 6 E: 1 K: 1 S: 12 H: 5 LOB: 3 BB: 2 P: 20	R: 1 E: 0 K: 1 S: 6 H: 1 LOB: 2 BB: 2 P: 14	R: 0 E: 0 K: 0 S: 3 H: 0 LOB: 0 BB: 0 P: 3	R: 0 E: 0 K: 0 S: 4 H: 2 LOB: 1 BB: 0 P: 4		1B: 9 2B: 3 3B: 1 HR: 0 SF: 0 SAC: 1 DP: 1 HBP: 0				WP: 3 PB: 0 SB: 0 CS: 0 PA: 42		

PITCHER		IP	WLS	BF	H	R	ER	SO	BB	IBB	HBP	BLK	WP	HR	S	P	ERA	WHIP
Glenn Abbott, R ERA: 4.17	(1, 1)	4.0	L	20	6	5	4	1	1	0	0	0	0	0	21	25	9.00	1.750
Byron McLaughlin, R ERA: 7.14	(5, 1)	0.1		5	3	2	2	0	0	1	0	0	1	0	4	8	54.00	9.000
Dave Roberts, L ERA: 4.07	(5, 1)	1.0		8	1	2	2	1	1	1	0	0	2	0	8	16	18.00	2.000
Shane Rawley, L ERA: 3.39	(6, 1)	2.2		9	2	0	0	1	0	0	0	0	0	0	11	11	0.00	0.750

PITCHER	IP	WLS	BF	H	R	ER	SO	BB	IBB	HBP	BLK	WP	HR	S	P	ERA	WHIP

BOTTOM

Seattle Mariners @ New York Yankees

Yankee Stadium, Bronx, NY

Sat Aug 30 1980, 7:05 PM EDT
Att. 40,047 - Unknown - 78 F

livebaseballscorecards.com

AB	37
R	9
H	12
RBI	6
BB	4
SO	3
LOB	25

Batter	1	2	3	4	5	6	7	8	9	AB	R	H	RBI	BB	SO	LOB
Larry Milbourne, S (1, 4) OBP: 0.294, SLG: 0.324	4-3		1-3		SH FC4-6 FC1-5 1-2		1B		E4 SH3-4 3-H	4	0	1	1	0	0	0
Joe Simpson, L (1, 8) OBP: 0.304, SLG: 0.332 (8, 9)	E S 1B		F9		FC1-5 FC4-6 1-2 2-3f		F5		SH3-4 1-2	4	0	1	0	0	0	3
Dan Meyer, L (1, 7) OBP: 0.322, SLG: 0.422 Leon Roberts, R (9, PH) OBP: 0.330, SLG: 0.417 (9, 7)	E3 BB 1-3		BBBB BB		FC4-6 1-2f 2-3		6-3		SSS K	3 1	0 0	0 0	0 0	1 0	0 1	4 1
Bruce Bochte, L (1, 3) OBP: 0.374, SLG: 0.455 Juan Beniquez, R (8, PR) OBP: 0.276, SLG: 0.355 (8, 8)	BBBB BB 1-2		SSS K		L7			3-1 SH3-4 1B		3 0	0 0	1 0	0 0	1 0	1 0	3 0
Tom Paciorek, R (1, 9) OBP: 0.312, SLG: 0.461 (8, 3)	SSS K			1B		SSS K		SH3-4 1-2		3	0	1	0	0	2	3
Jerry Narron, L (1, 2) OBP: 0.196, SLG: 0.216 Larry Cox, R (8, 2) OBP: 0.260, SLG: 0.300	F9			F8		BBBB BB		3-1 2-3		3 0	0 0	0 0	0 0	1 0	0 0	6 0
Ted Cox, R (1, 5) OBP: 0.295, SLG: 0.308		F9		F5		F9		4-3		4	0	0	0	0	0	4
Reggie Walton, R (1, 10) OBP: 0.267, SLG: 0.448		F7		F9		F2			SH3 E 2B	4	1	1	0	0	0	2
Mario Mendoza, R (1, 6) OBP: 0.288, SLG: 0.301		F9			FC1-5 SH 1B		F8		SH3 2-3	3	0	1	0	0	0	0
Inning Stats	R: 0 E: 1 K: 1 S: 7 H: 1 LOB: 3 BB: 1 P: 11	R: 0 E: 0 K: 0 S: 3 H: 0 LOB: 0 BB: 0 P: 3	R: 0 E: 0 K: 1 S: 5 H: 0 LOB: 1 BB: 1 P: 9	R: 0 E: 0 K: 0 S: 4 H: 1 LOB: 1 BB: 0 P: 4	R: 0 E: 0 K: 0 S: 5 H: 1 LOB: 2 BB: 0 P: 5	R: 0 E: 0 K: 1 S: 5 H: 0 LOB: 1 BB: 1 P: 9	R: 0 E: 0 K: 0 S: 4 H: 1 LOB: 1 BB: 0 P: 4	R: 0 E: 0 K: 0 S: 4 H: 1 LOB: 2 BB: 0 P: 4	R: 1 E: 1 K: 1 S: 7 H: 1 LOB: 1 BB: 0 P: 7	1B: 5 2B: 1 3B: 0 HR: 0 SF: 0 SAC: 4 DP: 0 HBP: 0						

PITCHER	IP	WLS	BF	H	R	ER	SO	BB	IBB	HBP	BLK	WP	HR	S	P	ERA	WHIP
Luis Tiant, R (1, 1) ERA: 4.58	8.0		34	5	0	0	3	3	0	0	0	0	0	37	49	0.00	1.000
Ron Guidry, L (9, 1) ERA: 3.64	1.0	L	5	1	1	1	1	0	0	0	0	0	0	7	7	9.00	1.000

PITCHER	IP	WLS	BF	H	R	ER	SO	BB	IBB	HBP	BLK	WP	HR	S	P	ERA	WHIP

TOP

Seattle Mariners @ New York Yankees

Yankee Stadium, Bronx, NY

Sun Aug 31 1980, 3:33 AM EDT
Att. 43,024 - Unknown - 87 F

livebaseballscorecards.com

AB	32
R	1
H	6
RBI	1
BB	3
SO	4
LOB	26

WP: 0 PA: 39
PB: 0
SB: 1
CS: 0

Batter	1	2	3	4	5	6	7	8	9	AB	R	H	RBI	BB	SO	LOB
Willie Randolph, R (1, 4) OBP: 0.419, SLG: 0.408	F8		6-3		IBB		IBB			2	0	0	0	2	0	0
Bobby Murcer, L (1, 9) Joe Lefebvre, L (5, 9) OBP: 0.356, SLG: 0.452	K		1-3		K		K			2 2	0 0	0 0	0 0	0 0	1 2	0 4
Bob Watson, R (1, 3) OBP: 0.353, SLG: 0.459	F9			6-3 1B		F8		K		4	0	1	0	0	1	2
Reggie Jackson, L (1, 10) OBP: 0.400, SLG: 0.596		BB 1B		K		1B 1B		K		4	0	2	0	0	2	1
Lou Piniella, R (1, 7) OBP: 0.361, SLG: 0.391		F8		6-3 1-2		1-2 1B		4-0 CS BB		3	0	1	0	1	0	2
Rick Cerone, R (1, 2) OBP: 0.309, SLG: 0.416		F8		F2		K		K 1-2		4	0	0	0	0	2	5
Bucky Dent, R (1, 6) OBP: 0.313, SLG: 0.348		4-0 1-2 BB		2B		4-3			F9	3	0	1	0	1	0	2
Aurelio Rodriguez, R (1, 5) OBP: 0.240, SLG: 0.310		F8		K			SH3 1B		F3	4	0	1	0	0	1	3
Bobby Brown, S (1, 8) OBP: 0.306, SLG: 0.396			K	F8			SH3 1-2		K	3	0	0	0	0	2	1
Inning Stats	R: 0 H: 0 E: 0 LOB: 0 K: 1 BB: 0 S: 5 P: 5	R: 0 H: 1 E: 0 LOB: 2 K: 0 BB: 1 S: 4 P: 8	R: 0 H: 0 E: 0 LOB: 0 K: 1 BB: 0 S: 5 P: 5	R: 0 H: 1 E: 0 LOB: 1 K: 1 BB: 0 S: 6 P: 6	R: 0 H: 1 E: 0 LOB: 2 K: 2 BB: 1 S: 8 P: 12	R: 0 H: 2 E: 0 LOB: 2 K: 1 BB: 0 S: 7 P: 7	R: 0 H: 1 E: 0 LOB: 2 K: 2 BB: 1 S: 8 P: 12	R: 0 H: 0 E: 0 LOB: 1 K: 2 BB: 1 S: 6 P: 10	R: 0 H: 0 E: 0 LOB: 0 K: 1 BB: 0 S: 5 P: 5	1B: 5 SF: 0 2B: 2 SAC: 1 3B: 0 DP: 1 HR: 0 HBP: 0						WP: 0 PA: 36 PB: 0 SB: 0 CS: 1

PITCHER		IP	WLS	BF	H	R	ER	SO	BB	IBB	HBP	BLK	WP	HR	S	P	ERA	WHIP
Floyd Bannister, L ERA: 3.42	(1, 1)	5.1		23	5	0	0	5	1	1	0	0	0	0	31	39	0.00	1.125
Shane Rawley, L ERA: 3.27	(6, 1)	3.2	W	13	1	0	0	6	1	1	0	0	0	0	23	31	0.00	0.545

PITCHER	IP	WLS	BF	H	R	ER	SO	BB	IBB	HBP	BLK	WP	HR	S	P	ERA	WHIP

BOTTOM

Seattle Mariners @ New York Yankees

Yankee Stadium, Bronx, NY

Sun Aug 31 1980, 3:33 AM EDT
Att. 43,024 - Unknown - 87 F

livebaseballscorecards.com

AB	31
R	0
H	6
RBI	0
BB	4
SO	11
LOB	20

Batter	1	2	3	4	5	6	7	8	9	AB	R	H	RBI	BB	SO	LOB
Larry Milbourne, S (1, 4) OBP: 0.301, SLG: 0.342	G4-6-3 1B		2B		FC7-6-2 3-H		F8		2B	5	0	3	2	0	0	2
Joe Simpson, L (1, 8) OBP: 0.304, SLG: 0.331	K		4-3			4-3		1B	6-3	4	0	1	0	0	1	2
Bill Stein, R (9, PH) OBP: 0.332, SLG: 0.394										1	0	0	0	0	0	1
Dan Meyer, L (1, 7) OBP: 0.323, SLG: 0.422	G4-6-3 1-2f			1B SF9 BB		1B 2B		K	F9	4	1	1	0	1	1	3
Bruce Bochte, L (1, 3) OBP: 0.379, SLG: 0.459		PB 1B BB		S 1-3 1B		2-3 1B		G4-3 1-3 1B		3	0	3	0	1	0	0
Tom Paciorek, R (1, 9) OBP: 0.309, SLG: 0.457		F9		SF9 3-H		F7		G4-3 1-2f		3	0	0	1	0	0	5
Jerry Narron, L (1, 2) OBP: 0.183, SLG: 0.200		F9		K 1-2		L7			F8	4	0	0	0	0	1	4
Reggie Walton, R (1, 10) OBP: 0.294, SLG: 0.455		1-H 1B		2-3			5-3		WP 2B 1B	4	1	2	0	0	0	1
Ted Cox, R (1, 5) OBP: 0.298, SLG: 0.308			F9		F7		1B		2B 1-2 2B BB	3	1	1	0	1	0	0
Mario Mendoza, R (1, 6) OBP: 0.289, SLG: 0.310			5-3		FC7-6-2 3B		F8		1-3 2-H 2B	3	0	1	0	0	0	1
Leon Roberts, R (9, PH) OBP: 0.332, SLG: 0.422										1	1	1	1	0	0	0
Inning Stats	R: 0 H: 1 E: 0 LOB: 0 K: 1 BB: 0 S: 5 P: 5	R: 0 H: 1 E: 0 LOB: 2 K: 0 BB: 1 S: 3 P: 7	R: 0 H: 1 E: 0 LOB: 1 K: 0 BB: 0 S: 4 P: 4	R: 1 H: 1 E: 0 LOB: 1 K: 1 BB: 1 S: 6 P: 10	R: 0 H: 1 E: 0 LOB: 0 K: 0 BB: 0 S: 3 P: 3	R: 0 H: 2 E: 0 LOB: 2 K: 0 BB: 0 S: 5 P: 5	R: 0 H: 1 E: 0 LOB: 1 K: 0 BB: 0 S: 4 P: 4	R: 0 H: 2 E: 0 LOB: 1 K: 1 BB: 0 S: 6 P: 6	R: 3 H: 3 E: 0 LOB: 1 K: 0 BB: 1 S: 6 P: 10	1B: 8 SF: 1 2B: 5 SAC: 0 3B: 1 DP: 3 HR: 0 HBP: 0						

TOP

Seattle Mariners @ Baltimore Orioles

Memorial Stadium, Baltimore, MD

Mon Sep 01 1980, 7:05 PM EDT

Att. 40,304 - Unknown

livebaseballscorecards.com

AB	35
R	4
H	13
RBI	4
BB	3
SO	3
LOB	19

WP: 1 PA: 39
PB: 1
SB: 1
CS: 0

PITCHER		IP	WLS	BF	H	R	ER	SO	BB	IBB	HBP	BLK	WP	HR	S	P	ERA	WHIP
Dennis Martinez, R ERA: 4.66	(1, 1)	7.1	W	31	10	1	1	3	2	0	0	0	0	0	35	43	1.23	1.636
Tim Stoddard, R ERA: 2.98	(8, 1)	1.0		6	3	3	3	0	1	0	0	0	1	0	5	9	27.00	4.000
Tippy Martinez, L ERA: 3.25	(9, 1)	0.2	S	2	0	0	0	0	0	0	0	0	0	0	2	2	0.00	0.000

PITCHER	IP	WLS	BF	H	R	ER	SO	BB	IBB	HBP	BLK	WP	HR	S	P	ERA	WHIP

Batter	1	2	3	4	5	6	7	8	9	AB	R	H	RBI	BB	SO	LOB
Al Bumbry, L (1, 8) OBP: 0.395, SLG: 0.419	L6 S 1B	S 1B			6-3 S HR 1B		1B			4	1	3	0	0	0	0
Rich Dauer, R (1, 4) OBP: 0.334, SLG: 0.346	F8	L6 1-2			6-3 1-3		6-3			4	0	0	0	0	0	2
Ken Singleton, S (1, 9) OBP: 0.383, SLG: 0.470 John Lowenstein, L (7, PR) OBP: 0.370, SLG: 0.367 (8, 7)	HR	K			HR 3-H		BB			3 0	2 0	2 0	3 0	1 0	1 0	0 0
Eddie Murray, S (1, 3) OBP: 0.349, SLG: 0.503	S 1B 1B	F8			4-3		BB 1-2			3	1	1	0	1	0	0
Terry Crowley, L (1, 10) OBP: 0.379, SLG: 0.472	1B 1-2 BB	G3			F9		1-3			3	0	0	0	1	0	2
Doug DeCinces, R (1, 5) OBP: 0.311, SLG: 0.374	1-2 2-H 1B	L1			K			4-3		4	0	1	1	0	1	0
Gary Roenicke, R (1, 7) OBP: 0.360, SLG: 0.419 (8, 9)	K	K			HR			5-3		4	1	1	1	0	2	2
Rick Dempsey, R (1, 2) OBP: 0.336, SLG: 0.435		L9	FC6-4 HBP		4-3			5-3		3	0	0	0	0	0	0
Kiko Garcia, R (1, 6) OBP: 0.257, SLG: 0.238		L8	FC6-4 1-2f		6-3					3	0	0	0	0	0	1
Inning Stats	R: 2 E: 0 K: 1 S: 8 H: 3 LOB: 2 BB: 1 P: 12	R: 0 E: 0 K: 0 S: 4 H: 1 LOB: 1 BB: 0 P: 4	R: 0 E: 0 K: 1 S: 5 H: 0 LOB: 0 BB: 0 P: 5	R: 0 E: 0 K: 1 S: 5 H: 0 LOB: 1 BB: 0 P: 6	R: 2 E: 0 K: 0 S: 5 H: 2 LOB: 0 BB: 0 P: 5	R: 1 E: 0 K: 1 S: 6 H: 1 LOB: 0 BB: 0 P: 6	R: 0 E: 0 K: 0 S: 3 H: 1 LOB: 2 BB: 2 P: 11	R: 0 E: 0 K: 0 S: 3 H: 0 LOB: 0 BB: 0 P: 3		1B: 5 2B: 0 3B: 0 HR: 3 SF: 0 SAC: 0 DP: 0 HBP: 1				WP: 0 PB: 0 SB: 3 CS: 0 PA: 35		

PITCHER		IP	WLS	BF	H	R	ER	SO	BB	IBB	HBP	BLK	WP	HR	S	P	ERA	WHIP
Mike Parrott, R ERA: 7.9	(1, 1)	7.0	L	32	8	5	5	4	3	0	1	0	0	3	36	49	6.43	1.571
Byron McLaughlin, R ERA: 7.04	(8, 1)	1.0		3	0	0	0	0	0	0	0	0	0	0	3	3	0.00	0.000

PITCHER	IP	WLS	BF	H	R	ER	SO	BB	IBB	HBP	BLK	WP	HR	S	P	ERA	WHIP

BOTTOM

Seattle Mariners @ Baltimore Orioles

Memorial Stadium, Baltimore, MD

Mon Sep 01 1980, 7:05 PM EDT

Att. 40,304 - Unknown

livebaseballscorecards.com

AB	31
R	5
H	8
RBI	5
BB	3
SO	4
LOB	7

Seattle Mariners @ Baltimore Orioles

Memorial Stadium, Baltimore, MD

Tue Sep 02 1980, 7:05 PM EDT

Att. 7,658 - Unknown - 89 F

TOP

livebaseballscorecards.com

Batter	1	2	3	4	5	6	7	8	9	AB	R	H	RBI	BB	SO	LOB
Julio Cruz, S (1, 4) OBP: 0.319, SLG: 0.263	SSS 0-3 ① K		SSS 0-3 ③ K			x 0-0 ③ 5-3		x 0-0 BB 1B 1B	x 0-0 ② F8	3	0	0	0	0	2	1
Mario Mendoza, R (7, 6) OBP: 0.290, SLG: 0.312										2	0	1	0	0	0	2
Joe Simpson, L (1, 8) OBP: 0.305, SLG: 0.332	SSS 0-3 ② K			x 0-0 ① F9			x 0-0 ① P4	x 0-0 1-2 BB 1B	x 0-0 1-2 2-H 1B	5	0	2	1	0	1	0
(7, 3)																
Dan Meyer, L (1, 7) OBP: 0.322, SLG: 0.420	x 0-0 ③ 4-3			x 0-0 ② 4-3			x 0-0 1B 1B 1B	x 0-0 ② F9	x 0-0 ③ F8	5	1	1	0	0	0	4
Bruce Bochte, L (1, 10) OBP: 0.380, SLG: 0.458		x 0-0 ① F7		x 0-0 ③ 4-3			x 0-0 FC3-6 1B 1-3 1B 1B	BBB 4-0 1-2 2-3 BB		3	1	1	0	1	0	0
Jim Anderson, R (8, PR) OBP: 0.289, SLG: 0.318										0	0	0	0	0	0	0
Tom Paciorek, R (1, 3) OBP: 0.312, SLG: 0.459		x 0-0 G1-4-3 1B			x 0-0 ① F9		x 0-0 FC3-6 1-2 3-H 1B	x 0-0 ③ F2		3	0	2	1	0	0	0
Reggie Walton, R (7, 9) OBP: 0.286, SLG: 0.441										1	0	0	0	0	0	3
Larry Milbourne, S (1, 6) OBP: 0.297, SLG: 0.337		x 0-0 ②③ G1-4-3 1-2f			x 0-0 ② F7		x 0-0 ② FC3-6 1B 1-2f 2-3		x 0-0 ① 5-3	3	0	0	0	0	0	3
Kim Allen, R (7, PR) (7, 4)										1	0	0	0	0	0	0
Leon Roberts, R (1, 9) OBP: 0.334, SLG: 0.421			x 0-0 ① 6-3		x 0-0 ③ F7		x 0-0 1-3 3-H 1B		B B B B 4-0 1B 1B BB	3	1	1	1	1	0	0
(7, 8)																
Ted Cox, R (1, 5) OBP: 0.298, SLG: 0.307			x 0-0 ② 1-3			x 0-0 ① 6-3	x 0-0 ③ 5-3		x 0-0 1B 1-3 1B 1B	4	1	1	0	0	0	2
Larry Cox, R (1, 2) OBP: 0.264, SLG: 0.303			x 0-0 1B			x 0-0 ② F7		x 0-0 ① 6-3	x 0-0 1-2 3-H 1B 1B	4	0	2	1	0	0	0

| | | | | | | | | | | | | | | | |

Batter	1	2	3	4	5	6	7	8	9	AB	R	H	RBI	BB	SO	LOB
Al Bumbry, L (1, 8) OBP: 0.396, SLG: 0.418	0-0 S HR 1B	0-0 ③ L4			0-0 G3-6 1B	0-0 ③ 4-3 1-2		0-0 ② 3-1		5	1	2	0	0	0	1
Pat Kelly, L (1, 10) OBP: 0.355, SLG: 0.338	0-3 ① K		0-0 G6-4-3 1B		0-0 ①② G3-6 1-2f		0-0 2B 1B	0-3 ③ K		5	1	2	0	0	2	2
Ken Singleton, S (1, 9) OBP: 0.382, SLG: 0.470 Gary Roenicke, R (7, PR) OBP: 0.360, SLG: 0.419 (8, 9)	0-3 ② K 1-2		0-0 ① G6-4-3 1-2f		0-0 ③ F8		0-0 1-H 1B 2B			4 0	0 1	1 0	1 0	0 0	1 0	2 0
Eddie Murray, S (1, 3) OBP: 0.348, SLG: 0.500	4-0 HR IBB		0-3 ③ K			0-0 ① P6	0-0 ① F8			3	1	0	0	1	1	1
John Lowenstein, L (1, 7) OBP: 0.384, SLG: 0.391	0-0 1-H 2-H HR			4-0 1B 1B BB		4-0 E 2B BB	4-0 1B BB			1	3	1	3	3	0	0
Dan Graham, L (1, 2) OBP: 0.312, SLG: 0.468	0-0 HR			0-0 1B 1-2 1B		0-0 E3 2B 1-2 1B	0-0 1-2 2-H 1B			4	2	3	2	0	0	1
Doug DeCinces, R (1, 5) OBP: 0.308, SLG: 0.370	0-0 ③ 5-3			0-3 ① K		0-0 ② L6	0-0 ② P6			4	0	0	0	0	1	6
Rich Dauer, R (1, 4) OBP: 0.335, SLG: 0.349		0-0 ① F8		0-0 G6-4-3 1-3 2-H 1B		0-0 1B 1-3 2-H 2B	0-0 ③ 3-4-1			4	1	2	2	0	0	2
Kiko Garcia, R (1, 6) OBP: 0.257, SLG: 0.238		0-0 ② 6-3		0-0 ②③ G6-4-3 1-2f		0-0 BLK 2-H 3-H 1B		0-3 ① K		4	0	1	2	0	1	2
Inning Stats	R: 4 E: 0 K: 2 S: 10 H: 3 LOB: 0 BB: 1 P: 14	R: 0 E: 0 K: 0 S: 3 H: 0 LOB: 0 BB: 0 P: 3	R: 0 E: 0 K: 1 S: 5 H: 1 LOB: 0 BB: 0 P: 5	R: 1 E: 0 K: 1 S: 6 H: 2 LOB: 1 BB: 1 P: 10	R: 0 E: 0 K: 0 S: 3 H: 1 LOB: 0 BB: 0 P: 3	R: 3 E: 1 K: 0 S: 6 H: 2 LOB: 1 BB: 1 P: 10	R: 2 E: 0 K: 0 S: 6 H: 3 LOB: 2 BB: 1 P: 10	R: 0 E: 0 K: 2 S: 7 H: 0 LOB: 0 BB: 0 P: 7		1B: 8 2B: 2 3B: 0 HR: 2		SF: 0 SAC: 0 DP: 3 HBP: 0		WP: 0 PB: 0 SB: 1 CS: 0	PA: 38	

BOTTOM

Seattle Mariners @ Baltimore Orioles

Memorial Stadium, Baltimore, MD

Tue Sep 02 1980, 7:05 PM EDT
Att. 7,658 - Unknown - 89 F

livebaseballscorecards.com

AB	34
R	10
H	12
RBI	10
BB	4
SO	6
LOB	17

PITCHER		IP	WLS	BF	H	R	ER	SO	BB	IBB	HBP	BLK	WP	HR	S	P	ERA	WHIP
Jim Beattie, R ERA: 5.09	(1, 1)	5.2	L	27	9	8	5	4	2	1	0	0	0	2	32	44	7.94	1.941
Byron McLaughlin, R ERA: 7.22	(6, 1)	0.2		6	3	2	2	0	1	0	0	1	0	0	5	9	27.00	6.000
Dave Heaverlo, R ERA: 3.3	(7, 1)	1.2		5	0	0	0	2	0	0	0	0	0	0	9	9	0.00	0.000

PITCHER	IP	WLS	BF	H	R	ER	SO	BB	IBB	HBP	BLK	WP	HR	S	P	ERA	WHIP

Batter	1	2	3	4	5	6	7	8	9	AB	R	H	RBI	BB	SO	LOB
Julio Cruz, S (1, 4) OBP: 0.318, SLG: 0.263	F7		5-3			1-3 1B		FC1-4 1-2f 2B		4	1	1	0	0	0	1
Joe Simpson, L (1, 8) OBP: 0.308, SLG: 0.338	BB 1B		F8			P4		1-H 2B		4	0	2	1	0	0	2
Dan Meyer, L (1, 7) OBP: 0.319, SLG: 0.416 Mario Mendoza, R (8, 6) OBP: 0.290, SLG: 0.312	F8			1-3		F9		1-3		4 0	0 0	0 0	0 0	0 0	0 0	4 0
Bruce Bochte, L (1, 10) OBP: 0.379, SLG: 0.455	B B B B 1-2 BB			L7		F7			F8	3	0	0	0	1	0	2
Tom Paciorek, R (1, 3) OBP: 0.308, SLG: 0.454	S S S K			S S S K			P5		F7	4	0	0	0	0	2	2
Larry Milbourne, S (1, 6) (8, 5) OBP: 0.291, SLG: 0.330		6-3			G3		F9		6-3	4	0	0	0	0	0	0
Leon Roberts, R (1, 9) OBP: 0.331, SLG: 0.417		S S S K			5-3		6-3			3	0	0	0	0	1	0
Ted Cox, R (1, 5) OBP: 0.295, SLG: 0.305 Jerry Narron, L (8, PH) OBP: 0.180, SLG: 0.196 (8, 2)		F7			F2			F8		2 1	0 0	0 0	0 0	0 0	0 0	0 0
Larry Cox, R (1, 2) OBP: 0.266, SLG: 0.302 Reggie Walton, R (8, PH) OBP: 0.306, SLG: 0.457 (8, 7)			6-3			B B B B 1B BB		FC1-4 1B		1 1	0 0	0 1	0 0	1 0	0 0	0 0
Inning Stats	R: 0 E: 0 K: 1 S: 6 H: 1 LOB: 2 BB: 1 P: 10	R: 0 E: 0 K: 1 S: 5 H: 0 LOB: 0 BB: 0 P: 5	R: 0 E: 0 K: 0 S: 3 H: 0 LOB: 0 BB: 0 P: 3	R: 0 E: 0 K: 1 S: 5 H: 0 LOB: 0 BB: 0 P: 5	R: 0 E: 0 K: 0 S: 3 H: 0 LOB: 0 BB: 0 P: 3	R: 0 E: 0 K: 0 S: 4 H: 1 LOB: 2 BB: 1 P: 8	R: 0 E: 0 K: 0 S: 3 H: 0 LOB: 0 BB: 0 P: 3	R: 1 E: 0 K: 0 S: 5 H: 2 LOB: 1 BB: 0 P: 5	R: 0 E: 0 K: 0 S: 3 H: 0 LOB: 0 BB: 0 P: 3	1B: 3 2B: 1 3B: 0 HR: 0	SF: 0 SAC: 0 DP: 0 HBP: 0						

PITCHER		IP	WLS	BF	H	R	ER	SO	BB	IBB	HBP	BLK	WP	HR	S	P	ERA	WHIP
Steve Stone, R ERA: 2.96	(1, 1)	9.0	W	33	4	1	1	3	2	0	0	0	0	0	37	45	1.00	0.667

PITCHER		IP	WLS	BF	H	R	ER	SO	BB	IBB	HBP	BLK	WP	HR	S	P	ERA	WHIP

TOP

Seattle Mariners @ Baltimore Orioles

Memorial Stadium, Baltimore, MD

Wed Sep 03 1980, 7:05 PM EDT

Att. 12,110 - Unknown

livebaseballscorecards.com

AB	31
R	1
H	4
RBI	1
BB	2
SO	3
LOB	11

1B: 3 2B: 1 3B: 0 HR: 0 SF: 0 SAC: 0 DP: 0 HBP: 0

WP: 0 PB: 0 SB: 0 CS: 0 PA: 33

Batter	1	2	3	4	5	6	7	8	9	AB	R	H	RBI	BB	SO	LOB
Al Bumbry, L (1, 8) OBP: 0.396, SLG: 0.419	G3			4-3 1B 2B	E1 G4-3 1-2 2-3		E6 CS	BBB 1-2 BB		4	1	1	0	1	0	2
Pat Kelly, L (1, 10) OBP: 0.349, SLG: 0.331	L9			4-3 2-3	G4-3 1-2f		F3	L3		3	0	0	0	0	0	4
Lee May, R (7, PH) OBP: 0.283, SLG: 0.394										2	0	0	0	0	0	4
Ken Singleton, S (1, 9) OBP: 0.385, SLG: 0.471	4-3			FC4-6 1B IBB		FC4-6 1B	CS 1-2	2B SF8 1B		3	1	2	0	1	0	0
Eddie Murray, S (1, 3) OBP: 0.349, SLG: 0.502		4-3		FC4-6 1-2 3-H 1B		FC4-6 HBP 1B 1-2f 1B		2B 1-3 2B		4	2	2	1	0	0	1
John Lowenstein, L (1, 7) OBP: 0.383, SLG: 0.390		SSS K		FC4-6 1-2f 2-3		HBP 1-2 1B 1B		SF8 3-H		3	0	1	0	0	1	2
Gary Roenicke, R (8, PH) OBP: 0.359, SLG: 0.419 (9, 7)										0	0	0	1	0	0	0
Dan Graham, L (1, 2) OBP: 0.309, SLG: 0.464		1-3		P4		H 1B 1-2 2-3 HBP		6-3 1B 2-H 2B		2	0	0	0	0	0	2
Rick Dempsey, R (6, PH) OBP: 0.340, SLG: 0.440 (7, 2)										1	1	1	1	0	0	0
Doug DeCinces, R (1, 5) OBP: 0.308, SLG: 0.369			FC5-4 1B		4-3	F2		6-3 2-3		4	0	1	0	0	0	4
Rich Dauer, R (1, 4) OBP: 0.339, SLG: 0.354			FC5-4 1-2f G1-6-3		E 2B	1-2 2-H 3-H 1B		BBBB 1B BB		3	0	2	1	1	0	1
Lenn Sakata, R (9, 4) OBP: 0.237, SLG: 0.347										0	0	0	0	0	0	0
Kiko Garcia, R (1, 6) OBP: 0.260, SLG: 0.239			G1-6-3 1-2f		BBBB E BB		SSS K	BB 1-3 1B 3-H		3	0	1	1	1	1	1
Inning Stats	R: 0 H: 0 E: 0 LOB: 0 K: 0 BB: 0 S: 3 P: 3	R: 0 H: 0 E: 0 LOB: 0 K: 1 BB: 0 S: 5 P: 5	R: 0 H: 1 E: 0 LOB: 0 K: 0 BB: 0 S: 3 P: 3	R: 1 H: 2 E: 0 LOB: 2 K: 0 BB: 1 S: 5 P: 9	R: 0 H: 1 E: 1 LOB: 2 K: 0 BB: 0 S: 4 P: 8	R: 1 H: 3 E: 0 LOB: 2 K: 0 BB: 0 S: 5 P: 6	R: 0 H: 0 E: 1 LOB: 0 K: 1 BB: 0 S: 5 P: 5	R: 3 H: 4 E: 0 LOB: 3 K: 0 BB: 2 S: 7 P: 15		1B: 7 SF: 1 2B: 4 SAC: 0 3B: 0 DP: 2 HR: 0 HBP: 1				WP: 0 PA: 39 PB: 0 SB: 0 CS: 1		

PITCHER		IP	WLS	BF	H	R	ER	SO	BB	IBB	HBP	BLK	WP	HR	S	P	ERA	WHIP
Rob Dressler, R ERA: 4.35	(1, 1)	5.1	L	23	6	2	2	1	1	1	0	0	0	0	23	31	3.38	1.312
Shane Rawley, L ERA: 3.46	(6, 1)	2.0		10	4	3	3	1	0	0	1	0	0	0	11	12	13.50	2.000
Dave Heaverlo, R ERA: 3.27	(8, 1)	0.2		5	1	0	0	0	2	0	0	0	0	0	3	11	0.00	4.500

PITCHER	IP	WLS	BF	H	R	ER	SO	BB	IBB	HBP	BLK	WP	HR	S	P	ERA	WHIP

BOTTOM

Seattle Mariners @ Baltimore Orioles

Memorial Stadium, Baltimore, MD

Wed Sep 03 1980, 7:05 PM EDT

Att. 12,110 - Unknown

livebaseballscorecards.com

AB	32
R	5
H	11
RBI	5
BB	4
SO	2
LOB	21

Batter	1	2	3	4	5	6	7	8	9	AB	R	H	RBI	BB	SO	LOB
Julio Cruz, S (1, 4) OBP: 0.320, SLG: 0.269	0-0 1B 2B	0-0 SH3 1-2 2-3			0-0 FC5-4 1B SF9-2-6 1B		0-0 F7		0-0 6-3	4	2	2	0	0	0	1
Rod Craig, S (1, 8) OBP: 0.320, SLG: 0.381	0-0 HR 1B 2-H	0-0 1B 2-3 3-H			0-0 FC5-4 1B 1-2		BBBB 4-0 BB 1B BB 1-2		0-0 S 1B	4	2	4	2	1	0	0
Dan Meyer, L (1, 7) OBP: 0.322, SLG: 0.422	0-0 HR 1-H	0-0 4-3			0-0 FC5-4 SF9-2-6 1-2f 2-3		BBBB 4-0 1B BB 1-2 2-3		BBBB 4-0 BB 1-2	3	1	1	2	2	0	4
Bruce Bochte, L (1, 3) OBP: 0.377, SLG: 0.453	0-0 L8		0-0 3-1		0-0 SF9-2-6 1-2 3-H		0-0 1B 1-3 2-H 3-H		0-0 F8	4	0	1	3	0	0	2
Tom Paciorek, R (1, 9) OBP: 0.308, SLG: 0.452	0-0 L5		SSS 0-3 K			0-0 G6-4-3 1B SSS	0-3 K			4	0	1	0	0	2	2
Reggie Walton, R (1, 10) OBP: 0.275, SLG: 0.410	0-0 F4		0-0 F7			SSS 0-3 K		0-0 F9		4	0	0	0	0	1	1
Dave Edler, R (1, 5)		SSS 0-3 K		0-0 1-3		0-0 G6-4-3 1-2f		0-0 F9		4	0	0	0	0	1	1
Mario Mendoza, R (1, 6) OBP: 0.290, SLG: 0.308		BBBB 4-0 SH3 1B 1B BB		0-0 F8			0-0 F8	0-0 F9		3	1	0	0	1	0	0
Marc Hill, R (1, 2) OBP: 0.215, SLG: 0.270		0-0 1B SH3 1B 1-2		0-0 L6			0-0 BB BB 1B		0-0 5-3	4	1	2	0	0	0	0
Inning Stats	R: 3 H: 3 E: 0 LOB: 0 K: 0 BB: 0 S: 6 P: 6	R: 1 H: 2 E: 0 LOB: 2 K: 1 BB: 1 S: 7 P: 11	R: 0 H: 0 E: 0 LOB: 0 K: 1 BB: 0 S: 5 P: 5	R: 0 H: 0 E: 0 LOB: 0 K: 0 BB: 0 S: 3 P: 3	R: 1 H: 2 E: 0 LOB: 0 K: 0 BB: 0 S: 4 P: 4	R: 0 H: 1 E: 0 LOB: 0 K: 1 BB: 0 S: 5 P: 5	R: 2 H: 2 E: 0 LOB: 2 K: 1 BB: 2 S: 7 P: 15	R: 0 H: 0 E: 0 LOB: 0 K: 0 BB: 0 S: 3 P: 3	R: 0 H: 1 E: 0 LOB: 2 K: 0 BB: 1 S: 4 P: 8	1B: 9 SF: 1 2B: 2 SAC: 1 3B: 0 DP: 2 HR: 1 HBP: 0						WP: 0 PA: 40 PB: 0 SB: 1 CS: 0	

PITCHER		IP	WLS	BF	H	R	ER	SO	BB	IBB	HBP	BLK	WP	HR	S	P	ERA	WHIP
Dennis Eckersley, R ERA: 4.33	(1, 1)	6.2	L	29	9	7	7	3	2	0	0	0	0	1	33	41	9.45	1.650
Tom Burgmeier, L ERA: 2.0	(7, 1)	1.1		6	1	0	0	1	1	0	0	0	0	0	7	11	0.00	1.500
Luis Aponte, R ERA:	(9, 1)	1.0		5	1	0	0	0	1	0	0	0	0	0	4	8	0.00	2.000

PITCHER	IP	WLS	BF	H	R	ER	SO	BB	IBB	HBP	BLK	WP	HR	S	P	ERA	WHIP

TOP

Seattle Mariners @ Boston Red Sox

Fenway Park, Boston, MA

Thu Sep 04 1980, 7:05 PM EDT

Att. 18,256 - Unknown - 75 F

livebaseballscorecards.com

AB	34
R	7
H	11
RBI	7
BB	4
SO	4
LOB	11

Seattle Mariners @ Boston Red Sox

Fenway Park, Boston, MA

Thu Sep 04 1980, 7:05 PM EDT

Att. 18,256 - Unknown - 75 F

BOTTOM

Batter	1	2	3	4	5	6	7	8	9	AB	R	H	RBI	BB	SO	LOB
Rick Burleson, R (1, 6) OBP: 0.350, SLG: 0.376	2-3		F9		G5-4-3 1-2f		F4			4	0	0	0	0	0	2
Dave Stapleton, R (1, 4) OBP: 0.323, SLG: 0.475	5-3		2B			E 1B 1B BB		K		3	1	1	0	1	1	0
Carlton Fisk, R (1, 2) OBP: 0.360, SLG: 0.480	F4		F6			E6 1B 1-3 1B		F6		4	1	1	0	0	0	1
Jim Rice, R (1, 7) OBP: 0.315, SLG: 0.469		2B 1B	F8			CS 1B 2-H 3-H		5-3		4	1	2	2	0	0	1
Tony Perez, R (1, 3) OBP: 0.317, SLG: 0.464		4-3 SF9 2B 1-H		F8		K			K	4	1	1	1	0	2	1
Jim Dwyer, L (1, 8) OBP: 0.351, SLG: 0.420		4-3 2-3		F8		F8			F7	4	0	0	0	0	0	2
Dave Rader, L (1, 10) OBP: 0.373, SLG: 0.490		SF9 3-H		3-1		CS 1-2		F6	K	3	0	0	1	0	1	0
Dwight Evans, R (1, 9) OBP: 0.345, SLG: 0.452		BB			K			BB		1	0	0	0	2	1	0
Glenn Hoffman, R (1, 5) OBP: 0.327, SLG: 0.434		F8			G5-4-3 1B			K		3	0	1	0	0	1	2
Inning Stats	R: 0 H: 0 E: 0 LOB: 0 K: 0 BB: 0 S: 3 P: 3	R: 2 H: 2 E: 0 LOB: 1 K: 0 BB: 1 S: 5 P: 9	R: 0 H: 1 E: 0 LOB: 1 K: 0 BB: 0 S: 4 P: 4	R: 0 H: 0 E: 0 LOB: 0 K: 0 BB: 0 S: 3 P: 3	R: 0 H: 1 E: 0 LOB: 0 K: 1 BB: 0 S: 5 P: 5	R: 2 H: 2 E: 1 LOB: 0 K: 1 BB: 1 S: 6 P: 10	R: 0 H: 0 E: 0 LOB: 1 K: 1 BB: 1 S: 5 P: 9	R: 0 H: 0 E: 0 LOB: 0 K: 1 BB: 0 S: 5 P: 5	R: 0 H: 0 E: 0 LOB: 0 K: 2 BB: 0 S: 7 P: 7	1B: 4 SF: 1 2B: 2 SAC: 0 3B: 0 DP: 1 HR: 0 HBP: 0							

livebaseballscorecards.com

AB	30
R	4
H	6
RBI	4
BB	3
SO	6
LOB	9

WP: 0 PA: 35
PB: 0
SB: 0
CS: 1

PITCHER		IP	WLS	BF	H	R	ER	SO	BB	IBB	HBP	BLK	WP	HR	S	P	ERA	WHIP
Glenn Abbott, R ERA: 4.21	(1, 1)	5.0	W	22	6	4	3	1	2	0	0	0	0	0	22	30	5.40	1.600
Manny Sarmiento, R ERA:	(6, 1)	4.0	S	12	0	0	0	5	1	0	0	0	0	0	21	25	0.00	0.250

PITCHER	IP	WLS	BF	H	R	ER	SO	BB	IBB	HBP	BLK	WP	HR	S	P	ERA	WHIP

Batter	1	2	3	4	5	6	7	8	9	AB	R	H	RBI	BB	SO	LOB
Julio Cruz, S (1, 4) OBP: 0.320, SLG: 0.271	1-3	2B		5-3			L5		PO	4	0	1	1	0	0	0
Rod Craig, S (1, 8) OBP: 0.318, SLG: 0.373	4-3	BB			6-3		4-3			3	0	0	0	1	0	0
Bruce Bochte, L (1, 3) OBP: 0.376, SLG: 0.451	3-1	6-3			1B		L4			4	0	1	0	0	0	2
Tom Paciorek, R (1, 9) OBP: 0.307, SLG: 0.450		1B	F9		L7			F8		4	1	1	0	0	0	1
Leon Roberts, R (1, 7) OBP: 0.333, SLG: 0.427		3B	2B		F9			K		4	1	2	1	0	1	1
Reggie Walton, R (1, 10) OBP: 0.273, SLG: 0.395		5-3	6-3			1B		F9		4	0	1	0	0	0	2
Dave Edler, R (1, 5) OBP: 0.125, SLG: 0.125		4-3	F9			L8			SH1-4 PO 1B	4	0	1	0	0	0	3
Mario Mendoza, R (1, 6) OBP: 0.290, SLG: 0.308		1B		6-3		F8			SH1-4	3	1	1	1	0	0	1
Marc Hill, R (1, 2) OBP: 0.216, SLG: 0.280		1B		6-3		F3			1-6-3	4	1	1	1	0	0	2

Seattle Mariners @ Boston Red Sox

Fenway Park, Boston, MA

Fri Sep 05 1980, 7:05 PM EDT

Att. 20,420 - Unknown - 76 F

TOP

livebaseballscorecards.com

	AB	R	H	RBI	BB	SO	LOB
	34	4	9	4	1	1	12

Inning Stats																																		
	R: 0	E: 0	K: 0	S: 3	H: 0	LOB: 0	BB: 0	P: 3	R: 4	E: 0	K: 0	S: 8	H: 5	LOB: 2	BB: 1	P: 12	R: 0	E: 0	K: 0	S: 4	H: 1	LOB: 1	BB: 0	P: 4	R: 0	E: 0	K: 0	S: 3	H: 0	LOB: 0	BB: 0	P: 3	R: 0	E: 0	K: 0	S: 4	H: 1	LOB: 1	BB: 0	P: 4	R: 0	E: 0	K: 0	S: 3	H: 0	LOB: 0	BB: 0	P: 3	R: 0	E: 0	K: 1	S: 5	H: 0	LOB: 0	BB: 0	P: 5	R: 0	E: 0	K: 0	S: 3	H: 1	LOB: 0	BB: 0	P: 3	1B: 5	2B: 3	3B: 1	HR: 0	SF: 0	SAC: 1	DP: 0	HBP: 0	WP: 0	PB: 0	SB: 1	CS: 0	PA: 37

PITCHER	IP	WLS	BF	H	R	ER	SO	BB	IBB	HBP	BLK	WP	HR	S	P	ERA	WHIP
John Tudor, L (1, 1) ERA: 2.12	9.0	L	36	9	4	4	1	1	0	0	0	0	0	37	41	4.00	1.111

PITCHER	IP	WLS	BF	H	R	ER	SO	BB	IBB	HBP	BLK	WP	HR	S	P	ERA	WHIP

Batter	1	2	3	4	5	6	7	8	9	AB	R	H	RBI	BB	SO	LOB
Rick Burleson, R (1, 6) OBP: 0.349, SLG: 0.375	0-0 WP 1B	0-3 K			0-0 L9		0-0 6-3			4	0	1	0	0	1	2
Dave Stapleton, R (1, 4) OBP: 0.325, SLG: 0.478	0-0 F8		0-0 1B 1B		0-0 2B 2B		0-0 4-3			4	1	2	0	0	0	1
Carlton Fisk, R (1, 2) OBP: 0.359, SLG: 0.481	0-0 F8		0-0 F6		0-0 2-H 2B			0-3 K		4	0	1	1	0	1	2
Jim Rice, R (1, 7) OBP: 0.317, SLG: 0.468	B B B B 4-0 1-2 BB		0-0 G6-4-3 1-2 1B		0-0 F9			0-3 K		3	0	1	0	1	1	1
Tony Perez, R (1, 3) OBP: 0.315, SLG: 0.460	0-3 K		0-0 G6-4-3 1-2f			0-0 4-3		0-0 F8		4	0	0	0	0	1	4
Glenn Hoffman, R (1, 5) OBP: 0.326, SLG: 0.431		0-0 1B 1B		0-0 F3		0-0 5-3			0-0 5-3	4	0	1	0	0	0	0
Dwight Evans, R (1, 9) OBP: 0.347, SLG: 0.463		0-0 F7		0-0 3-1		0-0 HR			0-0 2B	4	1	2	1	0	0	1
Gary Allenson, R (1, 10) OBP: 0.452, SLG: 0.468		0-0 L7		0-0 5-3		0-0 F7			0-3 K	4	0	0	0	0	1	2
Sam Bowen, R (1, 8) OBP: 0.250, SLG: 0.250		0-0 1-2 1B			0-0 5-3		0-3 K		0-0 F8	4	0	1	0	0	1	1
Inning Stats	R: 0 H: 1 E: 0 LOB: 2 K: 1 BB: 1 S: 6 P: 10	R: 0 H: 2 E: 0 LOB: 2 K: 1 BB: 0 S: 7 P: 7	R: 0 H: 2 E: 0 LOB: 1 K: 0 BB: 0 S: 4 P: 4	R: 0 H: 0 E: 0 LOB: 0 K: 0 BB: 0 S: 3 P: 3	R: 1 H: 2 E: 0 LOB: 1 K: 0 BB: 0 S: 5 P: 5	R: 1 H: 1 E: 0 LOB: 0 K: 0 BB: 0 S: 4 P: 4	R: 0 H: 0 E: 0 LOB: 0 K: 1 BB: 0 S: 5 P: 5	R: 0 H: 0 E: 0 LOB: 0 K: 2 BB: 0 S: 7 P: 7	R: 0 H: 1 E: 0 LOB: 1 K: 1 BB: 0 S: 6 P: 6	1B: 5 SF: 0 2B: 3 SAC: 0 3B: 0 DP: 1 HR: 1 HBP: 0						

PITCHER	IP	WLS	BF	H	R	ER	SO	BB	IBB	HBP	BLK	WP	HR	S	P	ERA	WHIP
Floyd Bannister, L (1, 1) ERA: 3.36	8.1	W	34	9	2	2	5	1	0	0	0	1	1	43	47	2.16	1.200
Shane Rawley, L (9, 1) ERA: 3.44	0.2	S	2	0	0	0	1	0	0	0	0	0	0	4	4	0.00	0.000

PITCHER	IP	WLS	BF	H	R	ER	SO	BB	IBB	HBP	BLK	WP	HR	S	P	ERA	WHIP

Seattle Mariners @ Boston Red Sox

Fenway Park, Boston, MA

Fri Sep 05 1980, 7:05 PM EDT

Att. 20,420 - Unknown - 76 F

BOTTOM

livebaseballscorecards.com

AB	35
R	2
H	9
RBI	2
BB	1
SO	6
LOB	14

PA: 36

WP: 1
PB: 0
SB: 0
CS: 0

Batter	1	2	3	4	5	6	7	8	9	AB	R	H	RBI	BB	SO	LOB
Julio Cruz, S (1, 4) OBP: 0.319, SLG: 0.269	4-3		6-3 1-2		BBB S BB		6-3			3	0	0	0	1	0	1
Rod Craig, S (1, 8) OBP: 0.311, SLG: 0.363	4-3		K		K 1-2				K	4	0	0	0	0	3	2
Dan Meyer, L (1, 7) OBP: 0.321, SLG: 0.421	1B 1B		F7			F4		G3		4	0	1	0	0	0	1
Bruce Bochte, L (1, 3) OBP: 0.379, SLG: 0.456	1-2 1B			1B		G3 1B 2B		G3		4	1	3	0	0	0	0
Joe Simpson, L (1, 9) OBP: 0.305, SLG: 0.334 Leon Roberts, R (9, PH) OBP: 0.332, SLG: 0.426	F8			L9		G3 2-3			L7	3 1	0 0	0 0	0 0	0 0	0 0	4 0
Larry Milbourne, S (1, 10) OBP: 0.295, SLG: 0.333		P7		F8		S 3-H 1B			G6-4-3 1B	4	0	2	1	0	0	1
Jerry Narron, L (1, 2) OBP: 0.172, SLG: 0.186 Tom Paciorek, R (9, PH) OBP: 0.307, SLG: 0.449	K			F8		K 1-2			G6-4-3 1-2f	3 1	0 0	0 0	0 0	0 0	2 0	2 1
Dave Edler, R (1, 5) OBP: 0.091, SLG: 0.091	K				K		6-3			3	0	0	0	0	2	0
Mario Mendoza, R (1, 6) OBP: 0.289, SLG: 0.307 Jim Anderson, R (4, 6) OBP: 0.287, SLG: 0.316			E5 6-3		5-3		6-3			1 2	0 0	0 0	0 0	0 0	0 0	0 0
Inning Stats	R: 0 E: 0 K: 0 S: 5 H: 2 LOB: 2 BB: 0 P: 5	R: 0 E: 0 K: 2 S: 7 H: 0 LOB: 0 BB: 0 P: 7	R: 0 E: 1 K: 1 S: 6 H: 0 LOB: 1 BB: 0 P: 6	R: 0 E: 0 K: 0 S: 4 H: 1 LOB: 1 BB: 0 P: 4	R: 0 E: 0 K: 2 S: 7 H: 0 LOB: 1 BB: 1 P: 11	R: 1 E: 0 K: 1 S: 7 H: 2 LOB: 1 BB: 0 P: 7	R: 0 E: 0 K: 0 S: 3 H: 0 LOB: 0 BB: 0 P: 3	R: 0 E: 0 K: 1 S: 5 H: 0 LOB: 0 BB: 0 P: 5	R: 0 E: 0 K: 0 S: 3 H: 1 LOB: 0 BB: 0 P: 3	1B: 5 2B: 1 3B: 0 HR: 0 SF: 0 SAC: 0 DP: 1 HBP: 0						

PITCHER	IP	WLS	BF	H	R	ER	SO	BB	IBB	HBP	BLK	WP	HR	S	P	ERA	WHIP
Dick Drago, R (1, 1) ERA: 4.11	7.0	W	28	5	1	1	6	1	0	0	0	0	0	39	43	1.29	0.857
Tom Burgmeier, L (8, 1) ERA: 1.95	2.0	S	6	1	0	0	1	0	0	0	0	0	0	8	8	0.00	0.500

PITCHER	IP	WLS	BF	H	R	ER	SO	BB	IBB	HBP	BLK	WP	HR	S	P	ERA	WHIP

TOP

Seattle Mariners @ Boston Red Sox

Fenway Park, Boston, MA

Sat Sep 06 1980, 3:33 AM EDT
Att. 23,317 - Unknown - 87 F

livebaseballscorecards.com

AB	33
R	1
H	6
RBI	1
BB	1
SO	7
LOB	12

WP: 0 PA: 34
PB: 0
SB: 2
CS: 0

Seattle Mariners @ Boston Red Sox

Fenway Park, Boston, MA

Sat Sep 06 1980, 3:33 AM EDT
Att. 23,317 - Unknown - 87 F

BOTTOM

Batter	1	2	3	4	5	6	7	8	9	AB	R	H	RBI	BB	SO	LOB
Rick Burleson, R (1, 6) OBP: 0.347, SLG: 0.373	1-3		6-3		K		K			4	0	0	0	0	2	0
Dave Stapleton, R (1, 4) OBP: 0.327, SLG: 0.479	6-3		1B		K			FC4-6 1B		4	1	2	0	0	1	0
Carl Yastrzemski, L (1, 10) OBP: 0.351, SLG: 0.467	1-3		F8		K			FC4-6 HR (1-2f)		4	1	0	0	0	1	2
Jim Rice, R (1, 7) OBP: 0.319, SLG: 0.476		K	1B (1-2)			6-3		HR (1-H)		4	1	2	2	0	1	0
Tony Perez, R (1, 3) OBP: 0.316, SLG: 0.461		E 1B 1B	FC5-4 (1-3, 2-H)			6-3		F7		4	1	2	1	0	0	0
Carlton Fisk, R (1, 2) OBP: 0.360, SLG: 0.488		E7 (1-3)	FC5-4 (1-2f)			HR		F6		4	1	2	1	0	0	2
Jim Dwyer, L (1, 8) OBP: 0.351, SLG: 0.419		1-2 (3-H)	F9			F5				3	0	1	1	0	0	0
Dwight Evans, R (1, 9) OBP: 0.344, SLG: 0.459		K	F9				F7			3	0	0	0	0	1	2
Glenn Hoffman, R (1, 5) OBP: 0.322, SLG: 0.425		1-3	5-3				6-3			3	0	0	0	0	0	2

Inning Stats										
	R: 0 E: 0 K: 0 S: 3	H: 0 LOB: 0 BB: 0 P: 3	R: 1 E: 1 K: 2 S: 10	H: 3 LOB: 2 BB: 0 P: 10	R: 1 E: 0 K: 0 S: 6	H: 3 LOB: 2 BB: 0 P: 6	R: 0 E: 0 K: 0 S: 3	H: 0 LOB: 0 BB: 0 P: 3	R: 0 E: 0 K: 3 S: 9	H: 0 LOB: 0 BB: 0 P: 9
	R: 1 E: 0 K: 0 S: 4	H: 1 LOB: 0 BB: 0 P: 4	R: 0 E: 0 K: 1 S: 5	H: 0 LOB: 0 BB: 0 P: 5	R: 2 E: 0 K: 0 S: 5	H: 2 LOB: 0 BB: 0 P: 5				

	1B: 7	SF: 0	WP: 0	PA: 33
	2B: 0	SAC: 0	PB: 0	
	3B: 0	DP: 0	SB: 0	
	HR: 2	HBP: 0	CS: 0	

PITCHER		IP	WLS	BF	H	R	ER	SO	BB	IBB	HBP	BLK	WP	HR	S	P	ERA	WHIP
Mike Parrott, R ERA: 7.42	(1, 1)	7.0	L	28	7	3	2	6	0	0	0	0	0	1	40	40	2.57	1.000
Dave Heaverlo, R ERA: 3.47	(8, 1)	1.0		5	2	2	2	0	0	0	0	0	0	1	5	5	18.00	2.000

PITCHER	IP	WLS	BF	H	R	ER	SO	BB	IBB	HBP	BLK	WP	HR	S	P	ERA	WHIP

AB	33
R	5
H	9
RBI	5
BB	0
SO	6
LOB	8

livebaseballscorecards.com

Seattle Mariners @ Boston Red Sox

Fenway Park, Boston, MA

Sun Sep 07 1980, 3:33 AM EDT

Att. 23,360 - Unknown - 79 F

TOP

livebaseballscorecards.com

Batter	1	2	3	4	5	6	7	8	9	AB	R	H	RBI	BB	SO	LOB
Julio Cruz, S (1, 4) OBP: 0.318, SLG: 0.269	S S S 0-3 K	x 0-0 E6 1B WP 1-3 2-H 3-H	x 0-0 G6-4-3 1-2f		x 0-0 1B		B B B 4-0 BB		x 0-0 1B 2B	4	1	1	0	0	1	3
Kim Allen, R (5, PR) OBP: 0.667, SLG: 1.000 (5, 6) (8, 4)										1	1	1	0	1	0	0
Rod Craig, S (1, 8) OBP: 0.323, SLG: 0.377	B B B B 4-0 CS BB	x 0-0 PB WP 1B 1-3 3-H 1B		x 0-0 1B 2B	x 0-0 F6		x 0-0 F7		x 0-0 2-H 1B	5	2	3	2	1	0	2
Dan Meyer, L (1, 7) OBP: 0.322, SLG: 0.419	S S S 0-3 K 1-2	H 1-0 1B 1-3-1 HBP 1-3 3-H		x 0-0 FC4-6 1B 1B 2-H 1B	x 0-0 3-1		x 0-0 F7		S S S 0-3 K	4	2	1	1	0	1	3
Reggie Walton, R (7, 7) OBP: 0.267, SLG: 0.386										1	0	0	0	0	1	1
Bruce Bochte, L (1, 3) OBP: 0.381, SLG: 0.456	B B B 4-0 1B BB	x 0-0 1-3-1 1B 1-3 3-H		x 0-0 FC4-6 1B 1-2		S S S 0-3 K		x 0-0 3-1		4	1	2	1	1	1	0
Tom Paciorek, R (8, 3) OBP: 0.307, SLG: 0.449										0	0	0	0	0	0	0
Joe Simpson, L (1, 9) OBP: 0.306, SLG: 0.336	x 0-0 1-2 2B 1B	x 0-0 1-3-1 1-2 3-H		x 0-0 FC4-6 1B SF9 1-2f 2-3		x 0-0 F7		x 0-0 FC5-4 1B		5	2	2	1	0	0	3
Larry Milbourne, S (1, 6) OBP: 0.302, SLG: 0.340 (5, 4)	x 0-0 2B E 1-2 2-H 1B	x 0-0 4-3		x 0-0 1-3 3-H 1B		x 0-0 1B 1B		x 0-0 FC5-4 1-2f		5	1	3	2	0	0	2
Mario Mendoza, R (8, 6) OBP: 0.289, SLG: 0.307										0	0	0	0	0	0	0
Leon Roberts, R (1, 10) OBP: 0.336, SLG: 0.433	x 0-0 E 1-3 2-H 2B	x 0-0 BB 1B	x 0-0 SF9 3-H		x 0-0 1-3 1B			x 0-0 5-3		4	1	3	2	0	0	1
Jerry Narron, L (1, 2) OBP: 0.159, SLG: 0.172	x 0-0 F3	x 0-0 F2	x 0-0 4-3		x 0-0 L9				x 0-0 4-3	5	0	0	0	0	0	6
Dave Edler, R (1, 5) OBP: 0.188, SLG: 0.071	B B B 4-0 E 1B BB	B B B 4-0 G6-4-3 1-2 BB			x 0-0 6-3		x 0-0 F9		x 0-0 5-3	3	1	0	0	2	0	0

AB	41
R	12
H	16
RBI	9
BB	5
SO	4
LOB	21

Inning Stats	1	2	3	4	5	6	7	8	9	1B: 13	SF: 1	WP: 1	PA: 48
R	0	8	0	3	0	0	0	0	1	2B: 3	SAC: 0	PB: 1	
E	0	1	0	0	0	0	0	0	0	3B: 0	DP: 1	SB: 0	
K	2	0	0	7	0	1	3	4	1	HR: 0	HBP: 1	CS: 1	
S	6	9	3	7	4	7	7	4	7				
H	0	5	1	4	1	2	0	1	2				
LOB	0	1	1	1	1	2	1	1	1				
BB	1	2	1	0	0	0	1	0	0				
P	10	18	7	7	4	7	7	4	7				

PITCHER		IP	WLS	BF	H	R	ER	SO	BB	IBB	HBP	BLK	WP	HR	S	P	ERA	WHIP
Steve Renko, R ERA: 3.64	(1, 1)	1.1	L	11	4	7	7	2	3	0	0	0	0	0	12	24	47.25	5.250
Bruce Hurst, L ERA: 9.31	(2, 1)	0.1		3	1	1	0	0	0	0	1	0	1	0	2	3	0.00	3.000
Skip Lockwood, R ERA: 5.65	(2, 1)	4.1		21	8	3	3	1	1	0	0	0	0	0	22	26	6.23	2.077
Keith MacWhorter, R ERA: 7.91	(7, 1)	3.0		13	3	1	1	1	1	0	0	0	0	0	14	18	3.00	1.333

PITCHER		IP	WLS	BF	H	R	ER	SO	BB	IBB	HBP	BLK	WP	HR	S	P	ERA	WHIP

BOTTOM

Seattle Mariners @ Boston Red Sox

Fenway Park, Boston, MA

Sun Sep 07 1980, 3:33 AM EDT

Att. 23,360 - Unknown - 79 F

livebaseballscorecards.com

Batter	1	2	3	4	5	6	7	8	9	AB	R	H	RBI	BB	SO	LOB
Rick Burleson, R (1, 6) OBP: 0.346, SLG: 0.371	SSS 0-3 ① K	x 0-0 ③ FC6-4 1-2f			x 0-0 ② F4	x 0-0 1-3 2-H 2B	SSS 0-3 ③ K			2	0	0	0	0	1	2
Julio Valdez, S (5, 6) OBP: 0.333, SLG: 0.667										3	0	1	1	0	1	2
Dave Stapleton, R (1, 4) OBP: 0.328, SLG: 0.479	x 0-0 E1 1B 1B		x 0-0 ① F8		BBBB 4-0 1B BB	x 0-0 ③ 4-3		x 0-0 HR		2	1	1	0	0	0	0
Chico Walker, S (5, 4) OBP: 0.667, SLG: 2.000										2	1	1	1	1	0	2
Carl Yastrzemski, L (1, 10) OBP: 0.352, SLG: 0.467	BBBB 4-0 1B BB		x 0-0 ② F8		x 0-0 HBP 1-3 1B		x 0-0 1B HR 1B	x 0-0 ① F5		0	0	0	0	1	0	0
Rich Gedman, L (3, PH) OBP: 0.500, SLG: 0.500										4	1	2	0	0	0	0
Jim Rice, R (1, 7) OBP: 0.322, SLG: 0.476	x 0-0 G6-4-3 1-2 2-H 1B		x 0-0 ③ F3		H 1-0 1-2 HBP		x 0-0 HR 1-3 1B	SSS 0-3 ② K		4	1	2	1	0	1	0
Tony Perez, R (1, 3) OBP: 0.316, SLG: 0.460	x 0-0 ② ③ G6-4-3 1-2f			x 0-0 ① L8	x 0-0 ③ F7		x 0-0 1-H 3-H HR	x 0-0 2B		1	0	0	0	0	0	2
Garry Hancock, L (4, PH) OBP: 0.217, SLG: 0.333										4	1	2	3	0	0	3
(5, 8)																
Jim Dwyer, L (1, 8) OBP: 0.346, SLG: 0.412		x 0-0 ① F8		x 0-0 ② F6		x 0-0 ① F8	x 0-0 ① F8	x 0-0 ③ F6		4	0	0	0	0	0	0
(5, 3)																
Carlton Fisk, R (8, PH) OBP: 0.359, SLG: 0.487										1	0	0	0	0	0	1
(9, 3)																
Dwight Evans, R (1, 9) OBP: 0.347, SLG: 0.462		x 0-0 ② F8		x 0-0 2B		x 0-0 BB 2B 1B	BBBB 4-0 1B BB		x 0-0 ① L8	4	1	2	0	1	0	0
Dave Rader, L (1, 2) OBP: 0.386, SLG: 0.495		x 0-0 1B 1B		x 0-0 ③ G3		BBBB 4-0 2B 1-2 BB	x 0-0 1-2 1B		BBBB 4-0 G4-3 BB	3	0	2	0	1	0	1
Gary Allenson, R (9, PH) OBP: 0.459, SLG: 0.468										0	0	0	0	1	0	0
Glenn Hoffman, R (1, 5) OBP: 0.319, SLG: 0.420		x 0-0 FC6-4 1-2 1B			SSS 0-3 ① K	x 0-0 ② F8	SSS 0-3 ② K		x 0-0 ②③ G4-3 1-2f	5	0	1	0	0	2	5

	AB	39
	R	6
	H	14
	RBI	6
	BB	5
	SO	5
	LOB	18

Inning Stats	1	2	3	4	5	6	7	8	9
	R: 1 E: 1 K: 1 S: 6	H: 2 LOB: 1 BB: 1 P: 10	R: 0 E: 0 K: 0 S: 5	H: 2 LOB: 2 BB: 0 P: 5	R: 0 E: 0 K: 0 S: 3	H: 0 LOB: 0 BB: 0 P: 3	R: 0 E: 0 K: 0 S: 4	H: 1 LOB: 1 BB: 0 P: 4	R: 0 E: 0 K: 1 S: 6	H: 1 LOB: 3 BB: 1 P: 11	R: 1 E: 0 K: 0 S: 5	H: 2 LOB: 2 BB: 1 P: 9	R: 3 E: 0 K: 2 S: 11	H: 4 LOB: 2 BB: 1 P: 15	R: 1 E: 0 K: 1 S: 7	H: 2 LOB: 1 BB: 0 P: 7	R: 0 E: 0 K: 0 S: 2	H: 0 LOB: 0 BB: 1 P: 6

	1B: 9	SF: 0	WP: 0	PA: 45
	2B: 3	SAC: 0	PB: 0	
	3B: 0	DP: 2	SB: 0	
	HR: 2	HBP: 1	CS: 0	

PITCHER		IP	WLS	BF	H	R	ER	SO	BB	IBB	HBP	BLK	WP	HR	S	P	ERA	WHIP
Rick Anderson, R ERA: 27.0	(1, 1)	0.1		4	2	1	1	1	1	0	0	0	0	0	5	9	27.00	9.000
Byron McLaughlin, R ERA: 6.86	(1, 1)	5.1	W	24	6	1	1	1	2	0	1	0	0	0	23	32	1.69	1.500
Manny Sarmiento, R ERA: 6.0	(6, 1)	2.0		13	6	4	4	3	1	0	0	0	0	2	18	22	18.00	3.500
Shane Rawley, L ERA: 3.4	(8, 1)	1.1		4	0	0	0	0	1	0	0	0	0	0	3	7	0.00	0.750

PITCHER		IP	WLS	BF	H	R	ER	SO	BB	IBB	HBP	BLK	WP	HR	S	P	ERA	WHIP

Batter	1	2	3	4	5	6	7	8	9	10	11	12	AB	R	H	RBI	BB	SO	LOB
Julio Cruz, S (1, 4) OBP: 0.318, SLG: 0.268	K			E5 F8 BLK		1-3		F8			SH3-4 1B	BB 1-2 2-3	5	0	1	0	1	1	0
Rod Craig, S (1, 8) OBP: 0.314, SLG: 0.365	4-3			P5		P6			4-3		SH3-4 1-2	G3	5	0	0	0	0	0	4
Dan Meyer, L (1, 10) OBP: 0.319, SLG: 0.415	F7			F8 1-3			4-3		G3		P4		5	0	0	0	0	0	2
Bruce Bochte, L (1, 3) OBP: 0.381, SLG: 0.453		F8		2-3			G4-6-3 BB		4-3		IBB		3	0	0	0	2	0	1
Joe Simpson, L (1, 9) OBP: 0.308, SLG: 0.338		G3			S G3 BB		G4-6-3 1-2f			SH2-4 2B	G3		4	0	1	0	1	0	3
Kim Allen, R (11, 9) OBP: 0.667, SLG: 1.000													0	0	0	0	0	0	0
Larry Milbourne, S (1, 6) OBP: 0.305, SLG: 0.343		F9			G3 1-2			SH2 HR 1B		SH2-4 2-3		FC5 S 1B	4	1	2	0	0	0	1
Leon Roberts, R (1, 7) OBP: 0.332, SLG: 0.428		F8			4-3 2-3			SH2 1-2		P4		L6	4	0	0	0	0	0	3
Larry Cox, R (1, 2) OBP: 0.263, SLG: 0.299		F9			6-3			HR 2-H				BB FC5 1-2 IBB	2	0	0	0	0	0	1
Jerry Narron, L (8, PH) OBP: 0.194, SLG: 0.231													1	1	1	2	2	0	0
(8, 2)																			
Juan Beniquez, R (12, PR) OBP: 0.276, SLG: 0.355													0	0	0	0	0	0	0
Marc Hill, R (12, 2) OBP: 0.216, SLG: 0.280													0	0	0	0	0	0	0
Dave Edler, R (1, 5) OBP: 0.158, SLG: 0.059	K					P3		F8		P3		FC5 BB 1-2 2-3f	3	0	0	0	0	1	0
Tom Paciorek, R (10, PH) OBP: 0.306, SLG: 0.447													1	0	0	0	0	0	2
Ted Cox, R (10, 5) OBP: 0.294, SLG: 0.303													1	0	0	0	0	0	2
Inning Stats	R: 0 E: 0 K: 1 S: 5 H: 0 LOB: 0 BB: 0 P: 5	R: 0 E: 0 K: 0 S: 3 H: 0 LOB: 0 BB: 0 P: 3	R: 0 E: 0 K: 1 S: 5 H: 0 LOB: 0 BB: 0 P: 5	R: 0 E: 1 K: 0 S: 4 H: 0 LOB: 1 BB: 0 P: 4	R: 0 E: 0 K: 0 S: 3 H: 0 LOB: 1 BB: 1 P: 7	R: 0 E: 0 K: 0 S: 3 H: 0 LOB: 0 BB: 0 P: 3	R: 0 E: 0 K: 0 S: 2 H: 0 LOB: 0 BB: 1 P: 6	R: 2 E: 0 K: 0 S: 5 H: 2 LOB: 0 BB: 0 P: 5	R: 0 E: 0 K: 0 S: 3 H: 0 LOB: 0 BB: 0 P: 3	R: 0 E: 0 K: 0 S: 4 H: 1 LOB: 2 BB: 1 P: 8	R: 0 E: 0 K: 0 S: 4 H: 1 LOB: 2 BB: 1 P: 8	R: 0 E: 0 K: 0 S: 4 H: 1 LOB: 3 BB: 2 P: 12	1B: 3 2B: 1 3B: 0 HR: 1	SF: 0 SAC: 3 DP: 1 HBP: 0					

PITCHER	IP	WLS	BF	H	R	ER	SO	BB	IBB	HBP	BLK	WP	HR	S	P	ERA	WHIP
Richard Dotson, R (1, 1) ERA: 4.19	9.1		33	3	2	2	2	2	0	0	1	0	1	35	43	1.93	0.536
Ed Farmer, R (10, 1) ERA: 3.29	2.2	W	14	2	0	0	0	1	3	0	0	0	0	10	26	0.00	1.125

PITCHER	IP	WLS	BF	H	R	ER	SO	BB	IBB	HBP	BLK	WP	HR	S	P	ERA	WHIP

TOP

Seattle Mariners @ Chicago White Sox

Comiskey Park, Chicago, IL

Mon Sep 08 1980, 8:05 PM EDT

Att. 5,184 - Unknown - 76 F

livebaseballscorecards.com

AB	38
R	2
H	5
RBI	2
BB	6
SO	2
LOB	19

WP: 0 PA: 47
PB: 0
SB: 2
CS: 0

Batter	1	2	3	4	5	6	7	8	9	10	11	12	AB	R	H	RBI	BB	SO	LOB
Chet Lemon, R (1, 8) OBP: 0.376, SLG: 0.417	6-3		1-3			F8		F7		6-3		S 1B HBP	5	1	0	0	0	0	1
Mike Squires, L (1, 3) OBP: 0.354, SLG: 0.355	WP 1B 1B		1-3			4-3		1-2 1B		BBBB 1B BB		F7	5	1	2	0	1	0	1
Wayne Nordhagen, R (1, 7) OBP: 0.301, SLG: 0.489	SSS K 1-2			G5-3 1B 1B		6-3		F8		FC6-4 1-2 1B		1-H 1B	6	0	3	1	0	1	3
Lamar Johnson, R (1, 10) OBP: 0.328, SLG: 0.417	2-H 1B			SSS K			1-3		BBBB 1B SH3-4 BB	FC6-4 1-2f			4	0	1	1	1	1	3
Jim Morrison, R (1, 4) OBP: 0.321, SLG: 0.419	1-3			1-2 1B			P2		SH3-4 1-2		5-3 1B		4	0	2	0	0	0	1
Harold Baines, L (1, 9) OBP: 0.276, SLG: 0.405		P5		G5-3 2-3f			4-3		2-3 1B		SSS K		5	0	1	0	0	1	3
Marv Foley, L (1, 2) OBP: 0.253, SLG: 0.318		4-3			F8			SH1-4 BLK 1B 1B	SSS K		1-2 5-3		3	0	1	0	0	0	0
Leo Sutherland, L (8, PR) OBP: 0.268, SLG: 0.290													0	1	0	0	0	0	0
Bruce Kimm, R (9, 2) OBP: 0.288, SLG: 0.289													0	0	0	0	0	0	0
Bob Molinaro, L (9, PH) OBP: 0.350, SLG: 0.411													1	0	0	0	0	1	2
Glenn Borgmann, R (10, 2) OBP: 0.290, SLG: 0.259													1	0	0	0	0	0	1
Greg Pryor, R (1, 5) (9, 6) OBP: 0.270, SLG: 0.339		4-3			5-3			SH1-4 1-3	P4		5-3		4	0	0	0	0	0	3
Todd Cruz, R (1, 6) OBP: 0.271, SLG: 0.308			P6		1-3			3-H 1B 1B		SSS K		5-3	2	0	0	0	0	0	0
Ron Pruitt, R (8, PH) OBP: 0.376, SLG: 0.394													1	0	1	1	0	0	0
Kevin Bell, R (8, PR) (9, 5) OBP: 0.289, SLG: 0.246													2	0	0	0	0	1	0
Inning Stats	R: 1 E: 0 K: 1 S: 7 H: 2 LOB: 1 BB: 0 P: 7		R: 0 E: 0 K: 0 S: 3 H: 0 LOB: 0 BB: 0 P: 3	R: 0 E: 0 K: 1 S: 6 H: 2 LOB: 1 BB: 0 P: 6	R: 0 E: 0 K: 0 S: 3 H: 0 LOB: 0 BB: 0 P: 3	R: 0 E: 0 K: 0 S: 3 H: 0 LOB: 0 BB: 0 P: 3	R: 0 E: 0 K: 0 S: 3 H: 0 LOB: 0 BB: 0 P: 3	R: 1 E: 0 K: 0 S: 6 H: 3 LOB: 2 BB: 0 P: 6	R: 0 E: 0 K: 1 S: 6 H: 1 LOB: 2 BB: 1 P: 10	R: 0 E: 0 K: 1 S: 6 H: 1 LOB: 2 BB: 1 P: 10	R: 0 E: 0 K: 1 S: 6 H: 1 LOB: 1 BB: 0 P: 6	R: 1 E: 0 K: 0 S: 3 H: 1 LOB: 1 BB: 0 P: 4	1B: 11 2B: 0 3B: 0 HR: 0 SF: 0 SAC: 2 DP: 1 HBP: 1						

PITCHER		IP	WLS	BF	H	R	ER	SO	BB	IBB	HBP	BLK	WP	HR	S	P	ERA	WHIP
Rob Dressler, R ERA: 4.25	(1, 1)	7.0		25	5	2	2	2	0	0	0	0	1	0	29	29	2.57	0.714
Shane Rawley, L ERA: 3.35	(8, 1)	1.1		8	3	0	0	0	1	0	0	1	0	0	7	11	0.00	3.000
Manny Sarmiento, R ERA: 4.15	(9, 1)	2.2		11	2	0	0	3	1	0	0	0	0	0	16	20	0.00	1.125
Dave Heaverlo, R ERA: 3.56	(12, 1)	0.2	L	4	1	1	1	0	0	0	1	0	0	0	3	4	13.50	1.500

PITCHER	IP	WLS	BF	H	R	ER	SO	BB	IBB	HBP	BLK	WP	HR	S	P	ERA	WHIP

BOTTOM

Seattle Mariners @ Chicago White Sox

Comiskey Park, Chicago, IL

Mon Sep 08 1980, 8:05 PM EDT

Att. 5,184 - Unknown - 76 F

livebaseballscorecards.com

AB	43
R	3
H	11
RBI	3
BB	2
SO	5
LOB	18

WP: 1	PA: 48		
PB: 0			
SB: 1			
CS: 0			

Batter	1	2	3	4	5	6	7	8	9	AB	R	H	RBI	BB	SO	LOB
Julio Cruz, S (1, 4) OBP: 0.315, SLG: 0.265	P4	F8			5-3		F7			4	0	0	0	0	0	2
Rod Craig, S (1, 8) OBP: 0.318, SLG: 0.381	P2		SH5-4 SF7 2B		4-3 2B		F7			4	1	2	0	0	0	0
Bruce Bochte, L (1, 3) OBP: 0.381, SLG: 0.453	FC5-4 1B		SH5-4 2-3		4-3 2-3			K		3	0	1	0	0	1	1
Leon Roberts, R (1, 9) OBP: 0.332, SLG: 0.424	FC5-4 1-2f		BBB SF7 BB		SSS K			P5		3	0	0	0	1	1	2
Reggie Walton, R (1, 10) OBP: 0.286, SLG: 0.404		1B 1B 1B	SF7 1-3 3-H			CS 1B		F8		3	1	2	1	0	0	0
Larry Milbourne, S (1, 6) OBP: 0.313, SLG: 0.344		1B 1-3 1B		BBB 1-3 SH1-4 WP BB		BBB S 1-2 1B BB			F8	2	2	1	0	2	0	0
Dave Edler, R (1, 5) OBP: 0.136, SLG: 0.050		P4		SH1-4 1-2		F8			K	3	0	0	0	0	1	3
Kim Allen, R (1, 7) OBP: 0.429, SLG: 0.500		P6		1-3 2-3		CS 1-H 1B			5-3	4	0	1	1	0	0	3
Marc Hill, R (1, 2) OBP: 0.220, SLG: 0.281		1-2 3-H 1B		F9 3-H		CS 1-2	5-3			3	0	1	1	0	0	0
Inning Stats	R: 0 E: 0 K: 0 S: 4 H: 1 LOB: 1 BB: 0 P: 4	R: 1 E: 0 K: 0 S: 6 H: 3 LOB: 2 BB: 0 P: 6	R: 1 E: 0 K: 0 S: 3 H: 1 LOB: 1 BB: 1 P: 7	R: 1 E: 0 K: 0 S: 3 H: 0 LOB: 0 BB: 1 P: 7	R: 0 E: 0 K: 1 S: 6 H: 1 LOB: 1 BB: 0 P: 6	R: 1 E: 0 K: 0 S: 3 H: 2 LOB: 0 BB: 1 P: 7	R: 0 E: 0 K: 0 S: 3 H: 0 LOB: 0 BB: 0 P: 3	R: 0 E: 0 K: 1 S: 5 H: 0 LOB: 0 BB: 0 P: 5	R: 0 E: 0 K: 1 S: 5 H: 0 LOB: 0 BB: 0 P: 5	1B: 6 2B: 2 3B: 0 HR: 0	SF: 1 SAC: 2 DP: 0 HBP: 0						

TOP

Seattle Mariners @ Chicago White Sox

Comiskey Park, Chicago, IL

Tue Sep 09 1980, 8:05 PM EDT

Att. 5,247 - Unknown - 67 F

livebaseballscorecards.com

AB	29
R	4
H	8
RBI	3
BB	3
SO	3
LOB	11

WP: 1 PB: 0 SB: 1 CS: 2 PA: 36

PITCHER	IP	WLS	BF	H	R	ER	SO	BB	IBB	HBP	BLK	WP	HR	S	P	ERA	WHIP
Ross Baumgarten, L (1, 1) ERA: 3.31	5.2	L	26	8	4	4	1	3	0	0	0	1	0	25	37	6.35	1.941
Dewey Robinson, R (6, 1) ERA: 3.38	3.1		9	0	0	0	2	0	0	0	0	0	0	13	13	0.00	0.000

PITCHER	IP	WLS	BF	H	R	ER	SO	BB	IBB	HBP	BLK	WP	HR	S	P	ERA	WHIP

Batter	1	2	3	4	5	6	7	8	9	AB	R	H	RBI	BB	SO	LOB
Chet Lemon, R (1, 10) OBP: 0.375, SLG: 0.422	6-3		G5-4-3 1-2f		HR		F8 1-2 2-3			4	1	1	1	0	0	3
Rusty Kuntz, R (1, 8) OBP: 0.355, SLG: 0.357	BB S		1B		K		P6			3	0	1	0	1	1	2
Wayne Nordhagen, R (1, 7) OBP: 0.298, SLG: 0.484	F8		6-3		6-3			F8		4	0	0	0	0	0	2
Lamar Johnson, R (1, 3) OBP: 0.329, SLG: 0.416	BB FC6-4 1-2			5-3		FC5-4 1B		F9		3	0	1	0	1	0	0
Jim Morrison, R (1, 4) OBP: 0.320, SLG: 0.418	FC6-4 1-2f			FC6-4 1B 1B		FC5-4 CS 1-2f		4-3		4	0	1	0	0	0	3
Glenn Borgmann, R (1, 2) OBP: 0.292, SLG: 0.262		5-3							K	3	0	1	0	0	0	1
Leo Sutherland, L (9, PH) OBP: 0.264, SLG: 0.286				FC6-4 1-2 1B		P2 1-2				1	0	0	0	0	1	0
Greg Pryor, R (1, 5) OBP: 0.268, SLG: 0.335		6-3		FC6-4 1-2f 2-3			L6		P4	3	0	0	0	0	0	2
(8, 6)										1	0	0	0	0	0	0
Mike Squires, L (9, PH) OBP: 0.353, SLG: 0.354																
Harold Baines, L (1, 9) OBP: 0.276, SLG: 0.402		L4		4-3			BB F8 1B		F8	3	0	0	0	1	0	2
Todd Cruz, R (1, 6) OBP: 0.273, SLG: 0.310			G5-4-3 1B		1-3					2	0	1	0	0	0	0
Bob Molinaro, L (7, PH) OBP: 0.352, SLG: 0.413										1	0	1	0	0	0	0
Kevin Bell, R (8, 5) OBP: 0.289, SLG: 0.246							F8 1-2 1B			0	0	0	0	0	0	0
Inning Stats	R: 0 E: 0 K: 0 S: 3 H: 0 LOB: 2 BB: 2 P: 11	R: 0 E: 0 K: 0 S: 3 H: 0 LOB: 0 BB: 0 P: 3	R: 0 E: 0 K: 0 S: 4 H: 2 LOB: 1 BB: 0 P: 4	R: 0 E: 0 K: 0 S: 5 H: 2 LOB: 2 BB: 0 P: 5	R: 1 E: 0 K: 1 S: 6 H: 1 LOB: 0 BB: 0 P: 6	R: 0 E: 0 K: 0 S: 3 H: 1 LOB: 0 BB: 0 P: 3	R: 0 E: 0 K: 0 S: 4 H: 1 LOB: 2 BB: 1 P: 8	R: 0 E: 0 K: 0 S: 3 H: 0 LOB: 0 BB: 0 P: 3	R: 0 E: 0 K: 1 S: 5 H: 0 LOB: 0 BB: 0 P: 5	1B: 6 2B: 0 3B: 0 HR: 1	SF: 0 SAC: 0 DP: 1 HBP: 0					

PITCHER		IP	WLS	BF	H	R	ER	SO	BB	IBB	HBP	BLK	WP	HR	S	P	ERA	WHIP
Rick Honeycutt, L ERA: 3.99	(1, 1)	5.1	W	23	6	1	1	1	2	0	0	0	0	1	23	31	1.69	1.500
Byron McLaughlin, R ERA: 6.57	(6, 1)	3.2	S	12	1	0	0	1	1	0	0	0	0	0	13	17	0.00	0.545

PITCHER	IP	WLS	BF	H	R	ER	SO	BB	IBB	HBP	BLK	WP	HR	S	P	ERA	WHIP

BOTTOM

Seattle Mariners @ Chicago White Sox

Comiskey Park, Chicago, IL

Tue Sep 09 1980, 8:05 PM EDT

Att. 5,247 - Unknown - 67 F

livebaseballscorecards.com

AB	32
R	1
H	7
RBI	1
BB	3
SO	2
LOB	15

PA: 35

WP: 0
PB: 0
SB: 1
CS: 1

Batter	1	2	3	4	5	6	7	8	9	AB	R	H	RBI	BB	SO	LOB
Julio Cruz, S (1, 4) OBP: 0.315, SLG: 0.267	L4			6-3	F7			2B 2-H		4	0	1	1	0	0	1
Rod Craig, S (1, 8) OBP: 0.317, SLG: 0.384	4-3			2B		F7		5-3		4	1	1	0	0	0	2
Joe Simpson, L (1, 9) OBP: 0.307, SLG: 0.340	F7			2B 2-H		P5		1-3		4	0	1	1	0	0	2
Bruce Bochte, L (1, 3) OBP: 0.380, SLG: 0.451		F8		F7		K S S S			4-3 S 1B	4	0	1	0	0	1	1
Kim Allen, R (9, PR) OBP: 0.429, SLG: 0.500										0	0	0	0	0	0	0
Reggie Walton, R (1, 10) OBP: 0.283, SLG: 0.392		G6-3 1B		K S S S			4-3		K 1-2 S S S	4	0	1	0	0	2	2
Larry Milbourne, S (1, 6) OBP: 0.312, SLG: 0.352		G6-3 1-2f			SF9 3B		F7		4-3 2-3	4	1	1	0	0	0	3
Leon Roberts, R (1, 7) OBP: 0.329, SLG: 0.421			G3		SF9 3-H		K S S S		4-3	2	0	0	1	0	1	0
Dan Meyer, L (9, PH) OBP: 0.318, SLG: 0.414										1	0	0	0	0	0	2
Jerry Narron, L (1, 2) OBP: 0.213, SLG: 0.239			1-3		6-3 1B			BB SH1-4 2B B B B		2	0	1	0	1	0	0
Jim Anderson, R (8, PR) OBP: 0.287, SLG: 0.316										0	1	0	0	0	0	0
Larry Cox, R (8, 2) OBP: 0.263, SLG: 0.299										0	0	0	0	0	0	0
Dave Edler, R (1, 5) OBP: 0.125, SLG: 0.045			K S S S		6-3 1-2			SH1-4 1-2		2	0	0	0	0	1	1
Inning Stats	R: 0 E: 0 K: 0 S: 3 H: 0 LOB: 0 BB: 0 P: 3	R: 0 E: 0 K: 0 S: 3 H: 1 LOB: 0 BB: 0 P: 3	R: 0 E: 0 K: 1 S: 5 H: 0 LOB: 0 BB: 0 P: 5	R: 1 E: 0 K: 1 S: 7 H: 2 LOB: 1 BB: 0 P: 7	R: 1 E: 0 K: 0 S: 5 H: 2 LOB: 1 BB: 0 P: 5	R: 0 E: 0 K: 1 S: 5 H: 0 LOB: 0 BB: 0 P: 5	R: 0 E: 0 K: 1 S: 5 H: 0 LOB: 0 BB: 0 P: 5	R: 1 E: 0 K: 0 S: 4 H: 1 LOB: 2 BB: 1 P: 8	R: 0 E: 0 K: 1 S: 6 H: 1 LOB: 2 BB: 0 P: 6	1B: 3 2B: 3 3B: 1 HR: 0 SF: 1 SAC: 1 DP: 1 HBP: 0						

PITCHER		IP	WLS	BF	H	R	ER	SO	BB	IBB	HBP	BLK	WP	HR	S	P	ERA	WHIP
LaMarr Hoyt, R ERA: 4.08	(1, 1)	8.0	W	31	7	3	3	4	1	0	0	0	0	0	38	42	3.38	1.000
Ed Farmer, R ERA: 3.25	(9, 1)	1.0	S	3	0	0	0	1	0	0	0	0	0	0	5	5	0.00	0.000

PITCHER	IP	WLS	BF	H	R	ER	SO	BB	IBB	HBP	BLK	WP	HR	S	P	ERA	WHIP

TOP

Seattle Mariners @ Chicago White Sox

Comiskey Park, Chicago, IL

Wed Sep 10 1980, 4:33 AM EDT

Att. 3,028 - Unknown - 67 F

livebaseballscorecards.com

AB	31
R	3
H	7
RBI	3
BB	1
SO	5
LOB	14

WP: 0	PA: 34		
PB: 0			
SB: 1			
CS: 0			

BOTTOM

Seattle Mariners @ Chicago White Sox

Comiskey Park, Chicago, IL

Wed Sep 10 1980, 4:33 AM EDT

Att. 3,028 - Unknown - 67 F

Batter	1	2	3	4	5	6	7	8	9	AB	R	H	RBI	BB	SO	LOB
Chet Lemon, R (1, 8) OBP: 0.376, SLG: 0.425	F8		1B 2B		F8		FC6-4 1B			4	1	2	0	0	0	1
Mike Squires, L (1, 3) OBP: 0.355, SLG: 0.356	4-3		2-H 1B		2-3 1B		F3			4	0	2	1	0	0	1
Wayne Nordhagen, R (1, 7) OBP: 0.298, SLG: 0.481 Rusty Kuntz, R (9, 7) OBP: 0.355, SLG: 0.357	1B		4-3		K		FC6-4 1-2f			4 0	0 0	1 0	0 0	0 0	1 0	4 0
Lamar Johnson, R (1, 10) OBP: 0.331, SLG: 0.417	K			F7		G6-4-3 1B		2B E 1B		4	1	2	0	0	1	1
Jim Morrison, R (1, 4) OBP: 0.322, SLG: 0.421		F8		FC3-6 1B		G6-4-3 1-2f		1-3 E 2B		4	1	2	0	0	0	1
Harold Baines, L (1, 9) OBP: 0.278, SLG: 0.405		F7		FC3-6 1-2f		1B		E9 SF8 2-H 3-H 2B		4	1	2	2	0	0	1
Marv Foley, L (1, 2) OBP: 0.252, SLG: 0.319		F9		P2		1-2 1B		SF8 3-H		3	0	1	1	0	0	1
Greg Pryor, R (1, 5) OBP: 0.265, SLG: 0.331			F9	F9	K			P3		4	0	0	0	0	1	2
Todd Cruz, R (1, 6) OBP: 0.273, SLG: 0.313			F9	1B 2B			K	K		4	0	1	0	0	2	0
Inning Stats	R: 0 E: 0 K: 1 S: 6 H: 1 LOB: 1 BB: 0 P: 6	R: 0 E: 0 K: 0 S: 3 H: 0 LOB: 0 BB: 0 P: 3	R: 1 E: 0 K: 0 S: 5 H: 2 LOB: 1 BB: 0 P: 5	R: 0 E: 0 K: 0 S: 4 H: 1 LOB: 1 BB: 0 P: 4	R: 0 E: 0 K: 1 S: 7 H: 2 LOB: 2 BB: 0 P: 7	R: 0 E: 0 K: 1 S: 7 H: 3 LOB: 2 BB: 0 P: 7	R: 0 E: 0 K: 1 S: 6 H: 1 LOB: 1 BB: 0 P: 6	R: 3 E: 1 K: 1 S: 8 H: 3 LOB: 0 BB: 0 P: 8		1B: 9 2B: 4 3B: 0 HR: 0 SF: 1 SAC: 0 DP: 1 HBP: 0				WP: 0 PB: 0 SB: 0 CS: 0 PA: 36	

livebaseballscorecards.com

	AB	35
	R	4
	H	13
	RBI	4
	BB	0
	SO	5
	LOB	12

PITCHER		IP	WLS	BF	H	R	ER	SO	BB	IBB	HBP	BLK	WP	HR	S	P	ERA	WHIP
Glenn Abbott, R ERA: 4.11	(1, 1)	6.1		28	10	1	1	4	0	0	0	0	0	0	36	36	1.42	1.579
Manny Sarmiento, R ERA: 5.23	(7, 1)	1.2	L	8	3	3	2	1	0	0	0	0	0	0	10	10	10.80	1.800

PITCHER	IP	WLS	BF	H	R	ER	SO	BB	IBB	HBP	BLK	WP	HR	S	P	ERA	WHIP

Batter	1	2	3	4	5	6	7	8	9	AB	R	H	RBI	BB	SO	LOB
Paul Molitor, R (1, 4) OBP: 0.365, SLG: 0.420	S S S 0-3 ① K		x 0-0 ③ F8			x 0-0 G4-6-3 1B		x 0-0 HR	x 0-0 ② FC5-4 1-2f HR 3-H	5	2	2	2	0	1	1
Robin Yount, R (1, 6) OBP: 0.326, SLG: 0.542	x 0-0 1B			x 0-0 4-3 1B 2B		x 0-0 ① F7		x 0-0 ① F4	x 0-0 1-H HR	5	2	3	2	0	0	1
Cecil Cooper, L (1, 3) OBP: 0.397, SLG: 0.543	x 0-0 ② F8			x 0-0 ① 4-3 2-3		x 0-0 ② ③ G4-6-3 1-2f		x 0-0 ② 3-1	x 0-0 FC5-4 1B	5	0	1	0	0	0	3
Gorman Thomas, R (1, 8) OBP: 0.313, SLG: 0.489	S S S 0-3 ③ K			S S S 0-3 ② K			x 0-0 HR	B B B B 4-0 BB	x 0-0 ③ FC5-4 1-2f	4	1	1	1	1	2	3
Ben Oglivie, L (1, 7) OBP: 0.358, SLG: 0.541		x 0-0 ① F8		x 0-0 3-H 1B			x 0-0 ① F5	x 0-0 ③ 4-3		4	0	1	1	0	0	1
Don Money, R (1, 5) OBP: 0.346, SLG: 0.498 Jim Gantner, L (9, PR) (9, 5) OBP: 0.316, SLG: 0.363		x 0-0 ② F7		x 0-0 ③ 1-3			B B B B 4-0 1B BB		x 0-0 S 1B	3 0	0 1	1 0	0 0	1 0	0 0	1 0
Dick Davis, R (1, 10) OBP: 0.304, SLG: 0.393		x 0-0 ③ F8			x 0-0 ① 5-3		x 0-0 1-2 1B		x 0-0 ① L3 1-2	4	0	1	0	0	0	1
Vic Harris, S (1, 9) OBP: 0.236, SLG: 0.229			S S S 0-3 ① K		x 0-0 ② 6-3		x 0-0 ② L7	B B B B 4-0 1B FC5-4 BB		3	1	0	0	1	1	2
Buck Martinez, R (1, 2) OBP: 0.273, SLG: 0.320			x 0-0 ② F6		S S S 0-3 ③ K		x 0-0 ③ F4		x 0-0 FC5-4 1-3 2-H 1B	4	0	1	1	0	1	2
Inning Stats	R: 0 H: 1 E: 0 LOB: 1 K: 2 BB: 0 S: 8 P: 8	R: 0 H: 0 E: 0 LOB: 0 K: 0 BB: 0 S: 3 P: 3	R: 0 H: 0 E: 0 LOB: 0 K: 1 BB: 0 S: 5 P: 5	R: 1 H: 2 E: 0 LOB: 1 K: 1 BB: 0 S: 7 P: 7	R: 0 H: 0 E: 0 LOB: 0 K: 1 BB: 0 S: 5 P: 5	R: 0 H: 1 E: 0 LOB: 0 K: 0 BB: 0 S: 3 P: 3	R: 1 H: 2 E: 0 LOB: 2 K: 0 BB: 1 S: 5 P: 9	R: 1 H: 1 E: 0 LOB: 1 K: 0 BB: 1 S: 4 P: 8	R: 4 H: 4 E: 0 LOB: 1 K: 0 BB: 1 S: 7 P: 11	1B: 7 SF: 0 2B: 1 SAC: 0 3B: 0 DP: 1 HR: 3 HBP: 0						WP: 0 PA: 40 PB: 0 SB: 1 CS: 0	

PITCHER		IP	WLS	BF	H	R	ER	SO	BB	IBB	HBP	BLK	WP	HR	S	P	ERA	WHIP
Floyd Bannister, L ERA: 3.36	(1, 1)	8.0	L	32	7	3	3	5	2	0	0	0	0	2	40	48	3.38	1.125
Dave Heaverlo, R ERA: 3.91	(9, 1)	0.1		4	2	3	3	0	1	0	0	0	0	0	3	7	81.00	9.000
Byron McLaughlin, R ERA: 6.62	(9, 1)	0.2		4	2	1	1	0	0	0	0	0	0	1	4	4	13.50	3.000

PITCHER	IP	WLS	BF	H	R	ER	SO	BB	IBB	HBP	BLK	WP	HR	S	P	ERA	WHIP

TOP

Milwaukee Brewers @ Seattle Mariners

The Kingdome, Seattle, WA

Fri Sep 12 1980, 10:05 PM EDT

Att. 8,622 - Unknown

livebaseballscorecards.com

AB	37
R	7
H	11
RBI	7
BB	3
SO	5
LOB	15

Milwaukee Brewers @ Seattle Mariners

The Kingdome, Seattle, WA

Fri Sep 12 1980, 10:05 PM EDT

Att. 8,622 - Unknown

livebaseballscorecards.com

BOTTOM

Batter	1	2	3	4	5	6	7	8	9	AB	R	H	RBI	BB	SO	LOB
Julio Cruz, S (1, 4) OBP: 0.312, SLG: 0.265	S S S 0-3 ① K			x 0-0 ① 5-3		x 0-0 ③ F6			x 0-0 ② 4-3	4	0	0	0	0	1	0
Rod Craig, S (1, 8) OBP: 0.310, SLG: 0.375	x 0-0 ② 3-1			x 0-0 ② 5-3			x 0-0 ① F8		x 0-0 ③ F5	4	0	0	0	0	0	0
Dan Meyer, L (1, 7) OBP: 0.316, SLG: 0.411	x 0-0 ③ 3-1			x 0-0 ③ 6-3			x 0-0 ② 3-1			3	0	0	0	0	0	0
Bruce Bochte, L (1, 3) OBP: 0.380, SLG: 0.457		x 0-0 ① 4-3			x 0-0 HR		S S S 0-3 ③ K			3	1	1	1	0	1	0
Joe Simpson, L (1, 9) OBP: 0.304, SLG: 0.337		x 0-0 ② 6-3			x 0-0 ① B1-3			x 0-0 ① F7		3	0	0	0	0	0	0
Larry Milbourne, S (1, 10) OBP: 0.316, SLG: 0.353		x 0-0 ③ F7			x 0-0 G6-4-3 1B			B B B 4-0 G1 BB		2	0	1	0	1	0	0
Jerry Narron, L (1, 2) OBP: 0.205, SLG: 0.229			x 0-0 ① F8		x 0-0 ② ③ G6-4-3 1-2f			x 0-0 ② G1 1-2		3	0	0	0	0	0	2
Mario Mendoza, R (1, 6) OBP: 0.287, SLG: 0.305 Reggie Walton, R (8, PH) OBP: 0.278, SLG: 0.385 Jim Anderson, R (9, 6) OBP: 0.287, SLG: 0.316			S S S 0-3 ② K			x 0-0 ① 4-3		S S S 0-3 ③ K		2	0	0	0	0	1	0
										1	0	0	0	0	1	1
										0	0	0	0	0	0	0
Dave Edler, R (1, 5) OBP: 0.111, SLG: 0.040			x 0-0 ③ 6-3			x 0-0 ② F9			x 0-0 ① 5-3	3	0	0	0	0	0	0

Inning Stats						
1	R: 0	H: 0	E: 0	LOB: 0	K: 1	BB: 0	S: 5	P: 5
2	R: 0	H: 0	E: 0	LOB: 0	K: 0	BB: 0	S: 3	P: 3
3	R: 0	H: 0	E: 0	LOB: 0	K: 1	BB: 0	S: 5	P: 5
4	R: 0	H: 0	E: 0	LOB: 0	K: 0	BB: 0	S: 3	P: 3
5	R: 1	H: 2	E: 0	LOB: 0	K: 0	BB: 0	S: 4	P: 4
6	R: 0	H: 0	E: 0	LOB: 0	K: 0	BB: 0	S: 3	P: 3
7	R: 0	H: 0	E: 0	LOB: 0	K: 1	BB: 0	S: 5	P: 5
8	R: 0	H: 0	E: 0	LOB: 1	K: 1	BB: 1	S: 5	P: 9
9	R: 0	H: 0	E: 0	LOB: 0	K: 0	BB: 0	S: 3	P: 3

| | | | | | | | | | |

Batter	1	2	3	4	5	6	7	8	9	AB	R	H	RBI	BB	SO	LOB
Paul Molitor, R (1, 4) OBP: 0.363, SLG: 0.416	6-3		BBB 4-0 FC5-4 BB		FC5-4 S 1-2f		F8	FC5-4 1-2f		4	0	0	0	1	0	3
Robin Yount, R (1, 6) OBP: 0.325, SLG: 0.539	SSS 0-3 K		0-0 FC5-4 HR 1-2f		0-0 F7 1-2			0-0 4-3 2B 1B	0-0 F7	5	2	1	0	0	1	2
Cecil Cooper, L (1, 3) OBP: 0.395, SLG: 0.539	SSS 0-3 K		0-0 F8		0-0 F7			0-0 4-3 1-2	BBBB 4-0 4-3 WP BB	4	0	0	0	1	1	3
Ben Oglivie, L (1, 7) OBP: 0.360, SLG: 0.550		0-0 F9	0-0 HR 1-H			0-0 CS 1B		0-0 1B 2B 2-H	0-0 4-3 1-3	5	2	3	3	0	0	1
Gorman Thomas, R (1, 8) OBP: 0.312, SLG: 0.486		0-0 F8	0-0 6-3			SSS 0-3 K		0-0 FC4-6 1B 2-H	0-0 6-3	5	0	1	1	0	1	2
John Poff, L (1, 9) OBP: 0.280, SLG: 0.360		0-0 E 1B 1B		SSS 0-3 K		0-0 L3 1-2		0-0 FC4-6 1B IHR 1-2f		4	2	1	0	0	1	2
Don Money, R (1, 10) OBP: 0.348, SLG: 0.498		0-0 1B 1B 1-H		0-0 5-3			0-0 F8	0-0 IHR 1B 1-2		4	0	2	1	0	0	0
Ed Romero, R (8, PR) OBP: 0.337, SLG: 0.364										0	1	0	0	0	0	0
Jim Gantner, L (1, 5) OBP: 0.318, SLG: 0.373		0-0 1-2 1B		0-0 F8			0-0 3-1	0-0 IHR 1-H 2-H		4	1	2	3	0	0	0
Charlie Moore, R (1, 2) OBP: 0.341, SLG: 0.345		0-0 4-3			0-0 FC5-4 1B		BBB 0-0 2B	4-0 FC5-4 BB		3	0	2	0	1	0	2
Inning Stats	R: 0 H: 0 E: 0 LOB: 0 K: 2 BB: 0 S: 7 P: 7	R: 1 H: 3 E: 1 LOB: 2 K: 0 BB: 0 S: 6 P: 6	R: 2 H: 1 E: 0 LOB: 0 K: 0 BB: 1 S: 4 P: 8	R: 0 H: 0 E: 0 LOB: 0 K: 1 BB: 0 S: 5 P: 5	R: 0 H: 1 E: 0 LOB: 1 K: 0 BB: 0 S: 4 P: 4	R: 0 H: 1 E: 0 LOB: 0 K: 1 BB: 0 S: 5 P: 5	R: 0 H: 1 E: 0 LOB: 1 K: 0 BB: 0 S: 4 P: 4	R: 5 H: 5 E: 0 LOB: 1 K: 0 BB: 1 S: 8 P: 12	R: 0 H: 0 E: 0 LOB: 1 K: 0 BB: 1 S: 3 P: 7	1B: 8 SF: 0 2B: 2 SAC: 0 3B: 0 DP: 0 HR: 2 HBP: 0						

PITCHER	IP	WLS	BF	H	R	ER	SO	BB	IBB	HBP	BLK	WP	HR	S	P	ERA	WHIP
Mike Parrott, R (1, 1) ERA: 7.41	7.1	L	32	10	6	6	4	1	0	0	0	0	1	39	43	7.36	1.500
Rick Anderson, R (8, 1) ERA: 13.5	1.2		9	2	2	2	0	2	0	0	0	1	0	7	15	10.80	2.400

PITCHER	IP	WLS	BF	H	R	ER	SO	BB	IBB	HBP	BLK	WP	HR	S	P	ERA	WHIP

TOP

Milwaukee Brewers @ Seattle Mariners

The Kingdome, Seattle, WA

Sat Sep 13 1980, 10:05 PM EDT

Att. 9,618 - Unknown

livebaseballscorecards.com

AB	38
R	8
H	12
RBI	8
BB	3
SO	4
LOB	15

1B: 8	SF: 0	WP: 1	PA: 41
2B: 2	SAC: 0	PB: 0	
3B: 0	DP: 0	SB: 1	
HR: 2	HBP: 0	CS: 1	

Batter	1	2	3	4	5	6	7	8	9	AB	R	H	RBI	BB	SO	LOB
Kim Allen, R (1, 4) OBP: 0.273, SLG: 0.300	B1-3		F9		4-3			B1-3		4	0	0	0	0	0	2
Rod Craig, S (1, 8) OBP: 0.303, SLG: 0.366	5-3		6-3			5-3			F8	4	0	0	0	0	0	1
Bruce Bochte, L (1, 10) OBP: 0.377, SLG: 0.453	6-3			1-3		4-3			L8	4	0	0	0	0	0	0
Tom Paciorek, R (1, 3) OBP: 0.308, SLG: 0.448		FC5-4 1B		FC5-4 1B		K			5-3	4	0	2	0	0	1	0
Leon Roberts, R (1, 7) OBP: 0.326, SLG: 0.418		FC5-4 1-2f		FC5-4 1-2f			K			3	0	0	0	0	1	2
Reggie Walton, R (1, 9) OBP: 0.263, SLG: 0.364		F9		F9			F8			3	0	0	0	0	0	2
Dave Edler, R (1, 5) OBP: 0.100, SLG: 0.036		1-3			B1-3		F9			3	0	0	0	0	0	1
Mario Mendoza, R (1, 6) OBP: 0.291, SLG: 0.306			1B		BB			6-3		2	0	1	0	1	0	0
Larry Cox, R (1, 2) OBP: 0.260, SLG: 0.295			K		F6			F3		3	0	0	0	0	1	2
Inning Stats	R: 0 E: 0 K: 0 S: 3 H: 0 LOB: 0 BB: 0 P: 3	R: 0 E: 0 K: 0 S: 4 H: 1 LOB: 1 BB: 0 P: 4	R: 0 E: 0 K: 1 S: 6 H: 1 LOB: 1 BB: 0 P: 6	R: 0 E: 0 K: 0 S: 4 H: 1 LOB: 1 BB: 0 P: 4	R: 0 E: 0 K: 0 S: 3 H: 0 LOB: 1 BB: 1 P: 7	R: 0 E: 0 K: 1 S: 5 H: 0 LOB: 0 BB: 0 P: 5	R: 0 E: 0 K: 1 S: 5 H: 0 LOB: 0 BB: 0 P: 5	R: 0 E: 0 K: 0 S: 3 H: 0 LOB: 0 BB: 0 P: 3	R: 0 E: 0 K: 0 S: 3 H: 0 LOB: 0 BB: 0 P: 3	1B: 3 2B: 0 3B: 0 HR: 0 SF: 0 SAC: 0 DP: 0 HBP: 0						

PITCHER	IP	WLS	BF	H	R	ER	SO	BB	IBB	HBP	BLK	WP	HR	S	P	ERA	WHIP
Mike Caldwell, L (1, 1) ERA: 4.12	9.0	W	31	3	0	0	3	1	0	0	0	0	0	36	40	0.00	0.444

PITCHER	IP	WLS	BF	H	R	ER	SO	BB	IBB	HBP	BLK	WP	HR	S	P	ERA	WHIP

BOTTOM

Milwaukee Brewers @ Seattle Mariners

The Kingdome, Seattle, WA

Sat Sep 13 1980, 10:05 PM EDT

Att. 9,618 - Unknown

livebaseballscorecards.com

AB	30
R	0
H	3
RBI	0
BB	1
SO	3
LOB	10

WP: 0 PA: 31
PB: 0
SB: 0
CS: 0

Milwaukee Brewers @ Seattle Mariners

The Kingdome, Seattle, WA

Sun Sep 14 1980, 6:33 AM EDT

Att. 7,387 - Unknown

livebaseballscorecards.com

Batter	1	2	3	4	5	6	7	8	9	AB	R	H	RBI	BB	SO	LOB
Paul Molitor, R (1, 4) OBP: 0.368, SLG: 0.420	0-0 FC5-4 1B 1B 1B		0-0 S 1B		0-0 5-3 1B		BBB 4-0 1-2 2B BB		0-0 F7 ③	4	2	3	0	1	0	0
Robin Yount, R (1, 6) OBP: 0.325, SLG: 0.537	0-0 FC5-4 1-2 1B		0-0 F9 ①		0-0 5-3 ①② 1-2		SSS 0-3 K ②			4	0	1	0	0	1	4
Cecil Cooper, L (1, 3) OBP: 0.394, SLG: 0.539	SSS 0-3 K ①		SSS 0-3 K ②		0-0 F7 ③		0-0 1-H 2-H 2B			4	0	1	2	0	2	3
Gorman Thomas, R (1, 8) OBP: 0.310, SLG: 0.483	0-0 FC5-4 ② 1B 1-2f 2-3		0-0 1-3 ③ 1-2			0-0 6-3 ①	SSS 0-3 K ③			4	0	0	0	0	1	5
Ben Oglivie, L (1, 7) OBP: 0.363, SLG: 0.551	0-0 1-2 3-H 1B			0-0 6-3 1B FC5-2 1B		0-0 F6 ②		0-0 L6-3 1B		4	0	3	1	0	0	0
Don Money, R (1, 5) OBP: 0.348, SLG: 0.498 Jim Gantner, L (4, PR) (4, 5) OBP: 0.316, SLG: 0.371	0-0 F9 ③			0-0 FC5-2 6-3 1-2 1B		0-0 E4 FC5-4		0-0 L6-3 ①② 1-2		2	0	1	0	0	0	2
										2	0	0	0	0	0	1
Dick Davis, R (1, 9) OBP: 0.300, SLG: 0.389 Vic Harris, S (8, 9) OBP: 0.236, SLG: 0.229		0-0 6-3 ①		0-0 6-3 ① 1-2 2-3		0-0 FC5-4 ③ 1-2f		0-0 1-3 ③		4	0	0	0	0	0	3
										0	0	0	0	0	0	0
Sal Bando, R (1, 10) OBP: 0.272, SLG: 0.322		0-0 F7 ②		0-0 FC5-2 ② 2-3 3-H			BBB 4-0 FC3-6 BB		0-0 F8 ①	3	0	0	0	1	0	3
Buck Martinez, R (1, 2) OBP: 0.269, SLG: 0.316 Charlie Moore, R (7, PR) (7, 2) OBP: 0.340, SLG: 0.344		0-0 6-3 ③		0-0 F8 ③			0-0 FC3-6 ① BB 1-2f 2B		0-0 F9 ②	3	0	0	0	0	0	3
										1	1	0	0	0	0	0
Inning Stats	R: 1 E: 0 K: 1 S: 8 H: 3 LOB: 2 BB: 0 P: 8	R: 0 E: 0 K: 0 S: 3 H: 0 LOB: 0 BB: 0 P: 3	R: 0 E: 0 K: 1 S: 6 H: 1 LOB: 1 BB: 0 P: 6	R: 0 E: 0 K: 0 S: 5 H: 2 LOB: 2 BB: 0 P: 5	R: 0 E: 0 K: 0 S: 3 H: 1 LOB: 0 BB: 0 P: 3	R: 0 E: 1 K: 0 S: 4 H: 0 LOB: 1 BB: 0 P: 4	R: 2 E: 0 K: 2 S: 8 H: 1 LOB: 2 BB: 2 P: 16	R: 0 E: 0 K: 0 S: 3 H: 1 LOB: 0 BB: 0 P: 3	R: 0 E: 0 K: 0 S: 3 H: 0 LOB: 0 BB: 0 P: 3	1B: 8 2B: 2 3B: 0 HR: 0	SF: 0 SAC: 0 DP: 1 HBP: 0						

	AB	35
	R	3
	H	9
	RBI	3
	BB	2
	SO	4
	LOB	24

WP: 0 PB: 0 SB: 1 CS: 0 PA: 37

PITCHER		IP	WLS	BF	H	R	ER	SO	BB	IBB	HBP	BLK	WP	HR	S	P	ERA	WHIP
Rick Honeycutt, L ERA: 4.0	(1, 1)	6.1	L	27	7	2	2	2	1	0	0	0	0	0	30	34	2.84	1.263
Manny Sarmiento, R ERA: 5.06	(7, 1)	0.1		2	0	0	0	1	1	0	0	0	0	0	3	7	0.00	3.000
Shane Rawley, L ERA: 3.28	(7, 1)	2.1		8	2	1	1	1	0	0	0	0	0	0	10	10	3.86	0.857

PITCHER		IP	WLS	BF	H	R	ER	SO	BB	IBB	HBP	BLK	WP	HR	S	P	ERA	WHIP

BOTTOM

Milwaukee Brewers @ Seattle Mariners

The Kingdome, Seattle, WA

Sun Sep 14 1980, 6:33 AM EDT

Att. 7,387 - Unknown

livebaseballscorecards.com

Batter	1	2	3	4	5	6	7	8	9	AB	R	H	RBI	BB	SO	LOB
Kim Allen, R (1, 4) OBP: 0.357, SLG: 0.462	2B		CS 1B		4-3		F7 1-2		1B 1-2	3	0	2	0	0	0	0
Julio Cruz, S (7, 4) OBP: 0.313, SLG: 0.266										2	0	1	0	0	0	1
Rod Craig, S (1, 8) OBP: 0.306, SLG: 0.369	F2		BBBB 5-3 1-2 BB		2B		SSS K		4-3	4	0	1	0	1	1	4
Reggie Walton, R (1, 9) OBP: 0.267, SLG: 0.351	F7		5-3 1-2		BBBB BB		4-3			2	0	0	0	1	0	2
Bruce Bochte, L (7, PH) (8, 3) OBP: 0.376, SLG: 0.452										1	0	0	0	0	0	1
Tom Paciorek, R (1, 3) (8, 9) OBP: 0.305, SLG: 0.443	F8		SSS K		F9			6-3		4	0	0	0	0	1	4
Leon Roberts, R (1, 7) OBP: 0.328, SLG: 0.419		HR 1B		F9		SH1-3 1B		F9		4	1	2	0	0	0	0
Jim Anderson, R (1, 10) OBP: 0.287, SLG: 0.314		F4		BBBB FC5-4 BB		SH1-3 1-2		F9		2	0	0	0	1	0	1
Marc Hill, R (1, 2) OBP: 0.214, SLG: 0.273		F4		F9		SSS K			G3	3	0	0	0	0	1	3
Dan Meyer, L (9, PH) OBP: 0.316, SLG: 0.411										1	0	0	0	0	0	0
Dave Edler, R (1, 5) OBP: 0.121, SLG: 0.161		1-H HR		FC5-4 1-2f		F8			4-3	3	1	1	2	0	0	2
Jerry Narron, L (9, PH) OBP: 0.203, SLG: 0.225										1	0	0	0	0	0	0
Mario Mendoza, R (1, 6) OBP: 0.289, SLG: 0.304		SSS K			6-3		BBBB S BB		1B 1B	2	0	0	0	0	1	0
Joe Simpson, L (7, PH) OBP: 0.306, SLG: 0.337										0	0	0	0	1	0	0
Larry Milbourne, S (8, 6) OBP: 0.319, SLG: 0.356										1	0	1	0	0	0	0

Inning Stats	1	2	3	4	5	6	7	8	9
	R: 0 H: 1 E: 0 LOB: 1 K: 0 BB: 0 S: 4 P: 4	R: 2 H: 2 E: 0 LOB: 0 K: 1 BB: 0 S: 7 P: 7	R: 0 H: 1 E: 0 LOB: 1 K: 1 BB: 1 S: 5 P: 9	R: 0 H: 0 E: 0 LOB: 1 K: 0 BB: 1 S: 3 P: 7	R: 0 H: 1 E: 0 LOB: 2 K: 0 BB: 1 S: 4 P: 8	R: 0 H: 1 E: 0 LOB: 1 K: 1 BB: 0 S: 6 P: 6	R: 0 H: 0 E: 0 LOB: 1 K: 1 BB: 1 S: 5 P: 9	R: 0 H: 0 E: 0 LOB: 0 K: 0 BB: 0 S: 3 P: 3	R: 0 H: 2 E: 0 LOB: 2 K: 0 BB: 0 S: 5 P: 5

1B: 5	SF: 0
2B: 2	SAC: 1
3B: 0	DP: 0
HR: 1	HBP: 0

WP: 0	PA: 38
PB: 0	
SB: 1	
CS: 1	

AB	33
R	2
H	8
RBI	2
BB	4
SO	4
LOB	18

PITCHER	IP	WLS	BF	H	R	ER	SO	BB	IBB	HBP	BLK	WP	HR	S	P	ERA	WHIP
Bob McClure, L (1, 1) ERA: 3.59	6.0	W	26	6	2	2	3	3	0	0	0	0	1	29	41	3.00	1.500
Reggie Cleveland, R (7, 1) ERA: 3.88	3.0	S	12	2	0	0	1	1	0	0	0	0	0	13	17	0.00	1.000

PITCHER	IP	WLS	BF	H	R	ER	SO	BB	IBB	HBP	BLK	WP	HR	S	P	ERA	WHIP

Chicago White Sox @ Seattle Mariners

The Kingdome, Seattle, WA

Mon Sep 15 1980, 10:05 PM EDT

Att. 4,141 - Dome

TOP

livebaseballscorecards.com

Batter	1	2	3	4	5	6	7	8	9	AB	R	H	RBI	BB	SO	LOB
Chet Lemon, R (1, 8) OBP: 0.383, SLG: 0.440	B B B B 4-0 4-3 BB		x 0-0 SH1-3 1B		x 0-0 F8 2B		B B B 4-0 1-2 BB		x 0-0 ② F8	2	0	2	0	2	0	0
Kevin Bell, R (7, 6) OBP: 0.288, SLG: 0.245										1	0	0	0	0	0	0
Mike Squires, L (1, 3) OBP: 0.345, SLG: 0.349	x 0-0 ① F8		x 0-0 ① SH1-3 1-2		x 0-0 ① F8 2-3		x 0-0 ② F8		x 0-0 ③ F9	3	0	0	0	0	0	4
Bruce Kimm, R (7, 2) OBP: 0.287, SLG: 0.288										1	0	0	0	0	0	0
Bob Molinaro, L (1, 10) OBP: 0.344, SLG: 0.404	x 0-0 ② 4-3 1-2		x 0-0 ② F3		x 0-0 ② F6		x 0-0 ③ G3			4	0	0	0	0	0	5
Wayne Nordhagen, R (1, 7) OBP: 0.297, SLG: 0.473	x 0-0 ③ 4-3		x 0-0 ③ 6-3		x 0-0 ③ F3			x 0-0 1B FC3-6 1B		4	1	1	0	0	0	3
Jim Morrison, R (1, 4) OBP: 0.321, SLG: 0.415		x 0-0 ① L4	H 1-0 2B HBP			x 0-0 ① 6-3		x 0-0 ① F9		2	0	0	0	0	0	0
Greg Pryor, R (6, 4) OBP: 0.264, SLG: 0.330										1	0	0	0	0	0	1
Harold Baines, L (1, 9) OBP: 0.282, SLG: 0.408		x 0-0 FC6-4 1B 1B	x 0-0 ① F7		S S S 0-3 ② K			x 0-0 1-3 FC3-6 1B		4	0	2	0	0	1	1
Marv Foley, L (1, 2) OBP: 0.250, SLG: 0.313 (7, 3)		x 0-0 1-2 FC6-4 1B	x 0-0 ② L3		x 0-0 ③ L7			x 0-0 ② 1-2f 3-H FC3-6		4	0	1	1	0	0	2
Fran Mullins, R (1, 5) OBP: 0.375, SLG: 0.538		x 0-0 ② 1-2f 2-3 FC6-4	x 0-0 1-3 2B				x 0-0 ① 6-3	x 0-0 ③ 6-3		4	0	1	0	0	0	3
Todd Cruz, R (1, 6) OBP: 0.273, SLG: 0.311		x 0-0 ③ 5-3	x 0-0 ③ 6-3				x 0-0 BB 1B		x 0-0 ① 4-3	3	0	1	0	0	0	4
Leo Sutherland, L (7, 8) OBP: 0.280, SLG: 0.301										1	0	0	0	0	0	0

	AB	34
	R	1
	H	8
	RBI	1
	BB	2
	SO	1
	LOB	23

Inning Stats	1	2	3	4	5	6	7	8	9	1B: 6	SF: 0	WP: 0	PA: 38
R:	0	0	0	0	0	0	0	1	0	2B: 2	SAC: 1	PB: 0	
E:	0	0	0	0	0	0	0	0	0	3B: 0	DP: 0	SB: 0	
K:	0	0	0	0	0	1	0	0	0	HR: 0	HBP: 1	CS: 0	
S:	3	5	4	4	4	5	4	5	3				
H:	0	2	1	1	1	0	1	2	0				
LOB:	1	2	1	2	1	0	2	1	0				
BB:	1	0	0	0	0	0	1	0	0				
P:	7	5	4	5	4	5	8	5	3				

PITCHER		IP	WLS	BF	H	R	ER	SO	BB	IBB	HBP	BLK	WP	HR	S	P	ERA	WHIP
Rob Dressler, R ERA: 4.02	(1, 1)	9.0	W	38	8	1	1	1	2	0	1	0	0	0	37	46	1.00	1.111

PITCHER	IP	WLS	BF	H	R	ER	SO	BB	IBB	HBP	BLK	WP	HR	S	P	ERA	WHIP

Batter	1	2	3	4	5	6	7	8	9	AB	R	H	RBI	BB	SO	LOB
Julio Cruz, S (1, 4) OBP: 0.311, SLG: 0.264	F6		SF9			F7		F7		2	0	0	1	0	0	1
Kim Allen, R (6, 4) OBP: 0.313, SLG: 0.400			6-3							2	0	0	0	0	0	0
Joe Simpson, L (1, 9) OBP: 0.307, SLG: 0.334	1-3		BB, 2B, 1-2, BB	F7		5-3				2	1	0	0	1	0	0
Tom Paciorek, R (6, PH) (7, 9) (8, 3) OBP: 0.304, SLG: 0.442										1	0	0	0	0	0	0
Larry Milbourne, S (1, 10) OBP: 0.318, SLG: 0.351	6-3		BB, 2B, 1-2, 2-3, 3-H	L4		F8				3	1	0	1	1	0	0
Bruce Bochte, L (1, 3) OBP: 0.373, SLG: 0.449		F6	SF7, 3-H	K			4-3			3	0	0	1	0	1	0
Reggie Walton, R (8, 9) OBP: 0.267, SLG: 0.351										0	0	0	0	0	0	0
Dan Meyer, L (1, 7) OBP: 0.317, SLG: 0.413		G3	HR, 1-H, 2-H, 2B		FC5-4, 1B		4-3			4	1	2	2	0	0	0
Rod Craig, S (1, 8) OBP: 0.305, SLG: 0.383		F7	HR, 2-H		FC5-4, BB, 3B, 1-2f		L7			4	2	1	2	0	0	1
Jerry Narron, L (1, 2) OBP: 0.220, SLG: 0.233			SH, 1B, SF9, 1B		K			K		2	2	1	0	1	1	1
Larry Cox, R (8, PH) (9, 2) OBP: 0.259, SLG: 0.294			WP, 1B, 2B, BB							1	0	0	0	0	1	0
Dave Edler, R (1, 5) OBP: 0.189, SLG: 0.206			SF9, SH, 1-2, BB, 1B		3B, BB, 1-2			5-3		3	3	2	0	1	0	0
			WP, 2B, 1-2, 1B													
Mario Mendoza, R (1, 6) OBP: 0.294, SLG: 0.321			SH, BB, BB, SF7, 1-2, 2-3		3B, 1-H, 2-H			HR		2	1	2	4	0	0	0
Jim Anderson, R (8, PH) (9, 6) OBP: 0.290, SLG: 0.326			2B, 1-H, 2-H							1	1	1	1	0	0	0
Inning Stats	R: 0 E: 0 K: 0 S: 3 H: 0 LOB: 0 BB: 0 P: 3	R: 0 E: 0 K: 0 S: 3 H: 0 LOB: 0 BB: 0 P: 3	R: 9 E: 0 K: 0 S: 10 H: 6 LOB: 1 BB: 3 P: 22	R: 0 E: 0 K: 1 S: 5 H: 0 LOB: 0 BB: 0 P: 5	R: 2 E: 0 K: 1 S: 6 H: 2 LOB: 1 BB: 1 P: 10	R: 0 E: 0 K: 0 S: 3 H: 0 LOB: 0 BB: 0 P: 3	R: 0 E: 0 K: 0 S: 3 H: 0 LOB: 0 BB: 0 P: 3	R: 1 E: 0 K: 1 S: 6 H: 1 LOB: 0 BB: 0 P: 6		1B: 4 2B: 2 3B: 1 HR: 2	SF: 2 SAC: 1 DP: 0 HBP: 0						

PITCHER		IP	WLS	BF	H	R	ER	SO	BB	IBB	HBP	BLK	WP	HR	S	P	ERA	WHIP
LaMarr Hoyt, R ERA: 4.81	(1, 1)	2.2	L	18	6	9	9	0	3	0	0	0	1	1	15	27	30.38	3.375
Guy Hoffman, L ERA: 3.38	(3, 1)	3.1		12	2	2	2	2	1	0	0	0	0	0	15	19	5.40	0.900
Ken Kravec, L ERA: 6.94	(7, 1)	1.0		3	0	0	0	0	0	0	0	0	0	0	3	3	0.00	0.000
Nardi Contreras, R ERA: 6.55	(8, 1)	1.0		4	1	1	1	1	0	0	0	0	0	1	6	6	9.00	1.000

PITCHER	IP	WLS	BF	H	R	ER	SO	BB	IBB	HBP	BLK	WP	HR	S	P	ERA	WHIP

BOTTOM

Chicago White Sox @ Seattle Mariners

The Kingdome, Seattle, WA

Mon Sep 15 1980, 10:05 PM EDT

Att. 4,141 - Dome

livebaseballscorecards.com

AB	30
R	12
H	9
RBI	12
BB	4
SO	3
LOB	3

WP: 1	PA: 37		
PB: 0			
SB: 0			
CS: 0			

Chicago White Sox @ Seattle Mariners

The Kingdome, Seattle, WA

Tue Sep 16 1980, 10:05 PM EDT

Att. 5,149 - Dome

livebaseballscorecards.com

Batter	1	2	3	4	5	6	7	8	9	AB	R	H	RBI	BB	SO	LOB
Chet Lemon, R (1, 8) OBP: 0.384, SLG: 0.451	F8		HR			F9			2B 3B	4	2	2	1	0	0	1
Mike Squires, L (1, 3) OBP: 0.341, SLG: 0.344	2-3		3-1			G1-6-3 1-2f			G3	4	0	0	0	0	0	2
Harold Baines, L (1, 9) OBP: 0.283, SLG: 0.412	F8			4-3			CS 1B		1-3 3-H 2B	4	0	2	1	0	0	0
Lamar Johnson, R (1, 10) OBP: 0.331, SLG: 0.413		FC4 1B		F7			G3 1-2		1-3 BB	3	0	1	0	1	0	1
Wayne Nordhagen, R (1, 7) OBP: 0.294, SLG: 0.468		F6		F3			6-3		1-3 1-2 2-3	4	0	0	0	0	0	3
Rusty Kuntz, R (9, 7) OBP: 0.316, SLG: 0.343										0	0	0	0	0	0	0
Jim Morrison, R (1, 4) OBP: 0.318, SLG: 0.412		FC4 1-2f			K			6-3	6-3	4	0	0	0	0	1	3
Marv Foley, L (1, 2) OBP: 0.243, SLG: 0.303		4-3			G3			3-1		3	0	0	0	0	0	1
Fran Mullins, R (1, 5) OBP: 0.368, SLG: 0.467			K		5-3			BB		2	0	0	0	1	1	0
Todd Cruz, R (1, 6) OBP: 0.273, SLG: 0.309			F7			G1-6-3 BB		K		2	0	0	0	1	1	1

Inning Stats	1	2	3	4	5	6	7	8	9		
	R: 0 H: 0 E: 0 LOB: 0 K: 0 BB: 0 S: 3 P: 3	R: 0 H: 1 E: 0 LOB: 1 K: 0 BB: 0 S: 4 P: 4	R: 1 H: 1 E: 0 LOB: 0 K: 1 BB: 0 S: 6 P: 6	R: 0 H: 0 E: 0 LOB: 0 K: 0 BB: 0 S: 3 P: 3	R: 0 H: 0 E: 0 LOB: 0 K: 1 BB: 0 S: 5 P: 5	R: 0 H: 0 E: 0 LOB: 0 K: 0 BB: 1 S: 2 P: 6	R: 0 H: 1 E: 0 LOB: 0 K: 0 BB: 0 S: 3 P: 3	R: 0 H: 0 E: 0 LOB: 1 K: 1 BB: 1 S: 5 P: 9	R: 1 H: 2 E: 0 LOB: 2 K: 0 BB: 1 S: 5 P: 9	1B: 2 SF: 0 2B: 1 SAC: 0 3B: 1 DP: 1 HR: 1 HBP: 0	WP: 0 PA: 33 PB: 0 SB: 0 CS: 1

PITCHER	IP	WLS	BF	H	R	ER	SO	BB	IBB	HBP	BLK	WP	HR	S	P	ERA	WHIP
Glenn Abbott, R (1, 1) ERA: 4.02	9.0	L	33	5	2	2	3	3	0	0	0	0	1	36	48	2.00	0.889

PITCHER	IP	WLS	BF	H	R	ER	SO	BB	IBB	HBP	BLK	WP	HR	S	P	ERA	WHIP

BOTTOM

Chicago White Sox @ Seattle Mariners

The Kingdome, Seattle, WA

Tue Sep 16 1980, 10:05 PM EDT

Att. 5,149 - Dome

Batter	1	2	3	4	5	6	7	8	9	AB	R	H	RBI	BB	SO	LOB
Julio Cruz, S (1, 4) OBP: 0.310, SLG: 0.262	F7			F8		6-3			S, 1B, BB	3	1	0	0	1	0	1
Joe Simpson, L (1, 9) OBP: 0.303, SLG: 0.330	F8			4-3			1-6-3		F5	4	0	0	0	0	0	1
Larry Milbourne, S (1, 10) OBP: 0.313, SLG: 0.345	F7			4-3			4-3		F2, 1-2	4	0	0	0	0	0	1
Bruce Bochte, L (1, 3) OBP: 0.376, SLG: 0.450		G4-6-3, 1B			F8		1B		1B, BB	3	0	2	0	1	0	0
Kim Allen, R (9, PR) OBP: 0.313, SLG: 0.400										0	0	0	0	0	0	0
Dan Meyer, L (1, 7) OBP: 0.317, SLG: 0.412		G4-6-3, 1-2f			G3		F7		FC6-4, 1-3, 2-H, 1B	4	0	1	1	0	0	2
Rod Craig, S (1, 8) OBP: 0.308, SLG: 0.386		1-3			CS, 1B			SH3-4, 1B	FC6-4, 1-2f	4	0	2	0	0	0	2
Jerry Narron, L (1, 2) OBP: 0.226, SLG: 0.240			G6-4-3, 1B		CS, 1-2	K		SH3-4, 1-2		2	0	1	0	0	1	0
Dave Edler, R (1, 5) OBP: 0.175, SLG: 0.189			G6-4-3, 1-2f			F8		F8		3	0	0	0	0	0	2
Mario Mendoza, R (1, 6) OBP: 0.296, SLG: 0.323			4-3			1B		F7		2	0	1	0	0	0	0
Tom Paciorek, R (8, PH) OBP: 0.303, SLG: 0.441										1	0	0	0	0	0	1
Jim Anderson, R (9, 6) OBP: 0.290, SLG: 0.326										0	0	0	0	0	0	0
Inning Stats	R: 0, E: 0, K: 0, S: 3, H: 0, LOB: 0, P: 3	R: 0, E: 0, K: 0, S: 3, H: 1, LOB: 0, BB: 0, P: 3	R: 0, E: 0, K: 0, S: 3, H: 1, LOB: 0, BB: 0, P: 3	R: 0, E: 0, K: 0, S: 3, H: 0, LOB: 0, BB: 0, P: 3	R: 0, E: 0, K: 0, S: 3, H: 1, LOB: 0, BB: 0, P: 3	R: 0, E: 0, K: 1, S: 6, H: 1, LOB: 1, BB: 0, P: 6	R: 0, E: 0, K: 0, S: 4, H: 1, LOB: 1, BB: 0, P: 4	R: 0, E: 0, K: 0, S: 4, H: 1, LOB: 1, BB: 0, P: 4	R: 1, E: 0, K: 0, S: 4, H: 1, LOB: 2, BB: 2, P: 12	1B: 7, 2B: 0, 3B: 0, HR: 0	SF: 0, SAC: 1, DP: 2, HBP: 0					

	AB	30
	R	1
	H	7
	RBI	1
	BB	2
	SO	1
	LOB	10

WP: 0, PB: 0, SB: 1, CS: 1, PA: 34

livebaseballscorecards.com

PITCHER	IP	WLS	BF	H	R	ER	SO	BB	IBB	HBP	BLK	WP	HR	S	P	ERA	WHIP
Richard Dotson, R (1, 1) ERA: 4.04	8.2	W	32	7	1	1	1	2	0	0	0	0	0	32	40	1.04	1.038
Ed Farmer, R (9, 1) ERA: 3.21	0.1	S	1	0	0	0	0	0	0	0	0	0	0	1	1	0.00	0.000

PITCHER	IP	WLS	BF	H	R	ER	SO	BB	IBB	HBP	BLK	WP	HR	S	P	ERA	WHIP

Batter	1	2	3	4	5	6	7	8	9	AB	R	H	RBI	BB	SO	LOB
Chet Lemon, R (1, 10) OBP: 0.383, SLG: 0.448	BBBB 4-0 1B BB		x 0-0 F8 ②			x 0-0 4-3 ①		x 0-0 L7 ①		3	0	0	0	1	0	1
Rusty Kuntz, R (1, 8) OBP: 0.286, SLG: 0.308	x 0-0 F9 ①		x 0-0 5-3 ③			SSS 0-3 K ②		x 0-0 F9 ②		4	0	0	0	0	1	2
Harold Baines, L (1, 9) OBP: 0.281, SLG: 0.408	SSS 0-3 K ②			x 0-0 6-3 ①		x 0-0 4-3 ③		SSS 0-3 K2-3 ③		4	0	0	0	0	2	2
Lamar Johnson, R (1, 3) OBP: 0.333, SLG: 0.416	x 0-0 S 1-3 1B			x 0-0 F9 ②			x 0-0 2B		x 0-0 F8 ①	4	0	2	0	0	0	0
Wayne Nordhagen, R (1, 7) OBP: 0.291, SLG: 0.463	SSS 0-3 K ③ 1-2			x 0-0 F7 ③			x 0-0 6-3 ①		x 0-0 F3 ②	4	0	0	0	0	1	3
Jim Morrison, R (1, 4) OBP: 0.318, SLG: 0.411		x 0-0 F7 ①			x 0-0 F4 ①		x 0-0 F4 ②		x 0-0 1B 1B	4	0	1	0	0	0	1
Glenn Borgmann, R (1, 2) OBP: 0.329, SLG: 0.357 Richard Dotson, R (7, PR) Bruce Kimm, R (7, 2) OBP: 0.290, SLG: 0.291		x 0-0 5-3 ②			x 0-0 FC4-6 1B		BBBB 4-0 BB		x 0-0 1-2 1B	2 0 1	0 0 0	1 0 1	0 0 0	1 0 0	0 0 0	0 0 0
Fran Mullins, R (1, 5) OBP: 0.318, SLG: 0.389 Leo Sutherland, L (9, PH) OBP: 0.276, SLG: 0.297		x 0-0 4-3 ③			x 0-0 F7 ②		x 0-0 F3 ③		SSS 0-3 K ③	3 1	0 0	0 0	0 0	0 1	0 2	3 2
Todd Cruz, R (1, 6) OBP: 0.274, SLG: 0.313			SSS 0-3 K ①		x 0-0 FC4-6 ③ 1-2f			x 0-0 2B		3	0	1	0	0	1	1
Inning Stats	R: 0 H: 1 E: 0 LOB: 2 K: 2 BB: 1 S: 8 P: 12	R: 0 H: 0 E: 0 LOB: 0 K: 0 BB: 0 S: 3 P: 3	R: 0 H: 0 E: 0 LOB: 0 K: 1 BB: 0 S: 5 P: 5	R: 0 H: 0 E: 0 LOB: 0 K: 0 BB: 0 S: 3 P: 3	R: 0 H: 1 E: 0 LOB: 1 K: 0 BB: 0 S: 4 P: 4	R: 0 H: 0 E: 0 LOB: 0 K: 1 BB: 0 S: 5 P: 5	R: 0 H: 1 E: 0 LOB: 2 K: 0 BB: 1 S: 4 P: 8	R: 0 H: 1 E: 0 LOB: 1 K: 1 BB: 0 S: 6 P: 6	R: 0 H: 2 E: 0 LOB: 2 K: 1 BB: 0 S: 7 P: 7	1B: 4 SF: 0 2B: 2 SAC: 0 3B: 0 DP: 0 HR: 0 HBP: 0						

TOP

Chicago White Sox @ Seattle Mariners

The Kingdome, Seattle, WA

Wed Sep 17 1980, 10:05 PM EDT

Att. 5,435 - Dome

livebaseballscorecards.com

AB	33
R	0
H	6
RBI	0
BB	2
SO	6
LOB	15

PITCHER		IP	WLS	BF	H	R	ER	SO	BB	IBB	HBP	BLK	WP	HR	S	P	ERA	WHIP
Floyd Bannister, L ERA: 3.21	(1, 1)	8.2	W	34	6	0	0	5	2	0	0	0	0	0	42	50	0.00	0.923
Mike Parrott, R ERA: 7.38	(9, 1)	0.1	S	1	0	0	0	1	0	0	0	0	0	0	3	3	0.00	0.000

PITCHER	IP	WLS	BF	H	R	ER	SO	BB	IBB	HBP	BLK	WP	HR	S	P	ERA	WHIP

BOTTOM

Chicago White Sox @ Seattle Mariners

The Kingdome, Seattle, WA

Wed Sep 17 1980, 10:05 PM EDT

Att. 5,435 - Dome

livebaseballscorecards.com

Batter	1	2	3	4	5	6	7	8	9	AB	R	H	RBI	BB	SO	LOB
Kim Allen, R (1, 4) OBP: 0.350, SLG: 0.389	5-3			BLK S 6-3 1B	B1-3			BBBB 4-3 S 2B BB		3	2	1	0	1	0	1
Rod Craig, S (1, 8) OBP: 0.302, SLG: 0.378	5-3			6-3 1-2	SSS K			4-3 1-3		4	0	0	0	0	1	2
Reggie Walton, R (1, 10) OBP: 0.266, SLG: 0.361	4-3			6-3 2-H	5-3			3-H 2B		4	0	1	2	0	0	0
Tom Paciorek, R (1, 3) OBP: 0.308, SLG: 0.445		G6-4-3 1B		BBBB S BB	2B			SSS K		3	0	2	0	1	1	1
Dan Meyer, L (1, 7) OBP: 0.316, SLG: 0.409		SSSS K		4-3 1-2	L4			IIII IBB		3	0	0	0	1	1	3
Leon Roberts, R (1, 9) OBP: 0.327, SLG: 0.417		G6-4-3 1-2f			HBP 1B G4-3 1B	F6		3-1		4	1	1	0	0	0	3
Dave Edler, R (1, 5) OBP: 0.209, SLG: 0.300			F4		G4-3 HBP 1-2 1B		HR			3	1	2	1	0	0	0
Jim Anderson, R (1, 6) OBP: 0.290, SLG: 0.324			6-3		G4-3 1-2 2-3 HBP	F7				2	0	0	0	0	0	0
Mario Mendoza, R (8, 6) OBP: 0.296, SLG: 0.323										0	0	0	0	0	0	0
Larry Cox, R (1, 2) OBP: 0.256, SLG: 0.290			SSS K		G4-3 1-2f 2-3 3-H	F8				3	0	0	0	0	1	2
Inning Stats	R: 0 H: 0 E: 0 LOB: 0 K: 0 BB: 0 S: 3 P: 3	R: 0 H: 1 E: 0 LOB: 0 K: 1 BB: 0 S: 5 P: 5	R: 0 H: 0 E: 0 LOB: 0 K: 1 BB: 0 S: 5 P: 5	R: 1 H: 1 E: 0 LOB: 1 K: 0 BB: 1 S: 4 P: 8	R: 1 H: 2 E: 0 LOB: 1 K: 0 BB: 0 S: 4 P: 5	R: 0 H: 1 E: 0 LOB: 1 K: 1 BB: 0 S: 6 P: 6	R: 1 H: 1 E: 0 LOB: 0 K: 0 BB: 0 S: 4 P: 4	R: 1 H: 1 E: 0 LOB: 2 K: 1 BB: 2 S: 6 P: 14		1B: 4 SF: 0 2B: 2 SAC: 0 3B: 0 DP: 2 HR: 1 HBP: 1						

AB	29
R	4
H	7
RBI	3
BB	3
SO	4
LOB	12

WP: 0 PA: 33
PB: 0
SB: 3
CS: 0

PITCHER		IP	WLS	BF	H	R	ER	SO	BB	IBB	HBP	BLK	WP	HR	S	P	ERA	WHIP
Britt Burns, L ERA: 2.88	(1, 1)	7.1	L	30	7	4	4	3	2	0	1	1	0	1	33	42	4.91	1.227
Mike Proly, R ERA: 3.21	(8, 1)	0.2		3	0	0	0	1	0	1	0	0	0	0	4	8	0.00	0.000

PITCHER		IP	WLS	BF	H	R	ER	SO	BB	IBB	HBP	BLK	WP	HR	S	P	ERA	WHIP

Chicago White Sox @ Seattle Mariners

The Kingdome, Seattle, WA

Thu Sep 18 1980, 10:05 PM EDT

Att. 4,293 - Dome

TOP

livebaseballscorecards.com

Batter	1	2	3	4	5	6	7	8	9	AB	R	H	RBI	BB	SO	LOB
Chet Lemon, R (1, 8) OBP: 0.387, SLG: 0.447	F8		BB		BB		BB		BB	1	1	0	0	4	0	0
Leo Sutherland, L (1, 7) OBP: 0.263, SLG: 0.282	K		F7		CS 1-2	G3	F7		FC4 1-3	4	0	0	0	0	1	3
Rusty Kuntz, R (9, PH) OBP: 0.302, SLG: 0.350 (9, 7)									2B	1	0	1	0	0	0	0
Harold Baines, L (1, 9) OBP: 0.278, SLG: 0.403	3-1			4-3		G3	G3		FC4 2-3 3-H	5	0	0	1	0	0	2
Lamar Johnson, R (1, 3) OBP: 0.336, SLG: 0.416		F9		2B 5-3 BB		1B 2B 1B		SH2-4 BB	F5	2	2	1	0	2	0	0
Mike Squires, L (8, PR) OBP: 0.340, SLG: 0.343 (8, 3)										1	0	0	0	0	0	2
Bob Molinaro, L (1, 10) OBP: 0.347, SLG: 0.410		4-3		1-3 2B		1-2 2B 1B		SH2-4 1-2	F8	3	1	2	0	0	0	0
Greg Pryor, R (8, PH) OBP: 0.263, SLG: 0.329										1	0	0	0	0	0	2
Jim Morrison, R (1, 4) OBP: 0.319, SLG: 0.413		CS 1B		5-3 3-H		1-H 2-H 2B		K		4	1	2	3	0	1	3
Marv Foley, L (1, 2) OBP: 0.254, SLG: 0.333		CS 1-2	4-3 2B	F7		2-H 2B		BB		3	0	2	1	0	0	1
Glenn Borgmann, R (8, PH) OBP: 0.337, SLG: 0.357 (8, 2)										0	0	0	0	1	0	0
Fran Mullins, R (1, 5) OBP: 0.269, SLG: 0.318			F9		F7	6-3		F5		4	0	0	0	0	0	4
Todd Cruz, R (1, 6) OBP: 0.270, SLG: 0.308			4-3 2-3		6-3		6-3		K	4	0	0	0	0	1	1
Inning Stats	R: 0 E: 0 K: 1 S: 5 H: 0 LOB: 0 BB: 0 P: 5	R: 0 E: 0 K: 0 S: 3 H: 1 LOB: 0 BB: 0 P: 3	R: 0 E: 0 K: 0 S: 4 H: 1 LOB: 2 BB: 1 P: 8	R: 1 E: 0 K: 0 S: 4 H: 1 LOB: 1 BB: 1 P: 8	R: 0 E: 0 K: 0 S: 2 H: 0 LOB: 0 BB: 1 P: 6	R: 3 E: 0 K: 0 S: 7 H: 4 LOB: 1 BB: 0 P: 7	R: 0 E: 0 K: 0 S: 3 H: 0 LOB: 1 BB: 1 P: 7	R: 0 E: 0 K: 1 S: 5 H: 0 LOB: 2 BB: 2 P: 13	R: 1 E: 0 K: 1 S: 7 H: 1 LOB: 2 BB: 1 P: 11	1B: 3 2B: 5 3B: 0 HR: 0	SF: 0 SAC: 1 DP: 0 HBP: 0						

	AB	33
	R	5
	H	8
	RBI	5
	BB	7
	SO	3
	LOB	18

WP: 0 PB: 0 SB: 0 CS: 2 PA: 43

PITCHER		IP	WLS	BF	H	R	ER	SO	BB	IBB	HBP	BLK	WP	HR	S	P	ERA	WHIP
Jim Beattie, R ERA: 5.09	(1, 1)	7.0		31	7	4	4	1	5	0	0	0	0	0	28	48	5.14	1.714
Shane Rawley, L ERA: 3.33	(8, 1)	1.1	L	8	1	1	1	2	2	0	0	0	0	0	10	18	6.75	2.250
Dave Roberts, L ERA: 4.05	(9, 1)	0.1		1	0	0	0	0	0	0	0	0	0	0	1	1	0.00	0.000
Manny Sarmiento, R ERA: 4.91	(9, 1)	0.1		1	0	0	0	0	0	0	0	0	0	0	1	1	0.00	0.000

PITCHER	IP	WLS	BF	H	R	ER	SO	BB	IBB	HBP	BLK	WP	HR	S	P	ERA	WHIP

BOTTOM

Chicago White Sox @ Seattle Mariners

The Kingdome, Seattle, WA

Thu Sep 18 1980, 10:05 PM EDT

Att. 4,293 - Dome

Batter	1	2	3	4	5	6	7	8	9	AB	R	H	RBI	BB	SO	LOB
Kim Allen, R (1, 4) OBP: 0.391, SLG: 0.400	G5-3, 1B 1B		F6		BBBB 4-0 BB		F8 2-3		F8	2	0	1	0	1	0	0
Joe Simpson, L (7, PH) OBP: 0.302, SLG: 0.329										1	0	0	0	0	0	2
(8, 9)																
Juan Beniquez, R (9, PH) OBP: 0.275, SLG: 0.353										1	0	0	0	0	0	0
Rod Craig, S (1, 8) OBP: 0.310, SLG: 0.383	1-2 1B		SSS 0-3 K		G3		1B 1-2 3-H 1B		1B 1B	5	0	3	1	0	1	2
Reggie Walton, R (1, 9) OBP: 0.254, SLG: 0.344	F6			F9		SSS 0-3 K	1-2 2-H 1B		L6-4, BB 1-3 1B	3	0	0	0	0	1	2
Jerry Narron, L (7, PH) OBP: 0.235, SLG: 0.250										1	0	1	1	0	0	0
(8, 2)																
Bill Stein, R (9, PH) OBP: 0.335, SLG: 0.397										1	0	1	0	0	0	0
Larry Cox, R (9, PR) OBP: 0.256, SLG: 0.290										0	0	0	0	0	0	0
Tom Paciorek, R (1, 3) OBP: 0.305, SLG: 0.442	G5-3 2-3f			4-3		4-3	F7		BBBB 4-0 BB 1-2	3	0	0	0	0	0	2
Bruce Bochte, L (7, PH) OBP: 0.377, SLG: 0.449										1	0	0	0	1	0	2
(8, 3)																
Leon Roberts, R (1, 7) OBP: 0.329, SLG: 0.416		SSS 0-3 K		1B		SSS 0-3 K		BBBB 4-0 SH, BB	L6-4 2-3	3	0	1	0	1	2	0
Julio Cruz, S (8, PR) OBP: 0.309, SLG: 0.262										1	0	0	0	0	0	3
(9, 4)																
Willie Horton, R (1, 10) OBP: 0.304, SLG: 0.306		F7		F7			FC1-5, BB 1B	SH 1-2		3	0	1	0	0	0	1
Dave Edler, R (1, 5) OBP: 0.234, SLG: 0.286		BBBB 4-0 CS, BB			6-3		BBBB 4-0 FC1-5 1-2 1B BB	B3		2	1	0	0	2	0	2
Mario Mendoza, R (1, 6) OBP: 0.296, SLG: 0.323	CS 1-2	1-3			PB 1B		FC1-5 F8, 1B 1B 1-2 2-3f	F9		3	1	1	0	0	0	2
Larry Milbourne, S (8, PH) OBP: 0.312, SLG: 0.344										1	0	0	0	0	0	2
(9, 6)																
Marc Hill, R (1, 2) OBP: 0.226, SLG: 0.314			HR		6-3 1-2		1B 1B 1-2 2-H 1B	6-3		3	1	2	2	0	0	1
Jim Anderson, R (7, PR) OBP: 0.290, SLG: 0.324										0	1	0	0	0	0	0
(8, 4)																
Dan Meyer, L (8, PH) OBP: 0.315, SLG: 0.409										1	0	0	0	0	0	2
(9, 7)																
Inning Stats	R: 0 E: 0 K: 0 S: 4 H: 2 LOB: 1 BB: 0 P: 4	R: 0 E: 0 K: 1 S: 4 H: 0 LOB: 0 BB: 1 P: 8	R: 1 E: 0 K: 1 S: 6 H: 1 LOB: 0 BB: 0 P: 6	R: 0 E: 0 K: 0 S: 4 H: 1 LOB: 1 BB: 0 P: 4	R: 0 E: 0 K: 0 S: 4 H: 1 LOB: 2 BB: 1 P: 8	R: 0 E: 0 K: 2 S: 7 H: 0 LOB: 0 BB: 0 P: 7	R: 3 E: 0 K: 0 S: 7 H: 4 LOB: 2 BB: 1 P: 11	R: 0 E: 0 K: 0 S: 4 H: 0 LOB: 2 BB: 1 P: 8	R: 0 E: 0 K: 0 S: 4 H: 2 LOB: 2 BB: 1 P: 8	1B: 10 2B: 1 3B: 0 HR: 1 SF: 0 SAC: 1 DP: 2 HBP: 0						

livebaseballscorecards.com

AB	35
R	4
H	11
RBI	4
BB	5
SO	4
LOB	23

PITCHER		IP	WLS	BF	H	R	ER	SO	BB	IBB	HBP	BLK	WP	HR	S	P	ERA	WHIP
Steve Trout, L ERA: 3.41	(1, 1)	6.1		27	7	4	4	4	3	0	0	0	0	1	32	44	5.68	1.579
Ed Farmer, R ERA: 3.2	(7, 1)	0.1		3	2	0	0	0	0	0	0	0	0	0	3	3	0.00	6.000
Rich Wortham, L ERA: 5.82	(7, 1)	0.1		3	0	0	0	0	1	0	0	0	0	0	2	6	0.00	3.000
Mike Proly, R ERA: 3.19	(8, 1)	1.0	W	3	0	0	0	0	0	0	0	0	0	0	3	3	0.00	0.000
Guy Hoffman, L ERA: 3.26	(9, 1)	1.0	S	5	2	0	0	0	1	0	0	0	0	0	4	8	0.00	3.000

PITCHER	IP	WLS	BF	H	R	ER	SO	BB	IBB	HBP	BLK	WP	HR	S	P	ERA	WHIP

Batter	1	2	3	4	5	6	7	8	9	AB	R	H	RBI	BB	SO	LOB
Kim Allen, R (1, 4) OBP: 0.444, SLG: 0.458	0-0 S S 1B		0-0 S 1B		0-0 ③ FC4-6 1-2f			0-0 1B		4	0	3	0	0	0	2
Rod Craig, S (1, 8) OBP: 0.304, SLG: 0.376	0-0 ① B1		0-0 ③ F7 1-2			0-0 ① 5-3		0-0 ③ F7		4	0	0	0	0	0	3
Bruce Bochte, L (1, 3) OBP: 0.376, SLG: 0.447	0-3 ② K 1-2			0-0 ① F7		0-0 G6-4-3 1B			0-3 ① K	4	0	1	0	0	2	1
Tom Paciorek, R (1, 7) OBP: 0.302, SLG: 0.438	0-0 ③ F3 2-3			0-0 ② F9		0-0 ② ③ G6-4-3 1-2f			0-0 ② F8	4	0	0	0	0	0	2
Willie Horton, R (1, 10) OBP: 0.300, SLG: 0.301		0-0 ① 4-3		0-0 ③ 6-3			0-0 ① L6		0-0 ③ 6-3	4	0	0	0	0	0	0
Reggie Walton, R (1, 9) OBP: 0.243, SLG: 0.328		0-0 ② F4			0-0 E6 7-4 1B		0-0 ② F8			3	0	0	0	0	0	0
Dave Edler, R (1, 5) OBP: 0.240, SLG: 0.289		0-3 ③ K			0-0 S 1-2 1B		0-0 ③ F4			3	0	1	0	0	1	0
Marc Hill, R (1, 2) OBP: 0.222, SLG: 0.308 Leon Roberts, R (8, PH) OBP: 0.328, SLG: 0.415 Larry Cox, R (8, 2) OBP: 0.256, SLG: 0.290			0-0 ① F8		0-0 ① ② 7-4 2-3f			0-0 ① F7		2 1 0	0 0 0	0 0 0	0 0 0	0 0 0	0 0 0	2 0 0
Mario Mendoza, R (1, 6) OBP: 0.298, SLG: 0.322 Jim Anderson, R (8, PH) OBP: 0.289, SLG: 0.322 (8, 6)			0-0 ② 4-3		B B B 4-0 FC4-6 1-2 BB			0-0 ② 5-3		1 1	0 0	0 0	0 0	1 0	0 0	0 0
Inning Stats	R: 0 H: 1 E: 0 LOB: 1 K: 1 BB: 0 S: 6 P: 6	R: 0 H: 0 E: 0 LOB: 0 K: 1 BB: 0 S: 5 P: 5	R: 0 H: 1 E: 0 LOB: 1 K: 0 BB: 0 S: 4 P: 4	R: 0 H: 0 E: 0 LOB: 0 K: 0 BB: 0 S: 3 P: 3	R: 0 H: 1 E: 1 LOB: 2 K: 0 BB: 1 S: 4 P: 8	R: 0 H: 1 E: 0 LOB: 0 K: 0 BB: 0 S: 3 P: 3	R: 0 H: 0 E: 0 LOB: 0 K: 0 BB: 0 S: 3 P: 3	R: 0 H: 1 E: 0 LOB: 1 K: 0 BB: 0 S: 4 P: 4	R: 0 H: 0 E: 0 LOB: 0 K: 1 BB: 0 S: 5 P: 5	1B: 5 SF: 0 2B: 1 SAC: 0 3B: 0 DP: 2 HR: 0 HBP: 0						WP: 0 PA: 32 PB: 0 SB: 4 CS: 0	

PITCHER		IP	WLS	BF	H	R	ER	SO	BB	IBB	HBP	BLK	WP	HR	S	P	ERA	WHIP
Bob McClure, L ERA: 3.2	(1, 1)	9.0	W	32	5	0	0	3	1	0	0	0	0	0	37	41	0.00	0.667

PITCHER		IP	WLS	BF	H	R	ER	SO	BB	IBB	HBP	BLK	WP	HR	S	P	ERA	WHIP

TOP

Seattle Mariners @ Milwaukee Brewers

Milwaukee County Stadium, Milwaukee, WI

Fri Sep 19 1980, 8:05 PM EDT
Att. 7,470 - Unknown - 67 F

livebaseballscorecards.com

AB	31
R	0
H	5
RBI	0
BB	1
SO	3
LOB	10

Seattle Mariners @ Milwaukee Brewers

Milwaukee County Stadium, Milwaukee, WI

Fri Sep 19 1980, 8:05 PM EDT

Att. 7,470 - Unknown - 67 F

livebaseballscorecards.com

BOTTOM

Batter	1	2	3	4	5	6	7	8	9	AB	R	H	RBI	BB	SO	LOB
Paul Molitor, R (1, 4) OBP: 0.368, SLG: 0.422	F9 2B		1B 3B		BB 1B 1B		F9 ①			4	2	3	0	0	0	0
Robin Yount, R (1, 6) OBP: 0.324, SLG: 0.530	F9 ① 2-3		1B 1B 1B 3-H		F5 ①		SSS K ②			4	1	1	1	0	1	2
Cecil Cooper, L (1, 3) OBP: 0.392, SLG: 0.536	E4 WP		1B 2B 1B 1-3		F6 ②		F8 ③			4	1	1	0	0	0	2
Gorman Thomas, R (1, 8) OBP: 0.306, SLG: 0.476	SSS K ②		2B FC1 1B 1-2 3-H		BBBB 1B BB 1-2			SSS K ①		3	0	1	1	1	2	2
Ben Oglivie, L (1, 7) OBP: 0.360, SLG: 0.549	SSS K ③ 1-2		FC1 2B 1-3 2-H		1B 1-3 2-H			F6 ②		4	0	2	2	0	1	2
Dick Davis, R (1, 9) OBP: 0.297, SLG: 0.385 Vic Harris, S (9, 9) OBP: 0.258, SLG: 0.273		6-3 ①	FC1 ②③ 2-3 3-H		SSS K ③			5-3 ③		4 0	0 0	0 0	0 0	0 0	1 0	4 0
Sal Bando, R (1, 10) OBP: 0.276, SLG: 0.318		F4 ②		F9 ①		L5 ①				3	0	0	0	0	0	0
Jim Gantner, L (1, 5) OBP: 0.322, SLG: 0.374		6-3 ③		2B ②		F9 ②				3	0	1	0	0	0	0
Buck Martinez, R (1, 2) OBP: 0.268, SLG: 0.313			L7 ①	5-3 ③		F7 ③				3	0	0	0	0	0	0

Inning Stats	1	2	3	4	5	6	7	8	9
	R: 0 H: 1 E: 1 LOB: 2 K: 2 BB: 0 S: 9 P: 9	R: 0 H: 0 E: 0 LOB: 0 K: 0 BB: 0 S: 3 P: 3	R: 3 H: 5 E: 0 LOB: 1 K: 0 BB: 0 S: 7 P: 7	R: 0 H: 1 E: 0 LOB: 0 K: 0 BB: 0 S: 3 P: 3	R: 1 H: 2 E: 0 LOB: 2 K: 1 BB: 1 S: 7 P: 11	R: 0 H: 0 E: 0 LOB: 0 K: 0 BB: 0 S: 3 P: 3	R: 0 H: 0 E: 0 LOB: 0 K: 1 BB: 0 S: 5 P: 5	R: 0 H: 0 E: 0 LOB: 0 K: 1 BB: 0 S: 5 P: 5	

	AB	32
	R	4
	H	9
	RBI	4
	BB	1
	SO	5
	LOB	12

| | | | |

Batter	1	2	3	4	5	6	7	8	9	AB	R	H	RBI	BB	SO	LOB
Kim Allen, R (1, 4) OBP: 0.406, SLG: 0.393	B3		L5		BB		F9		K	4	1	0	0	1	1	2
Rod Craig, S (1, 8) OBP: 0.301, SLG: 0.371	F9		F3		1B		FC6-4		E4	5	2	1	0	0	0	2
Bruce Bochte, L (1, 3) OBP: 0.378, SLG: 0.446	BB			BB	F2		1B		FC4	2	0	0	1	3	0	3
Willie Horton, R (1, 10) OBP: 0.303, SLG: 0.307 Jim Anderson, R (7, PR) OBP: 0.291, SLG: 0.325	F9			K	2B		1B		1B	4 1	0 0	2 1	3 0	0 0	1 0	2 0
Leon Roberts, R (1, 9) OBP: 0.331, SLG: 0.415 Joe Simpson, L (7, PH) OBP: 0.301, SLG: 0.327 (7, 9)		1B		BB	F7		1-3		F7	2 2	0 0	1 0	0 0	1 0	0 0	1 4
Dan Meyer, L (1, 7) OBP: 0.315, SLG: 0.406		F7		BB		4-3		E6		3	0	0	0	1	0	1
Dave Edler, R (1, 5) OBP: 0.241, SLG: 0.271		BB		K		K		G1-4-3		3	0	0	0	1	2	4
Mario Mendoza, R (1, 6) OBP: 0.293, SLG: 0.317		L3		F9		F7		G3		4	0	0	0	0	0	5
Larry Cox, R (1, 2) OBP: 0.253, SLG: 0.286 Jerry Narron, L (9, PH) OBP: 0.244, SLG: 0.260			F9		5-3		E5		1B	3 1	0 1	0 1	0 0	0 0	0 0	0 0
Inning Stats	R: 0 E: 0 K: 0 S: 3 H: 0 LOB: 1 BB: 1 P: 7	R: 0 E: 0 K: 0 S: 3 H: 1 LOB: 1 BB: 1 P: 7	R: 0 E: 0 K: 0 S: 3 H: 0 LOB: 0 BB: 0 P: 3	R: 0 E: 0 K: 2 S: 7 H: 0 LOB: 3 BB: 3 P: 19	R: 2 E: 0 K: 0 S: 5 H: 2 LOB: 1 BB: 1 P: 9	R: 0 E: 0 K: 1 S: 5 H: 0 LOB: 0 BB: 0 P: 5	R: 1 E: 1 K: 0 S: 5 H: 1 LOB: 2 BB: 1 P: 9	R: 0 E: 1 K: 0 S: 3 H: 0 LOB: 0 BB: 0 P: 3	R: 1 E: 1 K: 1 S: 8 H: 2 LOB: 2 BB: 0 P: 8	1B: 5 2B: 2 3B: 0 HR: 0 SF: 0 SAC: 0 DP: 2 HBP: 0						

PITCHER		IP	WLS	BF	H	R	ER	SO	BB	IBB	HBP	BLK	WP	HR	S	P	ERA	WHIP
Dave LaPoint, L ERA: 2.45	(1, 1)	6.2	W	30	3	3	2	3	7	0	0	0	0	0	29	57	2.70	1.500
Bill Castro, R ERA: 2.78	(7, 1)	2.1	S	11	3	1	0	1	0	0	0	0	0	0	13	13	0.00	1.286

PITCHER	IP	WLS	BF	H	R	ER	SO	BB	IBB	HBP	BLK	WP	HR	S	P	ERA	WHIP

TOP

Seattle Mariners @ Milwaukee Brewers

Milwaukee County Stadium, Milwaukee, WI

Sat Sep 20 1980, 8:05 PM EDT
Att. 23,328 - Unknown - 65 F

livebaseballscorecards.com

AB	34
R	4
H	6
RBI	4
BB	7
SO	4
LOB	24

Batter	1	2	3	4	5	6	7	8	9	AB	R	H	RBI	BB	SO	LOB
Paul Molitor, R (1, 4) OBP: 0.373, SLG: 0.425	6-3		E 5-3 6-3 1B		F8 1B G3 1B		BBBB 4-0 S SH BB	1B		4	3	3	0	1	0	0
Robin Yount, R (1, 6) OBP: 0.324, SLG: 0.528	F4		5-3 1-2		G3 F8 HR 1-2 1B		0-0 SH 1B 1-2 1B	F4		5	2	2	0	0	0	2
Cecil Cooper, L (1, 3) OBP: 0.391, SLG: 0.534	1B 1B		E1 6-3 2-3		F8 1-2 2-3		SH 1B 1-3 2-H	L9		4	1	1	0	0	0	4
Ben Oglivie, L (1, 7) OBP: 0.359, SLG: 0.546	1B 1-3		6-3 2-3 3-H		G3 2-3 3-H		SSS 0-3 K	F7		5	0	1	2	0	1	5
Gorman Thomas, R (1, 8) OBP: 0.307, SLG: 0.480	F7		5-3		HR 3-H		IIII 4-0 E 1B SF8 IBB			3	2	1	2	1	0	3
John Poff, L (1, 10) OBP: 0.250, SLG: 0.333		F5		1-3	F9		0-0 E8 1-3 2-H 3-H 1B			3	0	0	0	0	0	0
Dick Davis, R (7, PH) OBP: 0.299, SLG: 0.387										1	0	1	2	0	0	0
Jim Gantner, L (1, 5) OBP: 0.326, SLG: 0.376		FC6-4 1B		1B 1B		4-3	IBB			3	0	2	0	1	0	0
Vic Harris, S (1, 9) OBP: 0.273, SLG: 0.281		F8		1-3 1B		BBBB 4-0 CS BB	SF8 3-H			2	0	1	1	1	0	1
Ned Yost, R (1, 2) OBP: 0.133, SLG: 0.133		FC6-4 1-2f		F7		SSS 0-3 K 1-2	F4			4	0	0	0	0	1	5
Inning Stats	R: 0 E: 0 K: 0 S: 5 H: 2 LOB: 2 BB: 0 P: 5	R: 0 E: 0 K: 0 S: 4 H: 1 LOB: 1 BB: 0 P: 4	R: 1 E: 1 K: 0 S: 5 H: 1 LOB: 1 BB: 0 P: 5	R: 0 E: 0 K: 0 S: 4 H: 2 LOB: 1 BB: 0 P: 4	R: 3 E: 0 K: 0 S: 6 H: 3 LOB: 0 BB: 0 P: 6	R: 0 E: 0 K: 1 S: 4 H: 0 LOB: 1 BB: 1 P: 8	R: 4 E: 2 K: 1 S: 8 H: 2 LOB: 2 BB: 3 P: 20	R: 0 E: 0 K: 0 S: 4 H: 1 LOB: 1 BB: 0 P: 4		1B: 11 2B: 1 3B: 0 HR: 1 SF: 1 SAC: 1 DP: 1 HBP: 0						

PITCHER		IP	WLS	BF	H	R	ER	SO	BB	IBB	HBP	BLK	WP	HR	S	P	ERA	WHIP
Rob Dressler, R ERA: 4.06	(1, 1)	5.1	L	26	9	4	3	0	1	0	0	0	0	1	25	29	5.06	1.875
Mike Parrott, R ERA: 7.53	(6, 1)	0.2		3	1	2	2	1	1	0	0	0	0	0	4	8	27.00	3.000
Dave Roberts, L ERA: 4.03	(7, 1)	0.1		3	0	0	0	1	0	1	0	0	0	0	4	8	0.00	0.000
Manny Sarmiento, R ERA: 4.26	(7, 1)	1.2		8	2	2	0	0	0	1	0	0	0	0	7	11	0.00	1.200

PITCHER	IP	WLS	BF	H	R	ER	SO	BB	IBB	HBP	BLK	WP	HR	S	P	ERA	WHIP

BOTTOM

Seattle Mariners @ Milwaukee Brewers

Milwaukee County Stadium, Milwaukee, WI

Sat Sep 20 1980, 8:05 PM EDT

Att. 23,328 - Unknown - 65 F

livebaseballscorecards.com

AB	34
R	8
H	12
RBI	7
BB	4
SO	2
LOB	20

WP: 0 PB: 0 SB: 1 CS: 1

PA: 40

Batter	1	2	3	4	5	6	7	8	9	AB	R	H	RBI	BB	SO	LOB
Julio Cruz, S (1, 4) OBP: 0.306, SLG: 0.258	L6		F6	FC6-4 1-2f			K	CS 1-2	F7	5	0	0	0	0	1	2
Joe Simpson, L (1, 9) OBP: 0.301, SLG: 0.327	1B SF7 S 1B		4-3		G3		F7		F8	3	1	1	0	0	0	0
Leon Roberts, R (7, PH) (7, 9) OBP: 0.329, SLG: 0.413										2	0	0	0	0	0	0
Larry Milbourne, S (1, 6) OBP: 0.317, SLG: 0.349	1-3 1B			L3	F7		S HR 1B		F8 1B	5	1	3	0	0	0	0
Mario Mendoza, R (9, 6) OBP: 0.293, SLG: 0.317										0	0	0	0	0	0	0
Bruce Bochte, L (1, 3) OBP: 0.378, SLG: 0.454	SF7 3-H			6-3 HR 2B	1-3		1-H HR		4-3	4	2	2	3	0	0	1
Dan Meyer, L (1, 7) OBP: 0.313, SLG: 0.403	F8			6-3 2-3	1-3	G3				4	0	0	0	0	0	2
Willie Horton, R (1, 10) OBP: 0.308, SLG: 0.321		F8		HR 3-H		BB 1B		BB 1B		3	1	2	2	1	0	0
Kim Allen, R (8, PR) OBP: 0.406, SLG: 0.393										0	1	0	0	0	0	0
Juan Beniquez, R (1, 8) OBP: 0.278, SLG: 0.353		1-3		1B 1B		BB 1-2		K 1-2		3	1	1	0	1	1	1
Jerry Narron, L (1, 2) OBP: 0.250, SLG: 0.266		F7		1B 1-3		F9		FC5-4 2-H		2	0	1	0	0	0	0
Bill Stein, R (6, PH) OBP: 0.333, SLG: 0.395										1	0	0	0	0	0	2
Marc Hill, R (6, 2) OBP: 0.229, SLG: 0.314										1	0	1	1	0	0	0
Dave Edler, R (1, 5) OBP: 0.241, SLG: 0.269			6-3	FC6-4 1-2 3-H		F7		FC5-4 CS 1-2f		4	0	1	1	0	0	3
Inning Stats	R: 1 E: 0 K: 0 S: 5 H: 2 LOB: 1 BB: 0 P: 5	R: 0 E: 0 K: 0 S: 3 H: 0 LOB: 0 BB: 0 P: 3	R: 0 E: 0 K: 0 S: 3 H: 0 LOB: 0 BB: 0 P: 3	R: 3 E: 0 K: 0 S: 8 H: 5 LOB: 2 BB: 0 P: 8	R: 0 E: 0 K: 0 S: 3 H: 0 LOB: 0 BB: 0 P: 3	R: 0 E: 0 K: 0 S: 4 H: 1 LOB: 2 BB: 1 P: 8	R: 2 E: 0 K: 1 S: 7 H: 2 LOB: 0 BB: 0 P: 7	R: 1 E: 0 K: 1 S: 5 H: 1 LOB: 1 BB: 1 P: 9	R: 0 E: 0 K: 0 S: 4 H: 1 LOB: 1 BB: 0 P: 4	1B: 9 2B: 1 3B: 0 HR: 2 SF: 1 SAC: 0 DP: 0 HBP: 0						

TOP

Seattle Mariners @ Milwaukee Brewers

Milwaukee County Stadium, Milwaukee, WI

Sun Sep 21 1980, 4:33 AM EDT
Att. 9,642 - Unknown - 67 F

livebaseballscorecards.com

AB	37
R	7
H	12
RBI	7
BB	2
SO	2
LOB	11

WP: 0 PB: 0 SB: 3 CS: 1 PA: 41

PITCHER		IP	WLS	BF	H	R	ER	SO	BB	IBB	HBP	BLK	WP	HR	S	P	ERA	WHIP
Paul Mitchell, R ERA: 3.53	(1, 1)	3.2	L	18	7	4	4	0	0	0	0	0	0	1	18	18	9.82	1.909
Bill Castro, R ERA: 2.77	(4, 1)	0.1		1	0	0	0	0	0	0	0	0	0	0	1	1	0.00	0.000
Bill Travers, L ERA: 3.83	(5, 1)	3.0		13	3	2	2	1	1	0	0	0	0	1	14	18	6.00	1.333
Fred Holdsworth, R ERA: 4.58	(8, 1)	2.0		8	2	1	1	1	1	0	0	0	0	0	9	13	4.50	1.500

PITCHER	IP	WLS	BF	H	R	ER	SO	BB	IBB	HBP	BLK	WP	HR	S	P	ERA	WHIP

Seattle Mariners @ Milwaukee Brewers

Milwaukee County Stadium, Milwaukee, WI

Sun Sep 21 1980, 4:33 AM EDT

Att. 9,642 - Unknown - 67 F

BOTTOM

livebaseballscorecards.com

Batter	1	2	3	4	5	6	7	8	9	AB	R	H	RBI	BB	SO	LOB
Jim Gantner, L (1, 5) OBP: 0.324, SLG: 0.374	1-3		4-3	F7		1-3 1B		K		5	0	1	0	0	1	0
Robin Yount, R (1, 6) OBP: 0.325, SLG: 0.532	HR		5-3		K	1-3			2B 1B BB	4	2	1	1	1	1	2
Cecil Cooper, L (1, 10) OBP: 0.391, SLG: 0.533	6-3		1B 1B 1B 1B		5-3 1B		4-3		F9	5	1	2	0	0	0	1
Ben Oglivie, L (1, 7) OBP: 0.359, SLG: 0.547	4-3		1B 1B 1-2 1B		5-3 1-2		E4 BB		1-3 1B 2B	5	2	2	0	0	0	1
Gorman Thomas, R (1, 8) OBP: 0.310, SLG: 0.480		F5	1B 1-2 2-3 1B		FC3-6 IBB		K		2B 2-H 3-H 1B	4	0	2	2	1	1	1
John Poff, L (1, 3) OBP: 0.256, SLG: 0.333		4-3	1-3 2-H 3-H 1B		FC3-6 1-2f		4-0 1-2 BB		F7	3	0	1	2	0	0	2
Sal Bando, R (7, PH) (8, 3) OBP: 0.278, SLG: 0.316										1	0	0	0	1	0	1
Vic Harris, S (1, 9) OBP: 0.290, SLG: 0.322		3B	F7			4-0 1B BB	K		1-3 2B	2	0	1	0	1	0	2
Mark Brouhard, R (7, PH) OBP: 0.278, SLG: 0.400										1	0	0	0	0	1	2
Dick Davis, R (8, 9) OBP: 0.301, SLG: 0.391										1	0	1	0	0	0	0
Ed Romero, R (1, 4) OBP: 0.324, SLG: 0.340		BB		5-3		F3		K	6-3	3	0	0	0	1	1	1
Paul Molitor, R (9, PH) OBP: 0.372, SLG: 0.424										1	0	0	0	0	0	2
Buck Martinez, R (1, 2) OBP: 0.264, SLG: 0.308		K		F3		F2		F8		3	0	0	0	0	1	3
Charlie Moore, R (8, PH) OBP: 0.331, SLG: 0.336										1	0	0	0	0	0	0
Ned Yost, R (9, 2) OBP: 0.133, SLG: 0.133										0	0	0	0	0	0	0
Inning Stats	R: 1 E: 0 K: 0 S: 4 H: 1 LOB: 0 BB: 0 P: 4	R: 0 E: 0 K: 1 S: 6 H: 1 LOB: 2 BB: 1 P: 10	R: 2 E: 0 K: 0 S: 7 H: 4 LOB: 2 BB: 0 P: 7	R: 0 E: 0 K: 0 S: 3 H: 0 LOB: 0 BB: 0 P: 3	R: 0 E: 0 K: 1 S: 6 H: 1 LOB: 2 BB: 1 P: 10	R: 0 E: 0 K: 0 S: 4 H: 1 LOB: 2 BB: 1 P: 8	R: 0 E: 1 K: 2 S: 8 H: 0 LOB: 2 BB: 1 P: 12	R: 0 E: 0 K: 2 S: 7 H: 0 LOB: 0 BB: 0 P: 7	R: 2 E: 0 K: 0 S: 6 H: 3 LOB: 2 BB: 1 P: 10	1B: 7 2B: 2 3B: 1 HR: 1	SF: 0 SAC: 0 DP: 0 HBP: 0						

	AB	39
	R	5
	H	11
	RBI	5
	BB	5
	SO	6
	LOB	18

WP: 0 PB: 0 SB: 0 CS: 0 PA: 44

PITCHER		IP	WLS	BF	H	R	ER	SO	BB	IBB	HBP	BLK	WP	HR	S	P	ERA	WHIP
Glenn Abbott, R ERA: 4.03	(1, 1)	6.0	W	29	8	3	3	2	2	1	0	0	0	1	30	42	4.50	1.667
Dave Roberts, L ERA: 4.14	(7, 1)	2.1		11	1	2	2	4	2	0	0	0	0	0	17	25	7.71	1.286
Dave Heaverlo, R ERA: 3.89	(9, 1)	0.1		3	2	0	0	0	0	0	0	0	0	0	3	3	0.00	6.000
Mike Parrott, R ERA: 7.51	(9, 1)	0.1	S	1	0	0	0	0	0	0	0	0	0	0	1	1	0.00	0.000

PITCHER	IP	WLS	BF	H	R	ER	SO	BB	IBB	HBP	BLK	WP	HR	S	P	ERA	WHIP

Batter	1	2	3	4	5	6	7	8	9	10	11	AB	R	H	RBI	BB	SO	LOB
Willie Wilson, S (1, 8) OBP: 0.354, SLG: 0.421	K		F9			4-3		K		K		5	0	0	0	0	3	3
U L Washington, S (1, 6) Amos Otis, R (8, PH) Rance Mulliniks, L (8, 6) Onix Concepcion, R (10, PH) OBP: 0.333, SLG: 0.333 (10, 6)	K			F9		F8		K		P6		3 1 0 1	0 0 0 0	0 0 0 0	0 0 0 0	0 0 0 0	1 1 0 0	0 0 0 2
George Brett, L (1, 5) OBP: 0.458, SLG: 0.663	4-3			4-3		F8			HR	E 1-2 2-3 BB		4	1	1	1	1	0	0
Hal McRae, R (1, 10) OBP: 0.339, SLG: 0.472		K		K			6-3		5-3	FC4 1-2 2-3 3-H		5	0	0	0	0	2	2
John Wathan, R (1, 7) OBP: 0.379, SLG: 0.414		K			S 1B		HR BB		1B	2-3-5 3-H	4-3 1B	4	1	3	0	1	1	0
Willie Aikens, L (1, 3) OBP: 0.367, SLG: 0.447		4-3			K		1-H HR		P5		4-3 1-2	5	1	1	2	0	1	3
Darrell Porter, L (1, 2) OBP: 0.359, SLG: 0.354			E3		1-2 BB		F7		3-1		IBB	3	0	0	0	2	0	1
Jose Cardenal, R (1, 9) Clint Hurdle, L (11, PH) OBP: 0.353, SLG: 0.465 (11, 9)			K		P6		5-3			BB 1B FC4 1B	F8	4 1	1 0	1 0	0 0	1 0	0 0	3 2
Frank White, R (1, 4) OBP: 0.291, SLG: 0.353			K		P4			F9		FC4 BB 1-2 2-3-5 1B	F8	5	0	1	0	0	1	5
Inning Stats	R: 0 E: 0 K: 2 S: 7 H: 0 LOB: 0 BB: 0 P: 7	R: 0 E: 0 K: 2 S: 7 H: 0 LOB: 0 BB: 0 P: 7	R: 0 E: 1 K: 2 S: 8 H: 0 LOB: 1 BB: 0 P: 8	R: 0 E: 0 K: 1 S: 5 H: 0 LOB: 0 BB: 0 P: 5	R: 0 E: 0 K: 1 S: 6 H: 1 LOB: 2 BB: 1 P: 10	R: 0 E: 0 K: 0 S: 3 H: 0 LOB: 0 BB: 0 P: 3	R: 2 E: 0 K: 0 S: 4 H: 1 LOB: 0 BB: 1 P: 8	R: 0 E: 0 K: 2 S: 7 H: 0 LOB: 0 BB: 0 P: 7	R: 1 E: 0 K: 0 S: 5 H: 2 LOB: 1 BB: 0 P: 5	R: 1 E: 1 K: 1 S: 7 H: 2 LOB: 3 BB: 1 P: 11	R: 0 E: 0 K: 0 S: 4 H: 1 LOB: 2 BB: 1 P: 8	1B: 5 2B: 0 3B: 0 HR: 2 SF: 0 SAC: 0 DP: 0 HBP: 0						

PITCHER	IP	WLS	BF	H	R	ER	SO	BB	IBB	HBP	BLK	WP	HR	S	P	ERA	WHIP
Floyd Bannister, L (1, 1) ERA: 3.18	10.0		41	6	4	3	11	3	0	0	0	0	2	59	71	2.70	0.900
Byron McLaughlin, R (11, 1) ERA: 6.55	1.0	W	5	1	0	0	0	0	1	0	0	0	0	4	8	0.00	1.000

PITCHER	IP	WLS	BF	H	R	ER	SO	BB	IBB	HBP	BLK	WP	HR	S	P	ERA	WHIP

TOP

Kansas City Royals @ Seattle Mariners

The Kingdome, Seattle, WA

Mon Sep 22 1980, 10:05 PM EDT

Att. 8,643 - Dome

livebaseballscorecards.com

AB	41
R	4
H	7
RBI	3
BB	4
SO	11
LOB	21

WP: 0 PA: 45
PB: 0
SB: 1
CS: 0

BOTTOM

Kansas City Royals @ Seattle Mariners

The Kingdome, Seattle, WA

Mon Sep 22 1980, 10:05 PM EDT

Att. 8,643 - Dome

livebaseballscorecards.com

Batter	1	2	3	4	5	6	7	8	9	10	11	AB	R	H	RBI	BB	SO	LOB
Julio Cruz, S (1, 4) OBP: 0.311, SLG: 0.261	CS 1B		S 1B	4-3			SH5-4 1B BB		4-3 BB	FC6-4 1-2f		4	1	2	0	2	0	4
Rod Craig, S (1, 8) OBP: 0.299, SLG: 0.367	1-2 CS 1B		K		F7		SH5-4 1-2		4-3 1-2		F8	5	0	1	0	0	1	2
Bruce Bochte, L (1, 3) OBP: 0.379, SLG: 0.456	K 1-2		K 1-2		5-3		4-3 2-H 1B		IBB		1B 2B	5	1	2	1	1	2	2
Willie Horton, R (1, 10) OBP: 0.308, SLG: 0.319		K		4-3	HBP		4-3 1-2		K		2-H 1B	5	0	1	1	0	2	3
Juan Beniquez, R (1, 7) OBP: 0.280, SLG: 0.359		F9		E 2B	F8		5-3		5-3			2	0	1	0	0	0	0
Tom Paciorek, R (4, PR) OBP: 0.301, SLG: 0.435 (5, 7)												2	1	0	0	0	0	2
Joe Simpson, L (9, PH) OBP: 0.300, SLG: 0.326 (10, 7)												1	0	0	0	0	0	2
Reggie Walton, R (1, 9) OBP: 0.260, SLG: 0.357		1B 2B		E 1B		F8		CS BB		E6 SF8		3	1	2	0	0	0	0
Leon Roberts, R (8, 9) OBP: 0.330, SLG: 0.412												1	1	0	0	1	0	0
Marc Hill, R (1, 2) OBP: 0.239, SLG: 0.321	2-H 1B			E5 1-3 2-H		F9		1-3 CS 1B		K		4	0	2	1	0	0	1
Kim Allen, R (8, PR) OBP: 0.406, SLG: 0.393												0	0	0	0	0	0	0
Larry Cox, R (9, 2) OBP: 0.252, SLG: 0.285												1	0	0	0	0	1	1
Dave Edler, R (1, 5) OBP: 0.262, SLG: 0.278	F8			IBB		S 1B		L6 1-2 3-H		FC6-4 1-3 1B		2	0	1	0	1	0	1
Larry Milbourne, S (8, PH) OBP: 0.319, SLG: 0.350 (9, 6)												2	0	1	0	0	0	2
Mario Mendoza, R (1, 6) OBP: 0.290, SLG: 0.313			K	F7			F8 1-2	2-H 1B		SF8 3-H		3	0	0	0	0	1	4
Dan Meyer, L (8, PH) OBP: 0.314, SLG: 0.404												1	0	1	0	0	0	0
Jim Anderson, R (9, 5) OBP: 0.291, SLG: 0.325												0	0	0	0	0	0	0
Jerry Narron, L (10, PH) OBP: 0.247, SLG: 0.266												0	0	0	1	0	0	0
Ted Cox, R (11, 5) OBP: 0.294, SLG: 0.303												0	0	0	0	0	0	0
Inning Stats	R: 0 E: 0 K: 1 S: 5 H: 2 LOB: 0 BB: 0 P: 5	R: 1 E: 0 K: 1 S: 7 H: 2 LOB: 1 BB: 0 P: 7	R: 0 E: 0 K: 3 S: 10 H: 1 LOB: 1 BB: 0 P: 10	R: 1 E: 1 K: 0 S: 6 H: 2 LOB: 3 BB: 1 P: 10	R: 0 E: 0 K: 0 S: 3 H: 0 LOB: 1 BB: 0 P: 4	R: 0 E: 0 K: 0 S: 4 H: 1 LOB: 1 BB: 0 P: 4	R: 1 E: 0 K: 0 S: 4 H: 1 LOB: 1 BB: 1 P: 8	R: 0 E: 0 K: 0 S: 3 H: 2 LOB: 2 BB: 1 P: 7	R: 0 E: 0 K: 1 S: 5 H: 0 LOB: 2 BB: 2 P: 13	R: 1 E: 1 K: 1 S: 7 H: 1 LOB: 1 BB: 0 P: 7	R: 1 E: 0 K: 0 S: 3 H: 2 LOB: 1 BB: 0 P: 3							

PITCHER		IP	WLS	BF	H	R	ER	SO	BB	IBB	HBP	BLK	WP	HR	S	P	ERA	WHIP		
Larry Gura, L ERA: 2.82	(1, 1)	7.0		34	10	3	2	5	2	1	1	0	0	0	40	53	2.57	1.714		
Dan Quisenberry, R ERA: 3.23	(8, 1)	3.1	L	15	4	2	1	2	1	1	0	0	0	0	17	25	2.70	1.500		

PITCHER	IP	WLS	BF	H	R	ER	SO	BB	IBB	HBP	BLK	WP	HR	S	P	ERA	WHIP

AB	41
R	5
H	14
RBI	4
BB	5
SO	7
LOB	24

1B: 11	SF: 1	WP: 0	PA: 49
2B: 3	SAC: 1	PB: 0	
3B: 0	DP: 0	SB: 2	
HR: 0	HBP: 1	CS: 4	

Kansas City Royals @ Seattle Mariners

The Kingdome, Seattle, WA

Tue Sep 23 1980, 10:05 PM EDT

Att. 10,879 - Dome

livebaseballscorecards.com

TOP

Batter	1	2	3	4	5	6	7	8	9	AB	R	H	RBI	BB	SO	LOB
Willie Wilson, S (1, 7) OBP: 0.356, SLG: 0.423	1B		1B		B3		1B			4	2	3	0	0	0	0
Hal McRae, R (1, 10) OBP: 0.338, SLG: 0.470	F9		G3 1-H		6-3		L7			4	0	1	1	0	0	2
George Brett, L (1, 5) OBP: 0.456, SLG: 0.659	G4-6-3 1-H		G3 1-2		F7			1-3		4	0	1	1	0	0	1
Willie Aikens, L (1, 3) OBP: 0.366, SLG: 0.452	G4-6-3 1-2f		K SSS			HR		3-1		4	1	1	1	0	1	2
Darrell Porter, L (1, 2) OBP: 0.358, SLG: 0.352		6-3		P6		BB G4-6-3		G3		3	0	0	0	1	0	0
Amos Otis, R (1, 8) OBP: 0.327, SLG: 0.394		BB		1B S		F3			4-3	3	0	1	0	1	0	1
Clint Hurdle, L (1, 9) OBP: 0.352, SLG: 0.462		F9		BB 1-2		G4-6-3 1-2f			4-3	3	0	0	0	1	0	2
Rance Mulliniks, L (1, 6) OBP: 0.294, SLG: 0.289		3-1		F7			F8		4-3	4	0	0	0	0	0	3
Dave Chalk, R (1, 4) OBP: 0.317, SLG: 0.333			F8	K SSS			6-3			1	0	0	0	0	0	0
Ken Phelps, L (4, PH)										1	0	0	0	0	1	2
Jerry Terrell, R (4, 4) OBP: 0.077, SLG: 0.077										1	0	0	0	0	0	0

	AB	32
	R	3
	H	7
	RBI	3
	BB	3
	SO	2
	LOB	13

Inning Stats	1	2	3	4	5	6	7	8	9
	R: 1 E: 0 K: 0 S: 4 H: 2 LOB: 0 BB: 0 P: 4	R: 0 E: 0 K: 0 S: 3 H: 0 LOB: 1 BB: 1 P: 7	R: 1 E: 0 K: 1 S: 7 H: 2 LOB: 1 BB: 0 P: 7	R: 0 E: 0 K: 1 S: 6 H: 1 LOB: 2 BB: 1 P: 10	R: 0 E: 0 K: 0 S: 3 H: 0 LOB: 0 BB: 0 P: 3	R: 1 E: 0 K: 0 S: 3 H: 1 LOB: 0 BB: 1 P: 7	R: 0 E: 0 K: 0 S: 4 H: 1 LOB: 1 BB: 0 P: 4	R: 0 E: 0 K: 0 S: 3 H: 0 LOB: 0 BB: 0 P: 3	R: 0 E: 0 K: 0 S: 3 H: 0 LOB: 0 BB: 0 P: 3

	1B	6	SF	0	WP	0	PA	35
	2B	0	SAC	0	PB	0		
	3B	0	DP	2	SB	3		
	HR	1	HBP	0	CS	0		

PITCHER	IP	WLS	BF	H	R	ER	SO	BB	IBB	HBP	BLK	WP	HR	S	P	ERA	WHIP
Jim Beattie, R (1, 1) ERA: 4.98	9.0	W	35	7	3	3	2	3	0	0	0	0	1	36	48	3.00	1.111

PITCHER	IP	WLS	BF	H	R	ER	SO	BB	IBB	HBP	BLK	WP	HR	S	P	ERA	WHIP

BOTTOM

Kansas City Royals @ Seattle Mariners

The Kingdome, Seattle, WA

Tue Sep 23 1980, 10:05 PM EDT

Att. 10,879 - Dome

livebaseballscorecards.com

Batter	1	2	3	4	5	6	7	8	9	AB	R	H	RBI	BB	SO	LOB
Julio Cruz, S (1, 4) OBP: 0.310, SLG: 0.260	F9	E 1B		4-3		FC1-6 L7-4 1B 1-2f		F7		5	0	1	0	0	0	1
Joe Simpson, L (1, 9) OBP: 0.304, SLG: 0.333	BB BB 1B 1B	F5 1-3		2B		1-2 1B		4-3		5	1	3	0	0	0	1
Larry Milbourne, S (1, 6) OBP: 0.314, SLG: 0.345	K	K		5-3		L7-4 2-3				4	0	0	0	0	2	5
Bruce Bochte, L (1, 3) OBP: 0.378, SLG: 0.453	BB 1-2 1B BB	4-3	F9				F8			3	1	0	0	1	0	1
Willie Horton, R (1, 10) OBP: 0.311, SLG: 0.329	1B 1-2 2-3 HR BB	HR		G3			F9			3	2	1	1	1	0	0
Dan Meyer, L (1, 7) OBP: 0.315, SLG: 0.405	HR 1-3 2-H 3-H 1B	F8		F7			1B			4	1	2	2	0	0	0
Jerry Narron, L (1, 2) OBP: 0.280, SLG: 0.321	1-H 3-H HR	BB		BB			1-3 1B			2	1	2	3	2	0	0
Rod Craig, S (1, 8) OBP: 0.294, SLG: 0.360	K	K		F8			F7			4	0	0	0	0	2	4
Dave Edler, R (1, 5) OBP: 0.277, SLG: 0.345		1-3		HR		FC1-6 1B		F9		4	1	2	1	0	0	0
Inning Stats	R: 5 E: 0 K: 2 S: 10 H: 3 LOB: 0 BB: 2 P: 18	R: 0 E: 1 K: 1 S: 6 H: 1 LOB: 1 BB: 0 P: 6	R: 1 E: 0 K: 1 S: 6 H: 1 LOB: 1 BB: 1 P: 10	R: 1 E: 0 K: 0 S: 5 H: 2 LOB: 1 BB: 0 P: 5	R: 0 E: 0 K: 0 S: 3 H: 0 LOB: 1 BB: 1 P: 7	R: 0 E: 0 K: 0 S: 4 H: 2 LOB: 1 BB: 0 P: 4	R: 0 E: 0 K: 0 S: 5 H: 2 LOB: 2 BB: 0 P: 5	R: 0 E: 0 K: 0 S: 3 H: 0 LOB: 0 BB: 0 P: 3		1B: 7 2B: 2 3B: 0 HR: 3 SF: 0 SAC: 0 DP: 1 HBP: 0						

AB	34
R	7
H	11
RBI	7
BB	4
SO	4
LOB	12

WP: 0 PB: 0 SB: 0 CS: 0 PA: 38

PITCHER		IP	WLS	BF	H	R	ER	SO	BB	IBB	HBP	BLK	WP	HR	S	P	ERA	WHIP
Renie Martin, R ERA: 4.61	(1, 1)	3.1	L	20	7	7	7	4	3	0	0	0	0	3	25	37	18.90	3.000
Jeff Twitty, L ERA: 6.04	(4, 1)	2.2		10	2	0	0	0	1	0	0	0	0	0	9	13	0.00	1.125
Craig Chamberlain, R ERA: 7.56	(7, 1)	2.0		8	2	0	0	0	0	0	0	0	0	0	8	8	0.00	1.000

PITCHER	IP	WLS	BF	H	R	ER	SO	BB	IBB	HBP	BLK	WP	HR	S	P	ERA	WHIP

Batter	1	2	3	4	5	6	7	8	9	AB	R	H	RBI	BB	SO	LOB
Willie Wilson, S (1, 7) OBP: 0.355, SLG: 0.422	4-3		FC4-6 G4-3 1-2f 3-H		K			1B		4	0	1	1	0	1	2
Onix Concepcion, R (1, 6) OBP: 0.222, SLG: 0.222	L6		G4-3 1-2f			6-3		1-3 1B		3	0	0	0	0	0	1
U L Washington, S (8, PH) OBP: 0.330, SLG: 0.375										1	0	1	0	0	0	0
(8, 6)																
George Brett, L (1, 5) OBP: 0.454, SLG: 0.654	4-3			6-3		G6-4-3 BB		F7		3	0	0	0	1	0	2
Hal McRae, R (1, 10) OBP: 0.335, SLG: 0.466		5-3		F9		G6-4-3 1-2f			K	4	0	0	0	0	1	1
Willie Aikens, L (1, 3) OBP: 0.366, SLG: 0.449		4-3		1-3			4-3		BB	3	0	0	0	1	0	0
Jerry Terrell, R (9, PR) OBP: 0.077, SLG: 0.077										0	0	0	0	0	0	0
John Wathan, R (1, 2) OBP: 0.380, SLG: 0.416		BB			1-3 SF8 2B		5-3		K	3	1	1	0	1	1	1
Amos Otis, R (1, 8) OBP: 0.324, SLG: 0.390		K			1-3 2-3		1-3		4-3	4	0	0	0	0	1	3
Jose Cardenal, R (1, 9) OBP: 0.344, SLG: 0.305			1B FC4-6 1B		SF8 3-H			4-3		2	1	1	1	0	0	0
Dave Chalk, R (1, 4) OBP: 0.324, SLG: 0.342			FC4-6 1-3 1B		1B			6-3		2	0	2	0	0	0	0
Frank White, R (8, PH) OBP: 0.290, SLG: 0.352										1	0	0	0	0	0	0
(8, 4)																
Inning Stats	R: 0 E: 0 K: 0 S: 3 H: 0 LOB: 0 BB: 0 P: 3	R: 0 E: 0 K: 1 S: 5 H: 0 LOB: 1 BB: 1 P: 9	R: 1 E: 0 K: 0 S: 4 H: 2 LOB: 0 BB: 0 P: 4	R: 0 E: 0 K: 0 S: 3 H: 0 LOB: 0 BB: 0 P: 3	R: 1 E: 0 K: 1 S: 7 H: 2 LOB: 1 BB: 0 P: 7	R: 0 E: 0 K: 0 S: 2 H: 0 LOB: 0 BB: 1 P: 6	R: 0 E: 0 K: 0 S: 3 H: 0 LOB: 0 BB: 0 P: 3	R: 0 E: 0 K: 0 S: 5 H: 2 LOB: 2 BB: 0 P: 5	R: 0 E: 0 K: 2 S: 7 H: 0 LOB: 1 BB: 1 P: 11	1B: 5 2B: 1 3B: 0 HR: 0 SF: 1 SAC: 0 DP: 2 HBP: 0						

PITCHER		IP	WLS	BF	H	R	ER	SO	BB	IBB	HBP	BLK	WP	HR	S	P	ERA	WHIP
Rick Honeycutt, L ERA: 3.95	(1, 1)	8.0	W	30	6	2	2	2	2	0	0	0	0	0	32	40	2.25	1.000
Mike Parrott, R ERA: 7.42	(9, 1)	1.0	S	4	0	0	0	2	1	0	0	0	0	0	7	11	0.00	1.000

PITCHER	IP	WLS	BF	H	R	ER	SO	BB	IBB	HBP	BLK	WP	HR	S	P	ERA	WHIP

TOP

Kansas City Royals @ Seattle Mariners

The Kingdome, Seattle, WA

Wed Sep 24 1980, 10:05 PM EDT

Att. 11,180 - Dome

livebaseballscorecards.com

AB	30
R	2
H	6
RBI	2
BB	3
SO	4
LOB	10

Batter	1	2	3	4	5	6	7	8	9	AB	R	H	RBI	BB	SO	LOB
Kim Allen, R (1, 4) OBP: 0.389, SLG: 0.406	5-3		G1-4-3 1-2f		F9		BB 2-H 2B			4	0	1	1	0	0	3
Julio Cruz, S (9, 4) OBP: 0.310, SLG: 0.260										0	0	0	0	0	0	0
Rod Craig, S (1, 8) OBP: 0.293, SLG: 0.358	F9			F9		1B S SF8 1B	F7			4	1	1	0	0	0	1
Reggie Walton, R (1, 9) OBP: 0.276, SLG: 0.370	1B			6-3		E S 1-3 SH2-3 1B	BB IBB			3	1	2	0	0	0	0
Bruce Bochte, L (7, PH) OBP: 0.379, SLG: 0.453 (8, 3)										0	0	0	0	1	0	0
Willie Horton, R (1, 10) OBP: 0.310, SLG: 0.327	4-3			F7		SF8 3-H	BB 1-2 2-3			2	0	0	1	1	0	1
Larry Milbourne, S (1, 6) OBP: 0.314, SLG: 0.344		4-3			FC6-4 1B	SH2-3 1-H	G3			3	0	1	1	0	0	3
Mario Mendoza, R (9, 6) OBP: 0.290, SLG: 0.313										0	0	0	0	0	0	0
Tom Paciorek, R (1, 3) OBP: 0.301, SLG: 0.435 (8, 9)		F8			FC6-4 S 1-2f 1B	1B		G4-6-3 1B		3	1	1	0	0	0	1
Dan Meyer, L (8, PH) OBP: 0.316, SLG: 0.406 (9, 7)										1	0	1	0	0	0	0
Leon Roberts, R (1, 7) OBP: 0.330, SLG: 0.409	K			1B 1-2 BB		K		G4-6-3 1-2f		2	0	0	0	1	2	1
Joe Simpson, L (8, PH) OBP: 0.303, SLG: 0.332 (9, 9)										1	0	0	0	0	0	1
Dave Edler, R (1, 5) OBP: 0.290, SLG: 0.355			F9		F7		SH3 2B 1B	CS 1B		4	1	2	0	0	0	2
Larry Cox, R (1, 2) OBP: 0.258, SLG: 0.291			G1-4-3 1B		1-3 2-H 1B		SH3 1-2	CS 1-2		2	0	2	1	0	0	0
Inning Stats	R: 0 E: 0 K: 0 S: 4 H: 1 LOB: 1 BB: 0 P: 4	R: 0 E: 0 K: 1 S: 5 H: 0 LOB: 0 BB: 0 P: 5	R: 0 E: 0 K: 0 S: 3 H: 1 LOB: 0 BB: 0 P: 3	R: 0 E: 0 K: 0 S: 3 H: 0 LOB: 0 BB: 0 P: 3	R: 1 E: 0 K: 0 S: 5 H: 2 LOB: 2 BB: 1 P: 9	R: 2 E: 0 K: 1 S: 8 H: 3 LOB: 1 BB: 0 P: 8	R: 1 E: 0 K: 0 S: 5 H: 2 LOB: 3 BB: 2 P: 13	R: 0 E: 0 K: 0 S: 3 H: 2 LOB: 0 BB: 0 P: 3		1B: 10 2B: 1 3B: 0 HR: 0	SF: 1 SAC: 2 DP: 2 HBP: 0						

PITCHER	IP	WLS	BF	H	R	ER	SO	BB	IBB	HBP	BLK	WP	HR	S	P	ERA	WHIP
Paul Splittorff, L (1, 1) ERA: 4.15	6.1	L	28	9	4	4	2	1	0	0	0	0	0	31	35	5.68	1.579
Marty Pattin, R (7, 1) ERA: 3.59	1.2		7	2	0	0	0	1	1	0	0	0	0	5	13	0.00	1.800

PITCHER	IP	WLS	BF	H	R	ER	SO	BB	IBB	HBP	BLK	WP	HR	S	P	ERA	WHIP

BOTTOM

Kansas City Royals @ Seattle Mariners

The Kingdome, Seattle, WA

Wed Sep 24 1980, 10:05 PM EDT

Att. 11,180 - Dome

livebaseballscorecards.com

AB	29
R	4
H	11
RBI	4
BB	3
SO	2
LOB	13

Batter	1	2	3	4	5	6	7	8	9	10	11	AB	R	H	RBI	BB	SO	LOB
Bump Wills, S (1, 4) OBP: 0.315, SLG: 0.351	0-0 3-1 BLK 4-3 1B		0-0 L3 ①			0-0 E3 F7 1B		0-3 K ②		0-0 F9 ①		5	2	1	0	0	1	0
Johnny Grubb, L (1, 9) OBP: 0.386, SLG: 0.421	0-0 3-1 ① 1-3		0-0 F6 ②			0-0 F7 ① 1-2		0-0 2B		0-0 F8 ②		5	0	1	0	0	0	2
Al Oliver, L (1, 7) OBP: 0.353, SLG: 0.469	0-0 4-3 ② 3-H		0-0 4-3 ③			0-0 G4-6-3 2-H 1B		4-0 IBB		0-0 F9 ③		4	0	1	2	1	0	0
Buddy Bell, R (1, 5) OBP: 0.381, SLG: 0.498	0-0 1-3 ③			0-0 6-3 ①		0-0 G4-6-3 ② ③ 1-2r		0-0 4-3 ③			0-0 5-3 ①	5	0	0	0	0	0	3
Rusty Staub, L (1, 10) OBP: 0.370, SLG: 0.457		0-0 4-3 1B 2B		0-0 6-3 ②			0-0 4-3 ①		0-0 F5 ①		0-0 HR 1B	5	2	2	0	0	0	0
Pat Putnam, L (1, 3) OBP: 0.319, SLG: 0.419		0-0 4-3 ① 2-3		0-0 F7 ③			0-0 4-3 ②		2B 2B		0-0 1-H HR	5	2	2	2	0	0	1
Bill Sample, R (1, 8) OBP: 0.322, SLG: 0.341		0-0 F9 S 3-H 1B			0-0 5-3 ①		0-0 1B		0-0 2-H 2B		0-0 5-3 ②	5	0	3	2	0	0	0
Jim Sundberg, R (1, 2) OBP: 0.347, SLG: 0.376		0-0 F9 ② 1-3			0-0 5-3 ②		0-0 L9 ③		0-3 K ②		0-3 K ③	5	0	0	0	0	2	3
Bud Harrelson, S (1, 6) OBP: 0.361, SLG: 0.299		0-0 6-3 ③			0-0 F8 ③			0-0 6-3 ①	0-0 B5-3 ③			2	0	0	0	0	0	1
Richie Zisk, R (8, PH) OBP: 0.339, SLG: 0.460												1	0	0	0	0	0	0
Odie Davis, R (8, 6) OBP: 0.167, SLG: 0.167												0	0	0	0	0	0	0
Dave Roberts, R (9, PH) (9, 6) OBP: 0.294, SLG: 0.380												1	0	0	0	0	0	1
Inning Stats	R: 1 H: 1 E: 0 LOB: 0 K: 0 BB: 0 S: 4 P: 4	R: 1 H: 2 E: 0 LOB: 1 K: 0 BB: 0 S: 5 P: 5	R: 0 H: 0 E: 0 LOB: 0 K: 0 BB: 0 S: 3 P: 3	R: 0 H: 0 E: 0 LOB: 0 K: 0 BB: 0 S: 3 P: 3	R: 0 H: 0 E: 0 LOB: 0 K: 0 BB: 0 S: 3 P: 3	R: 1 H: 1 E: 1 LOB: 0 K: 0 BB: 0 S: 4 P: 4	R: 0 H: 1 E: 0 LOB: 1 K: 0 BB: 0 S: 4 P: 4	R: 0 H: 1 E: 0 LOB: 2 K: 1 BB: 1 S: 6 P: 10	R: 1 H: 2 E: 0 LOB: 1 K: 1 BB: 0 S: 7 P: 7	R: 0 H: 0 E: 0 LOB: 0 K: 0 BB: 0 S: 3 P: 3	R: 2 H: 2 E: 0 LOB: 0 K: 1 BB: 0 S: 7 P: 7							

PITCHER	IP	WLS	BF	H	R	ER	SO	BB	IBB	HBP	BLK	WP	HR	S	P	ERA	WHIP
Rob Dressler, R (1, 1) ERA: 4.01	8.1		33	7	4	3	1	0	1	0	1	0	0	34	38	3.24	0.840
Dave Heaverlo, R (9, 1) ERA: 3.99	2.2	W	11	3	2	2	2	0	0	0	0	0	1	15	15	6.75	1.125

PITCHER	IP	WLS	BF	H	R	ER	SO	BB	IBB	HBP	BLK	WP	HR	S	P	ERA	WHIP

TOP

Texas Rangers @ Seattle Mariners

The Kingdome, Seattle, WA

Thu Sep 25 1980, 10:05 PM EDT

Att. 4,472 - Dome

livebaseballscorecards.com

AB	43
R	6
H	10
RBI	6
BB	1
SO	3
LOB	11

1B: 5	SF: 0	WP: 0	PA: 44
2B: 4	SAC: 0	PB: 0	
3B: 0	DP: 1	SB: 1	
HR: 1	HBP: 0	CS: 0	

Batter	1	2	3	4	5	6	7	8	9	10	11	AB	R	H	RBI	BB	SO	LOB
Kim Allen, R (1, 4) OBP: 0.366, SLG: 0.361	H 1-0 1B S HBP		x 0-0 ③ L7			x 0-0 E4 SH1-4 1-2 E		x 0-0 E6 4-3 SH1-4		x 0-0 6-3 ①		4	2	0	0	0	0	1
Joe Simpson, L (1, 9) OBP: 0.304, SLG: 0.332	S S S 0-3 ① K 1-2			x 0-0 ① L9		x 0-0 ① SH1-4 1-2 2-3		x 0-0 ① SH1-4 1-2		x 0-0 CS 1B		3	0	1	0	0	1	1
Larry Milbourne, S (1, 6) OBP: 0.316, SLG: 0.343	x 0-0 PO 2-H 1B			x 0-0 ② F8		B B B B 4-0 E BB		x 0-0 ② 4-3 2-3		S S S 0-3 ②③ K 1-2		4	0	1	1	1	1	2
Bruce Bochte, L (1, 3) OBP: 0.380, SLG: 0.451	x 0-0 ② F7			x 0-0 ③ 1-3		S S S 0-3 ② K		I I I I 4-0 IBB			x 0-0 SH3 1B 2B 1B	4	1	1	0	1	1	4
Dan Meyer, L (1, 7) OBP: 0.317, SLG: 0.406 Tom Paciorek, R (6, PH) OBP: 0.304, SLG: 0.436 (7, 7) Jim Anderson, R (11, PR) OBP: 0.291, SLG: 0.325	0-0 ③ PO 1-2	x 0-0 ① 4-3			x 0-0 S 1B	x 0-0 E8 1-3 2-H 3-H 1B		x 0-0 F8			x 0-0 SH3 1-2 2B 1B	2 3 0	0 0 1	1 2 0	0 2 0	0 0 0	0 0 0	0 2 0
Willie Horton, R (1, 10) OBP: 0.309, SLG: 0.335		x 0-0 ② F7			x 0-0 ① F7	x 0-0 ③ F4			x 0-0 HR		x 0-0 ① SH3 1-2 2-3	4	1	1	1	0	0	3
Rod Craig, S (1, 8) OBP: 0.287, SLG: 0.350		x 0-0 ③ F7			x 0-0 ② F8		x 0-0 ① F8		x 0-0 ① F7		x 0-0 ② F5	5	0	0	0	0	0	4
Jerry Narron, L (1, 2) OBP: 0.276, SLG: 0.306 Julio Cruz, S (11, PR) OBP: 0.310, SLG: 0.260			x 0-0 ① F7		x 0-0 ③ 4-3 1-2		x 0-0 ② F4		S S S 0-3 ② K		B B B B 4-0 2B BB	4 0	0 1	0 0	0 0	1 0	1 0	1 0
Dave Edler, R (1, 5) OBP: 0.297, SLG: 0.373			x 0-0 ② F4			x 0-0 SH1-4 E E 1B	S S S 0-3 ③ K		x 0-0 ③ F8		x 0-0 1-H 2-H 3-H 2B	5	1	2	3	0	1	0
Inning Stats	R: 1 H: 1 E: 0 LOB: 0 K: 1 BB: 0 S: 5 P: 6	R: 0 H: 0 E: 0 LOB: 0 K: 0 BB: 0 S: 3 P: 3	R: 0 H: 0 E: 0 LOB: 0 K: 0 BB: 0 S: 3 P: 3	R: 0 H: 0 E: 0 LOB: 0 K: 0 BB: 0 S: 3 P: 3	R: 0 H: 0 E: 0 LOB: 0 K: 0 BB: 0 S: 4 P: 4	R: 2 H: 2 E: 2 LOB: 2 K: 1 BB: 1 S: 8 P: 12	R: 0 H: 0 E: 0 LOB: 0 K: 1 BB: 0 S: 5 P: 5	R: 0 H: 0 E: 1 LOB: 2 K: 0 BB: 1 S: 4 P: 8	R: 1 H: 1 E: 0 LOB: 0 K: 1 BB: 0 S: 6 P: 6	R: 0 H: 1 E: 0 LOB: 0 K: 1 BB: 0 S: 5 P: 5	R: 3 H: 3 E: 0 LOB: 2 K: 0 BB: 1 S: 5 P: 9	1B: 7 SF: 0 2B: 1 SAC: 3 3B: 0 DP: 0 HR: 1 HBP: 1						

PITCHER		IP	WLS	BF	H	R	ER	SO	BB	IBB	HBP	BLK	WP	HR	S	P	ERA	WHIP
Don Kainer, R ERA: 1.98	(1, 1)	5.1		21	3	3	1	1	1	0	1	0	0	0	21	26	1.69	0.750
John Henry Johnson, L ERA: 2.45	(6, 1)	0.1		1	0	0	0	1	0	0	0	0	0	0	3	3	0.00	0.000
Danny Darwin, R ERA: 2.78	(6, 1)	5.0	L	23	6	4	4	3	1	1	0	0	0	1	27	35	7.20	1.400

PITCHER	IP	WLS	BF	H	R	ER	SO	BB	IBB	HBP	BLK	WP	HR	S	P	ERA	WHIP

BOTTOM

Texas Rangers @ Seattle Mariners

The Kingdome, Seattle, WA

Thu Sep 25 1980, 10:05 PM EDT

Att. 4,472 - Dome

livebaseballscorecards.com

AB	38
R	7
H	9
RBI	7
BB	3
SO	5
LOB	18

WP: 0	PA: 46		
PB: 0			
SB: 2			
CS: 1			

Texas Rangers @ Seattle Mariners

The Kingdome, Seattle, WA

Fri Sep 26 1980, 10:05 PM EDT

Att. 9,535 - Dome

TOP

livebaseballscorecards.com

Batter	1	2	3	4	5	6	7	8	9	AB	R	H	RBI	BB	SO	LOB
Bump Wills, S (1, 4) OBP: 0.317, SLG: 0.354	L8 G3 1B		G6-3 1-3 3-H 1B		G4-6-3 1-2 1B			4-3 ①		4	0	3	1	0	0	0
Johnny Grubb, L (1, 9) OBP: 0.380, SLG: 0.414	G3 ① 1-2		G6-3 ① ② 1-2f 3-H		G4-6-3 ② ③ 1-2f			G3 ②		4	0	0	0	0	0	4
Al Oliver, L (1, 7) OBP: 0.352, SLG: 0.468	L8 ② 2-3		1-3 ③			F8 ①		1B		4	0	1	0	0	0	1
Buddy Bell, R (1, 5) OBP: 0.378, SLG: 0.494	F3 ③			F8 ①		F9 ②		L9 ③		4	0	0	0	0	0	2
Rusty Staub, L (1, 10) OBP: 0.369, SLG: 0.455		G3 ①		FC4-6 1B		F8 ③			G3 ①	4	0	1	0	0	0	0
Pat Putnam, L (1, 3) OBP: 0.319, SLG: 0.416		L8 ②		FC4-6 ② FC5-4 1-2f			F7 ①		B B B B 1B BB	3	0	0	0	1	0	1
Bill Sample, R (1, 8) OBP: 0.316, SLG: 0.333		5-3 ③		FC5-4 ③ 1-2f			F7 ②		L9 ②	4	0	0	0	0	0	2
Jim Sundberg, R (1, 2) OBP: 0.349, SLG: 0.379			1B 1B 1B		F4 ①				1-2 1B	4	1	3	0	0	0	0
Bud Harrelson, S (1, 6) OBP: 0.368, SLG: 0.308							F3 ③		G3 ③	2	1	2	0	0	0	0
Dave Roberts, R (7, PH) OBP: 0.293, SLG: 0.378 (7, 6)										1	0	0	0	0	0	1
Jim Norris, L (9, PH) OBP: 0.333, SLG: 0.272			1B G6-3 1-3 1B		1B 1B					1	0	0	0	0	0	2
Inning Stats	R: 0 E: 0 K: 0 S: 4 H: 1 LOB: 1 BB: 0 P: 4	R: 0 E: 0 K: 0 S: 3 H: 0 LOB: 0 BB: 0 P: 3	R: 2 E: 0 K: 0 S: 5 H: 3 LOB: 0 BB: 0 P: 5	R: 0 E: 0 K: 0 S: 4 H: 1 LOB: 1 BB: 0 P: 4	R: 0 E: 0 K: 0 S: 4 H: 2 LOB: 1 BB: 0 P: 4	R: 0 E: 0 K: 0 S: 3 H: 0 LOB: 0 BB: 0 P: 3	R: 0 E: 0 K: 0 S: 4 H: 1 LOB: 1 BB: 0 P: 4	R: 0 E: 0 K: 0 S: 4 H: 1 LOB: 1 BB: 0 P: 4	R: 0 E: 0 K: 0 S: 4 H: 1 LOB: 2 BB: 1 P: 8	1B: 10 2B: 0 3B: 0 HR: 0	SF: 0 SAC: 0 DP: 2 HBP: 0						

PITCHER	IP	WLS	BF	H	R	ER	SO	BB	IBB	HBP	BLK	WP	HR	S	P	ERA	WHIP
Glenn Abbott, R (1, 1) ERA: 3.96	8.0	W	31	9	2	2	0	0	0	0	0	0	0	31	31	2.25	1.125
Manny Sarmiento, R (9, 1) ERA: 3.95	1.0		5	1	0	0	0	1	0	0	0	0	0	4	8	0.00	2.000

PITCHER	IP	WLS	BF	H	R	ER	SO	BB	IBB	HBP	BLK	WP	HR	S	P	ERA	WHIP

AB	35
R	2
H	10
RBI	1
BB	1
SO	0
LOB	13

WP: 0 PA: 36
PB: 0
SB: 0
CS: 0

Batter	1	2	3	4	5	6	7	8	9	AB	R	H	RBI	BB	SO	LOB
Julio Cruz, S (1, 4) OBP: 0.309, SLG: 0.260	0-0 S 1B 1B		0-0 ① L3		0-0 ③ 3-1		0-0 ② 5-3			4	1	1	0	0	0	1
Joe Simpson, L (1, 9) OBP: 0.303, SLG: 0.334	0-0 ① B1 1-2		0-0 ② 5-3			0-0 1-3 1B 2B	0-0 ③ F5			4	1	1	0	0	0	2
Dan Meyer, L (1, 7) OBP: 0.319, SLG: 0.413	0-0 S 2-H 1B		0-0 2-H HR			0-0 ① 1-3 2-3		0-0 ① L7		4	1	2	3	0	0	1
Bruce Bochte, L (1, 3) OBP: 0.380, SLG: 0.451	S S S 0-3 ② K 1-2		0-0 ③ F7			4-0 1B HR IBB		0-0 G5-4-3 1B		3	1	1	0	1	1	1
Juan Beniquez, R (1, 8) OBP: 0.280, SLG: 0.357	S S S 0-3 ③ K			0-0 ① 6-3		0-0 1-2 HR 3-H 1B		0-0 ②③ G5-4-3 1-2f		4	1	1	1	0	1	2
Willie Horton, R (1, 10) OBP: 0.307, SLG: 0.332		0-0 ① 5-3		0-0 ② 5-3		0-0 ② F2				3	0	0	0	0	0	2
Jerry Narron, L (1, 2) OBP: 0.277, SLG: 0.341		0-0 ② 5-3		0-0 ③ F2		0-0 1-H 2-H HR				3	1	1	3	0	0	0
Dave Edler, R (1, 5) OBP: 0.286, SLG: 0.357		S S S 0-3 ③ K			0-0 ① G3	0-0 ③ F9				3	0	0	0	0	1	0
Mario Mendoza, R (1, 6) OBP: 0.291, SLG: 0.317			0-0 HR 2B		0-0 ② 5-3		0-0 ① F4			3	1	1	0	0	0	0
Inning Stats	R: 1 H: 2 E: 0 LOB: 1 K: 2 BB: 0 S: 9 P: 9	R: 0 H: 0 E: 0 LOB: 0 K: 1 BB: 0 S: 5 P: 5	R: 2 H: 2 E: 0 LOB: 0 K: 0 BB: 0 S: 5 P: 5	R: 0 H: 0 E: 0 LOB: 0 K: 0 BB: 0 S: 3 P: 3	R: 0 H: 0 E: 0 LOB: 0 K: 0 BB: 0 S: 3 P: 3	R: 4 H: 3 E: 0 LOB: 0 K: 0 BB: 1 S: 6 P: 10	R: 0 H: 0 E: 0 LOB: 0 K: 0 BB: 0 S: 3 P: 3	R: 0 H: 1 E: 0 LOB: 0 K: 0 BB: 0 S: 3 P: 3		1B: 4 SF: 0 2B: 2 SAC: 0 3B: 0 DP: 1 HR: 2 HBP: 0						WP: 0 PA: 32 PB: 0 SB: 2 CS: 0

PITCHER		IP	WLS	BF	H	R	ER	SO	BB	IBB	HBP	BLK	WP	HR	S	P	ERA	WHIP
Fergie Jenkins, R ERA: 3.7	(1, 1)	5.2	L	25	7	7	7	3	0	1	0	0	0	2	30	34	11.12	1.235
Charlie Hough, R ERA: 4.65	(6, 1)	2.1		7	1	0	0	0	0	0	0	0	0	0	7	7	0.00	0.429

PITCHER	IP	WLS	BF	H	R	ER	SO	BB	IBB	HBP	BLK	WP	HR	S	P	ERA	WHIP

BOTTOM

Texas Rangers @ Seattle Mariners

The Kingdome, Seattle, WA

Fri Sep 26 1980, 10:05 PM EDT

Att. 9,535 - Dome

livebaseballscorecards.com

AB	31
R	7
H	8
RBI	7
BB	1
SO	3
LOB	9

Batter	1	2	3	4	5	6	7	8	9	AB	R	H	RBI	BB	SO	LOB
Bump Wills, S (1, 4) OBP: 0.320, SLG: 0.359	F7		2B		2-H 1B 2B		5-3		BB	4	1	2	1	1	0	0
Bill Sample, R (1, 8) OBP: 0.318, SLG: 0.351	G3		F6		2-H G6-4-3 1B		HR		F7	5	1	2	2	0	0	3
Al Oliver, L (1, 7) OBP: 0.351, SLG: 0.466	F8			HR 1B	F8		F6		F8	5	1	1	0	0	0	3
Buddy Bell, R (1, 5) OBP: 0.377, SLG: 0.498		6-3		1-H HR	G6-4-3		F8			4	1	1	2	0	0	1
Richie Zisk, R (1, 10) OBP: 0.340, SLG: 0.459		BBBB G5-3 1B BB		SSS K		F8		G6-4-3 1B		3	0	1	0	1	1	0
Odie Davis, R (8, PR) OBP: 0.167, SLG: 0.167										0	0	0	0	0	0	0
John Ellis, R (1, 3) OBP: 0.294, SLG: 0.318		1-2 1B		6-3		6-3		1-2f G6-4-3		4	0	1	0	0	0	1
Pat Putnam, L (8, 3) OBP: 0.319, SLG: 0.416										0	0	0	0	0	0	0
Dave Roberts, R (1, 9) OBP: 0.297, SLG: 0.407		2-3f G5-3		HR		HR		5-3		4	2	2	2	0	0	3
Jim Sundberg, R (1, 2) OBP: 0.351, SLG: 0.379			5-3	SSS K		BBBB BB			SH3-4 1B	3	0	1	0	1	1	0
Bud Harrelson, S (1, 6) OBP: 0.367, SLG: 0.315			F4		2B 2B	SSS K			1-2 SH3-4	3	1	1	0	0	1	1
Inning Stats	R: 0 E: 0 K: 0 S: 3 H: 0 LOB: 0 BB: 0 P: 3	R: 0 E: 0 K: 0 S: 3 H: 1 LOB: 1 BB: 1 P: 7	R: 0 E: 0 K: 0 S: 4 H: 1 LOB: 1 BB: 0 P: 4	R: 3 E: 0 K: 2 S: 10 H: 3 LOB: 0 BB: 0 P: 10	R: 2 E: 0 K: 0 S: 5 H: 3 LOB: 0 BB: 0 P: 5	R: 1 E: 0 K: 1 S: 6 H: 1 LOB: 1 BB: 1 P: 10	R: 1 E: 0 K: 0 S: 4 H: 1 LOB: 0 BB: 0 P: 4	R: 0 E: 0 K: 0 S: 3 H: 1 LOB: 1 BB: 0 P: 3	R: 0 E: 0 K: 0 S: 4 H: 1 LOB: 2 BB: 1 P: 8	1B: 5 2B: 3 3B: 0 HR: 4	SF: 0 SAC: 1 DP: 3 HBP: 0						

TOP

Texas Rangers @ Seattle Mariners

The Kingdome, Seattle, WA

Sat Sep 27 1980, 10:05 PM EDT

Att. 12,496 - Dome

livebaseballscorecards.com

AB	35
R	7
H	12
RBI	7
BB	3
SO	3
LOB	12

PITCHER		IP	WLS	BF	H	R	ER	SO	BB	IBB	HBP	BLK	WP	HR	S	P	ERA	WHIP
Floyd Bannister, L ERA: 3.36	(1, 1)	8.0	L	34	11	7	7	3	2	0	0	0	0	4	38	46	7.88	1.625
Rick Anderson, R ERA: 9.0	(9, 1)	1.0		5	1	0	0	0	1	0	0	0	0	0	4	8	0.00	2.000

PITCHER	IP	WLS	BF	H	R	ER	SO	BB	IBB	HBP	BLK	WP	HR	S	P	ERA	WHIP

Batter	1	2	3	4	5	6	7	8	9	AB	R	H	RBI	BB	SO	LOB
Kim Allen, R (1, 4) OBP: 0.364, SLG: 0.359	6-3		SH1-4 (1-2)		S 1B		F6			3	1	1	0	0	0	0
Joe Simpson, L (1, 9) OBP: 0.305, SLG: 0.336	F5		1B (2-H)		F8 S (1-H) 1B			L8		4	0	2	2	0	0	0
Dan Meyer, L (1, 7) OBP: 0.318, SLG: 0.412	2B 1B		L4		F8 (1-3)			4-3		4	0	1	0	0	0	1
Bruce Bochte, L (1, 3) OBP: 0.380, SLG: 0.451	(1-3) 2B			4-3	4-3			G3		4	0	1	0	0	0	1
Juan Beniquez, R (1, 8) OBP: 0.279, SLG: 0.355	5-3			S 1B 1B		6-3			S S S K	4	1	1	0	0	1	2
Willie Horton, R (1, 10) OBP: 0.309, SLG: 0.334		S S S K		FC6-4 (1-H) 1B		F8			G3 1B	4	0	2	1	0	1	0
Jim Anderson, R (9, PR) OBP: 0.291, SLG: 0.325										0	0	0	0	0	0	0
Jerry Narron, L (1, 2) OBP: 0.267, SLG: 0.326		F6		S S S K		4-3			G3 (1-2)	4	0	0	0	0	1	2
Dave Edler, R (1, 5) OBP: 0.272, SLG: 0.338		6-3		FC6-4 (1-2f)			F9		S S S K	4	0	0	0	0	1	3
Mario Mendoza, R (1, 6) OBP: 0.291, SLG: 0.317			SH1-4 1B 1B		5-3		L8			3	1	1	0	0	0	0
Inning Stats	R: 0 E: 0 K: 0 S: 5 H: 2 LOB: 2 BB: 0 P: 5	R: 0 E: 0 K: 1 S: 5 H: 0 LOB: 0 BB: 0 P: 5	R: 1 E: 0 K: 0 S: 4 H: 2 LOB: 0 BB: 0 P: 4	R: 1 E: 0 K: 1 S: 7 H: 2 LOB: 1 BB: 0 P: 7	R: 1 E: 0 K: 0 S: 5 H: 2 LOB: 1 BB: 0 P: 5	R: 0 E: 0 K: 0 S: 3 H: 0 LOB: 0 BB: 0 P: 3	R: 0 E: 0 K: 0 S: 3 H: 0 LOB: 0 BB: 0 P: 3	R: 0 E: 0 K: 0 S: 3 H: 0 LOB: 0 BB: 0 P: 3	R: 0 E: 0 K: 2 S: 8 H: 1 LOB: 2 BB: 0 P: 8	1B: 8 2B: 1 3B: 0 HR: 0	SF: 0 SAC: 1 DP: 0 HBP: 0					

PITCHER	IP	WLS	BF	H	R	ER	SO	BB	IBB	HBP	BLK	WP	HR	S	P	ERA	WHIP
Doc Medich, R (1, 1) ERA: 3.97	9.0	W	35	9	3	3	4	0	0	0	0	0	0	43	43	3.00	1.000

PITCHER	IP	WLS	BF	H	R	ER	SO	BB	IBB	HBP	BLK	WP	HR	S	P	ERA	WHIP

BOTTOM

Texas Rangers @ Seattle Mariners

The Kingdome, Seattle, WA

Sat Sep 27 1980, 10:05 PM EDT

Att. 12,496 - Dome

livebaseballscorecards.com

AB	34
R	3
H	9
RBI	3
BB	0
SO	4
LOB	9

1B: 8	SF: 0	WP: 0	PA: 35
2B: 1	SAC: 1	PB: 0	
3B: 0	DP: 0	SB: 3	
HR: 0	HBP: 0	CS: 0	

Texas Rangers @ Seattle Mariners

The Kingdome, Seattle, WA

Sun Sep 28 1980, 6:33 AM EDT

Att. 7,616 - Dome

TOP

livebaseballscorecards.com

Batter	1	2	3	4	5	6	7	8	9	AB	R	H	RBI	BB	SO	LOB
Bump Wills, S (1, 4) OBP: 0.320, SLG: 0.361	S 1B		4-3 1-2		G3		F9		1B 2B	5	1	2	0	0	0	2
Johnny Grubb, L (1, 9) OBP: 0.377, SLG: 0.422	F5 1-2		F8		F4		1-H HR		K	5	1	1	2	0	1	3
Al Oliver, L (1, 7) OBP: 0.354, SLG: 0.470	L7			1B FC3 1B	2B		1B		2-H 1B	5	1	4	1	0	0	1
Buddy Bell, R (1, 5) OBP: 0.377, SLG: 0.497	5-3			FC3 HBP 1-3 FC5-2 1B	6-3		K		1-2 1B	5	0	2	0	0	1	3
Rusty Staub, L (1, 10) OBP: 0.372, SLG: 0.455		FC3-6 1B		FC5-2 E 1-2 HBP		1-4-3 1B	4-3		6-3	4	0	2	0	0	0	3
Pat Putnam, L (1, 3) OBP: 0.316, SLG: 0.412		FC3-6 L5-3 1-2f		FC3 FC5-2 1-2 2-3 3-H		1-4-3 1-2		F2		4	0	0	1	0	0	4
Dave Roberts, R (1, 2) OBP: 0.292, SLG: 0.400		L5-3 1-2		FC5-2 1-2 2-3 3-Hf		F8		F8		4	0	0	0	0	0	5
Bill Sample, R (1, 8) OBP: 0.312, SLG: 0.344			L7	F8		5-3		5-3		4	0	0	0	0	0	4
Bud Harrelson, S (1, 6) OBP: 0.370, SLG: 0.319			4-3 1B	4-3			HR 1B		4-3	4	1	2	0	0	0	3
Inning Stats	R: 0 E: 0 K: 0 S: 4 H: 1 LOB: 1 BB: 0 P: 4	R: 0 E: 0 K: 0 S: 3 H: 1 LOB: 0 BB: 0 P: 3	R: 0 E: 0 K: 0 S: 4 H: 1 LOB: 1 BB: 0 P: 4	R: 1 E: 1 K: 0 S: 6 H: 2 LOB: 3 BB: 0 P: 7	R: 0 E: 0 K: 0 S: 4 H: 1 LOB: 1 BB: 0 P: 4	R: 0 E: 0 K: 0 S: 4 H: 1 LOB: 1 BB: 0 P: 4	R: 2 E: 0 K: 1 S: 8 H: 3 LOB: 1 BB: 0 P: 8	R: 0 E: 0 K: 0 S: 3 H: 0 LOB: 0 BB: 0 P: 3	R: 1 E: 0 K: 1 S: 8 H: 3 LOB: 2 BB: 0 P: 8	1B: 10 2B: 3 3B: 0 HR: 1 SF: 0 SAC: 0 DP: 1 HBP: 1						

	AB	40
	R	4
	H	13
	RBI	4
	BB	0
	SO	2
	LOB	28

WP: 0 PB: 0 SB: 1 CS: 0 PA: 41

PITCHER		IP	WLS	BF	H	R	ER	SO	BB	IBB	HBP	BLK	WP	HR	S	P	ERA	WHIP
Jim Beattie, R ERA: 4.95	(1, 1)	8.1	L	37	11	4	4	1	0	0	1	0	0	1	38	39	4.32	1.320
Dave Roberts, L ERA: 4.11	(9, 1)	0.2		4	2	0	0	1	0	0	0	0	0	0	6	6	0.00	3.000

PITCHER		IP	WLS	BF	H	R	ER	SO	BB	IBB	HBP	BLK	WP	HR	S	P	ERA	WHIP

Texas Rangers @ Seattle Mariners

The Kingdome, Seattle, WA

Sun Sep 28 1980, 6:33 AM EDT

Att. 7,616 - Dome

BOTTOM

Batter	1	2	3	4	5	6	7	8	9	AB	R	H	RBI	BB	SO	LOB
Julio Cruz, S (1, 4) OBP: 0.306, SLG: 0.257	6-3		1-3		K		5-3			4	0	0	0	0	1	0
Kim Allen, R (1, 9) OBP: 0.354, SLG: 0.333	BB		L5		K			6-3		3	0	0	0	1	1	0
Larry Milbourne, S (1, 6) OBP: 0.319, SLG: 0.343	BB			4-3		FC4-6		F2		3	0	1	0	1	0	0
Bruce Bochte, L (1, 3) OBP: 0.380, SLG: 0.451	G4-6-3			F8		FC4-6		5-3		4	1	2	0	0	0	1
Dan Meyer, L (1, 7) OBP: 0.318, SLG: 0.411	G4-6-3					F8			F7	4	0	1	0	0	0	4
Rod Craig, S (1, 8) OBP: 0.295, SLG: 0.357		CS		F8						4	0	3	0	0	0	2
Jerry Narron, L (1, 2) OBP: 0.266, SLG: 0.323		K				F2			K	4	0	1	1	0	2	4
Bill Stein, R (1, 10) OBP: 0.327, SLG: 0.387		K		K			K		6-3	4	0	0	0	0	3	3
Dave Edler, R (1, 5) OBP: 0.262, SLG: 0.325		K			6-3		G3			3	0	0	0	0	1	0
Inning Stats	R: 0 H: 1 E: 0 LOB: 2 K: 0 BB: 2 S: 3 P: 11	R: 0 H: 1 E: 0 LOB: 0 K: 2 BB: 0 S: 7 P: 7	R: 0 H: 0 E: 0 LOB: 0 K: 1 BB: 0 S: 5 P: 5	R: 1 H: 3 E: 0 LOB: 2 K: 1 BB: 0 S: 8 P: 8	R: 0 H: 0 E: 0 LOB: 0 K: 2 BB: 0 S: 7 P: 7	R: 0 H: 2 E: 0 LOB: 2 K: 0 BB: 0 S: 5 P: 5	R: 0 H: 0 E: 0 LOB: 0 K: 1 BB: 0 S: 5 P: 5	R: 0 H: 0 E: 0 LOB: 0 K: 0 BB: 0 S: 3 P: 3	R: 0 H: 1 E: 0 LOB: 1 K: 1 BB: 0 S: 6 P: 6	1B: 8 SF: 0 2B: 0 SAC: 0 3B: 0 DP: 1 HR: 0 HBP: 0							

PITCHER		IP	WLS	BF	H	R	ER	SO	BB	IBB	HBP	BLK	WP	HR	S	P	ERA	WHIP
John Butcher, R ERA: 3.77	(1, 1)	6.0	W	25	7	1	1	6	2	0	0	0	0	0	35	43	1.50	1.500
John Henry Johnson, L ERA: 2.33	(7, 1)	2.0		6	0	0	0	1	0	0	0	0	0	0	8	8	0.00	0.000
Danny Darwin, R ERA: 2.75	(9, 1)	1.0	S	4	1	0	0	1	0	0	0	0	0	0	6	6	0.00	1.000

PITCHER	IP	WLS	BF	H	R	ER	SO	BB	IBB	HBP	BLK	WP	HR	S	P	ERA	WHIP

livebaseballscorecards.com

AB	33
R	1
H	8
RBI	1
BB	2
SO	8
LOB	14

1B: 8	SF: 0	WP: 0	PA: 35
2B: 0	SAC: 0	PB: 0	
3B: 0	DP: 1	SB: 0	
HR: 0	HBP: 0	CS: 1	

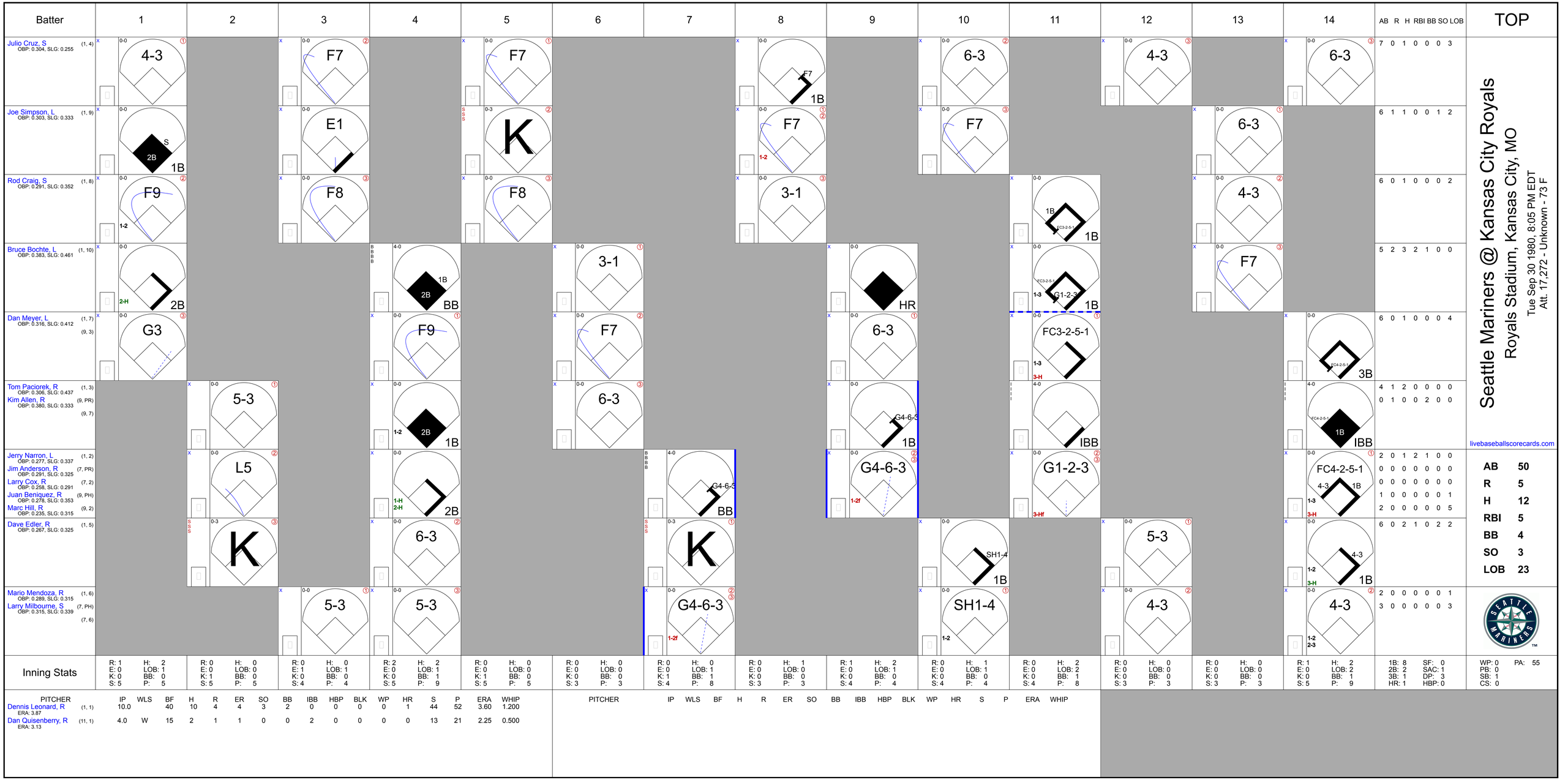
Batter
1
2
3
4
5
6
7
8
9
10
11
12
13
14
AB R H RBI BB SO LOB
TOP
Julio Cruz, S (1, 4)
OBP: 0.304, SLG: 0.255
4-3
F7
F7
1B
6-3
4-3
6-3
7 0 1 0 0 0 3
Joe Simpson, L (1, 9)
OBP: 0.303, SLG: 0.333
S
2B
1B
E1
K
F7
1-2
F7
6-3
6 1 1 0 0 1 2
Rod Craig, S (1, 8)
OBP: 0.291, SLG: 0.352
F9
1-2
F8
F8
3-1
1B
FC3-2-5-1
1B
4-3
6 0 1 0 0 0 2
Bruce Bochte, L (1, 10)
OBP: 0.383, SLG: 0.461
2-H
2B
1B
2B
BB
3-1
HR
1B
FC3-2-5-1
1-3
G1-2-3
1B
F7
5 2 3 2 1 0 0
Dan Meyer, L (1, 7)
OBP: 0.316, SLG: 0.412
(9, 3)
G3
F9
F7
6-3
FC3-2-5-1
1-3
3-H
FC4-2-5-1
3B
6 0 1 0 0 0 4
Tom Paciorek, R (1, 3)
OBP: 0.306, SLG: 0.437
Kim Allen, R (9, PR)
OBP: 0.380, SLG: 0.333
(9, 7)
5-3
1-2
2B
1B
6-3
G4-6-3
1B
IBB
FC4-2-5-1
1B
IBB
4 1 2 0 0 0 0
0 1 0 0 2 0 0
Jerry Narron, L (1, 2)
OBP: 0.277, SLG: 0.337
Jim Anderson, R (7, PR)
OBP: 0.291, SLG: 0.325
Larry Cox, R (7, 2)
OBP: 0.258, SLG: 0.291
Juan Beniquez, R (9, PH)
OBP: 0.278, SLG: 0.353
Marc Hill, R (9, 2)
OBP: 0.235, SLG: 0.315
L5
1-H
2-H
2B
G4-6-3
BB
G4-6-3
1-2f
G1-2-3
3-Hf
FC4-2-5-1
4-3
1B
3-H
2 0 1 2 1 0 0
0 0 0 0 0 0 0
0 0 0 0 0 0 0
1 0 0 0 0 0 1
2 0 0 0 0 0 5
Dave Edler, R (1, 5)
OBP: 0.267, SLG: 0.325
K
6-3
K
SH1-4
1B
5-3
4-3
1-2
3-H
6 0 2 1 0 2 2
Mario Mendoza, R (1, 6)
OBP: 0.289, SLG: 0.315
Larry Milbourne, S (7, PH)
OBP: 0.315, SLG: 0.339
(7, 6)
5-3
5-3
G4-6-3
1-2f
SH1-4
1-2
4-3
1-2
2-3
2 0 0 0 0 0 1
3 0 0 0 0 0 3
Seattle Mariners @ Kansas City Royals
Royals Stadium, Kansas City, MO
Tue Sep 30 1980, 8:05 PM EDT
Att. 17,272 - Unknown - 73 F
livebaseballscorecards.com
AB 50
R 5
H 12
RBI 5
BB 4
SO 3
LOB 23
Inning Stats
R: 1 E: 0 K: 0 S: 5 H: 2 LOB: 1 BB: 0 P: 5
R: 0 E: 0 K: 1 S: 5 H: 0 LOB: 0 BB: 0 P: 5
R: 0 E: 1 K: 0 S: 4 H: 0 LOB: 1 BB: 0 P: 4
R: 2 E: 0 K: 0 S: 5 H: 2 LOB: 1 BB: 1 P: 9
R: 0 E: 0 K: 1 S: 5 H: 0 LOB: 0 BB: 0 P: 5
R: 0 E: 0 K: 0 S: 3 H: 0 LOB: 0 BB: 0 P: 3
R: 0 E: 0 K: 1 S: 4 H: 0 LOB: 1 BB: 1 P: 8
R: 0 E: 0 K: 0 S: 3 H: 1 LOB: 0 BB: 0 P: 3
R: 1 E: 0 K: 0 S: 4 H: 2 LOB: 1 BB: 0 P: 4
R: 0 E: 0 K: 0 S: 4 H: 1 LOB: 1 BB: 0 P: 4
R: 0 E: 0 K: 0 S: 4 H: 2 LOB: 2 BB: 1 P: 8
R: 0 E: 0 K: 0 S: 3 H: 0 LOB: 0 BB: 0 P: 3
R: 0 E: 0 K: 0 S: 3 H: 0 LOB: 0 BB: 0 P: 3
R: 1 E: 0 K: 0 S: 5 H: 2 LOB: 2 BB: 1 P: 9
1B: 8 2B: 2 3B: 1 HR: 1 SF: 0 SAC: 1 DP: 3 HBP: 0
WP: 0 PB: 0 SB: 1 CS: 0 PA: 55
PITCHER IP WLS BF H R ER SO BB IBB HBP BLK WP HR S P ERA WHIP
Dennis Leonard, R (1, 1) ERA: 3.87 10.0 40 10 4 4 3 2 0 0 0 0 1 44 52 3.60 1.200
Dan Quisenberry, R (11, 1) ERA: 3.13 4.0 W 15 2 1 1 0 0 2 0 0 0 0 13 21 2.25 0.500
PITCHER IP WLS BF H R ER SO BB IBB HBP BLK WP HR S P ERA WHIP

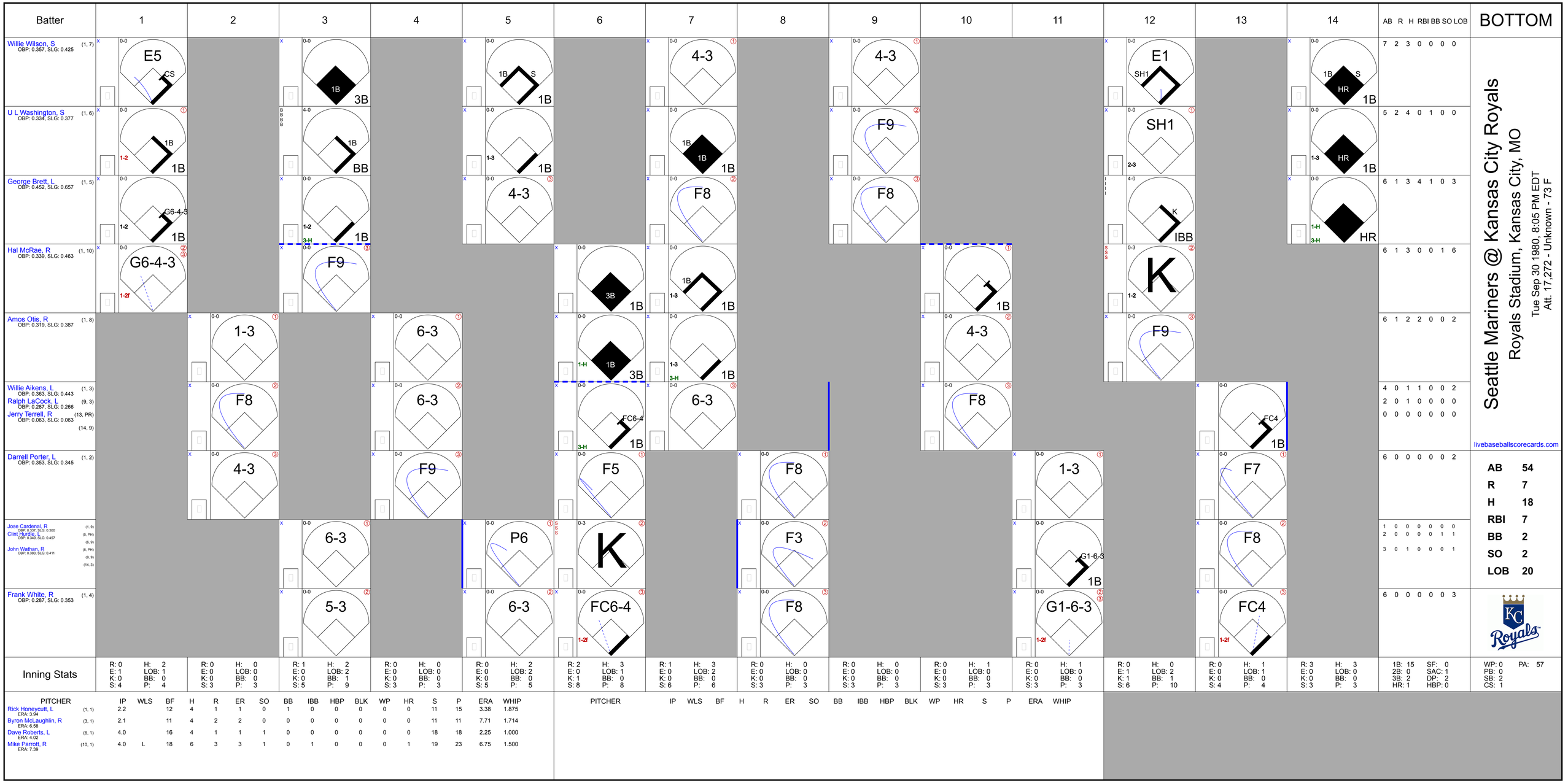

Seattle Mariners @ Kansas City Royals

Royals Stadium, Kansas City, MO

Tue Sep 30 1980, 8:05 PM EDT
Att. 17,272 - Unknown - 73 F

livebaseballscorecards.com

Batter	1	2	3	4	5	6	7	8	9	10	11	12	13	14	AB	R	H	RBI	BB	SO	LOB
Willie Wilson, S (1, 7) OBP: 0.357, SLG: 0.425	E5 CS		1B 3B		1B S 1B		4-3		4-3			E1 SH1		1B S HR 1B	7	2	3	0	0	0	0
U L Washington, S (1, 6) OBP: 0.334, SLG: 0.377	1B 1-2 1B		BB 4-0 1B BB		1-3 1B		1B 1B 1B		F9			SH1 2-3		1-3 HR 1B	5	2	4	0	1	0	0
George Brett, L (1, 5) OBP: 0.452, SLG: 0.657	G6-4-3 1-2 1B		1-2 3-H 1B		4-3		F8		F8			K IBB		1-H 3-H HR	6	1	3	4	1	0	3
Hal McRae, R (1, 10) OBP: 0.339, SLG: 0.463	G6-4-3 1-2f		F9			3B 1B	1B 1-3 1B			1B		K 1-2			6	1	3	0	0	1	6
Amos Otis, R (1, 8) OBP: 0.319, SLG: 0.387		1-3		6-3		1-H 1B 3B	1-3 3-H 1B			4-3		F9			6	1	2	2	0	0	2
Willie Aikens, L (1, 3) OBP: 0.363, SLG: 0.443		F8		6-3		FC6-4 3-H 1B	6-3			F8			FC4 1B		4	0	1	1	0	0	2
Ralph LaCock, L (9, 3) OBP: 0.287, SLG: 0.266															2	0	1	0	0	0	0
Jerry Terrell, R (13, PR) OBP: 0.063, SLG: 0.063 (14, 9)															0	0	0	0	0	0	0
Darrell Porter, L (1, 2) OBP: 0.353, SLG: 0.345		4-3		F9		F5		F8			1-3		F7		6	0	0	0	0	0	2
Jose Cardenal, R (1, 9) OBP: 0.337, SLG: 0.300			6-3		P6	K		F3			G1-6-3 1B		F8		1	0	0	0	0	0	0
Clint Hurdle, L (5, PH) OBP: 0.349, SLG: 0.457 (6, 9)															2	0	0	0	0	1	1
John Wathan, R (8, PH) OBP: 0.380, SLG: 0.411 (9, 9) (14, 3)															3	0	1	0	0	0	1
Frank White, R (1, 4) OBP: 0.287, SLG: 0.353			5-3		6-3	FC6-4 1-2f		F8			G1-6-3 1-2f		FC4 1-2f		6	0	0	0	0	0	3

Inning Stats	1	2	3	4	5	6	7	8	9	10	11	12	13	14	AB	R	H	RBI	BB	SO	LOB
	R: 0 E: 1 K: 0 S: 4	H: 2 LOB: 1 BB: 0 P: 4	R: 0 E: 0 K: 0 S: 3	H: 0 LOB: 0 BB: 0 P: 3	R: 1 E: 0 K: 0 S: 5	H: 2 LOB: 2 BB: 1 P: 9	R: 0 E: 0 K: 0 S: 3	H: 0 LOB: 0 BB: 0 P: 3	R: 0 E: 0 K: 0 S: 5	H: 2 LOB: 2 BB: 0 P: 5	R: 2 E: 0 K: 1 S: 8	H: 3 LOB: 1 BB: 0 P: 8	R: 1 E: 0 K: 0 S: 6	H: 3 LOB: 2 BB: 0 P: 6	R: 0 E: 0 K: 0 S: 3	H: 0 LOB: 0 BB: 0 P: 3	R: 0 E: 0 K: 0 S: 3	H: 0 LOB: 0 BB: 0 P: 3	R: 0 E: 0 K: 0 S: 3	H: 1 LOB: 0 BB: 0 P: 3	R: 0 E: 0 K: 0 S: 3	H: 1 LOB: 0 BB: 0 P: 3	R: 0 E: 1 K: 1 S: 6	H: 0 LOB: 2 BB: 1 P: 10	R: 0 E: 0 K: 0 S: 4	H: 1 LOB: 1 BB: 0 P: 4	R: 3 E: 0 K: 0 S: 3	H: 3 LOB: 0 BB: 0 P: 3	1B: 15 2B: 0 3B: 2 HR: 1	SF: 0 SAC: 1 DP: 2 HBP: 0	WP: 0 PB: 0 SB: 2 CS: 1	PA: 57

PITCHER		IP	WLS	BF	H	R	ER	SO	BB	IBB	HBP	BLK	WP	HR	S	P	ERA	WHIP
Rick Honeycutt, L ERA: 3.94	(1, 1)	2.2		12	4	1	1	0	1	0	0	0	0	0	11	15	3.38	1.875
Byron McLaughlin, R ERA: 6.58	(3, 1)	2.1		11	4	2	2	0	0	0	0	0	0	0	11	11	7.71	1.714
Dave Roberts, L ERA: 4.02	(6, 1)	4.0		16	4	1	1	1	0	0	0	0	0	0	18	18	2.25	1.000
Mike Parrott, R ERA: 7.39	(10, 1)	4.0	L	18	6	3	3	1	0	1	0	0	0	1	19	23	6.75	1.500

PITCHER	IP	WLS	BF	H	R	ER	SO	BB	IBB	HBP	BLK	WP	HR	S	P	ERA	WHIP

AB	R	H	RBI	BB	SO	LOB
7	2	3	0	0	0	0
5	2	4	0	1	0	0
6	1	3	4	1	0	3
6	1	3	0	0	1	6
6	1	2	2	0	0	2
4	0	1	1	0	0	2
2	0	1	0	0	0	0
0	0	0	0	0	0	0
6	0	0	0	0	0	2
1	0	0	0	0	0	0
2	0	0	0	0	1	1
3	0	1	0	0	0	1
6	0	0	0	0	0	3

AB	54
R	7
H	18
RBI	7
BB	2
SO	2
LOB	20

Batter	1	2	3	4	5	6	7	8	9	AB	R	H	RBI	BB	SO	LOB
Kim Allen, R (1, 4) OBP: 0.365, SLG: 0.318	5-3		FC4 CS 1-2f			E6			5-3	2	0	0	0	0	0	1
Ted Cox, R (6, PH) OBP: 0.292, SLG: 0.301										2	0	0	0	0	0	0
(6, 5)																
Joe Simpson, L (1, 9) OBP: 0.304, SLG: 0.334	4-3		CS 1-2	G6-3 1B		K			5-3	2	0	1	0	0	0	0
Leon Roberts, R (6, PH) OBP: 0.328, SLG: 0.407										2	0	0	0	0	1	1
(6, 8)																
Juan Beniquez, R (1, 8) OBP: 0.276, SLG: 0.350	K			G6-3 1-2f			HR		K	2	0	0	0	0	1	1
Reggie Walton, R (6, 9) OBP: 0.282, SLG: 0.413										2	1	1	1	0	1	0
Bruce Bochte, L (1, 3) OBP: 0.383, SLG: 0.462		FC3-6 2B		F9			G3			3	0	1	0	0	0	0
Dan Meyer, L (1, 7) OBP: 0.316, SLG: 0.410		BB			6-3		P4			2	0	0	0	1	0	0
Willie Horton, R (1, 10) OBP: 0.306, SLG: 0.331		FC3-6 CS 1-2f 2-3			K		5-3			3	0	0	0	0	1	2
Jerry Narron, L (1, 2) OBP: 0.272, SLG: 0.330										2	0	0	0	0	0	2
Larry Cox, R (6, 2) OBP: 0.261, SLG: 0.294		F7 1-2			F8			FC6-4 1B		1	0	1	0	0	0	0
Jim Anderson, R (1, 5) OBP: 0.289, SLG: 0.323			F9			F2		FC6-4 G5-4-3 1-2f		2	0	0	0	0	0	0
(6, 4)																
Bill Stein, R (8, PH) OBP: 0.326, SLG: 0.385										1	0	0	0	0	0	1
Larry Milbourne, S (8, PR) OBP: 0.315, SLG: 0.339										0	0	0	0	0	0	0
(8, 6)																
Mario Mendoza, R (1, 6) OBP: 0.291, SLG: 0.316			FC4 1B			F4		G5-4-3 1-2f		2	0	1	0	0	0	0
Tom Paciorek, R (8, PH) OBP: 0.305, SLG: 0.436										1	0	0	0	0	0	1
Julio Cruz, S (8, 4) OBP: 0.304, SLG: 0.255										0	0	0	0	0	0	0
Inning Stats	R: 0 E: 0 K: 1 S: 5 H: 0 LOB: 0 BB: 0 P: 5	R: 0 E: 0 K: 0 S: 3 H: 1 LOB: 1 BB: 1 P: 7	R: 0 E: 0 K: 0 S: 3 H: 1 LOB: 0 BB: 0 P: 3	R: 0 E: 0 K: 0 S: 3 H: 1 LOB: 0 BB: 0 P: 3	R: 0 E: 0 K: 1 S: 5 H: 0 LOB: 0 BB: 0 P: 5	R: 0 E: 1 K: 1 S: 6 H: 0 LOB: 1 BB: 0 P: 6	R: 1 E: 0 K: 0 S: 4 H: 1 LOB: 0 BB: 0 P: 4	R: 0 E: 0 K: 0 S: 3 H: 1 LOB: 1 BB: 0 P: 3	R: 0 E: 0 K: 1 S: 5 H: 0 LOB: 0 BB: 0 P: 5	1B: 3 2B: 1 3B: 0 HR: 1	SF: 0 SAC: 0 DP: 2 HBP: 0						

TOP

Seattle Mariners @ Kansas City Royals

Royals Stadium, Kansas City, MO

Wed Oct 01 1980, 8:05 PM EDT

Att. 15,604 - Unknown - 74 F

livebaseballscorecards.com

AB	29
R	1
H	5
RBI	1
BB	1
SO	4
LOB	9

WP: 0 PB: 0 SB: 0 CS: 2 PA: 31

PITCHER		IP	WLS	BF	H	R	ER	SO	BB	IBB	HBP	BLK	WP	HR	S	P	ERA	WHIP
Rich Gale, R ERA: 4.0	(1, 1)	4.0		13	3	0	0	1	1	0	0	0	0	0	14	18	0.00	1.000
Marty Pattin, R ERA: 3.64	(5, 1)	4.0	W	14	2	1	1	2	0	0	0	0	0	1	18	18	2.25	0.500
Ken Brett, L ERA:	(9, 1)	1.0	S	3	0	0	0	1	0	0	0	0	0	0	5	5	0.00	0.000

PITCHER	IP	WLS	BF	H	R	ER	SO	BB	IBB	HBP	BLK	WP	HR	S	P	ERA	WHIP

Batter	1	2	3	4	5	6	7	8	9	AB	R	H	RBI	BB	SO	LOB
Willie Wilson, S (1, 7) OBP: 0.356, SLG: 0.424	6-3 S 4-3 1B		F7 1-2	1-3			G3			4	1	1	0	0	0	4
Hal McRae, R (1, 10) OBP: 0.337, SLG: 0.459	6-3 1-3		F9		6-3		F7			4	0	0	0	0	0	1
George Brett, L (1, 5) OBP: 0.456, SLG: 0.670	4-3 S IBB			HR	4-3 1B 2B		2B			3	2	3	1	1	0	0
Willie Aikens, L (1, 3) OBP: 0.361, SLG: 0.439	4-3 1-3 3-H			4-3	4-3 2-3		F7			4	0	0	1	0	0	3
Ralph LaCock, L (8, 3) OBP: 0.287, SLG: 0.266										0	0	0	0	0	0	0
Darrell Porter, L (1, 2) OBP: 0.352, SLG: 0.345	5-3			F7	1B 3-H			4-3		4	0	1	1	0	0	1
Amos Otis, R (1, 8) OBP: 0.318, SLG: 0.385		5-3		2B E 1B	K			6-3		4	1	1	0	0	1	1
Clint Hurdle, L (1, 9) OBP: 0.348, SLG: 0.457		6-3		E 1-3 2B		F9		F9		4	0	1	0	0	0	0
Frank White, R (1, 4) OBP: 0.285, SLG: 0.351		F9		E6 BB 2-3 3-H		5-3				3	0	0	0	0	0	1
U L Washington, S (1, 6) OBP: 0.336, SLG: 0.378			F7 1B	1-2 BB		4-3				2	0	1	0	1	0	0
Inning Stats	R: 1 H: 1 E: 0 LOB: 1 K: 0 BB: 1 S: 4 P: 8	R: 0 H: 0 E: 0 LOB: 0 K: 0 BB: 0 S: 3 P: 3	R: 0 H: 1 E: 0 LOB: 0 K: 0 BB: 0 S: 3 P: 3	R: 2 H: 3 E: 1 LOB: 3 K: 0 BB: 1 S: 7 P: 11	R: 1 H: 2 E: 0 LOB: 1 K: 1 BB: 0 S: 7 P: 7	R: 0 H: 0 E: 0 LOB: 0 K: 0 BB: 0 S: 3 P: 3	R: 0 H: 1 E: 0 LOB: 1 K: 0 BB: 0 S: 4 P: 4	R: 0 H: 0 E: 0 LOB: 0 K: 0 BB: 0 S: 3 P: 3		1B: 4 SF: 0 2B: 3 SAC: 0 3B: 0 DP: 0 HR: 1 HBP: 0						

PITCHER	IP	WLS	BF	H	R	ER	SO	BB	IBB	HBP	BLK	WP	HR	S	P	ERA	WHIP
Rob Dressler, R (1, 1) ERA: 3.98	8.0	L	34	8	4	3	1	1	1	0	0	0	1	34	42	3.38	1.125

PITCHER	IP	WLS	BF	H	R	ER	SO	BB	IBB	HBP	BLK	WP	HR	S	P	ERA	WHIP

BOTTOM

Seattle Mariners @ Kansas City Royals

Royals Stadium, Kansas City, MO

Wed Oct 01 1980, 8:05 PM EDT

Att. 15,604 - Unknown - 74 F

livebaseballscorecards.com

AB	32
R	4
H	8
RBI	3
BB	2
SO	1
LOB	11

Batter	1	2	3	4	5	6	7	8	9	AB	R	H	RBI	BB	SO	LOB
Kim Allen, R (1, 4) OBP: 0.357, SLG: 0.298 Rod Craig, S (9, PH) OBP: 0.290, SLG: 0.351	F7		G3		4-3		FC4-6 1-2 BB		3-1	3 1	0 0	0 0	0 0	1 0	0 0	0 0
Joe Simpson, L (1, 9) OBP: 0.306, SLG: 0.336	BB 1B		P4		1B 1B		FC4-6 S E 1-2f 2-3			4	1	2	0	0	0	2
Leon Roberts, R (1, 7) OBP: 0.328, SLG: 0.405	F8		F3		1-2 1B		E6 1-H 3-H			4	0	1	0	0	0	1
Bruce Bochte, L (1, 3) OBP: 0.382, SLG: 0.459	1-2 BB			F7	F8		F7			3	0	0	0	1	0	3
Juan Beniquez, R (1, 8) OBP: 0.277, SLG: 0.347 Willie Horton, R (8, PH) OBP: 0.308, SLG: 0.333 Larry Milbourne, S (8, PR) OBP: 0.315, SLG: 0.339 (8, 6)	F8			2B BB		5-3		G6-4-3 1B		2 1 0	0 0 0	0 1 0	0 0 0	1 0 0	0 0 0	2 0 0
Reggie Walton, R (1, 10) OBP: 0.280, SLG: 0.418		5-3		1-3 2B		F8		F9		4	0	1	0	0	0	1
Jim Anderson, R (1, 6) OBP: 0.287, SLG: 0.319 Bill Stein, R (8, PH) OBP: 0.324, SLG: 0.383 Tom Paciorek, R (8, 8) OBP: 0.305, SLG: 0.436		F3		F8	K			G6-4-3 1-2f		3 1 0	0 0 0	0 0 0	0 0 0	0 0 0	1 0 0	2 1 0
Dave Edler, R (1, 5) OBP: 0.280, SLG: 0.329 Dan Meyer, L (9, PH) OBP: 0.315, SLG: 0.409		1B		F8			FC4-6 BB		F7	2 1	0 0	1 0	0 0	1 0	0 0	2 0
Larry Cox, R (1, 2) OBP: 0.258, SLG: 0.290 Jerry Narron, L (9, PH) OBP: 0.270, SLG: 0.327		F7			1-3		FC4-6 FC4-6 BB 1-2f E		F7	3 1	1 0	0 0	0 0	0 0	0 0	2 0
Inning Stats	R: 0 E: 0 K: 0 S: 4 H: 1 LOB: 2 BB: 1 P: 8	R: 0 E: 0 K: 0 S: 4 H: 1 LOB: 1 BB: 0 P: 4	R: 0 E: 0 K: 0 S: 3 H: 0 LOB: 0 BB: 0 P: 3	R: 0 E: 0 K: 0 S: 4 H: 1 LOB: 2 BB: 1 P: 8	R: 0 E: 0 K: 0 S: 5 H: 2 LOB: 2 BB: 0 P: 5	R: 0 E: 0 K: 1 S: 5 H: 0 LOB: 0 BB: 0 P: 5	R: 2 E: 1 K: 0 S: 4 H: 0 LOB: 1 BB: 2 P: 12	R: 0 E: 0 K: 0 S: 3 H: 1 LOB: 1 BB: 0 P: 3	R: 0 E: 0 K: 0 S: 3 H: 0 LOB: 0 BB: 0 P: 3	1B: 5 2B: 1 3B: 0 HR: 0 SF: 0 SAC: 0 DP: 1 HBP: 0						

PITCHER	IP	WLS	BF	H	R	ER	SO	BB	IBB	HBP	BLK	WP	HR	S	P	ERA	WHIP
Renie Martin, R (1, 1) ERA: 4.39	6.2	W	30	5	2	0	1	4	0	0	0	0	0	28	44	0.00	1.350
Ken Brett, L (7, 1) ERA:	1.1		4	1	0	0	0	0	0	0	0	0	0	4	4	0.00	0.750
Dan Quisenberry, R (9, 1) ERA: 3.11	1.0		3	0	0	0	0	0	0	0	0	0	0	3	3	0.00	0.000

PITCHER	IP	WLS	BF	H	R	ER	SO	BB	IBB	HBP	BLK	WP	HR	S	P	ERA	WHIP

TOP

Seattle Mariners @ Kansas City Royals

Royals Stadium, Kansas City, MO

Thu Oct 02 1980, 8:05 PM EDT

Att. 15,241 - Unknown - 65 F

livebaseballscorecards.com

AB	33
R	2
H	6
RBI	0
BB	4
SO	1
LOB	16

WP: 0 PB: 0 SB: 1 CS: 0 PA: 37

BOTTOM

Batter	1	2	3	4	5	6	7	8	9	AB	R	H	RBI	BB	SO	LOB
Willie Wilson, S (1, 7) OBP: 0.357, SLG: 0.423	G3		BBBB 4-0 BB, 2B, 1-2 2-3, BB		WP 1B, SF7, 1B	F9		F8, 2-3		4	2	1	0	1	0	4
Jose Cardenal, R (1, 9) OBP: 0.336, SLG: 0.304	1-3		SF8, 2-3, 3-H		WP, 1-2, 1B		1B, E, 1B	F8		2	0	1	1	0	0	0
Clint Hurdle, L (7, PH) OBP: 0.349, SLG: 0.458 (8, 9)										2	1	1	0	0	0	1
George Brett, L (1, 5) OBP: 0.455, SLG: 0.667	4-3		BBBB 4-0 2B, 1-2, BB		SF7, 1-2 2-H		F9			2	1	0	1	1	0	1
Hal McRae, R (1, 10) OBP: 0.336, SLG: 0.459		5-3	0-0 2B, 1-H 2-H 3-H		F9		P2			4	0	1	3	0	0	2
John Wathan, R (1, 2) OBP: 0.378, SLG: 0.410		F2	6-3			1-3	E, 1-3, 1B			4	0	1	0	0	0	1
Willie Aikens, L (1, 3) OBP: 0.358, SLG: 0.436		4-3		P6		E6, BB, 1B	E5, 1-3, 3-H			4	0	0	0	0	0	1
Jerry Terrell, R (7, PR) OBP: 0.063, SLG: 0.063										0	0	0	0	0	0	0
Ralph LaCock, L (8, 3) OBP: 0.287, SLG: 0.266										0	0	0	0	0	0	0
Amos Otis, R (1, 8) OBP: 0.320, SLG: 0.389			FC1-5, 2B	F9		BB, 1-2, 1B	4-3			4	0	2	0	0	0	2
Dave Chalk, R (1, 4) OBP: 0.330, SLG: 0.340			BBBB 4-0 PB, FC1-5, SF8, BB	F3		BBBB 4-0 1-2 2-3, BB		E5, F8, 1B		1	1	0	0	2	0	0
Frank White, R (8, 4) OBP: 0.287, SLG: 0.352										1	0	1	0	0	0	0
Onix Concepcion, R (1, 6) OBP: 0.133, SLG: 0.133			FC1-5, SF8, PB, 2B, 1-2 2-3f		F3	P6		L4		3	1	0	0	0	0	5
Rance Mulliniks, L (8, 6) OBP: 0.316, SLG: 0.314										1	0	0	0	0	0	1
Inning Stats	R: 0 E: 0 K: 0 S: 3 / H: 0 LOB: 0 BB: 0 P: 3	R: 0 E: 0 K: 0 S: 3 / H: 0 LOB: 0 BB: 0 P: 3	R: 4 E: 0 K: 0 S: 5 / H: 2 LOB: 1 BB: 3 P: 17	R: 0 E: 0 K: 0 S: 3 / H: 0 LOB: 0 BB: 0 P: 3	R: 1 E: 0 K: 0 S: 5 / H: 2 LOB: 1 BB: 0 P: 5	R: 0 E: 1 K: 0 S: 5 / H: 1 LOB: 3 BB: 1 P: 9	R: 1 E: 1 K: 0 S: 6 / H: 2 LOB: 2 BB: 0 P: 6	R: 0 E: 1 K: 0 S: 4 / H: 1 LOB: 1 BB: 0 P: 4		1B: 6 2B: 2 3B: 0 HR: 0	SF: 2 SAC: 0 DP: 0 HBP: 0					

PITCHER	IP	WLS	BF	H	R	ER	SO	BB	IBB	HBP	BLK	WP	HR	S	P	ERA	WHIP
Floyd Bannister, L (1, 1) ERA: 3.47	6.0	L	28	5	5	5	0	4	0	0	0	1	0	24	40	7.50	1.500
Dave Heaverlo, R (7, 1) ERA: 3.94	1.0		6	2	1	0	0	0	0	0	0	0	0	6	6	0.00	2.000
Rick Anderson, R (8, 1) ERA: 6.75	1.0		4	1	0	0	0	0	0	0	0	0	0	4	4	0.00	1.000

PITCHER	IP	WLS	BF	H	R	ER	SO	BB	IBB	HBP	BLK	WP	HR	S	P	ERA	WHIP

Seattle Mariners @ Kansas City Royals

Royals Stadium, Kansas City, MO

Thu Oct 02 1980, 8:05 PM EDT

Att. 15,241 - Unknown - 65 F

livebaseballscorecards.com

AB	32
R	6
H	8
RBI	5
BB	4
SO	0
LOB	18

WP: 1	PB: 1	SB: 0	CS: 0
PA: 38			

Batter	1	2	3	4	5	6	7	8	9	AB	R	H	RBI	BB	SO	LOB
Julio Cruz, S (1, 4) OBP: 0.306, SLG: 0.258	G4-6-3 BB 1B 1B		6-3		S 1B		E6			4	1	2	0	0	0	0
Rod Craig, S (1, 8) OBP: 0.290, SLG: 0.346	BBBB 1-2 G4-6-3 BB		L6		1-2 K		4-3			3	0	0	0	1	1	2
Dan Meyer, L (1, 7) OBP: 0.315, SLG: 0.408	G4-6-3 1-2f 2-3			4-1		S 1B		4-3		4	0	1	0	0	0	2
Willie Horton, R (1, 10) OBP: 0.310, SLG: 0.335	3-H 1B			2B 1B		K		1-3		4	1	2	1	0	1	1
Jerry Narron, L (1, 2) OBP: 0.277, SLG: 0.337 Marc Hill, R (8, 2) OBP: 0.235, SLG: 0.315	F8			1-H 2B		BBBB 1-2 BB		K		3	0	1	1	1	1	1
										0	0	0	0	0	0	0
Tom Paciorek, R (1, 3) OBP: 0.302, SLG: 0.432		6-3		L5		K			K	4	0	0	0	0	2	3
Leon Roberts, R (1, 9) OBP: 0.325, SLG: 0.401		5-3		1-3		K			K	4	0	0	0	0	2	3
Larry Milbourne, S (1, 5) OBP: 0.310, SLG: 0.333		4-3			F9		6-3		3-1	4	0	0	0	0	0	0
Mario Mendoza, R (1, 6) OBP: 0.288, SLG: 0.313			6-3		K		6-3			3	0	0	0	0	1	0
Inning Stats	R: 1 H: 2 E: 0 LOB: 1 K: 0 BB: 1 S: 4 P: 8	R: 0 H: 0 E: 0 LOB: 0 K: 0 BB: 0 S: 3 P: 3	R: 0 H: 0 E: 0 LOB: 0 K: 0 BB: 0 S: 3 P: 3	R: 1 H: 2 E: 0 LOB: 1 K: 0 BB: 0 S: 5 P: 5	R: 0 H: 1 E: 0 LOB: 1 K: 2 BB: 0 S: 8 P: 8	R: 0 H: 1 E: 0 LOB: 2 K: 3 BB: 1 S: 10 P: 14	R: 0 H: 0 E: 1 LOB: 1 K: 0 BB: 0 S: 4 P: 4	R: 0 H: 0 E: 0 LOB: 0 K: 1 BB: 0 S: 5 P: 5	R: 0 H: 0 E: 0 LOB: 0 K: 2 BB: 0 S: 7 P: 7	1B: 5 SF: 0 2B: 1 SAC: 0 3B: 0 DP: 1 HR: 0 HBP: 0						

TOP

Seattle Mariners @ Texas Rangers

Arlington Stadium, Arlington, TX

Fri Oct 03 1980, 8:05 PM EDT

Att. 11,226 - Unknown

livebaseballscorecards.com

AB	33
R	2
H	6
RBI	2
BB	2
SO	8
LOB	12

PITCHER		IP	WLS	BF	H	R	ER	SO	BB	IBB	HBP	BLK	WP	HR	S	P	ERA	WHIP
Doc Medich, R ERA: 3.92	(1, 1)	7.0	W	29	6	2	2	5	2	0	0	0	0	0	37	45	2.57	1.143
Danny Darwin, R ERA: 2.7	(8, 1)	2.0		6	0	0	0	3	0	0	0	0	0	0	12	12	0.00	0.000

PITCHER	IP	WLS	BF	H	R	ER	SO	BB	IBB	HBP	BLK	WP	HR	S	P	ERA	WHIP

Batter	1	2	3	4	5	6	7	8	9	AB	R	H	RBI	BB	SO	LOB
Bill Sample, R (1, 8) OBP: 0.317, SLG: 0.354	F8		SH1-4 1-2	F3		1B				3	0	1	0	0	0	2
Johnny Grubb, L (1, 9) (6, 7) OBP: 0.367, SLG: 0.408	4-3		L8-4-6 2-3	FC6-4 1-2f		4-3				4	0	0	0	0	0	4
Al Oliver, L (1, 7) OBP: 0.356, SLG: 0.479 Jim Norris, L (6, 9) OBP: 0.333, SLG: 0.274	HR			1B SF9 2B	FC1-6-5 5-3 1B		4-3			3 1	2 0	3 0	1 0	0 0	0 0	0 0
Buddy Bell, R (1, 5) OBP: 0.382, SLG: 0.497	FC6-4 1B			BB SF9 1B 2-3 1B	5-3 1-2		P1			4	1	2	0	0	0	1
Rusty Staub, L (1, 10) OBP: 0.366, SLG: 0.448	FC6-4 1-2f			SF9 1-2 3-H	FC1-6-5 2-3		F9			3	0	0	1	0	0	2
Pat Putnam, L (1, 3) OBP: 0.318, SLG: 0.409		G4-3 1B		1B BB 1B IBB	1-3			K		3	1	1	0	1	1	1
Jim Sundberg, R (1, 2) OBP: 0.353, SLG: 0.384		G4-3 1-2f		1B 1B 1-2 2-3 BB		HR		BB		2	2	1	1	2	0	1
Mike Richardt, R (1, 4) OBP: 0.246, SLG: 0.265		5-3		1B 1-2 2-3 3-H 1B		K		F9		4	0	1	1	0	1	1
Bud Harrelson, S (1, 6) OBP: 0.368, SLG: 0.316			L8-4-6 SH1-4 1B	FC6-4 1-3 2-H 3-H 1B		6-3		K		4	0	2	2	0	1	1
Inning Stats	R: 1 E: 0 K: 0 S: 5 H: 2 LOB: 1 BB: 0 P: 5	R: 0 E: 0 K: 0 S: 3 H: 1 LOB: 0 BB: 0 P: 3	R: 0 E: 0 K: 0 S: 3 H: 1 LOB: 0 BB: 0 P: 3	R: 4 E: 0 K: 0 S: 7 H: 4 LOB: 2 BB: 2 P: 15	R: 0 E: 0 K: 0 S: 4 H: 1 LOB: 1 BB: 0 P: 4	R: 1 E: 0 K: 1 S: 7 H: 2 LOB: 1 BB: 0 P: 7	R: 0 E: 0 K: 0 S: 3 H: 0 LOB: 0 BB: 0 P: 3	R: 0 E: 0 K: 2 S: 7 H: 0 LOB: 1 BB: 1 P: 11		1B: 8 2B: 2 3B: 0 HR: 2 SF: 1 SAC: 1 DP: 2 HBP: 0						

PITCHER	IP	WLS	BF	H	R	ER	SO	BB	IBB	HBP	BLK	WP	HR	S	P	ERA	WHIP
Glenn Abbott, R (1, 1) ERA: 4.1	6.0	L	29	11	6	6	1	1	1	0	0	0	2	29	37	9.00	2.000
Dave Heaverlo, R (7, 1) ERA: 3.89	1.0		3	0	0	0	0	0	0	0	0	0	0	3	3	0.00	0.000
Manny Sarmiento, R (8, 1) ERA: 3.68	1.0		4	0	0	0	2	1	0	0	0	0	0	7	11	0.00	1.000

PITCHER	IP	WLS	BF	H	R	ER	SO	BB	IBB	HBP	BLK	WP	HR	S	P	ERA	WHIP

BOTTOM

Seattle Mariners @ Texas Rangers

Arlington Stadium, Arlington, TX

Fri Oct 03 1980, 8:05 PM EDT

Att. 11,226 - Unknown

livebaseballscorecards.com

AB	31
R	6
H	11
RBI	6
BB	3
SO	3
LOB	13

PA: 36

WP: 0
PB: 0
SB: 0
CS: 0

Batter	1	2	3	4	5	6	7	8	9	AB	R	H	RBI	BB	SO	LOB
Julio Cruz, S (1, 4) OBP: 0.306, SLG: 0.258	4-3 S 1B 1B	K			1-3		K		1B 1-2 2-H 1B	3	1	1	0	0	1	0
Tom Paciorek, R (7, PH) OBP: 0.301, SLG: 0.431										1	0	0	0	0	1	2
Larry Milbourne, S (7, 4) OBP: 0.310, SLG: 0.333										0	0	0	0	0	0	0
Ted Cox, R (9, PH) OBP: 0.295, SLG: 0.304										1	0	1	1	0	0	0
Joe Simpson, L (1, 9) OBP: 0.304, SLG: 0.333	4-3 1-3		G2			G3		6-3	1B 1-2 2-H 1B	3	0	0	0	0	0	1
Reggie Walton, R (8, PH) OBP: 0.286, SLG: 0.420										2	0	1	1	0	0	0
(8, 9)																
Dan Meyer, L (1, 7) OBP: 0.315, SLG: 0.408	BB 1B 3-H 1B		F8			G3		BB BB	F9	3	1	1	1	0	0	0
Juan Beniquez, R (8, PH) OBP: 0.278, SLG: 0.346										1	0	0	0	1	0	2
(8, 7)																
Bruce Bochte, L (1, 3) OBP: 0.381, SLG: 0.457	BBBB 1B WP 1-2 BB		6-3			K		L7		3	1	0	0	1	1	1
Willie Horton, R (1, 10) OBP: 0.307, SLG: 0.331	L7			5-3			K	K		4	0	0	0	0	2	3
Jerry Narron, L (1, 2) OBP: 0.279, SLG: 0.336	WP 1-3 2-H 1B			4-3			K		F4	3	0	1	1	0	1	0
Bill Stein, R (9, PH) OBP: 0.323, SLG: 0.381										1	0	0	0	0	0	0
Leon Roberts, R (1, 8) OBP: 0.325, SLG: 0.399	K 1-2 3-H			5-3			BB 1B 1B		1B 1B 1B	2	0	0	0	1	1	1
Jim Anderson, R (7, PR) OBP: 0.289, SLG: 0.322										1	2	1	0	0	0	0
(7, 6)																
Dave Edler, R (1, 5) OBP: 0.289, SLG: 0.337		K			F8		1B 1-2 1B		1B 1-2 1B	4	1	2	0	0	1	0
Mario Mendoza, R (1, 6) OBP: 0.286, SLG: 0.310		F8			F3		1-3 2-H 1B		F4	2	0	0	0	0	0	0
Rod Craig, S (7, PH) OBP: 0.291, SLG: 0.347										2	0	1	1	0	0	2
(7, 8)																
Inning Stats	R: 3 H: 3 E: 0 LOB: 1 K: 1 BB: 1 S: 8 P: 12	R: 0 H: 0 E: 0 LOB: 0 K: 2 BB: 0 S: 7 P: 7	R: 0 H: 0 E: 0 LOB: 0 K: 0 BB: 0 S: 3 P: 3	R: 0 H: 0 E: 0 LOB: 0 K: 0 BB: 0 S: 3 P: 3	R: 0 H: 0 E: 0 LOB: 0 K: 0 BB: 0 S: 3 P: 3	R: 0 H: 0 E: 0 LOB: 0 K: 1 BB: 0 S: 5 P: 5	R: 1 H: 2 E: 0 LOB: 2 K: 3 BB: 1 S: 11 P: 15	R: 0 H: 0 E: 0 LOB: 1 K: 1 BB: 1 S: 5 P: 9	R: 2 H: 4 E: 0 LOB: 2 K: 0 BB: 0 S: 7 P: 7	1B: 9 SF: 0 2B: 0 SAC: 0 3B: 0 DP: 0 HR: 0 HBP: 0						

TOP

Seattle Mariners @ Texas Rangers

Arlington Stadium, Arlington, TX

Sat Oct 04 1980, 8:05 PM EDT

Att. 9,241 - Unknown

livebaseballscorecards.com

AB	36
R	6
H	9
RBI	5
BB	3
SO	8
LOB	12

PITCHER		IP	WLS	BF	H	R	ER	SO	BB	IBB	HBP	BLK	WP	HR	S	P	ERA	WHIP
John Butcher, R ERA: 4.08	(1, 1)	6.2	W	27	5	4	4	6	2	0	0	0	1	0	37	45	5.40	1.050
Jon Matlack, L ERA: 3.68	(7, 1)	2.1	S	12	4	2	2	2	1	0	0	0	0	0	15	19	7.71	2.143

PITCHER	IP	WLS	BF	H	R	ER	SO	BB	IBB	HBP	BLK	WP	HR	S	P	ERA	WHIP

WP: 1 PA: 39
PB: 0
SB: 1
CS: 0

Seattle Mariners @ Texas Rangers

Arlington Stadium, Arlington, TX

Sat Oct 04 1980, 8:05 PM EDT

Att. 9,241 - Unknown

BOTTOM

Batter	1	2	3	4	5	6	7	8	9	AB	R	H	RBI	BB	SO	LOB
Jim Norris, L (1, 9) OBP: 0.330, SLG: 0.278	4-3	L7 2-3			G4-6-3 1-2f	F6		1B 1B 2B		5	1	1	0	0	0	4
Johnny Grubb, L (1, 7) OBP: 0.370, SLG: 0.422	1B 1B 1B		F9		G3		HR	1B HR 2-3 1B		5	3	3	1	0	0	0
Buddy Bell, R (1, 5) OBP: 0.382, SLG: 0.502	F8		1-3			E6 WP 1B SF9	HR	1-2 HR 3-H 1B		5	3	2	2	0	0	1
Richie Zisk, R (1, 10) OBP: 0.342, SLG: 0.460 Bump Wills, S (6, PR) OBP: 0.322, SLG: 0.360 Rusty Staub, L (7, PH) OBP: 0.370, SLG: 0.459	1B 1-2 1B 1B		F8			WP 1-2 1B 1B	PB SH5-3 BB	1-H 2-H HR		3 0 1	0 1 1	2 0 1	0 0 3	0 0 1	0 0 0	0 0 0
Pat Putnam, L (1, 3) OBP: 0.318, SLG: 0.408	1B 1-2 2-H 1B			4-3		F9	SH5-3 1-2	4-3		4	0	1	1	0	0	2
Jim Sundberg, R (1, 2) OBP: 0.353, SLG: 0.384	1-2 2-H 1B			F9		SF9 1-2 2-H	PB IBB	F8		3	0	1	1	1	0	0
Bill Sample, R (1, 8) OBP: 0.327, SLG: 0.358		PB 5-3 1B		1B		1B 2B BB	FC5-4 1-2 2-3 IBB	K FC6-4		3	1	2	0	2	1	0
Mike Richardt, R (1, 4) OBP: 0.239, SLG: 0.257 Al Oliver, L (6, PH) OBP: 0.356, SLG: 0.480 Dave Roberts, R (6, PR) OBP: 0.285, SLG: 0.390 (7, 4)		F9		F7		1-3 2-H 2B 1B	K	FC6-4 1-2f		2 1 2	0 0 1	0 1 0	0 1 0	0 0 0	0 0 1	2 0 4
Bud Harrelson, S (1, 6) OBP: 0.371, SLG: 0.322		5-3 1-2			G4-6-3 BB	1-H 3-H 2B	FC5-4 1-2f			3	0	1	2	1	0	4
Inning Stats	R: 1 E: 0 K: 0 S: 6 H: 4 LOB: 2 BB: 0 P: 6	R: 0 E: 0 K: 0 S: 4 H: 1 LOB: 1 BB: 0 P: 4	R: 0 E: 0 K: 0 S: 3 H: 0 LOB: 0 BB: 0 P: 3	R: 0 E: 0 K: 0 S: 4 H: 1 LOB: 1 BB: 0 P: 4	R: 0 E: 0 K: 0 S: 2 H: 0 LOB: 0 BB: 1 P: 6	R: 4 E: 1 K: 0 S: 7 H: 3 LOB: 2 BB: 1 P: 11	R: 2 E: 0 K: 1 S: 7 H: 2 LOB: 3 BB: 3 P: 19	R: 4 E: 0 K: 1 S: 10 H: 4 LOB: 1 BB: 0 P: 10		1B: 10 2B: 2 3B: 0 HR: 3 SF: 1 SAC: 1 DP: 1 HBP: 0				WP: 1 PB: 3 SB: 0 CS: 0 PA: 44		

livebaseballscorecards.com

	AB	37
	R	11
	H	15
	RBI	11
	BB	5
	SO	2
	LOB	17

PITCHER		IP	WLS	BF	H	R	ER	SO	BB	IBB	HBP	BLK	WP	HR	S	P	ERA	WHIP
Jim Beattie, R ERA: 4.85	(1, 1)	5.2	L	25	7	4	2	0	2	0	0	0	1	0	23	31	3.18	1.588
Byron McLaughlin, R ERA: 6.85	(6, 1)	0.1		5	4	3	2	0	0	0	0	0	0	2	5	5	54.00	12.000
Dave Roberts, L ERA: 4.35	(7, 1)	2.0		14	4	4	4	2	1	2	0	0	0	1	15	27	18.00	2.500

PITCHER	IP	WLS	BF	H	R	ER	SO	BB	IBB	HBP	BLK	WP	HR	S	P	ERA	WHIP

Seattle Mariners @ Texas Rangers

Arlington Stadium, Arlington, TX

Sun Oct 05 1980, 4:33 AM EDT

Att. 7,384 - Unknown

livebaseballscorecards.com

TOP

Batter	1	2	3	4	5	6	7	8	9	AB	R	H	RBI	BB	SO	LOB
Kim Allen, R (1, 4) OBP: 0.350, SLG: 0.294	F2	1-2 2-3 3-H 1B		K		SH2-4 1-2		6-3		4	0	1	1	0	1	1
Joe Simpson, L (1, 3) (9, 9) OBP: 0.302, SLG: 0.332	S 1B	K		E7 2-H		F7		1-3		5	0	1	0	0	1	4
Rod Craig, S (1, 8) OBP: 0.293, SLG: 0.346	B B B B 1-2 BB	K		F8		3-1			E 1B	4	0	1	0	1	1	5
Willie Horton, R (1, 10) OBP: 0.306, SLG: 0.328 Julio Cruz, S (7, PR) OBP: 0.306, SLG: 0.258	K	6-3		1-3			HBP BB HBP		SH5-4 1-3	3 0	0 0	0 0	0 0	0 0	1 0	2 0
Reggie Walton, R (1, 9) OBP: 0.307, SLG: 0.422 Bill Stein, R (9, PH) OBP: 0.321, SLG: 0.379 (9, 3)	5-3	B B B B FC5-4 BB		1-3 1B		BB 1-2 HBP			K	2 1	0 0	1 0	0 0	1 0	0 1	2 1
Leon Roberts, R (1, 7) OBP: 0.325, SLG: 0.396	B B B B 1B 1B FC1-2 BB	FC5-4 1-2f		1-3 1-2		G4-6-3 1-2 2-3 BB			F4	3	0	0	0	2	0	3
Larry Milbourne, S (1, 6) OBP: 0.313, SLG: 0.333	FC1-2 1B 1-2 1B	F9		IBB			K			3	1	1	0	1	1	4
Jim Anderson, R (1, 5) OBP: 0.292, SLG: 0.325 Bruce Bochte, L (7, PH) OBP: 0.381, SLG: 0.456 Dave Edler, R (7, 5) OBP: 0.289, SLG: 0.337	1B FC1-2 1-2 2-3 1B			SH5-4 E 1B		2-3	G4-6-3 1-2f			3 1 0	1 0 0	2 0 0	0 0 0	0 0 0	0 0 0	2 3 0
Larry Cox, R (1, 2) OBP: 0.260, SLG: 0.292 Dan Meyer, L (8, PH) OBP: 0.314, SLG: 0.407 Marc Hill, R (8, 2) OBP: 0.235, SLG: 0.315	FC1-2 1B 1-2 2-3 3-Hf			SH5-4 1-2		SH2-4 1B		F5		2 1 0	0 0 0	1 0 0	0 0 0	0 0 0	0 0 0	3 0 0

Inning Stats										
	R: 0 E: 0 K: 1 S: 6	H: 1 LOB: 2 BB: 1 P: 10	R: 1 E: 0 K: 2 S: 10	H: 3 LOB: 3 BB: 1 P: 14	R: 0 E: 0 K: 0 S: 3	H: 0 LOB: 1 BB: 1 P: 7	R: 1 E: 1 K: 1 S: 7	H: 1 LOB: 1 BB: 0 P: 7	R: 0 E: 0 K: 0 S: 4	H: 1 LOB: 2 BB: 1 P: 8
	R: 0 E: 0 K: 0 S: 4	H: 1 LOB: 1 BB: 0 P: 4	R: 0 E: 0 K: 1 S: 4	H: 0 LOB: 3 BB: 1 P: 10	R: 0 E: 0 K: 0 S: 3	H: 0 LOB: 0 BB: 0 P: 3	R: 0 E: 1 K: 1 S: 6	H: 1 LOB: 1 BB: 0 P: 6	1B: 8 2B: 0 3B: 0 HR: 0	SF: 0 SAC: 3 DP: 1 HBP: 2

	AB	32
	R	2
	H	8
	RBI	1
	BB	5
	SO	6
	LOB	30

WP: 0 PB: 0 SB: 1 CS: 0 PA: 42

PITCHER	IP	WLS	BF	H	R	ER	SO	BB	IBB	HBP	BLK	WP	HR	S	P	ERA	WHIP
Don Kainer, R (1, 1) ERA: 1.83	6.0		33	7	2	1	4	4	1	2	0	0	0	34	56	1.50	1.833
Danny Darwin, R (7, 1) ERA: 2.63	3.0	W	9	1	0	0	2	0	0	0	0	0	0	13	13	0.00	0.333

PITCHER	IP	WLS	BF	H	R	ER	SO	BB	IBB	HBP	BLK	WP	HR	S	P	ERA	WHIP

Seattle Mariners @ Texas Rangers

Arlington Stadium, Arlington, TX

Sun Oct 05 1980, 4:33 AM EDT

Att. 7,384 - Unknown

BOTTOM

Batter	1	2	3	4	5	6	7	8	9	AB	R	H	RBI	BB	SO	LOB
Jim Norris, L (1, 9) OBP: 0.327, SLG: 0.276	F8		F9 1-2		K		G5-4-3 1-2f		2B 1B	5	1	1	0	0	1	2
Johnny Grubb, L (1, 7) OBP: 0.374, SLG: 0.427	K		BB		4-3		FC5-4 1B		1-H 2B	4	0	2	1	1	1	0
Buddy Bell, R (1, 5) OBP: 0.379, SLG: 0.498	F8		F3		6-3		FC5-4 1-2f			4	0	0	0	0	0	3
Richie Zisk, R (1, 10) OBP: 0.344, SLG: 0.460 Bump Wills, S (6, PR) OBP: 0.322, SLG: 0.360 Mickey Rivers, L (8, PH) OBP: 0.353, SLG: 0.437		E BB	K			4-3 E 1B		F3		2 0 1	0 1 0	1 0 0	0 0 0	1 0 0	1 0 0	2 0 0
Pat Putnam, L (1, 3) OBP: 0.319, SLG: 0.407		F6		2B BB		4-3 1-2		FC3-6 1B		3	1	1	0	1	0	2
Dave Roberts, R (1, 2) OBP: 0.280, SLG: 0.383		G3 1-2		K		K		FC3-6 1B 1-2f		4	0	0	0	0	2	4
Bill Sample, R (1, 8) OBP: 0.335, SLG: 0.368		IBB		1-H 2B		E5 S 2-H		1-3 1B		3	0	2	1	1	0	0
Mike Richardt, R (1, 4) OBP: 0.236, SLG: 0.254 Al Oliver, L (4, PH) OBP: 0.357, SLG: 0.480 Odie Davis, R (4, PR) OBP: 0.125, SLG: 0.125 (5, 6)		K		G3-6-3 IBB		4-3 1-2		F3		1 0 2	0 0 0	0 0 0	0 0 0	0 1 0	1 0 0	2 0 4
Bud Harrelson, S (1, 6) OBP: 0.373, SLG: 0.322 (5, 4)			F9 BB	G3-6-3 1-2f			G5-4-3 1B		1-3	3	0	1	0	1	0	2
Inning Stats	R: 0 E: 0 K: 1 S: 5 H: 0 LOB: 0 BB: 0 P: 5	R: 0 E: 1 K: 1 S: 5 H: 0 LOB: 2 BB: 2 P: 13	R: 0 E: 0 K: 1 S: 5 H: 0 LOB: 2 BB: 2 P: 13	R: 1 E: 0 K: 1 S: 5 H: 1 LOB: 2 BB: 2 P: 13	R: 0 E: 0 K: 1 S: 5 H: 0 LOB: 0 BB: 0 P: 5	R: 1 E: 1 K: 1 S: 7 H: 1 LOB: 1 BB: 0 P: 7	R: 0 E: 0 K: 0 S: 4 H: 2 LOB: 1 BB: 0 P: 4	R: 0 E: 0 K: 0 S: 5 H: 2 LOB: 2 BB: 0 P: 5	R: 1 E: 0 K: 0 S: 3 H: 2 LOB: 1 BB: 0 P: 3	1B: 6 2B: 2 3B: 0 HR: 0 SF: 0 SAC: 0 DP: 2 HBP: 0						

PITCHER		IP	WLS	BF	H	R	ER	SO	BB	IBB	HBP	BLK	WP	HR	S	P	ERA	WHIP
Rick Anderson, R ERA: 3.72	(1, 1)	5.2		24	2	2	1	6	4	2	0	0	0	0	30	54	1.59	1.059
Mike Parrott, R ERA: 7.28	(6, 1)	2.2	L	14	6	1	1	0	0	0	0	0	0	0	14	14	3.38	2.250

PITCHER	IP	WLS	BF	H	R	ER	SO	BB	IBB	HBP	BLK	WP	HR	S	P	ERA	WHIP

AB	32
R	3
H	8
RBI	2
BB	6
SO	6
LOB	21

WP: 0 PB: 0 SB: 1 CS: 0 PA: 38

livebaseballscorecards.com