

Seattle Mariners - 1980

Batter	1	2	3	4	5	6	7	8	9	AB	R	H	RBI	BB	SO	LOB	TOP					
Alfredo Griffin, S OBP: 0.400, SLG: 0.250 (1, 6)										4	1	1	0	1	0	2	Toronto Blue Jays @ Seattle Mariners The Kingdom, Seattle, WA Wed Apr 09 1980, 9:05 PM EST Att: 22,588 - Dome					
Bob Bailor, R (1, 9)										5	0	0	0	0	0	4						
John Mayberry, L OBP: 0.800, SLG: 2.200 (1, 3)										5	3	4	3	0	0	1						
Otto Velez, R Joe Cannon, L (1, 10) (9, PR)										4	0	0	0	1	1	2						
Roy Howell, L OBP: 0.600, SLG: 0.500 (1, 5)										4	1	2	1	1	2	2						
Barry Bonnell, R OBP: 0.250, SLG: 0.750 (1, 7)										4	1	1	1	0	0	3						
Rick Bosetti, R (1, 8)										4	0	0	0	0	1	2						
Damaso Garcia, R OBP: 0.500, SLG: 0.333 (1, 4)										3	0	1	0	1	0	0						
Ernie Whitt, L Willie Upshaw, L Bob Davis, R (1, 2) (7, PH) (7, 2)										2	0	0	0	0	0	0						
Inning Stats	R: 2 E: 0 K: 1 S: 7	H: 2 LOB: 0 BB: 0 P: 7	R: 0 E: 0 K: 0 S: 3	H: 0 LOB: 0 BB: 0 P: 3	R: 0 E: 0 K: 1 S: 3	H: 2 LOB: 2 BB: 0 P: 7	R: 0 E: 0 K: 0 S: 3	H: 0 LOB: 1 BB: 1 P: 7	R: 1 E: 0 K: 1 S: 5	H: 1 LOB: 0 BB: 1 P: 9	R: 0 E: 0 K: 0 S: 3	H: 0 LOB: 2 BB: 2 P: 11	R: 3 E: 1 K: 0 S: 7	H: 4 LOB: 1 BB: 0 P: 7	R: 0 E: 1 K: 1 S: 6	H: 0 LOB: 2 BB: 1 P: 10		1B: 5 2B: 1 3B: 1 HR: 2	SF: 0 SAC: 0 DP: 1 HBP: 0	WP: 0 PB: 1 SB: 2 CS: 2	PA: 41	
PITCHER	IP WLS BF H R ER SO BB IBB HBP BLK WP HR S P ERA WHIP	6.1 W 26 5 3 3 3 3 0 0 0 0 2 29 41 4.26 1.263	1.1 S 9 4 3 3 0 1 0 0 0 0 0 8 12 20.25 3.750	1.1 S 6 0 0 0 1 1 0 0 0 0 0 7 11 0.00 0.750																		

AB	36
R	6
H	9
RBI	5
BB	5
SO	4
LOB	17



Batter	1	2	3	4	5	6	7	8	9	AB	R	H	RBI	BB	SO	LOB	BOTTOM					
Julio Cruz, S (1, 4)										4	1	0	0	0	1	2	Toronto Blue Jays @ Seattle Mariners The Kingdom, Seattle, WA Wed Apr 09 1980, 9:05 PM EST Att: 22,588 - Dome					
Rod Craig, S OBP: 0.500, SLG: 0.800 (1, 8)										5	1	3	1	0	1	1						
Dan Meyer, L OBP: 0.250, SLG: 0.250 (1, 7)										4	1	1	2	0	1	3						
Bruce Bochte, L OBP: 0.750, SLG: 0.750 (1, 3)										4	2	3	0	0	0	1						
Willie Horton, R (1, 10)										4	1	0	1	0	0	3						
Joe Simpson, L OBP: 0.500, SLG: 1.750 (1, 9)										4	1	2	2	0	0	2						
Ted Cox, R OBP: 0.500, SLG: 0.667 (1, 5)										3	0	1	2	1	0	0						
Bob Stinson, S OBP: 0.250, SLG: 0.250 (1, 2)										4	1	1	0	0	0	3						
Mario Mendoza, R OBP: 0.667, SLG: 0.500 (1, 6)										2	0	1	0	1	1	0						
Inning Stats	R: 4 E: 1 K: 0 S: 8	H: 4 LOB: 1 BB: 0 P: 8	R: 1 E: 0 K: 0 S: 4	H: 1 LOB: 1 BB: 1 P: 8	R: 0 E: 0 K: 0 S: 3	H: 0 LOB: 0 BB: 0 P: 3	R: 1 E: 0 K: 1 S: 7	H: 2 LOB: 1 BB: 0 P: 7	R: 0 E: 0 K: 0 S: 4	H: 2 LOB: 1 BB: 1 P: 8	R: 0 E: 0 K: 0 S: 4	H: 1 LOB: 1 BB: 0 P: 4	R: 2 E: 0 K: 0 S: 5	H: 2 LOB: 0 BB: 0 P: 5	R: 0 E: 0 K: 3 S: 9	H: 0 LOB: 0 BB: 0 P: 9		1B: 8 2B: 2 3B: 1 HR: 1	SF: 0 SAC: 2 DP: 1 HBP: 0	WP: 0 PB: 0 SB: 0 CS: 0	PA: 38	
PITCHER	IP WLS BF H R ER SO BB IBB HBP BLK WP HR S P ERA WHIP	0.2 L 7 4 4 2 0 0 0 0 0 0 0 5 9 6.75 1.500	1.1 S 6 1 1 1 0 1 0 0 0 0 0 1 9 9 9.00 1.500	3.0 S 13 4 1 1 1 0 1 0 0 0 0 14 18 3.00 1.333	2.0 S 9 3 2 2 0 0 0 0 0 0 1 9 9 9.00 1.500	1.0 S 3 0 0 0 3 0 0 0 0 0 0 9 9 0.00 0.000																

AB	34
R	8
H	12
RBI	8
BB	2
SO	4
LOB	15



Batter	1	2	3	4	5	6	7	8	9	10	AB	R	H	RBI	BB	SO	LOB	TOP				
Alfredo Griffin, S OBP: 0.375, SLG: 0.467 (1, 6)											5	0	1	0	0	1	1					
Bob Bailor, R (1, 9)											3	1	0	0	1	0	1					
John Mayberry, L OBP: 0.571, SLG: 1.364 (1, 3)											4	1	1	2	0	1	0					
Otto Velez, R OBP: 0.267, SLG: 0.167 (1, 10)											4	0	1	0	0	0	0					
Roy Howell, L OBP: 0.533, SLG: 0.536 (1, 5)											3	0	0	0	1	0	1					
Barry Bonnell, R OBP: 0.214, SLG: 0.583 (1, 7)											3	0	0	0	1	0	2					
Rick Bosetti, R OBP: 0.143, SLG: 0.143 (1, 8)											4	0	1	0	0	0	2					
Damaso Garcia, R OBP: 0.231, SLG: 0.250 (1, 4)											4	0	0	0	0	0	2					
Bob Davis, R OBP: 0.250, SLG: 0.250 Mike Macha, R (8, PH) Ernie Whitt, L OBP: 0.400, SLG: 0.250 (8, 2)											2	0	0	0	0	1	2					
											1	0	0	0	0	0						
											0	0	0	0	1	0	0					
Inning Stats	R: 0 E: 0 K: 1 S: 5	H: 1 LOB: 0 BB: 0 P: 5	R: 0 E: 0 K: 0 S: 3	H: 0 LOB: 1 BB: 1 P: 7	R: 0 E: 0 K: 2 S: 7	H: 0 LOB: 0 BB: 0 P: 7	R: 0 E: 0 K: 0 S: 3	H: 0 LOB: 0 BB: 0 P: 3	R: 0 E: 0 K: 0 S: 4	H: 1 LOB: 1 BB: 0 P: 4	R: 0 E: 0 K: 0 S: 3	H: 0 LOB: 0 BB: 0 P: 3	R: 0 E: 0 K: 0 S: 4	H: 0 LOB: 0 BB: 0 P: 3	R: 2 E: 0 K: 0 S: 4	H: 1 LOB: 0 BB: 1 P: 8	R: 0 E: 0 K: 0 S: 3	H: 0 LOB: 1 BB: 1 P: 7	1B: 3 2B: 0 3B: 0 HR: 1	SF: 0 SAC: 0 DP: 0 HBP: 0	WP: 0 PB: 0 SB: 0 CS: 1	PA: 37
PITCHER Rick Honeycutt, L ERA: 1.8 (1, 1)	IP: 10.0 WLS: 7 BF: 37 H: 4 R: 2 ER: 2 SO: 3 BB: 4 IBB: 0 HBP: 0 BLK: 0 WP: 0 HR: 1 S: 39 P: 55 ERA: 1.80 WHIP: 0.800																					

Toronto Blue Jays @ Seattle Mariners
The Kingdome, Seattle, WA
Sat. Apr 12 1980, 9:05 PM EST
Alt. 6,773 - Dome

livebaseballscorecards.com

AB 33
R 2
H 4
RBI 2
BB 4
SO 3
LOB 11

Batter	1	2	3	4	5	6	7	8	9	10	AB	R	H	RBI	BB	SO	LOB	BOTTOM						
Julio Cruz, S OBP: 0.333, SLG: 0.167 (1, 4)											3	1	1	0	2	0	2							
Rod Craig, S OBP: 0.500, SLG: 0.800 (1, 8)											5	0	1	0	0	1	4							
Leon Roberts, R OBP: 0.400, SLG: 2.000 (1, 9)											4	2	2	3	0	0	3							
Willie Horton, R Larry Milbourne, S (1, 10) (8, PR)											2	0	0	0	2	0	0							
											0	0	0	0	0	0	0							
Bruce Bochte, L OBP: 0.500, SLG: 0.500 (1, 3)											3	0	1	0	0	1	0							
Tom Paciorek, R Joe Simpson, L OBP: 0.444, SLG: 1.000 (1, 7) (9, 7)											4	0	0	0	0	1	4							
											0	0	0	0	0	0	0							
Ted Cox, R OBP: 0.308, SLG: 0.200 (1, 5)											3	0	0	0	1	0	2							
Jim Anderson, R Mario Mendoza, R OBP: 0.500, SLG: 0.400 OBP: 0.500, SLG: 0.333 (1, 6) (8, 6)											3	0	1	0	0	0	0							
											1	0	0	0	0	0	2							
Larry Cox, R (1, 2)											1	0	0	0	3	0	0							
Inning Stats	R: 1 E: 0 K: 0 S: 3	H: 0 LOB: 0 BB: 1 P: 7	R: 0 E: 0 K: 0 S: 3	H: 0 LOB: 0 BB: 0 P: 3	R: 0 E: 0 K: 1 S: 5	H: 0 LOB: 1 BB: 1 P: 9	R: 0 E: 0 K: 0 S: 4	H: 1 LOB: 2 BB: 1 P: 8	R: 0 E: 0 K: 0 S: 3	H: 1 LOB: 1 BB: 1 P: 7	R: 1 E: 0 K: 1 S: 6	H: 1 LOB: 0 BB: 0 P: 6	R: 0 E: 0 K: 0 S: 5	H: 2 LOB: 3 BB: 1 P: 9	R: 0 E: 0 K: 1 S: 5	H: 0 LOB: 2 BB: 2 P: 13	R: 0 E: 0 K: 0 S: 2	H: 0 LOB: 0 BB: 0 P: 6	R: 1 E: 0 K: 0 S: 1	H: 1 LOB: 0 BB: 0 P: 1	1B: 4 2B: 0 3B: 0 HR: 2	SF: 1 SAC: 1 DP: 1 HBP: 0	WP: 0 PB: 0 SB: 1 CS: 1	PA: 39
PITCHER Paul Mirabella, L ERA: 1.29 Jerry Garvin, L ERA: 9.0 (1, 1) (8, 1)	IP: 7.0 WLS: 5 BF: 30 H: 5 R: 2 ER: 1 SO: 2 BB: 5 IBB: 0 HBP: 0 BLK: 0 WP: 0 HR: 1 S: 29 P: 49 ERA: 1.29 WHIP: 1.429																							

Toronto Blue Jays @ Seattle Mariners
The Kingdome, Seattle, WA
Sat. Apr 12 1980, 9:05 PM EST
Alt. 6,773 - Dome

livebaseballscorecards.com

AB 29
R 3
H 6
RBI 3
BB 8
SO 3
LOB 17

Batter	1	2	3	4	5	6	7	8	9	AB	R	H	RBI	BB	SO	LOB	TOP					
Alfredo Griffin, S OBP: 0.286, SLG: 0.350 (1, 6)	5-3	F8		F9		F2			F8	5	0	0	0	0	0	4						
Bob Bailor, R OBP: 0.118, SLG: 0.063 (1, 9) Mike Macha, R (9, PH)	K		F9			F9			E6 G1 PB	4	0	1	0	0	1	0						
John Mayberry, L OBP: 0.474, SLG: 1.000 (1, 3)	HBP		F8	F7			G3		G1	4	0	0	0	0	0	3						
Otto Velez, R OBP: 0.300, SLG: 0.412 (1, 10)	F8				K				6-3	5	1	2	1	0	1	2						
Roy Howell, L OBP: 0.526, SLG: 0.563 (1, 5)		K			K					3	0	1	0	1	2	0						
Barry Bonnell, R OBP: 0.333, SLG: 0.600 (1, 7)		BB 1B		FC6-4						3	0	2	0	1	0	2						
Rick Bosetti, R OBP: 0.111, SLG: 0.111 (1, 8)		1B		BB						4	0	0	0	0	1	4						
Damaso Garcia, R OBP: 0.235, SLG: 0.250 (1, 4)		BB 1B			K				F6	4	0	1	0	0	1	0						
Bob Davis, R OBP: 0.375, SLG: 0.286 (1, 2)		1-2 2-3			1B				4-3	3	0	1	0	1	0	0						
Inning Stats	R: 0 E: 0 K: 1 S: 5	H: 0 LOB: 1 BB: 0 P: 6	R: 0 E: 0 K: 2 S: 9	H: 2 LOB: 3 BB: 1 P: 13	R: 1 E: 0 K: 0 S: 5	H: 2 LOB: 2 BB: 1 P: 9	R: 0 E: 0 K: 1 S: 7	H: 2 LOB: 0 BB: 0 P: 7	R: 0 E: 0 K: 2 S: 8	H: 1 LOB: 1 BB: 0 P: 8	R: 0 E: 0 K: 0 S: 3	H: 0 LOB: 0 BB: 0 P: 3	R: 0 E: 0 K: 0 S: 4	H: 1 LOB: 2 BB: 1 P: 8	R: 0 E: 0 K: 0 S: 3	H: 0 LOB: 0 BB: 0 P: 3	R: 0 E: 1 K: 0 S: 4	H: 0 LOB: 1 BB: 0 P: 4	1B: 6 2B: 1 3B: 0 HR: 1	SF: 0 SAC: 0 DP: 0 HBP: 1	WP: 0 PB: 1 SB: 0 CS: 0	PA: 40
PITCHER Floyd Bannister, L ERA: 1.0 (1, 1)	IP: 9.0 WLS: W BF: 40 H: 8 R: 1 ER: 1 SO: 6 BB: 3 IBB: 0 HBP: 1 BLK: 0 WP: 0 HR: 1 S: 48 P: 61 ERA: 1.00 WHIP: 1.222															PITCHER						

Toronto Blue Jays @ Seattle Mariners
The Kingdome, Seattle, WA
Sun Apr 13 1980, 6:33 AM EST
Att: 4,567 - Dome

AB 36
R 1
H 8
RBI 1
BB 3
SO 6
LOB 15



Batter	1	2	3	4	5	6	7	8	9	AB	R	H	RBI	BB	SO	LOB	BOTTOM					
Julio Cruz, S OBP: 0.368, SLG: 0.200 (1, 4)	6-3	4-3								3	0	1	0	1	0	0						
Rod Craig, S OBP: 0.450, SLG: 0.684 (1, 8)	1B									4	1	1	0	0	0	2						
Dan Meyer, L OBP: 0.462, SLG: 0.538 (1, 7) Joe Simpson, L OBP: 0.444, SLG: 1.000 (9, 7)	2B									4	2	3	0	0	0	0						
Bruce Bochte, L OBP: 0.533, SLG: 0.600 (1, 3)	1B									0	0	0	0	0	0	0						
Willie Horton, R Larry Milbourne, S (8, PR)	2B									3	1	2	2	0	0	0						
Leon Roberts, R OBP: 0.444, SLG: 1.333 (1, 9)	1-2 2-3									3	0	0	0	1	0	3						
Bill Stein, R OBP: 0.500, SLG: 0.500 (1, 5)	1-2 2-3									0	1	0	0	0	0	0						
Larry Cox, R (1, 2)										2	0	0	0	2	0	2						
Mario Mendoza, R OBP: 0.250, SLG: 0.143 (1, 6)	1-3									4	0	2	2	0	0	2						
Inning Stats	R: 2 E: 0 K: 0 S: 6	H: 3 LOB: 2 BB: 1 P: 10	R: 0 E: 0 K: 0 S: 3	H: 0 LOB: 0 BB: 0 P: 3	R: 0 E: 0 K: 0 S: 3	H: 0 LOB: 0 BB: 0 P: 3	R: 0 E: 0 K: 0 S: 3	H: 0 LOB: 0 BB: 0 P: 3	R: 0 E: 0 K: 0 S: 4	H: 1 LOB: 1 BB: 0 P: 4	R: 1 E: 0 K: 0 S: 6	H: 3 LOB: 2 BB: 0 P: 6	R: 0 E: 0 K: 0 S: 2	H: 0 LOB: 0 BB: 1 P: 6	R: 2 E: 0 K: 1 S: 7	H: 2 LOB: 3 BB: 2 P: 15	R: 2 E: 0 K: 1 S: 7	H: 2 LOB: 3 BB: 2 P: 15	1B: 8 2B: 1 3B: 0 HR: 0	SF: 0 SAC: 2 DP: 1 HBP: 0	WP: 0 PB: 0 SB: 1 CS: 0	PA: 36
PITCHER Dave Lemanczyk, R ERA: 7.11 (1, 1) Tom Buskey, R ERA: 1.53 (6, 1) Joey McLaughlin, R ERA: 16.88 (8, 1)	IP: 5.2 WLS: L BF: 25 H: 7 R: 3 ER: 3 SO: 3 BB: 1 IBB: 0 HBP: 0 BLK: 0 WP: 0 HR: 0 S: 24 P: 28 ERA: 4.76 WHIP: 1.412															PITCHER						

Toronto Blue Jays @ Seattle Mariners
The Kingdome, Seattle, WA
Sun Apr 13 1980, 6:33 AM EST
Att: 4,567 - Dome

AB 30
R 5
H 9
RBI 5
BB 4
SO 1
LOB 14



Batter	1	2	3	4	5	6	7	8	9	AB	R	H	RBI	BB	SO	LOB	TOP										
Julio Cruz, S OBP: 0.292, SLG: 0.150 (1,4)										5	0	0	0	0	1	3	Seattle Mariners @ Oakland Athletics Oakland-Alameda County Coliseum, Oakland, CA Mon Apr 14 1980, 6:05 PM PST Att: 5,260 - Unknown - 60 F										
Rod Craig, S OBP: 0.340, SLG: 0.739 (1,8)										4	2	1	1	0	1	1											
Dan Meyer, L OBP: 0.500, SLG: 0.529 (1,7)										4	1	2	2	1	0	0											
Bruce Bochte, L OBP: 0.500, SLG: 0.632 (1,3)										4	1	1	2	1	1	1											
Willie Horton, R OBP: 0.364, SLG: 0.125 (1,10)										3	0	2	0	2	1	0											
Joe Simpson, L OBP: 0.500, SLG: 0.818 (1,9)										3	1	1	0	1	0	4											
Bill Stein, R OBP: 0.444, SLG: 0.444 (1,5)										5	1	2	0	0	0	4											
Jim Anderson, R OBP: 0.400, SLG: 0.333 (1,6)										4	0	1	0	0	1	3											
Larry Cox, R (1,2)										3	1	0	1	1	1	2											
Inning Stats	R: 0 E: 0 K: 1 S: 6	H: 1 LOB: 3 BB: 2 P: 14	R: 5 E: 0 K: 1 S: 9	H: 4 LOB: 2 BB: 1 P: 15	R: 0 E: 0 K: 2 S: 7	H: 1 LOB: 0 BB: 0 P: 7	R: 1 E: 0 K: 1 S: 6	H: 1 LOB: 2 BB: 2 P: 14	R: 0 E: 0 K: 0 S: 4	H: 0 LOB: 1 BB: 0 P: 4	R: 0 E: 0 K: 0 S: 4	H: 0 LOB: 0 BB: 0 P: 8	R: 1 E: 0 K: 0 S: 5	H: 2 LOB: 1 BB: 0 P: 5	R: 0 E: 0 K: 0 S: 3	H: 0 LOB: 0 BB: 0 P: 3		R: 0 E: 0 K: 0 S: 3	H: 1 LOB: 0 BB: 0 P: 3	1B: 8 2B: 0 3B: 1 HR: 1	SF: 0 SAC: 0 DP: 2 HBP: 2	WP: 1 PB: 1 SB: 0 CS: 1	PA: 43				
PITCHER	IP	WLS	BF	H	R	ER	SO	BB	IBB	HBP	BLK	WP	HR	S	P	ERA	WHIP										
Steve McCatty, R ERA: 21.0 (1,1)	1.2	L	14	5	5	5	2	3	0	1	0	1	0	14	27	27.00	4.800										
Dave Hamilton, L ERA: 4.05 (2,1)	2.1		11	2	1	1	3	2	0	1	0	0	1	14	23	3.86	1.714										
Rick Lysander, R ERA: 1.35 (5,1)	5.0		18	3	1	1	1	1	0	0	0	0	0	19	23	1.80	0.800										


AB	35
R	7
H	10
RBI	6
BB	6
SO	6
LOB	18




Batter	1	2	3	4	5	6	7	8	9	AB	R	H	RBI	BB	SO	LOB	BOTTOM										
Rickey Henderson, R OBP: 0.190, SLG: 0.400 (1,7)										4	0	0	0	0	1	0	Seattle Mariners @ Oakland Athletics Oakland-Alameda County Coliseum, Oakland, CA Mon Apr 14 1980, 6:05 PM PST Att: 5,260 - Unknown - 60 F										
Dwayne Murphy, L OBP: 0.300, SLG: 0.263 (1,8)										4	0	1	0	0	0	0											
Mitchell Page, L OBP: 0.500, SLG: 0.333 (1,10)										3	1	1	0	1	0	1											
Dave Revering, L OBP: 0.286, SLG: 0.231 (1,3)										4	0	1	1	0	0	1											
Wayne Gross, L OBP: 0.364, SLG: 0.400 (1,5)										3	0	0	0	0	0	1											
Mike Davis, L OBP: 0.111, SLG: 0.111 (1,9)										3	0	0	0	0	1	0											
Jeff Newman, R (1,2)										3	0	0	0	0	1	0											
Mario Guerrero, R OBP: 0.118, SLG: 0.118 (1,6)										3	0	1	0	0	0	0											
Rob Picciolo, R OBP: 0.083, SLG: 0.083 (1,4)										1	0	0	0	0	1	1											
Ray Cosey, L (5,PH)										1	0	0	0	0	0	0											
Mike Edwards, R (6,4)										1	0	0	0	0	0	0											
Inning Stats	R: 1 E: 0 K: 1 S: 6	H: 1 LOB: 1 BB: 1 P: 10	R: 0 E: 0 K: 2 S: 8	H: 1 LOB: 1 BB: 0 P: 8	R: 0 E: 0 K: 0 S: 3	H: 0 LOB: 0 BB: 0 P: 3	R: 0 E: 0 K: 1 S: 5	H: 0 LOB: 0 BB: 0 P: 5	R: 0 E: 0 K: 0 S: 3	H: 0 LOB: 0 BB: 0 P: 3	R: 0 E: 0 K: 0 S: 3	H: 1 LOB: 0 BB: 0 P: 3	R: 0 E: 0 K: 0 S: 3	H: 0 LOB: 0 BB: 0 P: 3	R: 0 E: 0 K: 0 S: 3	H: 0 LOB: 0 BB: 0 P: 3	R: 0 E: 0 K: 0 S: 4	H: 1 LOB: 1 BB: 0 P: 4	1B: 4 2B: 0 3B: 0 HR: 0	SF: 0 SAC: 0 DP: 1 HBP: 0	WP: 0 PB: 0 SB: 1 CS: 0	PA: 31					
PITCHER	IP	WLS	BF	H	R	ER	SO	BB	IBB	HBP	BLK	WP	HR	S	P	ERA	WHIP										
Glenn Abbott, R ERA: 1.0 (1,1)	9.0	W	31	4	1	1	4	1	0	0	0	0	0	38	42	1.00	0.556										

AB	30
R	1
H	4
RBI	1
BB	1
SO	4
LOB	4



Batter	1	2	3	4	5	6	7	8	9	AB	R	H	RBI	BB	SO	LOB	TOP								
Julio Cruz, S OBP: 0.286, SLG: 0.167 (1,4)	4-3		F7			4-1			2B	4	1	1	0	0	0	2	Seattle Mariners @ Oakland Athletics Oakland-Alameda County Coliseum, Oakland, CA Tue Apr 15 1980, 6:05 PM PST Att: 2,140 - Unknown 								
Rod Craig, S OBP: 0.314, SLG: 0.704 (1,8)	4-3			F6		G3			1B	4	1	1	1	0	0	1									
Dan Meyer, L OBP: 0.455, SLG: 0.476 (1,7)	F9			1-3			4-3		1B	4	1	1	1	0	0	0									
Bruce Bochte, L OBP: 0.435, SLG: 0.545 Tom Paciorek, R (7,3)		K		4-3			4-3		K	3	0	0	0	0	1	0									
Willie Horton, R OBP: 0.385, SLG: 0.200 (1,10)		6-3				5-3			E BB	4	0	2	0	0	0	0									
Joe Simpson, L OBP: 0.444, SLG: 0.643 (1,9)		F8				K			E	3	0	0	0	1	1	1									
Bill Stein, R OBP: 0.308, SLG: 0.333 (1,5)			F9			K			SF8	3	0	0	1	0	1	0									
Jim Anderson, R OBP: 0.357, SLG: 0.308 (1,6)			F8			4-1			E5	4	0	1	0	0	0	2									
Larry Cox, R OBP: 0.385, SLG: 0.111 Bob Stinson, S (8,PH) OBP: 0.200, SLG: 0.200 (8,2)						K			F7	2	0	1	0	0	1	1									
									4-3	2	0	0	0	0	0	3									
Inning Stats	R: 0 E: 0 K: 0 S: 3	H: 0 LOB: 0 BB: 0 P: 3	R: 0 E: 0 K: 1 S: 5	H: 0 LOB: 0 BB: 0 P: 5	R: 0 E: 0 K: 0 S: 4	H: 1 LOB: 1 BB: 0 P: 4	R: 0 E: 0 K: 0 S: 3	H: 0 LOB: 0 BB: 0 P: 3	R: 0 E: 0 K: 2 S: 7	H: 0 LOB: 0 BB: 0 P: 7	R: 0 E: 0 K: 1 S: 6	H: 1 LOB: 1 BB: 0 P: 6	R: 0 E: 0 K: 0 S: 4	H: 1 LOB: 1 BB: 0 P: 4	R: 0 E: 0 K: 0 S: 3	H: 0 LOB: 0 BB: 1 P: 3	R: 3 E: 1 K: 1 S: 10	H: 4 LOB: 3 BB: 1 P: 14	1B: 6 2B: 1 3B: 0 HR: 0	SF: 1 SAC: 0 DP: 0 HBP: 0	WP: 1 PB: 0 SB: 0 CS: 0	PA: 36			
PITCHER	IP	WLS	BF	H	R	ER	SO	BB	IBB	HBP	BLK	WP	HR	S	P	ERA	WHIP								
Steve McCatty, R ERA: 7.94 (1,1)	8.1	W	33	7	3	3	5	1	0	0	0	1	0	42	46	3.24	0.960								
Jeff Jones, R ERA: (9,1)	0.2		3	0	0	0	0	0	0	0	0	0	0	3	3	0.00	0.000								

Batter	1	2	3	4	5	6	7	8	9	AB	R	H	RBI	BB	SO	LOB	BOTTOM								
Rickey Henderson, R OBP: 0.289, SLG: 0.500 (1,7)	1-3		1-3	F8		HR			HR	4	2	2	0	1	0	2	Seattle Mariners @ Oakland Athletics Oakland-Alameda County Coliseum, Oakland, CA Tue Apr 15 1980, 6:05 PM PST Att: 2,140 - Unknown 								
Dwayne Murphy, L OBP: 0.360, SLG: 0.435 (1,8)	K		CS		2B			F8		4	2	2	2	1	1	2									
Mitchell Page, L OBP: 0.588, SLG: 0.455 (1,10)	1-3		CS		SF9			HR		2	2	1	0	3	1	0									
Dave Revering, L OBP: 0.368, SLG: 0.471 (1,3)	1-3		CS		SF9			HR		4	2	2	3	1	0	2									
Wayne Gross, L OBP: 0.375, SLG: 0.615 (1,5)			CS		SF9			HR		3	1	1	2	1	0	0									
Mike Heath, R OBP: 0.167, SLG: 0.091 (1,2)	F8				FC6-4			F7		4	2	1	0	1	0	3									
Tony Armas, R OBP: 0.500, SLG: 0.625 (1,9)		6-3		FC6-4		SH3				4	1	2	3	0	1	0									
Mario Guerrero, R OBP: 0.100, SLG: 0.100 (1,6)		4-3		FC6-4		SH3		F4		3	0	0	1	0	0	2									
Rob Picciolo, R OBP: 0.125, SLG: 0.125 (1,4)		1-3		FC6-4		F8				4	0	1	1	0	1	0									
Inning Stats	R: 0 E: 0 K: 1 S: 6	H: 1 LOB: 3 BB: 2 P: 14	R: 0 E: 0 K: 0 S: 3	H: 0 LOB: 0 BB: 0 P: 3	R: 0 E: 0 K: 0 S: 2	H: 1 LOB: 1 BB: 2 P: 10	R: 1 E: 0 K: 0 S: 6	H: 3 LOB: 2 BB: 0 P: 6	R: 5 E: 0 K: 0 S: 6	H: 3 LOB: 0 BB: 2 P: 14	R: 3 E: 0 K: 1 S: 8	H: 3 LOB: 0 BB: 0 P: 8	R: 0 E: 0 K: 2 S: 7	H: 0 LOB: 0 BB: 0 P: 7	R: 3 E: 0 K: 0 S: 4	H: 1 LOB: 0 BB: 2 P: 12	1B: 5 2B: 4 3B: 0 HR: 3	SF: 1 SAC: 1 DP: 0 HBP: 0	WP: 0 PB: 0 SB: 0 CS: 2	PA: 43					
PITCHER	IP	WLS	BF	H	R	ER	SO	BB	IBB	HBP	BLK	WP	HR	S	P	ERA	WHIP								
Mike Parrott, R ERA: 7.99 (1,1)	4.1	L	25	8	6	6	1	4	2	0	0	0	0	21	45	12.46	2.769								
Dave Heaverlo, R ERA: 6.75 (5,1)	0.2		2	0	0	0	0	0	0	0	0	0	0	2	2	0.00	0.000								
Rob Dressler, R ERA: 12.46 (6,1)	2.0		9	3	3	3	3	0	0	0	0	0	2	15	15	13.50	1.500								
Byron McLaughlin, R ERA: 23.63 (8,1)	1.0		6	1	3	3	0	2	0	0	0	0	1	4	12	27.00	3.000								

Batter	1	2	3	4	5	6	7	8	9	AB	R	H	RBI	BB	SO	LOB	TOP			
Julio Cruz, S OBP: 0.313, SLG: 0.250 (1, 4)	F7			4-3		3-1 S 1B		4-3 1B 2B		4	1	2	0	0	0	0	Seattle Mariners @ Oakland Athletics Oakland-Alameda County Coliseum, Oakland, CA Wed Apr 16 1980, 3:33 AM PST Att: 2,418 - Unknown livebaseballscorecards.com			
Rod Craig, S OBP: 0.364, SLG: 0.613 (1, 8)	K			K		F8 1-2		F5		4	0	0	0	0	2	2				
Dan Meyer, L OBP: 0.423, SLG: 0.440 (1, 7)	4-3			BB 1B		3-1 2-3		4-3 2-3		4	0	1	0	0	0	2				
Bruce Bochte, L OBP: 0.481, SLG: 0.542 (1, 3)		F9		4-0 1-2 BB		4-0 BB		4-0 BB 1B		2	0	1	1	2	0	0				
Willie Horton, R OBP: 0.333, SLG: 0.167 (1, 10)	K			F7		F8		F8 3-H		4	0	0	0	0	1	5				
Joe Simpson, L OBP: 0.455, SLG: 0.611 (1, 9)	1-3				FC1-6 1B			1B		4	0	2	0	0	0	0				
Ted Cox, R OBP: 0.235, SLG: 0.143 (1, 5)			P2		FC1-6 FC6 1-2		F9		F8	4	0	0	0	0	2					
Bob Stinson, S OBP: 0.143, SLG: 0.143 (1, 2)			F7		FC6 1-2		K		F8	4	0	0	0	0	1	2				
Mario Mendoza, R OBP: 0.200, SLG: 0.111 Larry Milbourne, S (7, PH) (7, 6)			K		4-3		F5			2	0	0	0	0	1	1				
										1	0	0	0	0	0	1				
Inning Stats	R: 0 E: 0 K: 1 S: 5	H: 0 LOB: 0 BB: 0 P: 5	R: 0 E: 0 K: 1 S: 5	H: 0 LOB: 0 BB: 0 P: 5	R: 0 E: 0 K: 1 S: 5	H: 1 LOB: 2 BB: 1 P: 10	R: 0 E: 0 K: 0 S: 4	H: 1 LOB: 1 BB: 0 P: 4	R: 0 E: 0 K: 0 S: 4	H: 1 LOB: 2 BB: 1 P: 8	R: 0 E: 0 K: 1 S: 6	H: 1 LOB: 1 BB: 0 P: 6	R: 1 E: 0 K: 0 S: 5	H: 2 LOB: 1 BB: 0 P: 5	R: 0 E: 0 K: 0 S: 3	H: 0 LOB: 0 BB: 0 P: 3	1B: 5 2B: 1 3B: 0 HR: 0	SF: 0 SAC: 0 DP: 0 HBP: 0	WP: 0 PB: 0 SB: 1 CS: 0	PA: 35
PITCHER Matt Keough, R ERA: 0.5 (1, 1)	IP: 9.0 WLS: W BF: 35 H: 6 R: 1 ER: 1 SO: 5 BB: 2 IBB: 0 HBP: 0 BLK: 0 WP: 0 HR: 0 S: 43 P: 51 ERA: 1.00 WHIP: 0.889											PITCHER	IP: 9.0 WLS: W BF: 35 H: 6 R: 1 ER: 1 SO: 5 BB: 2 IBB: 0 HBP: 0 BLK: 0 WP: 0 HR: 0 S: 43 P: 51 ERA: 1.00 WHIP: 0.889							

Batter	1	2	3	4	5	6	7	8	9	AB	R	H	RBI	BB	SO	LOB	BOTTOM			
Rickey Henderson, R OBP: 0.290, SLG: 0.444 (1, 7)	G3		5-3		4-0 1-2 BB 3B	4-0 BB		4-3		3	1	0	0	2	0	1	Seattle Mariners @ Oakland Athletics Oakland-Alameda County Coliseum, Oakland, CA Wed Apr 16 1980, 3:33 AM PST Att: 2,418 - Unknown livebaseballscorecards.com			
Dwayne Murphy, L OBP: 0.379, SLG: 0.423 (1, 8)	1B BB			4-3	4-0 1-2 2-H 3B 1B	4-0 BB	F5			3	1	1	1	1	0	1				
Mitchell Page, L OBP: 0.524, SLG: 0.400 (1, 10)	G6-3 1-3 1B			6-3	0-3 K	0-0 F6				4	0	1	0	0	1	3				
Dave Revering, L OBP: 0.391, SLG: 0.619 (1, 3)	G6-3 1-2			2B	4-0 1-H 2-H 1B 3B		6-3			4	1	2	2	0	0	2				
Wayne Gross, L OBP: 0.474, SLG: 0.643 Mike Edwards, R (5, PR)				1-0 2B	4-0 1-H 2-H 1B 3B		K			1	0	1	0	1	0	0				
Mickey Klutts, R OBP: 0.167, SLG: 0.167 (6, 5)			G6-4-3 1B	FC6-4 HBP	4-0 1B 1B IBB		K			0	1	0	0	0	0	0				
Jim Essian, R OBP: 0.313, SLG: 0.375 (1, 2)			G6-4-3 1-2	FC6-4 1-2	0-0 1B 1B 1B		F7			4	0	1	1	0	0	3				
Tony Armas, R OBP: 0.417, SLG: 0.500 (1, 9)	F3				K			F8		4	0	1	1	0	1	0				
Mario Guerrero, R OBP: 0.167, SLG: 0.208 (1, 6)			1-3		1B 2B 6-3			1B		4	1	2	0	0	0	3				
Rob Picciolo, R OBP: 0.150, SLG: 0.150 (1, 4)			5-3		2-H 1B 1B		K			4	1	1	1	0	2	1				
Inning Stats	R: 0 E: 0 K: 0 S: 3	H: 1 LOB: 1 BB: 1 P: 7	R: 0 E: 0 K: 0 S: 3	H: 1 LOB: 0 BB: 0 P: 3	R: 0 E: 0 K: 0 S: 3	H: 0 LOB: 0 BB: 0 P: 3	R: 0 E: 0 K: 0 S: 4	H: 1 LOB: 2 BB: 0 P: 5	R: 6 E: 0 K: 2 S: 13	H: 6 LOB: 3 BB: 2 P: 21	R: 0 E: 0 K: 1 S: 5	H: 0 LOB: 0 BB: 1 P: 9	R: 0 E: 0 K: 1 S: 5	H: 0 LOB: 0 BB: 0 P: 5	R: 0 E: 0 K: 1 S: 6	H: 1 LOB: 1 BB: 0 P: 6	1B: 7 2B: 2 3B: 1 HR: 0	SF: 0 SAC: 0 DP: 2 HBP: 1	WP: 0 PB: 0 SB: 0 CS: 0	PA: 37
PITCHER Jim Beattie, R ERA: 6.17 Dave Heaverlo, R ERA: 4.5 Byron McLaughlin, R ERA: 13.5	IP: 4.2 WLS: L BF: 24 H: 8 R: 6 ER: 6 SO: 2 BB: 1 IBB: 0 HBP: 0 BLK: 0 WP: 0 HR: 0 S: 24 P: 37 ERA: 11.57 WHIP: 2.143											PITCHER	IP: 4.2 WLS: L BF: 24 H: 8 R: 6 ER: 6 SO: 2 BB: 1 IBB: 0 HBP: 0 BLK: 0 WP: 0 HR: 0 S: 24 P: 37 ERA: 11.57 WHIP: 2.143							

Batter	1	2	3	4	5	6	7	8	9	AB	R	H	RBI	BB	SO	LOB	TOP					
Willie Norwood, R OBP: 0.222, SLG: 0.222 (1, 8)	4-3		1B		6-3			5-3		4	0	1	0	0	0	0	Minnesota Twins @ Seattle Mariners The Kingdome, Seattle, WA Thu Apr 17 1980, 9:05 PM EST Att: 5,466 - Dome					
Ken Landreaux, L OBP: 0.381, SLG: 0.559 (1, 7)	1B WP		1B		L8			F7		4	1	2	0	0	0							
Roy Smalley, S OBP: 0.306, SLG: 0.379 (1, 6)	1B WP		F3		E5			BB		3	1	1	0	1	0							
Jose Morales, R OBP: 0.364, SLG: 0.300 (1, 10)	G3		G3-6-3		FC1-6			F9		4	0	0	0	0	5							
Bombo Rivera, R OBP: 0.300, SLG: 0.300 (1, 9)	1B				FC5-4			5-3		4	0	1	1	0	1							
John Castino, R OBP: 0.286, SLG: 0.440 (1, 5)					F9			F8		4	0	0	0	0	1							
Ron Jackson, R (1, 3)								4-3		4	0	0	0	0	0							
Butch Wynegar, S OBP: 0.233, SLG: 0.241 (1, 2)					6-3			1-3		3	0	1	0	0	0							
Rob Wilfong, L OBP: 0.259, SLG: 0.360 (1, 4)								L6		3	1	1	1	0	0							
Inning Stats	R: 2 E: 0 K: 0 S: 5	H: 3 LOB: 1 BB: 0 P: 5	R: 0 E: 0 K: 0 S: 4	H: 1 LOB: 1 BB: 0 P: 4	R: 0 E: 0 K: 1 S: 4	H: 2 LOB: 1 BB: 0 P: 4	R: 0 E: 0 K: 1 S: 5	H: 0 LOB: 0 BB: 0 P: 5	R: 1 E: 0 K: 0 S: 4	H: 1 LOB: 0 BB: 0 P: 4	R: 0 E: 1 K: 0 S: 4	H: 0 LOB: 1 BB: 0 P: 4	R: 0 E: 0 K: 0 S: 3	H: 0 LOB: 0 BB: 0 P: 3	R: 0 E: 0 K: 0 S: 3	H: 0 LOB: 1 BB: 1 P: 7	R: 0 E: 0 K: 0 S: 3	H: 0 LOB: 0 BB: 0 P: 3	1B: 4 2B: 2 3B: 0 HR: 1	SF: 0 SAC: 0 DP: 1 HBP: 0	WP: 1 PB: 0 CS: 0	PA: 34
PITCHER Rick Honeycutt, L ERA: 2.37 (1, 1)	IP: 9.0 WLS: W BF: 34 H: 7 R: 3 ER: 3 SO: 1 BB: 1 IBB: 0 HBP: 0 BLK: 0 WP: 1 HR: 1 S: 35 P: 39 ERA: 3.00 WHIP: 0.889															PITCHER						

AB	33
R	3
H	7
RBI	2
BB	1
SO	1
LOB	10



Batter	1	2	3	4	5	6	7	8	9	AB	R	H	RBI	BB	SO	LOB	BOTTOM			
Julio Cruz, S OBP: 0.306, SLG: 0.250 (1, 4)	2B SF8		1-4-3			6-3		6-3		4	1	1	0	0	0	0	Minnesota Twins @ Seattle Mariners The Kingdome, Seattle, WA Thu Apr 17 1980, 9:05 PM EST Att: 5,466 - Dome			
Rod Craig, S OBP: 0.351, SLG: 0.559 (1, 8)	L9		F7			BB		L8		3	0	0	0	1	0					
Dan Meyer, L OBP: 0.400, SLG: 0.448 (1, 7)	1-3		G3			F9		F8		4	0	1	0	0	1					
Willie Horton, R OBP: 0.324, SLG: 0.185 (1, 10)	SF8					F9				3	0	1	1	0	0					
Larry Milbourne, S (9, PR)										0	1	0	0	0	0					
Bruce Bochte, L OBP: 0.484, SLG: 0.607 (1, 3)	3-H					K		F8 SF8		4	1	2	0	0	1					
Leon Roberts, R OBP: 0.333, SLG: 0.889 (1, 9)								E9		4	1	2	0	0	1					
Ted Cox, R OBP: 0.200, SLG: 0.125 (1, 5)								1-H		3	0	0	0	0	1					
Larry Cox, R OBP: 0.313, SLG: 0.083 (1, 2)										2	0	0	1	0	1					
Mario Mendoza, R OBP: 0.250, SLG: 0.455 (1, 6)										2	1	1	1	0	0					
Bill Stein, R OBP: 0.296, SLG: 0.308 (8, PH)										1	0	0	0	0	1					
Jim Anderson, R OBP: 0.357, SLG: 0.308 (9, 6)										0	0	0	0	0	0					
Inning Stats	R: 1 E: 0 K: 0 S: 5	H: 2 LOB: 1 BB: 0 P: 5	R: 0 E: 0 K: 1 S: 5	H: 0 LOB: 0 BB: 0 P: 5	R: 1 E: 0 K: 0 S: 4	H: 1 LOB: 0 BB: 0 P: 4	R: 0 E: 0 K: 1 S: 5	H: 0 LOB: 0 BB: 0 P: 5	R: 0 E: 0 K: 0 S: 3	H: 0 LOB: 1 BB: 1 P: 7	R: 1 E: 0 K: 0 S: 4	H: 1 LOB: 0 BB: 0 P: 4	R: 0 E: 0 K: 1 S: 5	H: 0 LOB: 0 BB: 0 P: 5	R: 1 E: 1 K: 0 S: 3	H: 2 LOB: 2 BB: 0 P: 3	1B: 2 2B: 3 3B: 0 HR: 1	SF: 2 SAC: 0 DP: 0 HBP: 0	WP: 0 PB: 0 CS: 0	PA: 32
PITCHER Geoff Zahn, L ERA: 1.56 (1, 1)	IP: 8.1 WLS: L BF: 32 H: 6 R: 4 ER: 3 SO: 3 BB: 1 IBB: 0 HBP: 0 BLK: 0 WP: 0 HR: 1 S: 37 P: 41 ERA: 3.24 WHIP: 0.840															PITCHER				

AB	29
R	4
H	6
RBI	3
BB	1
SO	3
LOB	5



Batter	1	2	3	4	5	6	7	8	9	AB	R	H	RBI	BB	SO	LOB	TOP					
Willie Norwood, R (1, 8) OBP: 0.231, SLG: 0.231	0-3 K		0-3 K			0-0 5-3		0-0 1B		4	0	1	0	0	2	0	Minnesota Twins @ Seattle Mariners The Kingdome, Seattle, WA Fri Apr 18 1980, 9:05 PM EST Dome livebaseballscores.com					
Ken Landreaux, L (1, 7) OBP: 0.375, SLG: 0.553	0-0 1B			0-3 K		0-0 F9		0-0 1B		4	0	2	0	0	1	0						
Roy Smalley, S (1, 6) OBP: 0.275, SLG: 0.333	0-3 K			0-0 1-3		0-3 K		0-0 6-3		4	0	0	0	0	2	3						
Pete Mackanin, R (1, 4) OBP: 0.300, SLG: 0.222	0-3 K			4-0 1B			0-0 G1		0-0 5-3	3	0	0	0	1	1	1						
Ron Jackson, R (1, 3)		0-0 F5		0-0 F8			0-0 6-3		0-0 L8	4	0	0	0	0	0	1						
John Castino, R (1, 5) OBP: 0.250, SLG: 0.379		0-0 6-3			0-0 F9		0-3 K		0-0 B1-3	4	0	0	0	0	1	0						
Jose Morales, R (1, 10) OBP: 0.357, SLG: 0.308		0-0 G3						0-0 6-3		3	0	1	0	0	0	0						
Bombo Rivera, R (1, 9) OBP: 0.385, SLG: 0.615			0-0 G6-4-3 1B			0-3 K		0-0 HR		3	1	2	1	0	1	1						
Sal Butera, R (1, 2)			0-0 G6-4-3 1-2			0-0 F5		0-0 L5		3	0	0	0	0	0	2						
Inning Stats	R: 0 E: 0 K: 3 S: 10	H: 1 LOB: 1 BB: 0 P: 10	R: 0 E: 0 K: 0 S: 3	H: 0 LOB: 0 BB: 0 P: 3	R: 0 E: 0 K: 1 S: 5	H: 1 LOB: 0 BB: 0 P: 5	R: 0 E: 0 K: 1 S: 5	H: 0 LOB: 1 BB: 1 P: 9	R: 0 E: 0 K: 1 S: 6	H: 1 LOB: 1 BB: 0 P: 6	R: 0 E: 0 K: 1 S: 5	H: 0 LOB: 0 BB: 0 P: 5	R: 0 E: 0 K: 1 S: 5	H: 0 LOB: 0 BB: 0 P: 5	R: 1 E: 0 K: 0 S: 6	H: 3 LOB: 2 BB: 0 P: 6	R: 0 E: 0 K: 0 S: 3	H: 0 LOB: 0 BB: 0 P: 3	1B: 5 2B: 0 3B: 0 HR: 1	SF: 0 SAC: 0 DP: 1 HBP: 0	WP: 0 PB: 0 CS: 0	PA: 33
PITCHER Floyd Bannister, L (1, 1) ERA: 1.0	IP: 9.0 WLS: W BF: 33 H: 6 R: 1 ER: 1 SO: 8 BB: 1 IBB: 0 HBP: 0 BLK: 0 WP: 0 HR: 1 S: 48 P: 52 ERA: 1.00 WHIP: 0.778															PITCHER						

Batter	1	2	3	4	5	6	7	8	9	AB	R	H	RBI	BB	SO	LOB	BOTTOM			
Julio Cruz, S (1, 4) OBP: 0.324, SLG: 0.250	1-0 3-1 HBP									0	0	0	0	0	0	0	Minnesota Twins @ Seattle Mariners The Kingdome, Seattle, WA Fri Apr 18 1980, 9:05 PM EST Dome livebaseballscores.com			
Larry Milbourne, S (2, 4)		0-0 1-3			0-0 4-3			0-0 F5		3	0	0	0	0	0	1				
Rod Craig, S (1, 8) OBP: 0.317, SLG: 0.500	0-0 3-1 1-2		0-0 6-3			0-0 1-3		0-0 1-3		4	0	0	0	0	0	1				
Dan Meyer, L (1, 7) OBP: 0.424, SLG: 0.469	0-3 K		0-0 G4-6-3 1B			0-0 G1-6-3 1B				3	0	2	0	0	1	0				
Bruce Bochte, L (1, 3) OBP: 0.471, SLG: 0.581		0-0 1B 1B	0-0 G4-6-3 1-2			0-0 G1-6-3 1-2				3	1	1	0	0	0	2				
Willie Horton, R (1, 10) OBP: 0.324, SLG: 0.200		0-0 F9 1B		0-0 F9			0-0 F3			3	1	1	0	0	0	0				
Joe Simpson, L (1, 9) OBP: 0.440, SLG: 0.571		0-0 1-3 CS 1B		0-3 K			0-3 K			3	1	1	1	0	2	0				
Ted Cox, R (1, 5) OBP: 0.217, SLG: 0.111		0-0 1-2 3-H	0-0 F9		0-0 5-3		4-0 1B			2	0	0	0	1	0	2				
Larry Cox, R (1, 2) OBP: 0.316, SLG: 0.133		0-0 1-H	0-0 1B		0-0 1-3			0-0 L9		3	0	1	1	0	0	1				
Mario Mendoza, R (1, 6) OBP: 0.200, SLG: 0.357		0-0 3-H	0-0 F9		0-3 K			0-0 F8		3	0	0	0	0	1	1				
Inning Stats	R: 0 E: 0 K: 1 S: 4	H: 0 LOB: 0 BB: 0 P: 5	R: 3 E: 0 K: 0 S: 7	H: 4 LOB: 1 BB: 0 P: 7	R: 0 E: 0 K: 0 S: 3	H: 1 LOB: 0 BB: 0 P: 3	R: 0 E: 0 K: 1 S: 5	H: 0 LOB: 0 BB: 0 P: 5	R: 0 E: 0 K: 1 S: 3	H: 1 LOB: 0 BB: 0 P: 3	R: 0 E: 0 K: 1 S: 5	H: 0 LOB: 0 BB: 1 P: 9	R: 0 E: 0 K: 0 S: 3	H: 0 LOB: 0 BB: 0 P: 3	R: 0 E: 0 K: 0 S: 3	H: 0 LOB: 0 BB: 0 P: 3	1B: 6 2B: 0 3B: 0 HR: 0	SF: 0 SAC: 0 DP: 2 HBP: 1	WP: 0 PB: 0 CS: 2	PA: 29
PITCHER Roger Erickson, R (1, 1) ERA: 4.5	IP: 8.0 WLS: L BF: 29 H: 6 R: 3 ER: 2 SO: 4 BB: 1 IBB: 0 HBP: 1 BLK: 0 WP: 0 HR: 0 S: 35 P: 40 ERA: 2.25 WHIP: 0.875															PITCHER				

Batter	1	2	3	4	5	6	7	8	9	AB	R	H	RBI	BB	SO	LOB	TOP					
Rob Wilfong, L (1,4) OBP: 0.290, SLG: 0.414	L3		1B		K			G1-2-3		4	1	2	0	0	1	0	Minnesota Twins @ Seattle Mariners The Kingdome, Seattle, WA Fri Apr 18 1980, 9:05 PM EST Att: 7,006 - Dome					
Roy Smalley, S (1,6) OBP: 0.295, SLG: 0.351	K		G4-6-3			F8		1B		4	0	2	2	0	1	0						
Ken Landreaux, L (1,7) OBP: 0.341, SLG: 0.500	G3		G4-6-3			K		1-3		4	0	0	0	0	1	3						
Glenn Adams, L (1,10) OBP: 0.273, SLG: 0.273 Jose Morales, R (8, PH) OBP: 0.400, SLG: 0.308		4-3	1-4-3					1B		3	0	1	0	0	0	0						
Rick Sofield, L (1,8) OBP: 0.143, SLG: 0.250 Pete Mackanin, R (8, PH) OBP: 0.273, SLG: 0.200 Willie Norwood, R (8,8) OBP: 0.231, SLG: 0.231		F8			G3			G1-2-3		3	0	0	0	0	0	1						
Butch Wynegar, S (1,2) OBP: 0.285, SLG: 0.273 Roger Erickson, R (9, PR)		WP	1B		1-3			1B		1	0	0	0	0	0	3						
Hosken Powell, L (1,9) OBP: 0.375, SLG: 0.316 Bombo Rivera, R (9, PH) OBP: 0.357, SLG: 0.571			BB		F2			L3		2	0	0	0	1	0	0						
Mike Cabbage, L (1,3) OBP: 0.217, SLG: 0.217 Ron Jackson, R (9, PH)			L9			F3		1B		3	0	1	0	0	0	2						
John Castillo, R (1,5) OBP: 0.257, SLG: 0.375			1B			L3		K		3	1	1	0	0	1	1						
Inning Stats	R: 0 E: 0 K: 1 S: 5	H: 0 LOB: 0 BB: 0 P: 5	R: 0 E: 0 K: 0 S: 4	H: 1 LOB: 2 BB: 1 P: 8	R: 2 E: 0 K: 0 S: 5	H: 3 LOB: 0 BB: 0 P: 5	R: 0 E: 0 K: 0 S: 3	H: 0 LOB: 0 BB: 0 P: 3	R: 0 E: 0 K: 1 S: 5	H: 0 LOB: 0 BB: 0 P: 5	R: 0 E: 0 K: 1 S: 6	H: 1 LOB: 1 BB: 0 P: 6	R: 0 E: 0 K: 1 S: 6	H: 1 LOB: 1 BB: 0 P: 6	R: 0 E: 0 K: 0 S: 4	H: 2 LOB: 2 BB: 1 P: 8		R: 0 E: 0 K: 0 S: 3	H: 1 LOB: 1 BB: 0 P: 3	1B: 8 2B: 2 3B: 0 HR: 0	SF: 0 SAC: 0 DP: 3 HBP: 0	WP: 1 PB: 0 CS: 0
PITCHER	IP	WLS	BF	H	R	ER	SO	BB	IBB	HBP	BLK	WP	HR	S	P	ERA	WHIP					
Gary Wheelock, R (1,1) ERA: 6.0	3.0		13	4	2	2	1	1	0	0	1	1	0	14	18	6.00	1.667					
Byron McLaughlin, R (4,1) ERA: 7.27	4.0	W	16	4	0	0	3	0	0	0	0	0	0	22	22	0.00	1.000					
Shane Rawley, L (8,1) ERA: 6.75	2.0	S	6	1	0	0	0	0	1	0	0	0	0	5	9	0.00	0.500					

Batter	1	2	3	4	5	6	7	8	9	AB	R	H	RBI	BB	SO	LOB	BOTTOM					
Larry Milbourne, S (1,4)	6-3			K	4-3			F8		4	0	0	0	0	1	3	Minnesota Twins @ Seattle Mariners The Kingdome, Seattle, WA Fri Apr 18 1980, 9:05 PM EST Att: 7,006 - Dome					
Rod Craig, S (1,8)	F7			K		SH3-4		4-3		4	1	1	0	0	1	0						
Dan Meyer, L (1,7)	K			F8		SH3-4		3-4-3		3	0	1	0	0	1	0						
Bruce Bochte, L (1,3) OBP: 0.474, SLG: 0.600		K			BB	1B	WP	3-4-3		4	1	2	1	0	1	1						
Willie Horton, R (1,10)	L5				1B	BB		K		3	1	0	0	1	2	2						
Leon Roberts, R (1,9) OBP: 0.287, SLG: 0.667 Joe Simpson, L (9,9) OBP: 0.440, SLG: 0.571					F9			K		3	0	0	0	0	2	3						
Bill Stein, R (1,5) OBP: 0.294, SLG: 0.313				K				5-3		3	0	1	1	0	1	0						
Bob Stinson, S (1,2) OBP: 0.118, SLG: 0.118				K				F8		3	0	0	0	0	1	2						
Jim Anderson, R (1,6) OBP: 0.412, SLG: 0.375 Mario Mendoza, R (8,6) OBP: 0.200, SLG: 0.357								1B		3	0	2	1	0	0	0						
Inning Stats	R: 0 E: 0 K: 1 S: 5	H: 0 LOB: 0 BB: 0 P: 5	R: 0 E: 0 K: 2 S: 7	H: 0 LOB: 0 BB: 0 P: 7	R: 0 E: 0 K: 2 S: 7	H: 0 LOB: 0 BB: 0 P: 7	R: 0 E: 0 K: 2 S: 7	H: 0 LOB: 0 BB: 0 P: 7	R: 2 E: 0 K: 0 S: 6	H: 3 LOB: 2 BB: 1 P: 10	R: 1 E: 0 K: 2 S: 9	H: 2 LOB: 1 BB: 0 P: 9	R: 0 E: 0 K: 0 S: 4	H: 1 LOB: 1 BB: 0 P: 4	R: 0 E: 0 K: 1 S: 6	H: 1 LOB: 1 BB: 0 P: 6		R: 0 E: 0 K: 0 S: 3	H: 1 LOB: 1 BB: 0 P: 3	1B: 6 2B: 1 3B: 0 HR: 0	SF: 0 SAC: 1 DP: 0 HBP: 0	WP: 1 PB: 0 CS: 0
PITCHER	IP	WLS	BF	H	R	ER	SO	BB	IBB	HBP	BLK	WP	HR	S	P	ERA	WHIP					
Terry Felton, R (1,1) ERA: 4.38	5.1	L	22	5	3	3	7	1	0	0	0	1	0	35	39	5.06	1.125					
Doug Corbett, R (6,1) ERA:	2.2		10	2	0	0	3	0	0	0	0	1	0	16	16	0.00	0.750					

Batter	1	2	3	4	5	6	7	8	9	AB	R	H	RBI	BB	SO	LOB	TOP																					
Hosken Powell, L OBP: 0.448, SLG: 0.583 (1, 9)										5	2	4	1	0	0	1	Minnesota Twins @ Seattle Mariners The Kingdome, Seattle, WA Sat Apr 19 1980, 9:05 PM EST Att: 11,151 - Dome																					
Rob Wilfong, L OBP: 0.305, SLG: 0.500 (1, 4)										5	2	2	2	0	1	3																						
Roy Smalley, S OBP: 0.306, SLG: 0.415 (1, 6)										4	2	1	2	1	2	0																						
Ken Landreaux, L OBP: 0.354, SLG: 0.489 (1, 7)										3	0	1	1	0	0	0																						
Butch Wynegar, S OBP: 0.289, SLG: 0.278 (1, 2)										3	0	1	0	0	0	1																						
Rick Softfield, L OBP: 0.125, SLG: 0.219 (1, 8)										4	0	0	1	0	2	3																						
Glenn Adams, L OBP: 0.267, SLG: 0.267 (1, 10)										4	1	1	0	0	0	4																						
Mike Cubbage, L OBP: 0.222, SLG: 0.222 (1, 3)										4	1	1	0	0	0	0																						
John Castino, R OBP: 0.256, SLG: 0.353 (1, 5)										2	0	0	1	1	1	0																						
Inning Stats	R: 2 E: 1 K: 1 S: 7	H: 2 LOB: 2 BB: 1 P: 12	R: 3 E: 0 K: 0 S: 6	H: 3 LOB: 0 BB: 0 P: 6	R: 0 E: 0 K: 1 S: 5	H: 1 LOB: 0 BB: 0 P: 5	R: 0 E: 0 K: 1 S: 6	H: 1 LOB: 1 BB: 0 P: 6	R: 0 E: 0 K: 0 S: 3	H: 0 LOB: 0 BB: 0 P: 3	R: 2 E: 0 K: 0 S: 6	H: 3 LOB: 1 BB: 0 P: 6	R: 0 E: 0 K: 1 S: 4	H: 0 LOB: 0 BB: 0 P: 5	R: 0 E: 0 K: 1 S: 5	H: 0 LOB: 0 BB: 0 P: 5	R: 1 E: 0 K: 1 S: 5	H: 1 LOB: 0 BB: 1 P: 9	1B: 7 2B: 0 3B: 2 HR: 2	SF: 1 SAC: 0 DP: 4 HBP: 2	WP: 0 PB: 0 CS: 0	PA: 39																
PITCHER	IP	WLS	BF	H	R	ER	SO	BB	IBB	HBP	BLK	WP	HR	S	P	ERA	WHIP	PITCHER				IP	WLS	BF	H	R	ER	SO	BB	IBB	HBP	BLK	WP	HR	S	P	ERA	WHIP
Glenn Abbott, R ERA: 4.91 (1, 1)	2.0	L	13	5	5	5	1	1	0	1	0	0	1	13	18	22.50	3.000																					
Rob Dressler, R ERA: 6.97 (3, 1)	6.0		22	5	2	2	4	0	0	1	0	0	0	29	30	3.00	0.833																					
Dave Heaverlo, R ERA: 5.4 (9, 1)	1.0		4	1	1	1	1	1	0	0	0	0	1	5	9	9.00	2.000																					

AB	34
R	8
H	11
RBI	8
BB	2
SO	6
LOB	12



Batter	1	2	3	4	5	6	7	8	9	AB	R	H	RBI	BB	SO	LOB	BOTTOM																					
Rod Craig, S OBP: 0.286, SLG: 0.435 (1, 8)										4	0	0	0	0	1	1	Minnesota Twins @ Seattle Mariners The Kingdome, Seattle, WA Sat Apr 19 1980, 9:05 PM EST Att: 11,151 - Dome																					
Jim Anderson, R OBP: 0.333, SLG: 0.300 (1, 6)										4	0	0	0	0	0	0																						
Dan Meyer, L OBP: 0.425, SLG: 0.462 (1, 7)										4	1	2	0	0	0	0																						
Willie Horton, R OBP: 0.333, SLG: 0.194 (1, 10)										3	1	1	0	1	1	1																						
Bruce Bochte, L OBP: 0.500, SLG: 0.684 (1, 3)										3	1	2	1	1	0	1																						
Leon Roberts, R OBP: 0.316, SLG: 0.688 (1, 9)										4	0	2	2	0	0	3																						
Ted Cox, R OBP: 0.222, SLG: 0.182 (1, 5)										4	0	1	0	0	2	4																						
Larry Milbourne, S (1, 4)										4	0	0	0	0	0	3																						
Larry Cox, R OBP: 0.286, SLG: 0.118 Tom Paciorek, R (8, PH)										2	0	0	0	0	1	0																						
Bob Stinson, S OBP: 0.118, SLG: 0.118 (9, 2)										0	0	0	0	0	0	0																						
Inning Stats	R: 0 E: 0 K: 0 S: 3	H: 0 LOB: 0 BB: 0 P: 3	R: 0 E: 0 K: 1 S: 6	H: 2 LOB: 1 BB: 0 P: 6	R: 0 E: 0 K: 0 S: 3	H: 0 LOB: 0 BB: 0 P: 3	R: 0 E: 0 K: 0 S: 3	H: 0 LOB: 0 BB: 0 P: 3	R: 1 E: 0 K: 0 S: 4	H: 2 LOB: 0 BB: 0 P: 4	R: 0 E: 0 K: 2 S: 7	H: 0 LOB: 0 BB: 0 P: 7	R: 0 E: 0 K: 1 S: 6	H: 1 LOB: 1 BB: 0 P: 6	R: 0 E: 0 K: 0 S: 4	H: 1 LOB: 1 BB: 0 P: 4	R: 0 E: 0 K: 1 S: 7	H: 2 LOB: 2 BB: 2 P: 15	1B: 5 2B: 2 3B: 0 HR: 1	SF: 0 SAC: 0 DP: 2 HBP: 0	WP: 0 PB: 0 CS: 0	PA: 35																
PITCHER	IP	WLS	BF	H	R	ER	SO	BB	IBB	HBP	BLK	WP	HR	S	P	ERA	WHIP	PITCHER				IP	WLS	BF	H	R	ER	SO	BB	IBB	HBP	BLK	WP	HR	S	P	ERA	WHIP
Jerry Kosman, L ERA: 4.19 (1, 1)	8.1	W	32	7	3	3	4	2	0	0	0	0	0	38	46	0.00	1.080																					
Doug Corbett, R ERA: (9, 1)	0.2		3	1	0	0	1	0	0	0	0	0	0	5	5	0.00	1.500																					

AB	33
R	3
H	8
RBI	3
BB	2
SO	5
LOB	14



Batter	1	2	3	4	5	6	7	8	9	AB	R	H	RBI	BB	SO	LOB	TOP			
Hosken Powell, L OBP: 0.424, SLG: 0.536 (1, 9)										4	1	1	0	0	0	3	Minnesota Twins @ Seattle Mariners The Kingdome, Seattle, WA Sun Apr 20 1980, 6:33 AM EST Att: 8,225 - Dome			
Rob Wilfong, L OBP: 0.275, SLG: 0.447 (1, 4)										4	0	0	0	0	1					
Roy Smalley, S OBP: 0.321, SLG: 0.511 (1, 6)										4	1	2	2	0	2					
Ken Landreaux, L OBP: 0.346, SLG: 0.458 (1, 7)										3	0	0	0	1	0					
Butch Wynegar, S OBP: 0.286, SLG: 0.256 (1, 2)										3	0	0	0	1	0					
Rick Soffield, L OBP: 0.311, SLG: 0.194 (1, 8)										4	0	0	0	0	2					
Glenn Adams, L OBP: 0.263, SLG: 0.263 (1, 10)										4	1	1	0	0	2					
Mike Cabbage, L OBP: 0.323, SLG: 0.400 Ron Jackson, R (9, PR) (9, 3)										3	1	3	2	1	0	0				
John Castino, R OBP: 0.256, SLG: 0.342 (1, 5)										4	0	1	0	0	2					
Inning Stats	R: 1 E: 0 K: 0 S: 4	H: 2 LOB: 2 BB: 2 P: 12	R: 0 E: 0 K: 0 S: 3	H: 0 LOB: 1 BB: 1 P: 7	R: 0 E: 0 K: 1 S: 5	H: 0 LOB: 0 BB: 0 P: 5	R: 2 E: 0 K: 0 S: 5	H: 2 LOB: 0 BB: 0 P: 5	R: 0 E: 0 K: 2 S: 7	H: 0 LOB: 0 BB: 0 P: 7	R: 0 E: 0 K: 0 S: 3	H: 2 LOB: 1 BB: 0 P: 6	R: 1 E: 0 K: 0 S: 4	H: 1 LOB: 0 BB: 0 P: 4	R: 0 E: 0 K: 1 S: 6	H: 1 LOB: 1 BB: 0 P: 6		1B: 5 2B: 1 3B: 0 HR: 2	SF: 0 SAC: 0 DP: 1 HBP: 0	WP: 0 PB: 0 S: 2 CS: 3
PITCHER Mike Parrott, R ERA: 5.03 (1, 1)	IP: 9.0 WLS: L BF: 36 H: 8 R: 4 ER: 2 SO: 5 BB: 3 IBB: 0 HBP: 0 BLK: 0 WP: 0 HR: 2 S: 43 P: 55 ERA: 2.00 WHIP: 1.222															PITCHER IP: 9.0 WLS: L BF: 36 H: 8 R: 4 ER: 2 SO: 5 BB: 3 IBB: 0 HBP: 0 BLK: 0 WP: 0 HR: 2 S: 43 P: 55 ERA: 2.00 WHIP: 1.222				

Batter	1	2	3	4	5	6	7	8	9	AB	R	H	RBI	BB	SO	LOB	BOTTOM					
Larry Milbourne, S OBP: 0.056, SLG: 0.056 (1, 4)										4	0	1	0	0	0	1	Minnesota Twins @ Seattle Mariners The Kingdome, Seattle, WA Sun Apr 20 1980, 6:33 AM EST Att: 8,225 - Dome					
Rod Craig, S OBP: 0.283, SLG: 0.420 (1, 8)										4	1	1	0	0	1	2						
Dan Meyer, L OBP: 0.386, SLG: 0.419 (1, 7)										4	0	0	0	0	3							
Bruce Bochte, L OBP: 0.522, SLG: 0.756 (1, 3)										3	2	2	1	1	1	0						
Willie Horton, R OBP: 0.327, SLG: 0.179 (1, 10)										3	0	0	0	1	2	2						
Joe Simpson, L OBP: 0.448, SLG: 0.542 (1, 9)										3	0	1	1	1	1	0						
Bill Stein, R OBP: 0.300, SLG: 0.368 (1, 5)										3	0	1	0	0	1	2						
Bob Stinson, S OBP: 0.095, SLG: 0.095 (1, 2)										4	0	0	0	0	2	5						
Jim Anderson, R OBP: 0.333, SLG: 0.304 Leon Roberts, R (9, PH) OBP: 0.350, SLG: 0.706 (9, PH)										3	0	1	0	0	0	1						
Inning Stats	R: 2 E: 1 K: 0 S: 6	H: 2 LOB: 3 BB: 2 P: 14	R: 0 E: 0 K: 1 S: 6	H: 1 LOB: 1 BB: 0 P: 6	R: 0 E: 0 K: 3 S: 9	H: 0 LOB: 0 BB: 0 P: 9	R: 0 E: 0 K: 2 S: 7	H: 0 LOB: 0 BB: 0 P: 7	R: 0 E: 0 K: 0 S: 4	H: 1 LOB: 2 BB: 1 P: 8	R: 0 E: 0 K: 1 S: 6	H: 1 LOB: 0 BB: 0 P: 6	R: 0 E: 0 K: 0 S: 3	H: 0 LOB: 0 BB: 0 P: 3	R: 1 E: 0 K: 1 S: 7	H: 2 LOB: 1 BB: 0 P: 7		R: 0 E: 0 K: 0 S: 3	H: 1 LOB: 0 BB: 0 P: 3	1B: 6 2B: 1 3B: 0 HR: 1	SF: 0 SAC: 3 DP: 1 HBP: 0	WP: 0 PB: 0 S: 0 CS: 0
PITCHER Pete Redfern, R ERA: 1.29 John Verhoeven, R ERA: 1.35 Mike Marshall, R ERA: 10.8 (1, 1) (6, 1) (8, 1)	IP: 5.0 WLS: W BF: 23 H: 4 R: 2 ER: 1 SO: 6 BB: 3 IBB: 0 HBP: 0 BLK: 0 WP: 0 HR: 0 S: 32 P: 44 ERA: 1.80 WHIP: 1.400															PITCHER IP: 2.2 WLS: S BF: 11 H: 3 R: 1 ER: 1 SO: 2 BB: 0 IBB: 0 HBP: 0 BLK: 0 WP: 0 HR: 1 S: 15 P: 15 ERA: 3.38 WHIP: 1.125						
PITCHER Pete Redfern, R ERA: 1.29 John Verhoeven, R ERA: 1.35 Mike Marshall, R ERA: 10.8 (1, 1) (6, 1) (8, 1)	IP: 1.1 WLS: S BF: 4 H: 1 R: 0 ER: 0 SO: 0 BB: 0 IBB: 0 HBP: 0 BLK: 0 WP: 0 HR: 0 S: 4 P: 4 ERA: 0.00 WHIP: 0.750															PITCHER IP: 1.1 WLS: S BF: 4 H: 1 R: 0 ER: 0 SO: 0 BB: 0 IBB: 0 HBP: 0 BLK: 0 WP: 0 HR: 0 S: 4 P: 4 ERA: 0.00 WHIP: 0.750						

AB	33
R	4
H	8
RBI	4
BB	3
SO	5
LOB	8



AB	32
R	3
H	8
RBI	2
BB	3
SO	8
LOB	16

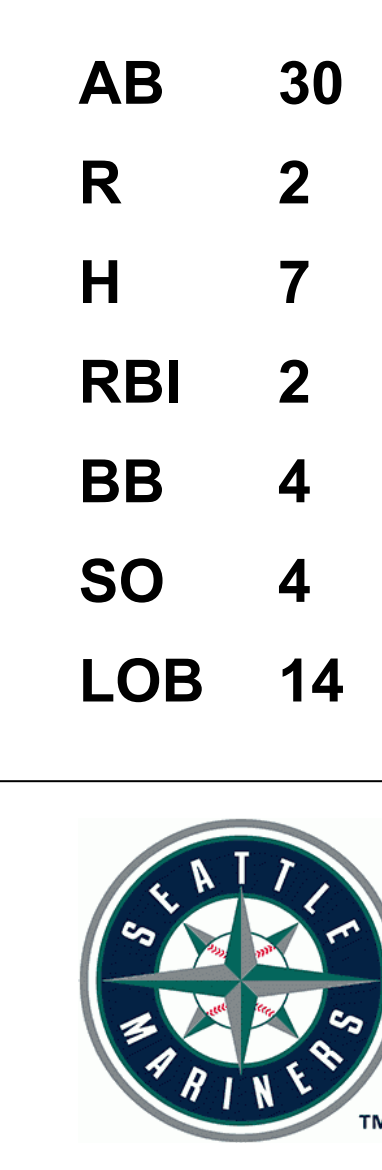


Batter	1	2	3	4	5	6	7	8	9	AB	R	H	RBI	BB	SO	LOB	TOP																					
Rickey Henderson, R OBP: 0.407, SLG: 0.452 (1, 7)										3	0	1	0	2	0	0	Oakland Athletics @ Seattle Mariners The Kingdome, Seattle, WA Mon Apr 21 1980, 9:05 PM EST Att: 4,466 - Dome																					
Dwayne Murphy, L OBP: 0.380, SLG: 0.400 (1, 8)										4	1	2	0	1	0	3																						
Mitchell Page, L OBP: 0.476, SLG: 0.333 (1, 10)										4	1	1	0	1	2	5																						
Dave Revering, L OBP: 0.436, SLG: 0.714 (9, PH) Jeff Newman, R OBP: 0.133, SLG: 0.179 (9, 3)										3	1	1	1	1	0	5																						
Wayne Gross, L OBP: 0.444, SLG: 0.621 (1, 5)										4	0	0	0	1	2	4																						
Mike Heath, R OBP: 0.200, SLG: 0.208 (1, 2)										5	0	0	0	0	0	6																						
Tony Armas, R OBP: 0.419, SLG: 0.481 (1, 9)										2	1	2	1	2	0	0																						
Mario Guerrero, R OBP: 0.205, SLG: 0.263 (1, 6)										4	0	0	0	0	0	3																						
Rob Piccolo, R OBP: 0.237, SLG: 0.263 (1, 4)										4	0	1	0	0	1	0																						
Inning Stats	R: 0 E: 0 K: 1 S: 6	H: 2 LOB: 1 BB: 0 P: 6	R: 1 E: 0 K: 1 S: 6	H: 1 LOB: 0 BB: 0 P: 6	R: 0 E: 0 K: 1 S: 5	H: 0 LOB: 0 BB: 0 P: 5	R: 0 E: 0 K: 1 S: 5	H: 0 LOB: 1 BB: 0 P: 9	R: 0 E: 0 K: 0 S: 3	H: 1 LOB: 1 BB: 0 P: 3	R: 0 E: 0 K: 1 S: 5	H: 0 LOB: 3 BB: 2 P: 17	R: 0 E: 0 K: 0 S: 4	H: 1 LOB: 3 BB: 2 P: 12	R: 1 E: 0 K: 0 S: 4	H: 1 LOB: 1 BB: 1 P: 8	R: 2 E: 0 K: 0 S: 6	H: 3 LOB: 2 BB: 1 P: 10	1B: 5 2B: 3 3B: 0 HR: 2	SF: 0 SAC: 0 DP: 1 HBP: 0	WP: 0 PB: 0 SB: 1 CS: 0	PA: 43																
PITCHER	IP	WLS	BF	H	R	ER	SO	BB	IBB	HBP	BLK	WP	HR	S	P	ERA	WHIP	PITCHER				IP	WLS	BF	H	R	ER	SO	BB	IBB	HBP	BLK	WP	HR	S	P	ERA	WHIP
Jim Beattie, R ERA: 4.86 (1, 1)	5.0		20	4	1	1	4	3	0	0	0	0	1	25	37	1.80	1.400																					
Shane Rawley, L ERA: 7.11 (6, 1)	3.2	L	19	4	3	3	1	3	1	0	0	0	1	17	33	7.36	1.909																					
Dave Heaverlo, R ERA: 5.06 (9, 1)	0.1		3	1	0	0	0	0	1	0	0	0	0	2	6	0.00	3.000																					

AB	34
R	4
H	9
RBI	4
BB	8
SO	5
LOB	26



Batter	1	2	3	4	5	6	7	8	9	AB	R	H	RBI	BB	SO	LOB	BOTTOM																						
Larry Milbourne, S OBP: 0.048, SLG: 0.048 (1, 4)										3	0	0	0	0	0	1	Oakland Athletics @ Seattle Mariners The Kingdome, Seattle, WA Mon Apr 21 1980, 9:05 PM EST Att: 4,466 - Dome																						
Rod Craig, S OBP: 0.298, SLG: 0.434 (1, 8)										3	0	1	0	1	1	1																							
Leon Roberts, R OBP: 0.375, SLG: 0.810 (1, 9)										4	1	2	2	0	1	2																							
Willie Horton, R OBP: 0.321, SLG: 0.167 (1, 10)										3	0	0	0	1	0	2																							
Bruce Bochte, L OBP: 0.500, SLG: 0.705 (1, 3)										3	0	0	0	1	0	1																							
Bill Stein, R OBP: 0.333, SLG: 0.391 (1, 5)										4	0	2	0	0	1	3																							
Tom Paciorek, R (1, 7)										1	0	0	0	1	0	1																							
Joe Simpson, L (7, 7)										2	0	0	0	0	0	2																							
Larry Cox, R (1, 2) OBP: 0.261, SLG: 0.105 Bob Stinson, S (9, PH) OBP: 0.091, SLG: 0.091										1	0	0	0	0	0	0																							
Mario Mendoza, R (1, 6) OBP: 0.222, SLG: 0.353 Jim Anderson, R (9, PH) OBP: 0.320, SLG: 0.292										3	1	1	0	0	1	1																							
Inning Stats	R: 0 E: 0 K: 0 S: 4	H: 1 LOB: 1 BB: 0 P: 4	R: 0 E: 0 K: 0 S: 3	H: 1 LOB: 1 BB: 1 P: 7	R: 2 E: 0 K: 1 S: 7	H: 2 LOB: 0 BB: 0 P: 7	R: 0 E: 0 K: 0 S: 4	H: 1 LOB: 1 BB: 0 P: 4	R: 0 E: 0 K: 0 S: 4	H: 0 LOB: 1 BB: 1 P: 8	R: 0 E: 0 K: 1 S: 6	H: 1 LOB: 1 BB: 0 P: 6	R: 0 E: 0 K: 0 S: 4	H: 1 LOB: 2 BB: 1 P: 8	R: 0 E: 0 K: 0 S: 3	H: 0 LOB: 0 BB: 0 P: 3	1B: 5 2B: 2 3B: 0 HR: 1	SF: 0 SAC: 2 DP: 1 HBP: 0	WP: 0 PB: 0 SB: 1 CS: 2	PA: 36																			
PITCHER	IP	WLS	BF	H	R	ER	SO	BB	IBB	HBP	BLK	WP	HR	S	P	ERA	WHIP	PITCHER				IP	WLS	BF	H	R	ER	SO	BB	IBB	HBP	BLK	WP	HR	S	P	ERA	WHIP	
Dave Hamilton, L (1, 1) ERA: 3.97	4.2		20	5	2	2	1	2	0	0	0	0	1	20	28	3.86	1.500																						
Jeff Jones, R (5, 1) ERA:	4.1	W	16	2	0	0	3	1	1	0	0	0	0	20	28	0.00	0.692																						



Batter	1	2	3	4	5	6	7	8	9	AB	R	H	RBI	BB	SO	LOB	TOP					
Rickey Henderson, R OBP: 0.441, SLG: 0.467 (1, 7)	L5	IBB			SH1-3 1B	1-2 1B		IBB		3	0	2	0	2	0	0	Oakland Athletics @ Seattle Mariners The Kingdome, Seattle, WA Tue Apr 22 1980, 9:05 PM EST Att.: 4,059 - Dome					
Dwayne Murphy, L OBP: 0.352, SLG: 0.375 (1, 8)	K2-3	K			SH1-3 1-2	F3		SF8		3	0	0	1	0	2	5						
Mike Heath, R OBP: 0.200, SLG: 0.179 (1, 2)	HR BB	F9			F9		5-3	1-3		4	1	0	0	1	0	6						
Jeff Newman, R OBP: 0.229, SLG: 0.344 (1, 3)	HR				F7	S BB	FC6-4 1B	BB 1B		4	1	3	2	1	0	0						
Tony Armas, R OBP: 0.400, SLG: 0.433 Dave Revering, L (9, PH) OBP: 0.450, SLG: 0.714 Dave McKay, S (9, PR) OBP: 0.333, SLG: 0.200 (1, 9)	F2				K	FC4-6 BB	FC6-4 1-2	G6-3 BB		3	0	0	0	1	1	1						
Mickey Klutts, R OBP: 0.200, SLG: 0.214 Mitchell Page, L (9, PH) OBP: 0.465, SLG: 0.323 (1, 5)		FC1 E BB			6-3	FC4-6 1-2	K	K		3	1	0	0	1	1	4						
Mario Guerrero, R OBP: 0.250, SLG: 0.326 (1, 6)		E 1-2 1B					SH3-4 FC6-2 2B	L8	G6-3	5	0	3	0	0	0	2						
Mike Edwards, R OBP: 0.143, SLG: 0.143 (1, 10)		FC1 1-3 2-H			L4		SH3-4	2B SF8 1B		3	1	1	0	0	0	1						
Rob Picciolo, R OBP: 0.238, SLG: 0.286 (1, 4)		K			6-3		FC6-2 1B	SF8 1-3 2B		4	0	1	0	0	1	3						
Inning Stats	R: 2 E: 0 K: 1 S: 6	H: 1 LOB: 0 BB: 1 P: 10	R: 1 E: 1 K: 2 S: 9	H: 1 LOB: 3 BB: 2 P: 17	R: 0 E: 0 K: 1 S: 5	H: 0 LOB: 0 BB: 0 P: 5	R: 0 E: 0 K: 0 S: 3	H: 1 LOB: 0 BB: 0 P: 3	R: 0 E: 0 K: 0 S: 4	H: 2 LOB: 2 BB: 0 P: 5	R: 0 E: 0 K: 1 S: 6	H: 1 LOB: 1 BB: 0 P: 6	R: 1 E: 0 K: 0 S: 5	H: 2 LOB: 2 BB: 1 P: 9	R: 0 E: 0 K: 1 S: 5	H: 1 LOB: 2 BB: 1 P: 9		1B: 7 2B: 2 3B: 0 HR: 1	SF: 1 SAC: 2 DP: 1 HBP: 0	WP: 0 PB: 0 CS: 2	PA: 43	
PITCHER	IP WLS BF H R ER SO BB IBB HBP BLK WP HR S P ERA WHIP	IP WLS BF H R ER SO BB IBB HBP BLK WP HR S P ERA WHIP	IP WLS BF H R ER SO BB IBB HBP BLK WP HR S P ERA WHIP	IP WLS BF H R ER SO BB IBB HBP BLK WP HR S P ERA WHIP	IP WLS BF H R ER SO BB IBB HBP BLK WP HR S P ERA WHIP	IP WLS BF H R ER SO BB IBB HBP BLK WP HR S P ERA WHIP	IP WLS BF H R ER SO BB IBB HBP BLK WP HR S P ERA WHIP	IP WLS BF H R ER SO BB IBB HBP BLK WP HR S P ERA WHIP	IP WLS BF H R ER SO BB IBB HBP BLK WP HR S P ERA WHIP	IP WLS BF H R ER SO BB IBB HBP BLK WP HR S P ERA WHIP	IP WLS BF H R ER SO BB IBB HBP BLK WP HR S P ERA WHIP	IP WLS BF H R ER SO BB IBB HBP BLK WP HR S P ERA WHIP	IP WLS BF H R ER SO BB IBB HBP BLK WP HR S P ERA WHIP	IP WLS BF H R ER SO BB IBB HBP BLK WP HR S P ERA WHIP	IP WLS BF H R ER SO BB IBB HBP BLK WP HR S P ERA WHIP	IP WLS BF H R ER SO BB IBB HBP BLK WP HR S P ERA WHIP	IP WLS BF H R ER SO BB IBB HBP BLK WP HR S P ERA WHIP	IP WLS BF H R ER SO BB IBB HBP BLK WP HR S P ERA WHIP	IP WLS BF H R ER SO BB IBB HBP BLK WP HR S P ERA WHIP	IP WLS BF H R ER SO BB IBB HBP BLK WP HR S P ERA WHIP	IP WLS BF H R ER SO BB IBB HBP BLK WP HR S P ERA WHIP	IP WLS BF H R ER SO BB IBB HBP BLK WP HR S P ERA WHIP

AB	33
R	4
H	10
RBI	3
BB	7
SO	6
LOB	24



Batter	1	2	3	4	5	6	7	8	9	AB	R	H	RBI	BB	SO	LOB	BOTTOM					
Julio Cruz, S OBP: 0.341, SLG: 0.257 (1, 4)	F7		K			2B 1-2 1B		BB		3	0	1	0	1	1	0	Oakland Athletics @ Seattle Mariners The Kingdome, Seattle, WA Tue Apr 22 1980, 9:05 PM EST Att.: 4,059 - Dome					
Rod Craig, S OBP: 0.295, SLG: 0.439 (1, 8)	B5-3		G3			1-3 2-H 2B		K		4	0	1	1	0	1	1						
Dan Meyer, L OBP: 0.375, SLG: 0.426 (1, 7)	2B		F9			F8		F8		4	0	1	0	0	0	3						
Bruce Bochte, L OBP: 0.500, SLG: 0.745 Larry Milbourne, S (9, PR) OBP: 0.048, SLG: 0.048 Tom Paciorek, R (9, 3) (1, 3)	6-3					F8		HR BB		3	1	1	1	1	0	1						
Willie Horton, R OBP: 0.298, SLG: 0.152 (1, 10)			6-3			6-3		K		4	0	0	0	0	1	1						
Bill Stein, R OBP: 0.357, SLG: 0.500 (1, 5)		1B 2B				5-3		F6		3	1	1	2	0	0	0						
Joe Simpson, L OBP: 0.457, SLG: 0.552 (1, 9)						6-3		F5		3	0	1	0	1	0	0						
Larry Cox, R OBP: 0.259, SLG: 0.130 (1, 2)						F9		6-3		4	0	1	0	0	0	1						
Mario Mendoza, R OBP: 0.222, SLG: 0.353 Leon Roberts, R (2, PH) OBP: 0.360, SLG: 0.773 Jim Anderson, R (3, 6) OBP: 0.357, SLG: 0.444 (1, 6)	G6-4-3					1B 2B		HR		0	0	0	0	0	0	0						
Inning Stats	R: 0 E: 0 K: 0 S: 4	H: 1 LOB: 1 BB: 0 P: 4	R: 0 E: 0 K: 0 S: 4	H: 2 LOB: 2 BB: 0 P: 5	R: 0 E: 0 K: 1 S: 5	H: 0 LOB: 0 BB: 0 P: 5	R: 0 E: 0 K: 0 S: 3	H: 0 LOB: 0 BB: 0 P: 3	R: 1 E: 0 K: 0 S: 6	H: 3 LOB: 2 BB: 0 P: 6	R: 1 E: 0 K: 0 S: 4	H: 1 LOB: 0 BB: 0 P: 4	R: 1 E: 0 K: 1 S: 6	H: 1 LOB: 1 BB: 1 P: 10	R: 2 E: 0 K: 1 S: 6	H: 1 LOB: 2 BB: 2 P: 14		1B: 3 2B: 3 3B: 0 HR: 3	SF: 0 SAC: 0 DP: 1 HBP: 1	WP: 0 PB: 0 CS: 0	PA: 36	
PITCHER	IP WLS BF H R ER SO BB IBB HBP BLK WP HR S P ERA WHIP	IP WLS BF H R ER SO BB IBB HBP BLK WP HR S P ERA WHIP	IP WLS BF H R ER SO BB IBB HBP BLK WP HR S P ERA WHIP	IP WLS BF H R ER SO BB IBB HBP BLK WP HR S P ERA WHIP	IP WLS BF H R ER SO BB IBB HBP BLK WP HR S P ERA WHIP	IP WLS BF H R ER SO BB IBB HBP BLK WP HR S P ERA WHIP	IP WLS BF H R ER SO BB IBB HBP BLK WP HR S P ERA WHIP	IP WLS BF H R ER SO BB IBB HBP BLK WP HR S P ERA WHIP	IP WLS BF H R ER SO BB IBB HBP BLK WP HR S P ERA WHIP	IP WLS BF H R ER SO BB IBB HBP BLK WP HR S P ERA WHIP	IP WLS BF H R ER SO BB IBB HBP BLK WP HR S P ERA WHIP	IP WLS BF H R ER SO BB IBB HBP BLK WP HR S P ERA WHIP	IP WLS BF H R ER SO BB IBB HBP BLK WP HR S P ERA WHIP	IP WLS BF H R ER SO BB IBB HBP BLK WP HR S P ERA WHIP	IP WLS BF H R ER SO BB IBB HBP BLK WP HR S P ERA WHIP	IP WLS BF H R ER SO BB IBB HBP BLK WP HR S P ERA WHIP	IP WLS BF H R ER SO BB IBB HBP BLK WP HR S P ERA WHIP	IP WLS BF H R ER SO BB IBB HBP BLK WP HR S P ERA WHIP	IP WLS BF H R ER SO BB IBB HBP BLK WP HR S P ERA WHIP	IP WLS BF H R ER SO BB IBB HBP BLK WP HR S P ERA WHIP	IP WLS BF H R ER SO BB IBB HBP BLK WP HR S P ERA WHIP	IP WLS BF H R ER SO BB IBB HBP BLK WP HR S P ERA WHIP



Batter	1	2	3	4	5	6	7	8	9	AB	R	H	RBI	BB	SO	LOB	TOP																					
Rick Miller, L OBP: 0.462, SLG: 0.364 (1, 8)	4-0 BB G4-6-3		0-0 1B 5-3		0-0 1B F7		0-0 1-2 SH1-4		0-0 4-3	3	0	1	0	1	0	1																						
Freddie Patek, R OBP: 0.349, SLG: 0.425 (1, 6)	0-0 G4-6-3 1-2		0-0 P4		0-0 1-3 1B P6-3		0-0 5-3		0-0 4-3	4	0	1	0	0	0	3																						
Carney Lansford, R OBP: 0.370, SLG: 0.386 (1, 5)	0-0 F7		0-0 5-3		0-0 1-2 P6-3		0-0 BLK 1B		0-0 4-3	4	0	1	1	0	0	3																						
Don Baylor, R OBP: 0.411, SLG: 0.370 (1, 10)		0-0 1B 2B	4-0 BB		4-0 HR BB		0-0 4-3		0-0 4-3	2	2	1	0	2	0	1																						
Rod Carew, L OBP: 0.333, SLG: 0.340 (1, 3)	0-0 F7		0-0 L6		0-0 F8		0-0 3-1		0-0 3-1	4	0	0	0	0	0	4																						
Al Cowens, R OBP: 0.263, SLG: 0.212 (1, 9)	0-0 5-3		0-0 6-3		0-0 L9		0-0 G5-4-3 1B		0-0 G5-4-3 1B	4	0	1	0	0	0	2																						
Joe Rudi, R OBP: 0.292, SLG: 0.488 (1, 7)	0-0 1B		0-0 6-3		0-0 HR		0-0 G5-4-3 1B		0-0 G5-4-3 1B	4	1	2	3	0	0	1																						
Bobby Grich, R OBP: 0.313, SLG: 0.341 (1, 4)	0-0 1B		0-0 F9		0-0 1-3		0-0 K		0-0 K	4	0	1	0	0	1	0																						
Tom Donohue, R OBP: 0.300, SLG: 0.263 (1, 2)	0-3 K		0-0 1B		0-0 1B		0-0 SH1-4 1B		0-0 F3	4	1	2	0	0	1	2																						
Inning Stats	R: 0 E: 0 K: 0 S: 2	H: 0 LOB: 0 BB: 1 P: 6	R: 1 E: 0 K: 1 S: 8	H: 3 LOB: 2 BB: 0 P: 8	R: 0 E: 0 K: 0 S: 4	H: 1 LOB: 2 BB: 1 P: 8	R: 0 E: 0 K: 0 S: 3	H: 0 LOB: 0 BB: 0 P: 3	R: 0 E: 0 K: 0 S: 4	H: 2 LOB: 1 BB: 0 P: 4	R: 2 E: 0 K: 0 S: 4	H: 1 LOB: 1 BB: 1 P: 8	R: 1 E: 0 K: 0 S: 5	H: 2 LOB: 0 BB: 0 P: 5	R: 0 E: 0 K: 0 S: 3	H: 1 LOB: 0 BB: 0 P: 3	R: 0 E: 0 K: 1 S: 5	H: 0 LOB: 0 BB: 0 P: 5	1B: 8 2B: 2 3B: 0 HR: 1	SF: 0 SAC: 1 DP: 3 HBP: 0	WP: 0 PA: 37 PB: 0 SB: 1 CS: 0																	
PITCHER	IP	WLS	BF	H	R	ER	SO	BB	IBB	HBP	BLK	WP	HR	S	P	ERA	WHIP	PITCHER				IP	WLS	BF	H	R	ER	SO	BB	IBB	HBP	BLK	WP	HR	S	P	ERA	WHIP
Mike Parrott, R ERA: 5.13 (1, 1)	6.2	L	30	9	4	4	1	3	0	0	0	0	1	29	41	5.40	1.800																					
Dave Heaverlo, R ERA: 3.35 (7, 1)	2.1		7	1	0	0	1	0	0	0	1	0	0	9	9	0.00	0.429																					

California Angels @ Seattle Mariners
The Kingdome, Seattle, WA
Fri Apr 25 1980, 9:05 PM EST
Att: 9,083 - Dome

AB 33
R 4
H 10
RBI 4
BB 3
SO 2
LOB 17



Batter	1	2	3	4	5	6	7	8	9	AB	R	H	RBI	BB	SO	LOB	BOTTOM																					
Joe Simpson, L OBP: 0.405, SLG: 0.472 (1, 8)	0-0 4-3	0-0 G3		0-0 F8			0-0 P5		0-0 E 2B 1B	5	1	1	0	0	0	3																						
Jim Anderson, R OBP: 0.297, SLG: 0.343 (1, 6)	0-0 6-3		0-0 6-3		0-0 5-3		0-0 5-3		0-0 E1 2B E	5	1	0	0	0	0	1																						
Dan Meyer, L OBP: 0.368, SLG: 0.400 (1, 7)	0-0 1B		4-0 WP BB		0-0 4-3		0-0 2B 1B		0-0 F7	4	0	2	0	1	0	2																						
Bruce Bochte, L OBP: 0.476, SLG: 0.714 Rod Craig, S OBP: 0.277, SLG: 0.410 (9, PR)	0-0 F8		0-0 1-3		0-0 F7		0-0 2B		0-0 1-3 2B	5	0	2	2	0	0	2																						
Willie Horton, R OBP: 0.333, SLG: 0.173 (1, 10)		0-0 1-3	4-0 WP BB		0-0 FC1-5 1B		0-0 1B		0-0 F8	3	0	1	0	2	0	1																						
Leon Roberts, R OBP: 0.344, SLG: 0.643 (1, 9)	4-0 1B SF7 BB		0-0 F7		0-0 FC1-5 1B		0-0 P4		0-0 F8	4	1	1	0	1	0	6																						
Bill Stein, R OBP: 0.389, SLG: 0.469 (1, 5)	0-0 1B 1B		0-0 F8		0-0 FC1-5 1B		0-0 F7		0-0 F7	4	0	2	0	0	0	2																						
Larry Milbourne, S OBP: 0.038, SLG: 0.040 (1, 4)	0-0 SF7		0-0 F8		0-0 F8		0-0 F9		0-0 F9	3	0	0	1	0	0	3																						
Larry Cox, R OBP: 0.333, SLG: 0.214 Bob Stinson, S OBP: 0.083, SLG: 0.083 (8, PH) (9, 2)	0-0 1B		0-0 P4		0-0 FC6-4		0-0 F3		0-0 F3	3	0	1	0	0	0	3																						
Inning Stats	R: 0 E: 0 K: 0 S: 4	H: 1 LOB: 1 BB: 0 P: 4	R: 1 E: 0 K: 0 S: 5	H: 2 LOB: 2 BB: 1 P: 9	R: 0 E: 0 K: 0 S: 3	H: 0 LOB: 2 BB: 2 P: 11	R: 0 E: 0 K: 0 S: 4	H: 1 LOB: 1 BB: 0 P: 4	R: 0 E: 0 K: 0 S: 3	H: 0 LOB: 0 BB: 0 P: 3	R: 0 E: 0 K: 0 S: 5	H: 2 LOB: 2 BB: 0 P: 5	R: 0 E: 0 K: 0 S: 5	H: 2 LOB: 3 BB: 1 P: 9	R: 0 E: 0 K: 0 S: 3	H: 0 LOB: 0 BB: 0 P: 3	R: 2 E: 2 K: 0 S: 6	H: 2 LOB: 1 BB: 0 P: 6	1B: 8 2B: 2 3B: 0 HR: 0	SF: 1 SAC: 0 DP: 0 HBP: 0	WP: 1 PA: 42 PB: 0 SB: 1 CS: 0																	
PITCHER	IP	WLS	BF	H	R	ER	SO	BB	IBB	HBP	BLK	WP	HR	S	P	ERA	WHIP	PITCHER				IP	WLS	BF	H	R	ER	SO	BB	IBB	HBP	BLK	WP	HR	S	P	ERA	WHIP
Don Aase, R ERA: 3.32 (1, 1)	8.1	W	40	10	3	2	0	4	0	0	0	0	0	36	52	2.16	1.680																					
John Montague, R ERA: 1.69 (9, 1)	0.2	S	2	0	0	0	0	0	0	0	0	0	0	2	2	0.00	0.000																					

California Angels @ Seattle Mariners
The Kingdome, Seattle, WA
Fri Apr 25 1980, 9:05 PM EST
Att: 9,083 - Dome

AB 37
R 3
H 10
RBI 3
BB 4
SO 0
LOB 23



Batter	1	2	3	4	5	6	7	8	9	AB	R	H	RBI	BB	SO	LOB	TOP									
Rick Miller, L OBP: 0.452, SLG: 0.346 (1, 8)	0-0 3-1	0-0 1B		0-3 K		0-0 5-3		4-0 FC5-4 IBB		4	1	2	1	1	0											
Freddie Patek, R OBP: 0.354, SLG: 0.409 (1, 6)	4-0 S BB	0-0 S 1B		0-0 6-3			0-3 K	0-0 F8		4	0	1	1	1	1	2										
Carney Lansford, R OBP: 0.373, SLG: 0.375 (1, 5)	0-0 P5	4-0 FC6-4 BB		0-0 5-3			0-0 1B FC6-4 1B	0-0 FC5-4		4	1	1	0	1	0	3										
Don Baylor, R OBP: 0.410, SLG: 0.373 (1, 10)	0-0 4-3	0-0 FC6-4		0-0 CS BB 1B			0-0 1-3 E 1B	0-0 F9		5	1	2	0	0	0	3										
Rod Carew, L OBP: 0.373, SLG: 0.347 (1, 3)		0-0 2B 1B	4-0 1B S BB		4-0 1-2 BB		4-0 FC6-4 BB	0-3 K		2	1	1	0	3	1	0										
Al Cowens, R OBP: 0.298, SLG: 0.228 (1, 9)		0-0 1B 2B	0-3 K		0-3 K		0-0 FC6-4	0-3 K		5	1	1	2	0	3	4										
Joe Rudi, R OBP: 0.308, SLG: 0.553 (1, 7)		0-3 K	0-0 G1-6-3 1B		0-0 HR		0-0 P6			4	1	2	1	0	1	2										
Bobby Grich, R OBP: 0.327, SLG: 0.341 (1, 4)		0-0 S 1B	0-0 G1-6-3		0-0 4-3		4-0 F8 SH3-4 BB			3	1	1	0	1	0	2										
Tom Donohue, R OBP: 0.261, SLG: 0.227 (1, 2)	0-0 F8		0-0 5-3		0-0 6-3		0-0 SH3-4			3	0	0	0	0	0	2										
Inning Stats	R: 0 E: 0 K: 0 S: 3	H: 0 LOB: 1 BB: 1 P: 7	R: 4 E: 0 K: 1 S: 10	H: 5 LOB: 2 BB: 1 P: 14	R: 0 E: 0 K: 1 S: 5	H: 1 LOB: 0 BB: 0 P: 9	R: 0 E: 0 K: 1 S: 5	H: 0 LOB: 0 BB: 0 P: 5	R: 0 E: 0 K: 1 S: 5	H: 1 LOB: 2 BB: 1 P: 9	R: 1 E: 0 K: 0 S: 4	H: 1 LOB: 0 BB: 0 P: 4	R: 2 E: 1 K: 1 S: 7	H: 2 LOB: 1 BB: 1 P: 11	R: 0 E: 0 K: 0 S: 3	H: 0 LOB: 2 BB: 2 P: 11	R: 0 E: 0 K: 2 S: 7	H: 0 LOB: 0 BB: 0 P: 7	1B: 8 2B: 2 3B: 0 HR: 1	SF: 0 SAC: 1 DP: 2 HBP: 0	WP: 0 PB: 0 SB: 4 CS: 1	PA: 42				
PITCHER	IP	WLS	BF	H	R	ER	SO	BB	IBB	HBP	BLK	WP	HR	S	P	ERA	WHIP									
Jim Beattie, R ERA: 6.38	(1, 1)	1.2	11	5	4	4	1	1	0	0	0	0	0	12	16	21.60	3.600									
Rob Dressler, R ERA: 5.09	(2, 1)	4.2	L	20	5	3	2	4	3	0	0	0	0	1	25	37	3.86	1.714								
Shane Rawley, L ERA: 7.11	(7, 1)	0.0		1	0	0	0	1	0	0	0	0	0	0	4	∞	∞									
Byron McLaughlin, R ERA: 6.59	(7, 1)	2.2		10	0	0	0	2	1	1	0	0	0	0	12	20	0.00	0.375								

California Angels @ Seattle Mariners
The Kingdome, Seattle, WA
Sat Apr 26 1980, 10:05 PM EST
Att: 20,152 - Dome

AB	34
R	7
H	10
RBI	6
BB	7
SO	7
LOB	18



Batter	1	2	3	4	5	6	7	8	9	AB	R	H	RBI	BB	SO	LOB	BOTTOM								
Joe Simpson, L OBP: 0.447, SLG: 0.525 (1, 8)	0-0 SH3-4 1B		0-0 2B WP 1B	0-0 HR 2B		0-0 F7		4-0 SH3-4 BB		4	2	3	0	1	0	0									
Jim Anderson, R OBP: 0.350, SLG: 0.500 (1, 6)	0-0 SH3-4		0-0 WP 2B	0-0 HR			0-0 3-4-1 SH3 1B	0-0 SH3-4		3	2	3	3	0	0	0									
Dan Meyer, L OBP: 0.393, SLG: 0.421 (1, 7)	0-0 F7		0-0 1B SF7 2B	4-0 BB			0-0 SH3	4-0 CS BB		2	1	1	1	2	0	1									
Bruce Bochte, L OBP: 0.456, SLG: 0.672 (1, 3)	0-0 4-3		0-0 1B	0-0 F8			0-0 3-4-1	0-3 K		5	0	1	0	0	1	5									
Willie Horton, R OBP: 0.329, SLG: 0.182 (1, 10)		0-0 1-3 1B	0-0 SF7		0-3 K		0-3 K			3	0	1	1	0	2	1									
Leon Roberts, R OBP: 0.361, SLG: 0.613 (1, 9)		0-0 1-3	0-0 G5-4-3 1B		0-0 F8			4-0 SH3 BB		3	0	1	0	1	0	1									
Bill Stein, R OBP: 0.359, SLG: 0.429 (1, 5)		0-0 5-3	0-0 G5-4-3		0-0 F3			0-0 SH3		3	0	0	0	0	0	3									
Larry Milbourne, S OBP: 0.033, SLG: 0.034 (1, 4)	0-0 4-3		0-0 G3		0-0 5-3			0-0 F8		4	0	0	0	0	0	2									
Bob Stinson, S OBP: 0.115, SLG: 0.080 Tom Paciorek, R (6, PH)			4-0 F8		0-3 K			0-0 F9		1	1	0	0	1	0	0									
Larry Cox, R OBP: 0.333, SLG: 0.214 Jerry Narron, L (8, PH)			0-0 1B BB		0-0 F8			0-0 F9		0	0	0	0	0	0	0									
Inning Stats	R: 0 E: 0 K: 0 S: 4	H: 1 LOB: 0 BB: 0 P: 4	R: 0 E: 0 K: 0 S: 4	H: 1 LOB: 0 BB: 0 P: 4	R: 4 E: 0 K: 0 S: 7	H: 5 LOB: 1 BB: 1 P: 11	R: 2 E: 0 K: 0 S: 5	H: 2 LOB: 0 BB: 0 P: 5	R: 0 E: 0 K: 1 S: 5	H: 0 LOB: 0 BB: 0 P: 5	R: 0 E: 0 K: 1 S: 6	H: 1 LOB: 1 BB: 0 P: 6	R: 0 E: 0 K: 0 S: 3	H: 0 LOB: 1 BB: 1 P: 7	R: 0 E: 0 K: 1 S: 4	H: 0 LOB: 2 BB: 2 P: 12	1B: 6 2B: 4 3B: 0 HR: 1	SF: 1 SAC: 4 DP: 2 HBP: 0	WP: 1 PB: 0 SB: 0 CS: 1	PA: 40					
PITCHER	IP	WLS	BF	H	R	ER	SO	BB	IBB	HBP	BLK	WP	HR	S	P	ERA	WHIP								
Chris Knapp, R ERA: 6.94	(1, 1)	2.0		12	5	4	4	0	1	0	0	0	0	11	15	18.00	3.000								
Jim Barr, R ERA: 3.72	(3, 1)	1.2		9	4	2	2	0	1	0	0	0	1	8	12	10.80	3.000								
Dave LaRoche, L ERA: 1.69	(4, 1)	3.0	W	10	1	0	0	2	0	0	0	0	0	14	14	0.00	0.333								
Mark Clear, R ERA: 5.14	(7, 1)	2.1	S	9	0	0	0	2	3	0	0	0	0	10	22	0.00	1.286								

California Angels @ Seattle Mariners
The Kingdome, Seattle, WA
Sat Apr 26 1980, 10:05 PM EST
Att: 20,152 - Dome

AB	30
R	6
H	10
RBI	5
BB	5
SO	4
LOB	14



Batter	1	2	3	4	5	6	7	8	9	AB	R	H	RBI	BB	SO	LOB	TOP			
Rick Miller, L OBP: 0.429, SLG: 0.333 (1, 8)	0-0 4-3	0-0 F7			0-0 F8		0-0 1B			4	0	1	0	0	0	0				
Freddie Patek, R OBP: 0.346, SLG: 0.417 (1, 6)	0-0 4-3 1B 2B		0-0 F7		0-0 F8		0-0 4-3			4	1	1	0	0	0	1				
Carney Lansford, R OBP: 0.345, SLG: 0.346 (1, 5)	0-0 4-3 2-3		0-0 F8		0-0 6-3		0-0 5-3			4	0	0	0	0	0	1				
Don Baylor, R OBP: 0.415, SLG: 0.370 (1, 10)	4-0 1B BB		0-0 F7		0-0 1B		0-0 F8			3	0	1	0	1	0	0				
Rod Carew, L OBP: 0.381, SLG: 0.358 (1, 3)	0-0 1-2 3-H 1B		0-0 4-3		0-0 1B		0-0 4-3			4	0	2	1	0	0	0				
Al Cowens, R OBP: 0.242, SLG: 0.213 (1, 9)	0-0 F8		0-0 F7		0-0 6-3			0-0 6-3		4	0	0	0	0	0	4				
Joe Rudi, R OBP: 0.304, SLG: 0.588 (1, 7)		0-0 HR	0-3 K		0-3 K			0-3 K		4	1	1	1	0	3	0				
Bobby Grich, R OBP: 0.339, SLG: 0.417 (1, 4)		0-0 6-3		0-3 K		0-0 HR		0-0 1B		4	1	2	1	0	1	0				
Tom Donohue, R OBP: 0.231, SLG: 0.200 (1, 2)		0-0 F8		0-0 F5		0-0 5-3		0-3 K		3	0	0	0	0	0	0				
Ralph Garr, L OBP: 0.125, SLG: 0.250 (9, PH)										1	0	0	0	0	1	1				
Inning Stats	R: 1 E: 0 K: 0 S: 5	H: 2 LOB: 2 BB: 1 P: 9	R: 1 E: 0 K: 0 S: 4	H: 1 LOB: 0 BB: 0 P: 4	R: 0 E: 0 K: 1 S: 3	H: 0 LOB: 0 BB: 0 P: 3	R: 0 E: 0 K: 1 S: 5	H: 0 LOB: 0 BB: 0 P: 5	R: 0 E: 0 K: 1 S: 5	H: 2 LOB: 2 BB: 0 P: 5	R: 1 E: 0 K: 1 S: 7	H: 2 LOB: 1 BB: 0 P: 7	R: 0 E: 0 K: 0 S: 3	H: 0 LOB: 0 BB: 0 P: 3	R: 0 E: 0 K: 2 S: 8	H: 1 LOB: 1 BB: 0 P: 8	1B: 5 2B: 1 3B: 0 HR: 2	SF: 0 SAC: 0 DP: 0 HBP: 0	WP: 0 PB: 0 SB: 0 CS: 0	PA: 36
PITCHER Glenn Abbott, R ERA: 4.05 (1, 1)	IP: 9.0 WLS: W BF: 36 H: 8 R: 3 ER: 3 SO: 5 BB: 1 IBB: 0 HBP: 0 BLK: 0 WP: 0 HR: 2 S: 45 P: 49 ERA: 3.00 WHIP: 1.000																			

California Angels @ Seattle Mariners
The Kingdome, Seattle, WA
Sun Apr 27 1980, 6:33 AM EDT
Att: 6,109 - Dome

AB 35
R 3
H 8
RBI 3
BB 1
SO 5
LOB 7

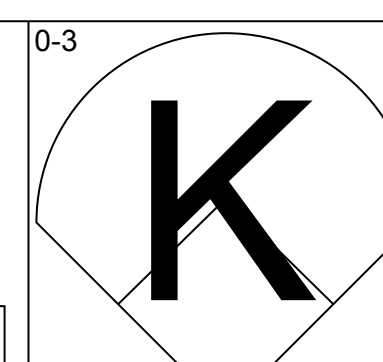
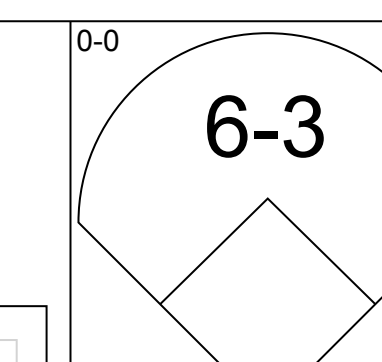
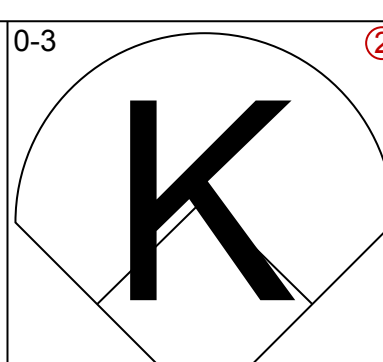
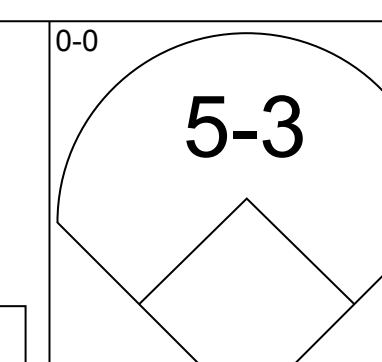
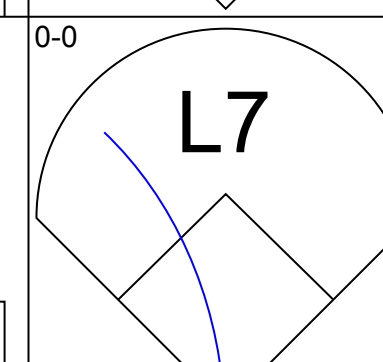
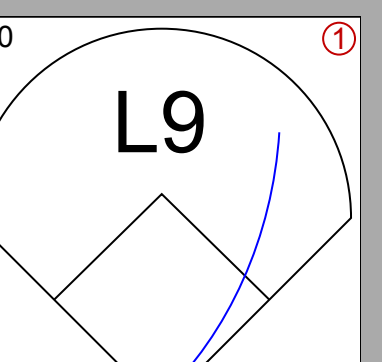
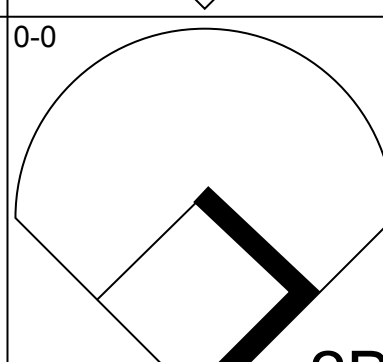
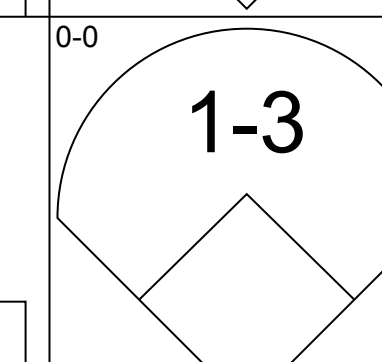
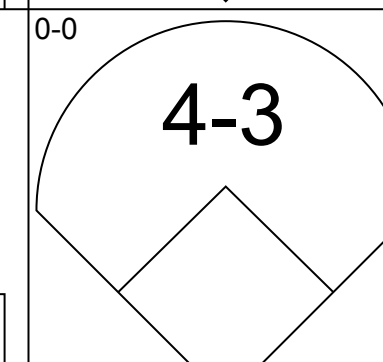
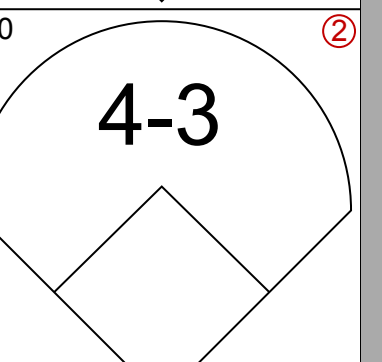
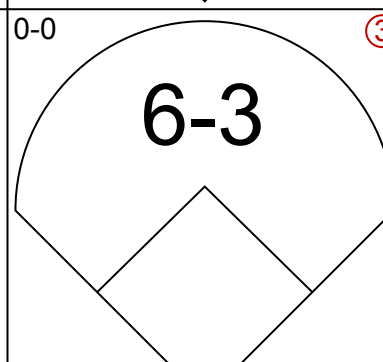
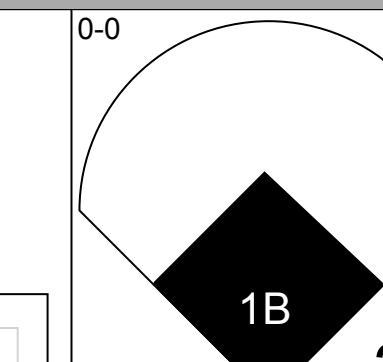
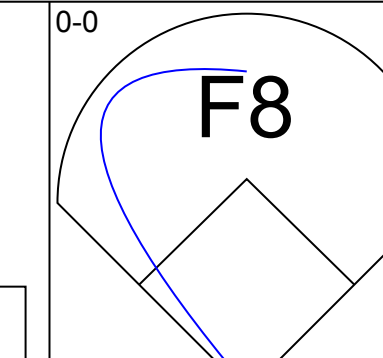
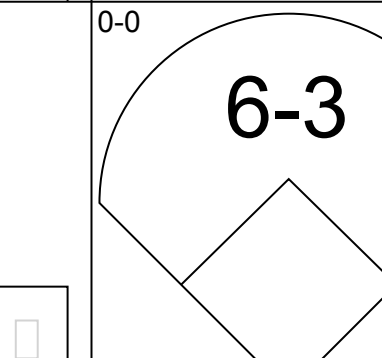
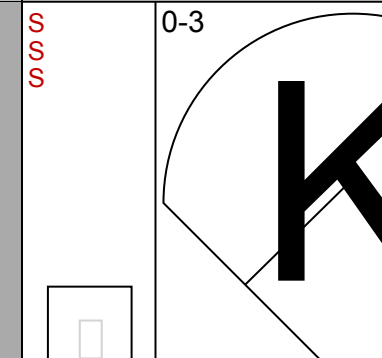
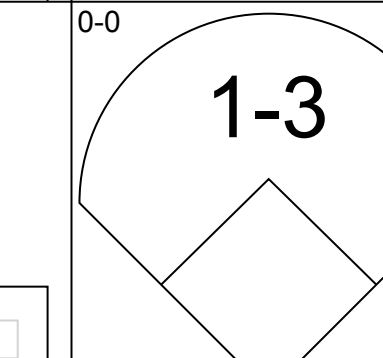
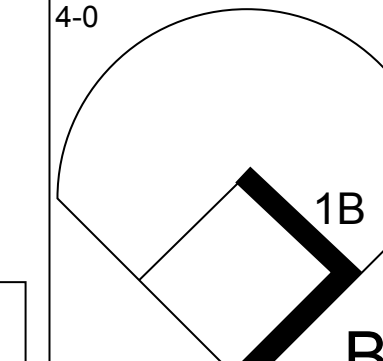
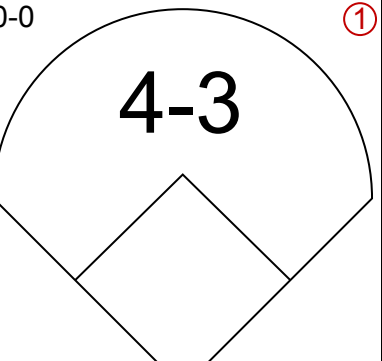
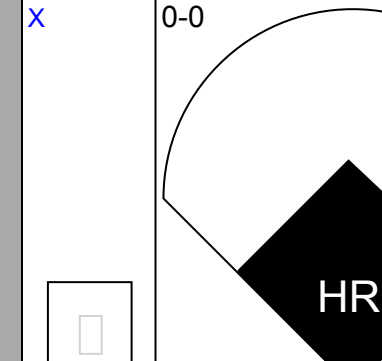
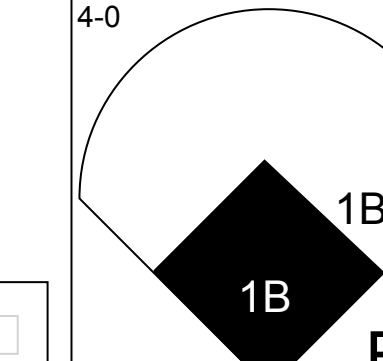
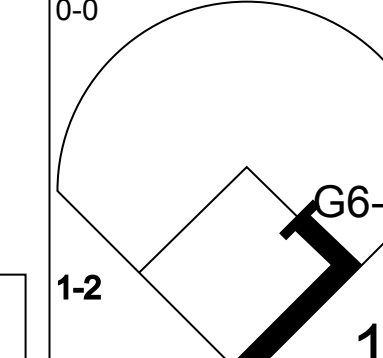
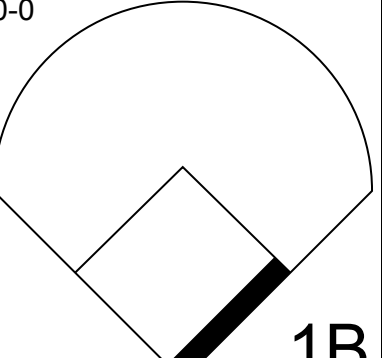
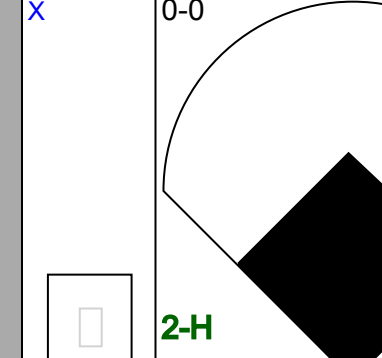
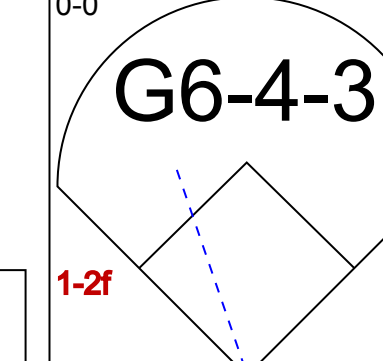
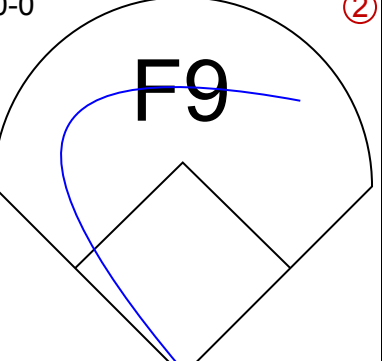
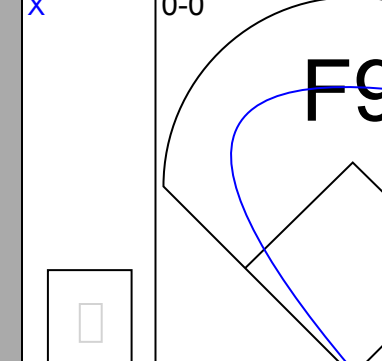
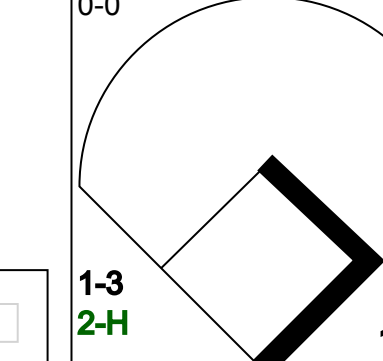
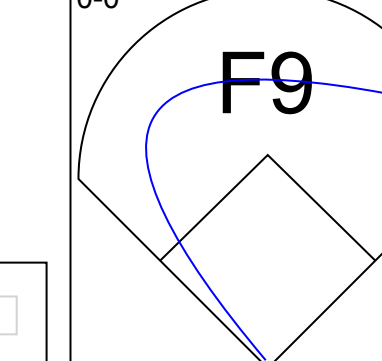
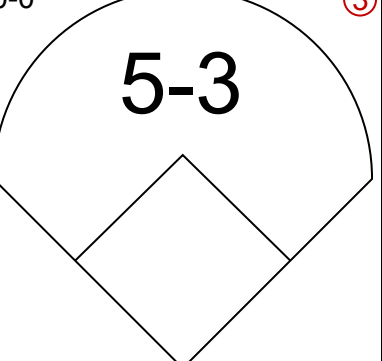
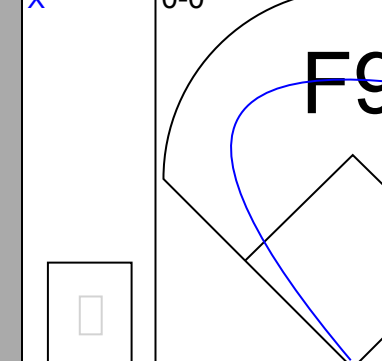
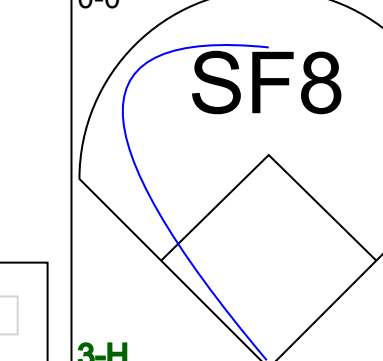
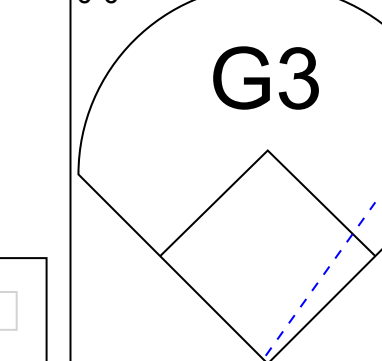
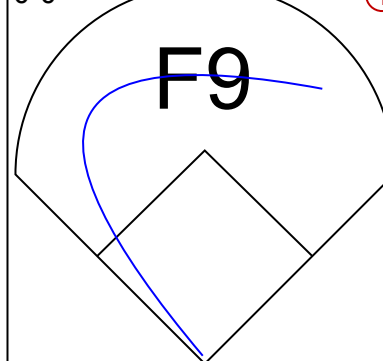
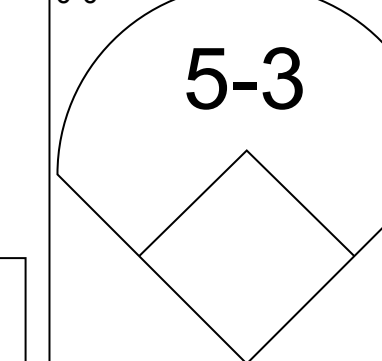
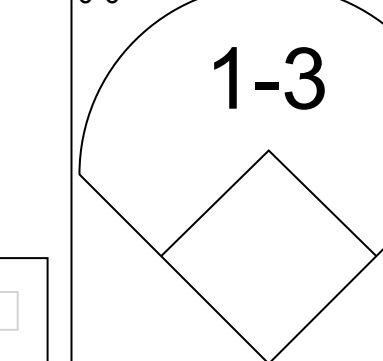


Batter	1	2	3	4	5	6	7	8	9	AB	R	H	RBI	BB	SO	LOB	BOTTOM			
Joe Simpson, L OBP: 0.451, SLG: 0.512 (1, 8)	0-0 1-3		0-0 1B SF7 1B		0-0 3-1	4-0 CS BB				3	1	1	0	1	0	1				
Jim Anderson, R OBP: 0.386, SLG: 0.512 (1, 6)	4-0 BB		0-0 1B SF7 1B		0-0 E5 HR 1B	0-0 CS 1-2 3-H	0-0 F8			3	2	2	0	1	0	0				
Dan Meyer, L OBP: 0.400, SLG: 0.475 (1, 7)	0-0 F7		0-0 SF7		0-0 HR	4-0 6-3 WP BB				2	1	1	3	1	0	1				
Bruce Bochte, L OBP: 0.444, SLG: 0.646 (1, 3)	0-3 K		0-0 1B		0-0 4-3	0-0 6-3				4	0	1	1	0	1	2				
Willie Horton, R OBP: 0.324, SLG: 0.203 (1, 10)		0-0 F7	0-0 P4		0-0 2B		0-0 1-3			4	0	1	0	0	0	1				
Leon Roberts, R OBP: 0.350, SLG: 0.571 (1, 9)		0-0 WP 1B 1B		0-0 F9	0-0 4-3		0-0 F9			4	1	1	0	0	0	1				
Bill Stein, R OBP: 0.326, SLG: 0.385 (1, 4)		0-0 6-3		0-0 P4		0-0 F8		0-0 6-3		4	0	0	0	0	0	1				
Ted Cox, R OBP: 0.258, SLG: 0.231 (1, 5)		0-0 2-H 1B		0-0 6-3		0-0 4-3 WP CS 1B		0-0 L5		4	1	2	1	0	0	0				
Larry Cox, R OBP: 0.333, SLG: 0.258 (1, 2)		0-0 F3		0-0 E 2B		0-0 4-3				3	1	1	0	0	0	2				
Inning Stats	R: 0 E: 0 K: 1 S: 5	H: 0 LOB: 1 BB: 1 P: 9	R: 1 E: 0 K: 0 S: 5	H: 2 LOB: 1 BB: 0 P: 5	R: 2 E: 0 K: 0 S: 5	H: 3 LOB: 0 BB: 0 P: 5	R: 0 E: 0 K: 0 S: 3	H: 0 LOB: 0 BB: 0 P: 3	R: 3 E: 1 K: 0 S: 7	H: 4 LOB: 1 BB: 0 P: 7	R: 1 E: 0 K: 0 S: 3	H: 1 LOB: 0 BB: 1 P: 7	R: 0 E: 0 K: 0 S: 3	H: 0 LOB: 0 BB: 1 P: 7	R: 0 E: 0 K: 0 S: 3	H: 0 LOB: 0 BB: 0 P: 3	1B: 7 2B: 2 3B: 0 HR: 1	SF: 1 SAC: 0 DP: 0 HBP: 0	WP: 3 PB: 0 SB: 0 CS: 2	PA: 36
PITCHER Dave Frost, R ERA: 4.5 (1, 1)	IP: 4.2 WLS: L BF: 23 H: 9 R: 6 ER: 6 SO: 1 BB: 1 IBB: 0 HBP: 0 BLK: 0 WP: 1 HR: 1 S: 24 P: 28 ERA: 11.57 WHIP: 2.143																			
PITCHER Freddie Martinez, R ERA: 1.35 (5, 1)	IP: 3.1 WLS: L BF: 12 H: 1 R: 1 ER: 1 SO: 0 BB: 0 IBB: 0 HBP: 0 BLK: 0 WP: 0 HR: 0 S: 10 P: 18 ERA: 2.70 WHIP: 0.900																			

California Angels @ Seattle Mariners
The Kingdome, Seattle, WA
Sun Apr 27 1980, 6:33 AM EDT
Att: 6,109 - Dome

AB 31
R 7
H 10
RBI 5
BB 3
SO 1
LOB 9

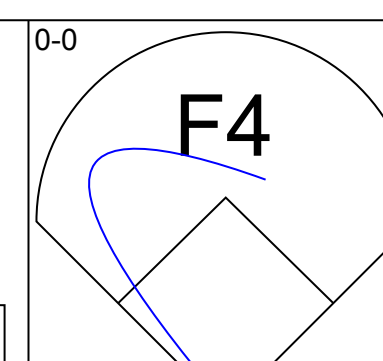
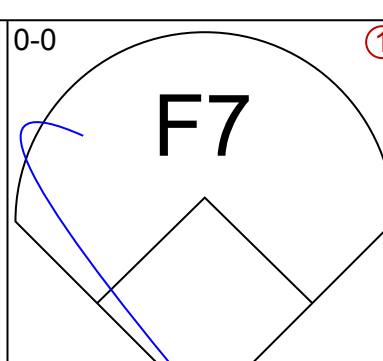
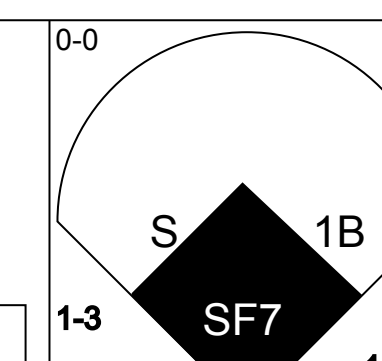
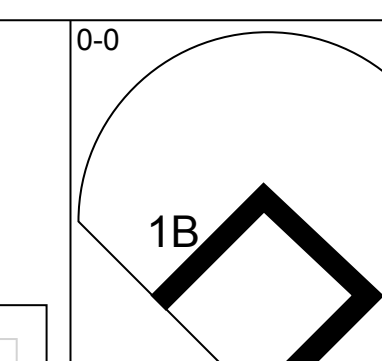
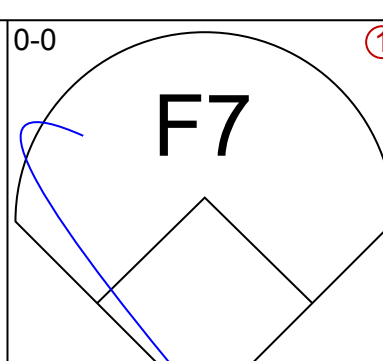
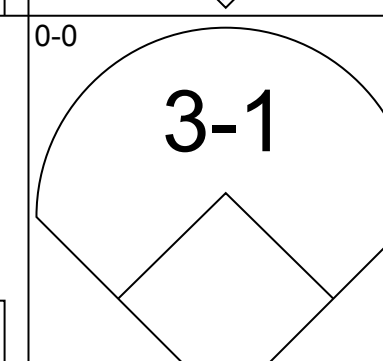
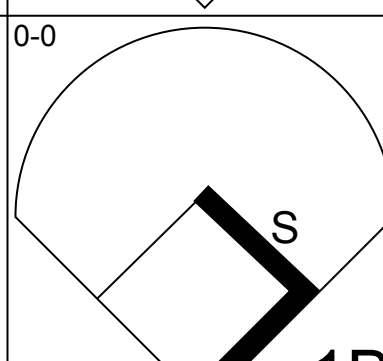
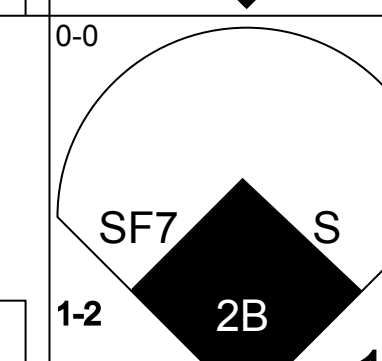
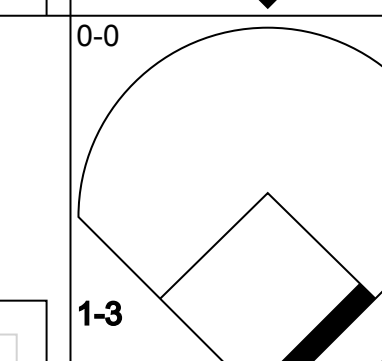
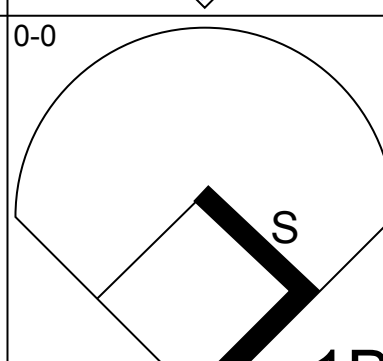
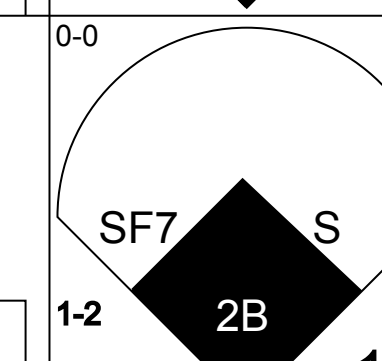
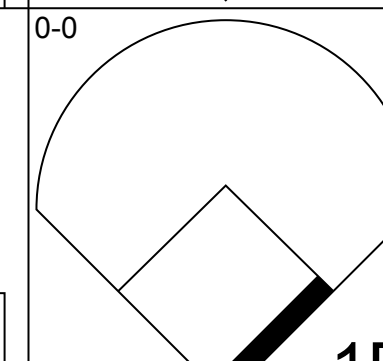

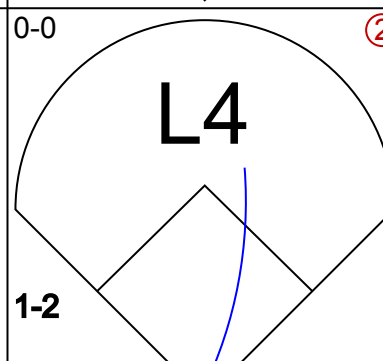
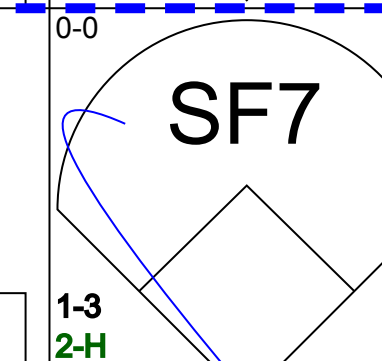

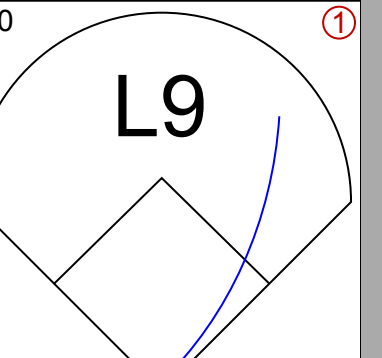

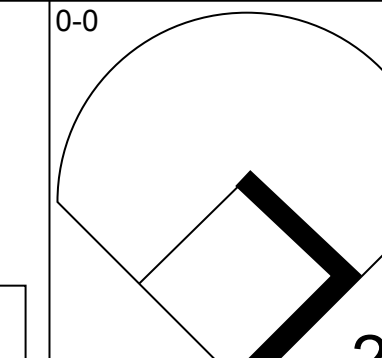
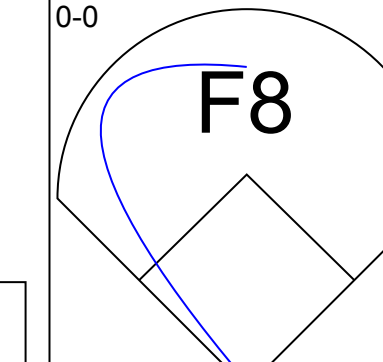
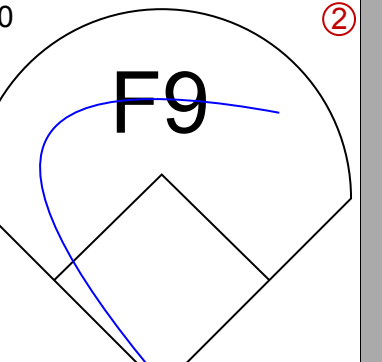
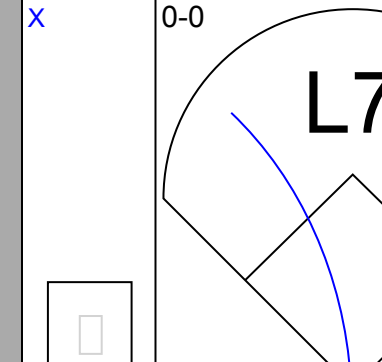

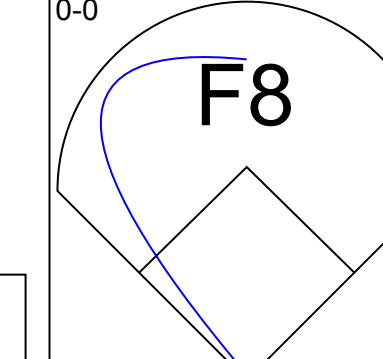

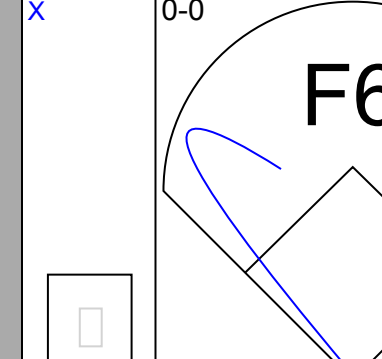

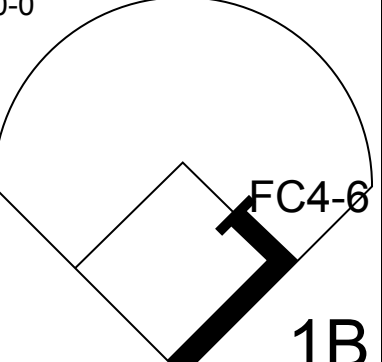

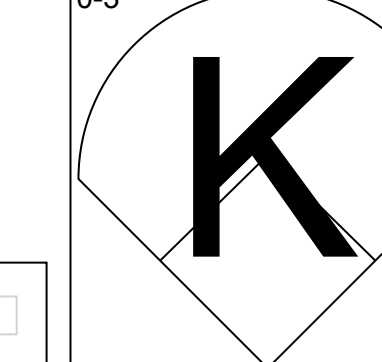
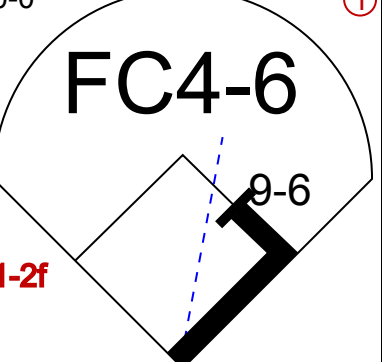
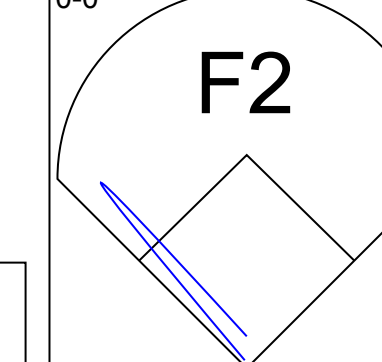
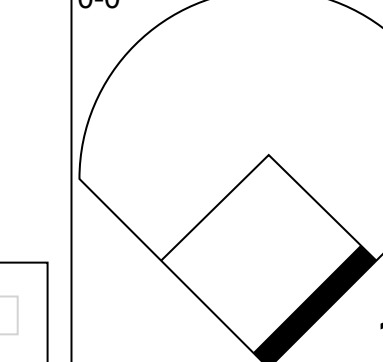


Batter	1	2	3	4	5	6	7	8	9	AB	R	H	RBI	BB	SO	LOB	TOP			
Rod Craig, S (1, 8) OBP: 0.261, SLG: 0.385										4	0	0	0	0	2	0				
Jim Anderson, R (1, 6) OBP: 0.358, SLG: 0.480										4	0	1	0	0	0	0				
Leon Roberts, R (1, 9) OBP: 0.347, SLG: 0.568										4	1	1	0	0	0	1				
Willie Horton, R (1, 10) OBP: 0.325, SLG: 0.239										4	0	0	0	0	1	1				
Bruce Bochte, L (1, 3) OBP: 0.444, SLG: 0.620										2	1	1	0	2	0	0				
Larry Milbourne, S (9, PR) OBP: 0.033, SLG: 0.034										0	1	0	0	0	0	0				
Bill Stein, R (1, 4) OBP: 0.412, SLG: 0.522										4	2	4	3	0	0	0				
Tom Paciorek, R (1, 7) Joe Simpson, L (7, 7) OBP: 0.439, SLG: 0.479										3	0	0	0	0	0	3				
Ted Cox, R (1, 5) OBP: 0.205, SLG: 0.182										3	0	0	1	0	0	1				
Larry Cox, R (1, 2) OBP: 0.302, SLG: 0.216										4	0	0	0	0	0	2				
Inning Stats	R: 0 E: 0 K: 1 S: 5	H: 0 LOB: 0 BB: 0 P: 5	R: 0 E: 0 K: 0 S: 3	H: 1 LOB: 1 BB: 1 P: 7	R: 0 E: 0 K: 0 S: 3	H: 0 LOB: 0 BB: 0 P: 3	R: 0 E: 0 K: 0 S: 3	H: 0 LOB: 0 BB: 0 P: 3	R: 0 E: 0 K: 0 S: 4	H: 1 LOB: 1 BB: 0 P: 4	R: 2 E: 0 K: 1 S: 7	H: 2 LOB: 0 BB: 0 P: 7	R: 0 E: 0 K: 0 S: 3	H: 0 LOB: 0 BB: 0 P: 3	R: 3 E: 0 K: 0 S: 6	H: 3 LOB: 2 BB: 1 P: 10	1B: 4 2B: 3 HR: 1	SF: 1 SAC: 0 DP: 1 HBP: 0	WP: 0 PB: 0 SB: 0 CS: 0	PA: 36
PITCHER	IP	WLS	BF	H	R	ER	SO	BB	IBB	HBP	BLK	WP	HR	S	P	ERA	WHIP			
Jerry Koozman, L (1, 1) ERA: 3.44	7.0		26	5	2	2	3	1	0	0	0	0	1	31	35	2.57	0.857			
Mike Marshall, R (8, 1) ERA: 10.38	1.1	L	8	3	3	3	0	1	0	0	0	0	0	7	11	20.25	3.000			
Doug Corbett, R (9, 1) ERA: 2.08	0.2		2	0	0	0	0	0	0	0	0	0	0	2	2	0.00	0.000			

Seattle Mariners @ Minnesota Twins
Metropolitan Stadium, Bloomington, MI
Tue Apr 29 1980, 4:33 AM EDT
Att: 2,580 - Cloudy - 67 F

AB 33
R 5
H 8
RBI 5
BB 2
SO 3
LOB 8



Batter	1	2	3	4	5	6	7	8	9	AB	R	H	RBI	BB	SO	LOB	BOTTOM					
Pete Mackanin, R (1, 4) OBP: 0.316, SLG: 0.235										3	0	1	0	0	0	0						
Rob Wilfong, L (8, PH) OBP: 0.304, SLG: 0.406										4	1	3	1	0	0	0						
Ken Landreaux, L (1, 7) OBP: 0.381, SLG: 0.494										4	1	3	1	0	0	0						
Roy Smalley, S (1, 6) OBP: 0.384, SLG: 0.485										3	0	1	1	0	0	3						
John Castino, R (1, 5) OBP: 0.314, SLG: 0.406										4	0	1	1	0	0	2						
Ron Jackson, R (1, 3) OBP: 0.171, SLG: 0.211										4	0	0	0	0	1	1						
Willie Norwood, R (1, 10) OBP: 0.200, SLG: 0.250										4	0	0	0	0	1	0						
Butch Wynegar, S (1, 2) OBP: 0.286, SLG: 0.266										4	0	1	0	0	0	0						
Hosken Powell, L (1, 9) OBP: 0.431, SLG: 0.500										4	0	1	0	0	1	1						
Dave Edwards, R (1, 8) Rick Sofield, L (8, PH) OBP: 0.150, SLG: 0.259										2	0	0	0	0	0	1						
Inning Stats	R: 0 E: 0 K: 0 S: 4	H: 1 LOB: 1 BB: 0 P: 4	R: 0 E: 0 K: 0 S: 3	H: 0 LOB: 0 BB: 0 P: 3	R: 0 E: 0 K: 1 S: 7	H: 2 LOB: 2 BB: 0 P: 7	R: 0 E: 0 K: 1 S: 5	H: 0 LOB: 0 BB: 0 P: 5	R: 0 E: 0 K: 0 S: 3	H: 1 LOB: 1 BB: 0 P: 3	R: 0 E: 0 K: 0 S: 4	H: 0 LOB: 0 BB: 0 P: 4	R: 0 E: 0 K: 0 S: 3	H: 0 LOB: 0 BB: 0 P: 3	R: 3 E: 0 K: 1 S: 8	H: 3 LOB: 1 BB: 1 P: 12	R: 0 E: 0 K: 0 S: 4	H: 1 LOB: 1 BB: 0 P: 4	1B: 8 2B: 2 HR: 0	SF: 1 SAC: 0 DP: 1 HBP: 0	WP: 0 PB: 0 SB: 3 CS: 0	PA: 36
PITCHER	IP	WLS	BF	H	R	ER	SO	BB	IBB	HBP	BLK	WP	HR	S	P	ERA	WHIP					
Floyd Bannister, L (1, 1) ERA: 1.21	7.0		25	5	0	0	2	0	0	0	0	0	0	29	29	0.00	0.714					
Byron McLaughlin, R (8, 1) ERA: 8.36	0.1		4	2	3	3	0	1	0	0	0	0	0	3	7	81.00	9.000					
Shane Rawley, L (8, 1) ERA: 5.63	1.2	W	7	2	0	0	1	0	0	0	0	0	0	9	9	0.00	1.200					

Seattle Mariners @ Minnesota Twins
Metropolitan Stadium, Bloomington, MI
Tue Apr 29 1980, 4:33 AM EDT
Att: 2,580 - Cloudy - 67 F

AB 34
R 3
H 9
RBI 3
BB 1
SO 3
LOB 9



Batter	1	2	3	4	5	6	7	8	9	AB	R	H	RBI	BB	SO	LOB	TOP			
Joe Simpson, L (1.8) OBP: 0.426, SLG: 0.471	SH3-4 1B		SF7 1B	4-3			F9			3	0	1	1	0	0	1				
Jim Anderson, R (1.6) OBP: 0.357, SLG: 0.472	SH3-4 1-2		F 3-1 1B				F9	6-3		3	1	1	0	0	0	0				
Dan Meyer, L (1.7) OBP: 0.365, SLG: 0.426	K		E3 3-1 1-3				CS 1B	F8		4	0	1	0	0	1	2				
Bruce Bochte, L (1.3) OBP: 0.447, SLG: 0.608 Tom Paciorek, R (8. PR) (8.3)	6-3		3-1 IBB				K	FC5-4 1B		3	0	1	0	1	1	2				
Willie Horton, R (1.10) OBP: 0.310, SLG: 0.225		K	3-1 1-2 2-3 3-H				K	FC5-4 1-2 1B		4	0	0	1	0	2	3				
Leon Roberts, R (1.9) OBP: 0.340, SLG: 0.542	6-3		1-3				G6-4-3 1B	G1		4	0	1	0	0	0	2				
Bill Stein, R (1.4) OBP: 0.382, SLG: 0.480	6-3						F9 1-2 1B	K		4	0	0	0	0	1	1				
Ted Cox, R (1.5) OBP: 0.256, SLG: 0.270			E8 3B 2B				L9 1B	1B		4	1	3	0	0	0	0				
Larry Cox, R (1.2) OBP: 0.311, SLG: 0.282 Jerry Narron, L (7. PH) (7.2)			G3 SF7 3B				4-3	F5		2	1	1	1	0	0	1				
Inning Stats	R: 0 E: 0 K: 1 S: 6	H: 1 LOB: 1 BB: 0 P: 6	R: 0 E: 0 K: 1 S: 5	H: 0 LOB: 0 BB: 0 P: 5	R: 3 E: 1 K: 0 S: 7	H: 3 LOB: 2 BB: 1 P: 11	R: 0 E: 1 K: 0 S: 4	H: 1 LOB: 1 BB: 0 P: 4	R: 0 E: 0 K: 1 S: 5	H: 1 LOB: 0 BB: 0 P: 5	R: 0 E: 0 K: 0 S: 3	H: 0 LOB: 0 BB: 0 P: 3	R: 0 E: 0 K: 0 S: 4	H: 1 LOB: 1 BB: 0 P: 4	R: 0 E: 0 K: 1 S: 6	H: 1 LOB: 1 BB: 0 P: 6	1B: 7 2B: 1 3B: 1 HR: 0	SF: 1 SAC: 1 DP: 1 HBP: 0	WP: 0 PB: 0 SB: 0 CS: 1	PA: 36
PITCHER Pete Redfern, R (1.1) ERA: 1.46	IP: 9.0 WLS: W BF: 36 H: 9 R: 3 ER: 2 SO: 5 BB: 0 IBB: 1 HBP: 0 BLK: 0 WP: 0 HR: 0 S: 45 P: 49 ERA: 2.00 WHIP: 1.000															PITCHER				

Seattle Mariners @ Minnesota Twins
Metropolitan Stadium, Bloomington, MI
Wed Apr 30 1980, 4:33 AM EDT
Att. 2,891 - Unknown - 74 F

AB 33
R 3
H 9
RBI 3
BB 1
SO 5
LOB 13



Batter	1	2	3	4	5	6	7	8	9	AB	R	H	RBI	BB	SO	LOB	BOTTOM			
Hosken Powell, L (1.9) OBP: 0.414, SLG: 0.475	1-3	G6-4-3 1-2		7-3 1B	FC6-4 1-2		K			5	0	1	0	0	1	3				
Rob Wilfong, L (1.4) OBP: 0.297, SLG: 0.435	F5		3-1	7-3 1-2		G3		HR		5	1	1	1	0	0	1				
Roy Smalley, S (1.6) OBP: 0.418, SLG: 0.551	1B BB		FC3-6 1B		FC3-6 1B	HR		G5-4-3 BB		3	2	3	1	2	0	0				
Ken Landreaux, L (1.7) OBP: 0.352, SLG: 0.476	1B 1-2		FC3-6 1B		FC3-6 1B	K		F9		5	2	1	0	0	1	3				
Mike Cabbage, L (1.3) OBP: 0.419, SLG: 0.421 Ron Jackson, R (5. PH) OBP: 0.182, SLG: 0.220 (6.3)	1B 1-3 2-H		1B 1B BB		1B 1B	K		G5-4-3 1-2		1	1	1	1	1	0	0				
Glenn Adams, L (1.10) OBP: 0.290, SLG: 0.276 Pete Mackanin, R (5. PH) OBP: 0.350, SLG: 0.278 Danny Goodwin, L (7. PH) OBP: 0.250, SLG: 0.316	BB		1B 1-2 2-H		1B 1B			6-3 SF8 2B		1	0	1	1	1	0	0				
Butch Wynegar, S (1.2) OBP: 0.297, SLG: 0.279	F5		1B 1-3 2-H		1B SF9 1B		6-3			4	1	2	2	0	0	4				
Rick Sofield, L (1.8) OBP: 0.172, SLG: 0.279			G6-4-3 1B		5-3		FC6-4 1-3 2-H 1B	SF8		3	0	2	2	0	0	2				
John Castino, R (1.5) OBP: 0.311, SLG: 0.403	F3				4-3		SF9 3-H	1B		3	0	1	1	0	0	1				
Inning Stats	R: 1 E: 0 K: 0 S: 5	H: 2 LOB: 3 BB: 2 P: 13	R: 0 E: 0 K: 0 S: 3	H: 1 LOB: 0 BB: 0 P: 3	R: 2 E: 0 K: 0 S: 6	H: 3 LOB: 2 BB: 1 P: 10	R: 0 E: 0 K: 0 S: 3	H: 1 LOB: 0 BB: 0 P: 3	R: 4 E: 0 K: 0 S: 8	H: 5 LOB: 1 BB: 0 P: 8	R: 1 E: 0 K: 2 S: 8	H: 1 LOB: 0 BB: 0 P: 8	R: 1 E: 0 K: 1 S: 7	H: 2 LOB: 1 BB: 0 P: 7	R: 1 E: 0 K: 0 S: 3	H: 1 LOB: 0 BB: 1 P: 7	1B: 13 2B: 2 3B: 0 HR: 2	SF: 2 SAC: 0 DP: 3 HBP: 0	WP: 0 PB: 0 SB: 1 CS: 0	PA: 41
PITCHER Mike Parrott, R (1.1) ERA: 5.64 Dave Roberts, L (5.1) ERA: 10.38 Rob Dressler, R (7.1) ERA: 5.49	IP: 4.0 WLS: L BF: 21 H: 8 R: 4 ER: 4 SO: 4 BB: 0 IBB: 0 HBP: 0 BLK: 0 WP: 0 HR: 0 S: 18 P: 30 ERA: 9.00 WHIP: 2.750															PITCHER				

Seattle Mariners @ Minnesota Twins
Metropolitan Stadium, Bloomington, MI
Wed Apr 30 1980, 4:33 AM EDT
Att. 2,891 - Unknown - 74 F


AB 35
R 10
H 16
RBI 10
BB 4
SO 3
LOB 15



Batter	1	2	3	4	5	6	7	8	9	AB	R	H	RBI	BB	SO	LOB	TOP								
Joe Simpson, L (1, 8) OBP: 0.415, SLG: 0.444	0-0 4-3		0-0 P6		0-3 K		4-0 IBB			3	0	0	0	1	1	2									
Jim Anderson, R (1, 6) OBP: 0.333, SLG: 0.439	0-3 K			0-0 6-3	0-0 F8		0-0 FC1-5			4	0	0	0	0	1	5									
Dan Meyer, L (1, 7) OBP: 0.359, SLG: 0.431	0-0 F7			0-0 2B		0-0 F9		0-0 4-3		4	0	1	0	0	0	0									
Bruce Bochte, L (1, 3) OBP: 0.427, SLG: 0.577		0-0 L8		0-0 P5		0-3 K		0-0 F7		4	0	0	0	0	1	1									
Willie Horton, R (1, 10) OBP: 0.297, SLG: 0.213		0-0 5-3		0-0 F8		0-0 1-3		0-0 F3		4	0	0	0	0	0	1									
Leon Roberts, R (1, 9) OBP: 0.388, SLG: 0.596		0-0 2B			0-0 1B		0-0 1B SH3		0-0 F9	4	1	3	0	0	0	0									
Bill Stein, R (1, 4) Larry Milbourne, S (9, PR) OBP: 0.033, SLG: 0.034	0-0 F9				0-0 1B		0-0 SH3		0-0 1B	3	0	2	1	0	0	1	AB 33								
Ted Cox, R (1, 5) OBP: 0.277, SLG: 0.293			0-0 6-3		0-0 1B		0-0 1B		0-0 F8	4	0	2	0	0	0	1	R 1								
Larry Cox, R (1, 2) Jerry Narron, L (9, PH) OBP: 0.298, SLG: 0.268			0-0 F8		0-0 SH3		0-0 FC3-2-5-3		0-0 1-3	2	0	0	0	0	0	2	H 8								
										1	0	0	0	0	0	1	RBI 1								
																	BB 1								
																	SO 3								
																	LOB 14								
Inning Stats	R: 0 E: 0 K: 1 S: 5	H: 0 LOB: 0 BB: 0 P: 5	R: 0 E: 0 K: 0 S: 4	H: 1 LOB: 1 BB: 0 P: 4	R: 0 E: 0 K: 0 S: 3	H: 0 LOB: 0 BB: 0 P: 3	R: 0 E: 0 K: 0 S: 4	H: 1 LOB: 1 BB: 0 P: 4	R: 1 E: 0 K: 1 S: 8	H: 3 LOB: 2 BB: 0 P: 8	R: 0 E: 0 K: 1 S: 5	H: 0 LOB: 0 BB: 0 P: 5	R: 0 E: 0 K: 0 S: 5	H: 2 LOB: 2 BB: 1 P: 9	R: 0 E: 0 K: 0 S: 3	H: 0 LOB: 0 BB: 0 P: 3	R: 0 E: 0 K: 0 S: 4	H: 1 LOB: 1 BB: 0 P: 4	1B: 5 2B: 3 3B: 0 HR: 0	SF: 0 SAC: 2 DP: 0 HBP: 0	WP: 0 PB: 0 SB: 0 CS: 0	PA: 36			
PITCHER	IP	WLS	BF	H	R	ER	SO	BB	IBB	HBP	BLK	WP	HR	S	P	ERA	WHIP								
Chris Knapp, R (1, 1) ERA: 4.91	6.2		28	7	1	1	3	0	1	0	0	0	0	33	37	1.35	1.050								
John Montague, R (7, 1) ERA: 1.17	2.1	W	8	1	0	0	0	0	0	0	0	0	0	8	8	0.00	0.429								

Seattle Mariners @ California Angels
Anaheim Stadium, Anaheim, CA
Thu May 01 1980, 10:05 PM EDT
Att: 22,260 - Unknown


AB 33
R 1
H 8
RBI 1
BB 1
SO 3
LOB 14



Batter	1	2	3	4	5	6	7	8	9	AB	R	H	RBI	BB	SO	LOB	BOTTOM								
Rick Miller, L (1, 8) OBP: 0.365, SLG: 0.273	4-0 SH5-3 1B		0-0 1-3		0-0 1-2 1B		4-0 FC4 IBB			2	0	1	0	1	0	0									
Joe Rudi, R (7, PH) OBP: 0.311, SLG: 0.564										0	0	0	0	1	0	0									
Larry Harlow, L (7, PR) OBP: 0.300, SLG: 0.300										0	0	0	0	0	0	0									
Carney Lansford, R (1, 5) OBP: 0.347, SLG: 0.338	0-0 SH5-3 1-2 1B		0-0 P4		0-0 L1		4-0 FC4 IBB			3	0	1	0	1	0	2									
Rod Carew, L (1, 3) OBP: 0.372, SLG: 0.323	0-0 SH5-3 1-2 2-3		0-0 6-3			0-0 2B G6-4-3 1B	0-0 FC4		0-0 F9	3	1	1	1	0	0	2									
Don Baylor, R (1, 10) OBP: 0.407, SLG: 0.364	4-0 G4-6-3 IBB			4-0 CS BB		0-0 G6-4-3 2B	0-0 F9			2	0	1	0	2	0	2									
Dan Ford, R (1, 9) OBP: 0.300, SLG: 0.371	0-0 G4-6-3 1-2			0-3 K		4-0 G6-4-3 IBB		4-0 G6-4-3 BB		2	0	0	0	2	1	4									
Bobby Grich, R (1, 4) OBP: 0.375, SLG: 0.379		4-0 G6-4-3 BB		0-3 K		0-0 G6-4-3		0-0 G6-4-3		3	0	0	0	1	1	3									
Al Cowens, R (1, 7) OBP: 0.257, SLG: 0.209		4-0 G6-4-3 1-2 BB			4-0 L5-3 BB	0-0 G3		0-0 F8		2	0	0	0	2	0	1	AB 22								
Freddie Patek, R (1, 6) OBP: 0.333, SLG: 0.410			0-0 G6-4-3							3	0	1	0	0	0	3	R 2								
Bert Campaneris, R (7, PR) OBP: 0.250, SLG: 0.250										0	1	0	0	0	0	0	H 5								
Tom Donohue, R (1, 2) OBP: 0.263, SLG: 0.229			0-3 K		4-0 1B BB		0-3 K			2	0	0	0	1	2	2	RBI 1								
																	BB 11								
																	SO 4								
																	LOB 19								
Inning Stats	R: 0 E: 0 K: 0 S: 3	H: 1 LOB: 2 BB: 2 P: 11	R: 0 E: 0 K: 1 S: 4	H: 0 LOB: 1 BB: 2 P: 12	R: 0 E: 0 K: 0 S: 3	H: 0 LOB: 0 BB: 0 P: 3	R: 0 E: 0 K: 2 S: 6	H: 0 LOB: 1 BB: 1 P: 10	R: 0 E: 0 K: 0 S: 3	H: 1 LOB: 2 BB: 2 P: 11	R: 1 E: 0 K: 0 S: 4	H: 2 LOB: 1 BB: 1 P: 8	R: 1 E: 0 K: 1 S: 6	H: 1 LOB: 2 BB: 2 P: 14	R: 0 E: 0 K: 0 S: 2	H: 0 LOB: 0 BB: 1 P: 6	R: 0 E: 0 K: 0 S: 4	H: 0 LOB: 0 BB: 1 P: 6	1B: 4 2B: 2 3B: 0 HR: 0	SF: 0 SAC: 1 DP: 5 HBP: 0	WP: 1 PB: 0 SB: 0 CS: 1	PA: 34			
PITCHER	IP	WLS	BF	H	R	ER	SO	BB	IBB	HBP	BLK	WP	HR	S	P	ERA	WHIP								
Jim Beattie, R (1, 1) ERA: 5.47	6.1	L	27	5	2	2	4	6	2	0	0	0	0	27	59	2.84	1.737								
Shane Rawley, L (7, 1) ERA: 4.66	1.2		7	0	0	0	0	1	2	0	0	0	0	4	16	0.00	0.600								

Seattle Mariners @ California Angels
Anaheim Stadium, Anaheim, CA
Thu May 01 1980, 10:05 PM EDT
Att: 22,260 - Unknown

AB 22
R 2
H 5
RBI 1
BB 11
SO 4
LOB 19




Batter	1	2	3	4	5	6	7	8	9	AB	R	H	RBI	BB	SO	LOB	TOP			
Joe Simpson, L (1, 8) OBP: 0.406, SLG: 0.421	B4-3		G4-6-3 BB			F7			4-3	3	0	0	0	1	0	0	Seattle Mariners @ California Angels Anaheim Stadium, Anaheim, CA Fri May 02, 1980, 10:05 PM EDT Att: 29,674 - Unknown livebaseballscorecards.com			
Jim Anderson, R (1, 6) OBP: 0.328, SLG: 0.417	K		G4-6-3 1-2						F7	3	0	0	0	1	1					
Dan Meyer, L (1, 7) OBP: 0.354, SLG: 0.421	K					F8				4	0	1	0	0	1					
Bruce Bochte, L (1, 3) OBP: 0.419, SLG: 0.561		P6							4-3	4	0	1	0	0	0	1				
Leon Roberts, R (1, 9) OBP: 0.367, SLG: 0.582									6-3	3	1	1	0	0	1					
Willie Horton, R (1, 10) OBP: 0.298, SLG: 0.231										3	0	1	0	0	0	0				
Bill Stein, R (1, 4) OBP: 0.377, SLG: 0.464										3	0	0	0	0	1	2				
Ted Cox, R (1, 5) OBP: 0.280, SLG: 0.295										3	0	1	1	0	0	0				
Larry Cox, R (1, 2) OBP: 0.286, SLG: 0.256										2	0	0	0	0	0	0				
Bob Stinson, S (8, PH) OBP: 0.111, SLG: 0.077										1	0	0	0	0	0	0				
Inning Stats	R: 0 E: 0 K: 2 S: 7	H: 0 LOB: 0 BB: 0 P: 7	R: 1 E: 0 K: 0 S: 5	H: 3 LOB: 2 BB: 0 P: 5	R: 0 E: 0 K: 0 S: 2	H: 0 LOB: 0 BB: 1 P: 6	R: 0 E: 0 K: 0 S: 3	H: 1 LOB: 0 BB: 0 P: 3	R: 0 E: 0 K: 0 S: 3	H: 0 LOB: 1 BB: 1 P: 7	R: 0 E: 0 K: 1 S: 5	H: 0 LOB: 0 BB: 0 P: 5	R: 0 E: 0 K: 1 S: 5	H: 0 LOB: 0 BB: 0 P: 5	R: 0 E: 0 K: 0 S: 4	H: 1 LOB: 1 BB: 0 P: 4	1B: 4 2B: 1 3B: 0 HR: 0	SF: 0 SAC: 0 DP: 2 HBP: 0	WP: 0 PB: 0 SB: 0 CS: 0	PA: 31
PITCHER Dave Frost, R (1, 1) ERA: 3.65	IP: 9.0 WLS: W BF: 31 H: 5 R: 1 ER: 1 SO: 4 BB: 2 IBB: 0 HBP: 0 BLK: 0 WP: 0 HR: 0 S: 37 P: 45 ERA: 1.00 WHIP: 0.778																			

Batter	1	2	3	4	5	6	7	8	9	AB	R	H	RBI	BB	SO	LOB	BOTTOM			
Rick Miller, L (1, 8) OBP: 0.368, SLG: 0.286	2-3 1B		6-3					G3	K	5	0	2	0	0	1	3	Seattle Mariners @ California Angels Anaheim Stadium, Anaheim, CA Fri May 02, 1980, 10:05 PM EDT Att: 29,674 - Unknown livebaseballscorecards.com			
Camey Lansford, R (1, 5) OBP: 0.347, SLG: 0.338	2-3 1-2		1B					K		3	0	1	0	0	1	2				
Rod Carew, L (1, 3) OBP: 0.378, SLG: 0.333	F7									4	0	2	1	0	0	2				
Don Baylor, R (1, 10) OBP: 0.400, SLG: 0.348	K		F9					F8		3	0	0	0	1	1	4				
Dan Ford, R (1, 9) OBP: 0.295, SLG: 0.385		K								4	1	1	0	0	2	2				
Bobby Grich, R (1, 4) OBP: 0.380, SLG: 0.361		K								3	0	0	0	0	2	0				
Al Cowens, R (1, 7) OBP: 0.282, SLG: 0.229										3	1	2	1	1	0	0				
Todd Cruz, R (1, 6) OBP: 0.400, SLG: 0.500										4	0	1	0	0	0	2				
Tom Donohue, R (1, 2) OBP: 0.286, SLG: 0.282										4	1	2	0	0	2	1				
Inning Stats	R: 0 E: 0 K: 1 S: 6	H: 1 LOB: 1 BB: 0 P: 6	R: 0 E: 0 K: 2 S: 7	H: 0 LOB: 1 BB: 1 P: 11	R: 0 E: 0 K: 1 S: 7	H: 2 LOB: 2 BB: 0 P: 7	R: 1 E: 1 K: 2 S: 9	H: 2 LOB: 1 BB: 0 P: 9	R: 0 E: 0 K: 0 S: 3	H: 0 LOB: 0 BB: 0 P: 3	R: 1 E: 0 K: 1 S: 7	H: 2 LOB: 1 BB: 0 P: 7	R: 1 E: 0 K: 1 S: 8	H: 3 LOB: 2 BB: 0 P: 8	R: 1 E: 0 K: 1 S: 8	H: 0 LOB: 0 BB: 0 P: 8		1B: 8 2B: 3 3B: 0 HR: 0	SF: 0 SAC: 2 DP: 0 HBP: 0	WP: 0 PB: 0 SB: 0 CS: 0
PITCHER Glenn Abbott, R (1, 1) ERA: 3.58 Dave Heaverlo, R (8, 1) ERA: 2.45	IP: 7.2 WLS: L BF: 36 H: 11 R: 3 ER: 2 SO: 8 BB: 1 IBB: 1 HBP: 0 BLK: 0 WP: 0 HR: 0 S: 50 P: 58 ERA: 2.35 WHIP: 1.565																			

Batter	1	2	3	4	5	6	7	8	9	AB	R	H	RBI	BB	SO	LOB	TOP			
Rod Craig, S OBP: 0.270, SLG: 0.400 (1, 8)	B1-3		G4-6-3 1B			F7		F06-4-4 2B	G3	5	0	2	0	0	0	2				
Jim Anderson, R OBP: 0.324, SLG: 0.406 Mario Mendoza, R OBP: 0.222, SLG: 0.353 (8, 6)	K		G4-6-3 1-2†					FC6-5-4-6 1B		4	1	1	0	0	1	2				
Dan Meyer, L OBP: 0.360, SLG: 0.425 Joe Simpson, L OBP: 0.406, SLG: 0.421 (8, 7)	1B			F9		4-3				4	0	2	1	0	0	1				
Bruce Bochte, L OBP: 0.433, SLG: 0.565 (1, 3)										3	0	2	0	1	1	0				
Leon Roberts, R OBP: 0.344, SLG: 0.542 (1, 9)										4	0	0	0	0	1	5				
Willie Horton, R OBP: 0.306, SLG: 0.247 Tom Paciorek, R (9, PR)										3	0	1	0	1	0	0				
Bill Stein, R OBP: 0.359, SLG: 0.441 (8, 5)										3	0	0	0	0	0	1				
Ted Cox, R OBP: 0.264, SLG: 0.277 Larry Milbourne, S OBP: 0.032, SLG: 0.033 (8, 4)										3	0	0	0	0	0	2				
Larry Cox, R OBP: 0.283, SLG: 0.255 (1, 2)										4	0	1	1	0	1	0				
Inning Stats	R: 0 E: 0 K: 1 S: 7	H: 2 LOB: 2 BB: 0 P: 7	R: 0 E: 0 K: 0 S: 3	H: 0 LOB: 0 BB: 0 P: 3	R: 0 E: 0 K: 1 S: 5	H: 1 LOB: 0 BB: 0 P: 5	R: 0 E: 0 K: 0 S: 3	H: 1 LOB: 0 BB: 0 P: 3	R: 0 E: 0 K: 0 S: 4	H: 0 LOB: 0 BB: 0 P: 4	R: 0 E: 1 K: 2 S: 8	H: 0 LOB: 2 BB: 1 P: 12	R: 1 E: 0 K: 0 S: 5	H: 2 LOB: 2 BB: 1 P: 9	R: 0 E: 0 K: 0 S: 5	H: 2 LOB: 2 BB: 0 P: 5	1B: 7 2B: 2 3B: 0 HR: 0	SF: 0 SAC: 1 DP: 2 HBP: 0	WP: 0 PB: 0 SB: 2 CS: 0	PA: 37
PITCHER Bruce Kison, R ERA: 3.48 (1, 1)	IP: 9.0 WLS: L BF: 37 H: 9 R: 2 ER: 2 SO: 4 BB: 1 IBB: 1 HBP: 0 BLK: 0 WP: 0 HR: 0 S: 43 P: 51 ERA: 2.00 WHIP: 1.111															PITCHER				

Seattle Mariners @ California Angels
Anaheim Stadium, Anaheim, CA
Sat May 03 1980, 10:05 PM EDT
Att: 40,376 - Unknown


AB 34
R 2
H 9
RBI 2
BB 2
SO 4
LOB 15



Batter	1	2	3	4	5	6	7	8	9	AB	R	H	RBI	BB	SO	LOB	BOTTOM			
Rod Carew, L OBP: 0.372, SLG: 0.329 (1, 3)	6-3		3-1			G4-6-3 1B		G1		4	0	1	0	0	0	1				
Al Cowens, R OBP: 0.288, SLG: 0.216 (1, 8)	6-3		F7			G4-6-3 1-2†				4	0	0	0	0	0	1				
Carney Lansford, R OBP: 0.354, SLG: 0.360 (1, 5)						F9				4	0	2	0	0	0	0				
Don Baylor, R OBP: 0.382, SLG: 0.329 (1, 7)						G5-4-3 1B				4	0	0	0	0	0	2				
Dan Ford, R OBP: 0.277, SLG: 0.357 (1, 9)						G5-4-3 1-2†				3	0	0	0	0	1	0				
Joe Rudi, R OBP: 0.313, SLG: 0.569 (1, 10)						K				3	0	1	0	0	0	0				
Bobby Grich, R OBP: 0.359, SLG: 0.349 (1, 4)										2	0	0	0	1	1	1				
Todd Cruz, R OBP: 0.333, SLG: 0.412 (1, 6)										3	0	0	0	0	0	2				
Tom Donohue, R OBP: 0.289, SLG: 0.286 (1, 2)										3	0	1	0	0	0	1				
Inning Stats	R: 0 E: 0 K: 0 S: 4	H: 1 LOB: 1 BB: 0 P: 4	R: 0 E: 0 K: 0 S: 4	H: 1 LOB: 1 BB: 0 P: 4	R: 0 E: 0 K: 1 S: 5	H: 0 LOB: 0 BB: 0 P: 3	R: 0 E: 0 K: 1 S: 5	H: 1 LOB: 0 BB: 0 P: 5	R: 0 E: 0 K: 0 S: 3	H: 0 LOB: 1 BB: 1 P: 7	R: 0 E: 0 K: 0 S: 3	H: 0 LOB: 0 BB: 0 P: 3	R: 0 E: 0 K: 1 S: 6	H: 1 LOB: 1 BB: 0 P: 6	R: 0 E: 0 K: 0 S: 3	H: 0 LOB: 0 BB: 0 P: 3	1B: 3 2B: 2 3B: 0 HR: 0	SF: 0 SAC: 0 DP: 2 HBP: 0	WP: 0 PB: 0 SB: 0 CS: 0	PA: 31
PITCHER Rick Honeycutt, L ERA: 2.55 (1, 1)	IP: 9.0 WLS: W BF: 31 H: 5 R: 0 ER: 0 SO: 2 BB: 1 IBB: 0 HBP: 0 BLK: 0 WP: 0 HR: 0 S: 34 P: 38 ERA: 0.00 WHIP: 0.667															PITCHER				

Seattle Mariners @ California Angels
Anaheim Stadium, Anaheim, CA
Sat May 03 1980, 10:05 PM EDT
Att: 40,376 - Unknown


AB 30
R 0
H 5
RBI 0
BB 1
SO 2
LOB 8



Batter	1	2	3	4	5	6	7	8	9	10	AB	R	H	RBI	BB	SO	LOB	TOP									
Lou Whitaker, L (1,4) OBP: 0.415, SLG: 0.284	4-3		1B						4-3		3	2	1	0	3	0	0										
Alan Trammell, R (1,6) OBP: 0.439, SLG: 0.443	F9		4-3							5-3	6	2	3	1	0	0	3										
Steve Kemp, L (1,7) OBP: 0.344, SLG: 0.475	G3										2	0	1	1	0	0	0										
Tim Corcoran, L (4,7) OBP: 0.296, SLG: 0.174											1	0	0	0	0	0	1										
Dave Stegman, R (7,PH) OBP: 0.379, SLG: 0.375											1	0	1	1	0	0	0										
Richie Hebner, L (1,5) OBP: 0.349, SLG: 0.351		4-3	1-3								4	0	1	1	0	0	2										
Champ Summers, L (1,10) OBP: 0.456, SLG: 0.535											5	0	1	0	0	0	5										
Jason Thompson, L (1,3) OBP: 0.319, SLG: 0.424											3	0	0	0	1	0	2										
Tom Brookens, R (8,PR) OBP: 0.297, SLG: 0.343											1	0	0	0	0	0	2										
Lance Parrish, R (1,2) OBP: 0.316, SLG: 0.500											5	0	1	0	0	2	2										
Kirk Gibson, L (1,8) OBP: 0.302, SLG: 0.469											3	1	2	1	0	0	1										
John Wockenfuss, R (8,PH) OBP: 0.304, SLG: 0.325											1	0	0	0	1	0	0										
Rick Peters, S (1,9) OBP: 0.275, SLG: 0.229											5	1	2	0	0	0	3										
Inning Stats	R: 0 E: 0 K: 0 S: 3	H: 0 LOB: 0 BB: 0 P: 3	R: 0 E: 0 K: 0 S: 4	H: 1 LOB: 1 BB: 0 P: 4	R: 2 E: 0 K: 0 S: 6	H: 3 LOB: 1 BB: 0 P: 6	R: 0 E: 0 K: 0 S: 4	H: 1 LOB: 1 BB: 0 P: 4	R: 3 E: 1 K: 0 S: 6	H: 3 LOB: 1 BB: 1 P: 10	R: 0 E: 0 K: 0 S: 3	H: 1 LOB: 1 BB: 0 P: 7	R: 0 E: 0 K: 1 S: 4	H: 0 LOB: 1 BB: 2 P: 12	R: 1 E: 0 K: 0 S: 5	H: 2 LOB: 2 BB: 0 P: 6	R: 0 E: 0 K: 1 S: 6	H: 1 LOB: 2 BB: 1 P: 10	1B: 9 2B: 3 3B: 0 HR: 1	SF: 0 SAC: 1 DP: 2 HBP: 1	WP: 1 PB: 0 SB: 2 CS: 1	PA: 48					
PITCHER	IP 4.0	WLS 21	H 7	R 5	ER 4	SO 0	BB 1	IBB 0	HBP 0	BLK 0	WP 0	HR 1	S 20	P 24	ERA 9.00	WHIP 2.000											
Glenn Abbott, R ERA: 4.26	(1,1)																										
Shane Rawley, L ERA: 5.4	(5,1)	4.2	20	5	1	1	1	2	1	1	0	1	0	18	31	1.93	1.500										
Dave Heavello, R ERA: 2.08	(9,1)	1.1	W	6	1	0	0	1	1	0	0	0	0	7	11	0.00	1.500										

Detroit Tigers @ Seattle Mariners
The Kingdom, Seattle, WA
Wed May 07 1980, 10:05 PM EDT
Att. 4,934 - Dome


AB 40
R 6
H 13
RBI 5
BB 5
SO 2
LOB 21



Batter	1	2	3	4	5	6	7	8	9	10	AB	R	H	RBI	BB	SO	LOB	BOTTOM									
Joe Simpson, L (1,8) OBP: 0.413, SLG: 0.456	F9		1B						4-3		6	2	3	1	0	0	0										
Jim Anderson, R (1,6) OBP: 0.341, SLG: 0.488	F9		G3								5	1	2	1	0	0	2										
Dan Meyer, L (1,7) OBP: 0.365, SLG: 0.433											5	1	3	2	0	0	1										
Bruce Bochte, L (1,3) OBP: 0.427, SLG: 0.521	G3-6-3										3	1	0	0	2	1	3										
Leon Roberts, R (1,9) OBP: 0.339, SLG: 0.583											5	1	2	3	0	0	2										
Jerry Narron, L (1,10) OBP: 0.250, SLG: 0.278											1	0	0	0	0	0	0										
Tom Pacliorek, R (3,PH) OBP: 0.250, SLG: 0.278											3	0	1	0	1	0	2										
Rod Craig, S (10,PR) OBP: 0.269, SLG: 0.405											0	1	0	0	0	0	0										
Ted Cox, R (1,5) OBP: 0.292, SLG: 0.281											3	0	0	0	1	0	1										
Larry Milbourne, S (1,4) OBP: 0.108, SLG: 0.030											2	0	0	0	3	0	0										
Larry Cox, R (1,2) OBP: 0.250, SLG: 0.222											3	0	0	0	0	0	3										
Bob Stinson, S (8,PH) OBP: 0.107, SLG: 0.074											1	0	0	0	0	0	2										
Bill Stein, R (10,PH) OBP: 0.356, SLG: 0.409											1	0	0	0	0	0	2										
Inning Stats	R: 1 E: 0 K: 0 S: 4	H: 2 LOB: 0 BB: 0 P: 4	R: 1 E: 0 K: 0 S: 4	H: 1 LOB: 0 BB: 0 P: 4	R: 3 E: 0 K: 0 S: 6	H: 3 LOB: 1 BB: 1 P: 10	R: 0 E: 0 K: 0 S: 3	H: 0 LOB: 0 BB: 0 P: 3	R: 0 E: 0 K: 0 S: 3	H: 0 LOB: 3 BB: 3 P: 15	R: 0 E: 0 K: 0 S: 4	H: 1 LOB: 1 BB: 0 P: 4	R: 0 E: 0 K: 0 S: 4	H: 1 LOB: 2 BB: 1 P: 8	R: 1 E: 0 K: 1 S: 7	H: 2 LOB: 1 BB: 0 P: 7	R: 1 E: 0 K: 0 S: 3	H: 1 LOB: 2 BB: 2 P: 11	1B: 7 2B: 1 3B: 1 HR: 2	SF: 0 SAC: 1 DP: 1 HBP: 0	WP: 0 PB: 0 SB: 1 CS: 0	PA: 46					
PITCHER	IP 2.2	WLS 14	H 6	R 5	ER 5	SO 0	BB 1	IBB 0	HBP 0	BLK 0	WP 0	HR 1	S 13	P 17	ERA 16.88	WHIP 2.625											
Dave Rozema, R ERA: 5.68	(1,1)																										
John Hiller, L ERA: 3.30	(3,1)	3.0	12	0	0	0	0	3	0	0	0	0	0	9	21	0.00	1.000										
Dave Tobik, R ERA: 4.7	(6,1)	2.2	12	3	1	1	0	0	1	0	0	0	1	11	15	3.38	1.125										
Pat Underwood, L ERA: 3.95	(9,1)	1.1	L	8	2	1	1	1	1	1	0	0	0	8	16	6.75	2.250										

Detroit Tigers @ Seattle Mariners
The Kingdom, Seattle, WA
Wed May 07 1980, 10:05 PM EDT
Att. 4,934 - Dome

AB 38
R 7
H 11
RBI 7
BB 7
SO 1
LOB 18



Batter	1	2	3	4	5	6	7	8	9	AB	R	H	RBI	BB	SO	LOB	TOP					
Rick Peters, S OBP: 0.273, SLG: 0.211 (1, 7)										3	0	0	0	1	1	1						
Alan Trammell, R OBP: 0.419, SLG: 0.419 (1, 6)										4	0	0	0	0	0	2						
Dave Stegman, R OBP: 0.364, SLG: 0.357 (1, 9)										4	0	1	0	0	0	0						
Lance Parrish, R OBP: 0.313, SLG: 0.490 (1, 3)										4	1	1	0	0	0	1						
John Wockenfuss, R OBP: 0.320, SLG: 0.395 (1, 10)										3	1	1	2	1	0	0						
Tom Brookens, R OBP: 0.288, SLG: 0.308 (1, 5)										4	0	0	0	0	0	1						
Duffy Dyer, R OBP: 0.143, SLG: 0.214 (1, 2)										3	1	2	0	0	0	0						
Kirk Gibson, L OBP: 0.303, SLG: 0.464 (1, 8)										3	0	1	0	0	0	1						
Mark Wagner, R OBP: 0.267, SLG: 0.214 (1, 4)										2	0	0	0	0	0	1						
Inning Stats	R: 0 E: 0 K: 0 S: 3	H: 1 LOB: 1 BB: 1 P: 7	R: 1 E: 1 K: 0 S: 3	H: 1 LOB: 0 BB: 1 P: 7	R: 0 E: 0 K: 0 S: 3	H: 0 LOB: 0 BB: 0 P: 3	R: 2 E: 0 K: 0 S: 5	H: 2 LOB: 0 BB: 0 P: 5	R: 0 E: 0 K: 0 S: 4	H: 1 LOB: 1 BB: 0 P: 4	R: 0 E: 0 K: 0 S: 3	H: 0 LOB: 0 BB: 0 P: 3	R: 0 E: 0 K: 1 S: 5	H: 1 LOB: 1 BB: 0 P: 4	R: 0 E: 0 K: 1 S: 5	H: 0 LOB: 0 BB: 0 P: 5	R: 0 E: 0 K: 0 S: 3	H: 0 LOB: 0 BB: 0 P: 3	1B: 4 2B: 1 3B: 0 HR: 1	SF: 0 SAC: 1 DP: 2 HBP: 0	WP: 0 PB: 0 SB: 0 CS: 1	PA: 34
PITCHER Rick Honeycutt, L ERA: 2.45 (1, 1)	IP: 9.0 WLS: W BF: 33 H: 6 R: 3 ER: 2 SO: 1 BB: 2 IBB: 0 HBP: 0 BLK: 0 WP: 0 HR: 1 S: 33 P: 41 ERA: 2.00 WHIP: 0.889															PITCHER						

Detroit Tigers @ Seattle Mariners
The Kingdome, Seattle, WA
Thu May 08 1980, 10:05 PM EDT
Att: 6,950 - Dome

AB	30
R	3
H	6
RBI	2
BB	2
SO	1
LOB	7



Batter	1	2	3	4	5	6	7	8	9	AB	R	H	RBI	BB	SO	LOB	BOTTOM					
Joe Simpson, L OBP: 0.400, SLG: 0.438 (1, 8)										5	0	1	2	0	0	1						
Jim Anderson, R OBP: 0.356, SLG: 0.463 (1, 6)										3	0	1	0	2	0	0						
Dan Meyer, L OBP: 0.347, SLG: 0.411 (1, 7)										5	0	0	0	0	1	4						
Bruce Bochte, L OBP: 0.412, SLG: 0.500 (1, 3)										4	0	0	0	0	1	2						
Leon Roberts, R OBP: 0.346, SLG: 0.573 (1, 10)										3	0	1	0	1	1	0						
Rod Craig, S OBP: 0.288, SLG: 0.397 (1, 9)										4	1	1	0	0	1	3						
Bill Stein, R OBP: 0.364, SLG: 0.406 (1, 4)										3	1	1	0	1	0	1						
Ted Cox, R OBP: 0.319, SLG: 0.328 (1, 5)										4	0	3	1	0	0	0						
Larry Milbourne, S OBP: 0.108, SLG: 0.030 (9, PR)										0	1	0	0	0	0	0						
Larry Cox, R OBP: 0.242, SLG: 0.214 (1, 2)										2	0	0	0	0	1	1						
Bob Stinson, S OBP: 0.133, SLG: 0.071 (7, PH)										1	0	0	0	1	1	2						
Tom Paciorek, R OBP: 0.250, SLG: 0.278 (9, PR)										0	1	0	0	0	0	0						
Inning Stats	R: 0 E: 0 K: 0 S: 3	H: 0 LOB: 0 BB: 0 P: 3	R: 0 E: 0 K: 0 S: 4	H: 1 LOB: 1 BB: 0 P: 4	R: 0 E: 0 K: 1 S: 5	H: 0 LOB: 0 BB: 0 P: 5	R: 0 E: 0 K: 3 S: 9	H: 0 LOB: 2 BB: 2 P: 17	R: 0 E: 0 K: 0 S: 4	H: 1 LOB: 1 BB: 0 P: 4	R: 0 E: 0 K: 0 S: 3	H: 0 LOB: 0 BB: 0 P: 3	R: 0 E: 0 K: 1 S: 7	H: 2 LOB: 2 BB: 0 P: 7	R: 0 E: 0 K: 0 S: 4	H: 1 LOB: 1 BB: 0 P: 4	R: 4 E: 1 K: 1 S: 7	H: 3 LOB: 3 BB: 3 P: 19	1B: 7 2B: 1 3B: 0 HR: 0	SF: 0 SAC: 0 DP: 0 HBP: 0	WP: 0 PB: 1 SB: 0 CS: 0	PA: 39
PITCHER Jack Morris, R ERA: 4.86 Aurelio Lopez, R ERA: 6.6 (1, 1)	IP: 8.1 WLS: L BF: 36 H: 7 R: 4 ER: 3 SO: 6 BB: 4 IBB: 0 HBP: 0 BLK: 0 WP: 0 HR: 0 S: 44 P: 60 ERA: 3.24 WHIP: 1.320															PITCHER						

Detroit Tigers @ Seattle Mariners
The Kingdome, Seattle, WA
Thu May 08 1980, 10:05 PM EDT
Att: 6,950 - Dome

AB	34
R	4
H	8
RBI	3
BB	5
SO	6
LOB	14



Batter	1	2	3	4	5	6	7	8	9	AB	R	H	RBI	BB	SO	LOB	TOP									
Miguel Dilone, S OBP: 0.400, SLG: 0.400 (1, 8)										5	2	2	0	0	0	3										
Jorge Orta, L OBP: 0.402, SLG: 0.380 (1, 9)										4	0	1	2	1	1	1										
Mike Hargrove, L OBP: 0.352, SLG: 0.462 (1, 3)										5	0	2	1	0	0	1										
Toby Harrah, R OBP: 0.327, SLG: 0.292 (1, 5)										5	0	0	0	0	1	3										
Ron Hassey, L OBP: 0.351, SLG: 0.439 (1, 2)										4	0	1	0	0	1	2										
Cliff Johnson, R OBP: 0.247, SLG: 0.253 (1, 10)										3	1	1	0	1	0	4										
Joe Charboneau, R OBP: 0.372, SLG: 0.469 (1, 7)										4	1	1	0	0	1	2										
Duane Kuiper, L OBP: 0.340, SLG: 0.319 (1, 4)										3	0	1	0	0	0	1										
Tom Verzyer, R OBP: 0.387, SLG: 0.400 (1, 6)										4	1	3	2	0	0	1										
Inning Stats	R: 1 E: 0 K: 1 S: 7	H: 2 LOB: 2 BB: 1 P: 11	R: 3 E: 0 K: 0 S: 6	H: 4 LOB: 0 BB: 0 P: 6	R: 0 E: 0 K: 2 S: 7	H: 0 LOB: 1 BB: 0 P: 11	R: 0 E: 0 K: 1 S: 6	H: 1 LOB: 1 BB: 0 P: 6	R: 0 E: 0 K: 0 S: 3	H: 0 LOB: 0 BB: 0 P: 3	R: 1 E: 0 K: 0 S: 5	H: 2 LOB: 1 BB: 0 P: 5	R: 0 E: 0 K: 0 S: 5	H: 2 LOB: 2 BB: 0 P: 5	R: 0 E: 1 K: 0 S: 4	H: 1 LOB: 0 BB: 0 P: 4	R: 0 E: 0 K: 0 S: 3	H: 0 LOB: 0 BB: 0 P: 3	1B: 10 2B: 2 3B: 0 HR: 0	SF: 0 SAC: 1 DP: 1 HBP: 0	WP: 0 PB: 0 SB: 3 CS: 0	PA: 40				
PITCHER	IP	WLS	BF	H	R	ER	SO	BB	IBB	HBP	BLK	WP	HR	S	P	ERA	WHIP									
Byron McLaughlin, R ERA: 9.53 (1, 1)	1.1	L	11	6	4	4	1	1	0	0	0	0	0	0	12	16	27.00	5.250								
Dave Roberts, L ERA: 5.59 (2, 1)	5.1		21	5	1	1	3	1	0	0	0	0	0	26	30	1.69	1.125									
Dave Heaverlo, R ERA: 1.88 (7, 1)	1.1		5	1	0	0	0	0	0	0	0	0	0	5	5	0.00	0.750									
Shane Rawley, L ERA: 5.06 (9, 1)	1.0		3	0	0	0	0	0	0	0	0	0	0	3	3	0.00	0.000									

Cleveland Indians @ Seattle Mariners
The Kingdome, Seattle, WA
Sat May 10 1980, 10:05 PM EDT
Att: 10,690 - Dome


AB 37
R 5
H 12
RBI 5
BB 2
SO 4
LOB 18



Batter	1	2	3	4	5	6	7	8	9	AB	R	H	RBI	BB	SO	LOB	BOTTOM								
Julio Cruz, S OBP: 0.365, SLG: 0.256 (1, 4)										4	0	1	0	0	0	1									
Jim Anderson, R OBP: 0.333, SLG: 0.427 (1, 6)										4	0	0	0	0	0	2									
Dan Meyer, L OBP: 0.339, SLG: 0.398 (1, 7)										4	1	1	0	0	0	0									
Bruce Bochte, L OBP: 0.402, SLG: 0.491 (1, 3)										4	0	1	0	0	2	0									
Larry Milbourne, S OBP: 0.108, SLG: 0.030 (9, PR)										0	0	0	0	0	0	0									
Leon Roberts, R OBP: 0.348, SLG: 0.580 (1, 9)										3	0	0	0	1	0	2									
Willie Horton, R OBP: 0.309, SLG: 0.233 (1, 10)										2	1	1	0	2	0	1									
Rod Craig, S OBP: 0.267, SLG: 0.390 (9, PR)										0	0	0	0	0	0	0									
Joe Simpson, L OBP: 0.387, SLG: 0.430 (1, 8)										3	1	1	1	0	1	2									
Ted Cox, R OBP: 0.338, SLG: 0.348 (1, 5)										4	0	1	1	0	0	3									
Bob Stinson, S OBP: 0.114, SLG: 0.063 (1, 2)										2	0	0	1	0	0	0									
Inning Stats	R: 0 E: 0 K: 0 S: 3	H: 0 LOB: 0 BB: 0 P: 3	R: 0 E: 0 K: 1 S: 5	H: 0 LOB: 1 BB: 1 P: 9	R: 0 E: 0 K: 0 S: 4	H: 1 LOB: 0 BB: 0 P: 4	R: 0 E: 0 K: 0 S: 3	H: 0 LOB: 0 BB: 0 P: 3	R: 0 E: 0 K: 1 S: 5	H: 0 LOB: 0 BB: 0 P: 5	R: 2 E: 0 K: 0 S: 6	H: 3 LOB: 1 BB: 0 P: 6	R: 1 E: 0 K: 0 S: 5	H: 2 LOB: 2 BB: 1 P: 9	1B: 5 2B: 1 3B: 0 HR: 0	SF: 2 SAC: 0 DP: 1 HBP: 0	WP: 1 PB: 0 SB: 0 CS: 0	PA: 35							
PITCHER	IP	WLS	BF	H	R	ER	SO	BB	IBB	HBP	BLK	WP	HR	S	P	ERA	WHIP								
John Denny, R ERA: 5.75 (1, 1)	8.0	W	31	6	3	3	3	2	0	0	0	0	0	35	43	3.38	1.000								
Victor Cruz, R ERA: 6.97 (9, 1)	1.0	S	4	0	0	0	0	1	0	0	0	1	0	3	7	0.00	1.000								

Cleveland Indians @ Seattle Mariners
The Kingdome, Seattle, WA
Sat May 10 1980, 10:05 PM EDT
Att: 10,690 - Dome

AB 30
R 3
H 6
RBI 3
BB 3
SO 3
LOB 11



Batter	1	2	3	4	5	6	7	8	9	AB	R	H	RBI	BB	SO	LOB	TOP					
Julio Cruz, S OBP: 0.364, SLG: 0.273 (1, 4)	0-0 4-3		0-3 K		0-0 G4-3			4-0 BB		3	0	0	0	1	1	2	Seattle Mariners @ Toronto Blue Jays Exhibition Stadium, Toronto, ON Thu May 15 1980, 7:05 PM EDT Att: 11,579 - Unknown - 54 F livebaseballscorecards.com					
Jim Anderson, R OBP: 0.346, SLG: 0.412 (1, 6)	4-0 BB		0-0 F9			0-0 F8		0-0 F7		3	0	0	0	1	0	2						
Dan Meyer, L OBP: 0.368, SLG: 0.422 (1, 7)	4-0 BB		0-0 K		0-3 K			0-0 G5-4-3 1B		3	0	2	0	1	1	0						
Leon Roberts, R OBP: 0.330, SLG: 0.526 (1, 9)	0-3 K		0-0 F9		0-0 F9			0-0 G5-4-3 1B		4	0	0	0	0	1	5						
Bruce Bochte, L OBP: 0.392, SLG: 0.464 (1, 3)	0-0 4-3			0-0 4-3			0-0 L4		4-0 BB	3	0	0	0	1	0	2						
Rod Craig, S OBP: 0.275, SLG: 0.384 (9, PR)									0-0 BB	0	0	0	0	0	0	0						
Willie Horton, R OBP: 0.311, SLG: 0.275 (1, 10)		0-0 P4		0-0 F9			0-0 5-3		0-0 P2	4	0	0	0	0	0	1						
Joe Simpson, L OBP: 0.376, SLG: 0.414 (1, 8)		0-0 F3		0-0 F7			0-0 F7			3	0	0	0	0	0	0						
Ted Cox, R OBP: 0.341, SLG: 0.325 (1, 5)		0-0 4-3			4-0 G4-3 BB			0-0 1-3		2	0	0	0	1	0	0						
Bob Stinson, S OBP: 0.167, SLG: 0.132 (1, 2)			0-0 1B		0-0 F7			0-3 K		3	0	1	0	0	1	1						
Inning Stats	R: 0 E: 0 K: 1 S: 5	H: 0 LOB: 2 BB: 2 P: 13	R: 0 E: 0 K: 0 S: 3	H: 0 LOB: 0 BB: 0 P: 3	R: 0 E: 0 K: 1 S: 7	H: 2 LOB: 2 BB: 0 P: 7	R: 0 E: 0 K: 0 S: 3	H: 0 LOB: 0 BB: 0 P: 3	R: 0 E: 0 K: 0 S: 2	H: 0 LOB: 0 BB: 1 P: 6	R: 0 E: 0 K: 0 S: 5	H: 0 LOB: 0 BB: 0 P: 5	R: 0 E: 0 K: 0 S: 3	H: 0 LOB: 1 BB: 1 P: 3	R: 0 E: 0 K: 1 S: 5	H: 0 LOB: 1 BB: 1 P: 9	R: 0 E: 0 K: 0 S: 3	H: 1 LOB: 1 BB: 1 P: 7	1B: 3 2B: 0 3B: 0 HR: 0	SF: 0 SAC: 0 DP: 2 HBP: 0	WP: 0 PB: 0 SB: 0 CS: 0	PA: 33
PITCHER Jim Clancy, R ERA: 2.98 (1, 1)	IP: 9.0 WLS: W BF: 33	H: 3 R: 0 ER: 0 SO: 4	BB: 5 IBB: 0 HBP: 0 BLK: 0	WP: 0 HR: 0 S: 36 P: 56	ERA: 0.00 WHIP: 0.889												ERA: 0.00 WHIP: 0.889					

Batter	1	2	3	4	5	6	7	8	9	AB	R	H	RBI	BB	SO	LOB	BOTTOM					
Alfredo Griffin, S OBP: 0.270, SLG: 0.360 (1, 6)	0-3 K		0-3 K		0-0 3B		0-0 1B			4	0	2	0	0	2	0	Seattle Mariners @ Toronto Blue Jays Exhibition Stadium, Toronto, ON Thu May 15 1980, 7:05 PM EDT Att: 11,579 - Unknown - 54 F livebaseballscorecards.com					
Bob Bailor, R OBP: 0.289, SLG: 0.159 (1, 7)	0-0 F8		4-0 S BB		4-0 S IBB		0-0 1-3			2	0	0	0	2	0	1						
Rick Bosetti, R OBP: 0.279, SLG: 0.350 (1, 8)	0-0 6-3		0-3 K		0-3 K			0-0 4-3		2	0	0	0	0	1	1						
Joe Cannon, L (4, 8)			1-3 K		1-2 K			0-0 4-3		2	0	0	0	0	1	2						
Roy Howell, L OBP: 0.320, SLG: 0.362 (1, 5)		0-0 4-3	0-3 K		0-0 6-3			0-0 F9		4	0	0	0	0	1	1						
Damaso Garcia, R OBP: 0.290, SLG: 0.462 (1, 4)		0-0 S 1B		0-0 6-3		0-0 6-3		0-0 P6		4	1	1	0	0	0	0						
John Mayberry, L OBP: 0.352, SLG: 0.462 (1, 3)		4-0 1B		0-0 3-1		4-0 FC5-4 BB				1	0	0	0	2	0	0						
Danny Ainge, R OBP: 0.281, SLG: 0.323 (1, 10)		0-3 K		0-3 K		0-0 FC5-4				3	0	0	0	0	2	3						
Barry Bonnell, R OBP: 0.266, SLG: 0.424 (1, 9)		0-0 FC6-4 1B		0-3 K		0-0 F3				3	0	1	1	0	1	0						
Bob Davis, R OBP: 0.256, SLG: 0.222 (1, 2)		0-0 FC6-4		0-0 F9		0-0 1-3				3	0	0	0	0	0	2						
Inning Stats	R: 0 E: 0 K: 1 S: 5	H: 0 LOB: 0 BB: 0 P: 5	R: 1 E: 0 K: 1 S: 7	H: 2 LOB: 2 BB: 1 P: 11	R: 0 E: 0 K: 3 S: 9	H: 0 LOB: 1 BB: 1 P: 13	R: 0 E: 0 K: 1 S: 5	H: 0 LOB: 0 BB: 0 P: 5	R: 0 E: 0 K: 2 S: 8	H: 1 LOB: 2 BB: 1 P: 12	R: 0 E: 0 K: 0 S: 3	H: 0 LOB: 1 BB: 1 P: 7	R: 0 E: 0 K: 0 S: 4	H: 1 LOB: 1 BB: 0 P: 4	R: 0 E: 0 K: 0 S: 3	H: 0 LOB: 0 BB: 0 P: 3	R: 0 E: 0 K: 0 S: 3	H: 0 LOB: 0 BB: 0 P: 3	1B: 3 2B: 0 3B: 1 HR: 0	SF: 0 SAC: 0 DP: 0 HBP: 0	WP: 0 PB: 0 SB: 4 CS: 0	PA: 32
PITCHER Floyd Bannister, L ERA: 2.17 (1, 1)	IP: 8.0 WLS: L BF: 32	H: 4 R: 1 ER: 1 SO: 8	BB: 3 IBB: 1 HBP: 0 BLK: 0	WP: 0 HR: 0 S: 44 P: 60	ERA: 1.12 WHIP: 0.875												ERA: 1.12 WHIP: 0.875					

Batter	1	2	3	4	5	6	7	8	9	AB	R	H	RBI	BB	SO	LOB	TOP										
Julio Cruz, S OBP: 0.343, SLG: 0.254 (1,4)	L6		3-4		SH1-4	4-3		FC6		4	0	0	0	0	0	6											
Jim Anderson, R OBP: 0.351, SLG: 0.416 (1,6)	1-3				6-3				L6	4	1	2	2	0	0	1											
Joe Simpson, L OBP: 0.373, SLG: 0.409 (7,7)			PB				E SH5-4 WP			1	0	0	0	0	0	0											
Tom Paciorek, R OBP: 0.286, SLG: 0.423 (1,7)			2-H 3-H							3	0	0	0	0	1	2											
Mario Mendoza, R OBP: 0.250, SLG: 0.421 (7,6)	K		F6		1-3		SH5-4		F3	1	0	0	0	0	0	0											
Leon Roberts, R OBP: 0.333, SLG: 0.520 (1,9)		6-3	L5							5	0	2	0	0	0	2											
Willie Horton, R OBP: 0.307, SLG: 0.264 (1,10)		HBP			K		FC6-4 1B		F9	4	1	0	0	0	2	4											
Bill Stein, R OBP: 0.365, SLG: 0.434 (1,3)		F9			E4					4	0	1	0	0	0	2											
Ted Cox, R OBP: 0.326, SLG: 0.309 (1,5)					4-3					4	0	0	0	0	1	3											
Rod Craig, S OBP: 0.284, SLG: 0.382 (1,8)			3-4 1B		6-3				F9	3	1	1	0	1	0	1											
Larry Cox, R OBP: 0.250, SLG: 0.227 (1,2)			1-2 1B				SH1-4 1B			4	1	3	0	0	1	3											
Inning Stats	R: 0 E: 0 K: 1 S: 5	H: 0 LOB: 0 BB: 0 P: 5	R: 0 E: 0 K: 0 S: 3	H: 0 LOB: 1 BB: 0 P: 4	R: 2 E: 0 K: 0 S: 6	H: 3 LOB: 1 BB: 0 P: 6	R: 0 E: 1 K: 1 S: 6	H: 0 LOB: 1 BB: 0 P: 6	R: 0 E: 0 K: 0 S: 4	H: 1 LOB: 1 BB: 0 P: 4	R: 1 E: 1 K: 1 S: 8	H: 2 LOB: 3 BB: 1 P: 12	R: 1 E: 1 K: 1 S: 7	H: 1 LOB: 1 BB: 0 P: 7	R: 0 E: 0 K: 1 S: 6	H: 1 LOB: 1 BB: 0 P: 6	R: 0 E: 0 K: 0 S: 4	H: 1 LOB: 1 BB: 0 P: 4	1B: 9 2B: 0 3B: 0 HR: 0	SF: 0 SAC: 2 DP: 0 HBP: 1	WP: 1 PB: 1 SB: 0 CS: 1	PA: 41					
PITCHER	IP	WLS	BF	H	R	ER	SO	BB	IBB	HBP	BLK	WP	HR	S	P	ERA	WHIP										
Steve Trout, L ERA: 3.76 (1,1)	5.2	L	27	6	3	2	3	0	0	1	0	0	0	31	36	3.18	1.059										
Randy Scarbery, R ERA: 4.24 (6,1)	3.1		14	3	1	0	2	0	0	0	0	1	0	18	18	0.00	0.900										

Seattle Mariners @ Chicago White Sox
Comiskey Park, Chicago, IL
Fri May 16 1980, 8:05 PM EDT
Att: 12,689 - Unknown

AB 37
R 4
H 9
RBI 2
BB 1
SO 5
LOB 24



Batter	1	2	3	4	5	6	7	8	9	AB	R	H	RBI	BB	SO	LOB	BOTTOM										
Bob Molinaro, L OBP: 0.434, SLG: 0.541 (1,10)	F7		1B			5-3		K		2	0	0	0	1	0	0											
Alan Bannister, R OBP: 0.255, SLG: 0.208 (8, FH)			BB							1	0	0	0	0	1	0											
Claudell Washington, L OBP: 0.356, SLG: 0.421 (1,7)	K					K				4	0	2	1	0	2	0											
Chet Lemon, R OBP: 0.353, SLG: 0.407 (1,8)	6-3		1B			4-3		F9		4	0	0	0	0	0	3											
Lamar Johnson, R OBP: 0.344, SLG: 0.456 (1,3)			CS BB		3-1				F9	3	0	0	0	1	0	0											
Harold Baines, L OBP: 0.315, SLG: 0.462 (1,9)		K					CS 1B		1-3	4	1	2	0	0	1	1											
Jim Morrison, R OBP: 0.317, SLG: 0.468 (1,4)		F8			K			E 2B		3	0	0	0	1	2	3											
Mary Foley, L OBP: 0.286, SLG: 0.344 (1,2)		CS								0	0	0	0	0	0	0											
Bruce Kimm, R OBP: 0.353, SLG: 0.380 (2,2)			K			F7		E4		3	0	0	0	0	1	0											
Wayne Nordhagen, R OBP: 0.392, SLG: 0.623 (9, FH)		1-2						2-H		1	0	0	0	0	0	1											
Junior Moore, R OBP: 0.300, SLG: 0.449 (1,5)					BB 1B					3	1	1	0	0	0	1											
Greg Pryor, R OBP: 0.250, SLG: 0.258 (1,6)			K			K				3	0	0	0	0	3	1											
Inning Stats	R: 0 E: 0 K: 1 S: 5	H: 0 LOB: 0 BB: 0 P: 5	R: 0 E: 0 K: 1 S: 4	H: 0 LOB: 1 BB: 1 P: 8	R: 1 E: 0 K: 2 S: 9	H: 2 LOB: 2 BB: 1 P: 13	R: 0 E: 0 K: 1 S: 5	H: 1 LOB: 0 BB: 0 P: 5	R: 0 E: 0 K: 1 S: 5	H: 0 LOB: 0 BB: 0 P: 5	R: 1 E: 1 K: 1 S: 7	H: 1 LOB: 1 BB: 0 P: 7	R: 0 E: 0 K: 2 S: 8	H: 1 LOB: 1 BB: 0 P: 8	R: 0 E: 0 K: 0 S: 3	H: 0 LOB: 1 BB: 1 P: 7	1B: 4 2B: 1 3B: 0 HR: 0	SF: 0 SAC: 0 DP: 0 HBP: 0	WP: 0 PB: 0 SB: 0 CS: 2	PA: 35							
PITCHER	IP	WLS	BF	H	R	ER	SO	BB	IBB	HBP	BLK	WP	HR	S	P	ERA	WHIP										
Jim Beattie, R ERA: 4.89 (1,1)	5.0	W	18	3	1	1	6	2	0	0	0	0	0	28	36	1.80	1.000										
Shane Rawley, L ERA: 4.03 (6,1)	4.0	S	16	2	1	0	4	1	0	0	0	0	0	23	27	0.00	0.750										

Seattle Mariners @ Chicago White Sox
Comiskey Park, Chicago, IL
Fri May 16 1980, 8:05 PM EDT
Att: 12,689 - Unknown

AB 31
R 2
H 5
RBI 1
BB 3
SO 10
LOB 10



Batter	1	2	3	4	5	6	7	8	9	AB	R	H	RBI	BB	SO	LOB	TOP			
Julio Cruz, S OBP: 0.324, SLG: 0.238 (1, 4)										4	0	0	0	0	2	2	Seattle Mariners @ Chicago White Sox Comiskey Park, Chicago, IL Sat May 17 1980, 8:05 PM EDT Att: 8,419 - Unknown			
Jim Anderson, R OBP: 0.339, SLG: 0.400 (1, 6)										4	0	0	0	0	1	1				
Dan Meyer, L OBP: 0.364, SLG: 0.411 (1, 7)										3	0	0	0	1	1	0				
Leon Roberts, R OBP: 0.330, SLG: 0.519 (1, 9)										4	0	1	0	0	0	1				
Bruce Bochte, L OBP: 0.388, SLG: 0.457 (1, 3)										4	0	1	0	0	2	1				
Willie Horton, R OBP: 0.308, SLG: 0.259 (1, 10)										2	0	0	0	1	0	2				
Ted Cox, R OBP: 0.323, SLG: 0.305 (1, 5)										1	0	0	0	0	0	1				
Bill Stein, R OBP: 0.356, SLG: 0.423 (4, 5)										2	0	0	0	0	0	0				
Rod Craig, S OBP: 0.286, SLG: 0.391 (1, 8)										3	0	1	0	0	1	0				
Larry Cox, R OBP: 0.240, SLG: 0.217 (1, 2)										3	0	0	0	0	0	1				
Inning Stats	R: 0 E: 0 K: 2 S: 7	H: 0 LOB: 0 BB: 0 P: 7	R: 0 E: 0 K: 1 S: 5	H: 0 LOB: 1 BB: 1 P: 9	R: 0 E: 1 K: 0 S: 4	H: 0 LOB: 0 BB: 0 P: 4	R: 0 E: 0 K: 0 S: 3	H: 0 LOB: 0 BB: 0 P: 3	R: 0 E: 0 K: 1 S: 5	H: 0 LOB: 0 BB: 0 P: 5	R: 0 E: 0 K: 0 S: 4	H: 2 LOB: 1 BB: 0 P: 4	R: 0 E: 0 K: 0 S: 4	H: 1 LOB: 1 BB: 0 P: 4	R: 0 E: 0 K: 2 S: 7	H: 0 LOB: 1 BB: 1 P: 11	1B: 1 2B: 2 3B: 0 HR: 0	SF: 0 SAC: 0 DP: 1 HBP: 0	WP: 0 PB: 0 SB: 0 CS: 0	PA: 32
PITCHER Britt Burns, L ERA: 1.35 (1, 1)	IP: 9.0 WLS: W BF: 32 H: 3 R: 0 ER: 0 SO: 7 BB: 2 IBB: 0 HBP: 0 BLK: 0 WP: 0 HR: 0 S: 44 P: 52 ERA: 0.00 WHIP: 0.556															PITCHER				

Batter	1	2	3	4	5	6	7	8	9	AB	R	H	RBI	BB	SO	LOB	BOTTOM			
Alan Bannister, R OBP: 0.259, SLG: 0.214 (1, 7)										2	0	1	0	0	1	1	Seattle Mariners @ Chicago White Sox Comiskey Park, Chicago, IL Sat May 17 1980, 8:05 PM EDT Att: 8,419 - Unknown			
Thad Bosley, L (7, PH) OBP: 0.414, SLG: 0.370 (8, 7)										1	0	1	2	0	0	0				
Junior Moore, R OBP: 0.302, SLG: 0.442 (1, 5)										3	1	1	0	0	0	2				
Bob Molinaro, L (7, PH) OBP: 0.440, SLG: 0.541 (8, 5)										0	0	0	0	0	0	0				
Kevin Bell, R OBP: 0.048, SLG: 0.048 (8, 5)										0	0	0	0	0	0	0				
Chet Lemon, R OBP: 0.350, SLG: 0.402 (1, 8)										4	0	1	0	0	0	3				
Lamar Johnson, R OBP: 0.344, SLG: 0.453 (1, 3)										3	0	1	1	0	0	0				
Mike Squires, L OBP: 0.429, SLG: 0.483 (7, 3)										1	0	0	0	0	0	3				
Wayne Nordhagen, R OBP: 0.385, SLG: 0.616 (1, 10)										4	0	1	0	0	1	2				
Claudell Washington, L (8, PR) OBP: 0.359, SLG: 0.421 (8, PR)										0	0	0	0	0	0	0				
Jim Morrison, R OBP: 0.315, SLG: 0.457 (1, 4)										3	0	0	0	1	0	1				
Bruce Kimm, R OBP: 0.360, SLG: 0.386 (1, 2)										4	2	2	0	0	0	1				
Harold Baines, L OBP: 0.322, SLG: 0.459 (1, 9)										3	1	1	0	1	1	2				
Greg Pryor, R OBP: 0.259, SLG: 0.270 (1, 6)										3	0	2	1	0	0	2				
Inning Stats	R: 0 E: 0 K: 0 S: 3	H: 1 LOB: 0 BB: 0 P: 3	R: 0 E: 0 K: 1 S: 5	H: 0 LOB: 0 BB: 0 P: 5	R: 1 E: 0 K: 1 S: 7	H: 2 LOB: 1 BB: 0 P: 7	R: 0 E: 0 K: 0 S: 3	H: 0 LOB: 0 BB: 0 P: 3	R: 0 E: 0 K: 1 S: 5	H: 0 LOB: 0 BB: 0 P: 5	R: 1 E: 0 K: 0 S: 6	H: 4 LOB: 2 BB: 0 P: 6	R: 2 E: 0 K: 0 S: 6	H: 3 LOB: 3 BB: 1 P: 11	R: 0 E: 0 K: 0 S: 4	H: 1 LOB: 2 BB: 1 P: 8	1B: 10 2B: 1 3B: 0 HR: 0	SF: 1 SAC: 1 DP: 1 HBP: 1	WP: 0 PB: 0 SB: 0 CS: 0	PA: 36
PITCHER Rick Honeycutt, L ERA: 2.81 (1, 1)	IP: 6.1 WLS: L BF: 27 H: 9 R: 4 ER: 4 SO: 3 BB: 1 IBB: 0 HBP: 0 BLK: 0 WP: 0 HR: 0 S: 32 P: 36 ERA: 5.68 WHIP: 1.579															PITCHER				
Dave Heaverlo, R ERA: 1.69 (7, 1)	IP: 1.2 WLS: L BF: 9 H: 2 R: 0 ER: 0 SO: 0 BB: 0 IBB: 1 HBP: 1 BLK: 0 WP: 0 HR: 0 S: 7 P: 12 ERA: 0.00 WHIP: 1.200															PITCHER				



Batter	1	2	3	4	5	6	7	8	9	AB	R	H	RBI	BB	SO	LOB	TOP											
Julio Cruz, S OBP: 0.316, SLG: 0.235 (1, 4)	0-0 1-3		0-0 6-3			0-0 S BB E 1B	0-0 F8		0-0 6-3	5	1	1	0	0	0	0												
Jim Anderson, R OBP: 0.342, SLG: 0.394 (1, 6)	4-0 FC4-6 BB		0-0 1B			0-0 F8	0-0 1-3		0-0 5-3	4	0	1	0	1	0	1												
Dan Meyer, L OBP: 0.365, SLG: 0.431 (1, 10)	0-0 FC4-6 1-2		0-0 F9			4-0 E BB 1B BB	0-0 HR		0-0 L3	4	2	1	1	1	0	2												
Leon Roberts, R OBP: 0.328, SLG: 0.505 (1, 9)	0-0 1-3			0-0 L5		4-0 E 1B BB	0-0 6-3			3	1	0	0	1	0	1												
Bruce Bochte, L OBP: 0.399, SLG: 0.467 (1, 3)		0-0 FC4-6 1B		0-0 G6-4-3 1B		0-0 E4 F8 1B		0-0 FC5-4 1B		4	0	3	1	0	0	2												
Joe Simpson, L OBP: 0.365, SLG: 0.400 Tom Paciorek, R OBP: 0.300, SLG: 0.429 (6, PH) (6, 7)	0-0 FC4-6 1B 1-2		0-0 G6-4-3 1B 1-2			0-0 BB 1B 1-2 2-3 3-H		0-0 FC5-4 6-3 2B		2	0	0	0	0	0	2												
Bill Stein, R OBP: 0.363, SLG: 0.427 (1, 5)	0-0 G4-6-3 1B 1-2			0-0 G6-4-3 1B		0-0 F8 2-3		0-0 6-3		4	0	2	0	0	0	3												
Rod Craig, S OBP: 0.294, SLG: 0.400 (1, 7) (6, 8)	0-0 G4-6-3 1-2			0-0 F8		4-0 F8		0-0 2B		3	0	1	1	1	0	3												
Bob Stinson, S OBP: 0.152, SLG: 0.119 (1, 2)			0-0 F6		0-0 G6-4-3 1-2	0-0 3-1		0-0 6-3		4	0	0	0	0	0	5												
Inning Stats	R: 0 E: 0 K: 0 S: 3	H: 0 LOB: 1 BB: 1 P: 7	R: 0 E: 0 K: 0 S: 4	H: 2 LOB: 1 BB: 0 P: 4	R: 0 E: 0 K: 0 S: 4	H: 1 LOB: 0 BB: 0 P: 4	R: 0 E: 0 K: 0 S: 3	H: 1 LOB: 0 BB: 0 P: 3	R: 0 E: 0 K: 0 S: 6	H: 1 LOB: 0 BB: 0 P: 18	R: 1 E: 0 K: 0 S: 4	H: 1 LOB: 0 BB: 0 P: 4	R: 1 E: 0 K: 0 S: 5	H: 2 LOB: 1 BB: 0 P: 5	R: 0 E: 0 K: 0 S: 3	H: 0 LOB: 0 BB: 0 P: 3	1B: 8 2B: 1 3B: 0 HR: 1	SF: 0 SAC: 0 DP: 3 HBP: 0	WP: 0 PB: 0 SB: 1 CS: 0	PA: 39								
PITCHER	IP	WLS	BF	H	R	ER	SO	BB	IBB	HBP	BLK	WP	HR	S	P	ERA	WHIP											
Francisco Barrios, R ERA: 4.82 (1, 1)	5.1	W	20	6	1	1	0	1	0	0	0	0	0	0	19	23	1.69	1.312										
Rich Wortham, L ERA: 4.99 (6, 1)	0.0		4	1	2	2	0	2	0	0	0	0	0	2	10	∞	∞											
Mike Proly, R ERA: 2.33 (6, 1)	1.2		7	1	1	1	0	1	0	0	0	0	1	6	10	5.40	1.200											
Ed Farmer, R ERA: 2.45 (8, 1)	2.0	S	8	2	1	1	0	0	0	0	0	0	0	8	8	4.50	1.000											

Seattle Mariners @ Chicago White Sox
Comiskey Park, Chicago, IL
Sun May 18 1980, 4:33 AM EDT
Att: 24,625 - Unknown

AB 35
R 5
H 10
RBI 5
BB 4
SO 0
LOB 20



Batter	1	2	3	4	5	6	7	8	9	AB	R	H	RBI	BB	SO	LOB	BOTTOM										
Bob Molinaro, L OBP: 0.448, SLG: 0.545 Wayne Nordhagen, R OBP: 0.380, SLG: 0.608 (6, PH) (1, 10)	0-0 1B		0-0 CS 1B	0-0 F3		0-0 F8				3	0	2	0	0	0	2											
Claudell Washington, L OBP: 0.345, SLG: 0.405 Alan Bannister, R OBP: 0.297, SLG: 0.212 (6, PH) (1, 7) (7, 7)	0-0 F9		0-3 K	0-0 F5		0-0 G3				3	0	0	0	0	1	4											
Chet Lemon, R OBP: 0.361, SLG: 0.408 (1, 8)	0-0 FC6-4 1B 1-2			0-0 2B HBP 1B	4-0 2B WP BB	0-0 5-3				3	2	2	0	1	0	0											
Lamar Johnson, R OBP: 0.348, SLG: 0.471 Mike Squires, L OBP: 0.429, SLG: 0.483 (1, 3) (8, 3)	0-0 FC6-4 1-2			0-0 HBP 1B 2B	0-0 WP 2B		0-0 F9			4	1	2	0	0	0	1											
Harold Baines, L OBP: 0.336, SLG: 0.477 (1, 9)		0-0 SF8 3B		4-0 HBP 1B IBB	4-0 WP IBB		0-0 1-3			2	2	1	0	2	0	0											
Jim Morrison, R OBP: 0.313, SLG: 0.450 (1, 4)		0-0 SF8		1-0 1B HBP	0-0 F8		0-0 F9			2	1	0	2	0	0	3											
Junior Moore, R OBP: 0.298, SLG: 0.429 (1, 5)	0-0 4-3		0-0 K	0-0 1B 1B	0-3 K		0-0 1-3			4	0	1	2	0	1	2											
Bruce Kimm, R OBP: 0.355, SLG: 0.372 (1, 2)	0-0 6-3		0-0 K	0-0 K	0-0 BB		0-0 6-3			3	0	0	0	1	1	2											
Greg Pryor, R OBP: 0.259, SLG: 0.269 (1, 6)			0-0 4-3	0-0 1B	0-0 F9		0-0 5-3			4	0	1	1	0	0	3											
Inning Stats	R: 0 E: 0 K: 0 S: 4	H: 2 LOB: 0 BB: 0 P: 4	R: 1 E: 0 K: 0 S: 4	H: 1 LOB: 0 BB: 0 P: 4	R: 0 E: 0 K: 1 S: 5	H: 1 LOB: 0 BB: 0 P: 5	R: 4 E: 0 K: 1 S: 9	H: 4 LOB: 2 BB: 1 P: 14	R: 1 E: 0 K: 1 S: 6	H: 1 LOB: 3 BB: 3 P: 18	R: 0 E: 0 K: 0 S: 3	H: 0 LOB: 0 BB: 0 P: 3	R: 0 E: 0 K: 0 S: 3	H: 0 LOB: 0 BB: 0 P: 3	R: 0 E: 0 K: 0 S: 3	H: 0 LOB: 0 BB: 0 P: 3	1B: 6 2B: 2 3B: 1 HR: 0	SF: 1 SAC: 0 DP: 0 HBP: 1	WP: 1 PB: 0 SB: 0 CS: 1	PA: 36							
PITCHER	IP	WLS	BF	H	R	ER	SO	BB	IBB	HBP	BLK	WP	HR	S	P	ERA	WHIP										
Rob Dressler, R ERA: 5.53 (1, 1)	3.0	L	16	7	5	5	1	0	1	0	0	0	0	16	21	15.00	2.333										
Byron McLaughlin, R ERA: 9.0 (4, 1)	2.0		11	2	1	1	2	2	1	0	0	1	0	12	24	4.50	2.000										
Dave Roberts, L ERA: 4.26 (6, 1)	3.0		9	0	0	0	0	0	0	0	0	0	0	9	9	0.00	0.000										

Seattle Mariners @ Chicago White Sox
Comiskey Park, Chicago, IL
Sun May 18 1980, 4:33 AM EDT
Att: 24,625 - Unknown

AB 30
R 6
H 9
RBI 5
BB 4
SO 3
LOB 17



Batter	1	2	3	4	5	6	7	8	9	AB	R	H	RBI	BB	SO	LOB	TOP										
Alan Bannister, R OBP: 0.250, SLG: 0.218 (1, 9)	0-0 4-3			0-0 F9		0-0 F9		0-0 G5-4-3		4	0	0	0	0	0	3	Chicago White Sox @ Seattle Mariners The Kingdome, Seattle, WA Fri May 23 1980, 10:05 PM EDT Att: 7,009 - Dome										
Junior Moore, R OBP: 0.288, SLG: 0.362 Kevin Bell, R OBP: 0.087, SLG: 0.045 (1, 5) (5, 5)	0-0 5-3			0-0 F4		4-0 BB			0-0 1-3	2	0	0	0	0	0	0											
Chet Lemon, R OBP: 0.364, SLG: 0.418 (1, 8)	0-3 K			0-3 K		0-3 K			4-0 FC3-6 BB	3	0	0	0	1	3												
Lamar Johnson, R OBP: 0.340, SLG: 0.444 (1, 3)		0-0 F6			0-0 F9	0-0 F4			0-0 FC3-6	4	0	0	0	0	4												
Wayne Nordhagen, R OBP: 0.355, SLG: 0.557 (1, 10)		0-0 5-3			0-0 2B		0-0 F9		0-0 4-3	4	0	1	0	0	1												
Jim Morrison, R OBP: 0.313, SLG: 0.433 (1, 4)		0-0 F6			0-0 F5		0-3 K			3	0	0	0	0	1												
Claudell Washington, L OBP: 0.333, SLG: 0.390 (1, 7)			0-0 4-3		0-3 K		0-0 4-3			3	0	0	0	0	1												
Bruce Kimm, R OBP: 0.362, SLG: 0.365 (1, 2)			0-0 6-3			0-0 BB 1B		0-3 K G5-4-3		3	0	1	0	0	1												
Greg Pryor, R OBP: 0.264, SLG: 0.282 (1, 6)			0-0 F7			0-0 BB 1B		0-3 K		3	0	1	0	0	1												
Inning Stats	R: 0 E: 0 K: 1 S: 5	H: 0 LOB: 0 BB: 0 P: 5	R: 0 E: 0 K: 0 S: 3	H: 0 LOB: 0 BB: 0 P: 3	R: 0 E: 0 K: 0 S: 3	H: 0 LOB: 0 BB: 0 P: 3	R: 0 E: 0 K: 1 S: 5	H: 0 LOB: 0 BB: 0 P: 5	R: 0 E: 0 K: 1 S: 6	H: 1 LOB: 1 BB: 0 P: 6	R: 0 E: 0 K: 1 S: 7	H: 2 LOB: 2 BB: 1 P: 11	R: 0 E: 0 K: 1 S: 5	H: 0 LOB: 0 BB: 0 P: 5	R: 0 E: 0 K: 2 S: 7	H: 0 LOB: 0 BB: 0 P: 7	R: 0 E: 0 K: 0 S: 3	H: 0 LOB: 1 BB: 1 P: 7	1B: 2 2B: 1 3B: 0 HR: 0	SF: 0 SAC: 0 DP: 1 HBP: 0	WP: 0 PB: 1 SB: 0 CS: 0	PA: 32					
PITCHER	IP	WLS	BF	H	R	ER	SO	BB	IBB	HBP	BLK	WP	HR	S	P	ERA	WHIP										
Rick Honeycutt, L ERA: 2.59 (1, 1)	5.0	W	17	2	0	0	3	0	0	0	0	0	0	23	23	0.00	0.400										
Shane Rawley, L ERA: 3.0 (6, 1)	4.0	S	15	1	0	0	4	2	0	0	0	0	0	21	29	0.00	0.750										

Batter	1	2	3	4	5	6	7	8	9	AB	R	H	RBI	BB	SO	LOB	BOTTOM										
Larry Milbourne, S OBP: 0.174, SLG: 0.146 (1, 4)	0-0 F7	0-0 F7		0-0 F8		1-1 2H 3B		0-0 4-3		5	0	1	2	0	0	2	Chicago White Sox @ Seattle Mariners The Kingdome, Seattle, WA Fri May 23 1980, 10:05 PM EDT Att: 7,009 - Dome										
Jim Anderson, R OBP: 0.331, SLG: 0.379 Joe Simpson, L OBP: 0.354, SLG: 0.388 (1, 6) (7, 7)	0-3 K		0-0 6-3		0-3 K	1-0 HBP		0-0 F8		3	0	0	0	0	2	0											
Dan Meyer, L OBP: 0.376, SLG: 0.450 Mario Mendoza, R OBP: 0.208, SLG: 0.348 (1, 7) (7, 6)	0-0 HR 2B		4-0 HR BB		0-0 BB 1B	0-0 F5		0-0 G3		3	2	2	0	1	0	2											
Willie Horton, R OBP: 0.326, SLG: 0.313 (1, 10)	0-0 HR 2H		0-0 F3		4-0 BB 1B	0-0 G4-6-3 BB		0-0 FC5-4 BB SF7 1B		3	2	2	2	1	0	1											
Tom Paciorek, R OBP: 0.351, SLG: 0.543 Bruce Bochte, L OBP: 0.409, SLG: 0.504 (1, 3) (5, PH) (6, 3)	0-0 F9		0-0 HR		0-0 G4-6-3	0-0 FC5-4 BB		1-2 BB		2	1	1	2	0	0	0											
Leon Roberts, R OBP: 0.328, SLG: 0.484 (1, 9)		0-3 K	0-0 2B		0-0 SH1-3 3B 1B	0-0 FC5-4 SF7 1B		0-0 SH1-3 SF7		4	2	2	0	0	1	2											
Bill Stein, R OBP: 0.346, SLG: 0.438 (1, 5)		0-0 1B	0-3 K		0-0 SH1-3	0-0 SF7		1-2 SF7		2	0	1	1	0	1	1											
Rod Craig, S OBP: 0.311, SLG: 0.418 (1, 8)		0-0 F8		0-0 F9		4-0 3B IBB		0-0 E 1B		3	1	1	1	1	0	1											
Larry Cox, R OBP: 0.244, SLG: 0.215 (1, 2)		0-0 E5		0-0 F7		0-0 F5		1-2 1-3		4	0	0	0	0	0	4											
Inning Stats	R: 2 E: 0 K: 1 S: 7	H: 2 LOB: 0 BB: 0 P: 7	R: 0 E: 1 K: 1 S: 7	H: 1 LOB: 2 BB: 0 P: 7	R: 2 E: 0 K: 1 S: 7	H: 2 LOB: 1 BB: 1 P: 11	R: 0 E: 0 K: 0 S: 3	H: 0 LOB: 0 BB: 0 P: 3	R: 0 E: 0 K: 0 S: 5	H: 2 LOB: 2 BB: 1 P: 10	R: 2 E: 1 K: 0 S: 5	H: 2 LOB: 1 BB: 1 P: 9	R: 0 E: 0 K: 0 S: 3	H: 0 LOB: 0 BB: 0 P: 3	R: 0 E: 0 K: 0 S: 3	H: 0 LOB: 0 BB: 0 P: 3	1B: 5 2B: 2 3B: 1 HR: 2	SF: 1 SAC: 1 DP: 1 HBP: 1	WP: 0 PB: 0 SB: 0 CS: 0	PA: 39							
PITCHER	IP	WLS	BF	H	R	ER	SO	BB	IBB	HBP	BLK	WP	HR	S	P	ERA	WHIP										
Britt Burns, L ERA: 1.87 (1, 1)	4.1	L	22	6	4	4	4	2	0	0	0	0	0	28	36	8.31	1.846										
Nardi Contreras, R ERA: 9.82 (5, 1)	3.2		17	4	4	4	0	1	1	1	0	0	0	14	23	9.82	1.364										

Batter	1	2	3	4	5	6	7	8	9	AB	R	H	RBI	BB	SO	LOB	TOP										
Bob Molinaro, L (1, 10) OBP: 0.412, SLG: 0.529	L3		HR		G3			F3		4	1	1	1	0	0	1	Chicago White Sox @ Seattle Mariners The Kingdome, Seattle, WA Sat May 24 1980, 10:05 PM EDT Att: 24,048 - Dome										
Claudell Washington, L (1, 7) OBP: 0.341, SLG: 0.624	F9		CS BB			4-3		HR		3	1	1	1	1	0	0											
Chet Lemon, R (1, 8) OBP: 0.367, SLG: 0.428			6-3				G6-4-3 1B	4-3		4	0	2	0	0	0	1											
Lamar Johnson, R (1, 3) OBP: 0.344, SLG: 0.449	K				G4-6-3 BB					3	1	1	0	1	1	2											
Harold Baines, L (1, 9) OBP: 0.308, SLG: 0.434		4-1			G4-6-3			F8		4	0	0	0	0	0	2											
Jim Morrison, R (1, 4) OBP: 0.317, SLG: 0.451		HR			F7			F6		3	1	1	1	1	0	1											
Mary Foley, L (1, 2) OBP: 0.289, SLG: 0.324										2	0	0	0	1	0	1											
Wayne Nordhagen, R (9, PH) OBP: 0.362, SLG: 0.562	4-3							1B		1	0	1	1	0	0	0											
Alan Bannister, R (9, PR) OBP: 0.250, SLG: 0.218					G6-4-3 BB			2H 1B		0	0	0	0	0	0	0											
Junior Moore, R (1, 5) OBP: 0.267, SLG: 0.356		L3			G6-4-3			1B		4	0	1	0	0	0	2											
Greg Pryor, R (1, 6) OBP: 0.268, SLG: 0.286										2	0	1	0	0	1	0											
Thad Bosley, L (8, PH) OBP: 0.367, SLG: 0.345										1	0	0	0	0	0	0											
Kevin Bell, R (8, 6) OBP: 0.087, SLG: 0.045										0	0	0	0	0	0	0											
Mike Squires, L (9, PH) OBP: 0.395, SLG: 0.438										0	0	0	0	0	0	0											
Bruce Kimm, R (9, PH) OBP: 0.258, SLG: 0.361										1	0	0	0	0	0	2											
Inning Stats	R: 0 E: 0 K: 1 S: 6	H: 1 LOB: 1 BB: 0 P: 6	R: 1 E: 0 K: 0 S: 4	H: 1 LOB: 0 BB: 0 P: 4	R: 1 E: 0 K: 1 S: 5	H: 1 LOB: 0 BB: 1 P: 9	R: 0 E: 0 K: 0 S: 2	H: 0 LOB: 0 BB: 1 P: 6	R: 0 E: 0 K: 0 S: 3	H: 1 LOB: 1 BB: 1 P: 7	R: 0 E: 0 K: 0 S: 3	H: 0 LOB: 1 BB: 1 P: 7	R: 1 E: 0 K: 0 S: 4	H: 1 LOB: 0 BB: 0 P: 4	R: 1 E: 0 K: 0 S: 6	H: 3 LOB: 2 BB: 0 P: 6	1B: 4 2B: 2 3B: 0 HR: 3	SF: 0 SAC: 0 DP: 3 HBP: 0	WP: 0 PB: 0 SB: 0 CS: 1	PA: 36							
PITCHER	IP	WLS	BF	H	R	ER	SO	BB	IBB	HBP	BLK	WP	HR	S	P	ERA	WHIP										
Glenn Abbott, R (1, 1) ERA: 3.09	6.1	W	24	5	2	2	2	4	0	0	0	0	2	24	40	2.84	1.421										
Dave Heaverlo, R (7, 1) ERA: 4.12	2.1		11	4	2	2	0	0	0	0	0	0	1	11	11	7.71	1.714										
Dave Roberts, L (9, 1) ERA: 6.43	0.1	S	1	0	0	0	0	0	0	0	0	0	0	1	1	0.00	0.000										

Batter	1	2	3	4	5	6	7	8	9	AB	R	H	RBI	BB	SO	LOB	BOTTOM										
Julio Cruz, S (1, 4) OBP: 0.315, SLG: 0.272	K		G3 SH1-3 2B 1B	SH1-4		SH5-4				2	1	1	0	0	1	0	Chicago White Sox @ Seattle Mariners The Kingdome, Seattle, WA Sat May 24 1980, 10:05 PM EDT Att: 24,048 - Dome										
Rod Craig, S (1, 8) OBP: 0.311, SLG: 0.416	1B HR 3-4-1 1B		SH1-3	L5		F8				3	1	1	0	0	0	2											
Dan Meyer, L (1, 7) OBP: 0.366, SLG: 0.436	3-4-1		G3	5-3		F8				4	0	0	0	0	0	4											
Willie Horton, R (1, 10) OBP: 0.331, SLG: 0.328	HR 1B		1B 2B			F8		F9		4	2	2	1	0	0	0											
Tom Paciorek, R (1, 9) OBP: 0.366, SLG: 0.615			WP BB 1B			1-3		F7		4	1	2	4	0	0	0											
Joe Simpson, L (8, 9) OBP: 0.354, SLG: 0.388	1H 3H HR		2H 1B							0	0	0	0	0	0	0											
Bruce Bochte, L (1, 3) OBP: 0.411, SLG: 0.496	L5		BB			G3				2	0	0	0	2	0	0											
Bill Stein, R (1, 5) OBP: 0.351, SLG: 0.429										2	0	0	0	2	1	0											
Larry Milbourne, S (8, PR) OBP: 0.174, SLG: 0.146										0	0	0	0	0	0	0											
Ted Cox, R (9, 5) OBP: 0.323, SLG: 0.305										0	0	0	0	0	0	0											
Larry Cox, R (1, 2) OBP: 0.233, SLG: 0.205		6-3				F8		G3-6-3		4	0	0	0	0	1	6											
Mario Mendoza, R (1, 6) OBP: 0.250, SLG: 0.370										4	0	2	0	0	2	1											
Inning Stats	R: 3 E: 0 K: 1 S: 8	H: 3 LOB: 0 BB: 0 P: 8	R: 0 E: 0 K: 2 S: 7	H: 0 LOB: 0 BB: 0 P: 7	R: 2 E: 0 K: 1 S: 8	H: 3 LOB: 3 BB: 2 P: 16	R: 0 E: 0 K: 0 S: 4	H: 1 LOB: 1 BB: 0 P: 4	R: 0 E: 0 K: 0 S: 3	H: 0 LOB: 0 BB: 0 P: 3	R: 0 E: 1 K: 1 S: 5	H: 0 LOB: 1 BB: 0 P: 5	R: 0 E: 0 K: 0 S: 3	H: 0 LOB: 0 BB: 0 P: 3	R: 0 E: 0 K: 1 S: 5	H: 0 LOB: 1 BB: 0 P: 5	1B: 6 2B: 1 3B: 0 HR: 1	SF: 0 SAC: 3 DP: 1 HBP: 0	WP: 1 PB: 0 SB: 0 CS: 0	PA: 36							
PITCHER	IP	WLS	BF	H	R	ER	SO	BB	IBB	HBP	BLK	WP	HR	S	P	ERA	WHIP										
Ken Kravec, L (1, 1) ERA: 7.26	2.2	L	15	6	5	5	3	1	0	0	0	0	1	20	24	16.88	2.625										
Mike Proly, R (3, 1) ERA: 2.14	3.1		15	2	0	0	1	2	1	0	0	0	0	14	26	0.00	1.200										
Randy Scarbery, R (7, 1) ERA: 3.62	2.0		6	0	0	0	1	0	0	0	0	0	0	8	8	0.00	0.000										

Batter	1	2	3	4	5	6	7	8	9	AB	R	H	RBI	BB	SO	LOB	TOP					
Jim Morrison, R OBP: 0.315, SLG: 0.453 (1, 4)										4	1	1	2	0	2	1	Chicago White Sox @ Seattle Mariners The Kingdome, Seattle, WA Sun May 25 1980, 6:33 AM EDT Att: 8,071 - Dome					
Alan Bannister, R OBP: 0.242, SLG: 0.212 (1, 7)										3	0	0	1	0	0	0						
Chet Lemon, R OBP: 0.371, SLG: 0.432 (1, 8)										3	0	1	0	1	2	0						
Lamar Johnson, R OBP: 0.342, SLG: 0.440 (1, 3)										3	0	0	0	1	1	1						
Wayne Nordhagen, R OBP: 0.347, SLG: 0.538 (1, 9)										4	0	0	0	0	1	3						
Junior Moore, R OBP: 0.286, SLG: 0.351 (1, 10)										4	0	1	0	0	1	2						
Bruce Kimm, R OBP: 0.345, SLG: 0.347 (1, 2)										4	0	0	0	0	2	1						
Greg Pryor, R OBP: 0.275, SLG: 0.301 (1, 6)										4	1	2	0	0	1	0						
Kevin Bell, R OBP: 0.115, SLG: 0.080 (1, 5)										3	1	1	0	0	1	1						
Inning Stats	R: 0 E: 0 K: 2 S: 7	H: 0 LOB: 0 BB: 0 P: 7	R: 0 E: 0 K: 1 S: 5	H: 0 LOB: 0 BB: 0 P: 5	R: 3 E: 1 K: 2 S: 10	H: 3 LOB: 0 BB: 0 P: 10	R: 0 E: 0 K: 1 S: 6	H: 1 LOB: 1 BB: 0 P: 6	R: 0 E: 0 K: 0 S: 3	H: 0 LOB: 0 BB: 0 P: 3	R: 0 E: 0 K: 0 S: 4	H: 1 LOB: 2 BB: 1 P: 8	R: 0 E: 0 K: 2 S: 8	H: 1 LOB: 1 BB: 0 P: 8	R: 0 E: 0 K: 0 S: 3	H: 0 LOB: 1 BB: 1 P: 7		R: 0 E: 0 K: 3 S: 9	H: 0 LOB: 0 BB: 0 P: 9	1B: 3 2B: 3 3B: 0 HR: 0	SF: 1 SAC: 0 DP: 0 HBP: 0	WP: 0 PB: 0 SB: 0 CS: 0
PITCHER Floyd Bannister, L ERA: 2.73 (1, 1)	IP: 9.0 WLS: W BF: 35 H: 6 R: 3 ER: 2 SO: 11 BB: 2 IBB: 0 HBP: 0 BLK: 0 WP: 0 HR: 0 S: 55 P: 63 ERA: 2.00 WHIP: 0.889															PITCHER						

Batter	1	2	3	4	5	6	7	8	9	AB	R	H	RBI	BB	SO	LOB	BOTTOM			
Julio Cruz, S OBP: 0.323, SLG: 0.298 (1, 4)										3	1	1	2	1	0	3	Chicago White Sox @ Seattle Mariners The Kingdome, Seattle, WA Sun May 25 1980, 6:33 AM EDT Att: 8,071 - Dome			
Rod Craig, S OBP: 0.315, SLG: 0.412 (1, 8)										1	0	0	0	0	0	1				
Tom Paciorek, R OBP: 0.386, SLG: 0.619 (4, 9)										3	1	2	0	0	1	1				
Dan Meyer, L OBP: 0.367, SLG: 0.438 (1, 7)										4	0	1	2	1	0	4				
Willie Horton, R OBP: 0.333, SLG: 0.320 (1, 10)										3	1	0	0	1	1	4				
Larry Milbourne, S OBP: 0.174, SLG: 0.146 (6, PR)										0	0	0	0	0	0	0				
Bruce Bochte, L OBP: 0.417, SLG: 0.496 (1, 3)										4	1	2	2	1	0	1				
Joe Simpson, L OBP: 0.359, SLG: 0.412 (1, 9) (4, 8)										4	0	2	2	0	1	3				
Ted Cox, R OBP: 0.302 (1, 5)										4	0	1	0	0	1	1				
Bill Stein, R OBP: 0.348, SLG: 0.424 (6, 5)										1	0	0	0	0	0	2				
Larry Cox, R OBP: 0.245, SLG: 0.221 (1, 2)										3	1	1	0	1	0	2				
Mario Mendoza, R OBP: 0.344, SLG: 0.467 (1, 6)										3	3	3	0	1	0	0				
Inning Stats	R: 0 E: 0 K: 1 S: 5	H: 0 LOB: 3 BB: 3 P: 17	R: 1 E: 0 K: 0 S: 4	H: 1 LOB: 3 BB: 2 P: 13	R: 0 E: 0 K: 0 S: 3	H: 0 LOB: 0 BB: 0 P: 3	R: 2 E: 0 K: 1 S: 8	H: 3 LOB: 1 BB: 0 P: 8	R: 0 E: 0 K: 0 S: 4	H: 2 LOB: 1 BB: 0 P: 4	R: 4 E: 0 K: 1 S: 8	H: 3 LOB: 1 BB: 1 P: 13	R: 1 E: 0 K: 0 S: 5	H: 3 LOB: 1 BB: 0 P: 5	R: 0 E: 0 K: 1 S: 6	H: 1 LOB: 2 BB: 0 P: 6	1B: 8 2B: 3 3B: 2 HR: 0	SF: 0 SAC: 2 DP: 2 HBP: 2	WP: 0 PB: 1 SB: 2 CS: 0	PA: 43
PITCHER Richard Dotson, R ERA: 4.07 (1, 1)	IP: 1.0 WLS: L BF: 4 H: 1 R: 2 ER: 2 SO: 0 BB: 1 IBB: 0 HBP: 0 BLK: 0 WP: 0 HR: 0 S: 23 P: 44 ERA: 18.00 WHIP: 2.000															PITCHER				
Randy Scarbery, R ERA: 4.13 (6, 1)	IP: 0.1 WLS: 4 BF: 2 H: 2 R: 2 ER: 2 SO: 0 BB: 0 IBB: 1 HBP: 0 BLK: 0 WP: 0 HR: 0 S: 3 P: 4 ERA: 54.00 WHIP: 6.000															PITCHER				
Rich Wortham, L ERA: 5.03 (6, 1)	IP: 1.1 WLS: 6 BF: 3 H: 3 R: 1 ER: 1 SO: 1 BB: 0 IBB: 0 HBP: 0 BLK: 0 WP: 0 HR: 0 S: 8 P: 8 ERA: 6.75 WHIP: 2.250															PITCHER				
Nardi Contreras, R ERA: 9.0 (8, 1)	IP: 1.0 WLS: 4 BF: 1 H: 0 R: 0 ER: 0 SO: 1 BB: 0 IBB: 0 HBP: 0 BLK: 0 WP: 0 HR: 0 S: 6 P: 6 ERA: 0.00 WHIP: 1.000															PITCHER				

Batter	1	2	3	4	5	6	7	8	9	AB	R	H	RBI	BB	SO	LOB	TOP										
Julio Cruz, S OBP: 0.320, SLG: 0.287 (1,4)	1-3		FC5-4 BB			F8		F6		3	0	0	0	1	0	0	Seattle Mariners @ Milwaukee Brewers Milwaukee County Stadium, Milwaukee, WI Mon May 26 1980, 4:33 AM EDT Att: 26,302 - Unknown - 65 F livebaseballscorecards.com										
Rod Craig, S OBP: 0.305, SLG: 0.398 (1,8)	6-3		FC5-4 CS			6-3		K		4	0	0	0	0	1	1											
Tom Paciorek, R OBP: 0.396, SLG: 0.609 (1,7)	1B		CS	FC1-4 1B		5-3		K		4	0	2	0	0	1	0											
Willie Horton, R OBP: 0.338, SLG: 0.325 (1,10)	1B			FC1-4 1B			K		1B	4	0	2	0	0	1	1											
Bruce Bochte, L OBP: 0.419, SLG: 0.504 (1,3)		1B		F7			K		1B	4	0	2	0	0	1	1											
Leon Roberts, R OBP: 0.326, SLG: 0.472 (1,9)	6-3			L7			1B	BB	1B	3	1	0	0	1	1	4											
Ted Cox, R OBP: 0.327, SLG: 0.311 (1,5)					6-3		1B		G6-4-3	4	0	2	0	0	0	2											
Mario Mendoza, R OBP: 0.371, SLG: 0.485 (1,6)		G5-4-3								3	0	2	1	0	0	2											
Larry Cox, R OBP: 0.240, SLG: 0.216 (1,2)				5-3						2	0	0	0	0	0	1											
Jim Anderson, R OBP: 0.328, SLG: 0.376 (6,2)					G5-4-3			K		1	0	0	0	0	1	2											
Inning Stats	R: 0 E: 0 K: 0 S: 4	H: 2 LOB: 2 BB: 0 P: 4	R: 0 E: 0 K: 0 S: 4	H: 2 LOB: 1 BB: 0 P: 4	R: 0 E: 0 K: 0 S: 2	H: 0 LOB: 0 BB: 1 P: 6	R: 0 E: 0 K: 0 S: 4	H: 1 LOB: 1 BB: 0 P: 4	R: 0 E: 0 K: 0 S: 3	H: 1 LOB: 0 BB: 0 P: 3	R: 0 E: 0 K: 0 S: 3	H: 0 LOB: 0 BB: 0 P: 3	R: 1 E: 0 K: 3 S: 11	H: 2 LOB: 2 BB: 1 P: 15	R: 0 E: 0 K: 1 S: 6	H: 2 LOB: 1 BB: 0 P: 6	1B: 9 2B: 1 3B: 0 HR: 0	SF: 0 SAC: 0 DP: 3 HBP: 0	WP: 0 PB: 0 SB: 0 CS: 1	PA: 35							
PITCHER	IP	WLS	BF	H	R	ER	SO	BB	IBB	HBP	BLK	WP	HR	S	P	ERA	WHIP										
Mike Caldwell, L ERA: 2.95 (1,1)	6.0	W	21	6	0	0	0	1	0	0	0	0	0	20	24	0.00	1.167										
Reggie Cleveland, R ERA: 4.88 (7,1)	1.0		6	2	1	1	3	1	0	0	0	0	0	11	15	9.00	3.000										
Bob McClure, L ERA: 2.55 (8,1)	1.0		3	0	0	0	2	0	0	0	0	0	0	7	7	0.00	0.000										
Bill Castro, R ERA: 0.74 (9,1)	1.0		4	2	0	0	1	0	0	0	0	0	0	6	6	0.00	2.000										

Batter	1	2	3	4	5	6	7	8	9	AB	R	H	RBI	BB	SO	LOB	BOTTOM										
Paul Moltor, R OBP: 0.425, SLG: 0.477 (1,4)	K		1B 2B	4-3		2B 3B	1B	FC5-4		5	2	2	0	0	1	1	Seattle Mariners @ Milwaukee Brewers Milwaukee County Stadium, Milwaukee, WI Mon May 26 1980, 4:33 AM EDT Att: 26,302 - Unknown - 65 F livebaseballscorecards.com										
Robin Yount, R OBP: 0.368, SLG: 0.595 (1,6)	L8		2B 1B	F9		3B	2B	4-3		5	2	2	0	0	0	1											
Cecil Cooper, L OBP: 0.391, SLG: 0.525 (1,3)	E6		1B E	K2-3		1B	3B	K2-3		4	3	3	3	0	1	0											
Mark Brouhard, R OBP: 0.231, SLG: 0.500 (7,3)	HR		1B E	K2-3		1B	3B	K2-3		1	0	0	0	0	1	0											
Gorman Thomas, R OBP: 0.317, SLG: 0.447 (1,8)	HR		1B E	5-3		1B	1B	6-3		5	2	3	4	0	0	0											
Ben Oglivie, L OBP: 0.411, SLG: 0.675 (1,7)	F7		F4	HR		1B	1B	1B		5	1	3	1	0	0	2											
Sixto Lezcano, R OBP: 0.291, SLG: 0.414 (1,9)		K	E5 3B	4-3		K	2B	F8		5	1	2	2	0	2	3											
Jim Gantner, L OBP: 0.241, SLG: 0.273 (1,5)		4-3	K	4-3		4-3	4-3			4	0	0	0	0	1	3											
Dick Davis, R OBP: 0.322, SLG: 0.384 (1,10)				F4		5-3				4	0	2	0	0	0	1											
Charlie Moore, R OBP: 0.317, SLG: 0.303 (1,2)	K		K			6-3		FC5-4 1B		4	0	1	0	0	2	2											
Inning Stats	R: 2 E: 1 K: 1 S: 7	H: 2 LOB: 0 BB: 0 P: 7	R: 0 E: 0 K: 2 S: 8	H: 1 LOB: 1 BB: 0 P: 8	R: 5 E: 1 K: 2 S: 13	H: 6 LOB: 1 BB: 0 P: 13	R: 0 E: 0 K: 1 S: 5	H: 0 LOB: 0 BB: 0 P: 5	R: 1 E: 0 K: 0 S: 5	H: 2 LOB: 1 BB: 0 P: 5	R: 3 E: 0 K: 1 S: 10	H: 5 LOB: 2 BB: 0 P: 10	R: 0 E: 0 K: 0 S: 4	H: 1 LOB: 1 BB: 0 P: 4	R: 0 E: 0 K: 1 S: 6	H: 1 LOB: 1 BB: 0 P: 6	1B: 9 2B: 5 3B: 2 HR: 2	SF: 0 SAC: 0 DP: 0 HBP: 0	WP: 0 PB: 0 SB: 1 CS: 0	PA: 42							
PITCHER	IP	WLS	BF	H	R	ER	SO	BB	IBB	HBP	BLK	WP	HR	S	P	ERA	WHIP										
Mike Parrott, R ERA: 6.96 (1,1)	2.0	L	13	7	6	6	3	0	0	0	0	0	1	19	19	27.00	3.500										
Dave Roberts, L ERA: 5.82 (3,1)	3.0		13	4	2	1	3	0	0	0	0	0	0	19	19	3.00	1.333										
Rob Dressler, R ERA: 5.02 (6,1)	3.0		16	7	3	3	2	0	0	0	0	0	0	20	20	9.00	2.333										

Seattle Mariners @ Milwaukee Brewers
 Milwaukee County Stadium, Milwaukee, WI
 Mon May 26 1980, 4:33 AM EDT
 Att: 26,302 - Unknown - 65 F

AB	32
R	1
H	10
RBI	1
BB	2
SO	6
LOB	14



Seattle Mariners @ Milwaukee Brewers
 Milwaukee County Stadium, Milwaukee, WI
 Mon May 26 1980, 4:33 AM EDT
 Att: 26,302 - Unknown - 65 F

AB	42
R	11
H	18
RBI	10
BB	0
SO	8
LOB	13



Batter	1	2	3	4	5	6	7	8	9	AB	R	H	RBI	BB	SO	LOB	TOP
Julio Cruz, S OBP: 0.327, SLG: 0.289 (1, 4)										3	1	1	0	1	0	3	Seattle Mariners @ Milwaukee Brewers Milwaukee County Stadium, Milwaukee, WI Tue May 27 1980, 8:05 PM EDT Att: 11,904 - Unknown - 72 F
Rod Craig, S OBP: 0.298, SLG: 0.388 (1, 8)										3	0	0	0	0	5		
Dan Meyer, L OBP: 0.357, SLG: 0.426 (1, 7)										4	0	0	0	0	2		
Willie Horton, R OBP: 0.335, SLG: 0.318 (1, 10)										3	0	0	0	1	1		
Bruce Bochte, L OBP: 0.415, SLG: 0.497 (1, 3)										4	0	1	1	0	1		
Joe Simpson, L OBP: 0.350, SLG: 0.400 (1, 9)										3	0	0	0	0	2		
Larry Milbourne, S OBP: 0.170, SLG: 0.143 (9, PH)										1	0	0	0	0	0		
Ted Cox, R OBP: 0.324, SLG: 0.301 (1, 5)										3	0	0	0	1	0		
Mario Mendoza, R OBP: 0.359, SLG: 0.444 (1, 6)										3	0	0	0	1	1		
Larry Cox, R OBP: 0.253, SLG: 0.222 (1, 2)									2	0	1	0	1	0	0		
Tom Paciorek, R OBP: 0.388, SLG: 0.596 (9, PH)									1	0	0	0	0	0	1		
Inning Stats	R: 1 E: 1 K: 0 S: 5	H: 2 LOB: 2 BB: 1 P: 9	R: 0 E: 0 K: 0 S: 4	H: 1 LOB: 2 BB: 1 P: 8	R: 0 E: 0 K: 0 S: 3	H: 0 LOB: 0 BB: 0 P: 3	R: 0 E: 0 K: 0 S: 3	H: 0 LOB: 0 BB: 0 P: 3	R: 0 E: 1 K: 0 S: 4	H: 0 LOB: 2 BB: 1 P: 8	R: 0 E: 0 K: 2 S: 7	H: 0 LOB: 0 BB: 0 P: 7	R: 0 E: 0 K: 1 S: 5	H: 0 LOB: 0 BB: 1 P: 9	1B: 3 2B: 0 3B: 0 HR: 0	SF: 0 SAC: 1 DP: 0 HBP: 0	WP: 0 PA: 36 SB: 0 CS: 0
PITCHER	IP WLS BF H R ER SO BB IBB HBP BLK WP HR S P ERA WHIP																
Rickey Keaton, R ERA: 1.29 (1, 1)	7.0 W 29 3 1 1 0 4 0 0 0 0 0 0 25 41 1.29 1.000																
Bob McClure, L ERA: 2.29 (8, 1)	2.0 S 7 0 0 0 3 1 0 0 0 0 0 0 12 16 0.00 0.500																

Batter	1	2	3	4	5	6	7	8	9	AB	R	H	RBI	BB	SO	LOB	BOTTOM		
Paul Moltor, R OBP: 0.426, SLG: 0.471 (1, 4)										2	2	0	0	2	0	0	Seattle Mariners @ Milwaukee Brewers Milwaukee County Stadium, Milwaukee, WI Tue May 27 1980, 8:05 PM EDT Att: 11,904 - Unknown - 72 F		
Robin Yount, R OBP: 0.371, SLG: 0.592 (1, 6)										4	1	2	1	0	1	1			
Cecil Cooper, L OBP: 0.367, SLG: 0.517 (1, 3)										4	0	1	0	0	2				
Gorman Thomas, R OBP: 0.315, SLG: 0.441 (1, 8)										2	0	0	1	1	2	2			
Ben Oglivie, L OBP: 0.407, SLG: 0.659 (1, 7)										3	1	0	0	1	1	2			
Sixto Lezcano, R OBP: 0.297, SLG: 0.419 (1, 9)										3	0	1	2	1	0	0			
Dick Davis, R OBP: 0.330, SLG: 0.382 (1, 10)										3	0	1	0	1	2	2			
Jim Gantner, L OBP: 0.230, SLG: 0.259 (1, 5)										3	0	0	0	0	2				
Buck Martinez, R OBP: 0.267, SLG: 0.276 (1, 2)										3	0	0	0	0	2				
Inning Stats	R: 3 E: 0 K: 2 S: 9	H: 2 LOB: 1 BB: 2 P: 17	R: 0 E: 0 K: 0 S: 3	H: 0 LOB: 0 BB: 0 P: 3	R: 0 E: 0 K: 2 S: 7	H: 0 LOB: 1 BB: 1 P: 11	R: 0 E: 0 K: 0 S: 4	H: 1 LOB: 1 BB: 0 P: 4	R: 1 E: 0 K: 0 S: 4	H: 1 LOB: 1 BB: 1 P: 8	R: 0 E: 0 K: 0 S: 3	H: 0 LOB: 1 BB: 1 P: 7	R: 0 E: 0 K: 1 S: 6	H: 1 LOB: 1 BB: 0 P: 6	R: 0 E: 0 K: 1 S: 4	H: 0 LOB: 0 BB: 1 P: 8		1B: 4 2B: 1 3B: 0 HR: 0	SF: 1 SAC: 0 DP: 0 HBP: 0
PITCHER	IP WLS BF H R ER SO BB IBB HBP BLK WP HR S P ERA WHIP																		
Jim Beattie, R ERA: 4.94 (1, 1)	8.0 L 34 5 4 4 6 5 1 0 0 0 0 0 40 64 4.50 1.250																		

Batter	1	2	3	4	5	6	7	8	9	AB	R	H	RBI	BB	SO	LOB	TOP				
Julio Cruz, S OBP: 0.318, SLG: 0.280 Joe Simpson, L OBP: 0.347, SLG: 0.396	0-0 6-3		0-3 K			0-0 F7		0-0 F6	3 0 0 0 0 1 0 1 0 0 0 0 0 0												
Jim Anderson, R OBP: 0.321, SLG: 0.367 Dan Meyer, L OBP: 0.355, SLG: 0.423	0-0 F3			0-0 F6		0-0 F8		0-0 3-1	3 0 0 0 0 0 0 1 0 0 0 0 0 0												
Tom Paciorek, R OBP: 0.377, SLG: 0.569	0-3 K			0-0 6-3		0-0 1B		0-0 F8	4 0 1 0 0 1 0												
Willie Horton, R OBP: 0.329, SLG: 0.311		0-0 F9		0-0 L1		0-0 F4			3 0 0 0 0 0 1												
Bruce Bochte, L OBP: 0.408, SLG: 0.486		0-0 4-3			0-0 G3		0-0 F7		3 0 0 0 0 0 1												
Leon Roberts, R OBP: 0.333, SLG: 0.485		0-0 2B			0-0 F7			0-0 1B	3 0 2 0 0 0 0												
Ted Cox, R OBP: 0.315, SLG: 0.292		0-0 F9			0-0 F9			0-0 F9	3 0 0 0 0 0 2												
Rod Craig, S OBP: 0.291, SLG: 0.379			0-0 F7			0-0 F6		0-0 F7	3 0 0 0 0 0 1												
Larry Cox, R OBP: 0.245, SLG: 0.215			0-0 L4			0-0 F7		0-0 F9	3 0 0 0 0 0 1												
Inning Stats	R: 0 E: 0 K: 1 S: 5	H: 0 LOB: 0 BB: 0 P: 5	R: 0 E: 0 K: 0 S: 4	H: 1 LOB: 1 BB: 0 P: 4	R: 0 E: 0 K: 1 S: 5	H: 0 LOB: 0 BB: 0 P: 5	R: 0 E: 0 K: 0 S: 3	H: 0 LOB: 0 BB: 0 P: 3	R: 0 E: 0 K: 0 S: 3	H: 0 LOB: 0 BB: 0 P: 3	R: 0 E: 0 K: 0 S: 4	H: 1 LOB: 1 BB: 0 P: 4	R: 0 E: 0 K: 0 S: 4	H: 1 LOB: 1 BB: 0 P: 4	R: 0 E: 0 K: 0 S: 3	H: 0 LOB: 0 BB: 0 P: 3	1B: 2 2B: 1 3B: 0 HR: 0	SF: 0 SAC: 0 DP: 0 HBP: 0	WP: 0 PB: 0 SB: 0 CS: 0	PA: 30	
PITCHER	IP	WLS	BF	H	R	ER	SO	BB	IBB	HBP	BLK	WP	HR	S	P	ERA	WHIP				
Bill Travers, L ERA: 3.31	6.0	W	19	1	0	0	2	0	0	0	0	0	0	23	23	0.00	0.167				
Reggie Cleveland, R ERA: 4.4	3.0	S	11	2	0	0	0	0	0	0	0	0	0	11	11	0.00	0.667				

Seattle Mariners @ Milwaukee Brewers
Milwaukee County Stadium, Milwaukee, WI

AB 30
R 0
H 3
RBI 0
BB 0
SO 2
LOB 6



Wed May 28 1980, 8:05 PM EDT
Att: 10,627 - Unknown - 73 F

Batter	1	2	3	4	5	6	7	8	9	AB	R	H	RBI	BB	SO	LOB	BOTTOM				
Paul Molitor, R OBP: 0.436, SLG: 0.478	0-0 1B			0-0 2B		0-0 1B		0-0 F9	4 2 3 0 1 0 2												
Robin Yount, R OBP: 0.368, SLG: 0.590	0-0 1B	0-0 F6		0-0 1B		0-0 1B		0-0 G6-4-3	4 2 1 2 0 0 3												
Cecil Cooper, L OBP: 0.390, SLG: 0.517	0-0 1B		0-0 G3	0-0 1B		0-0 F9			4 0 2 3 0 0 0												
Gorman Thomas, R OBP: 0.308, SLG: 0.429	0-3 K		0-0 F7	0-3 K		0-3 K		0-3 K	4 0 0 0 0 3 3												
Ben Oglivie, L OBP: 0.409, SLG: 0.652	0-0 1B		0-0 6-3		0-0 1B		0-0 4-3		3 0 1 1 1 0 0												
Sixto Lezcano, R OBP: 0.296, SLG: 0.421	0-3 K			0-0 SH1-3		0-0 F9		0-3 K	4 1 1 0 0 2 3												
Sal Bando, R OBP: 0.320, SLG: 0.329	0-0 F6			0-0 SH1-3		0-0 F2		0-0 1B	3 0 1 0 0 0 3												
Dick Davis, R OBP: 0.330, SLG: 0.380 Don Money, R OBP: 0.355, SLG: 0.500		0-0 1B		0-0 FC		0-0 F7		0-3 K	3 1 1 1 0 0 1 1 0 0 0 0 1 1												
Charlie Moore, R OBP: 0.326, SLG: 0.313		0-0 G6-4-3		0-0 BB		0-0 4-3		0-0 1B	4 1 2 0 0 0 1												
Inning Stats	R: 2 E: 1 K: 2 S: 11	H: 3 LOB: 2 BB: 0 P: 11	R: 0 E: 0 K: 0 S: 4	H: 2 LOB: 1 BB: 0 P: 4	R: 0 E: 0 K: 0 S: 3	H: 0 LOB: 0 BB: 0 P: 3	R: 5 E: 0 K: 1 S: 9	H: 4 LOB: 1 BB: 1 P: 13	R: 0 E: 0 K: 0 S: 3	H: 0 LOB: 0 BB: 1 P: 7	R: 0 E: 0 K: 0 S: 3	H: 1 LOB: 0 BB: 0 P: 3	R: 0 E: 0 K: 1 S: 5	H: 0 LOB: 0 BB: 0 P: 5	R: 0 E: 0 K: 2 S: 9	H: 2 LOB: 2 BB: 0 P: 9	1B: 10 2B: 3 3B: 0 HR: 0	SF: 0 SAC: 1 DP: 3 HBP: 0	WP: 0 PB: 0 SB: 1 CS: 1	PA: 37	
PITCHER	IP	WLS	BF	H	R	ER	SO	BB	IBB	HBP	BLK	WP	HR	S	P	ERA	WHIP				
Byron McLoughlin, R ERA: 10.07	3.1	L	20	8	7	6	2	1	0	0	0	0	0	10	14	0.00	1.125				
Shane Rawley, L ERA: 2.76	2.2		9	2	0	0	1	1	0	0	0	0	0	14	14	0.00	1.000				
Dave Heaverlo, R ERA: 3.74	2.0		8	2	0	0	3	0	0	0	0	0	0	14	14	0.00	1.000				

Seattle Mariners @ Milwaukee Brewers
Milwaukee County Stadium, Milwaukee, WI

AB 34
R 7
H 12
RBI 7
BB 2
SO 6
LOB 17



Wed May 28 1980, 8:05 PM EDT
Att: 10,627 - Unknown - 73 F

Batter	1	2	3	4	5	6	7	8	9	AB	R	H	RBI	BB	SO	LOB	TOP			
Julio Cruz, S OBP: 0.328, SLG: 0.324 (1, 4)	F8			WP 1B		F8		FC6-4		4	1	1	0	0	0	3	Seattle Mariners @ Cleveland Indians Cleveland Municipal Stadium, Cleveland, OH Sat May 31, 1980, 7:05 PM EDT Att: 11,107 - Unknown - 71 F livebaseballscorecards.com			
Joe Simpson, L OBP: 0.338, SLG: 0.383 (1, 8)	CS 1B			F9		K		4-3		4	0	1	0	0	1	4				
Dan Meyer, L OBP: 0.356, SLG: 0.420 (1, 7)	6-3			K		K				4	0	0	0	0	3	3				
Tom Paciorek, R OBP: 0.386, SLG: 0.564 (1, 10)		6-3								4	1	2	1	0	0	0				
Bruce Bochte, L OBP: 0.396, SLG: 0.474 (1, 3)		K2-3								4	0	1	1	0	1	1				
Leon Roberts, R OBP: 0.322, SLG: 0.464 (1, 9)										4	0	0	0	0	1	1				
Ted Cox, R OBP: 0.304, SLG: 0.282 (1, 5)				F9		K		F9		4	0	0	0	0	1	1				
Jim Anderson, R OBP: 0.317, SLG: 0.361 (1, 6)				K		F7		FC6-4 1B		3	0	1	0	0	1	0				
Larry Cox, R OBP: 0.238, SLG: 0.208 (1, 2)										1	0	0	0	0	1	0				
Bob Stinson, S OBP: 0.184, SLG: 0.156 (6, PH)				K				FC6-4 1B		2	0	2	0	0	0	0				
Inning Stats	R: 0 E: 0 K: 0 S: 3	H: 1 LOB: 0 BB: 0 P: 3	R: 0 E: 0 K: 1 S: 5	H: 0 LOB: 0 BB: 0 P: 5	R: 0 E: 0 K: 2 S: 7	H: 0 LOB: 0 BB: 0 P: 7	R: 1 E: 0 K: 1 S: 7	H: 2 LOB: 1 BB: 0 P: 7	R: 0 E: 0 K: 2 S: 5	H: 1 LOB: 0 BB: 0 P: 8	R: 0 E: 0 K: 0 S: 3	H: 0 LOB: 0 BB: 0 P: 3	R: 0 E: 0 K: 0 S: 5	H: 2 LOB: 2 BB: 0 P: 5	R: 1 E: 0 K: 2 S: 9	H: 2 LOB: 1 BB: 0 P: 9	1B: 7 2B: 1 3B: 0 HR: 0	SF: 0 SAC: 0 DP: 0 HBP: 0	WP: 1 PB: 0 SB: 2 CS: 1	PA: 34
PITCHER Dan Spillner, R ERA: 5.08 (1, 1)	IP: 9.0 WLS: W BF: 34 H: 8 R: 2 ER: 2 SO: 9 BB: 0 IBB: 0 HBP: 0 BLK: 0 WP: 1 HR: 0 S: 52 P: 52 ERA: 2.00 WHIP: 0.889															PITCHER IP: WLS: BF: H: R: ER: SO: BB: IBB: HBP: BLK: WP: HR: S: P: ERA: WHIP				

Batter	1	2	3	4	5	6	7	8	9	AB	R	H	RBI	BB	SO	LOB	BOTTOM			
Rick Manning, L OBP: 0.342, SLG: 0.268 (1, 8)	F8		SH FC6-5 1-3 2-H	S BB		K		WP BB		2	0	0	0	2	1	0	Seattle Mariners @ Cleveland Indians Cleveland Municipal Stadium, Cleveland, OH Sat May 31, 1980, 7:05 PM EDT Att: 11,107 - Unknown - 71 F livebaseballscorecards.com			
Jorge Orta, L OBP: 0.388, SLG: 0.395 (1, 9)			F8	3-1				BB		4	0	2	0	1	0	4				
Mike Hargrove, L OBP: 0.302, SLG: 0.388 (1, 3)			K			G3		L9		4	1	0	0	1	1	4				
Cliff Johnson, R OBP: 0.326, SLG: 0.392 (1, 10)			FC6-5 2B IBB					F8		4	1	2	2	0	0	3				
Ron Hassey, L OBP: 0.360, SLG: 0.437 (1, 2)				HR				BB 1B		3	1	3	2	1	0	0				
Joe Charboneau, R OBP: 0.344, SLG: 0.493 (1, 7)				HR				G6-4-3 BB		4	0	1	0	0	1	4				
Miguel Dilone, S OBP: 0.361, SLG: 0.435 (8, 7)			F8			K		F3		0	0	0	0	0	0	0				
Toby Harrah, R OBP: 0.304, SLG: 0.276 (1, 5)			L3-6-4			F9		G6-4-3		3	0	0	0	1	0	4				
Duane Kuiper, L OBP: 0.335, SLG: 0.318 (1, 4)						1-3				4	1	2	0	0	0	1				
Tom Verzyer, R OBP: 0.331, SLG: 0.370 (1, 6)			SH FC6-5 1B			WP 5-3 1B		4-3		4	1	1	0	0	1	1				
Inning Stats	R: 0 E: 0 K: 1 S: 6	H: 1 LOB: 1 BB: 0 P: 6	R: 0 E: 0 K: 0 S: 3	H: 2 LOB: 0 BB: 0 P: 3	R: 3 E: 1 K: 0 S: 7	H: 3 LOB: 2 BB: 1 P: 11	R: 0 E: 0 K: 0 S: 4	H: 1 LOB: 2 BB: 1 P: 8	R: 2 E: 0 K: 1 S: 7	H: 2 LOB: 1 BB: 1 P: 11	R: 0 E: 0 K: 2 S: 8	H: 1 LOB: 1 BB: 0 P: 8	R: 0 E: 0 K: 0 S: 3	H: 1 LOB: 1 BB: 1 P: 7	R: 0 E: 0 K: 0 S: 3	H: 0 LOB: 2 BB: 2 P: 11	1B: 7 2B: 1 3B: 2 HR: 2	SF: 0 SAC: 1 DP: 1 HBP: 0	WP: 2 PB: 0 SB: 1 CS: 0	PA: 39
PITCHER Mike Parrott, R ERA: 6.63 (1, 1)	IP: 4.1 WLS: L BF: 23 H: 9 R: 5 ER: 2 SO: 1 BB: 1 IBB: 0 HBP: 0 BLK: 0 WP: 1 HR: 2 S: 23 P: 31 ERA: 4.15 WHIP: 2.308															PITCHER IP: WLS: BF: H: R: ER: SO: BB: IBB: HBP: BLK: WP: HR: S: P: ERA: WHIP				
Dave Roberts, L ERA: 5.3 (5, 1)	1.2	7	1	0	0	3	1	0	0	0	0	12	16	0.00	1.200					
Byron McLoughlin, R ERA: 9.25 (7, 1)	2.0	9	1	0	0	0	3	0	0	0	1	0	6	18	0.00	2.000				

Batter	1	2	3	4	5	6	7	8	9	AB	R	H	RBI	BB	SO	LOB	TOP				
Julio Cruz, S OBP: 0.325, SLG: 0.321 (1, 4)	F8		G3	1B			SH5-4		5-3	4	0	1	1	0	0	0	Seattle Mariners @ Cleveland Indians Cleveland Municipal Stadium, Cleveland, OH Sun Jun 01 1980, 3:33 AM EDT Att: 25,376 - Unknown - 70 F livebaseballscorecards.com				
Bill Stein, R OBP: 0.348, SLG: 0.416 Bruce Bochte, L OBP: 0.389, SLG: 0.465 (1, 3) (4, PH) (4, 3)	4-3			1B			K		F9	1	1	0	0	1	0	0					
Tom Paciorek, R OBP: 0.410, SLG: 0.627 (1, 7)	F8			1B			HR			4	2	3	2	0	0	0					
Willie Horton, R OBP: 0.323, SLG: 0.305 (1, 10)				1B			F7			4	1	2	1	0	1	1					
Leon Roberts, R OBP: 0.314, SLG: 0.454 (1, 9)	FC6-4			1B			5-3			3	0	0	1	0	0	2					
Jim Anderson, R OBP: 0.315, SLG: 0.358 Mario Mendoza, R OBP: 0.350, SLG: 0.432 (1, 6) (8, 6)	K			1B			K			4	0	1	0	0	2	1					
Rod Craig, S OBP: 0.295, SLG: 0.380 (1, 8)	K			1B			F7			4	1	1	0	0	1	3					
Ted Cox, R OBP: 0.303, SLG: 0.280 (1, 5)			6-3	1B			F9		6-3	4	1	1	1	0	0	1					
Larry Cox, R OBP: 0.257, SLG: 0.253 (1, 2)			6-3	1B			SH5-4		HR	3	2	2	2	1	0	0					
Inning Stats	R: 0 E: 0 K: 0 S: 3	H: 0 LOB: 0 BB: 0 P: 3	R: 0 E: 0 K: 2 S: 8	H: 1 LOB: 1 BB: 0 P: 8	R: 0 E: 0 K: 0 S: 3	H: 0 LOB: 0 BB: 0 P: 3	R: 5 E: 0 K: 0 S: 9	H: 6 LOB: 2 BB: 1 P: 13	R: 0 E: 0 K: 1 S: 5	H: 1 LOB: 0 BB: 0 P: 5	R: 2 E: 0 K: 1 S: 6	H: 1 LOB: 0 BB: 1 P: 10	R: 0 E: 0 K: 1 S: 5	H: 0 LOB: 0 BB: 0 P: 5	R: 1 E: 0 K: 0 S: 4	H: 1 LOB: 0 BB: 0 P: 4		1B: 9 2B: 0 3B: 0 HR: 2	SF: 1 SAC: 1 DP: 1 HBP: 0	WP: 0 PB: 0 SB: 1 CS: 1	PA: 38
PITCHER	IP	WLS	BF	H	R	ER	SO	BB	IBB	HBP	BLK	WP	HR	S	P	ERA	WHIP				
Rick Waits, L ERA: 4.79 Mike Stanton, R ERA: 4.52 Sid Monge, L ERA: 3.52 (1, 1) (4, 1) (8, 1)	3.2		18	6	5	5	2	1	0	0	0	0	0	21	25	12.27	1.909				

Batter	1	2	3	4	5	6	7	8	9	AB	R	H	RBI	BB	SO	LOB	BOTTOM					
Rick Manning, L OBP: 0.344, SLG: 0.267 (1, 8)	1-3		G3		F9		BB			4	1	1	0	1	0	0	Seattle Mariners @ Cleveland Indians Cleveland Municipal Stadium, Cleveland, OH Sun Jun 01 1980, 3:33 AM EDT Att: 25,376 - Unknown - 70 F livebaseballscorecards.com					
Jorge Orta, L OBP: 0.393, SLG: 0.401 (1, 9)	4-3				1B		BB		F5	5	1	3	0	0	0	1						
Mike Hargrove, L OBP: 0.312, SLG: 0.389 (1, 3)	G4-6-3				1B		BB		IBB	2	2	1	0	3	0	1						
Cliff Johnson, R OBP: 0.336, SLG: 0.406 (1, 10)	6-3				K		BB			3	1	1	2	2	1	2						
Ron Hassey, L OBP: 0.359, SLG: 0.438 Gary Alexander, R OBP: 0.250, SLG: 0.261 (1, 2) (7, PH) (8, 2)	1B				4-3		BB		K	2	0	1	1	0	0	2						
Joe Charboneau, R OBP: 0.340, SLG: 0.486 Miguel Dilone, S OBP: 0.370, SLG: 0.457 Ron Pruitt, R OBP: 0.342, SLG: 0.273 Dell Alston, L OBP: 0.273, SLG: 0.310 (1, 7) (5, 7) (7, PH) (7, PH) (8, 7)	K				6-3		BB		4-3	2	0	0	0	0	1	1						
Toby Harrah, R OBP: 0.311, SLG: 0.286 (1, 5)	1B				1B		BB		FC6-4	5	0	3	0	0	1	2						
Duane Kuiper, L OBP: 0.337, SLG: 0.315 Dave Rosello, R OBP: 0.297, SLG: 0.500 (1, 4) (6, 4)	G3				BB				HR	1	0	0	0	1	0	2						
Jerry Dybzinski, R OBP: 0.276, SLG: 0.370 (1, 6)	5-3				K				4-3	5	0	0	0	0	1	3						
Inning Stats	R: 0 E: 0 K: 0 S: 3	H: 1 LOB: 0 BB: 0 P: 3	R: 0 E: 0 K: 1 S: 7	H: 2 LOB: 2 BB: 0 P: 7	R: 0 E: 0 K: 0 S: 3	H: 0 LOB: 0 BB: 0 P: 3	R: 2 E: 0 K: 1 S: 7	H: 2 LOB: 2 BB: 2 P: 15	R: 0 E: 0 K: 1 S: 7	H: 2 LOB: 2 BB: 0 P: 7	R: 1 E: 0 K: 0 S: 4	H: 1 LOB: 0 BB: 0 P: 4	R: 3 E: 0 K: 1 S: 6	H: 1 LOB: 1 BB: 3 P: 18	R: 1 E: 0 K: 1 S: 7	H: 2 LOB: 3 BB: 2 P: 15		R: 0 E: 0 K: 0 S: 4	H: 1 LOB: 1 BB: 0 P: 4	1B: 9 2B: 1 3B: 1 HR: 1	SF: 4 SAC: 0 DP: 1 HBP: 0	WP: 0 PB: 0 SB: 1 CS: 0
PITCHER	IP	WLS	BF	H	R	ER	SO	BB	IBB	HBP	BLK	WP	HR	S	P	ERA	WHIP					
Jim Beattie, R ERA: 5.04 Shane Rawley, L ERA: 3.24 Dave Heaverlo, R ERA: 4.0 (1, 1) (7, 1) (7, 1)	6.0		28	8	4	4	3	3	0	0	0	0	0	31	43	6.00	1.833					

Batter	1	2	3	4	5	6	7	8	9	10	11	12	13	AB R H RBI BB SO LOB	TOP						
Julio Cruz, S OBP: 0.317, SLG: 0.313 (1, 4)														6 1 1 0 0 2 2	<p>Seattle Mariners @ Detroit Tigers Tiger Stadium, Detroit, MI Mon Jun 02 1980, 7:05 PM EDT Att. 12,291 - Unknown</p> <p>livebaseballscorecards.com</p> <p>AB 51 R 3 H 12 RBI 3 BB 0 SO 10 LOB 18</p>						
Larry Milbourne, S OBP: 0.170, SLG: 0.128 (1, 10) Juan Beniquez, R (13, PH)														5 0 0 0 0 1 1 1 0 0 0 0 1 0							
Dan Meyer, L OBP: 0.373, SLG: 0.449 (1, 7)														6 2 5 0 0 0 0							
Tom Paciorek, R OBP: 0.415, SLG: 0.615 (1, 5)														6 0 3 2 0 0 2							
Bruce Bochte, L OBP: 0.377, SLG: 0.448 (1, 3)														6 0 0 1 0 3 5							
Joe Simpson, L OBP: 0.324, SLG: 0.364 (1, 5)														6 0 0 0 0 2 4							
Ted Cox, R OBP: 0.298, SLG: 0.277 (1, 5)														5 0 1 0 0 0 0							
Mario Mendoza, R OBP: 0.356, SLG: 0.429 (1, 6)														5 0 2 0 0 0 1							
Larry Cox, R OBP: 0.250, SLG: 0.245 (1, 2) Willie Horton, R OBP: 0.321, SLG: 0.303 (9, PH) Bob Stinson, S OBP: 0.160, SLG: 0.152 (9, 2)														3 0 0 0 0 1 2 1 0 0 0 0 0 1 1 0 0 0 0 0 0							
Inning Stats	R: 2 E: 0 K: 0 S: 6	H: 3 LOB: 1 BB: 0 P: 6	R: 0 E: 0 K: 1 S: 6	H: 1 LOB: 1 BB: 0 P: 6	R: 0 E: 0 K: 1 S: 7	H: 0 LOB: 0 BB: 0 P: 7	R: 0 E: 0 K: 2 S: 7	H: 0 LOB: 0 BB: 0 P: 7	R: 0 E: 0 K: 1 S: 5	H: 1 LOB: 1 BB: 0 P: 6	R: 0 E: 0 K: 1 S: 6	H: 1 LOB: 1 BB: 0 P: 6	R: 0 E: 0 K: 1 S: 5	H: 0 LOB: 0 BB: 0 P: 5		R: 0 E: 0 K: 2 S: 9	H: 2 LOB: 2 BB: 0 P: 9	1B: 11 2B: 0 3B: 1 HR: 0	SF: 0 SAC: 0 DP: 0 HBP: 0	W/P: 0 P/B: 0 S/B: 3 CS: 0	PA: 51
PITCHER	IP WLS BF H R ER SO BB IBB HBP BLK WP HR S P ERA WHIP																				
Jack Morris, R ERA: 4.38 (1, 1)	10.0	40	10	3	3	7	0	0	0	0	0	0	0	0		0	0	0	2.70	1.000	
Aurelio Lopez, R ERA: 4.98 (11, 1)	3.0	11	2	0	0	3	0	0	0	0	0	0	0	0		0	0	0	0.00	0.667	

Batter	1	2	3	4	5	6	7	8	9	10	11	12	13	AB R H RBI BB SO LOB	BOTTOM						
Lou Whitaker, L OBP: 0.356, SLG: 0.242 (1, 4)														5 0 0 0 0 2 0	<p>Seattle Mariners @ Detroit Tigers Tiger Stadium, Detroit, MI Mon Jun 02 1980, 7:05 PM EDT Att. 12,291 - Unknown</p> <p>livebaseballscorecards.com</p> <p>AB 45 R 3 H 11 RBI 3 BB 6 SO 4 LOB 19</p>						
Alan Trammell, R OBP: 0.410, SLG: 0.425 (1, 6)														4 0 1 0 2 0 0							
Steve Kemp, L OBP: 0.365, SLG: 0.484 (1, 10) Dave Stegman, R OBP: 0.309, SLG: 0.329 (10, PR)														5 0 2 0 0 0 1 1 0 0 0 0 0 2							
Lance Parrish, R OBP: 0.323, SLG: 0.483 (1, 2)														6 1 2 0 0 0 3							
Al Cowens, R OBP: 0.306, SLG: 0.308 (1, 9)														5 1 2 0 0 0 0							
John Wockenfuss, R OBP: 0.367, SLG: 0.459 (1, 7) (12, 3)														4 0 1 0 2 1 2							
Richie Hebner, L OBP: 0.351, SLG: 0.455 (1, 3) Rick Peters, S OBP: 0.304, SLG: 0.309 (9, PR) Tim Corcoran, L OBP: 0.313, SLG: 0.209 (10, 3) Champ Summers, L OBP: 0.384, SLG: 0.470 (11, PH) (12, 7)														3 0 2 2 0 0 0 0 0 0 0 0 0 0 0 0 0 0 0 0 0 2 0 0 0 0 0 3							
Kirk Gibson, L OBP: 0.287, SLG: 0.431 (1, 8)														5 1 1 1 1 1 4							
Tom Brookens, R OBP: 0.290, SLG: 0.323 (1, 5)														5 0 0 0 1 0 4							
Inning Stats	R: 0 E: 0 K: 0 S: 2	H: 0 LOB: 0 BB: 1 P: 6	R: 1 E: 0 K: 2 S: 9	H: 2 LOB: 1 BB: 0 P: 9	R: 0 E: 0 K: 1 S: 7	H: 0 LOB: 0 BB: 0 P: 7	R: 1 E: 0 K: 0 S: 6	H: 1 LOB: 0 BB: 0 P: 4	R: 1 E: 0 K: 0 S: 6	H: 3 LOB: 2 BB: 0 P: 6	R: 0 E: 0 K: 1 S: 4	H: 1 LOB: 1 BB: 1 P: 6	R: 0 E: 0 K: 1 S: 2	H: 0 LOB: 0 BB: 1 P: 6		R: 0 E: 0 K: 0 S: 3	H: 1 LOB: 3 BB: 2 P: 11	1B: 9 2B: 1 3B: 0 HR: 1	SF: 1 SAC: 2 DP: 2 HBP: 0	W/P: 0 P/B: 0 S/B: 0 CS: 0	PA: 54
PITCHER	IP WLS BF H R ER SO BB IBB HBP BLK WP HR S P ERA WHIP																				
Rick Honeycutt, L ERA: 2.64 (1, 1)	9.0	36	9	3	3	3	1	0	0	0	0	0	0	0		0	0	0	3.00	1.111	
Shane Rawley, L ERA: 2.89 (10, 1)	4.0	18	2	0	0	1	3	2	0	0	0	0	0	0		0	0	0	0.00	1.250	

Batter	1	2	3	4	5	6	7	8	9	AB	R	H	RBI	BB	SO	LOB	TOP								
Julio Cruz, S OBP: 0.328, SLG: 0.313 (1, 4)										3	0	1	0	2	1	1									
Rod Craig, S OBP: 0.306, SLG: 0.374 (1, 8)										2	0	0	0	3	0	1									
Dan Meyer, L OBP: 0.370, SLG: 0.444 (1, 7)										4	0	1	0	0	0	6									
Tom Paciorek, R OBP: 0.417, SLG: 0.600 (1, 9)										5	0	2	0	0	0	1									
Bruce Bochte, L OBP: 0.372, SLG: 0.453 (1, 3)										5	1	1	0	0	1	4									
Willie Horton, R OBP: 0.326, SLG: 0.303 (1, 10)										3	1	1	1	1	0	1									
Ted Cox, R OBP: 0.297, SLG: 0.284 (1, 5)									4	0	1	0	0	1	2										
Mario Mendoza, R OBP: 0.354, SLG: 0.422 (1, 6)								3	0	1	0	0	0	2											
Larry Cox, R OBP: 0.241, SLG: 0.236 (1, 2)								4	0	0	0	0	3	4											
Inning Stats	R: 0 E: 0 K: 1 S: 7	H: 3 LOB: 2 BB: 0 P: 7	R: 1 E: 0 K: 2 S: 8	H: 1 LOB: 3 BB: 3 P: 20	R: 0 E: 0 K: 0 S: 3	H: 0 LOB: 0 BB: 0 P: 3	R: 0 E: 0 K: 1 S: 6	H: 1 LOB: 3 BB: 2 P: 14	R: 1 E: 0 K: 0 S: 5	H: 2 LOB: 1 BB: 0 P: 5	R: 0 E: 0 K: 2 S: 7	H: 0 LOB: 0 BB: 0 P: 7	R: 0 E: 0 K: 0 S: 4	H: 1 LOB: 1 BB: 0 P: 4	R: 0 E: 0 K: 0 S: 4	H: 0 LOB: 1 BB: 1 P: 4	R: 0 E: 0 K: 0 S: 3	H: 0 LOB: 1 BB: 1 P: 7	1B: 6 2B: 1 3B: 1 HR: 0	SF: 0 SAC: 2 DP: 1 HBP: 0	WP: 0 PB: 0 SB: 4 CS: 4	PA: 41			
PITCHER	IP	WLS	BF	H	R	ER	SO	BB	IBB	HBP	BLK	WP	HR	S	P	ERA	WHIP								
Dan Petry, R ERA: 3.92 (1, 1)	8.0		38	8	2	2	6	6	0	0	0	0	0	44	68	2.25	1.750								
Aurelio Lopez, R ERA: 4.54 (9, 1)	1.0	W	3	0	0	0	0	0	0	0	0	0	0	3	3	0.00	0.000								

Seattle Mariners @ Detroit Tigers
Tiger Stadium, Detroit, MI
Tue Jun 03 1980, 7:05 PM EDT
Att: 13,942 - Unknown - 68 F

AB	33
R	2
H	8
RBI	1
BB	6
SO	6
LOB	22



Batter	1	2	3	4	5	6	7	8	9	AB	R	H	RBI	BB	SO	LOB	BOTTOM								
Lou Whitaker, L OBP: 0.355, SLG: 0.239 (1, 4)										2	0	0	0	1	0	0									
Stan Papi, R OBP: 0.800, SLG: 1.800 (8, FH) (9, 4)										3	0	0	0	1	1	3									
Alan Trammell, R OBP: 0.407, SLG: 0.417 (1, 6)										3	0	0	0	1	1	3									
Steve Kemp, L OBP: 0.362, SLG: 0.477 (1, 10)										4	0	1	0	0	1	1									
Lance Parrish, R OBP: 0.316, SLG: 0.472 (1, 2)										4	0	0	0	0	2	2									
Al Cowens, R OBP: 0.307, SLG: 0.307 (1, 9)										4	1	1	0	0	0	0									
John Wockenfuss, R OBP: 0.376, SLG: 0.453 (1, 3)										1	1	0	0	2	1	0									
Richie Hebner, L OBP: 0.356, SLG: 0.481 (9, FH)										1	1	1	2	0	0	0									
Jim Lentine, R OBP: 0.077, SLG: 0.077 (1, 7)										3	0	0	0	0	1	1									
Kirk Gibson, L OBP: 0.287, SLG: 0.429 (1, 8)										3	1	1	0	0	1	0									
Tom Brookens, R OBP: 0.291, SLG: 0.323 (1, 5)										3	0	1	1	0	0	0									
Inning Stats	R: 0 E: 0 K: 1 S: 5	H: 0 LOB: 0 BB: 0 P: 5	R: 0 E: 0 K: 0 S: 2	H: 0 LOB: 0 BB: 1 P: 6	R: 0 E: 0 K: 1 S: 5	H: 0 LOB: 0 BB: 0 P: 5	R: 0 E: 0 K: 0 S: 2	H: 0 LOB: 0 BB: 1 P: 6	R: 0 E: 0 K: 2 S: 7	H: 0 LOB: 0 BB: 0 P: 7	R: 0 E: 0 K: 0 S: 3	H: 0 LOB: 0 BB: 0 P: 3	R: 0 E: 0 K: 0 S: 3	H: 1 LOB: 1 BB: 1 P: 7	R: 2 E: 0 K: 1 S: 8	H: 3 LOB: 2 BB: 1 P: 12	R: 2 E: 0 K: 2 S: 8	H: 2 LOB: 0 BB: 0 P: 8	1B: 5 2B: 0 3B: 0 HR: 1	SF: 0 SAC: 0 DP: 2 HBP: 0	WP: 0 PB: 0 SB: 0 CS: 1	PA: 34			
PITCHER	IP	WLS	BF	H	R	ER	SO	BB	IBB	HBP	BLK	WP	HR	S	P	ERA	WHIP								
Dave Roberts, L ERA: 4.44 (1, 1)	7.2		28	4	2	2	5	4	0	0	0	0	0	34	50	2.35	1.043								
Byron McLoughlin, R ERA: 9.59 (8, 1)	1.0	L	5	2	2	2	2	0	0	0	0	0	1	9	9	18.00	2.000								

Seattle Mariners @ Detroit Tigers
Tiger Stadium, Detroit, MI
Tue Jun 03 1980, 7:05 PM EDT
Att: 13,942 - Unknown - 68 F

AB	29
R	4
H	6
RBI	4
BB	4
SO	7
LOB	7



Batter	1	2	3	4	5	6	7	8	9	AB	R	H	RBI	BB	SO	LOB	TOP			
Julio Cruz, S OBP: 0.333, SLG: 0.314 (1,4)	G2			E SF9 BB		E4 1B		K		3	2	1	0	1	1	0				
Joe Simpson, L OBP: 0.321, SLG: 0.363 (1,8)	6-3			SF9 1-H		FC6-4 2-H 1B		F8		3	0	1	2	0	0	0				
Dan Meyer, L OBP: 0.362, SLG: 0.433 (1,7)	F9			F7		FC6-4 1-2		K		4	0	0	0	0	1	1				
Tom Paciorek, R OBP: 0.408, SLG: 0.581 (1,9)		F7		1-3			F9			4	0	1	0	0	0	0				
Bruce Bochte, L OBP: 0.370, SLG: 0.454 (1,3)		F2			G3			4-3		4	0	1	0	0	0	1				
Willie Horton, R OBP: 0.326, SLG: 0.304 (1,10)							2B			3	0	1	0	0	1	1				
Ted Cox, R OBP: 0.290, SLG: 0.277 (1,5)							1B CS			3	0	0	0	0	2	2				
Mario Mendoza, R OBP: 0.333, SLG: 0.396 (1,6)										3	0	0	0	0	0	0				
Larry Cox, R OBP: 0.239, SLG: 0.234 (1,2)										1	0	0	0	0	0	0				
Bob Stinson, S OBP: 0.173, SLG: 0.146 (6,PH)										2	0	0	0	0	0	0				
Inning Stats	R: 0 E: 0 K: 0 S: 3	H: 0 LOB: 0 BB: 0 P: 3	R: 0 E: 0 K: 1 S: 5	H: 0 LOB: 0 BB: 0 P: 5	R: 0 E: 0 K: 1 S: 5	H: 0 LOB: 0 BB: 0 P: 7	R: 0 E: 0 K: 0 S: 5	H: 1 LOB: 1 BB: 0 P: 5	R: 1 E: 1 K: 0 S: 5	H: 2 LOB: 1 BB: 0 P: 5	R: 0 E: 0 K: 0 S: 4	H: 1 LOB: 1 BB: 0 P: 4	R: 0 E: 0 K: 1 S: 5	H: 0 LOB: 0 BB: 0 P: 5	R: 0 E: 0 K: 1 S: 6	H: 1 LOB: 1 BB: 0 P: 6	1B: 4 2B: 1 3B: 0 HR: 0	SF: 1 SAC: 0 DP: 0 HBP: 0	WP: 0 PB: 0 SB: 0 CS: 1	PA: 32
PITCHER Milt Wilcox, R ERA: 3.8 (1,1)	IP: 9.0 WLS: W BF: 32	H: 5 R: 2 ER: 0 SO: 5	BB: 1 IBB: 0 HBP: 0 BLK: 0	WP: 0 HR: 0 S: 41 P: 45	ERA: 0.00 WHIP: 0.667											ERA: 0.00 WHIP: 0.667				

Seattle Mariners @ Detroit Tigers
Tiger Stadium, Detroit, MI
Wed Jun 04 1980, 7:05 PM EDT
Att: 14,566 - Unknown

AB 30
R 2
H 5
RBI 2
BB 1
SO 5
LOB 5



Batter	1	2	3	4	5	6	7	8	9	AB	R	H	RBI	BB	SO	LOB	BOTTOM	
Lou Whitaker, L OBP: 0.347, SLG: 0.232 (1,4)	6-3		SH1-4 1-2	K 1-2		5-3		F7		4	0	0	0	0	1	4		
Alan Trammell, R OBP: 0.401, SLG: 0.406 (1,6)	F4		FC1-5-4 2-3		L6	6-3		1B HBP		4	0	0	0	0	0	2		
Steve Kemp, L OBP: 0.377, SLG: 0.481 (1,10)	2B 1B		K		1B HR BB	3B IBB		FC6-4 1-2 2-H 1B		3	2	2	1	2	1	1		
Lance Parrish, R OBP: 0.318, SLG: 0.486 (1,2)				F2	F3			F3		5	0	2	2	0	0	3		
Al Cowens, R OBP: 0.303, SLG: 0.303 (1,9)				F4	HR 1B	F9		FC6-4 1-2		5	1	1	0	0	1	5		
John Wockenfuss, R OBP: 0.385, SLG: 0.500 (1,3)										3	2	2	3	0	1	0		
Tim Corcoran, L OBP: 0.306, SLG: 0.195 (7,PH)				HBP BB 1B	HR 1-H 2-H			F7		1	0	0	0	0	0	0		
Jim Lentine, R OBP: 0.176, SLG: 0.067 (1,7)				HBP BB 1B				K		2	1	0	0	2	2	0		
Kirk Gibson, L OBP: 0.287, SLG: 0.421 (1,8)								K		3	0	0	0	0	1	1		
Tom Brookens, R OBP: 0.308, SLG: 0.327 (1,5)				E5 FC1-5-4 SH1-4	S 1B	5-3 3B BB		HBP 1B BB		2	2	1	2	2	0	0		
Inning Stats	R: 0 E: 0 K: 1 S: 7	H: 2 LOB: 2 BB: 0 P: 7	R: 0 E: 0 K: 2 S: 7	H: 0 LOB: 0 BB: 0 P: 7	R: 0 E: 0 K: 1 S: 6	H: 0 LOB: 1 BB: 0 P: 6	R: 2 E: 0 K: 0 S: 4	H: 2 LOB: 1 BB: 2 P: 13	R: 2 E: 0 K: 0 S: 4	H: 1 LOB: 1 BB: 2 P: 12	R: 0 E: 0 K: 2 S: 7	H: 0 LOB: 0 BB: 0 P: 7	R: 1 E: 0 K: 0 S: 4	H: 1 LOB: 2 BB: 1 P: 9	1B: 5 2B: 1 3B: 1 HR: 1	SF: 0 SAC: 1 DP: 0 HBP: 2	WP: 0 PB: 0 SB: 1 CS: 0	PA: 41
PITCHER Floyd Bannister, L ERA: 3.04 (1,1)	IP: 4.2 WLS: L BF: 25	H: 6 R: 5 ER: 5 SO: 5	BB: 3 IBB: 0 HBP: 1 BLK: 0	WP: 0 HR: 1 S: 31 P: 44	ERA: 9.64 WHIP: 1.929											ERA: 9.64 WHIP: 1.929		
Rob Dressler, R ERA: 5.18 (5,1)	IP: 2.1 WLS: L BF: 10	H: 1 R: 2 ER: 2 SO: 2	BB: 1 IBB: 0 HBP: 0 BLK: 0	WP: 0 HR: 0 S: 12 P: 20	ERA: 7.71 WHIP: 0.857											ERA: 7.71 WHIP: 0.857		
Dave Heaverlo, R ERA: 4.18 (8,1)	IP: 1.0 WLS: L BF: 6	H: 1 R: 1 ER: 1 SO: 0	BB: 1 IBB: 0 HBP: 0 BLK: 0	WP: 0 HR: 0 S: 4 P: 9	ERA: 9.00 WHIP: 2.000											ERA: 9.00 WHIP: 2.000		

Seattle Mariners @ Detroit Tigers
Tiger Stadium, Detroit, MI
Wed Jun 04 1980, 7:05 PM EDT
Att: 14,566 - Unknown

AB 32
R 8
H 8
RBI 8
BB 6
SO 7
LOB 16



Batter	1	2	3	4	5	6	7	8	9	AB	R	H	RBI	BB	SO	LOB	TOP			
Willie Randolph, R (1,4) OBP: 0.418, SLG: 0.456	F3		K			K2-3		1B		4	0	2	0	0	1	0	New York Yankees @ Seattle Mariners The Kingdome, Seattle, WA Sat Jun 07 1980, 10:05 PM EDT Att: 43,594 - Dome			
Bobby Brown, S (1,8) OBP: 0.350, SLG: 0.544	6-3		K			K		1B		4	0	1	0	0	2	1				
Dennis Werth, R (1,3) OBP: 0.559, SLG: 0.778	5-3					F8		G6-4-3		4	0	0	0	0	0	2				
Reggie Jackson, L (1,10) OBP: 0.331, SLG: 0.518		HR				F9		4-3		3	1	1	1	0	0	0				
Lou Piniella, R (1,7) OBP: 0.310, SLG: 0.317		F7-4-3				K		F9		3	0	1	0	1	1	1				
Rick Cerone, R (1,2) OBP: 0.282, SLG: 0.406	F3					G4-6-3		K		4	0	1	0	0	1	3				
Graig Nettles, L (1,5) OBP: 0.361, SLG: 0.423	F7-4-3					G4-6-3		1B		3	0	1	0	0	0	2				
Joe Lefebvre, L (1,9) OBP: 0.367, SLG: 0.476			K			F8		F8		2	0	1	0	0	1	0				
Eric Soderholm, R (7, PH) OBP: 0.412, SLG: 0.581						FC6-4		1B		1	0	0	0	0	0	2				
Paul Blair, R (7,9)						FC6-4		1B		0	0	0	0	0	0	0				
Bucky Dent, R (1,6) OBP: 0.326, SLG: 0.380			F9			FC6-4		F8		3	0	0	0	0	0	1				
Inning Stats	R: 0 E: 0 K: 0 S: 3	H: 0 LOB: 0 BB: 0 P: 3	R: 1 E: 0 K: 0 S: 3	H: 1 LOB: 0 BB: 1 P: 7	R: 0 E: 0 K: 2 S: 8	H: 1 LOB: 1 BB: 0 P: 8	R: 0 E: 0 K: 1 S: 5	H: 0 LOB: 0 BB: 0 P: 5	R: 0 E: 0 K: 2 S: 4	H: 2 LOB: 1 BB: 0 P: 4	R: 0 E: 0 K: 1 S: 7	H: 2 LOB: 2 BB: 0 P: 7	R: 0 E: 0 K: 0 S: 4	H: 2 LOB: 1 BB: 0 P: 4	R: 0 E: 0 K: 0 S: 2	H: 0 LOB: 0 BB: 0 P: 3	1B: 5 2B: 2 3B: 1 HR: 1	SF: 0 SAC: 0 DP: 4 HBP: 1	WP: 0 PB: 0 CS: 0	PA: 33
PITCHER Rick Honeycutt, L (1,1) ERA: 2.45	IP: 9.0 WLS: L BF: 33 H: 8 R: 1 ER: 1 SO: 6 BB: 1 IBB: 0 HBP: 1 BLK: 0 WP: 0 HR: 1 S: 43 P: 48 ERA: 1.00 WHIP: 1.000															PITCHER				

livebaseballscores.com

AB	31
R	1
H	8
RBI	1
BB	1
SO	6
LOB	12



Batter	1	2	3	4	5	6	7	8	9	AB	R	H	RBI	BB	SO	LOB	BOTTOM					
Julio Cruz, S (1,4) OBP: 0.315, SLG: 0.294	6-3		F2			4-3		5-3		4	0	0	0	0	0	1	New York Yankees @ Seattle Mariners The Kingdome, Seattle, WA Sat Jun 07 1980, 10:05 PM EDT Att: 43,594 - Dome					
Dan Meyer, L (1,7) OBP: 0.351, SLG: 0.415	G3				4-3	FC6-4		K		3	0	0	0	1	1	0						
Leon Roberts, R (1,8) OBP: 0.300, SLG: 0.432	6-3				F7	FC6-4		F9		4	0	0	0	0	0	1						
Tom Paciorek, R (1,9) OBP: 0.410, SLG: 0.563			F9					F3		3	0	1	0	1	0	0						
Rod Craig, S (9, PR) OBP: 0.306, SLG: 0.374					FC6-4			BB		0	0	0	0	0	0	0						
Willie Horton, R (1,10) OBP: 0.324, SLG: 0.303					FC6-4			1B		4	0	1	0	0	0	2						
Bruce Bochte, L (1,3) OBP: 0.359, SLG: 0.439			K							3	0	0	0	0	3	1						
Jim Anderson, R (1,5) OBP: 0.303, SLG: 0.343			F7							3	0	0	0	0	1	1						
Mario Mendoza, R (1,6) OBP: 0.304, SLG: 0.358					4-3					2	0	0	0	0	0	0						
Larry Milbourne, S (8, PH) OBP: 0.165, SLG: 0.146								1B		1	0	1	0	0	0	0						
Larry Cox, R (1,2) OBP: 0.230, SLG: 0.223			G3					6-3		3	0	0	0	0	1	1						
Inning Stats	R: 0 E: 0 K: 0 S: 3	H: 0 LOB: 0 BB: 0 P: 3	R: 0 E: 0 K: 1 S: 6	H: 1 LOB: 1 BB: 0 P: 6	R: 0 E: 0 K: 0 S: 3	H: 0 LOB: 0 BB: 0 P: 3	R: 0 E: 0 K: 0 S: 3	H: 0 LOB: 1 BB: 1 P: 7	R: 0 E: 0 K: 2 S: 7	H: 0 LOB: 0 BB: 0 P: 7	R: 0 E: 0 K: 0 S: 3	H: 0 LOB: 1 BB: 1 P: 7	R: 0 E: 0 K: 1 S: 5	H: 0 LOB: 0 BB: 0 P: 5	R: 0 E: 0 K: 1 S: 6	H: 1 LOB: 1 BB: 0 P: 6	R: 0 E: 0 K: 1 S: 6	H: 1 LOB: 1 BB: 0 P: 6	1B: 3 2B: 0 3B: 0 HR: 0	SF: 0 SAC: 0 DP: 0 HBP: 0	WP: 0 PB: 0 CS: 0	PA: 32
PITCHER Tom Underwood, L (1,1) ERA: 2.74	IP: 8.2 WLS: W BF: 31 H: 3 R: 0 ER: 0 SO: 6 BB: 2 IBB: 0 HBP: 0 BLK: 0 WP: 0 HR: 0 S: 41 P: 49 ERA: 0.00 WHIP: 0.577															PITCHER						
Rich Gossage, R (9,1) ERA: 4.15	0.1 S: 1 0 0 0 0 0 0 0 0 0 0 1 1 0.00 0.000															PITCHER						

AB	30
R	0
H	3
RBI	0
BB	2
SO	6
LOB	7



Batter	1	2	3	4	5	6	7	8	9	AB	R	H	RBI	BB	SO	LOB	TOP				
Willie Randolph, R (1,4) Fred Stanley, R (7,4) OBP: 0.421, SLG: 0.456 OBP: 0.346, SLG: 0.391	0-0 G4-6-3 1B		1-0 G4-6-3 HBP			0-0 FC5-4			0-0 1B 2B	2	0	1	0	0	0	1					
Bobby Murcer, L (1,7) OBP: 0.296, SLG: 0.444	0-0 G4-6-3 1-2		0-0 G4-6-3 1-2			0-0 F9			0-0 BB 1B	4	0	1	0	0	0	5					
Jim Spencer, L (1,3) Dennis Werth, R (9,PH) OBP: 0.319, SLG: 0.356 OBP: 0.543, SLG: 0.750	0-0 3-1			0-0 G6-3 1B		0-0 4-3			0-3 K	3	0	1	0	0	0	1					
Reggie Jackson, L (1,10) OBP: 0.329, SLG: 0.507		0-3 K		0-0 G6-3 1-2		0-0 4-3			4-0 BB 1-2	3	0	0	0	1	1	1					
Graig Nettles, L (1,5) OBP: 0.358, SLG: 0.415		4-0 BB L5-3		0-0 F9		0-0 G3			0-0 F6	3	0	0	0	1	0	3					
Bobby Brown, S (1,8) OBP: 0.339, SLG: 0.525		0-0 L5-3 1-2			0-0 F9		0-0 F5		0-0 G3	4	0	0	0	0	0	4					
Joe Lefebvre, L (1,9) OBP: 0.365, SLG: 0.489			0-0 1B 2B		0-0 3-1				0-0 G3	3	0	1	0	0	0	0					
Rick Cerone, R (1,2) OBP: 0.277, SLG: 0.399			0-3 K		0-0 F6				0-0 F3	3	0	0	0	0	1	1					
Bucky Dent, R (1,6) OBP: 0.331, SLG: 0.381			0-0 HBP 1B			4-0 FC5-4 BB			0-0 F9	2	0	1	0	1	0	0					
Inning Stats	R: 0 E: 0 K: 0 S: 3	H: 1 LOB: 0 BB: 0 P: 3	R: 0 E: 0 K: 1 S: 4	H: 0 LOB: 0 BB: 1 P: 8	R: 0 E: 0 K: 1 S: 6	H: 2 LOB: 2 BB: 0 P: 7	R: 0 E: 0 K: 0 S: 3	H: 1 LOB: 0 BB: 0 P: 3	R: 0 E: 0 K: 0 S: 3	H: 0 LOB: 2 BB: 0 P: 3	R: 0 E: 0 K: 0 S: 3	H: 0 LOB: 0 BB: 0 P: 3	R: 0 E: 0 K: 0 S: 3	H: 0 LOB: 0 BB: 0 P: 3	R: 0 E: 0 K: 1 S: 7	H: 2 LOB: 3 BB: 1 P: 11	1B: 4 2B: 3 3B: 0 HR: 0	SF: 0 SAC: 0 DP: 4 HBP: 1	WP: 0 PB: 0 CS: 0	PA: 33	
PITCHER	IP WLS BF H R ER SO BB IBB HBP BLK WP HR S P ERA WHIP	8.0 W 29 6 0 0 2 2 0 0 0 0 0 30 39 0.00 1.000	1.0 L 4 0 0 0 1 1 0 0 0 0 0 5 9 0.00 1.000																		

New York Yankees @ Seattle Mariners
The Kingdome, Seattle, WA
Sun Jun 08 1980, 10:05 PM EDT
Att: 22,175 - Dome

AB 29
R 0
H 6
RBI 0
BB 3
SO 3
LOB 18





Batter	1	2	3	4	5	6	7	8	9	AB	R	H	RBI	BB	SO	LOB	BOTTOM			
Julio Cruz, S (1,4) OBP: 0.313, SLG: 0.287	0-0 F9		0-3 K		0-0 FC3-6 1B 1B	4-0 BB				3	1	0	0	1	1	2				
Juan Beniquez, R (1,8) OBP: 0.187, SLG: 0.167	0-3 K		0-0 F8		0-0 1B 1-3 1B	0-3 K				4	0	1	0	0	2	2				
Leon Roberts, R (1,9) OBP: 0.305, SLG: 0.430	4-0 HR BB		0-3 K		0-0 CS 1B 3-H	0-0 G3				3	1	1	1	1	1	0				
Tom Paciorek, R (1,3) OBP: 0.402, SLG: 0.583	0-0 HR		0-0 F9		0-0 K 1-2	0-0 1-3 K				4	1	1	2	0	1	2				
Willie Horton, R (1,10) OBP: 0.333, SLG: 0.321	0-0 2B			0-0 1-3		0-0 1B E 1B				4	1	3	0	0	0	0				
Rod Craig, S (1,7) OBP: 0.297, SLG: 0.363	0-3 K			0-0 6-3		0-0 F8			0-0 F9	4	0	0	0	0	1	2				
Jim Anderson, R (1,5) OBP: 0.321, SLG: 0.356		4-0 SH3 BB		0-0 1B		0-0 E8 1B 1B			0-0 5-3 1B	3	1	3	0	1	0	0				
Mario Mendoza, R (1,6) OBP: 0.305, SLG: 0.357		0-0 SH3		0-0 F3		0-0 5-3 1B			0-0 5-3	3	0	1	1	0	0	2				
Larry Cox, R (1,2) OBP: 0.230, SLG: 0.217		0-0 F8			4-0 FC3-6 BB	0-0 5-3			0-0 1-3	3	0	0	0	1	0	3				
Inning Stats	R: 2 E: 0 K: 2 S: 9	H: 2 LOB: 1 BB: 1 P: 13	R: 0 E: 0 K: 1 S: 5	H: 0 LOB: 1 BB: 1 P: 9	R: 0 E: 0 K: 1 S: 5	H: 0 LOB: 0 BB: 0 P: 5	R: 0 E: 0 K: 0 S: 4	H: 1 LOB: 0 BB: 0 P: 4	R: 1 E: 0 K: 1 S: 6	H: 2 LOB: 2 BB: 1 P: 10	R: 2 E: 1 K: 1 S: 8	H: 3 LOB: 2 BB: 1 P: 12	R: 0 E: 0 K: 0 S: 3	H: 1 LOB: 1 BB: 0 P: 3	R: 0 E: 0 K: 0 S: 4	H: 1 LOB: 1 BB: 0 P: 4	1B: 8 2B: 2 3B: 0 HR: 1	SF: 0 SAC: 1 DP: 1 HBP: 0	WP: 0 PB: 0 CS: 1	PA: 36
PITCHER	IP WLS BF H R ER SO BB IBB HBP BLK WP HR S P ERA WHIP	5.1 L 26 8 5 5 5 3 0 0 0 0 1 33 45 8.44 2.062	1.2 R 6 1 0 0 1 1 0 0 0 0 0 7 11 0.00 1.200	1.0 L 4 1 0 0 0 0 0 0 0 0 0 4 4 0.00 1.000																

New York Yankees @ Seattle Mariners
The Kingdome, Seattle, WA
Sun Jun 08 1980, 10:05 PM EDT
Att: 22,175 - Dome

AB 31
R 5
H 10
RBI 4
BB 4
SO 6
LOB 13




Batter	1	2	3	4	5	6	7	8	9	10	11	12	13	AB R H RBI BB SO LOB	TOP																
Rick Burleson, R OBP: 0.332, SLG: 0.386 (1, 6)	4-3	F8	L6		F9			G6-4-3			CS 1B		F4	7 0 1 0 0 0 2	Boston Red Sox @ Seattle Mariners The Kingdome, Seattle, WA Mon Jun 09 1980, 10:05 PM EDT Att: 10,132 - Dome - 70 F AB 51 R 7 H 15 RBI 7 BB 6 SO 8 LOB 20 																
Jerry Remy, L OBP: 0.365, SLG: 0.414 Dave Stapleton, R OBP: 0.241, SLG: 0.517 (9, PH) (9, 4)	6-3	4-3		F9		4-3			F8		1B 1B 1B		F8	4 0 0 0 0 0 0 3 1 1 0 0 0 0																	
Fred Lynn, L OBP: 0.370, SLG: 0.461 (1, 8)	HR BB	2B				K			K		1B		K	6 2 3 0 1 3 0																	
Tony Perez, R OBP: 0.339, SLG: 0.488 (1, 3)	HR	2B				K			G3		1B			4 1 2 3 2 1 0																	
Carl Yastrzemski, L OBP: 0.330, SLG: 0.419 (1, 10)	1B 2B			G4-6-3							1B			6 1 2 1 0 0 4																	
Carlton Fisk, R OBP: 0.377, SLG: 0.541 (1, 2)	2B	F8									1B BB		F7	5 1 2 0 1 0 4																	
Jim Rice, R OBP: 0.288, SLG: 0.414 (1, 7)						4-3 1B		G5-4-3					6-3	6 1 3 2 0 1 2																	
Jim Dwyer, L OBP: 0.416, SLG: 0.566 Dwight Evans, R OBP: 0.314, SLG: 0.396 (5, PH) (5, 9)	2B			HR		K				1B			F8	1 0 0 0 1 0 0 4 0 0 0 0 2 3																	
Butch Hobson, R OBP: 0.287, SLG: 0.413 Glenn Hoffman, R OBP: 0.264, SLG: 0.419 (11, 5)	1BB												K	4 0 1 1 1 0 5 1 0 0 0 0 1 0																	
Inning Stats	R: 3 E: 0 K: 0 S: 7	H: 4 LOB: 3 BB: 2 P: 15	R: 1 E: 0 K: 0 S: 5	H: 2 LOB: 2 BB: 1 P: 9	R: 1 E: 0 K: 0 S: 4	H: 1 LOB: 0 BB: 0 P: 4	R: 0 E: 0 K: 0 S: 3	H: 1 LOB: 1 BB: 1 P: 7	R: 1 E: 0 K: 1 S: 7	H: 2 LOB: 1 BB: 0 P: 7	R: 0 E: 0 K: 2 S: 7	H: 0 LOB: 0 BB: 0 P: 7	R: 0 E: 1 K: 0 S: 3	H: 0 LOB: 0 BB: 0 P: 3		R: 0 E: 0 K: 1 S: 4	H: 0 LOB: 0 BB: 1 P: 8	R: 0 E: 0 K: 1 S: 5	H: 0 LOB: 0 BB: 0 P: 5	R: 0 E: 0 K: 1 S: 6	H: 1 LOB: 2 BB: 1 P: 10	R: 1 E: 0 K: 0 S: 6	H: 4 LOB: 2 BB: 0 P: 6	R: 0 E: 0 K: 1 S: 5	H: 0 LOB: 0 BB: 0 P: 5	R: 0 E: 0 K: 1 S: 5	H: 0 LOB: 0 BB: 0 P: 5	1B: 6 2B: 5 3B: 0 HR: 2	SF: 0 SAC: 0 DP: 3 HBP: 0	W/P: 0 PB: 0 SB: 1 CS: 1	PA: 57
PITCHER	IP WLS BF H R ER SO BB IBB HBP BLK WP HR S P ERA WHIP																														
Mike Parrott, R ERA: 7.17 Dave Roberts, L ERA: 4.32 Shane Rawley, L ERA: 2.76 Dave Heaverlo, R ERA: 3.82 (1, 1) (2, 1) (9, 1) (11, 1)	1.0 7.0 2.1 2.2	WLS 28 11 9	BF 9 6 4	H 4 3 1	R 3 1 0	ER 3 3 0	SO 0 3 2	BB 1 2 0	IBB 1 0 0	HBP 0 0 0	BLK 0 0 0	WP 0 1 0	HR 7 33 14	S 15 45 18		P 15 3.86 3.86	ERA 27.00 3.86 3.86	WHIP 5.000 1.000 2.143 0.375													

Batter	1	2	3	4	5	6	7	8	9	10	11	12	13	AB R H RBI BB SO LOB	BOTTOM																
Julio Cruz, S OBP: 0.312, SLG: 0.281 (1, 4)	4-3			1B	FC5-4 1B	K		S BB		F7			1-4-3	6 1 1 0 1 1 4	Boston Red Sox @ Seattle Mariners The Kingdome, Seattle, WA Mon Jun 09 1980, 10:05 PM EDT Att: 10,132 - Dome - 70 F AB 48 R 8 H 14 RBI 8 BB 5 SO 4 LOB 21 																
Juan Beniquez, R OBP: 0.368, SLG: 0.538 (1, 8)	5-3			E6 1B SF7	1B			E5 G3 1B		5-3			HR	7 3 3 1 0 1 3																	
Dan Meyer, L OBP: 0.356, SLG: 0.415 (1, 7)	L8			1B	1B			G3			F7			5 0 2 1 1 0 1																	
Tom Paciorek, R OBP: 0.398, SLG: 0.573 (1, 9)		F7		SF7				G3 1B			K			5 2 2 2 0 1 2																	
Bruce Bochte, L OBP: 0.368, SLG: 0.459 (1, 3)	F8			FC6-4 1B	1B			G3 1B		F5			HR	5 2 3 1 1 0 0																	
Willie Horton, R OBP: 0.328, SLG: 0.311 (1, 10)	6-3			F4				G3		F8			5-3	5 0 0 0 1 0 4																	
Jim Anderson, R OBP: 0.315, SLG: 0.351 (1, 5)				4-3	FC6-4			FC6-4 BB 1B		K			5-3	5 0 1 3 0 1 2																	
Mario Mendoza, R OBP: 0.311, SLG: 0.362 Joe Simpson, L OBP: 0.325, SLG: 0.363 Larry Milbourne, S OBP: 0.193, SLG: 0.157 (1, 6) (6, PH) (7, 6)				6-3				FC5-4 1B			SH3-4 1B		4-3	2 0 1 0 0 0 0 0 0 0 0 1 0 0 3 0 1 0 0 0 2																	
Bob Stinson, S OBP: 0.158, SLG: 0.132 (1, 2)	F7			F7				FC6-4		F7			P7	5 0 0 0 0 0 3																	
Inning Stats	R: 0 E: 0 K: 0 S: 3	H: 0 LOB: 0 BB: 0 P: 3	R: 0 E: 0 K: 0 S: 3	H: 0 LOB: 0 BB: 0 P: 3	R: 2 E: 1 K: 0 S: 7	H: 3 LOB: 2 BB: 0 P: 7	R: 0 E: 0 K: 1 S: 8	H: 3 LOB: 2 BB: 1 P: 12	R: 2 E: 1 K: 0 S: 5	H: 2 LOB: 2 BB: 2 P: 13	R: 0 E: 0 K: 1 S: 5	H: 0 LOB: 2 BB: 2 P: 13	R: 0 E: 0 K: 1 S: 4	H: 1 LOB: 1 BB: 0 P: 4		R: 1 E: 0 K: 1 S: 6	H: 1 LOB: 0 BB: 0 P: 6	R: 0 E: 0 K: 0 S: 3	H: 0 LOB: 0 BB: 0 P: 3	R: 1 E: 0 K: 0 S: 2	H: 1 LOB: 0 BB: 0 P: 2	1B: 12 2B: 0 3B: 0 HR: 2	SF: 2 SAC: 1 DP: 0 HBP: 0	W/P: 0 PB: 0 SB: 1 CS: 0	PA: 56						
PITCHER	IP WLS BF H R ER SO BB IBB HBP BLK WP HR S P ERA WHIP																														
Bob Stanley, R ERA: 4.22 Jack Bingham, R ERA: 8.31 Tom Burgmeier, L ERA: 3.07 Dick Drago, R ERA: 4.35 (1, 1) (6, 1) (7, 1) (7, 1)	5.1 1.0 0.0 6.0	WLS 6 1 L 24	BF 25 2 3	H 9 0 2	R 4 0 2	ER 3 0 2	SO 0 2 3	BB 0 0 1	IBB 0 0 0	HBP 0 0 0	BLK 0 0 0	WP 0 0 2	HR 0 7 2	S 25 11 4 39		P 25 3.000 3.000 0.833	ERA 5.06 18.00 3.000 3.000	WHIP 1.688 3.000 1.000 0.833													

Batter	1	2	3	4	5	6	7	8	9	10	11	AB	R	H	RBI	BB	SO	LOB	TOP						
Rick Burleson, R OBP: 0.342, SLG: 0.409 (1, 6)	F9		HR			SH1-4 1B		1B		1B		5	1	4	2	0	0	0							
Dave Stapleton, R OBP: 0.219, SLG: 0.469 Jack Brohamer, L OBP: 0.361, SLG: 0.404 (1, 4) (10, PH) (10, 5)	G3		K			SH1-4		1-3		4-3		3	0	0	0	0	1	0							
Fred Lynn, L OBP: 0.386, SLG: 0.471 (1, 8)	F5		K			K		L8			HR	5	1	1	1	0	2	1							
Tony Perez, R OBP: 0.332, SLG: 0.476 (1, 3)		5-3				F9				6-3		5	0	0	0	0	0	1							
Jim Rice, R OBP: 0.286, SLG: 0.423 (1, 7)		K				K		F9			6-3	5	1	1	1	0	2	0							
Carlton Fisk, R OBP: 0.324, SLG: 0.563 (1, 2)						F7		HR		6-3		5	1	3	1	0	0	0							
Butch Hobson, R OBP: 0.290, SLG: 0.409 (1, 10)		5-3				F4				F4		4	0	1	0	1	0	1							
Dwight Evans, R OBP: 0.308, SLG: 0.390 Jim Dwyer, L OBP: 0.407, SLG: 0.551 (1, 9) (10, PH) (10, 9)			5-3			F8		K			F3	3	0	0	0	0	1	1							
Glenn Hoffman, R OBP: 0.229, SLG: 0.400 Carl Yastrzemski, L OBP: 0.328, SLG: 0.416 Jerry Remy, L OBP: 0.361, SLG: 0.414 (1, 5) (10, PH) (10, 4)						F8		F8		K		2	1	0	0	1	0	1							
			HR									1	0	0	0	0	1	0							
			BB									0	0	0	0	0	0	0							
Inning Stats	R: 0 E: 0 K: 0 S: 3	H: 0 LOB: 0 BB: 0 P: 3	R: 0 E: 0 K: 1 S: 6	H: 1 LOB: 1 BB: 0 P: 6	R: 2 E: 0 K: 2 S: 8	H: 1 LOB: 0 BB: 1 P: 12	R: 0 E: 0 K: 1 S: 5	H: 0 LOB: 0 BB: 0 P: 5	R: 0 E: 0 K: 2 S: 6	H: 1 LOB: 1 BB: 0 P: 6	R: 1 E: 0 K: 1 S: 7	H: 2 LOB: 1 BB: 0 P: 7	R: 0 E: 0 K: 0 S: 3	H: 1 LOB: 0 BB: 0 P: 3	R: 1 E: 0 K: 0 S: 4	H: 1 LOB: 0 BB: 0 P: 4	R: 0 E: 0 K: 2 S: 8	H: 1 LOB: 1 BB: 0 P: 8	R: 1 E: 0 K: 0 S: 5	H: 2 LOB: 2 BB: 1 P: 9	1B: 6 2B: 0 3B: 0 HR: 4	SF: 0 SAC: 1 DP: 0 HBP: 0	WP: 0 PB: 0 SB: 1 CS: 0	PA: 44	
PITCHER	IP ERA WLS BF H R ER SO BB IBB HBP BLK WP HR S P ERA WHIP	IP ERA WLS BF H R ER SO BB IBB HBP BLK WP HR S P ERA WHIP	IP ERA WLS BF H R ER SO BB IBB HBP BLK WP HR S P ERA WHIP	IP ERA WLS BF H R ER SO BB IBB HBP BLK WP HR S P ERA WHIP	IP ERA WLS BF H R ER SO BB IBB HBP BLK WP HR S P ERA WHIP	IP ERA WLS BF H R ER SO BB IBB HBP BLK WP HR S P ERA WHIP	IP ERA WLS BF H R ER SO BB IBB HBP BLK WP HR S P ERA WHIP	IP ERA WLS BF H R ER SO BB IBB HBP BLK WP HR S P ERA WHIP	IP ERA WLS BF H R ER SO BB IBB HBP BLK WP HR S P ERA WHIP	IP ERA WLS BF H R ER SO BB IBB HBP BLK WP HR S P ERA WHIP	IP ERA WLS BF H R ER SO BB IBB HBP BLK WP HR S P ERA WHIP	IP ERA WLS BF H R ER SO BB IBB HBP BLK WP HR S P ERA WHIP	IP ERA WLS BF H R ER SO BB IBB HBP BLK WP HR S P ERA WHIP	IP ERA WLS BF H R ER SO BB IBB HBP BLK WP HR S P ERA WHIP	IP ERA WLS BF H R ER SO BB IBB HBP BLK WP HR S P ERA WHIP	IP ERA WLS BF H R ER SO BB IBB HBP BLK WP HR S P ERA WHIP	IP ERA WLS BF H R ER SO BB IBB HBP BLK WP HR S P ERA WHIP	IP ERA WLS BF H R ER SO BB IBB HBP BLK WP HR S P ERA WHIP	IP ERA WLS BF H R ER SO BB IBB HBP BLK WP HR S P ERA WHIP	IP ERA WLS BF H R ER SO BB IBB HBP BLK WP HR S P ERA WHIP	IP ERA WLS BF H R ER SO BB IBB HBP BLK WP HR S P ERA WHIP	IP ERA WLS BF H R ER SO BB IBB HBP BLK WP HR S P ERA WHIP	IP ERA WLS BF H R ER SO BB IBB HBP BLK WP HR S P ERA WHIP	IP ERA WLS BF H R ER SO BB IBB HBP BLK WP HR S P ERA WHIP	IP ERA WLS BF H R ER SO BB IBB HBP BLK WP HR S P ERA WHIP

Boston Red Sox @ Seattle Mariners
The Kingdom, Seattle, WA
Tue Jun 10 1980, 10:05 PM EDT
Att: 10,223 - Dome


AB 41
R 5
H 10
RBI 5
BB 2
SO 8
LOB 8



Batter	1	2	3	4	5	6	7	8	9	10	11	AB	R	H	RBI	BB	SO	LOB	BOTTOM							
Julio Cruz, S OBP: 0.314, SLG: 0.293 (1, 4)	K		G3							F7		5	0	2	2	0	1	0								
Juan Beniquez, R OBP: 0.222, SLG: 0.389 (1, 8)	G3			4-3	5-3					F8		5	0	0	0	0	0	3								
Dan Meyer, L OBP: 0.357, SLG: 0.414 (1, 7)	K									L9		5	0	2	0	0	1	1								
Tom Paciorek, R OBP: 0.378, SLG: 0.543 (1, 9)		G3		FC5-4 1B						P9		5	0	0	0	0	0	2								
Bruce Bochte, L OBP: 0.369, SLG: 0.463 (1, 3)		F7		L9								5	1	2	0	0	0	1								
Willie Horton, R OBP: 0.325, SLG: 0.308 (1, 10)		F8										5	1	1	0	0	2	3								
Jim Anderson, R OBP: 0.312, SLG: 0.353 (1, 5)												5	0	1	1	0	1	3								
Mario Mendoza, R OBP: 0.323, SLG: 0.419 (1, 6)												4	1	2	1	0	0	0								
Larry Cox, R OBP: 0.233, SLG: 0.214 Joe Simpson, L OBP: 0.324, SLG: 0.360 Bob Stinson, S OBP: 0.158, SLG: 0.132 (1, 2) (9, PH) (10, 2)												2	1	0	0	1	1	2								
												1	0	0	0	0	0	0								
												0	0	0	0	0	0	0								
Inning Stats	R: 0 E: 0 K: 2 S: 7	H: 0 LOB: 0 BB: 0 P: 7	R: 0 E: 0 K: 0 S: 3	H: 0 LOB: 0 BB: 0 P: 3	R: 1 E: 0 K: 1 S: 6	H: 1 LOB: 0 BB: 0 P: 6	R: 0 E: 0 K: 0 S: 4	H: 1 LOB: 1 BB: 0 P: 4	R: 1 E: 0 K: 1 S: 8	H: 1 LOB: 1 BB: 1 P: 8	R: 0 E: 0 K: 1 S: 6	H: 2 LOB: 2 BB: 0 P: 7	R: 0 E: 0 K: 0 S: 3	H: 0 LOB: 0 BB: 0 P: 3	R: 0 E: 0 K: 0 S: 3	H: 0 LOB: 0 BB: 0 P: 3	R: 0 E: 0 K: 0 S: 3	H: 0 LOB: 0 BB: 0 P: 3	1B: 6 2B: 3 3B: 0 HR: 1	SF: 0 SAC: 0 DP: 0 HBP: 0	WP: 0 PB: 0 SB: 0 CS: 0	PA: 43				
PITCHER	IP ERA WLS BF H R ER SO BB IBB HBP BLK WP HR S P ERA WHIP	IP ERA WLS BF H R ER SO BB IBB HBP BLK WP HR S P ERA WHIP	IP ERA WLS BF H R ER SO BB IBB HBP BLK WP HR S P ERA WHIP	IP ERA WLS BF H R ER SO BB IBB HBP BLK WP HR S P ERA WHIP	IP ERA WLS BF H R ER SO BB IBB HBP BLK WP HR S P ERA WHIP	IP ERA WLS BF H R ER SO BB IBB HBP BLK WP HR S P ERA WHIP	IP ERA WLS BF H R ER SO BB IBB HBP BLK WP HR S P ERA WHIP	IP ERA WLS BF H R ER SO BB IBB HBP BLK WP HR S P ERA WHIP	IP ERA WLS BF H R ER SO BB IBB HBP BLK WP HR S P ERA WHIP	IP ERA WLS BF H R ER SO BB IBB HBP BLK WP HR S P ERA WHIP	IP ERA WLS BF H R ER SO BB IBB HBP BLK WP HR S P ERA WHIP	IP ERA WLS BF H R ER SO BB IBB HBP BLK WP HR S P ERA WHIP	IP ERA WLS BF H R ER SO BB IBB HBP BLK WP HR S P ERA WHIP	IP ERA WLS BF H R ER SO BB IBB HBP BLK WP HR S P ERA WHIP	IP ERA WLS BF H R ER SO BB IBB HBP BLK WP HR S P ERA WHIP	IP ERA WLS BF H R ER SO BB IBB HBP BLK WP HR S P ERA WHIP	IP ERA WLS BF H R ER SO BB IBB HBP BLK WP HR S P ERA WHIP	IP ERA WLS BF H R ER SO BB IBB HBP BLK WP HR S P ERA WHIP	IP ERA WLS BF H R ER SO BB IBB HBP BLK WP HR S P ERA WHIP	IP ERA WLS BF H R ER SO BB IBB HBP BLK WP HR S P ERA WHIP	IP ERA WLS BF H R ER SO BB IBB HBP BLK WP HR S P ERA WHIP	IP ERA WLS BF H R ER SO BB IBB HBP BLK WP HR S P ERA WHIP	IP ERA WLS BF H R ER SO BB IBB HBP BLK WP HR S P ERA WHIP	IP ERA WLS BF H R ER SO BB IBB HBP BLK WP HR S P ERA WHIP	IP ERA WLS BF H R ER SO BB IBB HBP BLK WP HR S P ERA WHIP	IP ERA WLS BF H R ER SO BB IBB HBP BLK WP HR S P ERA WHIP

Boston Red Sox @ Seattle Mariners
The Kingdom, Seattle, WA
Tue Jun 10 1980, 10:05 PM EDT
Att: 10,223 - Dome


AB 42
R 4
H 10
RBI 4
BB 1
SO 6
LOB 15



Batter	1	2	3	4	5	6	7	8	9	AB	R	H	RBI	BB	SO	LOB	TOP					
Rick Burleson, R OBP: 0.343, SLG: 0.409 (1, 6)	3-1	HR		K		FC6-4			SH3-4	5	1	2	1	0	1	1						
Jerry Remy, L OBP: 0.353, SLG: 0.404 (1, 4)	6-3	L4		G3			5-3		SH3-4	4	0	0	0	0	0	2						
Fred Lynn, L OBP: 0.362, SLG: 0.480 (1, 8)	F8	HR		K			F7		4-3	5	1	1	3	0	1	1						
Tony Perez, R OBP: 0.338, SLG: 0.484 (1, 3)					K				K	5	1	3	0	0	2	1						
Jim Rice, R OBP: 0.290, SLG: 0.422 (1, 7)					F7				4-3	3	1	1	0	0	0	1						
Carlton Fisk, R OBP: 0.386, SLG: 0.561 (1, 2)					F7				G6-3	4	1	2	0	0	0	2						
Carl Yastrzemski, L OBP: 0.332, SLG: 0.415 (1, 10)						K			G6-3	3	1	1	1	1	1	1						
Jim Dwyer, L OBP: 0.411, SLG: 0.549 (1, 9)					G1-6-3				F6	4	1	2	2	0	0	1						
Butch Hobson, R OBP: 0.289, SLG: 0.405 (1, 5)										4	0	1	0	0	2	3						
Glenn Hoffman, R OBP: 0.250, SLG: 0.400 (8, 5)					K				L8	0	0	0	0	0	0	0						
Inning Stats	R: 0 E: 0 K: 0 S: 3	H: 0 LOB: 0 BB: 0 P: 3	R: 7 E: 0 K: 1 S: 12	H: 7 LOB: 2 BB: 1 P: 17	R: 0 E: 0 K: 1 S: 5	H: 1 LOB: 0 BB: 0 P: 5	R: 0 E: 0 K: 2 S: 7	H: 0 LOB: 0 BB: 0 P: 7	R: 0 E: 0 K: 1 S: 5	H: 0 LOB: 0 BB: 0 P: 5	R: 0 E: 0 K: 1 S: 6	H: 1 LOB: 1 BB: 0 P: 6	R: 0 E: 0 K: 0 S: 4	H: 1 LOB: 1 BB: 0 P: 4	R: 0 E: 0 K: 0 S: 4	H: 2 LOB: 1 BB: 0 P: 4	R: 0 E: 0 K: 1 S: 6	H: 1 LOB: 1 BB: 0 P: 6	1B: 11 2B: 1 3B: 0 HR: 1	SF: 0 SAC: 1 DP: 2 HBP: 1	WP: 0 PB: 0 SB: 0 CS: 0	PA: 40
PITCHER	IP	WLS	BF	H	R	ER	SO	BB	IBB	HBP	BLK	WP	HR	S	P	ERA	WHIP					
Jim Beattie, R ERA: 5.45 (1, 1)	1.0	L	8	3	5	5	0	1	0	1	0	0	0	6	11	45.00	4.000					
Byron McLaughlin, R ERA: 8.51 (2, 1)	5.0		20	6	2	2	6	0	0	0	0	0	1	32	32	3.60	1.200					
Rob Dressler, R ERA: 4.95 (7, 1)	2.0		9	4	0	0	0	0	0	0	0	0	0	9	9	0.00	2.000					
Shane Rawley, L ERA: 2.7 (9, 1)	1.0		3	0	0	0	1	0	0	0	0	0	0	5	5	0.00	0.000					

Boston Red Sox @ Seattle Mariners
The Kingdom, Seattle, WA
Wed Jun 11 1980, 10:05 PM EDT
Att: 10,086 - Dome


AB 37
R 7
H 13
RBI 7
BB 1
SO 7
LOB 13



Batter	1	2	3	4	5	6	7	8	9	AB	R	H	RBI	BB	SO	LOB	BOTTOM				
Julio Cruz, S OBP: 0.311, SLG: 0.297 (1, 4)	4-3			P7		1-3			P9	5	1	1	0	0	0	3					
Juan Beniquez, R OBP: 0.281, SLG: 0.391 (1, 8)				E5			5-3		F5	5	1	2	0	0	0	3					
Dan Meyer, L OBP: 0.363, SLG: 0.441 (1, 7)				3-1					1-3	5	2	3	3	0	0	3					
Tom Paciorek, R OBP: 0.379, SLG: 0.545 (1, 10)				E2					1-3	5	1	2	1	0	1	2					
Bruce Bochte, L OBP: 0.360, SLG: 0.451 (1, 3)				F8					4-3	5	0	0	0	0	0	4					
Joe Simpson, L OBP: 0.336, SLG: 0.367 (1, 9)				G4-6-3					F8	3	0	2	1	1	0	1					
Jim Anderson, R OBP: 0.305, SLG: 0.344 (1, 5)				E6					5-3	4	0	0	0	0	0	3					
Mario Mendoza, R OBP: 0.319, SLG: 0.409 (1, 6)				FC6-4					4-3	4	0	1	0	0	0	2					
Larry Cox, R OBP: 0.235, SLG: 0.217 (1, 2)				G1-6-3					E5	3	0	1	0	0	0	2					
Rod Craig, S OBP: 0.297, SLG: 0.363 (8, PH)									F7	0	0	0	0	0	0	0					
Leon Roberts, R OBP: 0.303, SLG: 0.428 (8, PH)									F7	1	0	0	0	0	0	1					
Bob Stinson, S OBP: 0.158, SLG: 0.132 (9, 2)									F7	0	0	0	0	0	0	0					
Inning Stats	R: 0 E: 0 K: 1 S: 7	H: 2 LOB: 2 BB: 0 P: 7	R: 0 E: 1 K: 0 S: 4	H: 1 LOB: 1 BB: 0 P: 4	R: 3 E: 1 K: 0 S: 6	H: 4 LOB: 0 BB: 0 P: 6	R: 0 E: 1 K: 0 S: 6	H: 2 LOB: 3 BB: 0 P: 6	R: 0 E: 0 K: 0 S: 3	H: 0 LOB: 0 BB: 0 P: 3	R: 2 E: 0 K: 0 S: 6	H: 3 LOB: 1 BB: 0 P: 6	R: 0 E: 1 K: 0 S: 4	H: 0 LOB: 1 BB: 0 P: 4	R: 0 E: 0 K: 0 S: 3	H: 0 LOB: 0 BB: 0 P: 3	1B: 8 2B: 3 3B: 0 HR: 1	SF: 0 SAC: 0 DP: 2 HBP: 0	WP: 0 PB: 0 SB: 0 CS: 0	PA: 41	
PITCHER	IP	WLS	BF	H	R	ER	SO	BB	IBB	HBP	BLK	WP	HR	S	P	ERA	WHIP				
Chuck Rainey, R ERA: 4.5 (1, 1)	7.0	W	35	12	5	5	1	1	0	0	0	0	0	36	40	6.43	1.857				
Tom Burgmeier, L ERA: 3.04 (8, 1)	2.0	S	6	0	0	0	0	0	0	0	0	0	0	6	6	0.00	0.000				

Boston Red Sox @ Seattle Mariners
The Kingdom, Seattle, WA
Wed Jun 11 1980, 10:05 PM EDT
Att: 10,086 - Dome

AB 40
R 5
H 12
RBI 5
BB 1
SO 1
LOB 24



Batter	1	2	3	4	5	6	7	8	9	AB	R	H	RBI	BB	SO	LOB	TOP					
Al Bumby, L OBP: 0.324, SLG: 0.469 (1, 8)	FC1-6 1B		4-3		4-3			FC2-5-1-6 3B		4	0	2	0	0	0	1						
Kiko Garcia, R OBP: 0.265, SLG: 0.216 (1, 6) (8, 4)	FC1-6 L4-3 1-2			5-3		E6 G6-4-3		FC5-2-5-1-6 HR		4	1	0	0	0	0	2						
Ken Singleton, S OBP: 0.437, SLG: 0.437 (1, 9)	L4-3							3-H HR		4	2	2	2	0	0	2						
Mark Belanger, R OBP: 0.200, SLG: 0.190 (8, 6)	L4-3 1-2			HR 1B		G6-4-3 1-2		HR		0	0	0	0	0	0	0						
Eddie Murray, S OBP: 0.348, SLG: 0.480 (1, 3)		F9 2B		F7		4-3		5-3		4	0	1	0	0	0	1						
Benny Ayala, R OBP: 0.385, SLG: 0.686 (1, 10)	6-3			HR			5-3		4-3	4	1	1	2	0	0	1						
Doug DeCinces, R OBP: 0.319, SLG: 0.393 (1, 5)	F9 2-3			K			K		1-3	4	0	0	0	0	2	1						
Rick Dempsey, R OBP: 0.336, SLG: 0.458 (1, 2)	K				5-3		FC6-4 1B		2B	4	0	2	0	0	1	1						
Mark Corey, R OBP: 0.250, SLG: 0.500 (1, 7) (8, 9)			F3				FC6-4 1-2		4-3	4	0	1	0	0	0	2						
Rich Dauer, R OBP: 0.340, SLG: 0.320 (1, 4)	5-3				6-3				5-3	3	0	0	0	0	0	1						
John Lowenstein, L OBP: 0.275, SLG: 0.162 (8, 7)	5-3									0	0	0	0	0	0	0						
Inning Stats	R: 0 E: 0 K: 0 S: 3	H: 1 LOB: 0 BB: 0 P: 3	R: 0 E: 0 K: 1 S: 6	H: 1 LOB: 1 BB: 0 P: 6	R: 0 E: 0 K: 0 S: 3	H: 0 LOB: 0 BB: 0 P: 3	R: 2 E: 0 K: 1 S: 7	H: 2 LOB: 0 BB: 0 P: 7	R: 0 E: 0 K: 0 S: 4	H: 1 LOB: 1 BB: 0 P: 4	R: 0 E: 1 K: 0 S: 3	H: 0 LOB: 0 BB: 0 P: 3	R: 0 E: 0 K: 1 S: 6	H: 1 LOB: 0 BB: 0 P: 6	R: 2 E: 0 K: 0 S: 5	H: 2 LOB: 0 BB: 0 P: 5	R: 0 E: 0 K: 0 S: 4	H: 1 LOB: 1 BB: 0 P: 4	1B: 3 2B: 4 3B: 1 HR: 2	SF: 0 SAC: 0 DP: 2 HBP: 0	WP: 0 PB: 0 SB: 0 CS: 0	PA: 35
PITCHER Rick Honeycutt, L ERA: 2.61 (1, 1)	IP: 9.0 WLS: L BF: 35 H: 9 R: 4 ER: 4 SO: 3 BB: 0 IBB: 0 HBP: 0 BLK: 0 WP: 0 HR: 2 S: 41 P: 41 ERA: 4.00 WHIP: 1.000															PITCHER						

Baltimore Orioles @ Seattle Mariners
The Kingdome, Seattle, WA
Thu Jun 12 1980, 10:05 PM EDT
Att: 10,049 - Dome

AB	35
R	4
H	9
RBI	4
BB	0
SO	3
LOB	12



Batter	1	2	3	4	5	6	7	8	9	AB	R	H	RBI	BB	SO	LOB	BOTTOM					
Julio Cruz, S OBP: 0.314, SLG: 0.291 (1, 4)	4-3		1B G6-4-3 BB		1B BB		F7		K	3	1	0	0	2	1	1						
Juan Beniquez, R OBP: 0.333, SLG: 0.423 (1, 8)	FC6-4 BB		G6-4-3 1B		1-2 1B		P3			3	0	2	0	1	0	1						
Dan Meyer, L OBP: 0.361, SLG: 0.437 (1, 7)	FC6-4 1-2 1B		G6-4-3 1-2 3-H K		F9 1B		F9		FC5 BB 1B	4	0	1	0	0	0	4						
Tom Paciorek, R OBP: 0.374, SLG: 0.534 (1, 10)	1-2 1B		K		F9		F9		F8	4	0	1	0	0	1	3						
Bruce Bochte, L OBP: 0.363, SLG: 0.455 (1, 3)	P6			SH3 2B		K		1-2 BB		3	0	1	0	1	1	2						
Joe Simpson, L OBP: 0.329, SLG: 0.359 (1, 9)		F9		SH3		K		F7		3	0	0	0	0	1	2						
Jim Anderson, R OBP: 0.298, SLG: 0.335 (1, 5)	F7			P6		5-3		FC5 2-3f		4	0	0	0	0	0	3						
Mario Mendoza, R OBP: 0.329, SLG: 0.406 (1, 6)				K			FC3-6 BB		6-3	3	0	1	0	1	1	1						
Larry Cox, R OBP: 0.230, SLG: 0.211 (1, 2)							FC3-6 1-2			3	0	0	0	0	1	2						
Larry Milbourne, S (8, PH) OBP: 0.190, SLG: 0.154	K				1-3				F8	1	0	0	0	0	0	0						
Inning Stats	R: 0 E: 0 K: 0 S: 4	H: 1 LOB: 2 BB: 1 P: 8	R: 0 E: 0 K: 1 S: 6	H: 1 LOB: 0 BB: 0 P: 6	R: 1 E: 0 K: 1 S: 5	H: 1 LOB: 0 BB: 1 P: 9	R: 0 E: 0 K: 1 S: 6	H: 1 LOB: 1 BB: 0 P: 6	R: 0 E: 0 K: 0 S: 4	H: 1 LOB: 2 BB: 1 P: 8	R: 0 E: 0 K: 2 S: 7	H: 0 LOB: 0 BB: 0 P: 7	R: 0 E: 0 K: 0 S: 3	H: 0 LOB: 1 BB: 1 P: 7	R: 0 E: 0 K: 0 S: 4	H: 1 LOB: 2 BB: 1 P: 8	R: 0 E: 0 K: 1 S: 5	H: 0 LOB: 0 BB: 0 P: 5	1B: 5 2B: 1 3B: 0 HR: 0	SF: 0 SAC: 1 DP: 1 HBP: 0	WP: 0 PB: 0 SB: 0 CS: 0	PA: 37
PITCHER Steve Stone, R ERA: 4.02 (1, 1)	IP: 9.0 WLS: W BF: 37 H: 6 R: 1 ER: 1 SO: 6 BB: 5 IBB: 0 HBP: 0 BLK: 0 WP: 0 HR: 0 S: 44 P: 64 ERA: 1.00 WHIP: 1.222															PITCHER						

Baltimore Orioles @ Seattle Mariners
The Kingdome, Seattle, WA
Thu Jun 12 1980, 10:05 PM EDT
Att: 10,049 - Dome

AB	31
R	1
H	6
RBI	0
BB	5
SO	6
LOB	19



Batter	1	2	3	4	5	6	7	8	9	AB	R	H	RBI	BB	SO	LOB	TOP				
Al Bumby, L OBP: 0.324, SLG: 0.465 (1, 8)										4	2	1	0	0	1	0					
John Lowenstein, L OBP: 0.309, SLG: 0.213 (1, 7)										3	2	2	0	1	0	0					
Mark Corey, R OBP: 0.200, SLG: 0.400 (9, PH)										1	0	0	0	0	0	3					
Ken Singleton, S OBP: 0.323, SLG: 0.436 (1, 9)										3	0	1	1	2	0	2					
Eddie Murray, S OBP: 0.345, SLG: 0.474 (1, 3)										5	0	1	1	0	2	6					
Pat Kelly, L OBP: 0.389, SLG: 0.411 (1, 10)										3	0	2	2	0	1	0					
Benny Ayala, R OBP: 0.400, SLG: 0.694 (8, PH)										1	0	1	1	0	0	0					
Terry Crowley, L OBP: 0.443, SLG: 0.576 (9, PH)										1	0	0	1	0	0	2					
Dan Graham, L OBP: 0.294, SLG: 0.367 (1, 2)										3	0	0	0	0	0	2					
Rick Dempsey, R OBP: 0.331, SLG: 0.451 (8, 2)										2	0	0	0	0	4						
Doug DeCinces, R OBP: 0.313, SLG: 0.384 (1, 5)										4	0	0	0	0	0	4					
Kiko Garcia, R OBP: 0.265, SLG: 0.217 (1, 6)										4	1	1	0	0	0	2					
Rich Dauer, R OBP: 0.338, SLG: 0.324 (1, 4)										4	1	1	0	0	0						
Inning Stats	R: 2 E: 0 K: 1 S: 7	H: 2 LOB: 1 BB: 1 P: 11	R: 0 E: 0 K: 0 S: 3	H: 0 LOB: 0 BB: 0 P: 3	R: 0 E: 0 K: 1 S: 5	H: 0 LOB: 0 BB: 0 P: 5	R: 0 E: 1 K: 1 S: 7	H: 1 LOB: 2 BB: 0 P: 7	R: 0 E: 0 K: 0 S: 4	H: 0 LOB: 0 BB: 0 P: 5	R: 0 E: 0 K: 1 S: 5	H: 0 LOB: 0 BB: 0 P: 3	R: 1 E: 0 K: 0 S: 5	H: 2 LOB: 2 BB: 1 P: 9	R: 3 E: 0 K: 0 S: 7	H: 4 LOB: 2 BB: 0 P: 8	1B: 8 2B: 2 3B: 0 HR: 0	SF: 0 SAC: 0 DP: 0 HBP: 1	WP: 0 PB: 0 SB: 1 CS: 0	PA: 42	
PITCHER	IP	WLS	BF	H	R	ER	SO	BB	IBB	HBP	BLK	WP	HR	S	P	ERA	WHIP				
Glenn Abbott, R ERA: 2.82 (1, 1)	7.0	W	30	5	3	3	4	3	0	0	0	0	0	35	47	3.86	1.143				
Shane Rawley, L ERA: 3.25 (8, 1)	1.0		7	3	3	3	0	0	0	1	0	0	0	6	7	27.00	3.000				
Dave Heaverlo, R ERA: 3.62 (9, 1)	1.0	S	5	2	0	0	0	0	0	0	0	0	0	5	5	0.00	2.000				

Baltimore Orioles @ Seattle Mariners
The Kingdome, Seattle, WA
Fri Jun 13 1980, 10:05 PM EDT
Att: 10,048 - Dome

AB 38
R 6
H 10
RBI 6
BB 3
SO 4
LOB 25



Batter	1	2	3	4	5	6	7	8	9	AB	R	H	RBI	BB	SO	LOB	BOTTOM				
Julio Cruz, S OBP: 0.312, SLG: 0.289 (1, 4)										1	0	0	0	0	0	0					
Larry Milbourne, S OBP: 0.177, SLG: 0.145 (3, 4)										3	1	0	1	0	0	1					
Juan Beniquez, R OBP: 0.344, SLG: 0.400 (1, 8)										4	0	1	1	1	1	0					
Leon Roberts, R OBP: 0.314, SLG: 0.432 (1, 9)										3	0	2	1	1	1	0					
Tom Paciorek, R OBP: 0.369, SLG: 0.551 (1, 3)										4	1	1	1	0	1	5					
Willie Horton, R OBP: 0.333, SLG: 0.316 (1, 10)										2	1	1	0	2	0	2					
Reggie Walton, R OBP: 0.333, SLG: 0.333 (1, 7)										3	0	1	1	0	0	1					
Joe Simpson, L OBP: 0.327, SLG: 0.356 (7, 7)										1	0	0	0	0	1	3					
Jim Anderson, R OBP: 0.302, SLG: 0.357 (1, 5)										4	2	2	1	0	0	2					
Mario Mendoza, R OBP: 0.351, SLG: 0.425 (1, 6)										4	2	3	0	0	0	0					
Larry Cox, R OBP: 0.225, SLG: 0.206 (1, 2)										3	0	0	0	0	0	2					
Inning Stats	R: 0 E: 0 K: 1 S: 5	H: 0 LOB: 1 BB: 1 P: 9	R: 1 E: 0 K: 0 S: 5	H: 3 LOB: 1 BB: 0 P: 5	R: 0 E: 0 K: 1 S: 5	H: 0 LOB: 0 BB: 0 P: 5	R: 1 E: 0 K: 0 S: 3	H: 1 LOB: 0 BB: 1 P: 7	R: 2 E: 0 K: 0 S: 7	H: 3 LOB: 2 BB: 0 P: 7	R: 1 E: 0 K: 0 S: 4	H: 1 LOB: 0 BB: 0 P: 4	R: 0 E: 0 K: 1 S: 6	H: 1 LOB: 3 BB: 2 P: 14	R: 2 E: 0 K: 1 S: 7	H: 2 LOB: 0 BB: 0 P: 7	1B: 8 2B: 1 3B: 0 HR: 2	SF: 1 SAC: 1 DP: 1 HBP: 0	WP: 0 PB: 0 SB: 0 CS: 3	PA: 38	
PITCHER	IP	WLS	BF	H	R	ER	SO	BB	IBB	HBP	BLK	WP	HR	S	P	ERA	WHIP				
Mike Flanagan, L ERA: 3.71 (1, 1)	5.1	L	25	8	5	5	2	2	0	0	0	0	0	27	35	8.44	1.875				
Dave Ford, R ERA: 3.66 (6, 1)	1.1		7	1	0	0	0	1	1	0	0	0	0	5	13	0.00	1.500				
Tippy Martinez, L ERA: 2.3 (7, 1)	1.1		6	2	2	0	2	0	0	0	0	0	0	10	10	0.00	1.500				

Baltimore Orioles @ Seattle Mariners
The Kingdome, Seattle, WA
Fri Jun 13 1980, 10:05 PM EDT
Att: 10,048 - Dome

AB 32
R 7
H 11
RBI 6
BB 4
SO 4
LOB 16



Batter	1	2	3	4	5	6	7	8	9	AB	R	H	RBI	BB	SO	LOB	TOP					
Al Bumbry, L OBP: 0.324, SLG: 0.464 (1, 8)										5	2	2	0	0	2	3						
Rich Dauer, R OBP: 0.330, SLG: 0.315 (1, 4)										5	0	0	0	0	0	4						
Ken Singleton, S OBP: 0.329, SLG: 0.461 (1, 9)										4	1	3	2	0	0	0						
Eddie Murray, S OBP: 0.346, SLG: 0.476 (1, 3)										5	1	2	1	0	0	2						
Benny Ayala, R OBP: 0.395, SLG: 0.744 (1, 10)										3	1	1	2	0	0	2						
Pat Kelly, L OBP: 0.380, SLG: 0.400 (7, PH)										2	0	0	0	0	1	1						
Doug DeCinces, R OBP: 0.312, SLG: 0.378 (1, 5)										3	0	0	0	1	2	2						
Rick Dempsey, R OBP: 0.322, SLG: 0.438 (1, 2)										4	0	0	0	0	0	1						
Mark Corey, R OBP: 0.250, SLG: 0.375 (8, PH)										3	1	1	0	0	1	0						
John Lowenstein, L OBP: 0.313, SLG: 0.213 (8, 7)										0	1	0	0	1	0	0						
Kiko Garcia, R OBP: 0.267, SLG: 0.221 (1, 6)										3	1	1	0	0	0	0						
Terry Crowley, L OBP: 0.451, SLG: 0.600 (8, PH)										1	0	1	1	0	0	0						
Lenn Sakata, R OBP: 0.292, SLG: 0.455 (8, 6)										0	0	0	0	0	0	0						
Inning Stats	R: 1 E: 0 K: 0 S: 6	H: 3 LOB: 2 BB: 0 P: 6	R: 3 E: 2 K: 0 S: 7	H: 2 LOB: 1 BB: 0 P: 7	R: 0 E: 0 K: 1 S: 5	H: 0 LOB: 0 BB: 0 P: 5	R: 0 E: 0 K: 1 S: 5	H: 0 LOB: 0 BB: 0 P: 5	R: 2 E: 0 K: 0 S: 5	H: 2 LOB: 1 BB: 1 P: 9	R: 0 E: 1 K: 1 S: 6	H: 1 LOB: 1 BB: 0 P: 6	R: 1 E: 0 K: 2 S: 8	H: 2 LOB: 0 BB: 0 P: 8	R: 1 E: 0 K: 1 S: 6	H: 1 LOB: 1 BB: 1 P: 10	R: 0 E: 0 K: 0 S: 3	H: 0 LOB: 0 BB: 0 P: 3	1B: 6 2B: 4 3B: 0 HR: 2	SF: 1 SAC: 0 DP: 1 HBP: 0	WP: 0 PB: 0 SB: 0 CS: 1	PA: 41
PITCHER	IP	WLS	BF	H	R	ER	SO	BB	IBB	HBP	BLK	WP	HR	S	P	ERA	WHIP					
Dave Roberts, L ERA: 4.58 (1, 1)	6.0	W	31	10	7	4	3	1	0	0	0	0	2	36	40	6.00	1.833					
Byron McLaughlin, R ERA: 8.44 (7, 1)	1.1	L	5	1	1	1	2	1	0	0	0	0	0	8	12	6.75	1.500					
Shane Rawley, L ERA: 3.13 (8, 1)	1.2	S	5	0	0	0	1	0	0	0	0	0	0	7	7	0.00	0.000					

Baltimore Orioles @ Seattle Mariners
The Kingdome, Seattle, WA
Sat Jun 14 1980, 10:05 PM EDT
Att: 15,856 - Dome

AB 38
R 8
H 11
RBI 6
BB 2
SO 6
LOB 15



Batter	1	2	3	4	5	6	7	8	9	AB	R	H	RBI	BB	SO	LOB	BOTTOM					
Julio Cruz, S OBP: 0.320, SLG: 0.296 (1, 4)										3	1	1	0	2	0	2						
Juan Beniquez, R OBP: 0.388, SLG: 0.406 (1, 8)										2	1	1	1	2	0	0						
Leon Roberts, R OBP: 0.322, SLG: 0.449 (1, 9)										3	1	2	2	1	0	0						
Tom Paciorek, R OBP: 0.353, SLG: 0.527 (1, 3)										5	0	0	0	0	2	8						
Willie Horton, R OBP: 0.330, SLG: 0.330 (1, 10)										5	1	1	2	0	1	0						
Reggie Walton, R OBP: 0.400, SLG: 0.400 (1, 7)										2	0	1	0	0	0	0						
Dan Meyer, L OBP: 0.356, SLG: 0.430 (5, PH)										3	0	0	0	0	0	0						
Joe Simpson, L OBP: 0.327, SLG: 0.356 (9, 7)										0	0	0	0	0	0	0						
Jim Anderson, R OBP: 0.310, SLG: 0.357 (1, 5)										3	2	1	0	2	0	1						
Mario Mendoza, R OBP: 0.358, SLG: 0.421 (1, 6)										3	1	1	0	1	1	1						
Larry Cox, R OBP: 0.246, SLG: 0.256 (1, 2)										3	2	3	4	1	0	0						
Inning Stats	R: 0 E: 0 K: 0 S: 3	H: 0 LOB: 0 BB: 0 P: 3	R: 0 E: 0 K: 1 S: 6	H: 1 LOB: 1 BB: 0 P: 6	R: 2 E: 0 K: 0 S: 6	H: 3 LOB: 1 BB: 0 P: 6	R: 1 E: 0 K: 0 S: 4	H: 1 LOB: 2 BB: 2 P: 12	R: 6 E: 0 K: 1 S: 11	H: 6 LOB: 3 BB: 3 P: 23	R: 0 E: 0 K: 2 S: 7	H: 0 LOB: 1 BB: 1 P: 11	R: 0 E: 0 K: 0 S: 2	H: 0 LOB: 2 BB: 3 P: 14	R: 0 E: 0 K: 0 S: 3	H: 0 LOB: 0 BB: 0 P: 3	1B: 6 2B: 2 3B: 1 HR: 2	SF: 1 SAC: 1 DP: 1 HBP: 0	WP: 0 PB: 0 SB: 0 CS: 0	PA: 43		
PITCHER	IP	WLS	BF	H	R	ER	SO	BB	IBB	HBP	BLK	WP	HR	S	P	ERA	WHIP					
Scott McGregor, L ERA: 3.82 (1, 1)	4.1	L	23	7	6	6	2	3	0	0	0	0	1	24	36	12.46	2.308					
Paul Hartzell, R ERA: 6.62 (5, 1)	0.1	L	5	3	3	3	0	1	0	0	0	0	1	4	8	81.00	12.000					
Tippy Martinez, L ERA: 2.18 (5, 1)	1.2	L	11	1	0	0	2	4	1	0	0	0	0	10	30	0.00	3.000					
Tim Stoddard, R ERA: 1.97 (7, 1)	1.2	L	4	0	0	0	0	0	0	0	0	0	0	4	4	0.00	0.000					

Baltimore Orioles @ Seattle Mariners
The Kingdome, Seattle, WA
Sat Jun 14 1980, 10:05 PM EDT
Att: 15,856 - Dome

AB 32
R 9
H 11
RBI 9
BB 9
SO 4
LOB 12



Batter	1	2	3	4	5	6	7	8	9	AB	R	H	RBI	BB	SO	LOB	TOP										
Al Bumby, L OBP: 0.318, SLG: 0.456 (1.8)	6-3		E7	L6-4-3		4-3		BB 1B	5-3	6	1	1	0	0	0	4	Baltimore Orioles @ Seattle Mariners The Kingdome, Seattle, WA Sun Jun 15 1980, 6:33 AM EDT Att: 23,674 - Dome										
Rich Dauer, R OBP: 0.325, SLG: 0.311 (1.4)	F9		K		P4			F8	L5	6	0	1	1	0	1	3											
Ken Singleton, S OBP: 0.331, SLG: 0.455 (1.9)	2B		K		6-3			BB 1B		3	1	0	0	2	2	3											
Eddie Murray, S OBP: 0.347, SLG: 0.477 (1.3)	2B		L4		P5			F7		4	0	1	0	1	0	3											
Benny Ayala, R OBP: 0.438, SLG: 0.810 (1.10)	BB			HR				1B	BB	3	2	2	1	2	0	3											
Doug DeCinces, R OBP: 0.314, SLG: 0.378 (1.5)	F7			E		E6		2B	P6	5	2	2	2	0	0	4											
Rick Dempsey, R OBP: 0.325, SLG: 0.451 (1.2)			F5		F8			2B	2B	5	1	2	1	0	0	3											
Mark Corey, R OBP: 0.200, SLG: 0.300 (1.7)			F8		E5			2B	K	2	1	0	0	0	0	0											
John Lowenstein, L OBP: 0.322, SLG: 0.204 (6, FH)			F8	WP	1B			2B	1B	2	1	0	0	1	2	1											
Dan Graham, L OBP: 0.294, SLG: 0.367 (9.2)			F9	1-H	1B			2B	1B	0	0	0	0	0	0	0											
Kiko Garcia, R OBP: 0.282, SLG: 0.260 (1.6)			F9	2-H	L6-4-3	1B		1B	K	5	0	3	3	0	1	1											
Inning Stats	R: 0 E: 0 K: 0 S: 4	H: 1 LOB: 3 BB: 2 P: 12	R: 0 E: 0 K: 0 S: 3	H: 0 LOB: 0 BB: 0 P: 3	R: 0 E: 1 K: 2 S: 8	H: 0 LOB: 1 BB: 0 P: 8	R: 3 E: 1 K: 0 S: 6	H: 3 LOB: 0 BB: 0 P: 6	R: 0 E: 0 K: 0 S: 3	H: 0 LOB: 0 BB: 0 P: 3	R: 4 E: 1 K: 1 S: 10	H: 4 LOB: 3 BB: 2 P: 18	R: 0 E: 0 K: 2 S: 8	H: 1 LOB: 1 BB: 0 P: 8	R: 2 E: 0 K: 0 S: 5	H: 2 LOB: 2 BB: 2 P: 13	R: 0 E: 0 K: 1 S: 6	H: 1 LOB: 1 BB: 0 P: 6	1B: 6 2B: 6 3B: 0 HR: 1	SF: 0 SAC: 0 DP: 1 HBP: 0	WP: 1 PB: 0 SB: 2 CS: 0	PA: 47					
PITCHER	IP	WLS	BF	H	R	ER	SO	BB	IBB	HBP	BLK	WP	HR	S	P	ERA	WHIP										
Floyd Bannister, L ERA: 3.31 (1.1)	5.0	L	25	6	6	4	2	2	0	0	0	1	1	27	35	7.20	1.600										
Dave Heaverlo, R ERA: 3.95 (6.1)	0.1		4	2	1	0	0	0	1	0	0	0	0	3	7	0.00	6.000										
Mike Parrott, R ERA: 6.97 (6.1)	3.2		18	4	2	2	4	2	1	0	0	0	0	23	35	4.91	1.636										

AB	41
R	9
H	12
RBI	8
BB	6
SO	6
LOB	25



Batter	1	2	3	4	5	6	7	8	9	AB	R	H	RBI	BB	SO	LOB	BOTTOM										
Julio Cruz, S OBP: 0.322, SLG: 0.295 (1.4)	6-3		FC5-4		6-3	L6			F7	4	1	1	2	1	0	2	Baltimore Orioles @ Seattle Mariners The Kingdome, Seattle, WA Sun Jun 15 1980, 6:33 AM EDT Att: 23,674 - Dome										
Juan Beniquez, R OBP: 0.341, SLG: 0.351 (1.8)	5-3		FC5-4		6-3			P5	F2	5	0	0	0	0	0	2											
Dan Meyer, L OBP: 0.352, SLG: 0.424 (1.7)	F8				P6			6-3	F8	5	0	1	1	0	0	0											
Tom Paciorek, R OBP: 0.358, SLG: 0.526 (1.10)			K		F7					4	0	2	0	0	1	0											
Bruce Bochte, L OBP: 0.365, SLG: 0.450 (1.3)			FC4-6		F7			1B		2	0	0	0	2	1	3											
Joe Simpson, L OBP: 0.331, SLG: 0.360 (1.9)			FC4-6		G3			1B	FC1	4	0	2	0	0	0	2											
Jim Anderson, R OBP: 0.314, SLG: 0.360 (1.5)			K					SH3	1B	4	1	2	0	0	1	2											
Mario Mendoza, R OBP: 0.353, SLG: 0.413 (1.6)			5-3					SH3	P3	4	1	1	0	0	0	3											
Larry Cox, R OBP: 0.241, SLG: 0.250 (1.2)			K		SH3			FC1	5-3	3	0	0	0	0	1	3											
Inning Stats	R: 0 E: 0 K: 0 S: 3	H: 0 LOB: 0 BB: 0 P: 3	R: 0 E: 0 K: 2 S: 7	H: 0 LOB: 1 BB: 1 P: 11	R: 0 E: 0 K: 1 S: 5	H: 0 LOB: 1 BB: 1 P: 9	R: 0 E: 0 K: 0 S: 3	H: 0 LOB: 1 BB: 1 P: 7	R: 3 E: 0 K: 0 S: 8	H: 5 LOB: 2 BB: 0 P: 8	R: 0 E: 0 K: 0 S: 5	H: 2 LOB: 2 BB: 0 P: 5	R: 0 E: 0 K: 1 S: 6	H: 1 LOB: 1 BB: 0 P: 6	R: 0 E: 0 K: 0 S: 4	H: 1 LOB: 1 BB: 0 P: 4		R: 0 E: 0 K: 0 S: 3	H: 0 LOB: 0 BB: 0 P: 3	1B: 9 2B: 0 3B: 0 HR: 0	SF: 0 SAC: 1 DP: 0 HBP: 0	WP: 0 PB: 0 SB: 0 CS: 0	PA: 39				
PITCHER	IP	WLS	BF	H	R	ER	SO	BB	IBB	HBP	BLK	WP	HR	S	P	ERA	WHIP										
Sammy Stewart, R ERA: 4.26 (1.1)	9.0	W	39	9	3	3	4	3	0	0	0	0	0	44	56	3.00	1.333										

AB	35
R	3
H	9
RBI	3
BB	3
SO	4
LOB	17



Batter	1	2	3	4	5	6	7	8	9	AB	R	H	RBI	BB	SO	LOB	TOP				
Julio Cruz, S OBP: 0.326, SLG: 0.296 (1, 4)	1-3		FC5-4 1B		CS	1B BB		F9		3	1	1	0	1	0	0	Seattle Mariners @ New York Yankees Yankee Stadium, Bronx, NY Mon Jun 16 1980, 7:05 PM EDT Att: 20,862 - Unknown - 73 F				
Juan Beniquez, R OBP: 0.333, SLG: 0.341 (1, 8)	1B		FC5-4 FC6 1-2			F8		F7		4	0	1	0	0	0	2					
Leon Roberts, R OBP: 0.326, SLG: 0.457 (1, 9)	K		FC6 1-2			1B		1B		4	1	2	0	0	1	2					
Willie Horton, R OBP: 0.333, SLG: 0.333 (1, 10)	1-3			6-3		1B		1B		4	0	2	2	0	0	1					
Tom Paciorek, R OBP: 0.363, SLG: 0.533 (1, 3)		E G6-4-3 2B		1B		G6-4-3 1-2		FC6-4		4	1	2	0	0	0	3					
Reggie Walton, R OBP: 0.290, SLG: 0.250 (1, 7)		E6		G6-4-3						3	0	0	0	0	0	2					
Dan Meyer, L OBP: 0.350, SLG: 0.422 (9, PH)		G6-4-3 2-3		1-2				F9		1	0	0	0	0	1	0					
Ted Cox, R OBP: 0.270, SLG: 0.270 (1, 5)		G6-4-3			6-3			K		3	0	0	0	0	1	1					
Joe Simpson, L OBP: 0.335, SLG: 0.360 (9, PH)		G6-4-3 1-2						K		0	0	0	0	1	0	0					
Mario Mendoza, R OBP: 0.364, SLG: 0.422 (1, 6)		F4								3	0	2	0	0	0	0					
Larry Milbourne, S OBP: 0.175, SLG: 0.143 (9, PH)								G6-4-3 1-2		1	0	0	0	0	0	1					
Larry Cox, R OBP: 0.236, SLG: 0.244 (1, 2)				F7		F8		5-3		3	0	0	0	0	0	2					
Inning Stats	R: 0 E: 0 K: 1 S: 6	H: 1 LOB: 1 BB: 0 P: 6	R: 1 E: 1 K: 0 S: 4	H: 1 LOB: 0 BB: 0 P: 4	R: 0 E: 0 K: 0 S: 4	H: 1 LOB: 1 BB: 0 P: 4	R: 0 E: 0 K: 0 S: 3	H: 1 LOB: 0 BB: 0 P: 3	R: 1 E: 0 K: 0 S: 4	H: 2 LOB: 1 BB: 1 P: 8	R: 0 E: 0 K: 1 S: 6	H: 1 LOB: 1 BB: 0 P: 6	R: 1 E: 0 K: 0 S: 5	H: 2 LOB: 1 BB: 1 P: 5	R: 0 E: 0 K: 1 S: 4	H: 0 LOB: 0 BB: 1 P: 8	1B: 8 2B: 2 3B: 0 HR: 0	SF: 0 SAC: 0 DP: 4 HBP: 0	WP: 0 PB: 0 SB: 1 CS: 1	PA: 36	
PITCHER	IP	WLS	BF	H	R	ER	SO	BB	IBB	HBP	BLK	WP	HR	S	P	ERA	WHIP				
Tommy John, L ERA: 3.07 (1, 1)	8.0	W	32	10	3	2	2	1	0	0	0	0	0	35	39	2.25	1.375				
Rich Gossage, R ERA: 3.25 (9, 1)	1.0	S	3	0	0	0	1	1	0	0	0	0	0	4	8	0.00	1.000				

AB	33
R	3
H	10
RBI	2
BB	2
SO	3
LOB	14



Batter	1	2	3	4	5	6	7	8	9	AB	R	H	RBI	BB	SO	LOB	BOTTOM				
Willie Randolph, R OBP: 0.446, SLG: 0.457 (1, 4)	S 2B BB	K				F7				3	2	1	0	2	1	0	Seattle Mariners @ New York Yankees Yankee Stadium, Bronx, NY Mon Jun 16 1980, 7:05 PM EDT Att: 20,862 - Unknown - 73 F				
Joe Lefebvre, L OBP: 0.372, SLG: 0.438 (1, 7)	2B 1B BB	G3			2B SF9 BB	F9		4-3		3	2	0	0	2	0	2					
Graig Nettles, L OBP: 0.351, SLG: 0.411 (1, 5)	1B 1-3 2-H		G3		SF9 1B 2B		HR			4	2	3	3	0	0	0					
Reggie Jackson, L OBP: 0.352, SLG: 0.584 (1, 9)	G3		K		1B IBB		F2			3	0	0	0	1	1	2					
Paul Blair, R (8, 9)										0	0	0	0	0	0	0					
Jim Spencer, L OBP: 0.308, SLG: 0.345 (1, 3)	BB 1B		F9		SF9		F8			3	0	1	2	0	0	0					
Bobby Murcer, L OBP: 0.341, SLG: 0.527 (1, 10)	K				K		F5			4	0	1	0	0	2	4					
Bobby Brown, S OBP: 0.309, SLG: 0.464 (1, 8)					F7			F8		3	0	1	1	1	0	1					
Johnny Oates, L OBP: 0.105, SLG: 0.105 (1, 2)	F8				FC4-6 1B		F9			4	0	1	0	0	0	6					
Fred Stanley, R OBP: 0.278, SLG: 0.303 (1, 6)		1-3			F9		G3			4	0	0	0	0	0	2					
Inning Stats	R: 2 E: 0 K: 1 S: 7	H: 2 LOB: 3 BB: 3 P: 19	R: 0 E: 0 K: 1 S: 5	H: 0 LOB: 0 BB: 0 P: 5	R: 0 E: 0 K: 1 S: 5	H: 0 LOB: 0 BB: 0 P: 5	R: 0 E: 0 K: 0 S: 4	H: 1 LOB: 1 BB: 0 P: 4	R: 3 E: 0 K: 1 S: 8	H: 3 LOB: 2 BB: 2 P: 16	R: 0 E: 0 K: 0 S: 3	H: 0 LOB: 0 BB: 0 P: 3	R: 1 E: 0 K: 0 S: 4	H: 1 LOB: 0 BB: 0 P: 4	R: 0 E: 0 K: 0 S: 4	H: 1 LOB: 2 BB: 1 P: 8	1B: 4 2B: 3 3B: 0 HR: 1	SF: 1 SAC: 0 DP: 0 HBP: 0	WP: 0 PB: 0 SB: 1 CS: 0	PA: 38	
PITCHER	IP	WLS	BF	H	R	ER	SO	BB	IBB	HBP	BLK	WP	HR	S	P	ERA	WHIP				
Jim Beattie, R ERA: 5.75 (1, 1)	4.0	L	21	5	5	5	3	4	0	0	0	0	0	23	39	11.25	2.250				
Byron McLoughlin, R ERA: 7.75 (5, 1)	4.0		17	3	1	1	1	1	1	0	0	0	1	17	25	2.25	1.000				



Batter	1	2	3	4	5	6	7	8	9	AB	R	H	RBI	BB	SO	LOB	TOP										
Julio Cruz, S OBP: 0.319, SLG: 0.288 (1,4)										4	0	0	0	0	1	0	Seattle Mariners @ New York Yankees Yankee Stadium, Bronx, NY Tue Jun 17 1980, 7:05 PM EDT Att: 20,835 - Unknown - 66 F										
Juan Beniquez, R OBP: 0.306, SLG: 0.311 (1,8)										4	0	0	0	0	0												
Leon Roberts, R OBP: 0.330, SLG: 0.476 (1,9)										4	0	2	0	0	1	0											
Willie Horton, R OBP: 0.327, SLG: 0.326 (1,10)										4	0	0	0	0	1	2											
Tom Paciorek, R OBP: 0.367, SLG: 0.537 (1,3)										3	2	1	0	1	0	0											
Reggie Walton, R OBP: 0.273, SLG: 0.364 (1,7)										3	0	1	0	0	1	1											
Dan Meyer, L OBP: 0.349, SLG: 0.420 (9, PH)										1	0	0	0	0	0												
Ted Cox, R OBP: 0.297, SLG: 0.280 (1,5)										3	0	2	2	1	0	1											
Mario Mendoza, R OBP: 0.348, SLG: 0.402 (1,6)										4	0	0	0	0	1	4											
Larry Cox, R OBP: 0.233, SLG: 0.241 (1,2)										2	0	0	0	0	0	1											
Bob Stinson, S OBP: 0.155, SLG: 0.130 (7, PH)										1	0	0	0	0	0	1											
Inning Stats	R: 0 E: 0 K: 1 S: 5	H: 0 LOB: 0 BB: 0 P: 5	R: 1 E: 0 K: 2 S: 9	H: 2 LOB: 1 BB: 0 P: 9	R: 0 E: 0 K: 0 S: 3	H: 0 LOB: 0 BB: 0 P: 3	R: 0 E: 0 K: 1 S: 5	H: 0 LOB: 0 BB: 1 P: 7	R: 0 E: 0 K: 1 S: 6	H: 1 LOB: 1 BB: 0 P: 6	R: 1 E: 0 K: 0 S: 4	H: 1 LOB: 1 BB: 0 P: 8	R: 0 E: 0 K: 0 S: 4	H: 1 LOB: 1 BB: 0 P: 4	R: 0 E: 0 K: 0 S: 4	H: 1 LOB: 1 BB: 0 P: 4	1B: 2 2B: 3 3B: 1 HR: 0	SF: 0 SAC: 0 DP: 0 HBP: 0	WP: 1 PB: 0 CS: 0	PA: 35							
PITCHER	IP	WLS	BF	H	R	ER	SO	BB	IBB	HBP	BLK	WP	HR	S	P	ERA	WHIP										
Tom Underwood, L ERA: 2.99 (1,1)	6.0	W	24	4	2	2	5	2	0	0	0	0	0	32	40	3.00	1.000										
Ron Davis, R ERA: 2.61 (7,1)	3.0	S	11	2	0	0	0	0	0	0	0	1	0	11	11	0.00	0.667										

AB	33
R	2
H	6
RBI	2
BB	2
SO	5
LOB	10




Batter	1	2	3	4	5	6	7	8	9	AB	R	H	RBI	BB	SO	LOB	BOTTOM										
Willie Randolph, R OBP: 0.445, SLG: 0.454 (1,4)										4	2	1	0	1	0	1	Seattle Mariners @ New York Yankees Yankee Stadium, Bronx, NY Tue Jun 17 1980, 7:05 PM EDT Att: 20,835 - Unknown - 66 F										
Dennis Werth, R OBP: 0.524, SLG: 0.676 (1,3)										5	2	2	3	0	1	1											
Bob Watson, R OBP: 0.366, SLG: 0.432 (1,10)										4	1	2	1	1	1	0											
Reggie Jackson, L OBP: 0.345, SLG: 0.575 (1,9)										3	0	0	2	0	0	2											
Paul Blair, R (6, PR) (7,9)										1	0	0	0	0	0	0											
Eric Soderholm, R OBP: 0.417, SLG: 0.571 (1,5)										2	0	1	0	0	0	0											
Graig Nettles, L OBP: 0.352, SLG: 0.412 (5, PH) (6,5)										2	0	1	0	0	1	2											
Lou Piniella, R OBP: 0.303, SLG: 0.319 (1,7)										2	0	1	0	0	0	1											
Bobby Murcer, L OBP: 0.356, SLG: 0.533 (5, PH) (6,7)										1	0	1	1	1	0	0											
Bobby Brown, S OBP: 0.301, SLG: 0.452 (1,8)										4	0	0	0	0	2	7											
Rick Cerone, R OBP: 0.271, SLG: 0.372 (1,2)										3	1	1	0	1	0	0											
Fred Stanley, R OBP: 0.289, SLG: 0.314 (1,6)										2	1	1	0	0	0	0											
Brian Doyle, L (6,6)										2	1	0	0	0	0	1											
Inning Stats	R: 0 E: 0 K: 2 S: 7	H: 0 LOB: 0 BB: 0 P: 7	R: 0 E: 0 K: 1 S: 6	H: 1 LOB: 1 BB: 0 P: 6	R: 0 E: 0 K: 0 S: 4	H: 1 LOB: 1 BB: 0 P: 4	R: 1 E: 1 K: 0 S: 5	H: 2 LOB: 1 BB: 0 P: 5	R: 4 E: 0 K: 1 S: 9	H: 4 LOB: 2 BB: 2 P: 17	R: 3 E: 1 K: 1 S: 9	H: 3 LOB: 3 BB: 2 P: 17	R: 0 E: 0 K: 0 S: 3	H: 0 LOB: 0 BB: 0 P: 3	R: 0 E: 0 K: 0 S: 3	H: 0 LOB: 0 BB: 0 P: 3	1B: 10 2B: 1 3B: 0 HR: 0	SF: 1 SAC: 0 DP: 0 HBP: 0	WP: 0 PB: 2 CS: 0	PA: 40							
PITCHER	IP	WLS	BF	H	R	ER	SO	BB	IBB	HBP	BLK	WP	HR	S	P	ERA	WHIP										
Rick Honeycutt, L ERA: 2.88 (1,1)	4.0	L	20	7	5	4	3	1	0	0	0	0	0	25	29	9.00	2.000										
Rob Dressler, R ERA: 4.72 (5,1)	4.0		20	4	3	1	2	3	0	0	0	0	0	21	33	2.25	1.750										



Batter	1	2	3	4	5	6	7	8	9	AB	R	H	RBI	BB	SO	LOB	TOP			
Julio Cruz, S OBP: 0.323, SLG: 0.289 Willie Horton, R OBP: 0.326, SLG: 0.324	4-0 S 3B BB		0-0 1B SF9 1B		0-0 4-3			0-0 F8	0-3 K	3	2	1	0	1	0	0				
Juan Beniquez, R OBP: 0.321, SLG: 0.327	0-0 F6		0-0 S 1B			0-3 K		0-0 1B		4	0	2	0	0	1	1				
Bruce Bochte, L OBP: 0.363, SLG: 0.448	0-3 K		0-0 SF9			0-0 1B		0-3 K		3	0	1	1	0	2	2				
Dan Meyer, L OBP: 0.347, SLG: 0.426	0-0 2H 3B		0-0 F9			0-0 F5		0-0 L9		4	0	1	1	0	0	3				
Tom Paciorek, R OBP: 0.364, SLG: 0.528	0-0 F7			0-0 5-3		0-0 F8			0-0 FC6-4 1B	4	0	1	0	0	0	2				
Leon Roberts, R OBP: 0.328, SLG: 0.476		0-0 F8		0-0 F7			0-0 G3 2B		0-0 FC6-4 E BB	4	0	1	0	0	0	1				
Ted Cox, R OBP: 0.296, SLG: 0.273		0-3 K		0-0 F7			0-0 F7		4-0 E BB	3	0	0	0	1	1	1				
Mario Mendoza, R OBP: 0.340, SLG: 0.393 Joe Simpson, L OBP: 0.333, SLG: 0.358 Jim Anderson, R OBP: 0.313, SLG: 0.358		0-0 L6			0-3 K		0-0 G3		0-0 F8	2	0	0	0	0	1	0				
Larry Cox, R OBP: 0.230, SLG: 0.237 Bob Stinson, S OBP: 0.150, SLG: 0.125			0-3 K		0-3 K		0-0 6-3		0-0 E3	2	0	0	0	0	2	0				
Inning Stats	R: 1 E: 0 K: 1 S: 6	H: 1 LOB: 1 BB: 1 P: 10	R: 0 E: 0 K: 1 S: 5	H: 0 LOB: 0 BB: 0 P: 5	R: 1 E: 0 K: 1 S: 7	H: 2 LOB: 1 BB: 0 P: 7	R: 0 E: 0 K: 0 S: 3	H: 0 LOB: 0 BB: 0 P: 3	R: 0 E: 0 K: 2 S: 7	H: 1 LOB: 1 BB: 0 P: 7	R: 0 E: 0 K: 0 S: 4	H: 1 LOB: 1 BB: 0 P: 4	R: 0 E: 0 K: 1 S: 6	H: 1 LOB: 1 BB: 0 P: 6	R: 0 E: 1 K: 1 S: 7	H: 1 LOB: 3 BB: 1 P: 11	1B: 5 2B: 1 3B: 1 HR: 0	SF: 1 SAC: 0 DP: 0 HBP: 0	WP: 0 PB: 0 SB: 2 CS: 0	PA: 37
PITCHER Dennis Eckersley, R ERA: 4.7	IP: 9.0 WLS: W BF: 37 H: 7 R: 2 ER: 2 SO: 8 BB: 2 IBB: 0 HBP: 0 BLK: 0 WP: 0 HR: 0 S: 51 P: 59 ERA: 2.00 WHIP: 1.000															PITCHER				

Seattle Mariners @ Boston Red Sox
Fenway Park, Boston, MA
Wed Jun 18 1980, 7:05 PM EDT
Att: 22,230 - Unknown - 72 F


AB	34
R	2
H	7
RBI	2
BB	2
SO	8
LOB	19



Batter	1	2	3	4	5	6	7	8	9	AB	R	H	RBI	BB	SO	LOB	BOTTOM			
Rick Burleson, R OBP: 0.356, SLG: 0.416	0-0 HR 1B		0-0 FC4-6 1B	0-0 6-3		0-0 L7				4	1	2	0	0	0	2				
Jerry Remy, L OBP: 0.342, SLG: 0.381	0-0 F8		0-0 FC4-6 CS 1B	0-0 4-3			0-0 G4-3 1B			4	0	1	0	0	0	4				
Fred Lynn, L OBP: 0.370, SLG: 0.505	0-0 1H HR		0-0 CS 1B		0-0 E6 5-3		0-0 G4-3 1B			4	1	3	3	0	0	0				
Tony Perez, R OBP: 0.330, SLG: 0.463	0-3 K		0-0 5-3		0-0 5-3		0-0 G4-3			4	0	0	0	0	1	5				
Jim Rice, R OBP: 0.311, SLG: 0.476	0-3 K			0-0 E 1B 2B	0-0 5-3		0-0 F8			4	1	1	0	0	1	2				
Carlton Fisk, R OBP: 0.395, SLG: 0.528		0-0 5-3		0-0 FC1 1B	0-3 K			0-0 5-3		4	1	0	0	0	1	2				
Carl Yastrzemski, L OBP: 0.336, SLG: 0.438		0-0 G3		0-0 1B E 1B		0-0 3-1		0-0 F9		4	1	1	2	0	0	0				
Jim Dwyer, L OBP: 0.382, SLG: 0.491		0-0 4-3		0-0 FC6-4 1B		0-0 F9		0-0 G3		4	0	1	0	0	0	0				
Butch Hobson, R OBP: 0.322, SLG: 0.473			0-0 FC4-6 1B 1B	0-0 FC6-4		0-0 1B				3	1	2	0	0	0	1				
Inning Stats	R: 2 E: 0 K: 2 S: 9	H: 2 LOB: 0 BB: 0 P: 9	R: 0 E: 0 K: 0 S: 3	H: 0 LOB: 0 BB: 0 P: 3	R: 1 E: 0 K: 0 S: 5	H: 3 LOB: 1 BB: 0 P: 5	R: 3 E: 2 K: 0 S: 7	H: 3 LOB: 1 BB: 0 P: 7	R: 0 E: 1 K: 1 S: 6	H: 0 LOB: 1 BB: 0 P: 6	R: 0 E: 0 K: 0 S: 4	H: 1 LOB: 1 BB: 0 P: 4	R: 0 E: 0 K: 0 S: 4	H: 2 LOB: 1 BB: 0 P: 4	R: 0 E: 0 K: 0 S: 3	H: 0 LOB: 0 BB: 0 P: 3	1B: 9 2B: 1 3B: 0 HR: 1	SF: 0 SAC: 0 DP: 1 HBP: 0	WP: 0 PB: 0 SB: 0 CS: 2	PA: 35
PITCHER Glenn Abbott, R ERA: 2.99	IP: 8.0 WLS: L BF: 35 H: 11 R: 6 ER: 4 SO: 3 BB: 0 IBB: 0 HBP: 0 BLK: 0 WP: 0 HR: 1 S: 41 P: 41 ERA: 4.50 WHIP: 1.375															PITCHER				

Seattle Mariners @ Boston Red Sox
Fenway Park, Boston, MA
Wed Jun 18 1980, 7:05 PM EDT
Att: 22,230 - Unknown - 72 F

AB	35
R	6
H	11
RBI	5
BB	0
SO	3
LOB	16



Batter	1	2	3	4	5	6	7	8	9	AB	R	H	RBI	BB	SO	LOB	TOP			
Julio Cruz, S OBP: 0.321, SLG: 0.288 (1,4)										4	0	1	0	0	0	1	Seattle Mariners @ Boston Red Sox Fenway Park, Boston, MA Thu Jun 19 1980, 7:05 PM EDT Att: 23,032 - Unknown - 70 F			
Juan Beniquez, R OBP: 0.298, SLG: 0.302 (1,8)										4	0	0	0	0	0	2				
Bruce Bochte, L OBP: 0.361, SLG: 0.444 (1,3)										4	0	1	0	0	0	2				
Dan Meyer, L OBP: 0.341, SLG: 0.418 (1,7)										4	0	0	0	0	0	2				
Tom Paciorek, R OBP: 0.368, SLG: 0.534 (1,10)										4	0	2	0	0	1	0				
Leon Roberts, R OBP: 0.332, SLG: 0.474 (1,9)										3	0	1	0	1	0	2				
Ted Cox, R OBP: 0.295, SLG: 0.273 (1,5)										4	0	1	0	0	0	3				
Mario Mendoza, R OBP: 0.340, SLG: 0.391 (1,6)										3	0	1	0	0	2	2				
Bob Stinson, S OBP: 0.199, SLG: 0.136 (1,2)										3	0	1	0	0	0	2				
Inning Stats	R: 0 E: 0 K: 1 S: 4	H: 1 LOB: 1 BB: 0 P: 4	R: 0 E: 0 K: 1 S: 6	H: 1 LOB: 2 BB: 1 P: 10	R: 0 E: 0 K: 1 S: 3	H: 0 LOB: 0 BB: 0 P: 3	R: 0 E: 0 K: 1 S: 7	H: 2 LOB: 2 BB: 0 P: 7	R: 0 E: 0 K: 0 S: 4	H: 1 LOB: 1 BB: 0 P: 4	R: 0 E: 0 K: 1 S: 5	H: 0 LOB: 0 BB: 0 P: 5	R: 0 E: 0 K: 0 S: 3	H: 1 LOB: 0 BB: 0 P: 3	R: 0 E: 0 K: 0 S: 3	H: 1 LOB: 0 BB: 0 P: 3	1B: 7 2B: 1 3B: 0 HR: 0	SF: 0 SAC: 0 DP: 2 HBP: 0	WP: 0 PB: 0 SB: 0 CS: 0	PA: 34
PITCHER Bob Stanley, R ERA: 3.86 (1,1)	IP: 9.0 WLS: W BF: 34 H: 8 R: 0 ER: 0 SO: 3 BB: 1 IBB: 0 HBP: 0 BLK: 0 WP: 0 HR: 0 S: 39 P: 43 ERA: 0.00 WHIP: 1.000															PITCHER IP: WLS: BF: H: R: ER: SO: BB: IBB: HBP: BLK: WP: HR: S: P: ERA: WHIP:				

Batter	1	2	3	4	5	6	7	8	9	AB	R	H	RBI	BB	SO	LOB	BOTTOM			
Rick Burleson, R OBP: 0.354, SLG: 0.414 (1,6)										4	0	1	0	0	0	2	Seattle Mariners @ Boston Red Sox Fenway Park, Boston, MA Thu Jun 19 1980, 7:05 PM EDT Att: 23,032 - Unknown - 70 F			
Jerry Remy, L OBP: 0.335, SLG: 0.374 (1,4)										4	0	0	0	0	0	1				
Fred Lynn, L OBP: 0.377, SLG: 0.512 (1,8)										3	1	2	0	1	0	0				
Tony Perez, R OBP: 0.328, SLG: 0.463 (1,3)										4	1	1	1	0	1	3				
Jim Rice, R OBP: 0.310, SLG: 0.473 (1,7)										4	0	1	1	0	2	2				
Carlton Fisk, R OBP: 0.373, SLG: 0.528 (1,2)										2	0	1	0	2	0	0				
Carl Yastrzemski, L OBP: 0.330, SLG: 0.429 (1,10)										4	0	0	0	0	1	5				
Jim Dwyer, L OBP: 0.376, SLG: 0.482 (6, PH) Dwight Evans, R OBP: 0.299, SLG: 0.371 (7,9)										2	0	0	0	0	0	1				
Butch Hobson, R OBP: 0.322, SLG: 0.471 Glenn Hoffman, R OBP: 0.232, SLG: 0.365 (8,5)										3	0	1	0	0	1	0				
Inning Stats	R: 0 E: 0 K: 1 S: 5	H: 0 LOB: 1 BB: 1 P: 9	R: 0 E: 0 K: 2 S: 7	H: 0 LOB: 0 BB: 0 P: 7	R: 0 E: 0 K: 0 S: 3	H: 0 LOB: 0 BB: 0 P: 3	R: 0 E: 1 K: 1 S: 6	H: 0 LOB: 1 BB: 0 P: 6	R: 0 E: 0 K: 0 S: 5	H: 2 LOB: 2 BB: 0 P: 5	R: 2 E: 1 K: 0 S: 6	H: 3 LOB: 2 BB: 1 P: 10	R: 0 E: 0 K: 1 S: 5	H: 1 LOB: 0 BB: 0 P: 5	R: 0 E: 0 K: 0 S: 4	H: 1 LOB: 2 BB: 1 P: 8	1B: 5 2B: 2 3B: 0 HR: 0	SF: 0 SAC: 0 DP: 1 HBP: 0	WP: 0 PB: 0 SB: 1 CS: 0	PA: 34
PITCHER Mike Parrott, R ERA: 6.56 (1,1) Shane Rawley, L ERA: 2.95 (6,1)	IP: 5.1 WLS: L BF: 24 H: 5 R: 2 ER: 2 SO: 4 BB: 1 IBB: 0 HBP: 0 BLK: 0 WP: 0 HR: 0 S: 30 P: 38 ERA: 3.38 WHIP: 1.125															PITCHER IP: WLS: BF: H: R: ER: SO: BB: IBB: HBP: BLK: WP: HR: S: P: ERA: WHIP:				

Batter	1	2	3	4	5	6	7	8	9	AB	R	H	RBI	BB	SO	LOB	TOP								
Julio Cruz, S (1, 4) OBP: 0.320, SLG: 0.287										4	0	1	0	0	0	4									
Juan Beniquez, R (1, 8) OBP: 0.274, SLG: 0.276										5	0	0	0	0	0	5									
Bruce Bochte, L (1, 3) OBP: 0.355, SLG: 0.436										4	0	0	0	0	0	1									
Dan Meyer, L (1, 7) OBP: 0.344, SLG: 0.425										4	1	2	0	0	0	0									
Joe Simpson, L (9, 7) OBP: 0.333, SLG: 0.358										0	0	0	0	0	0	0									
Tom Paciorek, R (1, 10) OBP: 0.371, SLG: 0.530										3	1	1	0	1	0	1									
Leon Roberts, R (1, 9) OBP: 0.332, SLG: 0.472										3	0	1	0	0	0	2									
Ted Cox, R (1, 5) OBP: 0.293, SLG: 0.294										4	1	1	3	0	1	2									
Bob Stinson, S (1, 2) OBP: 0.194, SLG: 0.148										2	0	1	0	2	0	1									
Mario Mendoza, R (1, 6) OBP: 0.340, SLG: 0.389										3	0	1	0	0	0	2									
Larry Milbourne, S (9, PH) OBP: 0.188, SLG: 0.158										1	0	1	0	0	0	0									
Inning Stats	R: 0 E: 0 K: 0 S: 3	H: 1 LOB: 0 BB: 0 P: 3	R: 0 E: 0 K: 0 S: 4	H: 1 LOB: 1 BB: 0 P: 4	R: 0 E: 0 K: 0 S: 3	H: 0 LOB: 1 BB: 1 P: 7	R: 0 E: 0 K: 0 S: 4	H: 1 LOB: 1 BB: 0 P: 4	R: 0 E: 0 K: 1 S: 5	H: 0 LOB: 1 BB: 1 P: 9	R: 0 E: 0 K: 0 S: 3	H: 0 LOB: 0 BB: 0 P: 3	R: 0 E: 0 K: 0 S: 4	H: 1 LOB: 1 BB: 0 P: 4	R: 0 E: 0 K: 0 S: 4	H: 1 LOB: 1 BB: 0 P: 4	R: 3 E: 0 K: 0 S: 7	H: 4 LOB: 2 BB: 1 P: 11	1B: 7 2B: 2 3B: 0 HR: 1	SF: 0 SAC: 2 DP: 1 HBP: 0	WP: 0 PB: 0 SB: 0 CS: 0	PA: 38			
PITCHER	IP	WLS	BF	H	R	ER	SO	BB	IBB	HBP	BLK	WP	HR	S	P	ERA	WHIP								
Jim Palmer, R (1, 1) ERA: 3.62	8.1	L	35	8	3	3	1	3	0	0	0	0	1	34	46	3.24	1.320								
Tim Stoddard, R (9, 1) ERA: 1.85	0.2		3	1	0	0	0	0	0	0	0	0	0	3	3	0.00	1.500								

Seattle Mariners @ Baltimore Orioles
Memorial Stadium, Baltimore, MD
Fri Jun 20 1980, 7:05 PM EDT
Att: 23,107 - Unknown

AB 33
R 3
H 9
RBI 3
BB 3
SO 1
LOB 18



Batter	1	2	3	4	5	6	7	8	9	AB	R	H	RBI	BB	SO	LOB	BOTTOM								
Al Bumby, L (1, 8) OBP: 0.303, SLG: 0.444										4	0	0	0	0	1	1									
Kiko Garcia, R (1, 6) OBP: 0.269, SLG: 0.237										4	0	0	0	0	1	1									
Ken Singleton, S (1, 9) OBP: 0.350, SLG: 0.463										3	0	0	0	1	1	0									
Eddie Murray, S (1, 3) OBP: 0.343, SLG: 0.480										4	0	0	0	0	0	1									
Benny Ayala, R (1, 10) OBP: 0.415, SLG: 0.809										4	1	1	1	0	0	0									
Doug DeCinces, R (1, 5) OBP: 0.320, SLG: 0.385										3	0	1	0	0	1	0									
Rick Dempsey, R (1, 2) OBP: 0.310, SLG: 0.419										3	0	0	0	0	0	1									
Mark Corey, R (1, 7) OBP: 0.316, SLG: 0.294										3	0	1	0	0	1	1									
Rich Dauer, R (1, 4) OBP: 0.323, SLG: 0.302										2	0	0	0	0	0	1									
Inning Stats	R: 0 E: 0 K: 1 S: 5	H: 0 LOB: 1 BB: 1 P: 9	R: 1 E: 0 K: 2 S: 8	H: 1 LOB: 0 BB: 0 P: 8	R: 0 E: 0 K: 0 S: 3	H: 0 LOB: 0 BB: 0 P: 3	R: 0 E: 0 K: 0 S: 3	H: 0 LOB: 0 BB: 0 P: 3	R: 0 E: 0 K: 0 S: 4	H: 0 LOB: 1 BB: 0 P: 4	R: 0 E: 0 K: 2 S: 7	H: 0 LOB: 0 BB: 0 P: 7	R: 0 E: 0 K: 0 S: 4	H: 1 LOB: 1 BB: 0 P: 4	R: 0 E: 0 K: 0 S: 4	H: 1 LOB: 1 BB: 0 P: 4	R: 0 E: 0 K: 0 S: 3	H: 0 LOB: 0 BB: 0 P: 3	1B: 1 2B: 0 3B: 1 HR: 1	SF: 0 SAC: 1 DP: 0 HBP: 0	WP: 0 PB: 0 SB: 0 CS: 0	PA: 32			
PITCHER	IP	WLS	BF	H	R	ER	SO	BB	IBB	HBP	BLK	WP	HR	S	P	ERA	WHIP								
Floyd Bannister, L (1, 1) ERA: 3.09	9.0	W	32	3	1	1	5	1	0	0	0	0	1	41	45	1.00	0.444								

Seattle Mariners @ Baltimore Orioles
Memorial Stadium, Baltimore, MD
Fri Jun 20 1980, 7:05 PM EDT
Att: 23,107 - Unknown

AB 30
R 1
H 3
RBI 1
BB 1
SO 5
LOB 6



Batter	1	2	3	4	5	6	7	8	9	AB	R	H	RBI	BB	SO	LOB	TOP					
Julio Cruz, S OBP: 0.319, SLG: 0.287 (1, 4)	0-0 4-3		0-0 5-3			0-0 6-3		0-0 1B	0-0 1B	4	0	1	0	0	0	1						
Juan Beniquez, R OBP: 0.258, SLG: 0.258 (1, 8)	0-0 P4		0-0 5-3			0-3 K		0-0 F8	0-0 F8	4	0	0	0	0	1	1						
Bruce Bochte, L OBP: 0.358, SLG: 0.435 (1, 3)	4-0 2B			0-3 K		0-0 FC4-6		0-0 1B	0-0 F7	3	0	1	0	1	1	1						
Dan Meyer, L OBP: 0.351, SLG: 0.433 (1, 7)	0-0 2B			4-0 BB		0-0 FC4-6		0-0 1B	0-0 1B	3	0	2	0	1	0	1						
Tom Paciorek, R OBP: 0.361, SLG: 0.514 (1, 10)	0-3 K			0-0 BB		0-0 FC6-4		0-0 1B	0-0 F7	4	0	0	0	0	1	6						
Leon Roberts, R OBP: 0.327, SLG: 0.464 (1, 9)		0-0 5-3			0-0 6-3			0-3 K		3	0	0	0	0	1	1						
Ted Cox, R OBP: 0.288, SLG: 0.288 (1, 5)		0-0 5-3			0-3 K			0-0 P6		3	0	0	0	0	1	0						
Bob Stinson, S OBP: 0.186, SLG: 0.141 (1, 2)		0-3 K			0-0 4-3			0-0 1-3		3	0	0	0	0	1	0						
Mario Mendoza, R OBP: 0.340, SLG: 0.388 (1, 6)			0-0 CS			0-3 K		0-0 1-3		3	0	1	0	0	1	0						
Inning Stats	R: 0 E: 0 K: 1 S: 6	H: 1 LOB: 2 BB: 1 P: 10	R: 0 E: 0 K: 1 S: 5	H: 0 LOB: 0 BB: 0 P: 5	R: 0 E: 0 K: 1 S: 3	H: 1 LOB: 0 BB: 0 P: 3	R: 0 E: 0 K: 1 S: 4	H: 0 LOB: 0 BB: 1 P: 8	R: 0 E: 0 K: 1 S: 5	H: 0 LOB: 0 BB: 0 P: 5	R: 0 E: 0 K: 2 S: 7	H: 0 LOB: 0 BB: 0 P: 7	R: 0 E: 0 K: 1 S: 6	H: 1 LOB: 1 BB: 0 P: 6	R: 0 E: 0 K: 0 S: 3	H: 0 LOB: 0 BB: 0 P: 3	R: 0 E: 0 K: 0 S: 5	H: 2 LOB: 2 BB: 0 P: 5	1B: 4 2B: 1 3B: 0 HR: 0	SF: 0 SAC: 0 DP: 1 HBP: 0	WP: 0 PB: 0 SB: 0 CS: 1	PA: 32
PITCHER Steve Stone, R ERA: 3.46 (1, 1)	IP: 9.0 WLS: W BF: 32 H: 5 R: 0 ER: 0 SO: 7 BB: 2 IBB: 0 HBP: 0 BLK: 0 WP: 0 HR: 0 S: 44 P: 52 ERA: 0.00 WHIP: 0.778															PITCHER						

Seattle Mariners @ Baltimore Orioles
Memorial Stadium, Baltimore, MD
Sat Jun 21 1980, 7:05 PM EDT
Att: 28,371 - Unknown - 78 F

AB	30
R	0
H	5
RBI	0
BB	2
SO	7
LOB	11



Batter	1	2	3	4	5	6	7	8	9	AB	R	H	RBI	BB	SO	LOB	BOTTOM			
Al Bumby, L OBP: 0.403, SLG: 0.443 (1, 8)	0-0 4-3		0-0 F8		0-0 1B	0-0 1-3		0-0 FC5-4		5	1	2	1	0	0	2				
Rich Dauer, R OBP: 0.325, SLG: 0.304 (1, 4)				0-0 1B	0-0 F9	0-0 1-3		0-0 FC5-4		5	1	2	1	0	0	5				
Ken Singleton, S OBP: 0.356, SLG: 0.465 (1, 9)		0-0 F7		0-0 1B	4-0 SF9	0-0 1B		0-0 1B		3	1	2	2	1	0	1				
Eddie Murray, S OBP: 0.345, SLG: 0.492 (1, 3)	0-0 P4			0-0 HR	0-0 1B	0-0 F8		0-0 F8		4	1	2	4	0	0	2				
Benny Ayala, R OBP: 0.386, SLG: 0.760 (1, 10)		0-0 P4		0-0 F8	0-0 SF9		0-0 E6			3	0	0	1	0	0	0				
Doug DeCinces, R OBP: 0.314, SLG: 0.377 (1, 5)		0-0 F8		0-0 F7	0-0 P6		0-0 L6-3			4	0	0	0	0	0	3				
Rick Dempsey, R OBP: 0.309, SLG: 0.421 (1, 2)		0-0 F2		0-0 F7		0-0 BB	0-3 K			4	1	1	0	0	1	0				
Mark Corey, R OBP: 0.333, SLG: 0.316 (1, 7)			0-0 6-3		0-0 1B	4-0 1B		0-0 G6-3		2	0	1	0	0	0	0				
Pat Kelly, L OBP: 0.404, SLG: 0.417 (5, PR) (6, 7)					0-0 1B	0-0 1B		0-0 1B		1	2	1	0	1	0	0				
Kiko Garcia, R OBP: 0.276, SLG: 0.233 (1, 6)		0-0 F8		0-0 1B	4-0 1B	4-0 1B		0-0 G6-3		2	2	0	0	2	0	1				
Inning Stats	R: 0 E: 0 K: 0 S: 4	H: 1 LOB: 1 BB: 0 P: 4	R: 0 E: 0 K: 0 S: 3	H: 0 LOB: 0 BB: 0 P: 3	R: 0 E: 0 K: 0 S: 3	H: 0 LOB: 0 BB: 0 P: 3	R: 3 E: 1 K: 0 S: 6	H: 3 LOB: 0 BB: 0 P: 6	R: 3 E: 0 K: 0 S: 6	H: 3 LOB: 2 BB: 2 P: 14	R: 3 E: 0 K: 0 S: 5	H: 2 LOB: 1 BB: 2 P: 13	R: 0 E: 1 K: 1 S: 5	H: 0 LOB: 0 BB: 0 P: 5	R: 0 E: 0 K: 0 S: 4	H: 2 LOB: 1 BB: 0 P: 4	1B: 9 2B: 2 3B: 0 HR: 1	SF: 1 SAC: 0 DP: 2 HBP: 0	WP: 0 PB: 0 SB: 1 CS: 0	PA: 38
PITCHER Dave Roberts, L ERA: 4.78 Jim Beattie, R ERA: 6.09 Rob Dressler, R ERA: 4.91 (5, 1)	IP: 4.0 WLS: L BF: 16 H: 4 R: 3 ER: 3 SO: 3 BB: 4 IBB: 3 HBP: 3 BLK: 0 WP: 0 HR: 1 S: 16 P: 16 ERA: 6.75 WHIP: 1.000															PITCHER				

Seattle Mariners @ Baltimore Orioles
Memorial Stadium, Baltimore, MD
Sat Jun 21 1980, 7:05 PM EDT
Att: 28,371 - Unknown - 78 F

AB	33
R	9
H	11
RBI	9
BB	4
SO	1
LOB	14



Batter	1	2	3	4	5	6	7	8	9	AB	R	H	RBI	BB	SO	LOB	TOP										
Larry Milbourne, S OBP: 0.217, SLG: 0.226 (1, 4)										5	0	3	2	0	2	0	Seattle Mariners @ Baltimore Orioles Memorial Stadium, Baltimore, MD Sun Jun 22 1980, 3:33 AM EDT Att: 42,497 - Unknown - 84 F										
Juan Beniquez, R OBP: 0.254, SLG: 0.254 (1, 8)										5	2	1	0	0	1	4											
Bruce Bochte, L OBP: 0.360, SLG: 0.436 (1, 3)										4	1	2	1	0	1	1											
Tom Paciorek, R OBP: 0.372, SLG: 0.539 (1, 10)										3	1	2	3	1	0	0											
Dan Meyer, L OBP: 0.349, SLG: 0.429 Joe Simpson, L OBP: 0.333, SLG: 0.358 (1, 7) (9, 7)										4	0	1	1	0	1	2											
Leon Roberts, R OBP: 0.320, SLG: 0.454 (1, 9)										4	0	0	0	0	1	0											
Jim Anderson, R OBP: 0.316, SLG: 0.354 (1, 5)										2	1	0	0	2	0	0											
Mario Mendoza, R OBP: 0.346, SLG: 0.392 (1, 6)										4	1	2	0	0	1	0											
Larry Cox, R OBP: 0.227, SLG: 0.234 Ted Cox, R OBP: 0.292, SLG: 0.293 Bob Stinson, S OBP: 0.183, SLG: 0.138 (1, 2) (8, PH) (8, 2)										2	0	0	0	0	1	2											
Inning Stats	R: 2 E: 0 K: 2 S: 9	H: 2 LOB: 0 BB: 0 P: 9	R: 0 E: 0 K: 1 S: 5	H: 0 LOB: 0 BB: 0 P: 5	R: 0 E: 0 K: 1 S: 5	H: 1 LOB: 0 BB: 0 P: 5	R: 0 E: 0 K: 1 S: 5	H: 0 LOB: 0 BB: 0 P: 5	R: 0 E: 0 K: 1 S: 6	H: 1 LOB: 2 BB: 1 P: 10	R: 0 E: 0 K: 0 S: 3	H: 0 LOB: 0 BB: 0 P: 3	R: 0 E: 0 K: 0 S: 6	H: 5 LOB: 0 BB: 0 P: 6	R: 2 E: 0 K: 1 S: 7	H: 2 LOB: 1 BB: 1 P: 11		1B: 10 2B: 0 3B: 1 HR: 1	SF: 0 SAC: 0 DP: 1 HBP: 0	WP: 1 PB: 0 SB: 0 CS: 1	PA: 40						
PITCHER	IP	WLS	BF	H	R	ER	SO	BB	IBB	HBP	BLK	WP	HR	S	P	ERA	WHIP										
Mike Flanagan, L ERA: 3.73 (1, 1)	7.1		30	8	5	5	7	1	1	0	0	1	1	42	50	6.14	1.227										
Tim Stoddard, R ERA: 2.31 (8, 1)	1.0	L	5	3	2	2	0	1	0	0	0	0	0	4	8	18.00	4.000										
Tippy Martinez, L ERA: 2.14 (9, 1)	0.2		3	1	0	0	1	0	0	0	0	0	0	5	5	0.00	1.500										

Batter	1	2	3	4	5	6	7	8	9	AB	R	H	RBI	BB	SO	LOB	BOTTOM										
Al Bumbry, L OBP: 0.306, SLG: 0.441 (1, 8)										3	1	1	0	2	0	0	Seattle Mariners @ Baltimore Orioles Memorial Stadium, Baltimore, MD Sun Jun 22 1980, 3:33 AM EDT Att: 42,497 - Unknown - 84 F										
Lenn Sakata, R OBP: 0.303, SLG: 0.467 (1, 4)										5	1	1	2	0	0	2											
Ken Singleton, S OBP: 0.362, SLG: 0.470 (1, 9)										4	0	3	1	0	0	2											
Eddie Murray, S OBP: 0.344, SLG: 0.492 Rich Dauer, R OBP: 0.325, SLG: 0.304 (1, 3) (8, 5)										4	0	1	0	0	0	4											
Benny Ayala, R OBP: 0.393, SLG: 0.759 (1, 7)										4	2	2	0	0	0	2											
Rick Dempsey, R OBP: 0.307, SLG: 0.417 (1, 2)										4	0	1	0	0	0	2											
Doug DeCinces, R OBP: 0.309, SLG: 0.372 (8, 3)										3	0	0	1	0	0	2											
Lee May, R OBP: 0.273, SLG: 0.405 (1, 10)										4	0	1	0	0	1	0											
Mark Belanger, R OBP: 0.202, SLG: 0.208 (1, 6)										4	1	1	0	0	0	1											
Inning Stats	R: 0 E: 0 K: 0 S: 5	H: 3 LOB: 2 BB: 0 P: 5	R: 0 E: 0 K: 1 S: 5	H: 1 LOB: 0 BB: 0 P: 5	R: 0 E: 1 K: 0 S: 4	H: 0 LOB: 2 BB: 1 P: 8	R: 1 E: 1 K: 0 S: 5	H: 2 LOB: 1 BB: 0 P: 5	R: 0 E: 0 K: 0 S: 4	H: 1 LOB: 1 BB: 0 P: 4	R: 1 E: 0 K: 0 S: 4	H: 1 LOB: 0 BB: 0 P: 4	R: 3 E: 0 K: 0 S: 5	H: 3 LOB: 0 BB: 1 P: 9	R: 0 E: 0 K: 0 S: 3	H: 0 LOB: 0 BB: 0 P: 3		R: 0 E: 0 K: 0 S: 3	H: 0 LOB: 0 BB: 0 P: 3	1B: 7 2B: 2 3B: 2 HR: 0	SF: 1 SAC: 0 DP: 3 HBP: 0	WP: 0 PB: 0 SB: 0 CS: 0	PA: 38				
PITCHER	IP	WLS	BF	H	R	ER	SO	BB	IBB	HBP	BLK	WP	HR	S	P	ERA	WHIP										
Rick Honeycutt, L ERA: 2.89 (1, 1)	6.0		27	9	3	2	1	1	0	0	0	0	0	28	32	3.00	1.667										
Shane Rawley, L ERA: 3.14 (7, 1)	3.0	W	11	2	2	2	0	1	0	0	0	0	0	10	14	6.00	1.000										

Batter	1	2	3	4	5	6	7	8	9	AB	R	H	RBI	BB	SO	LOB	TOP			
Larry Milbourne, S (1, 4) OBP: 0.247, SLG: 0.277	0-0 S 1B		0-0 2B 3B		0-0 2-3		0-0 F7	4-0 2B BB		3	2	2	0	1	0	1	Seattle Mariners @ Texas Rangers Arlington Stadium, Arlington, TX Tue Jun 24 1980, 8:05 PM EDT Att: 11,324 - Unknown			
Juan Beniquez, R (1, 8) OBP: 0.297, SLG: 0.296	0-3 K		0-0 1B 2B		0-0 6-3		0-0 6-3	0-0 1B 2B		4	2	2	2	0	1	2				
Bruce Bochte, L (1, 3) OBP: 0.362, SLG: 0.437	0-3 K		0-0 3-H 1B		0-0 2-H		0-0 G6-4-3 1B	0-0 F6		4	0	2	1	0	1	2				
Dan Meyer, L (1, 7) OBP: 0.347, SLG: 0.426	0-3 K		0-0 4-3		0-0 1-2		0-0 G6-4-3 1B	0-0 1B		4	0	1	0	0	1	3				
Tom Paciorek, R (1, 10) OBP: 0.362, SLG: 0.524		0-0 F9		0-0 F8		0-0 F9		0-0 F4		4	0	0	0	0	0	1				
Leon Roberts, R (1, 9) OBP: 0.324, SLG: 0.455		0-0 6-3		0-0 1B		0-0 1B		0-3 K		4	0	2	0	0	1	1				
Ted Cox, R (1, 5) OBP: 0.285, SLG: 0.285		0-0 F9		0-0 F5		0-0 F3		0-0 6-3		4	0	0	0	0	0	1				
Bob Stinson, S (1, 2) OBP: 0.203, SLG: 0.149			1-0 HBP		0-0 WP SH3-4 1B		0-0 F7	0-0 F8		2	0	1	0	0	0	1				
Jim Anderson, R (9, PH) OBP: 0.315, SLG: 0.352					0-0 SH3-4 1B					1	0	0	0	0	0	0				
Larry Cox, R (9, 2) OBP: 0.227, SLG: 0.234					0-0 SH3-4 1B					0	0	0	0	0	0	0				
Mario Mendoza, R (1, 6) OBP: 0.336, SLG: 0.381			0-0 G6-4-3		0-0 SH3-4		0-0 6-3	0-0 6-3		3	0	0	0	0	0	2				
Inning Stats	R: 0 E: 0 K: 3 S: 10	H: 1 LOB: 1 BB: 0 P: 10	R: 0 E: 0 K: 0 S: 3	H: 0 LOB: 0 BB: 0 P: 3	R: 2 E: 0 K: 0 S: 5	H: 3 LOB: 1 BB: 0 P: 6	R: 0 E: 0 K: 0 S: 3	H: 1 LOB: 0 BB: 0 P: 3	R: 0 E: 0 K: 0 S: 4	H: 1 LOB: 1 BB: 0 P: 4	R: 0 E: 0 K: 0 S: 3	H: 1 LOB: 1 BB: 0 P: 4	R: 2 E: 0 K: 1 S: 7	H: 2 LOB: 1 BB: 1 P: 11	R: 0 E: 0 K: 0 S: 3	H: 0 LOB: 0 BB: 0 P: 3	1B: 7 2B: 2 3B: 1 HR: 0	SF: 0 SAC: 1 DP: 2 HBP: 1	WP: 1 PB: 0 SB: 1 CS: 0	PA: 36
PITCHER	IP WLS BF H R ER SO BB IBB HBP BLK WP HR S P ERA WHIP																			
Doc Medich, R (1, 1) ERA: 3.97	7.0	29	9	4	4	3	1	0	1	0	0	0	0	1	0	33	38	5.14	1.429	
Sparky Lyle, L (8, 1) ERA: 3.95	2.0	7	1	0	0	1	0	0	0	0	0	0	0	0	9	9	0.00	0.500		

AB	33
R	4
H	10
RBI	3
BB	1
SO	4
LOB	14



Batter	1	2	3	4	5	6	7	8	9	AB	R	H	RBI	BB	SO	LOB	BOTTOM					
Mickey Rivers, L (1, 8) OBP: 0.306, SLG: 0.366	0-0 1-3		0-0 F3		0-0 G3		0-0 FC1-6 1B		0-0 1B 2B	5	1	2	0	0	0	1	Seattle Mariners @ Texas Rangers Arlington Stadium, Arlington, TX Tue Jun 24 1980, 8:05 PM EDT Att: 11,324 - Unknown					
Bump Wills, S (1, 4) OBP: 0.311, SLG: 0.325	0-0 6-3		0-0 F8		0-0 1B 1B		0-0 FC1-6 G4-6-3		4-0 1B IBB	4	1	1	0	1	0	1						
Al Oliver, L (1, 7) OBP: 0.367, SLG: 0.457	0-0 5-3		0-0 F5		0-0 1B 1B		0-0 G4-6-3		0-0 1B 2-H	5	1	2	1	0	0	1						
Buddy Bell, R (1, 5) OBP: 0.376, SLG: 0.470		0-3 K		0-0 1B		0-0 1B E		0-0 1B		4	1	3	0	0	1	0						
Rusty Staub, L (1, 3) OBP: 0.414, SLG: 0.548		0-0 2B 2B		0-0 F7		0-0 FC1-5 1B		0-3 K		4	1	2	2	0	1	2						
Richie Zisk, R (1, 10) OBP: 0.328, SLG: 0.474		0-0 4-3 2-H 2B		0-0 K		0-0 FC1-5 IBB		0-0 F9		3	0	1	1	1	1	2						
Jim Norris, L (1, 9) OBP: 0.327, SLG: 0.272		0-0 4-3		0-0 L6		0-0 FC1-5		0-0 6-3		2	0	0	0	0	0	1						
Bill Sample, R (6, PH) (7, 9) OBP: 0.300, SLG: 0.290		0-0 2-3		0-0 K		0-0 K		0-0 6-3		2	0	0	0	0	0	3						
Jim Sundberg, R (1, 2) OBP: 0.332, SLG: 0.386		0-0 F9		0-0 K		0-0 K		0-0 6-3		4	0	0	0	0	2	3						
Bud Harrelson, S (1, 6) OBP: 0.342, SLG: 0.279			0-0 G3		0-0 1B		0-0 4-3		0-0 F9	4	0	1	0	0	0	2						
Inning Stats	R: 0 E: 0 K: 0 S: 3	H: 0 LOB: 0 BB: 0 P: 3	R: 1 E: 0 K: 1 S: 7	H: 2 LOB: 1 BB: 0 P: 7	R: 0 E: 0 K: 0 S: 3	H: 0 LOB: 0 BB: 0 P: 3	R: 0 E: 0 K: 1 S: 6	H: 1 LOB: 1 BB: 0 P: 6	R: 0 E: 0 K: 1 S: 6	H: 1 LOB: 1 BB: 0 P: 6	R: 3 E: 1 K: 1 S: 9	H: 4 LOB: 2 BB: 1 P: 13	R: 0 E: 0 K: 0 S: 3	H: 1 LOB: 0 BB: 0 P: 3	R: 0 E: 0 K: 1 S: 6	H: 1 LOB: 1 BB: 0 P: 6	R: 1 E: 0 K: 0 S: 4	H: 2 LOB: 2 BB: 1 P: 8	1B: 9 2B: 3 3B: 0 HR: 0	SF: 0 SAC: 0 DP: 1 HBP: 0	WP: 0 PB: 0 SB: 0 CS: 0	PA: 39
PITCHER	IP WLS BF H R ER SO BB IBB HBP BLK WP HR S P ERA WHIP																					
Glenn Abbott, R (1, 1) ERA: 3.13	5.0	23	8	4	3	3	0	0	0	0	0	29	29	5.40	1.600							
Shane Rawley, L (6, 1) ERA: 3.09	3.2	16	4	1	1	2	0	2	0	0	0	18	26	2.46	1.091							

AB	37
R	5
H	12
RBI	4
BB	2
SO	5
LOB	16



Batter	1	2	3	4	5	6	7	8	9	AB	R	H	RBI	BB	SO	LOB	TOP					
Larry Milbourne, S OBP: 0.273, SLG: 0.319	FC5-4 1B																4 0 3 0 0 0 0					
Juan Beniquez, R OBP: 0.266, SLG: 0.293	F7		L1														4 0 1 0 0 0 3					
Bruce Bochte, L OBP: 0.360, SLG: 0.434	FC5-4 1-2																4 0 1 0 0 0 2					
Dan Meyer, L OBP: 0.346, SLG: 0.427	G3																4 1 1 0 0 0 2					
Tom Paciorek, R OBP: 0.359, SLG: 0.514		K															3 0 0 0 1 1 1					
Leon Roberts, R OBP: 0.327, SLG: 0.455	K																4 0 2 1 0 1 0					
Ted Cox, R OBP: 0.284, SLG: 0.291	F7																4 0 1 0 0 0 4					
Marc Hill, R OBP: 0.174, SLG: 0.200																	4 0 0 0 0 0 1					
Mario Mendoza, R OBP: 0.327, SLG: 0.370																	3 0 0 0 0 0 0					
Inning Stats	R: 0 E: 0 K: 0 S: 4	H: 1 LOB: 1 BB: 0 P: 4	R: 0 E: 0 K: 2 S: 7	H: 0 LOB: 0 BB: 0 P: 7	R: 0 E: 0 K: 0 S: 4	H: 1 LOB: 1 BB: 0 P: 4	R: 0 E: 0 K: 0 S: 5	H: 2 LOB: 2 BB: 0 P: 5	R: 0 E: 0 K: 0 S: 4	H: 1 LOB: 1 BB: 0 P: 4	R: 1 E: 0 K: 0 S: 4	H: 2 LOB: 1 BB: 1 P: 8	R: 0 E: 0 K: 0 S: 3	H: 0 LOB: 0 BB: 0 P: 3	R: 0 E: 0 K: 0 S: 3	H: 1 LOB: 1 BB: 0 P: 4	R: 0 E: 0 K: 0 S: 4	H: 1 LOB: 1 BB: 0 P: 4	1B: 6 2B: 3 3B: 0 HR: 0	SF: 0 SAC: 0 DP: 2 HBP: 0	WP: 0 PB: 0 SB: 0 CS: 0	PA: 35
PITCHER Fergie Jenkins, R ERA: 3.06	IP: 9.0 WLS: W BF: 35 H: 9 R: 1 ER: 1 SO: 2 BB: 1 IBB: 0 HBP: 0 BLK: 0 WP: 0 HR: 0 S: 38 P: 42 ERA: 1.00 WHIP: 1.111															PITCHER	IP: 9.0 WLS: W BF: 35 H: 9 R: 1 ER: 1 SO: 2 BB: 1 IBB: 0 HBP: 0 BLK: 0 WP: 0 HR: 0 S: 38 P: 42 ERA: 1.00 WHIP: 1.111					

Seattle Mariners @ Texas Rangers
Arlington Stadium, Arlington, TX
Wed Jun 25 1980, 8:05 PM EDT
Att: 14,029 - Unknown

AB 34
R 1
H 9
RBI 1
BB 1
SO 2
LOB 13

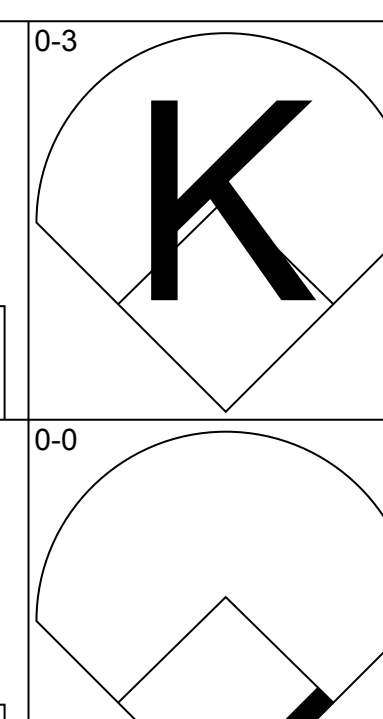
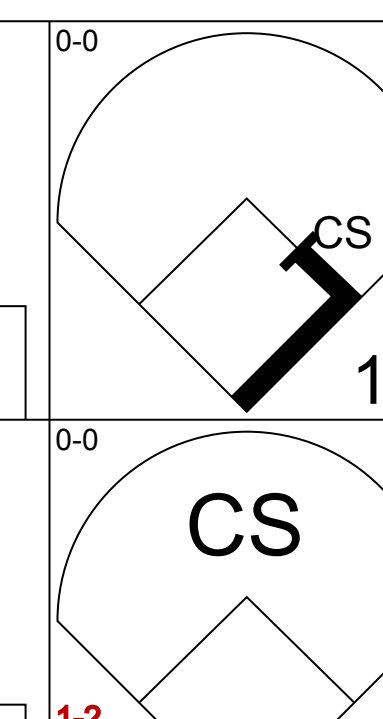
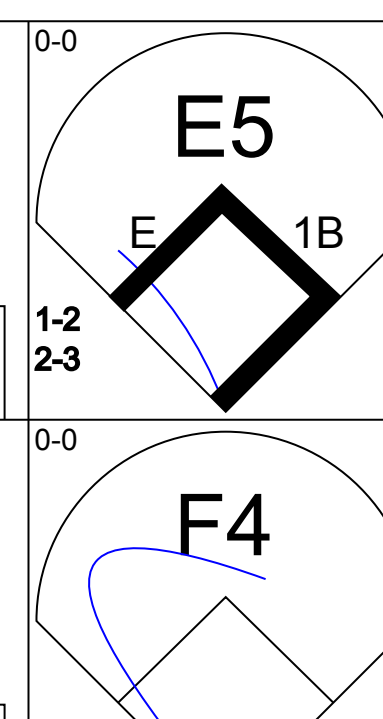
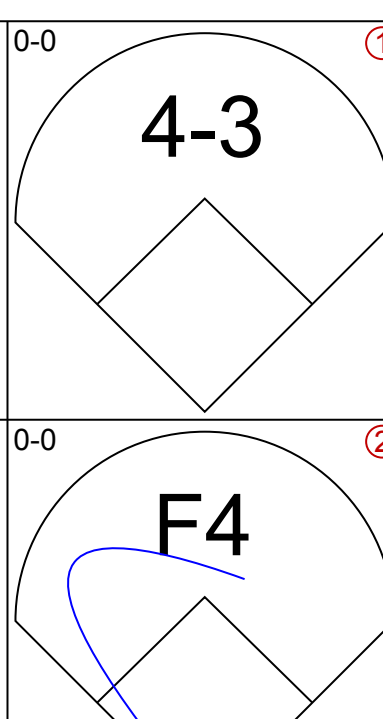
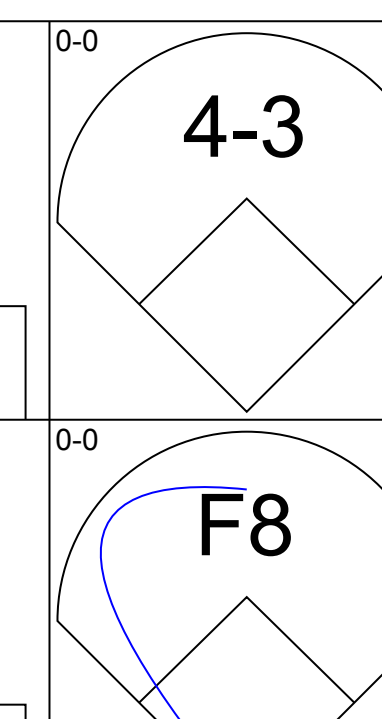
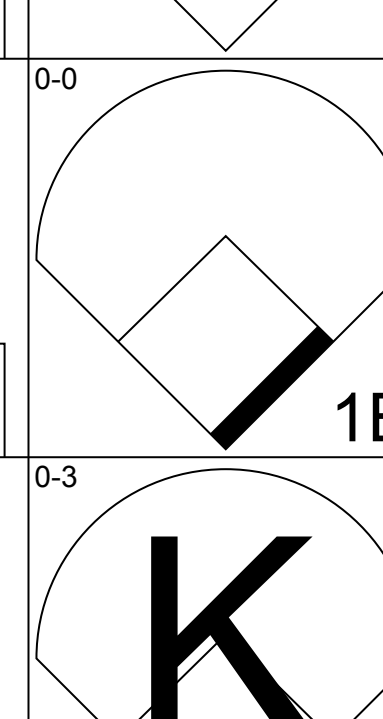
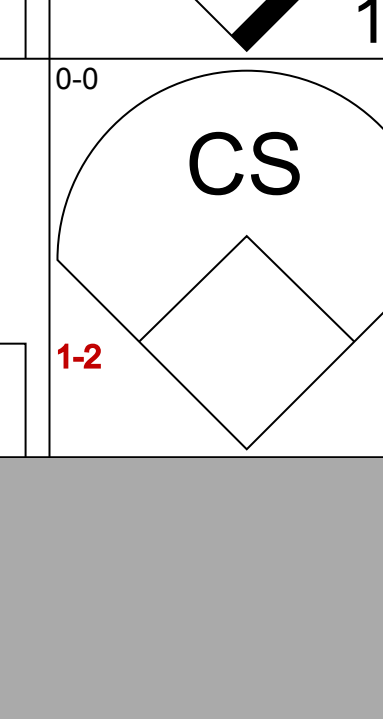
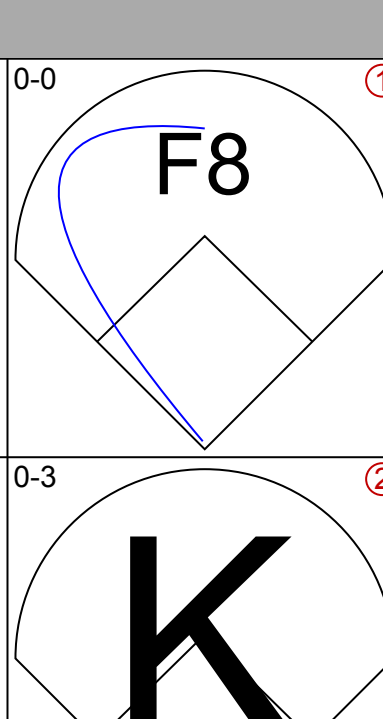
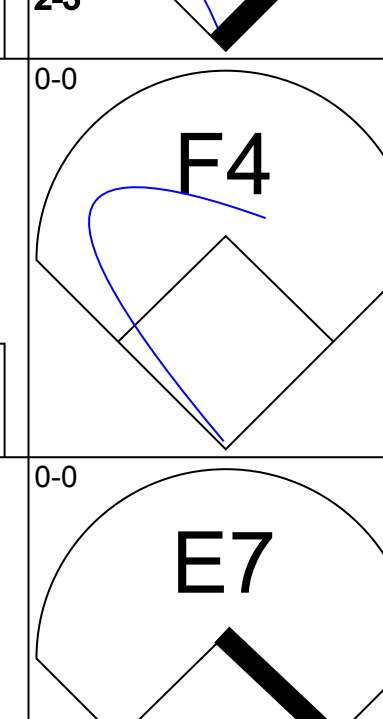
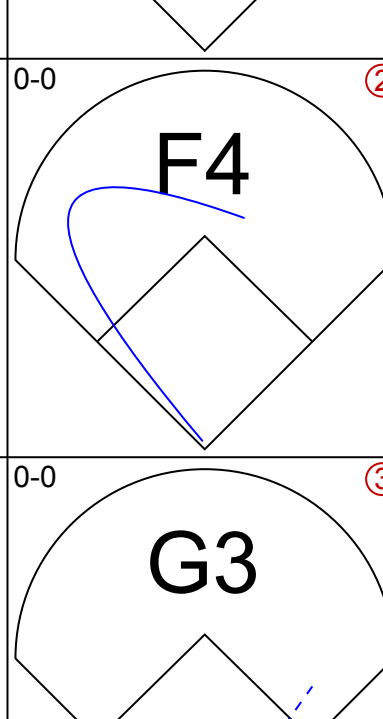
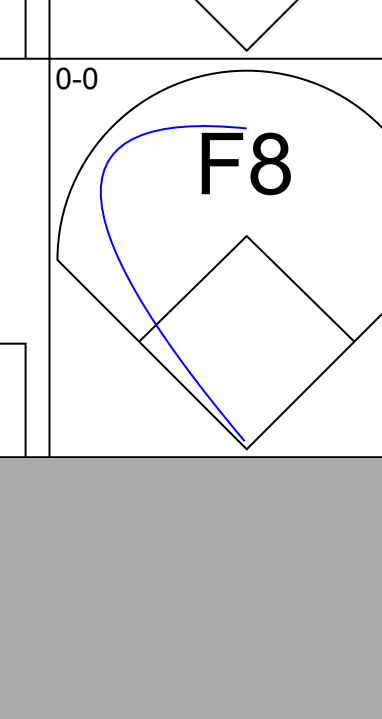
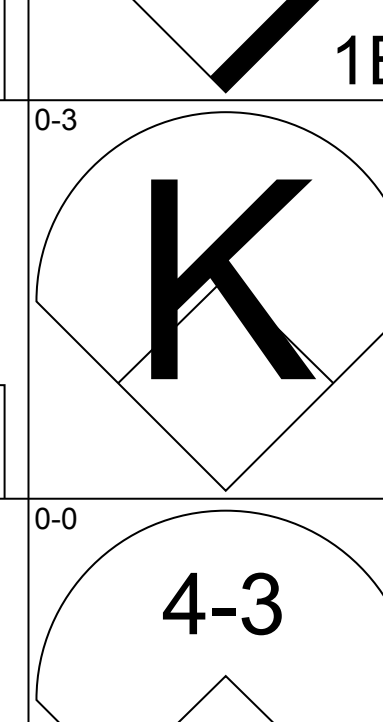
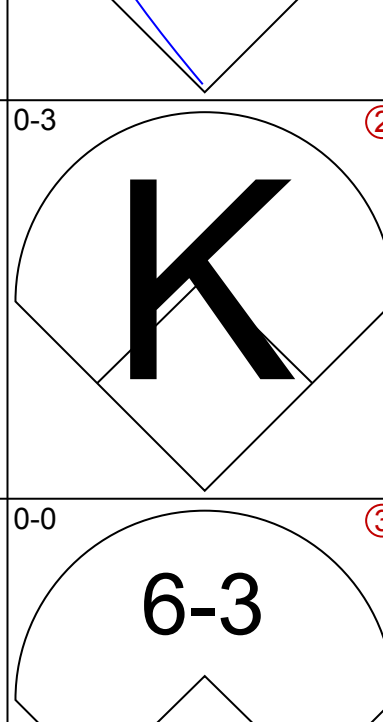
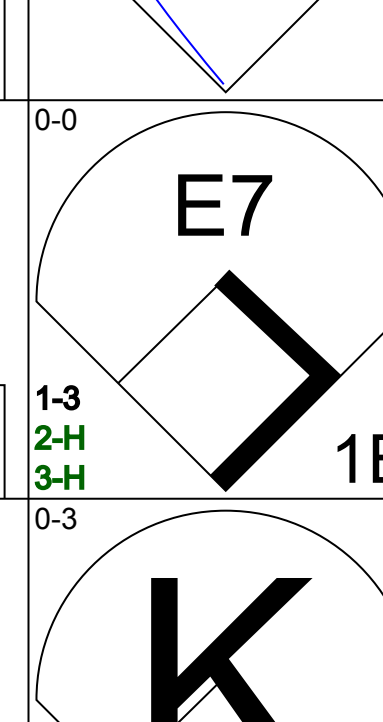
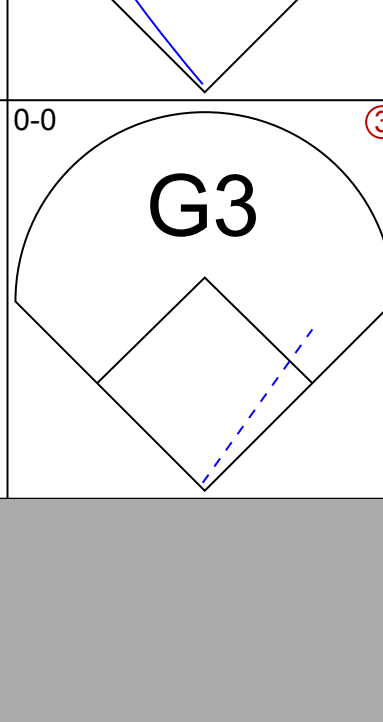
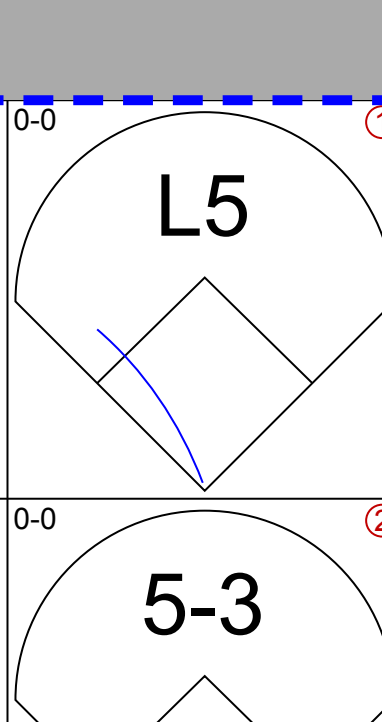
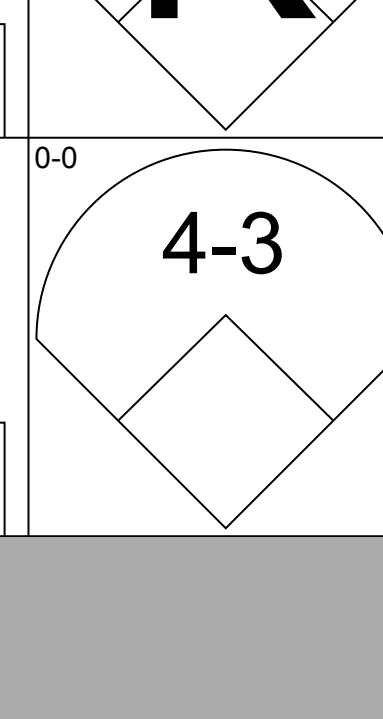
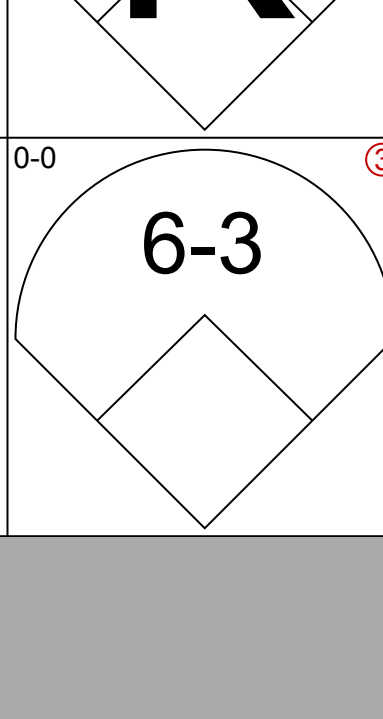
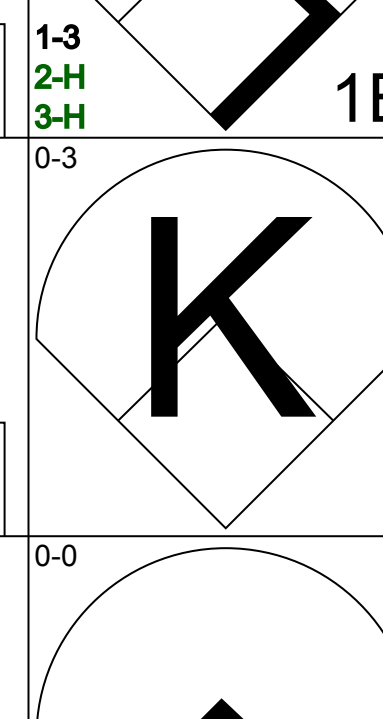
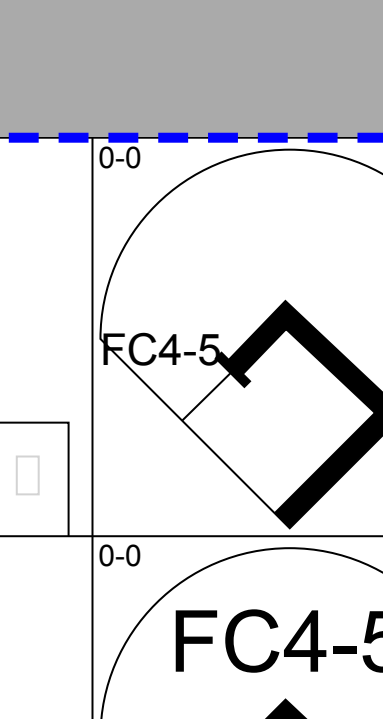
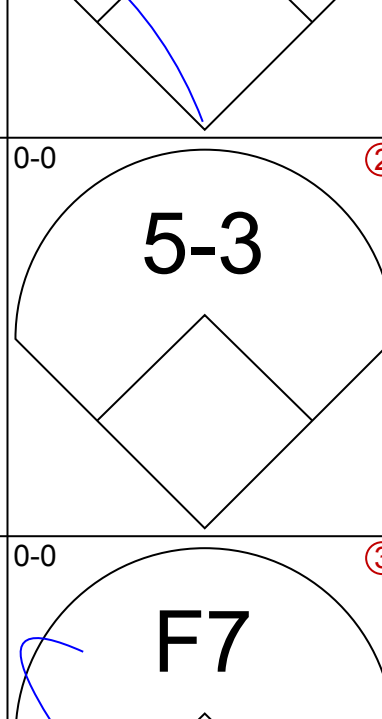
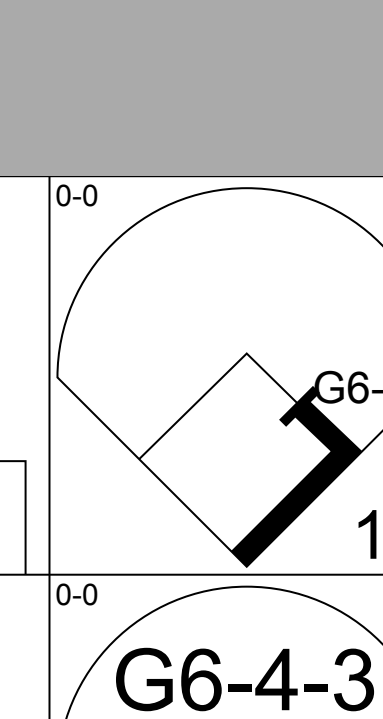
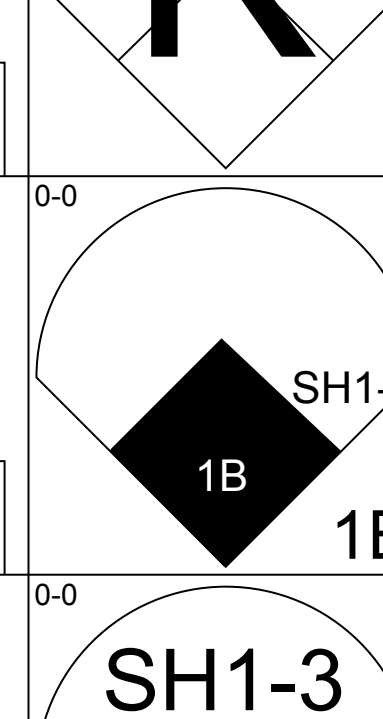
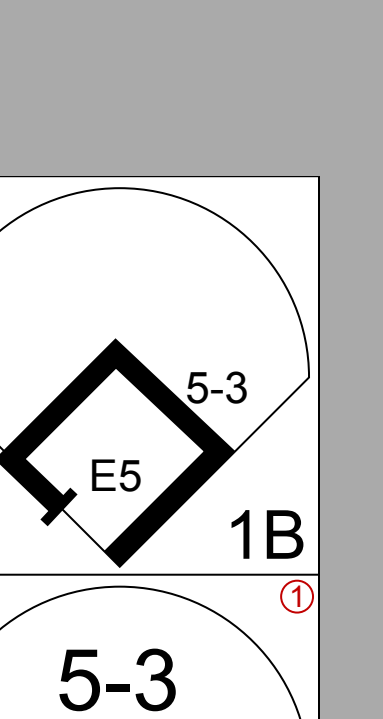
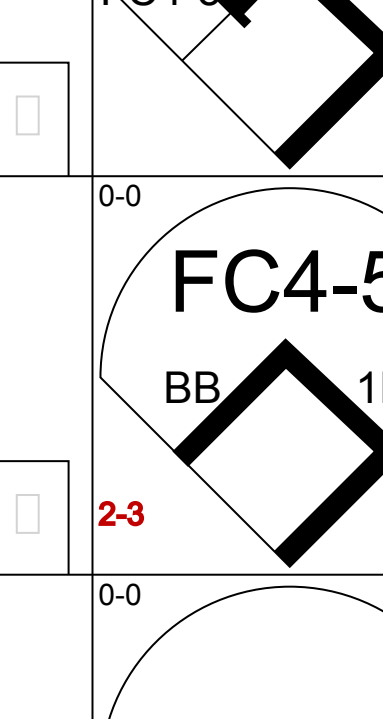
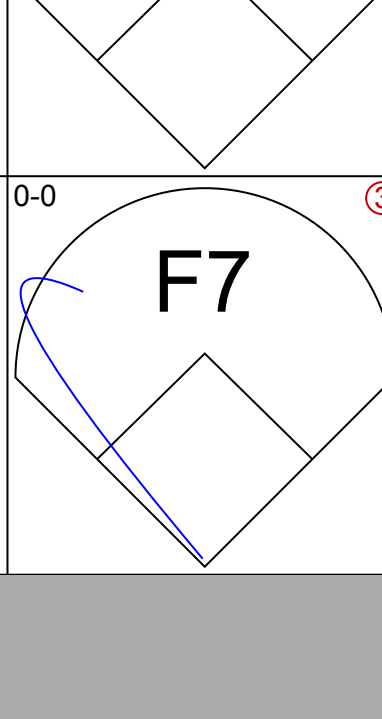
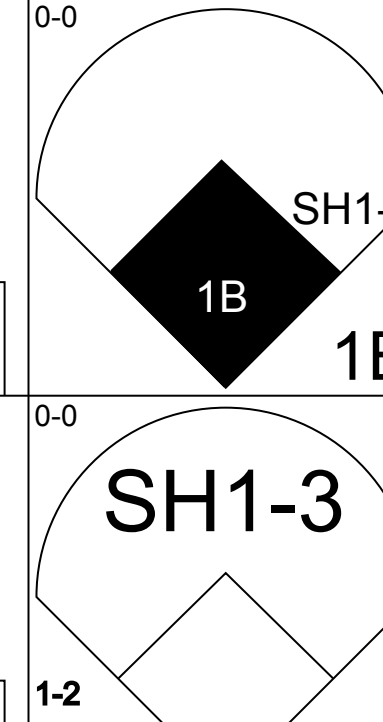
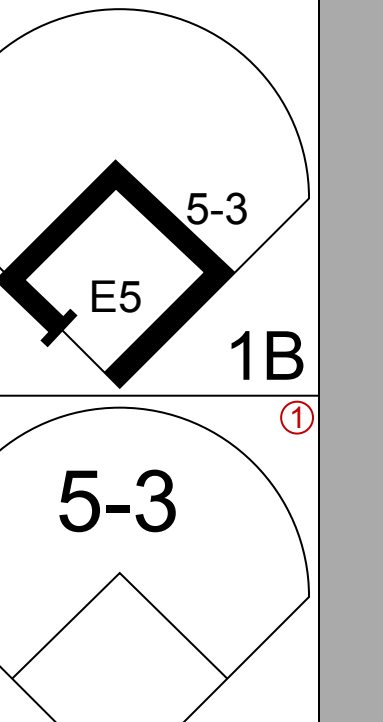
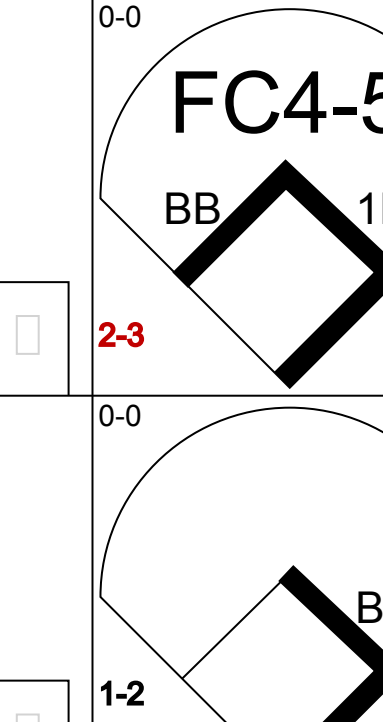
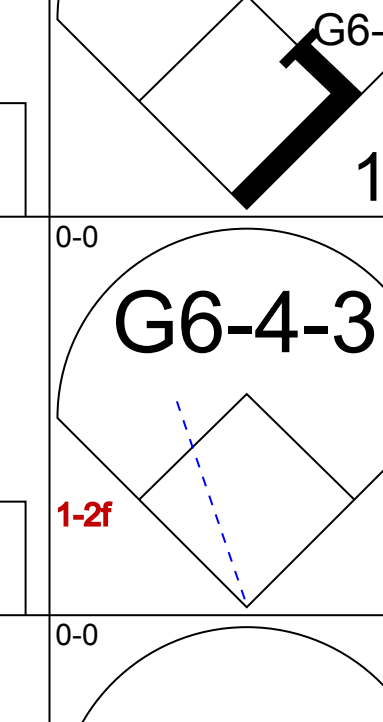
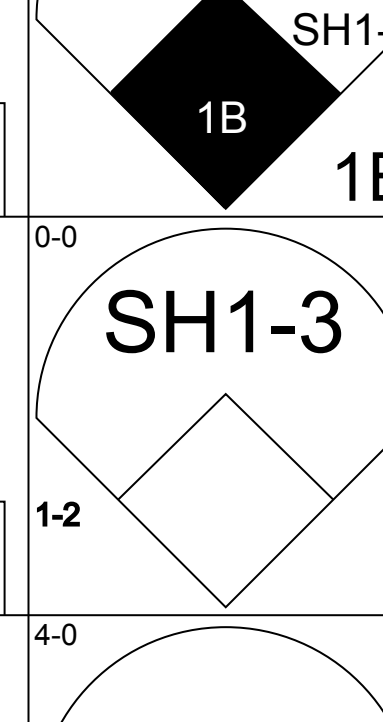
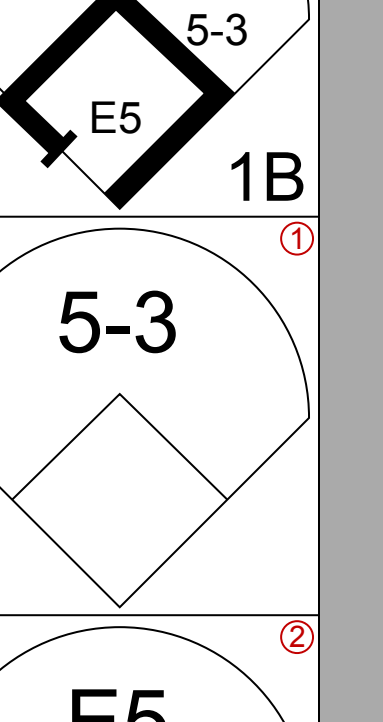
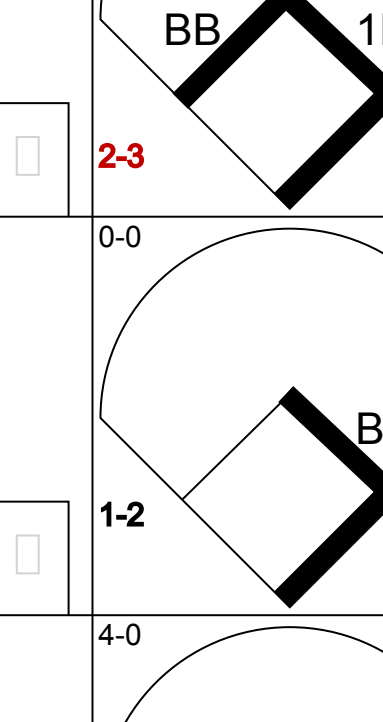
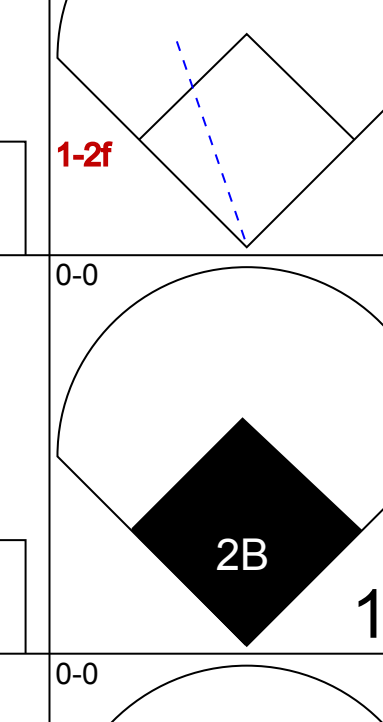
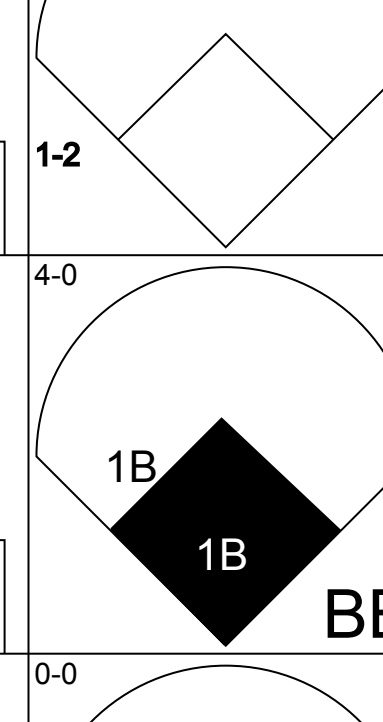
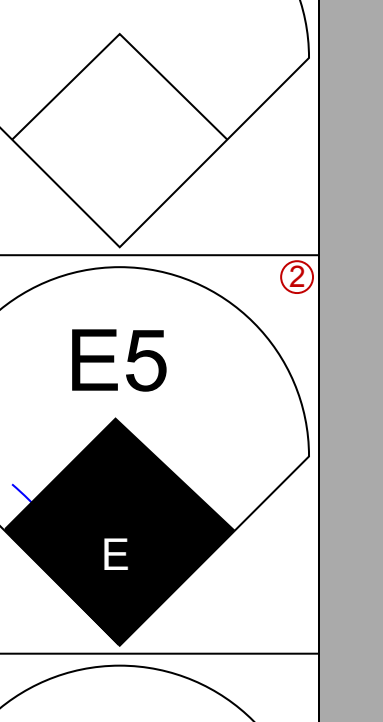
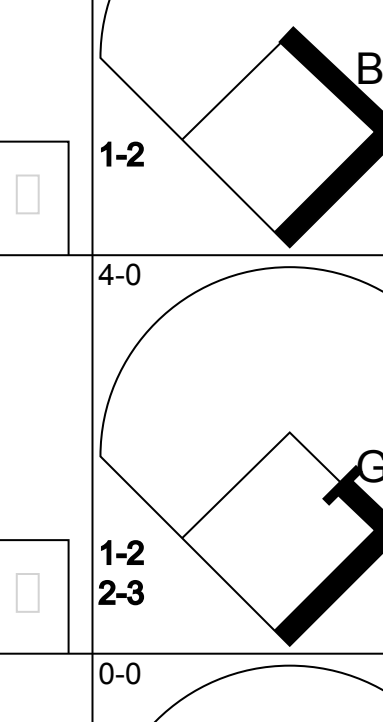
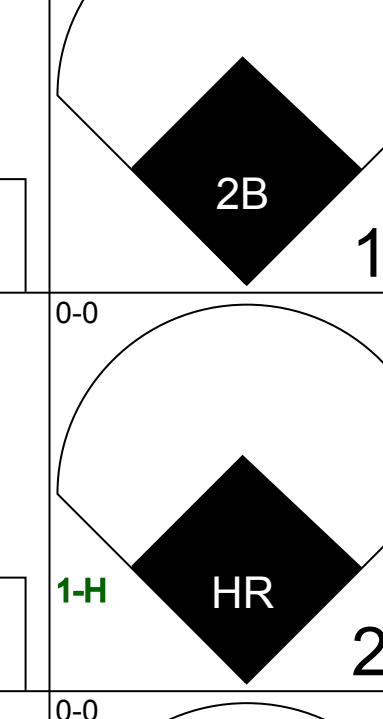
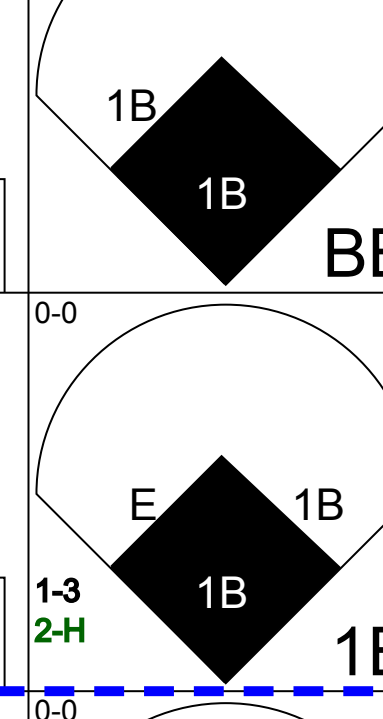
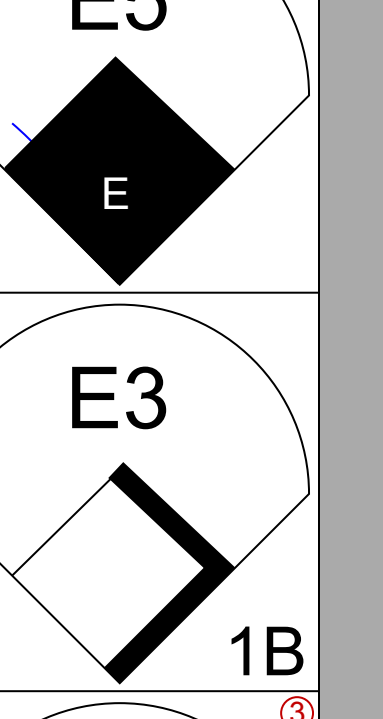
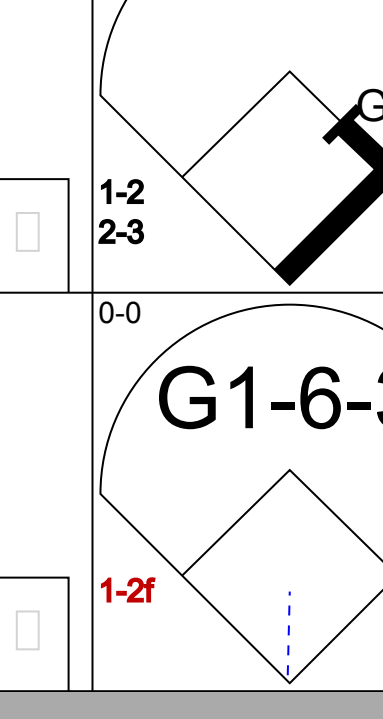
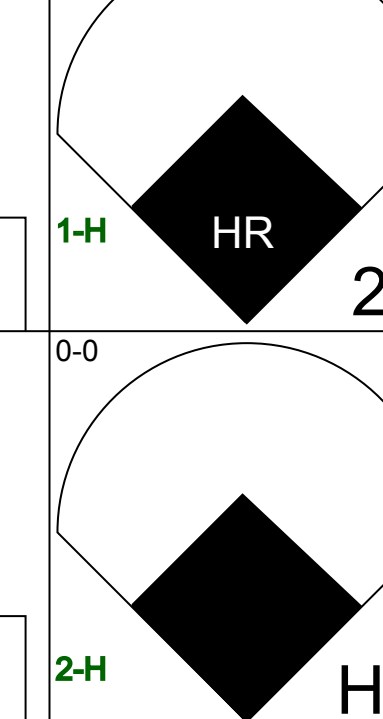
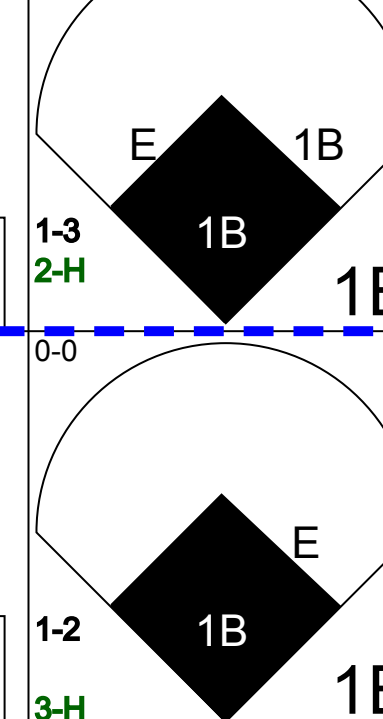
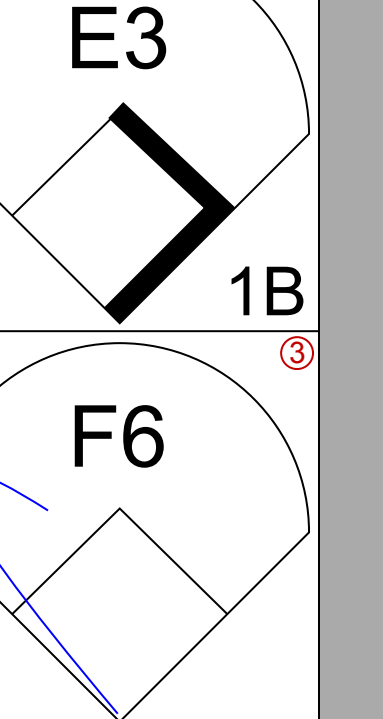
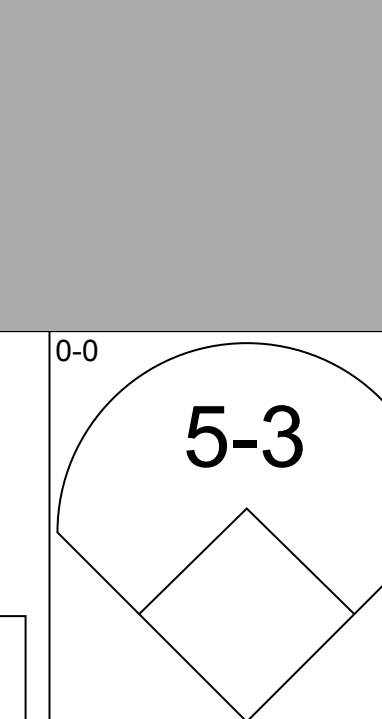


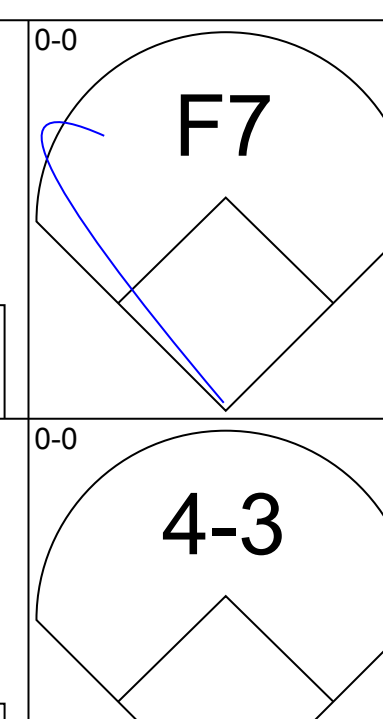
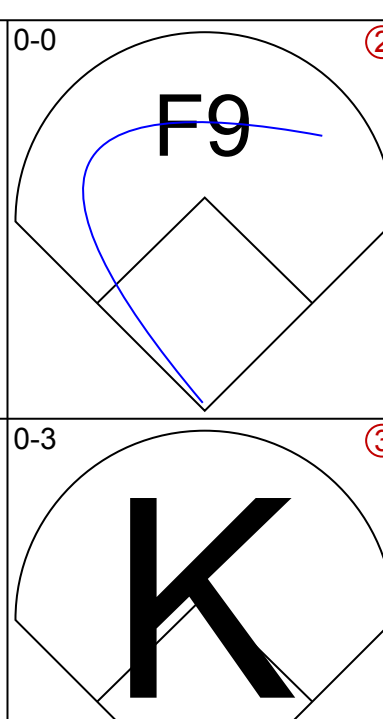
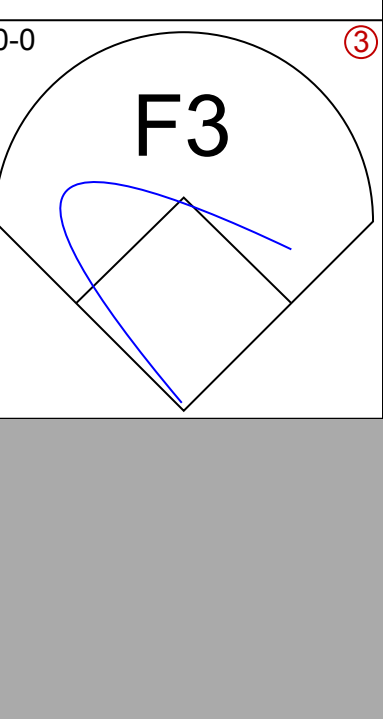
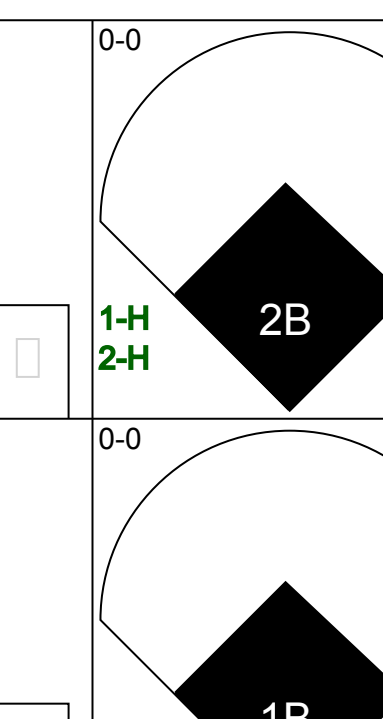
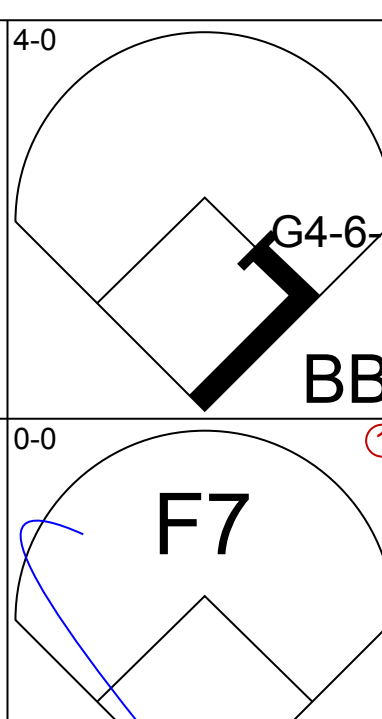
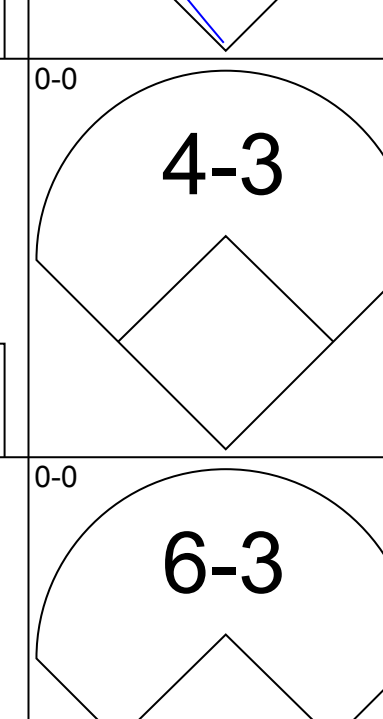

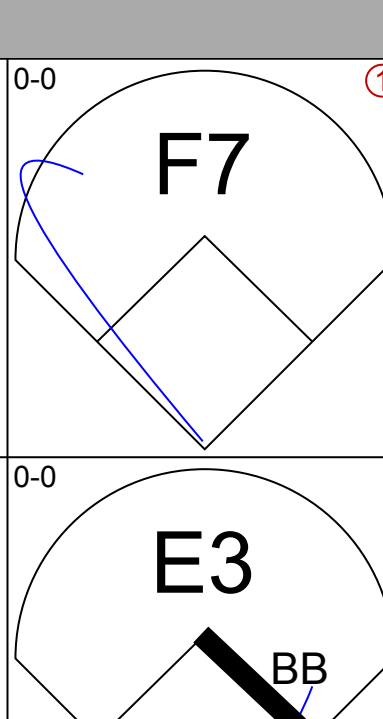
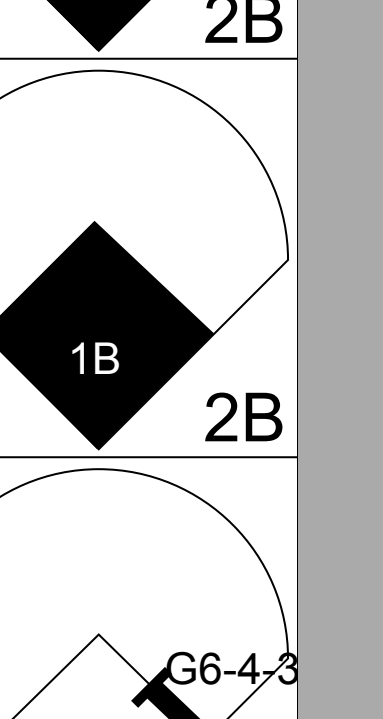
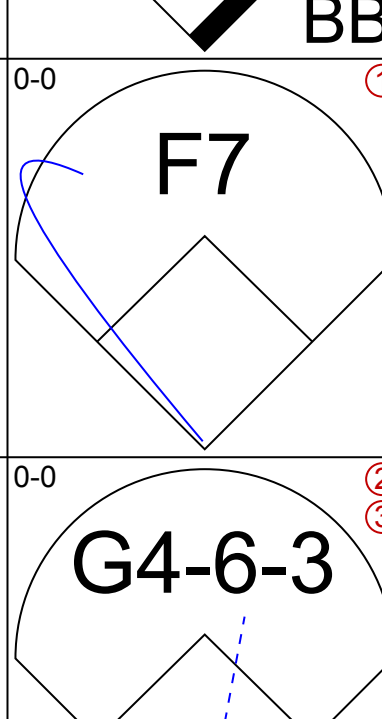
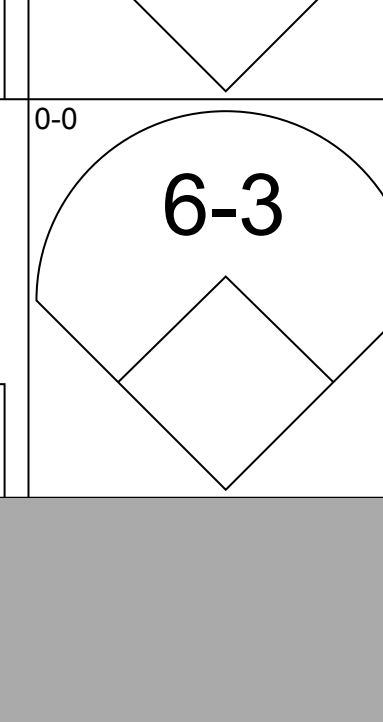
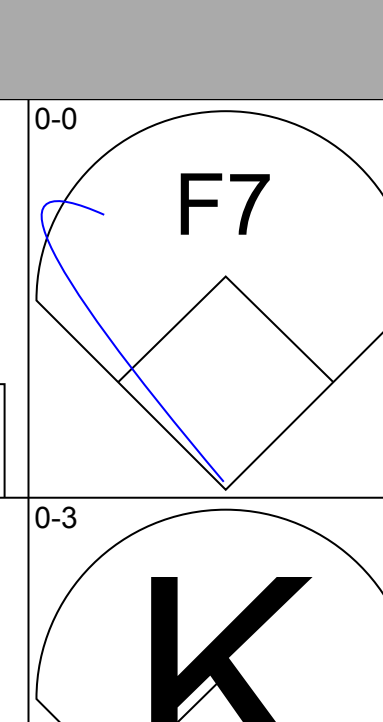
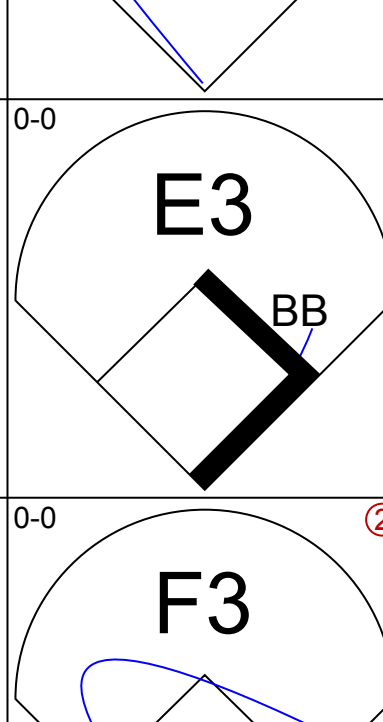
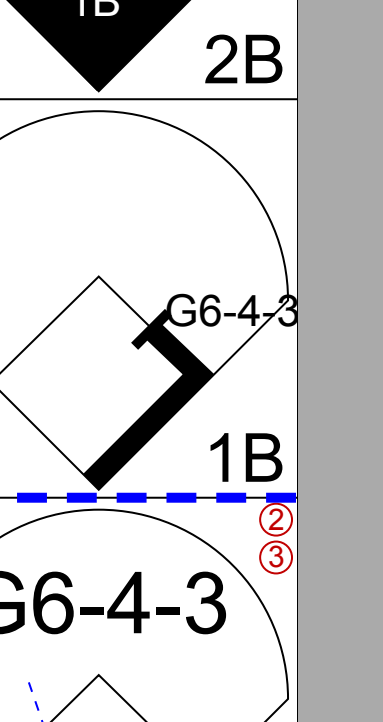
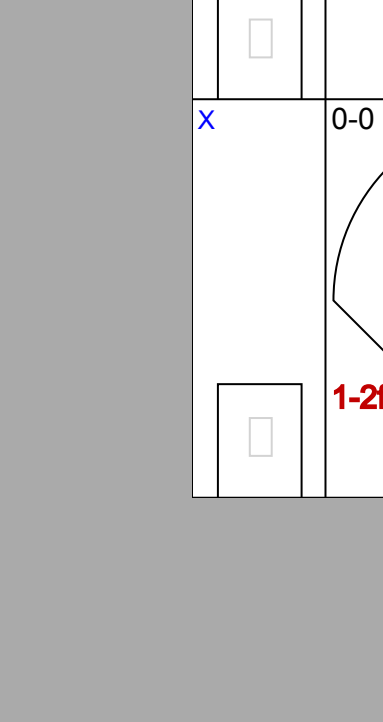
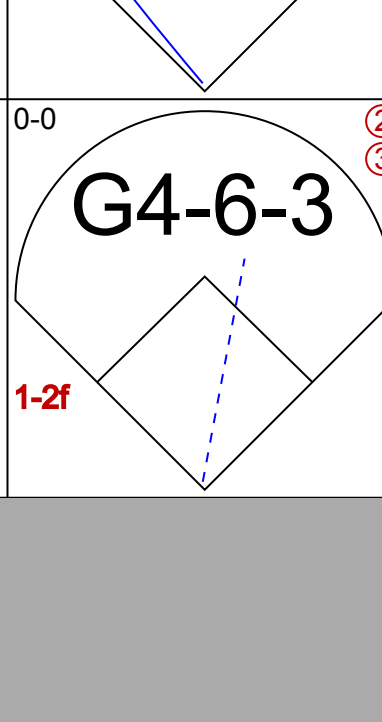
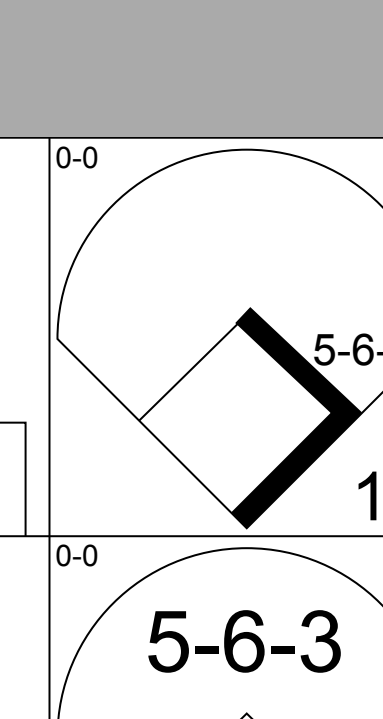
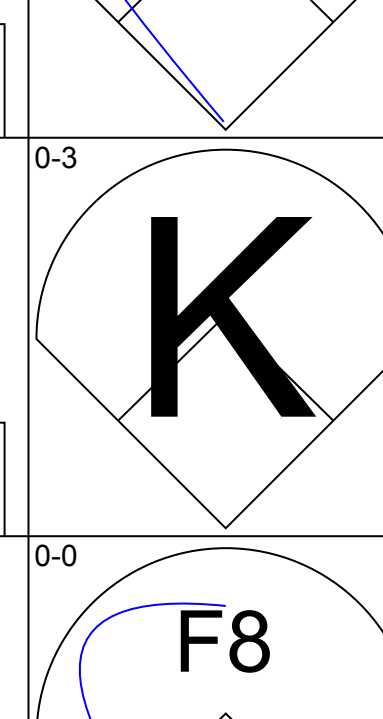
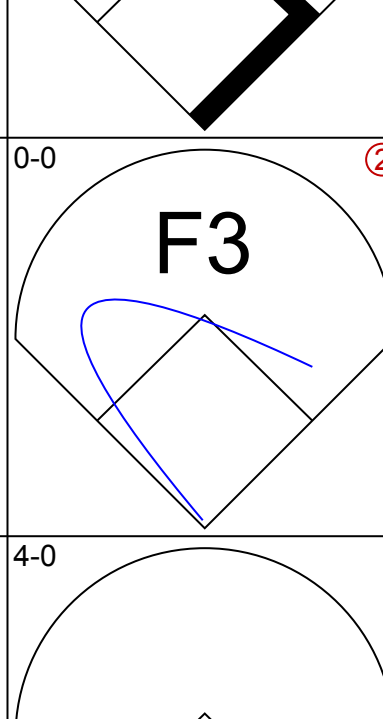
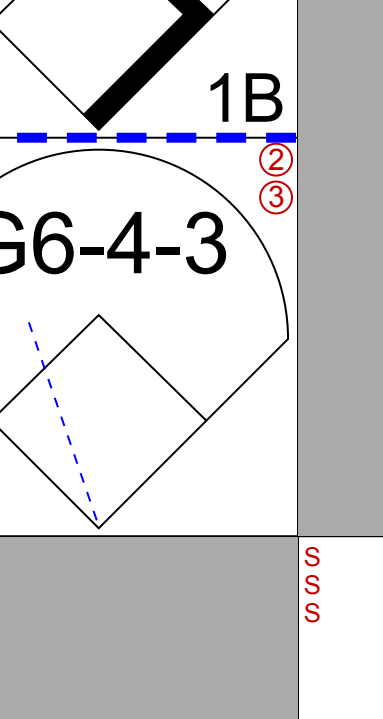
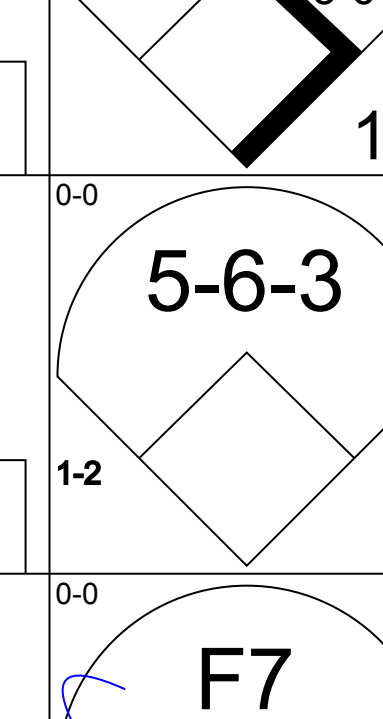
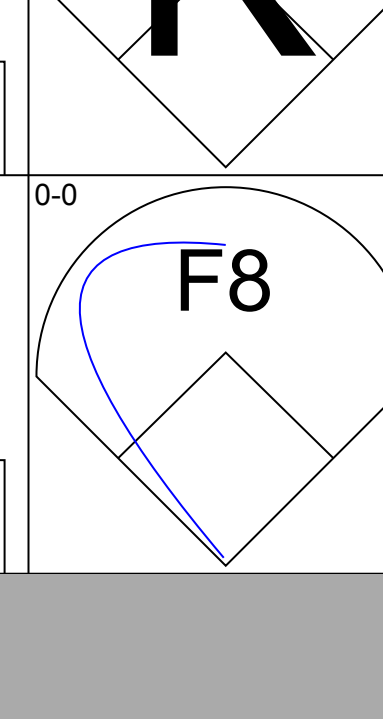
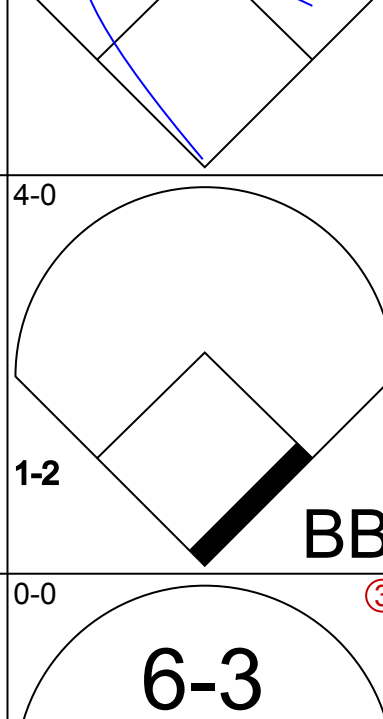
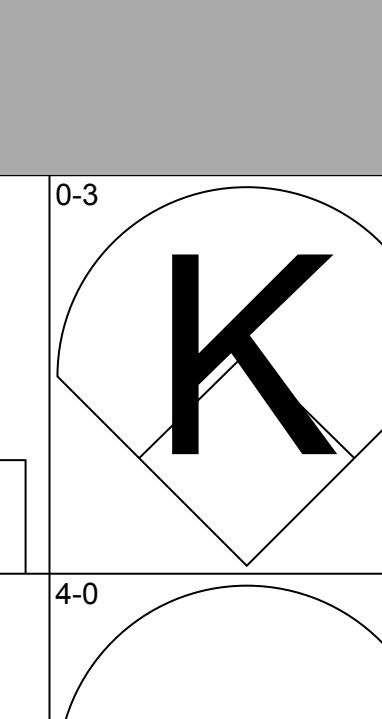
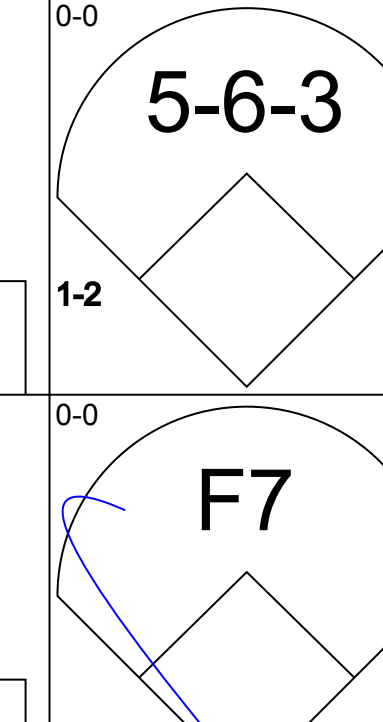
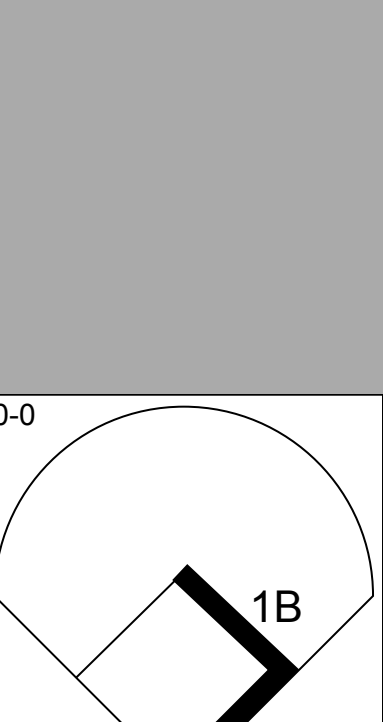
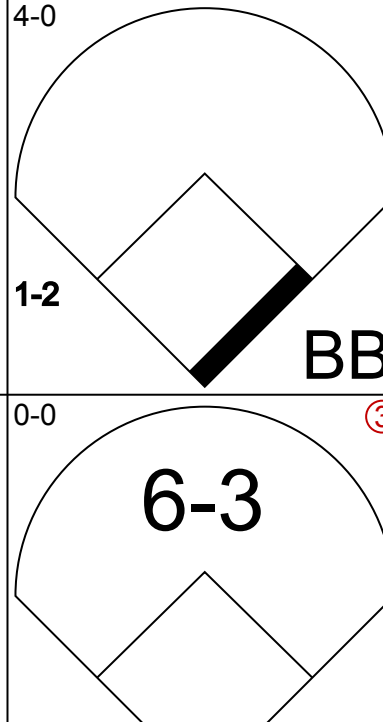
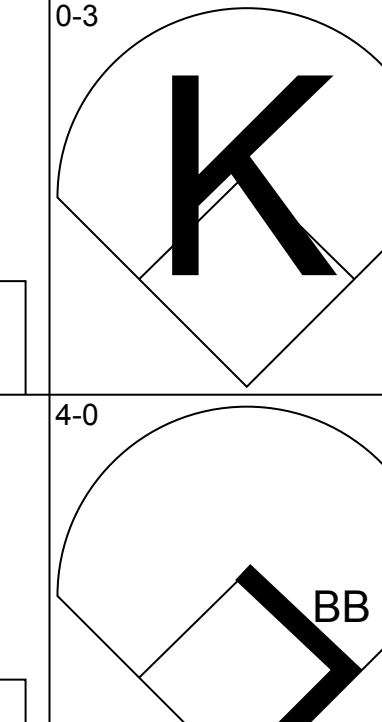
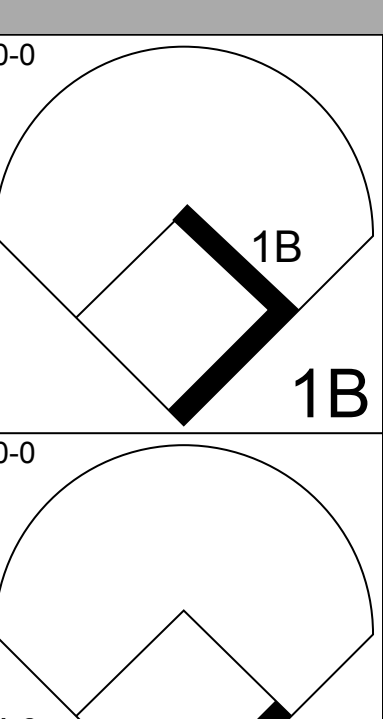
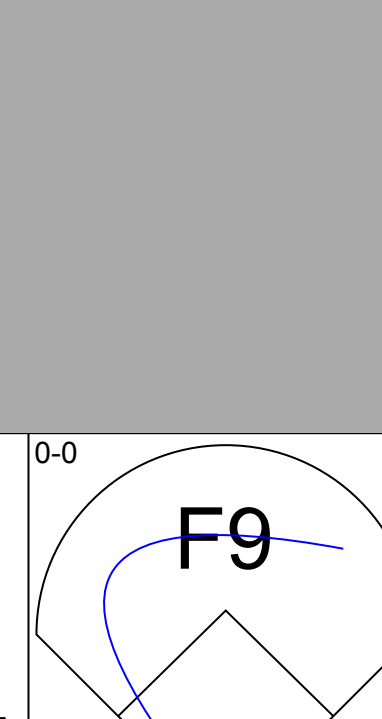
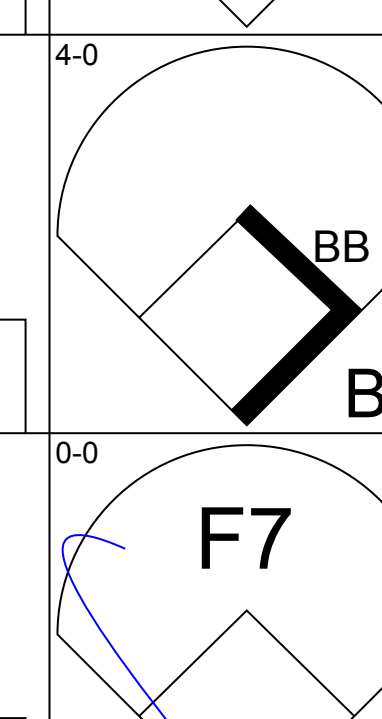
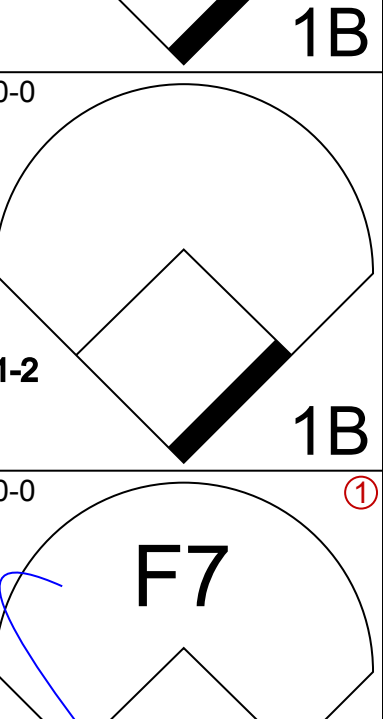
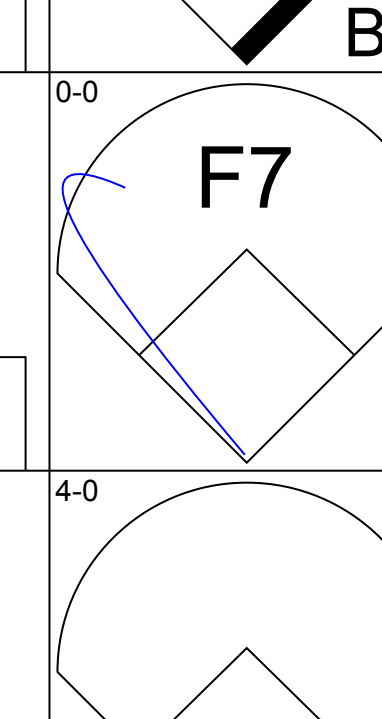
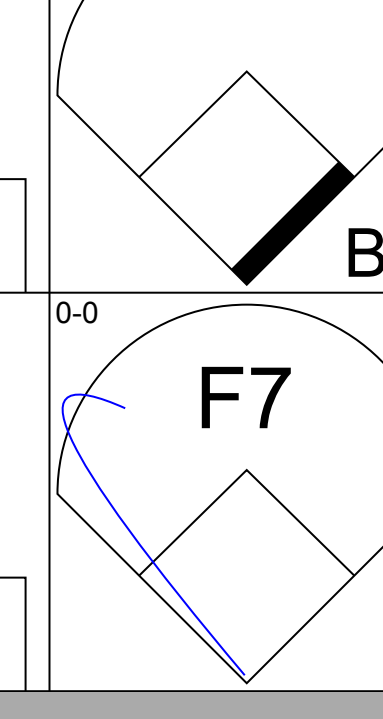
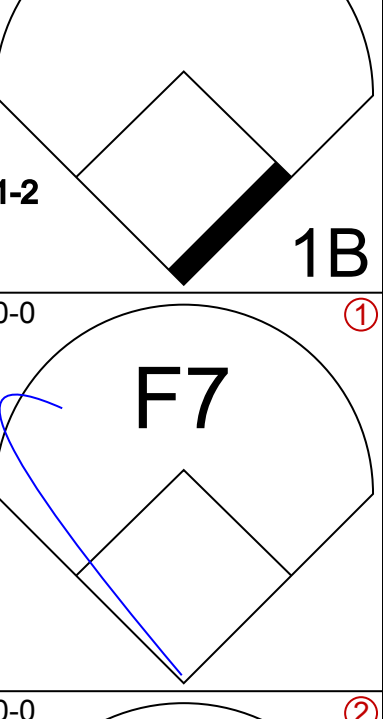
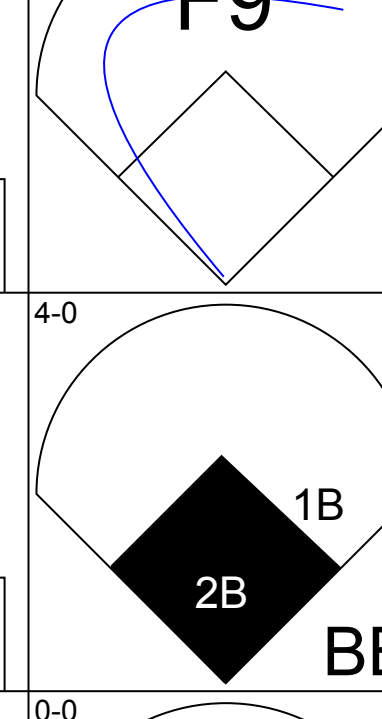
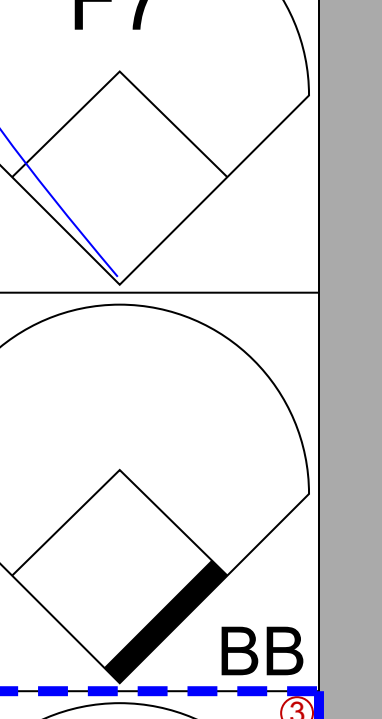

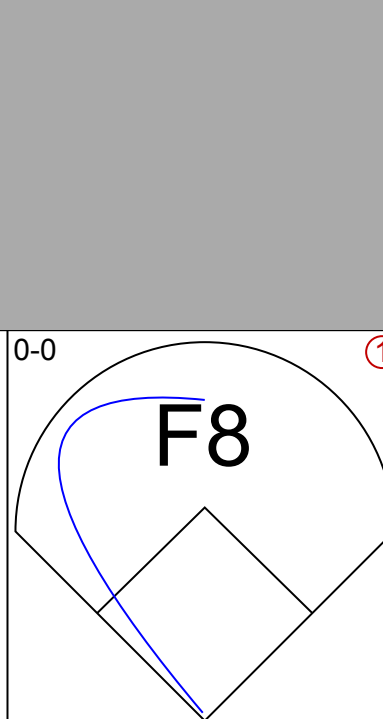
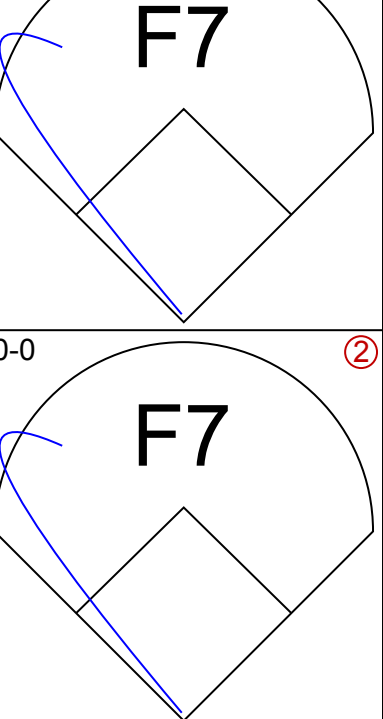
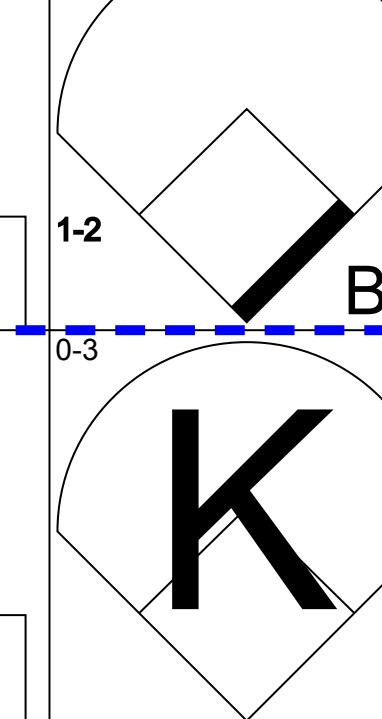
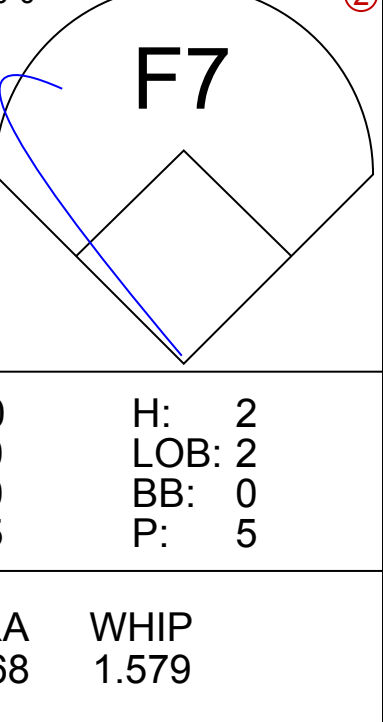
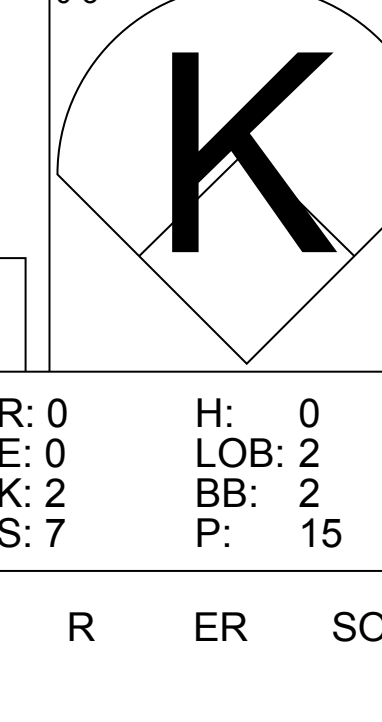
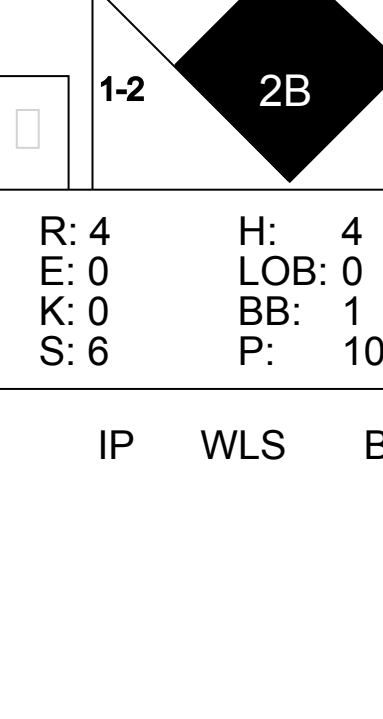
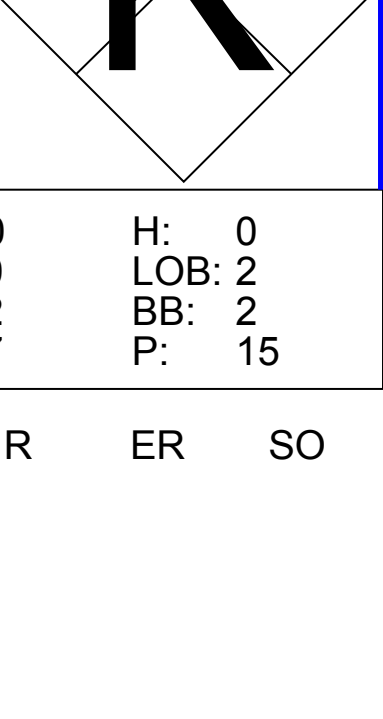
Batter	1	2	3	4	5	6	7	8	9	AB	R	H	RBI	BB	SO	LOB	BOTTOM			
Mickey Rivers, L OBP: 0.311, SLG: 0.372	SH1-3 2B	PO															4 1 3 0 0 0 0			
Bump Wills, S OBP: 0.311, SLG: 0.325	SH1-3 1-2																3 1 1 0 0 0 2			
Al Oliver, L OBP: 0.369, SLG: 0.456	1-3																3 2 1 0 0 0 2			
Buddy Bell, R OBP: 0.378, SLG: 0.487																	4 2 2 2 0 0 3			
Rusty Staub, L OBP: 0.420, SLG: 0.547																	2 0 1 1 1 0 0			
Tucker Ashford, R OBP: 0.200, SLG: 0.125																	0 0 0 0 0 0 0			
Pat Putnam, L OBP: 0.318, SLG: 0.371																	1 0 0 0 0 0 1			
Richie Zisk, R OBP: 0.332, SLG: 0.474																	4 0 2 3 0 1 1			
Bill Sample, R OBP: 0.300, SLG: 0.290																	0 0 0 0 0 0 0			
Jim Norris, L OBP: 0.315, SLG: 0.260																	4 0 0 0 0 1 3			
Jim Sundberg, R OBP: 0.328, SLG: 0.381																	3 0 0 0 0 3 0			
Bud Harrelson, S OBP: 0.355, SLG: 0.274																	1 0 0 0 2 0 0			
Inning Stats	R: 2 E: 0 K: 0 S: 6	H: 3 LOB: 1 BB: 0 P: 6	R: 0 E: 0 K: 2 S: 6	H: 0 LOB: 1 BB: 1 P: 10	R: 0 E: 0 K: 1 S: 5	H: 0 LOB: 0 BB: 0 P: 5	R: 0 E: 0 K: 1 S: 5	H: 0 LOB: 0 BB: 0 P: 5	R: 2 E: 0 K: 0 S: 5	H: 3 LOB: 2 BB: 1 P: 9	R: 0 E: 0 K: 1 S: 5	H: 1 LOB: 1 BB: 1 P: 9	R: 0 E: 0 K: 0 S: 4	H: 2 LOB: 1 BB: 0 P: 5	R: 2 E: 0 K: 0 S: 4	H: 2 LOB: 1 BB: 0 P: 5	1B: 8 2B: 2 3B: 1 HR: 0	SF: 0 SAC: 1 DP: 2 HBP: 1	WP: 0 PB: 0 SB: 1 CS: 1	PA: 35
PITCHER Mike Parrott, R ERA: 6.58	IP: 5.1 WLS: L BF: 24 H: 7 R: 4 ER: 4 SO: 4 BB: 1 IBB: 0 HBP: 0 BLK: 0 WP: 0 HR: 0 S: 30 P: 38 ERA: 6.75 WHIP: 1.500															PITCHER Dave Heaverly, R ERA: 4.06	IP: 6.1 WLS: W BF: 10 H: 3 R: 2 ER: 2 SO: 1 BB: 1 IBB: 0 HBP: 1 BLK: 0 WP: 0 HR: 0 S: 10 P: 15 ERA: 6.75 WHIP: 1.500			

Seattle Mariners @ Texas Rangers
Arlington Stadium, Arlington, TX
Wed Jun 25 1980, 8:05 PM EDT
Att: 14,029 - Unknown

AB 29
R 6
H 10
RBI 6
BB 3
SO 5
LOB 12



Batter	1	2	3	4	5	6	7	8	9	AB	R	H	RBI	BB	SO	LOB	TOP										
Larry Milbourne, S OBP: 0.268, SLG: 0.311										5	0	1	0	0	1	2	Seattle Mariners @ Texas Rangers Arlington Stadium, Arlington, TX Thu Jun 26 1980, 8:05 PM EDT Att: 9,531 - Unknown										
Juan Beniquez, R OBP: 0.262, SLG: 0.288										5	0	1	0	0	0	3											
Bruce Bochte, L OBP: 0.357, SLG: 0.429										5	0	1	2	0	2	1											
Tom Paciorek, R OBP: 0.354, SLG: 0.510										5	0	1	0	0	1	3											
Dan Meyer, L OBP: 0.352, SLG: 0.433										4	1	3	0	0	0	1											
Joe Simpson, L OBP: 0.331, SLG: 0.355										1	0	0	0	0	0	0											
Leon Roberts, R OBP: 0.327, SLG: 0.454										3	0	1	0	0	0	2											
Jim Anderson, R OBP: 0.323, SLG: 0.354										2	3	1	0	2	0	1											
Mario Mendoza, R OBP: 0.342, SLG: 0.393										4	2	3	3	0	0	3											
Larry Cox, R OBP: 0.234, SLG: 0.262										4	2	2	3	0	0	1											
Inning Stats	R: 0 E: 0 K: 2 S: 8	H: 1 LOB: 1 BB: 0 P: 8	R: 3 E: 0 K: 0 S: 6	H: 5 LOB: 0 BB: 0 P: 6	R: 0 E: 0 K: 1 S: 5	H: 0 LOB: 0 BB: 0 P: 5	R: 4 E: 2 K: 1 S: 10	H: 4 LOB: 2 BB: 1 P: 14	R: 1 E: 2 K: 0 S: 5	H: 2 LOB: 1 BB: 0 P: 5	R: 0 E: 0 K: 0 S: 3	H: 0 LOB: 0 BB: 0 P: 3	R: 0 E: 0 K: 0 S: 4	H: 2 LOB: 2 BB: 1 P: 8	R: 0 E: 0 K: 0 S: 3	H: 0 LOB: 0 BB: 0 P: 3	R: 0 E: 0 K: 0 S: 3	H: 0 LOB: 0 BB: 0 P: 3	1B: 11 2B: 2 3B: 0 HR: 1	SF: 0 SAC: 1 DP: 2 HBP: 0	WP: 0 PB: 0 SB: 0 CS: 1	PA: 42					
PITCHER	IP	WLS	BF	H	R	ER	SO	BB	IBB	HBP	BLK	WP	HR	S	P	ERA	WHIP										
Jon Matlack, L ERA: 3.4	3.1	L	17	8	6	5	3	1	0	0	0	0	1	22	26	13.50	2.700										
Adrian Devine, R ERA: 4.85	2.2		13	4	2	0	1	0	0	0	0	0	0	15	15	0.00	1.500										
Jim Kern, R ERA: 5.58	2.0		8	2	0	0	0	1	0	0	0	0	0	7	11	0.00	1.500										
Danny Darwin, R ERA: 2.08	1.0		3	0	0	0	0	0	0	0	0	0	0	3	3	0.00	0.000										

Batter	1	2	3	4	5	6	7	8	9	AB	R	H	RBI	BB	SO	LOB	BOTTOM										
Mickey Rivers, L OBP: 0.313, SLG: 0.373										4	1	1	2	1	0	2	Seattle Mariners @ Texas Rangers Arlington Stadium, Arlington, TX Thu Jun 26 1980, 8:05 PM EDT Att: 9,531 - Unknown										
Bump Willis, S OBP: 0.309, SLG: 0.326										5	1	1	1	0	1	1											
Al Oliver, L OBP: 0.366, SLG: 0.451										5	0	1	1	0	0	1											
Buddy Bell, R OBP: 0.376, SLG: 0.482										4	0	1	0	0	1	2											
Richie Zisk, R OBP: 0.331, SLG: 0.468										3	0	0	0	1	1	1											
Rusty Staub, L OBP: 0.423, SLG: 0.541										3	0	1	0	1	0	3											
Bill Sample, R OBP: 0.313, SLG: 0.296										2	0	1	0	1	0	0											
Johnny Grubb, L OBP: 0.355, SLG: 0.338										1	0	0	0	0	0	1											
Jim Sundberg, R OBP: 0.331, SLG: 0.377										2	1	0	0	2	0	4											
Bud Harrelson, S OBP: 0.351, SLG: 0.270										1	0	0	0	0	0	0											
Pepe Frias, R OBP: 0.291, SLG: 0.325										2	1	1	0	0	0	2											
Pat Putnam, L OBP: 0.316, SLG: 0.369										1	0	0	0	0	1	2											
Tucker Ashford, R OBP: 0.200, SLG: 0.125										0	0	0	0	0	0	0											
Inning Stats	R: 0 E: 0 K: 0 S: 3	H: 0 LOB: 0 BB: 0 P: 3	R: 0 E: 0 K: 0 S: 4	H: 1 LOB: 2 BB: 1 P: 8	R: 0 E: 0 K: 1 S: 5	H: 0 LOB: 0 BB: 0 P: 5	R: 0 E: 0 K: 1 S: 5	H: 0 LOB: 0 BB: 0 P: 5	R: 0 E: 1 K: 0 S: 4	H: 0 LOB: 2 BB: 1 P: 8	R: 4 E: 0 K: 0 S: 6	H: 4 LOB: 0 BB: 1 P: 10	R: 0 E: 0 K: 2 S: 7	H: 0 LOB: 2 BB: 2 P: 15	R: 0 E: 0 K: 0 S: 2	H: 0 LOB: 0 BB: 1 P: 6	1B: 5 2B: 2 3B: 0 HR: 0	SF: 0 SAC: 0 DP: 2 HBP: 0	WP: 0 PB: 0 SB: 0 CS: 0	PA: 39							
PITCHER	IP	WLS	BF	H	R	ER	SO	BB	IBB	HBP	BLK	WP	HR	S	P	ERA	WHIP										
Floyd Bannister, L ERA: 3.25	6.1		30	7	4	4	2	3	0	0	0	0	0	31	43	5.68	1.579										
Jim Beattie, R ERA: 5.97	1.1		5	0	0	0	1	2	0	0	0	0	0	5	13	0.00	1.500										
Shane Rawley, L ERA: 3.02	1.1	S	4	0	0	0	1	1	0	0	0	0	0	5	9	0.00	0.750										

Batter	1	2	3	4	5	6	7	8	9	AB	R	H	RBI	BB	SO	LOB	TOP			
Willie Wilson, S OBP: 0.334, SLG: 0.401 (1, 7)	0-0 5-3		0-0 1-3		0-3 K		0-0 B1-3		0-0 1B	5	0	1	0	0	1	2	Kansas City Royals @ Seattle Mariners The Kingdome, Seattle, WA Fri Jun 27 1980, 10:05 PM EDT Att: 12,099 - Dome			
U L Washington, S OBP: 0.316, SLG: 0.357 (1, 6)	0-0 1B		0-0 F8		0-0 1B		0-0 6-3		0-0 F3	5	0	2	0	0	0	2				
Hal McRae, R OBP: 0.335, SLG: 0.449 Darrell Porter, L OBP: 0.369, SLG: 0.389 (3, PR)	0-0 1B		1-0 HBP		0-0 F8		0-0 F8		0-0 4-3	1	0	1	0	0	0	0				
Amos Otis, R OBP: 0.331, SLG: 0.414 (1, 8)	0-0 G5-4-3		0-0 F9		0-3 K				0-0 F3	4	0	0	0	0	1	5				
Willie Aikens, L OBP: 0.373, SLG: 0.453 Ralph LaCock, L OBP: 0.225, SLG: 0.211 (8, 3)		4-0 BB FC5-2 BB		0-0 F7		0-0 HR		0-3 K		3	1	1	1	1	1	0				
John Wathan, R OBP: 0.387, SLG: 0.415 (1, 2)		0-0 FC5-2 BB 1B		0-0 4-3		0-0 6-3		0-0 1B S 1B		4	0	2	0	0	0	0				
Clint Hurdle, L OBP: 0.401, SLG: 0.559 (1, 9)		4-0 FC5-2 BB		0-0 4-3		0-0 3-1		0-0 1B		3	0	1	0	1	0	0				
Frank White, R OBP: 0.285, SLG: 0.347 (1, 4)		0-0 FC5-2 G6-4-3		0-0 HR		0-0 P3		0-0 L7		4	1	1	1	0	0	5				
Dave Chalk, R OBP: 0.314, SLG: 0.330 (1, 5)		0-0 G6-4-3		0-0 1B				0-0 L9		4	0	2	0	0	0	3				
Inning Stats	R: 0 E: 0 K: 0 S: 4	H: 2 LOB: 1 BB: 0 P: 4	R: 0 E: 0 K: 0 S: 3	H: 1 LOB: 2 BB: 2 P: 11	R: 0 E: 0 K: 0 S: 3	H: 0 LOB: 1 BB: 0 P: 4	R: 0 E: 0 K: 0 S: 3	H: 0 LOB: 0 BB: 0 P: 3	R: 1 E: 0 K: 2 S: 10	H: 3 LOB: 2 BB: 0 P: 10	R: 1 E: 0 K: 0 S: 4	H: 1 LOB: 1 BB: 0 P: 4	R: 0 E: 0 K: 1 S: 7	H: 2 LOB: 2 BB: 0 P: 7	R: 0 E: 0 K: 0 S: 4	H: 1 LOB: 1 BB: 0 P: 4		1B: 8 2B: 1 3B: 0 HR: 2	SF: 0 SAC: 0 DP: 2 HBP: 1	WP: 0 PB: 0 SB: 1 CS: 0
PITCHER Rick Honeycutt, L ERA: 2.82 (1, 1)	IP: 9.0 WLS: L BF: 39	H: 11 R: 2 ER: 2 SO: 3	BB: 2 IBB: 0 HBP: 1 BLK: 0	WP: 0 HR: 2 S: 42 P: 51	ERA: 2.00 WHIP: 1.444	PITCHER														

Batter	1	2	3	4	5	6	7	8	9	AB	R	H	RBI	BB	SO	LOB	BOTTOM			
Larry Milbourne, S OBP: 0.267, SLG: 0.299 Larry Cox, R OBP: 0.234, SLG: 0.262 (9, 2)	0-0 F8		0-0 4-3		0-0 4-3			4-0 FC5-4 BB		3	0	0	0	1	0	1	Kansas City Royals @ Seattle Mariners The Kingdome, Seattle, WA Fri Jun 27 1980, 10:05 PM EDT Att: 12,099 - Dome			
Juan Beniquez, R OBP: 0.281, SLG: 0.286 (1, 8)	0-0 BB 1B		0-0 P6		0-0 F9		0-0 FC5-4		4	0	1	0	0	0	0	3				
Bruce Bochte, L OBP: 0.356, SLG: 0.423 (1, 3)	4-0 FC5-4 BB		0-0 L8		0-0 L4		0-0 L6		3	0	0	0	1	0	3					
Dan Meyer, L OBP: 0.347, SLG: 0.426 (1, 7)	0-0 F9		0-0 F7		0-0 4-3		0-0 2-3		4	0	0	0	0	0	5					
Tom Paciorek, R OBP: 0.352, SLG: 0.503 (1, 10)	0-0 FC5-4		0-0 1B		0-0 F9			0-0 5-3		4	0	1	0	0	0	2				
Leon Roberts, R OBP: 0.326, SLG: 0.447 (1, 9)		4-0 BB	0-0 F8		0-0 6-3		0-0 6-3		3	0	0	0	1	0	1					
Jim Anderson, R OBP: 0.322, SLG: 0.368 (1, 5)		0-3 K	0-3 K		0-0 F7		0-0 HR		4	1	1	1	0	2	2					
Mario Mendoza, R OBP: 0.339, SLG: 0.383 (1, 6)		0-0 L8	0-0 4-3 6-3 BB		0-0 L8		0-3 K		3	0	0	0	1	1	1					
Bob Stinson, S OBP: 0.208, SLG: 0.171 Julio Cruz, S OBP: 0.319, SLG: 0.287 (8, PR) (9, 4)		0-0 L3	0-0 6-3		0-0 FC5-4			0-0 2B		3	0	1	0	0	0	2				
Inning Stats	R: 0 E: 0 K: 0 S: 4	H: 1 LOB: 2 BB: 1 P: 8	R: 0 E: 0 K: 1 S: 5	H: 0 LOB: 1 BB: 1 P: 9	R: 0 E: 0 K: 1 S: 6	H: 1 LOB: 0 BB: 0 P: 6	R: 0 E: 0 K: 0 S: 3	H: 0 LOB: 1 BB: 1 P: 7	R: 0 E: 0 K: 0 S: 3	H: 0 LOB: 0 BB: 0 P: 3	R: 0 E: 0 K: 0 S: 3	H: 0 LOB: 0 BB: 0 P: 3	R: 0 E: 0 K: 0 S: 4	H: 1 LOB: 3 BB: 1 P: 8	R: 1 E: 0 K: 1 S: 6	H: 1 LOB: 0 BB: 0 P: 6		1B: 2 2B: 1 3B: 0 HR: 1	SF: 0 SAC: 0 DP: 0 HBP: 0	WP: 0 PB: 0 SB: 0 CS: 0
PITCHER Rich Gale, R ERA: 4.33 Dan Quisenberry, R ERA: 3.42 (8, 1)	IP: 7.0 WLS: S BF: 28	H: 3 R: 0 ER: 0 SO: 2	BB: 4 IBB: 0 HBP: 0 BLK: 0	WP: 0 HR: 0 S: 28 P: 44	ERA: 0.00 WHIP: 1.000	PITCHER														

Batter	1	2	3	4	5	6	7	8	9	AB	R	H	RBI	BB	SO	LOB	TOP																			
Willie Wilson, S OBP: 0.338, SLG: 0.404 (1, 7)	F9		F7		3B	1B			4-3 1B	5	1	3	0	0	0	0	Kansas City Royals @ Seattle Mariners The Kingdome, Seattle, WA Sat Jun 28 1980, 10:05 PM EDT Att: 22,154 - Dome																			
U L Washington, S OBP: 0.321, SLG: 0.369 (1, 6)	G4-3 1B		K		3B	3B			4-3 1B	5	1	3	2	0	1	1																				
Hal McRae, R OBP: 0.326, SLG: 0.436 (1, 10)	G4-3		E6 1B		5-3				K	5	0	0	0	0	1	4																				
Amos Otis, R OBP: 0.333, SLG: 0.413 (1, 8)		L7			5-3				4-3	5	0	2	0	0	0	3																				
Willie Aikens, L OBP: 0.373, SLG: 0.448 Ralph LaCock, L OBP: 0.225, SLG: 0.211 (9, 3)	F7		K		3B	HBP			FC6-4 1B	3	1	0	0	0	1	1																				
John Wathan, R OBP: 0.388, SLG: 0.424 (1, 2)	FC4 1B				3B				FC6-4 1B	5	0	2	2	0	0	4																				
Clint Hurdle, L OBP: 0.398, SLG: 0.552 (1, 9)	E 1B		L9		L7				L9	4	0	1	0	0	0	1																				
Frank White, R OBP: 0.281, SLG: 0.342 (1, 4)	FC4		F8						5-3	4	0	0	0	0	0	2																				
Dave Chalk, R OBP: 0.312, SLG: 0.337 (1, 5)	L8				1B 3B	2B			K	4	1	1	0	0	1	3																				
Inning Stats	R: 0 E: 0 K: 0 S: 3	H: 1 LOB: 0 BB: 0 P: 3	R: 0 E: 1 K: 0 S: 6	H: 2 LOB: 3 BB: 0 P: 6	R: 0 E: 1 K: 2 S: 9	H: 1 LOB: 2 BB: 0 P: 9	R: 0 E: 0 K: 0 S: 3	H: 0 LOB: 0 BB: 0 P: 3	R: 4 E: 0 K: 0 S: 7	H: 4 LOB: 1 BB: 0 P: 8	R: 0 E: 0 K: 0 S: 4	H: 1 LOB: 1 BB: 0 P: 4	R: 0 E: 0 K: 0 S: 4	H: 1 LOB: 1 BB: 0 P: 4	R: 0 E: 0 K: 1 S: 5	H: 0 LOB: 0 BB: 0 P: 5		R: 0 E: 0 K: 1 S: 7	H: 2 LOB: 3 BB: 1 P: 11	1B: 9 2B: 1 3B: 2 HR: 0	SF: 0 SAC: 0 DP: 1 HBP: 1	WP: 0 PB: 0 SB: 1 CS: 0	PA: 42													
PITCHER	IP	WLS	BF	H	R	ER	SO	BB	IBB	HBP	BLK	WP	HR	S	P	ERA	WHIP	PITCHER		IP	WLS	BF	H	R	ER	SO	BB	IBB	HBP	BLK	WP	HR	S	P	ERA	WHIP
Dave Roberts, L ERA: 5.06 (1, 1)	4.2	L	24	8	4	4	2	0	0	1	0	0	0	27	28	7.71	1.714																			
Byron McLaughlin, R ERA: 7.09 (5, 1)	3.1		14	4	0	0	1	0	0	0	0	0	0	16	16	0.00	1.200																			
Dave Heaverlo, R ERA: 9.96 (9, 1)	1.0		4	0	0	0	1	0	1	0	0	0	0	5	9	0.00	0.000																			

AB	40
R	4
H	12
RBI	4
BB	1
SO	4
LOB	21



Batter	1	2	3	4	5	6	7	8	9	AB	R	H	RBI	BB	SO	LOB	BOTTOM																				
Julio Cruz, S OBP: 0.313, SLG: 0.280 (1, 4)	5-3		K						F8	4	0	0	0	0	1	1	Kansas City Royals @ Seattle Mariners The Kingdome, Seattle, WA Sat Jun 28 1980, 10:05 PM EDT Att: 22,154 - Dome																				
Juan Beniquez, R OBP: 0.281, SLG: 0.284 (1, 8)	3-6-3 1B				F9				L7	4	0	1	0	0	0	1																					
Bruce Bochte, L OBP: 0.358, SLG: 0.429 (1, 3)	3-6-3								1B 2B	4	1	2	0	0	1	1																					
Tom Paciorek, R OBP: 0.355, SLG: 0.500 (1, 10)	F7				F9				1B	3	0	1	2	1	0	2																					
Dan Meyer, L OBP: 0.341, SLG: 0.418 (1, 7)	P4				4-3				F7	4	0	0	0	0	0	3																					
Leon Roberts, R OBP: 0.321, SLG: 0.440 (1, 9)	K				F9				F5	3	0	0	0	0	1	0																					
Jim Anderson, R OBP: 0.317, SLG: 0.362 (1, 5)	6-3				F9				L7	3	0	0	0	0	0	0																					
Mario Mendoza, R OBP: 0.331, SLG: 0.373 (1, 6)			P5		5-3				F7	3	0	0	0	0	0	0																					
Marc Hill, R OBP: 0.163, SLG: 0.188 (1, 2)			F7						E6 2B 1B	3	1	0	0	0	0	0																					
Inning Stats	R: 0 E: 0 K: 0 S: 4	H: 1 LOB: 1 BB: 0 P: 4	R: 0 E: 0 K: 1 S: 5	H: 0 LOB: 0 BB: 0 P: 5	R: 0 E: 0 K: 1 S: 5	H: 0 LOB: 0 BB: 0 P: 5	R: 0 E: 0 K: 0 S: 4	H: 1 LOB: 0 BB: 0 P: 4	R: 0 E: 0 K: 0 S: 3	H: 0 LOB: 0 BB: 0 P: 3	R: 0 E: 0 K: 0 S: 3	H: 0 LOB: 0 BB: 0 P: 3	R: 0 E: 0 K: 1 S: 4	H: 0 LOB: 0 BB: 1 P: 8	R: 0 E: 0 K: 0 S: 3	H: 0 LOB: 0 BB: 0 P: 3		R: 2 E: 1 K: 0 S: 6	H: 2 LOB: 1 BB: 0 P: 6	1B: 3 2B: 1 3B: 0 HR: 0	SF: 0 SAC: 0 DP: 1 HBP: 0	WP: 0 PB: 0 SB: 0 CS: 0	PA: 32														
PITCHER	IP	WLS	BF	H	R	ER	SO	BB	IBB	HBP	BLK	WP	HR	S	P	ERA	WHIP	PITCHER		IP	WLS	BF	H	R	ER	SO	BB	IBB	HBP	BLK	WP	HR	S	P	ERA	WHIP	
Larry Gura, L ERA: 2.09 (1, 1)	9.0	W	32	4	2	0	3	1	0	0	0	0	0	37	41	0.00	0.556																				



Batter	1	2	3	4	5	6	7	8	9	AB	R	H	RBI	BB	SO	LOB	TOP			
Willie Wilson, S OBP: 0.337, SLG: 0.402 (1, 7)										4	0	1	0	0	0	0	Kansas City Royals @ Seattle Mariners The Kingdome, Seattle, WA Sun Jun 29 1980, 6:33 AM EDT Att: 10,015 - Dome			
Hal McRae, R OBP: 0.320, SLG: 0.426 (1, 10)										4	0	0	0	0	0	1				
Amos Otis, R OBP: 0.338, SLG: 0.419 (1, 8)										3	2	1	0	1	1					
Willie Aikens, L OBP: 0.368, SLG: 0.440 (1, 3)										4	0	0	0	0	0	3				
Clint Hurdle, L OBP: 0.395, SLG: 0.545 (1, 9)										4	0	1	0	0	0	1				
Darrell Porter, L OBP: 0.377, SLG: 0.397 (1, 2)										4	0	3	1	0	1	0				
Jamie Quirk, L OBP: 0.269, SLG: 0.341 (1, 5)										3	0	2	1	0	1	1				
U L Washington, S OBP: 0.318, SLG: 0.365 (9, PH)										3	0	0	0	0	1	4				
Ralph LaCock, L OBP: 0.223, SLG: 0.209 (9, PH)										1	0	0	0	0	0	2				
Frank White, R OBP: 0.278, SLG: 0.338 (1, 4)										3	0	0	0	0	0	0				
Inning Stats	R: 0 E: 0 K: 1 S: 6	H: 1 LOB: 1 BB: 0 P: 6	R: 0 E: 0 K: 1 S: 6	H: 1 LOB: 1 BB: 0 P: 6	R: 0 E: 0 K: 0 S: 3	H: 0 LOB: 0 BB: 0 P: 3	R: 1 E: 0 K: 1 S: 7	H: 2 LOB: 2 BB: 1 P: 11	R: 0 E: 0 K: 0 S: 3	H: 0 LOB: 0 BB: 0 P: 3	R: 0 E: 0 K: 1 S: 5	H: 1 LOB: 0 BB: 0 P: 5	R: 0 E: 0 K: 0 S: 3	H: 0 LOB: 0 BB: 0 P: 3	R: 1 E: 0 K: 0 S: 6	H: 3 LOB: 2 BB: 0 P: 6	1B: 7 2B: 1 3B: 0 HR: 0	SF: 1 SAC: 0 DP: 1 HBP: 0	WP: 0 PB: 0 SB: 1 CS: 0	PA: 35
PITCHER Glenn Abbott, R ERA: 3.02 (1, 1)	IP: 9.0 WLS: W BF: 35	H: 8 R: 2 ER: 2 SO: 4	BB: 1 IBB: 0 HBP: 0 BLK: 0	WP: 0 HR: 0 S: 42 P: 46	ERA: 2.00 WHIP: 1.000	PITCHER										IP: 9.0 WLS: W BF: 35	H: 8 R: 2 ER: 2 SO: 4	BB: 1 IBB: 0 HBP: 0 BLK: 0	WP: 0 HR: 0 S: 42 P: 46	ERA: 2.00 WHIP: 1.000

Batter	1	2	3	4	5	6	7	8	9	AB	R	H	RBI	BB	SO	LOB	BOTTOM			
Julio Cruz, S OBP: 0.310, SLG: 0.278 (1, 4)										5	1	1	0	0	1	0	Kansas City Royals @ Seattle Mariners The Kingdome, Seattle, WA Sun Jun 29 1980, 6:33 AM EDT Att: 10,015 - Dome			
Juan Beniquez, R OBP: 0.283, SLG: 0.297 (1, 8)										3	0	1	0	0	1	0				
Bruce Bochte, L OBP: 0.360, SLG: 0.430 (1, 3)										4	0	2	1	0	0	1				
Dan Meyer, L OBP: 0.344, SLG: 0.420 (1, 7)										4	2	2	0	0	0	0				
Tom Paciorek, R OBP: 0.364, SLG: 0.524 (1, 10)										4	2	3	1	0	0	2				
Joe Simpson, L OBP: 0.342, SLG: 0.362 (1, 9)										3	0	2	1	1	0	0				
Jim Anderson, R OBP: 0.311, SLG: 0.354 (1, 5)										4	1	0	1	0	0	7				
Bob Stinson, S OBP: 0.222, SLG: 0.230 (1, 2)										4	1	2	3	0	0	0				
Mario Mendoza, R OBP: 0.320, SLG: 0.361 (1, 6)										4	0	0	0	0	0	1				
Inning Stats	R: 0 E: 0 K: 0 S: 3	H: 0 LOB: 0 BB: 0 P: 3	R: 4 E: 1 K: 1 S: 9	H: 3 LOB: 0 BB: 0 P: 9	R: 0 E: 0 K: 0 S: 3	H: 1 LOB: 0 BB: 0 P: 3	R: 1 E: 0 K: 0 S: 5	H: 2 LOB: 1 BB: 0 P: 5	R: 2 E: 0 K: 0 S: 7	H: 4 LOB: 2 BB: 0 P: 7	R: 0 E: 0 K: 0 S: 3	H: 0 LOB: 0 BB: 0 P: 3	R: 0 E: 0 K: 1 S: 7	H: 3 LOB: 3 BB: 1 P: 11	R: 0 E: 0 K: 0 S: 3	H: 0 LOB: 0 BB: 0 P: 3		1B: 10 2B: 2 3B: 0 HR: 2	SF: 0 SAC: 1 DP: 1 HBP: 0	WP: 0 PB: 0 SB: 0 CS: 0
PITCHER Dennis Leonard, R ERA: 4.68 (1, 1)	IP: 4.1 WLS: L BF: 21	H: 8 R: 7 ER: 6 SO: 1	BB: 0 IBB: 0 HBP: 0 BLK: 0	WP: 0 HR: 2 S: 23 P: 23	ERA: 12.46 WHIP: 1.846	PITCHER										IP: 5.0 WLS: L BF: 16	H: 5 R: 0 ER: 0 SO: 1	BB: 0 IBB: 1 HBP: 0 BLK: 0	WP: 0 HR: 0 S: 17 P: 21	ERA: 0.00 WHIP: 1.364

Batter	1	2	3	4	5	6	7	8	9	AB	R	H	RBI	BB	SO	LOB	TOP									
Mickey Rivers, L OBP: 0.321, SLG: 0.381 (1, 8)	5-3		1B 2H 1B	F9		FC3-6 1B	F7		F6	6	1	2	1	0	0	4										
Bump Wills, S OBP: 0.320, SLG: 0.338 (1, 4)	F7		1B 2-3 3B	BB		FC3-6 1-2		F3		4	1	1	0	1	0	1										
Al Oliver, L OBP: 0.362, SLG: 0.455 (1, 7)	1-3		1-3 3B	K		F6		K		5	1	1	1	0	2	3										
Buddy Bell, R OBP: 0.379, SLG: 0.531 (1, 5)		6-3	1-2 3B	BB		6-3 1B		6-3		4	2	2	1	1	0	0										
Rusty Staub, L OBP: 0.411, SLG: 0.520 (1, 10)	L6		1-1H 2H 3H	1B		F7		1B BB		4	2	1	3	1	0	1										
Richie Zisk, R OBP: 0.337, SLG: 0.480 Jim Norris, L OBP: 0.325, SLG: 0.265 (7, PR) (7, 9)	L1		3H	1B		6-3		BB 1B		4	0	2	1	0	0	1										
Pat Putnam, L OBP: 0.316, SLG: 0.382 (1, 3)			2B	K		1B		G6-4-3 BB		4	0	2	0	1	1	2										
Dave Roberts, R OBP: 0.326, SLG: 0.419 (1, 2)			FC1-6-5 1B	SH3-4 1B		1-2 2H		1-2 2-3 3H		4	2	3	3	1	0	1										
Bud Harrelson, S OBP: 0.348, SLG: 0.280 (1, 6)	F7		F7	SH3-4		F9		G6-4-3		4	0	1	0	0	0	3										
Inning Stats	R: 0 E: 0 K: 0 S: 3	H: 0 LOB: 0 BB: 0 P: 3	R: 0 E: 0 K: 0 S: 3	H: 0 LOB: 0 BB: 0 P: 3	R: 6 E: 0 K: 1 S: 11	H: 6 LOB: 1 BB: 1 P: 15	R: 0 E: 0 K: 1 S: 6	H: 1 LOB: 2 BB: 1 P: 10	R: 0 E: 0 K: 0 S: 4	H: 2 LOB: 2 BB: 0 P: 8	R: 0 E: 0 K: 0 S: 4	H: 1 LOB: 1 BB: 0 P: 4	R: 3 E: 0 K: 0 S: 5	H: 3 LOB: 2 BB: 2 P: 13	R: 0 E: 0 K: 1 S: 5	H: 0 LOB: 0 BB: 0 P: 5	R: 2 E: 0 K: 0 S: 5	H: 2 LOB: 1 BB: 1 P: 9	1B: 11 2B: 1 3B: 1 HR: 2	SF: 0 SAC: 1 DP: 1 HBP: 0	WP: 0 PB: 1 SB: 2 CS: 0	PA: 46				
PITCHER	IP	WLS	BF	H	R	ER	SO	BB	IBB	HBP	BLK	WP	HR	S	P	ERA	WHIP									
Mike Parrott, R ERA: 7.24 Byron McLaughlin, R ERA: 6.96 Jim Beattie, R ERA: 6.11 Shane Rawley, L ERA: 3.0	(1, 1)	2.2	L	14	5	6	6	0	1	0	0	0	0	0	13	17	20.25	2.250								
	(3, 1)	3.1		18	6	2	2	2	2	1	0	0	0	1	19	31	5.40	2.400								
	(7, 1)	2.2		13	4	3	3	1	2	0	0	0	0	1	13	21	10.12	2.250								
	(9, 1)	0.1		1	0	0	0	0	0	0	0	0	0	0	1	1	0.00	0.000								

Texas Rangers @ Seattle Mariners
The Kingdome, Seattle, WA
Mon Jun 30 1980, 10:05 PM EDT
Att: 5,658 - Dome

AB 39
R 11
H 15
RBI 10
BB 6
SO 3
LOB 16



Batter	1	2	3	4	5	6	7	8	9	AB	R	H	RBI	BB	SO	LOB	BOTTOM								
Julio Cruz, S OBP: 0.317, SLG: 0.283 (1, 4)	S 1B	4-3		G3			1B SF8	BB		4	1	2	0	1	0	2									
Juan Beniquez, R OBP: 0.283, SLG: 0.326 Leon Roberts, R OBP: 0.320, SLG: 0.438 (7, PR) (8, 9)	F4		G3 1B	2B		G6-4-3 1B	1B	F9		4	1	3	1	0	0	1									
Bruce Bochte, L OBP: 0.354, SLG: 0.423 (1, 3)	F6		G3	2-3		G6-4-3 1-2	1B	6-3		4	0	0	1	0	0	5									
Dan Meyer, L OBP: 0.348, SLG: 0.421 (1, 7)	IBB		2-3 3H	2B		F5	1B	F6		4	0	2	1	1	0	0									
Tom Paciorek, R OBP: 0.360, SLG: 0.533 (1, 10)	F8		F7	IBB		HR	F7	5-3		5	1	1	1	0	0	5									
Joe Simpson, L OBP: 0.343, SLG: 0.370 (8, 8)		3-1	1-3	2B		4-3	1-3 2H	K		5	0	2	1	0	1	0									
Jim Anderson, R OBP: 0.306, SLG: 0.347 (1, 5)		5-3	1-3			5-3	F8			4	0	0	0	0	0	5									
Bob Stinson, S OBP: 0.235, SLG: 0.244 (1, 2)		1B		K		F7		BB		4	0	2	0	0	1	0									
Mario Mendoza, R OBP: 0.326, SLG: 0.365 (1, 6)		1B		F5			1B	K		4	1	2	0	0	1	1									
Inning Stats	R: 0 E: 0 K: 0 S: 4	H: 1 LOB: 2 BB: 1 P: 8	R: 0 E: 0 K: 0 S: 5	H: 2 LOB: 2 BB: 0 P: 5	R: 1 E: 0 K: 0 S: 6	H: 3 LOB: 2 BB: 0 P: 6	R: 0 E: 0 K: 1 S: 5	H: 0 LOB: 0 BB: 0 P: 5	R: 0 E: 0 K: 0 S: 3	H: 1 LOB: 0 BB: 0 P: 3	R: 1 E: 0 K: 0 S: 4	H: 1 LOB: 0 BB: 0 P: 4	R: 3 E: 0 K: 0 S: 8	H: 5 LOB: 3 BB: 0 P: 8	R: 0 E: 0 K: 1 S: 6	H: 1 LOB: 2 BB: 1 P: 10	R: 0 E: 0 K: 1 S: 5	H: 0 LOB: 0 BB: 0 P: 5	1B: 11 2B: 2 3B: 0 HR: 1	SF: 1 SAC: 0 DP: 1 HBP: 0	WP: 0 PB: 0 SB: 1 CS: 0	PA: 42			
PITCHER	IP	WLS	BF	H	R	ER	SO	BB	IBB	HBP	BLK	WP	HR	S	P	ERA	WHIP								
Fergie Jenkins, R ERA: 3.14 Sparky Lyle, L ERA: 4.08 Danny Darwin, R ERA: 1.86	(1, 1)	6.0	W	27	9	3	3	1	0	0	0	0	0	4	4	27.00	9.000								
	(7, 1)	0.1		4	3	1	1	0	0	0	0	0	0	4	4	27.00	9.000								
	(7, 1)	2.2		11	2	1	1	2	1	0	0	0	0	14	18	3.38	1.125								

Texas Rangers @ Seattle Mariners
The Kingdome, Seattle, WA
Mon Jun 30 1980, 10:05 PM EDT
Att: 5,658 - Dome

AB 39
R 5
H 14
RBI 5
BB 2
SO 3
LOB 21



Batter	1	2	3	4	5	6	7	8	9	AB	R	H	RBI	BB	SO	LOB	TOP								
Mickey Rivers, L OBP: 0.325, SLG: 0.388 (1, 8)										5	1	3	1	0	0	0	Texas Rangers @ Seattle Mariners The Kingdome, Seattle, WA Tue Jul 01 1980, 10:05 PM EDT Att: 6,005 - Dome								
Bump Willis, S OBP: 0.321, SLG: 0.342 (1, 4)										5	1	2	2	0	0	3									
Al Oliver, L OBP: 0.357, SLG: 0.448 (1, 7)										4	0	0	0	0	0	3									
Buddy Bell, R OBP: 0.386, SLG: 0.531 (1, 5)										2	1	1	0	2	0	0									
Richie Zisk, R OBP: 0.340, SLG: 0.489 (1, 10)										4	0	2	2	0	1	3									
John Ellis, R OBP: 0.333, SLG: 0.316 (8, PR)										4	0	1	0	0	1	2									
Pat Putnam, L OBP: 0.316, SLG: 0.382 (8, 3)										0	0	0	0	0	0	0									
Bill Sample, R OBP: 0.282, SLG: 0.282 (9, 9)										3	1	0	0	1	1	2									
Jim Norris, L OBP: 0.325, SLG: 0.265 (9, 9)										0	0	0	0	0	0	0									
Dave Roberts, R OBP: 0.322, SLG: 0.410 (1, 2)										4	1	1	0	0	1	1									
Bud Harrelson, S OBP: 0.341, SLG: 0.273 (7, PH)										2	0	0	0	0	0	0									
Pepe Frias, R OBP: 0.284, SLG: 0.318 (7, 6)										2	0	0	0	0	1	2									
Inning Stats	R: 0 E: 0 K: 1 S: 6	H: 1 LOB: 2 BB: 1 P: 10	R: 0 E: 0 K: 1 S: 5	H: 0 LOB: 0 BB: 0 P: 5	R: 0 E: 0 K: 0 S: 4	H: 1 LOB: 1 BB: 0 P: 4	R: 0 E: 0 K: 1 S: 6	H: 1 LOB: 1 BB: 0 P: 6	R: 0 E: 1 K: 0 S: 4	H: 0 LOB: 1 BB: 0 P: 4	R: 0 E: 0 K: 0 S: 4	H: 1 LOB: 1 BB: 0 P: 4	R: 5 E: 0 K: 1 S: 8	H: 4 LOB: 1 BB: 2 P: 16	R: 0 E: 0 K: 1 S: 5	H: 1 LOB: 1 BB: 0 P: 5	R: 0 E: 0 K: 0 S: 3	H: 1 LOB: 0 BB: 3 P: 3	1B: 6 2B: 5 3B: 0 HR: 0	SF: 0 SAC: 0 DP: 1 HBP: 0	WP: 0 PB: 0 SB: 1 CS: 1	PA: 38			
PITCHER	IP WLS BF H R ER SO BB IBB HBP BLK WP HR S P ERA WHIP	6.1 W 29 7 4 4 4 2 0 0 0 0 0 35 43 5.68 1.421	2.2 W 9 3 1 1 1 1 0 0 0 0 0 10 14 3.38 1.500																						

AB	35
R	5
H	10
RBI	5
BB	3
SO	5
LOB	16



Batter	1	2	3	4	5	6	7	8	9	AB	R	H	RBI	BB	SO	LOB	BOTTOM							
Julio Cruz, S OBP: 0.318, SLG: 0.282 (1, 4)										4	2	1	0	1	0	2	Texas Rangers @ Seattle Mariners The Kingdome, Seattle, WA Tue Jul 01 1980, 10:05 PM EDT Att: 6,005 - Dome							
Juan Beniquez, R OBP: 0.288, SLG: 0.354 (1, 8)										4	1	1	2	1	0	3								
Bruce Bochte, L OBP: 0.358, SLG: 0.424 (1, 3)										4	1	2	2	1	0	0								
Tom Paciorek, R OBP: 0.357, SLG: 0.526 (1, 10)										4	1	1	0	0	1	4								
Dan Meyer, L OBP: 0.351, SLG: 0.430 (1, 7)										4	0	2	1	0	1	0								
Leon Roberts, R OBP: 0.314, SLG: 0.429 (1, 9)										4	0	0	0	0	1	3								
Jim Anderson, R OBP: 0.309, SLG: 0.347 (1, 5)										3	0	1	1	1	0	1								
Mario Mendoza, R OBP: 0.319, SLG: 0.357 (9, PH)										3	0	0	0	0	1	2								
Larry Milbourne, S OBP: 0.294, SLG: 0.295 (9, PH)										1	0	0	0	0	0	0								
Larry Cox, R OBP: 0.242, SLG: 0.284 (9, PH)										3	0	2	0	0	0	0								
Bob Stinson, S OBP: 0.244, SLG: 0.244 (9, PR)										0	0	0	0	1	0	0								
Joe Simpson, L OBP: 0.343, SLG: 0.370 (9, PR)										0	1	0	0	0	0	0								
Inning Stats	R: 0 E: 0 K: 0 S: 3	H: 0 LOB: 0 BB: 0 P: 3	R: 1 E: 0 K: 0 S: 5	H: 3 LOB: 1 BB: 0 P: 5	R: 2 E: 0 K: 0 S: 4	H: 1 LOB: 0 BB: 1 P: 8	R: 0 E: 0 K: 1 S: 4	H: 0 LOB: 0 BB: 1 P: 8	R: 0 E: 0 K: 1 S: 6	H: 1 LOB: 1 BB: 0 P: 6	R: 1 E: 0 K: 0 S: 7	H: 2 LOB: 1 BB: 0 P: 7	R: 0 E: 1 K: 0 S: 5	H: 1 LOB: 3 BB: 1 P: 9	R: 0 E: 0 K: 1 S: 5	H: 0 LOB: 0 BB: 0 P: 5	R: 2 E: 0 K: 0 S: 3	H: 2 LOB: 2 BB: 2 P: 11	1B: 6 2B: 2 3B: 1 HR: 1	SF: 0 SAC: 0 DP: 1 HBP: 0	WP: 0 PB: 0 SB: 0 CS: 1	PA: 40		
PITCHER	IP WLS BF H R ER SO BB IBB HBP BLK WP HR S P ERA WHIP	6.1 L 9 1 2 2 1 1 1 0 0 0 0 9 17 9.00 1.000	0.0 L 1 0 0 0 0 1 0 0 0 0 0 0 4 ∞ ∞	0.0 L 1 1 0 0 0 0 0 0 0 0 0 1 1 ∞ ∞																				

AB	34
R	6
H	10
RBI	6
BB	5
SO	4
LOB	15



Batter	1	2	3	4	5	6	7	8	9	AB	R	H	RBI	BB	SO	LOB	TOP								
Mickey Rivers, L OBP: 0.326, SLG: 0.395										4	1	2	2	0	1	2									
Bump Wills, S OBP: 0.316, SLG: 0.337										5	0	0	0	0	2	6									
Al Oliver, L OBP: 0.355, SLG: 0.444										5	1	1	1	0	0	2									
Buddy Bell, R OBP: 0.382, SLG: 0.523										5	1	1	1	0	0	2									
Richie Zisk, R OBP: 0.338, SLG: 0.485										4	0	1	2	0	0	1									
Jim Norris, L OBP: 0.325, SLG: 0.265										0	0	0	0	0	0	0									
John Ellis, R OBP: 0.319, SLG: 0.300										4	0	0	0	0	0	1									
Rusty Staub, L OBP: 0.407, SLG: 0.508										3	1	0	0	1	0	0									
Jim Sundberg, R OBP: 0.327, SLG: 0.369										3	1	2	0	1	0	0									
Bud Harrelson, S OBP: 0.358, SLG: 0.288										3	1	2	0	1	0	1									
Inning Stats	R: 1 E: 0 K: 1 S: 7	H: 2 LOB: 1 BB: 7 P: 7	R: 0 E: 0 K: 0 S: 3	H: 0 LOB: 0 BB: 0 P: 3	R: 3 E: 1 K: 1 S: 8	H: 2 LOB: 1 BB: 1 P: 12	R: 1 E: 0 K: 0 S: 5	H: 2 LOB: 0 BB: 0 P: 5	R: 0 E: 0 K: 0 S: 3	H: 0 LOB: 0 BB: 0 P: 3	R: 1 E: 0 K: 0 S: 4	H: 1 LOB: 2 BB: 2 P: 12	R: 0 E: 0 K: 0 S: 3	H: 0 LOB: 0 BB: 0 P: 3	R: 0 E: 0 K: 0 S: 4	H: 1 LOB: 1 BB: 0 P: 4	R: 0 E: 0 K: 1 S: 6	H: 1 LOB: 1 BB: 0 P: 6	1B: 7 2B: 1 3B: 1 HR: 0	SF: 1 SAC: 0 DP: 0 HBP: 0	WP: 0 PB: 0 SB: 1 CS: 0	PA: 40			
PITCHER	IP	WLS	BF	H	R	ER	SO	BB	IBB	HBP	BLK	WP	HR	S	P	ERA	WHIP								
Rick Honeycutt, L ERA: 3.0	(1, 1)	5.1	L	27	7	6	4	2	3	0	0	0	0	28	40	6.75	1.875								
Dave Roberts, L ERA: 4.7	(6, 1)	3.2		13	2	0	0	1	0	0	0	0	0	15	15	0.00	0.545								

Texas Rangers @ Seattle Mariners
The Kingdome, Seattle, WA
Wed Jul 02 1980, 6:33 AM EDT
Att: 8,692 - Dome


AB 36
R 6
H 9
RBI 6
BB 3
SO 3
LOB 15



Batter	1	2	3	4	5	6	7	8	9	AB	R	H	RBI	BB	SO	LOB	BOTTOM								
Julio Cruz, S OBP: 0.317, SLG: 0.278										3	0	0	0	1	1	0									
Juan Beniquez, R OBP: 0.287, SLG: 0.379										4	1	1	1	0	0	1									
Bruce Bochte, L OBP: 0.356, SLG: 0.419										3	0	0	0	1	1	0									
Dan Meyer, L OBP: 0.349, SLG: 0.425										3	1	0	0	1	0	1									
Tom Paciorek, R OBP: 0.360, SLG: 0.531										4	0	2	0	0	2	0									
Joe Simpson, L OBP: 0.335, SLG: 0.360										4	0	0	0	0	2	3									
Jim Anderson, R OBP: 0.313, SLG: 0.350										4	1	2	0	0	1	2									
Bob Stinson, S OBP: 0.256, SLG: 0.256										4	0	2	1	0	2	1									
Mario Mendoza, R OBP: 0.312, SLG: 0.348										3	0	0	0	0	0	2									
Reggie Walton, R OBP: 0.250, SLG: 0.333										1	0	0	0	0	1	2									
Inning Stats	R: 0 E: 0 K: 1 S: 5	H: 0 LOB: 1 BB: 1 P: 9	R: 0 E: 0 K: 2 S: 7	H: 0 LOB: 0 BB: 0 P: 7	R: 0 E: 0 K: 1 S: 5	H: 0 LOB: 0 BB: 0 P: 5	R: 1 E: 0 K: 2 S: 9	H: 2 LOB: 1 BB: 0 P: 9	R: 1 E: 0 K: 0 S: 4	H: 2 LOB: 1 BB: 1 P: 8	R: 0 E: 0 K: 1 S: 5	H: 0 LOB: 0 BB: 0 P: 5	R: 0 E: 0 K: 2 S: 8	H: 1 LOB: 1 BB: 0 P: 8	R: 0 E: 0 K: 0 S: 3	H: 0 LOB: 0 BB: 0 P: 3	R: 1 E: 0 K: 1 S: 7	H: 2 LOB: 2 BB: 1 P: 11	1B: 5 2B: 1 3B: 0 HR: 1	SF: 0 SAC: 0 DP: 1 HBP: 0	WP: 1 PB: 0 SB: 0 CS: 0	PA: 36			
PITCHER	IP	WLS	BF	H	R	ER	SO	BB	IBB	HBP	BLK	WP	HR	S	P	ERA	WHIP								
Gaylord Perry, R ERA: 3.25	(1, 1)	9.0	W	36	7	3	3	10	3	0	0	0	1	53	65	3.00	1.111								

Texas Rangers @ Seattle Mariners
The Kingdome, Seattle, WA
Wed Jul 02 1980, 6:33 AM EDT
Att: 8,692 - Dome


AB 33
R 3
H 7
RBI 2
BB 3
SO 10
LOB 12



Batter	1	2	3	4	5	6	7	8	9	AB	R	H	RBI	BB	SO	LOB	TOP								
Larry Milbourne, S OBP: 0.272, SLG: 0.301 (1, 4)	F9		SH1-4	F7			BB	FC6-4	FC6-4	5	1	2	0	0	0	3									
Juan Beniquez, R OBP: 0.289, SLG: 0.383 (1, 8)	G3		F8		F7		BB	SF8	SF8	4	1	1	3	1	0	1									
Bruce Bochte, L OBP: 0.356, SLG: 0.415 (1, 3)	F7		1B		F7		BB	F8	F8	5	1	1	1	1	0	3									
Tom Paciorek, R OBP: 0.366, SLG: 0.538 (1, 10)		1B	1B		5-3		F3	BB	BB	5	2	3	1	0	0	2									
Dan Meyer, L OBP: 0.348, SLG: 0.426 Joe Simpson, L OBP: 0.339, SLG: 0.364 (1, 7) (7, 7)	P1		K		E9		F7	BB	BB	4	1	1	0	0	1	5									
Jim Anderson, R OBP: 0.323, SLG: 0.372 (1, 5)	S				P4			HR		4	1	3	2	1	0	0									
Leon Roberts, R OBP: 0.307, SLG: 0.419 (1, 9)	F8		FC6-4		5-3		K			5	1	0	0	0	1	3									
Mario Mendoza, R OBP: 0.322, SLG: 0.372 (1, 6)	5-3				F9			CS	FC6-4	5	1	3	0	0	0	1									
Larry Cox, R OBP: 0.259, SLG: 0.316 (1, 2)			SH1-4		6-3		HR	BB	FC6-4	4	3	3	2	1	0	1									
Inning Stats	R: 0 E: 0 K: 0 S: 3	H: 0 LOB: 0 BB: 0 P: 3	R: 1 E: 0 K: 0 S: 5	H: 2 LOB: 1 BB: 0 P: 5	R: 1 E: 0 K: 1 S: 8	H: 3 LOB: 2 BB: 0 P: 8	R: 1 E: 0 K: 0 S: 5	H: 2 LOB: 1 BB: 0 P: 5	R: 0 E: 0 K: 0 S: 3	H: 0 LOB: 0 BB: 0 P: 3	R: 1 E: 1 K: 0 S: 4	H: 1 LOB: 0 BB: 0 P: 4	R: 1 E: 0 K: 0 S: 5	H: 2 LOB: 2 BB: 1 P: 9	R: 7 E: 0 K: 1 S: 10	H: 6 LOB: 1 BB: 3 P: 22	R: 1 E: 0 K: 0 S: 5	H: 2 LOB: 1 BB: 0 P: 5	1B: 12 2B: 3 3B: 1 HR: 2	SF: 1 SAC: 1 DP: 0 HBP: 0	WP: 0 PB: 0 CS: 1 SB: 1	PA: 48			
PITCHER	IP	WLS	BF	H	R	ER	SO	BB	IBB	HBP	BLK	WP	HR	S	P	ERA	WHIP								
Larry Gura, L ERA: 2.29 (1, 1)	7.1	L	35	12	7	6	2	1	0	0	0	0	2	38	42	7.36	1.773								
Mary Pattin, R ERA: 4.06 (8, 1)	0.1		5	3	2	2	0	1	1	0	0	0	0	3	11	54.00	12.000								
Gary Christenson, L ERA: 5.17 (8, 1)	1.1		8	3	4	2	0	1	0	0	0	0	0	7	11	13.50	3.000								

Seattle Mariners @ Kansas City Royals
Royals Stadium, Kansas City, MO
Thu Jul 03 1980, 8:05 PM EDT
Att: 21,777 - Unknown - 93 F

AB 42
R 13
H 18
RBI 10
BB 4
SO 2
LOB 19



Batter	1	2	3	4	5	6	7	8	9	AB	R	H	RBI	BB	SO	LOB	BOTTOM								
Willie Wilson, S OBP: 0.341, SLG: 0.404 (1, 8)	K		1B			G3	4-3			4	0	1	0	0	1	1									
U L Washington, S OBP: 0.322, SLG: 0.370 (1, 6)	G3		G4-6-3			4-3		K		4	0	1	0	0	1	0									
John Wathan, R OBP: 0.381, SLG: 0.423 (1, 7)	5-3		G4-6-3			E3		G3		4	1	0	0	0	0	2									
Darrell Porter, L OBP: 0.372, SLG: 0.383 (1, 2)	G3				F9	WP		5-3		4	0	1	0	0	0	0									
Willie Aikens, L OBP: 0.363, SLG: 0.424 (1, 3)	2B				4-3	1B		G6-3		2	1	1	0	2	0	0									
Clint Hurdle, L OBP: 0.385, SLG: 0.526 (1, 9)	1-3				4-3	BB		1B		4	0	2	1	0	1	2									
Hal McRae, R OBP: 0.314, SLG: 0.424 (1, 10)	1-3				6-3			G6-3		4	0	1	0	0	0	3									
Jamie Quirk, L OBP: 0.258, SLG: 0.326 Dave Chalk, R OBP: 0.322, SLG: 0.333 (1, 5) (7, PH) (8, 5)	F9				G3		K			2	0	0	0	0	0	1									
Frank White, R OBP: 0.272, SLG: 0.329 (1, 4)			6-3		5-3		K		F7	4	0	0	0	0	1	3									
Inning Stats	R: 0 E: 0 K: 1 S: 5	H: 1 LOB: 1 BB: 1 P: 5	R: 1 E: 0 K: 0 S: 4	H: 1 LOB: 1 BB: 1 P: 8	R: 0 E: 0 K: 0 S: 3	H: 0 LOB: 0 BB: 0 P: 3	R: 0 E: 0 K: 1 S: 7	H: 1 LOB: 2 BB: 1 P: 11	R: 0 E: 0 K: 2 S: 8	H: 1 LOB: 1 BB: 0 P: 8	R: 0 E: 0 K: 1 S: 5	H: 0 LOB: 0 BB: 0 P: 5	R: 0 E: 0 K: 0 S: 4	H: 2 LOB: 2 BB: 1 P: 8	1B: 5 2B: 2 3B: 0 HR: 0	SF: 0 SAC: 0 DP: 2 HBP: 0	WP: 1 PB: 0 CS: 0 SB: 1	PA: 36							
PITCHER	IP	WLS	BF	H	R	ER	SO	BB	IBB	HBP	BLK	WP	HR	S	P	ERA	WHIP								
Jim Beattie, R ERA: 5.82 (1, 1)	5.2	W	23	4	2	1	1	2	0	0	0	0	0	23	31	1.59	1.059								
Shane Rawley, L ERA: 2.95 (6, 1)	3.1	S	13	3	0	0	4	1	0	0	0	0	0	20	24	0.00	1.200								

Seattle Mariners @ Kansas City Royals
Royals Stadium, Kansas City, MO
Thu Jul 03 1980, 8:05 PM EDT
Att: 21,777 - Unknown - 93 F

AB 33
R 2
H 7
RBI 1
BB 3
SO 5
LOB 13



Batter	1	2	3	4	5	6	7	8	9	AB	R	H	RBI	BB	SO	LOB	TOP										
Larry Milbourne, S OBP: 0.281, SLG: 0.310	6-3		P6			FC6-4 1B				4	0	2	1	0	0	1	Seattle Mariners @ Kansas City Royals Royals Stadium, Kansas City, MO Fri Jul 04 1980, 8:05 PM EDT Att: 27,891 - Unknown - 98 F										
Juan Beniquez, R OBP: 0.286, SLG: 0.387	6-3				FC6-4 1-2		5-3			4	1	1	0	0	0	2											
Bruce Bochte, L OBP: 0.355, SLG: 0.416	F7			E6 2B				4-3		4	0	1	1	0	0	0											
Dan Meyer, L OBP: 0.343, SLG: 0.420		F8		G3			F7		3-1	4	0	0	0	0	0	1											
Tom Paciorek, R OBP: 0.359, SLG: 0.527		L6		L5			K		F8	4	0	0	0	0	1	1											
Joe Simpson, L OBP: 0.349, SLG: 0.377									6-3	3	1	2	0	1	0	0											
Jim Anderson, R OBP: 0.322, SLG: 0.370										4	1	1	1	0	1	2											
Bob Stinson, S OBP: 0.269, SLG: 0.271										3	0	2	0	0	0	0											
Mario Mendoza, R OBP: 0.315, SLG: 0.364										3	0	0	0	0	0	2											
Leon Roberts, R OBP: 0.306, SLG: 0.417										1	0	0	0	0	0	1											
Inning Stats	R: 0 E: 0 K: 0 S: 3	H: 0 LOB: 0 BB: 0 P: 3	R: 0 E: 0 K: 0 S: 3	H: 1 LOB: 0 BB: 0 P: 3	R: 0 E: 0 K: 0 S: 4	H: 1 LOB: 1 BB: 0 P: 4	R: 1 E: 1 K: 0 S: 5	H: 2 LOB: 2 BB: 1 P: 9	R: 0 E: 0 K: 0 S: 4	H: 1 LOB: 1 BB: 0 P: 4	R: 0 E: 0 K: 1 S: 5	H: 0 LOB: 0 BB: 0 P: 5	R: 2 E: 0 K: 0 S: 6	H: 3 LOB: 1 BB: 0 P: 6	R: 0 E: 0 K: 0 S: 3	H: 0 LOB: 0 BB: 0 P: 3	R: 0 E: 0 K: 1 S: 6	H: 1 LOB: 1 BB: 0 P: 6	1B: 6 2B: 3 3B: 0 HR: 0	SF: 0 SAC: 1 DP: 0 HBP: 0	WP: 0 PB: 0 SB: 0 CS: 1	PA: 37					
PITCHER	IP	WLS	BF	H	R	ER	SO	BB	IBB	HBP	BLK	WP	HR	S	P	ERA	WHIP										
Dennis Leonard, R ERA: 4.65	(1, 1)	6.2	28	8	3	3	1	1	0	0	0	0	0	29	33	4.05	1.350										
Dan Quisenberry, R ERA: 3.13	(7, 1)	2.1	W	8	1	0	0	1	0	0	0	0	0	10	10	0.00	0.429										

Batter	1	2	3	4	5	6	7	8	9	AB	R	H	RBI	BB	SO	LOB	BOTTOM										
Willie Wilson, S OBP: 0.345, SLG: 0.412			4-3							3	1	2	1	1	0	0	Seattle Mariners @ Kansas City Royals Royals Stadium, Kansas City, MO Fri Jul 04 1980, 8:05 PM EDT Att: 27,891 - Unknown - 98 F										
U L Washington, S OBP: 0.321, SLG: 0.368										4	0	1	1	0	1	4											
John Wathan, R OBP: 0.379, SLG: 0.420										4	0	1	0	0	0	4											
Darrell Porter, L OBP: 0.370, SLG: 0.381										4	0	1	0	0	0	3											
Amos Otis, R OBP: 0.333, SLG: 0.432										4	1	1	0	0	0	3											
Clint Hurdle, L OBP: 0.376, SLG: 0.515										4	1	0	0	0	1	4											
Jamie Quirk, L OBP: 0.358										3	1	1	1	0	0	0											
Dave Chalk, R OBP: 0.320, SLG: 0.330										1	0	0	0	0	0	2											
Ralph LaCock, L OBP: 0.232, SLG: 0.212										2	0	0	0	1	0	0											
Rusty Torres, S OBP: 0.333, SLG: 0.161										0	0	0	0	0	0	0											
Jerry Terrell, R OBP: 0.091, SLG: 0.091										0	0	0	0	0	0	0											
Hal McRae, R OBP: 0.438, SLG: 0.438										1	0	1	2	0	0	0											
Willie Aikens, L OBP: 0.363, SLG: 0.424										0	0	0	0	0	0	0											
Frank White, R OBP: 0.275, SLG: 0.331										4	1	2	0	0	0	1											
Inning Stats	R: 0 E: 0 K: 1 S: 6	H: 1 LOB: 1 BB: 0 P: 6	R: 0 E: 0 K: 1 S: 5	H: 0 LOB: 0 BB: 0 P: 5	R: 0 E: 0 K: 0 S: 3	H: 0 LOB: 0 BB: 0 P: 3	R: 0 E: 1 K: 0 S: 4	H: 0 LOB: 1 BB: 0 P: 4	R: 0 E: 0 K: 0 S: 3	H: 0 LOB: 0 BB: 0 P: 3	R: 2 E: 0 K: 0 S: 7	H: 4 LOB: 2 BB: 0 P: 7	R: 1 E: 0 K: 0 S: 4	H: 2 LOB: 2 BB: 2 P: 12	R: 2 E: 0 K: 0 S: 6	H: 3 LOB: 1 BB: 0 P: 6	1B: 7 2B: 0 3B: 2 HR: 1	SF: 0 SAC: 0 DP: 0 HBP: 0	WP: 1 PB: 0 SB: 1 CS: 1	PA: 36							
PITCHER	IP	WLS	BF	H	R	ER	SO	BB	IBB	HBP	BLK	WP	HR	S	P	ERA	WHIP										
Glenn Abbott, R ERA: 3.11	(1, 1)	6.0	L	25	6	3	3	2	0	0	0	1	0	29	29	4.50	1.000										
Dave Roberts, L ERA: 4.86	(7, 1)	2.0	L	11	4	2	2	0	2	0	0	1	0	9	17	9.00	3.000										



Batter	1	2	3	4	5	6	7	8	9	AB	R	H	RBI	BB	SO	LOB	TOP																				
Larry Milbourne, S OBP: 0.286, SLG: 0.316	L4		F7			F2		F8		4	1	0	0	1	0	2	Seattle Mariners @ Kansas City Royals Royals Stadium, Kansas City, MO Sun Jul 06 1980, 4:33 AM EDT Att: 28,458 - Unknown - 101 F																				
Juan Beniquez, R OBP: 0.281, SLG: 0.367	K		F8		F2	4-3		1B		5	0	1	0	0	1	3																					
Bruce Bochte, L OBP: 0.362, SLG: 0.438	2B		4-3		2B	4-3		1B		5	2	4	1	0	0	0																					
Tom Paciorek, R OBP: 0.377, SLG: 0.572	5-3			HR	4-3	2B		1B		5	1	4	2	0	0	1																					
Dan Meyer, L OBP: 0.343, SLG: 0.421		1B			4-3			4-3		5	1	2	1	0	1	4																					
Joe Simpson, L OBP: 0.346, SLG: 0.373		SF8		K				4-3		0	0	0	0	0	0	0																					
Jim Anderson, R OBP: 0.314, SLG: 0.359		2B		F9		K		2-3		5	0	1	0	0	1	3																					
Leon Roberts, R OBP: 0.308, SLG: 0.423		1B						FC5-6		4	0	2	1	0	0	2																					
Ted Cox, R OBP: 0.286, SLG: 0.288		SF8		1B		2B		F9		4	0	1	0	1	0	4																					
Larry Cox, R OBP: 0.249, SLG: 0.302		F3		1B		6-3		FC6-4		4	0	1	0	1	0	4																					
	F9		F7		E6			5-3		5	0	0	0	0	0	5																					
	R: 0 E: 0 K: 1 S: 6	H: 1 LOB: 1 BB: 0 P: 6	R: 1 E: 0 K: 0 S: 5	H: 2 LOB: 1 BB: 0 P: 5	R: 0 E: 0 K: 0 S: 3	H: 0 LOB: 0 BB: 0 P: 3	R: 1 E: 0 K: 1 S: 8	H: 3 LOB: 2 BB: 0 P: 8	R: 2 E: 0 K: 1 S: 7	H: 2 LOB: 1 BB: 1 P: 11	R: 0 E: 1 K: 0 S: 5	H: 1 LOB: 2 BB: 0 P: 5	R: 1 E: 0 K: 0 S: 6	H: 3 LOB: 2 BB: 0 P: 6	R: 0 E: 0 K: 0 S: 6	H: 3 LOB: 3 BB: 1 P: 6	R: 0 E: 0 K: 0 S: 3	H: 0 LOB: 1 BB: 1 P: 7	1B: 9 2B: 4 3B: 0 HR: 2	SF: 1 SAC: 0 DP: 0 HBP: 0	WP: 0 PB: 0 SB: 0 CS: 0	PA: 45															
PITCHER	IP	WLS	BF	H	R	ER	SO	BB	IBB	HBP	BLK	WP	HR	S	P	ERA	WHIP	PITCHER		IP	WLS	BF	H	R	ER	SO	BB	IBB	HBP	BLK	WP	HR	S	P	ERA	WHIP	
Paul Spittorff, L ERA: 4.15	(1, 1)	6.0	L	30	10	5	5	3	1	0	0	0	0	2	35	39	7.50	1.833																			
Rawly Eastwick, R ERA: 2.03	(7, 1)	3.0		15	5	0	0	0	1	0	0	0	0	0	14	18	0.00	2.000																			

AB	42
R	5
H	15
RBI	5
BB	2
SO	3
LOB	24



Batter	1	2	3	4	5	6	7	8	9	AB	R	H	RBI	BB	SO	LOB	BOTTOM																				
Willie Wilson, S OBP: 0.345, SLG: 0.410	K	E5		E		E6		F8		5	0	1	0	0	1	1	Seattle Mariners @ Kansas City Royals Royals Stadium, Kansas City, MO Sun Jul 06 1980, 4:33 AM EDT Att: 28,458 - Unknown - 101 F																				
U L Washington, S OBP: 0.325, SLG: 0.378	1B			E		G3		G3		5	1	3	2	0	0	1																					
John Wathan, R OBP: 0.372, SLG: 0.411	3B	1B		1B				6-3		5	0	1	1	0	0	4																					
Amos Otis, R OBP: 0.321, SLG: 0.418	K		5-3	FC6-4		5-3		F9		5	0	0	0	0	1	4																					
Hal McRae, R OBP: 0.321, SLG: 0.444			6-3			5-3				4	0	2	0	0	0	0																					
Darrell Porter, L OBP: 0.366, SLG: 0.369	G3		G3			4-3		BB		3	0	0	0	1	0	2																					
Clint Hurdle, L OBP: 0.369, SLG: 0.500		P6		K		K		K		4	0	0	0	0	3	2																					
Frank White, R OBP: 0.282, SLG: 0.338		F8		1B		F2		6-3		4	1	1	0	0	0	0																					
Dave Chalk, R OBP: 0.317, SLG: 0.321				F9		3-1		3-1		3	1	0	0	1	0	1																					
	R: 1 E: 0 K: 2 S: 10	H: 3 LOB: 2 BB: 0 P: 10	R: 1 E: 1 K: 0 S: 5	H: 1 LOB: 2 BB: 1 P: 9	R: 0 E: 0 K: 0 S: 3	H: 0 LOB: 0 BB: 0 P: 3	R: 1 E: 1 K: 1 S: 9	H: 3 LOB: 3 BB: 0 P: 9	R: 0 E: 0 K: 1 S: 5	H: 0 LOB: 0 BB: 0 P: 5	R: 0 E: 1 K: 0 S: 4	H: 0 LOB: 1 BB: 0 P: 4	R: 0 E: 0 K: 1 S: 6	H: 1 LOB: 2 BB: 1 P: 10	R: 0 E: 0 K: 0 S: 3	H: 0 LOB: 0 BB: 0 P: 3		R: 0 E: 0 K: 0 S: 3	H: 0 LOB: 0 BB: 0 P: 3	1B: 5 2B: 2 3B: 1 HR: 0	SF: 0 SAC: 0 DP: 0 HBP: 0	WP: 0 PB: 0 SB: 0 CS: 0	PA: 40														
PITCHER	IP	WLS	BF	H	R	ER	SO	BB	IBB	HBP	BLK	WP	HR	S	P	ERA	WHIP	PITCHER		IP	WLS	BF	H	R	ER	SO	BB	IBB	HBP	BLK	WP	HR	S	P	ERA	WHIP	
Floyd Bannister, L ERA: 3.41	(1, 1)	5.0	W	25	7	3	2	4	1	0	0	0	0	0	4	4	0.00	0.000																			
Dave Heaverlo, R ERA: 3.66	(6, 1)	1.0		4	0	0	0	0	0	0	0	0	0	0	4	4	0.00	0.000																			
Byron McLoughlin, R ERA: 0.6	(7, 1)	0.2		3	1	0	0	0	0	0	0	0	0	0	3	3	0.00	1.500																			
Shane Rawley, L ERA: 2.74	(7, 1)	2.1	S	8	0	0	0	1	1	0	0	0	0	0	9	13	0.00	0.429																			

AB	38
R	3
H	8
RBI	3
BB	2
SO	5
LOB	15



Batter	1	2	3	4	5	6	7	8	9	AB	R	H	RBI	BB	SO	LOB	TOP					
Ron Jackson, R OBP: 0.290, SLG: 0.347 (1, 3)										6	2	4	2	0	0	1	Minnesota Twins @ Seattle Mariners The Kingdome, Seattle, WA Thu Jul 10 1980, 10:05 PM EDT Att: 9,051 - Dome					
Ken Landreaux, L OBP: 0.350, SLG: 0.413 (1, 8)										6	1	2	1	0	0	6						
Roy Smalley, S OBP: 0.351, SLG: 0.411 (1, 6)										3	2	1	0	3	0	0						
Jose Morales, R OBP: 0.409, SLG: 0.570 (1, 10)										6	2	3	6	0	0	5						
Pete Mackanin, R OBP: 0.311, SLG: 0.340 (1, 4)										5	1	4	0	1	0	0						
Butch Wynegar, S OBP: 0.356, SLG: 0.394 (1, 2)										6	1	1	0	0	0	5						
John Castino, R OBP: 0.332, SLG: 0.428 (1, 5)										5	0	1	0	0	1	4						
Dave Edwards, R OBP: 0.269, SLG: 0.284 (1, 7)										4	2	2	0	0	0	3						
Hosken Powell, L OBP: 0.302, SLG: 0.332 (1, 9)										5	1	2	1	0	1	2						
Inning Stats	R: 6 E: 1 K: 0 S: 10	H: 6 LOB: 2 BB: 1 P: 14	R: 0 E: 0 K: 1 S: 7	H: 2 LOB: 2 BB: 0 P: 7	R: 0 E: 0 K: 0 S: 4	H: 1 LOB: 3 BB: 1 P: 9	R: 0 E: 0 K: 0 S: 4	H: 2 LOB: 1 BB: 0 P: 4	R: 3 E: 0 K: 0 S: 7	H: 4 LOB: 1 BB: 0 P: 7	R: 0 E: 0 K: 0 S: 3	H: 0 LOB: 0 BB: 0 P: 3	R: 0 E: 0 K: 1 S: 6	H: 1 LOB: 1 BB: 0 P: 6	R: 0 E: 0 K: 0 S: 3	H: 0 LOB: 1 BB: 1 P: 7	1B: 14 2B: 2 3B: 2 HR: 2	SF: 0 SAC: 0 DP: 2 HBP: 1	WP: 1 PB: 0 CS: 0	PA: 51		
PITCHER	IP WLS BF H R ER SO BB IBB HBP BLK WP HR S P ERA WHIP	IP WLS BF H R ER SO BB IBB HBP BLK WP HR S P ERA WHIP	IP WLS BF H R ER SO BB IBB HBP BLK WP HR S P ERA WHIP	IP WLS BF H R ER SO BB IBB HBP BLK WP HR S P ERA WHIP	IP WLS BF H R ER SO BB IBB HBP BLK WP HR S P ERA WHIP	IP WLS BF H R ER SO BB IBB HBP BLK WP HR S P ERA WHIP	IP WLS BF H R ER SO BB IBB HBP BLK WP HR S P ERA WHIP	IP WLS BF H R ER SO BB IBB HBP BLK WP HR S P ERA WHIP	IP WLS BF H R ER SO BB IBB HBP BLK WP HR S P ERA WHIP	IP WLS BF H R ER SO BB IBB HBP BLK WP HR S P ERA WHIP	IP WLS BF H R ER SO BB IBB HBP BLK WP HR S P ERA WHIP	IP WLS BF H R ER SO BB IBB HBP BLK WP HR S P ERA WHIP	IP WLS BF H R ER SO BB IBB HBP BLK WP HR S P ERA WHIP	IP WLS BF H R ER SO BB IBB HBP BLK WP HR S P ERA WHIP	IP WLS BF H R ER SO BB IBB HBP BLK WP HR S P ERA WHIP	IP WLS BF H R ER SO BB IBB HBP BLK WP HR S P ERA WHIP	IP WLS BF H R ER SO BB IBB HBP BLK WP HR S P ERA WHIP	IP WLS BF H R ER SO BB IBB HBP BLK WP HR S P ERA WHIP	IP WLS BF H R ER SO BB IBB HBP BLK WP HR S P ERA WHIP	IP WLS BF H R ER SO BB IBB HBP BLK WP HR S P ERA WHIP	IP WLS BF H R ER SO BB IBB HBP BLK WP HR S P ERA WHIP	IP WLS BF H R ER SO BB IBB HBP BLK WP HR S P ERA WHIP

AB	46
R	12
H	20
RBI	10
BB	4
SO	2
LOB	26



Batter	1	2	3	4	5	6	7	8	9	AB	R	H	RBI	BB	SO	LOB	BOTTOM					
Julio Cruz, S OBP: 0.312, SLG: 0.272 (1, 4)										4	1	0	0	0	1	3	Minnesota Twins @ Seattle Mariners The Kingdome, Seattle, WA Thu Jul 10 1980, 10:05 PM EDT Att: 9,051 - Dome					
Mario Mendoza, R OBP: 0.320, SLG: 0.368 (1, 6)										1	0	0	0	0	1	0						
Ted Cox, R OBP: 0.292, SLG: 0.301 (2, 5)										3	1	2	3	0	0	0						
Bruce Bochte, L OBP: 0.361, SLG: 0.435 (1, 3)										4	0	1	1	0	2	1						
Tom Paciorek, R OBP: 0.370, SLG: 0.561 (1, 10)										4	0	0	0	0	1	1						
Dan Meyer, L OBP: 0.338, SLG: 0.415 (1, 7)										4	0	0	0	0	2	0						
Juan Beniquez, R OBP: 0.280, SLG: 0.363 (1, 8)										4	0	1	0	0	0	0						
Jim Anderson, R OBP: 0.313, SLG: 0.357 (2, 6)										4	0	1	0	0	0	0						
Leon Roberts, R OBP: 0.311, SLG: 0.425 (1, 9)										4	2	2	0	0	1	2						
Larry Cox, R OBP: 0.250, SLG: 0.302 (1, 2)										3	0	1	0	0	0	1						
Inning Stats	R: 0 E: 0 K: 2 S: 7	H: 0 LOB: 0 BB: 0 P: 7	R: 0 E: 0 K: 1 S: 5	H: 0 LOB: 0 BB: 0 P: 5	R: 3 E: 0 K: 1 S: 9	H: 4 LOB: 1 BB: 0 P: 9	R: 0 E: 0 K: 0 S: 3	H: 0 LOB: 0 BB: 0 P: 3	R: 0 E: 0 K: 1 S: 5	H: 0 LOB: 0 BB: 0 P: 5	R: 0 E: 0 K: 0 S: 3	H: 0 LOB: 0 BB: 0 P: 3	R: 1 E: 0 K: 0 S: 5	H: 2 LOB: 1 BB: 0 P: 5	R: 0 E: 0 K: 2 S: 9	H: 2 LOB: 2 BB: 0 P: 9	1B: 7 2B: 1 3B: 0 HR: 0	SF: 0 SAC: 0 DP: 0 HBP: 0	WP: 0 PB: 0 CS: 0	PA: 35		
PITCHER	IP WLS BF H R ER SO BB IBB HBP BLK WP HR S P ERA WHIP	IP WLS BF H R ER SO BB IBB HBP BLK WP HR S P ERA WHIP	IP WLS BF H R ER SO BB IBB HBP BLK WP HR S P ERA WHIP	IP WLS BF H R ER SO BB IBB HBP BLK WP HR S P ERA WHIP	IP WLS BF H R ER SO BB IBB HBP BLK WP HR S P ERA WHIP	IP WLS BF H R ER SO BB IBB HBP BLK WP HR S P ERA WHIP	IP WLS BF H R ER SO BB IBB HBP BLK WP HR S P ERA WHIP	IP WLS BF H R ER SO BB IBB HBP BLK WP HR S P ERA WHIP	IP WLS BF H R ER SO BB IBB HBP BLK WP HR S P ERA WHIP	IP WLS BF H R ER SO BB IBB HBP BLK WP HR S P ERA WHIP	IP WLS BF H R ER SO BB IBB HBP BLK WP HR S P ERA WHIP	IP WLS BF H R ER SO BB IBB HBP BLK WP HR S P ERA WHIP	IP WLS BF H R ER SO BB IBB HBP BLK WP HR S P ERA WHIP	IP WLS BF H R ER SO BB IBB HBP BLK WP HR S P ERA WHIP	IP WLS BF H R ER SO BB IBB HBP BLK WP HR S P ERA WHIP	IP WLS BF H R ER SO BB IBB HBP BLK WP HR S P ERA WHIP	IP WLS BF H R ER SO BB IBB HBP BLK WP HR S P ERA WHIP	IP WLS BF H R ER SO BB IBB HBP BLK WP HR S P ERA WHIP	IP WLS BF H R ER SO BB IBB HBP BLK WP HR S P ERA WHIP	IP WLS BF H R ER SO BB IBB HBP BLK WP HR S P ERA WHIP	IP WLS BF H R ER SO BB IBB HBP BLK WP HR S P ERA WHIP	IP WLS BF H R ER SO BB IBB HBP BLK WP HR S P ERA WHIP



Batter	1	2	3	4	5	6	7	8	9	AB	R	H	RBI	BB	SO	LOB	TOP		
Hosken Powell, L (1, 9) OBP: 0.300, SLG: 0.326	0-0 4-3		0-0 3-1		0-0 4-3		0-0 6-3		4-0 1B	4	0	0	0	1	0	1			
Rob Wilfong, L (1, 4) OBP: 0.298, SLG: 0.327	0-0 1B		0-0 4-3		0-0 4-3			4-0 HR	4	2	3	1	1	0	0	1			
Ken Landreaux, L (1, 8) OBP: 0.351, SLG: 0.423	0-0 1B		0-0 4-3		0-0 1-4-3			0-0 HR	5	1	2	3	0	0	0	4			
Butch Wynegar, S (1, 2) OBP: 0.355, SLG: 0.389	0-0 G6-4-3		0-0 4-3					4-0 FC3-6	3	0	0	0	1	0	2				
Glenn Adams, L (1, 10) OBP: 0.350, SLG: 0.379								0-0 BB	2	1	1	0	1	0	0	0			
Jose Morales, R (8, PH) OBP: 0.405, SLG: 0.564								0-0 FC3-6	1	0	0	0	0	0	0	1			
Dave Edwards, R (8, PR) OBP: 0.269, SLG: 0.284								0-0 G6-4-3	0	0	0	0	0	0	0	0			
Mike Cabbage, L (1, 3) OBP: 0.317, SLG: 0.364								0-0 BB	2	0	0	0	0	0	0	1			
Ron Jackson, R (8, PH) OBP: 0.288, SLG: 0.345								0-0 G6-4-3	1	0	0	0	0	0	0	1			
Rick Sofield, L (1, 7) OBP: 0.310, SLG: 0.444								0-0 1B	4	2	3	1	0	0	0	1			
John Castino, R (1, 5) OBP: 0.328, SLG: 0.423								0-0 F8	3	0	0	1	0	0	0	2			
Pete Mackanin, R (1, 6) OBP: 0.310, SLG: 0.345								0-0 6-3	4	0	1	0	0	0	0	2			
Inning Stats	R: 1 E: 0 K: 0 S: 4	H: 2 LOB: 0 BB: 0 P: 4	R: 1 E: 1 K: 0 S: 5	H: 1 LOB: 1 BB: 0 P: 5	R: 0 E: 0 K: 0 S: 4	H: 1 LOB: 1 BB: 0 P: 4	R: 0 E: 0 K: 0 S: 3	H: 0 LOB: 0 BB: 0 P: 3	R: 1 E: 0 K: 0 S: 4	H: 1 LOB: 0 BB: 0 P: 4	R: 2 E: 0 K: 0 S: 3	H: 1 LOB: 1 BB: 2 P: 11	R: 1 E: 0 K: 0 S: 5	H: 2 LOB: 2 BB: 1 P: 9	1B: 6 2B: 1 3B: 1 HR: 2	SF: 0 SAC: 2 DP: 2 HBP: 0	WP: 0 PB: 0 SB: 0 CS: 1	PA: 39	
PITCHER	IP	WLS	BF	H	R	ER	SO	BB	IBB	HBP	BLK	WP	HR	S	P	ERA	WHIP		
Glenn Abbott, R (1, 1) ERA: 3.25	7.0	L	30	8	5	4	0	2	0	0	0	0	1	28	36	5.14	1.429		
Shane Rawley, L (8, 1) ERA: 2.79	2.0	S	9	2	1	1	0	2	0	0	0	0	0	7	15	4.50	2.000		

Minnesota Twins @ Seattle Mariners
The Kingdome, Seattle, WA
Fri Jul 11 1980, 10:05 PM EDT
Att: 7,688 - Dome

AB 33
R 6
H 10
RBI 6
BB 4
SO 0
LOB 16



Batter	1	2	3	4	5	6	7	8	9	AB	R	H	RBI	BB	SO	LOB	BOTTOM			
Julio Cruz, S (1, 4) OBP: 0.311, SLG: 0.272	0-3 K		0-0 BB		0-0 F8		0-0 5-3			4	0	1	0	0	1	0				
Larry Milbourne, S (1, 6) OBP: 0.294, SLG: 0.316	0-0 F8		4-0 BB					0-0 F9	3	1	1	0	1	0	0	0				
Bruce Bochte, L (1, 3) OBP: 0.360, SLG: 0.436	0-0 4-3		0-3 K					0-0 4-1	4	1	1	1	0	1	3					
Tom Paciorek, R (1, 7) OBP: 0.368, SLG: 0.554			0-0 1B		0-3 K			0-0 G1	4	0	1	0	0	1	1					
Leon Roberts, R (1, 9) OBP: 0.314, SLG: 0.437			0-0 G6-4-3		4-0 S			0-0 6-3	3	1	1	2	1	0	1					
Juan Beniquez, R (1, 8) OBP: 0.276, SLG: 0.357			0-0 F9		0-3 K			0-0 G3	2	0	0	0	0	1	1					
Joe Simpson, L (5, 8) OBP: 0.343, SLG: 0.369					1-2 K			0-0 G3	2	0	0	0	0	1	0					
Jim Anderson, R (1, 10) OBP: 0.312, SLG: 0.360			0-0 5-3		0-0 6-3			0-0 2B	4	0	1	0	0	1	1					
Ted Cox, R (1, 5) OBP: 0.287, SLG: 0.296			0-0 5-3		0-0 5-3			0-0 G3	3	0	0	0	0	1	0					
Dan Meyer, L (9, PH) OBP: 0.337, SLG: 0.413								0-0 G3	1	0	0	0	0	0	1					
Larry Cox, R (1, 2) OBP: 0.251, SLG: 0.303			0-0 BB		0-3 K			0-0 1-3	3	0	1	0	0	1	0					
Inning Stats	R: 0 E: 0 K: 1 S: 5	H: 0 LOB: 0 BB: 0 P: 5	R: 0 E: 0 K: 0 S: 3	H: 1 LOB: 0 BB: 0 P: 3	R: 0 E: 0 K: 2 S: 7	H: 0 LOB: 1 BB: 1 P: 11	R: 0 E: 0 K: 2 S: 7	H: 0 LOB: 0 BB: 1 P: 11	R: 3 E: 0 K: 2 S: 10	H: 3 LOB: 0 BB: 0 P: 10	R: 0 E: 0 K: 1 S: 5	H: 0 LOB: 0 BB: 0 P: 5	R: 0 E: 0 K: 0 S: 3	H: 0 LOB: 0 BB: 0 P: 3	R: 0 E: 0 K: 0 S: 4	H: 1 LOB: 1 BB: 0 P: 4	1B: 4 2B: 2 3B: 0 HR: 1	SF: 0 SAC: 0 DP: 1 HBP: 0	WP: 0 PB: 0 SB: 1 CS: 0	PA: 35
PITCHER	IP	WLS	BF	H	R	ER	SO	BB	IBB	HBP	BLK	WP	HR	S	P	ERA	WHIP			
Darrell Jackson, L (1, 1) ERA: 3.14	7.2	W	30	6	3	3	0	2	0	0	0	0	1	44	52	3.52	1.043			
Doug Corbett, R (8, 1) ERA: 2.12	1.1	S	5	1	0	0	0	0	0	0	0	0	0	5	5	0.00	0.750			

Minnesota Twins @ Seattle Mariners
The Kingdome, Seattle, WA
Fri Jul 11 1980, 10:05 PM EDT
Att: 7,688 - Dome

AB 33
R 3
H 7
RBI 3
BB 2
SO 8
LOB 8



Batter	1	2	3	4	5	6	7	8	9	AB	R	H	RBI	BB	SO	LOB	TOP								
Julio Cruz, S OBP: 0.318, SLG: 0.274 (1,4)	0-0 6-3		0-0 1B			4-0 1B BB			4-0 1B 2B BB	2	1	1	0	2	0	0	Seattle Mariners @ Minnesota Twins Metropolitan Stadium, Bloomington, MI Sat Jul 12 1980, 8:05 PM EDT Att: 14,963 - Unknown - 87 F AB 32 R 3 H 9 RBI 3 BB 3 SO 1 LOB 14								
Larry Milbourne, S OBP: 0.310, SLG: 0.333 (1,6)	0-0 1B		0-0 G6-4-3			0-0 1B			0-0 2B 1B	4	1	3	0	0	0	2									
Bruce Bochte, L OBP: 0.358, SLG: 0.437 (1,3)	0-0 G6-4-3			0-0 3-1		0-0 G6-4-3			0-0 2B	4	1	1	1	1	0	3									
Tom Paciorek, R OBP: 0.370, SLG: 0.558 (1,7)		0-0 L1-6 1B		0-0 5-3			0-0 5-3		0-0 2B	4	0	2	2	0	0	0									
Leon Roberts, R OBP: 0.309, SLG: 0.429 (1,9)		0-0 F4		0-0 4-3			0-0 L5		0-0 K	4	0	0	0	0	1	2									
Juan Beniquez, R OBP: 0.288, SLG: 0.346 (1,8)		0-0 E5			0-0 1-3		0-0 G3		0-0 5-3	4	0	0	0	0	0	2									
Jim Anderson, R OBP: 0.311, SLG: 0.355 (1,10)		0-0 L1-6			0-0 5-3			0-0 6-3	4-0 BB	3	0	0	0	1	0	2									
Ted Cox, R OBP: 0.287, SLG: 0.294 (1,5)			0-0 F9		0-0 4-3			0-0 G5-4-3 1B	0-0 F7	4	0	1	0	0	0	2									
Larry Cox, R OBP: 0.253, SLG: 0.304 (1,2)			0-0 1B			0-0 F9		0-0 G5-4-3		3	0	1	0	0	0	1									
Inning Stats	R: 0 E: 0 K: 0 S: 3	H: 1 LOB: 0 BB: 0 P: 3	R: 0 E: 1 K: 0 S: 4	H: 1 LOB: 1 BB: 0 P: 4	R: 0 E: 0 K: 0 S: 4	H: 2 LOB: 1 BB: 0 P: 4	R: 0 E: 0 K: 0 S: 3	H: 0 LOB: 0 BB: 0 P: 3	R: 0 E: 0 K: 0 S: 3	H: 0 LOB: 0 BB: 0 P: 3	R: 0 E: 0 K: 0 S: 3	H: 0 LOB: 0 BB: 0 P: 3	R: 0 E: 0 K: 0 S: 3	H: 1 LOB: 0 BB: 0 P: 3	R: 0 E: 0 K: 0 S: 3	H: 1 LOB: 0 BB: 0 P: 3		R: 3 E: 0 K: 1 S: 8	H: 3 LOB: 2 BB: 2 P: 16	1B: 7 2B: 3 3B: 0 HR: 0	SF: 0 SAC: 0 DP: 5 HBP: 0	WP: 0 PB: 0 SB: 0 CS: 0	PA: 35		
PITCHER	IP	WLS	BF	H	R	ER	SO	BB	IBB	HBP	BLK	WP	HR	S	P	ERA	WHIP								
Geoff Zahn, L ERA: 3.88 (1,1)	8.0	W	30	8	3	3	0	2	0	0	0	0	0	28	36	3.38	1.250								
Doug Corbett, R ERA: 2.09 (9,1)	1.0		5	1	0	0	1	1	0	0	0	0	0	6	10	0.00	2.000								



Batter	1	2	3	4	5	6	7	8	9	AB	R	H	RBI	BB	SO	LOB	BOTTOM								
Ron Jackson, R OBP: 0.282, SLG: 0.337 (1,3)	0-0 E9 2B		0-0 6-3		0-0 F7		0-0 F8			4	1	0	0	0	0	1	Seattle Mariners @ Minnesota Twins Metropolitan Stadium, Bloomington, MI Sat Jul 12 1980, 8:05 PM EDT Att: 14,963 - Unknown - 87 F AB 29 R 8 H 10 RBI 8 BB 3 SO 5 LOB 11								
Ken Landreaux, L OBP: 0.350, SLG: 0.424 (1,8)	0-0 4-3 SF9 2B		0-0 F7		0-0 1-4-3		0-0 F6			4	1	1	1	0	0	1									
John Castino, R OBP: 0.327, SLG: 0.420 (1,5)	0-0 4-3		0-0 1-3		0-0 1B		0-3 K			4	0	1	1	0	1	1									
Mike Cabbage, L OBP: 0.317, SLG: 0.364 (9,5)										0	0	0	0	0	0	0									
Jose Morales, R OBP: 0.409, SLG: 0.567 (1,10)	0-0 SF9			0-0 SH3-4 1B	0-0 F8			0-0 2B WP SF8 1B		3	1	2	1	0	0	1									
Pete Mackanin, R OBP: 0.316, SLG: 0.358 (1,6)	0-3 K			0-0 SH3-4		0-0 SH HR 1B		0-0 SF8 1B 2B		3	2	2	0	0	1	0									
Dave Edwards, R OBP: 0.279, SLG: 0.333 (1,7)		0-0 S SH1-3 2B				0-0 HR 1B		0-0 SF8		3	2	2	2	0	1	1									
Rick Sofield, L OBP: 0.308, SLG: 0.444 (8, FH) (9,7)				0-3 K		0-0 HR 1B		0-0 SF8		0	0	0	1	0	0	0									
Butch Wynegar, S OBP: 0.360, SLG: 0.390 (1,2)		0-3 K		4-0 IBB		4-0 G4-6-3 BB		0-0 G5-3 BB 1B		2	0	1	1	2	1	1									
Rob Wilfong, L OBP: 0.299, SLG: 0.324 (1,4)		0-0 SH1-3		0-0 F9		0-0 G4-6-3		0-0 BB		2	0	0	1	1	0	3									
Hosken Powell, L OBP: 0.299, SLG: 0.325 (1,9)		0-3 K			0-0 1B	0-0 F7		0-0 G5-3		4	1	1	0	0	1	2									
Inning Stats	R: 2 E: 1 K: 1 S: 7	H: 1 LOB: 0 BB: 0 P: 7	R: 1 E: 0 K: 2 S: 8	H: 1 LOB: 0 BB: 0 P: 8	R: 0 E: 0 K: 0 S: 3	H: 0 LOB: 0 BB: 0 P: 3	R: 0 E: 0 K: 1 S: 6	H: 1 LOB: 2 BB: 1 P: 10	R: 1 E: 0 K: 0 S: 5	H: 2 LOB: 1 BB: 0 P: 5	R: 2 E: 0 K: 0 S: 4	H: 2 LOB: 0 BB: 1 P: 8	R: 0 E: 0 K: 1 S: 5	H: 0 LOB: 0 BB: 0 P: 5	R: 2 E: 0 K: 0 S: 5	H: 3 LOB: 1 BB: 1 P: 9	R: 6 2B: 3 3B: 0 HR: 1	SF: 2 SAC: 2 DP: 2 HBP: 0	WP: 1 PB: 0 SB: 2 CS: 0	PA: 36					
PITCHER	IP	WLS	BF	H	R	ER	SO	BB	IBB	HBP	BLK	WP	HR	S	P	ERA	WHIP								
Floyd Bannister, L ERA: 3.97 (1,1)	5.0	L	24	7	6	4	4	0	1	0	0	0	0	2	6	0.00	1.000								
Dave Heaverlo, R ERA: 3.57 (6,1)	1.0		3	0	0	0	0	1	0	0	0	0	0	2	6	0.00	1.000								
Byron McLaughlin, R ERA: 6.45 (7,1)	1.0		3	0	0	0	1	0	0	0	0	0	0	5	5	0.00	0.000								
Mike Parrott, R ERA: 7.71 (8,1)	1.0		6	3	2	2	0	1	0	0	0	1	0	5	9	18.00	4.000								



Batter	1	2	3	4	5	6	7	8	9	10	11	12	13	AB	R	H	RBI	BB	SO	LOB	TOP							
Julio Cruz, S OBP: 0.269, SLG: 0.285 (1, 4)														6	2	4	0	1	1	1								
Larry Milbourne, S OBP: 0.306, SLG: 0.327 (1, 6)														5	2	1	0	0	0	5								
Bruce Bochte, L OBP: 0.365, SLG: 0.439 (9, PR) Leon Roberts, R OBP: 0.310, SLG: 0.427 (9, 9)														3	1	2	1	2	1	1								
Dan Meyer, L OBP: 0.343, SLG: 0.429 (1, 7)														6	0	4	5	0	0	2								
Tom Paolorek, R OBP: 0.363, SLG: 0.542 (1, 10)														6	0	0	0	1	3	6								
Juan Beniquez, R OBP: 0.271, SLG: 0.341 (1, 8)														5	0	1	0	1	0	2								
Joe Simpson, L OBP: 0.335, SLG: 0.360 (9, 3)														4	0	0	0	0	1	1								
Bob Stinson, S OBP: 0.267, SLG: 0.261 (1, 2)														6	0	1	0	0	1	3								
Ted Cox, R OBP: 0.288, SLG: 0.292 (1, 5)														5	0	1	0	1	1	4								
Inning Stats	R: 0 E: 0 K: 1 S: 6	H: 1 LOB: 1 BB: 0 P: 6	R: 0 E: 0 K: 2 S: 7	H: 0 LOB: 0 BB: 0 P: 7	R: 2 E: 0 K: 1 S: 8	H: 3 LOB: 2 BB: 1 P: 12	R: 0 E: 0 K: 0 S: 3	H: 0 LOB: 0 BB: 0 P: 3	R: 2 E: 0 K: 1 S: 7	H: 2 LOB: 1 BB: 1 P: 11	R: 0 E: 0 K: 0 S: 3	H: 1 LOB: 1 BB: 0 P: 5	R: 0 E: 0 K: 0 S: 5	H: 0 LOB: 0 BB: 0 P: 7	R: 0 E: 0 K: 0 S: 3	H: 1 LOB: 2 BB: 0 P: 7	R: 0 E: 0 K: 1 S: 5	H: 0 LOB: 0 BB: 0 P: 5	R: 0 E: 0 K: 0 S: 4	H: 1 LOB: 1 BB: 0 P: 4	R: 0 E: 1 K: 2 S: 9	H: 1 LOB: 2 BB: 0 P: 9	R: 1 E: 0 K: 0 S: 4	H: 1 LOB: 1 BB: 1 P: 8	1B: 12 2B: 2 3B: 1 HR: 0	SF: 0 SAC: 5 DP: 3 HBP: 0	WP: 1 PB: 0 SB: 1 CS: 0	PA: 59
PITCHER	IP WLS BF H R ER SO P ERA WHIP	5.0 23 6 4 4 5 39 7.20 1.600	6.1 11 1 1 1 0 5 6.75 1.500	7.1 0.0 2 0 0 0 2 ∞	7.1 1.2 8 2 0 0 6 0.00 2.400	8.1 5.0 W 20 3 1 1 3 2 0 0 0 0 0 24 32 1.80 1.000	PITCHER																					

Seattle Mariners @ Minnesota Twins
Metropolitan Stadium, Bloomington, MI
Sun Jul 13 1980, 4:33 AM EDT
Att: 8,573 - Unknown - 82 F

AB 47
R 6
H 14
RBI 6
BB 7
SO 8
LOB 26





Batter	1	2	3	4	5	6	7	8	9	10	11	12	13	AB	R	H	RBI	BB	SO	LOB	BOTTOM							
Hosken Powell, L OBP: 0.302, SLG: 0.325 (1, 9)														6	1	2	0	1	0	1								
Rob Wilfong, L OBP: 0.294, SLG: 0.315 (1, 4)														6	0	0	1	1	2	3								
Ken Landreaux, L OBP: 0.354, SLG: 0.425 (1, 8)														6	0	3	0	1	1	2								
Glenn Adams, L OBP: 0.348, SLG: 0.376 (4, PH) Danny Goodwin, L OBP: 0.299, SLG: 0.293 Jose Morales, R OBP: 0.386, SLG: 0.551 (9, PH)														1	0	0	0	0	0	2								
Butch Wynegar, S OBP: 0.354, SLG: 0.383 (1, 2)														5	1	0	0	0	0	3								
Rick Sofield, L OBP: 0.313, SLG: 0.452 (1, 7)														5	1	2	2	1	0	0								
Mike Cubbage, L OBP: 0.312, SLG: 0.376 (1, 5)														6	1	1	2	0	0	4								
Ron Jackson, R OBP: 0.284, SLG: 0.344 (1, 3)														5	1	1	0	1	2	1								
Pete Mackanin, R OBP: 0.323, SLG: 0.355 (1, 6)														4	1	1	1	2	0	3								
Inning Stats	R: 0 E: 0 K: 0 S: 4	H: 2 LOB: 1 BB: 0 P: 4	R: 0 E: 0 K: 0 S: 3	H: 0 LOB: 0 BB: 0 P: 3	R: 1 E: 0 K: 1 S: 5	H: 0 LOB: 1 BB: 2 P: 13	R: 0 E: 0 K: 0 S: 4	H: 1 LOB: 3 BB: 2 P: 12	R: 0 E: 0 K: 0 S: 3	H: 0 LOB: 0 BB: 0 P: 3	R: 0 E: 0 K: 0 S: 3	H: 0 LOB: 0 BB: 0 P: 3	R: 4 E: 1 K: 1 S: 7	H: 2 LOB: 2 BB: 2 P: 15	R: 0 E: 0 K: 1 S: 6	H: 1 LOB: 1 BB: 0 P: 6	R: 0 E: 0 K: 0 S: 4	H: 1 LOB: 1 BB: 0 P: 4	R: 0 E: 0 K: 1 S: 6	H: 1 LOB: 1 BB: 0 P: 6	R: 0 E: 1 K: 0 S: 4	H: 0 LOB: 1 BB: 0 P: 4	R: 2 E: 1 K: 0 S: 4	H: 2 LOB: 3 BB: 2 P: 12	1B: 8 2B: 0 3B: 2 HR: 1	SF: 0 SAC: 1 DP: 1 HBP: 0	WP: 0 PB: 0 SB: 2 CS: 1	PA: 59
PITCHER	IP WLS BF H R ER SO P ERA WHIP	7.1 33 5 4 2 2 55 2.46 1.500	8.1 0.1 3 1 1 1 1 8 27.00 6.000	8.1 4.2 L 20 5 2 1 2 1 0 0 0 0 0 23 27 1.93 1.286	8.1 0.0 1 0 0 0 0 1 0 0 0 0 0 0 4 ∞	13.1 0.1 1 0 0 0 0 0 0 0 0 0 0 1 1 0.00 0.000	PITCHER																					

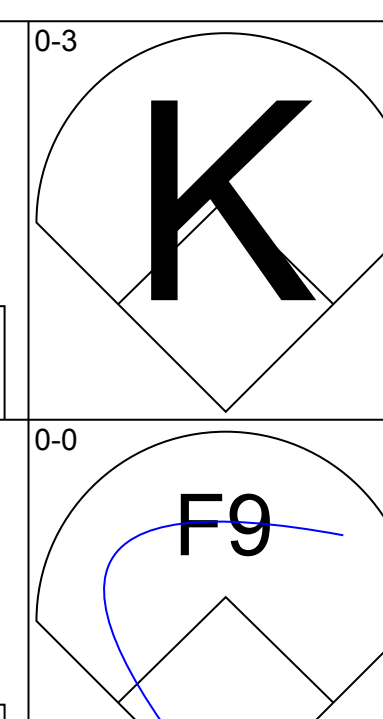
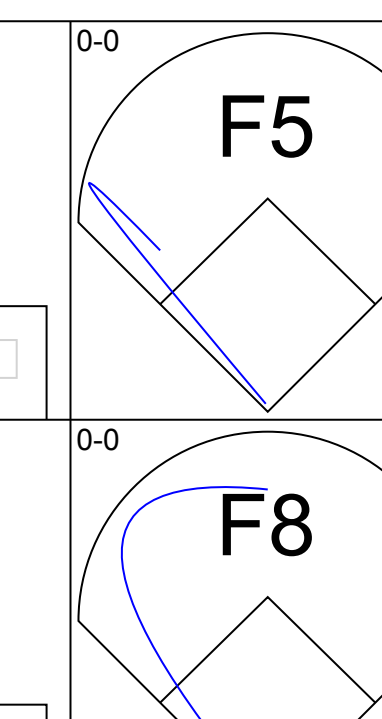
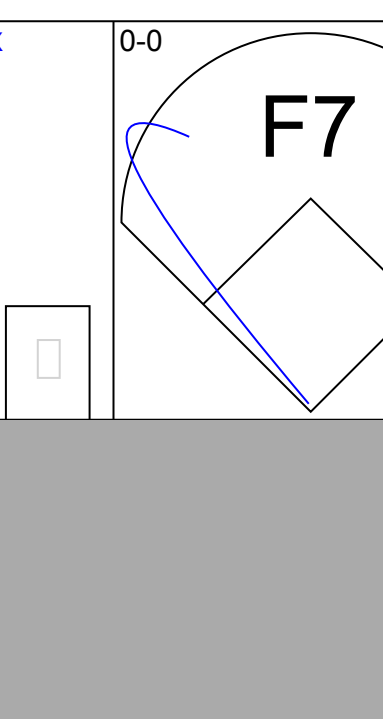
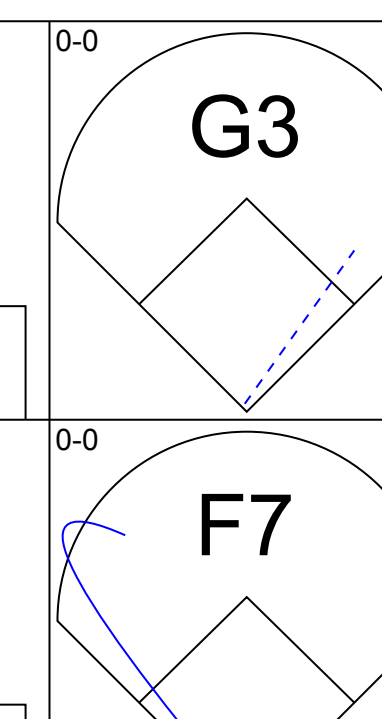
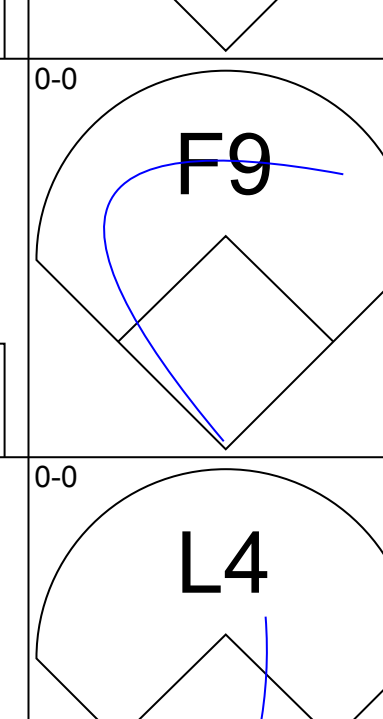
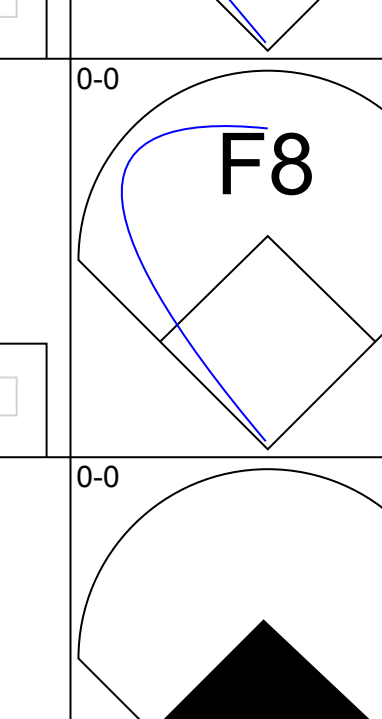
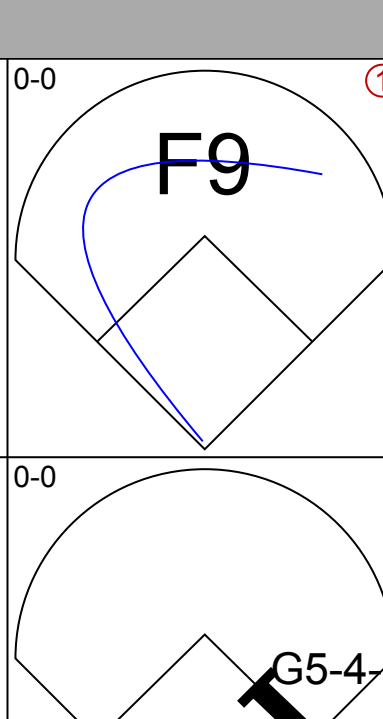
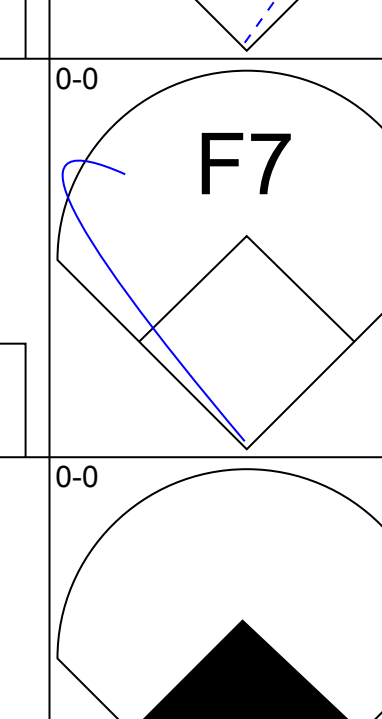
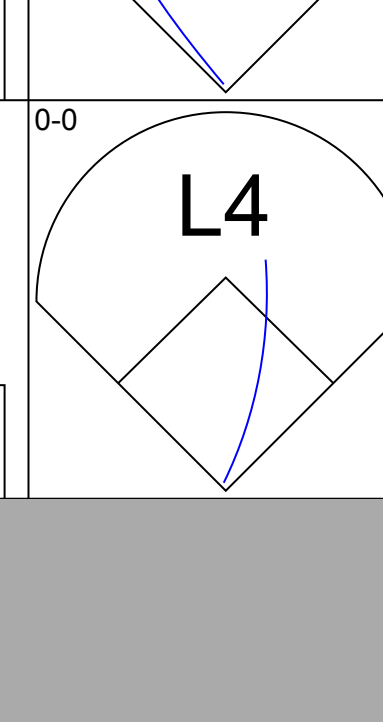
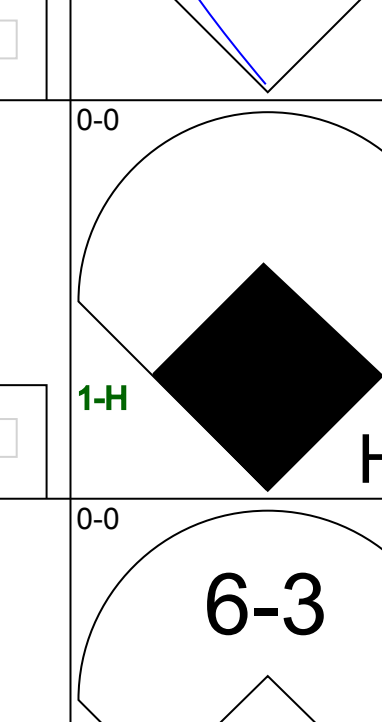
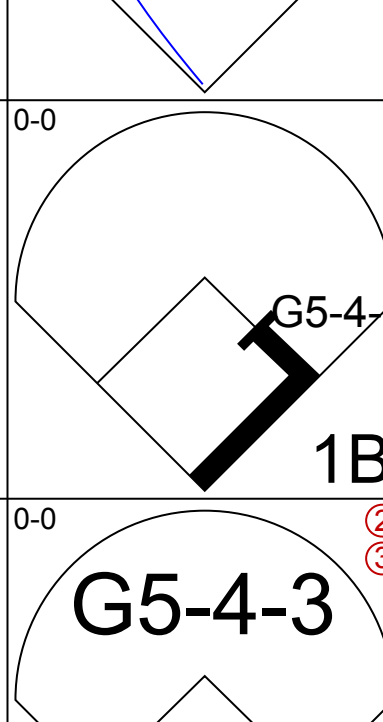
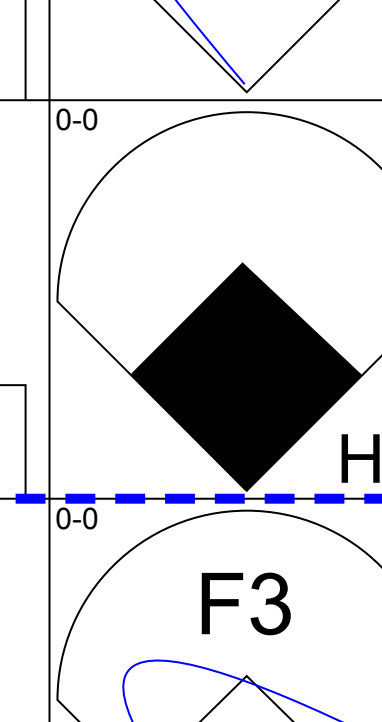
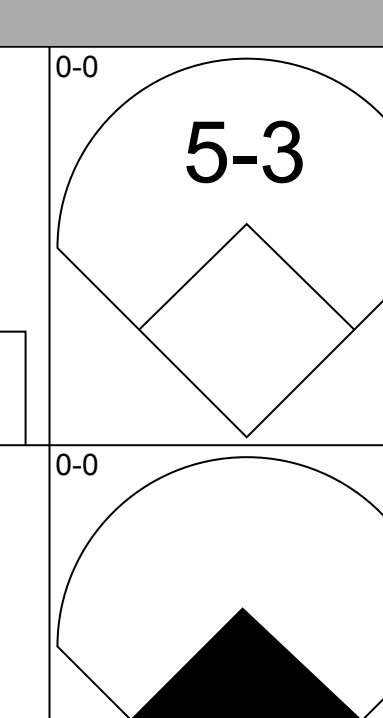
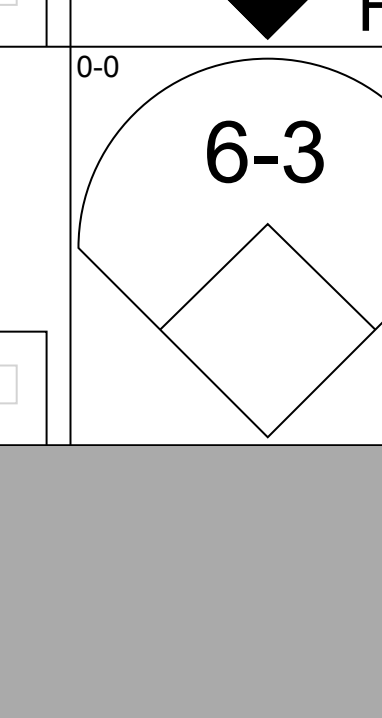
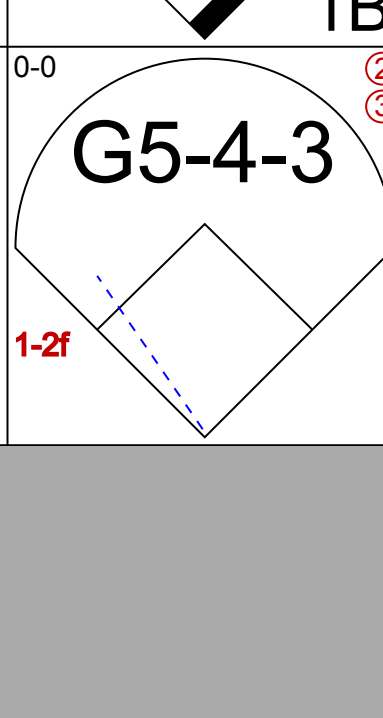
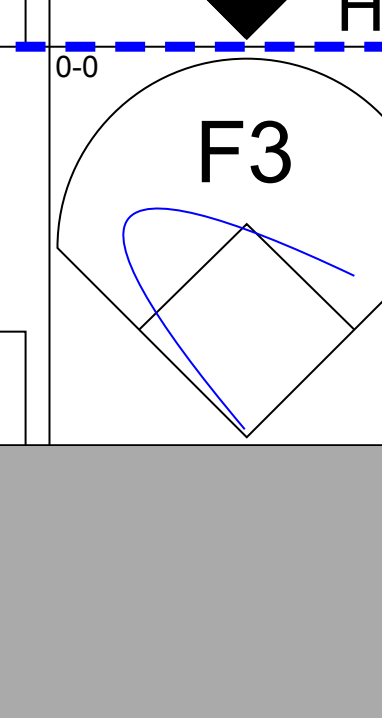
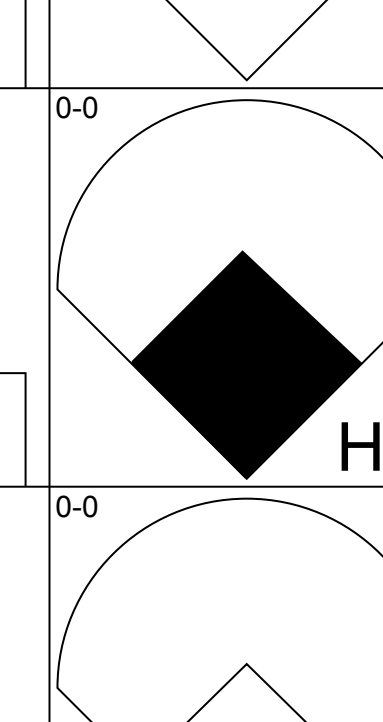
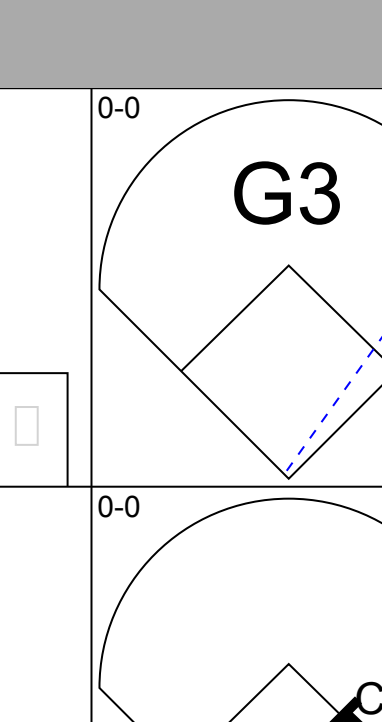
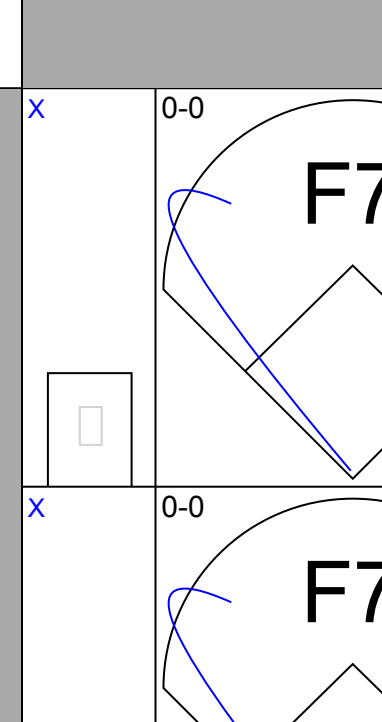
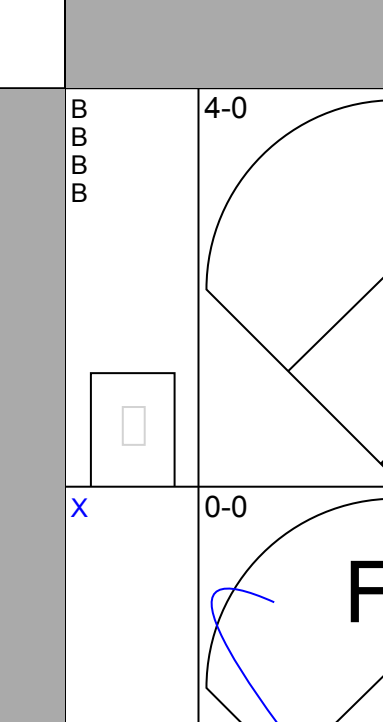
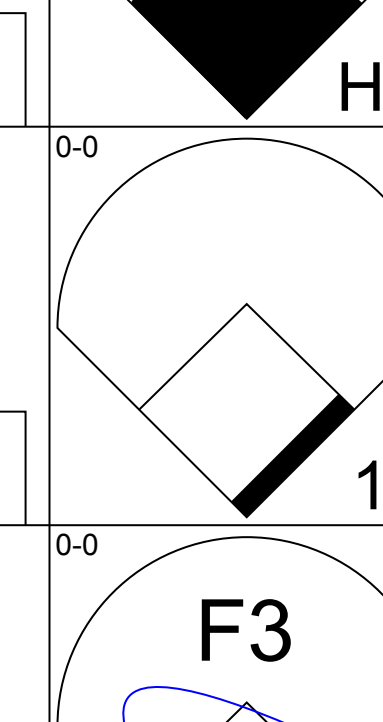
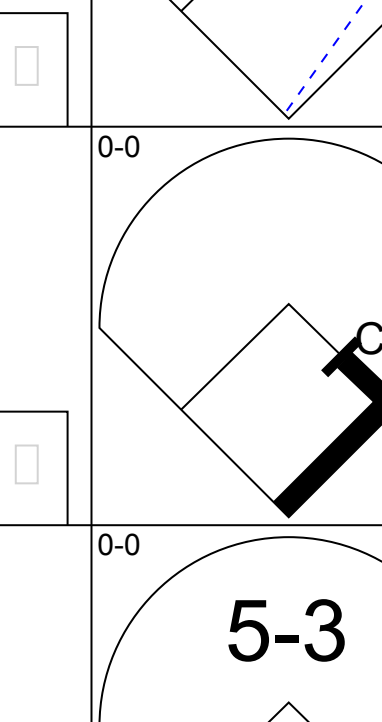
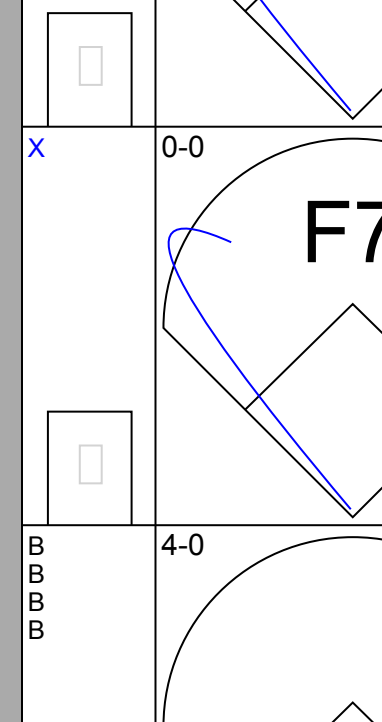
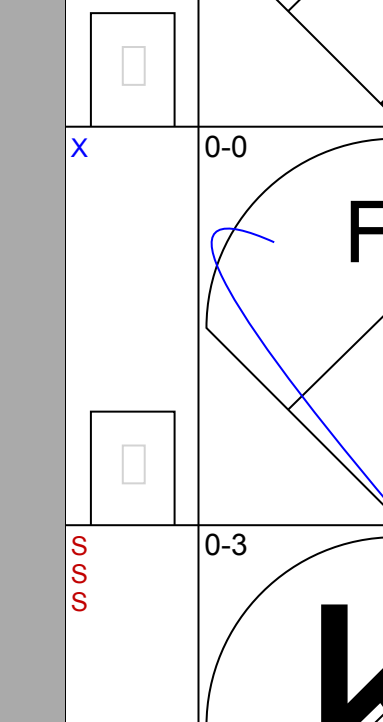
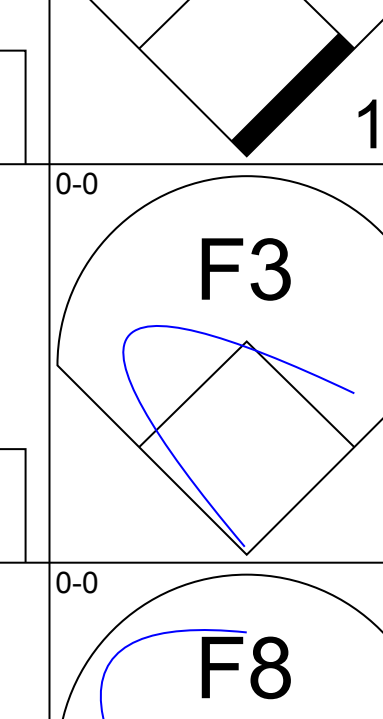
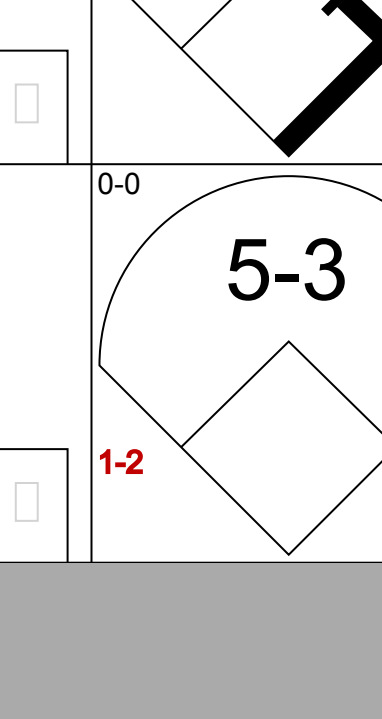
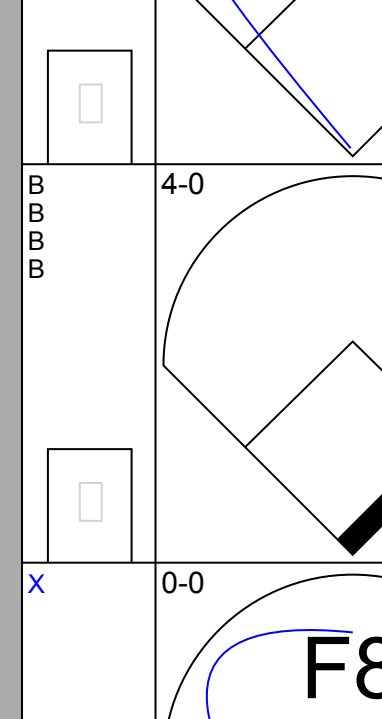
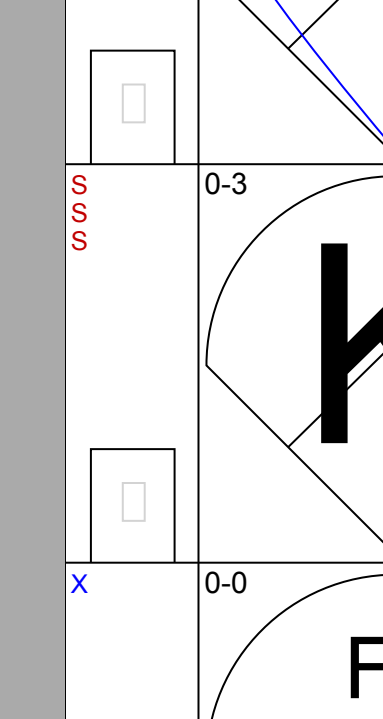
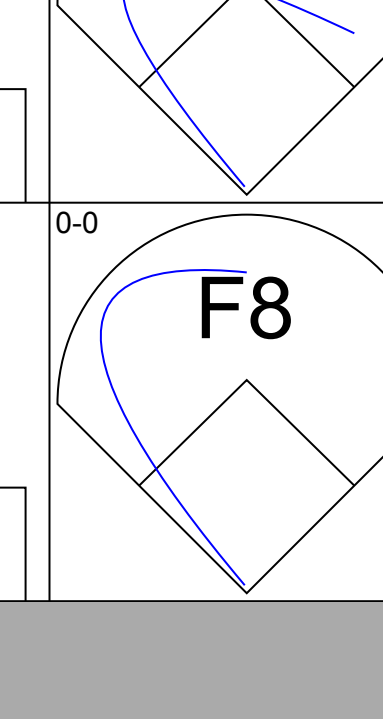
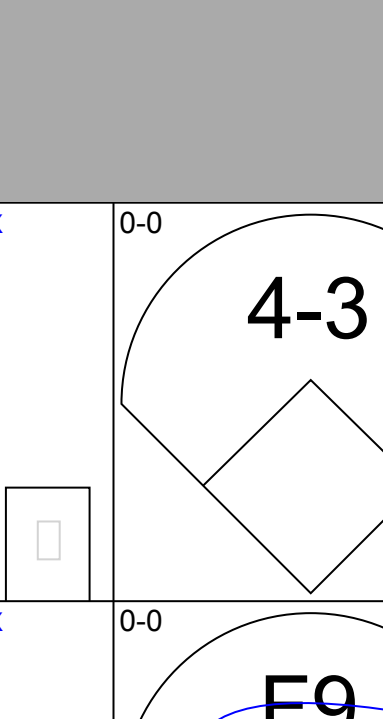
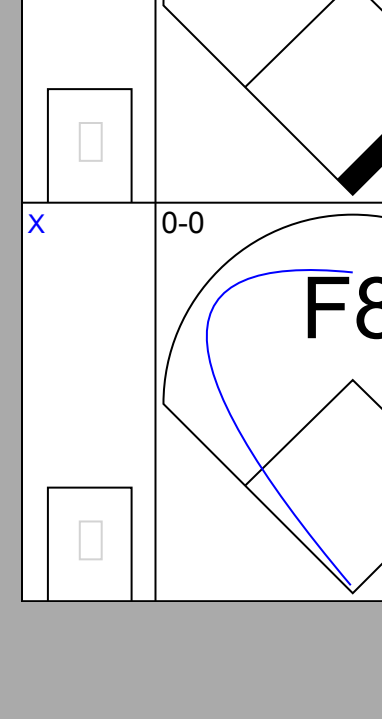
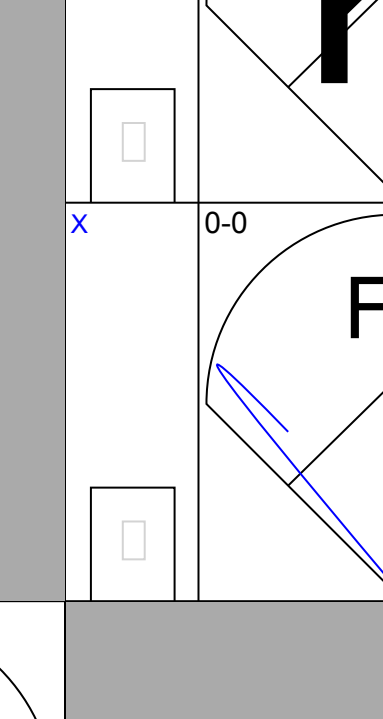
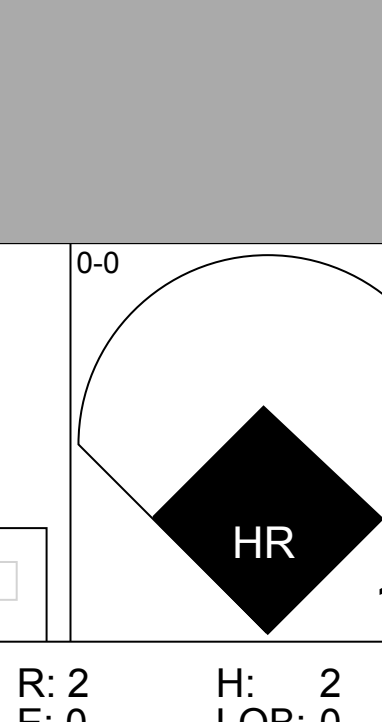
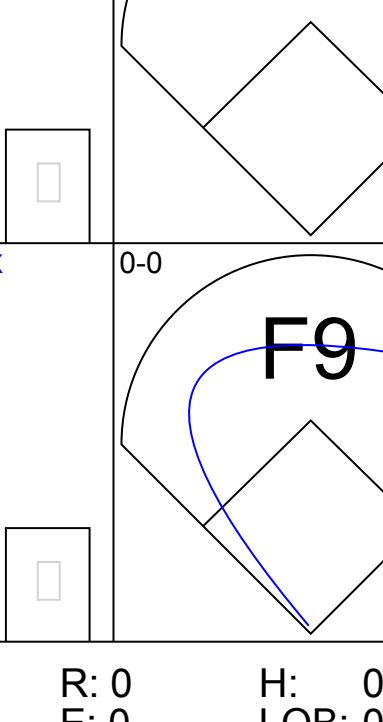
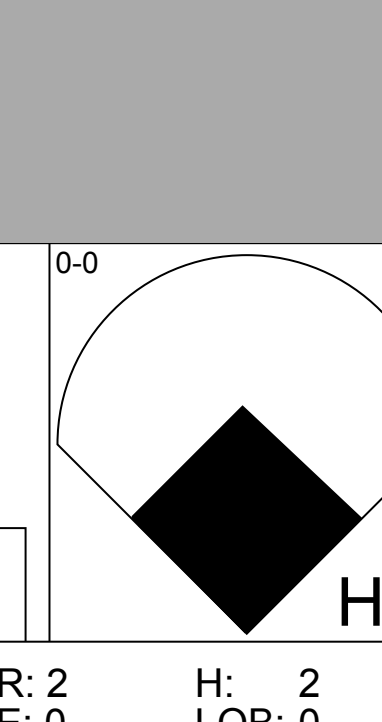
Seattle Mariners @ Minnesota Twins
Metropolitan Stadium, Bloomington, MI
Sun Jul 13 1980, 4:33 AM EDT
Att: 8,573 - Unknown - 82 F

AB 48
R 7
H 11
RBI 6
BB 9
SO 5
LOB 22



Batter	1	2	3	4	5	6	7	8	9	AB	R	H	RBI	BB	SO	LOB	TOP									
Julio Cruz, S OBP: 0.331, SLG: 0.284 (1, 4)	F7	BB			F1	E6			SH3-4 1B	4	0	1	0	1	0	2	Seattle Mariners @ Minnesota Twins Metropolitan Stadium, Bloomington, MI Mon Jul 14 1980, 4:33 AM EDT Att: 11,060 - Unknown - 92 F AB 34 R 8 H 9 RBI 7 BB 3 SO 1 LOB 12 									
Larry Milbourne, S OBP: 0.303, SLG: 0.327 (1, 6)	6-3	4-3			E	SF9			SH3-4	3	1	1	1	0	0	3										
Bruce Bochte, L OBP: 0.363, SLG: 0.438 (1, 3)	G3		6-3		E7	4-3			4-3	5	1	1	2	0	0	2										
Dan Meyer, L OBP: 0.344, SLG: 0.437 (1, 7)		BB		3-1	HR		F6		F8	4	2	1	2	1	0	1										
Tom Paciorek, R OBP: 0.361, SLG: 0.537 (1, 10)	F4		F3		L7					4	0	1	0	0	0	1										
Juan Beniquez, R OBP: 0.277, SLG: 0.367 (1, 8)	E			F6					G6-4-3	4	2	2	1	0	0	1										
Joe Simpson, L OBP: 0.328, SLG: 0.351 (1, 9)	E4			6-3	G3				6-3	4	0	0	0	0	0	1										
Jim Anderson, R OBP: 0.310, SLG: 0.355 Ted Cox, R OBP: 0.288, SLG: 0.292 (8, 5)	SF7			6-3					F2	3	1	1	1	0	0	0										
Bob Stinson, S OBP: 0.276, SLG: 0.263 (1, 2)	BB				1B	E			F9	3	1	1	0	1	1	1										
Inning Stats	R: 0 E: 0 K: 0 S: 3	H: 0 LOB: 0 BB: 0 P: 3	R: 2 E: 1 K: 0 S: 6	H: 2 LOB: 3 BB: 2 P: 14	R: 0 E: 0 K: 0 S: 3	H: 0 LOB: 0 BB: 0 P: 3	R: 0 E: 0 K: 0 S: 3	H: 0 LOB: 0 BB: 0 P: 3	R: 5 E: 2 K: 0 S: 7	H: 4 LOB: 0 BB: 1 P: 11	R: 1 E: 1 K: 1 S: 7	H: 1 LOB: 1 BB: 0 P: 7	R: 0 E: 0 K: 0 S: 3	H: 0 LOB: 0 BB: 0 P: 3	R: 0 E: 0 K: 0 S: 4	H: 1 LOB: 1 BB: 0 P: 4		1B: 6 2B: 1 3B: 0 HR: 2	SF: 2 SAC: 1 DP: 1 HBP: 0	WP: 0 PB: 0 SB: 1 CS: 0	PA: 40					
PITCHER	IP	WLS	BF	H	R	ER	SO	BB	IBB	HBP	BLK	WP	HR	S	P	ERA	WHIP									
Fernando Arroyo, R ERA: 4.62 John Verhoeven, R ERA: 3.6	(1, 1)	4.1	L	22	5	6	4	0	3	0	0	0	0	1	19	31	8.31	1.846								
John Verhoeven, R ERA: 3.6	(5, 1)	4.2		18	4	2	1	1	0	0	0	0	0	1	20	20	1.93	0.857								

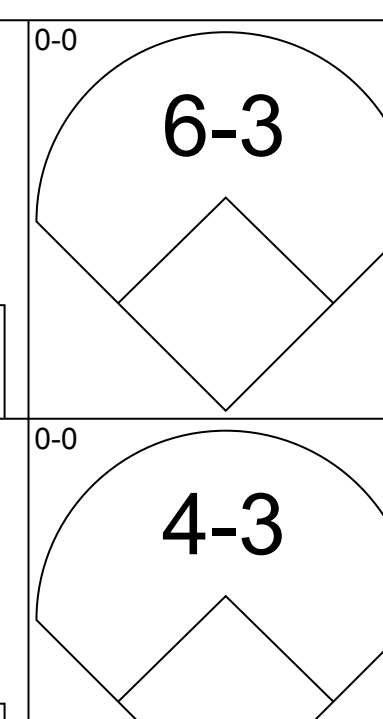
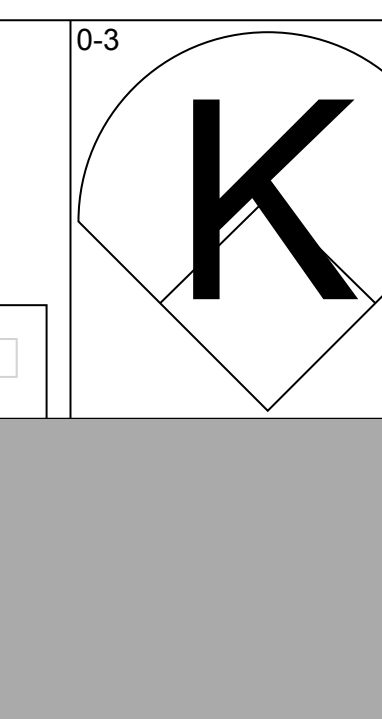
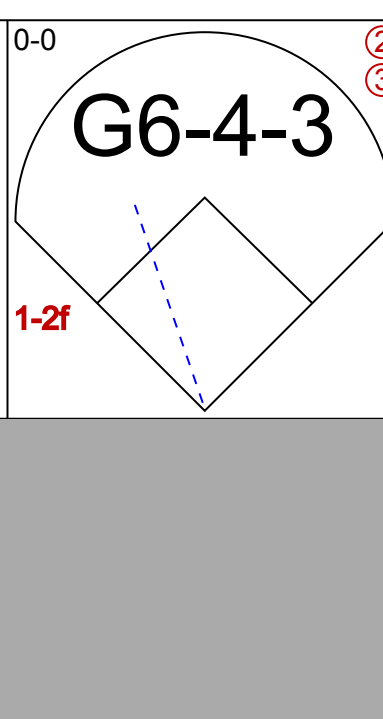
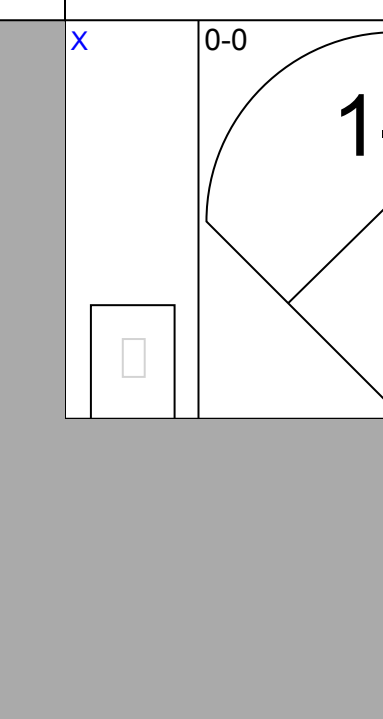
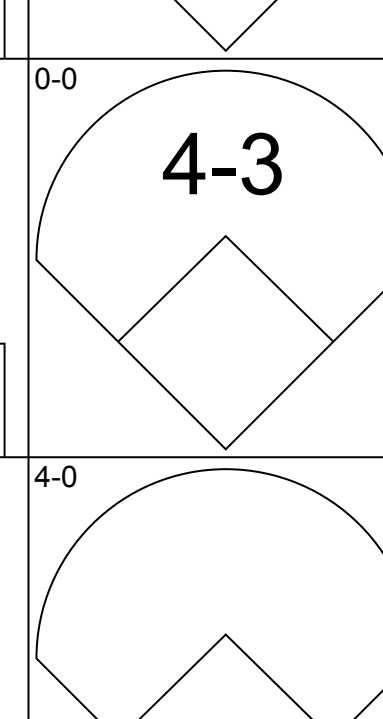
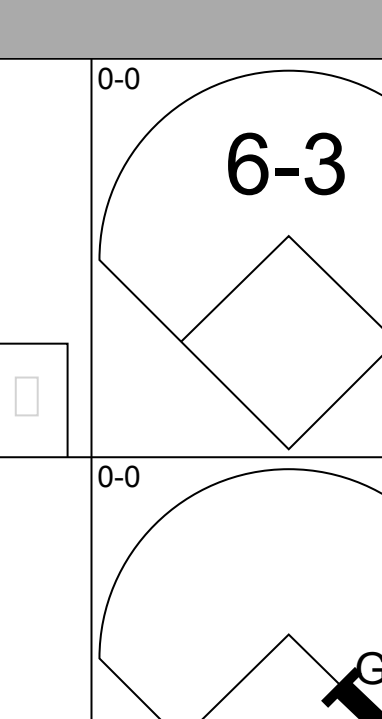
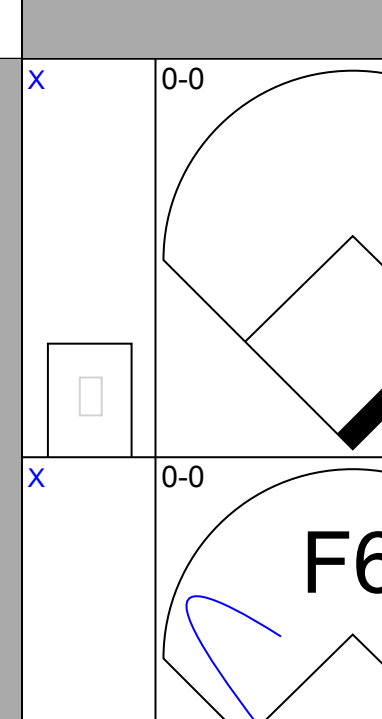
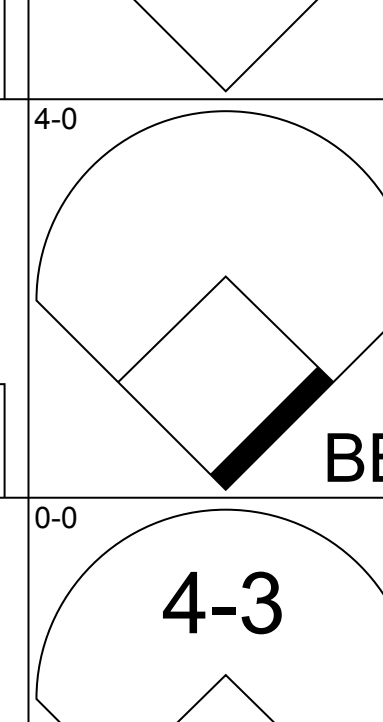
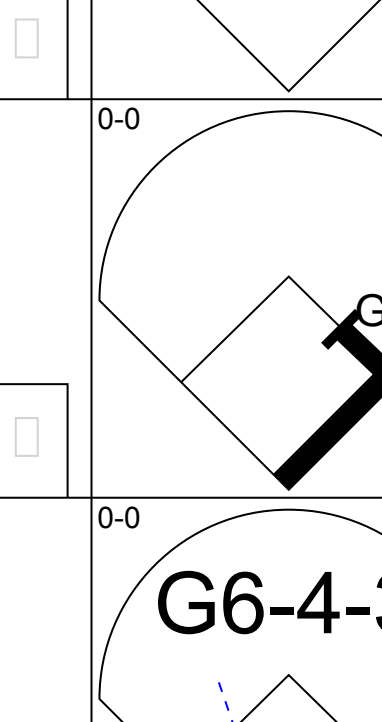
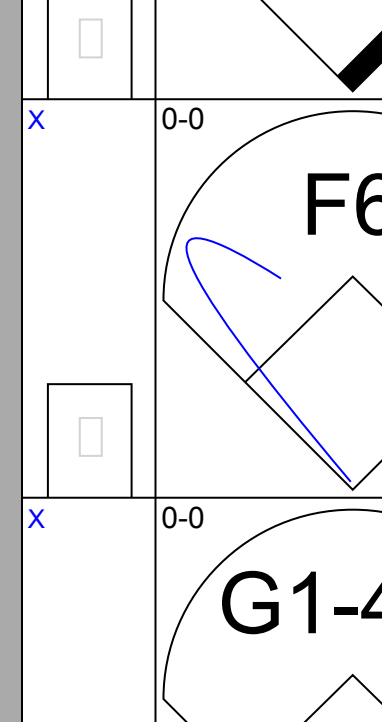
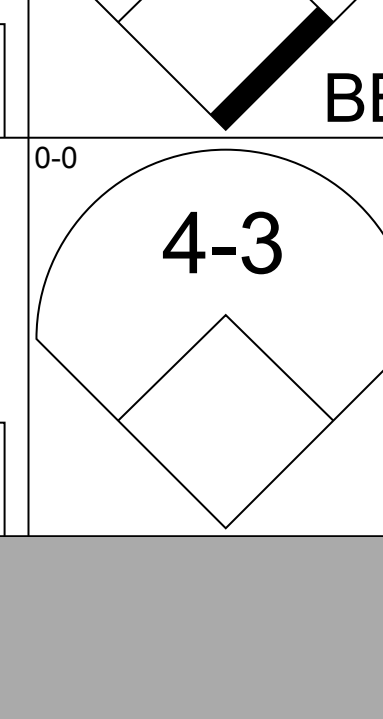
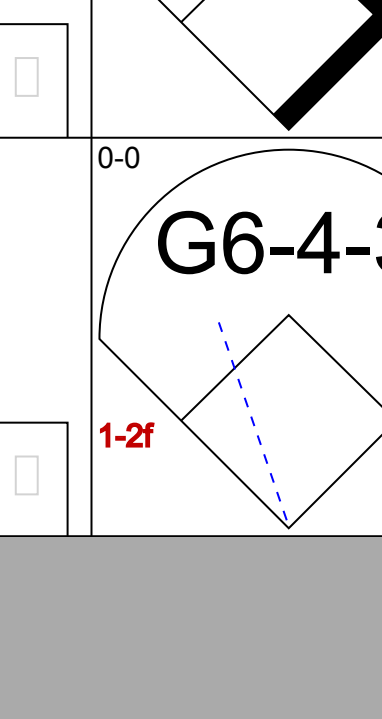
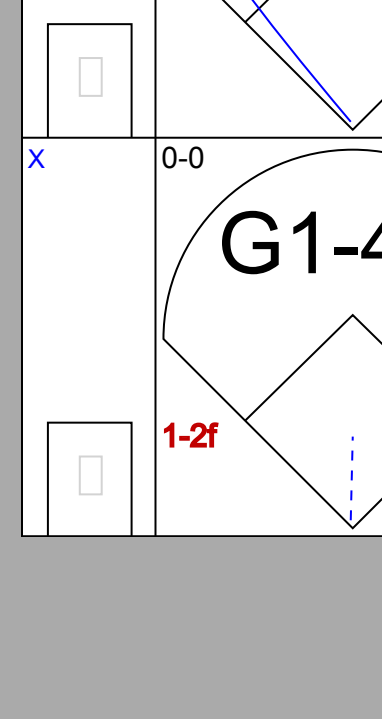
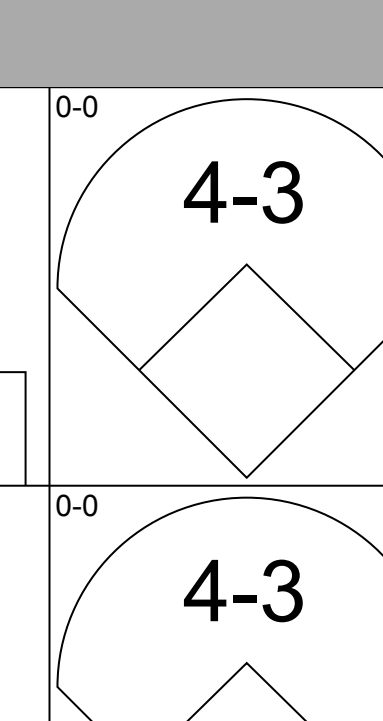
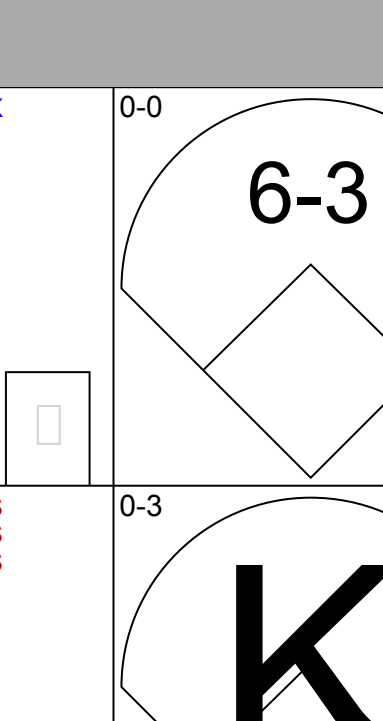
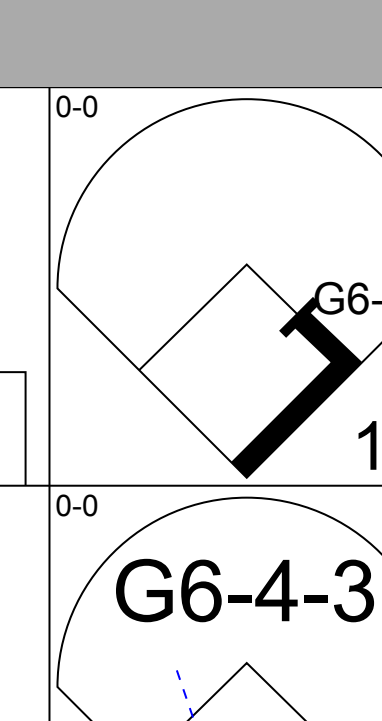
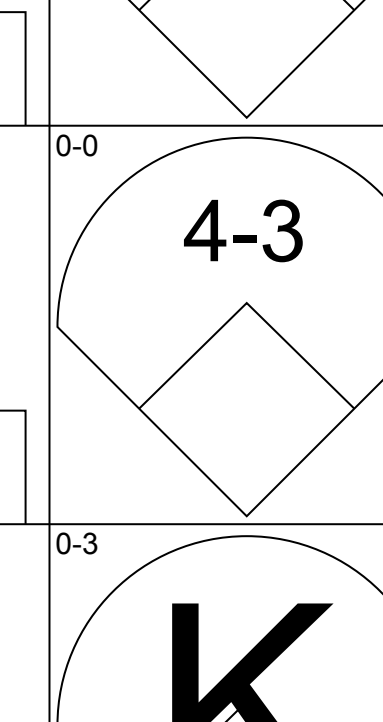
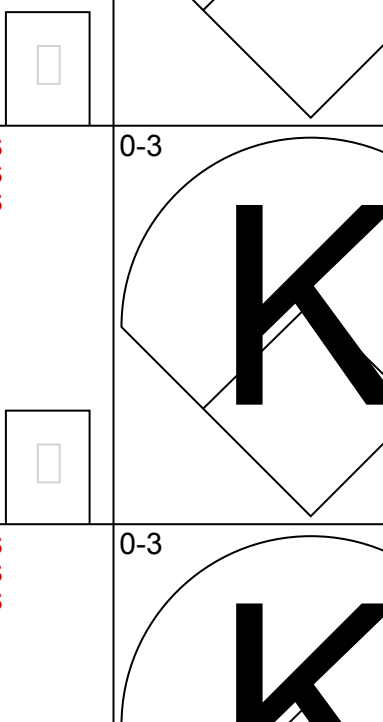
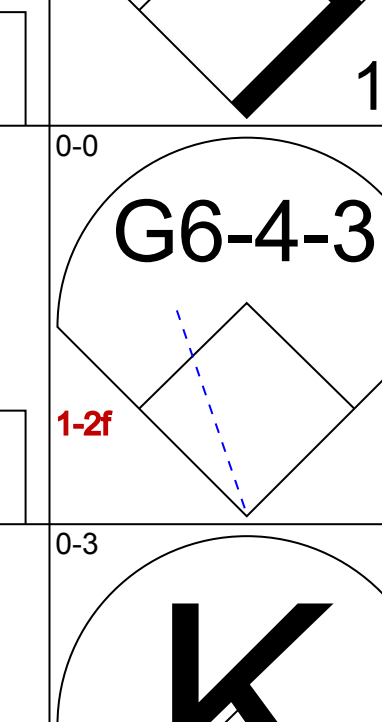
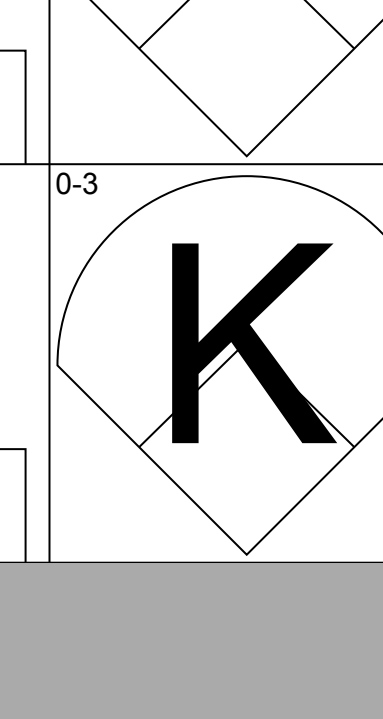
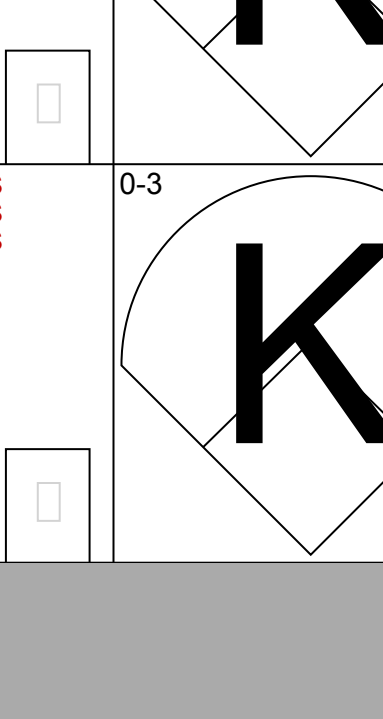
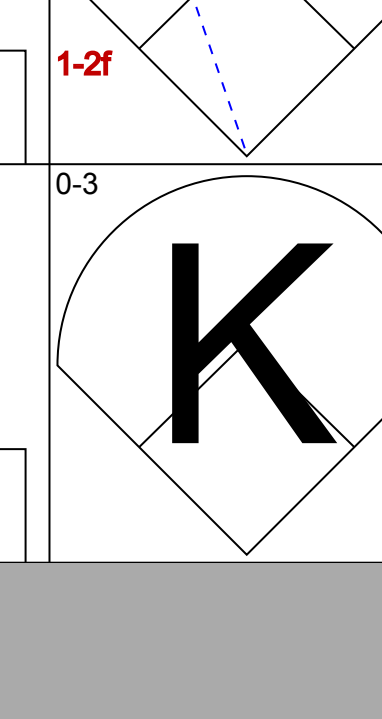
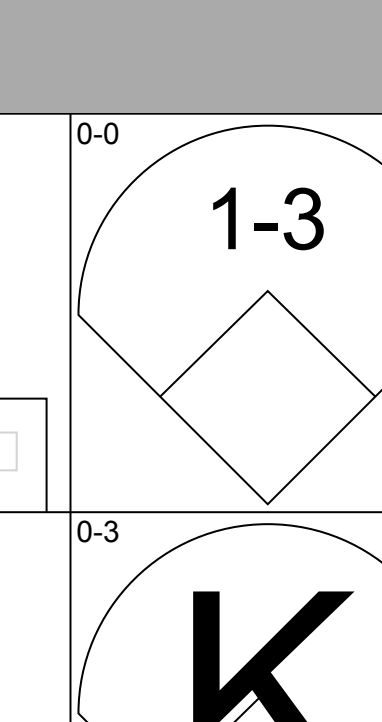
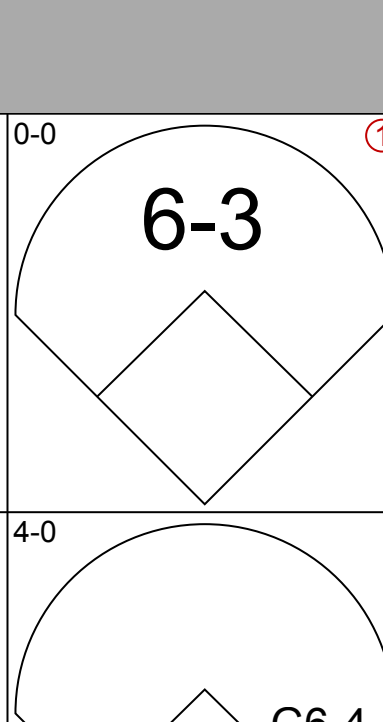
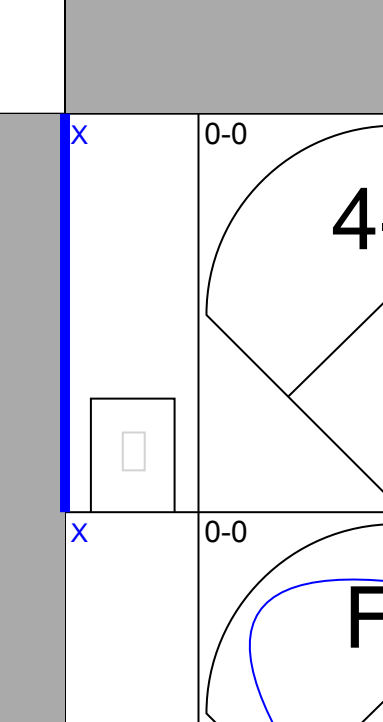
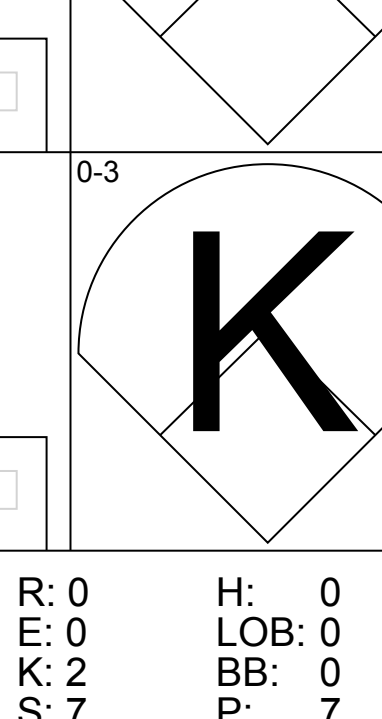
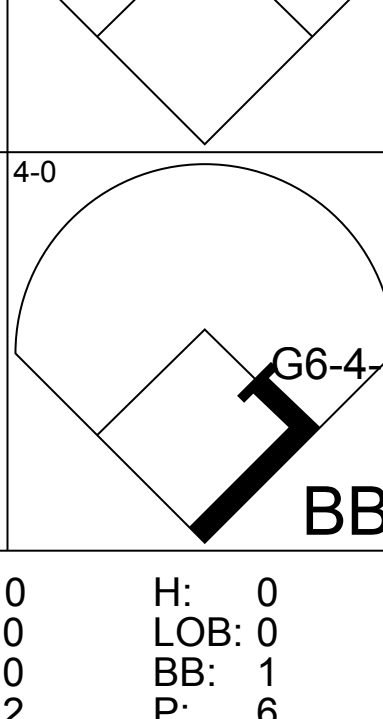
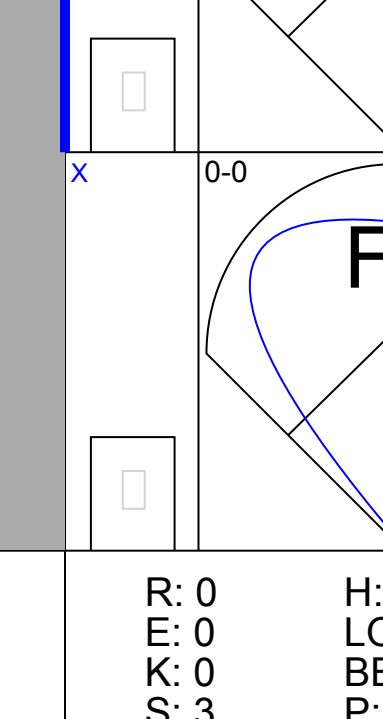
Batter	1	2	3	4	5	6	7	8	9	AB	R	H	RBI	BB	SO	LOB	BOTTOM									
Ron Jackson, R OBP: 0.278, SLG: 0.339 (7, 7)	F4		SF9		FC5-4				6-3	3	0	0	1	0	0	2	Seattle Mariners @ Minnesota Twins Metropolitan Stadium, Bloomington, MI Mon Jul 14 1980, 4:33 AM EDT Att: 11,060 - Unknown - 92 F AB 30 R 5 H 8 RBI 4 BB 3 SO 1 LOB 13 									
Ken Landreaux, L OBP: 0.350, SLG: 0.420 (1, 8)	4-3		F7		3-1				1-3	4	0	0	0	0	0	3										
Jose Morales, R OBP: 0.393, SLG: 0.536 (1, 10)	5-3				5-3				E5	3	1	0	0	1	0	0										
Pete Mackanin, R OBP: 0.321, SLG: 0.353 (1, 6)		F8			6-3				F8	4	0	1	0	0	0	1										
Dave Edwards, R OBP: 0.287, SLG: 0.339 (7, 9)					F6				K	4	0	2	0	0	1	1										
Butch Wynegar, S OBP: 0.353, SLG: 0.378 (1, 2)		G4-6-3							K	3	1	0	1	1	0	4										
John Castino, R OBP: 0.333, SLG: 0.435 (1, 5)									G6-3	3	3	2	1	1	0	2										
Hosken Powell, L OBP: 0.307, SLG: 0.328 Mike Cubbage, L OBP: 0.310, SLG: 0.373 Bombo Rivera, R OBP: 0.353, SLG: 0.588 (9, PH)									SH3-4	1	0	1	0	0	0	0										
Rob Wilfong, L OBP: 0.299, SLG: 0.320 (1, 4)									G3	3	0	2	1	0	0	0										
Inning Stats	R: 0 E: 0 K: 0 S: 3	H: 0 LOB: 0 BB: 0 P: 3	R: 0 E: 0 K: 0 S: 3	H: 1 LOB: 0 BB: 0 P: 3	R: 1 E: 0 K: 0 S: 5	H: 2 LOB: 1 BB: 0 P: 5	R: 0 E: 0 K: 0 S: 3	H: 0 LOB: 0 BB: 0 P: 3	R: 0 E: 0 K: 0 S: 3	H: 0 LOB: 0 BB: 0 P: 3	R: 2 E: 0 K: 0 S: 3	H: 1 LOB: 1 BB: 2 P: 12	R: 1 E: 1 K: 0 S: 5	H: 2 LOB: 1 BB: 0 P: 5	R: 0 E: 0 K: 1 S: 5	H: 0 LOB: 1 BB: 1 P: 9		R: 0 E: 0 K: 0 S: 4	H: 0 LOB: 1 BB: 0 P: 4	R: 1 E: 0 K: 0 S: 4	H: 1 LOB: 0 BB: 0 P: 4	1B: 7 2B: 0 3B: 0 HR: 1	SF: 1 SAC: 2 DP: 3 HBP: 1	WP: 0 PB: 0 SB: 0 CS: 0	PA: 37	
PITCHER	IP	WLS	BF	H	R	ER	SO	BB	IBB	HBP	BLK	WP	HR	S	P	ERA	WHIP									
Rick Honeycutt, L ERA: 3.91 Byron McLoughlin, R ERA: 6.22 Dave Roberts, L ERA: 4.77	(1, 1)	5.0	W	23	6	4	3	0	2	0	0	0	0	1	20	29	5.40	1.600								
Byron McLoughlin, R ERA: 6.22	(6, 1)	3.0		11	2	1	1	1	1	0	0	0	0	1	12	16	3.00	1.000								
Dave Roberts, L ERA: 4.77	(9, 1)	1.0	S	3	0	0	0	0	0	0	0	0	0	0	3	3	0.00	0.000								

Batter	1	2	3	4	5	6	7	8	9	AB	R	H	RBI	BB	SO	LOB	TOP										
Alfredo Griffin, S OBP: 0.276, SLG: 0.343 (1, 6)										4	0	0	0	0	1	1											
Damaso Garcia, R OBP: 0.300, SLG: 0.424 (1, 4)										4	0	0	0	0	0	1											
John Mayberry, L OBP: 0.370, SLG: 0.493 (1, 3)										4	2	3	3	0	0	0											
Otto Velez, R OBP: 0.381, SLG: 0.509 (1, 10)										4	0	0	0	0	0	1											
Roy Howell, L OBP: 0.322, SLG: 0.390 (1, 5)										3	1	1	1	1	0	0											
Al Woods, L OBP: 0.366, SLG: 0.466 (1, 7)										4	0	2	0	0	0	1											
Barry Bonnell, R OBP: 0.308, SLG: 0.411 (1, 8)										3	0	0	0	1	1	3											
Lloyd Moseby, L OBP: 0.273, SLG: 0.346 (1, 9)										4	0	0	0	0	0	3											
Ernie Whitt, L OBP: 0.274, SLG: 0.311 (1, 2)										3	2	2	1	0	0	0											
Inning Stats	R: 0 E: 0 K: 1 S: 5	H: 0 LOB: 0 BB: 0 P: 5	R: 1 E: 0 K: 0 S: 5	H: 2 LOB: 1 BB: 0 P: 5	R: 2 E: 0 K: 0 S: 5	H: 2 LOB: 0 BB: 0 P: 5	R: 0 E: 0 K: 0 S: 3	H: 1 LOB: 0 BB: 0 P: 3	R: 0 E: 0 K: 0 S: 3	H: 0 LOB: 0 BB: 0 P: 3	R: 0 E: 0 K: 0 S: 3	H: 0 LOB: 1 BB: 1 P: 7	R: 2 E: 0 K: 0 S: 5	H: 2 LOB: 0 BB: 0 P: 5	R: 0 E: 0 K: 1 S: 5	H: 0 LOB: 1 BB: 1 P: 9	1B: 4 2B: 0 3B: 0 HR: 4	SF: 0 SAC: 0 DP: 1 HBP: 0	WP: 0 PB: 0 SB: 0 CS: 1	PA: 35							
PITCHER	IP	WLS	BF	H	R	ER	SO	BB	IBB	HBP	BLK	WP	HR	S	P	ERA	WHIP										
Glenn Abbott, R ERA: 3.42 (1, 1)	7.2	L	30	8	5	5	1	1	0	0	0	0	4	31	35	5.87	1.174										
Dave Heaverlo, R ERA: 3.64 (8, 1)	1.1		5	0	0	0	1	1	0	0	0	0	0	6	10	0.00	0.750										

Toronto Blue Jays @ Seattle Mariners
The Kingdome, Seattle, WA
Wed Jul 16 1980, 10:05 PM EDT
Att: 5,644 - Dome

AB	33
R	5
H	8
RBI	5
BB	2
SO	2
LOB	10



Batter	1	2	3	4	5	6	7	8	9	AB	R	H	RBI	BB	SO	LOB	BOTTOM										
Julio Cruz, S OBP: 0.325, SLG: 0.279 (1, 4)										4	0	0	0	0	1	1											
Jim Anderson, R OBP: 0.310, SLG: 0.354 (1, 5)										3	0	1	0	0	0	0											
Bruce Bochte, L OBP: 0.366, SLG: 0.439 (1, 3)										2	0	1	0	1	0	1											
Willie Horton, R OBP: 0.321, SLG: 0.319 (1, 10)										3	0	0	0	0	0	3											
Dan Meyer, L OBP: 0.344, SLG: 0.436 (1, 7)										3	0	1	0	0	0	0											
Tom Paciorek, R OBP: 0.357, SLG: 0.530 (1, 9)										3	0	0	0	0	1	1											
Juan Beniquez, R OBP: 0.272, SLG: 0.359 (1, 8)										3	0	0	0	0	3	0											
Mario Mendoza, R OBP: 0.316, SLG: 0.363 Joe Simpson, L (9, PH) OBP: 0.326, SLG: 0.349 (1, 6)										2	0	0	0	0	0	0											
Marc Hill, R OBP: 0.173, SLG: 0.180 (1, 2)										2	0	0	0	1	1	0											
Inning Stats	R: 0 E: 0 K: 0 S: 3	H: 0 LOB: 1 BB: 1 P: 7	R: 0 E: 0 K: 1 S: 5	H: 0 LOB: 0 BB: 0 P: 5	R: 0 E: 0 K: 2 S: 7	H: 0 LOB: 0 BB: 0 P: 7	R: 0 E: 0 K: 0 S: 3	H: 1 LOB: 0 BB: 0 P: 3	R: 0 E: 0 K: 2 S: 7	H: 0 LOB: 0 BB: 0 P: 7	R: 0 E: 0 K: 0 S: 2	H: 0 LOB: 1 BB: 1 P: 6	R: 0 E: 0 K: 1 S: 5	H: 1 LOB: 0 BB: 0 P: 5	R: 0 E: 0 K: 0 S: 3	H: 0 LOB: 0 BB: 0 P: 3	1B: 3 2B: 0 3B: 0 HR: 0	SF: 0 SAC: 0 DP: 4 HBP: 0	WP: 0 PB: 0 SB: 0 CS: 0	PA: 28							
PITCHER	IP	WLS	BF	H	R	ER	SO	BB	IBB	HBP	BLK	WP	HR	S	P	ERA	WHIP										
Dave Stieb, R ERA: 2.78 (1, 1)	9.0	W	28	3	0	0	6	2	0	0	0	0	0	38	46	0.00	0.556										

Toronto Blue Jays @ Seattle Mariners
The Kingdome, Seattle, WA
Wed Jul 16 1980, 10:05 PM EDT
Att: 5,644 - Dome


AB	26
R	0
H	3
RBI	0
BB	2
SO	6
LOB	6



Batter	1	2	3	4	5	6	7	8	9	AB	R	H	RBI	BB	SO	LOB	TOP								
Rick Peters, S OBP: 0.399, SLG: 0.411 (1,8)	F7	FC6-4 1B		K			PB S BB		6-3	4	0	1	0	1	1	1									
Lou Whitaker, L OBP: 0.337, SLG: 0.258 (1,4)	1B	FC6-4 1-2		K			B1		F7	5	1	1	0	0	1	3									
Steve Kemp, L OBP: 0.388, SLG: 0.417 (1,7)	BB E 1B		FC4-6 1B SF8	4-3			K		K	4	2	2	1	0	1	2									
Richie Hebner, L OBP: 0.363, SLG: 0.475 (1,3)	E 1B BB		FC4-6 1B			K			G3	3	1	1	0	1	1	1									
Champ Summers, L OBP: 0.315, SLG: 0.487 (1,10)	E7 1B		FC4-6 1B			K				3	1	1	1	0	1	2									
Jack Morris, R (8, PR)	1-3 2H 1B		1-2 2-3			K			E HBP	0	0	0	0	0	0	0									
Al Cowens, R OBP: 0.318, SLG: 0.337 (1,9)	2H 3H 1B		SF8			K			K	3	0	1	3	0	2	1									
Lance Parrish, R OBP: 0.218, SLG: 0.308 (2,2)	F9		FC5-4 1B			K			K	1	0	0	0	0	0	0									
Duffy Dyer, R OBP: 0.218, SLG: 0.308 (2,2)						K			K	3	0	1	0	0	2	2									
Tom Brookens, R OBP: 0.329, SLG: 0.408 (1,5)		F9	FC5-4			K			5-3	4	0	0	0	0	1	4									
Mark Wagner, R OBP: 0.261, SLG: 0.190 (1,6)		4-3				6-3			6-3	4	0	1	0	0	0	0									
Inning Stats	R: 4 E: 1 K: 0 S: 6	H: 4 LOB: 0 BB: 1 P: 10	R: 0 E: 0 K: 0 S: 4	H: 1 LOB: 1 BB: 0 P: 4	R: 1 E: 0 K: 0 S: 6	H: 3 LOB: 2 BB: 0 P: 6	R: 0 E: 0 K: 2 S: 8	H: 1 LOB: 1 BB: 0 P: 8	R: 0 E: 0 K: 3 S: 9	H: 0 LOB: 0 BB: 0 P: 9	R: 0 E: 0 K: 2 S: 7	H: 0 LOB: 0 BB: 0 P: 7	R: 0 E: 0 K: 1 S: 5	H: 0 LOB: 1 BB: 1 P: 9	R: 0 E: 1 K: 2 S: 7	H: 0 LOB: 0 BB: 0 P: 8	R: 0 E: 0 K: 0 S: 3	H: 0 LOB: 0 BB: 0 P: 3	1B: 8 2B: 1 3B: 0 HR: 0	SF: 1 SAC: 0 DP: 0 HBP: 1	WP: 1 PB: 1 SB: 1 CS: 0	PA: 38			
PITCHER	IP	WLS	BF	H	R	ER	SO	BB	IBB	HBP	BLK	WP	HR	S	P	ERA	WHIP								
Mike Parrott, R ERA: 8.04 (1,1)	1.0	L	7	4	4	3	0	1	0	0	0	0	0	6	10	27.00	5.000								
Dave Roberts, L ERA: 4.5 (2,1)	3.2		16	5	1	1	4	0	0	0	0	1	0	24	24	2.46	1.364								
Dave Heaverlo, R ERA: 3.55 (5,1)	3.1		12	0	0	0	6	1	0	1	0	0	0	22	27	0.00	0.300								
Rob Dressler, R ERA: 4.95 (9,1)	1.0		3	0	0	0	0	0	0	0	0	0	0	3	3	0.00	0.000								

Detroit Tigers @ Seattle Mariners
The Kingdome, Seattle, WA
Sun Jul 20 1980, 10:05 PM EDT
Att: 7,583 - Unknown


AB 34
R 5
H 9
RBI 5
BB 2
SO 10
LOB 16



Batter	1	2	3	4	5	6	7	8	9	AB	R	H	RBI	BB	SO	LOB	BOTTOM								
Larry Milbourne, S OBP: 0.305, SLG: 0.336 (1,4)	WP 2B		F3		F8			6-3		4	0	1	0	0	0	0									
Mario Mendoza, R OBP: 0.306, SLG: 0.342 (1,6)	K		F3			F7		F8		4	0	0	0	0	1	1									
Dan Meyer, L OBP: 0.347, SLG: 0.438 (1,7)	F4					FC6-4 1B		K		4	0	2	0	0	1	1									
Willie Horton, R OBP: 0.338, SLG: 0.345 (1,10)	F9		F6			FC6-4 1-2			F4	4	0	0	0	0	0	3									
Tom Paciorek, R OBP: 0.340, SLG: 0.513 (1,3)		F9 WP PB 1B			F7			F7		4	1	1	0	0	0	1									
Leon Roberts, R OBP: 0.319, SLG: 0.443 (1,9)		F9		B2-3		FC4-6 1B			HR	4	1	2	1	0	0	1									
Ted Cox, R OBP: 0.287, SLG: 0.297 (1,5)				5-3		FC4-6 1-2			F9	4	0	1	0	0	0	1									
Joe Simpson, L OBP: 0.328, SLG: 0.352 (1,8)		K			F7			F8		3	0	0	0	0	1	2									
Larry Cox, R OBP: 0.249, SLG: 0.298 (1,2)		F3			6-3			F4		3	0	0	0	0	0	2									
Inning Stats	R: 0 E: 0 K: 1 S: 6	H: 1 LOB: 1 BB: 0 P: 6	R: 1 E: 0 K: 1 S: 7	H: 2 LOB: 0 BB: 0 P: 7	R: 0 E: 0 K: 0 S: 4	H: 1 LOB: 0 BB: 0 P: 4	R: 0 E: 0 K: 0 S: 3	H: 0 LOB: 0 BB: 0 P: 3	R: 0 E: 0 K: 0 S: 4	H: 1 LOB: 1 BB: 0 P: 4	R: 0 E: 0 K: 1 S: 5	H: 0 LOB: 0 BB: 0 P: 5	R: 0 E: 0 K: 0 S: 4	H: 1 LOB: 0 BB: 0 P: 4	R: 1 E: 0 K: 0 S: 4	H: 1 LOB: 0 BB: 0 P: 4	1B: 4 2B: 2 3B: 0 HR: 1	SF: 0 SAC: 0 DP: 0 HBP: 0	WP: 2 PB: 1 SB: 0 CS: 0	PA: 34					
PITCHER	IP	WLS	BF	H	R	ER	SO	BB	IBB	HBP	BLK	WP	HR	S	P	ERA	WHIP								
Dan Schatzeder, L ERA: 4.9 (1,1)	9.0	W	34	7	2	2	3	0	0	0	0	2	1	40	40	2.00	0.778								

Detroit Tigers @ Seattle Mariners
The Kingdome, Seattle, WA
Sun Jul 20 1980, 10:05 PM EDT
Att: 7,583 - Unknown

AB 34
R 2
H 7
RBI 1
BB 0
SO 3
LOB 12



Batter	1	2	3	4	5	6	7	8	9	AB	R	H	RBI	BB	SO	LOB	TOP			
Miguel Dilone, S OBP: 0.371, SLG: 0.410 (1, 7)										4	0	1	0	0	1	0	Cleveland Indians @ Seattle Mariners The Kingdome, Seattle, WA Mon Jul 21 1980, 10:05 PM EDT Att: 5,050 - Dome			
Jorge Orta, L OBP: 0.407, SLG: 0.399 (1, 9)										3	0	2	0	1	0	0				
Mike Hargrove, L OBP: 0.306, SLG: 0.410 (1, 3)										3	0	1	0	1	0	3				
Toby Harrah, R OBP: 0.378, SLG: 0.376 Dave Rosello, R OBP: 0.250, SLG: 0.310 (8, 5)										3	0	0	0	1	0	5				
Ron Hassey, L OBP: 0.362, SLG: 0.394 (1, 2)										3	0	0	0	1	0	4				
Joe Charboneau, R OBP: 0.347, SLG: 0.439 (1, 10)										4	0	0	0	0	1	3				
Jack Brohamer, L OBP: 0.304, SLG: 0.306 (1, 4)										4	0	1	0	0	0	0				
Rick Manning, L OBP: 0.323, SLG: 0.243 (1, 8)										4	0	0	0	0	0	1				
Jerry Dybzinski, R OBP: 0.245, SLG: 0.294 Alan Bannister, R OBP: 0.271, SLG: 0.268 (7, PH)										2	0	0	0	0	0	1				
Inning Stats	R: 0 E: 0 K: 1 S: 6	H: 1 LOB: 2 BB: 1 P: 10	R: 0 E: 0 K: 0 S: 4	H: 1 LOB: 1 BB: 0 P: 4	R: 0 E: 0 K: 0 S: 3	H: 0 LOB: 1 BB: 1 P: 7	R: 0 E: 0 K: 0 S: 3	H: 0 LOB: 0 BB: 0 P: 3	R: 0 E: 0 K: 0 S: 3	H: 1 LOB: 2 BB: 2 P: 11	R: 0 E: 0 K: 0 S: 3	H: 0 LOB: 0 BB: 0 P: 3	R: 0 E: 0 K: 0 S: 5	H: 2 LOB: 2 BB: 0 P: 5	R: 0 E: 0 K: 1 S: 5	H: 0 LOB: 0 BB: 0 P: 5	1B: 5 2B: 0 3B: 0 HR: 0	SF: 0 SAC: 0 DP: 1 HBP: 0	WP: 0 PB: 0 SB: 0 CS: 0	PA: 35
PITCHER Glenn Abbott, R ERA: 3.17 (1, 1)	IP: 9.0 WLS: W BF: 35 H: 5 R: 0 ER: 0 SO: 2 BB: 4 IBB: 0 HBP: 0 BLK: 0 WP: 0 HR: 0 S: 35 P: 51 ERA: 0.00 WHIP: 1.000															PITCHER				

Batter	1	2	3	4	5	6	7	8	9	AB	R	H	RBI	BB	SO	LOB	BOTTOM			
Julio Cruz, S OBP: 0.330, SLG: 0.269 (1, 4)										3	2	1	0	2	0	0	Cleveland Indians @ Seattle Mariners The Kingdome, Seattle, WA Mon Jul 21 1980, 10:05 PM EDT Att: 5,050 - Dome			
Joe Simpson, L OBP: 0.323, SLG: 0.346 (1, 8)										3	1	0	0	0	2	2				
Bruce Bochte, L OBP: 0.366, SLG: 0.446 (1, 3)										4	2	3	3	0	0	1				
Willie Horton, R OBP: 0.332, SLG: 0.338 (1, 10)										4	0	0	0	0	0	3				
Dan Meyer, L OBP: 0.345, SLG: 0.435 (1, 7)										4	1	1	0	0	0	2				
Tom Paciorek, R OBP: 0.347, SLG: 0.527 (1, 9)										3	1	2	3	1	1	0				
Ted Cox, R OBP: 0.292, SLG: 0.301 (1, 5)										4	0	2	1	0	0	1				
Marc Hill, R OBP: 0.179, SLG: 0.262 (1, 2)										4	0	1	0	0	0	3				
Mario Mendoza, R OBP: 0.299, SLG: 0.333 (1, 6)										4	0	0	0	0	0	1				
Inning Stats	R: 3 E: 0 K: 0 S: 7	H: 4 LOB: 2 BB: 1 P: 11	R: 0 E: 0 K: 0 S: 3	H: 0 LOB: 0 BB: 0 P: 3	R: 0 E: 0 K: 1 S: 6	H: 1 LOB: 1 BB: 0 P: 6	R: 4 E: 1 K: 0 S: 8	H: 4 LOB: 1 BB: 0 P: 8	R: 0 E: 0 K: 0 S: 3	H: 0 LOB: 1 BB: 1 P: 7	R: 0 E: 0 K: 0 S: 3	H: 0 LOB: 0 BB: 0 P: 3	R: 0 E: 0 K: 0 S: 3	H: 0 LOB: 0 BB: 0 P: 3	R: 0 E: 0 K: 0 S: 3	H: 0 LOB: 0 BB: 0 P: 3	1B: 7 2B: 2 3B: 0 HR: 1	SF: 0 SAC: 1 DP: 1 HBP: 0	WP: 0 PB: 0 SB: 1 CS: 0	PA: 37
PITCHER Wayne Garland, R ERA: 3.84 Mike Stanton, R ERA: 5.09 Sid Monge, L ERA: 3.24	IP: 4.2 WLS: L BF: 25 H: 10 R: 7 ER: 4 SO: 1 BB: 1 IBB: 0 HBP: 0 BLK: 0 WP: 0 HR: 1 S: 26 P: 30 ERA: 7.71 WHIP: 2.357															PITCHER				

Batter	1	2	3	4	5	6	7	8	9	AB	R	H	RBI	BB	SO	LOB	TOP			
Miguel Dilone, S OBP: 0.365, SLG: 0.403 (1, 8)	1-3	L8			F8		4-3			4	0	0	0	0	0	2	Cleveland Indians @ Seattle Mariners The Kingdome, Seattle, WA Tue Jul 22 1980, 10:05 PM EDT Att: 5,727 - Dome			
Jorge Orta, L OBP: 0.406, SLG: 0.395 (1, 9)	E6 1B 3B				F8			4-3		3	1	0	0	1	0	0				
Mike Hargrove, L OBP: 0.305, SLG: 0.408 (1, 3)	3-1 3B 1B				4-3			F6		4	1	1	0	0	0	2				
Toby Harrah, R OBP: 0.380, SLG: 0.382 (1, 5)	1B 3B			L7		K		WP 1B BB		3	1	1	2	1	1	0				
Joe Charboneau, R OBP: 0.352, SLG: 0.444 Rick Manning, L OBP: 0.323, SLG: 0.243 (1, 7) (8, 8)	WP 1B 1B			F5		G1-6-3 1B		WP 1B		4	1	3	1	0	0	0				
Bo Diaz, R OBP: 0.330, SLG: 0.439 (1, 2)	G6-4-3 1B			1-3		G1-6-3 1-2		4-3		4	0	1	1	0	0	3				
Gary Alexander, R OBP: 0.259, SLG: 0.368 (1, 10)	G6-4-3 1-2			K				K		4	0	0	0	0	3	1				
Alan Bannister, R OBP: 0.276, SLG: 0.294 (1, 4)				F7				F8		4	0	2	0	0	0	0				
Jerry Dybzinski, R OBP: 0.238, SLG: 0.286 (1, 6)	F4			6-3				K		4	0	0	0	0	2	2				
Inning Stats	R: 4 E: 1 K: 0 S: 7	H: 4 LOB: 0 BB: 0 P: 7	R: 0 E: 0 K: 0 S: 4	H: 1 LOB: 2 BB: 1 P: 8	R: 0 E: 0 K: 0 S: 3	H: 0 LOB: 0 BB: 0 P: 3	R: 0 E: 0 K: 1 S: 5	H: 0 LOB: 0 BB: 0 P: 5	R: 0 E: 0 K: 0 S: 3	H: 0 LOB: 0 BB: 0 P: 3	R: 0 E: 0 K: 2 S: 8	H: 1 LOB: 1 BB: 0 P: 8	R: 0 E: 0 K: 0 S: 4	H: 1 LOB: 2 BB: 0 P: 8	R: 0 E: 0 K: 2 S: 7	H: 0 LOB: 0 BB: 0 P: 7		1B: 5 2B: 1 3B: 2 HR: 0	SF: 0 SAC: 0 DP: 2 HBP: 0	WP: 3 PB: 0 SB: 0 CS: 0
PITCHER Floyd Bannister, L ERA: 3.57 (1, 1)	IP: 9.0 WLS: L BF: 36 H: 8 R: 4 ER: 3 SO: 6 BB: 2 IBB: 0 HBP: 0 BLK: 0 WP: 2 HR: 0 S: 46 P: 54 ERA: 3.00 WHIP: 1.111															PITCHER				

AB	34
R	4
H	8
RBI	4
BB	2
SO	6
LOB	10



Batter	1	2	3	4	5	6	7	8	9	AB	R	H	RBI	BB	SO	LOB	BOTTOM			
Julio Cruz, S OBP: 0.329, SLG: 0.269 (1, 4)	F2			4-3		F7		1B		4	0	1	0	0	0	3	Cleveland Indians @ Seattle Mariners The Kingdome, Seattle, WA Tue Jul 22 1980, 10:05 PM EDT Att: 5,727 - Dome			
Joe Simpson, L OBP: 0.317, SLG: 0.339 (1, 8)	K			K		F7		4-3		4	0	0	0	0	2	4				
Bruce Bochte, L OBP: 0.362, SLG: 0.441 (1, 3)	K			K		G3		1-3		4	0	0	0	0	2	3				
Willie Horton, R OBP: 0.326, SLG: 0.332 (1, 10)				K		1-3		6-3		4	0	0	0	0	1	0				
Dan Meyer, L OBP: 0.341, SLG: 0.430 (1, 7)				6-3		F5		5-3		4	0	0	0	0	0	0				
Tom Paciorek, R OBP: 0.346, SLG: 0.529 (1, 9)				K		F3		2B		3	0	1	0	0	1	0				
Ted Cox, R OBP: 0.292, SLG: 0.302 (1, 5)				4-3		1B HBP 1B		K		3	0	1	0	0	1	1				
Jim Anderson, R OBP: 0.307, SLG: 0.340 (1, 6)				K		1B HBP		6-3		2	0	0	0	0	1	0				
Marc Hill, R OBP: 0.186, SLG: 0.265 (1, 2)				6-3		1-2 2-3 1B		6-3		3	0	1	0	0	0	0				
Inning Stats	R: 0 E: 0 K: 2 S: 7	H: 0 LOB: 0 BB: 0 P: 7	R: 0 E: 0 K: 2 S: 7	H: 0 LOB: 0 BB: 0 P: 7	R: 0 E: 0 K: 1 S: 5	H: 0 LOB: 0 BB: 0 P: 5	R: 0 E: 0 K: 2 S: 7	H: 0 LOB: 0 BB: 0 P: 7	R: 0 E: 0 K: 0 S: 3	H: 0 LOB: 0 BB: 0 P: 3	R: 0 E: 0 K: 0 S: 6	H: 1 LOB: 1 BB: 0 P: 6	R: 0 E: 0 K: 0 S: 4	H: 1 LOB: 1 BB: 0 P: 4	R: 0 E: 0 K: 0 S: 3	H: 0 LOB: 0 BB: 0 P: 3		1B: 3 2B: 1 3B: 0 HR: 0	SF: 0 SAC: 0 DP: 0 HBP: 1	WP: 0 PB: 0 SB: 0 CS: 0
PITCHER Len Barker, R ERA: 4.43 (1, 1)	IP: 9.0 WLS: W BF: 32 H: 4 R: 0 ER: 0 SO: 8 BB: 0 IBB: 0 HBP: 1 BLK: 0 WP: 0 HR: 0 S: 47 P: 48 ERA: 0.00 WHIP: 0.444															PITCHER				

AB	31
R	0
H	4
RBI	0
BB	0
SO	8
LOB	11



Batter	1	2	3	4	5	6	7	8	9	AB	R	H	RBI	BB	SO	LOB	TOP			
Julio Cruz, S OBP: 0.330, SLG: 0.266 (1,4)	0-0 SH3-4 1B		0-3 K		0-0 F7			4-0 FC6-4 BB		3	1	1	0	1	1	1				
Larry Milbourne, S OBP: 0.308, SLG: 0.355 (1,6)	0-0 SH3-4 1-2		0-0 1-2-3		0-0 4-3			0-0 FC6-4 FC4-6		3	0	0	1	0	0	2				
Bruce Bochte, L OBP: 0.357, SLG: 0.441 (1,3)	0-0 F7		0-0 4-3		0-0 F8			0-0 FC4-6		4	0	0	1	0	0	2				
Dan Meyer, L OBP: 0.335, SLG: 0.421 (1,7)	0-0 2H 1B			0-0 F9		0-0 F8		0-0 K		4	0	1	1	0	1	1				
Tom Paciorek, R OBP: 0.337, SLG: 0.516 (1,9)	0-0 F9			0-0 5-3			0-0 F9		0-0 F9	4	0	0	0	0	0	1				
Willie Horton, R OBP: 0.321, SLG: 0.320 (1,10)		0-0 F8		0-0 5-3			0-0 F8		0-0 F9	4	0	0	0	0	0	0				
Ted Cox, R OBP: 0.289, SLG: 0.314 (1,5)		0-3 K			0-0 F9		0-0 1-3		0-3 K	4	0	0	0	0	2	0				
Joe Simpson, L OBP: 0.322, SLG: 0.341 (1,8)		4-0 BB			0-3 K			0-0 BB FC6-4 1B		2	1	1	0	1	1	0				
Bob Stinson, S OBP: 0.287, SLG: 0.276 (1,2)		0-0 1-3			0-0 1B			0-0 FC6-4 BB FC4-6 1B		3	1	2	0	0	0	1				
Inning Stats	R: 1 E: 0 K: 0 S: 5	H: 2 LOB: 1 BB: 0 P: 5	R: 0 E: 0 K: 1 S: 5	H: 0 LOB: 1 BB: 1 P: 9	R: 0 E: 0 K: 1 S: 5	H: 0 LOB: 0 BB: 0 P: 5	R: 0 E: 0 K: 0 S: 3	H: 0 LOB: 0 BB: 0 P: 3	R: 0 E: 0 K: 0 S: 3	H: 0 LOB: 0 BB: 0 P: 3	R: 0 E: 0 K: 0 S: 3	H: 0 LOB: 0 BB: 0 P: 3	R: 0 E: 0 K: 1 S: 7	H: 2 LOB: 1 BB: 1 P: 11	R: 0 E: 0 K: 1 S: 5	H: 0 LOB: 0 BB: 0 P: 5	1B: 5 2B: 0 3B: 0 HR: 0	SF: 0 SAC: 1 DP: 0 HBP: 0	WP: 0 PB: 0 SB: 0 CS: 0	PA: 34
PITCHER Jim Clancy, R ERA: 3.02 (1,1)	IP: 9.0 WLS: W BF: 34 H: 5 R: 3 ER: 3 SO: 5 BB: 2 IBB: 0 HBP: 0 BLK: 0 WP: 0 HR: 0 S: 42 P: 50 ERA: 3.00 WHIP: 0.778															PITCHER IP: WLS: BF: H: R: ER: SO: BB: IBB: HBP: BLK: WP: HR: S: P: ERA: WHIP:				

Seattle Mariners @ Toronto Blue Jays
Exhibition Stadium, Toronto, ON
Fri Jul 25 1980, 7:05 PM EDT
Att: 16,248 - Unknown - 79 F

AB 31
R 3
H 5
RBI 3
BB 2
SO 5
LOB 8



Batter	1	2	3	4	5	6	7	8	9	AB	R	H	RBI	BB	SO	LOB	BOTTOM			
Alfredo Griffin, S OBP: 0.279, SLG: 0.349 (1,6)	0-0 F9		0-0 F4		0-0 1H 3B	0-0 3H 2B		0-0 CS		4	0	2	2	0	0	0				
Al Woods, L OBP: 0.355, SLG: 0.492 (1,7)	0-0 HR		0-0 2B		0-0 S BB	0-0 G3		0-0 3H		3	1	2	1	1	0	1				
John Mayberry, L OBP: 0.354, SLG: 0.450 (1,3)	0-0 F2		0-0 F6		0-3 K		0-0 G3			4	0	0	0	0	1	3				
Otto Velez, R OBP: 0.380, SLG: 0.523 (1,10)	0-3 K			0-0 FC6-4 1B	4-0 IBB		0-3 K			3	0	1	0	1	2	0				
Roy Howell, L OBP: 0.326, SLG: 0.402 (1,5)		0-0 HR		0-0 FC6-4 WP	0-3 K		0-0 4-3			4	1	1	1	0	1	4				
Barry Bonnell, R OBP: 0.310, SLG: 0.413 (1,8)		0-0 6-3		0-0 5-3		0-0 SH5-4 SH1-4 1B		0-0 4-3		4	1	1	0	0	0	1				
Damaso Garcia, R OBP: 0.305, SLG: 0.422 (1,4)		0-0 F3		0-0 1-3		0-0 SH1-4 SH5-4 2B 1B		0-0 4-3 CS		4	1	2	0	0	0	1				
Lloyd Moseby, L OBP: 0.257, SLG: 0.344 (1,9)		0-3 K			0-0 F9		0-0 SH5-4		0-0 4-3	3	0	0	0	0	1	1				
Bob Bailor, R OBP: 0.297, SLG: 0.267 (9,9)					0-0 1-2 2-3		0-0 2-3		0-0 2-3	0	0	0	0	0	0	0				
Bob Davis, R OBP: 0.265, SLG: 0.325 (1,2)			0-0 6-3		4-0 3B BB		0-0 SH1-4		4-0 BB	1	1	0	1	2	0	0				
Inning Stats	R: 1 E: 0 K: 1 S: 6	H: 1 LOB: 0 BB: 0 P: 6	R: 1 E: 0 K: 1 S: 6	H: 1 LOB: 0 BB: 0 P: 6	R: 0 E: 0 K: 0 S: 4	H: 1 LOB: 1 BB: 0 P: 4	R: 0 E: 0 K: 0 S: 4	H: 1 LOB: 1 BB: 0 P: 4	R: 1 E: 0 K: 2 S: 8	H: 3 LOB: 3 BB: 3 P: 20	R: 2 E: 0 K: 0 S: 6	H: 0 LOB: 0 BB: 0 P: 6	R: 0 E: 0 K: 1 S: 5	H: 0 LOB: 0 BB: 0 P: 5	R: 0 E: 0 K: 0 S: 3	H: 1 LOB: 1 BB: 1 P: 7	1B: 3 2B: 3 3B: 1 HR: 2	SF: 0 SAC: 2 DP: 0 HBP: 0	WP: 1 PB: 0 SB: 1 CS: 1	PA: 37
PITCHER Rick Honeycutt, L ERA: 3.49 (1,1)	IP: 8.0 WLS: L BF: 36 H: 9 R: 5 ER: 5 SO: 5 BB: 3 IBB: 1 HBP: 0 BLK: 0 WP: 1 HR: 2 S: 42 P: 58 ERA: 5.62 WHIP: 1.500															PITCHER IP: WLS: BF: H: R: ER: SO: BB: IBB: HBP: BLK: WP: HR: S: P: ERA: WHIP:				

Seattle Mariners @ Toronto Blue Jays
Exhibition Stadium, Toronto, ON
Fri Jul 25 1980, 7:05 PM EDT
Att: 16,248 - Unknown - 79 F

AB 30
R 5
H 9
RBI 5
BB 4
SO 5
LOB 11



Batter	1	2	3	4	5	6	7	8	9	AB	R	H	RBI	BB	SO	LOB	TOP										
Julio Cruz, S OBP: 0.334, SLG: 0.264 (1, 4)	4-0 SH1-3 BB	4-0 1B BB		4-0 CS BB		0-0 F7			0-0 1-3	2	0	0	1	3	0	0											
Larry Milbourne, S OBP: 0.314, SLG: 0.368 (1, 6)	0-0 SH1-3	0-0 S 1B		0-0 CS	0-0 1B 2B	0-0 1-3			0-0 4-3	4	1	2	2	0	0	0											
Bruce Bochte, L OBP: 0.358, SLG: 0.443 (1, 3)	0-0 F7	0-3 K			0-0 1B 1B			0-3 K	0-0 2B	5	1	2	0	0	2	3											
Dan Meyer, L OBP: 0.337, SLG: 0.428 Leon Roberts, R OBP: 0.330, SLG: 0.444 (1, 7) (7, 7)	0-3 K		0-0 3B		0-0 1B			0-0 4-3	0-3 K	4	0	2	1	0	1	1											
Tom Paciorek, R OBP: 0.336, SLG: 0.512 (1, 9)		0-0 5-3	0-0 5-3		0-0 1B			0-0 F8		4	1	1	1	0	0	1											
Willie Horton, R OBP: 0.324, SLG: 0.336 (1, 10)		0-0 1B BB 1B	0-0 5-3		0-0 HR			0-0 5-3		4	2	2	2	0	0	1											
Ted Cox, R OBP: 0.288, SLG: 0.313 (1, 5)		0-0 BB 1B 1B	0-0 L1		0-0 5-3			0-0 F7		4	1	1	0	0	0	1											
Joe Simpson, L OBP: 0.325, SLG: 0.349 (1, 8)		0-0 BB 1B 1B		0-3 K	0-0 F8			0-0 2B		4	1	2	0	0	1	0											
Bob Stinson, S OBP: 0.277, SLG: 0.265 (1, 2)	0-0 F7			0-3 K		0-0 F7		0-0 5-3		4	0	0	0	0	1	4											
Inning Stats	R: 0 E: 0 K: 1 S: 5	H: 0 LOB: 1 BB: 1 P: 9	R: 3 E: 0 K: 1 S: 9	H: 4 LOB: 2 BB: 1 P: 13	R: 0 E: 0 K: 0 S: 4	H: 1 LOB: 1 BB: 0 P: 4	R: 0 E: 0 K: 2 S: 6	H: 0 LOB: 0 BB: 1 P: 10	R: 4 E: 0 K: 0 S: 7	H: 5 LOB: 0 BB: 0 P: 7	R: 0 E: 0 K: 0 S: 3	H: 0 LOB: 0 BB: 0 P: 3	R: 0 E: 0 K: 1 S: 5	H: 0 LOB: 0 BB: 0 P: 5	R: 0 E: 0 K: 0 S: 4	H: 1 LOB: 1 BB: 0 P: 4	R: 0 E: 0 K: 1 S: 6	H: 1 LOB: 1 BB: 0 P: 6	1B: 7 2B: 3 3B: 1 HR: 1	SF: 0 SAC: 1 DP: 0 HBP: 0	WP: 0 PB: 0 SB: 1 CS: 1	PA: 41					
PITCHER	IP	WLS	BF	H	R	ER	SO	BB	IBB	HBP	BLK	WP	HR	S	P	ERA	WHIP										
Dave Stieb, R ERA: 2.94 Mike Barlow, R ERA: 3.0	(1, 1) (5, 1)	4.1 4.2	L 16	24 2	10 0	7 0	7 0	4 2	3 0	0 0	0 0	0 0	0 0	1 20	29 20	41 0.00	3.000 0.429										

Seattle Mariners @ Toronto Blue Jays
Exhibition Stadium, Toronto, ON
Sat Jul 26 1980, 7:05 PM EDT
Unknown - 70 F

AB	36
R	7
H	12
RBI	7
BB	3
SO	6
LOB	12



Batter	1	2	3	4	5	6	7	8	9	AB	R	H	RBI	BB	SO	LOB	BOTTOM										
Alfredo Griffin, S OBP: 0.278, SLG: 0.348 (1, 6)	0-0 HR 1B				0-0 4-3			0-0 4-3		4	1	1	0	0	0	0											
Lloyd Moseby, L OBP: 0.263, SLG: 0.379 (1, 9)	0-0 1-H HR		0-3 K		0-0 L5 3B			0-0 F8		4	1	2	2	0	1	0											
John Mayberry, L OBP: 0.350, SLG: 0.444 (1, 3)	0-0 F8		0-0 3-1		0-0 L5			0-0 F7		4	0	0	0	0	0	1											
Otto Velez, R OBP: 0.382, SLG: 0.519 (1, 10)	4-0 FC6-4 1B BB		4-0 1B BB		0-3 K			0-0 5-3		2	0	0	0	2	1	0											
Al Woods, L OBP: 0.361, SLG: 0.492 (1, 7)	0-0 FC6-4 1B		0-0 FC5-4 1B		0-0 G3			0-0 F9		4	0	2	0	0	0	0											
Barry Bonnell, R OBP: 0.307, SLG: 0.409 Joe Cannon, L OBP: 0.071, SLG: 0.071 (1, 8) (7, 8)	0-0 FC6-4		0-0 FC5-4		0-3 K			0-0 F7		3	0	0	0	0	1	4											
Damaso Garcia, R OBP: 0.302, SLG: 0.419 (1, 4)	0-0 4-3			0-0 L6				0-0 F3		3	0	0	0	0	0	2											
Bob Bailor, R OBP: 0.291, SLG: 0.261 (1, 5)		0-0 F4		0-0 G3				0-0 L1		3	0	0	0	0	0	0											
Ernie Whitt, L OBP: 0.286, SLG: 0.323 (1, 2)		0-0 G3		0-0 1B				0-0 4-3		3	0	1	0	0	0	0											
Inning Stats	R: 2 E: 0 K: 0 S: 6	H: 3 LOB: 2 BB: 1 P: 10	R: 0 E: 0 K: 0 S: 3	H: 0 LOB: 0 BB: 0 P: 3	R: 0 E: 0 K: 1 S: 6	H: 1 LOB: 1 BB: 1 P: 10	R: 0 E: 0 K: 0 S: 3	H: 1 LOB: 0 BB: 0 P: 3	R: 0 E: 0 K: 2 S: 7	H: 0 LOB: 0 BB: 0 P: 7	R: 0 E: 0 K: 0 S: 3	H: 0 LOB: 0 BB: 0 P: 3	R: 0 E: 0 K: 0 S: 3	H: 0 LOB: 0 BB: 0 P: 3	R: 0 E: 0 K: 0 S: 3	H: 0 LOB: 0 BB: 0 P: 3	1B: 4 2B: 1 3B: 1 HR: 1	SF: 0 SAC: 0 DP: 1 HBP: 0	WP: 0 PB: 0 SB: 0 CS: 0	PA: 33							
PITCHER	IP	WLS	BF	H	R	ER	SO	BB	IBB	HBP	BLK	WP	HR	S	P	ERA	WHIP										
Rob Dressler, R ERA: 4.62 Dave Heaverlo, R ERA: 3.45	(1, 1) (9, 1)	8.0 1.0	W 3	30 0	6 0	2 0	2 0	3 0	2 0	0 0	0 0	0 0	0 0	3 3	34 3	42 0.00	1.000 0.000										

Seattle Mariners @ Toronto Blue Jays
Exhibition Stadium, Toronto, ON
Sat Jul 26 1980, 7:05 PM EDT
Unknown - 70 F

AB	31
R	2
H	6
RBI	2
BB	2
SO	3
LOB	7



Batter	1	2	3	4	5	6	7	8	9	AB	R	H	RBI	BB	SO	LOB	TOP			
Larry Milbourne, S OBP: 0.312, SLG: 0.359	4-0 SH1-3 BB		0-0 F8			0-0 4-3		0-0 6-3		3	0	0	0	1	0	1				
Joe Simpson, L OBP: 0.324, SLG: 0.347	0-0 SH1-3			0-0 G3-6-3 1B		0-0 1-3		0-0 4-3		3	0	1	0	0	0	0				
Bruce Bochte, L OBP: 0.356, SLG: 0.441	0-0 F7			0-0 G3-6-3 1-2		0-0 F8		0-0 4-3		4	0	0	0	0	0	2				
Dan Meyer, L OBP: 0.333, SLG: 0.423	0-0 6-3			0-0 F8			0-0 6-3		0-0 F8	4	0	0	0	0	0	1				
Bill Stein, R OBP: 0.363, SLG: 0.431		0-0 5-3			0-0 1-3		0-0 1-3			3	0	0	0	0	0	0				
Ted Cox, R OBP: 0.292, SLG: 0.312		0-0 P6			4-0 F9 BB BB		0-0 1-3			2	0	0	0	1	0	0				
Leon Roberts, R OBP: 0.335, SLG: 0.439		0-0 5-3			4-0 1-2 BB BB			0-0 BLK 1B		2	0	1	0	1	0	0				
Mario Mendoza, R OBP: 0.298, SLG: 0.327			0-3 K		0-0 F9 2-3			0-0 F9 1-2		3	0	0	0	0	1	3				
Bob Stinson, S OBP: 0.270, SLG: 0.257			0-0 6-3		0-3 K			0-3 K		3	0	0	0	0	2	3				
Inning Stats	R: 0 E: 0 K: 0 S: 3	H: 0 LOB: 1 BB: 1 P: 7	R: 0 E: 0 K: 0 S: 3	H: 0 LOB: 0 BB: 0 P: 3	R: 0 E: 0 K: 1 S: 5	H: 0 LOB: 0 BB: 0 P: 5	R: 0 E: 0 K: 0 S: 3	H: 1 LOB: 2 BB: 2 P: 13	R: 0 E: 0 K: 0 S: 3	H: 0 LOB: 0 BB: 0 P: 3	R: 0 E: 0 K: 0 S: 3	H: 0 LOB: 0 BB: 0 P: 3	R: 0 E: 0 K: 1 S: 6	H: 1 LOB: 1 BB: 0 P: 6	R: 0 E: 0 K: 0 S: 3	H: 0 LOB: 0 BB: 0 P: 3	1B: 2 2B: 0 3B: 0 HR: 0	SF: 0 SAC: 1 DP: 1 HBP: 0	WP: 0 PB: 0 SB: 0 CS: 0	PA: 31
PITCHER Jesse Jefferson, R ERA: 4.19	IP: 9.0 WLS: W BF: 31 H: 2 R: 0 ER: 0 SO: 3 BB: 3 IBB: 0 HBP: 0 BLK: 1 WP: 0 HR: 0 S: 34 P: 46 ERA: 0.00 WHIP: 0.556																			

Seattle Mariners @ Toronto Blue Jays
Exhibition Stadium, Toronto, ON
Sun Jul 27 1980, 3:33 AM EDT
Att: 17,080 - Unknown - 72 F

AB 27
R 0
H 2
RBI 0
BB 3
SO 3
LOB 10



Batter	1	2	3	4	5	6	7	8	9	AB	R	H	RBI	BB	SO	LOB	BOTTOM	
Alfredo Griffin, S OBP: 0.278, SLG: 0.351	0-0 4-3			0-0 SH1-4 HR 1B		0-0 P2		0-0 5-3		4	1	1	0	0	0	0		
Damaso Garcia, R OBP: 0.302, SLG: 0.416	0-0 5-3			0-0 SH1-4 1-2		0-0 HR 1B		0-0 1B FC6-4 1B		3	2	2	0	0	0	0		
Al Woods, L OBP: 0.372, SLG: 0.515	0-0 4-3			0-3 K		0-0 HR 1B		0-0 FC6-4 1B		4	1	2	2	0	1	1		
Otto Velez, R OBP: 0.385, SLG: 0.534		0-0 F8		0-0 HR 2H		0-0 1B		0-0 FC6-4 1B		4	1	2	3	0	0	1		
Barry Bonnell, R OBP: 0.305, SLG: 0.405		0-3 K		0-0 F9		0-0 F9		0-0 1B		4	0	1	0	0	1	1		
John Mayberry, L OBP: 0.348, SLG: 0.449		0-0 F9			0-0 F8	0-0 4-3		0-0 G3		4	0	0	0	0	0	3		
Lloyd Moseby, L OBP: 0.270, SLG: 0.383			0-0 F7		0-0 F7 2B		0-3 K			3	0	1	0	0	1	0		
Bob Bailor, R OBP: 0.287, SLG: 0.256			0-0 P6		0-0 F7		0-0 F8			3	0	0	0	0	0	1		
Bob Davis, R OBP: 0.256, SLG: 0.313			0-0 F8		0-0 F9		0-0 5-3			3	0	0	0	0	0	1		
Inning Stats	R: 0 E: 0 K: 0 S: 3	H: 0 LOB: 0 BB: 0 P: 3	R: 0 E: 0 K: 1 S: 5	H: 0 LOB: 0 BB: 0 P: 5	R: 2 E: 0 K: 1 S: 7	H: 2 LOB: 0 BB: 0 P: 7	R: 0 E: 0 K: 0 S: 4	H: 1 LOB: 1 BB: 0 P: 4	R: 2 E: 0 K: 0 S: 6	H: 3 LOB: 1 BB: 0 P: 6	R: 0 E: 0 K: 1 S: 5	H: 0 LOB: 0 BB: 0 P: 5	R: 1 E: 0 K: 0 S: 6	H: 3 LOB: 2 BB: 0 P: 6	1B: 6 2B: 1 3B: 0 HR: 2	SF: 0 SAC: 1 DP: 0 HBP: 0	WP: 0 PB: 0 SB: 0 CS: 0	PA: 33
PITCHER Floyd Bannister, L ERA: 3.71 Dave Heaverlo, R ERA: 3.4	IP: 7.1 WLS: L BF: 30 H: 8 R: 5 ER: 5 SO: 3 BB: 0 IBB: 0 HBP: 0 BLK: 0 WP: 0 HR: 2 S: 36 P: 36 ERA: 6.14 WHIP: 1.091																	

Seattle Mariners @ Toronto Blue Jays
Exhibition Stadium, Toronto, ON
Sun Jul 27 1980, 3:33 AM EDT
Att: 17,080 - Unknown - 72 F

AB 32
R 5
H 9
RBI 5
BB 0
SO 3
LOB 8



Batter	1	2	3	4	5	6	7	8	9	AB	R	H	RBI	BB	SO	LOB	TOP										
Julio Cruz, S OBP: 0.331, SLG: 0.260 (1,4)	F7		G4-6-3		6-3		1-3		1B	5	0	1	0	0	0	3	Seattle Mariners @ Cleveland Indians Cleveland Municipal Stadium, Cleveland, OH Tue Jul 29 1980, 7:05 PM EDT Att: 8,600 - Unknown livebaseballscorecards.com										
Bill Stein, R OBP: 0.368, SLG: 0.436 (1,5)	1B		6-3		F8		IBB		F8	4	0	1	0	1	0	2											
Bruce Bochte, L OBP: 0.356, SLG: 0.438 (1,3)	K			WP	4-3		K			4	2	2	0	0	2	4											
Dan Meyer, L OBP: 0.331, SLG: 0.418 (1,7)	1B			4-3		1B		F8		3	0	1	1	1	0	1											
Tom Paciorek, R OBP: 0.329, SLG: 0.496 (1,9)	1B			4-3		1B		F9		4	0	0	0	0	0	3											
Willie Horton, R OBP: 0.321, SLG: 0.326 (1,10)		5-3		FC3-6		G6-4-3		F4		3	0	0	0	1	0	1											
Joe Simpson, L OBP: 0.319, SLG: 0.340 (1,8)		G3		FC3-6					1B	3	0	0	0	0	0	2											
Jim Anderson, R OBP: 0.303, SLG: 0.332 (9, PH)				1B					BB	0	0	0	0	1	0	0											
Mario Mendoza, R OBP: 0.302, SLG: 0.322 (1,6)		K		K			1B		F7	4	0	1	0	0	2	3											
Larry Cox, R OBP: 0.255, SLG: 0.308 (1,2)				1B		L3			F4	4	0	2	0	0	0	1											
Inning Stats	R: 0 E: 0 K: 1 S: 6	H: 1 LOB: 2 BB: 1 P: 10	R: 0 E: 0 K: 1 S: 5	H: 0 LOB: 0 BB: 0 P: 5	R: 0 E: 0 K: 0 S: 3	H: 1 LOB: 0 BB: 0 P: 3	R: 1 E: 1 K: 1 S: 7	H: 1 LOB: 2 BB: 1 P: 11	R: 0 E: 0 K: 0 S: 3	H: 0 LOB: 0 BB: 0 P: 3	R: 1 E: 0 K: 0 S: 4	H: 2 LOB: 0 BB: 0 P: 4	R: 0 E: 0 K: 1 S: 7	H: 2 LOB: 3 BB: 1 P: 11	R: 0 E: 0 K: 0 S: 3	H: 0 LOB: 0 BB: 0 P: 3	R: 0 E: 0 K: 0 S: 4	H: 1 LOB: 2 BB: 1 P: 8	1B: 8 2B: 0 3B: 0 HR: 0	SF: 0 SAC: 0 DP: 2 HBP: 0	WP: 3 PB: 0 SB: 0 CS: 0	PA: 38					
PITCHER	IP	WLS	BF	H	R	ER	SO	BB	IBB	HBP	BLK	WP	HR	S	P	ERA	WHIP										
Dan Spillner, R ERA: 5.33 (1,1)	6.1	W	27	7	2	1	3	2	0	0	0	3	0	31	39	1.42	1.421										
Sid Monge, L ERA: 2.95 (7,1)	2.2	S	11	1	0	0	1	1	1	0	0	0	0	11	19	0.00	0.750										

Batter	1	2	3	4	5	6	7	8	9	AB	R	H	RBI	BB	SO	LOB	BOTTOM										
Miguel Dilone, S OBP: 0.372, SLG: 0.424 (1,7)	FC	F7		1B		S		1B		3	2	2	0	2	0	1	Seattle Mariners @ Cleveland Indians Cleveland Municipal Stadium, Cleveland, OH Tue Jul 29 1980, 7:05 PM EDT Att: 8,600 - Unknown livebaseballscorecards.com										
Alan Bannister, R OBP: 0.289, SLG: 0.289 (1,9)	5-3	F3		1B		K		1B		5	1	2	1	0	1	3											
Mike Hargrove, L OBP: 0.310, SLG: 0.424 (1,3)	FC			4-3		HR		1B		4	2	3	2	1	0	2											
Toby Harrah, R OBP: 0.382, SLG: 0.376 (1,5)	FC		K		F6		F9		1B	5	0	1	1	0	1	2											
Bo Diaz, R OBP: 0.328, SLG: 0.441 (1,2)	FC6-4		5-3		5-3		1B		K	5	1	1	1	0	1	4											
Gary Alexander, R OBP: 0.298, SLG: 0.405 (1,10)	FC6-4							3B		3	0	2	0	0	0	2											
Ron Hassey, L OBP: 0.367, SLG: 0.418 (7, PH)	FC6-4					G4-6-3		1B		1	0	1	1	0	0	0											
Rick Manning, L OBP: 0.325, SLG: 0.272 (1,8)		SH1-4	L9		4-3		G4-6-3			3	1	0	0	1	0	3											
Dave Rosello, R OBP: 0.242, SLG: 0.300 (1,4)		SH1-4		6-3		5-3		6-3		2	0	0	0	0	0	0											
Jack Brohamer, L OBP: 0.315, SLG: 0.320 (8, PH)										1	0	0	0	0	0	0											
Jerry Dybzinski, R OBP: 0.249, SLG: 0.286 (1,6)				G3		6-3		F8		4	0	1	1	0	0	0											
Inning Stats	R: 1 E: 0 K: 0 S: 5	H: 1 LOB: 2 BB: 1 P: 9	R: 1 E: 0 K: 0 S: 4	H: 1 LOB: 1 BB: 1 P: 8	R: 1 E: 0 K: 1 S: 7	H: 2 LOB: 1 BB: 0 P: 7	R: 0 E: 0 K: 0 S: 4	H: 1 LOB: 2 BB: 1 P: 8	R: 0 E: 0 K: 1 S: 5	H: 0 LOB: 1 BB: 1 P: 9	R: 2 E: 0 K: 0 S: 5	H: 3 LOB: 0 BB: 0 P: 5	R: 2 E: 0 K: 1 S: 9	H: 4 LOB: 2 BB: 0 P: 9	1B: 7 2B: 3 3B: 1 HR: 2	SF: 0 SAC: 1 DP: 1 HBP: 0	WP: 0 PB: 0 SB: 1 CS: 0	PA: 41									
PITCHER	IP	WLS	BF	H	R	ER	SO	BB	IBB	HBP	BLK	WP	HR	S	P	ERA	WHIP										
Rick Honeycutt, L ERA: 3.65 (1,1)	6.1	L	32	8	5	5	2	4	0	0	0	0	2	32	48	7.11	1.895										
Dave Heaverlo, R ERA: 3.07 (7,1)	1.1		6	3	2	2	0	0	0	0	0	0	0	6	6	13.50	2.250										
Shane Rawley, L ERA: 2.93 (8,1)	0.1		3	2	0	0	1	0	0	0	0	0	0	5	5	0.00	6.000										


Batter	1	2	3	4	5	6	7	8	9	AB	R	H	RBI	BB	SO	LOB	TOP			
Leon Roberts, R OBP: 0.332, SLG: 0.428 (1, 8)	5-3		1B BB					F2		3	1	0	0	1	0	1	Seattle Mariners @ Cleveland Indians Cleveland Municipal Stadium, Cleveland, OH Wed Jul 30 1980, 7:05 PM EDT Att: 10,352 - Unknown livebaseballscorecards.com			
Bill Stein, R OBP: 0.365, SLG: 0.430 (1, 4)	F7		1B 1-2 2-H					5-3		4	0	1	1	0	0	1				
Bruce Bochte, L OBP: 0.355, SLG: 0.436 (1, 3)	3-1		1B 1-3 2-H					G3		4	0	1	1	0	0	1				
Tom Paciorek, R OBP: 0.324, SLG: 0.489 (1, 9)		F9	1-3					F8		4	0	0	0	0	0	2				
Dan Meyer, L OBP: 0.331, SLG: 0.416 (1, 7)		F8		E6 1B				4-3		4	0	1	0	0	0	0				
Willie Horton, R OBP: 0.316, SLG: 0.321 (1, 10)		F4		E6 FC5-4 1-3				L4		4	0	0	0	0	0	1				
Ted Cox, R OBP: 0.291, SLG: 0.307 (1, 5)			4-3	FC5-4 1-2				3-1		3	0	0	0	0	0	1				
Mario Mendoza, R OBP: 0.302, SLG: 0.322 (1, 6)			1B 1-3	4-3				K		3	1	1	0	0	1	1				
Larry Cox, R OBP: 0.256, SLG: 0.308 (1, 2)			1-3					3-1		3	0	1	0	0	0	1				
Inning Stats	R: 0 E: 0 K: 0 S: 3	H: 0 LOB: 0 BB: 0 P: 3	R: 0 E: 0 K: 0 S: 3	H: 0 LOB: 0 BB: 0 P: 3	R: 2 E: 0 K: 0 S: 6	H: 3 LOB: 2 BB: 1 P: 10	R: 0 E: 1 K: 0 S: 4	H: 1 LOB: 1 BB: 0 P: 4	R: 0 E: 0 K: 0 S: 3	H: 0 LOB: 0 BB: 0 P: 3	R: 0 E: 0 K: 1 S: 5	H: 0 LOB: 0 BB: 0 P: 5	R: 0 E: 0 K: 0 S: 3	H: 0 LOB: 0 BB: 0 P: 3	R: 0 E: 0 K: 0 S: 3	H: 0 LOB: 0 BB: 0 P: 3	1B: 5 2B: 0 3B: 0 HR: 0	SF: 0 SAC: 0 DP: 0 HBP: 0	WP: 0 PB: 0 SB: 0 CS: 0	PA: 33
PITCHER Ross Grimsley, L ERA: 5.94 (1, 1)	IP: 9.0 WLS: W BF: 33 H: 5 R: 2 ER: 2 SO: 1 BB: 1 IBB: 0 HBP: 0 BLK: 0 WP: 0 HR: 0 S: 34 P: 38 ERA: 2.00 WHIP: 0.667															PITCHER				

Batter	1	2	3	4	5	6	7	8	9	AB	R	H	RBI	BB	SO	LOB	BOTTOM				
Miguel Dilone, S OBP: 0.370, SLG: 0.421 (1, 7)	4-3 S 1B		4-3					4-3		4	1	1	0	0	0	2	Seattle Mariners @ Cleveland Indians Cleveland Municipal Stadium, Cleveland, OH Wed Jul 30 1980, 7:05 PM EDT Att: 10,352 - Unknown livebaseballscorecards.com				
Jorge Orta, L OBP: 0.409, SLG: 0.405 (1, 9)	4-3		F9					F8 S BB		3	0	0	0	1	1	2					
Alan Bannister, R OBP: 0.289, SLG: 0.289 (8, FR) (9, 9)	1-3		K					2B BB		0	1	0	0	0	0	0					
Mike Hargrove, L OBP: 0.309, SLG: 0.422 (1, 3)	3-H 1B		4-3					F8 1-3		4	0	1	1	0	0	1					
Toby Harrah, R OBP: 0.381, SLG: 0.378 (1, 5)	F9		K					1B 2B		4	1	1	1	0	1	1					
Ron Hassey, L OBP: 0.366, SLG: 0.415 (1, 2)	6-3		F8					1B		4	0	1	1	0	0	1					
Gary Alexander, R OBP: 0.316, SLG: 0.442 (1, 10)		F3		HR				2B SH3-4 BB		2	2	1	1	2	0	0					
Jack Brohamer, L OBP: 0.308, SLG: 0.313 (1, 4)	6-3		4-3					F3		3	0	0	0	0	0	2					
Rick Manning, L OBP: 0.330, SLG: 0.283 (1, 8)								F5		4	0	3	1	0	0	2					
Jerry Dybzinski, R OBP: 0.246, SLG: 0.282 (1, 6)	1-3		SH3-4					F5		2	0	0	0	0	0	2					
Inning Stats	R: 1 E: 0 K: 0 S: 5	H: 2 LOB: 1 BB: 0 P: 5	R: 0 E: 0 K: 0 S: 4	H: 1 LOB: 1 BB: 0 P: 4	R: 0 E: 0 K: 0 S: 3	H: 0 LOB: 0 BB: 0 P: 3	R: 1 E: 0 K: 1 S: 6	H: 1 LOB: 0 BB: 0 P: 6	R: 0 E: 0 K: 1 S: 6	H: 0 LOB: 1 BB: 0 P: 6	R: 0 E: 0 K: 0 S: 3	H: 0 LOB: 0 BB: 0 P: 3	R: 1 E: 0 K: 0 S: 4	H: 1 LOB: 1 BB: 1 P: 8	R: 2 E: 0 K: 0 S: 5	H: 2 LOB: 2 BB: 2 P: 13		1B: 5 2B: 2 3B: 0 HR: 1	SF: 0 SAC: 2 DP: 0 HBP: 0	WP: 0 PB: 0 SB: 2 CS: 0	PA: 35
PITCHER Glenn Abbott, R ERA: 3.68 (1, 1)	IP: 7.1 WLS: L BF: 31 H: 7 R: 5 ER: 5 SO: 2 BB: 2 IBB: 0 HBP: 0 BLK: 0 WP: 0 HR: 1 S: 33 P: 41 ERA: 6.14 WHIP: 1.227															PITCHER					
Shane Rawley, L ERA: 2.9 (8, 1)	IP: 0.2 WLS: L BF: 4 H: 1 R: 0 ER: 0 SO: 0 BB: 0 IBB: 1 HBP: 0 BLK: 0 WP: 0 HR: 0 S: 3 P: 7 ERA: 0.00 WHIP: 1.500															PITCHER					

Batter	1	2	3	4	5	6	7	8	9	AB	R	H	RBI	BB	SO	LOB	TOP	
Joe Simpson, L (1, 8) OBP: 0.317, SLG: 0.338	F7		B4		L3-6 SH3 1B			F3		4	0	1	0	0	0	0	Seattle Mariners @ Detroit Tigers Tiger Stadium, Detroit, MI Fri Aug 01 1980, 7:05 PM EDT Unknown	
Bill Stein, R (1, 4) OBP: 0.371, SLG: 0.435	BB 1B		1B		SH3 1-2			F7		3	0	2	0	0	0	0		
Bruce Bochte, L (1, 3) OBP: 0.354, SLG: 0.432	1-2 BB		F6		L3-6 2-3			F9		3	0	0	0	1	0	2		
Dan Meyer, L (1, 7) OBP: 0.330, SLG: 0.414	F9		1-2 1B		L6			F7		4	0	1	0	0	0	2		
Tom Paciorek, R (1, 9) OBP: 0.319, SLG: 0.482	F7		F9		F6			K		4	0	0	0	0	1	4		
Willie Horton, R (1, 10) OBP: 0.315, SLG: 0.319			FC4-6 1B		K			5-3		4	0	1	0	0	1	0		
Ted Cox, R (1, 5) OBP: 0.292, SLG: 0.308			FC4-6 1-2 FC5-4 1B		1B			5-3		3	0	1	0	0	0	1		
Jim Anderson, R (1, 6) OBP: 0.300, SLG: 0.328	F9		F9		F9			6-3		3	0	0	0	0	0	2		
Larry Cox, R (1, 2) OBP: 0.252, SLG: 0.303	FC5-4 1-2		2-3		2-3			1-3		3	0	0	0	0	0	2		
Inning Stats	R: 0 E: 0 K: 0 S: 4	H: 1 LOB: 2 BB: 1 P: 8	R: 0 E: 0 K: 0 S: 4	H: 1 LOB: 1 BB: 0 P: 4	R: 0 E: 0 K: 1 S: 5	H: 2 LOB: 2 BB: 0 P: 5	R: 0 E: 0 K: 0 S: 6	H: 1 LOB: 1 BB: 0 P: 6	R: 0 E: 0 K: 0 S: 3	H: 0 LOB: 0 BB: 0 P: 3	R: 0 E: 0 K: 0 S: 3	H: 0 LOB: 0 BB: 0 P: 3	R: 0 E: 0 K: 1 S: 5	H: 0 LOB: 0 BB: 0 P: 5	R: 0 E: 0 K: 0 S: 5	H: 0 LOB: 0 BB: 0 P: 5		1B: 6 SF: 0 2B: 1 SAC: 1 3B: 0 DP: 1 HR: 0 HBP: 0
PITCHER Jack Morris, R (1, 1) ERA: 4.32	IP: 9.0 WLS: W BF: 33	H: 6 R: 0 ER: 0 SO: 2	BB: 1 IBB: 0 HBP: 0 BLK: 0	WP: 0 HR: 0 S: 36 P: 40	ERA: 0.00 WHIP: 0.778	PITCHER										IP: 0 WLS: 0 BF: 0 H: 0 R: 0 ER: 0 SO: 0 BB: 0 IBB: 0 HBP: 0 BLK: 0 WP: 0 HR: 0 S: 0 P: 0	ERA: 0.00 WHIP: 0.00	

Batter	1	2	3	4	5	6	7	8	9	AB	R	H	RBI	BB	SO	LOB	BOTTOM	
Jim Lentine, R (1, 7) OBP: 0.354, SLG: 0.355	K			6-3			SH3-4 2B		SH5-4 1-2 2-3	3	0	1	0	0	1	0	Seattle Mariners @ Detroit Tigers Tiger Stadium, Detroit, MI Fri Aug 01 1980, 7:05 PM EDT Unknown	
Alan Trammell, R (1, 6) OBP: 0.386, SLG: 0.429	K			4-3			SH3-4 2-3		1B IBB	2	0	0	0	1	1	0		
Al Cowens, R (1, 9) OBP: 0.326, SLG: 0.344	K			4-3			5-3		1B 1-2 2-3 3-H	4	0	1	1	0	1	1		
John Wockenfuss, R (1, 3) OBP: 0.397, SLG: 0.485			F9		K		K			3	0	0	0	0	2	1		
Lance Parrish, R (1, 10) OBP: 0.319, SLG: 0.503			K		K			6-3		3	0	0	0	0	2	0		
Tom Brookens, R (1, 5) OBP: 0.311, SLG: 0.380			K		CS 1B			F6		3	0	1	0	0	1	0		
Dave Stegman, R (1, 8) OBP: 0.258, SLG: 0.278				6-3	CS 1-2		F6		G3	3	0	0	0	0	0	0		
Duffy Dyer, R (1, 2) OBP: 0.234, SLG: 0.350							5-3			3	0	1	0	0	1	0		
Rick Peters, S (9, PR) OBP: 0.376, SLG: 0.392									SH5-4 BB 1B	0	1	0	0	0	0	0		
Stan Papi, R (1, 4) OBP: 0.299, SLG: 0.431									1B SH5-4	2	0	0	0	1	1	0		
Lou Whitaker, L (9, PR) OBP: 0.336, SLG: 0.267									1B SH5-4 BB 1-2	0	0	0	0	0	0	0		
Inning Stats	R: 0 E: 0 K: 3 S: 9	H: 0 LOB: 0 BB: 0 P: 9	R: 0 E: 0 K: 2 S: 7	H: 0 LOB: 0 BB: 0 P: 7	R: 0 E: 0 K: 0 S: 3	H: 0 LOB: 0 BB: 0 P: 3	R: 0 E: 0 K: 2 S: 7	H: 1 LOB: 0 BB: 0 P: 7	R: 0 E: 0 K: 0 S: 3	H: 0 LOB: 0 BB: 0 P: 3	R: 0 E: 0 K: 1 S: 6	H: 1 LOB: 1 BB: 0 P: 6	R: 0 E: 0 K: 0 S: 3	H: 0 LOB: 0 BB: 0 P: 3	R: 1 E: 0 K: 0 S: 3	H: 2 LOB: 3 BB: 2 P: 11	1B: 3 SF: 0 2B: 1 SAC: 2 3B: 0 DP: 0 HR: 0 HBP: 0	WP: 0 PA: 31 PB: 0 SB: 0 CS: 1
PITCHER Floyd Bannister, L (1, 1) ERA: 3.57 Shane Rawley, L (9, 1) ERA: 2.89	IP: 8.0 WLS: L BF: 27	H: 3 R: 1 ER: 1 SO: 10	BB: 1 IBB: 0 HBP: 0 BLK: 0	WP: 0 HR: 0 S: 46 P: 50	ERA: 1.12 WHIP: 0.500	PITCHER										IP: 0 WLS: 0 BF: 0 H: 0 R: 0 ER: 0 SO: 0 BB: 0 IBB: 0 HBP: 0 BLK: 0 WP: 0 HR: 0 S: 0 P: 0	ERA: 0.00 WHIP: 3.000	

AB 31
R 0
H 6
RBI 0
BB 1
SO 2
LOB 13



AB 26
R 1
H 4
RBI 1
BB 2
SO 10
LOB 2



Batter	1	2	3	4	5	6	7	8	9	AB	R	H	RBI	BB	SO	LOB	TOP										
Larry Milbourne, S OBP: 0.306, SLG: 0.346	5-3		G4-6-3			4-3		4-3	4-3	4	0	0	0	1	0	3	Seattle Mariners @ Detroit Tigers Tiger Stadium, Detroit, MI Fri Aug 01 1980, 7:05 PM EDT Att: 32,910 - Unknown										
Bill Stein, R OBP: 0.368, SLG: 0.430	K			G1-6-3 1B		F8		K		4	0	1	0	0	2	2											
Bruce Bochte, L OBP: 0.353, SLG: 0.430	F7			G1-6-3 1B				F8		4	0	1	0	0	0	3											
Dan Meyer, L OBP: 0.326, SLG: 0.410		4-3		G3		F2		F9		4	0	0	0	0	0	3											
Leon Roberts, R OBP: 0.331, SLG: 0.437	F4					F4		K		4	1	1	1	0	1	0											
Willie Horton, R OBP: 0.318, SLG: 0.322	K					1B 1B 1B		FC5-4 1B		4	0	2	0	0	2	0											
Joe Simpson, L OBP: 0.322, SLG: 0.348 Jim Anderson, R OBP: 0.302, SLG: 0.331			WP SF7 2B			1B 1-2 1B		F7		3	1	2	0	0	0	1											
Mario Mendoza, R OBP: 0.306, SLG: 0.322				G4-6-3 BB		G4-6-3 1B		FC5-4 1B		3	0	1	0	1	0	2											
Bob Stinson, S OBP: 0.277, SLG: 0.262			SF7		G4-6-3			BB BB		2	0	1	1	1	0	3											
Inning Stats	R: 0 E: 0 K: 1 S: 5	H: 0 LOB: 0 BB: 0 P: 5	R: 0 E: 0 K: 1 S: 5	H: 0 LOB: 0 BB: 1 P: 5	R: 1 E: 0 K: 0 S: 3	H: 1 LOB: 0 BB: 1 P: 7	R: 0 E: 0 K: 0 S: 3	H: 1 LOB: 0 BB: 0 P: 3	R: 0 E: 0 K: 0 S: 5	H: 3 LOB: 2 BB: 0 P: 5	R: 0 E: 0 K: 0 S: 4	H: 1 LOB: 1 BB: 0 P: 4	R: 0 E: 0 K: 1 S: 6	H: 1 LOB: 1 BB: 0 P: 6	R: 0 E: 0 K: 1 S: 5	H: 0 LOB: 2 BB: 2 P: 13		R: 1 E: 0 K: 1 S: 8	H: 3 LOB: 2 BB: 0 P: 8	1B: 8 2B: 1 3B: 0 HR: 1	SF: 1 SAC: 0 DP: 3 HBP: 0	WP: 1 PB: 0 SB: 0 CS: 0	PA: 37				
PITCHER	IP	WLS	BF	H	R	ER	SO	BB	IBB	HBP	BLK	WP	HR	S	P	ERA	WHIP										
Dan Petry, R ERA: 3.59	7.1	W	29	7	1	1	4	3	0	0	0	1	0	34	46	1.23	1.364										
Pat Underwood, L ERA: 4.35	1.0		5	2	1	1	1	0	0	0	0	0	1	7	7	9.00	2.000										
Aurelio Lopez, R ERA: 3.45	0.2	S	3	1	0	0	0	0	0	0	0	0	0	3	3	0.00	1.500										

AB	33
R	2
H	10
RBI	2
BB	3
SO	5
LOB	17



Batter	1	2	3	4	5	6	7	8	9	AB	R	H	RBI	BB	SO	LOB	BOTTOM										
Rick Peters, S OBP: 0.374, SLG: 0.398	6-3			G4-6-3			4-3			4	1	1	1	0	0	3	Seattle Mariners @ Detroit Tigers Tiger Stadium, Detroit, MI Fri Aug 01 1980, 7:05 PM EDT Att: 32,910 - Unknown										
Alan Trammell, R OBP: 0.385, SLG: 0.429		SF8 3B				F9		5-3		3	0	1	1	0	0	1											
Steve Kemp, L OBP: 0.385, SLG: 0.442	F7					F5		F8		4	0	0	0	0	0	1											
Richie Hebner, L OBP: 0.365, SLG: 0.460	4-3					F9		F9		4	0	0	0	0	0	1											
Champ Summers, L OBP: 0.403, SLG: 0.502		1B E 2B		6-3		F8		F7		4	1	1	0	0	0	0											
John Wockenfuss, R OBP: 0.392, SLG: 0.477		1-3		F9		5-3				3	0	0	0	0	0	1											
Al Cowens, R OBP: 0.329, SLG: 0.347		E 1B				1-3				3	1	2	0	0	0	0											
Lou Whitaker, L OBP: 0.340, SLG: 0.271		E1 1B						4-3 SH5-4 1B		3	1	2	1	0	0	0											
Mark Wagner, R OBP: 0.250, SLG: 0.192		3B 1B						SH5-4		2	1	1	1	0	0	2											
Inning Stats	R: 0 E: 0 K: 0 S: 4	H: 1 LOB: 1 BB: 0 P: 4	R: 5 E: 1 K: 0 S: 8	H: 4 LOB: 0 BB: 0 P: 8	R: 0 E: 0 K: 0 S: 3	H: 0 LOB: 0 BB: 0 P: 3	R: 0 E: 0 K: 0 S: 4	H: 2 LOB: 1 BB: 0 P: 4	R: 0 E: 0 K: 0 S: 3	H: 0 LOB: 0 BB: 0 P: 3	R: 0 E: 0 K: 0 S: 4	H: 0 LOB: 0 BB: 0 P: 3	R: 0 E: 0 K: 0 S: 3	H: 1 LOB: 1 BB: 0 P: 4	R: 0 E: 0 K: 0 S: 3	H: 0 LOB: 0 BB: 0 P: 3		1B: 6 2B: 1 3B: 1 HR: 0	SF: 1 SAC: 1 DP: 1 HBP: 0	WP: 0 PB: 0 SB: 0 CS: 0	PA: 32						
PITCHER	IP	WLS	BF	H	R	ER	SO	BB	IBB	HBP	BLK	WP	HR	S	P	ERA	WHIP										
Rob Dressler, R ERA: 4.48	8.0	L	32	8	5	3	0	0	0	0	0	0	0	32	32	3.38	1.000										

AB	30
R	5
H	8
RBI	4
BB	0
SO	0
LOB	9



Batter	1	2	3	4	5	6	7	8	9	AB	R	H	RBI	BB	SO	LOB	TOP				
Jim Anderson, R OBP: 0.298, SLG: 0.326	F9		F7			F4		F4		4	0	0	0	0	0	3	Seattle Mariners @ Detroit Tigers Tiger Stadium, Detroit, MI Sat Aug 02 1980, 7:05 PM EDT Att: 23,278 - Unknown				
Bill Stein, R OBP: 0.365, SLG: 0.447	G3		F3			K		HR		4	1	1	3	0	1	1					
Bruce Bochte, L OBP: 0.352, SLG: 0.428	1B				F8	1-3		K		4	0	1	0	0	1	0					
Willie Horton, R OBP: 0.313, SLG: 0.317	F8				5-3				K	4	0	0	0	0	1	1					
Dan Meyer, L OBP: 0.328, SLG: 0.409		3-1			FC4 1B					3	0	1	0	1	0	0					
Tom Paciorek, R OBP: 0.315, SLG: 0.475		5-3			FC4 1-2f					4	0	0	0	0	2	2					
Leon Roberts, R OBP: 0.330, SLG: 0.432						G6-4-3 BB		F7	F4	3	0	0	0	1	1	1					
Ted Cox, R OBP: 0.293, SLG: 0.308					6-3			F8	BB HR 1B	3	1	1	0	0	0	1					
Larry Cox, R OBP: 0.259, SLG: 0.302						G6-4-3 1-2f			HR BB	1	1	0	0	2	0	1					
Inning Stats	R: 0 E: 0 K: 0 S: 4	H: 1 LOB: 1 BB: 0 P: 4	R: 0 E: 0 K: 1 S: 5	H: 0 LOB: 0 BB: 0 P: 5	R: 0 E: 0 K: 0 S: 3	H: 0 LOB: 1 BB: 1 P: 7	R: 0 E: 0 K: 0 S: 4	H: 1 LOB: 1 BB: 0 P: 4	R: 0 E: 0 K: 1 S: 5	H: 0 LOB: 0 BB: 0 P: 5	R: 0 E: 0 K: 0 S: 3	H: 0 LOB: 0 BB: 0 P: 3	R: 3 E: 0 K: 1 S: 7	H: 2 LOB: 1 BB: 1 P: 11	R: 0 E: 0 K: 1 S: 5	H: 0 LOB: 1 BB: 1 P: 9		1B: 3 2B: 0 3B: 0 HR: 1	SF: 0 SAC: 0 DP: 1 HBP: 0	WP: 1 PB: 0 SB: 0 CS: 0	PA: 34
PITCHER	IP	WLS	BF	H	R	ER	SO	BB	IBB	HBP	BLK	WP	HR	S	P	ERA	WHIP				
Bruce Robbins, L ERA: 5.63	(1, 1)	7.2	W	29	4	3	3	2	3	0	0	0	1	1	30	42	3.52	0.913			
Aurelio Lopez, R ERA: 3.39	(8, 1)	1.1	S	5	0	0	0	2	1	0	0	0	0	0	8	12	0.00	0.750			

Batter	1	2	3	4	5	6	7	8	9	AB	R	H	RBI	BB	SO	LOB	BOTTOM			
Rick Peters, S OBP: 0.378, SLG: 0.400	1B E							F8	F8	4	1	2	1	1	0	2	Seattle Mariners @ Detroit Tigers Tiger Stadium, Detroit, MI Sat Aug 02 1980, 7:05 PM EDT Att: 23,278 - Unknown			
Alan Trammell, R OBP: 0.385, SLG: 0.431	E5	6-3			G5-3			F7	1B	5	2	2	1	0	0	4				
Steve Kemp, L OBP: 0.388, SLG: 0.451	3-1								HR	3	1	1	2	2	1	0				
Richie Hebner, L OBP: 0.367, SLG: 0.475									HR	4	1	2	1	0	0	1				
Tim Corcoran, L OBP: 0.270, SLG: 0.200										0	0	0	0	0	0	0				
John Wockenfuss, R OBP: 0.395, SLG: 0.480	2B								HR	1	0	1	2	0	0	0				
Champ Summers, L OBP: 0.401, SLG: 0.495									HR	3	0	0	0	1	1	2				
Dave Stegman, R OBP: 0.256, SLG: 0.276	K								BB	1	0	0	0	0	1	2				
Lance Parrish, R OBP: 0.318, SLG: 0.500	K									4	1	1	0	0	1	2				
Al Cowens, R OBP: 0.334, SLG: 0.353										4	2	3	0	0	0	0				
Tom Brookens, R OBP: 0.308, SLG: 0.375										3	0	0	0	0	0	3				
Lou Whitaker, L OBP: 0.345, SLG: 0.273										2	1	1	1	2	0	1				
Inning Stats	R: 2 E: 1 K: 2 S: 10	H: 3 LOB: 1 BB: 0 P: 10	R: 0 E: 0 K: 0 S: 3	H: 0 LOB: 2 BB: 2 P: 11	R: 0 E: 0 K: 1 S: 5	H: 0 LOB: 0 BB: 0 P: 5	R: 2 E: 0 K: 0 S: 6	H: 4 LOB: 1 BB: 0 P: 6	R: 0 E: 0 K: 0 S: 2	H: 0 LOB: 0 BB: 1 P: 6	R: 0 E: 0 K: 0 S: 4	H: 1 LOB: 1 BB: 0 P: 4	R: 2 E: 0 K: 0 S: 5	H: 2 LOB: 1 BB: 1 P: 9	R: 3 E: 0 K: 1 S: 8	H: 3 LOB: 2 BB: 2 P: 16	1B: 9 2B: 2 3B: 0 HR: 2	SF: 0 SAC: 1 DP: 2 HBP: 0	WP: 0 PB: 0 SB: 0 CS: 0	PA: 41
PITCHER	IP	WLS	BF	H	R	ER	SO	BB	IBB	HBP	BLK	WP	HR	S	P	ERA	WHIP			
Jim Beattie, R ERA: 5.58	(1, 1)	7.0	L	33	10	6	3	4	0	0	0	0	2	35	51	7.71	2.000			
Mike Parrott, R ERA: 8.0	(8, 1)	0.2		5	2	3	3	0	1	0	0	0	0	4	8	40.50	4.500			
Dave Roberts, L ERA: 4.58	(8, 1)	0.1		3	1	0	0	1	1	0	0	0	0	4	8	0.00	6.000			

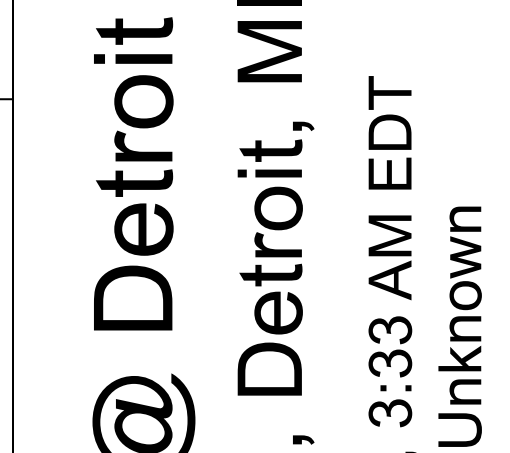
Batter	1	2	3	4	5	6	7	8	9	AB	R	H	RBI	BB	SO	LOB	TOP										
Julio Cruz, S OBP: 0.332, SLG: 0.260 (1, 4)	4-3		1B BB		G3-6-1 1B		4-3	F7		4	1	1	0	1	0	0	Seattle Mariners @ Detroit Tigers Tiger Stadium, Detroit, MI Sun Aug 03 1980, 3:33 AM EDT Att: 25,454 - Unknown										
Bill Stein, R OBP: 0.366, SLG: 0.445 (1, 5)	K		1B		G3-6-1 1B		5-3	E5 BB 2B		5	1	2	0	0	1	0											
Bruce Bochte, L OBP: 0.365, SLG: 0.429 (1, 3) Jim Anderson, R OBP: 0.298, SLG: 0.326 (9, PR)	1-6-3		1B		G3-6-1 1-2 2-H			F7 BB WP 1B	2B BB	4	1	2	1	1	0	2											
Dan Meyer, L OBP: 0.332, SLG: 0.411 (1, 7)		G3	F8					1-3 WP BB 1B	1-2 2-H 2B	3	0	1	1	2	0	2											
Tom Paciorek, R OBP: 0.310, SLG: 0.466 (1, 9)	K			F3	F7			F7	F9	5	0	0	0	0	1	7											
Willie Horton, R OBP: 0.316, SLG: 0.315 (1, 10) Leon Roberts, R OBP: 0.330, SLG: 0.432 (8, PR)				3-1		K		1-3 BB		2	0	0	0	2	1	0											
Joe Simpson, L OBP: 0.321, SLG: 0.343 (1, 8)	F7			BB BB		K		1-3		3	0	0	0	1	1	3											
Mario Mendoza, R OBP: 0.305, SLG: 0.317 (1, 6)			F9		4-3		4-3			3	0	0	0	1	1	3											
Larry Cox, R OBP: 0.255, SLG: 0.297 (1, 2) Larry Milbourne, S OBP: 0.304, SLG: 0.343 (9, PH)	6-3		6-3				6-3		F8	3	0	0	0	0	0	2											
Inning Stats	R: 0 E: 0 K: 1 S: 5	H: 0 LOB: 0 BB: 0 P: 5	R: 0 E: 0 K: 0 S: 5	H: 0 LOB: 1 BB: 1 P: 9	R: 1 E: 0 K: 0 S: 5	H: 2 LOB: 2 BB: 1 P: 9	R: 0 E: 0 K: 0 S: 3	H: 0 LOB: 2 BB: 2 P: 11	R: 0 E: 0 K: 2 S: 7	H: 0 LOB: 0 BB: 0 P: 7	R: 0 E: 0 K: 0 S: 3	H: 0 LOB: 0 BB: 0 P: 3	R: 1 E: 0 K: 1 S: 6	H: 1 LOB: 3 BB: 2 P: 14	R: 1 E: 1 K: 0 S: 5	H: 1 LOB: 3 BB: 1 P: 9		1B: 5 2B: 1 3B: 0 HR: 0	SF: 0 SAC: 0 DP: 1 HBP: 0	WP: 1 PB: 0 SB: 0 CS: 0	PA: 41						
PITCHER	IP	WLS	BF	H	R	ER	SO	BB	IBB	HBP	BLK	WP	HR	S	P	ERA	WHIP										
Roger Weaver, R ERA: 1.57 (1, 1)	3.0		13	2	1	1	2	2	0	0	0	0	0	15	23	3.00	1.333										
Dave Rozema, R ERA: 4.47 (4, 1)	4.0	W	18	3	1	1	2	3	1	0	0	0	0	18	34	2.25	1.500										
Aurelio Lopez, R ERA: 3.3 (8, 1)	2.0	S	10	1	1	0	1	2	0	0	0	1	0	10	18	0.00	1.500										

Batter	1	2	3	4	5	6	7	8	9	AB	R	H	RBI	BB	SO	LOB	BOTTOM										
Rick Peters, S OBP: 0.375, SLG: 0.396 (1, 8)	5-3		F8		5-3		1B 4-3 1B	F9		5	1	1	1	0	0	3	Seattle Mariners @ Detroit Tigers Tiger Stadium, Detroit, MI Sun Aug 03 1980, 3:33 AM EDT Att: 25,454 - Unknown										
Alan Trammell, R OBP: 0.384, SLG: 0.429 (1, 6)	K		6-3		5-3		1-3 2-H 1B			4	0	1	0	0	1	0											
Al Cowens, R OBP: 0.333, SLG: 0.354 (1, 9)	2B		4-3		F8		1-3 3-H 1B	4-3		4	0	1	1	0	0	1											
John Wockenfuss, R OBP: 0.397, SLG: 0.478 (1, 2)	4-3			E 1B BB		CS 1B	L4			3	1	1	0	1	0	2											
Lance Parrish, R OBP: 0.323, SLG: 0.503 (1, 10)		1B G3 1B		E8 1B 1B		F8		BB SH3-4 1B		4	0	3	0	0	0	1											
Richie Hebner, L OBP: 0.363, SLG: 0.470 (1, 3)	G3			K		F8		SH3-4		3	0	0	0	0	1	3											
Tom Brookens, R OBP: 0.314, SLG: 0.380 (1, 5)	5-3			1B IBB			SH 1B 2B	BB IBB		2	1	1	0	2	0	1											
Jim Lentine, R OBP: 0.354, SLG: 0.354 (1, 7)		FC4-8 1B		K			SH 1B	K		3	1	1	0	0	2	5											
Lou Whitaker, L OBP: 0.349, SLG: 0.277 (1, 4)	FC4-6			1-2 2-H 3-H 1B			1B 1B 1B	1-2 2-3 BB		3	0	2	2	1	0	2											
Inning Stats	R: 0 E: 0 K: 1 S: 6	H: 1 LOB: 1 BB: 0 P: 6	R: 0 E: 0 K: 0 S: 5	H: 2 LOB: 2 BB: 0 P: 5	R: 0 E: 0 K: 0 S: 3	H: 0 LOB: 0 BB: 0 P: 3	R: 1 E: 1 K: 2 S: 8	H: 2 LOB: 2 BB: 2 P: 16	R: 0 E: 0 K: 0 S: 3	H: 0 LOB: 0 BB: 0 P: 3	R: 0 E: 0 K: 0 S: 3	H: 1 LOB: 0 BB: 0 P: 3	R: 3 E: 0 K: 0 S: 7	H: 4 LOB: 1 BB: 0 P: 7	R: 0 E: 0 K: 1 S: 6	H: 1 LOB: 3 BB: 2 P: 14		1B: 9 2B: 2 3B: 0 HR: 0	SF: 0 SAC: 2 DP: 0 HBP: 0	WP: 0 PB: 0 SB: 0 CS: 1	PA: 37						
PITCHER	IP	WLS	BF	H	R	ER	SO	BB	IBB	HBP	BLK	WP	HR	S	P	ERA	WHIP										
Rick Honeycutt, L ERA: 3.74 (1, 1)	6.0	L	28	9	4	4	3	1	0	0	0	0	0	32	40	6.00	1.667										
Dave Heaverlo, R ERA: 3.62 (7, 1)	1.0		4	2	0	0	0	0	0	0	0	0	0	4	4	0.00	2.000										
Shane Rawley, L ERA: 2.85 (8, 1)	1.0		5	0	0	0	1	1	1	0	0	0	0	5	13	0.00	1.000										

AB	33
R	3
H	6
RBI	2
BB	8
SO	5
LOB	19




AB	31
R	4
H	11
RBI	4
BB	4
SO	4
LOB	18



Batter	1	2	3	4	5	6	7	8	9	AB	R	H	RBI	BB	SO	LOB	TOP								
Julio Cruz, S OBP: 0.340, SLG: 0.264 (1, 4)	0-0 4-3		0-0 G3-6-1 1B		0-0 1B S		4-0 2B BB		4-0 1-2 BB	3	1	2	0	2	0	0									
Bill Stein, R OBP: 0.373, SLG: 0.458 (1, 5)	0-0 FC5-4 1B		0-0 E6 1-2 G3-6-1		0-0 1-3 1B		0-0 1-H 2-H 2B		0-3 K	5	1	3	2	0	1	3									
Bruce Bochte, L OBP: 0.355, SLG: 0.431 (1, 3)	0-0 FC5-4 1-2 1B		0-0 G3-6-1 1-2 2-3		0-3 K		0-0 WP 2-H 2B		0-0 G1	5	0	2	1	0	1	5									
Willie Horton, R OBP: 0.318, SLG: 0.315 (1, 10)	0-0 FC5-4 1-2 2-3 BB		4-0 BB		0-0 G6-4-3 1B		0-3 K			3	0	1	0	1	1	3									
Tom Paciorek, R OBP: 0.309, SLG: 0.461 (1, 9)	4-0 1-2 BB		0-0 F8		0-0 F8		0-0 L3			3	0	0	0	1	0	3									
Dan Meyer, L OBP: 0.328, SLG: 0.407 (1, 7)	0-0 P4				0-0 6-3		0-0 G6-4-3 1-2		0-0 4-3	4	0	0	0	0	0	4									
Leon Roberts, R OBP: 0.329, SLG: 0.429 (1, 8)			0-0 F7		0-0 F8		0-0 E7 2B 1B		0-0 5-3	4	1	1	0	0	0	0									
Mario Mendoza, R OBP: 0.300, SLG: 0.312 (1, 6)			0-3 K		0-0 6-3		0-0 5-3		0-0 F7	3	0	0	0	0	1	1									
Jim Anderson, R OBP: 0.297, SLG: 0.325 (9, PH)										1	0	0	0	0	0	0									
Larry Cox, R OBP: 0.252, SLG: 0.294 (1, 2)			0-3 K				0-0 F9		4-0 BB	2	0	0	0	0	1	0									
Larry Milbourne, S OBP: 0.302, SLG: 0.341 (7, PH)										1	0	0	0	0	0	1									
Marc Hill, R OBP: 0.189, SLG: 0.254 (7, 2)										0	0	0	0	1	0	0									
Inning Stats	R: 0 E: 0 K: 0 S: 5	H: 2 LOB: 3 BB: 1 P: 9	R: 0 E: 0 K: 2 S: 7	H: 0 LOB: 0 BB: 0 P: 7	R: 0 E: 1 K: 0 S: 4	H: 1 LOB: 2 BB: 1 P: 8	R: 0 E: 0 K: 0 S: 3	H: 0 LOB: 0 BB: 0 P: 3	R: 0 E: 0 K: 1 S: 6	H: 2 LOB: 1 BB: 0 P: 6	R: 0 E: 0 K: 0 S: 3	H: 1 LOB: 0 BB: 0 P: 3	R: 3 E: 1 K: 1 S: 8	H: 3 LOB: 1 BB: 1 P: 12	R: 0 E: 0 K: 0 S: 3	H: 0 LOB: 0 BB: 0 P: 3	R: 0 E: 0 K: 1 S: 5	H: 0 LOB: 2 BB: 2 P: 13	1B: 7 2B: 2 3B: 0 HR: 0	SF: 0 SAC: 0 DP: 2 HBP: 0	WP: 1 PB: 0 SB: 1 CS: 0	PA: 39			
PITCHER	IP	WLS	BF	H	R	ER	SO	BB	IBB	HBP	BLK	WP	HR	S	P	ERA	WHIP								
Frank Tanana, L ERA: 4.43 (1, 1)	6.2		29	8	3	3	3	3	0	0	0	0	0	32	44	4.05	1.650								
Andy Hassler, L ERA: 3.32 (7, 1)	2.1	W	10	1	0	0	2	2	0	0	0	1	0	12	20	0.00	1.286								

Seattle Mariners @ California Angels
Anaheim Stadium, Anaheim, CA
Mon Aug 04 1980, 10:05 PM EDT
Att: 31,634 - Unknown


AB 34
R 3
H 9
RBI 3
BB 5
SO 5
LOB 20



Batter	1	2	3	4	5	6	7	8	9	AB	R	H	RBI	BB	SO	LOB	BOTTOM								
Larry Harlow, L OBP: 0.382, SLG: 0.413 (1, 9)	0-0 F7		0-0 4-3		0-3 K		0-0 L8 1B BB		0-0 2-H 3B 1B	5	2	2	1	0	1	1									
Rod Carew, L OBP: 0.393, SLG: 0.411 (1, 10)	0-0 1-3				0-0 4-3		0-0 F9 S 1B		4-0 1-2 2B BB	3	2	1	0	2	0	0									
Carney Lansford, R OBP: 0.327, SLG: 0.421 (1, 5)	0-0 5-3				0-0 S 2B 1B		0-0 F9 1-3		0-0 L8 1-H 2-H 3B	5	1	2	2	0	0	3									
Don Baylor, R OBP: 0.333, SLG: 0.345 (1, 7)			0-3 K		0-0 F8		0-0 F8		4-0 1-2 3-H 2B 1B	4	1	1	1	0	1	2									
Rick Miller, L OBP: 0.350, SLG: 0.325 (8, 8)					0-0 F8		0-0 F8		0-0 BB	0	0	0	0	1	0	0									
Jason Thompson, L OBP: 0.396, SLG: 0.464 (1, 3)			0-0 4-3		0-0 BB 1B 2B		4-0 BB		0-0 F7	4	1	2	3	1	0	2									
Bobby Grich, R OBP: 0.385, SLG: 0.432 (1, 4)			0-3 K		4-0 1B BB BB		0-3 K		0-0 1-3	3	0	0	0	1	2	2									
Bobby Clark, R OBP: 0.282, SLG: 0.365 (1, 8)					0-0 F8		4-0 1-2 2-3 BB		0-0 F9	3	1	1	0	1	0	1									
Bert Campaneris, R OBP: 0.307, SLG: 0.344 (1, 6)					0-0 BB 1B BB		0-0 L6		0-0 SH1-4 1B	3	0	2	1	0	0	1									
Dan Whitmer, R OBP: 0.279, SLG: 0.263 (1, 2)			0-0 F8		0-0 2B		0-0 1-2 2-3 3-H 1B		0-0 4-3	4	0	0	0	0	2	5									
Inning Stats	R: 0 E: 0 K: 0 S: 3	H: 0 LOB: 0 BB: 0 P: 3	R: 0 E: 0 K: 2 S: 7	H: 0 LOB: 0 BB: 0 P: 7	R: 0 E: 0 K: 0 S: 4	H: 1 LOB: 1 BB: 0 P: 4	R: 2 E: 0 K: 1 S: 8	H: 3 LOB: 3 BB: 2 P: 16	R: 0 E: 0 K: 1 S: 6	H: 1 LOB: 1 BB: 0 P: 6	R: 0 E: 0 K: 1 S: 5	H: 0 LOB: 1 BB: 1 P: 9	R: 3 E: 0 K: 0 S: 6	H: 3 LOB: 1 BB: 1 P: 10	R: 3 E: 0 K: 1 S: 8	H: 3 LOB: 2 BB: 2 P: 16	1B: 7 2B: 3 3B: 1 HR: 0	SF: 0 SAC: 1 DP: 0 HBP: 0	WP: 0 PB: 0 SB: 2 CS: 0	PA: 41					
PITCHER	IP	WLS	BF	H	R	ER	SO	BB	IBB	HBP	BLK	WP	HR	S	P	ERA	WHIP								
Glenn Abbott, R ERA: 3.71 (1, 1)	6.1		28	6	3	3	5	3	0	0	0	0	0	35	47	4.26	1.421								
Shane Rawley, L ERA: 3.35 (7, 1)	1.1	L	11	5	5	5	1	2	0	0	0	0	0	11	19	33.75	5.250								
Dave Heaverlo, R ERA: 3.6 (8, 1)	0.1		2	0	0	0	0	1	0	0	0	0	0	1	5	0.00	3.000								

Seattle Mariners @ California Angels
Anaheim Stadium, Anaheim, CA
Mon Aug 04 1980, 10:05 PM EDT
Att: 31,634 - Unknown

AB 34
R 8
H 11
RBI 8
BB 6
SO 6
LOB 17



Batter	1	2	3	4	5	6	7	8	9	AB	R	H	RBI	BB	SO	LOB	TOP		
Julio Cruz, S OBP: 0.337, SLG: 0.262 (1, 4)	F7			F7	SF8		SH1-4			2	0	0	1	0	0	0	Seattle Mariners @ California Angels Anaheim Stadium, Anaheim, CA Tue Aug 05 1980, 10:05 PM EDT Att: 22,326 - Unknown livebaseballscorecards.com		
Joe Simpson, L OBP: 0.320, SLG: 0.341 (1, 9)	G3			FC3-6 1B	4-3		P1			4	0	1	0	0	0	2			
Bruce Bochte, L OBP: 0.355, SLG: 0.431 (1, 3) Tom Paciorek, R OBP: 0.311, SLG: 0.463 (6, 3)	K			FC3-6 1B		2B 1B				3	1	1	0	0	1	1			
Willie Horton, R OBP: 0.317, SLG: 0.314 (1, 10)		6-3				F9		K		4	0	1	0	0	1	1			
Dan Meyer, L OBP: 0.325, SLG: 0.402 (1, 7)		6-3		G3		F8		K		4	0	0	0	0	1	3			
Leon Roberts, R OBP: 0.331, SLG: 0.438 (1, 8)		F8				1B 2B		5-3		4	2	2	0	0	0	0			
Ted Cox, R OBP: 0.294, SLG: 0.310 (1, 5) Marc Hill, R OBP: 0.197, SLG: 0.260 (5, 2)				F9		SH3-4 SF8 1B		F9		2	1	1	0	0	0	0			
Larry Cox, R OBP: 0.251, SLG: 0.292 (1, 2) Larry Milbourne, S OBP: 0.303, SLG: 0.341 (5, PH) (5, 5)				P6		SH3-4 1B		4-3		1	0	0	0	0	0	0			
Mario Mendoza, R OBP: 0.301, SLG: 0.313 (1, 6)				F8		SH3-4		P4		3	0	1	0	0	0	0			
Inning Stats	R: 0 E: 0 K: 1 S: 5	H: 0 LOB: 0 BB: 0 P: 5	R: 0 E: 0 K: 0 S: 3	H: 0 LOB: 0 BB: 0 P: 3	R: 0 E: 0 K: 0 S: 3	H: 2 LOB: 2 BB: 0 P: 3	R: 2 E: 0 K: 0 S: 6	H: 3 LOB: 1 BB: 0 P: 6	R: 0 E: 0 K: 2 S: 4	H: 2 LOB: 2 BB: 0 P: 4	R: 0 E: 0 K: 2 S: 7	H: 0 LOB: 0 BB: 0 P: 7	R: 0 E: 0 K: 0 S: 3	H: 0 LOB: 0 BB: 0 P: 3	1B: 8 2B: 2 3B: 0 HR: 0	SF: 1 SAC: 2 DP: 0 HBP: 0		WP: 0 PA: 36 PB: 0 SB: 0 CS: 0	
PITCHER	IP WLS BF H R ER SO BB IBB HBP BLK WP HR S P ERA WHIP																		
Jim Barr, R ERA: 5.03 (1, 1)	3.1	11	1	0	0	1	0	0	0	0	0	0	0	0	0	13	13	0.00	0.300
John Montague, R ERA: 4.35 (4, 1)	2.1	13	6	4	4	0	0	0	0	0	0	0	0	0	13	13	15.43	2.571	
Don Aase, R ERA: 4.77 (6, 1) Mark Clear, R ERA: 3.88 (8, 1)	1.1	6	3	0	0	0	0	0	0	0	0	0	0	6	6	0.00	2.250		
	2.0	W 6	0	0	0	2	0	0	0	0	0	0	0	10	10	0.00	0.000		

Batter	1	2	3	4	5	6	7	8	9	AB	R	H	RBI	BB	SO	LOB	BOTTOM
Bert Campaneris, R OBP: 0.311, SLG: 0.347 (1, 6)	F9			G6-4-3 1B			1-3	F9		5	0	2	1	0	0	2	Seattle Mariners @ California Angels Anaheim Stadium, Anaheim, CA Tue Aug 05 1980, 10:05 PM EDT Att: 22,326 - Unknown livebaseballscorecards.com
Rod Carew, L OBP: 0.394, SLG: 0.410 (1, 3)		FC6-4 1B		G6-4-3 1B						3	1	1	0	1	0	4	
Carney Lansford, R OBP: 0.331, SLG: 0.427 (1, 5)						G6-4-3 1B				4	1	3	1	0	0	1	
Don Baylor, R OBP: 0.332, SLG: 0.343 (1, 10)				K		P4		F7		4	0	1	1	0	1	2	
Joe Rudi, R OBP: 0.283, SLG: 0.421 (1, 7) Larry Harlow, L OBP: 0.382, SLG: 0.413 (8, PH) (9, 9)				K		G6-4-3		E 6-3 1B		4	0	1	0	0	2	3	
Bobby Grich, R OBP: 0.387, SLG: 0.433 (1, 4)				CS				E8 1B		4	1	2	0	0	0	1	
Bobby Clark, R OBP: 0.272, SLG: 0.352 (1, 8) (9, 7)				G3		G3-6-3 1B		6-3		4	0	0	1	0	0	5	
Rick Miller, L OBP: 0.355, SLG: 0.326 (1, 9) (9, 8)										2	1	1	0	2	1	0	
Dan Whitmer, R OBP: 0.283, SLG: 0.268 (1, 2) Jason Thompson, L OBP: 0.398, SLG: 0.466 (8, PH) Stan Cliburn, R OBP: 0.208, SLG: 0.280 (9, 2)										3	0	1	0	0	2	1	
				K						1	0	1	1	0	0	0	
										0	0	0	0	0	0	0	
Inning Stats	R: 2 E: 0 K: 1 S: 6	H: 2 LOB: 1 BB: 1 P: 10	R: 1 E: 0 K: 0 S: 5	H: 2 LOB: 2 BB: 1 P: 9	R: 0 E: 1 K: 2 S: 9	H: 1 LOB: 2 BB: 0 P: 9	R: 0 E: 0 K: 1 S: 6	H: 2 LOB: 1 BB: 0 P: 6	R: 0 E: 0 K: 0 S: 3	H: 1 LOB: 0 BB: 0 P: 3	R: 0 E: 0 K: 1 S: 5	H: 1 LOB: 1 BB: 0 P: 5	R: 0 E: 0 K: 0 S: 6	H: 3 LOB: 2 BB: 1 P: 10	1B: 12 2B: 1 3B: 0 HR: 0	SF: 0 SAC: 0 DP: 3 HBP: 0	WP: 0 PA: 38 PB: 0 SB: 2 CS: 1
PITCHER	IP WLS BF H R ER SO BB IBB HBP BLK WP HR S P ERA WHIP																
Floyd Bannister, L ERA: 3.65 (1, 1)	4.0	21	8	3	3	4	2	0	0	0	0	0	0	27	35	6.75	2.500
Dave Heaverlo, R ERA: 3.69 (5, 1)	3.2	L 14	4	2	2	2	0	1	0	0	0	0	17	21	4.91	1.091	
Dave Roberts, L ERA: 4.55 (8, 1)	0.1	2	1	0	0	0	0	0	0	0	0	0	2	2	0.00	3.000	

Batter	1	2	3	4	5	6	7	8	9	AB	R	H	RBI	BB	SO	LOB	TOP										
Julio Cruz, S OBP: 0.331, SLG: 0.257 (1,4)	0-0 6-3		0-0 6-3		0-0 F9	0-0 4-3			0-0 B1-3	5	0	0	0	0	0	3											
Joe Simmons, L OBP: 0.313, SLG: 0.333 (1,9)	0-0 4-3		0-0 F8		0-0 F2		0-0 4-3		0-0 6-3	5	0	0	0	0	0	1											
Dan Meyer, L OBP: 0.326, SLG: 0.402 (1,7)	0-0 P6			0-0 F8 1B		0-0 2B 1B	0-0 4-3		0-0 F7	5	1	2	0	0	0	0											
Willie Horton, R OBP: 0.316, SLG: 0.313 (1,10)		0-0 5-3		0-0 HBP 1B		0-0 F9 1B	0-0 F8			4	0	1	0	0	0	1											
Leon Roberts, R OBP: 0.333, SLG: 0.442 (1,8)		0-0 BB 1B		0-0 F8		0-0 2B		0-0 F8		4	1	2	1	0	0	2											
Tom Paciorek, R OBP: 0.314, SLG: 0.465 (1,3)		0-0 P3		0-0 G5-4-3 HBP		0-0 1B 2B		0-0 E6 1B 1B		3	1	1	1	0	0	1											
Ted Cox, R OBP: 0.302, SLG: 0.315 (1,5)		0-0 FC6-4 BB		0-0 G5-4-3		0-0 1B 2B		0-0 1B		3	0	2	1	1	0	3											
Marc Hill, R OBP: 0.200, SLG: 0.260 (1,2)		0-0 FC6-4			0-0 P4	0-0 F9		0-0 1B		4	0	1	0	0	0	3											
Mario Mendoza, R OBP: 0.306, SLG: 0.318 (1,6)			0-0 F7					0-0 G4-6-3		3	0	2	0	0	0	0											
Larry Milbourne, S OBP: 0.301, SLG: 0.338 (8,6)								0-0 G4-6-3		1	0	0	0	0	0	3											
Inning Stats	R: 0 E: 0 K: 0 S: 3	H: 0 LOB: 0 BB: 0 P: 3	R: 0 E: 0 K: 0 S: 4	H: 1 LOB: 2 BB: 1 P: 8	R: 0 E: 0 K: 0 S: 3	H: 0 LOB: 0 BB: 0 P: 3	R: 0 E: 0 K: 0 S: 4	H: 2 LOB: 1 BB: 0 P: 5	R: 0 E: 0 K: 0 S: 4	H: 1 LOB: 1 BB: 0 P: 4	R: 3 E: 0 K: 0 S: 8	H: 5 LOB: 2 BB: 0 P: 8	R: 0 E: 1 K: 0 S: 5	H: 2 LOB: 2 BB: 0 P: 5	R: 0 E: 0 K: 0 S: 3	H: 0 LOB: 0 BB: 0 P: 3	R: 0 E: 0 K: 0 S: 3	H: 0 LOB: 0 BB: 0 P: 3	1B: 9 2B: 2 3B: 0 HR: 0	SF: 0 SAC: 0 DP: 2 HBP: 1	WP: 0 PB: 0 SB: 0 CS: 0	PA: 39					
PITCHER	IP	WLS	BF	H	R	ER	SO	BB	IBB	HBP	BLK	WP	HR	S	P	ERA	WHIP										
Chris Knapp, R ERA: 6.11 (1,1)	5.2		27	9	3	3	0	1	0	1	0	0	0	25	30	4.76	1.765										
John Montague, R ERA: 4.14 (6,1)	3.1	W	12	2	0	0	0	0	0	0	0	0	0	12	12	0.00	0.600										

Seattle Mariners @ California Angels
Anaheim Stadium, Anaheim, CA
Wed Aug 06 1980, 10:05 PM EDT
Att: 22,599 - Unknown

AB	37
R	3
H	11
RBI	3
BB	1
SO	0
LOB	17



Batter	1	2	3	4	5	6	7	8	9	AB	R	H	RBI	BB	SO	LOB	BOTTOM										
Larry Harlow, L OBP: 0.385, SLG: 0.417 (1,9)	0-3 K			0-0 G4-6-3 1B		0-0 FC4-2 SH3 1B	0-0 E3 HR			3	0	2	0	0	1	0											
Joe Rudi, R OBP: 0.283, SLG: 0.420 (7,7)										1	1	0	1	0	0	2											
Rod Carew, L OBP: 0.391, SLG: 0.408 (1,3)	0-0 6-3			0-0 G4-6-3		0-0 SH3	0-0 SF8			2	0	0	1	0	0	1											
Carney Lansford, R OBP: 0.333, SLG: 0.441 (1,5)	0-3 K			0-0 3B		0-0 FC4-2	0-0 HR			4	1	2	3	0	1	2											
Don Baylor, R OBP: 0.331, SLG: 0.342 (1,7)		0-0 6-3		0-0 F8		0-0 F7				4	0	1	0	0	0	3											
Rick Miller, L OBP: 0.355, SLG: 0.326 (8,9)										0	0	0	0	0	0	0											
Jason Thompson, L OBP: 0.399, SLG: 0.476 (1,10)		0-0 L7			0-0 HR					4	2	2	1	0	1	1											
Bobby Grich, R OBP: 0.385, SLG: 0.431 (1,4)		0-0 L5			0-3 K					4	1	1	0	0	2	1											
Bobby Clark, R OBP: 0.271, SLG: 0.348 (1,8)			0-0 4-3		0-0 P4		0-0 SH SH E 1B	0-0 4-3		4	1	1	1	0	0	0											
Bert Campaneris, R OBP: 0.303, SLG: 0.337 (1,6)			0-3 K		0-0 5-3		0-0 SH SH E SF8	0-3 K		3	1	0	1	0	2	0											
Dan Whitmer, R OBP: 0.286, SLG: 0.273 (1,2)			0-0 P6			0-0 SH3 FC4-2 1B	0-0 SH E HR	0-0 6-3		3	1	1	0	0	0	0											
Inning Stats	R: 0 E: 0 K: 2 S: 7	H: 0 LOB: 0 BB: 0 P: 7	R: 0 E: 0 K: 0 S: 3	H: 0 LOB: 0 BB: 0 P: 3	R: 0 E: 0 K: 1 S: 5	H: 0 LOB: 0 BB: 0 P: 5	R: 0 E: 0 K: 0 S: 4	H: 2 LOB: 1 BB: 0 P: 4	R: 1 E: 0 K: 1 S: 6	H: 1 LOB: 0 BB: 0 P: 6	R: 0 E: 0 K: 0 S: 5	H: 2 LOB: 2 BB: 0 P: 5	R: 7 E: 1 K: 2 S: 15	H: 5 LOB: 1 BB: 0 P: 15	R: 0 E: 0 K: 1 S: 5	H: 0 LOB: 0 BB: 0 P: 5	R: 0 E: 0 K: 1 S: 5	H: 0 LOB: 0 BB: 0 P: 5	1B: 7 2B: 0 3B: 1 HR: 2	SF: 1 SAC: 3 DP: 1 HBP: 0	WP: 0 PB: 0 SB: 1 CS: 0	PA: 36					
PITCHER	IP	WLS	BF	H	R	ER	SO	BB	IBB	HBP	BLK	WP	HR	S	P	ERA	WHIP										
Rob Dressler, R ERA: 4.8 (1,1)	6.0	L	25	8	4	4	4	0	0	0	0	0	1	33	33	6.00	1.333										
Byron Mclaughlin, R ERA: 7.14 (7,1)	0.0		2	0	0	0	0	0	0	0	0	0	0	2	2	-	-										
Dave Roberts, L ERA: 4.53 (7,1)	0.1		2	0	1	1	0	0	0	0	0	0	0	2	2	27.00	0.000										
Mike Parrott, R ERA: 8.06 (7,1)	0.2		4	2	3	2	2	0	0	0	0	0	1	8	8	27.00	3.000										
Shane Rawley, L ERA: 3.31 (8,1)	1.0		3	0	0	0	1	0	0	0	0	0	0	5	5	0.00	0.000										

Seattle Mariners @ California Angels
Anaheim Stadium, Anaheim, CA
Wed Aug 06 1980, 10:05 PM EDT
Att: 22,599 - Unknown


AB	32
R	8
H	10
RBI	8
BB	0
SO	7
LOB	10



Batter	1	2	3	4	5	6	7	8	9	10	AB	R	H	RBI	BB	SO	LOB	TOP				
Julio Cruz, S OBP: 0.332, SLG: 0.260 (1, 4)	P4			L5		F7		1B		SH3-4 BB	5	1	2	0	0	0	0					
Joe Simpson, L OBP: 0.320, SLG: 0.351 (1, 9)	F9			E S 1B			HR	FC6-4 BB		SH3-4	3	1	2	1	1	0	0					
Dan Meyer, L OBP: 0.325, SLG: 0.401 Juan Benitez, R OBP: 0.275, SLG: 0.384 (1, 7) (8, 8)	3-1			F8		F8		3-1 1B		FC6-4	4	0	1	0	0	0	0	3				
Willie Horton, R OBP: 0.315, SLG: 0.308 (1, 10)		F8		P4			3-1		L6	BB BB BB	4	0	0	0	1	0	2					
Leon Roberts, R OBP: 0.334, SLG: 0.440 (1, 8) (8, 7)		F3			5-3			K		1B S 1B	4	0	1	0	1	1	1					
Bill Stein, R OBP: 0.374, SLG: 0.448 (1, 3)		F8			5-3			BB		6-3	3	0	0	1	2	0	1					
Ted Cox, R OBP: 0.298, SLG: 0.311 Larry Milbourne, S OBP: 0.303, SLG: 0.336 (1, 5) (9, PH) (9, 5)			F9		6-3			F3		1B	3	0	0	0	0	2	2					
Larry Cox, R OBP: 0.257, SLG: 0.294 Bruce Bochte, L OBP: 0.357, SLG: 0.432 Marc Hill, R OBP: 0.200, SLG: 0.260 (1, 2) (9, PH) (9, PR) (9, 2)			5-3					CS 1B		BLK SH1-4 CS BB	2	0	1	0	1	0	0					
Mario Mendoza, R OBP: 0.302, SLG: 0.313 (1, 6)			6-3					1-2 K		SH1-4	3	0	0	0	0	1	4					
Inning Stats	R: 0 E: 0 K: 0 S: 3	H: 0 LOB: 0 BB: 0 P: 3	R: 0 E: 0 K: 0 S: 3	H: 0 LOB: 0 BB: 0 P: 3	R: 0 E: 0 K: 0 S: 3	H: 0 LOB: 0 BB: 0 P: 3	R: 0 E: 0 K: 0 S: 4	H: 1 LOB: 1 BB: 0 P: 4	R: 0 E: 0 K: 1 S: 5	H: 1 LOB: 0 BB: 0 P: 5	R: 1 E: 0 K: 1 S: 7	H: 2 LOB: 2 BB: 1 P: 11	R: 0 E: 0 K: 0 S: 3	H: 1 LOB: 2 BB: 2 P: 11	R: 0 E: 0 K: 0 S: 5	H: 2 LOB: 3 BB: 1 P: 9	R: 1 E: 0 K: 0 S: 4	H: 1 LOB: 3 BB: 3 P: 16	1B: 7 2B: 1 3B: 0 HR: 1	SF: 0 SAC: 2 DP: 1 HBP: 0	WP: 0 PA: 43 PB: 0 SB: 4 CS: 2	
PITCHER	IP WLS BF H R ER SO BB IBB HBP BLK WP HR S P ERA WHIP	IP WLS BF H R ER SO BB IBB HBP BLK WP HR S P ERA WHIP	IP WLS BF H R ER SO BB IBB HBP BLK WP HR S P ERA WHIP	IP WLS BF H R ER SO BB IBB HBP BLK WP HR S P ERA WHIP	IP WLS BF H R ER SO BB IBB HBP BLK WP HR S P ERA WHIP	IP WLS BF H R ER SO BB IBB HBP BLK WP HR S P ERA WHIP	IP WLS BF H R ER SO BB IBB HBP BLK WP HR S P ERA WHIP	IP WLS BF H R ER SO BB IBB HBP BLK WP HR S P ERA WHIP	IP WLS BF H R ER SO BB IBB HBP BLK WP HR S P ERA WHIP	IP WLS BF H R ER SO BB IBB HBP BLK WP HR S P ERA WHIP	IP WLS BF H R ER SO BB IBB HBP BLK WP HR S P ERA WHIP	IP WLS BF H R ER SO BB IBB HBP BLK WP HR S P ERA WHIP	IP WLS BF H R ER SO BB IBB HBP BLK WP HR S P ERA WHIP	IP WLS BF H R ER SO BB IBB HBP BLK WP HR S P ERA WHIP	IP WLS BF H R ER SO BB IBB HBP BLK WP HR S P ERA WHIP	IP WLS BF H R ER SO BB IBB HBP BLK WP HR S P ERA WHIP	IP WLS BF H R ER SO BB IBB HBP BLK WP HR S P ERA WHIP	IP WLS BF H R ER SO BB IBB HBP BLK WP HR S P ERA WHIP	IP WLS BF H R ER SO BB IBB HBP BLK WP HR S P ERA WHIP	IP WLS BF H R ER SO BB IBB HBP BLK WP HR S P ERA WHIP	IP WLS BF H R ER SO BB IBB HBP BLK WP HR S P ERA WHIP	
Matt Keough, R ERA: 3.04 Jeff Jones, R ERA: 2.13 Bob Lacey, L ERA: 3.07 (1, 1) (10, 1) (10, 1)	9.2 0.0 0.1	9.2 0.0 0.1	9.2 0.0 0.1	9.2 0.0 0.1	9.2 0.0 0.1	9.2 0.0 0.1	9.2 0.0 0.1	9.2 0.0 0.1	9.2 0.0 0.1	9.2 0.0 0.1	9.2 0.0 0.1	9.2 0.0 0.1	9.2 0.0 0.1	9.2 0.0 0.1	9.2 0.0 0.1	9.2 0.0 0.1	9.2 0.0 0.1	9.2 0.0 0.1	9.2 0.0 0.1	9.2 0.0 0.1	9.2 0.0 0.1	9.2 0.0 0.1

Seattle Mariners @ Oakland Athletics
Oakland-Alameda County Coliseum, Oakland, CA
Fri Aug 08 1980, 7:05 PM PDT
Att: 6,283 - Unknown


AB	34
R	2
H	8
RBI	2
BB	7
SO	2
LOB	17



Batter	1	2	3	4	5	6	7	8	9	10	AB	R	H	RBI	BB	SO	LOB	BOTTOM				
Rickey Henderson, R OBP: 0.418, SLG: 0.429 (1, 7)	CS 1B		F9 1B BB		K 1B			SH5-4 1B BB		4-3	3	1	2	0	2	0	0					
Dwayne Murphy, L OBP: 0.383, SLG: 0.394 (1, 8)	L5		BB 1B		K			SH5-4		G3	4	0	1	0	0	1	2					
Wayne Gross, L OBP: 0.350, SLG: 0.465 Mike Edwards, R OBP: 0.245, SLG: 0.229 (1, 5) (10, PR)	G3		F9					G1		BB 1B	5	0	1	0	0	0	3					
Dave Revering, L OBP: 0.358, SLG: 0.509 Mike Heath, R OBP: 0.248, SLG: 0.276 Mike Davis, L OBP: 0.247, SLG: 0.256 (1, 3) (10, PH) (10, PH)		4-3	BB 1B		F7			1B		BB 1B	3	0	1	1	1	0	0					
Orlando Gonzalez, L OBP: 0.303, SLG: 0.233 (1, 10)		6-3	1-3		6-3			6-3		FC4	5	0	0	0	0	0	6					
Tony Armas, R OBP: 0.290, SLG: 0.453 (1, 9)		BB 1B			6-3			E CS 1B BB		1B	3	0	2	0	1	0	0					
Jim Essian, R OBP: 0.298, SLG: 0.363 (1, 2)		BB 1B			F8			E7 CS 1B		P3	3	0	1	0	1	0	1					
Mario Guerrero, R OBP: 0.272, SLG: 0.291 Mitchell Page, L OBP: 0.328, SLG: 0.367 Jeff Newman, R OBP: 0.274, SLG: 0.425 Rob Picciolo, R OBP: 0.256, SLG: 0.338 (1, 6) (7, PH) (7, PH) (8, 6)		5-3			K			6-3		K	2	0	0	0	0	0	2					
Jeff Cox, R OBP: 0.336, SLG: 0.291 (1, 4)			4-3		1-3			1-3		K	4	0	0	0	0	1	3					
Inning Stats	R: 0 E: 0 K: 0 S: 3	H: 1 LOB: 1 BB: 0 P: 3	R: 0 E: 0 K: 0 S: 4	H: 1 LOB: 2 BB: 1 P: 8	R: 0 E: 0 K: 0 S: 4	H: 1 LOB: 3 BB: 2 P: 12	R: 0 E: 0 K: 1 S: 5	H: 0 LOB: 0 BB: 0 P: 5	R: 0 E: 0 K: 1 S: 5	H: 0 LOB: 0 BB: 0 P: 3	R: 0 E: 1 K: 0 S: 3	H: 1 LOB: 1 BB: 1 P: 7	R: 1 E: 0 K: 0 S: 4	H: 1 LOB: 1 BB: 1 P: 8	R: 0 E: 0 K: 2 S: 8	H: 1 LOB: 1 BB: 0 P: 8	R: 0 E: 0 K: 0 S: 4	H: 1 LOB: 2 BB: 1 P: 8	1B: 8 2B: 0 3B: 0 HR: 0	SF: 0 SAC: 1 DP: 0 HBP: 0	WP: 0 PA: 41 PB: 0 SB: 0 CS: 3	
PITCHER	IP WLS BF H R ER SO BB IBB HBP BLK WP HR S P ERA WHIP	IP WLS BF H R ER SO BB IBB HBP BLK WP HR S P ERA WHIP	IP WLS BF H R ER SO BB IBB HBP BLK WP HR S P ERA WHIP	IP WLS BF H R ER SO BB IBB HBP BLK WP HR S P ERA WHIP	IP WLS BF H R ER SO BB IBB HBP BLK WP HR S P ERA WHIP	IP WLS BF H R ER SO BB IBB HBP BLK WP HR S P ERA WHIP	IP WLS BF H R ER SO BB IBB HBP BLK WP HR S P ERA WHIP	IP WLS BF H R ER SO BB IBB HBP BLK WP HR S P ERA WHIP	IP WLS BF H R ER SO BB IBB HBP BLK WP HR S P ERA WHIP	IP WLS BF H R ER SO BB IBB HBP BLK WP HR S P ERA WHIP	IP WLS BF H R ER SO BB IBB HBP BLK WP HR S P ERA WHIP	IP WLS BF H R ER SO BB IBB HBP BLK WP HR S P ERA WHIP	IP WLS BF H R ER SO BB IBB HBP BLK WP HR S P ERA WHIP	IP WLS BF H R ER SO BB IBB HBP BLK WP HR S P ERA WHIP	IP WLS BF H R ER SO BB IBB HBP BLK WP HR S P ERA WHIP	IP WLS BF H R ER SO BB IBB HBP BLK WP HR S P ERA WHIP	IP WLS BF H R ER SO BB IBB HBP BLK WP HR S P ERA WHIP	IP WLS BF H R ER SO BB IBB HBP BLK WP HR S P ERA WHIP	IP WLS BF H R ER SO BB IBB HBP BLK WP HR S P ERA WHIP	IP WLS BF H R ER SO BB IBB HBP BLK WP HR S P ERA WHIP	IP WLS BF H R ER SO BB IBB HBP BLK WP HR S P ERA WHIP	
Jim Beattie, R ERA: 5.32 Shane Rawley, L ERA: 3.27 Dave Heaverlo, R ERA: 3.69 Dave Roberts, L ERA: 4.5 (1, 1) (7, 1) (10, 1) (10, 1)	6.0 3.2 0.0 0.1	6.0 3.2 0.0 0.1	6.0 3.2 0.0 0.1	6.0 3.2 0.0 0.1	6.0 3.2 0.0 0.1	6.0 3.2 0.0 0.1	6.0 3.2 0.0 0.1	6.0 3.2 0.0 0.1	6.0 3.2 0.0 0.1	6.0 3.2 0.0 0.1	6.0 3.2 0.0 0.1	6.0 3.2 0.0 0.1	6.0 3.2 0.0 0.1	6.0 3.2 0.0 0.1	6.0 3.2 0.0 0.1	6.0 3.2 0.0 0.1	6.0 3.2 0.0 0.1	6.0 3.2 0.0 0.1	6.0 3.2 0.0 0.1	6.0 3.2 0.0 0.1	6.0 3.2 0.0 0.1	6.0 3.2 0.0 0.1

Seattle Mariners @ Oakland Athletics
Oakland-Alameda County Coliseum, Oakland, CA
Fri Aug 08 1980, 7:05 PM PDT
Att: 6,283 - Unknown

AB	34
R	1
H	8
RBI	1
BB	6
SO	4
LOB	20



Batter	1	2	3	4	5	6	7	8	9	AB	R	H	RBI	BB	SO	LOB	TOP					
Julio Cruz, S OBP: 0.331, SLG: 0.257 (1, 4)	1-3		BB			E4			1-3	3	0	0	0	1	0	1	Seattle Mariners @ Oakland Athletics Oakland-Alameda County Coliseum, Oakland, CA Sat Aug 09 1980, 3:33 AM PDT Att: 13,629 - Unknown livebaseballscorecards.com					
Joe Simpson, L OBP: 0.319, SLG: 0.349 (1, 9)	4-3		F9			K			1B SF8	4	1	1	0	0	1	3						
Dan Meyer, L OBP: 0.324, SLG: 0.399 (1, 7) (8, 3)	E3			4-3		F9			1B	4	0	1	0	0	0	1						
Willie Horton, R OBP: 0.310, SLG: 0.305 (1, 10)	FC6-4			6-3			K		SF8	3	0	0	1	0	1	1						
Leon Roberts, R OBP: 0.330, SLG: 0.433 (1, 8) (8, 7)		K		5-3			K		F8	4	0	0	0	0	2	1						
Bill Stein, R OBP: 0.367, SLG: 0.439 (1, 3) (8, 5)		6-3				F9				3	0	0	0	0	0	0						
Ted Cox, R OBP: 0.296, SLG: 0.308 Larry Milbourne, S OBP: 0.301, SLG: 0.333 (8, PH) (8, 6)	1-3					F8			1-3	2	0	0	0	0	0	0						
Larry Cox, R OBP: 0.255, SLG: 0.291 Jerry Narron, L OBP: 0.167, SLG: 0.091 (8, PH) (8, 2)			6-3			K			K	2	0	0	0	0	1	0						
Mario Mendoza, R OBP: 0.304, SLG: 0.315 Juan Beniquez, R OBP: 0.273, SLG: 0.382 (8, PH) (8, 8)			K						F8	2	0	1	0	0	1	0						
Inning Stats	R: 0 E: 1 K: 0 S: 4	H: 0 LOB: 1 BB: 0 P: 4	R: 0 E: 0 K: 1 S: 5	H: 0 LOB: 0 BB: 0 P: 5	R: 0 E: 0 K: 1 S: 5	H: 0 LOB: 1 BB: 1 P: 9	R: 0 E: 0 K: 0 S: 3	H: 0 LOB: 0 BB: 0 P: 3	R: 0 E: 0 K: 1 S: 5	H: 0 LOB: 0 BB: 0 P: 5	R: 0 E: 1 K: 1 S: 6	H: 1 LOB: 1 BB: 0 P: 6	R: 0 E: 0 K: 2 S: 7	H: 0 LOB: 0 BB: 0 P: 7	R: 0 E: 0 K: 1 S: 5	H: 0 LOB: 0 BB: 0 P: 5		R: 1 E: 0 K: 0 S: 5	H: 2 LOB: 1 BB: 0 P: 5	1B: 3 2B: 0 3B: 0 HR: 0	SF: 1 SAC: 0 DP: 0 HBP: 0	WP: 0 PB: 0 SB: 1 CS: 1
PITCHER Mike Norris, R ERA: 2.45 (1, 1)	IP: 9.0 WLS: W BF: 32 H: 3 R: 1 ER: 1 SO: 7 BB: 1 IBB: 0 HBP: 0 BLK: 0 WP: 0 HR: 0 S: 45 P: 49 ERA: 1.00 WHIP: 0.444															PITCHER						

Batter	1	2	3	4	5	6	7	8	9	AB	R	H	RBI	BB	SO	LOB	BOTTOM			
Rickey Henderson, R OBP: 0.418, SLG: 0.429 (1, 7)	F9		3-1			FC5-4				3	0	1	1	1	0	0	Seattle Mariners @ Oakland Athletics Oakland-Alameda County Coliseum, Oakland, CA Sat Aug 09 1980, 3:33 AM PDT Att: 13,629 - Unknown livebaseballscorecards.com			
Dwayne Murphy, L OBP: 0.376, SLG: 0.390 (1, 8)	6-3		K			K				4	0	0	0	0	3	4				
Jim Essian, R OBP: 0.297, SLG: 0.356 (1, 2)	6-3			E5		FC5-4				3	0	0	0	1	0	3				
Tony Armas, R OBP: 0.288, SLG: 0.449 (1, 9)		K		6-3		P3			FC6-4	4	0	0	0	0	1	3				
Jeff Newman, R OBP: 0.277, SLG: 0.424 (1, 3)	6-3			G5-4-3		FC6-4			4-3	3	0	1	0	1	0	0				
Mike Heath, R OBP: 0.244, SLG: 0.271 (1, 10)	1-3			G5-4-3		FC6-4			6-3	4	0	0	0	0	0	3				
Mario Guerrero, R OBP: 0.279, SLG: 0.297 (1, 6)			2B SH4-3			FC3-6			E6	4	1	3	0	0	0	0				
Dave McKay, S OBP: 0.278, SLG: 0.314 (1, 5)			SH4-3			FC3-6			K	4	1	2	0	0	1	3				
Jeff Cox, R OBP: 0.339, SLG: 0.295 (1, 4)			SH4-3			BB			6-3	2	0	1	1	0	0	0				
Inning Stats	R: 0 E: 0 K: 0 S: 3	H: 0 LOB: 0 BB: 0 P: 3	R: 0 E: 0 K: 1 S: 5	H: 0 LOB: 0 BB: 0 P: 5	R: 2 E: 0 K: 1 S: 7	H: 2 LOB: 0 BB: 0 P: 7	R: 0 E: 1 K: 0 S: 3	H: 0 LOB: 1 BB: 1 P: 7	R: 0 E: 0 K: 1 S: 7	H: 2 LOB: 3 BB: 1 P: 11	R: 0 E: 0 K: 1 S: 7	H: 2 LOB: 2 BB: 0 P: 7	R: 0 E: 0 K: 1 S: 6	H: 1 LOB: 1 BB: 1 P: 10	R: 0 E: 1 K: 0 S: 4	H: 1 LOB: 2 BB: 0 P: 4		1B: 7 2B: 1 3B: 0 HR: 0	SF: 0 SAC: 1 DP: 1 HBP: 0	WP: 0 PB: 0 SB: 1 CS: 0
PITCHER Rick Honeycutt, L ERA: 3.69 Dave Heaverlo, R ERA: 3.6 (7, 1)	IP: 6.2 WLS: L BF: 29 H: 7 R: 2 ER: 2 SO: 5 BB: 1 IBB: 1 HBP: 0 BLK: 0 WP: 0 HR: 0 S: 37 P: 45 ERA: 2.70 WHIP: 1.200															PITCHER				

AB 30
R 1
H 3
RBI 1
BB 1
SO 7
LOB 7



AB 31
R 2
H 8
RBI 2
BB 3
SO 5
LOB 16



Batter	1	2	3	4	5	6	7	8	9	10	11	12	13	14	AB	R	H	RBI	BB	SO	LOB	TOP		
Julio Cruz, S OBP: 0.328, SLG: 0.254 Larry Milbourne, S OBP: 0.296, SLG: 0.328															3	0	0	0	0	2	0			
Joe Simpson, L OBP: 0.323, SLG: 0.350															5	1	2	0	1	1	0			
Dan Meyer, L OBP: 0.324, SLG: 0.404															5	1	1	1	1	1	2			
Willie Horton, R OBP: 0.304, SLG: 0.288															6	0	0	1	0	1	2			
Leon Roberts, R OBP: 0.330, SLG: 0.431															6	0	2	0	0	0	1			
Juan Beniquez, R OBP: 0.265, SLG: 0.369															5	0	0	0	1	0	1			
Bill Stein, R OBP: 0.363, SLG: 0.431															5	0	1	0	0	0	2			
Jerry Narron, L OBP: 0.176, SLG: 0.067															4	0	0	0	1	1	1			
Mario Mendoza, R OBP: 0.298, SLG: 0.309 Jim Anderson, R OBP: 0.296, SLG: 0.323															4	0	0	0	0	0	3			
Inning Stats	R: 1 E: 0 K: 1 S: 5	H: 0 LOB: 1 BB: 2 P: 13	R: 0 E: 0 K: 0 S: 3	H: 0 LOB: 0 BB: 0 P: 3	R: 0 E: 0 K: 1 S: 6	H: 1 LOB: 3 BB: 0 P: 6	R: 0 E: 0 K: 0 S: 7	H: 0 LOB: 0 BB: 0 P: 7	R: 0 E: 0 K: 0 S: 3	H: 0 LOB: 0 BB: 0 P: 3	R: 0 E: 0 K: 1 S: 5	H: 1 LOB: 1 BB: 0 P: 6	R: 0 E: 0 K: 1 S: 6	H: 0 LOB: 0 BB: 0 P: 5	R: 0 E: 0 K: 0 S: 4	H: 1 LOB: 0 BB: 0 P: 4	R: 0 E: 0 K: 1 S: 5	H: 0 LOB: 0 BB: 0 P: 5	R: 0 E: 0 K: 0 S: 4	H: 1 LOB: 0 BB: 0 P: 4	1B: 5 2B: 0 3B: 0 HR: 1	SF: 0 SAC: 0 DP: 1 HBP: 0	WP: 0 PB: 0 SB: 3 CS: 0	PA: 51
PITCHER Steve McCatty, R ERA: 4.14	IP: 14.0 WLS: 14 BF: 51 H: 6 R: 2 ER: 2 SO: 6 BB: 4 IBB: 0 HBP: 0 BLK: 0 WP: 0 HR: 1 S: 63 P: 79 ERA: 1.29 WHIP: 0.714	PITCHER												IP: 14.0 WLS: 14 BF: 51 H: 6 R: 2 ER: 2 SO: 6 BB: 4 IBB: 0 HBP: 0 BLK: 0 WP: 0 HR: 1 S: 63 P: 79 ERA: 1.29 WHIP: 0.714										

Seattle Mariners @ Oakland Athletics
Oakland-Alameda County Coliseum, Oakland, CA
Sun Aug 10 1980, 3:33 AM PDT
Unknown

AB 47
R 2
H 6
RBI 2
BB 4
SO 8
LOB 12



Batter	1	2	3	4	5	6	7	8	9	10	11	12	13	14	AB	R	H	RBI	BB	SO	LOB	BOTTOM		
Rickey Henderson, R OBP: 0.419, SLG: 0.430															6	1	3	0	0	0	0			
Dwayne Murphy, L OBP: 0.381, SLG: 0.390															5	0	2	0	1	0	4			
Wayne Gross, L OBP: 0.360, SLG: 0.464 Mike Edwards, R OBP: 0.245, SLG: 0.229															5	0	1	0	1	0	1			
Tony Armas, R OBP: 0.286, SLG: 0.445															4	0	0	1	1	2	0			
Mitchell Page, L OBP: 0.325, SLG: 0.362															6	0	1	0	0	0	4			
Orlando Gonzalez, L OBP: 0.278, SLG: 0.206 Jim Estian, R OBP: 0.296, SLG: 0.354															4	0	0	0	1	0	0			
Jeff Newman, R OBP: 0.275, SLG: 0.420															5	0	1	0	0	0	2			
Mario Guerrero, R OBP: 0.278, SLG: 0.297 Mike Davis, L OBP: 0.244, SLG: 0.253 Rob Picciolo, R OBP: 0.256, SLG: 0.338															4	0	1	0	0	0	1			
Jeff Cox, R OBP: 0.328, SLG: 0.282															5	0	0	0	0	0	3			
Inning Stats	R: 0 E: 0 K: 0 S: 3	H: 1 LOB: 0 BB: 0 P: 3	R: 0 E: 0 K: 1 S: 5	H: 0 LOB: 0 BB: 0 P: 5	R: 0 E: 0 K: 0 S: 3	H: 0 LOB: 0 BB: 0 P: 3	R: 0 E: 0 K: 0 S: 3	H: 0 LOB: 0 BB: 0 P: 3	R: 0 E: 0 K: 0 S: 3	H: 1 LOB: 1 BB: 0 P: 4	R: 0 E: 0 K: 0 S: 3	H: 0 LOB: 0 BB: 0 P: 3	R: 0 E: 0 K: 0 S: 3	H: 0 LOB: 0 BB: 0 P: 3	R: 0 E: 0 K: 0 S: 4	H: 1 LOB: 1 BB: 1 P: 8	R: 0 E: 0 K: 0 S: 2	H: 0 LOB: 0 BB: 1 P: 6	R: 0 E: 0 K: 0 S: 3	H: 1 LOB: 1 BB: 1 P: 7	1B: 8 2B: 1 3B: 0 HR: 0	SF: 1 SAC: 0 DP: 2 HBP: 0	WP: 0 PB: 1 SB: 1 CS: 3	PA: 53
PITCHER Glenn Abbott, R ERA: 3.51 Dave Roberts, L ERA: 4.45 Dave Heaverlo, R ERA: 3.49 Shane Rawley, L ERA: 3.24	IP: 10.2 WLS: 7 BF: 38 H: 7 R: 1 ER: 1 SO: 2 BB: 0 IBB: 1 HBP: 0 BLK: 0 WP: 0 HR: 0 S: 41 P: 45 ERA: 0.84 WHIP: 0.656	PITCHER												IP: 10.2 WLS: 7 BF: 38 H: 7 R: 1 ER: 1 SO: 2 BB: 0 IBB: 1 HBP: 0 BLK: 0 WP: 0 HR: 0 S: 41 P: 45 ERA: 0.84 WHIP: 0.656										

Seattle Mariners @ Oakland Athletics
Oakland-Alameda County Coliseum, Oakland, CA
Sun Aug 10 1980, 3:33 AM PDT
Unknown

AB 46
R 1
H 9
RBI 1
BB 4
SO 2
LOB 19



Batter	1	2	3	4	5	6	7	8	9	AB	R	H	RBI	BB	SO	LOB	TOP					
Julio Cruz, S OBP: 0.330, SLG: 0.258 (1, 4)										4	0	2	0	0	0	0						
Joe Simpson, L OBP: 0.318, SLG: 0.345 (1, 9)										4	0	0	0	0	0	1						
Dan Meyer, L OBP: 0.324, SLG: 0.405 (1, 3) (4, 7)										4	0	1	0	0	1	0						
Tom Paciorek, R OBP: 0.316, SLG: 0.466 (1, 10)										4	1	2	0	0	0	1						
Leon Roberts, R OBP: 0.332, SLG: 0.432 (1, 7) (4, 8)										4	0	2	0	0	0	1						
Juan Beniquez, R OBP: 0.288, SLG: 0.367 Bill Stein, R OBP: 0.364, SLG: 0.432 (1, 8) (4, 3)										1	0	0	0	0	1	0						
Larry Milbourne, S OBP: 0.290, SLG: 0.320 (1, 5)										3	0	0	0	0	0	3						
Jerry Narron, L OBP: 0.156, SLG: 0.059 Larry Cox, R OBP: 0.253, SLG: 0.290 (1, 2) (6, 2)										2	0	0	0	0	0	1						
Jim Anderson, R OBP: 0.293, SLG: 0.320 (1, 6)										3	0	0	0	0	0	0						
Inning Stats	R: 0 E: 0 K: 0 S: 3	H: 1 LOB: 0 BB: 0 P: 3	R: 0 E: 0 K: 1 S: 5	H: 0 LOB: 0 BB: 0 P: 5	R: 0 E: 1 K: 0 S: 3	H: 0 LOB: 0 BB: 0 P: 3	R: 0 E: 0 K: 1 S: 5	H: 0 LOB: 0 BB: 0 P: 5	R: 0 E: 0 K: 0 S: 4	H: 2 LOB: 1 BB: 0 P: 4	R: 0 E: 0 K: 0 S: 3	H: 0 LOB: 0 BB: 0 P: 3	R: 1 E: 0 K: 0 S: 6	H: 3 LOB: 2 BB: 0 P: 6	R: 0 E: 0 K: 0 S: 3	H: 1 LOB: 0 BB: 0 P: 3	R: 0 E: 0 K: 0 S: 4	H: 1 LOB: 1 BB: 0 P: 4	1B: 7 2B: 1 3B: 0 HR: 0	SF: 0 SAC: 0 DP: 1 HBP: 0	WP: 0 PB: 0 SB: 0 CS: 2	PA: 33
PITCHER Rick Langford, R ERA: 3.04 (1, 1)	IP: 9.0 WLS: W BF: 32 H: 8 R: 1 ER: 1 SO: 2 BB: 0 IBB: 0 HBP: 0 BLK: 0 WP: 0 HR: 0 S: 36 P: 36 ERA: 1.00 WHIP: 0.889															PITCHER						

Seattle Mariners @ Oakland Athletics
Oakland-Alameda County Coliseum, Oakland, CA
Sun Aug 10 1980, 3:38 AM PDT
Att: 13,062 - Unknown

AB	32
R	1
H	8
RBI	1
BB	0
SO	2
LOB	9



Batter	1	2	3	4	5	6	7	8	9	AB	R	H	RBI	BB	SO	LOB	BOTTOM			
Rickey Henderson, R OBP: 0.418, SLG: 0.428 (1, 7)										4	1	1	1	0	0	2				
Dwayne Murphy, L OBP: 0.382, SLG: 0.390 (1, 8)										3	1	1	1	1	1	1				
Mitchell Page, L OBP: 0.324, SLG: 0.360 (1, 10)										4	0	1	1	0	2	1				
Wayne Gross, L OBP: 0.358, SLG: 0.460 Dave McKay, S OBP: 0.276, SLG: 0.314 (1, 5) (8, 5)										4	0	1	0	0	0	1				
Tony Armas, R OBP: 0.286, SLG: 0.450 (1, 9)										4	1	1	1	0	0	1				
Orlando Gonzalez, L OBP: 0.333, SLG: 0.222 (1, 3)										2	1	1	0	2	0	1				
Jim Essian, R OBP: 0.306, SLG: 0.369 (1, 2)										4	1	3	1	0	0	1				
Rob Piccolo, R OBP: 0.253, SLG: 0.333 (1, 6)										3	1	0	0	0	3	3				
Jeff Cox, R OBP: 0.333, SLG: 0.292 (1, 4)										3	0	2	1	0	0	0				
Inning Stats	R: 0 E: 0 K: 1 S: 5	H: 0 LOB: 0 BB: 0 P: 5	R: 0 E: 0 K: 1 S: 6	H: 2 LOB: 2 BB: 1 P: 10	R: 1 E: 1 K: 0 S: 4	H: 2 LOB: 1 BB: 1 P: 8	R: 4 E: 2 K: 1 S: 9	H: 3 LOB: 1 BB: 1 P: 13	R: 0 E: 1 K: 0 S: 4	H: 0 LOB: 1 BB: 0 P: 4	R: 0 E: 1 K: 1 S: 6	H: 1 LOB: 0 BB: 0 P: 6	R: 1 E: 0 K: 0 S: 6	H: 2 LOB: 0 BB: 0 P: 6	R: 0 E: 0 K: 1 S: 5	H: 1 LOB: 0 BB: 0 P: 5	1B: 9 2B: 1 3B: 0 HR: 1	SF: 0 SAC: 2 DP: 1 HBP: 0	WP: 0 PB: 0 SB: 0 CS: 3	PA: 37
PITCHER Byron McLoughlin, R ERA: 7.01 Dave Roberts, L ERA: 4.29 Shane Rawley, L ERA: 3.3 Dave Heaverlo, R ERA: 3.43 (1, 1) (4, 1) (7, 1) (8, 1)	IP: 3.2 WLS: L BF: 20 H: 7 R: 5 ER: 2 SO: 2 BB: 3 IBB: 0 HBP: 0 BLK: 0 WP: 0 HR: 0 S: 21 P: 33 ERA: 4.91 WHIP: 2.727															PITCHER				

Seattle Mariners @ Oakland Athletics
Oakland-Alameda County Coliseum, Oakland, CA
Sun Aug 10 1980, 3:38 AM PDT
Att: 13,062 - Unknown

AB	31
R	6
H	11
RBI	6
BB	3
SO	6
LOB	11



Batter	1	2	3	4	5	6	7	8	9	AB	R	H	RBI	BB	SO	LOB	TOP																	
Larry Harlow, L OBP: 0.377, SLG: 0.401 (1, 8)										4	1	1	0	1	1	2																		
Rod Carew, L OBP: 0.403, SLG: 0.432 (1, 3)										5	1	2	1	0	0	1																		
Carney Lansford, R OBP: 0.327, SLG: 0.433 (1, 5)										5	3	3	0	0	0	1																		
Don Baylor, R OBP: 0.324, SLG: 0.341 Rick Miller, L OBP: 0.351, SLG: 0.320 (1, 9)										5	0	1	1	0	0	4																		
Jason Thompson, L OBP: 0.402, SLG: 0.470 (1, 10)										3	1	1	1	2	2	1																		
Bobby Grich, R OBP: 0.392, SLG: 0.440 (1, 4)										4	2	3	2	0	0	3																		
Joe Rudi, R OBP: 0.282, SLG: 0.421 (1, 7)										5	0	0	0	0	2	7																		
Bert Campaneris, R OBP: 0.325, SLG: 0.377 (1, 6)										4	1	1	3	0	1	1																		
Dan Whitmer, R OBP: 0.290, SLG: 0.298 (1, 2)										4	0	1	0	0	1	0																		
Inning Stats	R: 1 E: 0 K: 1 S: 7	H: 2 LOB: 1 BB: 0 P: 7	R: 0 E: 0 K: 0 S: 5	H: 2 LOB: 2 BB: 0 P: 5	R: 0 E: 0 K: 0 S: 3	H: 0 LOB: 0 BB: 0 P: 3	R: 1 E: 0 K: 3 S: 10	H: 1 LOB: 0 BB: 0 P: 10	R: 0 E: 0 K: 1 S: 5	H: 0 LOB: 0 BB: 0 P: 5	R: 4 E: 0 K: 1 S: 9	H: 4 LOB: 0 BB: 0 P: 9	R: 3 E: 1 K: 0 S: 5	H: 2 LOB: 1 BB: 2 P: 13	R: 0 E: 0 K: 0 S: 3	H: 0 LOB: 0 BB: 0 P: 3	R: 0 E: 0 K: 1 S: 7	H: 2 LOB: 3 BB: 1 P: 11	1B: 6 2B: 4 3B: 1 HR: 2	SF: 1 SAC: 0 DP: 0 HBP: 0	WP: 0 PB: 0 SB: 1 CS: 0	PA: 43												
PITCHER	IP WLS BF H R ER SO BB IBB HBP BLK WP HR S P ERA WHIP																																	
Rob Dressler, R ERA: 4.84 Dave Heaverlo, R ERA: 3.52	(1, 1) (6, 1)	5.1 3.2	L L	24 19	8 5	5 4	5 2	5 2	0 1	2 2	0 0	0 0	0 0	0 0	1 20	1 32	8.44 4.91	1.500 1.636																

California Angels @ Seattle Mariners
The Kingdome, Seattle, WA
Tue Aug 12 1980, 10:05 PM EDT
Att: 16,313 - Unknown

AB 39
R 9
H 13
RBI 8
BB 3
SO 7
LOB 20



Batter	1	2	3	4	5	6	7	8	9	AB	R	H	RBI	BB	SO	LOB	BOTTOM																
Julio Cruz, S OBP: 0.331, SLG: 0.255 (1, 4)										3	1	0	0	2	0	2																	
Joe Simpson, L OBP: 0.330, SLG: 0.347 (1, 9)										4	1	1	0	1	0	3																	
Dan Meyer, L OBP: 0.322, SLG: 0.403 (1, 7)										5	1	1	1	0	1	3																	
Tom Paciorek, R OBP: 0.314, SLG: 0.471 (1, 3)										5	1	1	2	0	1	2																	
Leon Roberts, R OBP: 0.336, SLG: 0.429 (1, 10)										2	1	0	0	2	1	1																	
Juan Beniquez, R OBP: 0.273, SLG: 0.377 (1, 8)										4	0	2	1	0	0	1																	
Bill Stein, R OBP: 0.362, SLG: 0.430 (1, 5)										3	0	1	1	0	0	2																	
Jerry Narron, L OBP: 0.130, SLG: 0.048 (1, 2)										4	0	0	0	0	0	2																	
Jim Anderson, R OBP: 0.297, SLG: 0.335 Bruce Bochte, L OBP: 0.336, SLG: 0.431 Mario Mendoza, R OBP: 0.298, SLG: 0.309 (1, 6)										3	1	2	1	0	0	0																	
Inning Stats	R: 0 E: 0 K: 0 S: 2	H: 0 LOB: 0 BB: 1 P: 6	R: 1 E: 0 K: 1 S: 6	H: 1 LOB: 1 BB: 1 P: 10	R: 3 E: 1 K: 0 S: 5	H: 2 LOB: 1 BB: 2 P: 13	R: 0 E: 0 K: 0 S: 4	H: 1 LOB: 1 BB: 0 P: 4	R: 1 E: 0 K: 0 S: 4	H: 1 LOB: 2 BB: 1 P: 9	R: 1 E: 1 K: 0 S: 5	H: 1 LOB: 1 BB: 0 P: 5	R: 0 E: 0 K: 1 S: 5	H: 0 LOB: 0 BB: 0 P: 5	R: 0 E: 0 K: 1 S: 6	H: 1 LOB: 1 BB: 0 P: 6	R: 0 E: 0 K: 1 S: 6	H: 1 LOB: 1 BB: 0 P: 6	1B: 4 2B: 2 3B: 0 HR: 2	SF: 1 SAC: 0 DP: 0 HBP: 1	WP: 0 PB: 0 SB: 1 CS: 0	PA: 41											
PITCHER	IP WLS BF H R ER SO BB IBB HBP BLK WP HR S P ERA WHIP																																
Chris Knapp, R ERA: 6.32 Dave Lemanczyk, R ERA: 5.2 Mark Clear, R ERA: 3.38	(1, 1) (3, 1) (6, 1)	2.2 3.0 3.1	W L W	14 15 12	3 2 2	4 2 0	4 2 0	4 2 3	0 1 0	0 0 0	0 0 0	0 0 0	0 1 18	12 18 18	28 18 18	6.00 6.00 0.00	2.625 1.333 0.600																

California Angels @ Seattle Mariners
The Kingdome, Seattle, WA
Tue Aug 12 1980, 10:05 PM EDT
Att: 16,313 - Unknown


AB 34
R 6
H 8
RBI 6
BB 5
SO 4
LOB 17



Batter	1	2	3	4	5	6	7	8	9	10	AB	R	H	RBI	BB	SO	LOB	TOP									
Larry Harlow, L OBP: 0.379, SLG: 0.400 Bobby Clark, R OBP: 0.267, SLG: 0.336 Rick Miller, L OBP: 0.351, SLG: 0.320	0-0 1B		6-3			4-3	4-0 BB			0-0 1B	3	0	1	0	1	0	0										
Rod Carew, L OBP: 0.405, SLG: 0.434	0-0 F7					4-3				0-0 1B	5	2	3	0	0	0	3										
Carney Lansford, R OBP: 0.327, SLG: 0.440	0-0 P4					HR				0-0 1B	5	2	2	3	0	1	2										
Don Baylor, R OBP: 0.322, SLG: 0.342 Stan Cliburn, R OBP: 0.200, SLG: 0.269	0-3 K					HR				0-0 1B	5	1	1	1	0	1	2										
Jason Thompson, L OBP: 0.397, SLG: 0.463		0-3 K				6-3				0-0 2B	5	1	0	1	0	2	2										
Bobby Grich, R OBP: 0.392, SLG: 0.448	0-0 F9					5-3				0-0 HR	5	2	2	3	0	1	0										
Joe Rudi, R OBP: 0.281, SLG: 0.426	0-0 P4					K				0-0 HR	5	1	1	2	0	2	0										
Bert Campaneris, R OBP: 0.313, SLG: 0.361						6-3				0-0 F9	5	0	0	0	0	0	0										
Dan Whitmer, R OBP: 0.292, SLG: 0.288 Dan Ford, R OBP: 0.299, SLG: 0.359						5-3				0-0 F7	2	0	0	0	1	0	0										
						5-3				0-0 BB	1	0	0	0	0	0	0										
Inning Stats	R: 0 E: 0 K: 1 S: 6	H: 1 LOB: 1 BB: 0 P: 6	R: 0 E: 0 K: 1 S: 5	H: 0 LOB: 0 BB: 0 P: 5	R: 0 E: 0 K: 0 S: 3	H: 0 LOB: 0 BB: 0 P: 3	R: 0 E: 0 K: 0 S: 4	H: 1 LOB: 1 BB: 0 P: 4	R: 0 E: 0 K: 1 S: 5	H: 0 LOB: 0 BB: 0 P: 5	R: 2 E: 0 K: 0 S: 5	H: 2 LOB: 0 BB: 0 P: 5	R: 2 E: 0 K: 0 S: 5	H: 2 LOB: 2 BB: 2 P: 13	R: 0 E: 0 K: 2 S: 7	H: 0 LOB: 0 BB: 0 P: 7	R: 0 E: 0 K: 2 S: 7	H: 0 LOB: 0 BB: 0 P: 7	R: 6 E: 0 K: 0 S: 9	H: 5 LOB: 0 BB: 0 P: 9	1B: 7 2B: 1 3B: 0 HR: 3	SF: 0 SAC: 0 DP: 0 HBP: 0	WP: 0 PA: 44 PB: 0 SB: 0 CS: 0				
PITCHER	IP	WLS	BF	H	R	ER	SO	BB	IBB	HBP	BLK	WP	HR	S	P	ERA	WHIP										
Jim Beattie, R ERA: 5.32	6.2		27	6	4	4	3	1	0	0	0	0	2	32	36	5.40	1.050										
Shane Rawley, L ERA: 3.69	2.2	L	14	4	5	5	4	1	0	0	0	0	0	21	25	16.88	1.875										
Dave Heaverlo, R ERA: 3.63	0.2		3	1	1	1	0	0	0	0	0	0	1	3	3	13.50	1.500										

California Angels @ Seattle Mariners
The Kingdome, Seattle, WA
Wed Aug 13 1980, 10:05 PM EDT
Att. 9,369 - Dome

AB	42
R	10
H	11
RBI	10
BB	2
SO	7
LOB	9




Batter	1	2	3	4	5	6	7	8	9	10	AB	R	H	RBI	BB	SO	LOB	BOTTOM									
Julio Cruz, S OBP: 0.329, SLG: 0.254	0-0 1B		FC1-6 3B	K			K	FC6			5	1	1	0	0	2	4										
Bill Stein, R OBP: 0.357, SLG: 0.436	0-0 5-3						F9			L9	5	1	1	1	0	0	1										
Dan Meyer, L OBP: 0.321, SLG: 0.400	0-0 1-3						G3			K	5	0	1	1	0	1	1										
Willie Horton, R OBP: 0.307, SLG: 0.298 Larry Milbourne, S OBP: 0.288, SLG: 0.318	0-0 5-3						K			4-3	3	0	1	0	1	1	1										
Juan Beniquez, R OBP: 0.277, SLG: 0.380		0-0 F7					P6			F8	4	0	1	0	1	0	1										
Tom Paciorek, R OBP: 0.312, SLG: 0.470		0-0 L7								K	5	0	1	0	0	1	6										
Leon Roberts, R OBP: 0.339, SLG: 0.440 Joe Simpson, L OBP: 0.322, SLG: 0.350		0-3 K									2	1	1	1	1	1	0										
Ted Cox, R OBP: 0.299, SLG: 0.311										BB	1	0	1	0	0	0	0										
Marc Hill, R OBP: 0.193, SLG: 0.250 Bruce Bochte, L OBP: 0.357, SLG: 0.431 Larry Cox, R OBP: 0.252, SLG: 0.289											3	0	0	0	0	3	2										
Jim Anderson, R OBP: 0.297, SLG: 0.332 Jerry Naron, L OBP: 0.167, SLG: 0.048 Mario Mendoza, R OBP: 0.297, SLG: 0.307											2	0	0	0	1	1	2										
											1	0	0	0	1	0	0										
Inning Stats	R: 0 E: 0 K: 0 S: 4	H: 1 LOB: 1 BB: 0 P: 4	R: 0 E: 0 K: 1 S: 5	H: 0 LOB: 0 BB: 0 P: 5	R: 2 E: 0 K: 1 S: 8	H: 3 LOB: 3 BB: 1 P: 16	R: 1 E: 0 K: 3 S: 10	H: 1 LOB: 0 BB: 0 P: 10	R: 0 E: 0 K: 1 S: 5	H: 0 LOB: 0 BB: 0 P: 5	R: 0 E: 0 K: 1 S: 6	H: 1 LOB: 3 BB: 3 P: 18	R: 0 E: 0 K: 1 S: 5	H: 0 LOB: 0 BB: 0 P: 5	R: 0 E: 0 K: 1 S: 7	H: 2 LOB: 2 BB: 0 P: 7	1B: 5 2B: 2 3B: 1 HR: 1	SF: 0 SAC: 0 DP: 0 HBP: 0	WP: 1 PA: 45 PB: 0 SB: 2 CS: 0								
PITCHER	IP	WLS	BF	H	R	ER	SO	BB	IBB	HBP	BLK	WP	HR	S	P	ERA	WHIP										
Dave LaRoche, L ERA: 3.71	7.0		30	6	3	3	8	2	1	0	0	0	1	43	55	3.86	1.286										
Mark Clear, R ERA: 3.40	0.2		6	1	1	1	2	1	0	0	0	0	0	5	17	13.50	4.500										
Andy Hassler, L ERA: 3.11	2.1	W	9	2	0	0	2	0	0	0	0	0	0	13	13	0.00	0.857										

California Angels @ Seattle Mariners
The Kingdome, Seattle, WA
Wed Aug 13 1980, 10:05 PM EDT
Att. 9,369 - Dome

AB	39
R	4
H	9
RBI	4
BB	6
SO	11
LOB	22



Batter	1	2	3	4	5	6	7	8	9	AB	R	H	RBI	BB	SO	LOB	TOP										
Rod Carew, L OBP: 0.405, SLG: 0.433 (1, 3)	F5		FC6-4 BB 1B	4-3			1B 1B		4-3	5	0	2	0	0	0	2											
Dan Ford, R OBP: 0.295, SLG: 0.353 (1, 10)	5-3		L8		5-3		G5-4-3 1B		K	5	0	1	0	0	1	1											
Carney Lansford, R OBP: 0.329, SLG: 0.446 (1, 5)	HR		FC6-4 BB		L9		G5-4-3			3	1	1	1	1	0	2											
Don Baylor, R OBP: 0.321, SLG: 0.338 (1, 9)	2B BB		FC6-4 1-2 2-3		P6				5-3	3	0	0	0	1	0	2											
Bobby Grich, R OBP: 0.396, SLG: 0.456 (1, 4)	2B		F9			5-3 BB			E 1B 2B	3	1	2	0	1	0	2											
Joe Rudi, R OBP: 0.281, SLG: 0.424 (1, 7)	4-3			FC5-4 1B		F8			E5 1B	4	0	1	0	0	0	4											
Bobby Clark, R OBP: 0.274, SLG: 0.341 (1, 8)		4-3		FC5-4 1B		5-3			G6-4-3 1B	4	0	2	1	0	0	1	AB 35 R 2 H 9 RBI 2 BB 3 SO 3 LOB 21										
Bert Campaneris, R OBP: 0.303, SLG: 0.350 (1, 6)		6-3		FC5-4 1-2 2-3		6-3			G6-4-3	4	0	0	0	0	0	5											
Dan Whitmer, R OBP: 0.275, SLG: 0.270 (1, 2)		G3		K		6-3			K	4	0	0	0	0	2	2											
Inning Stats	R: 1 E: 0 K: 0 S: 5	H: 2 LOB: 2 BB: 1 P: 9	R: 0 E: 0 K: 0 S: 3	H: 0 LOB: 0 BB: 0 P: 3	R: 0 E: 0 K: 0 S: 4	H: 1 LOB: 2 BB: 1 P: 8	R: 0 E: 0 K: 1 S: 7	H: 2 LOB: 0 BB: 0 P: 7	R: 0 E: 0 K: 0 S: 3	H: 0 LOB: 0 BB: 0 P: 3	R: 0 E: 0 K: 0 S: 3	H: 0 LOB: 1 BB: 1 P: 7	R: 0 E: 0 K: 0 S: 4	H: 2 LOB: 1 BB: 0 P: 4	R: 1 E: 1 K: 0 S: 5	H: 2 LOB: 1 BB: 0 P: 5	R: 0 E: 0 K: 2 S: 7	H: 0 LOB: 0 BB: 0 P: 7	1B: 6 2B: 2 3B: 0 HR: 1	SF: 0 SAC: 0 DP: 2 HBP: 0	WP: 0 PB: 0 SB: 0 CS: 0	PA: 38					
PITCHER	IP	WLS	BF	H	R	ER	SO	BB	IBB	HBP	BLK	WP	HR	S	P	ERA	WHIP										
Rick Honeycutt, L ERA: 3.64 (1, 1)	7.1	L	34	9	2	2	1	3	0	0	0	0	1	33	45	2.46	1.636										
Dave Roberts, L ERA: 4.18 (8, 1)	1.2		4	0	0	0	2	0	0	0	0	0	0	8	8	0.00	0.000										

California Angels @ Seattle Mariners
The Kingdome, Seattle, WA
Thu Aug 14 1980, 10:05 PM EDT
Att: 7,326 - Dome

AB 35
R 2
H 9
RBI 2
BB 3
SO 3
LOB 21



Batter	1	2	3	4	5	6	7	8	9	AB	R	H	RBI	BB	SO	LOB	BOTTOM										
Julio Cruz, S OBP: 0.326, SLG: 0.251 (1, 4)	L6		F7		F8			L1		4	0	0	0	0	0	2											
Joe Simpson, L OBP: 0.321, SLG: 0.348 (1, 9)	PB 2B 1B		F2			P6		F7		4	1	1	0	0	0	1											
Dan Meyer, L OBP: 0.318, SLG: 0.396 (1, 7)	L7 1-2		G3			F7		F9		4	0	0	0	0	0	2											
Bruce Bochte, L OBP: 0.359, SLG: 0.440 Larry Milbourne, S OBP: 0.298, SLG: 0.318 (9, PR)	2B			4-3		F7				4	0	2	1	0	0	0											
Juan Beniquez, R OBP: 0.276, SLG: 0.376 (1, 8)	6-3			F9				1-3		4	0	1	0	0	0	2											
Tom Paciorek, R OBP: 0.305, SLG: 0.466 Jerry Narron, L OBP: 0.160, SLG: 0.045 (9, FH)		K		F8		FC1-6 1B		K		3	0	0	0	0	1	1											
Jim Anderson, R OBP: 0.297, SLG: 0.330 (1, 6)		K			F7		FC1-6 CS		K	1	0	0	0	0	1	1											
Ted Cox, R OBP: 0.295, SLG: 0.307 (1, 5)		G3				BB				2	0	0	0	1	1	0											
Larry Cox, R OBP: 0.258, SLG: 0.294 (1, 2)								6-3		3	0	2	0	0	0	0											
Inning Stats	R: 1 E: 0 K: 0 S: 5	H: 2 LOB: 1 BB: 0 P: 5	R: 0 E: 0 K: 2 S: 7	H: 0 LOB: 0 BB: 0 P: 7	R: 0 E: 0 K: 0 S: 4	H: 1 LOB: 1 BB: 0 P: 4	R: 0 E: 0 K: 0 S: 3	H: 0 LOB: 0 BB: 0 P: 3	R: 0 E: 0 K: 1 S: 6	H: 1 LOB: 1 BB: 0 P: 6	R: 0 E: 0 K: 0 S: 3	H: 0 LOB: 0 BB: 0 P: 3	R: 0 E: 0 K: 0 S: 3	H: 1 LOB: 1 BB: 1 P: 7	R: 0 E: 0 K: 0 S: 3	H: 0 LOB: 0 BB: 0 P: 3	R: 0 E: 0 K: 1 S: 6	H: 1 LOB: 1 BB: 0 P: 6	R: 0 E: 0 K: 0 S: 6	H: 1 LOB: 1 BB: 0 P: 6	1B: 4 2B: 1 3B: 1 HR: 0	SF: 0 SAC: 0 DP: 0 HBP: 0	WP: 0 PB: 1 SB: 0 CS: 1	PA: 33			
PITCHER	IP	WLS	BF	H	R	ER	SO	BB	IBB	HBP	BLK	WP	HR	S	P	ERA	WHIP										
Freddie Martinez, R ERA: 5.09 Don Asse, R ERA: 4.53 (1, 1)	8.1	S	31	6	1	0	3	1	0	0	0	0	0	4	4	0.00	0.840										
	0.2		2	0	0	0	1	0	0	0	0	0	0	4	4	0.00	0.000										

California Angels @ Seattle Mariners
The Kingdome, Seattle, WA
Thu Aug 14 1980, 10:05 PM EDT
Att: 7,326 - Dome

AB 32
R 1
H 6
RBI 1
BB 1
SO 4
LOB 10



Batter	1	2	3	4	5	6	7	8	9	AB	R	H	RBI	BB	SO	LOB	TOP								
Rickey Henderson, R OBP: 0.413, SLG: 0.418 (1, 7)	1-3		PO BB		FC5-4			4-3		3	0	0	0	1	0	1									
Dwayne Murphy, L OBP: 0.377, SLG: 0.378 (1, 8)	4-3		PO	G3 BB			G4-6-3 1B	1-3		3	0	1	0	1	0	0									
Mitchell Page, L OBP: 0.333, SLG: 0.391 (1, 10)	HR			F7			F8	G3		4	1	1	1	0	0	2									
Dave Revering, L OBP: 0.364, SLG: 0.539 (1, 3)	6-3			G3			G4-6-3		HR	4	1	1	1	0	0	2									
Wayne Gross, L OBP: 0.354, SLG: 0.473 (1, 5)		F8		F7			F9		F9	4	0	0	0	0	0	1									
Tony Armas, R OBP: 0.292, SLG: 0.468 (1, 9)	F1				1B SF9		FC6-4 1B		K	4	1	2	0	0	1	0									
Jeff Newman, R OBP: 0.277, SLG: 0.423 (1, 2)	6-3				1B FC1-6		FC6-4 1B		K	4	0	2	0	0	1	0									
Mario Guerrero, R OBP: 0.277, SLG: 0.295 (1, 6)			5-3		SF9		FC6-4			2	0	0	1	0	0	2									
Jeff Cox, R OBP: 0.303, SLG: 0.259 (1, 4)					FC1-6		6-3			2	0	1	0	0	0	1									
Orlando Gonzalez, L OBP: 0.306, SLG: 0.182 (7, PH)					CS					1	0	0	0	0	0	2									
Dave McKay, S OBP: 0.289, SLG: 0.304 (7, 4)					1B					0	0	0	0	0	0	0									
Inning Stats	R: 1 E: 0 K: 0 S: 4	H: 1 LOB: 0 BB: 0 P: 4	R: 0 E: 0 K: 0 S: 3	H: 0 LOB: 0 BB: 0 P: 3	R: 0 E: 0 K: 0 S: 2	H: 1 LOB: 0 BB: 1 P: 6	R: 0 E: 0 K: 0 S: 3	H: 0 LOB: 1 BB: 1 P: 7	R: 1 E: 0 K: 0 S: 5	H: 2 LOB: 1 BB: 0 P: 5	R: 0 E: 0 K: 0 S: 3	H: 1 LOB: 0 BB: 0 P: 3	R: 0 E: 0 K: 0 S: 5	H: 2 LOB: 2 BB: 0 P: 5	R: 0 E: 0 K: 0 S: 3	H: 0 LOB: 0 BB: 0 P: 3	R: 1 E: 0 K: 2 S: 8	H: 1 LOB: 0 BB: 0 P: 8	1B: 6 2B: 0 3B: 0 HR: 2	SF: 1 SAC: 0 DP: 1 HBP: 0	WP: 0 PB: 0 SB: 0 CS: 1	PA: 35			
PITCHER	IP	WLS	BF	H	R	ER	SO	BB	IBB	HBP	BLK	WP	HR	S	P	ERA	WHIP	PITCHER							
Rob Dressler, R ERA: 4.71 (1, 1)	8.0	W	31	8	3	3	0	2	0	0	0	0	2	29	37	3.38	1.250								
Shane Rawley, L ERA: 3.65 (9, 1)	1.0	S	3	0	0	0	2	0	0	0	0	0	0	7	7	0.00	0.000								

Oakland Athletics @ Seattle Mariners
The Kingdome, Seattle, WA
Sun Aug 17 1980, 10:05 PM EDT
Att: 5,484 - Dome

AB	31
R	3
H	8
RBI	3
BB	2
SO	2
LOB	11



Batter	1	2	3	4	5	6	7	8	9	AB	R	H	RBI	BB	SO	LOB	BOTTOM								
Julio Cruz, S OBP: 0.322, SLG: 0.250 (1, 4)	4-3		6-3		1-3					4	0	1	1	0	0	0									
Joe Simpson, L OBP: 0.310, SLG: 0.346 (1, 9)	4-3		F9			6-3	1-3 2-H			4	0	0	0	0	0	2									
Dan Meyer, L OBP: 0.314, SLG: 0.397 (1, 7)	F8		4-3			HR		4-3		4	1	1	1	0	0	0									
Bruce Bochte, L OBP: 0.365, SLG: 0.449 (1, 10)		4-3			1-3					4	0	2	0	0	0	0									
Larry Milbourne, S OBP: 0.297, SLG: 0.316 (8, PR)						G5-4-3 1B		BB 1B		0	0	0	0	0	0	0									
Juan Beniquez, R OBP: 0.269, SLG: 0.359 (1, 8)		E5 HR			6-3 1B		G5-4-3	FC6-4 BB		3	1	1	0	1	0	1									
Tom Paciorek, R OBP: 0.313, SLG: 0.473 (1, 3)					6-3			F9	K	4	1	1	2	0	1	3									
Bill Stein, R OBP: 0.358, SLG: 0.429 (1, 5)					F9			F9	FC6-4	4	0	1	0	0	0	3									
Jerry Narron, L OBP: 0.182, SLG: 0.100 (1, 2)										3	0	1	0	0	1	1									
Jim Anderson, R OBP: 0.296, SLG: 0.329 (7, PR)										0	1	0	0	0	0	0									
Larry Cox, R OBP: 0.256, SLG: 0.291 (8, 2)										0	0	0	0	0	0	0									
Mario Mendoza, R OBP: 0.291, SLG: 0.300 (1, 6)										3	0	1	0	0	2	1									
Inning Stats	R: 0 E: 0 K: 0 S: 3	H: 0 LOB: 0 BB: 0 P: 3	R: 2 E: 1 K: 2 S: 10	H: 2 LOB: 1 BB: 0 P: 10	R: 0 E: 0 K: 0 S: 3	H: 0 LOB: 0 BB: 0 P: 3	R: 0 E: 0 K: 0 S: 4	H: 1 LOB: 1 BB: 0 P: 4	R: 0 E: 0 K: 1 S: 5	H: 0 LOB: 0 BB: 0 P: 5	R: 1 E: 0 K: 0 S: 4	H: 2 LOB: 0 BB: 0 P: 4	R: 1 E: 0 K: 0 S: 6	H: 3 LOB: 3 BB: 0 P: 6	R: 0 E: 0 K: 1 S: 6	H: 1 LOB: 2 BB: 1 P: 10	1B: 7 2B: 0 3B: 0 HR: 2	SF: 0 SAC: 0 DP: 1 HBP: 0	WP: 0 PB: 0 SB: 0 CS: 0	PA: 34					
PITCHER	IP	WLS	BF	H	R	ER	SO	BB	IBB	HBP	BLK	WP	HR	S	P	ERA	WHIP	PITCHER							
Brian Kingman, R ERA: 3.34 (1, 1)	8.0	L	34	9	4	3	4	1	0	0	0	0	2	41	45	3.38	1.250								

Oakland Athletics @ Seattle Mariners
The Kingdome, Seattle, WA
Sun Aug 17 1980, 10:05 PM EDT
Att: 5,484 - Dome

AB	33
R	4
H	9
RBI	4
BB	1
SO	4
LOB	11



Batter	1	2	3	4	5	6	7	8	9	AB	R	H	RBI	BB	SO	LOB	TOP																			
Bucky Dent, R OBP: 0.313, SLG: 0.335 (1, 6)	F9		F8		6-3		FC5-4 1B		2B	5	0	2	0	0	0	0	New York Yankees @ Seattle Mariners The Kingdome, Seattle, WA Tue Aug 19 1980, 10:05 PM EDT Att: 15,043 - Dome																			
Rick Cerone, R OBP: 0.309, SLG: 0.430 (1, 2)	4-3 1B		1B		F8		FC5-4 1-2		F8	5	0	2	0	0	0	3																				
Lou Piniella, R OBP: 0.319, SLG: 0.321 (1, 7)	4-3 1-2		K			FC6-4 2B		5-3		4	0	1	0	0	1	2																				
Reggie Jackson, L OBP: 0.388, SLG: 0.610 (1, 9)	5-3		K2-3			P6		HR		4	1	1	1	0	1	3																				
Bob Watson, R OBP: 0.399, SLG: 0.434 (1, 3)		1B 2B		HR		FC6-4 IBB		G4-6-3 1B		3	2	3	1	1	0	0																				
Eric Soderholm, R OBP: 0.347, SLG: 0.439 (1, 10)	5-3		F9			FC6-4 1-2 2-3		G4-6-3		4	0	0	0	0	0	4																				
Aurelio Rodriguez, R OBP: 0.236, SLG: 0.312 (1, 5)	K		4-3			1-3		FC4-6 BB		3	0	0	0	1	1	3																				
Bobby Brown, S OBP: 0.313, SLG: 0.414 (1, 8)	2H 1B		F9			F3		F7		4	0	1	1	0	0	1																				
Fred Stanley, R OBP: 0.241, SLG: 0.243 (1, 4)	F8		F8			6-3		FC4-6 2B		4	0	0	0	0	0	2																				
Inning Stats	R: 0 E: 0 K: 0 S: 4	H: 1 LOB: 1 BB: 0 P: 4	R: 1 E: 0 K: 1 S: 7	H: 2 LOB: 1 BB: 0 P: 7	R: 0 E: 0 K: 2 S: 8	H: 1 LOB: 0 BB: 0 P: 8	R: 1 E: 0 K: 0 S: 4	H: 1 LOB: 0 BB: 0 P: 4	R: 0 E: 0 K: 0 S: 3	H: 1 LOB: 2 BB: 1 P: 8	R: 0 E: 0 K: 0 S: 4	H: 1 LOB: 0 BB: 0 P: 4	R: 1 E: 0 K: 0 S: 4	H: 2 LOB: 0 BB: 0 P: 4	R: 0 E: 0 K: 0 S: 4	H: 1 LOB: 2 BB: 1 P: 8	1B: 5 2B: 3 3B: 0 HR: 2	SF: 0 SAC: 0 DP: 1 HBP: 0	WP: 0 PB: 0 SB: 0 CS: 0	PA: 38																
PITCHER	IP	WLS	BF	H	R	ER	SO	BB	IBB	HBP	BLK	WP	HR	S	P	ERA	WHIP	PITCHER		IP	WLS	BF	H	R	ER	SO	BB	IBB	HBP	BLK	WP	HR	S	P	ERA	WHIP
Rick Honeycutt, L ERA: 3.64 (1, 1)	7.1	L	32	9	3	3	3	0	1	0	0	0	2	37	41	3.68	1.227																			
Dave Heaverlo, R ERA: 3.53 (8, 1)	1.2		6	1	0	0	0	1	0	0	0	0	0	5	9	0.00	1.200																			

AB 36
R 3
H 10
RBI 3
BB 2
SO 3
LOB 18



Batter	1	2	3	4	5	6	7	8	9	AB	R	H	RBI	BB	SO	LOB	BOTTOM																			
Julio Cruz, S OBP: 0.321, SLG: 0.247 (1, 4)	F9		FC6-4 S 1-2		K		BB		1-3	4	0	0	0	1	1	3	New York Yankees @ Seattle Mariners The Kingdome, Seattle, WA Tue Aug 19 1980, 10:05 PM EDT Att: 15,043 - Dome																			
Bill Stein, R OBP: 0.352, SLG: 0.422 (1, 5)	K		K		P4		K			3	0	0	0	0	2	2																				
Dan Meyer, L OBP: 0.313, SLG: 0.396 (7, PH) (8, 5)	K		K							1	0	0	0	0	1	3																				
Bruce Bochte, L OBP: 0.366, SLG: 0.451 (1, 3)	PB BB		F8			F8		2B		3	1	1	0	1	0	1																				
Willie Horton, R OBP: 0.304, SLG: 0.306 (1, 10)	E5 1-H		K		P4		K			4	0	0	0	0	2	1																				
Juan Beniquez, R OBP: 0.269, SLG: 0.353 (1, 8)	F9					F8		F3		3	0	0	0	1	0	2																				
Tom Paciorek, R OBP: 0.316, SLG: 0.475 (1, 9)										3	0	2	0	0	1	1																				
Joe Simpson, L OBP: 0.309, SLG: 0.345 (7, FR) (8, 9)	CS 5-3 1B		K			FC2-6 1B		4-3		1	0	0	0	0	0	1																				
Leon Roberts, R OBP: 0.338, SLG: 0.435 (1, 7)	5-3 1-2				6-3		FC2-6 1B S 1-2		BB	3	0	0	0	1	0	3																				
Jim Anderson, R OBP: 0.297, SLG: 0.329 (1, 6)	5-3						K		K	3	0	1	0	0	1	2																				
Larry Milbourne, S OBP: 0.296, SLG: 0.314 (9, PH)	2-3								K	1	0	0	0	0	1	1																				
Larry Cox, R OBP: 0.261, SLG: 0.293 (1, 2)									P6	2	0	1	0	1	0	1																				
Jerry Narron, L OBP: 0.176, SLG: 0.097 (9, PH)			FC6-4 BB		FC4-6 1B		BB			1	0	0	0	0	0	1																				
Inning Stats	R: 1 E: 1 K: 1 S: 6	H: 0 LOB: 1 BB: 1 P: 10	R: 0 E: 0 K: 0 S: 3	H: 1 LOB: 0 BB: 0 P: 3	R: 0 E: 0 K: 1 S: 5	H: 0 LOB: 1 BB: 1 P: 9	R: 0 E: 0 K: 2 S: 7	H: 0 LOB: 1 BB: 1 P: 11	R: 0 E: 0 K: 0 S: 3	H: 0 LOB: 0 BB: 0 P: 3	R: 0 E: 0 K: 2 S: 9	H: 2 LOB: 3 BB: 1 P: 13	R: 0 E: 0 K: 1 S: 6	H: 1 LOB: 1 BB: 0 P: 6	R: 0 E: 0 K: 1 S: 5	H: 0 LOB: 1 BB: 1 P: 9	1B: 4 2B: 1 3B: 0 HR: 0	SF: 0 SAC: 0 DP: 0 HBP: 0	WP: 0 PB: 1 SB: 3 CS: 1	PA: 37																
PITCHER	IP	WLS	BF	H	R	ER	SO	BB	IBB	HBP	BLK	WP	HR	S	P	ERA	WHIP	PITCHER		IP	WLS	BF	H	R	ER	SO	BB	IBB	HBP	BLK	WP	HR	S	P	ERA	WHIP
Tom Underwood, L ERA: 4.16 (1, 1)	6.2	W	28	4	1	0	6	4	0	0	0	0	0	36	52	0.00	1.200																			
Rich Gossage, R ERA: 2.34 (7, 1)	2.1	S	9	1	0	0	3	1	0	0	0	0	0	14	18	0.00	0.857																			



Batter	1	2	3	4	5	6	7	8	9	AB	R	H	RBI	BB	SO	LOB	TOP										
Ruppert Jones, L OBP: 0.289, SLG: 0.362 (1, 8)										5	1	1	0	0	1	4	New York Yankees @ Seattle Mariners The Kingdome, Seattle, WA Wed Aug 20 1980, 10:05 PM EDT Att: 14,143 - Dome - 68 F										
Bobby Murcer, L OBP: 0.360, SLG: 0.497 (1, 10)										5	1	2	3	0	0	1											
Oscar Gamble, L OBP: 0.319, SLG: 0.500 Lou Piniella, R OBP: 0.325, SLG: 0.329 (7, PH) (7, 7)										2	0	0	0	1	0	0											
Reggie Jackson, L OBP: 0.390, SLG: 0.608 Joe Lefebvre, L OBP: 0.363, SLG: 0.463 (9, PR) (9, 9)										3	0	1	1	2	0	0											
Bob Watson, R OBP: 0.361, SLG: 0.449 Jim Spencer, L OBP: 0.304, SLG: 0.402 (8, 3)										4	1	2	1	0	1	3											
Rick Cerone, R OBP: 0.305, SLG: 0.425 (1, 2)										5	0	0	0	0	0	6											
Eric Soderholm, R OBP: 0.350, SLG: 0.442 (1, 5)										3	1	1	0	1	0	0											
Aurelio Rodriguez, R OBP: 0.236, SLG: 0.315 (1, 4)										4	1	1	1	0	1	1											
Bucky Dent, R OBP: 0.315, SLG: 0.343 (1, 6)										4	1	2	0	0	0	1											
Inning Stats	R: 0 E: 0 K: 1 S: 5	H: 0 LOB: 0 BB: 0 P: 5	R: 1 E: 0 K: 0 S: 4	H: 1 LOB: 0 BB: 0 P: 4	R: 2 E: 0 K: 1 S: 7	H: 3 LOB: 2 BB: 1 P: 11	R: 0 E: 0 K: 0 S: 3	H: 0 LOB: 0 BB: 0 P: 3	R: 0 E: 0 K: 0 S: 4	H: 1 LOB: 1 BB: 0 P: 4	R: 3 E: 0 K: 1 S: 8	H: 3 LOB: 3 BB: 3 P: 20	R: 0 E: 0 K: 0 S: 4	H: 1 LOB: 1 BB: 0 P: 4	R: 0 E: 0 K: 1 S: 6	H: 1 LOB: 2 BB: 1 P: 10		1B: 2 2B: 7 3B: 1 HR: 1	SF: 0 SAC: 0 DP: 0 HBP: 0	WP: 0 PB: 0 CS: 0	PA: 42						
PITCHER	IP	WLS	BF	H	R	ER	SO	BB	IBB	HBP	BLK	WP	HR	S	P	ERA	WHIP										
Glenn Abbott, R ERA: 3.97 (1, 1)	6.0	L	27	8	6	6	2	2	0	0	0	0	1	29	37	9.00	1.667										
Dave Roberts, L ERA: 4.1 (7, 1)	0.1		4	1	0	0	0	1	1	0	0	0	0	2	10	0.00	6.000										
Dave Heaverlo, R ERA: 3.39 (7, 1)	2.2		11	2	0	0	2	0	1	0	0	0	0	14	18	0.00	0.750										

Batter	1	2	3	4	5	6	7	8	9	AB	R	H	RBI	BB	SO	LOB	BOTTOM										
Julio Cruz, S OBP: 0.320, SLG: 0.247 (1, 4)										4	0	1	0	0	0	0	New York Yankees @ Seattle Mariners The Kingdome, Seattle, WA Wed Aug 20 1980, 10:05 PM EDT Att: 14,143 - Dome - 68 F										
Bill Stein, R OBP: 0.347, SLG: 0.415 (1, 5)										3	0	0	0	0	0	0											
Bruce Bochte, L OBP: 0.368, SLG: 0.450 (1, 3)										3	0	1	0	1	0	1											
Willie Horton, R OBP: 0.304, SLG: 0.305 Jim Anderson, R OBP: 0.297, SLG: 0.329 (9, PR) (9, PR)										4	0	1	0	0	0	2											
Juan Beniquez, R OBP: 0.279, SLG: 0.374 (1, 8)										0	1	0	0	0	0	0											
Tom Paciorek, R OBP: 0.318, SLG: 0.485 (1, 9)										4	1	2	2	0	0	1											
Leon Roberts, R OBP: 0.335, SLG: 0.431 Dan Meyer, L OBP: 0.314, SLG: 0.397 (9, PH) (9, PH)										3	0	0	0	0	1	2											
Mario Mendoza, R OBP: 0.287, SLG: 0.296 Joe Simpson, L OBP: 0.308, SLG: 0.344 (9, PH) (9, PH)										3	0	0	0	0	0	0											
Larry Cox, R OBP: 0.259, SLG: 0.290 Jerry Narron, L OBP: 0.171, SLG: 0.094 (8, PH) (9, 2)										2	0	0	0	0	0	0											
Inning Stats	R: 0 E: 0 K: 0 S: 4	H: 1 LOB: 1 BB: 0 P: 4	R: 2 E: 0 K: 1 S: 7	H: 2 LOB: 0 BB: 0 P: 7	R: 0 E: 0 K: 0 S: 3	H: 0 LOB: 0 BB: 0 P: 3	R: 0 E: 0 K: 0 S: 3	H: 1 LOB: 1 BB: 1 P: 7	R: 0 E: 0 K: 0 S: 3	H: 0 LOB: 0 BB: 0 P: 3	R: 0 E: 0 K: 0 S: 4	H: 2 LOB: 1 BB: 0 P: 4	R: 0 E: 0 K: 0 S: 3	H: 0 LOB: 0 BB: 0 P: 3	R: 0 E: 0 K: 0 S: 3	H: 0 LOB: 0 BB: 0 P: 3		R: 2 E: 0 K: 1 S: 7	H: 2 LOB: 1 BB: 1 P: 11	1B: 6 2B: 1 3B: 0 HR: 2	SF: 0 SAC: 1 DP: 2 HBP: 0	WP: 0 PB: 0 CS: 0	PA: 35				
PITCHER	IP	WLS	BF	H	R	ER	SO	BB	IBB	HBP	BLK	WP	HR	S	P	ERA	WHIP										
Tommy John, L ERA: 3.49 (1, 1)	6.0	W	23	6	2	2	1	1	0	0	0	0	1	24	28	3.00	1.167										
Doug Bird, R ERA: 2.22 (7, 1)	2.2		11	2	2	2	0	1	0	0	0	0	1	10	14	6.75	1.125										
Rich Gossage, R ERA: 2.33 (9, 1)	0.1	S	1	0	0	0	1	0	0	0	0	0	0	3	3	0.00	0.000										

Batter	1	2	3	4	5	6	7	8	9	AB	R	H	RBI	BB	SO	LOB	TOP								
Ruppert Jones, L OBP: 0.297, SLG: 0.363 (1, 8)										2	1	1	0	3	1	2	New York Yankees @ Seattle Mariners The Kingdome, Seattle, WA Thu Aug 21 1980, 10:05 PM EDT Att: 16,400 - Dome - 68 F								
Bobby Murcer, L OBP: 0.357, SLG: 0.487 (1, 10)										4	0	0	0	1	1	5									
Bob Watson, R OBP: 0.356, SLG: 0.443 (1, 3)										5	0	0	0	0	2	6									
Reggie Jackson, L OBP: 0.392, SLG: 0.606 (1, 9)										3	1	1	1	2	1	0									
Lou Piniella, R OBP: 0.335, SLG: 0.339 (1, 7)										5	1	4	0	0	0	1									
Rick Cerone, R OBP: 0.307, SLG: 0.425 (1, 2)										4	0	2	0	0	2	3									
Eric Soderholm, R OBP: 0.351, SLG: 0.443 (1, 5)									4	0	1	0	1	1	6										
Aurelio Rodriguez, R OBP: 0.240, SLG: 0.319 (1, 4)									4	1	1	0	1	1	7										
Bucky Dent, R OBP: 0.316, SLG: 0.350 (1, 6)									5	0	2	3	0	1	6										
Inning Stats	R: 0 E: 0 K: 1 S: 5	H: 1 LOB: 0 BB: 0 P: 5	R: 0 E: 0 K: 3 S: 11	H: 2 LOB: 3 BB: 1 P: 15	R: 1 E: 0 K: 1 S: 6	H: 1 LOB: 1 BB: 1 P: 10	R: 1 E: 1 K: 1 S: 8	H: 3 LOB: 3 BB: 1 P: 12	R: 2 E: 1 K: 2 S: 10	H: 2 LOB: 2 BB: 1 P: 14	R: 0 E: 0 K: 0 S: 2	H: 0 LOB: 0 BB: 1 P: 6	R: 0 E: 0 K: 0 S: 3	H: 1 LOB: 1 BB: 1 P: 7	R: 0 E: 0 K: 0 S: 3	H: 0 LOB: 1 BB: 1 P: 7		R: 0 E: 0 K: 2 S: 9	H: 2 LOB: 3 BB: 1 P: 13	1B: 8 2B: 4 3B: 0 HR: 0	SF: 0 SAC: 1 DP: 4 HBP: 0	WP: 0 PB: 0 SB: 1 CS: 0	PA: 45		
PITCHER	IP	WLS	BF	H	R	ER	SO	BB	IBB	HBP	BLK	WP	HR	S	P	ERA	WHIP								
Floyd Bannister, L ERA: 3.67	(1, 1)	4.0	23	8	4	2	6	4	0	0	0	0	0	31	47	4.50	3.000								
Byron McLaughlin, R ERA: 7.17	(5, 1)	0.2	4	1	0	0	1	0	0	0	0	0	0	6	6	0.00	1.500								
Dave Roberts, L ERA: 3.97	(5, 1)	2.1	W	8	1	0	0	1	2	0	0	0	0	8	16	0.00	1.286								
Shane Rawley, L ERA: 3.57	(8, 1)	2.0	S	10	2	0	0	2	2	0	0	0	0	12	20	0.00	2.000								

Batter	1	2	3	4	5	6	7	8	9	AB	R	H	RBI	BB	SO	LOB	BOTTOM								
Julio Cruz, S OBP: 0.322, SLG: 0.257 (1, 10)										3	2	1	1	1	0	1	New York Yankees @ Seattle Mariners The Kingdome, Seattle, WA Thu Aug 21 1980, 10:05 PM EDT Att: 16,400 - Dome - 68 F								
Joe Simpson, L OBP: 0.313, SLG: 0.346 ERA: 3.67										1	2	1	1	1	0	0									
Bill Stein, R OBP: 0.345, SLG: 0.412 (7, PH)										1	0	0	0	0	0	0									
Dan Meyer, L OBP: 0.314, SLG: 0.394 (1, 5)										3	1	0	0	1	0	3									
Bruce Bochte, L OBP: 0.371, SLG: 0.450 (1, 3)										2	1	1	1	2	0	0									
Juan Beniquez, R OBP: 0.273, SLG: 0.366 (1, 8)										4	0	0	0	0	3	5									
Tom Paciorek, R OBP: 0.318, SLG: 0.482 (1, 7)										4	0	1	2	0	1	1									
Larry Milbourne, S OBP: 0.291, SLG: 0.331 (1, 4)										4	0	2	1	0	0	1									
Jerry Narron, L OBP: 0.158, SLG: 0.086 (1, 2)										3	0	0	0	0	0	4									
Jim Anderson, R OBP: 0.295, SLG: 0.326 ERA: 3.27										2	0	0	0	0	1	1									
Leon Roberts, R OBP: 0.334, SLG: 0.430 (6, PH)										1	0	0	0	0	0	1									
Mario Mendoza, R OBP: 0.287, SLG: 0.296 (7, 6)										0	0	0	0	0	0	0									
Inning Stats	R: 4 E: 1 K: 1 S: 8	H: 1 LOB: 2 BB: 2 P: 16	R: 0 E: 0 K: 0 S: 2	H: 0 LOB: 2 BB: 2 P: 10	R: 0 E: 0 K: 1 S: 4	H: 0 LOB: 0 BB: 1 P: 8	R: 0 E: 0 K: 1 S: 6	H: 1 LOB: 1 BB: 0 P: 6	R: 1 E: 0 K: 1 S: 6	H: 2 LOB: 1 BB: 0 P: 6	R: 0 E: 0 K: 0 S: 4	H: 1 LOB: 1 BB: 0 P: 4	R: 1 E: 0 K: 0 S: 4	H: 1 LOB: 0 BB: 0 P: 4	R: 0 E: 0 K: 1 S: 5	H: 0 LOB: 0 BB: 0 P: 5	1B: 4 2B: 1 3B: 1 HR: 1	SF: 0 SAC: 1 DP: 4 HBP: 0	WP: 1 PB: 0 SB: 1 CS: 2	PA: 34					
PITCHER	IP	WLS	BF	H	R	ER	SO	BB	IBB	HBP	BLK	WP	HR	S	P	ERA	WHIP								
Gaylord Perry, R ERA: 3.27	(1, 1)	6.0	L	27	5	5	1	4	5	0	0	0	0	30	50	1.50	1.667								
Ron Guidry, L ERA: 3.72	(7, 1)	2.0	7	1	1	1	1	0	0	0	0	0	1	9	9	4.50	0.500								

AB	36
R	4
H	12
RBI	4
BB	8
SO	10
LOB	36



Batter	1	2	3	4	5	6	7	8	9	AB	R	H	RBI	BB	SO	LOB	TOP			
Rick Burleson, R OBP: 0.347, SLG: 0.373 (1, 6)	5-3		1B BB						E8 1B	4	0	1	0	1	0	2				
Dave Stapleton, R OBP: 0.324, SLG: 0.461 (1, 4)	6-3		1B 1-2						5-3 1B	5	0	2	0	0	0	1				
Fred Lynn, L OBP: 0.386, SLG: 0.489 (1, 8)	1B		F8					F5		4	0	1	0	0	0	3				
Tony Perez, R OBP: 0.316, SLG: 0.478 (1, 3)	6-3		4-3					5-3		4	0	0	0	0	0	4				
Jim Rice, R OBP: 0.316, SLG: 0.469 (1, 7)										3	0	1	0	1	1	0				
Carl Yastrzemski, L OBP: 0.353, SLG: 0.454 (1, 10)										4	0	2	0	0	0	3				
Carlton Fisk, R OBP: 0.358, SLG: 0.475 (1, 2)										3	0	1	0	0	0	1				
Dwight Evans, R OBP: 0.335, SLG: 0.456 (1, 9)										3	0	0	0	0	0	2				
Glenn Hoffman, R OBP: 0.333, SLG: 0.419 (1, 5)										4	1	1	0	0	2	2				
Inning Stats	R: 0 E: 0 K: 0 S: 4	H: 1 LOB: 1 BB: 0 P: 4	R: 0 E: 0 K: 0 S: 3	H: 1 LOB: 1 BB: 0 P: 4	R: 0 E: 0 K: 1 S: 6	H: 1 LOB: 2 BB: 1 P: 10	R: 0 E: 0 K: 1 S: 6	H: 1 LOB: 1 BB: 0 P: 6	R: 0 E: 0 K: 0 S: 3	H: 0 LOB: 0 BB: 0 P: 3	R: 0 E: 0 K: 0 S: 7	H: 2 LOB: 2 BB: 0 P: 7	R: 0 E: 0 K: 0 S: 4	H: 1 LOB: 1 BB: 0 P: 8	R: 1 E: 1 K: 0 S: 5	H: 2 LOB: 1 BB: 0 P: 5	1B: 9 2B: 1 3B: 0 HR: 0	SF: 0 SAC: 1 DP: 1 HBP: 1	WP: 1 PB: 0 SB: 1 CS: 0	PA: 38
PITCHER Jim Beattie, R ERA: 4.95 (1, 1)	IP: 9.0 WLS: L BF: 38	H: 9 R: 1 ER: 0 SO: 3	BB: 2 IBB: 0 HBP: 1 BLK: 0	WP: 1 HR: 0 S: 41 P: 50	ERA: 0.00 WHIP: 1.222															

Boston Red Sox @ Seattle Mariners
The Kingdom, Seattle, WA
Fri Aug 22 1980, 10:05 PM EDT
Att: 10,792 - Dome


AB 34
R 1
H 9
RBI 0
BB 2
SO 3
LOB 18



Batter	1	2	3	4	5	6	7	8	9	AB	R	H	RBI	BB	SO	LOB	BOTTOM			
Julio Cruz, S OBP: 0.324, SLG: 0.263 (1, 10)	2B									4	0	2	0	0	1	2				
Joe Simpson, L OBP: 0.308, SLG: 0.341 (1, 9)	F2									4	0	0	0	0	1	2				
Dan Meyer, L OBP: 0.313, SLG: 0.393 (1, 5)	K									4	0	1	0	0	2	2				
Bruce Bochte, L OBP: 0.372, SLG: 0.449 (1, 3)	IBB									3	0	1	0	1	0	1				
Juan Beniquez, R OBP: 0.268, SLG: 0.359 (1, 8)	F9									4	0	0	0	0	0	4				
Tom Paciorek, R OBP: 0.317, SLG: 0.482 (1, 7)										4	0	1	0	0	0	0				
Larry Milbourne, S OBP: 0.290, SLG: 0.329 (1, 4)	1B									4	0	1	0	0	1	1				
Jerry Narron, L OBP: 0.171, SLG: 0.105 (1, 2)	1B									3	0	1	0	0	0	0				
Jim Anderson, R OBP: 0.292, SLG: 0.323 (1, 6)	K									3	0	0	0	0	1	2				
Inning Stats	R: 0 E: 0 K: 1 S: 6	H: 2 LOB: 2 BB: 0 P: 7	R: 0 E: 0 K: 2 S: 7	H: 0 LOB: 0 BB: 0 P: 7	R: 0 E: 0 K: 1 S: 5	H: 0 LOB: 0 BB: 0 P: 5	R: 0 E: 0 K: 0 S: 4	H: 1 LOB: 1 BB: 0 P: 4	R: 0 E: 0 K: 0 S: 3	H: 0 LOB: 0 BB: 0 P: 3	R: 0 E: 0 K: 0 S: 4	H: 1 LOB: 1 BB: 0 P: 4	R: 0 E: 0 K: 0 S: 4	H: 2 LOB: 1 BB: 0 P: 4	R: 0 E: 0 K: 0 S: 4	H: 2 LOB: 1 BB: 0 P: 4	1B: 5 2B: 2 3B: 0 HR: 0	SF: 0 SAC: 0 DP: 1 HBP: 0	WP: 0 PB: 0 SB: 1 CS: 0	PA: 34
PITCHER Steve Renko, R ERA: 3.39 (1, 1)	IP: 8.0 WLS: W BF: 30	H: 5 R: 0 ER: 0 SO: 6	BB: 0 IBB: 0 HBP: 0 BLK: 0	WP: 0 HR: 0 S: 41 P: 45	ERA: 0.00 WHIP: 0.625															
Tom Burgmeier, L ERA: 2.09 (9, 1)	0.0	1	1	0	0	0	0	0	0	0	0	1	1							
Bob Stanley, R ERA: 3.57 (9, 1)	1.0	S	3	1	0	0	0	0	0	0	0	3	3							

Boston Red Sox @ Seattle Mariners
The Kingdom, Seattle, WA
Fri Aug 22 1980, 10:05 PM EDT
Att: 10,792 - Dome

AB 33
R 0
H 7
RBI 0
BB 1
SO 6
LOB 14



Batter	1	2	3	4	5	6	7	8	9	AB	R	H	RBI	BB	SO	LOB	TOP		
Rick Burleson, R OBP: 0.344, SLG: 0.370 (1, 6)										4	0	0	0	0	0	0			
Dave Stapleton, R OBP: 0.330, SLG: 0.476 (1, 4)										4	1	3	1	0	0	0			
Fred Lynn, L OBP: 0.385, SLG: 0.486 (1, 8)										4	0	1	0	0	1	2			
Tony Perez, R OBP: 0.315, SLG: 0.475 (1, 3)										3	0	0	0	1	1	2			
Jim Rice, R OBP: 0.313, SLG: 0.464 (1, 7)										4	0	0	0	0	1	1			
Carl Yastrzemski, L OBP: 0.354, SLG: 0.453 (1, 10)										3	0	1	0	1	0	1			
Carlton Fisk, R OBP: 0.358, SLG: 0.474 (1, 2)										3	0	1	0	0	0	1			
Dwight Evans, R OBP: 0.335, SLG: 0.455 (1, 9)										3	0	1	0	0	0	2			
Glenn Hoffman, R OBP: 0.328, SLG: 0.411 (1, 5)										3	0	0	0	0	0	3			
Inning Stats	R: 0 E: 0 K: 0 S: 4	H: 1 LOB: 1 BB: 0 P: 4	R: 0 E: 0 K: 0 S: 3	H: 0 LOB: 0 BB: 0 P: 3	R: 0 E: 0 K: 0 S: 3	H: 1 LOB: 0 BB: 0 P: 3	R: 0 E: 0 K: 0 S: 4	H: 1 LOB: 2 BB: 1 P: 8	R: 0 E: 0 K: 1 S: 6	H: 1 LOB: 1 BB: 0 P: 6	R: 0 E: 0 K: 0 S: 3	H: 0 LOB: 0 BB: 0 P: 3	R: 1 E: 0 K: 2 S: 8	H: 1 LOB: 1 BB: 1 P: 12	1B: 6 2B: 0 3B: 0 HR: 1	SF: 0 SAC: 0 DP: 3 HBP: 0	WP: 1 PA: 33 PB: 0 CS: 0		
PITCHER	IP	WLS	BF	H	R	ER	SO	BB	IBB	HBP	BLK	WP	HR	S	P	ERA	WHIP		
Rob Dressler, R ERA: 4.42 (1, 1)	8.0	W	29	7	1	1	1	1	0	0	0	0	1	30	34	1.12	1.000		
Shane Rawley, L ERA: 3.54 (9, 1)	1.0	S	4	0	0	0	2	1	0	0	0	1	0	7	11	0.00	1.000		

Boston Red Sox @ Seattle Mariners
The Kingdom, Seattle, WA
Sat Aug 23 1980, 10:05 PM EDT
Att: 16,072 - Dome

AB 31
R 1
H 7
RBI 1
BB 2
SO 3
LOB 12



Batter	1	2	3	4	5	6	7	8	9	AB	R	H	RBI	BB	SO	LOB	BOTTOM		
Julio Cruz, S OBP: 0.323, SLG: 0.263 (1, 4)										4	1	1	0	0	0	1			
Bill Stein, R OBP: 0.340, SLG: 0.406 Dan Meyer, L (7, PH) OBP: 0.313, SLG: 0.392										3	0	0	0	0	0	1			
Bruce Bochte, L OBP: 0.373, SLG: 0.447 (1, 3)										2	0	0	0	2	2	1			
Juan Beniquez, R OBP: 0.268, SLG: 0.357 (1, 8)										4	0	1	1	0	1	3			
Tom Paciorek, R OBP: 0.319, SLG: 0.481 (1, 9)										3	1	1	0	1	1	0			
Leon Roberts, R OBP: 0.333, SLG: 0.425 (1, 7)										3	0	0	0	1	1	3			
Jim Anderson, R OBP: 0.289, SLG: 0.319 Mario Mendoza, R OBP: 0.290, SLG: 0.300 (8, 6)										3	0	0	0	0	0	1			
Ted Cox, R OBP: 0.298, SLG: 0.314 (1, 5)										4	1	2	1	0	0	2			
Marc Hill, R OBP: 0.186, SLG: 0.241 (1, 2)										3	0	0	0	0	0	2			
Inning Stats	R: 0 E: 0 K: 1 S: 5	H: 0 LOB: 1 BB: 1 P: 9	R: 0 E: 0 K: 0 S: 3	H: 0 LOB: 0 BB: 0 P: 3	R: 1 E: 1 K: 0 S: 5	H: 1 LOB: 2 BB: 1 P: 9	R: 1 E: 0 K: 1 S: 7	H: 2 LOB: 1 BB: 0 P: 7	R: 1 E: 0 K: 0 S: 3	H: 0 LOB: 0 BB: 0 P: 3	R: 0 E: 0 K: 1 S: 5	H: 0 LOB: 0 BB: 0 P: 5	R: 0 E: 0 K: 1 S: 6	H: 1 LOB: 2 BB: 1 P: 10	1B: 5 2B: 1 3B: 0 HR: 0	SF: 0 SAC: 0 DP: 0 HBP: 0	WP: 1 PA: 35 PB: 0 CS: 0		
PITCHER	IP	WLS	BF	H	R	ER	SO	BB	IBB	HBP	BLK	WP	HR	S	P	ERA	WHIP		
Bruce Hurst, L ERA: 9.43 Dick Drago, R ERA: 4.53 (5, 1)	4.2	L	22	5	3	2	3	2	0	0	0	0	0	15	23	3.86	1.500		
PITCHER	IP	WLS	BF	H	R	ER	SO	BB	IBB	HBP	BLK	WP	HR	S	P	ERA	WHIP		

Boston Red Sox @ Seattle Mariners
The Kingdom, Seattle, WA
Sat Aug 23 1980, 10:05 PM EDT
Att: 16,072 - Dome


AB 31
R 3
H 6
RBI 2
BB 4
SO 5
LOB 14



Batter	1	2	3	4	5	6	7	8	9	AB	R	H	RBI	BB	SO	LOB	TOP					
Rick Burleson, R OBP: 0.345, SLG: 0.370 (1, 6)	F8							L6		5	0	2	2	0	0	1						
Dave Stapleton, R OBP: 0.331, SLG: 0.478 (1, 4)	G5-3	K	F7					F9		5	0	2	0	0	1	2						
Fred Lynn, L OBP: 0.383, SLG: 0.481 (1, 8)		K						F8		4	0	0	0	1	1	3						
Tony Perez, R OBP: 0.314, SLG: 0.471 (1, 3)	G5-3	K						F3		4	0	0	0	1	1	3						
Jim Rice, R OBP: 0.311, SLG: 0.460 (1, 7)			6-3	4-3				F7		5	1	1	0	0	1	2						
Carlton Fisk, R OBP: 0.358, SLG: 0.475 (1, 10)								F7		5	2	2	0	0	0	2						
Dwight Evans, R OBP: 0.339, SLG: 0.457 (1, 9)								5-3		3	3	1	1	2	1	3						
Glenn Hoffman, R OBP: 0.337, SLG: 0.430 (1, 5)								K		4	2	3	3	0	1	0						
Gary Allenson, R OBP: 0.485, SLG: 0.509 (1, 2)								6-3		3	2	2	3	1	0	0						
Inning Stats	R: 0 E: 0 K: 0 S: 3	H: 1 LOB: 1 BB: 1 P: 7	R: 5 E: 0 K: 3 S: 15	H: 6 LOB: 1 BB: 0 P: 15	R: 4 E: 0 K: 0 S: 6	H: 4 LOB: 0 BB: 1 P: 10	R: 0 E: 0 K: 0 S: 3	H: 0 LOB: 0 BB: 0 P: 3	R: 0 E: 0 K: 1 S: 5	H: 0 LOB: 0 BB: 0 P: 5	R: 0 E: 0 K: 0 S: 3	H: 0 LOB: 0 BB: 0 P: 3	R: 0 E: 0 K: 0 S: 3	H: 0 LOB: 0 BB: 0 P: 3	R: 1 E: 0 K: 0 S: 3	H: 1 LOB: 1 BB: 2 P: 11	R: 0 E: 1 K: 2 S: 9	H: 1 LOB: 3 BB: 1 P: 13	1B: 8 2B: 4 3B: 1 HR: 0	SF: 0 SAC: 0 DP: 1 HBP: 0	WP: 0 PB: 0 SB: 3 CS: 1	PA: 43
PITCHER	IP	WLS	BF	H	R	ER	SO	BB	IBB	HBP	BLK	WP	HR	S	P	ERA	WHIP					
Rick Honeycutt, L ERA: 4.06 (1, 1)	2.1	L	18	10	9	9	3	1	1	0	0	0	0	22	30	34.71	4.714					
Byron McLaughlin, R ERA: 6.81 (3, 1)	5.0		17	2	1	1	1	1	0	0	0	0	0	18	22	1.80	0.600					
Dave Heaverlo, R ERA: 3.31 (8, 1)	1.2		8	1	0	0	2	1	1	0	0	0	0	10	18	0.00	1.200					

Boston Red Sox @ Seattle Mariners
The Kingdom, Seattle, WA
Sun Aug 24 1980, 10:05 PM EDT
Att: 16,920 - Dome


AB 38
R 10
H 13
RBI 9
BB 5
SO 6
LOB 16



Batter	1	2	3	4	5	6	7	8	9	AB	R	H	RBI	BB	SO	LOB	BOTTOM					
Julio Cruz, S OBP: 0.319, SLG: 0.259 (1, 4)	6-3		K						4-3	5	0	0	0	0	1	0						
Joe Simpson, L OBP: 0.310, SLG: 0.342 (1, 7)	4-3							F8		5	2	2	0	0	0	0						
Dan Meyer, L OBP: 0.316, SLG: 0.409 (1, 10)										4	3	3	3	0	0	0						
Bruce Bochte, L OBP: 0.374, SLG: 0.450 (1, 3)	G3									4	1	2	2	0	0	0						
Tom Paciorek, R OBP: 0.318, SLG: 0.476 (1, 9)										3	0	0	0	1	0	1						
Juan Beniquez, R OBP: 0.283, SLG: 0.350 (1, 8)										4	0	0	0	0	0	3						
Ted Cox, R OBP: 0.297, SLG: 0.313 (1, 5)										1	0	0	0	0	0	0						
Larry Milbourne, S OBP: 0.291, SLG: 0.325 (4, PH) (5, 6)	4-3									2	0	0	0	1	0	2						
Jerry Narron, L OBP: 0.200, SLG: 0.214 (1, 2)										4	1	2	2	0	0	0						
Mario Mendoza, R OBP: 0.289, SLG: 0.298 (1, 6)										1	0	0	0	0	0	0						
Bill Stein, R OBP: 0.335, SLG: 0.399 (4, PH) (5, 5)										3	0	0	0	0	0	2						
Inning Stats	R: 1 E: 0 K: 0 S: 4	H: 1 LOB: 0 BB: 0 P: 4	R: 0 E: 0 K: 0 S: 3	H: 0 LOB: 0 BB: 0 P: 3	R: 0 E: 0 K: 1 S: 5	H: 0 LOB: 0 BB: 0 P: 5	R: 3 E: 1 K: 0 S: 7	H: 4 LOB: 2 BB: 1 P: 11	R: 2 E: 0 K: 0 S: 6	H: 3 LOB: 2 BB: 1 P: 10	R: 1 E: 0 K: 0 S: 4	H: 1 LOB: 0 BB: 0 P: 4	R: 0 E: 0 K: 0 S: 3	H: 0 LOB: 0 BB: 0 P: 3	R: 0 E: 0 K: 0 S: 3	H: 0 LOB: 0 BB: 0 P: 3	R: 0 E: 0 K: 0 S: 3	H: 0 LOB: 0 BB: 0 P: 3	1B: 5 2B: 1 3B: 0 HR: 3	SF: 0 SAC: 0 DP: 0 HBP: 0	WP: 0 PB: 0 SB: 0 CS: 0	PA: 38
PITCHER	IP	WLS	BF	H	R	ER	SO	BB	IBB	HBP	BLK	WP	HR	S	P	ERA	WHIP					
Mike Torrez, R ERA: 4.8 (1, 1)	4.1		22	8	6	6	1	1	0	0	0	0	1	23	27	12.46	2.077					
Bill Campbell, R ERA: 4.88 (5, 1)	4.2	W	16	1	1	1	0	1	0	0	0	0	1	15	19	1.93	0.429					

Boston Red Sox @ Seattle Mariners
The Kingdom, Seattle, WA
Sun Aug 24 1980, 10:05 PM EDT
Att: 16,920 - Dome

AB 36
R 7
H 9
RBI 7
BB 2
SO 1
LOB 8



Batter	1	2	3	4	5	6	7	8	9	AB	R	H	RBI	BB	SO	LOB	TOP						
Al Bumbry, L OBP: 0.395, SLG: 0.422 (1, 8)	0-0 BLK 1B 2B		0-0 FC6-4 1B		0-0 FC1-6 1B		0-0 6-3		0-0 F8	5	1	3	0	0	0	0	Baltimore Orioles @ Seattle Mariners The Kingdome, Seattle, WA Mon Aug 25 1980, 10:05 PM EDT Att: 6,478 - Unknown livebaseballscorecards.com						
Rich Dauer, R OBP: 0.337, SLG: 0.347 (1, 5)	0-0 G6-4-3 2H 1B		0-0 FC6-4 1-2		0-0 FC1-6 4-3 1-2			4-0 HR BB	3	1	1	1	2	0	2								
Ken Singleton, S OBP: 0.381, SLG: 0.455 (1, 9)	0-0 G6-4-3 1-2			0-0 HR 1B	0-0 4-3 2-3			0-0 HR 1H	5	2	2	2	0	0	3								
Eddie Murray, S OBP: 0.345, SLG: 0.498 (1, 3)	0-0 F9			0-0 HR 1H	0-0 1-3			0-0 2B	4	1	2	2	0	0	1								
John Lowenstein, L OBP: 0.368, SLG: 0.362 Gary Roenicke, R OBP: 0.355, SLG: 0.398 (8, PH) (8, 7)		0-0 3-1		0-0 3-1		0-0 1-3		0-0 1B 1B	3	0	0	0	0	0	0								
Pat Kelly, L OBP: 0.354, SLG: 0.336 Benny Ayala, R OBP: 0.358, SLG: 0.560 (8, PH) (8, 7)		0-0 3-1		0-0 FC6-4 1B 1B		0-0 G3		0-0 L9	3	0	1	0	0	0	0								
Dan Graham, L OBP: 0.308, SLG: 0.454 Rick Dempsey, R OBP: 0.330, SLG: 0.427 (8, PH) (8, 2)		0-0 2-3		0-0 FC6-4 1-2 1B		0-0 4-3		0-0 1-2 1B	3	0	1	0	0	0	0								
Lenn Sakata, R OBP: 0.225, SLG: 0.343 (1, 4)			0-0 6-3	0-0 FC6-4 1-2 2-3			0-0 F9	0-0 4-3	4	0	0	0	0	0	4								
Kiko Garcia, R OBP: 0.262, SLG: 0.245 (1, 6)			0-0 F8	0-0 F8			0-3 K	0-3 K	4	0	0	0	0	2	2								
Inning Stats	R: 1 E: 0 K: 0 S: 4	H: 2 LOB: 0 BB: 4	R: 0 E: 0 K: 0 S: 3	H: 0 LOB: 0 BB: 0 P: 3	R: 0 E: 0 K: 0 S: 4	H: 1 LOB: 1 BB: 0 P: 4	R: 2 E: 0 K: 0 S: 7	H: 4 LOB: 2 BB: 0 P: 7	R: 0 E: 1 K: 0 S: 4	H: 0 LOB: 0 BB: 0 P: 3	R: 0 E: 0 K: 1 S: 5	H: 0 LOB: 0 BB: 0 P: 5	R: 2 E: 0 K: 0 S: 6	H: 4 LOB: 2 BB: 1 P: 10	R: 0 E: 0 K: 1 S: 5	H: 0 LOB: 1 BB: 1 P: 9		1B: 8 2B: 2 3B: 0 HR: 2	SF: 0 SAC: 0 DP: 1 HBP: 0	WP: 0 PB: 0 SB: 0 CS: 0	PA: 39		
PITCHER	IP WLS BF H R ER SO BB IBB HBP BLK WP HR S P ERA WHIP	IP WLS BF H R ER SO BB IBB HBP BLK WP HR S P ERA WHIP																					
Glenn Abbott, R ERA: 4.06 (1, 1)	7.1 W 31	10 5 5 1	1 0 0 0	1 0 0 0	0 0 0 0	0 0 9 13	0.00 1.800																
Shane Rawley, L ERA: 3.45 (8, 1)	1.2 S 8	2 0 0 1	1 0 0 0	0 0 0 0	0 0 9 13	0.00 1.800																	

Batter	1	2	3	4	5	6	7	8	9	AB	R	H	RBI	BB	SO	LOB	BOTTOM					
Julio Cruz, S OBP: 0.320, SLG: 0.257 (1, 4)	0-0 BB			0-0 6-3			0-0 G3	0-0 L3-6 1-3		3	1	0	0	2	0	1	Baltimore Orioles @ Seattle Mariners The Kingdome, Seattle, WA Mon Aug 25 1980, 10:05 PM EDT Att: 6,478 - Unknown livebaseballscorecards.com					
Joe Simpson, L OBP: 0.306, SLG: 0.337 (1, 7)	0-0 F8			0-0 F9			0-0 P6		4	0	0	0	0	0	3							
Dan Meyer, L OBP: 0.320, SLG: 0.422 (1, 10)	0-0 1B 1H 2B	0-0 IHR		0-0 F9			0-0 3B 1B		4	3	3	2	0	0	0							
Bruce Bochte, L OBP: 0.376, SLG: 0.455 (1, 3)	0-0 2B 1B	0-3 K		0-3 K			0-0 1H 3B		4	1	2	1	0	2	0							
Tom Paciorek, R OBP: 0.318, SLG: 0.477 (1, 9)	0-0 1B FC 2B	0-0 F4		0-3 K			0-0 F9		4	1	1	1	0	1	1							
Juan Beniquez, R OBP: 0.297, SLG: 0.353 (1, 8)	0-0 G3 FC 1B	0-0 5-3		0-0 CS 1B			0-0 6-3		4	1	2	1	0	0	0							
Larry Milbourne, S OBP: 0.286, SLG: 0.319 Leon Roberts, R OBP: 0.335, SLG: 0.425 Ted Cox, R OBP: 0.297, SLG: 0.313 (9, 5)	0-0 FC 1B		0-0 L6		0-0 CS	0-0 L6	4-0 HR BB		3	1	0	1	0	0	1							
Jerry Narron, L OBP: 0.188, SLG: 0.200 Reggie Walton, R OBP: 0.308, SLG: 0.615 Larry Cox, R OBP: 0.259, SLG: 0.290 (9, 2)	0-0 G3		0-3 K		0-0 F4		0-0 HR		3	0	0	0	0	1	2							
Jim Anderson, R OBP: 0.292, SLG: 0.322 Mario Mendoza, R OBP: 0.289, SLG: 0.298 (9, 6)	0-0 BB 1B		0-0 6-3		0-0 5-3		0-0 L3-6 S 1B		4	0	2	2	0	0	0							
Inning Stats	R: 6 E: 0 K: 0 S: 9	H: 5 LOB: 2 BB: 2 P: 17	R: 1 E: 0 K: 1 S: 6	H: 1 LOB: 0 BB: 0 P: 6	R: 0 E: 0 K: 1 S: 5	H: 0 LOB: 0 BB: 0 P: 5	R: 0 E: 0 K: 2 S: 7	H: 1 LOB: 0 BB: 0 P: 7	R: 0 E: 0 K: 0 S: 3	H: 0 LOB: 0 BB: 0 P: 3	R: 1 E: 0 K: 0 S: 5	H: 2 LOB: 1 BB: 0 P: 5	R: 2 E: 0 K: 0 S: 4	H: 2 LOB: 0 BB: 1 P: 8	1B: 6 2B: 3 3B: 1 HR: 2	SF: 0 SAC: 0 DP: 1 HBP: 0		WP: 0 PB: 0 SB: 2 CS: 1	PA: 38			
PITCHER	IP WLS BF H R ER SO BB IBB HBP BLK WP HR S P ERA WHIP	IP WLS BF H R ER SO BB IBB HBP BLK WP HR S P ERA WHIP																				
Dennis Martinez, R ERA: 5.09 (1, 1)	0.1 L 6	4 5 3 4	1 0 0 0	0 0 0 0	0 0 33 37	4.05 0.900																
Dave Ford, R ERA: 3.88 (8, 1)	6.2 S 26	5 3 3 4	1 0 0 0	0 0 0 0	0 0 1 4	8 18.00 3.000																
Tippy Martinez, L ERA: 3.0 (8, 1)	1.0 S 5	2 2 2 0	1 0 0 0	0 0 0 0	0 0 1 4	8 18.00 3.000																

Batter	1	2	3	4	5	6	7	8	9	AB	R	H	RBI	BB	SO	LOB	TOP			
Al Bumby, L OBP: 0.394, SLG: 0.420 (1, 8)	L5		1-3					1-3		4	0	1	0	0	0	0	Baltimore Orioles @ Seattle Mariners The Kingdome, Seattle, WA Tue Aug 26 1980, 10:05 PM EDT Att: 7,767 - Unknown			
Rich Dauer, R OBP: 0.334, SLG: 0.344 (1, 5)	4-3		F2					F8		4	0	0	0	0	0	2				
Ken Singleton, S OBP: 0.380, SLG: 0.451 (1, 9)	E5							5-3		3	0	0	0	1	0	2				
Eddie Murray, S OBP: 0.346, SLG: 0.499 (1, 3)										3	0	1	0	1	0	1				
Benny Ayala, R OBP: 0.348, SLG: 0.543 (1, 10)	FC5-4									4	0	0	0	0	1	4				
Gary Roenicke, R OBP: 0.353, SLG: 0.393 (1, 7)										3	0	0	0	1	2	1				
Rick Dempsey, R OBP: 0.329, SLG: 0.428 (1, 2)										4	1	1	0	0	0	2				
Kiko Garcia, R OBP: 0.259, SLG: 0.242 (1, 4)										3	0	0	0	0	0	1				
Mark Belanger, R OBP: 0.252, SLG: 0.268 (1, 6)										3	0	1	1	0	0	0				
Inning Stats	R: 0 E: 1 K: 0 S: 4	H: 0 LOB: 2 BB: 1 P: 8	R: 0 E: 0 K: 1 S: 5	H: 0 LOB: 0 BB: 0 P: 5	R: 0 E: 0 K: 2 S: 3	H: 0 LOB: 1 BB: 0 P: 3	R: 0 E: 0 K: 2 S: 7	H: 0 LOB: 1 BB: 0 P: 11	R: 1 E: 0 K: 0 S: 6	H: 3 LOB: 2 BB: 0 P: 6	R: 0 E: 0 K: 0 S: 3	H: 0 LOB: 0 BB: 0 P: 3	R: 0 E: 0 K: 0 S: 3	H: 0 LOB: 0 BB: 0 P: 3	R: 0 E: 0 K: 0 S: 3	H: 1 LOB: 2 BB: 1 P: 7	1B: 2 2B: 2 3B: 0 HR: 0	SF: 0 SAC: 0 DP: 0 HBP: 0	WP: 0 PB: 0 SB: 0 CS: 0	PA: 34
PITCHER Floyd Bannister, L ERA: 3.53 (1, 1)	IP: 9.0 WLS: W BF: 34 H: 4 R: 1 ER: 1 SO: 3 BB: 2 IBB: 1 HBP: 0 BLK: 0 WP: 0 HR: 0 S: 37 P: 49 ERA: 1.00 WHIP: 0.667															PITCHER				

Batter	1	2	3	4	5	6	7	8	9	AB	R	H	RBI	BB	SO	LOB	BOTTOM					
Julio Cruz, S OBP: 0.322, SLG: 0.265 (1, 4)										4	1	2	0	0	0	1	Baltimore Orioles @ Seattle Mariners The Kingdome, Seattle, WA Tue Aug 26 1980, 10:05 PM EDT Att: 7,767 - Unknown					
Bill Stein, R OBP: 0.333, SLG: 0.396 (1, 10)										4	0	1	0	0	0	3						
Bruce Bochte, L OBP: 0.374, SLG: 0.462 (1, 3)										3	1	1	2	0	0	1						
Tom Paciorek, R OBP: 0.315, SLG: 0.472 (1, 9)										3	0	0	0	0	2	1						
Juan Beniquez, R OBP: 0.268, SLG: 0.349 (1, 8)										2	0	0	0	1	0	0						
Leon Roberts, R OBP: 0.335, SLG: 0.424 (1, 7)										3	0	1	0	0	1	1						
Larry Milbourne, S OBP: 0.288, SLG: 0.321 (1, 6)										2	0	1	0	0	0	0						
Jim Anderson, R OBP: 0.289, SLG: 0.319 (1, 5)										3	0	0	0	0	1	1						
Larry Cox, R OBP: 0.260, SLG: 0.291 (1, 2)										3	0	1	0	0	0	1						
Inning Stats	R: 0 E: 0 K: 0 S: 4	H: 2 LOB: 1 BB: 0 P: 4	R: 0 E: 0 K: 0 S: 3	H: 0 LOB: 0 BB: 0 P: 3	R: 0 E: 1 K: 0 S: 4	H: 0 LOB: 1 BB: 0 P: 4	R: 0 E: 0 K: 1 S: 5	H: 0 LOB: 0 BB: 0 P: 5	R: 0 E: 0 K: 1 S: 4	H: 1 LOB: 1 BB: 0 P: 4	R: 1 E: 0 K: 1 S: 6	H: 1 LOB: 0 BB: 0 P: 6	R: 0 E: 0 K: 1 S: 4	H: 1 LOB: 1 BB: 0 P: 8	R: 0 E: 0 K: 1 S: 6	H: 1 LOB: 0 BB: 0 P: 6	R: 1 E: 0 K: 0 S: 1	H: 1 LOB: 0 BB: 0 P: 1	1B: 5 2B: 1 3B: 1 HR: 1	SF: 1 SAC: 1 DP: 1 HBP: 0	WP: 0 PB: 0 SB: 0 CS: 3	PA: 31
PITCHER Scott McGregor, L ERA: 3.16 (1, 1)	IP: 8.0 WLS: L BF: 30 H: 7 R: 2 ER: 2 SO: 4 BB: 1 IBB: 0 HBP: 0 BLK: 0 WP: 0 HR: 1 S: 37 P: 41 ERA: 2.25 WHIP: 1.000															PITCHER						

Batter	1	2	3	4	5	6	7	8	9	AB	R	H	RBI	BB	SO	LOB	TOP						
Larry Milbourne, S OBP: 0.291, SLG: 0.324 (1, 4)										5	1	2	1	0	0	2	Seattle Mariners @ New York Yankees Yankee Stadium, Bronx, NY Thu Aug 28 1980, 7:05 PM EDT Att: 30,215 - Unknown - 82 F						
Reggie Walton, R OBP: 0.333, SLG: 0.529 (1, 10)										4	0	1	1	1	0	4							
Bruce Bochte, L OBP: 0.375, SLG: 0.460 (1, 3)										4	0	1	1	1	1	3							
Tom Paciorek, R OBP: 0.319, SLG: 0.473 (1, 9)										4	0	2	1	1	2	0							
Juan Beniquez, R OBP: 0.267, SLG: 0.348 Dan Meyer, L OBP: 0.321, SLG: 0.422 (1, 8) (5, PH) (5, 7)										1	0	0	0	0	0	2							
Leon Roberts, R OBP: 0.331, SLG: 0.419 (1, 7) (5, 8)										4	0	0	0	0	2	2							
Jim Anderson, R OBP: 0.289, SLG: 0.318 (1, 5)										4	1	1	0	0	0	2							
Mario Mendoza, R OBP: 0.288, SLG: 0.297 (1, 6)										4	1	1	0	0	1	0							
Marc Hill, R OBP: 0.205, SLG: 0.262 Jerry Narron, L OBP: 0.184, SLG: 0.200 (1, 2) (6, PH) (6, 2)										1	2	1	0	1	0	0							
Larry Cox, R OBP: 0.299, SLG: 0.290 (8, PH) (8, 2)										0	0	0	1	0	0	0							
										1	0	0	0	0	1	0							
Inning Stats	R: 0 E: 0 K: 1 S: 7	H: 2 LOB: 2 BB: 0 P: 7	R: 0 E: 0 K: 1 S: 5	H: 0 LOB: 0 BB: 0 P: 5	R: 1 E: 0 K: 0 S: 4	H: 2 LOB: 1 BB: 0 P: 4	R: 0 E: 0 K: 1 S: 6	H: 1 LOB: 1 BB: 0 P: 6	R: 1 E: 1 K: 0 S: 4	H: 0 LOB: 3 BB: 3 P: 16	R: 3 E: 1 K: 1 S: 9	H: 4 LOB: 1 BB: 0 P: 9	R: 0 E: 0 K: 1 S: 6	H: 1 LOB: 0 BB: 0 P: 6	R: 0 E: 0 K: 1 S: 5	H: 0 LOB: 0 BB: 1 P: 5		R: 0 E: 0 K: 1 S: 4	H: 0 LOB: 0 BB: 1 P: 8	1B: 9 2B: 1 3B: 0 HR: 0	SF: 1 SAC: 1 DP: 1 HBP: 0	WP: 0 PB: 1 CS: 0	PA: 40
PITCHER	IP WLS BF H R ER SO BB IBB HBP BLK WP HR S P ERA WHIP																						
Rudy May, L ERA: 2.48 (1, 1)	4.2 22 5 2 1 3 3 0 0 0 0 0 0 25 37 1.93 1.714																						
Ron Davis, R ERA: 3.33 (5, 1)	1.0 7 4 3 3 1 0 0 0 0 0 0 0 9 9 27.00 4.000																						
Ron Guidry, L ERA: 3.61 (6, 1)	3.1 W 11 1 0 0 3 1 0 0 0 0 0 0 16 20 0.00 0.600																						

Batter	1	2	3	4	5	6	7	8	9	AB	R	H	RBI	BB	SO	LOB	BOTTOM				
Bobby Brown, S OBP: 0.308, SLG: 0.402 (1, 8)										5	0	0	0	0	0	2	Seattle Mariners @ New York Yankees Yankee Stadium, Bronx, NY Thu Aug 28 1980, 7:05 PM EDT Att: 30,215 - Unknown - 82 F				
Bobby Murcer, L OBP: 0.353, SLG: 0.484 (1, 10)										4	1	3	1	0	0	0					
Bob Watson, R OBP: 0.354, SLG: 0.453 (1, 3)										4	1	1	0	0	0	1					
Reggie Jackson, L OBP: 0.398, SLG: 0.597 Joe Lefebvre, L OBP: 0.363, SLG: 0.463 (1, 9) (9, 9)										4	2	2	0	0	0	1					
Lou Piniella, R OBP: 0.352, SLG: 0.380 (1, 7)										4	2	2	2	0	0	1					
Rick Cerone, R OBP: 0.312, SLG: 0.421 (1, 2)										3	0	2	1	1	0	0					
Eric Soderholm, R OBP: 0.343, SLG: 0.427 Aurelio Rodriguez, R OBP: 0.238, SLG: 0.312 (1, 5) (6, 5)										3	0	0	0	0	0	4					
Bucky Dent, R OBP: 0.310, SLG: 0.346 (1, 6)										4	0	1	0	0	0	2					
Brian Doyle, L OBP: 0.227, SLG: 0.242 (1, 4)										4	0	1	0	0	0	2					
Inning Stats	R: 0 E: 0 K: 0 S: 3	H: 0 LOB: 0 BB: 0 P: 3	R: 2 E: 0 K: 0 S: 5	H: 2 LOB: 1 BB: 1 P: 9	R: 0 E: 0 K: 0 S: 4	H: 1 LOB: 1 BB: 0 P: 4	R: 1 E: 0 K: 0 S: 5	H: 3 LOB: 1 BB: 0 P: 5	R: 2 E: 1 K: 0 S: 7	H: 4 LOB: 2 BB: 0 P: 7	R: 0 E: 0 K: 0 S: 3	H: 0 LOB: 0 BB: 0 P: 3	R: 1 E: 0 K: 0 S: 4	H: 1 LOB: 0 BB: 0 P: 4	R: 0 E: 0 K: 0 S: 5	H: 2 LOB: 2 BB: 0 P: 5		1B: 9 2B: 2 3B: 0 HR: 2	SF: 0 SAC: 0 DP: 1 HBP: 0	WP: 0 PB: 0 CS: 0	PA: 37
PITCHER	IP WLS BF H R ER SO BB IBB HBP BLK WP HR S P ERA WHIP																				
Jim Beattie, R ERA: 4.98 (1, 1)	6.1 L 30 11 6 4 0 0 1 0 0 0 0 0 2 29 33 5.68 1.895																				
Dave Roberts, L ERA: 3.99 (7, 1)	1.2 7 2 0 0 0 0 0 0 0 0 0 0 7 7 0.00 1.200																				

Batter	1	2	3	4	5	6	7	8	9	AB	R	H	RBI	BB	SO	LOB	TOP			
Larry Milbourne, S (1,4) OBP: 0.285, SLG: 0.316	0-0 4-3		0-0 F8		0-3 K			0-0 1-3		4	0	0	0	0	1	2				
Reggie Walton, R (1,10) OBP: 0.273, SLG: 0.429	0-0 6-3			0-0 4-3		0-0 5-3		0-0 F9		4	0	0	0	0	0	0				
Bruce Bochte, L (1,3) OBP: 0.374, SLG: 0.458	0-0 F7			0-0 FC5-4 1B		0-0 F7			0-0 F8	4	0	1	0	0	0	0				
Tom Paciorek, R (1,9) OBP: 0.315, SLG: 0.467		0-3 K		0-0 FC5-4 1B 1-2		0-0 5-3			0-3 K	4	0	0	0	0	2	1				
Juan Beniquez, R (1,8) OBP: 0.275, SLG: 0.355		0-0 CS 1B		0-0 FC5-4 1B 1-3			0-0 1B 1B		0-0 F8	4	1	3	0	0	0	0				
Leon Roberts, R (1,7) OBP: 0.331, SLG: 0.418	0-0 6-3			0-0 FC5-4 1-2			0-0 1B			3	0	1	0	0	0	3				
Dan Meyer, L (1,5) OBP: 0.321, SLG: 0.422			0-0 G3		0-0 E3 SH2-4		0-0 CS 1B			3	0	1	1	0	0	0				
Mario Mendoza, R (1,6) OBP: 0.286, SLG: 0.295			0-0 4-3		0-0 SH2-4 1-2		0-0 1-3 1-2			2	0	0	0	0	0	1				
Larry Cox, R (1,2) OBP: 0.260, SLG: 0.300				0-0 3B		0-0 1-3		0-0 F7		3	0	1	0	0	0	1				
Inning Stats	R: 0 E: 0 K: 0 S: 3	H: 0 LOB: 0 BB: 0 P: 3	R: 0 E: 0 K: 1 S: 5	H: 1 LOB: 0 BB: 0 P: 5	R: 0 E: 0 K: 0 S: 4	H: 1 LOB: 1 BB: 0 P: 4	R: 0 E: 0 K: 0 S: 5	H: 2 LOB: 2 BB: 0 P: 5	R: 0 E: 1 K: 1 S: 6	H: 0 LOB: 1 BB: 0 P: 6	R: 0 E: 0 K: 0 S: 3	H: 0 LOB: 0 BB: 0 P: 3	R: 1 E: 0 K: 0 S: 4	H: 3 LOB: 0 BB: 0 P: 4	R: 0 E: 0 K: 1 S: 5	H: 0 LOB: 0 BB: 0 P: 5	1B: 6 2B: 0 3B: 1 HR: 0	SF: 0 SAC: 1 DP: 0 HBP: 0	WP: 0 PB: 0 SB: 0 CS: 2	PA: 32
PITCHER Tommy John, L (1,1) ERA: 3.53	IP: 9.0 WLS: W BF: 32 H: 7 R: 1 ER: 1 SO: 3 BB: 0 IBB: 0 HBP: 0 BLK: 0 WP: 0 HR: 0 S: 38 P: 38 ERA: 1.00 WHIP: 0.778																			

Seattle Mariners @ New York Yankees
Yankee Stadium, Bronx, NY
Fri Aug 29 1980, 7:05 PM EDT
Att: 30,005 - Unknown - 71 F


AB	31
R	1
H	7
RBI	1
BB	0
SO	3
LOB	8



Batter	1	2	3	4	5	6	7	8	9	AB	R	H	RBI	BB	SO	LOB	BOTTOM			
Willie Randolph, R (1,4) OBP: 0.418, SLG: 0.410	0-0 4-3		0-0 1B		0-0 1B		0-0 2B HR			4	1	3	2	0	0	0				
Bobby Murcer, L (1,9) OBP: 0.355, SLG: 0.493	0-0 4-3		0-0 1B		0-0 1B		0-0 2B HR			4	1	3	0	0	0	0				
Joe Lefebvre, L (8,9) OBP: 0.363, SLG: 0.463			1-2 1B		1-2 1B		1-3 2B			0	0	0	0	0	0	0				
Bob Watson, R (1,3) OBP: 0.353, SLG: 0.458	0-0 4-3		0-0 F9		0-0 F2		0-0 HR			4	1	1	3	0	0	4				
Reggie Jackson, L (1,10) OBP: 0.397, SLG: 0.593		0-0 5-3		0-0 G3		0-0 F7	0-0 2B IBB			3	0	0	0	1	0	0				
Lou Piniella, R (1,7) OBP: 0.351, SLG: 0.382		0-0 4-3		0-0 F4		0-0 4-3	0-0 2B			4	0	1	0	0	0	0				
Rick Cerone, R (1,2) OBP: 0.311, SLG: 0.420		0-0 1B		0-0 5-3		0-0 F5	0-0 F2			4	0	1	0	0	0	2				
Bucky Dent, R (1,6) OBP: 0.310, SLG: 0.345	0-0 F2			0-0 4-3		0-0 4-3	0-0 SH3 1B	0-0 4-3		4	0	1	0	0	0	1				
Aurelio Rodriguez, R (1,5) OBP: 0.239, SLG: 0.313			0-0 G4-6-3 1B		0-0 F9		0-0 SH3 1B	0-0 5-3		3	0	1	0	0	0	0				
Bobby Brown, S (1,8) OBP: 0.311, SLG: 0.404			0-0 G4-6-3 1-2		0-0 1B		0-0 2B 1B	0-0 4-3		4	2	2	0	0	0	1				
Inning Stats	R: 0 E: 0 K: 0 S: 3	H: 0 LOB: 0 BB: 0 P: 3	R: 0 E: 0 K: 0 S: 4	H: 1 LOB: 1 BB: 0 P: 4	R: 0 E: 0 K: 0 S: 5	H: 3 LOB: 2 BB: 0 P: 5	R: 0 E: 0 K: 0 S: 3	H: 0 LOB: 0 BB: 0 P: 3	R: 1 E: 0 K: 0 S: 6	H: 3 LOB: 2 BB: 0 P: 6	R: 0 E: 0 K: 0 S: 3	H: 0 LOB: 0 BB: 0 P: 3	R: 4 E: 0 K: 0 S: 8	H: 6 LOB: 2 BB: 1 P: 12	R: 0 E: 0 K: 0 S: 3	H: 0 LOB: 0 BB: 0 P: 3	1B: 10 2B: 2 3B: 0 HR: 1	SF: 0 SAC: 1 DP: 1 HBP: 0	WP: 0 PB: 0 SB: 1 CS: 0	PA: 36
PITCHER Rob Dressler, R (1,1) ERA: 4.4	IP: 6.2 WLS: L BF: 28 H: 10 R: 3 ER: 3 SO: 3 BB: 0 IBB: 0 HBP: 0 BLK: 0 WP: 0 HR: 0 S: 28 P: 28 ERA: 4.05 WHIP: 1.500																			
Dave Roberts, L (7,1) ERA: 4.0	IP: 0.0 WLS: 1 BF: 1 H: 1 R: 0 ER: 0 SO: 0 BB: 0 IBB: 0 HBP: 0 BLK: 0 WP: 0 HR: 1 S: 1 P: 1 ERA: 13.50 WHIP: 1.500																			
Dave Heaverlo, R (7,1) ERA: 3.38	IP: 1.1 WLS: 7 BF: 2 H: 2 R: 2 ER: 2 SO: 0 BB: 1 IBB: 0 HBP: 0 BLK: 0 WP: 0 HR: 6 S: 10 P: 10 ERA: 13.50 WHIP: 1.500																			

Seattle Mariners @ New York Yankees
Yankee Stadium, Bronx, NY
Fri Aug 29 1980, 7:05 PM EDT
Att: 30,005 - Unknown - 71 F

AB	34
R	5
H	13
RBI	5
BB	1
SO	0
LOB	8



Batter	1	2	3	4	5	6	7	8	9	AB	R	H	RBI	BB	SO	LOB	TOP								
Larry Milbourne, S OBP: 0.294, SLG: 0.326 (1, 4)	P6		S 1B		CS 1B			FC3-6 1B		4	0	3	2	0	0	0	Seattle Mariners @ New York Yankees Yankee Stadium, Bronx, NY Sat Aug 30 1980, 7:05 PM EDT Att: 40,047 - Unknown - 78 F								
Joe Simpson, L OBP: 0.305, SLG: 0.333 (1, 7) (6, 8)	G3		K 1-2		BB			FC3-6 2B		3	1	0	0	1	1	2									
Dan Meyer, L OBP: 0.323, SLG: 0.425 (1, 5) (6, 7)	1B		5-3		F9			F8 2B		4	0	2	1	0	0	2									
Bruce Bochte, L OBP: 0.373, SLG: 0.456 (1, 3)	F8		F8		G5-4-3 1B			F8		4	0	1	0	0	0	3									
Tom Paciorek, R OBP: 0.312, SLG: 0.462 (1, 9)		K		4-3	F2			F8		4	0	0	0	0	1	2									
Juan Beniquez, R OBP: 0.276, SLG: 0.355 Ted Cox, R OBP: 0.300, SLG: 0.313 (1, 8) (6, 5)	2B 1B		F5		G5-4-3			G6-4-3 BB		3	0	1	0	0	0	1									
Jerry Narron, L OBP: 0.192, SLG: 0.229 Marc Hill, R OBP: 0.202, SLG: 0.259 (1, 2) (7, 2)	2B		4-3		1-3			G6-4-3		3	0	1	0	0	0	0									
Reggie Walton, R OBP: 0.269, SLG: 0.440 (1, 10)	K		SH5-4 1B 2B		5-3			F8		4	1	1	0	0	1	1									
Mario Mendoza, R OBP: 0.288, SLG: 0.301 (1, 6)			E9 1B 2B		SH5-4			F9		2	1	1	0	0	0	0									
Inning Stats	R: 0 E: 0 K: 0 S: 4	H: 1 LOB: 1 BB: 0 P: 4	R: 0 E: 0 K: 2 S: 8	H: 2 LOB: 1 BB: 0 P: 8	R: 1 E: 1 K: 1 S: 7	H: 2 LOB: 1 BB: 0 P: 7	R: 0 E: 0 K: 0 S: 3	H: 0 LOB: 0 BB: 0 P: 3	R: 1 E: 0 K: 0 S: 4	H: 2 LOB: 1 BB: 1 P: 8	R: 0 E: 0 K: 0 S: 3	H: 1 LOB: 0 BB: 0 P: 3	R: 0 E: 0 K: 0 S: 3	H: 0 LOB: 0 BB: 0 P: 3	R: 1 E: 0 K: 0 S: 5	H: 2 LOB: 1 BB: 0 P: 5		R: 0 E: 0 K: 0 S: 2	H: 0 LOB: 0 BB: 1 P: 6	1B: 6 2B: 4 3B: 0 HR: 0	SF: 0 SAC: 1 DP: 2 HBP: 0	WP: 0 PB: 0 SB: 1 CS: 1	PA: 35		
PITCHER	IP	WLS	BF	H	R	ER	SO	BB	IBB	HBP	BLK	WP	HR	S	P	ERA	WHIP	PITCHER							
Gaylord Perry, R ERA: 3.27 Doug Bird, R ERA: 3.23 (1, 1) (8, 1)	7.0	W	27	8	2	1	3	1	0	0	0	0	0	32	36	1.29	1.286								

Batter	1	2	3	4	5	6	7	8	9	AB	R	H	RBI	BB	SO	LOB	BOTTOM								
Bobby Brown, S OBP: 0.309, SLG: 0.400 (1, 8)	F9		E8 SH1-3 2B		WP 1B			F9		5	2	1	0	0	0	2	Seattle Mariners @ New York Yankees Yankee Stadium, Bronx, NY Sat Aug 30 1980, 7:05 PM EDT Att: 40,047 - Unknown - 78 F								
Bobby Murcer, L OBP: 0.359, SLG: 0.489 Joe Lefebvre, L OBP: 0.361, SLG: 0.460 (1, 9) (6, 9)	4-3		SH1-3		BB			G3		2	0	0	0	1	0	3									
Bob Watson, R OBP: 0.354, SLG: 0.461 Jim Spencer, L OBP: 0.311, SLG: 0.408 (1, 3) (5, PH) (6, 3)	K		2B		FC6-2 1B			4-3		2	0	1	1	0	1	0									
Reggie Jackson, L OBP: 0.399, SLG: 0.597 (1, 10)	E6 3B		4-3		1B FC6-2 1B IBB			F6		4	2	2	0	1	0	2									
Lou Piniella, R OBP: 0.359, SLG: 0.392 Dennis Werth, R OBP: 0.403, SLG: 0.446 (1, 7) (8, PR) (9, 7)	4-3 1B		F8 2B		FC6-2 1B			FC6-4 1B IBB		4	1	3	0	1	0	3									
Bucky Dent, R OBP: 0.311, SLG: 0.346 (1, 6)	F8		F8		FC6-4 1B			L3-6 1B		5	1	2	1	0	0	4									
Aurelio Rodriguez, R OBP: 0.239, SLG: 0.311 (1, 5)	4-3		F3		FC6-4 1B			L3-6		4	0	1	3	0	0	4									
Johnny Oates, L OBP: 0.224, SLG: 0.319 (1, 2)	4-3		6-3		E WP 1B			K		4	0	0	0	0	1	6									
Brian Doyle, L OBP: 0.229, SLG: 0.242 (1, 4)	4-3		4-3		F9			6-3		4	1	1	0	0	1	1									
Inning Stats	R: 0 E: 0 K: 1 S: 5	H: 0 LOB: 0 BB: 0 P: 5	R: 1 E: 1 K: 0 S: 5	H: 2 LOB: 1 BB: 0 P: 5	R: 1 E: 1 K: 0 S: 5	H: 1 LOB: 1 BB: 0 P: 5	R: 0 E: 0 K: 0 S: 4	H: 1 LOB: 1 BB: 0 P: 4	R: 6 E: 1 K: 1 S: 12	H: 5 LOB: 3 BB: 2 P: 20	R: 1 E: 0 K: 1 S: 6	H: 1 LOB: 2 BB: 2 P: 14	R: 0 E: 0 K: 0 S: 3	H: 0 LOB: 0 BB: 0 P: 3	R: 0 E: 0 K: 0 S: 4	H: 2 LOB: 1 BB: 0 P: 4		1B: 9 2B: 3 3B: 1 HR: 0	SF: 0 SAC: 1 DP: 1 HBP: 0	WP: 3 PB: 0 SB: 0 CS: 0	PA: 42				
PITCHER	IP	WLS	BF	H	R	ER	SO	BB	IBB	HBP	BLK	WP	HR	S	P	ERA	WHIP	PITCHER							
Glenn Abbott, R ERA: 4.17 Byron McLaughlin, R ERA: 7.14 Dave Roberts, L ERA: 4.03 Shane Rawley, L ERA: 3.39 (1, 1) (5, 1) (5, 1) (6, 1)	4.0	L	20	6	5	4	1	1	0	0	0	0	0	21	25	9.00	1.750								


Batter	1	2	3	4	5	6	7	8	9	AB	R	H	RBI	BB	SO	LOB	TOP															
Larry Milbourne, S OBP: 0.294, SLG: 0.324	4-3		1-3		SH FC4-6 FC1-5		1B		E4 SH3-4	4	0	1	1	0	0	0	Seattle Mariners @ New York Yankees Yankee Stadium, Bronx, NY Sun Aug 31 1980, 3:33 AM EDT Att: 43,024 - Unknown - 87 F															
Joe Simpson, L OBP: 0.304, SLG: 0.332	1B		F9		FC1-5 FC4-6		F5		SH3-4	4	0	1	0	0	0	3																
Dan Meyer, L OBP: 0.322, SLG: 0.422 Leon Roberts, R OBP: 0.330, SLG: 0.417	E3		BB		FC4-6		6-3		K	3	0	0	0	1	0	4																
Bruce Bochte, L OBP: 0.374, SLG: 0.455 Juan Beniquez, R OBP: 0.276, SLG: 0.355	BB		K		L7				3-1 SH3-4 1B	3	0	1	0	1	1	3																
Tom Paciorek, R OBP: 0.312, SLG: 0.461	K				1B		K		SH3-4	3	0	1	0	0	2	3																
Jerry Naron, L OBP: 0.196, SLG: 0.216 Larry Cox, R OBP: 0.260, SLG: 0.300	F9				F8		BB		3-1	3	0	0	0	1	0	6																
Ted Cox, R OBP: 0.295, SLG: 0.308			F9		F5		F9		4-3	4	0	0	0	0	0	4																
Reggie Walton, R OBP: 0.267, SLG: 0.448			F7		F9		F2		SH3 E 2B	4	1	1	0	0	0	2																
Mario Mendoza, R OBP: 0.288, SLG: 0.301			F9		FC1-5 SH 1B		F8		SH3	3	0	1	0	0	0	0																
Inning Stats	R: 0 E: 1 K: 1 S: 7	H: 1 LOB: 3 BB: 1 P: 11	R: 0 E: 0 K: 0 S: 3	H: 0 LOB: 0 BB: 0 P: 3	R: 0 E: 0 K: 1 S: 5	H: 0 LOB: 1 BB: 1 P: 9	R: 0 E: 0 K: 0 S: 4	H: 1 LOB: 1 BB: 0 P: 4	R: 0 E: 0 K: 1 S: 5	H: 0 LOB: 2 BB: 0 P: 5	R: 0 E: 0 K: 1 S: 5	H: 0 LOB: 1 BB: 1 P: 9	R: 0 E: 0 K: 0 S: 4	H: 1 LOB: 2 BB: 0 P: 4	R: 0 E: 0 K: 0 S: 4	H: 1 LOB: 2 BB: 0 P: 4		R: 1 E: 1 K: 1 S: 7	H: 1 LOB: 1 BB: 0 P: 7	1B: 5 2B: 1 3B: 0 HR: 0	SF: 0 SAC: 4 DP: 0 HBP: 0	WP: 0 PB: 0 SB: 1 CS: 0	PA: 39									
PITCHER	IP WLS BF H R ER SO BB IBB HBP BLK WP HR S P ERA WHIP																															
Luis Tiant, R ERA: 4.58 Ron Guidry, L ERA: 3.64	(1, 1) (9, 1)	8.0 L	34 5	0 1	0 1	3 1	3 1	0 0	0 0	0 0	0 0	0 0	0 7	49 7	0.00 9.00	1.000 1.000																

Batter	1	2	3	4	5	6	7	8	9	AB	R	H	RBI	BB	SO	LOB	BOTTOM													
Willie Randolph, R OBP: 0.419, SLG: 0.408	F8		6-3							2	0	0	0	2	0	0	Seattle Mariners @ New York Yankees Yankee Stadium, Bronx, NY Sun Aug 31 1980, 3:33 AM EDT Att: 43,024 - Unknown - 87 F													
Bobby Murcer, L OBP: 0.356, SLG: 0.485 Joe Lefebvre, L OBP: 0.356, SLG: 0.452	K		1-3		IBB		K		K	2	0	0	0	0	1	0														
Bob Watson, R OBP: 0.353, SLG: 0.459	F9				6-3 1B		F8		K	4	0	1	0	0	1	2														
Reggie Jackson, L OBP: 0.400, SLG: 0.596			BB 1B		K		1B		K	4	0	2	0	0	2	1														
Lou Piniella, R OBP: 0.361, SLG: 0.391	F8				6-3				CS BB	3	0	1	0	1	0	2														
Rick Cerone, R OBP: 0.309, SLG: 0.416	F8				F2		K		K	4	0	0	0	0	2	5														
Bucky Dent, R OBP: 0.313, SLG: 0.348							4-3		F9	3	0	1	0	1	0	2														
Aurelio Rodriguez, R OBP: 0.240, SLG: 0.310	F8				K				F3	4	0	1	0	0	1	3														
Bobby Brown, S OBP: 0.306, SLG: 0.396			K		F8		SH3		K	3	0	0	0	0	2	1														
Inning Stats	R: 0 E: 0 K: 1 S: 5	H: 0 LOB: 0 BB: 0 P: 5	R: 0 E: 0 K: 0 S: 4	H: 1 LOB: 2 BB: 1 P: 8	R: 0 E: 0 K: 1 S: 5	H: 0 LOB: 0 BB: 0 P: 5	R: 0 E: 0 K: 1 S: 6	H: 1 LOB: 1 BB: 0 P: 6	R: 0 E: 0 K: 2 S: 8	H: 1 LOB: 2 BB: 1 P: 12	R: 0 E: 0 K: 1 S: 7	H: 2 LOB: 2 BB: 0 P: 7	R: 0 E: 0 K: 2 S: 8	H: 1 LOB: 2 BB: 1 P: 12	R: 0 E: 0 K: 2 S: 6	H: 0 LOB: 1 BB: 1 P: 10		R: 0 E: 0 K: 1 S: 5	H: 0 LOB: 0 BB: 0 P: 5	1B: 5 2B: 2 3B: 0 HR: 0	SF: 0 SAC: 1 DP: 1 HBP: 0	WP: 0 PB: 0 SB: 0 CS: 1	PA: 36							
PITCHER	IP WLS BF H R ER SO BB IBB HBP BLK WP HR S P ERA WHIP																													
Floyd Bannister, L ERA: 3.42 Shane Rawley, L ERA: 3.27	(1, 1) (6, 1)	5.1 W	23 13	0 1	0 0	0 6	1 1	0 0	0 0	0 0	0 23	31 31	0.00 0.00	0.545																

AB	32
R	1
H	6
RBI	1
BB	3
SO	4
LOB	26



AB	31
R	0
H	6
RBI	0
BB	4
SO	11
LOB	20



Batter	1	2	3	4	5	6	7	8	9	AB	R	H	RBI	BB	SO	LOB	TOP					
Larry Milbourne, S OBP: 0.301, SLG: 0.342 (1, 4)										5	0	3	2	0	0	2	Seattle Mariners @ Baltimore Orioles Memorial Stadium, Baltimore, MD Mon Sep 01 1980, 7:05 PM EDT Att: 40,304 - Unknown					
Joe Simpson, L OBP: 0.304, SLG: 0.331 Bill Stein, R OBP: 0.332, SLG: 0.394 (1, 8) (9, PH)										4	0	1	0	0	1	2						
Dan Meyer, L OBP: 0.323, SLG: 0.422 (1, 7)										4	1	1	0	1	1	3						
Bruce Bochte, L OBP: 0.379, SLG: 0.459 (1, 3)										3	0	3	0	1	0	0						
Tom Paciorek, R OBP: 0.309, SLG: 0.457 (1, 9)										3	0	0	1	0	0	5						
Jerry Naron, L OBP: 0.183, SLG: 0.200 (1, 2)										4	0	0	0	0	1	4						
Reggie Walton, R OBP: 0.294, SLG: 0.455 (1, 10)										4	1	2	0	0	0	1						
Ted Cox, R OBP: 0.298, SLG: 0.308 (1, 5)										3	1	1	0	1	0	0						
Mario Mendoza, R OBP: 0.289, SLG: 0.310 Leon Roberts, R OBP: 0.332, SLG: 0.422 (1, 6) (9, PH)										3	0	1	0	0	0	1						
Inning Stats	R: 0 E: 0 K: 1 S: 5	H: 1 LOB: 0 BB: 0 P: 5	R: 0 E: 0 K: 0 S: 3	H: 1 LOB: 2 BB: 1 P: 7	R: 0 E: 0 K: 0 S: 4	H: 1 LOB: 1 BB: 0 P: 4	R: 1 E: 0 K: 1 S: 6	H: 1 LOB: 1 BB: 1 P: 10	R: 0 E: 0 K: 0 S: 3	H: 1 LOB: 0 BB: 0 P: 3	R: 0 E: 0 K: 0 S: 5	H: 2 LOB: 2 BB: 0 P: 5	R: 0 E: 0 K: 0 S: 4	H: 1 LOB: 1 BB: 0 P: 4	R: 0 E: 0 K: 1 S: 6	H: 2 LOB: 1 BB: 0 P: 6	R: 3 E: 0 K: 0 S: 6	H: 3 LOB: 1 BB: 1 P: 10	1B: 8 2B: 5 3B: 1 HR: 0	SF: 1 SAC: 0 DP: 3 HBP: 0	WP: 1 PB: 1 SB: 1 CS: 0	PA: 39
PITCHER	IP WLS BF H R ER SO BB IBB HBP BLK WP HR S P ERA WHIP																					
Dennis Martinez, R ERA: 4.66 (1, 1)	7.1 W 31 10 1 1 3 2 0 0 0 0 0 0 35 43 1.23 1.636																					
Tim Stoddard, R ERA: 2.98 (8, 1)	1.0 6 3 3 3 0 1 0 0 0 1 0 5 9 27.00 4.000																					
Tippy Martinez, L ERA: 3.25 (9, 1)	0.2 S 2 0 0 0 0 0 0 0 0 0 0 0 2 2 0.00 0.000																					

Batter	1	2	3	4	5	6	7	8	9	AB	R	H	RBI	BB	SO	LOB	BOTTOM			
Al Bumbry, L OBP: 0.395, SLG: 0.419 (1, 8)										4	1	3	0	0	0	0	Seattle Mariners @ Baltimore Orioles Memorial Stadium, Baltimore, MD Mon Sep 01 1980, 7:05 PM EDT Att: 40,304 - Unknown			
Rich Dauer, R OBP: 0.334, SLG: 0.346 (1, 4)										4	0	0	0	0	0	2				
Ken Singleton, S OBP: 0.393, SLG: 0.470 John Lowenstein, L OBP: 0.370, SLG: 0.367 (1, 9) (7, PR) (8, 7)										3	2	2	3	1	1	0				
Eddie Murray, S OBP: 0.349, SLG: 0.503 (1, 3)										3	1	1	0	1	0	0				
Terry Crowley, L OBP: 0.379, SLG: 0.472 (1, 10)										3	0	0	0	1	0	2				
Doug DeCinces, R OBP: 0.311, SLG: 0.374 (1, 5)										4	0	1	1	0	1	0				
Gary Roenicke, R OBP: 0.360, SLG: 0.419 (1, 7) (8, 9)										4	1	1	1	0	2	2				
Rick Dempsey, R OBP: 0.336, SLG: 0.435 (1, 2)										3	0	0	0	0	0	0				
Kiko Garcia, R OBP: 0.257, SLG: 0.238 (1, 6)										3	0	0	0	0	0	1				
Inning Stats	R: 2 E: 0 K: 1 S: 8	H: 3 LOB: 2 BB: 1 P: 12	R: 0 E: 0 K: 0 S: 4	H: 1 LOB: 1 BB: 0 P: 4	R: 0 E: 0 K: 1 S: 5	H: 0 LOB: 0 BB: 0 P: 5	R: 0 E: 0 K: 1 S: 5	H: 0 LOB: 1 BB: 0 P: 6	R: 2 E: 0 K: 0 S: 5	H: 2 LOB: 0 BB: 0 P: 5	R: 1 E: 0 K: 1 S: 6	H: 1 LOB: 0 BB: 0 P: 6	R: 0 E: 0 K: 0 S: 3	H: 1 LOB: 2 BB: 2 P: 11	R: 0 E: 0 K: 0 S: 3	H: 0 LOB: 0 BB: 0 P: 3	1B: 5 2B: 0 3B: 0 HR: 3	SF: 0 SAC: 0 DP: 0 HBP: 1	WP: 0 PB: 0 SB: 3 CS: 0	PA: 35
PITCHER	IP WLS BF H R ER SO BB IBB HBP BLK WP HR S P ERA WHIP																			
Mike Parrott, R ERA: 7.9 (1, 1)	7.0 L 32 8 5 5 4 3 0 1 0 0 0 3 36 49 6.43 1.571																			
Byron McLoughlin, R ERA: 7.04 (8, 1)	1.0 3 0 0 0 0 0 0 0 0 0 0 0 3 3 0.00 0.000																			

Batter	1	2	3	4	5	6	7	8	9	AB	R	H	RBI	BB	SO	LOB	TOP		
Julio Cruz, S OBP: 0.319, SLG: 0.263 Mario Mendoza, R OBP: 0.290, SLG: 0.312	0-3 K		0-3 K			0-0 5-3		0-0 BB 1B	0-0 F8	3	0	0	0	0	2	1			
Joe Simpson, L OBP: 0.305, SLG: 0.332	0-3 K			0-0 F9			0-0 P4	0-0 BB 1B	0-0 1B	5	0	2	1	0	1	0			
Dan Meyer, L OBP: 0.322, SLG: 0.420	0-0 4-3			0-0 4-3			0-0 1B 1B	0-0 F9	0-0 F8	5	1	1	0	0	0	4			
Bruce Bochte, L OBP: 0.380, SLG: 0.458 Jim Anderson, R OBP: 0.299, SLG: 0.318		0-0 F7		0-0 4-3			0-0 FC3-6 1B	4-0 1B		3	1	1	0	1	0	0			
Tom Paciorek, R OBP: 0.312, SLG: 0.459 Reggie Walton, R OBP: 0.286, SLG: 0.441		0-0 G1-4-3 1B			0-0 F9		0-0 FC3-6 1B	0-0 BB		3	0	2	1	0	0	0			
Larry Milbourne, S OBP: 0.297, SLG: 0.337 Kim Allen, R OBP: 0.264, SLG: 0.303	0-0 G1-4-3 1B				0-0 F7		0-0 FC3-6 1B		0-0 5-3	3	0	0	0	0	0	3			
Leon Roberts, R OBP: 0.334, SLG: 0.421			0-0 6-3		0-0 F7		0-0 1B		4-0 1B BB	3	1	1	1	1	0	0			
Ted Cox, R OBP: 0.298, SLG: 0.307			0-0 1-3			0-0 6-3		0-0 5-3		4	1	1	0	0	0	2			
Larry Cox, R OBP: 0.264, SLG: 0.303					0-0 F7			0-0 6-3		4	0	2	1	0	0	0			
Inning Stats	R: 0 E: 0 K: 2 S: 7	H: 0 LOB: 0 BB: 0 P: 7	R: 0 E: 0 K: 0 S: 3	H: 1 LOB: 0 BB: 0 P: 3	R: 0 E: 0 K: 1 S: 6	H: 1 LOB: 1 BB: 0 P: 6	R: 0 E: 0 K: 0 S: 3	H: 0 LOB: 0 BB: 0 P: 3	R: 0 E: 0 K: 0 S: 3	H: 0 LOB: 0 BB: 0 P: 3	R: 2 E: 0 K: 0 S: 7	H: 4 LOB: 0 BB: 0 P: 7	R: 0 E: 0 K: 0 S: 5	H: 2 LOB: 3 BB: 1 P: 9	R: 2 E: 0 K: 0 S: 6	H: 3 LOB: 2 BB: 1 P: 10	1B: 11 2B: 0 3B: 0 HR: 0	SF: 0 SAC: 0 DP: 1 HBP: 0	WP: 0 PA: 39 PB: 0 SB: 0 CS: 0
PITCHER	IP WLS BF H R ER SO BB IBB HBP BLK WP HR S P ERA WHIP																		
Jim Palmer, R ERA: 3.87 Dave Ford, R ERA: 3.57	(1, 1) 8.1 W 36 10 4 4 3 2 0 0 0 0 0 0 40 48 4.32 1.440																		

Seattle Mariners @ Baltimore Orioles
Memorial Stadium, Baltimore, MD
Tue Sep 02 1980, 7:05 PM EDT
Att. 7,658 - Unknown - 89 F

AB 37
R 4
H 11
RBI 4
BB 2
SO 3
LOB 15



Batter	1	2	3	4	5	6	7	8	9	AB	R	H	RBI	BB	SO	LOB	BOTTOM		
Al Bumbry, L OBP: 0.396, SLG: 0.418	0-0 HR	0-0 L4			0-0 G3-6 1B	0-0 4-3		0-0 3-1		5	1	2	0	0	0	1			
Pat Kelly, L OBP: 0.355, SLG: 0.338	0-3 K		0-0 G6-4-3 1B		0-0 G3-6 1B		0-0 2B 1B	0-3 K		5	1	2	0	0	2	2			
Ken Singleton, S OBP: 0.382, SLG: 0.470 Gary Roenicke, R OBP: 0.360, SLG: 0.419	0-3 K		0-0 G6-4-3 1B		0-0 F8		0-0 1B 2B			4	0	1	1	0	1	2			
Eddie Murray, S OBP: 0.348, SLG: 0.500	4-0 HR		0-3 K			0-0 P6	0-0 F8			3	1	0	0	1	1	1			
John Lowenstein, L OBP: 0.384, SLG: 0.391	0-0 HR			4-0 1B BB		4-0 2B BB	4-0 1B BB			1	3	1	3	3	0	0			
Dan Graham, L OBP: 0.312, SLG: 0.468	0-0 HR			0-0 1B 1B		0-0 E3 2B 1B	0-0 1B			4	2	3	2	0	0	1			
Doug DeCinces, R OBP: 0.308, SLG: 0.370	0-0 5-3			0-3 K		0-0 L6	0-0 P6			4	0	0	0	0	1	6			
Rich Dauer, R OBP: 0.335, SLG: 0.349		0-0 F8		0-0 G6-4-3 1B		0-0 1B 2B	0-0 3-4-1			4	1	2	2	0	0	2			
Kiko Garcia, R OBP: 0.257, SLG: 0.238		0-0 6-3		0-0 G6-4-3 1B		0-0 BLK 1B		0-3 K		4	0	1	2	0	1	2			
Inning Stats	R: 4 E: 0 K: 2 S: 10	H: 3 LOB: 0 BB: 1 P: 14	R: 0 E: 0 K: 0 S: 3	H: 0 LOB: 0 BB: 0 P: 3	R: 0 E: 0 K: 1 S: 5	H: 1 LOB: 0 BB: 0 P: 5	R: 1 E: 0 K: 1 S: 6	H: 2 LOB: 1 BB: 1 P: 10	R: 0 E: 0 K: 0 S: 3	H: 1 LOB: 0 BB: 0 P: 3	R: 3 E: 1 K: 0 S: 6	H: 2 LOB: 1 BB: 1 P: 10	R: 2 E: 0 K: 0 S: 6	H: 3 LOB: 2 BB: 1 P: 10	R: 0 E: 0 K: 2 S: 7	H: 0 LOB: 0 BB: 0 P: 7	1B: 8 2B: 2 3B: 0 HR: 2	SF: 0 SAC: 0 DP: 3 HBP: 0	WP: 0 PA: 38 PB: 0 SB: 1 CS: 0
PITCHER	IP WLS BF H R ER SO BB IBB HBP BLK WP HR S P ERA WHIP																		
Jim Beattie, R ERA: 5.09 Byron McLoughlin, R ERA: 7.22 Dave Heaverlo, R ERA: 3.3	(1, 1) 5.2 L 27 9 8 5 4 2 1 0 0 0 0 0 2 32 44 7.94 1.941	(6, 1) 0.2 6 3 2 2 0 1 0 0 0 1 0 0 5 9 27.00 6.000	(7, 1) 1.2 5 0 0 0 0 2 0 0 0 0 0 0 9 9 0.00 0.000																

Seattle Mariners @ Baltimore Orioles
Memorial Stadium, Baltimore, MD
Tue Sep 02 1980, 7:05 PM EDT
Att. 7,658 - Unknown - 89 F

AB 34
R 10
H 12
RBI 10
BB 4
SO 6
LOB 17



Batter	1	2	3	4	5	6	7	8	9	AB	R	H	RBI	BB	SO	LOB	TOP		
Julio Cruz, S OBP: 0.318, SLG: 0.263 (1,4)	F7		5-3			1B		FC1-4 2B		4	1	1	0	0	0	1			
Joe Simpson, L OBP: 0.308, SLG: 0.338 (1,8)	BB 1B		F8			P4		2B		4	0	2	1	0	0	2			
Dan Meyer, L OBP: 0.319, SLG: 0.416 (1,7)	F8			1-3		F9		1-3		4	0	0	0	0	0	4			
Mario Mendoza, R OBP: 0.290, SLG: 0.312 (8,6)										0	0	0	0	0	0	0			
Bruce Bochte, L OBP: 0.379, SLG: 0.455 (1,10)	BB 1-2			L7		F7			F8	3	0	0	0	1	0	2			
Tom Paciorek, R OBP: 0.308, SLG: 0.454 (1,3)	K			K			P5		F7	4	0	0	0	0	2	2			
Larry Milbourne, S OBP: 0.291, SLG: 0.330 (1,6) (8,5)						G3		F9		4	0	0	0	0	0	0			
Leon Roberts, R OBP: 0.331, SLG: 0.417 (1,9)				K		5-3			6-3	3	0	0	0	0	1	0			
Ted Cox, R OBP: 0.295, SLG: 0.305 (8, PH)						F2				2	0	0	0	0	0	0			
Jerry Narvon, L OBP: 0.190, SLG: 0.196 (8,2)	F7								F8	1	0	0	0	0	0	0			
Larry Cox, R OBP: 0.266, SLG: 0.302 (1,2)										1	0	0	0	1	0	0			
Reggie Walton, R OBP: 0.306, SLG: 0.457 (8,7)						6-3		BB 1B	FC1-4 1B	1	0	1	0	0	0	0			
Inning Stats	R: 0 E: 0 K: 1 S: 6	H: 1 LOB: 2 BB: 1 P: 10	R: 0 E: 0 K: 1 S: 5	H: 0 LOB: 0 BB: 0 P: 5	R: 0 E: 0 K: 0 S: 3	H: 0 LOB: 0 BB: 0 P: 3	R: 0 E: 0 K: 1 S: 5	H: 0 LOB: 0 BB: 0 P: 5	R: 0 E: 0 K: 0 S: 4	H: 1 LOB: 2 BB: 1 P: 8	R: 0 E: 0 K: 0 S: 3	H: 0 LOB: 0 BB: 0 P: 3	R: 1 E: 0 K: 0 S: 5	H: 2 LOB: 1 BB: 0 P: 5	R: 0 E: 0 K: 0 S: 3	H: 0 LOB: 0 BB: 0 P: 3	1B: 3 2B: 1 3B: 0 HR: 0	SF: 0 SAC: 0 DP: 0 HBP: 0	WP: 0 PA: 33 PB: 0 SB: 0 CS: 0
PITCHER Steve Stone, R ERA: 2.96 (1,1)	IP: 9.0 WLS: W BF: 33 H: 4 R: 1 ER: 1 SO: 3 BB: 2 IBB: 0 HBP: 0 BLK: 0 WP: 0 HR: 0 S: 37 P: 45 ERA: 1.00 WHIP: 0.667															PITCHER			

Seattle Mariners @ Baltimore Orioles
Memorial Stadium, Baltimore, MD
Wed Sep 03 1980, 7:05 PM EDT
Att: 12,110 - Unknown

AB 31
R 1
H 4
RBI 1
BB 2
SO 3
LOB 11



Batter	1	2	3	4	5	6	7	8	9	AB	R	H	RBI	BB	SO	LOB	BOTTOM		
Al Bumbry, L OBP: 0.396, SLG: 0.419 (1,8)	G3			4-3 1B 2B	E1 G4-3		E6 CS	4-0 BB BB BB BB		4	1	1	0	1	0	2			
Pat Kelly, L OBP: 0.349, SLG: 0.331 (1,10)	L9			4-3	G4-3		F3	BB		3	0	0	0	0	0	4			
Lee May, R OBP: 0.283, SLG: 0.394 (7, PH)								L3		2	0	0	0	0	0	4			
Ken Singleton, S OBP: 0.385, SLG: 0.471 (1,9)	4-3			FC4-6 1B IBB		FC4-6 1B	CS	2B SF8 1B		3	1	2	0	1	0	0			
Eddie Murray, S OBP: 0.349, SLG: 0.502 (1,3)		4-3		FC4-6 1B		FC4-6 1B		2B 2B		4	2	2	1	0	0	1			
John Lowenstein, L OBP: 0.383, SLG: 0.390 (1,7)				FC4-6 1B		FC4-6 1B		2B 2B		3	0	1	0	0	1	2			
Gary Roenicke, R OBP: 0.359, SLG: 0.419 (8, PH)		K		FC4-6 1B		HBP 1B 1B		SF8		0	0	0	1	0	0	0			
Dan Graham, L OBP: 0.309, SLG: 0.464 (1,2)					P4					2	0	0	0	0	0	2			
Rick Dempsey, R OBP: 0.340, SLG: 0.440 (7,2)		1-3				1B HBP		6-3 1B 2B		1	1	1	1	0	0	0			
Doug DeCinces, R OBP: 0.308, SLG: 0.369 (1,5)				FC5-4 1B		4-3	F2	6-3		4	0	1	0	0	0	4			
Rich Dauer, R OBP: 0.339, SLG: 0.354 (1,4)				FC5-4 1B						3	0	2	1	1	0	1			
Lenn Sakata, R OBP: 0.237, SLG: 0.347 (9,4)				G1-6-3		E		1B BB		0	0	0	0	0	0	0			
Kiko Garcia, R OBP: 0.260, SLG: 0.239 (1,6)				G1-6-3		E		BB 1B		3	0	1	1	1	1	1			
Inning Stats	R: 0 E: 0 K: 0 S: 3	H: 0 LOB: 0 BB: 0 P: 3	R: 0 E: 0 K: 1 S: 5	H: 0 LOB: 0 BB: 0 P: 5	R: 0 E: 0 K: 0 S: 3	H: 1 LOB: 0 BB: 0 P: 3	R: 1 E: 0 K: 0 S: 5	H: 2 LOB: 2 BB: 1 P: 9	R: 0 E: 0 K: 0 S: 4	H: 1 LOB: 2 BB: 1 P: 8	R: 1 E: 0 K: 0 S: 5	H: 3 LOB: 2 BB: 0 P: 6	R: 0 E: 1 K: 1 S: 5	H: 0 LOB: 0 BB: 0 P: 5	R: 3 E: 0 K: 0 S: 7	H: 4 LOB: 3 BB: 2 P: 15	1B: 7 2B: 4 3B: 0 HR: 0	SF: 1 SAC: 0 DP: 2 HBP: 1	WP: 0 PA: 39 PB: 0 SB: 0 CS: 1
PITCHER Rob Dressler, R ERA: 4.35 (1,1)	IP: 5.1 WLS: L BF: 23 H: 6 R: 2 ER: 2 SO: 2 BB: 1 IBB: 0 HBP: 0 BLK: 0 WP: 0 HR: 0 S: 23 P: 31 ERA: 3.38 WHIP: 1.312															PITCHER			
Shane Rawley, L ERA: 3.46 (6,1)	2.0 WLS: L BF: 10 H: 4 R: 3 ER: 3 SO: 1 BB: 0 IBB: 0 HBP: 1 BLK: 0 WP: 0 HR: 0 S: 11 P: 12 ERA: 13.50 WHIP: 2.000															PITCHER			
Dave Heaverlo, R ERA: 3.27 (8,1)	0.2 WLS: L BF: 5 H: 1 R: 0 ER: 0 SO: 0 BB: 0 IBB: 0 HBP: 0 BLK: 0 WP: 0 HR: 0 S: 3 P: 11 ERA: 0.00 WHIP: 4.500															PITCHER			

Seattle Mariners @ Baltimore Orioles
Memorial Stadium, Baltimore, MD
Wed Sep 03 1980, 7:05 PM EDT
Att: 12,110 - Unknown


AB 32
R 5
H 11
RBI 5
BB 4
SO 2
LOB 21



Batter	1	2	3	4	5	6	7	8	9	AB	R	H	RBI	BB	SO	LOB	TOP								
Julio Cruz, S OBP: 0.320, SLG: 0.269 (1, 4)										4	2	2	0	0	0	1									
Rod Craig, S OBP: 0.320, SLG: 0.381 (1, 8)										4	2	4	2	1	0	0									
Dan Meyer, L OBP: 0.322, SLG: 0.422 (1, 7)										3	1	1	2	2	0	4									
Bruce Bochte, L OBP: 0.377, SLG: 0.453 (1, 3)										4	0	1	3	0	0	2									
Tom Paciorek, R OBP: 0.308, SLG: 0.452 (1, 9)										4	0	1	0	0	2	2									
Reggie Walton, R OBP: 0.275, SLG: 0.410 (1, 10)										4	0	0	0	0	1	1									
Dave Edler, R (1, 5)										4	0	0	0	0	1	1									
Mario Mendoza, R OBP: 0.290, SLG: 0.308 (1, 6)										3	1	0	0	1	0	0									
Marc Hill, R OBP: 0.215, SLG: 0.270 (1, 2)										4	1	2	0	0	0	0									
Inning Stats	R: 3 E: 0 K: 0 S: 6	H: 3 LOB: 0 BB: 0 P: 6	R: 1 E: 0 K: 1 S: 7	H: 2 LOB: 2 BB: 1 P: 11	R: 0 E: 0 K: 1 S: 5	H: 0 LOB: 0 BB: 0 P: 5	R: 0 E: 0 K: 0 S: 3	H: 0 LOB: 0 BB: 0 P: 3	R: 1 E: 0 K: 0 S: 4	H: 2 LOB: 0 BB: 0 P: 4	R: 0 E: 0 K: 1 S: 5	H: 1 LOB: 0 BB: 0 P: 5	R: 2 E: 0 K: 1 S: 7	H: 2 LOB: 2 BB: 2 P: 15	R: 0 E: 0 K: 0 S: 3	H: 0 LOB: 0 BB: 0 P: 3	R: 0 E: 0 K: 0 S: 4	H: 1 LOB: 2 BB: 1 P: 8	1B: 9 2B: 2 3B: 0 HR: 1	SF: 1 SAC: 1 DP: 2 HBP: 0	WP: 0 PB: 0 SB: 1 CS: 0	PA: 40			
PITCHER	IP	WLS	BF	H	R	ER	SO	BB	IBB	HBP	BLK	WP	HR	S	P	ERA	WHIP								
Dennis Eckersley, R ERA: 4.33 (1, 1)	6.2	L	29	9	7	7	3	2	0	0	0	0	1	33	41	9.45	1.650								
Tom Burgmeier, L ERA: 2.0 (7, 1)	1.1		6	1	0	0	1	1	0	0	0	0	0	7	11	0.00	1.500								
Luis Aponte, R ERA: (9, 1)	1.0		5	1	0	0	0	1	0	0	0	0	0	4	8	0.00	2.000								

Seattle Mariners @ Boston Red Sox
Fenway Park, Boston, MA
Thu Sep 04 1980, 7:05 PM EDT
Att: 18,256 - Unknown - 75 F


AB 34
R 7
H 11
RBI 7
BB 4
SO 4
LOB 11



Batter	1	2	3	4	5	6	7	8	9	AB	R	H	RBI	BB	SO	LOB	BOTTOM								
Rick Burleson, R OBP: 0.350, SLG: 0.376 (1, 6)										4	0	0	0	0	0	2									
Dave Stapleton, R OBP: 0.323, SLG: 0.475 (1, 4)										3	1	1	0	1	1	0									
Carlton Fisk, R OBP: 0.360, SLG: 0.480 (1, 2)										4	1	1	0	0	0	1									
Jim Rice, R OBP: 0.315, SLG: 0.469 (1, 7)										4	1	2	2	0	0	1									
Tony Perez, R OBP: 0.317, SLG: 0.464 (1, 3)										4	1	1	1	0	2	1									
Jim Dwyer, L OBP: 0.351, SLG: 0.420 (1, 8)										4	0	0	0	0	0	2									
Dave Rader, L OBP: 0.373, SLG: 0.490 (1, 10)										3	0	0	1	0	1	0									
Dwight Evans, R OBP: 0.345, SLG: 0.452 (1, 9)										1	0	0	0	2	1	0									
Glenn Hoffman, R OBP: 0.327, SLG: 0.434 (1, 5)										3	0	1	0	0	1	2									
Inning Stats	R: 0 E: 0 K: 0 S: 3	H: 0 LOB: 0 BB: 0 P: 3	R: 2 E: 0 K: 0 S: 5	H: 2 LOB: 1 BB: 1 P: 9	R: 0 E: 0 K: 0 S: 4	H: 1 LOB: 0 BB: 0 P: 4	R: 0 E: 0 K: 0 S: 3	H: 0 LOB: 0 BB: 0 P: 3	R: 0 E: 0 K: 1 S: 5	H: 1 LOB: 0 BB: 0 P: 5	R: 2 E: 1 K: 1 S: 6	H: 2 LOB: 0 BB: 1 P: 10	R: 0 E: 0 K: 1 S: 5	H: 0 LOB: 1 BB: 1 P: 9	R: 0 E: 0 K: 1 S: 5	H: 0 LOB: 0 BB: 0 P: 5	R: 0 E: 0 K: 2 S: 7	H: 0 LOB: 0 BB: 0 P: 7	1B: 4 2B: 2 3B: 0 HR: 0	SF: 1 SAC: 0 DP: 1 HBP: 0	WP: 0 PB: 0 SB: 0 CS: 1	PA: 35			
PITCHER	IP	WLS	BF	H	R	ER	SO	BB	IBB	HBP	BLK	WP	HR	S	P	ERA	WHIP								
Glenn Abbott, R ERA: 4.21 (1, 1)	5.0	W	22	6	4	3	1	2	0	0	0	0	0	22	30	5.40	1.600								
Manny Sarmiento, R ERA: (6, 1)	4.0	S	12	0	0	0	5	1	0	0	0	0	0	21	25	0.00	0.250								

Seattle Mariners @ Boston Red Sox
Fenway Park, Boston, MA
Thu Sep 04 1980, 7:05 PM EDT
Att: 18,256 - Unknown - 75 F

AB 30
R 4
H 6
RBI 4
BB 3
SO 6
LOB 9



Batter	1	2	3	4	5	6	7	8	9	AB	R	H	RBI	BB	SO	LOB	TOP			
Julio Cruz, S OBP: 0.320, SLG: 0.271 (1, 4)	0-0 1-3	0-0 2B		0-0 5-3			0-0 L5		0-0 PO	4	0	1	1	0	0	0				
Rod Craig, S OBP: 0.318, SLG: 0.373 (1, 8)	0-0 4-3	4-0 BB			0-0 6-3		0-0 4-3			3	0	0	0	1	0	0				
Bruce Bochte, L OBP: 0.376, SLG: 0.451 (1, 3)	0-0 3-1	0-0 6-3			0-0 1B		0-0 L4			4	0	1	0	0	0	2				
Tom Paciorek, R OBP: 0.307, SLG: 0.450 (1, 9)		0-0 3B 1B	0-0 F9		0-0 L7			0-0 F8		4	1	1	0	0	0	1				
Leon Roberts, R OBP: 0.333, SLG: 0.427 (1, 7)		0-0 1B 3B	0-0 2B		0-0 F9			0-3 K		4	1	2	1	0	1	1				
Reggie Walton, R OBP: 0.273, SLG: 0.395 (1, 10)		0-0 5-3	0-0 6-3			0-0 S 1B		0-0 F9		4	0	1	0	0	0	2				
Dave Edler, R OBP: 0.125, SLG: 0.125 (1, 5)		0-0 4-3	0-0 F9			0-0 L8			0-0 PO SH1-4 1B	4	0	1	0	0	0	3				
Mario Mendoza, R OBP: 0.290, SLG: 0.308 (1, 6)		0-0 2B 1B		0-0 6-3		0-0 F8			0-0 SH1-4	3	1	1	1	0	0	1				
Marc Hill, R OBP: 0.216, SLG: 0.280 (1, 2)		0-0 1-H 2B 2B		0-0 6-3		0-0 F3			0-0 1-6-3	4	1	1	1	0	0	2				
Inning Stats	R: 0 E: 0 K: 0 S: 3	H: 0 LOB: 0 BB: 0 P: 3	R: 4 E: 0 K: 0 S: 8	H: 5 LOB: 2 BB: 1 P: 12	R: 0 E: 0 K: 0 S: 4	H: 1 LOB: 0 BB: 0 P: 4	R: 0 E: 0 K: 0 S: 3	H: 0 LOB: 0 BB: 0 P: 3	R: 0 E: 0 K: 0 S: 4	H: 1 LOB: 1 BB: 0 P: 4	R: 0 E: 0 K: 0 S: 3	H: 0 LOB: 0 BB: 0 P: 3	R: 0 E: 0 K: 1 S: 5	H: 0 LOB: 0 BB: 0 P: 5	R: 0 E: 0 K: 0 S: 3	H: 1 LOB: 0 BB: 0 P: 3	1B: 5 2B: 3 3B: 1 HR: 0	SF: 0 SAC: 1 DP: 0 HBP: 0	WP: 0 PB: 0 SB: 1 CS: 0	PA: 37
PITCHER John Tudor, L ERA: 2.12 (1, 1)	IP: 9.0 WLS: L BF: 36 H: 9 R: 4 ER: 4 SO: 1 BB: 1 IBB: 0 HBP: 0 BLK: 0 WP: 0 HR: 0 S: 37 P: 41 ERA: 4.00 WHIP: 1.111																			

Seattle Mariners @ Boston Red Sox
Fenway Park, Boston, MA
Fri Sep 05 1980, 7:05 PM EDT
Att: 20,420 - Unknown - 76 F

AB	34
R	4
H	9
RBI	4
BB	1
SO	1
LOB	12



Batter	1	2	3	4	5	6	7	8	9	AB	R	H	RBI	BB	SO	LOB	BOTTOM					
Rick Burleson, R OBP: 0.349, SLG: 0.375 (1, 6)	0-0 WP 1B	0-3 K			0-0 L9		0-0 6-3			4	0	1	0	0	1	2						
Dave Stapleton, R OBP: 0.325, SLG: 0.478 (1, 4)	0-0 F8		0-0 1B		0-0 2B		0-0 4-3			4	1	2	0	0	0	1						
Carlton Fisk, R OBP: 0.359, SLG: 0.481 (1, 2)	0-0 F8		0-0 F6		0-0 2B		0-3 K			4	0	1	1	0	1	2						
Jim Rice, R OBP: 0.317, SLG: 0.468 (1, 7)	4-0 1-2 BB		0-0 G6-4-3 1B		0-0 F9		0-3 K			3	0	1	0	1	1	1						
Tony Perez, R OBP: 0.315, SLG: 0.460 (1, 3)	0-3 K		0-0 G6-4-3 1-2		0-0 4-3		0-0 F8			4	0	0	0	0	1	4						
Glenn Hoffman, R OBP: 0.326, SLG: 0.431 (1, 5)		0-0 1B 1B		0-0 F3		0-0 5-3			0-0 5-3	4	0	1	0	0	0	0						
Dwight Evans, R OBP: 0.347, SLG: 0.463 (1, 9)		0-0 F7		0-0 3-1		0-0 HR			0-0 2B	4	1	2	1	0	0	1						
Gary Allenson, R OBP: 0.452, SLG: 0.468 (1, 10)		0-0 L7		0-0 5-3		0-0 F7		0-3 K		4	0	0	0	0	1	2						
Sam Bowen, R OBP: 0.250, SLG: 0.250 (1, 8)		0-0 1-2 1B		0-0 5-3		0-3 K			0-0 F8	4	0	1	0	0	1	1						
Inning Stats	R: 0 E: 0 K: 1 S: 6	H: 1 LOB: 2 BB: 1 P: 10	R: 0 E: 0 K: 1 S: 7	H: 2 LOB: 2 BB: 0 P: 7	R: 0 E: 0 K: 0 S: 4	H: 2 LOB: 1 BB: 0 P: 4	R: 0 E: 0 K: 0 S: 3	H: 0 LOB: 0 BB: 0 P: 3	R: 1 E: 0 K: 0 S: 5	H: 2 LOB: 1 BB: 0 P: 5	R: 1 E: 0 K: 0 S: 4	H: 1 LOB: 0 BB: 0 P: 4	R: 0 E: 0 K: 1 S: 5	H: 0 LOB: 0 BB: 0 P: 5	R: 0 E: 0 K: 2 S: 7	H: 0 LOB: 0 BB: 0 P: 7	R: 0 E: 0 K: 1 S: 6	H: 1 LOB: 1 BB: 0 P: 6	1B: 5 2B: 3 3B: 0 HR: 1	SF: 0 SAC: 0 DP: 1 HBP: 0	WP: 1 PB: 0 SB: 0 CS: 0	PA: 36
PITCHER Floyd Bannister, L ERA: 3.36 (1, 1)	IP: 8.1 WLS: W BF: 34 H: 9 R: 2 ER: 2 SO: 2 BB: 1 IBB: 0 HBP: 0 BLK: 0 WP: 1 HR: 1 S: 43 P: 47 ERA: 2.16 WHIP: 1.200																					
Shane Rawley, L ERA: 3.44 (9, 1)	0.2 S: 2																					

Seattle Mariners @ Boston Red Sox
Fenway Park, Boston, MA
Fri Sep 05 1980, 7:05 PM EDT
Att: 20,420 - Unknown - 76 F

AB	35
R	2
H	9
RBI	2
BB	1
SO	6
LOB	14



Batter	1	2	3	4	5	6	7	8	9	AB	R	H	RBI	BB	SO	LOB	TOP				
Julio Cruz, S OBP: 0.319, SLG: 0.269 (1,4)	4-3		6-3				6-3			3	0	0	0	1	0	1	Seattle Mariners @ Boston Red Sox Fenway Park, Boston, MA Sat Sep 06 1980, 3:33 AM EDT Att: 23,317 - Unknown - 87 F				
Rod Craig, S OBP: 0.311, SLG: 0.363 (1,8)	4-3		K					K		4	0	0	0	0	3	2					
Dan Meyer, L OBP: 0.321, SLG: 0.421 (1,7)			F7					G3		4	0	1	0	0	0	1					
Bruce Bochte, L OBP: 0.379, SLG: 0.456 (1,3)								G3		4	1	3	0	0	0	0					
Joe Simpson, L OBP: 0.305, SLG: 0.334 (1,9)										3	0	0	0	0	0	4					
Leon Roberts, R OBP: 0.332, SLG: 0.426 (9, PH)										1	0	0	0	0	0	0					
Larry Milbourne, S OBP: 0.295, SLG: 0.333 (1,10)										4	0	2	1	0	0	1					
Jerry Naron, L OBP: 0.172, SLG: 0.186 (1,2)										3	0	0	0	0	2	2					
Tom Paciorek, R OBP: 0.307, SLG: 0.449 (9, PH)										1	0	0	0	0	0	1					
Dave Edler, R OBP: 0.091, SLG: 0.091 (1,5)										3	0	0	0	0	2	0					
Mario Mendoza, R OBP: 0.289, SLG: 0.307 (1,6)										1	0	0	0	0	0	0					
Jim Anderson, R OBP: 0.287, SLG: 0.316 (4,6)										2	0	0	0	0	0	0					
Inning Stats	R: 0 E: 0 K: 0 S: 5	H: 2 LOB: 2 BB: 0 P: 5	R: 0 E: 0 K: 2 S: 7	H: 0 LOB: 0 BB: 0 P: 7	R: 0 E: 1 K: 1 S: 6	H: 0 LOB: 1 BB: 0 P: 6	R: 0 E: 0 K: 0 S: 4	H: 1 LOB: 1 BB: 0 P: 4	R: 0 E: 0 K: 2 S: 7	H: 0 LOB: 1 BB: 1 P: 11	R: 1 E: 0 K: 1 S: 7	H: 2 LOB: 1 BB: 0 P: 7	R: 0 E: 0 K: 0 S: 3	H: 0 LOB: 0 BB: 0 P: 3	R: 0 E: 0 K: 1 S: 5	H: 1 LOB: 0 BB: 0 P: 3	1B: 5 2B: 1 3B: 0 HR: 0	SF: 0 SAC: 0 DP: 1 HBP: 0	WP: 0 PB: 0 SB: 2 CS: 0	PA: 34	
PITCHER	IP	WLS	BF	H	R	ER	SO	BB	IBB	HBP	BLK	WP	HR	S	P	ERA	WHIP				
Dick Drago, R ERA: 4.11 (1,1)	7.0	W	28	5	1	1	6	1	0	0	0	0	0	39	43	1.29	0.857				
Tom Burgmeier, L ERA: 1.95 (8,1)	2.0	S	6	1	0	0	1	0	0	0	0	0	0	8	8	0.00	0.500				

AB	33
R	1
H	6
RBI	1
BB	1
SO	7
LOB	12



Batter	1	2	3	4	5	6	7	8	9	AB	R	H	RBI	BB	SO	LOB	BOTTOM				
Rick Burleson, R OBP: 0.347, SLG: 0.373 (1,6)	1-3		6-3							4	0	0	0	0	2	0	Seattle Mariners @ Boston Red Sox Fenway Park, Boston, MA Sat Sep 06 1980, 3:33 AM EDT Att: 23,317 - Unknown - 87 F				
Dave Stapleton, R OBP: 0.327, SLG: 0.479 (1,4)	6-3		1B							4	1	2	0	0	1	0					
Carl Yastrzemski, L OBP: 0.351, SLG: 0.467 (1,10)	1-3		F8							4	1	0	0	0	1	2					
Jim Rice, R OBP: 0.319, SLG: 0.476 (1,7)										4	1	2	2	0	1	0					
Tony Perez, R OBP: 0.316, SLG: 0.461 (1,3)										4	1	2	1	0	0	0					
Carlton Fisk, R OBP: 0.360, SLG: 0.488 (1,2)										4	1	2	1	0	0	2					
Jim Dwyer, L OBP: 0.351, SLG: 0.419 (1,8)										3	0	1	1	0	0	0					
Dwight Evans, R OBP: 0.344, SLG: 0.459 (1,9)										3	0	0	0	0	1	2					
Glenn Hoffman, R OBP: 0.322, SLG: 0.425 (1,5)										3	0	0	0	0	0	2					
Inning Stats	R: 0 E: 0 K: 0 S: 3	H: 0 LOB: 0 BB: 0 P: 3	R: 1 E: 1 K: 2 S: 10	H: 3 LOB: 2 BB: 0 P: 10	R: 1 E: 0 K: 0 S: 6	H: 3 LOB: 0 BB: 0 P: 6	R: 0 E: 0 K: 0 S: 3	H: 0 LOB: 0 BB: 0 P: 3	R: 0 E: 0 K: 3 S: 9	H: 0 LOB: 0 BB: 0 P: 9	R: 1 E: 0 K: 0 S: 4	H: 1 LOB: 0 BB: 0 P: 4	R: 0 E: 0 K: 1 S: 5	H: 0 LOB: 0 BB: 0 P: 5	R: 2 E: 0 K: 0 S: 5	H: 2 LOB: 0 BB: 0 P: 5		1B: 7 2B: 0 3B: 0 HR: 2	SF: 0 SAC: 0 DP: 0 HBP: 0	WP: 0 PB: 0 SB: 0 CS: 0	PA: 33
PITCHER	IP	WLS	BF	H	R	ER	SO	BB	IBB	HBP	BLK	WP	HR	S	P	ERA	WHIP				
Mike Parrott, R ERA: 7.42 (1,1)	7.0	L	28	7	3	2	6	0	0	0	0	0	1	40	40	2.57	1.000				
Dave Heaverlo, R ERA: 3.47 (8,1)	1.0		5	2	2	2	0	0	0	0	0	0	1	5	5	18.00	2.000				



Batter	1	2	3	4	5	6	7	8	9	AB	R	H	RBI	BB	SO	LOB	TOP										
Julio Cruz, S (1,4) <small>OBP: 0.318, SLG: 0.269</small> Kim Allen, R (5,FR) <small>OBP: 0.667, SLG: 1.000</small>										4	1	1	0	0	1	3											
Rod Craig, S (1,8) <small>OBP: 0.323, SLG: 0.377</small>										5	2	3	2	1	0	2											
Dan Meyer, L (1,7) <small>OBP: 0.322, SLG: 0.419</small> Reggie Walton, R (7,7) <small>OBP: 0.267, SLG: 0.386</small>										4	2	1	1	0	1	3											
Bruce Bochte, L (1,3) <small>OBP: 0.381, SLG: 0.456</small> Tom Paciorek, R (8,3) <small>OBP: 0.307, SLG: 0.449</small>										4	1	2	1	1	1	0											
Joe Simpson, L (1,9) <small>OBP: 0.306, SLG: 0.336</small>										5	2	2	1	0	0	3											
Larry Milbourne, S (1,6) <small>OBP: 0.302, SLG: 0.340</small> Mario Mendoza, R (8,6) <small>OBP: 0.289, SLG: 0.307</small>										5	1	3	2	0	0	2											
Leon Roberts, R (1,10) <small>OBP: 0.336, SLG: 0.433</small>										4	1	3	2	0	0	1											
Jerry Narron, L (1,2) <small>OBP: 0.159, SLG: 0.172</small>										5	0	0	0	0	0	6											
Dave Edler, R (1,5) <small>OBP: 0.188, SLG: 0.071</small>										3	1	0	0	2	0	0											
Inning Stats	R: 0 E: 0 K: 2 S: 6	H: 0 LOB: 0 BB: 1 P: 10	R: 3 E: 1 K: 0 S: 9	H: 5 LOB: 1 BB: 2 P: 18	R: 0 E: 0 K: 0 S: 3	H: 1 LOB: 1 BB: 1 P: 7	R: 3 E: 0 K: 0 S: 7	H: 4 LOB: 1 BB: 0 P: 7	R: 0 E: 0 K: 1 S: 4	H: 2 LOB: 2 BB: 1 P: 7	R: 0 E: 0 K: 0 S: 3	H: 0 LOB: 1 BB: 1 P: 7	R: 0 E: 0 K: 0 S: 4	H: 1 LOB: 1 BB: 0 P: 4	R: 1 E: 0 K: 1 S: 7	H: 2 LOB: 1 BB: 0 P: 7	1B: 13 2B: 3 3B: 0 HR: 0	SF: 1 SAC: 0 DP: 1 HBP: 1	WP: 1 PB: 1 SB: 0 CS: 0	PA: 48							
PITCHER	IP	WLS	BF	H	R	ER	SO	BB	IBB	HBP	BLK	WP	HR	S	P	ERA	WHIP										
Steve Renko, R (1,1) <small>ERA: 3.64</small> Bruce Hurst, L (2,1) <small>ERA: 9.31</small> Skip Lockwood, R (2,1) <small>ERA: 5.65</small> Keith MacWhorter, R (7,1) <small>ERA: 7.91</small>	1.1	L	11	4	7	7	2	3	0	0	0	0	0	12	24	47.25	5.250										

Seattle Mariners @ Boston Red Sox
Fenway Park, Boston, MA
Sun Sep 07 1980, 3:33 AM EDT
Att: 23,360 - Unknown - 79 F

AB	41
R	12
H	16
RBI	9
BB	5
SO	4
LOB	21



Batter	1	2	3	4	5	6	7	8	9	AB	R	H	RBI	BB	SO	LOB	BOTTOM										
Rick Burleson, R (1,6) <small>OBP: 0.346, SLG: 0.371</small> Julio Valdez, S (5,6) <small>OBP: 0.333, SLG: 0.667</small>										2	0	0	0	0	1	2											
Dave Stapleton, R (1,4) <small>OBP: 0.528, SLG: 0.479</small> Chico Walker, S (5,4) <small>OBP: 0.667, SLG: 2.000</small>										2	1	1	0	0	0	0											
Carl Yastrzemski, L (1,10) <small>OBP: 0.352, SLG: 0.467</small> Rich Gedman, L (3,PH) <small>OBP: 0.500, SLG: 0.500</small>										0	0	0	0	1	0	0											
Jim Rice, R (1,7) <small>OBP: 0.322, SLG: 0.476</small>										4	1	2	1	0	1	0											
Tony Perez, R (1,3) <small>OBP: 0.316, SLG: 0.460</small> Garry Hancock, L (4,PH) <small>OBP: 0.217, SLG: 0.333</small>										1	0	0	0	0	0	2											
Jim Dwyer, L (1,8) <small>OBP: 0.346, SLG: 0.412</small> Carlton Fisk, R (8,PH) <small>OBP: 0.359, SLG: 0.487</small>										4	0	0	0	0	0	0											
Dwight Evans, R (1,9) <small>OBP: 0.347, SLG: 0.462</small>										4	1	2	0	1	0	0											
Dave Rader, L (1,2) <small>OBP: 0.386, SLG: 0.495</small> Gary Allenson, R (9,PH) <small>OBP: 0.459, SLG: 0.468</small>										3	0	2	0	1	0	1											
Glenn Hoffman, R (1,5) <small>OBP: 0.319, SLG: 0.420</small>										5	0	1	0	0	2	5											
Inning Stats	R: 1 E: 1 K: 1 S: 6	H: 2 LOB: 1 BB: 1 P: 10	R: 0 E: 0 K: 0 S: 5	H: 2 LOB: 2 BB: 0 P: 5	R: 0 E: 0 K: 0 S: 3	H: 1 LOB: 1 BB: 0 P: 4	R: 0 E: 0 K: 1 S: 6	H: 1 LOB: 3 BB: 1 P: 11	R: 1 E: 0 K: 0 S: 5	H: 2 LOB: 2 BB: 1 P: 9	R: 3 E: 0 K: 2 S: 11	H: 4 LOB: 2 BB: 1 P: 15	R: 1 E: 0 K: 1 S: 7	H: 2 LOB: 1 BB: 0 P: 7	R: 0 E: 0 K: 0 S: 2	H: 0 LOB: 0 BB: 1 P: 6	1B: 9 2B: 3 3B: 0 HR: 2	SF: 0 SAC: 0 DP: 2 HBP: 1	WP: 0 PB: 0 SB: 0 CS: 0	PA: 45							
PITCHER	IP	WLS	BF	H	R	ER	SO	BB	IBB	HBP	BLK	WP	HR	S	P	ERA	WHIP										
Rick Anderson, R (1,1) <small>ERA: 27.00</small> Byron McLaughlin, R (1,1) <small>ERA: 6.86</small> Manny Sarmiento, R (6,1) <small>ERA: 0.0</small> Shane Rawley, L (8,1) <small>ERA: 3.4</small>	5.1	W	24	6	1	1	1	2	0	1	0	0	0	23	32	1.69	1.500										

Seattle Mariners @ Boston Red Sox
Fenway Park, Boston, MA
Sun Sep 07 1980, 3:33 AM EDT
Att: 23,360 - Unknown - 79 F

AB	39
R	6
H	14
RBI	6
BB	5
SO	5
LOB	18



Batter	1	2	3	4	5	6	7	8	9	10	11	12	AB	R	H	RBI	BB	SO	LOB	TOP		
Julio Cruz, S OBP: 0.316, SLG: 0.268 (1.4)													5	0	1	0	1	1	0			
Rod Craig, S OBP: 0.314, SLG: 0.365 (1.8)													5	0	0	0	0	0	4			
Dan Meyer, L OBP: 0.319, SLG: 0.415 (1.10)													5	0	0	0	0	0	2			
Bruce Bochte, L OBP: 0.381, SLG: 0.453 (1.3)													3	0	0	0	2	0	1			
Joe Simpson, L OBP: 0.308, SLG: 0.338 (1.9)													4	0	1	0	1	0	3			
Kim Allen, R OBP: 0.667, SLG: 1.000 (11.9)													0	0	0	0	0	0	0			
Larry Milbourne, S OBP: 0.363, SLG: 0.343 (1.6)													4	1	2	0	0	0	1			
Leon Roberts, R OBP: 0.332, SLG: 0.428 (1.7)													4	0	0	0	0	0	3			
Larry Cox, R OBP: 0.263, SLG: 0.299 (1.2)													2	0	0	0	0	0	1			
Jerry Naron, L OBP: 0.194, SLG: 0.231 (8. PH)													1	1	1	2	2	0	0			
Juan Beniquez, R OBP: 0.276, SLG: 0.355 (12. PR)													0	0	0	0	0	0	0			
Marc Hill, R OBP: 0.216, SLG: 0.280 (12.2)													0	0	0	0	0	0	0			
Dave Adler, R OBP: 0.158, SLG: 0.059 (1.5)													3	0	0	0	0	1	0			
Tom Paciorek, R OBP: 0.306, SLG: 0.447 (10. PH)													1	0	0	0	0	2				
Ted Cox, R OBP: 0.294, SLG: 0.303 (10.5)													1	0	0	0	0	2				
Inning Stats	R: 0 E: 0 K: 1 S: 5	H: 0 LOB: 0 BB: 0 P: 5	R: 0 E: 0 K: 0 S: 3	H: 0 LOB: 0 BB: 0 P: 3	R: 0 E: 0 K: 1 S: 5	H: 0 LOB: 0 BB: 0 P: 5	R: 0 E: 1 K: 0 S: 4	H: 0 LOB: 1 BB: 0 P: 4	R: 0 E: 0 K: 0 S: 3	H: 0 LOB: 0 BB: 1 P: 6	R: 2 E: 0 K: 0 S: 5	H: 2 LOB: 0 BB: 0 P: 5	R: 0 E: 0 K: 0 S: 4	H: 1 LOB: 2 BB: 1 P: 8	R: 0 E: 0 K: 0 S: 4	H: 1 LOB: 2 BB: 1 P: 8	R: 0 E: 0 K: 0 S: 4	H: 1 LOB: 3 BB: 2 P: 12	1B: 3 2B: 1 3B: 0 HR: 1	SF: 0 SAC: 3 DP: 1 HBP: 0	WP: 0 PB: 0 SB: 2 CS: 0	PA: 47
PITCHER	IP	WLS	BF	H	R	ER	SO	BB	IBB	HBP	BLK	WP	HR	S	P	ERA	WHIP					
Richard Dotson, R ERA: 4.19	(1.1)		9.1	33	3	2	2	2	0	0	0	0	0	10	26	0.00	1.125					
Ed Farmer, R ERA: 3.29	(10.1)	2.2	W	14	2	0	0	0	1	3	0	0	0	0	10	26	0.00	1.125				

Seattle Mariners @ Chicago White Sox

Comiskey Park, Chicago, IL

Mon Sep 08 1980, 8:05 PM EDT
Att: 5,184 - Unknown - 76 F

AB	38
R	2
H	5
RBI	2
BB	6
SO	2
LOB	19



Batter	1	2	3	4	5	6	7	8	9	10	11	12	AB	R	H	RBI	BB	SO	LOB	BOTTOM		
Chet Lemon, R OBP: 0.376, SLG: 0.417 (1.8)													5	1	0	0	0	0	1			
Mike Squires, L OBP: 0.354, SLG: 0.355 (1.3)													5	1	2	0	1	0	1			
Wayne Nordhagen, R OBP: 0.301, SLG: 0.489 (1.7)													6	0	3	1	0	1	3			
Lamar Johnson, R OBP: 0.328, SLG: 0.417 (1.10)													4	0	1	1	1	1	3			
Jim Morrison, R OBP: 0.321, SLG: 0.419 (1.4)													4	0	2	0	0	0	1			
Harold Baines, L OBP: 0.276, SLG: 0.405 (1.9)													5	0	1	0	0	1	3			
Mary Foley, L OBP: 0.253, SLG: 0.318 (1.2)													3	0	1	0	0	0	0			
Leo Sutherland, L OBP: 0.268, SLG: 0.290 (8. PR)													0	1	0	0	0	0	0			
Bruce Kimm, R OBP: 0.289, SLG: 0.289 (9.2)													0	0	0	0	0	0	0			
Bob Molinaro, L OBP: 0.350, SLG: 0.411 (8. PH)													1	0	0	0	1	2				
Glenn Borgmann, R OBP: 0.250, SLG: 0.259 (10.2)													1	0	0	0	0	1				
Greg Pryor, R OBP: 0.270, SLG: 0.339 (1.5)													4	0	0	0	0	0	3			
Todd Cruz, R OBP: 0.271, SLG: 0.308 (1.6)													2	0	0	0	0	0	0			
Ron Pruitt, R OBP: 0.376, SLG: 0.394 (8. PH)													1	0	1	1	0	0	0			
Kevin Bell, R OBP: 0.289, SLG: 0.246 (8. PR)													2	0	0	0	0	1	0			
Inning Stats	R: 1 E: 0 K: 1 S: 7	H: 2 LOB: 1 BB: 0 P: 7	R: 0 E: 0 K: 0 S: 3	H: 0 LOB: 0 BB: 0 P: 3	R: 0 E: 0 K: 0 S: 3	H: 0 LOB: 0 BB: 0 P: 3	R: 0 E: 0 K: 1 S: 6	H: 2 LOB: 1 BB: 0 P: 6	R: 0 E: 0 K: 0 S: 3	H: 0 LOB: 0 BB: 0 P: 3	R: 0 E: 0 K: 0 S: 6	H: 3 LOB: 2 BB: 0 P: 6	R: 0 E: 0 K: 1 S: 6	H: 1 LOB: 2 BB: 1 P: 10	R: 0 E: 0 K: 1 S: 6	H: 1 LOB: 2 BB: 1 P: 6	R: 0 E: 0 K: 0 S: 3	H: 1 LOB: 1 BB: 0 P: 4	1B: 11 2B: 0 3B: 0 HR: 0	SF: 0 SAC: 2 DP: 1 HBP: 1	WP: 1 PB: 0 SB: 1 CS: 0	PA: 48
PITCHER	IP	WLS	BF	H	R	ER	SO	BB	IBB	HBP	BLK	WP	HR	S	P	ERA	WHIP					
Rob Dressler, R ERA: 4.25	(1.1)		7.0	25	5	2	2	2	0	0	0	1	0	29	29	2.57	0.714					
Shane Rawley, L ERA: 3.35	(8.1)	1.1	8	3	0	0	0	0	1	0	0	0	0	7	11	0.00	3.000					
Manny Sarmiento, R ERA: 4.15	(9.1)	2.2	11	2	0	0	3	1	0	0	0	0	0	16	20	0.00	1.125					
Dave Heaverlo, R ERA: 3.56	(12.1)	0.2	L	4	1	1	1	0	0	0	1	0	0	3	4	13.50	1.500					

Seattle Mariners @ Chicago White Sox

Comiskey Park, Chicago, IL

Mon Sep 08 1980, 8:05 PM EDT
Att: 5,184 - Unknown - 76 F

AB	43
R	3
H	11
RBI	3
BB	2
SO	5
LOB	18




Batter	1	2	3	4	5	6	7	8	9	AB	R	H	RBI	BB	SO	LOB	TOP										
Julio Cruz, S OBP: 0.315, SLG: 0.265 (1,4)										4	0	0	0	0	0	2	Seattle Mariners @ Chicago White Sox Comiskey Park, Chicago, IL Tue Sep 09 1980, 8:05 PM EDT Att: 5,247 - Unknown - 67 F										
Rod Craig, S OBP: 0.318, SLG: 0.381 (1,8)										4	1	2	0	0	0	0											
Bruce Bochte, L OBP: 0.381, SLG: 0.453 (1,3)										3	0	1	0	0	1	1											
Leon Roberts, R OBP: 0.332, SLG: 0.424 (1,9)										3	0	0	0	1	1	2											
Reggie Walton, R OBP: 0.286, SLG: 0.404 (1,10)										3	1	2	1	0	0	0											
Larry Milbourne, S OBP: 0.313, SLG: 0.344 (1,6)										2	2	1	0	2	0	0											
Dave Edler, R OBP: 0.136, SLG: 0.050 (1,5)										3	0	0	0	0	1	3											
Kim Allen, R OBP: 0.429, SLG: 0.500 (1,7)										4	0	1	1	0	0	3											
Marc Hill, R OBP: 0.220, SLG: 0.281 (1,2)										3	0	1	1	0	0	0											
Inning Stats	R: 0 E: 0 K: 0 S: 4	H: 1 LOB: 1 BB: 0 P: 4	R: 1 E: 0 K: 0 S: 6	H: 3 LOB: 2 BB: 0 P: 6	R: 1 E: 0 K: 0 S: 3	H: 1 LOB: 1 BB: 1 P: 7	R: 1 E: 0 K: 0 S: 3	H: 2 LOB: 0 BB: 1 P: 7	R: 0 E: 0 K: 0 S: 5	H: 0 LOB: 0 BB: 0 P: 3	R: 0 E: 0 K: 1 S: 5	H: 0 LOB: 0 BB: 0 P: 5	R: 0 E: 0 K: 1 S: 5	H: 0 LOB: 0 BB: 0 P: 5	R: 0 E: 0 K: 1 S: 5	H: 0 LOB: 0 BB: 0 P: 5	1B: 6 2B: 2 3B: 0 HR: 0	SF: 1 SAC: 2 DP: 0 HBP: 0	WP: 1 PA: 36 PB: 0 SB: 1 CS: 2								
PITCHER	IP	WLS	BF	H	R	ER	SO	BB	IBB	HBP	BLK	WP	HR	S	P	ERA	WHIP										
Ross Baumgarten, L ERA: 3.31 (1,1)	5.2	L	26	8	4	4	1	3	0	0	0	1	0	25	37	6.35	1.941										
Dewey Robinson, R ERA: 3.38 (6,1)	3.1		9	0	0	0	2	0	0	0	0	0	0	13	13	0.00	0.000										

AB	29
R	4
H	8
RBI	3
BB	3
SO	3
LOB	11



Batter	1	2	3	4	5	6	7	8	9	AB	R	H	RBI	BB	SO	LOB	BOTTOM										
Chet Lemon, R OBP: 0.375, SLG: 0.422 (1,10)										4	1	1	1	0	0	3	Seattle Mariners @ Chicago White Sox Comiskey Park, Chicago, IL Tue Sep 09 1980, 8:05 PM EDT Att: 5,247 - Unknown - 67 F										
Rusty Kuntz, R OBP: 0.355, SLG: 0.357 (1,8)										3	0	1	0	1	1	2											
Wayne Nordhagen, R OBP: 0.298, SLG: 0.484 (1,7)										4	0	0	0	0	0	2											
Lamar Johnson, R OBP: 0.329, SLG: 0.416 (1,3)										3	0	1	0	1	0	0											
Jim Morrison, R OBP: 0.320, SLG: 0.418 (1,4)										4	0	1	0	0	0	3											
Glenn Borgmann, R OBP: 0.282, SLG: 0.262 (1,2)										3	0	1	0	0	0	1											
Leo Sutherland, L OBP: 0.264, SLG: 0.286 (9, PH)										1	0	0	0	0	1	0											
Greg Pryor, R OBP: 0.268, SLG: 0.335 (8, 6)										3	0	0	0	0	0	2											
Mike Squires, L OBP: 0.353, SLG: 0.354 (9, PH)										1	0	0	0	0	0	0											
Harold Baines, L OBP: 0.276, SLG: 0.402 (1,9)										3	0	0	0	1	0	2											
Todd Cruz, R OBP: 0.273, SLG: 0.310 (1,6)										2	0	1	0	0	0	0											
Bob Molinaro, L OBP: 0.352, SLG: 0.413 (7, PH)										1	0	1	0	0	0	0											
Kevin Bell, R OBP: 0.288, SLG: 0.246 (8, 5)										0	0	0	0	0	0	0											
Inning Stats	R: 0 E: 0 K: 0 S: 3	H: 0 LOB: 2 BB: 2 P: 11	R: 0 E: 0 K: 0 S: 3	H: 0 LOB: 0 BB: 0 P: 3	R: 0 E: 0 K: 0 S: 4	H: 2 LOB: 1 BB: 0 P: 4	R: 0 E: 0 K: 0 S: 5	H: 2 LOB: 2 BB: 0 P: 5	R: 1 E: 0 K: 1 S: 6	H: 1 LOB: 0 BB: 0 P: 6	R: 0 E: 0 K: 0 S: 3	H: 1 LOB: 0 BB: 1 P: 3	R: 0 E: 0 K: 0 S: 3	H: 0 LOB: 0 BB: 0 P: 3	R: 0 E: 0 K: 1 S: 5	H: 0 LOB: 0 BB: 0 P: 5	1B: 6 2B: 0 3B: 0 HR: 1	SF: 0 SAC: 0 DP: 1 HBP: 0	WP: 0 PA: 35 PB: 0 SB: 1 CS: 1								
PITCHER	IP	WLS	BF	H	R	ER	SO	BB	IBB	HBP	BLK	WP	HR	S	P	ERA	WHIP										
Rick Honeycutt, L ERA: 3.95 (1,1)	5.1	W	23	6	1	1	1	2	0	0	0	0	0	23	31	1.69	1.500										
Byron McLoughlin, R ERA: 6.57 (6,1)	3.2	S	12	1	0	0	1	1	0	0	0	0	0	13	17	0.00	0.545										

AB	32
R	1
H	7
RBI	1
BB	3
SO	2
LOB	15



Batter	1	2	3	4	5	6	7	8	9	AB	R	H	RBI	BB	SO	LOB	TOP					
Julio Cruz, S OBP: 0.315, SLG: 0.267 (1,4)	L4			6-3	F7			2H 2B		4	0	1	1	0	0	1	Seattle Mariners @ Chicago White Sox Comiskey Park, Chicago, IL Wed Sep 10 1980, 4:33 AM EDT Alt: 3,028 - Unknown - 67 F livebaseballscorecards.com					
Rod Craig, S OBP: 0.317, SLG: 0.384 (1,8)	4-3			2B 2B	F7			5-3		4	1	1	0	0	0	2						
Joe Simpson, L OBP: 0.307, SLG: 0.340 (1,9)	F7			2H 2B	P5			1-3		4	0	1	1	0	0	2						
Bruce Bochte, L OBP: 0.380, SLG: 0.451 (1,3) Kim Allen, R OBP: 0.429, SLG: 0.500 (9, PR)	F8			F7	K			4-3 S		4	0	1	0	0	0	1						
Reggie Walton, R OBP: 0.283, SLG: 0.392 (1,10)	G6-3 1B			K				1B		4	0	1	0	0	2	2						
Larry Milbourne, S OBP: 0.312, SLG: 0.352 (1,6)	G6-3 1-2				SF9 3B			4-3		4	1	1	0	0	0	3						
Leon Roberts, R OBP: 0.329, SLG: 0.421 (1,7) Dan Meyer, L OBP: 0.318, SLG: 0.414 (9, PH)	G3			SF9	K			4-3		2	0	0	1	0	1	0						
Jerry Narron, L OBP: 0.213, SLG: 0.239 (1,2) Jim Anderson, R OBP: 0.297, SLG: 0.316 (8, PR) Larry Cox, R OBP: 0.263, SLG: 0.299 (8,2)	1-3			6-3 1B				SH1-4 2B BB		2	0	1	0	1	0	0						
Dave Edler, R OBP: 0.125, SLG: 0.045 (1,5)	K			6-3				SH1-4		2	0	0	0	0	1	1						
Inning Stats	R: 0 E: 0 K: 0 S: 3	H: 0 LOB: 0 BB: 0 P: 3	R: 0 E: 0 K: 0 S: 3	H: 1 LOB: 0 BB: 0 P: 3	R: 0 E: 0 K: 1 S: 5	H: 0 LOB: 0 BB: 0 P: 5	R: 1 E: 0 K: 1 S: 7	H: 2 LOB: 1 BB: 0 P: 7	R: 1 E: 0 K: 0 S: 5	H: 2 LOB: 1 BB: 0 P: 5	R: 0 E: 0 K: 1 S: 5	H: 0 LOB: 0 BB: 0 P: 5	R: 0 E: 0 K: 1 S: 5	H: 0 LOB: 0 BB: 0 P: 5	R: 1 E: 0 K: 0 S: 4	H: 1 LOB: 2 BB: 1 P: 8		R: 0 E: 0 K: 1 S: 6	H: 1 LOB: 2 BB: 0 P: 6	1B: 3 2B: 3 3B: 1 HR: 0	SF: 1 SAC: 1 DP: 1 HBP: 0	WP: 0 PB: 0 SB: 1 CS: 0
PITCHER	IP WLS BF H R ER SO BB IBB HBP BLK WP HR S P ERA WHIP																					
LaMarr Hoyt, R ERA: 4.08 (1,1)	8.0 W 31 7 3 3 4 1 0 0 0 0 0 0 38 42 3.38 1.000																					
Ed Farmer, R ERA: 3.25 (9,1)	1.0 S 3 0 0 0 1 0 0 0 0 0 0 0 5 5 0.00 0.000																					

Batter	1	2	3	4	5	6	7	8	9	AB	R	H	RBI	BB	SO	LOB	BOTTOM					
Chet Lemon, R OBP: 0.376, SLG: 0.425 (1,8)	F8			1B 2B	F8			FC6-4 1B		4	1	2	0	0	0	1	Seattle Mariners @ Chicago White Sox Comiskey Park, Chicago, IL Wed Sep 10 1980, 4:33 AM EDT Alt: 3,028 - Unknown - 67 F livebaseballscorecards.com					
Mike Squires, L OBP: 0.355, SLG: 0.356 (1,3)	4-3			2H 1B	2-3 1B			F3		4	0	2	1	0	0	1						
Wayne Nordhagen, R OBP: 0.298, SLG: 0.481 (1,7) Rusty Kuntz, R OBP: 0.355, SLG: 0.357 (9,7)	1B			4-3	K			FC6-4 1-2		4	0	1	0	0	1	4						
Lamar Johnson, R OBP: 0.331, SLG: 0.417 (1,10)	K			F7				G6-4-3 1B		4	1	2	0	0	1	1						
Jim Morrison, R OBP: 0.322, SLG: 0.421 (1,4)	F8			FC3-6 1B	G6-4-3			1-2		4	1	2	0	0	0	1						
Harold Baines, L OBP: 0.278, SLG: 0.405 (1,9)	F7			FC3-6 1-2	1B			1B		4	1	2	2	0	0	1						
Mary Foley, L OBP: 0.252, SLG: 0.319 (1,2)	F9			P2				1B		3	0	1	1	0	0	1						
Greg Pryor, R OBP: 0.265, SLG: 0.331 (1,5)	F9			F9	F9			3H P3		4	0	0	0	0	1	2						
Todd Cruz, R OBP: 0.273, SLG: 0.313 (1,6)	F9			1B 2B				K		4	0	1	0	0	2	0						
Inning Stats	R: 0 E: 0 K: 1 S: 6	H: 1 LOB: 1 BB: 0 P: 6	R: 0 E: 0 K: 0 S: 3	H: 0 LOB: 0 BB: 0 P: 3	R: 1 E: 0 K: 0 S: 5	H: 2 LOB: 1 BB: 0 P: 5	R: 0 E: 0 K: 0 S: 4	H: 1 LOB: 1 BB: 0 P: 4	R: 0 E: 0 K: 1 S: 7	H: 2 LOB: 2 BB: 0 P: 7	R: 0 E: 0 K: 1 S: 7	H: 3 LOB: 2 BB: 0 P: 7	R: 0 E: 0 K: 1 S: 6	H: 1 LOB: 1 BB: 0 P: 6	R: 3 E: 1 K: 1 S: 8	H: 3 LOB: 0 BB: 0 P: 8		R: 0 E: 0 K: 1 S: 8	H: 0 LOB: 0 BB: 0 P: 8	1B: 9 2B: 4 3B: 0 HR: 0	SF: 1 SAC: 0 DP: 1 HBP: 0	WP: 0 PB: 0 SB: 0 CS: 0
PITCHER	IP WLS BF H R ER SO BB IBB HBP BLK WP HR S P ERA WHIP																					
Glenn Abbott, R ERA: 4.11 (1,1)	6.1 L 8 3 3 2 1 0 0 0 0 0 0 0 10 10 1.42 1.579																					
Manny Sarmiento, R ERA: 5.23 (7,1)	1.2 L 8 3 3 2 1 0 0 0 0 0 0 0 10 10 10.80 1.800																					

Batter	1	2	3	4	5	6	7	8	9	AB	R	H	RBI	BB	SO	LOB	TOP										
Paul Moltor, R OBP: 0.365, SLG: 0.420 (1, 4)										5	2	2	2	0	1	1	Milwaukee Brewers @ Seattle Mariners The Kingdome, Seattle, WA Fri Sep 12 1980, 10:05 PM EDT Att: 8,622 - Unknown										
Robin Yount, R OBP: 0.326, SLG: 0.542 (1, 6)										5	2	3	2	0	0	1											
Cecil Cooper, L OBP: 0.397, SLG: 0.543 (1, 3)										5	0	1	0	0	0	3											
Gorman Thomas, R OBP: 0.313, SLG: 0.489 (1, 8)										4	1	1	1	1	2	3											
Ben Oglivie, L OBP: 0.358, SLG: 0.541 (1, 7)										4	0	1	1	0	0	1											
Don Money, R OBP: 0.346, SLG: 0.498 Jim Gantner, L OBP: 0.316, SLG: 0.363 (9, PR) (9, 5)										3	0	1	0	1	0	1											
Dick Davis, R OBP: 0.304, SLG: 0.393 (1, 10)										4	0	1	0	0	0	1											
Vic Harris, S OBP: 0.236, SLG: 0.229 (1, 9)										3	1	0	0	1	1	2											
Buck Martinez, R OBP: 0.273, SLG: 0.320 (1, 2)										4	0	1	1	0	1	2											
Inning Stats	R: 0 E: 0 K: 2 S: 8	H: 1 LOB: 1 BB: 0 P: 8	R: 0 E: 0 K: 0 S: 3	H: 0 LOB: 0 BB: 0 P: 3	R: 0 E: 0 K: 1 S: 5	H: 0 LOB: 0 BB: 0 P: 5	R: 1 E: 0 K: 1 S: 7	H: 2 LOB: 1 BB: 0 P: 7	R: 0 E: 0 K: 0 S: 3	H: 1 LOB: 0 BB: 0 P: 3	R: 1 E: 0 K: 0 S: 5	H: 2 LOB: 2 BB: 1 P: 9	R: 1 E: 0 K: 0 S: 4	H: 1 LOB: 1 BB: 1 P: 8	R: 4 E: 0 K: 0 S: 7	H: 4 LOB: 1 BB: 1 P: 11		1B: 7 2B: 1 3B: 0 HR: 3	SF: 0 SAC: 0 DP: 1 HBP: 0	WP: 0 PB: 0 SB: 1 CS: 0	PA: 40						
PITCHER	IP	WLS	BF	H	R	ER	SO	BB	IBB	HBP	BLK	WP	HR	S	P	ERA	WHIP										
Floyd Bannister, L ERA: 3.38 (1, 1)	8.0	L	32	7	3	3	5	2	0	0	0	0	2	40	48	3.38	1.125										
Dave Heaverlo, R ERA: 3.91 (9, 1)	0.1		4	2	3	3	0	1	0	0	0	0	0	3	7	81.00	9.000										
Byron McLaughlin, R ERA: 6.62 (9, 1)	0.2		4	2	1	1	0	0	0	0	0	0	1	4	4	13.50	3.000										

Batter	1	2	3	4	5	6	7	8	9	AB	R	H	RBI	BB	SO	LOB	BOTTOM										
Julio Cruz, S OBP: 0.312, SLG: 0.265 (1, 4)										4	0	0	0	0	1	0	Milwaukee Brewers @ Seattle Mariners The Kingdome, Seattle, WA Fri Sep 12 1980, 10:05 PM EDT Att: 8,622 - Unknown										
Rod Craig, S OBP: 0.310, SLG: 0.375 (1, 8)										4	0	0	0	0	0	0											
Dan Meyer, L OBP: 0.316, SLG: 0.411 (1, 7)										3	0	0	0	0	0	0											
Bruce Bochte, L OBP: 0.380, SLG: 0.457 (1, 3)										3	1	1	1	0	1	0											
Joe Simpson, L OBP: 0.304, SLG: 0.337 (1, 9)										3	0	0	0	0	0	0											
Larry Milbourne, S OBP: 0.316, SLG: 0.353 (1, 10)										2	0	1	0	1	0	0											
Jerry Narron, L OBP: 0.205, SLG: 0.229 (1, 2)										3	0	0	0	0	0	2											
Mario Mendoza, R OBP: 0.287, SLG: 0.305 Reggie Walton, R OBP: 0.276, SLG: 0.385 Jim Anderson, R OBP: 0.287, SLG: 0.316 (1, 6) (8, PH) (9, 6)										2	0	0	0	0	1	0											
Dave Edler, R OBP: 0.111, SLG: 0.040 (1, 5)										3	0	0	0	0	0	0											
Inning Stats	R: 0 E: 0 K: 1 S: 5	H: 0 LOB: 0 BB: 0 P: 5	R: 0 E: 0 K: 0 S: 3	H: 0 LOB: 0 BB: 0 P: 3	R: 0 E: 0 K: 1 S: 5	H: 0 LOB: 0 BB: 0 P: 5	R: 0 E: 0 K: 0 S: 3	H: 0 LOB: 0 BB: 0 P: 3	R: 0 E: 0 K: 1 S: 5	H: 0 LOB: 1 BB: 1 P: 9	R: 0 E: 0 K: 0 S: 3	H: 0 LOB: 0 BB: 0 P: 3	1B: 1 2B: 0 3B: 0 HR: 1	SF: 0 SAC: 0 DP: 1 HBP: 0	WP: 0 PB: 0 SB: 0 CS: 0	PA: 29											
PITCHER	IP	WLS	BF	H	R	ER	SO	BB	IBB	HBP	BLK	WP	HR	S	P	ERA	WHIP										
Moose Haas, R ERA: 2.97 (1, 1)	9.0	W	29	2	1	1	4	1	0	0	0	0	1	36	40	1.00	0.333										



Batter	1	2	3	4	5	6	7	8	9	AB	R	H	RBI	BB	SO	LOB	TOP										
Paul Mollitor, R OBP: 0.363, SLG: 0.416 (1, 4)	6-3		FC5-4 BB		FC5-4 1-2		F8	FC5-4 1-2		4	0	0	0	1	0	3											
Robin Yount, R OBP: 0.325, SLG: 0.539 (1, 6)	K		FC5-4 HR		F7			4-3 2B 1B	F7	5	2	1	0	0	1	2											
Cecil Cooper, L OBP: 0.395, SLG: 0.539 (1, 3)	K		F8		F7			4-3 1B BB	4-3 WP BB	4	0	0	0	1	1	3											
Ben Oglivie, L OBP: 0.360, SLG: 0.550 (1, 7)		F9	HR			CS 1B		1B 2B	4-3	5	2	3	3	0	0	1											
Gorman Thomas, R OBP: 0.312, SLG: 0.486 (1, 8)		F8	6-3			K		FC4-6 1B	6-3	5	0	1	1	0	1	2											
John Poff, L OBP: 0.280, SLG: 0.360 (1, 9)		E 1B		K		L3		FC4-6 1B IHR		4	2	1	0	0	1	2											
Don Money, R Ed Romero, R OBP: 0.349, SLG: 0.498 (6, PR) OBP: 0.337, SLG: 0.364		1B		5-3			F8	IHR		4	0	2	1	0	0	0	AB 38 R 8 H 12										
Jim Gantner, L OBP: 0.318, SLG: 0.373 (1, 5)		1B		F8			3-1	IHR		4	1	2	3	0	0	0	RBI 8 BB 3 SO 4										
Charlie Moore, R OBP: 0.341, SLG: 0.345 (1, 2)		4-3						FC5-4 1B		3	0	2	0	1	0	2	LOB 15										
Inning Stats	R: 0 E: 0 K: 2 S: 7	H: 0 LOB: 0 BB: 0 P: 7	R: 1 E: 1 K: 0 S: 6	H: 3 LOB: 2 BB: 0 P: 6	R: 2 E: 0 K: 0 S: 4	H: 1 LOB: 0 BB: 1 P: 8	R: 0 E: 0 K: 1 S: 5	H: 0 LOB: 0 BB: 0 P: 5	R: 0 E: 0 K: 0 S: 4	H: 1 LOB: 1 BB: 0 P: 4	R: 0 E: 0 K: 1 S: 5	H: 1 LOB: 0 BB: 0 P: 5	R: 0 E: 0 K: 0 S: 4	H: 1 LOB: 1 BB: 0 P: 4	R: 5 E: 0 K: 0 S: 8	H: 5 LOB: 1 BB: 1 P: 12	R: 0 E: 0 K: 0 S: 3	H: 0 LOB: 1 BB: 1 P: 7	1B: 8 2B: 2 3B: 0 HR: 2	SF: 0 SAC: 0 DP: 0 HBP: 0	WP: 1 PB: 0 CS: 1	PA: 41					
PITCHER	IP	WLS	BF	H	R	ER	SO	BB	IBB	HBP	BLK	WP	HR	S	P	ERA	WHIP										
Mike Parrott, R ERA: 7.41 (1, 1)	7.1	L	32	10	6	6	4	1	0	0	0	0	1	39	43	7.36	1.500										
Rick Anderson, R ERA: 13.5 (8, 1)	1.2		9	2	2	2	0	2	0	0	0	1	0	7	15	10.80	2.400										

Milwaukee Brewers @ Seattle Mariners
The Kingdome, Seattle, WA
Sat Sep 13 1980, 10:05 PM EDT
Att: 9,618 - Unknown

AB	38
R	8
H	12
RBI	8
BB	3
SO	4
LOB	15



Batter	1	2	3	4	5	6	7	8	9	AB	R	H	RBI	BB	SO	LOB	BOTTOM										
Kim Allen, R OBP: 0.273, SLG: 0.300 (1, 4)	B1-3		F9		4-3			B1-3		4	0	0	0	0	0	2											
Rod Craig, S OBP: 0.303, SLG: 0.366 (1, 8)	5-3		6-3			5-3			F8	4	0	0	0	0	1												
Bruce Bochte, L OBP: 0.377, SLG: 0.453 (1, 10)	6-3			1-3		4-3			L8	4	0	0	0	0	0												
Tom Paciorek, R OBP: 0.308, SLG: 0.448 (1, 3)			FC5-4 1B		FC5-4 1B		K		5-3	4	0	2	0	1	0												
Leon Roberts, R OBP: 0.326, SLG: 0.418 (1, 7)		FC5-4		FC5-4			K			3	0	0	0	0	1	2											
Reggie Walton, R OBP: 0.283, SLG: 0.364 (1, 9)		F9		F9			F8			3	0	0	0	0	2												
Dave Edler, R OBP: 0.100, SLG: 0.036 (1, 5)		1-3			B1-3		F9			3	0	0	0	0	1		AB 30 R 0 H 3										
Mario Mendoza, R OBP: 0.291, SLG: 0.306 (1, 6)								6-3		2	0	1	0	1	0	0	RBI 0 BB 1 SO 3										
Larry Cox, R OBP: 0.260, SLG: 0.295 (1, 2)			K				F6		F3	3	0	0	0	1	2		LOB 10										
Inning Stats	R: 0 E: 0 K: 0 S: 3	H: 0 LOB: 0 BB: 0 P: 3	R: 0 E: 0 K: 0 S: 4	H: 1 LOB: 1 BB: 0 P: 4	R: 0 E: 0 K: 1 S: 6	H: 1 LOB: 1 BB: 0 P: 6	R: 0 E: 0 K: 0 S: 4	H: 1 LOB: 1 BB: 0 P: 4	R: 0 E: 0 K: 0 S: 3	H: 0 LOB: 1 BB: 1 P: 7	R: 0 E: 0 K: 1 S: 5	H: 0 LOB: 0 BB: 0 P: 5	R: 0 E: 0 K: 1 S: 5	H: 0 LOB: 0 BB: 0 P: 5	R: 0 E: 0 K: 0 S: 3	H: 0 LOB: 0 BB: 0 P: 3	R: 0 E: 0 K: 0 S: 3	H: 0 LOB: 0 BB: 0 P: 3	1B: 3 2B: 0 3B: 0 HR: 0	SF: 0 SAC: 0 DP: 0 HBP: 0	WP: 0 PB: 0 CS: 0	PA: 31					
PITCHER	IP	WLS	BF	H	R	ER	SO	BB	IBB	HBP	BLK	WP	HR	S	P	ERA	WHIP										
Mike Caldwell, L ERA: 4.12 (1, 1)	9.0	W	31	3	0	0	3	1	0	0	0	0	0	36	40	0.00	0.444										

Milwaukee Brewers @ Seattle Mariners
The Kingdome, Seattle, WA
Sat Sep 13 1980, 10:05 PM EDT
Att: 9,618 - Unknown


AB	30
R	0
H	3
RBI	0
BB	1
SO	3
LOB	10



Batter	1	2	3	4	5	6	7	8	9	AB	R	H	RBI	BB	SO	LOB	TOP			
Chet Lemon, R (1, 8) OBP: 0.383, SLG: 0.440 Kevin Bell, R (7, 6) OBP: 0.288, SLG: 0.245	4-3 BB		SH1-3 1B		F8 2B		4-0 BB 1-2		F8	2	0	2	0	2	0	0				
Mike Squires, L (1, 3) OBP: 0.345, SLG: 0.349 Bruce Kimm, R (7, 2) OBP: 0.287, SLG: 0.288	F8		SH1-3 1-2		F8 2-3		F8		F9	3	0	0	0	0	0	4				
Bob Molinaro, L (1, 10) OBP: 0.344, SLG: 0.404	4-3 1-2		F3		F6		G3			4	0	0	0	0	0	5				
Wayne Nordhagen, R (1, 7) OBP: 0.297, SLG: 0.473	4-3		6-3		F3				1B FC3-6 1B	4	1	1	0	0	0	3				
Jim Morrison, R (1, 4) OBP: 0.321, SLG: 0.415 Greg Pryor, R (6, 4) OBP: 0.264, SLG: 0.330		L4		2B HBP		6-3		F9	2	0	0	0	0	0	0	1				
Harold Baines, L (1, 9) OBP: 0.282, SLG: 0.408		FC6-4 1B		F7		K		FC3-6 1B	4	0	2	0	0	1	1					
Mary Foley, L (1, 2) OBP: 0.250, SLG: 0.313 (7, 3)		FC6-4 1B		L3		L7		FC3-6	4	0	1	1	0	0	2					
Fran Mullins, R (1, 5) OBP: 0.375, SLG: 0.538		FC6-4 1-2 2-3				6-3		6-3	4	0	1	0	0	0	3					
Todd Cruz, R (1, 6) OBP: 0.273, SLG: 0.311 Leo Sutherland, L (7, 8) OBP: 0.280, SLG: 0.301		5-3		6-3				BB 1B	3	0	1	0	0	0	4					
Inning Stats	R: 0 E: 0 K: 0 S: 3	H: 0 LOB: 1 BB: 1 P: 7	R: 0 E: 0 K: 0 S: 5	H: 2 LOB: 2 BB: 0 P: 5	R: 0 E: 0 K: 0 S: 4	H: 1 LOB: 1 BB: 0 P: 4	R: 0 E: 0 K: 0 S: 4	H: 1 LOB: 1 BB: 0 P: 5	R: 0 E: 0 K: 1 S: 5	H: 0 LOB: 0 BB: 0 P: 5	R: 0 E: 0 K: 0 S: 4	H: 1 LOB: 2 BB: 1 P: 8	R: 1 E: 0 K: 0 S: 5	H: 2 LOB: 1 BB: 0 P: 5	R: 0 E: 0 K: 0 S: 3	H: 0 LOB: 0 BB: 0 P: 3	1B: 6 2B: 2 3B: 0 HR: 0	SF: 0 SAC: 1 DP: 0 HBP: 1	WP: 0 PB: 0 SB: 0 CS: 0	PA: 38
PITCHER Rob Dressler, R (1, 1) ERA: 4.02	IP: 9.0 WLS: W BF: 38 H: 8 R: 1 ER: 1 SO: 1 BB: 2 IBB: 0 HBP: 1 BLK: 0 WP: 0 HR: 0 S: 37 P: 46 ERA: 1.00 WHIP: 1.111																			

Chicago White Sox @ Seattle Mariners
The Kingdome, Seattle, WA
Mon Sep 15 1980, 10:05 PM EDT
Att: 4,141 - Dome

AB 34
R 1
H 8
RBI 1
BB 2
SO 1
LOB 23



Batter	1	2	3	4	5	6	7	8	9	AB	R	H	RBI	BB	SO	LOB	BOTTOM			
Julio Cruz, S (1, 4) OBP: 0.311, SLG: 0.264 Kim Allen, R (6, 4) OBP: 0.313, SLG: 0.400	F6		SF9 6-3			F7		F7		2	0	0	1	0	0	1				
Joe Simpson, L (1, 9) OBP: 0.307, SLG: 0.334 Tom Paciorek, R (6, PH) OBP: 0.304, SLG: 0.442 (7, 9) (8, 3)	1-3		BB 2B		F7	5-3				2	1	0	0	1	0	0				
Larry Milbourne, S (1, 10) OBP: 0.318, SLG: 0.351	6-3		BB 2B		L4	F8				3	1	0	1	1	0	0				
Bruce Bochte, L (1, 3) OBP: 0.373, SLG: 0.449 Reggie Walton, R (8, 9) OBP: 0.297, SLG: 0.351	F6		SF7 3-H		K	4-3		4-3		3	0	0	1	0	1	0				
Dan Meyer, L (1, 7) OBP: 0.317, SLG: 0.413	G3		HR 2B		FC5-4 1B	4-3		4-3		4	1	2	2	0	0	0				
Rod Craig, S (1, 8) OBP: 0.305, SLG: 0.383	F7		HR 2B		FC5-4 1B	L7		L7		4	2	1	2	0	0	1				
Jerry Narron, L (1, 2) OBP: 0.220, SLG: 0.233 Larry Cox, R (8, PH) OBP: 0.259, SLG: 0.294 (9, 2)			BB 1B		K	K		K		2	2	1	0	1	1	1				
Dave Edler, R (1, 5) OBP: 0.189, SLG: 0.206			BB 1B		BB 3B	5-3		5-3		3	3	2	0	1	0	0				
Mario Mendoza, R (1, 6) OBP: 0.294, SLG: 0.321 Jim Anderson, R (8, PH) OBP: 0.290, SLG: 0.326 (9, 6)			SH 1B		HR 3B	HR		HR		2	1	2	4	0	0	0				
Inning Stats	R: 0 E: 0 K: 0 S: 3	H: 0 LOB: 0 BB: 0 P: 3	R: 0 E: 0 K: 0 S: 3	H: 0 LOB: 0 BB: 0 P: 3	R: 0 E: 0 K: 0 S: 10	H: 6 LOB: 3 BB: 3 P: 22	R: 0 E: 0 K: 1 S: 5	H: 0 LOB: 0 BB: 0 P: 5	R: 2 E: 0 K: 1 S: 6	H: 2 LOB: 1 BB: 1 P: 10	R: 0 E: 0 K: 0 S: 3	H: 0 LOB: 0 BB: 0 P: 3	R: 0 E: 0 K: 0 S: 3	H: 0 LOB: 0 BB: 0 P: 3	R: 1 E: 0 K: 1 S: 6	H: 1 LOB: 0 BB: 0 P: 6	1B: 4 2B: 2 3B: 1 HR: 2	SF: 2 SAC: 1 DP: 0 HBP: 0	WP: 1 PB: 0 SB: 0 CS: 0	PA: 37
PITCHER LaMarr Hoyt, R (1, 1) ERA: 4.81 Guy Hoffman, L (3, 1) ERA: 3.39 Ken Kravec, L (7, 1) ERA: 6.94 Nardi Contreras, R (8, 1) ERA: 6.55	IP: 2.2 WLS: L BF: 18 H: 6 R: 9 ER: 9 SO: 9 BB: 3 IBB: 0 HBP: 0 BLK: 0 WP: 1 HR: 1 S: 15 P: 27 ERA: 30.38 WHIP: 3.375																			

Chicago White Sox @ Seattle Mariners
The Kingdome, Seattle, WA
Mon Sep 15 1980, 10:05 PM EDT
Att: 4,141 - Dome


AB 30
R 12
H 9
RBI 12
BB 4
SO 3
LOB 3



Batter	1	2	3	4	5	6	7	8	9	AB	R	H	RBI	BB	SO	LOB	TOP			
Chet Lemon, R OBP: 0.384, SLG: 0.451 (1, 8)										4	2	2	1	0	0	1				
Mike Squires, L OBP: 0.341, SLG: 0.344 (1, 3)										4	0	0	0	0	0	2				
Harold Baines, L OBP: 0.283, SLG: 0.412 (1, 9)										4	0	2	1	0	0	0				
Lamar Johnson, R OBP: 0.331, SLG: 0.413 (1, 10)										3	0	1	0	1	0	1				
Wayne Nordhagen, R OBP: 0.294, SLG: 0.468 (1, 7)										4	0	0	0	0	0	3				
Rusty Kuntz, R OBP: 0.316, SLG: 0.343 (9, 7)										0	0	0	0	0	0	0				
Jim Morrison, R OBP: 0.318, SLG: 0.412 (1, 4)										4	0	0	0	0	1	3				
Mary Foley, L OBP: 0.243, SLG: 0.303 (1, 2)										3	0	0	0	0	0	1				
Fran Mullins, R OBP: 0.368, SLG: 0.467 (1, 5)										2	0	0	0	1	1	0				
Todd Cruz, R OBP: 0.273, SLG: 0.309 (1, 6)										2	0	0	0	1	1	1				
Inning Stats	R: 0 E: 0 K: 0 S: 3	H: 0 LOB: 0 BB: 0 P: 3	R: 0 E: 0 K: 0 S: 4	H: 1 LOB: 1 BB: 0 P: 4	R: 1 E: 0 K: 1 S: 6	H: 1 LOB: 0 BB: 0 P: 6	R: 0 E: 0 K: 0 S: 3	H: 0 LOB: 0 BB: 0 P: 3	R: 0 E: 0 K: 1 S: 5	H: 0 LOB: 0 BB: 1 P: 5	R: 0 E: 0 K: 0 S: 3	H: 1 LOB: 0 BB: 0 P: 3	R: 0 E: 0 K: 1 S: 5	H: 0 LOB: 1 BB: 1 P: 9	R: 1 E: 0 K: 0 S: 5	H: 2 LOB: 2 BB: 1 P: 9	1B: 2 2B: 1 3B: 1 HR: 1	SF: 0 SAC: 0 DP: 1 HBP: 0	WP: 0 PB: 0 SB: 0 CS: 1	PA: 33
PITCHER Glenn Abbott, R ERA: 4.02 (1, 1)	IP: 9.0 WLS: L BF: 33 H: 5 R: 2 ER: 2 SO: 3 BB: 3 IBB: 0 HBP: 0 BLK: 0 WP: 0 HR: 1 S: 36 P: 48 ERA: 2.00 WHIP: 0.889																			

Chicago White Sox @ Seattle Mariners
The Kingdome, Seattle, WA
Tue Sep 16 1980, 10:05 PM EDT
Att.: 5,149 - Dome

AB 30
R 2
H 5
RBI 2
BB 3
SO 3
LOB 12



Batter	1	2	3	4	5	6	7	8	9	AB	R	H	RBI	BB	SO	LOB	BOTTOM			
Julio Cruz, S OBP: 0.310, SLG: 0.262 (1, 4)										3	1	0	0	1	0	1				
Joe Simpson, L OBP: 0.303, SLG: 0.330 (1, 9)										4	0	0	0	0	0	1				
Larry Milbourne, S OBP: 0.313, SLG: 0.345 (1, 10)										4	0	0	0	0	0	1				
Bruce Bochte, L OBP: 0.376, SLG: 0.450 (1, 3)										3	0	2	0	1	0	0				
Kim Allen, R OBP: 0.313, SLG: 0.400 (9, PR)										0	0	0	0	0	0	0				
Dan Meyer, L OBP: 0.317, SLG: 0.412 (1, 7)										4	0	1	1	0	0	2				
Rod Craig, S OBP: 0.308, SLG: 0.386 (1, 8)										4	0	2	0	0	0	2				
Jerry Narron, L OBP: 0.226, SLG: 0.240 (1, 2)										2	0	1	0	0	1	0				
Dave Edler, R OBP: 0.175, SLG: 0.189 (1, 5)										3	0	0	0	0	0	2				
Mario Mendoza, R OBP: 0.296, SLG: 0.323 (1, 6)										2	0	1	0	0	0	0				
Tom Paciorek, R OBP: 0.303, SLG: 0.441 (8, PH)										1	0	0	0	0	0	1				
Jim Anderson, R OBP: 0.290, SLG: 0.326 (9, 6)										0	0	0	0	0	0	0				
Inning Stats	R: 0 E: 0 K: 0 S: 3	H: 0 LOB: 0 BB: 0 P: 3	R: 0 E: 0 K: 0 S: 3	H: 1 LOB: 0 BB: 0 P: 3	R: 0 E: 0 K: 0 S: 3	H: 1 LOB: 0 BB: 0 P: 3	R: 0 E: 0 K: 0 S: 3	H: 0 LOB: 0 BB: 0 P: 3	R: 0 E: 0 K: 1 S: 6	H: 1 LOB: 1 BB: 0 P: 6	R: 0 E: 0 K: 0 S: 4	H: 1 LOB: 1 BB: 0 P: 4	R: 0 E: 0 K: 0 S: 4	H: 1 LOB: 1 BB: 0 P: 4	R: 1 E: 0 K: 0 S: 4	H: 1 LOB: 2 BB: 2 P: 12	1B: 7 2B: 0 3B: 0 HR: 0	SF: 0 SAC: 1 DP: 2 HBP: 0	WP: 0 PB: 0 SB: 1 CS: 1	PA: 34
PITCHER Richard Dotson, R ERA: 4.04 (1, 1)	IP: 8.2 WLS: W BF: 32 H: 7 R: 1 ER: 1 SO: 1 BB: 2 IBB: 0 HBP: 0 BLK: 0 WP: 0 HR: 0 S: 32 P: 40 ERA: 1.04 WHIP: 1.038																			
Ed Farmer, R ERA: 3.21 (9, 1)	IP: 0.1 WLS: S BF: 1 H: 0 R: 0 ER: 0 SO: 0 BB: 0 IBB: 0 HBP: 0 BLK: 0 WP: 0 HR: 0 S: 1 P: 1 ERA: 0.00 WHIP: 0.000																			

Chicago White Sox @ Seattle Mariners
The Kingdome, Seattle, WA
Tue Sep 16 1980, 10:05 PM EDT
Att.: 5,149 - Dome


AB 30
R 1
H 7
RBI 1
BB 2
SO 1
LOB 10



Batter	1	2	3	4	5	6	7	8	9	AB	R	H	RBI	BB	SO	LOB	TOP								
Chet Lemon, R (1, 10) OBP: 0.383, SLG: 0.448	4-0 1B BB		0-0 F8			0-0 4-3		0-0 L7		3	0	0	0	1	0	1									
Rusty Kuntz, R (1, 8) OBP: 0.286, SLG: 0.308	0-0 F9		0-0 5-3			0-3 K		0-0 F9		4	0	0	0	0	1	2									
Harold Baines, L (1, 9) OBP: 0.281, SLG: 0.408	0-3 K			0-0 6-3		0-0 4-3		0-3 K2-3		4	0	0	0	0	2	2									
Lamar Johnson, R (1, 3) OBP: 0.333, SLG: 0.416	0-0 S 1B			0-0 F9				0-0 2B		4	0	2	0	0	0	0									
Wayne Nordhagen, R (1, 7) OBP: 0.291, SLG: 0.463	0-3 K			0-0 F7				0-0 F3		4	0	0	0	0	1	3									
Jim Morrison, R (1, 4) OBP: 0.318, SLG: 0.411		0-0 F7				0-0 F4		0-0 1B 1B		4	0	1	0	0	0	1									
Glenn Borgmann, R (1, 2) Richard Dotson, R (7, PR) Bruce Kimm, R (7, 2) OBP: 0.329, SLG: 0.357 OBP: 0.290, SLG: 0.291		0-0 5-3				0-0 FC4-6 1B		4-0 1B BB		2	0	1	0	1	0	0	AB 33 R 0 H 6 RBI 0 BB 2 SO 6 LOB 15								
Fran Mullins, R (1, 5) Leo Sutherland, L (9, PH) OBP: 0.318, SLG: 0.389 OBP: 0.276, SLG: 0.297		0-0 4-3				0-0 F7		0-0 F3	0-3 K	3	0	0	0	0	0	3									
Todd Cruz, R (1, 6) OBP: 0.274, SLG: 0.313			0-3 K			0-0 FC4-6 1-2			0-0 2B	3	0	1	0	0	1	1									
Inning Stats	R: 0 E: 0 K: 2 S: 8	H: 1 LOB: 2 BB: 1 P: 12	R: 0 E: 0 K: 0 S: 3	H: 0 LOB: 0 BB: 0 P: 3	R: 0 E: 0 K: 1 S: 5	H: 0 LOB: 0 BB: 0 P: 5	R: 0 E: 0 K: 0 S: 3	H: 0 LOB: 0 BB: 0 P: 3	R: 0 E: 0 K: 0 S: 4	H: 1 LOB: 1 BB: 0 P: 4	R: 0 E: 0 K: 1 S: 5	H: 0 LOB: 0 BB: 0 P: 5	R: 0 E: 0 K: 0 S: 4	H: 1 LOB: 2 BB: 1 P: 8	R: 0 E: 0 K: 1 S: 6	H: 1 LOB: 2 BB: 0 P: 6	R: 0 E: 0 K: 1 S: 7	H: 2 LOB: 2 BB: 0 P: 7	1B: 4 2B: 2 3B: 0 HR: 0	SF: 0 SAC: 0 DP: 0 HBP: 0	WP: 0 PB: 0 SB: 1 CS: 0	PA: 35			
PITCHER	IP WLS BF H R ER SO BB IBB HBP BLK WP HR S P ERA WHIP	8.2 W 34 6 0 0 5 2 0 0 0 0 0 0 42 50 0.00 0.923	0.1 S 1 0 0 0 1 0 0 0 0 0 0 0 3 3 0.00 0.000																						

Chicago White Sox @ Seattle Mariners
The Kingdome, Seattle, WA
Wed Sep 17 1980, 10:05 PM EDT
Att: 5,435 - Dome

AB 33
R 0
H 6
RBI 0
BB 2
SO 6
LOB 15



Batter	1	2	3	4	5	6	7	8	9	AB	R	H	RBI	BB	SO	LOB	BOTTOM								
Kim Allen, R (1, 4) OBP: 0.350, SLG: 0.389	0-0 5-3			0-0 BLK S 6-3 1B	0-0 B1-3			4-0 4-3 S 2B BB		3	2	1	0	1	0	1									
Rod Craig, S (1, 8) OBP: 0.302, SLG: 0.378	0-0 5-3			0-0 6-3 1-2		0-3 K		0-0 4-3 1-3		4	0	0	0	0	1	2									
Reggie Walton, R (1, 10) OBP: 0.266, SLG: 0.361	0-0 4-3			0-0 6-3 2H		0-0 5-3		0-0 2B 3H		4	0	1	2	0	0	0									
Tom Paciorek, R (1, 3) OBP: 0.308, SLG: 0.445		0-0 G6-4-3 1B		4-0 S BB		0-0 2B		0-3 K		3	0	2	0	1	1	1									
Dan Meyer, L (1, 7) OBP: 0.316, SLG: 0.409		0-3 K		0-0 4-3 1-2		0-0 L4		4-0 IBB		3	0	0	0	1	1	3									
Leon Roberts, R (1, 9) OBP: 0.327, SLG: 0.417		0-0 G6-4-3 1-2			0-0 HBP S G4-3 1B			0-0 3-1		4	1	1	0	0	0	3									
Dave Edler, R (1, 5) OBP: 0.209, SLG: 0.300			0-0 F4		0-0 G4-3 HBP 1B			0-0 HR		3	1	2	1	0	0	0	AB 29 R 4 H 7 RBI 3 BB 3 SO 4 LOB 12								
Jim Anderson, R (1, 6) Mario Mendoza, R (8, 6) OBP: 0.290, SLG: 0.324 OBP: 0.296, SLG: 0.323			0-0 6-3		1-0 G4-3 HBP 1B			0-0 F7		2	0	0	0	0	0	0									
Larry Cox, R (1, 2) OBP: 0.256, SLG: 0.290			0-3 K		0-0 G4-3 1-2 2-3 3H			0-0 F8		3	0	0	0	0	1	2									
Inning Stats	R: 0 E: 0 K: 0 S: 3	H: 0 LOB: 0 BB: 0 P: 3	R: 0 E: 0 K: 1 S: 5	H: 1 LOB: 0 BB: 0 P: 5	R: 0 E: 0 K: 1 S: 5	H: 0 LOB: 0 BB: 0 P: 5	R: 1 E: 0 K: 0 S: 4	H: 1 LOB: 1 BB: 1 P: 8	R: 1 E: 0 K: 0 S: 4	H: 2 LOB: 1 BB: 0 P: 5	R: 0 E: 0 K: 1 S: 6	H: 1 LOB: 1 BB: 0 P: 6	R: 1 E: 0 K: 0 S: 4	H: 1 LOB: 0 BB: 0 P: 4	R: 1 E: 0 K: 1 S: 6	H: 1 LOB: 2 BB: 2 P: 14	R: 1 E: 0 K: 1 S: 6	H: 1 LOB: 2 BB: 2 P: 14	1B: 4 2B: 2 3B: 0 HR: 1	SF: 0 SAC: 0 DP: 2 HBP: 1	WP: 0 PB: 0 SB: 3 CS: 0	PA: 33			
PITCHER	IP WLS BF H R ER SO BB IBB HBP BLK WP HR S P ERA WHIP	7.1 L 30 7 4 4 3 2 0 1 1 0 0 4 8 0.00 0.000	0.2 3 0 0 0 1 0 1 0 0 0 0 0 4 8 0.00 0.000																						

Chicago White Sox @ Seattle Mariners
The Kingdome, Seattle, WA
Wed Sep 17 1980, 10:05 PM EDT
Att: 5,435 - Dome

AB 29
R 4
H 7
RBI 3
BB 3
SO 4
LOB 12



Batter	1	2	3	4	5	6	7	8	9	AB	R	H	RBI	BB	SO	LOB	TOP								
Chet Lemon, R OBP: 0.397, SLG: 0.447 (1, 8)										1	1	0	0	4	0	0									
Leo Sutherland, L OBP: 0.283, SLG: 0.282 (1, 7)										4	0	0	0	0	1	3									
Rusty Kuntz, R OBP: 0.302, SLG: 0.350 (9, PH)										1	0	1	0	0	0	0									
Harold Baines, L OBP: 0.278, SLG: 0.403 (1, 9)										5	0	0	1	0	0	2									
Lamar Johnson, R OBP: 0.336, SLG: 0.416 (8, PR)										2	2	1	0	2	0	0									
Mike Squires, L OBP: 0.340, SLG: 0.343 (8, 3)										1	0	0	0	0	0	2									
Bob Molinaro, L OBP: 0.347, SLG: 0.410 (8, PH)										3	1	2	0	0	0	0									
Greg Pryor, R OBP: 0.263, SLG: 0.329 (8, PH)										1	0	0	0	0	0	2									
Jim Morrison, R OBP: 0.319, SLG: 0.413 (1, 4)										4	1	2	3	0	1	3									
Mary Foley, L OBP: 0.254, SLG: 0.333 (8, PH)										3	0	2	1	0	0	1									
Glenn Borgmann, R OBP: 0.337, SLG: 0.357 (8, 2)										0	0	0	0	0	1	0									
Fran Mullins, R OBP: 0.269, SLG: 0.318 (1, 5)										4	0	0	0	0	0	4									
Todd Cruz, R OBP: 0.270, SLG: 0.308 (1, 6)										4	0	0	0	0	1	1									
Inning Stats	R: 0 E: 0 K: 1 S: 5	H: 0 LOB: 0 BB: 0 P: 5	R: 0 E: 0 K: 0 S: 3	H: 1 LOB: 0 BB: 0 P: 3	R: 0 E: 0 K: 0 S: 4	H: 1 LOB: 2 BB: 1 P: 8	R: 1 E: 0 K: 0 S: 4	H: 1 LOB: 1 BB: 1 P: 8	R: 0 E: 0 K: 0 S: 2	H: 0 LOB: 0 BB: 1 P: 6	R: 3 E: 0 K: 0 S: 7	H: 4 LOB: 1 BB: 0 P: 7	R: 0 E: 0 K: 0 S: 3	H: 0 LOB: 2 BB: 2 P: 13	R: 0 E: 0 K: 1 S: 5	H: 0 LOB: 2 BB: 2 P: 11	R: 1 E: 0 K: 1 S: 7	H: 1 LOB: 2 BB: 1 P: 11	1B: 3 2B: 5 3B: 0 HR: 0	SF: 0 SAC: 1 DP: 0 HBP: 0	WP: 0 PB: 0 SB: 0 CS: 2	PA: 43			
PITCHER	IP	WLS	BF	H	R	ER	SO	BB	IBB	HBP	BLK	WP	HR	S	P	ERA	WHIP								
Jim Beattie, R ERA: 5.09 (1, 1)	7.0		31	7	4	4	1	5	0	0	0	0	0	28	48	5.14	1.714								
Shane Rawley, L ERA: 3.33 (8, 1)	1.1	L	8	1	1	1	2	2	0	0	0	0	0	10	18	6.75	2.250								
Dave Roberts, L ERA: 4.05 (9, 1)	0.1		1	0	0	0	0	0	0	0	0	0	0	1	1	0.00	0.000								
Manny Sarmiento, R ERA: 4.91 (9, 1)	0.1		1	0	0	0	0	0	0	0	0	0	0	1	1	0.00	0.000								

Chicago White Sox @ Seattle Mariners
The Kingdome, Seattle, WA
Thu Sep 18 1980, 10:05 PM EDT
Att: 4,293 - Dome

AB	33
R	5
H	8
RBI	5
BB	7
SO	3
LOB	18



Batter	1	2	3	4	5	6	7	8	9	AB	R	H	RBI	BB	SO	LOB	BOTTOM								
Kim Allen, R OBP: 0.391, SLG: 0.400 (1, 4)										2	0	1	0	1	0	0									
Joe Simpson, L OBP: 0.302, SLG: 0.329 (7, PH)										1	0	0	0	0	0	2									
Juan Beniquez, R OBP: 0.275, SLG: 0.353 (9, PH)										1	0	0	0	0	0	0									
Rod Craig, S OBP: 0.310, SLG: 0.383 (1, 8)										5	0	3	1	0	1	2									
Reggie Walton, R OBP: 0.254, SLG: 0.344 (7, PH)										3	0	0	0	0	1	2									
Jerry Narron, L OBP: 0.235, SLG: 0.250 (8, 2)										1	0	1	1	0	0	0									
Bill Stein, R OBP: 0.335, SLG: 0.397 (9, PH)										1	0	1	0	0	0	0									
Larry Cox, R OBP: 0.256, SLG: 0.290 (9, PR)										0	0	0	0	0	0	0									
Tom Paciorek, R OBP: 0.305, SLG: 0.442 (7, PH)										3	0	0	0	0	0	2									
Bruce Bochte, L OBP: 0.377, SLG: 0.449 (8, 3)										1	0	0	0	1	0	2									
Leon Roberts, R OBP: 0.329, SLG: 0.416 (1, 7)										3	0	1	0	1	2	0									
Julio Cruz, S OBP: 0.309, SLG: 0.262 (8, PR)										1	0	0	0	0	0	3									
Willie Horton, R OBP: 0.304, SLG: 0.306 (1, 10)										3	0	1	0	0	0	1									
Dave Edler, R OBP: 0.234, SLG: 0.286 (1, 5)										2	1	0	0	2	0	2									
Mario Mendoza, R OBP: 0.296, SLG: 0.323 (8, PH)										3	1	1	0	0	0	2									
Larry Milbourne, S OBP: 0.312, SLG: 0.344 (9, 6)										1	0	0	0	0	0	2									
Marc Hill, R OBP: 0.226, SLG: 0.314 (7, PR)										3	1	2	2	0	0	1									
Jim Anderson, R OBP: 0.290, SLG: 0.324 (8, 4)										0	1	0	0	0	0	0									
Dan Meyer, L OBP: 0.315, SLG: 0.409 (8, PH)										1	0	0	0	0	0	2									
Inning Stats	R: 0 E: 0 K: 0 S: 4	H: 2 LOB: 1 BB: 0 P: 4	R: 0 E: 0 K: 1 S: 4	H: 0 LOB: 0 BB: 1 P: 8	R: 1 E: 0 K: 1 S: 6	H: 1 LOB: 0 BB: 0 P: 6	R: 0 E: 0 K: 0 S: 4	H: 1 LOB: 1 BB: 0 P: 4	R: 0 E: 0 K: 2 S: 7	H: 0 LOB: 0 BB: 0 P: 7	R: 3 E: 0 K: 0 S: 7	H: 4 LOB: 2 BB: 1 P: 11	R: 0 E: 0 K: 0 S: 4	H: 0 LOB: 2 BB: 1 P: 8	R: 0 E: 0 K: 0 S: 4	H: 2 LOB: 2 BB: 1 P: 8	R: 0 E: 0 K: 0 S: 4	H: 2 LOB: 2 BB: 1 P: 8	1B: 10 2B: 1 3B: 0 HR: 1	SF: 0 SAC: 1 DP: 2 HBP: 0	WP: 0 PB: 1 SB: 0 CS: 1	PA: 42			
PITCHER	IP	WLS	BF	H	R	ER	SO	BB	IBB	HBP	BLK	WP	HR	S	P	ERA	WHIP								
Steve Trout, L ERA: 3.41 (1, 1)	6.1		27	7	4	4	4	3	0	0	0	0	0	32	44	5.68	1.579								
Ed Farmer, R ERA: 3.2 (7, 1)	0.1		3	2	0	0	0	0	0	0	0	0	0	3	3	0.00	6.000								
Rich Wortham, L ERA: 5.82 (7, 1)	0.1		3	0	0	0	0	1	0	0	0	0	0	2	6	0.00	3.000								
Mike Proly, R ERA: 3.19 (8, 1)	1.0	W	3	0	0	0	0	0	0	0	0	0	0	3	3	0.00	0.000								
Guy Hoffen, L ERA: 3.26 (9, 1)	1.0	S	5	2	0	0	0	1	0	0	0	0	0	4	8	0.00	3.000								

Chicago White Sox @ Seattle Mariners
The Kingdome, Seattle, WA
Thu Sep 18 1980, 10:05 PM EDT
Att: 4,293 - Dome

AB	35
R	4
H	11
RBI	4
BB	5
SO	4
LOB	23



Batter	1	2	3	4	5	6	7	8	9	AB	R	H	RBI	BB	SO	LOB	TOP					
Kim Allen, R OBP: 0.444, SLG: 0.458 (1,4)										4	0	3	0	0	0	2	Seattle Mariners @ Milwaukee Brewers Milwaukee County Stadium, Milwaukee, WI Fri Sep 19 1980, 8:05 PM EDT Att. 7,470 - Unknown - 67 F					
Rod Craig, S OBP: 0.304, SLG: 0.376 (1,8)										4	0	0	0	0	0	3						
Bruce Bochte, L OBP: 0.376, SLG: 0.447 (1,3)										4	0	1	0	0	2	1						
Tom Paciorek, R OBP: 0.302, SLG: 0.438 (1,7)										4	0	0	0	0	2							
Willie Horton, R OBP: 0.300, SLG: 0.301 (1,10)										4	0	0	0	0	0	0						
Reggie Walton, R OBP: 0.243, SLG: 0.328 (1,9)										3	0	0	0	0	0	0						
Dave Edler, R OBP: 0.240, SLG: 0.289 (1,5)										3	0	1	0	0	1	0						
Marc Hill, R OBP: 0.222, SLG: 0.308 (8, PH)										2	0	0	0	0	0	2						
Leon Roberts, R OBP: 0.328, SLG: 0.415 (8, PH)										1	0	0	0	0	0	0						
Larry Cox, R OBP: 0.256, SLG: 0.290 (8, PH)										0	0	0	0	0	0	0						
Mario Mendoza, R OBP: 0.298, SLG: 0.322 (8, PH)										1	0	0	0	1	0	0						
Jim Anderson, R OBP: 0.289, SLG: 0.322 (8, PH)										1	0	0	0	0	0	0						
Inning Stats	R: 0 E: 0 K: 1 S: 6	H: 1 LOB: 1 BB: 0 P: 6	R: 0 E: 0 K: 1 S: 5	H: 0 LOB: 0 BB: 0 P: 5	R: 0 E: 0 K: 0 S: 4	H: 1 LOB: 1 BB: 0 P: 4	R: 0 E: 0 K: 0 S: 3	H: 0 LOB: 0 BB: 0 P: 3	R: 0 E: 1 K: 0 S: 4	H: 1 LOB: 2 BB: 1 P: 8	R: 0 E: 0 K: 0 S: 3	H: 0 LOB: 0 BB: 0 P: 3	R: 0 E: 0 K: 0 S: 3	H: 0 LOB: 0 BB: 0 P: 3	R: 0 E: 0 K: 0 S: 4	H: 1 LOB: 1 BB: 0 P: 4	R: 0 E: 0 K: 1 S: 5	H: 0 LOB: 0 BB: 0 P: 5	1B: 5 2B: 1 3B: 0 HR: 0	SF: 0 SAC: 0 DP: 2 HBP: 0	WP: 0 PB: 0 SB: 4 CS: 0	PA: 32
PITCHER Bob McClure, L ERA: 3.2 (1,1)	IP: 9.0 WLS: W BF: 32	H: 5 R: 0 ER: 0 SO: 3	BB: 1 IBB: 0 HBP: 0 BLK: 0	WP: 0 HR: 0 S: 37 P: 41	ERA: 0.00 WHIP: 0.667	PITCHER																

Batter	1	2	3	4	5	6	7	8	9	AB	R	H	RBI	BB	SO	LOB	BOTTOM					
Paul Moltor, R OBP: 0.368, SLG: 0.422 (1,4)										4	2	3	0	0	0	0	Seattle Mariners @ Milwaukee Brewers Milwaukee County Stadium, Milwaukee, WI Fri Sep 19 1980, 8:05 PM EDT Att. 7,470 - Unknown - 67 F					
Robin Yount, R OBP: 0.324, SLG: 0.530 (1,6)										4	1	1	1	0	1	2						
Cecil Cooper, L OBP: 0.392, SLG: 0.536 (1,3)										4	1	1	0	0	0	2						
Gorman Thomas, R OBP: 0.306, SLG: 0.476 (1,8)										3	0	1	1	1	2	2						
Ben Oglivie, L OBP: 0.360, SLG: 0.549 (1,7)										4	0	2	2	0	1	2						
Dick Davis, R OBP: 0.297, SLG: 0.385 (1,9)										4	0	0	0	0	1	4						
Vic Harris, S OBP: 0.258, SLG: 0.273 (9,9)										0	0	0	0	0	0	0						
Sal Bando, R OBP: 0.276, SLG: 0.318 (1,10)										3	0	0	0	0	0	0						
Jim Gantner, L OBP: 0.322, SLG: 0.374 (1,5)										3	0	1	0	0	0	0						
Buck Martinez, R OBP: 0.268, SLG: 0.313 (1,2)										3	0	0	0	0	0	0						
Inning Stats	R: 0 E: 1 K: 2 S: 9	H: 1 LOB: 2 BB: 0 P: 9	R: 0 E: 0 K: 0 S: 3	H: 0 LOB: 0 BB: 0 P: 3	R: 3 E: 0 K: 0 S: 7	H: 5 LOB: 1 BB: 0 P: 7	R: 0 E: 0 K: 0 S: 3	H: 1 LOB: 0 BB: 0 P: 3	R: 1 E: 0 K: 1 S: 7	H: 2 LOB: 2 BB: 1 P: 11	R: 0 E: 0 K: 0 S: 3	H: 0 LOB: 0 BB: 0 P: 3	R: 0 E: 0 K: 1 S: 5	H: 0 LOB: 0 BB: 0 P: 5	R: 0 E: 0 K: 1 S: 5	H: 0 LOB: 0 BB: 0 P: 5	R: 0 E: 0 K: 1 S: 5	H: 0 LOB: 0 BB: 0 P: 5	1B: 5 2B: 4 3B: 1 HR: 0	SF: 0 SAC: 0 DP: 1 HBP: 0	WP: 1 PB: 0 SB: 0 CS: 0	PA: 33
PITCHER Rick Honeycutt, L ERA: 4.02 (1,1)	IP: 8.0 WLS: L BF: 33	H: 9 R: 4 ER: 4 SO: 5	BB: 1 IBB: 0 HBP: 0 BLK: 0	WP: 1 HR: 0 S: 42 P: 46	ERA: 4.50 WHIP: 1.250	PITCHER																

Batter	1	2	3	4	5	6	7	8	9	AB	R	H	RBI	BB	SO	LOB	TOP					
Kim Allen, R OBP: 0.406, SLG: 0.393 (1, 4)	B3		L5		1B 2B BB		F9		K	4	1	0	0	1	1	2	Seattle Mariners @ Milwaukee Brewers Milwaukee County Stadium, Milwaukee, WI Sat Sep 20 1980, 8:05 PM EDT Att: 23,328 - Unknown - 65 F livebaseballscorecards.com					
Rod Craig, S OBP: 0.301, SLG: 0.371 (1, 8)	F9		F3		2B 1B		FC6-4		E4	5	2	1	0	0	0	2						
Bruce Bochte, L OBP: 0.378, SLG: 0.446 (1, 3)					F2		1B BB		FC4	2	0	0	1	3	0	3						
Willie Horton, R OBP: 0.303, SLG: 0.307 (1, 10)	F9				K					4	0	2	3	0	1	2						
Jim Anderson, R OBP: 0.291, SLG: 0.325 (7, PR)					1-H 3-H 2B					1	0	1	0	0	0	0						
Leon Roberts, R OBP: 0.331, SLG: 0.415 (1, 9)					BB					2	0	1	0	1	0	1						
Joe Simpson, L OBP: 0.301, SLG: 0.327 (7, PH)					1-2 BB					2	0	0	0	0	0	4						
Dan Meyer, L OBP: 0.315, SLG: 0.406 (1, 7)	F7				4-3				E6	3	0	0	0	1	0	1						
Dave Edler, R OBP: 0.241, SLG: 0.271 (1, 5)					K				G1-4-3	3	0	0	0	1	2	4						
Mario Mendoza, R OBP: 0.293, SLG: 0.317 (1, 6)	L3				F9				G3	4	0	0	0	0	0	5						
Larry Cox, R OBP: 0.253, SLG: 0.286 (1, 2)					F9				E5	3	0	0	0	0	0	0						
Jerry Narron, L OBP: 0.244, SLG: 0.260 (9, PH)					5-3				FC4	1	1	1	0	0	0	0						
Inning Stats	R: 0 E: 0 K: 0 S: 3	H: 0 LOB: 1 BB: 1 P: 7	R: 0 E: 0 K: 0 S: 3	H: 1 LOB: 1 BB: 1 P: 7	R: 0 E: 0 K: 0 S: 3	H: 0 LOB: 0 BB: 0 P: 3	R: 0 E: 0 K: 2 S: 7	H: 0 LOB: 3 BB: 3 P: 19	R: 2 E: 0 K: 0 S: 5	H: 2 LOB: 1 BB: 1 P: 9	R: 0 E: 0 K: 1 S: 5	H: 0 LOB: 0 BB: 0 P: 5	R: 1 E: 1 K: 0 S: 5	H: 1 LOB: 2 BB: 1 P: 9	R: 0 E: 0 K: 0 S: 3	H: 0 LOB: 0 BB: 0 P: 3	R: 1 E: 1 K: 1 S: 8	H: 2 LOB: 2 BB: 0 P: 8	1B: 5 2B: 2 3B: 0 HR: 0	SF: 0 SAC: 0 DP: 2 HBP: 0	WP: 0 PB: 0 SB: 2 CS: 0	PA: 41
PITCHER	IP WLS BF H R ER SO BB IBB HBP BLK WP HR S P ERA WHIP																					
Dave LaPoint, L ERA: 2.45 (1, 1)	6.2 W 30 3 3 2 3 7 0 0 0 0 0 0 29 57 2.70 1.500																					
Bill Castro, R ERA: 2.75 (7, 1)	2.1 S 11 3 1 0 1 0 0 0 0 0 0 0 13 13 0.00 1.286																					

Batter	1	2	3	4	5	6	7	8	9	AB	R	H	RBI	BB	SO	LOB	BOTTOM			
Paul Moltor, R OBP: 0.373, SLG: 0.425 (1, 4)	6-3		E 5-3 6-3 1B		F8 1B G3 1B		SH BB			4	3	3	0	1	0	0	Seattle Mariners @ Milwaukee Brewers Milwaukee County Stadium, Milwaukee, WI Sat Sep 20 1980, 8:05 PM EDT Att: 23,328 - Unknown - 65 F livebaseballscorecards.com			
Robin Yount, R OBP: 0.324, SLG: 0.528 (1, 6)	F4		5-3		G3 F8 HR 1B		SH 1B		F4	5	2	2	0	0	0	2				
Cecil Cooper, L OBP: 0.391, SLG: 0.534 (1, 3)	1B		E1 6-3 2-3		F8 1-2 2-3		SH 1B		L9	4	1	1	0	0	0	4				
Ben Oglivie, L OBP: 0.359, SLG: 0.546 (1, 7)			6-3		G3		K		F7	5	0	1	2	0	1	5				
Gorman Thomas, R OBP: 0.307, SLG: 0.480 (1, 8)	F7		5-3		HR		E 1B SF8 IBB			3	2	1	2	1	0	3				
John Poff, L OBP: 0.250, SLG: 0.333 (1, 10)			F5		1-3		E8			3	0	0	0	0	0	0				
Dick Davis, R OBP: 0.299, SLG: 0.387 (7, PH)					F9		1-3 2-H 3-H 4-0 1B			1	0	1	2	0	0	0				
Jim Gantner, L OBP: 0.326, SLG: 0.376 (1, 5)					1B 1B		4-3			3	0	2	0	1	0	0				
Vic Harris, S OBP: 0.273, SLG: 0.281 (1, 9)					1B		SH CS BB		SF8	2	0	1	1	1	0	1				
Ned Yost, R OBP: 0.133, SLG: 0.133 (1, 2)	FC6-4				F7		K		F4	4	0	0	0	0	1	5				
Inning Stats	R: 0 E: 0 K: 0 S: 5	H: 2 LOB: 2 BB: 0 P: 5	R: 0 E: 0 K: 0 S: 4	H: 1 LOB: 0 BB: 0 P: 4	R: 1 E: 1 K: 0 S: 5	H: 1 LOB: 1 BB: 0 P: 5	R: 0 E: 0 K: 0 S: 4	H: 2 LOB: 1 BB: 0 P: 4	R: 3 E: 0 K: 0 S: 6	H: 3 LOB: 0 BB: 0 P: 6	R: 0 E: 0 K: 1 S: 4	H: 0 LOB: 1 BB: 1 P: 8	R: 4 E: 2 K: 1 S: 8	H: 2 LOB: 2 BB: 3 P: 20	R: 0 E: 0 K: 0 S: 4	H: 1 LOB: 1 BB: 0 P: 4	1B: 11 2B: 1 3B: 0 HR: 1	SF: 1 SAC: 1 DP: 1 HBP: 0	WP: 0 PB: 0 SB: 1 CS: 1	PA: 40
PITCHER	IP WLS BF H R ER SO BB IBB HBP BLK WP HR S P ERA WHIP																			
Rob Dressler, R ERA: 4.06 (1, 1)	5.1 L 26 9 4 3 0 1 0 0 0 0 0 0 4 8 5.06 1.875																			
Mike Parrott, R ERA: 7.53 (6, 1)	0.2 3 1 2 2 1 1 0 0 0 0 0 0 4 8 27.00 3.000																			
Dave Roberts, L ERA: 4.03 (7, 1)	0.1 3 0 0 0 0 1 0 1 0 0 0 0 4 8 0.00 0.000																			
Manny Sarmiento, R ERA: 4.26 (7, 1)	1.2 8 2 2 0 0 0 0 1 0 0 0 0 7 11 0.00 1.200																			

Batter	1	2	3	4	5	6	7	8	9	AB	R	H	RBI	BB	SO	LOB	TOP			
Julio Cruz, S OBP: 0.306, SLG: 0.258 (1,4)	L6		F6	FC6-4			K	CS	F7	5	0	0	0	0	1	2	Seattle Mariners @ Milwaukee Brewers Milwaukee County Stadium, Milwaukee, WI Sun Sep 21 1980, 4:33 AM EDT Alt. 9,642 - Unknown - 67 F livebaseballscores.com			
Joe Simpson, L OBP: 0.301, SLG: 0.327 (1,9)			4-3		G3		F7		F8	3	1	1	0	0	0	0				
Leon Roberts, R OBP: 0.329, SLG: 0.413 (7, PH)	1B									2	0	0	0	0	0	0				
Larry Milbourne, S OBP: 0.317, SLG: 0.349 (1,6)				L3	F7					5	1	3	0	0	0	0				
Mario Mendoza, R OBP: 0.293, SLG: 0.317 (9,6)							HR			0	0	0	0	0	0	0				
Bruce Bochte, L OBP: 0.378, SLG: 0.454 (1,3)	SF7			6-3	1-3				4-3	4	2	2	3	0	0	1				
Dan Meyer, L OBP: 0.313, SLG: 0.403 (1,7)					6-3		1-3		G3	4	0	0	0	0	0	2				
Willie Horton, R OBP: 0.308, SLG: 0.321 (1,10)		F8								3	1	2	2	1	0	0				
Kim Allen, R OBP: 0.406, SLG: 0.393 (8, PR)				HR		BB			S	0	1	0	0	0	0	0				
Juan Beniquez, R OBP: 0.278, SLG: 0.353 (1,8)		1-3		1B	1B				K	3	1	1	0	1	1	1				
Jerry Narron, L OBP: 0.250, SLG: 0.266 (1,2)										2	0	1	0	0	0	0				
Bill Stein, R OBP: 0.333, SLG: 0.395 (6, PH)										1	0	0	0	0	0	2				
Marc Hill, R OBP: 0.229, SLG: 0.314 (6,2)									FC5-4	1	0	1	1	0	0	0				
Dave Edler, R OBP: 0.241, SLG: 0.269 (1,5)					6-3				FC5-4	4	0	1	1	0	0	3				
Inning Stats	R: 1 E: 0 K: 0 S: 5	H: 2 LOB: 1 BB: 0 P: 5	R: 0 E: 0 K: 0 S: 3	H: 0 LOB: 0 BB: 0 P: 3	R: 0 E: 0 K: 0 S: 3	H: 0 LOB: 0 BB: 0 P: 3	R: 3 E: 0 K: 0 S: 8	H: 5 LOB: 2 BB: 0 P: 8	R: 0 E: 0 K: 0 S: 4	H: 1 LOB: 2 BB: 1 P: 8	R: 2 E: 0 K: 1 S: 7	H: 2 LOB: 0 BB: 0 P: 7	R: 1 E: 0 K: 1 S: 5	H: 1 LOB: 1 BB: 1 P: 9	R: 0 E: 0 K: 0 S: 4	H: 1 LOB: 1 BB: 0 P: 4	1B: 9 2B: 1 3B: 0 HR: 2	SF: 1 SAC: 0 DP: 0 HBP: 0	WP: 0 PB: 0 SB: 3 CS: 1	PA: 41
PITCHER	IP WLS BF H R ER SO BB IBB HBP BLK WP HR S P ERA WHIP																			
Paul Mitchell, R ERA: 3.53 (1,1)	3.2 L 18 7 4 4 0 0 0 0 0 0 0 1 18 18 9.82 1.909																			
Bill Castro, R ERA: 2.77 (4,1)	0.1 1 0 0 0 0 0 0 0 0 0 0 0 1 1 0.00 0.000																			
Bill Travers, L ERA: 3.83 (5,1)	3.0 13 3 2 2 1 1 0 0 0 0 0 1 14 18 6.00 1.333																			
Fred Holdsworth, R ERA: 4.88 (8,1)	2.0 8 2 1 1 1 1 0 0 0 0 0 0 9 13 4.50 1.500																			

Batter	1	2	3	4	5	6	7	8	9	AB	R	H	RBI	BB	SO	LOB	BOTTOM			
Jim Gantner, L OBP: 0.324, SLG: 0.374 (1,5)	1-3		4-3	F7				K		5	0	1	0	0	1	0	Seattle Mariners @ Milwaukee Brewers Milwaukee County Stadium, Milwaukee, WI Sun Sep 21 1980, 4:33 AM EDT Alt. 9,642 - Unknown - 67 F livebaseballscores.com			
Robin Yount, R OBP: 0.325, SLG: 0.532 (1,6)			5-3		K		1-3		2B	4	2	1	1	1	1	2				
Cecil Cooper, L OBP: 0.391, SLG: 0.533 (1,10)			6-3	1B	1B				F9	5	1	2	0	0	0	1				
Ben Oglivie, L OBP: 0.359, SLG: 0.547 (1,7)			4-3	1B	1B					5	2	2	0	0	0	1				
Gorman Thomas, R OBP: 0.310, SLG: 0.480 (1,8)			F5	1B	1B				2B	4	0	2	2	1	1	1				
John Poff, L OBP: 0.256, SLG: 0.333 (1,3)			4-3	1-2	1B				2B	3	0	1	2	0	0	2				
Sal Bando, R OBP: 0.278, SLG: 0.316 (7, PH)				1-3	1B				F7	1	0	0	0	1	0	1				
Vic Harris, S OBP: 0.290, SLG: 0.322 (1,9)										2	0	1	0	1	0	2				
Mark Brouhard, R OBP: 0.278, SLG: 0.400 (7, PH)										1	0	0	0	0	1	2				
Dick Davis, R OBP: 0.301, SLG: 0.391 (8,9)										1	0	1	0	0	0	0				
Ed Romero, R OBP: 0.324, SLG: 0.340 (1,4)										3	0	0	0	1	1	1				
Paul Molitor, R OBP: 0.372, SLG: 0.424 (9, PH)										1	0	0	0	0	0	2				
Buck Martinez, R OBP: 0.264, SLG: 0.308 (1,2)										3	0	0	0	0	1	3				
Charlie Moore, R OBP: 0.331, SLG: 0.336 (8, PH)										1	0	0	0	0	0	0				
Ned Yost, R OBP: 0.133, SLG: 0.133 (9,2)										0	0	0	0	0	0	0				
Inning Stats	R: 1 E: 0 K: 0 S: 4	H: 1 LOB: 0 BB: 0 P: 4	R: 0 E: 0 K: 1 S: 6	H: 1 LOB: 2 BB: 1 P: 10	R: 2 E: 0 K: 0 S: 7	H: 4 LOB: 2 BB: 0 P: 7	R: 0 E: 0 K: 0 S: 3	H: 0 LOB: 0 BB: 0 P: 3	R: 0 E: 0 K: 1 S: 6	H: 1 LOB: 2 BB: 1 P: 10	R: 0 E: 0 K: 2 S: 8	H: 0 LOB: 2 BB: 1 P: 12	R: 0 E: 0 K: 2 S: 7	H: 0 LOB: 0 BB: 0 P: 7	R: 2 E: 0 K: 0 S: 6	H: 3 LOB: 2 BB: 1 P: 10	1B: 7 2B: 2 3B: 1 HR: 1	SF: 0 SAC: 0 DP: 0 HBP: 0	WP: 0 PB: 0 SB: 0 CS: 0	PA: 44
PITCHER	IP WLS BF H R ER SO BB IBB HBP BLK WP HR S P ERA WHIP																			
Glenn Abbott, R ERA: 4.03 (1,1)	6.0 W 29 8 3 3 2 2 0 0 0 0 0 0 17 25 7.71 1.286																			
Dave Roberts, L ERA: 4.14 (7,1)	2.1 11 1 2 2 4 2 0 0 0 0 0 0 3 3 0.00 6.000																			
Dave Heaverlo, R ERA: 3.89 (9,1)	0.1 S 1 0 0 0 0 0 0 0 0 0 0 0 1 1 0.00 0.000																			
Mike Parrott, R ERA: 7.51 (9,1)	0.1 S 1 0 0 0 0 0 0 0 0 0 0 0 1 1 0.00 0.000																			


Batter	1	2	3	4	5	6	7	8	9	AB	R	H	RBI	BB	SO	LOB	TOP					
Willie Wilson, S OBP: 0.356, SLG: 0.423 (1, 7)										4	2	3	0	0	0	0	Kansas City Royals @ Seattle Mariners The Kingdome, Seattle, WA Tue Sep 23 1980, 10:05 PM EDT Att: 10,879 - Dome					
Hal McRae, R OBP: 0.338, SLG: 0.470 (1, 10)										4	0	1	1	0	0	2						
George Brett, L OBP: 0.456, SLG: 0.659 (1, 5)										4	0	1	1	0	0	1						
Willie Aikens, L OBP: 0.366, SLG: 0.452 (1, 3)										4	1	1	1	0	1	2						
Darrell Porter, L OBP: 0.358, SLG: 0.352 (1, 2)										3	0	0	0	1	0	0						
Amos Otis, R OBP: 0.327, SLG: 0.394 (1, 8)										3	0	1	0	1	0	1						
Clint Hurdle, L OBP: 0.352, SLG: 0.462 (1, 9)										3	0	0	0	1	0	2						
Rance Mulliniks, L OBP: 0.294, SLG: 0.289 (1, 6)										4	0	0	0	0	0	3						
Dave Chalk, R OBP: 0.317, SLG: 0.333 (1, 4)										1	0	0	0	0	0	0						
Ken Phelps, L (4, PH)										1	0	0	0	0	1	2						
Jerry Terrell, R OBP: 0.077, SLG: 0.077 (4, 4)										1	0	0	0	0	0	0						
Inning Stats	R: 1 E: 0 K: 0 S: 4	H: 2 LOB: 0 BB: 0 P: 4	R: 0 E: 0 K: 0 S: 3	H: 0 LOB: 1 BB: 1 P: 7	R: 1 E: 0 K: 1 S: 7	H: 2 LOB: 1 BB: 0 P: 7	R: 0 E: 0 K: 1 S: 6	H: 1 LOB: 2 BB: 1 P: 10	R: 0 E: 0 K: 0 S: 3	H: 0 LOB: 0 BB: 0 P: 3	R: 1 E: 0 K: 0 S: 4	H: 1 LOB: 1 BB: 0 P: 7	R: 0 E: 0 K: 0 S: 4	H: 1 LOB: 1 BB: 0 P: 4	R: 0 E: 0 K: 0 S: 3	H: 0 LOB: 0 BB: 0 P: 3	R: 0 E: 0 K: 0 S: 3	H: 0 LOB: 0 BB: 0 P: 3	1B: 6 2B: 0 3B: 0 HR: 1	SF: 0 SAC: 0 DP: 2 HBP: 0	WP: 0 PB: 0 SB: 3 CS: 0	PA: 35
PITCHER Jim Beattie, R ERA: 4.98 (1, 1)	IP: 9.0 WLS: W BF: 35 H: 7 R: 3 ER: 3 SO: 2 BB: 3 IBB: 0 HBP: 0 BLK: 0 WP: 0 HR: 1 S: 36 P: 48 ERA: 3.00 WHIP: 1.111															PITCHER	IP: 9.0 WLS: W BF: 35 H: 7 R: 3 ER: 3 SO: 2 BB: 3 IBB: 0 HBP: 0 BLK: 0 WP: 0 HR: 1 S: 36 P: 48 ERA: 3.00 WHIP: 1.111					

Batter	1	2	3	4	5	6	7	8	9	AB	R	H	RBI	BB	SO	LOB	BOTTOM					
Julio Cruz, S OBP: 0.310, SLG: 0.260 (1, 4)										5	0	1	0	0	0	1	Kansas City Royals @ Seattle Mariners The Kingdome, Seattle, WA Tue Sep 23 1980, 10:05 PM EDT Att: 10,879 - Dome					
Joe Simpson, L OBP: 0.304, SLG: 0.333 (1, 9)										5	1	3	0	0	0	1						
Larry Milbourne, S OBP: 0.314, SLG: 0.345 (1, 6)										4	0	0	0	0	2	5						
Bruce Bochte, L OBP: 0.378, SLG: 0.453 (1, 3)										3	1	0	0	1	0	1						
Willie Horton, R OBP: 0.311, SLG: 0.329 (1, 10)										3	2	1	1	1	0	0						
Dan Meyer, L OBP: 0.315, SLG: 0.405 (1, 7)										4	1	2	2	0	0	0						
Jerry Narron, L OBP: 0.280, SLG: 0.321 (1, 2)										2	1	2	3	2	0	0						
Rod Craig, S OBP: 0.294, SLG: 0.360 (1, 8)										4	0	0	0	0	2	4						
Dave Edler, R OBP: 0.277, SLG: 0.345 (1, 5)										4	1	2	1	0	0	0						
Inning Stats	R: 5 E: 0 K: 2 S: 10	H: 3 LOB: 0 BB: 2 P: 18	R: 0 E: 1 K: 1 S: 6	H: 1 LOB: 1 BB: 0 P: 6	R: 1 E: 0 K: 1 S: 6	H: 1 LOB: 1 BB: 1 P: 10	R: 1 E: 0 K: 0 S: 5	H: 2 LOB: 1 BB: 0 P: 5	R: 0 E: 0 K: 0 S: 3	H: 0 LOB: 1 BB: 1 P: 7	R: 0 E: 0 K: 0 S: 4	H: 2 LOB: 1 BB: 0 P: 4	R: 0 E: 0 K: 0 S: 5	H: 2 LOB: 2 BB: 0 P: 5	R: 0 E: 0 K: 0 S: 3	H: 0 LOB: 0 BB: 0 P: 3		R: 0 E: 0 K: 0 S: 3	H: 0 LOB: 0 BB: 0 P: 3	1B: 7 2B: 2 3B: 0 HR: 3	SF: 0 SAC: 0 DP: 1 HBP: 0	WP: 0 PB: 0 SB: 0 CS: 0
PITCHER Renie Martin, R ERA: 4.61 (1, 1)	IP: 3.1 WLS: L BF: 20 H: 7 R: 7 ER: 7 SO: 4 BB: 3 IBB: 0 HBP: 0 BLK: 0 WP: 0 HR: 3 S: 25 P: 37 ERA: 18.90 WHIP: 3.000															PITCHER	IP: 3.1 WLS: L BF: 20 H: 7 R: 7 ER: 7 SO: 4 BB: 3 IBB: 0 HBP: 0 BLK: 0 WP: 0 HR: 3 S: 25 P: 37 ERA: 18.90 WHIP: 3.000					
Jeff Twitty, L ERA: 6.04 (4, 1)	IP: 2.2 WLS: L BF: 10 H: 2 R: 0 ER: 0 SO: 0 BB: 1 IBB: 0 HBP: 0 BLK: 0 WP: 0 HR: 0 S: 9 P: 13 ERA: 0.00 WHIP: 1.125															PITCHER	IP: 2.2 WLS: L BF: 10 H: 2 R: 0 ER: 0 SO: 0 BB: 1 IBB: 0 HBP: 0 BLK: 0 WP: 0 HR: 0 S: 9 P: 13 ERA: 0.00 WHIP: 1.125					
Craig Chamberlain, R ERA: 7.56 (7, 1)	IP: 2.0 WLS: L BF: 8 H: 2 R: 0 ER: 0 SO: 0 BB: 0 IBB: 0 HBP: 0 BLK: 0 WP: 0 HR: 0 S: 8 P: 8 ERA: 0.00 WHIP: 1.000															PITCHER	IP: 2.0 WLS: L BF: 8 H: 2 R: 0 ER: 0 SO: 0 BB: 0 IBB: 0 HBP: 0 BLK: 0 WP: 0 HR: 0 S: 8 P: 8 ERA: 0.00 WHIP: 1.000					

Batter	1	2	3	4	5	6	7	8	9	AB	R	H	RBI	BB	SO	LOB	TOP					
Willie Wilson, S (1, 7) OBP: 0.355, SLG: 0.422	0-0 4-3		0-0 FC4-6		0-3 K			0-0 1B		4	0	1	1	0	1	2	Kansas City Royals @ Seattle Mariners The Kingdome, Seattle, WA Wed Sep 24 1980, 10:05 PM EDT Att: 11,180 - Dome					
Onix Concepcion, R (1, 6) OBP: 0.222, SLG: 0.222 U.L. Washington, S (8, PH) OBP: 0.330, SLG: 0.375	0-0 L6		0-0 G4-3			0-0 6-3		0-0 1B		3	0	0	0	0	0	1						
George Brett, L (1, 5) OBP: 0.454, SLG: 0.654	0-0 4-3			0-0 6-3		4-0 G6-4-3 BB		0-0 F7		3	0	0	0	1	0	2						
Hal McRae, R (1, 10) OBP: 0.335, SLG: 0.466		0-0 5-3		0-0 F9		0-0 G6-4-3		0-3 K		4	0	0	0	0	1	1						
Willie Aikens, L (1, 3) OBP: 0.366, SLG: 0.449 Jerry Terrell, R (9, PR) OBP: 0.077, SLG: 0.077	0-0 4-3		0-0 G4-3		0-0 1-3		0-0 4-3	4-0 1B		3	0	0	0	1	0	0						
John Wathan, R (1, 2) OBP: 0.380, SLG: 0.416	4-0 BB			0-0 1-3 SF8 2B		0-0 5-3		0-3 K		3	1	1	0	1	1	1						
Amos Otis, R (1, 8) OBP: 0.324, SLG: 0.390	0-3 K			0-0 1-3		0-0 1-3		0-0 4-3		4	0	0	0	0	1	3						
Jose Cardenal, R (1, 9) OBP: 0.344, SLG: 0.305			0-0 1B FC4-6 1B		0-0 SF8		0-0 4-3			2	1	1	1	0	0	0						
Dave Chalk, R (1, 4) OBP: 0.324, SLG: 0.342 Frank White, R (8, PH) OBP: 0.290, SLG: 0.352	0-0 1-3 1B		0-0 FC4-6 1B		0-0 1B		0-0 6-3			2	0	2	0	0	0	0						
Inning Stats	R: 0 E: 0 K: 0 S: 3	H: 0 LOB: 0 BB: 0 P: 3	R: 0 E: 0 K: 1 S: 5	H: 0 LOB: 1 BB: 1 P: 9	R: 1 E: 0 K: 0 S: 4	H: 2 LOB: 0 BB: 0 P: 4	R: 0 E: 0 K: 0 S: 3	H: 0 LOB: 0 BB: 0 P: 3	R: 1 E: 0 K: 1 S: 7	H: 2 LOB: 1 BB: 0 P: 7	R: 0 E: 0 K: 0 S: 2	H: 0 LOB: 0 BB: 1 P: 6	R: 0 E: 0 K: 0 S: 3	H: 0 LOB: 0 BB: 0 P: 3	R: 0 E: 0 K: 0 S: 5	H: 2 LOB: 2 BB: 0 P: 5		R: 0 E: 0 K: 2 S: 7	H: 0 LOB: 1 BB: 1 P: 11	1B: 5 2B: 1 3B: 0 HR: 0	SF: 1 SAC: 0 DP: 2 HBP: 0	WP: 0 PB: 0 SB: 0 CS: 0
PITCHER	IP	WLS	BF	H	R	ER	SO	BB	IBB	HBP	BLK	WP	HR	S	P	ERA	WHIP					
Rick Honeycutt, L (1, 1) ERA: 3.95	8.0	W	30	6	2	2	2	2	0	0	0	0	0	32	40	2.25	1.000					
Mike Parrott, R (9, 1) ERA: 7.42	1.0	S	4	0	0	0	2	1	0	0	0	0	0	7	11	0.00	1.000					

Batter	1	2	3	4	5	6	7	8	9	AB	R	H	RBI	BB	SO	LOB	BOTTOM				
Kim Allen, R (1, 4) OBP: 0.389, SLG: 0.406 Julio Cruz, S (9, 4) OBP: 0.310, SLG: 0.260	0-0 5-3		0-0 G1-4-3		0-0 F9		0-0 BB 2B			4	0	1	1	0	0	3	Kansas City Royals @ Seattle Mariners The Kingdome, Seattle, WA Wed Sep 24 1980, 10:05 PM EDT Att: 11,180 - Dome				
Rod Craig, S (1, 8) OBP: 0.293, SLG: 0.358	0-0 F9		0-0 F9		0-0 F7		0-0 1B SF8 1B			4	1	1	0	0	0	1					
Reggie Walton, R (1, 9) OBP: 0.276, SLG: 0.370 Bruce Bochte, L (7, PH) OBP: 0.379, SLG: 0.453	0-0 1B		0-0 6-3		0-0 SH2-3 1B		4-0 BB IBB			3	1	2	0	0	0	0					
Willie Horton, R (1, 10) OBP: 0.310, SLG: 0.327	0-0 4-3		0-0 F7		0-0 SF8		4-0 1-2 2-3 BB			2	0	0	1	1	0	1					
Larry Milbourne, S (1, 6) OBP: 0.314, SLG: 0.344 Mario Mendoza, R (9, 6) OBP: 0.290, SLG: 0.313	0-0 4-3		0-0 FC6-4 1B		0-0 SH2-3		0-0 G3			3	0	1	1	0	0	3					
Tom Paciorek, R (1, 3) OBP: 0.301, SLG: 0.435	0-0 F8		0-0 FC6-4 1B		0-0 SH2-3		0-0 G4-6-3 1B			3	1	1	0	0	0	1					
Dan Meyer, L (8, PH) OBP: 0.316, SLG: 0.406	0-0 K		0-0 1B BB		0-0 F7		0-0 SH3 2B 1B			1	0	1	0	0	0	0					
Leon Roberts, R (1, 7) OBP: 0.330, SLG: 0.409 Joe Simpson, L (8, PH) OBP: 0.303, SLG: 0.332	0-3 K		0-0 F9		0-0 F7		0-0 SH3 2B 1B			2	0	0	0	1	2	1					
Dave Edler, R (1, 5) OBP: 0.290, SLG: 0.355	0-0 K		0-0 G1-4-3 1B		0-0 F7		0-0 SH3 2B 1B			4	1	2	0	0	0	2					
Larry Cox, R (1, 2) OBP: 0.258, SLG: 0.291	0-0 K		0-0 1B		0-0 SH3		0-0 CS			2	0	2	1	0	0	0					
Inning Stats	R: 0 E: 0 K: 0 S: 4	H: 1 LOB: 1 BB: 0 P: 4	R: 0 E: 0 K: 1 S: 5	H: 0 LOB: 0 BB: 0 P: 5	R: 0 E: 0 K: 0 S: 3	H: 1 LOB: 0 BB: 0 P: 3	R: 0 E: 0 K: 0 S: 3	H: 0 LOB: 0 BB: 0 P: 3	R: 1 E: 0 K: 0 S: 5	H: 2 LOB: 2 BB: 1 P: 9	R: 2 E: 0 K: 1 S: 8	H: 3 LOB: 1 BB: 0 P: 8	R: 1 E: 0 K: 0 S: 5	H: 2 LOB: 3 BB: 2 P: 13	R: 0 E: 0 K: 0 S: 3	H: 2 LOB: 0 BB: 0 P: 3	1B: 10 2B: 1 3B: 0 HR: 0	SF: 1 SAC: 2 DP: 2 HBP: 0	WP: 0 PB: 0 SB: 3 CS: 1	PA: 36	
PITCHER	IP	WLS	BF	H	R	ER	SO	BB	IBB	HBP	BLK	WP	HR	S	P	ERA	WHIP				
Paul Spittorff, L (1, 1) ERA: 4.15	6.1	L	28	9	4	4	2	1	0	0	0	0	0	31	35	5.68	1.579				
Marty Pattin, R (7, 1) ERA: 3.59	1.2		7	2	0	0	0	1	1	0	0	0	0	5	13	0.00	1.800				

AB 30
R 2
H 6
RBI 2
BB 3
SO 4
LOB 10



AB 29
R 4
H 11
RBI 4
BB 3
SO 2
LOB 13




Batter	1	2	3	4	5	6	7	8	9	10	11	AB	R	H	RBI	BB	SO	LOB				
Bump Wills, S OBP: 0.315, SLG: 0.351 (1, 4)	0-0 3-1 BLK 4-3 1B		0-0 L3			0-0 E3 F7 1B		0-3 K		0-0 F9		5	2	1	0	0	1	0				
Johnny Grubb, L OBP: 0.366, SLG: 0.421 (1, 9)	0-0 3-1 1-3		0-0 F6			0-0 F7 1-2		0-0 2B		0-0 F8		5	0	1	0	0	0	2				
Al Oliver, L OBP: 0.353, SLG: 0.469 (1, 7)	0-0 4-3		0-0 4-3			0-0 G4-6-3 1B		4-0 1BB		0-0 F9		4	0	1	2	1	0	0				
Buddy Bell, R OBP: 0.381, SLG: 0.498 (1, 5)	0-0 1-3			0-0 6-3		0-0 G4-6-3 1B		0-0 4-3			0-0 5-3	5	0	0	0	0	0	3				
Rusty Staub, L OBP: 0.370, SLG: 0.457 (1, 10)		0-0 4-3 1B 2B		0-0 6-3		0-0 4-3		0-0 4-3		0-0 F5		5	2	2	0	0	0	0				
Pat Putnam, L OBP: 0.319, SLG: 0.419 (1, 3)		0-0 4-3 2-3		0-0 F7		0-0 4-3		0-0 4-3		0-0 2B 2B		5	2	2	2	0	0	1				
Bill Sample, R OBP: 0.322, SLG: 0.341 (1, 8)		0-0 F9 S 1B			0-0 5-3		0-0 1B		0-0 2B 2B		0-0 5-3	5	0	3	2	0	0	0				
Jim Sundberg, R OBP: 0.347, SLG: 0.376 (1, 2)		0-0 F9 1-3			0-0 5-3		0-0 L9		0-3 K		0-3 K	5	0	0	0	0	2	3				
Bud Harrelson, S OBP: 0.361, SLG: 0.299 (1, 6)		0-0 6-3			0-0 F8			0-0 6-3		0-0 B5-3		2	0	0	0	0	0	1				
Richie Zisk, R OBP: 0.339, SLG: 0.460 (8, PH)												1	0	0	0	0	0	0				
Odie Davis, R OBP: 0.197, SLG: 0.167 (8, 6)												0	0	0	0	0	0	0				
Dave Roberts, R OBP: 0.294, SLG: 0.380 (9, PH)												1	0	0	0	0	0	1				
Inning Stats	R: 1 E: 0 K: 0 S: 4	H: 1 LOB: 0 BB: 0 P: 4	R: 1 E: 0 K: 0 S: 5	H: 2 LOB: 1 BB: 0 P: 5	R: 0 E: 0 K: 0 S: 3	H: 0 LOB: 0 BB: 0 P: 3	R: 0 E: 0 K: 0 S: 3	H: 0 LOB: 0 BB: 0 P: 3	R: 0 E: 1 K: 0 S: 4	H: 1 LOB: 0 BB: 0 P: 4	R: 0 E: 0 K: 1 S: 6	H: 1 LOB: 2 BB: 1 P: 10	R: 1 E: 0 K: 1 S: 7	H: 2 LOB: 1 BB: 0 P: 7	R: 0 E: 0 K: 0 S: 3	H: 0 LOB: 0 BB: 0 P: 3	R: 2 E: 0 K: 1 S: 7	H: 2 LOB: 0 BB: 0 P: 7	1B: 5 2B: 4 3B: 0 HR: 1	SF: 0 SAC: 0 DP: 1 HBP: 0	WP: 0 PB: 0 SB: 1 CS: 0	PA: 44
PITCHER	IP WLS BF H R ER SO BB IBB HBP BLK WP HR S P ERA WHIP	IP WLS BF H R ER SO BB IBB HBP BLK WP HR S P ERA WHIP																				
Rob Dressler, R ERA: 4.01 (1, 1)	8.1 2.2 11 3 2 2 2 0 0 0 0 0 1 15 15 6.75 1.125																					
Dave Heaverlo, R ERA: 3.99 (9, 1)																						

Texas Rangers @ Seattle Mariners
The Kingdom, Seattle, WA
Thu Sep 25 1980, 10:05 PM EDT
Att. 4,472 - Dome

livebaseballscores.com

AB 43
R 6
H 10
RBI 6
BB 1
SO 3
LOB 11




Batter	1	2	3	4	5	6	7	8	9	10	11	AB	R	H	RBI	BB	SO	LOB		
Kim Allen, R OBP: 0.366, SLG: 0.361 (1, 4)	1-0 S 1B HBP		0-0 L7			0-0 E4 SH1-4 E		0-0 E6 4-3 SH1-4		0-0 6-3		4	2	0	0	0	1			
Joe Simpson, L OBP: 0.304, SLG: 0.332 (1, 9)	0-3 K			0-0 L9		0-0 SH1-4		0-0 SH1-4		0-0 CS 1B		3	0	1	0	0	1			
Larry Milbourne, S OBP: 0.316, SLG: 0.343 (1, 6)	0-0 PO 2H 1B			0-0 F8		4-0 E BB		0-0 4-3		0-3 K		4	0	1	1	1	2			
Bruce Bochte, L OBP: 0.380, SLG: 0.451 (1, 3)	0-0 F7			0-0 1-3		0-3 K		4-0 1BB			0-0 SH3 1B 2B 1B	4	1	1	0	1	4			
Dan Meyer, L OBP: 0.317, SLG: 0.406 (1, 7)	0-0 PO	0-0 4-3			0-0 S 1B	0-0 E8		0-0 F8			0-0 SH3 1B 2B 1B	2	0	1	0	0	0			
Tom Paciorek, R OBP: 0.304, SLG: 0.436 (6, PH)												3	0	2	2	0	2			
Jim Anderson, R OBP: 0.291, SLG: 0.325 (11, PR)	1-2					1-3 2H 3H 1B						0	1	0	0	0	0			
Willie Horton, R OBP: 0.309, SLG: 0.335 (1, 10)		0-0 F7			0-0 F7	0-0 F4			0-0 HR		0-0 SH3	4	1	1	1	0	3			
Rod Craig, S OBP: 0.287, SLG: 0.350 (1, 8)		0-0 F7			0-0 F8		0-0 F8		0-0 F7		0-0 F5	5	0	0	0	0	4			
Jerry Narron, L OBP: 0.276, SLG: 0.306 (1, 2)			0-0 F7		0-0 4-3		0-0 F4		0-3 K		4-0 2B BB	4	0	0	0	1	1			
Julio Cruz, S OBP: 0.310, SLG: 0.260 (11, PR)												0	1	0	0	0	0			
Dave Edler, R OBP: 0.297, SLG: 0.373 (1, 5)			0-0 F4			0-0 SH1-4 E 1B		0-3 K		0-0 F8		5	1	2	3	0	1			
Inning Stats	R: 1 E: 0 K: 1 S: 5	H: 1 LOB: 0 BB: 0 P: 6	R: 0 E: 0 K: 0 S: 3	H: 0 LOB: 0 BB: 0 P: 3	R: 0 E: 0 K: 0 S: 3	H: 0 LOB: 0 BB: 0 P: 3	R: 0 E: 0 K: 0 S: 3	H: 0 LOB: 0 BB: 0 P: 3	R: 0 E: 0 K: 0 S: 4	H: 0 LOB: 2 BB: 1 P: 8	R: 1 E: 0 K: 1 S: 6	H: 1 LOB: 0 BB: 0 P: 6	R: 0 E: 0 K: 1 S: 5	H: 1 LOB: 0 BB: 0 P: 5	R: 3 E: 0 K: 0 S: 5	H: 3 LOB: 2 BB: 1 P: 9	1B: 7 2B: 1 3B: 0 HR: 1	SF: 0 SAC: 3 DP: 0 HBP: 1	WP: 0 PB: 0 SB: 2 CS: 1	PA: 46
PITCHER	IP WLS BF H R ER SO BB IBB HBP BLK WP HR S P ERA WHIP	IP WLS BF H R ER SO BB IBB HBP BLK WP HR S P ERA WHIP																		
Don Kainer, R ERA: 1.98 (1, 1)	5.1 0.1 5.0																			
John Henry Johnson, L ERA: 2.45 (6, 1)																				
Danny Darwin, R ERA: 2.78 (6, 1)																				

Texas Rangers @ Seattle Mariners
The Kingdom, Seattle, WA
Thu Sep 25 1980, 10:05 PM EDT
Att. 4,472 - Dome

livebaseballscores.com

AB 38
R 7
H 9
RBI 7
BB 3
SO 5
LOB 18



Batter	1	2	3	4	5	6	7	8	9	AB	R	H	RBI	BB	SO	LOB	TOP				
Bump Wills, S (1,4) OBP: 0.317, SLG: 0.354										4	0	3	1	0	0	0	Texas Rangers @ Seattle Mariners The Kingdome, Seattle, WA Fri Sep 26 1980, 10:05 PM EDT Att: 9,535 - Dome				
Johnny Grubb, L (1,9) OBP: 0.380, SLG: 0.414										4	0	0	0	0	4						
Al Oliver, L (1,7) OBP: 0.352, SLG: 0.468										4	0	1	0	0	1						
Buddy Bell, R (1,5) OBP: 0.378, SLG: 0.494										4	0	0	0	0	2						
Rusty Staub, L (1,10) OBP: 0.369, SLG: 0.455										4	0	1	0	0	0						
Pat Putnam, L (1,3) OBP: 0.319, SLG: 0.416										3	0	0	0	1	1						
Bill Sample, R (1,8) OBP: 0.316, SLG: 0.333										4	0	0	0	0	2						
Jim Sundberg, R (1,2) OBP: 0.349, SLG: 0.379										4	1	3	0	0	0						
Bud Harrelson, S (1,6) Dave Roberts, R (7, PH) OBP: 0.293, SLG: 0.378										2	1	2	0	0	0						
Jim Norris, L (9, PH) OBP: 0.333, SLG: 0.272										1	0	0	0	0	1						
Inning Stats	R: 0 E: 0 K: 0 S: 4	H: 1 LOB: 1 BB: 0 P: 4	R: 0 E: 0 K: 0 S: 3	H: 0 LOB: 0 BB: 0 P: 3	R: 2 E: 0 K: 0 S: 5	H: 3 LOB: 0 BB: 0 P: 5	R: 0 E: 0 K: 0 S: 4	H: 1 LOB: 1 BB: 0 P: 4	R: 0 E: 0 K: 0 S: 3	H: 2 LOB: 1 BB: 0 P: 4	R: 0 E: 0 K: 0 S: 4	H: 1 LOB: 1 BB: 0 P: 4	R: 0 E: 0 K: 0 S: 4	H: 1 LOB: 1 BB: 0 P: 4	R: 0 E: 0 K: 0 S: 4	H: 1 LOB: 2 BB: 1 P: 8	1B: 10 2B: 0 3B: 0 HR: 0	SF: 0 SAC: 0 DP: 2 HBP: 0	WP: 0 PB: 0 SB: 0 CS: 0	PA: 36	
PITCHER	IP	WLS	BF	H	R	ER	SO	BB	IBB	HBP	BLK	WP	HR	S	P	ERA	WHIP				
Glenn Abbott, R (1,1) ERA: 3.96	8.0	W	31	9	2	2	0	0	0	0	0	0	0	31	31	2.25	1.125				
Manny Sarmiento, R (9,1) ERA: 3.95	1.0		5	1	0	0	0	1	0	0	0	0	0	4	8	0.00	2.000				

Batter	1	2	3	4	5	6	7	8	9	AB	R	H	RBI	BB	SO	LOB	BOTTOM				
Julio Cruz, S (1,4) OBP: 0.309, SLG: 0.260										4	1	1	0	0	0	1	Texas Rangers @ Seattle Mariners The Kingdome, Seattle, WA Fri Sep 26 1980, 10:05 PM EDT Att: 9,535 - Dome				
Joe Simpson, L (1,9) OBP: 0.303, SLG: 0.334										4	1	1	0	0	2						
Dan Meyer, L (1,7) OBP: 0.319, SLG: 0.413										4	1	2	3	0	1						
Bruce Bochte, L (1,3) OBP: 0.380, SLG: 0.451										3	1	1	0	1	1						
Juan Beniquez, R (1,8) OBP: 0.280, SLG: 0.357										4	1	1	1	0	1						
Willie Horton, R (1,10) OBP: 0.307, SLG: 0.332										3	0	0	0	0	2						
Jerry Narron, L (1,2) OBP: 0.277, SLG: 0.341										3	1	1	3	0	0						
Dave Edler, R (1,5) OBP: 0.286, SLG: 0.357										3	0	0	0	0	1						
Mario Mendoza, R (1,6) OBP: 0.291, SLG: 0.317										3	1	1	0	0	0						
Inning Stats	R: 1 E: 0 K: 2 S: 9	H: 2 LOB: 1 BB: 0 P: 9	R: 0 E: 0 K: 1 S: 5	H: 0 LOB: 0 BB: 0 P: 5	R: 2 E: 0 K: 0 S: 5	H: 2 LOB: 0 BB: 0 P: 5	R: 0 E: 0 K: 0 S: 3	H: 0 LOB: 0 BB: 0 P: 3	R: 0 E: 0 K: 0 S: 6	H: 3 LOB: 1 BB: 1 P: 10	R: 0 E: 0 K: 0 S: 3	H: 0 LOB: 0 BB: 0 P: 3	R: 0 E: 0 K: 0 S: 3	H: 1 LOB: 0 BB: 0 P: 3	R: 0 E: 0 K: 0 S: 3	H: 1 LOB: 0 BB: 0 P: 3		1B: 4 2B: 2 3B: 0 HR: 2	SF: 0 SAC: 0 DP: 1 HBP: 0	WP: 0 PB: 0 SB: 0 CS: 0	PA: 32
PITCHER	IP	WLS	BF	H	R	ER	SO	BB	IBB	HBP	BLK	WP	HR	S	P	ERA	WHIP				
Fergie Jenkins, R (1,1) ERA: 3.7	5.2	L	25	7	7	7	3	0	0	0	0	0	0	7	7	11.12	1.235				
Charlie Hough, R (6,1) ERA: 4.65	2.1		7	1	0	0	0	0	0	0	0	0	0	7	7	0.00	0.429				

Batter	1	2	3	4	5	6	7	8	9	AB	R	H	RBI	BB	SO	LOB	TOP					
Bump Wills, S (1,4) OBP: 0.320, SLG: 0.359	F7		2B		1B		5-3		BB	4	1	2	1	1	0	0						
Bill Sample, R (1,8) OBP: 0.318, SLG: 0.351	G3		F6		2H		HR		BB	5	1	2	2	0	0	3						
Al Oliver, L (1,7) OBP: 0.351, SLG: 0.466	F8			HR	F8		F6		F8	5	1	1	0	0	0	3						
Buddy Bell, R (1,5) OBP: 0.377, SLG: 0.498		6-3		HR	G6-4-3		F8			4	1	1	2	0	0	1						
Richie Zisk, R (1,10) OBP: 0.340, SLG: 0.459		G5-3		K			F8		G6-4-3	3	0	1	0	1	1	0						
Odie Davis, R (8, PR) OBP: 0.167, SLG: 0.167		BB							1B	0	0	0	0	0	0	0						
John Ellis, R (1,3) OBP: 0.294, SLG: 0.318										4	0	1	0	0	0	1						
Pat Putnam, L (8,3) OBP: 0.319, SLG: 0.416									G6-4-3	0	0	0	0	0	0	0						
Dave Roberts, R (1,9) OBP: 0.297, SLG: 0.407										4	2	2	2	0	0	3						
Jim Sundberg, R (1,2) OBP: 0.351, SLG: 0.379			5-3		K				SH3-4	3	0	1	0	1	1	0						
Bud Harrelson, S (1,6) OBP: 0.367, SLG: 0.315			F4						1B	3	1	1	0	0	1	1						
Inning Stats	R: 0 E: 0 K: 0 S: 3	H: 0 LOB: 0 BB: 0 P: 3	R: 0 E: 0 K: 0 S: 3	H: 1 LOB: 1 BB: 1 P: 7	R: 0 E: 0 K: 0 S: 4	H: 1 LOB: 1 BB: 0 P: 4	R: 3 E: 0 K: 2 S: 10	H: 3 LOB: 0 BB: 0 P: 10	R: 2 E: 0 K: 0 S: 5	H: 3 LOB: 0 BB: 0 P: 5	R: 1 E: 0 K: 1 S: 6	H: 1 LOB: 1 BB: 1 P: 10	R: 1 E: 0 K: 0 S: 4	H: 1 LOB: 0 BB: 0 P: 4	R: 0 E: 0 K: 0 S: 3	H: 1 LOB: 1 BB: 1 P: 3	R: 0 E: 0 K: 0 S: 4	H: 1 LOB: 2 BB: 1 P: 8	1B: 5 2B: 3 3B: 0 HR: 4	SF: 0 SAC: 1 DP: 3 HBP: 0	WP: 0 PB: 0 SB: 0 CS: 0	PA: 39
PITCHER	IP	WLS	BF	H	R	ER	SO	BB	IBB	HBP	BLK	WP	HR	S	P	ERA	WHIP					
Floyd Bannister, L (1,1) ERA: 3.36	8.0	L	34	11	7	7	3	2	0	0	0	0	4	38	46	7.88	1.625					
Rick Anderson, R (9,1) ERA: 9.0	1.0		5	1	0	0	0	1	0	0	0	0	0	4	8	0.00	2.000					

Texas Rangers @ Seattle Mariners
The Kingdome, Seattle, WA
Sat Sep 27 1980, 10:05 PM EDT
Att. 12,496 - Dome

AB	35
R	7
H	12
RBI	7
BB	3
SO	3
LOB	12



Batter	1	2	3	4	5	6	7	8	9	AB	R	H	RBI	BB	SO	LOB	BOTTOM					
Kim Allen, R (1,4) OBP: 0.364, SLG: 0.359	6-3		SH1-4		S		F6			3	1	1	0	0	0	0						
Joe Simpson, L (1,9) OBP: 0.305, SLG: 0.336	F5				1B				L8	4	0	2	2	0	0	0						
Dan Meyer, L (1,7) OBP: 0.318, SLG: 0.412			L4				F8			4	0	1	0	0	0	1						
Bruce Bochte, L (1,3) OBP: 0.380, SLG: 0.451										4	0	1	0	0	0	1						
Juan Beniquez, R (1,8) OBP: 0.279, SLG: 0.355					S					4	1	1	0	0	1	2						
Willie Horton, R (1,10) OBP: 0.309, SLG: 0.334										4	0	2	1	0	1	0						
Jim Anderson, R (9, PR) OBP: 0.291, SLG: 0.325									G3	0	0	0	0	0	0	0						
Jerry Narron, L (1,2) OBP: 0.267, SLG: 0.326			F6							4	0	0	0	0	1	2						
Dave Edler, R (1,5) OBP: 0.272, SLG: 0.338										4	0	0	0	0	1	3						
Mario Mendoza, R (1,6) OBP: 0.291, SLG: 0.317										3	1	1	0	0	0	0						
Inning Stats	R: 0 E: 0 K: 0 S: 5	H: 2 LOB: 2 BB: 0 P: 5	R: 0 E: 0 K: 1 S: 5	H: 0 LOB: 0 BB: 0 P: 5	R: 1 E: 0 K: 0 S: 4	H: 2 LOB: 0 BB: 0 P: 4	R: 1 E: 0 K: 1 S: 7	H: 2 LOB: 1 BB: 0 P: 7	R: 1 E: 0 K: 0 S: 5	H: 2 LOB: 1 BB: 0 P: 5	R: 0 E: 0 K: 0 S: 3	H: 0 LOB: 0 BB: 0 P: 3	R: 0 E: 0 K: 0 S: 3	H: 0 LOB: 0 BB: 0 P: 3	R: 0 E: 0 K: 2 S: 8	H: 1 LOB: 2 BB: 0 P: 8	1B: 8 2B: 1 3B: 0 HR: 0	SF: 0 SAC: 1 DP: 0 HBP: 0	WP: 0 PB: 0 SB: 0 CS: 0	PA: 35		
PITCHER	IP	WLS	BF	H	R	ER	SO	BB	IBB	HBP	BLK	WP	HR	S	P	ERA	WHIP					
Doc Medich, R (1,1) ERA: 3.97	9.0	W	35	9	3	3	4	0	0	0	0	0	0	43	43	3.00	1.000					

Texas Rangers @ Seattle Mariners
The Kingdome, Seattle, WA
Sat Sep 27 1980, 10:05 PM EDT
Att. 12,496 - Dome

AB	34
R	3
H	9
RBI	3
BB	0
SO	4
LOB	9



Batter	1	2	3	4	5	6	7	8	9	AB	R	H	RBI	BB	SO	LOB	TOP				
Bump Wills, S OBP: 0.320, SLG: 0.361 (1,4)										5	1	2	0	0	0	2	Texas Rangers @ Seattle Mariners The Kingdome, Seattle, WA Sun Sep 28 1980, 6:33 AM EDT Att: 7,616 - Dome				
Johnny Grubb, L OBP: 0.377, SLG: 0.422 (1,9)										5	1	1	2	0	1	3					
Al Oliver, L OBP: 0.354, SLG: 0.470 (1,7)										5	1	4	1	0	0	1					
Buddy Bell, R OBP: 0.377, SLG: 0.497 (1,5)										5	0	2	0	0	1	3					
Rusty Staub, L OBP: 0.372, SLG: 0.455 (1,10)										4	0	2	0	0	0	3					
Pat Putnam, L OBP: 0.316, SLG: 0.412 (1,3)										4	0	0	1	0	0	4					
Dave Roberts, R OBP: 0.292, SLG: 0.400 (1,2)										4	0	0	0	0	0	5					
Bill Sample, R OBP: 0.312, SLG: 0.344 (1,8)										4	0	0	0	0	0	4					
Bud Harrelson, S OBP: 0.370, SLG: 0.319 (1,6)										4	1	2	0	0	0	3					
Inning Stats	R: 0 E: 0 K: 0 S: 4	H: 1 LOB: 1 BB: 0 P: 4	R: 0 E: 0 K: 0 S: 3	H: 1 LOB: 0 BB: 0 P: 3	R: 0 E: 0 K: 0 S: 4	H: 1 LOB: 1 BB: 0 P: 4	R: 1 E: 1 K: 0 S: 6	H: 2 LOB: 3 BB: 0 P: 7	R: 0 E: 0 K: 0 S: 4	H: 1 LOB: 1 BB: 0 P: 4	R: 2 E: 0 K: 1 S: 8	H: 3 LOB: 1 BB: 0 P: 8	R: 0 E: 0 K: 0 S: 3	H: 0 LOB: 0 BB: 0 P: 3	R: 1 E: 0 K: 1 S: 8	H: 3 LOB: 2 BB: 0 P: 8	1B: 10 2B: 3 3B: 0 HR: 1	SF: 0 SAC: 0 DP: 1 HBP: 1	WP: 0 PB: 0 SB: 1 CS: 0	PA: 41	
PITCHER	IP	WLS	BF	H	R	ER	SO	BB	IBB	HBP	BLK	WP	HR	S	P	ERA	WHIP				
Jim Beattie, R ERA: 4.95 (1,1)	8.1	L	37	11	4	4	1	0	0	1	0	0	1	38	39	4.32	1.320				
Dave Roberts, L ERA: 4.11 (9,1)	0.2		4	2	0	0	1	0	0	0	0	0	0	6	6	0.00	3.000				

AB	40
R	4
H	13
RBI	4
BB	0
SO	2
LOB	28



Batter	1	2	3	4	5	6	7	8	9	AB	R	H	RBI	BB	SO	LOB	BOTTOM					
Julio Cruz, S OBP: 0.306, SLG: 0.257 (1,4)										4	0	0	0	0	1	0	Texas Rangers @ Seattle Mariners The Kingdome, Seattle, WA Sun Sep 28 1980, 6:33 AM EDT Att: 7,616 - Dome					
Kim Allen, R OBP: 0.354, SLG: 0.333 (1,9)										3	0	0	0	1	1	0						
Larry Milbourne, S OBP: 0.319, SLG: 0.343 (1,6)										3	0	1	0	1	0	0						
Bruce Bochte, L OBP: 0.380, SLG: 0.451 (1,3)										4	1	2	0	0	0	1						
Dan Meyer, L OBP: 0.318, SLG: 0.411 (1,7)										4	0	1	0	0	0	4						
Rod Craig, S OBP: 0.295, SLG: 0.357 (1,8)										4	0	3	0	0	0	2						
Jerry Narron, L OBP: 0.266, SLG: 0.323 (1,2)										4	0	1	1	0	2	4						
Bill Stein, R OBP: 0.327, SLG: 0.387 (1,10)										4	0	0	0	0	3	3						
Dave Edler, R OBP: 0.262, SLG: 0.325 (1,5)										3	0	0	0	0	1	0						
Inning Stats	R: 0 E: 0 K: 0 S: 3	H: 1 LOB: 2 BB: 2 P: 11	R: 0 E: 0 K: 2 S: 7	H: 1 LOB: 0 BB: 0 P: 7	R: 0 E: 0 K: 1 S: 5	H: 0 LOB: 0 BB: 0 P: 5	R: 1 E: 0 K: 1 S: 8	H: 3 LOB: 2 BB: 0 P: 8	R: 0 E: 0 K: 2 S: 7	H: 0 LOB: 0 BB: 0 P: 7	R: 0 E: 0 K: 0 S: 5	H: 2 LOB: 2 BB: 0 P: 5	R: 0 E: 0 K: 1 S: 5	H: 0 LOB: 0 BB: 0 P: 5	R: 0 E: 0 K: 0 S: 3	H: 0 LOB: 0 BB: 0 P: 3	R: 0 E: 0 K: 1 S: 6	H: 1 LOB: 1 BB: 0 P: 6	1B: 8 2B: 0 3B: 0 HR: 0	SF: 0 SAC: 0 DP: 1 HBP: 0	WP: 0 PB: 0 SB: 0 CS: 1	PA: 35
PITCHER	IP	WLS	BF	H	R	ER	SO	BB	IBB	HBP	BLK	WP	HR	S	P	ERA	WHIP					
John Butcher, R ERA: 3.77 (1,1)	6.0	W	25	7	1	1	6	2	0	0	0	0	0	35	43	1.50	1.500					
John Henry Johnson, L ERA: 2.33 (7,1)	2.0		6	0	0	0	1	0	0	0	0	0	0	8	8	0.00	0.000					
Danny Darwin, R ERA: 2.75 (9,1)	1.0	S	4	1	0	0	1	0	0	0	0	0	0	6	6	0.00	1.000					


AB	33
R	1
H	8
RBI	1
BB	2
SO	8
LOB	14



Batter	1	2	3	4	5	6	7	8	9	10	11	12	13	14	AB	R	H	RBI	BB	SO	LOB	TOP								
Julio Cruz, S OBP: 0.304, SLG: 0.255 (1.4)	4-3		F7		F7			F7		6-3		4-3		6-3	7	0	1	0	0	0	3									
Joe Simpson, L OBP: 0.303, SLG: 0.333 (1.9)	2B		E1		K			F7		F7				6-3	6	1	1	0	0	1	2									
Rod Craig, S OBP: 0.291, SLG: 0.352 (1.8)	F9		F8		F8			3-1						4-3	6	0	1	0	0	0	2									
Bruce Bochte, L OBP: 0.383, SLG: 0.461 (1.10)	2B													F7	5	2	3	2	1	0	0									
Dan Meyer, L OBP: 0.316, SLG: 0.412 (9.3)	G3				F9			F7		6-3		FC3-2-5-1			6	0	1	0	0	0	4									
Tom Paciorek, R OBP: 0.305, SLG: 0.437 (1.3)		5-3						6-3							4	1	2	0	0	0	0									
Kim Allen, R OBP: 0.380, SLG: 0.333 (9.7)					2B										0	1	0	0	2	0	0									
Jerry Narron, L OBP: 0.277, SLG: 0.337 (7.2)															2	0	1	2	1	0	0									
Jim Anderson, R OBP: 0.291, SLG: 0.325 (7.2)		L5													0	0	0	0	0	0	0									
Larry Cox, R OBP: 0.275, SLG: 0.291 (9.7)															0	0	0	0	0	0	0									
Juan Beniquez, R OBP: 0.275, SLG: 0.353 (9.7)															1	0	0	0	0	0	1									
Marc Hill, R OBP: 0.235, SLG: 0.315 (9.2)															2	0	0	0	0	0	5									
Dave Edler, R OBP: 0.267, SLG: 0.325 (1.5)					6-3			K						5-3	6	0	2	1	0	2	2									
Mario Mendoza, R OBP: 0.289, SLG: 0.315 (7.7)														4-3	2	0	0	0	0	0	1									
Larry Milbourne, S OBP: 0.315, SLG: 0.339 (7.6)					5-3			G4-6-3						4-3	3	0	0	0	0	0	3									
Inning Stats	R: 1 E: 0 K: 0 S: 5	H: 2 LOB: 1 BB: 0 P: 5	R: 0 E: 0 K: 1 S: 5	H: 0 LOB: 0 BB: 0 P: 5	R: 0 E: 1 K: 0 S: 4	H: 0 LOB: 1 BB: 0 P: 4	R: 2 E: 0 K: 0 S: 5	H: 2 LOB: 1 BB: 1 P: 9	R: 0 E: 0 K: 1 S: 5	H: 0 LOB: 0 BB: 0 P: 5	R: 0 E: 0 K: 0 S: 3	H: 0 LOB: 0 BB: 0 P: 3	R: 0 E: 0 K: 0 S: 4	H: 1 LOB: 1 BB: 0 P: 8	R: 0 E: 0 K: 0 S: 4	H: 2 LOB: 1 BB: 0 P: 4	R: 0 E: 0 K: 0 S: 4	H: 2 LOB: 1 BB: 1 P: 8	R: 0 E: 0 K: 0 S: 3	H: 0 LOB: 0 BB: 0 P: 3	R: 0 E: 0 K: 0 S: 3	H: 0 LOB: 0 BB: 0 P: 3	R: 0 E: 0 K: 0 S: 5	H: 2 LOB: 2 BB: 1 P: 9	R: 1 E: 0 K: 0 S: 5	H: 2 LOB: 2 BB: 1 P: 9	1B: 8 2B: 2 3B: 1 HR: 1	SF: 0 SAC: 1 DP: 3 HBP: 0	WP: 0 PB: 0 SB: 1 CS: 0	PA: 55
PITCHER	IP	WLS	BF	H	R	ER	SO	BB	IBB	HBP	BLK	WP	HR	S	P	ERA	WHIP													
Dennis Leonard, R ERA: 3.87	(1.1)	10.0	40	10	4	4	3	0	0	0	0	0	0	13	21	2.25	0.500													
Dan Quisenberry, R ERA: 3.13	(11.1)	4.0	15	2	1	1	0	0	2	0	0	0	0	0	0	0	0													

Seattle Mariners @ Kansas City Royals
Royals Stadium, Kansas City, MO
Tue Sep 30 1980, 8:05 PM EDT
Att. 17,272 - Unknown - 73 F


AB 50
R 5
H 12
RBI 5
BB 4
SO 3
LOB 23



Batter	1	2	3	4	5	6	7	8	9	10	11	12	13	14	AB	R	H	RBI	BB	SO	LOB	BOTTOM								
Willie Wilson, S OBP: 0.357, SLG: 0.425 (1.7)	E5									4-3					7	2	3	0	0	0	0									
U L Washington, S OBP: 0.334, SLG: 0.377 (1.6)	1B														5	2	4	0	1	0	0									
George Brett, L OBP: 0.452, SLG: 0.657 (1.5)	1B														6	1	3	4	1	0	3									
Hal McRae, R OBP: 0.339, SLG: 0.463 (1.10)	G6-4-3														6	1	3	0	0	1	6									
Amos Otis, R OBP: 0.319, SLG: 0.387 (1.8)		1-3													6	1	2	2	0	0	2									
Willie Aikens, L OBP: 0.363, SLG: 0.443 (9.3)															4	0	1	1	0	0	2									
Ralph Lee Cook, L OBP: 0.287, SLG: 0.266 (13. PR)		F8													2	0	1	0	0	0	0									
Jerry Terrell, R OBP: 0.063, SLG: 0.063 (14.9)															0	0	0	0	0	0	0									
Darrell Porter, L OBP: 0.353, SLG: 0.345 (1.2)		4-3													6	0	0	0	0	0	2									
Jose Cardenal, R OBP: 0.266, SLG: 0.330 (8. PR)															1	0	0	0	0	0	0									
Clim Hardin, R OBP: 0.166, SLG: 0.457 (8. PR)															2	0	0	0	0	1	1									
John Wathan, R OBP: 0.380, SLG: 0.411 (8. PR)															3	0	1	0	0	0	1									
Frank White, R OBP: 0.287, SLG: 0.353 (1.4)															6	0	0	0	0	0	3									
Inning Stats	R: 0 E: 1 K: 0 S: 4	H: 2 LOB: 1 BB: 0 P: 4	R: 0 E: 0 K: 0 S: 3	H: 0 LOB: 0 BB: 0 P: 3	R: 1 E: 0 K: 0 S: 5	H: 2 LOB: 2 BB: 1 P: 9	R: 0 E: 0 K: 0 S: 3	H: 0 LOB: 0 BB: 0 P: 3	R: 0 E: 0 K: 0 S: 3	H: 0 LOB: 0 BB: 0 P: 5	R: 2 E: 0 K: 1 S: 8	H: 3 LOB: 1 BB: 0 P: 8	R: 1 E: 0 K: 0 S: 6	H: 3 LOB: 2 BB: 0 P: 6	R: 0 E: 0 K: 0 S: 3	H: 0 LOB: 0 BB: 0 P: 3	R: 0 E: 0 K: 0 S: 3	H: 1 LOB: 0 BB: 0 P: 3	R: 0 E: 1 K: 1 S: 6	H: 0 LOB: 2 BB: 1 P: 10	R: 0 E: 0 K: 0 S: 4	H: 1 LOB: 1 BB: 0 P: 4	R: 0 E: 0 K: 0 S: 3	H: 1 LOB: 0 BB: 0 P: 3	R: 3 E: 0 K: 0 S: 3	H: 3 LOB: 0 BB: 0 P: 3	1B: 15 2B: 0 3B: 2 HR: 1	SF: 0 SAC: 1 DP: 2 HBP: 0	WP: 0 PB: 0 SB: 2 CS: 1	PA: 57
PITCHER	IP	WLS	BF	H	R	ER	SO	BB	IBB	HBP	BLK	WP	HR	S	P	ERA	WHIP													
Rick Honeycutt, L ERA: 3.64	(1.1)	2.2	12	4	1	1	0	1	0	0	0	0	0	11	15	3.38	1.875													
Byron McLaughlin, R ERA: 6.58	(3.1)	2.1	11	4	2	2	0	0	0	0	0	0	0	11	11	7.71	1.714													
Dave Roberts, L ERA: 4.02	(6.1)	4.0	16	4	1	1	1	0	0	0	0	0	0	18	18	2.25	1.000													
Mike Parrott, R ERA: 7.39	(10.1)	4.0	18	6	3	3	1	0	1	0	0	0	1	19	23	6.75	1.500													

Seattle Mariners @ Kansas City Royals
Royals Stadium, Kansas City, MO
Tue Sep 30 1980, 8:05 PM EDT
Att. 17,272 - Unknown - 73 F

AB 54
R 7
H 18
RBI 7
BB 2
SO 2
LOB 20



Batter	1	2	3	4	5	6	7	8	9	AB	R	H	RBI	BB	SO	LOB	TOP			
Kim Allen, R OBP: 0.365, SLG: 0.318 Ted Cox, R OBP: 0.292, SLG: 0.301	5-3		FC4			E6			5-3	2	0	0	0	0	0	1				
Joe Simpson, L OBP: 0.304, SLG: 0.334 Leon Roberts, R OBP: 0.328, SLG: 0.407	4-3		CS			K			5-3	2	0	1	0	0	0	0				
Juan Beniquez, R OBP: 0.276, SLG: 0.350 Reggie Walton, R OBP: 0.282, SLG: 0.413	K			G6-3					K	2	0	0	0	0	1	1				
Bruce Bochte, L OBP: 0.383, SLG: 0.462		FC3-6		F9					G3	3	0	1	0	0	0	0				
Dan Meyer, L OBP: 0.316, SLG: 0.410		FC3-6				6-3			P4	2	0	0	0	1	0	0				
Willie Horton, R OBP: 0.306, SLG: 0.331		FC3-6				K			5-3	3	0	0	0	0	1	2				
Jerry Naron, L OBP: 0.291, SLG: 0.330 Larry Cox, R OBP: 0.291, SLG: 0.294	F7					F8			FC6-4	2	0	0	0	0	0	2				
Jim Anderson, R OBP: 0.289, SLG: 0.323			F9			F2			FC6-4	2	0	0	0	0	0	0				
Bill Stein, R OBP: 0.326, SLG: 0.385 Larry Milbourne, S OBP: 0.315, SLG: 0.339									G5-4-3	1	0	0	0	0	0	1				
Mario Mendoza, R OBP: 0.291, SLG: 0.316 Tom Paciorek, R OBP: 0.305, SLG: 0.436 Julio Cruz, S OBP: 0.304, SLG: 0.255				FC4		F4			G5-4-3	2	0	1	0	0	0	0				
Inning Stats	R: 0 E: 0 K: 1 S: 5	H: 0 LOB: 0 BB: 0 P: 5	R: 0 E: 0 K: 0 S: 3	H: 1 LOB: 1 BB: 1 P: 7	R: 0 E: 0 K: 0 S: 3	H: 1 LOB: 0 BB: 0 P: 3	R: 0 E: 0 K: 0 S: 3	H: 1 LOB: 0 BB: 0 P: 3	R: 0 E: 0 K: 1 S: 5	H: 0 LOB: 0 BB: 0 P: 5	R: 1 E: 0 K: 0 S: 4	H: 1 LOB: 0 BB: 0 P: 4	R: 0 E: 0 K: 0 S: 3	H: 1 LOB: 1 BB: 0 P: 3	R: 0 E: 0 K: 1 S: 5	H: 0 LOB: 0 BB: 0 P: 5	1B: 3 2B: 1 3B: 0 HR: 1	SF: 0 SAC: 0 DP: 2 HBP: 0	WP: 0 PA: 31	
PITCHER	IP	WLS	BF	H	R	ER	SO	BB	IBB	HBP	BLK	WP	HR	S	P	ERA	WHIP			
Rich Gale, R ERA: 4.0	4.0		13	3	0	0	1	1	0	0	0	0	0	14	18	0.00	1.000			
Marty Pattin, R ERA: 3.64	4.0	W	14	2	1	1	2	0	0	0	0	0	1	18	18	2.25	0.500			
Ken Brett, L ERA:	1.0	S	3	0	0	0	1	0	0	0	0	0	0	5	5	0.00	0.000			

Seattle Mariners @ Kansas City Royals
Royals Stadium, Kansas City, MO
Wed Oct 01 1980, 8:05 PM EDT
Att: 15,604 - Unknown - 74 F

AB 29
R 1
H 5
RBI 1
BB 1
SO 4
LOB 9



Batter	1	2	3	4	5	6	7	8	9	AB	R	H	RBI	BB	SO	LOB	BOTTOM			
Willie Wilson, S OBP: 0.356, SLG: 0.424	6-3		F7	1-3			G3			4	1	1	0	0	0	4				
Hal McRae, R OBP: 0.337, SLG: 0.459	6-3		F9			6-3	F7			4	0	0	0	0	0	1				
George Brett, L OBP: 0.456, SLG: 0.670	4-3									3	2	3	1	1	0	0				
Willie Aikens, L OBP: 0.361, SLG: 0.439 Ralph LaCock, L OBP: 0.297, SLG: 0.266	4-3			4-3		4-3	F7			4	0	0	1	0	0	3				
Darrell Porter, L OBP: 0.352, SLG: 0.345	5-3			F7					4-3	4	0	1	1	0	0	1				
Amos Otis, R OBP: 0.318, SLG: 0.385		5-3		2B		K			6-3	4	1	1	0	0	1	1				
Clint Hurdle, L OBP: 0.348, SLG: 0.457		6-3		E			F9		F9	4	0	1	0	0	0	0				
Frank White, R OBP: 0.285, SLG: 0.351		F9		E6			5-3			3	0	0	0	0	0	1				
U.L. Washington, S OBP: 0.336, SLG: 0.378				F7			4-3			2	0	1	0	1	0	0				
Inning Stats	R: 1 E: 0 K: 0 S: 4	H: 1 LOB: 1 BB: 1 P: 8	R: 0 E: 0 K: 0 S: 3	H: 0 LOB: 0 BB: 0 P: 3	R: 0 E: 0 K: 0 S: 3	H: 1 LOB: 0 BB: 0 P: 3	R: 2 E: 1 K: 0 S: 7	H: 3 LOB: 3 BB: 1 P: 11	R: 1 E: 0 K: 1 S: 7	H: 2 LOB: 1 BB: 0 P: 7	R: 0 E: 0 K: 0 S: 3	H: 0 LOB: 0 BB: 0 P: 3	R: 0 E: 0 K: 0 S: 4	H: 1 LOB: 1 BB: 0 P: 4	R: 0 E: 0 K: 0 S: 3	H: 0 LOB: 0 BB: 0 P: 3	1B: 4 2B: 3 3B: 0 HR: 1	SF: 0 SAC: 0 DP: 0 HBP: 0	WP: 0 PA: 34	
PITCHER	IP	WLS	BF	H	R	ER	SO	BB	IBB	HBP	BLK	WP	HR	S	P	ERA	WHIP			
Rob Dressler, R ERA: 3.98	8.0	L	34	8	4	3	1	1	1	0	0	0	1	34	42	3.38	1.125			

Seattle Mariners @ Kansas City Royals
Royals Stadium, Kansas City, MO
Wed Oct 01 1980, 8:05 PM EDT
Att: 15,604 - Unknown - 74 F

AB 32
R 4
H 8
RBI 3
BB 2
SO 1
LOB 11



Batter	1	2	3	4	5	6	7	8	9	AB	R	H	RBI	BB	SO	LOB	TOP										
Kim Allen, R (1,4) <small>OBP: 0.357, SLG: 0.298</small> Rod Craig, S (9, PH) <small>OBP: 0.290, SLG: 0.351</small>	F7		G3		4-3		FC4-6 BB		3-1	3	0	0	0	1	0	0											
Joe Simpson, L (1,9) <small>OBP: 0.306, SLG: 0.336</small>	BB 1B		P4		1B		FC4-6 E			4	1	2	0	0	0	2											
Leon Roberts, R (1,7) <small>OBP: 0.328, SLG: 0.405</small>	F8		F3		1B		E6			4	0	1	0	0	0	1											
Bruce Bochte, L (1,3) <small>OBP: 0.382, SLG: 0.459</small>	BB			F7	F8		F7			3	0	0	0	1	0	3											
Juan Beniquez, R (1,8) <small>OBP: 0.277, SLG: 0.347</small> Willie Horton, R (8, PH) <small>OBP: 0.308, SLG: 0.333</small> Larry Milbourne, S (8, PR) <small>OBP: 0.315, SLG: 0.339</small>	F8		2B BB		5-3		G6-4-3 1B			2	0	0	0	1	0	2											
Reggie Walton, R (1,10) <small>OBP: 0.280, SLG: 0.418</small>		5-3		2B		F8		F9		4	0	1	0	0	0	1											
Jim Anderson, R (1,6) <small>OBP: 0.319, SLG: 0.319</small> Bill Stein, R (8, PH) <small>OBP: 0.324, SLG: 0.383</small> Tom Paciorek, R (8,8) <small>OBP: 0.305, SLG: 0.436</small>	F3		F8		K		G6-4-3			3	0	0	0	0	1	2											
Dave Edler, R (1,5) <small>OBP: 0.280, SLG: 0.329</small> Dan Meyer, L (9, PH) <small>OBP: 0.315, SLG: 0.409</small>	1B		F8				FC4-6 BB		F7	2	0	1	0	1	0	2											
Larry Cox, R (1,2) <small>OBP: 0.258, SLG: 0.290</small> Jerry Narron, L (9, PH) <small>OBP: 0.270, SLG: 0.327</small>	F7			1-3			FC4-6 BB		F7	3	1	0	0	0	0	2											
Inning Stats	R: 0 E: 0 K: 0 S: 4	H: 1 LOB: 2 BB: 1 P: 8	R: 0 E: 0 K: 0 S: 4	H: 1 LOB: 1 BB: 0 P: 4	R: 0 E: 0 K: 0 S: 3	H: 0 LOB: 0 BB: 0 P: 3	R: 0 E: 0 K: 0 S: 4	H: 1 LOB: 2 BB: 1 P: 8	R: 0 E: 0 K: 0 S: 5	H: 2 LOB: 2 BB: 0 P: 5	R: 0 E: 0 K: 1 S: 5	H: 0 LOB: 0 BB: 0 P: 5	R: 2 E: 1 K: 0 S: 4	H: 0 LOB: 1 BB: 2 P: 12	R: 0 E: 0 K: 0 S: 3	H: 1 LOB: 1 BB: 0 P: 3	R: 0 E: 0 K: 0 S: 3	H: 0 LOB: 0 BB: 0 P: 3	1B: 5 2B: 1 3B: 0 HR: 0	SF: 0 SAC: 0 DP: 1 HBP: 0	WP: 0 PB: 0 SB: 1 CS: 0	PA: 37					
PITCHER	IP	WLS	BF	H	R	ER	SO	BB	IBB	HBP	BLK	WP	HR	S	P	ERA	WHIP										
Renie Martin, R (1,1) <small>ERA: 4.39</small> Ken Brett, L (7,1) <small>ERA:</small> Dan Quisenberry, R (9,1) <small>ERA: 3.11</small>	6.2	W	30	5	2	0	1	4	0	0	0	0	0	28	44	0.00	1.350										

Seattle Mariners @ Kansas City Royals
Royals Stadium, Kansas City, MO
Thu Oct 02 1980, 8:05 PM EDT
Att: 15,241 - Unknown - 65 F

AB 33
R 2
H 6
RBI 0
BB 4
SO 1
LOB 16



Batter	1	2	3	4	5	6	7	8	9	AB	R	H	RBI	BB	SO	LOB	BOTTOM										
Willie Wilson, S (1,7) <small>OBP: 0.357, SLG: 0.423</small>	G3		BB 2B BB		WP 1B SF7		F9		F8	4	2	1	0	1	0	4											
Jose Cardenal, R (1,9) <small>OBP: 0.336, SLG: 0.304</small> Clint Hurdle, L (7, PH) <small>OBP: 0.349, SLG: 0.458</small>	1-3		SF8		WP 1B		1B E		F8	2	0	1	1	0	0	0											
George Brett, L (1,5) <small>OBP: 0.455, SLG: 0.667</small>	4-3		2B BB		SF7		F9			2	1	0	1	1	0	1											
Hal McRae, R (1,10) <small>OBP: 0.336, SLG: 0.459</small>	5-3		2B		F9		P2			4	0	1	3	0	0	2											
John Wathan, R (1,2) <small>OBP: 0.378, SLG: 0.410</small>	F2		6-3		1-3		E 1B			4	0	1	0	0	0	1											
Willie Aikens, L (1,3) <small>OBP: 0.358, SLG: 0.436</small> Jerry Terrell, R (7, PR) <small>OBP: 0.063, SLG: 0.063</small> Ralph LaCock, L (8,3) <small>OBP: 0.297, SLG: 0.266</small>	4-3				P6		E6 E5			4	0	0	0	0	0	1											
Amos Otis, R (1,8) <small>OBP: 0.320, SLG: 0.389</small>			FC1-5 2B		F9		BB 1B		4-3	4	0	2	0	0	0	2											
Dave Chalk, R (1,4) <small>OBP: 0.330, SLG: 0.340</small> Frank White, R (8,4) <small>OBP: 0.297, SLG: 0.352</small>			PB FC1-5 SF8 BB		F3		1-2 2-3 BB		E5 F8 1B	1	1	0	0	2	0	0											
Onix Concepcion, R (1,6) <small>OBP: 0.133, SLG: 0.133</small> Rance Mulliniks, L (8,6) <small>OBP: 0.316, SLG: 0.314</small>			FC1-5 SF8 PB 2B		F3		P6		L4	3	1	0	0	0	0	5											
Inning Stats	R: 0 E: 0 K: 0 S: 3	H: 0 LOB: 0 BB: 0 P: 3	R: 0 E: 0 K: 0 S: 3	H: 0 LOB: 0 BB: 0 P: 3	R: 4 E: 0 K: 0 S: 5	H: 2 LOB: 1 BB: 3 P: 17	R: 0 E: 0 K: 0 S: 3	H: 0 LOB: 0 BB: 0 P: 3	R: 1 E: 0 K: 0 S: 5	H: 2 LOB: 1 BB: 0 P: 5	R: 0 E: 1 K: 0 S: 5	H: 1 LOB: 3 BB: 1 P: 9	R: 1 E: 1 K: 0 S: 6	H: 2 LOB: 2 BB: 0 P: 6	R: 0 E: 1 K: 0 S: 4	H: 1 LOB: 1 BB: 0 P: 4	1B: 6 2B: 2 3B: 0 HR: 0	SF: 2 SAC: 0 DP: 0 HBP: 0	WP: 1 PB: 1 SB: 0 CS: 0	PA: 38							
PITCHER	IP	WLS	BF	H	R	ER	SO	BB	IBB	HBP	BLK	WP	HR	S	P	ERA	WHIP										
Floyd Bannister, L (1,1) <small>ERA: 3.47</small> Dave Heaverlo, R (7,1) <small>ERA: 3.94</small> Rick Anderson, R (8,1) <small>ERA: 6.75</small>	6.0	L	28	5	5	0	0	4	0	0	0	0	0	24	40	7.50	1.500										

Seattle Mariners @ Kansas City Royals
Royals Stadium, Kansas City, MO
Thu Oct 02 1980, 8:05 PM EDT
Att: 15,241 - Unknown - 65 F

AB 32
R 6
H 8
RBI 5
BB 4
SO 0
LOB 18



Batter	1	2	3	4	5	6	7	8	9	AB	R	H	RBI	BB	SO	LOB	TOP			
Julio Cruz, S OBP: 0.306, SLG: 0.258 (1,4)										4	1	2	0	0	0	0	Seattle Mariners @ Texas Rangers Arlington Stadium, Arlington, TX Fri Oct 03 1980, 8:05 PM EDT Att: 11,226 - Unknown			
Rod Craig, S OBP: 0.290, SLG: 0.346 (1,8)										3	0	0	0	1	1	2				
Dan Meyer, L OBP: 0.315, SLG: 0.408 (1,7)										4	0	1	0	0	0	2				
Willie Horton, R OBP: 0.310, SLG: 0.335 (1,10)										4	1	2	1	0	1	1				
Jerry Narron, L OBP: 0.277, SLG: 0.337 (1,2)										3	0	1	1	1	1	1				
Marc Hill, R OBP: 0.235, SLG: 0.315 (8,2)										0	0	0	0	0	0	0				
Tom Paciorek, R OBP: 0.302, SLG: 0.432 (1,3)										4	0	0	0	0	2	3				
Leon Roberts, R OBP: 0.325, SLG: 0.401 (1,9)										4	0	0	0	0	2	3				
Larry Milbourne, S OBP: 0.310, SLG: 0.333 (1,5)										4	0	0	0	0	0	0				
Mario Mendoza, R OBP: 0.288, SLG: 0.313 (1,6)										3	0	0	0	0	1	0				
Inning Stats	R: 1 E: 0 K: 0 S: 4	H: 2 LOB: 1 BB: 1 P: 8	R: 0 E: 0 K: 0 S: 3	H: 0 LOB: 0 BB: 0 P: 3	R: 0 E: 0 K: 0 S: 3	H: 0 LOB: 0 BB: 0 P: 3	R: 1 E: 0 K: 2 S: 5	H: 2 LOB: 1 BB: 0 P: 5	R: 0 E: 0 K: 3 S: 10	H: 1 LOB: 2 BB: 1 P: 14	R: 0 E: 1 K: 0 S: 4	H: 0 LOB: 1 BB: 0 P: 4	R: 0 E: 0 K: 1 S: 5	H: 0 LOB: 0 BB: 0 P: 5	R: 0 E: 0 K: 2 S: 7	H: 0 LOB: 0 BB: 0 P: 7	1B: 5 2B: 1 3B: 0 HR: 0	SF: 0 SAC: 0 DP: 1 HBP: 0	WP: 0 PB: 0 SB: 2 CS: 0	PA: 35
PITCHER	IP WLS BF H R ER SO BB IBB HBP BLK WP HR S P ERA WHIP																			
Doc Medich, R ERA: 3.92 (1,1)	7.0 W 29 6 2 2 5 2 0 0 0 0 0 0 37 45 2.57 1.143																			
Danny Darwin, R ERA: 2.7 (8,1)	2.0 6 0 0 0 3 0 0 0 0 0 0 0 12 12 0.00 0.000																			

Batter	1	2	3	4	5	6	7	8	9	AB	R	H	RBI	BB	SO	LOB	BOTTOM	
Bill Sample, R OBP: 0.317, SLG: 0.354 (1,8)										3	0	1	0	0	0	2	Seattle Mariners @ Texas Rangers Arlington Stadium, Arlington, TX Fri Oct 03 1980, 8:05 PM EDT Att: 11,226 - Unknown	
Johnny Grubb, L OBP: 0.387, SLG: 0.408 (1,9)										4	0	0	0	0	0	4		
Al Oliver, L OBP: 0.356, SLG: 0.479 (1,7)										3	2	3	1	0	0	0		
Jim Norris, L OBP: 0.333, SLG: 0.274 (6,9)										1	0	0	0	0	0	0		
Buddy Bell, R OBP: 0.382, SLG: 0.497 (1,5)										4	1	2	0	0	0	1		
Rusty Staub, L OBP: 0.366, SLG: 0.448 (1,10)										3	0	0	1	0	0	2		
Pat Putnam, L OBP: 0.318, SLG: 0.409 (1,3)										3	1	1	0	1	1	1		
Jim Sundberg, R OBP: 0.353, SLG: 0.384 (1,2)										2	2	1	1	2	0	1		
Mike Richardt, R OBP: 0.246, SLG: 0.265 (1,4)										4	0	1	1	0	1	1		
Bud Harrelson, S OBP: 0.368, SLG: 0.316 (1,6)										4	0	2	2	0	1	1		
Inning Stats	R: 1 E: 0 K: 0 S: 5	H: 2 LOB: 1 BB: 0 P: 5	R: 0 E: 0 K: 0 S: 3	H: 1 LOB: 0 BB: 0 P: 3	R: 0 E: 0 K: 0 S: 3	H: 1 LOB: 0 BB: 0 P: 3	R: 4 E: 0 K: 0 S: 7	H: 4 LOB: 2 BB: 2 P: 15	R: 0 E: 0 K: 1 S: 7	H: 2 LOB: 1 BB: 0 P: 7	R: 0 E: 0 K: 0 S: 3	H: 0 LOB: 0 BB: 0 P: 3	R: 0 E: 0 K: 2 S: 7	H: 0 LOB: 1 BB: 1 P: 11	1B: 8 2B: 2 3B: 0 HR: 2	SF: 1 SAC: 1 DP: 2 HBP: 0	WP: 0 PB: 0 SB: 0 CS: 0	PA: 36
PITCHER	IP WLS BF H R ER SO BB IBB HBP BLK WP HR S P ERA WHIP																	
Glenn Abbott, R ERA: 4.1 (1,1)	6.0 L 29 11 6 6 1 0 0 0 0 0 0 0 2 29 37 9.00 2.000																	
Dave Heaverlo, R ERA: 3.89 (7,1)	1.0 3 0 0 0 0 0 0 0 0 0 0 0 3 3 0.00 0.000																	
Manny Sarmiento, R ERA: 3.68 (8,1)	1.0 4 0 0 0 0 2 1 0 0 0 0 0 7 11 0.00 1.000																	

Batter	1	2	3	4	5	6	7	8	9	AB	R	H	RBI	BB	SO	LOB	TOP			
Julio Cruz, S OBP: 0.306, SLG: 0.258 Tom Paciorek, R OBP: 0.301, SLG: 0.431 Larry Mitroune, S OBP: 0.310, SLG: 0.333 Ted Cox, R OBP: 0.295, SLG: 0.304	0-0 4-3 1B	0-3 K			0-0 1-3		0-3 K		0-0 1B	3	1	1	0	0	1	0	Seattle Mariners @ Texas Rangers Arlington Stadium, Arlington, TX Sat Oct 04 1980, 8:05 PM EDT Att: 9,241 - Unknown livebaseballscorecards.com			
Joe Simpson, L OBP: 0.304, SLG: 0.333 Reggie Walton, R OBP: 0.286, SLG: 0.420	0-0 4-3		0-0 G2		0-0 G3		0-0 6-3		0-0 1B	3	0	0	0	0	0	1				
Dan Meyer, L OBP: 0.315, SLG: 0.408 Juan Benitez, R OBP: 0.276, SLG: 0.346	0-0 BB 1B		0-0 F8		0-0 G3		4-0 BB		0-0 F9	3	1	1	1	0	0	0				
Bruce Bochte, L OBP: 0.381, SLG: 0.457	1-3 1B WP BB		0-0 6-3		0-3 K		0-0 L7			3	1	0	0	1	1	1				
Willie Horton, R OBP: 0.307, SLG: 0.331	0-0 L7			0-0 5-3		0-3 K		0-3 K		4	0	0	0	0	2	3				
Jerry Naron, L OBP: 0.279, SLG: 0.336 Bill Stein, R OBP: 0.323, SLG: 0.381	0-0 WP 1B			0-0 4-3		0-3 K			0-0 F4	3	0	1	1	0	1	0				
Leon Roberts, R OBP: 0.325, SLG: 0.399 Jim Anderson, R OBP: 0.289, SLG: 0.322	0-3 K			0-0 5-3		4-0 1B BB			0-0 1B	2	0	0	0	1	1	1				
Dave Edler, R OBP: 0.289, SLG: 0.337		0-3 K			0-0 F8		0-0 1B		0-0 1B	4	1	2	0	0	1	0				
Mario Mendoza, R OBP: 0.286, SLG: 0.310 Rod Craig, S OBP: 0.291, SLG: 0.347		0-0 F8			0-0 F3		1-3 2-H 1B		0-0 F4	2	0	0	0	0	0	0				
Inning Stats	R: 3 E: 0 K: 1 S: 8	H: 3 LOB: 1 BB: 1 P: 12	R: 0 E: 0 K: 2 S: 7	H: 0 LOB: 0 BB: 0 P: 7	R: 0 E: 0 K: 0 S: 3	H: 0 LOB: 0 BB: 0 P: 3	R: 0 E: 0 K: 0 S: 3	H: 0 LOB: 0 BB: 0 P: 3	R: 0 E: 0 K: 1 S: 5	H: 0 LOB: 0 BB: 1 P: 5	R: 1 E: 0 K: 3 S: 11	H: 2 LOB: 2 BB: 1 P: 15	R: 0 E: 0 K: 1 S: 5	H: 0 LOB: 1 BB: 1 P: 9	R: 2 E: 0 K: 0 S: 7	H: 4 LOB: 2 BB: 0 P: 7		1B: 9 2B: 0 3B: 0 HR: 0	SF: 0 SAC: 0 DP: 0 HBP: 0	WP: 1 PB: 0 SB: 1 CS: 0
PITCHER	IP WLS BF H R ER SO BB IBB HBP BLK WP HR S P ERA WHIP	IP WLS BF H R ER SO BB IBB HBP BLK WP HR S P ERA WHIP																		
John Butcher, R ERA: 4.08 Jon Matlack, L ERA: 3.68	(1, 1) 6.2 W 27 5 4 4 6 2 0 0 0 1 0 37 45 5.40 1.050	(7, 1) 2.1 S 12 4 2 2 2 1 0 0 0 0 0 15 19 7.71 2.143																		

Batter	1	2	3	4	5	6	7	8	9	AB	R	H	RBI	BB	SO	LOB	BOTTOM			
Jim Norris, L OBP: 0.330, SLG: 0.278	0-0 4-3	0-0 L7			0-0 G4-6-3	0-0 F6		0-0 1B		5	1	1	0	0	0	4	Seattle Mariners @ Texas Rangers Arlington Stadium, Arlington, TX Sat Oct 04 1980, 8:05 PM EDT Att: 9,241 - Unknown livebaseballscorecards.com			
Johnny Grubb, L OBP: 0.370, SLG: 0.422	0-0 1B		0-0 F9		0-0 G3		0-0 HR	0-0 2B		5	3	3	1	0	0	0				
Buddy Bell, R OBP: 0.382, SLG: 0.502	0-0 F8		0-0 1-3		0-0 E6	0-0 HR	0-0 HR	0-0 1B		5	3	2	2	0	0	1				
Richie Zisk, R OBP: 0.342, SLG: 0.460 Bump Willis, S OBP: 0.322, SLG: 0.360 Rusty Staub, L OBP: 0.370, SLG: 0.459	0-0 1B		0-0 F8		0-0 WP	0-0 HR	0-0 HR	0-0 1B		3	0	2	0	0	0	0				
Pat Putnam, L OBP: 0.318, SLG: 0.408	0-0 1B			0-0 4-3		0-0 F9	0-0 SH5-3	0-0 4-3		4	0	1	1	0	0	2				
Jim Sundberg, R OBP: 0.353, SLG: 0.384	0-0 1B			0-0 F9		0-0 SF9	0-0 PB	0-0 F8		3	0	1	1	1	0	0				
Bill Sample, R OBP: 0.327, SLG: 0.358		0-0 PB		0-0 1B		0-0 1B	0-0 FC5-4	0-3 K		3	1	2	0	2	1	0				
Mike Richardt, R OBP: 0.239, SLG: 0.257 Al Oliver, L OBP: 0.356, SLG: 0.480 Dave Roberts, R OBP: 0.285, SLG: 0.390		0-0 F9		0-0 F7		0-0 2B	0-3 K	0-0 FC6-4		2	0	0	0	0	0	2				
Bud Harrelson, S OBP: 0.371, SLG: 0.322		0-0 5-3		0-0 G4-6-3		0-0 2B	0-0 FC5-4			3	0	1	2	1	0	4				
Inning Stats	R: 1 E: 0 K: 0 S: 6	H: 4 LOB: 2 BB: 0 P: 6	R: 0 E: 0 K: 0 S: 4	H: 1 LOB: 1 BB: 0 P: 4	R: 0 E: 0 K: 0 S: 3	H: 0 LOB: 0 BB: 0 P: 3	R: 0 E: 0 K: 0 S: 4	H: 1 LOB: 1 BB: 0 P: 4	R: 0 E: 0 K: 0 S: 2	H: 0 LOB: 0 BB: 1 P: 6	R: 4 E: 1 K: 1 S: 7	H: 3 LOB: 2 BB: 1 P: 11	R: 2 E: 0 K: 1 S: 7	H: 2 LOB: 3 BB: 3 P: 19	R: 4 E: 0 K: 1 S: 10	H: 4 LOB: 1 BB: 0 P: 10		1B: 10 2B: 2 3B: 0 HR: 3	SF: 1 SAC: 1 DP: 1 HBP: 0	WP: 1 PB: 3 SB: 0 CS: 0
PITCHER	IP WLS BF H R ER SO BB IBB HBP BLK WP HR S P ERA WHIP	IP WLS BF H R ER SO BB IBB HBP BLK WP HR S P ERA WHIP																		
Jim Beattie, R ERA: 4.88 Byron McLaughlin, R ERA: 6.88 Dave Roberts, L ERA: 4.38	(1, 1) 5.2 L 25 7 4 2 0 2 0 0 0 0 1 0 23 31 3.18 1.588	(6, 1) 0.1 5 4 3 2 0 0 0 0 0 0 0 2 5 5 54.00 12.000	(7, 1) 2.0 14 4 4 4 2 1 2 0 0 0 1 15 27 18.00 2.500																	

Batter	1	2	3	4	5	6	7	8	9	AB	R	H	RBI	BB	SO	LOB	TOP					
Kim Allen, R OBP: 0.350, SLG: 0.294 (1, 4)	F2	1-2 2-3 3-H 1B		K		SH2-4		6-3		4	0	1	1	0	1	1	Seattle Mariners @ Texas Rangers Arlington Stadium, Arlington, TX Sun Oct 05 1980, 4:33 AM EDT Att: 7,384 - Unknown					
Joe Simpson, L OBP: 0.302, SLG: 0.332 (1, 3) (9, 9)	S 1B	K		E7		F7		1-3		5	0	1	0	0	1	4						
Rod Craig, S OBP: 0.293, SLG: 0.346 (1, 8)	1-2 BB	K		F8		3-1			E 1B	4	0	1	0	1	1	5						
Willie Horton, R OBP: 0.306, SLG: 0.328 (1, 10)	K		6-3		1-3		BB HBP HBP	SH5-4		3	0	0	0	0	1	2						
Julio Cruz, S OBP: 0.306, SLG: 0.258 (7, PR)								1-3		0	0	0	0	0	0	0						
Reggie Walton, R OBP: 0.307, SLG: 0.422 (1, 9)	5-3			FC5-4 BB	1-3 1B		BB HBP	K		2	0	1	0	1	0	2						
Bill Stein, R OBP: 0.321, SLG: 0.379 (9, PH) (9, 3)							1-2 HBP			1	0	0	0	0	1	1						
Leon Roberts, R OBP: 0.325, SLG: 0.396 (1, 7)		1B FC1-2 BB	FC5-4	1-2	1-3		G4-6-3 BB	F4		3	0	0	0	2	0	3						
Larry Milbourne, S OBP: 0.313, SLG: 0.333 (1, 6)		FC1-2 1B	F9		IBB		K			3	1	1	0	1	1	4						
Jim Anderson, R OBP: 0.292, SLG: 0.325 (1, 5)		1B FC1-2 1B			2-3		G4-6-3			3	1	2	0	0	0	2						
Bruce Bochte, L OBP: 0.391, SLG: 0.456 (7, PH)		1B FC1-2 1B		SH5-4 E 1B			1-2			1	0	0	0	0	0	3						
Dave Edler, R OBP: 0.289, SLG: 0.337 (7, 5)							1-2			0	0	0	0	0	0	0						
Larry Cox, R OBP: 0.260, SLG: 0.292 (1, 2)		FC1-2		SH5-4				F5		2	0	1	0	0	0	3						
Dan Meyer, L OBP: 0.314, SLG: 0.407 (8, PH)							SH2-4 1B			1	0	0	0	0	0	0						
Marc Hill, R OBP: 0.235, SLG: 0.315 (8, 2)		1-2 2-3 3-H								0	0	0	0	0	0	0						
Inning Stats	R: 0 E: 0 K: 1 S: 6	H: 1 LOB: 2 BB: 1 P: 10	R: 1 E: 0 K: 2 S: 10	H: 3 LOB: 3 BB: 1 P: 14	R: 0 E: 0 K: 0 S: 3	H: 0 LOB: 1 BB: 1 P: 7	R: 1 E: 1 K: 1 S: 7	H: 1 LOB: 1 BB: 0 P: 7	R: 0 E: 0 K: 0 S: 4	H: 1 LOB: 2 BB: 1 P: 8	R: 0 E: 0 K: 0 S: 4	H: 0 LOB: 3 BB: 0 P: 10	R: 0 E: 0 K: 0 S: 3	H: 0 LOB: 0 BB: 0 P: 3	R: 0 E: 1 K: 1 S: 6	H: 1 LOB: 1 BB: 0 P: 6	1B: 8 2B: 0 3B: 0 HR: 0	SF: 0 SAC: 3 DP: 1 HBP: 2	WP: 0 PB: 0 SB: 1 CS: 0	PA: 42		
PITCHER	IP WLS BF H R ER SO BB IBB HBP BLK WP HR S P ERA WHIP	IP WLS BF H R ER SO BB IBB HBP BLK WP HR S P ERA WHIP	IP WLS BF H R ER SO BB IBB HBP BLK WP HR S P ERA WHIP	IP WLS BF H R ER SO BB IBB HBP BLK WP HR S P ERA WHIP	IP WLS BF H R ER SO BB IBB HBP BLK WP HR S P ERA WHIP	IP WLS BF H R ER SO BB IBB HBP BLK WP HR S P ERA WHIP	IP WLS BF H R ER SO BB IBB HBP BLK WP HR S P ERA WHIP	IP WLS BF H R ER SO BB IBB HBP BLK WP HR S P ERA WHIP	IP WLS BF H R ER SO BB IBB HBP BLK WP HR S P ERA WHIP	IP WLS BF H R ER SO BB IBB HBP BLK WP HR S P ERA WHIP	IP WLS BF H R ER SO BB IBB HBP BLK WP HR S P ERA WHIP	IP WLS BF H R ER SO BB IBB HBP BLK WP HR S P ERA WHIP	IP WLS BF H R ER SO BB IBB HBP BLK WP HR S P ERA WHIP	IP WLS BF H R ER SO BB IBB HBP BLK WP HR S P ERA WHIP	IP WLS BF H R ER SO BB IBB HBP BLK WP HR S P ERA WHIP	IP WLS BF H R ER SO BB IBB HBP BLK WP HR S P ERA WHIP	IP WLS BF H R ER SO BB IBB HBP BLK WP HR S P ERA WHIP	IP WLS BF H R ER SO BB IBB HBP BLK WP HR S P ERA WHIP	IP WLS BF H R ER SO BB IBB HBP BLK WP HR S P ERA WHIP	IP WLS BF H R ER SO BB IBB HBP BLK WP HR S P ERA WHIP	IP WLS BF H R ER SO BB IBB HBP BLK WP HR S P ERA WHIP	
Don Kainer, R ERA: 1.83 (1, 1)	6.0	33	7	2	1	4	4	1	2	0	0	0	0	0	0	0	0	0	13	13	0.00	0.333
Danny Darwin, R ERA: 2.63 (7, 1)	3.0	9	1	0	0	2	0	0	0	0	0	0	0	0	0	0	0	0	13	13	0.00	0.333

AB	32
R	2
H	8
RBI	1
BB	5
SO	6
LOB	30



Batter	1	2	3	4	5	6	7	8	9	AB	R	H	RBI	BB	SO	LOB	BOTTOM					
Jim Norris, L OBP: 0.327, SLG: 0.276 (1, 9)	F8		F9		K		G5-4-3		2B 1B	5	1	1	0	0	1	2	Seattle Mariners @ Texas Rangers Arlington Stadium, Arlington, TX Sun Oct 05 1980, 4:33 AM EDT Att: 7,384 - Unknown					
Johnny Grubb, L OBP: 0.374, SLG: 0.427 (1, 7)	K				4-3		FC5-4 1B		1-H 2B	4	0	2	1	1	1	0						
Buddy Bell, R OBP: 0.379, SLG: 0.498 (1, 5)	F8		F3		6-3		FC5-4			4	0	0	0	0	0	3						
Richie Zisk, R OBP: 0.344, SLG: 0.460 (1, 10)								F3		2	0	1	0	1	1	2						
Bump Willis, S OBP: 0.322, SLG: 0.360 (6, PR)		E BB	K			4-3 E 1B				0	1	0	0	0	0	0						
Mickey Rivers, L OBP: 0.353, SLG: 0.437 (8, PH)										1	0	0	0	0	0	0						
Pat Putnam, L OBP: 0.319, SLG: 0.407 (1, 3)		F6		2B BB	4-3		FC3-6 1B			3	1	1	0	1	0	2						
Dave Roberts, R OBP: 0.280, SLG: 0.383 (1, 2)		G3			K		K		FC3-6 1B	4	0	0	0	0	2	4						
Bill Sample, R OBP: 0.335, SLG: 0.368 (1, 8)							E5			3	0	2	1	1	0	0						
Mike Richardt, R OBP: 0.236, SLG: 0.254 (1, 4)										1	0	0	0	0	1	2						
Al Oliver, L OBP: 0.357, SLG: 0.480 (4, PH)		K					4-3		F3	0	0	0	0	1	0	0						
Odie Davis, R OBP: 0.125, SLG: 0.125 (5, 6)										2	0	0	0	0	0	4						
Bud Harrelson, S OBP: 0.373, SLG: 0.322 (5, 4)									1-3	3	0	1	0	1	0	2						
Inning Stats	R: 0 E: 0 K: 1 S: 5	H: 0 LOB: 0 BB: 0 P: 5	R: 0 E: 1 K: 1 S: 5	H: 0 LOB: 2 BB: 2 P: 13	R: 0 E: 0 K: 1 S: 5	H: 0 LOB: 2 BB: 2 P: 13	R: 1 E: 0 K: 1 S: 5	H: 1 LOB: 2 BB: 0 P: 13	R: 0 E: 0 K: 0 S: 4	H: 2 LOB: 1 BB: 0 P: 4	R: 0 E: 0 K: 0 S: 5	H: 2 LOB: 2 BB: 0 P: 5	R: 1 E: 0 K: 0 S: 3	H: 2 LOB: 1 BB: 0 P: 3	1B: 6 2B: 2 3B: 0 HR: 0	SF: 0 SAC: 0 DP: 2 HBP: 0		WP: 0 PB: 0 SB: 1 CS: 0	PA: 38			
PITCHER	IP WLS BF H R ER SO BB IBB HBP BLK WP HR S P ERA WHIP	IP WLS BF H R ER SO BB IBB HBP BLK WP HR S P ERA WHIP	IP WLS BF H R ER SO BB IBB HBP BLK WP HR S P ERA WHIP	IP WLS BF H R ER SO BB IBB HBP BLK WP HR S P ERA WHIP	IP WLS BF H R ER SO BB IBB HBP BLK WP HR S P ERA WHIP	IP WLS BF H R ER SO BB IBB HBP BLK WP HR S P ERA WHIP	IP WLS BF H R ER SO BB IBB HBP BLK WP HR S P ERA WHIP	IP WLS BF H R ER SO BB IBB HBP BLK WP HR S P ERA WHIP	IP WLS BF H R ER SO BB IBB HBP BLK WP HR S P ERA WHIP	IP WLS BF H R ER SO BB IBB HBP BLK WP HR S P ERA WHIP	IP WLS BF H R ER SO BB IBB HBP BLK WP HR S P ERA WHIP	IP WLS BF H R ER SO BB IBB HBP BLK WP HR S P ERA WHIP	IP WLS BF H R ER SO BB IBB HBP BLK WP HR S P ERA WHIP	IP WLS BF H R ER SO BB IBB HBP BLK WP HR S P ERA WHIP	IP WLS BF H R ER SO BB IBB HBP BLK WP HR S P ERA WHIP	IP WLS BF H R ER SO BB IBB HBP BLK WP HR S P ERA WHIP		IP WLS BF H R ER SO BB IBB HBP BLK WP HR S P ERA WHIP	IP WLS BF H R ER SO BB IBB HBP BLK WP HR S P ERA WHIP	IP WLS BF H R ER SO BB IBB HBP BLK WP HR S P ERA WHIP	IP WLS BF H R ER SO BB IBB HBP BLK WP HR S P ERA WHIP	
Rick Anderson, R ERA: 3.72 (1, 1)	5.2	24	6	2	1	0	4	0	0	0	0	0	0	0	0	0	0	0	14	14	3.38	2.250
Mike Parrott, R ERA: 7.28 (6, 1)	2.2	14	6	1	1	0	0	0	0	0	0	0	0	0	0	0	0	0	14	14	3.38	2.250

