

Seattle Mariners - 1982

Batter	1	2	3	4	5	6	7	8	9	AB	R	H	RBI	BB	SO	LOB	TOP			
Julio Cruz, S OBP: 0.400, SLG: 0.400 (1,4)										5	2	2	2	0	1	0	Seattle Mariners @ Minnesota Twins Hubert H. Humphrey Metrodome, Minneapolis, MN Tue Apr 06 1982, 7:05 PM EST Att: 52,279 - Unknown			
Manny Castillo, S OBP: 0.400, SLG: 0.500 (1,5)										4	0	1	1	1	0	0				
Bruce Bochte, L (1,7)										3	1	0	1	1	1	2				
Richie Zisk, R (1,10)										5	2	2	0	0	0	1				
Al Cowens, R (1,9)										5	2	2	2	0	0	1				
Joe Simpson, L (1,8)										4	1	2	0	1	1	0				
Jim Maler, R (1,3)										4	2	3	5	0	0	1				
Jim Essian, R (1,2)										5	1	2	0	0	0	2				
Todd Cruz, R (1,6)										4	0	0	0	0	1	4				
Inning Stats	R: 0 E: 0 K: 1 S: 5	H: 0 LOB: 0 BB: 0 P: 5	R: 0 E: 0 K: 0 S: 3	H: 0 LOB: 0 BB: 0 P: 3	R: 3 E: 0 K: 0 S: 7	H: 4 LOB: 1 BB: 0 P: 7	R: 1 E: 0 K: 1 S: 6	H: 1 LOB: 0 BB: 0 P: 6	R: 1 E: 0 K: 0 S: 3	H: 3 LOB: 2 BB: 1 P: 7	R: 4 E: 0 K: 0 S: 6	H: 3 LOB: 1 BB: 2 P: 14	R: 0 E: 1 K: 2 S: 8	H: 0 LOB: 1 BB: 0 P: 8	R: 1 E: 0 K: 0 S: 5	H: 2 LOB: 1 BB: 0 P: 5	1B: 8 2B: 5 3B: 0 HR: 2	SF: 2 SAC: 0 DP: 1 HBP: 0	WP: 2 PB: 1 CS: 1	PA: 44
PITCHER	IP WLS BF H R ER SO BB IBB HBP BLK WP HR S P ERA WHIP																			
Pete Redfern, R (1,1)	5.0 L 21 6 5 5 2 1 0 0 0 0 1 1 24 28 9.00 1.400																			
Bobby Castillo, R (6,1)	2.0 14 6 5 4 0 1 1 0 0 0 0 0 12 20 18.00 3.500																			
Fernando Arroyo, R (8,1)	2.0 9 2 1 1 2 0 0 0 0 0 1 1 13 13 4.50 1.000																			

Batter	1	2	3	4	5	6	7	8	9	AB	R	H	RBI	BB	SO	LOB	BOTTOM			
Jim Eisenreich, L (1,8)										3	0	0	0	0	1	1	Seattle Mariners @ Minnesota Twins Hubert H. Humphrey Metrodome, Minneapolis, MN Tue Apr 06 1982, 7:05 PM EST Att: 52,279 - Unknown			
Jesus Vega, R (8,PH)										1	0	0	0	0	1	0				
Bobby Mitchell, L (9,8)										1	0	0	0	0	0	1				
Gary Ward, R (1,10)										5	0	0	0	0	2	2				
Dave Engle, R (1,9)										3	3	2	1	1	0	0				
Roy Smalley, S (1,6)										4	1	1	0	0	2	1				
Kent Hrbek, L (1,3)										4	1	2	2	0	1	0				
Gary Gaetti, R (1,5)										4	2	4	4	0	0	0				
Butch Wynegar, S (1,2)										4	0	0	0	0	2	2				
Rob Wilfong, L (1,4)										4	0	0	0	0	2	0				
Mickey Hatcher, R (1,7)										3	0	2	0	1	0	0				
Inning Stats	R: 1 E: 0 K: 1 S: 6	H: 1 LOB: 0 BB: 0 P: 6	R: 0 E: 0 K: 2 S: 7	H: 1 LOB: 0 BB: 0 P: 7	R: 0 E: 0 K: 1 S: 6	H: 1 LOB: 1 BB: 0 P: 6	R: 3 E: 0 K: 2 S: 10	H: 3 LOB: 0 BB: 0 P: 10	R: 0 E: 0 K: 1 S: 5	H: 0 LOB: 0 BB: 0 P: 5	R: 1 E: 0 K: 1 S: 6	H: 1 LOB: 0 BB: 0 P: 6	R: 2 E: 0 K: 1 S: 8	H: 3 LOB: 2 BB: 1 P: 12	R: 0 E: 0 K: 1 S: 5	H: 0 LOB: 1 BB: 1 P: 9	1B: 6 2B: 1 3B: 1 HR: 3	SF: 0 SAC: 0 DP: 0 HBP: 0	WP: 0 PB: 0 CS: 0	PA: 38
PITCHER	IP WLS BF H R ER SO BB IBB HBP BLK WP HR S P ERA WHIP																			
Floyd Bannister, L (1,1)	7.2 W 32 10 7 7 10 1 0 0 0 0 0 3 51 55 8.22 1.435																			
Mike Stanton, R (8,1)	1.1 S 6 1 0 0 1 1 0 0 0 0 0 0 7 11 0.00 1.500																			

Batter	1	2	3	4	5	6	7	8	9	AB	R	H	RBI	BB	SO	LOB	TOP										
Julio Cruz, S OBP: 0.400, SLG: 0.333 (1,4)										4	0	1	0	0	0	3	Seattle Mariners @ Minnesota Twins Hubert H. Humphrey Metrodome, Minneapolis, MN Wed Apr 07 1982, 7:05 PM EST Att: 5,213 - Dome livebaseballscorecards.com										
Manny Castillo, S OBP: 0.400, SLG: 0.556 (1,5)										5	1	2	1	0	0	3											
Bruce Bochte, L OBP: 0.300, SLG: 0.500 (1,7) Paul Serna, R (8,6)										5	0	2	1	0	0	4											
Richie Zisk, R OBP: 0.500, SLG: 0.778 (1,10) Lenny Randle, S (9, PR)										4	1	2	1	1	1	1											
Al Cowens, R OBP: 0.400, SLG: 0.778 (1,9)										4	0	1	0	1	1	1											
Joe Simpson, L OBP: 0.300, SLG: 0.333 (1,8)										5	0	0	0	0	0	2											
Jim Maler, R OBP: 0.700, SLG: 1.714 (1,3)										3	1	2	1	2	0	0											
Jim Essian, R OBP: 0.550, SLG: 0.500 (1,2) Steve Stroutrier, L (9, PH)										3	2	2	0	1	0	2											
Todd Cruz, R (1,6) Thad Bosley, L (8, PH) (8,7)										3	0	0	0	0	1	3											
Inning Stats	R: 0 E: 0 K: 0 S: 4	H: 3 LOB: 2 BB: 1 P: 8	R: 0 E: 0 K: 1 S: 6	H: 1 LOB: 2 BB: 1 P: 10	R: 1 E: 0 K: 0 S: 4	H: 1 LOB: 0 BB: 0 P: 4	R: 1 E: 2 K: 0 S: 5	H: 0 LOB: 1 BB: 1 P: 10	R: 0 E: 0 K: 1 S: 5	H: 0 LOB: 0 BB: 0 P: 5	R: 3 E: 0 K: 0 S: 7	H: 4 LOB: 1 BB: 0 P: 7	R: 0 E: 0 K: 0 S: 2	H: 0 LOB: 1 BB: 2 P: 10	R: 0 E: 0 K: 2 S: 4	H: 1 LOB: 1 BB: 0 P: 4		R: 0 E: 0 K: 2 S: 9	H: 2 LOB: 2 BB: 0 P: 9	1B: 7 2B: 3 3B: 0 HR: 2	SF: 0 SAC: 0 DP: 1 HBP: 1	WP: 0 PB: 0 SB: 0 CS: 2	PA: 44				
PITCHER	IP	WLS	BF	H	R	ER	SO	BB	IBB	HBP	BLK	WP	HR	S	P	ERA	WHIP										
Roger Erickson, R ERA: 5.4 (1,1)	5.0	W	26	7	4	3	2	3	0	1	0	0	2	26	39	5.40	2.000										
Fernando Arroyo, R ERA: 6.75 (6,1)	0.2		4	2	1	1	0	0	0	0	0	0	0	4	4	13.50	3.000										
Bobby Castillo, R ERA: 13.5 (6,1)	0.2		4	0	0	0	0	2	0	0	0	0	0	2	10	0.00	3.000										
Doug Corbett, R ERA: (7,1)	2.2	S	10	3	0	0	2	0	0	0	0	0	0	14	14	0.00	1.125										

Batter	1	2	3	4	5	6	7	8	9	AB	R	H	RBI	BB	SO	LOB	BOTTOM										
Jim Eisenreich, L OBP: 0.143, SLG: 0.143 (1,8)										4	0	1	2	0	0	3	Seattle Mariners @ Minnesota Twins Hubert H. Humphrey Metrodome, Minneapolis, MN Wed Apr 07 1982, 7:05 PM EST Att: 5,213 - Dome livebaseballscorecards.com										
Jesus Vega, R OBP: 0.300, SLG: 0.500 (8, PH) Mickey Hatcher, R OBP: 0.750, SLG: 0.667 (9,9)										5	0	1	2	0	1	5											
Rob Wilfong, L OBP: 0.111, SLG: 0.111 (1,4)										3	0	0	0	1	0	3											
Dave Engle, R OBP: 0.300, SLG: 0.833 (1,9) Bobby Mitchell, L (8,9) (9,8)										0	0	0	0	0	0	0											
Roy Smalley, S OBP: 0.250, SLG: 0.286 (1,6)										3	1	0	0	1	0	1											
Kent Hrbek, L OBP: 0.500, SLG: 0.857 (1,3)										3	2	1	1	1	0	1											
Gary Gaetti, R OBP: 0.625, SLG: 1.625 (1,5)										4	0	1	0	0	1	2											
Randy Johnson, L OBP: 0.750, SLG: 1.250 (1,10)										4	1	3	0	0	0	0											
Gary Ward, R OBP: 0.333, SLG: 0.250 (1,7)										3	2	2	1	1	0	1											
Sal Butera, R (1,2)										3	1	0	1	1	0	5											
Inning Stats	R: 0 E: 0 K: 0 S: 3	H: 0 LOB: 0 BB: 0 P: 3	R: 0 E: 0 K: 0 S: 3	H: 0 LOB: 0 BB: 0 P: 3	R: 1 E: 0 K: 0 S: 5	H: 2 LOB: 1 BB: 1 P: 9	R: 1 E: 1 K: 1 S: 9	H: 3 LOB: 1 BB: 2 P: 17	R: 1 E: 0 K: 0 S: 4	H: 1 LOB: 0 BB: 0 P: 4	R: 0 E: 0 K: 1 S: 5	H: 0 LOB: 1 BB: 1 P: 9	R: 0 E: 0 K: 0 S: 2	H: 0 LOB: 0 BB: 1 P: 6	R: 0 E: 0 K: 0 S: 6	H: 4 LOB: 3 BB: 0 P: 6	1B: 7 2B: 2 3B: 0 HR: 1	SF: 0 SAC: 0 DP: 1 HBP: 0	WP: 0 PB: 0 SB: 0 CS: 0	PA: 38							
PITCHER	IP	WLS	BF	H	R	ER	SO	BB	IBB	HBP	BLK	WP	HR	S	P	ERA	WHIP										
Jim Beattie, R ERA: 11.25 (1,1)	4.0	L	21	5	6	5	1	3	0	0	0	0	1	14	22	11.25	2.000										
Ed Nunez, R ERA: 2.7 (5,1)	3.1		14	4	1	1	1	2	0	0	0	0	0	1	14	2.70	1.800										
Larry Andersen, R ERA: (8,1)	0.1		1	0	0	0	0	0	0	0	0	0	0	1	1	0.00	0.000										
Ed Vande Berg, L ERA: (8,1)	0.1		2	1	0	0	0	0	0	0	0	0	0	2	2	0.00	3.000										

Batter	1	2	3	4	5	6	7	8	9	AB	R	H	RBI	BB	SO	LOB	TOP									
Julio Cruz, S OBP: 0.333, SLG: 0.231 (1, 4)	0-0 5-3		0-0 4-3		4-0 G5-4-3 BB		0-0 F9		0-0 1-3	4	0	0	0	1	0	1	Seattle Mariners @ Minnesota Twins Hubert H. Humphrey Metrodome, Minneapolis, MN Thu Apr 08 1982, 4:33 AM EST Att: 10,412 - Dome livebaseballscorecards.com									
Manny Castillo, S OBP: 0.357, SLG: 0.417 (1, 5)	4-0 G4-6-3 BB		0-0 6-3		0-3 K		0-0 F7			3	0	0	0	1	1	1										
Bruce Bochte, L OBP: 0.357, SLG: 0.455 (8, PR)	0-0 G4-6-3		4-0 1B BB		0-0 G5-4-3		0-0 FC4-6 1B		0-0 1B	3	0	1	0	1	0	2										
Thad Bosley, L (8, 7)	1-2		1B BB		1-2 1B		1-2 FC4-6 1B		1-2 1B	0	0	0	0	0	0	0										
Richie Zisk, R OBP: 0.643, SLG: 0.846 (8, PR)		0-0 1B BB	0-0 1-2 1B		0-0 L3 1B		0-0 FC4-6 1B		0-0 1B	4	0	4	0	0	0	0										
Lenny Randle, S (8, PR)		1B BB	1-2 1B		1-2 1B		1-2 FC4-6 1B		1-2 1B	0	0	0	0	0	0	0										
Al Cowens, R OBP: 0.357, SLG: 0.583 (1, 9)	4-0 1B BB		0-3 K		0-3 K		0-0 FC4-6		0-0 FC4-6	3	0	0	0	1	2	5										
Jim Maler, R OBP: 0.500, SLG: 1.091 (1, 3)	0-3 K		0-3 K		0-0 L3		0-3 K		0-3 K	4	0	0	0	0	3	5										
Jim Essian, R OBP: 0.462, SLG: 0.667 (1, 2)	0-0 F9		0-0 F9		0-0 F9		0-0 HR		0-3 K	4	1	1	1	0	1	2										
Dave Henderson, R OBP: 0.667, SLG: 0.667 (9, PH)	0-0 FC4-6 1B		0-0 1B		0-0 1B		0-0 4-3		0-0 1B	3	0	2	0	0	0	0										
Joe Simpson, L OBP: 0.364, SLG: 0.400 (9, PH)	1-2 2-3 1B		1-2 1B		1-2 1B		0-0 4-3		0-0 1B	1	0	1	0	0	0	0										
Todd Cruz, R (9, PH)	0-0 FC4-6		0-0 F7		0-0 F7		0-0 L3		0-3 K	3	0	0	0	0	0	4										
Steve Stroughter, L (9, PH)	1-2		1-2		1-2		1-2		1-2	1	0	0	0	0	1	1										
Inning Stats	R: 0 E: 0 K: 0 S: 2	H: 0 LOB: 0 BB: 1 P: 6	R: 0 E: 0 K: 1 S: 7	H: 2 LOB: 3 BB: 1 P: 11	R: 0 E: 0 K: 1 S: 6	H: 1 LOB: 2 BB: 1 P: 10	R: 0 E: 0 K: 1 S: 6	H: 1 LOB: 1 BB: 0 P: 6	R: 0 E: 0 K: 1 S: 4	H: 0 LOB: 0 BB: 1 P: 8	R: 0 E: 0 K: 1 S: 5	H: 1 LOB: 0 BB: 0 P: 5	R: 1 E: 0 K: 0 S: 4	H: 1 LOB: 0 BB: 0 P: 4	R: 0 E: 0 K: 1 S: 7	H: 2 LOB: 2 BB: 0 P: 7	R: 0 E: 0 K: 2 S: 8	H: 1 LOB: 1 BB: 0 P: 8	1B: 8 2B: 1 3B: 0 HR: 1	SF: 0 SAC: 0 DP: 3 HBP: 0	WP: 0 PB: 0 SB: 0 CS: 0	PA: 37				
PITCHER	IP	WLS	BF	H	R	ER	SO	BB	IBB	HBP	BLK	WP	HR	S	P	ERA	WHIP									
Brad Havens, L ERA: 1.23	(1, 1)	7.1	W	30	7	1	1	5	4	0	0	0	0	1	36	52	1.23	1.500								
Doug Corbett, R ERA:	(8, 1)	1.2	S	7	2	0	0	3	0	0	0	0	0	0	13	13	0.00	1.200								

Batter	1	2	3	4	5	6	7	8	9	AB	R	H	RBI	BB	SO	LOB	BOTTOM									
Jim Eisenreich, L OBP: 0.200, SLG: 0.111 (1, 8)	4-0 6-4-3 BB		0-3 K		0-0 6-3		0-3 K			2	0	0	0	1	1	0	Seattle Mariners @ Minnesota Twins Hubert H. Humphrey Metrodome, Minneapolis, MN Thu Apr 08 1982, 4:33 AM EST Att: 10,412 - Dome livebaseballscorecards.com									
Mickey Hatcher, R OBP: 0.600, SLG: 0.500 (6, PH)	7-9		0-0 L9		4-0 BB		0-0 F4			3	0	0	0	1	0	1										
Rob Wilfong, L OBP: 0.154, SLG: 0.083 (1, 4)	0-0 6-4-3		0-0 L9		4-0 BB		0-0 F4			3	0	0	0	1	0	1										
Roy Smalley, S OBP: 0.250, SLG: 0.200 (1, 6)	0-3 K		4-0 BB		0-0 1-3		0-3 K			3	0	0	0	1	2	2										
Kent Hrbek, L OBP: 0.417, SLG: 0.727 (1, 3)	0-0 F9		0-0 G3		0-3 K		0-0 1B 2B			4	1	1	0	0	1	2										
Gary Gaetti, R OBP: 0.750, SLG: 1.800 (1, 5)		0-0 HR	4-0 F9 1B WP BB		4-0 F9 1B BB		4-0 2H 1B			2	3	2	2	2	0	0										
Gary Ward, R OBP: 0.308, SLG: 0.250 (1, 7)		0-0 1B	0-0 F9		0-0 F9		0-3 K		0-3 K	4	0	1	0	0	2	3										
Bobby Mitchell, L (7, 8)	0-3 K		0-0 4-3		4-0 BB 1B		0-0 F7			3	0	0	0	1	1	2										
Jesus Vega, R OBP: 0.500, SLG: 0.500 (1, 10)	0-0 F4		0-0 CS 1B		0-0 CS 1B		0-0 L7			4	0	2	2	0	0	1										
Butch Wynegar, S (1, 2)	0-0 F4		0-0 CS		0-0 K		0-0 F5			3	0	0	0	1	1	1										
Inning Stats	R: 0 E: 0 K: 1 S: 5	H: 0 LOB: 1 BB: 1 P: 9	R: 1 E: 0 K: 1 S: 7	H: 2 LOB: 0 BB: 0 P: 7	R: 0 E: 0 K: 1 S: 5	H: 0 LOB: 1 BB: 1 P: 9	R: 1 E: 0 K: 0 S: 3	H: 1 LOB: 0 BB: 1 P: 7	R: 0 E: 0 K: 1 S: 5	H: 0 LOB: 1 BB: 1 P: 9	R: 1 E: 0 K: 3 S: 10	H: 1 LOB: 3 BB: 3 P: 22	R: 1 E: 0 K: 2 S: 9	H: 2 LOB: 1 BB: 0 P: 9	R: 0 E: 0 K: 0 S: 3	H: 0 LOB: 0 BB: 0 P: 3	1B: 4 2B: 1 3B: 0 HR: 1	SF: 0 SAC: 0 DP: 0 HBP: 0	WP: 1 PB: 0 SB: 1 CS: 1	PA: 37						
PITCHER	IP	WLS	BF	H	R	ER	SO	BB	IBB	HBP	BLK	WP	HR	S	P	ERA	WHIP									
Gene Nelson, R ERA: 4.76	(1, 1)	5.2	L	26	4	3	3	6	6	0	0	0	0	1	32	56	4.76	1.765								
Ed Vande Berg, L ERA: 6.75	(6, 1)	1.0		5	1	1	1	2	1	0	0	0	0	0	8	12	9.00	2.000								
Bill Caudill, R ERA:	(7, 1)	1.1		5	1	0	0	1	0	0	0	0	0	0	7	7	0.00	0.750								

Batter	1	2	3	4	5	6	7	8	9	AB	R	H	RBI	BB	SO	LOB	TOP					
Julio Cruz, S OBP: 0.469, SLG: 0.385 (1,4)	F8		1B		FC5-4		F8		F7	5	0	1	0	0	0	1	Seattle Mariners @ Oakland Athletics Oakland-Alameda County Coliseum, Oakland, CA Sun Apr 11 1982, 6:05 PM PST Att: 19,003 - Unknown					
Lenny Randle, S OBP: 0.400, SLG: 0.400 (1,5)	4-3		1B		FC1-6		WP		6-3	5	0	2	1	0	0	1						
Bruce Bochte, L OBP: 0.370, SLG: 0.381 (1,7) Dave Henderson, R (9, PR) OBP: 0.400, SLG: 0.400	6-3		F7				FC4-6			4	0	2	0	1	0	2						
Steve Strouther, L (1,10)		6-3	4-3				FC4-6		4-3	4	0	0	0	1	0	5						
Al Cowens, R OBP: 0.200, SLG: 0.259 (1,9)		F9			E6		FC6-4		5-3	4	0	0	0	0	0	3						
Thad Bosley, L OBP: 0.384, SLG: 0.300 (1,8)		1B			F5				1B	4	0	2	0	0	0	1						
Jim Maler, R OBP: 0.379, SLG: 0.615 (1,3)					6-3				F8	4	0	1	0	0	0	2						
Bud Bulling, R OBP: 0.250, SLG: 0.250 (1,2)			6-3		1-3				4-3	4	0	1	0	0	0	1						
Todd Cruz, R OBP: 0.211, SLG: 0.211 (1,6) Joe Simpson, L (8, PH) OBP: 0.375, SLG: 0.381 Paul Serna, R (8,6)			1B				FC5-4		F2	3	1	2	0	0	0	0						
			1B						K	1	0	0	0	0	1	2						
			1B							0	0	0	0	0	0	0						
Inning Stats	R: 0 E: 0 K: 0 S: 3	H: 0 LOB: 0 BB: 0 P: 3	R: 0 E: 0 K: 0 S: 4	H: 2 LOB: 2 BB: 0 P: 4	R: 1 E: 0 K: 0 S: 6	H: 3 LOB: 2 BB: 0 P: 6	R: 0 E: 1 K: 0 S: 4	H: 0 LOB: 1 BB: 0 P: 4	R: 0 E: 0 K: 0 S: 5	H: 2 LOB: 3 BB: 1 P: 9	R: 0 E: 0 K: 0 S: 3	H: 0 LOB: 0 BB: 0 P: 3	R: 0 E: 0 K: 1 S: 4	H: 1 LOB: 2 BB: 1 P: 8	R: 0 E: 0 K: 1 S: 7	H: 2 LOB: 2 BB: 0 P: 7	R: 0 E: 0 K: 0 S: 4	H: 1 LOB: 1 BB: 0 P: 4	1B: 10 2B: 1 3B: 0 HR: 0	SF: 0 SAC: 0 DP: 0 HBP: 0	WP: 1 PB: 0 SB: 0 CS: 0	PA: 40
PITCHER Rick Langford, R ERA: 1.89 (1,1)	IP: 9.0 WLS: W BF: 40 H: 11 R: 1 ER: 1 SO: 1 BB: 2 IBB: 0 HBP: 0 BLK: 0 WP: 1 HR: 0 S: 40 P: 48 ERA: 1.00 WHIP: 1.444															PITCHER						

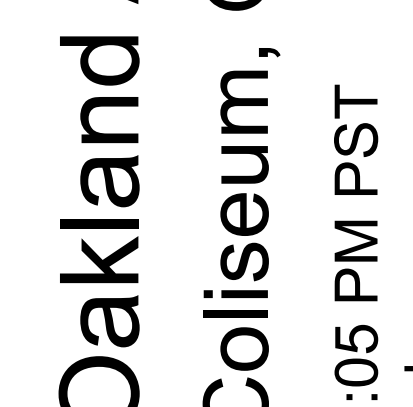
Batter	1	2	3	4	5	6	7	8	9	AB	R	H	RBI	BB	SO	LOB	BOTTOM					
Rickey Henderson, R OBP: 0.500, SLG: 0.458 (1,7)	CS		2B							3	1	3	1	1	0	0	Seattle Mariners @ Oakland Athletics Oakland-Alameda County Coliseum, Oakland, CA Sun Apr 11 1982, 6:05 PM PST Att: 19,003 - Unknown					
Dwayne Murphy, L OBP: 0.156, SLG: 0.207 (1,8)	4-3		1B							4	0	1	1	0	1	5						
Dan Meyer, L OBP: 0.278, SLG: 0.313 (1,10)			2B							2	0	0	0	2	0	2						
Tony Armas, R OBP: 0.226, SLG: 0.290 (1,9)	F4		K							4	0	1	0	0	1	3						
Wayne Gross, L OBP: 0.304, SLG: 0.238 (1,5)		F8								3	0	0	0	1	0	1						
Jim Spencer, L (1,3) Joe Rudi, R (7, PH) OBP: 0.313, SLG: 0.231 (8,3)		F7								3	0	0	0	0	0	3						
			G3							1	0	0	0	0	0	1						
Dave McKay, S (1,4)		F7								4	0	0	0	0	2	0						
Bob Kearney, R OBP: 0.188, SLG: 0.133 (1,2)			F9							4	1	2	0	0	0	0						
Fred Stanley, R OBP: 0.300, SLG: 0.125 (1,6)			1B							2	1	0	0	2	0	1						
			2B																			
Inning Stats	R: 0 E: 0 K: 0 S: 3	H: 1 LOB: 1 BB: 1 P: 7	R: 0 E: 0 K: 0 S: 3	H: 0 LOB: 0 BB: 0 P: 3	R: 2 E: 0 K: 1 S: 7	H: 2 LOB: 3 BB: 3 P: 19	R: 1 E: 0 K: 1 S: 7	H: 2 LOB: 2 BB: 1 P: 11	R: 0 E: 0 K: 0 S: 3	H: 0 LOB: 0 BB: 0 P: 3	R: 0 E: 0 K: 1 S: 6	H: 1 LOB: 2 BB: 1 P: 10	R: 0 E: 0 K: 0 S: 4	H: 1 LOB: 1 BB: 0 P: 4	R: 0 E: 0 K: 1 S: 5	H: 0 LOB: 0 BB: 0 P: 5	R: 0 E: 0 K: 1 S: 5	H: 0 LOB: 0 BB: 0 P: 5	1B: 5 2B: 2 3B: 0 HR: 0	SF: 0 SAC: 0 DP: 0 HBP: 0	WP: 1 PB: 0 SB: 0 CS: 1	PA: 36
PITCHER Mike Moore, R ERA: 4.26 (1,1) Ed Vande Berg, L ERA: 2.25 (7,1)	IP: 6.1 WLS: L BF: 31 H: 7 R: 3 ER: 3 SO: 3 BB: 6 IBB: 0 HBP: 0 BLK: 0 WP: 0 HR: 0 S: 31 P: 55 ERA: 4.26 WHIP: 2.053															PITCHER						

AB	38
R	1
H	11
RBI	1
BB	2
SO	1
LOB	18



WP	1
PA	40

AB	30
R	3
H	7
RBI	2
BB	6
SO	4
LOB	16



WP	1
PA	36

Batter	1	2	3	4	5	6	7	8	9	10	11	12	13	14	15	16	17	18	19	20	AB	R	H	RBI	BB	SO	LOB					
Julio Cruz, S OBP: 0.360, SLG: 0.314	6-3		FC5-4		F9			K		K		1B			4-3	K			F7		9	0	1	0	0	3	5					
Manny Castillo, S OBP: 0.269, SLG: 0.273	1B			5-3		6-3		F3				F8			E4	4-3			6-3		9	1	2	0	0	0	4					
Bruce Bochte, L OBP: 0.300, SLG: 0.360	G3-6-3									G6-4-3					BB						4	0	1	0	0	0	1					
Thad Bosley, L OBP: 0.313, SLG: 0.287	1B			F8		6-3				G5-4-3					F9						5	0	1	0	0	0	2					
Richie Zisk, R OBP: 0.303, SLG: 0.533				4-3		6-3									BB						8	0	2	0	0	0	2					
Lenny Randle, S OBP: 0.333, SLG: 0.333		F8								G5-4-3					BB	CS	1B				1	0	0	0	0	0	0					
Al Cowens, R OBP: 0.266, SLG: 0.242		6-3													BB						6	2	1	0	3	0	2					
Jim Maler, R OBP: 0.291, SLG: 0.515		6-3													BB						7	0	1	1	1	1	3					
Jim Easton, R OBP: 0.203, SLG: 0.643															BB						7	0	2	1	1	0	3					
Dave Henderson, R OBP: 0.625, SLG: 0.825																					3	0	3	1	0	0	0					
Joe Simpson, L OBP: 0.278, SLG: 0.360																					4	0	1	0	1	1	1					
Todd Cruz, R OBP: 0.158, SLG: 0.190																					2	0	0	0	0	0	3					
Steve Stroumger, L OBP: 0.179, SLG: 0.185																					4	0	0	0	0	0	2					
Paul Serna, R ERA: 1.17																					4	0	0	0	0	2	2					
Inning Stats	R:0 E:0 K:0 S:3	H:1 LOB:0 BB:0 P:3	R:0 E:0 K:0 S:3	H:0 LOB:0 BB:0 P:3	R:0 E:0 K:0 S:3	H:1 LOB:1 BB:0 P:4	R:0 E:0 K:0 S:3	H:0 LOB:0 BB:0 P:3	R:0 E:0 K:0 S:3	H:0 LOB:0 BB:0 P:3	R:0 E:0 K:1 S:6	H:1 LOB:1 BB:0 P:6	R:1 E:0 K:0 S:6	H:4 LOB:3 BB:1 P:10	R:0 E:0 K:1 S:5	H:1 LOB:0 BB:0 P:5	R:0 E:0 K:0 S:4	H:1 LOB:1 BB:0 P:4	R:0 E:0 K:0 S:3	H:0 LOB:0 BB:0 P:3	R:0 E:0 K:0 S:3	H:0 LOB:0 BB:0 P:3	R:0 E:0 K:0 S:3	H:0 LOB:0 BB:0 P:3	R:0 E:0 K:0 S:3	H:0 LOB:0 BB:0 P:3	R:0 E:0 K:0 S:3	H:0 LOB:0 BB:0 P:3	1B: 14 2B: 2 3B: 0 HR: 0	SF: 0 DP: 4 HBP: 0	WP: 0 PB: 0 SB: 1 CS: 2	PA: 77
PITCHER	IP: 8.0 ERA: 0.53 WLS: 24 BF: 7 H: 2 R: 1 ER: 0 SO: 5 BB: 2 IBB: 0 HBP: 0 BLK: 0 WP: 0 HR: 0 S: 32 P: 40	IP: 6.0 ERA: 1.38 WLS: 9 BF: 2 H: 1 R: 0 ER: 0 SO: 2 BB: 0 IBB: 0 HBP: 0 BLK: 0 WP: 0 HR: 0 S: 15 P: 15	IP: 4.2 ERA: 1.17 WLS: 14 BF: 1 H: 0 R: 0 ER: 0 SO: 1 BB: 0 IBB: 0 HBP: 0 BLK: 0 WP: 0 HR: 0 S: 16 P: 16	PITCHER																												

Seattle Mariners @ California Angels
 Anaheim Stadium, Anaheim, CA
 Tue Apr 13, 1982, 10:33 PM EST
 Att: 33,574 - Unknown

AB	R	H	RBI	BB	SO	LOB
70	3	15	3	6	7	31



Batter	1	2	3	4	5	6	7	8	9	10	11	12	13	14	15	16	17	18	19	20	AB	R	H	RBI	BB	SO	LOB							
Brian Downing, R OBP: 0.288, SLG: 0.590	F4									F4		K			F2						4	0	0	0	0	0	0							
Bobby Clark, R OBP: 0.429, SLG: 0.429			F9		F9			F9								K					5	0	1	0	0	2	3							
Fred Lynn, L OBP: 0.351, SLG: 0.387	F6																				8	0	1	0	1	1	3							
Rod Carew, L OBP: 0.298, SLG: 0.500	1B																				7	1	2	0	2	0	5							
Reggie Jackson, S OBP: 0.303, SLG: 0.148																SH3					3	0	0	0	1	0	2							
Juan Beniquez, R OBP: 0.251, SLG: 0.291	6-3																				3	0	0	0	1	2	0							
Bobby Grich, S OBP: 0.200, SLG: 0.200																					5	0	1	0	0	3	2							
Jose Moreno, S OBP: 0.251, SLG: 0.291																					3	0	0	0	1	2	0							
Tim Lincecum, R OBP: 0.179, SLG: 0.185																					3	0	0	0	1	0	4							
Don Baylor, R OBP: 0.270, SLG: 0.273																					9	2	5	1	0	2	2							
Doug DeCinces, R OBP: 0.351, SLG: 0.633																					7	1	2	1	1	1	4							
Rick Burleson, R OBP: 0.270, SLG: 0.188																					5	0	1	0	3	1	4							
Bob Boone, R OBP: 0.370, SLG: 0.375																					6	0	2	2	1	0	2							
Inning Stats	R:0 E:0 K:4 S:4	H:1 LOB:1 BB:0 P:4	R:1 E:0 K:1 S:6	H:2 LOB:0 BB:0 P:6	R:0 E:0 K:0 S:6	H:0 LOB:1 BB:1 P:7	R:0 E:0 K:0 S:4	H:0 LOB:0 BB:0 P:7	R:0 E:0 K:0 S:3	H:0 LOB:2 BB:0 P:6	R:0 E:0 K:1 S:6	H:2 LOB:2 BB:0 P:6	R:0 E:0 K:0 S:6	H:1 LOB:2 BB:1 P:7	R:0 E:0 K:1 S:5	H:0 LOB:0 BB:0 P:5	R:0 E:0 K:2 S:7	H:0 LOB:1 BB:1 P:11	R:0 E:0 K:0 S:3	H:0 LOB:1 BB:0 P:7	R:1 E:0 K:0 S:5	H:2 LOB:1 BB:0 P:5	R:0 E:0 K:1 S:5	H:0 LOB:0 BB:0 P:5	R:0 E:0 K:1 S:6	H:1 LOB:1 BB:0 P:6	R:0 E:0 K:0 S:5	H:2 LOB:2 BB:1 P:9	R:1 E:0 K:0 S:3	H:0 LOB:0 BB:1 P:7	1B: 11 2B: 4 3B: 0 HR: 0	SF: 0 DP: 2 HBP: 0	WP: 0 PB: 3 SB: 3 CS: 0	PA: 81
PITCHER	IP: 5.0 ERA: 7.0 WLS: 11 BF: 22 H: 4 R: 2 ER: 2 SO: 22 BB: 0 IBB: 0 HBP: 0 BLK: 0 WP: 0 HR: 0 S: 22 P: 26	IP: 2.2 ERA: 1.875 WLS: 4 BF: 11 H: 2 R: 0 ER: 0 SO: 10 BB: 0 IBB: 0 HBP: 0 BLK: 0 WP: 0 HR: 0 S: 10 P: 22	IP: 0.2 ERA: 1.500 WLS: 1 BF: 4 H: 1 R: 0 ER: 0 SO: 5 BB: 0 IBB: 0 HBP: 0 BLK: 0 WP: 0 HR: 0 S: 9 P: 9	IP: 0.2 ERA: 0.000 WLS: 0 BF: 2 H: 0 R: 0 ER: 0 SO: 2 BB: 0 IBB: 0 HBP: 0 BLK: 0 WP: 0 HR: 0 S: 2 P: 2	IP: 2.0 ERA: 1.500 WLS: 9 BF: 11 H: 1 R: 0 ER: 0 SO: 11 BB: 0 IBB: 0 HBP: 0 BLK: 0 WP: 0 HR: 0 S: 19 P: 19	PITCHER																												

Seattle Mariners @ California Angels
 Anaheim Stadium, Anaheim, CA
 Tue Apr 13, 1982, 10:33 PM EST
 Att: 33,574 - Unknown

AB	R	H	RBI	BB	SO	LOB
65	4	15	4	11	12	31



Batter	1	2	3	4	5	6	7	8	9	10	AB	R	H	RBI	BB	SO	LOB	TOP	
Julio Cruz, S OBP: 0.348, SLG: 0.275 (1.4)	F8		G1			F3		FC6-4		F7	5	0	0	0	0	0	3		
Manny Castillo, S OBP: 0.256, SLG: 0.297 (1.5)	1-3			6-3		G4-6-3 1B			G3 1B		4	1	2	0	0	0	0		
Bruce Bochte, L OBP: 0.314, SLG: 0.310 (1.7)	4-3			F8		G4-6-3 1-2f			G3		4	0	0	0	0	0	2		
Richie Zisk, R OBP: 0.474, SLG: 0.485 Lenny Randle, S OBP: 0.333, SLG: 0.333 (9, PR)		4-3			K		1-3		FC5-4 HBP		3	0	0	0	0	1	0		
Jim Essian, R OBP: 0.472, SLG: 0.594 (1.2)		5-3				1B FC3-2-5 1B	1-3		FC5-4		4	0	1	0	0	0	1		
Al Cowens, R OBP: 0.256, SLG: 0.243 (1.9)		5-3				FC3-2-5 1B	1-3		F4		4	0	1	0	0	1	1		
Joe Simpson, L OBP: 0.364, SLG: 0.379 (1.8)			E5 G1-4-3			FC3-2-5 1-3 3-H		6-3			4	0	1	0	0	0	2		
Jim Maler, R OBP: 0.341, SLG: 0.486 (1.3)			G1-4-3 1-2f			F2			FC6-4 1B		4	0	1	0	0	0	4		
Todd Cruz, R OBP: 0.217, SLG: 0.217 Thad Bosley, L OBP: 0.234, SLG: 0.250 Paul Serna, R OBP: 0.250, SLG: 0.250 (8, PH)					5-3				K		2	0	1	0	0	0	2		
									K		1	0	0	0	0	1	1		
									K		1	0	0	0	0	1	1		
Inning Stats	R: 0 E: 0 K: 0 S: 3	H: 0 LOB: 0 BB: 0 P: 3	R: 0 E: 0 K: 0 S: 3	H: 0 LOB: 0 BB: 0 P: 3	R: 0 E: 1 K: 0 S: 4	H: 1 LOB: 1 BB: 0 P: 4	R: 0 E: 0 K: 1 S: 5	H: 0 LOB: 0 BB: 0 P: 5	R: 0 E: 0 K: 1 S: 5	H: 0 LOB: 0 BB: 0 P: 5	R: 0 E: 0 K: 1 S: 6	H: 1 LOB: 1 BB: 0 P: 6	R: 1 E: 1 K: 0 S: 4	H: 1 LOB: 1 BB: 0 P: 5	R: 0 E: 0 K: 1 S: 6	H: 1 LOB: 1 BB: 0 P: 6	1B: 6 2B: 1 3B: 0 HR: 0	SF: 0 SAC: 0 DP: 2 HBP: 1	WP: 0 PA: 37
PITCHER	IP WLS BF H R ER SO BB IBB HBP BLK WP HR S P ERA WHIP	IP WLS BF H R ER SO BB IBB HBP BLK WP HR S P ERA WHIP	IP WLS BF H R ER SO BB IBB HBP BLK WP HR S P ERA WHIP	IP WLS BF H R ER SO BB IBB HBP BLK WP HR S P ERA WHIP	IP WLS BF H R ER SO BB IBB HBP BLK WP HR S P ERA WHIP	IP WLS BF H R ER SO BB IBB HBP BLK WP HR S P ERA WHIP	IP WLS BF H R ER SO BB IBB HBP BLK WP HR S P ERA WHIP	IP WLS BF H R ER SO BB IBB HBP BLK WP HR S P ERA WHIP	IP WLS BF H R ER SO BB IBB HBP BLK WP HR S P ERA WHIP	IP WLS BF H R ER SO BB IBB HBP BLK WP HR S P ERA WHIP	IP WLS BF H R ER SO BB IBB HBP BLK WP HR S P ERA WHIP	IP WLS BF H R ER SO BB IBB HBP BLK WP HR S P ERA WHIP	IP WLS BF H R ER SO BB IBB HBP BLK WP HR S P ERA WHIP	IP WLS BF H R ER SO BB IBB HBP BLK WP HR S P ERA WHIP	IP WLS BF H R ER SO BB IBB HBP BLK WP HR S P ERA WHIP	IP WLS BF H R ER SO BB IBB HBP BLK WP HR S P ERA WHIP	IP WLS BF H R ER SO BB IBB HBP BLK WP HR S P ERA WHIP	IP WLS BF H R ER SO BB IBB HBP BLK WP HR S P ERA WHIP	IP WLS BF H R ER SO BB IBB HBP BLK WP HR S P ERA WHIP
Mike Witt, R ERA: 2.45 Steve Renko, R ERA: 0.84 (1.1)	8.1	W	31	6	1	0	3	0	0	0	0	0	0	0	0	0	0	0.00	0.720
(9.1)	1.2	W	6	1	0	0	1	0	0	0	0	0	0	0	0	0	0	0.00	0.600

Seattle Mariners @ California Angels
Anaheim Stadium, Anaheim, CA
Wed Apr 14, 1982, 9:05 PM EST
Att: 23,905 - Unknown


AB 36
R 1
H 7
RBI 0
BB 0
SO 4
LOB 17



Batter	1	2	3	4	5	6	7	8	9	10	AB	R	H	RBI	BB	SO	LOB	BOTTOM					
Brian Downing, R OBP: 0.250, SLG: 0.483 Bobby Clark, R OBP: 0.375, SLG: 0.375 (1.7)	6-3		FC1-5 FC4-6 1B		F4		F3		F4		4	1	0	0	0	0	2						
Fred Lynn, L OBP: 0.357, SLG: 0.371 (1.8)			G3 1B			F8		F8	F8		4	0	1	0	1	0	3						
Rod Carew, L OBP: 0.545, SLG: 0.485 (1.3)			G3 1B			FC4-6 1B			BB BB		3	1	1	0	2	0	3						
Reggie Jackson, L OBP: 0.235, SLG: 0.161 Juan Beniquez, R OBP: 0.231, SLG: 0.091 (1.9)			K			FC4-6 1B			F7		4	0	1	1	0	2	3						
Bobby Grich, R OBP: 0.400, SLG: 0.444 (1.4)					5-3				K		4	0	2	1	1	1	1						
Don Baylor, R OBP: 0.268, SLG: 0.270 (1.10)			G6-4-3 1B		5-3				BB		4	0	1	0	0	0	3						
Doug DeCinces, R OBP: 0.359, SLG: 0.613 Tim Foli, R OBP: 0.172, SLG: 0.179 (1.5)					5-3				F7		1	0	0	0	1	0	0						
Tim Foli, R OBP: 0.172, SLG: 0.179 (6.5)									SH1		1	0	0	0	0	0	0						
Rick Burleson, R OBP: 0.268, SLG: 0.171 (1.6)									1B SH1		3	0	0	0	1	0	1						
Bob Boone, R OBP: 0.419, SLG: 0.444 (1.2)									1B IBB		3	0	2	0	1	0	0						
									1B		3	0	2	0	1	0	0						
Inning Stats	R: 0 E: 0 K: 1 S: 6	H: 1 LOB: 1 BB: 0 P: 6	R: 0 E: 0 K: 0 S: 3	H: 1 LOB: 1 BB: 1 P: 7	R: 1 E: 0 K: 0 S: 4	H: 2 LOB: 2 BB: 1 P: 8	R: 0 E: 0 K: 0 S: 3	H: 0 LOB: 0 BB: 0 P: 3	R: 0 E: 0 K: 0 S: 3	H: 0 LOB: 0 BB: 0 P: 3	R: 0 E: 0 K: 1 S: 5	H: 0 LOB: 2 BB: 2 P: 13	R: 0 E: 0 K: 1 S: 6	H: 0 LOB: 1 BB: 1 P: 7	R: 0 E: 0 K: 1 S: 6	H: 1 LOB: 1 BB: 0 P: 6	R: 0 E: 0 K: 0 S: 5	H: 2 LOB: 3 BB: 1 P: 9	R: 1 E: 0 K: 0 S: 2	H: 1 LOB: 1 BB: 1 P: 6	1B: 6 2B: 2 3B: 0 HR: 0	SF: 0 SAC: 2 DP: 1 HBP: 0	WP: 0 PA: 41
PITCHER	IP WLS BF H R ER SO BB IBB HBP BLK WP HR S P ERA WHIP	IP WLS BF H R ER SO BB IBB HBP BLK WP HR S P ERA WHIP	IP WLS BF H R ER SO BB IBB HBP BLK WP HR S P ERA WHIP	IP WLS BF H R ER SO BB IBB HBP BLK WP HR S P ERA WHIP	IP WLS BF H R ER SO BB IBB HBP BLK WP HR S P ERA WHIP	IP WLS BF H R ER SO BB IBB HBP BLK WP HR S P ERA WHIP	IP WLS BF H R ER SO BB IBB HBP BLK WP HR S P ERA WHIP	IP WLS BF H R ER SO BB IBB HBP BLK WP HR S P ERA WHIP	IP WLS BF H R ER SO BB IBB HBP BLK WP HR S P ERA WHIP	IP WLS BF H R ER SO BB IBB HBP BLK WP HR S P ERA WHIP	IP WLS BF H R ER SO BB IBB HBP BLK WP HR S P ERA WHIP	IP WLS BF H R ER SO BB IBB HBP BLK WP HR S P ERA WHIP	IP WLS BF H R ER SO BB IBB HBP BLK WP HR S P ERA WHIP	IP WLS BF H R ER SO BB IBB HBP BLK WP HR S P ERA WHIP	IP WLS BF H R ER SO BB IBB HBP BLK WP HR S P ERA WHIP	IP WLS BF H R ER SO BB IBB HBP BLK WP HR S P ERA WHIP	IP WLS BF H R ER SO BB IBB HBP BLK WP HR S P ERA WHIP	IP WLS BF H R ER SO BB IBB HBP BLK WP HR S P ERA WHIP	IP WLS BF H R ER SO BB IBB HBP BLK WP HR S P ERA WHIP				
Gene Nelson, R ERA: 3.29 Mike Stanton, R ERA: 3.38 Ed Vande Berg, L ERA: 3.38 Larry Andersen, R ERA: 10.1 (1.1)	5.2	L	23	4	1	1	2	4	0	0	0	0	0	0	0	0	0	1.59	1.412				
(6.1)	3.0	L	14	3	0	0	1	1	1	0	0	0	0	0	0	0	0	0.00	1.333				
(9.1)	0.2	L	3	0	1	1	0	1	0	0	0	0	0	0	0	0	0	13.50	1.500				
(10.1)	0.0		1	1	0	0	0	0	0	0	0	0	0	0	0	0	0	∞	∞				

Seattle Mariners @ California Angels
Anaheim Stadium, Anaheim, CA
Wed Apr 14, 1982, 9:05 PM EST
Att: 23,905 - Unknown

AB 32
R 2
H 8
RBI 2
BB 7
SO 3
LOB 19



Batter	1	2	3	4	5	6	7	8	9	AB	R	H	RBI	BB	SO	LOB	TOP			
Julio Cruz, S OBP: 0.333, SLG: 0.250 (1, 4)	0-0 6-3		0-0 6-3		0-0 E6 FC6-4 1B 3B	0-0 G3			4-0 FC6-4 BB	4	1	0	0	1	0	1				
Lenny Randle, S OBP: 0.182, SLG: 0.182 (1, 5)	0-0 F6		0-0 4-3		0-0 F8		0-0 5-3		0-0 FC6-4 1-2f	5	0	0	0	0	0	2				
Bruce Bochte, L OBP: 0.350, SLG: 0.333 (1, 7)	0-0 FC4-6 1B		1-0 BB HBP		0-0 FC6-4 1-2 1B		0-0 F7		0-0 F7	4	0	2	0	0	0	1				
Richie Zisk, R OBP: 0.476, SLG: 0.472 (1, 10)	0-0 FC4-6 1-2f		4-0 BB		0-0 FC6-4 3B		0-0 FC6-4 1B			3	1	1	0	1	0	3				
Jim Maler, R OBP: 0.333, SLG: 0.512 (1, 3)		0-0 5-3	0-0 F9		0-0 3B		0-0 FC6-4			4	0	1	2	0	0	3				
Al Cowens, R OBP: 0.255, SLG: 0.268 (1, 9)		0-3 K		0-0 4-3 2B	0-3 K			0-0 6-3		4	0	1	0	0	2	1				
Dave Henderson, R OBP: 0.500, SLG: 0.455 (1, 8)		4-0 BB BB		0-0 4-3		0-0 6-3		0-0 5-3		3	0	0	0	1	0	1	AB 34			
Bud Bulling, R OBP: 0.375, SLG: 0.286 (1, 2)		4-0 BB		0-0 6-3		0-0 6-3		0-0 6-3		3	0	1	0	1	0	1	R 2			
Todd Cruz, R OBP: 0.185, SLG: 0.185 (1, 6)		0-0 F8		0-0 F6		0-0 F7		0-0 5-3		4	0	0	0	0	0	4	H 6			
Inning Stats	R: 0 E: 0 K: 0 S: 4	H: 1 LOB: 1 BB: 0 P: 4	R: 0 E: 0 K: 1 S: 5	H: 0 LOB: 2 BB: 2 P: 13	R: 0 E: 0 K: 0 S: 3	H: 0 LOB: 1 BB: 1 P: 8	R: 0 E: 0 K: 0 S: 4	H: 1 LOB: 1 BB: 0 P: 4	R: 2 E: 1 K: 1 S: 8	H: 2 LOB: 1 BB: 0 P: 8	R: 0 E: 0 K: 0 S: 4	H: 1 LOB: 1 BB: 0 P: 4	R: 0 E: 0 K: 0 S: 3	H: 0 LOB: 0 BB: 0 P: 3	R: 0 E: 0 K: 0 S: 3	H: 0 LOB: 1 BB: 1 P: 7	1B: 4 2B: 1 3B: 1 HR: 0	SF: 0 SAC: 0 DP: 0 HBP: 1	WP: 0 PB: 0 SB: 0 CS: 0	PA: 39
PITCHER Angel Moreno, L ERA: 1.2 (1, 1)	IP: 9.0 WLS: W BF: 39 H: 6 R: 2 ER: 0 SO: 2 BB: 4 IBB: 0 HBP: 1 BLK: 0 WP: 0 HR: 0 S: 38 P: 55 ERA: 0.00 WHIP: 1.111															PITCHER				

Seattle Mariners @ California Angels
Anaheim Stadium, Anaheim, CA
Thu Apr 15 1982, 9:05 PM EST
Att: 22,410 - Unknown

AB 34
R 2
H 6
RBI 2
BB 4
SO 2
LOB 17



Batter	1	2	3	4	5	6	7	8	9	AB	R	H	RBI	BB	SO	LOB	BOTTOM			
Brian Downing, R OBP: 0.222, SLG: 0.424 (1, 7)	0-3 K		0-0 F4		0-0 1-3		0-3 K			4	0	0	0	0	2	1				
Bobby Clark, R OBP: 0.375, SLG: 0.375 (8, 7)										0	0	0	0	0	0	0				
Fred Lynn, L OBP: 0.370, SLG: 0.385 (1, 8)	0-0 4-3 1B		0-0		0-0 6-3		0-0 F7			4	0	2	0	0	0	1				
Rod Carew, L OBP: 0.521, SLG: 0.444 (1, 3)	0-0 4-3 1-2		0-3 K		0-0 6-3			4-0 FC4-6 BB		3	0	0	0	1	1	2				
Reggie Jackson, L OBP: 0.211, SLG: 0.143 (1, 9)	0-0 1-3		0-0 F7			0-3 K		0-0 FC4-6 1-2f		4	0	0	0	0	1	3				
Juan Beniquez, R OBP: 0.231, SLG: 0.091 (9, 9)								0-0 FC4-6 1-2f		0	0	0	0	0	0	0				
Bobby Grich, R OBP: 0.500, SLG: 0.583 (1, 4)		1-0 S 1B E HBP		0-0 E 2B		0-0 4-3 1B		0-0 G6-4-3 1-2f		3	2	2	0	0	0	1				
Don Baylor, R OBP: 0.295, SLG: 0.300 (1, 10)		0-0 S 1-2 1B		0-0 E8 1B		0-0 4-3		0-0 4-3 1-2		3	1	2	1	0	0	1				
Rick Burleson, R OBP: 0.250, SLG: 0.158 (1, 6)		0-0 L4 1-3 2-H		0-0 2-3		0-0 6-3				3	0	0	0	0	0	3	AB 30			
Tim Foli, R OBP: 0.188, SLG: 0.194 (1, 5)		0-3 K		0-0 G5-4-3 1B			0-0 5-3			3	0	1	1	0	1	1	R 3			
Bob Boone, R OBP: 0.412, SLG: 0.433 (1, 2)		0-0 6-3		0-0 G5-4-3 1-2f			0-0 1B			3	0	1	0	0	0	2	H 8			
Inning Stats	R: 0 E: 0 K: 1 S: 6	H: 1 LOB: 1 BB: 0 P: 6	R: 1 E: 0 K: 1 S: 6	H: 1 LOB: 1 BB: 0 P: 7	R: 0 E: 0 K: 1 S: 6	H: 1 LOB: 0 BB: 0 P: 6	R: 2 E: 1 K: 0 S: 5	H: 3 LOB: 0 BB: 0 P: 5	R: 0 E: 0 K: 1 S: 6	H: 1 LOB: 1 BB: 0 P: 6	R: 0 E: 0 K: 1 S: 6	H: 1 LOB: 0 BB: 0 P: 6	R: 0 E: 0 K: 0 S: 2	H: 0 LOB: 0 BB: 1 P: 6	R: 0 E: 0 K: 0 S: 2	H: 0 LOB: 0 BB: 1 P: 6	1B: 7 2B: 1 3B: 0 HR: 0	SF: 0 SAC: 0 DP: 2 HBP: 1	WP: 0 PB: 0 SB: 3 CS: 0	PA: 32
PITCHER Gaylord Perry, R ERA: 2.81 (1, 1)	IP: 8.0 WLS: L BF: 32 H: 8 R: 3 ER: 1 SO: 5 BB: 1 IBB: 0 HBP: 1 BLK: 0 WP: 0 HR: 0 S: 40 P: 45 ERA: 1.12 WHIP: 1.125															PITCHER				

Seattle Mariners @ California Angels
Anaheim Stadium, Anaheim, CA
Thu Apr 15 1982, 9:05 PM EST
Att: 22,410 - Unknown

AB 30
R 3
H 8
RBI 2
BB 1
SO 5
LOB 15



Batter	1	2	3	4	5	6	7	8	9	AB	R	H	RBI	BB	SO	LOB	TOP		
Rickey Henderson, R OBP: 0.500, SLG: 0.459 (1, 7)										4	0	1	0	0	0	1			
Joe Rudi, R OBP: 0.296, SLG: 0.182 (1, 3)										4	0	1	0	0	1	1			
Cliff Johnson, R OBP: 0.280, SLG: 0.364 (1, 10)										3	0	1	0	1	0	1			
Tony Armas, R OBP: 0.320, SLG: 0.468 (1, 8)										3	0	1	0	0	1	3			
Dwayne Murphy, L OBP: 0.176, SLG: 0.175 (5, 8)										1	0	0	0	0	0	0			
Jeff Burroughs, R OBP: 0.727, SLG: 1.000 (1, 9)										2	0	1	0	2	0	0			
Davey Lopes, R OBP: 0.257, SLG: 0.300 (1, 4)										4	0	0	0	0	0	5			
Dave McKay, S OBP: 0.200, SLG: 0.143 (1, 5)										3	0	2	0	1	1	1			
Jeff Newman, R OBP: 0.217, SLG: 0.455 (1, 2)										4	0	0	0	0	2	5			
Rob Piccolo, R OBP: 0.174, SLG: 0.174 (1, 6)										4	0	0	0	0	3	3			
Inning Stats	R: 0 E: 0 K: 2 S: 7	H: 1 LOB: 1 BB: 1 P: 11	R: 0 E: 1 K: 2 S: 8	H: 0 LOB: 2 BB: 1 P: 12	R: 0 E: 0 K: 0 S: 5	H: 2 LOB: 3 BB: 1 P: 9	R: 0 E: 0 K: 1 S: 6	H: 1 LOB: 1 BB: 0 P: 6	R: 0 E: 0 K: 0 S: 3	H: 1 LOB: 0 BB: 0 P: 3	R: 0 E: 0 K: 2 S: 8	H: 1 LOB: 1 BB: 0 P: 8	R: 0 E: 0 K: 0 S: 3	H: 0 LOB: 1 BB: 1 P: 7	R: 0 E: 0 K: 1 S: 5	H: 1 LOB: 0 BB: 0 P: 5	1B: 6 2B: 1 3B: 0 HR: 0	SF: 0 SAC: 0 DP: 2 HBP: 0	WP: 0 PA: 37
PITCHER Floyd Bannister, L ERA: 3.51 (1, 1)	IP: 9.0 WLS: W BF: 36 H: 7 R: 0 ER: 0 SO: 8 BB: 4 IBB: 0 HBP: 0 BLK: 0 WP: 0 HR: 0 S: 48 P: 64 ERA: 0.00 WHIP: 1.222																		

Oakland Athletics @ Seattle Mariners
The Kingdome, Seattle, WA
Fri Apr 16 1982, 9:05 PM EST
Att: 23,856 - Unknown

AB 32
R 0
H 7
RBI 0
BB 4
SO 8
LOB 20





Batter	1	2	3	4	5	6	7	8	9	AB	R	H	RBI	BB	SO	LOB	BOTTOM		
Julio Cruz, S OBP: 0.345, SLG: 0.239 (1, 4)										2	2	0	0	2	1	0			
Manny Castillo, S OBP: 0.279, SLG: 0.341 (1, 5)										4	1	2	1	0	0	0			
Bruce Bochte, L OBP: 0.304, SLG: 0.333 (1, 7)										3	1	1	1	1	0	1			
Thad Bosley, L OBP: 0.294, SLG: 0.250 (6, PR) (9, 7)										0	0	0	0	0	0	0			
Richie Zisk, R OBP: 0.457, SLG: 0.436 (1, 10)										3	0	0	0	1	3	3			
Jim Essian, R OBP: 0.425, SLG: 0.528 (1, 2)										4	0	0	0	0	0	4			
Al Cowens, R OBP: 0.275, SLG: 0.341 (1, 9)										3	1	1	3	1	0	0			
Joe Simpson, L OBP: 0.405, SLG: 0.406 (1, 8)										3	0	2	0	1	0	2			
Jim Maler, R OBP: 0.313, SLG: 0.477 (1, 3)										3	0	0	0	0	1	3			
Todd Cruz, R OBP: 0.200, SLG: 0.200 (1, 6)										3	0	1	0	0	0	1			
Inning Stats	R: 0 E: 0 K: 0 S: 3	H: 0 LOB: 0 BB: 0 P: 3	R: 0 E: 0 K: 1 S: 5	H: 0 LOB: 0 BB: 0 P: 5	R: 0 E: 0 K: 1 S: 5	H: 1 LOB: 0 BB: 0 P: 5	R: 4 E: 0 K: 1 S: 9	H: 4 LOB: 1 BB: 1 P: 13	R: 1 E: 0 K: 1 S: 6	H: 2 LOB: 1 BB: 1 P: 10	R: 0 E: 0 K: 0 S: 3	H: 0 LOB: 1 BB: 1 P: 7	R: 0 E: 0 K: 1 S: 5	H: 0 LOB: 0 BB: 0 P: 5	R: 0 E: 0 K: 0 S: 2	H: 0 LOB: 2 BB: 3 P: 14	1B: 5 2B: 1 3B: 0 HR: 1	SF: 0 SAC: 0 DP: 1 HBP: 0	WP: 0 PA: 34
PITCHER Mike Norris, R ERA: 4.19 (1, 1)	IP: 7.0 WLS: L BF: 29 H: 7 R: 5 ER: 5 SO: 5 BB: 3 IBB: 0 HBP: 0 BLK: 0 WP: 0 HR: 1 S: 36 P: 48 ERA: 6.43 WHIP: 1.429																		
Bo McLaughlin, R ERA: 9.0 (8, 1)	0.2	4	0	0	0	0	3	0	0	0	0	0	1	13	0.00	4.500			
Bob Owchinko, L ERA: 3.38 (8, 1)	0.1	1	0	0	0	0	0	0	0	0	0	0	1	1	0.00	0.000			

Oakland Athletics @ Seattle Mariners
The Kingdome, Seattle, WA
Fri Apr 16 1982, 9:05 PM EST
Att: 23,856 - Unknown

AB 28
R 5
H 7
RBI 5
BB 6
SO 5
LOB 14



Batter	1	2	3	4	5	6	7	8	9	AB	R	H	RBI	BB	SO	LOB	TOP																																																																																																																																							
Rickey Henderson, R OBP: 0.509, SLG: 0.463	0-0 4-3	0-0 FC1-6 HR		4-0 BB		0-0 E8 1B		0-0 1B 3-1		4	2	2	1	1	0	2																																																																																																																																								
Dwayne Murphy, L OBP: 0.200, SLG: 0.289	0-0 6-3 1B	0-0 2B HR		0-0 G1		0-0 K		0-0 3-1		5	2	2	2	0	1	5																																																																																																																																								
Dan Meyer, L OBP: 0.294, SLG: 0.531	0-0 6-3	0-0 F7			0-0 L5		0-0 SH1-3 1B	0-0 1B		5	1	2	1	0	0	1																																																																																																																																								
Wayne Gross, L OBP: 0.325, SLG: 0.250	4-0 1B BB		0-0 3-1		0-0 F7		0-0 F3	0-0 1B		4	0	1	1	1	0	1																																																																																																																																								
Jim Spencer, L OBP: 0.346, SLG: 0.583	0-0 1-3 1B		0-0 G6-4-3 1B		0-0 HR		0-0 E3 SH1-3	0-0 F4		5	1	3	2	0	0	3																																																																																																																																								
Jeff Burroughs, R OBP: 0.533, SLG: 0.600	0-0 F9		0-0 G6-4-3		0-0 K		0-0 SH1-3	0-0 F5		4	0	0	1	0	1	5																																																																																																																																								
Davey Lopes, R OBP: 0.275, SLG: 0.400		0-0 FC1-6 HBP 1B		0-0 5-3		0-0 HR	0-0 4-3		0-0 F7	5	2	2	1	0	0	1	AB 40																																																																																																																																							
Bob Kearney, R OBP: 0.250, SLG: 0.273		1-0 FC1-6 HBP		0-0 6-3 2B		0-0 F7		0-0 1B 2B	0-0 F9	4	1	2	0	0	0	0	R 10																																																																																																																																							
Fred Stanley, R OBP: 0.238, SLG: 0.059		0-0 F4		0-0 6-3		0-0 5-3		4-0 3-1 1B BB	0-0 5-3	4	1	0	0	1	0	3	H 14																																																																																																																																							
	R: 1 E: 0 K: 0 S: 5	H: 2 LOB: 2 BB: 1 P: 9	R: 3 E: 0 K: 0 S: 5	H: 2 LOB: 0 BB: 0 P: 6	R: 0 E: 0 K: 0 S: 3	H: 1 LOB: 0 BB: 1 P: 3	R: 0 E: 0 K: 0 S: 4	H: 1 LOB: 2 BB: 1 P: 8	R: 1 E: 0 K: 1 S: 6	H: 1 LOB: 0 BB: 0 P: 6	R: 1 E: 1 K: 0 S: 5	H: 1 LOB: 1 BB: 0 P: 5	R: 3 E: 0 K: 0 S: 7	H: 4 LOB: 2 BB: 1 P: 11	R: 0 E: 0 K: 0 S: 3	H: 0 LOB: 0 BB: 0 P: 3	1B: 8 2B: 3 3B: 0 HR: 3	SF: 0 SAC: 1 DP: 1 HBP: 1	WP: 0 PB: 0 SB: 3 CS: 0	PA: 45																																																																																																																																				
	<table border="0"> <tr> <td colspan="16">PITCHER</td> <td>IP</td> <td>WLS</td> <td>BF</td> <td>H</td> <td>R</td> <td>ER</td> <td>SO</td> <td>BB</td> <td>IBB</td> <td>HBP</td> <td>BLK</td> <td>WP</td> <td>HR</td> <td>S</td> <td>P</td> <td>ERA</td> <td>WHIP</td> </tr> <tr> <td>Mike Moore, R ERA: 7.88</td> <td>(1, 1)</td> <td>1.2</td> <td>L</td> <td>11</td> <td>4</td> <td>4</td> <td>4</td> <td>0</td> <td>1</td> <td>0</td> <td>1</td> <td>0</td> <td>0</td> <td>0</td> <td>0</td> <td>2</td> <td>18</td> <td>22</td> <td>4.50</td> <td>1.500</td> </tr> <tr> <td>Larry Andersen, R ERA: 2.57</td> <td>(2, 1)</td> <td>4.0</td> <td></td> <td>17</td> <td>5</td> <td>2</td> <td>2</td> <td>1</td> <td>1</td> <td>0</td> <td>0</td> <td>0</td> <td>0</td> <td>0</td> <td>0</td> <td>2</td> <td>16</td> <td>22</td> <td>4.50</td> <td>1.500</td> </tr> <tr> <td>Ed Vande Berg, L ERA: 3.0</td> <td>(6, 1)</td> <td>0.2</td> <td></td> <td>4</td> <td>1</td> <td>1</td> <td>0</td> <td>1</td> <td>0</td> <td>0</td> <td>0</td> <td>0</td> <td>0</td> <td>0</td> <td>0</td> <td>0</td> <td>6</td> <td>6</td> <td>0.00</td> <td>1.500</td> </tr> <tr> <td>Mike Stanton, R ERA: 3.12</td> <td>(7, 1)</td> <td>1.0</td> <td></td> <td>8</td> <td>4</td> <td>3</td> <td>3</td> <td>0</td> <td>1</td> <td>0</td> <td>0</td> <td>0</td> <td>0</td> <td>0</td> <td>0</td> <td>7</td> <td>11</td> <td>27.00</td> <td>5.000</td> </tr> <tr> <td>Bill Caudill, R ERA:</td> <td>(8, 1)</td> <td>1.2</td> <td></td> <td>5</td> <td>0</td> <td>0</td> <td>0</td> <td>0</td> <td>0</td> <td>0</td> <td>0</td> <td>0</td> <td>0</td> <td>0</td> <td>0</td> <td>5</td> <td>5</td> <td>0.00</td> <td>0.000</td> </tr> </table>																PITCHER																IP	WLS	BF	H	R	ER	SO	BB	IBB	HBP	BLK	WP	HR	S	P	ERA	WHIP	Mike Moore, R ERA: 7.88	(1, 1)	1.2	L	11	4	4	4	0	1	0	1	0	0	0	0	2	18	22	4.50	1.500	Larry Andersen, R ERA: 2.57	(2, 1)	4.0		17	5	2	2	1	1	0	0	0	0	0	0	2	16	22	4.50	1.500	Ed Vande Berg, L ERA: 3.0	(6, 1)	0.2		4	1	1	0	1	0	0	0	0	0	0	0	0	6	6	0.00	1.500	Mike Stanton, R ERA: 3.12	(7, 1)	1.0		8	4	3	3	0	1	0	0	0	0	0	0	7	11	27.00	5.000	Bill Caudill, R ERA:	(8, 1)	1.2		5	0	0	0	0	0	0	0	0	0	0	0	5	5	0.00	0.000
PITCHER																IP	WLS	BF	H	R	ER	SO	BB	IBB	HBP	BLK	WP	HR	S	P	ERA	WHIP																																																																																																																								
Mike Moore, R ERA: 7.88	(1, 1)	1.2	L	11	4	4	4	0	1	0	1	0	0	0	0	2	18	22	4.50	1.500																																																																																																																																				
Larry Andersen, R ERA: 2.57	(2, 1)	4.0		17	5	2	2	1	1	0	0	0	0	0	0	2	16	22	4.50	1.500																																																																																																																																				
Ed Vande Berg, L ERA: 3.0	(6, 1)	0.2		4	1	1	0	1	0	0	0	0	0	0	0	0	6	6	0.00	1.500																																																																																																																																				
Mike Stanton, R ERA: 3.12	(7, 1)	1.0		8	4	3	3	0	1	0	0	0	0	0	0	7	11	27.00	5.000																																																																																																																																					
Bill Caudill, R ERA:	(8, 1)	1.2		5	0	0	0	0	0	0	0	0	0	0	0	5	5	0.00	0.000																																																																																																																																					
																		WP: 0 PB: 0 SB: 3 CS: 0	PA: 45																																																																																																																																					
																																																																																																																																																								
Batter	1	2	3	4	5	6	7	8	9	AB	R	H	RBI	BB	SO	LOB	BOTTOM																																																																																																																																							
Julio Cruz, S OBP: 0.322, SLG: 0.220	0-0 F7		0-0 4-3		0-0 F7		0-0 K			4	0	0	0	0	1	3																																																																																																																																								
Manny Castillo, S OBP: 0.255, SLG: 0.311	0-0 4-3		0-0 1-3		0-0 K2-3			0-0 G1		4	0	0	0	0	1	2																																																																																																																																								
Bruce Bochte, L OBP: 0.340, SLG: 0.308	0-0 F8			0-0 F8		0-0 F7		0-0 G6-4-3 1B		3	0	0	0	0	0	0																																																																																																																																								
Steve Strouglter, L OBP: 0.222, SLG: 0.125										1	0	1	0	0	0	0																																																																																																																																								
Richie Zisk, R OBP: 0.480, SLG: 0.488		0-0 L3 1B		0-0 5-3 1B		0-0 2B		0-0 G6-4-3		4	0	3	0	0	0	1																																																																																																																																								
Jim Essian, R OBP: 0.395, SLG: 0.487		0-0 F8		0-0 5-3		0-0 F2			0-0 2-3 1B	3	0	0	0	0	0	3																																																																																																																																								
Bud Bulling, R OBP: 0.444, SLG: 0.375				1-2						1	1	1	0	0	0	0																																																																																																																																								
Al Cowens, R OBP: 0.295, SLG: 0.313		0-0 L3		0-0 6-3		0-0 F9			0-0 2-3	4	0	0	0	0	0	4																																																																																																																																								
Joe Simpson, L OBP: 0.439, SLG: 0.457			4-0 HR BB		0-0 1B 2B		0-0 F7		0-0 2H 1B	3	1	2	1	1	0	0																																																																																																																																								
Jim Maler, R OBP: 0.308, SLG: 0.521			1-0 HR		0-0 F9		0-0 F7		0-0 F7	4	1	1	2	0	0	2																																																																																																																																								
Todd Cruz, R OBP: 0.235, SLG: 0.265			0-0 6-3		0-0 2B 1B		0-0 2B		0-0 5-3	4	0	2	0	0	0	1																																																																																																																																								
	R: 0 E: 0 K: 0 S: 3	H: 0 LOB: 0 BB: 0 P: 3	R: 0 E: 0 K: 0 S: 3	H: 1 LOB: 0 BB: 0 P: 3	R: 2 E: 0 K: 0 S: 4	H: 1 LOB: 0 BB: 1 P: 8	R: 0 E: 0 K: 0 S: 4	H: 1 LOB: 1 BB: 0 P: 4	R: 0 E: 0 K: 1 S: 7	H: 2 LOB: 2 BB: 0 P: 7	R: 0 E: 0 K: 0 S: 6	H: 1 LOB: 1 BB: 0 P: 6	R: 0 E: 0 K: 0 S: 3	H: 1 LOB: 0 BB: 0 P: 3	R: 1 E: 0 K: 0 S: 5	H: 2 LOB: 1 BB: 0 P: 5	1B: 6 2B: 4 3B: 0 HR: 1	SF: 0 SAC: 0 DP: 2 HBP: 0	WP: 0 PB: 0 SB: 0 CS: 0	PA: 36																																																																																																																																				
	<table border="0"> <tr> <td colspan="16">PITCHER</td> <td>IP</td> <td>WLS</td> <td>BF</td> <td>H</td> <td>R</td> <td>ER</td> <td>SO</td> <td>BB</td> <td>IBB</td> <td>HBP</td> <td>BLK</td> <td>WP</td> <td>HR</td> <td>S</td> <td>P</td> <td>ERA</td> <td>WHIP</td> </tr> <tr> <td>Matt Keough, R ERA: 3.04</td> <td>(1, 1)</td> <td>9.0</td> <td>W</td> <td>36</td> <td>10</td> <td>3</td> <td>3</td> <td>2</td> <td>1</td> <td>0</td> <td>0</td> <td>0</td> <td>0</td> <td>0</td> <td>0</td> <td>1</td> <td>39</td> <td>43</td> <td>3.00</td> <td>1.222</td> </tr> </table>																PITCHER																IP	WLS	BF	H	R	ER	SO	BB	IBB	HBP	BLK	WP	HR	S	P	ERA	WHIP	Matt Keough, R ERA: 3.04	(1, 1)	9.0	W	36	10	3	3	2	1	0	0	0	0	0	0	1	39	43	3.00	1.222																																																																																		
PITCHER																IP	WLS	BF	H	R	ER	SO	BB	IBB	HBP	BLK	WP	HR	S	P	ERA	WHIP																																																																																																																								
Matt Keough, R ERA: 3.04	(1, 1)	9.0	W	36	10	3	3	2	1	0	0	0	0	0	0	1	39	43	3.00	1.222																																																																																																																																				
																		WP: 0 PB: 0 SB: 0 CS: 0	PA: 36																																																																																																																																					
																																																																																																																																																								
<p style="text-align: center;">Oakland Athletics @ Seattle Mariners The Kingdome, Seattle, WA Sat Apr 17 1982, 9:05 PM EST Att: 29,379 - Unknown</p>																																																																																																																																																								

Batter	1	2	3	4	5	6	7	8	9	AB	R	H	RBI	BB	SO	LOB	TOP								
Rickey Henderson, R OBP: 0.541, SLG: 0.463 (1, 7)	4-0 CS BB		4-0 1-2 BB			4-0 HR BB	4-0 G4-6-3 BB			0	1	0	0	4	0	0									
Dwayne Murphy, L OBP: 0.204, SLG: 0.271 (1, 8)	0-3 K		0-0 F8			4-0 HR BB	0-0 G4-6-3			3	1	0	0	1	1	5									
Dan Meyer, L OBP: 0.316, SLG: 0.611 (1, 10)	0-0 1-2 1B		0-3 K			0-0 HR			0-0 F5																
Wayne Gross, L OBP: 0.295, SLG: 0.225 (1, 5)	0-3 K			0-0 F3		0-0 4-1			0-3 K																
Jim Spencer, L OBP: 0.333, SLG: 0.536 (1, 3)		0-0 G3		0-0 G5-4-3 1B		0-0 4-3			0-3 K																
Jeff Burroughs, R OBP: 0.474, SLG: 0.462 Joe Rudi, R OBP: 0.296, SLG: 0.182 (1, 9) (9, 9)		0-3 K		0-0 G5-4-3		4-0 BB			0-0 4-3																
Dave McKay, S OBP: 0.211, SLG: 0.118 (1, 4)		4-0 PO BB			0-3 K	0-0 5-3			0-3 K																
Bob Kearney, R OBP: 0.214, SLG: 0.231 (1, 2)		0-0 PO	0-3 K		0-0 F8		0-0 E1 SH1-4		0-0 F8																
Rob Picciolo, R OBP: 0.200, SLG: 0.167 (1, 6)			4-0 BB BB		0-0 F7		0-0 SH1-4																		
Inning Stats	R: 0 E: 0 K: 2 S: 7	H: 1 LOB: 1 BB: 1 P: 11	R: 0 E: 0 K: 1 S: 4	H: 0 LOB: 0 BB: 1 P: 8	R: 0 E: 0 K: 2 S: 7	H: 0 LOB: 2 BB: 2 P: 15	R: 0 E: 0 K: 0 S: 3	H: 1 LOB: 0 BB: 0 P: 3	R: 0 E: 0 K: 1 S: 5	H: 0 LOB: 0 BB: 0 P: 5	R: 3 E: 0 K: 0 S: 4	H: 1 LOB: 1 BB: 3 P: 16	R: 0 E: 1 K: 0 S: 3	H: 0 LOB: 1 BB: 1 P: 7	R: 0 E: 0 K: 2 S: 7	H: 0 LOB: 0 BB: 0 P: 7	R: 0 E: 0 K: 1 S: 5	H: 0 LOB: 0 BB: 0 P: 5	1B: 2 2B: 0 3B: 0 HR: 1	SF: 0 SAC: 1 DP: 2 HBP: 0	WP: 0 PB: 0 SB: 1 CS: 1	PA: 36			
PITCHER	IP	WLS	BF	H	R	ER	SO	BB	IBB	HBP	BLK	WP	HR	S	P	ERA	WHIP								
Ed Nunez, R ERA: 3.0 (1, 1)	5.2		24	3	3	3	6	7	0	0	0	0	1	29	57	4.76	1.765								
Mike Stanton, R ERA: 2.59 (6, 1)	0.2		4	0	0	0	0	1	0	0	0	0	0	3	7	0.00	1.500								
Ed Vande Berg, L ERA: 2.08 (7, 1)	2.2	W	7	0	0	0	3	0	0	0	0	0	0	13	13	0.00	0.000								

Oakland Athletics @ Seattle Mariners
The Kingdome, Seattle, WA
Sun Apr 18 1982, 6:33 AM EST
Att: 8,960 - Unknown

AB 26
R 3
H 3
RBI 3
BB 8
SO 9
LOB 10



Batter	1	2	3	4	5	6	7	8	9	AB	R	H	RBI	BB	SO	LOB	BOTTOM								
Lenny Randle, S OBP: 0.133, SLG: 0.133 (1, 4)	0-0 G3		0-0 F7		0-0 4-3			0-3 K		4	0	0	0	0	1	0									
Manny Castillo, S OBP: 0.275, SLG: 0.298 (1, 5)	4-0 1B SF8 BB		4-0 BB BB		0-0 F8			0-0 3-1		2	1	0	0	2	0	0									
Bruce Bochte, L OBP: 0.373, SLG: 0.405 (1, 7)	0-0 FC6-4 1-3 1B		4-0 1-2 BB			0-0 HR		0-0 3-1		3	1	2	1	1	0	0									
Richie Zisk, R OBP: 0.463, SLG: 0.543 (1, 10)	0-0 SF8		0-3 K		0-3 K			0-0 HR		3	1	1	2	0	2	2									
Jim Maier, R OBP: 0.304, SLG: 0.500 (1, 3)	0-0 FC6-4 1-2f		0-0 F4		0-0 6-3			0-0 E9 SH2-4 1B 1B		4	1	1	0	0	0	3									
Al Cowens, R OBP: 0.271, SLG: 0.314 (1, 9)		0-0 5-3		0-0 5-3		0-0 CS 1B		4-0 1B SH2-4 IBB		3	0	1	0	1	0	0									
Joe Simpson, L OBP: 0.432, SLG: 0.500 (1, 8)		0-0 3B		0-0 F3		0-0 CS	0-0 G2		0-0 SH2-4	3	0	1	0	0	0	0									
Bud Bulling, R OBP: 0.385, SLG: 0.273 (1, 2)		0-3 K		0-3 K			0-0 1-3		4-0 1B IBB	3	0	0	0	1	2	1									
Todd Cruz, R OBP: 0.237, SLG: 0.263 (1, 6)		0-0 5-3			0-3 K		0-0 5-3		0-0 1B	4	0	1	1	0	1	1									
Inning Stats	R: 1 E: 0 K: 0 S: 4	H: 1 LOB: 1 BB: 1 P: 8	R: 0 E: 0 K: 1 S: 6	H: 1 LOB: 0 BB: 0 P: 6	R: 0 E: 0 K: 1 S: 5	H: 0 LOB: 2 BB: 2 P: 13	R: 0 E: 0 K: 1 S: 5	H: 0 LOB: 0 BB: 0 P: 5	R: 1 E: 0 K: 0 S: 6	H: 2 LOB: 0 BB: 0 P: 6	R: 0 E: 0 K: 0 S: 3	H: 0 LOB: 0 BB: 0 P: 3	R: 0 E: 0 K: 1 S: 5	H: 0 LOB: 0 BB: 0 P: 5	R: 2 E: 1 K: 0 S: 4	H: 3 LOB: 3 BB: 2 P: 12	1B: 4 2B: 0 3B: 1 HR: 2	SF: 1 SAC: 1 DP: 0 HBP: 0	WP: 0 PB: 0 SB: 0 CS: 1	PA: 37					
PITCHER	IP	WLS	BF	H	R	ER	SO	BB	IBB	HBP	BLK	WP	HR	S	P	ERA	WHIP								
Steve McCatty, R ERA: 4.29 (1, 1)	6.0		24	4	2	2	5	3	0	0	0	0	1	31	43	3.00	1.167								
Tom Underwood, L ERA: 1.04 (7, 1)	2.1	L	12	3	2	2	1	0	2	0	0	0	1	12	20	7.71	1.286								

Oakland Athletics @ Seattle Mariners
The Kingdome, Seattle, WA
Sun Apr 18 1982, 6:33 AM EST
Att: 8,960 - Unknown

AB 29
R 4
H 7
RBI 4
BB 5
SO 6
LOB 7



Batter	1	2	3	4	5	6	7	8	9	AB	R	H	RBI	BB	SO	LOB	TOP										
Brian Downing, R (1, 7) OBP: 0.273, SLG: 0.510 Bobby Clark, R (9, 7) OBP: 0.273, SLG: 0.273	L4		5-3		5-3		BB BB BB		L6	4	0	0	0	1	0	0	California Angels @ Seattle Mariners The Kingdome, Seattle, WA Mon Apr 19 1982, 9:05 PM EST Att: 5,494 - Unknown										
Fred Lynn, L (1, 8) OBP: 0.426, SLG: 0.440	4-3				K		BB BB BB			3	0	1	0	2	1	0											
Rod Carew, L (1, 3) OBP: 0.500, SLG: 0.391	K		PO		1B		BB BB BB		F7	3	1	0	0	2	1	1											
Reggie Jackson, L (1, 9) OBP: 0.291, SLG: 0.191 Juan Benitez, R (9, 9) OBP: 0.231, SLG: 0.091		4-3			E BB 1B		BB BB BB			4	0	2	0	0	0	3											
Bobby Grich, R (1, 4) OBP: 0.483, SLG: 0.640					1B		BB BB BB			3	2	0	1	1	1												
Don Baylor, R (1, 10) OBP: 0.267, SLG: 0.375		F8 2B			E BB		BB BB BB			4	0	0	0	0	2	6											
Doug DeCinces, R (1, 5) OBP: 0.375, SLG: 0.600		F8			K		BB BB BB			4	0	1	1	0	0	5											
Tim Foli, R (1, 6) OBP: 0.195, SLG: 0.200		2B			F7		BB BB BB		F3	4	0	1	1	0	0	3											
Bob Boone, R (1, 2) OBP: 0.347, SLG: 0.341					E6		BB BB BB		5-3	4	0	1	1	0	0	3											
			5-3		F5		BB BB BB		F7	4	0	0	0	0	0	3											
Inning Stats	R: 0 E: 0 K: 1 S: 5	H: 0 LOB: 0 BB: 0 P: 5	R: 1 E: 0 K: 0 S: 5	H: 2 LOB: 1 BB: 0 P: 5	R: 0 E: 0 K: 0 S: 3	H: 1 LOB: 0 BB: 0 P: 3	R: 1 E: 1 K: 1 S: 7	H: 1 LOB: 3 BB: 2 P: 15	R: 0 E: 0 K: 1 S: 5	H: 0 LOB: 0 BB: 0 P: 5	R: 0 E: 0 K: 1 S: 6	H: 1 LOB: 1 BB: 0 P: 6	R: 0 E: 0 K: 0 S: 3	H: 0 LOB: 3 BB: 3 P: 15	R: 1 E: 0 K: 1 S: 6	H: 2 LOB: 1 BB: 0 P: 6	R: 0 E: 0 K: 0 S: 3	H: 0 LOB: 1 BB: 1 P: 7	1B: 4 2B: 3 3B: 0 HR: 0	SF: 0 SAC: 0 DP: 0 HBP: 0	WP: 0 PB: 0 SB: 1 CS: 0	PA: 40					
PITCHER	IP	WLS	BF	H	R	ER	SO	BB	IBB	HBP	BLK	WP	HR	S	P	ERA	WHIP										
Gene Nelson, R (1, 1) ERA: 2.66 Bill Caudill, R (7, 1) ERA: 0.64	6.2	L	29	5	2	1	4	4	0	0	0	0	0	33	49	1.35	1.350										
	2.1		10	2	1	1	1	2	0	0	0	0	0	10	18	3.86	1.714										

Batter	1	2	3	4	5	6	7	8	9	AB	R	H	RBI	BB	SO	LOB	BOTTOM										
Julio Cruz, S (1, 4) OBP: 0.328, SLG: 0.222	1B WP 1B		K				1-3		K	4	1	1	0	1	2	1	California Angels @ Seattle Mariners The Kingdome, Seattle, WA Mon Apr 19 1982, 9:05 PM EST Att: 5,494 - Unknown										
Manny Castillo, S (1, 5) OBP: 0.288, SLG: 0.288	F8					F7	4-3		K	5	0	1	0	0	1	3											
Bruce Bochte, L (1, 7) OBP: 0.375, SLG: 0.391	WP 1B		4-3			F7	FC6-4 BB		F9	4	0	1	0	1	0	3											
Richie Zisk, R (1, 10) OBP: 0.448, SLG: 0.510	K				F8		SH3-4 1B BB		FC6-4	3	0	0	0	1	1	2											
Jim Maier, R (1, 3) OBP: 0.300, SLG: 0.482	K				L8		SH3-4 1B		L3	4	0	1	0	0	1	1											
Al Cowens, R (1, 9) OBP: 0.274, SLG: 0.333			F9			2B	SH3-4		G3	3	0	1	0	0	0	0											
Joe Simpson, L (1, 8) OBP: 0.417, SLG: 0.476		K			4-3		K		PB HBP 1B	4	0	1	0	0	2	3											
Bud Bulling, R (1, 2) OBP: 0.375, SLG: 0.231 Steve Stroutr, L (8, PH) OBP: 0.300, SLG: 0.125 Jim Essian, R (9, 2) OBP: 0.356, SLG: 0.487			K			F9			PB HBP	2	0	0	0	1	1	0											
Todd Cruz, R (1, 6) OBP: 0.262, SLG: 0.268						CS 1B			F8	3	0	1	0	1	0	5											
Inning Stats	R: 1 E: 0 K: 2 S: 9	H: 2 LOB: 1 BB: 0 P: 9	R: 0 E: 0 K: 2 S: 7	H: 0 LOB: 0 BB: 0 P: 7	R: 0 E: 0 K: 1 S: 6	H: 2 LOB: 1 BB: 0 P: 6	R: 0 E: 0 K: 0 S: 4	H: 1 LOB: 1 BB: 0 P: 4	R: 0 E: 0 K: 0 S: 3	H: 0 LOB: 2 BB: 2 P: 11	R: 0 E: 0 K: 1 S: 6	H: 1 LOB: 3 BB: 2 P: 14	R: 0 E: 0 K: 0 S: 3	H: 0 LOB: 1 BB: 1 P: 7	R: 0 E: 0 K: 0 S: 4	H: 1 LOB: 2 BB: 0 P: 5		R: 0 E: 0 K: 2 S: 7	H: 0 LOB: 0 BB: 0 P: 7	1B: 6 2B: 1 3B: 0 HR: 0	SF: 0 SAC: 1 DP: 0 HBP: 1	WP: 1 PB: 1 SB: 0 CS: 1	PA: 39				
PITCHER	IP	WLS	BF	H	R	ER	SO	BB	IBB	HBP	BLK	WP	HR	S	P	ERA	WHIP										
Mike Witt, R (1, 1) ERA: 2.04 Luis Sanchez, R (7, 1) ERA: 1.04 Don Aase, R (8, 1) ERA: 1.06	6.2	W	30	6	1	1	6	5	0	0	0	0	0	37	57	1.35	1.650										
	1.0		5	1	0	0	0	0	0	1	0	0	0	4	5	0.00	1.000										
	1.1	S	4	0	0	0	2	0	0	0	0	0	0	8	8	0.00	0.000										

Batter	1	2	3	4	5	6	7	8	9	AB	R	H	RBI	BB	SO	LOB	TOP										
Brian Downing, R OBP: 0.300, SLG: 0.518 (1, 7)										5	1	3	1	0	2	0	California Angels @ Seattle Mariners The Kingdome, Seattle, WA Tue Apr 20 1982, 9:05 PM EST Att: 7,419 - Unknown										
Fred Lynn, L OBP: 0.394, SLG: 0.400 (1, 8)										5	0	0	0	0	2	4											
Rod Carew, L OBP: 0.493, SLG: 0.380 (1, 3)										4	1	1	0	1	1	1											
Reggie Jackson, L OBP: 0.286, SLG: 0.188 Juan Beniquez, R OBP: 0.313, SLG: 0.286 (1, 9)										1	0	0	0	0	1	2											
Bobby Grich, R OBP: 0.455, SLG: 0.655 (1, 4)										4	0	1	2	0	2	2											
Don Baylor, R OBP: 0.281, SLG: 0.383 (1, 10)										4	0	2	1	0	1	1											
Doug DeCinces, R OBP: 0.383, SLG: 0.612 (1, 5)										4	1	2	0	0	1	1											
Tim Foli, R OBP: 0.205, SLG: 0.209 (1, 6)										3	0	1	0	0	0	0											
Joe Ferguson, R OBP: 0.250, SLG: 0.250 Daryl Sconiers, L (8, PH) Bob Boone, R OBP: 0.347, SLG: 0.341 (8, 2)										3	0	0	0	0	3	2											
										1	0	0	0	0	0	3											
										0	0	0	0	0	0	0											
Inning Stats	R: 2 E: 0 K: 3 S: 12	H: 3 LOB: 1 BB: 0 P: 12	R: 1 E: 0 K: 3 S: 12	H: 2 LOB: 3 BB: 1 P: 16	R: 0 E: 0 K: 1 S: 5	H: 1 LOB: 0 BB: 0 P: 5	R: 0 E: 0 K: 2 S: 7	H: 0 LOB: 0 BB: 0 P: 7	R: 0 E: 0 K: 1 S: 5	H: 0 LOB: 0 BB: 0 P: 5	R: 0 E: 0 K: 1 S: 6	H: 1 LOB: 1 BB: 0 P: 6	R: 1 E: 0 K: 0 S: 6	H: 4 LOB: 2 BB: 0 P: 6	R: 0 E: 0 K: 1 S: 5	H: 0 LOB: 0 BB: 0 P: 5	1B: 9 2B: 2 3B: 1 HR: 0	SF: 0 SAC: 1 DP: 2 HBP: 0	WP: 0 PB: 1 SB: 0 CS: 0	PA: 39							
PITCHER	IP	WLS	BF	H	R	ER	SO	BB	IBB	HBP	BLK	WP	HR	S	P	ERA	WHIP										
Gaylord Perry, R ERA: 3.47 Mike Stanton, R ERA: 2.45	(1, 1)	7.1	W	35	12	4	4	13	1	0	0	0	0	60	64	4.91	1.773										
	(8, 1)	1.2	S	4	0	0	0	1	0	0	0	0	0	6	6	0.00	0.000										

Batter	1	2	3	4	5	6	7	8	9	AB	R	H	RBI	BB	SO	LOB	BOTTOM										
Julio Cruz, S OBP: 0.368, SLG: 0.250 (1, 4)										2	3	2	0	2	0	0	California Angels @ Seattle Mariners The Kingdome, Seattle, WA Tue Apr 20 1982, 9:05 PM EST Att: 7,419 - Unknown										
Manny Castillo, S OBP: 0.297, SLG: 0.286 (1, 5)										4	0	1	2	0	0	3											
Bruce Bochte, L OBP: 0.400, SLG: 0.396 (1, 7)										2	0	1	0	2	0	0											
Richie Zisk, R OBP: 0.452, SLG: 0.509 (1, 10)										4	0	2	1	0	1	2											
Jim Maler, R OBP: 0.297, SLG: 0.467 (1, 3)										4	0	1	1	0	0	4											
Al Cowens, R OBP: 0.273, SLG: 0.328 (1, 9)										4	0	1	0	0	0	2											
Jim Essian, R OBP: 0.362, SLG: 0.442 (1, 2)										4	0	0	0	0	1	1											
Dave Henderson, R OBP: 0.500, SLG: 0.533 (1, 8)										4	2	2	0	0	0	1											
Todd Cruz, R OBP: 0.283, SLG: 0.311 (1, 6)										4	1	2	2	0	0	1											
										1B: 10 2B: 3 3B: 0 HR: 0	SF: 0 SAC: 0 DP: 1 HBP: 0	WP: 0 PB: 0 SB: 2 CS: 3	PA: 37														
PITCHER	IP	WLS	BF	H	R	ER	SO	BB	IBB	HBP	BLK	WP	HR	S	P	ERA	WHIP										
Angel Moreno, L ERA: 2.75 Luis Sanchez, R ERA: 1.0 Stan Bahnsen, R ERA: 4.15 Andy Hassler, L ERA:	(1, 1)	4.2	L	21	7	4	4	1	3	0	0	0	0	20	32	7.71	2.143										
	(5, 1)	0.1		2	1	0	0	0	0	0	0	0	0	2	2	0.00	3.000										
	(6, 1)	1.1		6	3	2	2	1	0	0	0	0	0	8	8	13.50	2.250										
	(7, 1)	1.2		7	1	0	0	0	1	0	0	0	0	6	10	0.00	1.200										

Batter	1	2	3	4	5	6	7	8	9	AB	R	H	RBI	BB	SO	LOB	TOP																					
Brian Downing, R OBP: 0.323, SLG: 0.567 (1, 7)	G6-4-3 1B		1-H 2-H HR	1-2 BB		5-3		F2		4	1	2	3	1	0	1																						
Juan Beniquez, R OBP: 0.300, SLG: 0.278 Rod Carew, L OBP: 0.485, SLG: 0.373 (9, PH)	K		FC6-4 BB	1B		F9		F8		4	0	1	0	0	1	4																						
Doug DeCinces, R OBP: 0.354, SLG: 0.556 (1, 5)	G6-4-3 1-2		F9			F8		4-3		5	0	0	0	0	1	2																						
Bobby Grich, R OBP: 0.421, SLG: 0.576 (1, 4)		K	FC6-4 BB	1-2		K		K		4	0	0	0	1	3	0																						
Don Baylor, R OBP: 0.309, SLG: 0.438 (1, 10)			FC6-4	1-2 2-3		1B		2B		4	0	3	0	0	0	2																						
Bobby Clark, R OBP: 0.286, SLG: 0.286 Fred Lynn, L OBP: 0.403, SLG: 0.429 (7, PH) (7, 8)	K		G3							3	0	1	0	0	1	3																						
Ron Jackson, R Reggie Jackson, L OBP: 0.281, SLG: 0.184 Daryl Sconiers, L (7, 3)			F3			6-3		G3		3	0	0	0	0	0	3																						
Tim Foli, R OBP: 0.208, SLG: 0.213 (1, 6)			1B HR	1B		5-3		6-3		4	1	1	0	0	0	0																						
Bob Boone, R OBP: 0.377, SLG: 0.396 (1, 2)			1-2 HR	1B						4	1	3	0	0	0	0																						
Inning Stats	R: 0 E: 0 K: 1 S: 5	H: 1 LOB: 0 BB: 0 P: 5	R: 0 E: 0 K: 2 S: 8	H: 1 LOB: 1 BB: 0 P: 8	R: 3 E: 0 K: 0 S: 7	H: 4 LOB: 2 BB: 1 P: 11	R: 0 E: 0 K: 0 S: 4	H: 1 LOB: 2 BB: 1 P: 8	R: 0 E: 0 K: 0 S: 4	H: 1 LOB: 1 BB: 0 P: 4	R: 0 E: 0 K: 2 S: 9	H: 2 LOB: 2 BB: 0 P: 9	R: 0 E: 0 K: 0 S: 3	H: 0 LOB: 0 BB: 0 P: 3	R: 0 E: 0 K: 1 S: 5	H: 0 LOB: 0 BB: 0 P: 5	1B: 7 2B: 4 3B: 0 HR: 1	SF: 0 SAC: 0 DP: 1 HBP: 0	WP: 0 PB: 0 SB: 0 CS: 0	PA: 40																		
PITCHER	IP	WLS	BF	H	R	ER	SO	BB	IBB	HBP	BLK	WP	HR	S	P	ERA	WHIP	PITCHER				IP	WLS	BF	H	R	ER	SO	BB	IBB	HBP	BLK	WP	HR	S	P	ERA	WHIP
Floyd Bannister, L ERA: 3.69 Bill Caudill, R ERA: 0.66 (7, 1)	6.0	W	29	10	3	3	4	2	0	0	0	0	1	35	43	4.50	2.000					3.0	S	11	2	0	0	3	0	0	0	0	0	0	17	17	0.00	0.667

California Angels @ Seattle Mariners
The Kingdome, Seattle, WA
Wed Apr 21 1982, 9:05 PM EST
Att.: 4,961 - Unknown

AB 38
R 3
H 12
RBI 3
BB 2
SO 7
LOB 17



Batter	1	2	3	4	5	6	7	8	9	AB	R	H	RBI	BB	SO	LOB	BOTTOM																					
Julio Cruz, S OBP: 0.342, SLG: 0.230 (1, 4)	6-3		K	4-3		B1-5		G3-6		5	0	0	0	0	1	5																						
Manny Castillo, S OBP: 0.297, SLG: 0.322 (1, 5)	F8		BB			L4-6 1B		4-3 1B		3	1	2	0	1	0	0																						
Bruce Bochte, L OBP: 0.406, SLG: 0.404 (1, 7)	WP 1B		F8			4-3		4-3		4	0	2	0	0	0	2																						
Richie Zisk, R OBP: 0.424, SLG: 0.474 (1, 10)	K		F8			L4-6		4-3		4	0	0	0	0	1	5																						
Jim Maler, R OBP: 0.324, SLG: 0.484 (1, 3)		HR HBP		1B 2B	2B	F3		1B BB		2	2	1	0	1	0	1																						
Al Cowens, R OBP: 0.300, SLG: 0.403 (1, 9)		1-H HR		2B	1B	K		1-2 3-H 1B		4	1	3	3	0	1	0																						
Joe Simpson, L OBP: 0.404, SLG: 0.457 (1, 8)		1-3		F8		BB 2B		1-3		4	1	1	0	0	0	4																						
Jim Essian, R OBP: 0.392, SLG: 0.478 (1, 2)		5-3				2B		G3-6 1B		3	0	2	1	1	0	0																						
Todd Cruz, R OBP: 0.280, SLG: 0.327 (1, 6)		5-3		K		1-3 2-H 2B		F9		4	0	1	1	0	1	3																						
Inning Stats	R: 0 E: 0 K: 1 S: 6	H: 1 LOB: 1 BB: 0 P: 6	R: 2 E: 0 K: 0 S: 4	H: 1 LOB: 0 BB: 0 P: 5	R: 0 E: 0 K: 1 S: 5	H: 0 LOB: 1 BB: 1 P: 9	R: 1 E: 0 K: 1 S: 8	H: 3 LOB: 2 BB: 0 P: 8	R: 0 E: 0 K: 0 S: 4	H: 2 LOB: 1 BB: 0 P: 4	R: 1 E: 0 K: 1 S: 6	H: 2 LOB: 1 BB: 1 P: 10	R: 1 E: 0 K: 0 S: 5	H: 2 LOB: 2 BB: 1 P: 9	R: 0 E: 0 K: 0 S: 3	H: 1 LOB: 0 BB: 0 P: 3	1B: 7 2B: 7 3B: 0 HR: 1	SF: 0 SAC: 0 DP: 3 HBP: 1	WP: 1 PB: 0 SB: 0 CS: 0	PA: 37																		
PITCHER	IP	WLS	BF	H	R	ER	SO	BB	IBB	HBP	BLK	WP	HR	S	P	ERA	WHIP	PITCHER				IP	WLS	BF	H	R	ER	SO	BB	IBB	HBP	BLK	WP	HR	S	P	ERA	WHIP
Bruce Kison, R ERA: 2.2 Steve Renko, R ERA: 1.54 Luis Sanchez, R ERA: 1.86 Andy Hassler, L ERA: Don Aase, R ERA: 1.02 (6, 1)	5.0	L	23	7	3	3	3	1	0	0	0	0	0	6	10	9.00	3.000					1.0	L	5	2	1	1	1	1	0	0	0	0	0	6	10	9.00	3.000
	0.2		5	2	1	1	0	1	0	0	0	0	0	4	8	13.50	4.500					0.2		3	1	0	0	0	0	0	0	0	3	3	0.00	1.500		
	0.2		1	0	0	0	0	0	0	0	0	0	0	1	1	0.00	0.000					0.2		1	0	0	0	0	0	0	0	1	1	0.00	0.000			

California Angels @ Seattle Mariners
The Kingdome, Seattle, WA
Wed Apr 21 1982, 9:05 PM EST
Att.: 4,961 - Unknown

AB 33
R 5
H 12
RBI 5
BB 3
SO 4
LOB 20



Batter	1	2	3	4	5	6	7	8	9	AB	R	H	RBI	BB	SO	LOB	TOP					
Jim Eisenreich, L (1, 8) OBP: 0.406, SLG: 0.500	4-3		F8			2B		4-3		5	0	2	1	0	0	0	Minnesota Twins @ Seattle Mariners The Kingdome, Seattle, WA Thu Apr 22 1982, 9:05 PM EST Att. 4,601 - Dome - 70 F					
Bobby Mitchell, L (1, 9) OBP: 0.323, SLG: 0.280	K		1B			F7		4-3		5	1	1	0	0	1	3						
Gary Ward, R (1, 7) OBP: 0.278, SLG: 0.265	BB		1B						1-3	4	2	3	1	1	0	0						
Kent Hrbek, L (1, 3) OBP: 0.417, SLG: 0.677	BB		1B			F8		FC5	4-3	3	0	1	1	2	0	2						
Randy Johnson, L (1, 10) OBP: 0.432, SLG: 0.738	F7		F8			F4				5	0	2	1	0	0	5						
Butch Wynegar, S (1, 2) OBP: 0.231, SLG: 0.271		F7				F9			G3	5	0	0	0	0	0	3						
Gary Gaetti, R (1, 5) OBP: 0.308, SLG: 0.467	K					5-3				4	0	0	0	0	2	2						
John Castino, R (1, 4) OBP: 0.350, SLG: 0.235	5-3							FC5		4	1	2	0	0	0	2						
Lenny Faedo, R (1, 6) OBP: 0.293, SLG: 0.216			6-3			F6				2	0	0	0	1	0	1						
Rob Wilfong, L (8, PH) OBP: 0.191, SLG: 0.073										1	0	0	0	0	1	0						
Ron Washington, R (8, 6) OBP: 0.250, SLG: 0.182						2B				0	0	0	0	0	0	0						
Inning Stats	R: 0 E: 0 K: 1 S: 6	H: 1 LOB: 2 BB: 1 P: 10	R: 0 E: 0 K: 1 S: 5	H: 0 LOB: 0 BB: 0 P: 5	R: 2 E: 0 K: 0 S: 6	H: 3 LOB: 1 BB: 0 P: 6	R: 0 E: 0 K: 1 S: 6	H: 1 LOB: 1 BB: 0 P: 6	R: 0 E: 0 K: 0 S: 5	H: 2 LOB: 2 BB: 0 P: 5	R: 1 E: 0 K: 0 S: 5	H: 2 LOB: 2 BB: 1 P: 9	R: 1 E: 0 K: 0 S: 4	H: 1 LOB: 2 BB: 2 P: 12	R: 0 E: 0 K: 1 S: 5	H: 0 LOB: 0 BB: 0 P: 5	R: 0 E: 0 K: 0 S: 4	H: 1 LOB: 1 BB: 0 P: 4	1B: 6 2B: 5 3B: 0 HR: 0	SF: 0 SAC: 0 DP: 0 HBP: 0	WP: 0 PB: 0 SB: 0 CS: 0	PA: 42
PITCHER	IP	WLS	BF	H	R	ER	SO	BB	IBB	HBP	BLK	WP	HR	S	P	ERA	WHIP					
Mike Moore, R (1, 1) ERA: 6.59	5.2	W	28	9	3	3	3	2	0	0	0	0	0	32	40	4.76	1.941					
Larry Andersen, R (6, 1) ERA: 3.55	0.1		4	1	1	1	0	2	0	0	0	0	0	2	10	27.00	9.000					
Mike Stanton, R (7, 1) ERA: 1.93	3.0	S	10	1	0	0	1	0	0	0	0	0	0	12	12	0.00	0.333					

Batter	1	2	3	4	5	6	7	8	9	AB	R	H	RBI	BB	SO	LOB	BOTTOM				
Julio Cruz, S (1, 4) OBP: 0.346, SLG: 0.231	FC4-6		BB			4-3		L9		4	1	1	0	1	0	3	Minnesota Twins @ Seattle Mariners The Kingdome, Seattle, WA Thu Apr 22 1982, 9:05 PM EST Att. 4,601 - Dome - 70 F				
Manny Castillo, S (1, 5) OBP: 0.304, SLG: 0.328	L9		BB		6-3	F8		4-3		5	1	2	0	0	0	1					
Bruce Bochte, L (1, 7) OBP: 0.406, SLG: 0.382	FC4-6		BB		6-3	F7		4-3		3	1	0	1	2	0	1					
Richie Zisk, R (1, 10) OBP: 0.429, SLG: 0.492	F9		BB		6-3					4	2	2	2	0	0	3					
Jim Mauer, R (1, 3) OBP: 0.347, SLG: 0.476		F8	BB		6-3	FC1-6		BB		1	1	0	0	3	0	0					
Al Cowens, R (1, 9) OBP: 0.297, SLG: 0.394		F9	BB		G6-4-3	FC1-6		BB		4	1	1	1	0	0	5					
Joe Simpson, L (1, 8) OBP: 0.411, SLG: 0.449		F4	BB		6-3	FC1-6		BB		3	0	1	2	1	0	0					
Jim Essian, R (1, 2) OBP: 0.400, SLG: 0.480			BB		4-3	F4				4	1	2	2	0	0	2					
Todd Cruz, R (1, 6) OBP: 0.278, SLG: 0.308			F8		6-3			6-3		3	0	0	0	1	0	3					
Inning Stats	R: 0 E: 0 K: 0 S: 3	H: 0 LOB: 1 BB: 1 P: 7	R: 0 E: 0 K: 0 S: 3	H: 0 LOB: 0 BB: 0 P: 3	R: 7 E: 0 K: 0 S: 8	H: 6 LOB: 2 BB: 4 P: 24	R: 0 E: 0 K: 0 S: 3	H: 1 LOB: 2 BB: 2 P: 11	R: 0 E: 0 K: 0 S: 3	H: 0 LOB: 0 BB: 0 P: 3	R: 0 E: 0 K: 0 S: 3	H: 0 LOB: 0 BB: 0 P: 3	R: 1 E: 0 K: 0 S: 5	H: 2 LOB: 2 BB: 1 P: 9	R: 0 E: 0 K: 0 S: 3	H: 0 LOB: 0 BB: 0 P: 3	1B: 8 2B: 1 3B: 0 HR: 0	SF: 0 SAC: 0 DP: 2 HBP: 0	WP: 0 PB: 0 SB: 0 CS: 0	PA: 39	
PITCHER	IP	WLS	BF	H	R	ER	SO	BB	IBB	HBP	BLK	WP	HR	S	P	ERA	WHIP				
Pete Redfern, R (1, 1) ERA: 7.16	2.1	L	16	5	7	7	0	3	1	0	0	0	0	12	28	27.00	3.429				
Fernando Arroyo, R (3, 1) ERA: 5.27	4.0		18	4	1	1	0	3	1	0	0	0	0	14	30	2.25	1.750				
Bobby Castillo, R (7, 1) ERA: 5.87	1.2		5	0	0	0	0	0	0	0	0	0	0	5	5	0.00	0.000				

Batter	1	2	3	4	5	6	7	8	9	AB	R	H	RBI	BB	SO	LOB	TOP										
Jim Eisenreich, L (1, 8) <small>OBP: 0.400, SLG: 0.467</small> Mickey Hatcher, R (8, 9) <small>OBP: 0.387, SLG: 0.379</small>	4-0 1B 6-3 BB	0-0 F7	0-0 6-3	0-0 F7			0-0 G3	1-0 HBP		4	0	0	0	1	0	6											
Rob Wilfong, L (1, 4) <small>OBP: 0.208, SLG: 0.106</small>	0-0 6-3	0-0 G3 BLK 1B	0-0 F4		0-3 K		0-0 1B E	0-3 K		6	2	2	3	0	2	4											
Gary Ward, R (1, 7) <small>OBP: 0.317, SLG: 0.315</small>	0-0 BB 1B	0-0 G3		0-0 3-1 2B	0-0 1B		0-0 E 1B BB	0-3 K		5	2	3	0	1	1	2											
Kent Hrbek, L (1, 3) <small>OBP: 0.410, SLG: 0.642</small>	0-0 F4	4-0 1B BB		0-0 3-1 2B	0-0 F7		0-0 E 1B	0-3 K		5	1	1	0	1	1	4											
Randy Johnson, L (1, 10) <small>OBP: 0.440, SLG: 0.696</small>	4-0 1-2 BB	0-0 1-3 1B		4-0 2B E BB	0-0 F9		0-0 E1 1B FC5-2	0-0 3-1		4	1	1	1	2	0	3											
Butch Wynegar, S (1, 2) <small>OBP: 0.241, SLG: 0.296</small>	0-0 4-3	0-0 L7		0-0 E9 1B 2B		0-0 4-3	0-0 FC5-2 1B	0-0 6-3		6	1	2	3	0	0	5											
John Castino, R (1, 5) <small>OBP: 0.438, SLG: 0.429</small> Gary Gaetti, R (7, 5) <small>OBP: 0.308, SLG: 0.467</small>		0-0 HR	0-3 K	0-0 CS 1B		4-0 G6-3 BB	0-0 FC5-2			4	1	2	2	1	1	2	AB 44										
Bobby Mitchell, L (1, 9) <small>OBP: 0.361, SLG: 0.467</small>		0-0 1B 2B	0-0 6-3 1B	0-0 1-2 HR		0-0 G6-3	0-0 3-1			5	2	3	1	0	0	3	R 12										
Ron Washington, R (1, 6) <small>OBP: 0.412, SLG: 0.438</small>		0-0 1B F7	0-0 6-3 1B	0-0 1B			0-0 G3 1B 2B	0-3 K		5	2	4	0	0	1	0	H 18										
Inning Stats	R: 0 E: 0 K: 0 S: 4	H: 1 LOB: 3 BB: 2 P: 12	R: 4 E: 0 K: 0 S: 8	H: 5 LOB: 2 BB: 1 P: 12	R: 0 E: 0 K: 1 S: 7	H: 2 LOB: 2 BB: 0 P: 7	R: 4 E: 1 K: 0 S: 7	H: 5 LOB: 1 BB: 1 P: 11	R: 0 E: 0 K: 0 S: 2	H: 0 LOB: 0 BB: 1 P: 6	R: 4 E: 1 K: 0 S: 8	H: 4 LOB: 2 BB: 1 P: 12	R: 0 E: 0 K: 3 S: 9	H: 0 LOB: 1 BB: 0 P: 10	R: 0 E: 0 K: 1 S: 5	H: 0 LOB: 0 BB: 0 P: 5	1B: 12 2B: 4 3B: 0 HR: 2	SF: 0 SAC: 0 DP: 1 HBP: 1	WP: 0 PB: 0 SB: 0 CS: 1	PA: 51							
PITCHER	IP	WLS	BF	H	R	ER	SO	BB	IBB	HBP	BLK	WP	HR	S	P	ERA	WHIP										
Ed Nunez, R (1, 1) <small>ERA: 4.86</small>	1.2	L	14	6	4	4	0	3	0	0	1	0	1	11	23	21.60	5.400										
Larry Andersen, R (2, 1) <small>ERA: 6.75</small>	4.2		25	10	7	7	2	3	0	0	0	0	1	26	38	13.50	2.786										
Ed Vande Berg, L (7, 1) <small>ERA: 2.61</small>	1.2		9	2	1	0	3	0	0	1	0	0	0	14	15	0.00	1.200										
Bill Caudill, R (9, 1) <small>ERA: 0.61</small>	1.0		3	0	0	0	1	0	0	0	0	0	0	5	5	0.00	0.000										

Minnesota Twins @ Seattle Mariners
The Kingdome, Seattle, WA
Fri Apr 23, 1982, 9:05 PM EST
Att. 5,665 - Dome - 70 F

AB	44
R	12
H	18
RBI	10
BB	6
SO	6
LOB	29



Batter	1	2	3	4	5	6	7	8	9	AB	R	H	RBI	BB	SO	LOB	BOTTOM										
Julio Cruz, S (1, 4) <small>OBP: 0.354, SLG: 0.235</small> Lenny Randle, S (9, 4) <small>OBP: 0.188, SLG: 0.188</small>	0-0 1B 1B 1B	4-0 G4-6-3 BB		0-0 F7		0-0 F5			0-0 1B	3	1	1	0	1	0	1											
Manny Castillo, S (1, 5) <small>OBP: 0.297, SLG: 0.319</small>	0-0 1-2 1B	0-0 G4-6-3 1B		0-0 4-3			0-0 6-3		0-0 F8	5	1	1	0	0	0	4											
Bruce Bochte, L (1, 7) <small>OBP: 0.438, SLG: 0.424</small> Dave Henderson, R (7, 7) <small>OBP: 0.471, SLG: 0.500</small>	0-0 1B G4-6-3 1B		0-0 BB 1B		0-0 1B		0-0 1B		0-0 F8	4	2	4	0	0	0	0											
Richie Zisk, R (1, 10) <small>OBP: 0.432, SLG: 0.492</small>	0-0 G4-6-3 1B		0-0 F9		0-0 1B		0-0 L8			4	0	2	2	0	0	2											
Jim Mauer, R (1, 3) <small>OBP: 0.355, SLG: 0.478</small>	0-0 G4-6-3 1B		0-0 F3		0-0 G4-6-3 1B		0-0 L4			4	0	2	1	0	0	2											
Al Cowens, R (1, 9) <small>OBP: 0.299, SLG: 0.382</small> Thad Bosley, L (8, 7) <small>OBP: 0.276, SLG: 0.235</small>	0-0 G4-6-3		0-0 F2		0-0 F2		0-0 L8			2	0	0	0	1	0	4											
Joe Simpson, L (1, 8) <small>OBP: 0.383, SLG: 0.415</small>	0-0 1-2 2-3 3-H		0-0 1-3		0-0 G4-6-3		0-0 1-3			4	0	0	0	0	0	5											
Jim Essian, R (1, 2) <small>OBP: 0.379, SLG: 0.453</small> Steve Stroutr, L (8, 7) <small>OBP: 0.273, SLG: 0.111</small> Bud Bulling, R (9, 2) <small>OBP: 0.376, SLG: 0.231</small>		0-0 F8		0-0 6-3		0-0 5-3		0-0 F8		3	0	0	0	0	0	0											
Todd Cruz, R (1, 6) <small>OBP: 0.298, SLG: 0.345</small> Paul Serna, R (9, 6) <small>OBP: 0.298, SLG: 0.345</small>		0-0 2B		0-0 1B		0-0 6-3		0-0 L3		3	0	2	0	0	0	0											
Inning Stats	R: 3 E: 0 K: 0 S: 7	H: 5 LOB: 1 BB: 0 P: 7	R: 0 E: 0 K: 0 S: 3	H: 1 LOB: 1 BB: 1 P: 7	R: 0 E: 0 K: 0 S: 4	H: 1 LOB: 2 BB: 1 P: 8	R: 0 E: 0 K: 0 S: 4	H: 1 LOB: 1 BB: 0 P: 4	R: 1 E: 0 K: 0 S: 5	H: 3 LOB: 1 BB: 0 P: 5	R: 0 E: 0 K: 0 S: 3	H: 0 LOB: 0 BB: 0 P: 3	R: 0 E: 0 K: 0 S: 4	H: 1 LOB: 1 BB: 0 P: 4	R: 0 E: 0 K: 0 S: 3	H: 0 LOB: 0 BB: 0 P: 3	R: 0 E: 0 K: 0 S: 4	H: 1 LOB: 1 BB: 0 P: 4	1B: 12 2B: 1 3B: 0 HR: 0	SF: 0 SAC: 0 DP: 3 HBP: 0	WP: 0 PB: 0 SB: 0 CS: 0	PA: 39					
PITCHER	IP	WLS	BF	H	R	ER	SO	BB	IBB	HBP	BLK	WP	HR	S	P	ERA	WHIP										
Roger Erickson, R (1, 1) <small>ERA: 3.8</small>	9.0	W	39	13	4	4	0	2	0	0	0	0	0	37	45	4.00	1.667										

Minnesota Twins @ Seattle Mariners
The Kingdome, Seattle, WA
Fri Apr 23, 1982, 9:05 PM EST
Att. 5,665 - Dome - 70 F

AB	37
R	4
H	13
RBI	3
BB	2
SO	0
LOB	19



Batter	1	2	3	4	5	6	7	8	9	10	11	AB	R	H	RBI	BB	SO	LOB	TOP													
Jim Eisenreich, L OBP: 0.413, SLG: 0.492												5	0	3	0	0	1	2														
Rob Wilong, L OBP: 0.213, SLG: 0.111												4	0	0	0	0	0	3														
Gary Ward, R OBP: 0.304, SLG: 0.317												5	0	0	0	0	2	2														
Kent Hrbek, L OBP: 0.414, SLG: 0.689												3	1	1	1	2	0	1														
Randy Johnson, L OBP: 0.439, SLG: 0.654												4	0	1	0	0	0	1														
Jesus Vega, R OBP: 0.360, SLG: 0.458												1	0	0	0	0	1															
John Castillo, R OBP: 0.362, SLG: 0.500												5	2	2	1	0	0	1														
Bobby Mitchell, L OBP: 0.386, SLG: 0.421												3	1	1	0	1	1	0														
Dave Engle, R OBP: 0.313, SLG: 0.286												1	0	0	0	0	1	2														
Ron Washington, R OBP: 0.400, SLG: 0.417												4	0	1	1	0	1	1														
Sal Butera, R OBP: 0.444, SLG: 0.286												4	0	2	1	0	1	0														
Inning Stats	R: 0 E: 0 K: 1 S: 5	H: 1 LOB: 0 BB: 0 P: 5	R: 0 E: 0 K: 0 S: 2	H: 0 LOB: 0 BB: 1 P: 6	R: 0 E: 0 K: 1 S: 6	H: 1 LOB: 1 BB: 0 P: 6	R: 0 E: 0 K: 1 S: 4	H: 0 LOB: 0 BB: 0 P: 5	R: 1 E: 0 K: 0 S: 4	H: 2 LOB: 0 BB: 0 P: 4	R: 0 E: 0 K: 0 S: 4	H: 1 LOB: 1 BB: 0 P: 4	R: 3 E: 0 K: 0 S: 6	H: 4 LOB: 1 BB: 1 P: 10	R: 0 E: 0 K: 0 S: 3	H: 0 LOB: 0 BB: 0 P: 3	R: 0 E: 0 K: 1 S: 5	H: 0 LOB: 0 BB: 0 P: 5	R: 0 E: 0 K: 2 S: 8	H: 1 LOB: 1 BB: 0 P: 8	R: 0 E: 0 K: 1 S: 6	H: 1 LOB: 2 BB: 1 P: 10	1B: 8 2B: 1 3B: 0 HR: 2	SF: 0 SAC: 0 DP: 3 HBP: 1	WP: 0 PB: 0 SB: 0 CS: 2	PA: 44						
PITCHER	IP: 6.2 WLS: 27 BF: 27 ERA: 3.9	WLS: 4 BF: 0 ERA: 6.0	WLS: 3 BF: 0 ERA: 6.0	WLS: 8 BF: 2 ERA: 2.08	WLS: 1 BF: 0 ERA: 0.54	IP: 7.1 WLS: 1.1 BF: 4 ERA: 6.0	IP: 9.1 WLS: 1.0 BF: 3 ERA: 6.0	IP: 10.1 WLS: 1.2 BF: 8 ERA: 1.80	IP: 11.1 WLS: 0.1 BF: 1 ERA: 0.54	IP: 7.1 WLS: 1.1 BF: 4 ERA: 6.0	IP: 9.1 WLS: 1.0 BF: 3 ERA: 6.0	IP: 10.1 WLS: 1.2 BF: 8 ERA: 1.80	IP: 11.1 WLS: 0.1 BF: 1 ERA: 0.54	IP: 6.2 WLS: 27 BF: 27 ERA: 3.9	IP: 7.1 WLS: 1.1 BF: 4 ERA: 6.0	IP: 9.1 WLS: 1.0 BF: 3 ERA: 6.0	IP: 10.1 WLS: 1.2 BF: 8 ERA: 1.80	IP: 11.1 WLS: 0.1 BF: 1 ERA: 0.54	IP: 7.1 WLS: 1.1 BF: 4 ERA: 6.0	IP: 9.1 WLS: 1.0 BF: 3 ERA: 6.0	IP: 10.1 WLS: 1.2 BF: 8 ERA: 1.80	IP: 11.1 WLS: 0.1 BF: 1 ERA: 0.54	IP: 6.2 WLS: 27 BF: 27 ERA: 3.9	IP: 7.1 WLS: 1.1 BF: 4 ERA: 6.0	IP: 9.1 WLS: 1.0 BF: 3 ERA: 6.0	IP: 10.1 WLS: 1.2 BF: 8 ERA: 1.80	IP: 11.1 WLS: 0.1 BF: 1 ERA: 0.54	IP: 6.2 WLS: 27 BF: 27 ERA: 3.9	IP: 7.1 WLS: 1.1 BF: 4 ERA: 6.0	IP: 9.1 WLS: 1.0 BF: 3 ERA: 6.0	IP: 10.1 WLS: 1.2 BF: 8 ERA: 1.80	IP: 11.1 WLS: 0.1 BF: 1 ERA: 0.54

Minnesota Twins @ Seattle Mariners
The Kingdome, Seattle, WA
Sun Apr 25 1982, 6:33 AM EDT
Att. 7,203 - Dome - 70 F

AB 39
R 4
H 11
RBI 4
BB 3
SO 7
LOB 14



Batter	1	2	3	4	5	6	7	8	9	10	11	AB	R	H	RBI	BB	SO	LOB	BOTTOM											
Julio Cruz, S OBP: 0.386, SLG: 0.303												4	1	1	0	0	0	3												
Bruce Bochte, L OBP: 0.436, SLG: 0.422												1	0	1	1	0	0	0												
Lenny Randle, S OBP: 0.188, SLG: 0.188												0	0	0	0	0	0	0												
Manny Castillo, S OBP: 0.277, SLG: 0.286												4	0	0	1	1	0	4												
Thad Bosley, L OBP: 0.217, SLG: 0.182												5	0	0	0	0	2	4												
Richie Zisk, R OBP: 0.398, SLG: 0.446												5	0	0	0	0	1	4												
Jim Maler, R OBP: 0.341, SLG: 0.447												5	0	1	0	0	1	0												
Al Cowens, R OBP: 0.302, SLG: 0.408												4	1	2	1	1	0	0												
Joe Simpson, L OBP: 0.389, SLG: 0.397												5	1	1	0	0	1	3												
Bud Bulling, R OBP: 0.466, SLG: 0.250												3	1	1	0	1	1	1												
Steve Strouther, L OBP: 0.250, SLG: 0.100												1	0	0	0	0	0	1												
Jim Essian, R OBP: 0.377, SLG: 0.446												0	0	0	0	0	0	0												
Todd Cruz, R OBP: 0.344, SLG: 0.484												4	1	4	1	0	0	0												
Inning Stats	R: 0 E: 0 K: 1 S: 5	H: 0 LOB: 0 BB: 0 P: 5	R: 0 E: 0 K: 0 S: 3	H: 0 LOB: 0 BB: 0 P: 3	R: 0 E: 0 K: 0 S: 4	H: 1 LOB: 2 BB: 1 P: 8	R: 0 E: 0 K: 1 S: 7	H: 2 LOB: 2 BB: 0 P: 7	R: 2 E: 2 K: 1 S: 8	H: 2 LOB: 1 BB: 0 P: 8	R: 0 E: 0 K: 0 S: 3	H: 0 LOB: 0 BB: 0 P: 3	R: 0 E: 0 K: 0 S: 4	H: 1 LOB: 1 BB: 1 P: 4	R: 0 E: 0 K: 0 S: 3	H: 0 LOB: 0 BB: 0 P: 3	R: 2 E: 0 K: 2 S: 11	H: 4 LOB: 3 BB: 1 P: 15	R: 0 E: 0 K: 1 S: 5	H: 0 LOB: 1 BB: 1 P: 9	R: 1 E: 0 K: 0 S: 1	H: 1 LOB: 0 BB: 0 P: 1	1B: 9 2B: 0 3B: 0 HR: 2	SF: 0 SAC: 1 DP: 0 HBP: 0	WP: 1 PB: 0 SB: 0 CS: 1	PA: 45				
PITCHER	IP: 6.0 WLS: 25 BF: 25 ERA: 2.48	IP: 7.1 WLS: 2.0 BF: 8 ERA: 4.50	IP: 9.1 WLS: 1.0 BF: 3 ERA: 6.71	IP: 10.1 WLS: 1.0 BF: 5 ERA: 3.27	IP: 10.1 WLS: 1.0 BF: 5 ERA: 4.58	IP: 6.0 WLS: 25 BF: 25 ERA: 3.9	IP: 7.1 WLS: 1.1 BF: 4 ERA: 6.0	IP: 9.1 WLS: 1.0 BF: 3 ERA: 6.0	IP: 10.1 WLS: 1.2 BF: 8 ERA: 1.80	IP: 11.1 WLS: 0.1 BF: 1 ERA: 0.54	IP: 6.2 WLS: 27 BF: 27 ERA: 3.9	IP: 7.1 WLS: 1.1 BF: 4 ERA: 6.0	IP: 9.1 WLS: 1.0 BF: 3 ERA: 6.0	IP: 10.1 WLS: 1.2 BF: 8 ERA: 1.80	IP: 11.1 WLS: 0.1 BF: 1 ERA: 0.54	IP: 6.2 WLS: 27 BF: 27 ERA: 3.9	IP: 7.1 WLS: 1.1 BF: 4 ERA: 6.0	IP: 9.1 WLS: 1.0 BF: 3 ERA: 6.0	IP: 10.1 WLS: 1.2 BF: 8 ERA: 1.80	IP: 11.1 WLS: 0.1 BF: 1 ERA: 0.54	IP: 6.2 WLS: 27 BF: 27 ERA: 3.9	IP: 7.1 WLS: 1.1 BF: 4 ERA: 6.0	IP: 9.1 WLS: 1.0 BF: 3 ERA: 6.0	IP: 10.1 WLS: 1.2 BF: 8 ERA: 1.80	IP: 11.1 WLS: 0.1 BF: 1 ERA: 0.54	IP: 6.2 WLS: 27 BF: 27 ERA: 3.9	IP: 7.1 WLS: 1.1 BF: 4 ERA: 6.0	IP: 9.1 WLS: 1.0 BF: 3 ERA: 6.0	IP: 10.1 WLS: 1.2 BF: 8 ERA: 1.80	IP: 11.1 WLS: 0.1 BF: 1 ERA: 0.54

Minnesota Twins @ Seattle Mariners
The Kingdome, Seattle, WA
Sun Apr 25 1982, 6:33 AM EDT
Att. 7,203 - Dome - 70 F

AB 41
R 5
H 11
RBI 4
BB 3
SO 6
LOB 20



Batter	1	2	3	4	5	6	7	8	9	10	11	AB	R	H	RBI	BB	SO	LOB	TOP						
Julio Cruz, S OBP: 0.354, SLG: 0.296 (1, 4)	4-3	F8			4-0 CS BB			4-3		F6	1B	5	0	1	0	1	0	2							
Manny Castillo, S OBP: 0.270, SLG: 0.280 (1, 5)	1B 1B		F8		5-3			SF7		F7	4-3	5	1	1	1	0	0	3							
Bruce Bochte, L OBP: 0.451, SLG: 0.433 Thad Bosley, L OBP: 0.250, SLG: 0.217 (1, 7) (8, PR) (8, 7)	1B 1-2 1B		1B	1B		4-3		4-0 S BB			2B 1B	3	0	2	0	1	0	0							
Richie Zisk, R OBP: 0.398, SLG: 0.443 Lenny Randle, S OBP: 0.188, SLG: 0.188 (1, 10) (11, PR)	F9		1-3 1B			K		F3			2B 1B	5	0	2	0	0	1	3							
Jim Maler, R OBP: 0.344, SLG: 0.457 (1, 3)	BB 1-3 2-H 1B		6-3			F9			0-3 K		FC5 1-3 2-H 2B	5	0	2	2	0	1	1							
Al Cowens, R OBP: 0.297, SLG: 0.392 (1, 9)	FC6-4 BB		F8			6-3			F9		SF7	3	0	0	1	1	0	0							
Jim Essian, R OBP: 0.348, SLG: 0.410 (1, 2)	FC6-4 1-2		F9			F3			5-3		FC5 HR	5	1	0	0	0	0	5							
Dave Henderson, R OBP: 0.440, SLG: 0.696 (1, 8)		F8			F7				5-3		SH2-4 BB HR	4	1	1	2	1	0	0							
Todd Cruz, R OBP: 0.353, SLG: 0.545 (1, 6)		3-1			5-3			4-3 SF7 2B		SH2-4 1-2 HR		4	2	2	1	0	0	0							
Inning Stats	R: 1 E: 0 K: 0 S: 6	H: 3 LOB: 3 BB: 1 P: 10	R: 0 E: 0 K: 0 S: 3	H: 0 LOB: 0 BB: 0 P: 3	R: 0 E: 0 K: 0 S: 4	H: 2 LOB: 1 BB: 0 P: 4	R: 0 E: 0 K: 0 S: 3	H: 0 LOB: 0 BB: 0 P: 3	R: 0 E: 0 K: 1 S: 5	H: 0 LOB: 0 BB: 0 P: 5	R: 0 E: 0 K: 0 S: 3	H: 1 LOB: 2 BB: 1 P: 8	R: 0 E: 0 K: 1 S: 5	H: 0 LOB: 0 BB: 0 P: 5	R: 0 E: 0 K: 0 S: 3	H: 0 LOB: 1 BB: 1 P: 7	R: 5 E: 0 K: 0 S: 9	H: 6 LOB: 1 BB: 0 P: 9	1B: 8 2B: 2 3B: 0 HR: 2	SF: 2 SAC: 1 DP: 0 HBP: 0	WP: 0 PB: 0 SB: 1 CS: 1	PA: 47			
PITCHER	IP 7.0	WLS L	BF 15	H 3	R 4	ER 4	SO 1	BB 2	IBB 0	HBP 0	BLK 0	WP 0	HR 0	S 27	P 35	ERA 10.80	WHIP 1.500								
Rick Waits, L ERA: 5.65 Dan Spillner, R ERA: 2.04 Dennis Lewallyn, R ERA: 6.97 (1, 1) (8, 1) (11, 1)																									

Seattle Mariners @ Cleveland Indians
Cleveland Municipal Stadium, Cleveland, OH
Tue Apr 27 1982, 7:05 PM EDT
Att: 3,275 - Unknown

AB 40
R 7
H 12
RBI 7
BB 4
SO 2
LOB 14



Batter	1	2	3	4	5	6	7	8	9	10	11	AB	R	H	RBI	BB	SO	LOB	BOTTOM						
Alan Bannister, R OBP: 0.455, SLG: 0.556 (1, 4) (9, 9)	BB		F4		F3			HR		4-3 BB	1B 1B	4	2	2	2	2	0	1							
Toby Harrah, R OBP: 0.515, SLG: 0.709 Miguel Dilone, S OBP: 0.156, SLG: 0.140 (1, 5) (2, 7)	F2		BB 1B		6-3		K		4-3		F8	1	0	0	0	0	0	1							
Mike Hargrove, L OBP: 0.394, SLG: 0.333 (1, 3)	F9		F9		6-3				F8		1B 1B	5	0	1	0	1	0	3							
Andre Thornton, R OBP: 0.443, SLG: 0.661 (1, 10)	F8		BB		F8			S BB	F2		1-3 2-H 3-H 1B	4	0	1	2	2	0	4							
Joe Charboneau, R OBP: 0.233, SLG: 0.160 (1, 7) (2, 9)		F9	F8			K		K		G3	F8	3	0	0	0	0	1	3							
Ron Hassey, L OBP: 0.338, SLG: 0.333 Jack Perconte, L OBP: 0.216, SLG: 0.278 Rod Craig, S OBP: 0.250, SLG: 0.250 (8, PH) (9, 4) (11, PH)												1	0	0	0	0	0	1							
Von Hayes, L OBP: 0.222, SLG: 0.200 (1, 9) (2, 5)	E6 1B		F8			4-3			BB		4-3	4	0	1	0	1	0	0							
Rick Manning, L OBP: 0.351, SLG: 0.370 (1, 8)	F8		S 1B		F8			F8	F8		K	5	0	1	0	0	1	3							
Chris Bando, S OBP: 0.289, SLG: 0.235 (1, 2)		5-3			F8			4-3 HR 1B		F7	FC2-6 1B	5	1	2	0	0	0	2							
Jerry Dybzinski, R OBP: 0.352, SLG: 0.420 (1, 6)			F9 1B 1B		4-3			4-3		4-3 2B	FC2-6 1B 1B	5	1	2	0	0	0	3							
Inning Stats	R: 0 E: 0 K: 0 S: 3	H: 0 LOB: 1 BB: 1 P: 7	R: 0 E: 1 K: 0 S: 4	H: 1 LOB: 1 BB: 0 P: 4	R: 0 E: 0 K: 0 S: 5	H: 2 LOB: 3 BB: 1 P: 9	R: 0 E: 0 K: 0 S: 4	H: 1 LOB: 1 BB: 0 P: 4	R: 0 E: 0 K: 1 S: 5	H: 2 LOB: 0 BB: 0 P: 5	R: 2 E: 0 K: 1 S: 7	H: 2 LOB: 0 BB: 0 P: 7	R: 0 E: 0 K: 1 S: 5	H: 1 LOB: 2 BB: 2 P: 13	R: 0 E: 0 K: 0 S: 4	H: 3 LOB: 3 BB: 2 P: 12	R: 0 E: 0 K: 1 S: 5	H: 0 LOB: 0 BB: 0 P: 5	R: 2 E: 0 K: 0 S: 7	H: 4 LOB: 2 BB: 0 P: 7	1B: 9 2B: 1 3B: 0 HR: 1	SF: 0 SAC: 0 DP: 0 HBP: 0	WP: 0 PB: 0 SB: 2 CS: 0	PA: 50	
PITCHER	IP 7.1	WLS W	BF 18	H 5	R 2	ER 2	SO 2	BB 2	IBB 1	HBP 0	BLK 0	WP 0	HR 0	S 32	P 44	ERA 5.40	WHIP 2.100								
Floyd Bannister, L ERA: 3.46 Bill Caudill, R ERA: 1.35 Ed Vande Berg, L ERA: 2.03 (1, 1) (8, 1) (11, 1)																									

Seattle Mariners @ Cleveland Indians
Cleveland Municipal Stadium, Cleveland, OH
Tue Apr 27 1982, 7:05 PM EDT
Att: 3,275 - Unknown

AB 44
R 4
H 11
RBI 4
BB 6
SO 4
LOB 27



Batter	1	2	3	4	5	6	7	8	9	AB	R	H	RBI	BB	SO	LOB	TOP					
Julio Cruz, S OBP: 0.350, SLG: 0.286 (1, 4)	0-3 K		0-0 1-3			4-0 1B 4-3 BB		0-0 4-3		3	1	0	0	1	1	0						
Manny Castillo, S OBP: 0.290, SLG: 0.294 (1, 5)	0-0 BB 1B			4-0 6-3 BB		0-0 1B 4-3 1B		0-0 6-3		3	0	2	0	1	0	0						
Bruce Bochte, L OBP: 0.453, SLG: 0.429 (1, 7)	4-0 FC6-4 1-2 BB			0-0 6-3 1-2		0-0 4-3 1-2		0-0 4-3 1B		3	0	1	1	1	0	2						
Richie Zisk, R OBP: 0.380, SLG: 0.422 (1, 10)	0-0 FC6-4 1-2		0-3 K			0-3 K		0-3 K		4	0	0	0	0	3	4						
Jim Maler, R OBP: 0.391, SLG: 0.452 (1, 3)		0-0 F3		4-0 BB		0-0 2-3 1B		0-0 6-3		3	0	1	0	1	0	0						
Al Cowens, R OBP: 0.284, SLG: 0.373 (1, 9)		0-0 F7		0-3 K		0-3 K		0-0 1-3		4	0	0	0	0	2	4						
Joe Simpson, L OBP: 0.348, SLG: 0.371 (1, 8)		0-3 K				0-0 F8		0-0 4-3		4	0	0	0	0	1	0						
Jim Essian, R OBP: 0.333, SLG: 0.391 (1, 2)			0-0 6-3			0-0 6-3		0-0 4-3		3	0	0	0	0	0	0						
Todd Cruz, R OBP: 0.338, SLG: 0.522 (1, 6)			0-0 F4			0-0 F3		0-0 F7		3	0	0	0	0	0	0						
Inning Stats	R: 0 E: 0 K: 1 S: 5	H: 1 LOB: 1 BB: 1 P: 9	R: 0 E: 0 K: 1 S: 5	H: 0 LOB: 0 BB: 0 P: 5	R: 0 E: 0 K: 0 S: 3	H: 0 LOB: 0 BB: 2 P: 3	R: 0 E: 0 K: 2 S: 7	H: 0 LOB: 2 BB: 2 P: 15	R: 0 E: 0 K: 0 S: 3	H: 0 LOB: 0 BB: 0 P: 3	R: 1 E: 0 K: 2 S: 9	H: 2 LOB: 2 BB: 1 P: 13	R: 0 E: 0 K: 0 S: 3	H: 0 LOB: 0 BB: 0 P: 3	R: 0 E: 0 K: 1 S: 6	H: 1 LOB: 1 BB: 0 P: 6	R: 0 E: 0 K: 0 S: 3	H: 0 LOB: 0 BB: 0 P: 3	1B: 4 2B: 0 3B: 0 HR: 0	SF: 0 SAC: 0 DP: 0 HBP: 0	WP: 0 PB: 0 SB: 0 CS: 0	PA: 34
PITCHER	IP	WLS	BF	H	R	ER	SO	BB	IBB	HBP	BLK	WP	HR	S	P	ERA	WHIP					
Len Barker, R ERA: 1.86 (1, 1)	7.0	W	27	3	1	1	6	4	0	0	0	0	0	35	51	1.29	1.000					
Tom Brennan, R ERA: 4.09 (8, 1)	2.0		7	1	0	0	1	0	0	0	0	0	0	9	9	0.00	0.500					

Seattle Mariners @ Cleveland Indians
Cleveland Municipal Stadium, Cleveland, OH

Wed Apr 28 1982, 7:05 PM EDT
Att: 3,889 - Unknown

AB 30
R 1
H 4
RBI 1
BB 4
SO 7
LOB 10



Batter	1	2	3	4	5	6	7	8	9	AB	R	H	RBI	BB	SO	LOB	BOTTOM				
Alan Bannister, R OBP: 0.429, SLG: 0.500 (1, 7)	0-0 BB F7			0-0 F8		0-0 4-3		0-0 F7		4	1	0	0	1	0	1					
Toby Harrah, R OBP: 0.493, SLG: 0.683 (1, 5)	0-0 1-3 6-3	0-0 F7		0-0 2B		0-0 F8		0-0 3-1		5	0	1	0	0	0	1					
Mike Hargrove, L OBP: 0.387, SLG: 0.328 (1, 3)	0-0 2B 1B	0-0 3-1		0-3 K		0-0 E5 K BB				4	1	1	1	0	1	1					
Andre Thornton, R OBP: 0.473, SLG: 0.705 (1, 10)	0-0 1B 1B 2B			4-0 IBB		4-0 BB 1B BB				2	1	2	0	2	0	0					
Von Hayes, L OBP: 0.226, SLG: 0.207 (1, 9)	0-0 1B 1B	0-3 K		0-0 L4		0-3 K		0-0 2-3 K		4	1	1	1	0	2	5					
Ron Hassey, L OBP: 0.333, SLG: 0.333 (1, 2)	4-0 1B 1B BB		0-0 6-3		0-0 6-3		0-0 BB 1B			3	1	1	0	1	0	0					
Rick Manning, L OBP: 0.361, SLG: 0.368 (1, 8)	0-0 1B 1B		0-0 4-3		0-0 4-3		4-0 BB BB			3	1	1	2	1	0	0					
Jack Perconte, L OBP: 0.244, SLG: 0.300 (1, 4)	0-0 1B 1B		0-0 FC4-6 1B		0-0 6-3		0-0 F5			4	0	2	2	0	0	3					
Jerry Dybzinski, R OBP: 0.328, SLG: 0.389 (1, 6)	0-0 F9		0-0 FC4-6 1-2		0-0 4-3		0-0 F9			4	0	0	0	0	0	2					
Inning Stats	R: 6 E: 0 K: 0 S: 8	H: 5 LOB: 1 BB: 2 P: 16	R: 0 E: 0 K: 1 S: 6	H: 1 LOB: 1 BB: 0 P: 6	R: 0 E: 0 K: 0 S: 4	H: 1 LOB: 1 BB: 0 P: 4	R: 0 E: 0 K: 1 S: 6	H: 1 LOB: 2 BB: 1 P: 10	R: 0 E: 0 K: 0 S: 3	H: 0 LOB: 0 BB: 0 P: 3	R: 0 E: 0 K: 1 S: 6	H: 1 LOB: 3 BB: 2 P: 14	R: 0 E: 0 K: 0 S: 3	H: 0 LOB: 0 BB: 0 P: 3	1B: 6 2B: 3 3B: 0 HR: 0	SF: 0 SAC: 0 DP: 0 HBP: 0	WP: 0 PB: 0 SB: 3 CS: 0	PA: 38			
PITCHER	IP	WLS	BF	H	R	ER	SO	BB	IBB	HBP	BLK	WP	HR	S	P	ERA	WHIP				
Mike Moore, R ERA: 9.39 (1, 1)	0.1	L	7	4	6	6	0	2	0	0	0	0	0	5	13	162.00	18.000				
Bryan Clark, L ERA: (1, 1)	6.2		28	5	0	0	3	2	1	0	0	0	0	31	43	0.00	1.050				
Larry Andersen, R ERA: 6.23 (8, 1)	1.0		3	0	0	0	0	0	0	0	0	0	0	3	3	0.00	0.000				

Seattle Mariners @ Cleveland Indians
Cleveland Municipal Stadium, Cleveland, OH

Wed Apr 28 1982, 7:05 PM EDT
Att: 3,889 - Unknown

AB 33
R 6
H 9
RBI 6
BB 5
SO 3
LOB 13




Batter	1	2	3	4	5	6	7	8	9	AB	R	H	RBI	BB	SO	LOB	TOP			
Julio Cruz, S OBP: 0.356, SLG: 0.287 (1, 4)										3	0	1	0	1	0	3	Seattle Mariners @ Cleveland Indians Cleveland Municipal Stadium, Cleveland, OH Thu Apr 29 1982, 7:05 PM EDT Att: 3,984 - Unknown livebaseballscorecards.com			
Manny Castillo, S OBP: 0.278, SLG: 0.281 (1, 5)										4	0	0	0	0	1	2				
Bruce Bochte, L OBP: 0.433, SLG: 0.405 (1, 7)										4	0	0	0	0	0	0				
Richie Zisk, R OBP: 0.375, SLG: 0.414 (1, 10)										4	0	1	0	0	0	0				
Jim Maler, R OBP: 0.347, SLG: 0.437 (1, 3)										3	1	0	0	0	1	1				
Al Cowens, R OBP: 0.276, SLG: 0.360 (1, 9)										3	0	0	0	0	0	2				
Joe Simpson, L OBP: 0.347, SLG: 0.369 (1, 8)										3	0	1	0	0	1	0				
Jim Essian, R OBP: 0.333, SLG: 0.388 (1, 2)									3	0	1	1	0	0	1					
Todd Cruz, R OBP: 0.338, SLG: 0.514 (1, 6)									3	0	1	0	0	1	1					
Inning Stats	R: 0 E: 0 K: 0 S: 3	H: 1 LOB: 0 BB: 0 P: 3	R: 0 E: 0 K: 0 S: 3	H: 1 LOB: 0 BB: 0 P: 3	R: 0 E: 0 K: 1 S: 6	H: 1 LOB: 1 BB: 0 P: 6	R: 0 E: 0 K: 0 S: 3	H: 0 LOB: 0 BB: 0 P: 3	R: 1 E: 0 K: 0 S: 5	H: 2 LOB: 2 BB: 0 P: 6	R: 0 E: 0 K: 2 S: 7	H: 0 LOB: 0 BB: 0 P: 7	R: 0 E: 0 K: 0 S: 3	H: 0 LOB: 1 BB: 0 P: 7	R: 0 E: 0 K: 0 S: 3	H: 0 LOB: 0 BB: 0 P: 3	1B: 5 2B: 0 3B: 0 HR: 0	SF: 0 SAC: 0 DP: 2 HBP: 1	WP: 0 PB: 0 SB: 0 CS: 0	PA: 32
PITCHER Lary Sorensen, R ERA: 7.13 (1, 1)	IP: 9.0 WLS: W BF: 32 H: 5 R: 1 ER: 1 SO: 4 BB: 1 IBB: 0 HBP: 1 BLK: 0 WP: 0 HR: 0 S: 38 P: 43 ERA: 1.00 WHIP: 0.667															PITCHER				

Batter	1	2	3	4	5	6	7	8	9	AB	R	H	RBI	BB	SO	LOB	BOTTOM			
Alan Bannister, R OBP: 0.407, SLG: 0.455 (1, 7)										4	1	0	0	1	1	3	Seattle Mariners @ Cleveland Indians Cleveland Municipal Stadium, Cleveland, OH Thu Apr 29 1982, 7:05 PM EDT Att: 3,984 - Unknown livebaseballscorecards.com			
Toby Harrah, R OBP: 0.493, SLG: 0.719 (1, 5)										4	2	2	1	0	0	0				
Mike Hargrove, L OBP: 0.392, SLG: 0.328 (1, 3)										3	1	1	0	1	0	0				
Andre Thornton, R OBP: 0.474, SLG: 0.688 (1, 10)										3	1	1	2	1	1	1				
Von Hayes, L OBP: 0.286, SLG: 0.313 (1, 9)										3	0	2	1	1	0	2				
Ron Hassey, L OBP: 0.294, SLG: 0.290 (1, 2)										4	0	0	1	0	0	5				
Rick Manning, L OBP: 0.369, SLG: 0.356 (1, 8)										2	0	0	0	2	0	0				
Jack Perconte, L OBP: 0.244, SLG: 0.295 (1, 4)										4	0	1	0	0	0	3				
Jerry Dybzinski, R OBP: 0.339, SLG: 0.386 (1, 6)										3	0	1	0	1	0	1				
Inning Stats	R: 2 E: 0 K: 0 S: 4	H: 2 LOB: 1 BB: 2 P: 12	R: 0 E: 0 K: 0 S: 4	H: 1 LOB: 1 BB: 0 P: 4	R: 2 E: 0 K: 0 S: 5	H: 2 LOB: 2 BB: 2 P: 13	R: 0 E: 0 K: 0 S: 3	H: 0 LOB: 0 BB: 0 P: 3	R: 0 E: 0 K: 1 S: 5	H: 0 LOB: 1 BB: 1 P: 9	R: 0 E: 0 K: 0 S: 3	H: 1 LOB: 1 BB: 1 P: 7	R: 1 E: 0 K: 0 S: 5	H: 2 LOB: 1 BB: 0 P: 5	R: 0 E: 0 K: 1 S: 5	H: 0 LOB: 1 BB: 1 P: 9	1B: 5 2B: 2 3B: 0 HR: 1	SF: 0 SAC: 0 DP: 0 HBP: 0	WP: 1 PB: 0 SB: 4 CS: 1	PA: 37
PITCHER Gene Nelson, R ERA: 3.51 (1, 1)	IP: 6.2 WLS: L BF: 32 H: 8 R: 5 ER: 5 SO: 1 BB: 6 IBB: 0 HBP: 0 BLK: 0 WP: 1 HR: 1 S: 28 P: 52 ERA: 6.75 WHIP: 2.100															PITCHER				
Mike Stanton, R ERA: 1.76 (7, 1)	IP: 1.1 WLS: L BF: 5 H: 0 R: 0 ER: 0 SO: 1 BB: 1 IBB: 0 HBP: 0 BLK: 0 WP: 0 HR: 0 S: 6 P: 10 ERA: 0.00 WHIP: 0.750															PITCHER				

Batter	1	2	3	4	5	6	7	8	9	AB	R	H	RBI	BB	SO	LOB	TOP										
Julio Cruz, S OBP: 0.357, SLG: 0.287 (1, 4)										3	0	0	0	1	1	2											
Lenny Randle, S OBP: 0.200, SLG: 0.250 (1, 5)										4	0	1	0	0	0	6											
Bruce Bochte, L OBP: 0.429, SLG: 0.395 (6, PR)										3	0	1	0	1	1	1											
Thad Bosley, L OBP: 0.250, SLG: 0.222 (8, 7)										0	0	0	0	0	0	0											
Richie Zisk, R OBP: 0.385, SLG: 0.419 (1, 10)										2	0	0	0	2	0	3											
Jim Maler, R OBP: 0.321, SLG: 0.400 (1, 3)										4	0	0	0	0	2	6											
Al Cowens, R OBP: 0.284, SLG: 0.389 (1, 9)										4	1	2	0	0	0	0											
Joe Simpson, L OBP: 0.313, SLG: 0.329 (1, 8)										4	0	0	1	0	0	1											
Jim Essian, R OBP: 0.329, SLG: 0.371 (1, 2)										3	0	0	0	1	0	0											
Todd Cruz, R OBP: 0.341, SLG: 0.500 (1, 6)										4	0	2	0	0	2	2											
Inning Stats	R: 0 E: 0 K: 2 S: 8	H: 1 LOB: 2 BB: 1 P: 12	R: 0 E: 0 K: 0 S: 3	H: 0 LOB: 0 BB: 0 P: 3	R: 0 E: 1 K: 1 S: 8	H: 2 LOB: 3 BB: 0 P: 8	R: 0 E: 0 K: 0 S: 3	H: 0 LOB: 0 BB: 0 P: 3	R: 0 E: 0 K: 1 S: 5	H: 1 LOB: 3 BB: 2 P: 5	R: 0 E: 0 K: 1 S: 6	H: 1 LOB: 3 BB: 2 P: 14	R: 0 E: 0 K: 0 S: 1	H: 0 LOB: 1 BB: 2 P: 9	R: 1 E: 0 K: 1 S: 6	H: 1 LOB: 0 BB: 0 P: 6	1B: 4 2B: 1 3B: 1 HR: 0	SF: 0 SAC: 0 DP: 2 HBP: 0	WP: 1 PB: 0 SB: 2 CS: 1	PA: 36							
PITCHER	IP	WLS	BF	H	R	ER	SO	BB	IBB	HBP	BLK	WP	HR	S	P	ERA	WHIP										
Mike Morgan, R ERA: 2.41 (1, 1)	6.1		26	5	0	0	4	2	0	0	0	1	0	32	40	0.00	1.105										
George Frazier, R ERA: 2.63 (7, 1)	1.2	W	6	0	0	0	1	3	0	0	0	0	0	5	17	0.00	1.800										
Shane Rawley, L ERA: 3.38 (9, 1)	1.0		4	1	1	1	1	0	0	0	0	0	0	6	6	9.00	1.000										

Seattle Mariners @ New York Yankees
Yankee Stadium, Bronx, NY
Sat May 01 1982, 7:05 PM EDT
Att: 20,118 - Unknown


AB 31
R 1
H 6
RBI 1
BB 5
SO 6
LOB 21



Batter	1	2	3	4	5	6	7	8	9	AB	R	H	RBI	BB	SO	LOB	BOTTOM										
Willie Randolph, R OBP: 0.415, SLG: 0.486 (1, 4)										3	1	0	0	0	1	4											
Jerry Mumphrey, S OBP: 0.337, SLG: 0.325 (1, 8)										4	1	0	0	0	0	4											
Ken Griffey, L OBP: 0.311, SLG: 0.333 (1, 9)										4	1	1	1	0	2	0											
Oscar Gamble, L OBP: 0.286, SLG: 0.217 (6, PH)										3	0	0	0	0	0	0											
Lou Piniella, R OBP: 0.441, SLG: 0.645 (8, PH)										1	0	0	0	0	1	2											
Dave Winfield, R OBP: 0.329, SLG: 0.446 (1, 7)										2	1	0	0	2	0	0											
Roy Smalley, S OBP: 0.323, SLG: 0.352 (1, 5)										4	1	1	4	0	2	1											
Dave Collins, S OBP: 0.357, SLG: 0.410 (1, 3)										3	0	2	0	1	0	0											
Rick Cerone, R OBP: 0.281, SLG: 0.259 (1, 2)										2	0	0	0	1	1	2											
Larry Milbourne, S OBP: 0.211, SLG: 0.263 (1, 6)										3	0	2	0	0	0	2											
Inning Stats	R: 0 E: 0 K: 0 S: 3	H: 0 LOB: 0 BB: 0 P: 3	R: 0 E: 0 K: 1 S: 5	H: 0 LOB: 0 BB: 0 P: 5	R: 0 E: 0 K: 2 S: 8	H: 1 LOB: 2 BB: 1 P: 12	R: 0 E: 0 K: 2 S: 7	H: 0 LOB: 1 BB: 1 P: 11	R: 0 E: 0 K: 1 S: 5	H: 0 LOB: 0 BB: 0 P: 5	R: 0 E: 0 K: 0 S: 4	H: 1 LOB: 1 BB: 0 P: 4	R: 5 E: 1 K: 1 S: 9	H: 3 LOB: 0 BB: 1 P: 13	1B: 3 2B: 2 3B: 0 HR: 1	SF: 0 SAC: 1 DP: 1 HBP: 0	WP: 0 PB: 0 SB: 1 CS: 0	PA: 34									
PITCHER	IP	WLS	BF	H	R	ER	SO	BB	IBB	HBP	BLK	WP	HR	S	P	ERA	WHIP										
Jim Beattie, R ERA: 3.71 (1, 1)	7.0	L	27	4	1	1	6	3	0	0	0	0	0	2	2	0.00	1.000										
Mike Stanton, R ERA: 1.72 (8, 1)	0.1		2	0	0	0	0	0	0	0	0	0	0	2	2	0.00	0.000										
Ed Vande Berg, L ERA: 2.7 (8, 1)	0.0		1	1	0	0	0	0	0	0	0	0	0	1	1	∞	∞										
Bill Caudill, R ERA: 2.14 (8, 1)	0.2		4	1	4	2	1	1	0	0	0	0	1	5	9	27.00	3.000										

Seattle Mariners @ New York Yankees
Yankee Stadium, Bronx, NY
Sat May 01 1982, 7:05 PM EDT
Att: 20,118 - Unknown

AB 29
R 5
H 6
RBI 5
BB 4
SO 7
LOB 15



Batter	1	2	3	4	5	6	7	8	9	AB	R	H	RBI	BB	SO	LOB	TOP				
Julio Cruz, S OBP: 0.353, SLG: 0.286 (1, 4)										4	0	1	0	0	1	1	Seattle Mariners @ New York Yankees Yankee Stadium, Bronx, NY Sun May 02 1982, 3:33 AM EDT Att: 35,029 - Unknown				
Lenny Randle, S OBP: 0.250, SLG: 0.227 (1, 5)										2	1	0	0	2	1	1					
Bruce Bochte, L OBP: 0.441, SLG: 0.412 Thad Bosley, L OBP: 0.250, SLG: 0.222 (9, PR)										4	0	3	0	0	0	2					
Richie Zisk, R OBP: 0.370, SLG: 0.406 (1, 10)										3	0	0	1	0	0	4					
Dave Henderson, R OBP: 0.393, SLG: 0.615 Joe Simpson, L OBP: 0.321, SLG: 0.338 (9, PH)										3	0	0	0	0	2	1					
Al Cowens, R OBP: 0.274, SLG: 0.372 (1, 9)											4	0	0	0	0	2					
Todd Cruz, R OBP: 0.349, SLG: 0.500 (1, 6)										4	0	2	1	0	1	0					
Jim Maler, R OBP: 0.312, SLG: 0.388 Steve Stroutr, L OBP: 0.231, SLG: 0.091 (9, PH)										3	0	0	0	0	2	1					
Jim Essian, R OBP: 0.329, SLG: 0.384 (1, 2)										3	0	1	0	0	0	0					
Inning Stats	R: 1 E: 0 K: 2 S: 8	H: 1 LOB: 1 BB: 1 P: 12	R: 0 E: 0 K: 1 S: 5	H: 0 LOB: 0 BB: 0 P: 5	R: 0 E: 0 K: 1 S: 4	H: 1 LOB: 2 BB: 1 P: 8	R: 0 E: 0 K: 1 S: 5	H: 0 LOB: 0 BB: 0 P: 5	R: 0 E: 0 K: 2 S: 3	H: 1 LOB: 1 BB: 0 P: 3	R: 0 E: 0 K: 1 S: 5	H: 1 LOB: 1 BB: 0 P: 5	R: 0 E: 0 K: 0 S: 3	H: 0 LOB: 0 BB: 0 P: 3	R: 1 E: 0 K: 0 S: 6	H: 3 LOB: 2 BB: 0 P: 6		1B: 7 2B: 2 3B: 0 HR: 0	SF: 1 SAC: 0 DP: 2 HBP: 0	WP: 0 PB: 0 CS: 1	PA: 35
PITCHER	IP WLS BF H R ER SO BB IBB HBP BLK WP HR S P ERA WHIP	8.0 W 30 6 2 2 7 2 0 0 0 0 0 0 42 50 2.25 1.000	1.0 S 5 2 0 0 0 0 0 0 0 0 0 0 5 5 0.00 2.000	PITCHER																	
Ron Guidry, L ERA: 2.68 Rich Gossage, R ERA: 5.99 (9, 1)																					

Batter	1	2	3	4	5	6	7	8	9	AB	R	H	RBI	BB	SO	LOB	BOTTOM					
Willie Randolph, R OBP: 0.419, SLG: 0.513 (1, 4)										4	1	2	0	0	0	0	Seattle Mariners @ New York Yankees Yankee Stadium, Bronx, NY Sun May 02 1982, 3:33 AM EDT Att: 35,029 - Unknown					
Jerry Mumphrey, S OBP: 0.345, SLG: 0.325 (1, 8)										3	1	1	0	1	0	1						
Dave Winfield, R OBP: 0.338, SLG: 0.449 (1, 7)										4	1	2	1	0	1	1						
Butch Hobson, R OBP: 0.167, SLG: 0.333 Bobby Murcer, L OBP: 0.316, SLG: 0.412 (8, PH)										3	0	0	0	0	2	3						
Lou Piniella, R OBP: 0.432, SLG: 0.647 Ken Griffey, L OBP: 0.306, SLG: 0.328 (9, 9)										0	0	0	0	1	0	0						
Roy Smalley, S OBP: 0.338, SLG: 0.368 (1, 5)										3	0	2	2	0	0	0						
Dave Collins, S OBP: 0.348, SLG: 0.381 (1, 3)										3	0	0	0	1	0	3						
Rick Cerone, R OBP: 0.269, SLG: 0.250 (1, 2)										2	0	0	1	0	1	1						
Bucky Dent, R OBP: 0.171, SLG: 0.150 (1, 6)										3	0	0	0	0	0	0						
Inning Stats	R: 0 E: 0 K: 2 S: 8	H: 1 LOB: 1 BB: 0 P: 8	R: 1 E: 0 K: 0 S: 3	H: 1 LOB: 0 BB: 1 P: 7	R: 0 E: 0 K: 0 S: 3	H: 0 LOB: 0 BB: 0 P: 3	R: 0 E: 0 K: 2 S: 7	H: 0 LOB: 0 BB: 0 P: 7	R: 0 E: 0 K: 0 S: 3	H: 0 LOB: 0 BB: 0 P: 3	R: 0 E: 0 K: 0 S: 4	H: 1 LOB: 2 BB: 1 P: 8	R: 0 E: 1 K: 2 S: 8	H: 1 LOB: 1 BB: 0 P: 8	R: 3 E: 0 K: 1 S: 9	H: 4 LOB: 2 BB: 1 P: 13		1B: 5 2B: 3 3B: 0 HR: 0	SF: 1 SAC: 1 DP: 0 HBP: 0	WP: 0 PB: 0 CS: 0	PA: 35	
PITCHER	IP WLS BF H R ER SO BB IBB HBP BLK WP HR S P ERA WHIP	7.1 L 29 6 3 3 3 2 0 0 0 0 0 0 39 47 3.68 1.091	0.0 1 1 0 0 0 0 0 0 0 0 0 0 0 1 1 * *	0.0 1 1 0 0 0 0 0 0 0 0 0 0 0 4 4 * *	0.2 3 1 1 1 1 0 0 0 0 0 0 0 0 5 5 13.50 1.500	PITCHER																
Floyd Bannister, L ERA: 3.5 Mike Stanton, R ERA: 2.3 Ed Vande Berg, L ERA: 2.7 Bill Caudill, R ERA: 2.08 (8, 1)																						

Batter	1	2	3	4	5	6	7	8	9	AB	R	H	RBI	BB	SO	LOB	TOP		
Julio Cruz, S OBP: 0.345, SLG: 0.277 (1, 4)	6-3			F3			F8			3	0	0	0	0	0	0			
Manny Castillo, S OBP: 0.269, SLG: 0.263 (1, 5)	L6			F4			F4			3	0	0	0	0	0	0			
Bruce Bochte, L OBP: 0.429, SLG: 0.398 (1, 7)	G3			4-3			1-3			3	0	0	0	0	0	0			
Richie Zisk, R OBP: 0.360, SLG: 0.394 (1, 10)		K			K			F7		3	0	0	0	0	2	0			
Dave Henderson, R OBP: 0.452, SLG: 0.643 Joe Simpson, L OBP: 0.321, SLG: 0.338 (8, PR) (8, 8)		PO BB		G5-4-3 1B				9-3 1B		2	0	2	0	1	0	0			
Al Cowens, R OBP: 0.286, SLG: 0.361 (1, 9)	F8			G5-4-3 1-2				9-3 1-2		3	0	0	0	0	0	3			
Todd Cruz, R OBP: 0.337, SLG: 0.483 (1, 6)	PO 1-2		F8		L7			F7		3	0	0	0	0	0	0			
Jim Maler, R OBP: 0.304, SLG: 0.376 (1, 3)			6-3		5-3			K		3	0	0	0	0	1	0			
Jim Essian, R OBP: 0.329, SLG: 0.382 (1, 2)					B2			F9		3	0	1	0	0	0	0			
Inning Stats	R: 0 E: 0 K: 0 S: 3	H: 0 LOB: 0 BB: 0 P: 3	R: 0 E: 0 K: 1 S: 4	H: 0 LOB: 0 BB: 1 P: 8	R: 0 E: 0 K: 0 S: 3	H: 1 LOB: 1 BB: 0 P: 3	R: 0 E: 0 K: 0 S: 3	H: 0 LOB: 0 BB: 0 P: 3	R: 0 E: 0 K: 1 S: 5	H: 0 LOB: 0 BB: 0 P: 5	R: 0 E: 0 K: 0 S: 3	H: 0 LOB: 0 BB: 0 P: 3	R: 0 E: 0 K: 0 S: 3	H: 1 LOB: 1 BB: 0 P: 3	R: 0 E: 0 K: 1 S: 5	H: 0 LOB: 0 BB: 0 P: 5	1B: 3 2B: 1 3B: 0 HR: 0	SF: 0 SAC: 0 DP: 2 HBP: 0	WP: 0 PA: 28 PB: 0 SB: 0 CS: 0
PITCHER Mike Flanagan, L ERA: 4.76 (1, 1)	IP: 9.0 WLS: W BF: 27 H: 3 R: 0 ER: 0 SO: 3 BB: 1 IBB: 0 HBP: 0 BLK: 0 WP: 0 HR: 0 S: 32 P: 36 ERA: 0.00 WHIP: 0.444																		

Seattle Mariners @ Baltimore Orioles
Memorial Stadium, Baltimore, MD
Mon May 03 1982, 7:05 PM EDT
Att: 9,241 - Unknown - 71 F

AB 26
R 0
H 3
RBI 0
BB 1
SO 3
LOB 3



Batter	1	2	3	4	5	6	7	8	9	AB	R	H	RBI	BB	SO	LOB	BOTTOM		
Al Bumbry, L OBP: 0.344, SLG: 0.329 (1, 8)	HR BB		L6		K			5-3		3	1	0	0	1	1	2			
Rich Dauer, R OBP: 0.422, SLG: 0.526 (1, 4)	HR		5-3					1B HR BB		3	2	2	3	1	0	0			
Ken Singleton, S OBP: 0.355, SLG: 0.260 (1, 10)			F8					HR 1B		4	1	2	0	0	1	0			
Eddie Murray, S OBP: 0.467, SLG: 0.716 (1, 3)	G4-3-6-4-6 1-2			4-3			F8	F7		4	0	0	0	0	0	3			
Gary Roenicke, R OBP: 0.391, SLG: 0.588 (1, 7)	F8			BB				HR 1H 2H		2	1	1	3	2	0	0			
Dan Ford, R OBP: 0.220, SLG: 0.244 (1, 9)		4-3		K 1-2			5-3	F9		4	0	0	0	0	1	2			
Lenn Sakata, R OBP: 0.361, SLG: 0.377 (1, 6)					HBP 1B			K		2	1	1	0	1	1	0			
Rick Dempsey, R OBP: 0.360, SLG: 0.300 (1, 2)		F9			K			1-3		3	0	0	0	0	1	2			
Cal Ripken Jr., R OBP: 0.164, SLG: 0.231 Floyd Rayford, R (5, PR) (6, 5)		4-3			1B HBP			5-3		1	0	0	0	0	0	1			
Inning Stats	R: 2 E: 0 K: 0 S: 4	H: 2 LOB: 0 BB: 1 P: 8	R: 0 E: 0 K: 0 S: 3	H: 0 LOB: 1 BB: 1 P: 7	R: 0 E: 0 K: 0 S: 3	H: 0 LOB: 0 BB: 0 P: 3	R: 0 E: 0 K: 1 S: 4	H: 0 LOB: 0 BB: 1 P: 8	R: 1 E: 0 K: 2 S: 8	H: 2 LOB: 2 BB: 0 P: 9	R: 0 E: 0 K: 1 S: 5	H: 0 LOB: 1 BB: 1 P: 9	R: 0 E: 0 K: 1 S: 5	H: 0 LOB: 0 BB: 0 P: 5	R: 3 E: 0 K: 0 S: 5	H: 2 LOB: 0 BB: 1 P: 9	1B: 4 2B: 0 3B: 0 HR: 2	SF: 0 SAC: 0 DP: 1 HBP: 1	WP: 0 PA: 33 PB: 0 SB: 1 CS: 0
PITCHER Mike Moore, R ERA: 8.34 Larry Andersen, R ERA: 6.59 (8, 1)	IP: 7.1 WLS: L BF: 30 H: 5 R: 5 ER: 5 SO: 5 BB: 5 IBB: 0 HBP: 1 BLK: 0 WP: 0 HR: 1 S: 34 P: 55 ERA: 6.14 WHIP: 1.364																		

Seattle Mariners @ Baltimore Orioles
Memorial Stadium, Baltimore, MD
Mon May 03 1982, 7:05 PM EDT
Att: 9,241 - Unknown - 71 F

AB 27
R 6
H 6
RBI 6
BB 5
SO 5
LOB 10



Batter	1	2	3	4	5	6	7	8	9	AB	R	H	RBI	BB	SO	LOB	TOP										
Julio Cruz, S OBP: 0.347, SLG: 0.276 (1, 4)	0-0 4-3		0-0 6-3			0-0 F7		0-0 1B 1-2 BB	0-0 1B 1-2	4	0	1	0	1	0	1	Seattle Mariners @ Baltimore Orioles Memorial Stadium, Baltimore, MD Tue May 04 1982, 7:05 PM EDT Att: 8,040 - Unknown - 70 F										
Thad Bosley, L OBP: 0.242, SLG: 0.194 (1, 9) (9, 7)	0-0 F6			0-0 F7		0-0 BB		0-0 F7	0-0 3-1	4	0	0	0	1	0	4											
Bruce Bochte, L OBP: 0.422, SLG: 0.391 (1, 3)	0-0 3-1			0-0 G3		0-0 F8		0-0 1B 1-3 2-H		4	0	1	1	0	0	1											
Richie Zisk, R OBP: 0.357, SLG: 0.388 (1, 10)		0-0 6-3		0-0 F8			0-0 1B 1B	0-0 5-3		4	0	1	0	0	0	2											
Steve Stroumger, L OBP: 0.294, SLG: 0.400 Al Cowens, R OBP: 0.256, SLG: 0.361 (1, 7) (9, 9)	0-0 L5				0-0 HR		0-0 1B 1-3		0-0 4-3	4	1	2	1	0	0	0											
Todd Cruz, R OBP: 0.333, SLG: 0.473 (1, 6)	0-0 6-3				0-0 5-3		0-0 F8		0-0 L9 1B 1B	4	1	1	0	0	0	1											
Joe Simpson, L OBP: 0.318, SLG: 0.333 (1, 8)			0-3 K		0-0 3-1		0-0 4-3		0-0 1B 1B 1-2 E	4	1	1	0	0	1	1											
Manny Castillo, S OBP: 0.278, SLG: 0.283 (1, 5)			0-0 2B		0-0 6-3			0-0 FC5-4 1B	0-0 L9	4	0	2	0	0	0	2											
Jim Essian, R OBP: 0.326, SLG: 0.375 (1, 2)			0-0 5-3			0-0 F8		0-0 FC5-4 1B 1-2 BB	0-0 E8 1B 1B 1-H 3-H	4	1	1	1	0	0	2											
Inning Stats	R: 0 E: 0 K: 0 S: 3	H: 0 LOB: 0 BB: 0 P: 3	R: 0 E: 0 K: 0 S: 3	H: 0 LOB: 0 BB: 0 P: 3	R: 0 E: 0 K: 1 S: 6	H: 1 LOB: 1 BB: 0 P: 6	R: 0 E: 0 K: 0 S: 3	H: 0 LOB: 0 BB: 0 P: 3	R: 1 E: 0 K: 0 S: 4	H: 1 LOB: 0 BB: 0 P: 4	R: 0 E: 0 K: 0 S: 4	H: 2 LOB: 1 BB: 0 P: 4	R: 1 E: 0 K: 0 S: 5	H: 2 LOB: 2 BB: 1 P: 9	R: 2 E: 1 K: 0 S: 7	H: 4 LOB: 2 BB: 0 P: 7		1B: 8 2B: 1 3B: 0 HR: 1	SF: 0 SAC: 0 DP: 0 HBP: 0	WP: 0 PB: 0 SB: 0 CS: 0	PA: 38						
PITCHER	IP	WLS	BF	H	R	ER	SO	BB	IBB	HBP	BLK	WP	HR	S	P	ERA	WHIP										
Dennis Martinez, R ERA: 4.73 (1, 1)	7.2		30	6	2	2	1	2	0	0	0	0	1	30	38	2.35	1.043										
Sammy Stewart, R ERA: 4.05 (8, 1)	1.0	L	6	3	2	2	0	0	0	0	0	0	0	6	6	18.00	3.000										
Tippy Martinez, L ERA: 8.74 (9, 1)	0.1		2	1	0	0	0	0	0	0	0	0	0	2	2	0.00	3.000										

Batter	1	2	3	4	5	6	7	8	9	AB	R	H	RBI	BB	SO	LOB	BOTTOM										
Al Bumbry, L OBP: 0.333, SLG: 0.318 (1, 8)	0-0 F7		0-0 SH5-3		0-0 6-3		0-0 F8			3	0	0	0	0	0	0	Seattle Mariners @ Baltimore Orioles Memorial Stadium, Baltimore, MD Tue May 04 1982, 7:05 PM EDT Att: 8,040 - Unknown - 70 F										
Rich Dauer, R OBP: 0.425, SLG: 0.532 (1, 4)	4-0 FC4-6 BB		0-0 1B 2-H		0-0 5-3			0-0 6-3		3	1	1	1	1	0	0											
Ken Singleton, S OBP: 0.361, SLG: 0.263 (1, 10)	0-0 FC4-6 1-2		0-0 2-H 1B		4-0 BB			0-0 1-3		3	0	1	1	1	0	1											
Eddie Murray, S OBP: 0.448, SLG: 0.682 (1, 3)	0-3 K		0-0 F9		0-3 K			0-0 1-3		4	0	0	0	0	2	3											
John Lowenstein, L OBP: 0.333, SLG: 0.677 (1, 7)		0-0 HR	0-0 6-3			0-0 4-3			0-0 G3	4	1	1	1	0	0	1											
Gary Roenicke, R OBP: 0.386, SLG: 0.545 (1, 9)		0-0 F6		0-3 K		0-0 F2			0-0 5-3	4	0	0	0	0	1	0											
Lenn Sakala, R OBP: 0.375, SLG: 0.400 Terry Crowley, L OBP: 0.444, SLG: 0.167 Bobby Bonner, R OBP: 0.286, SLG: 0.333 (1, 6) (9, PH) (9, PR)	4-0 BB		0-0 G3-6-1 BB		0-0 2B		0-0 F8		4-0 BB	2	0	1	0	1	0	0											
Rick Dempsey, R OBP: 0.340, SLG: 0.279 Jim Dwyer, L OBP: 0.182, SLG: 0.455 Benny Ayala, R OBP: 0.333, SLG: 0.375 (1, 2) (9, PH) (9, PH)	0-0 G3-6-1		0-3 K		0-3 K			0-3 K		3	0	0	0	0	2	2											
Floyd Rayford, R (1, 5)			4-0 SH5-3 2B BB		0-0 L5		0-0 F7			2	1	0	0	1	0	1											
Inning Stats	R: 0 E: 0 K: 1 S: 5	H: 0 LOB: 1 BB: 1 P: 9	R: 1 E: 0 K: 0 S: 3	H: 1 LOB: 0 BB: 1 P: 7	R: 2 E: 0 K: 2 S: 8	H: 2 LOB: 1 BB: 1 P: 9	R: 0 E: 0 K: 2 S: 8	H: 1 LOB: 0 BB: 0 P: 8	R: 0 E: 0 K: 1 S: 5	H: 0 LOB: 0 BB: 0 P: 9	R: 0 E: 0 K: 0 S: 3	H: 0 LOB: 0 BB: 0 P: 5	R: 0 E: 0 K: 0 S: 3	R: 0 E: 0 K: 1 S: 5	H: 0 LOB: 1 BB: 1 P: 9	1B: 1 2B: 2 3B: 0 HR: 1		SF: 0 SAC: 1 DP: 1 HBP: 0	WP: 0 PB: 0 SB: 0 CS: 0	PA: 35							
PITCHER	IP	WLS	BF	H	R	ER	SO	BB	IBB	HBP	BLK	WP	HR	S	P	ERA	WHIP										
Gene Nelson, R ERA: 3.43 (1, 1)	8.2		34	4	3	3	5	5	0	0	0	0	1	39	59	3.12	1.038										
Ed Vande Berg, L ERA: 2.63 (9, 1)	0.1	S	1	0	0	0	1	0	0	0	0	0	0	3	3	0.00	0.000										



Batter	1	2	3	4	5	6	7	8	9	AB	R	H	RBI	BB	SO	LOB	TOP					
Willie Randolph, R (1,4) OBP: 0.431, SLG: 0.566	G3		E5 1B			1-3		1B 1B 1B	4-3	5	1	1	0	0	0	0	New York Yankees @ Seattle Mariners The Kingdome, Seattle, WA Thu May 06 1982, 10:05 PM EDT Att: 27,369 - Unknown					
Ken Griffey, L (1,9) OBP: 0.307, SLG: 0.366	4-3		G6-4-3 1B			HR		1B 1B 1B		4	2	3	1	0	0	0						
Jerry Mumphrey, S (1,8) OBP: 0.356, SLG: 0.341			G6-4-3 1-2			4-3		1B 1B 1B		4	0	2	0	0	0	2						
John Mayberry, L (1,3) OBP: 0.370, SLG: 0.405	F6			K		G3		K		4	0	0	0	0	2	4						
Dave Winfield, R (1,7) OBP: 0.330, SLG: 0.470		K		1-6-3			F8	1B 1B		4	0	1	1	0	1	0						
Oscar Gamble, L (1,10) OBP: 0.257, SLG: 0.200	F8			F7			6-3	1B 1B		4	0	1	1	0	0	0						
Roy Smalley, S (1,5) OBP: 0.316, SLG: 0.329						F8	BB	F7		3	0	1	0	1	0	3						
Rick Cerone, R (1,2) OBP: 0.263, SLG: 0.236	1-3					K		F3	L1	4	0	0	0	0	1	2						
Bucky Dent, R (1,6) OBP: 0.208, SLG: 0.174						F7				2	0	0	0	0	0	0						
Bobby Murcer, L (8, PH) OBP: 0.360, SLG: 0.429								G3		1	0	0	0	0	0	0						
Larry Milbourne, S (8, 6) OBP: 0.182, SLG: 0.227									F4	1	0	0	0	0	0	0						
Inning Stats	R: 0 E: 0 K: 0 S: 4	H: 1 LOB: 1 BB: 0 P: 4	R: 0 E: 0 K: 1 S: 6	H: 1 LOB: 1 BB: 0 P: 6	R: 0 E: 1 K: 0 S: 4	H: 1 LOB: 1 BB: 0 P: 4	R: 0 E: 0 K: 1 S: 5	H: 0 LOB: 0 BB: 0 P: 5	R: 0 E: 0 K: 1 S: 5	H: 0 LOB: 0 BB: 0 P: 5	R: 1 E: 0 K: 0 S: 4	H: 1 LOB: 0 BB: 0 P: 4	R: 0 E: 0 K: 0 S: 3	H: 0 LOB: 1 BB: 1 P: 7	R: 2 E: 0 K: 1 S: 10	H: 5 LOB: 3 BB: 0 P: 10	R: 0 E: 0 K: 0 S: 3	H: 0 LOB: 0 BB: 0 P: 3	1B: 7 2B: 0 3B: 1 HR: 1	SF: 0 SAC: 0 DP: 1 HBP: 0	WP: 0 PB: 0 CS: 0	PA: 37
PITCHER Gaylord Perry, R (1,1) ERA: 3.59	IP: 9.0 WLS: W BF: 37 H: 9 R: 3 ER: 3 SO: 4 BB: 1 IBB: 0 HBP: 0 BLK: 0 WP: 0 HR: 1 S: 44 P: 48 ERA: 3.00 WHIP: 1.111																					

Batter	1	2	3	4	5	6	7	8	9	AB	R	H	RBI	BB	SO	LOB	BOTTOM	
Julio Cruz, S (1,4) OBP: 0.339, SLG: 0.269	4-3		SH 1B 1B	4-3			F9			3	1	0	0	0	0	1	New York Yankees @ Seattle Mariners The Kingdome, Seattle, WA Thu May 06 1982, 10:05 PM EDT Att: 27,369 - Unknown	
Manny Castillo, S (1,5) OBP: 0.286, SLG: 0.301	4-3		1B 1B			F7		1B 2B		4	2	2	2	0	0	0		
Bruce Bochte, L (1,7) OBP: 0.425, SLG: 0.406			2-3 3-H 0-0 F5			5-3		1B		4	0	2	1	0	0	2		
Richie Zisk, R (1,10) OBP: 0.353, SLG: 0.393	F8		K			2B		F9		4	0	1	0	0	1	3		
Todd Cruz, R (1,6) OBP: 0.340, SLG: 0.474		K	3B 1B			K		FC1-4 1B		4	1	2	2	0	2	1		
Al Cowens, R (1,9) OBP: 0.285, SLG: 0.376	F7		1-H 3B			F3		FC1-4 L4-3		4	0	1	1	0	0	1		
Joe Simpson, L (1,8) OBP: 0.303, SLG: 0.317	G3		F5			4-3		L4-3		4	0	0	0	0	0	2		
Jim Maler, R (1,3) OBP: 0.304, SLG: 0.394			1B 3B			6-3				3	1	1	0	0	1	0		
Bud Bulling, R (1,2) OBP: 0.444, SLG: 0.435			SH 1B 1B			6-3		WP 2B 2B		3	2	2	1	0	0	0		
Inning Stats	R: 0 E: 0 K: 0 S: 4	H: 1 LOB: 1 BB: 0 P: 4	R: 0 E: 0 K: 1 S: 5	H: 0 LOB: 0 BB: 0 P: 5	R: 5 E: 1 K: 1 S: 11	H: 5 LOB: 1 BB: 0 P: 11	R: 0 E: 0 K: 1 S: 5	H: 0 LOB: 0 BB: 0 P: 5	R: 0 E: 0 K: 0 S: 3	H: 0 LOB: 0 BB: 0 P: 3	R: 2 E: 0 K: 0 S: 5	H: 3 LOB: 0 BB: 0 P: 5	R: 0 E: 0 K: 0 S: 3	H: 1 LOB: 0 BB: 0 P: 3	1B: 5 2B: 5 3B: 2 HR: 0	SF: 0 SAC: 1 DP: 1 HBP: 0	WP: 1 PB: 0 CS: 0	PA: 34
PITCHER Doyle Alexander, R (1,1) ERA: 3.94 Rudy May, L (4,1) ERA: 4.09	IP: 3.0 WLS: L BF: 16 H: 6 R: 5 ER: 1 SO: 2 BB: 0 IBB: 0 HBP: 0 BLK: 0 WP: 0 HR: 0 S: 20 P: 20 ERA: 3.00 WHIP: 2.000																	


Batter	1	2	3	4	5	6	7	8	9	AB	R	H	RBI	BB	SO	LOB	TOP			
Willie Randolph, R (1, 4) OBP: 0.434, SLG: 0.516										4	1	2	1	0	1	0	New York Yankees @ Seattle Mariners The Kingdome, Seattle, WA Fri May 07 1982, 10:05 PM EDT Att: 11,721 - Unknown			
Jerry Mumphy, S (1, 8) OBP: 0.362, SLG: 0.340										3	0	1	0	1	0	1				
Dave Collins, S (8, 8) OBP: 0.309, SLG: 0.333										0	0	0	0	0	0	0				
Dave Winfield, R (1, 7) OBP: 0.326, SLG: 0.453										3	0	0	0	1	1	3				
John Mayberry, L (1, 3) OBP: 0.360, SLG: 0.375										3	0	0	0	1	0	2				
Lou Piniella, R (1, 9) OBP: 0.372, SLG: 0.550										4	0	0	0	0	0	4				
Roy Smalley, S (1, 5) OBP: 0.325, SLG: 0.319										2	0	0	0	2	0	0				
Steve Balboni, R (1, 10) OBP: 0.500, SLG: 0.500										4	0	2	0	0	2	0				
Rick Cerone, R (1, 2) OBP: 0.253, SLG: 0.227										3	0	0	0	0	0	2				
Oscar Gamble, L (9, PH) OBP: 0.250, SLG: 0.194										1	0	0	0	0	0	2				
Bucky Dent, R (1, 6) OBP: 0.216, SLG: 0.204										3	1	1	0	0	0	1				
Bobby Murcer, L (9, PH) OBP: 0.346, SLG: 0.409										1	0	0	0	0	1	2				
Inning Stats	R: 0 E: 0 K: 1 S: 4	H: 0 LOB: 2 BB: 3 P: 16	R: 0 E: 0 K: 1 S: 5	H: 0 LOB: 0 BB: 0 P: 5	R: 2 E: 1 K: 0 S: 6	H: 2 LOB: 1 BB: 0 P: 6	R: 0 E: 0 K: 1 S: 5	H: 0 LOB: 0 BB: 0 P: 5	R: 0 E: 0 K: 0 S: 3	H: 0 LOB: 0 BB: 0 P: 3	R: 0 E: 0 K: 0 S: 3	H: 1 LOB: 1 BB: 0 P: 7	R: 0 E: 0 K: 1 S: 6	H: 2 LOB: 1 BB: 0 P: 6	R: 0 E: 0 K: 1 S: 6	H: 1 LOB: 2 BB: 1 P: 10	1B: 4 2B: 2 3B: 0 HR: 0	SF: 0 SAC: 0 DP: 3 HBP: 0	WP: 0 PB: 0 CS: 0	PA: 36
PITCHER	IP WLS BF H R ER SO BB IBB HBP BLK WP HR S P ERA WHIP																			
Floyd Bannister, L (1, 1) ERA: 3.21	7.0 W 29 5 2 1 3 4 0 0 0 0 0 0 0 31 47 1.29 1.286																			
Mike Stanton, R (8, 1) ERA: 2.25	0.1 1 0 0 0 1 0 0 0 0 0 0 0 0 3 3 0.00 0.000																			
Ed Vande Berg, L (8, 1) ERA: 2.45	1.0 4 1 0 0 0 1 0 0 0 0 0 0 0 3 7 0.00 2.000																			
Bill Caudill, R (9, 1) ERA: 2.01	0.2 S 2 0 0 0 1 0 0 0 0 0 0 0 0 4 4 0.00 0.000																			

Batter	1	2	3	4	5	6	7	8	9	AB	R	H	RBI	BB	SO	LOB	BOTTOM	
Julio Cruz, S (1, 4) OBP: 0.336, SLG: 0.268										4	0	1	1	0	1	0	New York Yankees @ Seattle Mariners The Kingdome, Seattle, WA Fri May 07 1982, 10:05 PM EDT Att: 11,721 - Unknown	
Manny Castillo, S (1, 5) OBP: 0.284, SLG: 0.299										4	0	1	0	0	0	2		
Bruce Bochte, L (1, 7) OBP: 0.427, SLG: 0.404										3	0	1	0	1	0	1		
Thad Bosley, L (8, 7) OBP: 0.242, SLG: 0.194										0	0	0	0	0	0	0		
Richie Zisk, R (1, 10) OBP: 0.366, SLG: 0.405										4	1	3	0	0	1	0		
Todd Cruz, R (1, 6) OBP: 0.356, SLG: 0.510										3	2	2	1	1	0	2		
Al Cowens, R (1, 9) OBP: 0.296, SLG: 0.362										4	0	0	0	0	2	7		
Joe Simpson, L (1, 8) OBP: 0.312, SLG: 0.321										2	2	1	1	1	1	0		
Jim Maler, R (1, 3) OBP: 0.311, SLG: 0.393										3	0	1	2	0	0	0		
Jim Essian, R (1, 2) OBP: 0.311, SLG: 0.357										4	0	0	0	0	0	3		
Inning Stats	R: 0 E: 0 K: 1 S: 5	H: 1 LOB: 0 BB: 0 P: 5	R: 2 E: 0 K: 0 S: 6	H: 3 LOB: 1 BB: 0 P: 6	R: 0 E: 0 K: 1 S: 7	H: 2 LOB: 3 BB: 1 P: 11	R: 1 E: 0 K: 0 S: 4	H: 1 LOB: 0 BB: 0 P: 4	R: 0 E: 0 K: 0 S: 4	H: 1 LOB: 2 BB: 1 P: 8	R: 1 E: 0 K: 2 S: 8	H: 1 LOB: 0 BB: 0 P: 8	R: 0 E: 0 K: 1 S: 5	H: 0 LOB: 0 BB: 0 P: 5	1B: 9 2B: 0 3B: 0 HR: 1	SF: 1 SAC: 0 DP: 2 HBP: 1	WP: 0 PB: 0 CS: 0	PA: 36
PITCHER	IP WLS BF H R ER SO BB IBB HBP BLK WP HR S P ERA WHIP																	
Mike Morgan, R (1, 1) ERA: 2.74	4.1 L 22 8 3 2 2 2 0 0 0 0 0 0 0 24 32 4.15 2.308																	
George Frazier, R (5, 1) ERA: 2.87	1.0 6 1 1 1 0 1 0 0 0 0 0 0 0 4 9 9.00 2.000																	
Dave Righetti, L (6, 1) ERA: 5.02	1.2 5 1 1 1 2 0 0 0 0 0 0 1 9 9 5.40 0.600																	
Rich Gossage, R (8, 1) ERA: 4.4	1.0 3 0 0 0 1 0 0 0 0 0 0 0 5 5 0.00 0.000																	

Batter	1	2	3	4	5	6	7	8	9	AB	R	H	RBI	BB	SO	LOB	TOP										
Willie Randolph, R OBP: 0.429, SLG: 0.500 (1, 4)	4-3		4-0 FC3-6 BB	6-3		F8		F4	1-3 2-H 1B	5	0	1	1	1	0	2											
Ken Griffey, L OBP: 0.296, SLG: 0.342 (1, 9)	4-0 S BB		FC3-6 3B	K		FC4-6		K	F8	5	1	0	0	1	2	6											
Jerry Mumphy, S OBP: 0.364, SLG: 0.374 (1, 8)	K		1-2 1B 3B	4-3		4-3		K	1B 2B	5	2	2	2	0	2	1											
John Mayberry, L OBP: 0.400, SLG: 0.465 (1, 3)	4-0 BB		1-2 1B 3B	K		HR		G3 1B	FC1-6 1B BB	3	3	2	1	2	1	1											
Dave Winfield, R OBP: 0.330, SLG: 0.451 (1, 7)	3-1		BB 1B	F9		F9		G3	FC1-6 1B	5	0	2	2	0	0	3											
Oscar Gamble, L OBP: 0.293, SLG: 0.229 (1, 10)			3-H 1-2 BB	F7		S 1B		S 1B	F8	4	0	2	1	1	0	2											
Roy Smalley, S OBP: 0.318, SLG: 0.303 (1, 5)	4-3		BB	4-3		K		2-H 1B	FC1-6 1B	4	1	0	0	1	2	5											
Rick Cerone, R OBP: 0.273, SLG: 0.241 (1, 2)	5-3		SH1-4 BB	6-3 SH1-4 BB		CS 1B		F9	1-2 3-H 1B 1B	4	1	2	1	1	0	2											
Bucky Dent, R OBP: 0.255, SLG: 0.231 (1, 6)			FC3-6 BB 3B 1B	SH1-4		FC4-6 BB		F3	1-2 2-H 1B	3	1	2	1	1	0	0											
Inning Stats	R: 0 E: 0 K: 1 S: 5	H: 0 LOB: 2 BB: 2 P: 13	R: 0 E: 0 K: 0 S: 3	H: 0 LOB: 0 BB: 0 P: 3	R: 3 E: 0 K: 2 S: 10	H: 3 LOB: 2 BB: 2 P: 18	R: 0 E: 0 K: 1 S: 5	H: 0 LOB: 1 BB: 1 P: 9	R: 1 E: 0 K: 1 S: 7	H: 2 LOB: 1 BB: 0 P: 7	R: 0 E: 0 K: 0 S: 3	H: 1 LOB: 1 BB: 1 P: 7	R: 1 E: 0 K: 1 S: 7	H: 2 LOB: 2 BB: 1 P: 11	R: 0 E: 0 K: 1 S: 5	H: 0 LOB: 0 BB: 0 P: 5	R: 4 E: 0 K: 0 S: 8	H: 5 LOB: 2 BB: 1 P: 12	1B: 10 2B: 1 3B: 1 HR: 1	SF: 0 SAC: 1 DP: 0 HBP: 0	WP: 0 PA: 47						
PITCHER	IP	WLS	BF	H	R	ER	SO	BB	IBB	HBP	BLK	WP	HR	S	P	ERA	WHIP										
Jim Beattie, R ERA: 4.56 (1, 1)	6.2	L	34	8	5	5	6	7	0	0	0	0	1	39	67	6.75	2.250										
Larry Andersen, R ERA: 7.2 (7, 1)	1.1		6	1	2	2	1	1	0	0	0	0	0	7	11	13.50	1.500										
Mike Stanton, R ERA: 3.18 (9, 1)	1.0		7	4	2	2	0	0	0	0	0	0	0	7	7	18.00	4.000										

New York Yankees @ Seattle Mariners
The Kingdome, Seattle, WA
Sat May 08 1982, 10:05 PM EDT
Att: 36,716 - Unknown


AB 38
R 9
H 13
RBI 9
BB 8
SO 7
LOB 22



Batter	1	2	3	4	5	6	7	8	9	AB	R	H	RBI	BB	SO	LOB	BOTTOM										
Bobby Brown, S OBP: 0.200, SLG: 0.800 (1, 8)	K		5-3		F8			HR	G4-6-3	5	1	1	2	0	1	4											
Manny Castillo, S OBP: 0.292, SLG: 0.300 (1, 5)	1B			F7		CS BB BB		K		3	0	1	0	1	1	0											
Al Cowens, R OBP: 0.264, SLG: 0.370 (1, 9)	F8			K		1-2 BB		2B		3	0	1	0	1	1	1											
Richie Zisk, R OBP: 0.354, SLG: 0.391 (1, 10)	F7			6-3		F6		6-3		4	0	0	0	0	0	4											
Todd Cruz, R OBP: 0.343, SLG: 0.490 (1, 6)			6-3		5-3	K		K		4	0	0	0	0	2	3											
Jim Malar, R OBP: 0.317, SLG: 0.405 (1, 3)	F8			FC6-4 1B		K		1B 2B		4	1	2	0	0	1	0											
Jim Essian, R OBP: 0.301, SLG: 0.345 (1, 2)	F8			FC6-4 2B		5-3		F8		3	1	0	0	0	0	1											
Steve Stroughter, L OBP: 0.278, SLG: 0.375 (9, PH)										1	0	0	0	0	0	1											
Thad Bosley, L OBP: 0.270, SLG: 0.235 (1, 7)			4-3		1-H 2B			1B BB		3	0	1	1	1	1	0											
Julio Cruz, S OBP: 0.348, SLG: 0.278 (1, 4)	F7				2B			HR 1B	G4-6-3 1B	3	1	2	1	1	0	0											
Inning Stats	R: 0 E: 0 K: 1 S: 6	H: 1 LOB: 1 BB: 0 P: 6	R: 0 E: 0 K: 0 S: 3	H: 0 LOB: 0 BB: 0 P: 3	R: 0 E: 0 K: 0 S: 3	H: 0 LOB: 0 BB: 0 P: 3	R: 0 E: 0 K: 1 S: 5	H: 0 LOB: 0 BB: 0 P: 5	R: 1 E: 0 K: 0 S: 5	H: 2 LOB: 2 BB: 1 P: 9	R: 0 E: 0 K: 1 S: 4	H: 0 LOB: 2 BB: 2 P: 12	R: 0 E: 0 K: 2 S: 7	H: 0 LOB: 0 BB: 0 P: 7	R: 2 E: 0 K: 2 S: 10	H: 3 LOB: 1 BB: 0 P: 10	R: 1 E: 0 K: 0 S: 4	H: 2 LOB: 1 BB: 1 P: 8	1B: 4 2B: 4 3B: 0 HR: 1	SF: 0 SAC: 0 DP: 2 HBP: 0	WP: 1 PA: 37						
PITCHER	IP	WLS	BF	H	R	ER	SO	BB	IBB	HBP	BLK	WP	HR	S	P	ERA	WHIP										
Ron Guidry, L ERA: 2.86 (1, 1)	7.0	W	28	5	3	3	5	3	0	0	0	0	1	35	47	3.86	1.143										
Shane Rawley, L ERA: 2.91 (8, 1)	0.1		2	1	0	0	1	0	0	0	0	0	0	4	4	0.00	3.000										
Rich Gossage, R ERA: 4.5 (8, 1)	1.2	S	7	2	1	1	1	1	0	0	0	0	0	8	12	5.40	1.800										

New York Yankees @ Seattle Mariners
The Kingdome, Seattle, WA
Sat May 08 1982, 10:05 PM EDT
Att: 36,716 - Unknown


AB 33
R 4
H 8
RBI 4
BB 4
SO 7
LOB 14



Batter	1	2	3	4	5	6	7	8	9	10	11	12	13	14	AB	R	H	RBI	BB	SO	LOB	TOP																	
Miguel Dilone, S OBP: 0.256, SLG: 0.250 (1.7)	4-3		4-3		F8		CS	3-1		K		F8		1B	7	0	1	0	0	1	1																		
Toby Harrah, R OBP: 0.457, SLG: 0.611 (1.5)	F5		1-3							5-3		F7			5	0	1	0	1	0	1																		
Mike Hargrove, L OBP: 0.424, SLG: 0.426 (1.3)	HR				5-3										5	2	3	1	1	0	2																		
Andre Thornton, R OBP: 0.464, SLG: 0.700 Rod Craig, S OBP: 0.111, SLG: 0.111 (1.10)	HR				WP 6-3 1B BB		K			1B		F3		SH1-4 BB	3	2	2	2	1	1	0																		
Bake McBride, L OBP: 0.406, SLG: 0.532 Mike Fischlin, R OBP: 0.412, SLG: 0.400 (1.9)	F7				6-3									4-3	4	0	2	0	0	0	1																		
Ron Hassey, L OBP: 0.227, SLG: 0.232 (1.2)		4-3			1-3							F7		F7	6	0	1	0	0	0	2																		
Rick Manning, L OBP: 0.324, SLG: 0.350 (1.8)		F7						K				F7			6	0	1	1	0	2	3																		
Jack Perconte, L OBP: 0.308, SLG: 0.338 Alan Bannister, R OBP: 0.388, SLG: 0.389 (1.4)	5-3							3-1				F9			3	0	0	0	0	1	1																		
Jerry Dybzinski, R OBP: 0.241, SLG: 0.338 Von Hayes, L OBP: 0.279, SLG: 0.286 (1.6)					K					4-3				1B	2	0	0	0	1	1	0																		
Inning Stats	R: 2 E: 0 K: 0 S: 5	H: 2 LOB: 0 BB: 0 P: 5	R: 0 E: 0 K: 0 S: 3	H: 0 LOB: 0 BB: 0 P: 3	R: 0 E: 0 K: 1 S: 5	H: 0 LOB: 0 BB: 0 P: 5	R: 0 E: 0 K: 1 S: 7	H: 2 LOB: 1 BB: 1 P: 11	R: 0 E: 0 K: 1 S: 3	H: 1 LOB: 0 BB: 0 P: 3	R: 0 E: 0 K: 2 S: 10	H: 3 LOB: 3 BB: 0 P: 10	R: 0 E: 0 K: 1 S: 6	H: 1 LOB: 1 BB: 0 P: 6	R: 0 E: 0 K: 0 S: 3	H: 0 LOB: 0 BB: 0 P: 7	R: 1 E: 0 K: 0 S: 3	H: 2 LOB: 1 BB: 1 P: 7	1B: 10 2B: 1 HR: 2	SF: 0 SAC: 1 DP: 1 HBP: 0	WP: 1 PB: 0 SB: 2 CS: 1	PA: 56																	
PITCHER	IP	WLS	BF	H	R	ER	SO	BB	IBB	HBP	BLK	WP	HR	S	P	ERA	WHIP					PITCHER	IP	WLS	BF	H	R	ER	SO	BB	IBB	HBP	BLK	WP	HR	S	P	ERA	WHIP
Gaylord Perry, R ERA: 3.72 Bryan Clark, L ERA: Mike Stanton, R ERA: 2.66 Bill Casvidal, R ERA: 2.08 (1.1)	8.0		32	8	4	4	4	0	0	0	0	0	0	4	4	0.00	3.000																						
(0.1)	0.1	2	1	0	0	1	0	0	0	0	0	0	0	4	4	0.00	3.000																						
(0.1)	3.1	12	2	0	0	2	0	0	0	0	0	0	0	16	16	0.00	0.600																						
(12.1)	2.1	L	9	2	1	1	0	2	0	0	0	0	0	7	15	3.86	1.714																						

Cleveland Indians @ Seattle Mariners
The Kingdome, Seattle, WA
Tue May 11 1982, 10:05 PM EDT
Att. 14,454 - Unknown

AB 49
R 5
H 13
RBI 5
BB 5
SO 7
LOB 19



Batter	1	2	3	4	5	6	7	8	9	10	11	12	13	14	AB	R	H	RBI	BB	SO	LOB	BOTTOM																	
Joe Simpson, L OBP: 0.297, SLG: 0.297 (1.8)	FC4-6 BB		1-3			4-3		G3	F8			K		K	6	0	0	1	1	2	5																		
Manny Castillo, S OBP: 0.289, SLG: 0.287 (1.5)	FC4-6		F8			K		SF8		4-3				4-3	6	0	1	1	0	1	1																		
Bruce Bochte, L OBP: 0.411, SLG: 0.385 Jim Essian, R OBP: 0.301, SLG: 0.365 (1.7)	F8		K					K		L6		F7			3	0	0	0	1	2	1																		
Richie Zisk, R OBP: 0.360, SLG: 0.389 Lenny Randle, S OBP: 0.296, SLG: 0.217 (1.10)	F8				K										4	0	1	0	0	1	2																		
Todd Cruz, R OBP: 0.325, SLG: 0.443 (1.6)		6-3 1B BB			6-3			F8		1-3 1B		FC6-4 BB		L4	5	0	0	0	2	0	4																		
Jim Maler, R OBP: 0.307, SLG: 0.384 (1.3)					F8			K		E6 2B FC4-6				F8	6	1	1	0	0	2	4																		
Al Cowens, R OBP: 0.276, SLG: 0.405 (1.9)															6	0	1	1	0	1	2																		
Bud Bulling, R OBP: 0.474, SLG: 0.460 Steve Stroughter, L OBP: 0.364, SLG: 0.389 (1.2)					6-3										2	0	0	0	0	0	2																		
Julio Cruz, S OBP: 0.348, SLG: 0.305 (1.4)	F6														6	1	2	1	0	1	4																		
Inning Stats	R: 0 E: 0 K: 0 S: 3	H: 0 LOB: 1 BB: 1 P: 7	R: 0 E: 0 K: 0 S: 4	H: 1 LOB: 2 BB: 1 P: 8	R: 0 E: 0 K: 1 S: 5	H: 0 LOB: 0 BB: 0 P: 5	R: 0 E: 0 K: 1 S: 5	H: 0 LOB: 0 BB: 0 P: 5	R: 2 E: 0 K: 1 S: 6	H: 1 LOB: 0 BB: 1 P: 10	R: 2 E: 1 K: 0 S: 6	H: 2 LOB: 3 BB: 1 P: 10	R: 0 E: 0 K: 2 S: 7	H: 0 LOB: 2 BB: 0 P: 7	R: 0 E: 0 K: 1 S: 7	H: 2 LOB: 2 BB: 0 P: 7	R: 0 E: 0 K: 0 S: 3	H: 0 LOB: 1 BB: 1 P: 7	1B: 6 2B: 1 HR: 0	SF: 1 SAC: 0 DP: 0 HBP: 0	WP: 1 PB: 0 SB: 2 CS: 0	PA: 59																	
PITCHER	IP	WLS	BF	H	R	ER	SO	BB	IBB	HBP	BLK	WP	HR	S	P	ERA	WHIP					PITCHER	IP	WLS	BF	H	R	ER	SO	BB	IBB	HBP	BLK	WP	HR	S	P	ERA	WHIP
John Denny, R ERA: 4.4 Dan Spillner, R ERA: 1.98 Ed Whitson, R ERA: 2.79 (1.1)	8.1		35	4	4	3	6	4	0	0	0	0	0	42	62	3.24	0.960																						
(0.1)	4.1	18	2	0	0	4	2	1	0	0	1	0	23	35	0.00	0.923																							
(13.1)	1.1	W	6	1	0	0	1	1	0	0	0	0	7	11	0.00	1.500																							

Cleveland Indians @ Seattle Mariners
The Kingdome, Seattle, WA
Tue May 11 1982, 10:05 PM EDT
Att. 14,454 - Unknown

AB 49
R 4
H 7
RBI 4
BB 9
SO 11
LOB 27



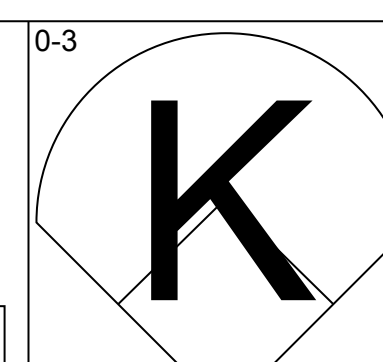
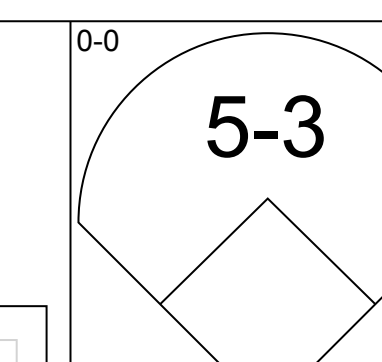
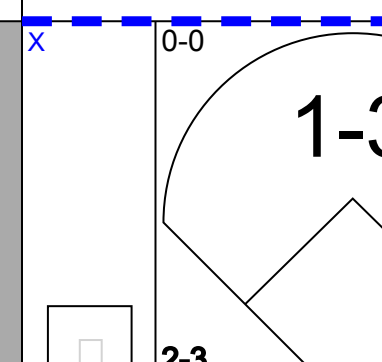
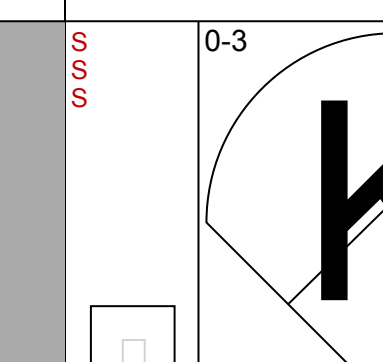
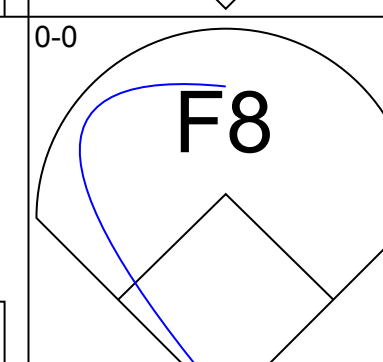
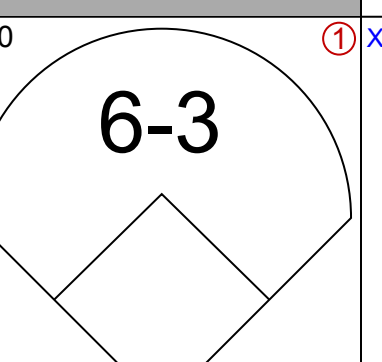
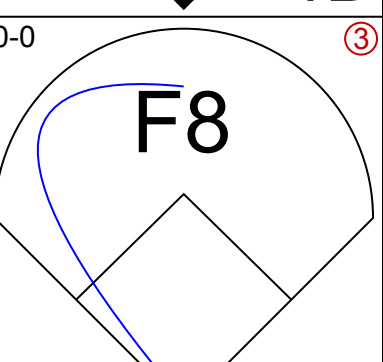
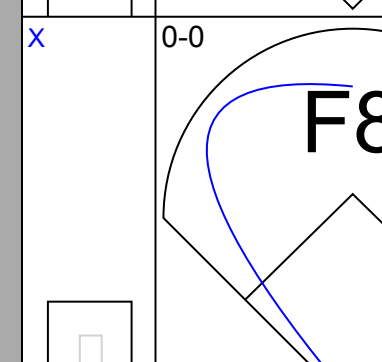
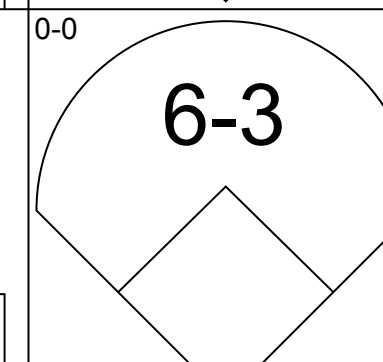
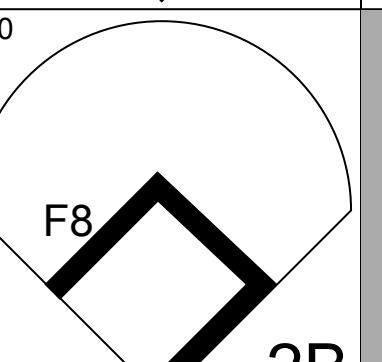
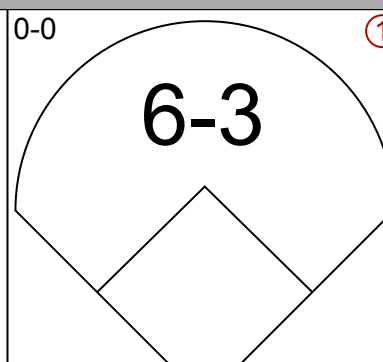
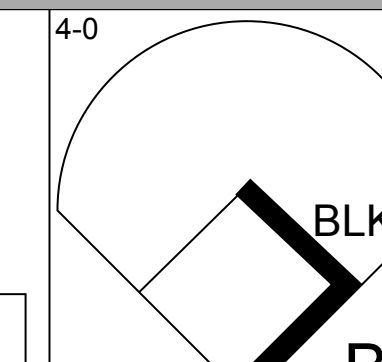
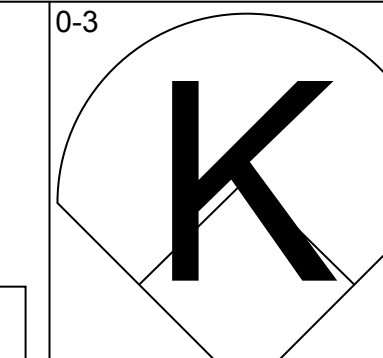
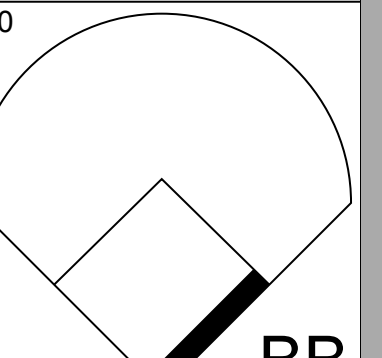
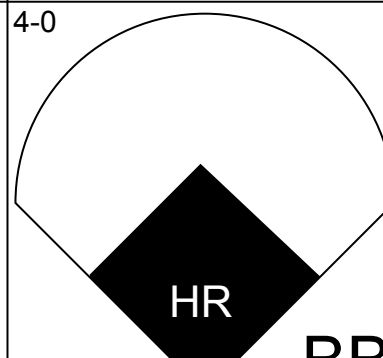
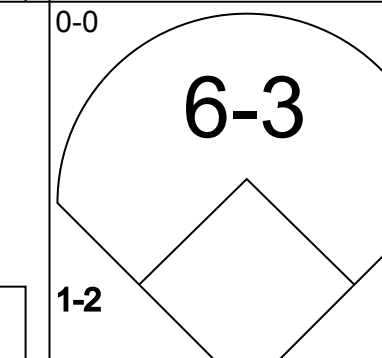
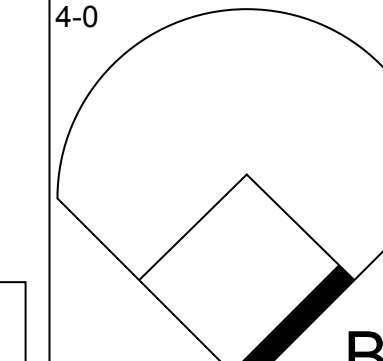
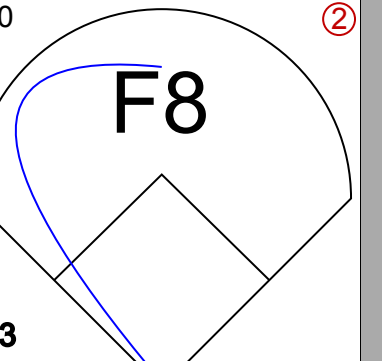
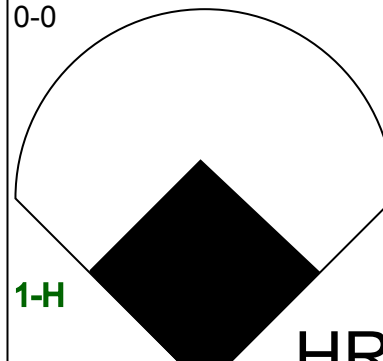
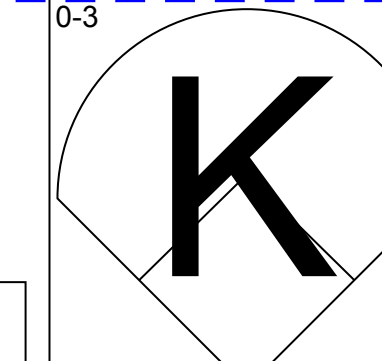
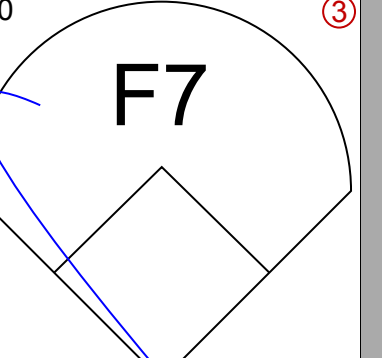
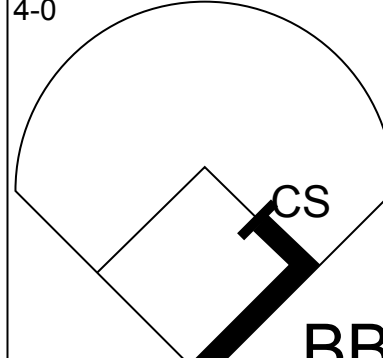
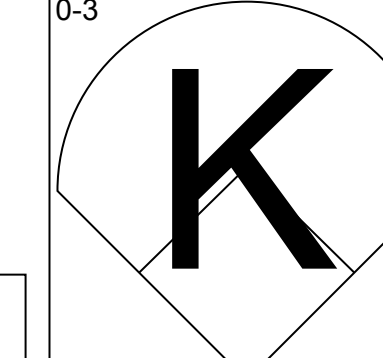
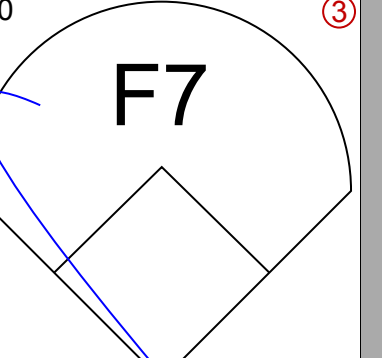
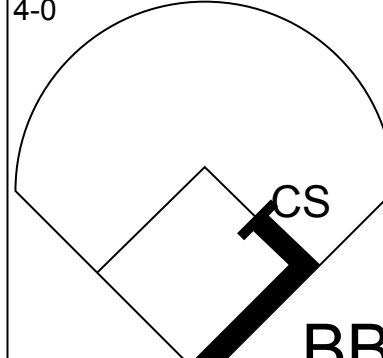
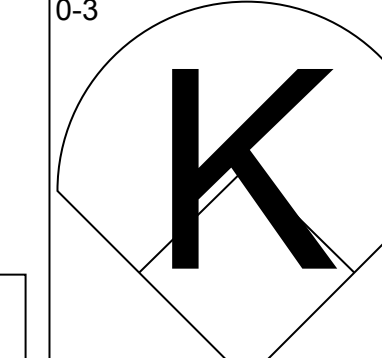

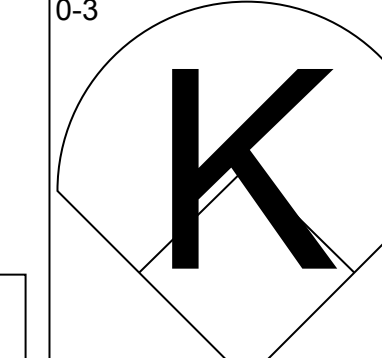

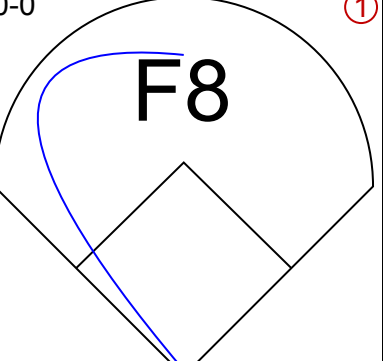
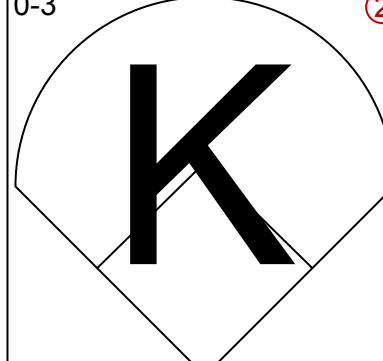
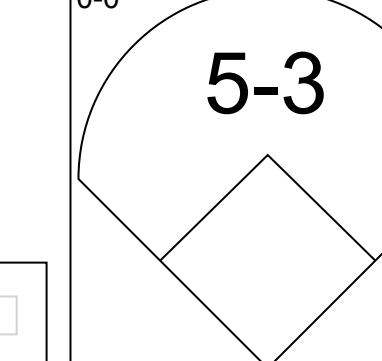
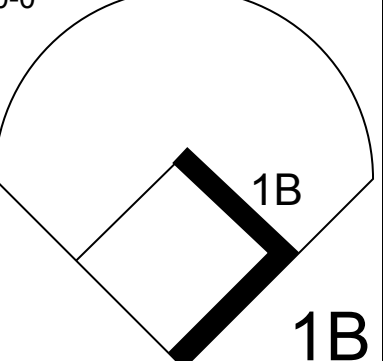
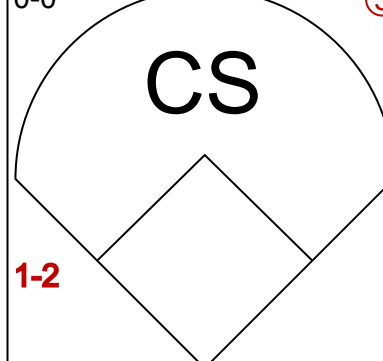
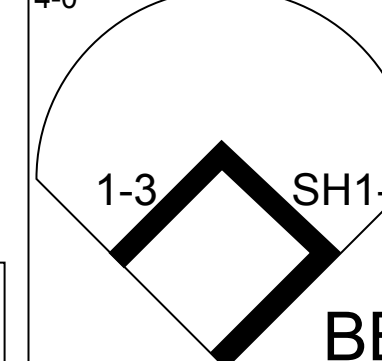
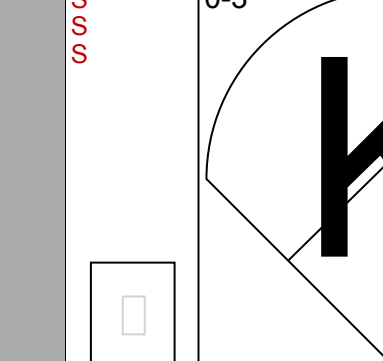
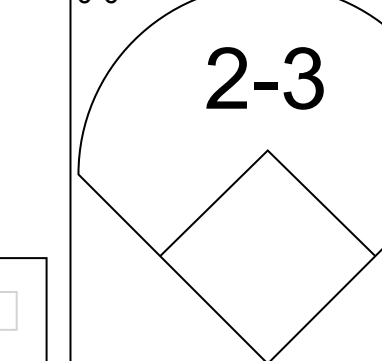
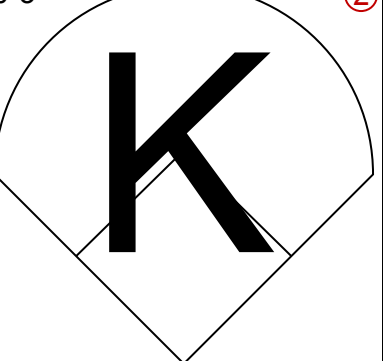
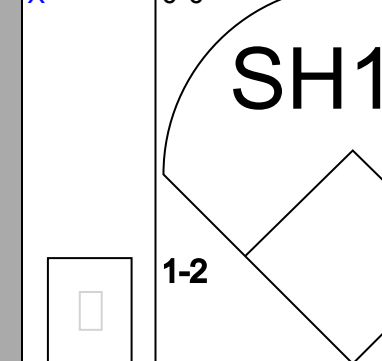
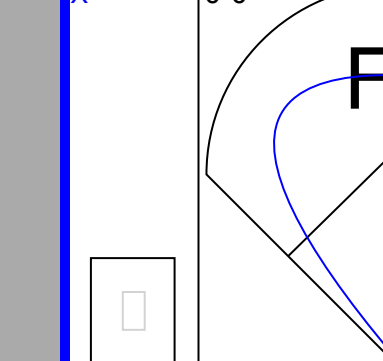
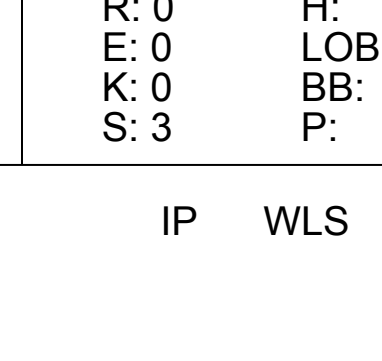
Batter	1	2	3	4	5	6	7	8	9	AB	R	H	RBI	BB	SO	LOB	TOP										
Al Bumbry, L OBP: 0.308, SLG: 0.321 (1, 8)	F7		2B G4 1B		BB 1B		HR	K		5	2	3	1	0	1	0	Baltimore Orioles @ Seattle Mariners The Kingdome, Seattle, WA Thu May 13 1982, 10:05 PM EDT Att: 5,304 - Unknown AB 36 R 3 H 10 RBI 3 BB 6 SO 7 LOB 24										
Rich Dauer, R OBP: 0.403, SLG: 0.468 (1, 4)	2B BB		G4 1-3 2B		F9		6-3	1B		4	0	2	0	1	0	1											
Dan Ford, R OBP: 0.250, SLG: 0.368 (1, 9)	1-3 2B		K		1-2 BB		HR	5-3		4	1	2	1	1	1	3											
Eddie Murray, S OBP: 0.466, SLG: 0.629 (1, 3)	BB		G4		F5		FC4-6 BB	G6-4-3 BB		2	0	0	1	3	0	3											
Ken Singleton, S OBP: 0.348, SLG: 0.292 (1, 10)	K		P5		K		FC4-6 BB 1B	G6-4-3 BB		5	0	0	0	0	2	8											
Gary Roenicke, R OBP: 0.392, SLG: 0.614 (1, 7)	5-3				F7		K	BB 1B		5	0	1	0	0	1	3											
Cal Ripken Jr., R OBP: 0.245, SLG: 0.376 (1, 5)			P6		FC4 1B		K	1-2 2-3 BB		3	0	1	0	1	1	0											
Rick Dempsey, R OBP: 0.360, SLG: 0.295 (1, 2)	F2				K			F7		4	0	1	0	0	1	4											
Bobby Bonner, R OBP: 0.273, SLG: 0.258 (1, 6)	4-3				FC4		6-3	6-3		4	0	0	0	0	0	2											
Inning Stats	R: 0 E: 0 K: 1 S: 6	H: 1 LOB: 3 BB: 2 P: 14	R: 0 E: 0 K: 0 S: 3	H: 0 LOB: 0 BB: 0 P: 3	R: 1 E: 0 K: 1 S: 7	H: 2 LOB: 1 BB: 0 P: 7	R: 0 E: 0 K: 1 S: 6	H: 1 LOB: 2 BB: 1 P: 10	R: 0 E: 0 K: 2 S: 8	H: 1 LOB: 1 BB: 0 P: 8	R: 2 E: 0 K: 0 S: 6	H: 3 LOB: 3 BB: 2 P: 14	R: 0 E: 0 K: 1 S: 6	H: 1 LOB: 0 BB: 1 P: 6	R: 0 E: 0 K: 0 S: 2	H: 0 LOB: 0 BB: 1 P: 6	1B: 5 2B: 3 3B: 0 HR: 2	SF: 0 SAC: 0 DP: 1 HBP: 0	WP: 0 PB: 0 SB: 0 CS: 0	PA: 42							
PITCHER	IP	WLS	BF	H	R	ER	SO	BB	IBB	HBP	BLK	WP	HR	S	P	ERA	WHIP										
Jim Beattie, R ERA: 4.5 (1, 1)	6.1	L	31	8	3	3	6	4	0	0	0	0	2	39	55	4.26	1.895										
Bryan Clark, L ERA: (7, 1)	1.2		9	2	0	0	1	2	0	0	0	0	0	9	17	0.00	2.400										
Ed Vande Berg, L ERA: 2.6 (9, 1)	1.0		2	0	0	0	0	0	0	0	0	0	0	2	2	0.00	0.000										

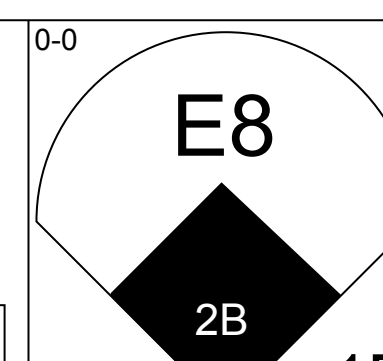
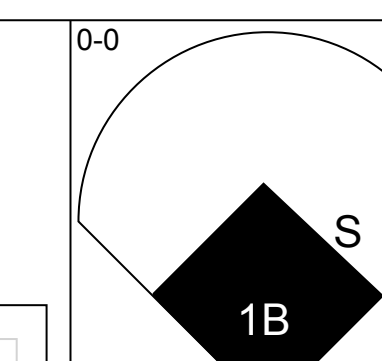
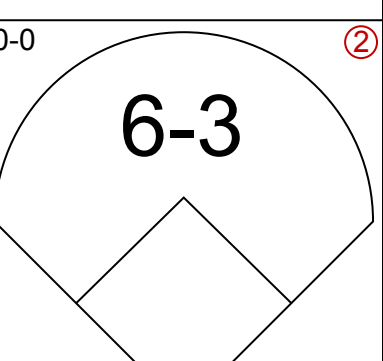
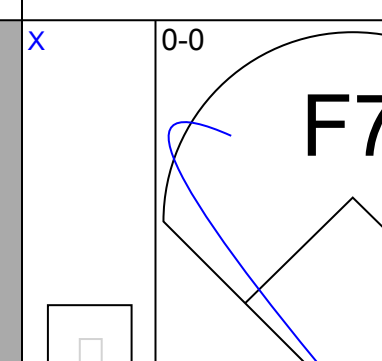
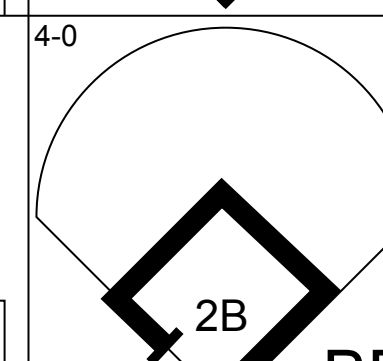
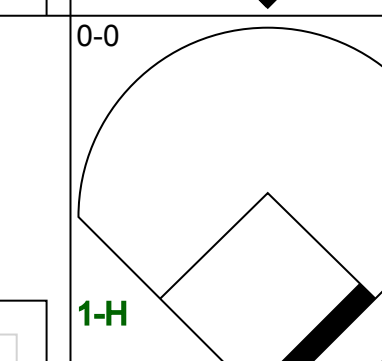
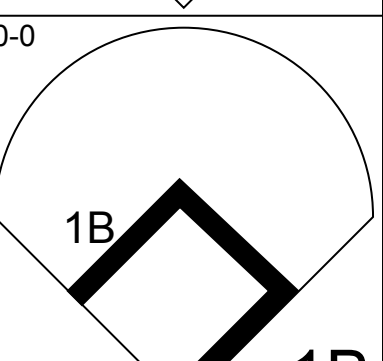
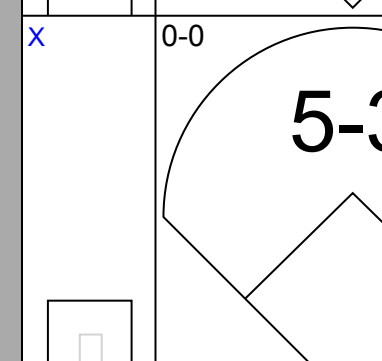
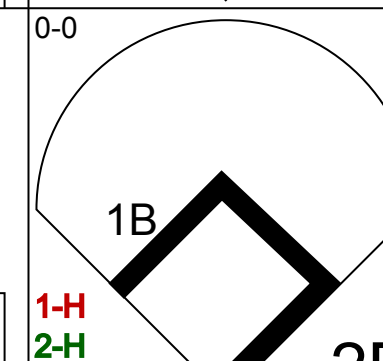
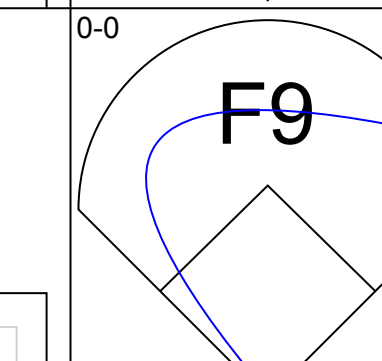
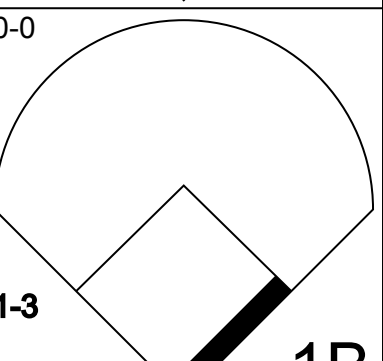
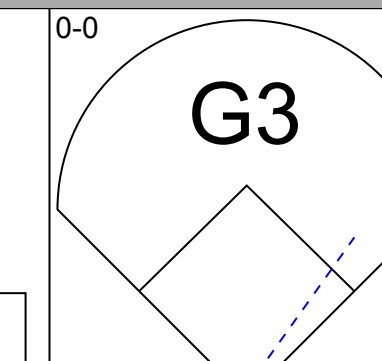
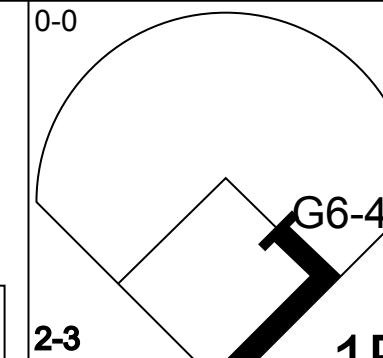
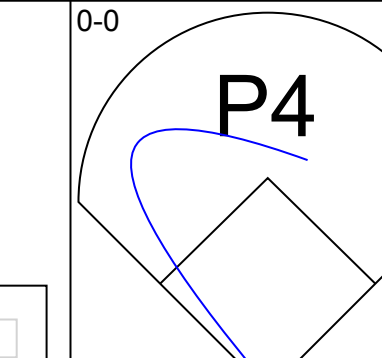
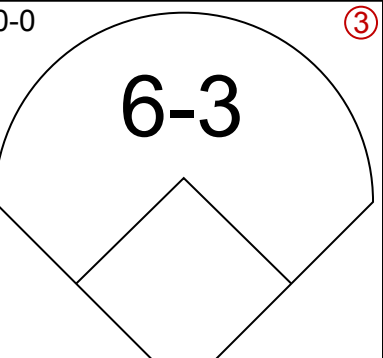
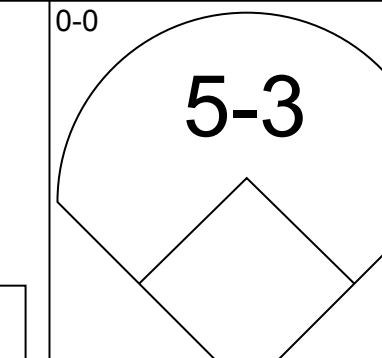
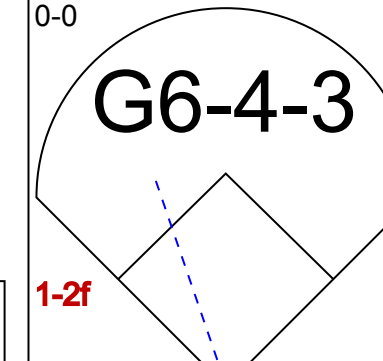
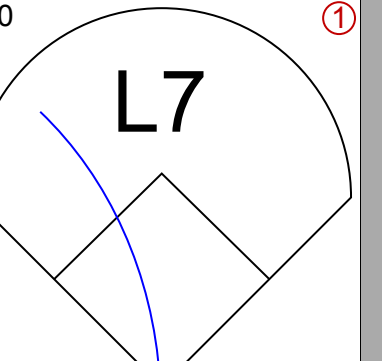
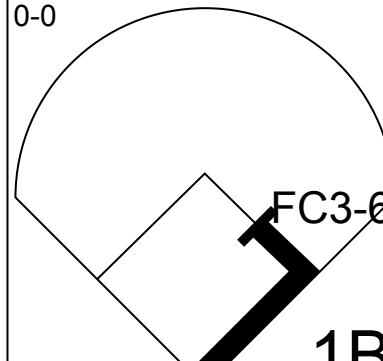
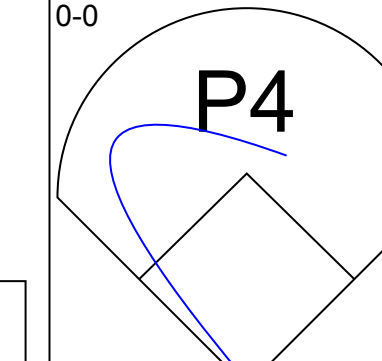
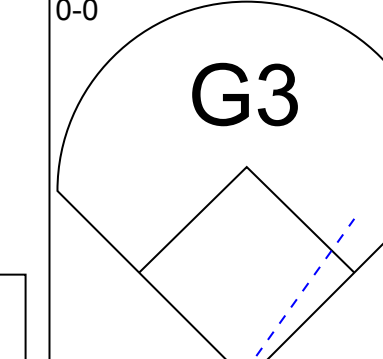
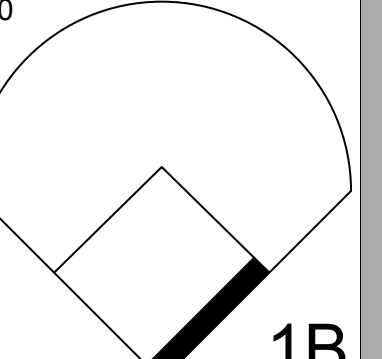
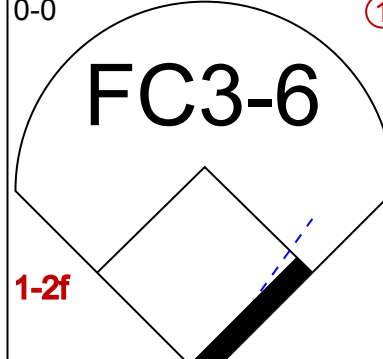
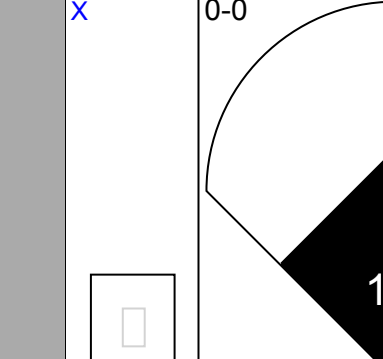
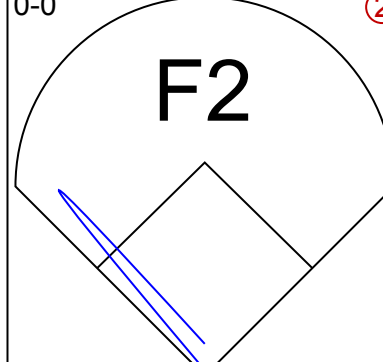
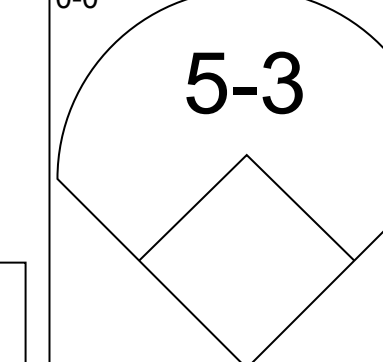
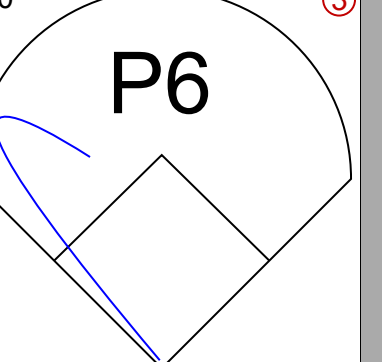
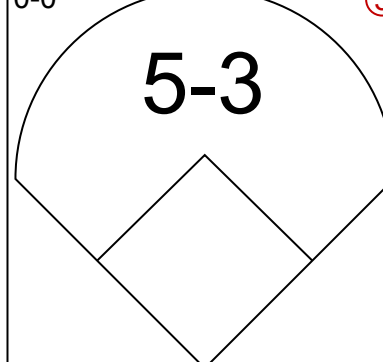
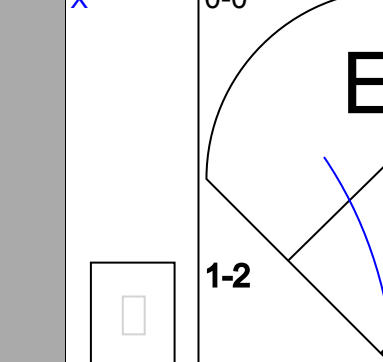



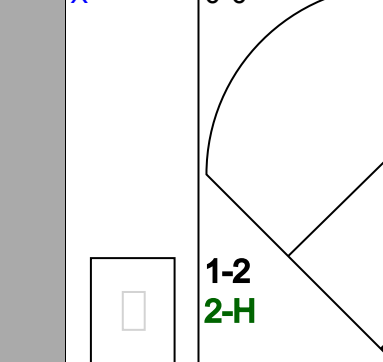
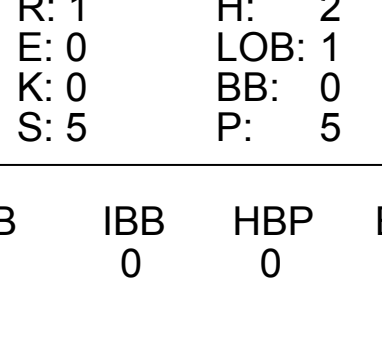
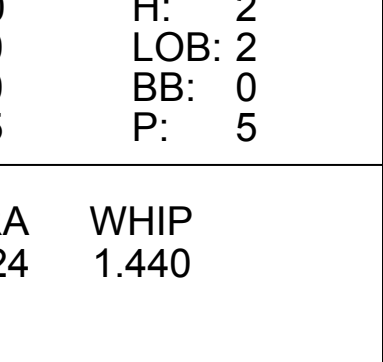
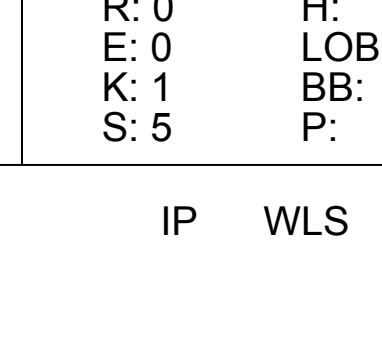
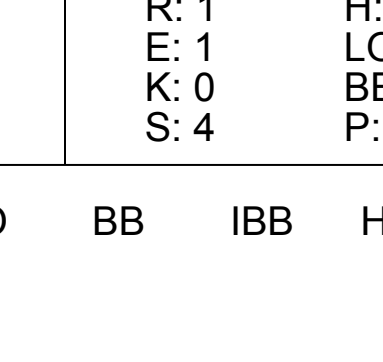
Batter	1	2	3	4	5	6	7	8	9	AB	R	H	RBI	BB	SO	LOB	BOTTOM										
Thad Bosley, L OBP: 0.268, SLG: 0.216 (1, 8)	L3			F7		K		BB		3	0	0	0	1	1	0	Baltimore Orioles @ Seattle Mariners The Kingdome, Seattle, WA Thu May 13 1982, 10:05 PM EDT Att: 5,304 - Unknown AB 30 R 1 H 5 RBI 1 BB 2 SO 1 LOB 7										
Bobby Brown, S OBP: 0.227, SLG: 0.300 (1, 7)	P4			1B S FC4-6 1B		F7		F9		4	1	1	0	0	0	2											
Bruce Bochte, L OBP: 0.413, SLG: 0.385 (1, 3)	4-3			FC4-6 1B		F8		1-3		4	0	1	0	0	0	0											
Steve Stroutger, L OBP: 0.308, SLG: 0.318 (1, 10)	4-3			FC4-6		P6		F8		4	0	0	1	0	0	1											
Al Cowens, R OBP: 0.289, SLG: 0.426 (1, 9)				F7				1B		4	0	2	0	0	0	1											
Todd Cruz, R OBP: 0.315, SLG: 0.426 (1, 6)	5-3					6-3		F8		3	0	0	0	0	0	1											
Bud Bulling, R OBP: 0.389, SLG: 0.387 (1, 2)				G1-4-3 BB		F9		4-3		2	0	0	0	1	0	0											
Lenny Randle, S OBP: 0.267, SLG: 0.192 (1, 5)				F8		4-3		4-3		3	0	0	0	0	0	1											
Julio Cruz, S OBP: 0.348, SLG: 0.319 (1, 4)				G1-4-3		6-3		2B		3	0	1	0	0	0	1											
Inning Stats	R: 0 E: 0 K: 0 S: 3	H: 0 LOB: 0 BB: 0 P: 3	R: 0 E: 0 K: 0 S: 3	H: 1 LOB: 0 BB: 0 P: 3	R: 0 E: 0 K: 0 S: 2	H: 0 LOB: 0 BB: 1 P: 6	R: 1 E: 0 K: 0 S: 5	H: 2 LOB: 1 BB: 0 P: 5	R: 0 E: 0 K: 0 S: 3	H: 0 LOB: 0 BB: 0 P: 3	R: 0 E: 0 K: 1 S: 5	H: 0 LOB: 0 BB: 0 P: 5	R: 0 E: 0 K: 0 S: 4	H: 1 LOB: 1 BB: 0 P: 4	R: 0 E: 0 K: 0 S: 4	H: 1 LOB: 2 BB: 1 P: 8	R: 0 E: 0 K: 0 S: 3	H: 0 LOB: 0 BB: 0 P: 3	1B: 4 2B: 1 3B: 0 HR: 0	SF: 0 SAC: 0 DP: 1 HBP: 0	WP: 0 PB: 0 SB: 1 CS: 0	PA: 32					
PITCHER	IP	WLS	BF	H	R	ER	SO	BB	IBB	HBP	BLK	WP	HR	S	P	ERA	WHIP										
Dennis Martinez, R ERA: 4.53 (1, 1)	9.0	W	32	5	1	1	1	2	0	0	0	0	0	32	40	1.00	0.778										

Batter	1	2	3	4	5	6	7	8	9	AB	R	H	RBI	BB	SO	LOB	TOP								
Al Bumbry, L OBP: 0.320, SLG: 0.336 (1, 8)										4	2	2	0	1	1	3	Baltimore Orioles @ Seattle Mariners The Kingdome, Seattle, WA Fri May 14 1982, 10:05 PM EDT Att: 6,489 - Unknown								
Rich Dauer, R OBP: 0.395, SLG: 0.457 (1, 4)										5	1	1	0	0	0	5									
Dan Ford, R OBP: 0.248, SLG: 0.387 (1, 9)										5	1	1	3	0	0	3									
Eddie Murray, S OBP: 0.454, SLG: 0.610 (6, PH)										3	0	0	0	0	1	0									
Gary Roenicke, R OBP: 0.394, SLG: 0.612 (6, 3)										2	0	1	1	0	0	1									
Terry Crowley, L OBP: 0.385, SLG: 0.200 (1, 10)										5	1	1	0	0	1	1									
John Lowenstein, L OBP: 0.446, SLG: 0.760 (7, PR)										4	2	3	1	0	1	0									
Jim Dwyer, L OBP: 0.235, SLG: 0.412 (7, 7)										1	1	0	0	0	0	0									
Cal Ripken Jr., R OBP: 0.262, SLG: 0.402 (1, 5)										4	2	3	1	0	0	0									
Rick Dempsey, R OBP: 0.363, SLG: 0.303 (1, 2)										5	1	2	1	0	0	2									
Lenn Sakata, R OBP: 0.307, SLG: 0.329 (1, 6)										5	0	2	2	0	0	3									
Inning Stats	R: 3 E: 0 K: 2 S: 9	H: 2 LOB: 0 BB: 1 P: 13	R: 2 E: 0 K: 0 S: 6	H: 3 LOB: 1 BB: 0 P: 6	R: 3 E: 2 K: 1 S: 10	H: 4 LOB: 2 BB: 0 P: 10	R: 0 E: 0 K: 0 S: 3	H: 0 LOB: 0 BB: 0 P: 3	R: 1 E: 0 K: 0 S: 4	H: 1 LOB: 0 BB: 0 P: 4	R: 0 E: 0 K: 0 S: 4	H: 1 LOB: 1 BB: 0 P: 4	R: 1 E: 0 K: 0 S: 5	H: 2 LOB: 2 BB: 0 P: 5	R: 1 E: 0 K: 1 S: 7	H: 2 LOB: 1 BB: 0 P: 7	R: 0 E: 0 K: 0 S: 4	H: 1 LOB: 1 BB: 0 P: 4	1B: 10 2B: 4 3B: 1 HR: 1	SF: 1 SAC: 0 DP: 0 HBP: 0	WP: 1 PB: 0 SB: 0 CS: 0	PA: 45			
PITCHER	IP	WLS	BF	H	R	ER	SO	BB	IBB	HBP	BLK	WP	HR	S	P	ERA	WHIP								
Gene Nelson, R ERA: 4.06 (1, 1)	1.0	L	9	5	5	4	2	1	0	0	0	1	1	12	16	36.00	6.000								
Larry Andersen, R ERA: 6.95 (2, 1)	5.2		26	8	5	4	1	0	0	0	0	0	0	28	28	6.35	1.412								
Mike Stanton, R ERA: 2.78 (7, 1)	2.1		10	3	1	1	1	0	0	0	0	0	0	12	12	3.86	1.286								

Batter	1	2	3	4	5	6	7	8	9	AB	R	H	RBI	BB	SO	LOB	BOTTOM								
Thad Bosley, L OBP: 0.267, SLG: 0.220 (1, 8)										4	0	1	0	0	0	0	Baltimore Orioles @ Seattle Mariners The Kingdome, Seattle, WA Fri May 14 1982, 10:05 PM EDT Att: 6,489 - Unknown								
Manny Castillo, S OBP: 0.276, SLG: 0.277 (1, 5)										3	1	1	1	0	0	0									
Bruce Bochte, L OBP: 0.415, SLG: 0.383 (1, 7)										3	1	1	0	1	0	1									
Steve Stroutger, L OBP: 0.333, SLG: 0.346 (1, 10)										4	1	2	1	0	1	1									
Al Cowens, R OBP: 0.301, SLG: 0.436 (1, 9)										4	0	3	1	0	0	0									
Todd Cruz, R OBP: 0.305, SLG: 0.413 (1, 6)										4	0	0	0	0	1	4									
Jim Maler, R OBP: 0.303, SLG: 0.376 (1, 3)										4	0	0	0	0	0	2									
Bud Bulling, R OBP: 0.389, SLG: 0.387 (1, 2)										0	0	0	0	0	0	0									
Dan Firova, R (2, 2)										4	0	0	0	0	0	2									
Julio Cruz, S OBP: 0.348, SLG: 0.319 (1, 4)										3	1	1	0	0	1	0									
Paul Serna, R (8, 4)										0	0	0	0	0	0	0									
Inning Stats	R: 3 E: 1 K: 0 S: 5	H: 3 LOB: 0 BB: 1 P: 9	R: 0 E: 0 K: 1 S: 5	H: 0 LOB: 0 BB: 0 P: 5	R: 0 E: 0 K: 1 S: 6	H: 1 LOB: 1 BB: 0 P: 6	R: 0 E: 0 K: 0 S: 3	H: 1 LOB: 0 BB: 0 P: 3	R: 1 E: 0 K: 0 S: 5	H: 2 LOB: 2 BB: 0 P: 5	R: 0 E: 0 K: 0 S: 3	H: 0 LOB: 0 BB: 0 P: 3	R: 0 E: 0 K: 0 S: 3	H: 0 LOB: 0 BB: 0 P: 3	R: 0 E: 0 K: 1 S: 5	H: 0 LOB: 0 BB: 0 P: 5	R: 0 E: 0 K: 1 S: 5	H: 0 LOB: 0 BB: 0 P: 5	1B: 9 2B: 1 3B: 0 HR: 0	SF: 1 SAC: 0 DP: 2 HBP: 0	WP: 0 PB: 0 SB: 0 CS: 0	PA: 35			
PITCHER	IP	WLS	BF	H	R	ER	SO	BB	IBB	HBP	BLK	WP	HR	S	P	ERA	WHIP								
Sammy Stewart, R ERA: 4.1 (1, 1)	5.0	W	23	9	4	2	2	1	0	0	0	0	0	26	30	3.60	2.000								
Jim Palmer, R ERA: 7.04 (6, 1)	4.0	S	12	0	0	0	1	0	0	0	0	0	0	14	14	0.00	0.000								



Batter	1	2	3	4	5	6	7	8	9	AB	R	H	RBI	BB	SO	LOB	TOP					
Al Bumbry, L OBP: 0.315, SLG: 0.331 (1, 8)										5	0	1	0	0	2	2	Baltimore Orioles @ Seattle Mariners The Kingdome, Seattle, WA Sat May 15 1982, 10:05 PM EDT Att: 23,682 - Unknown					
Rich Dauer, R OBP: 0.383, SLG: 0.442 (1, 4)										4	0	0	0	0	0	3						
Dan Ford, R OBP: 0.256, SLG: 0.395 (1, 9)										3	0	1	0	1	0	0						
Ken Singleton, S OBP: 0.353, SLG: 0.287 (1, 10)										2	1	0	0	2	1	1						
John Lowenstein, L OBP: 0.458, SLG: 0.808 (8, PH)										2	1	1	2	1	0	2						
Benny Ayala, R OBP: 0.357, SLG: 0.462 (8, PH)										0	0	0	0	0	0	0						
Jim Dwyer, L OBP: 0.222, SLG: 0.389 (8, 7)										1	0	0	0	0	1	1						
Gary Roenicke, R OBP: 0.389, SLG: 0.591 (1, 3)										3	0	0	0	1	2	4						
Cal Ripken Jr., R OBP: 0.262, SLG: 0.396 (1, 5)										4	0	1	0	0	1	2						
Rick Dempsey, R OBP: 0.369, SLG: 0.304 (1, 2)										3	0	1	0	1	1	1						
Lenn Sakata, R OBP: 0.300, SLG: 0.321 (9, PH)										2	0	0	0	0	1	1						
Terry Crowley, L OBP: 0.370, SLG: 0.190 (9, PH)										1	0	0	0	0	0	1						
Bobby Bonner, R OBP: 0.273, SLG: 0.258 (9, 6)										0	0	0	0	0	0	0						
Inning Stats	R: 0 E: 0 K: 1 S: 5	H: 0 LOB: 0 BB: 0 P: 5	R: 0 E: 0 K: 2 S: 7	H: 0 LOB: 1 BB: 1 P: 11	R: 0 E: 0 K: 0 S: 3	H: 0 LOB: 0 BB: 0 P: 3	R: 0 E: 0 K: 0 S: 4	H: 1 LOB: 2 BB: 1 P: 8	R: 0 E: 0 K: 1 S: 7	H: 2 LOB: 2 BB: 0 P: 7	R: 2 E: 0 K: 1 S: 5	H: 1 LOB: 0 BB: 2 P: 13	R: 0 E: 0 K: 0 S: 3	H: 0 LOB: 1 BB: 1 P: 7	R: 0 E: 0 K: 2 S: 7	H: 0 LOB: 1 BB: 1 P: 11	R: 0 E: 0 K: 2 S: 8	H: 1 LOB: 1 BB: 0 P: 8	1B: 3 2B: 1 3B: 0 HR: 1	SF: 0 SAC: 1 DP: 0 HBP: 0	WP: 0 PB: 0 SB: 0 CS: 1	PA: 38
PITCHER	IP	WLS	BF	H	R	ER	SO	BB	IBB	HBP	BLK	WP	HR	S	P	ERA	WHIP					
Mike Moore, R ERA: 6.25 (1, 1)	6.1		27	4	2	2	5	5	0	0	0	0	1	32	52	2.84	1.421					
Ed Vande Berg, L ERA: 2.45 (7, 1)	1.0		4	0	0	0	0	1	0	0	1	0	0	3	7	0.00	1.000					
Bill Caudill, R ERA: 1.95 (8, 1)	1.2	W	6	1	0	0	4	0	0	0	0	0	0	14	14	0.00	0.600					

Batter	1	2	3	4	5	6	7	8	9	AB	R	H	RBI	BB	SO	LOB	BOTTOM						
Bobby Brown, S OBP: 0.269, SLG: 0.333 (1, 8)										4	2	2	0	0	0	0	Baltimore Orioles @ Seattle Mariners The Kingdome, Seattle, WA Sat May 15 1982, 10:05 PM EDT Att: 23,682 - Unknown						
Manny Castillo, S OBP: 0.291, SLG: 0.286 (1, 5)										3	0	2	1	1	0	0							
Bruce Bochte, L OBP: 0.418, SLG: 0.395 (1, 7)										4	0	2	1	0	0	1							
Al Cowens, R OBP: 0.300, SLG: 0.431 (1, 9)										4	0	1	0	0	0	3							
Todd Cruz, R OBP: 0.304, SLG: 0.408 (1, 6)										4	0	1	0	0	0	2							
Jim Malar, R OBP: 0.309, SLG: 0.380 (9, FR)										4	0	2	0	0	0	1							
Thad Bosley, L OBP: 0.267, SLG: 0.220 (9, FR)										0	1	0	0	0	0	0							
Steve Stroutr, L OBP: 0.294, SLG: 0.300 (1, 10)										4	0	0	0	0	1	3							
Bud Bulling, R OBP: 0.350, SLG: 0.343 (1, 2)										4	0	0	0	0	0	3							
Julio Cruz, S OBP: 0.346, SLG: 0.317 (1, 4)										4	0	1	1	0	1	0							
Inning Stats	R: 1 E: 1 K: 0 S: 4	H: 3 LOB: 1 BB: 1 P: 8	R: 0 E: 0 K: 1 S: 5	H: 0 LOB: 0 BB: 0 P: 5	R: 1 E: 0 K: 0 S: 5	H: 2 LOB: 1 BB: 0 P: 5	R: 0 E: 0 K: 0 S: 4	H: 1 LOB: 1 BB: 0 P: 4	R: 0 E: 0 K: 0 S: 5	H: 2 LOB: 2 BB: 0 P: 5	R: 0 E: 0 K: 1 S: 5	H: 0 LOB: 0 BB: 0 P: 5	R: 0 E: 0 K: 0 S: 3	H: 0 LOB: 0 BB: 0 P: 3	R: 1 E: 1 K: 0 S: 4	H: 2 LOB: 2 BB: 0 P: 4		R: 1 E: 1 K: 0 S: 4	H: 2 LOB: 2 BB: 0 P: 4	1B: 10 2B: 1 3B: 0 HR: 0	SF: 0 SAC: 0 DP: 1 HBP: 0	WP: 0 PB: 0 SB: 1 CS: 0	PA: 36
PITCHER	IP	WLS	BF	H	R	ER	SO	BB	IBB	HBP	BLK	WP	HR	S	P	ERA		WHIP					
Scott McGregor, L ERA: 3.23 (1, 1)	8.1	L	36	11	3	3	2	1	0	0	0	0	0	39	43	3.24		1.440					



Batter	1	2	3	4	5	6	7	8	9	10	AB	R	H	RBI	BB	SO	LOB	TOP									
Al Bumby, L OBP: 0.319, SLG: 0.328 (1, 8)	F8		K		5-3 2B		HR		1-3		4	2	1	0	1	1	2	Baltimore Orioles @ Seattle Mariners The Kingdome, Seattle, WA Sun May 16 1982, 10:05 PM EDT Att: 6,504 - Unknown									
Rich Dauer, R OBP: 0.377, SLG: 0.456 (1, 4)	4-3		K		5-3		HR		G3		5	1	1	2	0	1	3										
Dan Ford, R OBP: 0.254, SLG: 0.395 (1, 9)	6-3			K			K			K	5	0	1	1	0	3	0										
Ken Singleton, S OBP: 0.361, SLG: 0.314 Eddie Murray, S OBP: 0.454, SLG: 0.610 (10, PR)	6-3			HR			G3			1B SF9 BB	3	1	1	1	2	0	0										
John Lowenstein, L OBP: 0.453, SLG: 0.768 (1, 7)	G3			WP 1B BB			G1			FC6-4 1B	4	0	1	0	1	1	2										
Joe Nolan, L OBP: 0.244, SLG: 0.189 Rick Dempsey, R OBP: 0.365, SLG: 0.304 (8, 2)	G3			WP 1B			F8			SF9	4	0	1	0	0	0	0										
Gary Roenicke, R OBP: 0.389, SLG: 0.576 (1, 3)			1B 1B	K			S BB		K	FC6-4 1-2	4	0	1	0	1	2	3										
Cal Ripken Jr., R OBP: 0.252, SLG: 0.381 (1, 5)			F9	K			F8				4	0	0	0	0	1	4										
Bobby Bonner, R OBP: 0.278, SLG: 0.265 Jim Dwyer, L OBP: 0.211, SLG: 0.368 Lenn Sakata, R OBP: 0.300, SLG: 0.321 (9, PH)			1-3 1B				F7			K	3	0	1	0	0	1	1										
Inning Stats	R: 0 E: 0 K: 0 S: 3	H: 0 LOB: 0 BB: 0 P: 3	R: 0 E: 0 K: 0 S: 3	H: 0 LOB: 0 BB: 0 P: 3	R: 0 E: 0 K: 2 S: 9	H: 2 LOB: 2 BB: 0 P: 9	R: 1 E: 0 K: 3 S: 11	H: 2 LOB: 1 BB: 1 P: 15	R: 1 E: 0 K: 1 S: 4	H: 1 LOB: 2 BB: 1 P: 12	R: 0 E: 0 K: 1 S: 5	H: 0 LOB: 0 BB: 0 P: 9	R: 2 E: 0 K: 2 S: 9	H: 2 LOB: 0 BB: 0 P: 9	R: 0 E: 0 K: 1 S: 5	H: 0 LOB: 0 BB: 0 P: 5	R: 0 E: 0 K: 1 S: 5		H: 0 LOB: 0 BB: 0 P: 5	R: 1 E: 0 K: 1 S: 6	H: 1 LOB: 1 BB: 1 P: 10	1B: 5 2B: 1 3B: 0 HR: 2	SF: 1 SAC: 0 DP: 0 HBP: 0	WP: 1 PB: 0 SB: 1 CS: 0	PA: 43		
PITCHER	IP	WLS	BF	H	R	ER	SO	BB	IBB	HBP	BLK	WP	HR	S	P	ERA	WHIP										
Gaylord Perry, R ERA: 3.88 Mike Stanton, R ERA: 2.7	(1, 1)	9.1	L	41	8	5	5	11	5	0	0	0	0	2	2	0.00	0.000										

Batter	1	2	3	4	5	6	7	8	9	10	AB	R	H	RBI	BB	SO	LOB	BOTTOM										
Bobby Brown, S OBP: 0.267, SLG: 0.321 (1, 8)	F9		F9		CS		BB 2B 1B		SH3		4	1	1	0	0	1	3	Baltimore Orioles @ Seattle Mariners The Kingdome, Seattle, WA Sun May 16 1982, 10:05 PM EDT Att: 6,504 - Unknown										
Manny Castillo, S OBP: 0.288, SLG: 0.277 (1, 5)	G3		F3			2B BB	4-3		F8		4	1	0	0	1	0	3											
Bruce Bochte, L OBP: 0.427, SLG: 0.409 Lenny Randle, S OBP: 0.258, SLG: 0.185 (8, PR)	1-3				FC6-4 1B		1B 2B		L5		3	1	2	2	1	0	0											
Al Cowens, R OBP: 0.303, SLG: 0.426 (1, 9)		BB			P5		1B		K		4	0	1	1	1	1	2											
Todd Cruz, R OBP: 0.293, SLG: 0.393 (1, 6)	F9		FC6-4		FC6-4		F9		E6		5	0	0	0	0	0	3											
Jim Mauer, R OBP: 0.312, SLG: 0.376 Joe Simpson, L OBP: 0.297, SLG: 0.297 (10, PR)	F9		F7		F7		F9		FC3-6 IBB		4	0	1	0	1	0	3											
Thad Bosley, L OBP: 0.240, SLG: 0.196 (1, 7)	G3				K		F8		FC3-6		5	0	0	0	0	1	5											
Bud Bulling, R OBP: 0.341, SLG: 0.333 (1, 2)			1-3		G3				F9		4	0	1	0	0	0	2											
Julio Cruz, S OBP: 0.361, SLG: 0.326 (1, 4)					CS BB		CS 1B		SH3 1B		2	0	2	0	2	0	0											
Inning Stats	R: 0 E: 0 K: 0 S: 3	H: 0 LOB: 0 BB: 0 P: 3	R: 0 E: 0 K: 0 S: 3	H: 0 LOB: 1 BB: 1 P: 7	R: 0 E: 0 K: 0 S: 3	H: 0 LOB: 1 BB: 1 P: 7	R: 0 E: 0 K: 0 S: 4	H: 1 LOB: 1 BB: 0 P: 4	R: 0 E: 0 K: 1 S: 4	H: 0 LOB: 0 BB: 1 P: 8	R: 3 E: 0 K: 0 S: 6	H: 3 LOB: 1 BB: 1 P: 10	R: 0 E: 0 K: 1 S: 6	H: 2 LOB: 1 BB: 0 P: 6	R: 1 E: 1 K: 1 S: 6	H: 0 LOB: 2 BB: 2 P: 14	R: 0 E: 0 K: 0 S: 4		H: 1 LOB: 1 BB: 0 P: 4	R: 0 E: 0 K: 0 S: 4	H: 1 LOB: 1 BB: 0 P: 4	1B: 7 2B: 1 3B: 0 HR: 0	SF: 0 SAC: 1 DP: 0 HBP: 0	WP: 1 PB: 0 SB: 2 CS: 2	PA: 44			
PITCHER	IP	WLS	BF	H	R	ER	SO	BB	IBB	HBP	BLK	WP	HR	S	P	ERA	WHIP											
Mike Flanagan, L ERA: 4.67 Storm Davis, R ERA: Tippy Martinez, L ERA: 6.16 Tim Stoddard, R ERA: 5.4	(1, 1)	5.0	4	3	3	1	1	4	0	0	0	0	0	20	36	5.40	1.600											
	(6, 1)	1.0	5	2	0	0	0	0	0	0	0	0	0	5	5	0.00	2.000											
	(7, 1)	3.0	W	12	1	1	0	2	1	1	0	0	1	0	14	22	0.00	0.667										
	(10, 1)	1.0	S	4	1	0	0	0	0	0	0	0	0	4	4	0.00	1.000											



Batter	1	2	3	4	5	6	7	8	9	AB	R	H	RBI	BB	SO	LOB	TOP				
Bobby Brown, S OBP: 0.265, SLG: 0.313 (1, 7)										4	1	1	0	0	0	2	Seattle Mariners @ Boston Red Sox Fenway Park, Boston, MA Tue May 18 1982, 7:05 PM EDT Att: 16,436 - Unknown livebaseballscorecards.com				
Joe Simpson, L OBP: 0.286, SLG: 0.284 (1, 8)										4	0	0	1	0	0	0					
Bruce Bochte, L OBP: 0.435, SLG: 0.438 (1, 3)										3	1	2	1	1	1	0					
Al Cowens, R OBP: 0.308, SLG: 0.431 (1, 9)										3	0	1	0	1	0	1					
Steve Strouther, L OBP: 0.263, SLG: 0.265 (1, 10)										4	0	0	0	0	2	3					
Todd Cruz, R OBP: 0.292, SLG: 0.403 (1, 6)										4	1	1	0	0	0	0					
Manny Castillo, S OBP: 0.287, SLG: 0.279 (1, 5)										3	0	1	1	0	1	0					
Bud Bulling, R OBP: 0.313, SLG: 0.302 (1, 2)										4	0	0	0	0	0	1					
Julio Cruz, S OBP: 0.361, SLG: 0.327 (1, 4)										3	0	1	0	0	2	0					
Inning Stats	R: 1 E: 0 X: 1 S: 7	H: 2 LOB: 1 BB: 0 P: 7	R: 0 E: 0 X: 1 S: 5	H: 0 LOB: 0 BB: 0 P: 5	R: 0 E: 0 X: 1 S: 5	H: 0 LOB: 0 BB: 0 P: 5	R: 1 E: 0 X: 0 S: 4	H: 1 LOB: 0 BB: 0 P: 4	R: 0 E: 0 X: 1 S: 5	H: 0 LOB: 2 BB: 2 P: 13	R: 0 E: 0 X: 0 S: 5	H: 2 LOB: 2 BB: 0 P: 5	R: 0 E: 0 X: 0 S: 3	H: 1 LOB: 0 BB: 0 P: 3	R: 1 E: 0 X: 1 S: 6	H: 1 LOB: 0 BB: 0 P: 6	1B: 4 2B: 1 3B: 1 HR: 1	SF: 1 SAC: 0 DP: 1 HBP: 0	WP: 0 PB: 0 S: 2 CS: 0	PA: 35	
PITCHER Dennis Eckersley, R ERA: 2.31 (1, 1)	IP: 9.0 WLS: L BF: 35	H: 7 R: 3 ER: 3 SO: 6	BB: 2 IBB: 0 HBP: 0 BLK: 0	WP: 0 HR: 1 S: 45 P: 53	ERA: 3.00 WHIP: 1.000											ERA: 3.00 WHIP: 1.000					

Batter	1	2	3	4	5	6	7	8	9	AB	R	H	RBI	BB	SO	LOB	BOTTOM				
Jerry Remy, L OBP: 0.306, SLG: 0.296 (1, 4)										4	0	0	0	0	2	1	Seattle Mariners @ Boston Red Sox Fenway Park, Boston, MA Tue May 18 1982, 7:05 PM EDT Att: 16,436 - Unknown livebaseballscorecards.com				
Dwight Evans, R OBP: 0.377, SLG: 0.384 (1, 9)										4	0	1	0	0	0	1					
Jim Rice, R OBP: 0.367, SLG: 0.432 (1, 7)										3	0	0	0	0	1	1					
Tony Perez, R OBP: 0.373, SLG: 0.475 (1, 10)										3	0	1	0	0	0	1					
Carney Lansford, R OBP: 0.357, SLG: 0.387 (1, 5)										3	0	0	0	0	1	1					
Dave Stapleton, R OBP: 0.279, SLG: 0.364 (1, 3)										3	0	0	0	0	1	1					
Glenn Hoffman, R OBP: 0.308, SLG: 0.409 (1, 6)										2	0	0	0	1	2	0					
Gary Allenson, R OBP: 0.276, SLG: 0.302 (1, 2)										3	0	0	0	0	2	1					
Reid Nichols, R OBP: 0.318, SLG: 0.250 (1, 8)										3	0	1	0	0	0	0					
Inning Stats	R: 0 E: 0 X: 2 S: 7	H: 0 LOB: 0 BB: 0 P: 7	R: 0 E: 0 X: 0 S: 3	H: 1 LOB: 0 BB: 0 P: 3	R: 0 E: 0 X: 1 S: 4	H: 0 LOB: 1 BB: 1 P: 8	R: 0 E: 0 X: 0 S: 4	H: 1 LOB: 0 BB: 0 P: 4	R: 0 E: 0 X: 1 S: 5	H: 0 LOB: 0 BB: 0 P: 5	R: 0 E: 0 X: 1 S: 5	H: 0 LOB: 0 BB: 0 P: 5	R: 0 E: 0 X: 3 S: 9	H: 0 LOB: 0 BB: 0 P: 9	R: 0 E: 0 X: 1 S: 6	H: 1 LOB: 1 BB: 0 P: 6	1B: 2 2B: 1 3B: 0 HR: 0	SF: 0 SAC: 0 DP: 1 HBP: 0	WP: 0 PB: 0 S: 2 CS: 1	PA: 29	
PITCHER Floyd Bannister, L ERA: 3.19 (1, 1)	IP: 9.0 WLS: W BF: 29	H: 3 R: 0 ER: 0 SO: 9	BB: 1 IBB: 0 HBP: 0 BLK: 0	WP: 0 HR: 0 S: 46 P: 50	ERA: 0.00 WHIP: 0.444											ERA: 0.00 WHIP: 0.444					



Batter	1	2	3	4	5	6	7	8	9	AB	R	H	RBI	BB	SO	LOB	TOP					
Bobby Brown, S OBP: 0.295, SLG: 0.375 (1.7)	F4		6-3			5-3	6-3			4	0	0	0	0	0	1						
Paul Serna, R OBP: 0.250, SLG: 0.250 (1.5)	L1-3 1B		1B			1B		4-3		4	0	3	0	0	0	0						
Bruce Bochte, L OBP: 0.423, SLG: 0.420 (1.3)	L1-3 1-2		K			F6		K		4	0	0	0	0	2	3						
Al Cowens, R OBP: 0.325, SLG: 0.468 (1.9)		F9		G4-6-3 1B		K				4	0	2	0	0	1	1						
Todd Cruz, R OBP: 0.294, SLG: 0.401 (1.6)	1B BB		G4-6-3 1-2			4-3 1B 1B		F9		3	1	1	0	1	0	2						
Jim Malar, R OBP: 0.299, SLG: 0.358 (1.10)	1-3 1B		K			L5		F9		4	0	1	0	0	1	1						
Dave Henderson, R OBP: 0.429, SLG: 0.594 (1.8)	F9				L5	4-3 1B		6-3		4	1	1	0	0	0	2						
Bud Bulling, R OBP: 0.263, SLG: 0.250 (1.2)					F7			F9		3	0	0	0	0	1	4						
Dan Firova, R (7.2)	K					4-3		F9		1	0	0	0	0	0	0						
Julio Cruz, S OBP: 0.356, SLG: 0.318 (1.4)			F7		F3					3	0	1	2	0	0	0						
Inning Stats	R: 0 E: 0 K: 0 S: 3	H: 1 LOB: 0 BB: 0 P: 3	R: 0 E: 0 K: 1 S: 6	H: 1 LOB: 2 BB: 1 P: 10	R: 0 E: 0 K: 1 S: 6	H: 1 LOB: 1 BB: 0 P: 6	R: 0 E: 0 K: 1 S: 5	H: 1 LOB: 0 BB: 0 P: 5	R: 0 E: 0 K: 0 S: 3	H: 0 LOB: 0 BB: 0 P: 3	R: 0 E: 0 K: 1 S: 6	H: 1 LOB: 1 BB: 0 P: 6	R: 2 E: 0 K: 0 S: 6	H: 3 LOB: 1 BB: 0 P: 6	R: 0 E: 0 K: 1 S: 6	H: 1 LOB: 0 BB: 0 P: 6	R: 0 E: 0 K: 0 S: 3	H: 0 LOB: 0 BB: 0 P: 3	1B: 8 2B: 2 3B: 0 HR: 0	SF: 0 SAC: 0 DP: 2 HBP: 0	WP: 0 PB: 0 SB: 0 CS: 0	PA: 35
PITCHER John Tudor, L ERA: 3.26 (1.1)	IP: 9.0 WLS: W BF: 35 H: 9 R: 2 ER: 2 SO: 5 BB: 1 IBB: 0 HBP: 0 BLK: 0 WP: 0 HR: 0 S: 44 P: 48 ERA: 2.00 WHIP: 1.111															PITCHER						

Seattle Mariners @ Boston Red Sox
Fenway Park, Boston, MA
Thu May 20 1982, 7:05 PM EDT
Att: 14,587 - Unknown

AB 34
R 2
H 9
RBI 2
BB 1
SO 5
LOB 14



Batter	1	2	3	4	5	6	7	8	9	AB	R	H	RBI	BB	SO	LOB	BOTTOM			
Jerry Remy, L OBP: 0.320, SLG: 0.295 (1.4)	F8		1B HR	BB 1B		2B 2B	F8			2	2	0	0	3	0	1				
Dwight Evans, R OBP: 0.370, SLG: 0.383 (1.9)	F3		HR	BB 1B		2B		5-3		5	2	3	0	0	0	0				
Jim Rice, R OBP: 0.367, SLG: 0.450 (1.7)	F7		HR	BB 1B		1B 2B		K		4	2	2	5	1	1	0				
Carl Yastrzemski, L OBP: 0.402, SLG: 0.571 (1.10)										4	1	2	2	0	0	3				
Wade Boggs, L OBP: 0.370, SLG: 0.348 (6. PR)			F2		F8					0	0	0	0	1	0	0				
Carney Lansford, R OBP: 0.371, SLG: 0.410 (1.5)	6-3			HR 1B	G4-3 BB 1B	G6-4-3 1B		1B BB		5	2	3	0	0	0	1				
Dave Stapleton, R OBP: 0.287, SLG: 0.358 (1.3)	F8			HR 1B	G4-3 BB	6-3		F5		4	1	1	0	1	0	3				
Rich Gedman, L OBP: 0.346, SLG: 0.494 (1.2)	F9			HR	G4-3			K		4	1	1	3	0	1	2				
Glenn Hoffman, R OBP: 0.318, SLG: 0.431 (1.6)			F6							2	0	1	1	1	0	0				
Julio Valdez, S (7.6)				CS BB				K		1	0	0	0	0	1	0				
Rick Miller, L OBP: 0.353, SLG: 0.358 (1.8)				BB						1	0	0	0	0	0	0				
Reid Nichols, R OBP: 0.308, SLG: 0.250 (4. PH) (5.8)	4-3			1-2	F7	4-3				3	0	1	0	0	0	2				
Inning Stats	R: 0 E: 0 K: 0 S: 3	H: 0 LOB: 0 BB: 0 P: 3	R: 1 E: 0 K: 0 S: 4	H: 1 LOB: 0 BB: 0 P: 4	R: 3 E: 0 K: 0 S: 5	H: 2 LOB: 1 BB: 1 P: 9	R: 3 E: 0 K: 0 S: 6	H: 4 LOB: 3 BB: 3 P: 18	R: 1 E: 0 K: 0 S: 4	H: 2 LOB: 1 BB: 1 P: 8	R: 3 E: 0 K: 2 S: 8	H: 3 LOB: 1 BB: 1 P: 9	R: 0 E: 0 K: 1 S: 6	H: 1 LOB: 2 BB: 0 P: 8	R: 0 E: 0 K: 1 S: 6	H: 1 LOB: 1 BB: 1 P: 10	1B: 9 2B: 2 3B: 0 HR: 3	SF: 0 SAC: 0 DP: 2 HBP: 0	WP: 0 PB: 0 SB: 0 CS: 1	PA: 42
PITCHER Mike Moore, R ERA: 7.38 (1.1)	IP: 3.0 WLS: L BF: 16 H: 6 R: 7 ER: 7 SO: 0 BB: 1 IBB: 0 HBP: 0 BLK: 0 WP: 0 HR: 3 S: 15 P: 19 ERA: 21.00 WHIP: 2.333															PITCHER				
Bryan Clark, L ERA: 2.57 (4.1)	3.0 17 6 4 4 0 5 0 0 0 0 0 12 32 12.00 3.667																			
Jim Beattie, R ERA: 4.22 (7.1)	2.0 9 2 0 0 3 1 0 0 0 0 0 14 18 0.00 1.500																			

Seattle Mariners @ Boston Red Sox
Fenway Park, Boston, MA
Thu May 20 1982, 7:05 PM EDT
Att: 14,587 - Unknown

AB 35
R 11
H 14
RBI 11
BB 7
SO 3
LOB 12



Batter	1	2	3	4	5	6	7	8	9	AB	R	H	RBI	BB	SO	LOB	TOP				
Bobby Brown, S OBP: 0.292, SLG: 0.364 (1, 7)	F8		CS 2H 1B			4-3		F5		4	0	1	1	0	0	0	Seattle Mariners @ Milwaukee Brewers Milwaukee County Stadium, Milwaukee, WI Fri May 21 1982, 8:05 PM EDT Att: 11,545 - Unknown livebaseballscorecards.com				
Paul Serna, R OBP: 0.250, SLG: 0.250 (1, 5)	4-3		CS 1-2	SH1-3 1B		6-3		5-3		4	0	1	0	0	0						
Bruce Bochte, L OBP: 0.416, SLG: 0.411 (1, 3)	K			SH1-3 1-2		K		K		3	0	0	0	0	3						
Al Cowens, R OBP: 0.324, SLG: 0.462 (1, 9)		K		K			BB 1B	K		4	0	1	0	0	3	1					
Todd Cruz, R OBP: 0.287, SLG: 0.391 (1, 6)	F6			5-3			F9	K		4	0	0	0	0	1	2					
Jim Maser, R OBP: 0.293, SLG: 0.351 (1, 10)	K				6-3		F7			3	0	0	0	0	1	1					
Dave Henderson, R OBP: 0.421, SLG: 0.559 (1, 8)			F3		K		BB 1-2	BB 1-2		2	0	0	0	1	1	0					
Bud Bulling, R OBP: 0.288, SLG: 0.264 (1, 2)										1	1	1	0	1	0	0					
Manny Castillo, S OBP: 0.290, SLG: 0.285 (7, PH)			BLK 1B							1	0	0	0	0	1	2					
Dan Firova, R (7, 2)							BB			0	0	0	0	0	0	0					
Julio Cruz, S OBP: 0.350, SLG: 0.312 (1, 4)			F4		F7			K		3	0	0	0	0	1	2					
Inning Stats	R: 0 E: 0 K: 1 S: 5	H: 0 LOB: 0 BB: 0 P: 5	R: 0 E: 0 K: 2 S: 7	H: 0 LOB: 0 BB: 0 P: 7	R: 1 E: 0 K: 0 S: 4	H: 2 LOB: 0 BB: 0 P: 4	R: 0 E: 0 K: 1 S: 6	H: 1 LOB: 1 BB: 0 P: 6	R: 0 E: 0 K: 1 S: 5	H: 0 LOB: 1 BB: 1 P: 9	R: 0 E: 0 K: 1 S: 6	H: 1 LOB: 2 BB: 1 P: 10	R: 0 E: 0 K: 3 S: 5	H: 0 LOB: 0 BB: 0 P: 5	R: 0 E: 0 K: 3 S: 9	H: 0 LOB: 0 BB: 0 P: 9	1B: 4 2B: 0 3B: 0 HR: 0	SF: 0 SAC: 1 DP: 0 HBP: 0	WP: 0 PB: 0 SB: 0 CS: 1	PA: 33	
PITCHER	IP	WLS	BF	H	R	ER	SO	BB	IBB	HBP	BLK	WP	HR	S	P	ERA	WHIP			ERA	WHIP
Bob McClure, L ERA: 5.14 (1, 1)	6.2	W	25	4	1	1	6	2	0	0	1	0	0	35	43	1.35	0.900			ERA	WHIP
Rollie Fingers, R ERA: 2.3 (7, 1)	2.1	S	7	0	0	0	5	0	0	0	0	0	0	17	17	0.00	0.000			ERA	WHIP

Batter	1	2	3	4	5	6	7	8	9	AB	R	H	RBI	BB	SO	LOB	BOTTOM				
Paul Moltitor, R OBP: 0.392, SLG: 0.438 (1, 10)	F9		6-3		F7		6-3			4	0	0	0	0	0	1	Seattle Mariners @ Milwaukee Brewers Milwaukee County Stadium, Milwaukee, WI Fri May 21 1982, 8:05 PM EDT Att: 11,545 - Unknown livebaseballscorecards.com				
Ben Oglivie, L OBP: 0.299, SLG: 0.434 (1, 7)			G3			CS 1B	1-3			4	0	2	0	0	0	1					
Cecil Cooper, L OBP: 0.392, SLG: 0.469 (1, 3)	5-3			6-3 5-3 1B		CS 1B		F8		4	2	2	0	0	0	1					
Don Money, R OBP: 0.373, SLG: 0.683 (1, 5)	F8			5-3 1-2		K	1-2 2-3	K		4	0	0	0	0	2	4					
Gorman Thomas, R OBP: 0.324, SLG: 0.395 (1, 8)		F8		6-3 2-3		1B BB		F2		3	1	0	0	1	0	1					
Robin Yount, R OBP: 0.359, SLG: 0.475 (1, 6)		F7		1B		1-2 2H 1B				3	1	2	2	0	0	0					
Ted Simmons, S OBP: 0.248, SLG: 0.327 (1, 2)		F9		4-3		1H 2H 2B				3	0	1	2	0	0	1					
Charlie Moore, R OBP: 0.313, SLG: 0.356 (1, 9)			6-3 SH2-3 1B		F7		F8			3	0	1	0	0	0	1					
Jim Gantner, L OBP: 0.349, SLG: 0.373 (1, 4)			SH2-3 1-2		G3		G3			2	0	0	0	0	0	0					
Inning Stats	R: 0 E: 0 K: 0 S: 4	H: 1 LOB: 1 BB: 0 P: 4	R: 0 E: 0 K: 0 S: 3	H: 0 LOB: 0 BB: 0 P: 3	R: 0 E: 0 K: 0 S: 4	H: 1 LOB: 1 BB: 0 P: 4	R: 1 E: 0 K: 0 S: 5	H: 2 LOB: 1 BB: 0 P: 5	R: 0 E: 0 K: 0 S: 3	H: 0 LOB: 0 BB: 0 P: 3	R: 3 E: 0 K: 1 S: 8	H: 4 LOB: 1 BB: 1 P: 12	R: 0 E: 0 K: 0 S: 3	H: 0 LOB: 0 BB: 0 P: 3	R: 0 E: 0 K: 1 S: 5	H: 0 LOB: 0 BB: 0 P: 5		1B: 6 2B: 3 3B: 0 HR: 0	SF: 0 SAC: 1 DP: 1 HBP: 0	WP: 0 PB: 0 SB: 0 CS: 2	PA: 32
PITCHER	IP	WLS	BF	H	R	ER	SO	BB	IBB	HBP	BLK	WP	HR	S	P	ERA	WHIP			ERA	WHIP
Gaylord Perry, R ERA: 3.95 (1, 1)	8.0	L	32	8	4	4	2	1	0	0	0	0	0	35	39	4.50	1.125			ERA	WHIP

Batter	1	2	3	4	5	6	7	8	9	AB	R	H	RBI	BB	SO	LOB	TOP										
Bobby Brown, S OBP: 0.284, SLG: 0.327 (1, 7)	0-3 K		0-0 F9	0-3 K		0-3 K			0-0 5-3	5	0	0	0	0	3	1											
Paul Serna, R OBP: 0.238, SLG: 0.238 (1, 5)	0-0 5-3		0-0 1B HBP	0-0 F3			0-0 F7		0-0 1-3	5	1	1	0	0	0	0											
Al Cowens, R OBP: 0.322, SLG: 0.453 (1, 9)	0-0 F8		1-0 1B HBP		0-0 E5		0-0 F4			3	1	0	0	0	0	0											
Gary Gray, R OBP: 0.500, SLG: 0.750 (1, 10)		0-3 K	0-0 E 1B HR		0-0 F6		0-0 2B			4	1	2	2	0	1	1											
Todd Cruz, R OBP: 0.286, SLG: 0.387 (1, 6)	0-0 F8		0-0 E HR 1B		0-0 5-3		0-0 4-3			4	1	1	1	0	0	2											
Dave Henderson, R OBP: 0.426, SLG: 0.595 (1, 8)	0-0 3B		1-2 3H HR 1B		4-0 BB			0-0 F5		3	1	1	0	1	0	2											
Jim Maler, R OBP: 0.292, SLG: 0.367 (1, 3)	0-0 6-3		0-0 HR		0-0 F7			0-0 E5 G4-3		4	1	1	4	0	0	3											
Bud Bulling, R OBP: 0.286, SLG: 0.263 (1, 2)			0-0 1B F4		0-0 6-3			0-0 G4-3		4	0	1	0	0	0	1											
Julio Cruz, S OBP: 0.342, SLG: 0.304 (1, 4)			0-0 FC6-4 1B HBP		0-0 1-3		0-0 1-3		0-0 F7	4	1	0	0	0	0	1											
Inning Stats	R: 0 E: 0 K: 1 S: 5	H: 0 LOB: 0 BB: 0 P: 5	R: 0 E: 0 K: 1 S: 6	H: 1 LOB: 1 BB: 0 P: 6	R: 7 E: 1 K: 0 S: 9	H: 5 LOB: 0 BB: 0 P: 10	R: 0 E: 0 K: 1 S: 5	H: 0 LOB: 0 BB: 0 P: 5	R: 0 E: 1 K: 0 S: 4	H: 1 LOB: 1 BB: 0 P: 4	R: 0 E: 1 K: 0 S: 3	H: 0 LOB: 0 BB: 0 P: 3	R: 0 E: 0 K: 0 S: 3	H: 0 LOB: 0 BB: 0 P: 3	R: 0 E: 0 K: 0 S: 3	H: 0 LOB: 0 BB: 0 P: 3	1B: 4 2B: 1 3B: 1 HR: 1	SF: 0 SAC: 0 DP: 1 HBP: 1	WP: 0 PB: 0 SB: 0 CS: 0	PA: 38							
PITCHER	IP	WLS	BF	H	R	ER	SO	BB	IBB	HBP	BLK	WP	HR	S	P	ERA	WHIP										
Randy Lerch, L ERA: 5.36 (1, 1)	4.2	L	24	6	7	3	3	1	0	1	0	0	1	28	33	5.79	1.500										
Jim Slaton, R ERA: 2.51 (5, 1)	1.1		4	0	0	0	1	0	0	0	0	0	0	6	6	0.00	0.000										
Jerry Augustine, L ERA: 5.87 (7, 1)	2.0		7	1	0	0	0	0	0	0	0	0	0	7	7	0.00	0.500										
Jamie Easterly, L ERA: 3.6 (9, 1)	1.0		3	0	0	0	0	0	0	0	0	0	0	3	3	0.00	0.000										

Seattle Mariners @ Milwaukee Brewers
Milwaukee County Stadium, Milwaukee, WI
Sat May 22 1982, 4:33 AM EDT
Att: 25,630 - Unknown


AB 36
R 7
H 7
RBI 7
BB 1
SO 4
LOB 11



Batter	1	2	3	4	5	6	7	8	9	AB	R	H	RBI	BB	SO	LOB	BOTTOM										
Jim Gantner, L OBP: 0.346, SLG: 0.369 (1, 4)	0-0 F8	0-0 F8			0-0 G5-4-3 1B			0-0 F9		4	0	1	0	0	0	2											
Gorman Thomas, R OBP: 0.322, SLG: 0.386 (1, 8)	4-0 BB FC4-6 BB	0-0 F7			0-0 G5-4-3		0-3 K			3	1	0	0	1	1	3											
Cecil Cooper, L OBP: 0.389, SLG: 0.459 (1, 3)	4-0 FC4-6 1-2 BB		0-0 G3			0-0 F9		0-0 F8		3	0	0	0	1	0	0											
Don Money, R OBP: 0.366, SLG: 0.652 (1, 5)	4-0 FC4-6 1-2 2-3 BB		0-3 K			0-0 5-3			0-0 4-3	3	0	0	0	1	1	0											
Ben Oglivie, L OBP: 0.298, SLG: 0.429 (1, 7)	0-0 FC4-6 1-2 2-3 BB		0-0 F3			0-0 FC6-4 1B			0-0 G3	4	0	1	1	0	0	2											
Robin Yount, R OBP: 0.356, SLG: 0.467 (1, 6)	0-0 5-3			0-0 6-3		0-0 FC6-4			0-0 1B	4	0	1	0	0	0	3											
Ted Simmons, S OBP: 0.248, SLG: 0.325 (1, 10)		0-0 SH 1B			0-0 F9			0-0 F7		4	0	1	0	0	0	1											
Mark Brouhard, R OBP: 0.391, SLG: 0.525 (1, 9)		0-0 SH		0-0 6-3		4-0 7-6-3 BB				1	0	0	0	1	0	0											
Charlie Moore, R OBP: 0.305, SLG: 0.347 (1, 2)		0-0 F3			0-0 6-3			0-0 7-6-3		3	0	0	0	0	0	3											
Inning Stats	R: 1 E: 0 K: 0 S: 3	H: 0 LOB: 2 BB: 3 P: 15	R: 0 E: 0 K: 0 S: 5	H: 1 LOB: 2 BB: 0 P: 5	R: 0 E: 0 K: 1 S: 5	H: 0 LOB: 0 BB: 0 P: 5	R: 0 E: 0 K: 0 S: 3	H: 0 LOB: 0 BB: 0 P: 3	R: 0 E: 0 K: 0 S: 4	H: 1 LOB: 1 BB: 0 P: 4	R: 0 E: 0 K: 0 S: 2	H: 0 LOB: 0 BB: 1 P: 6	R: 0 E: 0 K: 1 S: 5	H: 0 LOB: 0 BB: 0 P: 5	R: 0 E: 0 K: 0 S: 4	H: 1 LOB: 1 BB: 0 P: 4	1B: 4 2B: 1 3B: 0 HR: 0	SF: 0 SAC: 1 DP: 2 HBP: 0	WP: 0 PB: 0 SB: 0 CS: 0	PA: 34							
PITCHER	IP	WLS	BF	H	R	ER	SO	BB	IBB	HBP	BLK	WP	HR	S	P	ERA	WHIP										
Gene Nelson, R ERA: 3.6 (1, 1)	9.0	W	34	4	1	1	2	4	0	0	0	0	0	34	50	1.00	0.889										

Seattle Mariners @ Milwaukee Brewers
Milwaukee County Stadium, Milwaukee, WI
Sat May 22 1982, 4:33 AM EDT
Att: 25,630 - Unknown

AB 29
R 1
H 4
RBI 1
BB 4
SO 2
LOB 14



Batter	1	2	3	4	5	6	7	8	9	AB	R	H	RBI	BB	SO	LOB	TOP										
Chet Lemon, R OBP: 0.394, SLG: 0.368 (1, 8)	5-3	E 1B BB		K			6-3	4-3		4	1	0	0	1	1	1											
Enos Cabell, R OBP: 0.329, SLG: 0.432 (1, 5) (7, 3)	F4	E5 1B		5-3			S 2B 1B		4-3 SH1 1B	5	1	2	0	0	0	1											
Jerry Turner, L OBP: 0.392, SLG: 0.380 Lynn Jones, R OBP: 0.227, SLG: 0.200 (1, 9) (7, 9)					K				SH1	3	1	2	1	1	1	0											
Mike Ivie, R OBP: 0.264, SLG: 0.439 (1, 10)	K	G3			K				4-3 BB	4	0	0	0	1	3	5											
Richie Hebner, L OBP: 0.392, SLG: 0.394 Tom Brookens, R OBP: 0.321, SLG: 0.294 (7, 5) (7, 5)		FC 1B BB	F9		3-1				4-3	3	1	1	2	1	0	0											
Kirk Gibson, L OBP: 0.356, SLG: 0.422 Mark DeJohn, S OBP: 0.259, SLG: 0.375 (9, PH) (9, 5)		E BB					1-H 2-H 2B		1-2 2-3	1	0	0	0	0	0	2											
Larry Hemond, R OBP: 0.373, SLG: 0.552 (1, 7)	F8		3-1			G3 6-3 1B			4-3	5	0	1	0	0	1	4											
Lance Parrish, R OBP: 0.371, SLG: 0.582 (1, 2)		BB E 1B				6-3			FC3-6 BB	3	1	2	0	1	0	1											
Lou Whitaker, L OBP: 0.329, SLG: 0.366 (1, 4)		FC BB E	F7			G3			FC3-6	4	1	0	0	0	0	4											
Alan Trammell, R OBP: 0.279, SLG: 0.325 (1, 6)	F9				F6				F3	4	0	0	0	0	0	4											
Inning Stats	R: 0 E: 0 K: 1 S: 6	H: 1 LOB: 1 BB: 0 P: 6	R: 4 E: 2 K: 0 S: 7	H: 2 LOB: 2 BB: 2 P: 15	R: 0 E: 0 K: 1 S: 4	H: 1 LOB: 1 BB: 0 P: 4	R: 0 E: 0 K: 1 S: 5	H: 0 LOB: 0 BB: 0 P: 5	R: 0 E: 0 K: 2 S: 7	H: 1 LOB: 1 BB: 0 P: 4	R: 2 E: 0 K: 2 S: 9	H: 2 LOB: 1 BB: 1 P: 13	R: 0 E: 0 K: 0 S: 3	H: 0 LOB: 1 BB: 1 P: 7	R: 0 E: 0 K: 0 S: 4	H: 1 LOB: 2 BB: 1 P: 8	1B: 7 2B: 1 3B: 0 HR: 0	SF: 0 SAC: 1 DP: 0 HBP: 0	WP: 0 PB: 0 SB: 2 CS: 0	PA: 42							
PITCHER	IP	WLS	BF	H	R	ER	SO	BB	IBB	HBP	BLK	WP	HR	S	P	ERA	WHIP										
Jim Beattie, R ERA: 3.99 (1, 1)	6.1		30	6	6	2	4	3	0	0	0	0	0	35	47	2.84	1.421										
Mike Stanton, R ERA: 2.7 (7, 1)	0.2		3	1	0	0	2	0	0	0	0	0	0	7	7	0.00	1.500										
Larry Andersen, R ERA: 6.6 (8, 1)	1.0		4	0	0	0	0	1	0	0	0	0	0	3	7	0.00	1.000										
Bill Caudill, R ERA: 1.95 (9, 1)	1.0	W	5	1	0	0	0	1	0	0	0	0	0	4	8	0.00	2.000										

Detroit Tigers @ Seattle Mariners
The Kingdome, Seattle, WA
Tue May 25 1982, 10:05 PM EDT
Att: 6,406 - Unknown

AB 36
R 6
H 8
RBI 3
BB 5
SO 6
LOB 22



Batter	1	2	3	4	5	6	7	8	9	AB	R	H	RBI	BB	SO	LOB	BOTTOM										
Bobby Brown, S OBP: 0.263, SLG: 0.321 Richie Zisk, R OBP: 0.352, SLG: 0.374 Dave Henderson, R OBP: 0.438, SLG: 0.581 (1, 8) (8, PH) (8, PR) (9, 8)	4-3	5-3		CS	K		BB 1B	BB 1B	1-2 2-3 1B BB	4	0	1	0	0	1	1											
Rick Sweet, S OBP: 0.545, SLG: 0.800 (1, 2)	HR				5-3				1-2 2-3 3-H 1B	5	1	3	3	0	1	0											
Bruce Bochte, L OBP: 0.415, SLG: 0.409 (1, 7)	2B			1-3	4-3				1-2 2-3 BB	3	0	1	0	2	0	0											
Al Cowens, R OBP: 0.321, SLG: 0.462 (1, 9)	K			F4			F8	F4	1-2 2-3 3-H 1B	5	0	1	1	0	1	4											
Gary Gray, R OBP: 0.500, SLG: 0.545 (1, 10)	HBP				E 1B		E BB	F7	K	3	1	1	0	1	1	6											
Todd Cruz, R OBP: 0.287, SLG: 0.382 (1, 6)	K			E9 6-3	E7 1B			E1 BB 1B	FC5-6 E 1B	5	2	2	0	0	1	2											
Jim Maler, R OBP: 0.294, SLG: 0.367 Joe Simpson, L OBP: 0.283, SLG: 0.281 (1, 3) (9, PR)		F4		F3			F4	F4	E5 FC5-4 FC5-6 1B	5	0	0	0	0	0	5											
Paul Serna, R OBP: 0.226, SLG: 0.258 (1, 5)				6-3			6-3		FC5-6 FC5-4 1B 1B	5	1	2	1	0	0	4											
Julio Cruz, S OBP: 0.337, SLG: 0.295 (1, 4)	F8			3-H 4-0 CS BB			F6	F7	1-2 2-3 1B	4	0	0	0	1	0	5											
Inning Stats	R: 1 E: 0 K: 2 S: 9	H: 2 LOB: 2 BB: 0 P: 10	R: 0 E: 0 K: 0 S: 4	H: 1 LOB: 1 BB: 0 P: 4	R: 0 E: 1 K: 0 S: 5	H: 0 LOB: 0 BB: 1 P: 8	R: 2 E: 1 K: 0 S: 4	H: 1 LOB: 2 BB: 1 P: 8	R: 0 E: 0 K: 0 S: 5	H: 2 LOB: 3 BB: 1 P: 9	R: 3 E: 1 K: 1 S: 9	H: 3 LOB: 3 BB: 2 P: 17	R: 0 E: 0 K: 0 S: 5	H: 2 LOB: 2 BB: 0 P: 5	R: 0 E: 0 K: 0 S: 4	H: 2 LOB: 2 BB: 0 P: 5	1B: 9 2B: 2 3B: 0 HR: 1	SF: 0 SAC: 0 DP: 0 HBP: 1	WP: 0 PB: 0 SB: 0 CS: 1	PA: 47							
PITCHER	IP	WLS	BF	H	R	ER	SO	BB	IBB	HBP	BLK	WP	HR	S	P	ERA	WHIP										
Milt Wilcox, R ERA: 3.39 (1, 1)	5.0		21	4	3	1	4	1	0	0	0	0	0	27	32	1.80	1.000										
Dave Tobik, R ERA: 4.1 (6, 1)	2.2		16	4	3	0	0	3	0	0	0	0	0	13	25	0.00	2.625										
Kevin Saucier, L ERA: 1.47 (8, 1)	0.0		2	1	0	0	0	1	0	0	0	0	0	1	5	∞	∞										
Elias Sosa, R ERA: 2.84 (8, 1)	1.0	L	7	3	1	0	1	0	0	0	0	0	0	9	9	0.00	3.000										

Detroit Tigers @ Seattle Mariners
The Kingdome, Seattle, WA
Tue May 25 1982, 10:05 PM EDT
Att: 6,406 - Unknown


AB 40
R 7
H 12
RBI 6
BB 5
SO 5
LOB 27



Batter	1	2	3	4	5	6	7	8	9	AB	R	H	RBI	BB	SO	LOB	TOP										
Chet Lemon, R (1, 9) OBP: 0.388, SLG: 0.361	K		FC4-6 F8 1B				5-3		K	5	0	1	0	0	2	1											
Enos Cabell, R (1, 5) OBP: 0.331, SLG: 0.431	6-3			3-1					K	5	0	2	0	0	1	2											
Kirk Gibson, L (1, 8) OBP: 0.358, SLG: 0.421			F8				6-3		F5	5	0	2	0	0	0	3											
Jerry Turner, L (1, 10) OBP: 0.281, SLG: 0.352	K		F7				3-1			4	0	0	0	0	1	5											
Richie Hebner, L (1, 3) OBP: 0.410, SLG: 0.449										3	1	2	1	1	0	0											
Larry Hemdon, R (1, 7) OBP: 0.376, SLG: 0.570	K			HR			6-3		FC3-6 1B	4	1	2	1	0	1	2											
Lance Parrish, R (1, 2) OBP: 0.376, SLG: 0.573			F9				6-3			3	0	1	0	1	0	2											
Lou Whitaker, L (1, 4) OBP: 0.322, SLG: 0.358 (8, PH)										3	0	0	0	0	1	3											
Mike Ivie, R (8, PH) OBP: 0.260, SLG: 0.433			G3				1-3		K	1	0	0	0	0	1	2											
Tom Brookens, R (8, 4) OBP: 0.321, SLG: 0.294										0	0	0	0	0	0	0											
Alan Trammell, R (1, 6) OBP: 0.288, SLG: 0.323 (8, PH)										1	0	0	0	2	0	1											
Rick Leach, L (8, PH)										1	0	0	0	0	0	2											
Mark DeJohn, S (8, 6) OBP: 0.250, SLG: 0.375										0	0	0	0	0	0	0											
Inning Stats	R: 0 E: 0 K: 2 S: 8	H: 1 LOB: 1 BB: 0 P: 8	R: 0 E: 0 K: 1 S: 5	H: 0 LOB: 1 BB: 1 P: 9	R: 0 E: 0 K: 0 S: 4	H: 1 LOB: 2 BB: 1 P: 8	R: 2 E: 0 K: 1 S: 7	H: 3 LOB: 2 BB: 2 P: 15	R: 0 E: 0 K: 0 S: 3	H: 1 LOB: 0 BB: 0 P: 3	R: 0 E: 0 K: 0 S: 4	H: 1 LOB: 1 BB: 0 P: 4	R: 0 E: 0 K: 0 S: 4	H: 1 LOB: 1 BB: 0 P: 4	R: 0 E: 0 K: 1 S: 7	H: 2 LOB: 2 BB: 0 P: 7	R: 0 E: 0 K: 2 S: 7	H: 0 LOB: 0 BB: 0 P: 7	1B: 8 2B: 2 3B: 0 HR: 2	SF: 0 SAC: 0 DP: 2 HBP: 0	WP: 0 PB: 0 SB: 0 CS: 1	PA: 39					
PITCHER	IP	WLS	BF	H	R	ER	SO	BB	IBB	HBP	BLK	WP	HR	S	P	ERA	WHIP										
Gaylord Perry, R (1, 1) ERA: 3.81	7.1	W	34	10	2	2	4	4	0	0	0	0	2	38	54	2.46	1.909										
Ed Vande Berg, L (8, 1) ERA: 2.05	0.1		1	0	0	0	1	0	0	0	0	0	0	3	3	0.00	0.000										
Bill Caudill, R (8, 1) ERA: 1.87	1.1	S	4	0	0	0	2	0	0	0	0	0	0	8	8	0.00	0.000										

Detroit Tigers @ Seattle Mariners
The Kingdome, Seattle, WA
Wed May 26 1982, 10:05 PM EDT
Att: 7,775 - Unknown


AB 35
R 2
H 10
RBI 2
BB 4
SO 7
LOB 23



Batter	1	2	3	4	5	6	7	8	9	AB	R	H	RBI	BB	SO	LOB	BOTTOM										
Bobby Brown, S (1, 7) OBP: 0.246, SLG: 0.298	B5		F6			CS	4-3		K	4	0	0	0	0	1	2											
Joe Simpson, L (1, 8) OBP: 0.282, SLG: 0.290	1-3			E6 HR			2B		G3	4	2	1	0	0	0	0											
Bruce Bochte, L (1, 3) OBP: 0.406, SLG: 0.399	L4			4-3		3-1	2B		F7	4	0	0	0	0	0	2											
Al Cowens, R (1, 9) OBP: 0.319, SLG: 0.463		1-4-3		6-3		2B	2B		F8	4	1	1	1	0	0	1											
Gary Gray, R (1, 10) OBP: 0.529, SLG: 0.857	K			HR		2B	2B			3	1	2	3	0	1	0											
Todd Cruz, R (1, 6) OBP: 0.282, SLG: 0.375	6-3			6-3		L5				3	0	0	0	0	0	1											
Rick Sweet, S (1, 2) OBP: 0.643, SLG: 0.923										3	0	3	0	0	0	0											
Paul Serna, R (1, 5) OBP: 0.242, SLG: 0.273										2	0	1	0	0	0	1											
Julio Cruz, S (1, 4) OBP: 0.332, SLG: 0.290			L4-3							3	0	0	0	0	0	4											
Inning Stats	R: 0 E: 0 K: 0 S: 3	H: 0 LOB: 0 BB: 0 P: 3	R: 0 E: 0 K: 1 S: 5	H: 0 LOB: 0 BB: 0 P: 5	R: 0 E: 0 K: 0 S: 4	H: 2 LOB: 1 BB: 0 P: 4	R: 2 E: 1 K: 0 S: 5	H: 1 LOB: 0 BB: 0 P: 5	R: 0 E: 0 K: 0 S: 3	H: 1 LOB: 0 BB: 0 P: 3	R: 2 E: 0 K: 0 S: 6	H: 3 LOB: 1 BB: 0 P: 6	R: 0 E: 0 K: 1 S: 6	H: 1 LOB: 1 BB: 0 P: 6	R: 0 E: 0 K: 0 S: 3	H: 0 LOB: 0 BB: 0 P: 3	1B: 3 2B: 5 3B: 0 HR: 1	SF: 0 SAC: 1 DP: 1 HBP: 0	WP: 0 PB: 0 SB: 0 CS: 1	PA: 32							
PITCHER	IP	WLS	BF	H	R	ER	SO	BB	IBB	HBP	BLK	WP	HR	S	P	ERA	WHIP										
Jack Morris, R (1, 1) ERA: 3.32	8.0	L	31	8	4	2	2	0	0	0	0	0	1	35	35	2.25	1.000										

Detroit Tigers @ Seattle Mariners
The Kingdome, Seattle, WA
Wed May 26 1982, 10:05 PM EDT
Att: 7,775 - Unknown


AB 30
R 4
H 8
RBI 4
BB 0
SO 2
LOB 11



Batter	1	2	3	4	5	6	7	8	9	AB	R	H	RBI	BB	SO	LOB	TOP																		
Jerry Remy, L (1,4) OBP: 0.330, SLG: 0.296	4-3		BB						F8	4	1	2	1	1	0	0																			
Dwight Evans, R (1,9) OBP: 0.395, SLG: 0.433	F4		BB							4	1	2	2	1	1	2																			
Jim Rice, R (1,7) OBP: 0.374, SLG: 0.476	K									4	0	1	0	0	1	5																			
Reid Nichols, R (7, PR) OBP: 0.333, SLG: 0.320	K		G6-4-3							1	1	1	0	0	0	0																			
Carl Yastrzemski, L (1,10) OBP: 0.406, SLG: 0.602										5	1	3	2	0	0	2																			
Carney Lansford, R (1,5) OBP: 0.365, SLG: 0.396	F9									3	0	0	0	1	0	3																			
Wade Boggs, L (7,5) OBP: 0.357, SLG: 0.333										1	0	0	0	0	0	1																			
Dave Stapleton, R (1,3) OBP: 0.290, SLG: 0.383	F7									4	0	1	0	0	0	2																			
Rich Gedman, L (1,2) OBP: 0.358, SLG: 0.480	F7									3	1	0	0	0	1	2																			
Roger LaFrancois, L (8,2)										0	0	0	0	0	0	0																			
Glenn Hoffman, R (1,6) OBP: 0.308, SLG: 0.413										3	0	1	0	1	1	1																			
Julio Valdez, S (8,6)										0	0	0	0	0	0	0																			
Rick Miller, L (1,8) OBP: 0.343, SLG: 0.349	F5									4	1	1	0	0	1	3																			
Inning Stats	R: 0 E: 0 K: 1 S: 5	H: 0 LOB: 0 BB: 0 P: 5	R: 0 E: 0 K: 0 S: 4	H: 1 LOB: 1 BB: 0 P: 4	R: 0 E: 0 K: 0 S: 3	H: 1 LOB: 2 BB: 2 P: 11	R: 0 E: 0 K: 0 S: 2	H: 0 LOB: 0 BB: 1 P: 6	R: 1 E: 0 K: 2 S: 8	H: 1 LOB: 2 BB: 1 P: 13	R: 1 E: 0 K: 2 S: 9	H: 2 LOB: 1 BB: 0 P: 9	R: 2 E: 0 K: 0 S: 6	H: 4 LOB: 2 BB: 0 P: 6	R: 0 E: 0 K: 0 S: 3	H: 0 LOB: 0 BB: 0 P: 3	R: 2 E: 0 K: 0 S: 6	H: 3 LOB: 1 BB: 0 P: 6	1B: 9 2B: 1 3B: 0 HR: 2	SF: 0 SAC: 0 DP: 3 HBP: 1	WP: 0 PB: 0 CS: 0	PA: 41													
PITCHER	IP	WLS	BF	H	R	ER	SO	BB	IBB	HBP	BLK	WP	HR	S	P	ERA	WHIP	PITCHER	IP	WLS	BF	H	R	ER	SO	BB	IBB	HBP	BLK	WP	HR	S	P	ERA	WHIP
Gene Nelson, R (1,1) ERA: 3.93	8.2	W	40	12	6	6	5	4	0	1	0	0	2	45	62	6.23	1.846																		
Ed Vande Berg, L (9,1) ERA: 2.01	0.1		1	0	0	0	0	0	0	0	0	0	0	1	1	0.00	0.000																		

Boston Red Sox @ Seattle Mariners
The Kingdom, Seattle, WA
Thu May 27 1982, 10:05 PM EDT
Att: 6,186 - Unknown


AB 36
R 6
H 12
RBI 5
BB 4
SO 5
LOB 21



Batter	1	2	3	4	5	6	7	8	9	AB	R	H	RBI	BB	SO	LOB	BOTTOM																			
Bobby Brown, S (1,8) OBP: 0.258, SLG: 0.306	6-3									5	2	2	0	0	0	0																				
Rick Sweet, S (1,2) OBP: 0.632, SLG: 1.000										3	2	1	2	1	1	1																				
Bruce Bochte, L (1,7) OBP: 0.418, SLG: 0.410										3	2	3	1	1	0	0																				
Al Cowens, R (1,9) OBP: 0.323, SLG: 0.464										4	1	2	2	0	0	2																				
Gary Gray, R (1,10) OBP: 0.476, SLG: 0.889										4	1	1	3	0	0	4																				
Todd Cruz, R (1,6) OBP: 0.281, SLG: 0.390										4	1	1	1	0	1	0																				
Jim Maler, R (1,3) OBP: 0.293, SLG: 0.365										4	0	1	0	0	0	0																				
Paul Serna, R (1,5) OBP: 0.216, SLG: 0.243										4	0	0	0	0	0	1																				
Julio Cruz, S (1,4) OBP: 0.330, SLG: 0.285										3	1	0	0	1	0	0																				
Inning Stats	R: 4 E: 0 K: 0 S: 6	H: 3 LOB: 0 BB: 1 P: 10	R: 2 E: 0 K: 0 S: 5	H: 2 LOB: 1 BB: 1 P: 9	R: 1 E: 0 K: 0 S: 4	H: 1 LOB: 0 BB: 0 P: 4	R: 1 E: 0 K: 0 S: 5	H: 2 LOB: 2 BB: 0 P: 6	R: 0 E: 0 K: 1 S: 5	H: 1 LOB: 0 BB: 0 P: 5	R: 2 E: 1 K: 0 S: 5	H: 2 LOB: 2 BB: 1 P: 9	R: 0 E: 0 K: 0 S: 3	H: 0 LOB: 0 BB: 0 P: 3	R: 0 E: 0 K: 1 S: 5	H: 0 LOB: 0 BB: 0 P: 5	1B: 8 2B: 0 3B: 0 HR: 3	SF: 0 SAC: 0 DP: 1 HBP: 1	WP: 0 PB: 0 CS: 0	PA: 38																
PITCHER	IP	WLS	BF	H	R	ER	SO	BB	IBB	HBP	BLK	WP	HR	S	P	ERA	WHIP	PITCHER	IP	WLS	BF	H	R	ER	SO	BB	IBB	HBP	BLK	WP	HR	S	P	ERA	WHIP	
Mike Torrez, R (1,1) ERA: 6.65	3.2	L	22	8	8	8	0	2	0	1	0	0	3	19	28	19.64	2.727																			
Chuck Rainey, R (4,1) ERA: 4.09	3.1		13	3	2	1	1	1	0	0	0	0	0	14	18	2.70	1.200																			
Bob Ojeda, L (8,1) ERA: 6.23	1.0		3	0	0	0	1	0	0	0	0	0	0	5	5	0.00	0.000																			

Boston Red Sox @ Seattle Mariners
The Kingdom, Seattle, WA
Thu May 27 1982, 10:05 PM EDT
Att: 6,186 - Unknown

AB 34
R 10
H 11
RBI 9
BB 3
SO 2
LOB 8



Batter	1	2	3	4	5	6	7	8	9	AB	R	H	RBI	BB	SO	LOB	TOP			
Jerry Remy, L (1, 4) OBP: 0.326, SLG: 0.293	0-0 4-3		0-0 1-6-3		0-0 6-3		0-0 G6-4-3 1B		0-0 F7	5	0	1	0	0	0	0	Boston Red Sox @ Seattle Mariners The Kingdome, Seattle, WA Fri May 28 1982, 10:05 PM EDT Att: 10,634 - Unknown			
Dwight Evans, R (1, 9) OBP: 0.392, SLG: 0.435	0-0 2B		0-3 K		0-0 F8		0-0 G6-4-3 1-2			4	0	1	0	0	1	1				
Jim Rice, R (1, 7) OBP: 0.361, SLG: 0.482	0-3 K		4-0 WP BB		4-0 FC6-4 1B BB				0-0 HR 2B	2	1	1	0	2	1	1				
Tony Perez, R (1, 10) OBP: 0.375, SLG: 0.452	4-0 BB		4-0 1-2 BB		0-0 F9				0-0 F9	2	0	0	0	2	0	2				
Carney Lansford, R (1, 5) OBP: 0.368, SLG: 0.418	0-0 F9		0-3 K		0-0 FC6-4 1B				0-0 2H HR	4	1	2	2	0	1	4				
Dave Stapleton, R (1, 3) OBP: 0.283, SLG: 0.374		0-0 F7		0-0 5-3		0-0 FC6-4 1-2 2-3			0-0 4-3	4	0	0	0	0	0	2				
Glenn Hoffman, R (1, 6) OBP: 0.307, SLG: 0.405		4-0 BB		0-3 K		0-0 F3			0-3 K	3	0	0	0	1	2	2				
Gary Allenson, R (1, 2) OBP: 0.270, SLG: 0.310		0-0 F7		0-0 F7					0-0 F8	4	0	0	0	0	0	1				
Reid Nichols, R (1, 8) OBP: 0.323, SLG: 0.414		0-3 K			0-0 F9				0-0 F8	4	1	1	1	0	1	1				
Inning Stats	R: 0 E: 0 K: 1 S: 6	H: 1 LOB: 2 BB: 1 P: 10	R: 0 E: 0 K: 1 S: 5	H: 0 LOB: 1 BB: 1 P: 9	R: 0 E: 0 K: 2 S: 7	H: 0 LOB: 2 BB: 2 P: 15	R: 0 E: 0 K: 1 S: 5	H: 0 LOB: 0 BB: 0 P: 5	R: 0 E: 0 K: 0 S: 3	H: 1 LOB: 0 BB: 1 P: 8	R: 1 E: 0 K: 0 S: 4	H: 2 LOB: 0 BB: 0 P: 4	R: 2 E: 0 K: 1 S: 7	H: 2 LOB: 0 BB: 0 P: 7	R: 0 E: 0 K: 0 S: 3	H: 0 LOB: 0 BB: 0 P: 3	1B: 2 2B: 2 3B: 0 HR: 2	SF: 0 SAC: 0 DP: 1 HBP: 0	WP: 1 PB: 0 SB: 0 CS: 0	PA: 37
PITCHER Floyd Bannister, L (1, 1) ERA: 3.38	IP: 9.0 WLS: L BF: 37 H: 6 R: 3 ER: 3 SO: 6 BB: 5 IBB: 0 HBP: 0 BLK: 0 WP: 1 HR: 2 S: 44 P: 64 ERA: 3.00 WHIP: 1.222															PITCHER				

Batter	1	2	3	4	5	6	7	8	9	AB	R	H	RBI	BB	SO	LOB	BOTTOM					
Bobby Brown, S (1, 7) OBP: 0.297, SLG: 0.318	0-0 G3		0-0 F9			0-0 G3		0-0 G3 1-3 1B 2B		4	1	1	0	0	0	1	Boston Red Sox @ Seattle Mariners The Kingdome, Seattle, WA Fri May 28 1982, 10:05 PM EDT Att: 10,634 - Unknown					
Joe Simpson, L (1, 8) OBP: 0.281, SLG: 0.288	0-0 G3-6-3 1B			0-0 F6		0-0 F7		0-0 G3 2-3 3-H		4	0	1	1	0	0	1						
Bruce Bochte, L (1, 3) OBP: 0.420, SLG: 0.413	0-0 G3-6-3 1-2			0-0 F8		0-0 1B		0-0 3-H 1B		4	0	2	1	0	0	1						
Al Cowens, R (1, 9) OBP: 0.317, SLG: 0.454		0-3 K		0-3 K		0-0 F8		0-0 F3		4	0	0	0	0	2	2						
Gary Gray, R (1, 10) OBP: 0.440, SLG: 0.773		0-3 K			0-0 1B 8-2 1B			0-0 F3		4	0	1	0	0	1	0						
Todd Cruz, R (1, 6) OBP: 0.280, SLG: 0.386		0-3 K			0-0 1B 1-2 1B			0-0 F8		4	0	1	0	0	1	0						
Rick Sweet, S (1, 2) OBP: 0.565, SLG: 0.850			0-0 SH1-3 1B		0-0 F3			0-0 F2		4	0	1	0	0	1	2						
Paul Serna, R (1, 5) OBP: 0.256, SLG: 0.282			0-0 SH1-3		0-0 1B 1-2 2-3			0-0 2B G3 1B		2	1	2	0	0	0	0						
Julio Cruz, S (1, 4) OBP: 0.325, SLG: 0.280			0-3 K		0-0 8-2			0-3 K		3	0	0	0	0	2	5						
Inning Stats	R: 0 E: 0 K: 0 S: 3	H: 1 LOB: 0 BB: 0 P: 3	R: 0 E: 0 K: 3 S: 9	H: 0 LOB: 0 BB: 0 P: 9	R: 0 E: 0 K: 1 S: 6	H: 1 LOB: 1 BB: 0 P: 6	R: 0 E: 0 K: 1 S: 5	H: 0 LOB: 0 BB: 0 P: 5	R: 0 E: 0 K: 0 S: 5	H: 3 LOB: 2 BB: 0 P: 5	R: 0 E: 0 K: 0 S: 4	H: 1 LOB: 1 BB: 0 P: 4	R: 0 E: 0 K: 0 S: 3	H: 0 LOB: 0 BB: 0 P: 3	R: 2 E: 0 K: 1 S: 8	H: 3 LOB: 1 BB: 0 P: 8	R: 0 E: 0 K: 1 S: 5	H: 0 LOB: 0 BB: 0 P: 5	1B: 8 2B: 2 3B: 0 HR: 0	SF: 0 SAC: 1 DP: 2 HBP: 0	WP: 0 PB: 0 SB: 0 CS: 0	PA: 34
PITCHER Dennis Eckersley, R (1, 1) ERA: 2.14 Mark Clear, R (8, 1) ERA: 1.36	IP: 7.1 WLS: W BF: 28 H: 8 R: 2 ER: 2 SO: 6 BB: 0 IBB: 2 HBP: 0 BLK: 0 WP: 0 HR: 0 S: 40 P: 40 ERA: 2.46 WHIP: 1.091															PITCHER						



Batter	1	2	3	4	5	6	7	8	9	AB R H RBI BB SO LOB	TOP									
Jerry Remy, L (1,4) OBP: 0.326, SLG: 0.292	4-3		PO 1B		1B BB	K			1-3	4 0 1 0 1 1 1	Boston Red Sox @ Seattle Mariners The Kingdom, Seattle, WA Sat May 29 1982, 10:05 PM EDT Att: 25,756 - Unknown									
Dwight Evans, R (1,9) OBP: 0.402, SLG: 0.442	K		PO 1-2	BB FC5-2 1B	1-2 BB		FC5-4 1B	1B	4 0 3 0 1 1 0											
Jim Rice, R (1,7) OBP: 0.382, SLG: 0.480	4-3			FC5-2 BB 1-2	1-2 2-3 1B		FC5-4 FC4-6 1-2	K	5 0 2 0 0 1 2											
Carl Yastrzemski, L (1,10) OBP: 0.409, SLG: 0.595		1B		FC5-2 BB 1-2 2-3	G3		FC4-6 1-2		3 0 1 0 1 0 4											
Carney Lansford, R (1,5) OBP: 0.365, SLG: 0.410	F9			FC5-2 FC5-4 1-2 2-3 3-H		HR BB	F9		3 1 0 0 1 0 5											
Dave Stapleton, R (1,3) OBP: 0.283, SLG: 0.389	K			F3		HR	F8		4 1 1 2 0 1 4											
Rich Gedman, L (1,2) OBP: 0.345, SLG: 0.462	4-3			FC5-4 1-2		F7	4-3		4 0 0 0 0 0 4											
Glenn Hoffman, R (1,6) OBP: 0.300, SLG: 0.395			4-3		F9	K	4-3		4 0 0 0 0 1 0											
Rick Miller, L (1,8) OBP: 0.343, SLG: 0.349			G3		F8			F9	3 0 1 0 0 0 0											
Tony Perez, R (9, PH) OBP: 0.370, SLG: 0.444						1B			1 0 0 0 0 0 0											
Inning Stats	R: 0 E: 0 K: 1 S: 5	H: 0 LOB: 0 BB: 0 P: 5	R: 0 E: 0 K: 1 S: 6	H: 1 LOB: 1 BB: 0 P: 6	R: 0 E: 0 K: 0 S: 3	H: 1 LOB: 0 BB: 0 P: 3	R: 0 E: 0 K: 0 S: 5	H: 2 LOB: 2 BB: 1 P: 9	R: 0 E: 0 K: 2 S: 4	H: 1 LOB: 1 BB: 2 P: 12	R: 0 E: 0 K: 0 S: 4	H: 1 LOB: 1 BB: 0 P: 4	R: 0 E: 0 K: 0 S: 3	H: 0 LOB: 0 BB: 0 P: 3	R: 0 E: 0 K: 1 S: 6	H: 1 LOB: 1 BB: 0 P: 6	1B: 8 2B: 0 3B: 0 HR: 1	SF: 0 SAC: 0 DP: 0 HBP: 0	WP: 0 PB: 0 SB: 0 CS: 0	PA: 40
PITCHER	IP WLS BF H R ER SO BB IBB HBP BLK WP HR S P ERA WHIP											IP WLS BF H R ER SO BB IBB HBP BLK WP HR S P ERA WHIP								
Mike Moore, R (1,1) ERA: 6.95	5.0 W 24 6 2 2 2 4 0 0 0 0 1 24 40 3.60 2.000																			
Bryan Clark, L (6,1) ERA: 2.04	3.2 14 3 0 0 2 0 0 0 0 0 0 18 18 0.00 0.818																			
Bill Caudill, R (9,1) ERA: 1.85	0.1 S 1 0 0 0 1 0 0 0 0 0 0 3 3 0.00 0.000																			

Batter	1	2	3	4	5	6	7	8	9	AB R H RBI BB SO LOB	BOTTOM									
Paul Serna, R (1,5) OBP: 0.256, SLG: 0.349	6-3			HR	G3			1-3		4 1 1 1 0 0 0	Boston Red Sox @ Seattle Mariners The Kingdom, Seattle, WA Sat May 29 1982, 10:05 PM EDT Att: 25,756 - Unknown									
Bud Bulling, R (1,2) OBP: 0.290, SLG: 0.270	6-3			FC4-6 1B	G3			5-3		4 0 1 0 0 0 0										
Bruce Bochte, L (1,7) OBP: 0.417, SLG: 0.405	4-3			FC4-6 1B 1-2	G3			FC4-6 BB		3 1 0 0 1 0 1										
Richie Zisk, R (1,10) OBP: 0.349, SLG: 0.370	K			1B FC3-6 1B			6-3	FC4-6 1-2		4 1 1 0 0 1 1										
Al Cowens, R (1,9) OBP: 0.317, SLG: 0.452	5-3			1B E 1B			F8			3 1 1 0 0 0 0										
Gary Gray, R (1,3) OBP: 0.426, SLG: 0.720	6-3			FC3-6 1B 1-2 2-3 3-H			K			3 0 1 1 0 1 0										
Todd Cruz, R (1,6) OBP: 0.286, SLG: 0.391				G5-4-3 1B	FC3-6 BB			CS 1B		3 0 2 1 0 0 1										
Dave Henderson, R (1,8) OBP: 0.431, SLG: 0.556				G5-4-3 1-2			K			2 0 0 0 1 1 2										
Julio Cruz, S (1,4) OBP: 0.320, SLG: 0.275	6-3			4-3			6-3			3 0 0 0 0 0 3										
Inning Stats	R: 0 E: 0 K: 0 S: 3	H: 0 LOB: 0 BB: 0 P: 3	R: 0 E: 0 K: 1 S: 5	H: 0 LOB: 0 BB: 0 P: 5	R: 0 E: 0 K: 0 S: 3	H: 1 LOB: 0 BB: 0 P: 3	R: 4 E: 1 K: 0 S: 8	H: 5 LOB: 2 BB: 1 P: 12	R: 0 E: 0 K: 0 S: 3	H: 0 LOB: 0 BB: 0 P: 3		R: 0 E: 0 K: 1 S: 5	H: 1 LOB: 0 BB: 0 P: 5	R: 0 E: 0 K: 0 S: 5	H: 0 LOB: 1 BB: 1 P: 7	R: 0 E: 0 K: 0 S: 3	H: 0 LOB: 1 BB: 1 P: 7	1B: 6 2B: 0 3B: 0 HR: 1	SF: 0 SAC: 0 DP: 1 HBP: 0	WP: 0 PB: 0 SB: 0 CS: 1
PITCHER	IP WLS BF H R ER SO BB IBB HBP BLK WP HR S P ERA WHIP											IP WLS BF H R ER SO BB IBB HBP BLK WP HR S P ERA WHIP								
Bruce Hurst, L (1,1) ERA: 4.22	3.1 L 14 5 4 3 1 0 0 0 0 0 0 16 16 8.10 1.500																			
Bob Stanley, R (4,1) ERA: 2.95	4.2 17 2 0 0 2 2 0 0 0 0 0 0 19 27 0.00 0.857																			



Batter	1	2	3	4	5	6	7	8	9	AB	R	H	RBI	BB	SO	LOB	TOP			
Jerry Remy, L OBP: 0.337, SLG: 0.302	0-0 SH1-3 1B		0-0 1B			0-0 F7		0-0 1-2 1B		4	1	3	0	0	0	0	Boston Red Sox @ Seattle Mariners The Kingdom, Seattle, WA Sun May 30 1982, 10:05 PM EDT Att: 9,857 - Unknown			
Dwight Evans, R OBP: 0.396, SLG: 0.434	0-0 SH1-3		0-3 K			0-3 K		0-0 4-3		3	0	0	0	0	2	3				
Jim Rice, R OBP: 0.384, SLG: 0.480	0-0 G3-6-1 2-H 1B			0-0 FC6-4 1B		0-3 K			0-3 K	4	0	2	1	0	2	0				
Carl Yastrzemski, L OBP: 0.397, SLG: 0.576	0-0 G3-6-1			0-0 F5			0-0 1-3		0-0 F8	4	0	0	0	0	0	2				
Carney Lansford, R OBP: 0.357, SLG: 0.400		0-0 F4		0-0 F9			0-0 F2		0-0 F8	4	0	0	0	0	0	1				
Dave Stapleton, R OBP: 0.283, SLG: 0.388		0-0 G4-6-3 1B		0-0 FC6-4			0-0 F4			3	0	1	0	0	0	1				
Rich Gedman, L OBP: 0.336, SLG: 0.449		0-0 G4-6-3			0-3 K			0-0 F7		3	0	0	0	0	1	1				
Glenn Hoffman, R OBP: 0.301, SLG: 0.394			0-0 6-3		0-0 5-3			0-0 E6 FC4-2 1B		3	0	1	0	0	0	0				
Rick Miller, L OBP: 0.336, SLG: 0.341			0-0 F6		0-3 K			0-0 FC4-2 1B		3	0	0	0	0	1	1				
Inning Stats	R: 1 E: 0 K: 0 S: 4	H: 2 LOB: 0 BB: 0 P: 4	R: 0 E: 0 K: 0 S: 3	H: 1 LOB: 0 BB: 0 P: 3	R: 0 E: 0 K: 1 S: 6	H: 1 LOB: 1 BB: 0 P: 6	R: 0 E: 0 K: 0 S: 4	H: 1 LOB: 1 BB: 0 P: 4	R: 0 E: 0 K: 2 S: 7	H: 0 LOB: 0 BB: 0 P: 7	R: 0 E: 0 K: 0 S: 3	H: 0 LOB: 0 BB: 0 P: 3	R: 0 E: 1 K: 0 S: 5	H: 2 LOB: 2 BB: 0 P: 5	R: 0 E: 0 K: 1 S: 5	H: 0 LOB: 0 BB: 0 P: 5	1B: 7 2B: 0 3B: 0 HR: 0	SF: 0 SAC: 1 DP: 2 HBP: 0	WP: 0 PB: 0 SB: 0 CS: 0	PA: 32
PITCHER Jim Beattie, R ERA: 3.42	IP: 9.0 WLS: W BF: 32	H: 7 R: 1 ER: 1 SO: 6	BB: 0 IBB: 0 HBP: 0 BLK: 0	WP: 0 HR: 0 S: 44 P: 44	ERA: 1.00 WHIP: 0.778	PITCHER										ERA: 1.00 WHIP: 0.778				

AB	31
R	1
H	7
RBI	1
BB	0
SO	6
LOB	9



Batter	1	2	3	4	5	6	7	8	9	AB	R	H	RBI	BB	SO	LOB	BOTTOM					
Bobby Brown, S OBP: 0.284, SLG: 0.333	0-0 CS 1B		0-0 F9			0-0 F9 1B			4-0 2B BB	3	1	2	0	1	0	1	Boston Red Sox @ Seattle Mariners The Kingdom, Seattle, WA Sun May 30 1982, 10:05 PM EDT Att: 9,857 - Unknown					
Paul Serna, R OBP: 0.255, SLG: 0.340	0-0 F8			0-0 1B		0-0 F9 1-2 1B			0-0 F3	4	0	1	0	0	0	3						
Al Cowens, R OBP: 0.316, SLG: 0.447	0-0 6-3			0-0 1B		0-0 F9			0-0 F9	4	0	1	0	0	0	1						
Richie Zisk, R OBP: 0.346, SLG: 0.374		0-3 K		0-0 F9		0-3 K			0-0 2B	4	0	1	1	0	2	1						
Lenny Randle, S OBP: 0.237, SLG: 0.176									0-0 2B	0	1	0	0	0	0	0						
Gary Gray, R OBP: 0.438, SLG: 0.714		0-3 K		4-0 1B		0-0 F3			0-0 2B	3	0	1	1	1	1	0						
Todd Cruz, R OBP: 0.282, SLG: 0.385		0-0 5-3		0-0 1B		0-0 F8			0-0 2B	3	0	0	0	0	0	2						
Dave Henderson, R OBP: 0.407, SLG: 0.521			0-3 K		0-3 K			0-3 K		3	0	0	0	0	3	0						
Bud Bulling, R OBP: 0.282, SLG: 0.273			0-3 K		0-0 G4-6-3 1B			0-3 K		3	0	1	0	0	2	0						
Julio Cruz, S OBP: 0.320, SLG: 0.276			0-0 1B		0-0 G4-6-3			0-0 1-3		3	0	1	0	0	0	1						
Inning Stats	R: 0 E: 0 K: 0 S: 3	H: 1 LOB: 0 BB: 0 P: 3	R: 0 E: 0 K: 2 S: 7	H: 0 LOB: 0 BB: 0 P: 7	R: 0 E: 0 K: 2 S: 8	H: 1 LOB: 1 BB: 0 P: 8	R: 0 E: 0 K: 0 S: 4	H: 2 LOB: 2 BB: 1 P: 8	R: 0 E: 0 K: 1 S: 5	H: 1 LOB: 0 BB: 0 P: 5	R: 0 E: 0 K: 0 S: 3	H: 1 LOB: 0 BB: 0 P: 3	R: 0 E: 0 K: 1 S: 5	H: 0 LOB: 0 BB: 0 P: 5	R: 0 E: 0 K: 2 S: 7	H: 0 LOB: 0 BB: 0 P: 7	R: 2 E: 0 K: 0 S: 4	H: 2 LOB: 1 BB: 1 P: 8	1B: 6 2B: 2 3B: 0 HR: 0	SF: 0 SAC: 0 DP: 1 HBP: 0	WP: 0 PB: 0 SB: 0 CS: 1	PA: 32
PITCHER John Tudor, L ERA: 3.71 Mark Clear, R ERA: 1.36	IP: 8.2 WLS: L BF: 31	H: 7 R: 2 ER: 2 SO: 8	BB: 2 IBB: 0 HBP: 0 BLK: 0	WP: 0 HR: 0 S: 45 P: 53	ERA: 2.08 WHIP: 1.038	PITCHER										ERA: 2.08 WHIP: 1.038						



Batter	1	2	3	4	5	6	7	8	9	10	11	AB	R	H	RBI	BB	SO	LOB	TOP					
Paul Molitor, R OBP: 0.380, SLG: 0.423 (1.5)	F5		K					F8			5-3	4	0	0	0	1	1	0						
Robin Yount, R OBP: 0.351, SLG: 0.510 (1.6)	HR		L6					F7			HR	5	2	2	2	0	1	1						
Cecil Cooper, L OBP: 0.409, SLG: 0.569 (1.3)	HR							F8			HR	5	2	4	2	0	0	0						
Ben Oglivie, L OBP: 0.297, SLG: 0.435 (1.7)	4-3							F9			F6	5	0	1	0	0	0	1						
Ted Simmons, S OBP: 0.260, SLG: 0.362 (1.2)	4-3							3-1				4	0	0	0	1	0	2						
Rob Piccolo, R OBP: 0.245, SLG: 0.250 (11, PR)	4-3		6-3									0	0	0	0	0	0	0						
Ned Yost, R OBP: 0.333, SLG: 0.297 (11.2)											IBB	0	0	0	0	0	0	0						
Roy Howell, L OBP: 0.241, SLG: 0.286 (1.10)												4	0	1	0	0	0	0						
Don Money, R OBP: 0.337, SLG: 0.627 (11, PH)			4-3					F9			F6	1	0	0	0	0	0	2						
Mark Brouhard, R OBP: 0.371, SLG: 0.475 (1.9)								K			F9	3	0	0	0	1	1	1						
Jim Gantner, L OBP: 0.333, SLG: 0.349 (1.4)								4-3			F8	4	0	0	0	0	0	2						
Marshall Edwards, L OBP: 0.265, SLG: 0.471 (1.8)											F9	4	0	0	0	0	0	1						
											6-3													
Inning Stats	R: 2 E: 0 K: 0 S: 5	H: 2 LOB: 0 BB: 0 P: 5	R: 0 E: 0 K: 0 S: 3	H: 0 LOB: 1 BB: 1 P: 7	R: 0 E: 0 K: 1 S: 7	H: 2 LOB: 2 BB: 0 P: 7	R: 0 E: 0 K: 0 S: 3	H: 1 LOB: 0 BB: 0 P: 3	R: 0 E: 0 K: 1 S: 4	H: 0 LOB: 0 BB: 0 P: 5	R: 0 E: 0 K: 0 S: 3	H: 0 LOB: 0 BB: 0 P: 3	R: 1 E: 0 K: 0 S: 4	H: 1 LOB: 0 BB: 0 P: 4	R: 0 E: 0 K: 0 S: 3	H: 0 LOB: 0 BB: 0 P: 3	R: 1 E: 0 K: 0 S: 5	H: 2 LOB: 2 BB: 1 P: 9	1B: 4 2B: 0 3B: 0 HR: 4	SF: 0 SAC: 0 DP: 0 HBP: 0	WP: 1 PB: 0 SB: 0 CS: 2	PA: 42		
PITCHER	IP 10.1	WLS 3	BF 38	H 7	R 4	ER 4	SO 3	BB 2	IBB 0	HBP 0	BLK 0	WP 0	HR 4	S 42	P 50	ERA 3.77	WHIP 0.871							
Gaylord Perry, R ERA: 3.77 (1.1)																								
Ed Vande Berg, L ERA: 1.99 (11.1)	0.1	3	1	0	0	0	0	0	1	0	0	1	0	2	6	0.00	3.000							
Mike Stanton, R ERA: 2.67 (11.1)	0.1	W 1	0	0	0	0	0	0	0	0	0	0	0	1	1	0.00	0.000							

Milwaukee Brewers @ Seattle Mariners
The Kingdom, Seattle, WA
Mon May 31 1982, 10:05 PM EDT
Att. 8,424 - Unknown

AB 39
R 4
H 8
RBI 4
BB 3
SO 3
LOB 10



Batter	1	2	3	4	5	6	7	8	9	10	11	AB	R	H	RBI	BB	SO	LOB	BOTTOM					
Paul Serna, R OBP: 0.283, SLG: 0.472 (1.5)	G4-6-3 1B										1-3	6	2	3	3	0	0	4						
Bud Bulling, R OBP: 0.276, SLG: 0.257 (1.2)											HR	4	0	0	0	0	0	2						
Rick Sweet, S OBP: 0.583, SLG: 0.905 (9, PH)	G4-6-3 1-2											1	1	1	0	0	0	0						
Bruce Bochte, L OBP: 0.416, SLG: 0.401 (1.7)												4	0	1	1	1	0	0						
Joe Simpson, L OBP: 0.281, SLG: 0.288 (9, PR)												0	0	0	0	0	0	0						
Richie Zisk, R OBP: 0.335, SLG: 0.361 (1.10)												5	0	0	0	0	1	2						
Al Cowens, R OBP: 0.322, SLG: 0.464 (1.9)												4	1	2	1	1	0	0						
Gary Gray, R OBP: 0.432, SLG: 0.656 (1.3)												4	0	1	0	0	0	1						
Todd Cruz, R OBP: 0.285, SLG: 0.390 (1.6)												5	0	2	0	0	2	3						
Dave Henderson, R OBP: 0.407, SLG: 0.519 (1.8)												4	0	1	0	1	1	1						
Julio Cruz, S OBP: 0.319, SLG: 0.275 (1.4)												1	0	0	0	0	0	3						
Lenny Randle, S OBP: 0.244, SLG: 0.189 (4.5)												3	1	1	0	0	1	0						
Inning Stats	R: 0 E: 0 K: 0 S: 3	H: 1 LOB: 0 BB: 0 P: 3	R: 1 E: 0 K: 0 S: 6	H: 3 LOB: 3 BB: 1 P: 10	R: 0 E: 0 K: 1 S: 5	H: 0 LOB: 3 BB: 2 P: 14	R: 0 E: 0 K: 0 S: 4	H: 1 LOB: 1 BB: 0 P: 4	R: 0 E: 0 K: 1 S: 5	H: 0 LOB: 0 BB: 0 P: 5	R: 1 E: 0 K: 0 S: 4	H: 1 LOB: 1 BB: 0 P: 4	R: 0 E: 0 K: 0 S: 4	H: 1 LOB: 1 BB: 0 P: 4	R: 1 E: 0 K: 1 S: 7	H: 2 LOB: 1 BB: 0 P: 7	R: 0 E: 0 K: 0 S: 3	H: 0 LOB: 0 BB: 0 P: 3	R: 2 E: 0 K: 1 S: 5	H: 2 LOB: 0 BB: 0 P: 5	1B: 6 2B: 3 3B: 0 HR: 3	SF: 0 SAC: 1 DP: 1 HBP: 1	WP: 1 PB: 0 SB: 0 CS: 0	PA: 46
PITCHER	IP 7.0	WLS 1.2	BF 31	H 7	R 2	ER 2	SO 3	BB 3	IBB 0	HBP 0	BLK 0	WP 1	HR 2	S 33	P 46	ERA 2.57	WHIP 1.429							
Bob McClure, L ERA: 4.5 (8.1)																								
Dwight Bernard, R ERA: 4.5 (8.1)	1.2	7	2	1	1	1	1	0	0	0	0	0	0	9	9	5.40	1.200							
Mike Caldwell, L ERA: 4.7 (9.1)	0.0	1	1	0	0	0	0	0	0	0	0	0	0	1	1	∞	∞							
Rollie Fingers, R ERA: 2.36 (9.1)	0.1	1	0	0	0	0	0	0	0	0	0	0	0	1	1	0.00	0.000							
Jerry Augustine, L ERA: 6.0 (10.1)	1.1	L 6	2	2	2	2	1	0	0	0	0	0	1	8	8	13.50	1.500							

Milwaukee Brewers @ Seattle Mariners
The Kingdom, Seattle, WA
Mon May 31 1982, 10:05 PM EDT
Att. 8,424 - Unknown

AB 41
R 5
H 12
RBI 5
BB 3
SO 5
LOB 16




Batter	1	2	3	4	5	6	7	8	9	AB	R	H	RBI	BB	SO	LOB	TOP										
Paul Moltzer, R OBP: 0.372, SLG: 0.413 (1, 5)										4	0	0	0	0	1	0	Milwaukee Brewers @ Seattle Mariners The Kingdome, Seattle, WA Tue Jun 01 1982, 10:05 PM EDT Att: 5,321 - Unknown										
Robin Yount, R OBP: 0.349, SLG: 0.509 (1, 6)										4	0	1	0	0	2	0											
Cecil Cooper, L OBP: 0.411, SLG: 0.573 (1, 3)										4	0	2	0	0	1	1											
Ben Oglivie, L OBP: 0.296, SLG: 0.431 (1, 7)										4	1	1	0	0	2	2											
Ted Simmons, S OBP: 0.273, SLG: 0.390 (1, 2)										3	1	2	1	1	0	0											
Roy Howell, L OBP: 0.283, SLG: 0.308 Don Money, R OBP: 0.333, SLG: 0.619 (9, PH)										3	0	2	1	0	0	0											
Mark Brouhard, R OBP: 0.356, SLG: 0.453 (1, 9)										3	0	0	0	0	0	3											
Jim Gantner, L OBP: 0.327, SLG: 0.342 (1, 4)										3	0	0	0	0	2	2											
Marshall Edwards, L OBP: 0.243, SLG: 0.432 (1, 8)										3	0	0	0	0	1	0											
Inning Stats	R: 0 E: 0 K: 1 S: 6	H: 1 LOB: 1 BB: 0 P: 6	R: 1 E: 0 K: 0 S: 4	H: 2 LOB: 0 BB: 0 P: 4	R: 0 E: 0 K: 3 S: 9	H: 0 LOB: 0 BB: 0 P: 9	R: 0 E: 0 K: 1 S: 5	H: 0 LOB: 0 BB: 0 P: 5	R: 0 E: 0 K: 1 S: 5	H: 0 LOB: 0 BB: 0 P: 5	R: 1 E: 0 K: 1 S: 7	H: 2 LOB: 2 BB: 1 P: 11	R: 0 E: 0 K: 1 S: 6	H: 1 LOB: 1 BB: 0 P: 6	R: 0 E: 0 K: 0 S: 3	H: 2 LOB: 0 BB: 0 P: 3		1B: 5 2B: 2 3B: 0 HR: 1	SF: 0 SAC: 0 DP: 2 HBP: 0	WP: 0 PB: 0 CS: 1	PA: 33						
PITCHER	IP	WLS	BF	H	R	ER	SO	BB	IBB	HBP	BLK	WP	HR	S	P	ERA	WHIP										
Gene Nelson, R ERA: 3.76 (1, 1)	8.0	L	31	7	2	2	9	1	0	0	0	0	1	48	52	2.25	1.000										
Ed Vande Berg, L ERA: 1.95 (9, 1)	0.1		1	1	0	0	0	0	0	0	0	0	0	1	1	0.00	3.000										
Mike Stanton, R ERA: 2.6 (9, 1)	0.2		1	0	0	0	0	0	0	0	0	0	0	1	1	0.00	0.000										

Batter	1	2	3	4	5	6	7	8	9	AB	R	H	RBI	BB	SO	LOB	BOTTOM										
Joe Simpson, L OBP: 0.280, SLG: 0.296 (1, 8)										4	1	1	0	0	1	0	Milwaukee Brewers @ Seattle Mariners The Kingdome, Seattle, WA Tue Jun 01 1982, 10:05 PM EDT Att: 5,321 - Unknown										
Paul Serna, R OBP: 0.281, SLG: 0.446 (1, 4)										3	0	0	0	1	2	1											
Bruce Bochte, L OBP: 0.413, SLG: 0.398 Bobby Brown, S OBP: 0.284, SLG: 0.333 (6, PR)										4	0	1	1	0	0	1											
Richie Zisk, R OBP: 0.333, SLG: 0.354 (1, 10)										3	0	0	0	1	0	2											
Al Cowens, R OBP: 0.321, SLG: 0.457 (1, 9)										3	0	0	0	1	1	1											
Gary Gray, R OBP: 0.436, SLG: 0.694 (1, 3)										4	0	2	0	0	1	2											
Todd Cruz, R OBP: 0.279, SLG: 0.382 (1, 6)										4	0	0	0	0	1	4											
Rick Sweet, S OBP: 0.500, SLG: 0.760 (1, 2)										4	0	0	0	0	1	4											
Lenny Randle, S OBP: 0.227, SLG: 0.175 (1, 5)										3	0	0	0	0	1	0											
Inning Stats	R: 0 E: 0 K: 0 S: 3	H: 0 LOB: 1 BB: 1 P: 7	R: 0 E: 0 K: 1 S: 6	H: 1 LOB: 1 BB: 0 P: 6	R: 0 E: 0 K: 2 S: 7	H: 0 LOB: 0 BB: 0 P: 7	R: 0 E: 0 K: 0 S: 3	H: 0 LOB: 1 BB: 1 P: 7	R: 0 E: 0 K: 1 S: 5	H: 0 LOB: 0 BB: 0 P: 5	R: 0 E: 0 K: 1 S: 4	H: 1 LOB: 2 BB: 1 P: 8	R: 1 E: 0 K: 1 S: 7	H: 2 LOB: 1 BB: 0 P: 7	R: 0 E: 1 K: 2 S: 8	H: 0 LOB: 1 BB: 0 P: 8		1B: 1 2B: 3 3B: 0 HR: 0	SF: 0 SAC: 0 DP: 0 HBP: 0	WP: 1 PB: 0 SB: 0 CS: 0	PA: 35						
PITCHER	IP	WLS	BF	H	R	ER	SO	BB	IBB	HBP	BLK	WP	HR	S	P	ERA	WHIP										
Pete Vuckovich, R ERA: 3.23 (1, 1)	7.2	W	30	4	1	1	6	3	0	0	0	0	0	39	51	1.17	0.913										
Rollie Fingers, R ERA: 2.27 (8, 1)	1.1	S	5	0	0	0	2	0	0	0	0	1	0	9	9	0.00	0.000										

Batter	1	2	3	4	5	6	7	8	9	AB	R	H	RBI	BB	SO	LOB	TOP								
Paul Moltis, R OBP: 0.368, SLG: 0.407 (1, 5)	0-0 6-3		0-0 F9			0-0 1B	0-0 5-3		0-0 F7	5	1	1	0	0	0	1									
Robin Yount, R OBP: 0.344, SLG: 0.500 (1, 6)	0-0 F6		0-0 F8			0-3 K		0-0 HR	0-3 K	5	1	1	0	0	2	1									
Cecil Cooper, L OBP: 0.413, SLG: 0.587 (1, 3)	0-3 K			0-0 5-3		0-0 1B		0-0 HR		4	1	2	3	0	1	0									
Don Money, R OBP: 0.351, SLG: 0.636 (1, 10)		0-0 4-3 2B		0-0 E 1B		0-0 1-2 1B		0-0 F5		4	1	3	0	0	0	0									
Ted Simmons, S OBP: 0.266, SLG: 0.379 (1, 2)	0-0 4-3		0-0 F9		0-3 K		0-0 F9			4	0	0	0	0	1	4									
Ben Oglivie, L OBP: 0.295, SLG: 0.427 (1, 7)	0-0 5-3		0-0 K		0-3 K		0-0 K		0-0 1B	4	0	1	1	0	2	3									
Mark Brouhard, R OBP: 0.364, SLG: 0.456 (1, 9)	0-3 K			0-3 K		0-0 SH3 1B		0-0 1-2 1B		4	0	2	0	0	2	0									
Jim Gantner, L OBP: 0.327, SLG: 0.342 (1, 4)			0-0 1-3		0-0 G4-6-3 1B		0-0 SH3	0-0 5-3		3	0	1	0	0	0	2									
Marshall Edwards, L OBP: 0.244, SLG: 0.463 (1, 8)			0-0 E5 3B		0-0 G4-6-3		0-0 1-3		0-0 1-3	4	1	1	0	0	0	2									
Inning Stats	R: 0 E: 0 K: 1 S: 5	H: 0 LOB: 0 BB: 0 P: 5	R: 1 E: 0 K: 1 S: 6	H: 1 LOB: 0 BB: 0 P: 6	R: 1 E: 1 K: 0 S: 4	H: 1 LOB: 0 BB: 0 P: 4	R: 0 E: 1 K: 1 S: 6	H: 1 LOB: 1 BB: 0 P: 6	R: 0 E: 0 K: 1 S: 5	H: 1 LOB: 0 BB: 0 P: 5	R: 1 E: 0 K: 0 S: 12	H: 3 LOB: 2 BB: 0 P: 12	R: 0 E: 0 K: 0 S: 4	H: 1 LOB: 1 BB: 0 P: 4	R: 2 E: 0 K: 0 S: 7	H: 4 LOB: 2 BB: 0 P: 7	R: 0 E: 0 K: 1 S: 5	H: 0 LOB: 0 BB: 0 P: 5	1B: 9 2B: 1 3B: 1 HR: 1	SF: 0 SAC: 1 DP: 1 HBP: 0	WP: 0 PB: 0 SB: 1 CS: 0	PA: 38			
PITCHER	IP	WLS	BF	H	R	ER	SO	BB	IBB	HBP	BLK	WP	HR	S	P	ERA	WHIP								
Floyd Bannister, L ERA: 3.51 (1, 1)	7.0	L	30	10	5	4	7	0	0	0	0	0	1	44	44	5.14	1.429								
Mike Stanton, R ERA: 2.54 (8, 1)	0.2		4	2	0	0	0	0	0	0	0	0	0	4	4	0.00	3.000								
Bryan Clark, L ERA: 1.89 (8, 1)	1.1		4	0	0	0	1	0	0	0	0	0	0	6	6	0.00	0.000								

Milwaukee Brewers @ Seattle Mariners
The Kingdome, Seattle, WA
Wed Jun 02 1982, 10:05 PM EDT
Att: 8,937 - Unknown

AB 37
R 5
H 12
RBI 4
BB 0
SO 8
LOB 13



Batter	1	2	3	4	5	6	7	8	9	AB	R	H	RBI	BB	SO	LOB	BOTTOM								
Lenny Randle, S OBP: 0.229, SLG: 0.205 (1, 5)	0-0 FC3-5-3 2B		0-0 F7		0-0 5-3		0-0 F8			4	0	1	0	0	0	1									
Paul Serna, R OBP: 0.279, SLG: 0.433 (1, 4)	0-0 FC3-5-3		0-0 F9		0-0 1B			0-0 F7		4	0	1	0	0	0	2									
Bruce Bochte, L OBP: 0.410, SLG: 0.391 (1, 7)	0-3 K			0-0 4-3	0-0 5-3			4-0 BB		3	0	0	0	1	1	1									
Richie Zisk, R OBP: 0.331, SLG: 0.358 (1, 10)		0-0 F3		0-3 K		0-0 1B G6-4-3 2B		0-0 F9		4	1	1	0	0	1	1									
Al Cowens, R OBP: 0.329, SLG: 0.468 (1, 9)		0-0 FC6-4 1B		0-0 K		0-0 2-3 1B		0-0 1-3		4	0	3	0	0	0	1									
Gary Gray, R OBP: 0.422, SLG: 0.641 (1, 3)	0-0 F5		0-0 F5		4-0 BB	0-0 G6-4-3		0-0 F9		3	0	0	0	1	0	2									
Todd Cruz, R OBP: 0.274, SLG: 0.374 (1, 6)	0-0 FC6-4		0-0 F6		0-0 F9		0-0 F9		0-0 F5	4	0	0	0	0	0	3									
Dave Henderson, R OBP: 0.397, SLG: 0.554 (1, 8)			0-0 F5		0-0 HR		0-0 F6		0-3 K	4	1	1	1	0	1	0									
Bud Bulling, R OBP: 0.278, SLG: 0.250 (1, 2)		4-0 BB		0-0 1-3		0-0 5-3				2	0	0	0	1	0	0									
Inning Stats	R: 0 E: 0 K: 1 S: 5	H: 1 LOB: 0 BB: 0 P: 5	R: 0 E: 0 K: 0 S: 4	H: 1 LOB: 1 BB: 0 P: 4	R: 0 E: 0 K: 0 S: 3	H: 0 LOB: 1 BB: 1 P: 7	R: 0 E: 0 K: 1 S: 6	H: 1 LOB: 2 BB: 1 P: 10	R: 1 E: 0 K: 0 S: 4	H: 2 LOB: 0 BB: 0 P: 4	R: 0 E: 0 K: 0 S: 3	H: 0 LOB: 0 BB: 0 P: 3	R: 0 E: 0 K: 0 S: 3	H: 0 LOB: 1 BB: 1 P: 7	R: 0 E: 0 K: 1 S: 5	H: 0 LOB: 0 BB: 0 P: 5	1B: 3 2B: 4 3B: 0 HR: 1	SF: 0 SAC: 0 DP: 2 HBP: 0	WP: 0 PB: 0 SB: 0 CS: 0	PA: 35					
PITCHER	IP	WLS	BF	H	R	ER	SO	BB	IBB	HBP	BLK	WP	HR	S	P	ERA	WHIP								
Mike Caldwell, L ERA: 4.38 (1, 1)	9.0	W	35	7	2	2	3	3	0	0	0	0	1	38	50	2.00	1.111								

Milwaukee Brewers @ Seattle Mariners
The Kingdome, Seattle, WA
Wed Jun 02 1982, 10:05 PM EDT
Att: 8,937 - Unknown

AB 32
R 2
H 7
RBI 1
BB 3
SO 3
LOB 11



Batter	1	2	3	4	5	6	7	8	9	AB	R	H	RBI	BB	SO	LOB	TOP										
Bobby Brown, S OBP: 0.291, SLG: 0.319 (1, 8)	0-3 K		4-0 BB		4-0 BB		0-0 6-3		0-3 K	3	0	0	0	2	2	2											
Paul Serna, R OBP: 0.273, SLG: 0.415 (1, 5)	0-3 K		0-0 B5-3		0-3 K			0-0 CS 1B	0-0 L5	5	0	1	0	0	2	4											
Bruce Bochte, L OBP: 0.410, SLG: 0.391 (1, 7)	0-0 F8			0-0 G6-4-3 1B	0-0 F6			0-0 F8	0-0 FC6-4 1B	5	0	2	1	0	0	3											
Richie Zisk, R OBP: 0.333, SLG: 0.351 (1, 10)		0-0 F8		0-0 G6-4-3 1-2		4-0 FC2-6 BB		4-0 HR BB	0-0 FC6-4 1-2	3	1	0	0	2	0	2											
Al Cowens, R OBP: 0.336, SLG: 0.490 (1, 9)		0-0 2B		4-0 BB		0-0 FC2-6 CS		0-0 HR		3	1	2	2	1	0	1											
Gary Gray, R OBP: 0.408, SLG: 0.595 (1, 3)		0-0 5-3		0-3 K		0-3 K		4-0 BB		3	0	0	0	1	2	3											
Rick Sweet, S OBP: 0.469, SLG: 0.679 (1, 2)		0-0 4-3			0-0 F8		0-0 1-3	4-0 BB		3	0	0	0	1	0	1											
Todd Cruz, R OBP: 0.273, SLG: 0.387 (1, 6)			0-0 1-3		0-0 HR		0-3 K	0-0 4-3		4	1	1	1	0	1	2											
Julio Cruz, S OBP: 0.327, SLG: 0.285 (1, 4)			0-0 F7		0-0 BB 1B		0-0 S 1B		0-0 WP S 1B	4	1	3	0	0	0	0											
Inning Stats	R: 0 E: 0 K: 2 S: 7	H: 0 LOB: 0 BB: 0 P: 7	R: 0 E: 0 K: 0 S: 4	H: 1 LOB: 1 BB: 0 P: 4	R: 0 E: 0 K: 0 S: 3	H: 0 LOB: 1 BB: 1 P: 7	R: 0 E: 0 K: 1 S: 5	H: 1 LOB: 1 BB: 1 P: 9	R: 1 E: 0 K: 1 S: 7	H: 2 LOB: 2 BB: 1 P: 11	R: 0 E: 0 K: 1 S: 4	H: 0 LOB: 0 BB: 1 P: 8	R: 0 E: 0 K: 1 S: 6	H: 1 LOB: 0 BB: 0 P: 6	R: 2 E: 0 K: 0 S: 4	H: 2 LOB: 2 BB: 3 P: 16	R: 1 E: 0 K: 1 S: 7	H: 2 LOB: 1 BB: 0 P: 7	1B: 6 2B: 1 3B: 0 HR: 2	SF: 0 SAC: 0 DP: 1 HBP: 0	WP: 1 PB: 0 SB: 2 CS: 2	PA: 40					
PITCHER	IP	WLS	BF	H	R	ER	SO	BB	IBB	HBP	BLK	WP	HR	S	P	ERA	WHIP										
Jack Morris, R ERA: 3.12 (1, 1)	7.2	L	34	7	3	3	6	7	0	0	0	0	2	39	67	3.52	1.826										
Elias Sosa, R ERA: 3.12 (8, 1)	1.1		6	2	1	1	1	0	0	0	0	1	0	8	8	6.75	1.500										

Seattle Mariners @ Detroit Tigers
Tiger Stadium, Detroit, MI
Fri Jun 04 1982, 7:05 PM EDT
Att: 32,404 - Unknown

AB 33
R 4
H 9
RBI 4
BB 7
SO 7
LOB 18



Batter	1	2	3	4	5	6	7	8	9	AB	R	H	RBI	BB	SO	LOB	BOTTOM										
Chet Lemon, R OBP: 0.378, SLG: 0.329 (1, 9)	0-0 6-3		4-0 BB			4-0 1B BB		0-0 1B		2	0	1	0	2	0	0											
Tom Brookens, R OBP: 0.344, SLG: 0.361 (1, 5)	4-0 WP S FC4-2 BB		0-0 G4-6-3 1-2		0-0 1B		0-0 F3			3	0	1	0	1	0	2											
Kirk Gibson, L OBP: 0.337, SLG: 0.405 (1, 8)	0-0 FC4-2 1-H		0-0 G3		0-3 K		0-0 1-3		0-0 1-3	4	0	0	0	0	1	3											
Jerry Turner, L OBP: 0.257, SLG: 0.308 (1, 10)	0-0 F8		0-3 K		0-3 K		0-0 F8		0-0 F9	4	0	0	0	0	2	3											
Richie Hebner, L OBP: 0.392, SLG: 0.430 (1, 3)		4-0 S BB		0-0 F8		0-0 F8		0-0 F8		3	0	0	0	1	0	0											
Larry Hemdon, R OBP: 0.376, SLG: 0.561 (1, 7)		0-0 F9			0-0 5-3		0-0 F9			3	0	0	0	0	0	1											
Lance Parrish, R OBP: 0.378, SLG: 0.534 (1, 2)		0-0 F7			0-0 5-3		0-0 1-3			3	0	0	0	0	0	1											
Lou Whitaker, L OBP: 0.322, SLG: 0.377 (1, 4)		0-0 F9			0-0 F8			0-0 6-3		3	0	0	0	0	0	1											
Alan Trammell, R OBP: 0.275, SLG: 0.294 (1, 6)			0-0 4-3			0-0 6-3				2	0	0	0	0	0	0											
Rick Leach, L OBP: 0.308, SLG: 0.333 (8, PH)										1	0	0	0	0	1	0											
Mark DeJohn, S OBP: 0.308, SLG: 0.333 (9, 6)										0	0	0	0	0	0	0											
Inning Stats	R: 0 E: 0 K: 0 S: 3	H: 0 LOB: 1 BB: 1 P: 7	R: 0 E: 0 K: 0 S: 3	H: 0 LOB: 1 BB: 1 P: 7	R: 0 E: 0 K: 0 S: 2	H: 0 LOB: 0 BB: 1 P: 6	R: 0 E: 0 K: 1 S: 5	H: 0 LOB: 0 BB: 0 P: 5	R: 0 E: 0 K: 0 S: 3	H: 0 LOB: 0 BB: 0 P: 3	R: 0 E: 0 K: 2 S: 8	H: 1 LOB: 2 BB: 1 P: 12	R: 0 E: 0 K: 0 S: 3	H: 0 LOB: 0 BB: 0 P: 3	R: 0 E: 0 K: 1 S: 6	H: 1 LOB: 1 BB: 0 P: 6	R: 0 E: 0 K: 0 S: 3	H: 0 LOB: 0 BB: 0 P: 3	1B: 2 2B: 0 3B: 0 HR: 0	SF: 0 SAC: 0 DP: 1 HBP: 0	WP: 1 PB: 0 SB: 2 CS: 0	PA: 32					
PITCHER	IP	WLS	BF	H	R	ER	SO	BB	IBB	HBP	BLK	WP	HR	S	P	ERA	WHIP										
Jim Beattie, R ERA: 2.88 (1, 1)	9.0	W	32	2	0	0	4	4	0	0	0	1	0	36	52	0.00	0.667										

Seattle Mariners @ Detroit Tigers
Tiger Stadium, Detroit, MI
Fri Jun 04 1982, 7:05 PM EDT
Att: 32,404 - Unknown

AB 28
R 0
H 2
RBI 0
BB 4
SO 4
LOB 11



Batter	1	2	3	4	5	6	7	8	9	AB	R	H	RBI	BB	SO	LOB	TOP			
Bobby Brown, S OBP: 0.277, SLG: 0.303 (1, 8)	0-3 K		0-0 F8		0-0 4-3			0-0 F8		4	0	0	0	0	1	1				
Paul Serna, R OBP: 0.297, SLG: 0.391 (7, 6)	0-0 G3		0-0 5-3		0-0 F7			0-0 F8		4	0	0	0	0	0	1				
Bruce Bochte, L OBP: 0.408, SLG: 0.390 Joe Simpson, L OBP: 0.277, SLG: 0.294 (1, 7) (6, 7)	0-0 4-3			0-0 FC1-4 1B		0-0 6-3		0-0 L4		3	0	1	0	0	0	0				
Richie Zisk, R OBP: 0.333, SLG: 0.346 Jim Mauer, R OBP: 0.292, SLG: 0.363 (9, PH)		4-0 L1-3 BB		0-0 FC1-4 1B		0-3 K		0-3 K		2	1	0	0	1	1	1				
Al Cowens, R OBP: 0.332, SLG: 0.483 Dave Henderson, R OBP: 0.391, SLG: 0.544 (7, 9)		0-0 L1-3		0-0 F9		0-0 F5		0-0 6-3		3	0	0	0	0	0	2				
Gary Gray, R OBP: 0.404, SLG: 0.578 (1, 3)		0-0 1B		0-0 E5 1B			0-0 5-3			3	1	1	0	0	0	1				
Rick Sweet, S OBP: 0.486, SLG: 0.667 (1, 2)		0-3 K		0-0 FC6-4 1B		4-0 G4-6-3 BB				2	0	1	2	1	1	1				
Todd Cruz, R OBP: 0.271, SLG: 0.383 Manny Castillo, S OBP: 0.293, SLG: 0.288 (7, PH) (7, 5)			0-3 K	0-0 FC6-4 1B		0-0 G4-6-3				2	0	0	0	0	1	1				
Julio Cruz, S OBP: 0.329, SLG: 0.283 Lenny Randle, S OBP: 0.224, SLG: 0.200 (1, 4) (7, 4)			4-0 S BB		0-0 4-3			0-0 3-1		1	0	0	0	1	0	0				
Inning Stats	R: 0 E: 0 K: 1 S: 5	H: 0 LOB: 0 BB: 0 P: 5	R: 0 E: 0 K: 1 S: 5	H: 1 LOB: 1 BB: 1 P: 9	R: 0 E: 0 K: 1 S: 5	H: 0 LOB: 1 BB: 1 P: 9	R: 2 E: 1 K: 0 S: 6	H: 2 LOB: 1 BB: 0 P: 6	R: 0 E: 0 K: 1 S: 3	H: 0 LOB: 0 BB: 1 P: 3	R: 0 E: 0 K: 0 S: 2	H: 0 LOB: 0 BB: 1 P: 6	R: 0 E: 0 K: 0 S: 3	H: 0 LOB: 0 BB: 0 P: 3	R: 0 E: 0 K: 1 S: 5	H: 0 LOB: 0 BB: 0 P: 5	1B: 3 2B: 1 3B: 0 HR: 0	SF: 0 SAC: 0 DP: 2 HBP: 0	WP: 0 PB: 0 SB: 1 CS: 0	PA: 32
PITCHER Dan Petry, R ERA: 3.14 (1, 1)	IP: 9.0 WLS: W BF: 32 H: 3 R: 2 ER: 0 SO: 5 BB: 3 IBB: 0 HBP: 0 BLK: 0 WP: 0 HR: 0 S: 39 P: 51 ERA: 0.00 WHIP: 0.667																			

Seattle Mariners @ Detroit Tigers
Tiger Stadium, Detroit, MI
Sun Jun 06 1982, 3:33 AM EDT
Att: 18,378 - Unknown

AB 29
R 2
H 3
RBI 2
BB 3
SO 5
LOB 9



Batter	1	2	3	4	5	6	7	8	9	AB	R	H	RBI	BB	SO	LOB	BOTTOM			
Larry Herndon, R OBP: 0.381, SLG: 0.578 (1, 7)	0-0 FC6-4 1B		0-0 PB 1B		0-0 6-3			0-0 HR		5	2	3	2	0	0	2				
Enos Cabell, R OBP: 0.323, SLG: 0.413 (5, 3)	0-0 FC6-4 1B	0-0 6-4 BB 1B	0-0 4-3		0-0 6-3			0-3 K		5	0	2	0	0	1	1				
Kirk Gibson, L OBP: 0.328, SLG: 0.393 (1, 8)	0-0 FC6-4 1B	0-3 K		0-0 4-3		0-0 4-3		0-3 K		5	1	0	0	0	2	3				
Mike Ivie, R OBP: 0.298, SLG: 0.430 (1, 10)	0-0 E 2B	4-0 BB 1B		0-0 2B		0-0 3-1				3	1	2	1	1	0	0				
Richie Hebner, L OBP: 0.394, SLG: 0.425 Tom Brookens, R OBP: 0.337, SLG: 0.353 (4, PH) (5, 5)	4-0 E 2B	0-0 6-4		0-3 K2-3		0-0 F9				1	1	0	0	1	0	2				
Jerry Turner, L OBP: 0.254, SLG: 0.303 Lynn Jones, R OBP: 0.200, SLG: 0.174 (1, 9) (3, 9)	0-0 E6 2B		0-0 4-3		0-0 F8		0-3 K			1	1	0	1	0	0	2				
Lance Parrish, R OBP: 0.382, SLG: 0.542 (1, 2)	0-0 2B		0-0 1B 1B		0-3 K		0-3 K			4	2	2	3	0	2	0				
Lou Whitaker, L OBP: 0.320, SLG: 0.393 (1, 4)	0-0 4-3		0-3 K		0-3 K			0-0 HR		4	1	1	1	0	2	2				
Alan Trammell, R OBP: 0.287, SLG: 0.308 Mark DeJohn, S OBP: 0.308, SLG: 0.333 (1, 6) (9, 6)	0-0 2B		0-0 1B PB 1B		4-0 BB		0-0 F6			3	1	2	1	1	0	0				
Inning Stats	R: 6 E: 1 K: 0 S: 9	H: 5 LOB: 1 BB: 1 P: 13	R: 0 E: 0 K: 1 S: 5	H: 1 LOB: 1 BB: 1 P: 9	R: 2 E: 0 K: 1 S: 8	H: 3 LOB: 1 BB: 0 P: 8	R: 0 E: 0 K: 1 S: 6	H: 1 LOB: 1 BB: 0 P: 6	R: 0 E: 0 K: 2 S: 7	H: 0 LOB: 0 BB: 1 P: 11	R: 0 E: 0 K: 0 S: 3	H: 0 LOB: 0 BB: 0 P: 3	R: 0 E: 0 K: 2 S: 7	H: 0 LOB: 0 BB: 0 P: 7	R: 2 E: 0 K: 2 S: 9	H: 2 LOB: 2 BB: 0 P: 9	1B: 7 2B: 4 3B: 0 HR: 2	SF: 0 SAC: 0 DP: 1 HBP: 0	WP: 0 PB: 1 SB: 0 CS: 0	PA: 39
PITCHER Gaylord Perry, R ERA: 4.14 (1, 1)	IP: 0.2 WLS: L BF: 9 H: 5 R: 6 ER: 4 SO: 0 BB: 1 IBB: 0 HBP: 0 BLK: 0 WP: 0 HR: 0 S: 8 P: 12 ERA: 54.00 WHIP: 9.000																			
Bryan Clark, L ERA: 1.85 (7, 1)	IP: 1.0 WLS: 0 BF: 3 H: 0 R: 0 ER: 0 SO: 2 BB: 0 IBB: 0 HBP: 0 BLK: 0 WP: 0 HR: 0 S: 7 P: 7 ERA: 0.00 WHIP: 0.000																			
Bill Caudill, R ERA: 2.31 (8, 1)	IP: 1.0 WLS: 0 BF: 5 H: 2 R: 2 ER: 2 SO: 2 BB: 0 IBB: 0 HBP: 0 BLK: 0 WP: 0 HR: 2 S: 9 P: 9 ERA: 18.00 WHIP: 2.000																			

Seattle Mariners @ Detroit Tigers
Tiger Stadium, Detroit, MI
Sun Jun 06 1982, 3:33 AM EDT
Att: 18,378 - Unknown

AB 36
R 10
H 12
RBI 9
BB 3
SO 9
LOB 14



Batter	1	2	3	4	5	6	7	8	9	AB	R	H	RBI	BB	SO	LOB	TOP								
Julio Cruz, S OBP: 0.326, SLG: 0.281 (1, 4)	L6			F9	5-3		S 1B		FC6-4 BB 4-3	5	0	1	0	0	0	3									
Paul Serna, R OBP: 0.240, SLG: 0.365 (1, 5)	F6			F9		E5	K		4-3	5	0	0	0	0	1	2									
Bruce Bochte, L OBP: 0.408, SLG: 0.387 (1, 7)	F4-3			F7		F4-3 1B			3-1	4	1	1	0	1	0	0									
Richie Zisk, R OBP: 0.341, SLG: 0.346 (1, 10)		6-3				F4-3 1B			3B BB	3	2	1	0	2	0	1									
Al Cowens, R OBP: 0.338, SLG: 0.490 (1, 9)		6-3				1B BB			F5	3	3	1	1	2	0	3									
Gary Gray, R OBP: 0.293, SLG: 0.551 (1, 3)						F9	E8 1B		K	4	0	1	1	0	2	3									
Todd Cruz, R OBP: 0.275, SLG: 0.385 (1, 6)				F8		1B 1B			6-3	4	0	2	0	0	0	1									
Dave Henderson, R OBP: 0.368, SLG: 0.508 (1, 8)				F4-3		K			K	4	0	0	0	0	3	4									
Bud Bulling, R OBP: 0.289, SLG: 0.263 (1, 2)				6-3		1B			1-3 2H 3H	4	0	2	2	0	0	0									
Inning Stats	R: 0 E: 0 K: 0 S: 3	H: 0 LOB: 0 BB: 0 P: 3	R: 0 E: 0 K: 1 S: 5	H: 0 LOB: 0 BB: 0 P: 5	R: 0 E: 0 K: 0 S: 3	H: 0 LOB: 0 BB: 0 P: 3	R: 0 E: 0 K: 0 S: 3	H: 0 LOB: 0 BB: 0 P: 3	R: 2 E: 0 K: 1 S: 8	H: 3 LOB: 2 BB: 1 P: 12	R: 2 E: 0 K: 0 S: 5	H: 2 LOB: 1 BB: 1 P: 9	R: 0 E: 0 K: 2 S: 8	H: 1 LOB: 1 BB: 0 P: 8	R: 2 E: 0 K: 2 S: 9	H: 2 LOB: 1 BB: 1 P: 13	R: 0 E: 0 K: 0 S: 4	H: 1 LOB: 3 BB: 2 P: 12	1B: 8 2B: 0 3B: 1 HR: 0	SF: 0 SAC: 0 DP: 0 HBP: 0	WP: 1 PB: 0 SB: 1 CS: 0	PA: 41			
PITCHER	IP	WLS	BF	H	R	ER	SO	BB	IBB	HBP	BLK	WP	HR	S	P	ERA	WHIP								
Jon Matlack, L ERA: 3.45 (1, 1)	5.2	L	24	5	4	3	2	2	0	0	0	0	0	26	34	4.76	1.235								
Danny Darwin, R ERA: 3.48 (6, 1)	2.0		10	3	2	2	3	1	0	0	0	1	0	15	19	9.00	2.000								
Steve Comer, R ERA: 4.05 (8, 1)	1.1		7	1	0	0	1	1	1	0	0	0	0	7	15	0.00	1.500								

Seattle Mariners @ Texas Rangers
Arlington Stadium, Arlington, TX
Mon Jun 07 1982, 8:05 PM EDT
Att: 8,484 - Unknown

AB 36
R 6
H 9
RBI 4
BB 5
SO 6
LOB 17



Batter	1	2	3	4	5	6	7	8	9	AB	R	H	RBI	BB	SO	LOB	BOTTOM								
George Wright, S OBP: 0.287, SLG: 0.391 (1, 8)	4-3			K			F8		F2	3	0	0	0	0	1	0									
Bill Sample, R OBP: 0.342, SLG: 0.455 (9, PH)										1	0	0	0	0	0	0									
Jim Sundberg, R OBP: 0.358, SLG: 0.390 (1, 2)	6-3			F8			3-1		6-3	4	0	0	0	0	0	0									
Buddy Bell, R OBP: 0.362, SLG: 0.400 (1, 5)	F8			5-3			1B			3	0	1	0	0	0	0									
Randy Bass, L OBP: 0.244, SLG: 0.308 (1, 10)		1-3				5-3			K	3	0	0	0	0	1	1									
Johnny Grubb, L OBP: 0.366, SLG: 0.429 (1, 9)		4-3				4-3			6-3	3	0	0	0	0	0	0									
Dave Hostetter, R OBP: 0.500, SLG: 0.840 (1, 3)						F9			1B	3	0	1	0	0	1	0									
Leon Roberts, R OBP: 0.299, SLG: 0.344 (1, 7)				K			F8		K	3	0	0	0	0	2	1									
Doug Flynn, R OBP: 0.225, SLG: 0.242 (1, 4)							F5-3		6-3	2	0	0	0	0	0	0									
Mike Richardt, R OBP: 0.276, SLG: 0.300 (9, PH)										1	0	0	0	0	0	1									
Mark Wagner, R OBP: 0.264, SLG: 0.279 (1, 6)							L6			2	0	0	0	0	0	0									
Bill Stein, R OBP: 0.292, SLG: 0.256 (9, PH)									1-3	1	0	0	0	0	0	0									
Inning Stats	R: 0 E: 0 K: 0 S: 3	H: 0 LOB: 0 BB: 0 P: 3	R: 0 E: 0 K: 1 S: 5	H: 0 LOB: 0 BB: 0 P: 5	R: 0 E: 0 K: 1 S: 5	H: 0 LOB: 0 BB: 0 P: 5	R: 0 E: 0 K: 1 S: 5	H: 0 LOB: 0 BB: 0 P: 3	R: 0 E: 0 K: 0 S: 3	H: 0 LOB: 0 BB: 0 P: 3	R: 0 E: 0 K: 1 S: 6	H: 1 LOB: 1 BB: 0 P: 6	R: 0 E: 0 K: 1 S: 6	H: 1 LOB: 1 BB: 0 P: 6	R: 0 E: 0 K: 0 S: 3	H: 0 LOB: 0 BB: 0 P: 3	1B: 2 2B: 0 3B: 0 HR: 0	SF: 0 SAC: 0 DP: 0 HBP: 0	WP: 0 PB: 0 SB: 0 CS: 0	PA: 29					
PITCHER	IP	WLS	BF	H	R	ER	SO	BB	IBB	HBP	BLK	WP	HR	S	P	ERA	WHIP								
Gene Nelson, R ERA: 3.36 (1, 1)	9.0	W	29	2	0	0	5	0	0	0	0	0	0	39	39	0.00	0.222								

Seattle Mariners @ Texas Rangers
Arlington Stadium, Arlington, TX
Mon Jun 07 1982, 8:05 PM EDT
Att: 8,484 - Unknown


AB 29
R 0
H 2
RBI 0
BB 0
SO 5
LOB 3



Batter	1	2	3	4	5	6	7	8	9	10	11	12	13	14	AB	R	H	RBI	BB	SO	LOB	TOP					
Julio Cruz, S OBP: 0.326, SLG: 0.279 (1, 4)	F7		5-3			F8			5-3		IBB		F8		5	0	1	0	1	0	1						
Paul Serna, R OBP: 0.241, SLG: 0.359 Manny Castillo, S OBP: 0.289, SLG: 0.284 (11, 5)	1-3			F6		K			CS 1B		G3		F8		4	0	1	0	0	1	0						
Bruce Bochte, L OBP: 0.397, SLG: 0.375 (8, 3)	K			F8		F5			F4-3				6-3		6	0	0	0	0	2	1						
Richie Zisk, R OBP: 0.346, SLG: 0.370 (1, 10)		5-3		F4-3		HR			K						6	1	3	1	0	1	0						
Al Cowens, R OBP: 0.329, SLG: 0.477 (1, 9)		5-3		F8		6-3			F9				F8		6	1	0	0	0	0	2						
Gary Gray, R OBP: 0.390, SLG: 0.529 Joe Simpson, L OBP: 0.287, SLG: 0.297 (8, 8)	F9			F4-3		SH1-4 BB			CS 1B				F8		2	0	0	0	1	0	0						
Todd Cruz, R OBP: 0.276, SLG: 0.395 (1, 6)				G3		SH1-4 BB			CS 1B				F8		2	0	1	0	1	0	1						
Dave Henderson, R OBP: 0.352, SLG: 0.484 (8, 7)				6-3 2B		F8			F4				F4		3	0	0	0	0	1	3						
Bobby Brown, S OBP: 0.291, SLG: 0.308 (11, 7)				K		F8			F4				F4		2	0	1	0	1	0	0						
Bud Bulling, R OBP: 0.279, SLG: 0.253 Rick Sweet, S OBP: 0.474, SLG: 0.625 (11, 2)				6-3		F4-3			6-3				F4		3	0	0	0	0	0	3						
Inning Stats	R: 0 E: 0 K: 1 S: 5	H: 0 LOB: 0 BB: 0 P: 5	R: 0 E: 0 K: 0 S: 3	H: 0 LOB: 0 BB: 0 P: 3	R: 0 E: 0 K: 1 S: 6	H: 1 LOB: 1 BB: 0 P: 6	R: 0 E: 0 K: 0 S: 3	H: 0 LOB: 0 BB: 0 P: 3	R: 0 E: 0 K: 0 S: 3	H: 0 LOB: 2 BB: 1 P: 7	R: 0 E: 0 K: 0 S: 5	H: 1 LOB: 0 BB: 0 P: 3	R: 0 E: 0 K: 1 S: 6	H: 1 LOB: 1 BB: 1 P: 10	R: 0 E: 0 K: 0 S: 4	H: 1 LOB: 1 BB: 0 P: 4	R: 0 E: 0 K: 1 S: 6	H: 1 LOB: 2 BB: 2 P: 17	R: 1 E: 0 K: 2 S: 9	H: 2 LOB: 3 BB: 2 P: 17	1B: 6 2B: 2 HR: 1	SF: 0 SAC: 1 DP: 0 HBP: 0	WP: 0 PB: 0 SB: 1 CS: 2	PA: 55			
PITCHER	IP	WLS	BF	H	R	ER	SO	BB	IBB	HBP	BLK	WP	HR	S	P	ERA	WHIP										
Frank Tanana, L ERA: 3.8 (1, 1)	9.0		30	3	1	1	3					0	1	35	39	1.00	0.444										
Dave Schmidt, R ERA: 3.73 (10, 1)	3.2		16	4	0	0	3	1	1	0	0	0	0	20	28	0.00	1.364										
Paul Mirabella, L ERA: 3.38 (13, 1)	1.1	L	8	2	1	1	2	1	1	0	0	0	0	10	18	6.75	2.250										

Seattle Mariners @ Texas Rangers
Arlington Stadium, Arlington, TX
Tue Jun 08 1982, 8:05 PM EDT
Att. 8,971 - Unknown


AB 48
R 2
H 9
RBI 2
BB 5
SO 8
LOB 19

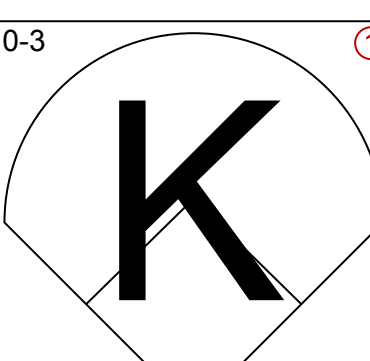
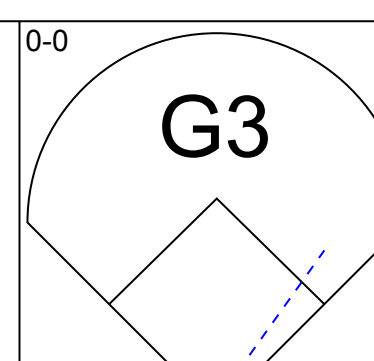
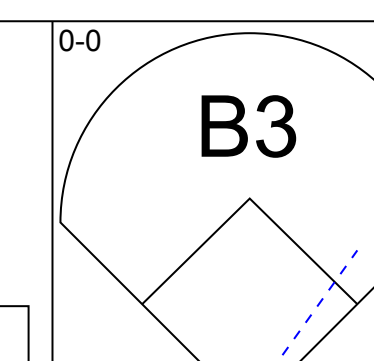
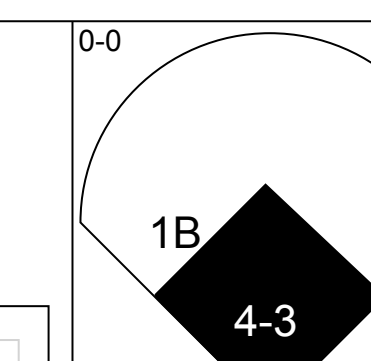
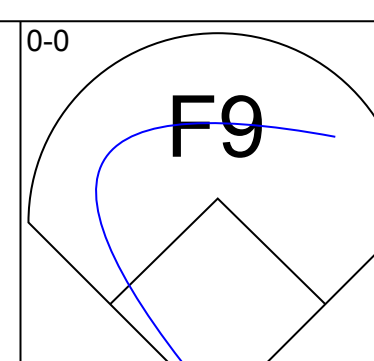
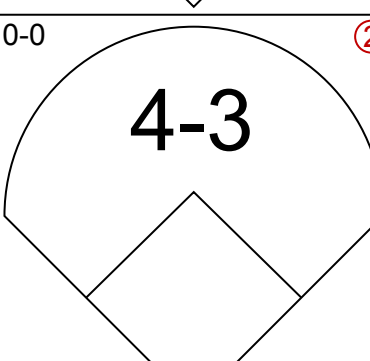
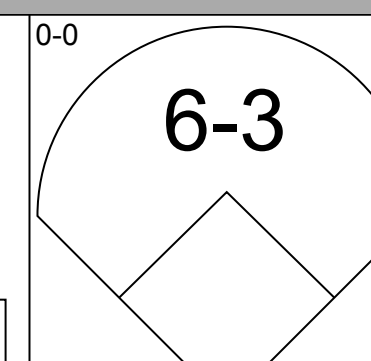
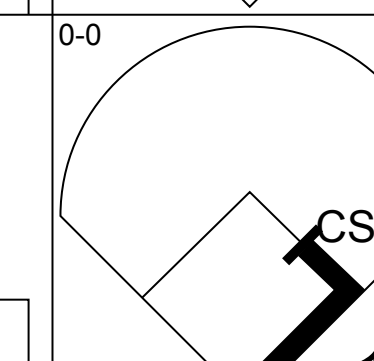
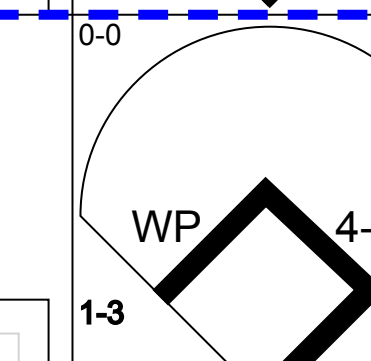
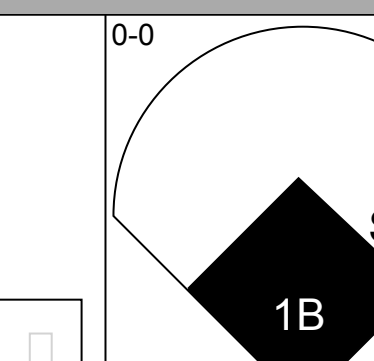
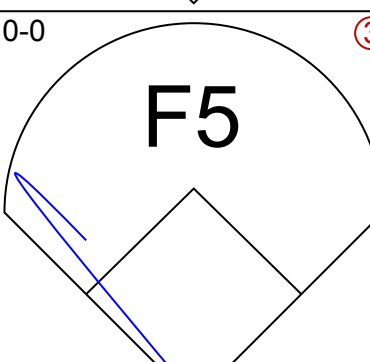
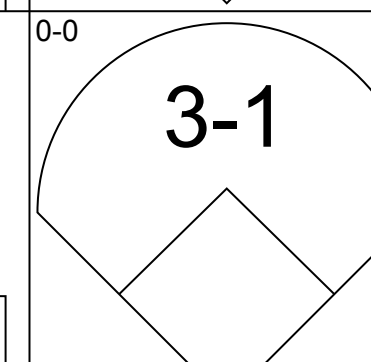
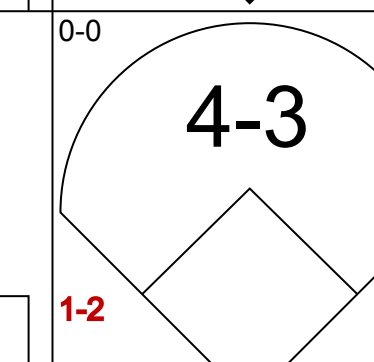
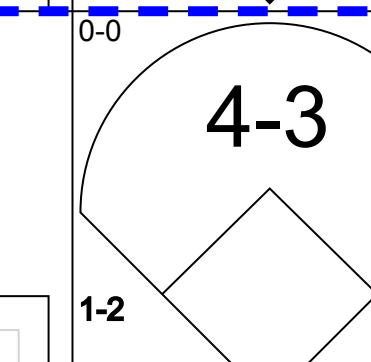
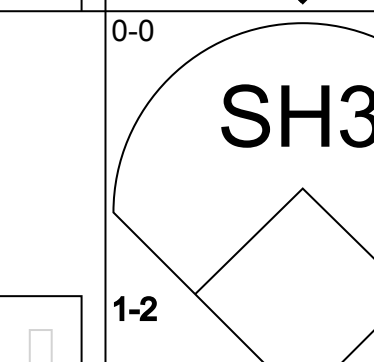
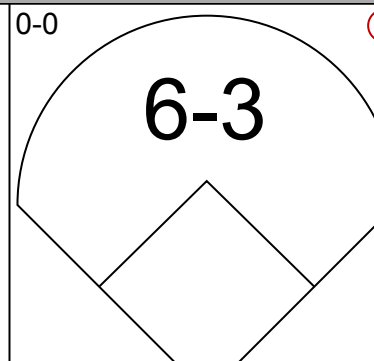
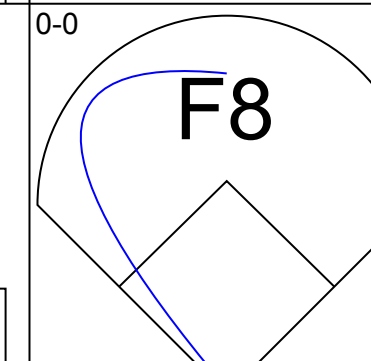
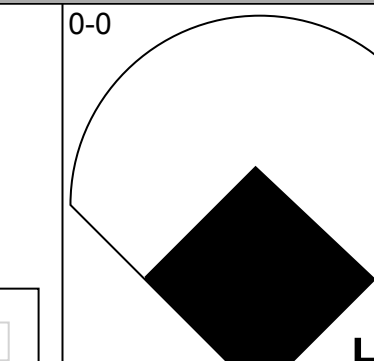
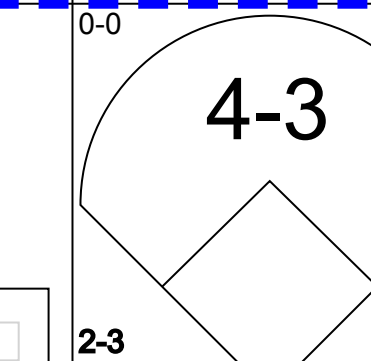
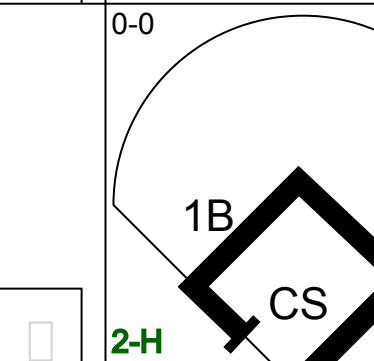
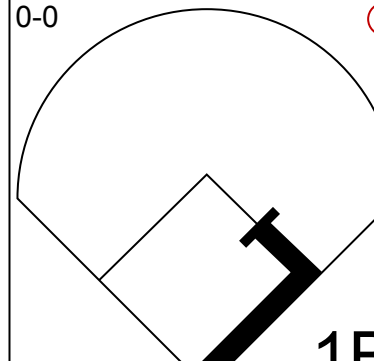
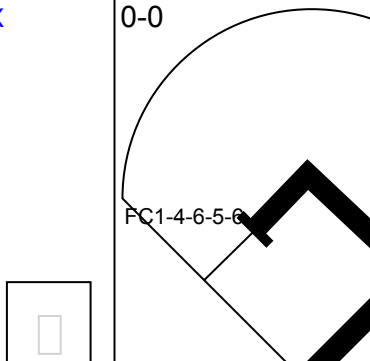
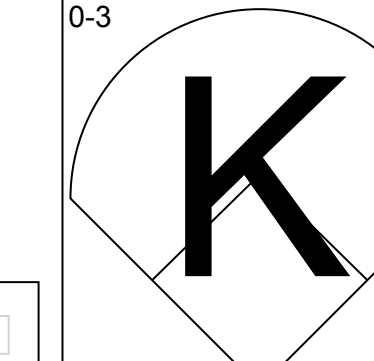
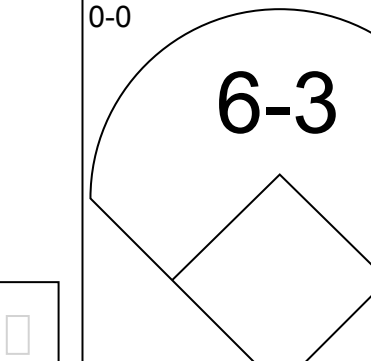
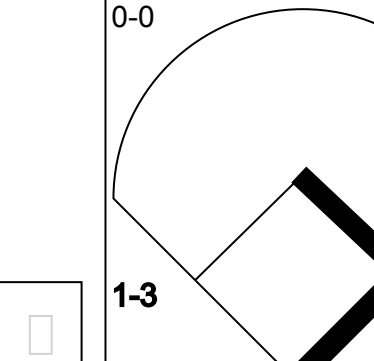
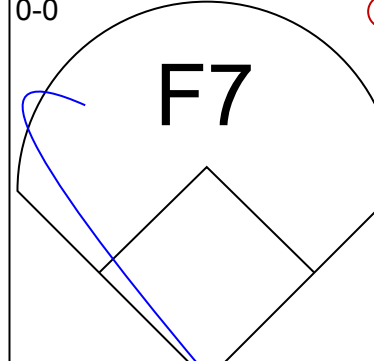
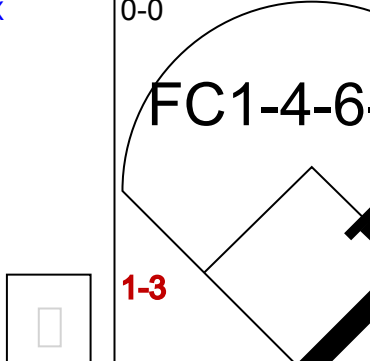
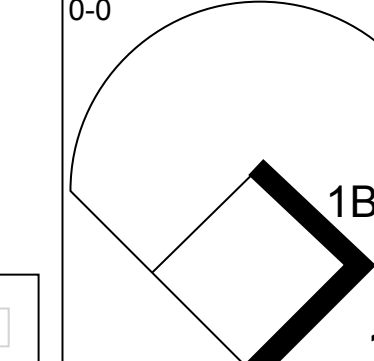

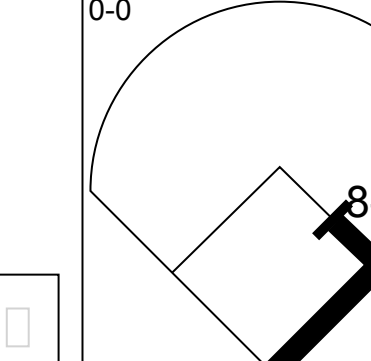
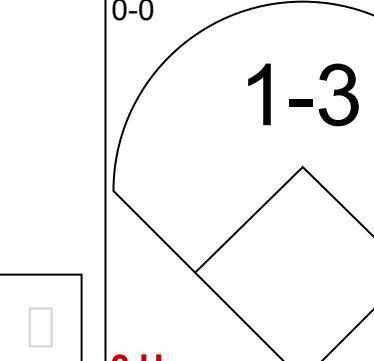
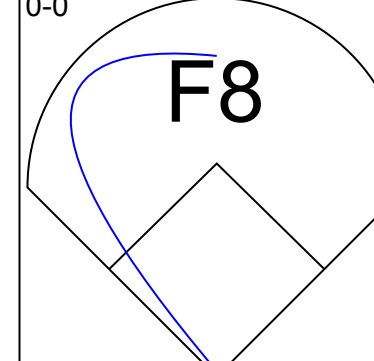
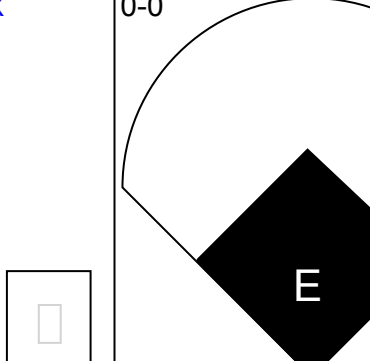
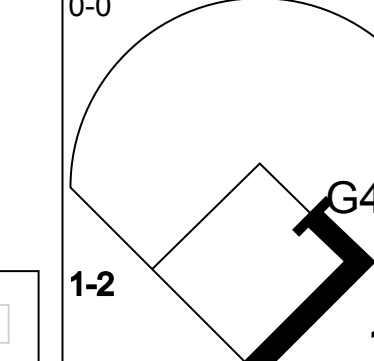

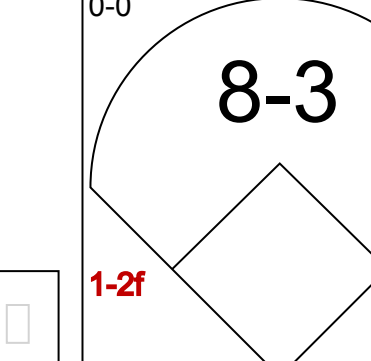
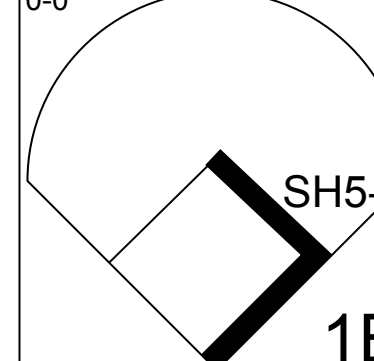
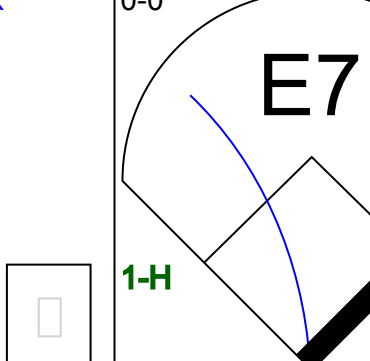
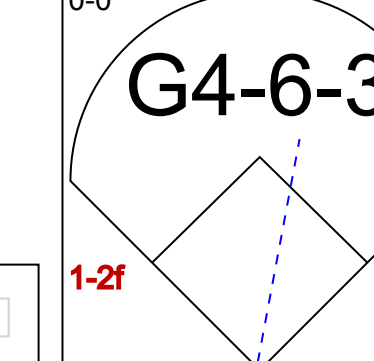

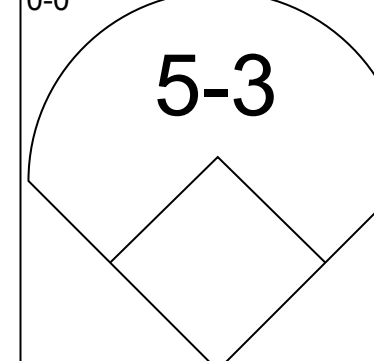
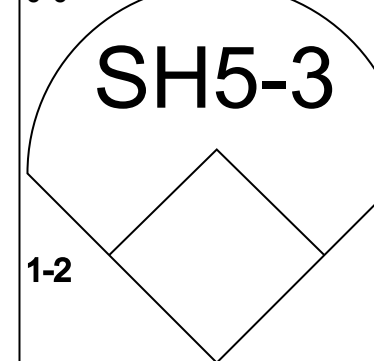
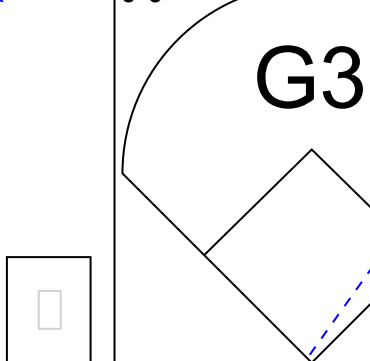
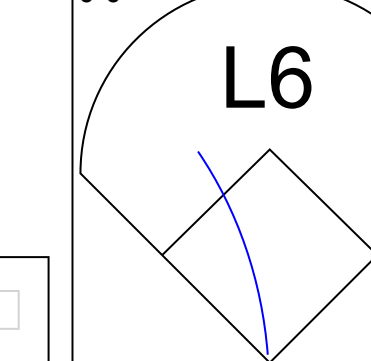
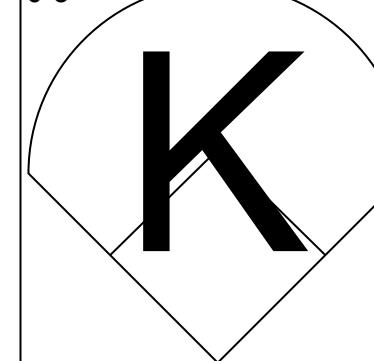


Batter	1	2	3	4	5	6	7	8	9	10	11	12	13	14	AB	R	H	RBI	BB	SO	LOB	BOTTOM					
Bill Sample, R OBP: 0.342, SLG: 0.451 (1, 7)	K							F7		F3			F3		5	1	1	0	1	1	0						
George Wright, S OBP: 0.284, SLG: 0.384 (1, 8)	F3							F5		F9			4-3		6	0	1	1	0	1	2						
Buddy Bell, R OBP: 0.362, SLG: 0.398 (1, 5)	1B							2H 1B		K					6	0	2	0	0	3	3						
Lamar Johnson, R OBP: 0.321, SLG: 0.388 Mike Richardt, R OBP: 0.273, SLG: 0.297 (9, PR)	F7				6-3			K		SH3-4 1B			K		4	0	1	0	0	1	1						
Jim Sundberg, R OBP: 0.360, SLG: 0.390 (1, 2)								F6		SH3-4 1B			6-3		5	0	2	0	0	0	1						
Dave Hostetler, R OBP: 0.444, SLG: 0.700 (1, 3)								1B		F9			F3		5	0	0	0	1	3	4						
Leon Roberts, R OBP: 0.266, SLG: 0.333 Johnny Grubb, L OBP: 0.365, SLG: 0.419 (8, 9)								K		G6-4-3 BB			F7		2	0	0	0	0	1	2						
Doug Flynn, R OBP: 0.227, SLG: 0.244 Bill Stein, R OBP: 0.280, SLG: 0.244 (10, 4)								SH3 1B		F1-3			5-3		3	0	1	0	0	0	0						
Mark Wagner, R OBP: 0.254, SLG: 0.269 (1, 6)								SH3		6-3			F3		4	0	0	0	0	1	0						
Inning Stats	R: 0 E: 0 K: 1 S: 6	H: 1 LOB: 1 BB: 0 P: 6	R: 0 E: 0 K: 2 S: 7	H: 1 LOB: 0 BB: 0 P: 7	R: 0 E: 0 K: 2 S: 8	H: 1 LOB: 2 BB: 1 P: 12	R: 0 E: 0 K: 0 S: 3	H: 1 LOB: 1 BB: 1 P: 7	R: 1 E: 0 K: 1 S: 7	H: 2 LOB: 1 BB: 0 P: 7	R: 0 E: 0 K: 0 S: 7	H: 0 LOB: 0 BB: 0 P: 7	R: 0 E: 0 K: 0 S: 3	H: 1 LOB: 0 BB: 1 P: 8	R: 0 E: 0 K: 1 S: 5	H: 0 LOB: 0 BB: 0 P: 5	R: 0 E: 0 K: 0 S: 3	H: 0 LOB: 0 BB: 0 P: 3	R: 0 E: 0 K: 0 S: 3	H: 0 LOB: 0 BB: 0 P: 3	R: 0 E: 0 K: 1 S: 6	H: 1 LOB: 1 BB: 0 P: 6	1B: 7 2B: 2 HR: 0	SF: 0 SAC: 3 DP: 2 HBP: 0	WP: 0 PB: 0 SB: 0 CS: 0	PA: 51	
PITCHER	IP	WLS	BF	H	R	ER	SO	BB	IBB	HBP	BLK	WP	HR	S	P	ERA	WHIP										
Floyd Bannister, L ERA: 3.39 (1, 1)	6.0		24	6	1	1	8	2				0	0	38	46	1.50	1.333										
Mike Stanton, R ERA: 2.32 (7, 1)	2.2		10	1	0	0	1	0	1	0	0	0	0	11	15	0.00	0.375										
Bill Caudill, R ERA: 2.06 (9, 1)	4.1	W	13	0	0	0	2	0	0	0	0	0	0	17	17	0.00	0.000										
Larry Andersen, R ERA: 6.39 (14, 1)	1.0	S	4	1	0	0	1	0	0	0	0	0	0	6	6	0.00	1.000										

Seattle Mariners @ Texas Rangers
Arlington Stadium, Arlington, TX
Tue Jun 08 1982, 8:05 PM EDT
Att. 8,971 - Unknown

AB 45
R 1
H 8
RBI 1
BB 3
SO 12
LOB 15




Batter	1	2	3	4	5	6	7	8	9	10	11	AB	R	H	RBI	BB	SO	LOB	
Bobby Brown, S OBP: 0.286, SLG: 0.301 (1, 8)												5	1	1	0	0	1	1	
Manny Castillo, S OBP: 0.298, SLG: 0.294 (1, 5)													5	1	3	0	0	0	0
Bruce Bochte, L OBP: 0.390, SLG: 0.367 (1, 7) (9, 3)													4	0	0	1	0	0	2
Richie Zisk, R OBP: 0.347, SLG: 0.388 Lenny Randle, S OBP: 0.224, SLG: 0.200 (11, PR)													5	1	2	2	0	0	1
Al Cowens, R OBP: 0.335, SLG: 0.480 (1, 9)													5	0	3	0	0	1	0
Gary Gray, R OBP: 0.397, SLG: 0.527 Joe Simpson, L OBP: 0.285, SLG: 0.295 (9, PR)													4	0	2	0	0	0	1
Rick Sweet, S OBP: 0.476, SLG: 0.611 (1, 2)													4	1	2	0	0	0	1
Todd Cruz, R OBP: 0.277, SLG: 0.393 (1, 6)													4	0	1	0	0	0	2
Julio Cruz, S OBP: 0.322, SLG: 0.275 (1, 4)													3	0	0	0	0	1	1

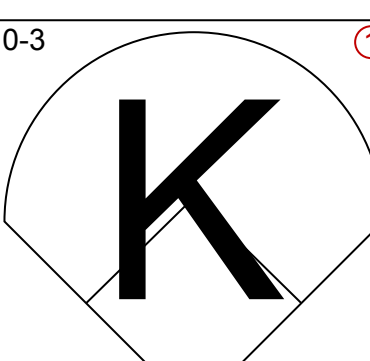
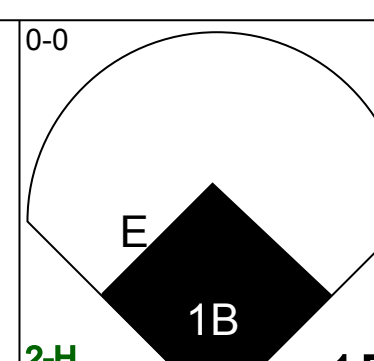
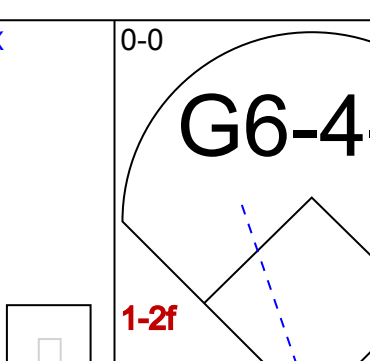
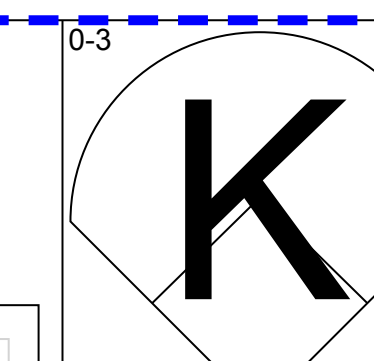
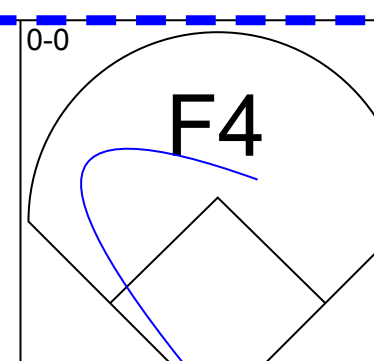
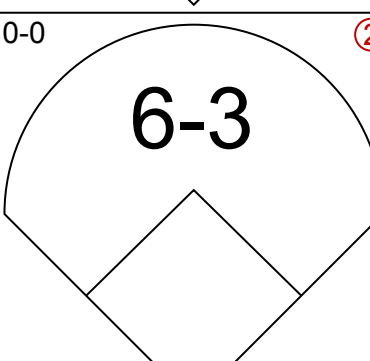
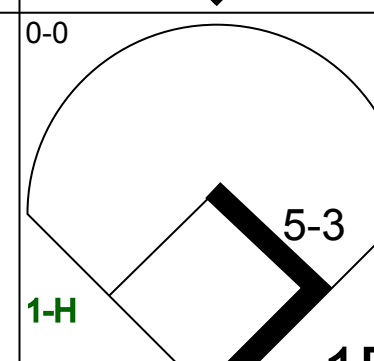
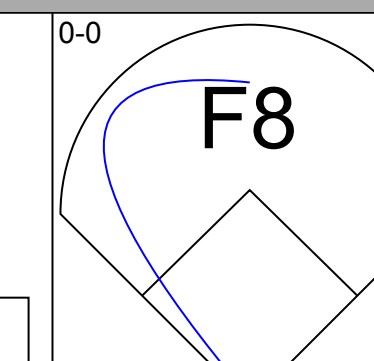
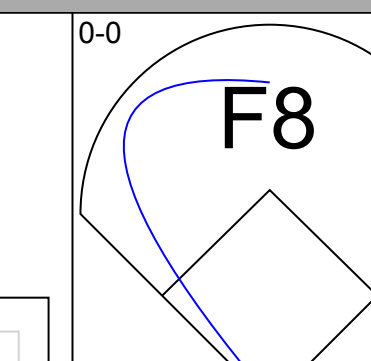
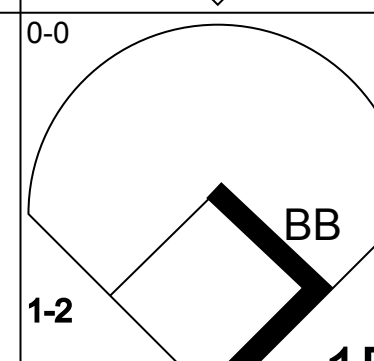
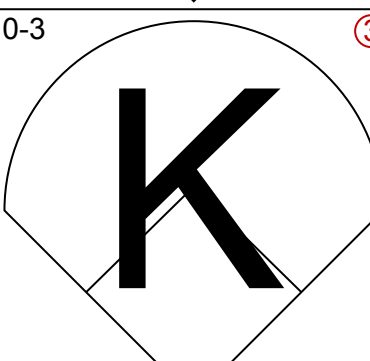
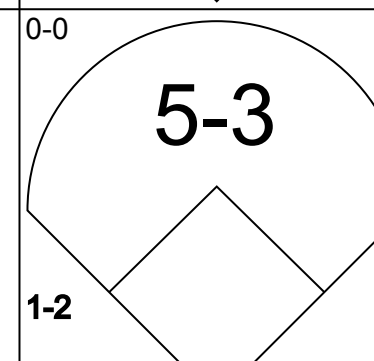
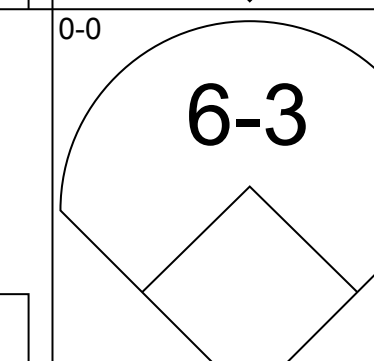
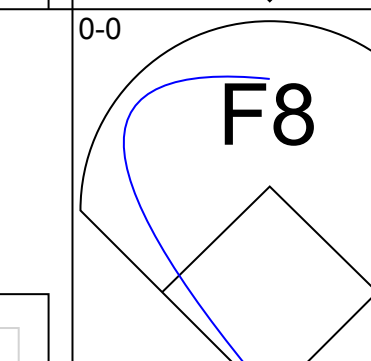
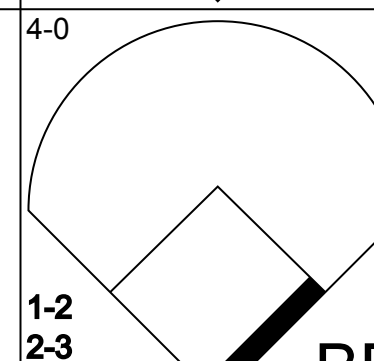
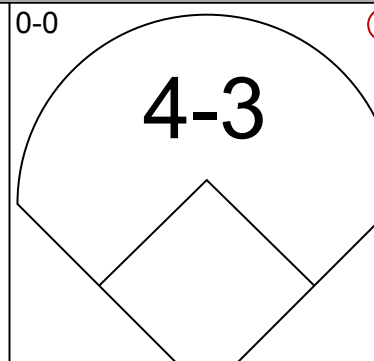
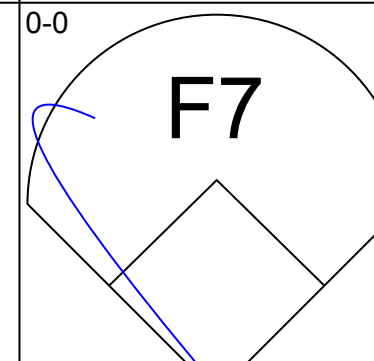
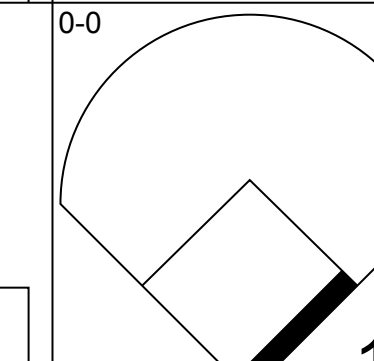
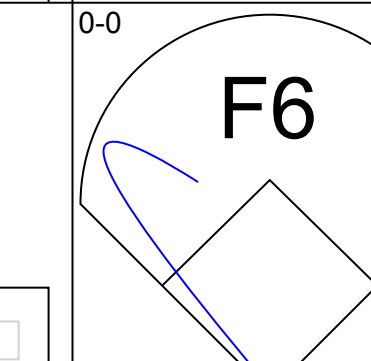
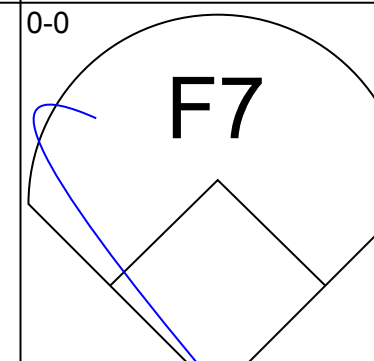
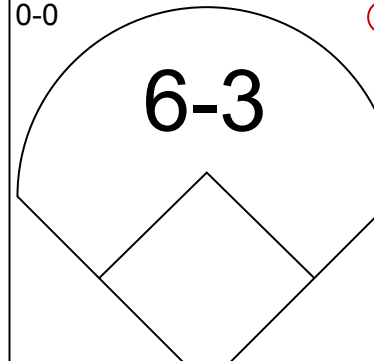
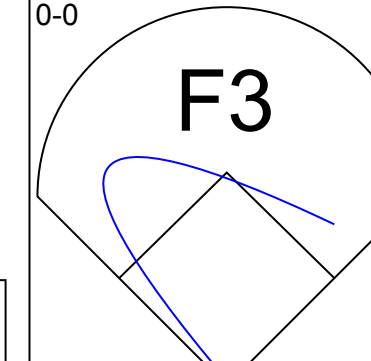
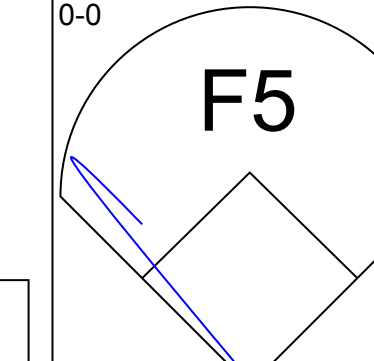
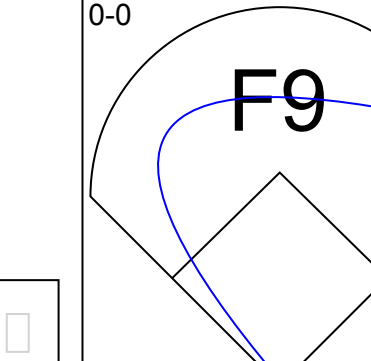
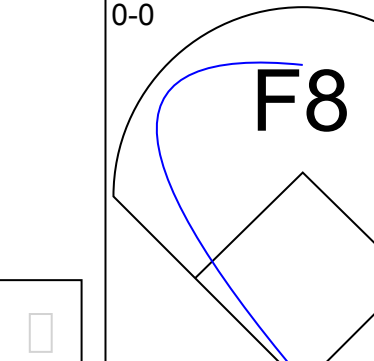
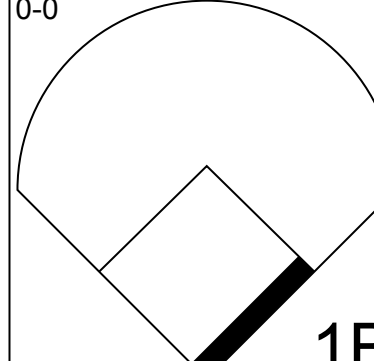
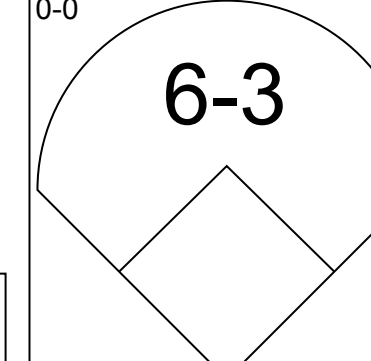
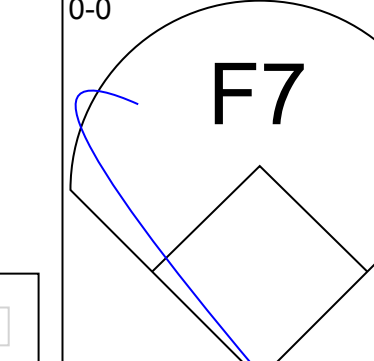
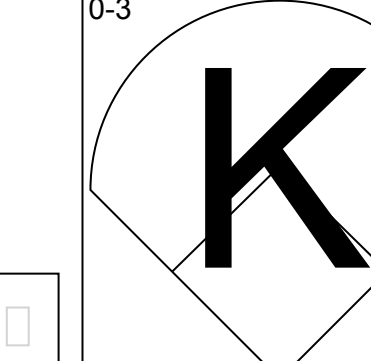
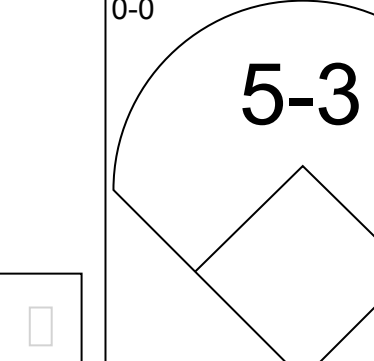

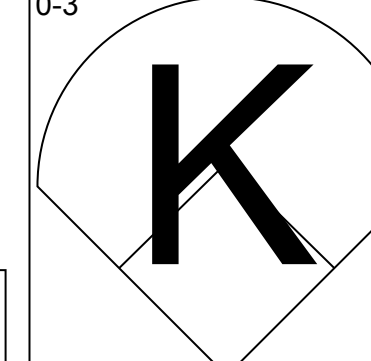
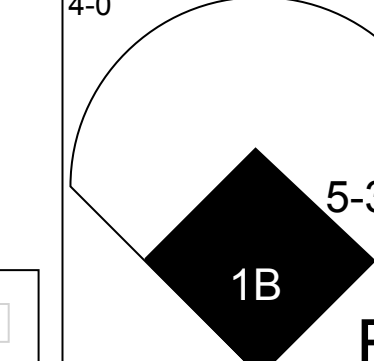
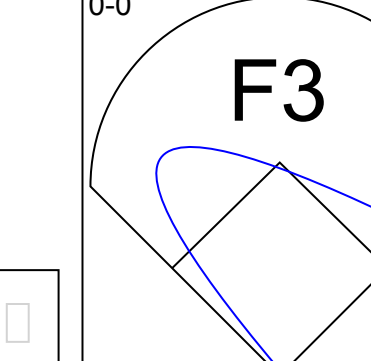
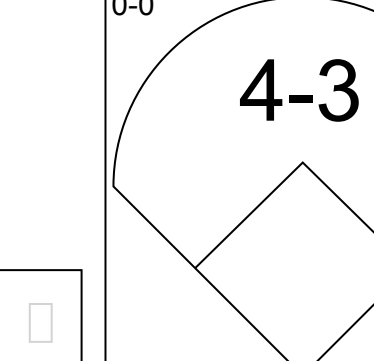
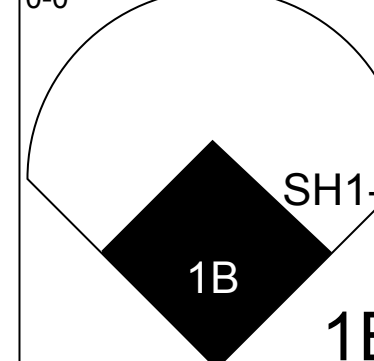
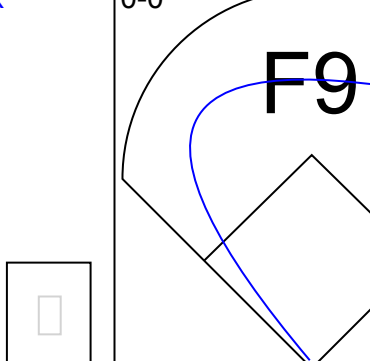
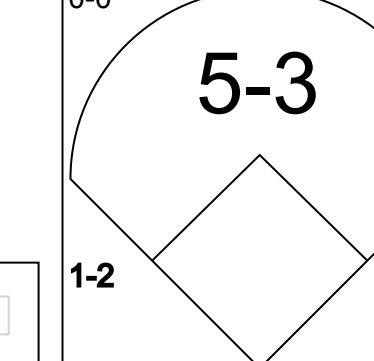
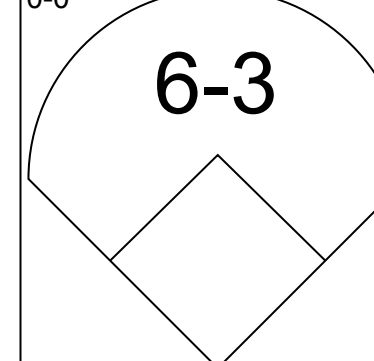
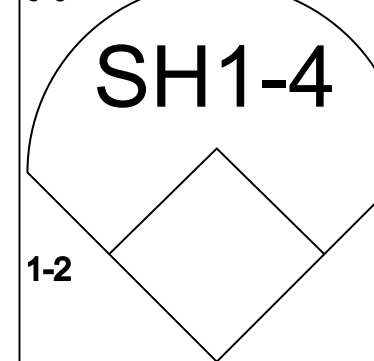
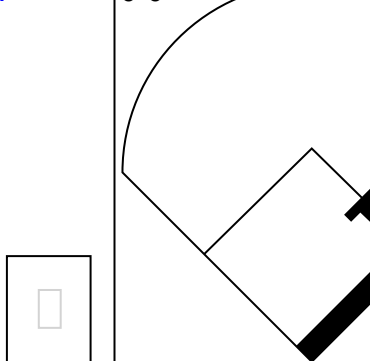
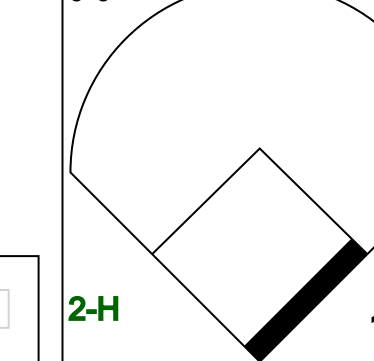

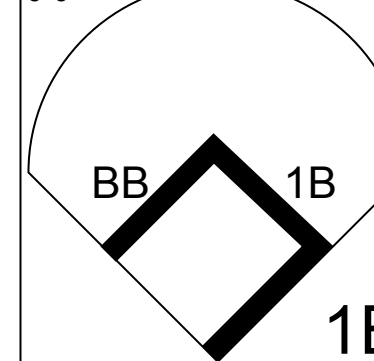
Inning Stats	R: 0	H: 0	E: 0	K: 1	S: 5	LOB: 0	BB: 0	P: 5	R: 0	H: 1	E: 0	K: 0	S: 3	LOB: 0	BB: 0	P: 3	R: 0	H: 1	E: 0	K: 0	S: 4	LOB: 1	BB: 0	P: 4	R: 0	H: 0	E: 0	K: 0	S: 3	LOB: 0	BB: 0	P: 3	R: 1	H: 2	E: 1	K: 0	S: 5	LOB: 1	BB: 0	P: 5	R: 0	H: 1	E: 0	K: 0	S: 3	LOB: 0	BB: 0	P: 3	R: 1	H: 3	E: 0	K: 1	S: 7	LOB: 1	BB: 0	P: 7	R: 0	H: 2	E: 0	K: 0	S: 5	LOB: 1	BB: 0	P: 5	R: 0	H: 1	E: 0	K: 0	S: 3	LOB: 1	BB: 0	P: 3	R: 1	H: 3	E: 0	K: 0	S: 5	LOB: 2	BB: 0	P: 5	R: 0	H: 0	E: 0	K: 1	S: 5	LOB: 0	BB: 0	P: 5	R: 1	H: 3	E: 0	K: 0	S: 5	LOB: 2	BB: 0	P: 5	R: 1	H: 3	E: 0	K: 0	S: 5	LOB: 0	BB: 0	P: 5
1B: 13	SF: 0	2B: 2	SAC: 2	3B: 0	DP: 3	HR: 1	HBP: 0	WP: 1	PA: 42																																																																																															

PITCHER	IP	WLS	BF	H	R	ER	SO	BB	IBB	HBP	BLK	WP	HR	S	P	ERA	WHIP
Charlie Hough, R ERA: 2.89	7.1		28	9	3	2	2	0	0	0	0	0	1	32	32	2.46	1.227
Danny Darwin, R ERA: 3.48	0.0		1	1	0	0	0	0	0	0	0	0	0	1	1	∞	∞
Paul Mirabella, L ERA: 3.31	0.1		1	0	0	0	0	0	0	0	0	0	0	1	1	0.00	0.000
Steve Comer, R ERA: 3.93	3.1	L	12	4	1	1	1	0	0	0	0	1	0	14	14	2.70	1.200

Seattle Mariners @ Texas Rangers
Arlington Stadium, Arlington, TX
Wed Jun 09 1982, 8:05 PM EDT
Att: 8,459 - Unknown

AB 40
R 4
H 14
RBI 3
BB 0
SO 3
LOB 12




Batter	1	2	3	4	5	6	7	8	9	10	11	AB	R	H	RBI	BB	SO	LOB	
Bill Sample, R OBP: 0.333, SLG: 0.434 (1, 8) (8, 7)												5	1	1	1	0	2	3	
Mike Richardt, R OBP: 0.279, SLG: 0.302 (1, 4)												5	0	2	1	0	0	0	
Buddy Bell, R OBP: 0.358, SLG: 0.390 (1, 5)												4	0	0	0	1	1	1	
Johnny Grubb, L OBP: 0.361, SLG: 0.412 (1, 7) (8, 9)												4	0	1	0	0	0	1	
Leon Roberts, R OBP: 0.286, SLG: 0.328 (10, PH) (11, 9)												1	0	0	0	0	0	3	
Jim Sundberg, R OBP: 0.350, SLG: 0.378 (1, 2)													5	0	0	0	0	1	
Lamar Johnson, R OBP: 0.315, SLG: 0.379 (1, 10)													5	0	1	0	0	1	0
Dave Hostetler, R OBP: 0.436, SLG: 0.656 George Wright, S OBP: 0.261, SLG: 0.380 (7, PR)													2	0	0	0	1	2	1
Larry Parrish, R OBP: 0.220, SLG: 0.227 Bill Stein, R OBP: 0.275, SLG: 0.239 (8, 3)												3	1	1	0	0	0	1	
Mark Wagner, R OBP: 0.274, SLG: 0.288 (1, 6)													3	0	3	1	0	0	0

Inning Stats	R: 0	H: 0	E: 0	K: 2	S: 7	LOB: 0	BB: 0	P: 7	R: 0	H: 1	E: 0	K: 1	S: 6	LOB: 1	BB: 0	P: 6	R: 2	H: 3	E: 1	K: 0	S: 6	LOB: 3	BB: 0	P: 6	R: 0	H: 0	E: 0	K: 1	S: 5	LOB: 0	BB: 0	P: 5	R: 0	H: 1	E: 0	K: 0	S: 3	LOB: 1	BB: 0	P: 4	R: 1	H: 1	E: 0	K: 1	S: 6	LOB: 1	BB: 1	P: 10	R: 0	H: 0	E: 0	K: 0	S: 3	LOB: 0	BB: 0	P: 3	R: 0	H: 2	E: 0	K: 0	S: 5	LOB: 3	BB: 1	P: 9	R: 0	H: 0	E: 0	K: 0	S: 3	LOB: 0	BB: 0	P: 3	R: 1	H: 3	E: 0	K: 0	S: 5	LOB: 0	BB: 0	P: 5
1B: 9	SF: 0	2B: 0	SAC: 1	3B: 0	DP: 1	HR: 0	HBP: 0	WP: 0	PA: 43																																																																							

PITCHER	IP	WLS	BF	H	R	ER	SO	BB	IBB	HBP	BLK	WP	HR	S	P	ERA	WHIP
Jim Beattie, R ERA: 2.86	6.2		27	7	3	2	4	1	0	0	0	0	0	34	38	2.70	1.200
Larry Andersen, R ERA: 5.88	2.2		9	1	0	0	2	0	0	0	0	0	0	13	13	0.00	0.375
Ed Vande Berg, L ERA: 1.75	1.2	W	7	1	0	0	0	1	0	0	0	0	0	6	10	0.00	1.200

Seattle Mariners @ Texas Rangers
Arlington Stadium, Arlington, TX
Wed Jun 09 1982, 8:05 PM EDT
Att: 8,459 - Unknown

AB 40
R 3
H 9
RBI 3
BB 2
SO 6
LOB 11



Batter	1	2	3	4	5	6	7	8	9	10	11	12	AB	R	H	RBI	BB	SO	LOB	TOP										
Julio Cruz, S OBP: 0.316, SLG: 0.282 (1.4)													6	1	1	0	0	2	3											
Manny Castillo, S OBP: 0.295, SLG: 0.297 (1.5)													5	0	1	1	0	0	0											
Bruce Bochte, L OBP: 0.386, SLG: 0.363 (1.7)													5	0	1	0	0	1	1											
Richie Zisk, R OBP: 0.349, SLG: 0.382 (1.10)													3	0	0	0	2	1	2											
Al Cowens, R OBP: 0.332, SLG: 0.473 (1.9)													5	0	1	0	0	0	3											
Gary Gray, R OBP: 0.368, SLG: 0.483 (1.3)													5	0	0	0	0	2	3											
Todd Cruz, R OBP: 0.276, SLG: 0.402 (1.6)													5	1	1	1	0	1	0											
Dave Henderson, R OBP: 0.347, SLG: 0.485 (1.8)													4	0	1	0	0	1	0											
Joe Simpson, L OBP: 0.292, SLG: 0.292 (12.8)													1	0	0	0	0	0	0											
Bud Bulling, R OBP: 0.276, SLG: 0.244 (1.2)													3	0	0	0	1	0	1											
Lenny Randle, S OBP: 0.224, SLG: 0.200 (9.8)													0	0	0	0	0	0	0											
Rick Sweet, S OBP: 0.465, SLG: 0.595 (9.2)													1	0	0	0	0	0	0											
Inning Stats	R: 1 E: 0 K: 1 S: 7	H: 2 LOB: 2 BB: 1 P: 11	R: 0 E: 0 K: 1 S: 6	H: 1 LOB: 1 BB: 0 P: 6	R: 0 E: 0 K: 0 S: 4	H: 1 LOB: 1 BB: 0 P: 4	R: 1 E: 0 K: 1 S: 6	H: 1 LOB: 1 BB: 1 P: 10	R: 0 E: 0 K: 0 S: 4	H: 0 LOB: 0 BB: 0 P: 3	R: 0 E: 0 K: 1 S: 3	H: 0 LOB: 0 BB: 0 P: 3	R: 0 E: 0 K: 1 S: 5	H: 0 LOB: 1 BB: 0 P: 9	R: 0 E: 0 K: 2 S: 8	H: 0 LOB: 1 BB: 0 P: 8	R: 0 E: 0 K: 1 S: 5	H: 0 LOB: 0 BB: 0 P: 5	R: 0 E: 0 K: 1 S: 5	H: 0 LOB: 0 BB: 0 P: 5	R: 0 E: 0 K: 0 S: 3	H: 0 LOB: 0 BB: 0 P: 3	1B: 2 2B: 2 3B: 1 HR: 1	SF: 0 SAC: 0 DP: 0 HBP: 0	WP: 0 PB: 0 CS: 0	PA: 46				
PITCHER	IP WLS BF H R ER SO BB IBB HBP BLK WP HR S P ERA WHIP												IP WLS BF H R ER SO BB IBB HBP BLK WP HR S P ERA WHIP																	
Vida Blue, L ERA: 3.04 (1.1)	9.0	37	6	2	0	6	3	0	0	0	0	0	0	0	0	13	13	0.00	0.000											
Dan Quisenberry, R ERA: 2.04 (10.1)	3.0	9	0	0	0	2	0	0	0	0	0	0	0	0	0	13	13	0.00	0.000											

Seattle Mariners @ Kansas City Royals
Royals Stadium, Kansas City, MO
Fri Jun 11 1982, 8:05 PM EDT
Alt. 34,824 - Unknown

AB	43
R	2
H	6
RBI	2
BB	3
SO	8
LOB	13



Batter	1	2	3	4	5	6	7	8	9	10	11	12	AB	R	H	RBI	BB	SO	LOB	BOTTOM										
Wille Wilson, S OBP: 0.386, SLG: 0.507 (1.7)													4	0	1	0	1	0	2											
John Wathan, R OBP: 0.355, SLG: 0.335 (1.2)													5	0	0	0	0	0	3											
George Brett, L OBP: 0.354, SLG: 0.488 (1.5)													5	0	1	0	0	0	1											
Amos Otis, R OBP: 0.373, SLG: 0.495 (1.8)													5	1	1	0	0	1	1											
Hal McRae, R OBP: 0.427, SLG: 0.576 (1.10)													5	0	1	0	0	1	0											
Willie Alkens, L OBP: 0.308, SLG: 0.359 (1.3)													4	0	0	0	0	0	0											
U L Washington, S OBP: 0.250, SLG: 0.227 (12.8)													1	0	0	0	0	0	2											
Jerry Martin, R OBP: 0.346, SLG: 0.418 (1.9)													5	0	1	1	0	2	0											
Frank White, R OBP: 0.333, SLG: 0.458 (1.4)													4	1	3	0	0	0	0											
Onix Concepcion, R OBP: 0.302, SLG: 0.344 (1.6)													3	1	1	0	0	0	1											
Inning Stats	R: 0 E: 0 K: 0 S: 3	H: 1 LOB: 0 BB: 0 P: 3	R: 0 E: 0 K: 1 S: 5	H: 0 LOB: 0 BB: 0 P: 5	R: 2 E: 1 K: 1 S: 8	H: 2 LOB: 1 BB: 0 P: 8	R: 0 E: 0 K: 0 S: 3	H: 0 LOB: 0 BB: 0 P: 3	R: 0 E: 0 K: 0 S: 4	H: 1 LOB: 1 BB: 0 P: 4	R: 0 E: 0 K: 1 S: 5	H: 0 LOB: 0 BB: 0 P: 5	R: 0 E: 0 K: 1 S: 4	H: 1 LOB: 1 BB: 0 P: 4	R: 0 E: 0 K: 0 S: 3	H: 0 LOB: 0 BB: 0 P: 3	R: 0 E: 0 K: 0 S: 3	H: 0 LOB: 0 BB: 0 P: 3	R: 1 E: 0 K: 0 S: 4	H: 3 LOB: 2 BB: 0 P: 4	1B: 7 2B: 1 3B: 1 HR: 0	SF: 0 SAC: 1 DP: 2 HBP: 0	WP: 0 PB: 0 CS: 0	PA: 43						
PITCHER	IP WLS BF H R ER SO BB IBB HBP BLK WP HR S P ERA WHIP												IP WLS BF H R ER SO BB IBB HBP BLK WP HR S P ERA WHIP																	
Gaylord Perry, R ERA: 3.73 (1.1)	10.0	36	6	2	0	4	0	0	0	0	0	0	0	0	0	43	47	0.00	0.600											
Ed Vande Berg, L ERA: 2.0 (11.1)	1.1	6	2	1	1	0	0	0	0	0	0	0	0	0	6	6	6.75	1.500												
Mike Stanton, R ERA: 2.32 (12.1)	0.0	1	1	0	0	0	0	0	0	0	0	0	0	0	1	1	∞	∞												

Seattle Mariners @ Kansas City Royals
Royals Stadium, Kansas City, MO
Fri Jun 11 1982, 8:05 PM EDT
Alt. 34,824 - Unknown

AB	41
R	3
H	9
RBI	1
BB	1
SO	4
LOB	10




Batter	1	2	3	4	5	6	7	8	9	AB	R	H	RBI	BB	SO	LOB	TOP					
Bobby Brown, S OBP: 0.281, SLG: 0.287 (1, 8)	6-3		F9	3-1			G3		4-0 CS BB	4	0	0	0	1	0	3	Seattle Mariners @ Kansas City Royals Royals Stadium, Kansas City, MO Sat Jun 12 1982, 8:05 PM EDT Att: 32,098 - Unknown livebaseballscorecards.com					
Manny Castillo, S OBP: 0.299, SLG: 0.307 (1, 5)	G4-6-3 1B		F9			K	BB	2B	4-3 1-2	5	0	2	0	0	1	2						
Bruce Bochte, L OBP: 0.387, SLG: 0.361 (1, 7)	G4-6-3 1-2			1B		K	BB	BB	F8	4	0	1	1	1	1	1						
Richie Zisk, R OBP: 0.352, SLG: 0.377 (1, 10)		G4-6-3 BB	F9			K		FC6-4 BB		2	0	0	0	2	1	1						
Al Cowens, R OBP: 0.335, SLG: 0.476 (1, 9)	G4-6-3 1-2			CS E BB		4-3 SF9 2B	FC6-4 1-2			3	1	1	0	1	0	4						
Gary Gray, R OBP: 0.347, SLG: 0.453 (1, 3)	E6 1B			E6 BB 1B		4-3		K		4	1	0	0	0	1	2						
Rick Sweet, S OBP: 0.499, SLG: 0.615 (1, 2)				1B 1-2 2-3 BB		SF9		1-3 1B		2	0	2	1	1	0	0						
Todd Cruz, R OBP: 0.271, SLG: 0.395 (1, 6)	F8			F9		F9		1-3		4	0	0	0	0	0	5						
Julio Cruz, S OBP: 0.321, SLG: 0.286 (1, 4)				F9 1B				4-3		4	1	2	1	0	1	1						
Inning Stats	R: 0 E: 0 K: 0 S: 3	H: 1 LOB: 0 BB: 0 P: 3	R: 0 E: 1 K: 0 S: 4	H: 1 LOB: 2 BB: 1 P: 8	R: 1 E: 0 K: 0 S: 5	H: 2 LOB: 1 BB: 0 P: 5	R: 1 E: 1 K: 0 S: 4	H: 1 LOB: 2 BB: 2 P: 12	R: 0 E: 0 K: 3 S: 9	H: 0 LOB: 0 BB: 0 P: 9	R: 1 E: 0 K: 0 S: 4	H: 1 LOB: 0 BB: 0 P: 4	R: 0 E: 0 K: 1 S: 6	H: 1 LOB: 3 BB: 2 P: 14	R: 0 E: 0 K: 1 S: 6	H: 1 LOB: 1 BB: 0 P: 6	R: 0 E: 0 K: 0 S: 2	H: 0 LOB: 0 BB: 1 P: 6	1B: 6 2B: 2 3B: 0 HR: 0	SF: 1 SAC: 0 DP: 2 HBP: 0	WP: 0 PB: 0 SB: 1 CS: 2	PA: 39
PITCHER	IP	WLS	BF	H	R	ER	SO	BB	IBB	HBP	BLK	WP	HR	S	P	ERA	WHIP					
Keith Creel, R ERA: 4.23 Mike Armstrong, R ERA: 2.65	(1, 1) (7, 1)	6.0 3.0	L 13	26 13	6 2	3 0	2 0	3 2	3 0	0 0	0 0	0 0	0 0	29 14	41 26	3.00 0.00	1.500 1.667					

Batter	1	2	3	4	5	6	7	8	9	AB	R	H	RBI	BB	SO	LOB	BOTTOM					
Willie Wilson, S OBP: 0.393, SLG: 0.507 (1, 7)	FC6-4 BB	FC4-6 1-2			G5-4-3 1B		K		S 1B	4	0	2	0	1	1	4	Seattle Mariners @ Kansas City Royals Royals Stadium, Kansas City, MO Sat Jun 12 1982, 8:05 PM EDT Att: 32,098 - Unknown livebaseballscorecards.com					
Onix Concepcion, R OBP: 0.299, SLG: 0.338 (1, 6)	FC6-4 FC3-6 1-2			FC4-6 1B	G5-4-3 1-2		F8		F8 1-2	5	0	1	0	0	0	6						
George Brett, L OBP: 0.352, SLG: 0.483 (1, 5)	FC3-6 1-2			FC4-6 G6-4-3 1-2		L4		SH1-4 1B		4	0	1	0	0	0	2						
Amos Otis, R OBP: 0.368, SLG: 0.488 (1, 8)	1-3			G6-4-3 1-2		F8		SH1-4 1B		3	0	0	0	0	0	2						
Hal McRae, R OBP: 0.432, SLG: 0.579 (1, 10)				F7						4	0	3	0	0	0	0						
Willie Aikens, L OBP: 0.307, SLG: 0.356 (1, 3)				E SF7 1B	G4-6-3 1B			2H 1B		4	1	1	0	0	1	3						
Jerry Martin, R OBP: 0.348, SLG: 0.420 (1, 9)				E3 1B	5-3					4	0	2	0	0	0	1						
Frank White, R OBP: 0.333, SLG: 0.474 (1, 4)				SF7						2	1	1	2	0	0	1						
Jamie Quirk, L OBP: 0.303, SLG: 0.344 John Wathan, R OBP: 0.352, SLG: 0.332 (8, 2)				3H FC4-6 1B						2	0	1	0	0	0	0						
Inning Stats	R: 0 E: 0 K: 0 S: 3	H: 0 LOB: 1 BB: 1 P: 7	R: 1 E: 1 K: 0 S: 6	H: 2 LOB: 2 BB: 0 P: 6	R: 0 E: 0 K: 0 S: 3	H: 1 LOB: 0 BB: 0 P: 3	R: 0 E: 0 K: 0 S: 3	H: 1 LOB: 0 BB: 0 P: 3	R: 1 E: 0 K: 0 S: 4	H: 2 LOB: 0 BB: 0 P: 4	R: 0 E: 0 K: 0 S: 4	H: 1 LOB: 1 BB: 0 P: 4	R: 0 E: 0 K: 2 S: 9	H: 1 LOB: 2 BB: 0 P: 9	R: 0 E: 0 K: 1 S: 6	H: 2 LOB: 0 BB: 0 P: 6	R: 0 E: 0 K: 1 S: 7	H: 2 LOB: 2 BB: 0 P: 7	1B: 11 2B: 0 3B: 0 HR: 1	SF: 1 SAC: 2 DP: 3 HBP: 0	WP: 0 PB: 0 SB: 1 CS: 0	PA: 38
PITCHER	IP	WLS	BF	H	R	ER	SO	BB	IBB	HBP	BLK	WP	HR	S	P	ERA	WHIP					
Gene Nelson, R ERA: 3.24 Ed Yarde Berg, L ERA: 1.98 Bill Caudill, R ERA: 1.93	(1, 1) (7, 1) (7, 1)	6.0 0.1 2.2	W S	26 11	8 4	2 0	1 0	0 0	0 0	0 0	0 0	0 0	0 0	3 17	3 17	0.00 0.00 0.00	0.000 0.000 1.500					

Batter	1	2	3	4	5	6	7	8	9	AB	R	H	RBI	BB	SO	LOB	TOP										
Paul Serna, R OBP: 0.238, SLG: 0.349 (1, 4)	5-3	F8			F9		F9		FC5-4 1B	5	0	1	0	0	0	2											
Manny Castillo, S OBP: 0.296, SLG: 0.310 (1, 5)	1B 2B		F9		K		F7		FC5-4 L6-3	5	1	1	0	0	1	2											
Bruce Bochte, L OBP: 0.388, SLG: 0.364 Joe Simpson, L OBP: 0.280, SLG: 0.289 (8, PR) (8, 7)	1B 2H 1B		F9		L4				L6-3	4	1	2	1	0	0	1											
Richie Zisk, R OBP: 0.360, SLG: 0.382 (1, 10)	1B						F7		2B 1B BB	3	1	2	0	1	0	0											
Al Cowens, R OBP: 0.337, SLG: 0.481 (1, 9)	1B						F9		1B BB	4	1	2	2	0	0	1											
Jim Malar, R OBP: 0.291, SLG: 0.360 (1, 3)	K				F7		F9		WP 1B	4	0	1	2	0	1	2											
Todd Cruz, R OBP: 0.270, SLG: 0.392 Julio Cruz, S OBP: 0.321, SLG: 0.286 (8, 4)	FC6-4				6-3				K 1B	4	1	1	0	0	1	3											
Dave Henderson, R OBP: 0.342, SLG: 0.514 (1, 8)			F9		F9				F8	4	1	1	2	0	0	2											
Bud Bulling, R OBP: 0.287, SLG: 0.267 (1, 2)		F4							F4	4	0	2	0	0	0	2											
Inning Stats	R: 2 E: 0 K: 1 S: 9	H: 4 LOB: 2 BB: 0 P: 9	R: 0 E: 0 K: 0 S: 3	H: 0 LOB: 0 BB: 0 P: 3	R: 0 E: 0 K: 0 S: 4	H: 1 LOB: 1 BB: 0 P: 4	R: 0 E: 0 K: 0 S: 3	H: 0 LOB: 0 BB: 0 P: 3	R: 0 E: 0 K: 1 S: 6	H: 1 LOB: 1 BB: 0 P: 6	R: 0 E: 0 K: 0 S: 3	H: 0 LOB: 0 BB: 0 P: 3	R: 2 E: 0 K: 0 S: 5	H: 3 LOB: 0 BB: 0 P: 5	R: 3 E: 0 K: 1 S: 8	H: 3 LOB: 2 BB: 1 P: 12	R: 0 E: 0 K: 0 S: 3	H: 1 LOB: 0 BB: 0 P: 3	1B: 9 2B: 4 3B: 0 HR: 1	SF: 0 SAC: 0 DP: 1 HBP: 0	WP: 1 PA: 39 CS: 1						
PITCHER	IP	WLS	BF	H	R	ER	SO	BB	IBB	HBP	BLK	WP	HR	S	P	ERA	WHIP										
Larry Gura, L ERA: 4.58 (1, 1)	7.0	L	31	10	6	6	2	1	0	0	0	0	1	34	38	7.71	1.571										
Mike Armstrong, R ERA: 3.0 (8, 1)	1.0		5	2	1	1	1	0	0	0	0	1	0	7	7	9.00	2.000										
Don Hood, L ERA: 1.29 (9, 1)	1.0		3	1	0	0	0	0	0	0	0	0	0	3	3	0.00	1.000										

Seattle Mariners @ Kansas City Royals
Royals Stadium, Kansas City, MO
Sun Jun 13 1982, 8:05 PM EDT
Att: 30,683 - Unknown

AB 38
R 7
H 13
RBI 7
BB 1
SO 3
LOB 16



Batter	1	2	3	4	5	6	7	8	9	AB	R	H	RBI	BB	SO	LOB	BOTTOM										
Willie Wilson, S OBP: 0.383, SLG: 0.493 (1, 7)	1-3		K			6-3		4-3		4	0	0	0	0	1	1											
John Wathan, R OBP: 0.348, SLG: 0.327 Jamie Quirk, L OBP: 0.294, SLG: 0.333 (1, 2) (9, 2)	F4				6-3		F8		4-3	3	0	0	0	0	0	0											
George Brett, L OBP: 0.363, SLG: 0.502 (1, 5)										2	1	2	1	2	0	0											
Amos Otis, R OBP: 0.362, SLG: 0.478 (1, 8)	F9				F9		1-3		K	4	0	0	0	0	1	3											
Hal McRae, R OBP: 0.429, SLG: 0.573 (1, 10)		F7					F7		F4	4	0	1	0	0	0	1											
Jerry Martin, R OBP: 0.344, SLG: 0.414 (1, 9)		K2-3			K		F8			3	0	0	0	0	2	1											
Lee May, R OBP: 0.423, SLG: 0.600 (1, 3)			K				K			3	0	1	0	0	2	0											
Frank White, R OBP: 0.328, SLG: 0.467 (1, 4)					6-3		G4-3-6-4		5-3	3	0	0	0	0	0	1											
Onix Concepcion, R OBP: 0.299, SLG: 0.338 (1, 6)							5-3		1-3	3	0	1	0	0	0	0											
Inning Stats	R: 0 E: 0 K: 0 S: 4	H: 1 LOB: 1 BB: 0 P: 4	R: 0 E: 0 K: 2 S: 7	H: 0 LOB: 0 BB: 0 P: 7	R: 0 E: 0 K: 1 S: 5	H: 1 LOB: 1 BB: 0 P: 5	R: 1 E: 0 K: 1 S: 7	H: 2 LOB: 1 BB: 0 P: 7	R: 0 E: 0 K: 0 S: 3	H: 0 LOB: 1 BB: 1 P: 7	R: 0 E: 0 K: 1 S: 5	H: 0 LOB: 0 BB: 0 P: 5	R: 0 E: 0 K: 0 S: 3	H: 0 LOB: 0 BB: 0 P: 3	R: 0 E: 0 K: 1 S: 5	H: 0 LOB: 1 BB: 1 P: 9	1B: 4 2B: 1 3B: 0 HR: 1	SF: 0 SAC: 0 DP: 2 HBP: 0	WP: 0 PA: 32 CS: 1								
PITCHER	IP	WLS	BF	H	R	ER	SO	BB	IBB	HBP	BLK	WP	HR	S	P	ERA	WHIP										
Floyd Bannister, L ERA: 3.24 (1, 1)	7.0	W	25	5	1	1	5	1	0	0	0	0	0	34	38	1.29	0.857										
Larry Andersen, R ERA: 5.55 (8, 1)	2.0		7	0	0	0	1	1	0	0	0	0	0	8	12	0.00	0.500										

Seattle Mariners @ Kansas City Royals
Royals Stadium, Kansas City, MO
Sun Jun 13 1982, 8:05 PM EDT
Att: 30,683 - Unknown

AB 30
R 1
H 5
RBI 1
BB 2
SO 6
LOB 7



Batter	1	2	3	4	5	6	7	8	9	AB	R	H	RBI	BB	SO	LOB	TOP										
George Wright, S (1, 8) OBP: 0.284, SLG: 0.392 Terry Bogener, L (8, PH) (8, 8)										3	0	0	0	0	3	3											
Doug Flynn, R (1, 4) OBP: 0.241, SLG: 0.257 (8, 6)										4	0	1	0	0	0	2											
Buddy Bell, R (1, 5) OBP: 0.349, SLG: 0.376										4	0	0	0	0	0	2											
Johnny Grubb, L (1, 7) OBP: 0.353, SLG: 0.388										4	0	0	0	0	2	1											
Lamar Johnson, R (1, 10) OBP: 0.339, SLG: 0.400										3	0	0	0	1	0	0											
Jim Sundberg, R (1, 2) OBP: 0.337, SLG: 0.363										3	0	0	0	0	1	2											
Dave Hostetler, R (1, 3) OBP: 0.408, SLG: 0.714										3	0	0	0	0	1	0											
Larry Parrish, R (1, 9) OBP: 0.227, SLG: 0.233										3	0	2	0	0	0	0											
Mark Wagner, R (1, 6) OBP: 0.270, SLG: 0.277 Bill Stein, R (8, PH) OBP: 0.278, SLG: 0.245 (8, 4)										2	0	0	0	0	0	2											
Inning Stats	R: 0 E: 0 K: 1 S: 5	H: 1 LOB: 0 BB: 0 P: 5	R: 0 E: 0 K: 2 S: 7	H: 0 LOB: 0 BB: 0 P: 7	R: 0 E: 1 K: 1 S: 6	H: 1 LOB: 1 BB: 0 P: 6	R: 0 E: 1 K: 1 S: 6	H: 0 LOB: 2 BB: 1 P: 10	R: 0 E: 1 K: 0 S: 3	H: 0 LOB: 0 BB: 0 P: 3	R: 0 E: 0 K: 1 S: 5	H: 0 LOB: 0 BB: 0 P: 5	R: 0 E: 0 K: 0 S: 3	H: 0 LOB: 0 BB: 0 P: 3	R: 0 E: 0 K: 0 S: 3	H: 0 LOB: 0 BB: 0 P: 3	1B: 3 2B: 0 3B: 0 HR: 0	SF: 0 SAC: 0 DP: 1 HBP: 0	WP: 0 PB: 0 SB: 0 CS: 0	PA: 32							
PITCHER	IP	WLS	BF	H	R	ER	SO	BB	IBB	HBP	BLK	WP	HR	S	P	ERA	WHIP										
Jim Beattie, R (1, 1) ERA: 2.61	6.0	W	23	3	0	0	6	1	0	0	0	0	0	34	38	0.00	0.667										
Mike Stanton, R (7, 1) ERA: 2.12	3.0	S	9	0	0	0	1	0	0	0	0	0	0	11	11	0.00	0.000										

Texas Rangers @ Seattle Mariners
The Kingdome, Seattle, WA
Mon Jun 14 1982, 10:05 PM EDT
Att: 10,795 - Dome

AB 31
R 0
H 3
RBI 0
BB 1
SO 7
LOB 12



Batter	1	2	3	4	5	6	7	8	9	AB	R	H	RBI	BB	SO	LOB	BOTTOM										
Julio Cruz, S (1, 4) OBP: 0.315, SLG: 0.280										4	0	0	0	0	0	3											
Manny Castillo, S (1, 5) OBP: 0.289, SLG: 0.302										4	0	0	0	0	0	2											
Bruce Bochte, L (1, 7) OBP: 0.390, SLG: 0.377										3	2	1	1	1	0	0											
Richie Zisk, R (1, 10) OBP: 0.362, SLG: 0.390										4	0	2	0	0	0	0											
Al Cowens, R (1, 9) OBP: 0.340, SLG: 0.494										4	1	2	2	0	0	1											
Gary Gray, R (1, 3) OBP: 0.395, SLG: 0.471										4	0	2	0	0	0	3											
Paul Serna, R (1, 6) OBP: 0.227, SLG: 0.333										4	0	0	0	0	0	2											
Dave Henderson, R (1, 8) OBP: 0.341, SLG: 0.547										3	1	1	1	0	1	1											
Bud Bulling, R (1, 2) OBP: 0.299, SLG: 0.273										2	0	1	0	1	0	0											
Inning Stats	R: 1 E: 0 K: 0 S: 5	H: 2 LOB: 2 BB: 1 P: 9	R: 0 E: 0 K: 0 S: 3	H: 0 LOB: 1 BB: 1 P: 7	R: 0 E: 0 K: 0 S: 3	H: 0 LOB: 0 BB: 0 P: 3	R: 0 E: 0 K: 1 S: 6	H: 1 LOB: 1 BB: 0 P: 6	R: 0 E: 0 K: 0 S: 3	H: 1 LOB: 0 BB: 0 P: 3	R: 1 E: 0 K: 0 S: 4	H: 2 LOB: 0 BB: 0 P: 4	R: 1 E: 1 K: 0 S: 5	H: 1 LOB: 1 BB: 0 P: 5	R: 1 E: 0 K: 0 S: 5	H: 2 LOB: 1 BB: 0 P: 5	1B: 4 2B: 3 3B: 0 HR: 3	SF: 0 SAC: 0 DP: 2 HBP: 0	WP: 0 PB: 0 SB: 0 CS: 0	PA: 34							
PITCHER	IP	WLS	BF	H	R	ER	SO	BB	IBB	HBP	BLK	WP	HR	S	P	ERA	WHIP										
Jon Matlack, L (1, 1) ERA: 3.48	7.1	L	30	7	3	3	3	2	0	0	0	0	2	30	38	3.68	1.227										
Danny Darwin, R (8, 1) ERA: 3.69	0.2		4	2	1	1	0	0	0	0	0	0	1	4	4	13.50	3.000										

Texas Rangers @ Seattle Mariners
The Kingdome, Seattle, WA
Mon Jun 14 1982, 10:05 PM EDT
Att: 10,795 - Dome

AB 32
R 4
H 9
RBI 4
BB 2
SO 1
LOB 12



Batter	1	2	3	4	5	6	7	8	9	AB	R	H	RBI	BB	SO	LOB	TOP										
Terry Bogener, L (1, 8) George Wright, S (6, 8) OBP: 0.282, SLG: 0.388	E6 1B		L8		1B FC6-4 BB		K	3-1		2	1	0	0	1	0	0											
Doug Flynn, R (1, 4) OBP: 0.247, SLG: 0.262	K		2B 1B		FC6-4 1B		F8		K	5	1	2	0	0	2	2											
Buddy Bell, R (1, 5) OBP: 0.363, SLG: 0.392	G4-6-3 1B		2B		FC6-4 1B		IBB		1B	4	0	4	1	1	0	0											
Johnny Grubb, L (1, 7) Leon Roberts, R (5, PH) OBP: 0.356, SLG: 0.385 OBP: 0.226, SLG: 0.324	G4-6-3 1-2		BB		FC6-4 1-2 2-3 3-H		1-3		K	1	0	0	0	1	0	2											
Lamar Johnson, R (1, 10) OBP: 0.333, SLG: 0.392		F9	F9		F9			SH1-4 HR 1B	FC6-4	5	1	1	0	0	0	5											
Jim Sundberg, R (1, 2) OBP: 0.332, SLG: 0.356	1-3			6-3		6-3		SH1-4		3	0	0	0	0	0	0											
Dave Hostetter, R (1, 3) OBP: 0.415, SLG: 0.826	HR			K		6-3		HR		4	2	2	3	0	1	0											
Larry Parrish, R (1, 9) OBP: 0.227, SLG: 0.228	K			K		K		S BB		3	0	0	0	1	3	0											
Mark Wagner, R (1, 6) OBP: 0.277, SLG: 0.285			1B		L6		PB 1B	F8		4	0	2	0	0	0	1											
Inning Stats	R: 0 E: 1 K: 1 S: 6	H: 1 LOB: 1 BB: 0 P: 6	R: 1 E: 0 K: 1 S: 6	H: 1 LOB: 0 BB: 0 P: 6	R: 1 E: 0 K: 0 S: 5	H: 3 LOB: 2 BB: 1 P: 9	R: 0 E: 0 K: 2 S: 7	H: 0 LOB: 0 BB: 0 P: 7	R: 1 E: 0 K: 0 S: 5	H: 2 LOB: 2 BB: 1 P: 9	R: 0 E: 0 K: 1 S: 5	H: 0 LOB: 0 BB: 0 P: 5	R: 0 E: 0 K: 1 S: 6	H: 1 LOB: 2 BB: 1 P: 10	R: 2 E: 0 K: 0 S: 5	H: 2 LOB: 1 BB: 1 P: 9	R: 0 E: 0 K: 2 S: 8	H: 1 LOB: 1 BB: 0 P: 8	1B: 8 2B: 1 3B: 0 HR: 2	SF: 0 SAC: 1 DP: 1 HBP: 0	WP: 0 PB: 1 SB: 2 CS: 0	PA: 41					
PITCHER	IP	WLS	BF	H	R	ER	SO	BB	IBB	HBP	BLK	WP	HR	S	P	ERA	WHIP										
Mike Moore, R (1, 1) ERA: 6.89	4.1	L	21	7	3	3	4	2	0	0	0	0	1	27	35	6.23	2.077										
Bryan Clark, L (5, 1) ERA: 1.59	2.1		9	1	0	0	2	0	1	0	0	0	0	12	16	0.00	0.429										
Larry Andersen, R (7, 1) ERA: 5.68	2.1		11	3	2	2	2	1	0	0	0	0	1	14	18	7.71	1.714										

Texas Rangers @ Seattle Mariners
The Kingdome, Seattle, WA
Tue Jun 15 1982, 10:05 PM EDT
Att: 9,900 - Dome

AB 36
R 5
H 11
RBI 5
BB 4
SO 8
LOB 17



Batter	1	2	3	4	5	6	7	8	9	AB	R	H	RBI	BB	SO	LOB	BOTTOM										
Julio Cruz, S (1, 4) OBP: 0.321, SLG: 0.298	F5		1B BB		HR	1B		F6		4	1	2	1	1	0	1											
Manny Castillo, S (1, 5) OBP: 0.292, SLG: 0.305	F7		1B		L9 BB 1B	F8		F6		5	0	2	0	0	0	1											
Bruce Bochte, L (1, 7) Joe Simpson, L (9, PR) OBP: 0.390, SLG: 0.375 OBP: 0.280, SLG: 0.289	1B		F7		F5		F8	F4-6-3 BB		4	0	1	0	1	0	3											
Richie Zisk, R (1, 10) OBP: 0.358, SLG: 0.382	F5			F7	BB BB	BB	K	F4-6-3		4	0	0	0	1	1	2											
Al Cowens, R (1, 9) OBP: 0.342, SLG: 0.506		6-3		1B 1B	L9		HR			4	1	2	1	0	0	2											
Gary Gray, R (1, 3) OBP: 0.383, SLG: 0.465	F8			2-3 1B	BB		5-3			3	0	1	0	1	0	0											
Dave Henderson, R (1, 8) OBP: 0.326, SLG: 0.519	1-3			2-3	F8			F7		4	0	0	0	0	0	5											
Bud Bulling, R (1, 2) Rick Sweet, S (8, PH) OBP: 0.300, SLG: 0.267 OBP: 0.479, SLG: 0.600			F9		BB		F3	F4-3		2	0	0	0	1	0	0											
Paul Serna, R (1, 6) OBP: 0.228, SLG: 0.322	F4		F2		BB		5-3	HBP		3	0	0	0	0	0	3											
Inning Stats	R: 0 E: 0 K: 0 S: 4	H: 1 LOB: 1 BB: 0 P: 4	R: 0 E: 0 K: 0 S: 3	H: 0 LOB: 0 BB: 0 P: 3	R: 0 E: 0 K: 0 S: 4	H: 1 LOB: 1 BB: 1 P: 8	R: 0 E: 0 K: 0 S: 5	H: 2 LOB: 3 BB: 1 P: 9	R: 1 E: 0 K: 0 S: 5	H: 2 LOB: 3 BB: 2 P: 13	R: 0 E: 0 K: 0 S: 4	H: 1 LOB: 1 BB: 0 P: 4	R: 1 E: 0 K: 1 S: 6	H: 1 LOB: 0 BB: 0 P: 6	R: 0 E: 0 K: 0 S: 3	H: 0 LOB: 1 BB: 0 P: 4	R: 0 E: 0 K: 0 S: 2	H: 0 LOB: 1 BB: 1 P: 6	1B: 6 2B: 0 3B: 0 HR: 2	SF: 0 SAC: 0 DP: 1 HBP: 1	WP: 0 PB: 0 SB: 0 CS: 0	PA: 40					
PITCHER	IP	WLS	BF	H	R	ER	SO	BB	IBB	HBP	BLK	WP	HR	S	P	ERA	WHIP										
Frank Tanana, L (1, 1) ERA: 3.59	6.2	W	31	7	1	1	1	4	0	0	0	0	1	29	45	1.35	1.650										
Steve Comer, R (7, 1) ERA: 3.73	2.1	S	9	1	1	1	0	1	0	1	0	0	1	7	12	3.86	0.857										

Texas Rangers @ Seattle Mariners
The Kingdome, Seattle, WA
Tue Jun 15 1982, 10:05 PM EDT
Att: 9,900 - Dome

AB 34
R 2
H 8
RBI 2
BB 5
SO 1
LOB 17



Batter	1	2	3	4	5	6	7	8	9	AB	R	H	RBI	BB	SO	LOB	TOP										
Terry Bogener, L (1,8)	F4		FC6-4			L7		K		4	0	0	0	0	1	4	Texas Rangers @ Seattle Mariners The Kingdome, Seattle, WA Wed Jun 16 1982, 10:05 PM EDT Att: 10,066 - Dome										
Doug Flynn, R (1,4) Bill Stein, R (8,PH) George Wright, S (8,FR) Mike Richardt, R (8,4)	F6-3		F4-3			F9				3	0	0	0	0	0	2											
Buddy Bell, R (1,5)	K				1-3			K		4	0	0	0	0	2												
Johnny Grubb, L (1,7)					L3					4	0	2	0	0	0	0											
Lamar Johnson, R (1,10)										4	0	1	0	0	1	2											
Dave Hostetter, R (1,3)										4	0	0	0	0	1	2											
Jim Sundberg, R (1,2)										3	1	1	1	0	0	0											
Larry Parrish, R (1,9)										3	1	2	0	0	0	0											
Mark Wagner, R (1,6)										2	0	1	0	1	0	0											
Inning Stats	R: 0 E: 0 K: 1 S: 5	H: 0 LOB: 0 BB: 0 P: 5	R: 0 E: 0 K: 0 S: 3	H: 1 LOB: 1 BB: 0 P: 3	R: 1 E: 0 K: 0 S: 5	H: 3 LOB: 1 BB: 0 P: 5	R: 0 E: 0 K: 1 S: 5	H: 0 LOB: 0 BB: 0 P: 5	R: 0 E: 0 K: 1 S: 3	H: 0 LOB: 0 BB: 0 P: 5	R: 0 E: 0 K: 0 S: 4	H: 1 LOB: 1 BB: 0 P: 4	R: 1 E: 0 K: 2 S: 9	H: 2 LOB: 1 BB: 1 P: 13	R: 0 E: 0 K: 0 S: 3	H: 1 LOB: 0 BB: 0 P: 3		1B: 7 2B: 0 3B: 0 HR: 1	SF: 0 SAC: 0 DP: 3 HBP: 0	WP: 1 PB: 0 SB: 0 CS: 0	PA: 33						
PITCHER	IP	WLS	BF	H	R	ER	SO	BB	IBB	HBP	BLK	WP	HR	S	P	ERA	WHIP										
Gaylord Perry, R (1,1) ERA: 3.64	7.1	W	27	6	2	2	3	1	0	0	0	1	1	32	36	2.46	0.955										
Bill Caudill, R (8,1) ERA: 1.85	1.2	S	6	2	0	0	2	0	0	0	0	0	0	10	10	0.00	1.200										

Batter	1	2	3	4	5	6	7	8	9	AB	R	H	RBI	BB	SO	LOB	BOTTOM										
Julio Cruz, S (1,4)	F4-3					L8				4	2	1	3	1	1	0	Texas Rangers @ Seattle Mariners The Kingdome, Seattle, WA Wed Jun 16 1982, 10:05 PM EDT Att: 10,066 - Dome										
Manny Castillo, S (1,5)	6-3				G3					5	0	1	2	0	0	0											
Bruce Bochte, L (1,7)										3	1	1	0	2	0	0											
Richie Zisk, R (1,10)										3	0	1	1	0	1	0											
Al Cowens, R (1,9)										3	0	0	0	1	0	2											
Gary Gray, R (1,3)										3	0	0	0	1	1	3											
Rick Sweet, S (1,2)										3	1	1	0	1	0	0											
Dave Henderson, R (1,8)										2	2	1	0	2	1	0											
Paul Serna, R (1,6)										3	1	1	0	0	0	3											
Inning Stats	R: 0 E: 0 K: 0 S: 4	H: 1 LOB: 3 BB: 2 P: 12	R: 3 E: 0 K: 0 S: 6	H: 3 LOB: 2 BB: 2 P: 14	R: 0 E: 0 K: 2 S: 7	H: 0 LOB: 0 BB: 0 P: 7	R: 0 E: 0 K: 1 S: 5	H: 0 LOB: 0 BB: 0 P: 5	R: 1 E: 0 K: 1 S: 6	H: 1 LOB: 3 BB: 3 P: 18	R: 0 E: 0 K: 0 S: 3	H: 0 LOB: 0 BB: 0 P: 3	R: 0 E: 0 K: 0 S: 3	H: 0 LOB: 0 BB: 0 P: 3	R: 3 E: 0 K: 0 S: 5	H: 2 LOB: 0 BB: 1 P: 9		1B: 5 2B: 1 3B: 0 HR: 1	SF: 1 SAC: 1 DP: 0 HBP: 0	WP: 0 PB: 0 SB: 1 CS: 0	PA: 39						
PITCHER	IP	WLS	BF	H	R	ER	SO	BB	IBB	HBP	BLK	WP	HR	S	P	ERA	WHIP										
Charlie Hough, R (1,1) ERA: 3.13	4.2	L	25	5	4	4	4	5	1	0	0	0	0	27	51	7.71	2.143										
John Butcher, R (5,1) ERA: 7.94	2.2		11	1	2	2	0	2	0	0	0	0	0	9	17	6.75	1.125										
Paul Mirabella, L (8,1) ERA: 3.63	0.2		3	1	1	1	0	0	0	0	0	0	1	3	3	13.50	1.500										

AB	32
R	2
H	8
RBI	2
BB	1
SO	5
LOB	12



AB	29
R	7
H	7
RBI	6
BB	8
SO	4
LOB	8



Batter	1	2	3	4	5	6	7	8	9	AB	R	H	RBI	BB	SO	LOB	TOP					
Terry Bogener, L (1, 8) George Wright, S (5, 8) OBP: 0.279, SLG: 0.384	L6		K	HBP		G6-4-3		F2		2	0	0	0	0	1	2						
Johnny Grubb, L (1, 9) OBP: 0.354, SLG: 0.375	6-3		2B			4-3		4-3		4	1	0	0	1	0	3						
Buddy Bell, R (1, 5) OBP: 0.362, SLG: 0.394	F4		F9	1B	1B	1B		1-3		5	2	3	3	0	0	0						
Lamar Johnson, R (1, 10) OBP: 0.326, SLG: 0.375		F9	F9		F7		FC5-4	K		4	0	0	0	1	1	2						
Dave Hostetler, R (1, 3) OBP: 0.387, SLG: 0.722	F4		1B		5-3		K			4	0	1	1	1	1	3						
Jim Sundberg, R (1, 2) OBP: 0.333, SLG: 0.370			K		1B		FC5-4	F3		4	0	1	0	1	1	4						
Mike Richardt, R (1, 7) OBP: 0.278, SLG: 0.300	F8				6-3			5-3		4	0	1	1	0	0	3						
Doug Flynn, R (1, 4) OBP: 0.242, SLG: 0.257			1B		F6-3			F6-3		4	1	1	0	0	0	2						
Mark Wagner, R (1, 6) OBP: 0.307, SLG: 0.305			2B							3	1	3	0	1	0	0						
Inning Stats	R: 0 E: 0 K: 0 S: 3	H: 0 LOB: 0 BB: 0 P: 3	R: 0 E: 0 K: 0 S: 3	H: 0 LOB: 1 BB: 1 P: 7	R: 4 E: 0 K: 2 S: 11	H: 4 LOB: 1 BB: 1 P: 15	R: 0 E: 0 K: 0 S: 4	H: 1 LOB: 2 BB: 0 P: 5	R: 1 E: 0 K: 0 S: 6	H: 3 LOB: 2 BB: 0 P: 6	R: 0 E: 0 K: 1 S: 2	H: 0 LOB: 0 BB: 1 P: 6	R: 0 E: 0 K: 1 S: 6	H: 1 LOB: 2 BB: 1 P: 10	R: 0 E: 0 K: 0 S: 4	H: 1 LOB: 1 BB: 1 P: 4	R: 0 E: 0 K: 1 S: 5	H: 0 LOB: 1 BB: 1 P: 9	1B: 9 2B: 1 3B: 0 HR: 0	SF: 0 SAC: 0 DP: 1 HBP: 1	WP: 0 PB: 0 SB: 2 CS: 0	PA: 42
PITCHER	IP	WLS	BF	H	R	ER	SO	BB	IBB	HBP	BLK	WP	HR	S	P	ERA	WHIP					
Gene Nelson, R (1, 1) ERA: 3.55	4.2	L	25	8	5	5	2	2	0	1	0	0	0	26	35	9.64	2.143					
Bryan Clark, L (5, 1) ERA: 1.5	3.1		13	2	0	0	1	2	0	0	0	0	0	13	21	0.00	1.200					
Ed Vande Berg, L (9, 1) ERA: 1.91	1.0		4	0	0	0	1	1	0	0	0	0	0	5	9	0.00	1.000					

Texas Rangers @ Seattle Mariners
The Kingdome, Seattle, WA
Thu Jun 17 1982, 10:05 PM EDT
Att: 8,446 - Dome

AB	36
R	5
H	10
RBI	5
BB	5
SO	4
LOB	21



Batter	1	2	3	4	5	6	7	8	9	AB	R	H	RBI	BB	SO	LOB	BOTTOM					
Julio Cruz, S (1, 4) OBP: 0.322, SLG: 0.310	FC5-4		K		1-3			6-3		4	0	1	0	0	1	1						
Manny Castillo, S (1, 5) OBP: 0.289, SLG: 0.306	FC5-4		F4-3			1-3		F4-3		4	0	1	0	0	0	2						
Bruce Bochte, L (1, 7) OBP: 0.396, SLG: 0.378					1-3			F4-3		3	1	1	0	1	0	1						
Bobby Brown, S (9, 7) OBP: 0.281, SLG: 0.287					F4-3			F4-3		0	0	0	0	0	0	0						
Richie Zisk, R (1, 10) OBP: 0.355, SLG: 0.378	K				1-3			5-3		4	0	1	0	0	1	4						
Al Cowens, R (1, 9) OBP: 0.343, SLG: 0.500	G3				F4-3					4	0	2	1	0	0	2						
Jim Malar, R (1, 3) OBP: 0.290, SLG: 0.358		6-3				5-3		F6-4-3		4	0	1	0	0	0	3						
Dave Henderson, R (1, 8) OBP: 0.351, SLG: 0.506					1-3			F9		2	0	0	0	2	0	1						
Bud Bulling, R (1, 2) OBP: 0.288, SLG: 0.255		F5-4-3				F7		6-3		4	0	0	0	0	0	2						
Paul Serna, R (1, 6) OBP: 0.235, SLG: 0.323					6-3			6-3		3	0	1	0	0	0	0						
Inning Stats	R: 0 E: 0 K: 1 S: 6	H: 1 LOB: 2 BB: 1 P: 10	R: 0 E: 0 K: 0 S: 2	H: 0 LOB: 0 BB: 1 P: 6	R: 0 E: 0 K: 1 S: 5	H: 1 LOB: 0 BB: 0 P: 5	R: 1 E: 0 K: 0 S: 5	H: 2 LOB: 1 BB: 0 P: 5	R: 0 E: 0 K: 0 S: 3	H: 0 LOB: 0 BB: 0 P: 3	R: 0 E: 0 K: 0 S: 5	H: 2 LOB: 2 BB: 0 P: 5	R: 0 E: 0 K: 0 S: 3	H: 0 LOB: 0 BB: 0 P: 3	R: 0 E: 0 K: 0 S: 4	H: 1 LOB: 1 BB: 0 P: 4	R: 0 E: 0 K: 0 S: 3	H: 1 LOB: 1 BB: 1 P: 7	1B: 7 2B: 1 3B: 0 HR: 0	SF: 0 SAC: 0 DP: 3 HBP: 0	WP: 0 PB: 0 SB: 0 CS: 0	PA: 35
PITCHER	IP	WLS	BF	H	R	ER	SO	BB	IBB	HBP	BLK	WP	HR	S	P	ERA	WHIP					
Rick Honeycutt, L (1, 1) ERA: 4.4	9.0	W	35	8	1	1	2	3	0	0	0	0	0	36	48	1.00	1.222					


Texas Rangers @ Seattle Mariners
The Kingdome, Seattle, WA
Thu Jun 17 1982, 10:05 PM EDT
Att: 8,446 - Dome

AB	32
R	1
H	8
RBI	1
BB	3
SO	2
LOB	16




Batter	1	2	3	4	5	6	7	8	9	AB	R	H	RBI	BB	SO	LOB	TOP										
Willie Wilson, S (1, 7) OBP: 0.355, SLG: 0.453	F8		K			F9		5-3	FC4-6	5	0	0	0	0	1	1	Kansas City Royals @ Seattle Mariners The Kingdome, Seattle, WA Fri Jun 18 1982, 10:05 PM EDT Att: 13,057 - Dome										
John Wathan, R (1, 2) OBP: 0.348, SLG: 0.318	BB		F3			6-3		K		3	0	0	0	1	1	0											
George Brett, L (1, 5) OBP: 0.371, SLG: 0.516	K		K							4	1	2	0	0	2	1											
Amos Otis, R (1, 8) OBP: 0.357, SLG: 0.477	K				F3	F8			HR	4	1	1	2	0	1	2											
Hal McRae, R (1, 10) OBP: 0.424, SLG: 0.578		F7		L9			1B	BB	K	3	0	0	0	1	1	0											
Jerry Martin, R (1, 9) OBP: 0.335, SLG: 0.396		F4		K			F7		HR	3	1	0	0	1	1	1											
Willie Aikens, L (1, 3) OBP: 0.326, SLG: 0.394		1B	BB			F4			HR	3	1	2	2	1	0	0											
Frank White, R (1, 4) OBP: 0.339, SLG: 0.478					K			1B	FC4-6	4	0	2	0	0	1	2											
Onix Concepcion, R (1, 6) OBP: 0.282, SLG: 0.324						F7				2	0	0	0	0	0	2											
Cesar Geronimo, L (8, PH) OBP: 0.386, SLG: 0.604								4-3		1	0	0	0	0	0	0											
U L Washington, S (8, 6) OBP: 0.247, SLG: 0.224									K	1	0	0	0	0	1	1											
Inning Stats	R: 0 E: 0 K: 2 S: 7	H: 0 LOB: 1 BB: 1 P: 11	R: 0 E: 0 K: 0 S: 4	H: 1 LOB: 2 BB: 1 P: 8	R: 0 E: 0 K: 2 S: 7	H: 0 LOB: 0 BB: 0 P: 7	R: 0 E: 0 K: 1 S: 5	H: 0 LOB: 0 BB: 0 P: 5	R: 0 E: 0 K: 1 S: 5	H: 1 LOB: 1 BB: 0 P: 4	R: 0 E: 0 K: 0 S: 3	H: 1 LOB: 1 BB: 1 P: 7	R: 0 E: 0 K: 1 S: 5	H: 0 LOB: 0 BB: 0 P: 5	R: 4 E: 0 K: 2 S: 11	H: 4 LOB: 1 BB: 1 P: 15	1B: 5 2B: 0 3B: 0 HR: 2	SF: 0 SAC: 0 DP: 1 HBP: 0	WP: 0 PB: 0 SB: 1 CS: 1	PA: 37							
PITCHER	IP	WLS	BF	H	R	ER	SO	BB	IBB	HBP	BLK	WP	HR	S	P	ERA	WHIP										
Floyd Bannister, L (1, 1) ERA: 3.06	6.1		25	3	0	0	6	3	0	0	0	0	0	34	46	0.00	0.947										
Mike Stanton, R (7, 1) ERA: 2.27	1.2		5	1	1	1	1	0	0	0	0	0	0	7	7	5.40	0.600										
Bill Caudill, R (9, 1) ERA: 2.45	0.1	L	4	2	3	3	1	1	0	0	0	0	2	5	9	81.00	9.000										
Ed Vande Berg, L (9, 1) ERA: 1.86	0.2		3	1	0	0	1	0	0	0	0	0	0	5	5	0.00	1.500										

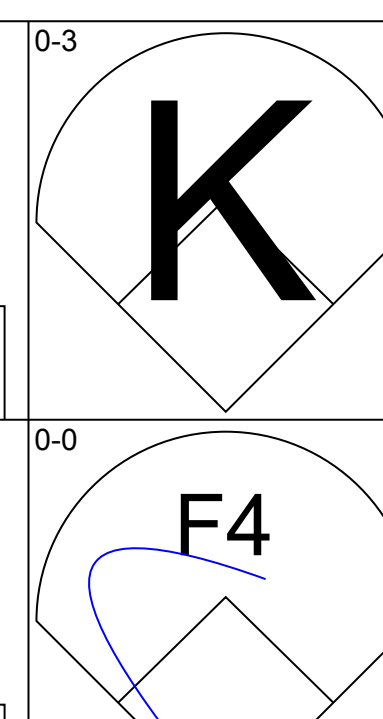
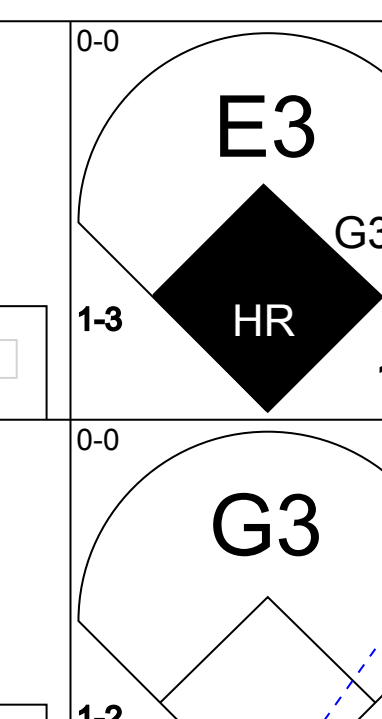
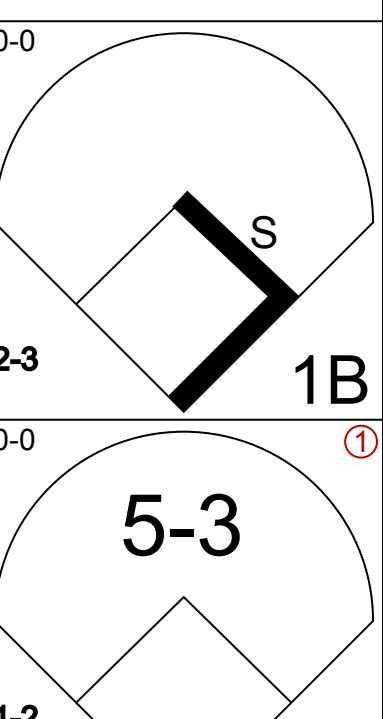
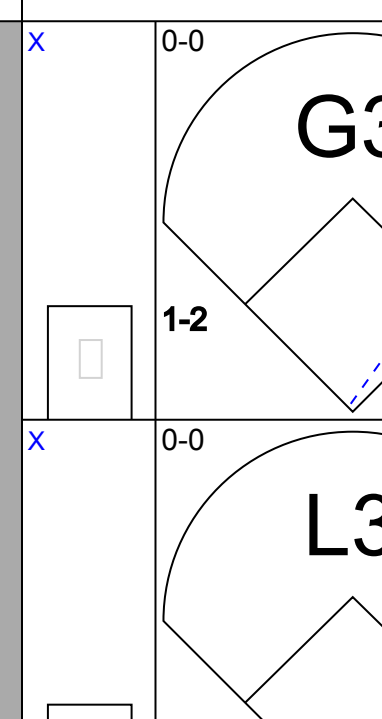
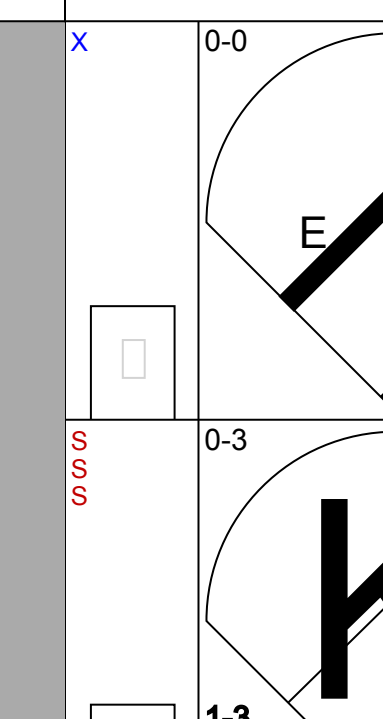
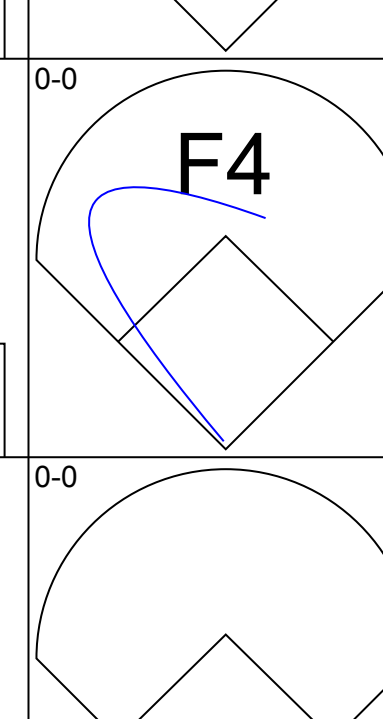
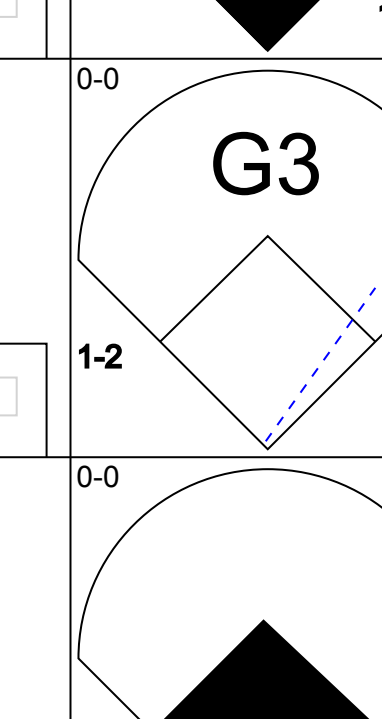
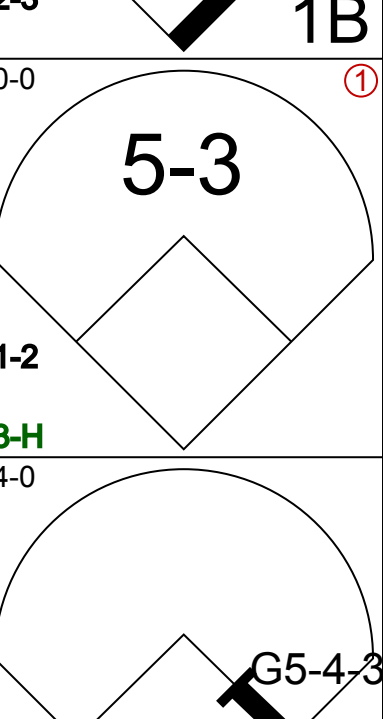
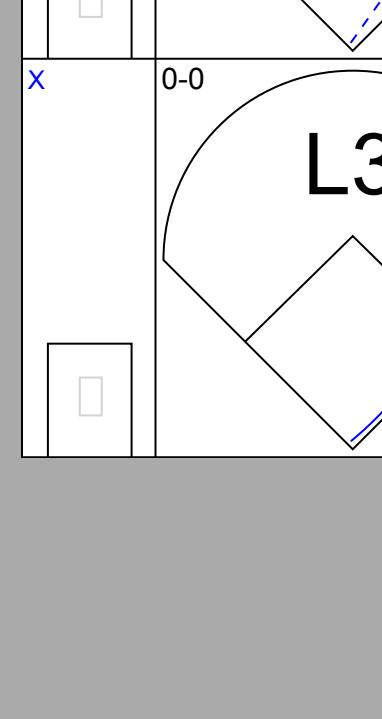
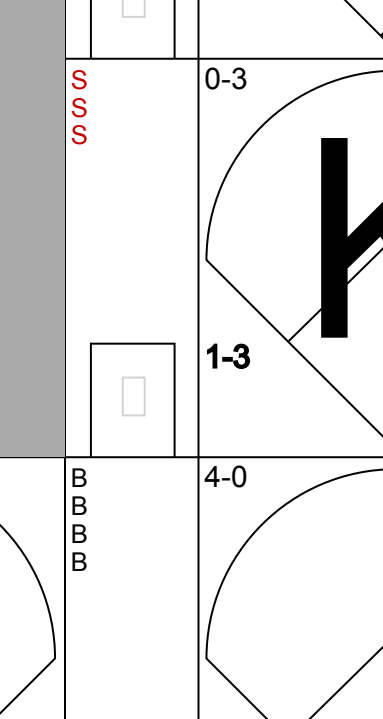
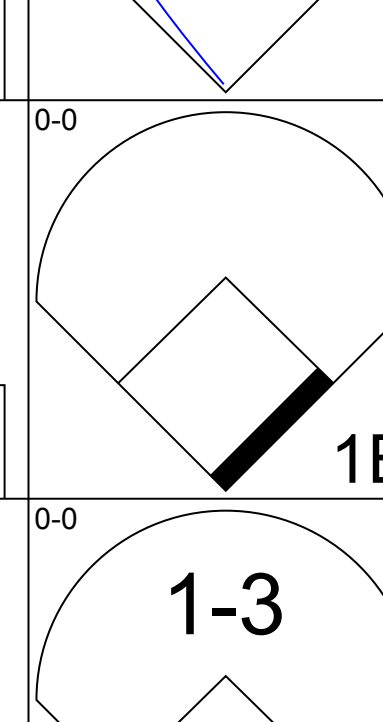
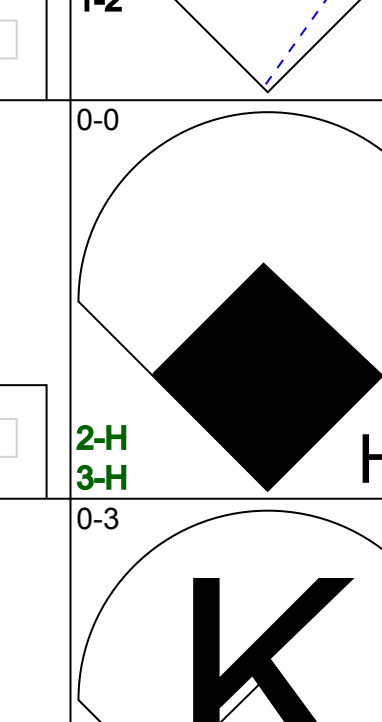
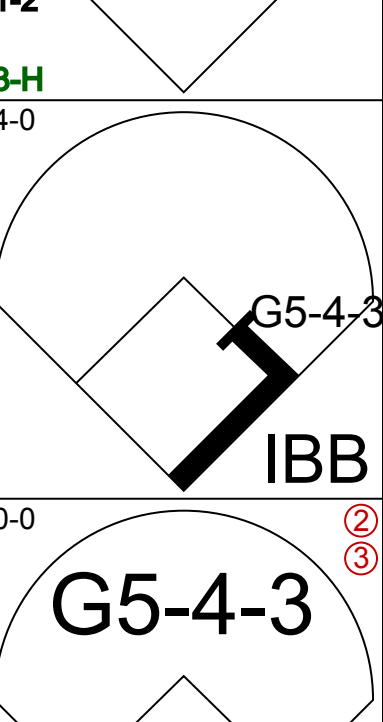
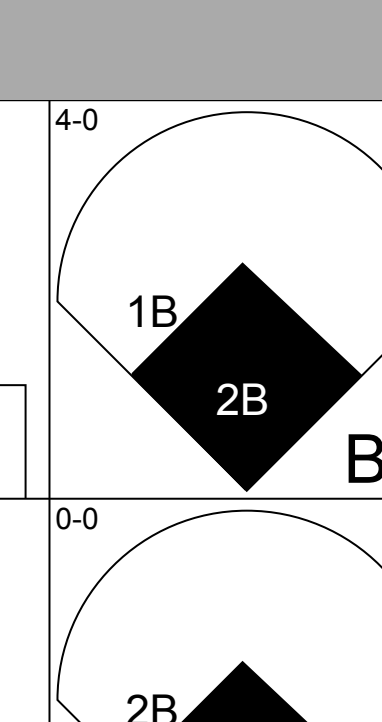
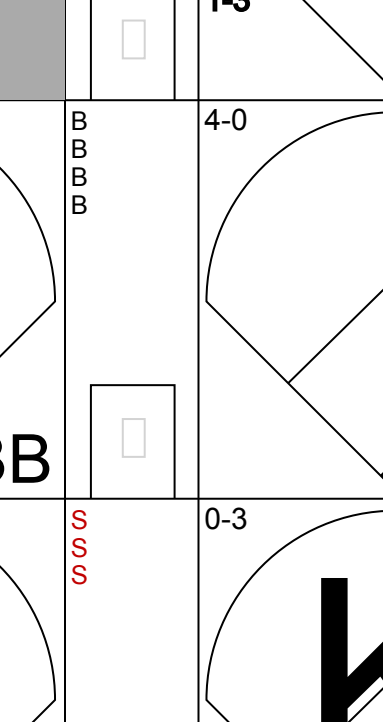
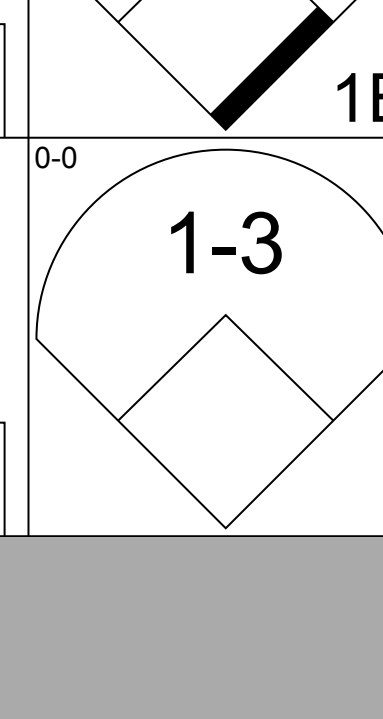
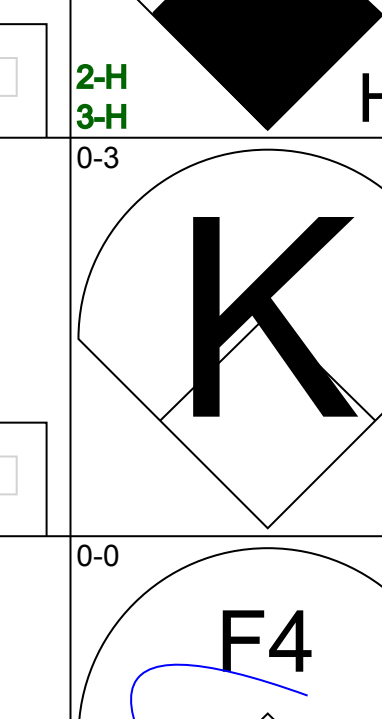
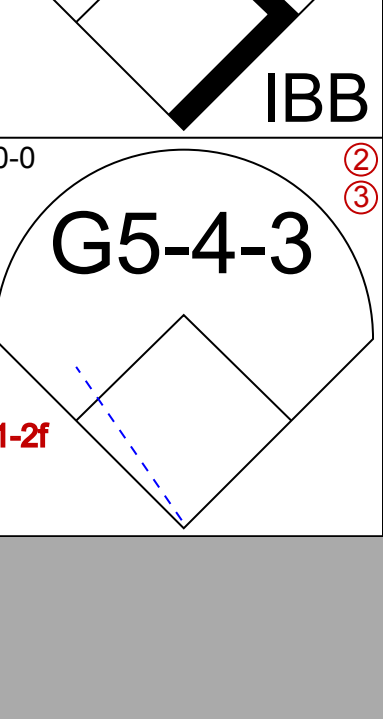
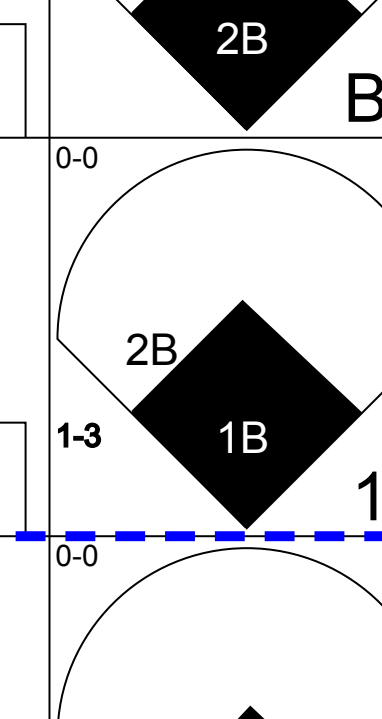
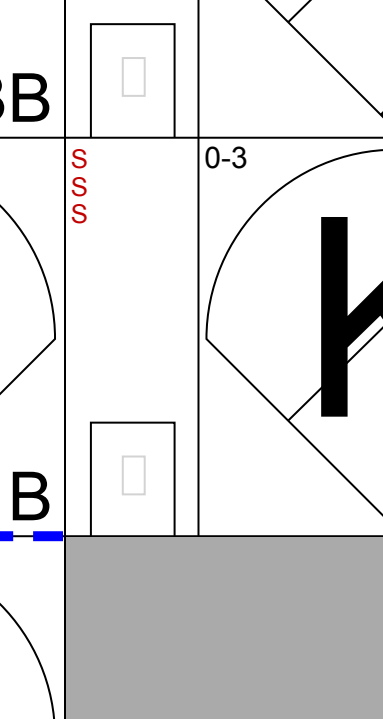
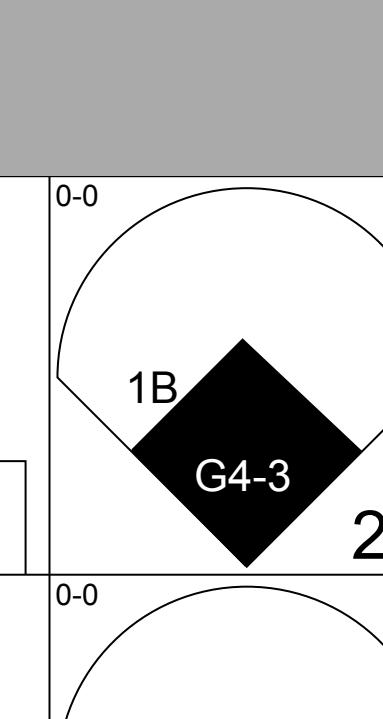
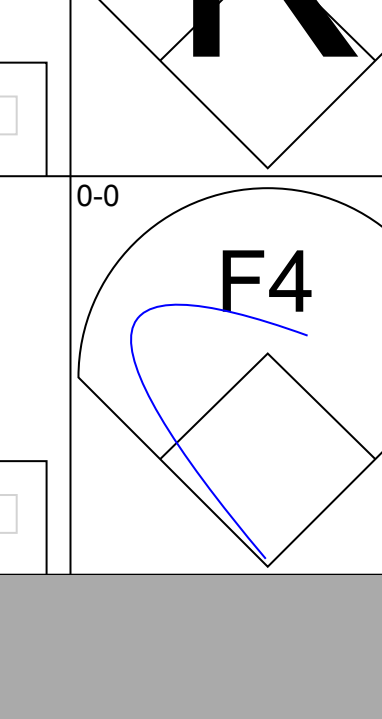
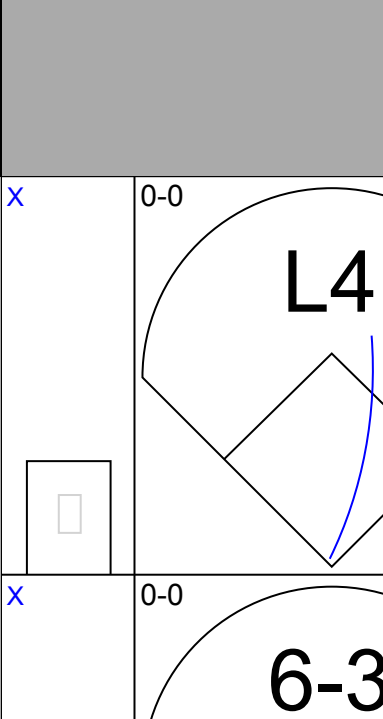
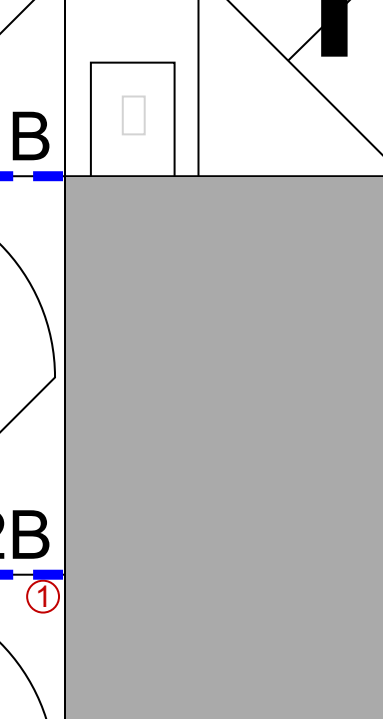
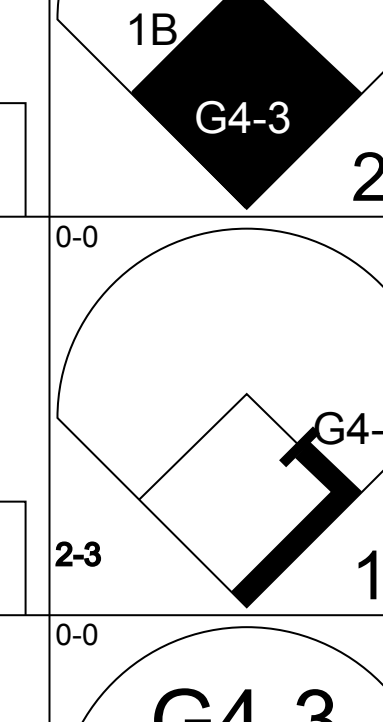
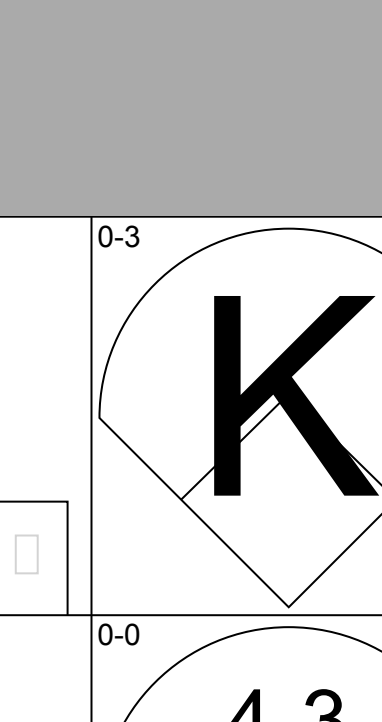
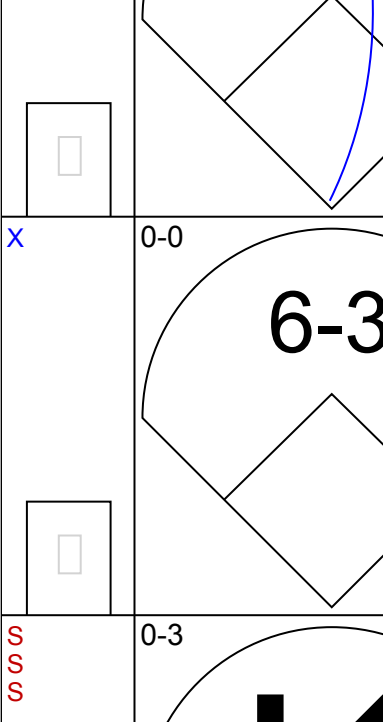
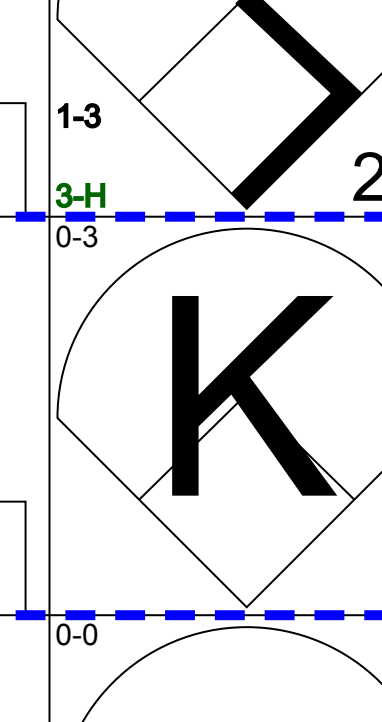
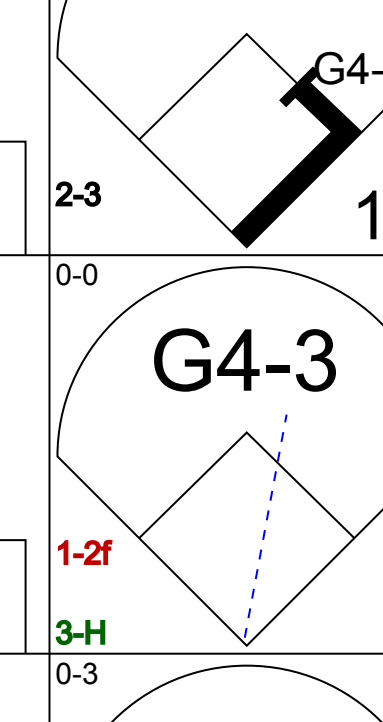
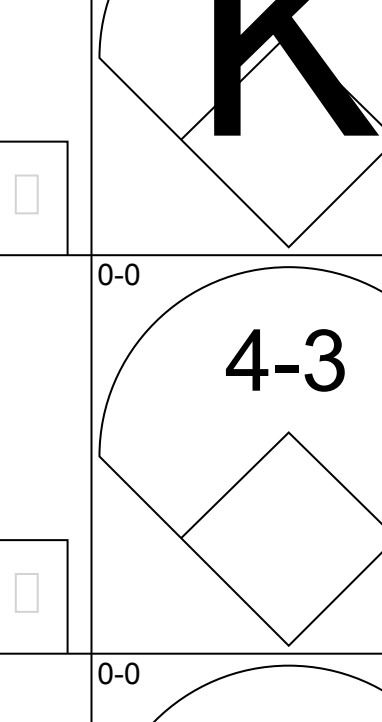
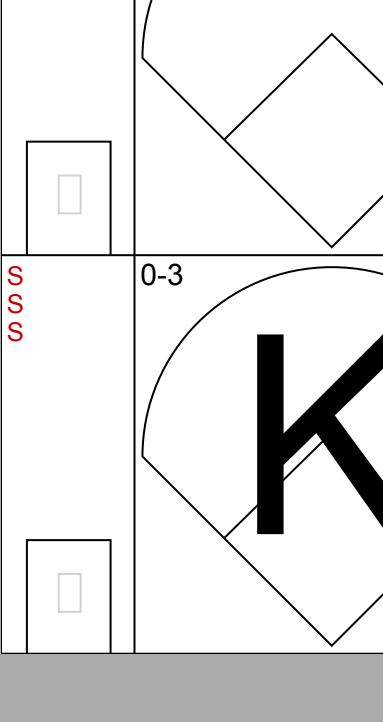
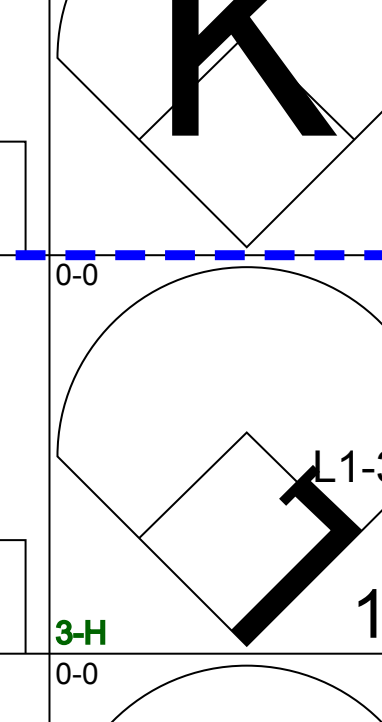
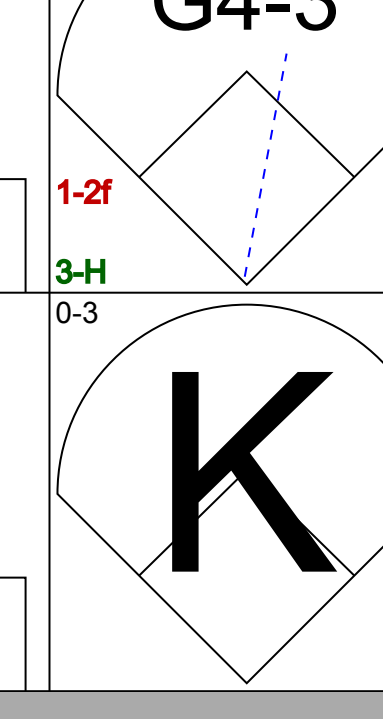
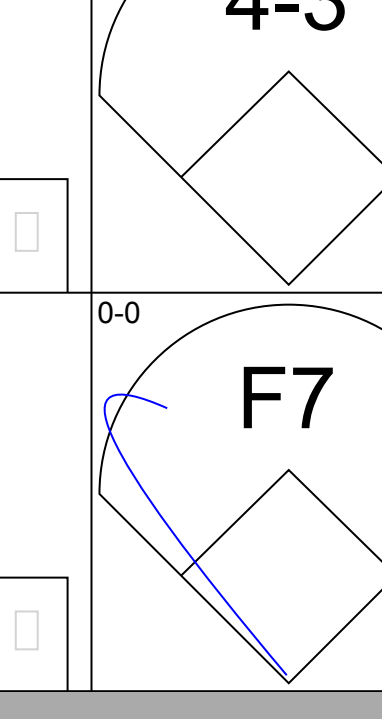
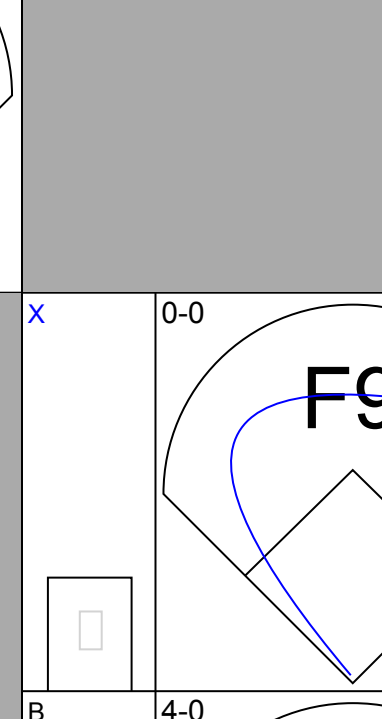
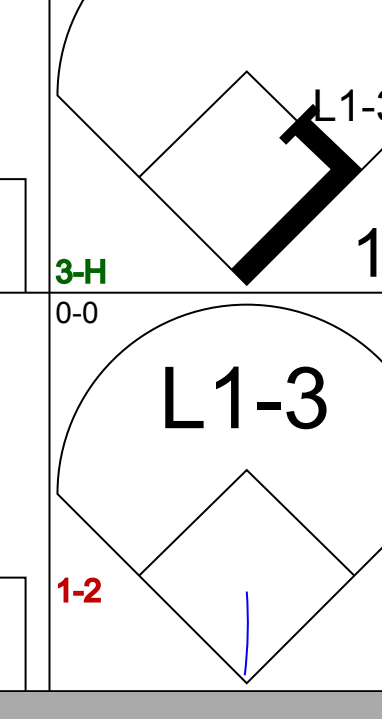
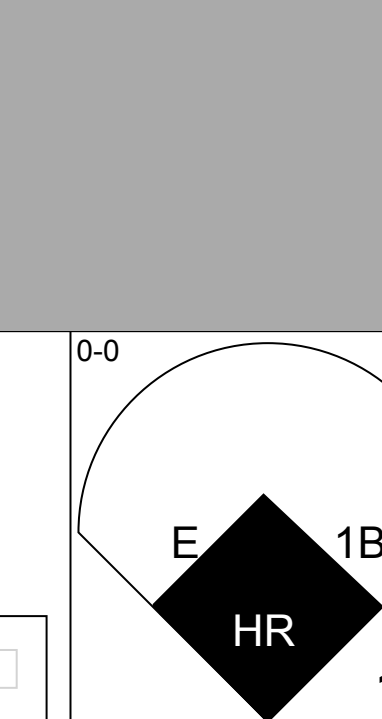
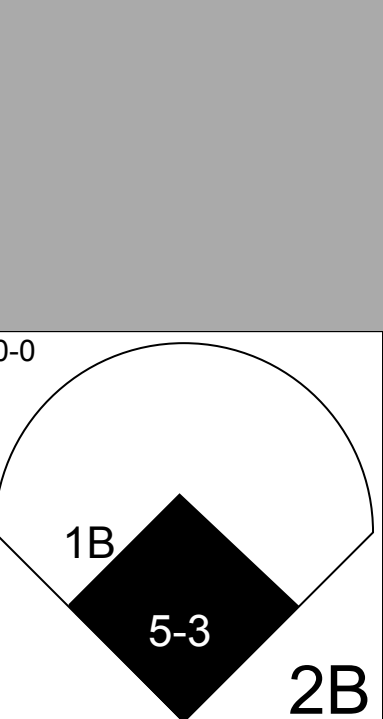
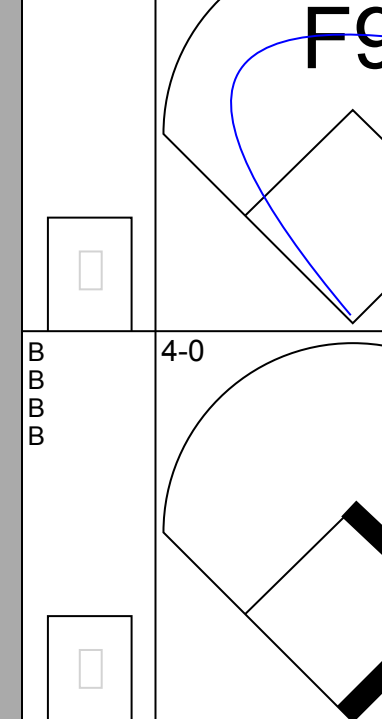
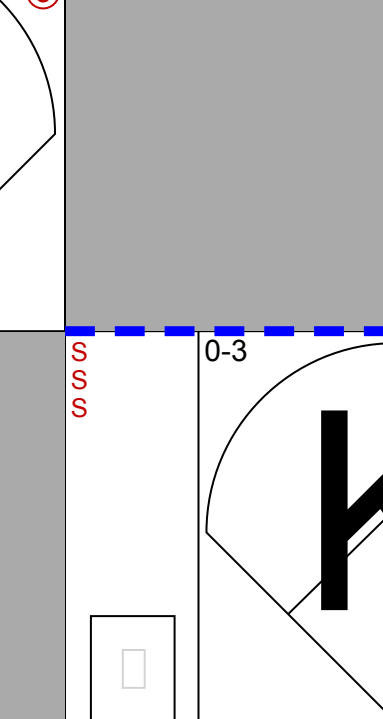
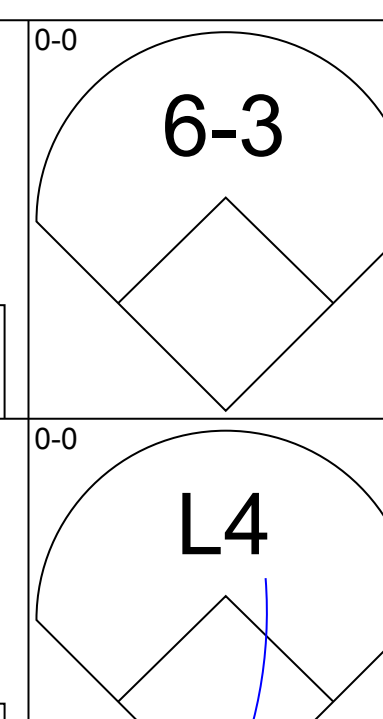
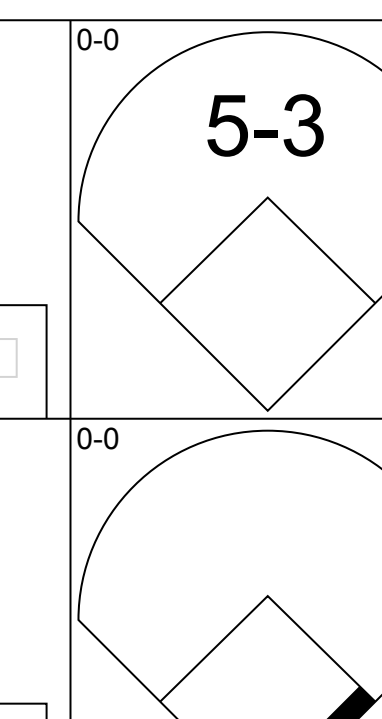
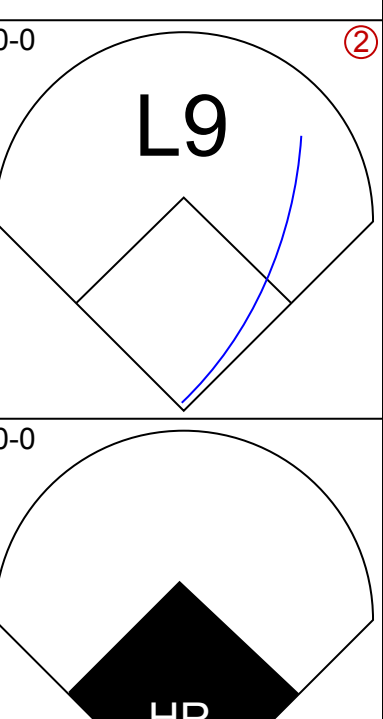
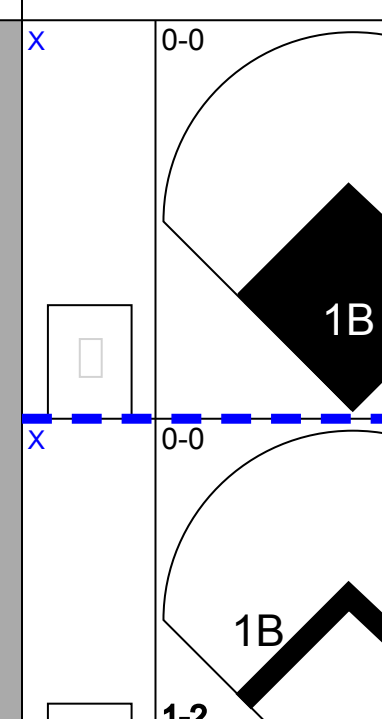
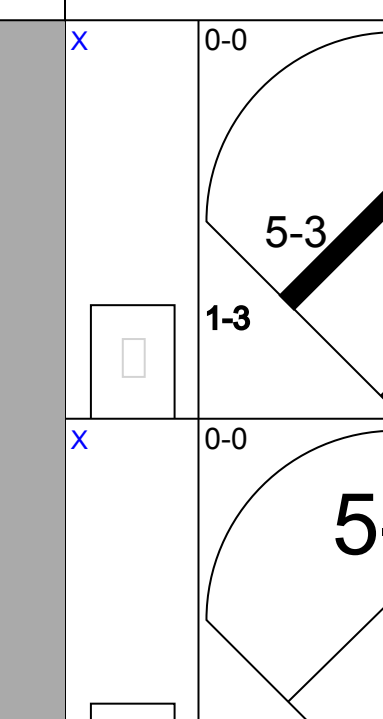
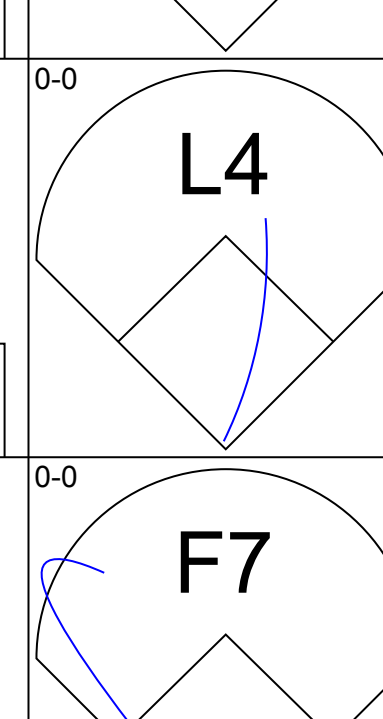
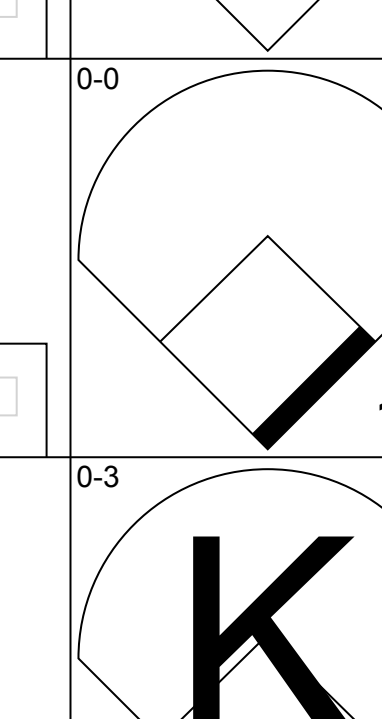
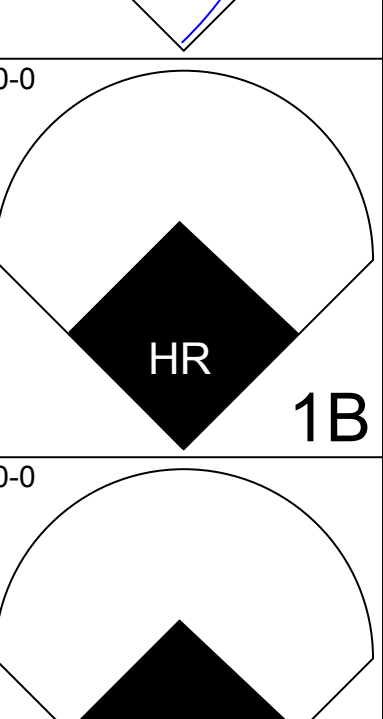
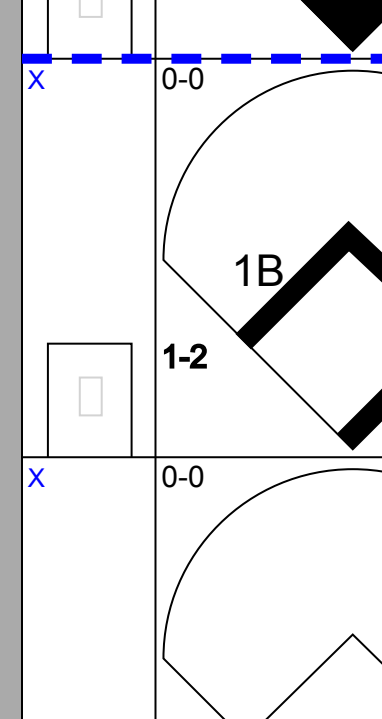
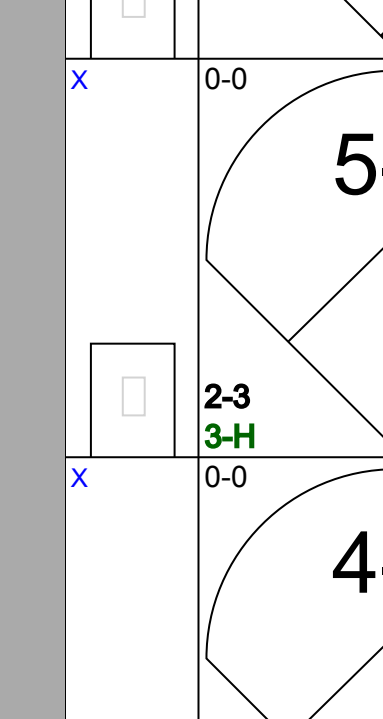
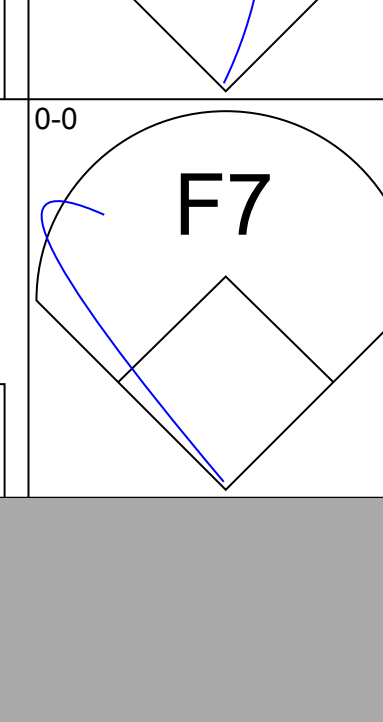
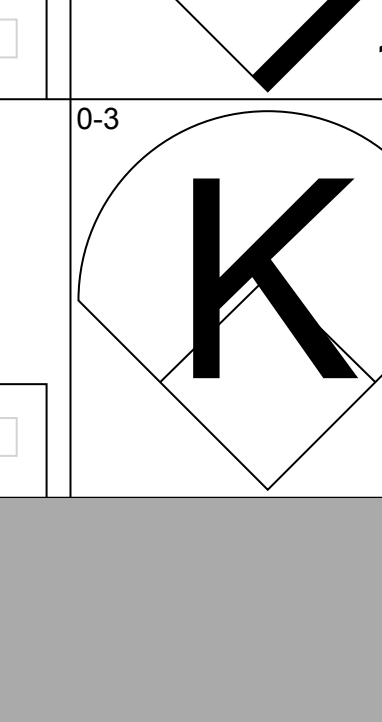
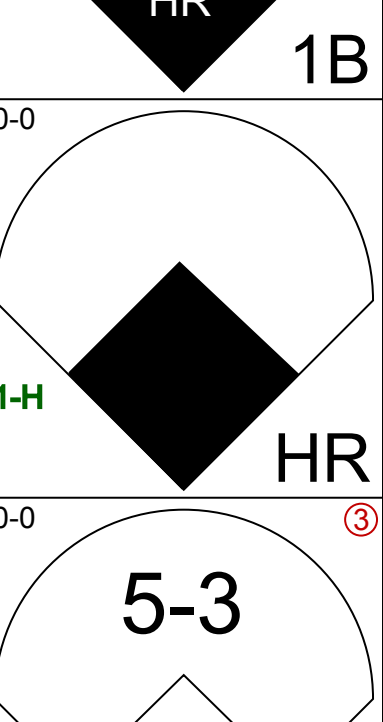
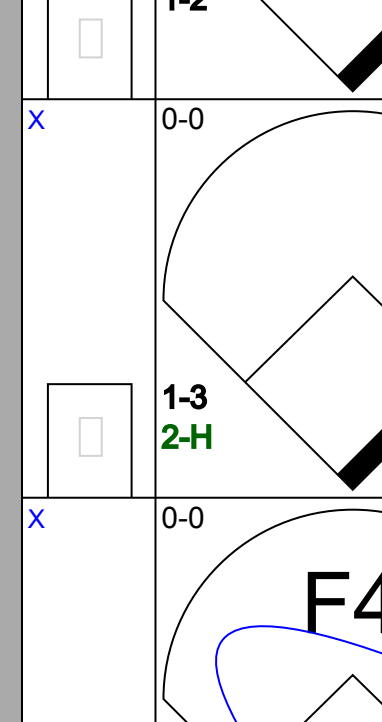
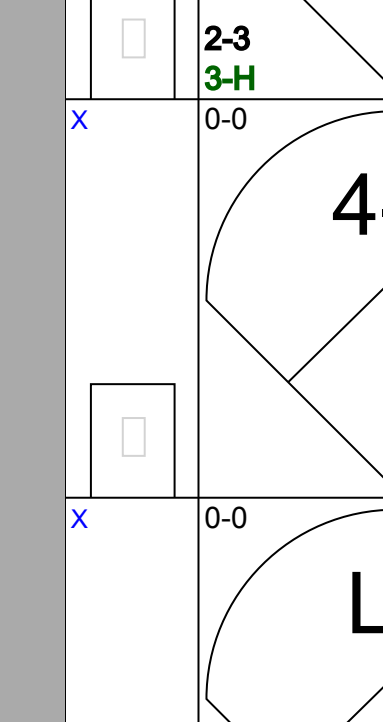
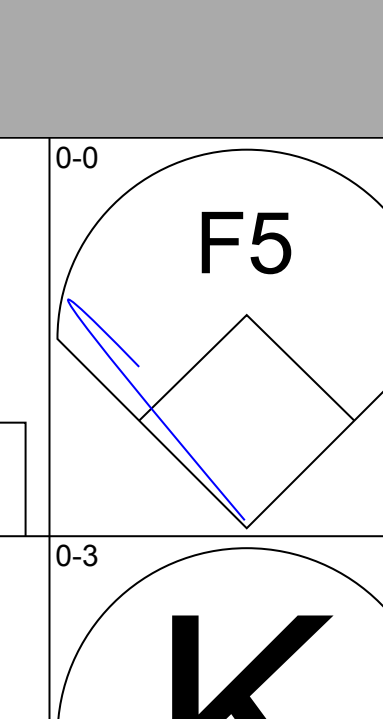
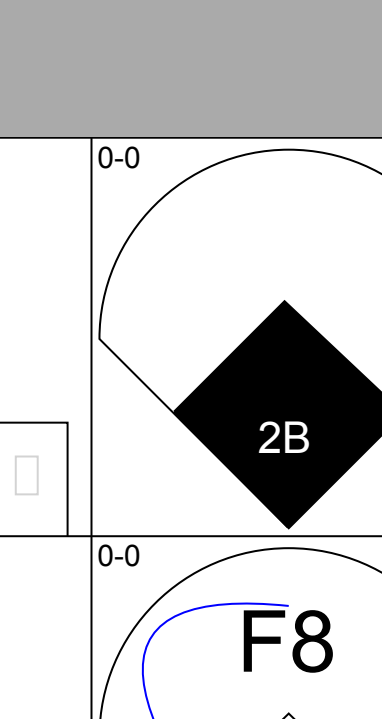
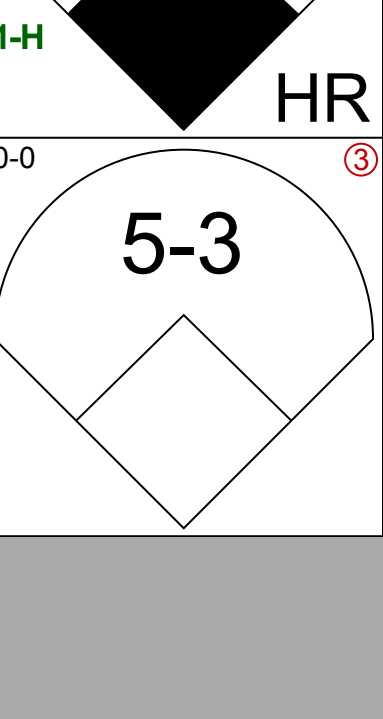
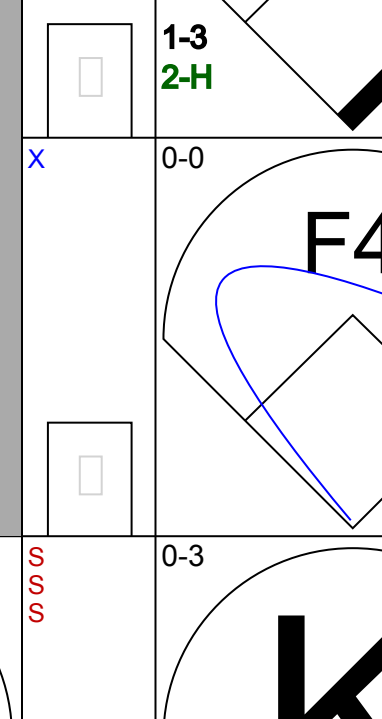
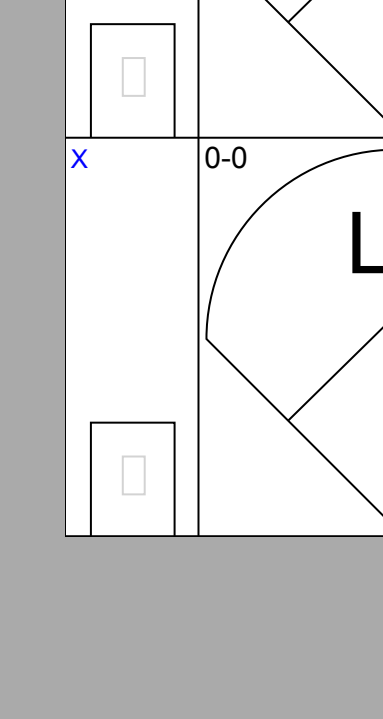
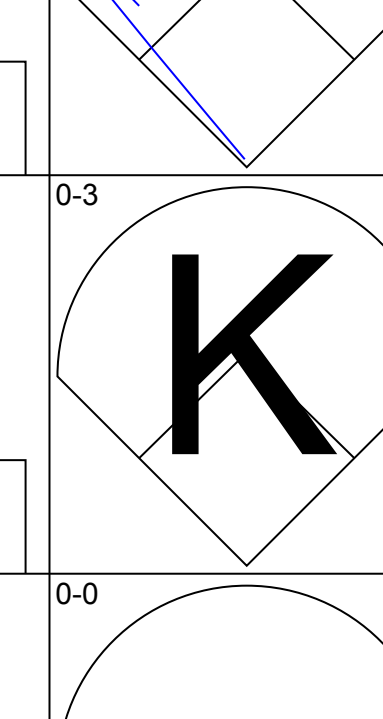
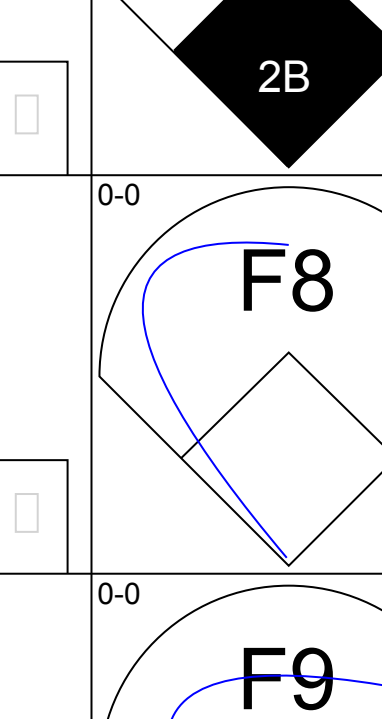
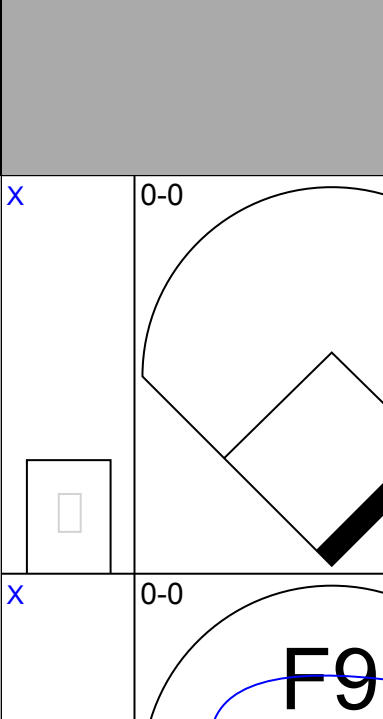
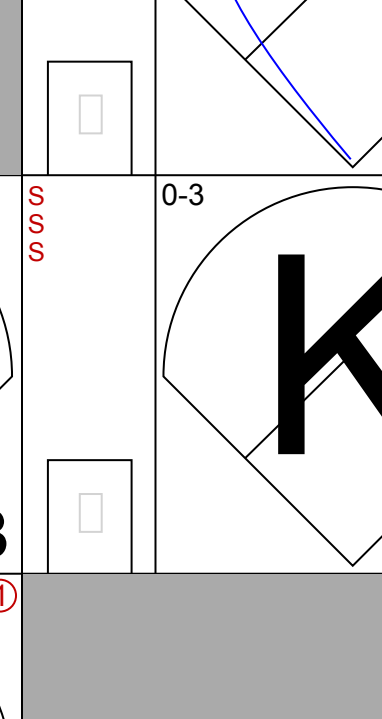
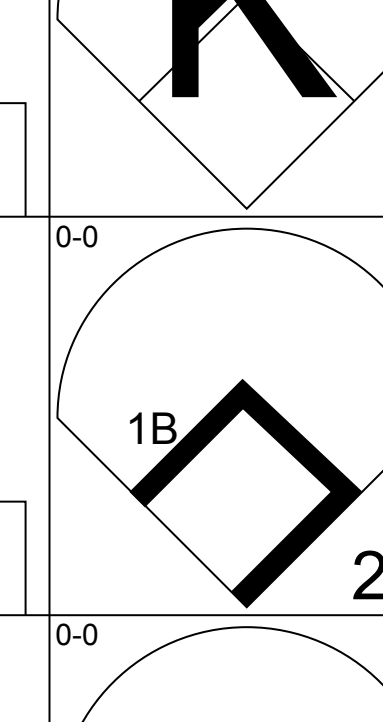
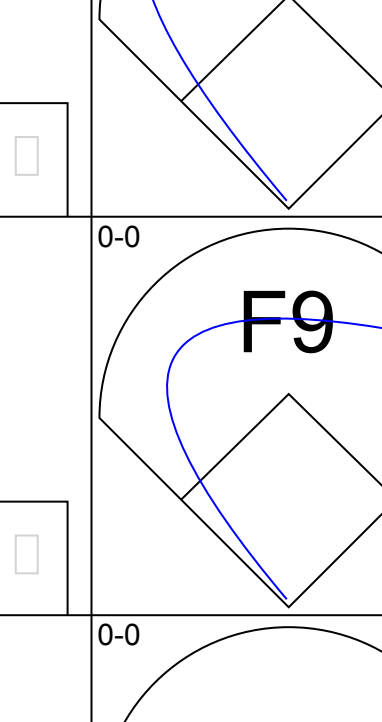
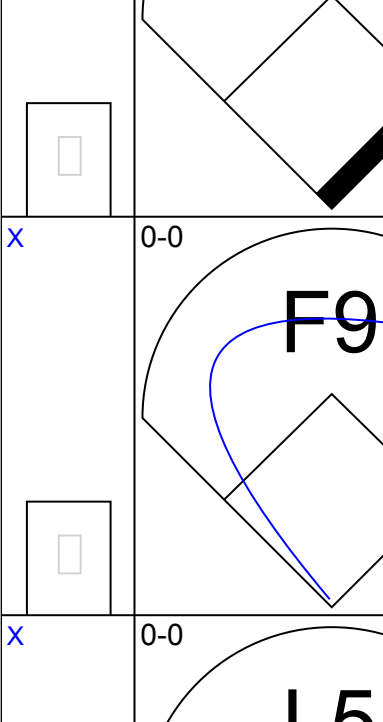
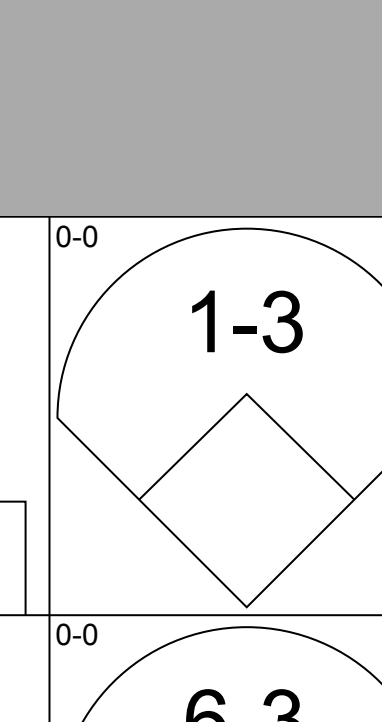
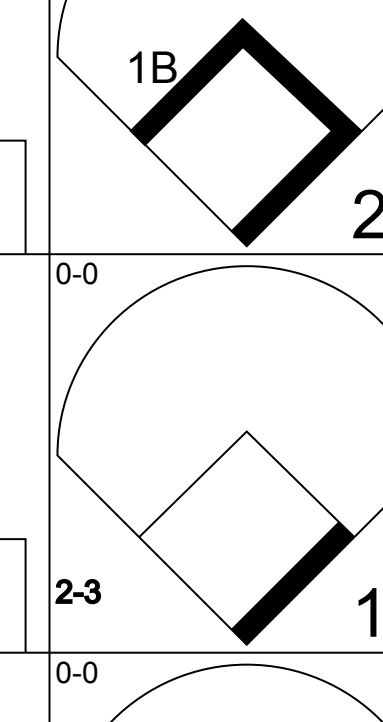
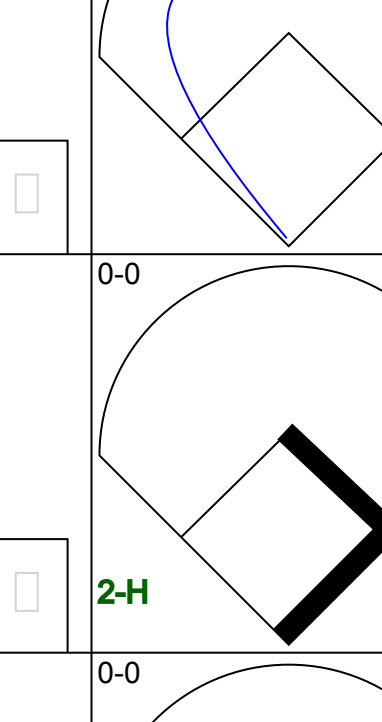
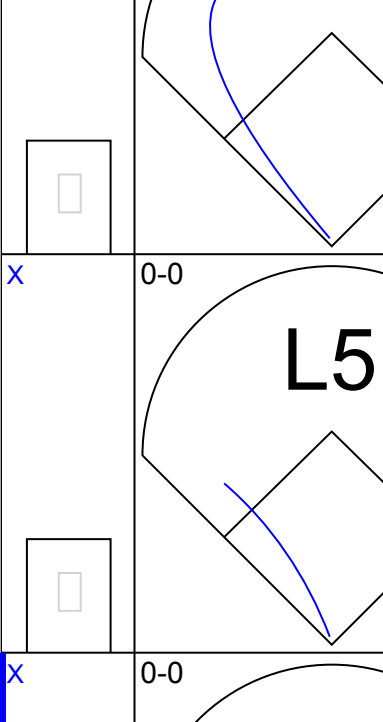
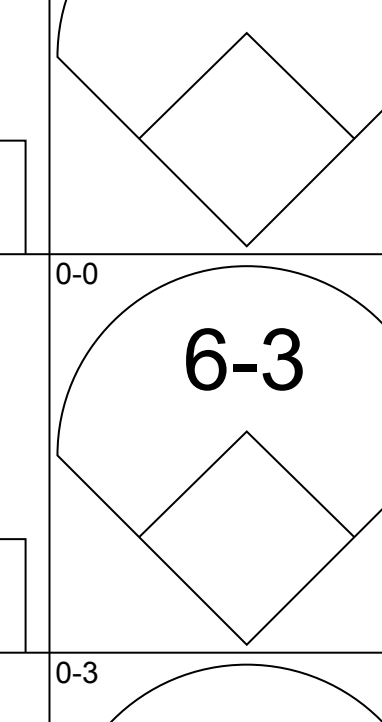
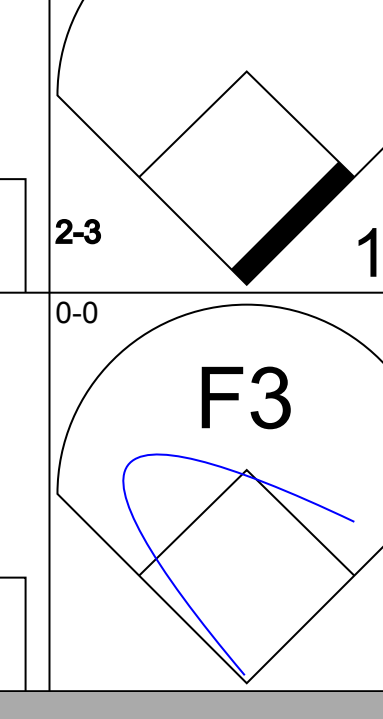
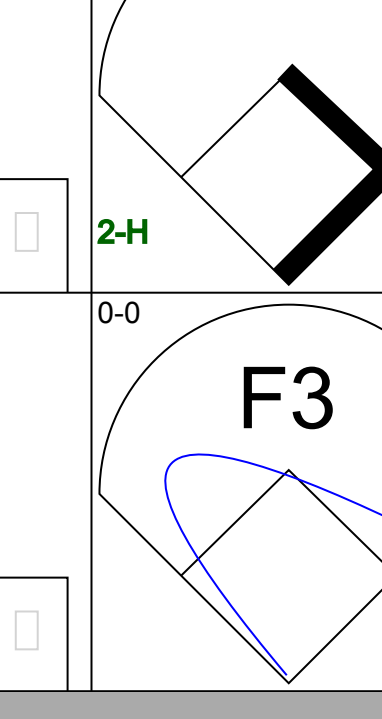
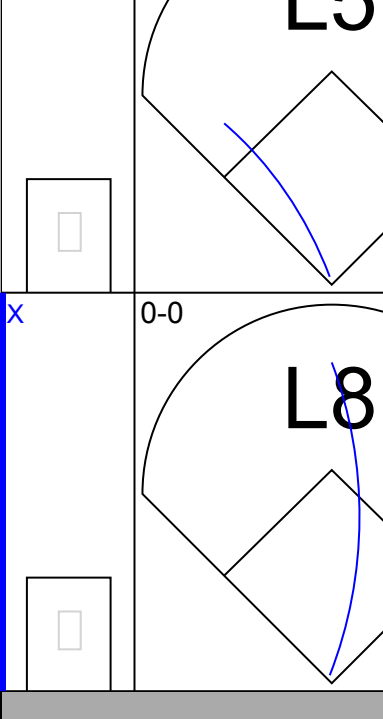
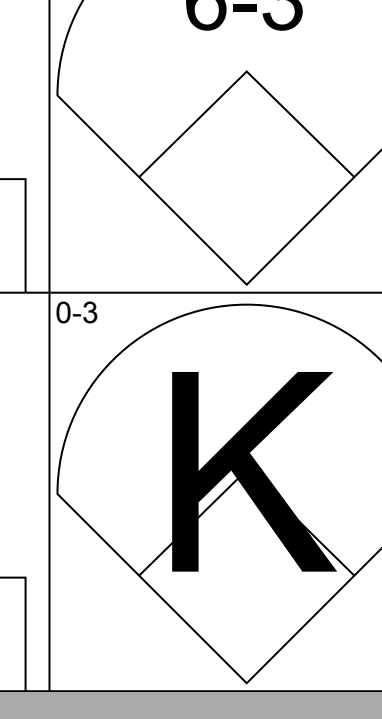
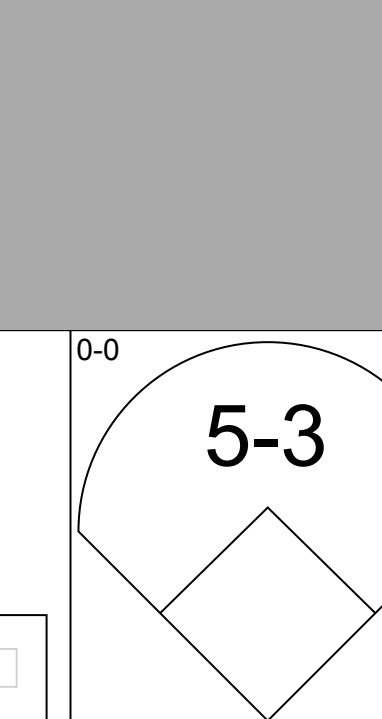
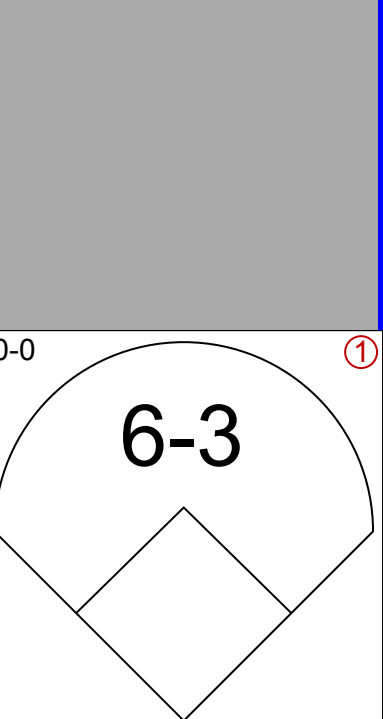
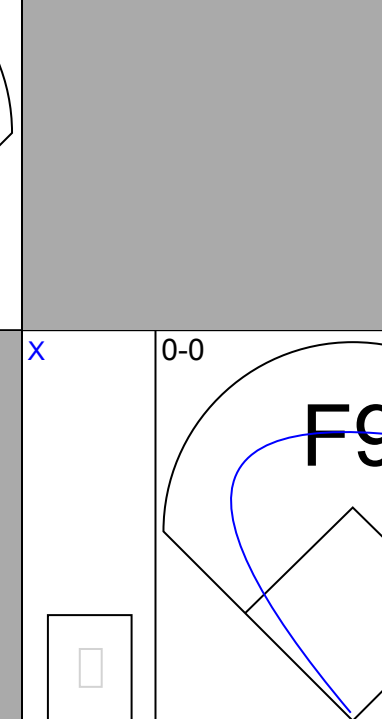
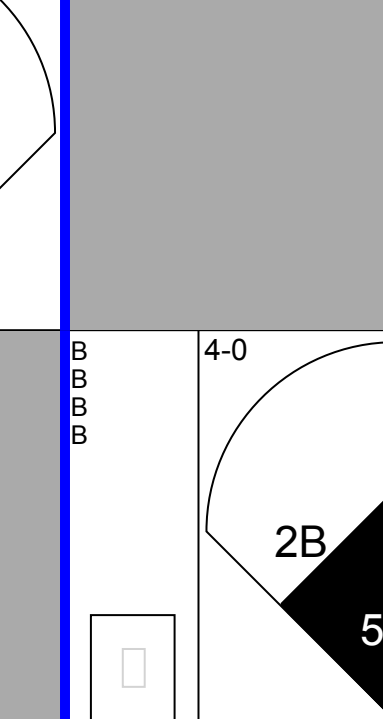
AB	33
R	4
H	7
RBI	4
BB	4
SO	9
LOB	10





Batter	1	2	3	4	5	6	7	8	9	AB	R	H	RBI	BB	SO	LOB	BOTTOM										
Julio Cruz, S (1, 4) OBP: 0.315, SLG: 0.304	F3	FC6-4			SF7		F6		L7	4	0	0	1	0	0	4	Kansas City Royals @ Seattle Mariners The Kingdome, Seattle, WA Fri Jun 18 1982, 10:05 PM EDT Att: 13,057 - Dome										
Manny Castillo, S (1, 5) OBP: 0.288, SLG: 0.316			F7		F8		F4			4	0	1	0	0	0	1											
Bruce Bochte, L (1, 7) OBP: 0.351, SLG: 0.494			3-1							3	0	0	0	1	1	1											
Joe Simpson, L (9, 7) OBP: 0.280, SLG: 0.289	K						BB			0	0	0	0	0	0	0											
Al Cowens, R (1, 9) OBP: 0.342, SLG: 0.494	6-3		K		F5			BB		3	0	0	0	1	1	3											
Richie Zisk, R (1, 10) OBP: 0.348, SLG: 0.371		5-3			6-3		F9		F8	4	0	0	0	0	0	1											
Gary Gray, R (1, 3) OBP: 0.352, SLG: 0.436		F8			6-3				5-3	4	0	1	0	0	0	1											
Dave Henderson, R (1, 8) OBP: 0.351, SLG: 0.494					5-3				5-3	2	0	0	0	1	1	1											
Bobby Brown, S (9, PH) OBP: 0.278, SLG: 0.284		BB	BB				K			1	0	0	0	0	0	0											
Bud Bulling, R (1, 2) OBP: 0.299, SLG: 0.260										2	1	1	0	1	0	1											
Rick Sweet, S (9, PH) OBP: 0.472, SLG: 0.568		BB	BB				SF7		1-3	1	0	0	0	0	0	0											
Paul Serna, R (1, 6) OBP: 0.248, SLG: 0.320										1	0	0	0	2	0	0											
Lenny Randle, S (9, PH) OBP: 0.240, SLG: 0.217										1	0	1	0	0	0	0											
Inning Stats	R: 0 E: 0 K: 1 S: 6	H: 1 LOB: 0 BB: 0 P: 6	R: 0 E: 0 K: 0 S: 3	H: 0 LOB: 3 BB: 3 P: 15	R: 0 E: 0 K: 1 S: 5	H: 0 LOB: 0 BB: 0 P: 5	R: 0 E: 0 K: 0 S: 3	H: 0 LOB: 0 BB: 0 P: 3	R: 1 E: 1 K: 0 S: 4	H: 1 LOB: 2 BB: 2 P: 12	R: 0 E: 0 K: 1 S: 6	H: 1 LOB: 1 BB: 0 P: 6	R: 0 E: 0 K: 0 S: 3	H: 0 LOB: 0 BB: 0 P: 3	R: 0 E: 0 K: 0 S: 3	H: 0 LOB: 1 BB: 1 P: 7	R: 0 E: 0 K: 0 S: 4	H: 1 LOB: 0 BB: 0 P: 4	1B: 3 2B: 0 3B: 1 HR: 0	SF: 1 SAC: 0 DP: 0 HBP: 0	WP: 0 PB: 0 SB: 1 CS: 0	PA: 37					
PITCHER	IP	WLS	BF	H	R	ER	SO	BB	IBB	HBP	BLK	WP	HR	S	P	ERA	WHIP										
Larry Gura, L (1, 1) ERA: 4.21	8.0		33	3	1	0	3	6	0	0	0	0	0	33	57	0.00	1.125										
Dan Quisenberry, R (9, 1) ERA: 1.92	1.0	S	4	1	0	0	0	0	0	0	0	0	0	4	4	0.00	1.000										

AB	30
R	1
H	4
RBI	1
BB	6
SO	3
LOB	13



Batter	1	2	3	4	5	6	7	8	9	AB	R	H	RBI	BB	SO	LOB	TOP					
Willie Wilson, S OBP: 0.365, SLG: 0.459 (1, 7)										5	1	3	0	0	1	1	Kansas City Royals @ Seattle Mariners The Kingdome, Seattle, WA Sun Jun 20 1982, 10:05 PM EDT Att: 17,468 - Dome					
John Wathan, R OBP: 0.342, SLG: 0.311 (1, 2)										5	0	0	1	0	1	5						
George Brett, L OBP: 0.381, SLG: 0.526 (1, 5)										2	2	2	3	3	0	0						
Amos Otis, R OBP: 0.356, SLG: 0.485 (1, 8)										5	1	1	0	0	2	5						
Hal McRae, R OBP: 0.419, SLG: 0.575 (1, 10)										4	1	2	1	0	0	0						
Willie Aikens, L OBP: 0.319, SLG: 0.383 (1, 3)										4	0	1	0	0	2	2						
Jerry Martin, R OBP: 0.332, SLG: 0.391 (1, 9)										4	0	1	1	0	1	1						
Frank White, R OBP: 0.333, SLG: 0.468 (1, 4)										4	0	0	0	0	1	2						
U L Washington, S OBP: 0.273, SLG: 0.257 (1, 6)										3	2	2	0	1	1	0						
Inning Stats	R: 0 E: 0 K: 1 S: 6	H: 1 LOB: 1 BB: 0 P: 6	R: 1 E: 0 K: 1 S: 6	H: 2 LOB: 0 BB: 0 P: 6	R: 3 E: 1 K: 1 S: 8	H: 3 LOB: 0 BB: 0 P: 8	R: 0 E: 0 K: 1 S: 5	H: 0 LOB: 0 BB: 0 P: 5	R: 1 E: 0 K: 0 S: 4	H: 2 LOB: 1 BB: 1 P: 8	R: 0 E: 0 K: 1 S: 5	H: 0 LOB: 0 BB: 0 P: 5	R: 0 E: 0 K: 0 S: 3	H: 0 LOB: 1 BB: 1 P: 7	R: 2 E: 0 K: 1 S: 7	H: 3 LOB: 1 BB: 1 P: 11	R: 0 E: 0 K: 3 S: 10	H: 1 LOB: 2 BB: 1 P: 14	1B: 8 2B: 4 3B: 0 HR: 1	SF: 0 SAC: 0 DP: 3 HBP: 0	WP: 0 PB: 0 SB: 2 CS: 0	PA: 40
PITCHER	IP WLS BF H R ER SO BB IBB HBP BLK WP HR S P ERA WHIP	PITCHER																				
Gaylord Perry, R ERA: 3.97 (1, 1)	7.0 L 31 9 7 7 5 2 1 0 0 0 0 1 38 50 9.00 1.571																					
Larry Andersen, R ERA: 5.54 (8, 1)	0.0 1 1 0 0 0 0 0 0 0 0 0 0 1 1 ∞ ∞																					
Bryan Clark, L ERA: 1.48 (8, 1)	0.1 1 0 0 0 1 0 0 0 0 0 0 0 3 3 0.00 0.000																					
Mike Stanton, R ERA: 2.23 (8, 1)	0.2 2 1 0 0 0 0 0 0 0 0 0 0 2 2 0.00 1.500																					
Bill Caudill, R ERA: 2.4 (9, 1)	1.0 5 1 0 0 3 1 0 0 0 0 0 0 10 14 0.00 2.000																					
Batter	1	2	3	4	5	6	7	8	9	AB	R	H	RBI	BB	SO	LOB	BOTTOM					
Julio Cruz, S OBP: 0.322, SLG: 0.318 (1, 4) (9, 6)										5	1	2	0	0	0	0	Kansas City Royals @ Seattle Mariners The Kingdome, Seattle, WA Sun Jun 20 1982, 10:05 PM EDT Att: 17,468 - Dome					
Manny Castillo, S OBP: 0.298, SLG: 0.327 (1, 5)										5	1	3	1	0	0	1						
Bruce Bochte, L OBP: 0.394, SLG: 0.385 (1, 7)										5	1	2	3	0	1	2						
Al Cowens, R OBP: 0.344, SLG: 0.502 (1, 9)										5	1	1	0	0	0	3						
Gary Gray, R OBP: 0.361, SLG: 0.437 (1, 10)										4	0	1	0	0	2	3						
Jim Malar, R OBP: 0.289, SLG: 0.361 (1, 3)										4	0	1	0	0	0	2						
Dave Henderson, R OBP: 0.362, SLG: 0.511 (1, 8)										4	0	2	1	0	0	1						
Todd Cruz, R OBP: 0.268, SLG: 0.389 (6, PH) Paul Serna, R OBP: 0.243, SLG: 0.307 (7, 6) Lenny Randle, S OBP: 0.240, SLG: 0.217 (9, 4)										2	0	0	0	0	0	3						
Bud Bulling, R OBP: 0.291, SLG: 0.253 Rick Sweet, S OBP: 0.483, SLG: 0.543 (9, PH)										0	1	0	0	1	0	0						
Inning Stats	R: 0 E: 0 K: 0 S: 3	H: 0 LOB: 0 BB: 0 P: 3	R: 0 E: 0 K: 1 S: 7	H: 2 LOB: 2 BB: 0 P: 7	R: 0 E: 0 K: 1 S: 6	H: 1 LOB: 1 BB: 0 P: 6	R: 1 E: 0 K: 0 S: 5	H: 2 LOB: 1 BB: 0 P: 5	R: 2 E: 0 K: 0 S: 5	H: 2 LOB: 0 BB: 0 P: 5	R: 0 E: 0 K: 0 S: 4	H: 1 LOB: 1 BB: 0 P: 4	R: 1 E: 0 K: 1 S: 8	H: 3 LOB: 2 BB: 0 P: 8	R: 0 E: 0 K: 1 S: 5	H: 0 LOB: 0 BB: 0 P: 5	R: 1 E: 0 K: 0 S: 4	H: 1 LOB: 1 BB: 1 P: 8	1B: 7 2B: 4 3B: 0 HR: 1	SF: 0 SAC: 0 DP: 0 HBP: 0	WP: 0 PB: 0 SB: 0 CS: 0	PA: 40
PITCHER	IP WLS BF H R ER SO BB IBB HBP BLK WP HR S P ERA WHIP	PITCHER																				
Paul Spittorf, L ERA: 3.16 (1, 1)	6.1 W 28 9 4 4 2 0 0 0 0 0 0 1 32 32 5.68 1.421																					
Dan Quisenberry, R ERA: 1.99 (7, 1)	2.2 S 12 3 1 1 2 1 0 0 0 0 0 0 15 19 3.38 1.500																					

Batter	1	2	3	4	5	6	7	8	9	AB	R	H	RBI	BB	SO	LOB	TOP								
Damaso Garcia, R (1, 4) OBP: 0.391, SLG: 0.412	0-0 4-3			0-0 4-3		0-0 5-3		0-0 5-3		4	0	0	0	0	0	0	Toronto Blue Jays @ Seattle Mariners The Kingdome, Seattle, WA Mon Jun 21 1982, 10:05 PM EDT Att: 7,486 - Unknown AB 32 R 4 H 9 RBI 4 BB 3 SO 3 LOB 11 								
Garth Iorg, R (1, 5) OBP: 0.313, SLG: 0.392	0-0 F9			0-0 F8		0-0 FC5 BB 1B		0-0 F9		4	0	1	0	0	0	0									
Lloyd Moseby, L (1, 8) OBP: 0.292, SLG: 0.361	0-0 1-3			0-0 6-3		0-0 F3			0-0 F5	4	0	0	0	0	0	1									
Willie Upshaw, L (1, 3) OBP: 0.359, SLG: 0.487		0-0 CS 1B			4-0 1B BB SF9		4-0 1-2 BB		0-0 E6 2B 1B	2	2	2	0	2	0	0									
Barry Bonnell, R (1, 9) OBP: 0.404, SLG: 0.497		0-3 K			4-0 SF9 1B BB		0-0 FC5		0-0 PB 1B 2B	3	2	1	1	1	1	3									
Dave Revering, L (1, 10) OBP: 0.299, SLG: 0.346		0-0 3-1			0-0 G3 1B 1B				0-0 F5 2-3	3	0	1	0	0	0	0									
Jesse Barfield, R (9, PH) OBP: 0.324, SLG: 0.396										1	0	0	0	0	0	1									
Dick Davis, R (1, 7) OBP: 0.291, SLG: 0.427			0-0 E6 8-5 PB		0-0 SF9		0-0 G6-3 1B		0-0 1B	3	0	2	2	0	0	0									
Ernie Whitt, L (1, 2) OBP: 0.315, SLG: 0.399			0-0 8-5		0-0 G3		0-0 G6-3		0-0 1B	4	0	1	0	0	0	4									
Tony Johnson, R (9, PR) OBP: 0.345, SLG: 0.440			1-3		1-2		1-2		1-2 1B	0	0	0	0	0	0	0									
Alfredo Griffin, S (1, 6) OBP: 0.258, SLG: 0.300			0-0 G3		0-0 G3				0-3 K	3	0	1	1	0	1	0									
Hosken Powell, L (9, PH) OBP: 0.270, SLG: 0.318					2-3 3-H 1B				0-3 K	1	0	0	0	0	1	2									
Inning Stats	R: 0 E: 0 K: 0 S: 3	H: 0 LOB: 0 BB: 0 P: 3	R: 0 E: 0 K: 1 S: 5	H: 1 LOB: 0 BB: 0 P: 5	R: 0 E: 1 K: 0 S: 3	H: 0 LOB: 0 BB: 0 P: 3	R: 0 E: 0 K: 0 S: 3	H: 0 LOB: 0 BB: 0 P: 3	R: 2 E: 0 K: 0 S: 4	H: 2 LOB: 2 BB: 2 P: 12	R: 0 E: 0 K: 0 S: 4	H: 1 LOB: 2 BB: 1 P: 8	R: 0 E: 0 K: 0 S: 3	H: 1 LOB: 0 BB: 0 P: 3	R: 0 E: 0 K: 1 S: 5	H: 0 LOB: 0 BB: 0 P: 5	R: 2 E: 1 K: 1 S: 9	H: 4 LOB: 2 BB: 0 P: 9	1B: 8 2B: 2 3B: 0 HR: 0	SF: 1 SAC: 0 DP: 2 HBP: 0	WP: 0 PB: 2 SB: 0 CS: 1	PA: 36			
PITCHER	IP	WLS	BF	H	R	ER	SO	BB	IBB	HBP	BLK	WP	HR	S	P	ERA	WHIP								
Mike Moore, R (1, 1) ERA: 6.51	8.1	W	32	7	4	4	2	3	0	0	0	0	0	33	45	4.32	1.200								
Ed Vande Berg, L (9, 1) ERA: 1.78	0.1		1	0	0	0	0	0	0	0	0	0	0	1	1	0.00	0.000								
Bill Caudill, R (9, 1) ERA: 2.38	0.1	S	3	2	0	0	1	0	0	0	0	0	0	5	5	0.00	6.000								

Batter	1	2	3	4	5	6	7	8	9	AB	R	H	RBI	BB	SO	LOB	BOTTOM								
Bobby Brown, S (1, 7) OBP: 0.267, SLG: 0.272	0-0 F8		0-0 E3 G1	0-3 K			0-0 F9			4	0	0	0	0	1	1	Toronto Blue Jays @ Seattle Mariners The Kingdome, Seattle, WA Mon Jun 21 1982, 10:05 PM EDT Att: 7,486 - Unknown AB 32 R 5 H 7 RBI 5 BB 1 SO 8 LOB 9 								
Manny Castillo, S (1, 5) OBP: 0.293, SLG: 0.320	0-0 F7		0-0 G1		0-0 4-3		0-3 K			4	0	0	0	0	1	2									
Bruce Bochte, L (1, 3) OBP: 0.392, SLG: 0.395	0-0 HR		0-0 F5		0-0 4-3		0-0 6-3			4	1	1	1	0	0	2									
Al Cowens, R (1, 9) OBP: 0.343, SLG: 0.509	0-0 4-3			0-0 HR		0-0 F8		0-3 K		4	1	1	1	0	1	0									
Gary Gray, R (1, 10) OBP: 0.366, SLG: 0.440		0-3 K		0-0 1B HR 1B		0-0 1B 4-3 1B		0-3 K		4	1	2	0	0	2	0									
Rick Sweet, S (1, 2) OBP: 0.468, SLG: 0.520		0-3 K		0-0 1B HR 1B		0-0 4-3		0-3 K		4	1	1	0	0	2	1									
Dave Henderson, R (1, 8) OBP: 0.361, SLG: 0.537		0-0 F7		0-0 1B HR		0-0 5-3				3	1	1	3	0	0	1									
Paul Serna, R (1, 6) OBP: 0.245, SLG: 0.308			0-0 6-3		0-0 1-3		0-0 PB 1B			3	0	1	0	0	0	0									
Julio Cruz, S (1, 4) OBP: 0.322, SLG: 0.315			4-0 G1 E BB		0-0 5-3		0-3 K			2	0	0	0	1	1	2									
Inning Stats	R: 1 E: 0 K: 0 S: 4	H: 1 LOB: 0 BB: 0 P: 4	R: 0 E: 0 K: 2 S: 7	H: 0 LOB: 0 BB: 0 P: 7	R: 0 E: 1 K: 0 S: 4	H: 0 LOB: 2 BB: 1 P: 8	R: 4 E: 0 K: 1 S: 9	H: 4 LOB: 0 BB: 0 P: 9	R: 0 E: 0 K: 0 S: 3	H: 0 LOB: 0 BB: 0 P: 3	R: 0 E: 0 K: 1 S: 7	H: 2 LOB: 2 BB: 0 P: 7	R: 0 E: 0 K: 1 S: 5	H: 0 LOB: 0 BB: 0 P: 5	R: 0 E: 0 K: 3 S: 9	H: 0 LOB: 0 BB: 0 P: 9		1B: 4 2B: 0 3B: 0 HR: 3	SF: 0 SAC: 0 DP: 0 HBP: 0	WP: 0 PB: 1 SB: 0 CS: 0	PA: 33				
PITCHER	IP	WLS	BF	H	R	ER	SO	BB	IBB	HBP	BLK	WP	HR	S	P	ERA	WHIP								
Luis Leal, R (1, 1) ERA: 3.83	3.0	L	16	5	5	5	2	1	0	0	0	0	0	19	23	15.00	2.000								
Dale Murray, R (4, 1) ERA: 4.04	5.0		17	2	0	0	6	0	0	0	0	0	0	29	29	0.00	0.400								

Batter	1	2	3	4	5	6	7	8	9	AB	R	H	RBI	BB	SO	LOB	TOP								
Damaso Garcia, R (1,4) OBP: 0.352, SLG: 0.409	0-0 3-1 1B	0-0 4-3			0-0 F4	0-0 FC5-4		4-0 FC6-4 BB		4	0	1	0	1	0	1	Toronto Blue Jays @ Seattle Mariners The Kingdome, Seattle, WA Tue Jun 22 1982, 10:05 PM EDT Att: 7,933 - Unknown								
Rance Mulliniks, L (1,5) OBP: 0.312, SLG: 0.325	0-0 1-2 3-1 1B		0-0 5-3 2B		0-0 HR 2B	0-0 G4-6-3		0-0 F9		3	1	3	0	0	0	0									
Garth Iorg, R (6,PH) OBP: 0.309, SLG: 0.386										2	0	0	0	0	0	4									
Lloyd Moseby, L (1,8) OBP: 0.290, SLG: 0.354	0-0 F7		0-0 5-3		0-3 K		4-0 FC1-6 BB	0-0 FC6-4		4	0	0	0	1	1	7									
Willie Upshaw, L (1,3) OBP: 0.359, SLG: 0.502	0-0 3-1		0-0 G3		0-0 HR		0-0 FC1-6 FC5-4		0-0 6-3 2B	5	1	2	2	0	0	4									
Dave Revering, L (1,10) OBP: 0.300, SLG: 0.341	0-3 K		0-0 F5		4-0 1B BB		0-0 FC5-4		0-3 K	2	1	0	0	1	1	3									
Otto Velez, R (7,PH) OBP: 0.385, SLG: 0.310										1	0	0	0	0	0	1									
Tony Johnson, R (7,PR) OBP: 0.333, SLG: 0.423										1	0	0	0	0	1	1									
Hosken Powell, L (1,9) OBP: 0.280, SLG: 0.345		0-0 WP 3B		0-0 4-3	0-0 1B 1-2 1B					3	1	2	0	0	0	0									
Jesse Barfield, R (7,PH) OBP: 0.320, SLG: 0.391										2	0	0	0	0	0	2									
Al Woods, L (1,7) OBP: 0.290, SLG: 0.232		0-0 F7		0-0 F8	0-0 1-3 2-H 1B			0-0 F9	0-0 F8	2	0	0	0	0	0	1									
Barry Bonnell, R (5,PH) OBP: 0.403, SLG: 0.495										3	0	1	1	0	0	1									
Ernie Whitt, L (1,2) OBP: 0.324, SLG: 0.403		0-0		4-0	0-3 K			0-0		1	1	1	0	1	0	0									
Buck Martinez, R (5,PH) OBP: 0.330, SLG: 0.372		0-0 2B 1B		0-0 BB				0-0 BB E 1B		2	0	1	0	0	1	2									
Alfredo Griffin, S (1,6) OBP: 0.263, SLG: 0.304		0-0 1-H 2B		0-0 4-3		4-0 FC5-4 BB		0-0 E5 BB		3	0	1	1	1	0	2									
Inning Stats	R: 0 E: 0 K: 1 S: 7	H: 2 LOB: 2 BB: 0 P: 7	R: 2 E: 0 K: 0 S: 5	H: 3 LOB: 0 BB: 0 P: 5	R: 0 E: 0 K: 0 S: 4	H: 1 LOB: 1 BB: 0 P: 4	R: 0 E: 0 K: 0 S: 3	H: 0 LOB: 1 BB: 1 P: 7	R: 3 E: 0 K: 2 S: 11	H: 4 LOB: 2 BB: 1 P: 15	R: 0 E: 0 K: 0 S: 2	H: 0 LOB: 0 BB: 1 P: 6	R: 0 E: 0 K: 0 S: 3	H: 0 LOB: 1 BB: 1 P: 7	R: 0 E: 1 K: 0 S: 5	H: 1 LOB: 3 BB: 1 P: 9	R: 0 E: 0 K: 1 S: 6	H: 1 LOB: 1 BB: 0 P: 6	1B: 6 2B: 4 3B: 1 HR: 1	SF: 0 SAC: 0 DP: 1 HBP: 0	WP: 1 PB: 0 SB: 0 CS: 0	PA: 43			
PITCHER	IP	WLS	BF	H	R	ER	SO	BB	IBB	HBP	BLK	WP	HR	S	P	ERA	WHIP								
Gene Nelson, R (1,1) ERA: 3.83	4.2		24	9	5	5	2	2	0	0	0	1	1	26	34	9.64	2.357								
Bryan Clark, L (5,1) ERA: 1.35	2.2	W	11	2	0	0	1	2	0	0	0	0	0	11	19	0.00	1.500								
Mike Stanton, R (8,1) ERA: 2.21	0.1		3	0	0	0	0	1	0	0	0	0	0	2	6	0.00	3.000								
Ed Vande Berg, L (8,1) ERA: 1.76	0.1		2	1	0	0	0	0	0	0	0	0	0	2	2	0.00	3.000								
Bill Caudill, R (9,1) ERA: 2.33	1.0	S	3	0	0	0	1	0	0	0	0	0	0	5	5	0.00	0.000								

Batter	1	2	3	4	5	6	7	8	9	AB	R	H	RBI	BB	SO	LOB	BOTTOM								
Julio Cruz, S (1,4) OBP: 0.325, SLG: 0.320	0-0 5-3		0-0 G3 2B	0-0 6-3			4-0 S E BB			3	1	1	0	1	0	0	Toronto Blue Jays @ Seattle Mariners The Kingdome, Seattle, WA Tue Jun 22 1982, 10:05 PM EDT Att: 7,933 - Unknown								
Manny Castillo, S (1,5) OBP: 0.288, SLG: 0.314	0-0 6-3		0-0 G3	0-3 K			0-0 F6			4	0	0	0	0	1	2									
Bruce Bochte, L (1,7) OBP: 0.390, SLG: 0.390	0-3 K		0-3 K		0-0 F9		4-0 E BB			3	0	0	0	1	2	1									
Joe Simpson, L (9,7) OBP: 0.280, SLG: 0.289							1-2 E BB			0	0	0	0	0	0	0									
Al Cowens, R (1,9) OBP: 0.341, SLG: 0.504		4-0 WP 1B BB	0-0 F9		0-0 6-3		0-0 F7			3	1	0	0	1	0	2									
Richie Zisk, R (1,10) OBP: 0.339, SLG: 0.374		0-3 K		0-0 HR			0-0 F9		0-3 K	4	1	1	1	0	2	1									
Gary Gray, R (1,3) OBP: 0.381, SLG: 0.435		4-0 1B BB		4-0 HR BB		4-0 CS BB		0-0 F8		1	1	0	0	3	0	0									
Dave Henderson, R (1,8) OBP: 0.366, SLG: 0.566		0-0 FC6-4 1B		0-0 HR		0-3 K		0-0 F6		4	1	2	3	0	1	1									
Bud Bulling, R (1,2) OBP: 0.282, SLG: 0.284		0-3 K		0-0 HR		0-3 K				3	1	1	1	0	2	2									
Paul Serna, R (1,6) OBP: 0.239, SLG: 0.299		0-0 FC6-4		0-0 F8			0-0 6-3			3	0	0	0	0	0	2									
Inning Stats	R: 0 E: 0 K: 1 S: 5	H: 0 LOB: 0 BB: 0 P: 5	R: 1 E: 0 K: 2 S: 8	H: 1 LOB: 2 BB: 2 P: 16	R: 0 E: 0 K: 1 S: 6	H: 1 LOB: 1 BB: 0 P: 6	R: 4 E: 0 K: 1 S: 8	H: 3 LOB: 0 BB: 1 P: 12	R: 0 E: 0 K: 0 S: 3	H: 0 LOB: 0 BB: 0 P: 3	R: 0 E: 0 K: 2 S: 6	H: 0 LOB: 1 BB: 1 P: 10	R: 1 E: 0 K: 0 S: 3	H: 0 LOB: 1 BB: 2 P: 11	R: 0 E: 0 K: 1 S: 5	H: 0 LOB: 0 BB: 0 P: 5	1B: 1 2B: 2 3B: 0 HR: 3	SF: 0 SAC: 0 DP: 1 HBP: 0	WP: 1 PB: 0 SB: 2 CS: 1	PA: 34					
PITCHER	IP	WLS	BF	H	R	ER	SO	BB	IBB	HBP	BLK	WP	HR	S	P	ERA	WHIP								
Jerry Garvin, L (1,1) ERA: 6.57	3.0		15	3	3	3	4	3	0	0	0	0	1	20	32	9.00	2.000								
Steve Semkeney, R (4,1) ERA: 2.73	2.0		8	2	2	2	1	0	0	0	0	0	2	10	10	9.00	1.000								
Roy Lee Jackson, R (6,1) ERA: 3.99	2.0	L	8	0	1	0	2	3	0	0	0	0	0	9	21	0.00	1.500								
Joey McLaughlin, R (8,1) ERA: 3.43	1.0		3	0	0	0	1	0	0	0	0	0	0	5	5	0.00	0.000								

AB	38
R	5
H	12
RBI	4
BB	5
SO	4
LOB	29



AB	28
R	6
H	5
RBI	5
BB	6
SO	8
LOB	11



Batter	1	2	3	4	5	6	7	8	9	10	11	AB	R	H	RBI	BB	SO	LOB
Damaso Garcia, R OBP: 0.346, SLG: 0.402 (1.4)	4-3		F9		F9			F8		K		5	0	0	0	0	1	2
Garth Iorg, R OBP: 0.306, SLG: 0.387 (1.5)	F7			4-3 2B		F8		6-3		F6		5	0	1	0	0	0	0
Barry Bonnell, R OBP: 0.403, SLG: 0.497 (1.7)				F9		F3			L6		SH1-4 BB FC6 1B	5	1	2	0	0	0	1
Jesse Barfield, R OBP: 0.322, SLG: 0.406 (1.9)	5-3			4-3		6-3				HR		4	2	1	1	1	0	2
Tony Johnson, R OBP: 0.294, SLG: 0.367 (1.10)			K		K						SH1-4	4	0	0	0	0	3	1
Willie Upshaw, L OBP: 0.366, SLG: 0.523 (1.3)		K										4	1	3	1	1	1	0
Buck Martinez, R OBP: 0.330, SLG: 0.364 (1.2)												2	0	0	0	1	0	1
Ernie Whitt, L OBP: 0.326, SLG: 0.423 (9. PH)		F8						F8			FC6	2	1	1	2	0	0	1
Lloyd Moseby, L OBP: 0.284, SLG: 0.346 (1.8)												5	0	0	0	0	2	4
Alfredo Griffin, S OBP: 0.299, SLG: 0.299 (1.6)												4	0	0	0	0	0	2

Toronto Blue Jays @ Seattle Mariners
The Kingdom, Seattle, WA
Wed Jun 23 1982, 6:33 AM EDT
Att: 9,007 - Unknown

AB	40
R	5
H	8
RBI	4
BB	3
SO	7
LOB	14



Inning Stats	R	H	E	K	S	P	IP	WLS	BF	H	R	ER	SO	BB	IBB	HBP	BLK	WP	HR	S	P	ERA	WHIP
Floyd Bannister, L ERA: 2.98 (1.1)	0	1	0	0	4		8.2		33	6	2	2	5	1	1	0	0	0	1	42	46	2.08	0.808
Mike Stanton, R ERA: 2.58 (9.1)	0	0	0	0	7		1.2	L	9	2	3	2	2	1	1	0	0	0	1	11	19	10.80	1.800
Ed Vande Berg, L ERA: 1.72 (11.1)	0	0	0	0	7		0.2		2	0	0	0	0	0	0	0	0	0	0	2	2	0.00	0.000

Batter	1	2	3	4	5	6	7	8	9	10	11	AB	R	H	RBI	BB	SO	LOB
Julio Cruz, S OBP: 0.325, SLG: 0.320 (1.4)	4-3		1B		G3				F7		F8	6	0	2	0	0	0	2
Manny Castillo, S OBP: 0.293, SLG: 0.319 (1.5)	FC5-4 1B		CS		4-3			F9			5-3	6	2	3	0	0	0	3
Bruce Bochte, L OBP: 0.390, SLG: 0.390 (1.3)			1B						FC6-4 1B		1-3	5	0	2	0	0	1	2
Bobby Brown, S OBP: 0.267, SLG: 0.272 (9. PR)												0	0	0	0	0	0	0
Jim Mauer, R OBP: 0.288, SLG: 0.359 (10.3)	FC5-4 1B		K						FC6-4 1B			1	0	0	0	0	0	0
Al Cowens, R OBP: 0.339, SLG: 0.498 (1.9)	FC5-4 1B				F7			F8	FC6-4 1B			5	1	1	1	0	0	3
Richie Zisk, R OBP: 0.340, SLG: 0.374 (1.10)					F9			6-3	F8			5	0	2	1	0	0	1
Rick Sweet, S OBP: 0.448, SLG: 0.491 (1.2)	F8				F7							5	0	1	0	0	0	4
Dave Henderson, R OBP: 0.368, SLG: 0.567 (1.8)					F8							5	0	2	1	0	0	0
Joe Simpson, L OBP: 0.292, SLG: 0.299 (1.7)					4-3			G3				3	0	1	0	2	0	2
Paul Serna, R OBP: 0.230, SLG: 0.297 (1.6)												4	0	1	0	0	0	3
Gary Gray, R OBP: 0.377, SLG: 0.430 (10. PH)												1	0	0	0	0	1	1
Vance McHenry, R OBP: 0.288, SLG: 0.359 (11.6)												0	0	0	0	0	0	0

Toronto Blue Jays @ Seattle Mariners
The Kingdom, Seattle, WA
Wed Jun 23 1982, 6:33 AM EDT
Att: 9,007 - Unknown

AB	46
R	3
H	15
RBI	3
BB	2
SO	2
LOB	21



Inning Stats	R	H	E	K	S	P	IP	WLS	BF	H	R	ER	SO	BB	IBB	HBP	BLK	WP	HR	S	P	ERA	WHIP
Jim Clancy, R ERA: 3.64 (1.1)	1	3	0	0	6		8.0		36	13	2	1	1	0	0	0	0	0	0	37	41	2.25	1.625
Joey McLaughlin, R ERA: 3.4 (9.1)	0	0	0	0	7		3.0	W	12	2	1	1	1	1	0	0	0	0	0	13	17	3.00	1.000

Batter	1	2	3	4	5	6	7	8	9	AB	R	H	RBI	BB	SO	LOB	TOP																				
Ron LeFlore, R OBP: 0.333, SLG: 0.409 Rudy Law, L OBP: 0.333, SLG: 0.407	(1, 8) K		6-3	HR		L9		2B		4	1	1	0	0	1	1	Chicago White Sox @ Seattle Mariners The Kingdome, Seattle, WA Sat Jun 26 1982, 10:05 PM EDT Att: 30,950 - Dome																				
Tony Bernazard, S OBP: 0.340, SLG: 0.375	(1, 4) HR		F8	K		K		HR		5	2	2	3	0	2	2																					
Steve Kemp, L OBP: 0.369, SLG: 0.410 Jerry Hairston, S OBP: 0.222, SLG: 0.500	(1, 7) F8		1B	HR			FC6-4	HR		3	2	2	2	1	0	0																					
Greg Luzinski, R OBP: 0.374, SLG: 0.483	(1, 10) F8		1B	HR	4-1		FC6-4	K		5	1	1	1	0	1	1																					
Harold Baines, L OBP: 0.302, SLG: 0.404	(1, 9)	F8	HR		K		L4		3-1	5	1	1	0	0	1	1																					
Carlton Fisk, R OBP: 0.345, SLG: 0.390 Marc Hill, R OBP: 0.306, SLG: 0.419	(1, 2) E5		HR		P4		5-3		FC4-6	5	1	2	3	0	0	1																					
Mike Squires, L OBP: 0.311, SLG: 0.268	(1, 3) HR		FC6-4		6-3			2B	F8	4	2	2	0	1	0	1																					
Vance Law, R OBP: 0.370, SLG: 0.405	(1, 5) HR		FC6-4			L9	S	F8	FC4-6	5	1	2	2	0	0	3																					
Bill Almon, R OBP: 0.332, SLG: 0.398 Aurelio Rodriguez, R OBP: 0.218, SLG: 0.143	(1, 6) F7			K		K		F9		4	0	0	0	0	2	2																					
Inning Stats	R: 1 E: 0 K: 1 S: 6	H: 1 LOB: 0 BB: 0 P: 6	R: 2 E: 1 K: 0 S: 5	H: 2 LOB: 0 BB: 0 P: 5	R: 4 E: 0 K: 0 S: 7	H: 4 LOB: 1 BB: 1 P: 11	R: 2 E: 0 K: 2 S: 9	H: 2 LOB: 0 BB: 0 P: 9	R: 0 E: 0 K: 1 S: 5	H: 1 LOB: 1 BB: 0 P: 8	R: 0 E: 0 K: 0 S: 3	H: 0 LOB: 1 BB: 1 P: 7	R: 4 E: 0 K: 1 S: 9	H: 4 LOB: 0 BB: 0 P: 9	R: 0 E: 0 K: 0 S: 4	H: 1 LOB: 1 BB: 0 P: 4		1B: 7 2B: 3 3B: 0 HR: 5	SF: 0 SAC: 0 DP: 0 HBP: 0	WP: 0 PB: 0 SB: 2 CS: 1	PA: 44																
PITCHER	IP	WLS	BF	H	R	ER	SO	BB	IBB	HBP	BLK	WP	HR	S	P	ERA	WHIP	PITCHER		IP	WLS	BF	H	R	ER	SO	BB	IBB	HBP	BLK	WP	HR	S	P	ERA	WHIP	
Gaylord Perry, R ERA: 4.41	(1, 1)	2.2	L	15	7	7	1	0	0	0	0	0	3	17	17	23.62	2.625																				
Bryan Clark, L ERA: 1.59	(3, 1)	4.1		18	3	2	5	2	0	0	0	0	1	26	34	4.15	1.154																				
Larry Andersen, R ERA: 6.15	(8, 1)	2.0		11	5	4	1	0	0	0	0	0	1	13	13	18.00	2.500																				

AB	42
R	13
H	15
RBI	13
BB	2
SO	7
LOB	12



Batter	1	2	3	4	5	6	7	8	9	AB	R	H	RBI	BB	SO	LOB	BOTTOM																				
Julio Cruz, S OBP: 0.317, SLG: 0.311 Paul Serna, R OBP: 0.231, SLG: 0.287	(1, 4) K		5-3		F7		P6		FC6-4	4	0	0	1	0	1	2	Chicago White Sox @ Seattle Mariners The Kingdome, Seattle, WA Sat Jun 26 1982, 10:05 PM EDT Att: 30,950 - Dome																				
Manny Castillo, S OBP: 0.293, SLG: 0.323 Vance McHenry, R (9, PH)	(1, 5) 6-3		F6		F8				F7	4	0	1	0	0	0	1																					
Dave Henderson, R OBP: 0.355, SLG: 0.588	(1, 8) K		L5		K		F8			4	0	0	0	0	2	3																					
Al Cowens, R OBP: 0.342, SLG: 0.500 Joe Simpson, L OBP: 0.290, SLG: 0.297	(1, 9) BB			1B	FC6-4		P2		K	2	1	1	0	1	0	0																					
Richie Zisk, R OBP: 0.340, SLG: 0.375 Jim Maler, R OBP: 0.291, SLG: 0.362	(1, 10) K			1B	E		4-3		FC6-4	2	1	0	0	1	1	1																					
Gary Gray, R OBP: 0.383, SLG: 0.410	(1, 3) K				K				FC6-4	4	0	1	0	0	2	4																					
Bud Bulling, R OBP: 0.291, SLG: 0.283	(1, 2) K						1B		1-2	4	0	1	0	0	1	3																					
Domingo Ramos, R OBP: 0.500, SLG: 0.667	(1, 6) 2B		2B	5-3	FC6-4		6-3		FC6-4	3	1	1	1	1	0	1																					
Bobby Brown, S OBP: 0.276, SLG: 0.292	(1, 7) 2B		6-3				2B		L8	4	0	2	0	0	0	2																					
Inning Stats	R: 0 E: 0 K: 2 S: 7	H: 0 LOB: 0 BB: 0 P: 7	R: 0 E: 0 K: 3 S: 9	H: 0 LOB: 1 BB: 1 P: 13	R: 1 E: 0 K: 0 S: 5	H: 2 LOB: 1 BB: 0 P: 5	R: 2 E: 1 K: 1 S: 7	H: 2 LOB: 1 BB: 1 P: 11	R: 0 E: 0 K: 1 S: 5	H: 0 LOB: 0 BB: 0 P: 5	R: 0 E: 0 K: 0 S: 4	H: 1 LOB: 1 BB: 0 P: 4	R: 0 E: 0 K: 0 S: 5	H: 2 LOB: 2 BB: 0 P: 5	R: 0 E: 0 K: 1 S: 6	H: 1 LOB: 1 BB: 0 P: 6		R: 0 E: 0 K: 0 S: 3	H: 0 LOB: 1 BB: 1 P: 7	1B: 4 2B: 4 3B: 0 HR: 0	SF: 0 SAC: 0 DP: 0 HBP: 0	WP: 0 PB: 0 SB: 0 CS: 0	PA: 38														
PITCHER	IP	WLS	BF	H	R	ER	SO	BB	IBB	HBP	BLK	WP	HR	S	P	ERA	WHIP	PITCHER		IP	WLS	BF	H	R	ER	SO	BB	IBB	HBP	BLK	WP	HR	S	P	ERA	WHIP	
Britt Burns, L ERA: 3.51	(1, 1)			7	3	2	7	2	0	0	0	0	0	42	50	2.57	1.286																				
Chico Escarrega, R ERA: 2.07	(8, 1)	1.0		4	1	0	1	0	0	0	0	0	0	6	6	0.00	1.000																				
Eddie Solomon, R ERA: 6.39	(9, 1)	1.0		4	0	0	0	1	0	0	0	0	0	3	7	0.00	1.000																				



Batter	1	2	3	4	5	6	7	8	9	AB	R	H	RBI	BB	SO	LOB	TOP										
Ron LeFlore, R (1, 8) OBP: 0.335, SLG: 0.409										5	1	2	1	0	1	2	Chicago White Sox @ Seattle Mariners The Kingdome, Seattle, WA Sun Jun 27 1982, 10:05 PM EDT Att: 19,359 - Dome										
Tony Bernazard, S (1, 4) OBP: 0.341, SLG: 0.376										5	2	2	0	0	2	3											
Steve Kemp, L (1, 7) OBP: 0.373, SLG: 0.409 Rudy Law, L (9, PR) OBP: 0.333, SLG: 0.407										3	1	1	0	2	1	2											
Greg Luzinski, R (1, 10) OBP: 0.377, SLG: 0.493										5	0	3	4	0	2	2											
Harold Baines, L (1, 9) OBP: 0.297, SLG: 0.396										5	0	0	0	0	1	5											
Marc Hill, R (1, 2) OBP: 0.275, SLG: 0.371 Mary Foley, L (9, PH) OBP: 0.444, SLG: 0.231										4	0	0	0	0	2	0											
Mike Squires, L (1, 3) Carlton Fisk, R (8, PH) OBP: 0.344, SLG: 0.388										3	0	1	0	0	0	0											
Vance Law, R (1, 5) OBP: 0.400, SLG: 0.435										4	1	3	0	0	0	0											
Bill Almon, R (1, 6) OBP: 0.332, SLG: 0.397 Jerry Hairston, S (8, PH) OBP: 0.243, SLG: 0.514 Aurelio Rodriguez, R (8, 5) OBP: 0.218, SLG: 0.143										3	0	1	0	0	0	2											
Inning Stats	R: 1 E: 0 K: 2 S: 9	H: 2 LOB: 1 BB: 0 P: 9	R: 0 E: 0 K: 0 S: 5	H: 2 LOB: 2 BB: 0 P: 5	R: 0 E: 0 K: 2 S: 7	H: 1 LOB: 0 BB: 0 P: 7	R: 0 E: 0 K: 1 S: 7	H: 2 LOB: 2 BB: 0 P: 7	R: 1 E: 0 K: 1 S: 3	H: 2 LOB: 1 BB: 1 P: 11	R: 0 E: 0 K: 1 S: 8	H: 3 LOB: 2 BB: 0 P: 8	R: 0 E: 0 K: 1 S: 5	H: 0 LOB: 2 BB: 1 P: 9	1B: 13 2B: 0 3B: 1 HR: 0	SF: 0 SAC: 0 DP: 0 HBP: 0		WP: 0 PB: 0 SB: 3 CS: 0	PA: 42								
PITCHER	IP	WLS	BF	H	R	ER	SO	BB	IBB	HBP	BLK	WP	HR	S	P	ERA	WHIP										
Gene Nelson, R (1, 1) ERA: 3.85	6.2	W	30	10	4	3	6	1	0	0	0	0	0	41	45	4.05	1.650										
Mike Stanton, R (7, 1) ERA: 2.59	0.0		1	1	0	0	0	0	0	0	0	0	0	1	1	∞	∞										
Ed Vande Berg, L (7, 1) ERA: 1.93	1.0		4	1	1	1	2	0	0	0	0	0	0	8	8	9.00	1.000										
Bill Caudill, R (8, 1) ERA: 2.23	1.1	S	7	2	0	0	1	1	0	0	0	0	0	8	12	0.00	2.250										

Batter	1	2	3	4	5	6	7	8	9	AB	R	H	RBI	BB	SO	LOB	BOTTOM										
Julio Cruz, S (1, 4) OBP: 0.320, SLG: 0.323										3	2	1	1	1	1	0	Chicago White Sox @ Seattle Mariners The Kingdome, Seattle, WA Sun Jun 27 1982, 10:05 PM EDT Att: 19,359 - Dome										
Manny Castillo, S (1, 5) OBP: 0.296, SLG: 0.326										4	1	2	1	0	0	0											
Dave Henderson, R (1, 8) OBP: 0.352, SLG: 0.553										3	1	0	0	1	1	2											
Al Cowens, R (1, 9) OBP: 0.344, SLG: 0.507										4	1	2	2	0	0	2											
Richie Zisk, R (1, 10) OBP: 0.343, SLG: 0.377 Vance McHenry, R (8, PR) OBP: 0.388, SLG: 0.413										4	0	2	0	0	0	1											
Gary Gray, R (1, 3) OBP: 0.388, SLG: 0.413										4	0	2	1	0	1	2											
Bud Bulling, R (1, 2) OBP: 0.289, SLG: 0.275										3	0	0	0	1	1	5											
Domingo Ramos, R (1, 6) OBP: 0.250, SLG: 0.286										4	0	0	0	0	1	2											
Bobby Brown, S (1, 7) OBP: 0.278, SLG: 0.286										2	1	0	0	1	0	0											
Inning Stats	R: 1 E: 0 K: 1 S: 6	H: 2 LOB: 0 BB: 0 P: 6	R: 0 E: 0 K: 1 S: 5	H: 0 LOB: 1 BB: 1 P: 9	R: 0 E: 0 K: 0 S: 3	H: 0 LOB: 0 BB: 0 P: 3	R: 0 E: 0 K: 0 S: 5	H: 2 LOB: 2 BB: 0 P: 5	R: 5 E: 1 K: 1 S: 8	H: 2 LOB: 1 BB: 3 P: 20	R: 0 E: 0 K: 1 S: 5	H: 0 LOB: 0 BB: 0 P: 5	R: 0 E: 0 K: 0 S: 3	H: 1 LOB: 0 BB: 0 P: 3	R: 0 E: 0 K: 1 S: 6	H: 2 LOB: 1 BB: 0 P: 6		1B: 7 2B: 0 3B: 1 HR: 1	SF: 0 SAC: 0 DP: 2 HBP: 0	WP: 0 PB: 0 SB: 3 CS: 0	PA: 35						
PITCHER	IP	WLS	BF	H	R	ER	SO	BB	IBB	HBP	BLK	WP	HR	S	P	ERA	WHIP										
Steve Trout, L (1, 1) ERA: 4.45	4.1	L	22	5	6	4	3	4	0	0	0	0	0	8	24	8.31	2.077										
Chico Escarrega, R (5, 1) ERA: 2.51	1.2		6	1	0	0	1	0	0	0	0	0	0	8	8	0.00	0.600										
Salome Barojas, R (7, 1) ERA: 3.25	2.0		7	3	0	0	1	0	0	0	0	0	0	9	9	0.00	1.500										

Batter	1	2	3	4	5	6	7	8	9	AB	R	H	RBI	BB	SO	LOB	TOP			
Julio Cruz, S OBP: 0.322, SLG: 0.326 (1, 4)	0-0 4-3		0-0 E 2B 1B		0-0 CS 1B		0-0 G3			4	1	2	0	0	0	0				
Manny Castillo, S OBP: 0.296, SLG: 0.322 (1, 5)	4-0 BB		0-0 E4 2B 1-3 2B		0-0 F7 1-2		0-0 F5			3	1	0	0	1	0	2				
Al Cowens, R OBP: 0.343, SLG: 0.503 (1, 9)	0-0 F9		0-3 K		0-0 FC6-4 1B		0-0 6-3			4	0	1	0	0	1	3				
Richie Zisk, R OBP: 0.341, SLG: 0.379 (1, 10)	0-0 F8		0-0 2B 1-3 2B		0-0 FC6-4 1-2			0-0 F9		4	1	1	1	0	0	2				
Gary Gray, R OBP: 0.372, SLG: 0.426 (1, 3)		0-0 1B	0-0 2B 2-H 3-H		0-0 F9			0-0 L5		4	0	2	2	0	0	0				
Rick Sweet, S OBP: 0.418, SLG: 0.452 (1, 2)	0-0 F6		0-0 G3		0-0 1-3			0-0 4-3		4	0	0	0	0	0	2				
Dave Henderson, R OBP: 0.348, SLG: 0.551 (1, 8)		0-3 K		0-3 K		0-0 E 2B			0-3 K	4	1	1	0	0	3	1	AB 35			
Domingo Ramos, R OBP: 0.167, SLG: 0.182 (1, 6)	0-0 F7		0-0 F7		0-0 E9 2-H			0-0 F9		4	0	0	0	0	0	1	R 4			
Bobby Brown, S OBP: 0.268, SLG: 0.275 (1, 7)			0-0 4-3		0-0 F9			0-3 K		4	0	0	0	0	1	1	H 7			
Inning Stats	R: 0 E: 0 K: 0 S: 3	H: 0 LOB: 1 BB: 1 P: 7	R: 0 E: 0 K: 1 S: 6	H: 1 LOB: 1 BB: 0 P: 6	R: 3 E: 1 K: 1 S: 9	H: 3 LOB: 1 BB: 0 P: 9	R: 0 E: 0 K: 1 S: 5	H: 0 LOB: 0 BB: 0 P: 5	R: 0 E: 0 K: 0 S: 4	H: 2 LOB: 1 BB: 0 P: 4	R: 1 E: 1 K: 0 S: 5	H: 1 LOB: 1 BB: 0 P: 5	R: 0 E: 0 K: 0 S: 3	H: 0 LOB: 0 BB: 0 P: 3	R: 0 E: 0 K: 0 S: 7	H: 0 LOB: 0 BB: 0 P: 7	1B: 4 2B: 3 3B: 0 HR: 0	SF: 0 SAC: 0 DP: 0 HBP: 0	WP: 0 PB: 0 SB: 0 CS: 1	PA: 36
PITCHER Jim Clancy, R ERA: 3.39 (1, 1)	IP: 9.0 WLS: L BF: 36 H: 7 R: 4 ER: 0 SO: 5 BB: 1 IBB: 0 HBP: 0 BLK: 0 WP: 0 HR: 0 S: 45 P: 49 ERA: 0.00 WHIP: 0.889																			

Seattle Mariners @ Toronto Blue Jays
Exhibition Stadium, Toronto, ON
Tue Jun 29 1982, 7:05 PM EDT
Att: 13,097 - Unknown

AB 35
R 4
H 7
RBI 3
BB 1
SO 5
LOB 12



Batter	1	2	3	4	5	6	7	8	9	AB	R	H	RBI	BB	SO	LOB	BOTTOM			
Damaso Garcia, R OBP: 0.353, SLG: 0.420 (1, 4)	0-0 G3 2B		0-0 4-3		0-0 F9		0-3 K			4	0	1	0	0	1	0				
Garth Iorg, R OBP: 0.319, SLG: 0.396 (1, 5)	0-0 G3		0-0 F6		0-0 1B			0-3 K		3	0	1	0	0	0	1				
Rance Mulliniks, L OBP: 0.310, SLG: 0.323 (8, PH) (9, 5)	2-3		0-0 F5		0-0 F8			0-0 F9		1	0	0	0	0	1	0				
Barry Bonnell, R OBP: 0.385, SLG: 0.475 (1, 7)	0-0 F5		0-0 4-1		0-0 F8			0-0 F9		4	0	0	0	0	0	2				
Buck Martinez, R OBP: 0.333, SLG: 0.396 (8, PH) (9, 2)	0-3 K			0-0 6-3		0-0 4-3 FC1-5 2B		0-0 G3		3	0	1	0	0	1	1				
Jesse Barfield, R OBP: 0.319, SLG: 0.415 (1, 9)		0-0 F8 1B 1B		0-0 HR		0-0 4-3		0-3 K		4	1	2	1	0	1	1				
Willie Upshaw, L OBP: 0.363, SLG: 0.522 (1, 3)		0-0 FC6-4 1B		0-0 5-3		0-0 FC1-5		0-0 3-1		4	0	1	0	0	0	1				
Tony Johnson, R OBP: 0.308, SLG: 0.353 (1, 10)		0-3 K		0-0 1B		0-0 F8		0-0 F2		3	0	1	0	0	1	3	AB 34			
Dave Revering, L OBP: 0.299, SLG: 0.333 (9, PH)		0-0 K		0-0 1B		0-0 F8			0-0 F2	1	0	0	0	0	0	0	R 1			
Lloyd Moseby, L OBP: 0.276, SLG: 0.335 (1, 8)	0-0 F8		0-0 G3		0-0 G3		0-3 K			3	0	0	0	0	1	3	H 7			
Alfredo Griffin, S OBP: 0.255, SLG: 0.294 (1, 6)	0-0 FC6-4			0-3 K		0-3 K				3	0	0	0	0	2	2	RBI 1			
Inning Stats	R: 0 E: 0 K: 1 S: 6	H: 1 LOB: 2 BB: 0 P: 6	R: 0 E: 0 K: 1 S: 7	H: 2 LOB: 2 BB: 0 P: 7	R: 0 E: 0 K: 0 S: 3	H: 0 LOB: 0 BB: 0 P: 3	R: 1 E: 0 K: 0 S: 5	H: 2 LOB: 1 BB: 0 P: 5	R: 0 E: 0 K: 1 S: 6	H: 1 LOB: 1 BB: 0 P: 6	R: 0 E: 0 K: 0 S: 4	H: 1 LOB: 1 BB: 0 P: 4	R: 0 E: 0 K: 3 S: 9	H: 0 LOB: 0 BB: 0 P: 9	R: 0 E: 0 K: 1 S: 5	H: 0 LOB: 0 BB: 0 P: 5	1B: 4 2B: 2 3B: 0 HR: 1	SF: 0 SAC: 0 DP: 0 HBP: 0	WP: 0 PB: 0 SB: 0 CS: 0	PA: 34
PITCHER Floyd Bannister, L ERA: 2.91 (1, 1)	IP: 6.0 WLS: W BF: 25 H: 7 R: 1 ER: 1 SO: 3 BB: 0 IBB: 0 HBP: 0 BLK: 0 WP: 0 HR: 1 S: 31 P: 31 ERA: 1.50 WHIP: 1.167																			
Mike Stanton, R ERA: 2.4 (7, 1)	IP: 3.0 WLS: S BF: 9 H: 0 R: 0 ER: 0 SO: 5 BB: 0 IBB: 0 HBP: 0 BLK: 0 WP: 0 HR: 0 S: 19 P: 19 ERA: 0.00 WHIP: 0.000																			

Seattle Mariners @ Toronto Blue Jays
Exhibition Stadium, Toronto, ON
Tue Jun 29 1982, 7:05 PM EDT
Att: 13,097 - Unknown

AB 34
R 1
H 7
RBI 1
BB 0
SO 8
LOB 14



Batter	1	2	3	4	5	6	7	8	9	AB	R	H	RBI	BB	SO	LOB	TOP								
Julio Cruz, S OBP: 0.320, SLG: 0.323 (1, 4)	F7	K		1B		F7		1-3		5	1	1	0	0	1	1	Seattle Mariners @ Toronto Blue Jays Exhibition Stadium, Toronto, ON Wed Jun 30 1982, 7:05 PM EDT Att: 12,339 - Unknown livebaseballscorecards.com								
Manny Castillo, S OBP: 0.294, SLG: 0.319 (1, 5)	4-3	1-3		1B		3-1		F8		5	0	1	1	0	0	1									
Al Cowens, R OBP: 0.350, SLG: 0.515 (1, 9)	HR		1-6-3	1B			HR			5	2	4	1	0	0	0									
Richie Zisk, R OBP: 0.346, SLG: 0.408 Steve Stroutrier, L OBP: 0.273, SLG: 0.300 (8, PR)	HR		F8	1-3			HR			4	2	2	4	1	0	2									
Gary Gray, R OBP: 0.373, SLG: 0.425 (1, 3)	5-3			1B			F7	F7		5	0	2	0	0	0	2									
Rick Sweet, S OBP: 0.405, SLG: 0.433 (1, 2)		G3	F8			F8	HR		L5	5	1	1	0	0	0	2									
Dave Henderson, R OBP: 0.365, SLG: 0.582 (1, 8)		1B		1B		K	HR			4	3	3	2	1	1	1									
Domingo Ramos, R OBP: 0.176, SLG: 0.188 (1, 6)		3B		1B		F8	F9	F8	F9	5	1	1	0	0	0	3									
Joe Simpson, L OBP: 0.287, SLG: 0.309 (1, 7)		3B		F7		6-3	K		5-3	5	0	1	2	0	1	2									
Inning Stats	R: 2 E: 0 K: 0 S: 5	H: 2 LOB: 0 BB: 0 P: 5	R: 2 E: 0 K: 1 S: 8	H: 3 LOB: 1 BB: 0 P: 8	R: 0 E: 0 K: 0 S: 4	H: 1 LOB: 1 BB: 0 P: 4	R: 2 E: 0 K: 0 S: 7	H: 4 LOB: 2 BB: 0 P: 7	R: 0 E: 0 K: 1 S: 6	H: 1 LOB: 1 BB: 0 P: 6	R: 0 E: 0 K: 0 S: 3	H: 0 LOB: 0 BB: 0 P: 3	R: 4 E: 0 K: 1 S: 9	H: 4 LOB: 0 BB: 0 P: 9	R: 0 E: 0 K: 0 S: 4	H: 1 LOB: 2 BB: 1 P: 8		R: 0 E: 0 K: 0 S: 3	H: 0 LOB: 1 BB: 1 P: 7	1B: 10 2B: 2 3B: 1 HR: 3	SF: 0 SAC: 0 DP: 0 HBP: 0	WP: 0 PB: 0 SB: 0 CS: 0	PA: 45		
PITCHER	IP	WLS	BF	H	R	ER	SO	BB	IBB	HBP	BLK	WP	HR	S	P	ERA	WHIP								
Dave Stieb, R ERA: 4.09 (1, 1)	3.2	L	21	10	6	6	1	0	0	0	0	0	1	23	23	14.73	2.727								
Steve Senteney, R ERA: 5.11 (4, 1)	2.2		13	5	4	4	1	0	0	0	0	0	2	15	15	13.50	1.875								
Roy Lee Jackson, R ERA: 3.83 (7, 1)	1.2		7	1	0	0	1	0	1	0	0	0	0	8	12	0.00	0.600								
Jerry Garvin, L ERA: 6.41 (9, 1)	1.0		4	0	0	0	0	1	0	0	0	0	0	3	7	0.00	1.000								
Batter	1	2	3	4	5	6	7	8	9	AB	R	H	RBI	BB	SO	LOB	BOTTOM								
Damaso Garcia, R OBP: 0.351, SLG: 0.418 (1, 4)	1-3		F9		6-3		E5			4	1	1	0	0	0	2	Seattle Mariners @ Toronto Blue Jays Exhibition Stadium, Toronto, ON Wed Jun 30 1982, 7:05 PM EDT Att: 12,339 - Unknown livebaseballscorecards.com								
Rance Mulliniks, L OBP: 0.305, SLG: 0.327 (1, 5)	K			4-3		F7	1B			4	0	1	2	0	1	0									
Barry Bonnell, R OBP: 0.383, SLG: 0.475 (1, 7)	F8			5-3		4-3	2B	6-3		4	0	1	0	0	0	1									
Willie Upshaw, L OBP: 0.357, SLG: 0.514 (1, 3)		G3		F2		4-3		3-1		4	0	0	0	0	0	1									
Dave Revering, L OBP: 0.298, SLG: 0.331 (1, 10)		K			1B	K	1B	4-3		4	1	1	0	0	2	1									
Lloyd Moseby, L OBP: 0.283, SLG: 0.342 (1, 8)					WP			F7		4	1	3	0	0	0	0									
Ernie Whitt, L OBP: 0.326, SLG: 0.411 (1, 2)		K			F5		4-3		F9	4	0	0	0	0	1	4									
Hosken Powell, L OBP: 0.290, SLG: 0.347 (1, 9)			F6				E6		3-1	4	1	2	0	0	0	0									
Alfredo Griffin, S OBP: 0.252, SLG: 0.290 Al Woods, L OBP: 0.244, SLG: 0.229 (9, PH)			K			F9		F6		3	0	0	0	0	1	3									
Inning Stats	R: 0 E: 0 K: 1 S: 5	H: 0 LOB: 0 BB: 0 P: 5	R: 0 E: 0 K: 2 S: 8	H: 1 LOB: 1 BB: 0 P: 8	R: 0 E: 0 K: 1 S: 5	H: 0 LOB: 0 BB: 0 P: 5	R: 0 E: 0 K: 0 S: 3	H: 0 LOB: 0 BB: 0 P: 3	R: 1 E: 0 K: 0 S: 6	H: 3 LOB: 2 BB: 0 P: 6	R: 0 E: 0 K: 1 S: 6	H: 1 LOB: 1 BB: 0 P: 6	R: 3 E: 2 K: 0 S: 7	H: 4 LOB: 1 BB: 0 P: 7	R: 0 E: 0 K: 0 S: 3	H: 0 LOB: 0 BB: 0 P: 3		R: 0 E: 0 K: 0 S: 3	H: 0 LOB: 0 BB: 0 P: 3	1B: 7 2B: 2 3B: 0 HR: 0	SF: 0 SAC: 0 DP: 0 HBP: 0	WP: 1 PB: 0 SB: 0 CS: 0	PA: 36		
PITCHER	IP	WLS	BF	H	R	ER	SO	BB	IBB	HBP	BLK	WP	HR	S	P	ERA	WHIP								
Jim Beattie, R ERA: 2.61 (1, 1)	9.0	W	36	9	4	4	5	0	0	0	0	1	0	46	46	4.00	1.000								

Batter	1	2	3	4	5	6	7	8	9	AB	R	H	RBI	BB	SO	LOB	TOP								
Julio Cruz, S OBP: 0.325, SLG: 0.326 (1, 4)	E3	1B		G4-6-3			SH3 2B BB		G3-6-1 1B	4	2	2	1	1	0	2	Seattle Mariners @ Toronto Blue Jays Exhibition Stadium, Toronto, ON Thu Jul 01 1982, 3:33 AM EDT Att: 21,004 - Unknown								
Manny Castillo, S OBP: 0.293, SLG: 0.318 (1, 5)	F9	1B			L5		SH3		G3-6-1 1B	4	0	1	1	0	0	2									
Bruce Bochte, L OBP: 0.391, SLG: 0.390 (1, 7)	BB	K				FC6-4 BB		2B		2	0	1	1	2	1	1									
Al Cowens, R OBP: 0.349, SLG: 0.512 (1, 9)	K					K		K		4	0	1	0	0	3	4									
Richie Zisk, R OBP: 0.341, SLG: 0.401 (1, 10)	F9					FC6-4		G3		4	0	0	0	0	0	4									
Gary Gray, R OBP: 0.382, SLG: 0.410 (1, 3)		4-3		F7			F7		4-3	4	0	0	0	0	0	0									
Rick Sweet, S OBP: 0.410, SLG: 0.479 (1, 2)		HR		F9			1B		6-3	4	1	2	1	0	0	0									
Dave Henderson, R OBP: 0.376, SLG: 0.581 (1, 8)		4-3 1B BB				1B BB		1B	K	2	1	1	0	2	1	0									
Domingo Ramos, R OBP: 0.190, SLG: 0.200 (1, 6)		4-3				G4-6-3 1B		6-3		4	0	1	0	0	0	2									
Inning Stats	R: 0 E: 1 K: 1 S: 6	H: 0 LOB: 2 BB: 1 P: 10	R: 3 E: 0 K: 1 S: 8	H: 3 LOB: 1 BB: 1 P: 12	R: 0 E: 0 K: 0 S: 3	H: 1 LOB: 0 BB: 0 P: 3	R: 0 E: 0 K: 0 S: 3	H: 1 LOB: 1 BB: 1 P: 7	R: 0 E: 0 K: 0 S: 5	H: 0 LOB: 1 BB: 1 P: 9	R: 0 E: 0 K: 0 S: 4	H: 2 LOB: 1 BB: 0 P: 4	R: 1 E: 0 K: 1 S: 6	H: 1 LOB: 1 BB: 1 P: 10	R: 0 E: 0 K: 1 S: 5	H: 0 LOB: 0 BB: 0 P: 5	R: 0 E: 0 K: 0 S: 3	H: 1 LOB: 0 BB: 0 P: 3	1B: 7 2B: 1 3B: 0 HR: 1	SF: 0 SAC: 1 DP: 2 HBP: 0	WP: 0 PB: 0 SB: 1 CS: 0	PA: 38			
PITCHER	IP	WLS	BF	H	R	ER	SO	BB	IBB	HBP	BLK	WP	HR	S	P	ERA	WHIP	PITCHER							
Luis Leal, R ERA: 3.85 (1, 1)	6.1	L	30	8	4	4	3	5	0	0	0	0	1	31	51	5.68	2.053								
Dale Murray, R ERA: 3.91 (7, 1)	1.2		5	0	0	0	2	0	0	0	0	0	0	9	9	0.00	0.000								
Joey McLaughlin, R ERA: 3.21 (9, 1)	1.0		3	1	0	0	0	0	0	0	0	0	0	3	3	0.00	1.000								
Batter	1	2	3	4	5	6	7	8	9	AB	R	H	RBI	BB	SO	LOB	BOTTOM								
Damaso Garcia, R OBP: 0.349, SLG: 0.414 (1, 4)	K		6-3		1B 2B 1B		F8	F8		5	1	1	0	0	1	1	Seattle Mariners @ Toronto Blue Jays Exhibition Stadium, Toronto, ON Thu Jul 01 1982, 3:33 AM EDT Att: 21,004 - Unknown								
Rance Mulliniks, L OBP: 0.317, SLG: 0.331 (1, 5) (9, 6)	1B BB		G3		2B 1B		HBP 1B 1B		F6	4	1	2	0	1	0	0									
Barry Bonnell, R OBP: 0.392, SLG: 0.488 (1, 7) (8, 8) (9, 5)	1B		1B E		2B		HBP 1B		K	5	1	4	1	0	1	0									
Willie Upshaw, L OBP: 0.358, SLG: 0.512 (1, 3)	K		E6 1B		SF8-2-5		K		BB	3	0	1	1	1	2	4									
Lloyd Moseby, L OBP: 0.280, SLG: 0.338 (1, 8) (7, PH) (8, 9) (9, 8)	K		6-3		F5		HBP		K	3	0	0	0	0	1	3									
Dave Revering, L OBP: 0.298, SLG: 0.338 (1, 10) (7, PH)	F9		4-3				FC6		K	3	0	1	0	0	0	0									
Garth Iorg, R OBP: 0.317, SLG: 0.394 (7, PH)			4-3				G3 2B		FC6	1	0	0	0	0	0	3									
Hosken Powell, L OBP: 0.283, SLG: 0.339 (1, 9) (8, 7)		1-3		5-3			1-3		K2-3	3	0	0	0	0	0	1									
Tony Johnson, R OBP: 0.300, SLG: 0.343 (8, PH) (9, 9)										1	0	0	0	0	1	0									
Ernie Whitt, L OBP: 0.332, SLG: 0.428 (1, 2) (8, PH) (9, 2)							G3		BB	3	0	2	0	0	0	1									
Buck Martinez, R OBP: 0.339, SLG: 0.396 (8, PH) (9, 2)							2B			0	0	0	0	1	0	0									
Alfredo Griffin, S OBP: 0.249, SLG: 0.287 (1, 6) (8, PH)							F3		K	3	0	0	0	0	0	3									
Pedro Hernandez, R OBP: 0.321, SLG: 0.413 (7, PH) (8, 9) (9, 8)										0	0	0	0	0	0	0									
Al Woods, L OBP: 0.242, SLG: 0.226 (8, PH) (9, 7)										1	0	0	0	0	1	1									
Inning Stats	R: 0 E: 0 K: 3 S: 10	H: 1 LOB: 2 BB: 1 P: 14	R: 0 E: 0 K: 0 S: 4	H: 1 LOB: 0 BB: 0 P: 4	R: 1 E: 1 K: 0 S: 5	H: 2 LOB: 1 BB: 0 P: 5	R: 0 E: 0 K: 0 S: 4	H: 1 LOB: 1 BB: 0 P: 4	R: 2 E: 0 K: 0 S: 5	H: 3 LOB: 0 BB: 0 P: 5	R: 0 E: 0 K: 0 S: 4	H: 1 LOB: 1 BB: 0 P: 4	R: 0 E: 0 K: 1 S: 7	H: 2 LOB: 3 BB: 0 P: 8	R: 0 E: 0 K: 2 S: 7	H: 0 LOB: 1 BB: 1 P: 11	R: 0 E: 0 K: 2 S: 7	H: 0 LOB: 1 BB: 1 P: 11	1B: 7 2B: 5 3B: 0 HR: 0	SF: 1 SAC: 0 DP: 1 HBP: 1	WP: 0 PB: 0 SB: 0 CS: 0	PA: 41			
PITCHER	IP	WLS	BF	H	R	ER	SO	BB	IBB	HBP	BLK	WP	HR	S	P	ERA	WHIP	PITCHER							
Gaylord Perry, R ERA: 4.33 (1, 1)	0.1		2	0	0	0	1	0	0	1	0	0	0	3	4	0.00	0.000								
Ed Yarde Berg, L ERA: 1.91 (7, 1)	0.1		1	0	0	0	0	0	0	0	0	0	0	1	1	0.00	0.000								
Mike Stanton, R ERA: 2.38 (7, 1)	0.1		1	0	0	0	0	0	0	0	0	0	0	1	1	0.00	0.000								
Bryan Clark, L ERA: 1.67 (8, 1)	0.1	S	2	0	0	0	1	1	0	0	0	0	0	3	7	0.00	3.000								
Bill Caudill, R ERA: 2.16 (8, 1)	1.2	S	6	0	0	0	3	1	0	0	0	0	0	11	15	0.00	0.600								

Batter	1	2	3	4	5	6	7	8	9	AB	R	H	RBI	BB	SO	LOB	TOP										
Julio Cruz, S OBP: 0.326, SLG: 0.327 (1, 4)										5	2	2	0	0	0	0	Seattle Mariners @ Chicago White Sox Comiskey Park, Chicago, IL Sat Jul 03 1982, 4:33 AM EDT Att: 20,198 - Unknown										
Manny Castillo, S OBP: 0.355, SLG: 0.320 (1, 5)										5	0	2	1	0	0	1											
Bruce Bochte, L OBP: 0.393, SLG: 0.392 (1, 7)										4	1	2	1	0	0	2											
Al Cowens, R OBP: 0.348, SLG: 0.507 (1, 9)										3	0	0	0	1	1	2											
Richie Zisk, R OBP: 0.340, SLG: 0.398 (1, 10)										4	0	1	1	0	1	1											
Gary Gray, R OBP: 0.358, SLG: 0.405 (1, 3)										4	1	1	0	0	1	2											
Rick Sweet, S OBP: 0.407, SLG: 0.486 (8, PH)										3	1	1	1	0	0	0											
Bud Bulling, R OBP: 0.287, SLG: 0.273 (8, 2)										1	0	0	0	0	0	0											
Dave Henderson, R OBP: 0.372, SLG: 0.570 (1, 8)										4	1	1	1	0	2	0											
Domingo Ramos, R OBP: 0.174, SLG: 0.182 (9, PH)										2	0	0	0	0	0	0											
Dave Adler, R (9, PH)										1	0	0	0	0	1	0											
Inning Stats	R: 1 E: 0 K: 0 S: 5	H: 2 LOB: 1 BB: 0 P: 5	R: 4 E: 2 K: 0 S: 7	H: 4 LOB: 0 BB: 0 P: 7	R: 0 E: 0 K: 3 S: 9	H: 0 LOB: 0 BB: 0 P: 9	R: 0 E: 0 K: 1 S: 5	H: 0 LOB: 2 BB: 1 P: 9	R: 0 E: 0 K: 0 S: 4	H: 1 LOB: 1 BB: 0 P: 4	R: 0 E: 0 K: 0 S: 3	H: 0 LOB: 0 BB: 0 P: 3	R: 0 E: 0 K: 1 S: 6	H: 1 LOB: 1 BB: 0 P: 6	1B: 9 2B: 1 3B: 0 HR: 0	SF: 0 SAC: 1 DP: 0 HBP: 0	WP: 0 PB: 1 SB: 1 CS: 1	PA: 38									
PITCHER	IP	WLS	BF	H	R	ER	SO	BB	IBB	HBP	BLK	WP	HR	S	P	ERA	WHIP										
Dennis Lamp, R ERA: 4.58 (1, 1)	1.1		11	6	5	3	0	0	0	0	0	0	0	11	11	20.25	4.500										
Jerry Koosman, L ERA: 4.12 (2, 1)	7.2	W	27	4	1	1	6	1	0	0	0	0	0	38	42	1.17	0.652										

Batter	1	2	3	4	5	6	7	8	9	AB	R	H	RBI	BB	SO	LOB	BOTTOM										
Rudy Law, L OBP: 0.364, SLG: 0.423 (1, 8)										4	1	1	0	1	1	5	Seattle Mariners @ Chicago White Sox Comiskey Park, Chicago, IL Sat Jul 03 1982, 4:33 AM EDT Att: 20,198 - Unknown										
Tony Bemazzard, S OBP: 0.335, SLG: 0.386 (1, 4)										4	1	1	0	0	1	2											
Steve Kemp, L OBP: 0.388, SLG: 0.422 (3, PR)										0	0	0	0	2	0	0											
Jerry Hairston, S OBP: 0.283, SLG: 0.500 (4, 7)										1	1	0	1	1	1	1											
Greg Luzinski, R OBP: 0.369, SLG: 0.483 (1, 10)										5	1	1	3	0	3	3											
Tom Paciorek, R OBP: 0.354, SLG: 0.446 (1, 3)										4	0	1	0	0	0	2											
Mike Squires, L OBP: 0.281, SLG: 0.245 (9, 3)										0	0	0	0	0	0	0											
Harold Baines, L OBP: 0.310, SLG: 0.412 (1, 9)										3	1	2	0	1	0	0											
Carlton Fisk, R OBP: 0.353, SLG: 0.498 (1, 2)										2	1	2	1	2	0	0											
Vance Law, R OBP: 0.386, SLG: 0.397 (1, 5)										4	0	0	0	0	0	7											
Bill Almon, R OBP: 0.336, SLG: 0.388 (1, 6)										4	1	1	0	0	0	7											
Inning Stats	R: 0 E: 0 K: 2 S: 7	H: 0 LOB: 1 BB: 1 P: 11	R: 0 E: 0 K: 0 S: 5	H: 2 LOB: 3 BB: 1 P: 9	R: 5 E: 1 K: 1 S: 10	H: 4 LOB: 2 BB: 1 P: 14	R: 0 E: 0 K: 0 S: 3	H: 0 LOB: 1 BB: 1 P: 7	R: 0 E: 0 K: 2 S: 7	H: 0 LOB: 0 BB: 1 P: 11	R: 0 E: 0 K: 0 S: 4	H: 1 LOB: 1 BB: 0 P: 4	R: 1 E: 0 K: 1 S: 7	H: 2 LOB: 1 BB: 0 P: 7	1B: 6 2B: 2 3B: 0 HR: 1	SF: 1 SAC: 1 DP: 0 HBP: 0	WP: 0 PB: 1 SB: 0 CS: 0	PA: 40									
PITCHER	IP	WLS	BF	H	R	ER	SO	BB	IBB	HBP	BLK	WP	HR	S	P	ERA	WHIP										
Mike Moore, R ERA: 6.86 (1, 1)	2.1		15	5	4	4	2	3	0	0	0	0	0	16	28	15.43	3.429										
Bryan Clark, L ERA: 1.56 (3, 1)	2.2		13	1	2	0	1	4	0	0	0	0	0	11	27	0.00	1.875										
Mike Stanton, R ERA: 2.47 (6, 1)	2.0	L	9	3	1	1	2	0	0	0	0	0	0	13	13	4.50	1.500										
Bill Caudill, R ERA: 2.12 (8, 1)	1.0		3	0	0	0	1	0	0	0	0	0	0	5	5	0.00	0.000										

Batter	1	2	3	4	5	6	7	8	9	AB	R	H	RBI	BB	SO	LOB	TOP										
Julio Cruz, S OBP: 0.321, SLG: 0.322 (1, 4)	0-3 K	0-3 K			0-0 F7		0-0 4-3-5	0-0 6-3		5	0	0	0	0	2	4	Seattle Mariners @ Chicago White Sox Comiskey Park, Chicago, IL Sun Jul 04 1982, 4:33 AM EDT Att: 21,762 - Unknown										
Manny Castillo, S OBP: 0.301, SLG: 0.322 (1, 5)	4-0 1B BB	0-0 F7			0-0 1B		0-0 1B		0-0 F7	4	1	2	0	1	0	0											
Bruce Bochte, L OBP: 0.393, SLG: 0.390 Al Cowens, R OBP: 0.348, SLG: 0.507 (9, 9)	0-3 K		4-0 CS BB		0-0 1B		0-0 4-3		0-0 3-1	4	0	1	0	1	1	2											
Richie Zisk, R OBP: 0.346, SLG: 0.399 Bobby Brown, S OBP: 0.274, SLG: 0.282 (8, PR)	0-0 BB 1B		0-0 5-3		4-0 FC4 BB 1B		0-0 BB 1B	4-0 2B BB	0-0 BLK 1B	2	1	1	0	2	0	1											
Gary Gray, R OBP: 0.360, SLG: 0.408 (1, 3)	4-0 E 1B BB		0-0 6-3		0-0 FC4		0-0 1-2	0-0 1-H 2B	0-3 K	4	0	1	1	1	1	4											
Dave Henderson, R OBP: 0.376, SLG: 0.568 (1, 8)	0-0 E 1B		0-0 3-1 1B		0-0 G3		0-0 F1			4	0	2	2	0	0	2											
Joe Simpson, L OBP: 0.286, SLG: 0.302 (1, 9) (9, 7)	0-0 E6 1B		0-0 3-1 1B		0-0 F8		4-0 BB IBB			3	0	0	0	1	0	3											
Bud Bulling, R OBP: 0.278, SLG: 0.263 (1, 2)	0-0 4-3		0-0 F2		0-0 1-4-3		0-0 F8			4	0	0	0	0	0	5											
Domingo Ramos, R OBP: 0.222, SLG: 0.240 (1, 6)		0-0 6-3			0-3 K		0-0 4-3-5 2B	4-0 1-2 2-3 BB		3	0	1	0	1	1	0											
Inning Stats	R: 2 E: 1 K: 2 S: 10	H: 2 LOB: 3 BB: 2 P: 18	R: 0 E: 0 K: 1 S: 5	H: 0 LOB: 0 BB: 0 P: 5	R: 0 E: 0 K: 0 S: 2	H: 0 LOB: 0 BB: 1 P: 6	R: 0 E: 0 K: 0 S: 3	H: 1 LOB: 0 BB: 0 P: 3	R: 0 E: 0 K: 1 S: 7	H: 2 LOB: 3 BB: 1 P: 11	R: 0 E: 0 K: 0 S: 3	H: 0 LOB: 0 BB: 0 P: 3	R: 0 E: 0 K: 0 S: 4	H: 2 LOB: 1 BB: 0 P: 4	R: 1 E: 0 K: 0 S: 4	H: 1 LOB: 3 BB: 3 P: 16		R: 0 E: 0 K: 1 S: 6	H: 1 LOB: 1 BB: 0 P: 6	1B: 7 2B: 3 3B: 0 HR: 0	SF: 0 SAC: 0 DP: 1 HBP: 0	WP: 0 PB: 0 SB: 2 CS: 1	PA: 41				
PITCHER	IP	WLS	BF	H	R	ER	SO	BB	IBB	HBP	BLK	WP	HR	S	P	ERA	WHIP										
Richard Dotson, R ERA: 4.73 (1, 1)	7.0	L	32	8	3	3	4	5	0	0	0	0	0	35	55	3.86	1.857										
Salome Barojas, R ERA: 3.2 (8, 1)	2.0		9	1	0	0	1	1	1	0	1	0	0	9	17	0.00	1.000										

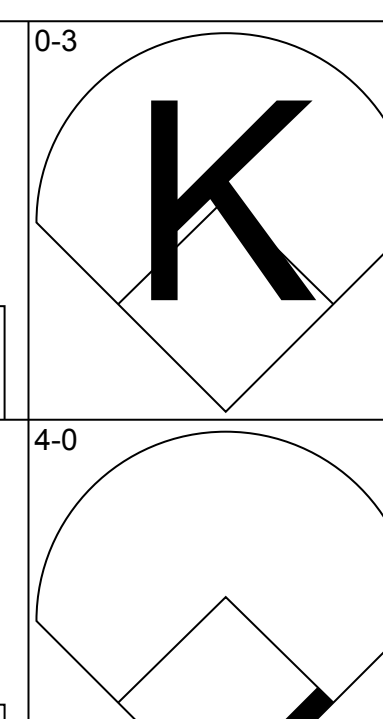
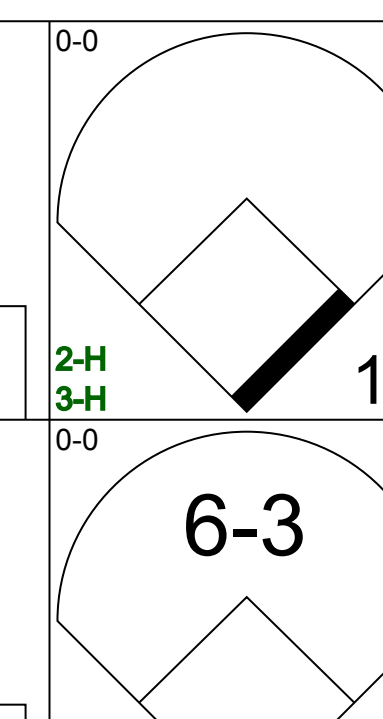
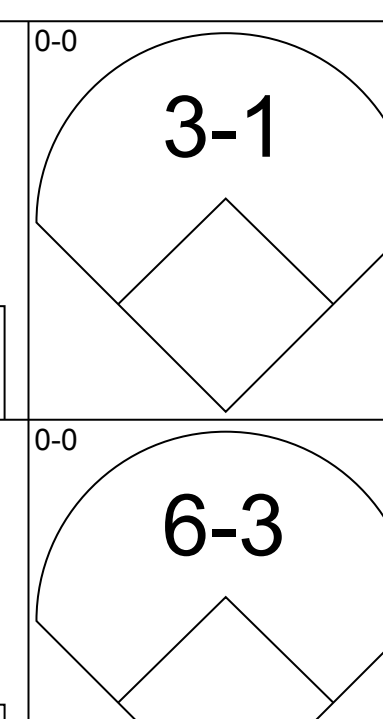

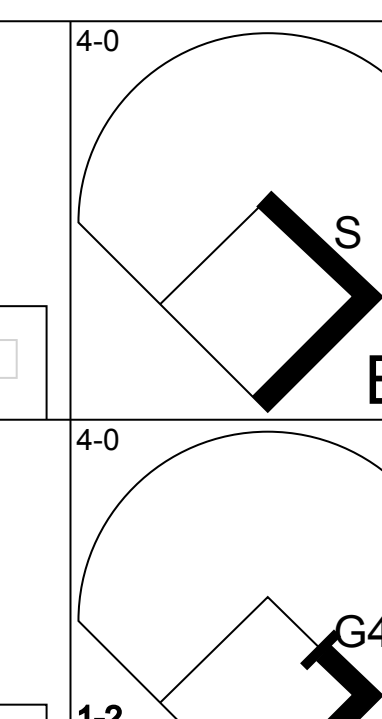

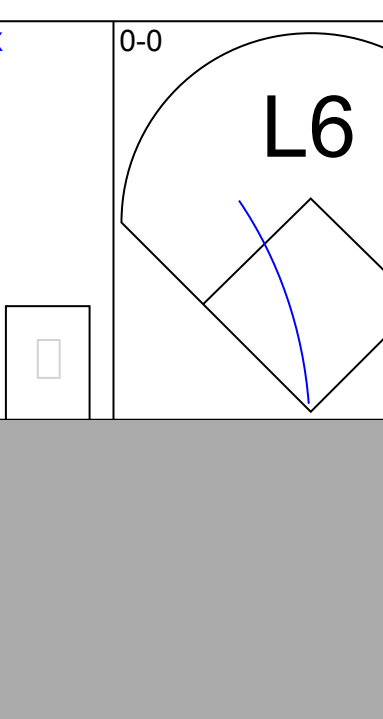
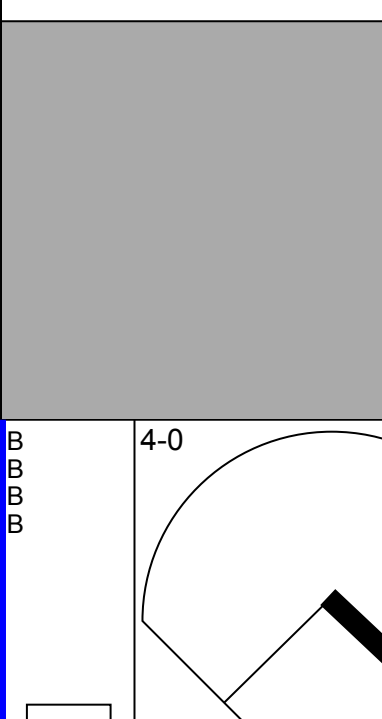

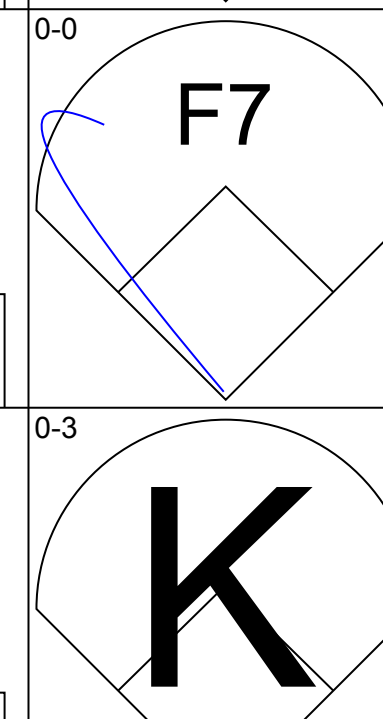


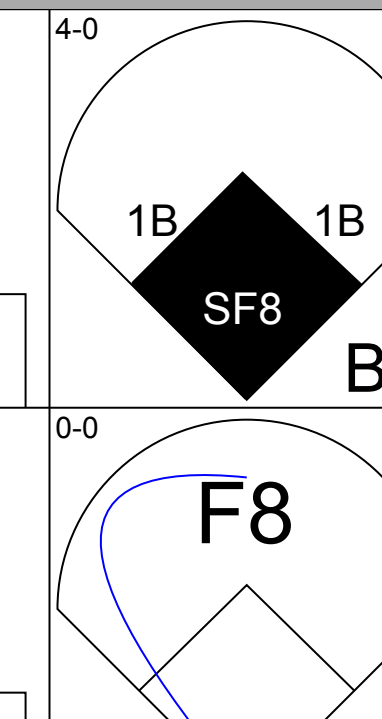
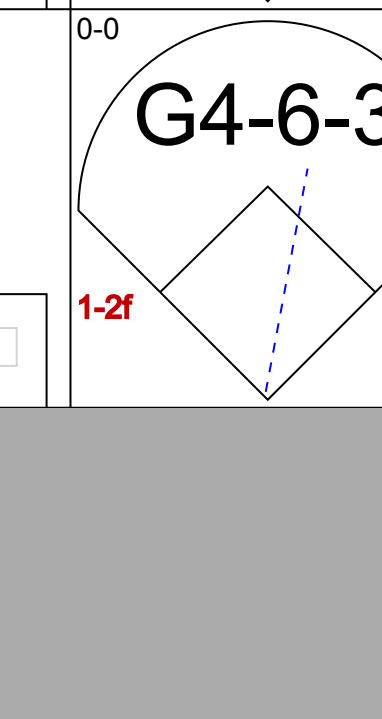
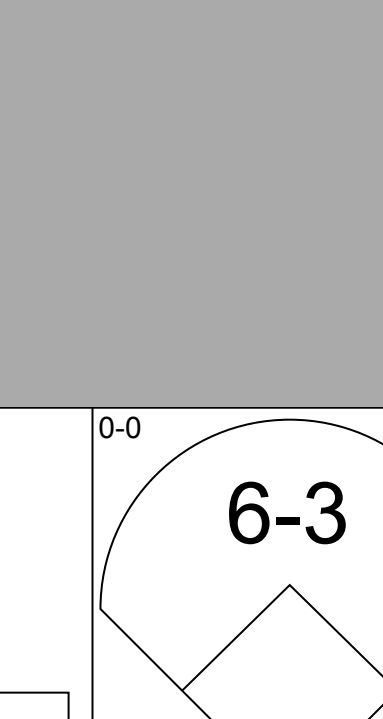

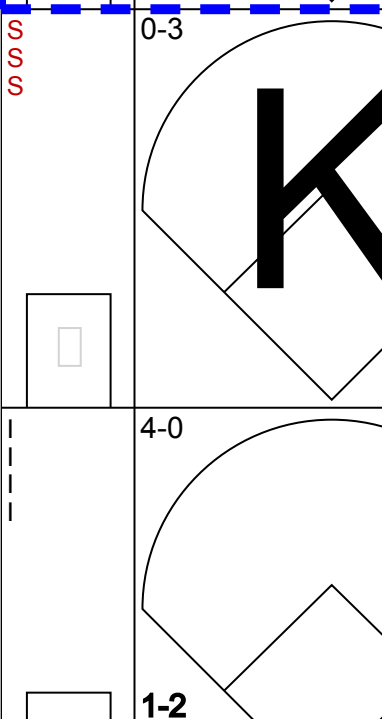
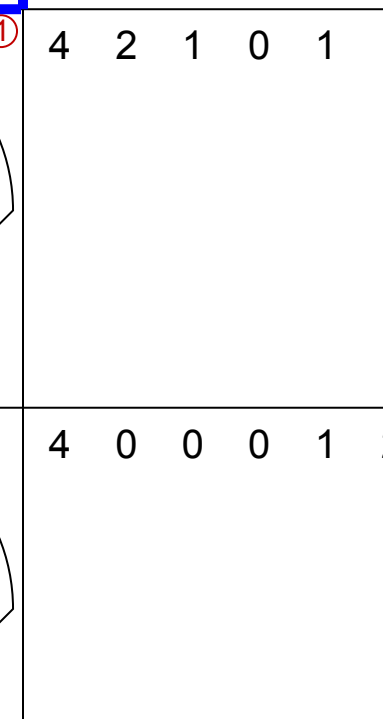

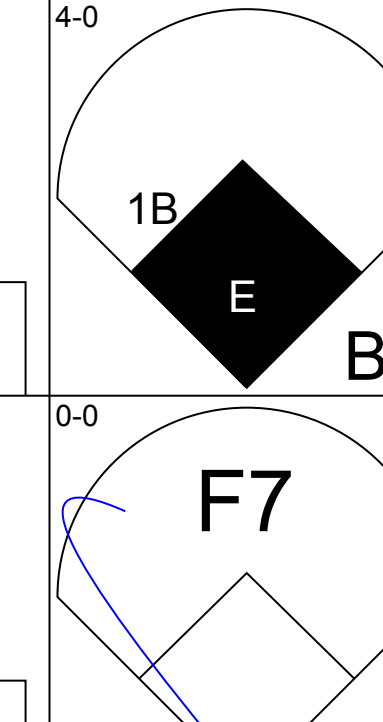

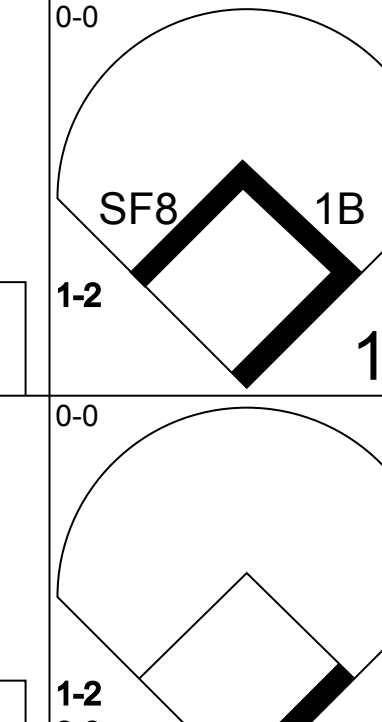

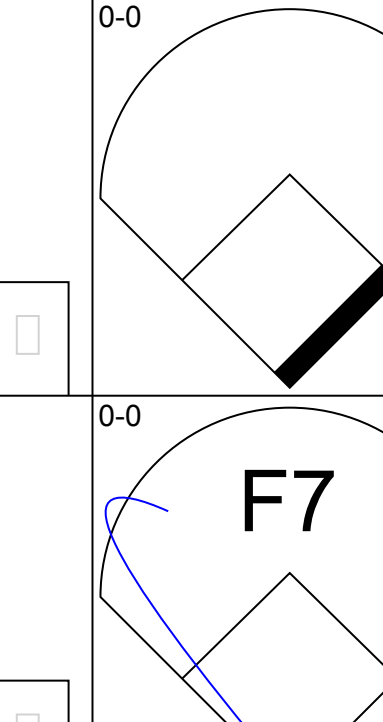

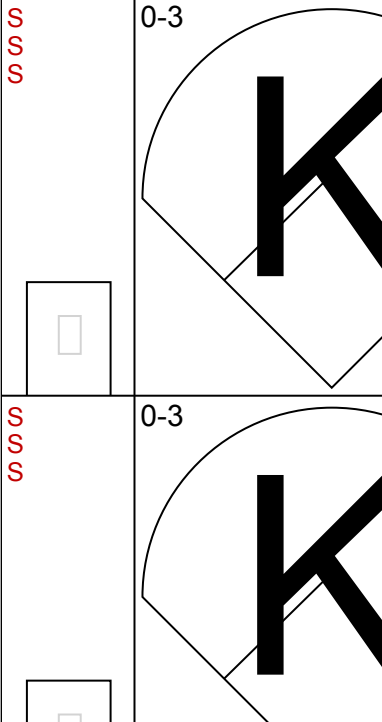
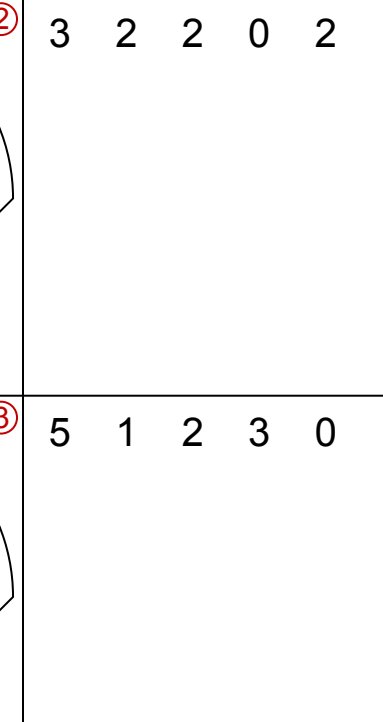

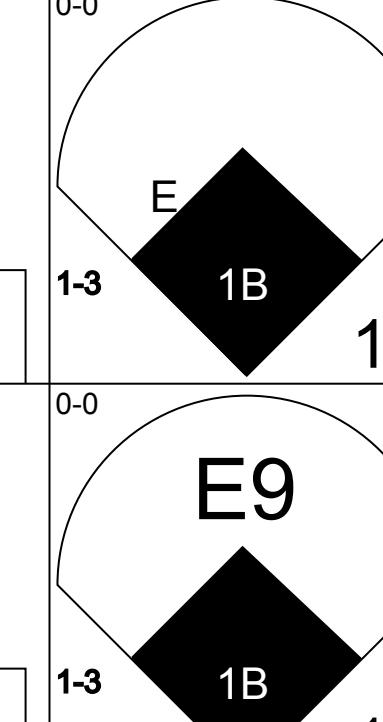

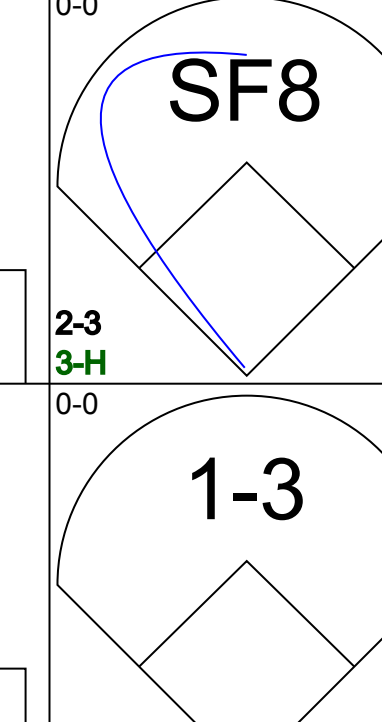


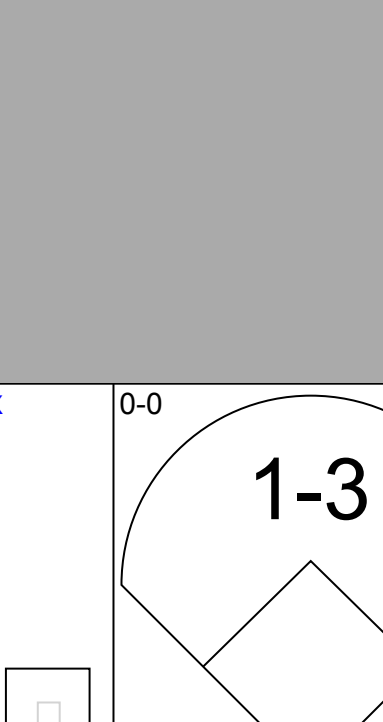

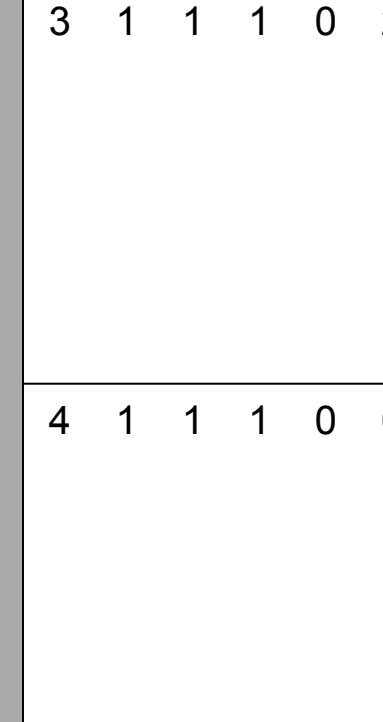

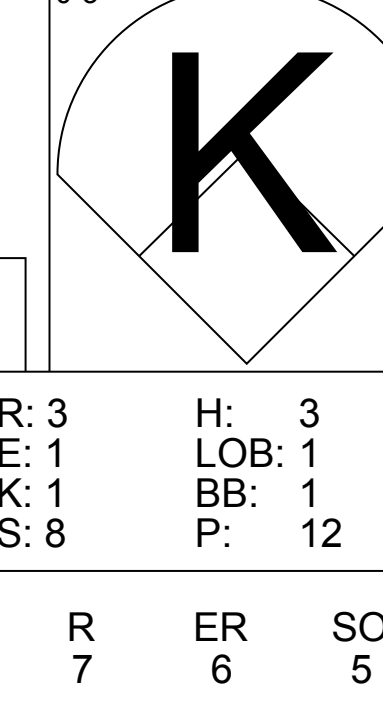
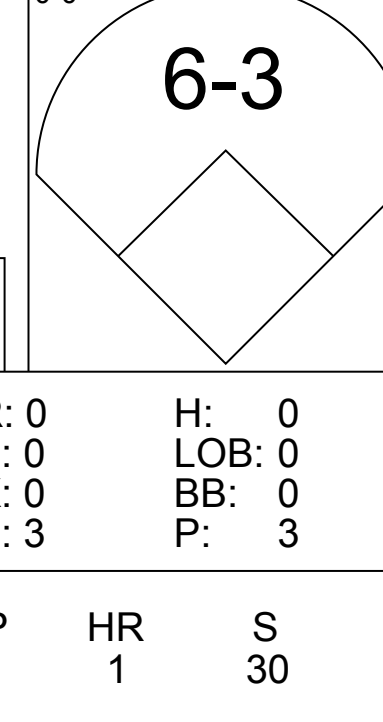
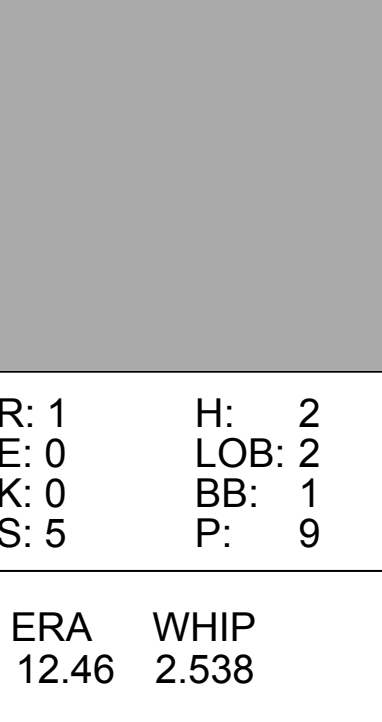
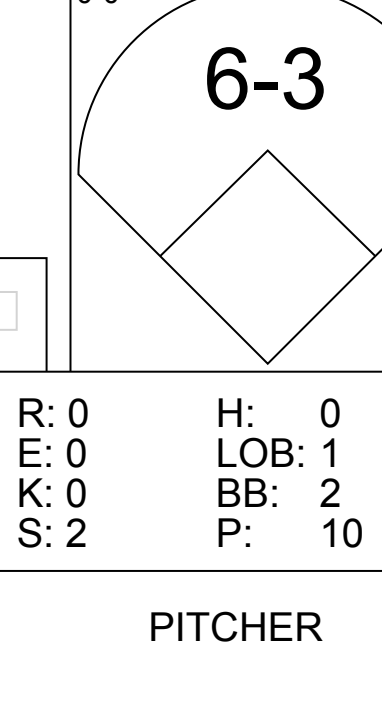
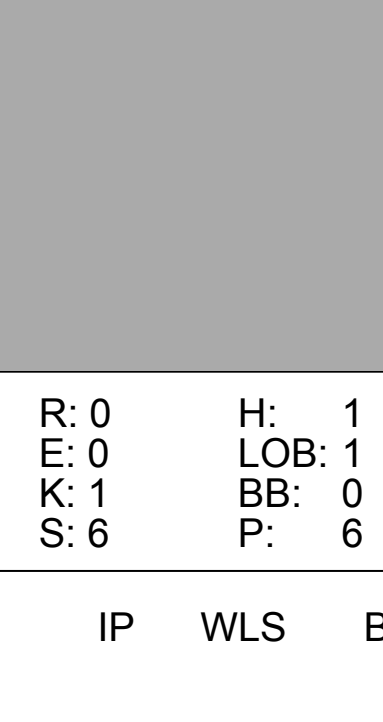
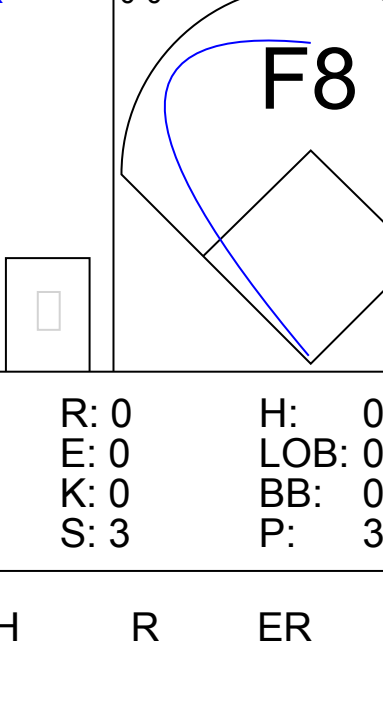

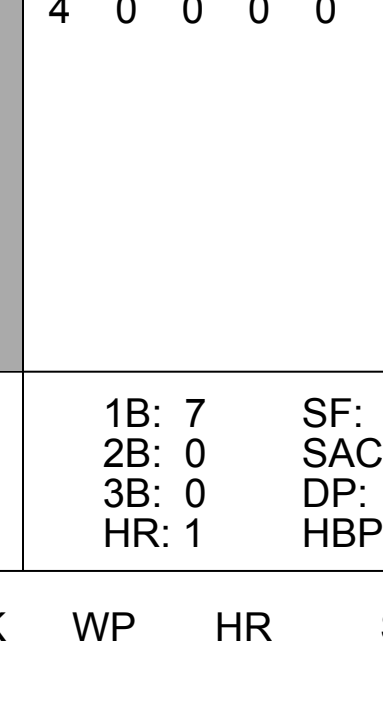
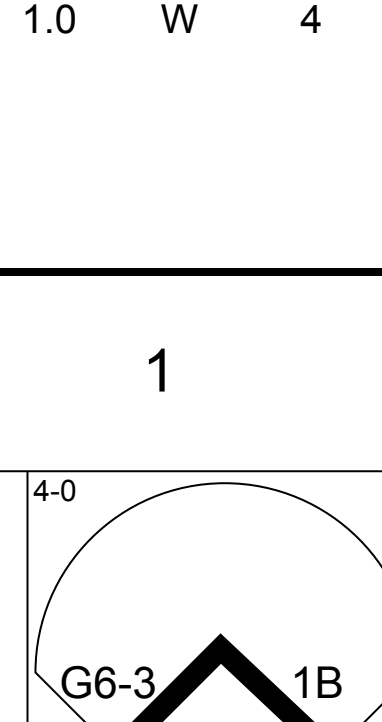
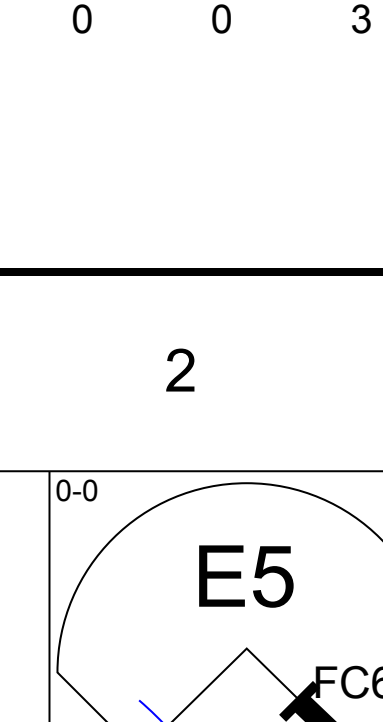
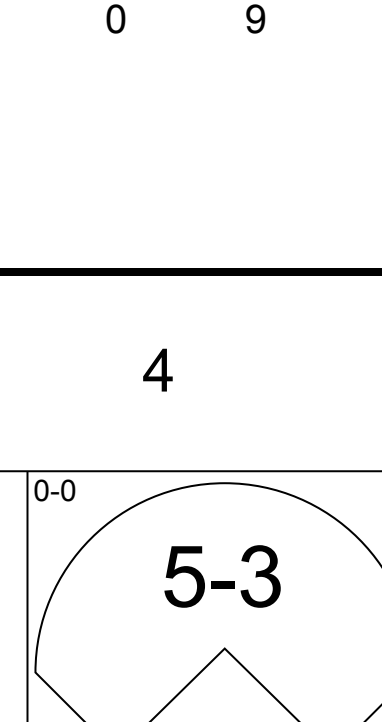
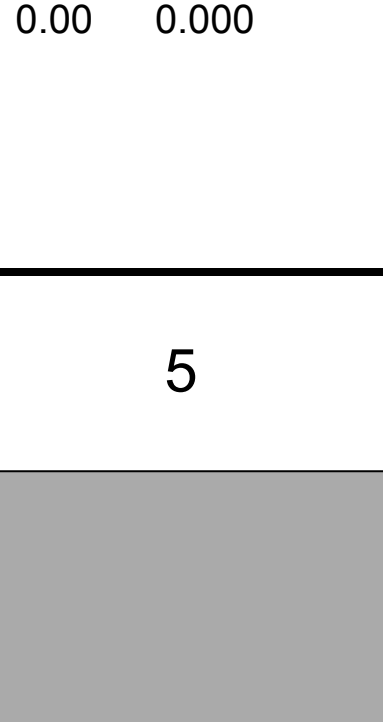
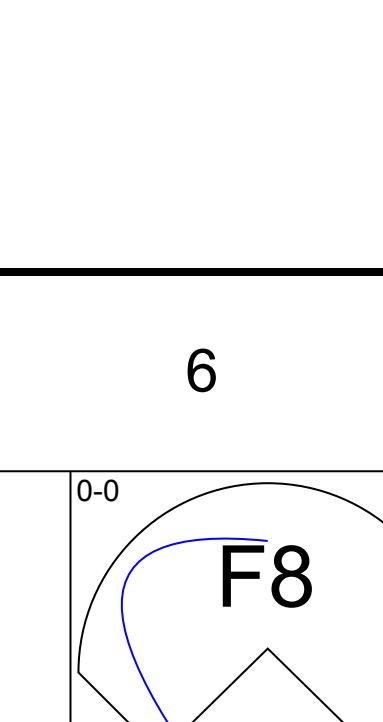
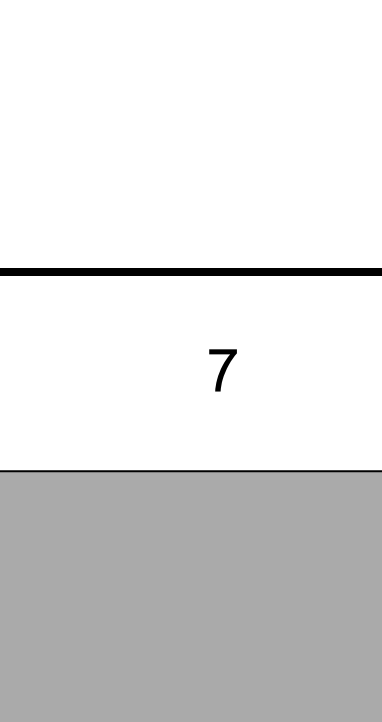
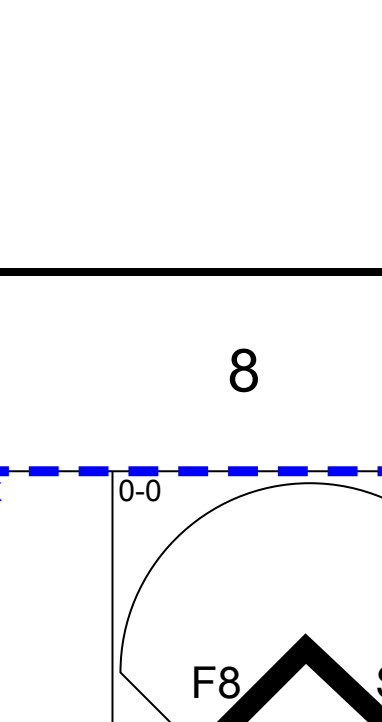
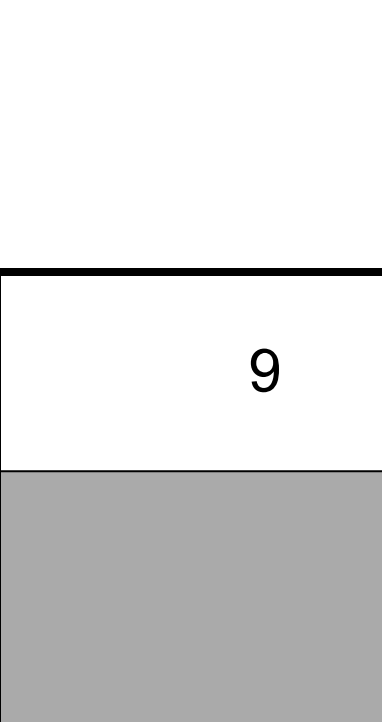
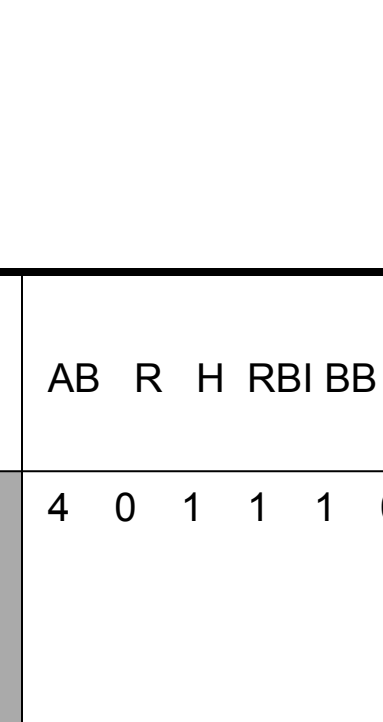
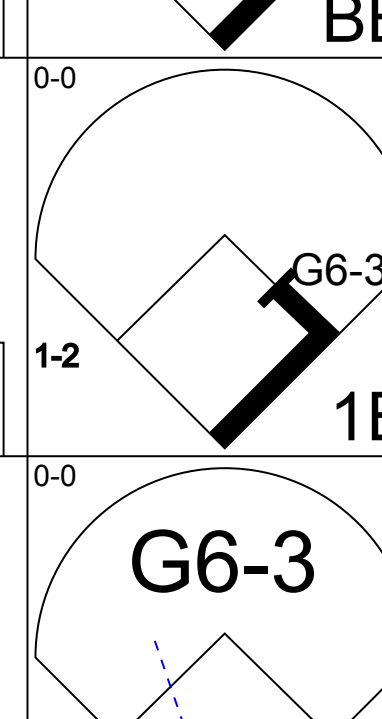
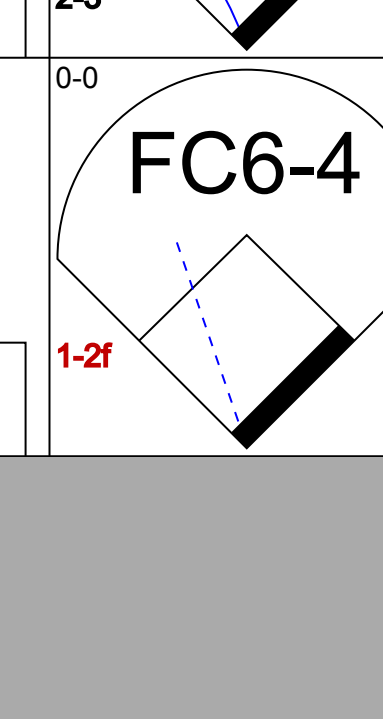

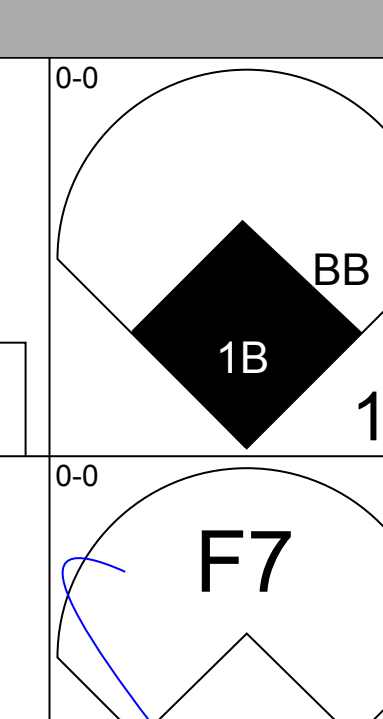
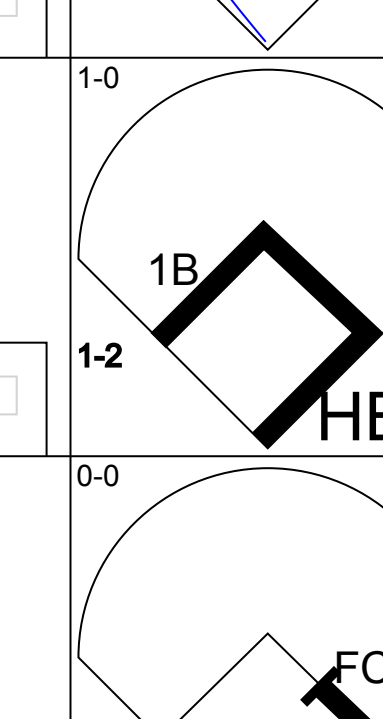

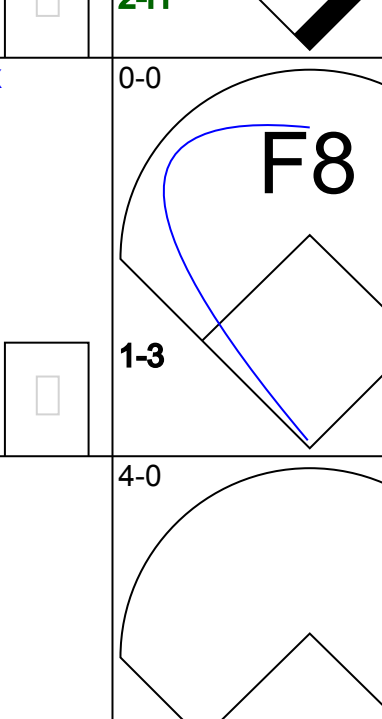

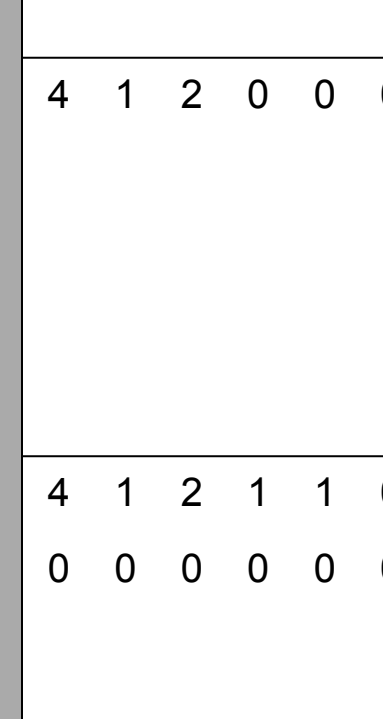
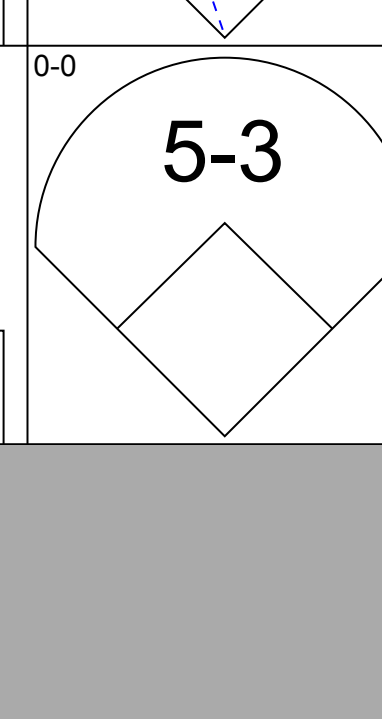


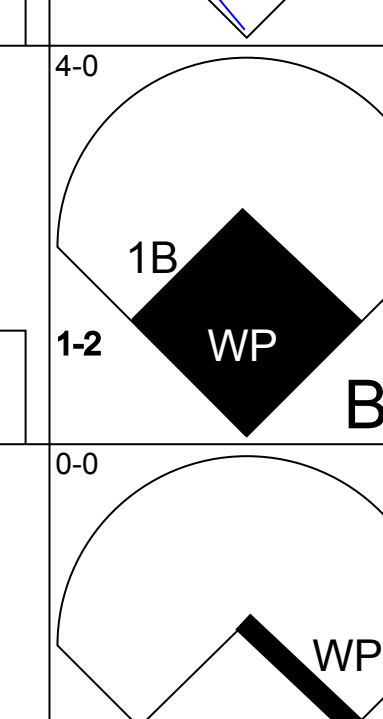
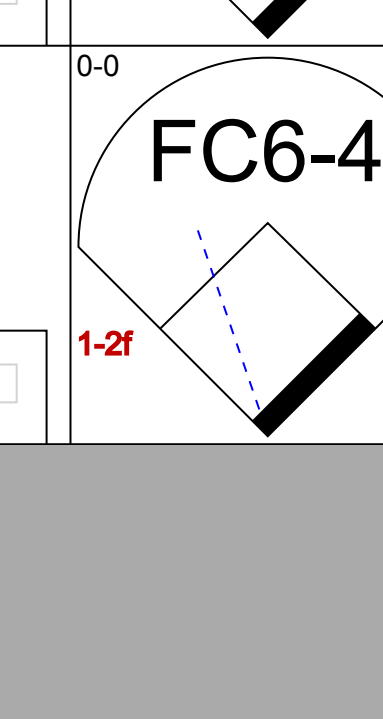
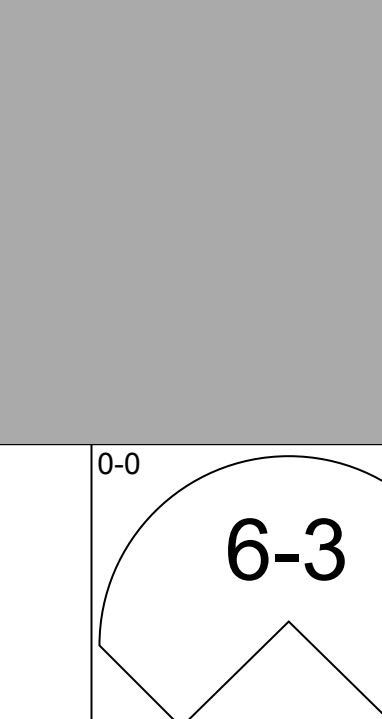
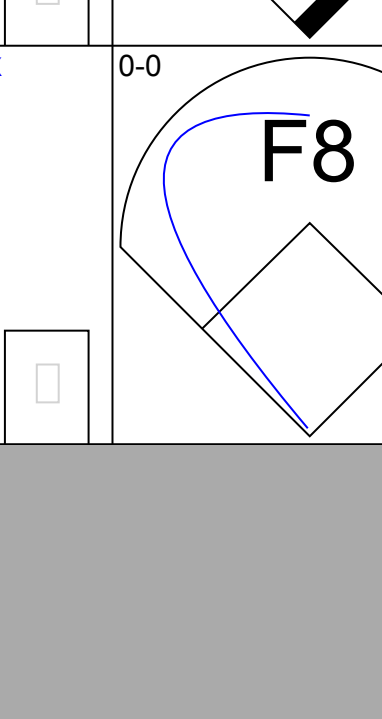
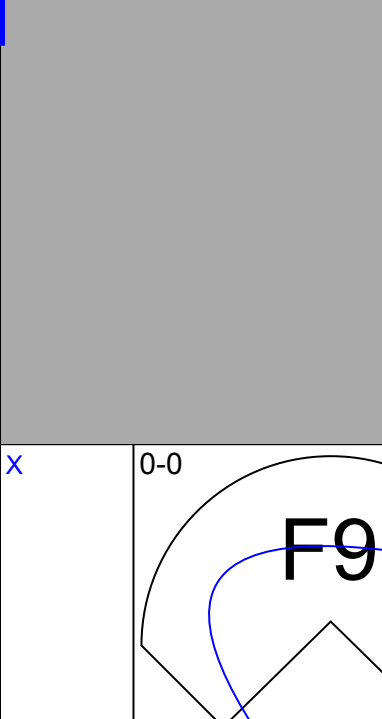
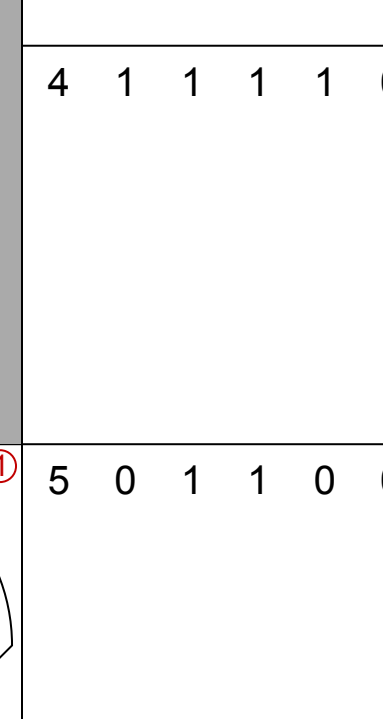

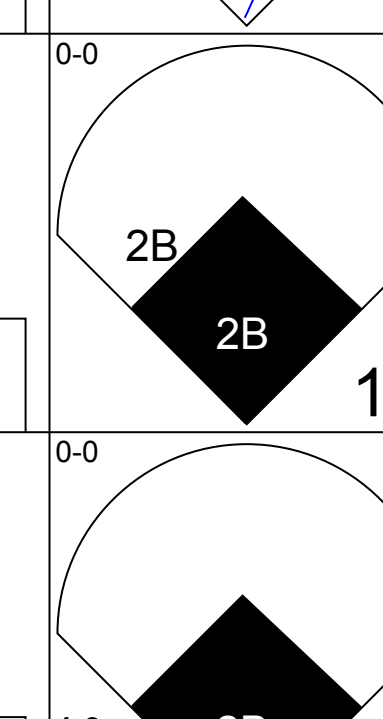

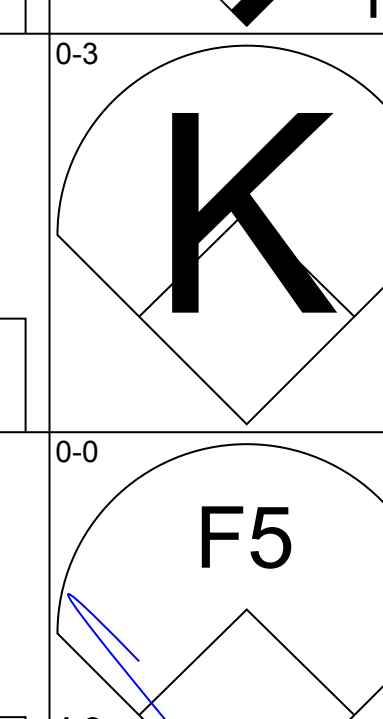

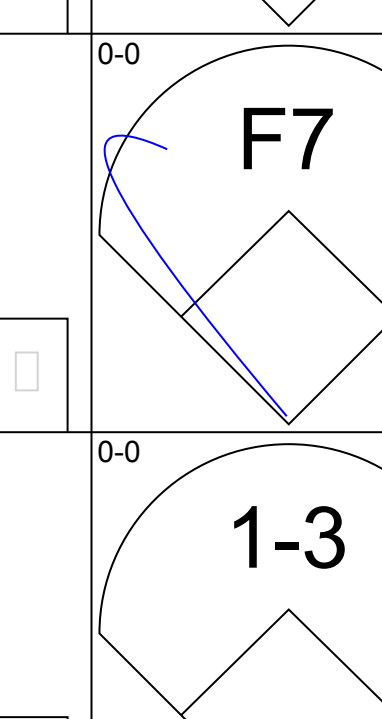

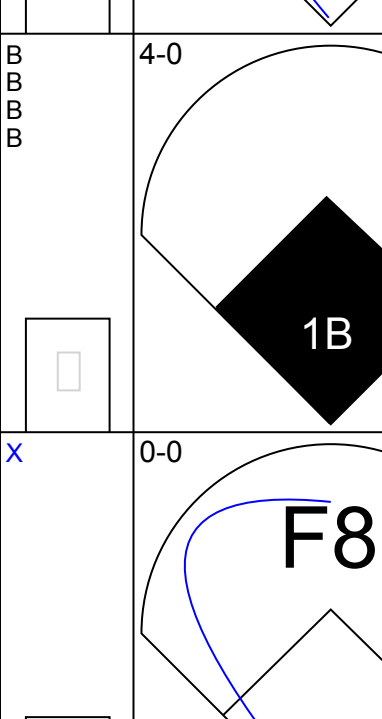
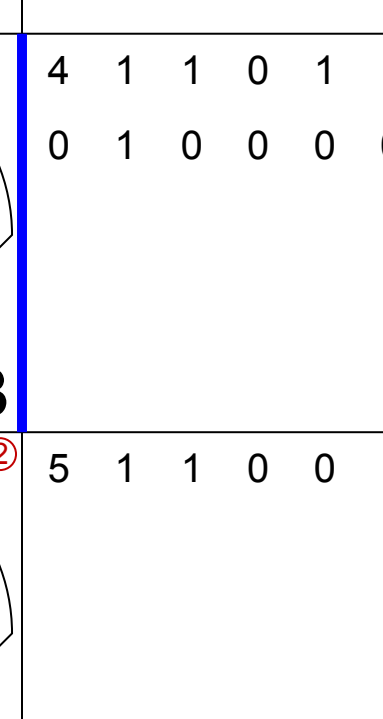

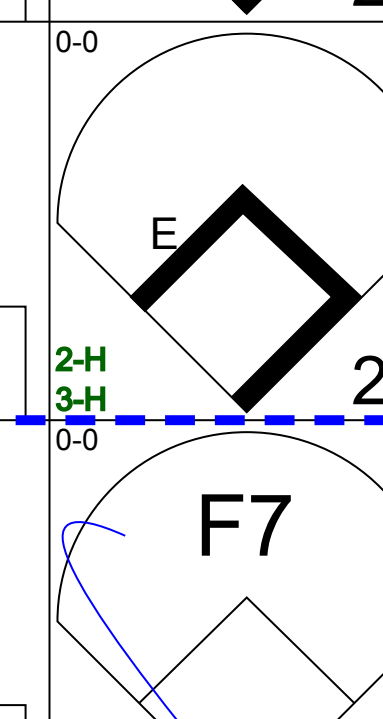
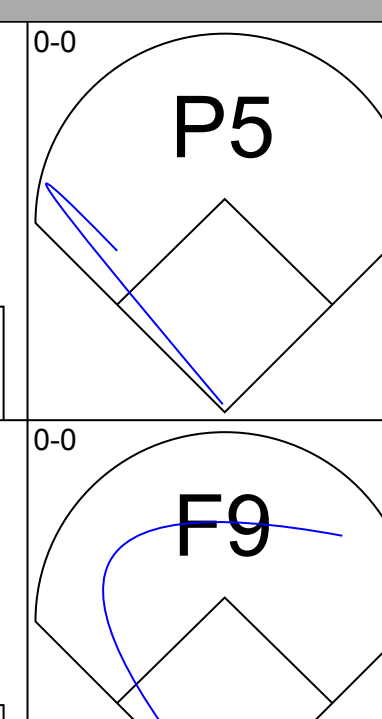

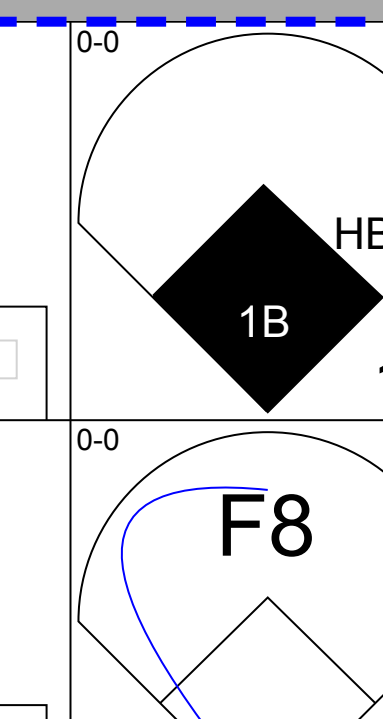

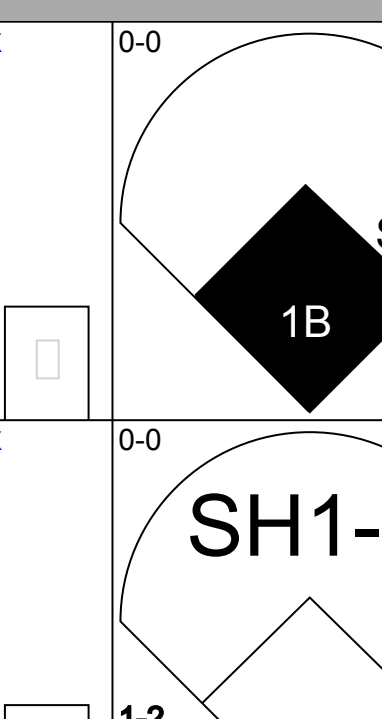
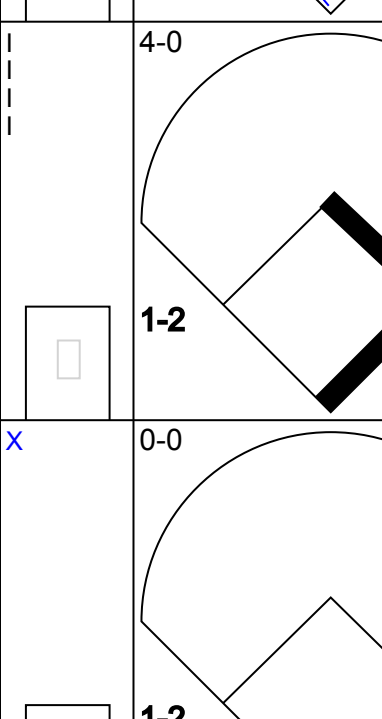
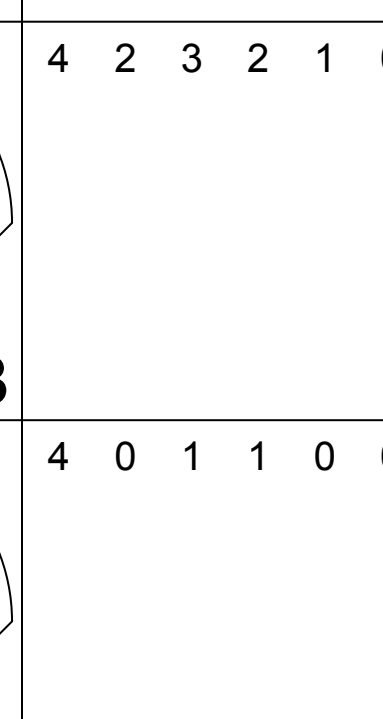
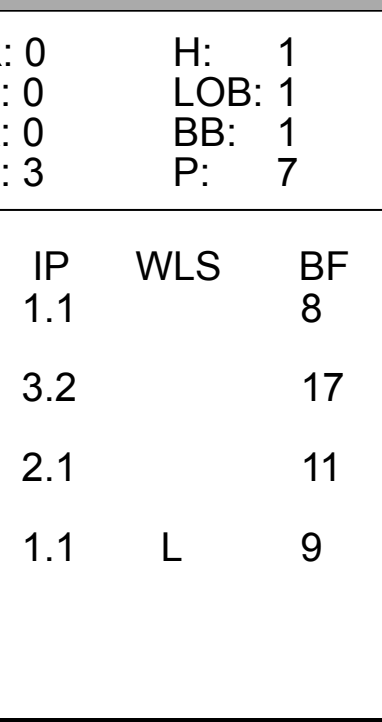
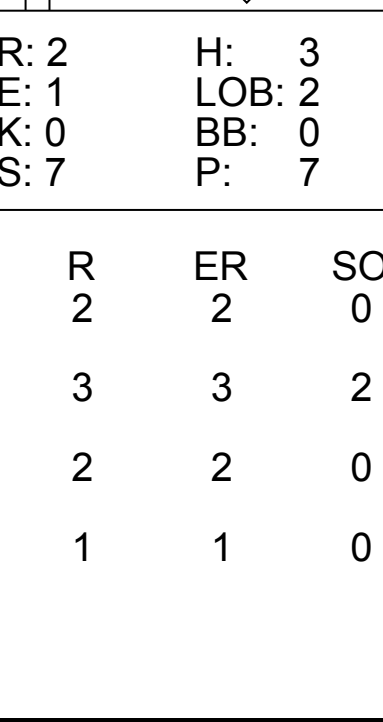
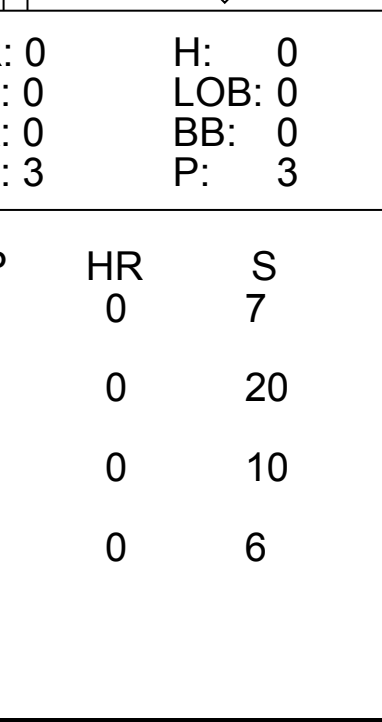
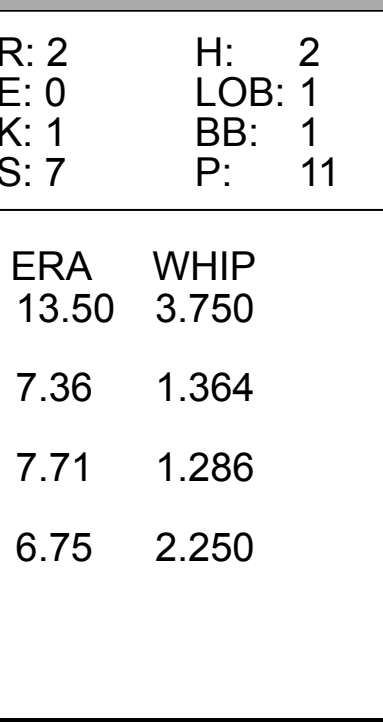
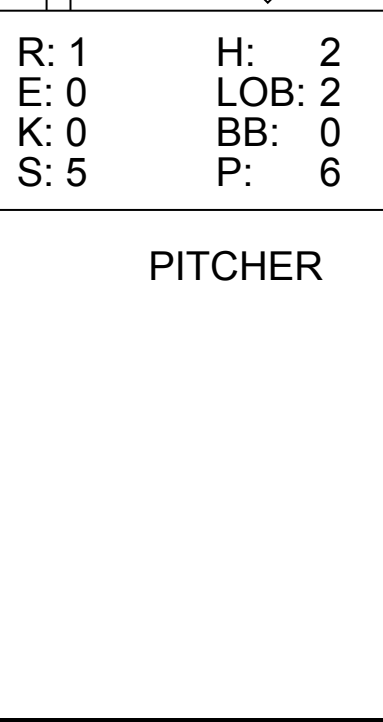
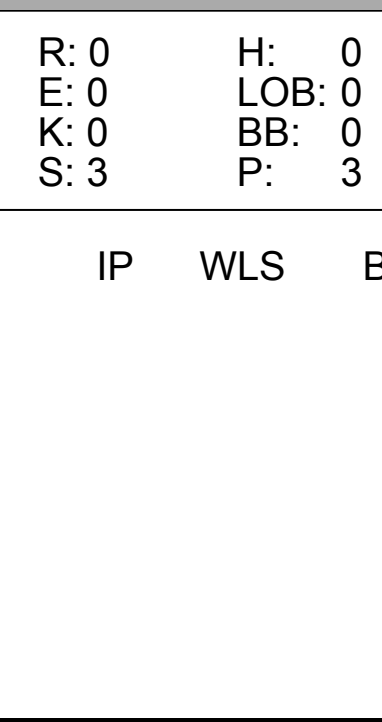
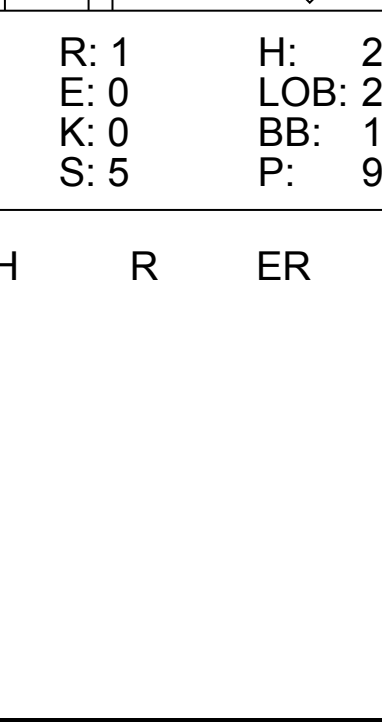
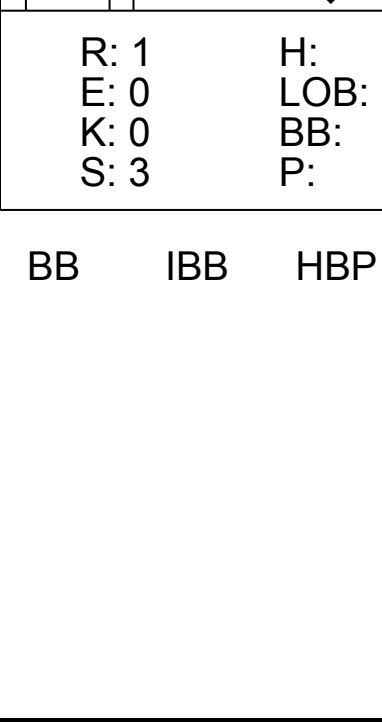

Batter	1	2	3	4	5	6	7	8	9	AB	R	H	RBI	BB	SO	LOB	BOTTOM										
Ron LeFlore, R OBP: 0.338, SLG: 0.409 (1, 8)	0-0 F8		0-0 1B		0-0 FC6-4 1B		0-0 S 1B		0-0 F4	5	0	3	0	0	0	1	Seattle Mariners @ Chicago White Sox Comiskey Park, Chicago, IL Sun Jul 04 1982, 4:33 AM EDT Att: 21,762 - Unknown										
Tony Bemazard, S OBP: 0.340, SLG: 0.388 (1, 4)	0-0 2B		0-0 F2		0-0 FC6-4 1B		4-0 FC5-4 BB		0-3 K	4	0	1	0	1	1	5											
Tom Paciorek, R OBP: 0.352, SLG: 0.443 (1, 3)	0-3 K		0-3 K		0-0 1B		0-0 F9			4	0	1	1	0	2	6											
Greg Luzinski, R OBP: 0.368, SLG: 0.478 (1, 10)	0-3 K		0-0 F9		4-0 FC6-4 BB		0-0 FC5-4			3	0	0	0	1	1	6											
Carlton Fisk, R OBP: 0.347, SLG: 0.400 (1, 2)		0-0 F9		0-0 FC6-4		0-0 F7		0-0 F3		4	0	0	0	0	0	1											
Harold Baines, L OBP: 0.306, SLG: 0.406 (1, 9)		0-0 E4		0-0 F4		0-3 K		0-0 5-3		4	0	0	0	0	1	1											
Jerry Hairston, S OBP: 0.260, SLG: 0.455 (1, 7)		0-0 F6		0-0 F7		0-0 F7		0-0 F7		4	0	0	0	0	0	2											
Vance Law, R OBP: 0.384, SLG: 0.394 Rudy Law, L OBP: 0.372, SLG: 0.431 (9, PH)		0-0 F7			0-3 K		0-0 1B SH1-4 1B		0-0 S 1B	3	0	1	0	0	1	1											
Bill Almon, R OBP: 0.341, SLG: 0.393 Steve Kemp, L OBP: 0.386, SLG: 0.420 (9, PH)			0-0 CS 1B 1B		0-0 FC6-4 1B 1B		0-0 SH1-4		0-3 K	2	1	2	0	0	0	0											
Inning Stats	R: 0 E: 0 K: 2 S: 8	H: 1 LOB: 1 BB: 0 P: 8	R: 0 E: 1 K: 0 S: 4	H: 0 LOB: 1 BB: 0 P: 4	R: 0 E: 0 K: 1 S: 6	H: 2 LOB: 2 BB: 0 P: 6	R: 0 E: 0 K: 0 S: 3	H: 0 LOB: 1 BB: 1 P: 7	R: 1 E: 0 K: 1 S: 8	H: 3 LOB: 2 BB: 0 P: 8	R: 0 E: 0 K: 0 S: 5	H: 0 LOB: 0 BB: 0 P: 5	R: 0 E: 0 K: 0 S: 5	H: 2 LOB: 3 BB: 1 P: 9	R: 0 E: 0 K: 0 S: 3	H: 0 LOB: 0 BB: 0 P: 3		R: 0 E: 0 K: 2 S: 8	H: 1 LOB: 1 BB: 0 P: 8	1B: 8 2B: 2 3B: 0 HR: 0	SF: 0 SAC: 1 DP: 1 HBP: 0	WP: 0 PB: 0 SB: 2 CS: 1	PA: 38				
PITCHER	IP	WLS	BF	H	R	ER	SO	BB	IBB	HBP	BLK	WP	HR	S	P	ERA	WHIP										
Floyd Bannister, L ERA: 2.85 (1, 1)	6.0		25	6	1	1	5	1	0	0	0	0	0	3	7	0.00	9.000										
Ed Vande Berg, L ERA: 1.89 (7, 1)	0.1		4	2	0	0	0	1	0	0	0	0	0	3	7	0.00	9.000										
Larry Andersen, R ERA: 5.91 (7, 1)	1.2		6	1	0	0	0	0	0	0	0	0	0	6	6	0.00	0.600										
Bill Caudill, R ERA: 2.08 (9, 1)	1.0	S	3	0	0	0	2	0	0	0	0	0	0	7	7	0.00	0.000										

Batter	1	2	3	4	5	6	7	8	9	AB	R	H	RBI	BB	SO	LOB	TOP					
Willie Randolph, R (1, 4) OBP: 0.365, SLG: 0.353	F9	4-3		BB 1B			G3			5	0	2	0	0	0	2	New York Yankees @ Seattle Mariners The Kingdome, Seattle, WA Mon Jul 05 1982, 10:05 PM EDT Att: 36,471 - Unknown					
Jerry Mumphrey, S (1, 8) OBP: 0.376, SLG: 0.353	K		G3 S 1B	BB 1B			G3 1B	F7		4	1	2	0	1	1	2						
Bobby Murcer, L (1, 10) OBP: 0.304, SLG: 0.396	F7		G3	F8			G3			5	0	0	0	0	0	5						
Oscar Gamble, L (1, 9) OBP: 0.368, SLG: 0.465		F5	F6		L3		1B HBP			3	0	0	0	1	0	1						
Dave Winfield, R (1, 7) OBP: 0.354, SLG: 0.543		HR	4-3		F8		1-2 2-H 1B			5	1	2	2	0	0	2						
John Mayberry, L (1, 3) OBP: 0.324, SLG: 0.345		BB 2B 1B		HR	K		4-3			5	2	2	1	0	1	3						
Graig Nettles, L (1, 5) OBP: 0.305, SLG: 0.355		K	4-3		4-3		3-1			4	0	0	0	0	1	1						
Roy Smalley, S (1, 6) OBP: 0.353, SLG: 0.390		2B 1B BB		BB 1B	K		K	6-3		3	0	1	0	1	1	0						
Butch Wynegar, S (1, 2) OBP: 0.373, SLG: 0.362		1-3 2-H 2B		K	G3			1B BB		3	0	1	1	1	1	1						
Inning Stats	R: 0 E: 0 K: 1 S: 5	H: 0 LOB: 0 BB: 0 P: 5	R: 2 E: 0 K: 1 S: 8	H: 3 LOB: 2 BB: 1 P: 12	R: 0 E: 0 K: 0 S: 4	H: 1 LOB: 1 BB: 0 P: 4	R: 1 E: 0 K: 1 S: 8	H: 3 LOB: 3 BB: 1 P: 12	R: 0 E: 0 K: 1 S: 5	H: 0 LOB: 0 BB: 0 P: 5	R: 0 E: 0 K: 0 S: 5	H: 0 LOB: 0 BB: 0 P: 5	R: 1 E: 0 K: 0 S: 5	H: 2 LOB: 2 BB: 0 P: 6	R: 0 E: 0 K: 0 S: 4	H: 1 LOB: 2 BB: 1 P: 8	R: 0 E: 0 K: 0 S: 3	H: 0 LOB: 1 BB: 1 P: 7	1B: 7 2B: 1 3B: 0 HR: 2	SF: 0 SAC: 0 DP: 0 HBP: 1	WP: 0 PB: 0 CS: 1	PA: 42
PITCHER	IP	WLS	BF	H	R	ER	SO	BB	IBB	HBP	BLK	WP	HR	S	P	ERA	WHIP					
Jim Beattie, R (1, 1) ERA: 2.6	6.2		31	8	4	4	5	2	0	1	0	0	2	38	47	5.40	1.500					
Mike Stanton, R (7, 1) ERA: 2.47	0.0		1	1	0	0	0	0	0	0	0	0	0	1	1	∞	∞					
Ed Vande Berg, L (7, 1) ERA: 1.83	1.0	W	5	1	0	0	0	1	0	0	0	0	0	4	8	0.00	2.000					
Bill Caudill, R (8, 1) ERA: 2.03	1.1	S	5	0	0	0	0	1	0	0	0	0	0	4	8	0.00	0.750					

Batter	1	2	3	4	5	6	7	8	9	AB	R	H	RBI	BB	SO	LOB	BOTTOM				
Julio Cruz, S (1, 4) OBP: 0.326, SLG: 0.331	1B 2B 1B		1B 2B		K		S 1B 1B			4	3	3	2	0	1	0	New York Yankees @ Seattle Mariners The Kingdome, Seattle, WA Mon Jul 05 1982, 10:05 PM EDT Att: 36,471 - Unknown				
Dave Edler, R (1, 5) OBP: 0.600, SLG: 0.600	2B 1B		L9-3 1B		F9		1B 1B			4	0	3	2	0	0	0					
Bruce Bochte, L (1, 7) OBP: 0.394, SLG: 0.395	1B		L9-3 1B		F7		1B			4	0	2	1	0	0	1					
Al Cowens, R (1, 9) OBP: 0.343, SLG: 0.500	K		F8			6-3	F5			4	0	0	0	0	1	3					
Richie Zisk, R (1, 10) OBP: 0.341, SLG: 0.393	K			F3		F4		4-3		4	0	0	0	0	1	1					
Gary Gray, R (1, 3) OBP: 0.357, SLG: 0.398		F9		FC6-4 1B BB		K		4-3		3	0	0	0	1	1	0					
Dave Henderson, R (1, 8) OBP: 0.379, SLG: 0.574		K		FC6-4 1B			K			4	0	2	0	0	2	0					
Bud Bulling, R (1, 2) OBP: 0.285, SLG: 0.274		K		FC6-4			1B 2B			3	1	1	0	1	1	2					
Domingo Ramos, R (1, 6) OBP: 0.241, SLG: 0.231					4-3		4-3			1	1	0	0	1	0	2					
Steve Strouther, L (7, PH) OBP: 0.297, SLG: 0.293										1	0	0	0	0	0	1					
Paul Serna, R (8, 6) OBP: 0.230, SLG: 0.284			2B BB							1	0	0	0	0	0	2					
Inning Stats	R: 1 E: 0 K: 2 S: 9	H: 3 LOB: 1 BB: 0 P: 9	R: 0 E: 0 K: 2 S: 7	H: 0 LOB: 0 BB: 0 P: 7	R: 2 E: 0 K: 0 S: 4	H: 2 LOB: 1 BB: 1 P: 8	R: 0 E: 0 K: 0 S: 4	H: 1 LOB: 2 BB: 1 P: 8	R: 0 E: 0 K: 1 S: 5	H: 0 LOB: 0 BB: 0 P: 5	R: 0 E: 0 K: 1 S: 5	H: 0 LOB: 0 BB: 0 P: 5	R: 2 E: 0 K: 1 S: 9	H: 4 LOB: 2 BB: 0 P: 9	R: 0 E: 0 K: 0 S: 4	H: 1 LOB: 2 BB: 1 P: 8	1B: 7 2B: 5 3B: 0 HR: 0	SF: 0 SAC: 0 DP: 1 HBP: 0	WP: 0 PB: 0 CS: 0	PA: 36	
PITCHER	IP	WLS	BF	H	R	ER	SO	BB	IBB	HBP	BLK	WP	HR	S	P	ERA	WHIP				
Shane Rawley, L (1, 1) ERA: 3.98	6.1		26	7	4	4	7	2	0	0	0	0	0	38	46	5.68	1.421				
George Frazier, R (7, 1) ERA: 2.37	0.1	L	3	2	1	1	0	0	0	0	0	0	0	3	3	27.00	6.000				
Dave LaRoche, L (7, 1) ERA: 0.82	1.1		7	2	0	0	0	0	1	0	0	0	0	6	10	0.00	1.500				

AB	37
R	4
H	10
RBI	4
BB	4
SO	5
LOB	17

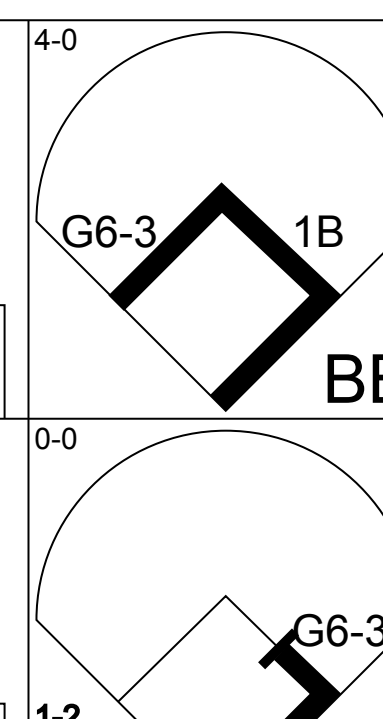
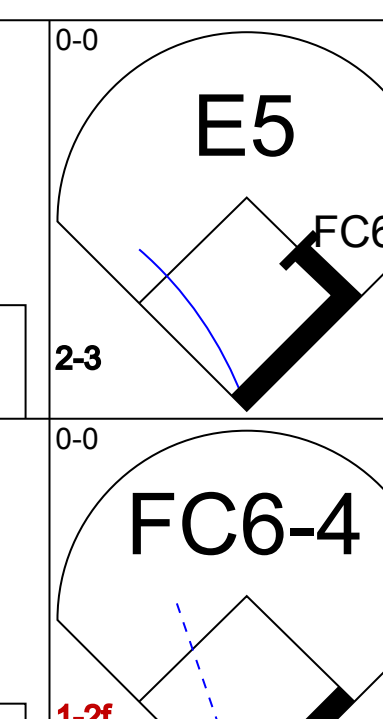
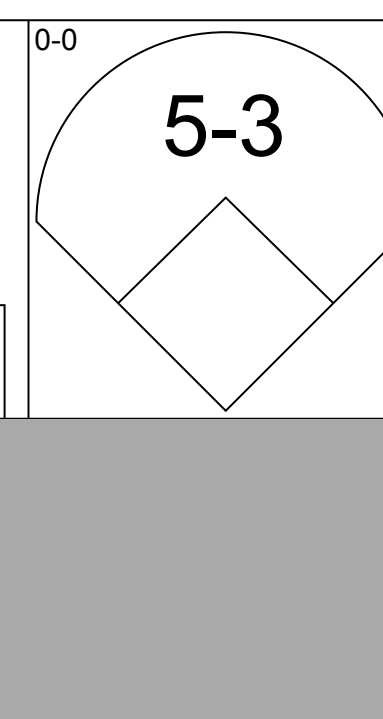
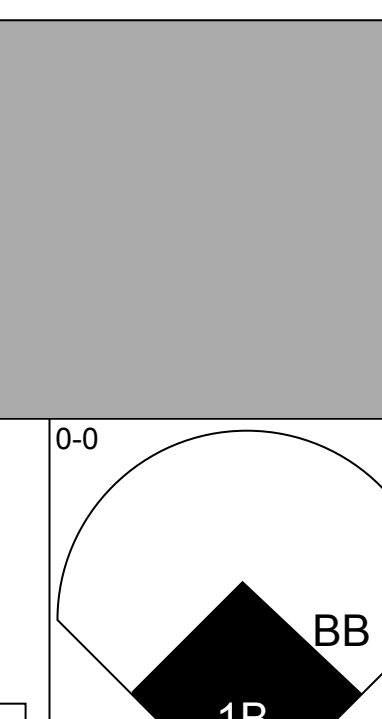
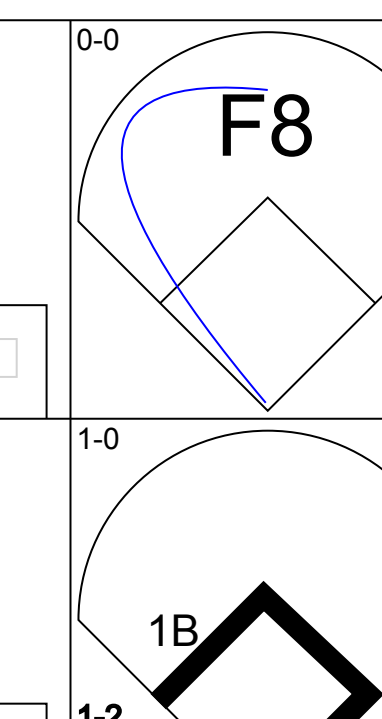

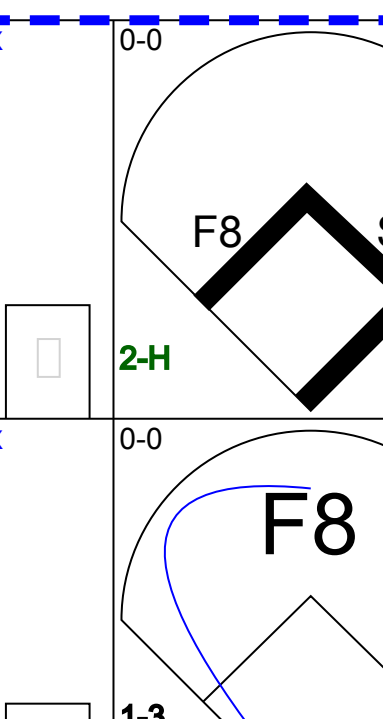

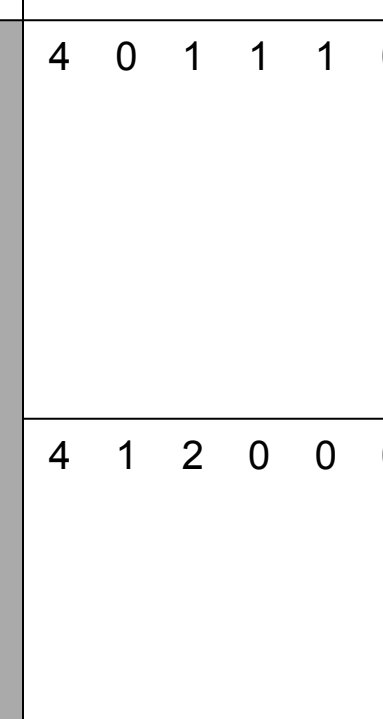
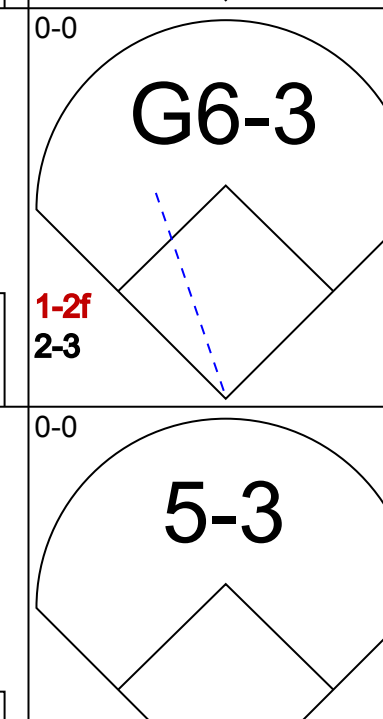


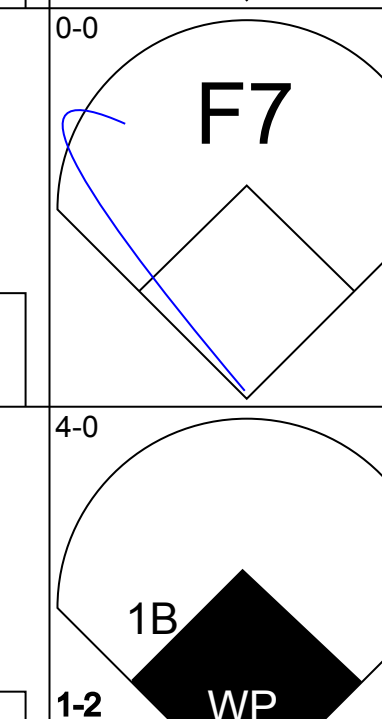
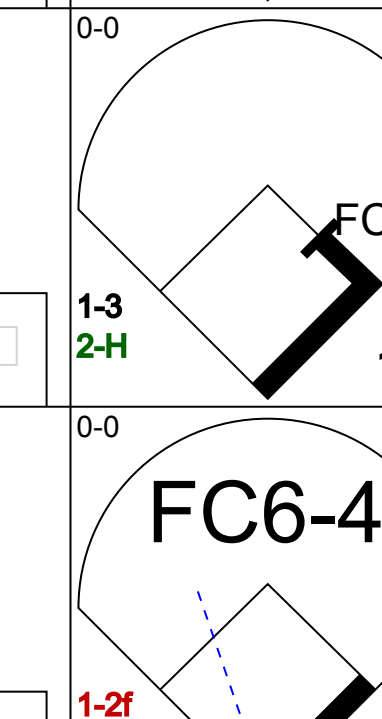

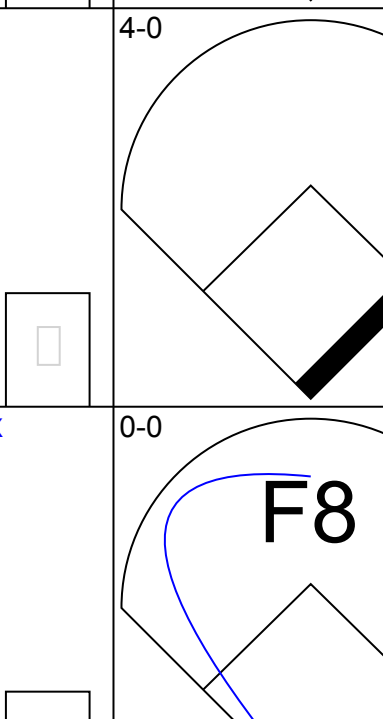

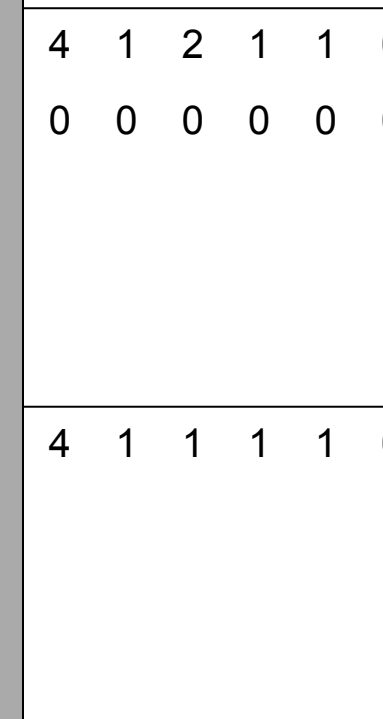

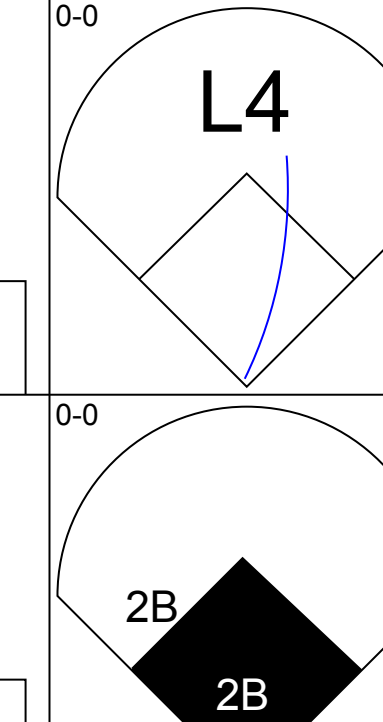

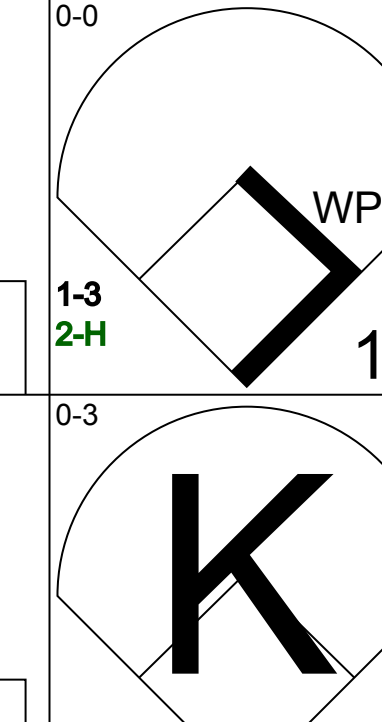

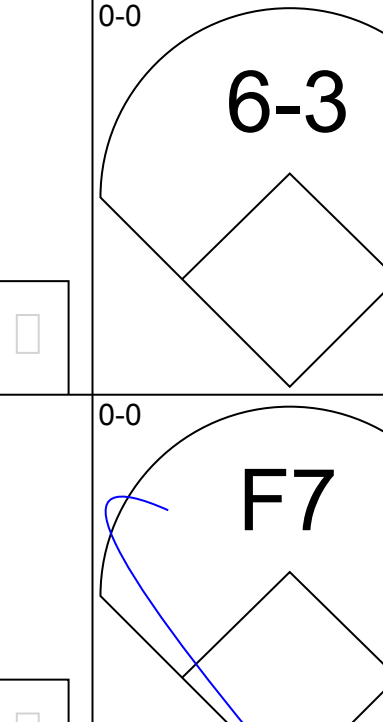

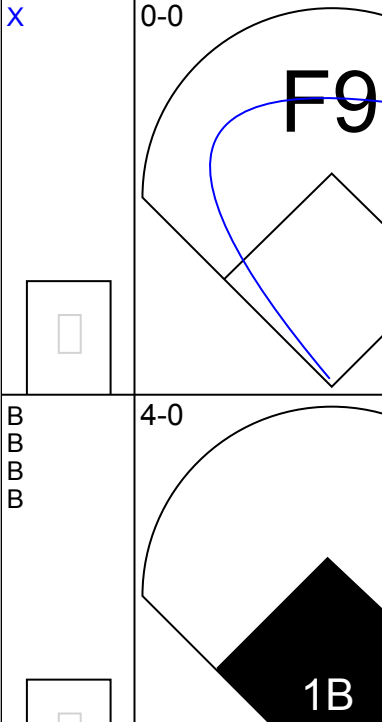
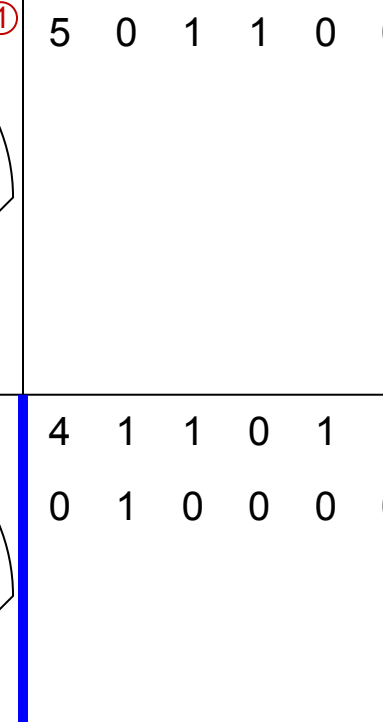

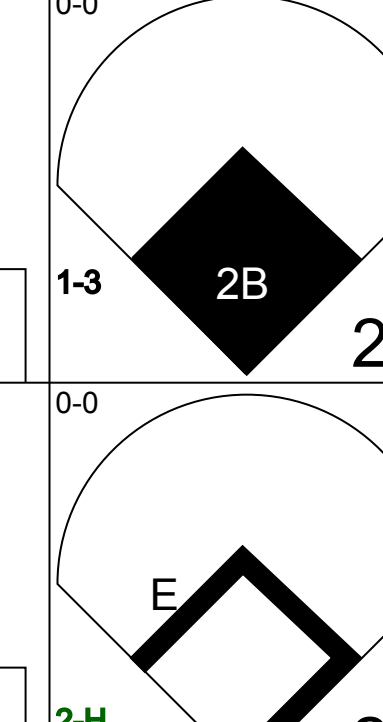
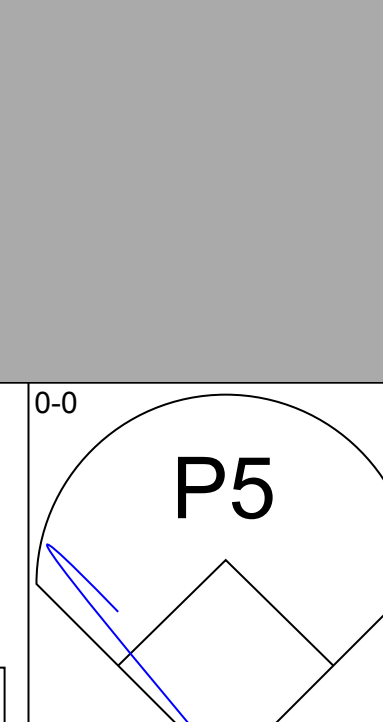
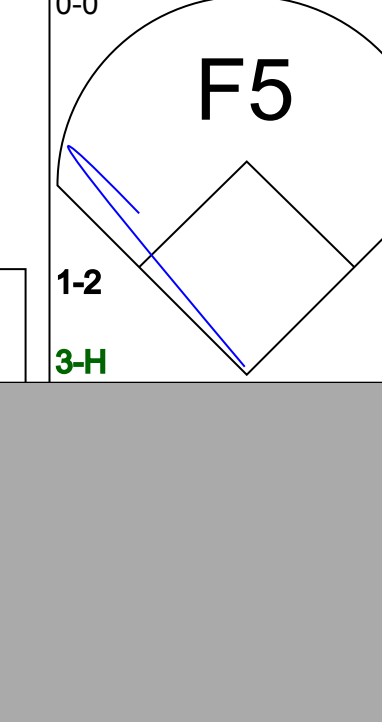
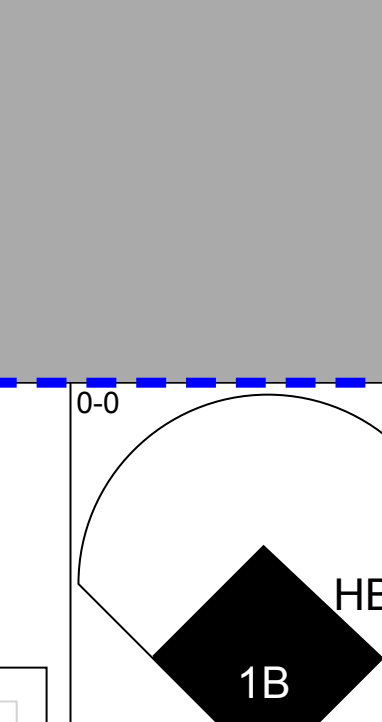
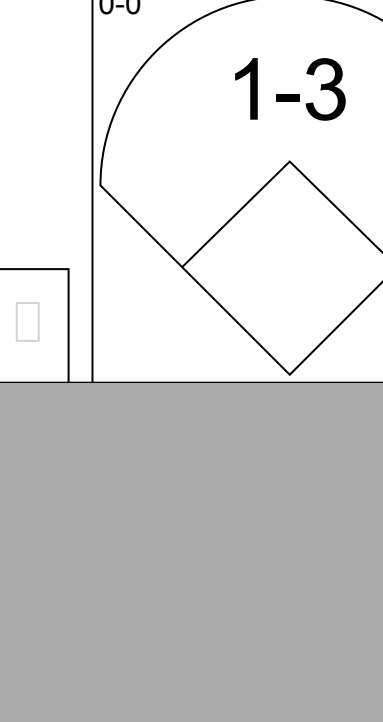
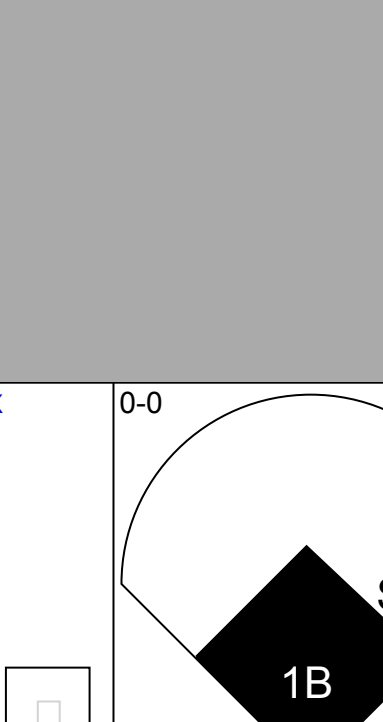
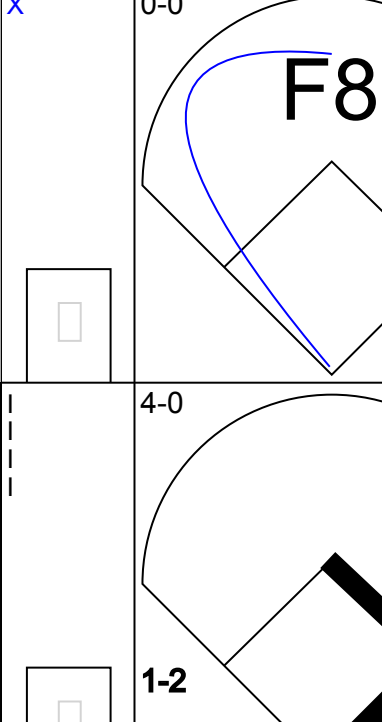
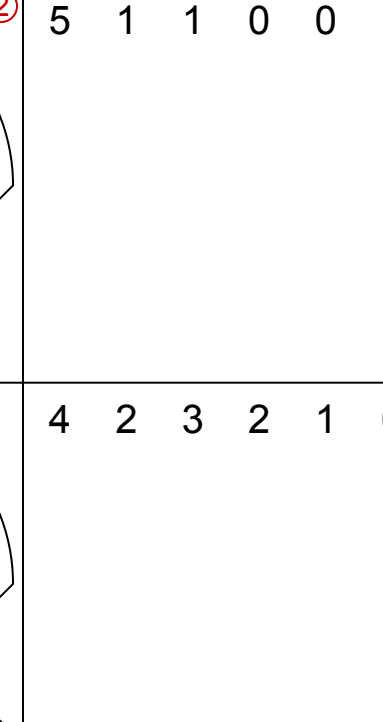

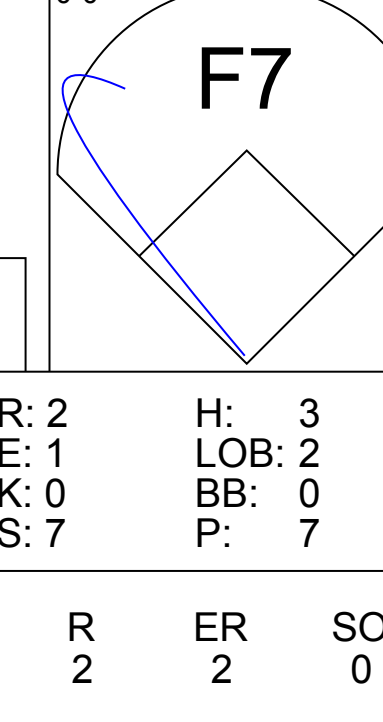
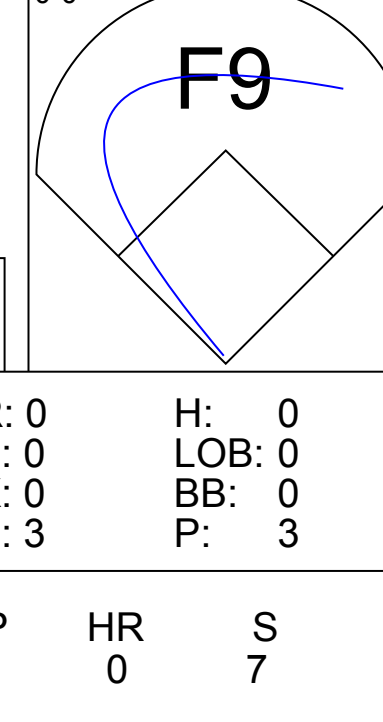
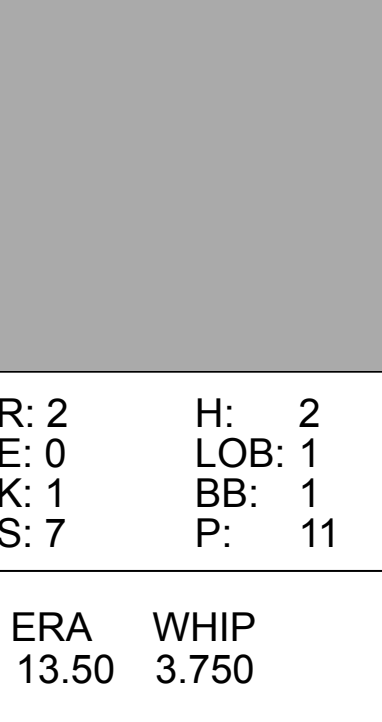
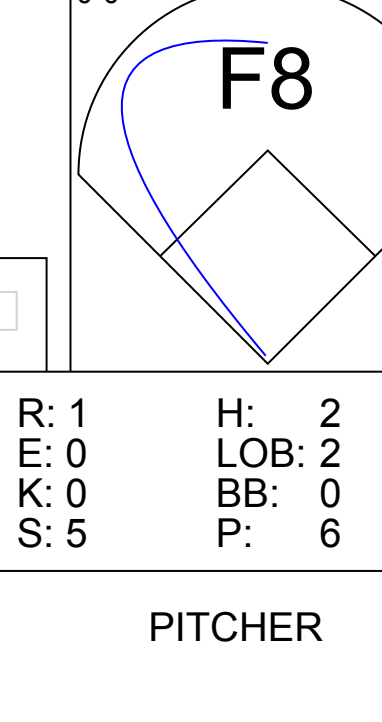

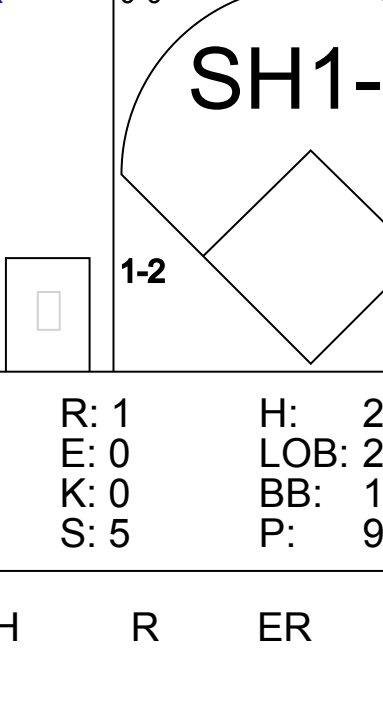
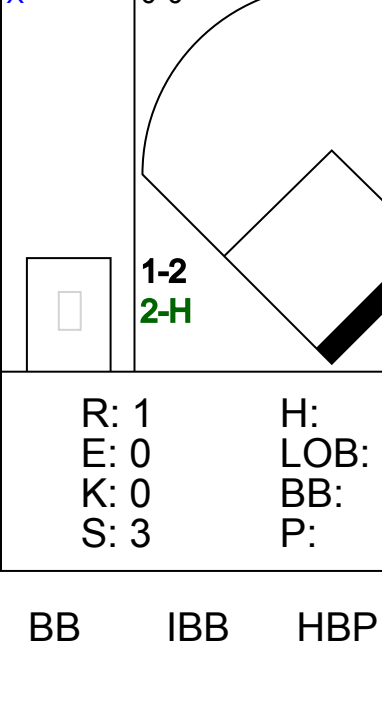
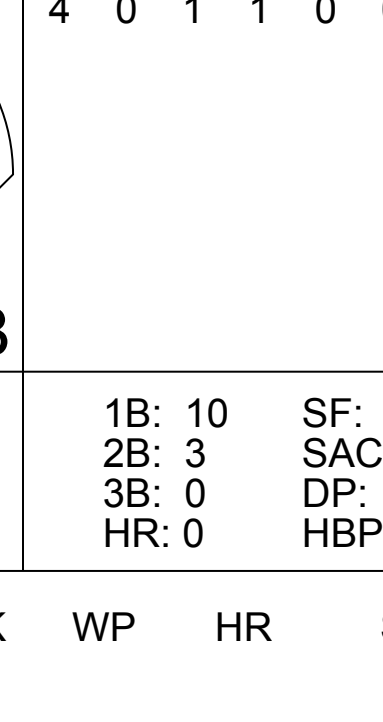
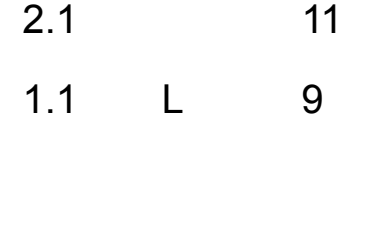


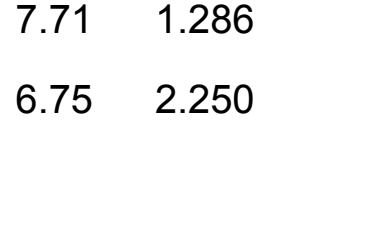







Batter	1	2	3	4	5	6	7	8	9	AB	R	H	RBI	BB	SO	LOB	TOP					
Al Bumby, L OBP: 0.314, SLG: 0.314 (1, 8)										4	0	1	2	1	1	0						
Rich Dauer, R OBP: 0.340, SLG: 0.395 (1, 4)										2	0	0	0	2	0	1						
Terry Crowley, L OBP: 0.378, SLG: 0.367 (9, PH)										0	0	0	0	1	0	0						
Lenn Sakata, R OBP: 0.319, SLG: 0.342 (9, 4)										0	0	0	0	0	0	0						
Ken Singleton, S OBP: 0.381, SLG: 0.378 (1, 10)										4	2	1	0	1	1	4						
Eddie Murray, S OBP: 0.385, SLG: 0.542 (1, 3)										4	0	0	0	1	2	3						
Cal Ripken Jr., R OBP: 0.305, SLG: 0.466 (1, 6)										3	2	2	0	2	1	2						
John Lowenstein, L OBP: 0.401, SLG: 0.613 (1, 7)										5	1	2	3	0	1	4						
Dan Ford, R OBP: 0.282, SLG: 0.390 (1, 9)										3	1	1	1	0	2	1						
Joe Nolan, L OBP: 0.301, SLG: 0.412 (1, 2)										4	1	1	1	0	0	2						
Floyd Rayford, R OBP: 0.206, SLG: 0.323 (1, 5)										4	0	0	0	0	1	2						
Inning Stats	R: 0 E: 0 K: 2 S: 7	H: 0 LOB: 1 BB: 1 P: 11	R: 3 E: 1 K: 1 S: 8	H: 3 LOB: 1 BB: 1 P: 12	R: 3 E: 0 K: 2 S: 9	H: 2 LOB: 0 BB: 1 P: 13	R: 0 E: 0 K: 0 S: 3	H: 0 LOB: 0 BB: 0 P: 3	R: 1 E: 0 K: 0 S: 5	H: 2 LOB: 2 BB: 1 P: 9	R: 0 E: 0 K: 0 S: 2	H: 0 LOB: 1 BB: 2 P: 10	R: 0 E: 0 K: 1 S: 6	H: 1 LOB: 1 BB: 0 P: 6	R: 0 E: 0 K: 0 S: 3	H: 0 LOB: 0 BB: 0 P: 3	R: 0 E: 0 K: 3 S: 9	H: 0 LOB: 2 BB: 2 P: 17	1B: 7 2B: 0 3B: 0 HR: 1	SF: 1 SAC: 0 DP: 1 HBP: 0	WP: 1 PB: 0 SB: 1 CS: 0	PA: 42
PITCHER	IP	WLS	BF	H	R	ER	SO	BB	IBB	HBP	BLK	WP	HR	S	P	ERA	WHIP					
Gene Nelson, R ERA: 4.18 (1, 1)	4.1		24	7	7	6	5	4	0	0	0	0	1	30	46	12.46	2.538					
Larry Andersen, R ERA: 5.44 (5, 1)	3.2		14	1	0	0	1	3	0	0	0	0	0	13	25	0.00	1.091					
Bill Caudill, R ERA: 1.99 (9, 1)	1.0	W	4	0	0	0	3	0	1	0	0	1	0	9	13	0.00	0.000					

Baltimore Orioles @ Seattle Mariners
The Kingdome, Seattle, WA
Wed Jul 07 1982, 10:05 PM EDT
Att: 12,405 - Unknown

AB 33
R 7
H 8
RBI 7
BB 8
SO 9
LOB 19



Batter	1	2	3	4	5	6	7	8	9	AB	R	H	RBI	BB	SO	LOB	BOTTOM					
Julio Cruz, S OBP: 0.327, SLG: 0.328 (1, 4)										4	0	1	1	1	0	2						
Manny Castillo, S OBP: 0.310, SLG: 0.331 (1, 5)										4	1	2	0	0	0	3						
Bruce Bochte, L OBP: 0.399, SLG: 0.403 (1, 7)										4	1	2	1	1	0	3						
Joe Simpson, L OBP: 0.286, SLG: 0.302 (6, PR)										0	0	0	0	0	0	0						
Al Cowens, R OBP: 0.341, SLG: 0.500 (1, 9)										4	1	1	1	1	0	5						
Richie Zisk, R OBP: 0.336, SLG: 0.389 (1, 10)										5	0	1	1	0	0	1						
Gary Gray, R OBP: 0.353, SLG: 0.394 (1, 3)										4	1	1	0	1	1	3						
Bobby Brown, S OBP: 0.274, SLG: 0.282 (9, PR)										0	1	0	0	0	0	0						
Rick Sweet, S OBP: 0.387, SLG: 0.469 (1, 2)										5	1	1	0	0	1	3						
Dave Henderson, R OBP: 0.380, SLG: 0.566 (1, 8)										4	2	3	2	1	0	0						
Todd Cruz, R OBP: 0.270, SLG: 0.387 (1, 6)										4	0	1	1	0	0	2						
Inning Stats	R: 0 E: 0 K: 0 S: 3	H: 1 LOB: 1 BB: 1 P: 7	R: 2 E: 1 K: 0 S: 7	H: 3 LOB: 0 BB: 0 P: 7	R: 1 E: 0 K: 1 S: 7	H: 2 LOB: 1 BB: 0 P: 7	R: 0 E: 0 K: 0 S: 3	H: 0 LOB: 0 BB: 0 P: 3	R: 2 E: 0 K: 1 S: 7	H: 2 LOB: 1 BB: 1 P: 11	R: 1 E: 0 K: 0 S: 5	H: 2 LOB: 2 BB: 0 P: 6	R: 0 E: 0 K: 0 S: 3	H: 0 LOB: 0 BB: 0 P: 3	R: 1 E: 0 K: 0 S: 5	H: 2 LOB: 1 BB: 1 P: 9	R: 1 E: 0 K: 0 S: 3	H: 1 LOB: 2 BB: 2 P: 11	1B: 10 2B: 3 3B: 0 HR: 0	SF: 0 SAC: 1 DP: 1 HBP: 1	WP: 2 PB: 0 SB: 2 CS: 0	PA: 45
PITCHER	IP	WLS	BF	H	R	ER	SO	BB	IBB	HBP	BLK	WP	HR	S	P	ERA	WHIP					
Storm Davis, R ERA: 2.45 (1, 1)	8		4	2	2	0	0	1	0	0	0	2	0	20	24	7.36	1.364					
Ross Grimsley, L ERA: 4.97 (2, 1)	3.2		17	4	3	3	2	1	0	0	0	2	0	20	24	7.36	1.364					
Don Stanhouse, R ERA: 6.35 (6, 1)	2.1		11	3	2	2	0	0	0	1	0	0	0	10	11	7.71	1.286					
Tim Stoddard, R ERA: 2.87 (8, 1)	1.1	L	9	2	1	1	0	1	2	0	0	0	0	6	18	6.75	2.250					

Baltimore Orioles @ Seattle Mariners
The Kingdome, Seattle, WA
Wed Jul 07 1982, 10:05 PM EDT
Att: 12,405 - Unknown

AB 38
R 8
H 13
RBI 7
BB 5
SO 2
LOB 22



Batter	1	2	3	4	5	6	7	8	9	AB	R	H	RBI	BB	SO	LOB	TOP																					
Al Bumbry, L OBP: 0.310, SLG: 0.310 Dan Ford, R OBP: 0.285, SLG: 0.392	F7	E5		K			K		SH1-4 1B	4	0	0	0	0	2	0																						
Rich Dauer, R OBP: 0.339, SLG: 0.393	1B	6-3			6-3		E5	1B	SH1-4	4	1	1	0	0	0	1																						
Ken Singleton, S OBP: 0.384, SLG: 0.382	1B			K		1B			K	5	0	3	0	0	2	1																						
Eddie Murray, S OBP: 0.385, SLG: 0.539	1B			F8		1B	4-3		K	5	0	2	1	0	1	2																						
John Lowenstein, L OBP: 0.409, SLG: 0.634	1B				G3-6-1				K	3	1	2	1	1	0	2																						
Cal Ripken Jr., R OBP: 0.307, SLG: 0.474	G6-4-3								1B	4	0	2	0	0	0	3																						
Joe Nolan, L OBP: 0.299, SLG: 0.406		6-3		K					B1	4	0	1	0	0	1	3																						
Gary Roenicke, R OBP: 0.382, SLG: 0.528				F4			P4		F7	4	1	1	0	0	0	3																						
Floyd Rayford, R OBP: 0.189, SLG: 0.294 Lenn Sakala, R OBP: 0.319, SLG: 0.342 Terry Crowley, L OBP: 0.378, SLG: 0.367 Benny Ayala, R OBP: 0.333, SLG: 0.561 Bobby Bonner, R OBP: 0.199, SLG: 0.234		K			6-3		4-3		FC5-4	3	0	0	0	0	1	2																						
Inning Stats	R: 1 E: 0 K: 0 S: 6	H: 4 LOB: 2 BB: 0 P: 6	R: 1 E: 1 K: 1 S: 7	H: 1 LOB: 1 BB: 0 P: 7	R: 1 E: 0 K: 2 S: 9	H: 2 LOB: 1 BB: 0 P: 9	R: 0 E: 0 K: 1 S: 5	H: 0 LOB: 0 BB: 0 P: 5	R: 0 E: 0 K: 0 S: 4	H: 2 LOB: 1 BB: 0 P: 4	R: 0 E: 0 K: 0 S: 4	H: 1 LOB: 1 BB: 0 P: 4	R: 0 E: 1 K: 1 S: 6	H: 1 LOB: 2 BB: 1 P: 6	R: 0 E: 0 K: 0 S: 4	H: 1 LOB: 2 BB: 1 P: 8	R: 0 E: 0 K: 2 S: 8	H: 1 LOB: 1 BB: 0 P: 8	1B: 11 2B: 0 3B: 1 HR: 1	SF: 0 SAC: 1 DP: 2 HBP: 0	WP: 1 PB: 0 SB: 1 CS: 0	PA: 40																
PITCHER	IP	WLS	BF	H	R	ER	SO	BB	IBB	HBP	BLK	WP	HR	S	P	ERA	WHIP	PITCHER				IP	WLS	BF	H	R	ER	SO	BB	IBB	HBP	BLK	WP	HR	S	P	ERA	WHIP
Mike Moore, R ERA: 6.41	7.0	W	32	11	3	2	5	1	0	0	0	1	1	41	45	2.57	1.714																					
Mike Stanton, R ERA: 2.42	0.2		3	1	0	0	0	0	0	0	0	0	0	3	3	0.00	1.500																					
Ed Vande Berg, L ERA: 1.89	0.1		2	1	0	0	0	0	0	0	0	0	0	2	2	0.00	3.000																					
Bill Caudill, R ERA: 1.95	1.0	S	3	0	0	0	2	0	0	0	0	0	0	7	7	0.00	0.000																					

Baltimore Orioles @ Seattle Mariners
The Kingdome, Seattle, WA
Thu Jul 08 1982, 10:05 PM EDT
Att: 13,538 - Unknown

AB 38
R 3
H 13
RBI 2
BB 1
SO 7
LOB 19



Batter	1	2	3	4	5	6	7	8	9	AB	R	H	RBI	BB	SO	LOB	BOTTOM																					
Julio Cruz, S OBP: 0.333, SLG: 0.330			SH1-3							1	0	1	0	2	0	0																						
Dave Edler, R OBP: 0.444, SLG: 0.444 Manny Castillo, S OBP: 0.310, SLG: 0.331	F5		5-3		5-3					4	0	1	3	0	0	3																						
Bruce Bochte, L OBP: 0.398, SLG: 0.404	4-3						F9			4	0	1	1	0	0	2																						
Al Cowens, R OBP: 0.337, SLG: 0.494	6-3		K				P6		L3	4	0	0	0	0	1	2																						
Gary Gray, R OBP: 0.344, SLG: 0.383		K			6-3				F9	4	0	0	0	0	1	0																						
Dave Henderson, R OBP: 0.373, SLG: 0.554		F3			4-3				6-3	3	0	0	0	0	0	0																						
Todd Cruz, R OBP: 0.287, SLG: 0.382		F2			K				K	3	0	0	0	0	2	0																						
Bud Bulling, R OBP: 0.284, SLG: 0.267									5-3	1	2	0	0	2	0	0																						
Bobby Brown, S OBP: 0.284, SLG: 0.292									F9	3	2	2	0	0	0	1																						
Inning Stats	R: 0 E: 0 K: 0 S: 4	H: 1 LOB: 1 BB: 0 P: 4	R: 0 E: 0 K: 1 S: 5	H: 0 LOB: 0 BB: 0 P: 5	R: 2 E: 0 K: 1 S: 7	H: 2 LOB: 1 BB: 1 P: 11	R: 0 E: 0 K: 1 S: 5	H: 0 LOB: 0 BB: 0 P: 5	R: 1 E: 0 K: 0 S: 4	H: 1 LOB: 1 BB: 1 P: 8	R: 0 E: 0 K: 0 S: 3	H: 0 LOB: 0 BB: 0 P: 3	R: 1 E: 0 K: 1 S: 5	H: 1 LOB: 2 BB: 2 P: 13	R: 0 E: 0 K: 0 S: 3	H: 0 LOB: 0 BB: 0 P: 3	1B: 4 2B: 1 3B: 0 HR: 0	SF: 0 SAC: 1 DP: 0 HBP: 0	WP: 0 PB: 0 SB: 2 CS: 0	PA: 32																		
PITCHER	IP	WLS	BF	H	R	ER	SO	BB	IBB	HBP	BLK	WP	HR	S	P	ERA	WHIP	PITCHER				IP	WLS	BF	H	R	ER	SO	BB	IBB	HBP	BLK	WP	HR	S	P	ERA	WHIP
Mike Flanagan, L ERA: 3.6	8.0	L	32	5	4	4	4	4	0	0	0	0	0	36	52	4.50	1.125																					

Baltimore Orioles @ Seattle Mariners
The Kingdome, Seattle, WA
Thu Jul 08 1982, 10:05 PM EDT
Att: 13,538 - Unknown

AB 27
R 4
H 5
RBI 4
BB 4
SO 4
LOB 8



Batter	1	2	3	4	5	6	7	8	9	AB	R	H	RBI	BB	SO	LOB	TOP			
Alan Bannister, R (1, 7) OBP: 0.362, SLG: 0.366	K		F8		F9	F7			F8	5	1	1	0	0	1	2	Cleveland Indians @ Seattle Mariners The Kingdome, Seattle, WA Fri Jul 09 1982, 10:05 PM EDT Att: 14,437 - Unknown			
Toby Harrah, R (1, 5) OBP: 0.427, SLG: 0.528	K		F7		F9		F3		L4	5	0	0	0	0	1	2				
Mike Hargrove, L (1, 3) OBP: 0.392, SLG: 0.333	K			1-3	6-3		4-3			4	0	0	1	0	1	0				
Andre Thornton, R (1, 10) OBP: 0.420, SLG: 0.552		F2		HR					K	2	1	0	0	2	1	0				
Chris Bando, S (1, 2) OBP: 0.350, SLG: 0.356		F8		BB		G3			1-3	4	1	1	2	0	0	1				
Von Hayes, L (1, 9) OBP: 0.292, SLG: 0.387				HR			F7		F8	4	0	1	0	0	1	0				
Rick Manning, L (1, 8) OBP: 0.335, SLG: 0.365		4-3		HR					4-3	3	2	1	0	1	0	1				
Larry Milbourne, S (1, 4) OBP: 0.258, SLG: 0.290			SH1-3						4-3	4	2	3	2	0	0	0				
Mike Fischlin, R (1, 6) OBP: 0.376, SLG: 0.356			SH1-3		4-3				E7	3	0	1	1	0	0	1				
Inning Stats	R: 0 E: 0 K: 3 S: 9	H: 0 LOB: 0 BB: 0 P: 9	R: 0 E: 0 K: 0 S: 4	H: 1 LOB: 1 BB: 0 P: 4	R: 1 E: 0 K: 0 S: 4	H: 1 LOB: 0 BB: 0 P: 4	R: 4 E: 0 K: 1 S: 7	H: 2 LOB: 0 BB: 2 P: 15	R: 1 E: 0 K: 0 S: 4	H: 1 LOB: 1 BB: 1 P: 8	R: 0 E: 0 K: 1 S: 5	H: 0 LOB: 0 BB: 0 P: 5	R: 0 E: 0 K: 0 S: 3	H: 0 LOB: 0 BB: 0 P: 3	R: 0 E: 1 K: 0 S: 4	H: 1 LOB: 1 BB: 0 P: 4		1B: 3 2B: 3 3B: 0 HR: 2	SF: 0 SAC: 1 DP: 0 HBP: 0	WP: 1 PB: 0 SB: 0 CS: 0
PITCHER	IP WLS BF H R ER SO BB IBB HBP BLK WP HR S P ERA WHIP																			
Floyd Bannister, L (1, 1) ERA: 3.15	4.2 L 22 5 6 6 4 3 0 0 0 0 1 2 27 39 11.57 1.714																			
Larry Andersen, R (5, 1) ERA: 5.15	4.1 16 3 1 1 1 0 0 0 0 0 0 0 18 18 2.08 0.692																			

Batter	1	2	3	4	5	6	7	8	9	AB	R	H	RBI	BB	SO	LOB	BOTTOM			
Manny Castillo, S (1, 5) OBP: 0.309, SLG: 0.327	1B		F7		F8	SF7		F8		3	0	0	1	1	0	1	Cleveland Indians @ Seattle Mariners The Kingdome, Seattle, WA Fri Jul 09 1982, 10:05 PM EDT Att: 14,437 - Unknown			
Bobby Brown, S (1, 7) OBP: 0.298, SLG: 0.315	F6		1B		1B	1B		K		5	1	3	0	0	1	1				
Bruce Bochte, L (1, 3) OBP: 0.404, SLG: 0.409							F8			4	0	3	1	1	0	1				
Al Cowens, R (1, 9) OBP: 0.335, SLG: 0.488	F4		4-3		FC6-4		F4			4	0	0	1	1	0	5				
Gary Gray, R (1, 10) OBP: 0.346, SLG: 0.379	F8			5-3						4	0	1	0	1	1	4				
Rick Sweet, S (1, 2) OBP: 0.378, SLG: 0.453		F9			G3		F6			5	0	1	0	0	1	5				
Dave Henderson, R (1, 8) OBP: 0.374, SLG: 0.543		F4		FC6-4						3	1	0	0	2	1	3				
Todd Cruz, R (1, 6) OBP: 0.263, SLG: 0.376	K				F9					4	0	0	0	0	2	4				
Paul Serna, R (1, 4) OBP: 0.238, SLG: 0.292			F9							4	2	2	0	0	0	0				
Inning Stats	R: 0 E: 0 K: 0 S: 4	H: 1 LOB: 2 BB: 1 P: 8	R: 0 E: 0 K: 1 S: 5	H: 0 LOB: 0 BB: 0 P: 5	R: 0 E: 0 K: 0 S: 5	H: 2 LOB: 2 BB: 0 P: 5	R: 0 E: 0 K: 0 S: 4	H: 1 LOB: 1 BB: 0 P: 4	R: 2 E: 0 K: 1 S: 7	H: 3 LOB: 2 BB: 1 P: 10	R: 0 E: 1 K: 1 S: 4	H: 2 LOB: 1 BB: 1 P: 11	R: 0 E: 0 K: 1 S: 5	H: 0 LOB: 0 BB: 0 P: 5	R: 0 E: 0 K: 3 S: 9	H: 0 LOB: 2 BB: 2 P: 17		1B: 9 2B: 1 3B: 0 HR: 0	SF: 1 SAC: 0 DP: 0 HBP: 0	WP: 0 PB: 0 SB: 0 CS: 0
PITCHER	IP WLS BF H R ER SO BB IBB HBP BLK WP HR S P ERA WHIP																			
John Denny, R (1, 1) ERA: 4.68	6.1 W 32 10 4 4 2 3 0 0 0 0 0 0 33 45 5.68 2.053																			
Ed Whitson, R (7, 1) ERA: 2.99	1.2 8 0 0 0 1 3 0 0 0 0 0 0 7 19 0.00 1.800																			
Dan Spillner, R (9, 1) ERA: 1.94	1.0 S 3 0 0 0 3 0 0 0 0 0 0 0 9 9 0.00 0.000																			

Batter	1	2	3	4	5	6	7	8	9	AB	R	H	RBI	BB	SO	LOB	TOP					
Alan Bannister, R (1, 7) OBP: 0.367, SLG: 0.373										4	2	2	0	1	0	1	Cleveland Indians @ Seattle Mariners The Kingdome, Seattle, WA Sat Jul 10 1982, 10:05 PM EDT Att: 23,893 - Unknown					
Toby Harrah, R (1, 5) OBP: 0.427, SLG: 0.539										5	1	2	2	0	2	2						
Mike Hargrove, L (1, 10) OBP: 0.390, SLG: 0.329										4	0	0	1	1	0	1						
Andre Thornton, R (1, 3) OBP: 0.420, SLG: 0.548										4	1	1	0	1	1	1						
Von Hayes, L (1, 9) OBP: 0.294, SLG: 0.403										4	2	2	2	0	0	1						
Rick Manning, L (1, 8) OBP: 0.334, SLG: 0.361										3	0	0	0	1	0	3						
Chris Bando, S (1, 2) OBP: 0.356, SLG: 0.348										2	0	0	0	2	1	1						
Larry Milbourne, S (1, 4) OBP: 0.258, SLG: 0.291										3	0	1	1	0	1	1						
Mike Fischlin, R (1, 6) OBP: 0.372, SLG: 0.346										3	1	0	0	1	1	4						
Inning Stats	R: 0 E: 0 K: 1 S: 5	H: 1 LOB: 0 BB: 0 P: 5	R: 0 E: 0 K: 0 S: 4	H: 1 LOB: 1 BB: 0 P: 4	R: 0 E: 0 K: 1 S: 5	H: 1 LOB: 0 BB: 0 P: 5	R: 0 E: 0 K: 1 S: 6	H: 1 LOB: 2 BB: 1 P: 10	R: 0 E: 0 K: 1 S: 4	H: 0 LOB: 0 BB: 1 P: 8	R: 3 E: 0 K: 0 S: 5	H: 2 LOB: 0 BB: 1 P: 9	R: 2 E: 0 K: 1 S: 6	H: 1 LOB: 1 BB: 2 P: 14	R: 1 E: 1 K: 0 S: 4	H: 0 LOB: 2 BB: 2 P: 12	R: 1 E: 0 K: 1 S: 6	H: 1 LOB: 0 BB: 0 P: 6	1B: 3 2B: 4 3B: 0 HR: 2	SF: 1 SAC: 0 DP: 1 HBP: 0	WP: 1 PB: 0 SB: 1 CS: 2	PA: 41
PITCHER	IP WLS BF H R ER SO BB IBB HBP BLK WP HR S P ERA WHIP																					
Jim Beattie, R (1, 1) ERA: 2.91	5.2 L 23 6 3 3 4 3 0 0 0 0 2 28 40 4.76 1.588																					
Bryan Clark, L (6, 1) ERA: 2.91	1.1 7 1 2 2 1 2 0 0 0 1 0 7 15 13.50 2.250																					
Gene Nelson, R (8, 1) ERA: 4.18	2.0 10 1 2 1 1 2 0 0 0 0 0 10 18 4.50 1.500																					

AB	32
R	7
H	8
RBI	6
BB	7
SO	6
LOB	15



Batter	1	2	3	4	5	6	7	8	9	AB	R	H	RBI	BB	SO	LOB	BOTTOM			
Julio Cruz, S (1, 4) OBP: 0.332, SLG: 0.327										3	0	0	0	1	1	2	Cleveland Indians @ Seattle Mariners The Kingdome, Seattle, WA Sat Jul 10 1982, 10:05 PM EDT Att: 23,893 - Unknown			
Manny Castillo, S (1, 5) OBP: 0.311, SLG: 0.330										4	0	2	0	0	0	3				
Bruce Bochte, L (1, 3) OBP: 0.399, SLG: 0.404										4	0	0	0	0	1	3				
Steve Stroutger, L (1, 10) OBP: 0.245, SLG: 0.267										4	0	0	0	0	1	3				
Dave Henderson, R (1, 8) OBP: 0.366, SLG: 0.529										4	0	0	0	0	0	0				
Rick Sweet, S (1, 2) OBP: 0.382, SLG: 0.456										4	1	2	0	0	0	0				
Joe Simpson, L (1, 9) OBP: 0.278, SLG: 0.292										4	0	0	0	0	0	2				
Todd Cruz, R (1, 6) OBP: 0.259, SLG: 0.369										4	0	0	1	0	1	1				
Bobby Brown, S (1, 7) OBP: 0.315, SLG: 0.321										1	0	1	0	2	0	0				
Inning Stats	R: 0 E: 0 K: 1 S: 6	H: 1 LOB: 1 BB: 0 P: 6	R: 0 E: 0 K: 0 S: 3	H: 0 LOB: 0 BB: 0 P: 3	R: 0 E: 0 K: 0 S: 3	H: 0 LOB: 1 BB: 1 P: 7	R: 0 E: 0 K: 1 S: 5	H: 0 LOB: 0 BB: 0 P: 5	R: 1 E: 1 K: 0 S: 4	H: 1 LOB: 2 BB: 2 P: 12	R: 0 E: 0 K: 1 S: 5	H: 0 LOB: 0 BB: 0 P: 5	R: 0 E: 0 K: 1 S: 5	H: 2 LOB: 2 BB: 0 P: 5	R: 0 E: 0 K: 0 S: 4	H: 1 LOB: 1 BB: 0 P: 4	1B: 5 2B: 0 3B: 0 HR: 0	SF: 0 SAC: 0 DP: 0 HBP: 0	WP: 0 PB: 0 SB: 4 CS: 0	PA: 35
PITCHER	IP WLS BF H R ER SO BB IBB HBP BLK WP HR S P ERA WHIP																			
Rick Sutcliffe, R (1, 1) ERA: 2.85	9.0 W 35 5 1 0 4 3 0 0 0 0 0 40 52 0.00 0.889																			

AB	32
R	1
H	5
RBI	1
BB	3
SO	4
LOB	14



Batter	1	2	3	4	5	6	7	8	9	AB	R	H	RBI	BB	SO	LOB	TOP								
Alan Bannister, R OBP: 0.367, SLG: 0.379 (1, 7)	0-3 K		0-3 K						0-0 F9	5	1	2	0	0	2	1	Cleveland Indians @ Seattle Mariners The Kingdom, Seattle, WA Sun Jul 11 1982, 6:33 AM EDT Att: 11,645 - Unknown								
Toby Harrah, R OBP: 0.428, SLG: 0.548 (1, 5)	0-0 6-3		0-0 F9						0-0 SH1-3	4	1	2	2	0	0	1									
Mike Hargrove, L OBP: 0.367, SLG: 0.325 (1, 10)	0-0 6-3								0-0 HR	4	0	0	0	1	1	1									
Andre Thornton, R OBP: 0.420, SLG: 0.546 (1, 3)		0-0 F9								3	0	1	1	1	0	0									
Von Hayes, L OBP: 0.300, SLG: 0.408 (1, 9)		0-0 S 1B								4	1	3	0	0	0	2									
Rick Manning, L OBP: 0.340, SLG: 0.364 (1, 8)		0-0 CS 1B								3	0	2	1	1	0	0									
Chris Bando, S OBP: 0.343, SLG: 0.333 (1, 2)		0-0 L6								4	0	0	0	0	0	4									
Larry Milbourne, S OBP: 0.264, SLG: 0.296 (1, 4)										4	0	2	0	0	1	1									
Mike Fischlin, R OBP: 0.368, SLG: 0.336 (1, 6)										3	1	0	0	1	2	2									
Inning Stats	R: 0 E: 0 K: 1 S: 5	H: 0 LOB: 0 BB: 0 P: 5	R: 1 E: 0 K: 0 S: 4	H: 2 LOB: 0 BB: 0 P: 4	R: 0 E: 0 K: 1 S: 5	H: 1 LOB: 1 BB: 1 P: 9	R: 0 E: 0 K: 0 S: 5	H: 2 LOB: 2 BB: 0 P: 5	R: 2 E: 0 K: 0 S: 6	H: 5 LOB: 2 BB: 1 P: 10	R: 0 E: 0 K: 1 S: 5	H: 0 LOB: 1 BB: 1 P: 9	R: 0 E: 0 K: 1 S: 6	H: 1 LOB: 2 BB: 1 P: 10	R: 0 E: 0 K: 1 S: 5	H: 0 LOB: 0 BB: 0 P: 5		R: 1 E: 0 K: 1 S: 6	H: 1 LOB: 0 BB: 0 P: 6	1B: 10 2B: 1 3B: 0 HR: 1	SF: 0 SAC: 1 DP: 0 HBP: 0	WP: 0 PB: 0 SB: 1 CS: 2	PA: 39		
PITCHER	IP	WLS	BF	H	R	ER	SO	BB	IBB	HBP	BLK	WP	HR	S	P	ERA	WHIP								
Gaylord Perry, R ERA: 4.65 (1, 1)	6.1		29	11	3	3	3	3	0	0	0	0	0	32	44	4.26	2.211								
Ed Vande Berg, L ERA: 1.8 (7, 1)	2.0		7	0	0	0	3	0	1	0	0	0	0	12	16	0.00	0.000								
Bill Caudill, R ERA: 2.09 (9, 1)	0.2	L	3	1	1	1	0	0	0	0	0	0	1	3	3	13.50	1.500								

AB	34
R	4
H	12
RBI	4
BB	4
SO	6
LOB	12



Batter	1	2	3	4	5	6	7	8	9	AB	R	H	RBI	BB	SO	LOB	BOTTOM								
Julio Cruz, S OBP: 0.329, SLG: 0.323 (1, 4)	0-0 4-3		0-3 K							3	1	0	0	0	2	1	Cleveland Indians @ Seattle Mariners The Kingdom, Seattle, WA Sun Jul 11 1982, 6:33 AM EDT Att: 11,645 - Unknown								
Manny Castillo, S OBP: 0.310, SLG: 0.332 (1, 5)	0-0 F8									4	0	1	1	0	0	0									
Bruce Bochte, L OBP: 0.397, SLG: 0.401 (1, 3)	0-0 F7									4	0	1	1	0	0	1									
Al Cowens, R OBP: 0.331, SLG: 0.481 (1, 9)		0-0 F8								4	0	0	0	0	0	2									
Gary Gray, R OBP: 0.337, SLG: 0.369 (1, 10)		0-0 3-1								4	0	0	0	0	3	2									
Rick Sweet, S OBP: 0.377, SLG: 0.457 (1, 2)		0-0 F7								4	1	1	0	0	0	0									
Dave Henderson, R OBP: 0.362, SLG: 0.522 (1, 8)										2	0	0	0	0	2	0									
Todd Cruz, R OBP: 0.256, SLG: 0.365 (1, 6)										3	0	0	0	0	0	1									
Bobby Brown, S OBP: 0.323, SLG: 0.330 (1, 7)										3	1	2	0	0	0	0									
Inning Stats	R: 0 E: 0 K: 0 S: 3	H: 0 LOB: 0 BB: 0 P: 3	R: 0 E: 0 K: 0 S: 3	H: 0 LOB: 0 BB: 0 P: 3	R: 0 E: 0 K: 2 S: 8	H: 1 LOB: 1 BB: 0 P: 8	R: 0 E: 0 K: 1 S: 6	H: 1 LOB: 1 BB: 0 P: 6	R: 0 E: 0 K: 1 S: 5	H: 0 LOB: 0 BB: 0 P: 5	R: 2 E: 1 K: 1 S: 8	H: 2 LOB: 1 BB: 0 P: 8	R: 1 E: 0 K: 0 S: 4	H: 1 LOB: 0 BB: 0 P: 4	R: 0 E: 0 K: 1 S: 5	H: 0 LOB: 0 BB: 0 P: 5		R: 0 E: 0 K: 1 S: 5	H: 0 LOB: 0 BB: 0 P: 5	1B: 3 2B: 2 3B: 0 HR: 0	SF: 0 SAC: 2 DP: 1 HBP: 0	WP: 0 PB: 0 SB: 1 CS: 0	PA: 33		
PITCHER	IP	WLS	BF	H	R	ER	SO	BB	IBB	HBP	BLK	WP	HR	S	P	ERA	WHIP								
Len Barker, R ERA: 3.32 (1, 1)	9.0	W	33	5	3	2	7	0	0	0	0	0	0	47	47	2.00	0.556								

AB	31
R	3
H	5
RBI	2
BB	0
SO	7
LOB	7



Batter	1	2	3	4	5	6	7	8	9	AB	R	H	RBI	BB	SO	LOB	TOP										
Julio Cruz, S OBP: 0.326, SLG: 0.319 (1,4)										4	0	0	0	0	0	0											
Manny Castillo, S OBP: 0.306, SLG: 0.327 (1,5)										4	0	0	0	0	0	0											
Bruce Bochte, L OBP: 0.392, SLG: 0.396 (1,3)				K					K	4	0	0	0	0	2	0											
Al Cowens, R OBP: 0.331, SLG: 0.479 (1,9)									K	4	1	1	0	0	1	0											
Richie Zisk, R OBP: 0.334, SLG: 0.387 (1,10)									K	4	1	1	0	0	0	0											
Dave Henderson, R OBP: 0.397, SLG: 0.528 (1,8)					K					2	0	1	0	1	1	0											
Todd Cruz, R OBP: 0.257, SLG: 0.365 (1,6)										3	0	1	2	0	0	1											
Bud Bulling, R OBP: 0.290, SLG: 0.262 (1,2)										2	0	0	0	0	0	0											
Rick Sweet, S OBP: 0.374, SLG: 0.453 (7, PH)										1	0	0	0	0	0	2											
Bobby Brown, S OBP: 0.315, SLG: 0.322 (1,7)										3	0	0	0	0	0	0											
Inning Stats	R: 0 E: 0 K: 0 S: 3	H: 0 LOB: 0 BB: 0 P: 3	R: 0 E: 0 K: 0 S: 4	H: 1 LOB: 1 BB: 0 P: 4	R: 0 E: 0 K: 0 S: 3	H: 0 LOB: 0 BB: 0 P: 3	R: 0 E: 0 K: 1 S: 5	H: 0 LOB: 0 BB: 0 P: 5	R: 0 E: 0 K: 0 S: 3	H: 0 LOB: 0 BB: 0 P: 3	R: 2 E: 0 K: 0 S: 6	H: 3 LOB: 2 BB: 1 P: 10	R: 0 E: 0 K: 0 S: 3	H: 0 LOB: 0 BB: 0 P: 3	R: 0 E: 0 K: 2 S: 7	H: 0 LOB: 0 BB: 0 P: 7	1B: 3 2B: 1 3B: 0 HR: 0	SF: 0 SAC: 0 DP: 0 HBP: 0	WP: 0 PB: 0 SB: 0 CS: 0	PA: 32							
PITCHER	IP	WLS	BF	H	R	ER	SO	BB	IBB	HBP	BLK	WP	HR	S	P	ERA	WHIP										
Scott McGregor, L ERA: 3.87 (1,1)	6.2	W	25	4	2	2	2	1	0	0	0	0	0	28	32	2.70	0.750										
Sammy Stewart, R ERA: 4.4 (7,1)	2.1	S	7	0	0	0	2	0	0	0	0	0	0	11	11	0.00	0.000										

Seattle Mariners @ Baltimore Orioles
Memorial Stadium, Baltimore, MD
Thu Jul 15 1982, 7:05 PM EDT
Att: 14,592 - Unknown - 86 F

AB 31
R 2
H 4
RBI 2
BB 1
SO 4
LOB 3



Batter	1	2	3	4	5	6	7	8	9	AB	R	H	RBI	BB	SO	LOB	BOTTOM										
Al Bumbry, L OBP: 0.319, SLG: 0.330 (1,8)					K					4	1	1	2	0	1	0											
Rich Dauer, R OBP: 0.345, SLG: 0.392 (1,5)	K									3	0	1	0	1	1	0											
Ken Singleton, S OBP: 0.381, SLG: 0.376 (1,10)										4	0	0	0	0	3	2											
Eddie Murray, S OBP: 0.386, SLG: 0.543 (1,3)										3	1	1	0	1	0	0											
John Lowenstein, L OBP: 0.398, SLG: 0.606 (1,7)										4	0	2	0	0	1	2											
Cal Ripken Jr., R OBP: 0.318, SLG: 0.473 (1,6)	K									3	0	2	0	1	1	2											
Dan Ford, R OBP: 0.295, SLG: 0.404 (1,9)										4	0	2	1	0	2	3											
Rick Dempsey, R OBP: 0.296, SLG: 0.321 (1,2)										4	0	1	0	0	0	6											
Lenn Sakata, R OBP: 0.320, SLG: 0.335 (1,4)										3	1	1	0	0	1	4											
Inning Stats	R: 0 E: 0 K: 1 S: 5	H: 0 LOB: 0 BB: 0 P: 5	R: 1 E: 0 K: 1 S: 7	H: 3 LOB: 1 BB: 0 P: 7	R: 2 E: 0 K: 1 S: 7	H: 3 LOB: 0 BB: 0 P: 7	R: 0 E: 0 K: 3 S: 10	H: 1 LOB: 2 BB: 1 P: 14	R: 0 E: 0 K: 2 S: 7	H: 0 LOB: 2 BB: 2 P: 15	R: 0 E: 0 K: 0 S: 4	H: 2 LOB: 1 BB: 0 P: 4	R: 0 E: 0 K: 1 S: 5	H: 0 LOB: 0 BB: 0 P: 5	R: 0 E: 0 K: 1 S: 7	H: 2 LOB: 2 BB: 0 P: 7	1B: 10 2B: 1 3B: 0 HR: 1	SF: 0 SAC: 0 DP: 2 HBP: 0	WP: 1 PB: 0 SB: 0 CS: 1	PA: 35							
PITCHER	IP	WLS	BF	H	R	ER	SO	BB	IBB	HBP	BLK	WP	HR	S	P	ERA	WHIP										
Jim Beattie, R ERA: 3.02 (1,1)	5.0	L	25	9	3	3	8	3	0	0	0	0	0	14	14	0.00	0.667										
Larry Andersen, R ERA: 4.86 (6,1)	3.0		10	2	0	0	2	0	0	0	0	0	0	14	14	0.00	0.667										

Seattle Mariners @ Baltimore Orioles
Memorial Stadium, Baltimore, MD
Thu Jul 15 1982, 7:05 PM EDT
Att: 14,592 - Unknown - 86 F

AB 32
R 3
H 11
RBI 3
BB 3
SO 10
LOB 19



Batter	1	2	3	4	5	6	7	8	9	AB	R	H	RBI	BB	SO	LOB	TOP					
Julio Cruz, S OBP: 0.324, SLG: 0.317 (1,4)	G3		L5			F3		G4-6-3		5	1	1	0	0	0	1						
Manny Castillo, S OBP: 0.308, SLG: 0.332 (1,5)	6-3		F8			6-3		5-3		5	1	2	0	0	0	1						
Bruce Bochte, L OBP: 0.395, SLG: 0.403 (1,3)						6-3				5	1	3	1	0	0	1						
Al Cowens, R OBP: 0.329, SLG: 0.473 (1,9)	4-3					F8				4	1	0	0	1	0	4						
Richie Zisk, R OBP: 0.339, SLG: 0.402 (1,10)										5	1	3	3	0	0	0						
Rick Sweet, S OBP: 0.360, SLG: 0.434 (1,2)	F8		F9			F8				4	0	0	0	0	0	4						
Dave Henderson, R OBP: 0.375, SLG: 0.552 (1,8)						F4				4	1	3	2	0	0	0						
Todd Cruz, R OBP: 0.257, SLG: 0.360 (1,6)	5-3					F7				3	0	0	0	1	0	1						
Bobby Brown, S OBP: 0.321, SLG: 0.328 (1,7)			1-3			F2				4	0	2	0	0	0	3						
Inning Stats	R: 0 E: 0 K: 0 S: 4	H: 1 LOB: 1 BB: 0 P: 4	R: 1 E: 0 K: 0 S: 5	H: 3 LOB: 2 BB: 0 P: 5	R: 3 E: 0 K: 0 S: 7	H: 4 LOB: 3 BB: 2 P: 15	R: 1 E: 0 K: 0 S: 6	H: 3 LOB: 2 BB: 0 P: 6	R: 0 E: 0 K: 0 S: 3	H: 0 LOB: 0 BB: 0 P: 3	R: 0 E: 0 K: 0 S: 4	H: 1 LOB: 1 BB: 0 P: 4	R: 1 E: 0 K: 0 S: 4	H: 1 LOB: 0 BB: 0 P: 4	R: 0 E: 0 K: 0 S: 3	H: 1 LOB: 0 BB: 0 P: 3	R: 0 E: 0 K: 0 S: 3	H: 0 LOB: 0 BB: 0 P: 3	1B: 10 2B: 2 3B: 0 HR: 2	SF: 0 SAC: 0 DP: 1 HBP: 0	WP: 0 PB: 0 SB: 2 CS: 0	PA: 41
PITCHER	IP	WLS	BF	H	R	ER	SO	BB	IBB	HBP	BLK	WP	HR	S	P	ERA	WHIP					
Dennis Martinez, R ERA: 3.97 (1,1)	2.1	L	14	7	4	4	0	1	0	0	1	0	1	13	17	15.43	3.429					
Ross Grimsley, L ERA: 4.52 (3,1)	4.2		21	6	2	2	0	1	0	0	0	0	1	20	24	3.86	1.500					
Tippy Martinez, L ERA: 3.72 (8,1)	1.0		3	1	0	0	0	0	0	0	0	0	0	3	3	0.00	1.000					
Tim Stoddard, R ERA: 3.48 (9,1)	1.0		3	0	0	0	0	0	0	0	0	0	0	3	3	0.00	0.000					

Seattle Mariners @ Baltimore Orioles
Memorial Stadium, Baltimore, MD
Fri Jul 16 1982, 7:05 PM EDT
Att: 13,259 - Unknown - 88 F

AB	39
R	6
H	14
RBI	6
BB	2
SO	0
LOB	15



Batter	1	2	3	4	5	6	7	8	9	AB	R	H	RBI	BB	SO	LOB	BOTTOM					
Lenn Sakata, R OBP: 0.319, SLG: 0.333 (1,4)	F7		K		FC6-4					4	0	1	0	0	1	1						
Dan Ford, R OBP: 0.291, SLG: 0.399 (1,9)	6-3		K			5-3		F9		4	0	0	0	0	1	1						
Cal Ripken Jr., R OBP: 0.314, SLG: 0.467 (1,6)	L8		K			E7		F6		4	0	0	0	0	1	0						
Eddie Murray, S OBP: 0.384, SLG: 0.536 (1,3)			K		K			F8		3	0	0	0	1	2	0						
Benny Ayala, R OBP: 0.328, SLG: 0.531 (1,7)	6-3				5-3			F8		4	0	0	0	0	0	2						
Gary Roenicke, R OBP: 0.375, SLG: 0.521 (1,8)					5-3					3	0	1	0	1	0	0						
Ken Singleton, S OBP: 0.380, SLG: 0.373 (1,10)						F9		L7		3	0	0	0	1	0	3						
Rick Dempsey, R OBP: 0.295, SLG: 0.316 (1,2)					K					3	0	0	0	1	1	0						
Rich Dauer, R OBP: 0.345, SLG: 0.389 (1,5)	F4							F9		2	0	0	0	1	0	3						
Inning Stats	R: 0 E: 0 K: 0 S: 3	H: 0 LOB: 0 BB: 0 P: 3	R: 0 E: 0 K: 1 S: 6	H: 1 LOB: 3 BB: 2 P: 14	R: 0 E: 0 K: 3 S: 9	H: 0 LOB: 0 BB: 0 P: 9	R: 0 E: 0 K: 1 S: 5	H: 0 LOB: 0 BB: 0 P: 5	R: 0 E: 0 K: 1 S: 5	H: 0 LOB: 1 BB: 1 P: 9	R: 0 E: 1 K: 0 S: 4	H: 0 LOB: 3 BB: 2 P: 12	R: 0 E: 0 K: 0 S: 4	H: 1 LOB: 1 BB: 0 P: 4	R: 0 E: 0 K: 0 S: 3	H: 0 LOB: 0 BB: 0 P: 3	R: 0 E: 0 K: 0 S: 3	H: 0 LOB: 0 BB: 0 P: 3	1B: 1 2B: 1 3B: 0 HR: 0	SF: 0 SAC: 0 DP: 0 HBP: 0	WP: 0 PB: 0 SB: 0 CS: 0	PA: 35
PITCHER	IP	WLS	BF	H	R	ER	SO	BB	IBB	HBP	BLK	WP	HR	S	P	ERA	WHIP					
Floyd Bannister, L ERA: 2.95 (1,1)	9.0	W	35	2	0	0	6	5	0	0	0	0	0	42	62	0.00	0.778					

Seattle Mariners @ Baltimore Orioles
Memorial Stadium, Baltimore, MD
Fri Jul 16 1982, 7:05 PM EDT
Att: 13,259 - Unknown - 88 F

AB	30
R	0
H	2
RBI	0
BB	5
SO	6
LOB	10



Batter	1	2	3	4	5	6	7	8	9	AB	R	H	RBI	BB	SO	LOB	TOP								
Bobby Brown, S OBP: 0.313, SLG: 0.333 (1, 7)	G3	K					K		E4	5	1	1	0	0	2	3	Seattle Mariners @ Baltimore Orioles Memorial Stadium, Baltimore, MD Sun Jul 18 1982, 3:33 AM EDT Att: 15,169 - Unknown - 94 F								
Manny Castillo, S OBP: 0.311, SLG: 0.339 (1, 4)	2B		L3						F9	5	1	3	1	0	0	1									
Bruce Bochte, L OBP: 0.391, SLG: 0.397 (1, 3)	K									4	0	2	1	0	1	2									
Al Cowens, R OBP: 0.326, SLG: 0.466 (1, 9)	L1									3	0	0	1	0	1	2									
Richie Zisk, R OBP: 0.349, SLG: 0.424 Julio Cruz, S OBP: 0.321, SLG: 0.314 (8, PR)		BB								3	0	2	0	1	1	0									
Dave Henderson, R OBP: 0.380, SLG: 0.567 (1, 8)		BB								4	0	1	0	0	1	3									
Rick Sweet, S OBP: 0.345, SLG: 0.413 (1, 2)	K									4	0	0	0	0	1	3									
Todd Cruz, R OBP: 0.264, SLG: 0.366 (1, 6)										3	1	1	0	1	1	0									
Dave Adler, R OBP: 0.375, SLG: 0.333 Steve Strouther, L OBP: 0.240, SLG: 0.251 (9, PH)	F3									3	0	0	0	0	0	4									
Inning Stats	R: 0 E: 0 K: 1 S: 6	H: 1 LOB: 1 BB: 0 P: 6	R: 0 E: 0 K: 2 S: 9	H: 2 LOB: 3 BB: 1 P: 13	R: 0 E: 0 K: 1 S: 5	H: 1 LOB: 0 BB: 0 P: 5	R: 0 E: 0 K: 2 S: 7	H: 0 LOB: 0 BB: 0 P: 7	R: 3 E: 0 K: 0 S: 8	H: 5 LOB: 2 BB: 0 P: 8	R: 0 E: 0 K: 1 S: 5	H: 0 LOB: 0 BB: 0 P: 5	R: 0 E: 0 K: 1 S: 5	H: 1 LOB: 1 BB: 1 P: 5	R: 0 E: 0 K: 0 S: 3	H: 0 LOB: 1 BB: 1 P: 7		R: 0 E: 1 K: 0 S: 4	H: 0 LOB: 1 BB: 0 P: 4	1B: 9 2B: 1 3B: 0 HR: 0	SF: 1 SAC: 0 DP: 1 HBP: 0	WP: 0 PB: 0 SB: 0 CS: 1	PA: 38		
PITCHER	IP	WLS	BF	H	R	ER	SO	BB	IBB	HBP	BLK	WP	HR	S	P	ERA	WHIP								
Jim Palmer, R ERA: 4.22 Sammy Stewart, R ERA: 4.14	(1, 1)	4.2	23	9	3	3	6	1	0	0	0	0	0	34	38	5.79	2.143								
(5, 1)	4.1	W	15	1	0	0	2	1	0	0	0	0	0	18	22	0.00	0.462								

Batter	1	2	3	4	5	6	7	8	9	AB	R	H	RBI	BB	SO	LOB	BOTTOM								
Al Bumby, L OBP: 0.319, SLG: 0.328 (1, 8)	6-3									3	1	0	0	1	1	3	Seattle Mariners @ Baltimore Orioles Memorial Stadium, Baltimore, MD Sun Jul 18 1982, 3:33 AM EDT Att: 15,169 - Unknown - 94 F								
Glenn Gulliver, L OBP: 0.750, SLG: 0.500 Lenn Sakata, R OBP: 0.317, SLG: 0.332 (7, PR)										2	1	1	0	2	0	2									
Ken Singleton, S OBP: 0.385, SLG: 0.390 (1, 10)										4	1	2	3	0	1	1									
Eddie Murray, S OBP: 0.380, SLG: 0.525 (1, 3)										3	0	1	0	1	1	2									
John Lowenstein, L OBP: 0.387, SLG: 0.588 Gary Roenicke, R OBP: 0.375, SLG: 0.523 (7, PH)										3	0	0	0	0	1	1									
Cal Ripken Jr., R OBP: 0.313, SLG: 0.468 (1, 6)										4	1	0	0	0	0	1									
Joe Nolan, L OBP: 0.309, SLG: 0.411 Rick Dempsey, R OBP: 0.297, SLG: 0.323 (8, 2)										3	0	1	0	0	0	0									
Jim Dwyer, L OBP: 0.368, SLG: 0.424 Dan Ford, R OBP: 0.292, SLG: 0.359 (8, 9)										1	0	0	1	0	0	0									
Rich Dauer, R OBP: 0.343, SLG: 0.384 (8, 5)										4	0	1	0	0	0	3									
Inning Stats	R: 0 E: 0 K: 0 S: 3	H: 1 LOB: 1 BB: 1 P: 7	R: 1 E: 1 K: 0 S: 5	H: 1 LOB: 1 BB: 0 P: 5	R: 3 E: 0 K: 2 S: 8	H: 1 LOB: 0 BB: 2 P: 16	R: 0 E: 1 K: 0 S: 5	H: 1 LOB: 2 BB: 0 P: 5	R: 0 E: 0 K: 1 S: 5	H: 0 LOB: 1 BB: 1 P: 9	R: 0 E: 0 K: 1 S: 5	H: 0 LOB: 1 BB: 1 P: 9	R: 0 E: 0 K: 0 S: 4	H: 2 LOB: 1 BB: 0 P: 4	R: 0 E: 0 K: 0 S: 4	H: 1 LOB: 1 BB: 0 P: 4		1B: 5 2B: 1 3B: 0 HR: 1	SF: 1 SAC: 0 DP: 2 HBP: 0	WP: 0 PB: 0 SB: 0 CS: 0	PA: 36				
PITCHER	IP	WLS	BF	H	R	ER	SO	BB	IBB	HBP	BLK	WP	HR	S	P	ERA	WHIP								
Mike Moore, R ERA: 6.25 Ed Yarde Berg, L ERA: 1.7 Mike Stanton, R ERA: 2.33	(1, 1)	6.0	L	29	5	4	3	4	0	0	0	0	0	5	5	0.00	1.500								
(7, 1)	1.1	5	2	0	0	0	0	0	0	0	0	0	0	5	5	0.00	1.500								
(8, 1)	0.2	2	0	0	0	0	0	0	0	0	0	0	0	2	2	0.00	0.000								



Batter	1	2	3	4	5	6	7	8	9	AB	R	H	RBI	BB	SO	LOB	TOP										
Julio Cruz, S OBP: 0.320, SLG: 0.313 (1,4)	5-3			L1		FC1-4 1-2 3-H 1B		6-3		4	0	1	1	0	0	1	Seattle Mariners @ New York Yankees Yankee Stadium, Bronx, NY Mon Jul 19 1982, 7:05 PM EDT Att: 16,408 - Unknown										
Bobby Brown, S OBP: 0.304, SLG: 0.324 (1,7)	6-3			5-3		FC1-4 G3-6 1-2 2-3			F7	4	0	0	0	0	0	2											
Bruce Bochte, L OBP: 0.389, SLG: 0.395 (1,3)	1-3			K		G3-6 1-2			HR 1B	4	1	1	0	0	1	2											
Richie Zisk, R OBP: 0.351, SLG: 0.436 (1,10)						F3			HR 1B	4	1	2	2	0	0	0											
Al Cowens, R OBP: 0.325, SLG: 0.466 (1,9)				G6-4-3 1-2				6-3	F8	4	0	1	0	0	0	1											
Dave Henderson, R OBP: 0.372, SLG: 0.554 (1,8)				6-3		2B		1-3	K	4	0	0	0	0	1	1											
Todd Cruz, R OBP: 0.261, SLG: 0.362 (1,6)						F8			F8	3	0	0	0	0	0	1											
Bud Bulling, R OBP: 0.292, SLG: 0.273 (1,2)				4-3		E4 1B 1B			FC1-4 1B	3	1	1	0	0	0	0											
Dave Edler, R OBP: 0.389, SLG: 0.353 (1,5)									FC1-4	2	0	1	0	0	0	0	AB 33 R 3 H 7 RBI 3 BB 0 SO 2 LOB 9										
Manny Castillo, S OBP: 0.310, SLG: 0.338 (8, PH)				G3		FC1-4 1-3 1B			FC1-4 1-2	1	0	0	0	0	0	1											
Inning Stats	R: 0 E: 0 K: 0 S: 3	H: 0 LOB: 0 BB: 0 P: 3	R: 0 E: 0 K: 0 S: 3	H: 1 LOB: 0 BB: 0 P: 3	R: 0 E: 0 K: 0 S: 3	H: 0 LOB: 0 BB: 0 P: 3	R: 0 E: 0 K: 1 S: 5	H: 0 LOB: 0 BB: 0 P: 5	R: 0 E: 0 K: 0 S: 4	H: 1 LOB: 1 BB: 0 P: 4	R: 0 E: 0 K: 0 S: 3	H: 0 LOB: 0 BB: 0 P: 3	R: 0 E: 0 K: 0 S: 4	H: 1 LOB: 1 BB: 0 P: 4	R: 2 E: 0 K: 1 S: 7	H: 2 LOB: 0 BB: 0 P: 7	1B: 5 2B: 1 3B: 0 HR: 1	SF: 0 SAC: 0 DP: 2 HBP: 0	WP: 0 PB: 0 SB: 0 CS: 0	PA: 33							
PITCHER	IP	WLS	BF	H	R	ER	SO	BB	IBB	HBP	BLK	WP	HR	S	P	ERA	WHIP										
Tommy John, L ERA: 3.5 (1,1)	7.1	W	26	5	1	0	1	0	0	0	0	0	0	28	28	0.00	0.682										
George Frazier, R ERA: 2.73 (8,1)	1.0		5	2	2	2	0	0	0	0	0	0	1	5	5	18.00	2.000										
Rich Gossage, R ERA: 2.34 (9,1)	0.2	S	2	0	0	0	1	0	0	0	0	0	0	4	4	0.00	0.000										

Batter	1	2	3	4	5	6	7	8	9	AB	R	H	RBI	BB	SO	LOB	BOTTOM										
Willie Randolph, R OBP: 0.368, SLG: 0.344 (1,4)	4-3			G6-4-3 1-2 3-H				K		5	0	2	0	0	1	1	Seattle Mariners @ New York Yankees Yankee Stadium, Bronx, NY Mon Jul 19 1982, 7:05 PM EDT Att: 16,408 - Unknown										
Ken Griffey, L OBP: 0.330, SLG: 0.398 (1,9)	4-3			F8				G3	F8	4	0	0	0	1	0	3											
Jerry Mumphrey, S OBP: 0.369, SLG: 0.374 (1,8)	F7			K				1B BB		3	0	0	0	1	1	3											
Oscar Gamble, L OBP: 0.364, SLG: 0.475 (1,10)								L5		1	1	1	1	0	0	0											
Lou Piniella, R OBP: 0.295, SLG: 0.450 (3, PH)				HR				1B	1B	3	0	2	0	0	0	0											
Dave Winfield, R OBP: 0.354, SLG: 0.554 (1,7)				HR				1B	F9	4	2	3	1	0	0	2											
John Mayberry, L OBP: 0.335, SLG: 0.362 (1,3)								1B	3B	1	0	0	0	0	0	0											
Butch Hobson, R OBP: 0.192, SLG: 0.220 (3, PH)				F7				F6		2	0	1	1	0	0	2											
Dave Collins, S OBP: 0.294, SLG: 0.308 (6,3)								1B		1	0	0	0	0	0	0											
Graig Nettles, L OBP: 0.295, SLG: 0.348 (1,5)				F7				F9		4	0	0	0	0	1	2											
Bucky Dent, R OBP: 0.183, SLG: 0.168 (9,6)				G4-6-3 1-2				F9	K	0	0	0	0	0	0	0											
Roy Smalley, S OBP: 0.362, SLG: 0.407 (1,6)									1B 1B	3	2	3	1	1	0	0											
Butch Wynegar, S OBP: 0.372, SLG: 0.373 (1,2)				HR				G6-4-3 1B	BB	3	0	2	0	1	0	1											
Inning Stats	R: 0 E: 0 K: 0 S: 3	H: 5 LOB: 3 BB: 1 P: 14	R: 0 E: 0 K: 1 S: 10	H: 2 LOB: 1 BB: 0 P: 4	R: 1 E: 0 K: 0 S: 3	H: 1 LOB: 0 BB: 1 P: 7	R: 1 E: 0 K: 0 S: 4	H: 2 LOB: 1 BB: 0 P: 4	R: 0 E: 0 K: 0 S: 3	H: 1 LOB: 0 BB: 0 P: 3	R: 0 E: 0 K: 1 S: 6	H: 1 LOB: 2 BB: 1 P: 10	R: 0 E: 0 K: 1 S: 7	H: 2 LOB: 3 BB: 1 P: 11	R: 2 E: 0 K: 1 S: 7	H: 2 LOB: 0 BB: 0 P: 7	1B: 9 2B: 0 3B: 2 HR: 3	SF: 0 SAC: 0 DP: 3 HBP: 0	WP: 0 PB: 0 SB: 0 CS: 0	PA: 38							
PITCHER	IP	WLS	BF	H	R	ER	SO	BB	IBB	HBP	BLK	WP	HR	S	P	ERA	WHIP										
Gene Nelson, R ERA: 4.36 (1,1)	1.2	L	10	5	3	3	0	0	0	0	0	0	0	3	10	16.20	3.000										
Bryan Clark, L ERA: 2.29 (2,1)	5.0		21	7	2	2	2	3	0	0	0	0	0	22	34	3.60	2.000										
Larry Andersen, R ERA: 4.74 (7,1)	1.1		7	2	0	0	1	1	0	0	0	0	0	8	12	0.00	2.250										



Batter	1	2	3	4	5	6	7	8	9	AB	R	H	RBI	BB	SO	LOB	TOP								
Julio Cruz, S OBP: 0.321, SLG: 0.315 (1,4)	0-3 K		0-3 K	0-0 6-3		0-0 CS 1B		0-0 2B E 1B	5 1 2 0 0 2 1								Seattle Mariners @ New York Yankees Yankee Stadium, Bronx, NY Tue Jul 20 1982, 7:05 PM EDT Att: 20,321 - Unknown								
Bobby Brown, S OBP: 0.307, SLG: 0.329 (1,7)	0-3 K		4-0 1B BB	0-0 3-1		0-0 CS 1-2	0-0 1-3	0-0 E9 2B	4 1 1 0 1 1 0																
Dave Henderson, R OBP: 0.368, SLG: 0.544 (1,8)	0-0 4-3		0-0 1B 1-3 2-H	0-0 F7			0-0 6-3	0-3 K	5 1 1 1 0 1 1																
Richie Zisk, R OBP: 0.350, SLG: 0.433 (1,10)		0-3 K	0-0 1B 1-3 3-H	0-0 5-3			0-3 K		4 1 1 1 0 2 0																
Al Cowens, R OBP: 0.330, SLG: 0.476 (1,9)		0-0 S 1B	0-0 BB 1B 1-3 3-H	0-0 F7				0-0 F7	4 1 3 1 0 0 0																
Gary Gray, R OBP: 0.335, SLG: 0.362 (1,3)	0-3 K		4-0 1B 1-2	0-0 F8				0-0 5-3	3 0 0 0 1 1 2																
Todd Cruz, R OBP: 0.261, SLG: 0.360 (1,6)	0-0 F4		0-0 S 1B 1-3 2-H 3-H	0-0 6-3				0-3 K	4 0 1 2 0 1 2																
Bud Bulling, R OBP: 0.293, SLG: 0.269 (9, PH)			0-0 F9	0-0 4-3				0-0 6-3	2 0 0 0 1 0 0																
Rick Sweet, S OBP: 0.342, SLG: 0.410 (9, 2)			0-0 BB	0-0 F8				0-0 F7	1 0 0 0 0 0 0																
Dave Edler, R OBP: 0.381, SLG: 0.350 (8, 5)			0-0 FC6-4	0-0 F8				0-0 F7	3 1 1 0 0 0 3																
Manny Castillo, S OBP: 0.309, SLG: 0.337 (8, 5)			0-0 FC6-4						1 0 0 0 0 0 0																
Inning Stats	R: 0 E: 0 K: 2 S: 7	H: 0 LOB: 0 BB: 0 P: 7	R: 0 E: 0 K: 2 S: 8	H: 1 LOB: 1 BB: 0 P: 8	R: 5 E: 0 K: 1 S: 10	H: 5 LOB: 3 BB: 3 P: 22	R: 0 E: 0 K: 0 S: 3	H: 0 LOB: 0 BB: 0 P: 3	R: 0 E: 0 K: 0 S: 4	H: 1 LOB: 1 BB: 0 P: 4	R: 0 E: 0 K: 0 S: 5	H: 0 LOB: 0 BB: 0 P: 5	R: 0 E: 0 K: 1 S: 5	H: 0 LOB: 0 BB: 0 P: 5	R: 1 E: 1 K: 1 S: 7	H: 2 LOB: 1 BB: 0 P: 7	1B: 8 2B: 1 3B: 1 HR: 0	SF: 0 SAC: 0 DP: 0 HBP: 0	WP: 0 PB: 0 SB: 3 CS: 1	PA: 40					
PITCHER	IP	WLS	BF	H	R	ER	SO	BB	IBB	HBP	BLK	WP	HR	S	P	ERA	WHIP								
Dave Righetti, L ERA: 4.6 (1, 1)	2.2		17	6	5	5	5	3	0	0	0	0	0	24	36	16.88	3.375								
Doyle Alexander, R ERA: 4.56 (3, 1)	5.1		17	2	0	0	2	0	0	0	0	0	0	21	21	0.00	0.375								
Shane Rawley, L ERA: 3.31 (9, 1)	1.0	L	5	2	1	0	1	0	0	0	0	0	0	7	7	0.00	2.000								

AB	36
R	6
H	10
RBI	5
BB	3
SO	8
LOB	9



Batter	1	2	3	4	5	6	7	8	9	AB	R	H	RBI	BB	SO	LOB	BOTTOM								
Willie Randolph, R OBP: 0.364, SLG: 0.340 (1,4)	0-0 F9		0-0 FC6-4	0-0 4-3			0-0 FC4-6		0-0 SH3-4	4 0 0 0 0 0 3							Seattle Mariners @ New York Yankees Yankee Stadium, Bronx, NY Tue Jul 20 1982, 7:05 PM EDT Att: 20,321 - Unknown								
Ken Griffey, L OBP: 0.324, SLG: 0.391 (1,9)	0-3 K		0-0 F8	0-0 F9				0-0 F9	5 0 0 0 0 1 2																
Jerry Mumphrey, S OBP: 0.374, SLG: 0.381 (1,8)	0-0 2B		0-0 BB SF9 1B	0-0 BB SF9 1B			0-0 F7	4-0 1B BB	4 2 2 0 1 0 1																
Oscar Gamble, L OBP: 0.364, SLG: 0.473 (8, PH)	0-0 6-3		0-0 SF9 BB 1B	0-0 F4				0-0 1B HR 1B	3 0 1 0 0 0 1																
Lou Piniella, R OBP: 0.395, SLG: 0.453 (8, PH)			0-0 1B	0-0 F8				0-0 L6	1 1 1 0 0 0 0																
Dave Winfield, R OBP: 0.350, SLG: 0.545 (1,7)		0-0 4-3		0-3 K			0-0 F8	0-0 L6	4 0 0 0 0 1 4																
John Mayberry, L OBP: 0.342, SLG: 0.363 (1,3)		0-3 K		4-0 BB 1-2 2-3				0-0 BB 1-3 2-H	2 0 1 1 2 1 0																
Dave Collins, S OBP: 0.294, SLG: 0.308 (8, 3)		0-3 K		1-2 2-3 BB				0-0 HR 1B	0 1 0 0 0 0 0																
Graig Nettles, L OBP: 0.295, SLG: 0.361 (1,5)		0-0 F9		0-0 SF9			0-0 F9	0-0 HR	3 1 1 4 0 0 1																
Roy Smalley, S OBP: 0.364, SLG: 0.406 (1,6)			0-0 FC6-4 1B	0-0 4-3			0-0 FC4-6 BB	0-0 4-3	3 0 1 0 1 0 3																
Butch Wynegar, S OBP: 0.371, SLG: 0.368 (1,2)			0-0 F5	0-0 4-3			0-3 K	4-0 G3 SH3-4 BB	3 0 0 0 1 1 3																
Inning Stats	R: 0 E: 0 K: 1 S: 6	H: 1 LOB: 1 BB: 0 P: 6	R: 0 E: 0 K: 1 S: 5	H: 0 LOB: 0 BB: 0 P: 5	R: 0 E: 0 K: 0 S: 4	H: 1 LOB: 1 BB: 0 P: 4	R: 1 E: 0 K: 1 S: 7	H: 2 LOB: 1 BB: 1 P: 11	R: 0 E: 0 K: 0 S: 3	H: 0 LOB: 0 BB: 0 P: 3	R: 0 E: 0 K: 0 S: 5	H: 0 LOB: 2 BB: 2 P: 13	R: 4 E: 0 K: 0 S: 6	H: 3 LOB: 1 BB: 1 P: 10	R: 0 E: 0 K: 0 S: 3	H: 0 LOB: 1 BB: 1 P: 7	1B: 5 2B: 1 3B: 0 HR: 1	SF: 1 SAC: 1 DP: 0 HBP: 0	WP: 0 PB: 0 SB: 0 CS: 0	PA: 39					
PITCHER	IP	WLS	BF	H	R	ER	SO	BB	IBB	HBP	BLK	WP	HR	S	P	ERA	WHIP								
Jim Beattie, R ERA: 2.93 (1, 1)	6.1		26	4	1	1	3	3	0	0	0	0	0	29	41	1.42	1.105								
Ed Yande Berg, L ERA: 2.08 (7, 1)	1.0		5	1	2	2	1	1	0	0	0	0	0	6	10	18.00	2.000								
Bill Caudill, R ERA: 2.3 (8, 1)	1.2	W	8	2	2	2	0	1	0	0	0	0	1	7	11	10.80	1.800								

AB	32
R	5
H	7
RBI	5
BB	5
SO	4
LOB	18




Batter	1	2	3	4	5	6	7	8	9	10	11	AB	R	H	RBI	BB	SO	LOB
Julio Cruz, S OBP: 0.317, SLG: 0.308 (1, 4)	F7	BB			6-3		K			F5		4	0	0	0	1	1	0
Manny Castillo, S OBP: 0.305, SLG: 0.334 (1, 5)	4-3	F7			2B		F8			5-3		5	0	1	0	0	0	3
Bruce Bochte, L OBP: 0.383, SLG: 0.396 (1, 3)	6-3				F5		F5			F2		5	0	0	0	0	0	1
Richie Zisk, R OBP: 0.352, SLG: 0.444 Steve Strouther, L OBP: 0.235, SLG: 0.255 (11, PR)		5-3			1B		K			3-1		5	0	2	0	0	1	1
Al Cowens, R OBP: 0.329, SLG: 0.473 (1, 9)					K					K		5	2	2	0	0	2	2
Rick Sweet, S OBP: 0.357, SLG: 0.421 (1, 2)		BB			1B		F5			G6-3		5	1	2	0	0	0	4
Dave Henderson, R OBP: 0.387, SLG: 0.521 (1, 8)		BB			BB		E5			K		3	0	0	0	1	1	2
Todd Cruz, R OBP: 0.260, SLG: 0.364 (1, 6)		BB			BB		F7			F6		3	0	1	2	0	0	1
Bobby Brown, S OBP: 0.296, SLG: 0.315 (1, 7)		BB			BB		F7			F7		4	0	1	1	0	0	1

Seattle Mariners @ Cleveland Indians
Cleveland Municipal Stadium, Cleveland, OH

Fri Jul 23 1982, 7:05 PM EDT
Att: 13,352 - Unknown

livebaseballscorecards.com

AB 39
R 3
H 9
RBI 3
BB 2
SO 5
LOB 15



WP: 0 PA: 42
PB: 0
SB: 1
CS: 1

Inning Stats	R	H	E	K	S	P	R	H	E	K	S	P	ERA	WHIP
	0	0	0	0	3	3	0	0	0	0	6	6	3.00	1.111
	2	3	0	0	5	5	0	0	0	0	6	6	0.00	0.500

PITCHER	IP	WLS	BF	H	R	ER	SO	BB	IBB	HBP	BLK	WP	HR	S	P	ERA	WHIP
Rick Sutcliffe, R ERA: 3.07 Dan Spillner, R ERA: 1.89	9.0	7	35	8	3	3	5	2	0	0	0	0	0	43	51	3.00	1.111
	2.0	W	7	1	0	0	0	0	0	0	0	0	0	7	7	0.00	0.500


Batter	1	2	3	4	5	6	7	8	9	10	11	AB	R	H	RBI	BB	SO	LOB
Miguel Dilone, S OBP: 0.267, SLG: 0.314 (1, 7)	FC4-6				FC4		1B			K		5	0	3	0	0	1	3
Toby Harrah, R OBP: 0.423, SLG: 0.543 (10, 6)	FC4-6				FC5-4		F8			CS		4	0	1	1	1	0	2
Mike Hargrove, L OBP: 0.377, SLG: 0.314 (1, 3)	F5				1-4-3		2B			G3		5	0	1	0	0	0	2
Andre Thornton, R OBP: 0.414, SLG: 0.535 (1, 10)	F8				G4-6-3		F7			L5		4	0	1	0	1	0	2
Von Hayes, L OBP: 0.295, SLG: 0.391 (10, 5)					G4-6-3		F4			G3		5	0	0	0	0	1	3
Chris Bando, S OBP: 0.338, SLG: 0.324 Rod Craig, S OBP: 0.212, SLG: 0.194 (9, PR)	F6				1B		K			SH		3	1	1	0	1	1	0
Rick Manning, L OBP: 0.340, SLG: 0.354 (1, 8)	F4				SF9-3		F8			SH		3	0	1	0	0	0	0
Larry Milbourne, S OBP: 0.265, SLG: 0.309 (8, 6)	F5				SF9-3		WP			F7		4	1	1	1	0	0	4
Mike Fighkin, R OBP: 0.290, SLG: 0.333 Karl Pichler, L OBP: 0.273, SLG: 0.273 Jack Porcino, L OBP: 0.290, SLG: 0.277 Bill Nahorodny, R OBP: 0.248, SLG: 0.380 (10, 2)	5-3				FC4		1B			F8		2	0	1	0	0	0	0

Seattle Mariners @ Cleveland Indians
Cleveland Municipal Stadium, Cleveland, OH

Fri Jul 23 1982, 7:05 PM EDT
Att: 13,352 - Unknown

livebaseballscorecards.com

AB 38
R 4
H 12
RBI 4
BB 3
SO 3
LOB 18



WP: 1 PA: 45
PB: 0
SB: 0
CS: 1

Inning Stats	R	H	E	K	S	P	R	H	E	K	S	P	ERA	WHIP
	0	1	0	0	4	4	0	0	0	0	10	10	4.05	1.500
	1	1	0	0	2	2	0	0	0	0	5	9	0.00	1.500

PITCHER	IP	WLS	BF	H	R	ER	SO	BB	IBB	HBP	BLK	WP	HR	S	P	ERA	WHIP
Gaylord Perry, R ERA: 4.82 Mike Stanton, R ERA: 2.27 Ed Vande Berg, L ERA: 2.17	6.2	1	28	10	3	3	2	0	0	0	0	1	0	32	32	4.05	1.500
	1.1	6	10	0	0	0	0	1	0	0	0	0	0	5	9	0.00	1.500
	2.1	L	11	1	1	1	1	2	0	0	0	0	0	11	19	3.86	1.286

Batter	1	2	3	4	5	6	7	8	9	AB	R	H	RBI	BB	SO	LOB	TOP					
Julio Cruz, S OBP: 0.318, SLG: 0.310 (1,4)	E6 HR 1B	1-3		G3		1B 2H 1B		F6		5	2	2	1	0	0	2	Seattle Mariners @ Cleveland Indians Cleveland Municipal Stadium, Cleveland, OH Sat Jul 24 1982, 7:05 PM EDT Att: 27,583 - Unknown					
Manny Castillo, S OBP: 0.303, SLG: 0.332 (1,5)	F7		F6		K	1B		FC6-4 1B		5	1	1	0	0	1	2						
Bobby Brown, S OBP: 0.293, SLG: 0.331 (1,7)	HR		K		F9	F6		E3 1B		5	1	1	2	0	1	3						
Richie Zisk, R OBP: 0.359, SLG: 0.454 (1,10)	CS		BB		F7					5	0	4	2	0	0	0						
Steve Strouhler, L OBP: 0.235, SLG: 0.255 (8, PR)	2B		1B			1B		1B		0	0	0	0	0	0	0						
Al Cowens, R OBP: 0.332, SLG: 0.476 (1,9)	E S 1B					2B		F9		4	2	2	0	1	0	4						
Rick Sweet, S OBP: 0.356, SLG: 0.420 (1,2)	1B		1-3			1B				5	1	2	2	0	0	2						
Gary Gray, R OBP: 0.337, SLG: 0.359 (1,3)	F9				F8	1B				4	1	1	0	1	1	1						
Todd Cruz, R OBP: 0.259, SLG: 0.361 (1,6)			K		F7	1B		G5-4-3 BB		5	0	1	1	0	2	1						
Joe Simpson, L OBP: 0.291, SLG: 0.306 (1,8)			K			1B		FC6-4 1B		4	1	3	1	0	1	0						
Inning Stats	R: 3 E: 1 K: 0 S: 7	H: 5 LOB: 1 BB: 0 P: 7	R: 0 E: 0 K: 2 S: 7	H: 0 LOB: 0 BB: 0 P: 7	R: 0 E: 0 K: 1 S: 6	H: 1 LOB: 2 BB: 1 P: 10	R: 0 E: 0 K: 0 S: 4	H: 1 LOB: 0 BB: 0 P: 4	R: 0 E: 0 K: 1 S: 5	H: 0 LOB: 0 BB: 0 P: 5	R: 5 E: 0 K: 0 S: 10	H: 8 LOB: 2 BB: 0 P: 10	R: 0 E: 0 K: 0 S: 2	H: 0 LOB: 0 BB: 1 P: 6	R: 1 E: 1 K: 0 S: 6	H: 2 LOB: 2 BB: 0 P: 6	R: 0 E: 0 K: 2 S: 7	H: 0 LOB: 0 BB: 0 P: 7	1B: 14 2B: 2 3B: 0 HR: 1	SF: 0 SAC: 0 DP: 1 HBP: 0	WP: 0 PB: 0 SB: 1 CS: 1	PA: 44
PITCHER	IP WLS BF H R ER SO BB IBB HBP BLK WP HR S P ERA WHIP	IP WLS BF H R ER SO BB IBB HBP BLK WP HR S P ERA WHIP	IP WLS BF H R ER SO BB IBB HBP BLK WP HR S P ERA WHIP	IP WLS BF H R ER SO BB IBB HBP BLK WP HR S P ERA WHIP	IP WLS BF H R ER SO BB IBB HBP BLK WP HR S P ERA WHIP	IP WLS BF H R ER SO BB IBB HBP BLK WP HR S P ERA WHIP	IP WLS BF H R ER SO BB IBB HBP BLK WP HR S P ERA WHIP	IP WLS BF H R ER SO BB IBB HBP BLK WP HR S P ERA WHIP	IP WLS BF H R ER SO BB IBB HBP BLK WP HR S P ERA WHIP	IP WLS BF H R ER SO BB IBB HBP BLK WP HR S P ERA WHIP	IP WLS BF H R ER SO BB IBB HBP BLK WP HR S P ERA WHIP	IP WLS BF H R ER SO BB IBB HBP BLK WP HR S P ERA WHIP	IP WLS BF H R ER SO BB IBB HBP BLK WP HR S P ERA WHIP	IP WLS BF H R ER SO BB IBB HBP BLK WP HR S P ERA WHIP	IP WLS BF H R ER SO BB IBB HBP BLK WP HR S P ERA WHIP	IP WLS BF H R ER SO BB IBB HBP BLK WP HR S P ERA WHIP						
Len Barker, R ERA: 3.67 (1,1)	5.1 L	27 12	7 7	7 4	1 0	0 0	0 0	0 0	0 0	0 0	13 17	3.38 2.250	2.55 0.000									
Bud Anderson, R ERA: 2.55 (6,1)	2.2	14 5	2 1	0 0	1 0	0 0	0 0	0 0	0 0	0 0	7 7	0.00 0.000										
Ed Glynn, L ERA: 2.95 (9,1)	1.0	3 0	0 0	0 2	0 0	0 0	0 0	0 0	0 0	0 0	7 7	0.00 0.000										
PITCHER	IP WLS BF H R ER SO BB IBB HBP BLK WP HR S P ERA WHIP	IP WLS BF H R ER SO BB IBB HBP BLK WP HR S P ERA WHIP	IP WLS BF H R ER SO BB IBB HBP BLK WP HR S P ERA WHIP	IP WLS BF H R ER SO BB IBB HBP BLK WP HR S P ERA WHIP	IP WLS BF H R ER SO BB IBB HBP BLK WP HR S P ERA WHIP	IP WLS BF H R ER SO BB IBB HBP BLK WP HR S P ERA WHIP	IP WLS BF H R ER SO BB IBB HBP BLK WP HR S P ERA WHIP	IP WLS BF H R ER SO BB IBB HBP BLK WP HR S P ERA WHIP	IP WLS BF H R ER SO BB IBB HBP BLK WP HR S P ERA WHIP	IP WLS BF H R ER SO BB IBB HBP BLK WP HR S P ERA WHIP	IP WLS BF H R ER SO BB IBB HBP BLK WP HR S P ERA WHIP	IP WLS BF H R ER SO BB IBB HBP BLK WP HR S P ERA WHIP	IP WLS BF H R ER SO BB IBB HBP BLK WP HR S P ERA WHIP	IP WLS BF H R ER SO BB IBB HBP BLK WP HR S P ERA WHIP	IP WLS BF H R ER SO BB IBB HBP BLK WP HR S P ERA WHIP	IP WLS BF H R ER SO BB IBB HBP BLK WP HR S P ERA WHIP						
Miguel Dilone, S OBP: 0.263, SLG: 0.308 (1,7)	3-1		6-3		4-3			6-3		4	0	0	0	0	0	2	Seattle Mariners @ Cleveland Indians Cleveland Municipal Stadium, Cleveland, OH Sat Jul 24 1982, 7:05 PM EDT Att: 27,583 - Unknown					
Toby Harrah, R OBP: 0.425, SLG: 0.543 (1,5)					G4-6-3 BB			6-3		2	0	1	0	1	0	0						
Jack Perconte, L OBP: 0.288, SLG: 0.275 (7,4)	1B							6-3		1	0	0	0	0	0	1						
Mike Hargrove, L OBP: 0.377, SLG: 0.314 (1,3)					G4-6-3					3	0	1	0	0	0	1						
Karl Pagel, L OBP: 0.500, SLG: 0.250 (7,3)	1B				1-2					1	0	0	0	0	1	0						
Andre Thornton, R OBP: 0.412, SLG: 0.530 (1,10)	G5-4-3				2B			F6		3	0	0	0	1	0	2						
Von Hayes, L OBP: 0.294, SLG: 0.392 (1,9)			F7							4	0	1	0	0	0	0						
Chris Bando, S OBP: 0.328, SLG: 0.314 (1,2)			F7		F8			6-3		3	0	0	0	0	0	2						
Rick Manning, L OBP: 0.338, SLG: 0.352 (1,8)			G3							2	0	0	0	0	1	0						
Carmen Castillo, R OBP: 0.294, SLG: 0.250 (7,8)					K			K		1	0	0	0	0	1	0						
Larry Milbourne, S OBP: 0.261, SLG: 0.304 (1,4)			G3		3-1			F7		3	0	0	0	0	0	0						
Mike Moore, R OBP: 0.391, SLG: 0.344 (1,6)			6-3							2	0	1	0	1	0	0						
Inning Stats	R: 0 E: 0 K: 0 S: 4	H: 2 LOB: 1 BB: 0 P: 4	R: 0 E: 0 K: 0 S: 3	H: 0 LOB: 0 BB: 0 P: 3	R: 0 E: 0 K: 0 S: 3	H: 0 LOB: 0 BB: 0 P: 3	R: 0 E: 0 K: 0 S: 3	H: 1 LOB: 2 BB: 2 P: 11	R: 0 E: 0 K: 1 S: 5	H: 0 LOB: 1 BB: 1 P: 9	R: 0 E: 0 K: 0 S: 3	H: 0 LOB: 0 BB: 0 P: 3	R: 0 E: 0 K: 1 S: 5	H: 0 LOB: 0 BB: 0 P: 5	R: 0 E: 0 K: 0 S: 4	H: 1 LOB: 1 BB: 0 P: 4	R: 0 E: 0 K: 1 S: 5	H: 0 LOB: 0 BB: 0 P: 5	1B: 2 2B: 2 3B: 0 HR: 0	SF: 0 SAC: 0 DP: 2 HBP: 0	WP: 0 PB: 0 SB: 0 CS: 0	PA: 32
PITCHER	IP WLS BF H R ER SO BB IBB HBP BLK WP HR S P ERA WHIP	IP WLS BF H R ER SO BB IBB HBP BLK WP HR S P ERA WHIP	IP WLS BF H R ER SO BB IBB HBP BLK WP HR S P ERA WHIP	IP WLS BF H R ER SO BB IBB HBP BLK WP HR S P ERA WHIP	IP WLS BF H R ER SO BB IBB HBP BLK WP HR S P ERA WHIP	IP WLS BF H R ER SO BB IBB HBP BLK WP HR S P ERA WHIP	IP WLS BF H R ER SO BB IBB HBP BLK WP HR S P ERA WHIP	IP WLS BF H R ER SO BB IBB HBP BLK WP HR S P ERA WHIP	IP WLS BF H R ER SO BB IBB HBP BLK WP HR S P ERA WHIP	IP WLS BF H R ER SO BB IBB HBP BLK WP HR S P ERA WHIP	IP WLS BF H R ER SO BB IBB HBP BLK WP HR S P ERA WHIP	IP WLS BF H R ER SO BB IBB HBP BLK WP HR S P ERA WHIP	IP WLS BF H R ER SO BB IBB HBP BLK WP HR S P ERA WHIP	IP WLS BF H R ER SO BB IBB HBP BLK WP HR S P ERA WHIP	IP WLS BF H R ER SO BB IBB HBP BLK WP HR S P ERA WHIP	IP WLS BF H R ER SO BB IBB HBP BLK WP HR S P ERA WHIP						
Mike Moore, R ERA: 5.56 (1,1)	9.0 W	32 4	0 0	0 3	3 0	0 0	0 0	0 0	0 0	0 0	35 47	0.00 0.778										



Batter	1	2	3	4	5	6	7	8	9	AB	R	H	RBI	BB	SO	LOB	TOP										
Julio Cruz, S OBP: 0.320, SLG: 0.315 (1,4)										4	1	2	0	0	1	1	Seattle Mariners @ Cleveland Indians Cleveland Municipal Stadium, Cleveland, OH Sun Jul 25 1982, 3:33 AM EDT Att: 14,500 - Unknown										
Manny Castillo, S OBP: 0.306, SLG: 0.338 (1,5)										4	0	2	1	0	0	0											
Bruce Bochte, L OBP: 0.379, SLG: 0.391 (1,3)										4	0	0	0	0	1	3											
Richie Zisk, R OBP: 0.361, SLG: 0.464 (1,10)										4	1	2	1	0	0	0											
Al Cowens, R OBP: 0.332, SLG: 0.482 (1,9)										4	1	1	1	0	3	0											
Rick Sweet, S OBP: 0.356, SLG: 0.415 (1,2)										4	0	1	0	0	0	0											
Todd Cruz, R OBP: 0.295, SLG: 0.356 (1,6)										4	0	0	0	0	0	1											
Joe Simpson, L OBP: 0.296, SLG: 0.312 (1,8)										4	0	2	0	0	0	0											
Bobby Brown, S OBP: 0.287, SLG: 0.323 (1,7)										4	0	0	0	0	1	3											
Inning Stats	R: 0 E: 0 K: 1 S: 5	H: 0 LOB: 0 BB: 0 P: 5	R: 1 E: 0 K: 1 S: 6	H: 1 LOB: 0 BB: 0 P: 6	R: 0 E: 0 K: 0 S: 5	H: 2 LOB: 2 BB: 0 P: 5	R: 0 E: 0 K: 1 S: 5	H: 0 LOB: 0 BB: 0 P: 5	R: 0 E: 0 K: 0 S: 4	H: 1 LOB: 1 BB: 0 P: 4	R: 0 E: 0 K: 0 S: 3	H: 0 LOB: 0 BB: 0 P: 3	R: 1 E: 0 K: 0 S: 4	H: 2 LOB: 0 BB: 0 P: 4	R: 1 E: 0 K: 1 S: 7	H: 3 LOB: 2 BB: 0 P: 7	R: 0 E: 1 K: 2 S: 9	H: 1 LOB: 2 BB: 0 P: 9	1B: 6 2B: 2 3B: 0 HR: 2	SF: 0 SAC: 0 DP: 1 HBP: 0	WP: 0 PB: 0 SB: 0 CS: 0	PA: 36					
PITCHER	IP	WLS	BF	H	R	ER	SO	BB	IBB	HBP	BLK	WP	HR	S	P	ERA	WHIP										
Lary Sorensen, R ERA: 4.85 (1,1)	6.0	W	24	6	2	2	3	0	0	0	0	0	2	30	30	3.00	1.000										
Dan Spillner, R ERA: 1.93 (7,1)	3.0	S	12	4	1	1	3	0	0	0	0	0	0	18	18	3.00	1.333										

Batter	1	2	3	4	5	6	7	8	9	AB	R	H	RBI	BB	SO	LOB	BOTTOM										
Miguel Dilone, S OBP: 0.265, SLG: 0.310 (1,7)										5	0	2	1	0	0	2	Seattle Mariners @ Cleveland Indians Cleveland Municipal Stadium, Cleveland, OH Sun Jul 25 1982, 3:33 AM EDT Att: 14,500 - Unknown										
Toby Harrah, R OBP: 0.426, SLG: 0.550 (1,5)										3	1	1	1	1	0	3											
Mike Hargrove, L OBP: 0.361, SLG: 0.313 (1,3)										1	2	0	0	3	0	0											
Andre Thornton, R OBP: 0.415, SLG: 0.536 (1,10)										2	0	1	1	2	0	0											
Von Hayes, L OBP: 0.294, SLG: 0.391 (1,9)										4	0	1	1	0	0	4											
Ron Hassey, L OBP: 0.290, SLG: 0.263 (1,2)										2	1	1	0	0	1	3											
Chris Bando, S OBP: 0.323, SLG: 0.308 (5, FH)										2	0	0	0	0	0	3											
Rick Manning, L OBP: 0.337, SLG: 0.354 (1,8)										4	1	1	0	0	0	2											
Larry Milbourne, S OBP: 0.256, SLG: 0.299 (1,4)										3	0	0	1	0	0	1											
Mike Fischlin, R OBP: 0.387, SLG: 0.341 (1,6)										4	0	1	0	0	2	1											
Inning Stats	R: 0 E: 0 K: 1 S: 5	H: 1 LOB: 3 BB: 3 P: 17	R: 1 E: 0 K: 0 S: 5	H: 2 LOB: 1 BB: 0 P: 5	R: 0 E: 0 K: 0 S: 3	H: 0 LOB: 0 BB: 0 P: 3	R: 1 E: 0 K: 1 S: 6	H: 1 LOB: 0 BB: 0 P: 6	R: 2 E: 0 K: 0 S: 4	H: 2 LOB: 1 BB: 2 P: 12	R: 0 E: 1 K: 0 S: 5	H: 1 LOB: 2 BB: 0 P: 5	R: 1 E: 0 K: 0 S: 4	H: 1 LOB: 1 BB: 1 P: 8	R: 0 E: 0 K: 1 S: 5	H: 0 LOB: 0 BB: 0 P: 5	1B: 4 2B: 2 3B: 1 HR: 1	SF: 1 SAC: 0 DP: 1 HBP: 0	WP: 1 PB: 0 SB: 3 CS: 0	PA: 37							
PITCHER	IP	WLS	BF	H	R	ER	SO	BB	IBB	HBP	BLK	WP	HR	S	P	ERA	WHIP										
Jim Beattie, R ERA: 3.12 (1,1)	4.1	L	23	6	4	4	2	5	0	0	0	0	1	22	42	8.31	2.538										
Bryan Clark, L ERA: 2.35 (5,1)	1.2		8	2	1	1	0	1	0	0	0	0	0	7	11	5.40	1.800										
Ed Vande Berg, L ERA: 2.09 (7,1)	1.2		5	0	0	0	1	0	0	0	0	0	0	7	7	0.00	0.000										
Bill Caudill, R ERA: 2.12 (8,1)	0.1		1	0	0	0	0	0	0	0	0	0	0	1	1	0.00	0.000										



Batter	1	2	3	4	5	6	7	8	9	AB	R	H	RBI	BB	SO	LOB	TOP								
Bobby Mitchell, L OBP: 0.326, SLG: 0.301 (1, 8)										4	1	1	1	1	0	0	Minnesota Twins @ Seattle Mariners The Kingdome, Seattle, WA Mon Jul 26 1982, 10:05 PM EDT Att: 12,021 - Dome								
Dave Engle, R OBP: 0.293, SLG: 0.379 (1, 10)										4	1	2	0	1	1	2									
Tom Brunansky, R OBP: 0.396, SLG: 0.515 (1, 9)										4	1	1	1	1	1	3									
Jesus Vega, R OBP: 0.286, SLG: 0.369 (1, 3)										5	1	1	0	0	0	2									
Gary Ward, R OBP: 0.308, SLG: 0.473 (1, 7)										5	1	1	1	0	2	3									
Gary Gaetti, R OBP: 0.280, SLG: 0.467 (1, 5)										5	2	3	4	0	0	0									
Tim Laudner, R OBP: 0.365, SLG: 0.425 (1, 2)									5	1	2	0	0	1	1										
John Castino, R OBP: 0.316, SLG: 0.325 (1, 4)									5	1	2	1	0	1	2										
Lenny Faedo, R OBP: 0.257, SLG: 0.337 (1, 6)									5	1	1	2	0	0	4										
Inning Stats	R: 4 E: 0 K: 1 S: 9	H: 4 LOB: 1 BB: 1 P: 13	R: 0 E: 0 K: 1 S: 5	H: 0 LOB: 1 BB: 1 P: 9	R: 0 E: 0 K: 0 S: 3	H: 0 LOB: 0 BB: 0 P: 3	R: 2 E: 1 K: 0 S: 6	H: 2 LOB: 2 BB: 1 P: 10	R: 1 E: 0 K: 0 S: 4	H: 2 LOB: 1 BB: 0 P: 5	R: 1 E: 0 K: 0 S: 4	H: 1 LOB: 0 BB: 0 P: 4	R: 2 E: 1 K: 1 S: 9	H: 4 LOB: 2 BB: 0 P: 9	R: 0 E: 0 K: 1 S: 5	H: 0 LOB: 0 BB: 0 P: 5	R: 0 E: 0 K: 2 S: 8	H: 1 LOB: 1 BB: 0 P: 8	1B: 9 2B: 1 3B: 0 HR: 4	SF: 0 SAC: 0 DP: 0 HBP: 0	WP: 0 PB: 0 SB: 0 CS: 0	PA: 45			
PITCHER	IP	WLS	BF	H	R	ER	SO	BB	IBB	HBP	BLK	WP	HR	S	P	ERA	WHIP								
Floyd Bannister, L ERA: 3.21 (1, 1)	3.2	L	20	6	6	5	2	2	0	0	0	0	2	22	30	12.27	2.182								
Larry Andersen, R ERA: 4.95 (4, 1)	2.2		15	6	4	3	0	1	0	0	0	0	2	14	18	10.12	2.625								
Mike Stanton, R ERA: 2.15 (7, 1)	2.2		10	2	0	0	4	0	0	0	0	0	0	18	18	0.00	0.750								

Batter	1	2	3	4	5	6	7	8	9	AB	R	H	RBI	BB	SO	LOB	BOTTOM								
Julio Cruz, S OBP: 0.321, SLG: 0.312 (1, 4)										3	1	0	0	2	0	2	Minnesota Twins @ Seattle Mariners The Kingdome, Seattle, WA Mon Jul 26 1982, 10:05 PM EDT Att: 12,021 - Dome								
Dave Edler, R OBP: 0.333, SLG: 0.280 (1, 5)										4	0	0	0	1	1	4									
Bruce Bochte, L OBP: 0.379, SLG: 0.389 (1, 7)										4	0	1	2	1	1	2									
Richie Zisk, R OBP: 0.358, SLG: 0.463 (1, 10)										5	1	1	0	0	3	4									
Al Cowens, R OBP: 0.331, SLG: 0.480 (1, 9)										4	0	1	1	0	0	0									
Gary Gray, R OBP: 0.341, SLG: 0.354 (1, 3)										2	0	0	0	2	1	1									
Dave Henderson, R OBP: 0.355, SLG: 0.513 (1, 8)										3	0	0	0	1	0	2									
Todd Cruz, R OBP: 0.252, SLG: 0.352 (1, 6)										4	0	0	0	0	1	4									
Bud Bulling, R OBP: 0.311, SLG: 0.293 (1, 2)										3	2	3	0	1	0	0									
Inning Stats	R: 0 E: 0 K: 0 S: 3	H: 0 LOB: 0 BB: 0 P: 3	R: 0 E: 0 K: 0 S: 3	H: 0 LOB: 2 BB: 2 P: 11	R: 1 E: 0 K: 1 S: 6	H: 2 LOB: 1 BB: 1 P: 10	R: 0 E: 0 K: 0 S: 3	H: 0 LOB: 1 BB: 1 P: 7	R: 0 E: 0 K: 1 S: 6	H: 1 LOB: 1 BB: 0 P: 6	R: 1 E: 0 K: 1 S: 7	H: 2 LOB: 1 BB: 0 P: 7	R: 0 E: 0 K: 2 S: 7	H: 0 LOB: 2 BB: 2 P: 15	R: 0 E: 0 K: 0 S: 3	H: 0 LOB: 0 BB: 0 P: 3	R: 2 E: 1 K: 2 S: 8	H: 1 LOB: 1 BB: 2 P: 16	1B: 4 2B: 2 3B: 0 HR: 0	SF: 0 SAC: 0 DP: 1 HBP: 0	WP: 0 PB: 0 SB: 0 CS: 0	PA: 40			
PITCHER	IP	WLS	BF	H	R	ER	SO	BB	IBB	HBP	BLK	WP	HR	S	P	ERA	WHIP								
Jack O'Connor, L ERA: 4.47 (1, 1)	8.1	W	38	6	4	3	6	8	0	0	0	0	0	42	74	3.24	1.680								
Jeff Little, L ERA: 1.46 (9, 1)	0.2		2	0	0	0	1	0	0	0	0	0	0	4	4	0.00	0.000								

Batter	1	2	3	4	5	6	7	8	9	AB	R	H	RBI	BB	SO	LOB	TOP				
Bobby Mitchell, L (1, 8) OBP: 0.327, SLG: 0.300	0-0 6-3			0-0 HR 1B	0-0 G1-6-3		4-0 BB	0-0 6-3	4-1 1 0 1 0 1												
Dave Engle, R (1, 10) OBP: 0.284, SLG: 0.367	0-3 K			0-0 F4	0-0 5-3		0-3 K	0-3 K	5 0 0 0 0 3 2												
Tom Brunansky, R (1, 9) OBP: 0.396, SLG: 0.509	0-0 6-3			4-0 HR BB		4-0 E 1B BB	0-0 F8	0-3 K	3 2 0 0 2 1 1												
Jesus Vega, R (1, 3) OBP: 0.291, SLG: 0.385		0-0 L6		0-0 HR		0-0 F8		4-0 FC4-6 BB	3 1 1 3 1 0 1												
Gary Ward, R (1, 7) OBP: 0.307, SLG: 0.473	0-0 5-3			0-0 2B		0-3 K		0-0 FC4-6 HR	4 2 1 0 0 1 2												
Gary Gaetti, R (1, 5) OBP: 0.283, SLG: 0.481	0-0 6-3			0-0 2B		0-0 E5 1B		0-0 HR	4 1 2 3 0 0 1												
Tim Laudner, R (1, 2) OBP: 0.362, SLG: 0.421			0-0 5-3	0-0 5-3		0-0 1-3 2-H 1B		0-0 L5	4 0 1 1 0 0 1								AB 34				
John Castino, R (1, 4) OBP: 0.315, SLG: 0.321			0-3 K	0-0 6-3		0-3 K		4-0 BB	3 0 0 0 1 2 3								R 7				
Lenny Faedo, R (1, 6) OBP: 0.259, SLG: 0.337			0-0 4-3			0-0 G1-6-3 1B		0-0 L9	3 0 1 0 0 0 0								H 7				
Randy Johnson, L (8, PH) OBP: 0.339, SLG: 0.451									1 0 0 0 0 0 1								RBI 7				
Ron Washington, R (8, 6) OBP: 0.303, SLG: 0.394									0 0 0 0 0 0 0								BB 5				
Inning Stats	R: 0 E: 0 K: 1 S: 5	H: 0 LOB: 0 BB: 0 P: 5	R: 0 E: 0 K: 0 S: 3	H: 0 LOB: 0 BB: 0 P: 3	R: 0 E: 0 K: 1 S: 5	H: 0 LOB: 1 BB: 1 P: 11	R: 0 E: 0 K: 0 S: 3	H: 1 LOB: 0 BB: 0 P: 3	R: 1 E: 0 K: 2 S: 9	H: 1 LOB: 2 BB: 1 P: 13	R: 0 E: 0 K: 1 S: 5	H: 0 LOB: 1 BB: 1 P: 9	R: 2 E: 0 K: 0 S: 4	H: 1 LOB: 1 BB: 2 P: 12	R: 0 E: 0 K: 2 S: 7	H: 0 LOB: 0 BB: 0 P: 7	1B: 3 2B: 2 3B: 0 HR: 2	SF: 0 SAC: 0 DP: 1 HBP: 0	WP: 0 PB: 0 CS: 0	PA: 39	
PITCHER	IP	WLS	BF	H	R	ER	SO	BB	IBB	HBP	BLK	WP	HR	S	P	ERA	WHIP				
Gene Nelson, R (1, 1) ERA: 4.45	5.2		25	6	5	4	3	2	0	0	0	0	1	29	37	6.35	1.412				
Bryan Clark, L (6, 1) ERA: 2.59	1.2	W	8	1	2	2	2	2	0	0	0	0	1	10	18	10.80	1.800				
Bill Caudill, R (8, 1) ERA: 2.07	1.2	S	6	0	0	0	2	1	0	0	0	0	0	9	13	0.00	0.600				

Minnesota Twins @ Seattle Mariners
The Kingdome, Seattle, WA
Tue Jul 27 1982, 10:05 PM EDT
Att: 19,753 - Dome

AB	34
R	7
H	7
RBI	7
BB	5
SO	7
LOB	13



Batter	1	2	3	4	5	6	7	8	9	AB	R	H	RBI	BB	SO	LOB	BOTTOM				
Julio Cruz, S (1, 4) OBP: 0.325, SLG: 0.317	0-0 HR 1B	0-0 1-3 3-H 2B		0-0 1-3		4-0 HR BB	0-0 F7		4 1 2 2 1 0 2												
Dave Edler, R (1, 5) OBP: 0.387, SLG: 0.536	0-0 HR	0-0 IBB				0-0 F9		0-0 F8	3 2 2 5 1 0 0												
Manny Castillo, S (7, 5) OBP: 0.305, SLG: 0.337	1-2 HR					1-2 2-3 3-H HR		0-0 F8	1 0 0 0 0 0 0												
Bruce Bochte, L (1, 7) OBP: 0.377, SLG: 0.386	0-0 5-3	0-3 K				0-0 K		0-0 F7	5 0 1 0 0 2 3												
Richie Zisk, R (1, 10) OBP: 0.362, SLG: 0.477	0-0 2B					0-3 K		4-0 S BB	4 1 2 1 1 1 1												
Bobby Brown, S (8, PR) OBP: 0.297, SLG: 0.323				0-0 HR		0-0 1-3		0-0 S BB	0 0 0 0 0 0 0												
Al Cowens, R (1, 9) OBP: 0.329, SLG: 0.476	0-3 K			0-0 F8		0-0 F9		0-3 K	5 0 1 0 0 2 3												
Gary Gray, R (1, 3) OBP: 0.350, SLG: 0.360		0-0 FC1-6 1B		0-3 K		0-0 2B BB 1B		4-0 FC2 S BB	3 2 2 0 1 1 0												
Dave Henderson, R (1, 8) OBP: 0.353, SLG: 0.505		0-0 FC1-6 1B 2B		0-0 F3		0-0 F9		4-0 FC2 BB	3 1 0 0 1 0 2												
Todd Cruz, R (1, 6) OBP: 0.255, SLG: 0.357		0-0 FC1-6 1B		0-0 F8		0-0 BB HR 2B		0-0 FC2	4 1 2 0 0 0 3												
Bud Bulling, R (1, 2) OBP: 0.307, SLG: 0.289		0-0 FC1-6 2B		0-0 F7		0-0 HR BB		0-0 SF8	2 0 0 0 0 0 2												
Rick Sweet, S (6, PH) OBP: 0.358, SLG: 0.415		1-2 2-3							0 1 0 1 1 0 0												
Inning Stats	R: 1 E: 0 K: 1 S: 7	H: 3 LOB: 1 BB: 0 P: 7	R: 1 E: 0 K: 1 S: 8	H: 3 LOB: 3 BB: 1 P: 12	R: 1 E: 0 K: 1 S: 6	H: 1 LOB: 0 BB: 0 P: 6	R: 0 E: 0 K: 0 S: 3	H: 0 LOB: 0 BB: 0 P: 3	R: 0 E: 0 K: 1 S: 6	H: 1 LOB: 1 BB: 0 P: 6	R: 5 E: 0 K: 1 S: 8	H: 3 LOB: 2 BB: 2 P: 16	R: 0 E: 0 K: 0 S: 4	H: 1 LOB: 2 BB: 2 P: 12	R: 0 E: 0 K: 1 S: 5	H: 0 LOB: 2 BB: 1 P: 9	1B: 6 2B: 3 3B: 0 HR: 3	SF: 1 SAC: 0 DP: 0 HBP: 0	WP: 0 PB: 0 CS: 0	PA: 41	
PITCHER	IP	WLS	BF	H	R	ER	SO	BB	IBB	HBP	BLK	WP	HR	S	P	ERA	WHIP				
Frank Viola, L (1, 1) ERA: 5.11	5.1		26	10	5	5	4	0	0	0	0	0	0	0	4	8.44	1.875				
John Pacella, R (6, 1) ERA: 5.2	0.0	L	1	0	0	0	0	1	0	0	0	0	0	0	4	∞	∞				
Jeff Little, L (6, 1) ERA: 3.46	0.2		6	2	4	4	1	2	0	0	0	0	1	6	14	54.00	6.000				
Paul Boris, R (7, 1) ERA: 5.85	2.0		8	0	0	0	1	2	0	0	0	0	0	8	16	0.00	1.000				

Minnesota Twins @ Seattle Mariners
The Kingdome, Seattle, WA
Tue Jul 27 1982, 10:05 PM EDT
Att: 19,753 - Dome

AB	34
R	9
H	12
RBI	9
BB	6
SO	6
LOB	16



Batter	1	2	3	4	5	6	7	8	9	AB	R	H	RBI	BB	SO	LOB	TOP										
Bobby Mitchell, L OBP: 0.322, SLG: 0.295 (1, 8)	4-3		FC4-6 1B		FC4-6 WP		F8			4	0	0	0	0	0	3	Minnesota Twins @ Seattle Mariners The Kingdome, Seattle, WA Wed Jul 28 1982, 6:33 AM EDT Att: 14,703 - Dome										
Ron Washington, R OBP: 0.305, SLG: 0.393 (1, 6)	F9		FC5-4 1B		6-3			FC6-4 BB		3	0	1	1	1	0	1											
Tom Brunansky, R OBP: 0.394, SLG: 0.504 (1, 9)	F7		FC5-4 1B					FC6-4 4-3		4	0	1	0	0	0	3											
Kent Hrbek, L OBP: 0.387, SLG: 0.545 (1, 3)		F9		F6		1-3		4-3		4	0	0	0	0	0	2											
Gary Ward, R OBP: 0.307, SLG: 0.480 (1, 7)	6-3			HR		F9		F8		4	1	1	1	0	0	2											
Gary Gaetti, R OBP: 0.282, SLG: 0.478 (1, 5)	F3			F8					F2	4	0	1	0	0	0	0											
Randy Johnson, L OBP: 0.333, SLG: 0.442 (1, 10)			G3	G3		F5			K	4	0	0	0	0	1	2											
John Castino, R OBP: 0.312, SLG: 0.316 (1, 4)			E6 FC4-6 PB 1B		6-3		K		L8	3	1	0	0	0	1	0											
Randy Bush, L OBP: 0.220, SLG: 0.231 (9, PH)										1	0	0	0	0	0	0											
Sal Butera, R OBP: 0.383, SLG: 0.291 (1, 2)			FC4-6 BB		FC4-6 1B		5-3			2	0	1	0	1	0	0											
Inning Stats	R: 0 E: 0 K: 0 S: 3	H: 0 LOB: 0 BB: 0 P: 3	R: 0 E: 0 K: 0 S: 3	H: 0 LOB: 0 BB: 0 P: 3	R: 1 E: 1 K: 0 S: 5	H: 1 LOB: 2 BB: 1 P: 9	R: 1 E: 0 K: 0 S: 4	H: 1 LOB: 0 BB: 0 P: 4	R: 0 E: 0 K: 0 S: 5	H: 1 LOB: 1 BB: 0 P: 4	R: 0 E: 0 K: 0 S: 5	H: 2 LOB: 2 BB: 0 P: 5	R: 0 E: 0 K: 1 S: 5	H: 0 LOB: 1 BB: 0 P: 5	R: 0 E: 0 K: 0 S: 3	H: 0 LOB: 1 BB: 1 P: 7	R: 0 E: 0 K: 1 S: 5	H: 0 LOB: 0 BB: 0 P: 5	R: 0 E: 0 K: 1 S: 5	H: 0 LOB: 0 BB: 0 P: 5	1B: 4 2B: 0 3B: 0 HR: 1	SF: 0 SAC: 0 DP: 0 HBP: 0	WP: 1 PB: 1 CS: 0	PA: 35			
PITCHER	IP	WLS	BF	H	R	ER	SO	BB	IBB	HBP	BLK	WP	HR	S	P	ERA	WHIP										
Gaylord Perry, R ERA: 4.68 (1, 1)	6.0	W	25	5	2	1	0	1	0	0	0	1	1	24	28	1.50	1.000										
Mike Stanton, R ERA: 2.03 (7, 1)	3.0	S	10	0	0	0	2	1	0	0	0	0	0	13	17	0.00	0.333										

AB	33
R	2
H	5
RBI	2
BB	2
SO	2
LOB	13



Batter	1	2	3	4	5	6	7	8	9	AB	R	H	RBI	BB	SO	LOB	BOTTOM										
Julio Cruz, S OBP: 0.324, SLG: 0.316 (1, 4)	F6	L9			5-3		E1 L4-3 1B			4	0	1	0	0	0	2	Minnesota Twins @ Seattle Mariners The Kingdome, Seattle, WA Wed Jul 28 1982, 6:33 AM EDT Att: 14,703 - Dome										
Manny Castillo, S OBP: 0.301, SLG: 0.332 (1, 5)	K		F5		F4		L4-3 1B			4	0	0	0	0	1	1											
Bruce Bochte, L OBP: 0.378, SLG: 0.386 (1, 7)	K		HR BB		4-3		1B			3	1	1	0	1	1	0											
Richie Zisk, R OBP: 0.364, SLG: 0.490 (1, 10)		1B 2B	HR			F3	F8			4	2	2	2	0	0	1											
Al Cowens, R OBP: 0.333, SLG: 0.487 (1, 9)		1B 2B 1B	F7			1B		HR		4	2	3	1	0	0	0											
Rick Sweet, S OBP: 0.355, SLG: 0.409 (1, 2)		2B 1B	F9			F3	F7			4	0	1	1	0	0	1											
Gary Gray, R OBP: 0.353, SLG: 0.370 (1, 3)		2B			K		6-3			4	0	2	1	0	1	0											
Dave Henderson, R OBP: 0.351, SLG: 0.500 (1, 8)		K			CS 1B		K			4	0	1	0	0	2	4											
Todd Cruz, R OBP: 0.256, SLG: 0.360 (1, 6)		K			K		E 2B			3	1	1	0	0	2	3											
Inning Stats	R: 0 E: 0 K: 2 S: 7	H: 4 LOB: 2 BB: 0 P: 11	R: 2 E: 0 K: 2 S: 11	H: 4 LOB: 0 BB: 0 P: 11	R: 2 E: 0 K: 0 S: 4	H: 1 LOB: 0 BB: 1 P: 8	R: 0 E: 0 K: 2 S: 7	H: 1 LOB: 1 BB: 0 P: 7	R: 0 E: 0 K: 0 S: 3	H: 0 LOB: 0 BB: 0 P: 3	R: 0 E: 0 K: 0 S: 5	H: 2 LOB: 2 BB: 0 P: 5	R: 1 E: 1 K: 0 S: 5	H: 3 LOB: 1 BB: 0 P: 5	R: 1 E: 0 K: 1 S: 6	H: 1 LOB: 0 BB: 0 P: 6		R: 1 E: 0 K: 1 S: 6	H: 1 LOB: 0 BB: 0 P: 6	1B: 7 2B: 5 3B: 0 HR: 2	SF: 0 SAC: 0 DP: 2 HBP: 0	WP: 0 PB: 0 CS: 1	PA: 35				
PITCHER	IP	WLS	BF	H	R	ER	SO	BB	IBB	HBP	BLK	WP	HR	S	P	ERA	WHIP										
Bobby Castillo, R ERA: 4.11 (1, 1)	6.0	L	28	10	5	5	6	1	0	0	0	0	0	2	2	0.00	1.500										
Jeff Little, L ERA: 3.29 (7, 1)	0.2		2	1	0	0	0	0	0	0	0	0	0	2	2	0.00	1.500										
Terry Felton, R ERA: 4.6 (7, 1)	1.1		5	1	1	1	1	0	0	0	0	0	1	7	7	6.75	0.750										



Batter	1	2	3	4	5	6	7	8	9	AB	R	H	RBI	BB	SO	LOB	TOP								
Julio Cruz, S OBP: 0.323, SLG: 0.316 (1, 4)	0-0 6-3		0-0 1B		0-3 K			0-0 F7		4	0	1	0	0	1	0	Seattle Mariners @ California Angels Anaheim Stadium, Anaheim, CA Thu Jul 29 1982, 10:05 PM EDT Att: 26,512 - Unknown								
Manny Castillo, S OBP: 0.304, SLG: 0.335 (1, 5)	0-0 6-3		0-0 F8		0-0 1B 2B			4-0 HBP BB		3	1	1	0	1	0	2									
Bruce Bochte, L OBP: 0.382, SLG: 0.386 (6, PR)	4-0 BB		0-3 K		0-0 1B			1-0 G5-4-3 HBP		2	0	1	1	1	1	2									
Joe Simpson, L OBP: 0.296, SLG: 0.312 (8, 7)								1-2 HBP		0	0	0	0	0	0	0									
Richie Zisk, R OBP: 0.362, SLG: 0.487 (1, 10)	0-3 K		0-0 1B		0-0 4-3			0-0 G5-4-3		4	0	1	0	0	1	3									
Al Cowens, R OBP: 0.330, SLG: 0.482 (1, 9)		0-3 K	0-0 F6		0-0 L4			0-0 4-3		4	0	0	0	0	1	3									
Rick Sweet, S OBP: 0.352, SLG: 0.400 (1, 2)	4-0 1B BB				0-0 G3			0-0 F5		3	0	0	0	1	0	0									
Gary Gray, R OBP: 0.356, SLG: 0.379 (1, 3)	0-0 G5-4-3 1B		0-0 F8		0-0 F4			0-0 F4		4	0	2	0	0	0	0									
Dave Henderson, R OBP: 0.350, SLG: 0.493 (1, 8)	0-0 G5-4-3		0-0 F6		0-0 F6			4-0 G6-4-3 BB		3	0	0	0	1	0	3									
Todd Cruz, R OBP: 0.256, SLG: 0.360 (1, 6)			0-0 1B 1B 1B		0-0 F7			0-0 G6-4-3		3	0	1	0	0	0	1									
Inning Stats	R: 0 E: 0 K: 1 S: 5	H: 0 LOB: 1 BB: 1 P: 9	R: 0 E: 0 K: 1 S: 5	H: 1 LOB: 1 BB: 1 P: 9	R: 0 E: 0 K: 1 S: 8	H: 3 LOB: 3 BB: 0 P: 8	R: 0 E: 0 K: 0 S: 3	H: 0 LOB: 0 BB: 0 P: 3	R: 1 E: 0 K: 1 S: 6	H: 2 LOB: 1 BB: 0 P: 6	R: 0 E: 0 K: 0 S: 3	H: 0 LOB: 0 BB: 0 P: 3	R: 0 E: 0 K: 0 S: 2	H: 0 LOB: 0 BB: 1 P: 6	R: 0 E: 0 K: 0 S: 2	H: 0 LOB: 2 BB: 1 P: 7	R: 0 E: 0 K: 0 S: 4	H: 1 LOB: 1 BB: 0 P: 4	1B: 5 2B: 2 3B: 0 HR: 0	SF: 0 SAC: 0 DP: 3 HBP: 1	WP: 0 PB: 0 SB: 0 CS: 0	PA: 35			
PITCHER	IP	WLS	BF	H	R	ER	SO	BB	IBB	HBP	BLK	WP	HR	S	P	ERA	WHIP								
Steve Renko, R ERA: 3.36 (1, 1)	7.1	W	29	6	1	1	4	4	0	0	0	0	0	33	49	1.23	1.364								
Andy Hassler, L ERA: 1.71 (8, 1)	0.0		1	0	0	0	0	0	0	1	0	0	0	0	1	∞	∞								
Luis Sanchez, R ERA: 4.06 (8, 1)	1.2	S	5	1	0	0	0	0	0	0	0	0	0	5	5	0.00	0.600								

AB	30
R	1
H	7
RBI	1
BB	4
SO	4
LOB	14



Batter	1	2	3	4	5	6	7	8	9	AB	R	H	RBI	BB	SO	LOB	BOTTOM								
Brian Downing, R OBP: 0.368, SLG: 0.488 (1, 7)	0-0 6-3		0-0 HR		0-0 F8		0-3 K			4	1	1	0	0	1	2	Seattle Mariners @ California Angels Anaheim Stadium, Anaheim, CA Thu Jul 29 1982, 10:05 PM EDT Att: 26,512 - Unknown								
Juan Beniquez, R OBP: 0.333, SLG: 0.348 (9, 7)			2-3 1B							0	0	0	0	0	0	0									
Doug DeCinces, R OBP: 0.345, SLG: 0.479 (1, 5)	0-0 F4		0-0 1H 3H HR					0-0 1B		4	1	3	3	0	0	0									
Reggie Jackson, L OBP: 0.371, SLG: 0.526 (1, 9)	0-3 K		0-3 K		0-0 F7			0-3 K		4	0	0	0	0	3	2									
Bobby Clark, R OBP: 0.267, SLG: 0.367 (9, 9)										0	0	0	0	0	0	0									
Don Baylor, R OBP: 0.335, SLG: 0.448 (1, 10)		0-0 F3	0-0 F9					4-0 IBB		3	0	0	0	1	0	1									
Fred Lynn, L OBP: 0.368, SLG: 0.511 (1, 8)	4-0 BB				0-0 1-3			0-3 K		3	0	0	0	1	1	3									
Bobby Grich, R OBP: 0.389, SLG: 0.437 (1, 4)	0-0 F8		0-0 G6-4-3 BB		4-0 1B SH2-3 BB			0-0 F7		2	0	0	0	2	0	3									
Ron Jackson, R OBP: 0.329, SLG: 0.338 (1, 3)	0-0 F6		0-0 G6-4-3		0-0 SH2-3					2	0	0	0	0	2										
Tim Foli, R OBP: 0.290, SLG: 0.326 (1, 6)			4-0 1B SH1-3 HR BB		0-0 4-3			0-0 1B		2	1	1	0	1	0	0									
Bob Boone, R OBP: 0.319, SLG: 0.344 (1, 2)			0-0 SH1-3		0-0 F7			0-0 F8		2	0	0	0	0	2										
Inning Stats	R: 0 E: 0 K: 1 S: 5	H: 0 LOB: 0 BB: 0 P: 5	R: 0 E: 0 K: 0 S: 3	H: 0 LOB: 1 BB: 1 P: 7	R: 3 E: 0 K: 1 S: 7	H: 2 LOB: 0 BB: 1 P: 11	R: 0 E: 0 K: 0 S: 2	H: 0 LOB: 0 BB: 1 P: 6	R: 0 E: 0 K: 0 S: 3	H: 0 LOB: 0 BB: 0 P: 3	R: 0 E: 0 K: 0 S: 4	H: 1 LOB: 1 BB: 0 P: 4	R: 0 E: 0 K: 1 S: 6	H: 1 LOB: 2 BB: 1 P: 10	R: 0 E: 0 K: 2 S: 8	H: 1 LOB: 2 BB: 1 P: 12	1B: 3 2B: 1 3B: 0 HR: 1	SF: 0 SAC: 2 DP: 1 HBP: 0	WP: 0 PB: 0 SB: 0 CS: 0	PA: 33					
PITCHER	IP	WLS	BF	H	R	ER	SO	BB	IBB	HBP	BLK	WP	HR	S	P	ERA	WHIP								
Mike Moore, R ERA: 5.42 (1, 1)	7.0	L	29	5	3	3	3	4	0	0	0	0	0	31	47	3.86	1.286								
Ed Yarde Berg, L ERA: 2.06 (8, 1)	0.2		3	0	0	0	2	0	1	0	0	0	0	6	10	0.00	0.000								
Bill Caudill, R ERA: 2.06 (8, 1)	0.1		1	0	0	0	0	0	0	0	0	0	0	1	1	0.00	0.000								

AB	26
R	3
H	5
RBI	3
BB	5
SO	5
LOB	15



Batter	1	2	3	4	5	6	7	8	9	AB	R	H	RBI	BB	SO	LOB	TOP			
Julio Cruz, S OBP: 0.320, SLG: 0.312 (1, 4)	0-0 1-3		0-0 6-3		0-3 K			0-0 1-3		4	0	0	0	0	1	0	Seattle Mariners @ California Angels Anaheim Stadium, Anaheim, CA Fri Jul 30 1982, 10:05 PM EDT Att: 31,581 - Unknown livebaseballscorecards.com			
Manny Castillo, S OBP: 0.303, SLG: 0.334 (1, 5)	0-0 6-3		0-0 4-3			0-0 CS 1B		0-0 4-3		4	0	1	0	0	0	0				
Bruce Bochte, L OBP: 0.381, SLG: 0.385 (1, 7)	0-0 2B 1B		0-0 F7			0-0 4-3 1-2		0-0 F7		4	0	1	0	0	0	1				
Richie Zisk, R OBP: 0.361, SLG: 0.487 (1, 10)	0-0 1-3 2B		0-0 5-3			0-0 F3		0-0 F6		4	0	1	0	0	0	0				
Al Cowens, R OBP: 0.327, SLG: 0.477 (1, 9)	0-0 6-3		0-0 3-1			0-0 L5		0-0 4-3		4	0	0	0	0	0	2				
Rick Sweet, S OBP: 0.351, SLG: 0.406 (1, 2)		0-0 4-3		0-0 2B		0-0 F8				3	0	1	0	0	0	0				
Gary Gray, R OBP: 0.361, SLG: 0.384 (1, 3)		0-0 1B		0-0 5-3		0-0 1B				3	0	2	0	0	0	1				
Dave Henderson, R OBP: 0.345, SLG: 0.485 (1, 8)		0-0 F7		0-0 F7		0-0 F3				3	0	0	0	0	0	2				
Todd Cruz, R OBP: 0.254, SLG: 0.356 (1, 6)		0-0 5-3		0-0 4-3		0-0 F7				3	0	0	0	0	0	1				
Inning Stats	R: 0 E: 0 K: 0 S: 5	H: 2 LOB: 2 BB: 0 P: 5	R: 0 E: 0 K: 0 S: 4	H: 1 LOB: 1 BB: 0 P: 4	R: 0 E: 0 K: 0 S: 3	H: 0 LOB: 0 BB: 0 P: 3	R: 0 E: 0 K: 0 S: 4	H: 1 LOB: 1 BB: 0 P: 4	R: 0 E: 0 K: 1 S: 5	H: 0 LOB: 0 BB: 0 P: 5	R: 0 E: 0 K: 0 S: 3	H: 1 LOB: 1 BB: 0 P: 4	R: 0 E: 0 K: 0 S: 3	H: 0 LOB: 0 BB: 0 P: 3	R: 0 E: 0 K: 0 S: 3	H: 0 LOB: 0 BB: 0 P: 3	1B: 4 2B: 2 3B: 0 HR: 0	SF: 0 SAC: 0 DP: 0 HBP: 0	WP: 0 PB: 0 SB: 0 CS: 1	PA: 32
PITCHER Ken Forsch, R ERA: 3.74 (1, 1)	IP: 9.0 WLS: W BF: 32 H: 6 R: 0 ER: 0 SO: 1 BB: 0 IBB: 0 HBP: 0 BLK: 0 WP: 0 HR: 0 S: 34 P: 34 ERA: 0.00 WHIP: 0.667															PITCHER				

Batter	1	2	3	4	5	6	7	8	9	AB	R	H	RBI	BB	SO	LOB	BOTTOM			
Brian Downing, R OBP: 0.369, SLG: 0.491 (1, 7)	0-0 F4		0-0 1B			0-0 1B 2B		0-3 K		4	1	2	0	0	1	1	Seattle Mariners @ California Angels Anaheim Stadium, Anaheim, CA Fri Jul 30 1982, 10:05 PM EDT Att: 31,581 - Unknown livebaseballscorecards.com			
Juan Beniquez, R OBP: 0.333, SLG: 0.348 (9, 7)			0-3 K			0-3 K				3	0	0	0	0	2	2				
Rob Wilfong, L OBP: 0.224, SLG: 0.207 (1, 4)	0-0 F9					0-0 2H 1B				3	0	1	1	0	0	0				
Reggie Jackson, L OBP: 0.370, SLG: 0.525 (1, 9)	0-0 F7			0-0 4-3						0	0	0	0	0	0	0				
Bobby Clark, R OBP: 0.267, SLG: 0.367 (8, 9)										0	0	0	0	0	0	0				
Don Baylor, R OBP: 0.333, SLG: 0.444 (1, 10)		0-0 6-3		0-0 F8		0-3 K				3	0	0	0	0	1	0				
Fred Lynn, L OBP: 0.365, SLG: 0.506 (1, 8)		0-0 3-1		0-0 F9		0-0 F8				3	0	0	0	0	0	0				
Doug DeCinces, R OBP: 0.345, SLG: 0.486 (1, 5)		0-0 HR		0-3 K		0-0 6-3				3	1	1	1	0	1	0				
Ron Jackson, R OBP: 0.329, SLG: 0.338 (1, 3)		0-0 4-3		0-0 4-3				0-0 F8 SH1-4 1B		3	0	1	0	0	0	0				
Tim Foli, R OBP: 0.288, SLG: 0.324 (1, 6)			0-0 6-3		0-0 F9			0-0 SH1-4		2	0	0	0	0	0	0				
Bob Boone, R OBP: 0.316, SLG: 0.340 (1, 2)			0-0 F9		0-3 K			0-0 F8		3	0	0	0	0	1	1				
Inning Stats	R: 0 E: 0 K: 0 S: 3	H: 0 LOB: 0 BB: 0 P: 3	R: 1 E: 0 K: 0 S: 4	H: 1 LOB: 0 BB: 0 P: 4	R: 0 E: 0 K: 1 S: 6	H: 1 LOB: 1 BB: 0 P: 6	R: 0 E: 0 K: 0 S: 3	H: 0 LOB: 0 BB: 0 P: 3	R: 0 E: 0 K: 1 S: 5	H: 0 LOB: 0 BB: 0 P: 5	R: 1 E: 0 K: 2 S: 8	H: 2 LOB: 1 BB: 0 P: 8	R: 0 E: 0 K: 1 S: 5	H: 0 LOB: 0 BB: 0 P: 5	R: 0 E: 0 K: 1 S: 6	H: 1 LOB: 1 BB: 0 P: 6	1B: 3 2B: 1 3B: 0 HR: 1	SF: 0 SAC: 1 DP: 0 HBP: 0	WP: 0 PB: 0 SB: 0 CS: 0	PA: 28
PITCHER Jim Beattie, R ERA: 3.07 (1, 1)	IP: 8.0 WLS: L BF: 28 H: 5 R: 2 ER: 2 SO: 6 BB: 0 IBB: 0 HBP: 0 BLK: 0 WP: 0 HR: 1 S: 40 P: 40 ERA: 2.25 WHIP: 0.625															PITCHER				

Batter	1	2	3	4	5	6	7	8	9	AB	R	H	RBI	BB	SO	LOB	TOP										
Julio Cruz, S OBP: 0.316, SLG: 0.308 (1, 4)										5	0	0	0	0	2	1											
Manny Castillo, S OBP: 0.307, SLG: 0.342 (1, 5)										5	1	3	1	0	0	0											
Bruce Bochte, L OBP: 0.381, SLG: 0.385 (1, 7)										5	1	2	1	0	0	2											
Richie Zisk, R OBP: 0.365, SLG: 0.489 (9, PH)										3	1	2	0	1	1	1											
Bobby Brown, S OBP: 0.295, SLG: 0.321 (9, PH)										1	0	0	0	0	0	0											
Al Cowens, R OBP: 0.330, SLG: 0.477 (1, 9)										4	1	2	1	1	1	1											
Rick Sweet, S OBP: 0.340, SLG: 0.391 (1, 2)										5	0	0	0	0	0	7											
Gary Gray, R OBP: 0.357, SLG: 0.379 (1, 3)										5	1	1	1	0	1	5											
Todd Cruz, R OBP: 0.257, SLG: 0.371 (1, 6)										4	2	2	2	0	1	2											
Joe Simpson, L OBP: 0.301, SLG: 0.345 (1, 8)										4	2	2	3	0	0	0											
Inning Stats	R: 0 E: 0 K: 1 S: 5	H: 0 LOB: 0 BB: 0 P: 5	R: 0 E: 0 K: 0 S: 4	H: 1 LOB: 2 BB: 1 P: 8	R: 0 E: 0 K: 0 S: 4	H: 1 LOB: 1 BB: 0 P: 4	R: 6 E: 0 K: 1 S: 11	H: 6 LOB: 1 BB: 1 P: 15	R: 0 E: 0 K: 0 S: 3	H: 0 LOB: 0 BB: 0 P: 3	R: 0 E: 0 K: 2 S: 7	H: 0 LOB: 0 BB: 0 P: 7	R: 1 E: 0 K: 0 S: 6	H: 3 LOB: 2 BB: 0 P: 6	R: 2 E: 0 K: 0 S: 5	H: 3 LOB: 0 BB: 0 P: 5	R: 0 E: 1 K: 2 S: 8	H: 0 LOB: 1 BB: 0 P: 8	1B: 9 2B: 3 3B: 0 HR: 2	SF: 0 SAC: 0 DP: 1 HBP: 0	WP: 0 PB: 0 SB: 0 CS: 0	PA: 43					
PITCHER	IP	WLS	BF	H	R	ER	SO	BB	IBB	HBP	BLK	WP	HR	S	P	ERA	WHIP										
Dave Goltz, R ERA: 4.76 (1, 1)	3.2	L	19	6	5	5	1	2	0	0	0	0	0	19	27	12.27	2.182										
Mickey Mahler, L ERA: 1.29 (4, 1)	0.0		2	2	1	1	0	0	0	0	0	0	0	2	2	∞	∞										
Doug Corbett, R ERA: 4.97 (4, 1)	3.1		13	3	1	1	3	0	0	0	0	0	0	19	19	2.70	0.900										
Bruce Kison, R ERA: 3.78 (8, 1)	2.0		9	3	2	2	2	0	0	0	0	0	2	13	13	9.00	1.500										

Seattle Mariners @ California Angels
Anaheim Stadium, Anaheim, CA
Sat Jul 31 1982, 10:05 PM EDT
Att: 41,770 - Unknown

AB 41
R 9
H 14
RBI 9
BB 2
SO 6
LOB 19



Batter	1	2	3	4	5	6	7	8	9	AB	R	H	RBI	BB	SO	LOB	BOTTOM										
Brian Downing, R OBP: 0.368, SLG: 0.488 (1, 7)										4	1	1	0	0	1	0											
Juan Beniquez, R OBP: 0.340, SLG: 0.355 (1, 9)										4	1	2	0	0	0	0											
Doug DeCinces, R OBP: 0.346, SLG: 0.486 (1, 5)										4	0	2	0	0	0	1											
Don Baylor, R OBP: 0.330, SLG: 0.440 (1, 10)										4	0	0	0	0	3	4											
Ron Jackson, R OBP: 0.338, SLG: 0.347 (1, 3)										4	0	2	1	0	0	1											
Bobby Clark, R OBP: 0.254, SLG: 0.349 (1, 8)										3	0	0	0	0	1	2											
Fred Lynn, L OBP: 0.364, SLG: 0.504 (9, PH)										1	0	0	0	0	0	0											
Bobby Grich, R OBP: 0.368, SLG: 0.438 (1, 4)										4	0	1	0	0	1	1											
Tim Foli, R OBP: 0.285, SLG: 0.321 (1, 6)										3	0	0	0	0	0	1											
Reggie Jackson, L OBP: 0.369, SLG: 0.523 (9, PH)										1	0	0	0	0	1	0											
Bob Boone, R OBP: 0.316, SLG: 0.350 (1, 2)										3	1	1	1	0	0	0											
Joe Ferguson, R OBP: 0.283, SLG: 0.291 (9, 2)										0	0	0	0	0	0	0											
Inning Stats	R: 0 E: 0 K: 1 S: 5	H: 0 LOB: 0 BB: 0 P: 5	R: 0 E: 0 K: 2 S: 8	H: 1 LOB: 0 BB: 0 P: 8	R: 0 E: 0 K: 0 S: 3	H: 0 LOB: 0 BB: 0 P: 3	R: 1 E: 0 K: 2 S: 9	H: 2 LOB: 1 BB: 0 P: 9	R: 0 E: 0 K: 0 S: 3	H: 0 LOB: 0 BB: 0 P: 3	R: 0 E: 0 K: 1 S: 6	H: 1 LOB: 1 BB: 0 P: 6	R: 0 E: 0 K: 0 S: 4	H: 1 LOB: 1 BB: 0 P: 4	R: 2 E: 0 K: 0 S: 6	H: 4 LOB: 1 BB: 0 P: 6	R: 0 E: 0 K: 1 S: 5	H: 0 LOB: 0 BB: 0 P: 5	1B: 7 2B: 1 3B: 0 HR: 1	SF: 0 SAC: 0 DP: 1 HBP: 0	WP: 1 PB: 0 SB: 0 CS: 0	PA: 35					
PITCHER	IP	WLS	BF	H	R	ER	SO	BB	IBB	HBP	BLK	WP	HR	S	P	ERA	WHIP										
Floyd Bannister, L ERA: 3.22 (1, 1)	8.0	W	32	9	3	3	6	0	0	0	0	0	0	44	44	3.38	1.125										
Larry Andersen, R ERA: 4.9 (9, 1)	1.0		3	0	0	0	1	0	0	0	0	0	0	5	5	0.00	0.000										

Seattle Mariners @ California Angels
Anaheim Stadium, Anaheim, CA
Sat Jul 31 1982, 10:05 PM EDT
Att: 41,770 - Unknown

AB 35
R 3
H 9
RBI 2
BB 0
SO 7
LOB 10



Batter	1	2	3	4	5	6	7	8	9	AB	R	H	RBI	BB	SO	LOB	TOP	
Julio Cruz, S OBP: 0.314, SLG: 0.305 Manny Castillo, S OBP: 0.308, SLG: 0.343	F8		K			F9		FC5-4 1B	G1-6-3	3	0	0	0	0	1	0		
Dave Eder, R OBP: 0.343, SLG: 0.469	4-3			L4		5-3		FC5-4 1B HR		4	1	0	0	0	0	1		
Bruce Bochte, L OBP: 0.381, SLG: 0.385 Bobby Brown, S OBP: 0.289, SLG: 0.325	K			K		FC5-4 1B		HR 1B		3	0	1	0	0	2	0		
Richie Zisk, R OBP: 0.364, SLG: 0.495		6-3		F3		FC5-4 1-2		HR		4	1	1	3	0	0	1		
Al Cowens, R OBP: 0.330, SLG: 0.478 Joe Simpson, L OBP: 0.306, SLG: 0.350	F3				E5 1B		F8 2B	PB 1B		3	1	1	0	0	0	0		
Gary Gray, R OBP: 0.355, SLG: 0.376					L6		F8 2-3	K 1-2		4	0	1	0	0	1	3		
Dave Henderson, R OBP: 0.339, SLG: 0.476		6-3			K		F6	K		4	0	0	0	0	2	4		
Todd Cruz, R OBP: 0.261, SLG: 0.377 Paul Serna, R OBP: 0.234, SLG: 0.287			K			FC5-4 1B			L4	3	0	2	1	0	1	0		
Bud Bulling, R OBP: 0.306, SLG: 0.288			1-3			FC5-4 1-2	F9			4	0	1	0	0	0	3		
Inning Stats	R: 0 E: 0 K: 1 S: 5	H: 0 LOB: 0 BB: 0 P: 5	R: 0 E: 0 K: 0 S: 4	H: 1 LOB: 1 BB: 0 P: 4	R: 0 E: 0 K: 2 S: 7	H: 0 LOB: 0 BB: 0 P: 7	R: 0 E: 0 K: 1 S: 5	H: 0 LOB: 0 BB: 0 P: 5	R: 1 E: 0 K: 0 S: 5	H: 2 LOB: 1 BB: 0 P: 5	R: 3 E: 0 K: 2 S: 11	H: 4 LOB: 1 BB: 0 P: 11	R: 0 E: 0 K: 0 S: 3	H: 1 LOB: 0 BB: 0 P: 3	1B: 7 2B: 2 3B: 0 HR: 1	SF: 0 SAC: 0 DP: 1 HBP: 0	WP: 0 PA: 37 PB: 1 CS: 0	
PITCHER	IP	WLS	BF	H	R	ER	SO	BB	IBB	HBP	BLK	WP	HR	S	P	ERA	WHIP	
Geoff Zahn, L ERA: 3.63	7.1	W	32	9	4	4	5	0	0	0	0	0	1	42	42	4.91	1.227	
Luis Sanchez, R ERA: 3.93	1.2		5	1	0	0	2	0	0	0	0	0	0	9	9	0.00	0.600	

Seattle Mariners @ California Angels
Anaheim Stadium, Anaheim, CA
Sun Aug 01 1982, 6:33 AM EDT
Att: 27,025 - Unknown

AB 37
R 4
H 10
RBI 4
BB 0
SO 7
LOB 13



Batter	1	2	3	4	5	6	7	8	9	AB	R	H	RBI	BB	SO	LOB	BOTTOM	
Brian Downing, R OBP: 0.371, SLG: 0.490 Juan Beniquez, R OBP: 0.340, SLG: 0.355	5-3	1B 2B	FC4-6 1B					F8		5	1	3	1	0	0	0		
Rob Wilfong, L OBP: 0.231, SLG: 0.215	1B	1B	F8		6-3			F7		5	2	2	0	0	0	3		
Reggie Jackson, L OBP: 0.372, SLG: 0.523 Bobby Clark, R OBP: 0.254, SLG: 0.349	1B	1B	FC4-6 1-2				4-3 1B	K		4	2	2	0	1	1	2		
Don Baylor, R OBP: 0.329, SLG: 0.438	1B HR	F3		5-3		F8				4	1	1	1	0	0	4		
Fred Lynn, L OBP: 0.366, SLG: 0.507	HR	1B		F8		4-3				4	1	2	4	0	0	1		
Doug DeCinces, R OBP: 0.348, SLG: 0.495	HR	1B		F9		F8				4	1	2	3	0	0	1		
Ron Jackson, R OBP: 0.333, SLG: 0.333	CS BB	K		6-3			F6			3	0	0	0	1	1	2		
Tim Foli, R OBP: 0.282, SLG: 0.317	K		F8		6-3		5-3			4	0	0	0	0	1	1		
Bob Boone, R OBP: 0.318, SLG: 0.353		F8			1B 2B		K			3	1	1	0	1	1	0		
Inning Stats	R: 5 E: 0 K: 1 S: 9	H: 5 LOB: 0 BB: 1 P: 13	R: 3 E: 0 K: 1 S: 9	H: 4 LOB: 1 BB: 1 P: 13	R: 0 E: 0 K: 0 S: 4	H: 1 LOB: 2 BB: 1 P: 8	R: 0 E: 0 K: 0 S: 3	H: 0 LOB: 0 BB: 0 P: 3	R: 1 E: 0 K: 0 S: 5	H: 2 LOB: 1 BB: 0 P: 5	R: 0 E: 0 K: 1 S: 5	H: 0 LOB: 0 BB: 0 P: 5	R: 0 E: 0 K: 1 S: 5	H: 0 LOB: 0 BB: 0 P: 5	1B: 10 2B: 2 3B: 0 HR: 1	SF: 0 SAC: 0 DP: 0 HBP: 0	WP: 0 PA: 39 PB: 0 SB: 0 CS: 1	
PITCHER	IP	WLS	BF	H	R	ER	SO	BB	IBB	HBP	BLK	WP	HR	S	P	ERA	WHIP	
Rich Bordi, R ERA: 135.0	0.1	L	6	5	5	5	0	0	0	0	0	0	0	8	16	20.25	3.750	
Gene Nelson, R ERA: 4.62	1.1		8	3	3	3	1	2	0	0	0	0	0	8	16	20.25	3.750	
Bryan Clark, L ERA: 2.51	5.2		23	5	1	1	2	1	0	0	0	0	0	26	30	1.59	1.059	
Bill Caudill, R ERA: 2.04	0.2		2	0	0	0	1	0	0	0	0	0	0	4	4	0.00	0.000	

Seattle Mariners @ California Angels
Anaheim Stadium, Anaheim, CA
Sun Aug 01 1982, 6:33 AM EDT
Att: 27,025 - Unknown

AB 36
R 9
H 13
RBI 9
BB 3
SO 4
LOB 14



Batter	1	2	3	4	5	6	7	8	9	AB	R	H	RBI	BB	SO	LOB	TOP			
Joe Simpson, L (1, 8) OBP: 0.305, SLG: 0.347	6-3		6-3		4-3			G3		4	0	0	0	0	0	3	Seattle Mariners @ Oakland Athletics Oakland-Alameda County Coliseum, Oakland, CA Tue Aug 03 1982, 7:05 PM PDT Att: 10,318 - Unknown			
Manny Castillo, S (1, 5) OBP: 0.307, SLG: 0.340	4-3		4-3			E6 HR		F7		4	1	0	0	0	0	1				
Bruce Bochte, L (1, 7) Julio Cruz, S (8, 4) OBP: 0.380, SLG: 0.394 OBP: 0.311, SLG: 0.302	F5			F9		1-H HR		F9		4	1	1	2	0	0	0				
Richie Zisk, R (1, 10) OBP: 0.367, SLG: 0.503		FC5-4 1B		HR		5-3			5-3	4	1	2	1	0	0	0				
Al Cowens, R (1, 9) OBP: 0.326, SLG: 0.479		K		F9		F6			6-3	4	0	0	0	0	1	1				
Rick Sweet, S (1, 2) OBP: 0.323, SLG: 0.370		F9		4-3		4-3			F8	4	0	0	0	0	0	1				
Gary Gray, R (1, 3) OBP: 0.343, SLG: 0.362		FC5-4 1-2			F9				1-3	3	0	0	0	0	0	1				
Todd Cruz, R (1, 6) OBP: 0.259, SLG: 0.373			E4 CS 1B		F4				1-3	3	0	1	0	0	0	0				
Paul Serna, R (1, 4) Dave Henderson, R (8, 8) OBP: 0.237, SLG: 0.288 OBP: 0.339, SLG: 0.476			FC 6-3 CS						4-3	3	0	1	0	0	0	1				
										0	0	0	0	0	0	0				
Inning Stats	R: 0 E: 0 K: 0 S: 3	H: 0 LOB: 0 BB: 0 P: 3	R: 0 E: 0 K: 1 S: 6	H: 1 LOB: 1 BB: 0 P: 6	R: 0 E: 1 K: 0 S: 4	H: 1 LOB: 1 BB: 0 P: 4	R: 1 E: 0 K: 0 S: 4	H: 1 LOB: 0 BB: 0 P: 4	R: 0 E: 0 K: 0 S: 5	H: 1 LOB: 1 BB: 0 P: 5	R: 0 E: 0 K: 0 S: 3	H: 0 LOB: 0 BB: 0 P: 3	R: 0 E: 0 K: 0 S: 3	H: 0 LOB: 0 BB: 0 P: 3	R: 0 E: 0 K: 0 S: 3	H: 0 LOB: 0 BB: 0 P: 3	1B: 3 2B: 0 3B: 0 HR: 2	SF: 0 SAC: 0 DP: 0 HBP: 0	WP: 0 PB: 0 SB: 0 CS: 2	PA: 33
PITCHER Rick Langford, R (1, 1) ERA: 4.06	IP: 9.0 WLS: L BF: 33 H: 5 R: 3 ER: 2 SO: 1 BB: 0 IBB: 0 HBP: 0 BLK: 0 WP: 0 HR: 2 S: 35 P: 35 ERA: 2.00 WHIP: 0.556															PITCHER				

Batter	1	2	3	4	5	6	7	8	9	AB	R	H	RBI	BB	SO	LOB	BOTTOM					
Rickey Henderson, R (1, 7) OBP: 0.424, SLG: 0.415	6-3		K			F3 1B		F9		4	0	1	0	0	1	2	Seattle Mariners @ Oakland Athletics Oakland-Alameda County Coliseum, Oakland, CA Tue Aug 03 1982, 7:05 PM PDT Att: 10,318 - Unknown					
Dwayne Murphy, L (1, 8) OBP: 0.352, SLG: 0.406	4-3		K			F3 1-2		6-3		4	0	0	0	0	1	3						
Dan Meyer, L (1, 3) OBP: 0.290, SLG: 0.410	F8			F8		F5		1-3		4	0	0	0	0	0	0						
Tony Armas, R (1, 9) OBP: 0.265, SLG: 0.414		F8		E6		K			FC6-4 1B	4	0	1	0	0	1	0						
Wayne Gross, L (1, 5) Mickey Klutts, R (9, PH) OBP: 0.313, SLG: 0.309 OBP: 0.209, SLG: 0.236		F9		F6		HR BB			K	2	1	0	0	1	0	1						
Davey Lopes, R (1, 4) OBP: 0.313, SLG: 0.383		1-3		5-3		1-H HR		F7		4	1	1	2	0	0	2						
Mitchell Page, L (1, 10) Jeff Burroughs, R (7, PH) OBP: 0.345, SLG: 0.292 OBP: 0.319, SLG: 0.486			S 1B BB		K			FC6-4 1-2		1	0	0	0	1	1	0						
Mike Heath, R (1, 2) OBP: 0.302, SLG: 0.338			S 1B		6-3					3	0	2	0	0	0	0						
Jimmy Sexton, R (1, 6) Cliff Johnson, R (7, PH) Fred Stanley, R (8, 6) OBP: 0.242, SLG: 0.276 OBP: 0.310, SLG: 0.362 OBP: 0.274, SLG: 0.208			K		F6					2	0	0	0	0	1	2						
										1	0	0	0	0	1	1						
										0	0	0	0	0	0	0						
Inning Stats	R: 0 E: 0 K: 0 S: 3	H: 0 LOB: 0 BB: 0 P: 3	R: 0 E: 0 K: 0 S: 3	H: 0 LOB: 0 BB: 0 P: 3	R: 0 E: 0 K: 3 S: 10	H: 1 LOB: 2 BB: 1 P: 14	R: 0 E: 1 K: 0 S: 4	H: 0 LOB: 1 BB: 0 P: 4	R: 0 E: 0 K: 1 S: 5	H: 0 LOB: 0 BB: 0 P: 5	R: 0 E: 0 K: 0 S: 3	H: 1 LOB: 1 BB: 0 P: 3	R: 2 E: 0 K: 3 S: 11	H: 2 LOB: 1 BB: 1 P: 15	R: 0 E: 0 K: 0 S: 3	H: 0 LOB: 0 BB: 0 P: 3	R: 0 E: 0 K: 1 S: 6	H: 1 LOB: 1 BB: 0 P: 6	1B: 4 2B: 0 3B: 0 HR: 1	SF: 0 SAC: 0 DP: 0 HBP: 0	WP: 0 PB: 0 SB: 2 CS: 0	PA: 34
PITCHER Mike Moore, R (1, 1) ERA: 5.25 Ed Yarde Berg, L (7, 1) ERA: 1.98 Bill Caudill, R (9, 1) ERA: 1.97	IP: 6.1 WLS: W BF: 24 H: 3 R: 2 ER: 2 SO: 5 BB: 2 IBB: 0 HBP: 0 BLK: 0 WP: 0 HR: 1 S: 32 P: 40 ERA: 2.84 WHIP: 0.789															PITCHER						



Batter	1	2	3	4	5	6	7	8	9	AB	R	H	RBI	BB	SO	LOB	TOP								
Joe Simpson, L (1, 8) OBP: 0.320, SLG: 0.359										3	2	2	0	2	0	0	Seattle Mariners @ Oakland Athletics Oakland-Alameda County Coliseum, Oakland, CA Wed Aug 04 1982, 3:33 AM PDT Unknown								
Manny Castillo, S (1, 5) OBP: 0.308, SLG: 0.341										5	0	2	1	0	1	2									
Bruce Bochte, L (1, 7) OBP: 0.379, SLG: 0.401										4	1	1	1	0	1	3									
Richie Zisk, R (1, 10) OBP: 0.369, SLG: 0.500										2	1	0	0	2	1	0									
Al Cowens, R (1, 9) OBP: 0.328, SLG: 0.478										1	1	0	1	2	0	0									
Rick Sweet, S (1, 2) OBP: 0.323, SLG: 0.365										2	0	0	0	1	0	2									
Gary Gray, R (1, 3) OBP: 0.341, SLG: 0.359										4	0	1	1	0	3	1									
Todd Cruz, R (1, 6) OBP: 0.256, SLG: 0.370										3	0	0	1	0	1	0									
Paul Serna, R (1, 4) OBP: 0.231, SLG: 0.281										3	0	0	0	0	0	1									
Julio Cruz, S (8, 4) OBP: 0.310, SLG: 0.301										1	0	0	0	0	1	0									
Inning Stats	R: 1 E: 0 K: 0 S: 5	H: 2 LOB: 2 BB: 1 P: 9	R: 0 E: 0 K: 1 S: 5	H: 0 LOB: 0 BB: 0 P: 5	R: 1 E: 0 K: 1 S: 6	H: 1 LOB: 0 BB: 0 P: 6	R: 0 E: 0 K: 1 S: 5	H: 0 LOB: 0 BB: 0 P: 5	R: 1 E: 0 K: 1 S: 7	H: 2 LOB: 1 BB: 0 P: 7	R: 2 E: 0 K: 0 S: 4	H: 1 LOB: 1 BB: 2 P: 12	R: 0 E: 0 K: 2 S: 6	H: 0 LOB: 0 BB: 1 P: 10	R: 0 E: 0 K: 1 S: 4	H: 0 LOB: 1 BB: 2 P: 12	R: 0 E: 0 K: 1 S: 5	H: 0 LOB: 1 BB: 1 P: 9	1B: 4 2B: 1 3B: 0 HR: 1	SF: 2 SAC: 1 DP: 0 HBP: 0	WP: 1 PB: 0 SB: 1 CS: 2	PA: 38			
PITCHER	IP WLS BF H R ER SO BB IBB HBP BLK WP HR S P ERA WHIP	5.1 L 25 6 5 5 4 3 0 0 0 0 1 30 42 8.44 1.688	6.1 L 13 0 0 0 4 4 0 0 0 1 0 17 33 0.00 1.091																						

AB 28
R 5
H 6
RBI 5
BB 7
SO 8
LOB 9



Batter	1	2	3	4	5	6	7	8	9	AB	R	H	RBI	BB	SO	LOB	BOTTOM								
Rickey Henderson, R (1, 7) OBP: 0.422, SLG: 0.412										3	1	0	0	1	0	0	Seattle Mariners @ Oakland Athletics Oakland-Alameda County Coliseum, Oakland, CA Wed Aug 04 1982, 3:33 AM PDT Unknown								
Dwayne Murphy, L (1, 8) OBP: 0.351, SLG: 0.404										4	0	1	1	0	1	0									
Dan Meyer, L (1, 3) OBP: 0.289, SLG: 0.408										4	0	1	0	0	0	1									
Tony Armas, R (1, 9) OBP: 0.262, SLG: 0.410										4	0	0	0	0	1	2									
Wayne Gross, L (1, 5) OBP: 0.316, SLG: 0.313										3	1	1	0	1	0	1									
Davey Lopes, R (1, 4) OBP: 0.309, SLG: 0.378										4	0	0	0	0	1	2									
Mike Heath, R (1, 2) OBP: 0.298, SLG: 0.333										3	0	0	0	0	0	1									
Mitchell Page, L (1, 10) OBP: 0.344, SLG: 0.296										3	0	1	1	0	1	0									
Fred Stanley, R (1, 6) OBP: 0.271, SLG: 0.205										2	0	0	0	0	0	0									
Mickey Klutts, R (7, PH) OBP: 0.208, SLG: 0.234										1	0	0	0	0	0	1									
Jimmy Sexton, R (8, 6) OBP: 0.242, SLG: 0.276										0	0	0	0	0	0	0									
Inning Stats	R: 1 E: 0 K: 0 S: 4	H: 1 LOB: 1 BB: 1 P: 8	R: 0 E: 0 K: 0 S: 3	H: 0 LOB: 0 BB: 0 P: 3	R: 0 E: 0 K: 1 S: 5	H: 0 LOB: 0 BB: 0 P: 5	R: 0 E: 0 K: 1 S: 5	H: 0 LOB: 1 BB: 1 P: 9	R: 0 E: 0 K: 1 S: 5	H: 0 LOB: 0 BB: 0 P: 5	R: 0 E: 0 K: 0 S: 4	H: 1 LOB: 1 BB: 0 P: 4	R: 1 E: 0 K: 0 S: 5	H: 2 LOB: 1 BB: 0 P: 5	R: 0 E: 0 K: 0 S: 3	H: 0 LOB: 0 BB: 0 P: 3	R: 0 E: 0 K: 1 S: 5	H: 0 LOB: 0 BB: 0 P: 5	1B: 3 2B: 1 3B: 0 HR: 0	SF: 0 SAC: 0 DP: 0 HBP: 0	WP: 0 PB: 0 SB: 1 CS: 0	PA: 33			
PITCHER	IP WLS BF H R ER SO BB IBB HBP BLK WP HR S P ERA WHIP	9.0 W 33 4 2 2 4 2 0 0 0 0 0 39 47 2.00 0.667																							

AB 31
R 2
H 4
RBI 2
BB 2
SO 4
LOB 8



Batter	1	2	3	4	5	6	7	8	9	AB	R	H	RBI	BB	SO	LOB	TOP								
Bobby Brown, S OBP: 0.288, SLG: 0.323 (1, 7)	F5		F8				4-3			4	0	1	0	0	0	1	Seattle Mariners @ Oakland Athletics Oakland-Alameda County Coliseum, Oakland, CA Wed Aug 04 1982, 3:38 AM PDT Att: 19,526 - Unknown livebaseballscores.com								
Manny Castillo, S OBP: 0.308, SLG: 0.340 (1, 4)	K			HR	K			6-3		4	1	1	0	0	2	2									
Bruce Bochte, L OBP: 0.376, SLG: 0.396 (1, 3)	F7			F4	K			F7		4	0	0	0	0	1	3									
Richie Zisk, R OBP: 0.370, SLG: 0.507 (1, 10)		K		HR		FC5-4		K		3	1	1	2	1	2	0									
Al Cowens, R OBP: 0.327, SLG: 0.478 (1, 9)	F5					6-3		E6		4	1	1	0	0	0	1									
Rick Sweet, S OBP: 0.321, SLG: 0.362 (1, 2)	F9			F6		F8		FC4-6		4	0	1	0	0	0	2									
Dave Henderson, R OBP: 0.333, SLG: 0.467 (1, 8)			F7	K		FC5-4		L3		4	0	0	0	0	1	4									
Todd Cruz, R OBP: 0.253, SLG: 0.366 (1, 6)			6-3		6-3		K	SF8		3	0	0	1	0	1	0									
Dave Edler, R OBP: 0.359, SLG: 0.441 (1, 5)				BB	1B		K	FC4-6		2	0	0	0	2	1	1									
Inning Stats	R: 0 E: 0 K: 1 S: 5	H: 0 LOB: 0 BB: 0 P: 5	R: 0 E: 0 K: 1 S: 5	H: 0 LOB: 0 BB: 0 P: 5	R: 0 E: 0 K: 0 S: 3	H: 0 LOB: 1 BB: 1 P: 7	R: 2 E: 0 K: 1 S: 8	H: 3 LOB: 1 BB: 0 P: 8	R: 0 E: 0 K: 2 S: 8	H: 1 LOB: 2 BB: 1 P: 12	R: 0 E: 0 K: 0 S: 3	H: 0 LOB: 1 BB: 1 P: 7	R: 0 E: 0 K: 2 S: 7	H: 0 LOB: 0 BB: 0 P: 7	R: 0 E: 0 K: 1 S: 5	H: 0 LOB: 0 BB: 0 P: 5		R: 1 E: 1 K: 0 S: 5	H: 1 LOB: 1 BB: 0 P: 5	1B: 3 2B: 1 3B: 0 HR: 1	SF: 1 SAC: 0 DP: 0 HBP: 0	WP: 0 PB: 0 SB: 1 CS: 0	PA: 36		
PITCHER	IP	WLS	BF	H	R	ER	SO	BB	IBB	HBP	BLK	WP	HR	S	P	ERA	WHIP								
Steve McCatty, R ERA: 3.95 (1, 1)	6.0	W	25	4	2	2	5	3	0	0	0	0	1	32	44	3.00	1.167								
Dave Beard, R ERA: 3.95 (7, 1)	3.0	S	11	1	1	0	3	0	0	0	0	0	0	17	17	0.00	0.333								

Batter	1	2	3	4	5	6	7	8	9	AB	R	H	RBI	BB	SO	LOB	BOTTOM								
Rickey Henderson, R OBP: 0.421, SLG: 0.410 (1, 8)	S						F7			4	1	1	0	0	0	1	Seattle Mariners @ Oakland Athletics Oakland-Alameda County Coliseum, Oakland, CA Wed Aug 04 1982, 3:38 AM PDT Att: 19,526 - Unknown livebaseballscores.com								
Dave McKay, S OBP: 0.222, SLG: 0.244 (9, 4)	5-3	L6			F9		F7			0	0	0	0	0	0	0									
Dan Meyer, L OBP: 0.289, SLG: 0.405 (1, 3)	5-3		F5		L1			G6-4-3		4	0	1	1	0	0	1									
Jeff Burroughs, R OBP: 0.323, SLG: 0.503 (1, 7)	HR		K			2B		G6-4-3		3	2	1	1	1	1	1									
Tony Armas, R OBP: 0.267, SLG: 0.425 (1, 9)	2B		5-3			1B		HR		4	3	3	2	0	0	0									
Wayne Gross, L OBP: 0.322, SLG: 0.321 (1, 5)	2B			3-1		1B		HR		3	1	2	1	0	0	0									
Davey Lopes, R OBP: 0.308, SLG: 0.387 (1, 4)	SF7		F7		F2			HR		3	1	1	3	0	0	1									
Mitchell Page, L OBP: 0.333, SLG: 0.290 (1, 10)	F9		F8		G1-6-3			HR		4	0	1	0	0	0	2									
Jeff Newman, R OBP: 0.231, SLG: 0.338 (1, 2)		K			K		F4	F8		4	0	0	0	0	2	1									
Jimmy Sexton, R OBP: 0.246, SLG: 0.267 (1, 6)		F8			BB		F4			2	0	0	0	1	0	0									
Inning Stats	R: 3 E: 0 K: 0 S: 7	H: 4 LOB: 1 BB: 0 P: 7	R: 0 E: 0 K: 1 S: 5	H: 0 LOB: 0 BB: 0 P: 5	R: 0 E: 0 K: 0 S: 3	H: 0 LOB: 0 BB: 0 P: 3	R: 0 E: 0 K: 0 S: 4	H: 2 LOB: 0 BB: 1 P: 8	R: 0 E: 0 K: 0 S: 3	H: 0 LOB: 0 BB: 0 P: 3	R: 3 E: 0 K: 0 S: 6	H: 4 LOB: 1 BB: 0 P: 7	R: 3 E: 0 K: 0 S: 6	H: 4 LOB: 1 BB: 0 P: 7	1B: 5 2B: 2 3B: 0 HR: 3	SF: 1 SAC: 0 DP: 2 HBP: 1	WP: 0 PB: 0 SB: 2 CS: 0	PA: 35							
PITCHER	IP	WLS	BF	H	R	ER	SO	BB	IBB	HBP	BLK	WP	HR	S	P	ERA	WHIP								
Rich Bordi, R ERA: 108.0 (1, 1)	4.2	L	18	2	2	2	3	2	0	0	0	0	0	22	30	3.86	0.857								
Bryan Clark, L ERA: 2.6 (6, 1)	2.2		11	4	3	3	0	0	0	1	0	0	2	10	11	10.12	1.500								
Larry Andersen, R ERA: 5.12 (8, 1)	0.1		1	0	0	0	0	0	0	0	0	0	0	1	1	0.00	0.000								

Batter	1	2	3	4	5	6	7	8	9	AB	R	H	RBI	BB	SO	LOB	TOP								
Brian Downing, R OBP: 0.373, SLG: 0.487 (1, 7)	F7			6-3		HR				3	1	1	0	2	0	0	California Angels @ Seattle Mariners The Kingdome, Seattle, WA Fri Aug 06 1982, 10:05 PM EDT Att: 20,074 - Unknown								
Juan Beniquez, R OBP: 0.336, SLG: 0.361 Rod Carew, L OBP: 0.388, SLG: 0.371 Bobby Clark, R OBP: 0.246, SLG: 0.338 (6, PH) (6, FR) (6, 9)		F8		F3		HR	F9			3	1	1	0	0	0	2									
Doug DeCinces, R OBP: 0.359, SLG: 0.535 Rob Wilfong, L OBP: 0.228, SLG: 0.213 (7, PH) (7, 5)				BB 1B		F8	K		K	3	1	1	1	1	1	3									
Reggie Jackson, L OBP: 0.362, SLG: 0.510 (1, 10)				BB 1B		K	HR		K	5	1	1	4	0	4	2									
Ron Jackson, R OBP: 0.360, SLG: 0.366 (1, 3)				BB 1B		F8	HR		F7	5	2	3	0	0	0	0									
Fred Lynn, L OBP: 0.367, SLG: 0.510 (1, 8)				BB					F9	4	2	2	2	1	1	2									
Bobby Grich, R OBP: 0.376, SLG: 0.442 (1, 4)				BB					5-3	4	1	2	2	1	0	1									
Tim Foli, R OBP: 0.281, SLG: 0.323 Mick Kelleher, R OBP: 0.154, SLG: 0.057 (1, 6) (2, 6)				BB					5-3	1	0	0	0	0	1	1									
Bob Boone, R OBP: 0.311, SLG: 0.339 (1, 2)									1-3	3	1	1	0	0	0	2									
Inning Stats	R: 1 E: 0 K: 2 S: 10	H: 3 LOB: 2 BB: 0 P: 10	R: 0 E: 0 K: 1 S: 5	H: 0 LOB: 2 BB: 2 P: 13	R: 2 E: 0 K: 1 S: 6	H: 2 LOB: 1 BB: 2 P: 14	R: 0 E: 0 K: 1 S: 5	H: 0 LOB: 0 BB: 0 P: 5	R: 0 E: 0 K: 1 S: 5	H: 0 LOB: 0 BB: 0 P: 5	R: 8 E: 0 K: 1 S: 11	H: 6 LOB: 1 BB: 2 P: 19	R: 0 E: 0 K: 1 S: 6	H: 1 LOB: 2 BB: 0 P: 7	R: 0 E: 0 K: 0 S: 3	H: 0 LOB: 0 BB: 0 P: 3		1B: 9 2B: 1 3B: 0 HR: 2	SF: 1 SAC: 0 DP: 1 HBP: 1	WP: 0 PB: 0 SB: 0 CS: 0	PA: 45				
PITCHER	IP	WLS	BF	H	R	ER	SO	BB	IBB	HBP	BLK	WP	HR	S	P	ERA	WHIP								
Floyd Bannister, L ERA: 3.44 Lary Andersen, R ERA: 5.25 Mike Stanton, R ERA: 2.48 Ed Vande Berg, L ERA: 2.5 Rich Bordi, R ERA: 19.64	5.1	L	27	8	6	6	6	4	0	0	0	0	0	35	51	10.12	2.250								

Batter	1	2	3	4	5	6	7	8	9	AB	R	H	RBI	BB	SO	LOB	BOTTOM								
Julio Cruz, S OBP: 0.313, SLG: 0.307 (1, 4)	4-3	FC5-4			SH1-3	FC6-4		1-3	K	6	2	3	2	0	1	5	California Angels @ Seattle Mariners The Kingdome, Seattle, WA Fri Aug 06 1982, 10:05 PM EDT Att: 20,074 - Unknown								
Dave Edler, R OBP: 0.341, SLG: 0.417 Manny Castillo, S OBP: 0.309, SLG: 0.341 (6, PH) (7, 5)	4-3	FC5-4			SH1-3	F5			1B	2	0	0	0	0	0	3									
Bruce Bochte, L OBP: 0.378, SLG: 0.397 (1, 7)				4-3	2B				1B	4	1	2	1	1	1	0									
Richie Zisk, R OBP: 0.370, SLG: 0.509 (1, 10)	F7			F6	BB				1B	5	1	2	2	0	0	1									
Al Cowens, R OBP: 0.328, SLG: 0.479 (1, 9)	F7			F9	2B				1B	5	1	2	0	0	0	3									
Gary Gray, R OBP: 0.338, SLG: 0.371 (1, 3)				5-3	HR				F6	5	1	1	1	0	2	4									
Dave Henderson, R OBP: 0.339, SLG: 0.465 (1, 8)				5-3					1B	3	1	1	1	2	0	0									
Todd Cruz, R OBP: 0.253, SLG: 0.365 Bobby Brown, S OBP: 0.297, SLG: 0.321 (9, PH) (9, 2)				CS					1B	4	1	1	0	0	1	1									
Bud Bulling, R OBP: 0.313, SLG: 0.291 Rick Sweet, S OBP: 0.324, SLG: 0.364 (8, PH) (9, 2)				1B					1B	1	0	0	1	0	0	2									
Inning Stats	R: 1 E: 0 K: 0 S: 5	H: 2 LOB: 1 BB: 0 P: 5	R: 1 E: 0 K: 0 S: 4	H: 2 LOB: 2 BB: 2 P: 12	R: 0 E: 0 K: 0 S: 3	H: 0 LOB: 0 BB: 0 P: 3	R: 1 E: 0 K: 1 S: 6	H: 1 LOB: 0 BB: 0 P: 6	R: 1 E: 0 K: 0 S: 4	H: 2 LOB: 1 BB: 1 P: 8	R: 1 E: 0 K: 1 S: 8	H: 2 LOB: 2 BB: 0 P: 8	R: 0 E: 0 K: 2 S: 8	H: 1 LOB: 1 BB: 0 P: 8	R: 0 E: 1 K: 0 S: 4	H: 0 LOB: 1 BB: 0 P: 4		R: 4 E: 0 K: 1 S: 10	H: 5 LOB: 2 BB: 1 P: 14	1B: 11 2B: 4 3B: 0 HR: 1	SF: 0 SAC: 1 DP: 1 HBP: 0	WP: 0 PB: 0 SB: 1 CS: 2	PA: 46		
PITCHER	IP	WLS	BF	H	R	ER	SO	BB	IBB	HBP	BLK	WP	HR	S	P	ERA	WHIP								
Geoff Zahn, L ERA: 3.76 Luis Sanchez, R ERA: 4.09 Dave Goltz, R ERA: 5.13 Andy Hassler, L ERA: 1.88	3.2	W	16	4	1	0	3	0	0	0	1	0	0	22	22	0.00	1.091								

Batter	1	2	3	4	5	6	7	8	9	AB	R	H	RBI	BB	SO	LOB	TOP					
Brian Downing, R OBP: 0.373, SLG: 0.488 (1, 7)	0-0 6-3		0-3 K			0-0 1-H 2B		0-0 SH1-4		3	0	1	1	0	1	0						
Rob Wilfong, L OBP: 0.223, SLG: 0.221 (1, 5)	0-0 F9		0-3 K			0-0 F4		0-0 2-3 2B		4	0	1	0	0	1	1						
Don Baylor, R OBP: 0.324, SLG: 0.423 (1, 10)	0-0 5-3			0-0 6-3		0-0 F7		4-0 IBB		3	0	0	0	1	0	1						
Reggie Jackson, L OBP: 0.362, SLG: 0.508 Juan Benitez, R OBP: 0.333, SLG: 0.357 (1, 9)		0-0 2B SF7 1B		0-3 K		0-3 K		0-0 F6		3	1	1	0	0	2	1						
Fred Lynn, L OBP: 0.366, SLG: 0.510 (1, 8)		0-0 SF7 1-3 2B		0-3 K				0-0 3-1	0-0 4-3	4	0	1	0	0	1	3						
Bobby Grich, R OBP: 0.372, SLG: 0.437 (1, 4)		0-0 F8			0-0 5-3		0-3 K		0-0 F8	4	0	0	0	0	1	2						
Ron Jackson, R OBP: 0.365, SLG: 0.406 (1, 3)		0-0 SF7			0-0 5-3		0-0 HR		0-0 G4-3-6 1B	3	1	2	2	0	0	0						
Tim Foli, R OBP: 0.278, SLG: 0.320 (1, 6)		2-3 3-H 0-0 F4			0-0 6-3		0-0 6-3		0-0 G4-3-6 1-2	4	0	0	0	0	0	2						
Bob Boone, R OBP: 0.314, SLG: 0.340 (1, 2)			0-0 4-3			4-0 2B BB		0-0 2B SH1-4 1B		2	1	1	0	1	0	0						
Inning Stats	R: 0 E: 0 K: 0 S: 3	H: 0 LOB: 0 BB: 0 P: 3	R: 1 E: 0 K: 0 S: 5	H: 2 LOB: 1 BB: 0 P: 5	R: 0 E: 0 K: 2 S: 7	H: 0 LOB: 0 BB: 0 P: 7	R: 0 E: 0 K: 2 S: 7	H: 0 LOB: 0 BB: 0 P: 7	R: 0 E: 0 K: 0 S: 3	H: 0 LOB: 0 BB: 0 P: 3	R: 1 E: 0 K: 1 S: 6	H: 1 LOB: 1 BB: 1 P: 10	R: 1 E: 0 K: 1 S: 6	H: 1 LOB: 0 BB: 0 P: 6	R: 0 E: 0 K: 0 S: 5	H: 2 LOB: 2 BB: 1 P: 9	R: 0 E: 0 K: 0 S: 3	H: 1 LOB: 0 BB: 0 P: 3	1B: 3 2B: 3 3B: 0 HR: 1	SF: 1 SAC: 1 DP: 1 HBP: 0	WP: 0 PB: 0 SB: 0 CS: 0	PA: 35
PITCHER Gaylord Perry, R ERA: 4.64 (1, 1)	IP: 9.0 WLS: L BF: 35 H: 7 R: 3 ER: 3 SO: 6 BB: 1 IBB: 1 HBP: 0 BLK: 0 WP: 0 HR: 1 S: 45 P: 53 ERA: 3.00 WHIP: 0.889															PITCHER	IP: 9.0 WLS: W BF: 36 H: 9 R: 1 ER: 1 SO: 5 BB: 1 IBB: 0 HBP: 1 BLK: 0 WP: 0 HR: 0 S: 44 P: 49 ERA: 1.00 WHIP: 1.111					

California Angels @ Seattle Mariners
The Kingdome, Seattle, WA
Sat Aug 07 1982, 10:05 PM EDT
Att: 40,775 - Unknown

AB 31
R 3
H 7
RBI 3
BB 2
SO 6
LOB 13





Batter	1	2	3	4	5	6	7	8	9	AB	R	H	RBI	BB	SO	LOB	BOTTOM			
Joe Simpson, L OBP: 0.324, SLG: 0.369 (1, 8)	0-0 3-1 FC3-2 2B		0-0 4-3			0-0 F8		0-0 1B 1B		4	0	2	0	0	0	0				
Manny Castillo, S OBP: 0.314, SLG: 0.352 (1, 5)	0-0 3-1			0-0 4-3 2B		0-0 G3 2B		0-0 1B 1B		4	0	3	0	0	0	1				
Bruce Bochte, L OBP: 0.375, SLG: 0.393 (1, 7)	0-0 FC3-2			0-0 4-3		0-0 G3		0-3 K		4	0	0	0	0	1	6				
Richie Zisk, R OBP: 0.366, SLG: 0.503 (1, 10)	0-0 1-3			0-3 K		0-3 K		0-0 F9		4	0	0	0	0	2	6				
Al Cowens, R OBP: 0.327, SLG: 0.477 (1, 9)		0-0 F3		0-3 K			0-0 5-3	0-0 1-2 2-3 3-H 1B		4	0	1	1	0	1	1				
Dave Revering, L OBP: 0.295, SLG: 0.330 (1, 3)		0-0 F7			0-0 6-3		0-0 1B 1B	0-3 K		4	0	1	0	0	1	3				
Rick Sweet, S OBP: 0.333, SLG: 0.369 (1, 2)		0-0 F7			0-0 1B		0-0 1B 1B	0-0 G6-4-3 1B	1-0 G4-6-3 HBP	3	0	2	0	0	0	0				
Paul Serna, R OBP: 0.226, SLG: 0.275 Bobby Brown, S OBP: 0.295, SLG: 0.319 (1, 6)			0-0 5-3		0-0 F4		0-0 G6-4-3	0-0 F8		3	0	0	0	0	0	3				
Julio Cruz, S OBP: 0.312, SLG: 0.305 (1, 4)			0-0 5-3		0-0 F7		0-0 F7	4-0 1B 1B BB	0-0 G4-6-3	3	1	0	0	1	0	2				
Inning Stats	R: 0 E: 0 K: 0 S: 4	H: 1 LOB: 1 BB: 0 P: 4	R: 0 E: 0 K: 0 S: 3	H: 0 LOB: 0 BB: 0 P: 3	R: 0 E: 0 K: 2 S: 8	H: 1 LOB: 1 BB: 0 P: 8	R: 0 E: 0 K: 0 S: 4	H: 1 LOB: 1 BB: 0 P: 4	R: 0 E: 0 K: 1 S: 6	H: 1 LOB: 1 BB: 0 P: 6	R: 0 E: 0 K: 0 S: 4	H: 2 LOB: 1 BB: 0 P: 4	R: 1 E: 0 K: 2 S: 10	H: 3 LOB: 3 BB: 1 P: 14	R: 0 E: 0 K: 0 S: 2	H: 0 LOB: 0 BB: 0 P: 3	1B: 6 2B: 3 3B: 0 HR: 0	SF: 0 SAC: 0 DP: 2 HBP: 1	WP: 0 PB: 0 SB: 0 CS: 0	PA: 36
PITCHER Mike Witt, R ERA: 3.26 (1, 1)	IP: 9.0 WLS: W BF: 36 H: 9 R: 1 ER: 1 SO: 5 BB: 1 IBB: 0 HBP: 1 BLK: 0 WP: 0 HR: 0 S: 44 P: 49 ERA: 1.00 WHIP: 1.111															PITCHER	IP: 9.0 WLS: W BF: 36 H: 9 R: 1 ER: 1 SO: 5 BB: 1 IBB: 0 HBP: 1 BLK: 0 WP: 0 HR: 0 S: 44 P: 49 ERA: 1.00 WHIP: 1.111			

California Angels @ Seattle Mariners
The Kingdome, Seattle, WA
Sat Aug 07 1982, 10:05 PM EDT
Att: 40,775 - Unknown

AB 34
R 1
H 9
RBI 1
BB 1
SO 5
LOB 23



Batter	1	2	3	4	5	6	7	8	9	AB	R	H	RBI	BB	SO	LOB	TOP			
Dwayne Murphy, L (1, 8) OBP: 0.349, SLG: 0.399	0-3 K	0-3 K		0-3 K		0-0 FC5-4 1B		0-0 6-3		5	0	1	0	0	3	3	<p>Oakland Athletics @ Seattle Mariners The Kingdome, Seattle, WA Mon Aug 09 1982, 10:05 PM EDT Att: 11,045 - Unknown</p> <p>AB 41 R 9 H 14 RBI 9 BB 4 SO 14 LOB 24</p> 			
Davey Lopes, R (1, 4) OBP: 0.322, SLG: 0.407	0-0	0-0		0-3 K		0-0 FC5-4 1B		0-3 K		4	3	2	4	0	1	2				
Dave McKay, S (7, 4) OBP: 0.220, SLG: 0.241	S BLK 1B	1-H 2-H HR		0-3 K		1-2 1B		0-3 K		1	0	0	0	0	1	0				
Dan Meyer, L (1, 3) OBP: 0.284, SLG: 0.406	0-3 K	0-3 K		0-0		2-H HR		0-0 4-3		5	1	1	2	0	2	2				
Tony Armas, R (1, 9) OBP: 0.280, SLG: 0.445	0-0 BB 2-H 1B			0-0 F8		0-0 5-3		0-0		5	0	3	1	0	0	0				
Wayne Gross, L (1, 5) OBP: 0.340, SLG: 0.346	4-0 BB 1-2 BB			0-0 1B		0-0 F9		0-0 1B		3	0	2	1	2	0	0				
Jeff Burroughs, R (1, 7) OBP: 0.346, SLG: 0.526	0-3 K			0-0 1B		0-0 HR		0-0 F4		5	1	3	1	0	1	4				
Mitchell Page, L (1, 10) OBP: 0.273, SLG: 0.231		0-3 K		0-3 K		0-0 F7		0-3 K		5	0	0	0	0	4	5				
Jeff Newman, R (1, 2) OBP: 0.239, SLG: 0.332		4-0 BB HR BB		0-0 F7		0-0 4-3		0-3 K		4	1	0	0	1	2	5				
Jimmy Sexton, R (1, 6) OBP: 0.256, SLG: 0.267		4-0 HR BB		0-0		0-0 S HR 1B		0-0 6-3		4	3	2	0	1	0	3				
Inning Stats	R: 1 E: 0 K: 3 S: 11	H: 2 LOB: 2 BB: 1 P: 15	R: 3 E: 0 K: 3 S: 10	H: 1 LOB: 0 BB: 2 P: 18	R: 0 E: 0 K: 1 S: 7	H: 2 LOB: 2 BB: 0 P: 7	R: 2 E: 0 K: 2 S: 9	H: 2 LOB: 0 BB: 0 P: 9	R: 1 E: 0 K: 0 S: 4	H: 1 LOB: 2 BB: 0 P: 4	R: 2 E: 0 K: 0 S: 7	H: 4 LOB: 2 BB: 0 P: 7	R: 0 E: 0 K: 2 S: 5	H: 0 LOB: 0 BB: 0 P: 5	R: 0 E: 0 K: 1 S: 9	H: 2 LOB: 3 BB: 1 P: 13	1B: 10 2B: 1 3B: 0 HR: 3	SF: 0 SAC: 0 DP: 0 HBP: 0	WP: 0 PB: 0 SB: 2 CS: 0	PA: 45
PITCHER	IP WLS BF H R ER SO BB IBB HBP BLK WP HR S P ERA WHIP	IP WLS BF H R ER SO BB IBB HBP BLK WP HR S P ERA WHIP	IP WLS BF H R ER SO BB IBB HBP BLK WP HR S P ERA WHIP	IP WLS BF H R ER SO BB IBB HBP BLK WP HR S P ERA WHIP	IP WLS BF H R ER SO BB IBB HBP BLK WP HR S P ERA WHIP	IP WLS BF H R ER SO BB IBB HBP BLK WP HR S P ERA WHIP	IP WLS BF H R ER SO BB IBB HBP BLK WP HR S P ERA WHIP	IP WLS BF H R ER SO BB IBB HBP BLK WP HR S P ERA WHIP	IP WLS BF H R ER SO BB IBB HBP BLK WP HR S P ERA WHIP	IP WLS BF H R ER SO BB IBB HBP BLK WP HR S P ERA WHIP	IP WLS BF H R ER SO BB IBB HBP BLK WP HR S P ERA WHIP	IP WLS BF H R ER SO BB IBB HBP BLK WP HR S P ERA WHIP	IP WLS BF H R ER SO BB IBB HBP BLK WP HR S P ERA WHIP	IP WLS BF H R ER SO BB IBB HBP BLK WP HR S P ERA WHIP	IP WLS BF H R ER SO BB IBB HBP BLK WP HR S P ERA WHIP	IP WLS BF H R ER SO BB IBB HBP BLK WP HR S P ERA WHIP	IP WLS BF H R ER SO BB IBB HBP BLK WP HR S P ERA WHIP			
Jim Beattie, R (1, 1) ERA: 3.3	3.2 L	21 7	6 6	9 9	3 3	0 0	0 0	0 0	0 0	0 0	1 1	12 12	12 12	0.00 0.00	0.00 0.00					
Larry Andersen, R (4, 1) ERA: 5.72	2.1 6	5 3	3 3	0 0	0 0	0 0	0 0	0 0	0 0	1 1	12 12	12 12	0.00 0.00	0.00 0.00						
Mike Stanton, R (7, 1) ERA: 2.4	2.0 6	2 0	0 0	3 3	0 0	0 0	0 0	0 0	0 0	0 0	12 12	12 12	0.00 0.00	0.00 0.00						
Bill Caudill, R (9, 1) ERA: 1.94	1.0 6	2 0	0 0	2 2	1 1	0 0	0 0	0 0	0 0	0 0	9 9	13 13	0.00 0.00	3.000 3.000						

Batter	1	2	3	4	5	6	7	8	9	AB	R	H	RBI	BB	SO	LOB	BOTTOM					
Joe Simpson, L (1, 8) OBP: 0.326, SLG: 0.372	0-3 K	0-0 F7			4-0 1B BB		0-0 1B 1B 1B		0-0 1B PB 2B	4	1	2	0	1	1	2	<p>Oakland Athletics @ Seattle Mariners The Kingdome, Seattle, WA Mon Aug 09 1982, 10:05 PM EDT Att: 11,045 - Unknown</p> <p>AB 39 R 4 H 13 RBI 3 BB 6 SO 5 LOB 28</p> 					
Manny Castillo, S (1, 5) OBP: 0.318, SLG: 0.354	4-0 F9 S BB			0-0 5-3		0-0 F7		0-0 1B		4	1	2	0	1	0	1						
Bruce Bochte, L (1, 7) OBP: 0.378, SLG: 0.394	4-0 BB 1-2 BB			0-0 5-3		0-0 1B		0-0 1B		3	1	2	0	2	0	0						
Richie Zisk, R (1, 10) OBP: 0.363, SLG: 0.503	0-0 F9 2-3			0-0 F7		0-0 F8		0-3 K		5	0	0	0	0	1	9						
Al Cowens, R (1, 9) OBP: 0.332, SLG: 0.482	0-0 1-3			0-0 F5		0-0 1B 2B		0-0 F9		5	1	2	1	0	0	5						
Dave Revering, L (1, 3) OBP: 0.294, SLG: 0.328		0-0 1B 1B		0-0 F8		0-0 F8		0-3 K		4	0	1	0	0	1	1						
Gary Gray, R (9, PH) OBP: 0.339, SLG: 0.369		0-0 1B 1B		0-0 F8		0-0 F8		0-3 K		0	0	0	0	1	0	0						
Rick Sweet, S (1, 2) OBP: 0.349, SLG: 0.377		0-0 1B 1B		0-0		0-0 G5-4-3 1B		0-3 K		4	0	3	0	0	1	0						
Dave Edler, R (9, PH) OBP: 0.349, SLG: 0.421		1-2 1B		0-0 1B		2-3 1B		0-0 1B		1	0	1	2	0	0	0						
Todd Cruz, R (1, 6) OBP: 0.252, SLG: 0.368		0-0 F7		0-0 F3		0-0 G5-4-3		0-0 F7		4	0	0	0	1	0	5						
Julio Cruz, S (1, 4) OBP: 0.309, SLG: 0.309		0-3 K		0-0 1-3		0-0 1-3		0-0 6-3		4	0	0	0	0	1	2						
Bobby Brown, S (9, PH) OBP: 0.283, SLG: 0.317								0-0 F4		1	0	0	0	0	0	3						
Inning Stats	R: 0 E: 0 K: 1 S: 5	H: 0 LOB: 2 BB: 2 P: 13	R: 0 E: 0 K: 1 S: 7	H: 2 LOB: 2 BB: 0 P: 7	R: 0 E: 0 K: 0 S: 3	H: 0 LOB: 0 BB: 0 P: 3	R: 0 E: 0 K: 0 S: 4	H: 1 LOB: 1 BB: 0 P: 4	R: 0 E: 0 K: 0 S: 4	H: 1 LOB: 2 BB: 1 P: 8	R: 0 E: 0 K: 0 S: 4	H: 2 LOB: 1 BB: 0 P: 4	R: 0 E: 0 K: 1 S: 8	H: 3 LOB: 3 BB: 0 P: 8	R: 0 E: 0 K: 2 S: 7	H: 0 LOB: 0 BB: 0 P: 7	R: 4 E: 0 K: 0 S: 7	H: 4 LOB: 3 BB: 3 P: 19	1B: 10 2B: 3 3B: 0 HR: 0	SF: 0 SAC: 0 DP: 1 HBP: 0	WP: 0 PB: 1 SB: 1 CS: 0	PA: 45
PITCHER	IP WLS BF H R ER SO BB IBB HBP BLK WP HR S P ERA WHIP	IP WLS BF H R ER SO BB IBB HBP BLK WP HR S P ERA WHIP	IP WLS BF H R ER SO BB IBB HBP BLK WP HR S P ERA WHIP	IP WLS BF H R ER SO BB IBB HBP BLK WP HR S P ERA WHIP	IP WLS BF H R ER SO BB IBB HBP BLK WP HR S P ERA WHIP	IP WLS BF H R ER SO BB IBB HBP BLK WP HR S P ERA WHIP	IP WLS BF H R ER SO BB IBB HBP BLK WP HR S P ERA WHIP	IP WLS BF H R ER SO BB IBB HBP BLK WP HR S P ERA WHIP	IP WLS BF H R ER SO BB IBB HBP BLK WP HR S P ERA WHIP	IP WLS BF H R ER SO BB IBB HBP BLK WP HR S P ERA WHIP	IP WLS BF H R ER SO BB IBB HBP BLK WP HR S P ERA WHIP	IP WLS BF H R ER SO BB IBB HBP BLK WP HR S P ERA WHIP	IP WLS BF H R ER SO BB IBB HBP BLK WP HR S P ERA WHIP	IP WLS BF H R ER SO BB IBB HBP BLK WP HR S P ERA WHIP	IP WLS BF H R ER SO BB IBB HBP BLK WP HR S P ERA WHIP	IP WLS BF H R ER SO BB IBB HBP BLK WP HR S P ERA WHIP						
Brian Kingman, R (1, 1) ERA: 4.39	6.1 W	29 8	0 0	2 2	3 3	0 0	0 0	0 0	0 0	0 0	18 18	26 26	15.43 15.43	3.000 3.000								
Bob Ojchinko, L (7, 1) ERA: 5.05	2.1 14	5 4	4 4	3 3	2 2	0 0	0 0	0 0	0 0	0 0	18 18	26 26	15.43 15.43	3.000 3.000								
Preston Hanna, R (9, 1) ERA: 4.74	0.1 2	0 0	0 0	0 0	1 1	0 0	0 0	0 0	0 0	0 0	1 1	5 5	0.00 0.00	3.000 3.000								

Batter	1	2	3	4	5	6	7	8	9	AB	R	H	RBI	BB	SO	LOB	TOP										
Rickey Henderson, R OBP: 0.408, SLG: 0.394 (1, 7)	0-3 K		0-0 5-3		0-3 K			0-3 K		4	0	0	0	0	3	1	Oakland Athletics @ Seattle Mariners The Kingdome, Seattle, WA Tue Aug 10 1982, 10:05 PM EDT Att: 11,509 - Unknown										
Dwayne Murphy, L OBP: 0.350, SLG: 0.398 (1, 8)	0-0 G6-3 1B		4-0 G5-4-3 BB		0-0 F4			0-3 K		3	0	1	0	1	1	0											
Davey Lopes, R OBP: 0.318, SLG: 0.402 (1, 4)	0-0 G6-3 1-2		0-0 G5-4-3 1-2		0-0 6-3			0-0 1-3		4	0	0	0	0	2												
Tony Armas, R OBP: 0.280, SLG: 0.443 (1, 9)		0-0 HR 1B		0-0 F4				0-3 K		4	1	1	0	0	1	0											
Jeff Burroughs, R OBP: 0.350, SLG: 0.544 (1, 10)		0-0 1-H HR		0-3 K				0-0 2B 1B		4	1	2	2	0	2	0											
Joe Rudi, R OBP: 0.319, SLG: 0.319 (1, 3)		0-0 F3		0-0 5-3				0-0 F3		4	0	0	0	0	1												
Mike Heath, R OBP: 0.294, SLG: 0.329 (1, 2)		0-0 5-3			0-0 5-3			0-0 1-3 2B		3	0	1	0	0	0	0											
Mickey Klutts, R OBP: 0.217, SLG: 0.244 Wayne Gross, L OBP: 0.339, SLG: 0.345 (7, PH) (7, 5)		4-0 BB		0-0 6-3				0-3 K		1	0	0	0	1	0	0											
Jimmy Sexton, R OBP: 0.262, SLG: 0.286 Dan Meyer, L OBP: 0.293, SLG: 0.404 Fred Stanley, R OBP: 0.271, SLG: 0.205 (7, PH) (7, 6) (7, 6)		0-0 5-3			0-0 5-3			0-3 K		2	0	1	0	0	0	1											
										1	0	0	0	0	1	2											
										0	0	0	0	0	0	0											
Inning Stats	R: 0 E: 0 K: 1 S: 5	H: 1 LOB: 0 BB: 0 P: 5	R: 2 E: 0 K: 0 S: 5	H: 2 LOB: 1 BB: 1 P: 9	R: 0 E: 0 K: 0 S: 2	H: 0 LOB: 0 BB: 1 P: 6	R: 0 E: 0 K: 1 S: 5	H: 0 LOB: 0 BB: 0 P: 5	R: 0 E: 0 K: 1 S: 6	H: 1 LOB: 1 BB: 0 P: 6	R: 0 E: 0 K: 1 S: 5	H: 0 LOB: 0 BB: 0 P: 5	R: 0 E: 0 K: 2 S: 9	H: 2 LOB: 2 BB: 0 P: 9	R: 0 E: 0 K: 1 S: 5	H: 0 LOB: 0 BB: 0 P: 5	1B: 3 2B: 2 3B: 0 HR: 1	SF: 0 SAC: 0 DP: 2 HBP: 0	WP: 0 PB: 0 SB: 0 CS: 0	PA: 33							
PITCHER	IP	WLS	BF	H	R	ER	SO	BB	IBB	HBP	BLK	WP	HR	S	P	ERA	WHIP										
Bryan Clark, L ERA: 2.62 (1, 1)	6.1		25	6	2	2	4	2	0	0	0	0	1	31	39	2.84	1.263										
Mike Stanton, R ERA: 2.39 (7, 1)	0.1		1	0	0	0	1	0	0	0	0	0	0	3	3	0.00	0.000										
Ed Vande Berg, L ERA: 2.3 (7, 1)	2.1	W	7	0	0	0	4	0	0	0	0	0	0	15	15	0.00	0.000										

AB	31
R	2
H	6
RBI	2
BB	2
SO	9
LOB	9



Batter	1	2	3	4	5	6	7	8	9	AB	R	H	RBI	BB	SO	LOB	BOTTOM										
Joe Simpson, L OBP: 0.321, SLG: 0.365 (1, 8) (8, 7)	0-0 6-3		0-3 K 1-2		0-0 4-3			0-0 SH1-4		3	0	0	0	0	1	1	Oakland Athletics @ Seattle Mariners The Kingdome, Seattle, WA Tue Aug 10 1982, 10:05 PM EDT Att: 11,509 - Unknown										
Manny Castillo, S OBP: 0.318, SLG: 0.353 (1, 5)	0-0 BB 1B		0-0 4-3		0-0 5-3			0-0 F7		4	0	1	0	0	2												
Bruce Bochte, L OBP: 0.362, SLG: 0.397 Dave Henderson, R OBP: 0.336, SLG: 0.461 (7, PR) (8, 8)	4-0 1-2 BB		0-0 1B 2B		0-0 G3			4-0 2B BB		2	1	1	1	2	0	0											
Richie Zisk, R OBP: 0.367, SLG: 0.507 (1, 10)	0-3 K		0-0 1B		4-0 FC5-4 BB			0-0 1-H 3-H 2B		3	0	2	2	1	1	2											
Al Cowens, R OBP: 0.331, SLG: 0.480 (1, 9)	0-0 F4		0-0 1B		0-3 K			0-3 K		4	0	1	1	0	2	5											
Dave Revering, L OBP: 0.294, SLG: 0.323 (1, 3)		0-0 4-3		0-0 F9				4-0 FC5-4 BB		3	0	0	0	1	1	2											
Rick Sweet, S OBP: 0.341, SLG: 0.367 (1, 2)		0-0 L5		0-0 3-1				0-0 FC5-4 1-2 2-3		4	0	0	0	0	1	2											
Todd Cruz, R OBP: 0.249, SLG: 0.364 (1, 6)		0-0 F7		0-3 K				0-0 4-3		4	0	0	0	0	1	2											
Julio Cruz, S OBP: 0.311, SLG: 0.310 (1, 4)			0-0 4-3 2B		0-0 F3			4-0 S SH1-4 2B		2	2	1	0	1	0	0											
										1	0	0	0	0	0	0											
										0	0	0	0	0	0	0											
Inning Stats	R: 0 E: 0 K: 1 S: 6	H: 1 LOB: 2 BB: 1 P: 10	R: 0 E: 0 K: 0 S: 3	H: 0 LOB: 0 BB: 0 P: 3	R: 2 E: 0 K: 1 S: 9	H: 4 LOB: 2 BB: 0 P: 9	R: 0 E: 0 K: 1 S: 5	H: 0 LOB: 0 BB: 0 P: 5	R: 0 E: 0 K: 1 S: 5	H: 0 LOB: 2 BB: 2 P: 13	R: 2 E: 0 K: 1 S: 6	H: 1 LOB: 2 BB: 2 P: 14	R: 0 E: 0 K: 2 S: 7	H: 0 LOB: 0 BB: 0 P: 7	1B: 4 2B: 2 3B: 0 HR: 0	SF: 0 SAC: 1 DP: 0 HBP: 0	WP: 0 PB: 0 SB: 2 CS: 0	PA: 35									
PITCHER	IP	WLS	BF	H	R	ER	SO	BB	IBB	HBP	BLK	WP	HR	S	P	ERA	WHIP										
Steve McCatty, R ERA: 4.03 (1, 1)	7.0	L	32	6	4	4	5	5	0	0	0	0	0	37	57	5.14	1.571										
Bob Ovcinko, L ERA: 4.97 (8, 1)	1.0		3	0	0	0	2	0	0	0	0	0	0	7	7	0.00	0.000										

AB	29
R	4
H	6
RBI	4
BB	5
SO	7
LOB	16



Batter	1	2	3	4	5	6	7	8	9	AB	R	H	RBI	BB	SO	LOB	TOP			
Rickey Henderson, R OBP: 0.407, SLG: 0.391 (1, 8)	0-3 K		0-3 K				0-3 K			3	0	0	0	1	3	0	Oakland Athletics @ Seattle Mariners The Kingdome, Seattle, WA Wed Aug 11 1982, 10:05 PM EDT Att: 13,861 - Unknown			
Davey Lopes, R OBP: 0.316, SLG: 0.398 (1, 4)	0-0 6-3		4-0 BB				0-0 F8		0-0 5-3	3	0	0	0	1	0	1				
Jeff Burroughs, R OBP: 0.348, SLG: 0.534 (1, 7)	4-0 HR		0-0 G6-4-3 BB				0-0 F4		0-0 4-3	3	1	0	0	1	0	2				
Tony Armas, R OBP: 0.282, SLG: 0.451 (1, 9)	0-0 HR						0-0 5-3		0-3 K	4	1	2	2	0	1	1				
Joe Rudi, R OBP: 0.312, SLG: 0.311 (1, 3)	0-3 K						0-0 FC5-4 1B		0-0 6-3	4	1	0	0	0	1	1				
Mike Heath, R OBP: 0.301, SLG: 0.338 (1, 2)							0-0 FC6-4 1B		4-0 BB	3	1	2	0	1	0	0				
Jeff Newman, R OBP: 0.240, SLG: 0.337 (1, 10)							0-0 FC6-4 1B		4-0 FC4-6 BB	3	0	1	2	0	0	1				
Wayne Gross, L OBP: 0.341, SLG: 0.345 (9, PH)							0-0 4-3		0-0 FC4-6 BB	0	0	0	0	1	0	0				
Dave McKay, S OBP: 0.216, SLG: 0.236 (1, 5)							0-0 4-3		0-0 FC4-6	3	0	0	0	0	1	2				
Dan Meyer, L OBP: 0.292, SLG: 0.403 (9, PH)							0-0 K		0-0 FC4-6	1	0	0	0	0	0	2				
Jimmy Sexton, R OBP: 0.253, SLG: 0.275 (1, 6)							0-0 F8		0-3 K	3	0	0	0	0	0	2				
Dwayne Murphy, L OBP: 0.350, SLG: 0.397 (9, PH)							0-0 1-4-3		0-0 F8	1	0	0	0	0	1	2				
Inning Stats	R: 2 E: 0 K: 2 S: 8	H: 1 LOB: 0 BB: 1 P: 12	R: 0 E: 0 K: 0 S: 4	H: 1 LOB: 1 BB: 0 P: 4	R: 0 E: 0 K: 1 S: 4	H: 0 LOB: 0 BB: 1 P: 8	R: 2 E: 0 K: 1 S: 8	H: 3 LOB: 1 BB: 0 P: 8	R: 0 E: 0 K: 0 S: 3	H: 0 LOB: 1 BB: 1 P: 7	R: 0 E: 0 K: 0 S: 3	H: 0 LOB: 0 BB: 0 P: 3	R: 0 E: 0 K: 1 S: 5	H: 0 LOB: 0 BB: 0 P: 5	R: 0 E: 0 K: 1 S: 5	H: 0 LOB: 2 BB: 2 P: 13	1B: 2 2B: 2 3B: 0 HR: 1	SF: 0 SAC: 0 DP: 1 HBP: 0	WP: 0 PB: 0 SB: 2 CS: 0	PA: 36
PITCHER	IP WLS BF H R ER SO BB IBB HBP BLK WP HR S P ERA WHIP	8.1 W 33 5 4 4 6 4 0 0 0 0 1 41 57 4.32 1.080	0.2 S 3 0 0 0 1 1 0 0 0 0 0 4 8 0.00 1.500																	

AB	31
R	4
H	5
RBI	4
BB	5
SO	7
LOB	14



Batter	1	2	3	4	5	6	7	8	9	AB	R	H	RBI	BB	SO	LOB	BOTTOM			
Joe Simpson, L OBP: 0.328, SLG: 0.368 (1, 9)	0-0 F8		0-0 1B				0-0 3-1		0-0 FC5-4 1B	4	1	2	0	1	0	0	Oakland Athletics @ Seattle Mariners The Kingdome, Seattle, WA Wed Aug 11 1982, 10:05 PM EDT Att: 13,861 - Unknown			
Manny Castillo, S OBP: 0.316, SLG: 0.351 (1, 5)	0-0 F8		0-0 G3 SF9 1B				0-0 F8		0-0 FC5-4	5	1	1	1	0	0	3				
Bruce Bochte, L OBP: 0.385, SLG: 0.402 (1, 7)	0-0 F8		0-0 G3 1B				0-0 E 2B		4-0 S BB	3	1	2	1	1	0	0				
Bobby Brown, S OBP: 0.283, SLG: 0.317 (6, PR) (7, 7)	0-0 F8		0-0 G3 1B				0-0 E 2B		4-0 S BB	0	0	0	0	0	0	0				
Richie Zisk, R OBP: 0.366, SLG: 0.504 (1, 10)			0-0 G3				0-0 E 1B		0-0 6-3	4	2	1	0	0	0	3				
Dave Revering, L OBP: 0.288, SLG: 0.318 (1, 3)			0-0 4-3 1B				0-0 1-3		0-3 K	3	0	0	1	0	1	2				
Rick Sweet, S OBP: 0.333, SLG: 0.359 (1, 2)			0-0 1-3				0-0 F7		0-0 4-3	4	0	0	0	0	0	3				
Dave Henderson, R OBP: 0.339, SLG: 0.462 (1, 8)			0-0 FC6-4 1B				0-0 6-3		0-0 F4	4	1	2	2	0	0	0				
Todd Cruz, R OBP: 0.252, SLG: 0.368 (1, 6)			0-0 FC6-4				0-0 FC4 1B		0-0 F4	4	0	2	1	0	0	1				
Julio Cruz, S OBP: 0.311, SLG: 0.309 (1, 4)			0-0 1B				0-0 FC4 1B		0-0 F9	4	1	1	0	0	0	2				
Inning Stats	R: 0 E: 0 K: 0 S: 3	H: 0 LOB: 0 BB: 0 P: 3	R: 1 E: 0 K: 0 S: 5	H: 2 LOB: 1 BB: 0 P: 5	R: 3 E: 0 K: 0 S: 7	H: 4 LOB: 1 BB: 0 P: 7	R: 0 E: 0 K: 0 S: 4	H: 1 LOB: 2 BB: 1 P: 8	R: 3 E: 1 K: 0 S: 7	H: 3 LOB: 1 BB: 0 P: 7	R: 0 E: 0 K: 0 S: 3	H: 0 LOB: 2 BB: 1 P: 7	R: 0 E: 0 K: 1 S: 5	H: 0 LOB: 0 BB: 0 P: 5	R: 0 E: 0 K: 0 S: 4	H: 1 LOB: 1 BB: 0 P: 4	1B: 9 2B: 2 3B: 0 HR: 0	SF: 1 SAC: 0 DP: 0 HBP: 0	WP: 0 PB: 1 SB: 3 CS: 0	PA: 38
PITCHER	IP WLS BF H R ER SO BB IBB HBP BLK WP HR S P ERA WHIP	8.0 L 38 11 7 4 1 2 0 0 0 0 0 38 46 4.50 1.625																		

AB	35
R	7
H	11
RBI	6
BB	2
SO	1
LOB	14



Batter	1	2	3	4	5	6	7	8	9	AB	R	H	RBI	BB	SO	LOB	TOP			
Joe Simpson, L (1, 9) OBP: 0.332, SLG: 0.379										3	1	1	0	1	1	0	Seattle Mariners @ Minnesota Twins Hubert H. Humphrey Metrodome, Minneapolis, MN Fri Aug 13 1982, 8:05 PM EDT Att. 7,696 - Dome - 71 F			
Manny Castillo, S (1, 5) OBP: 0.313, SLG: 0.347										4	0	0	0	0	0	2				
Bruce Bochte, L (1, 7) OBP: 0.387, SLG: 0.404										3	0	2	1	0	0	0				
Richie Zisk, R (1, 10) OBP: 0.363, SLG: 0.500										3	0	0	0	0	1	2				
Dave Revering, L (1, 3) OBP: 0.284, SLG: 0.313										3	0	0	0	0	0	1				
Rick Sweet, S (1, 2) OBP: 0.328, SLG: 0.353										3	0	0	0	0	0	0				
Dave Henderson, R (1, 8) OBP: 0.335, SLG: 0.455										3	0	0	0	0	1	0				
Todd Cruz, R (1, 6) OBP: 0.250, SLG: 0.365										3	0	0	0	0	0	0				
Julio Cruz, S (1, 4) OBP: 0.309, SLG: 0.307										3	0	0	0	0	0	0				
Inning Stats	R: 1 E: 1 K: 0 S: 4	H: 2 LOB: 0 BB: 0 P: 4	R: 0 E: 0 K: 1 S: 5	H: 0 LOB: 0 BB: 0 P: 5	R: 0 E: 0 K: 1 S: 6	H: 1 LOB: 1 BB: 0 P: 6	R: 0 E: 0 K: 0 S: 3	H: 0 LOB: 0 BB: 0 P: 3	R: 0 E: 0 K: 0 S: 3	H: 0 LOB: 0 BB: 0 P: 3	R: 0 E: 0 K: 0 S: 3	H: 0 LOB: 0 BB: 0 P: 3	R: 0 E: 0 K: 0 S: 3	H: 0 LOB: 0 BB: 0 P: 3	R: 0 E: 0 K: 0 S: 3	H: 0 LOB: 0 BB: 0 P: 3		1B: 2 2B: 1 3B: 1 HR: 0	SF: 0 SAC: 0 DP: 1 HBP: 0	WP: 0 PB: 0 CS: 1
PITCHER Bobby Castillo, R (1, 1) ERA: 4.18	IP: 9.0 WLS: W BF: 29 H: 3 R: 1 ER: 1 SO: 3 BB: 1 IBB: 0 HBP: 0 BLK: 0 WP: 0 HR: 0 S: 34 P: 38 ERA: 1.00 WHIP: 0.444																			

Batter	1	2	3	4	5	6	7	8	9	AB	R	H	RBI	BB	SO	LOB	BOTTOM			
Bobby Mitchell, L (1, 8) OBP: 0.325, SLG: 0.293										4	0	1	0	0	0	1	Seattle Mariners @ Minnesota Twins Hubert H. Humphrey Metrodome, Minneapolis, MN Fri Aug 13 1982, 8:05 PM EDT Att. 7,696 - Dome - 71 F			
Ron Washington, R (1, 6) OBP: 0.295, SLG: 0.389										4	1	2	0	0	0	1				
Tom Brunansky, R (1, 9) OBP: 0.391, SLG: 0.502										4	1	1	0	0	1	3				
Kent Hrbek, L (1, 3) OBP: 0.375, SLG: 0.516										3	1	1	0	1	0	2				
Gary Ward, R (1, 7) OBP: 0.320, SLG: 0.503										4	0	1	1	0	0	3				
Gary Gaetti, R (1, 5) OBP: 0.279, SLG: 0.450										4	0	1	1	0	1	1				
Randy Johnson, L (1, 10) OBP: 0.324, SLG: 0.429										3	0	0	0	0	0	1				
Tim Laudner, R (1, 2) OBP: 0.357, SLG: 0.421										3	0	1	0	0	2	0				
John Castino, R (1, 4) OBP: 0.314, SLG: 0.322										3	0	0	0	0	1	1				
Inning Stats	R: 0 E: 1 K: 0 S: 5	H: 1 LOB: 2 BB: 0 P: 5	R: 0 E: 0 K: 2 S: 7	H: 0 LOB: 0 BB: 0 P: 7	R: 0 E: 0 K: 1 S: 6	H: 1 LOB: 1 BB: 0 P: 6	R: 0 E: 0 K: 0 S: 3	H: 0 LOB: 0 BB: 0 P: 3	R: 0 E: 0 K: 0 S: 4	H: 1 LOB: 1 BB: 0 P: 4	R: 2 E: 0 K: 0 S: 6	H: 4 LOB: 1 BB: 0 P: 6	R: 0 E: 0 K: 1 S: 5	H: 0 LOB: 0 BB: 0 P: 5	R: 1 E: 2 K: 1 S: 6	H: 1 LOB: 1 BB: 1 P: 10		1B: 8 2B: 0 3B: 0 HR: 0	SF: 0 SAC: 0 DP: 0 HBP: 0	WP: 1 PB: 0 CS: 0
PITCHER Gaylord Perry, R (1, 1) ERA: 4.53	IP: 8.0 WLS: L BF: 33 H: 8 R: 3 ER: 2 SO: 5 BB: 0 IBB: 1 HBP: 0 BLK: 0 WP: 1 HR: 0 S: 42 P: 46 ERA: 2.25 WHIP: 1.000																			

Batter	1	2	3	4	5	6	7	8	9	AB	R	H	RBI	BB	SO	LOB	TOP			
Julio Cruz, S OBP: 0.310, SLG: 0.310 (1, 4)	6-3		1B			5-3		2B	F7	5	0	2	1	0	0	1	Seattle Mariners @ Minnesota Twins Hubert H. Humphrey Metrodome, Minneapolis, MN Sat Aug 14 1982, 8:05 PM EDT Alt. 7,756 - Dome - 75 F			
Dave Edler, R OBP: 0.362, SLG: 0.429 (1, 5)	F8		F9			CS		1B		4	1	2	0	0	0	1				
Bruce Bochte, L OBP: 0.388, SLG: 0.403 (6, PR)	FC6-4		L9			K		BB		3	0	1	0	1	1	2				
Joe Simpson, L OBP: 0.332, SLG: 0.379 (8, 7)	BB							1B		0	1	0	0	0	0	0				
Richie Zisk, R OBP: 0.362, SLG: 0.496 (1, 10)	FC6-4					CS		1B		3	0	0	0	1	0	1				
Gary Gray, R OBP: 0.335, SLG: 0.363 (8, PH)	6-3					F8		BB		3	0	0	0	0	0	0				
Dave Revering, L OBP: 0.288, SLG: 0.316 (8, 3)						5-3		1B		1	0	1	2	0	0	0				
Dave Henderson, R OBP: 0.337, SLG: 0.461 (1, 8)	1B					K		4-3		4	0	2	0	0	1	2				
Todd Cruz, R OBP: 0.247, SLG: 0.361 (1, 6)	K					F8				4	0	0	0	0	2	2				
Bud Bulling, R OBP: 0.313, SLG: 0.292 (8, PR)	2B					5-3		E6		3	0	1	0	0	0	0				
Paul Serna, R OBP: 0.226, SLG: 0.275 (8, 2)	1B							SH1-3		0	1	0	0	0	0	0				
Rick Sweet, S OBP: 0.332, SLG: 0.356 (8, 2)						K		1B		1	0	1	0	0	0	0				
Bobby Brown, S OBP: 0.279, SLG: 0.312 (1, 9)			F8			K		SH1-3		3	0	0	0	0	1	1				
								L7												
Inning Stats	R: 0 E: 0 K: 1 S: 3	H: 0 LOB: 1 BB: 1 P: 7	R: 0 E: 0 K: 1 S: 6	H: 2 LOB: 2 BB: 0 P: 6	R: 0 E: 0 K: 1 S: 4	H: 1 LOB: 1 BB: 0 P: 4	R: 0 E: 0 K: 1 S: 5	H: 0 LOB: 0 BB: 0 P: 5	R: 0 E: 0 K: 1 S: 5	H: 1 LOB: 0 BB: 0 P: 5	R: 0 E: 0 K: 1 S: 6	H: 1 LOB: 1 BB: 0 P: 6	R: 3 E: 1 K: 0 S: 7	H: 4 LOB: 2 BB: 1 P: 11	R: 0 E: 0 K: 0 S: 4	H: 1 LOB: 1 BB: 0 P: 4	1B: 8 2B: 2 3B: 0 HR: 0	SF: 0 SAC: 1 DP: 0 HBP: 0	WP: 0 PB: 0 CS: 1	PA: 38
PITCHER	IP WLS BF H R ER SO BB IBB HBP BLK WP HR S P ERA WHIP																			
Brad Havens, L ERA: 4.28 (1, 1)	7.2 L 29 7 2 1 5 1 0 0 0 0 0 0 38 42 1.17 1.043																			
Ron Davis, R ERA: 4.7 (8, 1)	1.1 8 3 1 0 0 1 0 0 0 0 0 0 7 11 0.00 3.000																			

Batter	1	2	3	4	5	6	7	8	9	AB	R	H	RBI	BB	SO	LOB	BOTTOM					
Bobby Mitchell, L OBP: 0.327, SLG: 0.293 (1, 8)	6-3		K		S					3	0	1	0	1	1	0	Seattle Mariners @ Minnesota Twins Hubert H. Humphrey Metrodome, Minneapolis, MN Sat Aug 14 1982, 8:05 PM EDT Alt. 7,756 - Dome - 75 F					
Ron Washington, R OBP: 0.292, SLG: 0.385 (1, 6)	F9		F9		L4					4	0	0	0	0	1	3						
Tom Brunansky, R OBP: 0.389, SLG: 0.497 (1, 9)	K		5-3							3	0	0	0	1	2	0						
Kent Hrbek, L OBP: 0.381, SLG: 0.522 (1, 3)		BB			WP					3	1	3	0	1	0	0						
Gary Ward, R OBP: 0.317, SLG: 0.499 (1, 7)	K		SF8		2B					3	0	0	1	0	2	4						
Gary Gaetti, R OBP: 0.276, SLG: 0.444 (1, 5)	K				F4					4	0	0	0	0	1	4						
Randy Johnson, L OBP: 0.328, SLG: 0.430 (1, 10)										2	0	1	0	1	1	0						
Mickey Hatcher, R OBP: 0.269, SLG: 0.326 (7, PR)	BB				K					1	0	0	0	0	1	0						
Tim Laudner, R OBP: 0.357, SLG: 0.417 (1, 2)	BB				F8					2	0	0	0	1	1	0						
John Castino, R OBP: 0.310, SLG: 0.317 (1, 4)	F8				6-3					4	0	0	0	0	0	5						
Inning Stats	R: 0 E: 0 K: 1 S: 5	H: 0 LOB: 0 BB: 0 P: 5	R: 0 E: 0 K: 2 S: 7	H: 0 LOB: 3 BB: 3 P: 19	R: 0 E: 0 K: 1 S: 5	H: 0 LOB: 0 BB: 0 P: 5	R: 1 E: 0 K: 1 S: 6	H: 1 LOB: 0 BB: 0 P: 6	R: 0 E: 0 K: 0 S: 3	H: 0 LOB: 1 BB: 1 P: 7	R: 0 E: 0 K: 1 S: 6	H: 1 LOB: 2 BB: 0 P: 6	R: 0 E: 0 K: 1 S: 7	H: 2 LOB: 2 BB: 0 P: 7	R: 0 E: 0 K: 1 S: 5	H: 1 LOB: 1 BB: 1 P: 9		R: 0 E: 0 K: 2 S: 7	H: 0 LOB: 0 BB: 0 P: 7	1B: 4 2B: 1 3B: 0 HR: 0	SF: 1 SAC: 1 DP: 1 HBP: 0	WP: 1 PB: 0 CS: 0
PITCHER	IP WLS BF H R ER SO BB IBB HBP BLK WP HR S P ERA WHIP																					
Mike Moore, R ERA: 5.21 (1, 1)	6.2 W 28 4 1 1 6 4 0 0 0 0 0 0 36 52 1.35 1.200																					
Mike Stanton, R ERA: 2.37 (7, 1)	0.1 2 0 0 0 1 1 0 0 0 0 0 0 3 7 0.00 3.000																					
Ed Vande Berg, L ERA: 2.3 (8, 1)	0.0 1 1 0 0 0 0 0 0 0 0 0 0 1 1 ∞ ∞																					
Bill Caudill, R ERA: 1.87 (8, 1)	2.0 S 5 0 0 0 3 0 0 0 0 0 0 0 11 11 0.00 0.000																					

Batter	1	2	3	4	5	6	7	8	9	AB R H RBI BB SO LOB	TOP											
Joe Simpson, L (1, 9) OBP: 0.333, SLG: 0.380	0-0 4-3		0-3 K			0-0 E 1-2 6-3 1B	0-0 4-3		0-0 1B 4-3 1B	5 2 2 1 0 1 1	Seattle Mariners @ Minnesota Twins Hubert H. Humphrey Metrodome, Minneapolis, MN Sun Aug 15 1982, 4:33 AM EDT Att. 7,677 - Dome - 80 F livebaseballscorecards.com											
Manny Castillo, S (1, 5) OBP: 0.314, SLG: 0.348	0-0 5-3		0-0 F8			0-0 E1 WP BB 1-3 2-H	G3-6 1B	0-0 4-3 1B	5 1 2 1 0 0 2													
Bruce Bochte, L (1, 7) OBP: 0.389, SLG: 0.402 Bobby Brown, S (5, 7) OBP: 0.274, SLG: 0.306	4-0 BB			0-0 F9		0-0 6-3	0-0 G3-6	0-0 4-3	1 0 0 0 1 0 0 3 0 0 2 0 0 3													
Richie Zisk, R (1, 10) OBP: 0.360, SLG: 0.491	0-3 K			0-0 6-3		0-0 BB WP HR IBB		0-0 F8 K	4 1 0 0 1 2 2													
Dave Revering, L (1, 3) OBP: 0.287, SLG: 0.312		0-0 F8		0-0 L7		0-0 BB HR BB		0-0 F8	3 1 0 0 1 0 0													
Rick Sweet, S (1, 2) OBP: 0.325, SLG: 0.348		0-0 F7			0-0 F7	0-3 K		0-0 3-1	4 0 0 0 0 1 3													
Dave Henderson, R (1, 8) OBP: 0.340, SLG: 0.459		0-0 F8			0-3 K	4-0 HR BB		0-0 FC6-4 1B 1B	3 2 1 1 1 1 0													
Todd Cruz, R (1, 6) OBP: 0.250, SLG: 0.371			0-3 K		0-0 F4	0-0 HR		0-0 FC6-4 1B	4 1 2 4 0 1 0													
Julio Cruz, S (1, 4) OBP: 0.311, SLG: 0.311			4-0 BB			0-0 1B 4-3		0-0 FC6-4 1B	3 2 1 0 1 0 2													
Inning Stats	R: 0 E: 0 K: 1 S: 5	H: 0 LOB: 1 BB: 1 P: 9	R: 0 E: 0 K: 0 S: 3	H: 0 LOB: 0 BB: 0 P: 3	R: 0 E: 0 K: 2 S: 7	H: 0 LOB: 1 BB: 1 P: 11	R: 0 E: 0 K: 0 S: 3	H: 0 LOB: 0 BB: 0 P: 3	R: 0 E: 0 K: 1 S: 5	H: 0 LOB: 0 BB: 0 P: 5		R: 7 E: 1 K: 1 S: 9	H: 3 LOB: 0 BB: 3 P: 21	R: 0 E: 0 K: 0 S: 3	H: 1 LOB: 0 BB: 0 P: 3	R: 0 E: 0 K: 0 S: 3	H: 0 LOB: 0 BB: 0 P: 3	R: 3 E: 0 K: 1 S: 9	H: 4 LOB: 1 BB: 0 P: 9	1B: 7 2B: 0 3B: 0 HR: 1	SF: 0 SAC: 0 DP: 1 HBP: 0	WP: 1 PB: 0 SB: 0 CS: 0
PITCHER	IP WLS BF H R ER SO BB IBB HBP BLK WP HR S P ERA WHIP											IP WLS BF H R ER SO BB IBB HBP BLK WP HR S P ERA WHIP										
Terry Felton, R (1, 1) ERA: 4.84	5.1 L 22 2 4 3 4 2 1 0 0 0 0 0 27 39 5.06 0.750																					
Jeff Little, L (6, 1) ERA: 3.91	0.0 1 0 0 0 0 1 0 0 0 1 0 0 4 ∞ ∞																					
Pete Redfern, R (6, 1) ERA: 6.75	3.2 17 6 6 4 2 1 0 0 0 0 1 20 24 9.82 1.909																					

Batter	1	2	3	4	5	6	7	8	9	AB R H RBI BB SO LOB	BOTTOM									
Bobby Mitchell, L (1, 8) OBP: 0.329, SLG: 0.293	4-0 2B BB		0-0 S 1B			0-3 K		0-0 4-3		3 1 1 0 1 1 0	Seattle Mariners @ Minnesota Twins Hubert H. Humphrey Metrodome, Minneapolis, MN Sun Aug 15 1982, 4:33 AM EDT Att. 7,677 - Dome - 80 F livebaseballscorecards.com									
Ron Washington, R (1, 6) OBP: 0.291, SLG: 0.383	0-0 F8		0-3 K			0-0 6-3		0-0 4-3 1B	4 0 1 0 0 1 2											
Kent Hrbek, L (1, 3) OBP: 0.377, SLG: 0.517	0-3 K			0-0 3-1		0-0 L7		0-0 4-3	4 0 0 0 0 1 2											
Gary Ward, R (1, 7) OBP: 0.319, SLG: 0.501	0-0 1-H 2B			0-3 K		0-0 E G6-4-3 1B		0-0 F9	4 1 2 1 0 1 1											
Gary Gaetti, R (1, 5) OBP: 0.276, SLG: 0.442		0-3 K		0-0 FC6-4 1B		0-0 E6 G6-4-3		0-0 1-3	4 0 1 0 0 1 2											
Tim Laudner, R (1, 2) OBP: 0.352, SLG: 0.411		0-0 F8		0-0 FC6-4		0-0 G6-4-3			3 0 0 0 0 0 2											
Randy Johnson, L (1, 10) OBP: 0.324, SLG: 0.424		0-0 3-1			0-0 F8		0-0 F6		3 0 0 0 0 0 0											
Mickey Hatcher, R (1, 9) OBP: 0.265, SLG: 0.321			0-0 F9		0-0 6-3			0-3 K	3 0 0 0 0 1 0											
John Castino, R (1, 4) OBP: 0.307, SLG: 0.314			0-0 6-3		0-0 F8			0-3 K	3 0 0 0 0 1 0											
Inning Stats	R: 1 E: 0 K: 1 S: 5	H: 1 LOB: 1 BB: 1 P: 9	R: 0 E: 0 K: 1 S: 5	H: 0 LOB: 0 BB: 0 P: 5	R: 0 E: 0 K: 1 S: 6	H: 1 LOB: 1 BB: 0 P: 6	R: 0 E: 0 K: 1 S: 6	H: 1 LOB: 1 BB: 0 P: 6	R: 0 E: 0 K: 0 S: 3	H: 0 LOB: 0 BB: 0 P: 3		R: 1 E: 1 K: 0 S: 4	H: 1 LOB: 0 BB: 0 P: 4	R: 0 E: 0 K: 2 S: 7	H: 0 LOB: 0 BB: 0 P: 7	R: 0 E: 0 K: 0 S: 4	H: 1 LOB: 1 BB: 0 P: 4	1B: 4 2B: 1 3B: 0 HR: 0	SF: 0 SAC: 0 DP: 1 HBP: 0	WP: 0 PB: 0 SB: 1 CS: 0
PITCHER	IP WLS BF H R ER SO BB IBB HBP BLK WP HR S P ERA WHIP											IP WLS BF H R ER SO BB IBB HBP BLK WP HR S P ERA WHIP								
Jim Beattie, R (1, 1) ERA: 3.17	9.0 W 32 5 2 1 7 1 0 0 0 0 0 45 49 1.00 0.667																			

Batter	1	2	3	4	5	6	7	8	9	AB	R	H	RBI	BB	SO	LOB	TOP			
Joe Simpson, L (1, 9) OBP: 0.327, SLG: 0.372	G3		4-3			K		1-3		4	0	0	0	0	1	1				
Manny Castillo, S (1, 5) OBP: 0.313, SLG: 0.345	4-3			1B		F9		4-3		3	0	0	0	1	0	0				
Bruce Bochte, L (1, 7) OBP: 0.387, SLG: 0.401	F7			K				4-3		4	1	1	0	0	1	1				
Richie Zisk, R (1, 10) OBP: 0.364, SLG: 0.493 Paul Serna, R (9, PR) OBP: 0.226, SLG: 0.275	6-3									4	0	3	0	0	0	0				
Dave Revering, L (1, 3) OBP: 0.286, SLG: 0.310 Bobby Brown, S (9, PR) OBP: 0.274, SLG: 0.306	K									4	0	1	0	0	1	4				
Rick Sweet, S (1, 2) OBP: 0.323, SLG: 0.346	4-3							FC6-4		4	0	1	1	0	0	2				
Dave Henderson, R (1, 8) OBP: 0.340, SLG: 0.457			F7							3	0	1	0	0	0	2				
Todd Cruz, R (1, 6) OBP: 0.251, SLG: 0.370										3	0	1	0	0	0	1				
Julio Cruz, S (1, 4) OBP: 0.309, SLG: 0.308			FC3-6							3	0	0	0	0	0	1				
Inning Stats	R: 0 E: 0 K: 0 S: 3	H: 0 LOB: 0 BB: 0 P: 3	R: 0 E: 0 K: 1 S: 5	H: 0 LOB: 0 BB: 0 P: 5	R: 0 E: 0 K: 0 S: 4	H: 1 LOB: 1 BB: 0 P: 4	R: 0 E: 0 K: 1 S: 5	H: 1 LOB: 1 BB: 1 P: 9	R: 0 E: 0 K: 0 S: 3	H: 0 LOB: 0 BB: 0 P: 3	R: 1 E: 0 K: 0 S: 5	H: 3 LOB: 1 BB: 0 P: 5	R: 0 E: 0 K: 0 S: 3	H: 0 LOB: 0 BB: 0 P: 3	R: 0 E: 0 K: 0 S: 5	H: 2 LOB: 2 BB: 0 P: 5	1B: 8 2B: 0 3B: 0 HR: 0	SF: 0 SAC: 0 DP: 3 HBP: 0	WP: 0 PB: 0 SB: 1 CS: 0	PA: 33
PITCHER Jack Morris, R (1, 1) ERA: 3.89	IP: 9.0 WLS: W BF: 33 H: 8 R: 1 ER: 1 SO: 3 BB: 1 IBB: 0 HBP: 0 BLK: 0 WP: 0 HR: 0 S: 38 P: 42 ERA: 1.00 WHIP: 1.000															PITCHER				

Seattle Mariners @ Detroit Tigers
Tiger Stadium, Detroit, MI
Mon Aug 16 1982, 7:05 PM EDT
Att: 14,290 - Unknown

AB 32
R 1
H 8
RBI 1
BB 1
SO 3
LOB 12



Batter	1	2	3	4	5	6	7	8	9	AB	R	H	RBI	BB	SO	LOB	BOTTOM			
Lou Whitaker, L (1, 4) OBP: 0.356, SLG: 0.458	1-4-3	F6		K				SH3-4		3	0	0	0	0	1	2				
Glenn Wilson, R (1, 8) OBP: 0.347, SLG: 0.516										4	0	2	1	0	0	0				
Larry Hemdon, R (1, 7) OBP: 0.327, SLG: 0.475	K									4	0	0	0	0	2	1				
Lance Parrish, R (1, 2) OBP: 0.355, SLG: 0.546	FC6-4									3	0	0	0	1	1	1				
John Wockenfuss, R (1, 10) OBP: 0.376, SLG: 0.380 Howard Johnson, S (8, PR) OBP: 0.211, SLG: 0.270	F4									3	0	1	0	1	0	0				
Enos Cabell, R (1, 3) OBP: 0.288, SLG: 0.338	F7									4	0	1	0	0	0	3				
Chet Lemon, R (1, 9) OBP: 0.361, SLG: 0.395										3	2	2	1	0	0	1				
Tom Brookens, R (1, 5) OBP: 0.305, SLG: 0.367										3	0	1	0	0	0	1				
Alan Trammell, R (1, 6) OBP: 0.315, SLG: 0.371										3	1	2	1	0	0	0				
Inning Stats	R: 0 E: 0 K: 1 S: 6	H: 1 LOB: 1 BB: 0 P: 6	R: 1 E: 0 K: 0 S: 6	H: 3 LOB: 2 BB: 0 P: 6	R: 0 E: 0 K: 0 S: 4	H: 1 LOB: 2 BB: 1 P: 8	R: 1 E: 0 K: 1 S: 6	H: 1 LOB: 0 BB: 0 P: 6	R: 0 E: 0 K: 2 S: 7	H: 0 LOB: 0 BB: 0 P: 7	R: 0 E: 0 K: 0 S: 4	H: 1 LOB: 1 BB: 0 P: 4	R: 1 E: 0 K: 0 S: 4	H: 2 LOB: 0 BB: 0 P: 4	R: 0 E: 0 K: 0 S: 2	H: 0 LOB: 1 BB: 1 P: 6	1B: 6 2B: 2 3B: 0 HR: 1	SF: 0 SAC: 1 DP: 0 HBP: 0	WP: 0 PB: 0 SB: 0 CS: 1	PA: 33
PITCHER Floyd Bannister, L (1, 1) ERA: 3.47	IP: 8.0 WLS: L BF: 33 H: 9 R: 3 ER: 3 SO: 4 BB: 2 IBB: 0 HBP: 0 BLK: 0 WP: 0 HR: 1 S: 39 P: 47 ERA: 3.38 WHIP: 1.375															PITCHER				

Seattle Mariners @ Detroit Tigers
Tiger Stadium, Detroit, MI
Mon Aug 16 1982, 7:05 PM EDT
Att: 14,290 - Unknown

AB 30
R 3
H 9
RBI 3
BB 2
SO 4
LOB 9



Batter	1	2	3	4	5	6	7	8	9	AB	R	H	RBI	BB	SO	LOB	TOP			
Joe Simpson, L OBP: 0.324, SLG: 0.367 (1, 8)	L6		L5		L5		E6		L5	5	0	1	0	0	0	1				
Manny Castillo, S OBP: 0.313, SLG: 0.344 (1, 5)	4-3		6-3			1B	F9			4	1	1	0	0	0	3				
Bruce Bochte, L OBP: 0.386, SLG: 0.399 Bobby Brown, S OBP: 0.274, SLG: 0.306 (1, 7)	4-3			4-3		1B	FC6			4	1	1	0	0	0	1				
Richie Zisk, R OBP: 0.365, SLG: 0.493 (1, 10)		K				1B			1-3	4	1	2	1	0	1	0				
Al Cowens, R OBP: 0.330, SLG: 0.477 Dave Henderson, R OBP: 0.340, SLG: 0.457 (1, 9)						1B			F8	3	0	0	0	1	2	3				
Dave Revering, L OBP: 0.290, SLG: 0.329 (1, 3)										0	0	0	0	0	0	0				
Dave Revering, L OBP: 0.290, SLG: 0.329 (1, 3)										4	1	2	3	0	1	2				
Rick Sweet, S OBP: 0.322, SLG: 0.341 (1, 2)										3	1	0	0	1	0	1				
Todd Cruz, R OBP: 0.251, SLG: 0.372 (1, 6)										4	0	1	1	0	1	0				
Julio Cruz, S OBP: 0.309, SLG: 0.306 (1, 4)										3	0	0	0	1	0	1				
Inning Stats	R: 0 E: 0 K: 0 S: 3	H: 0 LOB: 0 BB: 0 P: 3	R: 0 E: 0 K: 2 S: 6	H: 0 LOB: 1 BB: 1 P: 10	R: 1 E: 0 K: 0 S: 4	H: 2 LOB: 1 BB: 1 P: 8	R: 0 E: 0 K: 1 S: 6	H: 1 LOB: 1 BB: 0 P: 6	R: 0 E: 0 K: 1 S: 5	H: 0 LOB: 1 BB: 1 P: 9	R: 4 E: 0 K: 1 S: 9	H: 4 LOB: 0 BB: 0 P: 9	R: 0 E: 1 K: 0 S: 4	H: 0 LOB: 1 BB: 0 P: 4	R: 0 E: 0 K: 0 S: 3	H: 1 LOB: 0 BB: 0 P: 3	1B: 6 2B: 2 3B: 0 HR: 1	SF: 0 SAC: 0 DP: 1 HBP: 0	WP: 0 PB: 0 SB: 1 CS: 2	PA: 37
PITCHER	IP	WLS	BF	H	R	ER	SO	BB	IBB	HBP	BLK	WP	HR	S	P	ERA	WHIP			
Milt Wilcox, R ERA: 3.82 (1, 1)	5.0	L	22	6	4	4	4	3	0	0	0	0	0	27	39	7.20	1.800			
Bob James, R ERA: 4.99 (6, 1)	1.0		4	1	1	1	1	0	0	0	0	0	1	6	6	9.00	1.000			
Dave Rucker, L ERA: 4.01 (7, 1)	3.0		11	1	0	0	0	0	0	0	0	0	0	11	11	0.00	0.333			

Seattle Mariners @ Detroit Tigers
Tiger Stadium, Detroit, MI
Tue Aug 17 1982, 3:33 AM EDT
Unknown

AB 34
R 5
H 8
RBI 5
BB 3
SO 5
LOB 12



Batter	1	2	3	4	5	6	7	8	9	AB	R	H	RBI	BB	SO	LOB	BOTTOM			
Enos Cabell, R OBP: 0.285, SLG: 0.334 (1, 5)	K		G3		6-3		6-3			4	0	0	0	0	1	1				
Glenn Wilson, R OBP: 0.351, SLG: 0.512 (1, 8)	F7		6-3							3	1	1	0	1	0	0				
Larry Hemdon, R OBP: 0.327, SLG: 0.473 (1, 7)										4	0	1	0	0	0	2				
Lance Parrish, R OBP: 0.354, SLG: 0.542 (1, 2)	6-3									3	0	0	0	1	2	2				
Mike Ivie, R OBP: 0.296, SLG: 0.444 Lou Whitaker, L OBP: 0.355, SLG: 0.457 (1, 10)										2	1	2	0	1	0	0				
John Wockenfuss, R OBP: 0.376, SLG: 0.399 Jerry Turner, L OBP: 0.308, SLG: 0.404 (1, 3)										1	0	0	0	0	0	0				
John Wockenfuss, R OBP: 0.376, SLG: 0.399 Jerry Turner, L OBP: 0.308, SLG: 0.404 (1, 3)										3	1	1	3	0	0	3				
John Wockenfuss, R OBP: 0.376, SLG: 0.399 Jerry Turner, L OBP: 0.308, SLG: 0.404 (1, 3)										1	1	1	1	0	0	0				
Chet Lemon, R OBP: 0.359, SLG: 0.393 (1, 9)	6-3									4	0	1	0	0	1	1				
Tom Brookens, R OBP: 0.305, SLG: 0.366 Howard Johnson, S OBP: 0.251, SLG: 0.270 (1, 4)	1-3									3	0	1	0	0	0	2				
Tom Brookens, R OBP: 0.305, SLG: 0.366 Howard Johnson, S OBP: 0.251, SLG: 0.270 (1, 4)										0	0	0	0	1	0	0				
Alan Trammell, R OBP: 0.315, SLG: 0.369 Rick Leach, L OBP: 0.279, SLG: 0.319 (1, 6)										2	0	0	0	1	0	1				
Alan Trammell, R OBP: 0.315, SLG: 0.369 Rick Leach, L OBP: 0.279, SLG: 0.319 (1, 6)										1	0	0	0	0	0	1				
Inning Stats	R: 0 E: 0 K: 1 S: 6	H: 1 LOB: 1 BB: 0 P: 6	R: 0 E: 1 K: 0 S: 4	H: 1 LOB: 0 BB: 0 P: 4	R: 0 E: 0 K: 0 S: 3	H: 0 LOB: 0 BB: 0 P: 3	R: 0 E: 0 K: 0 S: 3	H: 1 LOB: 1 BB: 1 P: 7	R: 0 E: 0 K: 2 S: 8	H: 1 LOB: 0 BB: 2 P: 16	R: 0 E: 0 K: 0 S: 3	H: 1 LOB: 0 BB: 0 P: 3	R: 0 E: 0 K: 1 S: 5	H: 1 LOB: 0 BB: 0 P: 5	R: 1 E: 0 K: 0 S: 4	H: 1 LOB: 1 BB: 1 P: 8	1B: 6 2B: 0 3B: 0 HR: 2	SF: 0 SAC: 0 DP: 3 HBP: 0	WP: 0 PB: 0 SB: 0 CS: 1	PA: 36
PITCHER	IP	WLS	BF	H	R	ER	SO	BB	IBB	HBP	BLK	WP	HR	S	P	ERA	WHIP			
Bryan Clark, L ERA: 2.77 (1, 1)	5.2	W	24	5	3	3	2	4	0	0	0	0	0	24	40	4.76	1.588			
Mike Stanton, R ERA: 2.41 (6, 1)	2.2		9	3	1	1	2	0	0	0	0	0	1	13	13	3.38	1.125			
Bill Caudill, R ERA: 1.85 (9, 1)	0.2	S	3	0	0	0	0	1	0	0	0	0	0	2	6	0.00	1.500			

Seattle Mariners @ Detroit Tigers
Tiger Stadium, Detroit, MI
Tue Aug 17 1982, 3:33 AM EDT
Unknown

AB 31
R 4
H 8
RBI 4
BB 5
SO 4
LOB 13



Batter	1	2	3	4	5	6	7	8	9	AB	R	H	RBI	BB	SO	LOB	TOP					
Bobby Brown, S (1, 9) OBP: 0.279, SLG: 0.311 Joe Simpson, L (8, 9) OBP: 0.324, SLG: 0.367	1-3		G3-6			F9		F7		4	0	2	0	0	0	1						
Manny Castillo, S (1, 5) OBP: 0.310, SLG: 0.340	F8		5-3			F9		F7		4	0	0	0	0	0	2						
Bruce Bochte, L (1, 7) OBP: 0.383, SLG: 0.395	1-3			4-3		K		4-3		4	0	0	0	0	1	2						
Richie Zisk, R (1, 10) OBP: 0.366, SLG: 0.493 Paul Serna, R (9, PR) OBP: 0.226, SLG: 0.275		F9		5-3			1-3	G1-6-3		4	0	2	0	0	0	0						
Gary Gray, R (1, 3) OBP: 0.338, SLG: 0.380		HR		K			1-3	G1-6-3		4	1	2	1	0	1	1						
Dave Henderson, R (1, 8) OBP: 0.338, SLG: 0.454		4-3				G6-4-3	F4	6-3		4	0	1	0	0	0	3						
Todd Cruz, R (1, 6) OBP: 0.251, SLG: 0.380		HR				F7	1-3			3	1	1	1	0	0	3						
Bud Bulling, R (1, 2) OBP: 0.307, SLG: 0.286		F9				G6-4-3	G3			3	0	0	0	0	0	3						
Julio Cruz, S (1, 4) OBP: 0.309, SLG: 0.305						F8		F7		2	0	0	0	1	0	0						
Inning Stats	R: 0 E: 0 K: 0 S: 3	H: 0 LOB: 0 BB: 0 P: 3	R: 2 E: 0 K: 0 S: 5	H: 2 LOB: 0 BB: 0 P: 5	R: 0 E: 0 K: 0 S: 2	H: 0 LOB: 0 BB: 1 P: 6	R: 0 E: 0 K: 1 S: 5	H: 0 LOB: 0 BB: 0 P: 5	R: 0 E: 0 K: 0 S: 3	H: 1 LOB: 0 BB: 0 P: 3	R: 0 E: 0 K: 1 S: 6	H: 1 LOB: 1 BB: 0 P: 6	R: 0 E: 0 K: 0 S: 5	H: 2 LOB: 2 BB: 0 P: 5	R: 0 E: 0 K: 0 S: 4	H: 1 LOB: 1 BB: 0 P: 4	R: 0 E: 0 K: 0 S: 3	H: 1 LOB: 1 BB: 0 P: 3	1B: 6 2B: 0 3B: 0 HR: 2	SF: 0 SAC: 0 DP: 3 HBP: 0	WP: 0 PB: 0 SB: 2 CS: 0	PA: 33
PITCHER	IP	WLS	BF	H	R	ER	SO	BB	IBB	HBP	BLK	WP	HR	S	P	ERA	WHIP					
Larry Pashnick, R (1, 1) ERA: 3.7	7.1	W	28	7	2	2	2	1	0	0	0	0	2	31	35	2.46	1.091					
Dave Tobik, R (8, 1) ERA: 2.95	1.2	S	5	1	0	0	0	0	0	0	0	0	0	5	5	0.00	0.600					

Seattle Mariners @ Detroit Tigers
Tiger Stadium, Detroit, MI
Tue Aug 17 1982, 7:05 PM EDT
Att: 17,697 - Unknown

AB 32
R 2
H 8
RBI 2
BB 1
SO 2
LOB 15



Batter	1	2	3	4	5	6	7	8	9	AB	R	H	RBI	BB	SO	LOB	BOTTOM					
Lou Whitaker, L (1, 4) OBP: 0.352, SLG: 0.453	K		F9			F8		F8		4	0	0	0	0	1	0						
Glenn Wilson, R (1, 8) OBP: 0.349, SLG: 0.506	F8		F5			1B		6-3		4	0	1	0	0	0	0						
Howard Johnson, S (1, 7) OBP: 0.214, SLG: 0.250 Larry Herndon, R (9, 7) OBP: 0.327, SLG: 0.473	F8			F8		F8				3	0	0	0	0	0	1						
Jerry Turner, L (1, 10) OBP: 0.314, SLG: 0.416		HR				F6				3	1	2	0	0	0	1						
Chet Lemon, R (1, 9) OBP: 0.362, SLG: 0.414		HR			1B					3	2	2	3	0	0	1						
Rick Leach, L (1, 3) OBP: 0.274, SLG: 0.313		5-3		F9				F9		3	0	0	0	0	0	1						
Tom Brookens, R (1, 5) OBP: 0.302, SLG: 0.363		F3				F8		K		3	0	0	0	0	1	0						
Bill Fahey, L (1, 2) OBP: 0.128, SLG: 0.158 Lance Parrish, R (8, 2) OBP: 0.354, SLG: 0.542		1-3				F9		F5		3	0	0	0	0	0	0						
Alan Trammell, R (1, 6) OBP: 0.313, SLG: 0.366			F3			1-3		F6		3	0	0	0	0	0	0						
Inning Stats	R: 0 E: 0 K: 1 S: 5	H: 0 LOB: 0 BB: 0 P: 5	R: 2 E: 0 K: 0 S: 5	H: 2 LOB: 0 BB: 0 P: 5	R: 0 E: 0 K: 0 S: 3	H: 0 LOB: 0 BB: 0 P: 3	R: 0 E: 0 K: 0 S: 4	H: 1 LOB: 1 BB: 0 P: 4	R: 0 E: 0 K: 0 S: 3	H: 0 LOB: 0 BB: 0 P: 3	R: 0 E: 0 K: 0 S: 4	H: 1 LOB: 1 BB: 0 P: 4	R: 1 E: 0 K: 1 S: 6	H: 1 LOB: 0 BB: 0 P: 6	R: 0 E: 0 K: 0 S: 3	H: 0 LOB: 0 BB: 0 P: 3	R: 0 E: 0 K: 0 S: 3	H: 0 LOB: 0 BB: 0 P: 3	1B: 2 2B: 1 3B: 0 HR: 2	SF: 0 SAC: 0 DP: 0 HBP: 0	WP: 0 PB: 0 SB: 0 CS: 0	PA: 29
PITCHER	IP	WLS	BF	H	R	ER	SO	BB	IBB	HBP	BLK	WP	HR	S	P	ERA	WHIP					
Bob Stoddard, R (1, 1) ERA: 3.38	8.0	L	29	5	3	3	2	0	0	0	0	0	2	33	33	3.38	0.625					

Seattle Mariners @ Detroit Tigers
Tiger Stadium, Detroit, MI
Tue Aug 17 1982, 7:05 PM EDT
Att: 17,697 - Unknown

AB 29
R 3
H 5
RBI 3
BB 0
SO 2
LOB 4



Batter	1	2	3	4	5	6	7	8	9	AB	R	H	RBI	BB	SO	LOB	TOP								
Joe Simpson, L (1, 8) OBP: 0.322, SLG: 0.361	4-3		4-0 S 1B BB		0-0 F7		4-3			3	1	0	0	1	0	2									
Manny Castillo, S (1, 5) OBP: 0.312, SLG: 0.340	4-0 BB		0-0 CS 1B		0-0 4-3			0-0 F7		3	0	1	1	1	0	0									
Bruce Bochte, L (1, 7) OBP: 0.382, SLG: 0.394	0-3 K		0-0 FC6-4 1B		0-0 3-1			0-0 G3		4	0	1	0	0	1	1									
Richie Zisk, R (1, 10) OBP: 0.363, SLG: 0.488	0-0 F8		0-0 FC6-4 1B		0-0 K			0-0 F8		4	0	0	0	0	1	2									
Al Cowens, R (1, 9) OBP: 0.328, SLG: 0.472		0-3 K		0-3 K			0-0 F7			4	0	0	0	0	2	0									
Dave Revering, L (1, 3) OBP: 0.295, SLG: 0.340		0-0 F4		0-0				0-0 F2		2	1	1	0	1	0	0									
Gary Gray, R (9, PH) OBP: 0.336, SLG: 0.379							SH1-4 1B BB			1	0	0	0	0	0	0									
Rick Sweet, S (1, 2) OBP: 0.244, SLG: 0.342							1B SH1-4 BB			2	0	1	0	1	0	1									
Dave Edler, R (9, PH) OBP: 0.375, SLG: 0.442							1-2 1B BB			1	0	1	0	0	0	0									
Todd Cruz, R (1, 6) OBP: 0.249, SLG: 0.377							SH1-4			3	0	0	0	0	1	3									
Julio Cruz, S (1, 4) OBP: 0.309, SLG: 0.305							2-3 3H 1B			3	0	1	1	0	0	0									
Inning Stats	R: 0 E: 0 K: 1 S: 5	H: 0 LOB: 1 BB: 1 P: 9	R: 0 E: 0 K: 1 S: 6	H: 1 LOB: 1 BB: 0 P: 6	R: 1 E: 0 K: 0 S: 4	H: 2 LOB: 1 BB: 1 P: 8	R: 0 E: 0 K: 2 S: 8	H: 1 LOB: 1 BB: 0 P: 8	R: 0 E: 0 K: 0 S: 3	H: 0 LOB: 0 BB: 0 P: 3	R: 0 E: 0 K: 1 S: 5	H: 0 LOB: 0 BB: 0 P: 5	R: 1 E: 0 K: 0 S: 3	H: 1 LOB: 1 BB: 2 P: 11	R: 0 E: 0 K: 0 S: 3	H: 0 LOB: 1 BB: 0 P: 3	R: 0 E: 0 K: 0 S: 4	H: 1 LOB: 1 BB: 4 P: 4	1B: 5 2B: 0 3B: 1 HR: 0	SF: 0 SAC: 1 DP: 0 HBP: 0	WP: 0 PB: 0 SB: 1 CS: 2	PA: 35			
PITCHER	IP	WLS	BF	H	R	ER	SO	BB	IBB	HBP	BLK	WP	HR	S	P	ERA	WHIP								
Dan Petry, R (1, 1) ERA: 3.17	7.0	W	28	5	2	2	5	4	0	0	0	0	0	34	50	2.57	1.286								
Pat Underwood, L (8, 1) ERA: 4.75	2.0	S	7	1	0	0	0	0	0	0	0	0	0	7	7	0.00	0.500								

Seattle Mariners @ Detroit Tigers
Tiger Stadium, Detroit, MI
Wed Aug 18 1982, 7:05 PM EDT
Att: 16,584 - Unknown

AB 30
R 2
H 6
RBI 2
BB 4
SO 5
LOB 9



Batter	1	2	3	4	5	6	7	8	9	AB	R	H	RBI	BB	SO	LOB	BOTTOM								
Lou Whitaker, L (1, 4) OBP: 0.350, SLG: 0.450	0-0 G3	0-0 F8		0-0 CS	0-0 4-3		0-0 F8	0-0 1B		5	0	1	0	0	0	1									
Glenn Wilson, R (1, 8) OBP: 0.350, SLG: 0.503	0-0 6-3		0-3 K		0-0 5-3 1B		0-0 G6-4-3 1B	0-3 K		5	0	2	0	0	2	2									
Howard Johnson, S (1, 7) OBP: 0.244, SLG: 0.279	0-0		0-0 F8		0-0 5-3 1B		0-0 G6-4-3			3	1	2	0	0	0	0									
Larry Herndon, R (7, PH) OBP: 0.326, SLG: 0.472	HR 1B				1-2 1B		1-2 1B			1	0	0	0	0	0	1									
Lance Parrish, R (1, 2) OBP: 0.355, SLG: 0.558	0-0 HR		0-0 F3		0-0 5-3			0-0 HR		4	2	2	3	0	0	2									
Jerry Turner, L (1, 10) OBP: 0.320, SLG: 0.420	0-0				0-0 4-3			0-0 L5		3	1	2	0	0	0	2									
Mike Ivie, R (8, PH) OBP: 0.295, SLG: 0.442	1B				0-0 4-3			0-0 L5		1	0	0	0	0	0	0									
Chet Lemon, R (1, 9) OBP: 0.361, SLG: 0.412	0-0 4-3				0-3 K		0-3 K	0-0 E6 WP SF9 1B		4	1	1	0	0	2	2									
Enos Cabell, R (1, 5) OBP: 0.287, SLG: 0.334		0-0 L3			0-0 1B 1B		0-0 4-3	4-0 SF9 WP 1B IBB		3	1	1	0	1	0	0									
Rick Leach, L (1, 3) OBP: 0.273, SLG: 0.313		0-0 1B			0-3 K		0-0 4-3	0-0 SF9		3	0	1	1	0	1	2									
Tom Brookens, R (1, 6) OBP: 0.308, SLG: 0.378		0-3 K			0-0 CS 1B		0-0 HR	0-0 1B		4	1	3	3	0	1	1									
Inning Stats	R: 2 E: 0 K: 0 S: 6	H: 3 LOB: 1 BB: 0 P: 6	R: 0 E: 0 K: 1 S: 6	H: 1 LOB: 0 BB: 0 P: 6	R: 0 E: 0 K: 1 S: 5	H: 0 LOB: 0 BB: 0 P: 5	R: 1 E: 0 K: 2 S: 9	H: 3 LOB: 1 BB: 0 P: 9	R: 0 E: 0 K: 0 S: 5	H: 2 LOB: 2 BB: 0 P: 5	R: 0 E: 0 K: 1 S: 5	H: 0 LOB: 0 BB: 0 P: 5	R: 1 E: 0 K: 0 S: 4	H: 2 LOB: 0 BB: 0 P: 4	R: 3 E: 1 K: 1 S: 9	H: 4 LOB: 2 BB: 1 P: 13	1B: 12 2B: 0 3B: 0 HR: 3	SF: 1 SAC: 0 DP: 1 HBP: 0	WP: 1 PB: 0 SB: 0 CS: 1	PA: 39					
PITCHER	IP	WLS	BF	H	R	ER	SO	BB	IBB	HBP	BLK	WP	HR	S	P	ERA	WHIP								
Gaylord Perry, R (1, 1) ERA: 4.58	6.0	L	27	10	4	4	5	0	0	0	0	0	1	7	11	6.00	1.667								
Ed Yande Berg, L (7, 1) ERA: 2.72	1.2		8	3	3	3	0	0	1	0	0	1	1	7	11	16.20	1.800								
Ron Musselman, R (8, 1) ERA:	0.1		3	2	0	0	1	0	0	0	0	0	0	5	5	0.00	6.000								

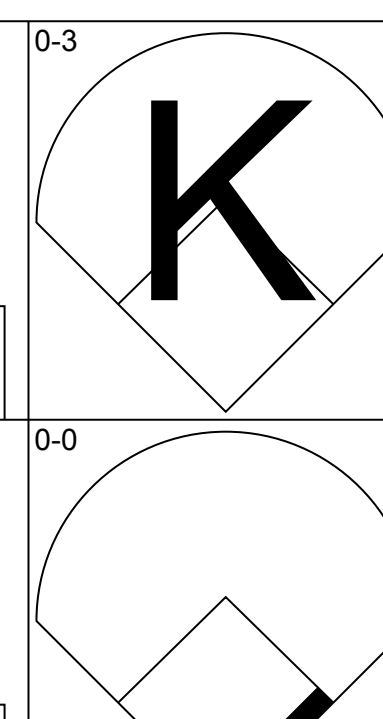
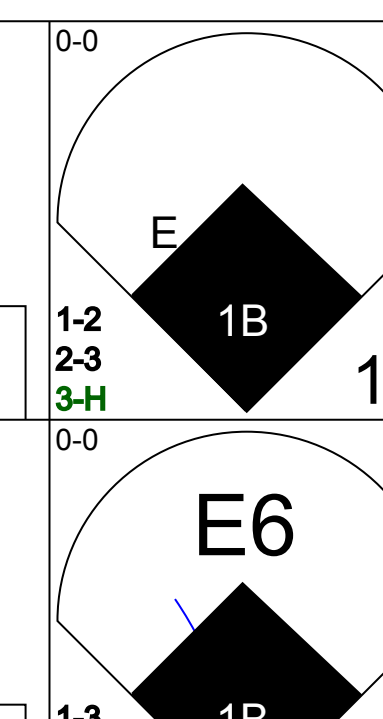
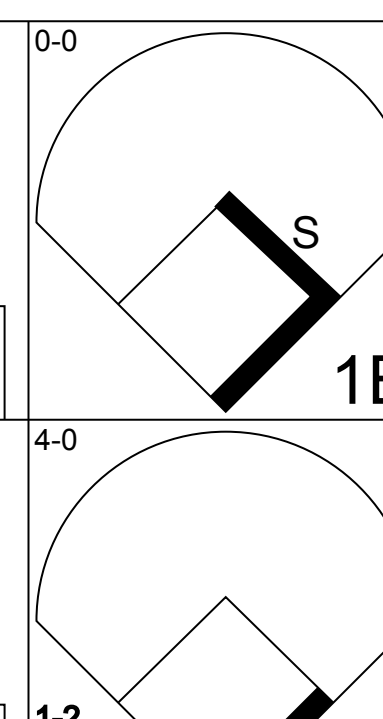
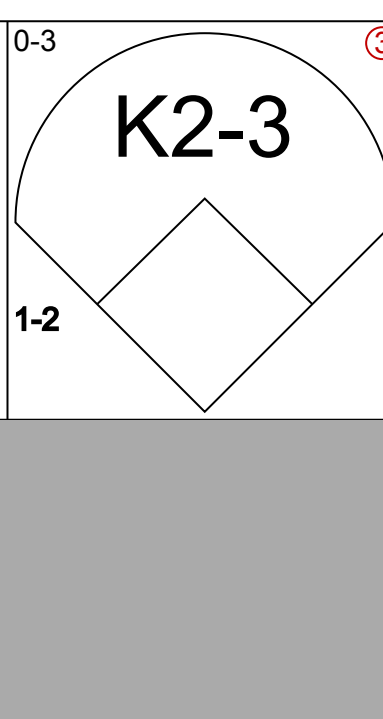
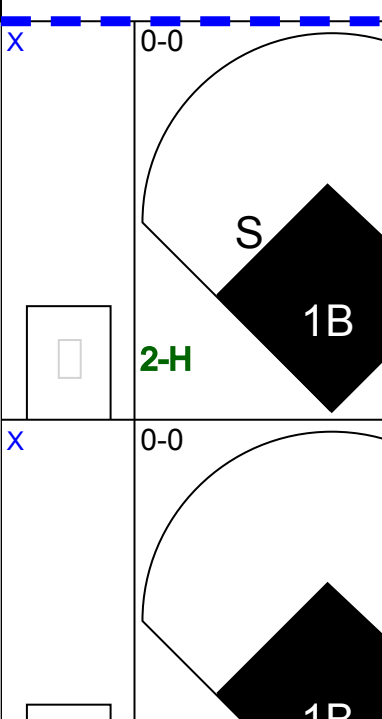
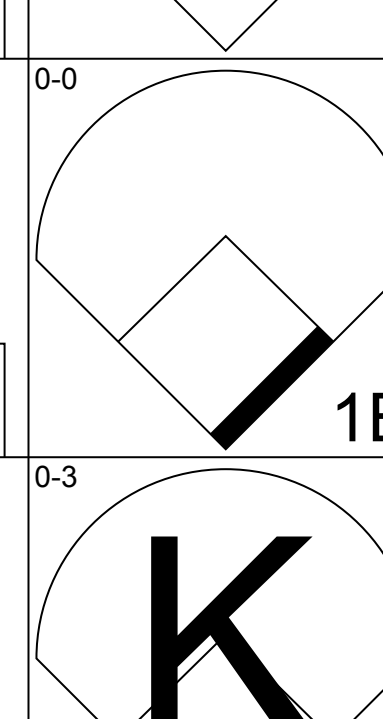
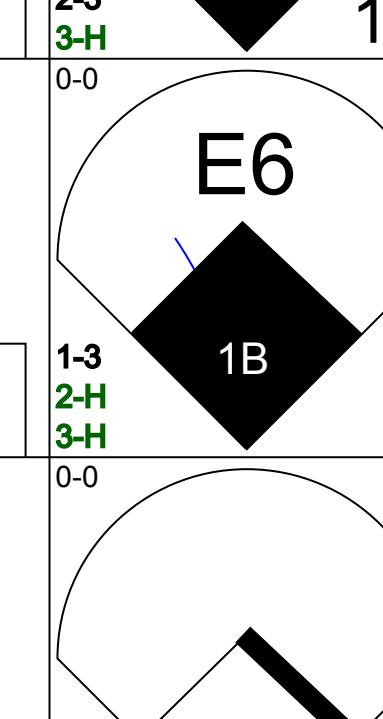
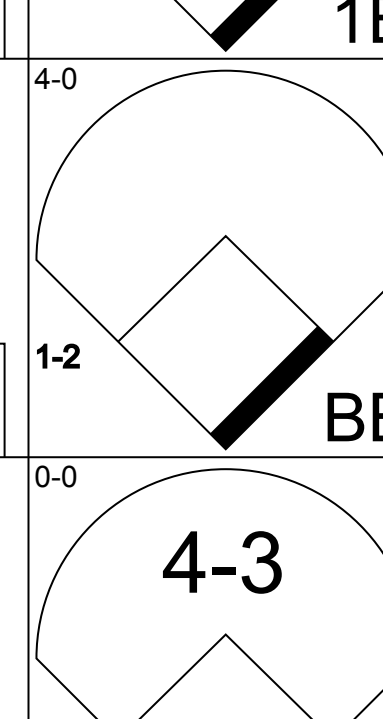
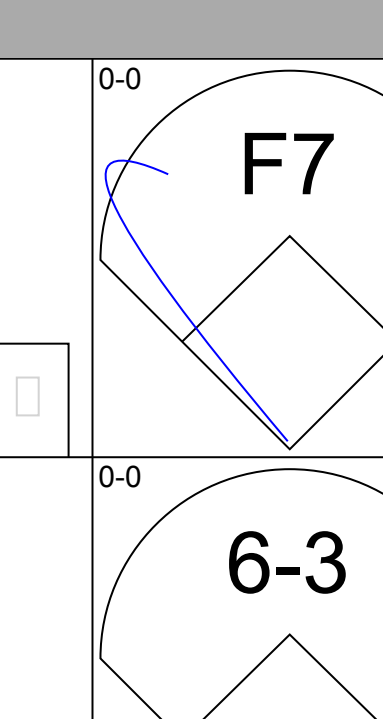
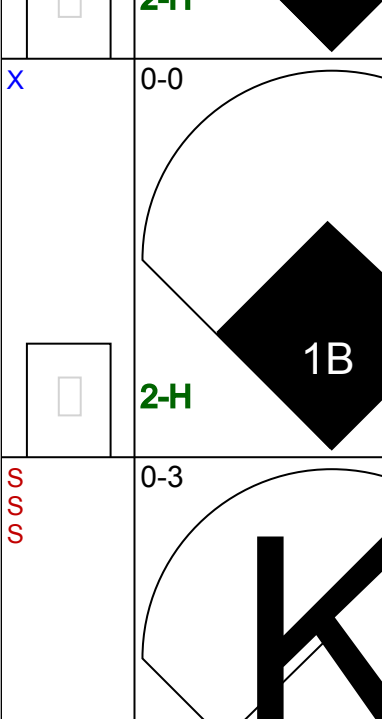
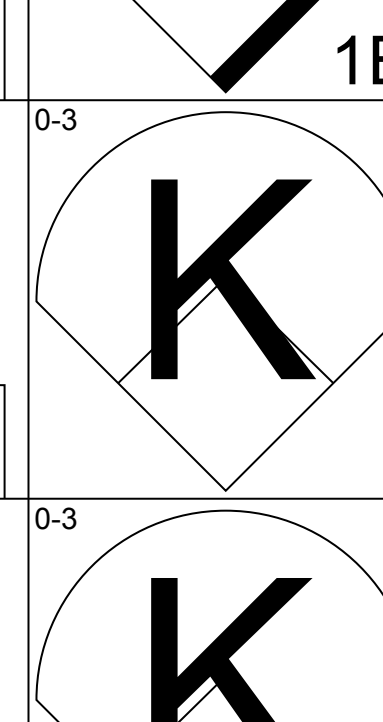
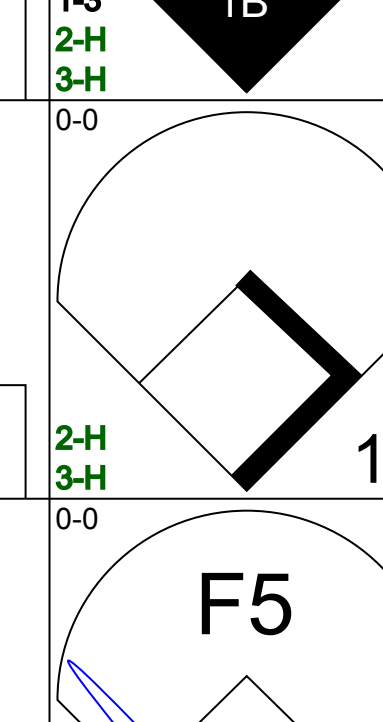
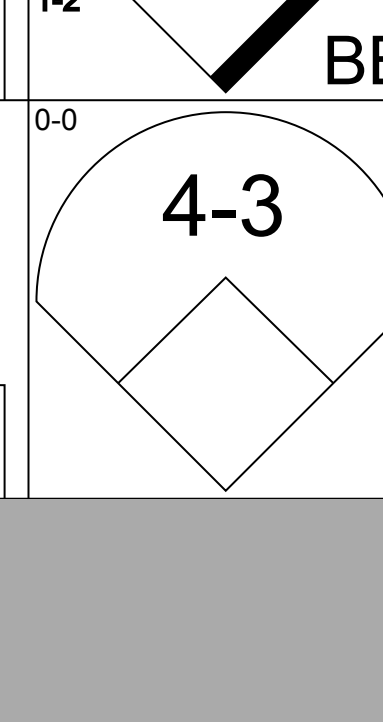
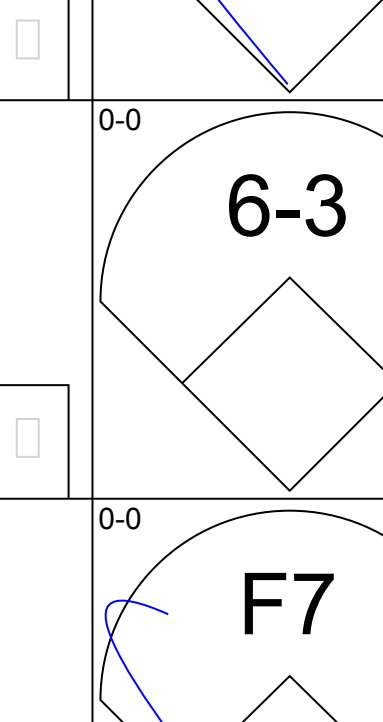
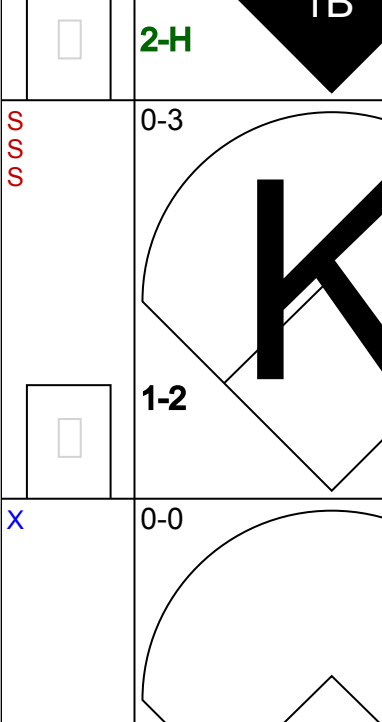
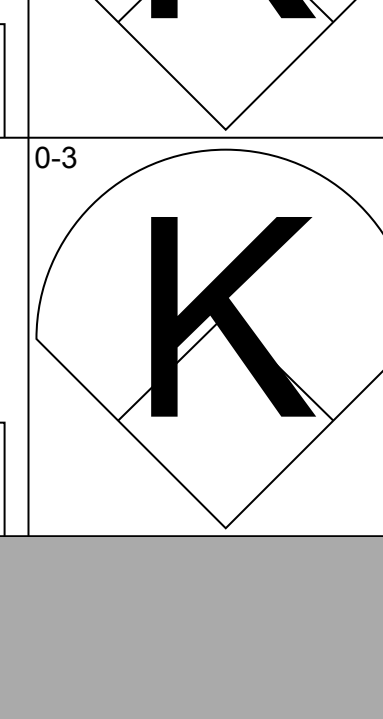
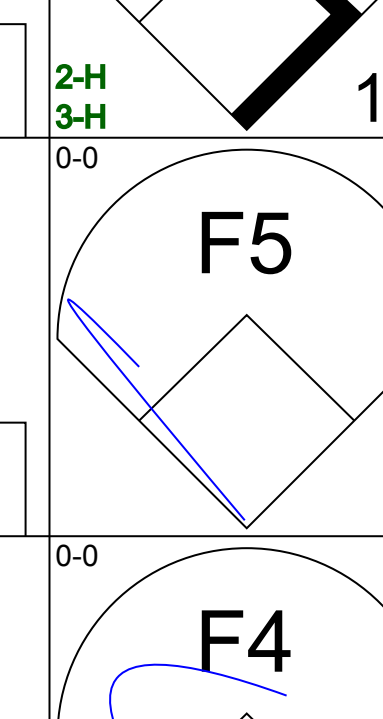
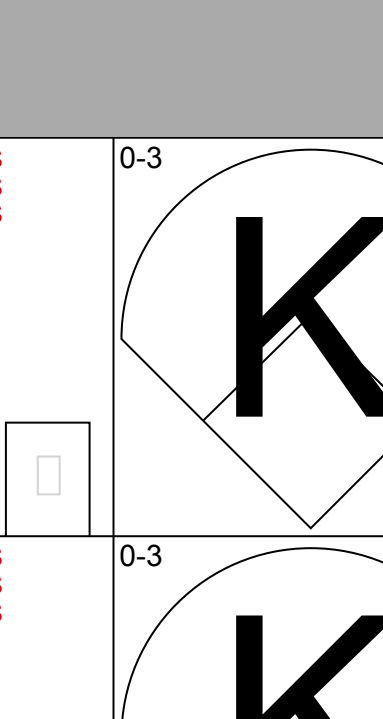
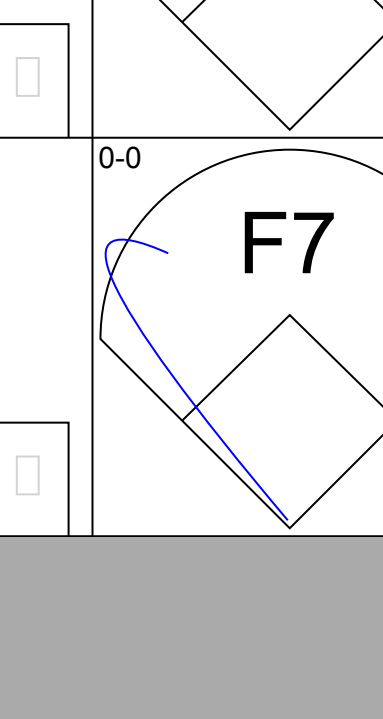
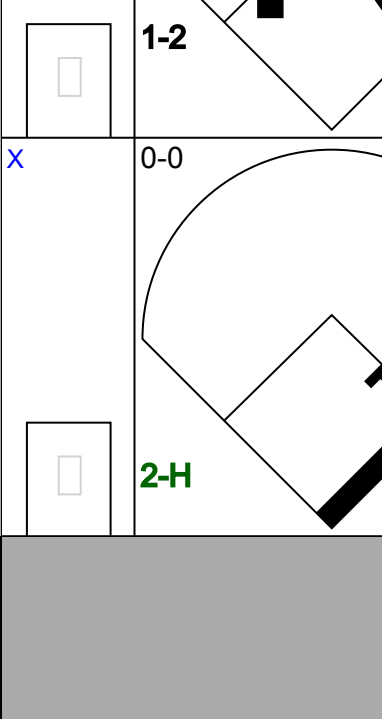
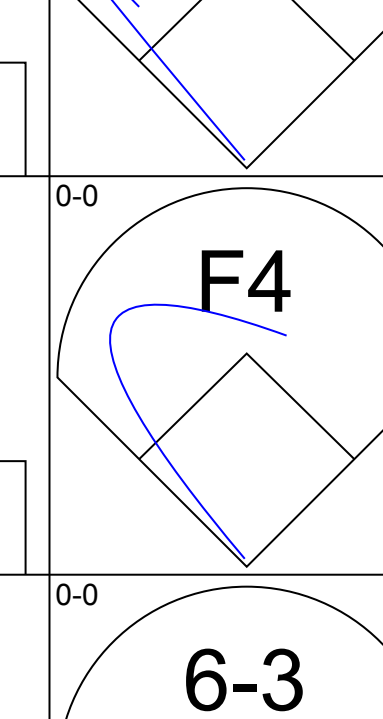
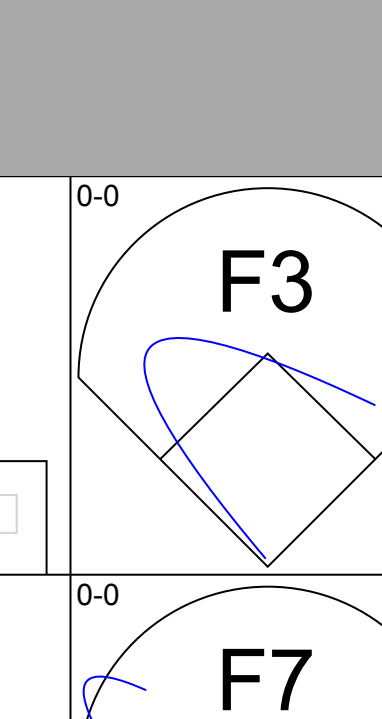
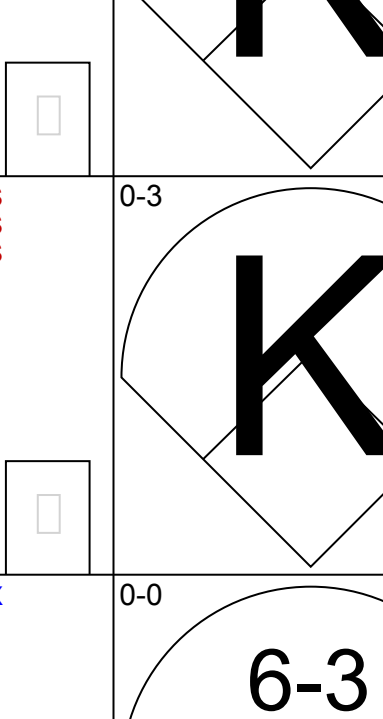
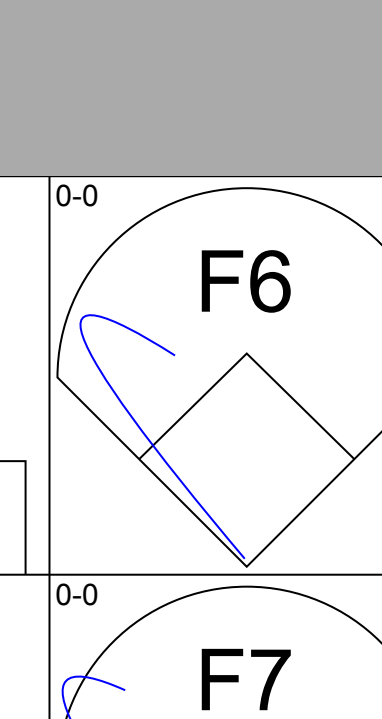
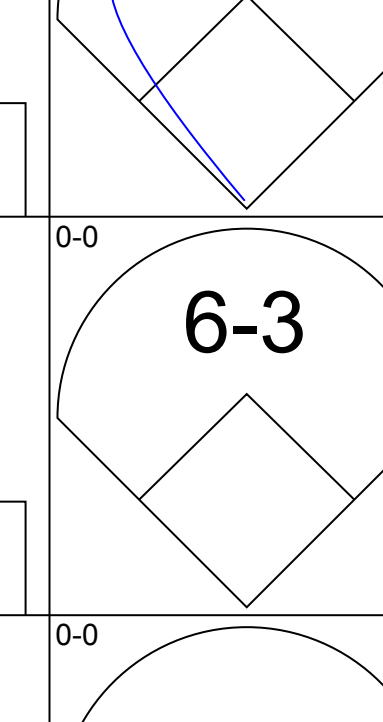
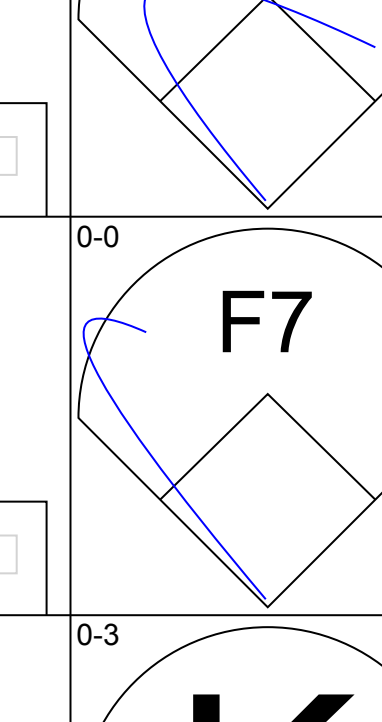
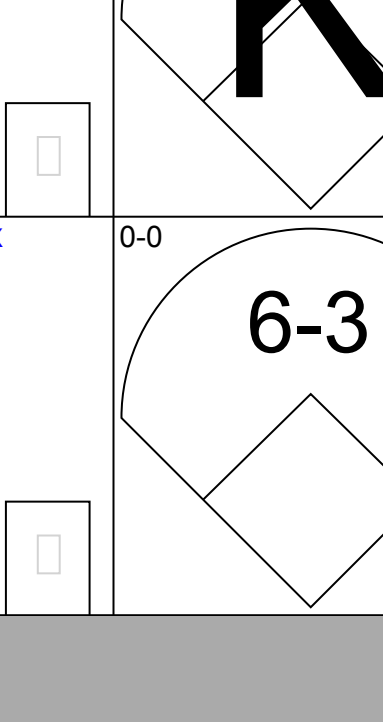
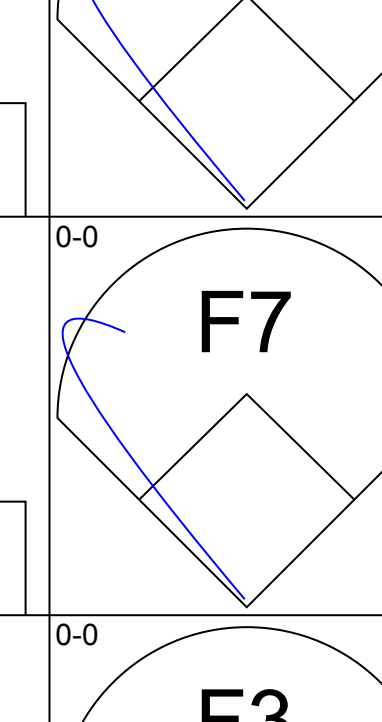
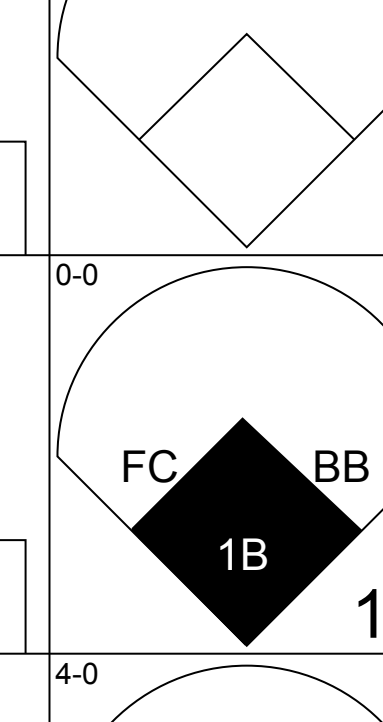
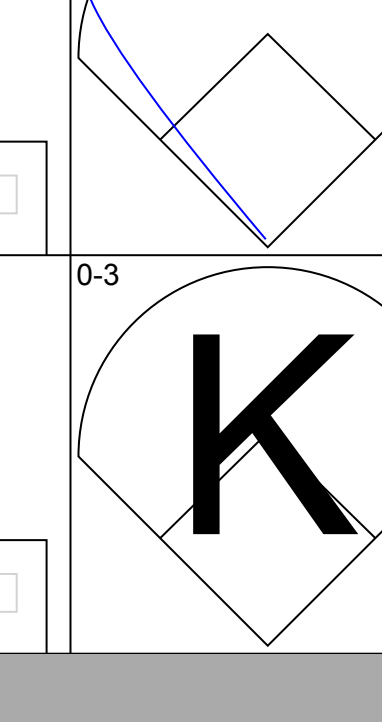
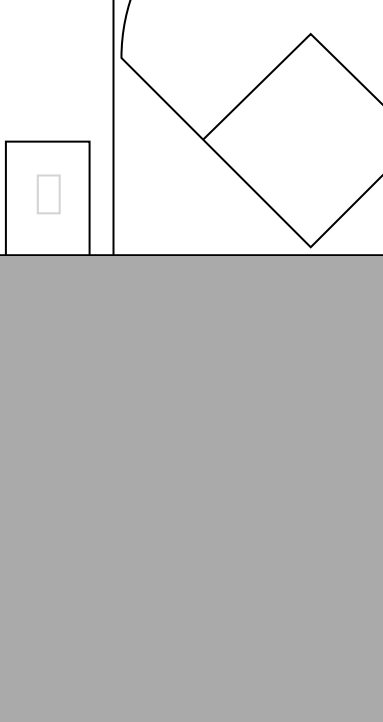
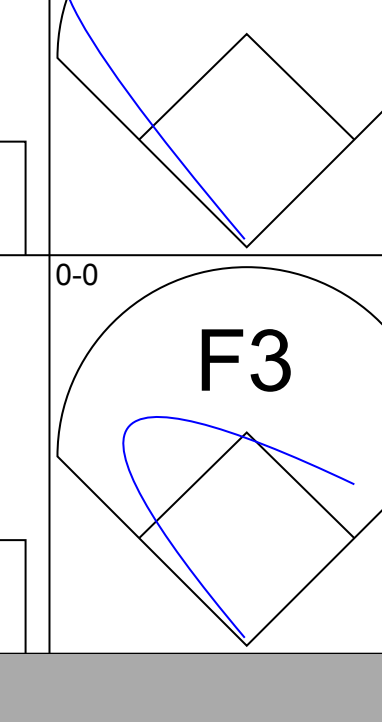
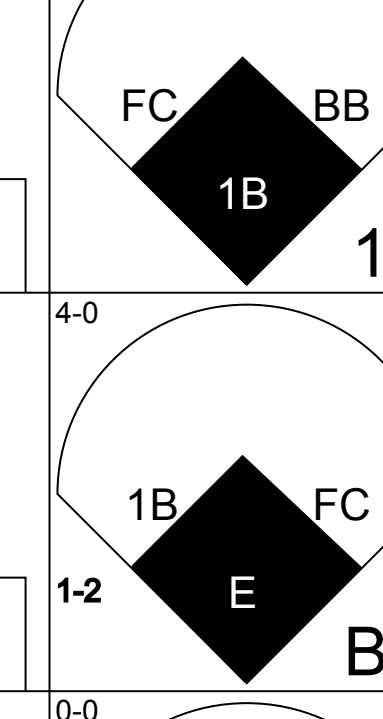
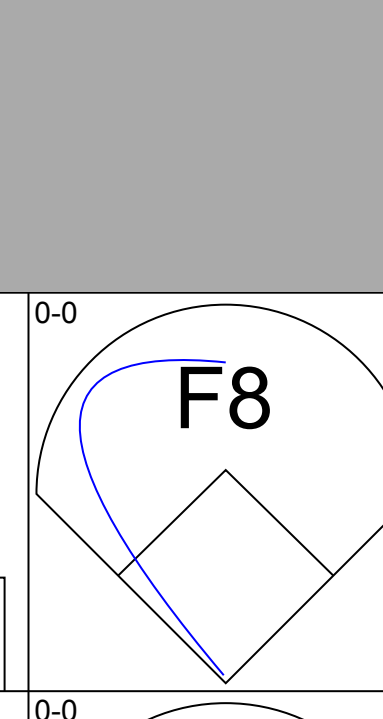
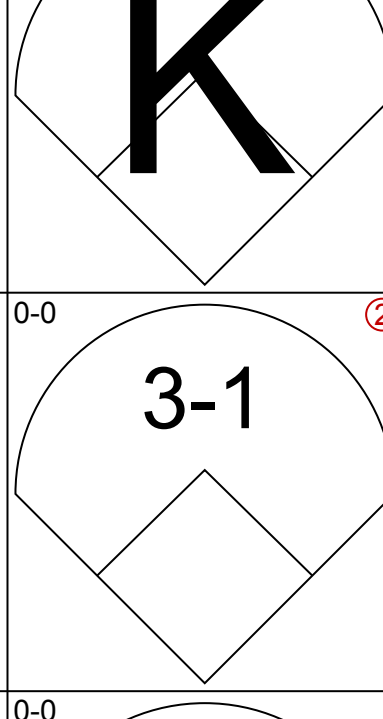
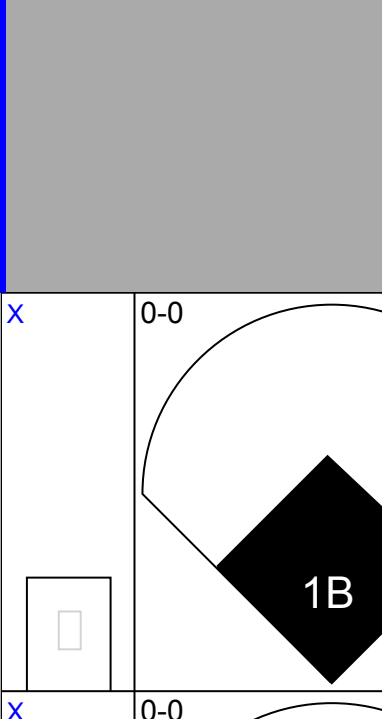
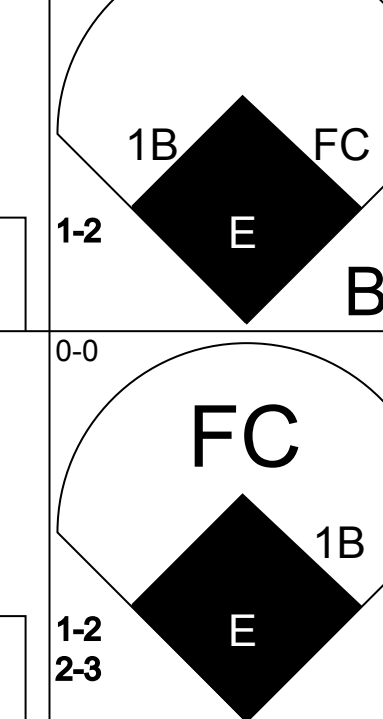
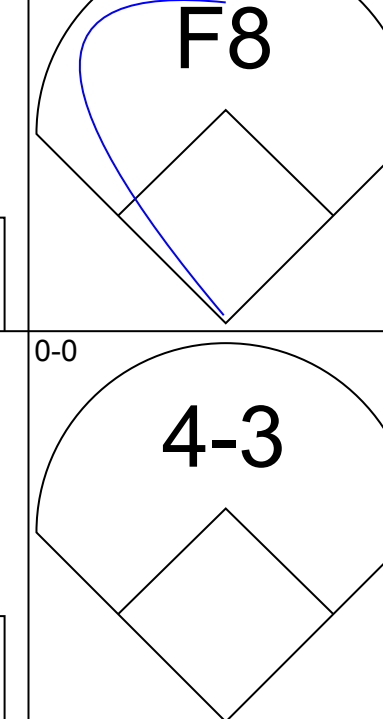
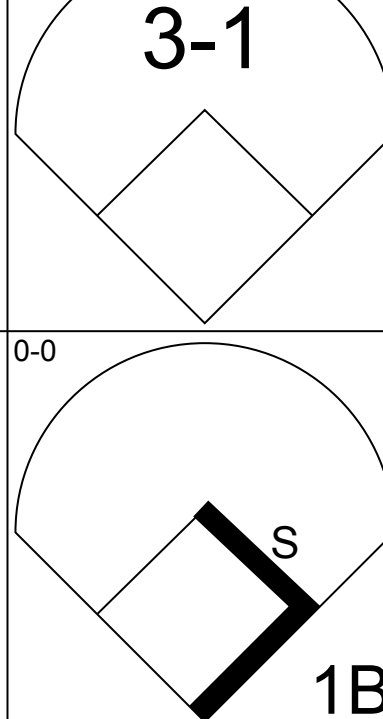
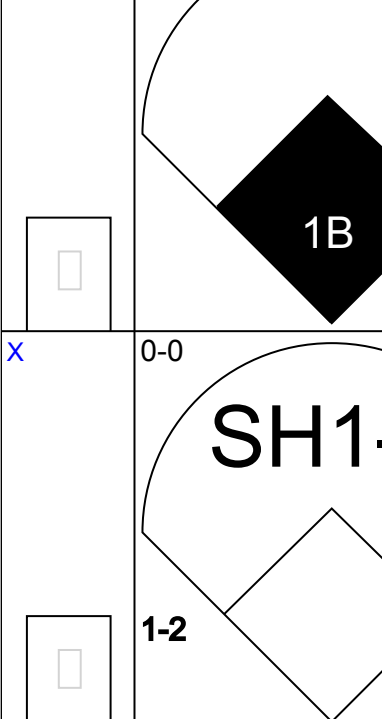
Seattle Mariners @ Detroit Tigers
Tiger Stadium, Detroit, MI
Wed Aug 18 1982, 7:05 PM EDT
Att: 16,584 - Unknown

AB 36
R 7
H 15
RBI 7
BB 1
SO 6
LOB 13



Batter	1	2	3	4	5	6	7	8	9	AB	R	H	RBI	BB	SO	LOB	TOP					
Paul Moltzer, R OBP: 0.365, SLG: 0.439	5-3	BB		F9		SH3		SF8		2	1	0	2	1	0	1	Milwaukee Brewers @ Seattle Mariners The Kingdome, Seattle, WA Fri Aug 20, 1982, 10:05 PM EDT Att: 13,029 - Unknown					
Robin Yount, R OBP: 0.356, SLG: 0.575	BB	BB		F4		1B		F8		4	1	2	2	1	0	2						
Cecil Cooper, L OBP: 0.347, SLG: 0.537	BB	BB		F9		G3		F7		5	1	1	0	0	0	2						
Ted Simmons, S OBP: 0.300, SLG: 0.444	K			1B		4-3		F8		5	0	1	0	0	1	2						
Ben Oglivie, L OBP: 0.318, SLG: 0.435	BB			F8		BB		F7		4	0	1	1	1	1	1						
Gorman Thomas, R OBP: 0.395, SLG: 0.551	BB			F7		K		CS		3	0	1	1	1	1	2						
Roy Howell, L OBP: 0.241, SLG: 0.344	FC5-4			F7		CS		F9		3	1	1	0	0	0	3						
Don Money, R OBP: 0.369, SLG: 0.529	FC5-4			F7		1B		CS		1	0	0	0	0	0	0						
Marshall Edwards, L OBP: 0.289, SLG: 0.345	K			1-3		SH1-4		1B		2	0	0	0	0	1	0						
Charlie Moore, R OBP: 0.289, SLG: 0.345	K			1-3		SH1-4		1B		1	1	1	0	0	0	0						
Jim Gantner, L OBP: 0.346, SLG: 0.395	6-3			1B		SH3		1B		4	1	3	0	0	0	0						
Inning Stats	R: 2 E: 0 K: 1 S: 8	H: 3 LOB: 2 BB: 1 P: 12	R: 1 E: 0 K: 1 S: 6	H: 1 LOB: 1 BB: 1 P: 10	R: 0 E: 0 K: 0 S: 4	H: 1 LOB: 1 BB: 0 P: 4	R: 0 E: 0 K: 0 S: 4	H: 1 LOB: 1 BB: 0 P: 4	R: 0 E: 0 K: 1 S: 5	H: 0 LOB: 1 BB: 1 P: 9	R: 2 E: 0 K: 0 S: 6	H: 3 LOB: 1 BB: 0 P: 6	R: 0 E: 0 K: 0 S: 2	H: 0 LOB: 0 BB: 1 P: 6	R: 1 E: 0 K: 0 S: 5	H: 2 LOB: 1 BB: 0 P: 5	R: 0 E: 0 K: 1 S: 5	H: 0 LOB: 0 BB: 0 P: 5	1B: 11 2B: 0 3B: 0 HR: 0	SF: 1 SAC: 2 DP: 0 HBP: 0	WP: 0 PB: 0 SB: 2 CS: 1	PA: 42
PITCHER	IP	WLS	BF	H	R	ER	SO	BB	IBB	HBP	BLK	WP	HR	S	P	ERA	WHIP					
Mike Moore, R ERA: 5.35	(1, 1)	5.2	L	29	9	5	5	3	3	0	0	0	0	0	32	44	7.94	2.118				
Bryan Clark, L ERA: 2.92	(6, 1)	1.2		7	2	1	1	0	1	0	0	0	0	6	10	5.40	1.800					
Ron Musselman, R ERA:	(8, 1)	1.2		5	0	0	0	1	0	0	0	0	0	7	7	0.00	0.000					

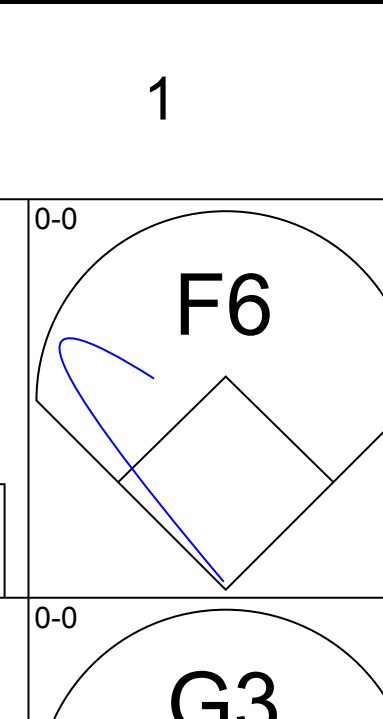
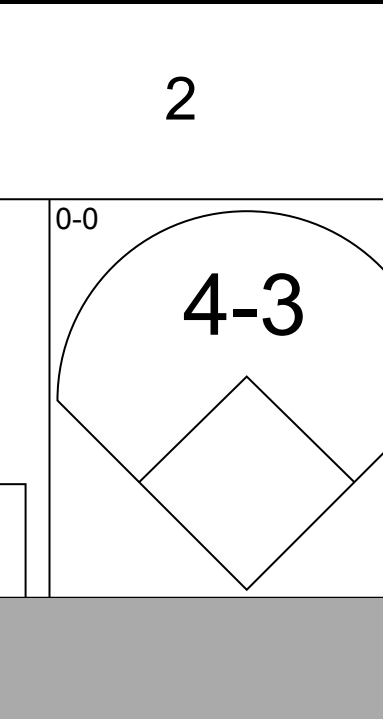
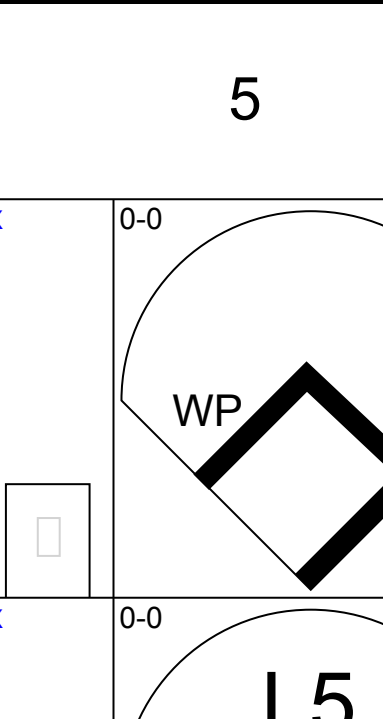
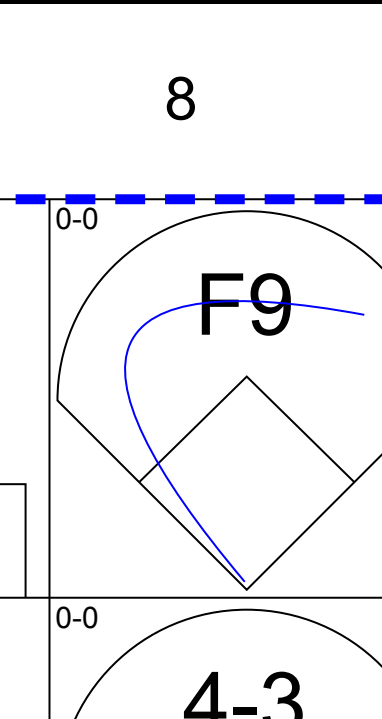
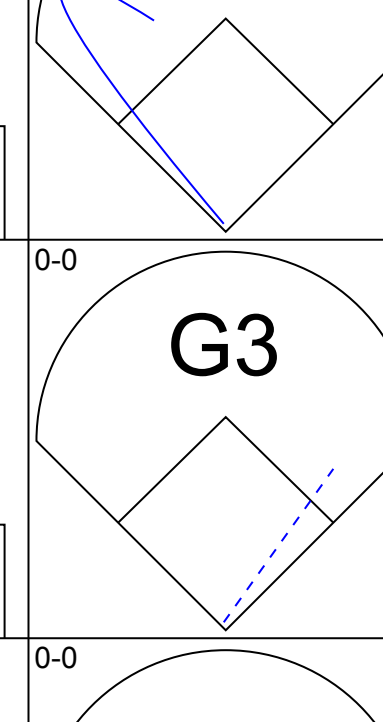
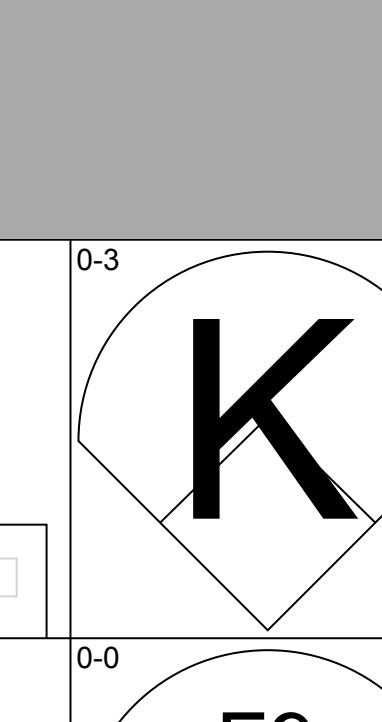
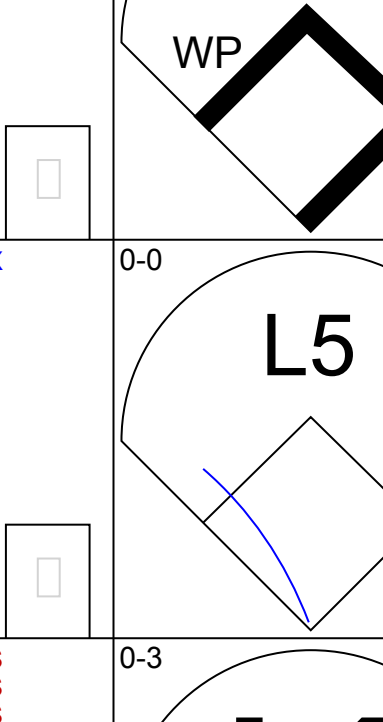
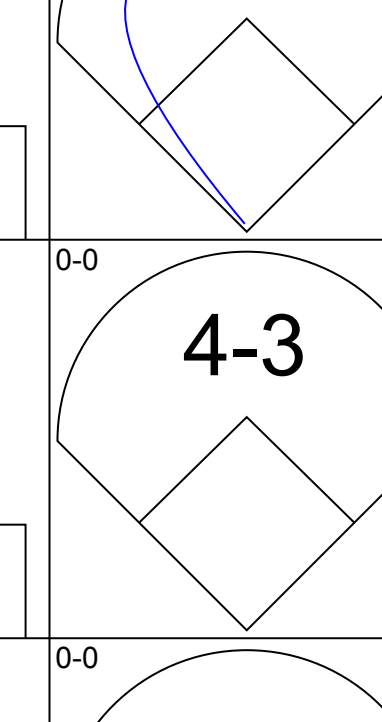
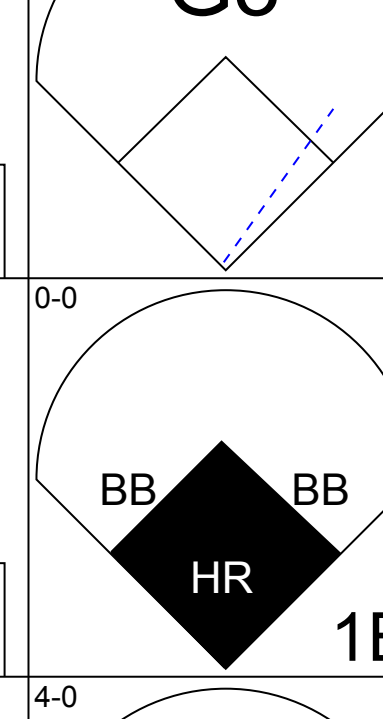
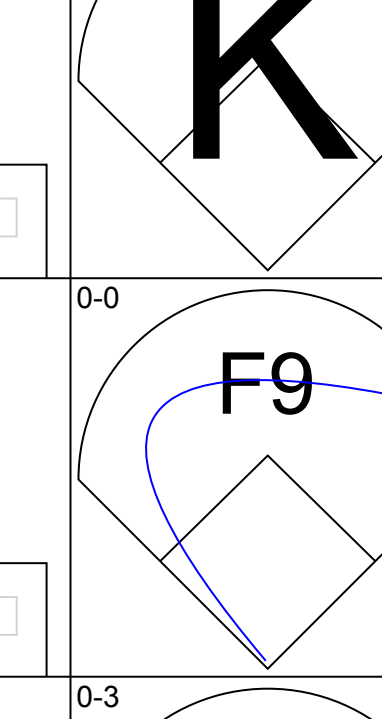
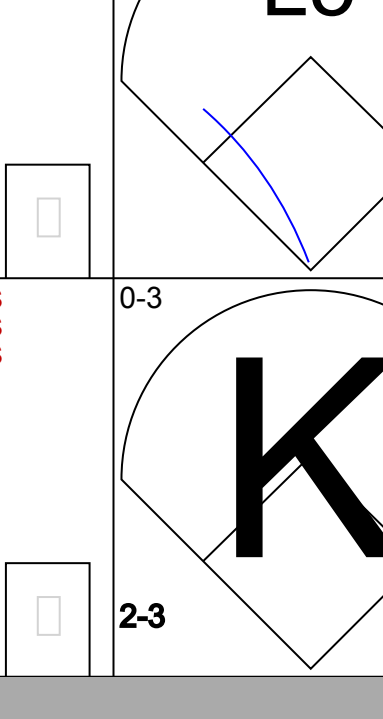
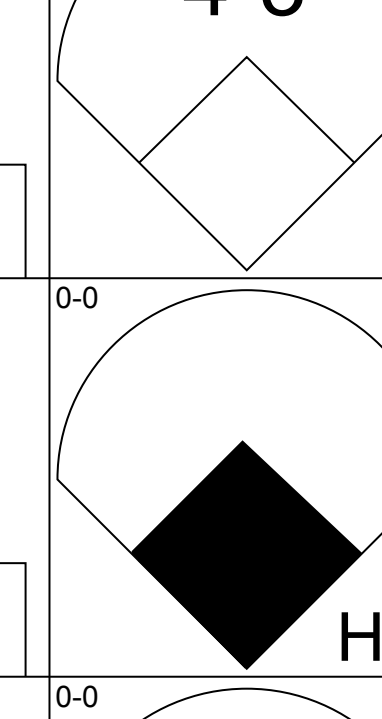
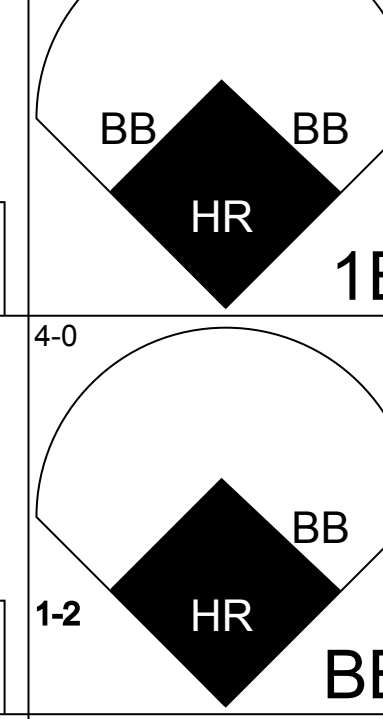
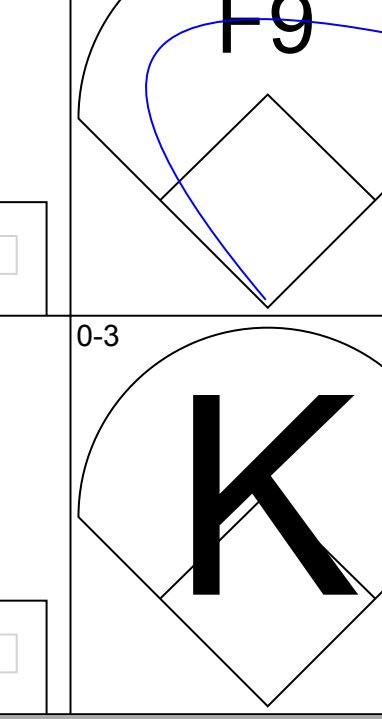
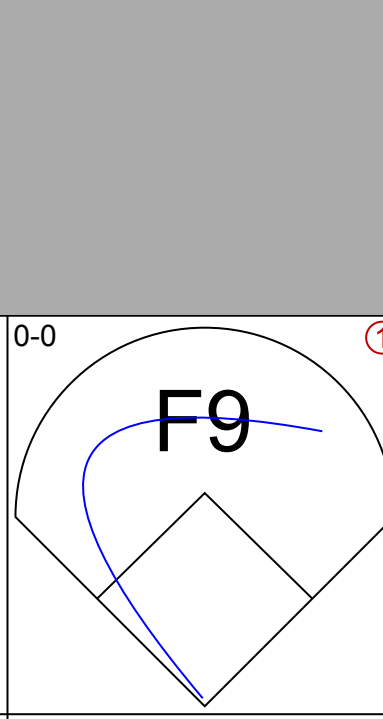
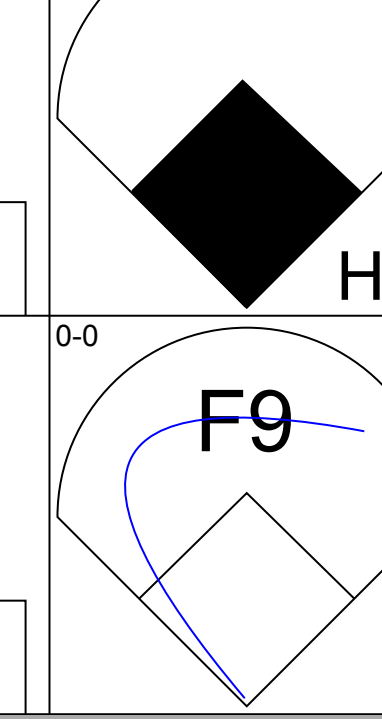
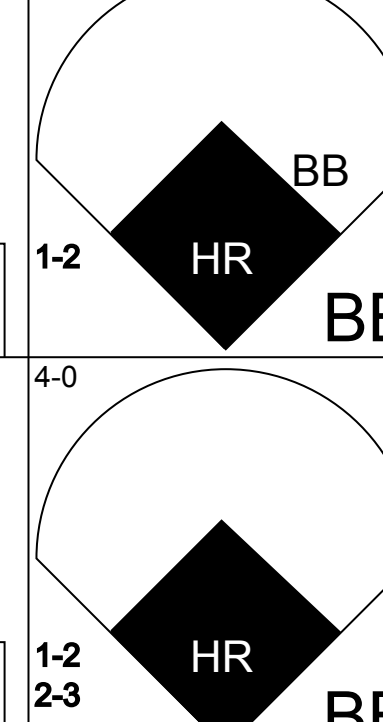
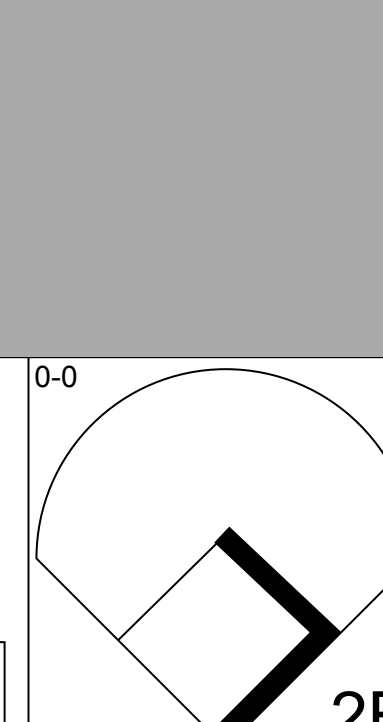
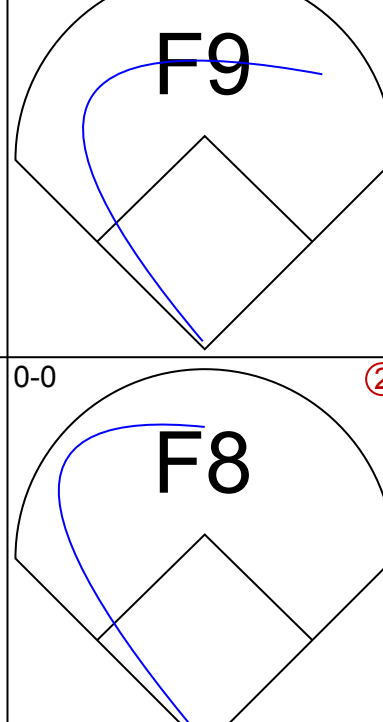
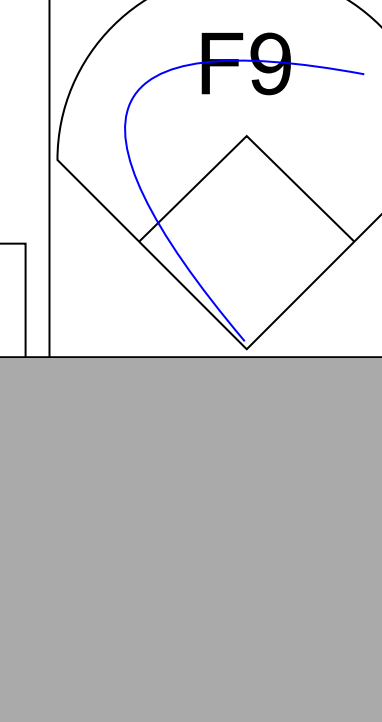
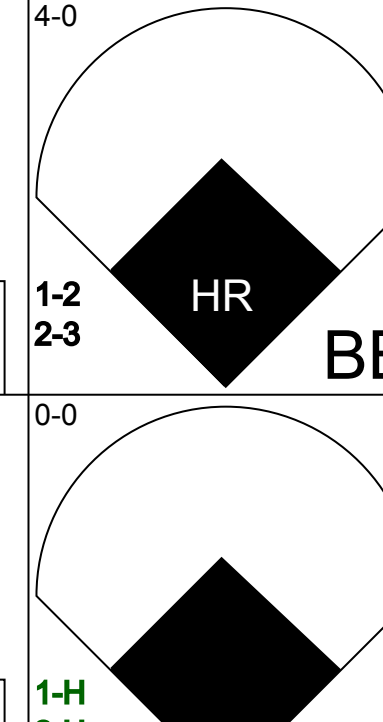
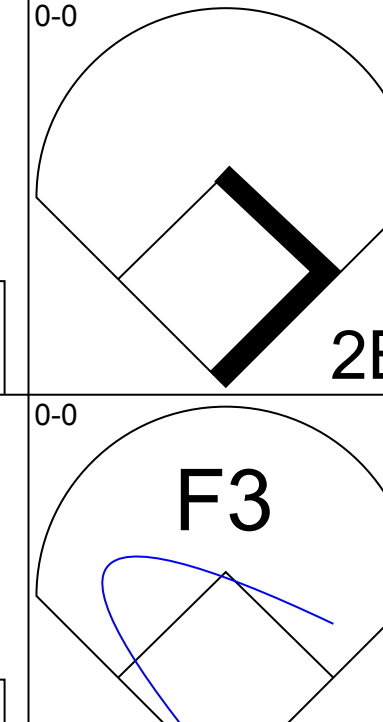
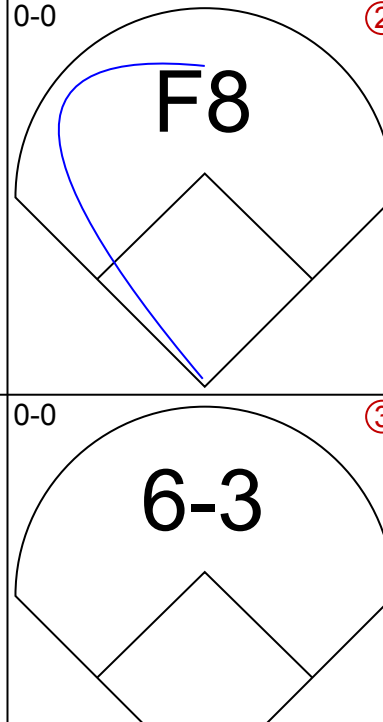

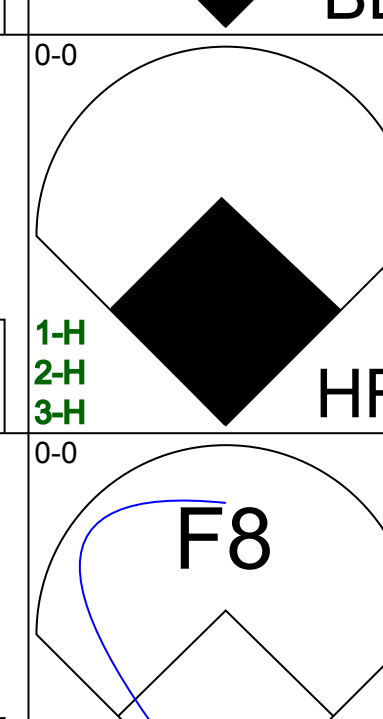
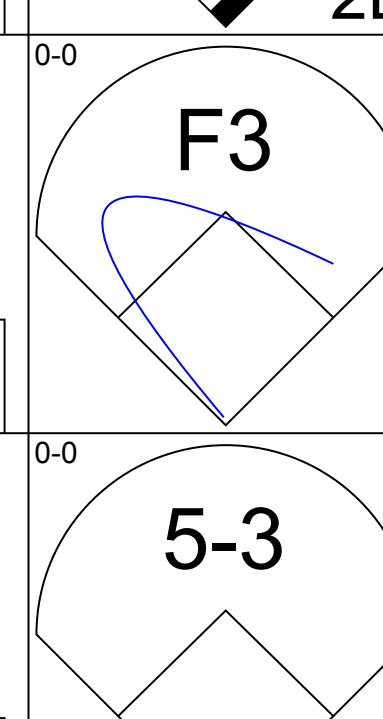
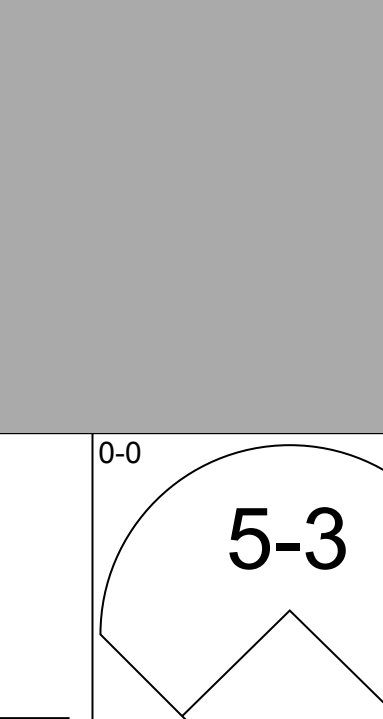
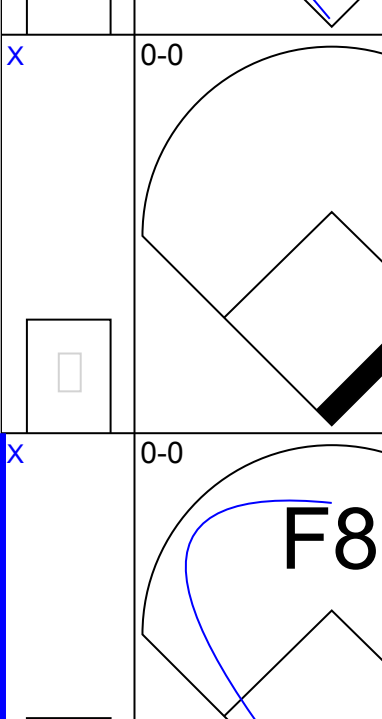
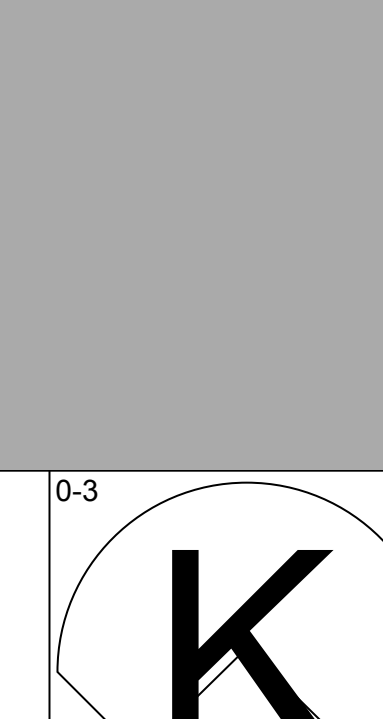
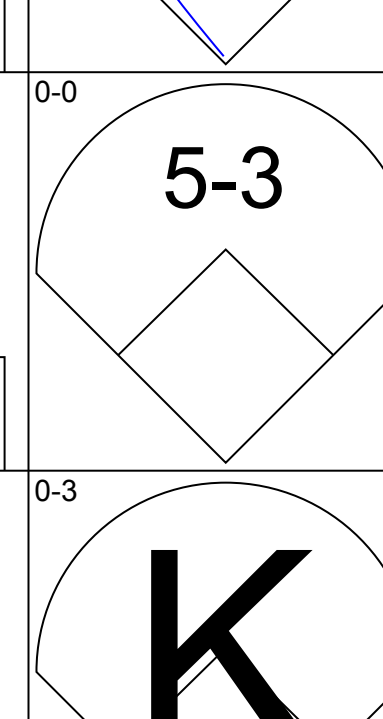
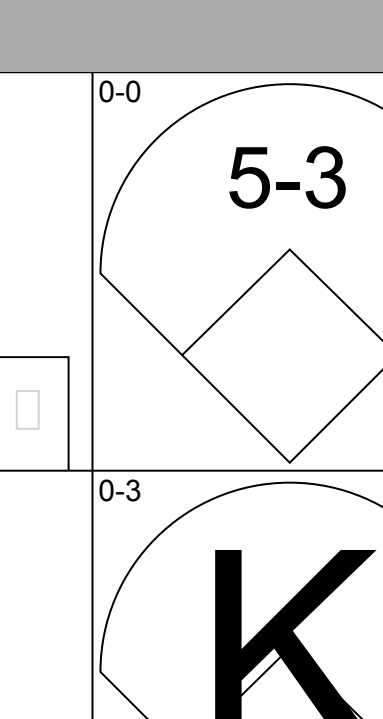
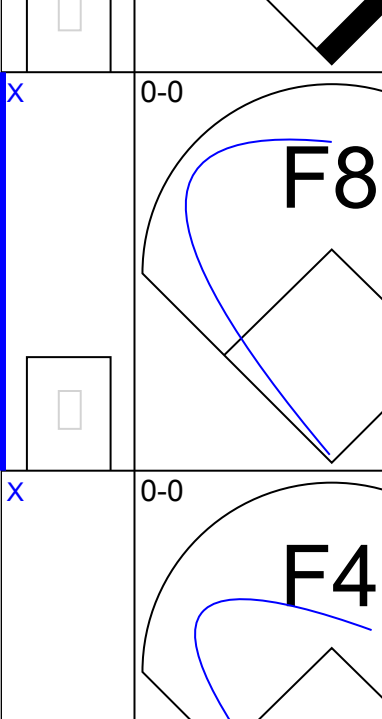

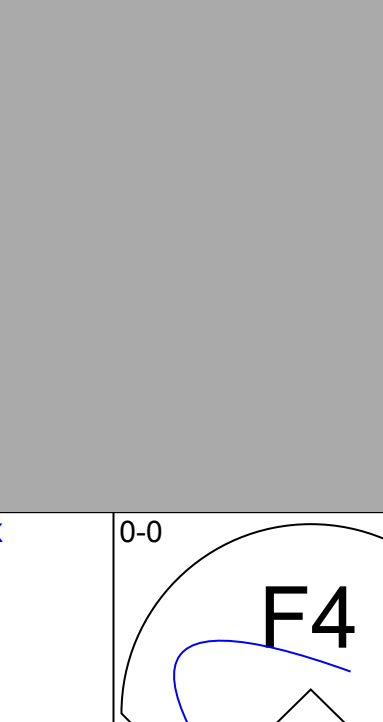
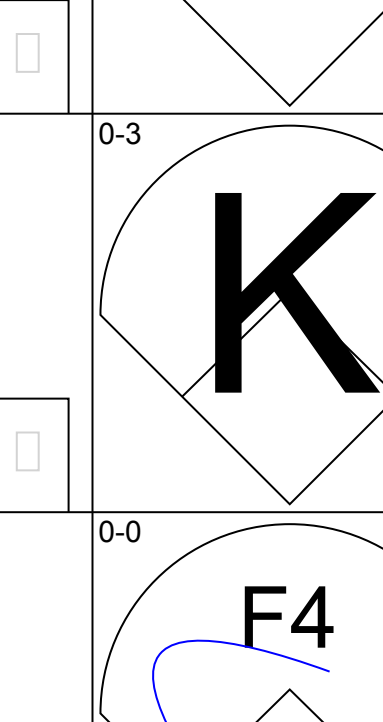
Batter	1	2	3	4	5	6	7	8	9	AB	R	H	RBI	BB	SO	LOB	BOTTOM					
Julio Cruz, S OBP: 0.311, SLG: 0.307	BB			5-3				L5		3	1	1	0	1	0	2	Milwaukee Brewers @ Seattle Mariners The Kingdome, Seattle, WA Fri Aug 20, 1982, 10:05 PM EDT Att: 13,029 - Unknown					
Dave Edler, R OBP: 0.346, SLG: 0.413	BB			6-3				1-3		3	0	0	1	0	0	2						
Bruce Bochte, L OBP: 0.381, SLG: 0.392	BB			6-3				2B		4	1	1	0	0	1	0						
Richie Zisk, R OBP: 0.367, SLG: 0.500	BB			6-3				K		3	2	2	1	1	0	1						
Al Cowens, R OBP: 0.327, SLG: 0.473	BB			F9				HR		4	1	1	2	0	1	1						
Gary Gray, R OBP: 0.339, SLG: 0.381	BB			6-3				2B		4	1	1	2	0	1	1						
Joe Simpson, L OBP: 0.322, SLG: 0.361	BB			6-3				2B		4	0	2	0	0	0	1						
Dave Henderson, R OBP: 0.335, SLG: 0.448	BB			6-3				1B		0	0	0	0	0	0	0						
Dave Revering, L OBP: 0.293, SLG: 0.338	BB			6-3				1B		3	0	0	0	0	0	2						
Bud Bulling, R OBP: 0.308, SLG: 0.287	BB			6-3				1B		1	0	0	0	0	1	2						
Rick Sweet, S OBP: 0.325, SLG: 0.342	BB			6-3				1B		0	0	0	1	0	0	0						
Paul Serna, R OBP: 0.229, SLG: 0.284	BB			6-3				1B		4	0	2	0	0	0	1						
Manny Castillo, S OBP: 0.311, SLG: 0.339	BB			6-3				1B		0	0	0	0	0	0	0						
Inning Stats	R: 0 E: 0 K: 0 S: 2	H: 0 LOB: 0 BB: 1 P: 6	R: 0 E: 0 K: 1 S: 5	H: 0 LOB: 1 BB: 1 P: 9	R: 0 E: 0 K: 0 S: 4	H: 1 LOB: 1 BB: 0 P: 4	R: 1 E: 1 K: 0 S: 4	H: 1 LOB: 0 BB: 0 P: 4	R: 0 E: 0 K: 0 S: 4	H: 1 LOB: 0 BB: 0 P: 4	R: 1 E: 0 K: 1 S: 6	H: 1 LOB: 0 BB: 0 P: 6	R: 0 E: 0 K: 0 S: 3	H: 1 LOB: 0 BB: 0 P: 3	R: 1 E: 0 K: 0 S: 4	H: 1 LOB: 0 BB: 0 P: 4	R: 2 E: 0 K: 1 S: 8	H: 3 LOB: 1 BB: 0 P: 8	1B: 4 2B: 4 3B: 0 HR: 1	SF: 2 SAC: 0 DP: 2 HBP: 0	WP: 0 PB: 0 SB: 1 CS: 0	PA: 36
PITCHER	IP	WLS	BF	H	R	ER	SO	BB	IBB	HBP	BLK	WP	HR	S	P	ERA	WHIP					
Mike Caldwell, L ERA: 4.13	(1, 1)	8.0	W	33	9	5	4	2	2	0	0	0	0	0	35	43	4.50	1.375				
Pete Ladd, R ERA: 0.96	(9, 1)	1.0	S	3	0	0	0	1	0	0	0	0	0	5	5	0.00	0.000					

Batter	1	2	3	4	5	6	7	8	9	AB	R	H	RBI	BB	SO	LOB	TOP			
Paul Moltzer, R OBP: 0.368, SLG: 0.442 (1, 5)										5	2	3	2	0	2	1				
Robin Yount, R OBP: 0.359, SLG: 0.569 (1, 6)										4	2	2	1	1	0	1				
Cecil Cooper, L OBP: 0.346, SLG: 0.532 (1, 3)										5	0	1	2	0	2	4				
Gorman Thomas, R OBP: 0.358, SLG: 0.545 (1, 8)										5	0	1	1	0	2	2				
Don Money, R OBP: 0.361, SLG: 0.515 (1, 10)										4	0	0	0	0	1	0				
Charlie Moore, R OBP: 0.283, SLG: 0.339 (1, 9)										4	0	0	0	0	0	0				
Ed Romero, R OBP: 0.320, SLG: 0.359 Ben Oglivie, L OBP: 0.318, SLG: 0.434 (1, 7) (8, 7)										4	1	1	0	0	2	0				
Ned Yost, R OBP: 0.353, SLG: 0.418 (1, 2)										3	2	1	0	1	0	0				
Jim Gantner, L OBP: 0.347, SLG: 0.396 (1, 4)										3	1	1	0	0	0	2				
Inning Stats	R: 0 E: 0 K: 3 S: 10	H: 1 LOB: 1 BB: 0 P: 10	R: 5 E: 1 K: 0 S: 8	H: 3 LOB: 1 BB: 1 P: 12	R: 0 E: 0 K: 1 S: 5	H: 0 LOB: 0 BB: 0 P: 5	R: 0 E: 0 K: 0 S: 4	H: 1 LOB: 2 BB: 1 P: 8	R: 0 E: 0 K: 2 S: 7	H: 0 LOB: 0 BB: 0 P: 7	R: 0 E: 0 K: 0 S: 3	H: 0 LOB: 0 BB: 0 P: 3	R: 0 E: 0 K: 0 S: 3	H: 0 LOB: 0 BB: 0 P: 3	R: 3 E: 0 K: 1 S: 8	H: 4 LOB: 1 BB: 0 P: 8	1B: 10 2B: 0 3B: 0 HR: 0	SF: 0 SAC: 1 DP: 0 HBP: 0	WP: 0 PB: 0 CS: 4	PA: 40
PITCHER	IP	WLS	BF	H	R	ER	SO	BB	IBB	HBP	BLK	WP	HR	S	P	ERA	WHIP			
Floyd Bannister, L ERA: 3.42 Bill Caudill, R ERA: 2.08 (1, 1) (9, 1)	8.1	L	36	7	6	2	8	2	0	0	0	0	0	50	58	2.16	1.080			
PITCHER	IP	WLS	BF	H	R	ER	SO	BB	IBB	HBP	BLK	WP	HR	S	P	ERA	WHIP			

Milwaukee Brewers @ Seattle Mariners
The Kingdome, Seattle, WA
Sun Aug 22 1982, 10:05 PM EDT
Att: 9,290 - Unknown

AB 37
R 8
H 10
RBI 6
BB 2
SO 9
LOB 10



Batter	1	2	3	4	5	6	7	8	9	AB	R	H	RBI	BB	SO	LOB	BOTTOM			
Joe Simpson, L OBP: 0.324, SLG: 0.367 (1, 7)										4	0	1	0	0	0	0				
Manny Castillo, S OBP: 0.307, SLG: 0.338 (1, 5)										4	0	0	0	0	1	1				
Al Cowens, R OBP: 0.330, SLG: 0.484 (1, 9)										4	2	2	1	0	1	1				
Richie Zisk, R OBP: 0.364, SLG: 0.492 (1, 10)										3	1	0	0	1	1	0				
Dave Revering, L OBP: 0.296, SLG: 0.355 (1, 3)										3	1	1	0	1	0	0				
Dave Henderson, R OBP: 0.332, SLG: 0.454 (1, 8)										4	1	2	4	0	0	1				
Jim Essian, R OBP: 0.292, SLG: 0.354 Rick Sweet, S OBP: 0.318, SLG: 0.333 (1, 2) (9, PH)										3	0	0	0	0	0	1				
Todd Cruz, R OBP: 0.245, SLG: 0.370 (1, 6)										4	0	0	0	0	3	2				
Paul Serna, R OBP: 0.224, SLG: 0.277 (1, 4)										3	0	0	0	0	0	0				
Inning Stats	R: 4 E: 0 K: 0 S: 5	H: 2 LOB: 0 BB: 2 P: 13	R: 0 E: 0 K: 1 S: 5	H: 0 LOB: 0 BB: 0 P: 5	R: 0 E: 0 K: 2 S: 7	H: 0 LOB: 0 BB: 0 P: 7	R: 0 E: 0 K: 1 S: 6	H: 1 LOB: 1 BB: 0 P: 6	R: 0 E: 0 K: 0 S: 3	H: 0 LOB: 0 BB: 0 P: 3	R: 0 E: 0 K: 1 S: 5	H: 0 LOB: 0 BB: 0 P: 5	R: 1 E: 0 K: 0 S: 4	H: 1 LOB: 0 BB: 0 P: 4	R: 0 E: 0 K: 0 S: 4	H: 1 LOB: 1 BB: 0 P: 4	1B: 2 2B: 2 3B: 0 HR: 2	SF: 0 SAC: 0 DP: 0 HBP: 0	WP: 1 PB: 0 CS: 0	PA: 35
PITCHER	IP	WLS	BF	H	R	ER	SO	BB	IBB	HBP	BLK	WP	HR	S	P	ERA	WHIP			
Moose Haas, R ERA: 4.82 Jim Slaton, R ERA: 3.55 (1, 1) (8, 1)	7.0	W	27	4	4	4	6	2	0	0	0	0	1	37	45	5.14	0.857			
PITCHER	IP	WLS	BF	H	R	ER	SO	BB	IBB	HBP	BLK	WP	HR	S	P	ERA	WHIP			

Milwaukee Brewers @ Seattle Mariners
The Kingdome, Seattle, WA
Sun Aug 22 1982, 10:05 PM EDT
Att: 9,290 - Unknown

AB 33
R 5
H 6
RBI 5
BB 2
SO 6
LOB 7



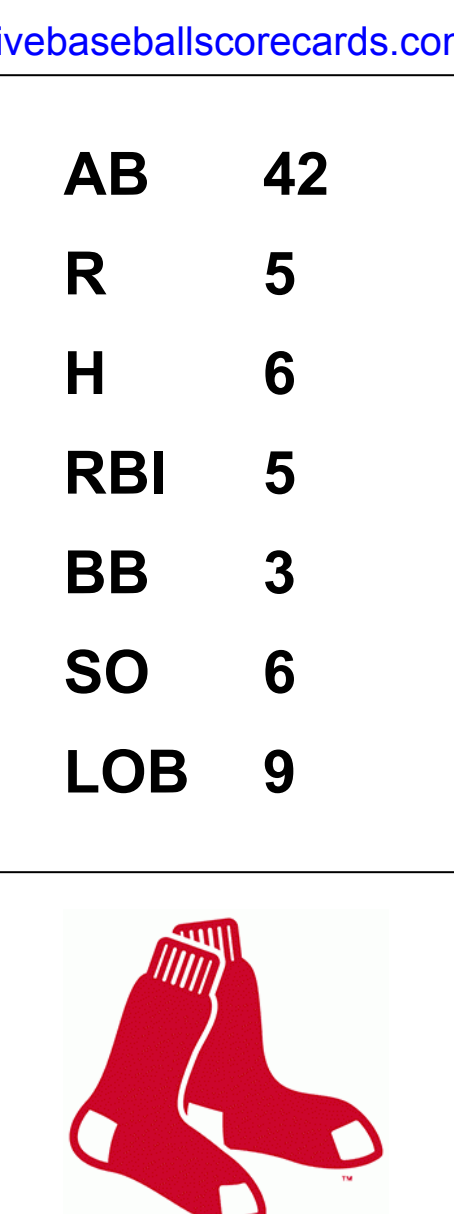
Batter	1	2	3	4	5	6	7	8	9	AB	R	H	RBI	BB	SO	LOB	TOP					
Jerry Remy, L OBP: 0.342, SLG: 0.318 (1, 4)	E6 FC6-4		F7 1-3				F9 2-3		F5	5	0	1	0	0	0	3	Boston Red Sox @ Seattle Mariners The Kingdome, Seattle, WA Mon Aug 23 1982, 10:05 PM EDT Att: 11,748 - Unknown					
Rick Miller, L OBP: 0.325, SLG: 0.328 (1, 8)	F9		1-3			3B BB	BB		K	3	1	0	0	2	1	2						
Dwight Evans, R OBP: 0.394, SLG: 0.511 (1, 9)	FC6-4 1-2			6-3		K				4	0	1	1	1	1	2						
Carl Yastrzemski, L OBP: 0.348, SLG: 0.428 (1, 10)	F7			FC6-4 BB		F9	F7		K	4	0	0	0	1	1	6						
Carney Lansford, R OBP: 0.359, SLG: 0.447 (1, 5)		G5-4-3 1B		FC6-4 1-2					K	4	0	2	1	0	1	1						
Dave Stapleton, R OBP: 0.293, SLG: 0.378 (1, 3)		G5-4-3 1-2		5-3		3B	6-3		HR BB	3	1	0	0	1	0	3						
Reid Nichols, R OBP: 0.342, SLG: 0.463 (1, 7)		L5			5-3		6-3		HR	4	1	1	2	0	0	0						
Gary Allenson, R OBP: 0.293, SLG: 0.311 (1, 2)			F9		5-3 1B BB		F9 1B BB		K	3	1	1	0	1	1	0						
Glenn Hoffman, R OBP: 0.274, SLG: 0.323 (1, 6)			E 1B		5-3		BB BB 1B		6-3	4	0	2	0	0	0	1						
Inning Stats	R: 0 E: 1 K: 0 S: 4	H: 0 LOB: 1 BB: 0 P: 4	R: 0 E: 0 K: 0 S: 3	H: 1 LOB: 3 BB: 0 P: 3	R: 0 E: 1 K: 0 S: 4	H: 1 LOB: 1 BB: 0 P: 4	R: 0 E: 0 K: 0 S: 3	H: 0 LOB: 1 BB: 1 P: 7	R: 0 E: 0 K: 0 S: 3	H: 1 LOB: 2 BB: 1 P: 7	R: 1 E: 0 K: 1 S: 6	H: 1 LOB: 1 BB: 1 P: 10	R: 1 E: 0 K: 0 S: 5	H: 2 LOB: 3 BB: 2 P: 13	R: 2 E: 0 K: 2 S: 8	H: 1 LOB: 0 BB: 1 P: 12	R: 0 E: 0 K: 2 S: 8	H: 1 LOB: 1 BB: 0 P: 8	1B: 5 2B: 1 3B: 1 HR: 1	SF: 0 SAC: 0 DP: 1 HBP: 0	WP: 0 PB: 0 SB: 1 CS: 0	PA: 40
PITCHER	IP WLS BF H R ER SO BB IBB HBP BLK WP HR S P ERA WHIP	IP WLS BF H R ER SO BB IBB HBP BLK WP HR S P ERA WHIP																				
Gaylord Perry, R ERA: 4.51 (1, 1)	6.2	28	6	2	2	1	3	0	0	0	0	0	0	0	0	27	39	2.70	1.350			
Ed Vande Berg, L ERA: 2.89 (7, 1)	0.0	1	0	0	0	0	1	0	0	0	0	0	0	0	0	4	4	∞	∞			
Mike Stanton, R ERA: 2.54 (7, 1)	0.2	4	0	1	1	1	2	0	0	0	0	0	0	0	4	12	13.50	3.000				
Bill Caudill, R ERA: 2.15 (8, 1)	1.2	L	7	2	1	1	3	0	0	0	0	0	1	13	13	5.40	1.200					

Batter	1	2	3	4	5	6	7	8	9	AB	R	H	RBI	BB	SO	LOB	BOTTOM					
Julio Cruz, S OBP: 0.310, SLG: 0.305 (1, 4)	4-3				1-3		SH3-4		K	3	0	0	0	1	1	1	Boston Red Sox @ Seattle Mariners The Kingdome, Seattle, WA Mon Aug 23 1982, 10:05 PM EDT Att: 11,748 - Unknown					
Dave Edler, R OBP: 0.345, SLG: 0.392 (1, 5)		1-2 2-3 BB								2	0	1	0	1	1	3						
Manny Castillo, S OBP: 0.306, SLG: 0.337 (7, PH) (8, 5)	S 1B	K			1B BB		SF9		4-3	1	0	0	1	0	0	1						
Al Cowens, R OBP: 0.333, SLG: 0.492 (1, 9)			F4				3H 0.0			5	1	3	2	0	1	1						
Richie Zisk, R OBP: 0.362, SLG: 0.489 (1, 10)							2H HR		K	3	0	0	0	0	3	4						
Bruce Bochte, L OBP: 0.390, SLG: 0.391 (7, PH) (8, 5)	K		K		K		F8			1	0	0	0	0	0	0						
Gary Gray, R OBP: 0.335, SLG: 0.376 (1, 3)										3	0	0	0	0	2	2						
Dave Revering, L OBP: 0.295, SLG: 0.353 (8, PH) (9, 3)	F3		K				K		F9	1	0	0	0	0	0	0						
Dave Henderson, R OBP: 0.335, SLG: 0.452 (1, 8) (9, 7)		1-3			F8					3	0	1	0	1	0	0						
John Moses, S (9, 7)						CS 1B			S 1B BB	0	0	0	0	0	0	0						
Jim Essian, R OBP: 0.347, SLG: 0.347 (1, 2)		1-0			F9					2	0	0	0	0	1							
Rick Sweet, S OBP: 0.316, SLG: 0.332 (8, PH) (9, 2)		BB 1B HBP					1-3		K	1	0	0	0	1	1							
Paul Serna, R OBP: 0.231, SLG: 0.284 (1, 6)					F7					4	1	2	0	0	0	0						
Joe Simpson, L OBP: 0.327, SLG: 0.366 (1, 7) (9, 8)										3	1	1	0	0	2	2						
Inning Stats	R: 0 E: 0 K: 1 S: 7	H: 2 LOB: 2 BB: 0 P: 7	R: 0 E: 0 K: 2 S: 8	H: 1 LOB: 3 BB: 1 P: 13	R: 0 E: 0 K: 0 S: 3	H: 0 LOB: 0 BB: 0 P: 7	R: 0 E: 0 K: 0 S: 3	H: 0 LOB: 0 BB: 0 P: 3	R: 0 E: 0 K: 1 S: 5	H: 1 LOB: 0 BB: 0 P: 5	R: 3 E: 1 K: 0 S: 5	H: 1 LOB: 0 BB: 0 P: 6	R: 0 E: 0 K: 1 S: 5	H: 1 LOB: 2 BB: 1 P: 9	R: 0 E: 0 K: 2 S: 8	H: 1 LOB: 1 BB: 0 P: 8	R: 0 E: 0 K: 2 S: 8	H: 1 LOB: 1 BB: 0 P: 8	1B: 7 2B: 0 3B: 0 HR: 1	SF: 1 SAC: 1 DP: 0 HBP: 2	WP: 0 PB: 0 SB: 4 CS: 1	PA: 39
PITCHER	IP WLS BF H R ER SO BB IBB HBP BLK WP HR S P ERA WHIP	IP WLS BF H R ER SO BB IBB HBP BLK WP HR S P ERA WHIP																				
John Tudor, L ERA: 3.78 (1, 1)	6.1	28	5	2	1	8	2	0	2	0	0	0	0	0	0	40	50	1.42	1.105			
Mark Clear, R ERA: 2.95 (7, 1)	2.2	W	11	3	1	0	3	1	0	0	0	1	16	20	0.00	1.500						



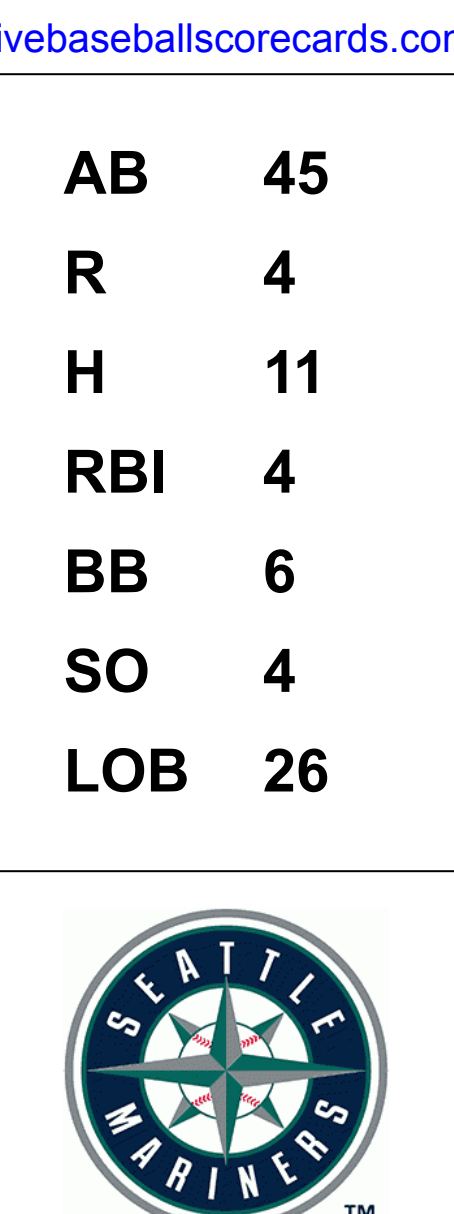
Batter	1	2	3	4	5	6	7	8	9	10	11	12	AB	R	H	RBI	BB	SO	LOB	TOP					
Jerry Remy, L OBP: 0.343, SLG: 0.319 Wade Boggs, L OBP: 0.413, SLG: 0.413	0-0 BB E 1B		0-0 F7		0-0 F8		0-0 F8			0-3 K			1 1 1 0 0 0 0 4 0 0 0 0 1 1												
Rick Miller, L OBP: 0.321, SLG: 0.324	0-3 K		0-0 1-3		0-0 4-3			0-0 F8			0-0 F7		5 0 0 0 0 1 1												
Dwight Evans, R OBP: 0.390, SLG: 0.505	0-0 E5 BB 1B		0-0 L5		0-0 5-3			0-3 K			0-3 K		5 1 0 0 0 2 1												
Carl Yastrzemski, L OBP: 0.348, SLG: 0.426	0-3 K			4-0 HR BB		0-0 4-3			0-0 F8		0-0 1B		4 1 1 0 1 1 2												
Carney Lansford, R OBP: 0.358, SLG: 0.442	4-0 1B BB			0-0 F9		0-0 F9			0-0 F9		0-3 K		4 0 0 0 1 1 2												
Dave Stapleton, R OBP: 0.262, SLG: 0.376	0-0 1-2 2-3 BB			0-0 F8		0-0 1-3			0-0 F9			0-0 6-3	5 0 1 2 0 0 1												
Reid Nichols, R OBP: 0.344, SLG: 0.504		0-0 5-3		0-0 HR			0-0 F7			0-0 5-3		0-0 HR	5 2 2 3 0 0 0							AB 42 R 5 H 6 RBI 5 BB 3 SO 6 LOB 9					
Gary Atkinson, R OBP: 0.290, SLG: 0.304		0-0 4-3		4-0 BB			0-0 F9			0-0 F8		0-0 F5	4 0 0 0 1 0 0												
Glenn Hoffman, R OBP: 0.274, SLG: 0.321		0-0 F5		0-0 F8			0-0 1B			0-0 F9		0-0 F9	5 0 1 0 0 0 1												
Inning Stats	R: 2 E: 1 K: 2 S: 9	H: 2 LOB: 2 BB: 1 P: 13	R: 0 E: 0 K: 3 S: 3	H: 0 LOB: 0 BB: 3 P: 3	R: 0 E: 0 K: 0 S: 3	H: 0 LOB: 0 BB: 3 P: 3	R: 2 E: 0 K: 0 S: 4	H: 1 LOB: 1 BB: 2 P: 12	R: 0 E: 0 K: 0 S: 3	H: 0 LOB: 0 BB: 0 P: 3	R: 0 E: 0 K: 1 S: 5	H: 0 LOB: 0 BB: 0 P: 5	R: 0 E: 0 K: 2 S: 8	H: 1 LOB: 1 BB: 0 P: 8	R: 1 E: 0 K: 0 S: 4	H: 1 LOB: 0 BB: 0 P: 4	1B: 4 2B: 0 3B: 0 HR: 2	SF: 0 SAC: 0 DP: 0 HBP: 0	WP: 0 PB: 0 CS: 0	PA: 45					
PITCHER	IP WLS BF H R ER SO BB IBB HBP BLK WP HR S P ERA WHIP	PITCHER												PITCHER											
Bob Stoddard, R ERA: 2.85	(1, 1) 9.0 34 4 2 2 3 3 0 0 0 0 0 1 37 49 2.00 0.778																								
Bill Caudill, R ERA: 2.18	(10, 1) 3.0 L 11 2 1 1 3 0 0 0 0 0 0 1 17 17 3.00 0.667																								

Boston Red Sox @ Seattle Mariners
The Kingdom, Seattle, WA
Tue Aug 24 1982, 10:05 PM EDT
Alt. 27,087 - Unknown



Batter	1	2	3	4	5	6	7	8	9	10	11	12	AB	R	H	RBI	BB	SO	LOB	BOTTOM					
Julio Cruz, S OBP: 0.306, SLG: 0.301	0-0 6-3		0-0 F4	0-0 4-3		0-0 4-3			0-0 F7		0-0 F7		6 0 0 1 0 0 3												
Dave Edler, R OBP: 0.361, SLG: 0.407	0-0 1-3		0-0 1B BB	0-0 FC6-4 1B			0-0 6-3		0-0 F4		0-0 F9		3 1 2 1 0 0 0 3 0 0 0 0 0 1												
Manny Castillo, S OBP: 0.304, SLG: 0.334					0-0 FC6-4 1B								4 0 0 0 2 0 1												
Al Cowens, R OBP: 0.333, SLG: 0.488	0-0 4-3		4-0 BB 1B	0-0 FC6-4 1B			0-0 5-3		4-0 IBB IBB		0-0 3-1		5 0 2 0 1 0 0 0 0 0 0 0 0 0												
Richie Zisk, R OBP: 0.364, SLG: 0.488		0-0 F8	0-0 BB 1B		0-0 F4		0-0 6-3			1-2 2-3 IBB		0-0 BB 1B	3 0 1 1 1 0 0 0 0 0 0 0 0 0 2 0 0 0 0 1 4												
Bruce Bochte, L OBP: 0.380, SLG: 0.391			1-2 2-3 1B										4 1 1 0 2 1 4												
Gary Gray, R OBP: 0.338, SLG: 0.375	0-0 F9		4-0 BB 1B		0-0 F8			0-0 F8		0-3 K		0-0 F2	4 1 1 0 2 1 4												
John Moses, S (8, PR)			1-2 2-3 SH4 BB						0-3 K			0-0 4-3 SH3-4 1B	3 0 1 1 1 0 0 0 0 0 0 0 0 0 2 0 0 0 0 1 4												
Dave Revering, L OBP: 0.292, SLG: 0.350				1-2 2-3 SH4 BB					0-0 K			0-0 4-3 SH3-4 1B	4 1 1 0 2 1 4												
Dave Henderson, R OBP: 0.338, SLG: 0.449	4-0 2B BB		0-0 L7		0-0 F8			0-0 K				0-0 4-3 SH3-4 1B	4 1 1 0 2 1 4												
Jim Essian, R OBP: 0.313, SLG: 0.385	0-0 1B			0-0 SH5-4 1B		0-0 G3 2B		0-0 L6		0-0 SH3-4 1B		0-3 K	3 1 3 1 0 0 0 2 0 0 0 0 1 4												
Rick Sweet, S OBP: 0.313, SLG: 0.328												0-0 K	4 1 1 0 2 1 4												
Paul Serna, R OBP: 0.229, SLG: 0.279	0-0 6-3			4-3 SH5-4 1B		0-3 K		0-0 4-3		0-0 4-3		0-0 F6	6 1 1 0 0 1 7												
Joe Simpson, L OBP: 0.326, SLG: 0.364			0-0 4-3		0-0 SH5-4 1B		0-0 G3			0-0 IBB S 1B		0-0 5-3	4 0 1 0 0 0 2												
Inning Stats	R: 0 E: 0 K: 0 S: 3	H: 0 LOB: 0 BB: 1 P: 8	R: 1 E: 0 K: 0 S: 4	H: 1 LOB: 1 BB: 1 P: 8	R: 1 E: 0 K: 0 S: 4	H: 2 LOB: 3 BB: 2 P: 13	R: 2 E: 0 K: 0 S: 6	H: 3 LOB: 1 BB: 0 P: 6	R: 0 E: 0 K: 0 S: 3	H: 1 LOB: 1 BB: 0 P: 6	R: 0 E: 0 K: 1 S: 6	H: 0 LOB: 0 BB: 0 P: 5	R: 0 E: 0 K: 1 S: 6	H: 1 LOB: 3 BB: 2 P: 14	R: 0 E: 0 K: 0 S: 4	H: 0 LOB: 0 BB: 0 P: 4	R: 0 E: 0 K: 1 S: 3	H: 1 LOB: 2 BB: 1 P: 10	1B: 9 2B: 2 3B: 0 HR: 0	SF: 0 SAC: 2 DP: 0 HBP: 0	WP: 0 PB: 0 CS: 0	PA: 53			
PITCHER	IP WLS BF H R ER SO BB IBB HBP BLK WP HR S P ERA WHIP	PITCHER												PITCHER											
Bruce Hurst, L ERA: 5.47	(1, 1) 3.2 20 6 4 4 0 3 0 0 0 0 0 0 17 29 9.82 2.455																								
Luis Aponte, R ERA: 3.73	(4, 1) 3.2 13 2 0 0 2 0 0 0 0 0 0 0 17 17 0.00 0.545																								
Tom Burgmeier, L ERA: 2.21	(8, 1) 4.2 W 20 3 0 0 2 1 2 0 0 0 0 21 33 0.00 0.857																								


Boston Red Sox @ Seattle Mariners
The Kingdom, Seattle, WA
Tue Aug 24 1982, 10:05 PM EDT
Alt. 27,087 - Unknown



Batter	1	2	3	4	5	6	7	8	9	AB	R	H	RBI	BB	SO	LOB	TOP								
Lou Whitaker, L (1,4) OBP: 0.343, SLG: 0.437	0-0 4-3		0-0 F7		0-3 K		0-0 FC4		0-0 F7	5	0	0	0	0	1	2									
Glenn Wilson, R (1,8) OBP: 0.356, SLG: 0.533	0-0 6-3		0-0 4-3			0-0 HR				4	2	2	1	0	0	0									
Larry Hemdon, R (1,7) OBP: 0.329, SLG: 0.489	0-0 HR			0-0 5-3		0-3 K			0-0 F9	4	1	1	1	0	1	1									
Lance Parrish, R (1,2) OBP: 0.349, SLG: 0.540	0-0 6-3			0-0 F9		0-0 5-3			0-0 F4	4	0	0	0	0	0	1									
Jerry Turner, L (1,10) OBP: 0.335, SLG: 0.419		4-0 FC6-4 BB		0-0 CS 1B		4-0 BB			0-0 1-H 1B	2	0	2	1	2	0	0									
Rick Leach, L (1,3) OBP: 0.287, SLG: 0.331		0-0 F7		0-0 CS		0-0 FC1-6 1B			4-0 1BB	3	0	1	0	1	0	2									
Lynn Jones, R (1,9) OBP: 0.256, SLG: 0.261		0-0 F6			0-0 FC1-6 3B		0-0 6-3		0-3 K	4	1	0	0	0	1	4									
Tom Brookens, R (1,5) OBP: 0.302, SLG: 0.378		0-0 FC6-4			0-0 2H 3B		0-0 F8		0-0 F3	4	0	1	1	0	0	1									
Alan Trammell, R (1,6) OBP: 0.308, SLG: 0.360 Howard Johnson, S (9,PH) OBP: 0.229, SLG: 0.261			0-0 F9		0-3 K		0-0 FC4 1B		0-3 K	3	0	1	0	0	1	1									
										1	0	0	0	0	1	0									
Inning Stats	R: 1 E: 0 K: 0 S: 4	H: 1 LOB: 0 BB: 0 P: 4	R: 0 E: 0 K: 0 S: 3	H: 0 LOB: 1 BB: 1 P: 7	R: 0 E: 0 K: 0 S: 3	H: 0 LOB: 0 BB: 0 P: 3	R: 0 E: 0 K: 0 S: 3	H: 1 LOB: 0 BB: 0 P: 3	R: 1 E: 1 K: 2 S: 9	H: 2 LOB: 1 BB: 0 P: 9	R: 1 E: 0 K: 1 S: 6	H: 1 LOB: 1 BB: 1 P: 10	R: 0 E: 0 K: 0 S: 4	H: 1 LOB: 1 BB: 0 P: 4	R: 1 E: 0 K: 1 S: 7	H: 2 LOB: 2 BB: 1 P: 11	R: 0 E: 0 K: 1 S: 5	H: 0 LOB: 0 BB: 0 P: 5	1B: 5 2B: 0 3B: 1 HR: 2	SF: 0 SAC: 0 DP: 0 HBP: 0	WP: 0 PB: 0 SB: 0 CS: 1	PA: 38			
PITCHER	IP	WLS	BF	H	R	ER	SO	BB	IBB	HBP	BLK	WP	HR	S	P	ERA	WHIP								
Mike Moore, R (1,1) ERA: 5.28	6.2		27	6	3	3	3	2	0	0	0	0	2	31	39	4.05	1.200								
Ed Vande Berg, L (7,1) ERA: 2.51	0.2		3	1	1	1	0	0	0	0	0	0	0	3	3	13.50	1.500								
Bill Caudill, R (8,1) ERA: 2.14	1.2	W	7	1	0	0	2	0	1	0	0	0	0	10	14	0.00	0.600								

Detroit Tigers @ Seattle Mariners
The Kingdome, Seattle, WA
Thu Aug 26 1982, 10:05 PM EDT
Att: 7,907 - Unknown


AB 34
R 4
H 8
RBI 4
BB 3
SO 5
LOB 12



Batter	1	2	3	4	5	6	7	8	9	AB	R	H	RBI	BB	SO	LOB	BOTTOM								
Joe Simpson, L (1,7) OBP: 0.329, SLG: 0.381	0-0 7-4 E 1B		0-0 HR		0-0 4-3		0-0 CS		0-3 K	4	1	2	1	0	1	1									
Manny Castillo, S (1,5) OBP: 0.303, SLG: 0.341	0-0 E6 1-2		0-0 F7			0-0 F7			0-0 HR	4	1	1	1	0	0	1									
Al Cowens, R (1,9) OBP: 0.330, SLG: 0.484	0-0 7-4 2-3F			0-0 F8		0-0 4-3			0-0 2-3	4	0	0	0	0	0	2									
Gary Gray, R (1,10) OBP: 0.336, SLG: 0.370	0-0 F6			0-0 F2		4-0 HR BB			0-3 K	3	1	0	0	1	1	1									
Dave Revering, L (1,3) OBP: 0.293, SLG: 0.363		0-3 K		0-0 F7		0-0 HR			0-0 HR	3	1	1	2	0	1	0									
Rick Sweet, S (1,2) OBP: 0.314, SLG: 0.328		0-0 4-3			0-0 1B SF8 1B		0-0 F8			3	1	1	0	0	0	0									
Dave Henderson, R (1,8) OBP: 0.338, SLG: 0.448		0-0 6-3			0-0 F9				0-0 CS 1B	3	0	1	0	0	0	1									
Paul Serna, R (1,6) OBP: 0.231, SLG: 0.280			0-0 5-3		0-0 1-3 1B				0-0 F2	3	0	1	0	0	0	1									
Julio Cruz, S (1,4) OBP: 0.307, SLG: 0.300			0-0 5-3		0-0 SF8 3H		4-0 CS S BB			1	0	0	1	1	0	0									
Inning Stats	R: 0 E: 1 K: 0 S: 4	H: 1 LOB: 1 BB: 0 P: 4	R: 0 E: 0 K: 1 S: 5	H: 0 LOB: 0 BB: 0 P: 5	R: 1 E: 0 K: 0 S: 4	H: 1 LOB: 0 BB: 0 P: 4	R: 0 E: 0 K: 0 S: 3	H: 0 LOB: 0 BB: 0 P: 3	R: 1 E: 0 K: 0 S: 5	H: 2 LOB: 1 BB: 0 P: 5	R: 2 E: 0 K: 0 S: 4	H: 1 LOB: 0 BB: 1 P: 8	R: 0 E: 0 K: 0 S: 2	H: 1 LOB: 0 BB: 1 P: 6	R: 1 E: 0 K: 2 S: 8	H: 1 LOB: 0 BB: 0 P: 8	1B: 4 2B: 1 3B: 0 HR: 3	SF: 1 SAC: 0 DP: 1 HBP: 0	WP: 0 PB: 0 SB: 1 CS: 2	PA: 32					
PITCHER	IP	WLS	BF	H	R	ER	SO	BB	IBB	HBP	BLK	WP	HR	S	P	ERA	WHIP								
Jack Morris, R (1,1) ERA: 4.14	8.0	L	31	7	5	5	3	2	0	0	0	0	3	35	43	5.62	1.125								

Detroit Tigers @ Seattle Mariners
The Kingdome, Seattle, WA
Thu Aug 26 1982, 10:05 PM EDT
Att: 7,907 - Unknown

AB 28
R 5
H 7
RBI 5
BB 2
SO 3
LOB 7



Batter	1	2	3	4	5	6	7	8	9	AB	R	H	RBI	BB	SO	LOB	TOP				
Lou Whitaker, L OBP: 0.339, SLG: 0.432	F7			4-3	F9			4-3	L6	5	0	0	0	0	0	3					
Glenn Wilson, R OBP: 0.354, SLG: 0.528	1-4-3			K				6-3		4	0	1	0	0	1	0					
Larry Hemdon, R OBP: 0.329, SLG: 0.489	L4			K				1-4-3		4	1	1	0	0	1	1					
Lance Parrish, R OBP: 0.348, SLG: 0.536		K			BB 1B SF9			K		3	1	0	0	1	3	2					
Jerry Turner, L OBP: 0.335, SLG: 0.418	1-3				K					3	0	1	0	0	1	1					
Mike Ivie, R OBP: 0.302, SLG: 0.435									FC E	0	1	0	0	1	0	0					
Rick Leach, L OBP: 0.288, SLG: 0.331	F6				SF9 BB 2B			F7		3	1	1	0	0	0	0					
Enos Cabell, R OBP: 0.281, SLG: 0.326									FC FC6-4	1	0	0	0	0	0	2					
Lynn Jones, R OBP: 0.256, SLG: 0.254				F9				F3		3	1	0	1	1	0	1					
Tom Brookens, R OBP: 0.302, SLG: 0.377				6-3				F9		3	1	1	2	0	0	0					
Alan Trammell, R OBP: 0.310, SLG: 0.364				F9				F7		4	0	2	2	0	0	0					
Inning Stats	R: 0 E: 0 K: 0 S: 3	H: 0 LOB: 0 BB: 0 P: 3	R: 0 E: 0 K: 1 S: 5	H: 0 LOB: 0 BB: 0 P: 5	R: 0 E: 0 K: 0 S: 3	H: 0 LOB: 0 BB: 0 P: 3	R: 0 E: 0 K: 2 S: 7	H: 0 LOB: 0 BB: 0 P: 7	R: 2 E: 0 K: 1 S: 6	H: 2 LOB: 2 BB: 2 P: 15	R: 0 E: 0 K: 0 S: 3	H: 0 LOB: 0 BB: 0 P: 3	R: 0 E: 0 K: 0 S: 3	H: 0 LOB: 0 BB: 0 P: 3	R: 4 E: 1 K: 1 S: 9	H: 3 LOB: 1 BB: 1 P: 13	1B: 5 2B: 2 3B: 0 HR: 0	SF: 1 SAC: 0 DP: 0 HBP: 0	WP: 0 PB: 0 SB: 0 CS: 0	PA: 37	
PITCHER	IP	WLS	BF	H	R	ER	SO	BB	IBB	HBP	BLK	WP	HR	S	P	ERA	WHIP				
Jim Beattie, R ERA: 3.05	8.1	L	31	5	3	3	6	2	0	0	0	0	0	41	49	3.24	0.840				
Ed Vande Berg, L ERA: 2.97	0.0		1	0	0	0	0	0	1	0	0	0	0	0	4	∞	∞				
Mike Stanton, R ERA: 2.8	0.2		5	2	3	3	0	0	0	0	0	0	0	5	5	40.50	3.000				

Detroit Tigers @ Seattle Mariners
The Kingdome, Seattle, WA
Fri Aug 27 1982, 10:05 PM EDT
Att: 8,986 - Unknown

AB 33
R 6
H 7
RBI 5
BB 3
SO 6
LOB 10



Batter	1	2	3	4	5	6	7	8	9	AB	R	H	RBI	BB	SO	LOB	BOTTOM				
Joe Simpson, L OBP: 0.328, SLG: 0.379	K							6-3		4	1	1	0	0	1	1					
Dave Edler, R OBP: 0.361, SLG: 0.407			4-3							0	0	0	0	0	0	0					
Manny Castillo, S OBP: 0.305, SLG: 0.345	6-3									4	0	2	1	0	1	1					
Al Cowens, R OBP: 0.327, SLG: 0.479	K									4	0	0	0	0	2	2					
Gary Gray, R OBP: 0.335, SLG: 0.368								6-3		4	0	1	0	0	1	2					
Dave Revering, L OBP: 0.292, SLG: 0.358										3	0	0	0	1	1	1					
Rick Sweet, S OBP: 0.309, SLG: 0.323										3	0	0	0	0	0	2					
Dave Henderson, R OBP: 0.334, SLG: 0.443										3	0	0	0	0	0	1					
Paul Serna, R OBP: 0.228, SLG: 0.276										2	0	0	0	0	1	0					
John Moses, S OBP: 1.000, SLG: 1.000										1	0	1	0	0	0	0					
Julio Cruz, S OBP: 0.305, SLG: 0.298										3	0	0	0	0	2	1					
Inning Stats	R: 0 E: 0 K: 2 S: 7	H: 1 LOB: 1 BB: 1 P: 7	R: 0 E: 0 K: 0 S: 3	H: 0 LOB: 0 BB: 0 P: 7	R: 0 E: 0 K: 2 S: 8	H: 1 LOB: 1 BB: 0 P: 8	R: 0 E: 0 K: 0 S: 3	H: 0 LOB: 0 BB: 0 P: 3	R: 1 E: 0 K: 1 S: 7	H: 2 LOB: 1 BB: 0 P: 7	R: 0 E: 0 K: 0 S: 3	H: 0 LOB: 0 BB: 0 P: 3	R: 0 E: 0 K: 2 S: 8	H: 1 LOB: 1 BB: 0 P: 8	R: 0 E: 0 K: 0 S: 3	H: 0 LOB: 0 BB: 0 P: 3	1B: 4 2B: 1 3B: 0 HR: 0	SF: 0 SAC: 0 DP: 1 HBP: 0	WP: 0 PB: 0 SB: 1 CS: 0	PA: 32	
PITCHER	IP	WLS	BF	H	R	ER	SO	BB	IBB	HBP	BLK	WP	HR	S	P	ERA	WHIP				
Milt Wilcox, R ERA: 3.83	7.0	W	25	4	1	1	7	1	0	0	0	0	0	11	11	0.00	0.500				
Dave Tobik, R ERA: 2.69	2.0	S	7	1	0	0	2	0	0	0	0	0	0	11	11	0.00	0.500				

Detroit Tigers @ Seattle Mariners
The Kingdome, Seattle, WA
Fri Aug 27 1982, 10:05 PM EDT
Att: 8,986 - Unknown

AB 31
R 1
H 5
RBI 1
BB 1
SO 9
LOB 11



Batter	1	2	3	4	5	6	7	8	9	AB	R	H	RBI	BB	SO	LOB	TOP					
Lou Whitaker, L OBP: 0.338, SLG: 0.430	3-1	3-1		6-3		CS	WP		FC2-6	5	0	1	0	0	0	4						
Glenn Wilson, R OBP: 0.360, SLG: 0.534	1B			1B		6-3	F8		1-3	5	1	3	0	0	0	1						
Larry Hemdon, R OBP: 0.326, SLG: 0.484	K			F8		6-3	F9		1-3	5	0	0	0	0	1	5						
Lance Parrish, R OBP: 0.346, SLG: 0.531	1B			F7		5-3	6-3		6-3	5	0	1	1	0	0	4						
John Wockenfuss, R OBP: 0.372, SLG: 0.394	1-2			K2-3			1B		F3	4	0	2	0	0	1	1						
Chet Lemon, R OBP: 0.356, SLG: 0.406	6-3					K	1B		F6	4	1	1	0	0	1	2						
Enos Cabell, R OBP: 0.285, SLG: 0.328				1-3		HBP	1B			3	1	2	0	0	0	0						
Tom Brookens, R OBP: 0.301, SLG: 0.376				K		K	1B		F8	4	0	1	1	0	2	2						
Alan Trammell, R OBP: 0.314, SLG: 0.369							FC4-6		FC2-6	3	0	2	0	1	0	1						
Inning Stats	R: 1 E: 0 K: 1 S: 8	H: 3 LOB: 2 BB: 0 P: 8	R: 0 E: 0 K: 1 S: 6	H: 1 LOB: 1 BB: 0 P: 6	R: 0 E: 0 K: 1 S: 6	H: 1 LOB: 1 BB: 0 P: 6	R: 0 E: 0 K: 2 S: 7	H: 0 LOB: 2 BB: 1 P: 12	R: 0 E: 0 K: 0 S: 3	H: 0 LOB: 0 BB: 0 P: 3	R: 2 E: 1 K: 0 S: 5	H: 4 LOB: 0 BB: 0 P: 5	R: 0 E: 0 K: 0 S: 4	H: 1 LOB: 1 BB: 0 P: 4	R: 0 E: 0 K: 0 S: 4	H: 1 LOB: 2 BB: 0 P: 5	R: 0 E: 0 K: 0 S: 5	H: 2 LOB: 2 BB: 0 P: 5	1B: 11 2B: 2 3B: 0 HR: 0	SF: 0 SAC: 0 DP: 0 HBP: 1	WP: 1 PB: 0 SB: 2 CS: 1	PA: 41
PITCHER	IP	WLS	BF	H	R	ER	SO	BB	IBB	HBP	BLK	WP	HR	S	P	ERA	WHIP					
Floyd Bannister, L ERA: 3.38	(1, 1)	7.1	32	10	3	2	5	1	0	1	0	1	0	40	45	2.46	1.500					
Mike Stanton, R ERA: 2.77	(8, 1)	0.2	4	2	0	0	0	0	0	0	0	0	0	4	4	0.00	3.000					
Bryan Clark, L ERA: 2.98	(9, 1)	0.1	2	1	0	0	0	0	0	0	0	0	0	2	2	0.00	3.000					
Ron Musselman, R ERA:	(9, 1)	0.2	W	2	0	0	0	0	0	0	0	0	0	2	2	0.00	0.000					

Detroit Tigers @ Seattle Mariners
The Kingdome, Seattle, WA
Sat Aug 28 1982, 10:05 PM EDT
Att: 10,120 - Unknown

AB 38
R 3
H 13
RBI 2
BB 1
SO 5
LOB 20



Batter	1	2	3	4	5	6	7	8	9	AB	R	H	RBI	BB	SO	LOB	BOTTOM				
Joe Simpson, L OBP: 0.328, SLG: 0.378	L4-3					6-3			WP	3	0	1	0	0	0	1					
John Moses, S OBP: 0.500, SLG: 0.500	1B									2	0	0	0	0	0	2					
Manny Castillo, S OBP: 0.302, SLG: 0.341	L4-3					F7			3-H	4	0	0	0	0	0	1					
Al Cowens, R OBP: 0.325, SLG: 0.475	E4					F8			F8	4	0	0	0	0	1	0					
Richie Zisk, R OBP: 0.361, SLG: 0.483	FC6-4					K			F3	4	0	0	0	0	1	1					
Dave Revering, L OBP: 0.300, SLG: 0.371										3	1	3	0	0	0	0					
Gary Gray, R OBP: 0.337, SLG: 0.379										1	1	1	0	0	0	0					
Jim Essian, R OBP: 0.310, SLG: 0.407	F8					K				4	1	1	3	0	1	2					
Dave Henderson, R OBP: 0.340, SLG: 0.449	FC5-4									3	1	2	0	1	0	1					
Todd Cruz, R OBP: 0.244, SLG: 0.368	K2-3									2	0	0	0	0	1	2					
Julio Cruz, S OBP: 0.303, SLG: 0.297										2	0	0	0	0	1	1					
Bruce Bochte, L OBP: 0.379, SLG: 0.390										1	0	0	0	0	1	2					
Paul Serna, R OBP: 0.228, SLG: 0.276										0	0	0	0	0	0	0					
Rick Sweet, S OBP: 0.308, SLG: 0.322										1	0	0	0	0	0	1					
Inning Stats	R: 0 E: 1 K: 0 S: 4	H: 1 LOB: 1 BB: 0 P: 4	R: 0 E: 0 K: 1 S: 6	H: 1 LOB: 0 BB: 0 P: 6	R: 0 E: 0 K: 2 S: 8	H: 1 LOB: 1 BB: 0 P: 8	R: 0 E: 0 K: 1 S: 6	H: 1 LOB: 1 BB: 0 P: 6	R: 0 E: 0 K: 1 S: 5	H: 0 LOB: 0 BB: 0 P: 5	R: 1 E: 2 K: 1 S: 7	H: 1 LOB: 2 BB: 1 P: 11	R: 0 E: 0 K: 0 S: 3	H: 0 LOB: 0 BB: 0 P: 3	R: 3 E: 0 K: 0 S: 5	H: 3 LOB: 0 BB: 0 P: 5	1B: 4 2B: 3 3B: 1 HR: 1	SF: 0 SAC: 2 DP: 1 HBP: 0	WP: 1 PB: 0 SB: 0 CS: 0	PA: 37	
PITCHER	IP	WLS	BF	H	R	ER	SO	BB	IBB	HBP	BLK	WP	HR	S	P	ERA	WHIP				
Dan Petry, R ERA: 2.99	(1, 1)	6.0	23	5	1	0	5	1	0	0	0	0	0	2	6	0.00	0.833				
Larry Pashnick, R ERA: 3.69	(7, 1)	0.1	3	0	0	0	0	1	0	0	0	0	0	2	6	0.00	3.000				
Pat Underwood, L ERA: 4.76	(7, 1)	1.2	7	2	2	2	1	0	0	0	0	0	1	9	9	10.80	1.200				
Dave Tobik, R ERA: 2.77	(9, 1)	0.2	L	4	1	1	1	0	0	0	0	1	0	3	3	13.50	1.500				

Detroit Tigers @ Seattle Mariners
The Kingdome, Seattle, WA
Sat Aug 28 1982, 10:05 PM EDT
Att: 10,120 - Unknown

AB 34
R 4
H 8
RBI 3
BB 1
SO 6
LOB 14



Batter	1	2	3	4	5	6	7	8	9	AB	R	H	RBI	BB	SO	LOB	TOP										
Lou Whitaker, L (1.4)	F2		4-3		G3		K		G3 SH1-4 BB	4	1	0	0	1	1	3	Detroit Tigers @ Seattle Mariners The Kingdome, Seattle, WA Sun Aug 29 1982, 10:05 PM EDT Att: 8,998 - Unknown										
Glenn Wilson, R (1.8)	F7			1B SF9	1-3		1-3		SH1-4	4	1	1	1	0	0	1											
Larry Hemdon, R (1.7)	5-3			1B			E1		G3	4	1	2	0	1	0	1											
Lance Parrish, R (1.2)		K		SF9			F7			4	1	2	2	0	1	1											
Jerry Turner, L (1.10)				F6			F8		K	5	0	2	0	0	1	2											
Howard Johnson, S (1.9)				FC4-6 BB						3	1	2	2	1	1	0											
Lynn Jones, R (8.9)		K								0	0	0	0	0	0	0											
Rick Leach, L (1.3)				FC4-6						2	0	1	0	0	0	2											
Enos Cabell, R (6. PH)										2	0	1	1	0	0	2											
Tom Brookens, R (1.5)			6-3		K		L4		F8	4	0	0	0	0	1	4											
Alan Trammell, R (1.6)			F9		G3 S BB				F9	2	1	0	0	2	0	2											
Inning Stats	R: 0 E: 0 K: 0 S: 3	H: 0 LOB: 0 BB: 0 P: 3	R: 0 E: 0 K: 2 S: 7	H: 1 LOB: 0 BB: 0 P: 7	R: 0 E: 0 K: 0 S: 4	H: 1 LOB: 1 BB: 0 P: 4	R: 1 E: 0 K: 0 S: 5	H: 2 LOB: 2 BB: 1 P: 9	R: 0 E: 0 K: 1 S: 5	H: 0 LOB: 1 BB: 1 P: 9	R: 2 E: 0 K: 0 S: 5	H: 3 LOB: 1 BB: 1 P: 9	R: 1 E: 0 K: 1 S: 6	H: 1 LOB: 1 BB: 1 P: 10	R: 1 E: 0 K: 0 S: 5	H: 2 LOB: 1 BB: 0 P: 5	R: 1 E: 0 K: 1 S: 6	H: 1 LOB: 1 BB: 1 P: 10	1B: 9 2B: 1 HR: 1	SF: 1 SAC: 1 DP: 0 HBP: 0	WP: 0 PB: 0 SB: 2 CS: 1	PA: 41					
PITCHER	IP	WLS	BF	H	R	ER	SO	BB	IBB	HBP	BLK	WP	HR	S	P	ERA	WHIP										
Gaylord Perry, R (1.1)	5.0	L	24	7	3	3	3	3	0	0	0	0	0	27	39	5.40	2.000										
Bryan Clark, L (6.1)	0.1		1	0	0	0	0	0	0	0	0	0	0	1	1	0.00	0.000										
Ron Musselman, R (6.1)	2.0		9	3	2	1	1	1	0	0	0	0	1	10	14	4.50	2.000										
Ed Vande Berg, L (8.1)	1.0		4	0	1	1	0	1	0	0	0	0	0	3	7	9.00	1.000										
Bill Caudill, R (9.1)	0.2		3	1	0	0	1	0	0	0	0	0	0	5	5	0.00	1.500										

Batter	1	2	3	4	5	6	7	8	9	AB	R	H	RBI	BB	SO	LOB	BOTTOM										
Joe Simpson, L (1.7)	F7		K		G3		F7			4	0	0	0	0	1	1	Detroit Tigers @ Seattle Mariners The Kingdome, Seattle, WA Sun Aug 29 1982, 10:05 PM EDT Att: 8,998 - Unknown										
Manny Castillo, S (1.5)	5-3		4-3		SF9		F7			3	0	0	1	0	0	0											
Al Cowens, R (1.9)	5-3			2B			F7		K	4	0	1	0	0	1	0											
Richie Zisk, R (1.10)			4-3						6-3	3	0	1	0	1	0	1											
Dave Revering, L (1.3)					K				F9	2	0	0	0	2	1	0											
Rick Sweet, S (1.2)									G3	4	1	2	1	0	0	2											
Dave Henderson, R (1.8)					4-3				F8	3	0	0	0	1	1	2											
Todd Cruz, R (1.6)					F7				K	3	0	0	0	1	1	3											
Julio Cruz, S (1.4)									1-3	3	1	0	0	1	0	6											
Inning Stats	R: 0 E: 0 K: 0 S: 3	H: 0 LOB: 0 BB: 0 P: 3	R: 0 E: 0 K: 0 S: 3	H: 1 LOB: 3 BB: 3 P: 15	R: 0 E: 0 K: 1 S: 6	H: 1 LOB: 1 BB: 0 P: 6	R: 1 E: 0 K: 1 S: 6	H: 1 LOB: 0 BB: 0 P: 6	R: 1 E: 0 K: 0 S: 3	H: 0 LOB: 0 BB: 1 P: 7	R: 0 E: 0 K: 1 S: 6	H: 1 LOB: 2 BB: 2 P: 14	R: 0 E: 0 K: 1 S: 5	H: 0 LOB: 0 BB: 0 P: 5	R: 0 E: 0 K: 0 S: 3	H: 0 LOB: 0 BB: 0 P: 3		R: 0 E: 0 K: 1 S: 5	H: 0 LOB: 0 BB: 0 P: 5	1B: 1 2B: 2 HR: 1	SF: 1 SAC: 0 DP: 0 HBP: 0	WP: 1 PB: 0 SB: 1 CS: 0	PA: 36				
PITCHER	IP	WLS	BF	H	R	ER	SO	BB	IBB	HBP	BLK	WP	HR	S	P	ERA	WHIP										
Jerry Ujdur, R (1.1)	9.0	W	36	4	2	2	5	5	1	0	0	1	1	40	64	2.00	1.000										

Batter	1	2	3	4	5	6	7	8	9	10	AB	R	H	RBI	BB	SO	LOB
Joe Simpson, L OBP: 0.324, SLG: 0.369 (1, 8)	0-0 3-1		0-0 9-2		4-0 BB		0-0 1-2 2-3 1B		0-3 K		4	0	1	0	1	1	2
Manny Castillo, S OBP: 0.298, SLG: 0.337 (1, 5)	0-0 4-3			0-0 6-3	0-0 F9		0-3 K		0-0 1B		5	0	1	0	0	1	5
Bruce Bochte, L OBP: 0.377, SLG: 0.388 Dave Henderson, R OBP: 0.339, SLG: 0.444 (1, 7) (9, 7)	0-0 4-3			0-0 G3 BB 1B		0-0 F6	0-0 4-3		0-0 F6		5	0	1	0	0	0	4
Richie Zisk, R OBP: 0.301, SLG: 0.485 Dave Edler, R OBP: 0.355, SLG: 0.400 (1, 10) (8, PR)		0-3 K		4-0 G3 BB		0-0 6-3		0-0 1B 5-3 2B		0-3 K	3	0	1	0	1	1	0
Al Cowens, R OBP: 0.323, SLG: 0.473 (1, 9)		0-3 K		0-0 G3		0-0 E6		0-0 3-1 2-3 1B		0-0 F9	5	1	1	0	0	1	2
Dave Revoring, L OBP: 0.311, SLG: 0.362 John Moses, S OBP: 0.500, SLG: 0.500 Gary Gray, R OBP: 0.337, SLG: 0.379 (1, 3) (10, PR) (10, 3)		0-3 K		0-0 4-3		0-0 K		0-0 5-3		0-0 1B E BB	4	0	0	1	1	2	5
Jim Essian, R OBP: 0.311, SLG: 0.405 Rick Sweet, S OBP: 0.313, SLG: 0.341 (1, 2) (8, PH) (8, 2)			0-0 SH5-4 1B 9-2 1B		0-0 1-3		0-0 F8	0-0 3-1		0-0 E8 1B	3	0	1	0	0	0	0
Todd Cruz, R OBP: 0.248, SLG: 0.368 (1, 6)			0-0 SH5-4 1B 1-2 1B		0-3 K		0-0 1B 1B	0-0 CS 1B		0-0 F7	5	0	3	1	0	1	2
Julio Cruz, S OBP: 0.305, SLG: 0.297 (1, 4)			0-0 SH5-4 1-2 2-3 1B		0-0 E S 1B		0-0 1B 1-2 1B	0-0 CS 1-2 1B	0-0 F8		3	0	2	0	0	0	0

Inning Stats	R: 0	H: 0	R: 0	H: 0	R: 0	H: 2	R: 0	H: 1	R: 0	H: 1	R: 0	H: 0	R: 0	H: 3	R: 2	H: 3	R: 0	H: 1	R: 1	H: 1	1B: 11	SF: 0	WP: 0	PA: 45
	E: 0	LOB: 0	E: 0	LOB: 0	E: 0	LOB: 1	E: 0	LOB: 2	E: 0	LOB: 2	E: 0	LOB: 3	E: 0	LOB: 1	E: 0	LOB: 1	E: 0	LOB: 1	E: 1	LOB: 2	2B: 2	SAC: 1	PB: 0	
	K: 0	BB: 0	K: 3	BB: 0	K: 0	BB: 0	K: 0	BB: 1	K: 1	BB: 1	K: 1	BB: 0	K: 0	BB: 0	K: 0	BB: 0	K: 1	BB: 0	K: 1	BB: 1	3B: 0	DP: 1	SB: 2	
	S: 3	P: 3	S: 9	P: 9	S: 4	P: 4	S: 4	P: 8	S: 6	P: 10	S: 6	P: 6	S: 8	P: 8	S: 5	P: 5	S: 6	P: 6	S: 6	P: 10	HR: 0	HBP: 0	CS: 1	


Batter	1	2	3	4	5	6	7	8	9	10	AB	R	H	RBI	BB	SO	LOB
Paul Molitor, R OBP: 0.365, SLG: 0.431 (1, 5)	0-0 S 1B		0-0 F2		0-0 F9			0-3 K		0-0 5-3	5	0	1	0	0	1	1
Robin Yount, R OBP: 0.368, SLG: 0.581 (1, 6)	0-0 F7		0-0 1-3		0-0 F8		0-0 1B BB				3	0	0	0	1	0	2
Cecil Cooper, L OBP: 0.347, SLG: 0.535 (1, 3)	0-0 F8			0-0 HR 1B		0-0 F7		0-0 1-3 1B			4	1	2	0	0	0	1
Ted Simmons, S OBP: 0.309, SLG: 0.453 (1, 2)	0-0 F3			0-0 F7		0-0 F8		0-0 F9			4	0	0	0	0	0	4
Ben Oglivie, L OBP: 0.325, SLG: 0.439 (1, 7)		0-0 F6		0-0 HR		0-0 L3			0-0 F4		4	1	1	2	0	0	0
Gorman Thomas, R OBP: 0.356, SLG: 0.541 (1, 8)		0-3 K		0-0 E3 1B			0-0 F8		0-0 F8		4	0	0	0	0	1	0
Roy Howell, L OBP: 0.317, SLG: 0.368 Don Money, R OBP: 0.362, SLG: 0.515 (1, 10) (9, PH)		0-0 F5		0-0 G4-6-3 1B			0-3 K		0-0 F4		3	0	1	0	0	1	0
Charlie Moore, R OBP: 0.283, SLG: 0.334 (1, 9)			0-0 1-3		0-0 G4-6-3 1-2		0-3 K			0-0 F9	4	0	0	0	0	1	2
Jim Gantner, L OBP: 0.336, SLG: 0.377 Mark Brouhard, R OBP: 0.339, SLG: 0.388 (1, 4) (10, PH)			0-0 WP 1B			0-3 K		0-0 L3		0-0 F8	3	0	1	0	0	1	0

Inning Stats	R: 0	H: 1	R: 0	H: 0	R: 0	H: 1	R: 2	H: 3	R: 0	H: 0	R: 0	H: 0	R: 0	H: 1	R: 0	H: 0	R: 0	H: 0	R: 0	H: 0	1B: 5	SF: 0	WP: 1	PA: 37
	E: 0	LOB: 1	E: 0	LOB: 0	E: 0	LOB: 1	E: 1	LOB: 1	E: 0	LOB: 0	E: 0	LOB: 0	E: 0	LOB: 2	E: 0	LOB: 0	E: 0	LOB: 0	E: 0	LOB: 0	2B: 0	SAC: 0	PB: 0	
	K: 0	BB: 0	K: 1	BB: 0	K: 0	BB: 0	K: 0	BB: 0	K: 1	BB: 0	K: 0	BB: 0	K: 0	BB: 0	K: 0	BB: 0	K: 0	BB: 0	K: 0	BB: 0	3B: 0	DP: 1	SB: 1	
	S: 4	P: 4	S: 5	P: 5	S: 4	P: 4	S: 6	P: 6	S: 5	P: 5	S: 3	P: 3	S: 7	P: 7	S: 6	P: 6	S: 3	P: 3	S: 3	P: 3	HR: 1	HBP: 0	CS: 0	

PITCHER	IP	WLS	BF	H	R	ER	SO	BB	IBB	HBP	BLK	WP	HR	S	P	ERA	WHIP
Bob Stoddard, R ERA: 2.55 (1, 1)	7.2	2	29	5	2	2	5	1	0	0	0	1	1	38	42	2.35	0.783
Ed Vande Berg, L ERA: 2.95 (8, 1)	2.1	W	8	1	0	0	0	0	0	0	0	0	0	8	8	0.00	0.429


Seattle Mariners @ Milwaukee Brewers
Milwaukee County Stadium, Milwaukee, WI
 Mon Aug 30 1982, 8:05 PM EDT
 Att: 13,008 - Unknown

AB 40
 R 3
 H 12
 RBI 2
 BB 3
 SO 8
 LOB 21



Seattle Mariners @ Milwaukee Brewers
Milwaukee County Stadium, Milwaukee, WI
 Mon Aug 30 1982, 8:05 PM EDT
 Att: 13,008 - Unknown

AB 36
 R 2
 H 6
 RBI 2
 BB 1
 SO 5
 LOB 10




Batter	1	2	3	4	5	6	7	8	9	AB	R	H	RBI	BB	SO	LOB	TOP										
Julio Cruz, S OBP: 0.305, SLG: 0.297 (1,4)	0-0 4-3	0-0 4-3					0-0 5-3			4	0	1	0	0	0	2	Seattle Mariners @ Milwaukee Brewers Milwaukee County Stadium, Milwaukee, WI Tue Aug 31 1982, 8:05 PM EDT Att: 8,631 - Unknown livebaseballscorecards.com										
Dave Edler, R OBP: 0.348, SLG: 0.390 (1,5)	0-0 FC3-6 1B		0-0 4-3			0-0 L4		0-3 K		4	0	1	0	0	1	1											
Bruce Bochte, L OBP: 0.374, SLG: 0.384 (1,7)	0-0 FC3-6 1-2		0-0 6-3			0-3 K		0-0 F7		4	0	0	0	0	1	1											
Richie Zisk, R OBP: 0.360, SLG: 0.481 (1,10)	0-0 4-3		0-3 K			0-0 F7		0-0 F9		4	0	0	0	0	1	1											
Al Cowens, R OBP: 0.322, SLG: 0.473 (1,9)		0-0 5-3			0-0 F4			0-0 F8		4	0	1	0	0	0	0											
Gary Gray, R OBP: 0.332, SLG: 0.373 (1,3)		0-0 1-3			0-0 6-3		0-0 5-3		0-3 K	4	0	0	0	0	1	1											
Dave Henderson, R OBP: 0.341, SLG: 0.449 (1,8)		0-0 1B 1B			0-0 F8			0-0 4-1		4	2	2	0	0	0	0											
Jim Essian, R OBP: 0.320, SLG: 0.412 (1,2)		0-0 1B 1-2 1B			0-0 5-3		0-0 G6-4-3 2H 1B			3	0	2	1	0	0	0											
Todd Cruz, R OBP: 0.249, SLG: 0.368 (1,6)		0-0 1-3 2H 1B			0-3 K		0-0 G6-4-3 1-2			3	0	1	1	0	1	1											
Inning Stats	R: 0 E: 0 K: 0 S: 4	H: 1 LOB: 1 BB: 0 P: 4	R: 1 E: 0 K: 0 S: 6	H: 3 LOB: 2 BB: 0 P: 6	R: 0 E: 0 K: 1 S: 5	H: 0 LOB: 0 BB: 0 P: 5	R: 0 E: 0 K: 0 S: 3	H: 0 LOB: 0 BB: 0 P: 3	R: 0 E: 0 K: 1 S: 6	H: 1 LOB: 1 BB: 0 P: 6	R: 1 E: 0 K: 0 S: 4	H: 2 LOB: 0 BB: 0 P: 4	R: 0 E: 0 K: 1 S: 5	H: 0 LOB: 0 BB: 0 P: 5	R: 0 E: 0 K: 1 S: 5	H: 0 LOB: 0 BB: 0 P: 5	1B: 6 2B: 2 3B: 0 HR: 0	SF: 0 SAC: 0 DP: 1 HBP: 0	WP: 0 PB: 0 SB: 0 CS: 0	PA: 34							
PITCHER	IP	WLS	BF	H	R	ER	SO	BB	IBB	HBP	BLK	WP	HR	S	P	ERA	WHIP										
Mike Caldwell, L ERA: 4.02 (1,1)	7.0	W	28	8	2	2	3	0	0	0	0	0	0	34	34	2.57	1.143										
Rollie Fingers, R ERA: 2.94 (8,1)	1.0		3	0	0	0	1	0	0	0	0	0	0	5	5	0.00	0.000										
Dwight Bernard, R ERA: 2.94 (9,1)	1.0		3	0	0	0	1	0	0	0	0	0	0	5	5	0.00	0.000										

Batter	1	2	3	4	5	6	7	8	9	AB	R	H	RBI	BB	SO	LOB	BOTTOM										
Paul Moltitor, R OBP: 0.363, SLG: 0.429 (1,5)	0-0 4-3 1B 1B		0-0 F7	0-0 F9		0-0 5-3	0-0 F9			5	1	1	0	0	0	1	Seattle Mariners @ Milwaukee Brewers Milwaukee County Stadium, Milwaukee, WI Tue Aug 31 1982, 8:05 PM EDT Att: 8,631 - Unknown livebaseballscorecards.com										
Robin Yount, R OBP: 0.371, SLG: 0.582 (1,6)	0-0 4-3 1-2		0-0 4-3 1B 2B	4-0 S BB		4-0 BB		0-0 F3		3	1	1	0	2	0	1											
Cecil Cooper, L OBP: 0.346, SLG: 0.531 (1,3)	0-0 4-3		0-0 4-3 2-3	4-0 G6-4-3 BB		0-0 6-3		0-3 K		4	0	0	0	1	1	3											
Ted Simmons, S OBP: 0.312, SLG: 0.455 (1,2)	0-0 FC6-4 2H 1B		0-0 E BB E 1B	0-0 G6-4-3 1-2		0-0 3-4-1 HR 1B		0-0 F8		5	2	3	2	0	0	2											
Gorman Thomas, R OBP: 0.357, SLG: 0.539 (1,8)	0-0 FC6-4 1-2		4-0 E E 1B BB		4-0 FC1-6 BB		0-3 K			2	1	0	0	2	1	2											
Ben Oglivie, L OBP: 0.323, SLG: 0.436 (1,7)		0-0 F8	0-0 E3 1B		0-0 FC1-6 1-2		0-0 3-4-1		1-2	4	1	0	0	0	0	4											
Don Money, R OBP: 0.364, SLG: 0.528 (1,10)		0-0 E7 1B	0-0 E6 1B		0-3 K		0-0 HR			4	1	2	2	0	1	3											
Charlie Moore, R OBP: 0.285, SLG: 0.339 (1,9)		0-0 6-3	0-0 FC5-4 1B		0-0 4-3		0-0 2B 2B			4	1	2	2	0	0	2											
Jim Gantner, L OBP: 0.335, SLG: 0.379 (1,4)		0-0 1-3	0-0 FC5-4 1-2		0-0 F6		0-0 2B			4	0	1	1	0	0	3											
Inning Stats	R: 1 E: 0 K: 0 S: 5	H: 2 LOB: 1 BB: 0 P: 5	R: 0 E: 1 K: 0 S: 4	H: 1 LOB: 1 BB: 0 P: 4	R: 4 E: 2 K: 0 S: 8	H: 3 LOB: 2 BB: 1 P: 12	R: 0 E: 0 K: 0 S: 2	H: 0 LOB: 1 BB: 2 P: 10	R: 0 E: 0 K: 1 S: 5	H: 0 LOB: 1 BB: 1 P: 9	R: 0 E: 0 K: 0 S: 3	H: 0 LOB: 1 BB: 1 P: 7	R: 3 E: 0 K: 1 S: 9	H: 4 LOB: 1 BB: 0 P: 9	R: 0 E: 0 K: 1 S: 5	H: 0 LOB: 0 BB: 0 P: 5	1B: 6 2B: 3 3B: 0 HR: 1	SF: 0 SAC: 0 DP: 1 HBP: 0	WP: 0 PB: 0 SB: 1 CS: 0	PA: 40							
PITCHER	IP	WLS	BF	H	R	ER	SO	BB	IBB	HBP	BLK	WP	HR	S	P	ERA	WHIP										
Bryan Clark, L ERA: 3.14 (1,1)	6.2	L	34	8	7	4	2	5	0	0	0	0	0	33	53	5.40	1.950										
Ron Musselman, R ERA: 2.97 (7,1)	1.1		6	2	1	1	1	0	0	0	0	0	0	8	8	6.75	1.500										

Batter	1	2	3	4	5	6	7	8	9	AB	R	H	RBI	BB	SO	LOB	TOP																					
Joe Simpson, L OBP: 0.325, SLG: 0.370										5	0	2	1	0	0	1																						
Manny Castillo, S OBP: 0.296, SLG: 0.336										4	1	1	0	0	0	1																						
Bruce Bochte, L OBP: 0.373, SLG: 0.382										3	0	0	0	1	1																							
Richie Zisk, R OBP: 0.361, SLG: 0.478										2	1	0	0	2	1																							
Al Cowens, R OBP: 0.324, SLG: 0.476										3	0	1	2	1	2	1																						
Dave Revering, L OBP: 0.297, SLG: 0.356										4	0	0	0	0	2	4																						
Rick Sweet, S OBP: 0.312, SLG: 0.336										3	0	0	0	1	0	0																						
Todd Cruz, R OBP: 0.246, SLG: 0.364										4	0	0	0	0	0	1																						
Julio Cruz, S OBP: 0.308, SLG: 0.305										4	1	3	0	0	1	0																						
Inning Stats	R: 2 E: 0 K: 1 S: 7	H: 2 LOB: 1 BB: 1 P: 11	R: 0 E: 0 K: 1 S: 5	H: 0 LOB: 0 BB: 0 P: 5	R: 0 E: 0 K: 1 S: 5	H: 0 LOB: 1 BB: 1 P: 9	R: 0 E: 0 K: 2 S: 7	H: 0 LOB: 0 BB: 0 P: 7	R: 1 E: 0 K: 0 S: 4	H: 2 LOB: 0 BB: 0 P: 4	R: 0 E: 0 K: 0 S: 3	H: 1 LOB: 1 BB: 1 P: 7	R: 0 E: 1 K: 0 S: 4	H: 0 LOB: 2 BB: 1 P: 8	R: 0 E: 0 K: 0 S: 4	H: 2 LOB: 2 BB: 0 P: 4	1B: 5 2B: 0 3B: 2 HR: 0	SF: 0 SAC: 0 DP: 1 HBP: 0	WP: 1 PB: 0 SB: 0 CS: 1	PA: 37																		
PITCHER	IP	WLS	BF	H	R	ER	SO	BB	IBB	HBP	BLK	WP	HR	S	P	ERA	WHIP	PITCHER			IP	WLS	BF	H	R	ER	SO	BB	IBB	HBP	BLK	WP	HR	S	P	ERA	WHIP	
Doc Medich, R ERA: 4.65	(1, 1)	8.0	W	33	5	3	3	7	5	0	0	0	1	0	42	62	3.38	1.250																				
Jim Slaton, R ERA: 3.26	(9, 1)	1.0		4	2	0	0	0	0	0	0	0	0	0	4	4	0.00	2.000																				

Seattle Mariners @ Milwaukee Brewers
Milwaukee County Stadium, Milwaukee, WI
Wed Sep 01 1982, 8:05 PM EDT
Att: 10,762 - Unknown


AB 32
R 3
H 7
RBI 3
BB 5
SO 7
LOB 10



Batter	1	2	3	4	5	6	7	8	9	AB	R	H	RBI	BB	SO	LOB	BOTTOM																						
Paul Molitor, R OBP: 0.367, SLG: 0.437										2	2	2	2	2	0	0																							
Robin Yount, R OBP: 0.370, SLG: 0.580										3	1	1	2	0	1	1																							
Cecil Cooper, L OBP: 0.347, SLG: 0.535										3	1	1	2	1	1	1																							
Ted Simmons, S OBP: 0.310, SLG: 0.450										4	0	0	0	0	1	1																							
Ben Oglivie, L OBP: 0.323, SLG: 0.433										3	1	0	0	0	0	0																							
Gorman Thomas, R OBP: 0.395, SLG: 0.534										4	0	0	0	0	2	1																							
Roy Howell, L OBP: 0.321, SLG: 0.381										3	1	2	1	0	0	0																							
Charlie Moore, R OBP: 0.283, SLG: 0.336										3	0	0	0	0	2																								
Jim Gantner, L OBP: 0.335, SLG: 0.381										3	1	1	0	0	1	2																							
Inning Stats	R: 3 E: 1 K: 1 S: 7	H: 2 LOB: 0 BB: 1 P: 11	R: 2 E: 0 K: 0 S: 5	H: 2 LOB: 0 BB: 0 P: 5	R: 0 E: 0 K: 1 S: 5	H: 0 LOB: 0 BB: 0 P: 5	R: 0 E: 0 K: 1 S: 5	H: 0 LOB: 0 BB: 0 P: 5	R: 1 E: 0 K: 0 S: 4	H: 2 LOB: 1 BB: 1 P: 8	R: 1 E: 0 K: 1 S: 6	H: 1 LOB: 1 BB: 0 P: 7	R: 0 E: 0 K: 1 S: 4	H: 0 LOB: 0 BB: 1 P: 8	R: 0 E: 0 K: 1 S: 5	H: 0 LOB: 0 BB: 0 P: 5	1B: 2 2B: 4 3B: 0 HR: 2	SF: 1 SAC: 0 DP: 1 HBP: 1	WP: 0 PB: 0 SB: 0 CS: 1	PA: 34																			
PITCHER	IP	WLS	BF	H	R	ER	SO	BB	IBB	HBP	BLK	WP	HR	S	P	ERA	WHIP	PITCHER			IP	WLS	BF	H	R	ER	SO	BB	IBB	HBP	BLK	WP	HR	S	P	ERA	WHIP		
Mike Stanton, R ERA: 3.39	(1, 1)	4.2	L	21	6	6	3	3	2	0	0	0	0	0	25	33	11.57	1.714																					
Larry Andersen, R ERA: 5.77	(5, 1)	1.0		5	1	1	1	0	0	0	1	0	0	0	4	5	9.00	1.000																					
Ed Vande Berg, L ERA: 2.89	(6, 1)	1.1		4	0	0	0	2	1	0	0	0	0	0	7	11	0.00	0.750																					
Bill Caudill, R ERA: 2.09	(8, 1)	1.0		3	0	0	0	1	0	0	0	0	0	0	5	5	0.00	0.000																					

Seattle Mariners @ Milwaukee Brewers
Milwaukee County Stadium, Milwaukee, WI
Wed Sep 01 1982, 8:05 PM EDT
Att: 10,762 - Unknown

AB 28
R 7
H 7
RBI 7
BB 3
SO 6
LOB 8




Batter	1	2	3	4	5	6	7	8	9	AB	R	H	RBI	BB	SO	LOB	TOP		
Julio Cruz, S OBP: 0.311, SLG: 0.309 (1,4)	0-0 1-3		0-0 1B		1-0 HBP	0-0 2-3 HR 2B	0-0 1-3		0-0 4-3	5	1	2	0	0	0	1			
Dave Edler, R OBP: 0.343, SLG: 0.371 (1,5)	4-0 CS		0-3 K		0-0 F8	0-0 FC5-2 HR	0-0 4-3		0-0 F6	3	1	0	0	1	1	4			
Manny Castillo, S OBP: 0.297, SLG: 0.335 (7, PH)	BB									2	0	0	0	0	0	1			
Al Cowens, R OBP: 0.326, SLG: 0.486 (1,9)	0-3 K		0-0 1B		0-0 F7	0-0 1-H 2-H HR			0-0 6-3 1B 2B	5	2	3	3	0	1	2			
Richie Zisk, R OBP: 0.359, SLG: 0.475 (1,10)		0-0 1B	0-0 F7		0-0 F9	0-3 K			0-0 6-3	5	0	1	0	0	1	4			
Gary Gray, R OBP: 0.337, SLG: 0.399 (1,3)		0-3 K			0-0 F9				0-0 1B 1B	5	1	3	2	0	1	1			
Dave Henderson, R OBP: 0.348, SLG: 0.457 (1,8)		0-0 1B			0-0 1B				0-3 K	4	1	3	0	1	1	1			
Jim Essian, R OBP: 0.320, SLG: 0.410 (1,2)		0-0 F7			0-0 1B				0-0 1B	3	1	1	0	0	0	3			
Rick Sweet, S OBP: 0.314, SLG: 0.338 (6, PH)					1-2 1B				1-3 1B	2	0	1	0	0	0	2			
Todd Cruz, R OBP: 0.246, SLG: 0.369 (1,6)		0-3 K			0-0 F9				0-0 F8	5	1	1	3	0	2	6			
John Moses, S OBP: 0.429, SLG: 0.714 (1,7)			0-0 F9		0-3 K				0-0 1-3	5	0	2	0	0	1	2			
Inning Stats	R: 0 E: 0 K: 1 S: 4	H: 0 LOB: 0 BB: 1 P: 8	R: 0 E: 0 K: 2 S: 9	H: 2 LOB: 2 BB: 0 P: 9	R: 0 E: 0 K: 1 S: 7	H: 2 LOB: 2 BB: 0 P: 7	R: 0 E: 0 K: 1 S: 7	H: 2 LOB: 1 BB: 0 P: 4	R: 0 E: 0 K: 1 S: 6	H: 3 LOB: 2 BB: 0 P: 8	R: 0 E: 0 K: 0 S: 3	H: 0 LOB: 0 BB: 0 P: 3	1B: 8 2B: 5 3B: 1 HR: 3	SF: 0 SAC: 0 DP: 0 HBP: 1	WP: 0 PB: 0 SB: 0 CS: 1	PA: 47			
PITCHER	IP	WLS	BF	H	R	ER	SO	BB	IBB	HBP	BLK	WP	HR	S	P	ERA	WHIP		
John Tudor, L ERA: 4.04 (1,1)	5.0	W	27	10	5	4	5	1	0	1	0	0	2	35	40	7.20	2.200		
Tom Burgmeier, L ERA: 2.45 (6,1)	0.1		3	2	2	2	0	0	0	0	0	0	1	3	3	54.00	6.000		
Bob Stanley, R ERA: 3.47 (6,1)	3.2	S	17	5	1	1	3	1	0	0	0	0	0	22	26	2.46	1.636		

Seattle Mariners @ Boston Red Sox
Fenway Park, Boston, MA
Fri Sep 03 1982, 7:05 PM EDT
Att: 22,586 - Unknown

livebaseballscorecards.com

AB 44
R 8
H 17
RBI 8
BB 2
SO 8
LOB 27




Batter	1	2	3	4	5	6	7	8	9	AB	R	H	RBI	BB	SO	LOB	BOTTOM			
Jerry Remy, L OBP: 0.344, SLG: 0.335 (1,4)	0-3 K	0-0 FC5 2B		0-3 K	0-0 2B 1B		0-3 K			5	0	2	1	0	3	1				
Dwight Evans, R OBP: 0.384, SLG: 0.520 (1,9)	0-3 K	4-0 FC5 BB		0-3 K	1-3 2B		0-0 6-3			4	0	1	0	1	2	1				
Jim Rice, R OBP: 0.377, SLG: 0.498 (1,7)	0-3 K	0-0 FC5		0-0 5-3	0-3 K			0-0 L9		5	0	0	0	0	2	5				
Tony Perez, R OBP: 0.343, SLG: 0.438 (1,10)		0-0 1B			0-0 HR			0-3 K		5	2	3	1	0	1	2				
Carney Lansford, R OBP: 0.368, SLG: 0.464 (1,5)		0-0 1B 1B		0-0 FC5-4 2B	4-0 1B HR BB			0-0 F8		4	2	3	0	1	0	1				
Wade Boggs, L OBP: 0.427, SLG: 0.461 (1,3)		0-0 2B 1B		4-0 FC5-4 BB	0-0 1-3 HR 1B			0-0 F8		4	2	2	0	1	0	2				
Reid Nichols, R OBP: 0.358, SLG: 0.509 (1,8)		0-3 K		0-0 FC5-4 1B BLK	0-0 1-H 3-H HR			0-0 F7		4	1	1	3	0	1	6				
Dave Stapleton, R OBP: 0.295, SLG: 0.386 (1,6)		0-0 2B 2B		0-0 1-H 1B	0-0 F2			0-0 HR		4	2	3	3	0	0	0				
Glenn Hoffman, R OBP: 0.274, SLG: 0.323 (8,6)		1-3 2-H 3-H								0	0	0	0	0	0	0				
Gary Allenson, R OBP: 0.288, SLG: 0.302 (1,2)		0-0 2B 2B		0-0 E4	0-0 F9			0-0 6-3		4	1	1	2	0	0	0				
Inning Stats	R: 0 E: 0 K: 3 S: 9	H: 0 LOB: 0 BB: 0 P: 9	R: 5 E: 0 K: 1 S: 11	H: 6 LOB: 2 BB: 1 P: 15	R: 0 E: 0 K: 0 S: 3	H: 2 LOB: 2 BB: 1 P: 7	R: 0 E: 1 K: 2 S: 8	H: 0 LOB: 1 BB: 0 P: 8	R: 4 E: 0 K: 1 S: 10	H: 5 LOB: 2 BB: 1 P: 14	R: 0 E: 0 K: 0 S: 4	H: 1 LOB: 1 BB: 0 P: 4	R: 1 E: 0 K: 1 S: 6	H: 1 LOB: 0 BB: 0 P: 6	R: 0 E: 0 K: 1 S: 6	H: 1 LOB: 1 BB: 0 P: 6	1B: 7 2B: 6 3B: 0 HR: 3	SF: 0 SAC: 0 DP: 1 HBP: 0	WP: 0 PB: 0 SB: 0 CS: 0	PA: 42
PITCHER	IP	WLS	BF	H	R	ER	SO	BB	IBB	HBP	BLK	WP	HR	S	P	ERA	WHIP			
Floyd Bannister, L ERA: 3.58 (1,1)	1.1	L	10	6	5	5	4	3	0	0	0	0	0	15	27	10.12	2.625			
Ron Musselman, R ERA: 4.66 (2,1)	2.2		14	4	3	3	2	3	0	0	1	0	1	15	27	10.12	2.625			
Larry Andersen, R ERA: 5.72 (5,1)	3.2		17	6	2	2	3	0	0	0	0	0	2	23	23	4.91	1.636			
Ed Vande Berg, L ERA: 2.87 (8,1)	0.1		1	0	0	0	0	0	0	0	0	0	0	1	1	0.00	0.000			

Seattle Mariners @ Boston Red Sox
Fenway Park, Boston, MA
Fri Sep 03 1982, 7:05 PM EDT
Att: 22,586 - Unknown

livebaseballscorecards.com

AB 39
R 10
H 16
RBI 10
BB 3
SO 9
LOB 18



Batter	1	2	3	4	5	6	7	8	9	AB	R	H	RBI	BB	SO	LOB	TOP	
John Moses, S OBP: 0.364, SLG: 0.500 (1, 7)	4-3	K					CS	L1		3	0	0	0	1	1	1		
Manny Castillo, S OBP: 0.296, SLG: 0.334 (1, 5)	4-3		1B				F7	F8		4	0	1	0	0	0	1		
Bruce Bochte, L OBP: 0.372, SLG: 0.381 (1, 10)	4-3		1B				4-3	K		4	0	1	0	0	1	1		
Al Cowens, R OBP: 0.326, SLG: 0.484 (1, 9)		1B	F8				F5	F2		4	1	1	0	0	0	2		
Dave Revering, L OBP: 0.296, SLG: 0.354 (1, 3)		E9	G1-6-3				4-3	F8		4	1	1	0	0	0	2		
Rick Sweet, S OBP: 0.313, SLG: 0.336 (1, 2)	K						F8			4	0	1	0	0	1	2		
Joe Simpson, L OBP: 0.324, SLG: 0.368 (1, 8)		2B	K				F8	G3		4	1	1	1	0	1	1		
Todd Cruz, R OBP: 0.249, SLG: 0.374 (1, 6)		1B	F9							3	1	2	1	0	0	0		
Julio Cruz, S OBP: 0.311, SLG: 0.309 (1, 4)							K	K		3	0	1	2	0	2	1		
Inning Stats	R: 0 E: 0 K: 0 S: 3	H: 0 LOB: 0 BB: 0 P: 3	R: 4 E: 1 K: 2 S: 11	H: 5 LOB: 0 BB: 0 P: 11	R: 0 E: 0 K: 0 S: 4	H: 2 LOB: 1 BB: 0 P: 4	R: 0 E: 0 K: 1 S: 5	H: 0 LOB: 0 BB: 0 P: 5	R: 0 E: 0 K: 1 S: 5	H: 1 LOB: 0 BB: 0 P: 5	R: 0 E: 0 K: 1 S: 5	H: 0 LOB: 0 BB: 0 P: 5	R: 0 E: 0 K: 0 S: 4	H: 1 LOB: 1 BB: 0 P: 4	1B: 8 2B: 1 3B: 0 HR: 0	SF: 0 SAC: 0 DP: 1 HBP: 0	WP: 0 PA: 35 CS: 2	
PITCHER	IP	WLS	BF	H	R	ER	SO	BB	IBB	HBP	BLK	WP	HR	S	P	ERA	WHIP	
Dennis Eckersley, R ERA: 3.35 (1, 1)	0.1		1	0	0	0	0	0	0	0	0	0	0	1	1	0.00	0.000	
Bruce Hurst, L ERA: 5.71 (1, 1)	1.2	L	11	7	4	4	2	0	0	0	0	0	0	15	15	21.60	4.200	
Luis Aponte, R ERA: 3.34 (3, 1)	7.0		22	2	0	0	4	1	0	0	0	0	0	29	33	0.00	0.429	

Seattle Mariners @ Boston Red Sox
Fenway Park, Boston, MA
Sat Sep 04 1982, 3:33 AM EDT
Att: 21,744 - Unknown

AB	33
R	4
H	9
RBI	4
BB	1
SO	6
LOB	11



Batter	1	2	3	4	5	6	7	8	9	AB	R	H	RBI	BB	SO	LOB	BOTTOM		
Jerry Remy, L OBP: 0.345, SLG: 0.336 (1, 4)	L4		2B				F8			4	2	2	0	0	0	0			
Dwight Evans, R OBP: 0.387, SLG: 0.524 (1, 9)	K		1B							4	1	3	1	0	1	0			
Jim Rice, R OBP: 0.376, SLG: 0.496 (1, 7)	F4		1B				1-3	K		4	0	1	0	0	1	2			
Carl Yastrzemski, L OBP: 0.347, SLG: 0.416 (1, 10)		G6-3	5-3				F6	K		3	0	0	0	1	1	3			
Carney Lansford, R OBP: 0.367, SLG: 0.461 (1, 5)		G6-3					F8	K		3	0	0	0	1	1	1			
Wade Boggs, L OBP: 0.421, SLG: 0.453 (1, 3)		G6-3					F7	6-3		4	0	0	0	0	0	2			
Rick Miller, L OBP: 0.321, SLG: 0.330 (1, 8)										3	0	1	0	0	0	1			
Reid Nichols, R OBP: 0.356, SLG: 0.506 (9, PH)		6-3						4-3		1	0	0	0	0	1	0			
Dave Stapleton, R OBP: 0.292, SLG: 0.382 (1, 6)			6-3				F8			4	0	0	0	0	0	1			
Gary Allenson, R OBP: 0.286, SLG: 0.299 (7, PH)			F9					6-3		2	0	0	0	0	0	0			
Rich Gedman, L OBP: 0.280, SLG: 0.365 (8, 2)								F9		0	0	0	0	0	0	0			
Inning Stats	R: 0 E: 0 K: 1 S: 5	H: 0 LOB: 0 BB: 0 P: 5	R: 0 E: 0 K: 0 S: 2	H: 0 LOB: 1 BB: 2 P: 10	R: 2 E: 0 K: 0 S: 6	H: 3 LOB: 1 BB: 0 P: 6	R: 0 E: 0 K: 0 S: 4	H: 1 LOB: 0 BB: 0 P: 4	R: 1 E: 0 K: 0 S: 5	H: 2 LOB: 1 BB: 0 P: 5	R: 0 E: 0 K: 1 S: 5	H: 0 LOB: 0 BB: 0 P: 5	R: 0 E: 0 K: 2 S: 8	H: 1 LOB: 1 BB: 0 P: 8	R: 0 E: 0 K: 1 S: 5	H: 0 LOB: 0 BB: 0 P: 5	1B: 6 2B: 1 3B: 0 HR: 0	SF: 0 SAC: 0 DP: 1 HBP: 0	WP: 3 PA: 35 CS: 0
PITCHER	IP	WLS	BF	H	R	ER	SO	BB	IBB	HBP	BLK	WP	HR	S	P	ERA	WHIP		
Gaylord Perry, R ERA: 4.51 (1, 1)	7.0	W	29	7	3	3	2	2	0	0	0	0	0	31	39	3.86	1.286		
Bill Caudill, R ERA: 2.04 (8, 1)	2.0	S	6	0	0	0	3	0	0	0	0	0	0	12	12	0.00	0.000		

Seattle Mariners @ Boston Red Sox
Fenway Park, Boston, MA
Sat Sep 04 1982, 3:33 AM EDT
Att: 21,744 - Unknown

AB	33
R	3
H	7
RBI	1
BB	2
SO	5
LOB	10



Batter	1	2	3	4	5	6	7	8	9	10	AB	R	H	RBI	BB	SO	LOB	TOP			
Joe Simpson, L OBP: 0.326, SLG: 0.366 (1, 7)											4	2	1	0	1	0	2				
Manny Castillo, S OBP: 0.297, SLG: 0.338 (1, 5)											4	1	2	3	0	1	1				
Al Cowens, R OBP: 0.327, SLG: 0.487 (1, 9)											5	0	2	1	0	0	1				
Rchie Zisk, R OBP: 0.301, SLG: 0.475 Bruce Bochte, L OBP: 0.373, SLG: 0.382 (10, PH)											4	1	2	0	0	0	2				
Dave Revering, L OBP: 0.309, SLG: 0.350 Gary Gray, R OBP: 0.335, SLG: 0.396 (8, PH)											3	0	0	0	0	0	1				
Rick Sweet, S OBP: 0.309, SLG: 0.332 Jim Essian, R OBP: 0.323, SLG: 0.407 (8, 2)											3	0	0	1	0	1	0				
Dave Henderson, R OBP: 0.350, SLG: 0.461 (1, 8)											4	0	2	0	0	0	2				
Todd Cruz, R OBP: 0.246, SLG: 0.370 (1, 6)											4	0	0	0	0	2	2				
Julio Cruz, S OBP: 0.314, SLG: 0.313 (1, 4)											3	1	2	0	1	0	0				
Inning Stats	R: 0 E: 0 K: 0 S: 3	H: 1 LOB: 0 BB: 0 P: 3	R: 1 E: 0 K: 1 S: 7	H: 2 LOB: 1 BB: 0 P: 7	R: 1 E: 0 K: 0 S: 5	H: 2 LOB: 1 BB: 0 P: 5	R: 0 E: 0 K: 0 S: 3	H: 0 LOB: 0 BB: 0 P: 3	R: 2 E: 0 K: 1 S: 6	H: 2 LOB: 1 BB: 2 P: 14	R: 0 E: 0 K: 1 S: 6	H: 0 LOB: 0 BB: 0 P: 5	R: 0 E: 0 K: 1 S: 6	H: 1 LOB: 2 BB: 1 P: 10	R: 1 E: 0 K: 0 S: 5	H: 2 LOB: 1 BB: 0 P: 5	R: 0 E: 0 K: 0 S: 3	H: 1 LOB: 0 BB: 0 P: 3	1B: 8 2B: 3 3B: 1 HR: 0	SF: 1 SAC: 0 DP: 1 HBP: 0	WP: 0 PA: 42
PITCHER	IP 5.0	WLS 7	BF 22	H 7	R 4	ER 4	SO 2	BB 2	IBB 0	HBP 0	BLK 0	WP 0	HR 0	S 24	P 32	ERA 7.20	WHIP 1.800				
Chuck Rainey, R ERA: 4.79 Tom Burgmeier, L ERA: 2.45 Mark Clear, R ERA: 2.7	(1, 1) 4.0 1.0	(6, 1) 17 W 3	(10, 1) 3 1	(1, 1) 4 0	(4, 1) 1 0	(1, 1) 1 0	(1, 1) 3 0	(1, 1) 1 0	(1, 1) 0 0	(1, 1) 0 0	(1, 1) 0 0	(1, 1) 0 0	(1, 1) 0 0	(1, 1) 0 0	(1, 1) 3 3	(1, 1) 2.25 0.00	(1, 1) 1.250 1.000				

Seattle Mariners @ Boston Red Sox
Fenway Park, Boston, MA
Sun Sep 05 1982, 3:33 AM EDT
Att: 22,717 - Unknown

AB	38
R	5
H	12
RBI	5
BB	3
SO	5
LOB	13



Batter	1	2	3	4	5	6	7	8	9	10	AB	R	H	RBI	BB	SO	LOB	BOTTOM					
Jerry Remy, L OBP: 0.345, SLG: 0.336 (1, 4)											5	1	2	0	0	2							
Dwight Evans, R OBP: 0.385, SLG: 0.520 (1, 9)											4	0	0	0	1	1	1						
Jim Rice, R OBP: 0.379, SLG: 0.495 (1, 7)											3	1	1	0	1	0	1						
Carl Yastrzemski, L OBP: 0.345, SLG: 0.416 (1, 10)											5	2	2	1	0	0	3						
Carney Lansford, R OBP: 0.368, SLG: 0.466 (1, 5)											4	1	2	1	0	0	1						
Wade Boggs, L OBP: 0.422, SLG: 0.460 (1, 3)											3	1	1	1	1	0	1						
Reid Nichols, R OBP: 0.359, SLG: 0.506 (1, 8)											4	0	2	1	0	0	3						
Dave Stapleton, R OBP: 0.294, SLG: 0.383 (1, 6)											4	0	2	2	0	0	2						
Gary Allenson, R OBP: 0.288, SLG: 0.297 Rick Miller, L OBP: 0.303, SLG: 0.329 Rich Gedman, L OBP: 0.279, SLG: 0.363 (8, PH)											1	0	0	0	1	0	0						
Inning Stats	R: 0 E: 0 K: 0 S: 3	H: 1 LOB: 0 BB: 0 P: 3	R: 0 E: 0 K: 0 S: 3	H: 0 LOB: 0 BB: 0 P: 3	R: 0 E: 0 K: 0 S: 3	H: 1 LOB: 1 BB: 1 P: 7	R: 0 E: 0 K: 1 S: 4	H: 0 LOB: 0 BB: 1 P: 8	R: 0 E: 0 K: 0 S: 4	H: 2 LOB: 1 BB: 1 P: 4	R: 0 E: 0 K: 0 S: 3	H: 0 LOB: 0 BB: 0 P: 3	R: 2 E: 0 K: 0 S: 5	H: 3 LOB: 1 BB: 0 P: 5	R: 0 E: 0 K: 0 S: 3	H: 0 LOB: 0 BB: 0 P: 3	R: 3 E: 0 K: 0 S: 7	H: 4 LOB: 2 BB: 1 P: 11	R: 1 E: 0 K: 0 S: 2	H: 1 LOB: 3 BB: 1 P: 7	1B: 9 2B: 2 3B: 1 HR: 0	SF: 0 SAC: 0 DP: 3 HBP: 1	WP: 0 PA: 40
PITCHER	IP 7.0	WLS 6	BF 25	H 7	R 2	ER 2	SO 1	BB 2	IBB 0	HBP 0	BLK 0	WP 0	HR 0	S 25	P 33	ERA 2.57	WHIP 1.286						
Bob Stoddard, R ERA: 2.56 Mike Stanton, R ERA: 3.59 Bill Caudill, R ERA: 2.24 Ed Vande Berg, L ERA: 2.87	(1, 1) 1.1 0.2 0.0	(8, 1) 6 L 8	(9, 1) 3 2	(10, 1) 0 0	(1, 1) 2 2	(1, 1) 0 0	(1, 1) 0 0	(1, 1) 0 0	(1, 1) 0 0	(1, 1) 0 0	(1, 1) 0 0	(1, 1) 0 0	(1, 1) 0 0	(1, 1) 5 14	(1, 1) 27.00 ∞	(1, 1) 1.500 7.500	(1, 1) ∞	(1, 1) ∞					

Seattle Mariners @ Boston Red Sox
Fenway Park, Boston, MA
Sun Sep 05 1982, 3:33 AM EDT
Att: 22,717 - Unknown

AB	35
R	6
H	12
RBI	6
BB	4
SO	1
LOB	16



Batter	1	2	3	4	5	6	7	8	9	AB	R	H	RBI	BB	SO	LOB	TOP										
Willie Wilson, S (1, 8) OBP: 0.366, SLG: 0.446	0-3 K		0-3 K		0-3 K			0-3 K		4	0	0	0	0	4	0	Kansas City Royals @ Seattle Mariners The Kingdome, Seattle, WA Mon Sep 06 1982, 10:05 PM EDT Att: 10,030 - Dome										
U L Washington, S (1, 6) OBP: 0.320, SLG: 0.373	4-0 HR BB		0-0 F9		0-0 F8			0-0 4-3		3	1	0	0	1	0	0											
George Brett, L (1, 7) OBP: 0.383, SLG: 0.540	0-0 1-H HR		0-0 1B			0-0 G3			0-3 K	4	1	2	2	0	1	0											
Hal McRae, R (1, 10) OBP: 0.376, SLG: 0.534	0-3 K		0-0 L8			0-0 6-3			0-3 K	4	0	0	0	0	2	1											
John Wathan, R (1, 2) OBP: 0.351, SLG: 0.335	0-0 L8			0-0 E8 3-1 1B		0-0 F4			0-0 G3	4	0	1	0	0	0	0											
Frank White, R (1, 4) OBP: 0.317, SLG: 0.461		0-0 5-3		0-0 5-3			0-0 F2			3	0	0	0	0	0	1											
Willie Aikens, L (1, 3) OBP: 0.321, SLG: 0.410		0-0 G3		0-0 3-1			0-0 4-3			3	0	0	0	0	0	1											
Jerry Martin, R (1, 9) OBP: 0.304, SLG: 0.368		4-0 BB		0-3 K			0-0 F7			2	0	0	0	1	1	1											
Greg Pryor, R (1, 5) OBP: 0.314, SLG: 0.389	0-3 K				0-0 F6			0-0 L5		3	0	0	0	0	1	1											
Inning Stats	R: 2 E: 0 K: 2 S: 8	H: 1 LOB: 0 BB: 1 P: 12	R: 0 E: 0 K: 1 S: 5	H: 0 LOB: 1 BB: 1 P: 9	R: 0 E: 0 K: 1 S: 6	H: 1 LOB: 1 BB: 0 P: 6	R: 0 E: 1 K: 1 S: 6	H: 1 LOB: 1 BB: 0 P: 6	R: 0 E: 0 K: 1 S: 5	H: 0 LOB: 0 BB: 0 P: 5	R: 0 E: 0 K: 0 S: 3	H: 0 LOB: 0 BB: 0 P: 3	R: 0 E: 0 K: 1 S: 5	H: 0 LOB: 0 BB: 0 P: 5	R: 0 E: 0 K: 2 S: 7	H: 0 LOB: 0 BB: 0 P: 7	1B: 2 2B: 0 3B: 0 HR: 1	SF: 0 SAC: 0 DP: 0 HBP: 0	WP: 0 PB: 0 SB: 0 CS: 0	PA: 32							
PITCHER	IP	WLS	BF	H	R	ER	SO	BB	IBB	HBP	BLK	WP	HR	S	P	ERA	WHIP										
Floyd Bannister, L (1, 1) ERA: 3.53	8.0	W	29	3	2	2	7	2	0	0	0	0	1	41	49	2.25	0.625										
Ed Vande Berg, L (9, 1) ERA: 2.83	1.0		3	0	0	0	2	0	0	0	0	0	0	7	7	0.00	0.000										

Batter	1	2	3	4	5	6	7	8	9	AB	R	H	RBI	BB	SO	LOB	BOTTOM										
Julio Cruz, S (1, 4) OBP: 0.315, SLG: 0.316	0-0 F4		0-0 S 1B E	0-0 4-3		0-0 F8		0-0 FC6-5 2B		5	1	2	1	0	0	1	Kansas City Royals @ Seattle Mariners The Kingdome, Seattle, WA Mon Sep 06 1982, 10:05 PM EDT Att: 10,030 - Dome										
Dave Edler, R (1, 5) OBP: 0.351, SLG: 0.409	0-0		0-0 S 1B SF8	0-3 K		0-0 6-3		0-0 FC6-5-4 1B		4	2	2	0	0	1	1											
Manny Castillo, S (7, 5) OBP: 0.297, SLG: 0.337	6-3 3B		1-2 SF8					2-3		1	0	0	0	0	0	1											
Bruce Bochte, L (1, 7) OBP: 0.370, SLG: 0.379	0-0 6-3		0-0 SF8		0-3 K		0-0 4-3		0-0	3	0	0	2	0	1	0											
Joe Simpson, L (8, 7) OBP: 0.328, SLG: 0.368	0-0 3-H		1-H 2-H			0-0 F4		1-2 1B	0-3 K	1	0	1	0	0	0	0											
Richie Zisk, R (1, 10) OBP: 0.361, SLG: 0.475	0-0 5-3		0-0 BB 1B		0-0 F4		0-0 1B		0-3 K	5	0	2	0	0	1	2											
Al Cowens, R (1, 9) OBP: 0.330, SLG: 0.489		0-0 5-3	1-2 BB 1B		0-0 E 2B 1B		1-2 1B			4	1	3	0	0	0	0											
Gary Gray, R (1, 3) OBP: 0.333, SLG: 0.391	0-3 K	0-3 K	1-2 2-3 BB		0-0 E5 2B		0-0 F9			3	0	0	0	1	1	3											
Dave Henderson, R (1, 8) OBP: 0.349, SLG: 0.461	0-3 K	0-3 K	0-0 F3		1-3 2-H		0-3 K			4	0	1	1	0	2	5											
Jim Essian, R (1, 2) OBP: 0.328, SLG: 0.410			0-0 6-3	0-0 FC6-4 1B		0-0 F6		0-0 2B 1B		4	1	2	0	0	2												
Todd Cruz, R (1, 6) OBP: 0.246, SLG: 0.377			0-0 FC6-4 HR	0-0 FC6-4 1B		0-3 K		0-3 K		4	1	1	1	0	2	2											
Inning Stats	R: 1 E: 0 K: 0 S: 4	H: 1 LOB: 0 BB: 0 P: 4	R: 0 E: 0 K: 2 S: 7	H: 0 LOB: 0 BB: 0 P: 7	R: 3 E: 0 K: 0 S: 8	H: 5 LOB: 3 BB: 1 P: 12	R: 0 E: 0 K: 1 S: 6	H: 1 LOB: 1 BB: 0 P: 6	R: 1 E: 0 K: 1 S: 8	H: 2 LOB: 2 BB: 0 P: 8	R: 0 E: 0 K: 1 S: 5	H: 0 LOB: 0 BB: 0 P: 5	R: 0 E: 0 K: 1 S: 7	H: 2 LOB: 2 BB: 0 P: 7	R: 1 E: 0 K: 2 S: 10	H: 3 LOB: 2 BB: 0 P: 10	1B: 10 2B: 2 3B: 1 HR: 1	SF: 1 SAC: 0 DP: 0 HBP: 0	WP: 0 PB: 0 SB: 4 CS: 0	PA: 40							
PITCHER	IP	WLS	BF	H	R	ER	SO	BB	IBB	HBP	BLK	WP	HR	S	P	ERA	WHIP										
Bud Black, L (1, 1) ERA: 4.75	2.2	L	14	6	4	4	2	0	0	0	0	0	1	18	18	13.50	2.250										
Bill Castro, R (3, 1) ERA: 2.75	2.1		12	3	1	0	2	1	0	0	0	0	0	15	19	0.00	1.714										
Bob Tufts, L (6, 1) ERA: 3.0	3.0		14	5	1	1	4	0	0	0	0	0	0	22	22	3.00	1.667										

AB	30
R	2
H	3
RBI	2
BB	2
SO	9
LOB	5



Batter	1	2	3	4	5	6	7	8	9	AB	R	H	RBI	BB	SO	LOB	TOP								
Willie Wilson, S OBP: 0.362, SLG: 0.441	1-3		E1		4-3			4-3	K	5	0	0	0	0	1	3	Kansas City Royals @ Seattle Mariners The Kingdome, Seattle, WA Tue Sep 07 1982, 10:05 PM EDT Att: 6,191 - Dome								
U L Washington, S OBP: 0.319, SLG: 0.375	B5-3		F5					F8		4	0	1	0	0	0	1									
George Brett, L OBP: 0.382, SLG: 0.544	K		F6						HR	4	1	1	1	0	2	2									
Hal McRae, R OBP: 0.373, SLG: 0.530			F8		F3			F9		4	0	0	0	0	0	0									
Willie Aikens, L OBP: 0.322, SLG: 0.412 Greg Pryor, R OBP: 0.314, SLG: 0.389					4-3			4-3		3	0	1	0	1	0	0									
Steve Hammond, L OBP: 0.280, SLG: 0.354 Jerry Martin, R OBP: 0.305, SLG: 0.370										3	0	1	0	0	1	1									
Mark Ryal, L OBP: 0.333, SLG: 0.333 Lee May, R OBP: 0.398, SLG: 0.513										3	0	1	0	0	1	1									
Frank White, R OBP: 0.317, SLG: 0.460										4	0	1	0	0	0	2									
John Wathan, R OBP: 0.350, SLG: 0.334										4	1	1	0	0	1	3									
Inning Stats	R: 0 E: 0 K: 1 S: 5	H: 0 LOB: 0 BB: 0 P: 5	R: 0 E: 0 K: 2 S: 8	H: 1 LOB: 1 BB: 0 P: 8	R: 1 E: 1 K: 0 S: 5	H: 1 LOB: 1 BB: 0 P: 5	R: 0 E: 0 K: 0 S: 5	H: 2 LOB: 2 BB: 0 P: 5	R: 0 E: 0 K: 1 S: 6	H: 1 LOB: 1 BB: 0 P: 6	R: 0 E: 0 K: 0 S: 3	H: 0 LOB: 0 BB: 0 P: 3	R: 0 E: 0 K: 0 S: 3	H: 0 LOB: 0 BB: 0 P: 3	R: 1 E: 0 K: 0 S: 4	H: 1 LOB: 0 BB: 0 P: 4		R: 0 E: 0 K: 3 S: 11	H: 2 LOB: 3 BB: 1 P: 15	1B: 5 2B: 2 3B: 0 HR: 1	SF: 0 SAC: 0 DP: 0 HBP: 0	WP: 0 PB: 0 SB: 0 CS: 0	PA: 37		
PITCHER	IP	WLS	BF	H	R	ER	SO	BB	IBB	HBP	BLK	WP	HR	S	P	ERA	WHIP								
Mike Moore, R ERA: 5.01	8.0	W	32	6	2	1	4	1	0	0	0	0	1	39	43	1.12	0.875								
Bryan Clark, L ERA: 3.14	0.0		1	1	0	0	0	0	0	0	0	0	0	1	1	∞	∞								
Bill Caudill, R ERA: 2.21	1.0	S	4	1	0	0	3	0	0	0	0	0	0	10	10	0.00	1.000								

Batter	1	2	3	4	5	6	7	8	9	AB	R	H	RBI	BB	SO	LOB	BOTTOM								
Julio Cruz, S OBP: 0.314, SLG: 0.315	HR	6-3			L7	F7		5-3		5	1	1	0	0	0	3	Kansas City Royals @ Seattle Mariners The Kingdome, Seattle, WA Tue Sep 07 1982, 10:05 PM EDT Att: 6,191 - Dome								
Dave Edler, R OBP: 0.338, SLG: 0.391 Manny Castillo, S OBP: 0.296, SLG: 0.336	K	F7			6-3			F8		3	0	0	0	0	1	2									
Bruce Bochte, L OBP: 0.375, SLG: 0.392 Joe Simpson, L OBP: 0.328, SLG: 0.368	HR									4	2	4	2	0	0	0									
Richie Zisk, R OBP: 0.364, SLG: 0.483	BB									3	1	2	2	1	1	1									
Al Cowens, R OBP: 0.335, SLG: 0.495	BB									2	0	2	1	2	0	0									
Gary Gray, R OBP: 0.330, SLG: 0.386 Dave Revering, L OBP: 0.292, SLG: 0.348	F9				G4-6-3					3	0	0	0	0	0	5									
Dave Henderson, R OBP: 0.345, SLG: 0.455	F7									4	0	0	0	0	0	2									
Jim Essian, R OBP: 0.341, SLG: 0.419										2	0	1	0	2	0	0									
Todd Cruz, R OBP: 0.244, SLG: 0.373	F7									4	0	0	0	0	0	3									
Inning Stats	R: 2 E: 0 K: 1 S: 8	H: 3 LOB: 2 BB: 1 P: 12	R: 0 E: 1 K: 0 S: 3	H: 0 LOB: 1 BB: 1 P: 7	R: 0 E: 0 K: 0 S: 2	H: 1 LOB: 2 BB: 2 P: 10	R: 0 E: 0 K: 0 S: 3	H: 0 LOB: 0 BB: 0 P: 3	R: 2 E: 0 K: 0 S: 6	H: 3 LOB: 1 BB: 0 P: 6	R: 0 E: 0 K: 0 S: 3	H: 0 LOB: 1 BB: 1 P: 7	R: 1 E: 0 K: 1 S: 7	H: 2 LOB: 2 BB: 0 P: 7	R: 0 E: 0 K: 0 S: 4	H: 1 LOB: 1 BB: 0 P: 4		1B: 5 2B: 3 3B: 0 HR: 2	SF: 0 SAC: 0 DP: 1 HBP: 0	WP: 0 PB: 0 SB: 2 CS: 1	PA: 37				
PITCHER	IP	WLS	BF	H	R	ER	SO	BB	IBB	HBP	BLK	WP	HR	S	P	ERA	WHIP								
Paul Spittorf, L ERA: 4.03	4.2	L	23	7	4	4	1	4	0	0	0	0	2	21	37	7.71	2.357								
Mike Armstrong, R ERA: 3.0	2.1		10	2	1	1	1	1	0	0	0	0	0	11	15	3.86	1.286								
Dan Quisenberry, R ERA: 2.68	1.0		4	1	0	0	0	0	0	0	0	0	0	4	4	0.00	1.000								

Batter	1	2	3	4	5	6	7	8	9	AB	R	H	RBI	BB	SO	LOB	TOP											
Willie Wilson, S OBP: 0.363, SLG: 0.440										4	2	1	0	1	2	2	Kansas City Royals @ Seattle Mariners The Kingdome, Seattle, WA Wed Sep 08 1982, 10:05 PM EDT Att: 7,925 - Dome											
U L Washington, S OBP: 0.320, SLG: 0.373										4	2	1	0	1	1	0												
George Brett, L OBP: 0.381, SLG: 0.544										4	1	1	0	0	2	2												
Hal McRae, R OBP: 0.376, SLG: 0.536										4	1	3	2	0	0	0												
Willie Aikens, L OBP: 0.322, SLG: 0.410										4	0	1	1	0	2	2												
Steve Hammond, L OBP: 0.279, SLG: 0.350										4	0	1	0	0	0	1												
Mark Ryal, L OBP: 0.167, SLG: 0.167 Jerry Martin, R OBP: 0.305, SLG: 0.369										3	0	0	0	0	2	0												
Frank White, R OBP: 0.316, SLG: 0.457										3	0	0	0	1	2	2												
John Wathan, R OBP: 0.352, SLG: 0.334										3	0	1	0	1	0	1												
Inning Stats	R: 3 E: 1 K: 1 S: 7	H: 2 LOB: 0 BB: 1 P: 11	R: 0 E: 0 K: 3 S: 9	H: 0 LOB: 1 BB: 1 P: 13	R: 0 E: 0 K: 2 S: 8	H: 1 LOB: 1 BB: 0 P: 8	R: 0 E: 0 K: 0 S: 3	H: 0 LOB: 1 BB: 1 P: 7	R: 1 E: 1 K: 0 S: 3	H: 1 LOB: 0 BB: 1 P: 7	R: 0 E: 0 K: 1 S: 5	H: 0 LOB: 0 BB: 0 P: 5	R: 0 E: 0 K: 2 S: 7	H: 0 LOB: 0 BB: 0 P: 7	R: 2 E: 1 K: 1 S: 9	H: 4 LOB: 2 BB: 0 P: 9	R: 0 E: 0 K: 1 S: 5	H: 1 LOB: 0 BB: 0 P: 5	1B: 7 2B: 2 3B: 1 HR: 0	SF: 0 SAC: 0 DP: 3 HBP: 0	WP: 0 PB: 0 SB: 2 CS: 0	PA: 38						
PITCHER	IP	WLS	BF	H	R	ER	SO	BB	IBB	HBP	BLK	WP	HR	S	P	ERA	WHIP											
Jim Beattie, R ERA: 3.11	(1, 1)	6.0	L	25	4	4	3	7	4	0	0	0	0	0	35	51	4.50	1.333										
Mike Stanton, R ERA: 3.8	(7, 1)	1.0		6	3	2	2	2	0	0	0	0	0	10	10	18.00	3.000											
Bryan Clark, L ERA: 3.07	(8, 1)	2.0		7	2	0	0	2	0	0	0	0	0	11	11	0.00	1.000											

Batter	1	2	3	4	5	6	7	8	9	AB	R	H	RBI	BB	SO	LOB	BOTTOM										
Julio Cruz, S OBP: 0.311, SLG: 0.312										4	0	0	0	0	1	0	Kansas City Royals @ Seattle Mariners The Kingdome, Seattle, WA Wed Sep 08 1982, 10:05 PM EDT Att: 7,925 - Dome										
Dave Edler, R OBP: 0.333, SLG: 0.384										4	0	1	0	0	0	0											
Bruce Bochte, L OBP: 0.376, SLG: 0.391										3	0	1	0	1	1	0											
Richie Zisk, R OBP: 0.363, SLG: 0.483										4	1	1	0	0	0	3											
Al Cowens, R OBP: 0.334, SLG: 0.499										4	1	1	2	0	1	3											
Gary Gray, R OBP: 0.326, SLG: 0.381										3	0	0	0	0	1	0											
Dave Henderson, R OBP: 0.342, SLG: 0.450										3	0	0	0	0	1	0											
Jim Essian, R OBP: 0.341, SLG: 0.417										3	0	1	0	0	1	0											
Todd Cruz, R OBP: 0.242, SLG: 0.370										3	0	0	0	0	0	1											
Inning Stats	R: 0 E: 0 K: 0 S: 5	H: 2 LOB: 2 BB: 0 P: 5	R: 0 E: 0 K: 1 S: 5	H: 0 LOB: 0 BB: 0 P: 5	R: 0 E: 0 K: 0 S: 3	H: 0 LOB: 0 BB: 0 P: 3	R: 2 E: 0 K: 1 S: 7	H: 2 LOB: 0 BB: 0 P: 7	R: 0 E: 0 K: 1 S: 5	H: 0 LOB: 0 BB: 0 P: 5	R: 0 E: 0 K: 2 S: 7	H: 0 LOB: 0 BB: 0 P: 7	R: 0 E: 0 K: 0 S: 3	H: 1 LOB: 0 BB: 0 P: 3	R: 0 E: 0 K: 1 S: 5	H: 0 LOB: 1 BB: 1 P: 9	1B: 3 2B: 1 3B: 0 HR: 1	SF: 0 SAC: 0 DP: 1 HBP: 0	WP: 0 PB: 0 SB: 0 CS: 0	PA: 32							
PITCHER	IP	WLS	BF	H	R	ER	SO	BB	IBB	HBP	BLK	WP	HR	S	P	ERA	WHIP										
Vida Blue, L ERA: 3.55	(1, 1)	9.0	W	32	5	2	2	6	1	0	0	0	1	43	47	2.00	0.667										

Batter	1	2	3	4	5	6	7	8	9	AB	R	H	RBI	BB	SO	LOB	TOP								
Julio Cruz, S OBP: 0.310, SLG: 0.311 (1, 4)	0-0 6-3		0-0 1-3		0-0 1B		0-0 3-1		0-0 5-3	5	0	1	0	0	0	1									
Dave Edler, R OBP: 0.321, SLG: 0.368 Manny Castillo, S OBP: 0.299, SLG: 0.338 (7, PH) (7, 5)	0-0 5-3			0-0 F9	0-0 F8		4-0 1B BB		0-0 1B	3	0	0	0	0	0	1									
Bruce Bochte, L OBP: 0.379, SLG: 0.393 Joe Simpson, L OBP: 0.327, SLG: 0.367 (7, PR) (7, 7)	0-0 1B			0-3 K		4-0 FC6-4 1B BB	0-0 1-2 1B		0-0 5-3	3	1	2	1	1	1	0									
Richie Zisk, R OBP: 0.364, SLG: 0.483 (1, 10)	0-3 K			0-0 1B HR		0-0 FC6-4 1B	0-0 4-3			4	1	2	0	0	1	3									
Al Cowens, R OBP: 0.335, SLG: 0.498 (1, 9)		0-0 F9		0-0 1-2 HR		0-0 FC6-4 1-2 2-3		4-0 4-3 BB		3	1	1	0	1	0	2									
Dave Henderson, R OBP: 0.340, SLG: 0.459 (1, 8)		0-3 K		0-0 1-1 2-H HR		0-0 SF8		0-0 F3		3	1	1	4	0	1	1									
Jim Maler, R OBP: 0.286, SLG: 0.354 (1, 3)		0-0 F4		0-0 4-3		0-0 L6		0-0 4-3		4	0	0	0	0	0	2									
Jim Essian, R OBP: 0.331, SLG: 0.405 (1, 2)			0-3 K		0-0 5-3		0-0 F8		0-0 6-3	4	0	0	0	0	1	1									
Todd Cruz, R OBP: 0.242, SLG: 0.371 (1, 6)			0-0 F9		0-3 K		0-0 3-1 1B 2B		0-0 F9	4	1	1	0	0	1	0									
Inning Stats	R: 0 E: 0 K: 1 S: 6	H: 1 LOB: 1 BB: 0 P: 6	R: 0 E: 0 K: 1 S: 5	H: 0 LOB: 0 BB: 0 P: 5	R: 0 E: 0 K: 1 S: 5	H: 0 LOB: 0 BB: 0 P: 5	R: 3 E: 0 K: 1 S: 8	H: 3 LOB: 0 BB: 0 P: 8	R: 0 E: 0 K: 1 S: 6	H: 1 LOB: 1 BB: 1 P: 6	R: 1 E: 0 K: 0 S: 4	H: 1 LOB: 1 BB: 1 P: 8	R: 1 E: 0 K: 0 S: 5	H: 2 LOB: 2 BB: 1 P: 9	R: 0 E: 0 K: 0 S: 3	H: 0 LOB: 1 BB: 1 P: 7	R: 0 E: 0 K: 0 S: 4	H: 1 LOB: 1 BB: 0 P: 4	1B: 7 2B: 1 3B: 0 HR: 1	SF: 1 SAC: 0 DP: 0 HBP: 0	WP: 0 PB: 0 SB: 1 CS: 0	PA: 39			
PITCHER	IP	WLS	BF	H	R	ER	SO	BB	IBB	HBP	BLK	WP	HR	S	P	ERA	WHIP								
Frank Tanana, L ERA: 4.07 (1, 1)	6.1	L	27	7	5	5	5	1	0	0	0	0	1	36	40	7.11	1.263								
Tom Henke, R ERA: (7, 1)	2.2		12	2	0	0	0	2	0	0	0	0	0	10	18	0.00	1.500								

Seattle Mariners @ Texas Rangers
Arlington Stadium, Arlington, TX
Fri Sep 10 1982, 8:05 PM EDT
Att: 8,351 - Unknown

AB	35
R	5
H	9
RBI	5
BB	3
SO	5
LOB	12

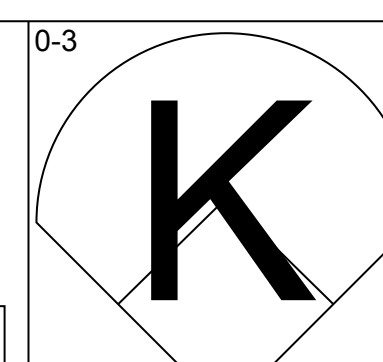
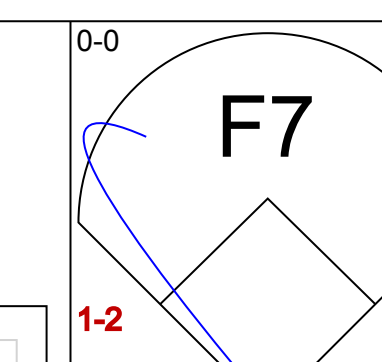
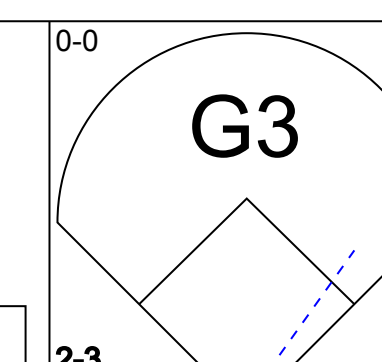
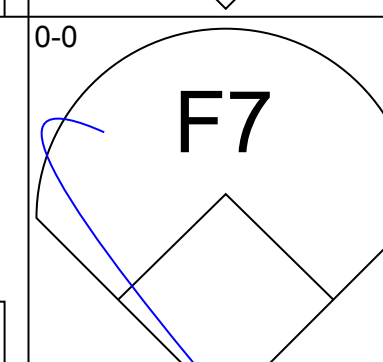
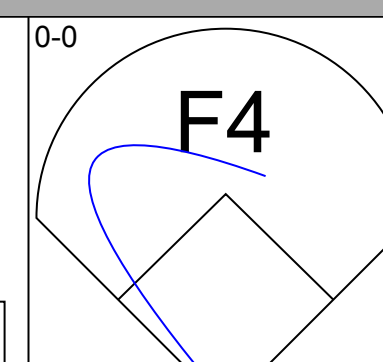
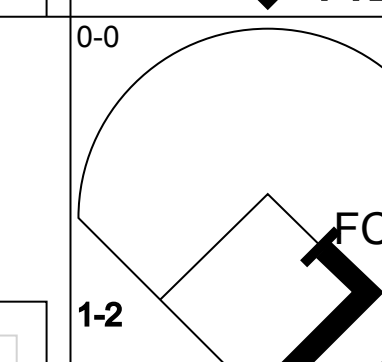
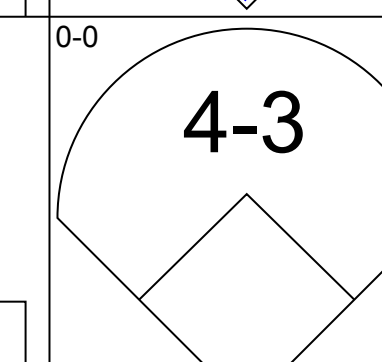
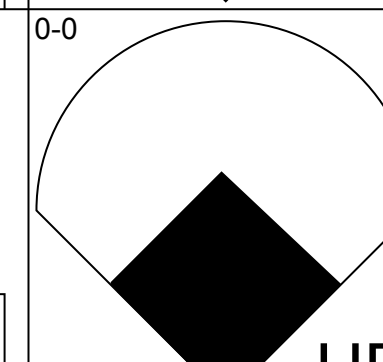
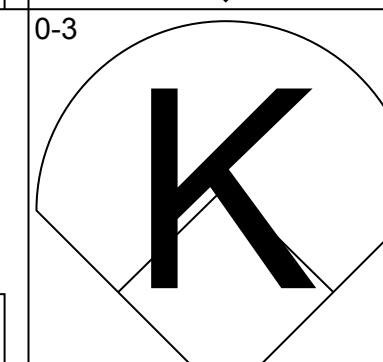
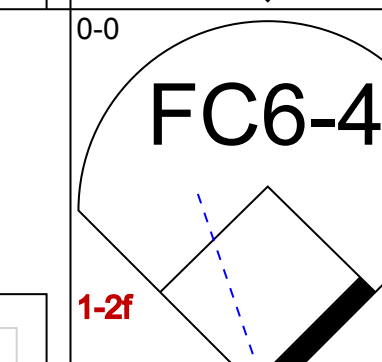
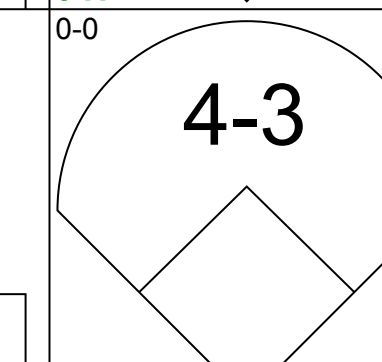
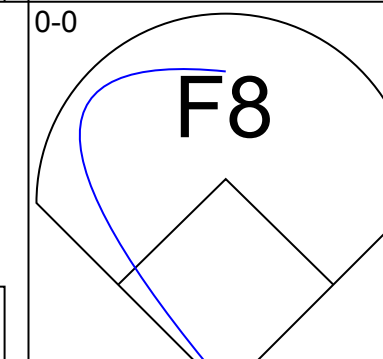
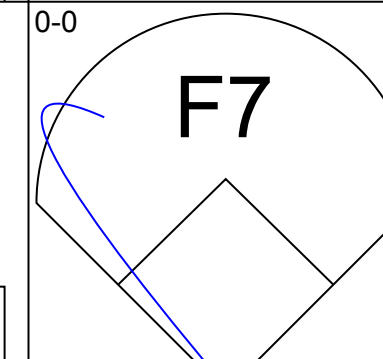
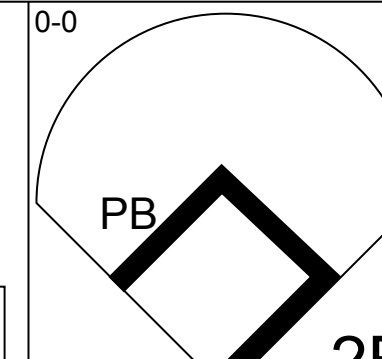
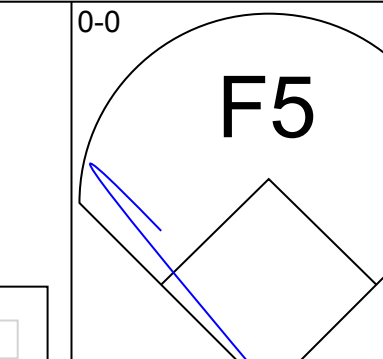
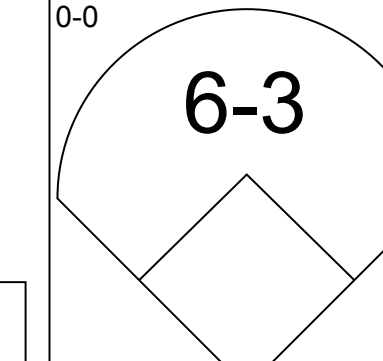
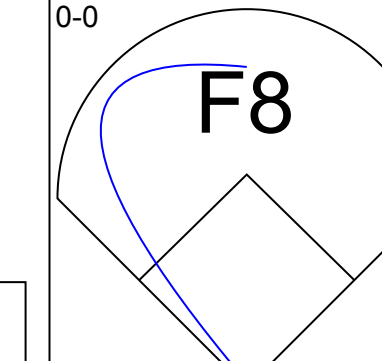
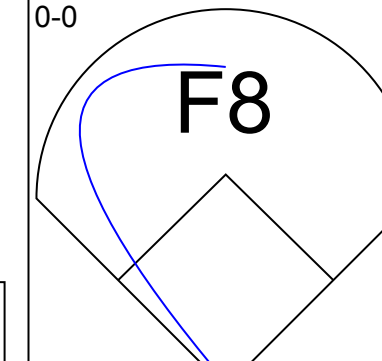
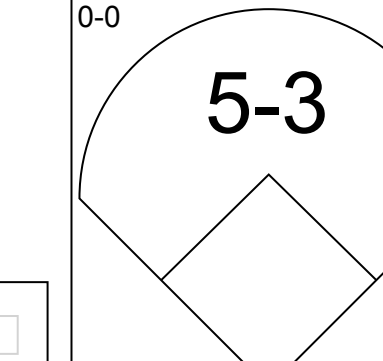
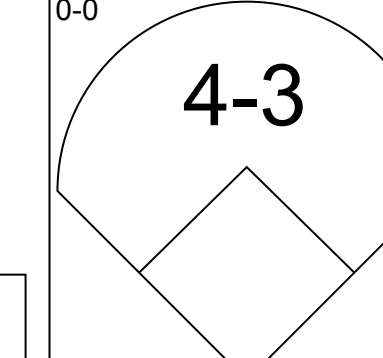
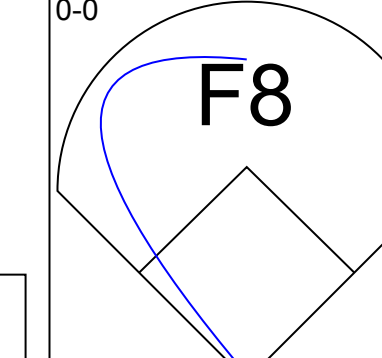
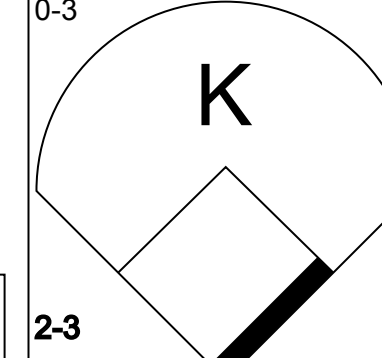
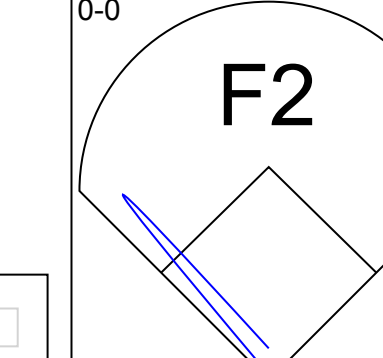
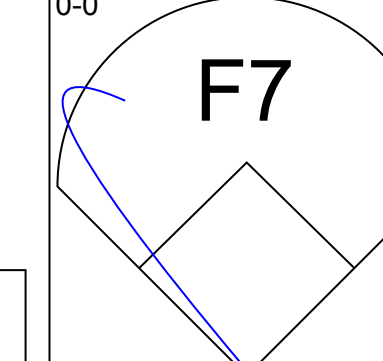
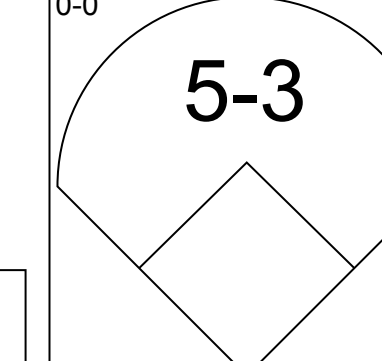
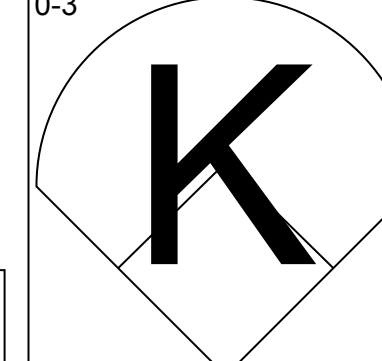
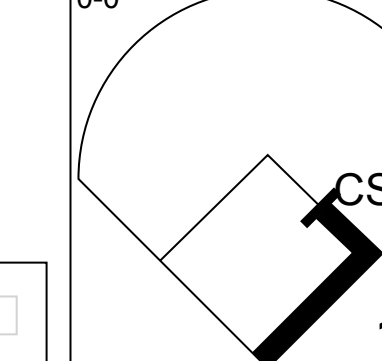
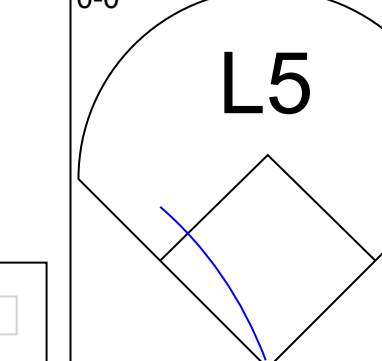
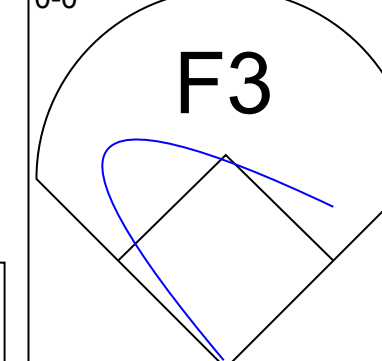
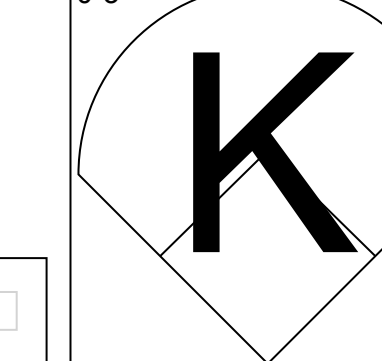
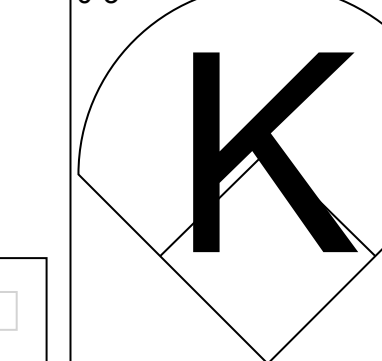
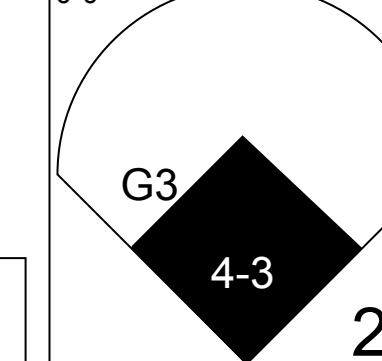



Batter	1	2	3	4	5	6	7	8	9	AB	R	H	RBI	BB	SO	LOB	BOTTOM								
George Wright, S OBP: 0.293, SLG: 0.372 (1, 8)	0-0 HR		4-0 BB		4-0 BB			0-0 6-3		2	1	1	1	2	0	0									
Pete O'Brien, L OBP: 0.222, SLG: 0.500 (1, 7)	0-0 F7		0-0 F7		0-0 F8			0-0 HR		4	1	1	1	0	0	3									
Buddy Bell, R OBP: 0.379, SLG: 0.436 (1, 5)	0-0 6-3		0-0 F4		0-3 K			0-0 F2		4	0	0	0	0	1	3									
Larry Parrish, R OBP: 0.321, SLG: 0.401 (1, 9)	0-0 5-3			0-0 F9 1B		0-0 F8		0-0 1B		4	0	2	0	0	0	0									
Johnny Grubb, L OBP: 0.378, SLG: 0.387 Lamar Johnson, R OBP: 0.320, SLG: 0.358 (8, PH)		0-0 G3		0-0 F9		0-0 F8		0-0 5-3		3	0	0	0	0	0	1									
Bill Stein, R OBP: 0.281, SLG: 0.299 (1, 4)		0-0 F7		0-0 1-2 1B		0-0 F9			0-0 4-3	4	0	1	0	0	0	0									
Pat Putnam, L OBP: 0.301, SLG: 0.351 Jim Sundberg, R OBP: 0.321, SLG: 0.364 (9, PH)		0-0 CS 1B		0-0 F9		0-0 2-3		0-0 F1		3	0	1	0	0	0	2									
Bob Johnson, R OBP: 0.147, SLG: 0.133 (1, 2)		0-0 CS		1-0 SH5-3 HBP		0-0 F7		0-0 6-3		3	0	0	0	0	1	3									
Wayne Tolleson, S OBP: 0.146, SLG: 0.111 Dave Hostetter, R OBP: 0.310, SLG: 0.471 (9, PH)			0-0 SH5-3		0-0 6-3		0-0 4-3		0-0 L4	2	0	0	0	0	0	0									
Inning Stats	R: 1 E: 0 K: 0 S: 4	H: 1 LOB: 0 BB: 0 P: 4	R: 0 E: 0 K: 0 S: 3	H: 1 LOB: 0 BB: 0 P: 3	R: 0 E: 0 K: 0 S: 3	H: 0 LOB: 2 BB: 1 P: 8	R: 0 E: 0 K: 0 S: 5	H: 2 LOB: 2 BB: 0 P: 5	R: 0 E: 0 K: 1 S: 5	H: 0 LOB: 1 BB: 1 P: 9	R: 0 E: 0 K: 0 S: 3	H: 0 LOB: 0 BB: 0 P: 3	R: 0 E: 0 K: 0 S: 5	H: 2 LOB: 1 BB: 0 P: 5	R: 0 E: 0 K: 1 S: 5	H: 0 LOB: 1 BB: 1 P: 9	1B: 4 2B: 0 3B: 0 HR: 2	SF: 0 SAC: 1 DP: 0 HBP: 1	WP: 0 PB: 0 SB: 0 CS: 1	PA: 37					
PITCHER	IP	WLS	BF	H	R	ER	SO	BB	IBB	HBP	BLK	WP	HR	S	P	ERA	WHIP								
Gaylord Perry, R ERA: 4.43 (1, 1)	7.2	W	31	6	2	2	1	2	0	1	0	0	2	30	39	2.35	1.043								
Ed Vande Berg, L ERA: 2.77 (8, 1)	1.1	S	5	0	0	0	1	1	0	0	0	0	0	6	10	0.00	0.750								

Seattle Mariners @ Texas Rangers
Arlington Stadium, Arlington, TX
Fri Sep 10 1982, 8:05 PM EDT
Att: 8,351 - Unknown

AB	31
R	2
H	6
RBI	2
BB	3
SO	2
LOB	14

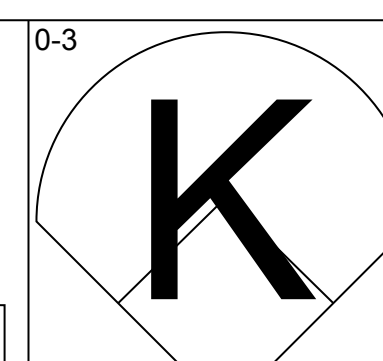
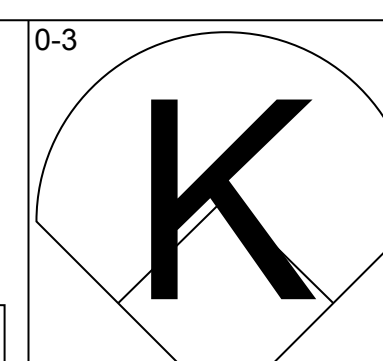
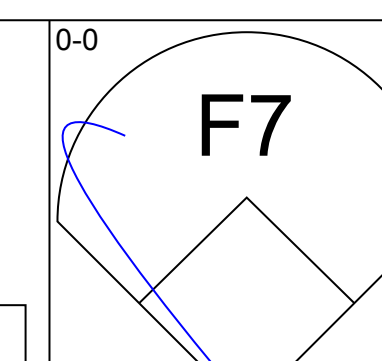
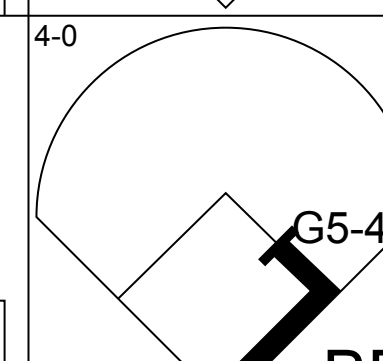
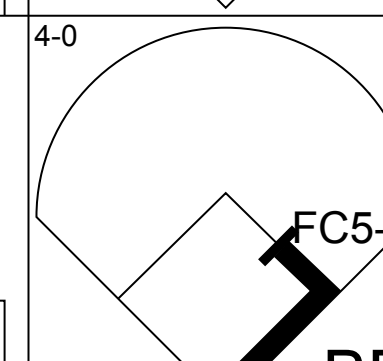
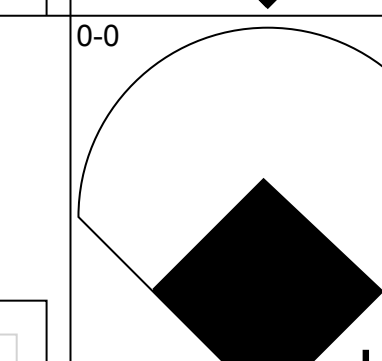
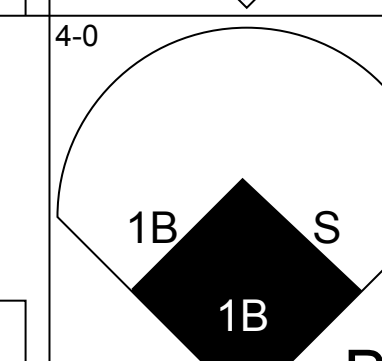
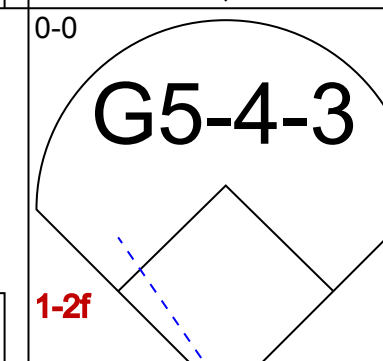
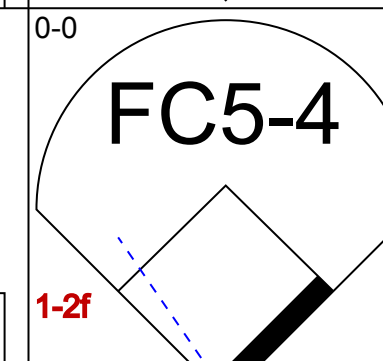
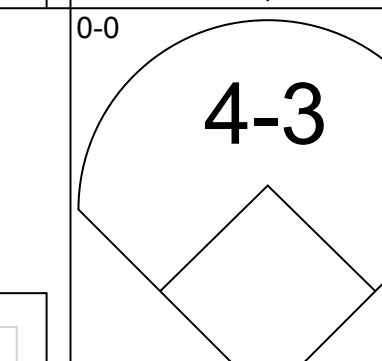
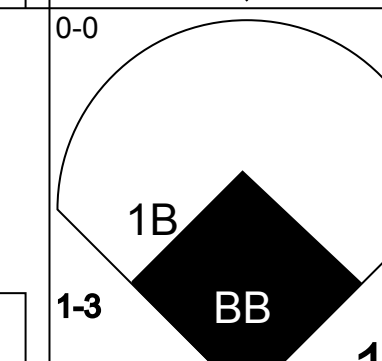
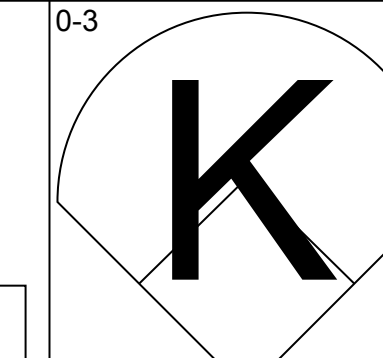
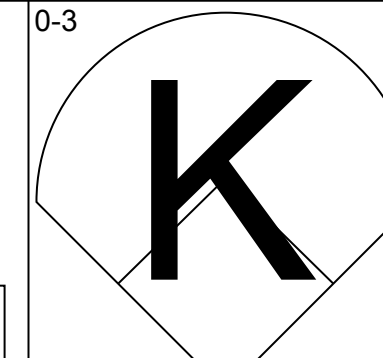
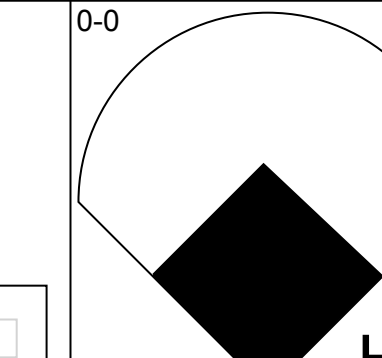
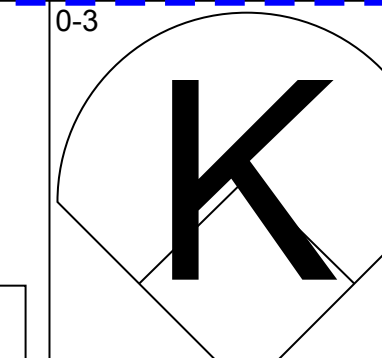
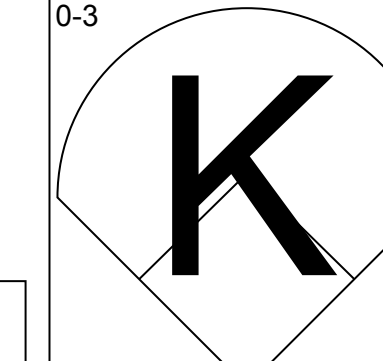
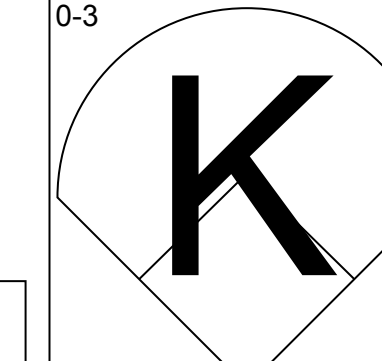
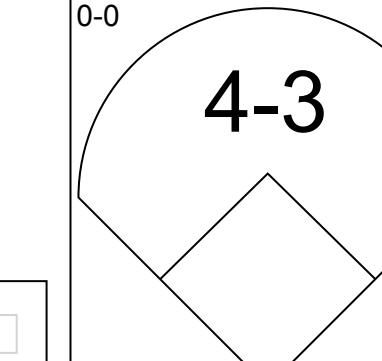
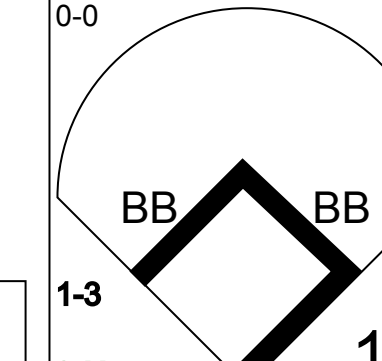
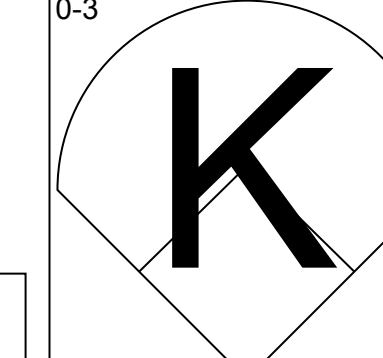
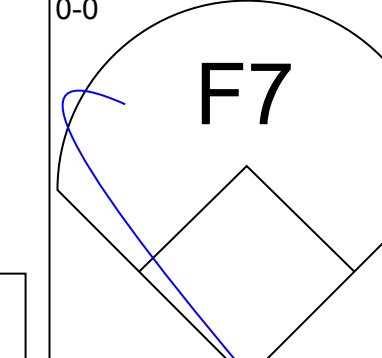
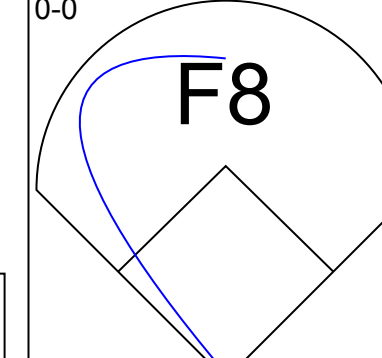
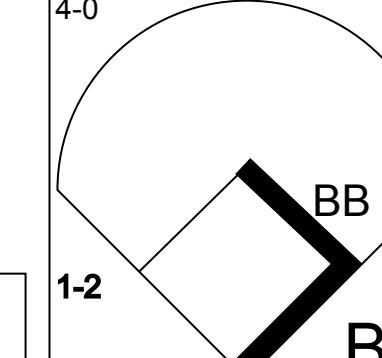
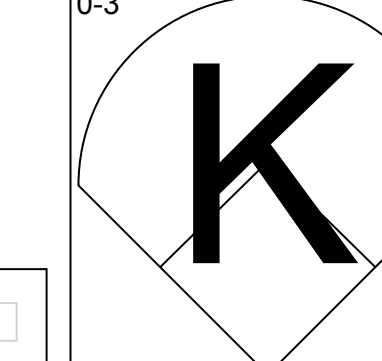
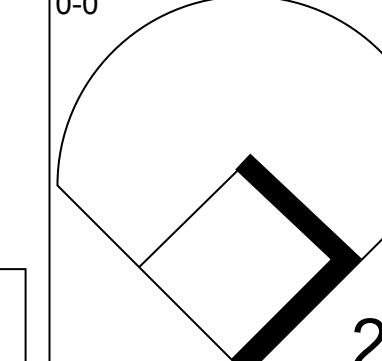
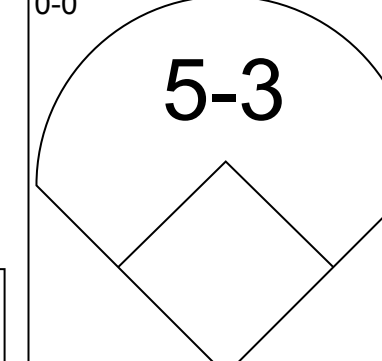
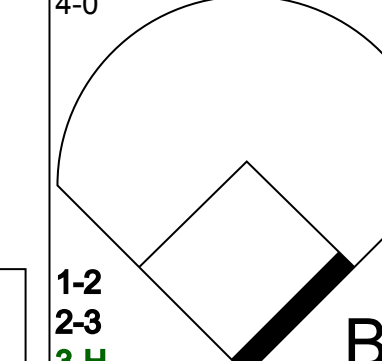
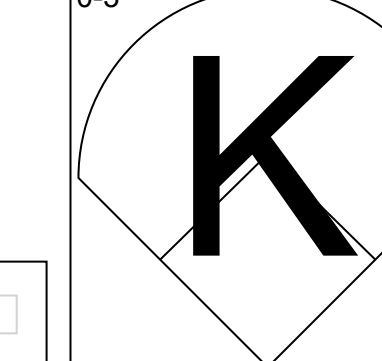
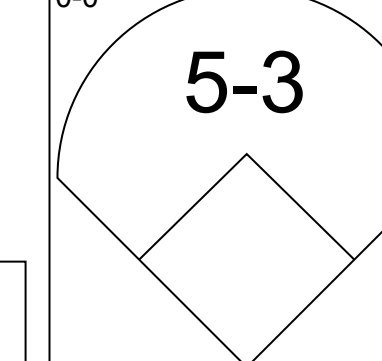
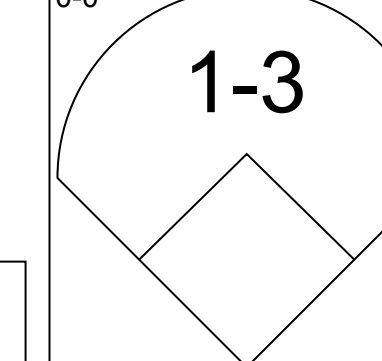
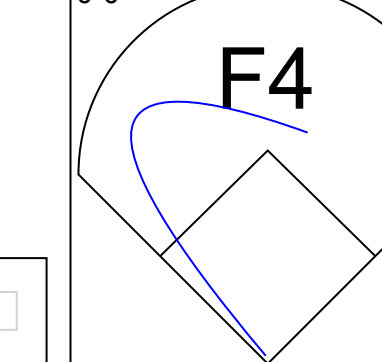
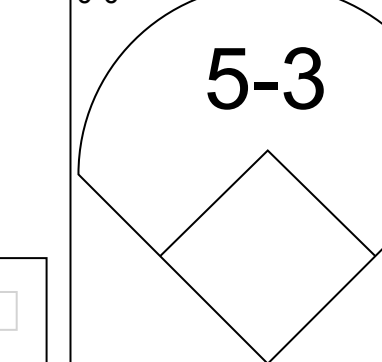
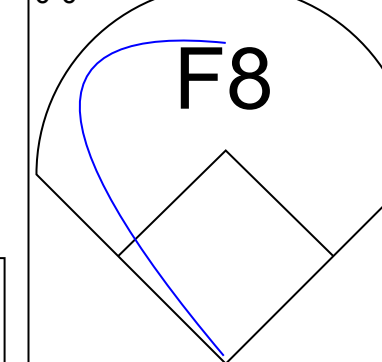


Batter	1	2	3	4	5	6	7	8	9	AB	R	H	RBI	BB	SO	LOB	TOP			
Joe Simpson, L (1, 7) OBP: 0.326, SLG: 0.362										3	0	0	0	0	1	2				
Manny Castillo, S (1, 5) OBP: 0.299, SLG: 0.337										4	0	1	1	0	0	0				
Bruce Bochte, L (1, 3) OBP: 0.378, SLG: 0.399										4	1	1	1	0	1	2				
Richie Zisk, R (1, 10) OBP: 0.363, SLG: 0.483										4	0	1	0	0	0	0				
Al Cowens, R (1, 9) OBP: 0.333, SLG: 0.494										4	0	0	0	0	0	1				
Rick Sweet, S (1, 2) OBP: 0.304, SLG: 0.326										4	0	0	0	0	1	1				
Dave Henderson, R (1, 8) OBP: 0.337, SLG: 0.455										3	0	0	0	0	1	2				
Todd Cruz, R (1, 6) OBP: 0.243, SLG: 0.371										3	0	1	0	0	0	2				
Julio Cruz, S (1, 4) OBP: 0.311, SLG: 0.313										3	1	1	0	0	2	1				
Inning Stats	R: 1 E: 0 K: 1 S: 6	H: 1 LOB: 0 BB: 0 P: 6	R: 0 E: 0 K: 0 S: 3	H: 0 LOB: 0 BB: 0 P: 3	R: 0 E: 0 K: 1 S: 5	H: 1 LOB: 0 BB: 0 P: 5	R: 0 E: 0 K: 1 S: 5	H: 0 LOB: 0 BB: 0 P: 5	R: 0 E: 0 K: 0 S: 3	H: 0 LOB: 0 BB: 0 P: 3	R: 0 E: 0 K: 1 S: 9	H: 1 LOB: 2 BB: 0 P: 9	R: 1 E: 0 K: 0 S: 4	H: 1 LOB: 0 BB: 0 P: 4	R: 0 E: 0 K: 0 S: 3	H: 0 LOB: 0 BB: 0 P: 3	1B: 2 2B: 2 3B: 0 HR: 1	SF: 0 SAC: 0 DP: 0 HBP: 1	WP: 0 PB: 1 SB: 0 CS: 1	PA: 33
PITCHER Charlie Hough, R (1, 1) ERA: 3.69	IP: 9.0 WLS: W BF: 33	H: 5 R: 2 ER: 2 SO: 6	BB: 0 IBB: 0 HBP: 1 BLK: 0	WP: 0 HR: 1 S: 44 P: 45	ERA: 2.00 WHIP: 0.556															

Seattle Mariners @ Texas Rangers
Arlington Stadium, Arlington, TX
Sat Sep 11 1982, 8:05 PM EDT
Att: 8,676 - Unknown

AB 32
R 2
H 5
RBI 2
BB 0
SO 6
LOB 11



Batter	1	2	3	4	5	6	7	8	9	AB	R	H	RBI	BB	SO	LOB	BOTTOM			
George Wright, S (1, 8) OBP: 0.293, SLG: 0.377										4	1	1	1	0	2	0				
Pete O'Brien, L (1, 7) OBP: 0.364, SLG: 0.684										1	2	1	1	3	0	0				
Buddy Bell, R (1, 5) OBP: 0.378, SLG: 0.435										4	1	1	0	0	0	2				
Larry Parrish, R (1, 9) OBP: 0.320, SLG: 0.408										4	1	1	1	0	3	3				
Dave Hostetler, R (1, 3) OBP: 0.310, SLG: 0.469										4	0	1	1	0	2	0				
Lamar Johnson, R (1, 10) OBP: 0.318, SLG: 0.354										3	0	0	0	1	1	0				
Jim Sundberg, R (1, 2) OBP: 0.323, SLG: 0.366										3	0	1	1	1	1	0				
Mike Richardt, R (1, 4) OBP: 0.265, SLG: 0.274										4	0	1	0	0	1	4				
Bucky Dent, R (1, 6) OBP: 0.229, SLG: 0.232										3	0	0	0	0	0	1				
Inning Stats	R: 0 E: 0 K: 1 S: 4	H: 0 LOB: 1 BB: 1 P: 8	R: 0 E: 0 K: 3 S: 9	H: 0 LOB: 0 BB: 0 P: 9	R: 0 E: 0 K: 2 S: 7	H: 0 LOB: 0 BB: 0 P: 7	R: 0 E: 0 K: 2 S: 7	H: 0 LOB: 1 BB: 1 P: 11	R: 0 E: 0 K: 1 S: 6	H: 1 LOB: 1 BB: 0 P: 6	R: 3 E: 0 K: 0 S: 6	H: 3 LOB: 0 BB: 0 P: 6	R: 0 E: 0 K: 0 S: 4	H: 1 LOB: 1 BB: 0 P: 4	R: 2 E: 0 K: 1 S: 7	H: 2 LOB: 3 BB: 3 P: 19	1B: 3 2B: 1 3B: 0 HR: 3	SF: 0 SAC: 0 DP: 1 HBP: 0	WP: 0 PB: 0 SB: 1 CS: 0	PA: 35
PITCHER Floyd Bannister, L (1, 1) ERA: 3.62 Bill Caudill, R (8, 1) ERA: 2.2	IP: 7.1 WLS: L BF: 30	H: 6 R: 5 ER: 5 SO: 9	BB: 3 IBB: 0 HBP: 0 BLK: 0	WP: 0 HR: 3 S: 45 P: 57	ERA: 6.14 WHIP: 1.227															

Seattle Mariners @ Texas Rangers
Arlington Stadium, Arlington, TX
Sat Sep 11 1982, 8:05 PM EDT
Att: 8,676 - Unknown

AB 30
R 5
H 7
RBI 5
BB 5
SO 10
LOB 10



Batter	1	2	3	4	5	6	7	8	9	AB	R	H	RBI	BB	SO	LOB	TOP			
Julio Cruz, S OBP: 0.307, SLG: 0.310 Gary Gray, R OBP: 0.325, SLG: 0.380 Manny Castillo, S OBP: 0.299, SLG: 0.339	F9		4-3			K		K		3	0	0	0	0	1	1				
Bobby Brown, S OBP: 0.276, SLG: 0.306	K			WP BB		F			6-3	3	0	1	0	1	1	0				
Al Cowens, R OBP: 0.331, SLG: 0.491 John Moses, S OBP: 0.333, SLG: 0.455	F9			F7		E5			5-3	3	0	0	0	0	2					
Richie Zisk, R OBP: 0.361, SLG: 0.479		F9		F7		F8			5-3	4	0	0	0	0	3					
Dave Henderson, R OBP: 0.334, SLG: 0.449		K		5-3				F8		3	0	0	0	0	1	1				
Jim Essian, R OBP: 0.324, SLG: 0.396 Orlando Mercado, R (7.2)		F8						K		3	0	0	0	0	1	0				
Jim Maler, R OBP: 0.282, SLG: 0.349			F3					F9		3	0	0	0	0	0	0				
Todd Cruz, R OBP: 0.243, SLG: 0.369 Paul Serna, R OBP: 0.226, SLG: 0.275			K			F3			F2	2	0	0	0	0	1	0				
Dave Adler, R OBP: 0.322, SLG: 0.359								F3		2	0	0	0	1	0	0				
Inning Stats	R: 0 E: 0 K: 1 S: 5	H: 0 LOB: 0 BB: 0 P: 5	R: 0 E: 0 K: 1 S: 5	H: 0 LOB: 0 BB: 1 P: 5	R: 0 E: 0 K: 1 S: 5	H: 0 LOB: 1 BB: 1 P: 9	R: 0 E: 0 K: 0 S: 3	H: 0 LOB: 1 BB: 1 P: 7	R: 0 E: 0 K: 0 S: 3	H: 0 LOB: 0 BB: 0 P: 3	R: 0 E: 1 K: 1 S: 7	H: 1 LOB: 2 BB: 0 P: 7	R: 0 E: 0 K: 1 S: 5	H: 0 LOB: 0 BB: 0 P: 5	R: 0 E: 0 K: 0 S: 3	H: 0 LOB: 0 BB: 0 P: 3	1B: 1 2B: 0 3B: 0 HR: 0	SF: 0 SAC: 0 DP: 0 HBP: 0	WP: 1 PB: 0 SB: 0 CS: 0	PA: 31
PITCHER Vida Blue, L ERA: 3.36	IP: 9.0 WLS: W BF: 31 H: 1 R: 0 ER: 0 SO: 6 BB: 2 IBB: 0 HBP: 0 BLK: 0 WP: 1 HR: 0 S: 41 P: 49 ERA: 0.00 WHIP: 0.333															PITCHER				

Seattle Mariners @ Kansas City Royals
Royals Stadium, Kansas City, MO
Mon Sep 13 1982, 8:05 PM EDT
Att: 19,508 - Unknown

AB 29
R 0
H 1
RBI 0
BB 2
SO 6
LOB 7



Batter	1	2	3	4	5	6	7	8	9	AB	R	H	RBI	BB	SO	LOB	BOTTOM			
Willie Wilson, S OBP: 0.372, SLG: 0.441	E 1B				4-3					4	0	3	1	1	0	2				
U L Washington, S OBP: 0.323, SLG: 0.375	F5			G3		F7				5	0	1	1	0	0	3				
George Brett, L OBP: 0.385, SLG: 0.536	4-3			F9		K		F8		4	0	0	0	1	1	1				
Hal McRae, R OBP: 0.372, SLG: 0.535	L1			F8				F8		5	1	2	0	0	0	4				
Willie Aikens, L OBP: 0.335, SLG: 0.438										4	2	4	2	1	0	0				
Frank White, R OBP: 0.317, SLG: 0.461 Onix Concepcion, R OBP: 0.270, SLG: 0.301										4	1	2	0	0	0	3				
John Wathan, R OBP: 0.317, SLG: 0.347 Don Slaught, R OBP: 0.336, SLG: 0.409										3	3	2	0	1	1	0				
Jerry Martin, R OBP: 0.311, SLG: 0.377										3	0	1	2	1	0	1				
Cesar Geronimo, L OBP: 0.318, SLG: 0.500										4	1	2	2	0	0	1				
Inning Stats	R: 0 E: 1 K: 0 S: 4	H: 1 LOB: 1 BB: 0 P: 4	R: 3 E: 0 K: 0 S: 6	H: 4 LOB: 1 BB: 1 P: 10	R: 0 E: 0 K: 0 S: 3	H: 1 LOB: 2 BB: 1 P: 7	R: 1 E: 0 K: 0 S: 5	H: 2 LOB: 1 BB: 0 P: 5	R: 3 E: 0 K: 1 S: 8	H: 3 LOB: 2 BB: 2 P: 16	R: 0 E: 0 K: 0 S: 5	H: 2 LOB: 2 BB: 0 P: 5	R: 1 E: 0 K: 1 S: 8	H: 3 LOB: 3 BB: 1 P: 12	R: 0 E: 0 K: 0 S: 3	H: 1 LOB: 0 BB: 0 P: 3	1B: 15 2B: 0 3B: 1 HR: 1	SF: 0 SAC: 0 DP: 1 HBP: 0	WP: 1 PB: 0 SB: 2 CS: 0	PA: 43
PITCHER Mike Moore, R ERA: 5.26 Bryan Clark, L ERA: 3.16 Ed Nunez, R ERA: 4.5 Larry Andersen, R ERA: 5.77 Ron Musselman, R ERA: 4.22	IP: 12.46 WLS: L BF: 23 H: 10 R: 6 ER: 6 SO: 1 BB: 2 IBB: 0 HBP: 0 BLK: 0 WP: 0 HR: 1 S: 23 P: 31 ERA: 12.46 WHIP: 2.769															PITCHER				

Seattle Mariners @ Kansas City Royals
Royals Stadium, Kansas City, MO
Mon Sep 13 1982, 8:05 PM EDT
Att: 19,508 - Unknown

AB 38
R 8
H 17
RBI 8
BB 5
SO 2
LOB 16



Batter	1	2	3	4	5	6	7	8	9	AB	R	H	RBI	BB	SO	LOB	TOP			
Joe Simpson, L (1, 7) OBP: 0.327, SLG: 0.371										4	0	1	0	0	2	3	Seattle Mariners @ Kansas City Royals Royals Stadium, Kansas City, MO Tue Sep 14 1982, 8:05 PM EDT Att: 16,826 - Unknown			
Manny Castillo, S (1, 5) OBP: 0.296, SLG: 0.336										4	0	0	0	0	0	2				
Bruce Bochte, L (1, 3) OBP: 0.378, SLG: 0.398										4	1	1	0	0	0	1				
Richie Zisk, R (1, 10) OBP: 0.358, SLG: 0.475										4	0	0	1	0	0	1				
Al Cowens, R (1, 9) OBP: 0.330, SLG: 0.488										3	0	0	0	1	0	0				
Rick Sweet, S (1, 2) OBP: 0.300, SLG: 0.322										2	1	1	0	0	0	0				
Jim Essian, R (6, PH) OBP: 0.327, SLG: 0.397										2	0	1	0	0	0	0				
Dave Henderson, R (1, 8) OBP: 0.336, SLG: 0.448										3	0	1	0	1	0	0				
Todd Cruz, R (1, 6) OBP: 0.243, SLG: 0.368										4	0	1	0	0	1	3				
Julio Cruz, S (1, 4) OBP: 0.307, SLG: 0.308										2	0	0	1	1	1	2				
Inning Stats	R: 0 E: 0 K: 0 S: 4	H: 1 LOB: 1 BB: 0 P: 4	R: 1 E: 0 K: 1 S: 8	H: 3 LOB: 2 BB: 0 P: 8	R: 0 E: 0 K: 0 S: 3	H: 0 LOB: 0 BB: 0 P: 3	R: 0 E: 0 K: 0 S: 3	H: 0 LOB: 1 BB: 1 P: 3	R: 0 E: 0 K: 0 S: 3	H: 0 LOB: 1 BB: 0 P: 7	R: 1 E: 0 K: 0 S: 4	H: 2 LOB: 2 BB: 2 P: 12	R: 0 E: 0 K: 2 S: 7	H: 0 LOB: 0 BB: 0 P: 7	R: 0 E: 0 K: 0 S: 3	H: 0 LOB: 0 BB: 0 P: 5	1B: 4 2B: 2 3B: 0 HR: 0	SF: 0 SAC: 0 DP: 1 HBP: 0	WP: 1 PB: 0 SB: 2 CS: 0	PA: 35
PITCHER	IP WLS BF H R ER SO BB IBB HBP BLK WP HR S P ERA WHIP																			
Bill Castro, R (1, 1) ERA: 2.8	5.1 W 23 5 2 2 1 2 2 0 0 0 1 0 23 31 3.38 1.312																			
Bob Tufts, L (6, 1) ERA: 1.04	3.2 S 12 1 0 0 3 1 0 0 0 0 0 0 17 21 0.00 0.545																			

Batter	1	2	3	4	5	6	7	8	9	AB	R	H	RBI	BB	SO	LOB	BOTTOM			
Willie Wilson, S (1, 7) OBP: 0.371, SLG: 0.440										4	1	1	0	0	1	1	Seattle Mariners @ Kansas City Royals Royals Stadium, Kansas City, MO Tue Sep 14 1982, 8:05 PM EDT Att: 16,826 - Unknown			
U L Washington, S (1, 6) OBP: 0.324, SLG: 0.375										3	1	1	0	1	0	0				
George Brett, L (1, 5) OBP: 0.386, SLG: 0.536										4	0	2	2	0	0	1				
Hal McRae, R (1, 10) OBP: 0.371, SLG: 0.534										4	1	1	1	0	1	3				
Willie Aikens, L (1, 3) OBP: 0.332, SLG: 0.433										4	0	0	0	0	2	2				
Frank White, R (1, 4) OBP: 0.317, SLG: 0.460										3	0	1	1	0	0	0				
John Wathan, R (1, 2) OBP: 0.362, SLG: 0.345										2	0	0	0	1	0	1				
Jerry Martin, R (1, 9) OBP: 0.311, SLG: 0.376										2	1	0	0	1	1	1				
Cesar Geronimo, L (1, 8) OBP: 0.319, SLG: 0.506										3	1	1	1	0	2	0				
Inning Stats	R: 3 E: 0 K: 1 S: 8	H: 3 LOB: 1 BB: 1 P: 12	R: 2 E: 1 K: 1 S: 7	H: 3 LOB: 1 BB: 1 P: 11	R: 0 E: 0 K: 1 S: 5	H: 0 LOB: 1 BB: 1 P: 9	R: 0 E: 0 K: 1 S: 5	H: 0 LOB: 0 BB: 0 P: 5	R: 0 E: 0 K: 1 S: 5	H: 0 LOB: 0 BB: 0 P: 5	R: 0 E: 0 K: 1 S: 5	H: 0 LOB: 0 BB: 0 P: 5	R: 0 E: 0 K: 1 S: 5	H: 1 LOB: 0 BB: 0 P: 5	R: 0 E: 0 K: 1 S: 5	H: 0 LOB: 0 BB: 0 P: 5		1B: 5 2B: 2 3B: 0 HR: 0	SF: 0 SAC: 0 DP: 2 HBP: 0	WP: 0 PB: 1 SB: 0 CS: 0
PITCHER	IP WLS BF H R ER SO BB IBB HBP BLK WP HR S P ERA WHIP																			
Jim Beattie, R (1, 1) ERA: 3.34	1.1 L 12 6 5 5 2 2 0 0 0 0 0 0 25 29 0.00 0.353																			
Bryan Clark, L (2, 1) ERA: 2.99	5.2 18 1 0 0 4 1 0 0 0 0 0 0 3 3 0.00 0.000																			
Larry Andersen, R (8, 1) ERA: 5.74	0.1 1 0 0 0 1 0 0 0 0 0 0 0 3 3 0.00 0.000																			
Ed Vande Berg, L (8, 1) ERA: 2.74	0.2 1 0 0 0 0 0 0 0 0 0 0 0 1 1 0.00 0.000																			

Batter	1	2	3	4	5	6	7	8	9	10	11	AB	R	H	RBI	BB	SO	LOB	TOP																																																							
Julio Cruz, S OBP: 0.308, SLG: 0.313 (1, 4)	F9		1B		F7					4-3		5	1	2	1	0	0	0																																																								
Dave Adler, R OBP: 0.330, SLG: 0.366 Manny Castillo, S OBP: 0.296, SLG: 0.336 (7, 5)	K		1B							6-3		4	1	2	1	0	1	1																																																								
Bruce Bochte, L OBP: 0.377, SLG: 0.397 Joe Simpson, L OBP: 0.330, SLG: 0.373 (7, 7)	K		1B		F8							4	1	1	0	0	1	2																																																								
Richie Zisk, R OBP: 0.356, SLG: 0.471 (1, 10)		6-3	E7		F9					CS		4	0	0	0	1	0	2																																																								
Al Cowens, R OBP: 0.329, SLG: 0.486 (1, 9)		6-3				5-3				G6-4-3		5	0	1	1	0	0	1																																																								
Dave Henderson, R OBP: 0.334, SLG: 0.442 (1, 8)		4-3	F6							F7		4	0	0	0	1	0	2																																																								
Gary Gray, R OBP: 0.327, SLG: 0.386 Jim Maler, R OBP: 0.282, SLG: 0.349 (9, 3)			3B				F7			F8		4	1	2	0	0	0	1																																																								
Jim Essian, R OBP: 0.325, SLG: 0.393 Bobby Brown, S OBP: 0.279, SLG: 0.306 Rick Sweet, S OBP: 0.300, SLG: 0.322 (9, 2)			2B		F3		F7					4	0	1	0	0	0	3																																																								
Todd Cruz, R OBP: 0.241, SLG: 0.365 (1, 6)			K									4	0	0	0	0	1	3																																																								
Inning Stats	R: 0 E: 0 K: 2 S: 7	H: 0 LOB: 0 BB: 0 P: 7	R: 0 E: 0 K: 0 S: 3	H: 0 LOB: 0 BB: 0 P: 3	R: 4 E: 1 K: 1 S: 11	H: 5 LOB: 2 BB: 0 P: 11	R: 0 E: 0 K: 0 S: 3	H: 1 LOB: 0 BB: 0 P: 3	R: 0 E: 0 K: 0 S: 4	H: 0 LOB: 1 BB: 0 P: 7	R: 0 E: 0 K: 0 S: 3	H: 1 LOB: 1 BB: 0 P: 4	R: 0 E: 0 K: 0 S: 2	H: 0 LOB: 0 BB: 1 P: 6	R: 0 E: 0 K: 0 S: 3	H: 1 LOB: 1 BB: 0 P: 3	R: 0 E: 0 K: 0 S: 3	H: 0 LOB: 0 BB: 0 P: 3	1B: 8 2B: 1 3B: 1 HR: 0	SF: 0 SAC: 0 DP: 2 HBP: 0	WP: 0 PB: 0 SB: 1 CS: 2	PA: 43																																																				
PITCHER	IP WLS BF H R ER SO BB IBB HBP BLK WP HR S P ERA WHIP	<table border="1"> <thead> <tr> <th>PITCHER</th> <th>IP</th> <th>WLS</th> <th>BF</th> <th>H</th> <th>R</th> <th>ER</th> <th>SO</th> <th>BB</th> <th>IBB</th> <th>HBP</th> <th>BLK</th> <th>WP</th> <th>HR</th> <th>S</th> <th>P</th> <th>ERA</th> <th>WHIP</th> </tr> </thead> <tbody> <tr> <td>Larry Gura, L ERA: 3.87 (1, 1)</td> <td>8.0</td> <td></td> <td>33</td> <td>8</td> <td>4</td> <td>2</td> <td>3</td> <td>2</td> <td>0</td> <td>0</td> <td>0</td> <td>0</td> <td>0</td> <td>37</td> <td>45</td> <td>2.25</td> <td>1.250</td> </tr> <tr> <td>Dan Quisenberry, R ERA: 2.5 (9, 1)</td> <td>3.0</td> <td>W</td> <td>9</td> <td>2</td> <td>0</td> <td>0</td> <td>0</td> <td>0</td> <td>0</td> <td>0</td> <td>0</td> <td>0</td> <td>0</td> <td>9</td> <td>9</td> <td>0.00</td> <td>0.667</td> </tr> </tbody> </table>																			PITCHER	IP	WLS	BF	H	R	ER	SO	BB	IBB	HBP	BLK	WP	HR	S	P	ERA	WHIP	Larry Gura, L ERA: 3.87 (1, 1)	8.0		33	8	4	2	3	2	0	0	0	0	0	37	45	2.25	1.250	Dan Quisenberry, R ERA: 2.5 (9, 1)	3.0	W	9	2	0	0	0	0	0	0	0	0	0	9	9	0.00	0.667
PITCHER	IP	WLS	BF	H	R	ER	SO	BB	IBB	HBP	BLK	WP	HR	S	P	ERA	WHIP																																																									
Larry Gura, L ERA: 3.87 (1, 1)	8.0		33	8	4	2	3	2	0	0	0	0	0	37	45	2.25	1.250																																																									
Dan Quisenberry, R ERA: 2.5 (9, 1)	3.0	W	9	2	0	0	0	0	0	0	0	0	0	9	9	0.00	0.667																																																									

Seattle Mariners @ Kansas City Royals
Royals Stadium, Kansas City, MO
Wed Sep 15 1992, 8:05 PM EDT
Att: 17,151 - Unknown

AB 40
R 4
H 10
RBI 3
BB 2
SO 3
LOB 15



Batter	1	2	3	4	5	6	7	8	9	10	11	AB	R	H	RBI	BB	SO	LOB	BOTTOM																																																																									
Willie Wilson, S OBP: 0.372, SLG: 0.440 (1, 7)	G3		E2		F8							5	2	2	1	1	0	0																																																																										
U L Washington, S OBP: 0.329, SLG: 0.383 (1, 6)			G3									5	1	3	0	1	1	2																																																																										
George Brett, L OBP: 0.388, SLG: 0.534 (1, 5)	K											4	0	1	1	2	2	3																																																																										
Hal McRae, R OBP: 0.372, SLG: 0.534 Onix Conception, R OBP: 0.270, SLG: 0.301 Steve Hammond, L OBP: 0.273, SLG: 0.340 (10, 1)	CS											4	0	2	1	0	1	0																																																																										
Willie Aikens, L OBP: 0.333, SLG: 0.434 Greg Pryor, R OBP: 0.312, SLG: 0.386 (9, 3)												4	0	2	0	0	0	2																																																																										
Lee May, R OBP: 0.394, SLG: 0.506 (11, 3)												1	0	0	0	0	1	0																																																																										
Frank White, R OBP: 0.318, SLG: 0.460 (1, 4)												5	0	2	0	0	0	3																																																																										
John Wathan, R OBP: 0.388, SLG: 0.341 (1, 2)												5	0	0	0	0	0	4																																																																										
Jerry Martin, R OBP: 0.310, SLG: 0.373 (1, 9)												4	1	0	0	0	2	3																																																																										
Cesar Geronimo, L OBP: 0.302, SLG: 0.476 (1, 8)												5	0	0	0	0	0	1																																																																										
Inning Stats	R: 0 E: 0 K: 1 S: 5	H: 1 LOB: 0 BB: 0 P: 5	R: 0 E: 0 K: 1 S: 6	H: 1 LOB: 1 BB: 0 P: 6	R: 2 E: 1 K: 0 S: 6	H: 3 LOB: 2 BB: 0 P: 7	R: 0 E: 0 K: 1 S: 5	H: 0 LOB: 0 BB: 0 P: 5	R: 0 E: 0 K: 0 S: 4	H: 1 LOB: 1 BB: 0 P: 4	R: 0 E: 0 K: 0 S: 3	H: 0 LOB: 0 BB: 0 P: 3	R: 2 E: 1 K: 0 S: 7	H: 3 LOB: 2 BB: 0 P: 7	R: 0 E: 0 K: 2 S: 7	H: 0 LOB: 2 BB: 2 P: 15	R: 0 E: 0 K: 2 S: 8	H: 1 LOB: 1 BB: 0 P: 8	R: 1 E: 0 K: 0 S: 3	H: 2 LOB: 3 BB: 2 P: 11	1B: 11 2B: 2 3B: 0 HR: 0	SF: 0 SAC: 0 DP: 0 HBP: 1	WP: 0 PB: 0 SB: 2 CS: 1	PA: 50																																																																				
PITCHER	IP WLS BF H R ER SO BB IBB HBP BLK WP HR S P ERA WHIP	<table border="1"> <thead> <tr> <th>PITCHER</th> <th>IP</th> <th>WLS</th> <th>BF</th> <th>H</th> <th>R</th> <th>ER</th> <th>SO</th> <th>BB</th> <th>IBB</th> <th>HBP</th> <th>BLK</th> <th>WP</th> <th>HR</th> <th>S</th> <th>P</th> <th>ERA</th> <th>WHIP</th> </tr> </thead> <tbody> <tr> <td>Gaylord Perry, R ERA: 4.4 (8, 1)</td> <td>7.1</td> <td></td> <td>31</td> <td>9</td> <td>4</td> <td>3</td> <td>4</td> <td>0</td> <td>0</td> <td>0</td> <td>0</td> <td>0</td> <td>0</td> <td>38</td> <td>39</td> <td>3.68</td> <td>1.227</td> </tr> <tr> <td>Ed Vande Berg, L ERA: 2.74 (8, 1)</td> <td>0.0</td> <td>L</td> <td>1</td> <td>1</td> <td>0</td> <td>0</td> <td>0</td> <td>0</td> <td>0</td> <td>0</td> <td>0</td> <td>0</td> <td>0</td> <td>1</td> <td>1</td> <td>∞</td> <td>∞</td> </tr> <tr> <td>Bill Caudill, R ERA: 2.21 (8, 1)</td> <td>3.0</td> <td>L</td> <td>17</td> <td>3</td> <td>1</td> <td>1</td> <td>4</td> <td>3</td> <td>1</td> <td>0</td> <td>0</td> <td>0</td> <td>0</td> <td>21</td> <td>37</td> <td>3.00</td> <td>2.000</td> </tr> </tbody> </table>																			PITCHER	IP	WLS	BF	H	R	ER	SO	BB	IBB	HBP	BLK	WP	HR	S	P	ERA	WHIP	Gaylord Perry, R ERA: 4.4 (8, 1)	7.1		31	9	4	3	4	0	0	0	0	0	0	38	39	3.68	1.227	Ed Vande Berg, L ERA: 2.74 (8, 1)	0.0	L	1	1	0	0	0	0	0	0	0	0	0	1	1	∞	∞	Bill Caudill, R ERA: 2.21 (8, 1)	3.0	L	17	3	1	1	4	3	1	0	0	0	0	21	37	3.00	2.000
PITCHER	IP	WLS	BF	H	R	ER	SO	BB	IBB	HBP	BLK	WP	HR	S	P	ERA	WHIP																																																																											
Gaylord Perry, R ERA: 4.4 (8, 1)	7.1		31	9	4	3	4	0	0	0	0	0	0	38	39	3.68	1.227																																																																											
Ed Vande Berg, L ERA: 2.74 (8, 1)	0.0	L	1	1	0	0	0	0	0	0	0	0	0	1	1	∞	∞																																																																											
Bill Caudill, R ERA: 2.21 (8, 1)	3.0	L	17	3	1	1	4	3	1	0	0	0	0	21	37	3.00	2.000																																																																											

Seattle Mariners @ Kansas City Royals
Royals Stadium, Kansas City, MO
Wed Sep 15 1992, 8:05 PM EDT
Att: 17,151 - Unknown

AB 44
R 5
H 13
RBI 4
BB 4
SO 8
LOB 20




Batter	1	2	3	4	5	6	7	8	9	AB	R	H	RBI	BB	SO	LOB	TOP								
Joe Simpson, L (1, 8) OBP: 0.327, SLG: 0.377	F7		4-3		F7		F7			5	0	1	2	0	0	2	Seattle Mariners @ Kansas City Royals Royals Stadium, Kansas City, MO Thu Sep 16 1982, 8:05 PM EDT Att: 16,809 - Unknown								
Manny Castillo, S (1, 5) OBP: 0.295, SLG: 0.334	G1		F8		K				F8	5	0	1	0	0	1	1									
Bruce Bochte, L (1, 3) OBP: 0.379, SLG: 0.397																									
John Moses, S (8, PR) OBP: 0.333, SLG: 0.455																									
Jim Maler, R (8, 3) OBP: 0.280, SLG: 0.347	K																								
Richie Zisk, R (1, 10) OBP: 0.353, SLG: 0.466																									
Al Cowens, R (1, 9) OBP: 0.332, SLG: 0.487																									
Rick Sweet, S (1, 2) OBP: 0.301, SLG: 0.322																									
Bobby Brown, S (1, 7) OBP: 0.279, SLG: 0.306																									
Todd Cruz, R (1, 6) OBP: 0.243, SLG: 0.364																									
Julio Cruz, S (1, 4) OBP: 0.309, SLG: 0.317																									
Inning Stats	R: 0 E: 0 K: 1 S: 5	H: 0 LOB: 0 BB: 0 P: 5	R: 1 E: 1 K: 0 S: 5	H: 1 LOB: 1 BB: 0 P: 5	R: 0 E: 0 K: 0 S: 3	H: 0 LOB: 0 BB: 0 P: 3	R: 1 E: 0 K: 1 S: 8	H: 3 LOB: 2 BB: 0 P: 8	R: 0 E: 0 K: 0 S: 5	H: 0 LOB: 0 BB: 1 P: 5	R: 0 E: 0 K: 0 S: 2	H: 0 LOB: 0 BB: 0 P: 6	R: 0 E: 0 K: 0 S: 5	H: 3 LOB: 2 BB: 0 P: 5	R: 0 E: 0 K: 0 S: 5	H: 1 LOB: 3 BB: 1 P: 9	R: 2 E: 0 K: 0 S: 5	H: 2 LOB: 1 BB: 1 P: 9	1B: 8 2B: 1 3B: 1 HR: 0	SF: 1 SAC: 2 DP: 1 HBP: 0	WP: 0 PB: 0 SB: 1 CS: 1	PA: 40			
PITCHER	IP	WLS	BF	H	R	ER	SO	BB	IBB	HBP	BLK	WP	HR	S	P	ERA	WHIP								
Dennis Leonard, R (1, 1) ERA: 4.78	8.0	L	37	10	4	3	3	2	1	0	0	0	0	40	52	3.38	1.500								
Don Hood, L (9, 1) ERA: 3.02	1.0		3	0	0	0	0	0	0	0	0	0	0	3	3	0.00	0.000								

Batter	1	2	3	4	5	6	7	8	9	AB	R	H	RBI	BB	SO	LOB	BOTTOM								
Willie Wilson, S (1, 8) OBP: 0.373, SLG: 0.439	WP 1B		E5					4-3		3	1	1	0	1	0	0	Seattle Mariners @ Kansas City Royals Royals Stadium, Kansas City, MO Thu Sep 16 1982, 8:05 PM EDT Att: 16,809 - Unknown								
U L Washington, S (1, 6) OBP: 0.331, SLG: 0.388	F9		SF8		F8					3	1	1	1	1	0	2									
George Brett, L (1, 7) OBP: 0.387, SLG: 0.533	WP 1B		SF8							3	0	1	1	0	0	1									
Hal McRae, R (1, 10) OBP: 0.369, SLG: 0.530	K		K							4	0	0	0	0	2	2									
Frank White, R (1, 4) OBP: 0.316, SLG: 0.456	K				F3					4	0	0	0	0	1	2									
John Wathan, R (1, 2) OBP: 0.357, SLG: 0.338										3	0	0	0	1	0	0									
Willie Aikens, L (1, 3) OBP: 0.333, SLG: 0.432										2	0	0	0	1	1	1									
Jerry Martin, R (1, 9) OBP: 0.308, SLG: 0.370										3	0	0	0	0	2	1									
Greg Pryor, R (1, 5) OBP: 0.306, SLG: 0.378										3	0	0	0	0	1	0									
Inning Stats	R: 0 E: 0 K: 2 S: 9	H: 2 LOB: 2 BB: 0 P: 9	R: 0 E: 0 K: 0 S: 2	H: 0 LOB: 0 BB: 1 P: 6	R: 2 E: 1 K: 1 S: 7	H: 1 LOB: 0 BB: 0 P: 7	R: 0 E: 0 K: 1 S: 5	H: 0 LOB: 0 BB: 0 P: 5	R: 0 E: 0 K: 2 S: 7	H: 0 LOB: 1 BB: 1 P: 11	R: 0 E: 0 K: 0 S: 3	H: 0 LOB: 0 BB: 0 P: 3	R: 0 E: 0 K: 1 S: 4	H: 0 LOB: 0 BB: 1 P: 8	R: 0 E: 0 K: 0 S: 3	H: 0 LOB: 1 BB: 1 P: 7		R: 0 E: 0 K: 0 S: 3	H: 0 LOB: 0 BB: 0 P: 3	1B: 2 2B: 0 3B: 1 HR: 0	SF: 1 SAC: 0 DP: 2 HBP: 0	WP: 1 PB: 0 SB: 0 CS: 0	PA: 33		
PITCHER	IP	WLS	BF	H	R	ER	SO	BB	IBB	HBP	BLK	WP	HR	S	P	ERA	WHIP								
Floyd Bannister, L (1, 1) ERA: 3.51	7.0		26	3	2	0	0	0	0	0	0	0	0	37	49	0.00	0.857								
Ed Yande Berg, L (8, 1) ERA: 2.3	1.0	W	4	0	0	0	0	1	0	0	0	0	0	3	7	0.00	1.000								
Mike Stanton, R (9, 1) ERA: 3.75	1.0	S	3	0	0	0	0	0	0	0	0	0	0	3	3	0.00	0.000								

Batter	1	2	3	4	5	6	7	8	9	AB	R	H	RBI	BB	SO	LOB	TOP					
George Wright, S OBP: 0.288, SLG: 0.365 (1, 8)										3	0	1	0	1	0	1						
Pete O'Brien, L OBP: 0.262, SLG: 0.421 (1, 7)										4	0	0	0	0	1	2						
Buddy Bell, R OBP: 0.376, SLG: 0.425 (1, 5)										4	0	1	0	0	0	1						
Larry Parrish, R OBP: 0.322, SLG: 0.410 (1, 9)										3	0	0	0	1	0	0						
Johnny Grubb, L OBP: 0.378, SLG: 0.382 (1, 10)										2	0	0	0	1	0	0						
Dave Hostetter, R OBP: 0.302, SLG: 0.453 (1, 3)										3	0	0	0	0	1	3						
Jim Sundberg, R OBP: 0.322, SLG: 0.366 (1, 2)										3	0	0	0	0	0	0						
Mike Richardt, R OBP: 0.266, SLG: 0.272 (1, 4)										2	0	0	0	1	2	0						
Bucky Dent, R OBP: 0.235, SLG: 0.230 (1, 6)										2	0	0	0	1	0	1						
Inning Stats	R: 0 E: 0 K: 1 S: 6	H: 2 LOB: 3 BB: 2 P: 14	R: 0 E: 0 K: 0 S: 2	H: 0 LOB: 0 BB: 1 P: 6	R: 0 E: 0 K: 1 S: 4	H: 0 LOB: 0 BB: 1 P: 8	R: 0 E: 0 K: 0 S: 3	H: 0 LOB: 0 BB: 0 P: 3	R: 0 E: 0 K: 1 S: 5	H: 0 LOB: 1 BB: 1 P: 9	R: 0 E: 0 K: 0 S: 3	H: 0 LOB: 0 BB: 0 P: 3	R: 0 E: 0 K: 0 S: 3	H: 0 LOB: 0 BB: 0 P: 3	R: 0 E: 0 K: 0 S: 3	H: 0 LOB: 0 BB: 0 P: 3	1B: 2 2B: 0 3B: 0 HR: 0	SF: 0 SAC: 0 DP: 2 HBP: 0	WP: 0 PB: 0 CS: 0	PA: 31		
PITCHER Bob Stoddard, R ERA: 1.65 (1, 1)	IP: 9.0 WLS: W BF: 31	H: 2 R: 0 ER: 0 SO: 4	BB: 5	IBB: 0	HBP: 0	BLK: 0	WP: 0	HR: 0	S: 34	P: 54	ERA: 0.00	WHIP: 0.778										

Texas Rangers @ Seattle Mariners
The Kingdome, Seattle, WA
Fri Sep 17 1982, 10:05 PM EDT
Att: 5,535 - Dome


AB	26
R	0
H	2
RBI	0
BB	5
SO	4
LOB	8



Batter	1	2	3	4	5	6	7	8	9	AB	R	H	RBI	BB	SO	LOB	BOTTOM					
Joe Simpson, L OBP: 0.330, SLG: 0.379 (1, 8)										4	0	2	1	0	2	0						
Manny Castillo, S OBP: 0.294, SLG: 0.333 (1, 5)										4	0	1	0	0	0	2						
Bruce Bochte, L OBP: 0.378, SLG: 0.398 (1, 10)										4	0	1	0	0	1	1						
Al Cowens, R OBP: 0.333, SLG: 0.494 (1, 9)										4	1	2	1	0	2	2						
Dave Revering, L OBP: 0.292, SLG: 0.348 (1, 3)										2	0	0	0	1	0	2						
Gary Gray, R OBP: 0.330, SLG: 0.400 (7, PH)										1	1	1	1	0	0	0						
Jim Malar, R OBP: 0.280, SLG: 0.347 (8, 3)										0	0	0	0	0	0	0						
Rick Sweet, S OBP: 0.304, SLG: 0.325 (1, 2)										4	2	2	0	0	1	3						
Bobby Brown, S OBP: 0.278, SLG: 0.311 (1, 7)										4	1	1	1	0	1	1						
Todd Cruz, R OBP: 0.241, SLG: 0.362 (1, 6)										3	0	0	1	0	2	1						
Paul Serna, R OBP: 0.228, SLG: 0.282 (1, 4)										3	1	1	1	0	0	0						
Julio Cruz, S OBP: 0.309, SLG: 0.316 (7, 4)										1	0	0	0	0	0	0						
Inning Stats	R: 0 E: 0 K: 2 S: 9	H: 2 LOB: 3 BB: 1 P: 13	R: 0 E: 0 K: 0 S: 3	H: 0 LOB: 0 BB: 0 P: 3	R: 0 E: 0 K: 0 S: 5	H: 2 LOB: 2 BB: 0 P: 5	R: 2 E: 0 K: 1 S: 7	H: 2 LOB: 0 BB: 0 P: 7	R: 1 E: 0 K: 0 S: 4	H: 1 LOB: 0 BB: 0 P: 4	R: 2 E: 0 K: 2 S: 10	H: 3 LOB: 1 BB: 0 P: 10	R: 1 E: 0 K: 3 S: 10	H: 1 LOB: 0 BB: 0 P: 10	R: 0 E: 0 K: 1 S: 5	H: 0 LOB: 0 BB: 0 P: 5	1B: 5 2B: 4 3B: 0 HR: 2	SF: 1 SAC: 0 DP: 0 HBP: 0	WP: 1 PB: 0 CS: 0	PA: 36		
PITCHER Mike Smithson, R ERA: 4.09 Paul Mirabella, L ERA: 5.39 Danny Darwin, R ERA: 3.11	IP: 5.2 WLS: L BF: 27	H: 9 R: 5 ER: 5 SO: 5	BB: 1	IBB: 0	HBP: 0	BLK: 0	WP: 1	HR: 1	S: 36	P: 40	ERA: 7.94	WHIP: 1.765										
PITCHER	IP: 1.1 WLS: L BF: 6	H: 2 R: 1 ER: 1 SO: 3	BB: 0	IBB: 0	HBP: 0	BLK: 0	WP: 0	HR: 1	S: 12	P: 12	ERA: 6.75	WHIP: 1.500										
PITCHER	IP: 1.0 WLS: L BF: 3	H: 0 R: 0 ER: 0 SO: 1	BB: 0	IBB: 0	HBP: 0	BLK: 0	WP: 0	HR: 0	S: 5	P: 5	ERA: 0.00	WHIP: 0.000										

Texas Rangers @ Seattle Mariners
The Kingdome, Seattle, WA
Fri Sep 17 1982, 10:05 PM EDT
Att: 5,535 - Dome

AB	34
R	6
H	11
RBI	6
BB	1
SO	9
LOB	12



Batter	1	2	3	4	5	6	7	8	9	AB	R	H	RBI	BB	SO	LOB	TOP																					
George Wright, S OBP: 0.289, SLG: 0.364 (1, 8)	F8		FC		L5		L8		FC6	5	1	1	1	1	0	1																						
Bill Stein, R OBP: 0.297, SLG: 0.301 (1, 5)	E		FC		K		E5		FC6	4	1	1	0	1	1	2																						
Johnny Grubb, L OBP: 0.374, SLG: 0.376 (1, 10)	FC5-4	F5	FC		G3		3-1		4-3	5	0	0	0	1	0	6																						
Larry Parrish, R OBP: 0.323, SLG: 0.418 Terry Bogener, L OBP: 0.295, SLG: 0.283 (8, PR) (8, 9)	FC5-4					K			L6	5	1	2	1	0	2	3																						
Pete O'Brien, L OBP: 0.283, SLG: 0.429 Nick Capra, R (7, 7)							F8			0	0	0	0	0	0	0																						
Pat Putnam, L OBP: 0.276, SLG: 0.311 (1, 3)	K								L6	4	1	0	0	0	3	4																						
Bob Johnson, R OBP: 0.167, SLG: 0.263 (1, 2)										5	2	2	2	0	3	1																						
Mike Richardt, R OBP: 0.273, SLG: 0.279 (1, 4)									4-3	3	2	2	2	2	0	0																						
Bucky Dent, R OBP: 0.238, SLG: 0.241 (1, 6)	K								FC6	4	1	1	2	1	1	3																						
Inning Stats	R: 1 E: 1 K: 1 S: 6	H: 1 LOB: 2 BB: 2 P: 14	R: 1 E: 0 K: 1 S: 6	H: 2 LOB: 2 BB: 2 P: 14	R: 6 E: 0 K: 1 S: 11	H: 5 LOB: 2 BB: 0 P: 13	R: 0 E: 0 K: 2 S: 8	H: 1 LOB: 1 BB: 0 P: 8	R: 0 E: 0 K: 1 S: 5	H: 0 LOB: 0 BB: 0 P: 5	R: 0 E: 0 K: 2 S: 7	H: 0 LOB: 0 BB: 0 P: 7	R: 2 E: 1 K: 1 S: 7	H: 1 LOB: 1 BB: 1 P: 11	R: 0 E: 0 K: 1 S: 5	H: 1 LOB: 1 BB: 0 P: 6	R: 0 E: 1 K: 0 S: 4	H: 0 LOB: 2 BB: 1 P: 8	1B: 6 2B: 3 3B: 0 HR: 3	SF: 0 SAC: 0 DP: 1 HBP: 3	WP: 0 PB: 0 SB: 2 CS: 0	PA: 48																
PITCHER	IP	WLS	BF	H	R	ER	SO	BB	IBB	HBP	BLK	WP	HR	S	P	ERA	WHIP	PITCHER				IP	WLS	BF	H	R	ER	SO	BB	IBB	HBP	BLK	WP	HR	S	P	ERA	WHIP
Mike Moore, R ERA: 5.33 (1, 1)	1.2	L	11	3	2	2	2	4	0	0	0	0	1	11	27	10.80	4.200																					
Jerry Don Gleason, L ERA: 108.0 (2, 1)	0.1		5	3	4	4	0	0	0	1	0	0	1	4	5	108.00	9.000																					
Larry Andersen, R ERA: 5.96 (3, 1)	0.1		5	2	2	2	0	0	0	1	0	0	0	4	5	54.00	6.000																					
Rich Bardi, R ERA: 10.8 (3, 1)	4.0		15	2	2	2	7	1	0	0	0	0	1	28	32	4.50	0.750																					
Ron Musselman, R ERA: 3.38 (7, 1)	2.2		12	1	0	0	1	1	0	1	0	0	0	12	17	0.00	0.750																					

Texas Rangers @ Seattle Mariners
The Kingdome, Seattle, WA
Sat Sep 18 1982, 10:05 PM EDT
Att: 10,174 - Dome


AB 39
R 10
H 11
RBI 8
BB 6
SO 10
LOB 22



Batter	1	2	3	4	5	6	7	8	9	AB	R	H	RBI	BB	SO	LOB	BOTTOM																					
Julio Cruz, S OBP: 0.312, SLG: 0.322 Paul Serna, R OBP: 0.233, SLG: 0.287 (1, 4) (7, 4)	G4-6-3		FC5-4	L6					3-1	3	1	2	0	1	0	1																						
Dave Edler, R OBP: 0.330, SLG: 0.357 Manny Castillo, S OBP: 0.293, SLG: 0.332 (1, 5) (6, PH) (7, 5)	G4-6-3		FC5-4		6-3		6-3		4-3	2	0	0	0	1	0	1																						
Al Cowens, R OBP: 0.351, SLG: 0.491 John Moses, S OBP: 0.308, SLG: 0.417 (1, 9) (8, 9)	6-3		FC5-4		4-3		5-3		3-1	4	0	0	1	0	0	1																						
Richie Zisk, R OBP: 0.354, SLG: 0.468 Jim Maler, R OBP: 0.279, SLG: 0.345 (1, 10) (9, PH)		WP							6-3	4	1	2	0	0	1	0																						
Gary Gray, R OBP: 0.332, SLG: 0.413 (1, 3)									6-3	1	0	0	0	0	0	1																						
Dave Henderson, R OBP: 0.333, SLG: 0.443 (1, 8)									6-3	4	1	1	1	0	0	3																						
Jim Essian, R OBP: 0.331, SLG: 0.394 Orlando Mercado, R (1, 2) (7, 2)									F7	2	0	1	0	1	0	1																						
Todd Cruz, R OBP: 0.239, SLG: 0.359 (1, 6)									F5	4	0	0	0	0	1	4																						
Bobby Brown, S OBP: 0.278, SLG: 0.309 (1, 7)	FC6-4								2-3	4	0	1	1	0	0	3																						
Inning Stats	R: 0 E: 0 K: 0 S: 2	H: 0 LOB: 0 BB: 1 P: 6	R: 1 E: 1 K: 0 S: 5	H: 1 LOB: 1 BB: 1 P: 9	R: 1 E: 0 K: 0 S: 5	H: 2 LOB: 1 BB: 1 P: 9	R: 0 E: 0 K: 1 S: 6	H: 1 LOB: 1 BB: 0 P: 6	R: 0 E: 0 K: 1 S: 5	H: 0 LOB: 0 BB: 0 P: 5	R: 2 E: 0 K: 0 S: 7	H: 4 LOB: 2 BB: 0 P: 7	R: 0 E: 0 K: 0 S: 4	H: 1 LOB: 1 BB: 0 P: 4	R: 0 E: 0 K: 0 S: 3	H: 0 LOB: 0 BB: 0 P: 3	R: 0 E: 0 K: 0 S: 4	H: 1 LOB: 1 BB: 0 P: 4	1B: 6 2B: 2 3B: 1 HR: 1	SF: 0 SAC: 0 DP: 1 HBP: 0	WP: 1 PB: 0 SB: 1 CS: 0	PA: 40																
PITCHER	IP	WLS	BF	H	R	ER	SO	BB	IBB	HBP	BLK	WP	HR	S	P	ERA	WHIP	PITCHER				IP	WLS	BF	H	R	ER	SO	BB	IBB	HBP	BLK	WP	HR	S	P	ERA	WHIP
Mike Mason, L ERA: 4.26 (1, 1)	5.2	W	27	7	4	4	2	3	0	0	0	0	0	13	13	0.00	0.900																					
John Butcher, R ERA: 4.93 (6, 1)	3.1	S	13	3	0	0	0	0	0	0	0	0	0	13	13	0.00	0.900																					

Texas Rangers @ Seattle Mariners
The Kingdome, Seattle, WA
Sat Sep 18 1982, 10:05 PM EDT
Att: 10,174 - Dome

AB 37
R 4
H 10
RBI 4
BB 3
SO 2
LOB 22



Batter	1	2	3	4	5	6	7	8	9	AB R H RBI BB SO LOB	TOP											
George Wright, S (1, 8) OBP: 0.292, SLG: 0.374										5 2 3 3 0 1 0	Texas Rangers @ Seattle Mariners The Kingdome, Seattle, WA Sun Sep 19 1982, 6:33 AM EDT Att: 6,339 - Dome											
Bill Sample, R (1, 7) OBP: 0.315, SLG: 0.392										5 1 2 1 0 0 3												
Buddy Bell, R (1, 5) OBP: 0.376, SLG: 0.425										3 0 1 0 0 1 1												
Wayne Tolleson, S (6, 5) OBP: 0.163, SLG: 0.130										1 0 1 2 0 0 0												
Pat Putnam, L (9, FH) OBP: 0.274, SLG: 0.308										1 0 0 0 0 0 1												
Larry Parrish, R (1, 9) OBP: 0.321, SLG: 0.415										3 0 0 0 0 2 2												
Terry Bogener, L (6, 9) OBP: 0.294, SLG: 0.313										2 0 1 0 0 1 1												
Pete O'Brien, L (1, 3) OBP: 0.300, SLG: 0.422										3 1 1 0 1 1 1												
Dave Hostetter, R (1, 10) OBP: 0.302, SLG: 0.451										4 1 1 0 0 1 4												
Jim Sundberg, R (1, 2) OBP: 0.320, SLG: 0.363										3 0 0 0 0 0 2												
Don Werner, R (7, 2) OBP: 0.242, SLG: 0.237										1 0 0 0 0 1 0												
Mike Richardt, R (1, 4) OBP: 0.273, SLG: 0.276										3 1 0 0 1 1 0												
Bucky Dent, R (1, 6) OBP: 0.235, SLG: 0.238										4 1 0 1 0 2 2												
Inning Stats	R: 0 E: 0 K: 2 S: 8	H: 1 LOB: 1 BB: 0 P: 8	R: 0 E: 0 K: 0 S: 3	H: 0 LOB: 0 BB: 0 P: 3	R: 1 E: 0 K: 2 S: 8	H: 1 LOB: 0 BB: 0 P: 8	R: 0 E: 1 K: 1 S: 6	H: 1 LOB: 1 BB: 0 P: 6	R: 0 E: 0 K: 1 S: 5	H: 0 LOB: 0 BB: 0 P: 5	R: 1 E: 0 K: 1 S: 6	H: 1 LOB: 0 BB: 0 P: 6	R: 5 E: 1 K: 1 S: 11	H: 5 LOB: 3 BB: 2 P: 19	R: 0 E: 0 K: 1 S: 5	H: 0 LOB: 0 BB: 0 P: 5	R: 0 E: 0 K: 2 S: 8	H: 1 LOB: 1 BB: 0 P: 8	1B: 5 2B: 3 3B: 0 HR: 2	SF: 0 SAC: 0 DP: 0 HBP: 0	WP: 0 PB: 0 SB: 0 CS: 0	PA: 40
PITCHER	IP WLS BF H R ER SO BB IBB HBP BLK WP HR S P ERA WHIP											IP WLS BF H R ER SO BB IBB HBP BLK WP HR S P ERA WHIP										
Ed Nunez, R (1, 1) ERA: 3.91	5.0 W 18 3 1 1 6 0 0 0 0 0 0 1 30 30 1.80 0.600																					
Mike Stanton, R (6, 1) ERA: 4.16	1.2 5 6 4 1 1 0 0 0 0 0 0 1 13 17 21.60 3.600																					
Ed Vande Berg, L (7, 1) ERA: 2.7	0.0 2 1 0 0 0 1 0 0 0 0 0 0 1 5 ∞ ∞																					
Bill Caudill, R (7, 1) ERA: 2.15	2.1 S 8 1 0 0 4 0 0 0 0 0 0 0 16 16 0.00 0.429																					

Batter	1	2	3	4	5	6	7	8	9	AB R H RBI BB SO LOB	BOTTOM							
Julio Cruz, S (1, 4) OBP: 0.316, SLG: 0.325										4 2 3 0 1 0 0	Texas Rangers @ Seattle Mariners The Kingdome, Seattle, WA Sun Sep 19 1982, 6:33 AM EDT Att: 6,339 - Dome							
Dave Edler, R (1, 5) OBP: 0.347, SLG: 0.379										3 1 2 0 1 0 1								
Manny Castillo, S (8, 5) OBP: 0.293, SLG: 0.331										1 0 0 0 0 0 1								
Bruce Bochte, L (1, 7) OBP: 0.375, SLG: 0.394										4 1 0 1 0 1 5								
Richie Zisk, R (1, 10) OBP: 0.357, SLG: 0.472										4 1 3 2 0 0 1								
Gary Gray, R (1, 3) OBP: 0.331, SLG: 0.411										4 1 1 1 0 0 2								
Joe Simpson, L (8, 7) OBP: 0.330, SLG: 0.379										0 0 0 0 0 0 0								
Dave Henderson, R (1, 8) OBP: 0.330, SLG: 0.437										4 0 0 0 0 2 3								
Bobby Brown, S (1, 9) OBP: 0.282, SLG: 0.313										4 1 2 0 0 0 1								
Orlando Mercado, R (1, 2) OBP: 0.200, SLG: 0.800										4 1 1 4 0 0 1								
Todd Cruz, R (1, 6) OBP: 0.239, SLG: 0.364										4 1 1 1 0 0 0								
Inning Stats	R: 1 E: 0 K: 0 S: 4	H: 2 LOB: 1 BB: 1 P: 8	R: 0 E: 0 K: 0 S: 3	H: 0 LOB: 0 BB: 0 P: 3	R: 0 E: 0 K: 1 S: 6	H: 1 LOB: 1 BB: 0 P: 6	R: 0 E: 0 K: 1 S: 6	H: 1 LOB: 0 BB: 0 P: 6	R: 0 E: 0 K: 0 S: 4	H: 1 LOB: 1 BB: 0 P: 4		R: 0 E: 0 K: 0 S: 2	H: 0 LOB: 0 BB: 1 P: 6	R: 0 E: 0 K: 0 S: 2	H: 0 LOB: 0 BB: 1 P: 6	1B: 9 2B: 2 3B: 0 HR: 2	SF: 0 SAC: 0 DP: 2 HBP: 0	WP: 0 PB: 0 SB: 0 CS: 0
PITCHER	IP WLS BF H R ER SO BB IBB HBP BLK WP HR S P ERA WHIP											IP WLS BF H R ER SO BB IBB HBP BLK WP HR S P ERA WHIP						
Rick Honeycutt, L (1, 1) ERA: 5.2	4.1 L 22 8 6 5 1 1 0 0 0 0 0 0 1 23 27 10.38 2.077																	
Steve Comer, R (5, 1) ERA: 4.72	0.2 5 3 3 2 1 0 0 0 0 0 0 0 7 7 27.00 4.500																	
Tom Henke, R (6, 1) ERA:	3.0 11 2 0 0 1 1 0 0 0 0 0 0 12 16 0.00 1.000																	

AB	38
R	7
H	10
RBI	7
BB	2
SO	11
LOB	17



Batter	1	2	3	4	5	6	7	8	9	AB	R	H	RBI	BB	SO	LOB	TOP				
Lorenzo Gray, R OBP: 0.333, SLG: 0.308	1-3		SF9 3B 2B		FC6 1B		E5 FC1-5 1B		F9	5	1	2	0	0	0	1					
Tom Paciorek, R OBP: 0.365, SLG: 0.487	K		SF9		FC6 1-2		FC1-5 1B		1-3	4	0	1	1	0	1	2					
Harold Baines, L OBP: 0.320, SLG: 0.461					K		FC1-5 G1-6-3			4	0	2	1	0	1	3					
Greg Luzinski, R OBP: 0.390, SLG: 0.465							G1-6-3			2	0	0	0	2	0	3					
Carlton Fisk, R OBP: 0.348, SLG: 0.420	K								F8	4	0	1	0	0	2	4					
Steve Kemp, L OBP: 0.382, SLG: 0.428										4	0	1	0	0	0	3					
Vance Law, R OBP: 0.332, SLG: 0.387										4	0	0	0	0	0	2					
Rusty Kuntz, R OBP: 0.294, SLG: 0.313										4	0	1	0	0	1	0					
Jay Loviglio, R OBP: 0.299, SLG: 0.231										2	1	1	0	0	0	0					
Greg Walker, L OBP: 0.300, SLG: 0.500										1	0	0	0	0	0	2					
Steve Dillard, R OBP: 0.344, SLG: 0.457										0	0	0	0	0	0	0					
Ron Kittle, R OBP: 0.333, SLG: 0.357										0	0	0	0	1	0	0					
Inning Stats	R: 0 E: 0 K: 2 S: 8	H: 1 LOB: 2 BB: 1 P: 12	R: 0 E: 0 K: 1 S: 5	H: 0 LOB: 0 BB: 0 P: 5	R: 2 E: 0 K: 1 S: 8	H: 3 LOB: 2 BB: 1 P: 12	R: 0 E: 0 K: 0 S: 3	H: 0 LOB: 0 BB: 0 P: 3	R: 0 E: 1 K: 1 S: 6	H: 1 LOB: 1 BB: 0 P: 6	R: 0 E: 0 K: 0 S: 5	H: 2 LOB: 2 BB: 0 P: 5	R: 0 E: 0 K: 0 S: 4	H: 1 LOB: 1 BB: 0 P: 4	R: 0 E: 0 K: 0 S: 3	H: 1 LOB: 0 BB: 1 P: 7	1B: 6 2B: 2 3B: 1 HR: 0	SF: 1 SAC: 0 DP: 2 HBP: 0	WP: 0 PB: 0 SB: 0 CS: 0	PA: 38	
PITCHER	IP	WLS	BF	H	R	ER	SO	BB	IBB	HBP	BLK	WP	HR	S	P	ERA	WHIP				
Bryan Clark, L ERA: 2.99	5.2	W	26	7	2	2	5	2	0	0	0	0	0	34	42	3.18	1.588				
Rich Bardi, R ERA: 10.45	0.1		3	1	0	0	0	0	0	0	0	0	0	3	3	0.00	3.000				
Ed Vande Berg, L ERA: 2.58	3.0	S	9	1	0	0	0	1	0	0	0	0	0	8	12	0.00	0.667				

Chicago White Sox @ Seattle Mariners
The Kingdome, Seattle, WA
Mon Sep 20 1982, 10:05 PM EDT
Att: 4,429 - Dome

AB	34
R	2
H	9
RBI	2
BB	3
SO	5
LOB	20



Batter	1	2	3	4	5	6	7	8	9	AB	R	H	RBI	BB	SO	LOB	BOTTOM				
Joe Simpson, L OBP: 0.332, SLG: 0.381	1B E	F7								4	1	2	1	0	0	3					
Manny Castillo, S OBP: 0.292, SLG: 0.333	F8									4	0	1	0	0	0	1					
Bruce Bochte, L OBP: 0.378, SLG: 0.396	E FC5-4 1B									3	2	2	0	1	0	0					
Richie Zisk, R OBP: 0.356, SLG: 0.471	E4 FC5-4									4	0	1	1	0	2	3					
Al Cowens, R OBP: 0.329, SLG: 0.487	FC5-4 S									4	0	0	2	0	1	4					
Rick Sweet, S OBP: 0.303, SLG: 0.324	F8									4	0	1	0	0	1	2					
Bobby Brown, S OBP: 0.286, SLG: 0.322										4	1	2	0	0	0	1					
Todd Cruz, R OBP: 0.239, SLG: 0.366		P3								4	0	1	1	0	1	2					
Julio Cruz, S OBP: 0.318, SLG: 0.329										3	1	1	0	1	0	1					
Inning Stats	R: 2 E: 1 K: 0 S: 6	H: 2 LOB: 1 BB: 0 P: 6	R: 0 E: 0 K: 0 S: 4	H: 1 LOB: 1 BB: 0 P: 4	R: 0 E: 0 K: 1 S: 5	H: 0 LOB: 0 BB: 0 P: 5	R: 0 E: 0 K: 1 S: 6	H: 1 LOB: 1 BB: 0 P: 6	R: 1 E: 0 K: 2 S: 9	H: 3 LOB: 2 BB: 1 P: 13	R: 1 E: 0 K: 0 S: 4	H: 2 LOB: 1 BB: 1 P: 8	R: 1 E: 0 K: 1 S: 7	H: 2 LOB: 1 BB: 0 P: 7	R: 0 E: 0 K: 0 S: 3	H: 0 LOB: 0 BB: 0 P: 3	1B: 7 2B: 3 3B: 1 HR: 0	SF: 0 SAC: 0 DP: 0 HBP: 0	WP: 0 PB: 0 SB: 2 CS: 3	PA: 36	
PITCHER	IP	WLS	BF	H	R	ER	SO	BB	IBB	HBP	BLK	WP	HR	S	P	ERA	WHIP				
LaMarr Hoyt, R ERA: 3.64	5.1	L	26	9	4	3	4	0	0	0	0	0	0	33	37	5.06	1.688				
Sparky Lyle, L ERA: 5.0	1.0		4	1	1	1	0	1	0	0	0	0	0	3	7	9.00	2.000				
Warren Brusstar, R ERA: 4.65	1.2		6	1	0	0	1	0	0	0	0	0	0	8	8	0.00	0.600				

Chicago White Sox @ Seattle Mariners
The Kingdome, Seattle, WA
Mon Sep 20 1982, 10:05 PM EDT
Att: 4,429 - Dome


AB	34
R	5
H	11
RBI	5
BB	2
SO	5
LOB	17



Batter	1	2	3	4	5	6	7	8	9	AB	R	H	RBI	BB	SO	LOB	TOP
Lorenzo Gray, R OBP: 0.263, SLG: 0.235	G3		G3		6-3		P5			4	0	0	0	0	0	0	
Tom Paciorek, R OBP: 0.364, SLG: 0.487	K				5-3		F9			4	0	1	0	0	1	0	
Harold Baines, L OBP: 0.318, SLG: 0.458	K		F3		G3			K		4	0	0	0	0	2	1	
Greg Luzinski, R OBP: 0.390, SLG: 0.463		E 2B BB				K		G3		2	1	0	0	2	1	0	
Carlton Fisk, R OBP: 0.347, SLG: 0.419	K		K			2B 1B		P2		4	1	1	0	0	2	3	
Steve Kemp, L OBP: 0.381, SLG: 0.428		E4 2B 1-2 SF8		K		1B 2B			K	4	2	1	0	0	2	1	
Ron Kittle, R OBP: 0.316, SLG: 0.389					K				K	4	0	1	1	0	3	2	
Rusty Kuntz, R OBP: 0.294, SLG: 0.313		SF8 1-3 2-H			K				K	0	0	0	0	0	0	0	
Vance Law, R OBP: 0.334, SLG: 0.387		SF8							K	2	0	1	3	1	1	0	
Jay Loviglio, R OBP: 0.233, SLG: 0.207	K	2-3 3-H			F2		6-3			3	0	0	0	0	1	2	
Inning Stats	R: 0 H: 0 E: 0 K: 2 S: 7	H: 0 R: 0 ER: 0 SO: 7	H: 1 R: 2 ER: 1 SO: 9	H: 1 R: 0 ER: 0 SO: 6	H: 0 R: 0 ER: 0 SO: 7	H: 0 R: 0 ER: 0 SO: 3	H: 3 R: 0 ER: 0 SO: 9	H: 0 R: 0 ER: 0 SO: 3	H: 0 R: 0 ER: 0 SO: 5	H: 0 R: 0 ER: 0 SO: 9	1B: 2 2B: 3 3B: 0 HR: 0	SF: 1 SAC: 0 DP: 0 HBP: 0	WP: 0 PB: 0 SB: 0 CS: 0	PA: 35			
PITCHER	IP WLS BF H R ER SO BB IBB HBP BLK WP HR S P ERA WHIP																
Floyd Bannister, L ERA: 3.5	(1, 1) 8.0 32 5 4 3 10 3 0 0 0 0 0 0 49 61 3.38 1.000																
Bill Caudill, R ERA: 2.13	(9, 1) 1.0 3 0 0 0 3 0 0 0 0 0 0 0 9 9 0.00 0.000																

Chicago White Sox @ Seattle Mariners
The Kingdome, Seattle, WA
Tue Sep 21 1982, 10:05 PM EDT
Att: 5,157 - Dome


AB	31
R	4
H	5
RBI	4
BB	3
SO	13
LOB	9



Batter	1	2	3	4	5	6	7	8	9	AB	R	H	RBI	BB	SO	LOB	BOTTOM
Julio Cruz, S OBP: 0.320, SLG: 0.333	S 2B	K			F8		FC6 BB		1-2 2-H 1B	4	1	2	1	1	1	1	
Dave Edler, R OBP: 0.356, SLG: 0.400					1-3		FC6			3	1	2	1	0	0	0	
Manny Castillo, S OBP: 0.292, SLG: 0.332	S 2H 1B	2-3 1B					1-2			1	0	0	0	0	0	2	
Al Cowens, R OBP: 0.330, SLG: 0.486	S 2H 1B				F7			FC1-5 1B BB		3	1	1	1	1	1	2	
Richie Zisk, R OBP: 0.355, SLG: 0.469	K				F9		L8		FC1-5 1B	4	0	1	0	0	1	1	
Orlando Mercado, R OBP: 0.200, SLG: 0.590								FC1-5 1B		0	0	0	0	0	0	0	
Gary Gray, R OBP: 0.328, SLG: 0.406	F9				1-3		5-3		FC1-5 G1-4-3	3	0	0	0	0	0	1	
Bruce Bochte, L OBP: 0.377, SLG: 0.395									1-2 2-3H G1-4-3	1	0	0	0	0	0	2	
Dave Henderson, R OBP: 0.331, SLG: 0.448									G1-4-3	1	1	1	2	0	0	0	
Joe Simpson, L OBP: 0.330, SLG: 0.378					K		3-1			2	0	0	0	0	1	0	
Jim Mauer, R OBP: 0.276, SLG: 0.344										1	0	0	0	0	0	2	
John Moses, S OBP: 0.308, SLG: 0.417	2-H HR								1-2	0	0	0	0	0	0	0	
Jim Essian, R OBP: 0.329, SLG: 0.390					L3		5-3		SH5-4 1B	4	0	1	0	0	1	0	
Paul Serna, R OBP: 0.233, SLG: 0.287	K									0	1	0	0	0	0	0	
Todd Cruz, R OBP: 0.239, SLG: 0.365					6-3		K		SH5-4 1B	3	0	1	0	0	1	0	
Bobby Brown, S OBP: 0.290, SLG: 0.322							K		SH5-4 1B	3	0	1	0	1	1	1	
Inning Stats	R: 4 H: 4 E: 0 K: 2 S: 11	H: 4 R: 0 ER: 0 SO: 11	H: 2 R: 0 ER: 0 SO: 9	H: 0 R: 0 ER: 0 SO: 5	H: 0 R: 0 ER: 0 SO: 7	H: 0 R: 0 ER: 0 SO: 3	H: 0 R: 0 ER: 0 SO: 3	H: 1 R: 0 ER: 0 SO: 8	H: 1 R: 0 ER: 0 SO: 7	H: 2 R: 1 ER: 0 SO: 7	1B: 7 2B: 2 3B: 0 HR: 1	SF: 0 SAC: 1 DP: 1 HBP: 0	WP: 0 PB: 0 SB: 5 CS: 0	PA: 37			
PITCHER	IP WLS BF H R ER SO BB IBB HBP BLK WP HR S P ERA WHIP																
Britt Burns, L ERA: 4.04	(1, 1) 1.1 15 1 0 4 2 0 0 0 0 0 0 0 25 25 0.00 0.214																
Jim Kern, R ERA: 3.52	(2, 1) 4.2 7 2 0 0 5 2 0 0 0 0 0 0 5 13 0.00 4.000																
Salome Barojas, R ERA: 3.57	(7, 1) 1.0 6 2 1 1 0 0 1 0 0 0 0 0 5 9 6.75 1.500																
Kevin Hickey, L ERA: 3.04	(8, 1) 1.1 6 2 1 1 0 0 1 0 0 0 0 0 5 9 6.75 1.500																

Chicago White Sox @ Seattle Mariners
The Kingdome, Seattle, WA
Tue Sep 21 1982, 10:05 PM EDT
Att: 5,157 - Dome

AB	33
R	5
H	10
RBI	5
BB	3
SO	7
LOB	12



Batter	1	2	3	4	5	6	7	8	9	AB	R	H	RBI	BB	SO	LOB	TOP			
Rudy Law, L OBP: 0.355, SLG: 0.422 Bill Almon, R OBP: 0.312, SLG: 0.353										4	1	2	0	0	0	0	Chicago White Sox @ Seattle Mariners The Kingdome, Seattle, WA Wed Sep 22 1982, 10:05 PM EDT Att: 5,057 - Dome			
Tom Paciorek, R OBP: 0.354, SLG: 0.484										4	1	1	1	0	0	0				
Harold Baines, L OBP: 0.320, SLG: 0.459										5	0	3	1	0	0	1				
Greg Luzinski, R OBP: 0.389, SLG: 0.461										3	1	0	0	1	1	3				
Steve Kemp, L OBP: 0.384, SLG: 0.436										4	1	3	2	0	0	2				
Carlton Fisk, R OBP: 0.346, SLG: 0.416										3	0	0	0	1	0	2				
Vance Law, R OBP: 0.330, SLG: 0.384										3	0	0	1	0	0	3				
Aurelio Rodriguez, R OBP: 0.262, SLG: 0.326 Greg Walker, L OBP: 0.667, SLG: 0.500 Lorenzo Gray, R OBP: 0.300, SLG: 0.278										2	0	0	0	0	1	2				
Steve Dillard, R OBP: 0.300, SLG: 0.368 Ron Kittle, R OBP: 0.233, SLG: 0.207 Jay Loviglio, R OBP: 0.250, SLG: 0.211 Rusty Kuntz, R OBP: 0.294, SLG: 0.313										2	0	0	0	0	0	0				
Inning Stats	R: 3 E: 0 K: 1 S: 8	H: 3 LOB: 2 BB: 2 P: 16	R: 0 E: 1 K: 0 S: 4	H: 0 LOB: 1 BB: 0 P: 4	R: 1 E: 1 K: 1 S: 6	H: 1 LOB: 0 BB: 0 P: 6	R: 0 E: 0 K: 0 S: 3	H: 0 LOB: 0 BB: 1 P: 3	R: 0 E: 0 K: 0 S: 4	H: 1 LOB: 2 BB: 1 P: 8	R: 0 E: 0 K: 0 S: 3	H: 2 LOB: 1 BB: 0 P: 4	R: 0 E: 0 K: 0 S: 5	H: 2 LOB: 2 BB: 0 P: 5	R: 0 E: 0 K: 1 S: 5	H: 0 LOB: 0 BB: 0 P: 5		1B: 9 2B: 0 3B: 0 HR: 1	SF: 1 SAC: 0 DP: 3 HBP: 1	WP: 1 PB: 0 SB: 1 CS: 0
PITCHER	IP WLS BF H R ER SO BB IBB HBP BLK WP HR S P ERA WHIP																			
Bob Stoddard, R ERA: 2.11	(1, 1) 6.1 W 29 7 4 4 2 3 0 0 1 0 1 1 29 42 5.68 1.579																			
Ed Vande Berg, L ERA: 2.49	(7, 1) 2.2 S 10 3 0 0 1 0 0 0 0 0 0 0 12 12 0.00 1.125																			

Batter	1	2	3	4	5	6	7	8	9	AB	R	H	RBI	BB	SO	LOB	BOTTOM			
Joe Simpson, L OBP: 0.324, SLG: 0.371										5	0	0	0	0	0	1	Chicago White Sox @ Seattle Mariners The Kingdome, Seattle, WA Wed Sep 22 1982, 10:05 PM EDT Att: 5,057 - Dome			
Manny Castillo, S OBP: 0.293, SLG: 0.342										4	2	2	1	0	0	0				
Bruce Bochte, L OBP: 0.380, SLG: 0.407										4	2	3	1	0	0	1				
Richie Zisk, R OBP: 0.356, SLG: 0.475										4	1	2	2	0	0	1				
Al Cowens, R OBP: 0.329, SLG: 0.484										3	1	0	0	1	1	3				
Rick Sweet, S OBP: 0.306, SLG: 0.327										4	0	2	1	0	0	0				
Bobby Brown, S OBP: 0.293, SLG: 0.325 John Moses, S OBP: 0.308, SLG: 0.417										4	0	2	1	0	0	2				
Todd Cruz, R OBP: 0.239, SLG: 0.371										4	1	1	2	0	2	2				
Julio Cruz, S OBP: 0.318, SLG: 0.330										4	0	0	0	0	0	1				
Inning Stats	R: 3 E: 1 K: 0 S: 7	H: 4 LOB: 2 BB: 1 P: 11	R: 2 E: 0 K: 0 S: 5	H: 2 LOB: 0 BB: 0 P: 5	R: 0 E: 0 K: 0 S: 3	H: 0 LOB: 0 BB: 0 P: 3	R: 0 E: 0 K: 1 S: 5	H: 0 LOB: 0 BB: 0 P: 5	R: 1 E: 0 K: 1 S: 8	H: 3 LOB: 2 BB: 0 P: 8	R: 0 E: 0 K: 1 S: 5	H: 0 LOB: 0 BB: 0 P: 5	R: 0 E: 0 K: 0 S: 4	H: 1 LOB: 1 BB: 0 P: 4	R: 2 E: 0 K: 0 S: 5	H: 2 LOB: 1 BB: 0 P: 5		1B: 6 2B: 2 3B: 0 HR: 4	SF: 0 SAC: 0 DP: 0 HBP: 0	WP: 0 PB: 0 SB: 3 CS: 0
PITCHER	IP WLS BF H R ER SO BB IBB HBP BLK WP HR S P ERA WHIP																			
Richard Dotson, R ERA: 3.96	(1, 1) 4.1 L 22 8 6 6 1 1 0 0 0 0 0 3 23 27 12.46 2.077																			
Warren Brusstar, R ERA: 4.75	(5, 1) 3.0 13 4 2 2 2 0 0 0 0 0 0 1 17 17 6.00 1.333																			
Sparky Lyle, L ERA: 4.93	(8, 1) 0.2 2 0 0 0 0 0 0 0 0 0 0 0 2 2 0.00 0.000																			

Batter	1	2	3	4	5	6	7	8	9	AB	R	H	RBI	BB	SO	LOB	TOP							
Rudy Law, L OBP: 0.363, SLG: 0.428 (1, 8)										3	4	3	0	1	0	0	Chicago White Sox @ Seattle Mariners The Kingdome, Seattle, WA Thu Sep 23 1982, 10:05 PM EDT Att: 6,543 - Dome							
Ron Kittle, R OBP: 0.286, SLG: 0.350 (7, PH)										1	0	0	0	0	0	1								
Rusty Kuntz, R OBP: 0.294, SLG: 0.313 (7, 8)										0	0	0	0	0	0	0								
Tom Paciorek, R OBP: 0.365, SLG: 0.492 (1, 3)										5	1	2	3	0	0	2								
Mike Squires, L OBP: 0.319, SLG: 0.366 (8, 3)										0	0	0	0	0	0	0								
Harold Baines, L OBP: 0.321, SLG: 0.461 (1, 9)										4	1	2	3	0	0	0								
Greg Luzinski, R OBP: 0.388, SLG: 0.458 (1, 10)										4	0	0	0	1	3	1								
Steve Kemp, L OBP: 0.385, SLG: 0.437 (1, 7)										4	2	2	0	1	0	1								
Jerry Hairston, S OBP: 0.302, SLG: 0.476 (9, PH)										0	0	0	0	0	0	0								
Marc Hill, R OBP: 0.317, SLG: 0.405 (1, 2)										4	2	2	1	1	0	1								
Vance Law, R OBP: 0.331, SLG: 0.393 (1, 6)										5	1	2	3	0	0	2								
Aurelio Rodriguez, R OBP: 0.286, SLG: 0.331 (1, 5)										3	1	1	1	1	0	2								
Lorenzo Gray, R OBP: 0.286, SLG: 0.263 (8, 5)										1	0	0	0	0	0	1								
Steve Dillard, R OBP: 0.286, SLG: 0.286 (1, 4)										5	0	2	0	0	0	3								
Inning Stats	R: 3 E: 1 K: 1 S: 10	H: 5 LOB: 2 BB: 0 P: 10	R: 1 E: 0 K: 1 S: 6	H: 3 LOB: 1 BB: 1 P: 10	R: 1 E: 0 K: 0 S: 4	H: 2 LOB: 1 BB: 1 P: 8	R: 1 E: 0 K: 0 S: 4	H: 1 LOB: 0 BB: 0 P: 4	R: 0 E: 0 K: 0 S: 3	H: 0 LOB: 0 BB: 0 P: 3	R: 3 E: 0 K: 0 S: 5	H: 2 LOB: 1 BB: 2 P: 13	R: 1 E: 1 K: 0 S: 5	H: 2 LOB: 1 BB: 0 P: 5	R: 0 E: 0 K: 1 S: 5	H: 0 LOB: 0 BB: 0 P: 5	R: 2 E: 0 K: 0 S: 4	H: 1 LOB: 1 BB: 1 P: 8	1B: 10 2B: 3 3B: 0 HR: 3	SF: 1 SAC: 0 DP: 1 HBP: 0	WP: 1 PB: 0 SB: 2 CS: 1	PA: 45		
PITCHER	IP WLS BF H R ER SO BB IBB HBP BLK WP HR S P ERA WHIP	IP WLS BF H R ER SO BB IBB HBP BLK WP HR S P ERA WHIP	IP WLS BF H R ER SO BB IBB HBP BLK WP HR S P ERA WHIP	IP WLS BF H R ER SO BB IBB HBP BLK WP HR S P ERA WHIP	IP WLS BF H R ER SO BB IBB HBP BLK WP HR S P ERA WHIP	IP WLS BF H R ER SO BB IBB HBP BLK WP HR S P ERA WHIP	IP WLS BF H R ER SO BB IBB HBP BLK WP HR S P ERA WHIP	IP WLS BF H R ER SO BB IBB HBP BLK WP HR S P ERA WHIP	IP WLS BF H R ER SO BB IBB HBP BLK WP HR S P ERA WHIP	IP WLS BF H R ER SO BB IBB HBP BLK WP HR S P ERA WHIP	IP WLS BF H R ER SO BB IBB HBP BLK WP HR S P ERA WHIP	IP WLS BF H R ER SO BB IBB HBP BLK WP HR S P ERA WHIP	IP WLS BF H R ER SO BB IBB HBP BLK WP HR S P ERA WHIP	IP WLS BF H R ER SO BB IBB HBP BLK WP HR S P ERA WHIP	IP WLS BF H R ER SO BB IBB HBP BLK WP HR S P ERA WHIP	IP WLS BF H R ER SO BB IBB HBP BLK WP HR S P ERA WHIP	IP WLS BF H R ER SO BB IBB HBP BLK WP HR S P ERA WHIP	IP WLS BF H R ER SO BB IBB HBP BLK WP HR S P ERA WHIP	IP WLS BF H R ER SO BB IBB HBP BLK WP HR S P ERA WHIP	IP WLS BF H R ER SO BB IBB HBP BLK WP HR S P ERA WHIP	IP WLS BF H R ER SO BB IBB HBP BLK WP HR S P ERA WHIP	IP WLS BF H R ER SO BB IBB HBP BLK WP HR S P ERA WHIP	IP WLS BF H R ER SO BB IBB HBP BLK WP HR S P ERA WHIP	IP WLS BF H R ER SO BB IBB HBP BLK WP HR S P ERA WHIP

AB	39
R	12
H	16
RBI	11
BB	5
SO	3
LOB	14



Batter	1	2	3	4	5	6	7	8	9	AB	R	H	RBI	BB	SO	LOB	BOTTOM							
Julio Cruz, S OBP: 0.321, SLG: 0.341 (1, 4)										4	2	3	2	0	0	0	Chicago White Sox @ Seattle Mariners The Kingdome, Seattle, WA Thu Sep 23 1982, 10:05 PM EDT Att: 6,543 - Dome							
Paul Serna, R OBP: 0.232, SLG: 0.285 (8, 4)										1	0	0	0	0	0	1								
Dave Edler, R OBP: 0.343, SLG: 0.383 (1, 5)										4	0	0	0	0	1	3								
Jim Maler, R OBP: 0.276, SLG: 0.342 (9, PH)										1	0	0	0	0	0	1								
Bruce Bochte, L OBP: 0.329, SLG: 0.414 (1, 7)										4	0	4	1	0	0	0								
Manny Castillo, S OBP: 0.293, SLG: 0.341 (8, 5)										1	0	0	0	0	0	1								
Richie Zisk, R OBP: 0.356, SLG: 0.472 (1, 10)										3	0	0	0	1	0	3								
Al Cowens, R OBP: 0.328, SLG: 0.481 (1, 9)										3	0	0	0	0	2	2								
John Moses, S OBP: 0.357, SLG: 0.692 (8, 9)										1	1	1	1	0	0	0								
Gary Gray, R OBP: 0.326, SLG: 0.408 (1, 3)										4	0	1	0	0	1	0								
Jim Essian, R OBP: 0.329, SLG: 0.389 (1, 2)										3	0	1	0	0	0	1								
Orlando Mercado, R OBP: 0.167, SLG: 0.667 (7, 2)										1	0	0	0	0	0	0								
Todd Cruz, R OBP: 0.240, SLG: 0.370 (1, 6)										4	1	1	0	0	1	1								
Bobby Brown, S OBP: 0.297, SLG: 0.329 (1, 8)										4	0	2	0	0	0	2								
Inning Stats	R: 0 E: 0 K: 1 S: 6	H: 1 LOB: 2 BB: 1 P: 10	R: 1 E: 0 K: 1 S: 8	H: 3 LOB: 2 BB: 0 P: 8	R: 0 E: 0 K: 1 S: 5	H: 1 LOB: 0 BB: 0 P: 5	R: 0 E: 0 K: 1 S: 5	H: 0 LOB: 0 BB: 0 P: 5	R: 1 E: 0 K: 0 S: 5	H: 2 LOB: 1 BB: 0 P: 5	R: 0 E: 0 K: 0 S: 5	H: 2 LOB: 2 BB: 0 P: 5	R: 1 E: 0 K: 1 S: 6	H: 2 LOB: 0 BB: 0 P: 6	R: 0 E: 0 K: 0 S: 4	H: 1 LOB: 0 BB: 0 P: 4	R: 0 E: 0 K: 0 S: 4	H: 1 LOB: 1 BB: 0 P: 4	1B: 8 2B: 4 3B: 0 HR: 2	SF: 0 SAC: 0 DP: 2 HBP: 0	WP: 0 PB: 0 SB: 1 CS: 0	PA: 39		
PITCHER	IP WLS BF H R ER SO BB IBB HBP BLK WP HR S P ERA WHIP	IP WLS BF H R ER SO BB IBB HBP BLK WP HR S P ERA WHIP	IP WLS BF H R ER SO BB IBB HBP BLK WP HR S P ERA WHIP	IP WLS BF H R ER SO BB IBB HBP BLK WP HR S P ERA WHIP	IP WLS BF H R ER SO BB IBB HBP BLK WP HR S P ERA WHIP	IP WLS BF H R ER SO BB IBB HBP BLK WP HR S P ERA WHIP	IP WLS BF H R ER SO BB IBB HBP BLK WP HR S P ERA WHIP	IP WLS BF H R ER SO BB IBB HBP BLK WP HR S P ERA WHIP	IP WLS BF H R ER SO BB IBB HBP BLK WP HR S P ERA WHIP	IP WLS BF H R ER SO BB IBB HBP BLK WP HR S P ERA WHIP	IP WLS BF H R ER SO BB IBB HBP BLK WP HR S P ERA WHIP	IP WLS BF H R ER SO BB IBB HBP BLK WP HR S P ERA WHIP	IP WLS BF H R ER SO BB IBB HBP BLK WP HR S P ERA WHIP	IP WLS BF H R ER SO BB IBB HBP BLK WP HR S P ERA WHIP	IP WLS BF H R ER SO BB IBB HBP BLK WP HR S P ERA WHIP	IP WLS BF H R ER SO BB IBB HBP BLK WP HR S P ERA WHIP	IP WLS BF H R ER SO BB IBB HBP BLK WP HR S P ERA WHIP	IP WLS BF H R ER SO BB IBB HBP BLK WP HR S P ERA WHIP	IP WLS BF H R ER SO BB IBB HBP BLK WP HR S P ERA WHIP	IP WLS BF H R ER SO BB IBB HBP BLK WP HR S P ERA WHIP	IP WLS BF H R ER SO BB IBB HBP BLK WP HR S P ERA WHIP	IP WLS BF H R ER SO BB IBB HBP BLK WP HR S P ERA WHIP	IP WLS BF H R ER SO BB IBB HBP BLK WP HR S P ERA WHIP	IP WLS BF H R ER SO BB IBB HBP BLK WP HR S P ERA WHIP

AB	38
R	4
H	13
RBI	4
BB	1
SO	5
LOB	15



Batter	1	2	3	4	5	6	7	8	9	AB	R	H	RBI	BB	SO	LOB	TOP										
Damaso Garcia, R (1,4) OBP: 0.343, SLG: 0.407										4	1	2	1	0	0	3	Toronto Blue Jays @ Seattle Mariners The Kingdome, Seattle, WA Fri Sep 24, 1982, 10:05 PM EDT Att: 14,071 - Unknown										
Lloyd Moseby, L (1,8) OBP: 0.293, SLG: 0.372										4	0	0	0	0	1	2											
Al Woods, L (1,7) OBP: 0.299, SLG: 0.345										4	0	1	0	0	0	1											
Willie Upshaw, L (1,3) OBP: 0.322, SLG: 0.434										4	1	1	1	0	1	2											
Jesse Barfield, R (1,9) OBP: 0.332, SLG: 0.426										3	0	0	0	1	1	1											
Ernie Whitt, L (1,2) OBP: 0.317, SLG: 0.447										3	0	0	0	0	1	1											
Buck Martinez, R (9, PH) OBP: 0.295, SLG: 0.404										1	0	0	0	0	0	1											
Tony Johnson, R (9, PR) OBP: 0.310, SLG: 0.389										0	0	0	0	0	0	0											
Geno Petralli, L (9, 2) OBP: 0.413, SLG: 0.405										0	0	0	0	0	0	0											
Hosken Powell, L (1, 10) OBP: 0.306, SLG: 0.395										3	0	0	0	0	0	0											
Wayne Nordhagen, R (9, PH) OBP: 0.319, SLG: 0.329										1	0	0	0	0	1	1											
Rance Mulliniks, L (1,5) OBP: 0.320, SLG: 0.354										3	0	2	0	0	0	0											
Alfredo Griffin, S (1,6) OBP: 0.269, SLG: 0.310										2	0	1	0	0	0	1											
Inning Stats	R: 2 E: 0 K: 1 S: 7	H: 2 LOB: 0 BB: 0 P: 7	R: 0 E: 1 K: 0 S: 4	H: 0 LOB: 1 BB: 0 P: 4	R: 0 E: 0 K: 0 S: 4	H: 1 LOB: 1 BB: 0 P: 4	R: 0 E: 0 K: 0 S: 3	H: 0 LOB: 0 BB: 0 P: 3	R: 0 E: 0 K: 0 S: 4	H: 1 LOB: 1 BB: 0 P: 4	R: 0 E: 0 K: 1 S: 6	H: 2 LOB: 1 BB: 0 P: 6	R: 0 E: 0 K: 0 S: 4	H: 0 LOB: 0 BB: 0 P: 7	R: 0 E: 0 K: 1 S: 4	H: 0 LOB: 1 BB: 1 P: 8	1B: 5 2B: 1 3B: 0 HR: 2	SF: 0 SAC: 1 DP: 2 HBP: 0	WP: 0 PB: 0 SB: 1 CS: 1	PA: 34							
PITCHER	IP	WLS	BF	H	R	ER	SO	BB	IBB	HBP	BLK	WP	HR	S	P	ERA	WHIP										
Ed Nunez, R (1, 1) ERA: 3.48	8.0		32	7	2	2	4	1	0	0	0	0	2	39	43	2.25	1.000										
Ed Vande Berg, L (9, 1) ERA: 2.45	1.0	W	2	0	0	0	1	0	0	0	0	0	0	4	4	0.00	0.000										

Batter	1	2	3	4	5	6	7	8	9	AB	R	H	RBI	BB	SO	LOB	BOTTOM										
Joe Simpson, L (1,8) OBP: 0.320, SLG: 0.366										4	0	0	0	0	2	3	Toronto Blue Jays @ Seattle Mariners The Kingdome, Seattle, WA Fri Sep 24, 1982, 10:05 PM EDT Att: 14,071 - Unknown										
Manny Castillo, S (1,5) OBP: 0.292, SLG: 0.347										4	1	1	1	0	0	0											
Bruce Bochte, L (1,7) OBP: 0.382, SLG: 0.410										4	0	0	0	0	0	0											
Richie Zisk, R (1, 10) OBP: 0.355, SLG: 0.473										4	0	1	0	0	0	1											
Al Cowens, R (9, PR) OBP: 0.326, SLG: 0.481										0	1	0	0	0	0	0											
Dave Revering, L (1, 3) OBP: 0.293, SLG: 0.348										3	0	1	0	0	0	0											
John Moses, S (8, PR) OBP: 0.400, SLG: 0.786										1	1	1	1	0	0	0											
Bobby Brown, S (1, 9) OBP: 0.294, SLG: 0.326										2	0	0	0	0	0	0											
Orlando Mercado, R (1, 2) OBP: 0.125, SLG: 0.500										2	0	0	0	0	0	0											
Rick Sweet, S (8, PH) OBP: 0.305, SLG: 0.325										1	0	0	0	0	0	2											
Todd Cruz, R (1, 6) OBP: 0.240, SLG: 0.368										2	0	0	0	1	1	0											
Julio Cruz, S (1, 4) OBP: 0.321, SLG: 0.343										3	0	1	0	0	0	0											
Inning Stats	R: 0 E: 0 K: 1 S: 5	H: 0 LOB: 0 BB: 0 P: 5	R: 0 E: 0 K: 0 S: 3	H: 0 LOB: 0 BB: 0 P: 3	R: 0 E: 0 K: 1 S: 5	H: 0 LOB: 0 BB: 0 P: 5	R: 0 E: 0 K: 0 S: 3	H: 0 LOB: 0 BB: 0 P: 3	R: 1 E: 1 K: 0 S: 4	H: 1 LOB: 0 BB: 0 P: 4	R: 1 E: 0 K: 1 S: 7	H: 2 LOB: 3 BB: 1 P: 11	R: 1 E: 0 K: 0 S: 4	H: 2 LOB: 1 BB: 0 P: 4	1B: 1 2B: 3 3B: 0 HR: 1	SF: 0 SAC: 1 DP: 1 HBP: 0	WP: 0 PB: 1 SB: 0 CS: 0	PA: 32									
PITCHER	IP	WLS	BF	H	R	ER	SO	BB	IBB	HBP	BLK	WP	HR	S	P	ERA	WHIP										
Mark Eichhorn, R (1, 1) ERA: 5.13	7.2		27	3	2	2	2	1	0	0	0	0	1	30	34	2.35	0.522										
Dale Murray, R (8, 1) ERA: 3.22	1.0	L	5	2	1	1	1	0	0	0	0	0	0	7	7	9.00	2.000										



Batter	1	2	3	4	5	6	7	8	9	AB	R	H	RBI	BB	SO	LOB	TOP					
Damaso Garcia, R (1.4) OBP: 0.341, SLG: 0.404	0-0 6-3		0-0 F9		0-0 F7			0-0 5-3		4	0	0	0	0	0	1	<p>Toronto Blue Jays @ Seattle Mariners</p> <p>The Kingdome, Seattle, WA</p> <p>Sat Sep 25 1982, 10:05 PM EDT</p> <p>Att: 18,818 - Unknown</p>					
Garth Iorg, R (1.5) OBP: 0.311, SLG: 0.363	0-0 F9		0-3 K			0-0 F9		0-0 WP 1B		4	0	1	0	0	1	1						
Barry Bonnell, R (1.8) OBP: 0.346, SLG: 0.417	0-0 6-3			0-0 4-3		4-0 E BB		0-3 K		3	0	0	0	1	1	1						
Jesse Barfield, R (1.9) OBP: 0.328, SLG: 0.421		0-0 F9		0-0 F4		0-0 L4		0-0 6-3		4	0	0	0	0	2							
Wayne Nordhagen, R (1.10) OBP: 0.317, SLG: 0.328		0-0 F8		0-0 1B 1B		0-0 6-3			0-0 F8	4	0	1	0	0	0	1						
Leon Roberts, R (1.7) OBP: 0.286, SLG: 0.293		0-0 2B 1B		0-0 1-2 1B			0-0 F9		0-0 4-3 2B	4	0	3	0	0	0	0						
Willie Upshaw, L (1.3) OBP: 0.322, SLG: 0.434		0-0 1-1 2B		0-0 4-3			0-0 E6		0-0 4-3	4	0	1	0	0	0	3						
Buck Martinez, R (1.2) OBP: 0.290, SLG: 0.398			0-0 E5 WP		0-0 F7		0-0 F7		0-0 F3	4	0	0	0	0	2							
Alfredo Griffin, S (1.6) OBP: 0.267, SLG: 0.308			0-0 1-3		0-0 F3		0-0 F8			3	0	0	0	0	2							
Inning Stats	R: 0 E: 0 K: 0 S: 3	H: 0 LOB: 0 BB: 0 P: 3	R: 0 E: 0 K: 0 S: 4	H: 2 LOB: 2 BB: 0 P: 4	R: 0 E: 1 K: 1 S: 6	H: 0 LOB: 1 BB: 0 P: 6	R: 0 E: 0 K: 0 S: 5	H: 2 LOB: 2 BB: 0 P: 5	R: 0 E: 0 K: 0 S: 3	H: 0 LOB: 0 BB: 0 P: 3	R: 0 E: 1 K: 0 S: 4	H: 0 LOB: 1 BB: 1 P: 7	R: 0 E: 1 K: 0 S: 4	H: 0 LOB: 1 BB: 0 P: 4	R: 0 E: 0 K: 1 S: 6	H: 1 LOB: 1 BB: 0 P: 6	R: 0 E: 0 K: 0 S: 4	H: 1 LOB: 1 BB: 0 P: 4	1B: 4 2B: 2 3B: 0 HR: 0	SF: 0 SAC: 0 DP: 0 HBP: 0	WP: 2 PB: 0 SB: 0 CS: 0	PA: 35
PITCHER Bryan Clark, L (1.1) ERA: 2.76	IP: 9.0 WLS: W BF: 35 H: 6 R: 0 ER: 0 SO: 2 BB: 1 IBB: 0 HBP: 0 BLK: 0 WP: 2 HR: 0 S: 38 P: 42 ERA: 0.00 WHIP: 0.778															PITCHER	IP: 9.0 WLS: W BF: 35 H: 6 R: 0 ER: 0 SO: 2 BB: 1 IBB: 0 HBP: 0 BLK: 0 WP: 2 HR: 0 S: 38 P: 42 ERA: 0.00 WHIP: 0.778					

AB	34
R	0
H	6
RBI	0
BB	1
SO	2
LOB	13



Batter	1	2	3	4	5	6	7	8	9	AB	R	H	RBI	BB	SO	LOB	BOTTOM			
Joe Simpson, L (1.8) OBP: 0.319, SLG: 0.362	0-0 1-3		4-0 1B SF9 BB		0-0 F5		0-0 F7			3	1	0	0	1	0	0	<p>Toronto Blue Jays @ Seattle Mariners</p> <p>The Kingdome, Seattle, WA</p> <p>Sat Sep 25 1982, 10:05 PM EDT</p> <p>Att: 18,818 - Unknown</p>			
Manny Castillo, S (1.5) OBP: 0.292, SLG: 0.346	0-0 F8		0-0 S HR 1B		0-0 F8		0-0 F9			4	1	1	0	0	0	0				
Bobby Brown, S (1.7) OBP: 0.294, SLG: 0.330	0-0 G3		0-0 SF9		0-0 F8		0-0 2B			3	0	1	1	0	0	0				
Bruce Bochte, L (1.10) OBP: 0.382, SLG: 0.416		0-0 F9	0-0 3-H HR		0-0 F9		4-0 3B BB		0-0 1-3	3	2	1	2	1	0	1				
Jim Maler, R (1.3) OBP: 0.276, SLG: 0.340		0-0 F9	0-0 K2-3-2 1B		0-0 F8		0-0 F8		0-0 5-3	4	0	1	0	0	0	1				
Todd Cruz, R (1.6) OBP: 0.240, SLG: 0.367		0-0 2B 1B	0-3 K2-3-2 1-1		0-0 F2		0-3 K		0-3 K	4	1	1	0	0	2	2				
John Moses, S (1.9) OBP: 0.421, SLG: 0.889		0-0 1-3 2B		0-0 L6		0-0 1-1 3B		0-0 F7		4	1	2	1	0	0	0				
Orlando Mercado, R (1.2) OBP: 0.182, SLG: 0.455		0-0 2H 3-H 1B		0-3 K		0-3 K				3	0	1	2	0	2	1				
Julio Cruz, S (1.4) OBP: 0.321, SLG: 0.348		0-0 L5		0-0 F7			0-0 HR			3	1	1	1	0	0	1				
Inning Stats	R: 0 E: 0 K: 0 S: 3	H: 0 LOB: 0 BB: 0 P: 3	R: 2 E: 0 K: 0 S: 6	H: 3 LOB: 1 BB: 0 P: 6	R: 3 E: 0 K: 1 S: 7	H: 3 LOB: 1 BB: 1 P: 11	R: 0 E: 0 K: 1 S: 5	H: 0 LOB: 0 BB: 0 P: 5	R: 0 E: 0 K: 0 S: 3	H: 0 LOB: 0 BB: 0 P: 3	R: 1 E: 0 K: 0 S: 6	H: 1 LOB: 1 BB: 1 P: 10	R: 1 E: 0 K: 0 S: 5	H: 2 LOB: 1 BB: 0 P: 5	R: 0 E: 0 K: 1 S: 5	H: 0 LOB: 0 BB: 0 P: 5	1B: 4 2B: 3 3B: 1 HR: 2	SF: 1 SAC: 0 DP: 1 HBP: 0	WP: 0 PB: 0 SB: 1 CS: 0	PA: 34
PITCHER Luis Leal, R (1.1) ERA: 3.86 Steve Seniteney, R (6.1) ERA: 6.35 Jerry Garvin, L (7.1) ERA: 7.19 Jim Gott, R (8.1) ERA: 4.45	IP: 5.2 WLS: L BF: 25 H: 7 R: 6 ER: 6 SO: 2 BB: 2 IBB: 0 HBP: 0 BLK: 0 WP: 0 HR: 1 S: 27 P: 35 ERA: 9.53 WHIP: 1.588															PITCHER	IP: 5.2 WLS: L BF: 25 H: 7 R: 6 ER: 6 SO: 2 BB: 2 IBB: 0 HBP: 0 BLK: 0 WP: 0 HR: 1 S: 27 P: 35 ERA: 9.53 WHIP: 1.588			



Batter	1	2	3	4	5	6	7	8	9	AB	R	H	RBI	BB	SO	LOB	TOP								
Damaso Garcia, R OBP: 0.341, SLG: 0.404 (1,4)										5	1	2	0	0	0	2									
Garth Iorg, R OBP: 0.314, SLG: 0.365 (1,5)										3	1	2	1	1	1	0									
Barry Bonnell, R OBP: 0.347, SLG: 0.417 (1,8)										4	0	1	0	1	0	3									
Jesse Barfield, R OBP: 0.325, SLG: 0.417 (1,9)										4	0	0	0	0	3	6									
Wayne Nordhagen, R OBP: 0.311, SLG: 0.320 (1,10)										4	0	0	0	0	2	5									
Leon Roberts, R OBP: 0.285, SLG: 0.287 (1,7)										3	2	0	0	1	1	2									
Willie Upshaw, L OBP: 0.321, SLG: 0.433 (1,3)										4	0	1	0	0	0	1									
Buck Martinez, R OBP: 0.295, SLG: 0.413 (1,2)										3	1	2	2	0	0	0									
Alfredo Griffin, S OBP: 0.267, SLG: 0.312 (1,6)										3	1	1	1	0	1	0									
Inning Stats	R: 2 E: 1 K: 1 S: 7	H: 2 LOB: 0 BB: 0 P: 7	R: 1 E: 1 K: 1 S: 6	H: 1 LOB: 0 BB: 0 P: 6	R: 0 E: 0 K: 1 S: 6	H: 1 LOB: 2 BB: 1 P: 10	R: 0 E: 0 K: 0 S: 4	H: 1 LOB: 1 BB: 1 P: 8	R: 0 E: 0 K: 3 S: 10	H: 1 LOB: 2 BB: 1 P: 14	R: 1 E: 0 K: 0 S: 4	H: 1 LOB: 0 BB: 0 P: 4	R: 0 E: 0 K: 2 S: 8	H: 1 LOB: 1 BB: 0 P: 8	R: 0 E: 0 K: 0 S: 3	H: 0 LOB: 0 BB: 0 P: 3	R: 1 E: 0 K: 0 S: 4	H: 1 LOB: 0 BB: 0 P: 4	1B: 6 2B: 1 3B: 1 HR: 1	SF: 2 SAC: 1 DP: 1 HBP: 0	WP: 1 PB: 0 SB: 1 CS: 0	PA: 39			
PITCHER	IP	WLS	BF	H	R	ER	SO	BB	IBB	HBP	BLK	WP	HR	S	P	ERA	WHIP								
Floyd Bannister, L ERA: 3.46 (1,1)	8.0	L	35	8	5	2	8	3	0	0	0	1	1	48	60	2.25	1.375								
Ron Musselman, R ERA: 3.77 (9,1)	1.0		4	1	1	1	0	0	0	0	0	0	0	4	4	9.00	1.000								

Toronto Blue Jays @ Seattle Mariners
The Kingdome, Seattle, WA
Sun Sep 26 1982, 6:33 AM EDT
Att: 6,742 - Unknown

AB	33
R	6
H	9
RBI	4
BB	3
SO	8
LOB	19



Batter	1	2	3	4	5	6	7	8	9	AB	R	H	RBI	BB	SO	LOB	BOTTOM								
Joe Simpson, L OBP: 0.317, SLG: 0.359 (1,8)										5	1	1	0	0	2	1									
Manny Castillo, S OBP: 0.290, SLG: 0.343 (1,5)										4	1	0	0	0	1	1									
Bobby Brown, S OBP: 0.293, SLG: 0.329 (1,7)										4	0	1	0	0	1	1									
Bruce Bochte, L OBP: 0.382, SLG: 0.415 (1,10)										3	0	1	0	0	0	0									
Rick Sweet, S OBP: 0.308, SLG: 0.328 (1,2)										4	0	2	2	0	0	0									
Jim Malar, R OBP: 0.275, SLG: 0.338 (1,3)										4	0	1	0	0	0	4									
John Moses, S OBP: 0.391, SLG: 0.773 (1,9)										4	0	1	0	0	1	3									
Todd Cruz, R OBP: 0.242, SLG: 0.371 (1,6)										4	0	2	0	0	1	0									
Julio Cruz, S OBP: 0.319, SLG: 0.346 (1,4)										4	0	0	0	0	0	3									
Inning Stats	R: 1 E: 0 K: 0 S: 6	H: 3 LOB: 2 BB: 0 P: 6	R: 0 E: 0 K: 1 S: 6	H: 1 LOB: 1 BB: 0 P: 6	R: 1 E: 0 K: 2 S: 10	H: 2 LOB: 2 BB: 0 P: 10	R: 0 E: 0 K: 1 S: 5	H: 0 LOB: 0 BB: 0 P: 5	R: 0 E: 0 K: 0 S: 5	H: 2 LOB: 2 BB: 0 P: 5	R: 0 E: 0 K: 1 S: 5	H: 0 LOB: 0 BB: 0 P: 5	R: 0 E: 0 K: 0 S: 4	H: 1 LOB: 1 BB: 0 P: 4	R: 0 E: 0 K: 0 S: 3	H: 0 LOB: 0 BB: 0 P: 3	R: 0 E: 0 K: 0 S: 3	H: 0 LOB: 0 BB: 0 P: 3	1B: 8 2B: 1 3B: 0 HR: 0	SF: 0 SAC: 1 DP: 0 HBP: 0	WP: 0 PB: 1 SB: 1 CS: 0	PA: 37			
PITCHER	IP	WLS	BF	H	R	ER	SO	BB	IBB	HBP	BLK	WP	HR	S	P	ERA	WHIP								
Dave Stieb, R ERA: 3.35 (1,1)	9.0	W	37	9	2	1	6	0	0	0	0	0	0	49	49	1.00	1.000								

Toronto Blue Jays @ Seattle Mariners
The Kingdome, Seattle, WA
Sun Sep 26 1982, 6:33 AM EDT
Att: 6,742 - Unknown

AB	36
R	2
H	9
RBI	2
BB	0
SO	6
LOB	13



Batter	1	2	3	4	5	6	7	8	9	AB	R	H	RBI	BB	SO	LOB	TOP										
Julio Cruz, S OBP: 0.321, SLG: 0.351 (1, 4)										4	2	2	1	1	0	0	Seattle Mariners @ Chicago White Sox Comiskey Park, Chicago, IL Mon Sep 27 1982, 4:33 AM EDT Unknown										
Dave Edler, R OBP: 0.345, SLG: 0.404 (1, 5)										5	1	2	2	0	0	3											
Bruce Bochte, L OBP: 0.381, SLG: 0.414 (1, 3)										4	1	1	2	0	2	3											
Richie Zisk, R OBP: 0.356, SLG: 0.475 (1, 10)										4	1	2	0	0	0	0											
Al Cowens, R OBP: 0.327, SLG: 0.481 (1, 9)										4	0	1	2	0	0	1											
Dave Henderson, R OBP: 0.326, SLG: 0.443 (1, 8)										4	0	0	0	0	3	1											
Bobby Brown, S OBP: 0.292, SLG: 0.341 (1, 7)										4	1	1	1	0	0	1											
Bud Bulling, R OBP: 0.306, SLG: 0.286 (1, 2)										4	1	1	0	0	1	1											
Todd Cruz, R OBP: 0.244, SLG: 0.372 (1, 6)										4	1	2	0	0	1	0											
Inning Stats	R: 1 E: 0 K: 0 S: 5	H: 2 LOB: 1 BB: 0 P: 5	R: 3 E: 0 K: 2 S: 11	H: 4 LOB: 1 BB: 0 P: 11	R: 0 E: 0 K: 1 S: 5	H: 0 LOB: 0 BB: 0 P: 5	R: 1 E: 0 K: 1 S: 6	H: 1 LOB: 0 BB: 0 P: 6	R: 3 E: 0 K: 1 S: 9	H: 4 LOB: 1 BB: 0 P: 9	R: 0 E: 0 K: 0 S: 3	H: 0 LOB: 0 BB: 0 P: 3	R: 0 E: 0 K: 1 S: 5	H: 0 LOB: 0 BB: 0 P: 5	R: 0 E: 0 K: 1 S: 5	H: 0 LOB: 0 BB: 0 P: 5	R: 0 E: 0 K: 0 S: 3	H: 1 LOB: 1 BB: 1 P: 7	1B: 6 2B: 4 3B: 1 HR: 1	SF: 1 SAC: 0 DP: 1 HBP: 0	WP: 0 PB: 0 SB: 0 CS: 0	PA: 39					
PITCHER	IP	WLS	BF	H	R	ER	SO	BB	IBB	HBP	BLK	WP	HR	S	P	ERA	WHIP										
Jerry Kosman, L ERA: 3.84 (1, 1)	4.0	L	21	9	7	7	4	0	0	0	0	0	1	29	29	15.75	2.250										
Chico Escanega, R ERA: 3.67 (5, 1)	5.0		18	3	1	1	3	1	0	0	0	0	0	23	27	1.80	0.800										

AB	37
R	8
H	12
RBI	8
BB	1
SO	7
LOB	10



Batter	1	2	3	4	5	6	7	8	9	AB	R	H	RBI	BB	SO	LOB	BOTTOM										
Rudy Law, L OBP: 0.360, SLG: 0.438 (1, 8)										4	0	1	0	0	0	0	Seattle Mariners @ Chicago White Sox Comiskey Park, Chicago, IL Mon Sep 27 1982, 4:33 AM EDT Unknown										
Rusty Kuntz, R OBP: 0.333, SLG: 0.316 (9, 8)										0	0	0	0	0	0	0											
Mary Foley, L OBP: 0.238, SLG: 0.111 (9, PH)										1	0	0	0	0	0	1											
Tom Paciorek, R OBP: 0.355, SLG: 0.487 (1, 3)										5	0	1	0	0	0	2											
Harold Baines, L OBP: 0.319, SLG: 0.454 (1, 9)										3	0	0	0	0	0	1											
Jerry Hairston, S OBP: 0.287, SLG: 0.449 (6, 9)										1	0	0	0	0	1	1											
Greg Luzinski, R OBP: 0.385, SLG: 0.451 (1, 10)										3	1	1	0	1	1	1											
Steve Kemp, L OBP: 0.384, SLG: 0.431 (1, 7)										3	1	0	0	1	0	3											
Carlton Fisk, R OBP: 0.344, SLG: 0.413 (1, 2)										4	1	1	0	0	1	1											
Vance Law, R OBP: 0.332, SLG: 0.391 (1, 6)										4	1	3	1	0	0	0											
Aurelio Rodriguez, R OBP: 0.273, SLG: 0.336 (1, 5)										1	0	0	0	0	1	1											
Ron Kittle, R OBP: 0.304, SLG: 0.333 (4, PH)										1	0	0	0	0	1	1											
Lorenzo Gray, R OBP: 0.251, SLG: 0.238 (5, 5)										1	0	0	0	0	1	0											
Greg Walker, L OBP: 0.667, SLG: 0.750 (9, PH)										1	0	1	3	0	0	0											
Steve Dillard, R OBP: 0.333, SLG: 0.500 (1, 4)										3	0	0	0	0	1	1											
Mike Squires, L OBP: 0.313, SLG: 0.357 (9, PH)										1	0	0	0	0	0	1											
Inning Stats	R: 0 E: 1 K: 0 S: 4	H: 0 LOB: 2 BB: 1 P: 8	R: 0 E: 0 K: 2 S: 8	H: 1 LOB: 1 BB: 0 P: 8	R: 0 E: 0 K: 0 S: 3	H: 0 LOB: 0 BB: 0 P: 3	R: 1 E: 0 K: 2 S: 9	H: 2 LOB: 1 BB: 0 P: 9	R: 0 E: 0 K: 0 S: 4	H: 1 LOB: 1 BB: 0 P: 4	R: 0 E: 0 K: 0 S: 3	H: 0 LOB: 0 BB: 0 P: 3	R: 0 E: 0 K: 1 S: 5	H: 0 LOB: 0 BB: 0 P: 5	R: 0 E: 0 K: 2 S: 8	H: 1 LOB: 1 BB: 0 P: 8	R: 0 E: 0 K: 0 S: 6	H: 3 LOB: 1 BB: 1 P: 10	1B: 7 2B: 1 3B: 0 HR: 0	SF: 0 SAC: 0 DP: 0 HBP: 0	WP: 1 PB: 0 SB: 0 CS: 0	PA: 38					
PITCHER	IP	WLS	BF	H	R	ER	SO	BB	IBB	HBP	BLK	WP	HR	S	P	ERA	WHIP										
Gaylord Perry, R ERA: 4.4 (1, 1)	8.0	W	34	7	4	4	7	2	0	0	0	1	0	46	54	4.50	1.125										
Bill Caudill, R ERA: 2.11 (9, 1)	1.0		4	1	0	0	0	0	0	0	0	0	0	4	4	0.00	1.000										

AB	36
R	4
H	8
RBI	4
BB	2
SO	7
LOB	14



Batter	1	2	3	4	5	6	7	8	9	AB	R	H	RBI	BB	SO	LOB	TOP										
John Moses, S OBP: 0.407, SLG: 0.720 (1, 9)	0-0 3-1		0-0 CS 1-2 1B			4-0 CS BB		0-0 2-3		3	0	1	0	1	0	1											
Manny Castillo, S OBP: 0.290, SLG: 0.342 (1, 5)	0-0 F6		0-0 F7 1-2 2-3			0-0 6-3 1-2			0-0 FC5-4 1B	4	0	1	0	0	0	3											
Bobby Brown, S OBP: 0.291, SLG: 0.336 (1, 7)	4-0 CS BB			0-0 4-3				0-0 F8		3	0	0	0	1	0	2											
Gary Gray, R OBP: 0.322, SLG: 0.401 Julio Cruz, S OBP: 0.321, SLG: 0.351 (9, PR)	0-0 CS 1-2	0-0 F8		0-0 F8				0-0 F8		4	0	0	0	0	0	1											
Jim Maler, R OBP: 0.279, SLG: 0.343 (1, 3)		0-0 WP 1B 2B		0-0 G3				4-0 L4-3 BB		3	1	1	0	1	1	1											
Joe Simpson, L OBP: 0.315, SLG: 0.357 Dave Henderson, R OBP: 0.327, SLG: 0.441 (7, PH)		0-0 F7			0-3 K			0-0 L4-3 1-2		2	0	0	0	0	1	1											
Todd Cruz, R OBP: 0.245, SLG: 0.371 (1, 6)		0-0 3-6 2H 1B			0-0 F8			0-0 F2		3	0	1	1	0	0	0											
Orlando Mercado, R OBP: 0.143, SLG: 0.357 (1, 2)		0-0 3-6 1-2	0-3 K		0-0 L5			0-0 F7		3	0	0	0	0	1	0											
Paul Serna, R OBP: 0.240, SLG: 0.292 (1, 4)			0-0 CS 1B 1B					0-0 F9		3	0	2	0	0	0	0											
Inning Stats	R: 0 E: 0 K: 0 S: 2	H: 0 LOB: 0 BB: 1 P: 6	R: 1 E: 0 K: 0 S: 4	H: 2 LOB: 1 BB: 0 P: 4	R: 0 E: 0 K: 1 S: 6	H: 2 LOB: 1 BB: 0 P: 6	R: 0 E: 0 K: 0 S: 3	H: 0 LOB: 0 BB: 0 P: 3	R: 0 E: 0 K: 1 S: 5	H: 0 LOB: 0 BB: 0 P: 5	R: 0 E: 0 K: 0 S: 3	H: 0 LOB: 0 BB: 1 P: 7	R: 0 E: 0 K: 0 S: 2	H: 0 LOB: 0 BB: 1 P: 6	R: 0 E: 0 K: 0 S: 4	H: 1 LOB: 1 BB: 0 P: 4	R: 0 E: 1 K: 1 S: 6	H: 1 LOB: 2 BB: 0 P: 6	1B: 5 2B: 2 3B: 0 HR: 0	SF: 0 SAC: 0 DP: 1 HBP: 0	WP: 2 PB: 0 SB: 1 CS: 3	PA: 33					
PITCHER	IP	WLS	BF	H	R	ER	SO	BB	IBB	HBP	BLK	WP	HR	S	P	ERA	WHIP										
Jim Kern, R ERA: 3.39 (1, 1)	6.1	W	24	4	1	1	2	3	0	0	0	1	0	24	36	1.42	1.105										
Sparky Lyle, L ERA: 4.92 (7, 1)	1.2		6	2	0	0	0	0	0	0	0	1	0	6	6	0.00	1.200										
Salome Barojas, R ERA: 3.58 (9, 1)	1.0	S	3	0	0	0	1	0	0	0	0	0	0	5	5	0.00	0.000										

Seattle Mariners @ Chicago White Sox
Comiskey Park, Chicago, IL
Mon Sep 27 1982, 8:05 PM EDT
Att: 6,054 - Unknown

AB 29
R 1
H 6
RBI 1
BB 3
SO 3
LOB 10



Batter	1	2	3	4	5	6	7	8	9	AB	R	H	RBI	BB	SO	LOB	BOTTOM										
Rudy Law, L OBP: 0.362, SLG: 0.438 Rusty Kuntz, R OBP: 0.333, SLG: 0.316 (9, 8)	0-0 G3 S 1B		0-0 F7					0-0 F8		4	0	2	0	0	0	1											
Mike Squires, L OBP: 0.312, SLG: 0.355 (1, 3)	0-0 G3 1-3		0-0 G4-6-3 1-2					0-0 F7		4	1	1	0	0	0	2											
Harold Baines, L OBP: 0.321, SLG: 0.455 (1, 9)	0-0 F6			0-0 F4				0-0 F7		4	1	2	0	0	0	1											
Steve Kemp, L OBP: 0.384, SLG: 0.435 (1, 7)	0-0 F2			0-0 L5				0-0 G3		4	1	1	3	0	0	2											
Greg Walker, L OBP: 0.667, SLG: 1.286 (1, 10)		0-0 SH1-3 2B		0-0 HR				0-0 F7		3	1	2	1	0	0	0											
Vance Law, R OBP: 0.331, SLG: 0.389 (1, 6)		0-0 SH1-3 2-3		0-0 F8				0-0 F7		2	0	0	0	0	0	0											
Marc Hill, R OBP: 0.303, SLG: 0.383 (1, 2)		0-0 F5			0-0 5-3			0-0 F8		3	0	0	0	0	0	1											
Steve Dillard, R OBP: 0.292, SLG: 0.435 (1, 4)		0-0 F7			0-0 F9			0-0 6-3		3	0	0	0	0	0	1											
Aurelio Rodriguez, R OBP: 0.274, SLG: 0.336 (1, 5)			0-0 G4-6-3 1B					0-0 6-3		3	0	1	0	0	0	0											
Inning Stats	R: 0 E: 0 K: 0 S: 4	H: 1 LOB: 1 BB: 0 P: 4	R: 0 E: 0 K: 0 S: 4	H: 1 LOB: 1 BB: 0 P: 4	R: 0 E: 0 K: 0 S: 3	H: 1 LOB: 0 BB: 0 P: 3	R: 1 E: 0 K: 0 S: 4	H: 1 LOB: 0 BB: 0 P: 4	R: 0 E: 0 K: 0 S: 3	H: 0 LOB: 0 BB: 0 P: 3	R: 3 E: 0 K: 0 S: 6	H: 4 LOB: 0 BB: 0 P: 6	R: 0 E: 0 K: 0 S: 3	H: 0 LOB: 0 BB: 0 P: 3	R: 0 E: 0 K: 0 S: 4	H: 1 LOB: 1 BB: 0 P: 4	1B: 6 2B: 1 3B: 0 HR: 2	SF: 0 SAC: 1 DP: 1 HBP: 0	WP: 0 PB: 0 SB: 1 CS: 1	PA: 31							
PITCHER	IP	WLS	BF	H	R	ER	SO	BB	IBB	HBP	BLK	WP	HR	S	P	ERA	WHIP										
Bob Stoddard, R ERA: 2.52 (1, 1)	5.1	L	22	8	4	4	0	0	0	0	0	0	0	22	22	6.75	1.500										
Rich Bordi, R ERA: 6.31 (6, 1)	2.2		9	1	0	0	0	0	0	0	0	0	0	9	9	0.00	0.375										

Seattle Mariners @ Chicago White Sox
Comiskey Park, Chicago, IL
Mon Sep 27 1982, 8:05 PM EDT
Att: 6,054 - Unknown

AB 30
R 4
H 9
RBI 4
BB 0
SO 0
LOB 8



Batter	1	2	3	4	5	6	7	8	9	AB	R	H	RBI	BB	SO	LOB	TOP										
John Moses, S OBP: 0.355, SLG: 0.621 (1, 9)	F9			4-3		5-3		FC4-6		4	0	0	0	0	0	2											
Manny Castillo, S OBP: 0.289, SLG: 0.342 (1, 5)	6-3			1B		G3			F7	4	0	1	0	0	0	0											
Bobby Brown, S OBP: 0.287, SLG: 0.330 (1, 7)	F6			K				F8	E4	4	0	0	0	0	1	1											
Richie Zisk, R OBP: 0.355, SLG: 0.473 (1, 10)				5-3				K	K	4	0	1	0	0	2	2											
Rick Sweet, S OBP: 0.310, SLG: 0.328 (1, 2)				G6-4-3		6-3				3	1	1	0	1	0	1											
Dave Edler, R OBP: 0.345, SLG: 0.404 (9, PR)				1B		WP		BB	FC6-4	0	0	0	0	0	0	0											
Jim Maler, R OBP: 0.274, SLG: 0.336 (1, 3)				5-3		6-3			1B	4	0	0	0	0	0	3											
Joe Simpson, L OBP: 0.312, SLG: 0.353 (1, 8)				6-3		K			F7	3	0	0	0	0	1	0											
Todd Cruz, R OBP: 0.246, SLG: 0.371 (1, 6)				K		K			BB	3	0	1	0	0	2	0											
Paul Serna, R OBP: 0.237, SLG: 0.288 (1, 4)				5-3					1B	2	0	0	0	0	0	0											
Bruce Bochte, L OBP: 0.382, SLG: 0.414 (8, PH)						6-3			FC4-6	0	0	0	0	1	0	0											
Julio Cruz, S OBP: 0.321, SLG: 0.351 (8, 4)									BB	0	0	0	0	0	0	0											
Inning Stats	R: 0 E: 0 K: 0 S: 3	H: 0 LOB: 0 BB: 0 P: 3	R: 0 E: 0 K: 0 S: 3	H: 1 LOB: 0 BB: 0 P: 3	R: 0 E: 0 K: 1 S: 5	H: 0 LOB: 0 BB: 0 P: 5	R: 0 E: 0 K: 1 S: 6	H: 1 LOB: 1 BB: 0 P: 6	R: 1 E: 0 K: 2 S: 7	H: 0 LOB: 0 BB: 1 P: 11	R: 0 E: 0 K: 0 S: 3	H: 0 LOB: 0 BB: 0 P: 3	R: 0 E: 0 K: 1 S: 5	H: 0 LOB: 0 BB: 0 P: 5	R: 0 E: 0 K: 0 S: 4	H: 1 LOB: 2 BB: 1 P: 8	R: 0 E: 1 K: 1 S: 7	H: 1 LOB: 2 BB: 0 P: 7	1B: 4 2B: 0 3B: 0 HR: 0	SF: 0 SAC: 0 DP: 1 HBP: 0	WP: 1 PB: 1 CS: 0	PA: 33					
PITCHER	IP	WLS	BF	H	R	ER	SO	BB	IBB	HBP	BLK	WP	HR	S	P	ERA	WHIP										
Dennis Lamp, R ERA: 4.07 (1, 1)	8.2	W	32	4	1	0	6	2	0	0	0	1	0	42	50	0.00	0.692										
Salome Barojas, R ERA: 3.57 (9, 1)	0.1	S	1	0	0	0	0	0	0	0	0	0	0	1	1	0.00	0.000										

Seattle Mariners @ Chicago White Sox
Comiskey Park, Chicago, IL
Tue Sep 28 1982, 8:05 PM EDT
Att: 5,647 - Unknown

AB	31
R	1
H	4
RBI	0
BB	2
SO	6
LOB	9



Batter	1	2	3	4	5	6	7	8	9	AB	R	H	RBI	BB	SO	LOB	BOTTOM										
Rudy Law, L OBP: 0.362, SLG: 0.437 (1, 8)	4-3					E	S			3	1	1	0	0	0	1											
Greg Luzinski, R OBP: 0.386, SLG: 0.451 (7, PH)				5-3		WP				0	0	0	0	1	0	0											
Rusty Kuntz, R OBP: 0.333, SLG: 0.316 (7, PR)				2-3		1B				0	0	0	0	0	0	0											
Tom Paciorek, R OBP: 0.359, SLG: 0.484 (1, 3)						BB				2	1	0	0	1	1	0											
Mike Squires, L OBP: 0.315, SLG: 0.355 (7, 3)				K		HR				0	0	0	0	1	0	0											
Harold Baines, L OBP: 0.320, SLG: 0.458 (1, 9)				6-3		BB				4	1	1	2	0	1	3											
Steve Kemp, L OBP: 0.384, SLG: 0.434 (1, 7)						HR				2	0	0	0	2	1	0											
Greg Walker, L OBP: 0.583, SLG: 1.000 (1, 10)						1B																					
Ron Kittle, R OBP: 0.292, SLG: 0.318 (8, PH)				4-3		BB				3	0	1	0	0	0	0											
Carlton Fisk, R OBP: 0.341, SLG: 0.409 (1, 2)						F6				1	0	0	0	0	0	1											
Vance Law, R OBP: 0.327, SLG: 0.384 (1, 6)						1B				4	0	0	0	0	0	1											
Aurelio Rodriguez, R OBP: 0.279, SLG: 0.348 (1, 5)						K				3	0	2	0	0	0	0											
Steve Dillard, R OBP: 0.259, SLG: 0.385 (1, 4)						WP				3	0	0	0	0	0	2											
Inning Stats	R: 0 E: 0 K: 1 S: 5	H: 0 LOB: 0 BB: 0 P: 5	R: 0 E: 0 K: 1 S: 5	H: 0 LOB: 0 BB: 0 P: 5	R: 0 E: 0 K: 0 S: 4	H: 1 LOB: 1 BB: 0 P: 4	R: 0 E: 0 K: 0 S: 3	H: 0 LOB: 0 BB: 0 P: 3	R: 0 E: 0 K: 1 S: 5	H: 0 LOB: 0 BB: 0 P: 5	R: 3 E: 0 K: 1 S: 8	H: 3 LOB: 2 BB: 2 P: 16	R: 0 E: 0 K: 1 S: 6	H: 1 LOB: 3 BB: 2 P: 14	R: 0 E: 0 K: 0 S: 3	H: 0 LOB: 1 BB: 1 P: 7	1B: 2 2B: 2 3B: 0 HR: 1	SF: 0 SAC: 0 DP: 0 HBP: 0	WP: 3 PB: 0 SB: 1 CS: 0	PA: 34							
PITCHER	IP	WLS	BF	H	R	ER	SO	BB	IBB	HBP	BLK	WP	HR	S	P	ERA	WHIP										
Mike Moore, R ERA: 5.56 (1, 1)	5.2	L	23	4	3	3	3	2	0	0	0	0	0	6	6	0.00	1.059										
Ron Musselman, R ERA: 3.52 (6, 1)	1.0		4	1	0	0	1	0	0	0	0	0	0	6	6	0.00	1.000										
Ed Vande Berg, L ERA: 2.41 (7, 1)	1.1		7	0	0	0	1	2	1	0	0	1	0	6	18	0.00	1.500										

Seattle Mariners @ Chicago White Sox
Comiskey Park, Chicago, IL
Tue Sep 28 1982, 8:05 PM EDT
Att: 5,647 - Unknown

AB	29
R	3
H	5
RBI	2
BB	5
SO	5
LOB	11



Batter	1	2	3	4	5	6	7	8	9	AB	R	H	RBI	BB	SO	LOB	TOP								
John Moses, S OBP: 0.417, SLG: 0.676 (1, 9)										5	2	4	0	0	0	1									
Manny Castillo, S OBP: 0.288, SLG: 0.340 (1, 5)										5	0	1	1	1	0	4									
Bobby Brown, S OBP: 0.289, SLG: 0.332 (1, 7)										5	1	2	0	0	1	2									
Bruce Bochte, L OBP: 0.382, SLG: 0.414 (1, 10)										3	0	1	1	1	1	3									
Dave Edler, R OBP: 0.345, SLG: 0.404 (8, PR)										0	0	0	0	0	0	0									
Jim Maler, R OBP: 0.274, SLG: 0.344 (1, 3)										4	1	1	1	0	0	2									
Joe Simpson, L OBP: 0.314, SLG: 0.355 (1, 8)										4	0	2	1	0	1	0									
Orlando Mercado, R OBP: 0.118, SLG: 0.294 (8, PH)										3	0	0	0	0	2	1									
Rick Sweet, S OBP: 0.309, SLG: 0.327 (8, 2)										1	0	0	0	0	0	2									
Todd Cruz, R OBP: 0.248, SLG: 0.378 (1, 6)										4	1	2	1	0	0	0									
Julio Cruz, S OBP: 0.319, SLG: 0.348 (1, 4)										4	0	0	0	0	1	1									
Inning Stats	R: 1 E: 0 K: 0 S: 5	H: 2 LOB: 1 BB: 0 P: 5	R: 0 E: 0 K: 2 S: 7	H: 0 LOB: 0 BB: 0 P: 7	R: 0 E: 0 K: 1 S: 5	H: 1 LOB: 0 BB: 0 P: 5	R: 2 E: 0 K: 2 S: 9	H: 3 LOB: 0 BB: 0 P: 9	R: 1 E: 0 K: 0 S: 6	H: 3 LOB: 2 BB: 0 P: 6	R: 0 E: 0 K: 0 S: 3	H: 0 LOB: 0 BB: 0 P: 3	R: 0 E: 0 K: 1 S: 4	H: 1 LOB: 1 BB: 0 P: 4	R: 0 E: 0 K: 1 S: 6	H: 1 LOB: 2 BB: 1 P: 10	R: 1 E: 0 K: 0 S: 5	H: 2 LOB: 1 BB: 0 P: 5	1B: 10 2B: 1 3B: 1 HR: 1	SF: 0 SAC: 0 DP: 1 HBP: 0	WP: 0 PB: 0 SB: 3 CS: 1	PA: 39			
PITCHER	IP	WLS	BF	H	R	ER	SO	BB	IBB	HBP	BLK	WP	HR	S	P	ERA	WHIP								
LaMarr Hoyt, R ERA: 3.63 (1, 1)	6.0	W	26	10	4	4	5	0	0	0	0	0	0	36	36	6.00	1.667								
Warren Brusstar, R ERA: 4.17 (7, 1)	2.1		11	3	1	1	1	1	0	0	0	0	1	12	16	3.86	1.714								
Salome Barojas, R ERA: 3.54 (9, 1)	0.2	S	2	0	0	0	0	0	0	0	0	0	0	2	2	0.00	0.000								

Seattle Mariners @ Chicago White Sox
Comiskey Park, Chicago, IL
Wed Sep 29 1982, 8:05 PM EDT
Att: 19,531 - Unknown

AB 38
R 5
H 13
RBI 5
BB 1
SO 6
LOB 16



Batter	1	2	3	4	5	6	7	8	9	AB	R	H	RBI	BB	SO	LOB	BOTTOM								
Rudy Law, L OBP: 0.366, SLG: 0.444 (1, 8)										4	2	3	0	0	0	0									
Mike Squires, L OBP: 0.319, SLG: 0.363 (1, 3)										4	2	2	2	0	0	2									
Harold Baines, L OBP: 0.323, SLG: 0.467 (1, 9)										4	2	3	2	0	0	0									
Steve Kemp, L OBP: 0.382, SLG: 0.431 (1, 7)										4	0	0	0	0	1	3									
Greg Walker, L OBP: 0.533, SLG: 1.000 (1, 10)										3	0	1	2	0	0	0									
Ron Kittle, R OBP: 0.280, SLG: 0.304 (7, PH)										1	0	0	0	0	1	1									
Carlton Fisk, R OBP: 0.338, SLG: 0.406 (1, 2)										4	0	0	0	0	2	1									
Vance Law, R OBP: 0.329, SLG: 0.387 (1, 6)										3	0	1	0	1	0	1									
Aurelio Rodriguez, R OBP: 0.278, SLG: 0.346 (1, 5)										4	0	1	0	0	1	2									
Steve Dillard, R OBP: 0.226, SLG: 0.333 (1, 4)										4	0	0	0	0	1	3									
Inning Stats	R: 3 E: 1 K: 1 S: 8	H: 3 LOB: 0 BB: 0 P: 8	R: 0 E: 0 K: 1 S: 6	H: 1 LOB: 1 BB: 1 P: 10	R: 0 E: 0 K: 1 S: 5	H: 0 LOB: 0 BB: 0 P: 5	R: 0 E: 0 K: 2 S: 8	H: 1 LOB: 1 BB: 0 P: 8	R: 3 E: 0 K: 0 S: 7	H: 4 LOB: 1 BB: 0 P: 7	R: 0 E: 0 K: 0 S: 3	H: 0 LOB: 0 BB: 0 P: 3	R: 0 E: 0 K: 1 S: 6	H: 1 LOB: 1 BB: 0 P: 6	R: 0 E: 0 K: 0 S: 4	H: 1 LOB: 1 BB: 0 P: 4	R: 0 E: 0 K: 0 S: 5	H: 1 LOB: 1 BB: 0 P: 5	1B: 5 2B: 4 3B: 1 HR: 1	SF: 0 SAC: 0 DP: 0 HBP: 0	WP: 0 PB: 0 SB: 1 CS: 0	PA: 36			
PITCHER	IP	WLS	BF	H	R	ER	SO	BB	IBB	HBP	BLK	WP	HR	S	P	ERA	WHIP								
Ed Nunez, R ERA: 4.58 (1, 1)	4.1	L	23	9	6	6	5	1	0	0	1	0	0	32	36	12.46	2.308								
Larry Andersen, R ERA: 6.04 (5, 1)	1.2		5	0	0	0	0	0	0	0	0	0	0	5	5	0.00	0.000								
Jerry Don Gleaton, L ERA: 13.5 (7, 1)	0.2		3	1	0	0	0	0	0	0	0	0	0	3	3	0.00	1.500								
Bill Caudill, R ERA: 2.08 (7, 1)	1.1		5	1	0	0	1	0	0	0	0	0	0	7	7	0.00	0.750								

Seattle Mariners @ Chicago White Sox
Comiskey Park, Chicago, IL
Wed Sep 29 1982, 8:05 PM EDT
Att: 19,531 - Unknown

AB 35
R 6
H 11
RBI 6
BB 1
SO 6
LOB 13



Batter	1	2	3	4	5	6	7	8	9	AB	R	H	RBI	BB	SO	LOB	TOP			
John Moses, S OBP: 0.400, SLG: 0.622 (1, 8)	4-0 CS BB			0-0 F5		0-0 F7		0-0 G3		3	0	0	0	1	0	0				
Manny Castillo, S OBP: 0.286, SLG: 0.337 (1, 5)	0-3 K			0-0 4-3		0-0 4-3		0-0 F7		4	0	0	0	0	1	1				
Bobby Brown, S OBP: 0.288, SLG: 0.331 (1, 7)	0-0 F7			0-0 FC6 1B		0-0 F9			0-3 K	4	0	1	0	0	1	0				
Bruce Bochte, L OBP: 0.382, SLG: 0.412 (1, 10)		0-0 4-3		0-0 FC6			0-0 FC1-5 1B		0-3 K	4	0	1	0	0	1	1				
Rick Sweet, S OBP: 0.312, SLG: 0.327 (1, 2)		0-0 4-3			4-0 1B 5-3 BB		0-0 FC1-5 1B		0-0 F8	3	0	1	0	1	0	0				
Jim Maler, R OBP: 0.270, SLG: 0.339 (1, 3)		0-3 K			0-0 5-3		0-0 FC1-5			3	0	0	0	0	1	3				
Dave Edler, R OBP: 0.348, SLG: 0.406 Dave Revering, L OBP: 0.292, SLG: 0.346 Joe Simpson, L OBP: 0.314, SLG: 0.355 (7, PH)			0-0 5-3		0-0 2-3 1B		0-0 F6			2	0	1	0	0	0	0				
Todd Cruz, R OBP: 0.246, SLG: 0.376 (1, 6)		0-3 K			0-3 K		0-3 K			3	0	0	0	0	3	4				
Julio Cruz, S OBP: 0.317, SLG: 0.346 (1, 4)			0-0 4-3		0-0 1-3			0-0 4-3		3	0	0	0	0	0	2				
Inning Stats	R: 0 E: 0 K: 1 S: 4	H: 0 LOB: 0 BB: 1 P: 8	R: 0 E: 0 K: 1 S: 5	H: 0 LOB: 0 BB: 0 P: 5	R: 0 E: 0 K: 1 S: 5	H: 0 LOB: 1 BB: 0 P: 4	R: 0 E: 0 K: 0 S: 4	H: 1 LOB: 1 BB: 0 P: 10	R: 0 E: 0 K: 1 S: 3	H: 0 LOB: 0 BB: 0 P: 3	R: 0 E: 0 K: 1 S: 7	H: 2 LOB: 2 BB: 0 P: 7	R: 0 E: 0 K: 2 S: 3	H: 0 LOB: 0 BB: 0 P: 3	R: 0 E: 0 K: 2 S: 7	H: 0 LOB: 0 BB: 0 P: 7	1B: 4 2B: 1 3B: 0 HR: 0	SF: 0 SAC: 0 DP: 1 HBP: 0	WP: 0 PB: 0 SB: 0 CS: 1	PA: 32
PITCHER Dave Stieb, R ERA: 3.25 (1, 1)	IP: 9.0 WLS: W BF: 32 H: 4 R: 0 ER: 0 SO: 7 BB: 2 IBB: 0 HBP: 0 BLK: 0 WP: 0 HR: 0 S: 44 P: 52 ERA: 0.00 WHIP: 0.667																			

Seattle Mariners @ Toronto Blue Jays
Exhibition Stadium, Toronto, ON
Fri Oct 01 1982, 7:05 PM EDT
Att: 11,171 - Unknown

AB	30
R	0
H	4
RBI	0
BB	2
SO	7
LOB	13



Batter	1	2	3	4	5	6	7	8	9	AB	R	H	RBI	BB	SO	LOB	BOTTOM	
Damaso Garcia, R OBP: 0.339, SLG: 0.401 (1, 4)	1-0 CS HBP		0-0 CS 1B		0-0 L6			0-0 5-3		3	0	1	1	0	0	1		
Garth Iorg, R OBP: 0.305, SLG: 0.361 (1, 5)	0-0 F9		0-0 F9			0-0 SH1 1B		0-0 5-3		4	0	1	0	0	0	2		
Barry Bonnell, R OBP: 0.345, SLG: 0.411 (1, 8)	0-3 K			0-0 L5		0-0 SH1 1B		0-3 K		3	0	0	0	0	2	0		
Jesse Barfield, R OBP: 0.321, SLG: 0.431 (1, 9)		0-0 F3		0-0 HR		0-3 K				3	1	1	1	0	1	1		
Buck Martinez, R OBP: 0.302, SLG: 0.425 (1, 2)		0-0 F7		0-0 6-3		0-3 K				3	0	0	0	0	1	1		
Willie Upshaw, L OBP: 0.325, SLG: 0.436 (1, 3)		0-0 1B		0-3 K		4-0 FC6-4 BB				2	0	1	0	1	1	0		
Wayne Nordhagen, R OBP: 0.305, SLG: 0.314 (1, 10)		0-0 F8			0-0 FC3-6 1B		0-0 F8			3	0	1	0	0	0	2		
Tony Johnson, R OBP: 0.309, SLG: 0.367 (1, 7)			4-0 SH5-3 1B BB		0-3 K		0-3 K			2	1	0	0	1	2	2		
Alfredo Griffin, S OBP: 0.268, SLG: 0.313 (1, 6)			0-0 SH5-3		0-0 FC3-6		0-0 FC6-4			2	0	0	0	0	0	2		
Inning Stats	R: 0 E: 0 K: 1 S: 4	H: 0 LOB: 0 BB: 0 P: 5	R: 0 E: 0 K: 0 S: 4	H: 1 LOB: 1 BB: 0 P: 4	R: 1 E: 0 K: 0 S: 3	H: 1 LOB: 0 BB: 1 P: 7	R: 1 E: 0 K: 1 S: 6	H: 1 LOB: 0 BB: 0 P: 6	R: 0 E: 0 K: 2 S: 8	H: 1 LOB: 1 BB: 0 P: 8	R: 0 E: 0 K: 1 S: 5	H: 0 LOB: 1 BB: 1 P: 9	R: 0 E: 0 K: 1 S: 5	H: 0 LOB: 0 BB: 0 P: 5	1B: 4 2B: 0 3B: 0 HR: 1	SF: 0 SAC: 2 DP: 0 HBP: 1	WP: 0 PB: 0 SB: 1 CS: 2	PA: 30
PITCHER Floyd Bannister, L ERA: 3.43 Ed Vande Berg, L ERA: 2.4 (8, 1)	IP: 7.2 WLS: L BF: 29 H: 5 R: 2 ER: 2 SO: 6 BB: 2 IBB: 0 HBP: 1 BLK: 0 WP: 0 HR: 1 S: 38 P: 47 ERA: 2.35 WHIP: 0.913																	

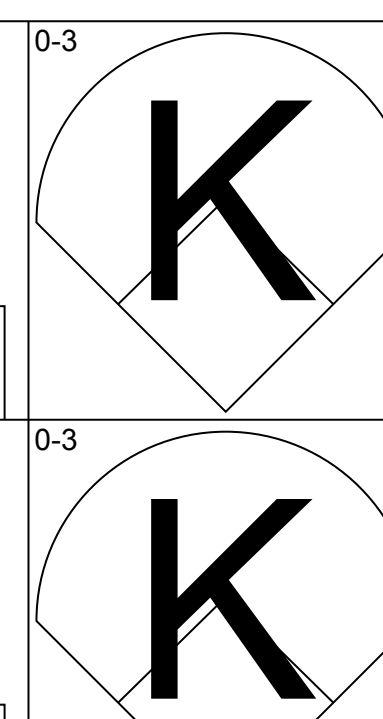
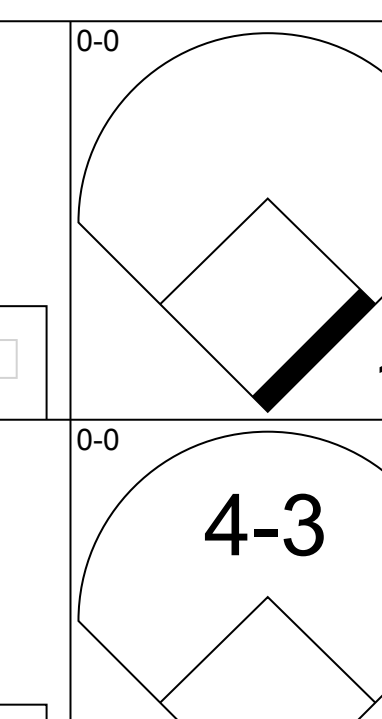
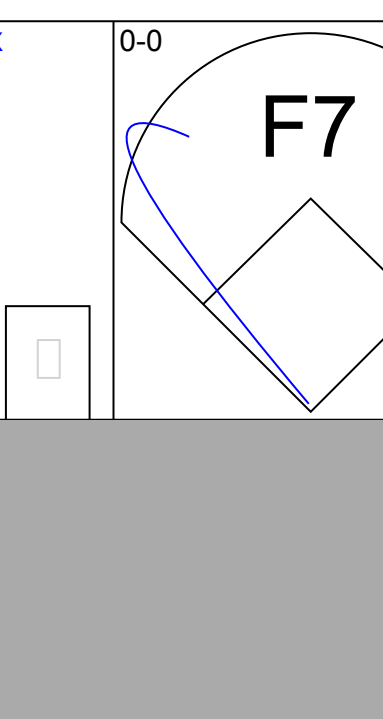
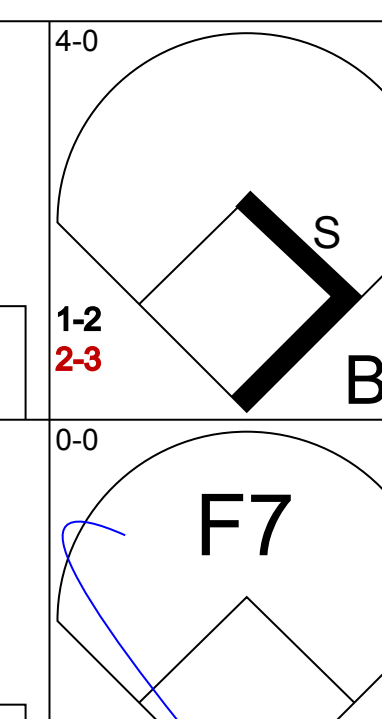
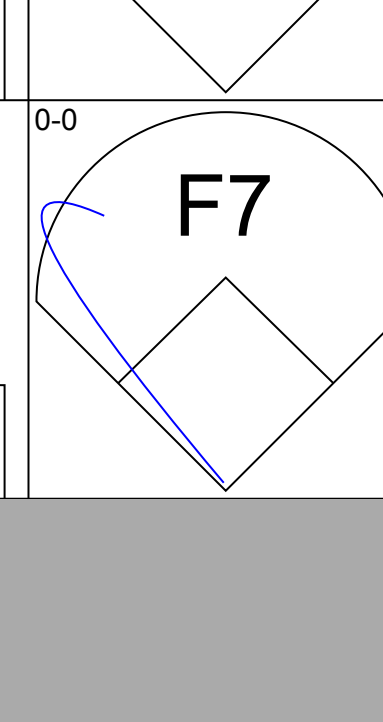

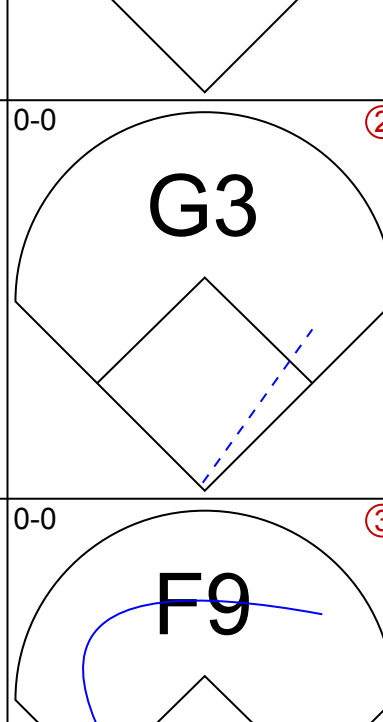
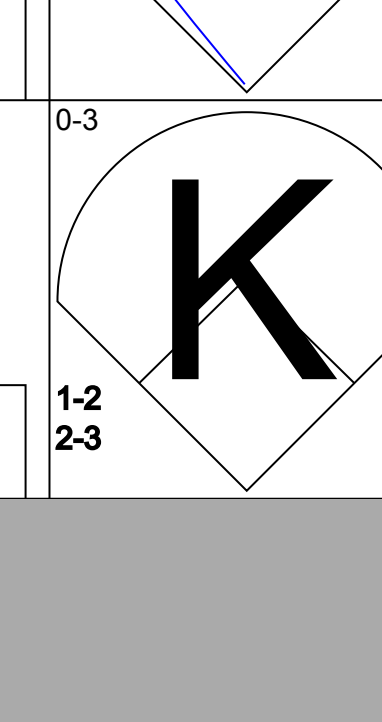

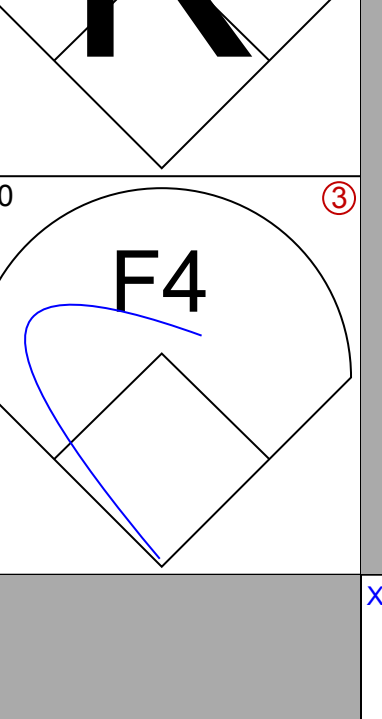


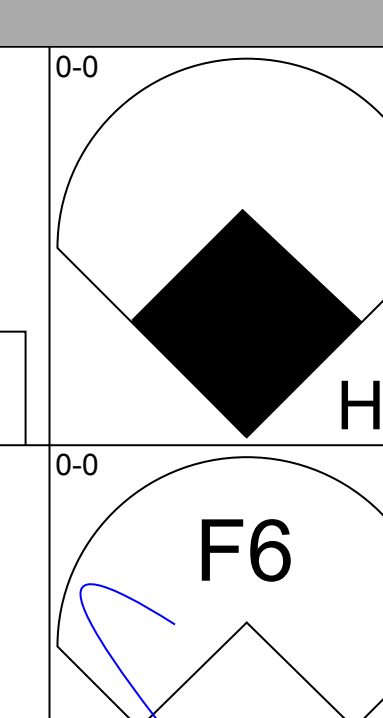
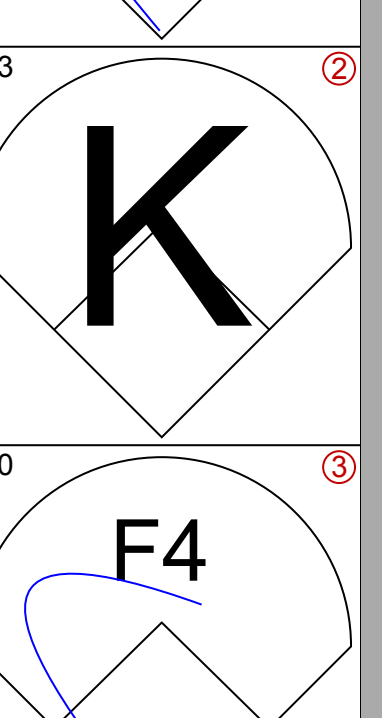
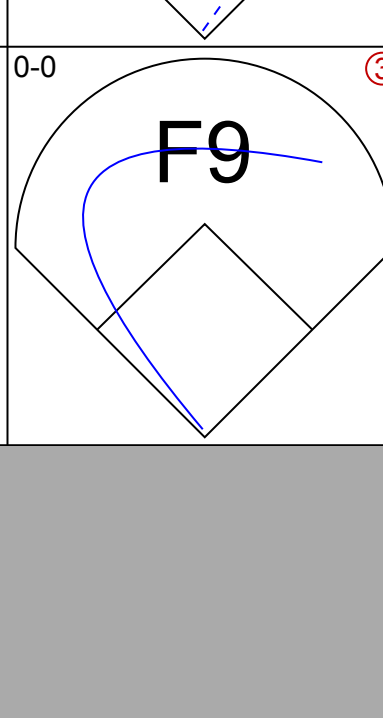
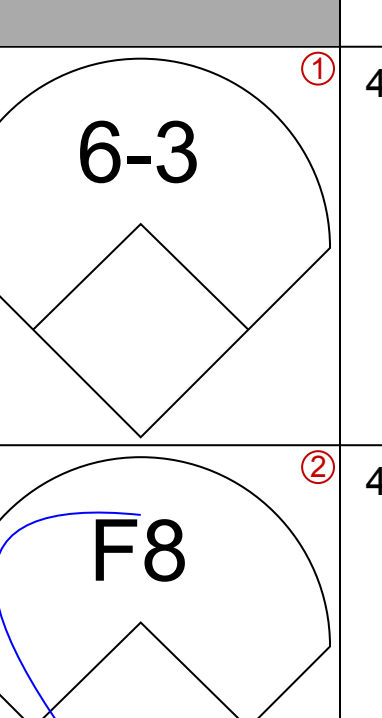
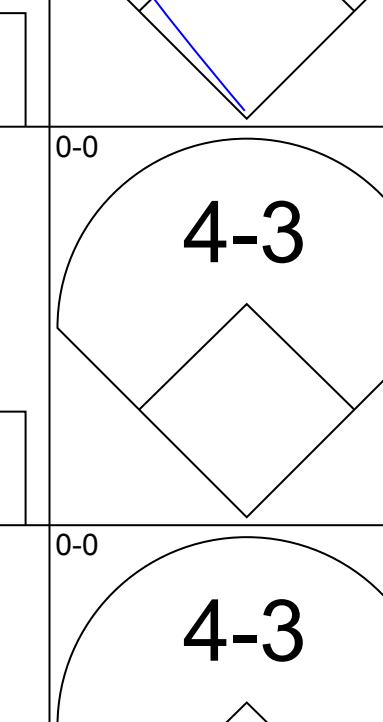

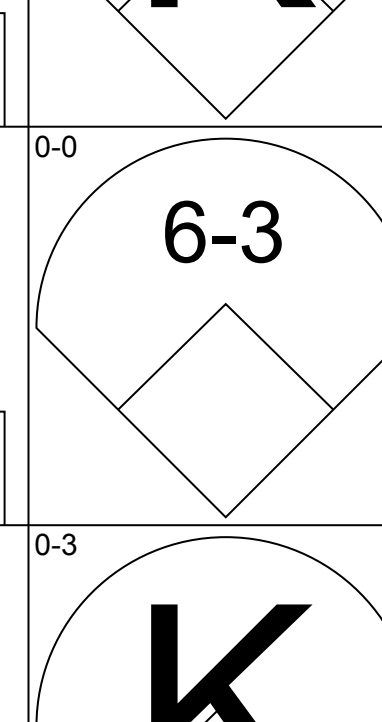
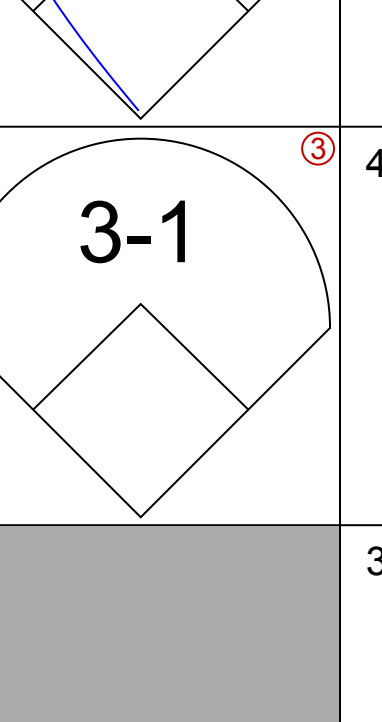
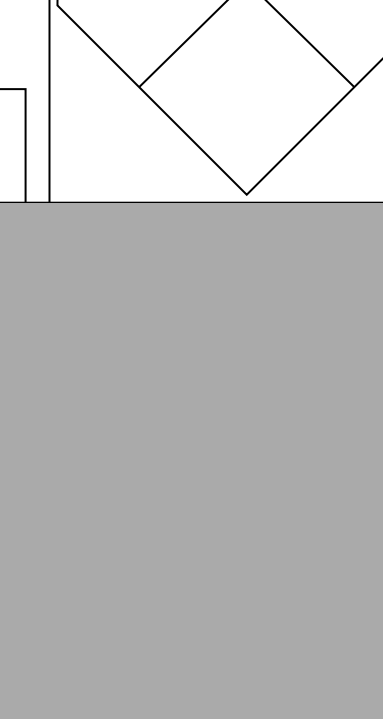
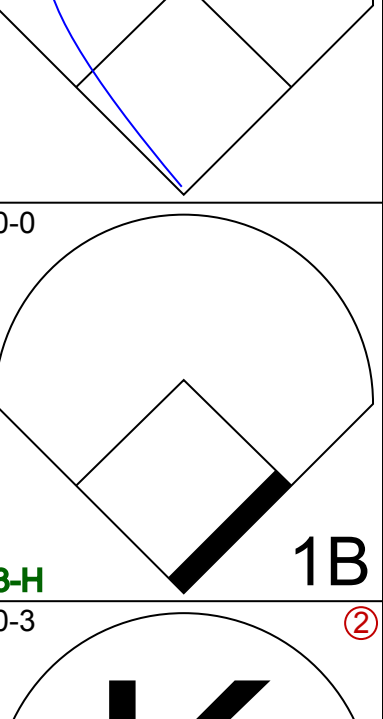


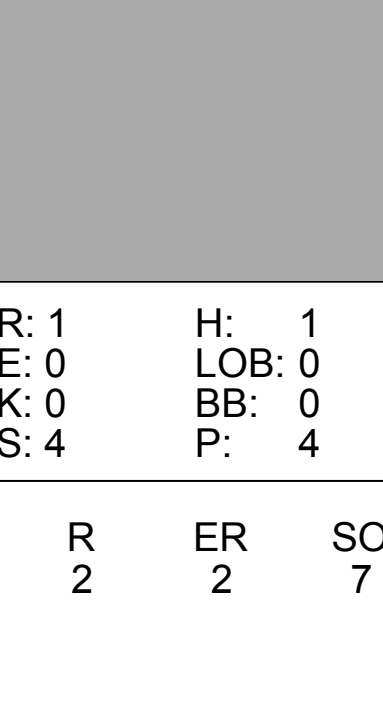
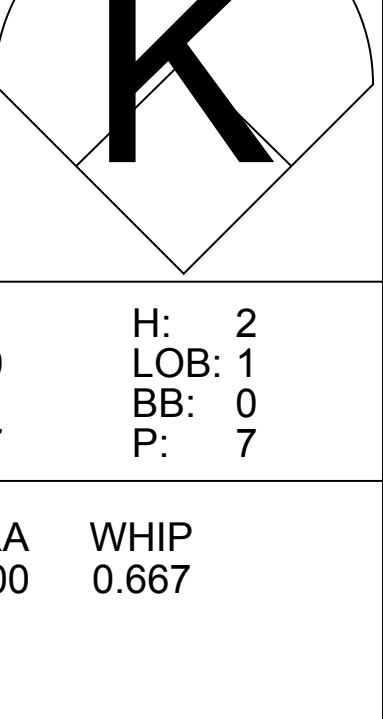
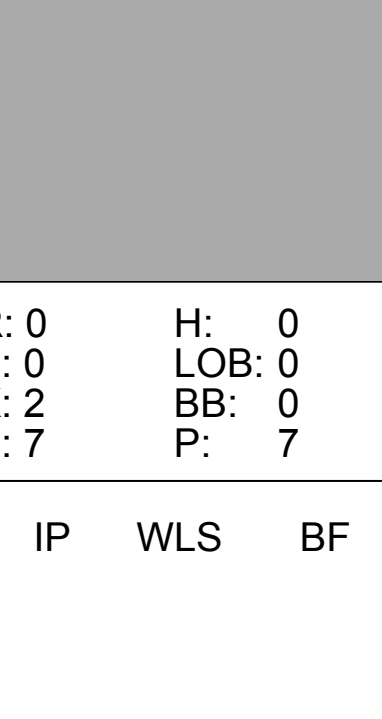

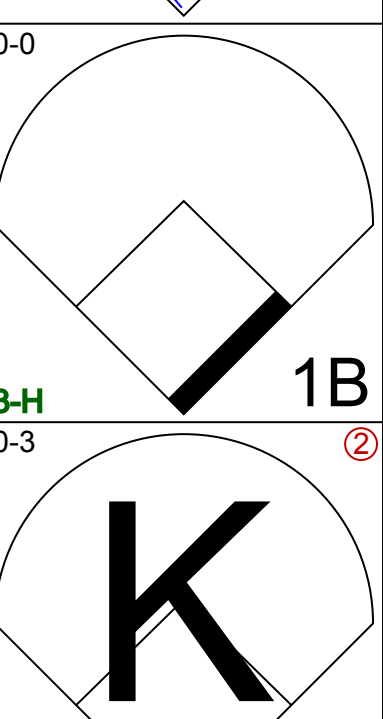
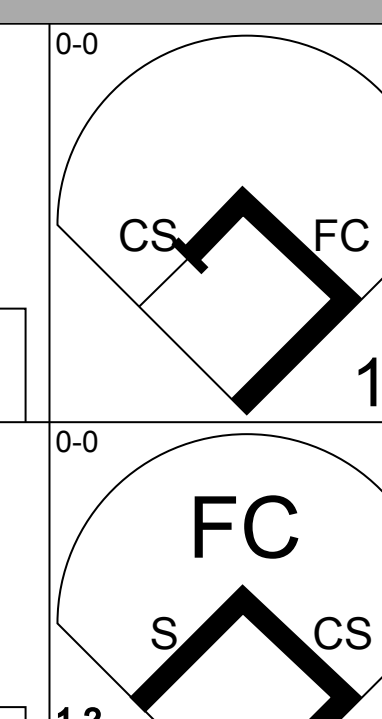
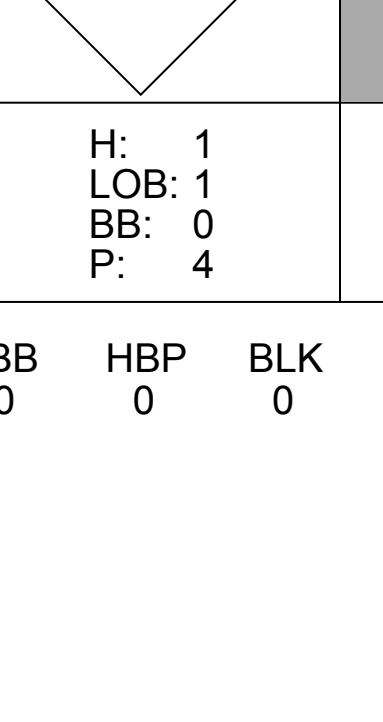
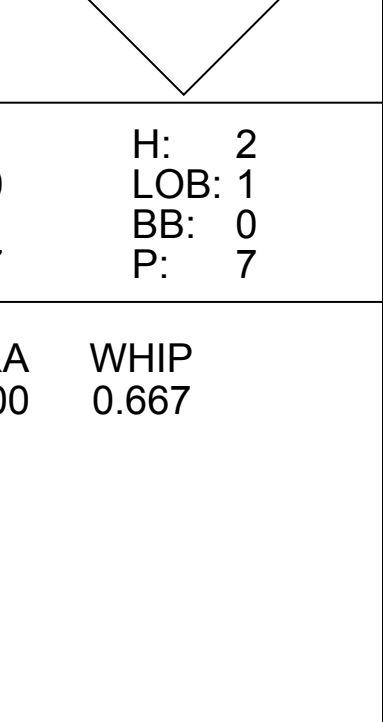
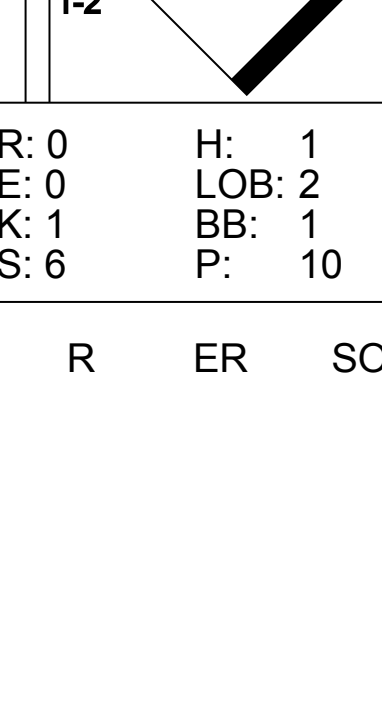
Seattle Mariners @ Toronto Blue Jays
Exhibition Stadium, Toronto, ON
Fri Oct 01 1982, 7:05 PM EDT
Att: 11,171 - Unknown

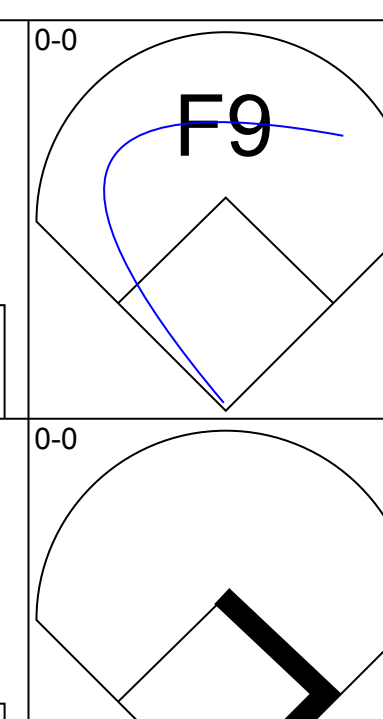
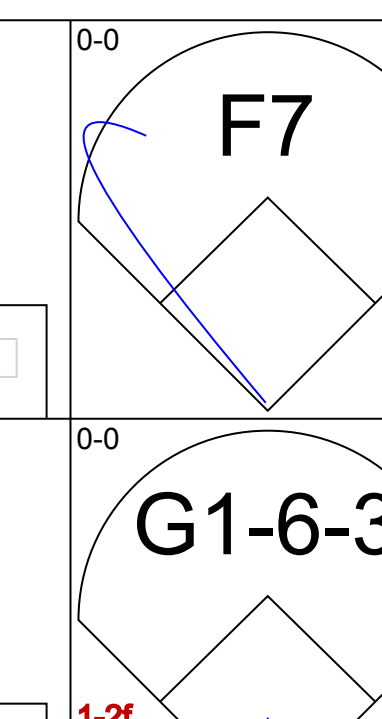
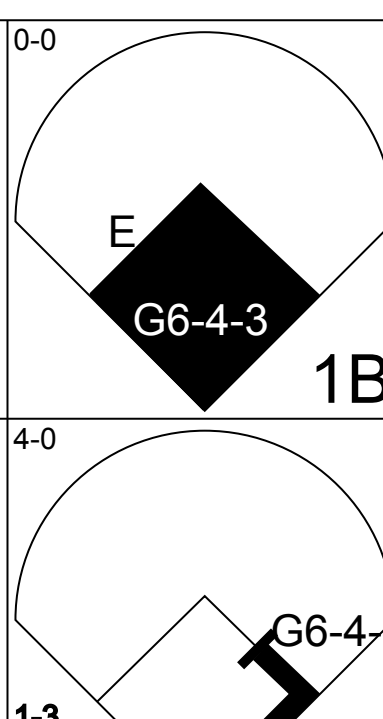
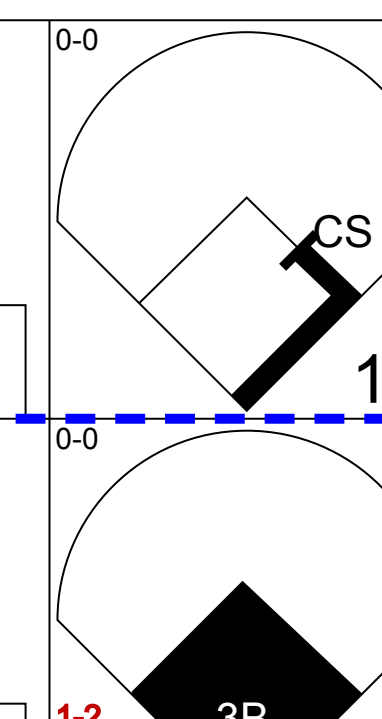

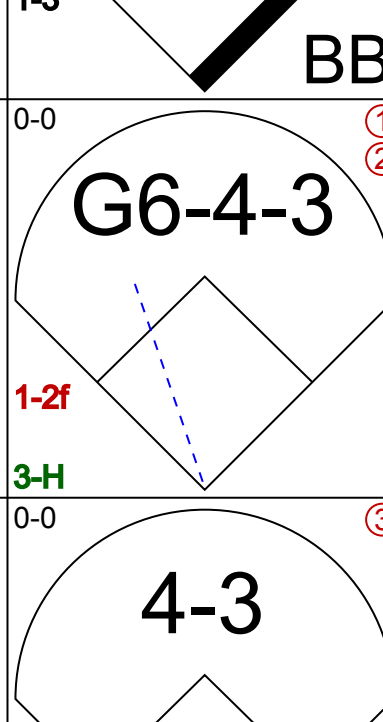
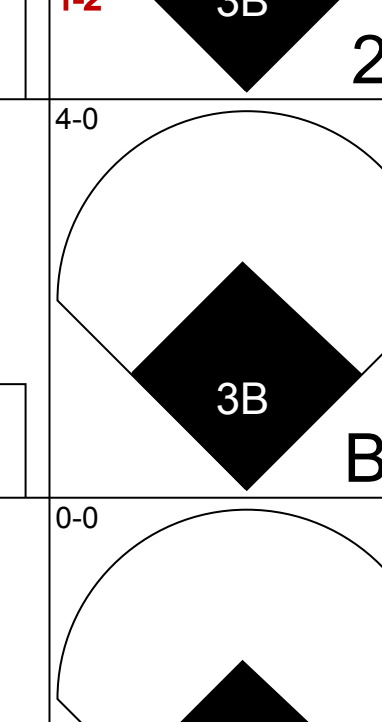
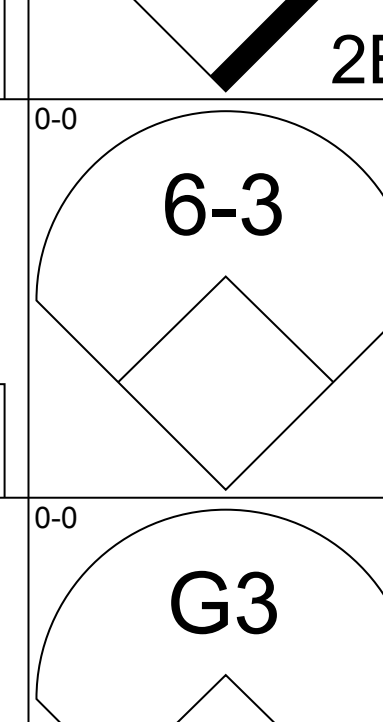
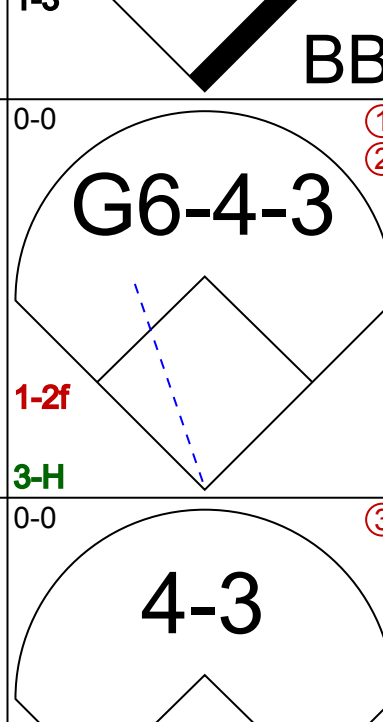
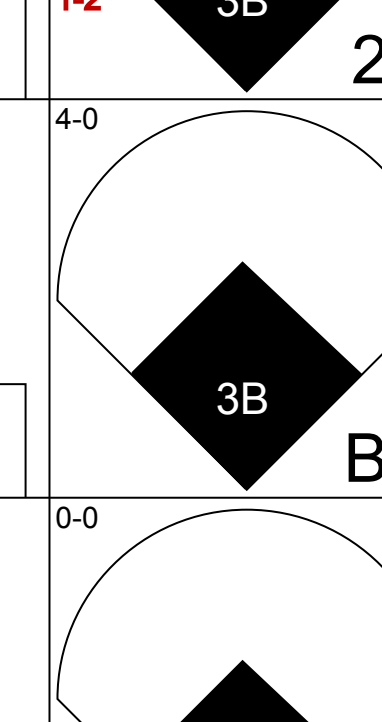

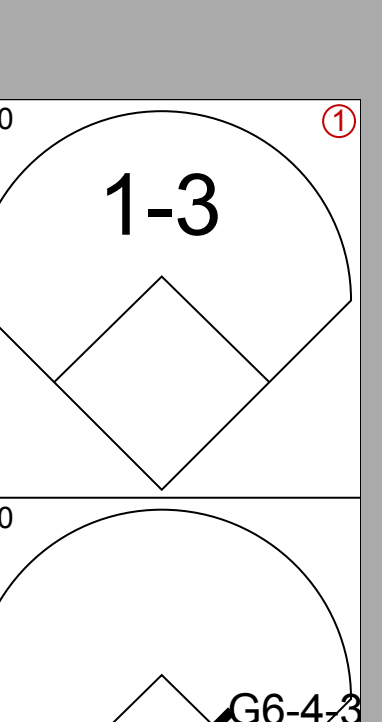
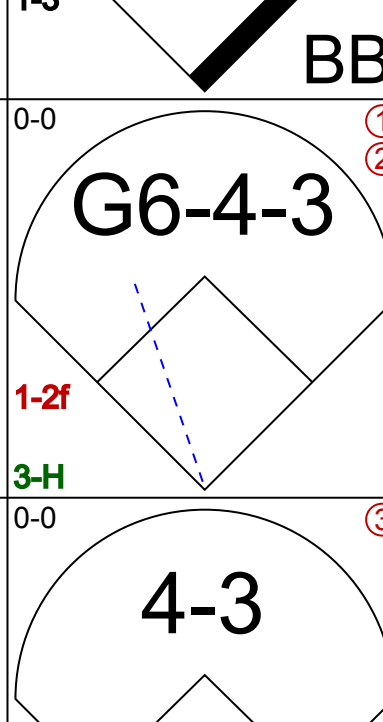
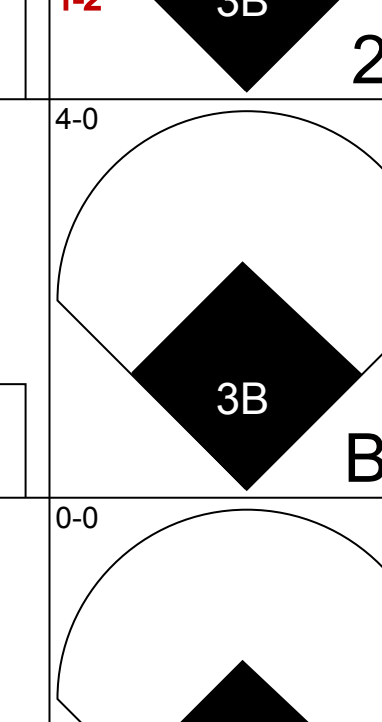
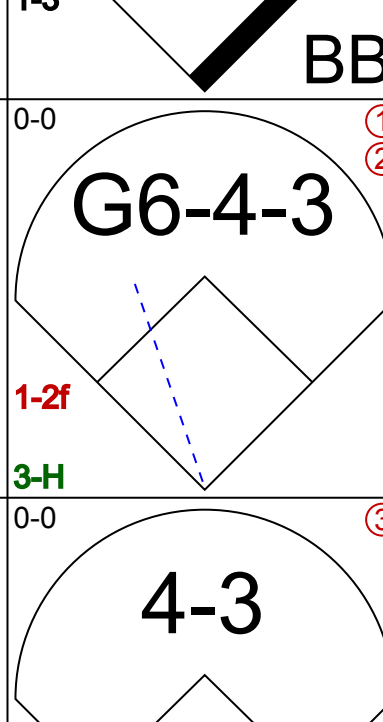
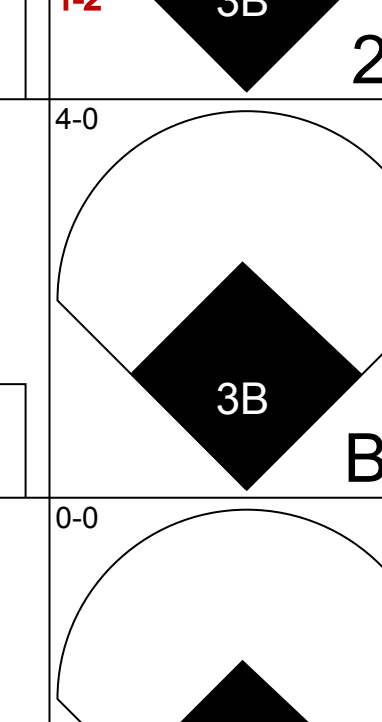

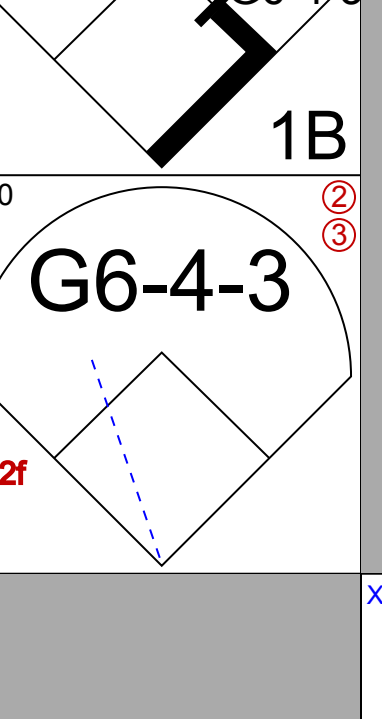

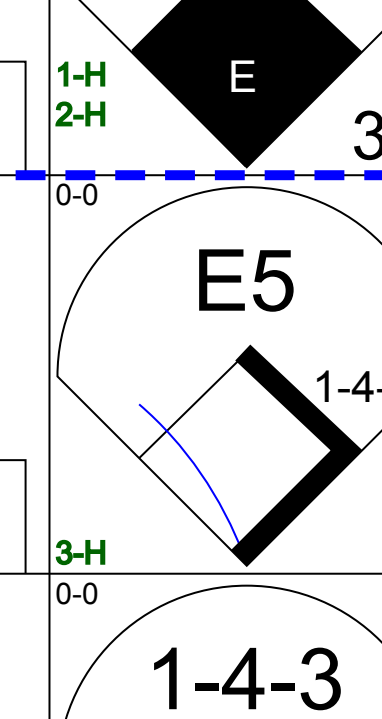
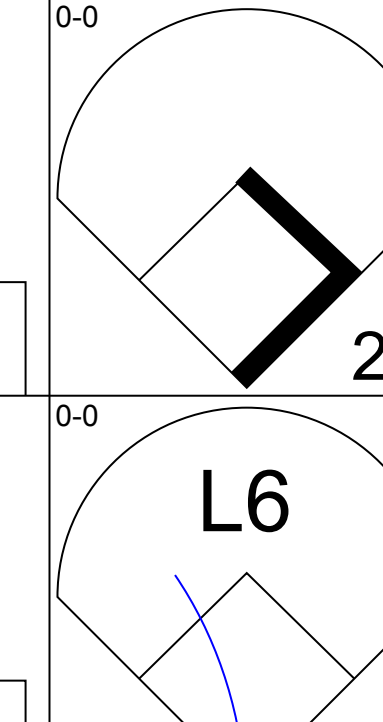
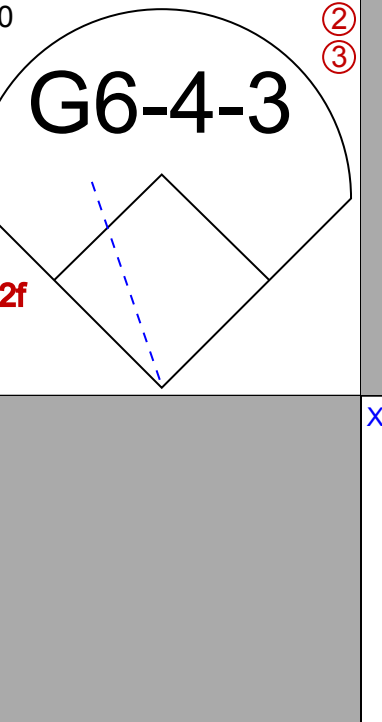
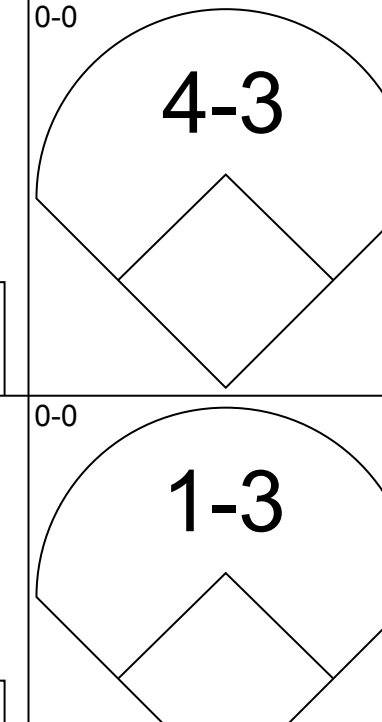
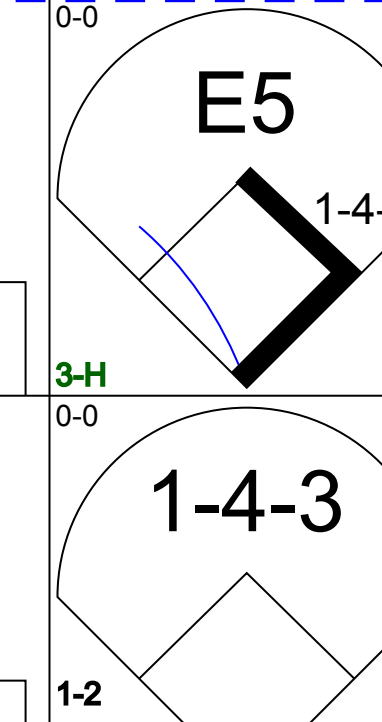
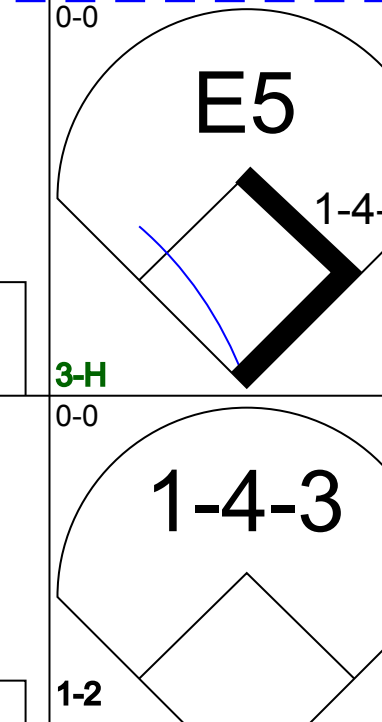

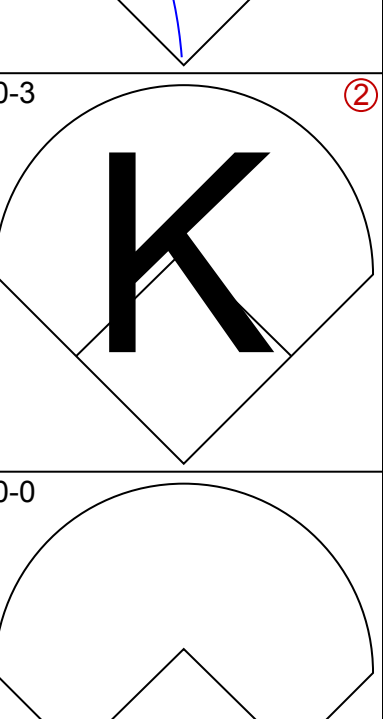
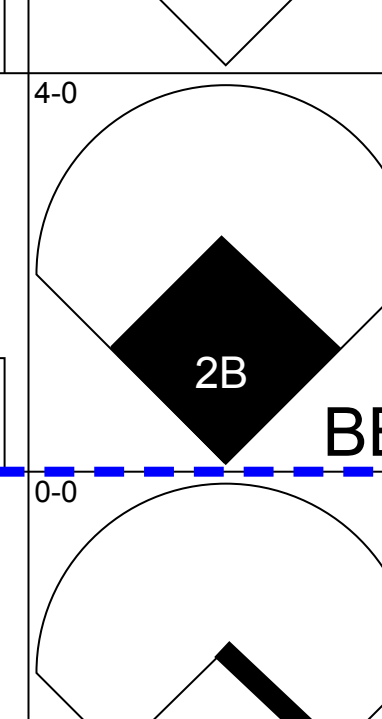
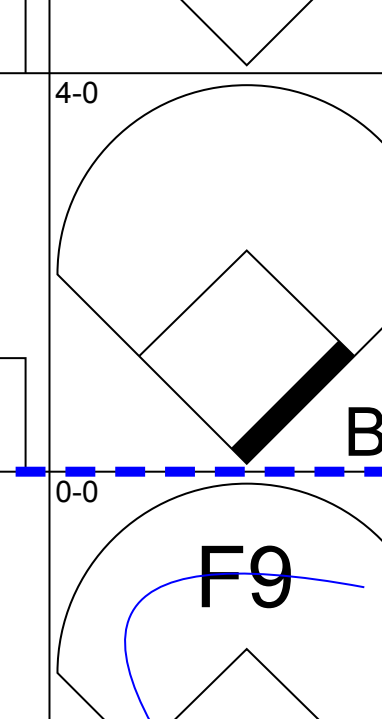
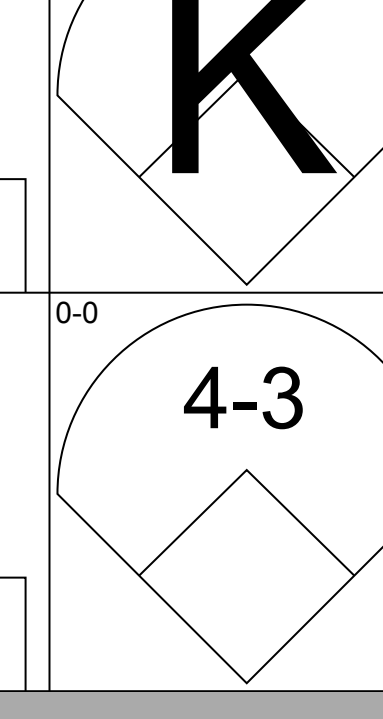
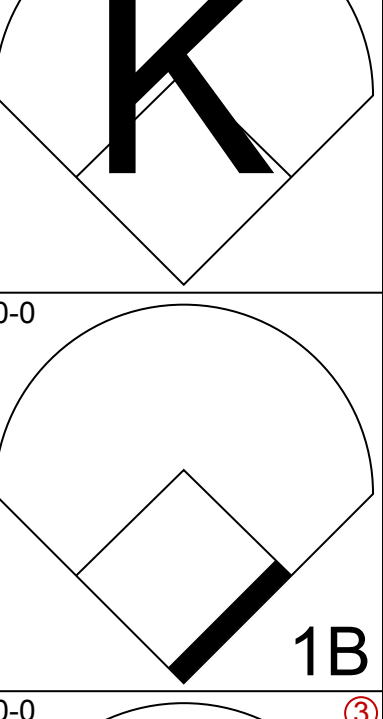
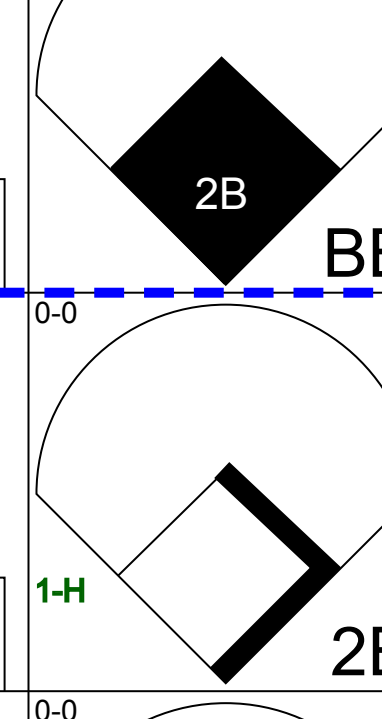
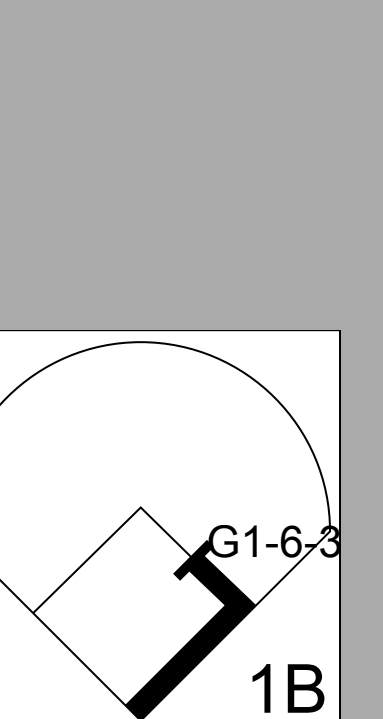
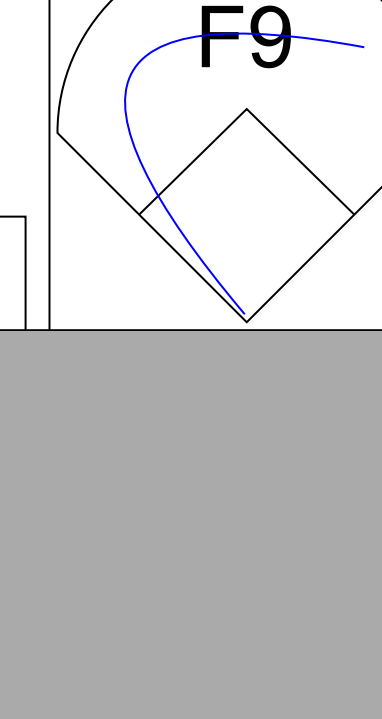
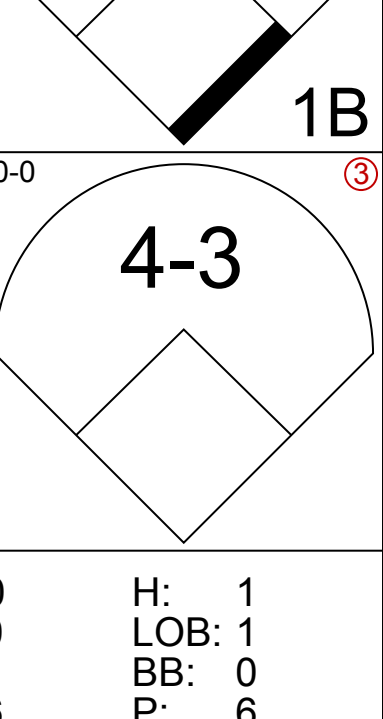
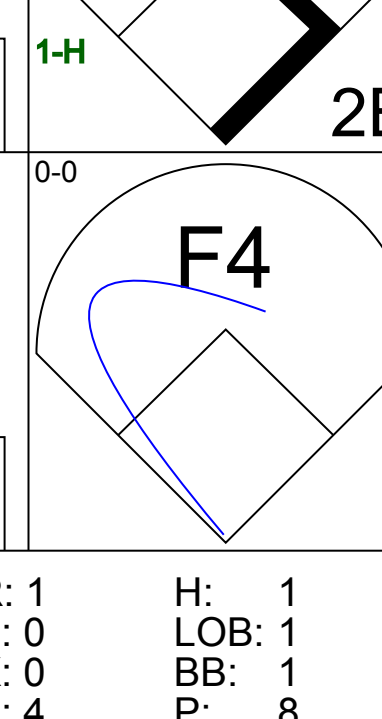
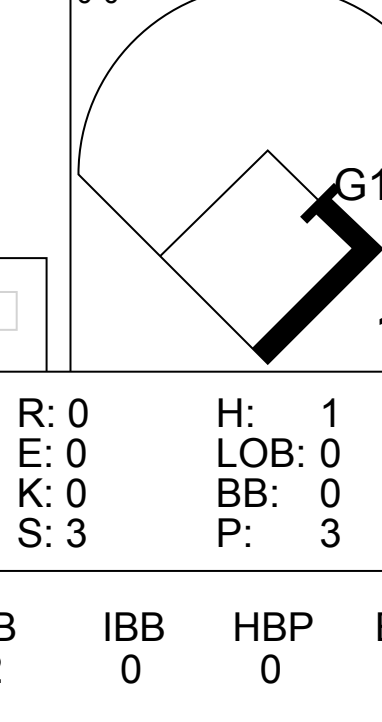
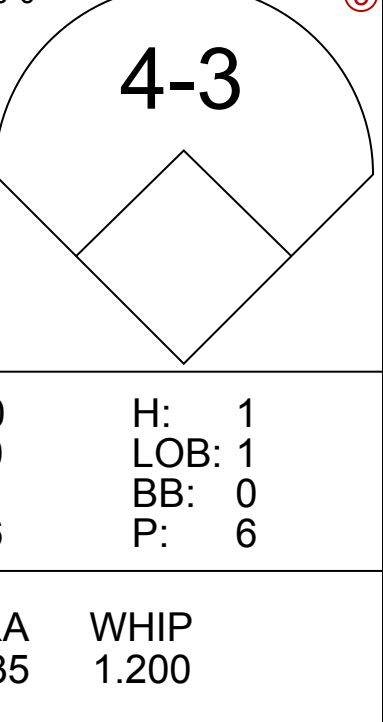
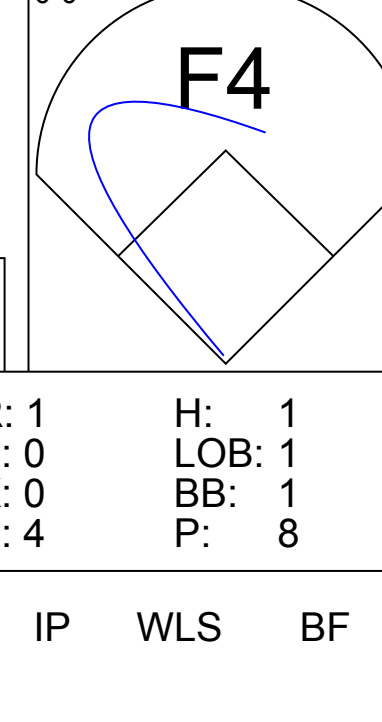
AB	25
R	2
H	5
RBI	2
BB	2
SO	7
LOB	11



Batter	1	2	3	4	5	6	7	8	9	AB	R	H	RBI	BB	SO	LOB	TOP										
John Moses, S OBP: 0.364, SLG: 0.561 (1, 8)										4	0	0	0	0	1	1	Seattle Mariners @ Toronto Blue Jays Exhibition Stadium, Toronto, ON Sat Oct 02 1982, 3:33 AM EDT Att: 12,472 - Unknown										
Manny Castillo, S OBP: 0.288, SLG: 0.339 (1, 4)										4	0	2	0	0	0	1											
Bobby Brown, S OBP: 0.327, SLG: 0.327 Joe Simpson, L OBP: 0.314, SLG: 0.355 (1, 7) (8, 7)										3	0	0	0	1	1	1											
Bruce Bochte, L OBP: 0.382, SLG: 0.412 (1, 10)										3	0	1	0	1	0	2											
Al Cowens, R OBP: 0.327, SLG: 0.478 (1, 9)										3	0	0	0	1	1	2											
Jim Essian, R OBP: 0.327, SLG: 0.386 (1, 2)										4	0	1	0	0	0	2											
Jim Maler, R OBP: 0.274, SLG: 0.344 (1, 3)										3	0	1	0	1	1	1											
Dave Edler, R OBP: 0.345, SLG: 0.394 (1, 5)										3	0	0	0	1	1	2											
Paul Serna, R OBP: 0.238, SLG: 0.289 (1, 6)										3	0	1	0	0	0	4											
Inning Stats	R: 0 E: 0 K: 2 S: 8	H: 1 LOB: 2 BB: 1 P: 12	R: 0 E: 0 K: 0 S: 3	H: 1 LOB: 1 BB: 1 P: 7	R: 0 E: 0 K: 0 S: 3	H: 1 LOB: 2 BB: 1 P: 8	R: 0 E: 0 K: 0 S: 3	H: 0 LOB: 0 BB: 0 P: 3	R: 0 E: 0 K: 1 S: 5	H: 1 LOB: 1 BB: 1 P: 9	R: 0 E: 0 K: 1 S: 6	H: 1 LOB: 0 BB: 0 P: 6	R: 0 E: 0 K: 0 S: 5	H: 0 LOB: 0 BB: 0 P: 5	R: 0 E: 0 K: 0 S: 3	H: 0 LOB: 0 BB: 0 P: 3	1B: 5 2B: 2 3B: 0 HR: 0	SF: 0 SAC: 0 DP: 3 HBP: 0	WP: 1 PB: 0 SB: 0 CS: 0	PA: 35							
PITCHER	IP	WLS	BF	H	R	ER	SO	BB	IBB	HBP	BLK	WP	HR	S	P	ERA	WHIP										
Jim Gott, R ERA: 4.43 Roy Lee Jackson, R ERA: 3.06 (1, 1) (6, 1)	5.0	W	21	4	0	0	2	4	0	0	0	1	0	21	37	0.00	1.600										
4.0	S	14	2	0	0	3	1	0	0	0	0	0	0	19	23	0.00	0.750										

Batter	1	2	3	4	5	6	7	8	9	AB	R	H	RBI	BB	SO	LOB	BOTTOM										
Damaso Garcia, R OBP: 0.337, SLG: 0.398 (1, 4)										4	0	0	0	0	1	4	Seattle Mariners @ Toronto Blue Jays Exhibition Stadium, Toronto, ON Sat Oct 02 1982, 3:33 AM EDT Att: 12,472 - Unknown										
Rance Mulliniks, L OBP: 0.323, SLG: 0.359 (1, 5)										4	0	2	0	0	1	0											
Lloyd Moseby, L OBP: 0.297, SLG: 0.373 (1, 8)										3	1	1	0	1	0	1											
Willie Upshaw, L OBP: 0.326, SLG: 0.439 (1, 3)										3	1	2	1	0	0	0											
Ernie Whitt, L OBP: 0.317, SLG: 0.438 (1, 2)										3	0	0	0	1	0	2											
Al Woods, L OBP: 0.299, SLG: 0.343 Barry Bonnell, R OBP: 0.345, SLG: 0.410 (1, 7) (8, FH) (9, 7)										1	1	0	1	1	1	0											
Jesse Barfield, R OBP: 0.321, SLG: 0.429 (1, 9)										1	0	0	0	0	0	1											
Hosken Powell, L OBP: 0.302, SLG: 0.388 (1, 10)										2	0	0	0	0	2	1											
Alfredo Griffin, S OBP: 0.269, SLG: 0.313 (1, 6)										3	0	1	0	0	1	2											
Inning Stats	R: 0 E: 0 K: 1 S: 5	H: 0 LOB: 0 BB: 0 P: 5	R: 2 E: 1 K: 1 S: 9	H: 3 LOB: 2 BB: 0 P: 9	R: 1 E: 1 K: 1 S: 5	H: 0 LOB: 0 BB: 1 P: 9	R: 0 E: 0 K: 1 S: 5	H: 0 LOB: 2 BB: 1 P: 10	R: 0 E: 0 K: 2 S: 7	H: 0 LOB: 0 BB: 0 P: 7	R: 0 E: 0 K: 0 S: 4	H: 2 LOB: 2 BB: 0 P: 4	R: 0 E: 0 K: 0 S: 2	H: 0 LOB: 0 BB: 1 P: 6	R: 0 E: 0 K: 0 S: 2	H: 0 LOB: 0 BB: 0 P: 6	1B: 4 2B: 3 3B: 0 HR: 0	SF: 2 SAC: 0 DP: 1 HBP: 1	WP: 0 PB: 0 SB: 0 CS: 0	PA: 33							
PITCHER	IP	WLS	BF	H	R	ER	SO	BB	IBB	HBP	BLK	WP	HR	S	P	ERA	WHIP										
Bob Stoddard, R ERA: 2.41 Ed Yarde Berg, L ERA: 2.38 Larry Andersen, R ERA: 5.99 (1, 1) (7, 1) (8, 1)	6.2	L	29	6	3	1	6	2	0	1	0	0	0	2	6	0.00	3.000										
0.2		3	1	0	0	0	1	0	0	0	0	0	0	1	1	0.00	0.000										

Batter	1	2	3	4	5	6	7	8	9	AB	R	H	RBI	BB	SO	LOB	TOP					
John Moses, S OBP: 0.375, SLG: 0.545 (1, 7)										3	0	1	0	1	1	1	Seattle Mariners @ Toronto Blue Jays Exhibition Stadium, Toronto, ON Sun Oct 03 1982, 3:33 AM EDT Att: 19,064 - Unknown livebaseballscorecards.com					
Manny Castillo, S OBP: 0.296, SLG: 0.336 (1, 5)										4	0	0	0	0	1	3						
Bruce Bochte, L OBP: 0.380, SLG: 0.409 (1, 3)										4	0	0	0	0	1	2						
Richie Zisk, R OBP: 0.354, SLG: 0.477 (1, 10)										4	1	1	1	0	1	0						
Al Cowens, R OBP: 0.325, SLG: 0.475 (1, 9)										4	0	0	0	0	1	0						
Rick Sweet, S OBP: 0.311, SLG: 0.333 (1, 2)										4	1	1	0	0	0	0						
Joe Simpson, L OBP: 0.312, SLG: 0.351 (1, 8)										3	0	0	0	0	1	1						
Paul Serna, R OBP: 0.246, SLG: 0.296 (1, 6)										3	0	2	1	0	0	0						
Julio Cruz, S OBP: 0.316, SLG: 0.344 (1, 4)										3	0	0	0	0	1	2						
Inning Stats	R: 0 E: 0 K: 2 S: 7	H: 0 LOB: 0 BB: 0 P: 7	R: 1 E: 0 K: 0 S: 4	H: 1 LOB: 0 BB: 0 P: 4	R: 0 E: 0 K: 0 S: 4	H: 1 LOB: 1 BB: 0 P: 4	R: 0 E: 0 K: 1 S: 5	H: 0 LOB: 0 BB: 0 P: 5	R: 1 E: 0 K: 1 S: 7	H: 2 LOB: 1 BB: 0 P: 7	R: 0 E: 0 K: 0 S: 3	H: 0 LOB: 0 BB: 0 P: 3	R: 0 E: 0 K: 2 S: 7	H: 0 LOB: 0 BB: 0 P: 7	R: 0 E: 0 K: 1 S: 6	H: 1 LOB: 2 BB: 1 P: 10	R: 0 E: 0 K: 0 S: 3	H: 0 LOB: 0 BB: 0 P: 3	1B: 3 2B: 0 3B: 1 HR: 1	SF: 0 SAC: 0 DP: 0 HBP: 0	WP: 0 PB: 0 SB: 2 CS: 2	PA: 33
PITCHER Jim Clancy, R ERA: 3.71 (1, 1)	IP: 9.0 WLS: W BF: 33 H: 5 R: 2 ER: 2 SO: 7 BB: 1 IBB: 0 HBP: 0 BLK: 0 WP: 0 HR: 1 S: 46 P: 50 ERA: 2.00 WHIP: 0.667															PITCHER						

Batter	1	2	3	4	5	6	7	8	9	AB	R	H	RBI	BB	SO	LOB	BOTTOM			
Damaso Garcia, R OBP: 0.338, SLG: 0.399 (1, 4)										4	1	2	0	0	0	1	Seattle Mariners @ Toronto Blue Jays Exhibition Stadium, Toronto, ON Sun Oct 03 1982, 3:33 AM EDT Att: 19,064 - Unknown livebaseballscorecards.com			
Rance Mulliniks, L OBP: 0.326, SLG: 0.363 (1, 5)										2	0	1	0	1	0	1				
Garth Iorg, R (8, PH) OBP: 0.307, SLG: 0.365 (9, 5)										1	1	1	0	0	0	0				
Barry Bonnell, R OBP: 0.342, SLG: 0.407 (1, 7)										3	0	0	0	0	0	2				
Al Woods, L (8, PH) OBP: 0.302, SLG: 0.343 (9, 7)										0	1	0	0	1	0	0				
Willie Upshaw, L OBP: 0.327, SLG: 0.443 (1, 3)										4	1	2	2	0	0	1				
Ernie Whitt, L OBP: 0.317, SLG: 0.440 (1, 2)										3	0	1	0	0	0	1				
Buck Martinez, R (8, PH) OBP: 0.301, SLG: 0.423 (9, 2)										1	0	0	1	0	0	0				
Lloyd Moseby, L OBP: 0.294, SLG: 0.370 (1, 8)										4	0	0	0	0	0	2				
Jesse Barfield, R OBP: 0.323, SLG: 0.426 (1, 9)										2	1	0	0	2	2	1				
Hosken Powell, L OBP: 0.304, SLG: 0.389 (1, 10)										2	0	1	0	0	0	1				
Wayne Nordhagen, R (7, PH) OBP: 0.308, SLG: 0.323 (7, PR)										1	0	1	1	0	0	0				
Tony Johnson, R (7, PR) OBP: 0.309, SLG: 0.367 (8, PH)										0	0	0	0	0	0	0				
Glenn Adams, L OBP: 0.288, SLG: 0.364 (1, 6)										1	0	0	0	0	0	2				
Alfredo Griffin, S OBP: 0.269, SLG: 0.314 (1, 6)										3	0	1	0	0	0	2				
Inning Stats	R: 0 E: 0 K: 0 S: 4	H: 1 LOB: 1 BB: 0 P: 4	R: 0 E: 0 K: 1 S: 6	H: 1 LOB: 1 BB: 0 P: 6	R: 0 E: 0 K: 0 S: 3	H: 1 LOB: 0 BB: 0 P: 3	R: 0 E: 0 K: 0 S: 3	H: 1 LOB: 0 BB: 0 P: 3	R: 1 E: 1 K: 0 S: 3	H: 1 LOB: 1 BB: 1 P: 7	R: 1 E: 0 K: 0 S: 4	H: 1 LOB: 1 BB: 1 P: 8	R: 3 E: 1 K: 0 S: 6	H: 3 LOB: 2 BB: 2 P: 14	R: 0 E: 0 K: 0 S: 3	H: 0 LOB: 0 BB: 0 P: 3	1B: 5 2B: 4 3B: 1 HR: 0	SF: 0 SAC: 0 DP: 3 HBP: 0	WP: 0 PB: 0 SB: 0 CS: 1	PA: 35
PITCHER Mike Moore, R ERA: 5.36 (1, 1)	IP: 6.2 WLS: L BF: 25 H: 6 R: 2 ER: 1 SO: 2 BB: 2 IBB: 0 HBP: 0 BLK: 0 WP: 0 HR: 0 S: 27 P: 35 ERA: 1.35 WHIP: 1.200															PITCHER				
Ed Yande Berg, L ERA: 2.37 (7, 1)	0.1 L BF: 3 H: 2 R: 1 ER: 1 SO: 1 BB: 0 IBB: 0 HBP: 0 BLK: 0 WP: 0 HR: 0 S: 3 P: 3 ERA: 27.00 WHIP: 6.000															PITCHER				
Bill Caudill, R ERA: 2.35 (8, 1)	0.1 L BF: 3 H: 2 R: 1 ER: 1 SO: 1 BB: 0 IBB: 0 HBP: 0 BLK: 0 WP: 0 HR: 0 S: 2 P: 6 ERA: 27.00 WHIP: 9.000															PITCHER				
Bryan Clark, L ERA: 2.75 (8, 1)	0.1 BF: 3 H: 0 R: 1 ER: 1 SO: 1 BB: 0 IBB: 0 HBP: 0 BLK: 0 WP: 0 HR: 0 S: 2 P: 6 ERA: 27.00 WHIP: 3.000															PITCHER				
Ron Musselman, R ERA: 3.45 (8, 1)	0.1 BF: 1 H: 0 R: 0 ER: 0 SO: 0 BB: 0 IBB: 0 HBP: 0 BLK: 0 WP: 0 HR: 1 S: 1 P: 1 ERA: 0.00 WHIP: 0.000															PITCHER				