

Seattle Mariners - 1983

Batter	1	2	3	4	5	6	7	8	9	AB	R	H	RBI	BB	SO	LOB	TOP			
Willie Randolph, R (1,4) OBP: 0.200, SLG: 0.200	FC4-6 1B		4-3		G6-4-3 1-2		6-3		F9	5	0	1	0	0	0	3				
Roy Smalley, S (1,6) OBP: 0.250, SLG: 0.250	FC4-6 1B E		4-3			HR 1B		K		4	2	1	0	0	1	1				
Dave Winfield, R (1,7) OBP: 0.500, SLG: 1.250				F6		HR		F7		4	1	2	2	0	0	0				
Steve Kemp, L (1,9) OBP: 1.000, SLG: 2.000	E9 PB 1B			1-3 HBP 1B		HR				3	1	3	2	1	0	0				
Don Baylor, R (1,10)	K			1-3 HBP		P3		K		3	0	0	0	0	2	2				
Ken Griffey, L (1,3) Andre Robertson, R (9, PR)		F7		1-3		G4-6-3 1B				3	0	1	0	1	0	2				
Graig Nettles, L (1,5)		3-1		K		G4-6-3 1B 1-2		K		4	0	0	0	0	2	4				
Jerry Mumphy, S (1,8)		1-3				4-3		4-3		4	0	0	0	0	1	1				
Butch Wynegar, S (1,2) Oscar Gamble, L (9, PH)			G3			G6-4-3 1B		5-3		3	0	1	0	0	0	0				
										1	0	1	0	0	0	0				
Inning Stats	R: 1 E: 1 K: 1 S: 7	H: 3 LOB: 1 BB: 0 P: 7	R: 0 E: 0 K: 0 S: 3	H: 0 LOB: 0 BB: 0 P: 3	R: 0 E: 0 K: 1 S: 3	H: 0 LOB: 0 BB: 0 P: 3	R: 0 E: 0 K: 1 S: 6	H: 1 LOB: 2 BB: 0 P: 7	R: 0 E: 0 K: 0 S: 3	H: 1 LOB: 0 BB: 0 P: 3	R: 3 E: 0 K: 0 S: 6	H: 4 LOB: 0 BB: 0 P: 6	R: 0 E: 0 K: 0 S: 3	H: 0 LOB: 1 BB: 1 P: 11	R: 0 E: 0 K: 2 S: 8	H: 1 LOB: 2 BB: 1 P: 12	1B: 8 2B: 0 3B: 0 HR: 2	SF: 0 SAC: 0 DP: 2 HBP: 1	WP: 0 PB: 1 CS: 0	PA: 37
PITCHER	IP WLS BF H R ER SO BB IBB HBP BLK WP HR S P ERA WHIP																			
Gaylord Perry, R (1,1) ERA: 7.2	5.0	22	8	4	4	2	0	0	0	0	0	0	0	0	2	25	26	7.20	1.600	
Roy Thomas, R (6,1) ERA:	0.1	2	1	0	0	0	0	0	0	0	0	0	0	0	2	2	0.00	3.000		
Bryan Clark, L (6,1) ERA:	2.0	W	5	0	0	1	0	0	0	0	0	0	0	7	7	0.00	0.000			
Bill Caudill, R (8,1) ERA:	1.2	S	8	1	0	0	3	2	0	0	0	0	0	12	20	0.00	1.800			

New York Yankees @ Seattle Mariners
The Kingdome, Seattle, WA
Tue Apr 05 1983, 9:05 PM EST
Att: 37,015 - Dome

AB 34
R 4
H 10
RBI 4
BB 2
SO 6
LOB 13



Batter	1	2	3	4	5	6	7	8	9	AB	R	H	RBI	BB	SO	LOB	BOTTOM			
Steve Henderson, R (1,7) John Moses, S (9,7)	CS 1B		FC6-4 BB	BB 1B			4-3 SF7 1B			3	1	3	0	1	0	0				
Manny Castillo, S (1,5)	K		FC6-4 F8 HR	BB 1B			4-3			3	1	0	1	1	1	3				
Al Cowens, R (1,9)			F8	BB			SF7			3	0	1	1	0	0	3				
Richie Zisk, R (1,10)	K		HR				4-3			4	1	1	2	0	1	1				
Dave Henderson, R (1,8)		K	2B 1B				5-3			4	1	1	0	0	1	0				
Pat Putnam, L (1,3)			2B				F8			4	0	2	1	0	1	0				
Todd Cruz, R (1,6)	K		K				5-3			4	0	0	0	0	3	2				
Bud Bulling, R (1,2)		1-2-3					F7			3	0	0	0	0	0	1				
Julio Cruz, S (1,4)			FC6-4 2B				F8			3	1	1	0	0	0	0				
Inning Stats	R: 0 E: 0 K: 2 S: 8	H: 2 LOB: 1 BB: 0 P: 8	R: 0 E: 0 K: 2 S: 8	H: 1 LOB: 1 BB: 0 P: 8	R: 4 E: 1 K: 1 S: 9	H: 4 LOB: 1 BB: 1 P: 13	R: 0 E: 0 K: 0 S: 4	H: 1 LOB: 2 BB: 1 P: 8	R: 0 E: 0 K: 0 S: 3	H: 0 LOB: 0 BB: 0 P: 3	R: 0 E: 0 K: 0 S: 3	H: 0 LOB: 0 BB: 0 P: 3	R: 1 E: 0 K: 0 S: 4	H: 1 LOB: 0 BB: 0 P: 4	R: 0 E: 0 K: 2 S: 7	H: 0 LOB: 0 BB: 0 P: 7	1B: 5 2B: 3 3B: 0 HR: 1	SF: 1 SAC: 0 DP: 0 HBP: 0	WP: 0 PB: 1 CS: 1	PA: 34
PITCHER	IP WLS BF H R ER SO BB IBB HBP BLK WP HR S P ERA WHIP																			
Ron Guidry, L (1,1) ERA: 13.5	2.2	15	7	4	4	4	1	0	0	0	0	0	0	0	14	18	2.70	0.900		
Roger Erickson, R (3,1) ERA: 2.7	3.1	L	13	2	1	1	1	1	0	0	0	0	0	0	14	18	2.70	0.900		
George Frazier, R (7,1) ERA:	2.0		6	0	0	0	2	0	0	0	0	0	0	10	10	0.00	0.000			

New York Yankees @ Seattle Mariners
The Kingdome, Seattle, WA
Tue Apr 05 1983, 9:05 PM EST
Att: 37,015 - Dome

AB 31
R 5
H 9
RBI 5
BB 2
SO 7
LOB 10



Batter	1	2	3	4	5	6	7	8	9	AB	R	H	RBI	BB	SO	LOB	TOP	
Willie Randolph, R (1,4) OBP: 0.200, SLG: 0.200	0-0 CS 5-3 1B	0-0 1-3		0-0 FC5-4			0-0 5-3	0-3 K		5	0	1	0	0	1	5		
Roy Smalley, S (1,6) OBP: 0.444, SLG: 0.556	0-0 5-3 1-2		0-0 2B		0-0 1-3		0-0 HR 1B		0-0 BB 1B	5	1	3	0	0	0	1		
Dave Winfield, R (1,7) OBP: 0.556, SLG: 1.286	4-0 CS BB		0-0 F8		0-0 6-3		0-0 HR 1B		4-0 G4-6-3 BB	3	1	1	2	2	0	1		
Don Baylor, R (1,10) OBP: 0.444, SLG: 0.167	4-0 S BB		1-0 HBP		0-0 1B		0-0 5-3		0-0 F7	3	0	1	0	1	0	2		
Steve Kemp, L (1,9) OBP: 0.444, SLG: 0.750	0-3 K		0-3 K		0-0 5-3		0-0 4-3		0-0 G4-6-3	5	0	0	0	0	2	7		
Jerry Mumphy, S (1,8) OBP: 0.125, SLG: 0.250		0-0 3-1	0-0 1-3			0-0 2B		0-0 6-3		4	0	1	0	0	0	2		
Ken Griffey, L (1,3) OBP: 0.500, SLG: 0.429		0-3 K		0-0 G4-6-3 1B		0-3 K		0-0 1B 1B		4	0	2	0	0	2	1		
Graig Nettles, L (1,5) OBP: 0.250, SLG: 0.250		0-0 1B 1B		0-0 G4-6-3 1-2		0-0 F7		0-0 1-2 1B		4	0	2	0	0	0	2		
Rick Cerone, R (1,2) OBP: 0.667, SLG: 0.667		0-0 1-2 1B		0-0 FC5-4 1B		0-0 5-3		0-3 K		3	0	2	0	0	0	1		
Oscar Gamble, L (8,PH) OBP: 0.500, SLG: 0.500										1	0	0	0	0	1	2		
Butch Wynegar, S (8,2) OBP: 0.333, SLG: 0.333										0	0	0	0	0	0	0		
Inning Stats	R: 0 E: 0 K: 1 S: 5	H: 1 LOB: 2 BB: 2 P: 13	R: 0 E: 0 K: 1 S: 7	H: 2 LOB: 2 BB: 0 P: 7	R: 0 E: 0 K: 1 S: 6	H: 1 LOB: 1 BB: 0 P: 4	R: 0 E: 0 K: 1 S: 4	H: 2 LOB: 1 BB: 0 P: 4	R: 0 E: 0 K: 2 S: 9	H: 2 LOB: 2 BB: 0 P: 9	R: 0 E: 0 K: 0 S: 3	H: 1 LOB: 1 BB: 1 P: 7	1B: 10 2B: 2 3B: 0 HR: 1	SF: 0 SAC: 0 DP: 2 HBP: 1	WP: 0 PB: 0 SB: 1 CS: 2	PA: 41		
PITCHER	IP	WLS	BF	H	R	ER	SO	BB	IBB	HBP	BLK	WP	HR	S	P	ERA	WHIP	
Matt Young, L (1,1) ERA: 2.57	7.0	W	32	10	2	2	4	2	0	1	0	0	1	37	46	2.57	1.714	
Ed Yande Berg, L (8,1) ERA:	0.1		3	2	0	0	0	0	0	0	0	0	0	3	3	0.00	6.000	
Mike Stanton, R (8,1) ERA:	1.2	S	6	1	0	0	2	1	0	0	0	0	0	9	13	0.00	1.200	

New York Yankees @ Seattle Mariners
The Kingdome, Seattle, WA
Wed Apr 06 1983, 9:05 PM EST
Att: 12,870 - Dome

AB	37
R	2
H	13
RBI	2
BB	3
SO	6
LOB	24



Batter	1	2	3	4	5	6	7	8	9	AB	R	H	RBI	BB	SO	LOB	BOTTOM	
Steve Henderson, R (1,7) OBP: 0.889, SLG: 0.750	4-0 G5-4-3 BB		4-0 CS BB	4-0 1-2 BB			4-0 E S FC5-2 BB	0-3 K		1	0	0	0	4	1	2		
Manny Castillo, S (1,5) OBP: 0.250, SLG: 0.286	0-0 G5-4-3 1-2		0-0 1B 2B	0-0 F8		0-0 F8	0-3 K			4	1	1	0	0	1	3		
Al Cowens, R (1,9) OBP: 0.125, SLG: 0.143	0-0 F8		0-0 5-3		0-0 4-3		0-0 FC5-2 1-H			4	0	0	0	0	0	2		
Richie Zisk, R (1,10) OBP: 0.375, SLG: 0.750		0-0 1B E 1B	0-0 1B 2H 1B		0-3 K		0-3 K			4	1	2	1	0	2	1		
Dave Henderson, R (1,8) OBP: 0.375, SLG: 0.375		0-0 E8 4-3 HR 1H 1B	0-0 1B 1-2 1B		0-3 K		0-3 K		0-3 K	4	1	2	0	0	2	0		
Pat Putnam, L (1,3) OBP: 0.500, SLG: 0.875		0-0 4-3 2-3	0-3 K		0-0 1B		0-0 1B 2B			4	1	2	0	0	1	3		
Todd Cruz, R (1,6) OBP: 0.375, SLG: 1.125		0-0 HR 3H		0-0 HR		0-3 K	0-0 FC6-4 2H 1B			4	2	3	4	0	1	1		
Orlando Mercado, R (1,2) OBP: 0.500, SLG: 0.500		0-0 4-3		0-3 K		0-3 K	0-0 FC6-4 1B 1-2			4	0	0	0	0	2	2		
Julio Cruz, S (1,4) OBP: 0.429, SLG: 0.500		0-0 4-3		4-0 BB BB		0-0 3-1	0-0 1B 1-2			3	0	1	0	1	0	1		
Inning Stats	R: 0 E: 0 K: 0 S: 2	H: 0 LOB: 0 BB: 1 P: 6	R: 3 E: 1 K: 0 S: 6	H: 3 LOB: 0 BB: 0 P: 6	R: 1 E: 0 K: 1 S: 7	H: 3 LOB: 1 BB: 2 P: 13	R: 0 E: 0 K: 2 S: 7	H: 1 LOB: 0 BB: 0 P: 7	R: 0 E: 0 K: 2 S: 8	H: 1 LOB: 1 BB: 0 P: 8	R: 0 E: 0 K: 2 S: 7	H: 0 LOB: 1 BB: 1 P: 11	R: 1 E: 0 K: 2 S: 10	H: 3 LOB: 2 BB: 0 P: 10	1B: 7 2B: 2 3B: 0 HR: 2	SF: 0 SAC: 0 DP: 1 HBP: 0	WP: 0 PB: 0 SB: 1 CS: 1	PA: 37
PITCHER	IP	WLS	BF	H	R	ER	SO	BB	IBB	HBP	BLK	WP	HR	S	P	ERA	WHIP	
Bob Shirley, L (1,1) ERA: 13.5	2.2	L	13	5	4	4	0	2	0	0	0	0	1	11	19	13.50	2.625	
Jay Howell, R (3,1) ERA: 3.86	4.2		21	5	2	2	9	3	0	0	0	0	1	36	48	3.86	1.714	
Rich Gossage, R (8,1) ERA:	0.2		3	1	0	0	1	0	0	0	0	0	0	5	5	0.00	1.500	

New York Yankees @ Seattle Mariners
The Kingdome, Seattle, WA
Wed Apr 06 1983, 9:05 PM EST
Att: 12,870 - Dome

AB	32
R	6
H	11
RBI	5
BB	5
SO	10
LOB	15



Batter	1	2	3	4	5	6	7	8	9	AB	R	H	RBI	BB	SO	LOB	TOP			
Willie Randolph, R OBP: 0.200, SLG: 0.200										5	1	1	0	0	0	4	New York Yankees @ Seattle Mariners The Kingdome, Seattle, WA Thu Apr 07 1983, 9:05 PM EST Att: 13,843 - Dome			
Jerry Mumphy, S OBP: 0.154, SLG: 0.308										5	1	1	1	0	1	0				
Dave Winfield, R OBP: 0.429, SLG: 1.083										5	1	1	1	0	1	1				
Steve Kemp, L OBP: 0.429, SLG: 1.000										5	1	2	2	0	0	0				
Don Baylor, R OBP: 0.385, SLG: 0.111										3	0	0	0	1	0	0				
Roy Smalley, S OBP: 0.385, SLG: 0.462										4	1	1	0	0	2	2				
Ken Griffey, L OBP: 0.455, SLG: 0.500										3	1	1	0	0	0	1				
Don Mattingly, L OBP: 0.333, SLG: 0.273										3	0	1	0	1	1	2				
Butch Wynegar, S OBP: 0.571, SLG: 1.167										3	1	2	3	1	0	1				
Inning Stats	R: 3 E: 0 K: 0 S: 6	H: 3 LOB: 0 BB: 0 P: 6	R: 1 E: 0 K: 0 S: 4	H: 1 LOB: 0 BB: 0 P: 4	R: 0 E: 0 K: 1 S: 5	H: 0 LOB: 0 BB: 0 P: 5	R: 0 E: 0 K: 0 S: 6	H: 3 LOB: 2 BB: 0 P: 6	R: 0 E: 0 K: 2 S: 8	H: 1 LOB: 2 BB: 1 P: 12	R: 1 E: 0 K: 0 S: 4	H: 1 LOB: 0 BB: 0 P: 4	R: 2 E: 0 K: 2 S: 8	H: 1 LOB: 0 BB: 0 P: 9	R: 0 E: 0 K: 0 S: 3	H: 0 LOB: 0 BB: 0 P: 3		1B: 3 2B: 3 3B: 1 HR: 3	SF: 0 SAC: 0 DP: 1 HBP: 1	WP: 0 PB: 0 CS: 0
PITCHER	IP WLS BF H R ER SO BB IBB HBP BLK WP HR S P ERA WHIP																			
Bob Stoddard, R ERA: 12.27	(1, 1) 3.2 L 18 7 5 5 1 0 0 0 0 0 1 0 1 20 20 12.27 1.909																			
Bryan Clark, L ERA: 3.68	(4, 1) 5.1 22 3 3 3 4 3 0 1 0 0 2 26 39 5.06 1.125																			


Batter	1	2	3	4	5	6	7	8	9	AB	R	H	RBI	BB	SO	LOB	BOTTOM			
Steve Henderson, R OBP: 0.643, SLG: 0.444										5	0	1	0	0	3	4	New York Yankees @ Seattle Mariners The Kingdome, Seattle, WA Thu Apr 07 1983, 9:05 PM EST Att: 13,843 - Dome			
Manny Castillo, S OBP: 0.197, SLG: 0.182										4	0	0	0	0	0	2				
Al Cowens, R OBP: 0.167, SLG: 0.100										3	0	0	0	1	0	1				
Richie Zisk, R OBP: 0.250, SLG: 0.500										4	0	0	0	0	1	3				
Dave Henderson, R OBP: 0.500, SLG: 0.545										3	1	2	0	1	1	0				
Pat Putnam, L OBP: 0.333, SLG: 0.583										4	0	0	0	0	0	3				
Todd Cruz, R OBP: 0.417, SLG: 0.917										4	0	2	0	0	1	2				
Orlando Mercado, R OBP: 0.167, SLG: 0.100										2	0	0	0	0	0	2				
Ken Phelps, L OBP: 0.167, SLG: 0.100										1	0	0	0	0	0	2				
Bud Bulling, R OBP: 0.167, SLG: 0.100										0	0	0	0	0	0	0				
Rod Allen, R OBP: 1.000, SLG: 1.000										1	0	1	0	0	0	0				
Julio Cruz, S OBP: 0.545, SLG: 0.667										3	0	2	1	1	1	2				
Inning Stats	R: 0 E: 0 K: 1 S: 5	H: 0 LOB: 0 BB: 0 P: 5	R: 0 E: 0 K: 1 S: 5	H: 0 LOB: 0 BB: 0 P: 5	R: 0 E: 0 K: 1 S: 5	H: 1 LOB: 1 BB: 1 P: 9	R: 0 E: 0 K: 0 S: 3	H: 0 LOB: 0 BB: 0 P: 3	R: 0 E: 0 K: 1 S: 6	H: 1 LOB: 2 BB: 1 P: 10	R: 0 E: 0 K: 1 S: 4	H: 1 LOB: 1 BB: 0 P: 4	R: 0 E: 0 K: 0 S: 6	H: 3 LOB: 2 BB: 0 P: 6	R: 1 E: 0 K: 0 S: 6	H: 3 LOB: 2 BB: 0 P: 6	1B: 6 2B: 2 3B: 0 HR: 0	SF: 0 SAC: 0 DP: 1 HBP: 0	WP: 0 PB: 0 CS: 0	PA: 37
PITCHER	IP WLS BF H R ER SO BB IBB HBP BLK WP HR S P ERA WHIP																			
Dave Righetti, L ERA: 1.69	(1, 1) 5.2 W 21 3 1 1 2 1 0 0 0 0 0 0 19 23 2.70 1.800																			
George Frazier, R ERA: 1.69	(6, 1) 3.1 S 16 5 1 1 2 1 0 0 0 0 0 0 0 19 23 2.70 1.800																			

Batter	1	2	3	4	5	6	7	8	9	10	11	AB	R	H	RBI	BB	SO	LOB					
Bobby Mitchell, L OBP: 0.273, SLG: 0.111 (1, 8)	4-0 PB 1B BB	4-3	0-0	0-0	G4-3 1-2r		FC1-6 1B 1-2r		G3		0-0 2H 1B	5	1	1	1	1	0	4					
John Castino, R OBP: 0.421, SLG: 0.625 (1, 4)	4-0 BB 1B 1-2		L7		K				FC5-2		L7	5	1	1	0	1	1	2					
Gary Ward, R OBP: 0.167, SLG: 0.118 (1, 7)	L8		F8			HR BB	K		K		K	4	1	0	0	1	2	6					
Kent Hrbek, L OBP: 0.412, SLG: 0.625 (1, 3)	1B BB 1-2 2-H				2B		6-3				K	5	1	3	3	0	1	2					
Tom Brunansky, R OBP: 0.235, SLG: 0.071 (1, 9)	4-0 1B BB 1-2 2-3		G3			K			K		K	4	0	0	0	1	3	1					
Gary Gaetti, R OBP: 0.412, SLG: 0.571 (1, 5)	0-0 1B 1-2 2-3 3-H		P2			K			K		1B	5	0	2	1	0	2	0					
Randy Bush, L OBP: 0.353, SLG: 0.500 (1, 10)	F9		F9			FC4-6 1B			F9		F7	5	0	1	0	0	0	3					
Ron Washington, R OBP: 0.231, SLG: 0.167 (1, 6)			6-3			K			FC4-6 1B 1-2r		E9 SH1-4 1B	5	1	1	0	0	1	1					
Ray Smith, R OBP: 0.625, SLG: 0.250 (1, 2)	L8					G4-3 BB			FC5-2 E1 1-3		SH1-4	2	0	0	0	2	0	1					
Inning Stats	R: 2 E: 0 K: 0 S: 4	H: 2 LOB: 2 BB: 3 P: 16	R: 0 E: 0 K: 0 S: 3	H: 0 LOB: 0 BB: 0 P: 3	R: 0 E: 0 K: 0 S: 4	H: 1 LOB: 1 BB: 0 P: 4	R: 0 E: 0 K: 1 S: 5	H: 0 LOB: 0 BB: 1 P: 5	R: 0 E: 0 K: 2 S: 9	H: 2 LOB: 1 BB: 1 P: 13	R: 0 E: 0 K: 2 S: 7	H: 0 LOB: 0 BB: 0 P: 7	R: 0 E: 1 K: 1 S: 7	H: 1 LOB: 2 BB: 0 P: 7	R: 0 E: 0 K: 2 S: 8	H: 1 LOB: 1 BB: 0 P: 8	R: 1 E: 1 K: 0 S: 4	H: 1 LOB: 0 BB: 0 P: 4	1B: 7 2B: 1 3B: 0 HR: 1	SF: 0 SAC: 1 DP: 1 HBP: 0	WP: 0 PB: 1 SB: 0 CS: 0	PA: 47	
PITCHER	IP	WLS	BF	H	R	ER	SO	BB	IBB	HBP	BLK	WP	HR	S	P	ERA	WHIP						
Mike Moore, R ERA: 6.0 (1, 1)	6.0		27	5	4	4	4	0	0	0	0	0	0	1	1	6.00	1.833						
Ed Vande Berg, L ERA: (7, 1)	0.1		1	0	0	0	0	0	0	0	0	0	0	1	1	0.00	0.000						
Mike Stanton, R ERA: (7, 1)	1.2		7	2	0	0	3	0	0	0	0	0	0	13	13	0.00	1.200						
Bill Caudill, R ERA: (9, 1)	3.0	L	12	2	1	0	3	0	0	0	0	0	0	18	18	0.00	0.667						

Minnesota Twins @ Seattle Mariners
The Kingdom, Seattle, WA
Fri Apr 08 1983, 9:05 PM EST
Att: 6,662 - Unknown

livebaseballscores.com

AB 40
R 5
H 9
RBI 5
BB 6
SO 10
LOB 20




Batter	1	2	3	4	5	6	7	8	9	10	11	AB	R	H	RBI	BB	SO	LOB						
Steve Henderson, R OBP: 0.650, SLG: 0.538 (1, 7)	4-3		FC6-4 CS 1B 1-2r		2B		1B BB		1B 1B		WP BB	4	1	2	0	2	0	1						
Dave Adler, R OBP: 0.250, SLG: 0.250 (1, 5)	L5		G3		P3		CS 1B 1-2		1B 1-3		L7 1-2 2-3	4	0	1	0	0	0	2						
Manny Castillo, S OBP: 0.214, SLG: 0.231 (9, PH) (10, 5)												2	0	1	0	0	0	2						
Al Cowens, R OBP: 0.222, SLG: 0.188 (1, 9)	BB 1B					K			P3		L3	6	0	2	1	0	1	5						
Richie Zisk, R OBP: 0.294, SLG: 0.438 (1, 10)	BB 1B 1-2		L5						4-3		F8	4	0	1	0	1	0	1						
Dave Henderson, R OBP: 0.412, SLG: 0.438 (1, 8)	L4					CS 1B			F7		L4	5	0	1	0	0	0	3						
Pat Putnam, L OBP: 0.313, SLG: 0.563 (1, 3)												4	0	1	0	0	1	2						
Rod Allen, R OBP: 1.000, SLG: 1.000 (6, PR)			3-1									0	0	0	0	0	0	0						
Ken Phelps, L OBP: 0.500, SLG: 1.500 (9, 3)												1	0	1	0	0	0	0						
Todd Cruz, R OBP: 0.353, SLG: 0.688 (1, 6)			F7			HR BB 1-2			K		L7	4	1	0	0	1	2	2						
Orlando Mercado, R OBP: 0.100, SLG: 0.400 (1, 2)												4	1	1	2	0	0	0						
John Moses, S (11, PH)			6-3			HR			F9		WP S BB	0	0	0	0	1	0	0						
Julio Cruz, S OBP: 0.500, SLG: 0.786 (1, 4)						FC6-4 1B			4-3		K	5	1	2	1	0	1	1						
Inning Stats	R: 0 E: 0 K: 0 S: 4	H: 1 LOB: 2 BB: 1 P: 8	R: 0 E: 0 K: 0 S: 3	H: 0 LOB: 0 BB: 0 P: 3	R: 1 E: 0 K: 0 S: 5	H: 2 LOB: 1 BB: 0 P: 5	R: 3 E: 0 K: 0 S: 6	H: 4 LOB: 1 BB: 1 P: 10	R: 0 E: 0 K: 1 S: 5	H: 0 LOB: 0 BB: 1 P: 5	R: 0 E: 0 K: 2 S: 2	H: 1 LOB: 0 BB: 2 P: 6	R: 0 E: 0 K: 1 S: 6	H: 1 LOB: 1 BB: 0 P: 6	R: 0 E: 0 K: 0 S: 5	H: 2 LOB: 2 BB: 0 P: 5	R: 0 E: 0 K: 0 S: 4	H: 1 LOB: 1 BB: 0 P: 4	R: 0 E: 0 K: 1 S: 5	H: 0 LOB: 0 BB: 2 P: 13	1B: 8 2B: 2 3B: 1 HR: 2	SF: 0 SAC: 0 DP: 0 HBP: 0	WP: 1 PB: 0 SB: 1 CS: 3	PA: 48
PITCHER	IP	WLS	BF	H	R	ER	SO	BB	IBB	HBP	BLK	WP	HR	S	P	ERA	WHIP							
Frank Viola, L ERA: 6.23 (1, 1)	4.1		22	8	4	3	4	2	0	0	0	0	0	29	41	6.23	2.308							
Rick Lysander, R ERA: 1.08 (5, 1)	6.0	W	24	5	0	0	4	3	0	0	0	0	0	29	41	0.00	1.333							
Len Whitehouse, L ERA: 1.8 (11, 1)	0.2	S	2	0	0	0	0	0	0	0	0	1	0	2	2	0.00	0.000							

Minnesota Twins @ Seattle Mariners
The Kingdom, Seattle, WA
Fri Apr 08 1983, 9:05 PM EST
Att: 6,662 - Unknown

livebaseballscores.com

AB 43
R 4
H 13
RBI 4
BB 5
SO 5
LOB 19



Batter	1	2	3	4	5	6	7	8	9	AB	R	H	RBI	BB	SO	LOB	TOP										
Bobby Mitchell, L (1, 8) OBP: 0.400, SLG: 0.250										3	1	1	0	2	0	1	Minnesota Twins @ Seattle Mariners The Kingdome, Seattle, WA Sun Apr 10 1983, 9:05 PM EST Att: 7,869 - Unknown										
John Castino, R (1, 4) OBP: 0.414, SLG: 0.731										5	1	1	1	0	0	4											
Gary Ward, R (1, 7) OBP: 0.250, SLG: 0.231										4	0	1	0	1	0	1											
Kent Hrbek, L (1, 3) OBP: 0.296, SLG: 0.423										5	0	0	1	0	3	3											
Tom Brunansky, R (1, 9) OBP: 0.222, SLG: 0.045										4	0	0	0	0	1	0											
Gary Gaetti, R (1, 5) OBP: 0.423, SLG: 0.619										3	2	1	1	1	2	2											
Randy Bush, L (1, 10) Mickey Hatcher, R (8, PH) OBP: 0.500, SLG: 0.500										3	2	2	3	0	0	0											
Tim Laudner, R (1, 2) OBP: 0.250, SLG: 0.100										3	0	1	0	1	1	1											
Lenny Faedo, R (1, 6) OBP: 0.200, SLG: 0.111										4	0	0	0	0	1	3											
Inning Stats	R: 0 E: 0 K: 1 S: 6	H: 1 LOB: 1 BB: 0 P: 6	R: 1 E: 0 K: 2 S: 8	H: 1 LOB: 0 BB: 0 P: 8	R: 1 E: 0 K: 0 S: 4	H: 1 LOB: 1 BB: 1 P: 8	R: 2 E: 1 K: 0 S: 5	H: 2 LOB: 1 BB: 1 P: 9	R: 0 E: 0 K: 1 S: 5	H: 0 LOB: 0 BB: 0 P: 5	R: 1 E: 0 K: 0 S: 4	H: 1 LOB: 1 BB: 1 P: 8	R: 1 E: 0 K: 1 S: 6	H: 1 LOB: 2 BB: 1 P: 11	R: 0 E: 0 K: 2 S: 8	H: 1 LOB: 2 BB: 1 P: 12		R: 0 E: 0 K: 1 S: 5	H: 0 LOB: 0 BB: 0 P: 5	1B: 4 2B: 0 3B: 0 HR: 4	SF: 0 SAC: 0 DP: 0 HBP: 1	WP: 2 PB: 0 SB: 1 CS: 0	PA: 41				
PITCHER	IP	WLS	BF	H	R	ER	SO	BB	IBB	HBP	BLK	WP	HR	S	P	ERA	WHIP										
Gaylord Perry, R (1, 1) ERA: 7.94	6.1	L	30	7	6	6	4	4	0	0	0	0	4	34	50	8.53	1.737										
Bryan Clark, L (7, 1) ERA: 2.7	2.2	S	11	1	0	0	4	1	0	1	0	2	0	17	22	0.00	0.750										

Batter	1	2	3	4	5	6	7	8	9	AB	R	H	RBI	BB	SO	LOB	BOTTOM										
Steve Henderson, R (1, 7) OBP: 0.536, SLG: 0.524										4	1	1	1	0	0	1	Minnesota Twins @ Seattle Mariners The Kingdome, Seattle, WA Sun Apr 10 1983, 9:05 PM EST Att: 7,869 - Unknown										
Dave Edler, R (1, 5) OBP: 0.182, SLG: 0.182										4	0	1	0	0	1	2											
Al Cowens, R (1, 9) OBP: 0.269, SLG: 0.261										4	0	1	1	0	1	1											
Richie Zisk, R (1, 10) OBP: 0.200, SLG: 0.292										4	0	0	0	0	1	2											
Dave Henderson, R (1, 8) OBP: 0.400, SLG: 0.542										4	1	2	1	0	0	1											
Pat Putnam, L (1, 3) OBP: 0.250, SLG: 0.417										4	0	0	0	0	0	1											
Todd Cruz, R (1, 6) OBP: 0.375, SLG: 0.591										4	0	1	0	0	1	1											
Bud Bulling, R (1, 2)										2	0	0	0	0	0	1											
Rod Allen, R (7, PH) OBP: 0.500, SLG: 0.500										1	0	0	0	0	0	1											
Orlando Mercado, R (8, 2) OBP: 0.083, SLG: 0.333										0	0	0	0	0	0	0											
Ken Phelps, L (9, PH) OBP: 0.500, SLG: 1.000										1	0	0	0	0	1	0											
Julio Cruz, S (1, 4) OBP: 0.545, SLG: 0.833										2	1	1	0	1	0	1											
Inning Stats	R: 0 E: 0 K: 0 S: 3	H: 0 LOB: 0 BB: 0 P: 3	R: 1 E: 0 K: 0 S: 4	H: 1 LOB: 0 BB: 0 P: 4	R: 0 E: 0 K: 1 S: 5	H: 0 LOB: 1 BB: 1 P: 9	R: 0 E: 0 K: 1 S: 5	H: 0 LOB: 0 BB: 0 P: 5	R: 0 E: 0 K: 0 S: 4	H: 1 LOB: 1 BB: 0 P: 4	R: 0 E: 0 K: 0 S: 4	H: 1 LOB: 1 BB: 0 P: 4	R: 0 E: 0 K: 0 S: 4	H: 1 LOB: 1 BB: 0 P: 4	R: 2 E: 0 K: 1 S: 8	H: 3 LOB: 1 BB: 0 P: 8	R: 0 E: 0 K: 2 S: 7	H: 0 LOB: 0 BB: 0 P: 7	1B: 3 2B: 3 3B: 0 HR: 1	SF: 0 SAC: 0 DP: 0 HBP: 0	WP: 0 PB: 0 SB: 1 CS: 0	PA: 35					
PITCHER	IP	WLS	BF	H	R	ER	SO	BB	IBB	HBP	BLK	WP	HR	S	P	ERA	WHIP										
Brad Havens, L (1, 1) ERA: 11.42	7.1	W	30	7	3	3	2	1	0	0	0	0	1	33	37	3.68	1.091										
Ron Davis, R (8, 1) ERA: 1.69	1.2	S	5	0	0	0	3	0	0	0	0	0	0	11	11	0.00	0.000										


AB	35
R	6
H	8
RBI	6
BB	5
SO	8
LOB	15



Batter	1	2	3	4	5	6	7	8	9	AB	R	H	RBI	BB	SO	LOB	TOP			
Steve Henderson, R OBP: 0.500, SLG: 0.480 (1, 7)	6-3		1-3		6-3		FC6-4 2H 1B			4	0	1	1	0	0	1				
Dave Edler, R OBP: 0.267, SLG: 0.267 (1, 5)	FC6-4 1B		FC6-4 1B			F9	FC6-4 1-2			4	0	2	0	0	0	1				
Al Cowens, R OBP: 0.233, SLG: 0.222 (1, 9)	FC6-4 1-2		FC6-4 1-2		1-3		1-3		K	4	0	0	0	0	1	2				
Richie Zisk, R OBP: 0.207, SLG: 0.259 (1, 10)	FC6-4 1-2			1-3		1B BB			5-3	3	0	0	0	1	0	1				
Dave Henderson, R OBP: 0.379, SLG: 0.500 (1, 8)		F9		6-3		1-3 1B			6-3	4	0	1	0	0	0	0				
Pat Putnam, L OBP: 0.214, SLG: 0.357 (1, 3)		3-1		1-3		4-3			6-3	4	0	0	0	0	0	2				
Todd Cruz, R OBP: 0.429, SLG: 0.615 (1, 6)		FC5-4 1B				5-3 1B			F7	4	1	3	0	0	0	0				
Orlando Mercado, R OBP: 0.067, SLG: 0.267 (9, PH)		FC5-4 1-2				F7			6-3	3	0	0	0	0	0	3				
Rod Allen, R OBP: 0.333, SLG: 0.333 (9, PH)						F7			6-3	1	0	0	0	0	0	0				
Julio Cruz, S OBP: 0.480, SLG: 0.714 (1, 4)			6-3		5-3		1-3			3	0	0	0	0	0	2				
Inning Stats	R: 0 E: 0 K: 0 S: 4	H: 1 LOB: 1 BB: 0 P: 4	R: 0 E: 0 K: 0 S: 4	H: 1 LOB: 1 BB: 0 P: 4	R: 0 E: 0 K: 0 S: 3	H: 0 LOB: 0 BB: 0 P: 3	R: 0 E: 0 K: 0 S: 4	H: 1 LOB: 1 BB: 0 P: 4	R: 0 E: 0 K: 0 S: 4	H: 1 LOB: 2 BB: 1 P: 8	R: 1 E: 0 K: 0 S: 5	H: 2 LOB: 1 BB: 0 P: 5	R: 0 E: 0 K: 1 S: 5	H: 0 LOB: 0 BB: 0 P: 5	R: 0 E: 0 K: 0 S: 3	H: 0 LOB: 0 BB: 0 P: 3	1B: 7 2B: 0 3B: 0 HR: 0	SF: 0 SAC: 0 DP: 0 HBP: 0	WP: 0 PB: 0 SB: 0 CS: 0	PA: 35
PITCHER Tommy John, L ERA: 2.0 (1, 1)	IP: 9.0 WLS: W BF: 35 H: 7 R: 1 ER: 1 SO: 1 BB: 1 IBB: 0 HBP: 0 BLK: 0 WP: 0 HR: 0 S: 36 P: 40 ERA: 1.00 WHIP: 0.889															PITCHER				

Seattle Mariners @ California Angels
Anaheim Stadium, Anaheim, CA
Mon Apr 11 1983, 9:05 PM EST
Att: 22,588 - Unknown


AB	34
R	1
H	7
RBI	1
BB	1
SO	1
LOB	12



Batter	1	2	3	4	5	6	7	8	9	AB	R	H	RBI	BB	SO	LOB	BOTTOM			
Rod Carew, L OBP: 0.545, SLG: 0.900 (1, 3)	5-3	SF7 1-2 3H			1-3	1B 1-2				3	0	1	1	0	0	0				
Juan Beniquez, R OBP: 0.400, SLG: 0.333 (9, 7)	1B	HBP			6-3	4-3				3	0	1	0	0	0	2				
Fred Lynn, L OBP: 0.267, SLG: 0.345 (1, 8)	K	F9			K		4-3			4	0	0	0	0	2	3				
Doug DeCinces, R OBP: 0.407, SLG: 0.560 (1, 5)	6-3		6-3		6-3	L6-4 2B				4	0	1	0	0	0	1				
Reggie Jackson, L OBP: 0.464, SLG: 0.381 (1, 10)		K	F7		BB 1B BB	L6-4 2-3				3	1	0	0	1	1	1				
Brian Downing, R OBP: 0.400, SLG: 0.391 (1, 7)		2B 1B BB			K				5-3	2	2	0	0	2	1	0				
Bobby Clark, R OBP: 0.250, SLG: 0.375 (9, 9)					K					0	0	0	0	0	0	0				
Bobby Grich, R OBP: 0.429, SLG: 0.500 (1, 4)		1B 2B		G6-4-3 1B		E7 1B 1B			G6-4-3 1B	4	2	4	1	0	0	0				
Joe Ferguson, R (1, 2)		1B SF7 BB		G6-4-3 1-2		K			G6-4-3 1-2	3	1	0	0	1	1	4				
Tim Foli, R OBP: 0.308, SLG: 0.308 (1, 6)		SF7 1B		1-3 2H 3H		1B				3	0	2	4	0	0	0				
Inning Stats	R: 0 E: 0 K: 1 S: 6	H: 1 LOB: 1 BB: 0 P: 6	R: 3 E: 0 K: 1 S: 7	H: 2 LOB: 2 BB: 2 P: 16	R: 0 E: 0 K: 1 S: 5	H: 0 LOB: 0 BB: 0 P: 5	R: 0 E: 0 K: 0 S: 3	H: 1 LOB: 0 BB: 0 P: 3	R: 0 E: 0 K: 1 S: 5	H: 0 LOB: 0 BB: 0 P: 5	R: 3 E: 1 K: 1 S: 8	H: 3 LOB: 2 BB: 2 P: 16	R: 0 E: 0 K: 0 S: 3	H: 1 LOB: 0 BB: 0 P: 3	R: 0 E: 0 K: 0 S: 3	H: 1 LOB: 0 BB: 0 P: 3	1B: 7 2B: 3 3B: 0 HR: 0	SF: 1 SAC: 0 DP: 3 HBP: 1	WP: 0 PB: 0 SB: 0 CS: 0	PA: 35
PITCHER Matt Young, L ERA: 5.84 (1, 1)	IP: 5.1 WLS: L BF: 25 H: 5 R: 6 ER: 6 SO: 4 BB: 4 IBB: 0 HBP: 1 BLK: 0 WP: 0 HR: 0 S: 28 P: 45 ERA: 10.12 WHIP: 1.688															PITCHER				
Roy Thomas, R ERA: (6, 1)	IP: 2.2 WLS: L BF: 10 H: 4 R: 0 ER: 0 SO: 1 BB: 0 IBB: 0 HBP: 0 BLK: 0 WP: 0 HR: 0 S: 12 P: 12 ERA: 0.00 WHIP: 1.500															PITCHER				

Seattle Mariners @ California Angels
Anaheim Stadium, Anaheim, CA
Mon Apr 11 1983, 9:05 PM EST
Att: 22,588 - Unknown

AB	29
R	6
H	9
RBI	6
BB	4
SO	5
LOB	11



Batter	1	2	3	4	5	6	7	8	9	AB	R	H	RBI	BB	SO	LOB	TOP								
Steve Henderson, R (1,7) OBP: 0.556, SLG: 0.679 John Moses, S (7,7)	4-0 CS BB			4-3 PO 2B		0-0 1B 3B	0-0 2B		6-3	3	1	3	1	1	0	0									
Manny Castillo, S (1,5) OBP: 0.200, SLG: 0.211	0-0 F6			4-3		0-0 2B SF8 1B	0-3 K		4-3	5	1	1	1	0	1	3									
Al Cowens, R (1,9) OBP: 0.257, SLG: 0.281	0-0 5-3 1-2			F3		0-0 E 2B	0-3 K		1B	5	1	2	0	0	1	3									
Ken Phelps, L (1,10) OBP: 0.333, SLG: 1.000		0-0 F7		PO		0-0 HR	0-0 SF8 6-3		K	4	1	1	2	0	1	2									
Pat Putnam, L (1,3) OBP: 0.219, SLG: 0.323		0-0 4-3				0-0 G3		0-3 K		3	0	0	0	0	1	0									
Dave Henderson, R (1,8) OBP: 0.394, SLG: 0.594		0-3 K				0-0 1B	0-0 FC4-6 HBP 2B		HR	4	2	2	1	0	1	1									
Todd Cruz, R (1,6) OBP: 0.469, SLG: 0.655			0-0 5-3			0-0 1B	4-0 2B IBB		2B	3	1	2	0	1	0	0									
Orlando Mercado, R (1,2) OBP: 0.156, SLG: 0.368			0-0 G3-6-3 1B			0-0 G5-4-3 1B	0-0 2B		K	4	0	2	2	0	1	3									
Julio Cruz, S (1,4) OBP: 0.448, SLG: 0.640			0-0 G3-6-3			0-0 1B	0-0 K		4-3	4	1	1	0	0	1	3									
Inning Stats	R: 0 E: 0 K: 0 S: 2	H: 0 LOB: 0 BB: 1 P: 6	R: 0 E: 0 K: 1 S: 5	H: 0 LOB: 0 BB: 0 P: 5	R: 0 E: 0 K: 0 S: 3	H: 1 LOB: 0 BB: 0 P: 3	R: 0 E: 0 K: 0 S: 3	H: 1 LOB: 0 BB: 0 P: 3	R: 1 E: 0 K: 0 S: 5	H: 3 LOB: 1 BB: 0 P: 5	R: 6 E: 1 K: 1 S: 10	H: 5 LOB: 1 BB: 1 P: 15	R: 0 E: 0 K: 2 S: 8	H: 1 LOB: 1 BB: 0 P: 8	R: 1 E: 0 K: 2 S: 9	H: 2 LOB: 1 BB: 0 P: 9	R: 0 E: 0 K: 1 S: 6	H: 1 LOB: 1 BB: 0 P: 6	1B: 6 2B: 5 3B: 1 HR: 2	SF: 1 SAC: 0 DP: 2 HBP: 1	WP: 0 PB: 0 SB: 0 CS: 1	PA: 41			
PITCHER	IP	WLS	BF	H	R	ER	SO	BB	IBB	HBP	BLK	WP	HR	S	P	ERA	WHIP								
Mike Witt, R (1,1) ERA: 6.75	5.0	L	21	9	5	5	1	1	0	0	0	0	1	22	26	9.00	2.000								
John Curtis, L (6,1) ERA: 7.71	1.1		8	2	2	2	2	0	1	1	0	0	0	10	15	13.50	1.500								
Doug Corbett, R (7,1) ERA: 4.15	2.2		11	3	1	1	4	0	0	0	0	0	1	19	19	3.38	1.125								

Seattle Mariners @ California Angels
Anaheim Stadium, Anaheim, CA
Tue Apr 12 1983, 9:05 PM EST
Att: 22,912 - Unknown

AB 36
R 8
H 14
RBI 7
BB 2
SO 7
LOB 15



Batter	1	2	3	4	5	6	7	8	9	AB	R	H	RBI	BB	SO	LOB	BOTTOM								
Rod Carew, L (1,3) OBP: 0.400, SLG: 0.643	0-0 G3		0-0 F7		0-0 4-3			0-0 F7		4	0	0	0	0	0	1									
Daryl Scotters, L (1,10) OBP: 0.450, SLG: 0.588	4-0 2B BB		0-0 F5			0-3 K		0-0 1B		3	1	1	0	1	1	0									
Brian Downing, R (1,7) OBP: 0.412, SLG: 0.481	0-0 1H 2B			0-0 F9 2B		0-0 4-3		0-0 F8		4	0	2	1	0	0	1									
Reggie Jackson, L (1,9) OBP: 0.469, SLG: 0.375	0-3 K			4-0 2-3 BB		0-0 F5			0-0 G6-4-3 1B	3	0	1	0	1	1	1									
Fred Lynn, L (1,8) OBP: 0.265, SLG: 0.364	0-0 P3			0-0 F9		0-0 2B		0-0 F9		4	0	1	0	0	0	4									
Doug DeCinces, R (1,5) OBP: 0.355, SLG: 0.483		0-0 P3		0-0 2-3		0-0 F4			0-0 G6-4-3	4	0	0	0	0	0	4									
Bobby Grich, R (1,4) OBP: 0.419, SLG: 0.462		0-0 L5			4-0 SH1-4 BB		0-0 6-3			2	0	0	0	1	0	1									
Tim Foli, R (1,6) OBP: 0.286, SLG: 0.286		0-0 F5			0-0 SH1-4		0-0 B1			2	0	0	0	0	0	1									
Bob Boone, R (1,2) OBP: 0.200, SLG: 0.130			0-0 F8			0-0 F7		0-0 F7		3	0	0	0	0	0	1									
Inning Stats	R: 1 E: 0 K: 1 S: 6	H: 1 LOB: 1 BB: 1 P: 10	R: 0 E: 0 K: 0 S: 3	H: 0 LOB: 0 BB: 0 P: 3	R: 0 E: 0 K: 0 S: 3	H: 0 LOB: 0 BB: 0 P: 3	R: 0 E: 0 K: 0 S: 3	H: 1 LOB: 1 BB: 1 P: 7	R: 0 E: 0 K: 1 S: 5	H: 0 LOB: 0 BB: 0 P: 5	R: 0 E: 0 K: 0 S: 4	H: 1 LOB: 1 BB: 0 P: 4	R: 0 E: 0 K: 0 S: 4	H: 1 LOB: 1 BB: 0 P: 4	R: 0 E: 0 K: 0 S: 3	H: 1 LOB: 0 BB: 0 P: 3	1B: 2 2B: 3 3B: 0 HR: 0	SF: 0 SAC: 1 DP: 1 HBP: 0	WP: 0 PB: 0 SB: 0 CS: 0	PA: 33					
PITCHER	IP	WLS	BF	H	R	ER	SO	BB	IBB	HBP	BLK	WP	HR	S	P	ERA	WHIP								
Bob Stoddard, R (1,1) ERA: 4.26	9.0	W	33	5	1	1	2	3	0	0	0	0	0	34	46	1.00	0.889								

Seattle Mariners @ California Angels
Anaheim Stadium, Anaheim, CA
Tue Apr 12 1983, 9:05 PM EST
Att: 22,912 - Unknown

AB 29
R 1
H 5
RBI 1
BB 3
SO 2
LOB 14



Batter	1	2	3	4	5	6	7	8	9	AB	R	H	RBI	BB	SO	LOB	TOP					
Steve Henderson, R (1, 7) OBP: 0.525, SLG: 0.625	5-3			K		K			FC5-4 1B	4	0	1	0	0	2	0	Seattle Mariners @ California Angels Anaheim Stadium, Anaheim, CA Wed Apr 13 1983, 9:05 PM EST Att: 24,002 - Unknown livebaseballscorecards.com					
Manny Castillo, S (1, 5) OBP: 0.298, SLG: 0.217	G3			1B			F8		FC5-4	4	0	1	1	0	0	1						
Al Cowens, R (1, 9) OBP: 0.231, SLG: 0.250	F3			K			6-3		F9	4	0	0	0	0	1	2						
Richie Zisk, R (1, 10) OBP: 0.188, SLG: 0.233			K	K			L6			3	0	0	0	0	2	1						
Dave Henderson, R (1, 8) OBP: 0.361, SLG: 0.543		6-3			K				F7	3	0	0	0	0	1	0						
Ken Phelps, L (1, 3) OBP: 0.250, SLG: 0.727		F5			G3				F6	3	0	0	0	0	0	0						
Todd Cruz, R (1, 6) OBP: 0.457, SLG: 0.625					K				F9	3	0	1	0	0	1	0						
Orlando Mercado, R (1, 2) OBP: 0.143, SLG: 0.333																						
Rod Allen, R (9, PH) OBP: 0.250, SLG: 0.250						4-3			6-3	2	0	0	0	0	0	1						
Julio Cruz, S (1, 4) OBP: 0.438, SLG: 0.607						6-3			1B FC5-4 1B	1	0	0	0	0	0	0						
Inning Stats	R: 0 E: 0 K: 0 S: 3	H: 0 LOB: 0 BB: 0 P: 3	R: 0 E: 0 K: 1 S: 5	H: 0 LOB: 0 BB: 0 P: 5	R: 0 E: 0 K: 0 S: 3	H: 1 LOB: 0 BB: 0 P: 3	R: 0 E: 0 K: 3 S: 10	H: 1 LOB: 1 BB: 0 P: 10	R: 0 E: 0 K: 2 S: 7	H: 0 LOB: 0 BB: 0 P: 7	R: 0 E: 0 K: 0 S: 5	H: 0 LOB: 0 BB: 0 P: 5	R: 0 E: 0 K: 0 S: 3	H: 0 LOB: 0 BB: 0 P: 3	R: 0 E: 0 K: 0 S: 3	H: 0 LOB: 0 BB: 0 P: 3	R: 1 E: 0 K: 0 S: 5	H: 2 LOB: 1 BB: 0 P: 5	1B: 4 2B: 0 3B: 0 HR: 0	SF: 0 SAC: 0 DP: 0 HBP: 0	WP: 0 PB: 0 SB: 0 CS: 1	PA: 30
PITCHER Geoff Zahn, L (1, 1) ERA: 2.2	IP: 9.0 WLS: W BF: 30	H: 4 R: 1 ER: 1 SO: 7	BB: 0 IBB: 0 HBP: 0 BLK: 0	WP: 0 HR: 0 S: 44 P: 44	ERA: 1.00 WHIP: 0.444	PITCHER										IP: 9.0 WLS: W BF: 30	H: 4 R: 1 ER: 1 SO: 7	BB: 0 IBB: 0 HBP: 0 BLK: 0	WP: 0 HR: 0 S: 44 P: 44	ERA: 1.00 WHIP: 0.444		

Batter	1	2	3	4	5	6	7	8	9	AB	R	H	RBI	BB	SO	LOB	BOTTOM			
Rod Carew, L (1, 3) OBP: 0.350, SLG: 0.526	K	E6		1B		1-4-3		K		5	0	1	0	0	2	3	Seattle Mariners @ California Angels Anaheim Stadium, Anaheim, CA Wed Apr 13 1983, 9:05 PM EST Att: 24,002 - Unknown livebaseballscorecards.com			
Daryl Sconiers, L (1, 10) OBP: 0.458, SLG: 0.550	F7			1B			6-3			3	1	1	0	1	0	0				
Ron Jackson, R (8, PH) OBP: 0.500, SLG: 0.417			4-3 1B BB	FC4-6 1B				BB		0	0	0	0	1	0	0				
Brian Downing, R (1, 7) OBP: 0.421, SLG: 0.484			4-3	FC4-6						4	1	2	0	0	0	3				
Juan Benitez, R (8, 7) OBP: 0.364, SLG: 0.300	1B		1-2	1-2			2B	F9		1	0	0	0	0	0	2				
Reggie Jackson, L (1, 9) OBP: 0.472, SLG: 0.429	K					K				4	1	2	2	0	2	1				
Bobby Clark, R (7, PR) OBP: 0.250, SLG: 0.375	K			HR 1B		K		2B		0	0	0	0	0	0	0				
Fred Lynn, L (1, 8) OBP: 0.263, SLG: 0.378		1B SF 2B		K		4-3		F6		4	1	1	0	0	1	2				
Doug DeCinces, R (1, 5) OBP: 0.400, SLG: 0.594						K				3	2	2	2	1	1	0				
Ricky Adams, R (9, 5)										0	0	0	0	0	0	0				
Bobby Grich, R (1, 4) OBP: 0.400, SLG: 0.414										3	0	0	0	1	0	4				
Tim Foli, R (1, 6) OBP: 0.250, SLG: 0.258		SF E6				6-3			F9	3	0	0	1	0	0	1				
Bob Boone, R (1, 2) OBP: 0.207, SLG: 0.185		F9				5-3				4	0	1	0	0	0	3				
Inning Stats	R: 0 E: 0 K: 2 S: 8	H: 1 LOB: 1 BB: 0 P: 8	R: 2 E: 2 K: 0 S: 6	H: 2 LOB: 1 BB: 0 P: 6	R: 3 E: 0 K: 1 S: 7	H: 2 LOB: 0 BB: 1 P: 11	R: 0 E: 0 K: 0 S: 5	H: 2 LOB: 2 BB: 0 P: 5	R: 0 E: 0 K: 2 S: 7	H: 0 LOB: 0 BB: 0 P: 7	R: 0 E: 0 K: 0 S: 3	H: 0 LOB: 1 BB: 1 P: 7	R: 1 E: 0 K: 0 S: 5	H: 2 LOB: 2 BB: 1 P: 9	R: 0 E: 0 K: 1 S: 6	H: 1 LOB: 2 BB: 1 P: 10	1B: 6 2B: 3 3B: 0 HR: 1	SF: 1 SAC: 0 DP: 0 HBP: 0	WP: 0 PB: 0 SB: 0 CS: 0	PA: 39
PITCHER Mike Moore, R (1, 1) ERA: 6.55	IP: 5.0 WLS: L BF: 25	H: 7 R: 5 ER: 4 SO: 5	BB: 2 IBB: 0 HBP: 0 BLK: 0	WP: 0 HR: 1 S: 33 P: 41	ERA: 7.20 WHIP: 1.800	PITCHER										IP: 5.0 WLS: L BF: 25	H: 7 R: 5 ER: 4 SO: 5	BB: 2 IBB: 0 HBP: 0 BLK: 0	WP: 0 HR: 1 S: 33 P: 41	ERA: 7.20 WHIP: 1.800
Roy Thomas, R (6, 1) ERA: 3.18	0.2	2	0	0	0	0	0	0	0	0	0	2	2	0.00	0.000					
Bryan Clark, L (6, 1) ERA: 3.18	1.1	7	2	1	1	0	1	0	0	0	6	10	6.75	2.250						
Bill Caudill, R (8, 1) ERA: 1.5	0.1	2	1	0	0	0	0	0	0	0	2	2	0.00	3.000						
Ed Yande Berg, L (8, 1) ERA: 1.5	0.2	3	0	0	0	1	1	0	0	0	4	8	0.00	1.500						

Batter	1	2	3	4	5	6	7	8	9	AB	R	H	RBI	BB	SO	LOB	TOP										
Davey Lopes, R OBP: 0.333, SLG: 0.424 (1, 4)										5	0	0	0	0	2	3											
Mike Davis, L OBP: 0.349, SLG: 0.463 (1, 8)										4	1	1	0	0	1	0											
Bill Almon, R OBP: 0.500, SLG: 0.438 (1, 7)										5	2	3	0	0	0	1											
Wayne Gross, L OBP: 0.600, SLG: 0.727 (1, 5)										3	2	2	3	1	1	1											
Mitchell Page, L OBP: 0.500, SLG: 0.667 (1, 10)										4	0	3	1	0	1	2											
Dan Meyer, L OBP: 0.167, SLG: 0.200 (1, 3)										3	0	1	1	0	0	3											
Garry Hancock, L OBP: 0.500, SLG: 0.429 (1, 9)										4	0	2	0	0	0	1											
Bob Kearney, R OBP: 0.361, SLG: 0.394 (1, 2)										4	0	0	0	0	1	4											
Tony Phillips, S OBP: 0.206, SLG: 0.129 (1, 6)										4	0	1	0	0	1	1											
Inning Stats	R: 2 E: 0 K: 2 S: 9	H: 3 LOB: 1 BB: 0 P: 9	R: 0 E: 0 K: 0 S: 4	H: 1 LOB: 1 BB: 0 P: 4	R: 3 E: 0 K: 0 S: 5	H: 3 LOB: 0 BB: 0 P: 6	R: 0 E: 0 K: 0 S: 3	H: 1 LOB: 1 BB: 0 P: 3	R: 0 E: 0 K: 1 S: 6	H: 3 LOB: 3 BB: 0 P: 8	R: 0 E: 0 K: 1 S: 6	H: 1 LOB: 2 BB: 1 P: 10	R: 0 E: 0 K: 1 S: 5	H: 0 LOB: 0 BB: 0 P: 5	R: 0 E: 0 K: 1 S: 5	H: 0 LOB: 0 BB: 0 P: 5	1B: 11 2B: 2 3B: 0 HR: 1	SF: 1 SAC: 0 DP: 2 HBP: 1	WP: 1 PB: 0 SB: 1 CS: 1	PA: 39							
PITCHER	IP	WLS	BF	H	R	ER	SO	BB	IBB	HBP	BLK	WP	HR	S	P	ERA	WHIP										
Ed Nunez, R ERA: 4.32 (1, 1)	2.1	L	13	6	5	3	2	0	0	1	0	0	1	16	17	11.57	2.571										
Bryan Clark, L ERA: 2.12 (3, 1)	5.2		23	7	0	0	4	1	0	0	0	1	0	30	34	0.00	1.412										
Mike Stanton, R ERA: (9, 1)	1.0		3	0	0	0	1	0	0	0	0	0	0	5	5	0.00	0.000										

Oakland Athletics @ Seattle Mariners
The Kingdome, Seattle, WA
Thu Apr 14 1983, 9:05 PM EST
Att: 4,600 - Dome

AB 36
R 5
H 13
RBI 5
BB 1
SO 7
LOB 16



Batter	1	2	3	4	5	6	7	8	9	AB	R	H	RBI	BB	SO	LOB	BOTTOM										
Steve Henderson, R OBP: 0.477, SLG: 0.556 (1, 7)										4	0	0	0	0	2	2											
Manny Castillo, S OBP: 0.286, SLG: 0.333 (1, 5)										4	0	3	1	0	0	0											
Al Cowens, R OBP: 0.233, SLG: 0.250 (1, 9)										4	0	1	0	0	1	3											
Richie Zisk, R OBP: 0.167, SLG: 0.206 (1, 10)										4	0	0	0	0	2	2											
Ken Phelps, L OBP: 0.250, SLG: 0.800 (1, 3)										4	1	1	1	0	0	1											
Dave Henderson, R OBP: 0.325, SLG: 0.487 (1, 8)										4	0	0	0	0	0	0											
Todd Cruz, R OBP: 0.410, SLG: 0.556 (1, 6)										4	1	0	0	0	1	0											
Orlando Mercado, R OBP: 0.174, SLG: 0.348 (1, 2)										2	0	1	0	0	1	0											
Pat Putnam, L OBP: 0.242, SLG: 0.344 Bud Bulling, R (9, 2)										1	1	1	0	0	0	0											
Julio Cruz, S OBP: 0.400, SLG: 0.548 (1, 4)										3	0	0	1	0	0	2											
Inning Stats	R: 0 E: 0 K: 2 S: 8	H: 1 LOB: 1 BB: 0 P: 8	R: 0 E: 0 K: 0 S: 3	H: 0 LOB: 0 BB: 0 P: 3	R: 0 E: 0 K: 1 S: 5	H: 1 LOB: 0 BB: 0 P: 5	R: 0 E: 0 K: 1 S: 6	H: 1 LOB: 1 BB: 0 P: 6	R: 0 E: 0 K: 1 S: 5	H: 0 LOB: 0 BB: 0 P: 5	R: 0 E: 0 K: 0 S: 4	H: 1 LOB: 1 BB: 0 P: 4	R: 0 E: 0 K: 1 S: 5	H: 0 LOB: 0 BB: 0 P: 5	R: 2 E: 1 K: 0 S: 6	H: 2 LOB: 1 BB: 0 P: 6	R: 1 E: 0 K: 1 S: 6	H: 1 LOB: 0 BB: 0 P: 6	1B: 5 2B: 1 3B: 0 HR: 1	SF: 0 SAC: 0 DP: 0 HBP: 0	WP: 0 PB: 0 SB: 0 CS: 1	PA: 35					
PITCHER	IP	WLS	BF	H	R	ER	SO	BB	IBB	HBP	BLK	WP	HR	S	P	ERA	WHIP										
Chris Codiroli, R ERA: 1.38 (1, 1)	7.2	W	29	6	2	0	6	0	0	0	0	0	0	41	41	0.00	0.783										
Dave Beard, R ERA: 2.0 (8, 1)	1.1	S	5	1	1	1	1	0	0	0	0	0	1	7	7	6.75	0.750										

Oakland Athletics @ Seattle Mariners
The Kingdome, Seattle, WA
Thu Apr 14 1983, 9:05 PM EST
Att: 4,600 - Dome

AB 34
R 3
H 7
RBI 3
BB 0
SO 7
LOB 10



Batter	1	2	3	4	5	6	7	8	9	AB	R	H	RBI	BB	SO	LOB	TOP				
Mitchell Page, L OBP: 0.300, SLG: 0.400 (1, 9)	3-1		6-3		4-3			F7		4	0	0	0	0	0	1					
Mike Davis, L OBP: 0.319, SLG: 0.422 (1, 8)	5-3			F4		K			4-3	4	0	0	0	0	1	0					
Bill Almon, R OBP: 0.455, SLG: 0.400 (1, 6)				F7		F4			1-3	4	0	1	0	0	0	0					
Wayne Gross, L OBP: 0.579, SLG: 0.667 (1, 5)	F4				1B		6-3			4	0	2	0	0	0	1					
Jeff Burroughs, R OBP: 0.351, SLG: 0.424 (1, 10)			K		K				6-3	4	0	0	0	0	2	2					
Dan Meyer, L OBP: 0.111, SLG: 0.125 (1, 7)				F9			4-3		F6	3	0	0	0	0	0	0					
Davey Lopes, R OBP: 0.308, SLG: 0.389 (1, 4)				F9		E5 1B			F8	3	1	0	0	0	0	0					
Kelvin Moore, R OBP: 0.257, SLG: 0.375 (1, 3)					6-3				F4	3	0	1	1	0	0	0					
Bob Kearney, R OBP: 0.333, SLG: 0.361 (1, 2)				K			F6		5-3	3	0	0	0	0	1	1					
Inning Stats	R: 0 E: 0 K: 0 S: 4	H: 1 LOB: 1 BB: 0 P: 4	R: 0 E: 0 K: 1 S: 5	H: 0 LOB: 0 BB: 0 P: 5	R: 0 E: 0 K: 1 S: 5	H: 0 LOB: 0 BB: 0 P: 5	R: 0 E: 0 K: 1 S: 6	H: 1 LOB: 1 BB: 0 P: 6	R: 1 E: 2 K: 0 S: 5	H: 1 LOB: 1 BB: 0 P: 5	R: 0 E: 0 K: 0 S: 3	H: 0 LOB: 2 BB: 0 P: 3	R: 0 E: 0 K: 0 S: 3	H: 0 LOB: 0 BB: 0 P: 3	R: 0 E: 0 K: 0 S: 4	H: 1 LOB: 1 BB: 0 P: 4	1B: 4 2B: 0 3B: 0 HR: 0	SF: 0 SAC: 0 DP: 0 HBP: 0	WP: 0 PB: 0 SB: 1 CS: 0	PA: 32	
PITCHER	IP	WLS	BF	H	R	ER	SO	BB	IBB	HBP	BLK	WP	HR	S	P	ERA	WHIP				
Gaylord Perry, R ERA: 4.91 (1, 1)	7.0	W	25	3	1	0	4	0	0	0	0	0	0	33	33	0.00	0.429				
Mike Stanton, R ERA: (8, 1)	2.0		7	1	0	0	0	0	0	0	0	0	0	7	7	0.00	0.500				

Oakland Athletics @ Seattle Mariners
The Kingdome, Seattle, WA
Fri Apr 15 1983, 9:05 PM EST
Att: 6,175 - Dome

AB 32
R 1
H 4
RBI 1
BB 0
SO 4
LOB 5



Batter	1	2	3	4	5	6	7	8	9	AB	R	H	RBI	BB	SO	LOB	BOTTOM				
John Moses, S (1, 8)	L9		F8				K			3	0	0	0	1	1	3					
Manny Castillo, S OBP: 0.281, SLG: 0.310 (1, 5)	F7						SF8		F9	2	0	0	1	1	0	2					
Steve Henderson, R OBP: 0.479, SLG: 0.538 (1, 7)							F7			3	0	1	1	1	1	3					
Ken Phelps, L OBP: 0.300, SLG: 0.889 (1, 3)	F7								F7	3	1	1	1	1	0	3					
Pat Putnam, L OBP: 0.216, SLG: 0.306 (1, 10)									F5	4	0	0	0	0	0	4					
Al Cowens, R OBP: 0.234, SLG: 0.250 (1, 9)									3-1	4	1	1	0	0	0	0					
Rick Sweet, S OBP: 0.250, SLG: 0.250 (1, 2)									K	4	1	1	0	0	1	0					
Todd Cruz, R OBP: 0.442, SLG: 0.590 (1, 6)									K2-3	3	1	2	0	1	1	0					
Julio Cruz, S OBP: 0.410, SLG: 0.529 (1, 4)									4-3	3	1	1	1	1	0	1					
Inning Stats	R: 0 E: 0 K: 0 S: 3	H: 0 LOB: 1 BB: 1 P: 7	R: 0 E: 0 K: 1 S: 5	H: 0 LOB: 0 BB: 0 P: 5	R: 0 E: 0 K: 1 S: 4	H: 0 LOB: 0 BB: 2 P: 12	R: 2 E: 0 K: 1 S: 8	H: 3 LOB: 2 BB: 1 P: 12	R: 1 E: 0 K: 0 S: 4	H: 1 LOB: 0 BB: 0 P: 4	R: 2 E: 1 K: 0 S: 6	H: 3 LOB: 2 BB: 1 P: 10	R: 0 E: 0 K: 0 S: 3	H: 0 LOB: 1 BB: 1 P: 7	1B: 5 2B: 1 3B: 0 HR: 1	SF: 1 SAC: 0 DP: 1 HBP: 0	WP: 0 PB: 0 SB: 2 CS: 0	PA: 36			
PITCHER	IP	WLS	BF	H	R	ER	SO	BB	IBB	HBP	BLK	WP	HR	S	P	ERA	WHIP				
Matt Keough, R ERA: 8.71 (1, 1)	6.0	L	27	6	5	5	4	4	0	0	0	0	0	31	47	7.50	1.667				
Tim Conroy, L ERA: 0.93 (7, 1)	2.0		9	1	0	0	0	2	0	0	0	0	0	7	15	0.00	1.500				

Oakland Athletics @ Seattle Mariners
The Kingdome, Seattle, WA
Fri Apr 15 1983, 9:05 PM EST
Att: 6,175 - Dome

AB 29
R 5
H 7
RBI 4
BB 6
SO 4
LOB 16



Batter	1	2	3	4	5	6	7	8	9	AB	R	H	RBI	BB	SO	LOB	TOP			
Rickey Henderson, R OBP: 0.500, SLG: 0.412 (1, 7)	F7	F4		BB		4-3			K	4	0	0	0	1	1	3				
Mike Davis, L OBP: 0.327, SLG: 0.408 (1, 9)	2B	FC3-6			F8				CS	4	0	1	1	1	1	3				
Bill Almon, R OBP: 0.438, SLG: 0.448 (1, 6) (8, 5)	2B	K			F3				K	5	0	2	0	0	2	2				
Dwayne Murphy, L OBP: 0.308, SLG: 0.371 (1, 8)	BB				4-3					3	1	1	1	1	0	0				
Jeff Burroughs, R OBP: 0.348, SLG: 0.476 Mitchell Page, L (7, PR) OBP: 0.300, SLG: 0.400 (1, 10)	K				HR					4	1	2	1	0	1	2				
Wayne Gross, L OBP: 0.609, SLG: 0.667 (1, 5) (8, 3)		BB	1B		CS	1B				3	2	2	0	1	0	1				
Mike Heath, R OBP: 0.256, SLG: 0.571 Davey Lopes, R OBP: 0.341, SLG: 0.400 (1, 2) (8, 4)	BB	BB	1B		K					4	2	2	1	0	1	1				
Kelvin Moore, R OBP: 0.256, SLG: 0.333 Bob Kearney, R OBP: 0.302, SLG: 0.325 (1, 3) (8, 2)	FC3-6	BB	BB		1B					3	1	0	0	1	0	1				
Tony Phillips, S OBP: 0.282, SLG: 0.263 (1, 4) (8, 6)	FC3-6	BB			3-1					3	0	0	1	1	0	1				
Inning Stats	R: 0 E: 0 K: 1 S: 6	H: 2 LOB: 2 BB: 1 P: 10	R: 3 E: 0 K: 1 S: 7	H: 2 LOB: 1 BB: 2 P: 15	R: 1 E: 0 K: 1 S: 6	H: 2 LOB: 1 BB: 0 P: 6	R: 0 E: 0 K: 0 S: 3	H: 0 LOB: 1 BB: 1 P: 7	R: 3 E: 1 K: 0 S: 6	H: 2 LOB: 1 BB: 1 P: 10	R: 0 E: 0 K: 1 S: 5	H: 1 LOB: 0 BB: 0 P: 5	R: 0 E: 0 K: 0 S: 3	H: 1 LOB: 1 BB: 0 P: 3	R: 0 E: 0 K: 2 S: 6	H: 0 LOB: 1 BB: 1 P: 10	1B: 6 2B: 4 3B: 0 HR: 2	SF: 0 SAC: 0 DP: 2 HBP: 0	WP: 0 PB: 0 SB: 1 CS: 6	PA: 40
PITCHER	IP	WLS	BF	H	R	ER	SO	BB	IBB	HBP	BLK	WP	HR	S	P	ERA	WHIP			
Bob Stoddard, R ERA: 5.71 (1, 1)	4.2	L	23	7	5	5	3	4	0	0	1	0	2	25	41	9.64	2.357			
Bryan Clark, L ERA: 2.21 (5, 1)	3.1		13	3	2	1	1	1	0	0	0	0	0	14	18	2.70	1.200			
Bill Caudill, R ERA: 1.29 (9, 1)	1.0	S	3	0	0	0	2	1	0	0	0	0	0	6	10	0.00	1.000			

Oakland Athletics @ Seattle Mariners
The Kingdome, Seattle, WA
Sun Apr 17 1983, 6:33 AM EST
Att: 5,153 - Dome

AB 33
R 7
H 10
RBI 5
BB 6
SO 6
LOB 14



Batter	1	2	3	4	5	6	7	8	9	AB	R	H	RBI	BB	SO	LOB	BOTTOM					
John Moses, S (1, 9)	F8		K							4	0	0	0	0	2	0						
Manny Castillo, S OBP: 0.250, SLG: 0.273 (1, 5)	6-3		4-3							4	0	0	0	0	0	1						
Steve Henderson, R OBP: 0.446, SLG: 0.478 (1, 7)	HR	1B	K							3	1	1	0	1	1	0						
Ken Phelps, L OBP: 0.286, SLG: 0.846 (1, 3)	HR		K							4	1	1	2	0	3	1						
Pat Putnam, L OBP: 0.195, SLG: 0.275 Richie Zisk, R (9, PH) OBP: 0.171, SLG: 0.231 (1, 10)	K		K							3	0	0	0	0	3	0						
Dave Henderson, R OBP: 0.292, SLG: 0.489 Rod Allen, R (9, PR) OBP: 0.250, SLG: 0.250 (1, 8)	K		K							4	1	1	1	0	2	0						
Rick Sweet, S OBP: 0.266, SLG: 0.167 Al Cowens, R (9, PH) OBP: 0.212, SLG: 0.224 (1, 2)	FC5-4	BB	K							2	0	0	0	1	1	0						
Todd Cruz, R OBP: 0.412, SLG: 0.532 (1, 6)	FC5-4	2B	E6							4	0	1	0	0	0	1						
Domingo Ramos, R OBP: 0.500, SLG: 1.500 (1, 4)	2B		G6-4-3							4	1	2	1	0	0	3						
Inning Stats	R: 2 E: 0 K: 1 S: 7	H: 2 LOB: 0 BB: 0 P: 7	R: 0 E: 0 K: 1 S: 5	H: 1 LOB: 2 BB: 1 P: 9	R: 0 E: 0 K: 2 S: 7	H: 0 LOB: 0 BB: 0 P: 7	R: 1 E: 0 K: 3 S: 10	H: 1 LOB: 0 BB: 0 P: 10	R: 0 E: 2 K: 0 S: 4	H: 0 LOB: 1 BB: 0 P: 4	R: 0 E: 0 K: 2 S: 7	H: 0 LOB: 0 BB: 0 P: 7	R: 0 E: 0 K: 0 S: 3	H: 0 LOB: 0 BB: 0 P: 3	R: 1 E: 0 K: 2 S: 8	H: 1 LOB: 1 BB: 1 P: 12	R: 0 E: 0 K: 1 S: 7	H: 1 LOB: 2 BB: 0 P: 7	1B: 2 2B: 1 3B: 0 HR: 3	SF: 0 SAC: 0 DP: 1 HBP: 0	WP: 1 PB: 0 SB: 0 CS: 0	PA: 36
PITCHER	IP	WLS	BF	H	R	ER	SO	BB	IBB	HBP	BLK	WP	HR	S	P	ERA	WHIP					
Mike Norris, R ERA: 3.48 (1, 1)	8.0	W	31	5	4	4	11	2	0	0	0	1	0	7	7	4.50	0.875					
Tom Burgmeier, L ERA: (9, 1)	1.0	S	5	1	0	0	1	0	0	0	0	1	0	7	7	0.00	1.000					

Oakland Athletics @ Seattle Mariners
The Kingdome, Seattle, WA
Sun Apr 17 1983, 6:33 AM EST
Att: 5,153 - Dome

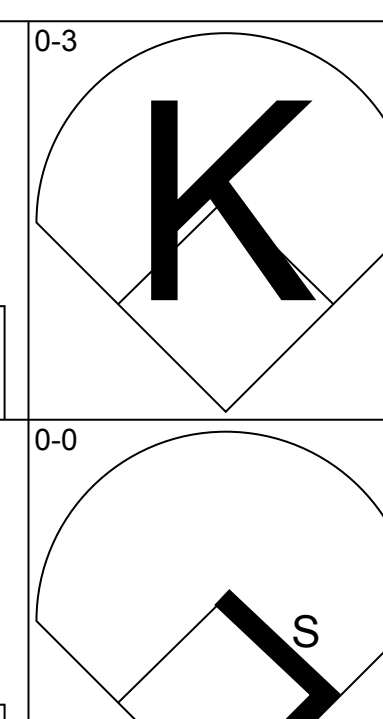
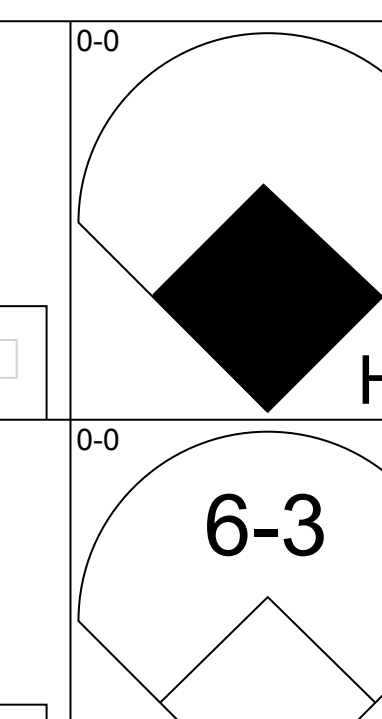
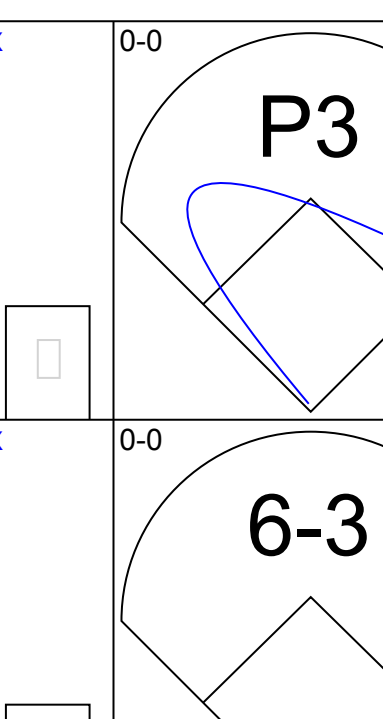
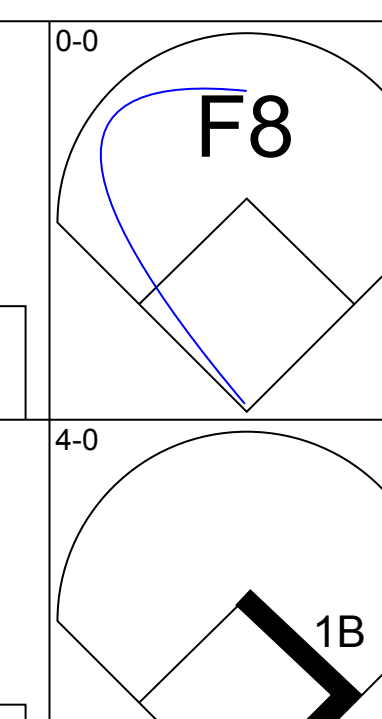
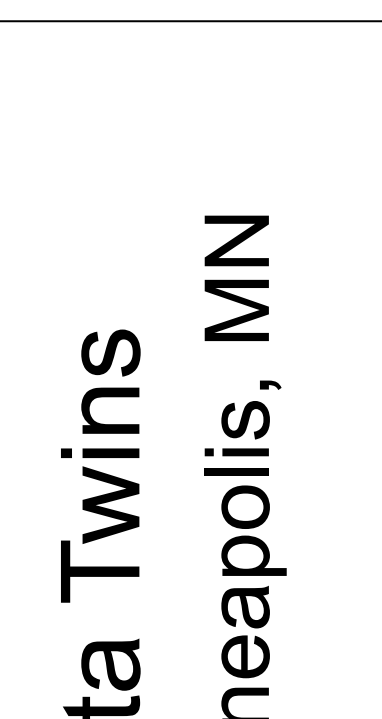
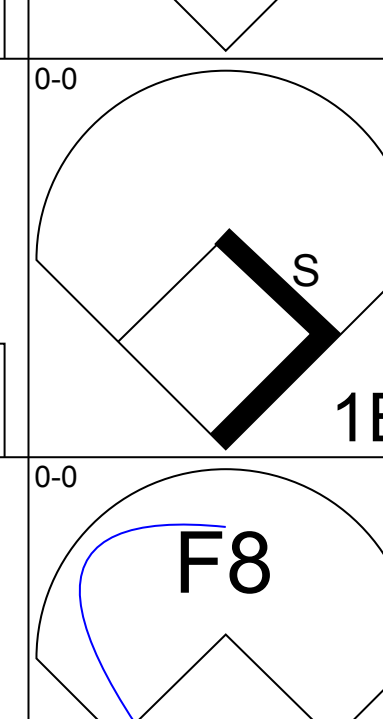
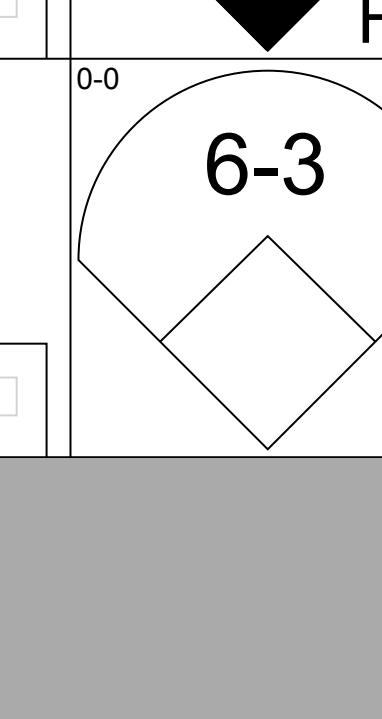
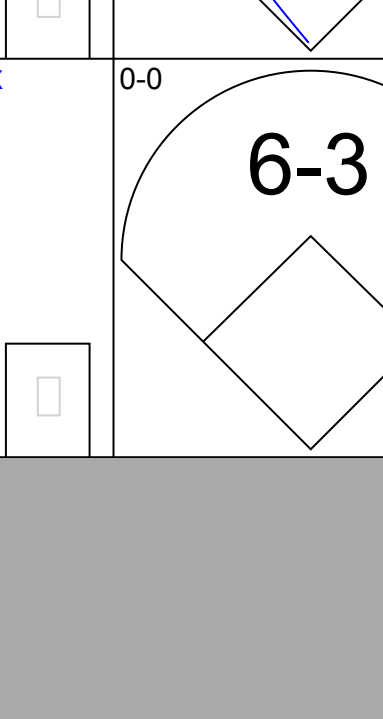
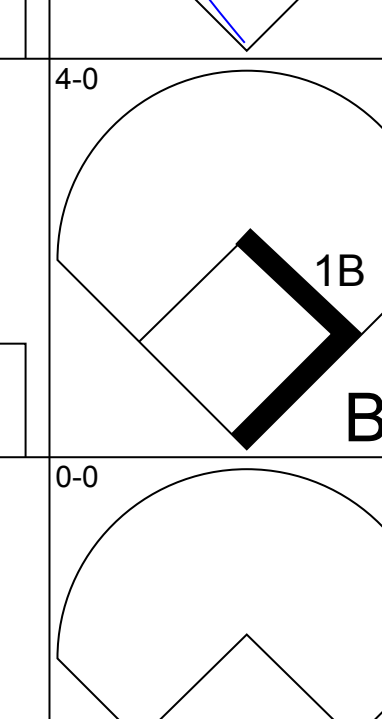
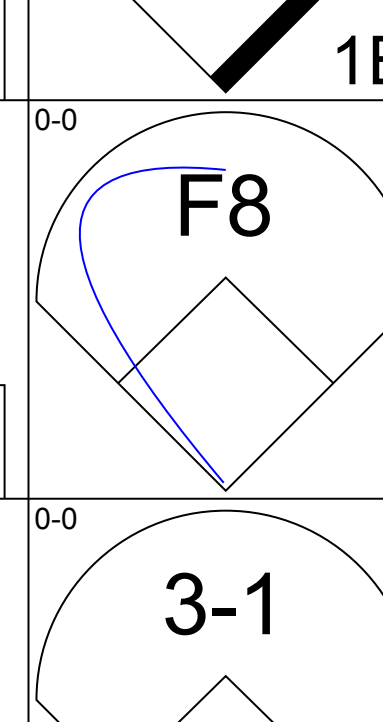
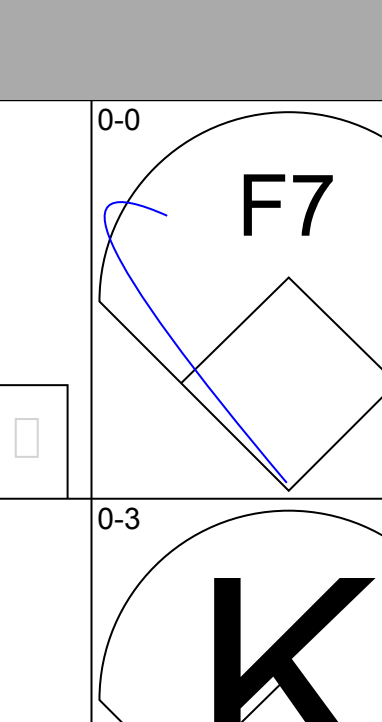
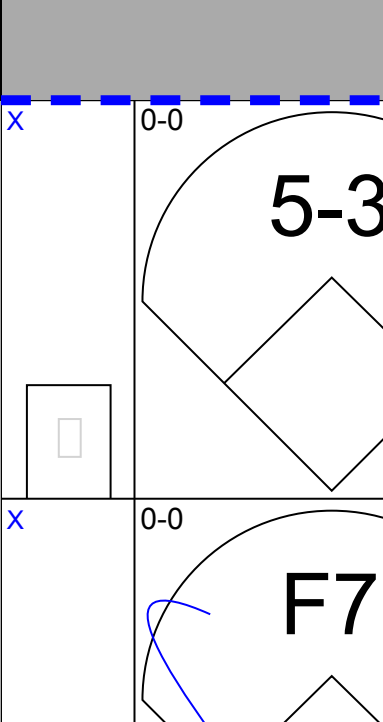
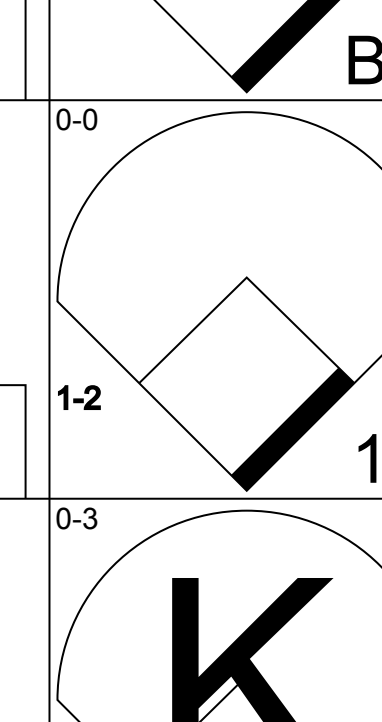
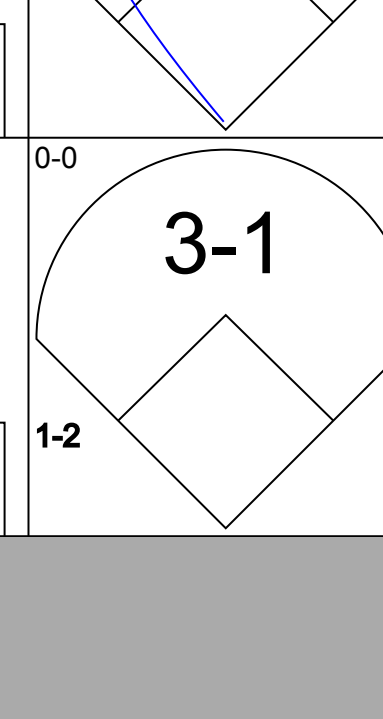
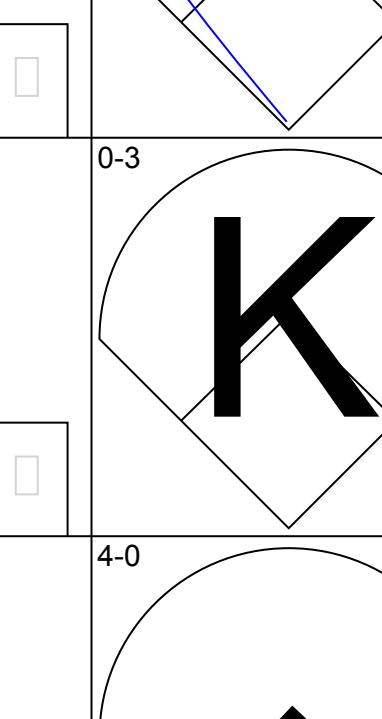
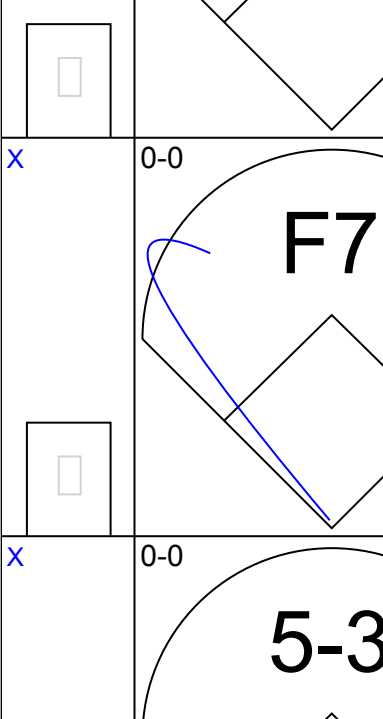
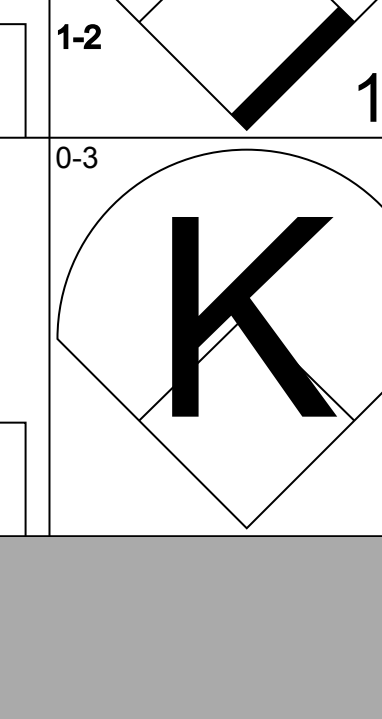
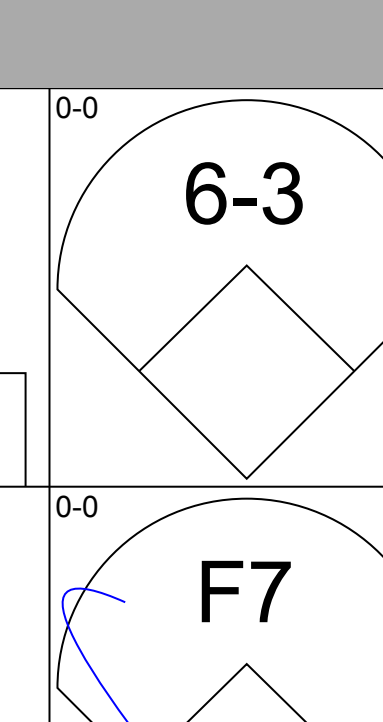
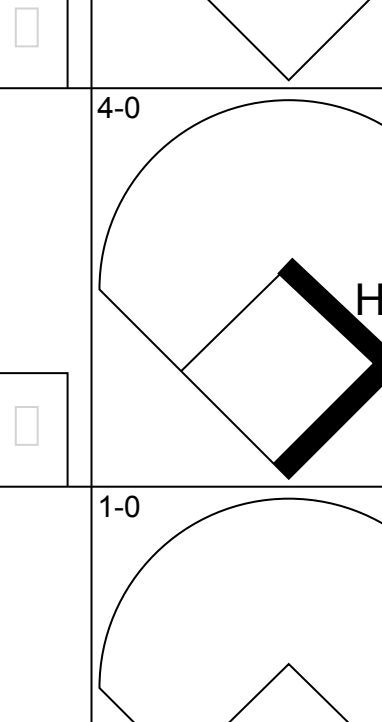
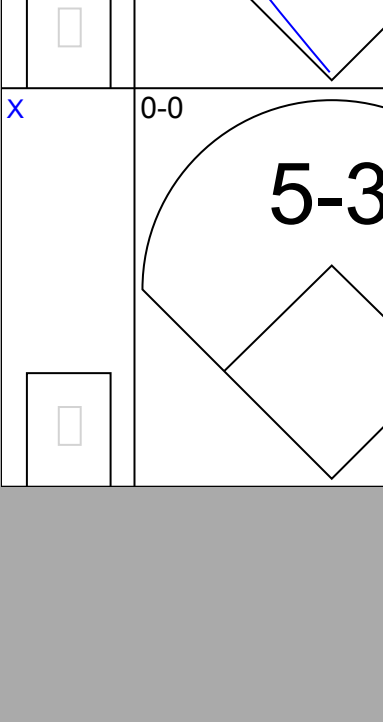
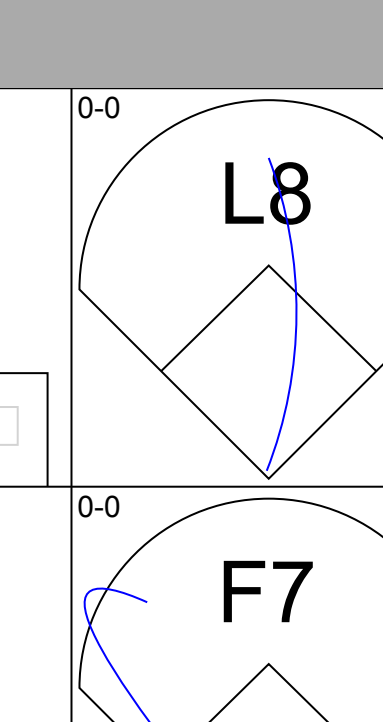

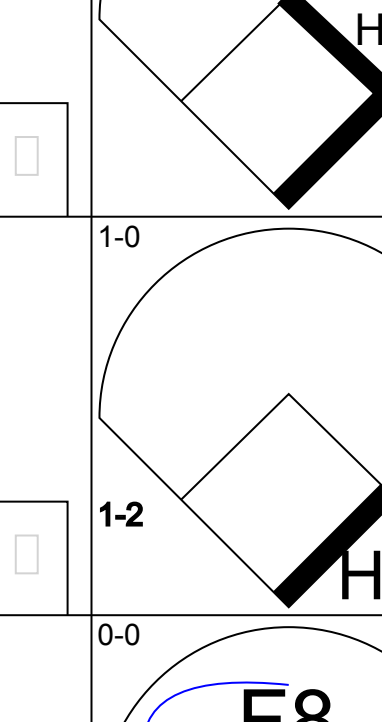
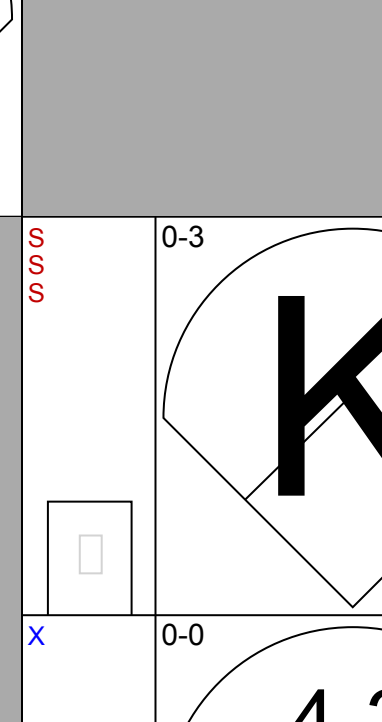
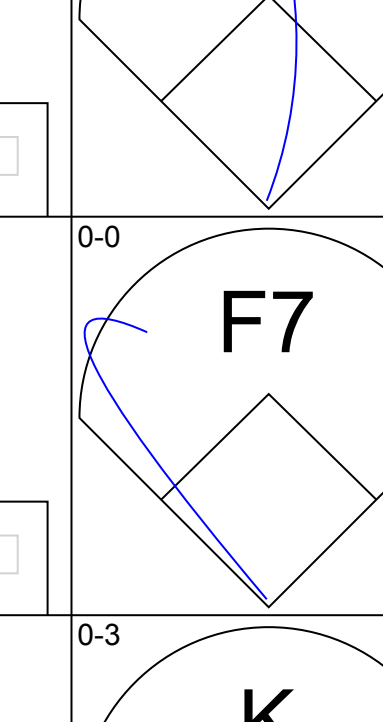

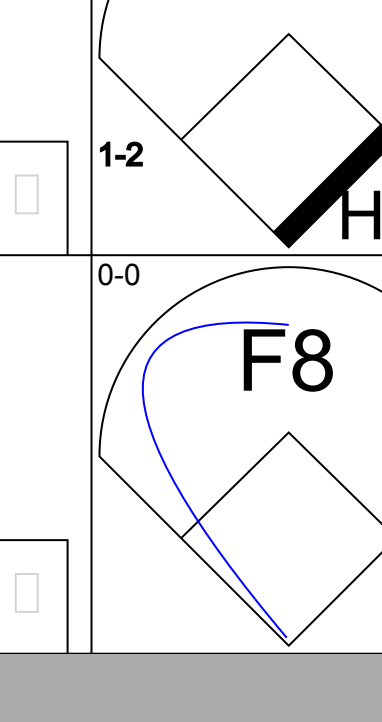
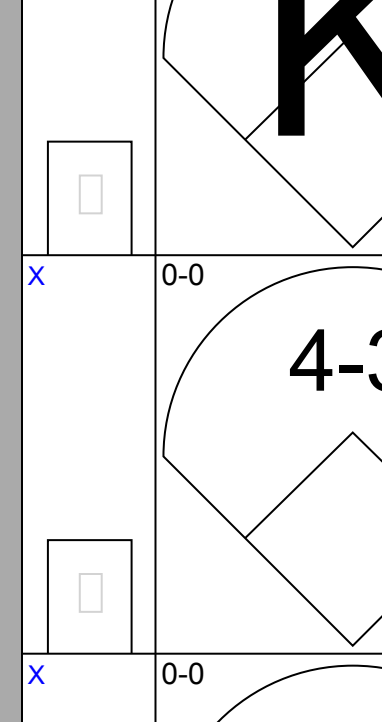
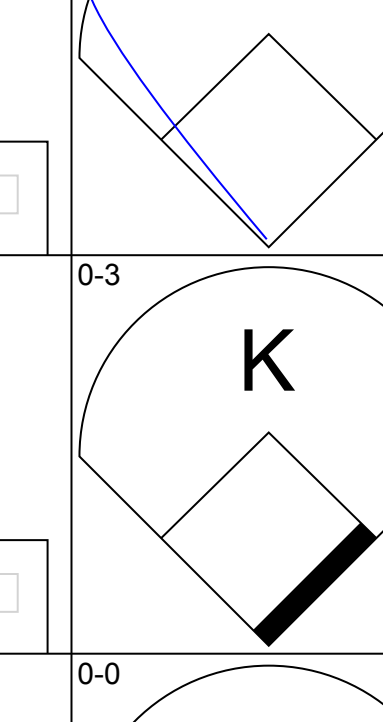
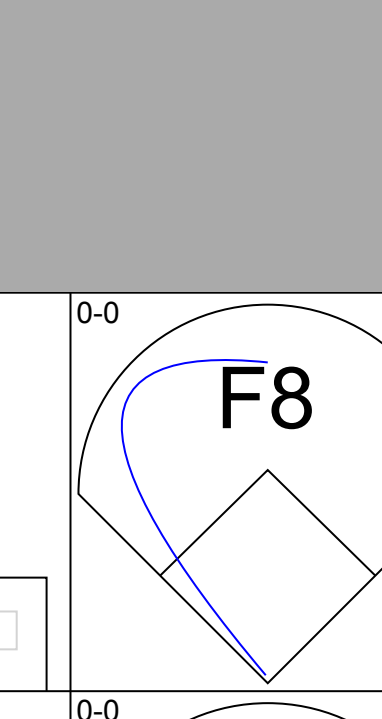
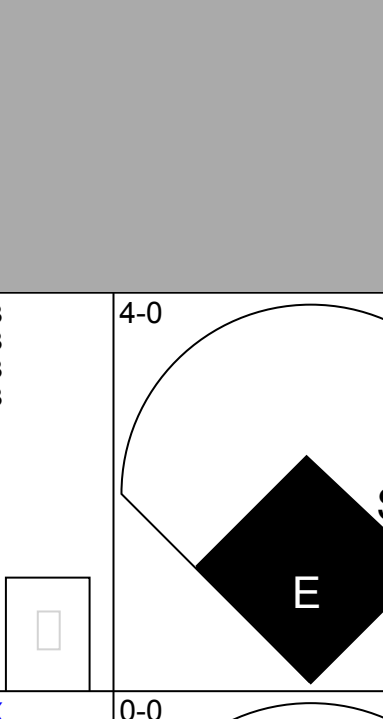
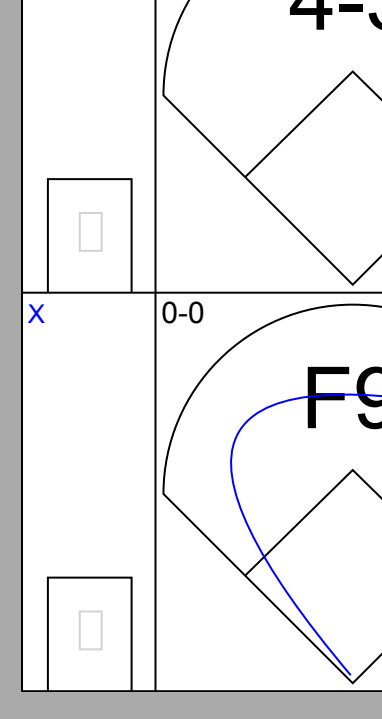
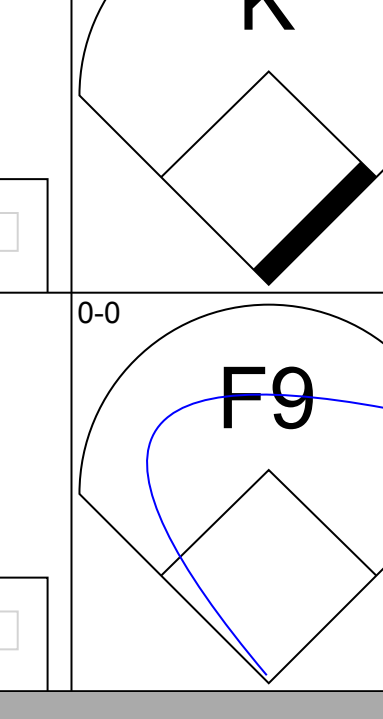
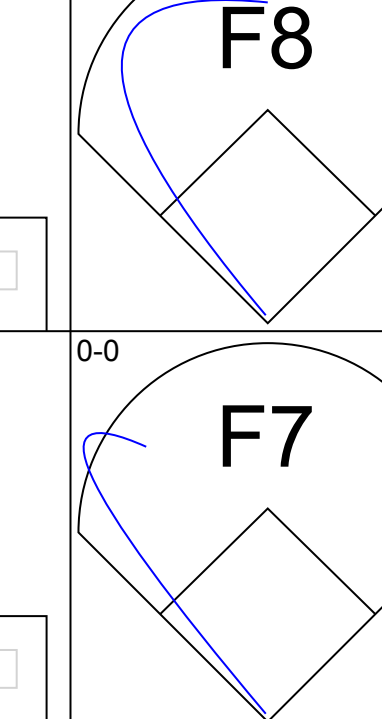
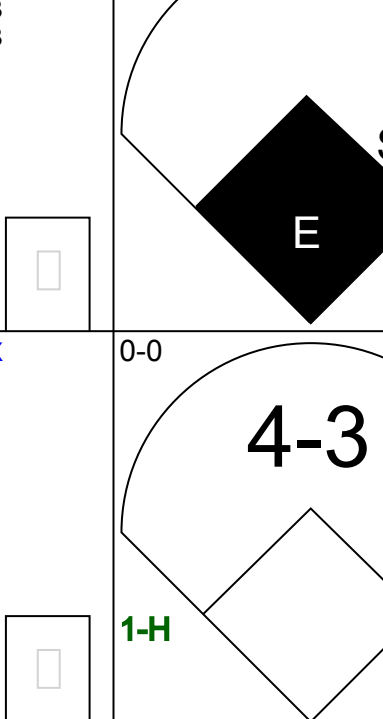
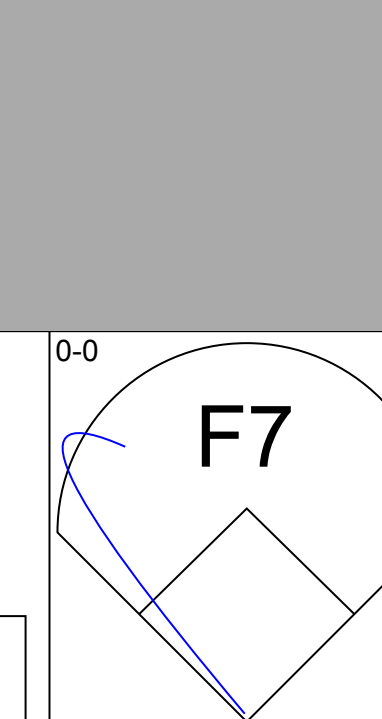
AB 34
R 4
H 6
RBI 4
BB 2
SO 12
LOB 7

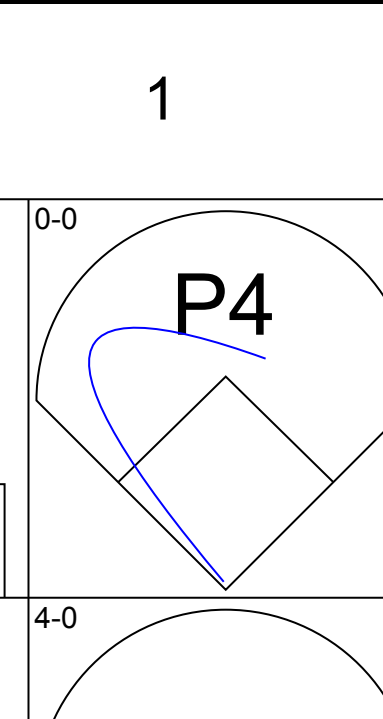
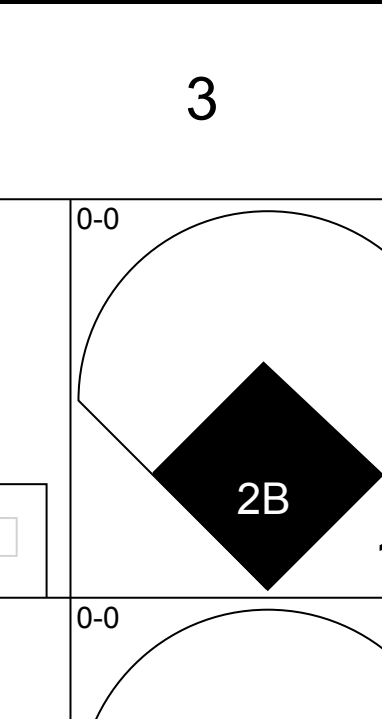
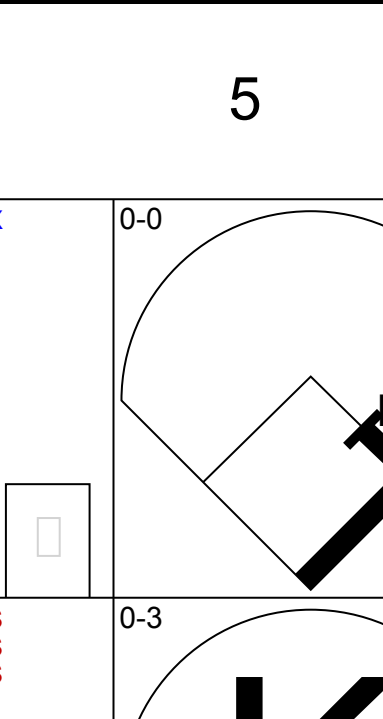
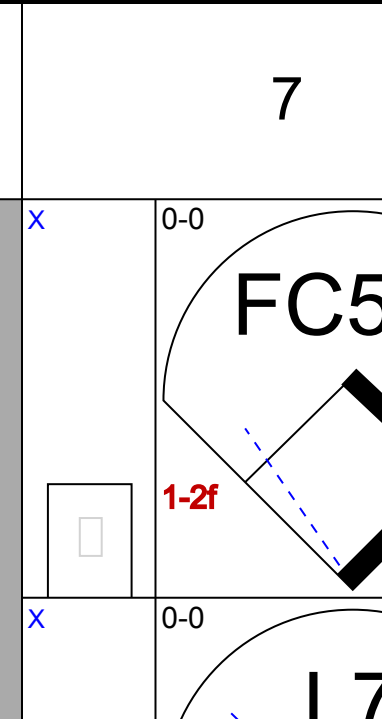

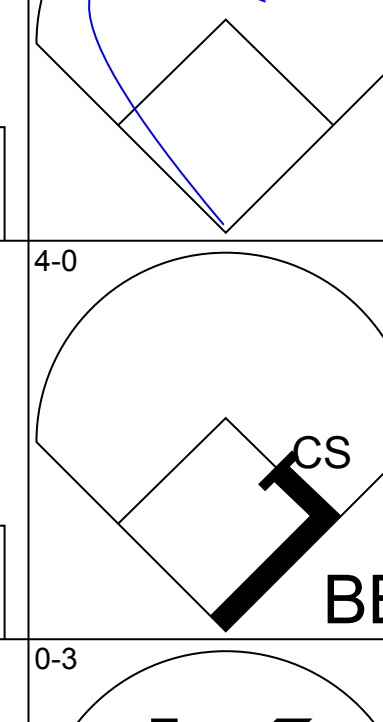
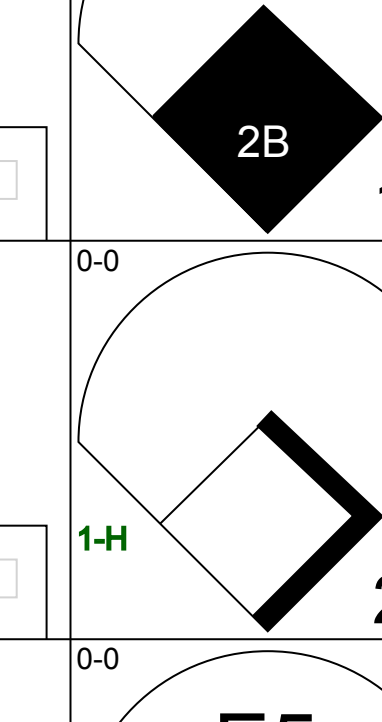
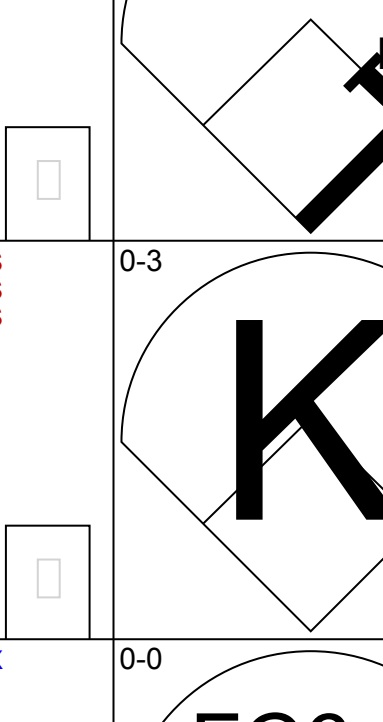
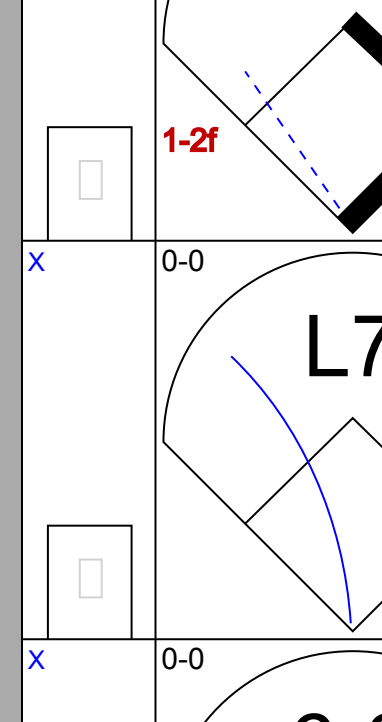
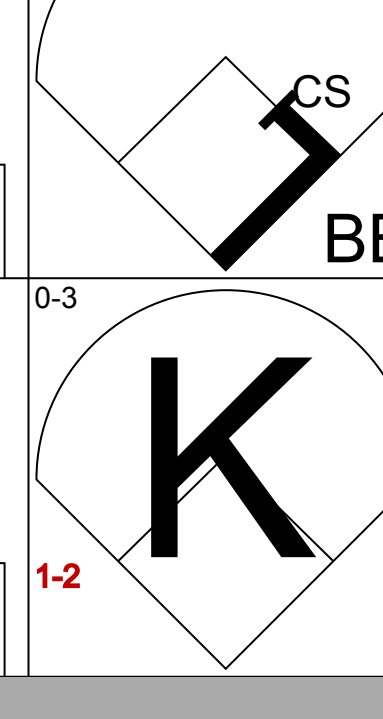
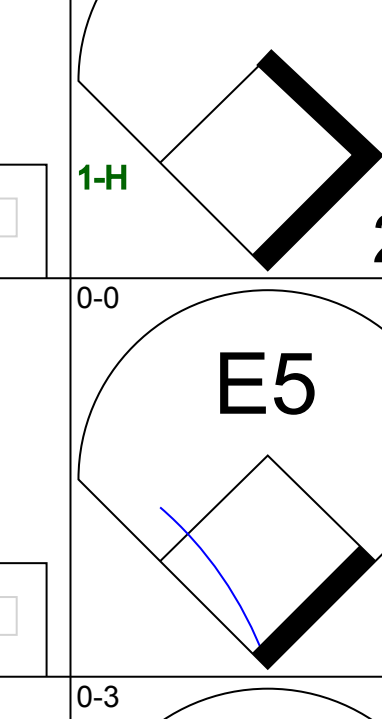
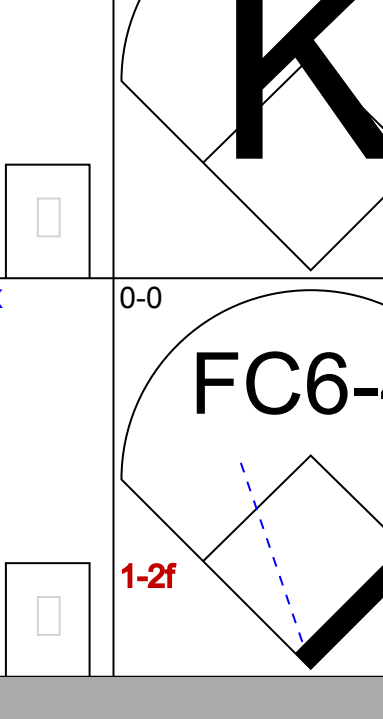
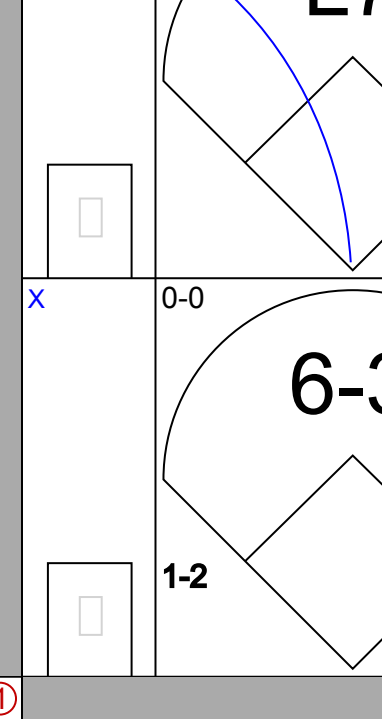
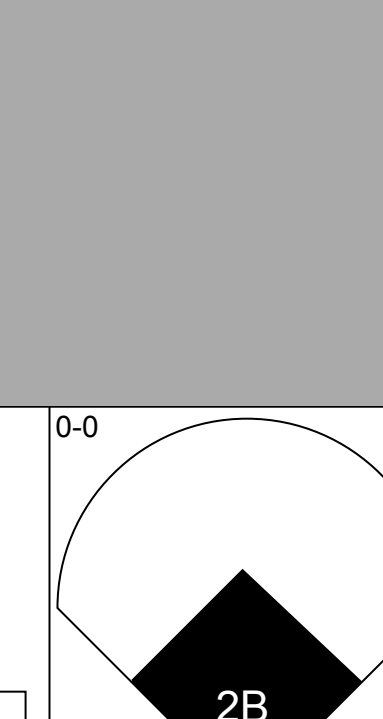
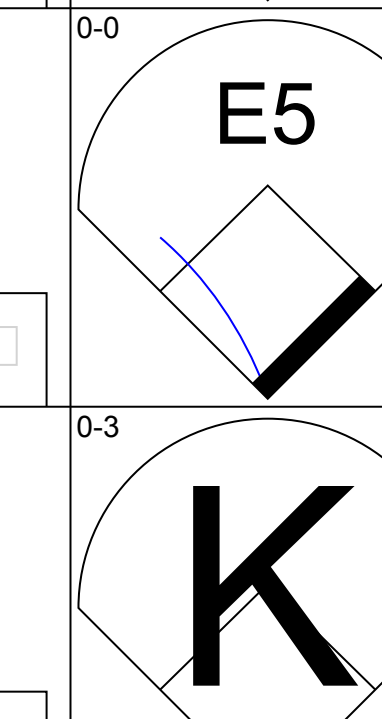
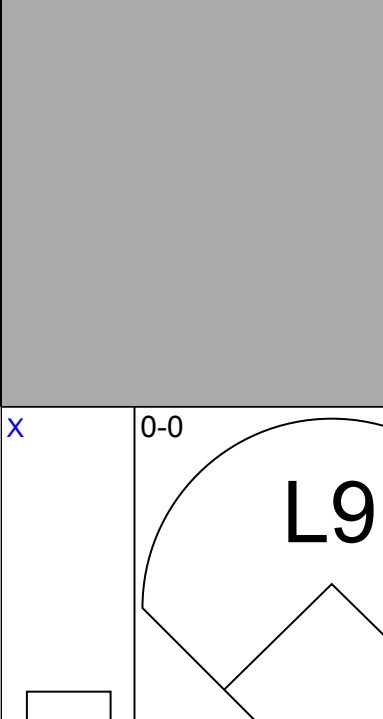
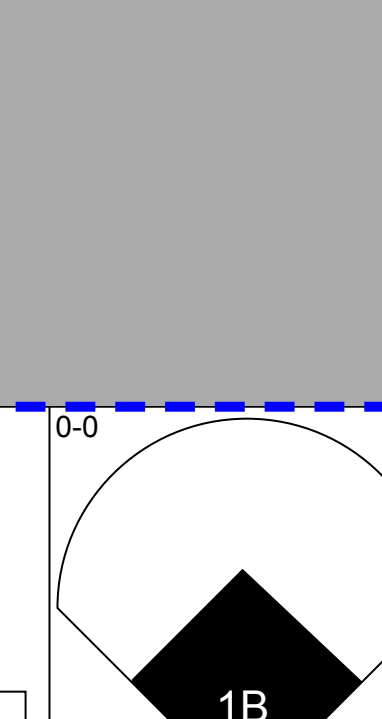
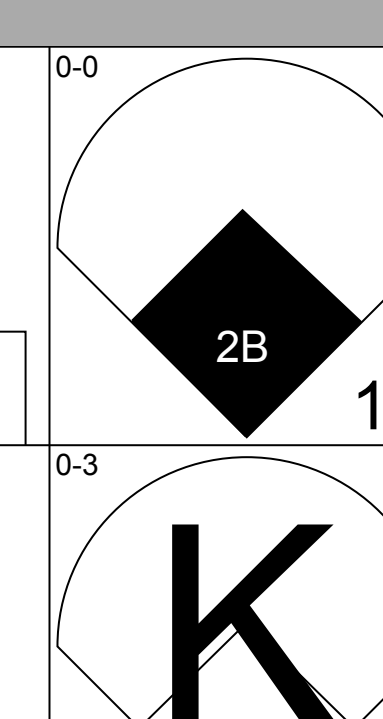
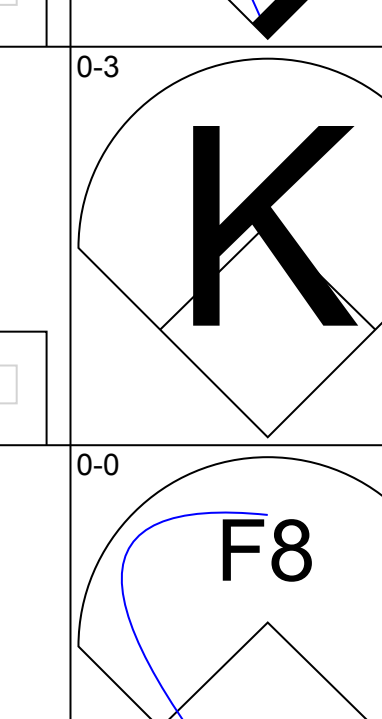
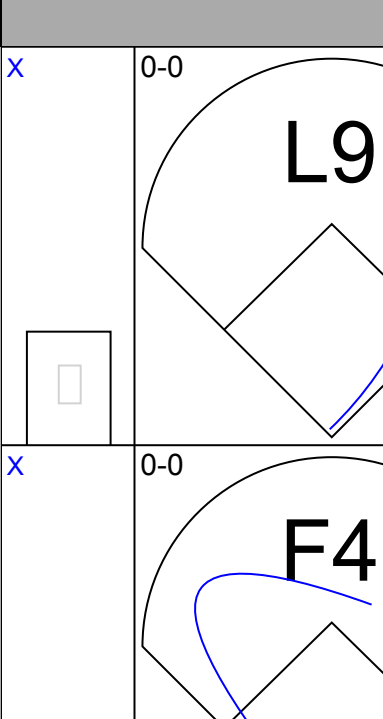
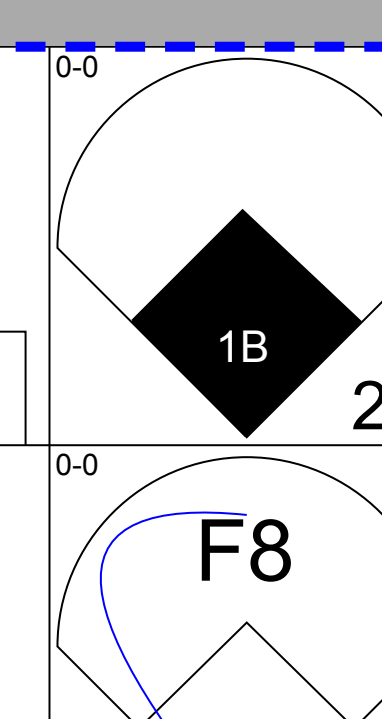
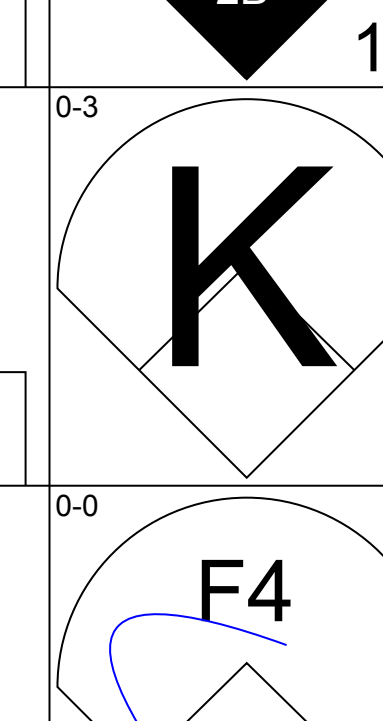
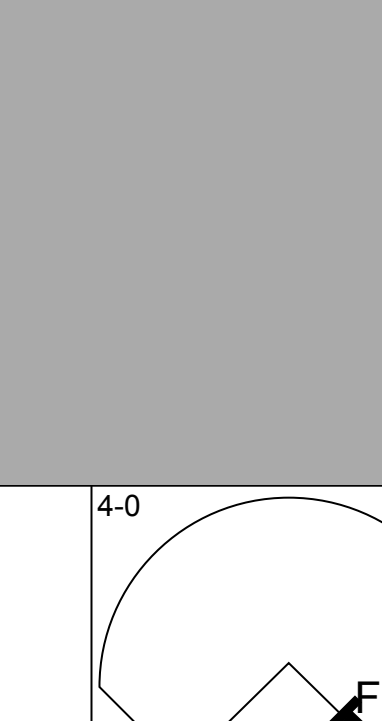
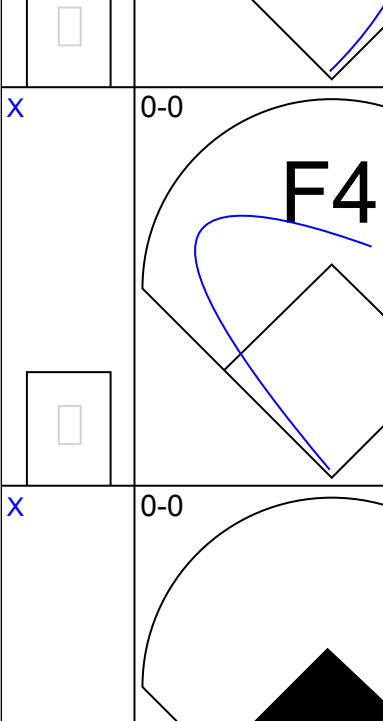
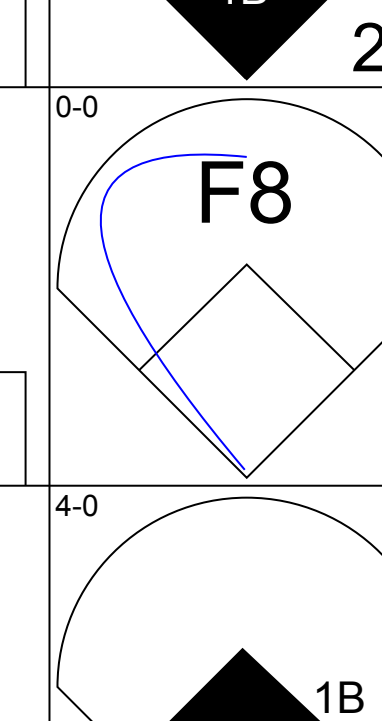
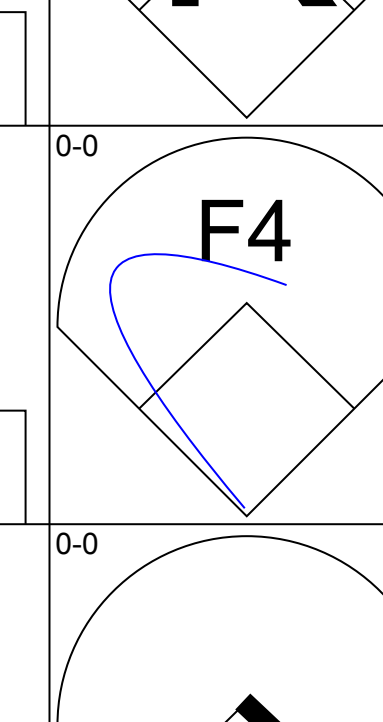
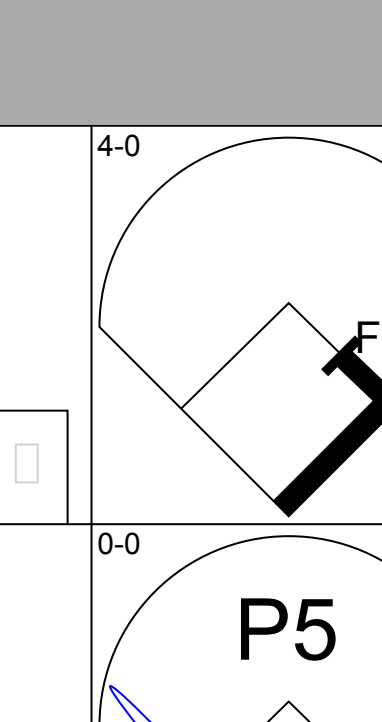
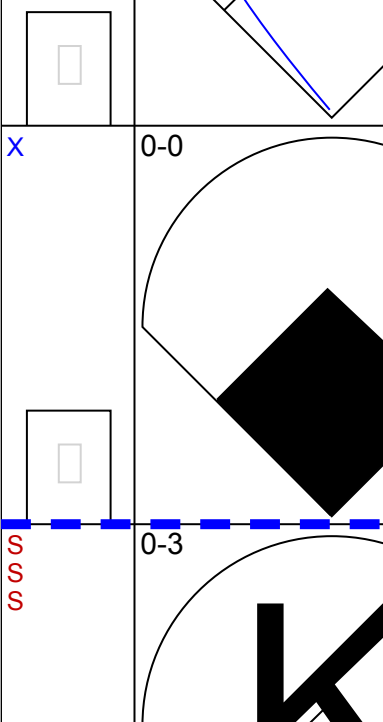
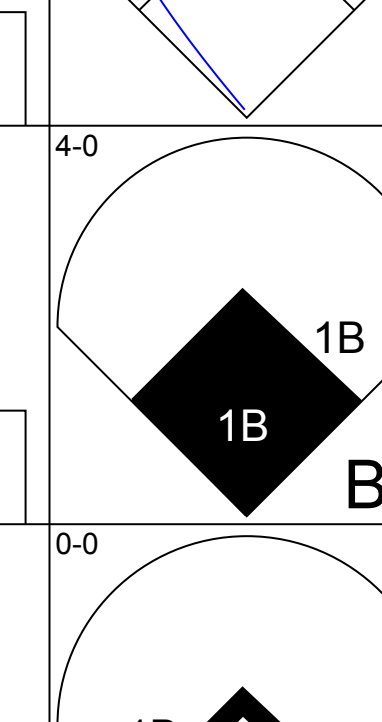

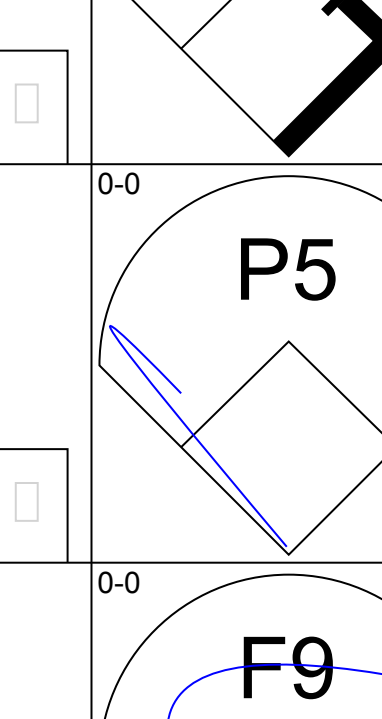




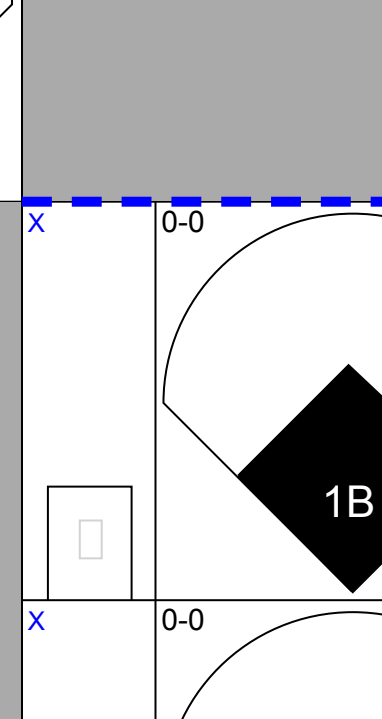



Batter	1	2	3	4	5	6	7	8	9	AB	R	H	RBI	BB	SO	LOB	TOP										
Steve Henderson, R OBP: 0.426, SLG: 0.471 (1, 7)										5	1	1	1	0	0	4	Seattle Mariners @ Minnesota Twins Hubert H. Humphrey Metrodome, Minneapolis, MN Mon Apr 18 1983, 7:05 PM EST Att. 2,416 - Dome - 64 F										
Dave Eder, R OBP: 0.409, SLG: 0.278 Manny Castillo, S OBP: 0.237, SLG: 0.257 (7, PH) (7, 5)										2	0	0	0	1	0	1											
Al Cowens, R OBP: 0.196, SLG: 0.212 (1, 8)										3	0	0	1	0	0	0											
Richie Zisk, R OBP: 0.156, SLG: 0.209 (1, 10)										4	0	0	0	0	1	1											
Rod Allen, R OBP: 0.250, SLG: 0.250 (1, 9)										4	1	1	0	0	1	1											
Ken Phelps, L OBP: 0.281, SLG: 0.767 (1, 3)										4	1	1	0	0	0	0											
Domingo Ramos, R OBP: 0.625, SLG: 1.250 (1, 6)										4	1	3	2	0	0	0											
Orlando Mercado, R OBP: 0.179, SLG: 0.296 Todd Cruz, R OBP: 0.423, SLG: 0.542 Rick Sweet, S OBP: 0.250, SLG: 0.143 (7, PH) (7, 2)										2	0	0	0	0	1	1											
Julio Cruz, S OBP: 0.413, SLG: 0.550 (1, 4)										4	0	3	1	0	0	0											
Inning Stats	R: 1 E: 0 K: 0 S: 4	H: 1 LOB: 1 BB: 1 P: 8	R: 0 E: 0 K: 0 S: 5	H: 2 LOB: 2 BB: 0 P: 5	R: 0 E: 0 K: 0 S: 3	H: 0 LOB: 0 BB: 0 P: 3	R: 0 E: 0 K: 0 S: 3	H: 0 LOB: 0 BB: 0 P: 3	R: 0 E: 0 K: 1 S: 6	H: 1 LOB: 1 BB: 0 P: 6	R: 0 E: 0 K: 1 S: 5	H: 0 LOB: 0 BB: 0 P: 5	R: 2 E: 0 K: 0 S: 6	H: 3 LOB: 1 BB: 0 P: 6	R: 2 E: 0 K: 2 S: 10	H: 3 LOB: 1 BB: 0 P: 10		R: 0 E: 0 K: 0 S: 3	H: 0 LOB: 0 BB: 0 P: 3	1B: 7 2B: 3 3B: 0 HR: 0	SF: 1 SAC: 0 DP: 0 HBP: 0	WP: 0 PB: 1 SB: 4 CS: 0	PA: 38				
PITCHER	IP	WLS	BF	H	R	ER	SO	BB	IBB	HBP	BLK	WP	HR	S	P	ERA	WHIP										
Jack O'Connor, L ERA: 3.26 (1, 1)	6.1	W	27	7	3	3	2	1	0	0	0	0	0	30	34	4.26	1.263										
Rick Lysander, R ERA: 4.25 (7, 1)	1.1		7	3	2	2	1	0	0	0	0	0	0	9	9	13.50	2.250										
Pete Filson, L ERA: 4.32 (8, 1)	1.1	S	4	0	0	0	1	0	0	0	0	0	0	6	6	0.00	0.000										

Batter	1	2	3	4	5	6	7	8	9	AB	R	H	RBI	BB	SO	LOB	BOTTOM										
Mickey Hatcher, R OBP: 0.360, SLG: 0.273 (1, 9)										4	1	2	2	0	0	3	Seattle Mariners @ Minnesota Twins Hubert H. Humphrey Metrodome, Minneapolis, MN Mon Apr 18 1983, 7:05 PM EST Att. 2,416 - Dome - 64 F										
John Castino, R OBP: 0.351, SLG: 0.611 (1, 4)										5	0	1	0	0	1	3											
Gary Ward, R OBP: 0.263, SLG: 0.294 (1, 7)										3	1	0	1	1	1	2											
Kent Hrbek, L OBP: 0.333, SLG: 0.510 (1, 3)										4	1	1	1	1	0	1											
Gary Gaetti, R OBP: 0.382, SLG: 0.447 (1, 5)										3	1	0	0	2	0	1											
Tom Brunansky, R OBP: 0.295, SLG: 0.152 (1, 8)										2	1	1	1	0	0	1											
Randy Bush, L OBP: 0.341, SLG: 0.561 Tim Laudner, R OBP: 0.300, SLG: 0.176 Tack Wilson, R OBP: 0.250, SLG: 0.500 (7, PH) (7, PR)										3	0	3	2	0	0	0											
Dave Engle, R OBP: 0.367, SLG: 0.600 (1, 2)										4	1	1	1	0	1	5											
Lenny Faedo, R OBP: 0.258, SLG: 0.267 (1, 6)										4	1	1	0	0	0	4											
Inning Stats	R: 1 E: 0 K: 1 S: 7	H: 2 LOB: 1 BB: 0 P: 7	R: 0 E: 0 K: 0 S: 4	H: 1 LOB: 2 BB: 0 P: 5	R: 3 E: 0 K: 0 S: 4	H: 1 LOB: 3 BB: 3 P: 16	R: 0 E: 0 K: 0 S: 3	H: 0 LOB: 0 BB: 0 P: 4	R: 0 E: 0 K: 1 S: 6	H: 1 LOB: 2 BB: 1 P: 10	R: 1 E: 0 K: 0 S: 5	H: 2 LOB: 1 BB: 0 P: 5	R: 3 E: 0 K: 0 S: 7	H: 4 LOB: 1 BB: 0 P: 7	R: 0 E: 0 K: 1 S: 5	H: 0 LOB: 0 BB: 0 P: 5		1B: 9 2B: 1 3B: 1 HR: 0	SF: 2 SAC: 0 DP: 0 HBP: 2	WP: 1 PB: 0 SB: 0 CS: 0	PA: 41						
PITCHER	IP	WLS	BF	H	R	ER	SO	BB	IBB	HBP	BLK	WP	HR	S	P	ERA	WHIP										
Mike Moore, R ERA: 7.27 (1, 1)	6.1	L	33	8	6	6	2	4	0	2	0	0	0	31	49	8.53	1.895										
Ed Yarde Berg, L ERA: 3.89 (7, 1)	0.0		1	1	0	0	0	0	0	0	0	1	0	1	1	∞	∞										
Roy Thomas, R ERA: 0.77 (7, 1)	1.2		7	2	2	2	1	0	0	0	0	0	0	9	9	10.80	1.200										



Batter	1	2	3	4	5	6	7	8	9	AB	R	H	RBI	BB	SO	LOB	TOP			
Steve Henderson, R (1, 7) OBP: 0.415, SLG: 0.509										4	1	1	1	0	1	0	 Seattle Mariners @ Minnesota Twins Hubert H. Humphrey Metrodome, Minneapolis, MN Tue Apr 19 1983, 7:05 PM EST Att. 3,336 - Dome - 65 F			
Domingo Ramos, R (1, 5) Manny Castillo, S (8, 5) OBP: 0.583, SLG: 1.000 OBP: 0.237, SLG: 0.257										3	0	1	0	1	0	0				
Al Cowens, R (1, 9) OBP: 0.200, SLG: 0.214										4	0	1	0	0	0	1				
Ken Phelps, L (1, 3) OBP: 0.250, SLG: 0.676										4	0	0	0	0	2	3				
Pat Putnam, L (1, 10) Richie Zisk, R (9, PH) OBP: 0.205, SLG: 0.262 OBP: 0.152, SLG: 0.205										2	0	0	0	1	0	0				
Todd Cruz, R (1, 6) OBP: 0.411, SLG: 0.510										3	0	0	0	0	1	0				
Rick Sweet, S (1, 2) Dave Edler, R (9, PH) OBP: 0.100, SLG: 0.100 OBP: 0.391, SLG: 0.263										3	0	0	0	0	0	2				
John Moses, S (1, 8)										3	1	0	0	1	0	1				
Julio Cruz, S (1, 4) OBP: 0.388, SLG: 0.512										3	0	0	0	0	0	0				
Inning Stats	R: 0 E: 0 K: 1 S: 6	H: 1 LOB: 1 BB: 0 P: 6	R: 0 E: 0 K: 0 S: 3	H: 0 LOB: 0 BB: 0 P: 3	R: 1 E: 0 K: 0 S: 4	H: 1 LOB: 0 BB: 0 P: 4	R: 0 E: 0 K: 1 S: 5	H: 0 LOB: 2 BB: 1 P: 10	R: 1 E: 0 K: 0 S: 3	H: 0 LOB: 0 BB: 0 P: 3	R: 0 E: 0 K: 1 S: 5	H: 0 LOB: 0 BB: 0 P: 5	R: 0 E: 0 K: 1 S: 6	H: 1 LOB: 2 BB: 1 P: 10	R: 0 E: 0 K: 1 S: 6	H: 0 LOB: 1 BB: 0 P: 6		1B: 2 2B: 0 3B: 0 HR: 1	SF: 0 SAC: 0 DP: 0 HBP: 1	WP: 1 PB: 0 SB: 2 CS: 0
PITCHER	IP WLS BF H R ER SO BB IBB HBP BLK WP HR S P ERA WHIP																			
Albert Williams, R (1, 1) ERA: 4.58	5.0	20	2	2	1	2	2	0	1	0	0	0	0	1	0	21	30	1.80	0.800	
Len Whitehouse, L (6, 1) ERA: 1.35	4.0	15	1	0	0	3	1	0	0	0	1	0	0	0	20	24	0.00	0.500		

Batter	1	2	3	4	5	6	7	8	9	AB	R	H	RBI	BB	SO	LOB	BOTTOM			
Mickey Hatcher, R (1, 9) OBP: 0.379, SLG: 0.308										4	1	2	0	0	0	2	 Seattle Mariners @ Minnesota Twins Hubert H. Humphrey Metrodome, Minneapolis, MN Tue Apr 19 1983, 7:05 PM EST Att. 3,336 - Dome - 65 F			
John Castino, R (1, 4) OBP: 0.361, SLG: 0.614										3	0	1	1	1	1	3				
Gary Ward, R (1, 7) OBP: 0.246, SLG: 0.273										4	0	0	0	0	1	5				
Kent Hrbek, L (1, 3) OBP: 0.345, SLG: 0.528										4	2	2	0	0	1	2				
Gary Gaetti, R (1, 5) OBP: 0.356, SLG: 0.412										4	0	0	0	0	1	4				
Tom Brunansky, R (1, 8) OBP: 0.288, SLG: 0.229										2	2	1	1	2	0	1				
Randy Bush, L (1, 10) OBP: 0.354, SLG: 0.578										4	0	2	2	0	1	1				
Dave Engle, R (1, 2) Tack Wilson, R (7, PR) Ray Smith, R (8, 2) OBP: 0.444, SLG: 0.611 OBP: 0.250, SLG: 0.500 OBP: 0.421, SLG: 0.267										3	0	1	0	0	0	2				
Lenny Faedo, R (1, 6) OBP: 0.257, SLG: 0.265										4	0	1	1	0	1	2				
Inning Stats	R: 0 E: 0 K: 1 S: 4	H: 0 LOB: 0 BB: 1 P: 8	R: 1 E: 0 K: 1 S: 7	H: 2 LOB: 1 BB: 0 P: 7	R: 1 E: 1 K: 1 S: 8	H: 2 LOB: 2 BB: 0 P: 8	R: 0 E: 0 K: 0 S: 2	H: 0 LOB: 0 BB: 1 P: 6	R: 0 E: 0 K: 1 S: 6	H: 1 LOB: 1 BB: 0 P: 6	R: 1 E: 0 K: 1 S: 6	H: 1 LOB: 1 BB: 0 P: 6	R: 1 E: 0 K: 1 S: 5	H: 2 LOB: 1 BB: 0 P: 5	R: 2 E: 0 K: 1 S: 7	H: 3 LOB: 1 BB: 1 P: 11		1B: 6 2B: 4 3B: 0 HR: 1	SF: 0 SAC: 0 DP: 0 HBP: 0	WP: 0 PB: 0 SB: 1 CS: 2
PITCHER	IP WLS BF H R ER SO BB IBB HBP BLK WP HR S P ERA WHIP																			
Ed Nunez, R (1, 1) ERA: 4.4	0.1	1	0	0	0	1	0	0	0	0	0	0	3	3	0.00	0.000				
Ed Yande Berg, L (6, 1) ERA: 3.38	1.0	5	2	1	1	0	0	0	0	0	0	0	5	5	9.00	2.000				
Mike Stanton, R (7, 1) ERA: 1.23	1.0	6	3	2	2	1	1	0	0	0	0	0	7	11	18.00	4.000				


Batter	1	2	3	4	5	6	7	8	9	AB	R	H	RBI	BB	SO	LOB	TOP			
Steve Henderson, R (1, 7) OBP: 0.406, SLG: 0.492										4	1	1	1	0	1	0	Seattle Mariners @ Minnesota Twins Hubert H. Humphrey Metrodome, Minneapolis, MN Wed Apr 20 1983, 7:05 PM EST Att: 3,074 - Dome - 61 F			
Domingo Ramos, R (1, 5) OBP: 0.438, SLG: 0.733										4	0	0	0	0	1	2				
Al Cowens, R (1, 9) OBP: 0.203, SLG: 0.233										4	0	1	1	0	1	0				
Ken Phelps, L (1, 10) OBP: 0.225, SLG: 0.605										4	0	0	0	0	2	1				
Pat Putnam, L (1, 3) OBP: 0.208, SLG: 0.244										3	0	0	0	1	0	1				
Todd Cruz, R (1, 6) OBP: 0.400, SLG: 0.491										4	0	1	0	0	1	1				
Rick Sweet, S (1, 2) OBP: 0.200, SLG: 0.143										4	0	1	0	0	0	2				
John Moses, S (1, 8)										3	0	0	0	0	1	4				
Julio Cruz, S (1, 4) OBP: 0.385, SLG: 0.500										3	1	1	0	0	0	0				
Inning Stats	R: 0 E: 0 K: 1 S: 5	H: 1 LOB: 0 BB: 0 P: 5	R: 0 E: 1 K: 2 S: 9	H: 1 LOB: 2 BB: 0 P: 9	R: 1 E: 0 K: 1 S: 6	H: 1 LOB: 0 BB: 0 P: 6	R: 0 E: 0 K: 1 S: 5	H: 0 LOB: 0 BB: 0 P: 5	R: 0 E: 0 K: 0 S: 3	H: 0 LOB: 0 BB: 0 P: 3	R: 0 E: 0 K: 1 S: 5	H: 1 LOB: 2 BB: 1 P: 8	R: 1 E: 1 K: 1 S: 7	H: 1 LOB: 1 BB: 0 P: 7	R: 0 E: 0 K: 0 S: 3	H: 0 LOB: 0 BB: 0 P: 3		1B: 4 2B: 1 3B: 0 HR: 0	SF: 0 SAC: 0 DP: 0 HBP: 0	WP: 0 PB: 0 SB: 1 CS: 1
PITCHER	IP WLS BF H R ER SO BB IBB HBP BLK WP HR S P ERA WHIP																			
Bobby Castillo, R (1, 1) ERA: 1.69	7.0 W 26 4 1 0 6 1 0 0 0 0 0 0 37 41 0.00 0.714																			
Rick Lysander, R (8, 1) ERA: 3.68	2.0 8 1 1 0 1 0 0 0 0 0 0 0 10 10 0.00 0.500																			

AB	33
R	2
H	5
RBI	2
BB	1
SO	7
LOB	11



Batter	1	2	3	4	5	6	7	8	9	AB	R	H	RBI	BB	SO	LOB	BOTTOM			
Mickey Hatcher, R (1, 9) OBP: 0.400, SLG: 0.370										1	0	1	0	0	0	0	Seattle Mariners @ Minnesota Twins Hubert H. Humphrey Metrodome, Minneapolis, MN Wed Apr 20 1983, 7:05 PM EST Att: 3,074 - Dome - 61 F			
Darrell Brown, S (1, PR) (2, 8)										3	0	1	3	1	0	0				
John Castino, R (1, 4) OBP: 0.338, SLG: 0.574										4	0	0	0	0	0	4				
Gary Ward, R (1, 7) OBP: 0.258, SLG: 0.300										5	2	2	0	0	0	2				
Kent Hrbek, L (1, 3) OBP: 0.349, SLG: 0.534										5	2	2	0	0	0	4				
Gary Gaetti, R (1, 5) OBP: 0.375, SLG: 0.446										5	3	3	3	0	0	1				
Tom Brunansky, R (1, 8) (2, 9)										4	1	2	1	1	0	2				
Randy Bush, L (1, 10) OBP: 0.313, SLG: 0.269										2	0	1	1	1	0	1				
Tim Laudner, R (7, PH) OBP: 0.318, SLG: 0.263										2	1	1	1	0	0	0				
Dave Engle, R (1, 2) OBP: 0.355, SLG: 0.571										3	1	1	1	1	0	2				
Lenny Faedo, R (1, 6) OBP: 0.282, SLG: 0.270										3	1	1	0	1	0	2				
Inning Stats	R: 0 E: 0 K: 0 S: 4	H: 1 LOB: 2 BB: 0 P: 4	R: 0 E: 0 K: 0 S: 4	H: 1 LOB: 1 BB: 0 P: 4	R: 0 E: 0 K: 0 S: 3	H: 0 LOB: 0 BB: 0 P: 3	R: 2 E: 0 K: 0 S: 6	H: 3 LOB: 2 BB: 1 P: 10	R: 0 E: 0 K: 0 S: 3	H: 0 LOB: 0 BB: 0 P: 3	R: 4 E: 1 K: 0 S: 7	H: 4 LOB: 1 BB: 1 P: 11	R: 3 E: 0 K: 0 S: 6	H: 3 LOB: 3 BB: 3 P: 18	R: 2 E: 0 K: 0 S: 5	H: 3 LOB: 0 BB: 0 P: 5	1B: 8 2B: 7 3B: 0 HR: 0	SF: 0 SAC: 1 DP: 0 HBP: 0	WP: 0 PB: 1 SB: 0 CS: 0	PA: 43
PITCHER	IP WLS BF H R ER SO BB IBB HBP BLK WP HR S P ERA WHIP																			
Gaylord Perry, R (1, 1) ERA: 6.0	5.2 L 28 9 6 6 0 1 1 0 0 0 0 0 26 34 9.53 1.765																			
Roy Thomas, R (6, 1) ERA: 2.13	1.0 5 1 2 2 0 1 0 0 0 0 0 0 4 8 18.00 2.000																			
Bryan Clark, L (7, 1) ERA: 2.66	0.0 4 2 1 1 0 2 0 0 0 0 0 0 2 10 ∞ ∞																			
Ed Vande Berg, L (7, 1) ERA: 6.75	1.1 6 3 2 2 0 0 0 0 0 0 0 0 6 6 13.50 2.250																			

AB	37
R	11
H	15
RBI	10
BB	5
SO	0
LOB	18



Batter	1	2	3	4	5	6	7	8	9	AB	R	H	RBI	BB	SO	LOB	TOP										
Steve Henderson, R (1, 7) John Moses, S (9, 7)	F8						6-3		K	4	0	1	0	1	1	1	Seattle Mariners @ Minnesota Twins Hubert H. Humphrey Metrodome, Minneapolis, MN Thu Apr 21 1983, 7:05 PM EST Att. 4,719 - Dome - 60 F livebaseballscores.com										
Dave Edler, R (1, 5) OBP: 0.357, SLG: 0.250	S		6-3				F9		K	5	0	1	0	0	1	4											
Al Cowens, R (1, 9) OBP: 0.191, SLG: 0.219	F9						4-3		F9	4	0	0	0	0	0	1											
Richie Zisk, R (1, 10) OBP: 0.160, SLG: 0.208	5-3						6-3		F9	4	0	1	0	0	0	1											
Dave Henderson, R (1, 8) OBP: 0.327, SLG: 0.500									F9	3	0	2	0	1	0	0											
Todd Cruz, R (1, 6) OBP: 0.391, SLG: 0.492	K								K	4	0	1	0	0	2	3											
Pat Putnam, L (1, 3) OBP: 0.212, SLG: 0.306	K								K	4	1	1	1	0	1	4											
Orlando Mercado, R (1, 2) OBP: 0.188, SLG: 0.290									P2	4	0	1	0	0	1	0											
Julio Cruz, S (1, 4) OBP: 0.393, SLG: 0.560									S	4	1	2	1	0	0	1											
Inning Stats	R: 0 E: 0 K: 0 S: 4	H: 1 LOB: 1 BB: 0 P: 4	R: 0 E: 0 K: 2 S: 7	H: 0 LOB: 0 BB: 0 P: 7	R: 0 E: 0 K: 0 S: 4	H: 1 LOB: 1 BB: 0 P: 4	R: 0 E: 0 K: 0 S: 5	H: 2 LOB: 2 BB: 0 P: 5	R: 0 E: 0 K: 1 S: 3	H: 1 LOB: 1 BB: 1 P: 7	R: 0 E: 0 K: 1 S: 5	H: 0 LOB: 1 BB: 1 P: 9	R: 2 E: 0 K: 1 S: 7	H: 2 LOB: 0 BB: 0 P: 7	R: 0 E: 0 K: 0 S: 5	H: 2 LOB: 2 BB: 0 P: 5	R: 0 E: 0 K: 2 S: 8	H: 1 LOB: 1 BB: 0 P: 8	1B: 6 2B: 2 3B: 0 HR: 2	SF: 0 SAC: 0 DP: 0 HBP: 0	WP: 0 PB: 0 SB: 0 CS: 2	PA: 38					
PITCHER	IP	WLS	BF	H	R	ER	SO	BB	IBB	HBP	BLK	WP	HR	S	P	ERA	WHIP										
Bryan Oelkers, L (1, 1) ERA: 5.09	7.0	L	29	7	2	2	4	2	0	0	0	0	2	35	43	2.57	1.286										
Frank Viola, L (8, 1) ERA: 7.94	1.0		5	2	0	0	0	0	0	0	0	0	0	5	5	0.00	2.000										
Ron Davis, R (9, 1) ERA: 2.31	1.0		4	1	0	0	2	0	0	0	0	0	0	8	8	0.00	1.000										

Batter	1	2	3	4	5	6	7	8	9	AB	R	H	RBI	BB	SO	LOB	BOTTOM										
Darrell Brown, S (1, 8) OBP: 0.375, SLG: 0.286	4-3								4-3	4	0	1	0	0	0	0	Seattle Mariners @ Minnesota Twins Hubert H. Humphrey Metrodome, Minneapolis, MN Thu Apr 21 1983, 7:05 PM EST Att. 4,719 - Dome - 60 F livebaseballscores.com										
John Castino, R (1, 4) OBP: 0.333, SLG: 0.554	2-3								4-3	4	0	1	0	0	0	1											
Gary Ward, R (1, 7) OBP: 0.243, SLG: 0.281	2-3								F4	4	0	0	0	0	1	2											
Gary Gaetti, R (1, 5) OBP: 0.358, SLG: 0.424	F9								F4	3	0	0	0	0	1	1											
Kent Hrbek, L (1, 3) OBP: 0.359, SLG: 0.534									L9	0	0	0	0	0	0	0											
Scott Ullger, R (2, PR) (3, 3)									L9	2	0	0	0	0	0	0											
Tom Brunansky, R (1, 9) OBP: 0.328, SLG: 0.264									FC6-4	1	0	0	0	2	0	0											
Dave Engle, R (1, 10) OBP: 0.300, SLG: 0.500	6-3								K	3	0	0	0	0	1	2											
Tim Laudner, R (1, 2) OBP: 0.280, SLG: 0.227									FC6-4	3	0	0	0	0	1	1											
Lenny Faedo, R (1, 6) OBP: 0.262, SLG: 0.250									6-3	3	0	0	0	0	0	0											
Inning Stats	R: 0 E: 0 K: 0 S: 4	H: 1 LOB: 1 BB: 0 P: 4	R: 0 E: 0 K: 0 S: 1	H: 0 LOB: 1 BB: 1 P: 6	R: 0 E: 0 K: 1 S: 5	H: 0 LOB: 0 BB: 0 P: 5	R: 0 E: 0 K: 1 S: 5	H: 0 LOB: 0 BB: 0 P: 5	R: 0 E: 0 K: 0 S: 3	H: 0 LOB: 0 BB: 0 P: 3	R: 0 E: 0 K: 1 S: 5	H: 0 LOB: 0 BB: 0 P: 5	R: 0 E: 0 K: 1 S: 5	H: 0 LOB: 0 BB: 0 P: 5	R: 0 E: 0 K: 1 S: 5	H: 0 LOB: 1 BB: 1 P: 9	R: 0 E: 0 K: 1 S: 4	H: 1 LOB: 1 BB: 0 P: 4	1B: 2 2B: 0 3B: 0 HR: 0	SF: 0 SAC: 0 DP: 0 HBP: 1	WP: 0 PB: 0 SB: 0 CS: 2	PA: 30					
PITCHER	IP	WLS	BF	H	R	ER	SO	BB	IBB	HBP	BLK	WP	HR	S	P	ERA	WHIP										
Matt Young, L (1, 1) ERA: 4.88	8.1	W	28	2	0	0	4	2	0	1	0	0	0	33	42	0.00	0.480										
Bill Caudill, R (9, 1) ERA: 3.12	0.2	S	2	0	0	0	0	0	0	0	0	0	0	2	2	0.00	0.000										

Batter	1	2	3	4	5	6	7	8	9	AB	R	H	RBI	BB	SO	LOB	TOP					
Steve Henderson, R (1, 7) OBP: 0.397, SLG: 0.470	4-0 CS BB		0-0 5-3		0-0 4-3			0-0 F7		3	0	0	0	1	0	2						
Manny Castillo, S (1, 5) OBP: 0.238, SLG: 0.256	0-3 K		0-0 1-3		0-0 F7			0-0 1B		4	0	1	0	0	1	3						
Al Cowens, R (1, 9) OBP: 0.208, SLG: 0.224	0-0 1B		4-0 BB		0-0 G3			0-0 F8		3	0	1	0	1	0	1						
Pat Putnam, L (1, 3) OBP: 0.214, SLG: 0.288	0-3 K		0-0 F4		0-0 F9			4-0 FC5-4 BB		3	0	0	0	1	1	3						
Richie Zisk, R (1, 10) OBP: 0.167, SLG: 0.212		0-0 G4-6-3 BB 1B		0-0 4-3				0-3 K		4	0	1	0	0	2	1						
Rick Sweet, S (1, 2) OBP: 0.278, SLG: 0.133		4-0 G4-6-3 BB		4-0 L4-3 BB			0-0 G3		0-0 F7	1	0	0	0	2	0	0						
Ken Phelps, L (9, PH) OBP: 0.220, SLG: 0.590										1	0	0	0	0	0	1						
Dave Henderson, R (1, 8) OBP: 0.304, SLG: 0.463		0-0 G4-6-3 1-2 2-3		0-0 L4-3 1-2			0-0 5-3		0-0 FC5-4 1-2	4	0	0	0	0	0	4						
Todd Cruz, R (1, 6) OBP: 0.373, SLG: 0.468		0-3 K			0-0 F7			0-0 F4		3	0	0	0	0	1	1						
Julio Cruz, S (1, 4) OBP: 0.407, SLG: 0.566			0-0 1-3 5-3 1B		0-0 4-3 S 1B			0-0 6-3		3	0	2	0	0	0	0						
Inning Stats	R: 0 E: 0 K: 2 S: 7	H: 1 LOB: 1 BB: 1 P: 11	R: 0 E: 0 K: 1 S: 5	H: 1 LOB: 1 BB: 1 P: 9	R: 0 E: 0 K: 0 S: 4	H: 1 LOB: 2 BB: 1 P: 8	R: 0 E: 0 K: 0 S: 2	H: 0 LOB: 0 BB: 1 P: 6	R: 0 E: 0 K: 0 S: 4	H: 1 LOB: 1 BB: 0 P: 4	R: 0 E: 0 K: 1 S: 5	H: 0 LOB: 0 BB: 0 P: 5	R: 0 E: 0 K: 0 S: 3	H: 0 LOB: 0 BB: 0 P: 3	R: 0 E: 0 K: 0 S: 4	H: 1 LOB: 1 BB: 0 P: 4	R: 0 E: 0 K: 1 S: 5	H: 0 LOB: 1 BB: 1 P: 9	1B: 5 2B: 1 3B: 0 HR: 0	SF: 0 SAC: 0 DP: 2 HBP: 0	WP: 0 PB: 0 SB: 1 CS: 1	PA: 34
PITCHER Milt Wilcox, R (1, 1) ERA: 1.82	IP: 9.0 WLS: W BF: 34 H: 5 R: 0 ER: 0 SO: 5 BB: 5 IBB: 0 HBP: 0 BLK: 0 WP: 0 HR: 0 S: 39 P: 59 ERA: 0.00 WHIP: 1.111															PITCHER						

Seattle Mariners @ Detroit Tigers
Tiger Stadium, Detroit, MI
Fri Apr 22 1983, 6:05 PM EST
Att: 12,696 - Unknown

AB 29
R 0
H 5
RBI 0
BB 5
SO 5
LOB 16



Batter	1	2	3	4	5	6	7	8	9	AB	R	H	RBI	BB	SO	LOB	BOTTOM					
Lou Whitaker, L (1, 4) OBP: 0.317, SLG: 0.288	0-0 1-3		0-0 L4 1B		0-0 1-4-3 2-3			0-0 F6		4	0	1	0	0	0	1						
Johnny Grubb, L (1, 9) OBP: 0.283, SLG: 0.235			0-0 L4		0-3 K			0-0 2B 3B		3	0	0	0	0	1	2						
Glenn Wilson, R (8, 9) OBP: 0.372, SLG: 0.641			0-0 1-2							1	1	1	0	0	0	0						
Kirk Gibson, L (1, 10) OBP: 0.409, SLG: 0.500	0-3 K			0-0 1B		4-0 PB 1B BB		0-0 F2		3	0	1	0	1	1	1						
Lance Parrish, R (1, 2) OBP: 0.368, SLG: 0.444		0-0 HR		0-0 F4		0-0 PB 1B		0-0 F8 1B 2B		4	2	3	2	0	0	1						
Larry Herndon, R (1, 7) OBP: 0.271, SLG: 0.492		0-0 L1-3 1B		0-0 F3		0-0 F8		0-0 F8		4	0	1	0	0	0	4						
Howard Johnson, S (1, 5) OBP: 0.180, SLG: 0.125		0-0 L1-3		0-0 F4		0-0 F7		0-0 1B S 1B		3	0	0	0	0	0	4						
Tom Brookens, R (7, 5) OBP: 0.429, SLG: 0.600		0-0 1-2						0-0 1B S 1B		1	0	1	1	0	0	0						
Chet Lemon, R (1, 8) OBP: 0.407, SLG: 0.458		0-0 2B			0-0 1B 2B		0-0 5-3		0-0 1B	4	1	3	0	0	0	2						
Rick Leach, L (1, 3) OBP: 0.278, SLG: 0.294		0-0 F8			0-0 1-4-3 S 2H 1B			0-0 1-3		3	0	1	1	0	0	1						
Alan Trammell, R (1, 6) OBP: 0.365, SLG: 0.341			0-3 K		0-3 K			0-3 K		3	0	0	0	0	3	1						
Inning Stats	R: 0 E: 0 K: 1 S: 5	H: 0 LOB: 0 BB: 0 P: 5	R: 1 E: 0 K: 0 S: 5	H: 3 LOB: 1 BB: 0 P: 5	R: 0 E: 0 K: 1 S: 5	H: 1 LOB: 0 BB: 0 P: 5	R: 0 E: 0 K: 0 S: 4	H: 1 LOB: 1 BB: 0 P: 4	R: 1 E: 0 K: 2 S: 9	H: 2 LOB: 1 BB: 0 P: 9	R: 0 E: 0 K: 0 S: 4	H: 1 LOB: 2 BB: 1 P: 8	R: 0 E: 0 K: 1 S: 5	H: 0 LOB: 0 BB: 0 P: 5	R: 2 E: 0 K: 0 S: 6	H: 4 LOB: 2 BB: 0 P: 6	R: 0 E: 0 K: 0 S: 6	H: 0 LOB: 0 BB: 0 P: 6	1B: 7 2B: 4 3B: 1 HR: 1	SF: 0 SAC: 0 DP: 1 HBP: 0	WP: 0 PB: 1 SB: 2 CS: 0	PA: 34
PITCHER Bob Stoddard, R (1, 1) ERA: 5.11	IP: 7.1 WLS: L BF: 30 H: 9 R: 3 ER: 3 SO: 3 BB: 1 IBB: 0 HBP: 0 BLK: 0 WP: 0 HR: 1 S: 39 P: 43 ERA: 3.68 WHIP: 1.364															PITCHER						
Mike Stanton, R (8, 1) ERA: 2.25	IP: 0.2 WLS: L BF: 4 H: 3 R: 1 ER: 1 SO: 0 BB: 0 IBB: 0 HBP: 0 BLK: 0 WP: 0 HR: 0 S: 4 P: 4 ERA: 13.50 WHIP: 4.500															PITCHER						

Seattle Mariners @ Detroit Tigers
Tiger Stadium, Detroit, MI
Fri Apr 22 1983, 6:05 PM EST
Att: 12,696 - Unknown

AB 33
R 4
H 12
RBI 4
BB 1
SO 5
LOB 17



Batter	1	2	3	4	5	6	7	8	9	AB	R	H	RBI	BB	SO	LOB	TOP			
Julio Cruz, S OBP: 0.397, SLG: 0.536 (1,4)	0-0 3-1			4-0 1B BB		0-0 F7		0-0 F7		3	0	0	0	1	0	0				
Steve Henderson, R OBP: 0.415, SLG: 0.478 (1,7)	0-3 K			0-0 G6-4-3 1B		0-0 G3 1B			4-0 1B BB	3	0	2	0	1	1	0				
Ken Phelps, L OBP: 0.200, SLG: 0.535 (1,3)	0-3 K			0-0 F7		0-0 G3			0-0 F7	4	0	0	0	0	1	4				
Richie Zisk, R OBP: 0.172, SLG: 0.214 (9, PR)				0-0 G6-4-3 1-2		0-0 F8			0-0 1B	4	0	1	0	0	0	3				
Rod Allen, R OBP: 0.250, SLG: 0.250 (9, PR)				0-0 1-2					0-0 1B	0	0	0	0	0	0	0				
Al Cowens, R OBP: 0.197, SLG: 0.211 (1,9)				0-0 6-3		0-0 6-3			0-0 F2	4	0	0	0	0	0	2				
Todd Cruz, R OBP: 0.366, SLG: 0.455 (1,6)				0-0 F4		0-3 K			0-3 K	4	0	1	0	0	2	2				
Dave Henderson, R OBP: 0.305, SLG: 0.474 (1,8)				0-0 6-3		0-0 1B 2B			0-0 9-3	3	0	1	0	0	0	1				
Rick Sweet, S OBP: 0.286, SLG: 0.167 (1,2)				0-0 G3		0-0 1B			0-0 G3	3	0	1	0	0	0	0				
Manny Castillo, S OBP: 0.222, SLG: 0.238 (1,5)				0-0 4-3		0-0 3-1			0-0 3-1	3	0	0	0	0	0	2				
Inning Stats	R: 0 E: 0 K: 2 S: 7	H: 0 LOB: 0 BB: 0 P: 7	R: 0 E: 0 K: 0 S: 3	H: 0 LOB: 0 BB: 0 P: 3	R: 0 E: 0 K: 0 S: 3	H: 0 LOB: 0 BB: 0 P: 3	R: 0 E: 0 K: 0 S: 3	H: 1 LOB: 1 BB: 1 P: 7	R: 0 E: 0 K: 1 S: 7	H: 2 LOB: 2 BB: 0 P: 7	R: 0 E: 0 K: 0 S: 4	H: 1 LOB: 1 BB: 0 P: 4	R: 0 E: 0 K: 0 S: 3	H: 1 LOB: 0 BB: 0 P: 3	R: 0 E: 0 K: 1 S: 6	H: 1 LOB: 2 BB: 1 P: 10	1B: 5 2B: 2 3B: 0 HR: 0	SF: 0 SAC: 0 DP: 2 HBP: 0	WP: 0 PB: 0 SB: 0 CS: 0	PA: 33
PITCHER Dan Petry, R ERA: 2.01 (1,1)	IP: 9.0 WLS: W BF: 33 H: 6 R: 0 ER: 0 SO: 4 BB: 2 IBB: 0 HBP: 0 BLK: 0 WP: 0 HR: 0 S: 39 P: 47 ERA: 0.00 WHIP: 0.889															PITCHER				

Seattle Mariners @ Detroit Tigers
Tiger Stadium, Detroit, MI
Sat Apr 23 1983, 3:33 AM EST
Att: 12,393 - Unknown

AB	31
R	0
H	6
RBI	0
BB	2
SO	4
LOB	14



Batter	1	2	3	4	5	6	7	8	9	AB	R	H	RBI	BB	SO	LOB	BOTTOM			
Lou Whitaker, L OBP: 0.328, SLG: 0.317 (1,4)	0-0 HBP 1B 3B 1B	0-0 1-3			0-3 K		0-0 2B			4	1	2	0	0	1	1				
Howard Johnson, S OBP: 0.172, SLG: 0.143 (1,5)	0-0 HBP 3B 1B			0-0 F9		0-3 1-3		0-3 K		4	1	1	0	0	1	1				
Tom Brookens, R OBP: 0.429, SLG: 0.600 (8,5)	0-0 HBP 3B 1B			0-0 F9		0-3 1-3		0-3 K		0	0	0	0	0	0	0				
Kirk Gibson, L OBP: 0.385, SLG: 0.429 (1,10)	1-0 1-2 2-3 3B HBP			0-0 F7		0-0 F7		0-0 5-3		3	1	0	0	0	0	1				
Lance Parrish, R OBP: 0.377, SLG: 0.490 (1,2)	0-0 F8			0-0 WP 3B		0-0 BB 1B		0-3 K		4	1	2	0	0	1	3				
Larry Herndon, R OBP: 0.286, SLG: 0.516 (1,7)	0-0 1-1 2-H 3-H 3B			0-3 K		4-0 1-2 BB		0-3 K		3	0	1	3	1	2	0				
Glenn Wilson, R OBP: 0.340, SLG: 0.581 (1,9)	0-0 F8			0-0 3-H		0-0 F7		0-0 F3		4	0	0	0	0	1	3				
Chet Lemon, R OBP: 0.404, SLG: 0.440 (1,8)	0-0 F3			4-0 WP BB		0-3 K		0-3 K		2	0	0	0	1	1	3				
Enos Cabell, R OBP: 0.333, SLG: 0.333 (1,3)				0-0 F8		0-3 K		0-3 K		3	0	0	0	0	2	3				
Alan Trammell, R OBP: 0.364, SLG: 0.326 (1,6)				4-0 1-3 BB		0-3 K		0-3 K		2	0	0	0	1	2	1				
Inning Stats	R: 3 E: 0 K: 0 S: 6	H: 3 LOB: 1 BB: 0 P: 7	R: 0 E: 0 K: 0 S: 2	H: 0 LOB: 0 BB: 1 P: 6	R: 1 E: 0 K: 1 S: 6	H: 1 LOB: 0 BB: 0 P: 6	R: 0 E: 0 K: 2 S: 7	H: 0 LOB: 1 BB: 1 P: 11	R: 0 E: 0 K: 1 S: 5	H: 0 LOB: 0 BB: 0 P: 5	R: 0 E: 0 K: 3 S: 10	H: 1 LOB: 2 BB: 1 P: 14	R: 0 E: 0 K: 2 S: 8	H: 1 LOB: 1 BB: 0 P: 8	R: 0 E: 0 K: 2 S: 7	H: 0 LOB: 0 BB: 0 P: 7	1B: 3 2B: 1 3B: 2 HR: 0	SF: 0 SAC: 0 DP: 0 HBP: 1	WP: 2 PB: 0 SB: 0 CS: 0	PA: 33
PITCHER Mike Moore, R ERA: 7.25 (1,1)	IP: 5.0 WLS: L BF: 23 H: 5 R: 4 ER: 4 SO: 4 BB: 3 IBB: 0 HBP: 1 BLK: 0 WP: 2 HR: 0 S: 27 P: 40 ERA: 7.20 WHIP: 1.600															PITCHER				
Roy Thomas, R ERA: 1.72 (6,1)	IP: 3.0 WLS: 10 BF: 1 H: 0 R: 0 ER: 0 SO: 7 BB: 0 IBB: 0 HBP: 0 BLK: 0 WP: 0 HR: 0 S: 24 P: 24 ERA: 0.00 WHIP: 0.333															PITCHER				

Seattle Mariners @ Detroit Tigers
Tiger Stadium, Detroit, MI
Sat Apr 23 1983, 3:33 AM EST
Att: 12,393 - Unknown

AB	29
R	4
H	6
RBI	3
BB	3
SO	11
LOB	16



Batter	1	2	3	4	5	6	7	8	9	AB	R	H	RBI	BB	SO	LOB	TOP				
Steve Henderson, R OBP: 0.419, SLG: 0.493 (1, 7)	0-0 4-3 2B		0-0 5-3		0-0 FC4-6 1B		0-3 K			4	0	2	0	0	1	1					
Dave Edler, R OBP: 0.344, SLG: 0.357 (1, 5)	0-0 4-3 2-3		0-0 HR		0-0 FC4-6 1-2		0-3 K			4	1	1	1	0	1	2					
Al Cowens, R OBP: 0.200, SLG: 0.227 (1, 9)	0-0 F6		0-0 5-3		0-0 FC4-6 1-2		0-0 F8 2B			4	0	1	0	0	0	2					
Richie Zisk, R OBP: 0.180, SLG: 0.207 Ken Phelps, L OBP: 0.217, SLG: 0.535 John Moses, S (6, PR) (8, PR)	0-0 F8		0-0 F7		4-0 L6-3 BB		4-0 BB			2	0	0	0	1	0	1					
Pat Putnam, L OBP: 0.217, SLG: 0.304 (1, 3)		0-0 6-3 1B 2B		0-0 4-3		0-0 F3		0-0 F8 2-3		4	1	1	0	0	0	3					
Dave Henderson, R OBP: 0.302, SLG: 0.459 (1, 8)		0-3 K		0-0 1B		0-0 L6-3 1-2		0-3 K		4	0	1	0	0	2	4					
Todd Cruz, R OBP: 0.347, SLG: 0.429 (1, 6)		0-0 6-3 2-3		0-3 K			0-3 K			4	0	0	0	0	3	2					
Orlando Mercado, R OBP: 0.206, SLG: 0.303 Rick Sweet, S OBP: 0.304, SLG: 0.200 (7, PH) (7, 2)		0-0 PB 1B 3-H		0-3 K2-3			0-0 WP 1B			2	0	1	1	0	1	1					
Julio Cruz, S OBP: 0.373, SLG: 0.500 (1, 4)		0-0 F7 1-2			0-0 5-3		0-0 F7			4	0	0	0	0	1	2					
Inning Stats	R: 0 E: 0 K: 0 S: 4	H: 1 LOB: 1 BB: 0 P: 4	R: 1 E: 0 K: 1 S: 7	H: 2 LOB: 1 BB: 0 P: 7	R: 1 E: 0 K: 0 S: 4	H: 1 LOB: 0 BB: 0 P: 4	R: 0 E: 0 K: 2 S: 8	H: 1 LOB: 1 BB: 0 P: 8	R: 0 E: 0 K: 2 S: 2	H: 0 LOB: 1 BB: 1 P: 6	R: 0 E: 0 K: 2 S: 8	H: 1 LOB: 1 BB: 0 P: 8	R: 0 E: 0 K: 2 S: 8	H: 1 LOB: 2 BB: 0 P: 12	R: 0 E: 0 K: 2 S: 7	H: 0 LOB: 0 BB: 0 P: 7	1B: 4 2B: 4 3B: 0 HR: 1	SF: 0 SAC: 0 DP: 1 HBP: 0	WP: 1 PB: 1 SB: 0 CS: 0	PA: 36	
PITCHER	IP WLS BF H R ER SO BB IBB HBP BLK WP HR S P ERA WHIP	7.1 W 30 8 2 2 6 1 0 0 0 1 1 41 45 2.46 1.227	8.1 S 6 0 0 0 3 1 0 0 0 0 0 11 15 0.00 0.600																		

Seattle Mariners @ Detroit Tigers
Tiger Stadium, Detroit, MI
Sun Apr 24 1983, 3:33 AM EDT
Att: 11,801 - Unknown

AB 34
R 2
H 8
RBI 2
BB 2
SO 9
LOB 18



Batter	1	2	3	4	5	6	7	8	9	AB	R	H	RBI	BB	SO	LOB	BOTTOM				
Lou Whitaker, L OBP: 0.319, SLG: 0.299 (1, 4)	0-0 F8	0-0 6-3	0-0 F7			0-0 E4 G6-4-3		4-0 BB		4	0	0	0	1	0	4					
Howard Johnson, S OBP: 0.188, SLG: 0.133 Tom Brookens, R OBP: 0.405, SLG: 0.563 (6, PH) (7, 5)	4-0 BB BLK BB	0-3 K		0-3 K		0-0 G6-4-3 1-2		0-3 K		2	1	0	0	1	2	1					
Kirk Gibson, L OBP: 0.355, SLG: 0.385 (1, 10)	0-3 K		0-0 F9	0-0 FC6-4 1B		0-3 K		0-3 K		5	0	1	0	0	3	4					
Lance Parrish, R OBP: 0.379, SLG: 0.472 (1, 2)	4-0 BB BB BB		0-0 3B 1B	0-0 F9			0-0 F7	0-0 F9		4	1	1	0	1	0	4					
Larry Herndon, R OBP: 0.299, SLG: 0.538 (1, 7)	4-0 BB BB		0-0 E 3B	0-0 FC6-4 1-2			0-0 L3			3	1	1	1	1	0	1					
Johnny Grubb, L OBP: 0.286, SLG: 0.222 Chet Lemon, R OBP: 0.390, SLG: 0.423 (5, 8)	4-0 1-2 2-3 BB		0-0 E3 6-3 1B		0-0 6-3		0-0 F7			1	0	0	2	1	0	0					
Glenn Wilson, R OBP: 0.373, SLG: 0.681 (1, 8) (5, 9)	0-0 5-3		0-0 6-3 1B		0-0 6-3 2B			0-0 HR		4	1	3	1	0	0	3					
Enos Cabell, R OBP: 0.385, SLG: 0.385 (1, 3)		0-0 6-3 SH1-4 1B	0-0 6-3		0-0 6-3			0-0 1B S 1B		4	0	2	0	0	0	3					
Alan Trammell, R OBP: 0.379, SLG: 0.333 (1, 6)		0-0 SH1-4	4-0 BB		0-0 1-3			0-0 S 1B		2	0	1	0	1	0	1					
Inning Stats	R: 1 E: 0 K: 1 S: 5	H: 0 LOB: 3 BB: 4 P: 21	R: 0 E: 0 K: 1 S: 6	H: 1 LOB: 1 BB: 0 P: 6	R: 2 E: 1 K: 0 S: 7	H: 3 LOB: 3 BB: 1 P: 11	R: 0 E: 0 K: 1 S: 6	H: 1 LOB: 1 BB: 0 P: 6	R: 0 E: 1 K: 1 S: 5	H: 0 LOB: 0 BB: 0 P: 5	R: 0 E: 0 K: 0 S: 3	H: 0 LOB: 0 BB: 0 P: 3	R: 1 E: 0 K: 2 S: 10	H: 3 LOB: 3 BB: 1 P: 14	1B: 6 2B: 1 3B: 1 HR: 1	SF: 0 SAC: 1 DP: 1 HBP: 0	WP: 0 PB: 0 SB: 2 CS: 0	PA: 40			
PITCHER	IP WLS BF H R ER SO BB IBB HBP BLK WP HR S P ERA WHIP	2.2 L 18 4 3 3 2 5 0 0 0 0 0 17 37 10.12 3.375	4.1 15 2 0 0 2 0 0 0 0 0 0 0 19 19 0.00 0.462	8.1 7 3 1 1 2 1 0 0 0 0 1 10 14 9.00 4.000																	

Seattle Mariners @ Detroit Tigers
Tiger Stadium, Detroit, MI
Sun Apr 24 1983, 3:33 AM EDT
Att: 11,801 - Unknown

AB 33
R 4
H 9
RBI 4
BB 6
SO 6
LOB 25



Batter	1	2	3	4	5	6	7	8	9	AB	R	H	RBI	BB	SO	LOB	TOP										
Wade Boggs, L (1, 5) OBP: 0.362, SLG: 0.470	5-3		4-3			2-3 E HBP		4-0 BB		2	1	0	0	1	0	0	Boston Red Sox @ Seattle Mariners The Kingdom, Seattle, WA Wed Apr 27 1983, 10:05 PM EDT Att: 6,548 - Dome										
Dwight Evans, R (1, 10) OBP: 0.351, SLG: 0.507	4-3		4-3			2-3		0-3 BB		4	0	0	0	0	1	3											
Jim Rice, R (1, 7) OBP: 0.373, SLG: 0.603	2B 1B			1B		SF7		0-3 K		3	0	2	1	0	1	1											
Tony Armas, R (1, 8) OBP: 0.263, SLG: 0.327	1B			1B		E5 FC6-4		0-3 K		3	0	1	0	0	0	0											
Rick Miller, L (6, PR) OBP: 0.250, SLG: 0.182	2B			F8		2H FC6-4		0-0 K		1	0	0	0	0	1	0											
Reid Nichols, R (1, 9) OBP: 0.295, SLG: 0.317	4-3			5-3		1-2 FC6-4		0-0 2B		4	0	1	0	0	0	3											
Dave Stapleton, R (1, 4) OBP: 0.265, SLG: 0.359		F6						0-0 L5		4	0	0	0	0	0	1											
Jeff Newman, R (1, 2) OBP: 0.077, SLG: 0.154		K						0-0 F9		4	0	0	0	0	2	1											
Glenn Hoffman, R (1, 6) OBP: 0.336, SLG: 0.305		6-3						0-0 F9		3	0	0	0	0	0	0											
Ed Jurak, R (1, 3) OBP: 0.313, SLG: 0.267			4-3			2-3 HBP SF7 1B		0-0 CS 1B		3	1	2	0	0	0	0											
Inning Stats	R: 0 E: 0 K: 0 S: 5	H: 2 LOB: 2 BB: 0 P: 5	R: 0 E: 0 K: 1 S: 5	H: 0 LOB: 0 BB: 0 P: 5	R: 0 E: 0 K: 0 S: 3	H: 1 LOB: 0 BB: 0 P: 3	R: 0 E: 0 K: 0 S: 3	H: 0 LOB: 0 BB: 0 P: 3	R: 2 E: 1 K: 0 S: 5	H: 1 LOB: 1 BB: 0 P: 6	R: 0 E: 0 K: 1 S: 5	H: 0 LOB: 0 BB: 0 P: 5	R: 0 E: 0 K: 2 S: 7	H: 1 LOB: 1 BB: 1 P: 11	R: 0 E: 0 K: 1 S: 6	H: 1 LOB: 1 BB: 0 P: 6	1B: 4 2B: 2 3B: 0 HR: 0	SF: 1 SAC: 0 DP: 0 HBP: 1	WP: 0 PB: 0 SB: 0 CS: 1	PA: 34							
PITCHER	IP	WLS	BF	H	R	ER	SO	BB	IBB	HBP	BLK	WP	HR	S	P	ERA	WHIP										
Matt Young, L (1, 1) ERA: 4.02	7.1	L	28	5	2	1	2	1	0	1	0	0	0	30	35	1.23	0.818										
Mike Stanton, R (8, 1) ERA: 1.95	1.2		6	1	0	0	3	0	0	0	0	0	0	12	12	0.00	0.600										

Batter	1	2	3	4	5	6	7	8	9	AB	R	H	RBI	BB	SO	LOB	BOTTOM										
Steve Henderson, R (1, 7) OBP: 0.421, SLG: 0.481	1-3	CS	K					CS 1B		4	0	2	0	0	1	0	Boston Red Sox @ Seattle Mariners The Kingdom, Seattle, WA Wed Apr 27 1983, 10:05 PM EDT Att: 6,548 - Dome										
Dave Edler, R (1, 5) OBP: 0.359, SLG: 0.457	5-3		F8 BB 1B			F7		6-3		4	0	1	0	0	0	2											
Al Cowens, R (1, 9) OBP: 0.213, SLG: 0.220	S BB 1B		HBP BB			6-3		F7		2	1	0	0	2	0	0											
Ken Phelps, L (1, 10) OBP: 0.240, SLG: 0.522	1B BB		F8					0-0 1B 1B		3	0	1	0	1	1	2											
John Moses, S (9, PR)	1-2 BB		2-3					6-3 1B		0	0	0	0	0	0	0											
Pat Putnam, L (1, 3) OBP: 0.250, SLG: 0.317	1-2 2H 1B		1-2 HBP			1-3		F8		3	0	1	1	0	0	1											
Dave Henderson, R (1, 8) OBP: 0.296, SLG: 0.433	F2		FC5-4			K		6-3		4	0	0	0	0	1	6											
Rick Sweet, S (1, 2) OBP: 0.323, SLG: 0.286			FC4-6 1B			F8		3-1		4	0	2	0	0	0	0											
Todd Cruz, R (1, 6) OBP: 0.329, SLG: 0.442			K			F5		K		3	0	0	0	0	2	1											
Julio Cruz, S (1, 4) OBP: 0.365, SLG: 0.470			FC4-6 CS S			K		3-1		3	0	0	0	0	1	1											
Inning Stats	R: 1 E: 0 K: 0 S: 4	H: 1 LOB: 2 BB: 2 P: 12	R: 0 E: 0 K: 1 S: 5	H: 1 LOB: 0 BB: 0 P: 5	R: 0 E: 0 K: 1 S: 6	H: 1 LOB: 3 BB: 1 P: 11	R: 0 E: 0 K: 1 S: 5	H: 0 LOB: 0 BB: 0 P: 5	R: 0 E: 0 K: 2 S: 7	H: 0 LOB: 0 BB: 0 P: 7	R: 0 E: 0 K: 1 S: 5	H: 0 LOB: 0 BB: 0 P: 5	R: 0 E: 0 K: 0 S: 3	H: 1 LOB: 2 BB: 0 P: 3	R: 0 E: 0 K: 0 S: 4	H: 2 LOB: 2 BB: 0 P: 4	1B: 7 2B: 0 3B: 0 HR: 0	SF: 0 SAC: 0 DP: 0 HBP: 1	WP: 0 PB: 0 SB: 2 CS: 3	PA: 35							
PITCHER	IP	WLS	BF	H	R	ER	SO	BB	IBB	HBP	BLK	WP	HR	S	P	ERA	WHIP										
Dennis Eckersley, R (1, 1) ERA: 3.82	8.0	W	30	5	1	1	6	3	0	1	0	0	0	38	51	1.12	1.000										
Bob Stanley, R (9, 1) ERA: 1.74	1.0	S	4	2	0	0	0	0	0	0	0	0	0	4	4	0.00	2.000										

Batter	1	2	3	4	5	6	7	8	9	AB	R	H	RBI	BB	SO	LOB	TOP											
Al Bumbry, L OBP: 0.377, SLG: 0.391 John Shelby, S OBP: 0.419, SLG: 0.595	0-0 BB 1B 1B	0-0 L6-3		0-0 6-3			0-0 F8		0-0 4-3	2	0	1	0	0	0	2	Baltimore Orioles @ Seattle Mariners The Kingdome, Seattle, WA Fri Apr 29 1983, 10:05 PM EDT Att: 7,371 - Unknown											
Dan Ford, R OBP: 0.375, SLG: 0.432	0-3 K		0-0 1B S 1B	0-3 K			0-0 6-3		0-0 E 1B	5	2	2	0	0	2	1												
Cal Ripken Jr., R OBP: 0.348, SLG: 0.439	0-3 K		0-3 K	0-0 1-3			0-3 K		0-0 E5 1B E	5	1	0	1	0	3	2												
Eddie Murray, S OBP: 0.435, SLG: 0.458	0-0 BB 1-2 1B		0-0 1B 2B 1B				0-0 6-3		0-3 K E 1B IBB	4	2	2	0	1	1	0												
John Lowenstein, L OBP: 0.460, SLG: 0.643 Gary Roenicke, R OBP: 0.375, SLG: 0.464	4-0 BB BB 1-2 2-3 BB		0-0 2B 1B				4-0 G1-4-3 BB		0-0 E SF9 1B	1	1	1	1	1	0	0												
Ken Singleton, S OBP: 0.276, SLG: 0.365	0-0 F9		0-0 6-3 1B 2B				0-0 G1-4-3		0-0 F8 SF9 E7 1B	5	1	2	4	0	0	5												
Rich Dauer, R OBP: 0.296, SLG: 0.329		0-0 1B 1B	0-0 6-3				0-0 F8		4-0 FC6-4 BB	3	0	1	1	1	0	1												
Leo Hernandez, R OBP: 0.288, SLG: 0.382	0-3 K		0-0 FC6-4 1B				4-0 G1-6-3 BB		0-0 FC6-4 5-3	4	0	1	1	1	1	4												
Joe Nolan, L OBP: 0.333, SLG: 0.400 Rick Dempsey, R OBP: 0.240, SLG: 0.214	0-0 L6-3 1B		0-0 FC6-4				0-0 G1-6-3		4-0 1B E BB	2	0	1	0	0	0	1												
Inning Stats	R: 0 E: 0 K: 2 S: 9	H: 2 LOB: 3 BB: 1 P: 13	R: 0 E: 0 K: 1 S: 6	H: 2 LOB: 1 BB: 0 P: 6	R: 4 E: 0 K: 1 S: 10	H: 5 LOB: 1 BB: 0 P: 10	R: 0 E: 0 K: 1 S: 5	H: 0 LOB: 0 BB: 0 P: 5	R: 0 E: 0 K: 0 S: 2	H: 0 LOB: 0 BB: 1 P: 6	R: 0 E: 0 K: 1 S: 5	H: 0 LOB: 0 BB: 0 P: 5	R: 0 E: 0 K: 1 S: 6	H: 1 LOB: 2 BB: 1 P: 10	R: 5 E: 2 K: 0 S: 7	H: 3 LOB: 1 BB: 2 P: 15	1B: 12 2B: 2 3B: 0 HR: 0	SF: 1 SAC: 0 DP: 3 HBP: 0	WP: 0 PB: 0 SB: 2 CS: 0	PA: 44								
PITCHER	IP	WLS	BF	H	R	ER	SO	BB	IBB	HBP	BLK	WP	HR	S	P	ERA	WHIP											
Jim Beattie, R ERA: 13.5	(1, 1)	2.2	L	17	9	4	4	4	1	0	0	0	0	0	24	28	13.50	3.750										
Bryan Clark, L ERA: 1.92	(3, 1)	5.0		17	1	0	0	3	3	0	0	0	0	0	20	32	0.00	0.800										
Roy Thomas, R ERA: 3.31	(8, 1)	0.2		7	2	5	3	0	1	1	0	0	0	5	13	40.50	4.500											
Ed Vande Berg, L ERA: 5.79	(9, 1)	0.2		3	1	0	0	0	0	0	0	0	0	3	3	0.00	1.500											

Batter	1	2	3	4	5	6	7	8	9	AB	R	H	RBI	BB	SO	LOB	BOTTOM										
Steve Henderson, R OBP: 0.414, SLG: 0.471	0-0 1B 1B 1B		0-0 5-3				0-0 F6		0-0 6-3	4	0	1	0	0	0	2	Baltimore Orioles @ Seattle Mariners The Kingdome, Seattle, WA Fri Apr 29 1983, 10:05 PM EDT Att: 7,371 - Unknown										
Dave Edler, R OBP: 0.326, SLG: 0.410	0-0 P6		0-0 4-3				0-0 F8		0-0 F8	4	0	0	0	0	0	3											
Dave Henderson, R OBP: 0.293, SLG: 0.423	0-0 1B 1-2 1B		0-0 P2				0-0 F9		0-3 K	4	0	1	0	0	1	0											
Richie Zisk, R OBP: 0.217, SLG: 0.266	0-0 1-3 2-3 1B		0-0 6-3				0-0 HR		0-0 F7	4	1	2	1	0	0	0											
Todd Cruz, R OBP: 0.326, SLG: 0.432	0-0 F9		0-3 K				0-0 F8		0-0 1B 1B	4	0	1	0	0	1	2											
Pat Putnam, L OBP: 0.250, SLG: 0.313		0-3 K		0-0 F7			0-0 G3		0-0 1B	4	0	1	0	0	1	0											
Rod Allen, R OBP: 0.167, SLG: 0.167		0-0 F8		0-0 6-3			0-0 6-3		0-0 F8	4	0	0	0	0	0	2											
Orlando Mercado, R OBP: 0.237, SLG: 0.378		0-0 3B		0-0 S 1B 1B			0-0 F9		0-0 F8	4	0	2	0	0	0	2											
Julio Cruz, S OBP: 0.364, SLG: 0.464		0-0 1-3		0-0 S 1B			0-0 5-3			3	0	1	0	0	0	1											
Inning Stats	R: 0 E: 0 K: 0 S: 5	H: 3 LOB: 2 BB: 0 P: 5	R: 0 E: 0 K: 1 S: 6	H: 1 LOB: 1 BB: 0 P: 6	R: 0 E: 0 K: 0 S: 3	H: 0 LOB: 0 BB: 0 P: 3	R: 0 E: 0 K: 1 S: 5	H: 0 LOB: 0 BB: 0 P: 5	R: 0 E: 0 K: 0 S: 4	H: 1 LOB: 2 BB: 0 P: 4	R: 0 E: 0 K: 0 S: 3	H: 0 LOB: 0 BB: 0 P: 3	R: 0 E: 0 K: 1 S: 5	H: 0 LOB: 0 BB: 0 P: 5	R: 0 E: 0 K: 0 S: 5	H: 2 LOB: 2 BB: 0 P: 5	1B: 7 2B: 0 3B: 1 HR: 1	SF: 0 SAC: 0 DP: 0 HBP: 0	WP: 0 PB: 0 SB: 2 CS: 0	PA: 35							
PITCHER	IP	WLS	BF	H	R	ER	SO	BB	IBB	HBP	BLK	WP	HR	S	P	ERA	WHIP										
Scott McGregor, L ERA: 3.11	(1, 1)	9.0	W	35	9	1	1	3	0	0	0	0	1	41	41	1.00	1.000										



Batter	1	2	3	4	5	6	7	8	9	AB	R	H	RBI	BB	SO	LOB	TOP										
Al Bumby, L OBP: 0.371, SLG: 0.382 (1, 8)										5	1	2	0	0	0	1											
Dan Ford, R OBP: 0.371, SLG: 0.422 (1, 9)										5	1	2	0	0	0	1											
Cal Ripken Jr., R OBP: 0.337, SLG: 0.422 (1, 6)										5	1	1	0	0	2	5											
Eddie Murray, S OBP: 0.415, SLG: 0.432 (1, 3)										5	1	2	4	0	0	0											
John Lowenstein, L OBP: 0.456, SLG: 0.667 (9, PH)										3	2	2	1	1	1	0											
Gary Roenicke, R OBP: 0.382, SLG: 0.467 (9, 7)										1	0	1	0	0	0	0											
Ken Singleton, S OBP: 0.313, SLG: 0.450 (1, 10)										4	1	2	3	1	0	3											
Rich Dauer, R OBP: 0.292, SLG: 0.321 (1, 4)										4	0	1	0	0	1	3											
Leo Hernandez, R OBP: 0.284, SLG: 0.368 (1, 5)										4	0	0	0	0	0	3											
Rick Dempsey, R OBP: 0.259, SLG: 0.222 (1, 2)										3	1	1	0	1	0	1											
Inning Stats	R: 5 E: 0 K: 0 S: 8	H: 5 LOB: 1 BB: 1 P: 12	R: 0 E: 0 K: 1 S: 5	H: 0 LOB: 0 BB: 0 P: 5	R: 1 E: 0 K: 0 S: 4	H: 1 LOB: 0 BB: 0 P: 4	R: 0 E: 0 K: 0 S: 3	H: 0 LOB: 0 BB: 0 P: 3	R: 0 E: 0 K: 1 S: 5	H: 1 LOB: 0 BB: 0 P: 5	R: 0 E: 0 K: 0 S: 5	H: 2 LOB: 2 BB: 0 P: 5	R: 0 E: 0 K: 1 S: 6	H: 1 LOB: 2 BB: 1 P: 10	R: 2 E: 0 K: 1 S: 8	H: 4 LOB: 2 BB: 1 P: 12	1B: 11 2B: 1 3B: 0 HR: 2	SF: 0 SAC: 0 DP: 2 HBP: 0	WP: 1 PB: 0 SB: 1 CS: 0	PA: 42							
PITCHER	IP	WLS	BF	H	R	ER	SO	BB	IBB	HBP	BLK	WP	HR	S	P	ERA	WHIP										
Gaylord Perry, R ERA: 6.88 (1, 1)	3.0	L	16	6	6	6	1	1	0	0	0	0	2	17	21	18.00	2.333										
Roy Thomas, R ERA: 2.56 (4, 1)	4.0		14	3	0	0	1	0	0	0	0	1	0	16	16	0.00	0.750										
Mike Stanton, R ERA: 1.69 (8, 1)	1.0		5	1	0	0	1	0	1	0	0	0	0	6	10	0.00	1.000										
Bill Caudill, R ERA: 5.25 (9, 1)	0.1		5	3	2	2	1	1	0	0	0	0	0	6	10	54.00	12.000										
Ed Yande Berg, L ERA: 3.52 (9, 1)	0.2		2	1	0	0	0	0	0	0	0	0	0	2	2	0.00	1.500										

Baltimore Orioles @ Seattle Mariners
The Kingdome, Seattle, WA
Sun May 01 1983, 6:33 AM EDT
Att: 7,602 - Unknown

AB 39
R 8
H 14
RBI 8
BB 3
SO 4
LOB 17




Batter	1	2	3	4	5	6	7	8	9	AB	R	H	RBI	BB	SO	LOB	BOTTOM										
John Moses, S OBP: 0.250, SLG: 0.053 (1, 7)										2	0	0	0	1	0	0											
Steve Henderson, R OBP: 0.404, SLG: 0.456 (8, PH)										1	0	0	0	0	0	0											
Jamie Allen, R OBP: 0.250, SLG: 0.500 (1, 5)										4	0	1	0	0	1	1											
Al Cowens, R OBP: 0.215, SLG: 0.233 (1, 9)										4	0	1	0	0	0	1											
Pat Putnam, L OBP: 0.263, SLG: 0.324 (1, 10)										4	1	1	0	0	0	2											
Ken Phelps, L OBP: 0.278, SLG: 0.521 (1, 3)										2	0	1	1	2	0	1											
Dave Henderson, R OBP: 0.277, SLG: 0.392 (1, 8)										4	0	1	0	0	0	3											
Rick Sweet, S OBP: 0.351, SLG: 0.412 (1, 2)										3	1	1	1	0	0	2											
Dave Edler, R OBP: 0.298, SLG: 0.372 (9, PH)										1	0	0	0	0	0	1											
Todd Cruz, R OBP: 0.326, SLG: 0.460 (1, 6)										3	0	0	0	0	0	2											
Julio Cruz, S OBP: 0.349, SLG: 0.440 (1, 4)										3	0	0	0	0	3	1											
Inning Stats	R: 0 E: 0 K: 1 S: 5	H: 0 LOB: 0 BB: 0 P: 5	R: 1 E: 0 K: 0 S: 4	H: 2 LOB: 0 BB: 0 P: 4	R: 0 E: 0 K: 1 S: 5	H: 0 LOB: 1 BB: 1 P: 9	R: 0 E: 0 K: 0 S: 3	H: 0 LOB: 1 BB: 1 P: 7	R: 1 E: 0 K: 1 S: 6	H: 1 LOB: 0 BB: 0 P: 6	R: 0 E: 0 K: 0 S: 4	H: 1 LOB: 1 BB: 0 P: 4	R: 0 E: 0 K: 0 S: 4	H: 1 LOB: 1 BB: 0 P: 4	R: 0 E: 0 K: 0 S: 2	H: 0 LOB: 0 BB: 1 P: 6	1B: 2 2B: 4 3B: 0 HR: 1	SF: 0 SAC: 0 DP: 3 HBP: 0	WP: 0 PB: 0 SB: 0 CS: 0	PA: 34							
PITCHER	IP	WLS	BF	H	R	ER	SO	BB	IBB	HBP	BLK	WP	HR	S	P	ERA	WHIP										
Storm Davis, R ERA: 3.0 (1, 1)	5.1	W	21	4	2	2	3	2	0	0	0	0	1	25	33	3.38	1.125										
Tippy Martinez, L ERA: 3.77 (6, 1)	3.2	S	13	2	0	0	1	1	0	0	0	0	0	14	18	0.00	0.818										

Baltimore Orioles @ Seattle Mariners
The Kingdome, Seattle, WA
Sun May 01 1983, 6:33 AM EDT
Att: 7,602 - Unknown


AB 31
R 2
H 6
RBI 2
BB 3
SO 4
LOB 14



Batter	1	2	3	4	5	6	7	8	9	AB	R	H	RBI	BB	SO	LOB	TOP								
Lou Whitaker, L (1, 4) OBP: 0.293, SLG: 0.256	0-0 4-3		0-0 F7		0-0 L8		0-0 F7			4	0	0	0	0	0	1									
Chet Lemon, R (1, 9) OBP: 0.373, SLG: 0.352	4-0 BB		0-3 K		0-3 K			0-3 K		3	0	0	0	1	3	1									
Kirk Gibson, L (1, 8) OBP: 0.267, SLG: 0.256	0-0 F8		0-0 3-1			0-0 6-3		0-0 E6		4	0	0	0	0	0	1									
Lance Parrish, R (1, 2) OBP: 0.385, SLG: 0.494	0-0 F8			0-0 1B		0-3 K		0-3 K		4	0	1	0	0	2	2									
Larry Herndon, R (1, 7) OBP: 0.301, SLG: 0.500		0-3 K		0-0 6-3		0-0 3B		0-3 K		4	0	1	0	0	2	1									
Johnny Grubb, L (1, 10) OBP: 0.370, SLG: 0.318		0-0 1B		0-0 2B		0-0 4-3			0-0 4-3	4	0	2	0	0	0	1									
Howard Johnson, S (1, 5) OBP: 0.231, SLG: 0.167		0-0 FC6-4 1B		0-0 L8			0-0 F8		4-0 3-1 BB	3	0	1	0	1	0	1	AB 32 R 1 H 6 RBI 1 BB 3 SO 9 LOB 14								
Rick Leach, L (1, 3) OBP: 0.269, SLG: 0.292	0-0 F8			4-0 SH3-4 BB			0-3 K		0-0 3-1	3	0	0	0	1	1	3									
Alan Trammell, R (1, 6) OBP: 0.342, SLG: 0.364	0-0 FC6-4			0-0 SH3-4			0-0 HR		0-3 K	3	1	1	1	0	1	3									
Inning Stats	R: 0 E: 0 K: 0 S: 3	H: 0 LOB: 1 BB: 1 P: 7	R: 0 E: 0 K: 1 S: 7	H: 2 LOB: 2 BB: 0 P: 7	R: 0 E: 0 K: 1 S: 5	H: 0 LOB: 0 BB: 0 P: 5	R: 0 E: 0 K: 0 S: 4	H: 2 LOB: 1 BB: 0 P: 4	R: 0 E: 0 K: 1 S: 5	H: 0 LOB: 1 BB: 1 P: 9	R: 0 E: 0 K: 1 S: 6	H: 1 LOB: 0 BB: 0 P: 6	R: 1 E: 0 K: 1 S: 6	H: 1 LOB: 0 BB: 0 P: 6	R: 0 E: 1 K: 3 S: 10	H: 0 LOB: 1 BB: 1 P: 10	R: 0 E: 0 K: 1 S: 5	H: 0 LOB: 1 BB: 1 P: 9	1B: 3 2B: 1 3B: 1 HR: 1	SF: 0 SAC: 1 DP: 0 HBP: 0	WP: 0 PB: 0 SB: 0 CS: 0	PA: 36			
PITCHER	IP	WLS	BF	H	R	ER	SO	BB	IBB	HBP	BLK	WP	HR	S	P	ERA	WHIP								
Jim Beattie, R (1, 1) ERA: 4.66	7.0	W	28	6	1	1	5	2	0	0	0	0	1	36	44	1.29	1.143								
Roy Thomas, R (8, 1) ERA: 2.42	2.0	S	8	0	0	0	4	1	0	0	0	0	0	15	19	0.00	0.500								

Detroit Tigers @ Seattle Mariners
The Kingdome, Seattle, WA
Wed May 04 1983, 10:05 PM EDT
Att: 4,698 - Dome

livebaseballscores.com

Batter	1	2	3	4	5	6	7	8	9	AB	R	H	RBI	BB	SO	LOB	BOTTOM								
Steve Henderson, R (1, 7) OBP: 0.421, SLG: 0.464	0-0 F8 2B		4-0 1B BB	4-0 FC6-4 1B		0-0 1-2 CS 1B		4-0 1-3 G6-4-3 BB		2	0	2	0	3	0	0									
Jamie Allen, R (1, 5) OBP: 0.308, SLG: 0.273	0-3 K		0-0 1-2 1B	0-0 FC6-4 1-2		0-0 1-2 CS		0-0 1-2 F8 G6-4-3		5	0	1	0	0	1	6									
Al Cowens, R (1, 9) OBP: 0.206, SLG: 0.221	0-0 F8 2-3		0-0 L4		0-0 F7		0-3 K			4	0	0	0	0	1	3									
Pat Putnam, L (1, 3) OBP: 0.303, SLG: 0.420	4-0 BB		0-0 F6		0-3 K		0-0 HR			3	1	1	1	1	1	2									
Ken Phelps, L (1, 10) OBP: 0.238, SLG: 0.439	0-0 6-3		0-0 F5		0-0 3-1		0-3 K			4	0	0	0	0	1	4									
Dave Henderson, R (1, 8) OBP: 0.297, SLG: 0.414		0-0 F7		0-0 G3 1B		0-0 HR 2B		0-0 2B 1B		4	2	3	0	0	0	0									
Rick Sweet, S (1, 2) OBP: 0.378, SLG: 0.425		4-0 BB		0-0 G3 1B		0-3 K		0-0 F8 1B 2B		3	1	2	1	1	1	1	AB 32 R 5 H 11 RBI 5 BB 6 SO 7 LOB 23								
Todd Cruz, R (1, 6) OBP: 0.310, SLG: 0.463		0-3 K		0-3 K		0-0 HR		0-0 F8		4	1	1	2	0	2	4									
Julio Cruz, S (1, 4) OBP: 0.363, SLG: 0.425		0-0 F8		0-0 G3		0-0 1B BB		0-0 S 1B		3	0	1	1	1	0	3									
Inning Stats	R: 0 E: 0 K: 1 S: 6	H: 1 LOB: 2 BB: 1 P: 10	R: 0 E: 0 K: 1 S: 5	H: 0 LOB: 1 BB: 1 P: 9	R: 0 E: 0 K: 0 S: 4	H: 1 LOB: 2 BB: 1 P: 8	R: 0 E: 0 K: 1 S: 7	H: 2 LOB: 3 BB: 1 P: 11	R: 0 E: 0 K: 1 S: 5	H: 0 LOB: 0 BB: 0 P: 5	R: 2 E: 0 K: 1 S: 6	H: 3 LOB: 0 BB: 1 P: 10	R: 1 E: 0 K: 2 S: 8	H: 1 LOB: 0 BB: 0 P: 8	R: 2 E: 0 K: 0 S: 5	H: 3 LOB: 1 BB: 1 P: 9	R: 0 E: 0 K: 1 S: 5	H: 0 LOB: 1 BB: 1 P: 9	1B: 6 2B: 3 3B: 0 HR: 2	SF: 0 SAC: 0 DP: 1 HBP: 0	WP: 0 PB: 0 SB: 2 CS: 1	PA: 39			
PITCHER	IP	WLS	BF	H	R	ER	SO	BB	IBB	HBP	BLK	WP	HR	S	P	ERA	WHIP								
Jack Morris, R (1, 1) ERA: 6.27	7.0	L	34	10	5	5	7	4	1	0	0	0	0	2	43	6.43	2.000								
Aurelio Lopez, R (8, 1) ERA: 1.23	1.0		4	1	0	0	0	1	0	0	0	0	0	3	7	0.00	2.000								

Detroit Tigers @ Seattle Mariners
The Kingdome, Seattle, WA
Wed May 04 1983, 10:05 PM EDT
Att: 4,698 - Dome

Batter	1	2	3	4	5	6	7	8	9	AB	R	H	RBI	BB	SO	LOB	TOP					
Steve Henderson, R OBP: 0.420, SLG: 0.455	0-3 K	0-0 1-2 1B			0-0 P4	4-0 1B BB		0-3 K		4	1	1	0	1	2	0						
Jamie Allen, R OBP: 0.333, SLG: 0.267	4-0 1B 3B BB	0-0 F9			0-0 6-3	0-0 1B 1B 1-H 2-H		0-3 K		4	1	1	2	1	1	2						
Dave Edler, R John Moses, S OBP: 0.314, SLG: 0.370 OBP: 0.240, SLG: 0.050	0-0 F8		0-0 5-3		0-0 WP 1B 1B	4-0 FC5 BB BB 1-2		0-0 G3		3	0	1	0	1	0	1						
Al Cowens, R OBP: 0.234, SLG: 0.253	0-0 1-2 3B 1B		0-0 2B		0-0 WP 1B 1B	4-0 1-2 2-3 BB		0-0 P6		4	1	3	0	1	0	0						
Todd Cruz, R OBP: 0.314, SLG: 0.475	0-0 1-H 2-H 3B		0-3 K2-3		4-0 1-2 2-3 IBB	0-0 FC5 2-3f		0-3 K		4	0	1	2	1	2	4						
Pat Putnam, L OBP: 0.290, SLG: 0.400	0-0 5-3		0-0 6-3		0-0 P3		0-0 3-1			4	0	0	0	0	0	5						
Jim Maler, R		0-0 4-3		0-0 P4		0-0 P3 P3				4	0	0	0	0	0	0						
Orlando Mercado, R OBP: 0.238, SLG: 0.366		0-0 1B 1B		0-0 F7		0-0 F8 4-3				4	0	1	0	0	0	0						
Julio Cruz, S OBP: 0.358, SLG: 0.417	0-3 K		0-0 F8		0-0 F8		0-0 3-1			4	1	1	0	0	1	1						
Inning Stats	R: 2 E: 0 K: 1 S: 7	H: 2 LOB: 1 BB: 1 P: 11	R: 0 E: 0 K: 1 S: 7	H: 2 LOB: 2 BB: 0 P: 7	R: 0 E: 0 K: 1 S: 6	H: 1 LOB: 1 BB: 0 P: 6	R: 0 E: 0 K: 0 S: 3	H: 0 LOB: 0 BB: 0 P: 3	R: 0 E: 0 K: 0 S: 5	H: 2 LOB: 3 BB: 1 P: 9	R: 0 E: 0 K: 0 S: 3	H: 0 LOB: 0 BB: 0 P: 3	R: 0 E: 0 K: 2 S: 7	H: 0 LOB: 0 BB: 0 P: 7	R: 0 E: 0 K: 1 S: 5	H: 0 LOB: 0 BB: 0 P: 5	1B: 7 2B: 1 3B: 1 HR: 0	SF: 0 SAC: 0 DP: 0 HBP: 0	WP: 1 PB: 0 SB: 3 CS: 0	PA: 41		
PITCHER	IP WLS BF H R ER SO BB IBB HBP BLK WP HR S P ERA WHIP	IP WLS BF H R ER SO BB IBB HBP BLK WP HR S P ERA WHIP	IP WLS BF H R ER SO BB IBB HBP BLK WP HR S P ERA WHIP	IP WLS BF H R ER SO BB IBB HBP BLK WP HR S P ERA WHIP	IP WLS BF H R ER SO BB IBB HBP BLK WP HR S P ERA WHIP	IP WLS BF H R ER SO BB IBB HBP BLK WP HR S P ERA WHIP	IP WLS BF H R ER SO BB IBB HBP BLK WP HR S P ERA WHIP	IP WLS BF H R ER SO BB IBB HBP BLK WP HR S P ERA WHIP	IP WLS BF H R ER SO BB IBB HBP BLK WP HR S P ERA WHIP	IP WLS BF H R ER SO BB IBB HBP BLK WP HR S P ERA WHIP	IP WLS BF H R ER SO BB IBB HBP BLK WP HR S P ERA WHIP	IP WLS BF H R ER SO BB IBB HBP BLK WP HR S P ERA WHIP	IP WLS BF H R ER SO BB IBB HBP BLK WP HR S P ERA WHIP	IP WLS BF H R ER SO BB IBB HBP BLK WP HR S P ERA WHIP	IP WLS BF H R ER SO BB IBB HBP BLK WP HR S P ERA WHIP	IP WLS BF H R ER SO BB IBB HBP BLK WP HR S P ERA WHIP	IP WLS BF H R ER SO BB IBB HBP BLK WP HR S P ERA WHIP	IP WLS BF H R ER SO BB IBB HBP BLK WP HR S P ERA WHIP	IP WLS BF H R ER SO BB IBB HBP BLK WP HR S P ERA WHIP	IP WLS BF H R ER SO BB IBB HBP BLK WP HR S P ERA WHIP	IP WLS BF H R ER SO BB IBB HBP BLK WP HR S P ERA WHIP	IP WLS BF H R ER SO BB IBB HBP BLK WP HR S P ERA WHIP
John Tudor, L ERA: 3.07	(1, 1)	5.2	31	9	4	4	3	4	1	0	0	0	0	0	0	0	6.35	2.294				
Luis Aponte, R ERA: 0.75	(6, 1)	3.1	W	10	0	0	3	0	0	0	0	0	0	0	0	0	0.00	0.000				
Batter	1	2	3	4	5	6	7	8	9	AB	R	H	RBI	BB	SO	LOB	BOTTOM					
Jerry Remy, L OBP: 0.333, SLG: 0.279	0-0 2B 1B	0-0 E5 1-2			0-0 4-3		0-0 4-3	4-0 1-2 2-3 2B BB		3	2	1	0	1	0	1						
Dwight Evans, R OBP: 0.371, SLG: 0.500	4-0 1-2 2B BB	0-3 K			0-0 4-3		0-3 K			3	1	0	0	1	2	5						
Jim Rice, R OBP: 0.369, SLG: 0.551	0-0 1-H 2-H 2B		0-0 E6 G3-6		0-0 4-3		0-0 1B	0-0 1-H 2-H 3-H 2B		4	0	3	5	0	0	0						
Tony Armas, R OBP: 0.238, SLG: 0.372	0-0 P3		0-0 P4		0-0 F5		0-3 K			4	0	0	0	0	1	3						
Wade Boggs, L OBP: 0.452, SLG: 0.443	0-0 F7		0-0 G3-6 1-2f		0-0 L9		4-0 FC3-6 BB			3	0	0	0	1	0	3						
Rich Gedman, L OBP: 0.338, SLG: 0.411	0-3 K		0-0 6-3		0-0 F9		0-0 FC3-6 1-2f 3B			4	1	0	0	0	1	3						
Ed Jurak, R OBP: 0.300, SLG: 0.368		0-0 6-3		0-0 6-3		0-0 4-3	0-0 1-H 3B			4	0	1	1	0	0	0						
Rick Miller, L OBP: 0.370, SLG: 0.462		0-3 K		0-0 6-3		0-0 BB 1B 2B 1B	0-0 6-3			4	1	1	0	0	1	1						
Glenn Hoffman, R OBP: 0.345, SLG: 0.286		4-0 E BB		0-0 F7		0-0 1-2 2B 1B				2	1	1	0	1	0	0						
Inning Stats	R: 2 E: 0 K: 1 S: 7	H: 2 LOB: 1 BB: 1 P: 11	R: 0 E: 1 K: 2 S: 8	H: 0 LOB: 2 BB: 1 P: 12	R: 0 E: 1 K: 0 S: 3	H: 0 LOB: 0 BB: 0 P: 3	R: 0 E: 0 K: 0 S: 3	H: 0 LOB: 0 BB: 0 P: 3	R: 0 E: 0 K: 0 S: 4	H: 1 LOB: 1 BB: 0 P: 4	R: 3 E: 0 K: 1 S: 7	H: 3 LOB: 1 BB: 1 P: 11	R: 1 E: 0 K: 1 S: 6	H: 1 LOB: 1 BB: 1 P: 10	R: 0 E: 0 K: 1 S: 7	H: 0 LOB: 0 BB: 0 P: 11	1B: 4 2B: 2 3B: 1 HR: 0	SF: 0 SAC: 0 DP: 1 HBP: 0	WP: 0 PB: 0 SB: 0 CS: 0	PA: 35		
PITCHER	IP WLS BF H R ER SO BB IBB HBP BLK WP HR S P ERA WHIP	IP WLS BF H R ER SO BB IBB HBP BLK WP HR S P ERA WHIP	IP WLS BF H R ER SO BB IBB HBP BLK WP HR S P ERA WHIP	IP WLS BF H R ER SO BB IBB HBP BLK WP HR S P ERA WHIP	IP WLS BF H R ER SO BB IBB HBP BLK WP HR S P ERA WHIP	IP WLS BF H R ER SO BB IBB HBP BLK WP HR S P ERA WHIP	IP WLS BF H R ER SO BB IBB HBP BLK WP HR S P ERA WHIP	IP WLS BF H R ER SO BB IBB HBP BLK WP HR S P ERA WHIP	IP WLS BF H R ER SO BB IBB HBP BLK WP HR S P ERA WHIP	IP WLS BF H R ER SO BB IBB HBP BLK WP HR S P ERA WHIP	IP WLS BF H R ER SO BB IBB HBP BLK WP HR S P ERA WHIP	IP WLS BF H R ER SO BB IBB HBP BLK WP HR S P ERA WHIP	IP WLS BF H R ER SO BB IBB HBP BLK WP HR S P ERA WHIP	IP WLS BF H R ER SO BB IBB HBP BLK WP HR S P ERA WHIP	IP WLS BF H R ER SO BB IBB HBP BLK WP HR S P ERA WHIP	IP WLS BF H R ER SO BB IBB HBP BLK WP HR S P ERA WHIP	IP WLS BF H R ER SO BB IBB HBP BLK WP HR S P ERA WHIP	IP WLS BF H R ER SO BB IBB HBP BLK WP HR S P ERA WHIP	IP WLS BF H R ER SO BB IBB HBP BLK WP HR S P ERA WHIP	IP WLS BF H R ER SO BB IBB HBP BLK WP HR S P ERA WHIP	IP WLS BF H R ER SO BB IBB HBP BLK WP HR S P ERA WHIP	IP WLS BF H R ER SO BB IBB HBP BLK WP HR S P ERA WHIP
Gaylord Perry, R ERA: 6.69	(1, 1)	6.1	L	1	0	0	0	1	0	0	0	0	0	0	0	0	5.68	1.105				
Ed Yande Berg, L ERA: 4.32	(7, 1)	0.0	L	1	0	0	0	1	0	0	0	0	0	0	0	0	∞	∞				
Mike Stanton, R ERA: 1.98	(7, 1)	1.1	6	2	2	2	2	1	0	0	0	0	0	9	13	13.50	2.250					
Bryan Clark, L ERA: 1.8	(8, 1)	0.1	1	0	0	0	0	0	0	0	0	0	0	1	1	0.00	0.000					

Seattle Mariners @ Boston Red Sox
Fenway Park, Boston, MA
Fri May 06 1983, 7:05 PM EDT
Att: 18,241 - Unknown - 62 F

AB 36
R 4
H 9
RBI 4
BB 5
SO 6
LOB 13



Seattle Mariners @ Boston Red Sox
Fenway Park, Boston, MA
Fri May 06 1983, 7:05 PM EDT
Att: 18,241 - Unknown - 62 F


AB 31
R 6
H 7
RBI 6
BB 4
SO 5
LOB 16



Batter	1	2	3	4	5	6	7	8	9	AB	R	H	RBI	BB	SO	LOB	TOP					
Steve Henderson, R OBP: 0.423, SLG: 0.457	0-0 3-1 1B		0-3 K			0-0 5-3		0-0 1B		4	0	2	0	0	1	1						
Jamie Allen, R OBP: 0.364, SLG: 0.316	0-0 L9		0-0 FC5-4 1B			0-0 6-3		0-0 1B		4	0	2	0	0	0	1						
Al Cowens, R OBP: 0.225, SLG: 0.243	0-0 3-1		0-0 FC5-4			0-0 E5		0-0 G6-4-3		4	0	0	0	0	0	4						
Pat Putnam, L OBP: 0.289, SLG: 0.386	4-0 BB				0-0 F9		0-0 F8		0-0 F7	3	0	0	0	1	0	1						
Ken Phelps, L OBP: 0.239, SLG: 0.443	0-0 F8				0-0 4-3		0-0 F9		0-0 2B	4	0	1	0	0	0	2						
Dave Henderson, R OBP: 0.295, SLG: 0.400		0-0 4-3		0-3 K		4-0 PB BB		0-0 6-3		3	0	0	0	1	1	1						
Rick Sweet, S OBP: 0.347, SLG: 0.386		0-0 3-1			0-0 F8		0-0 P7		0-0 F8	4	0	0	0	0	0	2						
Domingo Ramos, R OBP: 0.368, SLG: 0.611		0-0 6-3			0-0 6-3		0-0 4-3			3	0	0	0	0	0	1						
Julio Cruz, S OBP: 0.357, SLG: 0.407			4-0 BB		0-0 F7		0-0 F8			2	0	0	0	1	0	0						
Inning Stats	R: 0 E: 0 K: 0 S: 4	H: 1 LOB: 2 BB: 1 P: 8	R: 0 E: 0 K: 0 S: 3	H: 0 LOB: 0 BB: 0 P: 3	R: 0 E: 0 K: 1 S: 5	H: 1 LOB: 1 BB: 1 P: 9	R: 0 E: 0 K: 1 S: 5	H: 0 LOB: 0 BB: 0 P: 5	R: 0 E: 0 K: 0 S: 3	H: 0 LOB: 0 BB: 0 P: 3	R: 0 E: 1 K: 0 S: 4	H: 0 LOB: 1 BB: 0 P: 4	R: 0 E: 0 K: 0 S: 3	H: 0 LOB: 1 BB: 1 P: 7	R: 0 E: 0 K: 0 S: 4	H: 2 LOB: 1 BB: 0 P: 4	R: 0 E: 0 K: 0 S: 4	H: 1 LOB: 1 BB: 0 P: 4	1B: 4 2B: 1 3B: 0 HR: 0	SF: 0 SAC: 0 DP: 1 HBP: 0	WP: 0 PB: 1 SB: 0 CS: 0	PA: 34
PITCHER Mike Brown, R ERA: 4.36	IP: 9.0 WLS: W BF: 34	H: 5 R: 0 ER: 0 SO: 2	BB: 3 IBB: 0 HBP: 0 BLK: 0	WP: 0 HR: 0 S: 35 P: 47	ERA: 0.00 WHIP: 0.889											PITCHER	IP: 9.0 WLS: W BF: 34	H: 5 R: 0 ER: 0 SO: 2	BB: 3 IBB: 0 HBP: 0 BLK: 0	WP: 0 HR: 0 S: 35 P: 47	ERA: 0.00 WHIP: 0.889	

Seattle Mariners @ Boston Red Sox
Fenway Park, Boston, MA
Sat May 07 1983, 3:33 AM EDT
Att: 24,076 - Unknown - 74 F

AB 31
R 0
H 5
RBI 0
BB 3
SO 2
LOB 13



Batter	1	2	3	4	5	6	7	8	9	AB	R	H	RBI	BB	SO	LOB	BOTTOM								
Jerry Remy, L OBP: 0.340, SLG: 0.292	0-0 BB 1B		0-0 L9		0-0 F7		0-0 HR 1B	0-0 G6-4-3		5	1	2	1	0	0	2									
Dwight Evans, R OBP: 0.397, SLG: 0.521	0-0 L8		0-0 HR		0-0 6-3		0-0 F8			4	1	1	1	0	0	3									
Jim Rice, R OBP: 0.383, SLG: 0.582	4-0 1-2 BB		0-0 HR		0-0 1-3		4-0 HR IBB			2	2	1	1	2	0	0									
Tony Armas, R OBP: 0.239, SLG: 0.402	0-0 P7		0-0 6-3			0-0 6-3	0-0 HR			4	1	1	4	0	0	2									
Wade Boggs, L OBP: 0.354, SLG: 0.446	0-0 F8			0-0 SH3-4 WP 1B		0-0 F7	0-0 1B			4	1	2	0	0	0	2									
Rich Gedman, L OBP: 0.333, SLG: 0.400		0-0 F8		0-0 WP SH3-4 1B		0-3 K	0-0 G3			4	0	1	0	0	1	1									
Ed Jurak, R OBP: 0.348, SLG: 0.350		4-0 CS BB		0-0 SH3-4		4-0 FC1-6 BB	0-3 K			1	0	0	0	2	1	0									
Rick Miller, L OBP: 0.355, SLG: 0.414		0-0 3-1		4-0 K BB		0-0 FC1-6 E 1B	0-0 E6 BB			3	1	0	0	1	0	2									
Glenn Hoffman, R OBP: 0.341, SLG: 0.275			0-0 F8		0-0 K		0-0 E6 1B HR	4-0 G6-4-3 BB		3	1	0	0	1	1	3									
Inning Stats	R: 0 E: 0 K: 0 S: 4	H: 1 LOB: 2 BB: 1 P: 8	R: 0 E: 0 K: 0 S: 2	H: 0 LOB: 0 BB: 1 P: 6	R: 2 E: 0 K: 0 S: 5	H: 2 LOB: 0 BB: 0 P: 5	R: 1 E: 0 K: 1 S: 6	H: 2 LOB: 1 BB: 1 P: 10	R: 0 E: 0 K: 0 S: 3	H: 0 LOB: 0 BB: 0 P: 3	R: 0 E: 0 K: 1 S: 5	H: 0 LOB: 0 BB: 0 P: 5	R: 5 E: 1 K: 0 S: 7	H: 3 LOB: 1 BB: 2 P: 15	R: 0 E: 1 K: 1 S: 5	H: 0 LOB: 1 BB: 1 P: 9	1B: 5 2B: 0 3B: 0 HR: 3	SF: 0 SAC: 1 DP: 1 HBP: 0	WP: 1 PB: 0 SB: 0 CS: 1	PA: 37					
PITCHER Bob Stoddard, R ERA: 4.58	IP: 6.0 WLS: L BF: 25	H: 5 R: 4 ER: 4 SO: 2	BB: 4 IBB: 0 HBP: 0 BLK: 0	WP: 1 HR: 2 S: 25 P: 41	ERA: 6.00 WHIP: 1.500											PITCHER	IP: 6.0 WLS: L BF: 25	H: 5 R: 4 ER: 4 SO: 2	BB: 4 IBB: 0 HBP: 0 BLK: 0	WP: 1 HR: 2 S: 25 P: 41	ERA: 6.00 WHIP: 1.500				
Ed Yande Berg, L ERA: 4.15	(7, 1)	0.1	3	1	0	0	0	0	0	0	0	3	3	0.00	3.000										
Bill Caudill, R ERA: 6.0	(7, 1)	0.2	5	2	4	1	0	0	1	4	8	13.50	3.000												
Ed Nunez, R ERA: 5.0	(8, 1)	1.0	4	0	0	0	1	1	0	5	9	0.00	1.000												

Seattle Mariners @ Boston Red Sox
Fenway Park, Boston, MA
Sat May 07 1983, 3:33 AM EDT
Att: 24,076 - Unknown - 74 F

AB 30
R 8
H 8
RBI 7
BB 6
SO 3
LOB 15



Batter	1	2	3	4	5	6	7	8	9	AB	R	H	RBI	BB	SO	LOB	TOP								
Steve Henderson, R (1, 7) OBP: 0.414, SLG: 0.455 John Moses, S (9, 7) OBP: 0.240, SLG: 0.050	K		4-3 2B		P3	G4-6-3		K	K	5	0	1	1	0	2	3									
Jamie Allen, R (1, 5) OBP: 0.370, SLG: 0.458	P6		4-3		2B		P5		HR	5	2	2	1	0	0	1									
Al Cowens, R (1, 9) OBP: 0.224, SLG: 0.250	P3		6-3				K		F7	5	0	1	1	0	1	1									
Pat Putnam, L (1, 10) OBP: 0.307, SLG: 0.396		1B					F8			3	0	2	0	1	0	0									
Ken Phelps, L (1, 3) OBP: 0.239, SLG: 0.429	P3				1B		F9			2	0	0	1	1	0	1									
Dave Henderson, R (1, 8) OBP: 0.313, SLG: 0.409							G3			3	0	2	0	1	0	2									
Rick Sweet, S (1, 2) OBP: 0.340, SLG: 0.375	4-3				1B				BB	4	0	1	0	0	0	4									
Todd Cruz, R (1, 6) OBP: 0.303, SLG: 0.456			P6		K		F7		K	4	0	0	0	0	2	4									
Julio Cruz, S (1, 4) OBP: 0.373, SLG: 0.427									4-3	3	2	2	0	1	0	0									
Inning Stats	R: 0 E: 0 K: 1 S: 5	H: 0 LOB: 0 BB: 0 P: 5	R: 0 E: 0 K: 0 S: 4	H: 2 LOB: 1 BB: 0 P: 4	R: 1 E: 0 K: 0 S: 5	H: 2 LOB: 1 BB: 0 P: 5	R: 0 E: 0 K: 1 S: 6	H: 2 LOB: 2 BB: 1 P: 10	R: 2 E: 0 K: 0 S: 6	H: 3 LOB: 2 BB: 1 P: 10	R: 0 E: 0 K: 0 S: 3	H: 1 LOB: 1 BB: 1 P: 7	R: 0 E: 0 K: 1 S: 5	H: 0 LOB: 0 BB: 0 P: 5	R: 0 E: 0 K: 1 S: 5	H: 0 LOB: 1 BB: 1 P: 9	R: 1 E: 0 K: 1 S: 6	H: 1 LOB: 0 BB: 0 P: 6	1B: 7 2B: 3 3B: 0 HR: 1	SF: 1 SAC: 0 DP: 1 HBP: 0	WP: 0 PB: 0 SB: 1 CS: 1	PA: 39			
PITCHER	IP	WLS	BF	H	R	ER	SO	BB	IBB	HBP	BLK	WP	HR	S	P	ERA	WHIP								
Doug Bird, R (1, 1) ERA: 8.8	5.0	L	24	9	3	3	2	1	1	0	0	0	0	26	34	5.40	2.000								
Mark Clear, R (6, 1) ERA: 6.94	4.0		15	2	1	1	3	2	0	0	0	0	1	19	27	2.25	1.000								

Seattle Mariners @ Boston Red Sox
Fenway Park, Boston, MA
Sun May 08 1983, 3:33 AM EDT
Att: 16,997 - Unknown - 77 F

AB	34
R	4
H	11
RBI	4
BB	4
SO	5
LOB	16



Batter	1	2	3	4	5	6	7	8	9	AB	R	H	RBI	BB	SO	LOB	BOTTOM								
Jerry Remy, L (1, 4) OBP: 0.352, SLG: 0.347 Dave Stapleton, R (3, 4) OBP: 0.266, SLG: 0.294	3B		6-3				5-3		F7	1	0	1	0	0	0	0									
Dwight Evans, R (1, 9) OBP: 0.380, SLG: 0.500	P3						F8		FC6-4	4	0	0	0	1	1	5									
Jim Rice, R (1, 7) OBP: 0.378, SLG: 0.568	L4		L6				1-3		FC4-6 1B	4	0	1	0	0	0	2									
Tony Armas, R (1, 10) OBP: 0.228, SLG: 0.384	1-3						F8		K	4	0	0	0	0	2	2									
Wade Boggs, L (1, 5) OBP: 0.355, SLG: 0.442		L7					HR		FC4-6 1B	3	1	1	0	1	0	1									
Reid Nichols, R (1, 8) OBP: 0.305, SLG: 0.340	P4						HR		F8	4	1	1	2	0	0	2									
Ed Jurak, R (1, 3) OBP: 0.333, SLG: 0.375							K		K	4	0	1	0	0	2	1									
Jeff Newman, R (1, 2) OBP: 0.231, SLG: 0.280	F9						L1-6		1B 1B	4	0	1	0	0	1	1									
Glenn Hoffman, R (1, 6) OBP: 0.340, SLG: 0.268 Rick Miller, L (9, PH) OBP: 0.375, SLG: 0.433			4-3				G2		FC6-4 1B	2	0	0	0	1	0	0									
Inning Stats	R: 0 E: 0 K: 0 S: 4	H: 1 LOB: 1 BB: 0 P: 4	R: 0 E: 0 K: 0 S: 4	H: 1 LOB: 0 BB: 0 P: 4	R: 0 E: 0 K: 0 S: 3	H: 0 LOB: 1 BB: 1 P: 7	R: 0 E: 0 K: 1 S: 5	H: 0 LOB: 1 BB: 1 P: 9	R: 0 E: 0 K: 1 S: 5	H: 0 LOB: 0 BB: 0 P: 7	R: 2 E: 0 K: 1 S: 7	H: 2 LOB: 0 BB: 0 P: 7	R: 0 E: 0 K: 1 S: 5	H: 0 LOB: 1 BB: 1 P: 9	R: 0 E: 0 K: 1 S: 6	H: 1 LOB: 0 BB: 0 P: 6	R: 0 E: 0 K: 1 S: 7	H: 2 LOB: 2 BB: 0 P: 7	1B: 4 2B: 1 3B: 1 HR: 1	SF: 0 SAC: 0 DP: 0 HBP: 0	WP: 0 PB: 0 SB: 0 CS: 0	PA: 38			
PITCHER	IP	WLS	BF	H	R	ER	SO	BB	IBB	HBP	BLK	WP	HR	S	P	ERA	WHIP								
Matt Young, L (1, 1) ERA: 3.16	5.0		20	3	2	2	2	1	0	0	0	0	1	13	17	9.00	2.000								
Roy Thomas, R (6, 1) ERA: 2.96	2.0		10	3	2	2	2	1	0	0	0	0	1	13	17	9.00	2.000								
Mike Stanton, R (8, 1) ERA: 1.8	1.1		6	2	0	0	2	0	0	0	0	0	0	10	10	0.00	1.500								
Bill Caudill, R (9, 1) ERA: 5.74	0.2	S	2	0	0	0	0	0	0	0	0	0	0	2	2	0.00	0.000								

Seattle Mariners @ Boston Red Sox
Fenway Park, Boston, MA
Sun May 08 1983, 3:33 AM EDT
Att: 16,997 - Unknown - 77 F

AB	34
R	2
H	7
RBI	2
BB	4
SO	6
LOB	17



Batter	1	2	3	4	5	6	7	8	9	AB	R	H	RBI	BB	SO	LOB	TOP					
Steve Henderson, R (1, 7) OBP: 0.413, SLG: 0.450										5	1	4	0	0	0	1						
Jamie Allen, R (1, 5) OBP: 0.376, SLG: 0.515										5	0	1	0	0	0	5						
Al Cowens, R (1, 9) OBP: 0.232, SLG: 0.291										4	1	2	1	0	0	3						
Pat Putnam, L (1, 3) OBP: 0.303, SLG: 0.378										4	0	1	0	0	1	3						
Ken Phelps, L (1, 10) OBP: 0.250, SLG: 0.426										4	0	1	1	0	1	2						
Dave Henderson, R (1, 8) OBP: 0.327, SLG: 0.414										4	0	2	0	0	0	3						
Rick Sweet, S (1, 2) OBP: 0.328, SLG: 0.358										4	0	1	0	0	0	2						
Todd Cruz, R (1, 6) OBP: 0.293, SLG: 0.431										3	0	0	0	0	1	1						
Domingo Ramos, R (9, PH) OBP: 0.350, SLG: 0.579										1	0	0	0	0	0	0						
Julio Cruz, S (1, 4) OBP: 0.367, SLG: 0.427										3	0	0	0	0	1	1						
Manny Castillo, S (9, PH) OBP: 0.245, SLG: 0.261										1	0	1	0	0	0	0						
Inning Stats	R: 0 E: 0 K: 1 S: 6	H: 1 LOB: 1 BB: 0 P: 6	R: 0 E: 0 K: 0 S: 3	H: 1 LOB: 0 BB: 0 P: 3	R: 0 E: 0 K: 0 S: 4	H: 1 LOB: 1 BB: 0 P: 4	R: 0 E: 0 K: 0 S: 4	H: 2 LOB: 1 BB: 0 P: 4	R: 0 E: 0 K: 0 S: 3	H: 0 LOB: 0 BB: 0 P: 3	R: 1 E: 0 K: 0 S: 6	H: 3 LOB: 2 BB: 0 P: 6	R: 0 E: 0 K: 2 S: 9	H: 2 LOB: 2 BB: 0 P: 9	R: 1 E: 0 K: 1 S: 7	H: 2 LOB: 1 BB: 0 P: 7	R: 0 E: 0 K: 0 S: 4	H: 1 LOB: 1 BB: 0 P: 4	1B: 12 2B: 0 3B: 0 HR: 1	SF: 0 SAC: 0 DP: 1 HBP: 0	WP: 0 PB: 0 SB: 2 CS: 0	PA: 38
PITCHER Dennis Martinez, R (1, 1) ERA: 4.27	IP: 9.0 WLS: W BF: 38 H: 13 R: 2 ER: 2 SO: 4 BB: 0 IBB: 0 HBP: 0 BLK: 0 WP: 0 HR: 1 S: 46 P: 46 ERA: 2.00 WHIP: 1.444															PITCHER	IP: 9.0 WLS: W BF: 38 H: 13 R: 2 ER: 2 SO: 4 BB: 0 IBB: 0 HBP: 0 BLK: 0 WP: 0 HR: 1 S: 46 P: 46 ERA: 2.00 WHIP: 1.444					

Seattle Mariners @ Baltimore Orioles
Memorial Stadium, Baltimore, MD
Tue May 10 1983, 7:05 PM EDT
Att: 8,508 - Unknown

AB 38
R 2
H 13
RBI 2
BB 0
SO 4
LOB 21



Batter	1	2	3	4	5	6	7	8	9	AB	R	H	RBI	BB	SO	LOB	BOTTOM			
Al Bumbry, L (1, 8) OBP: 0.366, SLG: 0.405										3	1	1	3	0	2	2				
John Shelby, S (6, PH) OBP: 0.390, SLG: 0.544										2	1	1	0	0	1	2				
Dan Ford, R (1, 9) OBP: 0.392, SLG: 0.482										5	2	2	3	0	1	2				
Cal Ripken Jr., R (1, 6) OBP: 0.359, SLG: 0.492										3	2	1	0	2	0	0				
Eddie Murray, S (1, 3) OBP: 0.424, SLG: 0.425										4	2	2	0	0	0	1				
John Lowenstein, L (1, 7) OBP: 0.444, SLG: 0.583										2	0	1	0	0	0	1				
Gary Roenicke, R (5, PH) OBP: 0.306, SLG: 0.349										2	0	1	3	0	0	0				
Ken Singleton, S (1, 10) OBP: 0.371, SLG: 0.488										2	2	1	0	3	1	1				
Rich Dauer, R (1, 4) OBP: 0.310, SLG: 0.327										4	1	1	0	0	0	4				
Lenn Sakata, R (8, PH) OBP: 0.306, SLG: 0.349										1	0	0	1	0	0	2				
Leo Hernandez, R (1, 5) OBP: 0.311, SLG: 0.378										3	1	1	1	2	0	2				
Rick Dempsey, R (1, 2) OBP: 0.296, SLG: 0.305										2	1	0	1	2	1	5				
Inning Stats	R: 0 E: 0 K: 1 S: 5	H: 0 LOB: 0 BB: 0 P: 5	R: 2 E: 0 K: 1 S: 7	H: 2 LOB: 2 BB: 2 P: 15	R: 0 E: 0 K: 1 S: 5	H: 0 LOB: 0 BB: 0 P: 5	R: 5 E: 0 K: 1 S: 10	H: 5 LOB: 1 BB: 1 P: 14	R: 0 E: 0 K: 0 S: 2	H: 0 LOB: 0 BB: 1 P: 6	R: 0 E: 0 K: 1 S: 4	H: 0 LOB: 2 BB: 2 P: 12	R: 1 E: 0 K: 1 S: 6	H: 1 LOB: 1 BB: 1 P: 10	R: 5 E: 1 K: 0 S: 7	H: 4 LOB: 2 BB: 2 P: 16	1B: 9 2B: 1 3B: 1 HR: 1	SF: 1 SAC: 0 DP: 2 HBP: 1	WP: 1 PB: 0 SB: 0 CS: 0	PA: 44
PITCHER Ed Nunez, R (1, 1) ERA: 6.65	IP: 3.2 WLS: L BF: 19 H: 6 R: 6 ER: 6 SO: 4 BB: 2 IBB: 0 HBP: 0 BLK: 0 WP: 1 HR: 1 S: 25 P: 33 ERA: 7.71 WHIP: 3.000															PITCHER	IP: 3.2 WLS: L BF: 19 H: 6 R: 6 ER: 6 SO: 4 BB: 2 IBB: 0 HBP: 0 BLK: 0 WP: 1 HR: 1 S: 25 P: 33 ERA: 7.71 WHIP: 3.000			
Bryan Clark, L (4, 1) ERA: 2.19	IP: 2.1 WLS: L BF: 12 H: 2 R: 2 ER: 2 SO: 1 BB: 5 IBB: 0 HBP: 0 BLK: 0 WP: 1 HR: 1 S: 9 P: 29 ERA: 33.75 WHIP: 3.750															PITCHER	IP: 2.1 WLS: L BF: 12 H: 2 R: 2 ER: 2 SO: 1 BB: 5 IBB: 0 HBP: 0 BLK: 0 WP: 1 HR: 1 S: 9 P: 29 ERA: 33.75 WHIP: 3.750			
Roy Thomas, R (7, 1) ERA: 4.56	IP: 1.1 WLS: L BF: 10 H: 4 R: 5 ER: 5 SO: 1 BB: 1 IBB: 0 HBP: 1 BLK: 0 WP: 0 HR: 0 S: 10 P: 15 ERA: 0.00 WHIP: 1.500															PITCHER	IP: 1.1 WLS: L BF: 10 H: 4 R: 5 ER: 5 SO: 1 BB: 1 IBB: 0 HBP: 1 BLK: 0 WP: 0 HR: 0 S: 10 P: 15 ERA: 0.00 WHIP: 1.500			
Ed Vande Berg, L (8, 1) ERA: 3.86	IP: 0.2 WLS: L BF: 3 H: 0 R: 0 ER: 0 SO: 0 BB: 1 IBB: 0 HBP: 0 BLK: 0 WP: 0 HR: 0 S: 2 P: 6 ERA: 0.00 WHIP: 1.500															PITCHER	IP: 0.2 WLS: L BF: 3 H: 0 R: 0 ER: 0 SO: 0 BB: 1 IBB: 0 HBP: 0 BLK: 0 WP: 0 HR: 0 S: 2 P: 6 ERA: 0.00 WHIP: 1.500			

Seattle Mariners @ Baltimore Orioles
Memorial Stadium, Baltimore, MD
Tue May 10 1983, 7:05 PM EDT
Att: 8,508 - Unknown

AB 33
R 13
H 12
RBI 12
BB 9
SO 6
LOB 22



Batter	1	2	3	4	5	6	7	8	9	AB	R	H	RBI	BB	SO	LOB	TOP										
Steve Henderson, R (1.7) OBP: 0.408, SLG: 0.438	0-0 6-3		0-0 G3 1B			0-0 1B BB	4-0 BB		0-0 F3	4	1	2	0	1	0	1											
Jamie Allen, R (1.5) OBP: 0.348, SLG: 0.439	0-0 6-3		0-0 G3 1-2			4-0 1B FC BB	0-3 K		0-0 F8	4	1	0	0	1	1	3											
Al Cowens, R (1.9) OBP: 0.233, SLG: 0.282	0-0 1-3		0-0 3-1			0-0 FC 1B 1-2 2-3		4-0 BB BB		3	0	1	0	1	0	1											
Dave Henderson, R (1.8) OBP: 0.339, SLG: 0.425		0-3 K		0-0 F8		0-0 FC 1B 1-2 2-3 3-H		4-0 BB 1-2 BB		3	0	1	1	1	1	0											
Todd Cruz, R (1.6) OBP: 0.282, SLG: 0.410		0-0 E 1B		0-0 F9		0-0 F3		0-3 K		4	0	1	0	0	1	5											
Dave Edler, R (1.10) Ken Phelps, L (8, PH) OBP: 0.298, SLG: 0.340 OBP: 0.247, SLG: 0.420		0-0 E5 1-2		0-0 5-3		0-0 FC FC6-4 1-2 2-3 3-H		0-3 K		3	0	0	1	0	0	3											
Jim Malar, R (1.3) Pat Putnam, L (8, PH) OBP: 0.300, SLG: 0.374		0-3 K		0-3 K		0-3 FC6-4 1-2		0-0 F6		3	0	0	0	0	2	4											
Orlando Mercado, R (1.2) OBP: 0.235, SLG: 0.360		0-0 F7		0-3 K		0-0 K	0-0 G6-4-3 1B		0-0 F8	4	0	1	0	0	1	2											
Julio Cruz, S (1.4) OBP: 0.362, SLG: 0.412			0-0 6-3		0-0 F9		0-0 G6-4-3 1-2		4-0 BB	3	0	0	0	1	0	1											
Inning Stats	R: 0 E: 0 K: 0 S: 3	H: 0 LOB: 0 BB: 0 P: 3	R: 0 E: 1 K: 2 S: 9	H: 1 LOB: 2 BB: 0 P: 9	R: 0 E: 0 K: 0 S: 4	H: 1 LOB: 1 BB: 0 P: 4	R: 0 E: 0 K: 0 S: 3	H: 0 LOB: 0 BB: 0 P: 3	R: 0 E: 0 K: 1 S: 7	H: 0 LOB: 0 BB: 0 P: 7	R: 2 E: 1 K: 0 S: 6	H: 3 LOB: 2 BB: 1 P: 10	R: 0 E: 0 K: 2 S: 5	H: 1 LOB: 1 BB: 1 P: 9	R: 0 E: 0 K: 2 S: 7	H: 0 LOB: 2 BB: 2 P: 15	R: 0 E: 0 K: 0 S: 3	H: 0 LOB: 1 BB: 1 P: 7	1B: 6 2B: 0 3B: 0 HR: 0	SF: 1 SAC: 0 DP: 1 HBP: 0	WP: 0 PB: 0 SB: 0 CS: 0	PA: 38					
PITCHER	IP	WLS	BF	H	R	ER	SO	BB	IBB	HBP	BLK	WP	HR	S	P	ERA	WHIP										
Bill Krueger, L (1.1) ERA: 2.54	7.0	W	30	6	2	2	5	3	0	0	0	0	0	37	49	2.57	1.286										
Steve McCatty, R (8.1) ERA: 0.9	2.0		8	0	0	0	2	2	0	0	0	0	0	10	18	0.00	1.000										

Seattle Mariners @ Oakland Athletics
Oakland-Alameda County Coliseum, Oakland, CA
Fri May 13 1983, 7:05 PM PDT
Att: 10,484 - Unknown

AB	33
R	2
H	6
RBI	2
BB	5
SO	7
LOB	24



Batter	1	2	3	4	5	6	7	8	9	AB	R	H	RBI	BB	SO	LOB	BOTTOM										
Rickey Henderson, R (1.7) OBP: 0.467, SLG: 0.441	0-3 K		0-0 HR 1B		0-3 K		4-0 F8 BB BB			3	1	1	2	1	2	0											
Mike Davis, L (1.9) OBP: 0.320, SLG: 0.387	0-3 K		0-0 2-H 3-H HR			0-0 6-3 HR 1B	4-0 1-2 BB			3	2	2	2	1	1	0											
Wayne Gross, L (1.5) OBP: 0.362, SLG: 0.390	0-0 4-3		0-0 F8			0-0 6-3 1-3	0-0 F8 2-3			4	0	0	0	0	0	3											
Dwayne Murphy, L (1.8) Gary Hancock, L (9.7) OBP: 0.282, SLG: 0.297 OBP: 0.316, SLG: 0.278		0-3 K	0-0 G3			0-0 HR BB	0-3 K			4	1	1	2	0	2	2											
Jeff Burroughs, R (1.10) OBP: 0.337, SLG: 0.362		0-0 5-3		0-0 1-3		4-0 HR BB BB	0-3 K			3	1	0	0	1	1	2											
Kelvin Moore, R (1.3) OBP: 0.255, SLG: 0.402		0-3 K		0-0 5-3		4-0 HR BB	0-3 K			3	1	0	0	1	2	0											
Davey Lopes, R (1.4) OBP: 0.299, SLG: 0.343			0-0 1-3	0-0 4-3		0-0 F9		0-0 G1-6-3 1B		4	0	1	0	0	0	2											
Bob Kearney, R (1.2) OBP: 0.306, SLG: 0.378			0-0 2B 1B 1B		0-0 1-3	0-0 HR BB	0-0 G1-6-3			4	2	2	3	0	0	1											
Tony Phillips, S (1.6) OBP: 0.288, SLG: 0.276			0-0 1B 2B		0-0 G3		0-3 K			3	1	1	0	0	1	0											
Inning Stats	R: 0 E: 0 K: 2 S: 7	H: 0 LOB: 0 BB: 0 P: 7	R: 0 E: 0 K: 2 S: 7	H: 0 LOB: 0 BB: 0 P: 7	R: 4 E: 0 K: 0 S: 7	H: 4 LOB: 0 BB: 0 P: 7	R: 0 E: 0 K: 0 S: 3	H: 0 LOB: 0 BB: 0 P: 3	R: 0 E: 0 K: 1 S: 5	H: 0 LOB: 0 BB: 0 P: 5	R: 5 E: 0 K: 1 S: 8	H: 3 LOB: 2 BB: 2 P: 16	R: 0 E: 0 K: 2 S: 7	H: 0 LOB: 2 BB: 2 P: 15	R: 0 E: 0 K: 1 S: 5	H: 1 LOB: 0 BB: 0 P: 5	1B: 4 2B: 1 3B: 0 HR: 3	SF: 0 SAC: 0 DP: 1 HBP: 0	WP: 0 PB: 0 SB: 1 CS: 0	PA: 35							
PITCHER	IP	WLS	BF	H	R	ER	SO	BB	IBB	HBP	BLK	WP	HR	S	P	ERA	WHIP										
Bob Stoddard, R (1.1) ERA: 5.27	5.1	L	22	6	6	6	5	0	0	0	0	0	2	32	32	10.12	1.125										
Mike Stanton, R (6.1) ERA: 3.52	0.1		4	1	3	3	0	2	0	0	0	0	1	2	10	81.00	9.000										
Ed Nunez, R (6.1) ERA: 6.0	2.1		9	1	0	0	4	2	0	0	0	0	0	15	23	0.00	1.286										

Seattle Mariners @ Oakland Athletics
Oakland-Alameda County Coliseum, Oakland, CA
Fri May 13 1983, 7:05 PM PDT
Att: 10,484 - Unknown

AB	31
R	9
H	8
RBI	9
BB	4
SO	9
LOB	10



Batter	1	2	3	4	5	6	7	8	9	AB	R	H	RBI	BB	SO	LOB	TOP																					
Steve Henderson, R (1,7) John Moses, S (6,7) OBP: 0.407, SLG: 0.435 OBP: 0.222, SLG: 0.045	5-3		G5-4-3				F7		F9	3	0	1	0	0	0	1																						
Jamie Allen, R (1,5) OBP: 0.320, SLG: 0.400	6-3		F9						F8	4	0	0	0	0	1	1																						
Al Cowens, R (1,9) OBP: 0.234, SLG: 0.276	3B								K	3	1	0	0	1	1	0																						
Pat Putnam, L (1,3) OBP: 0.316, SLG: 0.408	3B									4	1	3	1	0	0	0																						
Ken Phelps, L (1,10) Dave Edler, R (8,PH) OBP: 0.250, SLG: 0.417 OBP: 0.293, SLG: 0.333	F8								F3	3	1	1	0	0	0	1																						
Dave Henderson, R (1,8) OBP: 0.336, SLG: 0.445									E6	4	1	1	3	0	0	0																						
Rick Sweet, S (1,2) OBP: 0.306, SLG: 0.333									K	4	0	0	0	0	1	1																						
Todd Cruz, R (1,6) OBP: 0.281, SLG: 0.413									K	4	0	1	0	0	1	1																						
Manny Castillo, S (1,4) Julio Cruz, S (7,PR) OBP: 0.269, SLG: 0.271 OBP: 0.368, SLG: 0.412										2	0	1	0	0	0	1																						
Inning Stats	R: 1 E: 0 K: 0 S: 4	H: 1 LOB: 1 BB: 1 P: 8	R: 0 E: 0 K: 0 S: 3	H: 0 LOB: 0 BB: 0 P: 3	R: 0 E: 0 K: 0 S: 2	H: 0 LOB: 0 BB: 0 P: 3	R: 3 E: 0 K: 0 S: 7	H: 4 LOB: 1 BB: 0 P: 7	R: 0 E: 0 K: 1 S: 5	H: 1 LOB: 0 BB: 0 P: 5	R: 0 E: 0 K: 0 S: 3	H: 0 LOB: 0 BB: 0 P: 3	R: 0 E: 0 K: 0 S: 4	H: 1 LOB: 1 BB: 0 P: 4	R: 0 E: 0 K: 1 S: 6	H: 1 LOB: 1 BB: 0 P: 6	R: 0 E: 1 K: 2 S: 8	H: 0 LOB: 2 BB: 1 P: 12	1B: 5 2B: 1 3B: 1 HR: 1	SF: 0 SAC: 0 DP: 1 HBP: 1	WP: 0 PB: 0 SB: 0 CS: 1	PA: 37																
PITCHER	IP	WLS	BF	H	R	ER	SO	BB	IBB	HBP	BLK	WP	HR	S	P	ERA	WHIP	PITCHER				IP	WLS	BF	H	R	ER	SO	BB	IBB	HBP	BLK	WP	HR	S	P	ERA	WHIP
Rick Langford, R (1,1) ERA: 14.81	3.2	L	17	5	4	4	0	1	0	1	0	0	1	15	20	9.82	1.636																					
Tim Conroy, L (4,1) ERA: 1.93	5.1		20	3	0	0	4	1	0	0	0	0	0	27	31	0.00	0.750																					

Seattle Mariners @ Oakland Athletics
Oakland-Alameda County Coliseum, Oakland, CA
Sat May 14 1983, 3:33 AM PDT
Att: 17,097 - Unknown

AB	34
R	4
H	8
RBI	4
BB	2
SO	4
LOB	10



Batter	1	2	3	4	5	6	7	8	9	AB	R	H	RBI	BB	SO	LOB	BOTTOM																					
Rickey Henderson, R (1,7) OBP: 0.468, SLG: 0.432	K		4-3							2	0	0	0	2	1	0																						
Mike Davis, L (1,9) OBP: 0.310, SLG: 0.374	B1-3		F5							4	0	0	0	0	1	3																						
Bill Almon, R (1,5) OBP: 0.333, SLG: 0.351	1B									3	1	1	0	1	2	0																						
Jeff Burroughs, R (1,10) OBP: 0.352, SLG: 0.381	BB									3	0	2	1	1	1	0																						
Dwayne Murphy, L (1,8) OBP: 0.281, SLG: 0.295	F9									4	0	1	0	0	0	3																						
Kelvin Moore, R (1,3) OBP: 0.245, SLG: 0.385										4	0	0	0	0	1	3																						
Davey Lopes, R (1,4) OBP: 0.288, SLG: 0.330	6-3									4	0	0	0	0	0	1																						
Bob Kearney, R (1,2) Dan Meyer, L (9,PH) OBP: 0.297, SLG: 0.366 OBP: 0.379, SLG: 0.423	4-3									3	0	0	0	0	0	0																						
Tony Phillips, S (1,6) Wayne Gross, L (9,5) OBP: 0.270, SLG: 0.270 OBP: 0.362, SLG: 0.390	6-3									2	0	0	0	0	0	0																						
Inning Stats	R: 0 E: 0 K: 1 S: 6	H: 1 LOB: 2 BB: 1 P: 10	R: 0 E: 0 K: 1 S: 5	H: 0 LOB: 0 BB: 0 P: 5	R: 0 E: 0 K: 0 S: 3	H: 0 LOB: 0 BB: 0 P: 3	R: 0 E: 0 K: 1 S: 6	H: 2 LOB: 1 BB: 0 P: 6	R: 0 E: 0 K: 0 S: 3	H: 0 LOB: 2 BB: 1 P: 8	R: 1 E: 1 K: 0 S: 4	H: 1 LOB: 1 BB: 1 P: 8	R: 0 E: 0 K: 1 S: 5	H: 0 LOB: 0 BB: 1 P: 9	R: 0 E: 0 K: 2 S: 7	H: 0 LOB: 0 BB: 0 P: 7	R: 0 E: 0 K: 1 S: 5	H: 0 LOB: 0 BB: 0 P: 5	1B: 3 2B: 1 3B: 0 HR: 0	SF: 0 SAC: 0 DP: 1 HBP: 1	WP: 0 PB: 0 SB: 0 CS: 0	PA: 35																
PITCHER	IP	WLS	BF	H	R	ER	SO	BB	IBB	HBP	BLK	WP	HR	S	P	ERA	WHIP	PITCHER				IP	WLS	BF	H	R	ER	SO	BB	IBB	HBP	BLK	WP	HR	S	P	ERA	WHIP
Matt Young, L (1,1) ERA: 2.66	8.0	W	32	4	1	0	6	4	0	1	0	0	0	39	56	0.00	1.000																					
Bill Caudill, R (9,1) ERA: 4.91	1.0	S	3	0	0	0	1	0	0	0	0	0	0	5	5	0.00	0.000																					

Seattle Mariners @ Oakland Athletics
Oakland-Alameda County Coliseum, Oakland, CA
Sat May 14 1983, 3:33 AM PDT
Att: 17,097 - Unknown

AB	30
R	1
H	4
RBI	1
BB	4
SO	7
LOB	10



Batter	1	2	3	4	5	6	7	8	9	AB	R	H	RBI	BB	SO	LOB	TOP										
Julio Cruz, S OBP: 0.364, SLG: 0.400 (1,4)										3	0	0	0	1	0	1											
Jamie Allen, R OBP: 0.315, SLG: 0.388 (1,5)										4	0	1	0	0	0	0											
Al Cowens, R OBP: 0.227, SLG: 0.267 (1,9)										4	0	0	0	0	1	2											
Dave Henderson, R OBP: 0.325, SLG: 0.430 (1,8)										4	0	0	0	0	2	1											
Todd Cruz, R OBP: 0.282, SLG: 0.411 (1,6)										3	0	1	0	0	1	0											
Pat Putnam, L OBP: 0.316, SLG: 0.406 (1,3)										3	0	1	0	0	0	1											
Jim Maler, R OBP: 0.267, SLG: 0.154 (7, PH)										1	0	0	0	1	1	0											
Ken Phelps, L OBP: 0.247, SLG: 0.411 (8, PH)										1	0	0	0	0	0	1											
Orlando Mercado, R OBP: 0.226, SLG: 0.346 (8, PH)										2	0	0	0	0	1	1											
Rick Sweet, S OBP: 0.317, SLG: 0.345 (8, 2)										1	0	1	0	0	0	0											
John Moses, S OBP: 0.200, SLG: 0.040 (1,7)										3	0	0	0	0	0	1											
Inning Stats	R: 0 E: 0 K: 0 S: 3	H: 1 LOB: 1 BB: 1 P: 7	R: 0 E: 0 K: 1 S: 5	H: 0 LOB: 1 BB: 1 P: 9	R: 0 E: 0 K: 1 S: 3	H: 0 LOB: 0 BB: 0 P: 3	R: 0 E: 0 K: 1 S: 6	H: 1 LOB: 1 BB: 0 P: 6	R: 0 E: 0 K: 1 S: 5	H: 0 LOB: 0 BB: 0 P: 5	R: 0 E: 0 K: 2 S: 8	H: 1 LOB: 1 BB: 0 P: 8	R: 0 E: 0 K: 0 S: 3	H: 1 LOB: 0 BB: 0 P: 3	R: 0 E: 0 K: 1 S: 5	H: 0 LOB: 0 BB: 0 P: 5	1B: 4 2B: 0 3B: 0 HR: 0	SF: 0 SAC: 0 DP: 1 HBP: 0	WP: 0 PB: 0 SB: 0 CS: 1	PA: 31							
PITCHER	IP	WLS	BF	H	R	ER	SO	BB	IBB	HBP	BLK	WP	HR	S	P	ERA	WHIP										
Tom Underwood, L ERA: 4.06 (1,1)	6.2	W	24	3	0	0	5	2	0	0	0	0	0	32	40	0.00	0.750										
Steve McCatty, R ERA: 0.73 (7,1)	2.1	S	7	1	0	0	1	0	0	0	0	0	0	9	9	0.00	0.429										

Seattle Mariners @ Oakland Athletics
Oakland-Alameda County Coliseum, Oakland, CA
Sun May 15 1983, 3:33 AM PDT
Att: 24,664 - Unknown

AB 29
R 0
H 4
RBI 0
BB 2
SO 6
LOB 8



Batter	1	2	3	4	5	6	7	8	9	AB	R	H	RBI	BB	SO	LOB	BOTTOM										
Rickey Henderson, R OBP: 0.468, SLG: 0.433 (1,7)										2	0	1	0	0	0	0											
Gary Hancock, L OBP: 0.256, SLG: 0.250 (5,7)										2	0	0	0	0	0	1											
Mike Davis, L OBP: 0.308, SLG: 0.378 (1,9)										4	1	1	0	0	0	1											
Wayne Gross, L OBP: 0.356, SLG: 0.381 (1,5)										4	0	1	0	0	0	1											
Dwayne Murphy, L OBP: 0.304, SLG: 0.315 (1,8)										3	2	3	1	1	0	0											
Dan Meyer, L OBP: 0.364, SLG: 0.379 (1,10)										3	0	0	0	1	1	4											
Kelvin Moore, R OBP: 0.245, SLG: 0.379 (1,3)										4	0	1	1	0	1	3											
Davey Lopes, R OBP: 0.296, SLG: 0.330 (1,4)										3	0	1	1	1	1	2											
Bob Kearney, R OBP: 0.286, SLG: 0.351 (1,2)										4	0	0	0	0	2	5											
Tony Phillips, S OBP: 0.272, SLG: 0.272 (1,6)										3	0	1	0	0	1	0											
Inning Stats	R: 1 E: 0 K: 0 S: 5	H: 2 LOB: 1 BB: 0 P: 5	R: 0 E: 0 K: 0 S: 3	H: 0 LOB: 0 BB: 0 P: 3	R: 0 E: 0 K: 1 S: 5	H: 1 LOB: 0 BB: 0 P: 5	R: 1 E: 1 K: 2 S: 9	H: 1 LOB: 2 BB: 1 P: 13	R: 0 E: 0 K: 0 S: 3	H: 0 LOB: 0 BB: 0 P: 3	R: 0 E: 0 K: 2 S: 9	H: 2 LOB: 2 BB: 0 P: 9	R: 0 E: 0 K: 1 S: 7	H: 1 LOB: 2 BB: 2 P: 15	R: 1 E: 0 K: 1 S: 7	H: 2 LOB: 2 BB: 2 P: 15	1B: 8 2B: 2 3B: 0 HR: 0	SF: 0 SAC: 0 DP: 2 HBP: 0	WP: 0 PB: 0 SB: 1 CS: 0	PA: 35							
PITCHER	IP	WLS	BF	H	R	ER	SO	BB	IBB	HBP	BLK	WP	HR	S	P	ERA	WHIP										
Jim Beattie, R ERA: 4.13 (1,1)	7.2	L	33	9	3	2	5	1	1	0	0	0	0	41	49	2.35	1.304										
Roy Thomas, R ERA: 4.5 (8,1)	0.1		2	0	0	0	1	1	0	0	0	0	0	3	7	0.00	3.000										

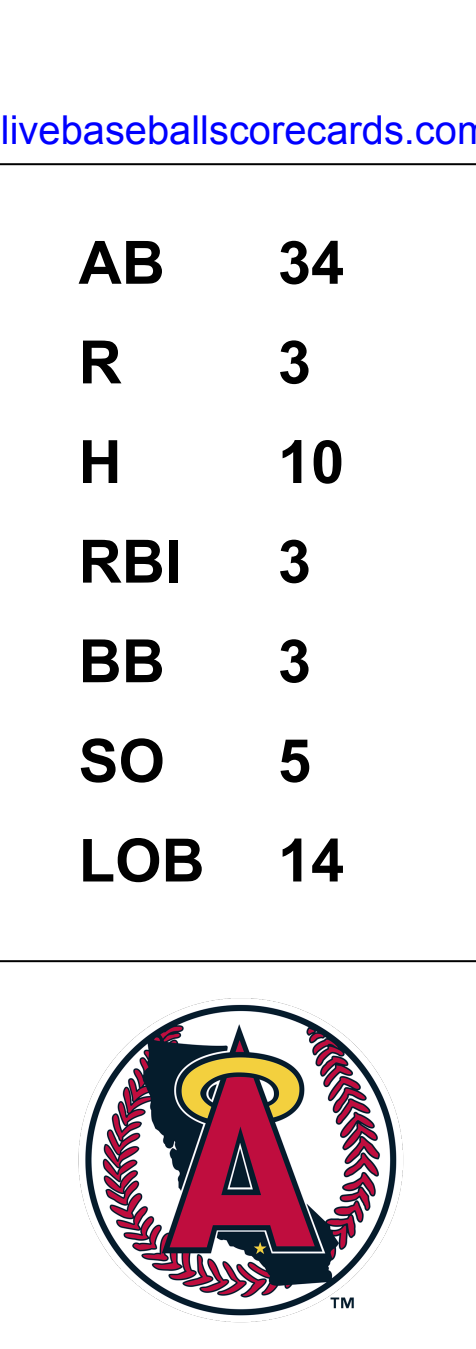
Seattle Mariners @ Oakland Athletics
Oakland-Alameda County Coliseum, Oakland, CA
Sun May 15 1983, 3:33 AM PDT
Att: 24,664 - Unknown

AB 32
R 3
H 9
RBI 3
BB 3
SO 6
LOB 17



Batter	1	2	3	4	5	6	7	8	9	AB	R	H	RBI	BB	SO	LOB	TOP										
Rod Carew, L (1, 3) OBP: 0.480, SLG: 0.593	0-0 1B		0-0 G3			0-0 PB 2B	0-0 4-3		0-0 1B	5	0	3	1	0	0	2											
Juan Beniquez, R (1, 8) OBP: 0.383, SLG: 0.398	0-0 4-3			0-0 4-3		4-0 FC5 PB BB		0-0 2B	0-3 K	4	1	1	0	1	1	2											
Ellis Valentine, R (1, 9) OBP: 0.192, SLG: 0.462	0-3 K			0-0 F9		0-0 L3		0-0 WP 2B		4	0	1	1	0	1	2											
Reggie Jackson, L (1, 10) OBP: 0.373, SLG: 0.434		0-0 F8		0-0 F8		4-0 1-2 IBB		0-3 K		3	0	0	0	1	1	1											
Doug DeCinces, R (1, 5) OBP: 0.357, SLG: 0.695		0-0 F5			0-0 F8	0-0 FC5		4-0 WP IBB		3	0	0	0	1	0	3											
Bobby Grich, R (1, 4) OBP: 0.375, SLG: 0.394		0-0 F9			0-3 K		0-3 K	0-0 F3		4	0	0	0	0	2	2											
Bobby Clark, R (1, 7) OBP: 0.269, SLG: 0.364			0-0 5-3		0-0 F4		0-0 1B 1B	0-0 4-3		4	1	1	0	0	0	2	AB 34 R 3 H 10 RBI 3 BB 3 SO 5 LOB 14										
Tim Foli, R (1, 6) OBP: 0.336, SLG: 0.368			0-0 F2			0-0 SH1-4 2B 1B	0-0 1B 1-2 1B		0-0 F9	4	1	2	0	0	0	0											
Bob Boone, R (1, 2) OBP: 0.302, SLG: 0.343						0-0 SH1-4	0-0 1-3 2-H 1B		0-0 F6	3	0	2	1	0	0	0											
Inning Stats	R: 0 E: 0 K: 1 S: 5	H: 1 LOB: 0 BB: 0 P: 5	R: 0 E: 0 K: 0 S: 3	H: 0 LOB: 0 BB: 0 P: 3	R: 0 E: 0 K: 0 S: 4	H: 1 LOB: 1 BB: 0 P: 4	R: 0 E: 0 K: 0 S: 3	H: 0 LOB: 0 BB: 0 P: 3	R: 0 E: 0 K: 1 S: 5	H: 0 LOB: 0 BB: 0 P: 5	R: 1 E: 0 K: 0 S: 5	H: 2 LOB: 3 BB: 2 P: 13	R: 1 E: 0 K: 1 S: 7	H: 3 LOB: 1 BB: 0 P: 7	R: 1 E: 0 K: 1 S: 7	H: 2 LOB: 2 BB: 1 P: 11	R: 0 E: 0 K: 1 S: 6	H: 1 LOB: 1 BB: 0 P: 6	1B: 7 2B: 4 3B: 0 HR: 0	SF: 0 SAC: 1 DP: 1 HBP: 0	WP: 1 PB: 2 SB: 0 CS: 0	PA: 38					
PITCHER	IP	WLS	BF	H	R	ER	SO	BB	IBB	HBP	BLK	WP	HR	S	P	ERA	WHIP										
Gaylord Perry, R (1, 1) ERA: 5.43	6.1	L	26	6	2	2	3	1	1	0	0	0	0	30	38	2.84	1.105										
Mike Stanton, R (7, 1) ERA: 3.45	0.1		1	1	0	0	0	0	0	0	0	0	0	1	1	0.00	3.000										
Bryan Clark, L (7, 1) ERA: 2.41	0.2		5	2	1	1	1	0	1	0	0	0	0	6	10	13.50	3.000										
Bill Caudill, R (8, 1) ERA: 4.5	1.2		6	1	0	0	1	0	0	0	0	1	0	8	8	0.00	0.600										

California Angels @ Seattle Mariners
The Kingdome, Seattle, WA
Tue May 17 1983, 10:05 PM EDT
Att: 7,313 - Dome



Batter	1	2	3	4	5	6	7	8	9	AB	R	H	RBI	BB	SO	LOB	BOTTOM										
Julio Cruz, S (1, 4) OBP: 0.360, SLG: 0.394	0-0 5-3		0-0 BB 1B		0-0 G3		0-3 K			4	0	1	0	0	1	1											
Jamie Allen, R (1, 5) OBP: 0.326, SLG: 0.385	0-3 K		4-0 1-2 BB			0-0 G5-6-3 1B		0-0 4-3		3	0	1	0	1	1	0											
Ricky Nelson, L (1, 7) OBP: 0.314, SLG: 0.427	0-3 K		0-0 4-3			0-0 G5-6-3 1-2		0-0 F8		4	0	0	0	0	1	3											
Pat Putnam, L (1, 3) OBP: 0.314, SLG: 0.427		0-0 4-3		0-0 F7		0-0 HR		0-0 F8		4	1	1	1	0	0	0											
Dave Henderson, R (1, 8) OBP: 0.323, SLG: 0.419		0-0 F9		0-0 5-3		4-0 BB		0-3 K		3	0	0	0	1	1	0											
Ken Phelps, L (1, 10) OBP: 0.259, SLG: 0.416		0-0 1B		0-0 1B		0-0 F5		0-0 F8		4	0	2	0	0	0	1											
Al Cowens, R (1, 9) OBP: 0.228, SLG: 0.261		0-0 F7		0-0 F5			0-0 F4		4-0 BB	3	0	0	0	1	0	2	AB 31 R 1 H 5 RBI 1 BB 3 SO 4 LOB 8										
Rick Sweet, S (1, 2) OBP: 0.299, SLG: 0.323			0-0 6-3		0-0 5-3		0-0 F8		0-0 1-3	4	0	0	0	0	0	1											
Todd Cruz, R (1, 6) OBP: 0.284, SLG: 0.405			0-0 F5		0-0 4-3		1-0 HBP			2	0	0	0	0	0	0											
Inning Stats	R: 0 E: 0 K: 2 S: 7	H: 0 LOB: 0 BB: 0 P: 7	R: 0 E: 0 K: 0 S: 4	H: 1 LOB: 1 BB: 0 P: 4	R: 0 E: 0 K: 0 S: 4	H: 1 LOB: 2 BB: 1 P: 8	R: 0 E: 0 K: 0 S: 4	H: 1 LOB: 0 BB: 0 P: 4	R: 0 E: 0 K: 0 S: 3	H: 0 LOB: 0 BB: 0 P: 3	R: 1 E: 0 K: 0 S: 4	H: 2 LOB: 1 BB: 1 P: 8	R: 0 E: 0 K: 1 S: 5	H: 0 LOB: 1 BB: 0 P: 6	R: 0 E: 0 K: 0 S: 3	H: 0 LOB: 0 BB: 0 P: 3	R: 0 E: 0 K: 1 S: 5	H: 0 LOB: 1 BB: 1 P: 9	1B: 4 2B: 0 3B: 0 HR: 1	SF: 0 SAC: 0 DP: 1 HBP: 1	WP: 0 PB: 0 SB: 0 CS: 0	PA: 35					
PITCHER	IP	WLS	BF	H	R	ER	SO	BB	IBB	HBP	BLK	WP	HR	S	P	ERA	WHIP										
Bruce Kison, R (1, 1) ERA: 3.62	9.0	W	35	5	1	1	4	3	0	1	0	0	1	39	52	1.00	0.889										


California Angels @ Seattle Mariners
The Kingdome, Seattle, WA
Tue May 17 1983, 10:05 PM EDT
Att: 7,313 - Dome



Batter	1	2	3	4	5	6	7	8	9	AB	R	H	RBI	BB	SO	LOB	TOP								
Rod Carew, L OBP: 0.477, SLG: 0.588 Daryl Sconiers, L OBP: 0.328, SLG: 0.561 (4, FH) (4, 3)	0-0 1-3			0-0 F6		0-0 F6		0-0 F7		1	0	0	0	0	0	0	California Angels @ Seattle Mariners The Kingdome, Seattle, WA Wed May 18 1983, 10:05 PM EDT Att: 6,299 - Dome								
Juan Beniquez, R OBP: 0.385, SLG: 0.385 (1, 8)	0-0 F7			0-3 K		0-0 F5		4-0 FC6-4 BB		3	0	0	0	1	1										
Ellis Valentine, R OBP: 0.200, SLG: 0.433 (1, 9)	0-3 K			0-0 F9				0-0 FC6-4		4	1	1	0	0	1	2									
Reggie Jackson, L OBP: 0.369, SLG: 0.427 (1, 10)		0-0 F7			0-0 4-3				0-3 K	4	0	1	0	0	1	0									
Doug DeCinces, R OBP: 0.347, SLG: 0.586 (1, 5)		0-0 6-3			0-3 K		0-0 G6-4-3		0-3 K	4	0	0	0	0	2	1									
Bobby Grich, R OBP: 0.388, SLG: 0.396 (1, 4)		0-0 F8			0-0 1B		0-0 BB		4-0 BB	2	0	1	0	2	0	0									
Bobby Clark, R OBP: 0.268, SLG: 0.350 (1, 7)			0-0 5-3		0-3 K		0-0 6-3		4-0 BB	3	0	0	0	1	1	2									
Tim Foli, R OBP: 0.333, SLG: 0.364 (1, 6)			0-0 6-3			0-0 F8		0-0 BB	0-0 F9	4	0	1	0	0	0	2									
Bob Boone, R OBP: 0.303, SLG: 0.342 (1, 2)			0-0 F8			0-0 WP		0-3 K		3	0	1	0	0	1	1									
Inning Stats	R: 0 E: 0 K: 1 S: 5	H: 0 LOB: 0 BB: 0 P: 5	R: 0 E: 0 K: 0 S: 3	H: 0 LOB: 0 BB: 0 P: 3	R: 0 E: 0 K: 0 S: 3	H: 0 LOB: 0 BB: 0 P: 3	R: 0 E: 0 K: 1 S: 5	H: 0 LOB: 0 BB: 0 P: 5	R: 0 E: 0 K: 2 S: 8	H: 1 LOB: 1 BB: 0 P: 8	R: 1 E: 0 K: 0 S: 4	H: 2 LOB: 1 BB: 1 P: 8	R: 0 E: 0 K: 1 S: 6	H: 1 LOB: 2 BB: 1 P: 10	R: 0 E: 0 K: 2 S: 7	H: 0 LOB: 2 BB: 2 P: 15	1B: 5 2B: 0 3B: 0 HR: 0	SF: 0 SAC: 0 DP: 1 HBP: 0	WP: 2 PB: 0 SB: 0 CS: 0	PA: 35					
PITCHER	IP	WLS	BF	H	R	ER	SO	BB	IBB	HBP	BLK	WP	HR	S	P	ERA	WHIP								
Bob Stoddard, R ERA: 4.81 (1, 1)	6.0	W	22	4	1	1	4	0	0	0	0	1	0	30	30	1.50	0.667								
Mike Stanton, R ERA: 3.24 (7, 1)	1.0		3	0	0	0	0	1	0	0	0	0	0	2	6	0.00	1.000								
Bill Caudill, R ERA: 4.09 (8, 1)	2.0	S	10	1	0	0	3	3	0	0	0	0	0	13	25	0.00	2.000								

Batter	1	2	3	4	5	6	7	8	9	AB	R	H	RBI	BB	SO	LOB	BOTTOM								
Steve Henderson, R OBP: 0.403, SLG: 0.425 (1, 10)	0-3 K		4-0 1B BB		0-0 F9		0-0 5-3			3	0	0	0	1	1	1	California Angels @ Seattle Mariners The Kingdome, Seattle, WA Wed May 18 1983, 10:05 PM EDT Att: 6,299 - Dome								
Jamie Allen, R OBP: 0.355, SLG: 0.400 (1, 5)	0-0 1B		0-0 FC6-4 1B		4-0 1-2 BB		0-0 4-3			3	0	2	0	1	0	0									
Al Cowens, R OBP: 0.228, SLG: 0.263 (1, 9)	0-0 F8		0-0 SF8		0-0 G5-3			0-0 1B		3	0	1	1	0	0	3									
Dave Henderson, R OBP: 0.321, SLG: 0.421 (1, 8)	0-0 F9		0-0 F8			0-0 G3		0-0 F8		4	0	1	0	0	0	4									
Todd Cruz, R OBP: 0.275, SLG: 0.392 (1, 6)		0-0 E6 SF8	0-0 FC6-4			0-0 F7		0-0 F6		4	1	0	0	0	0	4									
Pat Putnam, L OBP: 0.304, SLG: 0.416 (1, 3)		0-0 SF8		0-3 K		0-0 G3		0-3 K		3	0	0	1	0	2	2									
Orlando Mercado, R OBP: 0.232, SLG: 0.333 (1, 2)		0-0 6-3		0-0 6-3		4-0 FC5-4 BB				2	0	0	0	1	0	0									
Ricky Nelson, L (1, 7)		0-0 G3		0-0 F8		0-0 FC5-4				3	0	0	0	0	0	2									
Julio Cruz, S OBP: 0.367, SLG: 0.402 (1, 4)			0-0 1B BB SF8		0-0 G5-3 BB		0-0 F3			3	1	2	0	0	0	0									
Inning Stats	R: 0 E: 0 K: 1 S: 6	H: 1 LOB: 1 BB: 0 P: 6	R: 1 E: 1 K: 0 S: 4	H: 0 LOB: 0 BB: 0 P: 4	R: 1 E: 0 K: 0 S: 5	H: 2 LOB: 2 BB: 1 P: 9	R: 0 E: 0 K: 1 S: 5	H: 0 LOB: 0 BB: 0 P: 5	R: 0 E: 0 K: 0 S: 3	H: 1 LOB: 1 BB: 1 P: 7	R: 0 E: 0 K: 0 S: 4	H: 1 LOB: 2 BB: 1 P: 8	R: 0 E: 0 K: 0 S: 3	H: 0 LOB: 0 BB: 0 P: 3	R: 0 E: 0 K: 1 S: 6	H: 1 LOB: 1 BB: 0 P: 6	1B: 5 2B: 1 3B: 0 HR: 0	SF: 2 SAC: 0 DP: 1 HBP: 0	WP: 0 PB: 0 SB: 0 CS: 0	PA: 33					
PITCHER	IP	WLS	BF	H	R	ER	SO	BB	IBB	HBP	BLK	WP	HR	S	P	ERA	WHIP								
Geoff Zahn, L ERA: 2.98 (1, 1)	8.0	L	33	6	2	1	3	3	0	0	0	0	0	36	48	1.12	1.125								

AB	31
R	1
H	5
RBI	0
BB	4
SO	7
LOB	11



AB	28
R	2
H	6
RBI	2
BB	3
SO	3
LOB	16



Batter	1	2	3	4	5	6	7	8	9	AB	R	H	RBI	BB	SO	LOB	TOP			
Rod Carew, L OBP: 0.470, SLG: 0.577	0-0 1-3		0-0 F7			0-0 6-3		0-0 CS 1B		4	0	1	0	0	0	0	California Angels @ Seattle Mariners The Kingdome, Seattle, WA Thu May 19 1983, 10:05 PM EDT Att: 6,585 - Dome			
Tim Foli, R OBP: 0.331, SLG: 0.361	0-3 K			0-0 4-3		0-0 CS 1B		0-0 F8		4	0	1	0	0	1	1				
Ellis Valentine, R OBP: 0.235, SLG: 0.424	0-3 K			0-0 1B		0-0 CS 1-2	4-0 1B BB		0-0 6-3	3	0	1	0	1	1	0				
Doug DeCinces, R OBP: 0.338, SLG: 0.569		0-0 6-3		0-0 F9			0-3 K		0-0 F9	4	0	0	0	0	1	2				
Reggie Jackson, L OBP: 0.358, SLG: 0.411		0-0 1-3		0-3 K			0-3 K		0-3 K	4	0	0	0	0	3	2				
Bobby Grich, R OBP: 0.395, SLG: 0.398		4-0 FC5-4 BB			0-0 1-3		0-0 BB 1B			2	0	1	0	1	0	0				
Bobby Clark, R OBP: 0.271, SLG: 0.341		0-0 FC5-4 1-2			0-3 K		4-0 1-2 BB			2	0	0	0	1	1	1				
Juan Beniquez, R OBP: 0.349, SLG: 0.374			0-0 4-3		0-0 F9		0-0 F8			3	0	0	0	0	0	3				
Bob Boone, R OBP: 0.295, SLG: 0.333		0-0 6-3				0-0 6-3		0-0 6-3		3	0	0	0	0	0	0				
Inning Stats	R: 0 E: 0 K: 2 S: 7	H: 0 LOB: 0 BB: 0 P: 7	R: 0 E: 0 K: 0 S: 3	H: 0 LOB: 1 BB: 1 P: 7	R: 0 E: 0 K: 0 S: 3	H: 0 LOB: 0 BB: 0 P: 3	R: 0 E: 0 K: 1 S: 6	H: 1 LOB: 1 BB: 0 P: 6	R: 0 E: 0 K: 0 S: 5	H: 0 LOB: 0 BB: 0 P: 5	R: 0 E: 0 K: 0 S: 3	H: 1 LOB: 3 BB: 2 P: 16	R: 0 E: 0 K: 0 S: 3	H: 1 LOB: 0 BB: 0 P: 3	R: 0 E: 0 K: 1 S: 5	H: 0 LOB: 0 BB: 0 P: 5	1B: 4 2B: 0 3B: 0 HR: 0	SF: 0 SAC: 0 DP: 0 HBP: 0	WP: 0 PB: 0 SB: 0 CS: 2	PA: 33
PITCHER Matt Young, L ERA: 2.26	IP: 9.0 WLS: W BF: 32 H: 4 R: 0 ER: 0 SO: 7 BB: 3 IBB: 0 HBP: 0 BLK: 0 WP: 0 HR: 0 S: 43 P: 55 ERA: 0.00 WHIP: 0.778																			

Batter	1	2	3	4	5	6	7	8	9	AB	R	H	RBI	BB	SO	LOB	BOTTOM			
Steve Henderson, R OBP: 0.401, SLG: 0.423	0-0 4-3		0-0 BB 1B		0-0 6-3			4-0 SH1-4 BB		3	0	1	0	0	0	0	California Angels @ Seattle Mariners The Kingdome, Seattle, WA Thu May 19 1983, 10:05 PM EDT Att: 6,585 - Dome			
Ken Phelps, L OBP: 0.267, SLG: 0.416				4-0 1-2 BB	0-0 F8		0-0 SH1-4			2	0	0	1	1	0	0				
John Moses, S OBP: 0.200, SLG: 0.040							0-0 F7			4	0	0	0	0	1	4				
Jamie Allen, R OBP: 0.354, SLG: 0.386	0-0 4-3				0-0 F8		0-0 SH1-4			2	0	0	1	1	0	0				
Ricky Nelson, L	0-0 F9		0-3 K		0-0 F9		0-0 F7			4	0	0	0	0	1	4				
Pat Putnam, L OBP: 0.310, SLG: 0.414		0-3 K		0-0 FC5-4 1B		0-0 G3		4-0 IBB		3	0	1	0	1	1	0				
Dave Henderson, R OBP: 0.319, SLG: 0.416		0-0 1B		0-0 F8		0-0 F6		0-3 K		4	0	1	0	0	1	3				
Al Cowens, R OBP: 0.224, SLG: 0.257		0-3 K		0-0 FC5-4 1B			0-0 5-3			3	0	0	0	0	1	2				
Rick Sweet, S OBP: 0.300, SLG: 0.323		0-0 F9		0-0 1-3 1B			0-0 G3			3	0	1	0	0	0	1				
Todd Cruz, R OBP: 0.270, SLG: 0.383			0-0 6-3		0-3 K		0-0 L5			3	0	0	0	0	1	2				
Julio Cruz, S OBP: 0.366, SLG: 0.409			0-0 4-3		0-0 4-3			0-0 SH1-4 2B		3	1	1	0	0	0	0				
Inning Stats	R: 0 E: 0 K: 0 S: 3	H: 0 LOB: 0 BB: 0 P: 3	R: 0 E: 0 K: 2 S: 8	H: 1 LOB: 1 BB: 0 P: 8	R: 0 E: 0 K: 1 S: 6	H: 1 LOB: 2 BB: 1 P: 10	R: 0 E: 0 K: 1 S: 7	H: 2 LOB: 2 BB: 0 P: 7	R: 0 E: 0 K: 0 S: 3	H: 0 LOB: 0 BB: 0 P: 3	R: 0 E: 0 K: 0 S: 3	H: 0 LOB: 0 BB: 0 P: 3	R: 0 E: 1 K: 1 S: 6	H: 1 LOB: 2 BB: 2 P: 14	R: 1 E: 1 K: 1 S: 6	H: 1 LOB: 2 BB: 2 P: 14	1B: 4 2B: 1 3B: 0 HR: 0	SF: 0 SAC: 1 DP: 0 HBP: 0	WP: 0 PB: 0 SB: 0 CS: 0	PA: 32
PITCHER Ken Forsch, R ERA: 3.86	IP: 8.0 WLS: L BF: 32 H: 5 R: 1 ER: 1 SO: 5 BB: 2 IBB: 1 HBP: 0 BLK: 0 WP: 0 HR: 0 S: 39 P: 51 ERA: 1.12 WHIP: 0.875																			

Batter	1	2	3	4	5	6	7	8	9	AB	R	H	RBI	BB	SO	LOB	TOP																			
Jim Gantner, L OBP: 0.336, SLG: 0.419 (1, 4)	F7		4-3		F7		1B	BB		4	0	1	1	1	0	1	Milwaukee Brewers @ Seattle Mariners The Kingdome, Seattle, WA Fri May 20 1983, 10:05 PM EDT Att: 7,536 - Dome																			
Cecil Cooper, L OBP: 0.298, SLG: 0.417 (1, 3)	2B		CS BB		F9		1B	F8		4	0	2	0	1	0	3																				
Robin Yount, R OBP: 0.423, SLG: 0.599 (1, 6)	BB		CS 1-2	F7	F9	2B	K	SH 2B		3	1	1	0	2	1	2																				
Ted Simmons, S OBP: 0.316, SLG: 0.450 Marshall Edwards, L (8, PR) Ned Yost, R OBP: 0.286, SLG: 0.382 (8, 2)	K			E3	BB	BB		2B FC5-2 1B	SH 2B	3	0	1	0	1	1	2																				
Ben Oglivie, L OBP: 0.448, SLG: 0.602 (1, 7)	4-3			F7	F9			FC5-2 BB 2B	WP SF7 2B	5	2	2	1	0	0	5																				
Don Money, R OBP: 0.296, SLG: 0.333 (1, 5)		5-3		F8		BB		5-3	SF7	3	0	0	1	1	0	4																				
Roy Howell, L OBP: 0.345, SLG: 0.373 Paul Molitor, R OBP: 0.331, SLG: 0.352 (8, PH)	4-3				F4	6-3		BB BB IBB	F9	3	0	0	0	0	0	3																				
Gorman Thomas, R OBP: 0.273, SLG: 0.297 (1, 8)	K				K		F8	FC5-2 BB BB		4	0	0	0	0	2	3																				
Charlie Moore, R OBP: 0.365, SLG: 0.441 (1, 9)			4-3				F9	BB BB		3	0	1	1	1	0	0																				
Inning Stats	R: 0 E: 0 K: 1 S: 6	H: 1 LOB: 2 BB: 1 P: 10	R: 0 E: 0 K: 1 S: 5	H: 0 LOB: 0 BB: 0 P: 5	R: 0 E: 0 K: 0 S: 2	H: 0 LOB: 0 BB: 1 P: 6	R: 0 E: 1 K: 0 S: 4	H: 0 LOB: 1 BB: 0 P: 4	R: 0 E: 0 K: 1 S: 6	H: 1 LOB: 1 BB: 0 P: 6	R: 0 E: 0 K: 0 S: 4	H: 1 LOB: 2 BB: 0 P: 12	R: 0 E: 0 K: 1 S: 7	H: 2 LOB: 2 BB: 0 P: 7	R: 2 E: 0 K: 0 S: 5	H: 2 LOB: 3 BB: 3 P: 17		R: 2 E: 1 K: 0 S: 4	H: 1 LOB: 0 BB: 1 P: 8	1B: 4 2B: 4 3B: 0 HR: 0	SF: 1 SAC: 1 DP: 0 HBP: 0	WP: 1 PB: 0 SB: 0 CS: 1	PA: 44													
PITCHER	IP	WLS	BF	H	R	ER	SO	BB	IBB	HBP	BLK	WP	HR	S	P	ERA	WHIP	PITCHER		IP	WLS	BF	H	R	ER	SO	BB	IBB	HBP	BLK	WP	HR	S	P	ERA	WHIP
Jim Beattie, R ERA: 3.77 (1, 1)	7.0		32	7	2	2	4	4	0	0	0	0	0	36	52	2.57	1.571	Bill Caudill, R ERA: 3.97 (9, 1)		0.2		2	0	0	0	0	0	0	0	0	0	2	2	0.00	0.000	
Mike Stanton, R ERA: 3.19 (8, 1)	0.1	1	0	0	0	0	0	0	0	0	0	0	0	1	1	0.00	0.000																			
Ed Vande Berg, L ERA: 3.86 (8, 1)	0.0	1	0	0	0	0	0	0	1	0	0	0	0	0	4	∞	∞																			
Roy Thomas, R ERA: 4.44 (8, 1)	0.1	2	0	0	0	0	0	1	0	0	0	0	0	1	5	0.00	3.000																			
Bryan Clark, L ERA: 2.89 (8, 1)	0.2	L	5	1	2	2	0	2	0	0	0	0	0	3	11	27.00	4.500																			

AB	33
R	4
H	8
RBI	4
BB	8
SO	4
LOB	23



Batter	1	2	3	4	5	6	7	8	9	AB	R	H	RBI	BB	SO	LOB	BOTTOM																			
Julio Cruz, S OBP: 0.360, SLG: 0.395 (1, 4)	6-3		B1-3			K		S 1B BB	F7	4	1	0	0	1	1	0	Milwaukee Brewers @ Seattle Mariners The Kingdome, Seattle, WA Fri May 20 1983, 10:05 PM EDT Att: 7,536 - Dome																			
Jamie Allen, R OBP: 0.348, SLG: 0.367 (1, 5)	F8 S BB		6-3			5-3		L5		3	0	0	0	1	0	2																				
Dave Henderson, R OBP: 0.309, SLG: 0.403 (1, 8)	F8			F8		5-3		K		4	0	0	0	0	1	3																				
Pat Putnam, L OBP: 0.308, SLG: 0.403 Dave Adler, R OBP: 0.293, SLG: 0.333 (8, PR) (9, 3)	4-3			K		K		1B IBB		3	0	0	0	1	2	1																				
Ken Phelps, L OBP: 0.270, SLG: 0.413 John Moses, S OBP: 0.200, SLG: 0.040 Manny Castillo, S OBP: 0.283, SLG: 0.286 (7, PR) (8, PH)	F5			F2		FC5 1B		FC5-4 1B		3	0	1	0	0	0	0																				
Al Cowens, R OBP: 0.224, SLG: 0.257 (1, 9)	5-3				L6			FC5-4		4	0	1	0	0	0	2																				
Ricky Nelson, L OBP: 0.133, SLG: 0.333 (1, 7)					L6		F8			4	1	2	1	0	0	2																				
Rick Sweet, S OBP: 0.297, SLG: 0.319 (1, 2)	3-1					FC5		F7		4	0	1	0	0	0	3																				
Todd Cruz, R OBP: 0.269, SLG: 0.380 (1, 6)			K		F9			PB WP 1B	5-3	4	1	1	0	0	1	1																				
Inning Stats	R: 0 E: 0 K: 0 S: 3	H: 0 LOB: 1 BB: 1 P: 7	R: 0 E: 0 K: 0 S: 4	H: 1 LOB: 0 BB: 0 P: 4	R: 0 E: 0 K: 1 S: 5	H: 0 LOB: 0 BB: 0 P: 5	R: 0 E: 0 K: 1 S: 5	H: 0 LOB: 0 BB: 0 P: 5	R: 0 E: 0 K: 1 S: 7	H: 2 LOB: 2 BB: 0 P: 7	R: 2 E: 0 K: 1 S: 7	H: 2 LOB: 2 BB: 2 P: 15	R: 1 E: 0 K: 0 S: 4	H: 1 LOB: 0 BB: 0 P: 4	1B: 6 2B: 0 3B: 0 HR: 1	SF: 0 SAC: 0 DP: 0 HBP: 0		WP: 1 PB: 1 SB: 3 CS: 0	PA: 37																	
PITCHER	IP	WLS	BF	H	R	ER	SO	BB	IBB	HBP	BLK	WP	HR	S	P	ERA	WHIP	PITCHER		IP	WLS	BF	H	R	ER	SO	BB	IBB	HBP	BLK	WP	HR	S	P	ERA	WHIP
Moose Haas, R ERA: 4.39 (1, 1)	7.0		27	5	1	1	4	1	0	0	0	0	0	34	38	1.29	0.857	Tom Tellmann, R ERA: 1.52 (8, 1)		2.0	W	10	2	2	2	1	1	1	0	0	1	1	10	18	9.00	1.500



Batter	1	2	3	4	5	6	7	8	9	AB	R	H	RBI	BB	SO	LOB	TOP				
Jim Gantner, L OBP: 0.324, SLG: 0.403 (1, 4)	0-3 K		0-0 G3	0-0 G3		0-0 FC1-6		0-3 K		5	0	0	0	0	2	3					
Charlie Moore, R OBP: 0.366, SLG: 0.448 (1, 9)	0-0 4-3		0-0 2B	0-0 1B		0-0 FC1-6			0-0 5-3	5	0	2	1	0	0	1					
Robin Yount, R OBP: 0.416, SLG: 0.582 (1, 6)	4-0 1B BB		0-3 K	0-0 F7		0-0 1-3			0-0 6-3	4	0	0	0	1	1	3					
Ted Simmons, S OBP: 0.347, SLG: 0.444 (1, 2)	0-0 1-3 1B		4-0 BB		0-0 6-3		0-3 K		0-0 6-3	4	0	1	0	1	1	0					
Ben Oglivie, L OBP: 0.443, SLG: 0.590 (1, 7)	0-3 K		0-0 3-1		0-0 3B 1B		0-0 1-3			4	1	1	0	0	1	4					
Don Money, R OBP: 0.279, SLG: 0.308 (8, 3)		0-0 5-3		0-0 G1	0-3 K		0-0 F8			4	0	0	0	0	1	1					
Roy Howell, L Ed Romero, R (8, PH)		0-0 1B		4-0 2B BB	0-0 3B			0-0 5-3		2	1	2	1	1	0	0	AB 36				
Gorman Thomas, R OBP: 0.280, SLG: 0.313 (1, 8)	0-3 K		0-0 1-3 2B	0-0 5-3				0-0 1B		4	1	2	0	0	1	2	R 4				
Bob Skube, L Rob Picciolo, R (8, PH)	0-0 G3		0-0 G3 1B 2B		4-0 FC1-6 BB			0-3 K		2	1	1	2	1	0	1	H 9				
										1	0	0	0	0	1	1	RBI 4				
Inning Stats	R: 0 E: 0 K: 2 S: 8	H: 1 LOB: 2 BB: 1 P: 12	R: 0 E: 0 K: 1 S: 6	H: 1 LOB: 1 BB: 0 P: 6	R: 0 E: 0 K: 1 S: 6	H: 1 LOB: 2 BB: 1 P: 10	R: 3 E: 0 K: 0 S: 6	H: 3 LOB: 1 BB: 1 P: 10	R: 1 E: 0 K: 1 S: 7	H: 2 LOB: 1 BB: 0 P: 7	R: 0 E: 0 K: 0 S: 3	H: 0 LOB: 0 BB: 0 P: 5	R: 0 E: 0 K: 1 S: 5	H: 1 LOB: 1 BB: 0 P: 8	R: 0 E: 0 K: 0 S: 3	H: 0 LOB: 0 BB: 0 P: 3	1B: 5 2B: 3 3B: 1 HR: 0	SF: 0 SAC: 0 DP: 0 HBP: 0	WP: 0 PB: 0 CS: 0	PA: 40	
PITCHER	IP	WLS	BF	H	R	ER	SO	BB	IBB	HBP	BLK	WP	HR	S	P	ERA	WHIP				
Gene Nelson, R ERA: 7.2 Bryan Clark, L ERA: 2.99	(1, 1) 5.0		27	8	4	4	5	4	0	0	0	0	0	33	49	7.20	2.400				
	(6, 1) 4.0	W	13	1	0	0	3	0	0	0	0	0	0	19	19	0.00	0.250				

Milwaukee Brewers @ Seattle Mariners
The Kingdome, Seattle, WA
Sat May 21 1983, 10:05 PM EDT
Att. 21,280 - Dome

livebaseballscorecards.com

AB 36
R 4
H 9
RBI 4
BB 4
SO 8
LOB 16



Batter	1	2	3	4	5	6	7	8	9	AB	R	H	RBI	BB	SO	LOB	BOTTOM				
Julio Cruz, S OBP: 0.355, SLG: 0.387 (1, 4)	0-0 F4	0-0 FC5-2 1-2 3-H 1B		0-3 K		0-0 F5		0-0 F8		5	0	1	1	0	1	3					
Jamie Allen, R OBP: 0.338, SLG: 0.344 (1, 5)	4-0 1B BB	0-0 FC5-2			0-0 6-3	0-0 F8		0-0 5-3		4	0	0	0	1	0	4					
Dave Henderson, R OBP: 0.315, SLG: 0.406 (1, 8)	0-0 1-2 1B	0-3 K			0-0 BB 1B		0-0 F4			4	1	2	0	0	1	2					
Richie Zisk, R OBP: 0.260, SLG: 0.338 (1, 10)	0-0 1-2 2-H 1B		0-0 F9		4-0 E 1B SF8 BB		0-0 HR			3	2	2	1	1	0	0					
Al Cowens, R OBP: 0.225, SLG: 0.257 (1, 9)	0-0 4-3		0-0 G3		0-0 E8 1-3 2-H 1B		0-0 F7			4	0	1	1	0	0	2					
Pat Putnam, L OBP: 0.314, SLG: 0.400 (1, 3)		4-0 2B 1B BB	0-0 4-3		0-0 SF8		4-0 BB			1	1	0	1	2	0	0					
Orlando Mercado, R OBP: 0.233, SLG: 0.345 (1, 2)		0-0 1B 1-3 2B		0-0 F4	0-0 K		0-0 F8			4	1	1	0	0	1	2	AB 32				
Domingo Ramos, R OBP: 0.391, SLG: 0.591 Todd Cruz, R OBP: 0.274, SLG: 0.384 (8, 6)		0-0 S FC5-2 2-3 3-H 1B		0-0 WP 1B		0-0 5-3		0-0 SH1-4 1B		3	0	2	1	0	0	0	R 5				
Ricky Nelson, L OBP: 0.167, SLG: 0.333 (1, 7)	0-3 K		0-3 K		0-3 1-2 K		0-0 SH1-4			3	0	1	0	0	2	3	H 11				
										1	0	1	0	0	0	0	RBI 5				
Inning Stats	R: 0 E: 0 K: 0 S: 4	H: 2 LOB: 2 BB: 1 P: 8	R: 2 E: 0 K: 2 S: 10	H: 3 LOB: 2 BB: 1 P: 14	R: 0 E: 0 K: 0 S: 3	H: 0 LOB: 0 BB: 0 P: 3	R: 0 E: 0 K: 2 S: 8	H: 1 LOB: 1 BB: 0 P: 8	R: 2 E: 1 K: 1 S: 7	H: 2 LOB: 1 BB: 1 P: 11	R: 0 E: 0 K: 0 S: 4	H: 1 LOB: 1 BB: 0 P: 4	R: 1 E: 0 K: 0 S: 4	H: 1 LOB: 1 BB: 1 P: 8	R: 0 E: 0 K: 0 S: 4	H: 1 LOB: 1 BB: 0 P: 4	1B: 9 2B: 1 3B: 0 HR: 1	SF: 1 SAC: 1 DP: 0 HBP: 0	WP: 1 PB: 0 CS: 0	PA: 38	
PITCHER	IP	WLS	BF	H	R	ER	SO	BB	IBB	HBP	BLK	WP	HR	S	P	ERA	WHIP				
Bob McClure, L ERA: 3.77 Bob Gibson, R ERA: 1.35	(1, 1) 6.2	L	33	10	5	4	5	4	0	0	0	0	0	39	55	5.40	2.100				
	(7, 1) 1.1		5	1	0	0	0	0	0	0	0	0	0	5	5	0.00	0.750				

Milwaukee Brewers @ Seattle Mariners
The Kingdome, Seattle, WA
Sat May 21 1983, 10:05 PM EDT
Att. 21,280 - Dome

livebaseballscorecards.com

AB 32
R 5
H 11
RBI 5
BB 4
SO 5
LOB 16



Batter	1	2	3	4	5	6	7	8	9	AB	R	H	RBI	BB	SO	LOB	TOP					
Jim Gantner, L OBP: 0.319, SLG: 0.418 (1, 4)	0-3 K		0-0 F6		0-0 F6		0-0 3-1		0-0 HR	5	1	1	1	0	1	2						
Cecil Cooper, L OBP: 0.295, SLG: 0.431 (1, 3)	0-0 1-3		0-0 HR		0-0 F9		0-0 F8		0-0 F4	5	1	1	2	0	0	1						
Robin Yount, R OBP: 0.412, SLG: 0.572 (1, 6)	0-0 4-3		0-0 F8		0-0 F8					4	0	1	0	0	0	1						
Ted Simmons, S OBP: 0.351, SLG: 0.475 (1, 2)		0-0 5-3		0-0 2B		0-0 HR		0-0 F7		4	1	2	1	0	0	1						
Ben Oglivie, L OBP: 0.451, SLG: 0.603 (1, 7)		0-0 B3 2B		0-3 K		0-0 1B		0-0 1B		4	0	3	0	0	1	1						
Don Money, R OBP: 0.262, SLG: 0.286 (1, 5)		0-0 B3		0-0 F5		0-3 K		0-0 F9		4	0	0	0	0	1	4						
Roy Howell, L OBP: 0.339, SLG: 0.418 (1, 10)		0-3 K		0-0 F8		0-0 F9				2	0	0	0	0	1	2						
Ed Romero, R OBP: 0.333, SLG: 1.333 (6, PH)										2	1	1	1	0	0	1						
Gorman Thomas, R OBP: 0.279, SLG: 0.336 (1, 8)			0-0 5-3		0-0 HR		0-3 K		0-0 6-3	4	1	1	1	0	1	1						
Charlie Moore, R OBP: 0.370, SLG: 0.445 (1, 9)			1-0 HR HBP		0-0 1B				0-0 5-3	3	1	1	0	0	0	0						
Inning Stats	R: 0 E: 0 K: 1 S: 5	H: 0 LOB: 0 BB: 0 P: 5	R: 0 E: 0 K: 1 S: 6	H: 1 LOB: 1 BB: 0 P: 6	R: 2 E: 0 K: 0 S: 4	H: 1 LOB: 0 BB: 0 P: 5	R: 0 E: 0 K: 1 S: 6	H: 1 LOB: 1 BB: 0 P: 6	R: 1 E: 0 K: 0 S: 5	H: 2 LOB: 1 BB: 0 P: 5	R: 1 E: 0 K: 2 S: 9	H: 2 LOB: 1 BB: 0 P: 9	R: 0 E: 0 K: 0 S: 3	H: 0 LOB: 0 BB: 0 P: 3	R: 0 E: 0 K: 0 S: 4	H: 2 LOB: 1 BB: 0 P: 4	R: 2 E: 0 K: 0 S: 5	H: 2 LOB: 2 BB: 0 P: 5	1B: 4 2B: 2 3B: 0 HR: 5	SF: 0 SAC: 0 DP: 0 HBP: 1	WP: 0 PB: 0 CS: 0	PA: 38
PITCHER	IP WLS BF H R ER SO BB IBB HBP BLK WP HR S P ERA WHIP	IP WLS BF H R ER SO BB IBB HBP BLK WP HR S P ERA WHIP																				
Gaylord Perry, R ERA: 5.98 (1, 1)	5.0 L 23 7 4 4 3 0 0 1 0 0 3 28 29 7.20 1.400	4.0 15 4 2 2 2 0 0 0 0 0 2 19 19 4.50 1.000																				

Milwaukee Brewers @ Seattle Mariners
The Kingdome, Seattle, WA
Sun May 22 1983, 10:05 PM EDT
Att: 37,807 - Dome

AB 37
R 6
H 11
RBI 6
BB 0
SO 5
LOB 14



Batter	1	2	3	4	5	6	7	8	9	AB	R	H	RBI	BB	SO	LOB	BOTTOM			
Julio Cruz, S OBP: 0.392, SLG: 0.383 (1, 4)	0-0 FC1-4 1B		0-0 5-3			0-0 4-3		0-0 G6-4-3		4	0	1	0	0	0	2				
Jamie Allen, R OBP: 0.321, SLG: 0.324 (1, 5)	0-0 FC1-4 FC5-4 1-2		0-0 5-3			0-0 6-3		0-0 5-3		4	0	0	0	0	0	2				
Dave Henderson, R OBP: 0.306, SLG: 0.394 (1, 8)	0-0 FC5-4 1-2			0-0 F8		0-0 F7			0-0 6-3	4	0	0	0	0	0	1				
Richie Zisk, R OBP: 0.259, SLG: 0.347 (1, 10)	0-0 4-3			0-0 2B		0-0 F8			0-0 G3	4	0	1	0	0	0	1				
Al Cowens, R OBP: 0.232, SLG: 0.258 (1, 9)		0-0 F4		0-0 1-3		0-0 1B		0-0 1B		3	0	1	0	1	0	1				
Pat Putnam, L OBP: 0.319, SLG: 0.403 (1, 3)		0-0 F9		0-0 6-3		0-0 1B		0-0 1B		4	0	2	0	0	0	1				
Orlando Mercado, R OBP: 0.219, SLG: 0.323 (1, 2)		0-0 5-3			0-0 F4		0-0 F8		0-0 F7	4	0	0	0	0	0	4				
Todd Cruz, R OBP: 0.268, SLG: 0.376 (1, 6)			0-0 5-3		0-0 6-3		0-0 L8			3	0	0	0	0	0	2				
Ricky Nelson, L OBP: 0.238, SLG: 0.429 (1, 7)			0-0 2B		0-0 F5			0-0 G6-4-3 1B		3	0	2	0	0	0	0				
Inning Stats	R: 0 E: 0 K: 0 S: 4	H: 1 LOB: 1 BB: 0 P: 4	R: 0 E: 0 K: 0 S: 3	H: 0 LOB: 0 BB: 0 P: 3	R: 0 E: 0 K: 0 S: 4	H: 1 LOB: 1 BB: 0 P: 4	R: 0 E: 0 K: 0 S: 4	H: 1 LOB: 1 BB: 0 P: 4	R: 0 E: 0 K: 0 S: 3	H: 0 LOB: 0 BB: 0 P: 3	R: 0 E: 0 K: 0 S: 5	H: 2 LOB: 2 BB: 0 P: 5	R: 0 E: 0 K: 0 S: 3	H: 1 LOB: 0 BB: 0 P: 3	R: 0 E: 0 K: 0 S: 4	H: 1 LOB: 2 BB: 1 P: 8	1B: 5 2B: 2 3B: 0 HR: 0	SF: 0 SAC: 0 DP: 1 HBP: 0	WP: 0 PB: 0 CS: 0	PA: 34
PITCHER	IP WLS BF H R ER SO BB IBB HBP BLK WP HR S P ERA WHIP	IP WLS BF H R ER SO BB IBB HBP BLK WP HR S P ERA WHIP																		
Mike Caldwell, L ERA: 4.06 (1, 1)	9.0 W 34 7 0 0 0 1 0 0 0 0 0 33 37 0.00 0.889																			

Milwaukee Brewers @ Seattle Mariners
The Kingdome, Seattle, WA
Sun May 22 1983, 10:05 PM EDT
Att: 37,807 - Dome

AB 33
R 0
H 7
RBI 0
BB 1
SO 0
LOB 14



Batter	1	2	3	4	5	6	7	8	9	AB	R	H	RBI	BB	SO	LOB	TOP				
Rick Manning, L OBP: 0.308, SLG: 0.288 (1, 8)	0-3 K			0-0 F4		0-0 2B		0-0 1B		4	0	2	1	0	1	0	Cleveland Indians @ Seattle Mariners The Kingdome, Seattle, WA Mon May 23 1983, 10:05 PM EDT Att: 4,332 - Dome				
Toby Harrah, R OBP: 0.347, SLG: 0.259 (1, 5)	0-0 F9			0-0 4-3		0-0 F3		0-0 5-3		4	0	0	0	0	0	2					
Mike Hargrove, L OBP: 0.362, SLG: 0.380 Miguel Dilone, S OBP: 0.381, SLG: 0.353 (9, PR)	0-0 F8			0-0 6-3				0-0 HR		4	1	2	1	0	0	0					
Andre Thornton, R OBP: 0.453, SLG: 0.515 (1, 10)		0-0 F5			4-0 G4-6-3 BB			0-0 F4		3	0	0	0	1	0	1					
Bake McBride, L OBP: 0.316, SLG: 0.315 (1, 9)	0-3 K			0-0 G4-6-3 1-2				0-0 F8 1B		4	0	1	0	0	1	2					
Manny Trillo, R OBP: 0.389, SLG: 0.357 (1, 4)	0-0 1-3			0-0 1B				0-0 F8 1-2		3	0	1	0	0	0	1					
George Vukovich, L OBP: 0.227, SLG: 0.271 (1, 7)			0-0 1-3		0-0 F7			0-0 6-3		3	0	0	0	0	0	1					
Julio Franco, R OBP: 0.295, SLG: 0.417 (1, 6)			0-0 5-3			0-0 F5		0-0 1B 3B		3	1	1	0	0	0	0					
Ron Hassey, L OBP: 0.341, SLG: 0.301 (1, 2)			0-0 5-3			0-0 3-1		0-3 K		3	0	0	0	0	1	1					
Inning Stats	R: 0 E: 0 K: 1 S: 5	H: 0 LOB: 0 BB: 0 P: 5	R: 0 E: 0 K: 1 S: 5	H: 0 LOB: 0 BB: 0 P: 5	R: 0 E: 0 K: 0 S: 3	H: 0 LOB: 0 BB: 0 P: 3	R: 0 E: 0 K: 0 S: 3	H: 1 LOB: 1 BB: 1 P: 7	R: 0 E: 0 K: 0 S: 4	H: 1 LOB: 1 BB: 0 P: 4	R: 1 E: 0 K: 0 S: 4	H: 2 LOB: 0 BB: 0 P: 4	R: 1 E: 0 K: 1 S: 7	H: 2 LOB: 1 BB: 0 P: 7	R: 0 E: 0 K: 0 S: 3	H: 1 LOB: 1 BB: 0 P: 3	1B: 4 2B: 2 3B: 1 HR: 1	SF: 0 SAC: 0 DP: 2 HBP: 0	WP: 0 PB: 0 SB: 2 CS: 0	PA: 32	
PITCHER	IP	WLS	BF	H	R	ER	SO	BB	IBB	HBP	BLK	WP	HR	S	P	ERA	WHIP				
Bob Stoddard, R ERA: 4.5 (1, 1)	7.1	W	26	5	2	2	2	1	0	0	0	0	1	29	33	2.46	0.818				
Bill Caudill, R ERA: 3.7 (8, 1)	1.2	S	6	2	0	0	1	0	0	0	0	0	0	8	8	0.00	1.200				

Batter	1	2	3	4	5	6	7	8	9	AB	R	H	RBI	BB	SO	LOB	BOTTOM				
Ricky Nelson, L OBP: 0.280, SLG: 0.440 (1, 7)	0-3 K		0-0 1B		0-0 F7		0-0 CS 1B			4	0	2	0	0	1	1	Cleveland Indians @ Seattle Mariners The Kingdome, Seattle, WA Mon May 23 1983, 10:05 PM EDT Att: 4,332 - Dome				
Jamie Allen, R OBP: 0.317, SLG: 0.319 (1, 5)	0-0 6-3		0-3 K		0-0 1B 1-2		0-0 F8 1-2			4	0	1	0	0	1	2					
Dave Henderson, R OBP: 0.311, SLG: 0.404 (1, 8)	0-0 S 2B		0-3 K		0-0 1B 1-2 2H		0-3 K			4	1	2	1	0	2	1					
Richie Zisk, R OBP: 0.259, SLG: 0.333 (1, 10)	4-0 2H BB		0-3 K		0-0 F9		0-0 F8			3	0	0	0	1	1	2					
Pat Putnam, L OBP: 0.310, SLG: 0.391 (1, 3)	0-3 K		0-3 K		0-0 4-3		0-0 F7			4	0	0	0	0	2	1					
Al Cowens, R OBP: 0.232, SLG: 0.253 (1, 9)		0-3 K		4-0 BB		0-0 F2		0-0 F6		3	0	0	0	1	1	0					
Rick Sweet, S OBP: 0.299, SLG: 0.333 (1, 2)	0-0 F8		0-0 6-3		0-0 WP 1B 2B					3	1	1	0	0	0	1					
Todd Cruz, R OBP: 0.270, SLG: 0.375 (1, 6)	0-0 F3				0-3 K		0-0 2H 1B			3	0	1	1	0	1	0					
Manny Castillo, S OBP: 0.286, SLG: 0.288 Julio Cruz, S OBP: 0.352, SLG: 0.383 (8, 4)			0-0 L9		0-0 1B 1B		0-0 6-3			3	1	1	0	0	0	1					
Inning Stats	R: 1 E: 0 K: 2 S: 8	H: 1 LOB: 1 BB: 1 P: 12	R: 0 E: 0 K: 1 S: 5	H: 0 LOB: 0 BB: 0 P: 5	R: 0 E: 0 K: 2 S: 8	H: 1 LOB: 1 BB: 0 P: 8	R: 0 E: 0 K: 2 S: 7	H: 0 LOB: 1 BB: 1 P: 11	R: 1 E: 0 K: 1 S: 8	H: 3 LOB: 2 BB: 0 P: 8	R: 1 E: 0 K: 0 S: 5	H: 2 LOB: 1 BB: 0 P: 5	R: 0 E: 0 K: 1 S: 5	H: 1 LOB: 0 BB: 0 P: 5	R: 0 E: 0 K: 0 S: 3	H: 0 LOB: 0 BB: 0 P: 3	1B: 6 2B: 2 3B: 0 HR: 0	SF: 0 SAC: 0 DP: 0 HBP: 0	WP: 1 PB: 0 SB: 1 CS: 1	PA: 33	
PITCHER	IP	WLS	BF	H	R	ER	SO	BB	IBB	HBP	BLK	WP	HR	S	P	ERA	WHIP				
Rick Sutcliffe, R ERA: 3.73 (1, 1)	8.0	L	33	8	3	2	9	2	0	0	0	1	0	49	57	2.25	1.250				



Batter	1	2	3	4	5	6	7	8	9	AB	R	H	RBI	BB	SO	LOB	TOP			
Alan Bannister, R (1, 7) OBP: 0.327, SLG: 0.385	F9						F9		F8	4	1	1	1	0	0	3	Cleveland Indians @ Seattle Mariners The Kingdome, Seattle, WA Tue May 24 1983, 10:05 PM EDT Att: 5,161 - Dome			
Bake McBride, L (9, PH) OBP: 0.313, SLG: 0.312	F9		HR						F8	1	0	0	0	0	0	3				
Toby Harrah, R (1, 5) OBP: 0.351, SLG: 0.258	6-3		F9				K		S 1B	4	1	1	1	1	1	0				
Mike Hargrove, L (1, 3) OBP: 0.357, SLG: 0.373	K						4-3		1B 1-2 2-3 3-H	5	0	1	2	0	2	1				
Andre Thornton, R (1, 10) OBP: 0.457, SLG: 0.518							F4		1B 1-3 2-H 3-H	5	1	3	1	0	0	1				
Manny Trillo, R (1, 4) OBP: 0.378, SLG: 0.345	6-3								1B	4	0	0	0	0	0	3				
Julio Franco, R (1, 6) OBP: 0.313, SLG: 0.435							L4		1B BB	3	1	3	1	1	0	0				
Rick Manning, L (1, 8) OBP: 0.313, SLG: 0.293							1-3 1B		1B BB	4	1	2	0	0	1	2				
George Vukovich, L (1, 9) OBP: 0.218, SLG: 0.258							1-3 1B		BB 1B	4	0	0	0	0	1	4				
Jim Essian, R (1, 2) Pat Gilroy, R (7, PH) Miguel DiGona, S (7, PH) Chris Bando, S (7, 2) Brodieck Perkins, L (9, PH) Ron Hassey, L (9, 2)	F9						6-3		1B BB	2	0	0	0	0	0	0				
Inning Stats	R: 0 E: 0 K: 1 S: 5	H: 0 LOB: 0 BB: 0 P: 5	R: 1 E: 0 K: 1 S: 6	H: 2 LOB: 0 BB: 0 P: 6	R: 1 E: 0 K: 0 S: 4	H: 1 LOB: 0 BB: 0 P: 4	R: 0 E: 0 K: 0 S: 5	H: 2 LOB: 2 BB: 0 P: 5	R: 0 E: 0 K: 1 S: 5	H: 0 LOB: 0 BB: 0 P: 5	R: 0 E: 0 K: 0 S: 4	H: 1 LOB: 3 BB: 2 P: 12	R: 0 E: 0 K: 1 S: 6	H: 1 LOB: 1 BB: 0 P: 6	R: 4 E: 0 K: 1 S: 9	H: 5 LOB: 2 BB: 1 P: 13	1B: 10 2B: 1 3B: 0 HR: 1	SF: 0 SAC: 0 DP: 0 HBP: 0	WP: 0 PB: 0 SB: 1 CS: 0	PA: 40
PITCHER	IP	WLS	BF	H	R	ER	SO	BB	IBB	HBP	BLK	WP	HR	S	P	ERA	WHIP			
Matt Young, L (1, 1) ERA: 2.28	7.1		30	7	2	2	4	2	0	0	0	0	1	36	44	2.46	1.227			
Bill Caudill, R (8, 1) ERA: 4.85	1.2	L	10	5	4	4	1	1	0	0	0	0	0	11	15	21.60	3.600			

AB	37
R	6
H	12
RBI	6
BB	3
SO	5
LOB	17



Batter	1	2	3	4	5	6	7	8	9	AB	R	H	RBI	BB	SO	LOB	BOTTOM					
Steve Henderson, R (1, 7) OBP: 0.404, SLG: 0.420	K						SF9			1	1	0	1	2	1	0	Cleveland Indians @ Seattle Mariners The Kingdome, Seattle, WA Tue May 24 1983, 10:05 PM EDT Att: 5,161 - Dome					
Al Cowens, R (8, 9) OBP: 0.232, SLG: 0.253			1-3 BB		SF8 2B BB					0	0	0	0	0	0	0						
Manny Castillo, S (1, 5) OBP: 0.287, SLG: 0.273	4-3		F5		SF8		4-3			3	0	0	1	0	0	2						
Jamie Allen, R (8, 5) OBP: 0.317, SLG: 0.319	4-3				1-3 3-H		4-3			0	0	0	0	0	0	0						
Ricky Nelson, L (1, 9) OBP: 0.276, SLG: 0.448	6-3		F9		3-H 2B		4-3			4	0	1	1	0	0	2						
Richie Zisk, R (1, 10) OBP: 0.258, SLG: 0.329			F9 1B		F4		6-3			4	0	1	0	0	0	1						
Pat Putnam, L (1, 3) OBP: 0.315, SLG: 0.417			G6-4-3 1B		3-1		HR		G3	4	1	2	1	0	0	0						
Dave Henderson, R (1, 8) OBP: 0.310, SLG: 0.414			F9		3B		F4		F4	4	0	1	0	0	0	2						
Rick Sweet, S (1, 2) OBP: 0.288, SLG: 0.320			G6-4-3		G3		F8			3	0	0	0	0	0	3						
Domingo Ramos, R (9, PH) OBP: 0.375, SLG: 0.565			1-2		G3		F8		6-3	1	0	0	0	0	0	0						
Todd Cruz, R (1, 6) OBP: 0.269, SLG: 0.372					4-3		K		F8	4	0	1	0	0	1	0						
Julio Cruz, S (1, 4) OBP: 0.356, SLG: 0.397			FC6-4 1B		4-3		S SF8 BB		F7	3	2	1	0	1	0	1						
Inning Stats	R: 0 E: 0 K: 1 S: 5	H: 0 LOB: 0 BB: 0 P: 5	R: 0 E: 0 K: 0 S: 4	H: 2 LOB: 1 BB: 0 P: 4	R: 0 E: 0 K: 0 S: 4	H: 1 LOB: 2 BB: 1 P: 8	R: 0 E: 0 K: 0 S: 4	H: 1 LOB: 1 BB: 0 P: 4	R: 2 E: 0 K: 0 S: 4	H: 1 LOB: 1 BB: 2 P: 12	R: 1 E: 0 K: 1 S: 6	H: 1 LOB: 0 BB: 0 P: 6	R: 1 E: 0 K: 0 S: 4	H: 1 LOB: 0 BB: 0 P: 4	R: 0 E: 0 K: 0 S: 3	H: 0 LOB: 0 BB: 0 P: 3	R: 0 E: 0 K: 0 S: 3	H: 0 LOB: 0 BB: 0 P: 3	1B: 3 2B: 1 3B: 2 HR: 1	SF: 2 SAC: 0 DP: 1 HBP: 0	WP: 0 PB: 0 SB: 5 CS: 0	PA: 36
PITCHER	IP	WLS	BF	H	R	ER	SO	BB	IBB	HBP	BLK	WP	HR	S	P	ERA	WHIP					
Lary Sorensen, R (1, 1) ERA: 4.12	6.2		29	7	4	4	2	3	0	0	0	0	1	30	42	5.40	1.500					
Neal Heaton, L (7, 1) ERA: 1.49	2.1	W	7	0	0	0	0	0	0	0	0	0	0	7	7	0.00	0.000					

AB	31
R	4
H	7
RBI	4
BB	3
SO	2
LOB	11



Batter	1	2	3	4	5	6	7	8	9	AB	R	H	RBI	BB	SO	LOB	TOP										
Rick Manning, L OBP: 0.311, SLG: 0.312 (1, 8)	4-3		F8			F8		HR		4	1	1	1	0	0	1	Cleveland Indians @ Seattle Mariners The Kingdome, Seattle, WA Wed May 25 1983, 6:33 AM EDT Att: 5,057 - Dome										
Toby Harrah, R OBP: 0.333, SLG: 0.242 (1, 5)	K		K			F9		5-3		4	0	0	0	0	2	1											
Mike Hargrove, L OBP: 0.354, SLG: 0.370 (1, 3)	1B			G3		4-3		4-3		4	0	1	0	0	0	0											
Andre Thornton, R OBP: 0.453, SLG: 0.507 (1, 10)	K			K			4-3		SH5-4 1B BB	3	0	0	0	1	2	1											
Broderick Perkins, L OBP: 0.323, SLG: 0.310 (1, 7)		FC3-6 BB		1-3			FC5-4 E 1B		SH5-4 1B BB	2	0	1	0	1	0	0											
Pat Tabler, R OBP: 0.431, SLG: 0.484 (9, PH)									SH5-4 1B	0	0	0	0	0	0	0											
Bake McBride, L OBP: 0.320, SLG: 0.319 (9, PH)									SH5-4 1B	1	0	1	0	0	0	0											
Manny Trillo, R OBP: 0.377, SLG: 0.344 (1, 4)		FC3-6 G6-4-3 1-2				FC5-4 1B	E4 FC5-4 1-2		SH5-4 1B	3	0	1	0	0	0	2											
Julio Franco, R OBP: 0.305, SLG: 0.424 (1, 6)			G6-4-3 1-2			F9	FC5-4 1-2 2-3		K	4	0	0	0	0	1	6											
George Vukovich, L OBP: 0.210, SLG: 0.247 (1, 9)				5-3		FC5-4 FC4-6 1-2	6-3		4-3	4	0	0	0	0	0	5											
Ron Hassey, L OBP: 0.341, SLG: 0.303 (1, 2)						FC4-6 1-2			4-3	3	0	1	0	0	0	1											
Inning Stats	R: 0 E: 0 K: 2 S: 8	H: 1 LOB: 1 BB: 0 P: 8	R: 0 E: 0 K: 0 S: 2	H: 0 LOB: 0 BB: 1 P: 6	R: 0 E: 0 K: 1 S: 6	H: 1 LOB: 1 BB: 0 P: 6	R: 0 E: 0 K: 1 S: 5	H: 0 LOB: 0 BB: 0 P: 5	R: 0 E: 0 K: 0 S: 4	H: 1 LOB: 1 BB: 0 P: 4	R: 0 E: 0 K: 0 S: 3	H: 0 LOB: 0 BB: 0 P: 3	R: 0 E: 1 K: 0 S: 5	H: 1 LOB: 2 BB: 0 P: 5	R: 1 E: 0 K: 0 S: 4	H: 1 LOB: 0 BB: 0 P: 4	R: 0 E: 0 K: 1 S: 6	H: 1 LOB: 2 BB: 1 P: 10	1B: 5 2B: 0 3B: 0 HR: 1	SF: 0 SAC: 1 DP: 1 HBP: 0	WP: 0 PB: 0 SB: 0 CS: 0	PA: 35					
PITCHER	IP	WLS	BF	H	R	ER	SO	BB	IBB	HBP	BLK	WP	HR	S	P	ERA	WHIP										
Jim Beattie, R ERA: 3.26 (1, 1)	7.2	W	29	5	1	1	4	1	0	0	0	0	1	36	40	1.17	0.783										
Ed Vande Berg, L ERA: 3.95 (8, 1)	0.1		2	0	0	0	0	1	0	0	0	0	0	1	5	0.00	3.000										
Mike Stanton, R ERA: 3.0 (9, 1)	1.0	S	4	1	0	0	1	0	0	0	0	0	0	6	6	0.00	1.000										

Batter	1	2	3	4	5	6	7	8	9	AB	R	H	RBI	BB	SO	LOB	BOTTOM										
Steve Henderson, R OBP: 0.406, SLG: 0.418 (1, 7)			K			K		1B BB 1B		3	0	1	0	1	2	0	Cleveland Indians @ Seattle Mariners The Kingdome, Seattle, WA Wed May 25 1983, 6:33 AM EDT Att: 5,057 - Dome										
Al Cowens, R OBP: 0.232, SLG: 0.253 (9, 9)								1B BB 1B		0	0	0	0	0	0	0											
Jamie Allen, R OBP: 0.337, SLG: 0.315 (1, 5)		G4-6-3 1-2 BB		HR BB		F9		1B BB BB		1	1	0	0	3	0	0											
Ricky Nelson, L OBP: 0.273, SLG: 0.424 (1, 9)				F8		4-3		1-2 2-3 1B		4	0	1	0	0	0	3											
Richie Zisk, R OBP: 0.247, SLG: 0.314 (1, 10)		G4-6-3 1-2		F8		F9		4-3		4	0	0	0	0	0	6											
Pat Putnam, L OBP: 0.322, SLG: 0.440 (1, 3)				F8		1B HR BB		1B BB BB		2	1	1	2	1	0	0											
Dave Henderson, R OBP: 0.310, SLG: 0.412 (1, 8)				K		F9		1-3 1B		3	0	1	0	0	1	0											
Rick Sweet, S OBP: 0.277, SLG: 0.308 (1, 2)				4-3		F7		6-3		3	0	0	0	0	0	1											
Todd Cruz, R OBP: 0.264, SLG: 0.364 (1, 6)				K		K		6-3		3	0	0	0	0	2	0											
Julio Cruz, S OBP: 0.349, SLG: 0.388 (1, 4)				K		4-3		6-3		3	0	0	0	0	1	0											
Inning Stats	R: 0 E: 0 K: 0 S: 2	H: 0 LOB: 1 BB: 2 P: 10	R: 0 E: 0 K: 1 S: 5	H: 0 LOB: 0 BB: 0 P: 5	R: 0 E: 0 K: 3 S: 9	H: 0 LOB: 0 BB: 0 P: 9	R: 2 E: 0 K: 0 S: 4	H: 1 LOB: 0 BB: 1 P: 8	R: 0 E: 0 K: 1 S: 5	H: 0 LOB: 0 BB: 0 P: 5	R: 0 E: 0 K: 1 S: 5	H: 0 LOB: 0 BB: 0 P: 5	R: 0 E: 0 K: 0 S: 3	H: 1 LOB: 1 BB: 1 P: 7	R: 0 E: 0 K: 0 S: 5	H: 2 LOB: 3 BB: 1 P: 9	1B: 3 2B: 0 3B: 0 HR: 1	SF: 0 SAC: 0 DP: 1 HBP: 0	WP: 0 PB: 0 SB: 1 CS: 0	PA: 31							
PITCHER	IP	WLS	BF	H	R	ER	SO	BB	IBB	HBP	BLK	WP	HR	S	P	ERA	WHIP										
Juan Eichelberger, R ERA: 3.12 (1, 1)	7.2	L	30	4	2	2	6	5	0	0	0	0	1	37	57	2.35	1.174										
Dan Spillner, R ERA: 6.0 (8, 1)	0.1		1	0	0	0	0	0	0	0	0	0	0	1	1	0.00	0.000										

AB	32
R	1
H	6
RBI	1
BB	2
SO	5
LOB	17



Batter	1	2	3	4	5	6	7	8	9	AB	R	H	RBI	BB	SO	LOB	TOP										
Steve Henderson, R (1, 7) OBP: 0.412, SLG: 0.445 Gaylord Perry, R (9, 1) Bill Caudill, R (9, 1)	0-3 K		0-0 1-H 2B			0-0 L5		0-0 1-H 2B	0-0 1-H 2B	5	0	3	4	0	1	0											
Jamie Allen, R (1, 5) OBP: 0.326, SLG: 0.303 Manny Castillo, S (8, PH) OBP: 0.258, SLG: 0.263	0-0 5-3		0-3 K			0-0 5-3		0-0 F3	0-0 F8	3	0	0	0	0	1	1											
Dave Henderson, R (1, 8) OBP: 0.309, SLG: 0.408	0-3 K			0-3 K				0-0 2B 1B	0-0 6-3	4	1	1	0	0	2	1											
Richie Zisk, R (1, 10) OBP: 0.268, SLG: 0.337 Ricky Nelson, L (9, PR) OBP: 0.273, SLG: 0.424		4-0 G4-6-3 BB		0-3 K				0-0 1-H 2B	0-0 SH1-3 E 1B 1B	3	0	2	1	1	1	0											
Al Cowens, R (1, 9) OBP: 0.227, SLG: 0.247		0-0 G4-6-3 1-2		0-0 F9				0-0 F9	0-0 E4 1B SH1-3 1B	4	1	0	0	0	0	3											
Pat Putnam, L (1, 3) OBP: 0.316, SLG: 0.431		0-0 F8				0-0 F5		0-0 F7	0-0 SH1-3	3	0	0	0	0	0	1											
Orlando Mercado, R (1, 2) OBP: 0.209, SLG: 0.308 Rick Sweet, S (9, PH) OBP: 0.286, SLG: 0.316			0-0 F9			0-0 F6		0-0 1-4-3	0-0 FC6-4 1B	3	0	0	0	0	0	1											
Todd Cruz, R (1, 6) OBP: 0.258, SLG: 0.355			0-0 F3			0-0 F8			0-0 FC6-4 1B 2B	4	1	0	0	0	0	2											
Julio Cruz, S (1, 4) OBP: 0.353, SLG: 0.387			0-0 E4 S 2B				0-3 K		0-0 S 2B BB 1B	3	3	1	1	1	1	0											
Inning Stats	R: 0 E: 0 K: 2 S: 7	H: 0 LOB: 0 BB: 0 P: 7	R: 0 E: 0 K: 0 S: 2	H: 0 LOB: 0 BB: 1 P: 6	R: 1 E: 1 K: 1 S: 7	H: 1 LOB: 1 BB: 0 P: 7	R: 0 E: 0 K: 2 S: 7	H: 0 LOB: 0 BB: 0 P: 7	R: 0 E: 0 K: 1 S: 5	H: 0 LOB: 0 BB: 0 P: 5	R: 1 E: 0 K: 0 S: 5	H: 2 LOB: 1 BB: 0 P: 5	R: 1 E: 0 K: 0 S: 4	H: 1 LOB: 1 BB: 1 P: 8	R: 4 E: 1 K: 0 S: 8	H: 4 LOB: 2 BB: 0 P: 8	1B: 4 2B: 4 3B: 0 HR: 0	SF: 0 SAC: 1 DP: 1 HBP: 0	WP: 0 PB: 0 SB: 3 CS: 0	PA: 38							
PITCHER	IP	WLS	BF	H	R	ER	SO	BB	IBB	HBP	BLK	WP	HR	S	P	ERA	WHIP										
Bob McClure, L (1, 1) ERA: 3.62	7.1		27	3	3	2	6	2	0	0	0	0	0	37	45	2.46	0.682										
Tom Tellmann, R (8, 1) ERA: 1.49	1.2	L	11	5	4	1	0	0	0	0	0	0	0	11	11	5.40	3.000										

Seattle Mariners @ Milwaukee Brewers
Milwaukee County Stadium, Milwaukee, WI
Fri May 27 1983, 8:05 PM EDT
Att: 14,762 - Unknown

AB 35
R 7
H 8
RBI 7
BB 2
SO 6
LOB 12



Batter	1	2	3	4	5	6	7	8	9	AB	R	H	RBI	BB	SO	LOB	BOTTOM										
Jim Gantner, L (1, 4) OBP: 0.321, SLG: 0.438	0-0 HR		0-0 1-3			0-0 F7		0-0 G4-6-3 1B	0-0 1-3	5	1	2	1	0	0	2											
Cecil Cooper, L (1, 3) OBP: 0.296, SLG: 0.430	0-0 E 1B		0-0 1-3			0-0 5-3		0-0 G4-6-3 1-2		4	1	1	0	0	0	1											
Robin Yount, R (1, 6) OBP: 0.412, SLG: 0.555	0-0 E6 1B SF7		0-0 5-3			0-0 1B		0-0 1B		4	1	2	0	0	0	1											
Ted Simmons, S (1, 2) OBP: 0.357, SLG: 0.458	0-0 G5-4-3 1B			4-0 FC4-6 BB		0-0 4-3		0-0 F8		3	0	1	1	1	0	2											
Ben Oglivie, L (1, 7) OBP: 0.443, SLG: 0.585	0-0 SF7			0-0 FC4-6 CS				0-0 E 3B	0-0 2B 2B	3	2	2	1	0	0	1											
Don Money, R (1, 5) OBP: 0.236, SLG: 0.254	0-0 G5-4-3			0-3 K				0-0 6-3	0-0 F7	4	0	0	0	0	1	4											
Roy Howell, L (1, 10) OBP: 0.336, SLG: 0.475		0-0 4-3		0-0 CS		0-0 6-3		0-0 1-3	0-0 1B 2B	4	0	1	1	0	0	1											
Gorman Thomas, R (1, 8) OBP: 0.294, SLG: 0.326 Marshall Edwards, L (9, PR) ERA: 5.32		0-0 F8			0-3 K			0-0 E6	0-0 1B	4	0	1	0	0	1	0											
Charlie Moore, R (1, 9) OBP: 0.353, SLG: 0.435		0-0 5-3			0-0 4-3			0-0 6-3	0-3 K	4	0	0	0	0	1	3											
Inning Stats	R: 3 E: 1 K: 0 S: 6	H: 3 LOB: 0 BB: 0 P: 6	R: 0 E: 0 K: 0 S: 3	H: 0 LOB: 0 BB: 0 P: 3	R: 0 E: 0 K: 1 S: 4	H: 0 LOB: 0 BB: 1 P: 8	R: 0 E: 0 K: 1 S: 4	H: 0 LOB: 0 BB: 0 P: 5	R: 0 E: 0 K: 0 S: 4	H: 1 LOB: 1 BB: 0 P: 4	R: 1 E: 1 K: 0 S: 5	H: 1 LOB: 1 BB: 0 P: 5	R: 0 E: 0 K: 0 S: 4	H: 2 LOB: 1 BB: 0 P: 4	R: 1 E: 0 K: 1 S: 8	H: 3 LOB: 2 BB: 0 P: 8	1B: 6 2B: 2 3B: 1 HR: 1	SF: 1 SAC: 0 DP: 2 HBP: 0	WP: 0 PB: 0 SB: 0 CS: 1	PA: 38							
PITCHER	IP	WLS	BF	H	R	ER	SO	BB	IBB	HBP	BLK	WP	HR	S	P	ERA	WHIP										
Gaylord Perry, R (1, 1) ERA: 5.32	8.0	W	32	8	5	3	2	1	0	0	0	0	1	35	39	3.38	1.125										
Gaylord Perry, R (9, 1)	8.0	W	32	8	5	3	2	1	0	0	0	0	1	35	39	3.38	1.125										
Bill Caudill, R (9, 1) ERA: 4.67	1.0	S	5	2	0	0	1	0	0	0	0	0	0	7	7	0.00	2.000										

Seattle Mariners @ Milwaukee Brewers
Milwaukee County Stadium, Milwaukee, WI
Fri May 27 1983, 8:05 PM EDT
Att: 14,762 - Unknown

AB 35
R 5
H 10
RBI 4
BB 1
SO 3
LOB 15



Batter	1	2	3	4	5	6	7	8	9	AB	R	H	RBI	BB	SO	LOB	TOP								
Steve Henderson, R (1, 7) OBP: 0.420, SLG: 0.453 Ricky Nelson, L (8, 7) OBP: 0.273, SLG: 0.424	0-0 SH1-3 1B		0-0 1B		0-0 4-3			0-0 3B 1B		4	1	3	0	0	0	0									
Jamie Allen, R (1, 5) OBP: 0.319, SLG: 0.295 Manny Castillo, S (8, PH) OBP: 0.270, SLG: 0.310	0-0 SH1-3 1-2		0-3 K		0-0 1-3			0-0 1-H 3B 3B		2	0	0	0	0	1	1									
Dave Henderson, R (1, 8) OBP: 0.313, SLG: 0.410	0-3 K			0-0 G4-6-3 1B		0-0 G6-4-3 1B		0-0 F4		4	0	2	0	0	1	2									
Richie Zisk, R (1, 10) OBP: 0.267, SLG: 0.337	0-0 6-3			0-0 G4-6-3 1B		0-0 G6-4-3 1-2		0-0 SF9		3	0	1	1	0	0	2									
Al Cowens, R (1, 9) OBP: 0.222, SLG: 0.241		0-0 F8		0-0 G4-6-3 1-2 2-3		0-0 6-3		0-0 3-H 6-3		4	0	0	0	0	0	2									
Pat Putnam, L (1, 3) OBP: 0.308, SLG: 0.418		0-0 F8		0-0 5-3			0-0 4-3		0-0 F5	4	0	0	0	0	0	1									
Orlando Mercado, R (1, 2) OBP: 0.225, SLG: 0.333		0-0 6-3			0-0 HR 2B		0-0 4-3 1B		0-0 F9	4	1	2	0	0	0	0									
Todd Cruz, R (1, 6) OBP: 0.257, SLG: 0.371			0-0 6-3		0-0 HR 2H		0-0 4-3		0-0 F7	4	1	1	2	0	0	1									
Julio Cruz, S (1, 4) OBP: 0.346, SLG: 0.379			0-0 F9		0-0 1-3		0-0 F9			3	0	0	0	0	0	1									
Inning Stats	R: 0 E: 0 K: 1 S: 6	H: 1 LOB: 1 BB: 0 P: 6	R: 0 E: 0 K: 0 S: 3	H: 0 LOB: 0 BB: 0 P: 3	R: 0 E: 0 K: 1 S: 6	H: 1 LOB: 1 BB: 0 P: 6	R: 0 E: 0 K: 0 S: 4	H: 2 LOB: 1 BB: 0 P: 4	R: 2 E: 0 K: 0 S: 5	H: 2 LOB: 0 BB: 0 P: 5	R: 0 E: 0 K: 0 S: 3	H: 1 LOB: 0 BB: 0 P: 3	R: 0 E: 0 K: 0 S: 4	H: 1 LOB: 1 BB: 0 P: 4	R: 2 E: 0 K: 0 S: 5	H: 2 LOB: 0 BB: 0 P: 5	R: 0 E: 0 K: 0 S: 3	H: 0 LOB: 0 BB: 0 P: 3	1B: 7 2B: 1 3B: 1 HR: 1	SF: 1 SAC: 1 DP: 2 HBP: 0	WP: 0 PB: 0 SB: 1 CS: 0	PA: 35			
PITCHER	IP	WLS	BF	H	R	ER	SO	BB	IBB	HBP	BLK	WP	HR	S	P	ERA	WHIP	PITCHER							
Mike Caldwell, L (1, 1) ERA: 4.04	7.0		28	9	3	3	2	0	0	0	0	0	1	32	32	3.86	1.286								
Jim Slaton, R (8, 1) ERA: 2.25	2.0	L	7	1	1	1	0	0	0	0	0	0	0	7	7	4.50	0.500								

Seattle Mariners @ Milwaukee Brewers
Milwaukee County Stadium, Milwaukee, WI
Sat May 28 1983, 8:05 PM EDT
Att: 28,860 - Unknown

AB 33
R 4
H 10
RBI 4
BB 0
SO 2
LOB 10

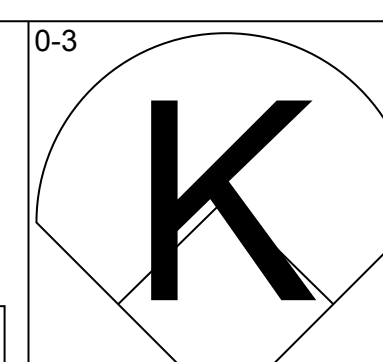
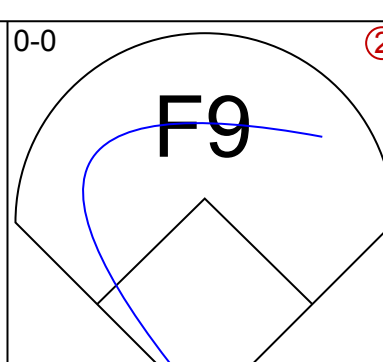
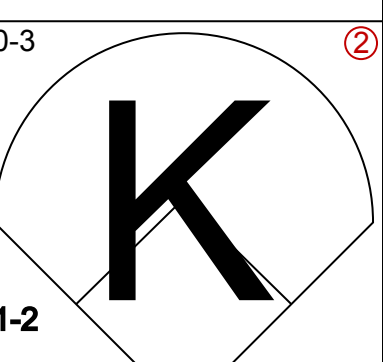
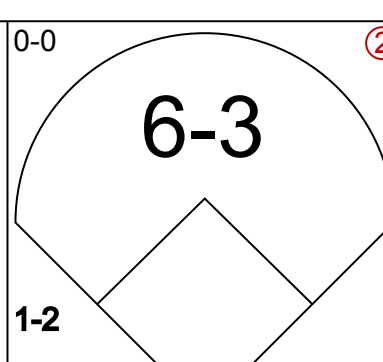
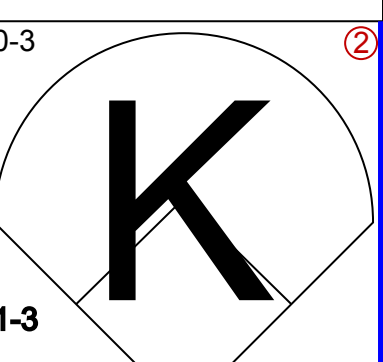
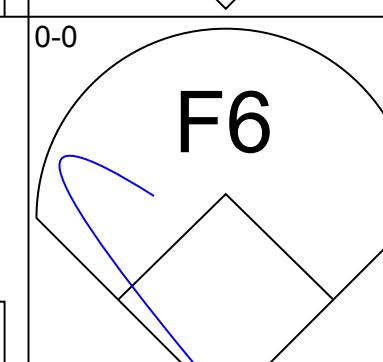
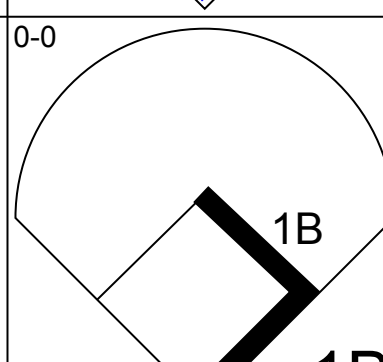
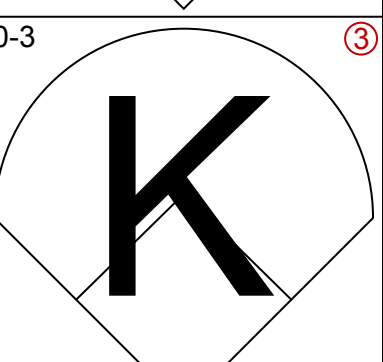
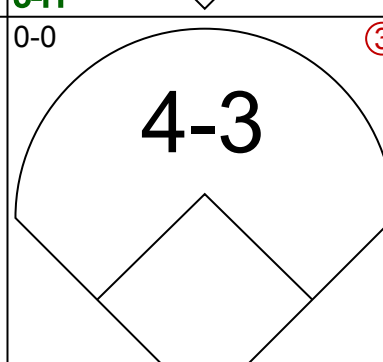
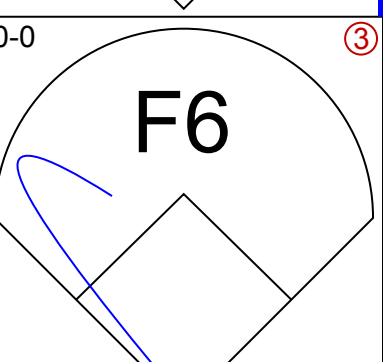
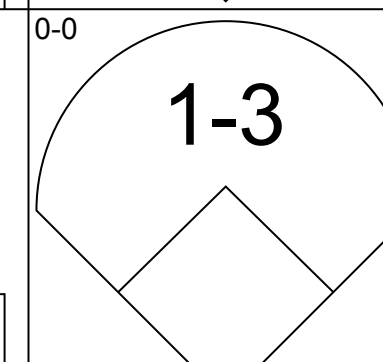
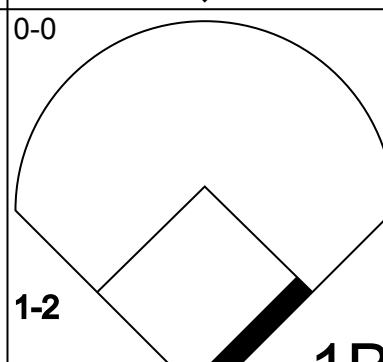
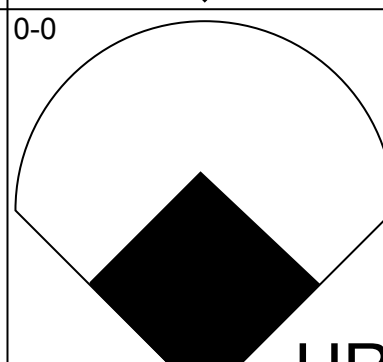
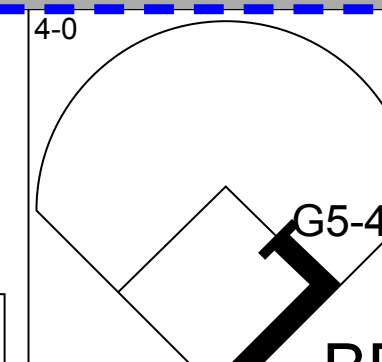
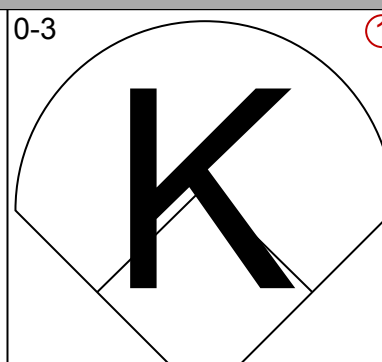
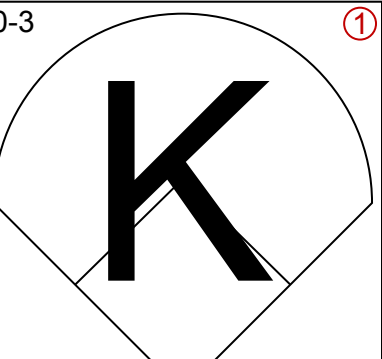
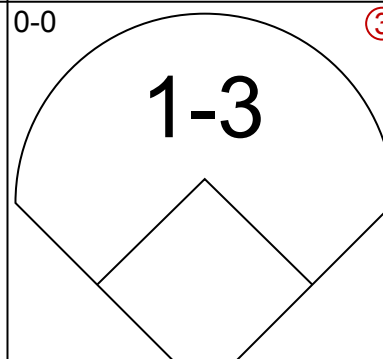
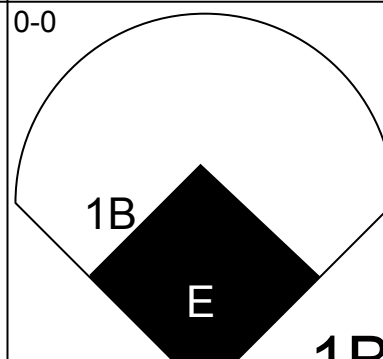
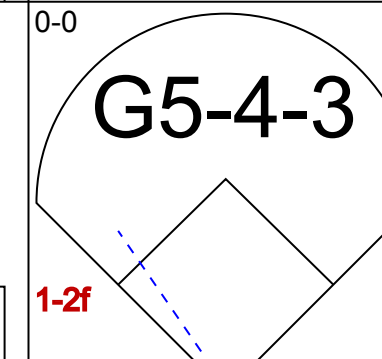
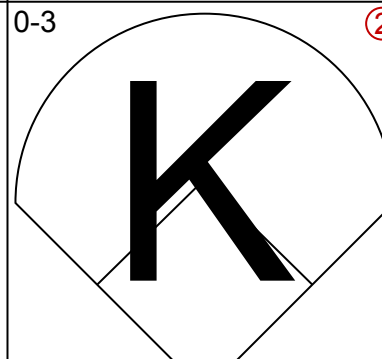
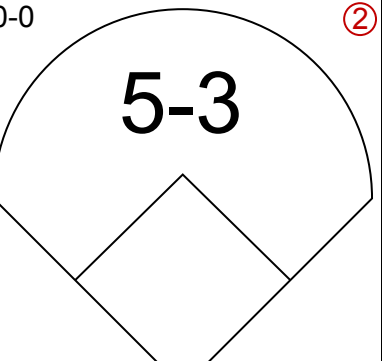
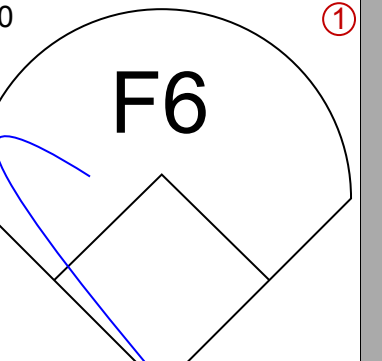
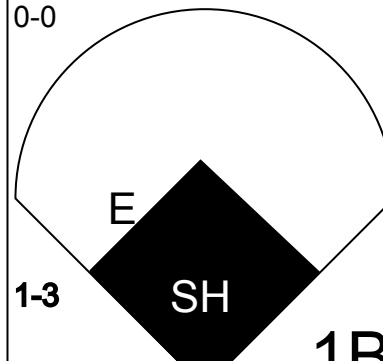
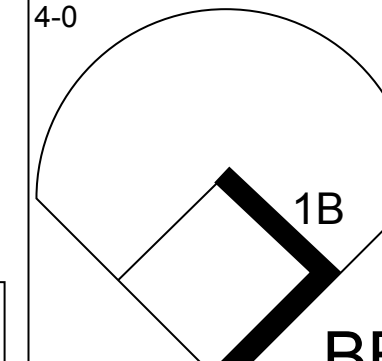
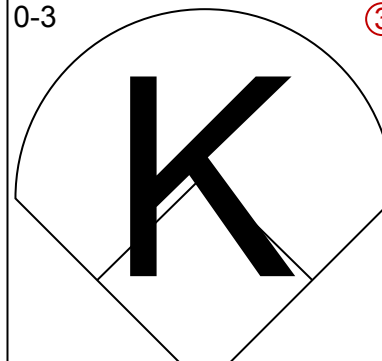
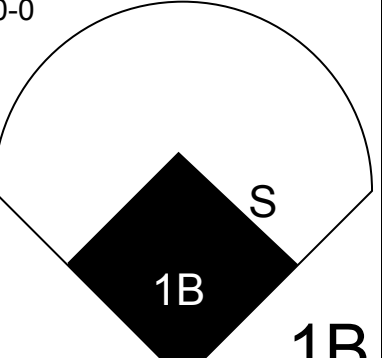
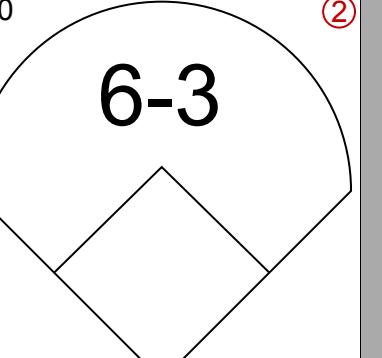
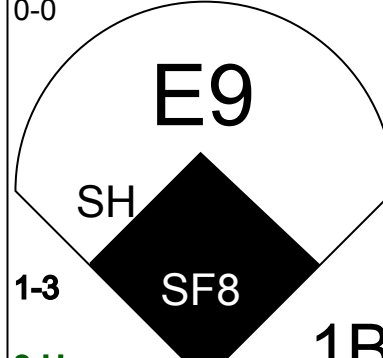
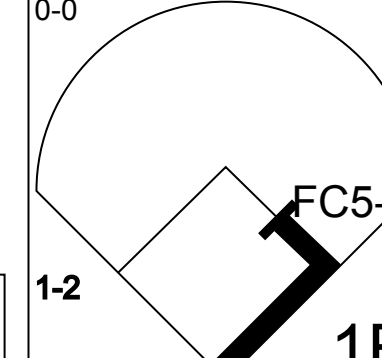
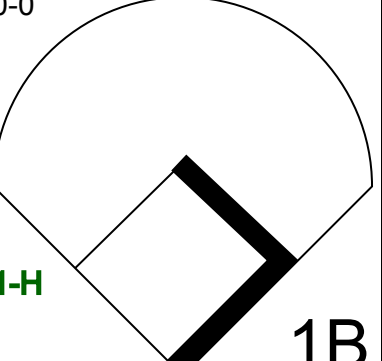

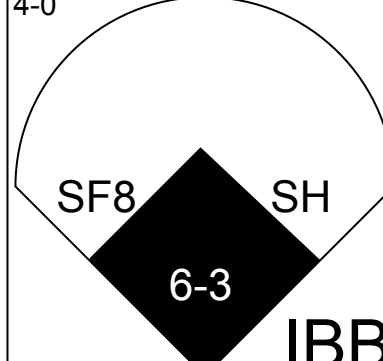
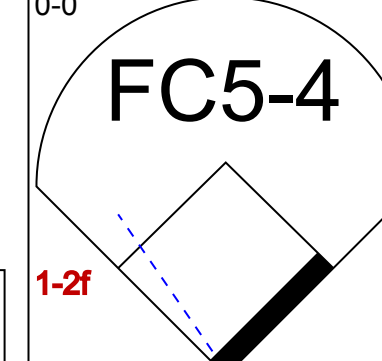
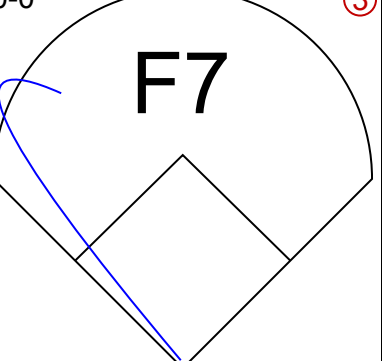
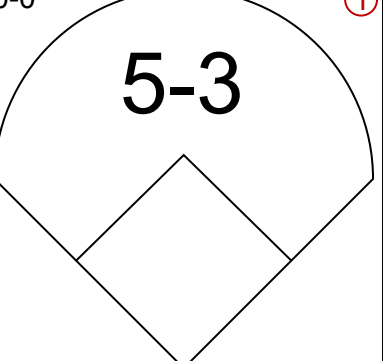
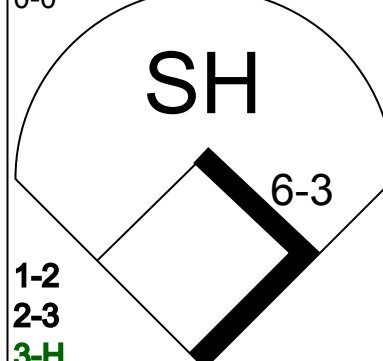
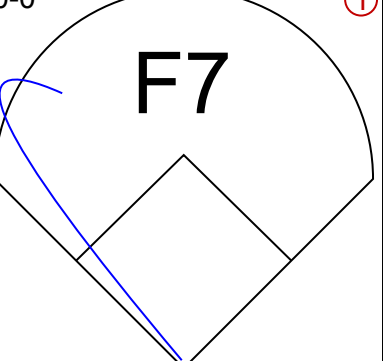
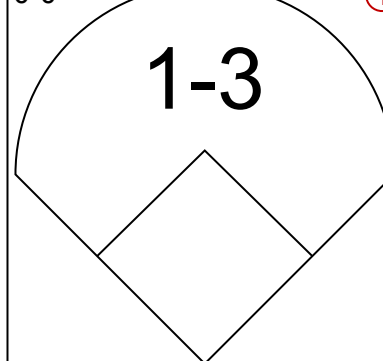
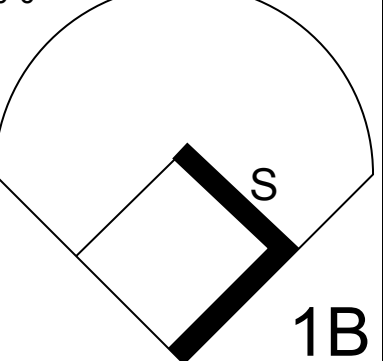
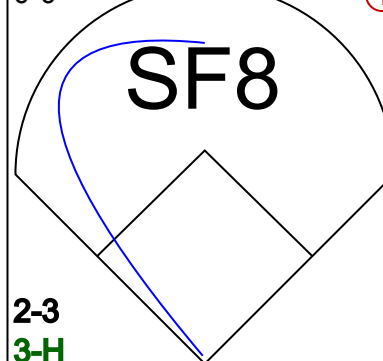
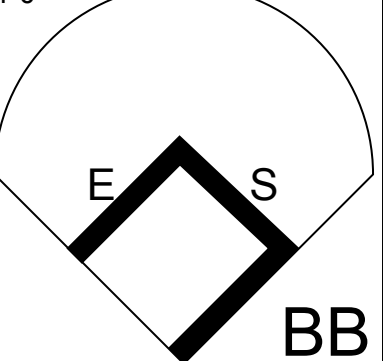


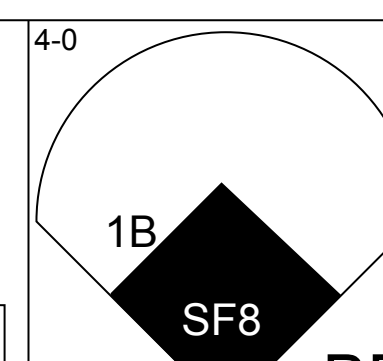
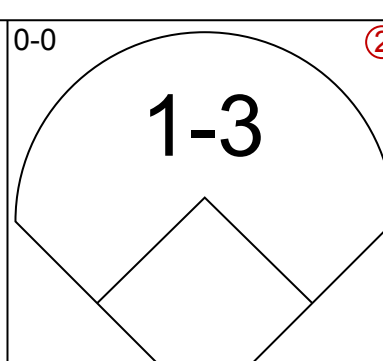
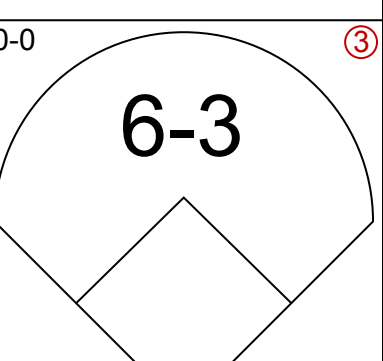
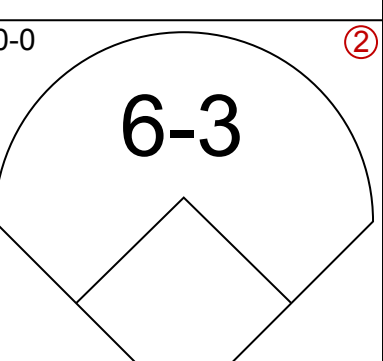
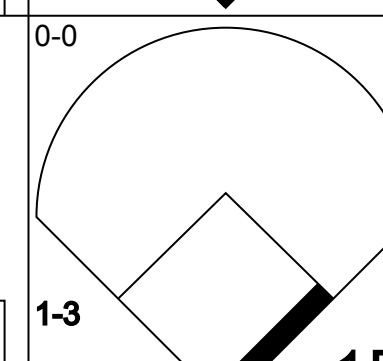
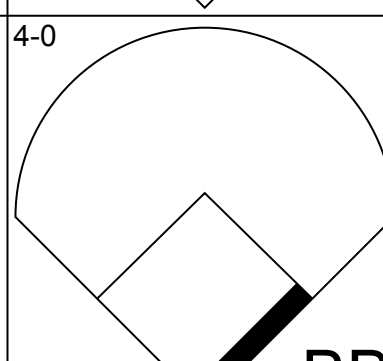
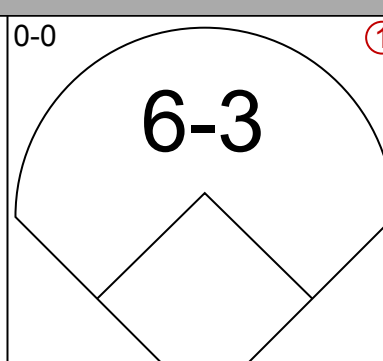
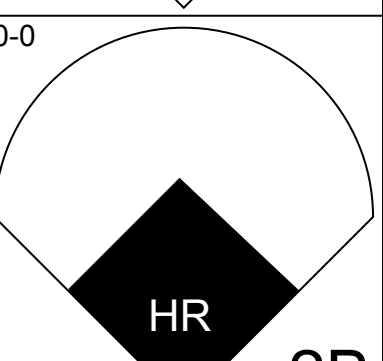
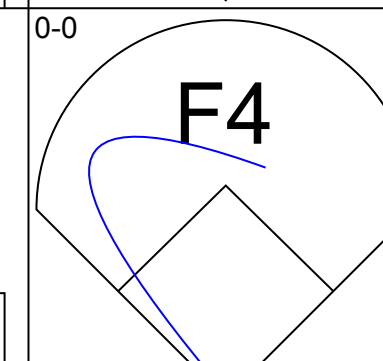
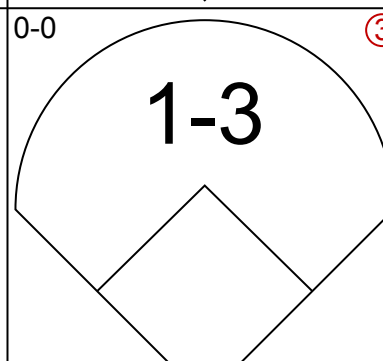
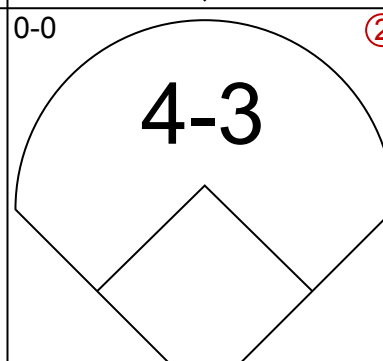
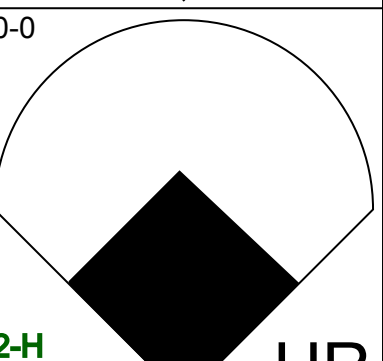
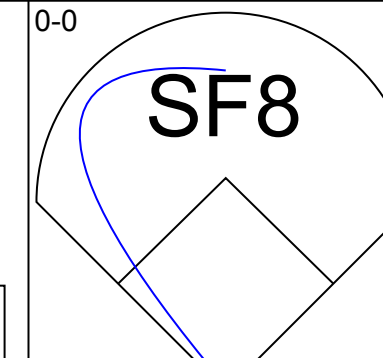
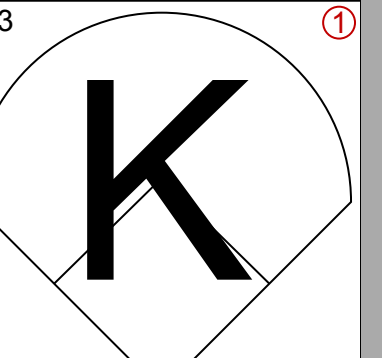
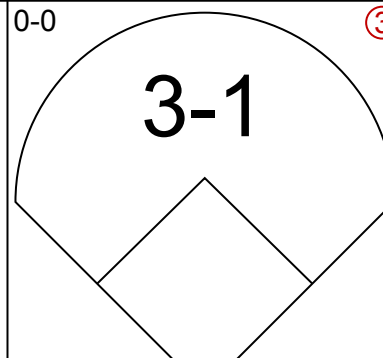
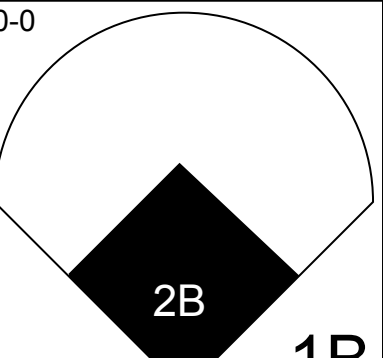
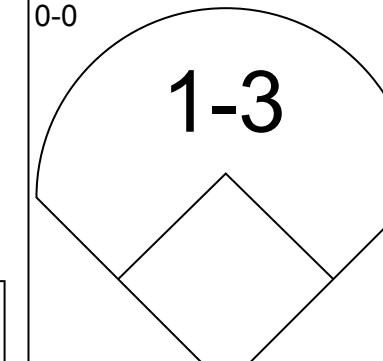

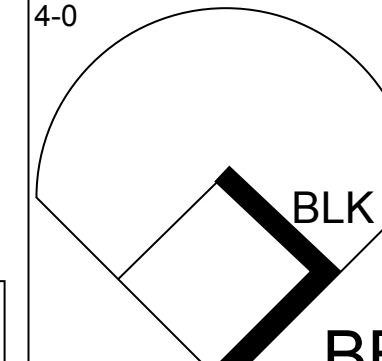
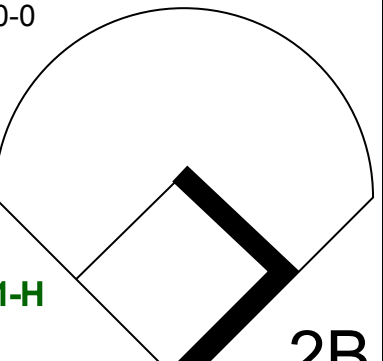
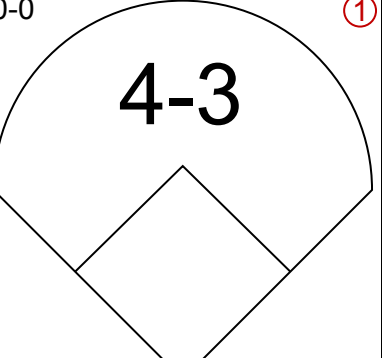
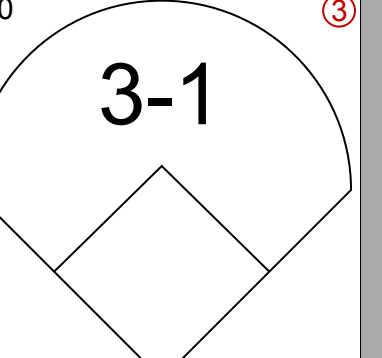
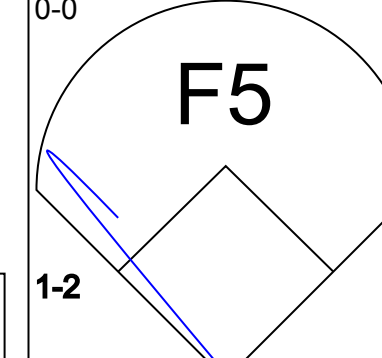
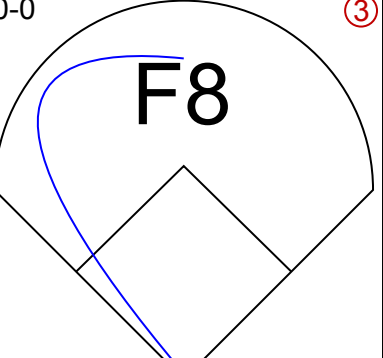
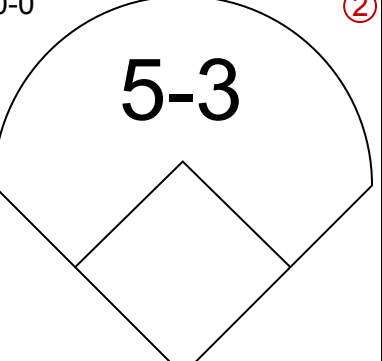
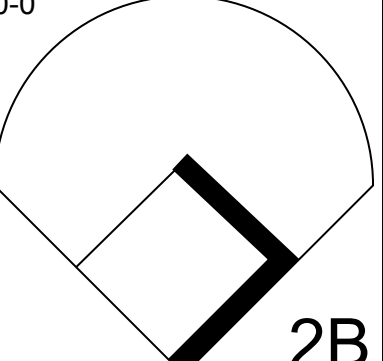
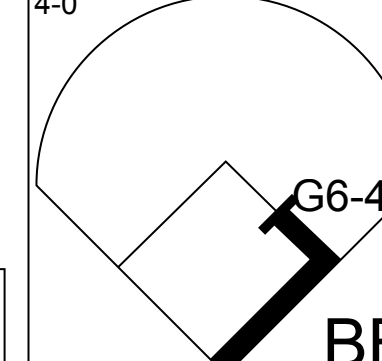
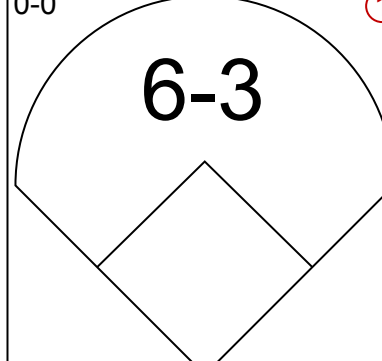
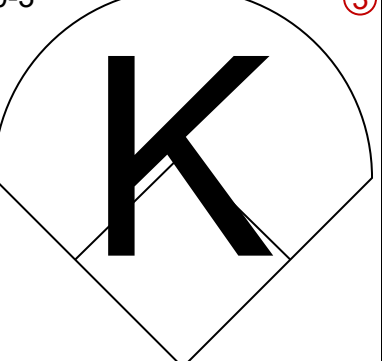
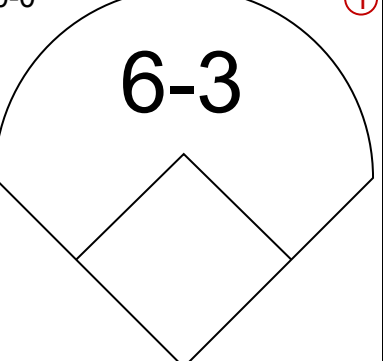
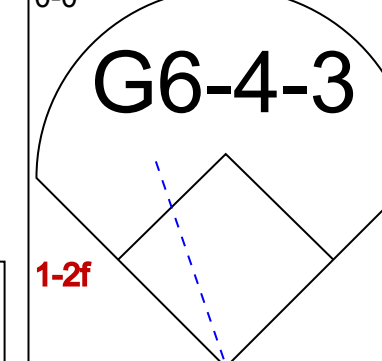
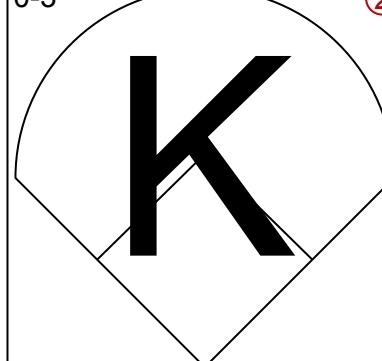
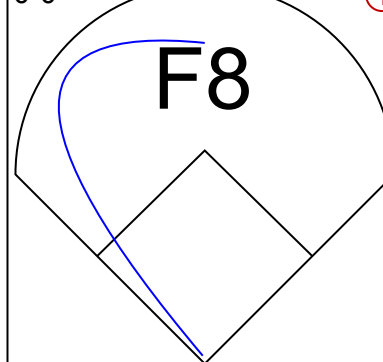
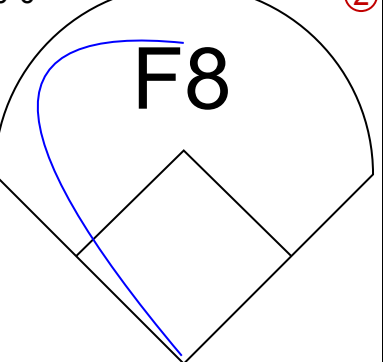
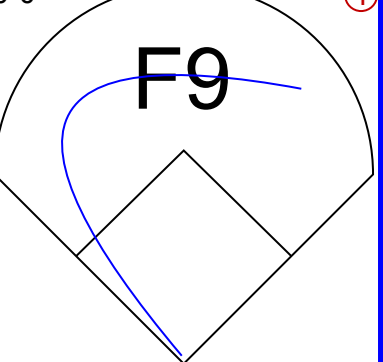

Batter	1	2	3	4	5	6	7	8	9	AB	R	H	RBI	BB	SO	LOB	BOTTOM								
Jim Gantner, L (1, 4) OBP: 0.314, SLG: 0.427	0-0 4-3		0-0 4-3		0-0 SH3-4 1-2		0-0 4-3		0-0 FC4-6 1-2	4	0	0	0	0	0	2									
Robin Yount, R (1, 6) OBP: 0.419, SLG: 0.554	0-0 5-3		0-0 S HR 1B		0-0 BB 2-3		0-0 BB			2	1	1	0	2	0	0									
Cecil Cooper, L (1, 3) OBP: 0.295, SLG: 0.423	0-0 F4		0-0 HR BB		0-0 3-4-3		0-0 4-3			3	1	0	0	1	0	3									
Gorman Thomas, R (1, 8) OBP: 0.293, SLG: 0.346		0-0 F7	0-0 1-H 2-H HR		0-0 K		0-0 F7		0-0 F7	4	1	1	3	0	1	0									
Ben Oglivie, L (1, 7) OBP: 0.438, SLG: 0.572		0-0 6-3	0-0 F9		0-0 F2		0-0 G6-4-3 BB		0-0 G6-4-3	3	0	0	0	1	0	0									
Ted Simmons, S (1, 2) OBP: 0.396, SLG: 0.462		0-0 S BB		0-0 7-6-3 1B		0-0 1B		0-0 G6-4-3 1-2		3	0	2	0	1	0	1									
Roy Howell, L (1, 10) OBP: 0.336, SLG: 0.460 Paul Moltitor, R (8, PH) OBP: 0.329, SLG: 0.349		0-0 FC6-4 BB		0-3 K		0-0 G3		0-0 F3		2	0	0	0	1	1	2									
Don Money, R (1, 5) OBP: 0.226, SLG: 0.240		0-0 FC6-4 1-2		0-0 7-6-3			0-0 F8		0-0 F8	4	0	0	0	0	0	3									
Charlie Moore, R (1, 9) OBP: 0.363, SLG: 0.451			0-0 F3		0-0 BB SH3-4 1B		0-0 4-3 2B		0-0 FC4-6 1B	4	0	3	0	0	0	0									
Inning Stats	R: 0 E: 0 K: 0 S: 3	H: 0 LOB: 0 BB: 0 P: 3	R: 0 E: 0 K: 0 S: 3	H: 0 LOB: 2 BB: 2 P: 11	R: 3 E: 0 K: 0 S: 5	H: 2 LOB: 0 BB: 1 P: 9	R: 0 E: 0 K: 1 S: 5	H: 1 LOB: 0 BB: 0 P: 5	R: 0 E: 0 K: 0 S: 3	H: 1 LOB: 1 BB: 1 P: 7	R: 0 E: 0 K: 1 S: 6	H: 1 LOB: 1 BB: 0 P: 6	R: 0 E: 0 K: 0 S: 4	H: 1 LOB: 2 BB: 1 P: 8	R: 0 E: 0 K: 0 S: 2	H: 0 LOB: 0 BB: 1 P: 6	R: 0 E: 0 K: 0 S: 4	H: 1 LOB: 1 BB: 0 P: 4	1B: 5 2B: 2 3B: 0 HR: 1	SF: 0 SAC: 1 DP: 2 HBP: 0	WP: 0 PB: 0 SB: 2 CS: 0	PA: 37			
PITCHER	IP	WLS	BF	H	R	ER	SO	BB	IBB	HBP	BLK	WP	HR	S	P	ERA	WHIP	PITCHER							
Bob Stoddard, R (1, 1) ERA: 4.45	6.2		29	6	3	3	2	5	0	0	0	0	1	28	48	4.05	1.650								
Ed Vande Berg, L (7, 1) ERA: 3.39	2.1	W	8	1	0	0	0	1	0	0	0	0	0	7	11	0.00	0.857								

Seattle Mariners @ Milwaukee Brewers
Milwaukee County Stadium, Milwaukee, WI
Sat May 28 1983, 8:05 PM EDT
Att: 28,860 - Unknown

AB 30
R 3
H 7
RBI 3
BB 6
SO 2
LOB 11



Batter	1	2	3	4	5	6	7	8	9	AB	R	H	RBI	BB	SO	LOB	TOP					
Steve Henderson, R (1, 7) OBP: 0.408, SLG: 0.439 Al Cowens, R (8, 9) OBP: 0.222, SLG: 0.241										5	0	0	1	0	3	3	Seattle Mariners @ Milwaukee Brewers Milwaukee County Stadium, Milwaukee, WI Sun May 29 1983, 4:33 AM EDT Att: 25,301 - Unknown					
Manny Castillo, S (1, 5) OBP: 0.265, SLG: 0.302										5	0	1	0	0	1	3						
Ricky Nelson, L (1, 9) OBP: 0.316, SLG: 0.514										4	1	2	1	1	1	0						
Richie Zisk, R (1, 10) OBP: 0.264, SLG: 0.330										5	1	1	0	0	2	3						
Pat Putnam, L (1, 3) OBP: 0.311, SLG: 0.414										4	1	1	0	1	1	0						
Dave Henderson, R (1, 8) OBP: 0.324, SLG: 0.419										4	2	3	1	0	0	0						
Rick Sweet, S (1, 2) OBP: 0.295, SLG: 0.317										3	1	1	1	1	1	2						
Todd Cruz, R (1, 6) OBP: 0.253, SLG: 0.364										3	0	0	1	0	0	1						
Julio Cruz, S (1, 4) OBP: 0.350, SLG: 0.380										2	0	1	1	1	0	0						
Inning Stats	R: 0 E: 0 K: 1 S: 5	H: 0 LOB: 0 BB: 0 P: 5	R: 1 E: 0 K: 1 S: 7	H: 2 LOB: 1 BB: 0 P: 7	R: 0 E: 0 K: 0 S: 5	H: 2 LOB: 2 BB: 0 P: 5	R: 0 E: 0 K: 1 S: 5	H: 0 LOB: 0 BB: 0 P: 5	R: 0 E: 0 K: 2 S: 8	H: 1 LOB: 1 BB: 0 P: 8	R: 5 E: 1 K: 0 S: 8	H: 4 LOB: 1 BB: 1 P: 12	R: 0 E: 0 K: 0 S: 3	H: 1 LOB: 2 BB: 2 P: 11	R: 0 E: 1 K: 1 S: 5	H: 0 LOB: 0 BB: 1 P: 9	R: 0 E: 0 K: 3 S: 9	H: 0 LOB: 0 BB: 0 P: 9	1B: 9 2B: 0 3B: 0 HR: 1	SF: 1 SAC: 1 DP: 1 HBP: 0	WP: 0 PB: 0 SB: 3 CS: 0	PA: 41
PITCHER	IP	WLS	BF	H	R	ER	SO	BB	IBB	HBP	BLK	WP	HR	S	P	ERA	WHIP					
Don Sutton, R (1, 1) ERA: 3.66	6.0	L	29	9	6	6	5	0	1	0	0	0	1	38	42	9.00	1.500					
Jamie Easterly, L (7, 1) ERA: 4.15	1.0		5	1	0	0	0	2	0	0	0	0	0	3	11	0.00	3.000					
Bob Gibson, R (8, 1) ERA: 1.76	2.0		7	0	0	0	4	1	0	0	0	0	0	14	18	0.00	0.500					

Batter	1	2	3	4	5	6	7	8	9	AB	R	H	RBI	BB	SO	LOB	BOTTOM				
Charlie Moore, R (1, 9) OBP: 0.360, SLG: 0.441										3	1	0	0	1	0	1	Seattle Mariners @ Milwaukee Brewers Milwaukee County Stadium, Milwaukee, WI Sun May 29 1983, 4:33 AM EDT Att: 25,301 - Unknown				
Robin Yount, R (1, 6) OBP: 0.426, SLG: 0.562										3	1	2	0	1	0	0					
Cecil Cooper, L (1, 3) OBP: 0.294, SLG: 0.436										4	1	1	2	0	0	3					
Gorman Thomas, R (1, 8) OBP: 0.292, SLG: 0.345										3	1	1	1	0	1	0					
Ted Simmons, S (1, 10) OBP: 0.369, SLG: 0.466										3	0	1	1	1	1	1					
Ben Oglivie, L (1, 7) OBP: 0.426, SLG: 0.557										4	0	0	0	0	0	2					
Paul Moltor, R (1, 5) OBP: 0.333, SLG: 0.356										3	0	1	0	1	0	0					
Ned Yost, R (1, 2) OBP: 0.288, SLG: 0.471 Jim Gantner, L (9, PH) OBP: 0.312, SLG: 0.424										3	0	0	0	0	1	3					
Ed Romero, R (1, 4) OBP: 0.300, SLG: 0.600 Bob Skube, L (9, PH) OBP: 0.310, SLG: 0.320											1	0	0	0	0	1	0				
Inning Stats	R: 1 E: 0 K: 0 S: 4	H: 1 LOB: 1 BB: 1 P: 8	R: 0 E: 0 K: 1 S: 5	H: 0 LOB: 0 BB: 0 P: 5	R: 0 E: 0 K: 2 S: 7	H: 0 LOB: 0 BB: 0 P: 7	R: 0 E: 0 K: 0 S: 4	H: 1 LOB: 1 BB: 0 P: 4	R: 0 E: 0 K: 0 S: 3	H: 0 LOB: 0 BB: 2 P: 3	R: 0 E: 0 K: 0 S: 2	H: 0 LOB: 1 BB: 2 P: 10	R: 3 E: 0 K: 0 S: 7	H: 4 LOB: 1 BB: 0 P: 7	R: 0 E: 0 K: 2 S: 7	H: 0 LOB: 0 BB: 0 P: 7	1B: 2 2B: 3 3B: 0 HR: 1	SF: 1 SAC: 0 DP: 1 HBP: 0	WP: 0 PB: 0 SB: 0 CS: 0	PA: 36	
PITCHER	IP	WLS	BF	H	R	ER	SO	BB	IBB	HBP	BLK	WP	HR	S	P	ERA	WHIP				
Matt Young, L (1, 1) ERA: 2.53	7.2	W	32	6	4	4	3	4	0	0	1	0	1	34	50	4.70	1.304				
Ed Yande Berg, L (8, 1) ERA: 3.31	0.1		1	0	0	0	0	0	0	0	0	0	0	1	1	0.00	0.000				
Bill Caudill, R (9, 1) ERA: 4.5	1.0	S	3	0	0	0	2	0	0	0	0	0	0	7	7	0.00	0.000				

Batter	1	2	3	4	5	6	7	8	9	AB	R	H	RBI	BB	SO	LOB	TOP				
Steve Henderson, R (1, 7) OBP: 0.404, SLG: 0.440	4-3		G3		L1			HR		4	1	1	1	0	0	0	Seattle Mariners @ Milwaukee Brewers Milwaukee County Stadium, Milwaukee, WI Mon May 30 1983, 4:33 AM EDT Att: 18,673 - Unknown				
Jamie Allen, R (1, 5) OBP: 0.326, SLG: 0.333	4-3			2B		F6		HR		3	1	1	2	1	0	0					
Ricky Nelson, L (1, 9) OBP: 0.317, SLG: 0.500	L5			SH5-3				F6		3	0	1	0	0	0	0					
Richie Zisk, R (1, 10) OBP: 0.273, SLG: 0.347						G6-4-3		4-3		4	0	2	0	0	0	1					
Dave Henderson, R (1, 8) OBP: 0.322, SLG: 0.411								F8		3	0	0	0	1	1	1					
Pat Putnam, L (1, 3) OBP: 0.310, SLG: 0.409										4	0	1	0	0	1	4					
Orlando Mercado, R (1, 2) OBP: 0.216, SLG: 0.319										3	0	0	0	0	0	5					
Rick Sweet, S (0, PH) OBP: 0.292, SLG: 0.313										1	0	0	0	0	0	0					
Todd Cruz, R (1, 6) OBP: 0.247, SLG: 0.355			5-3					F8		4	0	0	0	0	1	2					
Julio Cruz, S (1, 4) OBP: 0.347, SLG: 0.384			F9		1-3					4	1	1	0	0	0	1					
Inning Stats	R: 0 E: 0 K: 0 S: 3	H: 0 LOB: 0 BB: 0 P: 3	R: 0 E: 0 K: 2 S: 8	H: 1 LOB: 1 BB: 0 P: 8	R: 0 E: 0 K: 0 S: 3	H: 0 LOB: 0 BB: 0 P: 3	R: 0 E: 0 K: 0 S: 4	H: 1 LOB: 3 BB: 2 P: 12	R: 0 E: 0 K: 0 S: 3	H: 0 LOB: 0 BB: 0 P: 3	R: 0 E: 0 K: 0 S: 3	H: 1 LOB: 0 BB: 0 P: 4	R: 3 E: 0 K: 0 S: 6	H: 3 LOB: 0 BB: 0 P: 6	R: 0 E: 1 K: 1 S: 6	H: 0 LOB: 1 BB: 0 P: 6	1B: 3 2B: 3 3B: 0 HR: 1	SF: 0 SAC: 1 DP: 1 HBP: 0	WP: 0 PB: 0 SB: 0 CS: 0	PA: 36	
PITCHER	IP	WLS	BF	H	R	ER	SO	BB	IBB	HBP	BLK	WP	HR	S	P	ERA	WHIP				
Jerry Augustine, L (1, 1) ERA: 5.4	8.0	W	32	7	3	3	2	2	0	0	0	0	1	34	42	3.38	1.125				
Tom Tellmann, R (0, 1) ERA: 1.44	1.0	S	4	0	0	0	1	0	0	0	0	0	0	6	6	0.00	0.000				

Batter	1	2	3	4	5	6	7	8	9	AB	R	H	RBI	BB	SO	LOB	BOTTOM				
Jim Gantner, L (1, 4) OBP: 0.316, SLG: 0.444	4-3							F6		4	1	2	3	0	0	1	Seattle Mariners @ Milwaukee Brewers Milwaukee County Stadium, Milwaukee, WI Mon May 30 1983, 4:33 AM EDT Att: 18,673 - Unknown				
Robin Yount, R (1, 6) OBP: 0.417, SLG: 0.549	5-3		HR					FC6-4		4	0	0	1	0	0	2					
Cecil Cooper, L (1, 3) OBP: 0.293, SLG: 0.432	K							F7		4	1	1	0	0	1	1					
Gorman Thomas, R (1, 8) OBP: 0.291, SLG: 0.343										4	0	1	0	0	2	1					
Ben Oglivie, L (1, 7) OBP: 0.425, SLG: 0.562										4	0	1	1	0	0	1					
Ted Simmons, S (1, 2) OBP: 0.372, SLG: 0.463										3	0	1	0	1	0	1					
Roy Howell, L (1, 10) OBP: 0.336, SLG: 0.455										3	1	1	0	0	0	1					
Don Money, R (0, PH) OBP: 0.224, SLG: 0.237										1	0	0	0	0	0	2					
Paul Molitor, R (1, 5) OBP: 0.340, SLG: 0.363										3	1	2	0	0	1	0					
Charlie Moore, R (1, 9) OBP: 0.371, SLG: 0.453										3	2	3	1	0	0	0					
Inning Stats	R: 0 E: 0 K: 1 S: 5	H: 0 LOB: 0 BB: 0 P: 5	R: 0 E: 0 K: 0 S: 3	H: 1 LOB: 0 BB: 0 P: 3	R: 2 E: 0 K: 0 S: 5	H: 3 LOB: 0 BB: 0 P: 5	R: 0 E: 0 K: 1 S: 5	H: 0 LOB: 0 BB: 0 P: 5	R: 3 E: 0 K: 0 S: 7	H: 4 LOB: 1 BB: 0 P: 7	R: 0 E: 0 K: 1 S: 6	H: 1 LOB: 1 BB: 0 P: 6	R: 0 E: 0 K: 1 S: 6	H: 1 LOB: 1 BB: 0 P: 6	R: 1 E: 0 K: 0 S: 4	H: 2 LOB: 1 BB: 1 P: 8	1B: 10 2B: 1 3B: 1 HR: 1	SF: 0 SAC: 0 DP: 2 HBP: 0	WP: 0 PB: 0 SB: 0 CS: 1	PA: 34	
PITCHER	IP	WLS	BF	H	R	ER	SO	BB	IBB	HBP	BLK	WP	HR	S	P	ERA	WHIP				
Jim Beattie, R (1, 1) ERA: 3.8	6.1	L	27	10	5	5	4	0	0	0	0	0	1	35	35	7.11	1.579				
Bryan Clark, L (7, 1) ERA: 2.75	1.0		6	2	1	1	0	0	1	0	0	0	0	5	9	9.00	2.000				
Roy Thomas, R (8, 1) ERA: 4.33	0.2		1	0	0	0	0	0	0	0	0	0	0	1	1	0.00	0.000				

Batter	1	2	3	4	5	6	7	8	9	AB	R	H	RBI	BB	SO	LOB	TOP			
Steve Henderson, R (1, 7) OBP: 0.396, SLG: 0.429										4	0	0	0	0	3	2	Seattle Mariners @ Cleveland Indians Cleveland Municipal Stadium, Cleveland, OH Tue May 31 1983, 7:05 PM EDT Att: 3,057 - Unknown			
Manny Castillo, S (1, 5) OBP: 0.250, SLG: 0.284										4	0	0	0	0	1	0				
Ricky Nelson, L (1, 9)										4	0	1	0	0	0	0				
Richie Zisk, R (1, 10) OBP: 0.272, SLG: 0.343										4	0	1	0	0	1	1				
Pat Putnam, L (1, 3) OBP: 0.308, SLG: 0.405										4	1	1	0	0	0	1				
Dave Henderson, R (1, 8) OBP: 0.326, SLG: 0.431										4	1	2	2	0	0	0				
Rick Sweet, S (1, 2) OBP: 0.301, SLG: 0.306										2	0	0	0	2	0	0				
Todd Cruz, R (1, 6) OBP: 0.246, SLG: 0.353										1	0	0	0	0	1	0				
Jamie Allen, R (5, PH) OBP: 0.320, SLG: 0.325										2	0	0	0	0	1	3				
Julio Cruz, S (1, 4) OBP: 0.351, SLG: 0.388										1	0	1	0	0	0	0				
Domingo Ramos, R (3, 4) OBP: 0.385, SLG: 0.542										1	0	0	0	1	0	2				
Inning Stats	R: 0 E: 0 K: 1 S: 5	H: 0 LOB: 0 BB: 0 P: 5	R: 0 E: 0 K: 0 S: 3	H: 1 LOB: 0 BB: 0 P: 3	R: 0 E: 0 K: 1 S: 5	H: 1 LOB: 0 BB: 0 P: 5	R: 0 E: 0 K: 1 S: 6	H: 1 LOB: 2 BB: 1 P: 10	R: 0 E: 0 K: 0 S: 5	H: 0 LOB: 0 BB: 0 P: 5	R: 2 E: 0 K: 2 S: 9	H: 2 LOB: 2 BB: 2 P: 17	R: 0 E: 0 K: 0 S: 3	H: 0 LOB: 0 BB: 0 P: 3	R: 0 E: 0 K: 0 S: 3	H: 0 LOB: 0 BB: 0 P: 3	1B: 5 2B: 0 3B: 0 HR: 1	SF: 0 SAC: 0 DP: 1 HBP: 0	WP: 0 PB: 0 SB: 4 CS: 1	PA: 35
PITCHER	IP WLS BF H R ER SO BB IBB HBP BLK WP HR S P ERA WHIP																			
Juan Eichelberger, R (1, 1) ERA: 3.07	6.2 W 27 6 2 2 6 3 0 0 0 0 1 36 48 2.70 1.350																			
Dan Spillner, R (7, 1) ERA: 5.73	2.1 S 7 0 0 0 1 0 0 0 0 0 0 9 9 0.00 0.000																			

Batter	1	2	3	4	5	6	7	8	9	AB	R	H	RBI	BB	SO	LOB	BOTTOM			
Miguel Dilone, S (1, 7) OBP: 0.400, SLG: 0.385										4	0	1	1	0	0	3	Seattle Mariners @ Cleveland Indians Cleveland Municipal Stadium, Cleveland, OH Tue May 31 1983, 7:05 PM EDT Att: 3,057 - Unknown			
Manny Trillo, R (1, 4) OBP: 0.366, SLG: 0.340										4	0	1	1	0	0	1				
Mike Hargrove, L (1, 3) OBP: 0.357, SLG: 0.378										3	0	0	1	1	0	0				
Andre Thornton, R (1, 10) OBP: 0.460, SLG: 0.513										4	1	1	1	0	1	4				
Toby Harrah, R (1, 5) OBP: 0.350, SLG: 0.279										4	1	1	0	0	0	0				
Broderick Perkins, L (1, 9) OBP: 0.341, SLG: 0.381										4	1	2	1	0	1	0				
Rick Manning, L (1, 8) OBP: 0.316, SLG: 0.316										4	1	1	0	0	0	1				
Julio Franco, R (1, 6) OBP: 0.296, SLG: 0.390										4	0	0	0	0	0	3				
Ron Hassey, L (1, 2) OBP: 0.368, SLG: 0.333										1	1	1	0	2	0	0				
Inning Stats	R: 0 E: 0 K: 0 S: 3	H: 3 LOB: 2 BB: 1 P: 10	R: 0 E: 0 K: 0 S: 3	H: 0 LOB: 0 BB: 0 P: 3	R: 3 E: 0 K: 0 S: 7	H: 4 LOB: 3 BB: 2 P: 15	R: 0 E: 0 K: 1 S: 5	H: 0 LOB: 0 BB: 0 P: 5	R: 0 E: 0 K: 0 S: 4	H: 1 LOB: 1 BB: 0 P: 4	R: 0 E: 1 K: 1 S: 5	H: 0 LOB: 0 BB: 0 P: 5	R: 0 E: 0 K: 0 S: 3	H: 0 LOB: 0 BB: 0 P: 3	R: 0 E: 0 K: 0 S: 3	H: 0 LOB: 0 BB: 0 P: 3		1B: 6 2B: 2 3B: 0 HR: 1	SF: 0 SAC: 0 DP: 1 HBP: 0	WP: 0 PB: 0 SB: 0 CS: 1
PITCHER	IP WLS BF H R ER SO BB IBB HBP BLK WP HR S P ERA WHIP																			
Gene Nelson, R (1, 1) ERA: 9.35	3.2 L 19 6 5 0 0 2 1 0 0 0 0 0 19 25 12.27 2.182																			
Bryan Clark, L (4, 1) ERA: 2.47	4.1 16 2 0 0 2 1 0 0 0 0 0 0 19 23 0.00 0.692																			

Batter	1	2	3	4	5	6	7	8	9	AB	R	H	RBI	BB	SO	LOB	TOP					
Steve Henderson, R (1.7) OBP: 0.400, SLG: 0.447	F8		HR				F9			3	1	1	1	1	0	1						
Manny Castillo, S (1.5) OBP: 0.250, SLG: 0.307	F9		4-3				1-3		6-3	4	0	0	0	0	0	2						
Ricky Nelson, L (1.9) OBP: 0.308, SLG: 0.451	F8		CS 1B				K		K	4	0	1	0	0	2	0						
Pat Putnam, L (1.3) OBP: 0.307, SLG: 0.400		1B 1B	CS		K		F6		G3	4	0	1	0	0	1	0						
Ken Phelps, L (1.10) OBP: 0.269, SLG: 0.398		K			K		BB		K	3	0	0	0	1	3	1						
Dave Henderson, R (1.8) OBP: 0.323, SLG: 0.423		1B			4-3		K		F6	4	0	1	0	0	1	1						
Rick Sweet, S (1.2) OBP: 0.290, SLG: 0.293	F8					SH1-4 1B		F5	F6	4	0	1	0	0	0	2						
Domingo Ramos, R (1.6) OBP: 0.375, SLG: 0.500	F8				SH1-4				FC3-6 1B	2	0	1	0	0	0	2						
Julio Cruz, S (1.4) OBP: 0.339, SLG: 0.373			1-3		1-3				FC3-6	3	0	0	0	0	0	2						
Inning Stats	R: 0 E: 0 K: 0 S: 3	H: 0 LOB: 0 BB: 0 P: 3	R: 0 E: 0 K: 1 S: 7	H: 2 LOB: 2 BB: 0 P: 7	R: 1 E: 0 K: 0 S: 4	H: 2 LOB: 0 BB: 0 P: 4	R: 0 E: 0 K: 2 S: 7	H: 0 LOB: 0 BB: 0 P: 7	R: 0 E: 0 K: 0 S: 4	H: 1 LOB: 2 BB: 1 P: 8	R: 0 E: 0 K: 0 S: 7	H: 0 LOB: 1 BB: 1 P: 11	R: 0 E: 0 K: 0 S: 4	H: 1 LOB: 1 BB: 0 P: 4	R: 0 E: 0 K: 1 S: 5	H: 0 LOB: 0 BB: 0 P: 5	R: 0 E: 0 K: 1 S: 5	H: 0 LOB: 0 BB: 0 P: 5	1B: 5 2B: 0 3B: 0 HR: 1	SF: 0 SAC: 1 DP: 0 HBP: 0	WP: 0 PB: 0 SB: 0 CS: 1	PA: 35
PITCHER Rick Sutcliffe, R (1.1) ERA: 3.51	IP: 9.0 WLS: W BF: 34 H: 6 R: 1 ER: 1 SO: 7 BB: 2 IBB: 0 HBP: 0 BLK: 0 WP: 0 HR: 1 S: 46 P: 54 ERA: 1.00 WHIP: 0.889															PITCHER						

Seattle Mariners @ Cleveland Indians
Cleveland Municipal Stadium, Cleveland, OH
Thu Jun 02 1983, 7:05 PM EDT
Att. 4,052 - Unknown

AB 31
R 1
H 6
RBI 1
BB 2
SO 7
LOB 11



Batter	1	2	3	4	5	6	7	8	9	AB	R	H	RBI	BB	SO	LOB	BOTTOM			
Miguel Dilone, S (1.7) OBP: 0.462, SLG: 0.469	S 1B		S 1B		4-3		6-3			3	2	1	0	1	0	0				
Manny Trillo, R (1.4) OBP: 0.365, SLG: 0.336	1B BB		BB 1B		F4		4-3			3	0	1	1	1	0	0				
Mike Hargrove, L (1.3) OBP: 0.379, SLG: 0.395	G4-6-3 1B		BB		BB		3-1			2	0	1	1	2	0	0				
Andre Thornton, R (1.10) OBP: 0.452, SLG: 0.497	G4-6-3 1B		K		K		F3			4	0	0	0	0	2	4				
Toby Harrah, R (1.5) OBP: 0.333, SLG: 0.298		F2	K			F7	4-3			4	0	0	0	0	1	2				
Broderick Perkins, L (1.9) George Vukovich, L (9.9) OBP: 0.327, SLG: 0.360 OBP: 0.215, SLG: 0.233	4-3 1B		F8		F8		K			4	0	1	0	0	1	0				
Rick Manning, L (1.8) OBP: 0.320, SLG: 0.326	4-3 1B		K		K		1B 2B			3	1	1	0	0	1	1				
Julio Franco, R (1.6) OBP: 0.295, SLG: 0.383	5-3		E7			FC6-4 1B				3	0	1	1	0	0	1				
Ron Hassey, L (1.2) OBP: 0.343, SLG: 0.308		G3	F2		F2		FC6-4			3	0	0	0	0	0	2				
Inning Stats	R: 1 E: 0 K: 0 S: 3	H: 2 LOB: 1 BB: 1 P: 7	R: 0 E: 0 K: 0 S: 4	H: 1 LOB: 1 BB: 0 P: 4	R: 1 E: 0 K: 2 S: 8	H: 1 LOB: 2 BB: 2 P: 16	R: 0 E: 1 K: 1 S: 6	H: 0 LOB: 1 BB: 0 P: 6	R: 0 E: 0 K: 1 S: 5	H: 0 LOB: 1 BB: 1 P: 9	R: 1 E: 0 K: 0 S: 5	H: 2 LOB: 1 BB: 0 P: 5	R: 0 E: 0 K: 0 S: 3	H: 0 LOB: 0 BB: 0 P: 3	R: 0 E: 0 K: 1 S: 5	H: 0 LOB: 0 BB: 0 P: 5	1B: 5 2B: 1 3B: 0 HR: 0	SF: 0 SAC: 0 DP: 1 HBP: 0	WP: 0 PB: 0 SB: 2 CS: 0	PA: 33
PITCHER Bob Stoddard, R (1.1) ERA: 4.48 Ed Vande Berg, L (6.1) ERA: 3.72	IP: 5.2 WLS: L BF: 26 H: 6 R: 3 ER: 3 SO: 4 BB: 4 IBB: 0 HBP: 0 BLK: 0 WP: 0 HR: 0 S: 30 P: 46 ERA: 4.76 WHIP: 1.765															PITCHER				

Seattle Mariners @ Cleveland Indians
Cleveland Municipal Stadium, Cleveland, OH
Thu Jun 02 1983, 7:05 PM EDT
Att. 4,052 - Unknown

AB 29
R 3
H 6
RBI 3
BB 4
SO 5
LOB 10



Batter	1	2	3	4	5	6	7	8	9	AB	R	H	RBI	BB	SO	LOB	TOP			
Steve Henderson, R (1, 7) OBP: 0.397, SLG: 0.439 Al Cowens, R (8, 9) OBP: 0.226, SLG: 0.241										3	1	0	0	1	1	0	Seattle Mariners @ New York Yankees Yankee Stadium, Bronx, NY Fri Jun 03 1983, 7:05 PM EDT Att: 18,546 - Unknown			
Manny Castillo, S (1, 5) OBP: 0.250, SLG: 0.295										3	1	0	0	1	0					
Ricky Nelson, L (1, 9) OBP: 0.321, SLG: 0.509										4	2	2	3	0	0					
Richie Zisk, R (1, 10) OBP: 0.270, SLG: 0.336 Dave Edler, R (9, PR) OBP: 0.298, SLG: 0.327										4	1	2	0	0	1	0				
Pat Putnam, L (1, 3) OBP: 0.301, SLG: 0.390										4	0	0	0	0	1	3				
Dave Henderson, R (1, 8) OBP: 0.321, SLG: 0.421										3	0	1	1	0	0	0				
Rick Sweet, S (1, 2) OBP: 0.279, SLG: 0.281										4	0	0	1	0	0	3				
Domingo Ramos, R (1, 6) OBP: 0.343, SLG: 0.455										3	0	0	0	0	1	1				
Julio Cruz, S (1, 4) OBP: 0.333, SLG: 0.365										3	0	0	0	0	1	0				
Inning Stats	R: 0 E: 0 K: 1 S: 5	H: 0 LOB: 0 BB: 0 P: 5	R: 1 E: 0 K: 0 S: 5	H: 2 LOB: 1 BB: 0 P: 5	R: 3 E: 0 K: 0 S: 4	H: 1 LOB: 0 BB: 2 P: 12	R: 0 E: 0 K: 1 S: 5	H: 0 LOB: 0 BB: 0 P: 5	R: 0 E: 0 K: 2 S: 7	H: 0 LOB: 0 BB: 0 P: 7	R: 0 E: 0 K: 0 S: 3	H: 0 LOB: 0 BB: 0 P: 3	R: 0 E: 0 K: 0 S: 3	H: 0 LOB: 0 BB: 0 P: 3	R: 1 E: 0 K: 0 S: 5	H: 2 LOB: 2 BB: 0 P: 5		1B: 4 2B: 0 3B: 0 HR: 1	SF: 1 SAC: 0 DP: 0 HBP: 0	WP: 0 PB: 0 CS: 0
PITCHER Jay Howell, R (1, 1) ERA: 4.65	IP: 9.0 WLS: L BF: 34 H: 5 R: 5 ER: 5 SO: 5 BB: 2 IBB: 0 HBP: 0 BLK: 0 WP: 0 HR: 1 S: 42 P: 50 ERA: 5.00 WHIP: 0.778															PITCHER				

Batter	1	2	3	4	5	6	7	8	9	AB	R	H	RBI	BB	SO	LOB	BOTTOM			
Willie Randolph, R (1, 4) OBP: 0.338, SLG: 0.299										4	0	0	0	0	2	1	Seattle Mariners @ New York Yankees Yankee Stadium, Bronx, NY Fri Jun 03 1983, 7:05 PM EDT Att: 18,546 - Unknown			
Ken Griffey, L (1, 8) OBP: 0.382, SLG: 0.451										4	0	1	0	0	0	0				
Dave Winfield, R (1, 7) OBP: 0.338, SLG: 0.511										4	0	0	0	0	1	1				
Don Baylor, R (1, 10) OBP: 0.359, SLG: 0.436										4	0	0	0	0	1	0				
Lou Piniella, R (1, 9) OBP: 0.375, SLG: 0.386										3	0	1	0	0	0	0				
Butch Wynegar, S (1, 2) OBP: 0.410, SLG: 0.486										2	0	0	0	1	2	1				
Steve Balboni, R (1, 3) OBP: 0.222, SLG: 0.125										3	0	0	0	0	1	2				
Graig Nettles, L (1, 5) OBP: 0.348, SLG: 0.387										2	0	0	0	1	0	1				
Andre Robertson, R (1, 6) OBP: 0.255, SLG: 0.301										3	0	0	0	0	1	1				
Inning Stats	R: 0 E: 0 K: 1 S: 5	H: 0 LOB: 0 BB: 0 P: 5	R: 0 E: 0 K: 2 S: 7	H: 0 LOB: 0 BB: 0 P: 7	R: 0 E: 0 K: 1 S: 5	H: 0 LOB: 1 BB: 1 P: 9	R: 0 E: 0 K: 1 S: 5	H: 0 LOB: 0 BB: 0 P: 5	R: 0 E: 0 K: 0 S: 4	H: 1 LOB: 1 BB: 0 P: 4	R: 0 E: 0 K: 1 S: 6	H: 1 LOB: 1 BB: 0 P: 6	R: 0 E: 0 K: 1 S: 5	H: 0 LOB: 0 BB: 0 P: 5	R: 0 E: 0 K: 0 S: 3	H: 0 LOB: 0 BB: 0 P: 3		1B: 1 2B: 1 3B: 0 HR: 0	SF: 0 SAC: 0 DP: 0 HBP: 0	WP: 0 PB: 0 CS: 0
PITCHER Matt Young, L (1, 1) ERA: 2.26	IP: 9.0 WLS: W BF: 31 H: 2 R: 0 ER: 0 SO: 8 BB: 2 IBB: 0 HBP: 0 BLK: 0 WP: 0 HR: 0 S: 45 P: 53 ERA: 0.00 WHIP: 0.444															PITCHER				

Batter	1	2	3	4	5	6	7	8	9	AB	R	H	RBI	BB	SO	LOB	TOP										
Steve Henderson, R (1,7) OBP: 0.396, SLG: 0.434 Ricky Nelson, L (8,7) OBP: 0.321, SLG: 0.509	4-0 CS BB		0-0 E5 1B		0-0 6-3			0-0 SH1-3		2	1	0	0	1	0	0											
Jamie Allen, R (1,5) OBP: 0.310, SLG: 0.314	0-0 1-3		0-3 K		0-0 F9			0-0 SH1-3		3	0	0	1	0	1	2											
Dave Henderson, R (1,8) OBP: 0.314, SLG: 0.412	0-3 K		0-3 K			0-3 K		0-3 K		4	0	0	0	0	4	1											
Richie Zisk, R (1,10) OBP: 0.286, SLG: 0.402		0-0 HR	0-0 1B		0-0 6-3			0-0 HR		4	2	3	3	0	0	0											
Al Cowens, R (1,9) OBP: 0.227, SLG: 0.241	0-0 E9 SH1-3 1B		0-0 F7		0-0 5-3			0-0 1-3		4	1	1	0	0	0	1											
Dave Edler, R (1,3) OBP: 0.295, SLG: 0.333 Pat Putnam, L (7,3) OBP: 0.299, SLG: 0.388	0-0 SH1-3			0-0 CS 1B			0-0 F7		0-0 4-3	2	0	1	0	0	0	0											
Orlando Mercado, R (1,2) OBP: 0.215, SLG: 0.303	0-0 F9		0-0 G6-4-3 BB		0-0 F7			0-3 K		3	0	0	0	1	1	1											
Domingo Ramos, R (1,6) OBP: 0.342, SLG: 0.444	0-0 1B		0-0 G6-4-3		0-0 G3					3	0	1	1	0	0	1											
Manny Castillo, S (1,4) OBP: 0.253, SLG: 0.309	0-0 F9			0-0 F9				0-0 SH1-3 2B		3	1	1	0	0	0	1											
Inning Stats	R: 0 E: 0 K: 1 S: 4	H: 0 LOB: 0 BB: 1 P: 8	R: 2 E: 1 K: 0 S: 6	H: 3 LOB: 1 BB: 0 P: 6	R: 1 E: 1 K: 2 S: 9	H: 1 LOB: 1 BB: 0 P: 9	R: 0 E: 0 K: 0 S: 2	H: 1 LOB: 0 BB: 1 P: 6	R: 0 E: 0 K: 0 S: 3	H: 0 LOB: 0 BB: 0 P: 3	R: 0 E: 0 K: 1 S: 5	H: 0 LOB: 0 BB: 0 P: 5	R: 0 E: 0 K: 0 S: 3	H: 0 LOB: 0 BB: 0 P: 3	R: 1 E: 0 K: 1 S: 6	H: 1 LOB: 0 BB: 0 P: 6	R: 1 E: 0 K: 1 S: 6	H: 1 LOB: 0 BB: 0 P: 6	1B: 4 2B: 1 3B: 0 HR: 2	SF: 0 SAC: 3 DP: 1 HBP: 0	WP: 0 PB: 0 SB: 0 CS: 2	PA: 34					
PITCHER	IP	WLS	BF	H	R	ER	SO	BB	IBB	HBP	BLK	WP	HR	S	P	ERA	WHIP										
Bob Shirley, L (1,1) ERA: 4.59	8.0	L	30	6	4	3	5	2	0	0	0	0	1	38	46	3.38	1.000										
George Frazier, R (9,1) ERA: 3.34	1.0		4	1	1	1	1	0	0	0	0	0	1	6	6	9.00	1.000										

Seattle Mariners @ New York Yankees
Yankee Stadium, Bronx, NY
Sat Jun 04 1983, 3:33 AM EDT
Att: 17,792 - Unknown

AB 29
R 5
H 7
RBI 5
BB 2
SO 6
LOB 7



Batter	1	2	3	4	5	6	7	8	9	AB	R	H	RBI	BB	SO	LOB	BOTTOM										
Bobby Murcer, L (1,10) OBP: 0.263, SLG: 0.500 Don Baylor, R (9,PH) OBP: 0.363, SLG: 0.459	0-0 2B 1B	0-0 4-3			0-0 G3		0-0 G1-6-3		0-0 HR	4	0	1	0	0	0	1											
Willie Randolph, R (1,4) OBP: 0.333, SLG: 0.296	0-3 K		0-0 5-3		0-0 F8			0-0 2B 1B	0-0 F8	5	1	1	0	0	1	1											
Oscar Gamble, L (1,9) OBP: 0.455, SLG: 0.682	0-0 1-3 2B		0-0 1B		0-0 BB			0-0 F9		3	0	2	0	1	0	1											
Steve Kemp, L (1,7) OBP: 0.309, SLG: 0.399	0-0 5-3		0-0 1B		0-0 F7			0-0 F8		4	0	1	0	0	0	4											
Butch Wynegar, S (1,2) OBP: 0.414, SLG: 0.493	0-0 BB		0-0 F7			0-0 3-1		0-0 2B		3	0	1	1	1	0	2											
Ken Griffey, L (1,3) OBP: 0.374, SLG: 0.441	0-0 F8		0-3 K			0-0 4-3		0-0 F7		4	0	0	0	0	1	6											
Roy Smalley, S (1,6) OBP: 0.355, SLG: 0.434		0-3 K		0-0 G3-6-3 BB		0-0 F8		0-0 HR 1B		3	1	1	0	1	1	0											
Graig Nettles, L (1,5) OBP: 0.352, SLG: 0.411	0-0 HR		0-0 G3-6-3		0-0 G1-6-3 1B			0-0 F7		4	1	2	1	0	0	2											
Jerry Mumphrey, S (1,8) OBP: 0.285, SLG: 0.348 Dave Winfield, R (9,PH) OBP: 0.337, SLG: 0.508	0-0 6-3		0-0 1-3		0-0 F7			0-0 L6		3	0	0	0	0	0	1											
Inning Stats	R: 0 E: 0 K: 1 S: 7	H: 2 LOB: 3 BB: 1 P: 11	R: 1 E: 0 K: 1 S: 6	H: 1 LOB: 0 BB: 0 P: 6	R: 0 E: 0 K: 1 S: 7	H: 2 LOB: 2 BB: 0 P: 7	R: 0 E: 0 K: 0 S: 2	H: 0 LOB: 1 BB: 1 P: 6	R: 0 E: 0 K: 0 S: 3	H: 0 LOB: 0 BB: 0 P: 3	R: 0 E: 0 K: 0 S: 3	H: 1 LOB: 0 BB: 0 P: 3	R: 1 E: 0 K: 0 S: 5	H: 2 LOB: 1 BB: 0 P: 5	R: 2 E: 0 K: 0 S: 5	H: 2 LOB: 0 BB: 0 P: 5	1B: 6 2B: 2 3B: 0 HR: 2	SF: 0 SAC: 0 DP: 2 HBP: 0	WP: 0 PB: 0 SB: 0 CS: 0	PA: 38							
PITCHER	IP	WLS	BF	H	R	ER	SO	BB	IBB	HBP	BLK	WP	HR	S	P	ERA	WHIP										
Jim Beattie, R (1,1) ERA: 3.59	7.2	W	32	8	2	2	3	3	0	0	0	0	1	35	47	2.35	1.435										
Ed Vande Berg, L (8,1) ERA: 4.43	1.0		5	2	2	2	0	0	0	0	0	0	1	5	5	18.00	2.000										
Bill Caudill, R (9,1) ERA: 4.4	0.1	S	1	0	0	0	0	0	0	0	0	0	0	1	1	0.00	0.000										

Seattle Mariners @ New York Yankees
Yankee Stadium, Bronx, NY
Sat Jun 04 1983, 3:33 AM EDT
Att: 17,792 - Unknown

AB 35
R 4
H 10
RBI 4
BB 3
SO 3
LOB 19



Batter	1	2	3	4	5	6	7	8	9	AB	R	H	RBI	BB	SO	LOB	TOP										
Steve Henderson, R (1, 7) OBP: 0.391, SLG: 0.428 Ricky Nelson, L (8, 7) OBP: 0.321, SLG: 0.509	0-0 1B SF9	0-0 E6		0-0 9-3		0-0 F9		0-0 E4		5	1	1	0	0	0	2											
Jamie Allen, R (1, 5) OBP: 0.333, SLG: 0.333	0-0 SF9 SH1-3	0-3 K			4-0 G5-4-3 BB	0-0 4-3		0-0 1B		4	0	3	0	1	1	2											
Dave Henderson, R (1, 8) OBP: 0.308, SLG: 0.403	0-0 SH1-3		0-3 K		0-0 G5-4-3	0-0 4-3		0-3 K		4	0	0	0	0	2	4											
Richie Zisk, R (1, 10) OBP: 0.290, SLG: 0.395	0-0 SF9		4-0 HR		4-0 3B	0-0 F9		0-0 F8		2	2	0	1	2	0	1											
Al Cowens, R (1, 9) OBP: 0.231, SLG: 0.275	0-0 5-3		0-0 HR		0-0 3B		0-0 6-3		0-0 F2	5	2	2	3	0	0	1											
Dave Edler, R (1, 3) OBP: 0.286, SLG: 0.321 Pat Putnam, L (5, PH) OBP: 0.299, SLG: 0.383		0-0 F9	0-3 K		4-0 3B		0-0 E3		0-0 F4	2	0	0	0	0	1	0											
Orlando Mercado, R (1, 2) OBP: 0.217, SLG: 0.325		0-0 F3	0-0 F8		0-0 1B		0-0 B1-3			4	1	1	2	0	0	1											
Domingo Ramos, R (1, 6) OBP: 0.381, SLG: 0.462		0-0 1B E		4-0 9-3 BB	0-0 1B		0-3 K			3	1	2	1	1	1	0											
Manny Castillo, S (1, 4) OBP: 0.253, SLG: 0.306		0-0 1B E		0-0 F4	0-3 K		0-0 F9			4	0	1	0	0	1	2											
Inning Stats	R: 1 E: 0 K: 0 S: 5	H: 2 LOB: 1 BB: 0 P: 5	R: 1 E: 1 K: 1 S: 8	H: 2 LOB: 2 BB: 0 P: 8	R: 2 E: 0 K: 2 S: 8	H: 1 LOB: 0 BB: 1 P: 12	R: 0 E: 0 K: 0 S: 2	H: 0 LOB: 0 BB: 1 P: 6	R: 4 E: 0 K: 1 S: 7	H: 3 LOB: 1 BB: 3 P: 19	R: 0 E: 0 K: 0 S: 4	H: 1 LOB: 1 BB: 0 P: 4	R: 0 E: 1 K: 0 S: 3	H: 0 LOB: 0 BB: 0 P: 3	R: 0 E: 1 K: 2 S: 9	H: 1 LOB: 2 BB: 0 P: 9	R: 0 E: 0 K: 0 S: 3	H: 0 LOB: 0 BB: 0 P: 3	1B: 7 2B: 2 3B: 2 HR: 1	SF: 1 SAC: 1 DP: 3 HBP: 0	WP: 0 PB: 0 SB: 0 CS: 0	PA: 42					
PITCHER	IP	WLS	BF	H	R	ER	SO	BB	IBB	HBP	BLK	WP	HR	S	P	ERA	WHIP										
Shane Rawley, L (1, 1) ERA: 4.09	4.2	L	23	6	6	5	3	4	0	0	0	0	1	25	41	9.64	2.143										
Dale Murray, R (5, PH) ERA: 5.63	2.1		11	3	2	2	1	0	1	0	0	0	0	12	16	7.71	1.286										
Rich Gossage, R (8, 1) ERA: 3.04	2.0		8	1	0	0	2	0	0	0	0	0	0	12	12	0.00	0.500										

Seattle Mariners @ New York Yankees
Yankee Stadium, Bronx, NY
Sun Jun 05 1983, 3:33 AM EDT
Att: 55,593 - Unknown

AB 35
R 8
H 10
RBI 7
BB 5
SO 6
LOB 13



Batter	1	2	3	4	5	6	7	8	9	AB	R	H	RBI	BB	SO	LOB	BOTTOM										
Willie Randolph, R (1, 4) OBP: 0.331, SLG: 0.295 Butch Wynegar, S (8, PH) OBP: 0.409, SLG: 0.487	0-0 6-3		0-0 HR	0-0 1B	0-0 G5-3		0-0 F3	0-0 G4-6-3		4	1	1	0	0	0	3											
Ken Griffey, L (1, 3) OBP: 0.380, SLG: 0.478	0-0 3-1		0-0 HR	0-0 1B	0-0 2-3F				0-3 K	5	2	3	5	0	1	0											
Dave Winfield, R (1, 8) OBP: 0.338, SLG: 0.519	4-0 BB		0-0 HR	0-0 1B	0-0 F9		0-0 6-3		0-0 F7	4	1	1	1	1	0	1											
Oscar Gamble, L (1, 9) OBP: 0.450, SLG: 0.653	0-0 F9		0-0 FC4-6 1B		0-3 K		0-0 1B		0-0 1-3	5	1	2	0	0	1	1											
Steve Kemp, L (1, 7) OBP: 0.318, SLG: 0.404		0-0 7-3 1B	0-0 FC4-6	0-0 FC4-6	4-0 G1-6-3 BB		0-0 1B		0-0 1B	3	0	2	0	1	0	1											
Bobby Murcer, L (1, 10) OBP: 0.227, SLG: 0.429 Don Baylor, R (7, PH) OBP: 0.361, SLG: 0.456		0-0 7-3	0-0 FC4-6	0-0 FC4-6	0-0 G1-6-3		0-0 F4			3	0	0	0	0	0	3											
Graig Nettles, L (1, 5) OBP: 0.355, SLG: 0.410	4-0 BB		0-0 FC6-4		0-0 F7		0-0 1B			3	0	1	1	1	0	1											
Roy Smalley, S (1, 6) OBP: 0.358, SLG: 0.436	0-0 F8		0-0 G5-3 BB	0-0 1B		0-0 6-3		0-0 G4-6-3 1B		4	0	2	0	0	0	1											
Rick Cerone, R (1, 2) OBP: 0.242, SLG: 0.242 Bert Campaneris, R (8, PH) OBP: 0.410, SLG: 0.472		0-0 HR	0-0 1B	4-0 G5-3 1B		4-0 BB		0-3 K		1	2	1	0	2	0	0											
Inning Stats	R: 0 E: 0 K: 0 S: 3	H: 0 LOB: 1 BB: 1 P: 7	R: 0 E: 0 K: 0 S: 3	H: 1 LOB: 1 BB: 1 P: 7	R: 4 E: 0 K: 0 S: 8	H: 5 LOB: 1 BB: 0 P: 8	R: 1 E: 0 K: 0 S: 4	H: 2 LOB: 1 BB: 1 P: 8	R: 0 E: 0 K: 0 S: 3	H: 0 LOB: 1 BB: 1 P: 7	R: 2 E: 0 K: 0 S: 6	H: 4 LOB: 2 BB: 0 P: 6	R: 0 E: 0 K: 1 S: 5	H: 1 LOB: 0 BB: 0 P: 5	R: 0 E: 0 K: 1 S: 5	H: 0 LOB: 0 BB: 0 P: 5	1B: 10 2B: 1 3B: 0 HR: 3	SF: 0 SAC: 0 DP: 4 HBP: 0	WP: 0 PB: 0 SB: 0 CS: 0	PA: 40							
PITCHER	IP	WLS	BF	H	R	ER	SO	BB	IBB	HBP	BLK	WP	HR	S	P	ERA	WHIP										
Gene Nelson, R (1, 1) ERA: 10.97	2.0		12	5	4	4	0	2	0	0	0	0	1	18	30	6.23	1.846										
Bryan Clark, L (3, 1) ERA: 2.51	4.1	W	19	5	3	3	1	3	0	0	0	0	0	6	6	0.00	2.000										
Ed Vande Berg, L (7, 1) ERA: 4.43	0.0		1	1	0	0	0	0	0	0	0	0	0	1	1	∞	∞										
Mike Stanton, R (7, 1) ERA: 2.84	1.0		4	2	0	0	1	0	0	0	0	0	0	6	6	0.00	2.000										
Bill Caudill, R (8, 1) ERA: 4.15	1.2	S	4	0	0	0	1	0	0	0	0	0	0	6	6	0.00	0.000										

Seattle Mariners @ New York Yankees
Yankee Stadium, Bronx, NY
Sun Jun 05 1983, 3:33 AM EDT
Att: 55,593 - Unknown

AB 35
R 7
H 13
RBI 7
BB 5
SO 3
LOB 15



Batter	1	2	3	4	5	6	7	8	9	AB	R	H	RBI	BB	SO	LOB	TOP			
Steve Henderson, R (1, 7) OBP: 0.393, SLG: 0.426 Ricky Nelson, L (8, 7) OBP: 0.321, SLG: 0.509										3	0	1	0	1	2	0	Seattle Mariners @ New York Yankees Yankee Stadium, Bronx, NY Mon Jun 06 1983, 7:05 PM EDT Att: 13,864 - Unknown			
Jamie Allen, R (1, 5) OBP: 0.333, SLG: 0.333										3	0	1	0	0	1					
Dave Henderson, R (1, 8) OBP: 0.307, SLG: 0.413										3	0	1	1	0	1					
Richie Zisk, R (1, 10) OBP: 0.291, SLG: 0.388 Julio Cruz, S (7, PR) OBP: 0.331, SLG: 0.363										2	0	0	0	1	1					
Al Cowens, R (1, 9) OBP: 0.226, SLG: 0.269										4	0	0	0	0	1					
Dave Edler, R (1, 3) OBP: 0.269, SLG: 0.300										4	0	0	0	0	2					
Orlando Mercado, R (1, 2) OBP: 0.230, SLG: 0.345										4	0	2	1	0	1					
Todd Cruz, R (1, 6) OBP: 0.242, SLG: 0.347										3	0	0	0	0	1					
Domingo Ramos, R (1, 4) OBP: 0.378, SLG: 0.476										3	1	1	0	0	0					
Inning Stats	R: 0 E: 0 K: 1 S: 6	H: 2 LOB: 1 BB: 0 P: 6	R: 0 E: 0 K: 1 S: 6	H: 1 LOB: 1 BB: 0 P: 6	R: 0 E: 0 K: 1 S: 5	H: 0 LOB: 0 BB: 0 P: 5	R: 0 E: 0 K: 0 S: 3	H: 0 LOB: 0 BB: 0 P: 3	R: 0 E: 0 K: 1 S: 6	H: 1 LOB: 1 BB: 0 P: 6	R: 1 E: 0 K: 2 S: 8	H: 1 LOB: 1 BB: 1 P: 12	R: 1 E: 0 K: 0 S: 4	H: 1 LOB: 1 BB: 1 P: 8	R: 0 E: 0 K: 1 S: 5	H: 0 LOB: 0 BB: 0 P: 5	1B: 3 2B: 2 3B: 1 HR: 0	SF: 1 SAC: 1 DP: 1 HBP: 0	WP: 0 PB: 0 SB: 1 CS: 0	PA: 34
PITCHER Ron Guidry, L (1, 1) ERA: 2.94	IP: 9.0 WLS: W BF: 34 H: 6 R: 2 ER: 2 SO: 7 BB: 2 IBB: 0 HBP: 0 BLK: 0 WP: 0 HR: 0 S: 46 P: 54 ERA: 2.00 WHIP: 0.889																			

Batter	1	2	3	4	5	6	7	8	9	AB	R	H	RBI	BB	SO	LOB	BOTTOM			
Willie Randolph, R (1, 4) OBP: 0.335, SLG: 0.300										4	1	2	0	0	0	0	Seattle Mariners @ New York Yankees Yankee Stadium, Bronx, NY Mon Jun 06 1983, 7:05 PM EDT Att: 13,864 - Unknown			
Ken Griffey, L (1, 8) OBP: 0.384, SLG: 0.481										3	1	2	0	0	0					
Dave Winfield, R (1, 7) OBP: 0.332, SLG: 0.511										3	0	0	1	0	3					
Oscar Gamble, L (1, 10) OBP: 0.438, SLG: 0.623										4	1	1	0	0	1					
Steve Kemp, L (1, 9) OBP: 0.317, SLG: 0.418										4	1	1	3	0	2					
Butch Wynegar, S (1, 2) OBP: 0.402, SLG: 0.475										4	0	1	0	0	0					
Graig Nettles, L (1, 5) OBP: 0.365, SLG: 0.459										4	2	3	2	0	0					
Roy Smalley, S (1, 3) OBP: 0.361, SLG: 0.440										3	0	1	0	1	2					
Andre Robertson, R (1, 6) OBP: 0.245, SLG: 0.289										4	0	0	0	0	2					
Inning Stats	R: 0 E: 0 K: 0 S: 3	H: 0 LOB: 0 BB: 0 P: 3	R: 0 E: 0 K: 0 S: 3	H: 0 LOB: 0 BB: 0 P: 3	R: 1 E: 0 K: 2 S: 8	H: 1 LOB: 0 BB: 0 P: 8	R: 0 E: 0 K: 1 S: 5	H: 1 LOB: 0 BB: 0 P: 5	R: 0 E: 0 K: 0 S: 5	H: 2 LOB: 2 BB: 0 P: 5	R: 0 E: 0 K: 0 S: 5	H: 2 LOB: 2 BB: 0 P: 5	R: 0 E: 0 K: 0 S: 4	H: 1 LOB: 1 BB: 0 P: 4	R: 5 E: 1 K: 1 S: 10	H: 4 LOB: 1 BB: 1 P: 14	1B: 7 2B: 1 3B: 0 HR: 3	SF: 1 SAC: 1 DP: 1 HBP: 0	WP: 0 PB: 0 SB: 0 CS: 0	PA: 36
PITCHER Gaylord Perry, R (1, 1) ERA: 4.85 Mike Stanton, R (8, 1) ERA: 3.32 Ed Vande Berg, L (8, 1) ERA: 4.87 Bill Caudill, R (8, 1) ERA: 4.94 Roy Thomas, R (8, 1) ERA: 4.28	IP: 7.0 WLS: 1 BF: 27 H: 7 R: 1 ER: 1 SO: 3 BB: 0 IBB: 0 HBP: 0 BLK: 0 WP: 0 HR: 1 S: 33 P: 33 ERA: 1.29 WHIP: 1.000																			

Batter	1	2	3	4	5	6	7	8	9	AB	R	H	RBI	BB	SO	LOB	TOP					
Wayne Tolleson, S (1, 4) OBP: 0.338, SLG: 0.340										6	2	3	0	0	2	1						
Mickey Rivers, L (1, 10) OBP: 0.295, SLG: 0.293										5	1	2	1	0	1	2						
Buddy Bell, R (1, 5) OBP: 0.290, SLG: 0.394										5	2	3	0	0	0	1						
Larry Parrish, R (1, 9) OBP: 0.342, SLG: 0.494										4	2	1	0	1	1	1						
Pete O'Brien, L (1, 3) OBP: 0.299, SLG: 0.347										4	1	2	3	1	0	1						
Bill Sample, R (1, 7) OBP: 0.330, SLG: 0.420										4	2	1	1	0	0	2						
George Wright, S (1, 8) OBP: 0.289, SLG: 0.311										5	0	1	0	0	1	4						
Jim Sundberg, R (1, 2) OBP: 0.264, SLG: 0.281										5	0	0	0	0	1	3						
Bucky Dent, R (1, 6) OBP: 0.317, SLG: 0.352										5	0	2	2	0	0	1						
Inning Stats	R: 6 E: 1 K: 0 S: 10	H: 6 LOB: 2 BB: 0 P: 11	R: 0 E: 0 K: 1 S: 5	H: 0 LOB: 0 BB: 0 P: 5	R: 1 E: 1 K: 2 S: 9	H: 1 LOB: 1 BB: 0 P: 9	R: 0 E: 0 K: 1 S: 6	H: 1 LOB: 1 BB: 0 P: 6	R: 0 E: 1 K: 0 S: 4	H: 1 LOB: 1 BB: 0 P: 4	R: 1 E: 0 K: 0 S: 5	H: 3 LOB: 2 BB: 1 P: 9	R: 0 E: 0 K: 1 S: 5	H: 0 LOB: 0 BB: 0 P: 5	R: 2 E: 0 K: 1 S: 8	H: 3 LOB: 2 BB: 1 P: 12	R: 0 E: 0 K: 0 S: 3	H: 0 LOB: 0 BB: 0 P: 3	1B: 12 2B: 2 3B: 0 HR: 1	SF: 0 SAC: 0 DP: 1 HBP: 1	WP: 1 PB: 1 SB: 1 CS: 0	PA: 46
PITCHER	IP WLS BF H R ER SO BB IBB HBP BLK WP HR S P ERA WHIP																					
Bob Stoddard, R (1, 1) ERA: 5.0	0.0 L 5 4 5 4 0 0 0 0 0 0 1 1 5 5																					
Roy Thomas, R (1, 1) ERA: 4.09	5.2 26 8 3 2 4 0 0 1 0 0 0 33 34 3.18 1.412																					
Bryan Clark, L (6, 1) ERA: 2.98	3.1 15 3 2 2 2 2 0 0 0 0 0 17 25 5.40 1.500																					

Texas Rangers @ Seattle Mariners
The Kingdome, Seattle, WA
Tue Jun 07 1983, 10:05 PM EDT
Att: 5,284 - Dome

AB 43
R 10
H 15
RBI 7
BB 2
SO 6
LOB 16



Batter	1	2	3	4	5	6	7	8	9	AB	R	H	RBI	BB	SO	LOB	BOTTOM			
Steve Henderson, R (1, 7) OBP: 0.391, SLG: 0.428										4	0	1	0	0	0	0				
Jamie Allen, R (1, 5) OBP: 0.324, SLG: 0.323										3	0	0	0	0	0	1				
Dave Henderson, R (1, 8) OBP: 0.302, SLG: 0.406										3	0	0	0	0	0	1				
Richie Zisk, R (1, 10) OBP: 0.292, SLG: 0.387										3	0	1	0	0	0	1				
Al Cowens, R (1, 9) OBP: 0.223, SLG: 0.264										3	0	0	0	0	0	1				
Dave Edler, R (1, 3) OBP: 0.257, SLG: 0.286										3	0	0	0	0	0	1				
Orlando Mercado, R (1, 2) OBP: 0.233, SLG: 0.345										3	0	1	0	0	0	0				
Todd Cruz, R (1, 6) OBP: 0.238, SLG: 0.341										3	0	0	0	0	0	1				
Julio Cruz, S (1, 4) OBP: 0.331, SLG: 0.358										2	0	0	0	1	0	0				
Inning Stats	R: 0 E: 0 K: 0 S: 3	H: 0 LOB: 0 BB: 0 P: 3	R: 0 E: 0 K: 0 S: 3	H: 0 LOB: 0 BB: 0 P: 3	R: 0 E: 0 K: 0 S: 2	H: 1 LOB: 0 BB: 1 P: 6	R: 0 E: 0 K: 0 S: 3	H: 0 LOB: 0 BB: 0 P: 3	R: 0 E: 0 K: 0 S: 3	H: 1 LOB: 1 BB: 0 P: 3	R: 0 E: 0 K: 0 S: 4	H: 0 LOB: 0 BB: 0 P: 4	R: 0 E: 0 K: 0 S: 3	H: 0 LOB: 0 BB: 0 P: 3	R: 0 E: 0 K: 0 S: 3	H: 0 LOB: 0 BB: 0 P: 3	1B: 2 2B: 1 3B: 0 HR: 0	SF: 0 SAC: 0 DP: 2 HBP: 0	WP: 0 PB: 0 SB: 0 CS: 0	PA: 29
PITCHER	IP WLS BF H R ER SO BB IBB HBP BLK WP HR S P ERA WHIP																			
Rick Honeycutt, L (1, 1) ERA: 1.66	9.0 W 28 3 0 0 0 1 0 0 0 0 0 27 31 0.00 0.444																			

Texas Rangers @ Seattle Mariners
The Kingdome, Seattle, WA
Tue Jun 07 1983, 10:05 PM EDT
Att: 5,284 - Dome

AB 27
R 0
H 3
RBI 0
BB 1
SO 0
LOB 6



Batter	1	2	3	4	5	6	7	8	9	AB	R	H	RBI	BB	SO	LOB	TOP			
Wayne Tolleson, S (1, 4) OBP: 0.329, SLG: 0.331	5-3		G3		CS	F9		4-3		4	0	0	0	0	0	1				
Bill Sample, R (1, 7) OBP: 0.329, SLG: 0.422	F3		L9-2			6-3		2B		4	0	1	0	0	0	1				
Buddy Bell, R (1, 5) OBP: 0.289, SLG: 0.389	BB				F8	6-3		5-3		3	0	0	0	1	0	1				
Larry Parrish, R (1, 9) OBP: 0.345, SLG: 0.491	BB				K		1B	5-3		3	1	1	0	1	1	1				
Bill Stein, R (1, 10) OBP: 0.346, SLG: 0.375	L3				E6		1B	5-3		4	0	2	0	0	0	2				
Pete O'Brien, L (1, 3) OBP: 0.303, SLG: 0.351		F7			G3		1B			4	0	2	0	0	0	1				
George Wright, S (1, 8) OBP: 0.283, SLG: 0.304		L7				6-3		1B		4	0	0	0	0	1	4				
Jim Sundberg, R (1, 2) OBP: 0.257, SLG: 0.274		4-3				L9		F9		4	0	0	0	0	1	4				
Bucky Dent, R (1, 6) OBP: 0.324, SLG: 0.370					L9-2		CS			3	0	2	0	0	0	2				
Inning Stats	R: 0 E: 0 K: 0 S: 3	H: 0 LOB: 2 BB: 2 P: 11	R: 0 E: 0 K: 0 S: 3	H: 0 LOB: 0 BB: 0 P: 3	R: 0 E: 0 K: 0 S: 3	H: 1 LOB: 0 BB: 0 P: 3	R: 0 E: 1 K: 1 S: 6	H: 1 LOB: 1 BB: 0 P: 6	R: 0 E: 0 K: 0 S: 3	H: 0 LOB: 0 BB: 0 P: 3	R: 0 E: 0 K: 2 S: 10	H: 3 LOB: 2 BB: 0 P: 10	R: 0 E: 0 K: 0 S: 4	H: 1 LOB: 1 BB: 0 P: 4	R: 0 E: 0 K: 0 S: 4	H: 1 LOB: 1 BB: 0 P: 4	1B: 6 2B: 2 3B: 1 HR: 0	SF: 0 SAC: 0 DP: 1 HBP: 0	WP: 1 PB: 0 SB: 1 CS: 1	PA: 36
PITCHER Matt Young, L (1, 1) ERA: 2.14	IP: 9.0 WLS: L BF: 35 H: 8 R: 1 ER: 1 SO: 3 BB: 2 IBB: 0 HBP: 0 BLK: 0 WP: 1 HR: 0 S: 39 P: 47 ERA: 1.00 WHIP: 1.111															PITCHER				

Texas Rangers @ Seattle Mariners
The Kingdome, Seattle, WA
Wed Jun 08 1983, 10:05 PM EDT
Att: 6,529 - Dome

AB 33
R 1
H 8
RBI 0
BB 2
SO 3
LOB 17



Batter	1	2	3	4	5	6	7	8	9	AB	R	H	RBI	BB	SO	LOB	BOTTOM			
Steve Henderson, R (1, 7) OBP: 0.391, SLG: 0.427	4-3		1B		5-3				K	5	0	2	0	0	1	2				
Manny Castillo, S (1, 5) OBP: 0.283, SLG: 0.326	F7		1B			6-3	K			4	0	2	0	0	1	3				
Ricky Nelson, L (1, 9) OBP: 0.300, SLG: 0.475	K		L9			L8		4-3		4	0	0	0	0	1	3				
Richie Zisk, R (1, 10) OBP: 0.284, SLG: 0.375		K			4-3	6-3		K		4	0	0	0	0	2	1				
Pat Putnam, L (1, 3) OBP: 0.298, SLG: 0.380		FC5-4			K			K		4	0	1	0	0	3	1				
Al Cowens, R (1, 8) OBP: 0.223, SLG: 0.260		FC5-4						1-3		3	0	0	0	1	0	1				
Rick Sweet, S (1, 2) OBP: 0.280, SLG: 0.283										3	0	1	0	0	0	2				
Dave Edler, R (7, PR) OBP: 0.257, SLG: 0.286	F7				G3			G1		0	0	0	0	0	0	0				
Orlando Mercado, R (8, 2) OBP: 0.231, SLG: 0.341								1B		1	0	0	0	0	0	0				
Todd Cruz, R (1, 6) OBP: 0.234, SLG: 0.335										3	0	0	0	0	0	1				
Ken Phelps, L (9, PH) OBP: 0.577, SLG: 0.405										1	0	1	0	0	0	0				
Domingo Ramos, R (9, PR) OBP: 0.378, SLG: 0.476										0	0	0	0	0	0	0				
Julio Cruz, S (1, 4) OBP: 0.335, SLG: 0.362										4	0	2	0	0	0	0				
Inning Stats	R: 0 E: 0 K: 1 S: 5	H: 0 LOB: 0 BB: 0 P: 5	R: 0 E: 0 K: 1 S: 6	H: 1 LOB: 1 BB: 0 P: 6	R: 0 E: 0 K: 0 S: 5	H: 2 LOB: 2 BB: 0 P: 5	R: 0 E: 0 K: 1 S: 5	H: 0 LOB: 1 BB: 1 P: 9	R: 0 E: 0 K: 0 S: 3	H: 0 LOB: 0 BB: 0 P: 3	R: 0 E: 0 K: 1 S: 6	H: 1 LOB: 1 BB: 0 P: 6	R: 0 E: 0 K: 2 S: 7	H: 0 LOB: 0 BB: 0 P: 7	R: 0 E: 0 K: 1 S: 7	H: 2 LOB: 2 BB: 0 P: 7	1B: 8 2B: 1 3B: 0 HR: 0	SF: 0 SAC: 0 DP: 0 HBP: 0	WP: 0 PB: 0 SB: 1 CS: 0	PA: 37
PITCHER Mike Smithson, R (1, 1) ERA: 4.09	IP: 8.2 WLS: W BF: 36 H: 9 R: 0 ER: 0 SO: 7 BB: 1 IBB: 0 HBP: 0 BLK: 0 WP: 0 HR: 0 S: 49 P: 53 ERA: 0.00 WHIP: 1.154															PITCHER				
Odell Jones, R (9, 1) ERA: 2.6	0.1 S: 1 0 0 0 1 0 0 0 0 0 0 3 3 0.00 0.000															PITCHER				

Texas Rangers @ Seattle Mariners
The Kingdome, Seattle, WA
Wed Jun 08 1983, 10:05 PM EDT
Att: 6,529 - Dome

AB 36
R 0
H 9
RBI 0
BB 1
SO 8
LOB 14




Batter	1	2	3	4	5	6	7	8	9	10	11	AB	R	H	RBI	BB	SO	LOB							
Wayne Tolleson, S OBP: 0.325, SLG: 0.327 (1, 4)	G4-3 1B 1B		6-3		K			F7		F7		5	0	1	0	0	1	0							
Mickey Rivers, L OBP: 0.303, SLG: 0.290 (1, 10)	G4-3 1B		K		K2-3			WP 1B BB		F7		4	1	1	0	1	2	0							
Buddy Bell, R OBP: 0.287, SLG: 0.381 (1, 5)	G4-3 1-2 2-3		K					F9		6-3		4	0	0	0	1	1	2							
Larry Bittner, L OBP: 0.308, SLG: 0.333 (1, 3)	BB BB				F6			F7		1B 1-2 2-H		2	0	0	0	1	0	0							
Bill Stein, R OBP: 0.357, SLG: 0.385 (8, PH) (8, 3)	BB BB				K			G3		K		2	0	1	1	0	1	0							
Pete O'Brien, L OBP: 0.301, SLG: 0.343 (1, 9)	FC6-4 1-2 BB				K			G3		K		4	0	0	0	1	2	2							
Bill Sample, R OBP: 0.330, SLG: 0.421 (1, 7)	FC6-4 1-2				1B 1B			L5		S 1B		5	1	2	0	0	1	3							
George Wright, S OBP: 0.287, SLG: 0.303 (1, 8)			F8					F8		F9		4	0	1	1	0	0	1							
Jim Sundberg, R OBP: 0.251, SLG: 0.267 (1, 2)			K		K			L4		K		4	0	0	0	0	3	2							
Bucky Dent, R OBP: 0.316, SLG: 0.361 (1, 6)			5-3					L1		K		4	0	0	0	0	1	1							
Inning Stats	R: 0 E: 0 K: 0 S: 4	H: 2 LOB: 3 BB: 2 P: 12	R: 0 E: 0 K: 1 S: 5	H: 0 LOB: 0 BB: 0 P: 5	R: 0 E: 0 K: 2 S: 7	H: 0 LOB: 0 BB: 0 P: 7	R: 1 E: 0 K: 2 S: 9	H: 2 LOB: 1 BB: 0 P: 9	R: 0 E: 0 K: 2 S: 7	H: 0 LOB: 0 BB: 0 P: 7	R: 0 E: 0 K: 0 S: 3	H: 0 LOB: 0 BB: 0 P: 3	R: 0 E: 0 K: 0 S: 3	H: 1 LOB: 1 BB: 0 P: 8	R: 0 E: 0 K: 2 S: 7	H: 0 LOB: 0 BB: 0 P: 7	R: 0 E: 0 K: 2 S: 7	H: 0 LOB: 0 BB: 0 P: 7	1B: 6 2B: 0 3B: 0 HR: 0	SF: 0 SAC: 0 DP: 1 HBP: 0	WP: 1 PB: 0 SB: 2 CS: 0	PA: 42			
PITCHER	IP 7.2	WLS 0.1	BF 30	H 4	R 2	ER 2	SO 7	BB 4	IBB 0	HBP 0	BLK 0	WP 0	HR 0	S 40	P 56	ERA 2.35	WHIP 1.043								
Ed Vande Berg, L ERA: 4.79 (8, 1)	0.1	2	1	0	0	1	0	0	0	0	0	0	0	4	4	0.00	3.000								
Bill Caudill, R ERA: 4.5 (9, 1)	3.0	W	10	1	0	0	4	0	0	0	0	0	0	18	18	0.00	0.333								

TOP

Texas Rangers @ Seattle Mariners
The Kingdom, Seattle, WA
Thu Jun 09 1983, 10:05 PM EDT
Att. 4,915 - Dome

livebaseballscorecards.com

AB 38
R 2
H 6
RBI 2
BB 4
SO 12
LOB 11



Batter	1	2	3	4	5	6	7	8	9	10	11	AB	R	H	RBI	BB	SO	LOB						
Steve Henderson, R OBP: 0.391, SLG: 0.426 (1, 7)	K		1B 1B		5-3			4-3		1B 2-H		5	0	2	0	0	1	0						
Manny Castillo, S OBP: 0.270, SLG: 0.330 (1, 5)	1B		1-3 1B					F7		F7		5	0	2	0	0	0	1						
Ricky Nelson, L OBP: 0.292, SLG: 0.469 (1, 9)	F8		K					G3		4-3		5	1	1	0	0	1	4						
Richie Zisk, R OBP: 0.290, SLG: 0.374 (1, 10)	5-3				F4			PB 2B				3	0	1	0	1	0	1						
Dave Adler, R OBP: 0.237, SLG: 0.286 (9, PR)								PB 1B				0	0	0	0	0	0	0						
Ken Phelps, L OBP: 0.284, SLG: 0.405 (11, PH)								1B BB				0	0	0	0	1	0	0						
Jamie Allen, R OBP: 0.324, SLG: 0.323 (11, PR)												0	0	0	0	0	0	0						
Pat Putnam, L OBP: 0.296, SLG: 0.371 (1, 3)					4-3			F9		K		4	0	0	0	1	1	3						
Dave Henderson, R OBP: 0.300, SLG: 0.401 (1, 8)					4-3			F9		K		4	0	0	0	1	1	3						
Rick Sweet, S OBP: 0.277, SLG: 0.272 (1, 2)					F7			F7		FC5-4 1B		5	1	1	0	0	0	3						
Todd Cruz, R OBP: 0.238, SLG: 0.354 (1, 6)					F7			F7		FC5-4 1B		5	1	1	0	0	0	3						
Julio Cruz, S OBP: 0.333, SLG: 0.365 (1, 4)					K			F7		FC5-4 1-2 2-H		4	0	0	0	1	2	2						
					6-3			K		1B 2B		5	1	2	2	0	0	2						
					6-3			K		1B		4	0	1	0	0	1	0						
Inning Stats	R: 0 E: 0 K: 1 S: 6	H: 1 LOB: 1 BB: 0 P: 6	R: 0 E: 0 K: 0 S: 3	H: 0 LOB: 0 BB: 0 P: 3	R: 0 E: 0 K: 2 S: 9	H: 2 LOB: 2 BB: 0 P: 9	R: 0 E: 0 K: 0 S: 3	H: 0 LOB: 0 BB: 0 P: 3	R: 1 E: 0 K: 0 S: 5	H: 2 LOB: 1 BB: 0 P: 5	R: 0 E: 0 K: 0 S: 3	H: 0 LOB: 0 BB: 0 P: 3	R: 0 E: 0 K: 0 S: 3	H: 1 LOB: 2 BB: 1 P: 12	R: 0 E: 0 K: 0 S: 4	H: 2 LOB: 1 BB: 0 P: 4	R: 1 E: 0 K: 0 S: 2	H: 1 LOB: 2 BB: 3 P: 14	1B: 7 2B: 2 3B: 0 HR: 1	SF: 0 SAC: 0 DP: 1 HBP: 0	WP: 0 PB: 2 SB: 0 CS: 0	PA: 44		
PITCHER	IP 10.2	WLS L	BF 43	H 9	R 3	ER 2	SO 6	BB 4	IBB 0	HBP 0	BLK 0	WP 0	HR 1	S 51	P 67	ERA 1.69	WHIP 1.219							
Charlie Hough, R ERA: 4.20 (1, 1)	0.0	1	1	0	0	0	0	0	0	0	0	0	0	1	1	∞	∞							
Dave Tobik, R ERA: 7.04 (11, 1)	0.0	1	1	0	0	0	0	0	0	0	0	0	0	1	1	∞	∞							

BOTTOM

Texas Rangers @ Seattle Mariners
The Kingdom, Seattle, WA
Thu Jun 09 1983, 10:05 PM EDT
Att. 4,915 - Dome

livebaseballscorecards.com

AB 40
R 3
H 10
RBI 2
BB 4
SO 6
LOB 16



Batter	1	2	3	4	5	6	7	8	9	AB	R	H	RBI	BB	SO	LOB	TOP				
Willie Wilson, S OBP: 0.322, SLG: 0.361 (1, 7)										5	0	0	0	0	0	3	Kansas City Royals @ Seattle Mariners The Kingdome, Seattle, WA Sat Jun 11 1983, 10:05 PM EDT Att: 16,661 - Dome				
U L Washington, S OBP: 0.315, SLG: 0.340 (1, 6)										5	2	4	0	0	1	0					
Frank White, R OBP: 0.314, SLG: 0.442 (1, 4)										4	1	1	1	1	0	2					
Hal McRae, R OBP: 0.408, SLG: 0.510 (1, 10)										3	1	1	1	1	1	2					
Willie Aikens, L OBP: 0.415, SLG: 0.529 Cesar Geronimo, L OBP: 0.200, SLG: 0.130 (9, 9)										3	0	1	0	1	1	3					
Amos Otis, R OBP: 0.311, SLG: 0.357 (1, 8)										0	0	0	0	0	0	0					
Joe Simpson, L OBP: 0.233, SLG: 0.221 (9, 3)										4	0	1	0	0	0	4					
Don Slaught, R OBP: 0.224, SLG: 0.219 (1, 2)										4	0	1	1	0	0	1					
Greg Pryor, R OBP: 0.256, SLG: 0.300 (1, 5)										3	0	0	1	1	0	1					
Inning Stats	R: 0 E: 0 K: 0 S: 4	H: 1 LOB: 1 BB: 0 P: 4	R: 0 E: 0 K: 0 S: 2	H: 0 LOB: 0 BB: 1 P: 6	R: 0 E: 0 K: 0 S: 3	H: 0 LOB: 0 BB: 0 P: 3	R: 3 E: 0 K: 1 S: 9	H: 4 LOB: 3 BB: 2 P: 17	R: 0 E: 0 K: 1 S: 6	H: 1 LOB: 1 BB: 0 P: 6	R: 1 E: 0 K: 2 S: 9	H: 2 LOB: 2 BB: 1 P: 13	R: 0 E: 0 K: 0 S: 3	H: 0 LOB: 0 BB: 0 P: 3	R: 0 E: 0 K: 1 S: 5	H: 0 LOB: 0 BB: 0 P: 5	1B: 7 2B: 1 3B: 1 HR: 0	SF: 0 SAC: 0 DP: 0 HBP: 0	WP: 0 PB: 0 SB: 3 CS: 1	PA: 39	
PITCHER	IP	WLS	BF	H	R	ER	SO	BB	IBB	HBP	BLK	WP	HR	S	P	ERA	WHIP				
Gaylord Perry, R ERA: 4.91 (1, 1)	6.1	L	30	9	4	4	2	3	0	0	0	0	0	31	43	5.68	1.895				
Roy Thomas, R ERA: 4.09 (7, 1)	0.0		1	0	0	0	0	1	0	0	0	0	0	0	4	∞	∞				
Ed Vande Berg, L ERA: 4.13 (7, 1)	2.2		8	0	0	0	3	0	0	0	0	0	0	14	14	0.00	0.000				

Batter	1	2	3	4	5	6	7	8	9	AB	R	H	RBI	BB	SO	LOB	BOTTOM				
Steve Henderson, R OBP: 0.382, SLG: 0.415 (1, 7)										4	0	1	0	0	0	0	Kansas City Royals @ Seattle Mariners The Kingdome, Seattle, WA Sat Jun 11 1983, 10:05 PM EDT Att: 16,661 - Dome				
Jamie Allen, R OBP: 0.316, SLG: 0.314 Manny Castillo, S OBP: 0.265, SLG: 0.323 (9, PH)										3	0	0	0	0	0	1					
Ricky Nelson, L OBP: 0.288, SLG: 0.437 (1, 9)										4	0	1	0	0	1	0					
Richie Zisk, R OBP: 0.281, SLG: 0.355 (1, 10)										4	0	0	0	0	0	1					
Al Cowens, R OBP: 0.225, SLG: 0.261 (1, 8)										3	0	1	0	0	1	0					
Jim Malar, R OBP: 0.238, SLG: 0.111 (1, 3)										2	0	0	0	1	0	1					
Orlando Mercado, R OBP: 0.227, SLG: 0.340 (1, 2)										3	0	1	0	0	0	2					
Todd Cruz, R OBP: 0.236, SLG: 0.358 (1, 6)										3	1	1	0	0	0	1					
Julio Cruz, S OBP: 0.333, SLG: 0.360 (1, 4)										3	0	0	1	0	0	1					
Inning Stats	R: 0 E: 0 K: 0 S: 3	H: 1 LOB: 0 BB: 0 P: 3	R: 0 E: 0 K: 0 S: 4	H: 1 LOB: 0 BB: 0 P: 4	R: 1 E: 0 K: 0 S: 4	H: 1 LOB: 0 BB: 0 P: 4	R: 0 E: 0 K: 1 S: 5	H: 0 LOB: 0 BB: 0 P: 5	R: 0 E: 0 K: 0 S: 4	H: 1 LOB: 1 BB: 0 P: 4	R: 0 E: 0 K: 1 S: 5	H: 0 LOB: 0 BB: 0 P: 5	R: 0 E: 0 K: 0 S: 3	H: 0 LOB: 0 BB: 0 P: 3	R: 0 E: 0 K: 0 S: 3	H: 1 LOB: 0 BB: 0 P: 3	1B: 3 2B: 1 3B: 1 HR: 0	SF: 0 SAC: 0 DP: 2 HBP: 0	WP: 0 PB: 0 SB: 0 CS: 0	PA: 31	
PITCHER	IP	WLS	BF	H	R	ER	SO	BB	IBB	HBP	BLK	WP	HR	S	P	ERA	WHIP				
Bud Black, L ERA: 1.69 (1, 1)	7.0	W	25	4	1	1	2	1	0	0	0	0	0	28	32	1.29	0.714				
Dan Quisenberry, R ERA: 1.12 (8, 1)	2.0	S	6	1	0	0	0	0	0	0	0	0	0	6	6	0.00	0.500				

Batter	1	2	3	4	5	6	7	8	9	AB	R	H	RBI	BB	SO	LOB	TOP			
Willie Wilson, S OBP: 0.321, SLG: 0.359 (1, 7)	0-0 5-3 2B 1B		0-0 G3		0-0 E8 1-2		0-0 6-3			4	1	1	0	0	0	1	Kansas City Royals @ Seattle Mariners The Kingdome, Seattle, WA Sun Jun 12, 1983, 6:33 AM EDT Att: 11,833 - Dome			
Onix Concepcion, R OBP: 0.146, SLG: 0.192 (1, 6)	0-0 5-3 1-2		0-0 F3		0-0 1-3 1-2 2-3			0-0 F8		4	0	0	0	0	0	3				
Frank White, R OBP: 0.313, SLG: 0.443 (1, 4)	0-0 2H 2B		0-0 F2		0-3 K			0-0 6-3		4	0	1	1	0	1	2				
Hal McRae, R OBP: 0.401, SLG: 0.500 (1, 10)	0-0 F3			0-0 6-3		0-0 F9		0-0 F9		4	0	0	0	0	0	1				
Willie Aikens, L OBP: 0.402, SLG: 0.509 (1, 3)	0-0 4-3			0-0 4-6-3		0-3 K			0-0 4-3	4	0	0	0	0	1	1				
Cesar Geronimo, L OBP: 0.241, SLG: 0.259 (1, 9)		0-0 F2		0-0 2B		0-0 2B			0-0 F8	4	0	2	0	0	0	0				
Joe Simpson, L OBP: 0.233, SLG: 0.222 (1, 8)		0-0 1B		0-0 5-3		0-0 G3			0-3 K	4	0	1	0	0	1	2				
Don Slaught, R OBP: 0.214, SLG: 0.209 (1, 2)		0-0 F9			0-0 F8				0-0 F8	3	0	0	0	0	0	1				
Greg Pryor, R OBP: 0.261, SLG: 0.286 (1, 5)		0-0 F8			4-0 1-3 E BB				0-0 6-3	2	0	0	0	1	0	1				
Inning Stats	R: 1 E: 0 K: 0 S: 5	H: 2 LOB: 1 BB: 0 P: 5	R: 0 E: 0 K: 0 S: 4	H: 1 LOB: 1 BB: 0 P: 4	R: 0 E: 0 K: 0 S: 3	H: 0 LOB: 0 BB: 0 P: 3	R: 0 E: 0 K: 0 S: 4	H: 1 LOB: 1 BB: 0 P: 4	R: 0 E: 1 K: 1 S: 6	H: 0 LOB: 2 BB: 1 P: 10	R: 0 E: 0 K: 0 S: 3	H: 0 LOB: 0 BB: 0 P: 3	R: 0 E: 0 K: 0 S: 3	H: 0 LOB: 0 BB: 0 P: 5	R: 0 E: 0 K: 1 S: 5	H: 0 LOB: 0 BB: 0 P: 5	1B: 2 2B: 3 3B: 0 HR: 0	SF: 0 SAC: 0 DP: 0 HBP: 0	WP: 0 PB: 0 SB: 0 CS: 0	PA: 34
PITCHER Glenn Abbott, R ERA: 1.0 (1, 1)	IP: 9.0 WLS: W BF: 34 H: 5 R: 1 ER: 1 SO: 3 BB: 1 IBB: 0 HBP: 0 BLK: 0 WP: 0 HR: 0 S: 39 P: 43 ERA: 1.00 WHIP: 0.667															PITCHER				

Batter	1	2	3	4	5	6	7	8	9	AB	R	H	RBI	BB	SO	LOB	BOTTOM			
Steve Henderson, R OBP: 0.397, SLG: 0.421 (1, 10)	0-0 3-1	0-0 CS 1-2	4-0 CS BB		0-0 F9	0-0 1H 2H 3H 1B		0-0 HR 2B		4	1	2	2	1	0	0	Kansas City Royals @ Seattle Mariners The Kingdome, Seattle, WA Sun Jun 12, 1983, 6:33 AM EDT Att: 11,833 - Dome			
Jamie Allen, R OBP: 0.326, SLG: 0.364 (1, 5)	0-0 4-3 1B 2B		0-0 G1-6-3 1B		0-0 6-3		0-0 6-3	0-0 2H HR		5	2	3	2	0	0	0				
Ricky Nelson, L OBP: 0.295, SLG: 0.434 (1, 7)	0-0 4-3 2-3		0-0 G1-6-3 1-2		0-0 3-1		0-0 1B 1B	0-0 1B		5	1	2	0	0	0	2				
Dave Henderson, R OBP: 0.315, SLG: 0.404 (1, 8)	0-0 3H 1B			1-0 1B 2B HBP		0-0 2B SF8 1B		0-0 F8	0-0 F5	4	2	2	1	0	0	2				
Al Cowens, R OBP: 0.235, SLG: 0.277 (1, 9)	0-0 F4			0-0 2B F7 1B		0-0 BB 1B 2B		0-0 1B		4	1	3	0	0	0	1				
Jim Malar, R OBP: 0.280, SLG: 0.143 (1, 3)		0-0 F7		0-0 F7 1-2		1-0 BB 1B HBP		0-0 1-2 2H 1B		3	1	1	1	0	0	2				
Orlando Mercado, R OBP: 0.228, SLG: 0.347 (1, 2)		0-0 5-3		0-0 2-3 3H 2B		0-0 L5		0-3 K		4	0	1	1	0	1	5				
Todd Cruz, R OBP: 0.236, SLG: 0.358 (1, 6)		0-0 1B 1B		0-0 K		0-0 SF8		0-0 5-3		3	0	1	1	0	1	2				
Julio Cruz, S OBP: 0.337, SLG: 0.360 (1, 4)		0-0 CS 1B		0-0 L9		0-0 3H 4-0 1B 1B BB		0-0 6-3		3	0	1	0	1	0	2				
Inning Stats	R: 1 E: 0 K: 0 S: 5	H: 2 LOB: 1 BB: 0 P: 5	R: 0 E: 0 K: 0 S: 4	H: 2 LOB: 1 BB: 0 P: 4	R: 0 E: 0 K: 0 S: 2	H: 1 LOB: 0 BB: 1 P: 6	R: 1 E: 0 K: 1 S: 7	H: 2 LOB: 2 BB: 0 P: 8	R: 0 E: 0 K: 0 S: 3	H: 0 LOB: 0 BB: 0 P: 3	R: 3 E: 0 K: 0 S: 5	H: 3 LOB: 2 BB: 1 P: 10	R: 1 E: 0 K: 1 S: 8	H: 3 LOB: 2 BB: 0 P: 8	R: 2 E: 0 K: 0 S: 6	H: 3 LOB: 1 BB: 0 P: 6	1B: 11 2B: 4 3B: 0 HR: 1	SF: 1 SAC: 0 DP: 1 HBP: 2	WP: 0 PB: 0 SB: 0 CS: 2	PA: 41
PITCHER Larry Gura, L ERA: 4.47 Vida Blue, L ERA: 4.64	IP: 5.2 WLS: L BF: 27 H: 9 R: 5 ER: 5 SO: 1 BB: 2 IBB: 0 HBP: 0 BLK: 0 WP: 0 HR: 0 S: 25 P: 35 ERA: 7.94 WHIP: 1.941															PITCHER				

AB	33
R	1
H	5
RBI	1
BB	1
SO	3
LOB	12


AB	35
R	8
H	16
RBI	8
BB	2
SO	2
LOB	16



Batter	1	2	3	4	5	6	7	8	9	AB	R	H	RBI	BB	SO	LOB	TOP										
Steve Henderson, R OBP: 0.397, SLG: 0.421 (1, 7)	6-3		FC3-2		K					5	0	2	1	0	1	4											
Manny Castillo, S OBP: 0.252, SLG: 0.307 (1, 5)	3-1		K		F8		F3		G3	5	0	0	0	0	1	6											
Ricky Nelson, L OBP: 0.280, SLG: 0.413 (1, 9)	4-3		F6			E4	F3			4	0	0	0	0	0	5											
Pat Putnam, L OBP: 0.303, SLG: 0.374 (1, 3)		4-3				G3				4	1	2	0	0	0	1											
John Moses, S OBP: 0.200, SLG: 0.040 (8, PR)										0	0	0	0	0	0	0											
Jim Maler, R OBP: 0.280, SLG: 0.143 (8, 3)					1B	5-3			FC3-6	0	0	0	0	0	0	0											
Dave Henderson, R OBP: 0.309, SLG: 0.396 (1, 8)		K			5-3				K	4	0	0	0	0	2	3											
Al Cowens, R OBP: 0.236, SLG: 0.276 (1, 10)		5-3				5-3			FC3-6	4	0	1	0	0	0	2											
Rick Sweet, S OBP: 0.282, SLG: 0.287 (1, 2)					4-3				4-3	4	0	2	1	0	0	2											
Todd Cruz, R OBP: 0.236, SLG: 0.352 (1, 6)									F8	3	1	0	0	1	1	2											
Julio Cruz, S OBP: 0.337, SLG: 0.360 (1, 4)									4-3	3	0	1	0	0	0	2											
Inning Stats	R: 0 E: 0 K: 0 S: 3	H: 0 LOB: 0 BB: 0 P: 3	R: 0 E: 0 K: 1 S: 5	H: 0 LOB: 0 BB: 0 P: 5	R: 0 E: 2 K: 1 S: 8	H: 1 LOB: 3 BB: 0 P: 8	R: 1 E: 0 K: 1 S: 7	H: 2 LOB: 1 BB: 0 P: 7	R: 0 E: 0 K: 0 S: 4	H: 0 LOB: 0 BB: 0 P: 4	R: 1 E: 0 K: 0 S: 5	H: 2 LOB: 2 BB: 1 P: 9	R: 0 E: 0 K: 1 S: 6	H: 1 LOB: 1 BB: 0 P: 6	R: 0 E: 0 K: 0 S: 4	H: 1 LOB: 1 BB: 0 P: 4	1B: 7 2B: 1 3B: 0 HR: 0	SF: 0 SAC: 1 DP: 0 HBP: 0	WP: 0 PB: 0 SB: 0 CS: 1	PA: 38							
PITCHER	IP	WLS	BF	H	R	ER	SO	BB	IBB	HBP	BLK	WP	HR	S	P	ERA	WHIP										
Mike Smithson, R ERA: 4.0 (1, 1)	6.1	W	28	6	2	2	4	1	0	0	0	0	0	35	39	2.84	1.105										
John Butcher, R ERA: 3.78 (7, 1)	2.2	S	10	2	0	0	1	0	0	0	0	0	0	12	12	0.00	0.750										

Seattle Mariners @ Texas Rangers
Arlington Stadium, Arlington, TX
Mon Jun 13 1983, 8:05 PM EDT
Att: 31,238 - Unknown


AB 36
R 2
H 8
RBI 2
BB 1
SO 5
LOB 27



Batter	1	2	3	4	5	6	7	8	9	AB	R	H	RBI	BB	SO	LOB	BOTTOM										
Wayne Tolleson, S OBP: 0.333, SLG: 0.363 (1, 4)	S		G5-4-3		F9		F8			4	0	2	0	0	0	1											
Bill Stein, R OBP: 0.340, SLG: 0.372 (1, 10)	E5		G5-4-3			1B				2	1	0	0	2	0	2											
Buddy Bell, R OBP: 0.302, SLG: 0.403 (1, 5)	F8				4-3		L4			4	1	1	0	0	0	3											
Bill Sample, R OBP: 0.331, SLG: 0.413 (1, 7)	F9				K		F8		1B	4	1	1	0	0	1	4											
George Wright, S OBP: 0.304, SLG: 0.354 (1, 8)	K								4-3	3	1	1	2	1	1	3											
Pete O'Brien, L OBP: 0.294, SLG: 0.328 (1, 9)		L3			F2				1B	3	1	1	1	1	0	1											
Bob Johnson, R OBP: 0.241, SLG: 0.351 (1, 3)									1B	3	0	0	0	0	2	1											
Larry Bittner, L OBP: 0.294, SLG: 0.317 (7, 3)		K			K		5-3		K	1	0	0	0	0	1	2											
Jim Sundberg, R OBP: 0.251, SLG: 0.267 (1, 2)		L4					6-3		K	4	0	1	1	0	1	1											
Bucky Dent, R OBP: 0.339, SLG: 0.381 (1, 6)					F7				5-3	4	0	2	1	0	0	0											
Inning Stats	R: 0 E: 1 K: 1 S: 7	H: 1 LOB: 2 BB: 0 P: 7	R: 0 E: 0 K: 1 S: 5	H: 0 LOB: 0 BB: 0 P: 5	R: 0 E: 0 K: 0 S: 3	H: 1 LOB: 0 BB: 0 P: 3	R: 0 E: 0 K: 1 S: 5	H: 0 LOB: 1 BB: 1 P: 9	R: 0 E: 0 K: 1 S: 6	H: 1 LOB: 1 BB: 0 P: 6	R: 3 E: 0 K: 1 S: 8	H: 3 LOB: 1 BB: 1 P: 12	R: 0 E: 0 K: 0 S: 3	H: 0 LOB: 1 BB: 1 P: 7	R: 2 E: 0 K: 1 S: 7	H: 3 LOB: 2 BB: 1 P: 11	1B: 7 2B: 1 3B: 1 HR: 0	SF: 0 SAC: 0 DP: 1 HBP: 0	WP: 0 PB: 0 SB: 1 CS: 0	PA: 36							
PITCHER	IP	WLS	BF	H	R	ER	SO	BB	IBB	HBP	BLK	WP	HR	S	P	ERA	WHIP										
Matt Young, L ERA: 2.42 (1, 1)	7.2	L	34	7	5	5	6	4	0	0	0	0	0	42	58	5.87	1.435										
Bill Caudill, R ERA: 4.46 (8, 1)	0.1		2	2	0	0	0	0	0	0	0	0	0	2	2	0.00	6.000										

Seattle Mariners @ Texas Rangers
Arlington Stadium, Arlington, TX
Mon Jun 13 1983, 8:05 PM EDT
Att: 31,238 - Unknown

AB 32
R 5
H 9
RBI 5
BB 4
SO 6
LOB 18



Batter	1	2	3	4	5	6	7	8	9	AB	R	H	RBI	BB	SO	LOB	TOP			
Steve Henderson, R OBP: 0.385, SLG: 0.417 (1, 7)	0-3 K		0-0 BB 1B		0-3 K			0-0 F7		4	0	1	0	0	2	0	Seattle Mariners @ Texas Rangers Arlington Stadium, Arlington, TX Tue Jun 14 1983, 8:05 PM EDT Att: 11,118 - Unknown livebaseballscorecards.com			
Manny Castillo, S OBP: 0.243, SLG: 0.298 (1, 5)	0-0 F8		0-0 SF8			0-0 F9		0-0 F7		3	0	0	1	0	0	0				
Al Cowens, R OBP: 0.241, SLG: 0.273 (1, 9)	4-0 BB		3-H 4-0 1-2 BB			0-0 5-3		0-0 G3		2	0	0	0	2	0	0				
Richie Zisk, R OBP: 0.280, SLG: 0.348 (1, 10)	0-3 K		0-0 6-3			4-0 BB		0-3 K		3	0	0	0	1	2	3				
Pat Putnam, L OBP: 0.298, SLG: 0.366 (1, 3)		0-0 F7		0-0 F5		0-0 F5		0-0 F9		4	0	0	0	0	0	1				
Dave Henderson, R OBP: 0.304, SLG: 0.389 (1, 8)		0-3 K		0-0 5-3			0-3 K		0-0 F8	4	0	0	0	0	2	0				
Rick Sweet, S OBP: 0.283, SLG: 0.288 (1, 2)		0-0 3-1		0-0 F8			0-0 1B			3	0	1	0	0	0	0				
Todd Cruz, R OBP: 0.238, SLG: 0.352 (1, 6)			0-0 1B SF8 1B		0-0 F8		0-3 K			3	1	1	0	0	1	1				
Julio Cruz, S OBP: 0.332, SLG: 0.354 (1, 4)			0-0 F8		0-0 4-3		0-0 G3			3	0	0	0	0	0	2				
Inning Stats	R: 0 E: 0 K: 2 S: 7	H: 0 LOB: 1 BB: 1 P: 11	R: 0 E: 0 K: 1 S: 5	H: 0 LOB: 0 BB: 0 P: 5	R: 1 E: 0 K: 0 S: 5	H: 2 LOB: 2 BB: 1 P: 9	R: 0 E: 0 K: 0 S: 3	H: 0 LOB: 0 BB: 0 P: 3	R: 0 E: 0 K: 1 S: 5	H: 0 LOB: 0 BB: 0 P: 5	R: 0 E: 0 K: 0 S: 3	H: 1 LOB: 1 BB: 0 P: 8	R: 0 E: 0 K: 0 S: 3	H: 0 LOB: 0 BB: 0 P: 3	R: 0 E: 0 K: 1 S: 5	H: 0 LOB: 0 BB: 0 P: 5	1B: 3 2B: 0 3B: 0 HR: 0	SF: 1 SAC: 0 DP: 0 HBP: 0	WP: 0 PB: 0 SB: 0 CS: 0	PA: 33
PITCHER Charlie Hough, R ERA: 3.96 (1, 1)	IP: 9.0 WLS: W BF: 33 H: 3 R: 1 ER: 1 SO: 7 BB: 3 IBB: 0 HBP: 0 BLK: 0 WP: 0 HR: 0 S: 44 P: 56 ERA: 1.00 WHIP: 0.667																			

Batter	1	2	3	4	5	6	7	8	9	AB	R	H	RBI	BB	SO	LOB	BOTTOM			
Wayne Tolleson, S OBP: 0.330, SLG: 0.376 (1, 4)	0-3 K	0-3 K		0-0 HR		0-0 5-3		0-0 F8		5	1	1	1	0	2	2	Seattle Mariners @ Texas Rangers Arlington Stadium, Arlington, TX Tue Jun 14 1983, 8:05 PM EDT Att: 11,118 - Unknown livebaseballscorecards.com			
Mickey Rivers, L OBP: 0.307, SLG: 0.300 (1, 10)	0-0 6-3		0-0 1-3	0-0 F8		0-0 G5-4-3 1B				4	0	1	0	0	0	0				
Buddy Bell, R OBP: 0.310, SLG: 0.403 (1, 5)	0-0 1B		4-0 1B BB	4-0 BB		0-0 G5-4-3 1-2				2	1	1	0	2	0	1				
Pete O'Brien, L OBP: 0.293, SLG: 0.327 (1, 9)	0-0 F8		0-0 1B 1B	0-0 F6		0-0 F8		0-0 F8		4	1	1	0	0	0	2				
George Wright, S OBP: 0.307, SLG: 0.353 (1, 8)		4-0 1B BB	0-0 1B 2B 1B	0-0 F7		0-0 L6				3	2	1	1	1	0	1				
Bill Sample, R OBP: 0.337, SLG: 0.419 (1, 7)		0-0 1B 5-3 1B	0-0 1B 2B 1B		0-0 1B		0-0 6-3			4	2	3	1	0	0	0				
Larry Blittner, L OBP: 0.292, SLG: 0.328 (1, 3)		0-3 K	0-0 1-H 2-H 2B		0-3 K			0-0 F7		4	0	1	2	0	2	3				
Jim Sundberg, R OBP: 0.257, SLG: 0.278 (1, 2)		0-0 5-3 1B	0-0 F7		0-3 K			0-0 4-3 2B		4	0	2	1	0	1	2				
Bucky Dent, R OBP: 0.332, SLG: 0.372 (1, 6)		0-0 5-3	0-0 F8		0-0 L5			0-0 4-3		4	0	0	1	0	0	4				
Inning Stats	R: 0 E: 0 K: 1 S: 6	H: 1 LOB: 1 BB: 0 P: 6	R: 2 E: 0 K: 2 S: 9	H: 2 LOB: 1 BB: 1 P: 13	R: 4 E: 0 K: 0 S: 7	H: 4 LOB: 1 BB: 1 P: 11	R: 1 E: 0 K: 0 S: 4	H: 1 LOB: 1 BB: 1 P: 8	R: 0 E: 0 K: 2 S: 8	H: 1 LOB: 1 BB: 0 P: 8	R: 0 E: 0 K: 0 S: 3	H: 1 LOB: 0 BB: 0 P: 3	R: 0 E: 0 K: 0 S: 3	H: 0 LOB: 0 BB: 0 P: 3	R: 0 E: 0 K: 0 S: 4	H: 1 LOB: 1 BB: 0 P: 4	1B: 8 2B: 2 3B: 0 HR: 1	SF: 0 SAC: 0 DP: 1 HBP: 0	WP: 0 PB: 0 SB: 0 CS: 0	PA: 37
PITCHER Jim Beattie, R ERA: 4.16 (1, 1)	IP: 2.1 WLS: L BF: 16 H: 7 R: 6 ER: 6 SO: 3 BB: 2 IBB: 0 HBP: 0 BLK: 0 WP: 0 HR: 0 S: 20 P: 28 ERA: 23.14 WHIP: 3.857																			
PITCHER Bryan Clark, L ERA: 2.99 (3, 1)	IP: 4.2 WLS: L BF: 17 H: 3 R: 1 ER: 1 SO: 2 BB: 1 IBB: 0 HBP: 0 BLK: 0 WP: 0 HR: 1 S: 20 P: 24 ERA: 1.93 WHIP: 0.857																			
PITCHER Mike Stanton, R ERA: 3.15 (8, 1)	IP: 1.0 WLS: L BF: 4 H: 1 R: 0 ER: 0 SO: 0 BB: 0 IBB: 0 HBP: 0 BLK: 0 WP: 0 HR: 0 S: 4 P: 4 ERA: 0.00 WHIP: 1.000																			

Batter	1	2	3	4	5	6	7	8	9	AB	R	H	RBI	BB	SO	LOB	TOP					
Steve Henderson, R (1, 7) OBP: 0.389, SLG: 0.422	F8			SH1-4 1B		6-3				5	1	3	0	0	0	1						
Jamie Allen, R (1, 5) Manny Castillo, S (7, PH) Pat Castillo, S (7, 5) OBP: 0.331, SLG: 0.367 OBP: 0.239, SLG: 0.292	5-3			SH1-4					F8	2	1	1	0	0	0	0						
Al Cowens, R (1, 9) Ricky Nelson, L (9, 9) OBP: 0.244, SLG: 0.283 OBP: 0.280, SLG: 0.413	1-3					G3			4-3	4	1	1	3	1	0	1						
Richie Zisk, R (1, 10) John Moses, S (8, PR) OBP: 0.280, SLG: 0.345 OBP: 0.226, SLG: 0.077		K		K					E4 1B	4	0	1	1	0	2	2						
Dave Henderson, R (1, 8) OBP: 0.302, SLG: 0.381		K		K					K	4	0	0	0	1	4	4						
Jim Maler, R (1, 3) Pat Putnam, L (6, PH) OBP: 0.333, SLG: 0.182 OBP: 0.300, SLG: 0.368										1	0	1	0	0	0	0						
Orlando Mercado, R (1, 2) Rick Sweet, S (7, PH) OBP: 0.279, SLG: 0.283		CS		1-3		SH3-4			2-3	1	0	0	0	0	0	0						
Todd Cruz, R (1, 6) OBP: 0.233, SLG: 0.345				K						4	0	0	0	0	2	1						
Domingo Ramos, R (1, 4) OBP: 0.388, SLG: 0.478				K						4	2	2	0	0	1	0						
Inning Stats	R: 0 E: 0 K: 0 S: 3	H: 0 LOB: 0 BB: 0 P: 3	R: 0 E: 0 K: 2 S: 6	H: 0 LOB: 0 BB: 0 P: 7	R: 0 E: 0 K: 2 S: 7	H: 0 LOB: 0 BB: 0 P: 7	R: 0 E: 0 K: 2 S: 8	H: 1 LOB: 2 BB: 1 P: 12	R: 0 E: 0 K: 0 S: 3	H: 1 LOB: 0 BB: 0 P: 3	R: 2 E: 1 K: 0 S: 6	H: 2 LOB: 2 BB: 1 P: 10	R: 0 E: 0 K: 0 S: 5	H: 2 LOB: 2 BB: 0 P: 5	R: 1 E: 1 K: 2 S: 9	H: 1 LOB: 2 BB: 0 P: 9	R: 3 E: 0 K: 2 S: 11	H: 4 LOB: 1 BB: 0 P: 11	1B: 10 2B: 0 3B: 1 HR: 0	SF: 0 SAC: 2 DP: 0 HBP: 1	WP: 1 PB: 0 SB: 1 CS: 2	PA: 42
PITCHER	IP	WLS	BF	H	R	ER	SO	BB	IBB	HBP	BLK	WP	HR	S	P	ERA	WHIP					
Frank Tanana, L (1, 1) ERA: 1.3	5.2		23	4	2	0	6	2	0	1	0	1	0	32	41	0.00	1.059					
Odel Jones, R (6, 1) ERA: 3.44	3.0	L	17	7	4	3	3	0	0	0	0	0	0	23	23	9.00	2.333					
Dave Schmidt, R (9, 1) ERA: 2.08	0.1		1	0	0	0	1	0	0	0	0	0	0	3	3	0.00	0.000					

Seattle Mariners @ Texas Rangers
Arlington Stadium, Arlington, TX
Wed Jun 15 1983, 8:05 PM EDT
Att: 12,604 - Unknown

AB 36
R 6
H 11
RBI 6
BB 2
SO 10
LOB 17



Batter	1	2	3	4	5	6	7	8	9	AB	R	H	RBI	BB	SO	LOB	BOTTOM				
Wayne Tolleson, S (1, 4) OBP: 0.332, SLG: 0.376	F9		4-3							5	1	2	0	0	0	0					
Mickey Rivers, L (1, 10) OBP: 0.325, SLG: 0.333	F9									5	1	3	1	0	0	0					
Buddy Bell, R (1, 5) OBP: 0.311, SLG: 0.401	F7									4	0	1	0	1	0	1					
Pete O'Brien, L (1, 9) OBP: 0.300, SLG: 0.342										3	1	1	2	1	1	2					
George Wright, S (1, 8) OBP: 0.309, SLG: 0.359										5	1	2	0	0	0	3					
Bill Sample, R (1, 7) OBP: 0.332, SLG: 0.414										3	0	0	1	0	0	2					
Larry Blittner, L (1, 3) OBP: 0.303, SLG: 0.338										4	0	2	0	0	0	3					
Jim Sundberg, R (1, 2) OBP: 0.251, SLG: 0.272										4	0	0	0	0	2	5					
Bucky Dent, R (1, 6) OBP: 0.325, SLG: 0.364										4	0	0	0	0	0	1					
Inning Stats	R: 0 E: 0 K: 0 S: 3	H: 1 LOB: 2 BB: 0 P: 5	R: 0 E: 0 K: 0 S: 4	H: 1 LOB: 3 BB: 2 P: 12	R: 0 E: 1 K: 0 S: 4	H: 0 LOB: 1 BB: 0 P: 4	R: 4 E: 0 K: 1 S: 10	H: 5 LOB: 1 BB: 0 P: 10	R: 0 E: 0 K: 1 S: 7	H: 3 LOB: 2 BB: 0 P: 7	R: 0 E: 0 K: 1 S: 6	H: 1 LOB: 1 BB: 0 P: 6	R: 0 E: 0 K: 0 S: 3	H: 0 LOB: 0 BB: 0 P: 3	R: 0 E: 0 K: 0 S: 3	H: 0 LOB: 0 BB: 0 P: 3	1B: 8 2B: 2 3B: 0 HR: 1	SF: 1 SAC: 0 DP: 0 HBP: 1	WP: 1 PB: 0 SB: 3 CS: 1	PA: 41	
PITCHER	IP	WLS	BF	H	R	ER	SO	BB	IBB	HBP	BLK	WP	HR	S	P	ERA	WHIP				
Bob Stoddard, R (1, 1) ERA: 4.87	4.2		25	7	4	4	0	2	0	1	0	1	1	22	31	7.71	1.929				
Roy Thomas, R (5, 1) ERA: 3.97	1.0		5	3	0	0	1	0	0	0	0	0	0	7	7	0.00	3.000				
Ed Vande Berg, L (6, 1) ERA: 3.62	3.1	W	11	1	0	0	2	0	0	0	0	0	0	15	15	0.00	0.300				

Seattle Mariners @ Texas Rangers
Arlington Stadium, Arlington, TX
Wed Jun 15 1983, 8:05 PM EDT
Att: 12,604 - Unknown

AB 37
R 4
H 11
RBI 4
BB 2
SO 3
LOB 17



Batter	1	2	3	4	5	6	7	8	9	AB	R	H	RBI	BB	SO	LOB	TOP										
Tony Bernazard, S (1, 4) OBP: 0.305, SLG: 0.369										3	0	0	0	1	1	1											
Jamie Allen, R (1, 5) OBP: 0.344, SLG: 0.381										4	0	3	0	0	0	0											
Steve Henderson, R (1, 7) OBP: 0.387, SLG: 0.423										4	0	1	0	0	0	3											
Richie Zisk, R (1, 10) OBP: 0.297, SLG: 0.385 John Moses, S (8, PR) OBP: 0.226, SLG: 0.077										3	1	3	1	1	0	0											
Al Cowens, R (1, 9) OBP: 0.244, SLG: 0.282										4	0	1	0	0	0	5											
Dave Henderson, R (1, 8) OBP: 0.301, SLG: 0.379										4	0	1	0	0	0	3											
Jim Maler, R (1, 3) OBP: 0.300, SLG: 0.160 Pat Putnam, L (9, PH) OBP: 0.298, SLG: 0.366										3	0	0	0	0	1	1											
Orlando Mercado, R (1, 2) OBP: 0.238, SLG: 0.347 Ricky Nelson, L (9, PH) OBP: 0.277, SLG: 0.407										2	0	1	0	1	0	1											
Todd Cruz, R (1, 6) OBP: 0.235, SLG: 0.345										3	0	1	0	0	0	2											
Inning Stats	R: 0 E: 0 K: 0 S: 3	H: 1 LOB: 0 BB: 0 P: 3	R: 1 E: 0 K: 0 S: 5	H: 3 LOB: 1 BB: 0 P: 5	R: 0 E: 0 K: 0 S: 3	H: 2 LOB: 1 BB: 1 P: 7	R: 0 E: 0 K: 0 S: 3	H: 1 LOB: 0 BB: 0 P: 3	R: 0 E: 0 K: 1 S: 5	H: 1 LOB: 0 BB: 0 P: 5	R: 0 E: 0 K: 0 S: 5	H: 2 LOB: 3 BB: 1 P: 9	R: 0 E: 0 K: 1 S: 5	H: 0 LOB: 1 BB: 1 P: 9	R: 0 E: 0 K: 0 S: 4	H: 1 LOB: 0 BB: 0 P: 4	R: 0 E: 0 K: 0 S: 3	H: 0 LOB: 0 BB: 0 P: 3	1B: 8 2B: 2 3B: 0 HR: 1	SF: 0 SAC: 0 DP: 4 HBP: 0	WP: 0 PB: 0 CS: 1	PA: 35					
PITCHER	IP	WLS	BF	H	R	ER	SO	BB	IBB	HBP	BLK	WP	HR	S	P	ERA	WHIP										
Larry Gura, L (1, 1) ERA: 4.27	6.1	W	26	10	1	1	1	2	1	0	0	0	1	25	37	1.42	1.895										
Dan Quisenberry, R (7, 1) ERA: 1.04	2.2	S	9	1	0	0	1	0	0	0	0	0	0	11	11	0.00	0.375										

Seattle Mariners @ Kansas City Royals
Royals Stadium, Kansas City, MO
Fri Jun 17 1983, 8:05 PM EDT
Att: 26,130 - Unknown

AB 32
R 1
H 11
RBI 1
BB 3
SO 2
LOB 16



Batter	1	2	3	4	5	6	7	8	9	AB	R	H	RBI	BB	SO	LOB	BOTTOM										
Willie Wilson, S (1, 7) OBP: 0.321, SLG: 0.360										4	1	0	0	0	0	1											
U L Washington, S (1, 6) OBP: 0.300, SLG: 0.324										4	1	2	0	0	0	0											
Frank White, R (1, 4) OBP: 0.307, SLG: 0.449										1	0	0	1	0	0	0											
Hal McRae, R (1, 10) OBP: 0.397, SLG: 0.493										3	0	1	1	0	0	1											
Willie Aikens, L (1, 3) OBP: 0.387, SLG: 0.516 Joe Simpson, L (8, 3) OBP: 0.233, SLG: 0.222										3	1	1	1	0	0	1											
Amos Otis, R (1, 8) OBP: 0.313, SLG: 0.361										3	0	1	0	0	2	0											
John Wathan, R (1, 2) OBP: 0.314, SLG: 0.331										3	0	0	0	0	0	1											
Cesar Geronimo, L (1, 9) OBP: 0.225, SLG: 0.263										3	0	0	0	0	0	0											
Greg Pryor, R (1, 5) OBP: 0.269, SLG: 0.277										3	0	1	0	0	0	0											
Inning Stats	R: 0 E: 0 K: 0 S: 3	H: 0 LOB: 0 BB: 0 P: 3	R: 0 E: 0 K: 1 S: 5	H: 0 LOB: 0 BB: 0 P: 5	R: 0 E: 0 K: 0 S: 3	H: 0 LOB: 0 BB: 0 P: 3	R: 1 E: 0 K: 0 S: 5	H: 2 LOB: 1 BB: 0 P: 5	R: 0 E: 0 K: 1 S: 5	H: 0 LOB: 0 BB: 0 P: 5	R: 0 E: 0 K: 0 S: 4	H: 2 LOB: 0 BB: 0 P: 4	R: 0 E: 0 K: 0 S: 3	H: 0 LOB: 0 BB: 0 P: 3	1B: 5 2B: 0 3B: 0 HR: 1	SF: 1 SAC: 1 DP: 1 HBP: 0	WP: 0 PB: 0 CS: 0	PA: 29									
PITCHER	IP	WLS	BF	H	R	ER	SO	BB	IBB	HBP	BLK	WP	HR	S	P	ERA	WHIP										
Gaylord Perry, R (1, 1) ERA: 4.78	8.0	L	29	6	3	3	2	0	0	0	0	0	1	33	33	3.38	0.750										

Seattle Mariners @ Kansas City Royals
Royals Stadium, Kansas City, MO
Fri Jun 17 1983, 8:05 PM EDT
Att: 26,130 - Unknown


AB 27
R 3
H 6
RBI 3
BB 0
SO 2
LOB 4




Batter	1	2	3	4	5	6	7	8	9	AB	R	H	RBI	BB	SO	LOB	TOP								
Tony Bernazard, S (1,4) OBP: 0.303, SLG: 0.365	F7		1-3		F9			F9 5-3	F8	5	0	1	0	0	0	1	Seattle Mariners @ Kansas City Royals Royals Stadium, Kansas City, MO Sat Jun 18 1983, 8:05 PM EDT Att: 24,254 - Unknown								
Jamie Allen, R (1,5) OBP: 0.353, SLG: 0.388	1-3		4-3					5-3	FC6-4	3	1	1	0	2	0	1									
Steve Henderson, R (1,7) OBP: 0.379, SLG: 0.414 Rick Sweet, S (9,2) OBP: 0.279, SLG: 0.283	1-3		5-3		F9			F9	FC6-4	5	0	0	0	0	0	5									
Richie Zisk, R (1,10) OBP: 0.296, SLG: 0.382	FC6-4			K				G3		4	0	1	1	0	2	1									
Al Cowens, R (1,9) OBP: 0.249, SLG: 0.283	FC6-4			5-3						3	2	1	0	1	0	1									
Dave Henderson, R (1,8) OBP: 0.300, SLG: 0.386				5-3						4	1	1	1	0	0	1									
Orlando Mercado, R (1,2) OBP: 0.241, SLG: 0.346 Pat Putnam, L (9, PH) OBP: 0.301, SLG: 0.385			K		FC6-4			1-3		3	0	1	1	0	1	0									
Jim Maler, R (1,3) OBP: 0.273, SLG: 0.143 Ricky Nelson, L (9, PH) OBP: 0.286, SLG: 0.415			E6		FC6-4			6-3		3	0	0	0	0	0	1									
Todd Cruz, R (1,6) OBP: 0.231, SLG: 0.340	FC6-4									3	0	0	0	0	0	1									
Inning Stats	R: 1 E: 0 K: 0 S: 5	H: 2 LOB: 1 BB: 0 P: 5	R: 0 E: 1 K: 1 S: 6	H: 0 LOB: 1 BB: 0 P: 6	R: 0 E: 0 K: 0 S: 3	H: 0 LOB: 0 BB: 0 P: 3	R: 1 E: 0 K: 1 S: 6	H: 1 LOB: 1 BB: 1 P: 10	R: 0 E: 0 K: 0 S: 3	H: 0 LOB: 0 BB: 0 P: 5	R: 0 E: 0 K: 0 S: 3	H: 0 LOB: 0 BB: 0 P: 3	R: 0 E: 0 K: 0 S: 4	H: 1 LOB: 1 BB: 0 P: 4	R: 3 E: 1 K: 0 S: 7	H: 4 LOB: 2 BB: 1 P: 11		1B: 5 2B: 1 3B: 1 HR: 1	SF: 0 SAC: 1 DP: 0 HBP: 0	WP: 0 PB: 0 SB: 0 CS: 0	PA: 39				
PITCHER	IP	WLS	BF	H	R	ER	SO	BB	IBB	HBP	BLK	WP	HR	S	P	ERA	WHIP								
Bud Black, L (1,1) ERA: 1.87	7.0		28	4	2	2	3	2	0	0	0	0	0	32	40	2.57	0.857								
Dan Quisenberry, R (8,1) ERA: 1.5	2.0	W	11	4	3	3	0	1	0	0	0	0	1	10	14	13.50	2.500								

Batter	1	2	3	4	5	6	7	8	9	AB	R	H	RBI	BB	SO	LOB	BOTTOM								
Willie Wilson, S (1,7) OBP: 0.322, SLG: 0.361	E4	F2		1B		F7		F7		5	1	2	0	0	0	4	Seattle Mariners @ Kansas City Royals Royals Stadium, Kansas City, MO Sat Jun 18 1983, 8:05 PM EDT Att: 24,254 - Unknown								
U L Washington, S (1,6) OBP: 0.295, SLG: 0.321	6-3	F7				G3		F8		5	0	1	1	0	0	5									
Frank White, R (1,4) OBP: 0.300, SLG: 0.440	SF7		5-3		F8			F8		4	0	0	1	0	0	3									
Hal McRae, R (1,10) OBP: 0.401, SLG: 0.514	2B			BB	F8				K	5	3	3	1	0	1	1									
Willie Aikens, L (1,3) OBP: 0.397, SLG: 0.528 Leon Roberts, R (9,9) OBP: 0.309, SLG: 0.373				2B						3	0	2	1	1	0	0									
Cliff Pastornicky, R (1,5) Greg Pryor, R (8,5) OBP: 0.283, SLG: 0.277	F7									4	0	0	0	0	0	4									
John Wathan, R (1,2) OBP: 0.316, SLG: 0.335			K							4	0	1	1	1	3	2									
Cesar Geronimo, L (1,9) OBP: 0.289, SLG: 0.326					G3					5	0	4	1	0	0	2									
Joe Simpson, L (1,8) OBP: 0.245, SLG: 0.217	E6									2	1	0	0	1	0	3									
Inning Stats	R: 2 E: 1 K: 0 S: 6	H: 3 LOB: 1 BB: 0 P: 6	R: 0 E: 1 K: 1 S: 7	H: 1 LOB: 2 BB: 0 P: 7	R: 1 E: 0 K: 0 S: 5	H: 2 LOB: 2 BB: 1 P: 9	R: 1 E: 1 K: 0 S: 4	H: 2 LOB: 1 BB: 0 P: 5	R: 0 E: 0 K: 0 S: 3	H: 0 LOB: 0 BB: 0 P: 3	R: 1 E: 0 K: 1 S: 6	H: 2 LOB: 0 BB: 0 P: 6	R: 0 E: 0 K: 0 S: 4	H: 1 LOB: 2 BB: 1 P: 8	R: 1 E: 0 K: 2 S: 8	H: 2 LOB: 2 BB: 1 P: 12		1B: 9 2B: 4 3B: 0 HR: 1	SF: 1 SAC: 0 DP: 1 HBP: 1	WP: 0 PB: 0 SB: 0 CS: 0	PA: 44				
PITCHER	IP	WLS	BF	H	R	ER	SO	BB	IBB	HBP	BLK	WP	HR	S	P	ERA	WHIP								
Glenn Abbott, R (1,1) ERA: 3.0	6.0		32	11	5	4	1	2	0	0	0	0	0	31	40	6.00	2.167								
Bill Caudill, R (7,1) ERA: 4.35	2.2	L	12	3	1	1	3	2	0	0	0	0	0	16	24	3.38	1.875								

AB 35
R 5
H 8
RBI 5
BB 3
SO 3
LOB 12



AB 38
R 6
H 14
RBI 6
BB 4
SO 4
LOB 24



Batter	1	2	3	4	5	6	7	8	9	AB	R	H	RBI	BB	SO	LOB	TOP										
Steve Henderson, R (1, 10) OBP: 0.377, SLG: 0.424	6-3		F9		G3			5-3		4	1	1	1	0	0	0	Seattle Mariners @ Kansas City Royals Royals Stadium, Kansas City, MO Sun Jun 19 1983, 4:33 AM EDT Att: 27,174 - Unknown										
Tony Bernazard, S (1, 4) OBP: 0.302, SLG: 0.363	1B		F9					4-3		4	0	1	0	0	1	0											
Ricky Nelson, L (1, 7) OBP: 0.284, SLG: 0.407	K				F4		F6		K	4	0	1	0	0	1	1											
Pat Putnam, L (1, 3) OBP: 0.302, SLG: 0.400 Richie Zisk, R (9, PH) OBP: 0.300, SLG: 0.386 John Moses, S (9, PR) OBP: 0.226, SLG: 0.077	K				F5		6-3		1B	3	1	1	1	0	2	1											
Al Cowens, R (1, 9) OBP: 0.245, SLG: 0.278									1B	4	0	0	0	0	1	2											
Dave Henderson, R (1, 8) OBP: 0.299, SLG: 0.383										4	0	1	0	0	1	2											
Jamie Allen, R (1, 5) OBP: 0.353, SLG: 0.387										3	0	1	0	0	0	1											
Rick Sweet, S (1, 2) OBP: 0.272, SLG: 0.276										4	0	0	0	0	0	2											
Domingo Ramos, R (1, 6) OBP: 0.365, SLG: 0.449										3	0	0	0	0	0	1											
Inning Stats	R: 0 E: 0 K: 2 S: 8	H: 1 LOB: 1 BB: 0 P: 8	R: 0 E: 0 K: 0 S: 3	H: 1 LOB: 1 BB: 0 P: 3	R: 0 E: 0 K: 0 S: 3	H: 0 LOB: 0 BB: 0 P: 3	R: 1 E: 0 K: 0 S: 4	H: 1 LOB: 0 BB: 0 P: 4	R: 0 E: 0 K: 1 S: 6	H: 1 LOB: 1 BB: 0 P: 6	R: 1 E: 0 K: 1 S: 6	H: 1 LOB: 0 BB: 0 P: 6	R: 0 E: 0 K: 1 S: 5	H: 0 LOB: 0 BB: 0 P: 5	R: 0 E: 0 K: 0 S: 3	H: 2 LOB: 2 BB: 0 P: 7	1B: 5 2B: 0 3B: 0 HR: 2	SF: 0 SAC: 0 DP: 0 HBP: 0	WP: 0 PB: 0 SB: 2 CS: 0	PA: 34							
PITCHER	IP	WLS	BF	H	R	ER	SO	BB	IBB	HBP	BLK	WP	HR	S	P	ERA	WHIP										
Keith Creel, R (1, 1) ERA: 7.08	6.0		23	5	2	2	4	0	0	0	0	0	2	30	30	3.00	0.833										
Bill Castro, R (7, 1) ERA: 5.03	2.1	W	8	1	0	0	2	0	0	0	0	0	0	12	12	0.00	0.429										
Don Hood, L (9, 1) ERA: 2.35	0.0		1	1	0	0	0	0	0	0	0	0	0	1	1	∞	∞										
Mike Armstrong, R (9, 1) ERA: 3.97	0.2	S	2	0	0	0	0	0	0	0	0	0	0	2	2	0.00	0.000										

Batter	1	2	3	4	5	6	7	8	9	AB	R	H	RBI	BB	SO	LOB	BOTTOM										
Willie Wilson, S (1, 7) OBP: 0.321, SLG: 0.359	1B		6-3			6-3	F9			4	0	1	0	0	0	1	Seattle Mariners @ Kansas City Royals Royals Stadium, Kansas City, MO Sun Jun 19 1983, 4:33 AM EDT Att: 27,174 - Unknown										
U L Washington, S (1, 6) OBP: 0.307, SLG: 0.324	K				5-3					4	1	2	0	0	1	1											
Amos Otis, R (1, 8) OBP: 0.312, SLG: 0.358	4-3									4	0	1	0	0	2	3											
Hal McRae, R (1, 10) OBP: 0.407, SLG: 0.520										3	0	2	1	1	1	0											
Leon Roberts, R (1, 9) OBP: 0.305, SLG: 0.352										3	0	0	0	1	0	2											
Willie Aikens, L (1, 3) OBP: 0.389, SLG: 0.516 Joe Simpson, L (7, PR) OBP: 0.242, SLG: 0.214	K									3	0	0	0	0	1	4											
Don Slaught, R (1, 2) OBP: 0.234, SLG: 0.230										3	1	2	0	0	0	1											
Cliff Pastornicky, R (1, 5) OBP: 0.067, SLG: 0.267 Greg Pryor, R (8, 5) OBP: 0.283, SLG: 0.277										3	1	1	3	0	0	1											
Onix Concepcion, R (1, 4) OBP: 0.133, SLG: 0.172										3	0	0	0	0	0	1											
Inning Stats	R: 0 E: 0 K: 1 S: 5	H: 1 LOB: 0 BB: 0 P: 5	R: 0 E: 0 K: 1 S: 6	H: 1 LOB: 1 BB: 0 P: 6	R: 0 E: 0 K: 0 S: 3	H: 0 LOB: 0 BB: 0 P: 3	R: 0 E: 0 K: 0 S: 3	H: 1 LOB: 2 BB: 2 P: 11	R: 0 E: 0 K: 0 S: 3	H: 1 LOB: 0 BB: 0 P: 3	R: 1 E: 0 K: 1 S: 7	H: 2 LOB: 1 BB: 0 P: 7	R: 3 E: 1 K: 1 S: 9	H: 3 LOB: 2 BB: 0 P: 9	R: 0 E: 0 K: 2 S: 7	H: 0 LOB: 0 BB: 0 P: 7	1B: 7 2B: 1 3B: 0 HR: 1	SF: 0 SAC: 0 DP: 2 HBP: 0	WP: 0 PB: 0 SB: 3 CS: 1	PA: 33							
PITCHER	IP	WLS	BF	H	R	ER	SO	BB	IBB	HBP	BLK	WP	HR	S	P	ERA	WHIP										
Matt Young, L (1, 1) ERA: 2.54	6.0	L	26	8	4	3	3	2	0	0	0	0	0	30	38	4.50	1.667										
Mike Stanton, R (7, 1) ERA: 3.0	1.0		4	1	0	0	1	0	0	0	0	0	0	6	6	0.00	1.000										
Ed Vande Berg, L (8, 1) ERA: 3.49	1.0		3	0	0	0	2	0	0	0	0	0	0	7	7	0.00	0.000										



Batter	1	2	3	4	5	6	7	8	9	AB	R	H	RBI	BB	SO	LOB	TOP					
Steve Henderson, R (1, 7) OBP: 0.375, SLG: 0.425	1-3		1B 2B		L6		K			4	1	1	0	0	1	0						
Tony Bernazard, S (1, 4) OBP: 0.301, SLG: 0.361	F9		4-3					K		0	0	0	0	0	0	0						
Ricky Nelson, L (1, 9) OBP: 0.293, SLG: 0.411	F7		1B 1B					4-3		4	1	2	1	0	0	0						
Richie Zisk, R (1, 10) OBP: 0.299, SLG: 0.382		6-3	1B				K			4	0	1	1	0	2	2						
Pat Putnam, L (1, 3) OBP: 0.296, SLG: 0.392	1-4-3		F7						6-3	4	0	0	0	0	0	1						
Dave Henderson, R (1, 8) OBP: 0.298, SLG: 0.378		BB			K			5-3		3	0	0	0	1	2	0						
Jamie Allen, R (1, 5) OBP: 0.343, SLG: 0.374	K				K			1-3		4	0	0	0	0	2	1						
Rick Sweet, S (1, 2) OBP: 0.266, SLG: 0.269			F8		K			1-3		3	0	0	0	0	1	0						
Domingo Ramos, R (1, 6) OBP: 0.364, SLG: 0.442			2B 4-3 1B		5-3			5-3		3	1	1	0	0	0	0						
Inning Stats	R: 0 E: 0 K: 0 S: 3	H: 0 LOB: 0 BB: 0 P: 3	R: 0 E: 0 K: 1 S: 5	H: 0 LOB: 1 BB: 1 P: 9	R: 3 E: 0 K: 0 S: 7	H: 4 LOB: 1 BB: 0 P: 7	R: 0 E: 0 K: 3 S: 9	H: 0 LOB: 0 BB: 0 P: 9	R: 0 E: 0 K: 1 S: 7	H: 2 LOB: 2 BB: 0 P: 7	R: 0 E: 0 K: 0 S: 3	H: 0 LOB: 0 BB: 0 P: 3	R: 0 E: 0 K: 1 S: 5	H: 0 LOB: 0 BB: 0 P: 5	R: 0 E: 0 K: 1 S: 5	H: 0 LOB: 0 BB: 0 P: 5	R: 0 E: 0 K: 1 S: 5	H: 0 LOB: 0 BB: 0 P: 5	1B: 5 2B: 1 3B: 0 HR: 0	SF: 0 SAC: 0 DP: 0 HBP: 0	WP: 0 PB: 0 SB: 1 CS: 0	PA: 34
PITCHER LaMarr Hoyt, R (1, 1) ERA: 4.04	IP: 9.0 WLS: W BF: 34 H: 6 R: 3 ER: 3 SO: 9 BB: 1 IBB: 0 HBP: 0 BLK: 0 WP: 0 HR: 0 S: 51 P: 55 ERA: 3.00 WHIP: 0.778															PITCHER	IP: 9.0 WLS: W BF: 34 H: 6 R: 3 ER: 3 SO: 9 BB: 1 IBB: 0 HBP: 0 BLK: 0 WP: 0 HR: 0 S: 51 P: 55 ERA: 3.00 WHIP: 0.778					

Seattle Mariners @ Chicago White Sox
Comiskey Park, Chicago, IL
Mon Jun 20 1983, 8:05 PM EDT
Att: 16,602 - Unknown - 70 F

AB 29
R 3
H 5
RBI 2
BB 1
SO 8
LOB 4



Batter	1	2	3	4	5	6	7	8	9	AB	R	H	RBI	BB	SO	LOB	BOTTOM			
Rudy Law, L (1, 8) OBP: 0.320, SLG: 0.299	F7		1B 1B	PO	E HR BB		S 2B 1B			3	3	2	0	1	0	0				
Carlton Fisk, R (1, 2) OBP: 0.303, SLG: 0.374	K		1B		K		1B			4	0	2	1	0	2	1				
Harold Baines, L (1, 9) OBP: 0.333, SLG: 0.388	2B		1B		K		2B			4	0	2	1	0	2	2				
Greg Luzinski, R (1, 10) OBP: 0.323, SLG: 0.392	K		5-3		HR BB		K			3	1	0	0	1	2	3				
Greg Walker, L (1, 3) OBP: 0.321, SLG: 0.533		K			2B 1B					4	2	2	3	0	1	1				
Mike Squires, L (8, 3) OBP: 0.333, SLG: 0.270					HR		4-3			0	0	0	0	0	0	0				
Ron Kittle, R (1, 7) OBP: 0.295, SLG: 0.507		4-3			F8				5-3	4	1	1	1	0	0	0				
Vance Law, R (1, 5) OBP: 0.296, SLG: 0.385		FC6-4 1B			3-4-1		F4		L3	4	0	1	0	0	0	1				
Jerry Dybzinski, R (1, 6) OBP: 0.313, SLG: 0.311		FC6-4			4-3		K			4	0	1	1	0	1	1				
Julio Cruz, S (1, 4) OBP: 0.323, SLG: 0.340			K		PO BB		5-3		K	3	0	0	0	1	2	1				
Inning Stats	R: 0 E: 0 K: 2 S: 8	H: 1 LOB: 1 BB: 0 P: 8	R: 0 E: 0 K: 1 S: 6	H: 1 LOB: 0 BB: 0 P: 6	R: 1 E: 0 K: 1 S: 7	H: 3 LOB: 1 BB: 0 P: 7	R: 2 E: 0 K: 0 S: 4	H: 2 LOB: 0 BB: 1 P: 8	R: 3 E: 1 K: 2 S: 8	H: 1 LOB: 0 BB: 2 P: 16	R: 0 E: 0 K: 1 S: 5	H: 0 LOB: 0 BB: 0 P: 5	R: 1 E: 0 K: 2 S: 9	H: 2 LOB: 1 BB: 0 P: 9	R: 0 E: 0 K: 1 S: 6	H: 1 LOB: 1 BB: 0 P: 6	1B: 7 2B: 3 3B: 0 HR: 1	SF: 0 SAC: 0 DP: 0 HBP: 0	WP: 0 PB: 0 SB: 1 CS: 0	PA: 37
PITCHER Jim Beattie, R (1, 1) ERA: 4.68	IP: 4.2 WLS: L BF: 23 H: 8 R: 6 ER: 6 SO: 6 BB: 3 IBB: 0 HBP: 0 BLK: 0 WP: 0 HR: 1 S: 32 P: 44 ERA: 11.57 WHIP: 2.357															PITCHER Bryan Clark, L (5, 1) ERA: 2.89	IP: 3.1 WLS: L BF: 13 H: 3 R: 1 ER: 1 SO: 4 BB: 0 IBB: 0 HBP: 0 BLK: 0 WP: 0 HR: 0 S: 21 P: 21 ERA: 2.70 WHIP: 0.900			

Seattle Mariners @ Chicago White Sox
Comiskey Park, Chicago, IL
Mon Jun 20 1983, 8:05 PM EDT
Att: 16,602 - Unknown - 70 F

AB 33
R 7
H 11
RBI 7
BB 3
SO 10
LOB 10



Batter	1	2	3	4	5	6	7	8	9	AB	R	H	RBI	BB	SO	LOB	TOP			
Steve Henderson, R (1, 7) OBP: 0.377, SLG: 0.430	0-0 4-3 G3 2B		0-0 5-3		0-0 4-3			0-0 FC6-4 1B		4	1	2	0	0	0	0				
Tony Bernazard, S (1, 4) OBP: 0.304, SLG: 0.364	0-0 4-3 2-3		0-3 K					0-0 1B		0	0	0	0	0	0	0				
Ricky Nelson, L (1, 9) OBP: 0.284, SLG: 0.398 Al Cowens, R (8, PH) OBP: 0.243, SLG: 0.276 John Moses, S (8, 9) OBP: 0.226, SLG: 0.077	0-0 G3		0-3 K					0-0 FC6-4 FC4-6 1-2 2-3		3	0	0	1	0	1	1				
Richie Zisk, R (1, 10) OBP: 0.298, SLG: 0.375	0-0 5-3			4-0 3-1 G3 BB				0-0 F2 FC4-6 1-2		3	0	0	0	1	0	3				
Pat Putnam, L (1, 3) OBP: 0.297, SLG: 0.391 Jim Maler, R (9, PH) OBP: 0.265, SLG: 0.138		0-0 SH3-4 FC1-6 1B		0-0 G3 1-2				0-0 G3		3	1	1	0	0	0	2				
Dave Henderson, R (1, 8) OBP: 0.302, SLG: 0.385		0-0 FC1-6 SH3-4 1B		0-0 3-1 2-3				0-0 F5		4	0	2	0	0	0	1				
Jamie Allen, R (1, 5) OBP: 0.336, SLG: 0.365		0-0 SH3-4 1-2 2-3		0-0 1-4-3				0-0 K		3	0	0	0	0	1	2				
Rick Sweet, S (1, 2) OBP: 0.260, SLG: 0.262 Todd Cruz, R (9, PH) OBP: 0.230, SLG: 0.338		0-0 FC1-6 2-3 3-H			0-0 4-3			0-0 F7		3	0	0	1	0	0	1				
Domingo Ramos, R (1, 6) OBP: 0.345, SLG: 0.418		0-0 L6			0-0 6-3			0-0 5-3		3	0	0	0	0	0	1				
Inning Stats	R: 1 E: 0 K: 0 S: 4	H: 1 LOB: 0 BB: 0 P: 4	R: 0 E: 0 K: 2 S: 5	H: 2 LOB: 1 BB: 0 P: 5	R: 0 E: 0 K: 2 S: 7	H: 0 LOB: 0 BB: 0 P: 7	R: 0 E: 0 K: 0 S: 3	H: 0 LOB: 1 BB: 0 P: 7	R: 0 E: 0 K: 0 S: 3	H: 1 LOB: 1 BB: 0 P: 4	R: 0 E: 0 K: 1 S: 5	H: 0 LOB: 0 BB: 0 P: 5	R: 0 E: 0 K: 0 S: 5	H: 2 LOB: 2 BB: 0 P: 5	R: 0 E: 0 K: 1 S: 6	H: 1 LOB: 1 BB: 0 P: 6	1B: 5 2B: 2 3B: 0 HR: 0	SF: 0 SAC: 1 DP: 0 HBP: 0	WP: 0 PB: 0 SB: 1 CS: 0	PA: 35
PITCHER	IP WLS BF H R ER SO BB IBB HBP BLK WP HR S P ERA WHIP	IP WLS BF H R ER SO BB IBB HBP BLK WP HR S P ERA WHIP																		
Richard Dotson, R (1, 1) ERA: 4.58	7.1 W 29 6 2 2 3 1 0 0 0 0 0 34 38 2.46 0.955	1.2 S 6 1 0 0 1 0 0 0 0 0 0 8 8 0.00 0.600																		
Juan Agosto, L (8, 1) ERA: 0.61																				

Seattle Mariners @ Chicago White Sox
Comiskey Park, Chicago, IL
Tue Jun 21 1983, 8:05 PM EDT
Att: 16,273 - Unknown - 75 F

AB 29
R 2
H 5
RBI 2
BB 1
SO 3
LOB 14



Batter	1	2	3	4	5	6	7	8	9	AB	R	H	RBI	BB	SO	LOB	BOTTOM			
Rudy Law, L (1, 8) OBP: 0.319, SLG: 0.298	0-0 S 1B		0-3 K	0-3 K				0-0 4-3		4	1	1	0	0	2	1				
Carlton Fisk, R (1, 2) OBP: 0.312, SLG: 0.401	0-0 6-3 1-2		0-0 1B		0-0 G5-4-3 1B			0-0 HR		4	2	3	1	0	0	1				
Harold Baines, L (1, 9) OBP: 0.336, SLG: 0.399	4-0 1B BB		0-0 F9		0-0 F6			0-0 HR		3	1	1	1	1	0	2				
Greg Luzinski, R (1, 10) OBP: 0.322, SLG: 0.389	0-0 F4		0-0 1B		0-0 G5-4-3 1-2			0-0 5-3		4	0	1	0	0	0	3				
Greg Walker, L (1, 3) OBP: 0.345, SLG: 0.551 Mike Squires, L (8, 3) OBP: 0.330, SLG: 0.267	0-0 1-3 2-H 1B		0-0 1B		0-0 1B			0-0 4-3		3	0	3	2	0	0	0				
Ron Kittle, R (1, 7) OBP: 0.299, SLG: 0.511		0-0 2B	0-3 K		0-3 K			0-0 1B		4	0	2	0	0	2	3				
Vance Law, R (1, 5) OBP: 0.288, SLG: 0.373		0-0 L3		0-0 F5				0-0 F8		4	0	0	0	0	0	3				
Jerry Dybzinski, R (1, 6) OBP: 0.312, SLG: 0.310		0-0 1-3		0-0 G3 1B				0-0 4-3		4	0	1	0	0	0	3				
Julio Cruz, S (1, 4) OBP: 0.318, SLG: 0.335		0-0 F6		0-0 G3				0-0 F9		3	0	0	0	0	0	2				
Inning Stats	R: 1 E: 0 K: 0 S: 4	H: 2 LOB: 2 BB: 1 P: 8	R: 0 E: 0 K: 2 S: 10	H: 1 LOB: 0 BB: 0 P: 4	R: 1 E: 0 K: 2 S: 10	H: 3 LOB: 2 BB: 0 P: 10	R: 0 E: 0 K: 1 S: 6	H: 1 LOB: 1 BB: 0 P: 6	R: 0 E: 0 K: 0 S: 3	H: 1 LOB: 0 BB: 0 P: 3	R: 0 E: 0 K: 1 S: 6	H: 1 LOB: 1 BB: 0 P: 6	R: 2 E: 0 K: 0 S: 5	H: 2 LOB: 0 BB: 0 P: 5	R: 0 E: 0 K: 0 S: 4	H: 1 LOB: 1 BB: 0 P: 4	1B: 9 2B: 1 3B: 0 HR: 2	SF: 0 SAC: 0 DP: 1 HBP: 0	WP: 0 PB: 0 SB: 1 CS: 0	PA: 35
PITCHER	IP WLS BF H R ER SO BB IBB HBP BLK WP HR S P ERA WHIP	IP WLS BF H R ER SO BB IBB HBP BLK WP HR S P ERA WHIP																		
Bob Stoddard, R (1, 1) ERA: 4.91	6.2 L 30 11 4 4 4 1 0 0 0 0 0 2 37 41 5.40 1.800	0.2 2 0 0 0 0 0 0 0 0 0 0 0 2 2 0.00 0.000	0.2 3 1 0 0 0 0 0 0 0 0 0 0 3 3 0.00 1.500																	
Ed Vande Berg, L (7, 1) ERA: 3.41																				
Bill Caudill, R (8, 1) ERA: 4.3																				

Seattle Mariners @ Chicago White Sox
Comiskey Park, Chicago, IL
Tue Jun 21 1983, 8:05 PM EDT
Att: 16,273 - Unknown - 75 F

AB 34
R 4
H 12
RBI 4
BB 1
SO 4
LOB 18



Batter	1	2	3	4	5	6	7	8	9	AB	R	H	RBI	BB	SO	LOB	TOP																								
Damaso Garcia, R OBP: 0.286, SLG: 0.338 (1, 4)										5	2	2	0	0	0	2																									
Rance Mulliniks, L OBP: 0.391, SLG: 0.489 (1, 5) (7, 6)										5	1	1	0	0	2	3																									
Willie Upshaw, L OBP: 0.369, SLG: 0.532 (1, 3)										4	1	0	0	1	2	2																									
Cliff Johnson, R OBP: 0.399, SLG: 0.604 (1, 10)										4	0	2	2	0	1	0																									
Lloyd Moseby, L OBP: 0.356, SLG: 0.493 (1, 8)										4	1	2	1	0	0	1																									
Jorge Orta, L OBP: 0.306, SLG: 0.444 (1, 7)										3	0	2	0	0	0	0																									
Jesse Barfield, R OBP: 0.247, SLG: 0.440 (7, 9)										1	0	0	0	0	0	2																									
Ernie Whitt, L OBP: 0.306, SLG: 0.466 (7, PH)										2	0	1	0	0	0	0																									
Buck Martinez, R OBP: 0.350, SLG: 0.473 (7, 2)										2	0	0	0	0	2	4																									
Barry Bonnell, R OBP: 0.362, SLG: 0.452 (1, 9) (7, 7)										3	0	0	0	1	1	4																									
Alfredo Griffin, S OBP: 0.262, SLG: 0.356 (1, 6)										2	0	0	0	0	0	1																									
Garth Iorg, R OBP: 0.309, SLG: 0.329 (7, PH) (7, 5)										1	0	0	1	0	0	0																									
Inning Stats	R: 1 E: 0 K: 1 S: 7	H: 2 LOB: 1 BB: 0 P: 7	R: 0 E: 0 K: 0 S: 4	H: 2 LOB: 1 BB: 0 P: 4	R: 1 E: 1 K: 0 S: 4	H: 0 LOB: 0 BB: 0 P: 4	R: 0 E: 0 K: 0 S: 3	H: 0 LOB: 0 BB: 0 P: 3	R: 0 E: 0 K: 1 S: 5	H: 0 LOB: 0 BB: 0 P: 5	R: 0 E: 0 K: 2 S: 7	H: 0 LOB: 0 BB: 0 P: 7	R: 0 E: 0 K: 1 S: 7	H: 2 LOB: 2 BB: 1 P: 11	R: 2 E: 0 K: 1 S: 8	H: 3 LOB: 2 BB: 1 P: 12	R: 0 E: 0 K: 2 S: 8	H: 1 LOB: 1 BB: 0 P: 8	1B: 7 2B: 3 3B: 0 HR: 0	SF: 1 SAC: 0 DP: 1 HBP: 0	WP: 0 PB: 0 SB: 2 CS: 0	PA: 39																			
PITCHER	IP	WLS	BF	H	R	ER	SO	BB	IBB	HBP	BLK	WP	HR	S	P	ERA	WHIP	PITCHER							IP	WLS	BF	H	R	ER	SO	BB	IBB	HBP	BLK	WP	HR	S	P	ERA	WHIP
Glenn Abbott, R ERA: 3.0 (1, 1)	6.0		24	6	3	2	4	0	0	0	1	0	0	32	32	3.00	1.000																								
Ed Vander Berg, L ERA: 3.25 (7, 1)	0.1		2	0	0	0	1	0	1	0	0	0	0	0	3	7	0.00	0.000																							
Mike Stanton, R ERA: 3.97 (7, 1)	0.2	L	4	1	2	2	0	0	1	0	0	0	0	3	7	27.00	1.500																								
Bill Caudill, R ERA: 4.08 (8, 1)	2.0		9	3	0	0	3	0	0	0	1	0	0	15	15	0.00	1.500																								

Toronto Blue Jays @ Seattle Mariners
The Kingdome, Seattle, WA
Thu Jun 23 1983, 10:05 PM EDT
Att: 6,303 - Dome

AB	36
R	5
H	10
RBI	4
BB	2
SO	8
LOB	19



Batter	1	2	3	4	5	6	7	8	9	AB	R	H	RBI	BB	SO	LOB	BOTTOM																								
Steve Henderson, R OBP: 0.367, SLG: 0.415 (1, 7)										5	0	0	0	0	2	0																									
Tony Bemazzard, S OBP: 0.310, SLG: 0.375 (1, 4)										3	1	1	1	1	2	0																									
Ricky Nelson, L OBP: 0.301, SLG: 0.416 (1, 9)										4	1	2	0	0	0	0																									
Richie Zisk, R OBP: 0.290, SLG: 0.363 (1, 10)										4	0	1	0	0	0	2																									
Pat Putnam, L OBP: 0.290, SLG: 0.383 (1, 3)										3	0	0	1	0	1	0																									
Dave Henderson, R OBP: 0.308, SLG: 0.396 (1, 8)										4	1	1	1	0	0	1																									
Jamie Allen, R OBP: 0.338, SLG: 0.361 (1, 5)										3	1	2	0	1	1	0																									
Orlando Mercado, R OBP: 0.246, SLG: 0.333 (1, 2)										2	0	0	0	1	0	2																									
Manny Castillo, S OBP: 0.235, SLG: 0.287 (9, PH)										1	0	0	0	0	0	1																									
Todd Cruz, R OBP: 0.224, SLG: 0.329 (1, 6)										3	0	0	0	0	1	2																									
Rick Sweet, S OBP: 0.256, SLG: 0.258 (9, PH)										1	0	0	1	0	0	0																									
Inning Stats	R: 0 E: 0 K: 2 S: 7	H: 0 LOB: 0 BB: 0 P: 7	R: 1 E: 0 K: 1 S: 6	H: 1 LOB: 0 BB: 0 P: 6	R: 0 E: 0 K: 1 S: 5	H: 0 LOB: 0 BB: 0 P: 5	R: 2 E: 0 K: 0 S: 6	H: 3 LOB: 2 BB: 1 P: 10	R: 0 E: 0 K: 0 S: 4	H: 1 LOB: 2 BB: 1 P: 8	R: 0 E: 0 K: 1 S: 6	H: 1 LOB: 2 BB: 1 P: 10	R: 0 E: 0 K: 1 S: 5	H: 0 LOB: 0 BB: 0 P: 5	R: 0 E: 0 K: 1 S: 5	H: 0 LOB: 0 BB: 0 P: 5	R: 1 E: 1 K: 0 S: 4	H: 1 LOB: 0 BB: 0 P: 4	1B: 5 2B: 0 3B: 0 HR: 2	SF: 1 SAC: 0 DP: 0 HBP: 0	WP: 0 PB: 0 SB: 0 CS: 0	PA: 37																			
PITCHER	IP	WLS	BF	H	R	ER	SO	BB	IBB	HBP	BLK	WP	HR	S	P	ERA	WHIP	PITCHER							IP	WLS	BF	H	R	ER	SO	BB	IBB	HBP	BLK	WP	HR	S	P	ERA	WHIP
Jim Clancy, R ERA: 3.79 (1, 1)	7.0		30	6	3	3	6	3	0	0	0	0	0	39	51	3.86	1.286																								
Joey McLaughlin, R ERA: 3.13 (8, 1)	2.0	S	7	1	1	0	1	0	0	0	0	0	0	9	9	0.00	0.500																								

Toronto Blue Jays @ Seattle Mariners
The Kingdome, Seattle, WA
Thu Jun 23 1983, 10:05 PM EDT
Att: 6,303 - Dome

AB	33
R	4
H	7
RBI	4
BB	3
SO	7
LOB	8



Batter	1	2	3	4	5	6	7	8	9	AB	R	H	RBI	BB	SO	LOB	TOP								
Damaso Garcia, R OBP: 0.289, SLG: 0.343 (1, 4)	K2-3 ①		1B 2B		G4-6-3 1B		F3		6-3 ③	5	1	2	1	0	1	1	Toronto Blue Jays @ Seattle Mariners The Kingdome, Seattle, WA Fri Jun 24 1983, 10:05 PM EDT Att: 6,389 - Dome								
Dave Collins, S OBP: 0.269, SLG: 0.233 (1, 7)	6-3 ②		1B 2B BB		G4-6-3 ①		F8			3	1	0	0	1	0	2									
Garth Iorg, R OBP: 0.301, SLG: 0.321 (1, 5)	K ③		K		K2-5-3 ③		F7			4	0	0	0	0	3	4									
Cliff Johnson, R OBP: 0.401, SLG: 0.601 (1, 10)		5-3 ①	2B 1B		FC6-4 1B				K	4	0	2	2	0	1	0									
Barry Bonnell, R OBP: 0.360, SLG: 0.453 (1, 8)		5-3 ②	1B 2B		FC6-4 BB S				5-3 ②	4	0	1	1	0	0	1									
Jesse Barfield, R OBP: 0.242, SLG: 0.430 (1, 9)	K ③				F8 ①		K		K	4	0	0	0	0	3	1									
Willie Upshaw, L OBP: 0.371, SLG: 0.529 (1, 3)			1B 2B 1B		K		BB IBB		F8 ①	3	1	1	0	1	1	0									
Buck Martinez, R OBP: 0.356, SLG: 0.462 (1, 2)			L4 ①		5-3 ③		1-2 2-3 BB		6-3 BB	2	0	0	0	2	0	1									
Alfredo Griffin, S OBP: 0.266, SLG: 0.358 (1, 6)			2B 1B 1B		G4-6-3 1B		3-1 ③		6-3 ②	4	1	2	0	0	0	4									
Inning Stats	R: 0 E: 0 K: 2 S: 7	H: 0 LOB: 0 BB: 0 P: 7	R: 0 E: 0 K: 1 S: 5	H: 0 LOB: 0 BB: 0 P: 5	R: 4 E: 0 K: 1 S: 9	H: 5 LOB: 2 BB: 1 P: 13	R: 0 E: 0 K: 1 S: 5	H: 0 LOB: 0 BB: 0 P: 5	R: 0 E: 0 K: 1 S: 6	H: 2 LOB: 1 BB: 2 P: 6	R: 0 E: 0 K: 1 S: 6	H: 1 LOB: 3 BB: 2 P: 14	R: 0 E: 0 K: 0 S: 3	H: 0 LOB: 0 BB: 0 P: 3	R: 0 E: 0 K: 2 S: 7	H: 0 LOB: 0 BB: 0 P: 7	R: 0 E: 0 K: 0 S: 3	H: 0 LOB: 1 BB: 1 P: 7	1B: 6 2B: 2 3B: 0 HR: 0	SF: 0 SAC: 0 DP: 1 HBP: 0	WP: 0 PB: 0 SB: 1 CS: 0	PA: 37			
PITCHER	IP	WLS	BF	H	R	ER	SO	BB	IBB	HBP	BLK	WP	HR	S	P	ERA	WHIP								
Matt Young, L ERA: 2.77 (1, 1)	4.0	L	19	7	4	4	5	1	0	0	0	0	0	28	32	9.00	2.000								
Roy Thomas, R ERA: 3.46 (5, 1)	5.0		18	1	0	0	4	2	1	0	0	0	0	23	35	0.00	0.600								

AB	33
R	4
H	8
RBI	4
BB	4
SO	9
LOB	14



Batter	1	2	3	4	5	6	7	8	9	AB	R	H	RBI	BB	SO	LOB	BOTTOM								
Steve Henderson, R OBP: 0.366, SLG: 0.412 (1, 7)	BB 1B	6-3 ③			6-3 ①		F9 ①			4	1	1	0	0	0	0	Toronto Blue Jays @ Seattle Mariners The Kingdome, Seattle, WA Fri Jun 24 1983, 10:05 PM EDT Att: 6,389 - Dome								
Tony Bemazzard, S OBP: 0.313, SLG: 0.378 (1, 4)	G3 1B BB				F8 ②		4-3 ②			3	0	1	0	1	0	0									
Ricky Nelson, L OBP: 0.308, SLG: 0.419 (1, 9)	G3 1B				F6 ①		F8 ③			4	0	2	1	0	0	1									
Richie Zisk, R OBP: 0.284, SLG: 0.355 (1, 10)	G3 ①			L4 ②	K ③				K	4	0	0	0	0	2	4									
Pat Putnam, L OBP: 0.289, SLG: 0.377 (1, 3)	IBB			4-3 ③			G3 ①		4-3 ②	3	0	0	0	1	0	1									
Dave Henderson, R OBP: 0.307, SLG: 0.393 (1, 8)	K ②				F9 ①		2B 1B		L5 ③	4	1	1	0	0	1	3									
Jamie Allen, R OBP: 0.329, SLG: 0.350 (1, 5)	L6 ③				6-3 ②		K		4-1 ①	4	0	0	0	0	1	4									
Orlando Mercado, R OBP: 0.256, SLG: 0.345 (9, PH)		6-3 ①			FC6-4 BB		1-H 2B		F6 ②	2	0	1	1	1	0	0									
Todd Cruz, R OBP: 0.221, SLG: 0.324 (9, PH)					FC6-4 ③		F7 ③		K ③	3	0	0	0	0	1	2									
Rick Sweet, S OBP: 0.254, SLG: 0.256 (9, PH)					1-2					1	0	0	0	0	1	0									
Inning Stats	R: 1 E: 0 K: 1 S: 7	H: 2 LOB: 3 BB: 2 P: 15	R: 0 E: 0 K: 1 S: 5	H: 0 LOB: 0 BB: 0 P: 5	R: 0 E: 0 K: 0 S: 4	H: 1 LOB: 1 BB: 0 P: 4	R: 0 E: 0 K: 0 S: 3	H: 0 LOB: 1 BB: 1 P: 7	R: 0 E: 0 K: 1 S: 6	H: 1 LOB: 1 BB: 0 P: 6	R: 1 E: 0 K: 1 S: 7	H: 2 LOB: 2 BB: 0 P: 7	R: 0 E: 0 K: 0 S: 3	H: 0 LOB: 0 BB: 0 P: 3	R: 0 E: 0 K: 1 S: 5	H: 0 LOB: 0 BB: 0 P: 5	R: 0 E: 0 K: 1 S: 5	H: 0 LOB: 0 BB: 0 P: 5	1B: 4 2B: 2 3B: 0 HR: 0	SF: 0 SAC: 0 DP: 0 HBP: 0	WP: 0 PB: 0 SB: 0 CS: 0	PA: 36			
PITCHER	IP	WLS	BF	H	R	ER	SO	BB	IBB	HBP	BLK	WP	HR	S	P	ERA	WHIP								
Luis Leal, R ERA: 3.84 (1, 1)	9.0	W	36	6	2	2	6	2	1	0	0	0	0	45	57	2.00	0.889								

AB	33
R	2
H	6
RBI	2
BB	3
SO	6
LOB	15



Batter	1	2	3	4	5	6	7	8	9	AB	R	H	RBI	BB	SO	LOB	TOP								
Damaso Garcia, R (1, 4) OBP: 0.291, SLG: 0.345	0-0 4-3		0-0 WP S 1B		0-0 F9		0-0 F4		0-0 FC1-6 1-2 1B	5	0	2	0	0	0	2	Toronto Blue Jays @ Seattle Mariners The Kingdome, Seattle, WA Sat Jun 25 1983, 10:05 PM EDT Att: 15,048 - Dome								
Rance Mulliniks, L (1, 5) OBP: 0.394, SLG: 0.493	0-0 F3		0-3 K		0-0 2B		4-0 BB		0-0 FC1-6 1-2 2-3 BB	3	0	1	1	1	1	1									
Garth Iorg, R (9, PH) OBP: 0.301, SLG: 0.321			1-2 K							0	0	0	0	0	0	0									
Hosken Powell, L (9, PH) OBP: 0.200, SLG: 0.200										1	0	0	0	0	0	2									
Willie Upshaw, L (1, 3) OBP: 0.365, SLG: 0.519	0-0 F7		0-3 K		0-0 6-3				0-0 4-3	5	0	0	0	0	2	6									
Cliff Johnson, R (1, 10) OBP: 0.403, SLG: 0.599		0-0 1B 1B		0-0 FC4-6 1B		0-0 1-3		0-3 K		4	0	2	0	0	1	0									
Lloyd Moseby, L (1, 8) OBP: 0.350, SLG: 0.483		0-3 K		0-0 FC4-6 FC4-6 1-2f		0-3 K		0-3 K		4	0	0	0	0	3	2									
Jorge Orta, L (1, 9) OBP: 0.317, SLG: 0.452		0-0 1B		0-0 FC4-6 1-2f		0-0 1B		0-0 F7		3	0	2	0	0	0	1									
Barry Bonnell, R (8, PH) OBP: 0.358, SLG: 0.451		1-2 1B								1	0	0	0	0	0	0									
Ernie Whitt, L (1, 2) OBP: 0.353, SLG: 0.457		0-3 K		0-0 F2		0-3 K			0-0 HR	3	0	0	0	0	2	4									
Buck Martinez, R (9, PH) OBP: 0.362, SLG: 0.500										1	1	1	1	0	0	0									
Dave Collins, S (1, 7) OBP: 0.274, SLG: 0.240		0-0 F9				0-0 FC3-6 1B		0-0 4-3		4	0	2	0	0	0	2									
Alfredo Griffin, S (1, 6) OBP: 0.266, SLG: 0.354			0-0 3-1		0-0 FC3-6 2B		1-0 HBP		0-0 F5	3	1	0	0	0	0	2									
Inning Stats	R: 0 E: 0 K: 0 S: 3	H: 0 LOB: 0 BB: 0 P: 3	R: 0 E: 0 K: 2 S: 9	H: 2 LOB: 2 BB: 0 P: 9	R: 0 E: 0 K: 2 S: 8	H: 1 LOB: 1 BB: 0 P: 8	R: 0 E: 0 K: 0 S: 4	H: 1 LOB: 1 BB: 0 P: 4	R: 1 E: 0 K: 0 S: 5	H: 2 LOB: 1 BB: 0 P: 5	R: 0 E: 0 K: 2 S: 8	H: 1 LOB: 1 BB: 0 P: 8	R: 0 E: 0 K: 1 S: 5	H: 0 LOB: 2 BB: 1 P: 10	R: 0 E: 0 K: 2 S: 7	H: 0 LOB: 0 BB: 0 P: 7	R: 1 E: 0 K: 0 S: 6	H: 3 LOB: 2 BB: 0 P: 6	1B: 8 2B: 1 3B: 0 HR: 1	SF: 0 SAC: 0 DP: 0 HBP: 1	WP: 1 PB: 0 SB: 2 CS: 0	PA: 39			
PITCHER	IP	WLS	BF	H	R	ER	SO	BB	IBB	HBP	BLK	WP	HR	S	P	ERA	WHIP								
Jim Beattie, R (1, 1) ERA: 4.38	6.2	W	29	7	1	1	6	1	0	1	0	1	0	39	44	1.35	1.200								
Ed Vande Berg, L (7, 1) ERA: 3.38	1.2		8	3	1	1	3	0	0	0	0	0	1	14	14	5.40	1.800								
Bill Caudill, R (9, 1) ERA: 4.02	0.2	S	2	0	0	0	0	0	0	0	0	0	0	2	2	0.00	0.000								

AB	37
R	2
H	10
RBI	2
BB	1
SO	9
LOB	22



Batter	1	2	3	4	5	6	7	8	9	AB	R	H	RBI	BB	SO	LOB	BOTTOM								
Spike Owen, S (1, 6) OBP: 0.400, SLG: 0.250	0-0 1B 1B	4-0 CS BB			0-0 F7		0-0 F8	0-3 K		4	1	1	0	1	1	4	Toronto Blue Jays @ Seattle Mariners The Kingdome, Seattle, WA Sat Jun 25 1983, 10:05 PM EDT Att: 15,048 - Dome								
Tony Bemazzard, S (1, 4) OBP: 0.315, SLG: 0.377	0-0 S 1B 1B	0-0 4-3			0-3 K			4-0 FC2-5 1B BB		3	1	1	0	1	1	2									
Ricky Nelson, L (1, 9) OBP: 0.315, SLG: 0.422	0-0 1B S FC6-2 1-2 2-H		0-3 K		0-0 5-3			0-0 FC2-5 1B		4	1	2	1	0	1	0									
Richie Zisk, R (1, 10) OBP: 0.285, SLG: 0.354	0-3 K							0-0 FC2-5 E		3	0	1	0	0	1	2									
Manny Castillo, S (8, PH) OBP: 0.231, SLG: 0.282	1-2 2-3 K							0-0 E		1	1	0	0	0	0	2									
Pat Putnam, L (1, 3) OBP: 0.293, SLG: 0.385	0-0 FC6-2 1B				0-0 F4		0-0 F8	0-0 E6		4	1	2	3	0	0	1									
Steve Henderson, R (1, 7) OBP: 0.382, SLG: 0.408	2-3 3-H FC6-2 1B				0-0 F3			0-0 1B 2B		3	0	0	0	0	0	3									
John Moses, S (8, 7) OBP: 0.250, SLG: 0.111	1-2 3-H FC6-2 1B							0-0 BB 1B		1	0	1	1	0	0	0									
Dave Henderson, R (1, 8) OBP: 0.306, SLG: 0.391	0-3 K				0-3 K			0-0 F4 1B		4	0	1	0	0	2	2									
Jamie Allen, R (1, 5) OBP: 0.346, SLG: 0.371		0-0 CS S 1B			0-0 CS 1B			4-0 2B 1B		3	0	3	0	1	0	0									
Orlando Mercado, R (1, 2) OBP: 0.248, SLG: 0.333		0-3 K			0-0 5-3		0-3 K	0-0 F6		4	0	0	0	0	2	6									
Inning Stats	R: 2 E: 0 K: 2 S: 11	H: 4 LOB: 2 BB: 0 P: 11	R: 0 E: 0 K: 1 S: 5	H: 1 LOB: 1 BB: 1 P: 9	R: 0 E: 0 K: 1 S: 6	H: 1 LOB: 0 BB: 0 P: 6	R: 0 E: 0 K: 1 S: 5	H: 1 LOB: 0 BB: 0 P: 5	R: 0 E: 0 K: 0 S: 3	H: 0 LOB: 0 BB: 0 P: 3	R: 0 E: 0 K: 1 S: 6	H: 1 LOB: 1 BB: 0 P: 6	R: 3 E: 1 K: 1 S: 9	H: 4 LOB: 3 BB: 2 P: 17	1B: 10 2B: 2 3B: 0 HR: 0	SF: 0 SAC: 0 DP: 0 HBP: 0	WP: 0 PB: 0 SB: 3 CS: 3	PA: 37							
PITCHER	IP	WLS	BF	H	R	ER	SO	BB	IBB	HBP	BLK	WP	HR	S	P	ERA	WHIP								
Jim Gott, R (1, 1) ERA: 4.14	7.0	L	30	9	4	4	7	2	0	0	0	0	0	42	50	5.14	1.571								
Randy Moffitt, R (8, 1) ERA: 1.65	1.0		7	3	1	1	1	1	0	0	0	0	0	8	12	9.00	4.000								

AB	34
R	5
H	12
RBI	5
BB	3
SO	8
LOB	22




Batter	1	2	3	4	5	6	7	8	9	AB	R	H	RBI	BB	SO	LOB	TOP																																
Damaso Garcia, R (1,4) OBP: 0.298, SLG: 0.356 Mickey Klutts, R (5,5) OBP: 0.324, SLG: 0.543	0-0 FC5-4 2B	0-0 BLK 1B	0-0 BB BB 1B 1B		0-0 FC6-4 1B	0-0 HR		0-0 HR	0-3 K	4	3	0	0	0	1																																		
Rance Mulliniks, L (1,5) OBP: 0.407, SLG: 0.510	0-0 E7 FC5-4 2-3	4-0 BB 1B	4-0 BB 1B BB		4-0 1B BB	0-0 HR		4-0 1B BB	0-0 F8	3	4	1	1	4	0	1																																	
Willie Upshaw, L (1,3) OBP: 0.367, SLG: 0.516 Barry Bonnell, R (5,7) OBP: 0.363, SLG: 0.451	0-0 F3	0-0 F7	4-0 1B BB	1-2 2-3 3-H	0-0 1B 1B	4-0 BB		0-0 WP 1B 1B	0-0 6-3	3	1	1	2	1	0	4																																	
Cliff Johnson, R (1,10) OBP: 0.402, SLG: 0.594 Hosken Powell, L (5,PH) OBP: 0.205, SLG: 0.205	0-0 FC5-4 FC4-6 1-2 3-H		K		0-0 1B 1B	0-0 F7		0-0 F5		3	0	1	3	0	1	1																																	
Lloyd Moseby, L (1,8) OBP: 0.350, SLG: 0.484	0-0 FC4-6 1-2		K		0-0 F7		0-3 K	0-0 WP 1B 1B		6	2	2	1	0	2	5																																	
Jorge Orta, L (1,9) OBP: 0.333, SLG: 0.458 Jesse Barfield, R (5,9) OBP: 0.244, SLG: 0.428		0-3 K	4-0 BB BB 2B	0-0 G4-6-3 1B	0-0 1B 1B	1-2 2-H	1-0 1B HBP	0-3 K		3	1	2	1	1	1	0																																	
Ernie Whitt, L (1,2) OBP: 0.363, SLG: 0.477		0-0 HR	4-0 2B SF8 BB	0-0 F9	0-0 4-3		0-0 1B BB	4-0 1B BB		4	2	2	1	2	0	3																																	
Dave Collins, S (1,7) OBP: 0.282, SLG: 0.256		0-0 G3	0-0 1B BB 2B	0-0 G4-6-3			0-0 F8	0-0 1B 1B	0-0 1B	6	1	3	5	0	0	1																																	
Alfredo Griffin, S (1,6) OBP: 0.271, SLG: 0.359 Garth Iorg, R (5,4) OBP: 0.296, SLG: 0.314		0-0 1B BLK 1B	0-0 SF8		0-0 FC6-4 1B		0-0 F7	0-0 6-3	0-0 4-3	2	1	2	1	0	0	0																																	
Inning Stats	R: 1 E: 1 K: 0 S: 5	H: 1 LOB: 1 BB: 0 P: 5	R: 2 E: 0 K: 1 S: 8	H: 3 LOB: 2 BB: 1 P: 12	R: 6 E: 0 K: 2 S: 11	H: 4 LOB: 2 BB: 4 P: 27	R: 0 E: 0 K: 0 S: 3	H: 1 LOB: 0 BB: 0 P: 3	R: 3 E: 0 K: 0 S: 7	H: 4 LOB: 2 BB: 1 P: 11	R: 2 E: 0 K: 0 S: 5	H: 2 LOB: 1 BB: 1 P: 9	R: 1 E: 0 K: 1 S: 6	H: 2 LOB: 1 BB: 0 P: 7	R: 4 E: 0 K: 1 S: 9	H: 4 LOB: 2 BB: 2 P: 17	R: 0 E: 0 K: 1 S: 5	H: 0 LOB: 0 BB: 0 P: 5	1B: 14 2B: 3 3B: 0 HR: 4	SF: 1 SAC: 0 DP: 1 HBP: 1	WP: 1 PB: 0 SB: 0 CS: 0	PA: 57																											
PITCHER	IP	WLS	BF	H	R	ER	SO	BB	IBB	HBP	BLK	WP	HR	S	P	ERA	WHIP	PITCHER										IP	WLS	BF	H	R	ER	SO	BB	IBB	HBP	BLK	WP	HR	S	P	ERA	WHIP					
Bob Stoddard, R (1,1) ERA: 5.18	2.1	L	15	5	5	4	2	2	0	0	1	0	1	17	25	15.43	3.000																																
Roy Thomas, R (3,1) ERA: 4.35	0.1		7	3	4	4	0	3	0	0	0	0	0	4	16	108.00	18.000																																
Mike Stanton, R (3,1) ERA: 4.68	2.1		12	5	3	3	1	1	0	0	0	0	0	13	17	11.57	2.571																																
Manny Castillo, R (6,1) ERA: 23.63	2.2		19	8	7	7	2	3	0	1	0	1	3	19	32	23.62	4.125																																
Bill Caudill, R (8,1) ERA: 3.89	1.1		4	0	0	0	1	0	0	0	0	0	0	6	6	0.00	0.000																																

Toronto Blue Jays @ Seattle Mariners
The Kingdome, Seattle, WA
Sun Jun 26 1983, 6:33 AM EDT
Att: 6,593 - Dome

livebaseballscorecards.com

AB 46
R 19
H 21
RBI 18
BB 9
SO 6
LOB 24




Batter	1	2	3	4	5	6	7	8	9	AB	R	H	RBI	BB	SO	LOB	BOTTOM																																				
Spike Owen, S (1,6) OBP: 0.500, SLG: 0.286	0-0 6-3		0-0 4-3		4-0 1B BB		4-0 1B BB	0-0 1B		3	2	1	0	2	0	0																																					
Tony Bernazard, S (1,4) OBP: 0.319, SLG: 0.378 Domingo Ramos, R (6,4) OBP: 0.333, SLG: 0.404	4-0 FC5-4 BB		0-0 F9		0-0 1B 1B		0-0 F7	0-0 F1		2	0	1	1	1	0	0																																					
Ricky Nelson, L (1,9) OBP: 0.328, SLG: 0.430	0-0 FC5-4 1B		0-0 F7		0-0 FC5-4 1B		0-0 1B 1B		0-0 4-3 1B	5	1	3	2	0	0	1																																					
Pat Putnam, L (1,3) OBP: 0.300, SLG: 0.390	0-0 FC6-4 1B			0-0 G6-4-3 1B	0-0 K		0-0 G1-6-3 1B		0-0 4-3	5	0	3	1	0	1	3																																					
Jim Maier, R (1,10) OBP: 0.262, SLG: 0.189	0-0 FC6-4			0-0 G6-4-3	0-0 FC5-4		0-0 G1-6-3		0-0 6-3	5	0	0	0	0	0	8																																					
Jamie Allen, R (1,5) OBP: 0.348, SLG: 0.379		0-0 4-3		0-3 K		0-0 G3		0-0 FC4-6 1B SF7 1B	0-0 1B 2B	5	2	2	1	0	1	0																																					
Steve Henderson, R (1,7) OBP: 0.366, SLG: 0.409		0-0 5-3			0-0 FC4 1B	0-0 F9		0-0 FC4-6 1B	4-0 1B BB	4	0	2	0	1	0	0																																					
Dave Henderson, R (1,8) OBP: 0.311, SLG: 0.397					0-0 FC4 2B 1B	4-0 BB		0-0 FC4-6 1B	0-0 1B	4	1	2	1	1	0	3																																					
Orlando Mercado, R (1,2) OBP: 0.246, SLG: 0.339		0-0 G3			0-0 1B 2B	0-0 F7		0-0 SF7	0-0 F8	4	1	1	1	0	0	4																																					
Inning Stats	R: 0 E: 0 K: 0 S: 4	H: 1 LOB: 2 BB: 1 P: 8	R: 0 E: 0 K: 0 S: 4	H: 1 LOB: 0 BB: 0 P: 4	R: 0 E: 0 K: 0 S: 3	H: 0 LOB: 0 BB: 0 P: 3	R: 0 E: 0 K: 1 S: 5	H: 1 LOB: 0 BB: 0 P: 5	R: 3 E: 0 K: 1 S: 9	H: 4 LOB: 2 BB: 1 P: 13	R: 0 E: 0 K: 0 S: 3	H: 0 LOB: 1 BB: 1 P: 7	R: 1 E: 0 K: 0 S: 4	H: 2 LOB: 1 BB: 1 P: 8	R: 0 E: 0 K: 0 S: 6	H: 3 LOB: 2 BB: 0 P: 6	R: 2 E: 0 K: 0 S: 6	H: 3 LOB: 2 BB: 1 P: 10	1B: 12 2B: 3 3B: 0 HR: 0	SF: 1 SAC: 0 DP: 2 HBP: 0	WP: 0 PB: 0 SB: 0 CS: 0	PA: 45																															
PITCHER	IP	WLS	BF	H	R	ER	SO	BB	IBB	HBP	BLK	WP	HR	S	P	ERA	WHIP	PITCHER										IP	WLS	BF	H	R	ER	SO	BB	IBB	HBP	BLK	WP	HR	S	P	ERA	WHIP									
Jim Acker, R (1,1) ERA: 3.38	6.0	W	27	7	3	3	2	3	0	0	0	0	0	10	14	9.00	3.000																																				
Roy Lee Jackson, R (7,1) ERA: 4.56	2.0		11	5	2	2	0	1	0	0	0	0	0	10	14	9.00	3.000																																				
Mike Morgan, R (9,1) ERA: 4.71	1.0		7	3	2	2	0	1	0	0	0	0	0	6	10	18.00	4.000																																				

Toronto Blue Jays @ Seattle Mariners
The Kingdome, Seattle, WA
Sun Jun 26 1983, 6:33 AM EDT
Att: 6,593 - Dome

livebaseballscorecards.com


AB 39
R 7
H 15
RBI 7
BB 5
SO 2
LOB 22



Batter	1	2	3	4	5	6	7	8	9	AB	R	H	RBI	BB	SO	LOB	TOP										
Rudy Law, L OBP: 0.337, SLG: 0.328 (1, 8)										4	0	0	0	0	1	0											
Carlton Fisk, R OBP: 0.324, SLG: 0.455 (1, 2)										4	1	2	1	0	1	0											
Greg Walker, L OBP: 0.374, SLG: 0.534 (1, 10)										4	0	1	0	0	2	1											
Ron Kittle, R OBP: 0.300, SLG: 0.538 (1, 7)										4	0	0	0	0	3	1											
Harold Baines, L OBP: 0.334, SLG: 0.396 (1, 9)										4	0	1	0	0	0	1											
Mike Squires, L OBP: 0.336, SLG: 0.271 (1, 3)										4	0	2	0	0	0	1											
Vance Law, R OBP: 0.349, SLG: 0.426 (7, PH)										2	1	1	1	0	0	0											
Jerry Hairston, S OBP: 0.400, SLG: 0.500 (7, 5)										1	0	0	0	0	1	2											
Lorenzo Gray, R OBP: 0.275, SLG: 0.278 (7, 6)										0	0	0	0	0	0	0											
Scott Fletcher, R OBP: 0.349, SLG: 0.426 (7, PH)										2	0	0	0	0	0	0											
Tom Paciorek, R OBP: 0.299, SLG: 0.377 (7, 6)										1	0	0	0	0	0	2											
Jerry Dybzinski, R OBP: 0.295, SLG: 0.292 (7, 6)										0	0	0	0	0	0	0											
Julio Cruz, S OBP: 0.302, SLG: 0.321 (1, 4)										3	0	0	0	0	0	0											
Inning Stats	R: 1 E: 0 K: 1 S: 6	H: 1 LOB: 0 BB: 0 P: 6	R: 0 E: 0 K: 0 S: 3	H: 0 LOB: 0 BB: 0 P: 3	R: 0 E: 0 K: 0 S: 3	H: 0 LOB: 0 BB: 0 P: 3	R: 0 E: 0 K: 2 S: 7	H: 0 LOB: 0 BB: 0 P: 7	R: 1 E: 0 K: 0 S: 4	H: 2 LOB: 0 BB: 0 P: 4	R: 0 E: 0 K: 1 S: 6	H: 1 LOB: 1 BB: 0 P: 6	R: 0 E: 0 K: 2 S: 9	H: 2 LOB: 2 BB: 0 P: 9	R: 0 E: 0 K: 1 S: 5	H: 0 LOB: 0 BB: 0 P: 5	R: 0 E: 0 K: 1 S: 6	H: 1 LOB: 1 BB: 0 P: 6	1B: 3 2B: 2 3B: 0 HR: 2	SF: 0 SAC: 0 DP: 0 HBP: 0	WP: 0 PB: 0 SB: 0 CS: 1	PA: 33					
PITCHER	IP	WLS	BF	H	R	ER	SO	BB	IBB	HBP	BLK	WP	HR	S	P	ERA	WHIP										
Glenn Abbott, R ERA: 2.96 (1, 1)	6.1	W	24	6	2	2	5	0	0	0	0	0	2	34	34	2.84	0.947										
Bill Caudill, R ERA: 3.65 (7, 1)	2.2	S	9	1	0	0	3	0	0	0	0	0	0	15	15	0.00	0.375										

Chicago White Sox @ Seattle Mariners
The Kingdome, Seattle, WA
Tue Jun 28 1983, 10:05 PM EDT
Att: 20,683 - Dome

AB 33
R 2
H 7
RBI 2
BB 0
SO 8
LOB 8



Batter	1	2	3	4	5	6	7	8	9	AB	R	H	RBI	BB	SO	LOB	BOTTOM										
Spike Owen, S OBP: 0.450, SLG: 0.647 (1, 6)										5	2	3	1	0	2	1											
Tony Bemazzard, S OBP: 0.325, SLG: 0.376 (1, 4)										3	0	0	0	2	2	3											
Pat Putnam, L OBP: 0.293, SLG: 0.377 (1, 3)										2	0	0	1	1	1	1											
Jim Maler, R OBP: 0.279, SLG: 0.289 (6, PH)										1	1	1	2	0	0	0											
Richie Zisk, R OBP: 0.292, SLG: 0.383 (1, 10)										4	0	1	1	1	1	1											
Manny Castillo, S OBP: 0.231, SLG: 0.282 (6, PR)										0	0	0	0	0	0	0											
Steve Henderson, R OBP: 0.371, SLG: 0.415 (1, 7)										3	0	2	1	1	0	0											
John Moses, S OBP: 0.242, SLG: 0.107 (7, PR)										1	0	0	0	0	0	1											
Al Cowens, R OBP: 0.245, SLG: 0.273 (1, 9)										3	0	0	0	0	2	4											
Ricky Nelson, L OBP: 0.339, SLG: 0.443 (7, PH)										0	0	0	0	1	0	0											
Jamie Allen, R OBP: 0.349, SLG: 0.371 (1, 5)										3	1	1	0	1	0	1											
Dave Henderson, R OBP: 0.310, SLG: 0.390 (1, 8)										3	0	0	0	1	0	4											
Orlando Mercado, R OBP: 0.250, SLG: 0.333 (1, 2)										3	1	0	0	1	0	3											
Inning Stats	R: 0 E: 0 K: 3 S: 9	H: 0 LOB: 1 BB: 1 P: 13	R: 0 E: 0 K: 0 S: 4	H: 1 LOB: 2 BB: 1 P: 8	R: 1 E: 0 K: 1 S: 6	H: 1 LOB: 0 BB: 0 P: 6	R: 0 E: 0 K: 1 S: 5	H: 0 LOB: 0 BB: 0 P: 5	R: 2 E: 0 K: 2 S: 7	H: 0 LOB: 3 BB: 5 P: 27	R: 1 E: 0 K: 1 S: 7	H: 2 LOB: 1 BB: 0 P: 7	R: 0 E: 0 K: 0 S: 4	H: 1 LOB: 3 BB: 2 P: 12	R: 2 E: 0 K: 0 S: 6	H: 3 LOB: 1 BB: 0 P: 6	1B: 3 2B: 2 3B: 2 HR: 1	SF: 1 SAC: 0 DP: 0 HBP: 0	WP: 0 PB: 0 SB: 3 CS: 0	PA: 41							
PITCHER	IP	WLS	BF	H	R	ER	SO	BB	IBB	HBP	BLK	WP	HR	S	P	ERA	WHIP										
Floyd Bannister, L ERA: 4.42 (1, 1)	5.2	L	28	4	4	4	7	7	0	0	0	0	0	35	63	6.35	1.941										
Dick Tidrow, R ERA: 3.53 (6, 1)	2.0		10	2	1	1	1	1	1	0	0	0	0	10	18	4.50	1.500										
Kevin Hickey, L ERA: 5.84 (8, 1)	0.1		3	2	1	1	0	0	0	0	0	0	1	3	3	27.00	6.000										

Chicago White Sox @ Seattle Mariners
The Kingdome, Seattle, WA
Tue Jun 28 1983, 10:05 PM EDT
Att: 20,683 - Dome

AB 31
R 5
H 8
RBI 6
BB 9
SO 8
LOB 19



Batter	1	2	3	4	5	6	7	8	9	AB	R	H	RBI	BB	SO	LOB	TOP										
Julio Cruz, S OBP: 0.312, SLG: 0.326 (1, 4)	4-0 S BB		0-0 6-3		0-0 E S SF9 1B		0-0 1B S 2B 1B	4-0 BB		3	2	2	0	2	0	0	Chicago White Sox @ Seattle Mariners The Kingdome, Seattle, WA Wed Jun 29 1983, 6:33 AM EDT Att: 7,342 - Dome										
Tom Paciorek, R OBP: 0.292, SLG: 0.379 (1, 9)	0-3 K		0-0 WP HR 1B		0-0 SF9 1-H		0-0 2B 1-3 3-H 1B	0-0 F7		4	1	2	2	0	1	2											
Greg Walker, L OBP: 0.370, SLG: 0.533 Mike Squires, L OBP: 0.333, SLG: 0.268 (7, PR) (7, 3)	0-3 K		0-3 K		0-3 K		0-0 1-3 3-H 2B	0-0 F8		4	0	1	1	0	3	2											
Greg Luzinski, R OBP: 0.292, SLG: 0.429 Rudy Law, L OBP: 0.337, SLG: 0.328 (9, PR)	0-0 F3		0-0 2-H HR		0-0 F7		0-3 3-H 2B	4-0 S BB		4	1	1	2	1	1	3											
Ron Kittle, R OBP: 0.298, SLG: 0.530 (1, 7)		1-0 BB HBP	0-0 1-3		0-0 5-3		0-3 K	0-0 F9		4	0	0	0	0	1	3											
Harold Baines, L OBP: 0.339, SLG: 0.393 (1, 8)		0-0 F8		0-0 F9		4-0 S BB	4-0 IBB	4-0 IBB		2	0	0	0	3	0	1											
Marc Hill, R OBP: 0.282, SLG: 0.311 Jerry Hairston, S OBP: 0.393, SLG: 0.490 Carlton Fisk, R OBP: 0.322, SLG: 0.453 (7, PH) (7, 2)		0-0 F9		0-3 K		0-0 F9	0-0 1-3	0-0 F8		3	0	0	0	0	1	2											
Vance Law, R OBP: 0.305, SLG: 0.374 (1, 5)		4-0 1-2 BB		0-0 FC4-6 1B		0-3 K		0-0 F4		3	0	1	0	1	1	1											
Jerry Dybzinski, R OBP: 0.294, SLG: 0.297 (1, 6)		0-0 F8		0-0 FC4-6 1-2		0-0 1B 2B		0-0 F8		4	1	1	0	0	0	3											
Inning Stats	R: 0 E: 0 K: 2 S: 7	H: 0 LOB: 1 BB: 1 P: 11	R: 0 E: 0 K: 0 S: 3	H: 0 LOB: 2 BB: 1 P: 8	R: 2 E: 0 K: 1 S: 7	H: 2 LOB: 0 BB: 0 P: 7	R: 0 E: 0 K: 1 S: 6	H: 1 LOB: 1 BB: 0 P: 6	R: 1 E: 0 K: 1 S: 6	H: 1 LOB: 0 BB: 0 P: 6	R: 0 E: 0 K: 1 S: 5	H: 0 LOB: 1 BB: 1 P: 9	R: 2 E: 0 K: 2 S: 11	H: 4 LOB: 3 BB: 1 P: 15	R: 0 E: 0 K: 0 S: 3	H: 0 LOB: 1 BB: 2 P: 7		R: 0 E: 0 K: 0 S: 3	H: 0 LOB: 2 BB: 2 P: 11	1B: 5 2B: 2 3B: 0 HR: 1	SF: 1 SAC: 0 DP: 0 HBP: 1	WP: 1 PB: 0 SB: 5 CS: 0	PA: 43				
PITCHER	IP	WLS	BF	H	R	ER	SO	BB	IBB	HBP	BLK	WP	HR	S	P	ERA	WHIP										
Matt Young, L ERA: 2.86 (1, 1)	6.0	L	27	5	4	3	6	3	0	1	0	1	1	35	48	4.50	1.333										
Mike Stanton, R ERA: 4.57 (7, 1)	2.0		11	3	1	1	2	1	1	0	0	0	0	13	21	4.50	2.000										
Bill Caudill, R ERA: 3.57 (9, 1)	1.0		5	0	0	0	0	1	1	0	0	0	0	3	11	0.00	1.000										

Batter	1	2	3	4	5	6	7	8	9	AB	R	H	RBI	BB	SO	LOB	BOTTOM										
Spike Owen, S OBP: 0.417, SLG: 0.571 (1, 6)	0-0 S 2B 1B		0-3 K		0-0 F7		0-3 K			4	1	1	0	0	2	3	Chicago White Sox @ Seattle Mariners The Kingdome, Seattle, WA Wed Jun 29 1983, 6:33 AM EDT Att: 7,342 - Dome										
Tony Bemazzard, S OBP: 0.327, SLG: 0.375 (1, 4)	0-0 F3 1-2		0-0 1B		0-0 F7		4-0 BB	0-0 L7		3	0	1	0	1	0	1											
Pat Putnam, L OBP: 0.292, SLG: 0.379 (1, 3)	0-0 2-H 2B		0-0 F9		0-3 K		0-3 K	0-0 G3		4	0	1	1	0	1	2											
Richie Zisk, R OBP: 0.296, SLG: 0.398 Domingo Ramos, R OBP: 0.326, SLG: 0.397 (8, PR)	0-0 L8		0-3 K		0-0 2-H HR		4-0 BB	4-0 BB		3	1	1	2	1	1	1											
Steve Henderson, R OBP: 0.366, SLG: 0.409 (1, 7)	0-3 K		0-0 5-3		0-3 K		0-0 F9			4	0	0	0	0	2	2											
Al Cowens, R OBP: 0.241, SLG: 0.268 (1, 9)		0-0 4-3		0-0 6-3		0-0 4-3		0-0 G3		4	0	0	0	0	0	0											
Jamie Allen, R OBP: 0.347, SLG: 0.368 (1, 5)		0-0 4-3		0-3 K		0-3 K		0-0 G3 1B		4	0	1	0	0	2	0											
Dave Henderson, R OBP: 0.306, SLG: 0.385 Ricky Nelson, L OBP: 0.336, SLG: 0.440 (9, PH)		0-0 E5 1B		0-0 F6		0-0 F7		0-0 G3		3	0	0	0	0	0	0											
Orlando Mercado, R OBP: 0.259, SLG: 0.341 Manny Castillo, S OBP: 0.229, SLG: 0.279 (9, PH)		0-0 1-2 1B		0-3 K		0-0 1B		0-0 F8		3	0	2	0	0	1	0											
Inning Stats	R: 1 E: 0 K: 1 S: 7	H: 2 LOB: 1 BB: 0 P: 7	R: 0 E: 1 K: 1 S: 7	H: 1 LOB: 2 BB: 0 P: 7	R: 0 E: 0 K: 1 S: 5	H: 0 LOB: 0 BB: 0 P: 5	R: 0 E: 0 K: 1 S: 5	H: 0 LOB: 0 BB: 0 P: 5	R: 0 E: 0 K: 2 S: 8	H: 1 LOB: 1 BB: 1 P: 12	R: 0 E: 0 K: 2 S: 8	H: 1 LOB: 1 BB: 0 P: 8	R: 0 E: 0 K: 0 S: 3	H: 0 LOB: 1 BB: 1 P: 7	R: 0 E: 0 K: 0 S: 4	H: 1 LOB: 1 BB: 0 P: 4		1B: 5 2B: 1 3B: 0 HR: 1	SF: 0 SAC: 0 DP: 0 HBP: 0	WP: 0 PB: 0 SB: 2 CS: 1	PA: 36						
PITCHER	IP	WLS	BF	H	R	ER	SO	BB	IBB	HBP	BLK	WP	HR	S	P	ERA	WHIP										
Britt Burns, L ERA: 3.89 (1, 1)	8.1	W	34	7	3	3	9	2	0	0	0	0	0	50	58	3.24	1.080										
Salome Barojas, R ERA: 2.94 (9, 1)	0.2	S	2	0	0	0	0	0	0	0	0	0	0	2	2	0.00	0.000										

Batter	1	2	3	4	5	6	7	8	9	AB	R	H	RBI	BB	SO	LOB	TOP										
Spike Owen, S OBP: 0.414, SLG: 0.560 (1, 6)	SH2 2B	F8		F9 1B BB	6-3		F7			4	2	1	0	1	0	3											
Tony Bernazard, S OBP: 0.326, SLG: 0.371 (1, 4)	SH2		F7	1B 2B BB	K			6-3		3	1	0	0	1	1	0											
Ricky Nelson, L OBP: 0.339, SLG: 0.463 (1, 9)			1B	3B	F9		1-3		4-3	5	1	2	1	0	0	2											
Richie Zisk, R OBP: 0.301, SLG: 0.402 (1, 10)	5-3		1B	1B	2B 1B		5-3		5-3	3	2	2	2	0	0	1											
Jim Malar, R OBP: 0.287, SLG: 0.275 (6, PH)			3H 1B	3H 1B						2	0	0	0	0	0	0											
Pat Putnam, L OBP: 0.290, SLG: 0.380 (1, 3)	4-3		4-3	1B	F9				4-3	5	1	1	1	0	0	2											
Steve Henderson, R OBP: 0.369, SLG: 0.409 (1, 7)		1B SF8 BB	1B	1B	1-3			5-3		2	2	1	1	1	0	2											
John Moses, S OBP: 0.229, SLG: 0.100 (4, 7)			2H 1B						5-3	2	0	0	0	0	0	0											
Jamie Allen, R OBP: 0.354, SLG: 0.375 (1, 5)			1B	HR	1B			E6 BB	K	5	1	3	3	0	1	0											
Dave Henderson, R OBP: 0.306, SLG: 0.396 (1, 8)		SF8	HR		K			F9		3	1	1	3	0	1	2											
Orlando Mercado, R OBP: 0.259, SLG: 0.333 (1, 2)	K		4-3		F7					3	0	0	0	1	1	1											
Inning Stats	R: 1 E: 0 K: 0 S: 5	H: 2 LOB: 1 BB: 0 P: 5	R: 1 E: 0 K: 1 S: 6	H: 1 LOB: 1 BB: 1 P: 10	R: 5 E: 0 K: 0 S: 8	H: 5 LOB: 0 BB: 0 P: 8	R: 4 E: 0 K: 1 S: 8	H: 3 LOB: 1 BB: 2 P: 16	R: 0 E: 0 K: 1 S: 5	H: 0 LOB: 0 BB: 0 P: 5	R: 0 E: 0 K: 0 S: 3	H: 0 LOB: 0 BB: 0 P: 3	R: 0 E: 1 K: 0 S: 4	H: 0 LOB: 2 BB: 1 P: 8	R: 0 E: 0 K: 0 S: 3	H: 0 LOB: 0 BB: 0 P: 5	R: 0 E: 0 K: 1 S: 5	H: 0 LOB: 0 BB: 0 P: 5	1B: 6 2B: 3 3B: 1 HR: 1	SF: 1 SAC: 1 DP: 0 HBP: 0	WP: 0 PB: 0 SB: 1 CS: 0	PA: 43					
PITCHER	IP	WLS	BF	H	R	ER	SO	BB	IBB	HBP	BLK	WP	HR	S	P	ERA	WHIP										
Jim Gott, R ERA: 4.6 (1, 1)	2.2	L	16	7	6	6	1	1	0	0	0	0	0	17	21	20.25	3.000										
Mike Morgan, R ERA: 5.4 (3, 1)	0.1		4	1	3	3	0	2	0	0	0	0	1	2	10	81.00	9.000										
Dave Geisel, L ERA: 5.66 (4, 1)	6.0		23	3	2	2	3	1	0	0	0	0	0	28	32	3.00	0.667										

Seattle Mariners @ Toronto Blue Jays
Exhibition Stadium, Toronto, ON
Fri Jul 01 1983, 3:33 AM EDT
Att: 36,572 - Unknown

AB 37
R 11
H 11
RBI 11
BB 4
SO 4
LOB 13



Batter	1	2	3	4	5	6	7	8	9	AB	R	H	RBI	BB	SO	LOB	BOTTOM										
Damaso Garcia, R OBP: 0.306, SLG: 0.361 (1, 4)	6-3	L1			1B 1B	F7			6-3	5	1	1	0	0	0	4											
Rance Mulliniks, L OBP: 0.385, SLG: 0.488 (1, 5)	FC1-6 2B		G3		F4		K		4-3	5	0	1	0	0	1	1											
Willie Upshaw, L OBP: 0.371, SLG: 0.536 (1, 3)	FC1-6		F7		1B		G3			5	0	2	0	0	0	1											
Jorge Orta, L OBP: 0.333, SLG: 0.451 (1, 10)	1-3		F7		1B				1-3	5	0	2	1	0	0	2											
Lloyd Moseby, L OBP: 0.354, SLG: 0.489 (1, 8)		4-3			F8		K		4-3	4	0	0	0	0	1	3											
Ernie Whitt, L OBP: 0.353, SLG: 0.464 (1, 2)									F2	3	1	1	0	0	0	0											
Buck Martinez, R OBP: 0.369, SLG: 0.500 (7, 2)	3-1 1B	2B			E4 FC4-6		F9			1	0	0	0	0	0	0											
Hosken Powell, L OBP: 0.213, SLG: 0.205 (1, 9)		3-1			FC4-6		BB		3-1	4	0	1	0	0	0	2											
Dave Collins, S OBP: 0.294, SLG: 0.254 (1, 7)		1B			K					2	0	1	0	2	1	1											
Alfredo Griffin, S OBP: 0.270, SLG: 0.354 (1, 6)					1B		F7		F6	4	0	1	1	0	0	3											
Inning Stats	R: 0 E: 0 K: 0 S: 4	H: 1 LOB: 2 BB: 1 P: 4	R: 0 E: 0 K: 0 S: 5	H: 2 LOB: 2 BB: 1 P: 9	R: 0 E: 0 K: 1 S: 6	H: 0 LOB: 0 BB: 0 P: 3	R: 0 E: 1 K: 1 S: 6	H: 0 LOB: 1 BB: 0 P: 6	R: 1 E: 0 K: 1 S: 8	H: 3 LOB: 2 BB: 0 P: 8	R: 0 E: 0 K: 0 S: 4	H: 1 LOB: 2 BB: 1 P: 8	R: 0 E: 0 K: 1 S: 6	H: 1 LOB: 1 BB: 0 P: 6	R: 0 E: 0 K: 0 S: 4	H: 1 LOB: 1 BB: 0 P: 4	R: 0 E: 0 K: 0 S: 4	H: 1 LOB: 1 BB: 0 P: 4	1B: 7 2B: 3 3B: 0 HR: 0	SF: 0 SAC: 0 DP: 0 HBP: 0	WP: 0 PB: 0 SB: 0 CS: 0	PA: 40					
PITCHER	IP	WLS	BF	H	R	ER	SO	BB	IBB	HBP	BLK	WP	HR	S	P	ERA	WHIP										
Jim Beattie, R ERA: 4.12 (1, 1)	9.0	W	40	10	2	2	3	2	0	0	0	0	0	44	52	2.00	1.333										

Seattle Mariners @ Toronto Blue Jays
Exhibition Stadium, Toronto, ON
Fri Jul 01 1983, 3:33 AM EDT
Att: 36,572 - Unknown

AB 38
R 2
H 10
RBI 2
BB 2
SO 3
LOB 17



Batter	1	2	3	4	5	6	7	8	9	AB	R	H	RBI	BB	SO	LOB	TOP										
Spike Owen, S OBP: 0.412, SLG: 0.500 (1, 6)	0-0 4-3	4-0 2B BB		4-0 2B BB		0-0 1-3		0-0 F7		3	1	0	0	2	0	0											
Tony Bernazard, S OBP: 0.330, SLG: 0.386 (1, 4)	0-0 PB SF9	0-0 F8		0-0 E8 2B		0-0		0-0 F7		5	1	3	0	0	0	2											
Ricky Nelson, L OBP: 0.341, SLG: 0.464 (1, 9)	4-0 PB 2B BB	0-0 1-H 2-H 2B		0-0 F8		0-0 F3			0-3 K	4	2	1	2	1	1	2											
Richie Zisk, R OBP: 0.305, SLG: 0.417 Manny Castillo, S OBP: 0.235, SLG: 0.279 (7, PR)	0-0 SF9	0-0		0-0 F9				0-0 G4-3 BB		3	0	2	2	0	0	0											
Pat Putnam, L OBP: 0.292, SLG: 0.385 (1, 3)	0-0 2-H 2B	0-0 1-3		0-0 1B		0-0 1B		0-0 F6		5	0	2	1	0	0	3											
Jamie Allen, R OBP: 0.357, SLG: 0.374 (1, 5)	0-0 5-3			0-0 F8		0-0 1-2 1B		4-0 BB		3	0	1	0	1	0	1											
Dave Henderson, R OBP: 0.305, SLG: 0.405 (1, 8)		0-0 HR		0-0 4-3		0-0 F3		0-3 K		4	1	1	1	0	1	4											
John Moses, S OBP: 0.231, SLG: 0.118 (1, 7)		0-0 S 2B 1B		0-0 F7		0-0 F4		0-3 K		4	1	1	0	0	1	4											
Orlando Mercado, R OBP: 0.252, SLG: 0.323 (1, 2)		0-3 K		0-0 F8		0-0 F2		0-0 5-3		4	0	0	0	0	1	1											
Inning Stats	R: 2 E: 0 K: 0 S: 5	H: 2 LOB: 1 BB: 1 P: 9	R: 4 E: 0 K: 1 S: 9	H: 4 LOB: 1 BB: 1 P: 13	R: 0 E: 0 K: 0 S: 3	H: 0 LOB: 0 BB: 0 P: 3	R: 0 E: 1 K: 0 S: 3	H: 1 LOB: 1 BB: 1 P: 7	R: 0 E: 0 K: 0 S: 5	H: 2 LOB: 0 BB: 0 P: 5	R: 0 E: 0 K: 0 S: 4	H: 1 LOB: 2 BB: 0 P: 4	R: 0 E: 0 K: 2 S: 8	H: 1 LOB: 1 BB: 1 P: 12	R: 0 E: 0 K: 0 S: 3	H: 0 LOB: 0 BB: 0 P: 3	R: 0 E: 0 K: 1 S: 4	H: 0 LOB: 0 BB: 1 P: 8	1B: 3 2B: 7 3B: 0 HR: 1	SF: 1 SAC: 0 DP: 1 HBP: 0	WP: 0 PB: 1 SB: 1 CS: 0	PA: 41					
PITCHER	IP	WLS	BF	H	R	ER	SO	BB	IBB	HBP	BLK	WP	HR	S	P	ERA	WHIP										
Jim Acker, R ERA: 4.42 (1, 1)	1.1		10	4	5	5	1	2	0	0	0	0	1	10	18	33.75	4.500										
Doyle Alexander, R ERA: 5.73 (2, 1)	4.2		20	6	1	1	0	1	0	0	0	0	0	19	23	1.93	1.500										
Roy Lee Jackson, R ERA: 4.19 (7, 1)	3.0	W	11	1	0	0	3	2	0	0	0	0	0	15	23	0.00	1.000										

Seattle Mariners @ Toronto Blue Jays
Exhibition Stadium, Toronto, ON
Sat Jul 02 1983, 3:33 AM EDT
Att: 21,783 - Unknown

AB 35
R 6
H 11
RBI 6
BB 5
SO 4
LOB 17



Batter	1	2	3	4	5	6	7	8	9	AB	R	H	RBI	BB	SO	LOB	BOTTOM										
Damaso Garcia, R OBP: 0.307, SLG: 0.363 (1, 4)	4-0 1B BB		0-0 2B 2B	0-0 FC6-4		0-0 6-3		0-0 F9		4	1	1	1	1	0	3											
Rance Mulliniks, L OBP: 0.386, SLG: 0.488 Garth Iorg, R OBP: 0.301, SLG: 0.319 (5, PH)	0-0 L3 1B		0-0 F6		0-0 BB 1B 7-5 1B		0-0 F9		0-0 F4		2	0	1	0	0	1											
Willie Upshaw, L OBP: 0.372, SLG: 0.537 (1, 3)	0-0 L3		0-0	0-0	0-0 2B 1B		0-3 K		0-0 F8		5	1	2	1	0	2											
Cliff Johnson, R OBP: 0.405, SLG: 0.579 (1, 10)	0-0 5-3		0-0 F7		4-0 2B BB		0-0 4-3 SH1-3 1B		0-0 6-3		4	1	1	0	1	2											
Lloyd Moseby, L OBP: 0.352, SLG: 0.485 (1, 8)		0-0 4-3	0-0 4-3		0-0 7-5		0-0 SH1-3		0-0 S 1B		4	1	1	0	0	4											
Jorge Orta, L OBP: 0.345, SLG: 0.462 Barry Bonnell, R OBP: 0.362, SLG: 0.453 (5, PH)	0-0 4-3 WP 1B		0-0	0-0 FC5-4 BB 1B	0-0 1-H 2-H 2B 2B		0-0 4-3		0-0 1B		2	0	2	0	0	0											
Ernie Whitt, L OBP: 0.354, SLG: 0.461 Buck Martinez, R OBP: 0.372, SLG: 0.510 (5, PH)	0-0 4-3		0-0 4-3	0-0 FC5-4 BB	0-0 E 1B 2B		0-0 L6				1	0	0	0	1	0											
Dave Collins, S OBP: 0.293, SLG: 0.254 (1, 7)	0-0 6-3		0-0	0-3 K	0-0 E1 1B		0-0 1B				4	0	1	0	0	1											
Alfredo Griffin, S OBP: 0.273, SLG: 0.364 (1, 6)			0-0 2B 3B	0-0 FC5-4 FC6-4	0-0 1-3 1B		0-0 F1				4	1	2	1	0	3											
Inning Stats	R: 0 E: 0 K: 0 S: 3	H: 1 LOB: 1 BB: 1 P: 7	R: 0 E: 0 K: 0 S: 4	H: 1 LOB: 1 BB: 0 P: 4	R: 2 E: 0 K: 0 S: 6	H: 3 LOB: 1 BB: 0 P: 6	R: 0 E: 0 K: 1 S: 6	H: 1 LOB: 2 BB: 1 P: 10	R: 4 E: 1 K: 0 S: 7	H: 5 LOB: 2 BB: 1 P: 11	R: 0 E: 0 K: 1 S: 5	H: 0 LOB: 0 BB: 0 P: 5	R: 0 E: 0 K: 0 S: 4	H: 1 LOB: 1 BB: 0 P: 4	R: 0 E: 0 K: 0 S: 4	H: 1 LOB: 1 BB: 0 P: 4	R: 1 E: 0 K: 0 S: 4	H: 2 LOB: 1 BB: 0 P: 4	1B: 10 2B: 6 3B: 1 HR: 0	SF: 0 SAC: 1 DP: 2 HBP: 0	WP: 1 PB: 0 SB: 1 CS: 0	PA: 42					
PITCHER	IP	WLS	BF	H	R	ER	SO	BB	IBB	HBP	BLK	WP	HR	S	P	ERA	WHIP										
Mike Moore, R ERA: 7.11 (1, 1)	3.0		16	6	2	2	0	2	0	0	0	0	0	14	22	6.00	2.667										
Bryan Clark, L ERA: 3.44 (4, 1)	5.1		23	7	4	3	2	1	0	0	0	0	0	26	30	5.06	1.500										
Bill Caudill, R ERA: 3.74 (9, 1)	0.1	L	3	2	1	1	0	0	0	0	0	0	0	3	3	27.00	6.000										

Seattle Mariners @ Toronto Blue Jays
Exhibition Stadium, Toronto, ON
Sat Jul 02 1983, 3:33 AM EDT
Att: 21,783 - Unknown

AB 38
R 7
H 15
RBI 7
BB 3
SO 2
LOB 23



Batter	1	2	3	4	5	6	7	8	9	AB	R	H	RBI	BB	SO	LOB	TOP					
Spike Owen, S OBP: 0.398, SLG: 0.438 (1, 6)	F9			4-3		4-3		K		4	0	0	0	0	1	0						
Tony Bernazard, S OBP: 0.329, SLG: 0.388 (1, 4)	L4			G3				F9		4	0	1	0	0	0	0						
Ricky Nelson, L OBP: 0.338, SLG: 0.481 (1, 9)	5-3			F6		F6			HR	4	1	1	1	0	0	1						
Richie Zisk, R OBP: 0.304, SLG: 0.410 (1, 10)		K			HR			4-3		3	1	0	0	1	1	0						
Pat Putnam, L OBP: 0.295, SLG: 0.403 (1, 3)		4-3			HR			K		4	2	2	2	0	1	0						
Jamie Allen, R OBP: 0.354, SLG: 0.367 (1, 5)		K			F5			5-3		3	0	0	0	1	1	1						
Dave Henderson, R OBP: 0.301, SLG: 0.399 (1, 8)			K		K			E6		4	0	0	0	0	2	1						
John Moses, S OBP: 0.214, SLG: 0.108 (1, 7)			4-3		K			4-3		3	0	0	0	0	1	1						
Rick Sweet, S OBP: 0.246, SLG: 0.248 (1, 2)			6-3			4-3		3-1		3	0	0	0	0	0	0						
Inning Stats	R: 0 E: 0 K: 0 S: 3	H: 0 LOB: 0 BB: 0 P: 3	R: 0 E: 0 K: 2 S: 7	H: 0 LOB: 0 BB: 0 P: 7	R: 0 E: 0 K: 1 S: 5	H: 0 LOB: 0 BB: 0 P: 5	R: 0 E: 0 K: 0 S: 3	H: 0 LOB: 0 BB: 0 P: 3	R: 2 E: 0 K: 2 S: 8	H: 1 LOB: 0 BB: 1 P: 12	R: 0 E: 0 K: 0 S: 4	H: 1 LOB: 1 BB: 0 P: 4	R: 1 E: 1 K: 0 S: 5	H: 1 LOB: 1 BB: 0 P: 5	R: 0 E: 0 K: 1 S: 5	H: 0 LOB: 0 BB: 1 P: 5	R: 1 E: 0 K: 1 S: 6	H: 1 LOB: 1 BB: 1 P: 10	1B: 0 2B: 2 3B: 0 HR: 2	SF: 0 SAC: 0 DP: 0 HBP: 0	WP: 0 PB: 0 SB: 0 CS: 0	PA: 34
PITCHER Dave Stieb, R ERA: 2.54 (1, 1)	IP: 9.0 WLS: L BF: 34 H: 4 R: 4 ER: 3 SO: 7	BB: 2 IBB: 0 HBP: 0 BLK: 0	WP: 0 HR: 2 S: 46 P: 54	ERA: 3.00 WHIP: 0.667																		

Seattle Mariners @ Toronto Blue Jays
Exhibition Stadium, Toronto, ON
Sun Jul 03 1983, 3:33 AM EDT
Att: 32,161 - Unknown

AB 32
R 4
H 4
RBI 3
BB 2
SO 7
LOB 4

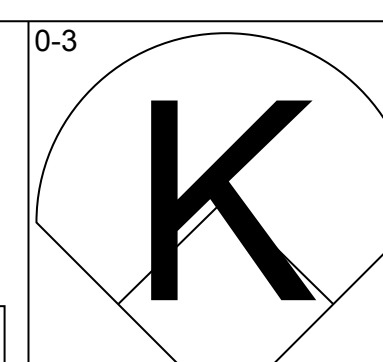
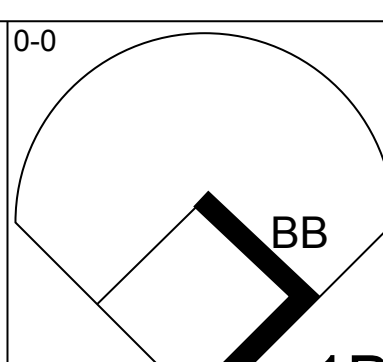
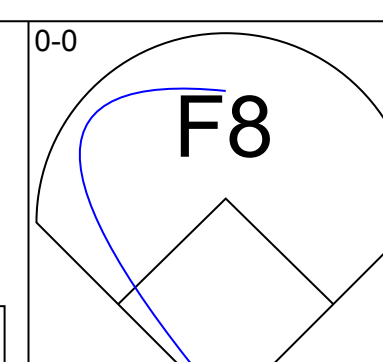
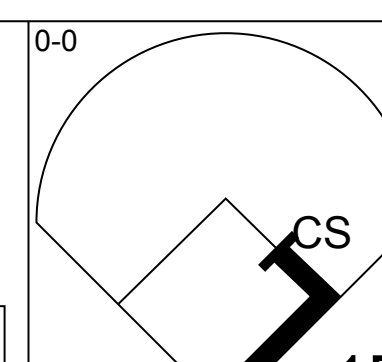
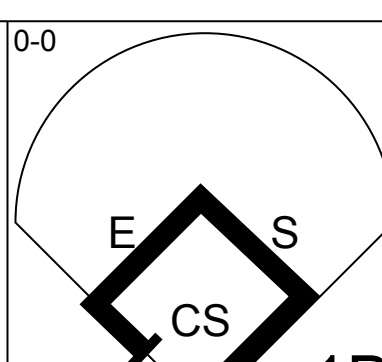
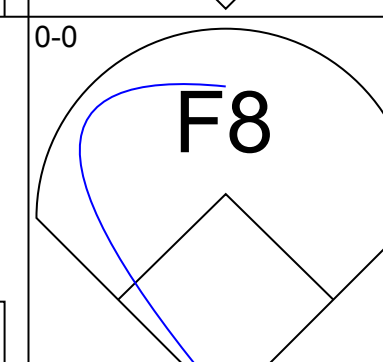
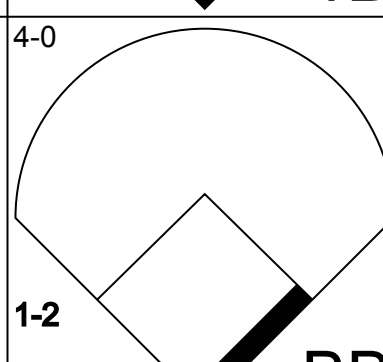
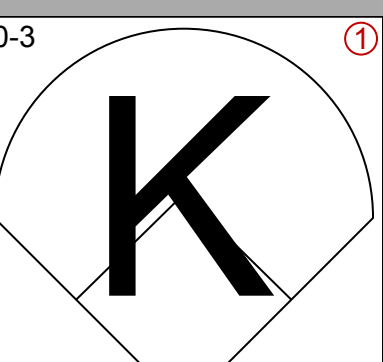
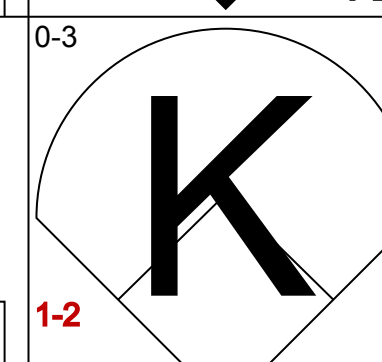
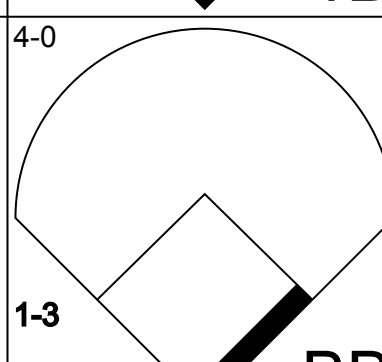
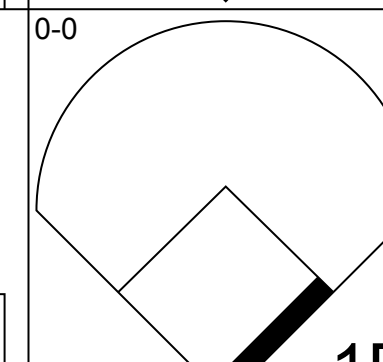
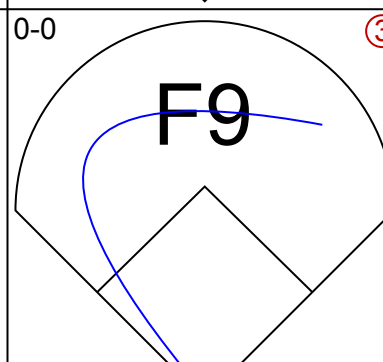
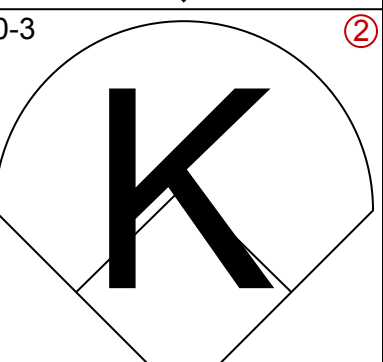
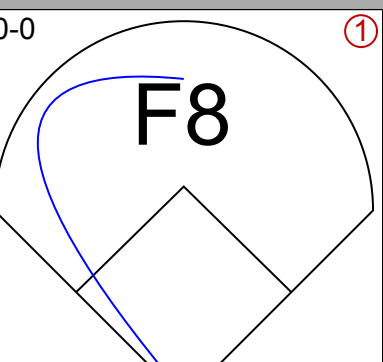
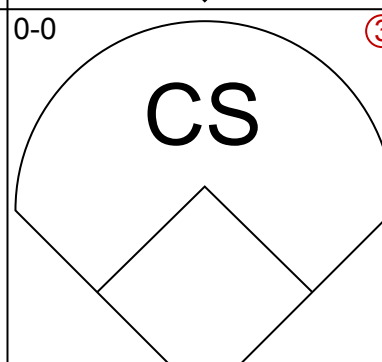
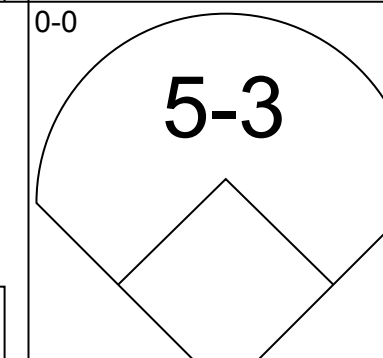
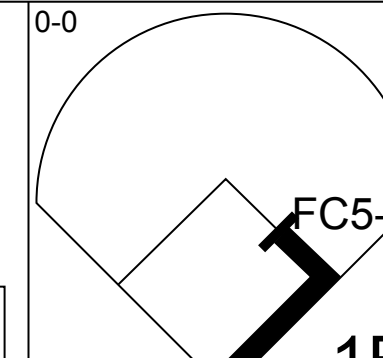
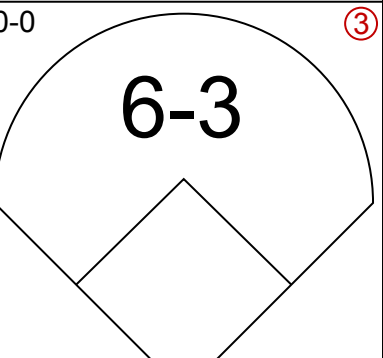
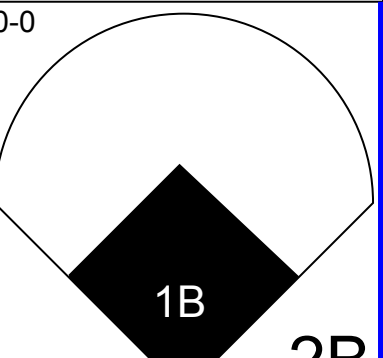
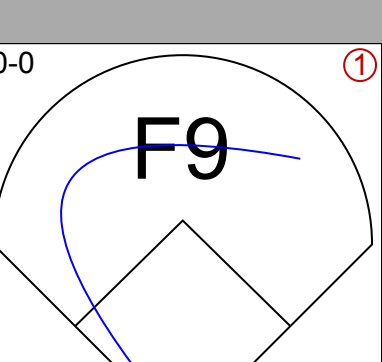
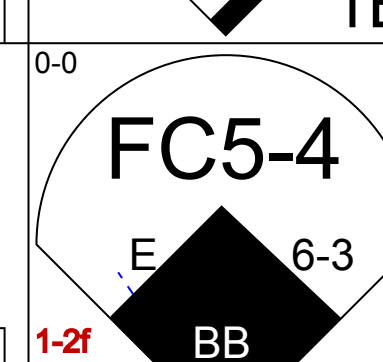
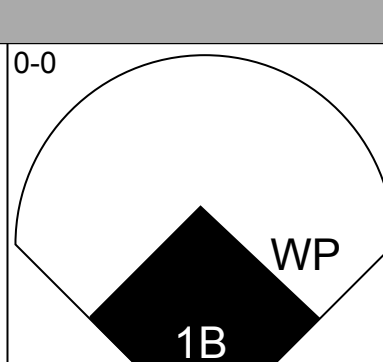
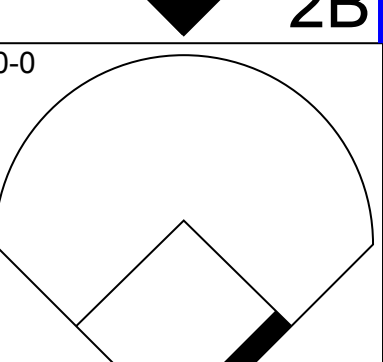
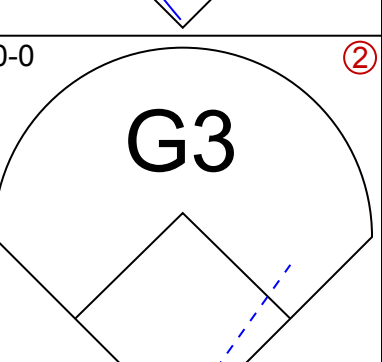
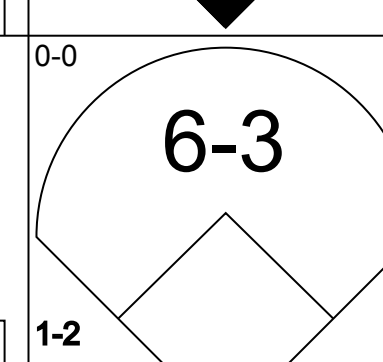
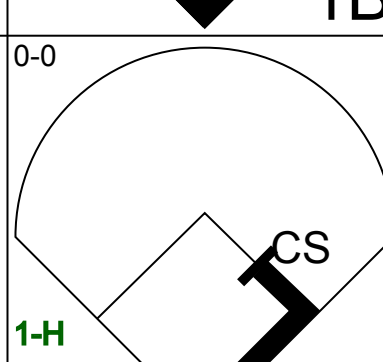
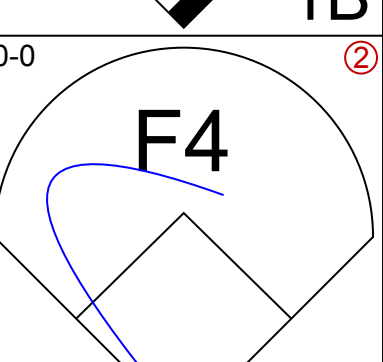
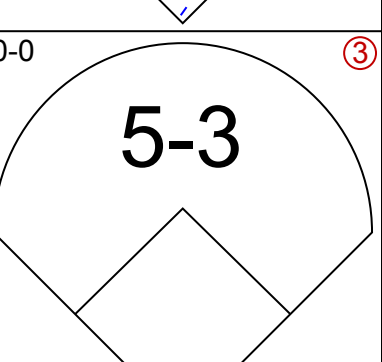
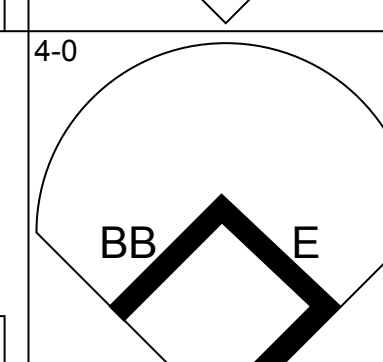
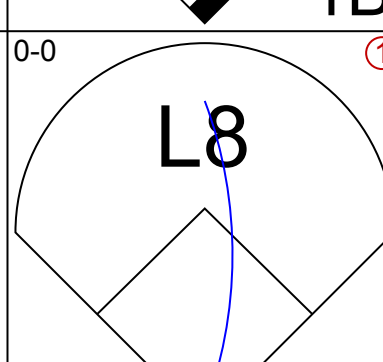
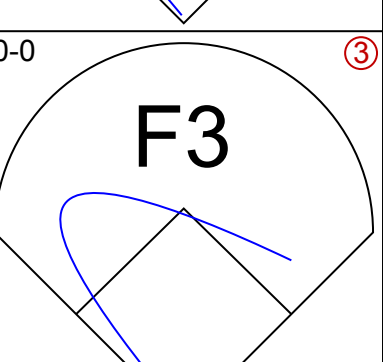
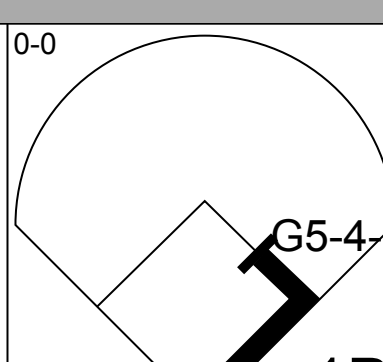
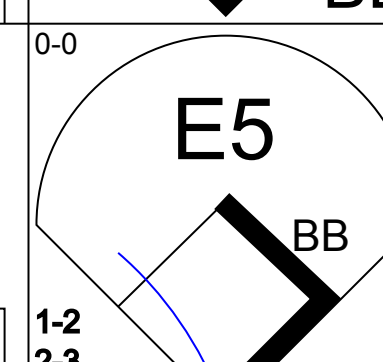
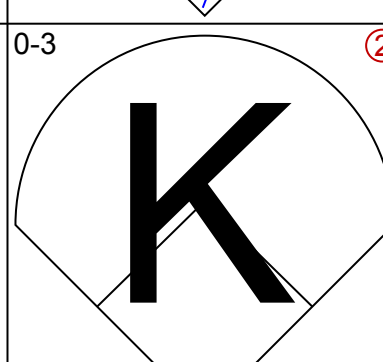
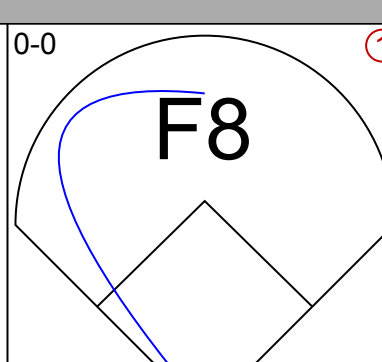
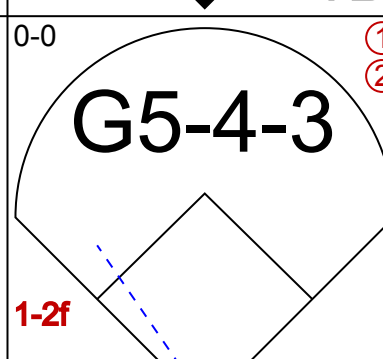
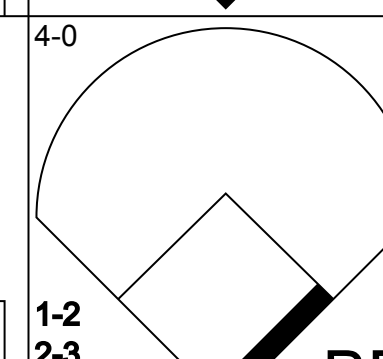
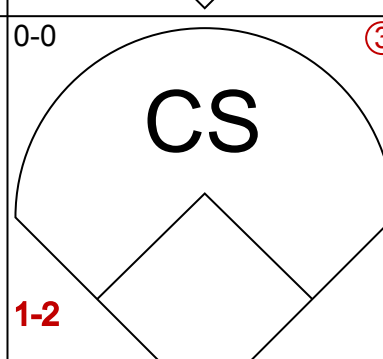
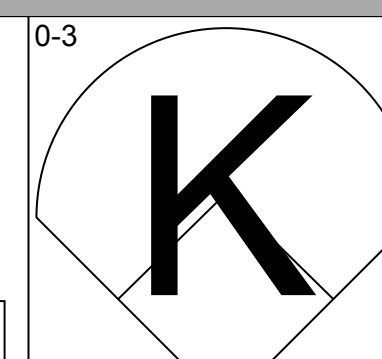
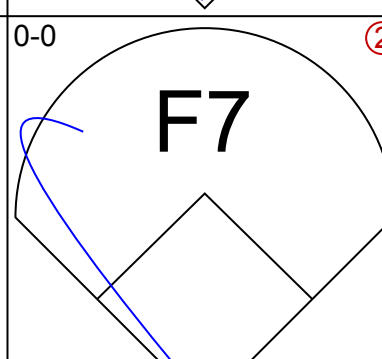


Batter	1	2	3	4	5	6	7	8	9	AB	R	H	RBI	BB	SO	LOB	BOTTOM					
Damaso Garcia, R OBP: 0.310, SLG: 0.365 (1, 4)	6-3					4-3		F9		4	0	2	0	0	0	1						
Rance Mulliniks, L OBP: 0.383, SLG: 0.482 (1, 5)				1B		3-1		G3-6-3		4	0	1	0	0	0	4						
Willie Upshaw, L OBP: 0.367, SLG: 0.529 (1, 3)		K			G3			4-3		4	0	0	1	0	1	2						
Cliff Johnson, R OBP: 0.398, SLG: 0.567 (1, 10)		F8			1-3			K		4	0	0	0	0	1	2						
Lloyd Moseby, L OBP: 0.347, SLG: 0.477 (1, 8)		4-3			1-3			G3		4	0	0	0	0	0	0						
Ernie Whitt, L OBP: 0.348, SLG: 0.453 (1, 2)		K			F8			3-1		3	0	0	0	0	1	0						
Barry Bonnell, R OBP: 0.361, SLG: 0.451 (1, 9)		6-3			K					3	0	1	0	0	1	0						
Dave Collins, S OBP: 0.289, SLG: 0.250 (1, 7)			K		K			G3		3	0	0	0	0	2	1						
Alfredo Griffin, S OBP: 0.278, SLG: 0.365 (1, 6)			G3			3-1		G3-6-3		2	1	1	0	0	0	0						
Inning Stats	R: 0 E: 0 K: 1 S: 6	H: 1 LOB: 1 BB: 0 P: 6	R: 0 E: 0 K: 1 S: 5	H: 0 LOB: 0 BB: 0 P: 5	R: 0 E: 0 K: 1 S: 6	H: 1 LOB: 1 BB: 0 P: 6	R: 0 E: 0 K: 0 S: 3	H: 0 LOB: 0 BB: 0 P: 3	R: 0 E: 0 K: 2 S: 7	H: 0 LOB: 0 BB: 0 P: 7	R: 1 E: 0 K: 1 S: 7	H: 2 LOB: 1 BB: 0 P: 7	R: 0 E: 0 K: 0 S: 4	H: 1 LOB: 1 BB: 0 P: 4	R: 0 E: 0 K: 0 S: 2	H: 0 LOB: 0 BB: 0 P: 3	R: 0 E: 0 K: 1 S: 3	H: 0 LOB: 0 BB: 0 P: 3	1B: 5 2B: 0 3B: 0 HR: 0	SF: 0 SAC: 0 DP: 1 HBP: 1	WP: 0 PB: 0 SB: 0 CS: 0	PA: 32
PITCHER Glenn Abbott, R ERA: 2.48 (1, 1)	IP: 9.0 WLS: W BF: 32 H: 5 R: 1 ER: 1 SO: 6	BB: 0 IBB: 0 HBP: 1 BLK: 0	WP: 0 HR: 0 S: 43 P: 44	ERA: 1.00 WHIP: 0.556																		

Seattle Mariners @ Toronto Blue Jays
Exhibition Stadium, Toronto, ON
Sun Jul 03 1983, 3:33 AM EDT
Att: 32,161 - Unknown

AB 31
R 1
H 5
RBI 1
BB 0
SO 6
LOB 10

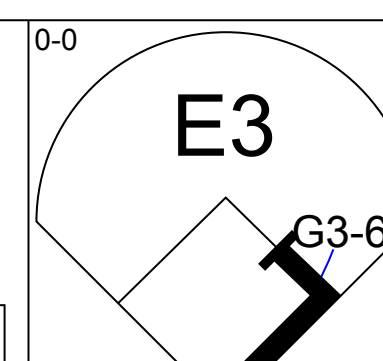
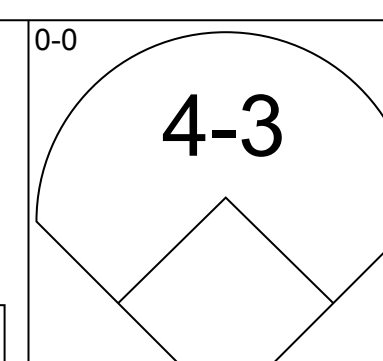
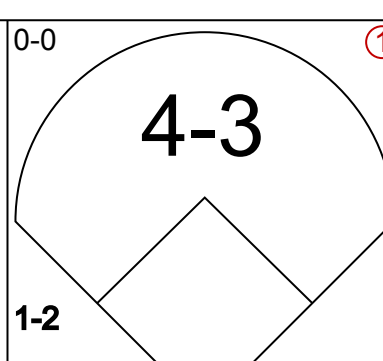
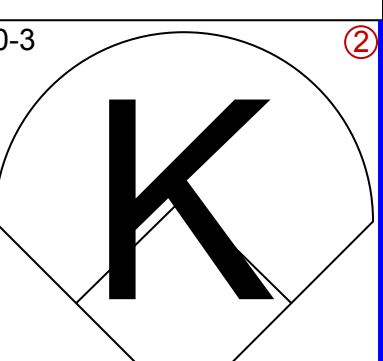
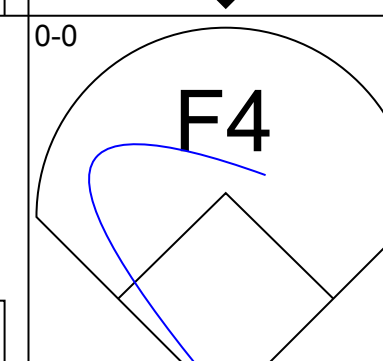
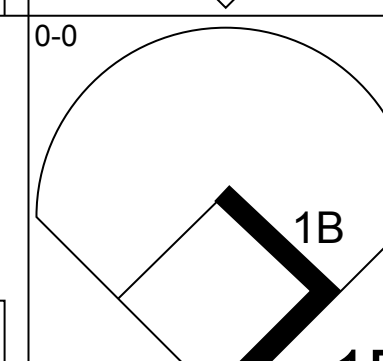
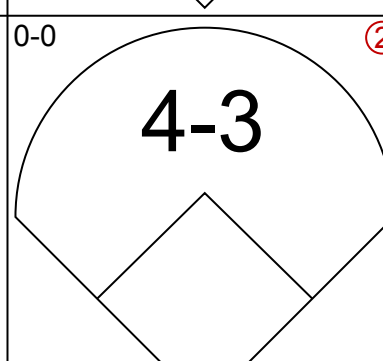
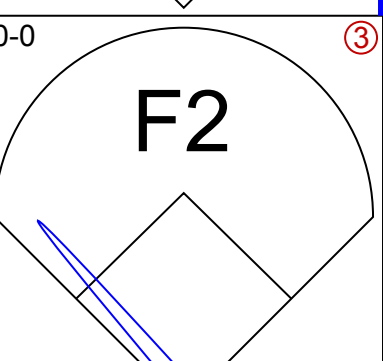
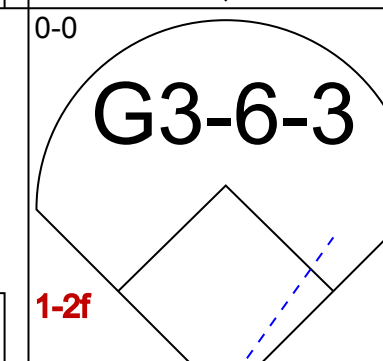
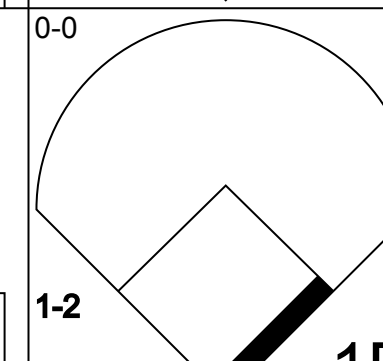
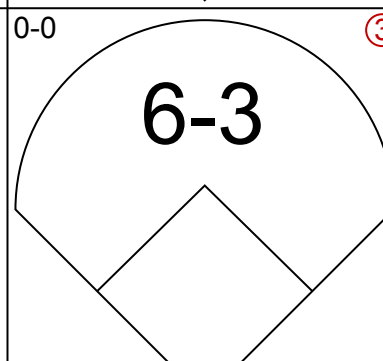
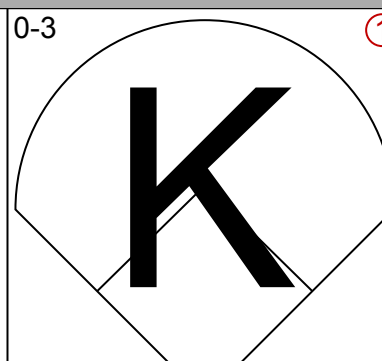
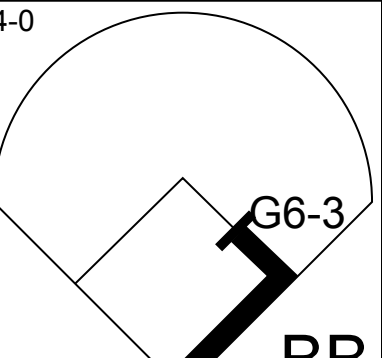
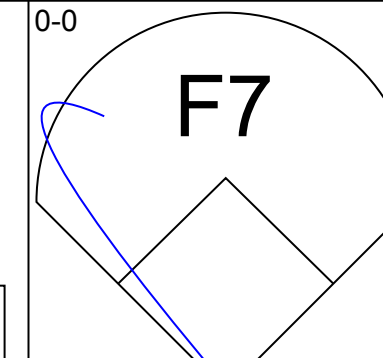


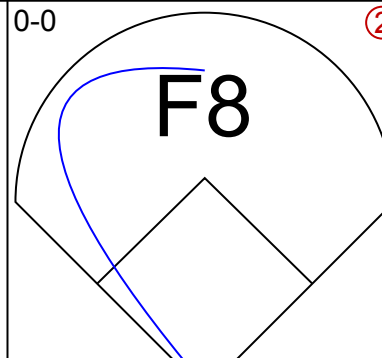
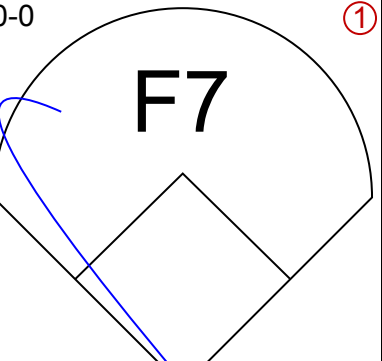
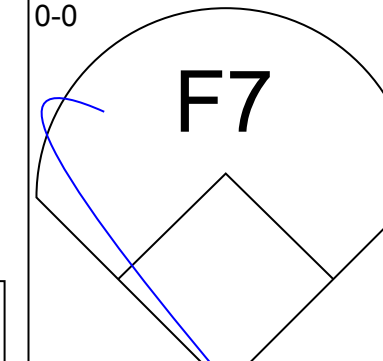


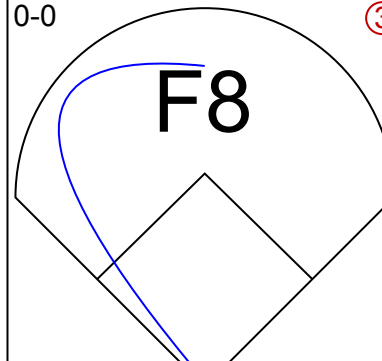
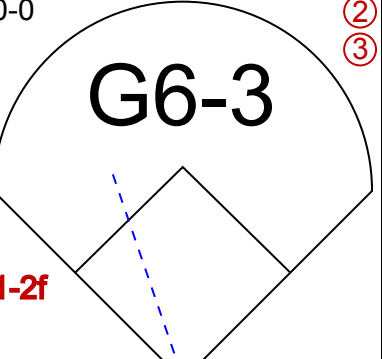


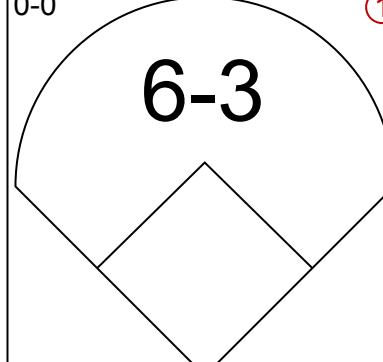
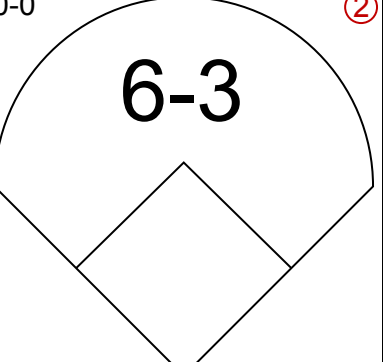
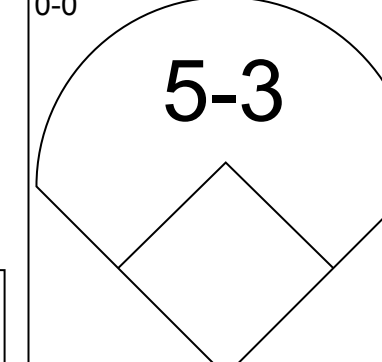
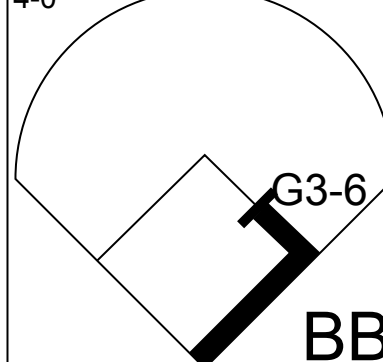
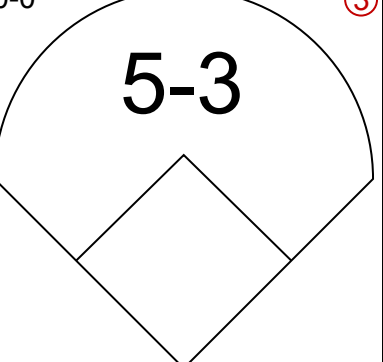
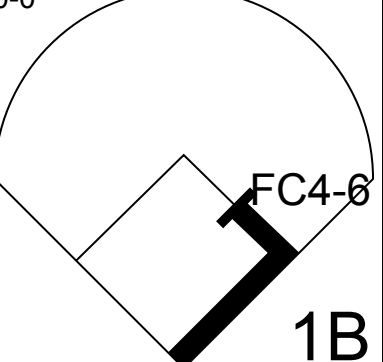
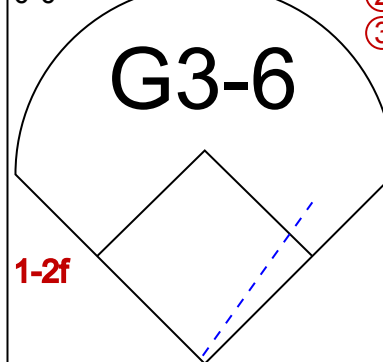

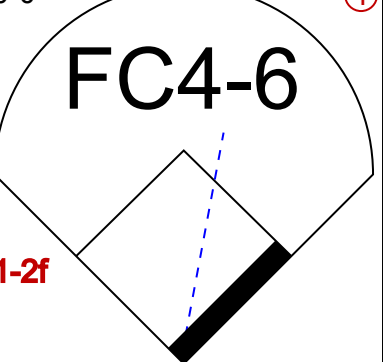


Batter	1	2	3	4	5	6	7	8	9	AB	R	H	RBI	BB	SO	LOB	TOP					
Spike Owen, S (1, 6) OBP: 0.395, SLG: 0.459			 1B				 1B		 1B	5	0	3	0	0	1	3						
Tony Bernazard, S (1, 4) OBP: 0.330, SLG: 0.384			 1-2				 1-2		 1-3	3	0	0	0	2	2	1						
Ricky Nelson, L (1, 7) OBP: 0.336, SLG: 0.474										4	0	1	0	0	1	2						
Richie Zisk, R (1, 10) OBP: 0.308, SLG: 0.417 John Moses, S (8, PR) OBP: 0.214, SLG: 0.108				 1B				 2B		4	0	2	0	0	0	1						
Pat Putnam, L (1, 3) OBP: 0.299, SLG: 0.405				 E BB 1-2		 1B		 2H		4	2	1	0	0	1							
Al Cowens, R (1, 9) OBP: 0.241, SLG: 0.268				 1-2		 1B 1-H				4	0	1	1	0	0	3						
Jamie Allen, R (1, 5) OBP: 0.352, SLG: 0.361				 BB						3	0	0	0	1	0	3						
Dave Henderson, R (1, 8) OBP: 0.300, SLG: 0.397			 1B	 BB 1-2 2-3 3-H						4	0	1	0	0	1	3						
Rick Sweet, S (1, 2) OBP: 0.246, SLG: 0.242			 1-2	 1-2 2-3 3-H		 1-2				3	0	0	1	1	1	1						
Inning Stats	R: 0 E: 0 K: 1 S: 6	H: 1 LOB: 1 BB: 0 P: 6	R: 0 E: 0 K: 0 S: 3	H: 0 LOB: 0 BB: 0 P: 3	R: 0 E: 0 K: 0 S: 4	H: 2 LOB: 2 BB: 1 P: 8	R: 1 E: 1 K: 0 S: 5	H: 1 LOB: 3 BB: 2 P: 13	R: 0 E: 0 K: 2 S: 7	H: 0 LOB: 0 BB: 0 P: 7	R: 1 E: 0 K: 1 S: 6	H: 2 LOB: 1 BB: 0 P: 6	R: 0 E: 0 K: 2 S: 7	H: 1 LOB: 1 BB: 0 P: 7	R: 1 E: 0 K: 0 S: 5	H: 2 LOB: 2 BB: 1 P: 5	R: 0 E: 0 K: 0 S: 3	H: 1 LOB: 1 BB: 1 P: 7	1B: 9 2B: 2 3B: 0 HR: 0	SF: 0 SAC: 0 DP: 2 HBP: 0	WP: 1 PB: 0 SB: 1 CS: 3	PA: 40
PITCHER Storm Davis, R (1, 1) ERA: 3.13	IP: 9.0 WLS: L BF: 38	H: 10 R: 3 ER: 2 SO: 6	BB: 4 IBB: 0 HBP: 0 BLK: 0	WP: 1 HR: 0 S: 46 P: 62	ERA: 2.00 WHIP: 1.556																	

Seattle Mariners @ Baltimore Orioles
Memorial Stadium, Baltimore, MD
Fri Jul 08 1983, 7:05 PM EDT
Att: 17,164 - Unknown

AB 34
R 3
H 10
RBI 3
BB 4
SO 6
LOB 18



Batter	1	2	3	4	5	6	7	8	9	AB	R	H	RBI	BB	SO	LOB	BOTTOM					
Al Bumbry, L (1, 8) OBP: 0.323, SLG: 0.352 John Stefero, L (9, 2) OBP: 0.500, SLG: 0.600	 G3-6-3					 1-2				4	0	0	0	0	1	2						
Rich Dauer, R (1, 4) OBP: 0.272, SLG: 0.276				 1B						4	0	1	0	0	0	3						
Cal Ripken Jr., R (1, 6) OBP: 0.352, SLG: 0.474	 1-2			 1-2						4	0	1	0	0	1	2						
Eddie Murray, S (1, 3) OBP: 0.389, SLG: 0.484		 BB								3	0	0	0	1	0	2						
John Lowenstein, L (1, 7) OBP: 0.366, SLG: 0.475										4	0	0	0	0	0	3						
Ken Singleton, S (1, 10) OBP: 0.392, SLG: 0.484		 1-2								3	0	1	0	0	0	1						
Gary Roenicke, R (1, 9) OBP: 0.320, SLG: 0.494										3	0	0	0	0	0	1						
Todd Cruz, R (1, 5) OBP: 0.233, SLG: 0.339			 BB					 1B		2	0	1	0	1	0	0						
Rick Dempsey, R (1, 2) OBP: 0.327, SLG: 0.316 John Shelby, S (8, PH) OBP: 0.313, SLG: 0.404			 1-2		 BB			 1-2		1	0	0	0	1	0	1						
Inning Stats	R: 0 E: 1 K: 0 S: 3	H: 0 LOB: 0 BB: 0 P: 3	R: 0 E: 0 K: 0 S: 2	H: 0 LOB: 0 BB: 1 P: 6	R: 0 E: 0 K: 0 S: 2	H: 0 LOB: 0 BB: 1 P: 6	R: 0 E: 0 K: 0 S: 5	H: 2 LOB: 2 BB: 0 P: 5	R: 0 E: 0 K: 0 S: 3	H: 0 LOB: 0 BB: 0 P: 3	R: 0 E: 0 K: 0 S: 3	H: 0 LOB: 1 BB: 1 P: 7	R: 0 E: 0 K: 0 S: 4	H: 1 LOB: 1 BB: 0 P: 4	R: 0 E: 0 K: 1 S: 6	H: 1 LOB: 1 BB: 0 P: 6	R: 0 E: 0 K: 1 S: 5	H: 0 LOB: 0 BB: 0 P: 5	1B: 3 2B: 1 3B: 0 HR: 0	SF: 0 SAC: 0 DP: 3 HBP: 0	WP: 0 PB: 0 SB: 0 CS: 0	PA: 32
PITCHER Jim Beattie, R (1, 1) ERA: 3.72	IP: 9.0 WLS: W BF: 32	H: 4 R: 0 ER: 0 SO: 2	BB: 3 IBB: 0 HBP: 0 BLK: 0	WP: 0 HR: 0 S: 33 P: 45	ERA: 0.00 WHIP: 0.778																	

Seattle Mariners @ Baltimore Orioles
Memorial Stadium, Baltimore, MD
Fri Jul 08 1983, 7:05 PM EDT
Att: 17,164 - Unknown

AB 29
R 0
H 4
RBI 0
BB 3
SO 2
LOB 16



Batter	1	2	3	4	5	6	7	8	9	10	AB	R	H	RBI	BB	SO	LOB	TOP									
Spike Owen, S OBP: 0.375, SLG: 0.429 (1, 6)	1-3		F2			F9			2B 1B	K	5	1	1	0	0	1	1	Seattle Mariners @ Baltimore Orioles Memorial Stadium, Baltimore, MD Sat Jul 09 1983, 7:05 PM EDT Att: 20,791 - Unknown AB 35 R 3 H 7 RBI 3 BB 3 SO 7 LOB 12									
Tony Bernazard, S OBP: 0.328, SLG: 0.378 (1, 4)	K		G1-6-3 BB			F9			F8	F8	4	0	0	0	1	1	2										
Al Cowens, R OBP: 0.241, SLG: 0.272 (1, 9)	F7		G1-6-3 1-2f			F9			F9	1B 2B	4	1	1	1	0	0	1										
Richie Zisk, R OBP: 0.311, SLG: 0.416 John Moses, S OBP: 0.214, SLG: 0.108 (9, PR)		1B	6-3			F9			F9	1B BB	3	0	1	0	1	0	0										
Steve Henderson, R OBP: 0.250, SLG: 0.256 Ricky Nelson, L OBP: 0.336, SLG: 0.474 (10, 7)		K				5-3					4	0	2	1	0	1	1										
Jim Malar, R OBP: 0.297, SLG: 0.403 Pat Putnam, L (9, 3)		K				3-1			G4-6-3 1B	1B	3	0	0	0	0	1	2										
Jamie Allen, R OBP: 0.355, SLG: 0.360 (1, 5)		L9				K			G4-6-3 1-2f	K	1	0	0	0	0	1	2										
Dave Henderson, R OBP: 0.296, SLG: 0.391 (1, 8)									BB	BB	3	1	1	0	1	1	1										
Orlando Mercado, R OBP: 0.247, SLG: 0.316 Rick Sweet, S OBP: 0.252, SLG: 0.248 (10, 2)			F7			6-3			6-3	1B K	4	0	0	0	0	1	2										
Inning Stats	R: 0 E: 0 K: 1 S: 5	H: 0 LOB: 0 BB: 0 P: 5	R: 0 E: 0 K: 2 S: 8	H: 1 LOB: 1 BB: 0 P: 8	R: 0 E: 0 K: 0 S: 3	H: 0 LOB: 0 BB: 0 P: 3	R: 0 E: 0 K: 0 S: 2	H: 0 LOB: 0 BB: 1 P: 6	R: 0 E: 0 K: 1 S: 5	H: 0 LOB: 0 BB: 0 P: 5	R: 0 E: 0 K: 0 S: 3	H: 0 LOB: 0 BB: 0 P: 3	R: 0 E: 0 K: 0 S: 3	H: 0 LOB: 0 BB: 0 P: 7	R: 2 E: 0 K: 1 S: 8	H: 3 LOB: 2 BB: 1 P: 12	R: 1 E: 0 K: 2 S: 9		H: 2 LOB: 1 BB: 0 P: 9	1B: 6 2B: 1 3B: 0 HR: 0	SF: 0 SAC: 0 DP: 2 HBP: 0	WP: 0 PB: 0 SB: 1 CS: 0	PA: 38				
PITCHER	IP	WLS	BF	H	R	ER	SO	BB	IBB	HBP	BLK	WP	HR	S	P	ERA	WHIP										
Scott McGregor, L ERA: 3.4 (1, 1)	8.2		30	4	2	2	4	2	0	0	0	0	0	36	44	2.08	0.692										
Tim Stoddard, R ERA: 6.1 (9, 1)	0.0		2	1	0	0	0	1	0	0	0	0	0	1	5	∞	∞										
Dan Murogijello, L ERA: 3.78 (9, 1)	0.1		1	0	0	0	1	0	0	0	0	0	0	3	3	0.00	0.000										
Sammy Stewart, R ERA: 4.36 (10, 1)	1.0	L	5	2	1	1	2	0	0	0	0	0	0	9	9	9.00	2.000										

Batter	1	2	3	4	5	6	7	8	9	10	AB	R	H	RBI	BB	SO	LOB	BOTTOM									
Al Bumbry, L OBP: 0.320, SLG: 0.348 (1, 8)	4-3		1-3			SH2-4 1B			4-3		5	1	1	0	0	0	1	Seattle Mariners @ Baltimore Orioles Memorial Stadium, Baltimore, MD Sat Jul 09 1983, 7:05 PM EDT Att: 20,791 - Unknown AB 34 R 2 H 7 RBI 2 BB 2 SO 7 LOB 14									
Mike Young, S OBP: 0.071, SLG: 0.071 (1, 9)	4-3					F8			G3	K	4	0	0	0	0	1	1										
Cal Ripken Jr., R OBP: 0.353, SLG: 0.477 (1, 6)						F3			F2		4	0	2	1	0	0	0										
Eddie Murray, S OBP: 0.390, SLG: 0.483 (1, 3)						BLK 1B			K		3	0	1	0	1	2	2										
John Lowenstein, L OBP: 0.354, SLG: 0.470 (1, 7)						G3			L8		4	0	1	0	0	0	3										
Ken Singleton, S OBP: 0.394, SLG: 0.496 (1, 10)						SH5-3 BB			HR		3	1	1	1	1	1	2										
Todd Cruz, R OBP: 0.230, SLG: 0.335 (1, 5)						SH5-3			5-3		3	0	0	0	0	1	2										
Lenn Sakata, R OBP: 0.281, SLG: 0.350 John Shelby, S OBP: 0.316, SLG: 0.407 (10, PH)						6-3			L7		3	0	0	0	0	0	1										
Rick Dempsey, R OBP: 0.322, SLG: 0.311 Jim Dwyer, L OBP: 0.338, SLG: 0.465 (10, PH)						K			F8		3	0	0	0	0	1	1										
Inning Stats	R: 0 E: 0 K: 1 S: 6	H: 1 LOB: 1 BB: 0 P: 6	R: 0 E: 0 K: 1 S: 5	H: 1 LOB: 0 BB: 0 P: 5	R: 0 E: 0 K: 1 S: 5	H: 0 LOB: 0 BB: 0 P: 5	R: 0 E: 0 K: 0 S: 4	H: 1 LOB: 1 BB: 0 P: 4	R: 0 E: 0 K: 0 S: 3	H: 0 LOB: 0 BB: 0 P: 3	R: 1 E: 0 K: 0 S: 4	H: 1 LOB: 0 BB: 0 P: 4	R: 0 E: 0 K: 0 S: 3	H: 0 LOB: 0 BB: 0 P: 3	R: 0 E: 0 K: 1 S: 5	H: 0 LOB: 1 BB: 1 P: 9	R: 0 E: 0 K: 2 S: 8		H: 1 LOB: 1 BB: 0 P: 8	1B: 5 2B: 1 3B: 0 HR: 1	SF: 0 SAC: 2 DP: 1 HBP: 0	WP: 0 PB: 0 SB: 2 CS: 0	PA: 38				
PITCHER	IP	WLS	BF	H	R	ER	SO	BB	IBB	HBP	BLK	WP	HR	S	P	ERA	WHIP										
Glenn Abbott, R ERA: 2.44 (9, 1)	8.0		30	6	2	2	4	1	0	0	1	0	0	37	41	2.25	0.875										
Bill Caudill, R ERA: 3.59 (9, 1)	2.0	W	8	1	0	0	3	1	0	0	0	0	0	13	17	0.00	1.000										

Batter	1	2	3	4	5	6	7	8	9	AB	R	H	RBI	BB	SO	LOB	TOP					
Spike Owen, S (1, 6) OBP: 0.385, SLG: 0.435	1-3		L4-3 1B		G3			FC5-4 1B		4	0	2	0	0	0	1						
Tony Bernazard, S (1, 4) OBP: 0.327, SLG: 0.375	F9		L4-3 1-2			4-0 1-4-3 S BB		F7		3	0	0	0	1	0	2						
Ricky Nelson, L (1, 7) OBP: 0.333, SLG: 0.467										4	0	1	0	0	2	2						
Richie Zisk, R (1, 10) OBP: 0.310, SLG: 0.410										3	0	0	0	1	2	2						
Pat Putnam, L (1, 3) OBP: 0.300, SLG: 0.402										3	0	1	0	1	0	2						
Al Cowens, R (1, 9) OBP: 0.238, SLG: 0.268 Manny Castillo, S (9, PH) OBP: 0.233, SLG: 0.277										3	0	0	0	0	2	4						
Jamie Allen, R (1, 5) OBP: 0.348, SLG: 0.352										1	0	0	0	0	0	0						
Dave Henderson, R (1, 8) OBP: 0.296, SLG: 0.391										3	0	1	0	0	0	1						
Rick Sweet, S (1, 2) OBP: 0.247, SLG: 0.243										3	0	0	0	0	0	1						
Inning Stats	R: 0 E: 0 K: 1 S: 6	H: 1 LOB: 1 BB: 0 P: 6	R: 0 E: 0 K: 1 S: 6	H: 1 LOB: 1 BB: 0 P: 6	R: 0 E: 0 K: 0 S: 3	H: 1 LOB: 0 BB: 1 P: 3	R: 0 E: 0 K: 3 S: 9	H: 0 LOB: 1 BB: 1 P: 13	R: 0 E: 0 K: 0 S: 4	H: 1 LOB: 1 BB: 0 P: 4	R: 0 E: 0 K: 1 S: 5	H: 0 LOB: 0 BB: 2 P: 13	R: 0 E: 0 K: 1 S: 5	H: 0 LOB: 0 BB: 0 P: 5	R: 0 E: 0 K: 1 S: 6	H: 1 LOB: 0 BB: 0 P: 6	R: 0 E: 0 K: 0 S: 3	H: 0 LOB: 0 BB: 0 P: 3	1B: 5 2B: 1 3B: 0 HR: 0	SF: 0 SAC: 0 DP: 1 HBP: 0	WP: 0 PB: 0 SB: 1 CS: 0	PA: 34
PITCHER Mike Boddicker, R (1, 1) ERA: 3.45	IP: 9.0 WLS: W BF: 34 H: 5 R: 0 ER: 0 SO: 8 BB: 3 IBB: 0 HBP: 0 BLK: 0 WP: 0 HR: 0 S: 47 P: 59 ERA: 0.00 WHIP: 0.889																					

Seattle Mariners @ Baltimore Orioles
Memorial Stadium, Baltimore, MD
Sun Jul 10 1983, 3:33 AM EDT
Att: 34,289 - Unknown

AB 31
R 0
H 5
RBI 0
BB 3
SO 8
LOB 16



Batter	1	2	3	4	5	6	7	8	9	AB	R	H	RBI	BB	SO	LOB	BOTTOM			
John Shelby, S (1, 8) OBP: 0.305, SLG: 0.398	K		F4			K		K		4	0	0	0	0	3	1				
Rich Dauer, R (1, 4) OBP: 0.268, SLG: 0.272	6-3					L8		6-3		4	0	0	0	0	0	0				
Cal Ripken Jr., R (1, 6) OBP: 0.349, SLG: 0.471	L9					K		F6		4	0	0	0	0	2	0				
Eddie Murray, S (1, 3) OBP: 0.389, SLG: 0.481						F7				3	1	1	0	0	0	0				
Gary Roenicke, R (1, 9) OBP: 0.316, SLG: 0.487										2	1	0	0	0	0	0				
Ken Singleton, S (1, 10) OBP: 0.390, SLG: 0.489 Al Bumbry, L (7, FR) OBP: 0.320, SLG: 0.348										3	0	0	0	0	0	2				
Benny Ayala, R (1, 7) OBP: 0.248, SLG: 0.490 Mike Young, S (8, 7) OBP: 0.071, SLG: 0.071										2	0	1	1	0	0	0				
Todd Cruz, R (1, 5) OBP: 0.232, SLG: 0.332										2	0	0	0	1	1	1				
Rick Dempsey, R (1, 2) OBP: 0.322, SLG: 0.307										2	0	0	0	1	0	4				
Inning Stats	R: 0 E: 0 K: 1 S: 5	H: 0 LOB: 0 BB: 0 P: 5	R: 0 E: 0 K: 0 S: 3	H: 0 LOB: 0 BB: 0 P: 3	R: 0 E: 0 K: 0 S: 3	H: 0 LOB: 1 BB: 1 P: 7	R: 0 E: 0 K: 1 S: 5	H: 0 LOB: 0 BB: 0 P: 5	R: 0 E: 0 K: 2 S: 7	H: 1 LOB: 2 BB: 0 P: 7	R: 2 E: 2 S: 8	H: 1 LOB: 2 BB: 0 P: 8	R: 0 E: 0 K: 1 S: 5	H: 0 LOB: 0 BB: 0 P: 5	R: 0 E: 0 K: 1 S: 5	H: 0 LOB: 0 BB: 0 P: 5	1B: 1 2B: 1 3B: 0 HR: 0	SF: 1 SAC: 1 DP: 0 HBP: 0	WP: 1 PB: 0 SB: 0 CS: 0	PA: 30
PITCHER Matt Young, L (1, 1) ERA: 2.71 Mike Stanton, R (7, 1) ERA: 4.4	IP: 6.1 WLS: L BF: 25 H: 2 R: 2 ER: 0 SO: 4 BB: 2 IBB: 0 HBP: 0 BLK: 0 WP: 1 HR: 0 S: 9 P: 9 ERA: 0.00 WHIP: 0.632																			

Seattle Mariners @ Baltimore Orioles
Memorial Stadium, Baltimore, MD
Sun Jul 10 1983, 3:33 AM EDT
Att: 34,289 - Unknown

AB 26
R 2
H 2
RBI 1
BB 2
SO 6
LOB 8



Batter	1	2	3	4	5	6	7	8	9	AB	R	H	RBI	BB	SO	LOB	TOP										
Spike Owen, S OBP: 0.377, SLG: 0.418 (1, 6)	0-0 BLK E 1B		0-0 CS 1B		0-0 4-3			0-0 4-3		4	1	2	1	0	0	1	Seattle Mariners @ Boston Red Sox Fenway Park, Boston, MA Tue Jul 12 1983, 7:05 PM EDT Att: 18,846 - Unknown - 76 F livebaseballscorecards.com										
Tony Bernazard, S OBP: 0.319, SLG: 0.364 (1, 4)	0-0 B3		0-0 F7		0-0 F8			0-0 P6		4	0	0	0	0	0	3											
Ricky Nelson, L OBP: 0.333, SLG: 0.458 (1, 9) (9, 7)	0-0 E1 2H 1B		0-0 CS	0-3 K		0-0 F8		0-0 4-3		4	0	1	1	0	1	0											
Richie Zisk, R OBP: 0.314, SLG: 0.410 (1, 10)	0-0 5-3			0-3 K		0-0 2B			0-0 6-3	4	0	1	0	0	1	1											
Pat Putnam, L OBP: 0.301, SLG: 0.396 (1, 3)	0-0 F8			0-0 6-3		0-0 F8			0-0 P5	4	0	0	0	0	0	2											
Steve Henderson, R OBP: 0.366, SLG: 0.404 (1, 7) Al Cowens, R OBP: 0.241, SLG: 0.272 (9, 9)		0-0 6-3			0-0 3-1			0-0 F9	0-3 K	4	0	0	0	0	1	1											
Jamie Allen, R OBP: 0.349, SLG: 0.355 (1, 5)		0-0 F8			0-0 2B 1B				0-3 K	3	1	1	0	0	1	0											
Orlando Mercado, R OBP: 0.248, SLG: 0.322 (1, 2)		0-0 F9			0-0 1B 4-3 2B			0-0 5-3		3	1	1	0	0	0	0											
John Moses, S OBP: 0.222, SLG: 0.125 (1, 8)			0-0 4-3		0-0 4-3 1B			0-0 1-3		3	0	1	1	0	0	0											
Inning Stats	R: 1 E: 1 K: 0 S: 5	H: 2 LOB: 1 BB: 0 P: 5	R: 0 E: 0 K: 0 S: 3	H: 0 LOB: 0 BB: 0 P: 3	R: 0 E: 0 K: 2 S: 7	H: 1 LOB: 0 BB: 0 P: 7	R: 0 E: 0 K: 1 S: 4	H: 1 LOB: 1 BB: 0 P: 4	R: 0 E: 0 K: 1 S: 5	H: 0 LOB: 0 BB: 0 P: 5	R: 0 E: 0 K: 1 S: 5	H: 0 LOB: 0 BB: 0 P: 5	R: 0 E: 0 K: 1 S: 6	H: 0 LOB: 0 BB: 0 P: 6	R: 0 E: 0 K: 1 S: 6	H: 0 LOB: 0 BB: 0 P: 6	1B: 5 2B: 2 3B: 0 HR: 0	SF: 0 SAC: 0 DP: 0 HBP: 0	WP: 0 PB: 0 CS: 1	PA: 34							
PITCHER	IP	WLS	BF	H	R	ER	SO	BB	IBB	HBP	BLK	WP	HR	S	P	ERA	WHIP										
Mike Brown, R ERA: 4.0 (1, 1)	6.0	L	24	7	3	3	2	0	0	0	1	0	0	28	28	4.50	1.167										
Bob Stanley, R ERA: 2.22 (7, 1)	3.0		9	0	0	0	2	0	0	0	0	0	0	13	13	0.00	0.000										

Batter	1	2	3	4	5	6	7	8	9	AB	R	H	RBI	BB	SO	LOB	BOTTOM										
Jerry Remy, L OBP: 0.277, SLG: 0.293 (1, 4)	0-0 F9		0-0 1B WP 2B 1B		0-0 1-3			0-0 1-3		4	1	1	0	0	0	0	Seattle Mariners @ Boston Red Sox Fenway Park, Boston, MA Tue Jul 12 1983, 7:05 PM EDT Att: 18,846 - Unknown - 76 F livebaseballscorecards.com										
Wade Boggs, L OBP: 0.447, SLG: 0.462 (1, 5)	0-0 1-3		0-0 1-3 2B 1B		4-0 G6-4-3 BB			0-0 4-3		3	1	1	0	1	0	0											
Jim Rice, R OBP: 0.375, SLG: 0.577 (1, 7)	0-0 F9		0-0 1H 3H 2B		0-0 G6-4-3			0-0 G6-4-3 1B		4	0	2	2	0	0	1											
Tony Armas, R OBP: 0.271, SLG: 0.461 (1, 8)		0-0 F9	0-0 6-3		0-0 6-3			0-0 G6-4-3		4	0	0	0	0	0	2											
Dwight Evans, R OBP: 0.341, SLG: 0.441 (1, 10)		0-0 FC5 BB 1B	0-0 4-3		0-0 S 1B			0-3 K		4	0	2	0	0	1	1											
Reid Nichols, R OBP: 0.370, SLG: 0.443 (1, 9)		0-0 F9		0-0 2B		0-3 K		0-0 5-3		4	0	1	0	0	1	2											
Dave Stapleton, R OBP: 0.263, SLG: 0.323 (1, 3) Rick Miller, L OBP: 0.443, SLG: 0.457 (9, PH)		4-0 BB	0-0 6-3		0-0 F7			0-0 1B		2	0	0	0	1	0	2											
Glenn Hoffman, R OBP: 0.306, SLG: 0.321 (1, 6) Carl Yastrzemski, L OBP: 0.411, SLG: 0.476 (9, PH)		0-0 FC5 2-3f	0-0 K		0-0 5-3			0-0 F8		3	0	0	0	0	1	3											
Jeff Newman, R OBP: 0.237, SLG: 0.322 (1, 2)			0-0 1-3		0-0 6-3			0-0 P3		3	0	0	0	0	0	1											
Inning Stats	R: 0 E: 0 K: 0 S: 3	H: 0 LOB: 0 BB: 0 P: 3	R: 0 E: 0 K: 0 S: 4	H: 1 LOB: 2 BB: 1 P: 8	R: 2 E: 0 K: 1 S: 6	H: 3 LOB: 1 BB: 0 P: 6	R: 0 E: 0 K: 1 S: 6	H: 1 LOB: 1 BB: 0 P: 6	R: 0 E: 0 K: 1 S: 3	H: 0 LOB: 0 BB: 0 P: 3	R: 0 E: 0 K: 0 S: 3	H: 1 LOB: 1 BB: 0 P: 3	R: 0 E: 0 K: 1 S: 6	H: 1 LOB: 1 BB: 0 P: 6	R: 0 E: 0 K: 1 S: 6	H: 1 LOB: 1 BB: 0 P: 6	1B: 6 2B: 2 3B: 0 HR: 0	SF: 0 SAC: 0 DP: 2 HBP: 0	WP: 1 PB: 0 CS: 0	PA: 35							
PITCHER	IP	WLS	BF	H	R	ER	SO	BB	IBB	HBP	BLK	WP	HR	S	P	ERA	WHIP										
Bryan Clark, L ERA: 3.35 (1, 1)	7.1	W	30	7	2	2	2	2	0	0	0	0	0	32	40	2.46	1.227										
Bill Caudill, R ERA: 3.62 (8, 1)	1.2	S	5	1	0	0	1	0	0	0	0	0	0	7	7	0.00	0.600										

Batter	1	2	3	4	5	6	7	8	9	AB	R	H	RBI	BB	SO	LOB	TOP								
Spike Owen, S OBP: 0.394, SLG: 0.483 (1, 6)	0-0 4-3		0-0 FC1-5 1B		0-0 1B 2B		0-0 1B		0-0 HR	5	3	3	1	0	0	2	Seattle Mariners @ Boston Red Sox Fenway Park, Boston, MA Wed Jul 13 1983, 7:05 PM EDT Att: 18,708 - Unknown - 78 F								
Tony Bernazard, S OBP: 0.320, SLG: 0.364 (1, 4)	0-0 F7		0-0 4-3 S 1B		0-0 CS 1B		0-0 F3		0-0 4-3	5	0	2	1	0	0	1									
Ricky Nelson, L OBP: 0.329, SLG: 0.469 (1, 9) (8, 7)	0-0 HR		0-0 4-3 1-3 2-H 1B		0-3 K 1-2		0-3 K		0-0 P4	5	1	1	2	0	2	4									
Richie Zisk, R OBP: 0.315, SLG: 0.414 Dave Henderson, R OBP: 0.295, SLG: 0.391 (9, PR)	0-3 K		0-0 5-3		0-0 2B		0-0 F9		0-0 1B	5	0	2	1	0	1	2									
Pat Putnam, L OBP: 0.299, SLG: 0.396 (1, 3)		0-0 F8		0-0 4-3 2B		0-0 F8		0-0 F8	5	1	1	0	0	0	2										
Steve Henderson, R OBP: 0.361, SLG: 0.399 Al Cowens, R OBP: 0.241, SLG: 0.272 (8, 9)	0-0 4-3			0-3 K		0-0 3-1		0-0 4-3		4	0	0	0	0	1	1									
Jamie Allen, R OBP: 0.347, SLG: 0.353 (1, 5)	0-3 K			0-0 4-3		0-0 CS BB 1B		0-0 E6 1B		4	0	1	0	0	1	1									
Orlando Mercado, R OBP: 0.266, SLG: 0.338 (1, 2)			4-0 FC1-5 1B BB		0-0 2B		4-0 BB		0-0 1B	2	0	2	1	2	0	0									
John Moses, S OBP: 0.224, SLG: 0.136 (1, 8)			0-0 1B FC1-5		0-0 F9		0-0 6-3		0-3 K	4	1	1	0	0	1	5									
Inning Stats	R: 1 E: 0 K: 1 S: 6	H: 1 LOB: 0 BB: 0 P: 6	R: 0 E: 0 K: 1 S: 5	H: 0 LOB: 0 BB: 0 P: 5	R: 2 E: 0 K: 0 S: 5	H: 2 LOB: 1 BB: 1 P: 9	R: 1 E: 0 K: 1 S: 7	H: 2 LOB: 1 BB: 0 P: 7	R: 1 E: 0 K: 1 S: 7	H: 3 LOB: 1 BB: 0 P: 7	R: 0 E: 0 K: 1 S: 3	H: 1 LOB: 1 BB: 0 P: 7	R: 0 E: 0 K: 1 S: 6	H: 1 LOB: 1 BB: 0 P: 6	R: 0 E: 1 K: 1 S: 7	H: 1 LOB: 2 BB: 0 P: 7		R: 1 E: 0 K: 0 S: 5	H: 2 LOB: 1 BB: 0 P: 5	1B: 8 2B: 3 3B: 0 HR: 2	SF: 0 SAC: 0 DP: 0 HBP: 0	WP: 0 PB: 0 SB: 1 CS: 2	PA: 41		
PITCHER	IP	WLS	BF	H	R	ER	SO	BB	IBB	HBP	BLK	WP	HR	S	P	ERA	WHIP								
Dennis Eckersley, R ERA: 6.0 (1, 1)	4.2	L	22	8	5	5	4	1	0	0	0	0	1	29	33	9.64	1.929								
John Henry Johnson, L ERA: 2.35 (5, 1)	2.1		9	2	0	0	1	1	0	0	0	0	0	10	14	0.00	1.286								
Doug Bird, R ERA: 8.78 (8, 1)	2.0		10	3	1	1	1	0	0	0	0	0	1	12	12	4.50	1.500								

AB	39
R	6
H	13
RBI	6
BB	2
SO	6
LOB	18



Batter	1	2	3	4	5	6	7	8	9	AB	R	H	RBI	BB	SO	LOB	BOTTOM								
Jerry Remy, L OBP: 0.278, SLG: 0.296 (1, 4)	0-0 1-3		0-0 6-3		4-0 BB		0-0 1B 2B		0-0 1-3	4	0	1	0	1	0	0	Seattle Mariners @ Boston Red Sox Fenway Park, Boston, MA Wed Jul 13 1983, 7:05 PM EDT Att: 18,708 - Unknown - 78 F								
Wade Boggs, L OBP: 0.444, SLG: 0.457 (1, 5)	0-0 4-3		0-3 K		0-0 F7		0-0 FC5-2-4 1B		0-0 4-3	5	0	1	0	0	1	3									
Jim Rice, R OBP: 0.373, SLG: 0.571 (1, 7)	0-0 G1		0-0 1B		0-0 G3		0-0 FC5-2-5 1-2 3-H 1B		0-0 F8	5	0	1	0	0	2										
Tony Armas, R OBP: 0.273, SLG: 0.460 (1, 8)		0-3 K		0-0 F8		0-0 E 1B		0-3 K		5	0	2	0	0	2	3									
Dwight Evans, R OBP: 0.345, SLG: 0.444 (1, 9)		0-0 HR 2B		4-0 1B BB		0-0 E8 E 1B		0-3 K		4	3	2	0	1	2	3									
Carl Yastrzemski, L OBP: 0.411, SLG: 0.488 (1, 10)		0-0 HR		0-3 K		4-0 E 1B		0-0 6-3		4	1	1	2	1	1	2									
Dave Stapleton, R OBP: 0.266, SLG: 0.325 (1, 3)		0-0 HR		0-0 1B		0-0 E2		0-0 F9		4	0	2	0	0	0	1									
Rich Gedman, L OBP: 0.328, SLG: 0.369 (1, 2)		0-0 F7		0-0 1B		0-0 E 1B		0-0 4-3		3	0	1	1	1	0	1									
Glenn Hoffman, R OBP: 0.304, SLG: 0.318 Rick Miller, L OBP: 0.436, SLG: 0.451 Ed Jurak, R OBP: 0.376, SLG: 0.375 (5, PH)		0-0 1-3		0-3 K		0-0 4-3		0-0 P4		2	0	0	0	0	1	3									
Inning Stats	R: 0 E: 0 K: 0 S: 3	H: 0 LOB: 0 BB: 0 P: 3	R: 2 E: 0 K: 1 S: 8	H: 3 LOB: 1 BB: 0 P: 8	R: 0 E: 0 K: 1 S: 6	H: 1 LOB: 1 BB: 0 P: 6	R: 1 E: 0 K: 2 S: 9	H: 2 LOB: 3 BB: 2 P: 17	R: 1 E: 2 K: 0 S: 5	H: 2 LOB: 3 BB: 2 P: 13	R: 0 E: 0 K: 2 S: 9	H: 2 LOB: 2 BB: 0 P: 9	R: 0 E: 0 K: 0 S: 3	H: 0 LOB: 0 BB: 0 P: 3	R: 0 E: 0 K: 0 S: 3	R: 0 E: 0 K: 1 S: 6		H: 1 LOB: 1 BB: 0 P: 6	1B: 8 2B: 2 3B: 0 HR: 1	SF: 0 SAC: 0 DP: 0 HBP: 0	WP: 0 PB: 0 SB: 0 CS: 0	PA: 42			
PITCHER	IP	WLS	BF	H	R	ER	SO	BB	IBB	HBP	BLK	WP	HR	S	P	ERA	WHIP								
Jim Beattie, R ERA: 3.77 (1, 1)	8.1	W	40	11	4	4	6	2	0	0	0	0	1	48	64	4.32	1.560								
Bill Caudill, R ERA: 3.59 (9, 1)	0.2	S	2	0	0	0	1	0	0	0	0	0	0	4	4	0.00	0.000								



Batter	1	2	3	4	5	6	7	8	9	AB	R	H	RBI	BB	SO	LOB	TOP					
Chet Lemon, R OBP: 0.370, SLG: 0.431	0-0 6-3		0-0 1B			0-0 6-3		0-0 F8		4	0	1	0	0	0	1						
Enos Cabell, R OBP: 0.364, SLG: 0.473	0-0 L4-6 2B		0-0 G3			0-3 K		0-0 2-3		4	0	1	0	0	1	2						
Larry Hemdon, R OBP: 0.329, SLG: 0.469	0-0 L4-6 2-3			0-0 F9		0-0 1B		0-0 HR		4	1	2	2	0	0	1						
Lance Parrish, R OBP: 0.320, SLG: 0.468		0-0 5-3		0-0 5-3		0-0 F9		0-0 F9		4	0	0	0	0	0	1						
Bill Fahey, L OBP: 0.361, SLG: 0.333										0	0	0	0	0	0	0						
Glenn Wilson, R OBP: 0.307, SLG: 0.460		0-0 2B		0-3 K			0-0 G5-4-3 1B		0-0 E6 1B	4	0	2	0	0	1	0						
John Wockenfuss, R OBP: 0.341, SLG: 0.435		0-3 K			4-0 SH3 BB		4-0 G5-4-3 BB		0-3 K	2	0	0	0	2	2	2						
Alan Trammell, R OBP: 0.357, SLG: 0.404		0-0 F9			0-0 SH3		0-0 G5-4-3		0-0 1-2 1B	3	0	1	0	0	0	3						
Tom Brookens, R OBP: 0.279, SLG: 0.316			0-0 5-3		0-0 F9		0-3 K		0-0 F3	3	0	0	0	0	1	2						
Lynn Jones, R OBP: 0.227, SLG: 0.409										1	0	0	0	0	0	2						
Marty Castillo, R OBP: 0.313, SLG: 0.391			0-3 K		0-3 K			0-0 F8 HR 2B	0-3 K	4	1	1	0	0	3	3						
Inning Stats	R: 0 E: 0 K: 0 S: 3	H: 1 LOB: 0 BB: 0 P: 3	R: 0 E: 0 K: 1 S: 6	H: 1 LOB: 1 BB: 0 P: 6	R: 0 E: 0 K: 1 S: 6	H: 1 LOB: 1 BB: 0 P: 6	R: 0 E: 0 K: 1 S: 5	H: 0 LOB: 0 BB: 0 P: 5	R: 0 E: 0 K: 1 S: 5	H: 1 LOB: 1 BB: 0 P: 6	R: 0 E: 0 K: 1 S: 5	H: 1 LOB: 1 BB: 1 P: 9	R: 0 E: 0 K: 1 S: 6	H: 1 LOB: 0 BB: 0 P: 9	R: 2 E: 0 K: 0 S: 5	H: 2 LOB: 0 BB: 0 P: 5	R: 0 E: 1 K: 2 S: 9	H: 1 LOB: 2 BB: 0 P: 9	1B: 4 2B: 4 3B: 0 HR: 1	SF: 0 SAC: 1 DP: 2 HBP: 0	WP: 0 PB: 0 SB: 0 CS: 0	PA: 36
PITCHER Matt Young, L ERA: 2.67	IP: 9.0 WLS: W BF: 36	H: 8 R: 2 ER: 2 SO: 8	BB: 2 IBB: 0 HBP: 0 BLK: 0	WP: 0 HR: 1 S: 50 P: 58	ERA: 2.00 WHIP: 1.111	PITCHER	IP: 9.0 WLS: W BF: 36	H: 8 R: 2 ER: 2 SO: 8	BB: 2 IBB: 0 HBP: 0 BLK: 0	WP: 0 HR: 1 S: 50 P: 58	ERA: 2.00 WHIP: 1.111											

Detroit Tigers @ Seattle Mariners
The Kingdome, Seattle, WA
Fri Jul 15 1983, 10:05 PM EDT
Att: 8,607 - Unknown

AB 33
R 2
H 8
RBI 2
BB 2
SO 8
LOB 17



Batter	1	2	3	4	5	6	7	8	9	AB	R	H	RBI	BB	SO	LOB	BOTTOM			
Spike Owen, S OBP: 0.373, SLG: 0.441	0-0 5-3		0-0 G3			0-0 F8		0-0 4-3		5	0	1	1	0	0	1				
Tony Bemazzard, S OBP: 0.315, SLG: 0.355	0-0 F8			0-0 G3		0-0 FC BB		0-0 4-3		4	1	0	0	1	0	2				
Ricky Nelson, L OBP: 0.325, SLG: 0.468	0-3 K			0-0 F8		0-0 FC 3B		0-0 E4 G3 1B		4	2	1	1	0	1	0				
Richie Zisk, R OBP: 0.310, SLG: 0.405		0-0 F7		0-0 5-3		0-0 FC 1B		0-0 G3		3	0	0	1	0	0	0				
Al Cowens, R OBP: 0.240, SLG: 0.271						0-0 FC6-4 1B		0-0 G3		1	1	0	0	0	0	1				
Pat Putnam, L OBP: 0.305, SLG: 0.414		0-0 F8			0-0 1B 2B	0-0 FC6-4 1B		0-0 FC4-6 1B		4	1	3	1	0	0	0				
Jamie Allen, R OBP: 0.348, SLG: 0.352		0-0 F3			0-0 F9	0-0 FC6-4 HBP		0-0 FC4-6 2B		3	0	0	0	0	0	2				
Dave Henderson, R OBP: 0.294, SLG: 0.394			0-3 K		0-0 F8	0-0 FC6-4 1B		0-0 2B		4	1	1	1	0	1	3				
Orlando Mercado, R OBP: 0.273, SLG: 0.338			0-0 4-3		0-0 1B	0-0 FC6-4 1B		0-0 5-3		3	1	1	0	1	0	2				
John Moses, S OBP: 0.250, SLG: 0.200			4-0 S BB		0-0 F8	0-0 1B		0-3 K		3	0	1	2	1	1	2				
Inning Stats	R: 0 E: 0 K: 1 S: 5	H: 0 LOB: 0 BB: 0 P: 5	R: 0 E: 0 K: 0 S: 3	H: 0 LOB: 0 BB: 0 P: 3	R: 0 E: 0 K: 0 S: 3	H: 0 LOB: 0 BB: 0 P: 3	R: 0 E: 0 K: 0 S: 5	H: 2 LOB: 2 BB: 0 P: 5	R: 6 E: 0 K: 0 S: 8	H: 4 LOB: 2 BB: 2 P: 17	R: 1 E: 1 K: 0 S: 6	H: 2 LOB: 2 BB: 0 P: 6	R: 0 E: 0 K: 1 S: 5	H: 0 LOB: 0 BB: 0 P: 5	R: 0 E: 0 K: 1 S: 5	H: 0 LOB: 0 BB: 0 P: 5	1B: 5 2B: 2 3B: 1 HR: 0	SF: 0 SAC: 0 DP: 0 HBP: 1	WP: 0 PB: 0 SB: 3 CS: 0	PA: 38
PITCHER Juan Berenguer, R ERA: 3.54	IP: 5.1 WLS: L BF: 24	H: 4 R: 5 ER: 5 SO: 2	BB: 2 IBB: 0 HBP: 1 BLK: 0	WP: 0 HR: 0 S: 25 P: 34	ERA: 8.44 WHIP: 1.125	PITCHER	IP: 4.5 WLS: L BF: 19	H: 6 R: 2 ER: 2 SO: 1	BB: 2 IBB: 0 HBP: 0 BLK: 0	WP: 0 HR: 0 S: 11 P: 11	ERA: 0.00 WHIP: 1.000									

Detroit Tigers @ Seattle Mariners
The Kingdome, Seattle, WA
Fri Jul 15 1983, 10:05 PM EDT
Att: 8,607 - Unknown


AB 34
R 7
H 8
RBI 7
BB 3
SO 3
LOB 13



Batter	1	2	3	4	5	6	7	8	9	AB	R	H	RBI	BB	SO	LOB	TOP			
Lou Whitaker, L (1, 4) OBP: 0.376, SLG: 0.474	F5		K			4-3		IBB		3	0	0	0	1	1	1				
Enos Cabell, R (1, 3) OBP: 0.356, SLG: 0.463	F9				F9		F1	6-3		4	0	0	0	0	0	2				
Kirk Gibson, L (1, 10) OBP: 0.291, SLG: 0.390	G3				F8		4-3		4-3	4	0	0	0	0	0	0				
Lance Parrish, R (1, 2) OBP: 0.322, SLG: 0.472		K			K		1B		G3	4	0	2	0	0	2	0				
Larry Herndon, R (1, 7) OBP: 0.328, SLG: 0.467		K			K				G3	4	0	1	0	0	2	1				
Glenn Wilson, R (1, 9) OBP: 0.303, SLG: 0.453		K			F4		F9		K	4	0	0	0	0	2	3				
Chet Lemon, R (1, 8) OBP: 0.369, SLG: 0.430					5-3				K	3	0	1	0	0	1	0				
Wayne Krenchicki, L (1, 5) OBP: 0.333, SLG: 0.297					F7		L6		4-3	3	0	1	0	0	0	1				
Tom Brookens, R (1, 6) OBP: 0.277, SLG: 0.313					F9				4-3	2	0	0	0	0	1	1				
Johanny Grubb, L (8, PH) OBP: 0.373, SLG: 0.417									4-3	1	0	0	0	0	0	1				
Marty Castillo, R (8, 5) OBP: 0.313, SLG: 0.391									1-2	0	0	0	0	0	0	0				
Inning Stats	R: 0 E: 0 K: 0 S: 3	H: 0 LOB: 0 BB: 0 P: 3	R: 0 E: 0 K: 3 S: 9	H: 0 LOB: 0 BB: 0 P: 9	R: 0 E: 0 K: 1 S: 6	H: 1 LOB: 1 BB: 0 P: 6	R: 0 E: 0 K: 1 S: 5	H: 0 LOB: 0 BB: 0 P: 5	R: 0 E: 0 K: 1 S: 5	H: 0 LOB: 0 BB: 0 P: 5	R: 0 E: 0 K: 0 S: 5	H: 2 LOB: 2 BB: 0 P: 5	R: 0 E: 0 K: 1 S: 6	H: 1 LOB: 2 BB: 1 P: 10	R: 0 E: 0 K: 1 S: 6	H: 1 LOB: 1 BB: 0 P: 6	1B: 4 2B: 1 3B: 0 HR: 0	SF: 0 SAC: 0 DP: 0 HBP: 0	WP: 0 PB: 0 SB: 0 CS: 0	PA: 33
PITCHER Mike Moore, R (1, 1) ERA: 4.69	IP: 9.0 WLS: W BF: 33 H: 5 R: 0 ER: 0 SO: 9 BB: 0 IBB: 1 HBP: 0 BLK: 0 WP: 0 HR: 0 S: 50 P: 54 ERA: 0.00 WHIP: 0.556																			

Detroit Tigers @ Seattle Mariners
The Kingdome, Seattle, WA
Sat Jul 16 1983, 10:05 PM EDT
Att: 13,018 - Unknown


AB 32
R 0
H 5
RBI 0
BB 1
SO 9
LOB 10



Batter	1	2	3	4	5	6	7	8	9	AB	R	H	RBI	BB	SO	LOB	BOTTOM			
Spike Owen, S (1, 6) OBP: 0.354, SLG: 0.417	F5		1-3		CS	F9		F8		4	0	0	0	0	0	0				
Tony Bemazzard, S (1, 4) OBP: 0.320, SLG: 0.359						BLK		F5		2	0	1	0	1	0	0				
Ricky Nelson, L (1, 7) OBP: 0.317, SLG: 0.456	F8		K			K		F8		4	0	0	0	0	2	3				
Pat Putnam, L (1, 10) OBP: 0.304, SLG: 0.410	4-3				G3				F9	3	0	0	0	1	0	1				
Jim Maier, R (1, 3) OBP: 0.298, SLG: 0.280			1-3		F2	F6			2B	3	1	0	0	1	0	2				
Jamie Allen, R (1, 5) OBP: 0.342, SLG: 0.345			5-3		6-3			F4		4	0	0	0	0	0	1				
Dave Henderson, R (1, 9) OBP: 0.296, SLG: 0.399					K			E5		4	0	2	1	0	1	0				
Orlando Mercado, R (1, 2) OBP: 0.274, SLG: 0.338			F8			FC2-8		5-3		3	0	1	0	0	0	2				
John Moses, S (1, 8) OBP: 0.237, SLG: 0.189			4-3			FC2-6		G1		3	0	0	0	0	0	2				
Inning Stats	R: 0 E: 0 K: 0 S: 3	H: 0 LOB: 1 BB: 0 P: 4	R: 0 E: 0 K: 0 S: 4	H: 1 LOB: 1 BB: 0 P: 4	R: 0 E: 0 K: 1 S: 5	H: 0 LOB: 1 BB: 1 P: 9	R: 0 E: 0 K: 0 S: 3	H: 0 LOB: 0 BB: 0 P: 3	R: 0 E: 0 K: 1 S: 5	H: 1 LOB: 2 BB: 1 P: 10	R: 0 E: 1 K: 0 S: 4	H: 0 LOB: 1 BB: 0 P: 4	R: 0 E: 0 K: 0 S: 3	H: 0 LOB: 0 BB: 0 P: 3	R: 1 E: 0 K: 0 S: 3	H: 1 LOB: 1 BB: 1 P: 7	1B: 2 2B: 2 3B: 0 HR: 0	SF: 0 SAC: 0 DP: 0 HBP: 1	WP: 0 PB: 0 SB: 1 CS: 1	PA: 35
PITCHER Dave Rozema, R (1, 1) ERA: 2.75 Aurelio Lopez, R (8, 1) ERA: 1.72	IP: 7.0 WLS: L BF: 27 H: 3 R: 0 ER: 0 SO: 3 BB: 1 IBB: 1 HBP: 1 BLK: 1 WP: 0 HR: 0 S: 30 P: 39 ERA: 0.00 WHIP: 0.571																			

Detroit Tigers @ Seattle Mariners
The Kingdome, Seattle, WA
Sat Jul 16 1983, 10:05 PM EDT
Att: 13,018 - Unknown

AB 30
R 1
H 4
RBI 1
BB 3
SO 3
LOB 11




Batter	1	2	3	4	5	6	7	8	9	10	AB	R	H	RBI	BB	SO	LOB			
Lou Whitaker, L OBP: 0.373, SLG: 0.469 (1, 4)	1-3		K			F7			L5	1B FC BB	4	1	0	0	1	1	0			
Enos Cabell, R OBP: 0.357, SLG: 0.472 (1, 3)	4-3		3-1			K			3B	FC S 2B 1B	5	1	2	2	0	1	0			
Larry Hemdon, R OBP: 0.324, SLG: 0.459 (1, 7)	K			6-3			5-3		K	FC 2B 2B	5	1	0	1	0	2	2			
Lance Parrish, R OBP: 0.323, SLG: 0.483 Bill Fahey, L OBP: 0.381, SLG: 0.333 (10, 2)	HR			F6			L5		F4	2B 2B	5	1	2	2	0	0	1			
Glenn Wilson, R OBP: 0.449 Jack Morris, R (10, PR) Johnny Grubb, L OBP: 0.378, SLG: 0.433 (10, 9)	K			6-3			F8			BB BB	3	0	0	0	1	1	0			
John Wockenfuss, R OBP: 0.341, SLG: 0.427 Kirk Gibson, L OBP: 0.292, SLG: 0.388 (8, PR)		5-3			6-3			5-3 BB		L3	2	0	0	0	1	0	0			
Chet Lemon, R OBP: 0.370, SLG: 0.425 (1, 8)		FC6-4 BB			1-3			5-3 1-2		5-3	3	1	0	0	2	0	4			
Tom Brookens, R OBP: 0.276, SLG: 0.317 (1, 6)		FC6-4			F9			F8		1B 2B	4	1	1	2	0	0	3			
Marty Castillo, R OBP: 0.288, SLG: 0.360 (1, 5)			K			6-3		5-3		L5	4	0	0	0	0	1	5			
Inning Stats	R: 0 E: 0 K: 1 S: 5	H: 0 LOB: 0 BB: 0 P: 5	R: 1 E: 0 K: 1 S: 6	H: 1 LOB: 1 BB: 1 P: 10	R: 0 E: 0 K: 2 S: 7	H: 0 LOB: 0 BB: 0 P: 7	R: 0 E: 0 K: 0 S: 3	H: 0 LOB: 0 BB: 0 P: 3	R: 0 E: 0 K: 1 S: 5	H: 0 LOB: 0 BB: 0 P: 5	R: 0 E: 0 K: 0 S: 3	H: 0 LOB: 0 BB: 0 P: 3	R: 0 E: 0 K: 1 S: 6	H: 1 LOB: 1 BB: 0 P: 6	R: 7 E: 0 K: 0 S: 8	H: 4 LOB: 3 BB: 4 P: 24	1B: 1 2B: 3 3B: 1 HR: 1	SF: 0 SAC: 0 DP: 0 HBP: 0	WP: 0 PA: 43 PB: 0 SB: 1 CS: 0	
PITCHER	IP WLS BF H R ER SO ERA WHIP	IP WLS BF H R ER SO ERA WHIP	IP WLS BF H R ER SO ERA WHIP	IP WLS BF H R ER SO ERA WHIP	IP WLS BF H R ER SO ERA WHIP	IP WLS BF H R ER SO ERA WHIP	IP WLS BF H R ER SO ERA WHIP	IP WLS BF H R ER SO ERA WHIP	IP WLS BF H R ER SO ERA WHIP	IP WLS BF H R ER SO ERA WHIP	IP WLS BF H R ER SO ERA WHIP	IP WLS BF H R ER SO ERA WHIP	IP WLS BF H R ER SO ERA WHIP	IP WLS BF H R ER SO ERA WHIP	IP WLS BF H R ER SO ERA WHIP	IP WLS BF H R ER SO ERA WHIP	IP WLS BF H R ER SO ERA WHIP	IP WLS BF H R ER SO ERA WHIP	IP WLS BF H R ER SO ERA WHIP	
Bryan Clark, L ERA: 3.13 Bill Caudill, R ERA: 4.06 Ed Vandie Berg, L ERA: 4.19 Mike Stanton, R ERA: 4.55	(1, 1) (9, 1) (10, 1) (10, 1)	8.1 0.2 0.1 0.2	29 5 4 5	2 0 2 2	1 3 1 3	1 0 1 0	5 3 0 0	0 0 0 0	0 0 0 0	0 0 0 0	0 0 0 0	0 0 0 0	0 0 0 0	0 0 0 0	0 0 0 0	0 0 0 0	0 0 0 0	0 0 0 0	0 0 0 0	0 0 0 0

TOP

Detroit Tigers @ Seattle Mariners
The Kingdom, Seattle, WA
Sun Jul 17 1983, 6:33 AM EDT
Att. 11,986 - Unknown

AB 37
R 8
H 6
RBI 8
BB 6
SO 6
LOB 18




Batter	1	2	3	4	5	6	7	8	9	10	AB	R	H	RBI	BB	SO	LOB				
John Moses, S OBP: 0.234, SLG: 0.190 (1, 8)	F8				F9		K			1-3	5	0	1	0	0	1	3				
Tony Bernazard, S OBP: 0.321, SLG: 0.360 (1, 4)	4-3		3-1			1B 1B				1B	5	1	2	0	0	1	2				
Ricky Nelson, L OBP: 0.314, SLG: 0.448 (1, 7)	G3			K		1B 1B		K		F8	5	0	1	0	0	2	1				
Richie Zisk, R OBP: 0.304, SLG: 0.396 (1, 10)		K		F9		K		1-3		F9	5	0	0	0	0	2	3				
Pat Putnam, L OBP: 0.307, SLG: 0.411 Al Cowens, R OBP: 0.240, SLG: 0.271 Jim Maler, R OBP: 0.298, SLG: 0.280 (10, 3)		6-3		K		G6-4-3 1B			4-3 S 1B		4	0	2	1	0	1	0				
Jamie Allen, R OBP: 0.336, SLG: 0.338 (1, 5)		6-3			F5	G6-4-3 1B			5-3		4	0	0	0	0	0	3				
Dave Henderson, R OBP: 0.299, SLG: 0.396 (1, 9)			6-3		1B BB			F4		4-3 1BB	2	0	0	0	2	0	0				
Rick Sweet, S OBP: 0.253, SLG: 0.250 (1, 2)			1-3		1B 1B				4-3		4	0	2	0	0	0	2				
Domingo Ramos, R OBP: 0.344, SLG: 0.400 Spike Owen, S OBP: 0.350, SLG: 0.411 (10, 6)			1B HBP		1B 1B			K		F8	2	0	1	0	0	1	1				
Inning Stats	R: 0 E: 0 K: 0 S: 3	H: 0 LOB: 0 BB: 0 P: 3	R: 0 E: 0 K: 1 S: 5	H: 0 LOB: 0 BB: 0 P: 5	R: 0 E: 0 K: 0 S: 4	H: 1 LOB: 2 BB: 1 P: 5	R: 0 E: 0 K: 0 S: 7	H: 0 LOB: 0 BB: 0 P: 7	R: 0 E: 0 K: 0 S: 4	H: 2 LOB: 2 BB: 1 P: 8	R: 1 E: 0 K: 1 S: 7	H: 3 LOB: 1 BB: 0 P: 7	R: 0 E: 0 K: 2 S: 8	H: 1 LOB: 1 BB: 0 P: 8	R: 0 E: 0 K: 0 S: 4	H: 1 LOB: 3 BB: 1 P: 8	R: 0 E: 0 K: 0 S: 4	H: 1 LOB: 1 BB: 0 P: 4	1B: 9 2B: 0 3B: 0 HR: 0	SF: 0 SAC: 0 DP: 1 HBP: 1	WP: 0 PA: 40 PB: 0 SB: 1 CS: 0
PITCHER	IP WLS BF H R ER SO ERA WHIP	IP WLS BF H R ER SO ERA WHIP	IP WLS BF H R ER SO ERA WHIP	IP WLS BF H R ER SO ERA WHIP	IP WLS BF H R ER SO ERA WHIP	IP WLS BF H R ER SO ERA WHIP	IP WLS BF H R ER SO ERA WHIP	IP WLS BF H R ER SO ERA WHIP	IP WLS BF H R ER SO ERA WHIP	IP WLS BF H R ER SO ERA WHIP	IP WLS BF H R ER SO ERA WHIP	IP WLS BF H R ER SO ERA WHIP	IP WLS BF H R ER SO ERA WHIP	IP WLS BF H R ER SO ERA WHIP	IP WLS BF H R ER SO ERA WHIP	IP WLS BF H R ER SO ERA WHIP	IP WLS BF H R ER SO ERA WHIP	IP WLS BF H R ER SO ERA WHIP	IP WLS BF H R ER SO ERA WHIP		
Mitt Wilcox, R ERA: 3.6 Doug Bair, R ERA: 1.85 Aurelio Lopez, R ERA: 1.7	(1, 1) (7, 1) (10, 1)	6.0 3.0 1.0	24 12 4	6 2 1	1 0 0	1 4 0	0 0 0	0 0 0	0 0 0	0 0 0	0 0 0	0 0 0	0 0 0	0 0 0	0 0 0	0 0 0	0 0 0	0 0 0	0 0 0	0 0 0	

BOTTOM

Detroit Tigers @ Seattle Mariners
The Kingdom, Seattle, WA
Sun Jul 17 1983, 6:33 AM EDT
Att. 11,986 - Unknown

AB 37
R 1
H 9
RBI 1
BB 2
SO 8
LOB 18



Batter	1	2	3	4	5	6	7	8	9	AB	R	H	RBI	BB	SO	LOB	TOP				
Al Bumby, L OBP: 0.327, SLG: 0.358 (1, 8)										3	2	1	0	2	0	1	Baltimore Orioles @ Seattle Mariners The Kingdome, Seattle, WA Mon Jul 18 1983, 10:05 PM EDT Att: 7,309 - Unknown				
Jim Dwyer, L OBP: 0.400, SLG: 0.619 (1, 9)										4	2	3	2	0	1	0					
Mike Young, S OBP: 0.267, SLG: 0.333 (8, PH) (8, 9)										0	0	0	0	0	0	0					
Cal Ripken Jr., R OBP: 0.353, SLG: 0.475 (1, 6)										4	1	2	2	0	0	3					
Eddie Murray, S OBP: 0.397, SLG: 0.517 (1, 3)										5	0	1	0	0	2	3					
John Lowenstein, L OBP: 0.362, SLG: 0.451 (1, 7)										2	1	0	0	1	0	2					
Gary Roenicke, R OBP: 0.312, SLG: 0.478 (7, PH) (7, 7)										2	0	0	0	0	1	1					
Ken Singleton, S OBP: 0.382, SLG: 0.483 (1, 10)										5	2	4	2	0	0	0					
Todd Cruz, R OBP: 0.243, SLG: 0.337 (1, 5)										5	0	2	2	0	0	2					
Rich Dauer, R OBP: 0.279, SLG: 0.286 (1, 4)										5	0	0	0	0	0	3					
Rick Dempsey, R OBP: 0.314, SLG: 0.318 (1, 2)										3	1	1	0	0	1	0					
Inning Stats	R: 4 E: 0 K: 1 S: 9	H: 4 LOB: 1 BB: 1 P: 13	R: 0 E: 0 K: 1 S: 5	H: 1 LOB: 1 BB: 1 P: 9	R: 0 E: 0 K: 0 S: 4	H: 1 LOB: 1 BB: 0 P: 4	R: 2 E: 0 K: 0 S: 7	H: 4 LOB: 2 BB: 0 P: 7	R: 0 E: 0 K: 1 S: 5	H: 0 LOB: 0 BB: 0 P: 5	R: 2 E: 1 K: 2 S: 10	H: 3 LOB: 1 BB: 0 P: 10	R: 1 E: 0 K: 0 S: 3	H: 0 LOB: 1 BB: 1 P: 8	R: 0 E: 0 K: 0 S: 4	H: 1 LOB: 1 BB: 0 P: 4	1B: 7 2B: 6 3B: 1 HR: 0	SF: 1 SAC: 1 DP: 0 HBP: 1	WP: 0 PB: 0 SB: 0 CS: 0	PA: 44	
PITCHER	IP	WLS	BF	H	R	ER	SO	BB	IBB	HBP	BLK	WP	HR	S	P	ERA	WHIP				
Jim Beattie, R ERA: 4.05 (1, 1)	2.0	L	12	5	4	4	2	2	0	0	0	0	0	14	22	18.00	3.500				
Roy Thomas, R ERA: 4.57 (3, 1)	4.0		18	6	3	3	1	0	0	0	0	0	0	20	20	6.75	1.500				
Ed Vande Berg, L ERA: 4.2 (7, 1)	2.0		10	2	2	1	2	1	0	1	1	0	0	12	17	4.50	1.500				
Mike Stanton, R ERA: 4.41 (9, 1)	1.0		4	1	0	0	0	0	0	0	0	0	0	4	4	0.00	1.000				

Batter	1	2	3	4	5	6	7	8	9	AB	R	H	RBI	BB	SO	LOB	BOTTOM				
Spike Owen, S OBP: 0.345, SLG: 0.403 (1, 6)										4	0	1	0	0	1	0	Baltimore Orioles @ Seattle Mariners The Kingdome, Seattle, WA Mon Jul 18 1983, 10:05 PM EDT Att: 7,309 - Unknown				
Tony Bemazard, S OBP: 0.317, SLG: 0.355 (1, 4)										4	0	0	0	0	2	1					
Ricky Nelson, L OBP: 0.306, SLG: 0.437 (1, 7)										4	0	0	0	0	4	1					
Richie Zisk, R OBP: 0.304, SLG: 0.394 (1, 10)										4	1	1	0	0	0	0					
Pat Putnam, L OBP: 0.309, SLG: 0.423 (1, 3)										4	1	2	2	0	0	0					
Dave Henderson, R OBP: 0.301, SLG: 0.407 (1, 9)										4	1	2	1	0	0	1					
Manny Castillo, S OBP: 0.228, SLG: 0.270 (1, 5)										3	0	0	0	0	1	2					
Jim Maler, R OBP: 0.293, SLG: 0.275 (9, PH)										1	0	0	0	0	0	0					
Orlando Mercado, R OBP: 0.269, SLG: 0.331 (1, 2)										3	0	0	0	0	0	1					
John Moses, S OBP: 0.239, SLG: 0.183 (1, 8)										2	1	0	0	1	1	1					
Inning Stats	R: 0 E: 0 K: 3 S: 9	H: 0 LOB: 0 BB: 0 P: 9	R: 2 E: 0 K: 0 S: 6	H: 3 LOB: 1 BB: 0 P: 6	R: 0 E: 0 K: 1 S: 5	H: 0 LOB: 0 BB: 0 P: 5	R: 1 E: 0 K: 1 S: 6	H: 1 LOB: 0 BB: 0 P: 6	R: 1 E: 1 K: 1 S: 6	H: 1 LOB: 1 BB: 1 P: 10	R: 0 E: 0 K: 0 S: 4	H: 1 LOB: 1 BB: 0 P: 4	R: 0 E: 0 K: 2 S: 7	H: 0 LOB: 0 BB: 0 P: 7	R: 0 E: 0 K: 0 S: 3	H: 0 LOB: 0 BB: 0 P: 3	1B: 4 2B: 0 3B: 0 HR: 2	SF: 0 SAC: 0 DP: 0 HBP: 0	WP: 0 PB: 0 SB: 0 CS: 0	PA: 34	
PITCHER	IP	WLS	BF	H	R	ER	SO	BB	IBB	HBP	BLK	WP	HR	S	P	ERA	WHIP				
Storm Davis, R ERA: 3.19 (1, 1)	9.0	W	34	6	4	4	9	1	0	0	0	0	2	51	55	4.00	0.778				

Batter	1	2	3	4	5	6	7	8	9	AB	R	H	RBI	BB	SO	LOB	TOP					
Al Bumbry, L OBP: 0.325, SLG: 0.354 (1, 8)	F7	G3			FC4-5	P6		FC6-4		5	1	1	0	0	0	2						
Jim Dwyer, L OBP: 0.400, SLG: 0.614 (1, 9)	4-3		G3		FC4-5			K		4	1	1	1	1	1	1						
Cal Ripken Jr., R OBP: 0.356, SLG: 0.487 (1, 6)					FC4-5					4	2	2	3	1	0	1						
Eddie Murray, S OBP: 0.392, SLG: 0.509 (1, 3)	G3		3-1		F7			G1		5	0	0	0	0	0	3						
John Lowenstein, L OBP: 0.370, SLG: 0.452 (1, 7)										2	2	1	0	1	1	0						
Mike Young, S OBP: 0.290, SLG: 0.357 (7, PR) (7, 7)			K							1	0	1	0	0	0	0						
Ken Singleton, S OBP: 0.383, SLG: 0.481 (1, 10)										5	1	2	1	0	2	3						
Joe Nolan, L OBP: 0.364, SLG: 0.443 (1, 2)					F7	F5				4	0	1	1	0	0	3						
Todd Cruz, R OBP: 0.239, SLG: 0.333 (1, 5)										3	0	0	1	0	0	0						
Aurelio Rodriguez, R OBP: 0.143, SLG: 0.131 (8, 5)	SF8				6-3			F9		0	0	0	0	0	0	0						
Rich Dauer, R OBP: 0.282, SLG: 0.289 (1, 4)	F9									4	1	2	0	0	0	1						
Inning Stats	R: 0 E: 0 K: 0 S: 3	H: 0 LOB: 1 BB: 1 P: 7	R: 2 E: 0 K: 0 S: 6	H: 3 LOB: 1 BB: 0 P: 6	R: 1 E: 0 K: 1 S: 6	H: 1 LOB: 0 BB: 0 P: 6	R: 0 E: 0 K: 1 S: 5	H: 0 LOB: 0 BB: 0 P: 5	R: 4 E: 1 K: 0 S: 7	H: 4 LOB: 1 BB: 1 P: 11	R: 0 E: 0 K: 0 S: 3	H: 0 LOB: 0 BB: 0 P: 3	R: 1 E: 0 K: 1 S: 6	H: 1 LOB: 2 BB: 1 P: 11	R: 0 E: 0 K: 1 S: 6	H: 1 LOB: 1 BB: 0 P: 6	R: 0 E: 0 K: 0 S: 4	H: 1 LOB: 1 BB: 0 P: 4	1B: 8 2B: 2 3B: 0 HR: 1	SF: 1 SAC: 0 DP: 0 HBP: 1	WP: 0 PB: 0 SB: 0 CS: 0	PA: 42
PITCHER	IP	WLS	BF	H	R	ER	SO	BB	IBB	HBP	BLK	WP	HR	S	P	ERA	WHIP					
Glenn Abbott, R ERA: 3.54 (1, 1)	4.2	L	23	7	7	6	2	2	0	0	0	0	1	25	33	11.57	1.929					
Bob Stoddard, R ERA: 5.03 (5, 1)	4.1		19	4	1	1	2	1	0	1	0	0	0	21	26	2.08	1.154					

Baltimore Orioles @ Seattle Mariners
The Kingdome, Seattle, WA
Tue Jul 19 1983, 10:05 PM EDT
Att: 14,670 - Unknown

AB 37
R 8
H 11
RBI 7
BB 3
SO 4
LOB 14



Batter	1	2	3	4	5	6	7	8	9	AB	R	H	RBI	BB	SO	LOB	BOTTOM				
Spike Owen, S OBP: 0.341, SLG: 0.395 (1, 6)			F7			P4			P6	4	1	1	0	0	0	0					
Jamie Allen, R OBP: 0.335, SLG: 0.337 (1, 5)						6-3			6-3	4	0	1	0	0	1	0					
Steve Henderson, R OBP: 0.357, SLG: 0.395 (1, 7)					1-3				L1	3	0	0	1	0	0	0					
Richie Zisk, R OBP: 0.300, SLG: 0.389 (1, 10)					F8				6-3	3	0	0	0	0	0	1					
Jim Maler, R OBP: 0.295, SLG: 0.278 (1, 3)									P4	3	0	1	0	0	0	1					
Dave Henderson, R OBP: 0.296, SLG: 0.403 (1, 9)					1-3				F8	3	0	0	0	0	0	1					
Domingo Ramos, R OBP: 0.343, SLG: 0.397 (1, 4)									6-3	3	0	1	0	0	0	0					
Orlando Mercado, R OBP: 0.265, SLG: 0.325 (1, 2)									5-3	3	0	0	0	0	0	1					
John Moses, S OBP: 0.229, SLG: 0.175 (1, 8)					4-3				1-3	3	0	0	0	0	0	0					
Inning Stats	R: 1 E: 0 K: 0 S: 5	H: 2 LOB: 1 BB: 0 P: 5	R: 0 E: 0 K: 0 S: 3	H: 1 LOB: 0 BB: 0 P: 3	R: 0 E: 0 K: 1 S: 5	H: 0 LOB: 0 BB: 0 P: 5	R: 0 E: 0 K: 0 S: 4	H: 1 LOB: 1 BB: 0 P: 4	R: 0 E: 0 K: 0 S: 3	H: 0 LOB: 0 BB: 0 P: 3	R: 0 E: 0 K: 0 S: 3	H: 0 LOB: 0 BB: 0 P: 3	R: 0 E: 0 K: 0 S: 3	H: 0 LOB: 0 BB: 0 P: 3	R: 0 E: 0 K: 0 S: 3	H: 0 LOB: 0 BB: 0 P: 3	1B: 4 2B: 0 3B: 0 HR: 0	SF: 1 SAC: 0 DP: 1 HBP: 0	WP: 0 PB: 0 SB: 0 CS: 0	PA: 30	
PITCHER	IP	WLS	BF	H	R	ER	SO	BB	IBB	HBP	BLK	WP	HR	S	P	ERA	WHIP				
Scott McGregor, L ERA: 3.11 (1, 1)	9.0	W	30	4	1	1	1	0	0	0	0	0	0	32	32	1.00	0.444				

Baltimore Orioles @ Seattle Mariners
The Kingdome, Seattle, WA
Tue Jul 19 1983, 10:05 PM EDT
Att: 14,670 - Unknown

AB 29
R 1
H 4
RBI 1
BB 0
SO 1
LOB 4



Batter	1	2	3	4	5	6	7	8	9	AB	R	H	RBI	BB	SO	LOB	TOP								
Dan Ford, R OBP: 0.342, SLG: 0.502 (1, 9)	0-0 HR		0-0 HR		4-0 BB		0-0 1B 1-2		0-0 HR	4	3	4	3	1	0	0									
Rich Dauer, R OBP: 0.277, SLG: 0.284 (1, 4)	0-0 4-3		0-3 K		0-0 F8		0-3 K		0-0 F9	5	0	0	0	0	2	3									
Cal Ripken Jr., R OBP: 0.362, SLG: 0.494 (1, 6)	0-3 K			0-0 G6-4-3 BB 1B		0-0 BB 2B	0-0 1B 1-2 2-H		0-0 G4-6-3 1B	5	0	4	1	0	1	0									
Eddie Murray, S OBP: 0.390, SLG: 0.503 (1, 3)	0-3 K			4-0 G6-4-3 BB 1-2		0-0 6-3	0-0 P6		0-0 G4-6-3 1-2	4	0	0	0	1	1	4									
Gary Roenicke, R OBP: 0.305, SLG: 0.467 (1, 8) (8, 7)	0-0 5-3		0-0 G6-4-3 1-2 2-3		4-0 6-3		0-0 P4			4	0	0	0	0	0	5									
Ken Singleton, S OBP: 0.387, SLG: 0.479 (1, 10)	0-0 5-3		4-0 BB		4-0 BB IBB		4-0 FC5-6 BB			1	0	0	0	3	0	0									
Lenn Sakata, R OBP: 0.294, SLG: 0.349 (8, FR)	0-0 5-3		0-3 BB		4-0 BB IBB		0-0 FC5-6 BB			0	0	0	0	0	0	0									
Benny Ayala, R OBP: 0.291, SLG: 0.486 (1, 7)	0-0 1-3		0-3 K		4-0 BB IBB		0-0 FC5-6 BB			2	0	0	0	1	1	2									
Al Bumbry, L OBP: 0.323, SLG: 0.352 (8, PH)	0-0 1-3		0-3 K		4-0 BB IBB		0-0 FC5-6 BB			1	0	0	0	0	0	1									
Todd Cruz, R OBP: 0.236, SLG: 0.328 (1, 5)			0-0 F5		0-3 K		0-0 4-3		0-0 5-3	4	0	0	0	0	1	4									
Rick Dempsey, R OBP: 0.317, SLG: 0.322 (1, 2)			0-0 1-3		0-0 1B		0-0 1B		0-0 4-3	4	1	2	0	0	0	2									
Inning Stats	R: 1 E: 0 K: 2 S: 8	H: 1 LOB: 0 BB: 0 P: 8	R: 0 E: 0 K: 0 S: 3	H: 0 LOB: 0 BB: 0 P: 3	R: 1 E: 0 K: 1 S: 6	H: 1 LOB: 0 BB: 0 P: 6	R: 0 E: 0 K: 1 S: 5	H: 1 LOB: 2 BB: 2 P: 13	R: 0 E: 0 K: 1 S: 5	H: 1 LOB: 3 BB: 1 P: 9	R: 0 E: 0 K: 0 S: 4	H: 1 LOB: 3 BB: 2 P: 12	R: 1 E: 0 K: 1 S: 8	H: 3 LOB: 2 BB: 0 P: 8	R: 0 E: 0 K: 0 S: 3	H: 0 LOB: 2 BB: 1 P: 7	R: 1 E: 0 K: 0 S: 4	H: 2 LOB: 0 BB: 0 P: 4	1B: 6 2B: 1 3B: 0 HR: 3	SF: 0 SAC: 0 DP: 2 HBP: 0	WP: 0 PB: 0 SB: 0 CS: 0	PA: 40			
PITCHER	IP	WLS	BF	H	R	ER	SO	BB	IBB	HBP	BLK	WP	HR	S	P	ERA	WHIP								
Matt Young, L ERA: 2.75 (1, 1)	6.0	L	27	6	3	3	5	4	1	0	0	0	2	32	52	4.50	1.667								
Mike Stanton, R ERA: 4.37 (7, 1)	2.1		12	4	1	1	1	1	0	0	0	0	1	13	17	3.86	2.143								
Ed Vande Berg, L ERA: 4.14 (9, 1)	0.2		1	0	0	0	0	0	0	0	0	0	0	1	1	0.00	0.000								

Baltimore Orioles @ Seattle Mariners
The Kingdome, Seattle, WA
Wed Jul 20 1983, 6:33 AM EDT
Att: 7,444 - Unknown

AB 34
R 4
H 10
RBI 4
BB 6
SO 6
LOB 21



Batter	1	2	3	4	5	6	7	8	9	AB	R	H	RBI	BB	SO	LOB	BOTTOM								
Spike Owen, S OBP: 0.326, SLG: 0.376 (1, 6)	0-0 6-3		0-0 F8		0-0 4-3		0-0 P4			4	0	0	1	0	0	3									
Tony Bemazzard, S OBP: 0.319, SLG: 0.353 (1, 4)	4-0 BB			4-0 S BB	0-3 K		0-0 F8			2	1	0	0	2	1	3									
Jim Maler, R OBP: 0.292, SLG: 0.276 (1, 10)	0-0 P3			0-3 K		0-0 1B		0-0 P3		4	0	1	0	0	1	2									
Pat Putnam, L OBP: 0.308, SLG: 0.419 (1, 3)	0-0 4-3			4-0 1B BB		0-0 F7		0-0 G3		3	0	0	0	1	0	2									
Ricky Nelson, L OBP: 0.299, SLG: 0.427 (1, 9)		0-0 1-3		0-0 F7		0-3 K		0-0 F2		4	0	0	0	0	1	3									
Steve Henderson, R OBP: 0.358, SLG: 0.394 (1, 7)		0-0 5-3		0-0 1B		0-3 K			4-0 BB	3	0	1	1	1	1	1									
Domingo Ramos, R OBP: 0.343, SLG: 0.397 (9, FR)		0-0 5-3		1-2 2-H 1B		0-0 K				0	0	0	0	0	0	0									
Rick Sweet, S OBP: 0.255, SLG: 0.247 (1, 2)		0-3 K		0-0 L5		4-0 1B BB		0-0 K		2	0	0	0	1	1	2									
Al Cowens, R OBP: 0.240, SLG: 0.271 (7, PR)									0-3 K	0	0	0	0	0	0	0									
Orlando Mercado, R OBP: 0.263, SLG: 0.323 (8, 2)									0-3 K	1	0	0	0	0	1	1									
Jamie Allen, R OBP: 0.338, SLG: 0.337 (1, 5)				4-0 G4-6-3 BB		0-0 2B 4-3 1B		0-0 P3		3	1	1	0	1	1	2									
John Moses, S OBP: 0.247, SLG: 0.212 (1, 8)				0-0 G4-6-3		0-0 4-3 CS 2B		0-0 K		3	0	2	0	0	0	1									
Dave Henderson, R OBP: 0.298, SLG: 0.402 (9, PH)				1-2 1B		1-3 1B		1-2 1B		1	0	0	0	0	1	1									
Inning Stats	R: 0 E: 0 K: 0 S: 3	H: 0 LOB: 1 BB: 1 P: 7	R: 0 E: 0 K: 1 S: 5	H: 0 LOB: 0 BB: 0 P: 5	R: 0 E: 0 K: 0 S: 2	H: 0 LOB: 1 BB: 1 P: 6	R: 1 E: 0 K: 1 S: 6	H: 1 LOB: 2 BB: 2 P: 14	R: 1 E: 0 K: 1 S: 6	H: 2 LOB: 0 BB: 0 P: 6	R: 0 E: 0 K: 2 S: 8	H: 1 LOB: 1 BB: 0 P: 8	R: 0 E: 0 K: 0 S: 4	H: 1 LOB: 2 BB: 1 P: 8	R: 0 E: 0 K: 0 S: 3	H: 0 LOB: 0 BB: 0 P: 3	R: 0 E: 0 K: 3 S: 9	H: 0 LOB: 1 BB: 1 P: 13	1B: 4 2B: 1 3B: 0 HR: 0	SF: 0 SAC: 0 DP: 1 HBP: 0	WP: 0 PB: 0 SB: 1 CS: 1	PA: 36			
PITCHER	IP	WLS	BF	H	R	ER	SO	BB	IBB	HBP	BLK	WP	HR	S	P	ERA	WHIP								
Mike Boddicker, R ERA: 3.55 (1, 1)	4.1		19	3	2	2	2	4	0	0	0	0	0	19	35	4.15	1.615								
Sammy Stewart, R ERA: 4.38 (5, 1)	3.2	W	14	2	0	0	3	2	0	0	0	0	0	18	26	0.00	1.091								
Tim Stoddard, R ERA: 5.73 (9, 1)	1.0	S	3	0	0	0	3	0	0	0	0	0	0	9	9	0.00	0.000								

Baltimore Orioles @ Seattle Mariners
The Kingdome, Seattle, WA
Wed Jul 20 1983, 6:33 AM EDT
Att: 7,444 - Unknown

AB 30
R 2
H 5
RBI 2
BB 6
SO 8
LOB 21



Batter	1	2	3	4	5	6	7	8	9	AB	R	H	RBI	BB	SO	LOB	TOP			
Marty Barrett, R OBP: 0.438, SLG: 0.563 (1, 4)	F9		4-3		5-3		1-3		1B	5	1	2	1	0	0	2				
Wade Boggs, L OBP: 0.461, SLG: 0.494 (1, 5)	5-3		2-3	G4-6-3	K		4-3		1B	5	0	2	3	0	1	2				
Jim Rice, R OBP: 0.361, SLG: 0.546 (1, 10)	BB		3-H	G4-6-3	5-3				K	5	0	1	1	0	1	3				
Tony Armas, R OBP: 0.273, SLG: 0.467 (1, 8)	1-2		1-2		1-3		F2		FC5-4	4	0	0	0	1	0	2				
Dwight Evans, R OBP: 0.344, SLG: 0.450 (1, 9)	1-3			HBP	1-3		5-3		6-3	4	0	1	0	0	0	2				
Reid Nichols, R OBP: 0.394, SLG: 0.424 (1, 7)			K		F8		K		1B	4	1	1	0	0	2	1				
Dave Stapleton, R OBP: 0.283, SLG: 0.365 (1, 3)	5-3			HBP	4-3				1B	3	1	1	0	1	0	0				
Gary Allenson, R OBP: 0.315, SLG: 0.381 (9, PH)	5-3			HBP			SH1-4		K	1	0	0	0	1	0	0				
Rick Miller, L OBP: 0.449, SLG: 0.479 (9, 2)				HBP			BB		1B	1	0	0	0	0	1	2				
Jeff Newman, R OBP: 0.242, SLG: 0.319 (1, 6)				HBP	F8		SH1-4		1B	3	2	2	0	0	0	3				
Glenn Hoffman, R OBP: 0.305, SLG: 0.327 (1, 6)			4-3						1B	3	2	2	0	0	0	3				
Inning Stats	R: 0 E: 0 K: 0 S: 4	H: 1 LOB: 2 BB: 1 P: 8	R: 0 E: 0 K: 1 S: 5	H: 0 LOB: 0 BB: 0 P: 5	R: 1 E: 0 K: 0 S: 4	H: 2 LOB: 0 BB: 0 P: 4	R: 0 E: 0 K: 0 S: 5	H: 2 LOB: 3 BB: 0 P: 6	R: 1 E: 0 K: 1 S: 6	H: 1 LOB: 0 BB: 0 P: 6	R: 0 E: 0 K: 0 S: 3	H: 0 LOB: 0 BB: 1 P: 7	R: 0 E: 0 K: 0 S: 3	H: 0 LOB: 0 BB: 0 P: 3	R: 3 E: 0 K: 2 S: 11	H: 4 LOB: 2 BB: 1 P: 15	1B: 7 2B: 2 3B: 1 HR: 0	SF: 0 SAC: 1 DP: 1 HBP: 1	WP: 0 PB: 0 SB: 0 CS: 0	PA: 40
PITCHER	IP	WLS	BF	H	R	ER	SO	BB	IBB	HBP	BLK	WP	HR	S	P	ERA	WHIP			
Bryan Clark, L ERA: 3.15 (1, 1)	8.0		33	7	3	3	3	2	0	1	0	0	0	36	45	3.38	1.125			
Mike Stanton, R ERA: 4.53 (9, 1)	0.0	L	1	0	0	0	0	1	0	0	0	0	0	0	4	∞	∞			
Ed Vande Berg, L ERA: 3.97 (9, 1)	1.0		6	3	2	2	2	0	0	0	0	0	0	10	10	18.00	3.000			

Boston Red Sox @ Seattle Mariners
The Kingdome, Seattle, WA
Fri Jul 22 1983, 10:05 PM EDT
Att: 9,584 - Unknown

AB 35
R 5
H 10
RBI 5
BB 3
SO 5
LOB 17



Batter	1	2	3	4	5	6	7	8	9	AB	R	H	RBI	BB	SO	LOB	BOTTOM					
Spike Owen, S OBP: 0.320, SLG: 0.376 (1, 6)	E3		F5		E6		SH1-4		SH3-4	3	1	1	0	0	0	0						
Tony Bemazzard, S OBP: 0.319, SLG: 0.352 (1, 4)	5-3		F8		F8		S		F4	5	0	1	1	0	0	3						
Pat Putnam, L OBP: 0.309, SLG: 0.426 (1, 3)				F7			F7		K	3	1	1	2	1	0	1						
Domingo Ramos, R OBP: 0.348, SLG: 0.400 (9, PH)	2-H				1B					1	0	0	0	0	1	1						
Richie Zisk, R OBP: 0.307, SLG: 0.417 (1, 10)	5-3			5-3						3	0	1	0	1	0	0						
Al Cowens, R OBP: 0.239, SLG: 0.270 (7, PR)					1B					0	0	0	0	0	0	0						
Ricky Nelson, L OBP: 0.304, SLG: 0.425 (1, 7)	F7				1B				F8	3	1	1	0	1	0	2						
Jamie Allen, R OBP: 0.340, SLG: 0.338 (1, 5)					1B					4	0	1	0	0	1	1						
Dave Henderson, R OBP: 0.304, SLG: 0.414 (1, 9)					1B				F8	4	0	3	1	0	0	0						
Jamie Nelson, R OBP: 0.143, SLG: 0.571 (1, 2)					F7				5-3	4	0	0	0	0	0	4						
John Moses, S OBP: 0.284, SLG: 0.284 (1, 8)					B1-3				SH3-4	4	1	2	0	0	0	0						
Inning Stats	R: 2 E: 1 K: 0 S: 5	H: 2 LOB: 0 BB: 0 P: 5	R: 0 E: 0 K: 1 S: 5	H: 1 LOB: 0 BB: 0 P: 5	R: 0 E: 0 K: 0 S: 3	H: 0 LOB: 0 BB: 0 P: 3	R: 1 E: 0 K: 0 S: 6	H: 3 LOB: 2 BB: 0 P: 6	R: 0 E: 1 K: 0 S: 4	H: 1 LOB: 2 BB: 1 P: 8	R: 0 E: 0 K: 0 S: 3	H: 1 LOB: 1 BB: 1 P: 7	R: 1 E: 0 K: 0 S: 5	H: 2 LOB: 2 BB: 1 P: 9	R: 0 E: 0 K: 0 S: 3	H: 0 LOB: 0 BB: 0 P: 3	R: 0 E: 0 K: 1 S: 6	H: 1 LOB: 1 BB: 0 P: 6	1B: 6 2B: 3 3B: 1 HR: 1	SF: 0 SAC: 2 DP: 1 HBP: 0	WP: 0 PB: 0 SB: 1 CS: 1	PA: 39
PITCHER	IP	WLS	BF	H	R	ER	SO	BB	IBB	HBP	BLK	WP	HR	S	P	ERA	WHIP					
Mike Brown, R ERA: 4.42 (1, 1)	8.1		37	11	4	4	1	3	0	0	1	0	0	36	48	4.32	1.680					
John Henry Johnson, L ERA: 2.39 (9, 1)	0.2	S	2	0	0	0	1	0	0	0	0	0	0	4	4	0.00	0.000					

Boston Red Sox @ Seattle Mariners
The Kingdome, Seattle, WA
Fri Jul 22 1983, 10:05 PM EDT
Att: 9,584 - Unknown

AB 34
R 4
H 11
RBI 4
BB 3
SO 2
LOB 12




Batter	1	2	3	4	5	6	7	8	9	AB	R	H	RBI	BB	SO	LOB	TOP			
Jerry Remy, L (1,4) OBP: 0.284, SLG: 0.302	F7			F8		6-3			F5	4	0	0	0	0	0	0				
Wade Boggs, L (1,5) OBP: 0.443, SLG: 0.491	F7			F9			6-3		G6-4-3 1B	4	0	1	0	0	0	0				
Jim Rice, R (1,7) OBP: 0.360, SLG: 0.544				F9					F8	1	0	0	0	0	1	0				
Rick Miller, L (3,7) OBP: 0.436, SLG: 0.465	K								G6-4-3 1B	3	0	0	0	0	0	1				
Tony Armas, R (1,8) OBP: 0.272, SLG: 0.464									F8	2	0	0	0	0	0	0				
Reid Nichols, R (5,7) OBP: 0.362, SLG: 0.421									F5	1	0	0	0	0	0	0				
Dwight Evans, R (1,9) OBP: 0.342, SLG: 0.446									K	3	0	0	0	0	2	1				
Carl Yastrzemski, L (1,10) OBP: 0.469, SLG: 0.471									K	2	0	0	0	1	0	0				
Dave Stapleton, R (1,3) OBP: 0.281, SLG: 0.361									BB	2	0	0	0	1	0	0				
Gary Allenson, R (1,2) OBP: 0.309, SLG: 0.374									3-1	3	0	0	0	0	0	1				
Rich Gedman, L (8,PH) OBP: 0.333, SLG: 0.386									F5	2	0	0	0	0	1	0				
Glenn Hoffman, R (1,6) OBP: 0.302, SLG: 0.323									F8	2	0	0	0	0	1	0				
									K	1	0	1	0	0	0	0				
									1B	1	0	1	0	0	0	0				
									F7	3	0	0	0	0	1	1				
									F7	3	0	0	0	0	1	1				
Inning Stats	R: 0 E: 0 K: 1 S: 5	H: 0 LOB: 0 BB: 0 P: 5	R: 0 E: 0 K: 0 S: 3	H: 0 LOB: 0 BB: 0 P: 3	R: 0 E: 0 K: 1 S: 5	H: 0 LOB: 0 BB: 0 P: 5	R: 0 E: 0 K: 0 S: 3	H: 0 LOB: 0 BB: 0 P: 3	R: 0 E: 0 K: 1 S: 5	H: 0 LOB: 1 BB: 1 P: 9	R: 0 E: 0 K: 1 S: 6	H: 0 LOB: 1 BB: 0 P: 6	R: 0 E: 1 K: 0 S: 4	H: 1 LOB: 1 BB: 0 P: 4	R: 0 E: 0 K: 0 S: 3	H: 1 LOB: 0 BB: 0 P: 3	1B: 2 2B: 0 3B: 0 HR: 0	SF: 0 SAC: 0 DP: 1 HBP: 0	WP: 0 PB: 0 SB: 0 CS: 0	PA: 30
PITCHER Bob Stoddard, R (1,1) ERA: 4.6	IP: 9.0 WLS: W BF: 30 H: 2 R: 0 ER: 0 SO: 5 BB: 1 IBB: 0 HBP: 0 BLK: 0 WP: 0 HR: 0 S: 39 P: 43 ERA: 0.00 WHIP: 0.333																			

Boston Red Sox @ Seattle Mariners
The Kingdome, Seattle, WA
Sat Jul 23 1983, 10:05 PM EDT
Att: 15,113 - Unknown

livebaseballscores.com

AB 29
R 0
H 2
RBI 0
BB 1
SO 5
LOB 4




Batter	1	2	3	4	5	6	7	8	9	AB	R	H	RBI	BB	SO	LOB	BOTTOM			
Spike Owen, S (1,6) OBP: 0.324, SLG: 0.378	E 1B 1B	1B 1-2 2-3		6-3		F8		F7		5	1	2	0	0	0	0				
Tony Bemazzard, S (1,4) OBP: 0.321, SLG: 0.353	E 1B 1-2	L6		1B		4-3				4	1	2	0	0	0	3				
Pat Putnam, L (1,3) OBP: 0.308, SLG: 0.423	E4 E 1B 1-2 2-3	F4		FC6-4 1B		F9				4	1	1	0	0	0	5				
Al Chambers, L (1,10) OBP: 0.500, SLG: 0.500	FC1-4 1-2 2-H 3-H	1B		F8		5-3				4	0	2	4	0	0	2				
Ricky Nelson, L (1,7) OBP: 0.303, SLG: 0.427	F7	F8		FC6-4 1-2				2B		4	0	1	0	0	0	6				
Dave Henderson, R (1,9) OBP: 0.304, SLG: 0.412	FC1-4 1-2 2-H			1B		F9		F4		4	0	1	0	0	0	2				
Jamie Allen, R (1,5) OBP: 0.335, SLG: 0.332	K			F8		F8		5-3		4	0	0	0	0	1	3				
Rick Sweet, S (1,2) OBP: 0.270, SLG: 0.258		1B 1B 1B		F9				6-3		4	1	2	0	0	0	1				
John Moses, S (1,8) OBP: 0.282, SLG: 0.282		1B 1-2		1-3		6-3		6-3		4	1	1	0	0	0	2				
Inning Stats	R: 3 E: 2 K: 1 S: 9	H: 3 LOB: 1 BB: 0 P: 9	R: 2 E: 0 K: 0 S: 7	H: 4 LOB: 2 BB: 0 P: 7	R: 0 E: 0 K: 0 S: 4	H: 1 LOB: 1 BB: 0 P: 4	R: 0 E: 0 K: 0 S: 5	H: 2 LOB: 0 BB: 0 P: 5	R: 0 E: 0 K: 0 S: 4	H: 1 LOB: 1 BB: 0 P: 4	R: 0 E: 0 K: 0 S: 3	H: 0 LOB: 0 BB: 0 P: 3	R: 0 E: 0 K: 0 S: 4	H: 1 LOB: 1 BB: 0 P: 4	R: 0 E: 0 K: 0 S: 3	H: 0 LOB: 0 BB: 0 P: 3	1B: 11 2B: 1 3B: 0 HR: 0	SF: 0 SAC: 0 DP: 0 HBP: 0	WP: 0 PB: 0 SB: 0 CS: 0	PA: 37
PITCHER Dennis Eckersley, R (1,1) ERA: 5.64	IP: 8.0 WLS: L BF: 37 H: 12 R: 5 ER: 3 SO: 1 BB: 0 IBB: 0 HBP: 0 BLK: 0 WP: 0 HR: 0 S: 39 P: 39 ERA: 3.38 WHIP: 1.500																			

Boston Red Sox @ Seattle Mariners
The Kingdome, Seattle, WA
Sat Jul 23 1983, 10:05 PM EDT
Att: 15,113 - Unknown

livebaseballscores.com

AB 37
R 5
H 12
RBI 4
BB 0
SO 1
LOB 24



Batter	1	2	3	4	5	6	7	8	9	AB	R	H	RBI	BB	SO	LOB	TOP								
Jerry Remy, L (1,4) OBP: 0.286, SLG: 0.307	0-0 6-3 1B		0-0 1B		0-0 F9		0-0 4-3		0-0 2B BB	4	2	0	1	0	1		Boston Red Sox @ Seattle Mariners The Kingdom, Seattle, WA Sun Jul 24 1983, 6:33 AM EDT Att: 8,616 - Unknown								
Dave Stapleton, R (1,3) OBP: 0.286, SLG: 0.368	0-0 6-3 1-2		0-0 6-3 2H 1B		0-0 2H 1B		0-0 3-1		0-0 1-3 2H 2B	5	0	3	2	0	0	1									
Wade Boggs, L (1,5) OBP: 0.351, SLG: 0.504	0-0 4-3 2H 1B		0-0 6-3 1-2		0-0 3B 2B		0-0 HR		0-3 K	5	2	3	2	0	1	3									
Carl Yastrzemski, L (1,10) OBP: 0.396, SLG: 0.462	0-0 4-3 1-2		0-0 G1		0-0 F9		0-0 6-3			4	0	0	0	0	0	3									
Dwight Evans, R (1,9) OBP: 0.339, SLG: 0.441	0-3 K			0-0 F8		0-3 K		0-3 K		4	0	0	0	0	3	2									
Rick Miller, L (1,8) OBP: 0.430, SLG: 0.451		0-0 G3		0-0 6-3		4-0 3B IBB		0-0 G3		3	1	0	0	1	0	0									
Reid Nichols, R (1,7) OBP: 0.365, SLG: 0.432		0-0 L4		0-3 K		0-0 1H 2H 3B		4-0 2B BB		3	1	1	2	1	1	0									
Rich Gedman, L (1,2) OBP: 0.331, SLG: 0.382		0-0 3-1			0-0 SH2-4 1B 1B		0-3 K		0-3 K	4	0	1	0	0	2	2									
Glenn Hoffman, R (1,6) OBP: 0.300, SLG: 0.320			0-0 F3		0-0 SH2-4 1-2		0-3 K		0-0 F4	3	0	0	0	0	1	1									
Inning Stats	R: 1 E: 0 K: 1 S: 7	H: 2 LOB: 1 BB: 0 P: 7	R: 0 E: 0 K: 0 S: 3	H: 0 LOB: 0 BB: 0 P: 3	R: 1 E: 0 K: 0 S: 5	H: 2 LOB: 1 BB: 0 P: 5	R: 0 E: 0 K: 1 S: 5	H: 0 LOB: 0 BB: 0 P: 5	R: 0 E: 0 K: 0 S: 4	H: 2 LOB: 2 BB: 0 P: 4	R: 2 E: 0 K: 2 S: 9	H: 2 LOB: 1 BB: 1 P: 13	R: 0 E: 0 K: 1 S: 5	H: 0 LOB: 0 BB: 0 P: 5	R: 1 E: 0 K: 1 S: 6	H: 1 LOB: 0 BB: 0 P: 6	R: 1 E: 0 K: 2 S: 8	H: 1 LOB: 2 BB: 2 P: 16	1B: 5 2B: 3 3B: 1 HR: 1	SF: 0 SAC: 1 DP: 0 HBP: 0	WP: 0 PB: 0 SB: 1 CS: 0	PA: 39			
PITCHER	IP	WLS	BF	H	R	ER	SO	BB	IBB	HBP	BLK	WP	HR	S	P	ERA	WHIP								
Glenn Abbott, R (1,1) ERA: 3.81	5.2	L	25	8	4	4	3	0	1	0	0	0	0	30	34	6.35	1.412								
Roy Thomas, R (6,1) ERA: 4.53	2.1		8	1	1	1	3	0	0	0	0	0	1	14	14	3.86	0.429								
Bill Caudill, R (9,1) ERA: 4.15	1.0		6	1	1	1	2	2	0	0	0	0	0	8	16	9.00	3.000								

Batter	1	2	3	4	5	6	7	8	9	AB	R	H	RBI	BB	SO	LOB	BOTTOM								
Spike Owen, S (1,6) OBP: 0.321, SLG: 0.382	0-3 K		0-0 F4			0-0 2B		0-0 F3		4	0	1	0	0	1	1	Boston Red Sox @ Seattle Mariners The Kingdom, Seattle, WA Sun Jul 24 1983, 6:33 AM EDT Att: 8,616 - Unknown								
Tony Bemazzard, S (1,4) OBP: 0.322, SLG: 0.355	0-0 E S 1B		0-0 F9		0-0 F3		0-0 1B			4	0	2	0	0	0	2									
Steve Henderson, R (1,10) OBP: 0.354, SLG: 0.386	0-3 K			0-0 G3		0-0 4-3		0-0 F4		4	0	0	0	0	1	3									
Dave Henderson, R (1,9) OBP: 0.306, SLG: 0.416	0-0 F2 1-3			0-0 F5		0-0 BB 1B		0-0 F9 2B		4	0	2	0	0	0	1									
Jim Maier, R (1,3) OBP: 0.260, SLG: 0.242		0-3 K		0-3 K		0-0 F9		0-0 F8		4	0	0	0	0	2	2									
Al Chambers, L (1,7) OBP: 0.286, SLG: 0.286		0-3 K			0-3 K		0-0 F9		0-0 F9	3	0	0	0	0	2	1									
Domingo Ramos, R (9, FH) OBP: 0.343, SLG: 0.394								2-3 K		1	0	0	0	0	0	1									
Jamie Allen, R (1,5) OBP: 0.333, SLG: 0.327		0-0 F7			0-3 K		4-0 1-2 BB		0-3 K	3	0	0	0	1	2	1									
Jamie Nelson, R (1,2) OBP: 0.100, SLG: 0.400			0-0 F9		0-0 F9		0-0 1-3			3	0	0	0	0	0	2									
John Moses, S (1,8) OBP: 0.284, SLG: 0.284					0-0 F9		0-0 F9		0-0 5-3	3	0	1	0	0	0	0									
Inning Stats	R: 0 E: 0 K: 2 S: 8	H: 1 LOB: 1 BB: 0 P: 8	R: 0 E: 0 K: 2 S: 7	H: 0 LOB: 0 BB: 0 P: 7	R: 0 E: 0 K: 0 S: 4	H: 1 LOB: 1 BB: 0 P: 4	R: 0 E: 0 K: 1 S: 5	H: 0 LOB: 0 BB: 0 P: 5	R: 0 E: 0 K: 2 S: 7	H: 0 LOB: 0 BB: 0 P: 7	R: 0 E: 0 K: 0 S: 4	H: 1 LOB: 1 BB: 0 P: 4	R: 0 E: 0 K: 0 S: 4	H: 1 LOB: 2 BB: 1 P: 8	R: 0 E: 0 K: 0 S: 4	H: 1 LOB: 1 BB: 0 P: 4	R: 0 E: 0 K: 1 S: 6	H: 1 LOB: 1 BB: 0 P: 6	1B: 4 2B: 2 3B: 0 HR: 0	SF: 0 SAC: 0 DP: 0 HBP: 0	WP: 0 PB: 0 SB: 1 CS: 0	PA: 34			
PITCHER	IP	WLS	BF	H	R	ER	SO	BB	IBB	HBP	BLK	WP	HR	S	P	ERA	WHIP								
John Tudor, L (1,1) ERA: 3.41	9.0	W	34	6	0	0	8	1	0	0	0	0	0	49	53	0.00	0.778								



Batter	1	2	3	4	5	6	7	8	9	AB	R	H	RBI	BB	SO	LOB	TOP										
Spike Owen, S OBP: 0.314, SLG: 0.358 (1, 6)	4-0 BB		0-0 F9		4-0 BB		0-0 SH5-4		0-0 L6	2	0	0	0	2	0	1											
Tony Bernazard, S OBP: 0.327, SLG: 0.366 (1, 4)	0-0 F8		4-0 BB		0-3 K		0-0 HR		0-0 F9	4	1	1	1	1	1	2											
Pat Putnam, L OBP: 0.311, SLG: 0.439 (1, 3)	0-0 9-4-5		4-0 BB		0-0 HR		0-0 HR		0-0 F9	4	2	2	4	1	0	1											
Al Chambers, L OBP: 0.357, SLG: 0.308 Richie Zisk, R OBP: 0.306, SLG: 0.415 (7, PH)		0-0 L9	0-0 F7		0-0 1B		0-0 F8			3	0	1	0	0	0	2											
Ron Roenicke, S OBP: 0.287, SLG: 0.295 (1, 7)		0-0 2B		0-0 F6		0-3 K	0-0 5-3			4	0	1	0	0	1	1											
Dave Henderson, R OBP: 0.302, SLG: 0.409 (1, 9)		0-0 F6		0-0 F3		0-3 K		0-0 6-3		4	0	0	0	0	1	2											
Manny Castillo, S OBP: 0.237, SLG: 0.270 (1, 5)		4-0 IBB		0-0 4-3		0-0 F4		0-0 FC6-4		3	0	1	0	1	0	1											
Jamie Nelson, R OBP: 0.133, SLG: 0.333 Rick Sweet, S OBP: 0.277, SLG: 0.261 (7, PH)		0-0 F8		0-0 5-3		4-0 SH5-4	0-0 1B	0-0 F7		2	0	0	0	0	0	2											
John Moses, S OBP: 0.281, SLG: 0.281 (1, 8)			0-0 E4		0-0 F8		0-0 1B	0-0 FC6-4		4	1	1	0	0	0	1											
Inning Stats	R: 0 E: 0 K: 0 S: 2	H: 0 LOB: 0 BB: 1 P: 6	R: 0 E: 0 K: 0 S: 4	H: 1 LOB: 2 BB: 1 P: 8	R: 0 E: 1 K: 0 S: 3	H: 0 LOB: 2 BB: 2 P: 11	R: 0 E: 0 K: 0 S: 3	H: 0 LOB: 0 BB: 0 P: 3	R: 0 E: 0 K: 1 S: 5	H: 0 LOB: 1 BB: 1 P: 9	R: 1 E: 0 K: 2 S: 9	H: 2 LOB: 1 BB: 0 P: 9	R: 4 E: 0 K: 0 S: 6	H: 3 LOB: 0 BB: 1 P: 10	R: 0 E: 0 K: 0 S: 4	H: 1 LOB: 1 BB: 0 P: 4	R: 0 E: 0 K: 0 S: 3	H: 0 LOB: 0 BB: 0 P: 3	1B: 4 2B: 2 3B: 0 HR: 2	SF: 0 SAC: 1 DP: 1 HBP: 0	WP: 0 PB: 0 SB: 1 CS: 1	PA: 39					
PITCHER	IP	WLS	BF	H	R	ER	SO	BB	IBB	HBP	BLK	WP	HR	S	P	ERA	WHIP										
Milt Wilcox, R ERA: 3.79 Doug Bair, R ERA: 3.46 Howard Bailey, L ERA: 2.38	(1, 1)	6.0	25	3	1	1	3	4	1	0	0	0	1	26	46	1.50	1.167										
	(7, 1)	0.1	L	5	3	4	0	1	0	0	0	0	1	4	8	108.00	12.000										
	(7, 1)	2.2		9	1	0	0	0	0	0	0	0	0	9	9	0.00	0.375										

Seattle Mariners @ Detroit Tigers
Tiger Stadium, Detroit, MI
Wed Jul 27 1983, 7:05 PM EDT
Att: 23,270 - Unknown

AB	32
R	5
H	7
RBI	5
BB	6
SO	3
LOB	14



Batter	1	2	3	4	5	6	7	8	9	AB	R	H	RBI	BB	SO	LOB	BOTTOM										
Lou Whitaker, L OBP: 0.373, SLG: 0.462 (1, 4)	4-0 CS		0-3 K		0-0 F8			0-0 6-3		3	0	0	0	1	1	1											
Alan Trammell, R OBP: 0.380, SLG: 0.439 (1, 6)	0-3 K			0-0 4-3		0-3 K		0-0 5-3		4	0	0	0	0	2	1											
Larry Hemdon, R OBP: 0.322, SLG: 0.457 (1, 10)	4-0 BB			4-0 2B		0-3 K		0-3 K		2	1	0	0	2	2	0											
Lance Parrish, R OBP: 0.330, SLG: 0.504 (1, 2)	0-0 6-3			0-0 2B		0-0 5-3			0-0 F8	4	0	1	1	0	0	1											
Kirk Gibson, L OBP: 0.290, SLG: 0.368 (1, 7)		0-3 K		0-0 F9			0-0 F8		4-0 BB	3	0	0	0	1	1	1											
Glenn Wilson, R OBP: 0.300, SLG: 0.434 (1, 9)		0-0 F2		0-0 2-5	0-0 1-3		0-3 K		0-0 F9	4	0	0	0	0	1	1											
Chet Lemon, R OBP: 0.364, SLG: 0.436 (1, 8)		0-0 F4			0-0 E5		0-0 HR			3	2	1	1	0	0	0											
Rick Leach, L OBP: 0.308, SLG: 0.348 (1, 3)			0-0 F7		0-0 1B		0-0 F8			3	0	1	0	0	0	0											
Wayne Krenchicki, L OBP: 0.328, SLG: 0.303 (1, 5)			0-3 K		0-0 SF8			0-0 4-3		2	0	0	1	0	1	0											
Inning Stats	R: 0 E: 0 K: 1 S: 4	H: 0 LOB: 1 BB: 2 P: 12	R: 0 E: 0 K: 1 S: 5	H: 0 LOB: 0 BB: 0 P: 5	R: 0 E: 0 K: 2 S: 7	H: 0 LOB: 0 BB: 0 P: 7	R: 1 E: 0 K: 0 S: 3	H: 1 LOB: 1 BB: 1 P: 7	R: 1 E: 1 K: 0 S: 5	H: 1 LOB: 1 BB: 0 P: 5	R: 0 E: 0 K: 2 S: 7	H: 0 LOB: 0 BB: 0 P: 7	R: 1 E: 0 K: 1 S: 6	H: 1 LOB: 0 BB: 0 P: 6	R: 0 E: 0 K: 0 S: 3	H: 0 LOB: 0 BB: 0 P: 3	R: 0 E: 0 K: 1 S: 5	H: 0 LOB: 1 BB: 1 P: 9	1B: 1 2B: 1 3B: 0 HR: 1	SF: 1 SAC: 0 DP: 0 HBP: 0	WP: 0 PB: 0 SB: 0 CS: 1	PA: 33					
PITCHER	IP	WLS	BF	H	R	ER	SO	BB	IBB	HBP	BLK	WP	HR	S	P	ERA	WHIP										
Mike Moore, R ERA: 5.02 Bill Caudill, R ERA: 4.39	(1, 1)	8.2	33	3	3	2	8	4	0	0	0	0	1	44	60	2.08	0.808										
	(9, 1)	0.1	S	1	0	0	0	0	0	0	0	0	0	1	1	0.00	0.000										

Seattle Mariners @ Detroit Tigers
Tiger Stadium, Detroit, MI
Wed Jul 27 1983, 7:05 PM EDT
Att: 23,270 - Unknown

AB	28
R	3
H	3
RBI	3
BB	4
SO	8
LOB	5



Batter	1	2	3	4	5	6	7	8	9	AB	R	H	RBI	BB	SO	LOB	TOP								
Spike Owen, S OBP: 0.303, SLG: 0.345	0-0 4-3		0-0 4-3		0-0 4-3		0-0 4-3			4	0	0	0	0	0	1									
Tony Bernazard, S OBP: 0.326, SLG: 0.364	0-0 G4-6-3 1B			0-0 F7		0-0 1-3		0-0 4-3		4	0	1	0	0	0	0									
Pat Putnam, L OBP: 0.313, SLG: 0.440	0-0 G4-6-3 1-2			0-0 1B FC6-4 1B		0-0 FC7-5 1B		0-0 F4		4	1	2	0	0	0	1									
Al Chambers, L OBP: 0.444, SLG: 0.375		0-0 F8		0-0 FC6-4 1B 1-2		0-0 FC7-5 1B 1-2		4-0 BB		3	0	2	0	1	0	0									
Ron Roenicke, S OBP: 0.292, SLG: 0.307				0-0 FC6-4 1B 1-2 2-3		0-0 FC7-5 FC4-6 1-2 2-3		0-3 K		4	0	2	0	0	1	3									
Ricky Nelson, L OBP: 0.301, SLG: 0.416		4-0 BB G4-6-3		0-0 FC6-4 1-2 2-3 3-H 0-0		0-0 FC4-6 1-2			0-0 F5	3	0	0	1	1	0	4									
Manny Castillo, S OBP: 0.237, SLG: 0.270		0-0 G4-6-3 1-2			0-0 F7				0-0 F8	4	0	1	0	0	0	4									
Jamie Nelson, R OBP: 0.125, SLG: 0.313			0-0 F7		0-0 4-3		0-0 F7		0-0 4-3	1	0	0	0	0	0	0									
Rick Sweet, S OBP: 0.272, SLG: 0.256									0-0 4-3	3	0	0	0	0	0	1									
John Moses, S OBP: 0.273, SLG: 0.272			0-0 F7		0-0 1-3		0-0 FC5-4 1-2			3	0	0	0	0	0	1									
Inning Stats	R: 0 E: 0 K: 0 S: 3	H: 1 LOB: 0 BB: 0 P: 3	R: 0 E: 0 K: 0 S: 3	H: 1 LOB: 1 BB: 1 P: 7	R: 0 E: 0 K: 0 S: 3	H: 0 LOB: 0 BB: 0 P: 3	R: 1 E: 0 K: 0 S: 6	H: 3 LOB: 2 BB: 0 P: 6	R: 0 E: 0 K: 0 S: 3	H: 0 LOB: 0 BB: 0 P: 3	R: 0 E: 0 K: 0 S: 5	H: 2 LOB: 2 BB: 0 P: 5	R: 0 E: 0 K: 0 S: 4	H: 1 LOB: 1 BB: 0 P: 4	R: 0 E: 0 K: 0 S: 5	H: 0 LOB: 1 BB: 1 P: 9	R: 0 E: 0 K: 0 S: 3	H: 0 LOB: 0 BB: 0 P: 3	1B: 7 2B: 1 3B: 0 HR: 0	SF: 0 SAC: 0 DP: 2 HBP: 0	WP: 0 PB: 0 SB: 0 CS: 0	PA: 35			
PITCHER	IP	WLS	BF	H	R	ER	SO	BB	IBB	HBP	BLK	WP	HR	S	P	ERA	WHIP								
Dan Petry, R ERA: 3.43	(1, 1)	6.2	W	27	8	1	1	0	1	0	0	0	0	26	30	1.35	1.350								
Aurelio Lopez, R ERA: 1.59	(7, 1)	2.1		8	0	0	0	1	1	0	0	0	0	9	13	0.00	0.429								

Seattle Mariners @ Detroit Tigers
Tiger Stadium, Detroit, MI
Thu Jul 28 1983, 7:05 PM EDT
Att: 17,207 - Unknown

AB	33
R	1
H	8
RBI	1
BB	2
SO	1
LOB	15

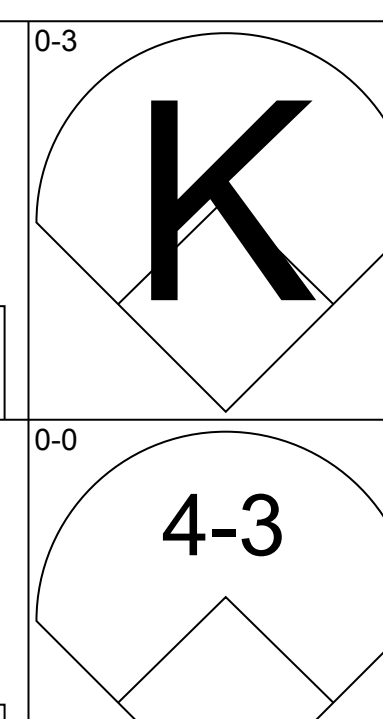
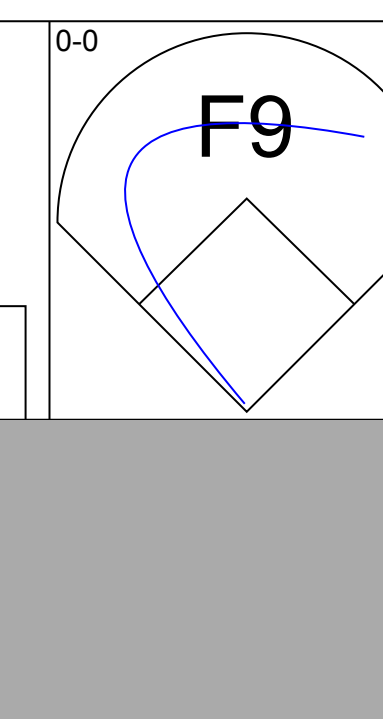
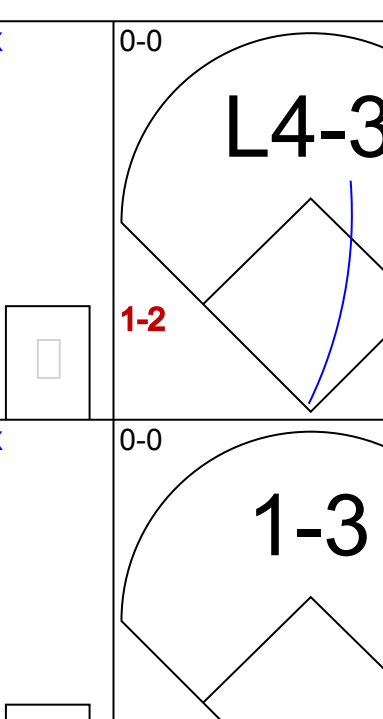
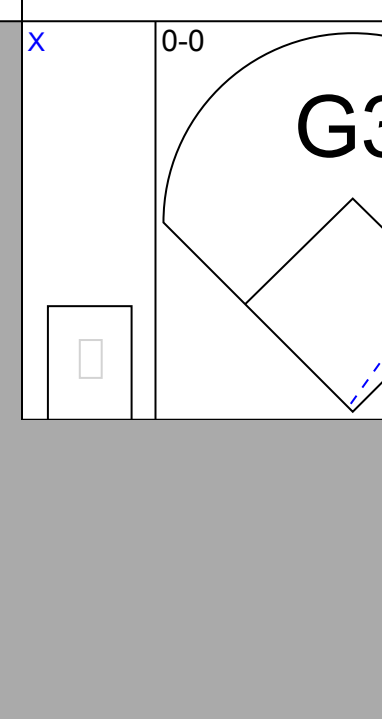
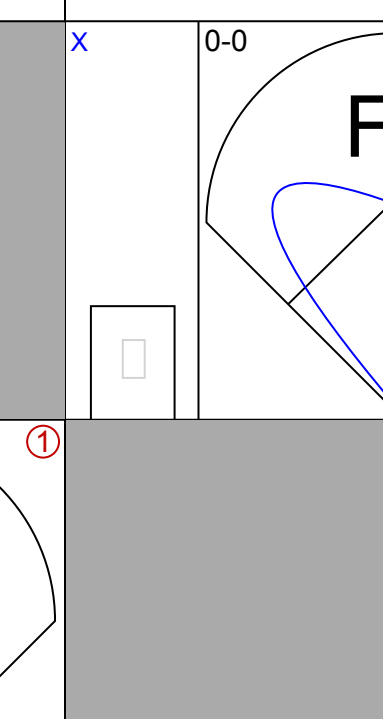
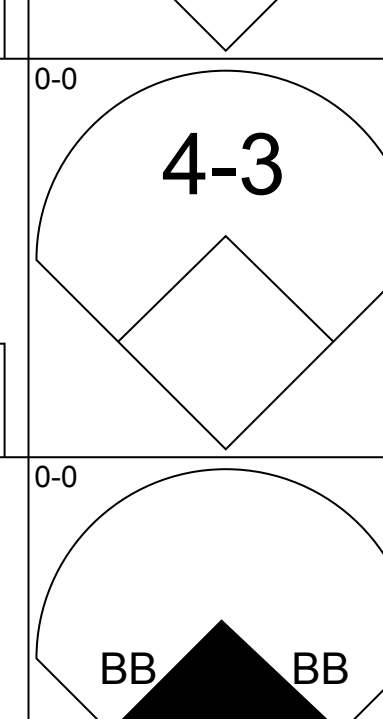
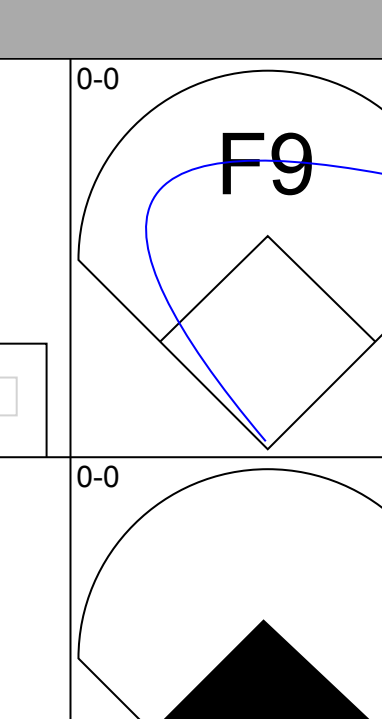
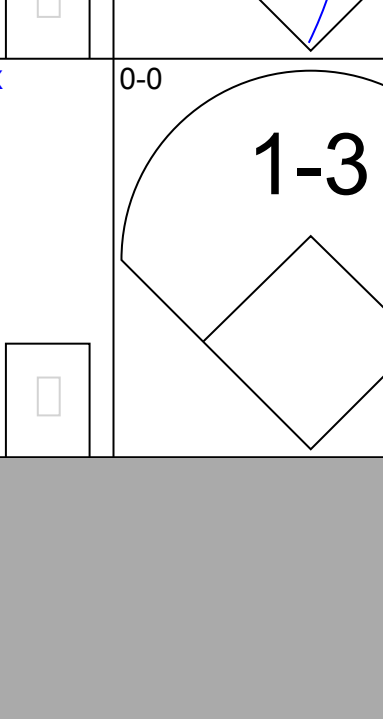
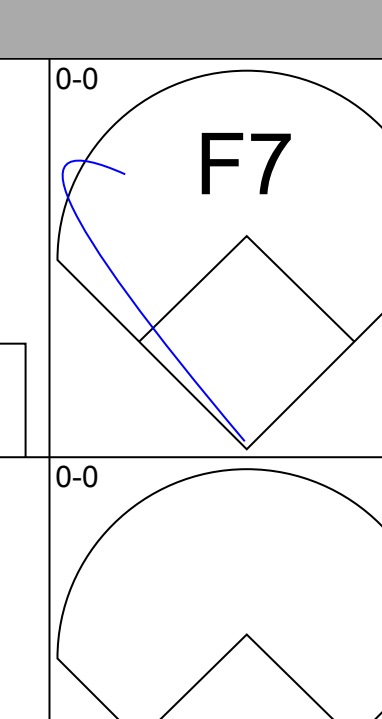
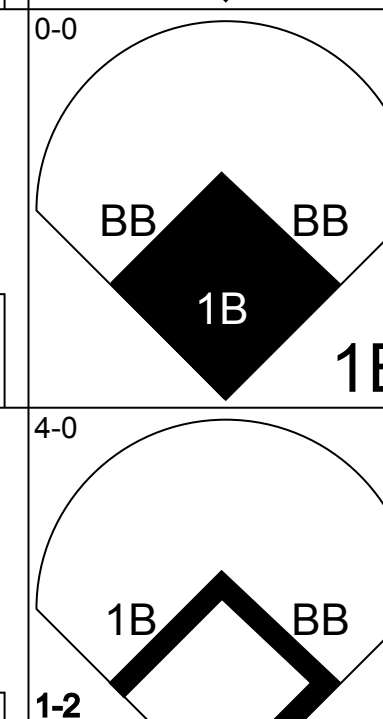
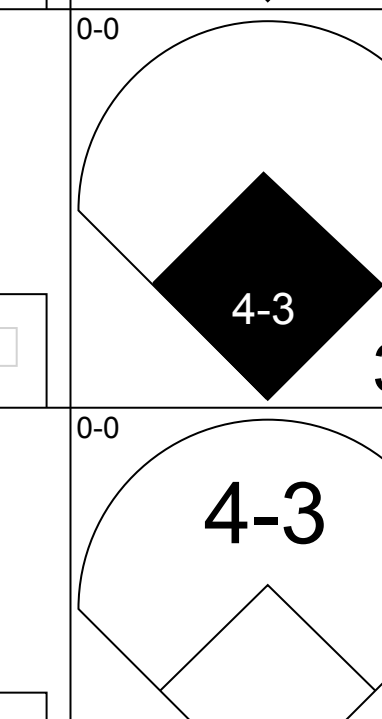
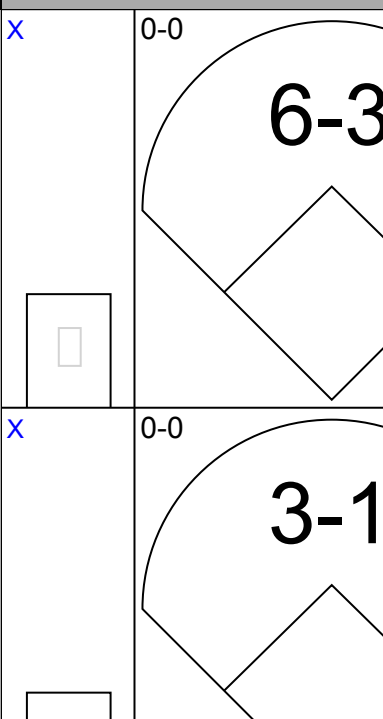
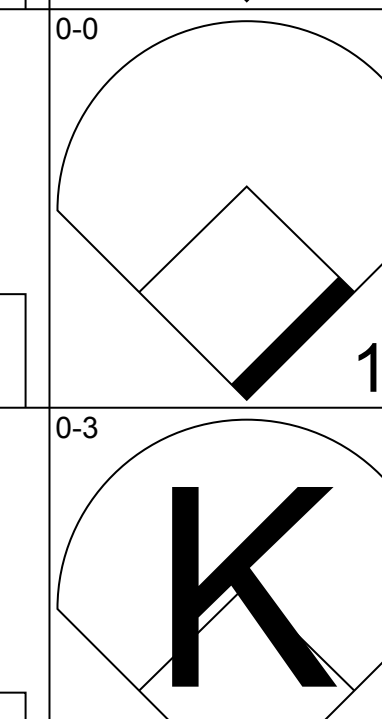
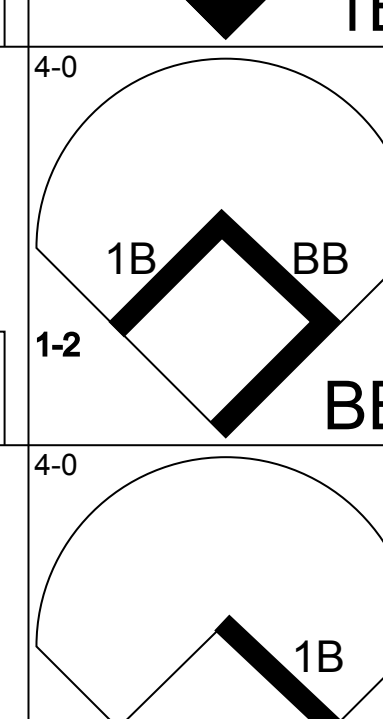
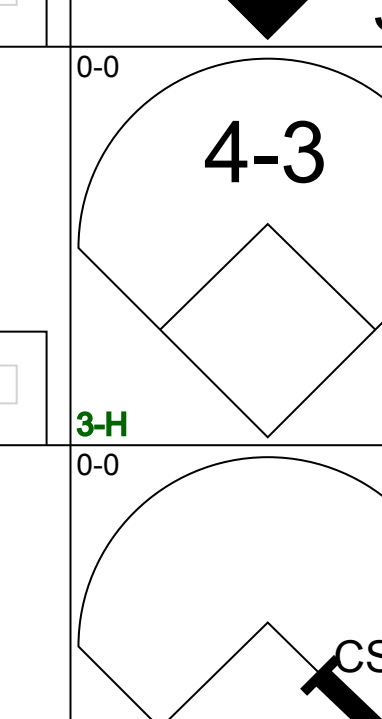
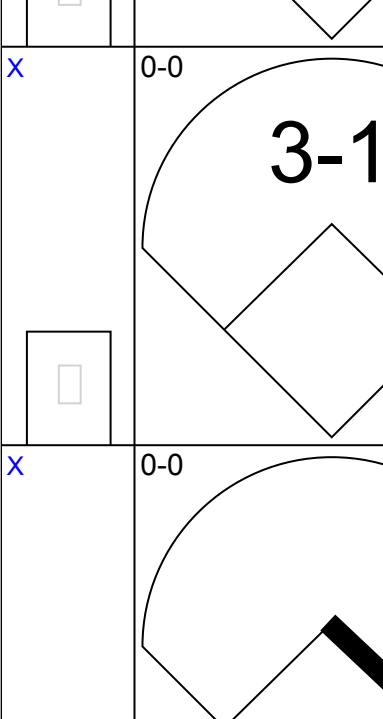
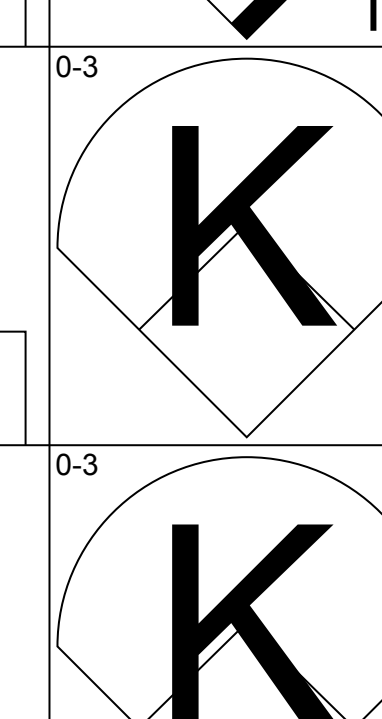
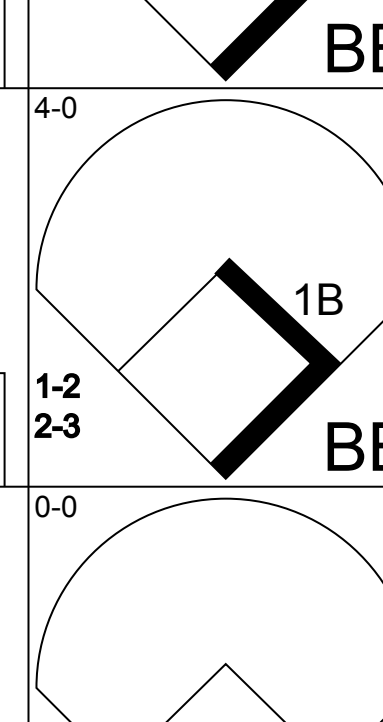
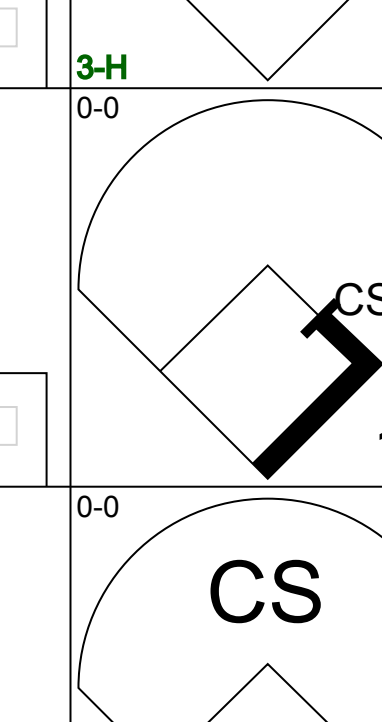
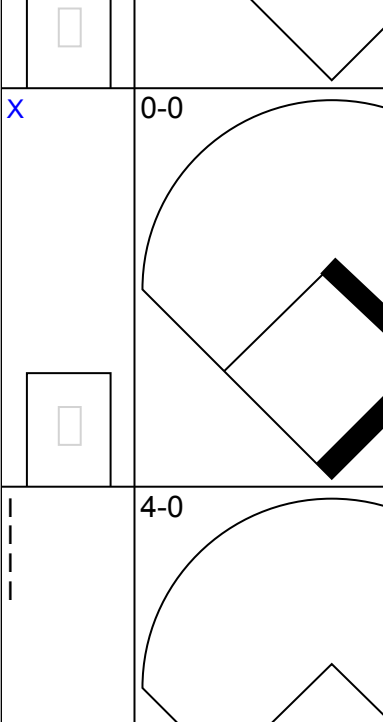
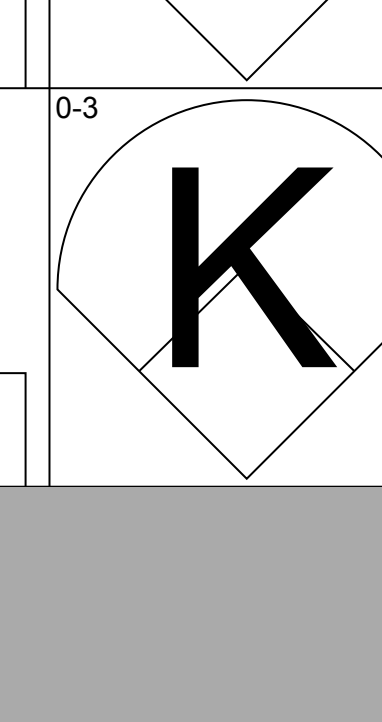
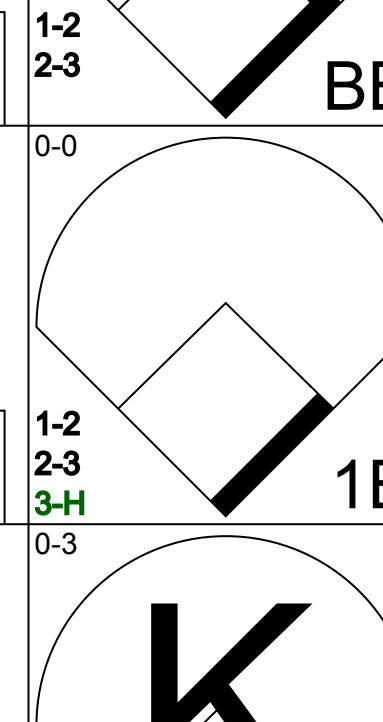
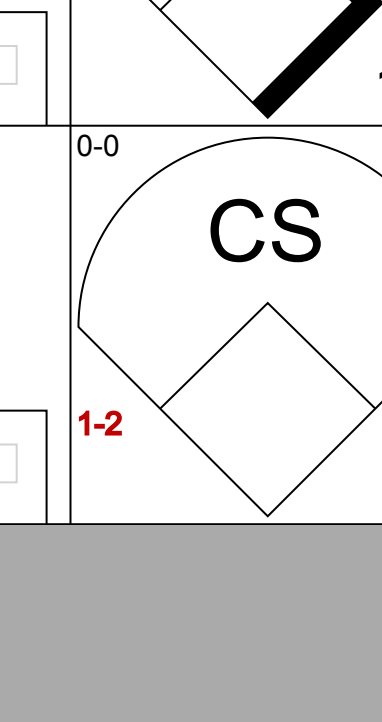
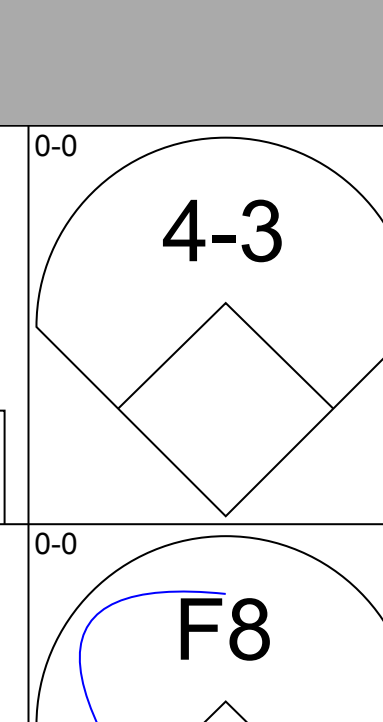
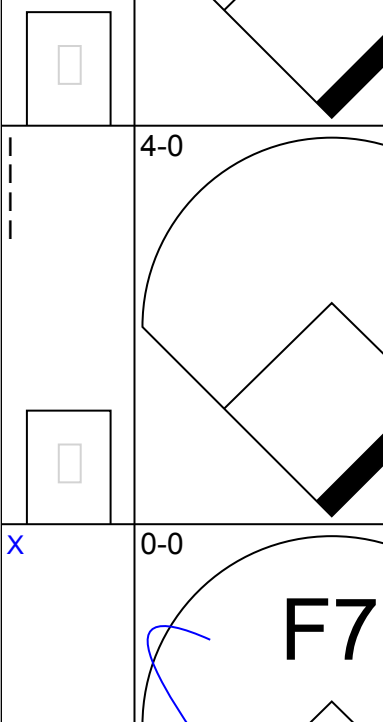
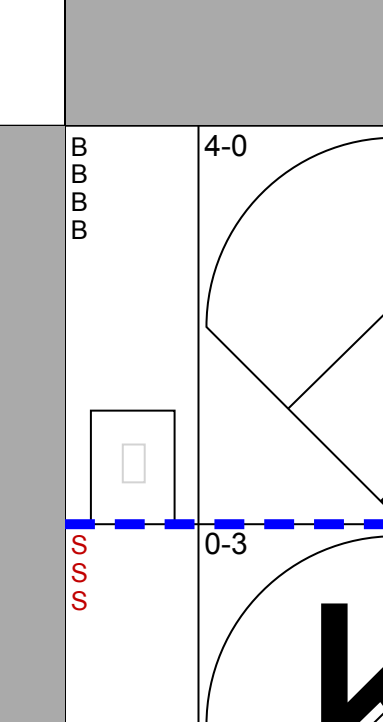
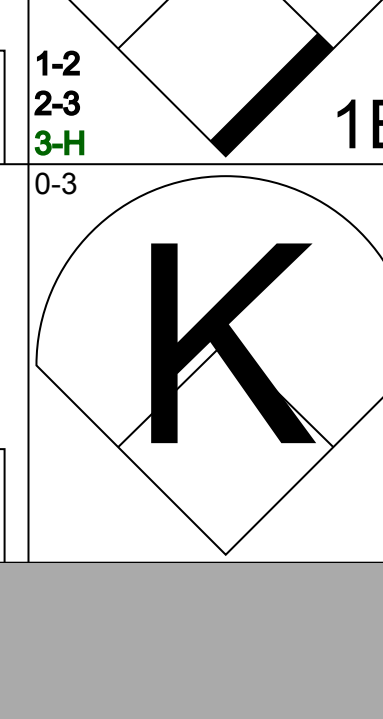
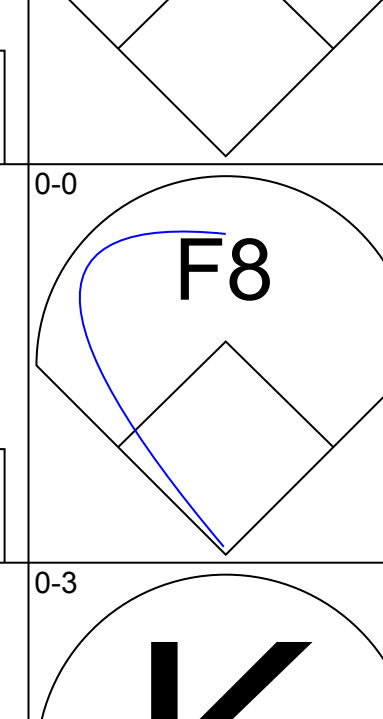
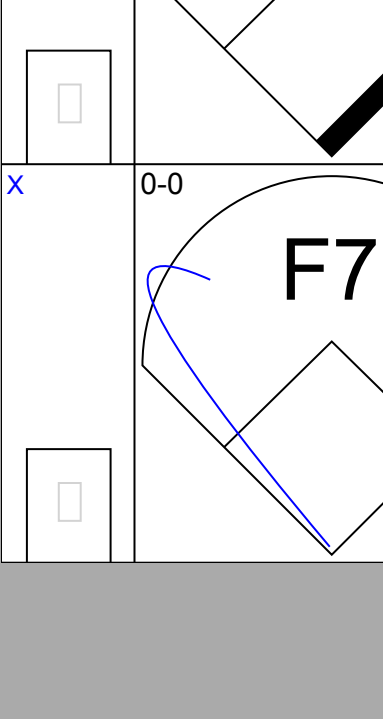
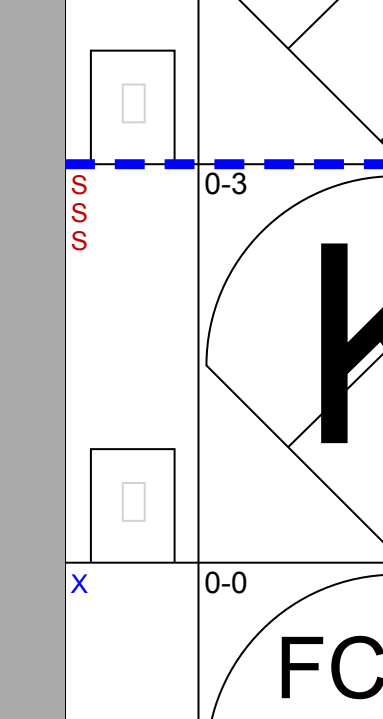
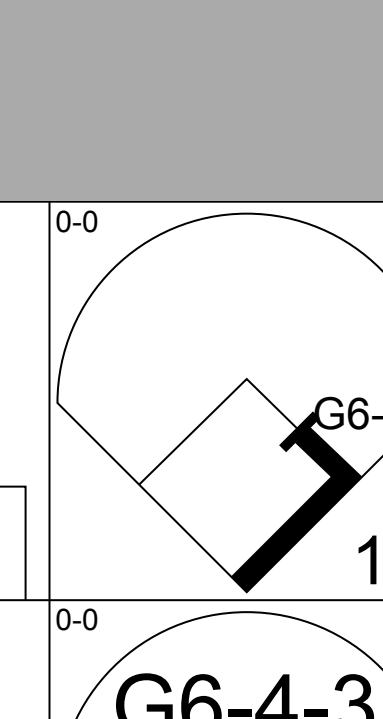
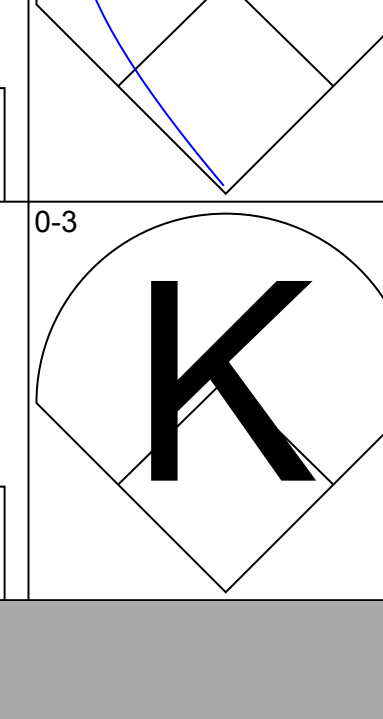
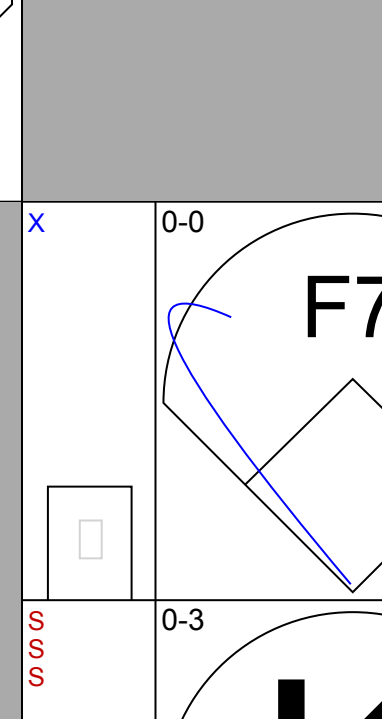
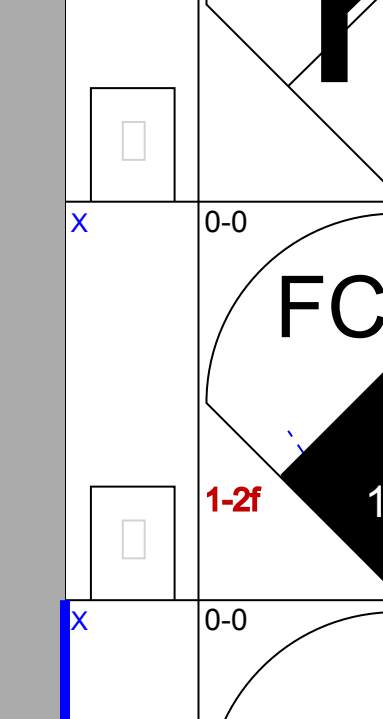
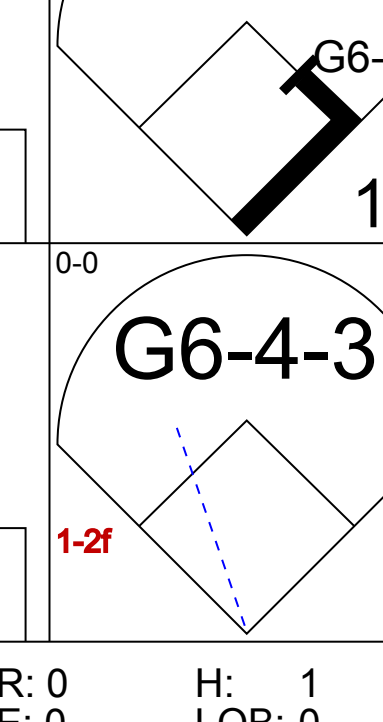
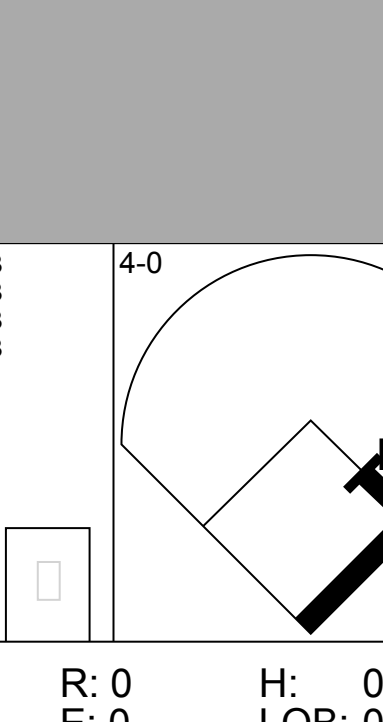
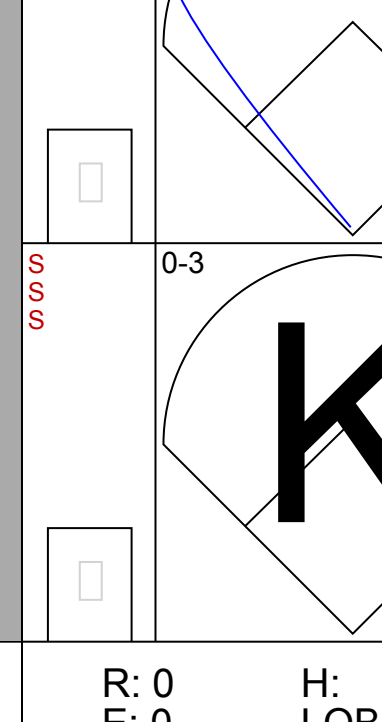
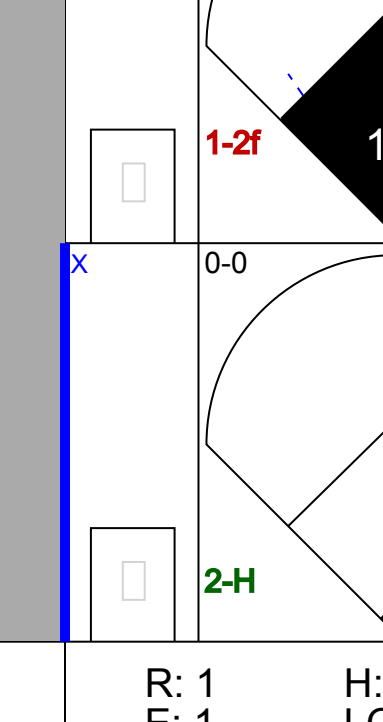
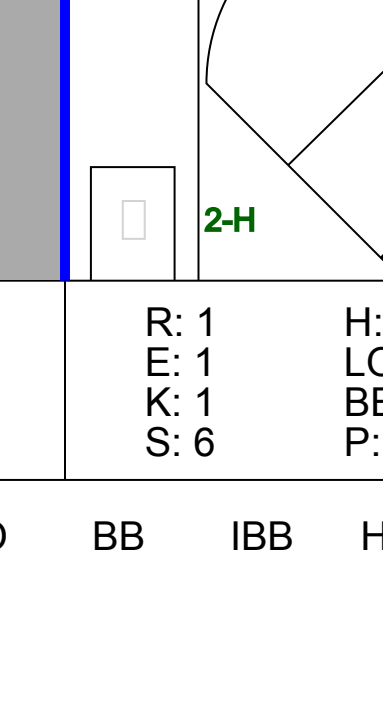


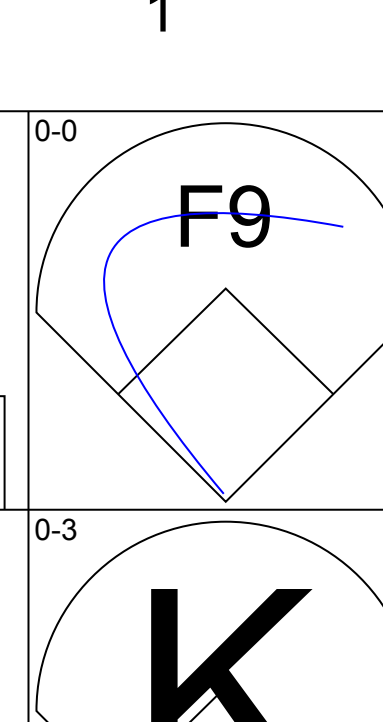
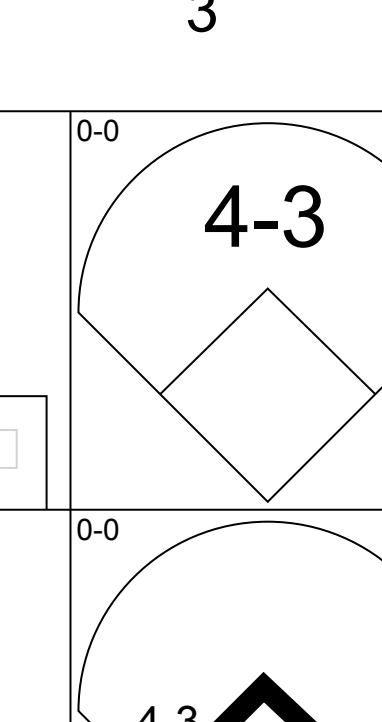
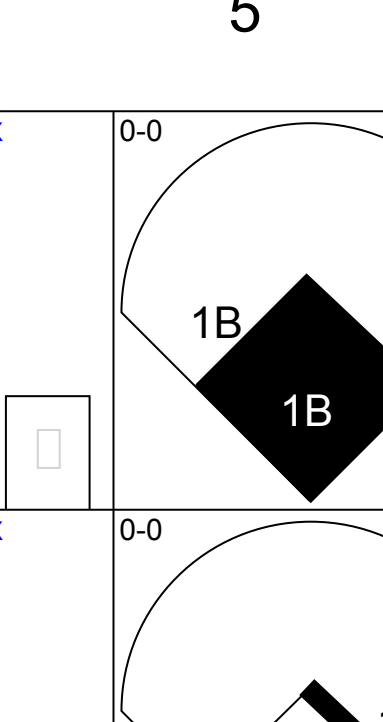
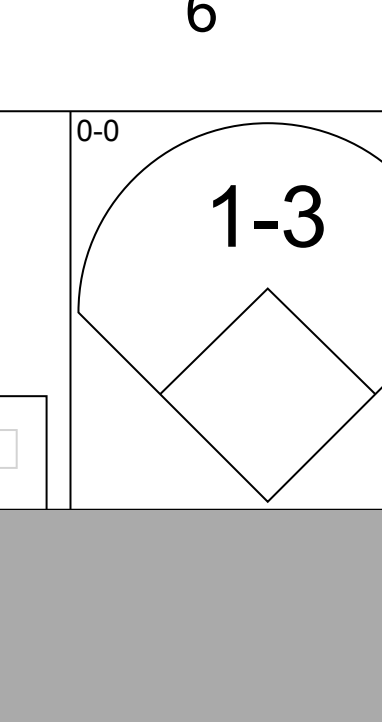
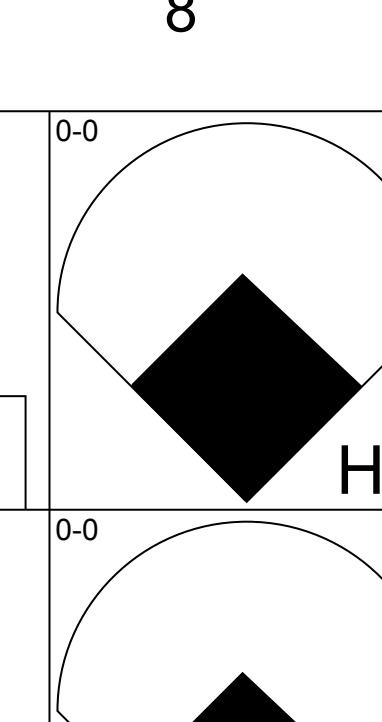
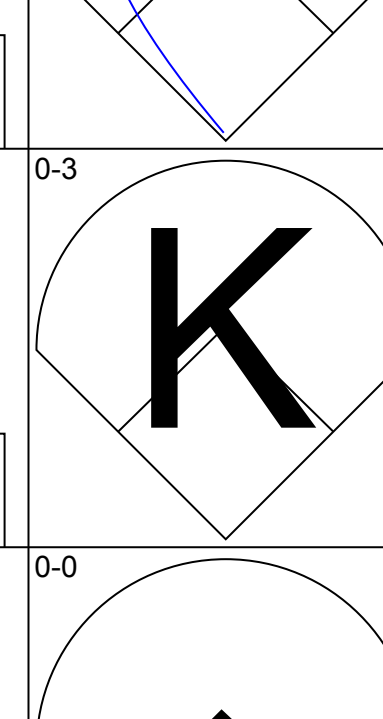
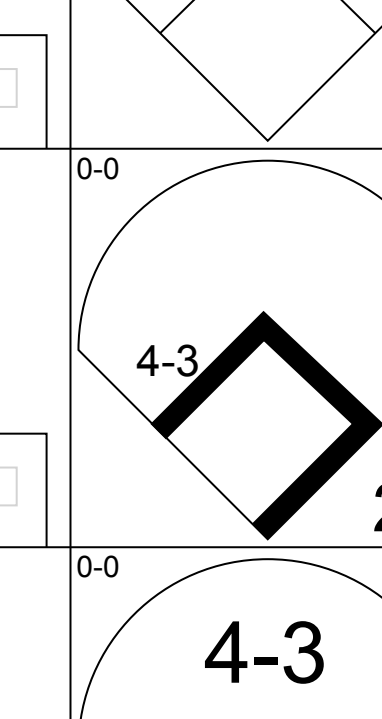
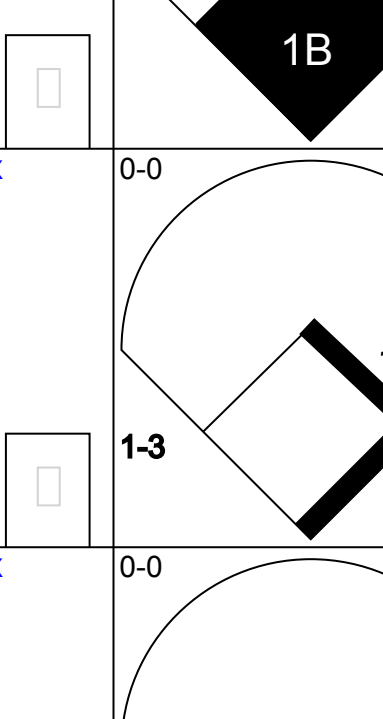
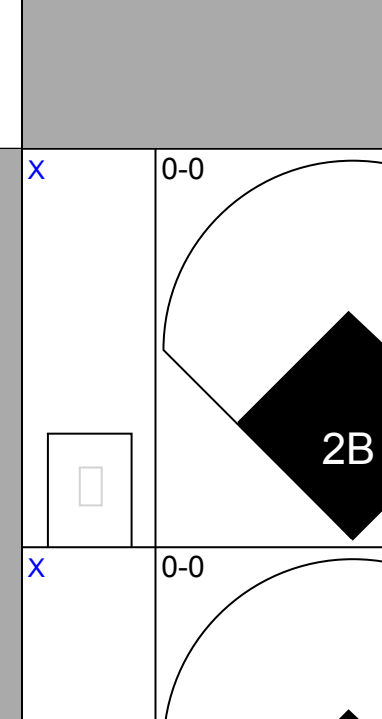
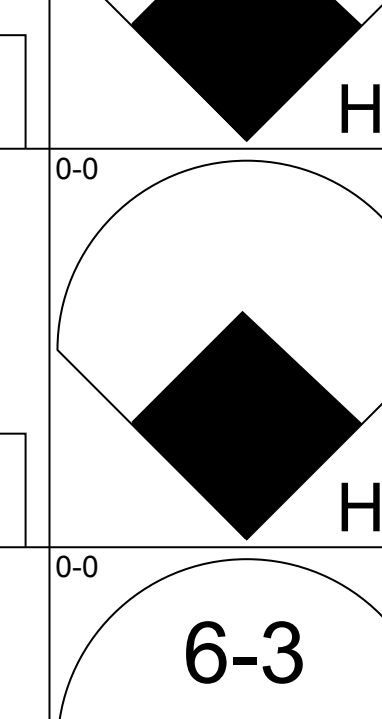
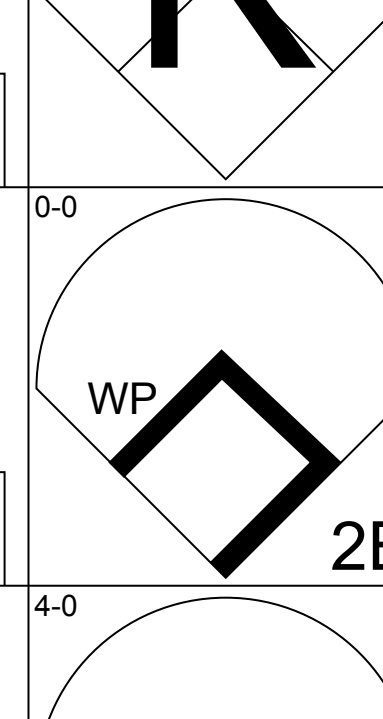
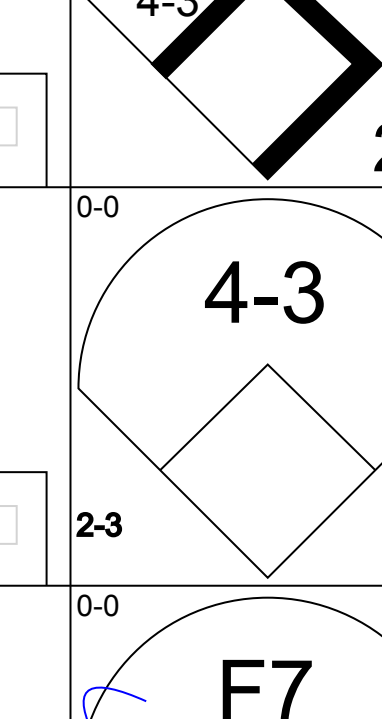
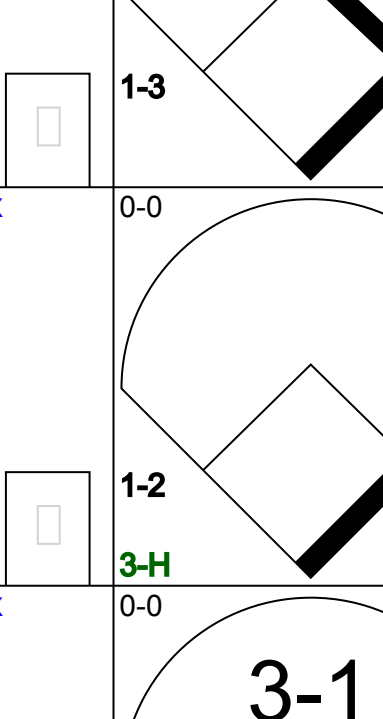
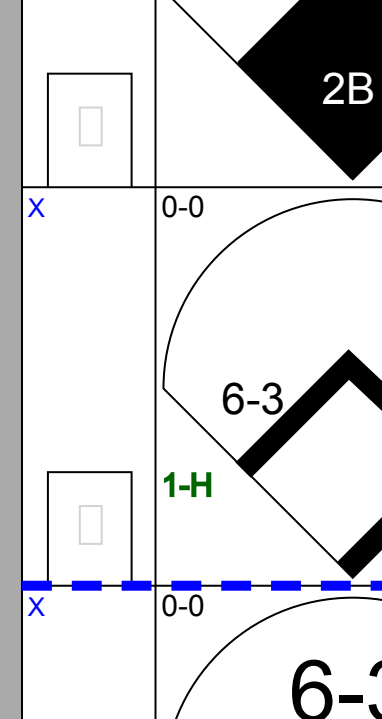
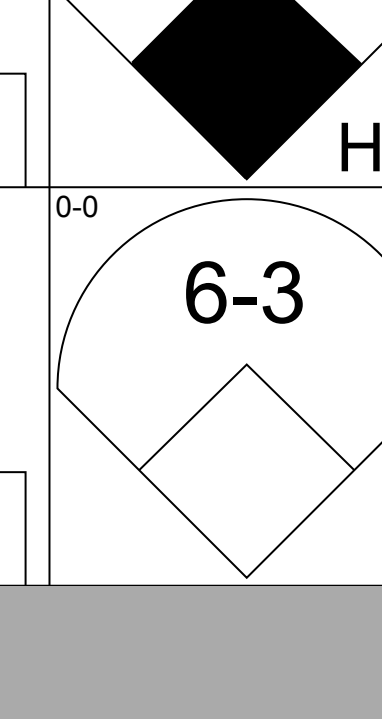
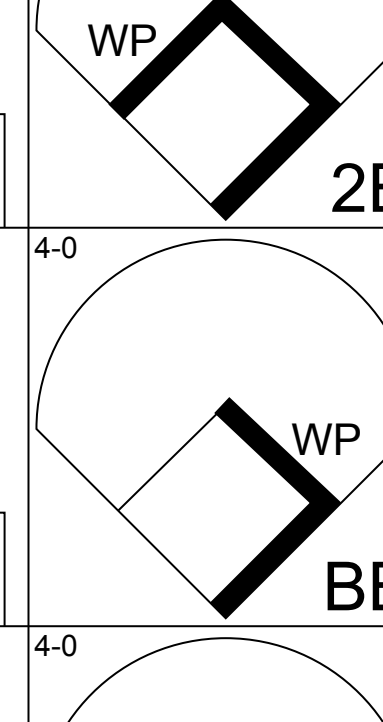
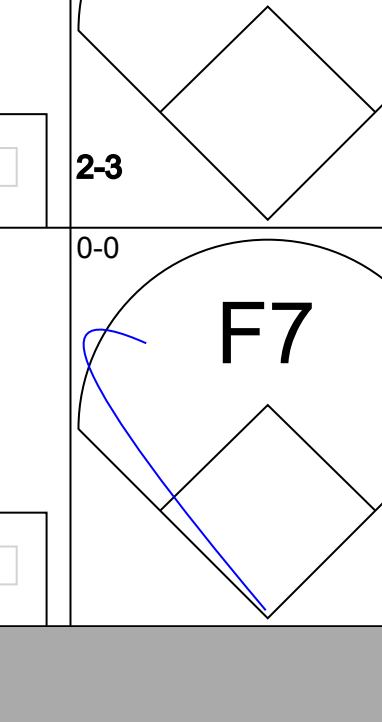
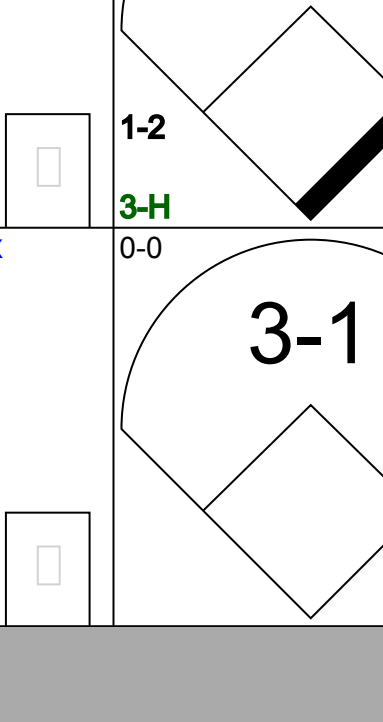
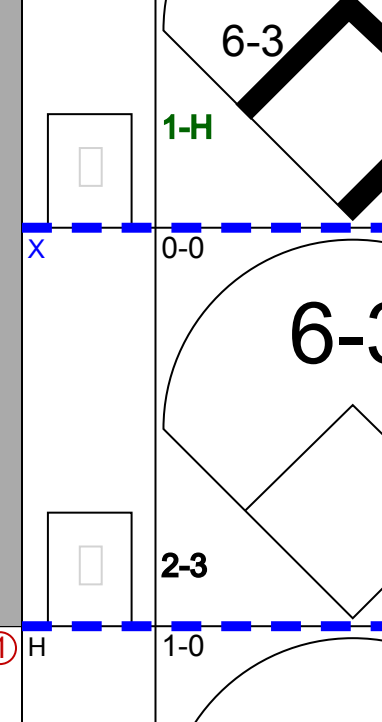
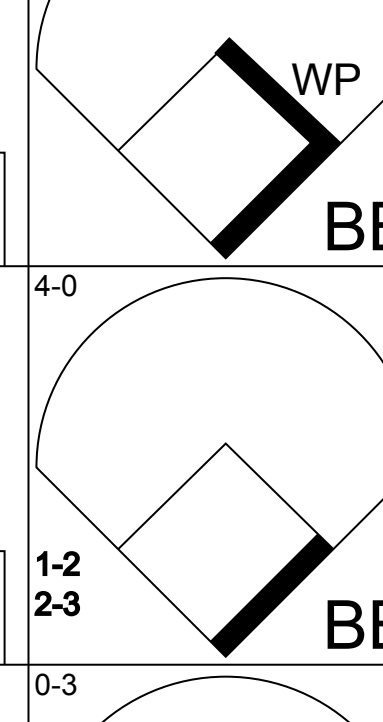
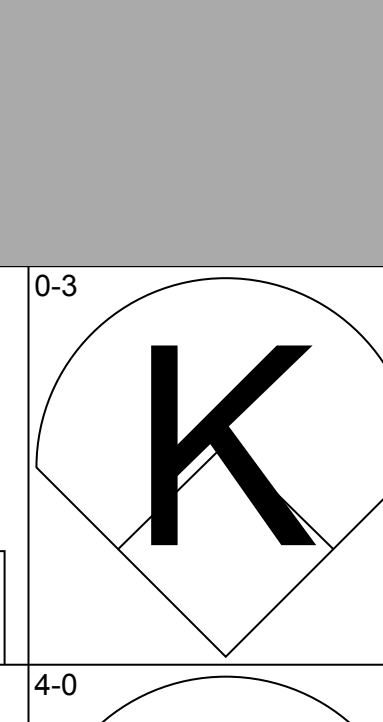
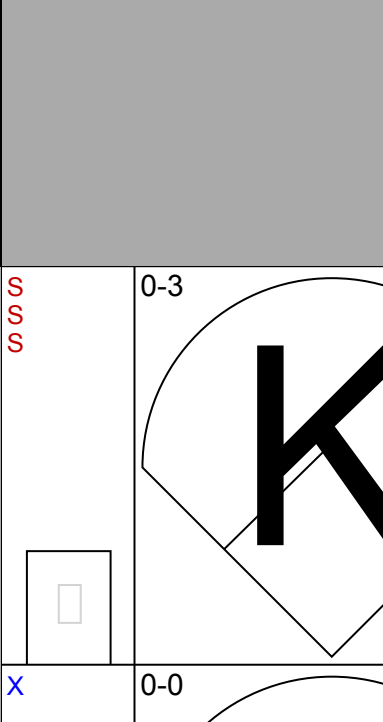
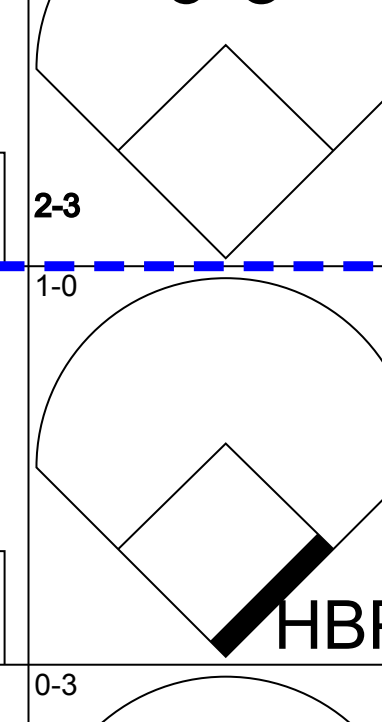
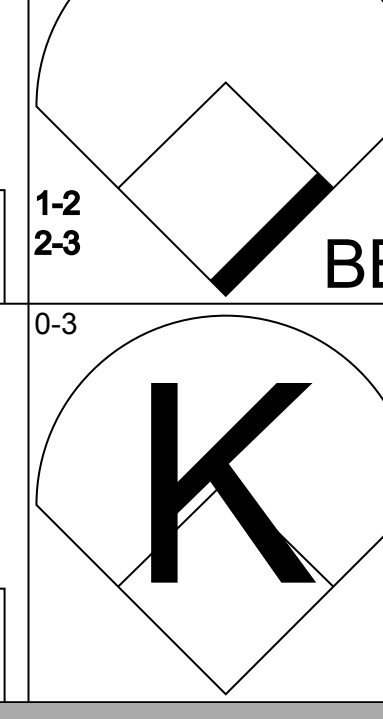
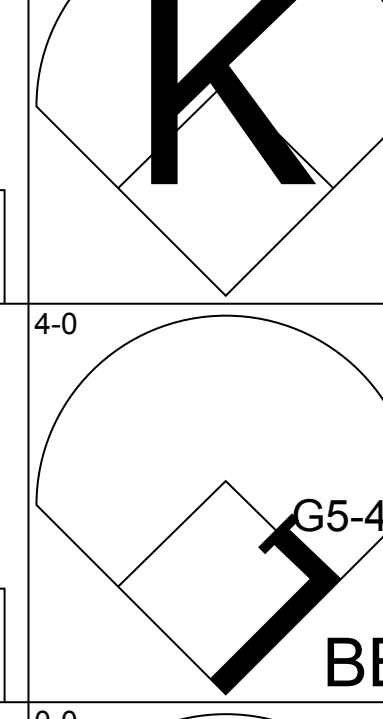
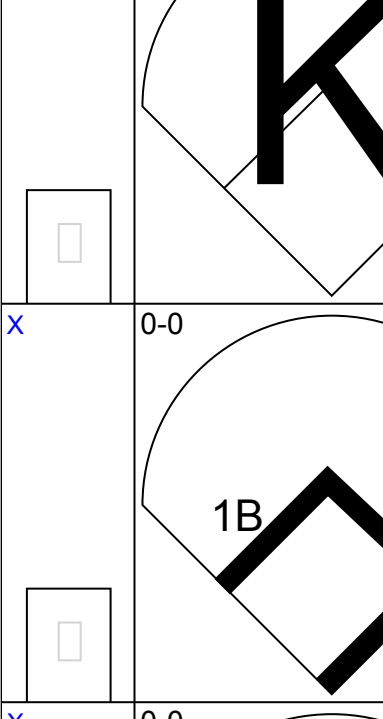
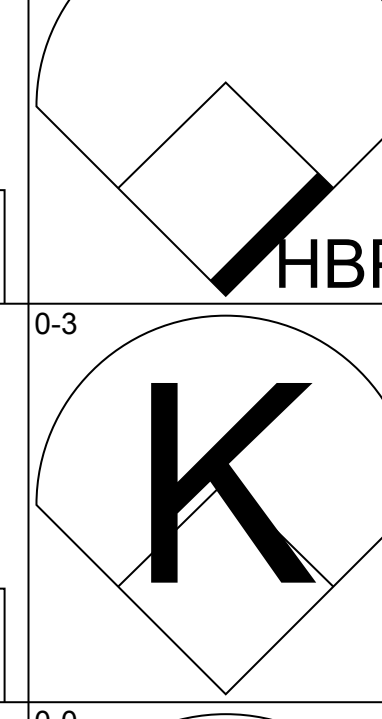
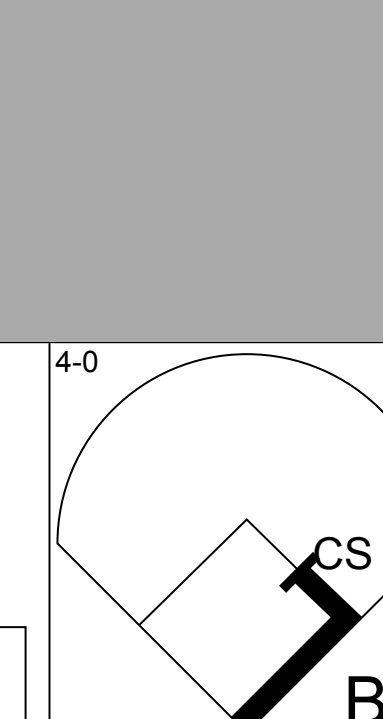
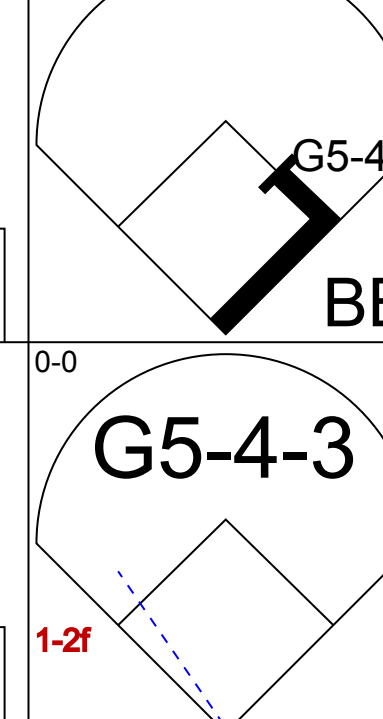
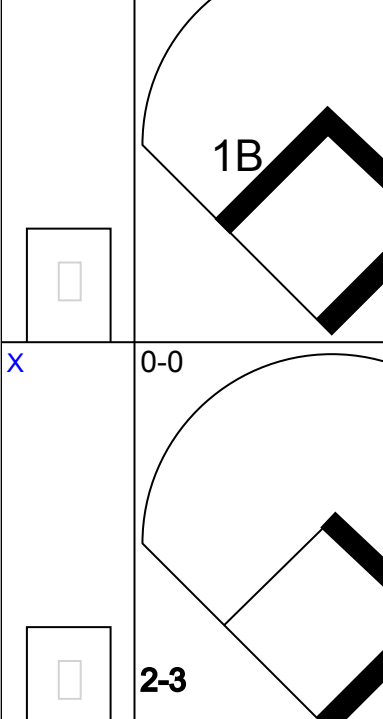
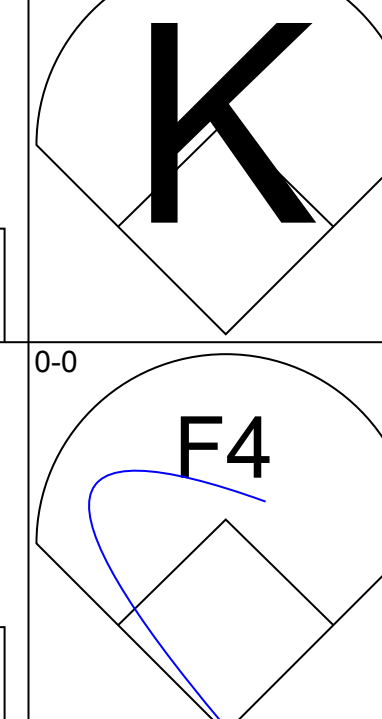
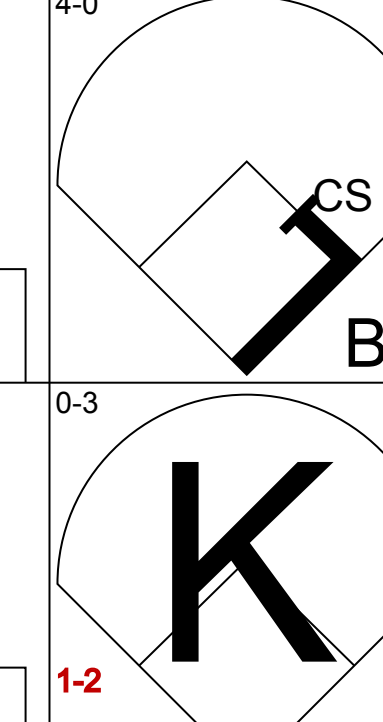
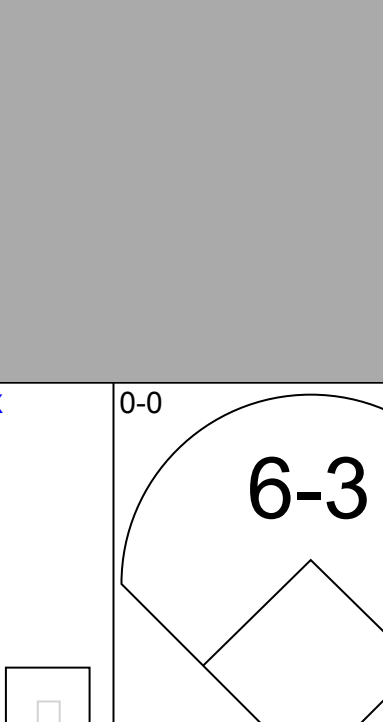
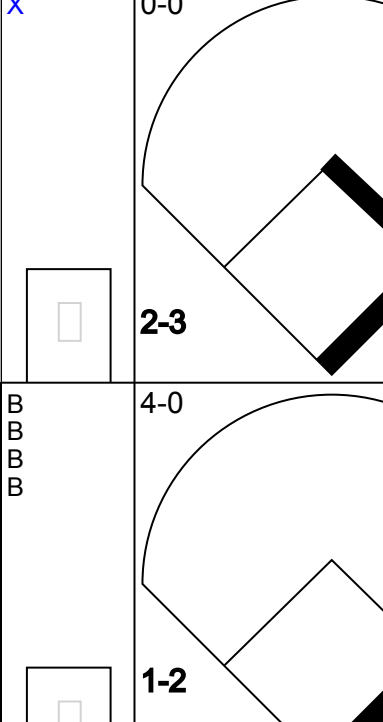
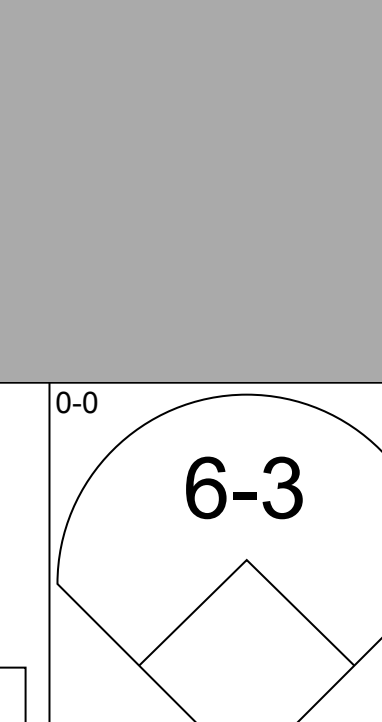
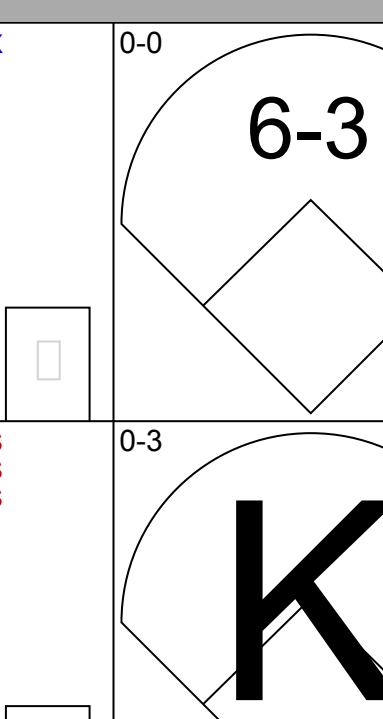
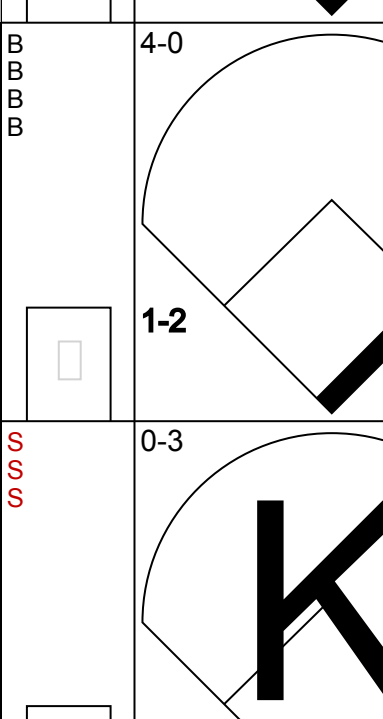
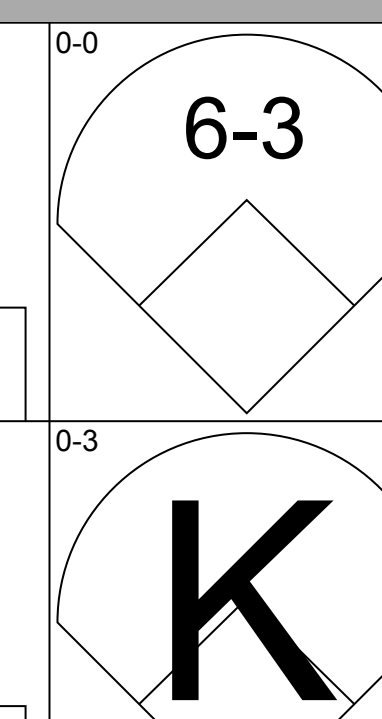
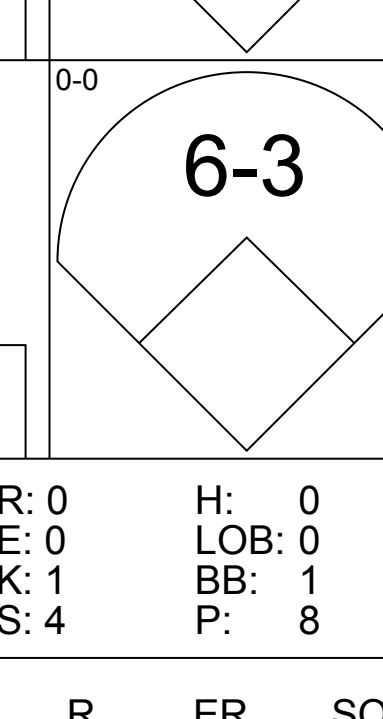
Batter	1	2	3	4	5	6	7	8	9	AB	R	H	RBI	BB	SO	LOB	BOTTOM								
Alan Trammell, R OBP: 0.383, SLG: 0.441	0-0 G6-4-3 1B	0-0 SH S 3B		0-0 S 1B			0-0 F5			3	2	2	1	0	0	0									
Enos Cabell, R OBP: 0.350, SLG: 0.465	4-0 G6-4-3 1-2 BB	0-0 3-H SF8 3B		0-3 K			0-0 G1-6-3 1B			3	1	2	1	1	1	1									
Larry Hemdon, R OBP: 0.322, SLG: 0.456	0-0 G6-4-3 1-2 2-3	0-0 SF8			0-0 CS 1B		0-0 G1-6-3 1-2			3	0	1	1	0	0	3									
Lance Parrish, R OBP: 0.332, SLG: 0.503	4-0 1B BB	0-3 K			0-0 F9			0-0 FC6-4 1B		3	0	1	0	1	1	1									
John Wockenfuss, R OBP: 0.340, SLG: 0.427			0-0 F4		0-0 6-3			0-0 FC6-4 2B		4	1	1	1	0	0	2									
Bill Fahey, L OBP: 0.407, SLG: 0.318	1-3 3-H 1B				0-0 1-2			1-2 2B		0	0	0	0	0	0	0									
Glenn Wilson, R OBP: 0.303, SLG: 0.438	0-3 K		0-0 G5-4-3 1B			0-0 5-3		0-0 1B 2B		4	0	2	1	0	1	2									
Chet Lemon, R OBP: 0.362, SLG: 0.437		0-0 2B 2B		0-0 G5-4-3 1-2		0-0 F5		0-0 F8		4	1	1	0	0	0	2									
Tom Brookens, R OBP: 0.270, SLG: 0.312		0-0 SH2-4 SH 2B			0-0 5-3		0-0 3B		0-0 1B	2	1	1	1	0	0	0									
Lou Whitaker, L OBP: 0.376, SLG: 0.469	(6, PH)							2-3 1B		2	0	2	0	0	0	0									
Marty Castillo, R OBP: 0.279, SLG: 0.354	(7, 4)		0-0 SH2-4		0-3 K		0-0 F5		0-0 F4	3	0	0	0	0	1	3									
Inning Stats	R: 1 E: 0 K: 1 S: 6	H: 2 LOB: 2 BB: 2 P: 14	R: 4 E: 1 K: 1 S: 9	H: 3 LOB: 0 BB: 0 P: 9	R: 0 E: 0 K: 0 S: 3	H: 1 LOB: 0 BB: 0 P: 3	R: 0 E: 0 K: 2 S: 8	H: 1 LOB: 1 BB: 0 P: 8	R: 0 E: 0 K: 0 S: 3	H: 1 LOB: 0 BB: 0 P: 3	R: 0 E: 0 K: 0 S: 4	H: 1 LOB: 1 BB: 0 P: 4	R: 0 E: 0 K: 0 S: 3	H: 1 LOB: 0 BB: 0 P: 3	R: 0 E: 0 K: 0 S: 6	H: 3 LOB: 2 BB: 0 P: 6	R: 1 E: 0 K: 0 S: 6	H: 3 LOB: 2 BB: 0 P: 6	1B: 8 2B: 3 3B: 2 HR: 0	SF: 1 SAC: 2 DP: 3 HBP: 0	WP: 0 PB: 0 SB: 2 CS: 1	PA: 36			
PITCHER	IP	WLS	BF	H	R	ER	SO	BB	IBB	HBP	BLK	WP	HR	S	P	ERA	WHIP								
Bryan Clark, L ERA: 3.48	(1, 1)	1.1	L	10	4	4	4	1	2	0	0	0	0	10	18	27.00	4.500								
Bob Stoddard, R ERA: 4.45	(2, 1)	5.2		20	6	1	1	3	0	0	0	0	0	26	26	1.59	1.059								
Ed Vande Berg, L ERA: 4.08	(8, 1)	1.0		6	3	1	1	0	0	0	0	0	0	6	6	9.00	3.000								

Seattle Mariners @ Detroit Tigers
Tiger Stadium, Detroit, MI
Thu Jul 28 1983, 7:05 PM EDT
Att: 17,207 - Unknown

AB	31
R	6
H	13
RBI	6
BB	2
SO	4
LOB	14



Batter	1	2	3	4	5	6	7	8	9	AB	R	H	RBI	BB	SO	LOB	TOP								
Spike Owen, S OBP: 0.291, SLG: 0.331 (1, 6)										5	0	0	0	0	1	2	Seattle Mariners @ Minnesota Twins Hubert H. Humphrey Metrodome, Minneapolis, MN Fri Jul 29 1983, 8:05 PM EDT Att: 13,066 - Dome - 75 F								
Tony Bernazard, S OBP: 0.323, SLG: 0.360 (1, 4)										4	0	0	0	0	0	0									
Pat Putnam, L OBP: 0.318, SLG: 0.450 (1, 3)										4	2	3	0	0	0	0									
Al Chambers, L OBP: 0.409, SLG: 0.316 (1, 10)										3	0	0	1	1	1	1									
Ron Roenicke, S OBP: 0.302, SLG: 0.321 (1, 8)										3	0	2	0	1	1	1									
Ricky Nelson, L OBP: 0.310, SLG: 0.417 (1, 7)										2	0	1	1	2	0	0									
Dave Henderson, R OBP: 0.299, SLG: 0.404 (1, 9)										4	0	0	0	0	2	6									
Rick Sweet, S OBP: 0.272, SLG: 0.256 (1, 2)										4	1	1	0	0	1	1									
Jamie Allen, R OBP: 0.333, SLG: 0.329 (1, 5)										2	0	0	0	1	1	1									
Manny Castillo, S OBP: 0.243, SLG: 0.276 (9, PH)										1	0	1	1	0	0	0									
John Moses, S OBP: 0.273, SLG: 0.272 (9, PR)										0	0	0	0	0	0	0									
Inning Stats	R: 1 E: 0 K: 2 S: 9	H: 2 LOB: 3 BB: 2 P: 17	R: 0 E: 0 K: 0 S: 3	H: 1 LOB: 0 BB: 0 P: 3	R: 1 E: 0 K: 0 S: 4	H: 2 LOB: 0 BB: 0 P: 4	R: 0 E: 0 K: 1 S: 5	H: 0 LOB: 0 BB: 0 P: 5	R: 0 E: 0 K: 0 S: 2	H: 0 LOB: 0 BB: 1 P: 6	R: 0 E: 0 K: 0 S: 4	H: 1 LOB: 2 BB: 1 P: 8	R: 0 E: 0 K: 1 S: 5	H: 0 LOB: 0 BB: 0 P: 5	R: 0 E: 0 K: 2 S: 8	H: 1 LOB: 1 BB: 0 P: 8	R: 1 E: 1 K: 1 S: 6	H: 1 LOB: 1 BB: 1 P: 10	1B: 6 2B: 2 3B: 1 HR: 0	SF: 0 SAC: 0 DP: 2 HBP: 0	WP: 0 PB: 0 SB: 0 CS: 1	PA: 38			
PITCHER	IP	WLS	BF	H	R	ER	SO	BB	IBB	HBP	BLK	WP	HR	S	P	ERA	WHIP								
Bobby Castillo, R ERA: 4.51 (1, 1)	8.0	W	33	7	3	2	6	4	1	0	0	0	0	40	60	2.25	1.375								
Ron Davis, R ERA: 3.53 (9, 1)	1.0	S	4	1	0	0	1	0	0	0	0	0	0	6	6	0.00	1.000								

Batter	1	2	3	4	5	6	7	8	9	AB	R	H	RBI	BB	SO	LOB	BOTTOM								
Mickey Hatcher, R OBP: 0.355, SLG: 0.461 (1, 9)										5	2	2	1	0	0	3	Seattle Mariners @ Minnesota Twins Hubert H. Humphrey Metrodome, Minneapolis, MN Fri Jul 29 1983, 8:05 PM EDT Att: 13,066 - Dome - 75 F								
Rusty Kuntz, R OBP: 0.295, SLG: 0.323 (9, 8)										0	0	0	0	0	0	0									
John Castillo, R OBP: 0.363, SLG: 0.454 (1, 4)										5	2	4	1	0	1	0									
Gary Ward, R OBP: 0.331, SLG: 0.490 (1, 7)										5	0	3	2	0	0	1									
Kent Hrbek, L OBP: 0.362, SLG: 0.476 (1, 3)										3	0	0	0	1	0	4									
Gary Gaetti, R OBP: 0.313, SLG: 0.423 (1, 5)										2	0	0	0	1	2	0									
Randy Bush, L OBP: 0.350, SLG: 0.486 (1, 10)										3	0	1	0	1	2	5									
Tom Brunansky, R OBP: 0.285, SLG: 0.387 (1, 8)										3	0	1	0	1	0	3									
Ron Washington, R OBP: 0.295, SLG: 0.347 (1, 6)										3	0	0	0	1	1	1									
Ray Smith, R OBP: 0.304, SLG: 0.287 (1, 2)										3	0	0	0	0	2	3									
Darrell Brown, S OBP: 0.294, SLG: 0.286 (8, PH)										1	0	0	0	0	1	0									
Tim Laudner, R OBP: 0.256, SLG: 0.298 (9, 2)										0	0	0	0	0	0	0									
Inning Stats	R: 0 E: 0 K: 2 S: 8	H: 1 LOB: 3 BB: 2 P: 16	R: 0 E: 0 K: 1 S: 4	H: 0 LOB: 1 BB: 1 P: 8	R: 0 E: 0 K: 1 S: 4	H: 0 LOB: 0 BB: 1 P: 8	R: 1 E: 0 K: 1 S: 8	H: 3 LOB: 2 BB: 0 P: 8	R: 0 E: 0 K: 2 S: 9	H: 2 LOB: 3 BB: 1 P: 13	R: 1 E: 0 K: 1 S: 7	H: 2 LOB: 2 BB: 0 P: 8	R: 2 E: 0 K: 1 S: 7	H: 2 LOB: 0 BB: 0 P: 7	1B: 5 2B: 5 3B: 0 HR: 2	SF: 0 SAC: 0 DP: 2 HBP: 1	WP: 2 PB: 0 SB: 0 CS: 1	PA: 39							
PITCHER	IP	WLS	BF	H	R	ER	SO	BB	IBB	HBP	BLK	WP	HR	S	P	ERA	WHIP								
Jim Beattie, R ERA: 3.95 (1, 1)	6.0		30	9	2	2	7	5	0	0	0	0	0	39	59	3.00	2.333								
Ed Yarde Berg, L ERA: 4.05 (7, 1)	0.1	L	1	0	0	0	0	0	0	0	0	0	0	1	1	0.00	0.000								
Bill Caudill, R ERA: 4.58 (7, 1)	1.2	L	8	2	2	2	2	0	0	1	0	0	2	11	12	10.80	1.200								

Batter	1	2	3	4	5	6	7	8	9	AB	R	H	RBI	BB	SO	LOB	TOP											
Spike Owen, S OBP: 0.295, SLG: 0.341 (1, 6)	0-0 4-3 FC5-2-5 2B		0-0 1-2 1B 1B	0-0 F4			0-0 1-3		0-0 4-3	5	1	2	0	0	0	1												
Tony Bernazard, S OBP: 0.324, SLG: 0.359 (1, 4)	0-0 4-3		0-0 1-2 2-3 1B 1B		0-0 F9		4-0 HR IBB		0-0 F8	4	2	1	0	1	0	1												
Pat Putnam, L OBP: 0.317, SLG: 0.456 (1, 3)	0-0 FC5-2-5		0-3 K		0-3 K		0-0 HR		0-0 L7	5	1	1	3	0	2	4												
Richie Zisk, R OBP: 0.305, SLG: 0.412 (1, 10)	0-0 F8		0-0 FC6-4 1B 1B		0-0 F8		0-0 5-3			4	1	1	2	0	0	1												
Ron Roenicke, S OBP: 0.307, SLG: 0.325 (1, 8)		0-0 K 1B	0-0 FC6-4 1B		0-0 F7			0-0 F8		4	0	2	1	0	0	0												
Steve Henderson, R OBP: 0.353, SLG: 0.384 John Moses, S OBP: 0.273, SLG: 0.272 (8, 7)	0-3 K		0-0 FC6-4 1B		0-0 6-3			0-0 6-3 1B		4	0	1	0	0	0	1												
Dave Henderson, R OBP: 0.304, SLG: 0.408 (1, 9)	0-0 1B		0-0 1B		0-0 F3			0-0 6-3 1B		4	0	3	1	0	0	0												
Domingo Ramos, R OBP: 0.356, SLG: 0.397 Manny Castillo, S OBP: 0.241, SLG: 0.273 (8, 5)	0-0 F9			0-0 G6-4-3 1B			4-0 HR BB	0-0 6-3		2	1	1	0	1	0	1												
Rick Sweet, S OBP: 0.267, SLG: 0.252 (1, 2)			0-1 CI 1B 1B		0-0 G6-4-3		0-0 4-3	0-0 G3		3	1	0	0	0	0	5												
Inning Stats	R: 0 E: 0 K: 0 S: 4	H: 1 LOB: 1 BB: 0 P: 4	R: 0 E: 0 K: 1 S: 6	H: 2 LOB: 1 BB: 0 P: 6	R: 4 E: 1 K: 1 S: 10	H: 5 LOB: 2 BB: 0 P: 10	R: 0 E: 0 K: 0 S: 3	H: 1 LOB: 0 BB: 0 P: 3	R: 0 E: 0 K: 0 S: 5	H: 0 LOB: 0 BB: 0 P: 5	R: 0 E: 0 K: 0 S: 3	H: 0 LOB: 0 BB: 0 P: 3	R: 3 E: 0 K: 0 S: 4	H: 1 LOB: 0 BB: 2 P: 12	R: 0 E: 0 K: 0 S: 5	H: 2 LOB: 2 BB: 0 P: 5	R: 0 E: 0 K: 0 S: 3	H: 0 LOB: 0 BB: 0 P: 3	1B: 10 2B: 1 3B: 0 HR: 1	SF: 0 SAC: 0 DP: 1 HBP: 0	WP: 0 PB: 0 SB: 0 CS: 0	PA: 39						
PITCHER	IP	WLS	BF	H	R	ER	SO	BB	IBB	HBP	BLK	WP	HR	S	P	ERA	WHIP											
Frank Viola, L ERA: 5.19	(1, 1)	7.0	L	31	10	7	5	3	1	1	0	0	0	1	35	43	6.43	1.571										
Mike Walters, R ERA: 2.08	(8, 1)	2.0	S	8	2	0	0	0	0	0	0	0	0	0	8	8	0.00	1.000										

Seattle Mariners @ Minnesota Twins
Hubert H. Humphrey Metrodome, Minneapolis, MN

AB 36
R 7
H 12
RBI 7
BB 2
SO 3
LOB 18



Sat Jul 30 1983, 8:05 PM EDT
Att: 12,260 - Dome - 74 F

Batter	1	2	3	4	5	6	7	8	9	AB	R	H	RBI	BB	SO	LOB	BOTTOM										
Mickey Hatcher, R OBP: 0.353, SLG: 0.458 (1, 9)	0-0 1B 6-3 1B		0-0 G6-4-3			0-0 F7	0-0 F9			4	1	1	0	0	0	3											
John Castino, R OBP: 0.362, SLG: 0.452 (1, 4)	0-0 6-3 1B		0-0 E6 FC6-4			0-0 5-3		0-0 F9		4	0	1	0	0	0	0											
Gary Ward, R OBP: 0.328, SLG: 0.485 (1, 7)	0-0 6-3		0-0 FC6-4			0-0 F4		0-3 K		4	0	0	1	0	1	2											
Kent Hrbek, L OBP: 0.364, SLG: 0.477 (1, 3)	0-0 2H 1B			0-0 G3-6-1 1B			0-3 K	0-0 L6		4	0	2	0	0	1	0											
Gary Gaetti, R OBP: 0.312, SLG: 0.423 (1, 5)	0-3 K			0-0 F8			0-0 HR 2B		0-3 K	4	1	1	0	0	2	2											
Randy Bush, L OBP: 0.349, SLG: 0.494 (1, 10)		0-0 F9		0-0 G3-6-1			0-0 2H HR		0-0 F8	4	1	1	2	0	0	1											
Tom Brunansky, R OBP: 0.283, SLG: 0.383 (1, 8)		0-3 K			0-3 K			0-0 F9		4	0	0	0	0	3	0											
Ron Washington, R OBP: 0.295, SLG: 0.347 (1, 6)		0-0 6-3				0-0 F7		0-0 BB 1B		3	0	1	0	0	0	0											
Ray Smith, R OBP: 0.313, SLG: 0.291 (1, 2)			0-0 G6-4-3 1B			0-0 5-3		4-0 BB		2	0	1	0	1	0	0											
Inning Stats	R: 1 E: 0 K: 1 S: 7	H: 3 LOB: 1 BB: 0 P: 7	R: 0 E: 0 K: 1 S: 5	H: 0 LOB: 0 BB: 0 P: 5	R: 0 E: 1 K: 0 S: 4	H: 1 LOB: 1 BB: 0 P: 4	R: 0 E: 0 K: 0 S: 3	H: 1 LOB: 0 BB: 0 P: 3	R: 0 E: 0 K: 0 S: 5	H: 0 LOB: 0 BB: 0 P: 5	R: 0 E: 0 K: 0 S: 3	H: 0 LOB: 0 BB: 0 P: 3	R: 2 E: 0 K: 1 S: 8	H: 3 LOB: 2 BB: 1 P: 12	R: 0 E: 0 K: 1 S: 5	H: 0 LOB: 0 BB: 0 P: 5	R: 0 E: 0 K: 2 S: 7	H: 0 LOB: 0 BB: 0 P: 7	1B: 6 2B: 1 3B: 0 HR: 1	SF: 0 SAC: 0 DP: 2 HBP: 0	WP: 0 PB: 0 SB: 0 CS: 0	PA: 34					
PITCHER	IP	WLS	BF	H	R	ER	SO	BB	IBB	HBP	BLK	WP	HR	S	P	ERA	WHIP										
Glenn Abbott, R ERA: 3.84	(1, 1)	6.2	W	27	8	3	3	4	1	0	0	0	0	3	38	4.05	1.350										
Mike Stanton, R ERA: 4.34	(7, 1)	2.1	S	7	0	0	0	3	0	0	0	0	0	13	13	0.00	0.000										

Seattle Mariners @ Minnesota Twins
Hubert H. Humphrey Metrodome, Minneapolis, MN

AB 33
R 3
H 8
RBI 3
BB 1
SO 7
LOB 8



Sat Jul 30 1983, 8:05 PM EDT
Att: 12,260 - Dome - 74 F

Batter	1	2	3	4	5	6	7	8	9	AB	R	H	RBI	BB	SO	LOB	TOP								
Rickey Henderson, R OBP: 0.406, SLG: 0.412	4-0 S 1B BB		0-0 6-3		0-3 K		0-0 E2 S E 1B		4-0 BB HBP BB	3	2	1	1	2	1	1									
Mike Davis, L OBP: 0.307, SLG: 0.360	0-0		0-3 K				0-3 K		1-0 BB HBP BB	3	0	1	1	0	2	1									
Bill Almon, R OBP: 0.327, SLG: 0.399	0-0 CS 1B						0-0 BLK BB		1-2 2-3 HBP	0	0	0	0	1	0	0									
Wayne Gross, L OBP: 0.315, SLG: 0.397	0-0 1-H 1B						0-0 2-H BB		1-2 2-3 HBP	0	0	0	0	0	0	0									
Dwayne Murphy, L OBP: 0.332, SLG: 0.367	0-0 1-2 F8		0-0 F8				0-0 F8		0-3 K	5	0	0	0	0	1	6									
Davey Lopes, R OBP: 0.351, SLG: 0.460	0-0 S 1B			0-0 4-3			0-0 1B 1B		4-0 1-2 2-3 3-H BB	4	0	2	1	1	0	1									
Carney Lansford, R OBP: 0.317, SLG: 0.462	0-0 1-2 F8			0-0 5-3			0-0 1B 1B		0-3 1B	5	0	2	0	0	1	4									
Gary Hancock, L OBP: 0.317, SLG: 0.486		4-0 G3-6-3 BB		0-0 2B			0-0 1-2 2-3 1B		0-0 9-3	3	0	2	0	1	0	1									
Donnie Hill, S OBP: 0.229, SLG: 0.286		0-3 K		0-0 L6			0-0 4-3		0-3 K	4	0	0	0	0	2	5									
Mike Heath, R OBP: 0.325, SLG: 0.399		0-0 G3-6-3			0-0 1-3				0-3 K	4	0	0	0	0	1	1									
Tony Phillips, S OBP: 0.324, SLG: 0.301			0-0 6-3 2B				0-0 F8		4-0 HBP S BB BB	3	2	2	0	1	0	0									
Inning Stats	R: 1 E: 0 K: 0 S: 4	H: 2 LOB: 1 BB: 1 P: 8	R: 0 E: 0 K: 1 S: 4	H: 0 LOB: 0 BB: 1 P: 8	R: 0 E: 0 K: 1 S: 6	H: 1 LOB: 0 BB: 0 P: 6	R: 0 E: 0 K: 0 S: 4	H: 1 LOB: 1 BB: 0 P: 4	R: 0 E: 0 K: 1 S: 5	H: 0 LOB: 0 BB: 0 P: 5	R: 0 E: 0 K: 1 S: 8	H: 3 LOB: 3 BB: 0 P: 8	R: 2 E: 1 K: 1 S: 7	H: 2 LOB: 1 BB: 1 P: 11	R: 0 E: 0 K: 1 S: 5	H: 1 LOB: 0 BB: 0 P: 5	R: 1 E: 0 K: 2 S: 7	H: 0 LOB: 3 BB: 3 P: 20	1B: 7 2B: 4 3B: 0 HR: 0	SF: 0 SAC: 0 DP: 2 HBP: 1	WP: 0 PB: 0 SB: 5 CS: 1	PA: 41			
PITCHER	IP	WLS	BF	H	R	ER	SO	BB	IBB	HBP	BLK	WP	HR	S	P	ERA	WHIP								
Mike Moore, R ERA: 4.78	(1, 1)	6.1	28	9	3	2	5	2	0	0	0	0	0	36	44	2.84	1.737								
Ed Vande Berg, L ERA: 4.02	(7, 1)	0.1	2	0	0	0	0	1	0	0	0	0	0	1	5	0.00	3.000								
Mike Stanton, R ERA: 4.38	(7, 1)	1.2	L	7	1	1	1	2	0	0	1	0	0	7	15	5.40	1.800								
Bill Caudill, R ERA: 4.45	(9, 1)	0.2		4	0	0	0	2	1	0	1	0	0	6	11	0.00	1.500								

Oakland Athletics @ Seattle Mariners
The Kingdome, Seattle, WA
Mon Aug 01 1983, 10:05 PM EDT
Att: 6,510 - Unknown

AB 34
R 4
H 10
RBI 3
BB 6
SO 8
LOB 20



Batter	1	2	3	4	5	6	7	8	9	AB	R	H	RBI	BB	SO	LOB	BOTTOM								
Spike Owen, S OBP: 0.289, SLG: 0.326	0-0 F9		0-3 K		0-0 G3 E 1B		0-3 K2-3		4-0 1-2 2-3 BB	4	1	1	0	1	2	0									
Tony Bemazzard, S OBP: 0.324, SLG: 0.361	0-0 S 1B		0-3 K		0-0 G3				0-0 3-1	5	0	1	0	0	1	5									
Pat Putnam, L OBP: 0.312, SLG: 0.448	0-3 K			0-0 3-1			0-0 E3 FC4		0-0 F3	4	0	0	0	0	1	1									
Al Chambers, L OBP: 0.481, SLG: 0.455	0-3 K			4-0 E SF7 BB			0-0 FC4		0-0 FC6-4 1B	1	1	0	0	1	1	1									
Richie Zisk, R OBP: 0.309, SLG: 0.413										2	0	1	0	0	0	1									
Domingo Ramos, R OBP: 0.356, SLG: 0.397	1-2 K									0	0	0	0	0	0	0									
Ron Roenicke, S OBP: 0.299, SLG: 0.311		0-0 G3		0-0 E3 S			0-0 F8		0-0 FC6-4	4	0	0	0	0	0	2									
Steve Henderson, R OBP: 0.350, SLG: 0.381		0-0 6-3		0-0 SF7			0-0 4-1		4-0 BB BB BB	2	0	0	1	0	0	0									
John Moses, S OBP: 0.273, SLG: 0.272										0	0	0	0	0	0	0									
Jamie Allen, R OBP: 0.332, SLG: 0.325										0	0	0	0	1	0	0									
Dave Henderson, R OBP: 0.300, SLG: 0.490		4-0 BB		0-0 F6			0-3 K2-3		0-3 K	3	0	0	0	1	2	2									
Manny Castillo, S OBP: 0.241, SLG: 0.280		0-0 6-3					0-0 4-3		4-0 BB BB	3	0	0	0	0	0	1									
Ricky Nelson, L OBP: 0.317, SLG: 0.419									1-2 BB BB	0	0	0	0	1	0	0									
Jamie Nelson, R OBP: 0.158, SLG: 0.316			0-0 F4				0-0 F3		0-0 F7	3	1	1	0	0	0	0									
Rick Sweet, S OBP: 0.260, SLG: 0.244					0-0 G3 E 1B					1	0	0	0	0	0	2									
Inning Stats	R: 0 E: 0 K: 2 S: 8	H: 1 LOB: 1 BB: 0 P: 8	R: 0 E: 0 K: 0 S: 3	H: 0 LOB: 1 BB: 1 P: 7	R: 0 E: 0 K: 2 S: 7	H: 0 LOB: 0 BB: 0 P: 7	R: 1 E: 1 K: 0 S: 4	H: 0 LOB: 1 BB: 1 P: 8	R: 2 E: 1 K: 0 S: 6	H: 2 LOB: 1 BB: 0 P: 6	R: 0 E: 0 K: 1 S: 5	H: 0 LOB: 0 BB: 0 P: 5	R: 0 E: 0 K: 1 S: 5	H: 0 LOB: 0 BB: 0 P: 5	R: 0 E: 0 K: 0 S: 4	H: 1 LOB: 1 BB: 0 P: 4	R: 0 E: 0 K: 1 S: 5	H: 0 LOB: 3 BB: 3 P: 17	1B: 4 2B: 0 3B: 0 HR: 0	SF: 1 SAC: 0 DP: 0 HBP: 0	WP: 0 PB: 0 SB: 2 CS: 0	PA: 38			
PITCHER	IP	WLS	BF	H	R	ER	SO	BB	IBB	HBP	BLK	WP	HR	S	P	ERA	WHIP								
Mike Norris, R ERA: 3.57	(1, 1)	4.2	20	3	3	0	4	2	0	0	0	0	0	26	34	0.00	1.071								
Tom Underwood, L ERA: 4.47	(5, 1)	3.1	W	13	1	0	0	2	1	0	0	0	0	16	20	0.00	0.600								
Dave Beard, R ERA: 5.86	(9, 1)	1.0	S	5	0	0	0	1	2	0	0	0	0	5	13	0.00	2.000								

Oakland Athletics @ Seattle Mariners
The Kingdome, Seattle, WA
Mon Aug 01 1983, 10:05 PM EDT
Att: 6,510 - Unknown

AB 32
R 3
H 4
RBI 1
BB 5
SO 7
LOB 15



Batter	1	2	3	4	5	6	7	8	9	AB	R	H	RBI	BB	SO	LOB	TOP										
Rickey Henderson, R OBP: 0.408, SLG: 0.421 (1, 7)										5	2	3	1	0	0	3	Oakland Athletics @ Seattle Mariners The Kingdome, Seattle, WA Tue Aug 02 1983, 10:05 PM EDT Att: 5,833 - Unknown										
Bill Almon, R OBP: 0.326, SLG: 0.396 Wayne Gross, L OBP: 0.315, SLG: 0.397 Donnie Hill, S OBP: 0.222, SLG: 0.278 (1, 3) (5, 3) (8, PH) (6, 6)										3	1	0	0	1	2	6											
Dwayne Murphy, L OBP: 0.331, SLG: 0.368 (1, 8)										4	1	1	4	0	1	1											
Davey Lopes, R OBP: 0.349, SLG: 0.455 (1, 4)										4	1	0	0	1	2	2											
Carney Lansford, R OBP: 0.356, SLG: 0.493 (1, 5)										5	3	3	5	0	1	0											
Jeff Burroughs, R OBP: 0.345, SLG: 0.400 Rick Peters, S OBP: 0.326, SLG: 0.304 (1, 10) (7, PR)										3	1	1	0	1	1	0											
Mike Heath, R OBP: 0.329, SLG: 0.401 (1, 9) (7, 2)										4	1	2	1	0	1	1											
Bob Kearney, R OBP: 0.315, SLG: 0.400 Mike Davis, L OBP: 0.306, SLG: 0.359 (1, 2) (7, PH) (7, 9)										2	1	1	1	1	1	1											
Tony Phillips, S OBP: 0.324, SLG: 0.302 Gary Hancock, L OBP: 0.315, SLG: 0.482 (1, 6) (8, PH) (6, 3)										3	1	1	0	0	0	3											
Inning Stats	R: 1 E: 1 K: 0 S: 4	H: 1 LOB: 0 BB: 0 P: 4	R: 3 E: 1 K: 3 S: 17	H: 7 LOB: 0 BB: 0 P: 17	R: 0 E: 0 K: 1 S: 6	H: 1 LOB: 1 BB: 0 P: 6	R: 3 E: 0 K: 1 S: 6	H: 1 LOB: 0 BB: 2 P: 14	R: 0 E: 0 K: 1 S: 5	H: 0 LOB: 2 BB: 1 P: 9	R: 0 E: 0 K: 2 S: 7	H: 0 LOB: 1 BB: 1 P: 7	R: 0 E: 0 K: 1 S: 4	H: 1 LOB: 0 BB: 0 P: 5	R: 0 E: 0 K: 0 S: 3	H: 0 LOB: 0 BB: 0 P: 3		1B: 8 2B: 2 3B: 1 HR: 2	SF: 1 SAC: 0 DP: 1 HBP: 0	WP: 0 PB: 0 SB: 2 CS: 3	PA: 42						
PITCHER	IP	WLS	BF	H	R	ER	SO	BB	IBB	HBP	BLK	WP	HR	S	P	ERA	WHIP										
Bryan Clark, L ERA: 4.0 (1, 1)	1.0		10	6	7	7	0	0	0	0	0	0	0	10	10	63.00	6.000										
Bob Stoddard, R ERA: 4.75 (2, 1)	2.1		13	4	5	4	5	2	0	0	0	0	2	21	29	15.43	2.571										
Roy Thomas, R ERA: 3.99 (4, 1)	4.0	W	14	2	0	0	5	2	0	0	0	0	0	22	30	0.00	1.000										
Ed Vande Berg, L ERA: 3.88 (8, 1)	1.2	S	4	0	0	0	0	0	0	0	0	0	0	4	4	0.00	0.000										

Batter	1	2	3	4	5	6	7	8	9	AB	R	H	RBI	BB	SO	LOB	BOTTOM										
Spike Owen, S OBP: 0.291, SLG: 0.348 (1, 6)										6	3	2	1	0	1	3	Oakland Athletics @ Seattle Mariners The Kingdome, Seattle, WA Tue Aug 02 1983, 10:05 PM EDT Att: 5,833 - Unknown										
Tony Bemazzard, S OBP: 0.332, SLG: 0.369 (1, 4)										3	2	3	2	2	0	0											
Pat Putnam, L OBP: 0.314, SLG: 0.448 (1, 3)										4	1	1	1	1	0	3											
Richie Zisk, R OBP: 0.311, SLG: 0.408 (1, 10)										3	1	0	0	2	2	4											
Ron Roenicke, S OBP: 0.296, SLG: 0.308 (1, 8)										5	1	1	1	0	0	5											
Steve Henderson, R OBP: 0.350, SLG: 0.401 John Moses, S OBP: 0.273, SLG: 0.272 (1, 7) (9, 7)										5	3	2	2	0	1	2											
Dave Henderson, R OBP: 0.304, SLG: 0.420 (1, 9)										5	2	3	5	0	0	0											
Domingo Ramos, R OBP: 0.359, SLG: 0.438 (1, 5)										5	1	2	1	0	0	1											
Jamie Nelson, R OBP: 0.208, SLG: 0.304 (1, 2)										4	1	1	0	1	0	1											
Inning Stats	R: 5 E: 1 K: 0 S: 7	H: 3 LOB: 0 BB: 1 P: 11	R: 1 E: 1 K: 0 S: 4	H: 1 LOB: 2 BB: 2 P: 12	R: 4 E: 0 K: 1 S: 9	H: 4 LOB: 1 BB: 1 P: 13	R: 0 E: 0 K: 0 S: 3	H: 0 LOB: 0 BB: 0 P: 3	R: 0 E: 0 K: 1 S: 5	H: 0 LOB: 0 BB: 0 P: 5	R: 3 E: 0 K: 1 S: 8	H: 3 LOB: 1 BB: 1 P: 12	R: 1 E: 0 K: 1 S: 7	H: 2 LOB: 2 BB: 1 P: 11	R: 1 E: 0 K: 0 S: 5	H: 2 LOB: 1 BB: 0 P: 5		1B: 7 2B: 2 3B: 0 HR: 6	SF: 0 SAC: 0 DP: 0 HBP: 0	WP: 0 PB: 0 SB: 3 CS: 0	PA: 46						
PITCHER	IP	WLS	BF	H	R	ER	SO	BB	IBB	HBP	BLK	WP	HR	S	P	ERA	WHIP										
Bill Krueger, L ERA: 3.61 (1, 1)	2.0		16	6	8	4	0	3	0	0	0	0	1	26	34	18.00	4.500										
Chris Codiroli, R ERA: 4.72 (3, 1)	4.1	L	22	7	6	6	3	2	0	0	0	0	1	26	34	12.46	2.077										
Keith Atherton, R ERA: 3.72 (7, 1)	1.2		8	2	1	1	1	0	1	0	0	0	1	9	13	5.40	1.200										

Batter	1	2	3	4	5	6	7	8	9	AB	R	H	RBI	BB	SO	LOB	TOP				
Rickey Henderson, R OBP: 0.407, SLG: 0.419 (1, 7)	F9			F7			L1-3 1B	F8		4	0	1	0	0	0	3					
Mike Davis, L OBP: 0.305, SLG: 0.368 (1, 9)	F7			4-3			L1-3	HR		4	1	1	3	0	0	1					
Dwayne Murphy, L OBP: 0.330, SLG: 0.367 (1, 8)	K			4-3			1B	K		4	0	1	0	0	2	1					
Davey Lopes, R OBP: 0.348, SLG: 0.451 (1, 4)		L6			5-3		F2	PB BB		3	0	0	0	1	0	1					
Carney Lansford, R OBP: 0.358, SLG: 0.491 (1, 5)		G3			F3			1B		3	1	1	0	1	0	0					
Garry Hancock, L OBP: 0.315, SLG: 0.493 Tony Phillips, S OBP: 0.323, SLG: 0.301 (8, PR)		3-1			K			FC6-4		3	0	1	1	0	1	0					
Wayne Gross, L OBP: 0.317, SLG: 0.396 (1, 3)			L4			K		SH PB 1B	G6-4-3 BB	3	1	1	1	1	1	0					
Donnie Hill, S OBP: 0.205, SLG: 0.256 (1, 6)			F8			F6		SH 1B	K	3	1	0	0	0	1	1					
Mike Heath, R OBP: 0.328, SLG: 0.398 (1, 2)			6-3			K		HR 1B	G6-4-3	4	1	1	1	0	1	1					
Inning Stats	R: 0 E: 0 K: 1 S: 5	H: 0 LOB: 0 BB: 0 P: 5	R: 0 E: 0 K: 0 S: 3	H: 0 LOB: 0 BB: 0 P: 3	R: 0 E: 0 K: 0 S: 3	H: 0 LOB: 0 BB: 0 P: 3	R: 0 E: 0 K: 0 S: 3	H: 0 LOB: 0 BB: 0 P: 3	R: 0 E: 0 K: 2 S: 7	H: 0 LOB: 0 BB: 0 P: 7	R: 0 E: 0 K: 0 S: 4	H: 2 LOB: 1 BB: 0 P: 4	R: 6 E: 1 K: 1 S: 11	H: 5 LOB: 3 BB: 2 P: 19	R: 0 E: 0 K: 1 S: 4	H: 0 LOB: 0 BB: 1 P: 8	1B: 5 2B: 1 3B: 1 HR: 1	SF: 0 SAC: 1 DP: 2 HBP: 0	WP: 0 PB: 2 SB: 0 CS: 0	PA: 36	
PITCHER	IP	WLS	BF	H	R	ER	SO	BB	IBB	HBP	BLK	WP	HR	S	P	ERA	WHIP				
Jim Beattie, R ERA: 4.02 (1, 1)	7.0	L	27	6	6	5	4	0	0	0	0	0	0	35	35	6.43	0.857				
Mike Stanton, R ERA: 4.35 (8, 1)	0.1		1	0	0	0	0	0	0	0	0	0	0	1	1	0.00	0.000				
Ed Vande Berg, L ERA: 4.01 (8, 1)	0.2		5	1	0	0	1	1	1	0	0	0	1	5	13	0.00	3.000				
Bill Caudill, R ERA: 4.37 (9, 1)	1.0		3	0	0	0	1	1	0	0	0	0	0	4	8	0.00	1.000				

Oakland Athletics @ Seattle Mariners
The Kingdome, Seattle, WA
Wed Aug 03 1983, 10:05 PM EDT
Att: 6,261 - Unknown

AB 32
R 6
H 7
RBI 6
BB 3
SO 6
LOB 11



Batter	1	2	3	4	5	6	7	8	9	AB	R	H	RBI	BB	SO	LOB	BOTTOM					
Spike Owen, S OBP: 0.289, SLG: 0.345 Jamie Allen, R OBP: 0.328, SLG: 0.321 (2, 5)	K		G6-4-3		K			6-3		1	0	0	0	0	1	0						
Tony Bemazzard, S OBP: 0.325, SLG: 0.365 (1, 4)	F3		K				F8	F7		4	0	0	0	0	1	1						
Pat Putnam, L OBP: 0.316, SLG: 0.447 (1, 3)	BB			FC5-4 1B		G3		G3		3	0	1	0	1	0	0						
Richie Zisk, R OBP: 0.306, SLG: 0.402 (1, 10)	F9			FC5-4 2B		6-3			5-3	4	1	0	0	0	0	2						
Ron Roenicke, S OBP: 0.301, SLG: 0.309 (1, 8)		G4-6-3 BB		F9			K		1B	3	0	1	0	1	1	1						
Steve Henderson, R OBP: 0.353, SLG: 0.404 John Moses, S OBP: 0.270, SLG: 0.269 (7, PR)		G4-6-3		1H 2B		F9 1B BB		F8		2	0	1	1	1	0	1						
Dave Henderson, R OBP: 0.303, SLG: 0.418 (1, 9)		F2		F3			1B		K2-3	4	0	1	0	0	1	2						
Domingo Ramos, R OBP: 0.358, SLG: 0.427 (2, 6)			G6-4-3 BB BB		F8		F9			2	0	0	0	1	0	2						
Jamie Nelson, R OBP: 0.222, SLG: 0.280 (1, 2)			G6-4-3 1-2 BB		F8		K			2	0	0	0	1	1	2						
Inning Stats	R: 0 E: 0 K: 1 S: 5	H: 0 LOB: 1 BB: 1 P: 9	R: 0 E: 0 K: 0 S: 2	H: 0 LOB: 0 BB: 1 P: 6	R: 0 E: 0 K: 1 S: 4	H: 0 LOB: 1 BB: 2 P: 12	R: 1 E: 0 K: 0 S: 5	H: 2 LOB: 1 BB: 0 P: 5	R: 0 E: 0 K: 1 S: 5	H: 0 LOB: 0 BB: 0 P: 5	R: 0 E: 0 K: 0 S: 3	H: 0 LOB: 0 BB: 0 P: 3	R: 0 E: 0 K: 2 S: 8	H: 1 LOB: 2 BB: 1 P: 12	R: 0 E: 0 K: 0 S: 3	H: 0 LOB: 0 BB: 0 P: 3	R: 0 E: 0 K: 1 S: 6	H: 1 LOB: 1 BB: 0 P: 6	1B: 3 2B: 1 3B: 0 HR: 0	SF: 0 SAC: 0 DP: 2 HBP: 0	WP: 0 PB: 0 SB: 0 CS: 0	PA: 34
PITCHER	IP	WLS	BF	H	R	ER	SO	BB	IBB	HBP	BLK	WP	HR	S	P	ERA	WHIP					
Tim Conroy, L ERA: 3.44 (1, 1)	9.0	W	34	4	1	1	6	5	0	0	0	0	0	41	61	1.00	1.000					

Oakland Athletics @ Seattle Mariners
The Kingdome, Seattle, WA
Wed Aug 03 1983, 10:05 PM EDT
Att: 6,261 - Unknown

AB 29
R 1
H 4
RBI 1
BB 5
SO 6
LOB 14



Batter	1	2	3	4	5	6	7	8	9	AB	R	H	RBI	BB	SO	LOB	TOP								
Rod Carew, L (1, 10) OBP: 0.428, SLG: 0.447	4-3	1B		CS	G6-4-3		F8 BB		6-3	5	0	3	0	0	0	0									
Rick Burleson, R (1, 6) OBP: 0.351, SLG: 0.389	3B BB	1B			G6-4-3		F9		F3	4	1	1	1	1	0	2									
Brian Downing, R (1, 7) OBP: 0.382, SLG: 0.435	1B	3B		4-3	HR		BB		K	4	2	3	2	1	1	0									
Fred Lynn, L (1, 8) OBP: 0.358, SLG: 0.493	FC6-4	1B		4-3	2B		F8			4	0	2	1	0	0	3									
Reggie Jackson, L (1, 9) OBP: 0.317, SLG: 0.392	K			4-3	2B		2-3		K	3	0	0	0	1	2	4									
Ron Jackson, R (1, 5) OBP: 0.324, SLG: 0.383	FC6-4			G4-6-3	G4-6-3		F9		F7	4	0	0	0	0	0	3									
Daryl Sconiers, L (1, 3)		4-3		F6			F8		F8	4	1	1	0	0	0	0									
Rob Wilfong, L (1, 4) OBP: 0.257, SLG: 0.347				4-3			E9			3	1	2	0	0	0	0									
Bobby Grich, R (8, PH) OBP: 0.417, SLG: 0.443	1B	1B		4-3	1B		G5-4-3			1	0	1	0	0	0	0									
Bob Boone, R (1, 2) OBP: 0.271, SLG: 0.319	F8			CS	1B		G5-4-3		F9	4	0	1	0	0	0	3									
Inning Stats	R: 2 E: 0 K: 1 S: 7	H: 2 LOB: 1 BB: 1 P: 11	R: 1 E: 0 K: 0 S: 5	H: 3 LOB: 2 BB: 0 P: 5	R: 0 E: 0 K: 0 S: 3	H: 1 LOB: 1 BB: 1 P: 7	R: 0 E: 0 K: 0 S: 3	H: 1 LOB: 0 BB: 0 P: 3	R: 1 E: 0 K: 0 S: 5	H: 3 LOB: 1 BB: 0 P: 5	R: 1 E: 1 K: 0 S: 4	H: 2 LOB: 0 BB: 0 P: 4	R: 0 E: 0 K: 1 S: 6	H: 1 LOB: 2 BB: 1 P: 10	R: 0 E: 0 K: 0 S: 4	H: 1 LOB: 1 BB: 0 P: 4	R: 0 E: 0 K: 1 S: 5	H: 0 LOB: 0 BB: 0 P: 5	1B: 8 2B: 4 3B: 1 HR: 1	SF: 0 SAC: 0 DP: 3 HBP: 0	WP: 0 PB: 0 SB: 0 CS: 1	PA: 40			
PITCHER	IP	WLS	BF	H	R	ER	SO	BB	IBB	HBP	BLK	WP	HR	S	P	ERA	WHIP								
Glenn Abbott, R (1, 1) ERA: 4.09	4.2		21	9	4	4	1	2	0	0	0	0	1	21	29	7.71	2.357								
Bryan Clark, L (5, 1) ERA: 3.92	2.0	W	10	4	1	0	0	1	0	0	0	0	0	9	13	0.00	2.500								
Ed Vande Berg, L (7, 1) ERA: 3.83	2.1	S	8	1	0	0	2	0	0	0	0	0	0	12	12	0.00	0.429								

California Angels @ Seattle Mariners
The Kingdome, Seattle, WA
Thu Aug 04 1983, 10:05 PM EDT
Att: 8,865 - Dome

AB 36
R 5
H 14
RBI 4
BB 3
SO 3
LOB 15



Batter	1	2	3	4	5	6	7	8	9	AB	R	H	RBI	BB	SO	LOB	BOTTOM								
Tony Bernazard, S (1, 4) OBP: 0.330, SLG: 0.372	F8		F5			HR	BB	SF9		3	2	1	3	1	0	0									
Domingo Ramos, R (1, 6) OBP: 0.372, SLG: 0.430	FC3-6			4-3		1B	BB	FC6		4	1	2	0	1	0	1									
Pat Putnam, L (1, 3) OBP: 0.315, SLG: 0.445	FC3-6			4-3		E	BB			4	1	1	0	0	0	3									
Al Chambers, L (1, 10) OBP: 0.433, SLG: 0.400	K			G3		E4				3	1	0	0	0	1	2									
Jamie Allen, R (7, PH) OBP: 0.331, SLG: 0.323						1B	CS			1	0	1	1	0	0	0									
Ron Roenicke, S (1, 8) OBP: 0.297, SLG: 0.305		G3			F5	1B				2	0	0	0	0	0	0									
Richie Zisk, R (6, PH) OBP: 0.309, SLG: 0.402						BB				0	0	0	0	1	0	0									
John Moses, S (6, PR) OBP: 0.277, SLG: 0.287						1B	CS			1	2	1	0	0	0	0									
Ricky Nelson, L (1, 7) OBP: 0.315, SLG: 0.417					K	E5				1	0	0	0	0	0	0									
Steve Henderson, R (5, 7) OBP: 0.353, SLG: 0.404		4-3			K	1B		5-3		3	0	1	2	0	1	1									
Dave Henderson, R (1, 9) OBP: 0.303, SLG: 0.414		4-3			K	1B		1B		3	2	0	0	1	1	1									
Manny Castillo, S (1, 5) OBP: 0.255, SLG: 0.294			F8							4	1	3	2	0	0	0									
Rick Sweet, S (1, 2) OBP: 0.259, SLG: 0.244			4-3			FC4-6		FC6		4	1	1	1	0	0	2									
Inning Stats	R: 0 E: 0 K: 1 S: 6	H: 1 LOB: 0 BB: 0 P: 6	R: 0 E: 0 K: 0 S: 3	H: 0 LOB: 0 BB: 0 P: 3	R: 0 E: 0 K: 0 S: 3	H: 0 LOB: 0 BB: 0 P: 3	R: 0 E: 0 K: 2 S: 7	H: 0 LOB: 0 BB: 0 P: 7	R: 7 E: 2 K: 0 S: 10	H: 6 LOB: 1 BB: 1 P: 14	R: 1 E: 0 K: 0 S: 2	H: 1 LOB: 0 BB: 2 P: 10	R: 3 E: 0 K: 0 S: 6	H: 3 LOB: 1 BB: 1 P: 10	R: 0 E: 0 K: 0 S: 6	H: 0 LOB: 0 BB: 0 P: 5	1B: 9 2B: 1 3B: 0 HR: 1	SF: 1 SAC: 0 DP: 1 HBP: 0	WP: 0 PB: 0 SB: 0 CS: 1	PA: 39					
PITCHER	IP	WLS	BF	H	R	ER	SO	BB	IBB	HBP	BLK	WP	HR	S	P	ERA	WHIP								
Rick Steiner, R (1, 1) ERA: 6.05	5.1		22	5	5	5	3	0	0	0	0	0	0	4	16	13.50	7.500								
John Curtis, L (6, 1) ERA: 4.4	0.2	L	7	2	3	1	0	3	0	0	0	0	0	4	16	13.50	7.500								
Andy Hassler, L (7, 1) ERA: 5.46	1.0		3	2	1	1	0	0	0	0	0	0	0	3	3	9.00	2.000								
Steve Brown, R (8, 1) ERA: 11.81	1.0		6	2	2	2	0	1	0	0	0	0	0	5	9	18.00	3.000								

California Angels @ Seattle Mariners
The Kingdome, Seattle, WA
Thu Aug 04 1983, 10:05 PM EDT
Att: 8,865 - Dome

AB 33
R 11
H 11
RBI 9
BB 4
SO 3
LOB 10



Batter	1	2	3	4	5	6	7	8	9	AB	R	H	RBI	BB	SO	LOB	TOP			
Steve Lubratic, R (1, 5) OBP: 0.245, SLG: 0.298	F8		L1-4		F3			BB 1B		3	0	0	0	0	0	2	California Angels @ Seattle Mariners The Kingdome, Seattle, WA Fri Aug 05 1983, 6:33 AM EDT Att: 7,313 - Dome			
Rod Carew, L (8, PH) OBP: 0.431, SLG: 0.448										1	0	1	0	0	0	0				
Rick Burleson, R (8, 6) OBP: 0.391, SLG: 0.389										0	0	0	0	0	0	0				
Tim Foli, R (1, 6) OBP: 0.286, SLG: 0.303	5-3				F4			K		3	0	1	0	0	0	1				
Reggie Jackson, L (8, PH) OBP: 0.316, SLG: 0.391			1-3							1	0	0	0	0	1	1				
Brian Downing, R (1, 10) OBP: 0.380, SLG: 0.430	F8				F8			K		3	0	0	0	1	1	1				
Fred Lynn, L (1, 8) OBP: 0.360, SLG: 0.491		K								3	0	1	0	1	1	3				
Bobby Grich, R (1, 4) OBP: 0.412, SLG: 0.437					F8			BB F8		4	0	0	0	0	0	3				
Ron Jackson, R (1, 3) OBP: 0.323, SLG: 0.378										3	0	0	0	1	0	1				
Ellis Valentine, R (1, 9) OBP: 0.263, SLG: 0.409					F4					4	1	1	1	0	0	1				
Mike Brown, R (1, 7) OBP: 0.271, SLG: 0.407										2	0	0	0	0	0	0				
Daryl Sconiers, L (7, PH) OBP: 0.289, SLG: 0.425			4-3		F3			G3-6-3		2	0	0	0	0	0	2				
Bob Boone, R (1, 2) OBP: 0.275, SLG: 0.320										2	0	1	0	1	0	0				
Inning Stats	R: 0 E: 0 K: 0 S: 3	H: 0 LOB: 0 BB: 0 P: 3	R: 0 E: 0 K: 1 S: 5	H: 0 LOB: 0 BB: 0 P: 5	R: 1 E: 0 K: 0 S: 5	H: 2 LOB: 2 BB: 2 P: 13	R: 0 E: 0 K: 0 S: 3	H: 0 LOB: 0 BB: 0 P: 3	R: 0 E: 0 K: 0 S: 4	H: 1 LOB: 1 BB: 0 P: 4	R: 0 E: 0 K: 0 S: 4	H: 0 LOB: 0 BB: 0 P: 4	R: 0 E: 1 K: 0 S: 3	H: 0 LOB: 2 BB: 1 P: 12	R: 0 E: 0 K: 0 S: 2	H: 0 LOB: 0 BB: 1 P: 6	1B: 3 2B: 1 3B: 0 HR: 1	SF: 0 SAC: 0 DP: 2 HBP: 0	WP: 0 PB: 0 SB: 0 CS: 0	PA: 35
PITCHER	IP WLS BF H R ER SO	IP WLS BF H R ER SO	IP WLS BF H R ER SO	IP WLS BF H R ER SO	IP WLS BF H R ER SO	IP WLS BF H R ER SO	IP WLS BF H R ER SO	IP WLS BF H R ER SO	IP WLS BF H R ER SO	IP WLS BF H R ER SO	IP WLS BF H R ER SO	IP WLS BF H R ER SO	IP WLS BF H R ER SO	IP WLS BF H R ER SO	IP WLS BF H R ER SO	IP WLS BF H R ER SO	ERA WHIP	ERA WHIP		
Matt Young, L (1, 1) ERA: 2.95	2.2									3.38	0.750									
Bob Stoddard, R (3, 1) ERA: 4.55	5.0	W	21	4	0	0	2	2	0	0	23	31	0.00	1.200						
Bill Caudill, R (8, 1) ERA: 4.27	1.1	S	4	0	0	0	0	1	0	0	3	7	0.00	0.750						

AB	31
R	1
H	5
RBI	1
BB	4
SO	3
LOB	15



Batter	1	2	3	4	5	6	7	8	9	AB	R	H	RBI	BB	SO	LOB	BOTTOM			
Tony Bernazard, S (1, 4) OBP: 0.331, SLG: 0.377	6-3				SF7					3	0	2	2	0	0	0	California Angels @ Seattle Mariners The Kingdome, Seattle, WA Fri Aug 05 1983, 6:33 AM EDT Att: 7,313 - Dome			
Domingo Ramos, R (1, 6) OBP: 0.378, SLG: 0.427			4-3							3	0	1	0	1	0	2				
Steve Henderson, R (1, 7) OBP: 0.352, SLG: 0.402										4	0	1	1	0	1	2				
John Moses, S (6, PR) OBP: 0.277, SLG: 0.287	L6									0	0	0	0	0	0	0				
Richie Zisk, R (1, 10) OBP: 0.308, SLG: 0.399										4	0	1	0	0	0	3				
Al Chambers, L (6, PR) OBP: 0.433, SLG: 0.400	F8									0	0	0	0	0	0	0				
Dave Henderson, R (1, 9) OBP: 0.299, SLG: 0.410										4	0	0	0	0	2	2				
Ron Roenicke, S (1, 8) OBP: 0.291, SLG: 0.298										4	0	0	0	0	0	2				
Jamie Allen, R (1, 5) OBP: 0.330, SLG: 0.322										4	1	1	0	0	2	2				
Manny Castillo, S (1, 3) OBP: 0.252, SLG: 0.290										2	0	0	0	0	0	0				
Jamie Nelson, R (1, 2) OBP: 0.267, SLG: 0.321										3	2	2	0	0	0	0				
Inning Stats	R: 0 E: 0 K: 0 S: 3	H: 0 LOB: 1 BB: 1 P: 7	R: 0 E: 0 K: 1 S: 5	H: 0 LOB: 0 BB: 0 P: 5	R: 1 E: 0 K: 1 S: 7	H: 2 LOB: 1 BB: 0 P: 7	R: 0 E: 0 K: 0 S: 3	H: 0 LOB: 0 BB: 0 P: 3	R: 2 E: 0 K: 0 S: 7	H: 4 LOB: 2 BB: 0 P: 7	R: 0 E: 0 K: 2 S: 7	H: 0 LOB: 0 BB: 0 P: 7	R: 0 E: 0 K: 0 S: 4	H: 1 LOB: 1 BB: 0 P: 4	R: 0 E: 1 K: 1 S: 7	H: 1 LOB: 2 BB: 0 P: 7	1B: 7 2B: 1 3B: 0 HR: 0	SF: 1 SAC: 1 DP: 0 HBP: 0	WP: 1 PB: 0 SB: 0 CS: 0	PA: 34
PITCHER	IP WLS BF H R ER SO	IP WLS BF H R ER SO	IP WLS BF H R ER SO	IP WLS BF H R ER SO	IP WLS BF H R ER SO	IP WLS BF H R ER SO	IP WLS BF H R ER SO	IP WLS BF H R ER SO	IP WLS BF H R ER SO	IP WLS BF H R ER SO	IP WLS BF H R ER SO	IP WLS BF H R ER SO	IP WLS BF H R ER SO	IP WLS BF H R ER SO	IP WLS BF H R ER SO	IP WLS BF H R ER SO	ERA WHIP	ERA WHIP		
Geoff Zahn, L (1, 1) ERA: 3.45	7.0	L	31	8	3	3	4	1	0	38	42	0.00	1.286							
Luis Sanchez, R (8, 1) ERA: 3.64	1.0		3	0	0	0	1	0	0	5	5	0.00	0.000							

AB	31
R	3
H	8
RBI	3
BB	1
SO	5
LOB	13



Batter	1	2	3	4	5	6	7	8	9	AB	R	H	RBI	BB	SO	LOB	TOP					
Rod Carew, L OBP: 0.428, SLG: 0.446 (1, 3)	0-0 5-3 1B		0-3 K2-3			0-3 K		0-3 K		4	0	1	0	0	3	1	California Angels @ Seattle Mariners The Kingdome, Seattle, WA Sat Aug 06 1983, 10:05 PM EDT Att: 26,440 - Dome					
Rick Burleson, R OBP: 0.347, SLG: 0.383 (1, 6)	0-0 F8		0-0 4-3			0-0 1B		0-0 4-3		4	0	1	1	0	0	1						
Brian Downing, R OBP: 0.375, SLG: 0.423 (1, 7)	0-0 5-3 1-2			0-3 K		0-0 F9			0-0 6-3	4	0	0	0	0	1	2						
Fred Lynn, L OBP: 0.356, SLG: 0.485 (1, 8)	0-0 F7			0-3 K		0-0 4-3			0-3 K	4	0	0	0	0	2	2						
Bobby Grich, R OBP: 0.411, SLG: 0.435 (1, 4)		0-3 K		0-0 5-3			0-0 5-3		0-0 BB 1B	4	0	1	0	0	1	0						
Reggie Jackson, L OBP: 0.318, SLG: 0.390 (1, 10)		0-3 K			0-0 F7		0-0 1B		4-0 BB 1-2 BB	3	0	1	0	1	1	0						
Ellis Valentine, R OBP: 0.264, SLG: 0.408 Daryl Scomiers, L OBP: 0.288, SLG: 0.423 (9, PH)		0-0 1B		0-0 5-3		0-3 K		0-0 G3		3	0	1	0	0	1	1						
Tim Foli, R OBP: 0.263, SLG: 0.301 (1, 5)	0-0 5-3			0-0 1-3		0-0 F8				3	0	0	0	0	0	2						
Bob Boone, R OBP: 0.275, SLG: 0.323 (1, 2)			0-0 6-3			0-0 1B 2B		0-0 L6		3	1	1	0	0	0	0						
Inning Stats	R: 0 E: 0 K: 0 S: 4	H: 1 LOB: 1 BB: 0 P: 4	R: 0 E: 0 K: 2 S: 8	H: 1 LOB: 1 BB: 0 P: 8	R: 0 E: 0 K: 1 S: 5	H: 0 LOB: 0 BB: 0 P: 5	R: 0 E: 0 K: 2 S: 7	H: 0 LOB: 0 BB: 0 P: 7	R: 0 E: 0 K: 1 S: 3	H: 0 LOB: 0 BB: 0 P: 3	R: 1 E: 0 K: 1 S: 7	H: 2 LOB: 1 BB: 0 P: 7	R: 0 E: 0 K: 1 S: 6	H: 1 LOB: 1 BB: 0 P: 6	R: 0 E: 0 K: 1 S: 5	H: 0 LOB: 0 BB: 0 P: 5	R: 0 E: 0 K: 1 S: 6	H: 1 LOB: 2 BB: 1 P: 10	1B: 5 2B: 1 3B: 0 HR: 0	SF: 0 SAC: 0 DP: 0 HBP: 0	WP: 0 PB: 0 SB: 0 CS: 0	PA: 34
PITCHER	IP WLS BF H R ER SO BB IBB HBP BLK WP HR S P ERA WHIP	IP WLS BF H R ER SO BB IBB HBP BLK WP HR S P ERA WHIP																				
Mike Moore, R ERA: 4.3 (1, 1)	8.2 W 33 6 1 1 9	0.1 S 1 0 0 0 0																				
Bill Caudill, R ERA: 4.25 (9, 1)																						

Batter	1	2	3	4	5	6	7	8	9	AB	R	H	RBI	BB	SO	LOB	BOTTOM					
Tony Bernazard, S OBP: 0.334, SLG: 0.379 (1, 4)	4-0 G6-3 BB	0-0 8-2		0-0 1-1 2B		4-0 1B		0-0 F7		3	0	1	1	2	0	4	California Angels @ Seattle Mariners The Kingdome, Seattle, WA Sat Aug 06 1983, 10:05 PM EDT Att: 26,440 - Dome					
Domingo Ramos, R OBP: 0.372, SLG: 0.419 (1, 6)	0-0 G6-3 1-2		0-0 F9	0-0 F8		0-0 1B				4	0	1	0	0	0	2						
Steve Henderson, R OBP: 0.356, SLG: 0.402 Dave Henderson, R OBP: 0.299, SLG: 0.410 (1, 7) (7, 9)	4-0 BB		4-0 BB		0-0 1B	0-3 K				2	0	1	0	2	1	3						
Pat Putnam, L OBP: 0.311, SLG: 0.439 (1, 3)	0-0 4-3		0-0 F5		0-0 F8		0-0 4-3			4	0	0	0	0	0	3						
Al Chambers, L OBP: 0.441, SLG: 0.429 (1, 10)		0-0 1B FC6 2B	4-0 1-2 BB		0-3 K		0-0 F7			3	1	1	0	1	1	1						
Ron Roenicke, S OBP: 0.291, SLG: 0.297 (1, 8)		0-0 FC6 1B	0-0 G3		0-0 4-3		0-0 4-3			4	0	1	0	0	0	3						
Manny Castillo, S OBP: 0.252, SLG: 0.289 (1, 5)	0-0 FC6 1B 1-2 8-2			0-0 1-3		0-0 1B SH3-4 1B		0-0 F7		4	0	1	1	0	0	1						
Jamie Nelson, R OBP: 0.273, SLG: 0.323 (1, 2)		0-0 HBP 1-3 1B		0-0 5-3		0-0 SH3-4		0-0 F8		3	0	1	0	0	0	0						
John Moses, S OBP: 0.295, SLG: 0.292 (1, 9) (7, 7)	1-0 HBP 1-2		0-0 2B 1B		0-0 F9		4-0 BB			2	1	1	0	1	0	1						
Inning Stats	R: 0 E: 0 K: 0 S: 2	H: 0 LOB: 1 BB: 2 P: 10	R: 1 E: 0 K: 0 S: 5	H: 3 LOB: 2 BB: 0 P: 6	R: 0 E: 0 K: 0 S: 3	H: 0 LOB: 2 BB: 2 P: 11	R: 1 E: 0 K: 0 S: 5	H: 2 LOB: 1 BB: 0 P: 5	R: 0 E: 0 K: 1 S: 6	H: 1 LOB: 1 BB: 0 P: 6	R: 0 E: 0 K: 1 S: 7	H: 2 LOB: 3 BB: 1 P: 11	R: 0 E: 0 K: 0 S: 3	H: 0 LOB: 0 BB: 0 P: 3	R: 0 E: 0 K: 0 S: 3	H: 0 LOB: 1 BB: 1 P: 7	R: 0 E: 0 K: 0 S: 3	H: 0 LOB: 1 BB: 1 P: 7	1B: 6 2B: 3 3B: 0 HR: 0	SF: 0 SAC: 1 DP: 2 HBP: 1	WP: 0 PB: 0 SB: 0 CS: 0	PA: 37
PITCHER	IP WLS BF H R ER SO BB IBB HBP BLK WP HR S P ERA WHIP	IP WLS BF H R ER SO BB IBB HBP BLK WP HR S P ERA WHIP																				
Mike Witt, R ERA: 4.68 (1, 1)	5.2 L 29 8 2 2 1	2.1 8 0 0 0 1																				
Luis Sanchez, R ERA: 3.53 (6, 1)																						

Batter	1	2	3	4	5	6	7	8	9	AB	R	H	RBI	BB	SO	LOB	TOP			
Tony Bernazard, S (1, 4) OBP: 0.341, SLG: 0.384										3	1	2	0	1	0	1	Seattle Mariners @ Oakland Athletics Oakland-Alameda County Coliseum, Oakland, CA Mon Aug 08 1983, 7:05 PM PDT Att: 14,329 - Unknown			
Domingo Ramos, R (1, 6) OBP: 0.350, SLG: 0.389										4	0	0	0	0	0	4				
Pat Putnam, L (1, 3) OBP: 0.313, SLG: 0.438										2	0	0	0	2	0	1				
Richie Zisk, R (1, 10) OBP: 0.307, SLG: 0.397										4	0	1	1	0	2	4				
Steve Henderson, R (1, 7) OBP: 0.350, SLG: 0.395										4	0	0	0	0	0	2				
Dave Henderson, R (1, 9) OBP: 0.297, SLG: 0.407										3	0	0	0	0	1	0				
Manny Castillo, S (9, PH) OBP: 0.250, SLG: 0.286										1	0	0	0	0	1	0				
Jamie Allen, R (1, 5) OBP: 0.330, SLG: 0.322										3	0	1	0	0	0	0				
Al Chambers, L (9, PH) OBP: 0.436, SLG: 0.406										1	0	0	0	0	1	0				
Jamie Nelson, R (1, 2) OBP: 0.282, SLG: 0.324										3	0	1	0	0	0	1				
Ricky Nelson, L (9, PH) OBP: 0.314, SLG: 0.415										1	0	0	0	0	0	0				
John Moses, S (1, 8) OBP: 0.304, SLG: 0.287										1	0	0	0	2	0	1				
Inning Stats	R: 1 E: 0 K: 0 S: 4	H: 2 LOB: 1 BB: 1 P: 8	R: 0 E: 0 K: 0 S: 4	H: 1 LOB: 1 BB: 0 P: 4	R: 0 E: 0 K: 1 S: 6	H: 1 LOB: 0 BB: 0 P: 6	R: 0 E: 0 K: 1 S: 5	H: 0 LOB: 3 BB: 3 P: 17	R: 0 E: 0 K: 0 S: 4	H: 1 LOB: 1 BB: 0 P: 4	R: 0 E: 0 K: 0 S: 2	H: 0 LOB: 0 BB: 1 P: 6	R: 0 E: 0 K: 0 S: 3	H: 0 LOB: 0 BB: 0 P: 3	R: 0 E: 0 K: 2 S: 7	H: 0 LOB: 0 BB: 0 P: 7	1B: 5 2B: 0 3B: 0 HR: 0	SF: 0 SAC: 0 DP: 2 HBP: 0	WP: 0 PB: 0 SB: 2 CS: 0	PA: 35
PITCHER	IP WLS BF H R ER SO BB IBB HBP BLK WP HR S P ERA WHIP																			
Tim Conroy, L (1, 1) ERA: 3.3	7.0 W 29 5 1 1 3 5 0 0 0 0 0 0 0 30 50 1.29 1.429																			
Dave Beard, R (8, 1) ERA: 5.22	2.0 S 6 0 0 0 2 0 0 0 0 0 0 0 0 10 10 0.00 0.000																			

AB	30
R	1
H	5
RBI	1
BB	5
SO	5
LOB	14



Batter	1	2	3	4	5	6	7	8	9	AB	R	H	RBI	BB	SO	LOB	BOTTOM			
Tony Phillips, S (1, 6) OBP: 0.320, SLG: 0.311										4	0	0	0	0	1	1	Seattle Mariners @ Oakland Athletics Oakland-Alameda County Coliseum, Oakland, CA Mon Aug 08 1983, 7:05 PM PDT Att: 14,329 - Unknown			
Mike Davis, L (1, 9) OBP: 0.318, SLG: 0.394										4	0	2	0	0	1	0				
Dwayne Murphy, L (1, 8) OBP: 0.327, SLG: 0.365										4	1	2	1	0	0	1				
Davey Lopes, R (1, 4) OBP: 0.348, SLG: 0.439										3	0	0	0	1	0	2				
Carney Lansford, R (1, 5) OBP: 0.363, SLG: 0.502										3	0	0	0	0	0	2				
Gary Hancock, L (1, 7) OBP: 0.318, SLG: 0.523										3	1	1	1	0	0	0				
Jeff Burroughs, R (1, 10) OBP: 0.343, SLG: 0.389										2	0	0	0	1	1	0				
Wayne Gross, L (1, 3) OBP: 0.318, SLG: 0.396										3	0	0	0	0	0	1				
Mike Heath, R (1, 2) OBP: 0.333, SLG: 0.387										2	0	0	0	0	0	0				
Inning Stats	R: 0 E: 0 K: 1 S: 6	H: 1 LOB: 2 BB: 1 P: 10	R: 0 E: 0 K: 1 S: 5	H: 0 LOB: 0 BB: 0 P: 5	R: 0 E: 0 K: 1 S: 4	H: 0 LOB: 0 BB: 0 P: 5	R: 2 E: 0 K: 0 S: 5	H: 2 LOB: 1 BB: 1 P: 9	R: 0 E: 0 K: 0 S: 3	H: 0 LOB: 0 BB: 0 P: 3	R: 0 E: 0 K: 0 S: 3	H: 0 LOB: 0 BB: 0 P: 3	R: 0 E: 0 K: 0 S: 3	H: 0 LOB: 0 BB: 0 P: 3	R: 0 E: 0 K: 2 S: 3	H: 0 LOB: 0 BB: 0 P: 3		1B: 2 2B: 1 3B: 0 HR: 2	SF: 0 SAC: 0 DP: 1 HBP: 1	WP: 0 PB: 0 SB: 0 CS: 0
PITCHER	IP WLS BF H R ER SO BB IBB HBP BLK WP HR S P ERA WHIP																			
Jim Beattie, R (1, 1) ERA: 3.91	8.0 L 31 5 2 2 3 2 0 1 0 0 2 34 43 2.25 0.875																			

AB	28
R	2
H	5
RBI	2
BB	2
SO	3
LOB	7




Batter	1	2	3	4	5	6	7	8	9	AB	R	H	RBI	BB	SO	LOB	TOP																		
Tony Bernazard, S (1, 4) OBP: 0.339, SLG: 0.380	F5		2-3		E 2B S BB	K		F6		4	1	0	0	1	1	2	Seattle Mariners @ Oakland Athletics Oakland-Alameda County Coliseum, Oakland, CA Tue Aug 09 1983, 7:05 PM PDT Att: 6,848 - Unknown livebaseballscorecards.com																		
Spike Owen, S (1, 6) OBP: 0.296, SLG: 0.336	BB BB		K		F5	FC6-4		5-3		4	0	0	0	1	1	3																			
Pat Putnam, L (1, 3) OBP: 0.314, SLG: 0.440	F3			1B BB 2B	1B			F7		5	1	2	1	0	0	1																			
Al Chambers, L (1, 10) OBP: 0.463, SLG: 0.406 Richie Zisk, R (6, PH) OBP: 0.305, SLG: 0.394	1-2 BB			1B BB 2B	FC6-5-4			F4		0	1	0	0	2	0	0																			
Ricky Nelson, L (1, 7) OBP: 0.314, SLG: 0.413 Dave Henderson, R (6, 9) OBP: 0.296, SLG: 0.405	K			2B 1-2 4-3 1B	K			F7		2	0	0	0	0	0	1																			
Ron Roenicke, S (1, 9) OBP: 0.299, SLG: 0.313		4-3		4-3 SF8 2B		WP 5-3 2B		2-3		4	2	2	2	0	0	0																			
Manny Castillo, S (1, 5) OBP: 0.250, SLG: 0.285		6-3		4-3		5-3				4	0	1	2	0	0	1																			
Rick Sweet, S (1, 2) OBP: 0.255, SLG: 0.241 Steve Henderson, R (8, PH) OBP: 0.349, SLG: 0.393 Jamie Nelson, R (8, 2) OBP: 0.282, SLG: 0.324	4-3			2-3 SF8		CI		F8		1	0	0	1	0	0	0																			
John Moses, S (1, 8) OBP: 0.293, SLG: 0.276			F4	K		E4 FC6-4		F8		1	0	0	0	0	1	2																			
Inning Stats	R: 0 E: 0 K: 1 S: 5	H: 0 LOB: 2 BB: 2 P: 13	R: 0 E: 0 K: 0 S: 3	H: 0 LOB: 0 BB: 0 P: 3	R: 0 E: 0 K: 1 S: 5	H: 0 LOB: 0 BB: 0 P: 5	R: 4 E: 0 K: 1 S: 8	H: 3 LOB: 1 BB: 1 P: 12	R: 1 E: 0 K: 1 S: 6	H: 1 LOB: 1 BB: 1 P: 10	R: 0 E: 0 K: 0 S: 3	H: 0 LOB: 0 BB: 0 P: 3	R: 0 E: 0 K: 0 S: 4	H: 1 LOB: 1 BB: 0 P: 4	R: 0 E: 0 K: 0 S: 3	H: 0 LOB: 0 BB: 0 P: 3		1B: 3 2B: 3 3B: 0 HR: 0	SF: 1 SAC: 0 DP: 0 HBP: 0	WP: 1 PB: 0 SB: 1 CS: 0	PA: 39														
PITCHER	IP WLS BF H R ER SO BB IBB HBP BLK WP HR S P ERA WHIP																																		
Steve McCatty, R (1, 1) ERA: 4.37	4.1		21	4	5	5	3	4	0	0	0	0	0	0	0	23	39	10.38	1.846																
Tom Underwood, L (5, 1) ERA: 4.4	3.0	W	13	2	1	1	2	0	0	0	0	0	1	0	17	17	3.00	0.667																	
Dave Beard, R (8, 1) ERA: 5.01	1.2	S	5	0	0	0	0	0	0	0	0	0	0	0	5	5	0.00	0.000																	

Batter	1	2	3	4	5	6	7	8	9	AB	R	H	RBI	BB	SO	LOB	BOTTOM																	
Mike Davis, L (1, 9) OBP: 0.317, SLG: 0.394	F9	F2		1B 2B		F4		6-3		5	1	1	1	0	0	3	Seattle Mariners @ Oakland Athletics Oakland-Alameda County Coliseum, Oakland, CA Tue Aug 09 1983, 7:05 PM PDT Att: 6,848 - Unknown livebaseballscorecards.com																	
Mike Heath, R (1, 2) OBP: 0.337, SLG: 0.386	6-3	G3		3H 2B 1B			HR BB			3	1	1	1	1	0	2																		
Dwayne Murphy, L (1, 8) OBP: 0.329, SLG: 0.373	G3		3-1	FC6-4 BB		1-2 FC6-4 BB	HR			3	1	1	2	1	0	0																		
Davey Lopes, R (1, 4) OBP: 0.347, SLG: 0.437		E 3B 1B	K	FC6-4		1-2 FC6-4	F8			4	1	1	0	0	1	2																		
Carney Lansford, R (1, 5) OBP: 0.365, SLG: 0.506		E8 3B 1B		2B		F8	K			4	1	2	0	0	1	0																		
Gary Hancock, L (1, 7) OBP: 0.317, SLG: 0.529		E 3B	6-3			F7	K			4	1	1	2	0	1	1																		
Wayne Gross, L (1, 3) OBP: 0.313, SLG: 0.390	F2			F8		6-3		4-3		4	0	0	0	0	0	1																		
Mitchell Page, L (1, 10) OBP: 0.355, SLG: 0.288 Jeff Burroughs, R (8, PH) OBP: 0.345, SLG: 0.391 Bill Almon, R (8, FR) OBP: 0.325, SLG: 0.390		E HBP		6-3 S 2B 1B		F7		1B		2	1	1	0	0	0	0																		
Tony Phillips, S (1, 6) OBP: 0.316, SLG: 0.306	E1			6-3		K		F9		4	0	0	0	0	1	3																		
Inning Stats	R: 0 E: 0 K: 0 S: 3	H: 0 LOB: 0 BB: 0 P: 3	R: 3 E: 2 K: 0 S: 7	H: 3 LOB: 2 BB: 0 P: 8	R: 0 E: 0 K: 1 S: 6	H: 1 LOB: 1 BB: 0 P: 6	R: 2 E: 0 K: 0 S: 6	H: 3 LOB: 2 BB: 1 P: 10	R: 0 E: 0 K: 0 S: 3	H: 0 LOB: 0 BB: 0 P: 3	R: 0 E: 0 K: 1 S: 5	H: 0 LOB: 0 BB: 0 P: 5	R: 2 E: 0 K: 2 S: 8	H: 1 LOB: 0 BB: 1 P: 12	R: 0 E: 0 K: 0 S: 4	H: 1 LOB: 1 BB: 0 P: 4		R: 0 E: 0 K: 0 S: 3	H: 0 LOB: 0 BB: 0 P: 3	1B: 5 2B: 2 3B: 1 HR: 1	SF: 0 SAC: 0 DP: 0 HBP: 1	WP: 0 PB: 0 SB: 1 CS: 0	PA: 37											
PITCHER	IP WLS BF H R ER SO BB IBB HBP BLK WP HR S P ERA WHIP																																	
Glenn Abbott, R (1, 1) ERA: 4.38	3.2		21	7	2	4	1	1	0	0	0	0	0	0	21	26	9.82	2.182																
Bob Stoddard, R (4, 1) ERA: 4.61	2.1	L	9	1	2	2	1	1	0	0	0	0	0	1	10	14	7.71	0.857																
Mike Stanton, R (7, 1) ERA: 4.28	0.2		2	0	0	0	1	0	0	0	0	0	0	4	4	0.00	0.000																	
Ed Vande Berg, L (7, 1) ERA: 3.74	1.1		5	1	0	0	1	0	0	0	0	0	0	7	7	0.00	0.750																	

Seattle Mariners @ Oakland Athletics
 Oakland-Alameda County Coliseum, Oakland, CA
 Tue Aug 09 1983, 7:05 PM PDT
 Att: 6,848 - Unknown

AB 33
 R 6
 H 6
 RBI 6
 BB 4
 SO 5
 LOB 14



Seattle Mariners @ Oakland Athletics
 Oakland-Alameda County Coliseum, Oakland, CA
 Tue Aug 09 1983, 7:05 PM PDT
 Att: 6,848 - Unknown


AB 34
 R 7
 H 9
 RBI 6
 BB 2
 SO 4
 LOB 12



Batter	1	2	3	4	5	6	7	8	9	AB	R	H	RBI	BB	SO	LOB	TOP										
Tony Bernazard, S OBP: 0.342, SLG: 0.381 (1, 4)	0-0 CS 1B		0-0 SF9 1B	4-0 2B IBB		0-3 K		0-0 F8		4	1	2	0	1	1	0											
Spike Owen, S OBP: 0.293, SLG: 0.340 (1, 6)	0-0 4-3		0-0 SF9	0-0 2B		0-0 6-3			0-0 G3	4	0	1	2	0	0	1											
Steve Henderson, R Bill Caudill, R Ed Vande Berg, R (1, 7) (9, 1) (9, 1)	0-0 6-3		0-0 HR 1B	0-3 K			0-0 F9 2B		0-0 6-3 1B	5	1	3	1	0	1	2											
Richie Zisk, R John Moses, S (1, 10) (7, PR) (9, 8)		0-0 5-3	0-0 HR 1B		0-0 F3		0-0 1B		0-0 6-3	4	1	2	0	0	0	0											
Ron Roenicke, S OBP: 0.306, SLG: 0.337 (1, 8) (9, 7)		0-0 5-3	0-0 HR 2B		0-0 3B 2B		0-0 F3		1-0 HBP	4	2	2	3	0	0	2											
Dave Henderson, R OBP: 0.295, SLG: 0.405 (1, 9)		0-0 2B	0-0 F9		0-0 L8		0-0 F9		0-0 F7	5	0	1	0	0	0	5											
Manny Castillo, S OBP: 0.250, SLG: 0.297 (1, 3)		0-0 6-3		0-0 F7		2-H 3B		0-0 F7		4	0	1	1	0	0	3											
Jamie Allen, R OBP: 0.329, SLG: 0.321 (1, 5)			0-0 5-3	0-0 2B 1B		0-0 6-3		0-0 F7		4	1	1	0	0	0	1											
Jamie Nelson, R OBP: 0.279, SLG: 0.317 (1, 2)			0-0 1B SF9 1B	0-3 K		0-3 K		0-3 K		4	1	1	0	0	3	1											
Inning Stats	R: 0 E: 0 K: 0 S: 3	H: 1 LOB: 0 BB: 0 P: 3	R: 0 E: 0 K: 0 S: 4	H: 1 LOB: 1 BB: 0 P: 4	R: 5 E: 0 K: 0 S: 8	H: 5 LOB: 0 BB: 0 P: 8	R: 1 E: 0 K: 2 S: 9	H: 2 LOB: 2 BB: 1 P: 13	R: 1 E: 0 K: 0 S: 5	H: 2 LOB: 1 BB: 0 P: 5	R: 0 E: 0 K: 2 S: 7	H: 0 LOB: 0 BB: 0 P: 7	R: 0 E: 0 K: 0 S: 5	H: 2 LOB: 2 BB: 0 P: 5	R: 0 E: 0 K: 1 S: 5	H: 0 LOB: 0 BB: 0 P: 5	R: 0 E: 0 K: 0 S: 4	H: 1 LOB: 2 BB: 0 P: 5	1B: 8 2B: 4 3B: 1 HR: 1	SF: 1 SAC: 0 DP: 0 HBP: 1	WP: 0 PB: 0 SB: 2 CS: 1	PA: 42					
PITCHER	IP	WLS	BF	H	R	ER	SO	BB	IBB	HBP	BLK	WP	HR	S	P	ERA	WHIP										
Goman Heimueler, L ERA: 5.98 Keith Atherton, R ERA: 2.73	(1, 1) (4, 1)	3.2 5.1	L 22	20 5	9 1	6 1	6 4	1 4	0 0	1 0	0 1	0 0	0 0	1 29	25 30	14.73 1.69	2.455 0.938										

Seattle Mariners @ Oakland Athletics
Oakland-Alameda County Coliseum, Oakland, CA
Wed Aug 10 1983, 3:33 AM PDT
Att: 13,780 - Unknown

AB 39
R 7
H 14
RBI 7
BB 1
SO 5
LOB 16



Batter	1	2	3	4	5	6	7	8	9	AB	R	H	RBI	BB	SO	LOB	BOTTOM										
Bill Almon, R OBP: 0.323, SLG: 0.397 (1, 3) (9, 6)	0-0 F9	0-0 FC3-2 1B			0-0 HR		0-0 F6	0-0 SF8		4	1	1	2	0	0	3											
Mike Heath, R OBP: 0.333, SLG: 0.381 (1, 9)	0-0 4-3	0-0 1B			0-0 4-3		0-3 K	0-3 K		5	0	1	1	0	2	2											
Davey Lopes, R OBP: 0.353, SLG: 0.439 (1, 4)	0-0 E4 1B	0-0 4-3			4-0 BB		0-0 1B		4-0 WP BB	3	0	2	0	2	0	2											
Jeff Burroughs, R Mike Davis, L (1, 10) (7, PR) OBP: 0.347, SLG: 0.391 OBP: 0.316, SLG: 0.393	4-0 BB		0-0 F4		0-0 F9		0-0 1B		0-0 F8	3	0	1	1	1	0	1											
Carney Lansford, R OBP: 0.362, SLG: 0.498 (1, 5)	4-0 BB		0-0 6-3		0-3 K		0-3 6-3		0-0 F7	4	0	0	0	1	1	4											
Dwayne Murphy, L OBP: 0.328, SLG: 0.369 (1, 8)	0-3 K		0-3 K			0-3 K		0-0 1-3	4-0 BB	4	0	0	0	1	3	3											
Bob Kearney, R OBP: 0.322, SLG: 0.406 (1, 2)		0-0 5-3			0-0 F8		0-0 5-3		4-0 1B BB	4	1	0	0	1	0	2											
Rick Peters, S OBP: 0.327, SLG: 0.301 (1, 7)		0-0 FC3-2 1B		0-3 K		0-0 F9		0-0 1B SF8 1B		4	1	2	0	0	1	0											
Donnie Hill, S Garry Hancock, L (1, 6) (8, PH) OBP: 0.213, SLG: 0.255 OBP: 0.321, SLG: 0.532		0-0 E5 FC3-2 1B		0-3 K			0-0 1B PB 1B	0-0 1-3 2-H 1B		3	2	2	0	0	1	0											
Inning Stats	R: 0 E: 1 K: 1 S: 6	H: 3 LOB: 3 BB: 2 P: 14	R: 1 E: 1 K: 0 S: 6	H: 3 LOB: 2 BB: 0 P: 6	R: 0 E: 0 K: 1 S: 5	H: 0 LOB: 0 BB: 0 P: 5	R: 0 E: 0 K: 2 S: 7	H: 0 LOB: 0 BB: 0 P: 7	R: 1 E: 0 K: 1 S: 6	H: 1 LOB: 1 BB: 1 P: 10	R: 0 E: 0 K: 1 S: 5	H: 0 LOB: 0 BB: 0 P: 5	R: 1 E: 0 K: 1 S: 8	H: 3 LOB: 2 BB: 0 P: 8	R: 2 E: 0 K: 1 S: 7	H: 2 LOB: 1 BB: 1 P: 11	R: 0 E: 0 K: 0 S: 3	H: 0 LOB: 2 BB: 2 P: 11	1B: 9 2B: 0 3B: 0 HR: 1	SF: 1 SAC: 0 DP: 0 HBP: 0	WP: 1 PB: 1 SB: 1 CS: 0	PA: 43					
PITCHER	IP	WLS	BF	H	R	ER	SO	BB	IBB	HBP	BLK	WP	HR	S	P	ERA	WHIP										
Matt Young, L Bill Caudill, R Bill Caudill, R Ed Vande Berg, L (1, 1) (8, 1) (9, 1) (9, 1)	7.1 1.1 1.1 0.1	W 7 7 S	34 7 7 2	8 2 2 0	4 1 1 0	4 1 1 0	4 1 1 0	7 1 1 0	1 0 0 1	0 0 0 0	0 0 0 0	0 0 0 1	0 0 0 1	8 8 8 1	12 12 5	6.75 6.75 0.00	2.250 2.250 3.000										

Seattle Mariners @ Oakland Athletics
Oakland-Alameda County Coliseum, Oakland, CA
Wed Aug 10 1983, 3:33 AM PDT
Att: 13,780 - Unknown

AB 36
R 5
H 10
RBI 5
BB 6
SO 8
LOB 18



Batter	1	2	3	4	5	6	7	8	9	AB	R	H	RBI	BB	SO	LOB	TOP			
Tony Bernazard, S OBP: 0.344, SLG: 0.390 (1, 4)										5	1	3	5	0	0	0	Seattle Mariners @ California Angels Anaheim Stadium, Anaheim, CA Sat Aug 13 1983, 10:05 PM EDT Att: 29,702 - Unknown			
Spike Owen, S OBP: 0.275, SLG: 0.327 Richie Zisk, R OBP: 0.307, SLG: 0.394 Domingo Ramos, R OBP: 0.346, SLG: 0.385 (1, 6) (7, PH) (7, 6)										2	0	0	0	1	1	0				
Ron Roenicke, S OBP: 0.316, SLG: 0.338 (1, 7)										2	0	1	0	2	0	0				
Pat Putnam, L OBP: 0.322, SLG: 0.454 (1, 3)										4	0	2	0	0	0	2				
Al Chambers, L OBP: 0.449, SLG: 0.351 Dave Henderson, R OBP: 0.295, SLG: 0.404 (1, 10) (8, PH)										3	0	0	0	0	1	3				
Ricky Nelson, L OBP: 0.319, SLG: 0.416 (1, 9)										4	1	2	0	0	0	1				
Manny Castillo, S OBP: 0.244, SLG: 0.284 Jamie Allen, R OBP: 0.331, SLG: 0.328 (1, 5) (9, PH)										3	0	0	0	0	0	3				
Rick Sweet, S OBP: 0.259, SLG: 0.246 Jamie Nelson, R OBP: 0.277, SLG: 0.311 (1, 2) (9, PH)										3	1	1	0	0	2	0				
John Moses, S OBP: 0.296, SLG: 0.274 (1, 8)										3	1	0	0	1	0	1				
Inning Stats	R: 0 E: 0 K: 0 S: 2	H: 0 LOB: 1 BB: 2 P: 10	R: 0 E: 0 K: 0 S: 3	H: 0 LOB: 0 BB: 0 P: 3	R: 0 E: 0 K: 1 S: 5	H: 1 LOB: 1 BB: 1 P: 9	R: 4 E: 0 K: 0 S: 6	H: 3 LOB: 0 BB: 1 P: 10	R: 0 E: 0 K: 1 S: 6	H: 2 LOB: 1 BB: 0 P: 6	R: 0 E: 0 K: 0 S: 4	H: 1 LOB: 1 BB: 0 P: 4	R: 0 E: 0 K: 0 S: 4	H: 1 LOB: 1 BB: 0 P: 4	R: 1 E: 0 K: 0 S: 5	H: 2 LOB: 1 BB: 0 P: 5		1B: 7 2B: 2 3B: 0 HR: 1	SF: 0 SAC: 0 DP: 2 HBP: 0	WP: 1 PB: 0 SB: 1 CS: 1
PITCHER	IP WLS BF H R ER SO BB IBB HBP BLK WP HR S P ERA WHIP																			
Ken Forsch, R ERA: 3.54 John Curtis, L ERA: 4.2 (1, 1) (6, 1)	5.1 W 24 6 4 4 3 4 0 0 0 0 1 26 42 6.75 1.875																			
3.2 S 14 4 1 1 1 0 0 0 0 1 0 16 16 2.46 1.091																				

AB 34
R 5
H 10
RBI 5
BB 4
SO 4
LOB 14



Batter	1	2	3	4	5	6	7	8	9	AB	R	H	RBI	BB	SO	LOB	BOTTOM			
Rod Carew, L OBP: 0.431, SLG: 0.452 Daryl Sconiers, L OBP: 0.288, SLG: 0.422 (1, 3) (2, 3)										1	0	0	0	0	0	0	Seattle Mariners @ California Angels Anaheim Stadium, Anaheim, CA Sat Aug 13 1983, 10:05 PM EDT Att: 29,702 - Unknown			
Steve Lubratich, R OBP: 0.283, SLG: 0.351 (1, 6)										3	1	2	0	1	1	0				
Bobby Grich, R OBP: 0.415, SLG: 0.458 (1, 4)										3	3	2	2	0	0	0				
Fred Lynn, L OBP: 0.356, SLG: 0.482 (1, 8)										4	3	3	3	0	0	0				
Brian Downing, R OBP: 0.379, SLG: 0.440 Juan Beniquez, R OBP: 0.313, SLG: 0.349 (1, 7) (8, 7)										3	1	1	3	0	2	0				
Reggie Jackson, L OBP: 0.318, SLG: 0.386 (1, 10)										3	1	1	1	1	0	0				
Ron Jackson, R OBP: 0.321, SLG: 0.380 (1, 5)										4	0	1	0	0	0	2				
Ellis Valentine, R OBP: 0.263, SLG: 0.401 (1, 9)										4	0	0	0	0	2	4				
Bob Boone, R OBP: 0.281, SLG: 0.333 (1, 2)										3	0	1	1	0	0	0				
Inning Stats	R: 2 E: 0 K: 1 S: 7	H: 3 LOB: 0 BB: 0 P: 7	R: 1 E: 1 K: 0 S: 4	H: 1 LOB: 0 BB: 0 P: 4	R: 2 E: 0 K: 1 S: 7	H: 2 LOB: 0 BB: 0 P: 7	R: 0 E: 0 K: 1 S: 5	H: 1 LOB: 2 BB: 1 P: 9	R: 0 E: 0 K: 1 S: 5	H: 0 LOB: 0 BB: 0 P: 5	R: 1 E: 0 K: 0 S: 7	H: 2 LOB: 1 BB: 0 P: 7	R: 4 E: 0 K: 0 S: 5	H: 3 LOB: 0 BB: 1 P: 10	R: 0 E: 0 K: 0 S: 3	H: 0 LOB: 0 BB: 0 P: 3		1B: 7 2B: 3 3B: 0 HR: 3	SF: 1 SAC: 1 DP: 1 HBP: 1	WP: 0 PB: 0 SB: 0 CS: 1
PITCHER	IP WLS BF H R ER SO BB IBB HBP BLK WP HR S P ERA WHIP																			
Bryan Clark, L ERA: 4.04 Bob Stoddard, R ERA: 4.75 Matt Young, L ERA: 3.2 Ed Vande Berg, L ERA: 3.84 (1, 1) (1, 1) (7, 1) (8, 1)	0.1 L 28 10 8 7 5 2 0 0 0 1 0 2 36 44 10.50 2.000																			
0.2 4 2 2 1 0 0 0 0 1 0 0 1 3 4 13.50 3.000																				
1.0 3 0 0 0 0 0 0 0 0 0 0 0 3 3 0.00 0.000																				

AB 31
R 10
H 12
RBI 10
BB 2
SO 5
LOB 6



Batter	1	2	3	4	5	6	7	8	9	AB	R	H	RBI	BB	SO	LOB	TOP			
Tony Bernazard, S (1,4) OBP: 0.343, SLG: 0.388	0-0 1-3			0-0 6-3		0-0 G1-6-3			0-0 4-3 1B	4	0	1	0	0	0	1				
Steve Henderson, R (1,7) OBP: 0.356, SLG: 0.402	4-0 G4-6-3 BB			0-3 K			0-0 1-3		0-0 4-3	3	0	0	0	1	1	1				
Pat Putnam, L (1,3) Manny Castillo, S (7,3) OBP: 0.320, SLG: 0.450 OBP: 0.243, SLG: 0.282	0-0 G4-6-3			0-0 1-3			0-0 4-3		0-0 G3	3	0	0	0	0	0	1				
Richie Zisk, R (1,10) OBP: 0.306, SLG: 0.403		0-0 3-1			0-0 F8			0-0 HR	0-0 6-3	4	1	1	1	0	0	1				
Ron Roenicke, S (1,8) OBP: 0.316, SLG: 0.338		0-0 5-3			0-0 1B			0-0 F5		3	0	1	0	0	0	0				
Dave Henderson, R (1,9) OBP: 0.295, SLG: 0.412		0-0 6-3			0-3 K			0-0 HR		3	1	1	1	0	1	1				
Jamie Allen, R (1,5) OBP: 0.327, SLG: 0.324			0-0 F9		0-3 K			0-0 6-3		3	0	0	0	0	1	1				
Jamie Nelson, R (1,2) OBP: 0.260, SLG: 0.292			0-3 K		0-0 F9			0-0 4-3		3	0	0	0	0	1	0				
Domingo Ramos, R (1,6) OBP: 0.346, SLG: 0.384			0-0 6-3		0-0 G1-6-3 1B			0-0 F9		3	0	1	0	0	0	0				
Inning Stats	R: 0 E: 0 K: 0 S: 2	H: 0 LOB: 0 BB: 1 P: 6	R: 0 E: 0 K: 0 S: 3	H: 0 LOB: 0 BB: 0 P: 3	R: 0 E: 0 K: 1 S: 5	H: 0 LOB: 0 BB: 0 P: 5	R: 0 E: 0 K: 2 S: 8	H: 1 LOB: 1 BB: 0 P: 8	R: 0 E: 0 K: 0 S: 3	H: 1 LOB: 0 BB: 0 P: 3	R: 1 E: 0 K: 0 S: 4	H: 1 LOB: 0 BB: 0 P: 4	R: 1 E: 0 K: 0 S: 4	H: 1 LOB: 0 BB: 0 P: 4	R: 0 E: 0 K: 0 S: 4	H: 1 LOB: 1 BB: 0 P: 4	1B: 3 2B: 0 3B: 0 HR: 2	SF: 0 SAC: 0 DP: 2 HBP: 0	WP: 0 PB: 0 SB: 0 CS: 0	PA: 31
PITCHER Tommy John, L (1,1) ERA: 4.1	IP: 9.0 WLS: W BF: 31 H: 5 R: 2 ER: 2 SO: 4 BB: 1 IBB: 0 HBP: 0 BLK: 0 WP: 0 HR: 2 S: 38 P: 42 ERA: 2.00 WHIP: 0.667															PITCHER	IP: WLS: BF: H: R: ER: SO: BB: IBB: HBP: BLK: WP: HR: S: P: ERA: WHIP:			

Seattle Mariners @ California Angels
Anaheim Stadium, Anaheim, CA
Sun Aug 14 1983, 6:33 AM EDT
Att: 23,754 - Unknown

AB 30
R 2
H 5
RBI 2
BB 1
SO 4
LOB 7



Batter	1	2	3	4	5	6	7	8	9	AB	R	H	RBI	BB	SO	LOB	BOTTOM	
Rod Carew, L (1,3) Daryl Sconiers, L (8,PH) OBP: 0.429, SLG: 0.450 OBP: 0.291, SLG: 0.425	0-0 3-1		0-0 4-3	0-0 1B 1B		0-0 L4		0-0 G6-4-3 1B		4	1	1	0	0	0	0		
Rick Burleson, R (1,6) OBP: 0.355, SLG: 0.361	4-0 HR BB		4-0 2B WP BB	0-0 1B 1B		4-0 1B BB		0-0 L9		2	3	1	1	3	0	1		
Juan Beniquez, R (1,9) OBP: 0.320, SLG: 0.361	0-0 F9		0-0 WP E 2B	0-0 1B 1B		0-0 1B 1B		0-0 G6-4-3		5	1	3	1	0	0	2		
Fred Lynn, L (1,8) OBP: 0.360, SLG: 0.490	0-0 1-H HR		4-0 E WP IBB	4-0 1B BB		0-3 K		0-0 K		2	1	1	2	2	1	2		
Reggie Jackson, L (1,10) OBP: 0.320, SLG: 0.387	0-0 5-3		0-3 K	0-0 1B		0-0 1B		0-0 1B		4	0	2	1	0	1	2		
Brian Downing, R (1,7) Ellis Valentine, R (8,9) OBP: 0.374, SLG: 0.433 OBP: 0.263, SLG: 0.401		0-0 F5	0-0 E6	0-0 6-3		0-0 5-3				4	0	0	0	0	0	3		
Rob Wilfong, L (1,4) OBP: 0.256, SLG: 0.333		0-3 K	0-0 F7		0-0 F9		4-0 BB			3	0	0	0	1	1	2		
Steve Lubratic, R (1,5) OBP: 0.297, SLG: 0.361		0-0 1B		0-0 1B 1B		0-3 K				4	1	2	0	0	1	1		
Mike O'Berry, R (1,2) OBP: 0.171, SLG: 0.154		0-3 K		0-0 F3		0-0 F3		0-0 F8		4	0	0	0	0	1	3		
Inning Stats	R: 2 E: 0 K: 0 S: 4	H: 1 LOB: 1 BB: 0 P: 8	R: 0 E: 0 K: 2 S: 8	H: 1 LOB: 0 BB: 0 P: 8	R: 2 E: 1 K: 1 S: 7	H: 1 LOB: 2 BB: 2 P: 15	R: 3 E: 0 K: 0 S: 7	H: 5 LOB: 2 BB: 1 P: 11	R: 0 E: 0 K: 1 S: 6	H: 2 LOB: 1 BB: 1 P: 10	R: 0 E: 0 K: 1 S: 5	H: 0 LOB: 1 BB: 1 P: 9	R: 0 E: 0 K: 0 S: 3	H: 1 LOB: 0 BB: 0 P: 3	1B: 9 2B: 1 3B: 0 HR: 1	SF: 0 SAC: 0 DP: 1 HBP: 0	WP: 1 PB: 0 SB: 0 CS: 0	PA: 39
PITCHER Jim Beattie, R (1,1) ERA: 4.21 Roy Thomas, R (5,1) ERA: 3.99 Mike Moore, R (7,1) ERA: 4.73	IP: 4.0 WLS: L BF: 24 H: 8 R: 7 ER: 6 SO: 3 BB: 3 IBB: 1 HBP: 0 BLK: 0 WP: 1 HR: 1 S: 26 P: 42 ERA: 13.50 WHIP: 2.750															PITCHER	IP: WLS: BF: H: R: ER: SO: BB: IBB: HBP: BLK: WP: HR: S: P: ERA: WHIP:	

Seattle Mariners @ California Angels
Anaheim Stadium, Anaheim, CA
Sun Aug 14 1983, 6:33 AM EDT
Att: 23,754 - Unknown

AB 33
R 7
H 11
RBI 5
BB 6
SO 5
LOB 16



Batter	1	2	3	4	5	6	7	8	9	AB	R	H	RBI	BB	SO	LOB	TOP																	
Darrell Brown, S OBP: 0.308, SLG: 0.318										5	1	2	0	0	0	4	Minnesota Twins @ Seattle Mariners The Kingdome, Seattle, WA Mon Aug 15 1983, 10:05 PM EDT Att: 6,005 - Unknown																	
John Castino, R OBP: 0.365, SLG: 0.440										5	1	3	0	0	0	2																		
Gary Ward, R OBP: 0.328, SLG: 0.487										3	1	1	1	1	0	3																		
Kent Hrbek, L OBP: 0.372, SLG: 0.471 Scott Ulger, R OBP: 0.222, SLG: 0.220										1	0	1	0	0	0	0																		
Gary Gaetti, R OBP: 0.308, SLG: 0.425										5	1	3	2	0	0	5																		
Randy Bush, L OBP: 0.330, SLG: 0.447										5	0	1	1	0	0	2																		
Tom Brunansky, R OBP: 0.292, SLG: 0.395										5	1	2	1	0	0	1																		
Ron Washington, R OBP: 0.288, SLG: 0.323										4	0	1	0	1	1	1																		
Ray Smith, R OBP: 0.270, SLG: 0.252										4	0	0	0	0	0	4																		
Inning Stats	R: 0 E: 0 K: 0 S: 3	H: 1 LOB: 0 BB: 0 P: 3	R: 1 E: 0 K: 0 S: 6	H: 3 LOB: 3 BB: 1 P: 10	R: 3 E: 0 K: 1 S: 9	H: 4 LOB: 1 BB: 0 P: 9	R: 1 E: 1 K: 0 S: 5	H: 1 LOB: 2 BB: 1 P: 9	R: 0 E: 0 K: 0 S: 3	H: 0 LOB: 0 BB: 0 P: 3	R: 0 E: 0 K: 0 S: 5	H: 2 LOB: 3 BB: 1 P: 9	R: 1 E: 0 K: 0 S: 5	H: 2 LOB: 1 BB: 0 P: 5	R: 1 E: 1 K: 0 S: 3	H: 2 LOB: 1 BB: 0 P: 4		R: 0 E: 0 K: 0 S: 3	H: 0 LOB: 0 BB: 0 P: 3	1B: 9 2B: 4 3B: 0 HR: 2	SF: 0 SAC: 0 DP: 2 HBP: 1	WP: 0 PB: 1 CS: 0	PA: 44											
PITCHER	IP WLS BF H R ER SO BB IBB HBP BLK WP HR S P ERA WHIP	IP WLS BF H R ER SO BB IBB HBP BLK WP HR S P ERA WHIP																																
Glenn Abbott, R ERA: 4.72	(1, 1)	2.1	14	7	4	4	0	0	1	0	0	0	0	1	13	17	15.43	3.000																
Bryan Clark, L ERA: 3.95	(3, 1)	4.2	L	23	6	2	1	1	1	1	0	0	0	1	23	31	1.93	1.500																
Mike Stanton, R ERA: 3.92	(8, 1)	2.0		7	2	1	0	0	0	0	1	0	0	0	6	7	0.00	1.000																

Batter	1	2	3	4	5	6	7	8	9	AB	R	H	RBI	BB	SO	LOB	BOTTOM																	
Tony Bernazard, S OBP: 0.344, SLG: 0.391										5	0	2	0	0	0	2	Minnesota Twins @ Seattle Mariners The Kingdome, Seattle, WA Mon Aug 15 1983, 10:05 PM EDT Att: 6,005 - Unknown																	
Spike Owen, S OBP: 0.279, SLG: 0.321										3	1	0	0	2	0	1																		
Pat Putnam, L OBP: 0.318, SLG: 0.447										5	0	1	0	0	0	5																		
Richie Zisk, R OBP: 0.305, SLG: 0.412										4	1	1	2	0	3	1																		
Steve Henderson, R OBP: 0.358, SLG: 0.400										2	1	0	0	2	1	0																		
Ron Roenicke, S OBP: 0.315, SLG: 0.351										4	1	1	2	0	0	1																		
Dave Henderson, R OBP: 0.292, SLG: 0.407										4	0	0	0	0	1	1																		
Jamie Allen, R OBP: 0.324, SLG: 0.320 Manny Castillo, S OBP: 0.241, SLG: 0.280										3	0	0	0	0	1	1																		
Jamie Nelson, R OBP: 0.283, SLG: 0.300 John Moses, S OBP: 0.294, SLG: 0.272										2	0	1	0	1	0	1																		
Inning Stats	R: 0 E: 0 K: 1 S: 6	H: 1 LOB: 1 BB: 0 P: 6	R: 2 E: 2 K: 0 S: 5	H: 1 LOB: 1 BB: 1 P: 9	R: 2 E: 0 K: 1 S: 6	H: 1 LOB: 0 BB: 1 P: 10	R: 0 E: 0 K: 0 S: 5	H: 2 LOB: 3 BB: 1 P: 9	R: 0 E: 0 K: 1 S: 5	H: 0 LOB: 0 BB: 0 P: 5	R: 0 E: 0 K: 1 S: 5	H: 0 LOB: 1 BB: 1 P: 9	R: 0 E: 0 K: 2 S: 7	H: 0 LOB: 1 BB: 1 P: 11	R: 0 E: 0 K: 0 S: 4	H: 1 LOB: 1 BB: 0 P: 4		1B: 3 2B: 1 3B: 0 HR: 2	SF: 0 SAC: 0 DP: 0 HBP: 0	WP: 0 PB: 0 CS: 0	PA: 39													
PITCHER	IP WLS BF H R ER SO BB IBB HBP BLK WP HR S P ERA WHIP	IP WLS BF H R ER SO BB IBB HBP BLK WP HR S P ERA WHIP																																
Frank Viola, L ERA: 5.5	(1, 1)	7.0	W	31	5	4	4	5	4	0	0	0	0	0	37	53	5.14	1.286																
Ron Davis, R ERA: 3.45	(8, 1)	2.0	S	8	1	0	0	2	1	0	0	1	0	0	11	15	0.00	1.000																

Batter	1	2	3	4	5	6	7	8	9	AB	R	H	RBI	BB	SO	LOB	TOP										
Darrell Brown, S OBP: 0.307, SLG: 0.317 (1,8)	6-3		1B	5-3			SH3-4		K	4	1	1	0	0	1	0											
John Castino, R OBP: 0.397, SLG: 0.444 (1,4)			1B	5-3					6-3	5	1	3	0	0	0	0											
Gary Ward, R OBP: 0.328, SLG: 0.484 (1,7)	K		SF9						F9	3	0	0	0	2	1	1											
Gary Gaetti, R OBP: 0.308, SLG: 0.423 (1,5)	F8									4	0	1	1	0	1	3											
Dave Engle, R OBP: 0.370, SLG: 0.502 (1,10)			F4						6-3	4	0	1	0	0	0	3											
Tom Brunansky, R OBP: 0.294, SLG: 0.411 (1,9)			SF9						HR	3	2	2	3	0	0	0											
Scott Ulger, R OBP: 0.254, SLG: 0.242 (1,3)			K							3	0	2	0	1	1	2											
Ron Washington, R OBP: 0.291, SLG: 0.323 (1,6)	K									3	1	1	0	1	2	2											
Tim Laudner, R OBP: 0.260, SLG: 0.340 (1,2)	6-3								F8	4	0	2	1	0	0	2											
Inning Stats	R: 0 E: 0 K: 1 S: 6	H: 1 LOB: 1 BB: 0 P: 6	R: 1 E: 0 K: 1 S: 6	H: 2 LOB: 1 BB: 1 P: 10	R: 2 E: 0 K: 1 S: 8	H: 3 LOB: 2 BB: 1 P: 12	R: 1 E: 0 K: 0 S: 4	H: 2 LOB: 0 BB: 0 P: 4	R: 0 E: 0 K: 1 S: 5	H: 1 LOB: 0 BB: 0 P: 5	R: 0 E: 0 K: 1 S: 6	H: 2 LOB: 2 BB: 1 P: 10	R: 1 E: 0 K: 0 S: 4	H: 2 LOB: 1 BB: 1 P: 8	R: 0 E: 0 K: 1 S: 5	H: 0 LOB: 0 BB: 0 P: 5	1B: 9 2B: 2 3B: 0 HR: 2	SF: 1 SAC: 1 DP: 0 HBP: 0	WP: 0 PB: 0 SB: 1 CS: 1	PA: 39							
PITCHER	IP	WLS	BF	H	R	ER	SO	BB	IBB	HBP	BLK	WP	HR	S	P	ERA	WHIP										
Matt Young, L ERA: 3.35 (1,1)	4.0	L	20	8	4	4	3	2	0	0	0	0	1	24	32	9.00	2.500										
Bob Stoddard, R ERA: 4.57 (5,1)	4.0		16	5	1	1	2	2	0	0	0	0	1	18	26	2.25	1.750										
Ed Vande Berg, L ERA: 3.58 (9,1)	1.0		3	0	0	0	1	0	0	0	0	0	0	5	5	0.00	0.000										

Minnesota Twins @ Seattle Mariners
The Kingdome, Seattle, WA
Tue Aug 16 1983, 10:05 PM EDT
Att: 6,891 - Unknown

AB	33
R	5
H	13
RBI	5
BB	4
SO	6
LOB	13



Batter	1	2	3	4	5	6	7	8	9	AB	R	H	RBI	BB	SO	LOB	BOTTOM										
Tony Bernazard, S OBP: 0.345, SLG: 0.390 (1,4)	4-3		K							3	0	1	0	1	1	0											
Spike Owen, S OBP: 0.273, SLG: 0.313 (1,6)	F9		F8						F7	4	0	0	0	0	0	3											
Ron Roenicke, S OBP: 0.314, SLG: 0.346 (1,7)	4-3									3	0	0	0	1	0	0											
Pat Putnam, L OBP: 0.321, SLG: 0.457 (8, PH)									F8	3	1	2	1	0	0	0											
Steve Henderson, R OBP: 0.357, SLG: 0.399 (9, PH)									F8	1	0	0	0	0	0	2											
Jamie Allen, R OBP: 0.324, SLG: 0.320 (9, 5)									F8	0	0	0	0	0	0	0											
Al Chambers, L OBP: 0.442, SLG: 0.333 (8, PH)									F7	2	0	0	0	1	2	0											
Richie Zisk, R OBP: 0.304, SLG: 0.410 (8, PH)									F7	1	0	0	0	0	0	2											
Ricky Nelson, L OBP: 0.313, SLG: 0.408 (1,9)										4	0	0	0	0	0	2											
Manny Castillo, S OBP: 0.242, SLG: 0.286 (9, 3)										4	0	1	0	0	1	2											
Jamie Nelson, R OBP: 0.286, SLG: 0.321 (1, 2)										3	0	1	0	0	1	3											
Rick Swartz, S OBP: 0.258, SLG: 0.244 (9, PH)										1	0	0	0	0	0	0											
John Moses, S OBP: 0.287, SLG: 0.265 (1, 8)										3	0	0	0	0	0	2											
Inning Stats	R: 0 E: 0 K: 0 S: 3	H: 0 LOB: 0 BB: 0 P: 3	R: 0 E: 0 K: 0 S: 4	H: 1 LOB: 2 BB: 1 P: 8	R: 0 E: 0 K: 1 S: 5	H: 0 LOB: 0 BB: 0 P: 5	R: 1 E: 0 K: 1 S: 6	H: 1 LOB: 0 BB: 0 P: 6	R: 0 E: 0 K: 0 S: 4	H: 1 LOB: 2 BB: 1 P: 8	R: 0 E: 0 K: 1 S: 5	H: 0 LOB: 0 BB: 0 P: 5	R: 0 E: 0 K: 1 S: 6	H: 1 LOB: 1 BB: 0 P: 6	R: 0 E: 0 K: 0 S: 4	H: 1 LOB: 2 BB: 1 P: 8	R: 0 E: 0 K: 1 S: 5	H: 0 LOB: 0 BB: 0 P: 5	1B: 2 2B: 2 3B: 0 HR: 1	SF: 0 SAC: 0 DP: 0 HBP: 0	WP: 0 PB: 0 SB: 0 CS: 0	PA: 35					
PITCHER	IP	WLS	BF	H	R	ER	SO	BB	IBB	HBP	BLK	WP	HR	S	P	ERA	WHIP										
Ken Schrom, R ERA: 3.89 (1,1)	7.1	W	30	5	1	1	4	3	0	0	0	0	1	35	47	1.23	1.091										
Len Whitehouse, L ERA: 3.2 (8,1)	0.1		1	0	0	0	0	0	0	0	0	0	0	1	1	0.00	0.000										
Ron Davis, R ERA: 3.41 (8,1)	1.1	S	4	0	0	0	1	0	0	0	0	0	0	6	6	0.00	0.000										

Minnesota Twins @ Seattle Mariners
The Kingdome, Seattle, WA
Tue Aug 16 1983, 10:05 PM EDT
Att: 6,891 - Unknown

AB	32
R	1
H	5
RBI	1
BB	3
SO	5
LOB	16



Batter	1	2	3	4	5	6	7	8	9	AB	R	H	RBI	BB	SO	LOB	TOP											
Darrell Brown, S OBP: 0.309, SLG: 0.319	0-0 4-3	0-0 SF3 1B		0-0 1B		0-0 3-1			0-0 F7	5	1	2	0	0	0	1	Minnesota Twins @ Seattle Mariners The Kingdome, Seattle, WA Wed Aug 17 1983, 10:05 PM EDT Att: 5,473 - Unknown AB 35 R 7 H 9 RBI 7 BB 4 SO 13 LOB 10											
John Castino, R OBP: 0.394, SLG: 0.440	0-3 K	0-0 SF3		0-3 K		0-0 F8			0-3 K BB	4	0	0	1	0	3	2												
Gary Ward, R OBP: 0.331, SLG: 0.484	0-0 1B	0-0 HR 1B		0-3 K			0-0 6-3		4-0 1B BB	4	1	2	2	1	1	1												
Gary Gaetti, R OBP: 0.307, SLG: 0.427	0-0 F9	0-0 HR 1B			0-0 6-3		0-3 K		0-3 K BB	5	1	1	2	0	2	3												
Randy Bush, L OBP: 0.329, SLG: 0.442		0-0 HR BB			0-3 K			0-0 3-1		3	1	0	0	1	1	0												
Tom Brunansky, R OBP: 0.298, SLG: 0.420		0-0 HR BB	4-0 G5-4-3 BB		0-0 FC5-4 1B			0-0 F4		3	1	2	2	1	0	0												
Scott Ulger, R OBP: 0.239, SLG: 0.227		0-3 K	0-0 G5-4-3		0-0 FC5-4			0-0 6-3		4	0	0	0	0	1	2												
Ron Washington, R OBP: 0.294, SLG: 0.330		0-0 1B SF3 2B	0-3 K		0-0 E1 3-1 1B			0-3 K		4	1	2	0	0	2	0												
Tim Laudner, R OBP: 0.259, SLG: 0.333		4-0 SF3 1B BB		0-3 K		0-3 K			0-3 K	3	1	0	0	1	3	1												
Inning Stats	R: 0 E: 0 K: 1 S: 6	H: 1 LOB: 1 BB: 0 P: 6	R: 7 E: 0 K: 1 S: 10	H: 5 LOB: 0 BB: 2 P: 18	R: 0 E: 0 K: 1 S: 4	H: 0 LOB: 0 BB: 1 P: 8	R: 0 E: 0 K: 3 S: 10	H: 1 LOB: 1 BB: 0 P: 10	R: 0 E: 0 K: 1 S: 6	H: 1 LOB: 1 BB: 0 P: 6	R: 0 E: 0 K: 1 S: 5	H: 0 LOB: 0 BB: 0 P: 5	R: 0 E: 0 K: 1 S: 5	H: 0 LOB: 0 BB: 0 P: 5	R: 0 E: 0 K: 3 S: 10	H: 0 LOB: 2 BB: 1 P: 14	1B: 6 2B: 1 3B: 0 HR: 2	SF: 1 SAC: 0 DP: 1 HBP: 0	WP: 0 PB: 1 CS: 0	PA: 40								
PITCHER	IP	WLS	BF	H	R	ER	SO	BB	IBB	HBP	BLK	WP	HR	S	P	ERA	WHIP											
Mike Moore, R ERA: 5.19	(1, 1)	6.0	L	29	9	7	7	8	3	0	0	0	0	2	42	54	10.50	2.000										
Roy Thomas, R ERA: 3.25	(7, 1)	3.0		11	0	0	0	5	1	0	0	0	0	0	20	24	0.00	0.333										

Batter	1	2	3	4	5	6	7	8	9	AB	R	H	RBI	BB	SO	LOB	BOTTOM										
Tony Bernazard, S OBP: 0.345, SLG: 0.389	0-0 G3		4-0 BB		0-0 CS 1B				0-0 4-3	4	0	1	0	1	0	3	Minnesota Twins @ Seattle Mariners The Kingdome, Seattle, WA Wed Aug 17 1983, 10:05 PM EDT Att: 5,473 - Unknown AB 33 R 4 H 7 RBI 4 BB 4 SO 1 LOB 15										
Ricky Nelson, L OBP: 0.308, SLG: 0.400	0-0 4-3		0-0 L8		0-0 L8				0-0 5-3	4	0	0	0	0	0	3											
Ron Roenicke, S OBP: 0.317, SLG: 0.343	0-0 F9			4-0 1B HR BB		0-0 1-3			4-0 2B BB	2	2	0	0	2	0	0											
Pat Putnam, L OBP: 0.320, SLG: 0.458		0-0 F7		0-0 F9		0-0 4-3			0-0 1-H 2B	4	0	1	1	0	0	1											
Al Chambers, L OBP: 0.436, SLG: 0.333		0-0 1-3		0-0 1-2 HR 1B		0-0 4-3			0-0 6-3	3	1	1	0	0	0	0											
Steve Henderson, R OBP: 0.356, SLG: 0.398					0-0 1-2 HR 1B				0-0 F4	1	0	0	0	0	0	1											
Dave Henderson, R OBP: 0.292, SLG: 0.413		0-0 1-3		0-0 1-H 2-H HR					0-0 F6	4	1	1	3	0	0	1											
Jamie Nelson, R OBP: 0.305, SLG: 0.327			4-0 BLK WP BB		0-0 5-3				0-0 4-3	2	0	1	0	1	0	0											
John Moses, S OBP: 0.292, SLG: 0.271					0-0 5-3				0-0 4-3	1	0	1	0	0	0	0											
Jamie Allen, R OBP: 0.324, SLG: 0.320			0-0 F7		0-3 K				0-0 F9	3	0	1	0	0	1	1											
Manny Castillo, S OBP: 0.240, SLG: 0.284									0-0 F9	1	0	0	0	0	0	1											
Spike Owen, S OBP: 0.267, SLG: 0.305			0-0 G3		0-0 3-1				0-0 4-3	4	0	0	0	0	0	4											
Inning Stats	R: 0 E: 0 K: 0 S: 3	H: 0 LOB: 0 BB: 0 P: 3	R: 0 E: 0 K: 0 S: 3	H: 0 LOB: 0 BB: 0 P: 3	R: 0 E: 0 K: 0 S: 3	H: 0 LOB: 2 BB: 2 P: 11	R: 0 E: 0 K: 1 S: 7	H: 2 LOB: 0 BB: 1 P: 11	R: 0 E: 0 K: 0 S: 3	H: 1 LOB: 0 BB: 0 P: 3	R: 0 E: 0 K: 0 S: 5	H: 0 LOB: 2 BB: 0 P: 5	R: 1 E: 0 K: 0 S: 4	H: 1 LOB: 1 BB: 1 P: 8	R: 0 E: 0 K: 0 S: 4	H: 1 LOB: 1 BB: 0 P: 4	1B: 5 2B: 1 3B: 0 HR: 1	SF: 0 SAC: 0 DP: 0 HBP: 0	WP: 1 PB: 0 CS: 1	PA: 37							
PITCHER	IP	WLS	BF	H	R	ER	SO	BB	IBB	HBP	BLK	WP	HR	S	P	ERA	WHIP										
Albert Williams, R ERA: 4.69	(1, 1)	7.0	W	28	5	3	3	1	3	0	0	1	1	27	39	3.86	1.143										
Len Whitehouse, L ERA: 3.32	(8, 1)	0.1		3	1	1	1	0	1	0	0	0	0	2	6	27.00	6.000										
Mike Walters, R ERA: 3.34	(8, 1)	1.2	S	6	1	0	0	0	0	0	0	0	0	6	6	0.00	0.600										

Batter	1	2	3	4	5	6	7	8	9	AB	R	H	RBI	BB	SO	LOB	TOP			
Spike Owen, S (1, 6) OBP: 0.272, SLG: 0.310	0-0 CS 1B		0-3 K		0-0 1-2 1B		0-0 6-3			4	0	2	0	0	1	0				
Tony Bemazard, S (1, 4) OBP: 0.343, SLG: 0.385	0-3 K		0-0 F8		0-0 FC5		0-0 F8			4	0	0	0	0	1	3				
Pat Putnam, L (1, 3) OBP: 0.318, SLG: 0.454	0-3 K		0-0 F7				0-0 F7		0-0 6-3	3	0	0	0	0	1	1				
Domingo Ramos, R (8, PH) OBP: 0.343, SLG: 0.380										1	0	0	0	0	0	0				
Bob Stoddard, R (8, 1)										0	0	0	0	0	0	0				
Richie Zisk, R (1, 10) OBP: 0.307, SLG: 0.409		4-0 1B SF8 BB		0-3 K		0-0 F8		0-0 1B		3	1	1	0	1	1	0				
Manny Castillo, S (8, PR) OBP: 0.243, SLG: 0.284										0	0	0	0	0	0	0				
Steve Henderson, R (1, 7) OBP: 0.358, SLG: 0.402		0-0 1-3 HR 1B		0-0 5-3		0-0 2B		0-0 F9		4	1	2	0	0	0	1				
Ron Roenicke, S (1, 8) OBP: 0.316, SLG: 0.343		0-0 SF8		0-0 5-3		0-0 6-3				3	1	1	1	0	0	1				
Dave Henderson, R (1, 9) OBP: 0.296, SLG: 0.427		0-0 3-H 1-H HR				0-0 F7		0-0 4-3 SF8 2B		4	2	3	3	0	0	0				
Jamie Allen, R (1, 5) OBP: 0.321, SLG: 0.317		0-0 F6				0-3 K		0-0 4-3		3	0	0	0	0	1	1				
Ricky Nelson, L (9, PH) OBP: 0.306, SLG: 0.398								2-3		1	0	0	0	0	1	1				
Jamie Nelson, R (1, 2) OBP: 0.306, SLG: 0.333		0-0 6-3				0-0 FC5 1B		0-0 SF8		2	0	1	1	0	0	0				
Rick Sweet, S (9, PH) OBP: 0.256, SLG: 0.243								3-H		1	0	0	0	0	0	1				
Inning Stats	R: 0 E: 0 K: 2 S: 7	H: 1 LOB: 0 BB: 0 P: 7	R: 3 E: 0 K: 0 S: 5	H: 2 LOB: 0 BB: 1 P: 9	R: 0 E: 0 K: 1 S: 5	H: 0 LOB: 0 BB: 0 P: 5	R: 0 E: 0 K: 1 S: 5	H: 0 LOB: 0 BB: 0 P: 5	R: 0 E: 0 K: 0 S: 4	H: 1 LOB: 1 BB: 0 P: 4	R: 1 E: 0 K: 0 S: 4	H: 1 LOB: 0 BB: 0 P: 4	R: 0 E: 0 K: 0 S: 4	H: 1 LOB: 1 BB: 0 P: 4	R: 1 E: 0 K: 1 S: 6	H: 2 LOB: 0 BB: 0 P: 6	1B: 7 2B: 3 3B: 0 HR: 1	SF: 2 SAC: 0 DP: 1 HBP: 0	WP: 0 PB: 0 SB: 2 CS: 1	PA: 36
PITCHER	IP	WLS	BF	H	R	ER	SO	BB	IBB	HBP	BLK	WP	HR	S	P	ERA	WHIP			
Neal Heaton, L (1, 1) ERA: 3.81	8.0	W	33	9	5	5	5	1	0	0	0	0	1	42	46	5.62	1.250			
Dan Spillner, R (9, 1) ERA: 4.59	0.1		2	1	0	0	1	0	0	0	0	0	0	4	4	0.00	3.000			
Jamie Easterly, L (9, 1) ERA: 2.75	0.2	S	1	0	0	0	0	0	0	0	0	0	0	1	1	0.00	0.000			

Seattle Mariners @ Cleveland Indians
Cleveland Municipal Stadium, Cleveland, OH
Fri Aug 19 1983, 7:05 PM EDT
Att: 6,639 - Unknown

AB 33
R 5
H 10
RBI 5
BB 1
SO 6
LOB 9



Batter	1	2	3	4	5	6	7	8	9	AB	R	H	RBI	BB	SO	LOB	BOTTOM			
Toby Harrah, R (1, 5) OBP: 0.374, SLG: 0.371	0-0 CS 1B	4-0 FC3-6 BB	4-0 1-2 2-3 BB		0-0 1-2 1B			0-0 F4		3	0	2	0	2	0	0				
Alan Bannister, R (1, 4) OBP: 0.336, SLG: 0.414	0-0 F8	0-0 FC3-6 E 1B	0-3 K		0-0 L5			0-0 F7		5	1	0	0	0	1	7				
Pat Tabler, R (1, 7) OBP: 0.371, SLG: 0.399	4-0 BB BB 1B	0-0 E6 1B		0-0 F7 1B		0-0 5-3		0-0 F8		4	2	1	0	1	0	1				
Mike Fischlin, R (9, 4) OBP: 0.290, SLG: 0.261		1-2 3-H 1B		0-0 F7 1B		0-3 K				0	0	0	0	0	0	0				
Andre Thornton, R (1, 10) OBP: 0.386, SLG: 0.434	0-0 BB BB 1B	0-0 1-3 2-H 1B		0-0 F7 1B		0-0 K				4	0	2	1	0	1	1				
Gorman Thomas, R (1, 8) OBP: 0.297, SLG: 0.373	4-0 1-2 2-3 BB	0-0 F8		4-0 1B BB		0-0 HR				2	2	1	1	2	0	2				
Mike Hargrove, L (1, 3) OBP: 0.390, SLG: 0.383	4-0 FC4-6 BB		0-0 G3	0-0 CS 1B	0-0 1-3 2-H 1B	0-0 4-3				3	0	1	2	1	0	0				
Julio Franco, R (1, 6) OBP: 0.313, SLG: 0.413	0-0 FC4-6		0-3 K	0-0 1-2 3-H 1B	0-0 1B		0-0 F8			4	0	1	1	0	1	3				
Jim Essian, R (1, 2) OBP: 0.319, SLG: 0.317		0-0 F7	4-0 WP BB	0-0 K	0-3 2-3		0-0 F3			3	0	0	0	1	1	2				
Carmen Castillo, R (1, 9) OBP: 0.429, SLG: 0.200		4-0 FC3-6 E BB	4-0 1-2 BB		0-0 1B		0-0 F8			2	1	1	0	2	0	0				
Inning Stats	R: 1 E: 0 K: 0 S: 4	H: 2 LOB: 3 BB: 3 P: 16	R: 2 E: 1 K: 0 S: 5	H: 1 LOB: 2 BB: 2 P: 13	R: 0 E: 0 K: 2 S: 7	H: 0 LOB: 3 BB: 3 P: 19	R: 2 E: 0 K: 1 S: 7	H: 3 LOB: 2 BB: 1 P: 11	R: 0 E: 0 K: 0 S: 3	H: 2 LOB: 0 BB: 0 P: 3	R: 1 E: 0 K: 1 S: 6	H: 1 LOB: 0 BB: 0 P: 6	R: 0 E: 0 K: 0 S: 3	H: 0 LOB: 0 BB: 0 P: 3	R: 0 E: 0 K: 0 S: 3	H: 0 LOB: 0 BB: 0 P: 3	1B: 8 2B: 1 3B: 0 HR: 1	SF: 0 SAC: 0 DP: 1 HBP: 0	WP: 1 PB: 0 SB: 0 CS: 3	PA: 39
PITCHER	IP	WLS	BF	H	R	ER	SO	BB	IBB	HBP	BLK	WP	HR	S	P	ERA	WHIP			
Bryan Clark, L (1, 1) ERA: 3.94	2.2		18	3	3	1	1	7	0	0	0	0	0	13	41	3.38	3.750			
Karl Best, R (3, 1) ERA: 13.5	1.1	L	8	3	2	2	2	2	0	0	0	1	0	10	18	13.50	3.750			
Bob Stoddard, R (5, 1) ERA: 4.6	4.0		13	3	1	1	1	0	0	0	0	0	1	15	15	2.25	0.750			
Bob Stoddard, R (8, 1) ERA: 4.6	4.0		13	3	1	1	1	0	0	0	0	0	1	15	15	2.25	0.750			

Seattle Mariners @ Cleveland Indians
Cleveland Municipal Stadium, Cleveland, OH
Fri Aug 19 1983, 7:05 PM EDT
Att: 6,639 - Unknown

AB 30
R 6
H 9
RBI 5
BB 9
SO 4
LOB 16



Batter	1	2	3	4	5	6	7	8	9	AB	R	H	RBI	BB	SO	LOB	TOP										
Tony Bernazard, S (1, 4) OBP: 0.339, SLG: 0.381	4-3		4-3	K			4-3		F9	5	0	0	0	0	1	4											
Ricky Nelson, L (1, 7) OBP: 0.310, SLG: 0.400 Steve Henderson, R (8, PH) OBP: 0.357, SLG: 0.401	F8		1B		K		1B		F9	4	0	2	0	0	1	0											
Ron Roenicke, S (1, 8) OBP: 0.317, SLG: 0.344	1B		F8		4-3		1B		F8	5	0	2	0	0	0	2											
Pat Putnam, L (1, 3) OBP: 0.320, SLG: 0.454	1B			BB	F7		G6-4-3			4	1	2	0	0	0	2											
Al Chambers, L (1, 10) OBP: 0.414, SLG: 0.311 John Moses, S (8, PH) OBP: 0.290, SLG: 0.269	K			F7			F7		G3	3	0	0	0	0	1	3											
Dave Henderson, R (1, 9) OBP: 0.300, SLG: 0.431		F8		1B	BB		S		2B	3	1	2	0	1	0	0											
Jamie Allen, R (1, 5) OBP: 0.318, SLG: 0.313 Richie Zisk, R (8, PH) OBP: 0.309, SLG: 0.409 Manny Castillo, S (8, FR) OBP: 0.240, SLG: 0.284	5-3			F4			K		G4-6-3	3	0	0	0	0	1	3											
Jamie Nelson, R (1, 2) OBP: 0.318, SLG: 0.333	6-3			1B			1B		G4-6-3	3	0	1	1	1	0	2											
Domingo Ramos, R (1, 6) OBP: 0.348, SLG: 0.385			E5				F8		1B	4	0	2	1	0	0	2											
Inning Stats	R: 0 E: 0 K: 1 S: 7	H: 2 LOB: 2 BB: 0 P: 7	R: 0 E: 0 K: 0 S: 3	H: 0 LOB: 0 BB: 0 P: 3	R: 0 E: 1 K: 0 S: 4	H: 1 LOB: 1 BB: 0 P: 4	R: 2 E: 0 K: 1 S: 8	H: 3 LOB: 2 BB: 1 P: 12	R: 0 E: 0 K: 1 S: 5	H: 0 LOB: 0 BB: 0 P: 5	R: 0 E: 0 K: 1 S: 6	H: 1 LOB: 2 BB: 1 P: 10	R: 0 E: 0 K: 0 S: 4	H: 2 LOB: 1 BB: 0 P: 4	R: 0 E: 0 K: 0 S: 3	H: 1 LOB: 2 BB: 1 P: 7	R: 0 E: 0 K: 0 S: 4	H: 1 LOB: 1 BB: 0 P: 4	1B: 10 2B: 1 3B: 0 HR: 0	SF: 0 SAC: 0 DP: 2 HBP: 0	WP: 0 PB: 0 SB: 1 CS: 1	PA: 39					
PITCHER	IP	WLS	BF	H	R	ER	SO	BB	IBB	HBP	BLK	WP	HR	S	P	ERA	WHIP										
Lary Sorensen, R (1, 1) ERA: 4.4	6.1		30	9	2	2	4	1	1	0	0	0	0	36	44	2.84	1.579										
Jamie Easterly, L (7, 1) ERA: 2.62	2.2	W	9	2	0	0	0	0	1	0	0	0	0	8	12	0.00	0.750										

Seattle Mariners @ Cleveland Indians
Cleveland Municipal Stadium, Cleveland, OH

AB 36
R 2
H 11
RBI 2
BB 3
SO 4
LOB 19



Sat Aug 20 1983, 7:05 PM EDT
Att: 6,001 - Unknown

Batter	1	2	3	4	5	6	7	8	9	AB	R	H	RBI	BB	SO	LOB	BOTTOM										
Toby Harrah, R (1, 5) OBP: 0.373, SLG: 0.370	F8		K		FC4-6			2B		4	1	1	1	0	1	4											
Alan Bannister, R (1, 9) OBP: 0.335, SLG: 0.415	5-3		K		6-3			SF8		4	0	1	0	0	1	4											
Pat Tabler, R (1, 7) OBP: 0.372, SLG: 0.398	4-3		6-3				G5-4-3	1B		3	0	1	0	1	0	2											
Andre Thornton, R (1, 10) OBP: 0.383, SLG: 0.431		F8		5-3			G5-4-3	SF8		3	0	0	1	0	0	1											
Mike Hargrove, L (1, 3) OBP: 0.386, SLG: 0.378		5-3		1-3			F7	F8		4	0	0	0	0	0	2											
Gorman Thomas, R (1, 8) OBP: 0.295, SLG: 0.370			K		K					3	0	0	0	0	2	0											
Ron Hassey, L (1, 2) OBP: 0.332, SLG: 0.339			E		BB		FC4-6	1B		2	2	1	0	1	0	0											
Julio Franco, R (1, 6) OBP: 0.313, SLG: 0.412			E5		BB		FC4-6	1B		3	0	1	0	0	0	0											
Mike Fischlin, R (1, 4) OBP: 0.299, SLG: 0.265			S		BB		FC4-6	1B		2	0	1	0	1	0	0											
Inning Stats	R: 0 E: 0 K: 0 S: 3	H: 0 LOB: 0 BB: 0 P: 3	R: 0 E: 0 K: 1 S: 5	H: 0 LOB: 0 BB: 0 P: 5	R: 1 E: 1 K: 2 S: 8	H: 0 LOB: 2 BB: 2 P: 16	R: 0 E: 0 K: 1 S: 5	H: 0 LOB: 0 BB: 0 P: 5	R: 1 E: 0 K: 0 S: 5	H: 3 LOB: 1 BB: 0 P: 5	R: 0 E: 0 K: 0 S: 3	H: 1 LOB: 0 BB: 0 P: 3	R: 0 E: 0 K: 0 S: 3	H: 0 LOB: 0 BB: 0 P: 3	R: 1 E: 0 K: 0 S: 5	H: 2 LOB: 2 BB: 1 P: 9	1B: 5 2B: 1 3B: 0 HR: 0	SF: 1 SAC: 0 DP: 1 HBP: 0	WP: 0 PB: 1 SB: 1 CS: 2	PA: 32							
PITCHER	IP	WLS	BF	H	R	ER	SO	BB	IBB	HBP	BLK	WP	HR	S	P	ERA	WHIP										
Jim Beattie, R (1, 1) ERA: 4.09	8.0	L	32	6	3	2	4	2	1	0	0	0	0	37	49	2.25	1.000										

Seattle Mariners @ Cleveland Indians
Cleveland Municipal Stadium, Cleveland, OH

AB 28
R 3
H 6
RBI 2
BB 3
SO 4
LOB 13



Sat Aug 20 1983, 7:05 PM EDT
Att: 6,001 - Unknown

Batter	1	2	3	4	5	6	7	8	9	AB	R	H	RBI	BB	SO	LOB	TOP										
Spike Owen, S OBP: 0.265, SLG: 0.301 (1, 6)	F9		K			FC5-4	4-3		K	5	0	0	1	0	2	3	Seattle Mariners @ Cleveland Indians Cleveland Municipal Stadium, Cleveland, OH Sun Aug 21 1983, 3:33 AM EDT Att: 10,259 - Unknown livebaseballscorecards.com										
Tony Bernazard, S OBP: 0.336, SLG: 0.381 (1, 4)	1-3			F8		K	F7		1B	5	1	1	1	0	1	2											
Ron Roenicke, S OBP: 0.327, SLG: 0.345 (1, 8)									5-3	2	0	1	1	3	0	1											
Dave Henderson, R OBP: 0.299, SLG: 0.429 (1, 9)	L4			F8		F7	PO		K	5	0	1	1	0	1	4											
Al Cowens, R OBP: 0.242, SLG: 0.273 (1, 10)		F7		F8					FC6-4	5	1	2	0	0	0	2											
Steve Henderson, R OBP: 0.358, SLG: 0.402 (1, 7)					5-3					4	1	2	0	0	0	1											
John Moses, S OBP: 0.290, SLG: 0.269 (8, 7)										0	0	0	0	0	0	0											
Pat Putnam, L OBP: 0.321, SLG: 0.455 (1, 3)			K		3-1					4	1	2	1	0	1	1											
Domingo Ramos, R OBP: 0.342, SLG: 0.377 (1, 5)										2	0	0	0	0	0	0											
Ricky Nelson, L OBP: 0.313, SLG: 0.403 (7, PH)										1	1	1	1	0	0	0											
Jamie Allen, R OBP: 0.316, SLG: 0.312 (7, 5)										1	0	0	0	0	0	2											
Rick Sweet, S OBP: 0.266, SLG: 0.259 (1, 2)										4	2	3	1	0	0	0											
Inning Stats	R: 0 E: 0 K: 0 S: 3	H: 0 LOB: 1 BB: 1 P: 7	R: 0 E: 0 K: 1 S: 5	H: 1 LOB: 0 BB: 0 P: 5	R: 0 E: 0 K: 1 S: 5	H: 0 LOB: 0 BB: 0 P: 5	R: 0 E: 0 K: 0 S: 3	H: 0 LOB: 1 BB: 1 P: 7	R: 0 E: 0 K: 0 S: 3	H: 0 LOB: 0 BB: 0 P: 3	R: 0 E: 0 K: 1 S: 6	H: 1 LOB: 2 BB: 1 P: 10	R: 5 E: 0 K: 0 S: 8	H: 6 LOB: 0 BB: 0 P: 8	R: 0 E: 0 K: 1 S: 7	H: 2 LOB: 2 BB: 0 P: 7	R: 2 E: 0 K: 1 S: 8	H: 3 LOB: 1 BB: 0 P: 8	1B: 11 2B: 2 3B: 0 HR: 0	SF: 0 SAC: 0 DP: 0 HBP: 0	WP: 0 PB: 0 SB: 0 CS: 1	PA: 42					
PITCHER	IP	WLS	BF	H	R	ER	SO	BB	IBB	HBP	BLK	WP	HR	S	P	ERA	WHIP										
Mike Jeffcoat, L ERA: 4.5 (1, 1)	6.0	L	25	5	3	3	3	3	0	0	0	0	0	28	40	4.50	1.333										
Dan Spillner, R ERA: 4.95 (7, 1)	0.0		2	2	0	0	0	0	0	0	0	0	0	2	2	∞	∞										
Tom Brennan, R ERA: 3.62 (7, 1)	3.0		14	6	4	4	2	0	0	0	0	0	0	18	18	12.00	2.000										

AB 38
R 7
H 13
RBI 7
BB 3
SO 5
LOB 16



Batter	1	2	3	4	5	6	7	8	9	AB	R	H	RBI	BB	SO	LOB	BOTTOM										
Toby Harrah, R OBP: 0.373, SLG: 0.371 (1, 5)	6-3			FC5-2					6-3	4	0	1	1	1	0	2	Seattle Mariners @ Cleveland Indians Cleveland Municipal Stadium, Cleveland, OH Sun Aug 21 1983, 3:33 AM EDT Att: 10,259 - Unknown livebaseballscorecards.com										
Alan Bannister, R OBP: 0.333, SLG: 0.411 (1, 9)	5-3			K			G3			5	0	1	0	0	1	5											
Pat Tabler, R OBP: 0.373, SLG: 0.398 (1, 7)									1B	5	0	2	0	0	1	1											
Andre Thornton, R OBP: 0.383, SLG: 0.432 (1, 10)				F7			F3		K	4	0	1	0	1	1	2											
Mike Hargrove, L OBP: 0.389, SLG: 0.384 (1, 3)										3	1	2	0	0	0	1											
Gorman Thomas, R OBP: 0.292, SLG: 0.367 (1, 8)										4	0	0	0	0	2	4											
Ron Hassey, L OBP: 0.335, SLG: 0.341 (1, 2)										4	0	2	1	0	0	1											
Julio Franco, R OBP: 0.315, SLG: 0.412 (1, 6)										3	1	1	0	1	0	1											
Mike Fischlin, R OBP: 0.307, SLG: 0.275 (1, 4)										3	0	2	0	0	0	0											
Broderick Perkins, L OBP: 0.304, SLG: 0.346 (8, PH)										1	0	0	0	0	0	2											
Carmen Castillo, R OBP: 0.429, SLG: 0.200 (9, 9)										0	0	0	0	0	0	0											
Inning Stats	R: 0 E: 0 K: 0 S: 4	H: 2 LOB: 2 BB: 0 P: 4	R: 2 E: 0 K: 0 S: 7	H: 4 LOB: 0 BB: 0 P: 7	R: 0 E: 0 K: 1 S: 5	H: 0 LOB: 1 BB: 0 P: 6	R: 0 E: 0 K: 1 S: 6	H: 2 LOB: 2 BB: 1 P: 10	R: 0 E: 0 K: 0 S: 3	H: 0 LOB: 0 BB: 0 P: 3	R: 0 E: 0 K: 0 S: 3	H: 1 LOB: 1 BB: 1 P: 7	R: 0 E: 0 K: 1 S: 7	H: 2 LOB: 2 BB: 0 P: 7	R: 0 E: 0 K: 2 S: 8	H: 1 LOB: 1 BB: 0 P: 8	1B: 9 2B: 3 3B: 0 HR: 0	SF: 0 SAC: 0 DP: 0 HBP: 1	WP: 0 PB: 0 SB: 0 CS: 2	PA: 40							
PITCHER	IP	WLS	BF	H	R	ER	SO	BB	IBB	HBP	BLK	WP	HR	S	P	ERA	WHIP										
Glenn Abbott, R ERA: 4.59 (1, 1)	6.0		28	8	2	2	2	3	0	1	0	0	0	28	41	3.00	1.833										
Mike Stanton, R ERA: 3.66 (7, 1)	3.0	S	12	4	0	0	3	0	0	0	0	0	0	18	18	0.00	1.333										

AB 36
R 2
H 12
RBI 2
BB 3
SO 5
LOB 19



Batter	1	2	3	4	5	6	7	8	9	10	AB	R	H	RBI	BB	SO	LOB					
Spike Owen, S OBP: 0.258, SLG: 0.292 (1, 6)	1-3		FC4-6 1B		4-3			F8		B5-3	5	0	0	1	0	0	2					
Tony Bernazard, S OBP: 0.337, SLG: 0.379 (1, 4)	K				K			K		F8	5	0	1	0	0	3	1					
Ron Roenicke, S OBP: 0.326, SLG: 0.344 (1, 8)	F7		F7		K			S 1B			4	1	1	0	0	1	2					
Pat Putnam, L OBP: 0.323, SLG: 0.458 (1, 3)		6-3		F7		4-3 2B					4	0	2	1	0	0	0					
Al Cowens, R OBP: 0.243, SLG: 0.272 (1, 10)	4-3				4-3			F8			4	0	1	0	0	0	2					
Ricky Nelson, L OBP: 0.307, SLG: 0.395 (1, 7)	3-1			G3 1B		3-1				4-3	4	0	0	0	0	0	2					
Dave Henderson, R OBP: 0.296, SLG: 0.424 (1, 9)			K	F7		2-3				F3	4	0	0	0	0	1	1					
Manny Castillo, S OBP: 0.246, SLG: 0.289 (1, 5)			E3 1B FC4-6		4-3 1B			G4-6-3 1B		F9	4	1	2	0	0	0	0					
Rick Sweet, S OBP: 0.268, SLG: 0.259 (1, 2)			FC4-6 1B		F9			G4-6-3 1B		K	4	0	1	0	0	1	2					
Inning Stats	R: 0 E: 0 K: 1 S: 5	H: 0 LOB: 0 BB: 0 P: 3	R: 0 E: 0 K: 0 S: 3	H: 0 LOB: 0 BB: 0 P: 3	R: 1 E: 1 K: 1 S: 8	H: 2 LOB: 2 BB: 0 P: 8	R: 0 E: 0 K: 0 S: 4	H: 1 LOB: 1 BB: 0 P: 4	R: 0 E: 0 K: 1 S: 6	H: 1 LOB: 1 BB: 0 P: 6	R: 0 E: 0 K: 0 S: 3	H: 1 LOB: 0 BB: 0 P: 3	R: 1 E: 0 K: 1 S: 7	H: 2 LOB: 1 BB: 0 P: 7	R: 0 E: 0 K: 0 S: 3	H: 0 LOB: 0 BB: 0 P: 3	R: 0 E: 0 K: 1 S: 5	H: 0 LOB: 0 BB: 0 P: 5	1B: 7 2B: 1 3B: 0 HR: 0	SF: 0 SAC: 0 DP: 1 HBP: 0	WP: 0 PB: 0 SB: 1 CS: 0	PA: 38
PITCHER Chuck Porter, R ERA: 3.77 (1, 1)	IP 10.0	WLS W 38	BF 8	H 2	R 1	ER 1	SO 6	BB 0	IBB 0	HBP 0	BLK 0	WP 0	HR 0	S 50	P 50	ERA 0.90	WHIP 0.800					


TOP

Seattle Mariners @ Milwaukee Brewers
Milwaukee County Stadium, Milwaukee, WI

Mon Aug 22 1983, 8:05 PM EDT
Att: 22,244 - Unknown

livebaseballscorecards.com

AB 38
R 2
H 8
RBI 2
BB 0
SO 6
LOB 12



Batter	1	2	3	4	5	6	7	8	9	10	AB	R	H	RBI	BB	SO	LOB					
Charlie Moore, R OBP: 0.354, SLG: 0.374 (1, 9)	G6-4-3 1B		4-0 BB			FC6-4 BB		F9		K	3	0	1	0	2	1	2					
Ed Romero, R OBP: 0.325, SLG: 0.373 (1, 5)	G6-4-3		L6			FC6-4					4	1	1	0	0	0	3					
Cecil Cooper, L OBP: 0.343, SLG: 0.532 (9, PH) (10, 3)								BB 1B		1-2 2-H 1B	1	0	1	0	0	0	0					
Robin Yount, R OBP: 0.391, SLG: 0.519 (1, 6)	5-3				F7	6-3		1B BB			4	1	1	1	1	0	1					
Ted Simmons, S OBP: 0.362, SLG: 0.448 (1, 10)		4-3		G5-4-3 BB				1B 1B	1-2 2-H 1B		3	1	2	1	1	0	0					
Mark Brouhard, R OBP: 0.295, SLG: 0.421 (1, 7)		6-3		G5-4-3				F9		F5	3	0	0	0	0	0	2					
Ben Oglivie, L OBP: 0.370, SLG: 0.452 (8, PH) (9, 7)											1	0	0	0	0	0	2					
Rob Piccolo, R OBP: 0.222, SLG: 0.346 (1, 3) (10, 5)					F4			E1 F9 1B		F9	4	0	1	0	0	0	3					
Ned Yost, R OBP: 0.257, SLG: 0.388 (1, 2)		2B									4	0	2	1	0	0	1					
Rick Manning, L OBP: 0.296, SLG: 0.321 (1, 8)								1-2 2-H 1B		FC5-6 2B												
Paul Molitor, R ERA: 3.36 OBP: 0.361, SLG: 0.478 (7, PH)											2	0	0	0	0	1	0					
Marshall Edwards, L OBP: 0.296, SLG: 0.333 (8, 8)			K					F9		FC5-6 1B BB	0	0	0	0	0	0	2					
Marshall Edwards, L OBP: 0.296, SLG: 0.333 (8, 8)											0	0	0	0	1	0	0					
Jim Gantner, L OBP: 0.351, SLG: 0.443 (1, 4)			G3					F8		FC5-6 1B	4	0	0	0	0	0	4					
Inning Stats	R: 0 E: 0 K: 0 S: 3	H: 1 LOB: 1 BB: 0 P: 3	R: 0 E: 0 K: 0 S: 4	H: 1 LOB: 1 BB: 0 P: 4	R: 0 E: 0 K: 1 S: 5	H: 0 LOB: 1 BB: 1 P: 9	R: 0 E: 0 K: 0 S: 2	H: 0 LOB: 0 BB: 1 P: 6	R: 0 E: 0 K: 0 S: 3	H: 0 LOB: 1 BB: 1 P: 7	R: 1 E: 1 K: 0 S: 6	H: 2 LOB: 2 BB: 0 P: 6	R: 1 E: 0 K: 0 S: 5	H: 2 LOB: 2 BB: 1 P: 9	R: 0 E: 0 K: 1 S: 6	H: 2 LOB: 2 BB: 10 P: 10	R: 1 E: 0 K: 0 S: 1	H: 1 LOB: 0 BB: 0 P: 1	1B: 6 2B: 2 3B: 0 HR: 1	SF: 0 SAC: 0 DP: 2 HBP: 0	WP: 0 PB: 0 SB: 0 CS: 0	PA: 39
PITCHER Matt Young, L ERA: 3.21 (1, 1)	IP 7.0	WLS 4	BF 27	H 4	R 1	ER 1	SO 1	BB 3	IBB 0	HBP 0	BLK 0	WP 0	HR 0	S 26	P 38	ERA 0.00	WHIP 1.000					
Roy Thomas, R ERA: 3.36 (8, 1)	0.1	4	2	1	1	0	0	1	0	0	0	0	0	3	7	27.00	9.000					
Ed VanDe Berg, L ERA: 3.51 (8, 1)	1.0	5	1	0	0	0	0	1	0	0	0	0	0	4	8	0.00	2.000					
Bob Stoddard, R ERA: 4.64 (9, 1)	0.2	L	3	2	1	1	1	0	0	0	0	0	0	1	5	13.50	3.000					

BOTTOM

Seattle Mariners @ Milwaukee Brewers
Milwaukee County Stadium, Milwaukee, WI

Mon Aug 22 1983, 8:05 PM EDT
Att: 22,244 - Unknown

livebaseballscorecards.com

AB 34
R 3
H 9
RBI 3
BB 5
SO 2
LOB 20



Batter	1	2	3	4	5	6	7	8	9	AB	R	H	RBI	BB	SO	LOB	TOP					
Spike Owen, S OBP: 0.293, SLG: 0.293 (1,6)	F7		BB		5-3			SH1-3 L6-5 1B		3	0	1	0	1	0	1	Seattle Mariners @ Milwaukee Brewers Milwaukee County Stadium, Milwaukee, WI Tue Aug 23 1983, 8:05 PM EDT Att: 23,148 - Unknown livebaseballscorecards.com					
Tony Bernazard, S OBP: 0.335, SLG: 0.377 (1,4)	F9		F9		K			SH1-3		3	0	0	0	0	1	2						
Manny Castillo, S OBP: 0.246, SLG: 0.289 (9,5)	F9		F9		K			SH1-3		0	0	0	0	0	0	0						
Ron Roenicke, S OBP: 0.328, SLG: 0.357 (1,8)	BB				6-3			L6-5		3	1	1	1	1	0	1						
Dave Henderson, R OBP: 0.296, SLG: 0.421 (1,9)	F3				6-3			HR		3	1	0	0	1	0	1						
Al Cowens, R OBP: 0.246, SLG: 0.300 (1,10)					6-3			HR		4	2	2	3	0	0	0						
Steve Henderson, R OBP: 0.359, SLG: 0.411 (1,7)					HR			HR		4	1	2	1	0	0	0						
John Moses, S OBP: 0.290, SLG: 0.269 (9,7)					F8			HR		0	0	0	0	0	0	0						
Pat Putnam, L OBP: 0.320, SLG: 0.453 (1,3)					F7			HR		4	0	0	0	0	1	1						
Jamie Nelson, R OBP: 0.314, SLG: 0.328 (1,2)					1-3			F8		4	0	1	0	0	0	0						
Domingo Ramos, R OBP: 0.333, SLG: 0.367 (9,4)					5-3			F9		3	0	0	0	0	0	1						
Inning Stats	R: 0 E: 0 K: 0 S: 3	H: 0 LOB: 1 BB: 1 P: 7	R: 0 E: 0 K: 0 S: 3	H: 1 LOB: 0 BB: 0 P: 3	R: 0 E: 0 K: 0 S: 3	H: 0 LOB: 1 BB: 1 P: 7	R: 2 E: 0 K: 0 S: 4	H: 1 LOB: 0 BB: 0 P: 8	R: 0 E: 0 K: 1 S: 6	H: 1 LOB: 1 BB: 0 P: 6	R: 1 E: 0 K: 0 S: 4	H: 1 LOB: 0 BB: 0 P: 4	R: 0 E: 0 K: 0 S: 3	H: 0 LOB: 0 BB: 0 P: 3	R: 0 E: 1 K: 0 S: 3	H: 1 LOB: 0 BB: 0 P: 7	R: 2 E: 0 K: 1 S: 7	H: 2 LOB: 2 BB: 0 P: 7	1B: 3 2B: 1 3B: 0 HR: 4	SF: 0 SAC: 1 DP: 2 HBP: 0	WP: 0 PB: 0 SB: 0 CS: 0	PA: 35
PITCHER Mike Caldwell, L ERA: 4.6 (1,1)	IP: 9.0 WLS: L BF: 35 H: 7 R: 5 ER: 5 SO: 2 BB: 3 IBB: 0 HBP: 0 BLK: 0 WP: 0 HR: 4 S: 36 P: 48 ERA: 5.00 WHIP: 1.111															PITCHER						

Batter	1	2	3	4	5	6	7	8	9	AB	R	H	RBI	BB	SO	LOB	BOTTOM					
Paul Moltitor, R OBP: 0.359, SLG: 0.474 (1,5)	5-3		K			5-3		1-3		4	0	0	0	0	1	1	Seattle Mariners @ Milwaukee Brewers Milwaukee County Stadium, Milwaukee, WI Tue Aug 23 1983, 8:05 PM EDT Att: 23,148 - Unknown livebaseballscorecards.com					
Jim Gantner, L OBP: 0.348, SLG: 0.439 (1,4)	L3				K	4-3				4	0	0	0	0	1	0						
Robin Yount, R OBP: 0.390, SLG: 0.516 (1,6)	F9				1B	5-3				4	0	1	0	0	0	0						
Cecil Cooper, L OBP: 0.340, SLG: 0.528 (1,3)					F7			F7		4	0	0	0	0	1	1						
Ted Simmons, S OBP: 0.364, SLG: 0.447 (1,10)					4-3			BB		1	0	0	0	2	0	1						
Ben Oglivie, L OBP: 0.369, SLG: 0.449 (1,7)					4-3			BB		2	0	0	0	1	0	2						
Rick Manning, L OBP: 0.294, SLG: 0.319 (1,8)					F7			BB		3	0	0	0	0	0	2						
Ned Yost, R OBP: 0.253, SLG: 0.383 (1,2)					K					2	0	0	0	0	2	1						
Roy Howell, L OBP: 0.341, SLG: 0.436 (8, PH)					K					1	0	0	0	0	0	0						
Marshall Edwards, L OBP: 0.296, SLG: 0.333 (9,9)					K					0	0	0	0	0	0	0						
Charlie Moore, R OBP: 0.354, SLG: 0.373 (9,2)					F9			6-3		3	0	1	0	0	0	1						
Inning Stats	R: 0 E: 0 K: 0 S: 3	H: 0 LOB: 0 BB: 0 P: 3	R: 0 E: 0 K: 0 S: 2	H: 0 LOB: 0 BB: 1 P: 6	R: 0 E: 0 K: 2 S: 8	H: 1 LOB: 0 BB: 0 P: 8	R: 0 E: 0 K: 1 S: 6	H: 1 LOB: 0 BB: 0 P: 6	R: 0 E: 0 K: 1 S: 5	H: 0 LOB: 1 BB: 1 P: 9	R: 0 E: 0 K: 0 S: 3	H: 0 LOB: 0 BB: 0 P: 3	R: 0 E: 0 K: 0 S: 3	H: 0 LOB: 0 BB: 1 P: 7	R: 0 E: 0 K: 0 S: 3	H: 0 LOB: 0 BB: 0 P: 3	R: 0 E: 0 K: 1 S: 5	H: 0 LOB: 0 BB: 0 P: 5	1B: 2 2B: 0 3B: 0 HR: 0	SF: 0 SAC: 0 DP: 0 HBP: 0	WP: 0 PB: 0 SB: 2 CS: 1	PA: 31
PITCHER Mike Moore, R ERA: 4.64 (1,1)	IP: 9.0 WLS: W BF: 31 H: 2 R: 0 ER: 0 SO: 5 BB: 3 IBB: 0 HBP: 0 BLK: 0 WP: 0 HR: 0 S: 38 P: 50 ERA: 0.00 WHIP: 0.556															PITCHER						

Batter	1	2	3	4	5	6	7	8	9	AB	R	H	RBI	BB	SO	LOB	TOP					
Spike Owen, S OBP: 0.296, SLG: 0.297 (1, 6)										4	1	1	0	1	1	3	Seattle Mariners @ New York Yankees Yankee Stadium, Bronx, NY Wed Aug 24 1983, 7:05 PM EDT Att: 25,247 - Unknown - 74 F					
Domingo Ramos, R OBP: 0.331, SLG: 0.372 (1, 4)										4	0	1	1	0	0	2						
Ron Roenicke, S OBP: 0.323, SLG: 0.350 (1, 8)										4	0	0	0	0	0	2						
Al Cowens, R OBP: 0.250, SLG: 0.319 (1, 10)										4	1	2	1	0	2	0						
Steve Henderson, R OBP: 0.358, SLG: 0.412 (1, 7)										4	1	1	0	0	0	1						
Dave Henderson, R OBP: 0.298, SLG: 0.421 (1, 9)										3	0	1	0	1	2	1						
Pat Putnam, L OBP: 0.320, SLG: 0.452 (9, PH)										3	0	1	1	0	1	1						
Richie Zisk, R OBP: 0.311, SLG: 0.411 (9, PR)										1	0	1	0	0	0	0						
Manny Castillo, S OBP: 0.246, SLG: 0.289 (9, PR)										0	0	0	0	0	0	0						
Jamie Allen, R OBP: 0.312, SLG: 0.307 (1, 5)										4	0	0	0	0	2	4						
Rick Sweet, S OBP: 0.268, SLG: 0.262 (9, PH)										2	0	1	0	0	0	0						
Tony Bernazard, S OBP: 0.334, SLG: 0.376 (9, PH)										1	0	0	0	0	1	2						
Inning Stats	R: 0 E: 0 K: 0 S: 3	H: 1 LOB: 0 BB: 0 P: 3	R: 1 E: 0 K: 1 S: 6	H: 1 LOB: 0 BB: 0 P: 6	R: 1 E: 0 K: 0 S: 4	H: 2 LOB: 1 BB: 1 P: 8	R: 0 E: 0 K: 2 S: 8	H: 1 LOB: 1 BB: 0 P: 8	R: 0 E: 1 K: 0 S: 4	H: 0 LOB: 0 BB: 0 P: 4	R: 1 E: 0 K: 2 S: 9	H: 2 LOB: 2 BB: 1 P: 13	R: 0 E: 0 K: 0 S: 3	H: 0 LOB: 0 BB: 0 P: 3	R: 0 E: 0 K: 1 S: 5	H: 0 LOB: 0 BB: 0 P: 5	R: 0 E: 0 K: 3 S: 11	H: 2 LOB: 2 BB: 0 P: 11	1B: 4 2B: 5 3B: 0 HR: 1	SF: 0 SAC: 1 DP: 1 HBP: 0	WP: 0 PB: 0 SB: 0 CS: 2	PA: 37
PITCHER Ron Guidry, L ERA: 3.58 (1, 1)	IP: 9.0 WLS: W BF: 37 H: 9 R: 3 ER: 3 SO: 9 BB: 1 IBB: 1 HBP: 0 BLK: 0 WP: 0 HR: 1 S: 53 P: 61 ERA: 3.00 WHIP: 1.111															PITCHER						

AB	34
R	3
H	9
RBI	3
BB	2
SO	9
LOB	16



Batter	1	2	3	4	5	6	7	8	9	AB	R	H	RBI	BB	SO	LOB	BOTTOM			
Willie Randolph, R OBP: 0.361, SLG: 0.330 (1, 4)										5	0	1	1	0	0	1	Seattle Mariners @ New York Yankees Yankee Stadium, Bronx, NY Wed Aug 24 1983, 7:05 PM EDT Att: 25,247 - Unknown - 74 F			
Ken Griffey, L OBP: 0.365, SLG: 0.447 (1, 3)										5	0	1	0	0	0	2				
Dave Winfield, R OBP: 0.338, SLG: 0.508 (1, 7)										4	0	1	0	0	0	1				
Don Baylor, R OBP: 0.346, SLG: 0.471 (1, 10)										4	0	1	0	0	2	3				
Butch Wynegar, S OBP: 0.381, SLG: 0.429 (1, 2)										2	0	0	0	2	0	1				
Roy Smalley, S OBP: 0.354, SLG: 0.432 (1, 6)										3	1	0	0	1	0	3				
Don Mattingly, L OBP: 0.351, SLG: 0.491 (1, 9)										4	1	1	0	0	0	2				
Bert Campaneris, R OBP: 0.355, SLG: 0.357 (1, 5)										3	2	2	1	1	0	0				
Omar Moreno, L OBP: 0.287, SLG: 0.342 (1, 8)										4	2	3	4	0	0	2				
Inning Stats	R: 0 E: 0 K: 1 S: 6	H: 1 LOB: 1 BB: 0 P: 6	R: 0 E: 0 K: 0 S: 3	H: 0 LOB: 2 BB: 2 P: 11	R: 0 E: 0 K: 0 S: 3	H: 0 LOB: 0 BB: 0 P: 3	R: 0 E: 0 K: 0 S: 4	H: 1 LOB: 1 BB: 0 P: 4	R: 1 E: 0 K: 0 S: 6	H: 3 LOB: 2 BB: 0 P: 6	R: 4 E: 0 K: 0 S: 6	H: 3 LOB: 0 BB: 1 P: 10	R: 0 E: 0 K: 1 S: 5	H: 0 LOB: 1 BB: 1 P: 9	R: 1 E: 0 K: 0 S: 5	H: 2 LOB: 1 BB: 0 P: 5		1B: 7 2B: 2 3B: 0 HR: 1	SF: 0 SAC: 0 DP: 0 HBP: 0	WP: 1 PB: 1 SB: 1 CS: 0
PITCHER Bryan Clark, L ERA: 4.07 (1, 1)	IP: 5.1 WLS: L BF: 26 H: 7 R: 4 ER: 4 SO: 1 BB: 3 IBB: 0 HBP: 0 BLK: 0 WP: 1 HR: 0 S: 25 P: 37 ERA: 6.75 WHIP: 1.875															PITCHER				
Ed Yande Berg, L ERA: 3.63 (6, 1)	0.2	3	1	1	1	0	0	0	0	0	0	0	0	0	0	0	13.50	1.500		
Roy Thomas, R ERA: 3.39 (7, 1)	2.0	9	2	1	1	1	1	0	0	0	0	0	0	0	0	10	4.50	1.500		



Batter	1	2	3	4	5	6	7	8	9	AB	R	H	RBI	BB	SO	LOB	TOP							
Spike Owen, S OBP: 0.264, SLG: 0.295 (1, 6)										5	1	1	0	0	0	1	Seattle Mariners @ New York Yankees Yankee Stadium, Bronx, NY Thu Aug 25 1983, 3:33 AM EDT Att: 33,854 - Unknown							
Tony Bernazard, S OBP: 0.335, SLG: 0.374 (1, 4)										3	1	0	0	2	0									
Ron Roenicke, S OBP: 0.325, SLG: 0.351 (1, 3) (8, 8)										5	0	2	0	0	0	4								
Al Cowens, R OBP: 0.249, SLG: 0.320 (1, 10)										5	1	1	1	0	0	3								
Steve Henderson, R OBP: 0.360, SLG: 0.416 (1, 7)										4	1	2	1	0	1	2								
Dave Henderson, R OBP: 0.295, SLG: 0.417 (1, 9)										3	0	0	1	0	0	2								
Jamie Nelson, R OBP: 0.324, SLG: 0.318 (1, 2)										2	0	0	0	2	1	1								
Domingo Ramos, R OBP: 0.328, SLG: 0.368 (1, 5)										4	0	1	1	0	0	2								
John Moses, S OBP: 0.291, SLG: 0.264 (1, 8)										2	0	0	0	1	0	0								
Richie Zisk, R OBP: 0.310, SLG: 0.410 (8, PH)										1	0	0	0	0	1	2								
Manny Castillo, S OBP: 0.246, SLG: 0.289 (8, 3)										0	0	0	0	0	0	0								
Inning Stats	R: 3 E: 2 K: 0 S: 6	H: 2 LOB: 2 BB: 2 P: 14	R: 0 E: 1 K: 0 S: 4	H: 0 LOB: 1 BB: 0 P: 4	R: 0 E: 0 K: 2 S: 8	H: 1 LOB: 1 BB: 0 P: 8	R: 0 E: 0 K: 0 S: 3	H: 0 LOB: 0 BB: 0 P: 3	R: 0 E: 0 K: 0 S: 4	H: 1 LOB: 1 BB: 0 P: 4	R: 0 E: 0 K: 0 S: 3	H: 0 LOB: 0 BB: 0 P: 3	R: 0 E: 0 K: 0 S: 2	H: 0 LOB: 1 BB: 2 P: 10	R: 1 E: 0 K: 1 S: 7	H: 2 LOB: 2 BB: 1 P: 11	R: 0 E: 0 K: 0 S: 4	H: 1 LOB: 1 BB: 0 P: 4	1B: 5 2B: 2 3B: 0 HR: 0	SF: 1 SAC: 0 DP: 1 HBP: 0	WP: 1 PB: 0 CS: 0	PA: 40		
PITCHER Shane Rawley, L ERA: 3.71 (1, 1)	IP: 9.0 WLS: W BF: 40	H: 7 R: 4 ER: 2 SO: 3	BB: 5 IBB: 0 HBP: 0 BLK: 0	WP: 1 HR: 0 S: 41 P: 61	ERA: 2.00 WHIP: 1.333	PITCHER														IP: 9.0 WLS: W BF: 40	H: 7 R: 4 ER: 2 SO: 3	BB: 5 IBB: 0 HBP: 0 BLK: 0	WP: 1 HR: 0 S: 41 P: 61	ERA: 2.00 WHIP: 1.333

AB	34
R	4
H	7
RBI	4
BB	5
SO	3
LOB	17



Batter	1	2	3	4	5	6	7	8	9	AB	R	H	RBI	BB	SO	LOB	BOTTOM							
Willie Randolph, R OBP: 0.368, SLG: 0.336 (1, 4)										4	2	3	2	1	0	0	Seattle Mariners @ New York Yankees Yankee Stadium, Bronx, NY Thu Aug 25 1983, 3:33 AM EDT Att: 33,854 - Unknown							
Ken Griffey, L OBP: 0.369, SLG: 0.449 (1, 3)										3	0	1	0	1	1	1								
Don Mattingly, L OBP: 0.347, SLG: 0.479 (1, 7)										4	0	0	1	1	1	5								
Graig Nettles, L OBP: 0.346, SLG: 0.446 (1, 5)										4	0	1	2	1	0	4								
Oscar Gamble, L OBP: 0.368, SLG: 0.500 (1, 9)										4	0	1	0	1	1	3								
Butch Wynegar, S OBP: 0.394, SLG: 0.432 (1, 2)										3	0	1	0	1	0	2								
Steve Kemp, L OBP: 0.318, SLG: 0.404 (1, 10)										5	1	1	0	0	1	4								
Roy Smalley, S OBP: 0.353, SLG: 0.433 (1, 6)										4	1	1	1	0	0	1								
Omar Moreno, L OBP: 0.291, SLG: 0.353 (1, 8)										4	3	3	1	0	1	0								
Inning Stats	R: 1 E: 0 K: 1 S: 7	H: 2 LOB: 1 BB: 1 P: 11	R: 2 E: 0 K: 1 S: 6	H: 1 LOB: 3 BB: 4 P: 22	R: 3 E: 0 K: 0 S: 7	H: 4 LOB: 2 BB: 0 P: 8	R: 0 E: 0 K: 0 S: 2	H: 0 LOB: 0 BB: 0 P: 3	R: 1 E: 0 K: 0 S: 6	H: 3 LOB: 2 BB: 0 P: 6	R: 0 E: 0 K: 1 S: 6	H: 1 LOB: 1 BB: 0 P: 6	R: 0 E: 0 K: 2 S: 7	H: 0 LOB: 0 BB: 0 P: 7	R: 0 E: 0 K: 0 S: 4	H: 1 LOB: 2 BB: 1 P: 8		1B: 5 2B: 6 3B: 1 HR: 0	SF: 0 SAC: 0 DP: 1 HBP: 2	WP: 0 PB: 0 CS: 0	PA: 43			
PITCHER Jim Beattie, R ERA: 4.41 (1, 1)	IP: 2.1 WLS: L BF: 18	H: 6 R: 6 ER: 6 SO: 2	BB: 5 IBB: 0 HBP: 0 BLK: 0	WP: 0 HR: 0 S: 17 P: 37	ERA: 23.14 WHIP: 4.714	PITCHER														IP: 2.1 WLS: L BF: 18	H: 6 R: 6 ER: 6 SO: 2	BB: 5 IBB: 0 HBP: 0 BLK: 0	WP: 0 HR: 0 S: 17 P: 37	ERA: 23.14 WHIP: 4.714
Karl Best, R ERA: 6.75 (3, 1)	IP: 2.2 WLS: L BF: 13	H: 4 R: 1 ER: 1 SO: 0	BB: 0 IBB: 0 HBP: 2 BLK: 0	WP: 0 HR: 0 S: 11 P: 13	ERA: 3.38 WHIP: 1.500	PITCHER														IP: 2.2 WLS: L BF: 13	H: 4 R: 1 ER: 1 SO: 0	BB: 0 IBB: 0 HBP: 2 BLK: 0	WP: 0 HR: 0 S: 11 P: 13	ERA: 3.38 WHIP: 1.500
Roy Thomas, R ERA: 3.3 (6, 1)	IP: 2.0 WLS: L BF: 7	H: 1 R: 0 ER: 0 SO: 3	BB: 0 IBB: 0 HBP: 0 BLK: 0	WP: 0 HR: 0 S: 13 P: 13	ERA: 0.00 WHIP: 0.500	PITCHER														IP: 2.0 WLS: L BF: 7	H: 1 R: 0 ER: 0 SO: 3	BB: 0 IBB: 0 HBP: 0 BLK: 0	WP: 0 HR: 0 S: 13 P: 13	ERA: 0.00 WHIP: 0.500
Mike Stanton, R ERA: 3.59 (8, 1)	IP: 1.0 WLS: L BF: 5	H: 1 R: 0 ER: 0 SO: 0	BB: 1 IBB: 0 HBP: 0 BLK: 0	WP: 0 HR: 0 S: 4 P: 8	ERA: 0.00 WHIP: 2.000	PITCHER														IP: 1.0 WLS: L BF: 5	H: 1 R: 0 ER: 0 SO: 0	BB: 1 IBB: 0 HBP: 0 BLK: 0	WP: 0 HR: 0 S: 4 P: 8	ERA: 0.00 WHIP: 2.000



Batter	1	2	3	4	5	6	7	8	9	AB	R	H	RBI	BB	SO	LOB	TOP					
Toby Harrah, R OBP: 0.397, SLG: 0.359 (1, 5)	F7			1B	5-3		8-4		1-3	5	1	1	0	0	0	5						
Mike Hargrove, L OBP: 0.388, SLG: 0.378 (1, 3)	F8			1B			3-1		F4	4	1	1	0	0	0	0						
Julio Franco, R OBP: 0.314, SLG: 0.406 (1, 6)	4-3			1B			F7		E6	4	1	1	1	0	0	0						
Andre Thornton, R OBP: 0.382, SLG: 0.433 (1, 10)		K		FC6-4						3	1	1	1	1	1	1						
Pat Tabler, R OBP: 0.366, SLG: 0.386 (1, 7)	6-3			G6-4-3					BB	4	0	1	0	0	0	2						
Ron Hassey, L OBP: 0.332, SLG: 0.342 (1, 2)	4-1						4-3		F7	4	0	0	0	0	0	2						
Gorman Thomas, R OBP: 0.294, SLG: 0.357 (1, 8)			K							1	0	0	0	3	1	0						
George Vukovich, L OBP: 0.264, SLG: 0.294 (1, 9)			F9						SH2-4	3	0	1	0	0	1	1						
Mike Fischlin, R OBP: 0.301, SLG: 0.263 (1, 4)			F9						F2	3	0	0	0	1	0	3						
Inning Stats	R: 0 E: 0 K: 0 S: 3	H: 0 LOB: 0 BB: 0 P: 3	R: 0 E: 0 K: 1 S: 5	H: 0 LOB: 0 BB: 0 P: 5	R: 0 E: 0 K: 1 S: 5	H: 0 LOB: 0 BB: 0 P: 5	R: 2 E: 1 K: 0 S: 5	H: 3 LOB: 0 BB: 0 P: 5	R: 0 E: 0 K: 0 S: 4	H: 1 LOB: 2 BB: 1 P: 8	R: 1 E: 0 K: 1 S: 5	H: 2 LOB: 1 BB: 0 P: 5	R: 0 E: 0 K: 1 S: 4	H: 0 LOB: 1 BB: 2 P: 12	R: 1 E: 1 K: 0 S: 4	H: 0 LOB: 1 BB: 1 P: 8	R: 0 E: 0 K: 0 S: 3	H: 0 LOB: 1 BB: 1 P: 7	1B: 5 2B: 1 3B: 0 HR: 1	SF: 0 SAC: 1 DP: 2 HBP: 0	WP: 1 PB: 0 SB: 2 CS: 0	PA: 37
PITCHER	IP	WLS	BF	H	R	ER	SO	BB	IBB	HBP	BLK	WP	HR	S	P	ERA	WHIP					
Bob Stoddard, R ERA: 4.57 (1, 1)	6.0	L	25	6	3	2	2	2	0	0	0	0	1	27	35	3.00	1.333					
Gene Nelson, R ERA: 8.56 (7, 1)	3.0		12	0	1	0	1	3	0	0	0	1	0	11	23	0.00	1.000					

Cleveland Indians @ Seattle Mariners
The Kingdome, Seattle, WA
Fri Aug 26 1983, 10:05 PM EDT
Att: 5,581 - Dome

AB 31
R 4
H 6
RBI 2
BB 5
SO 3
LOB 14

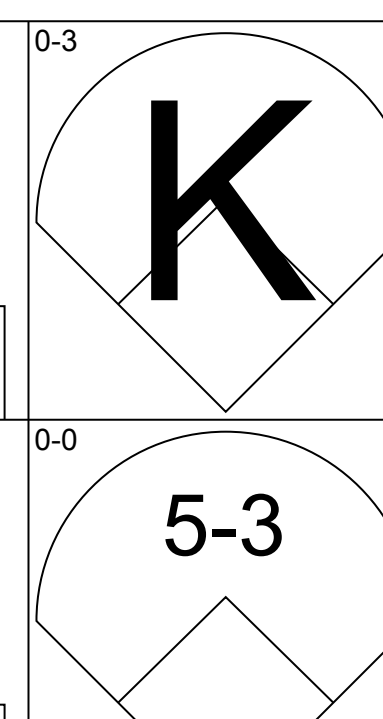
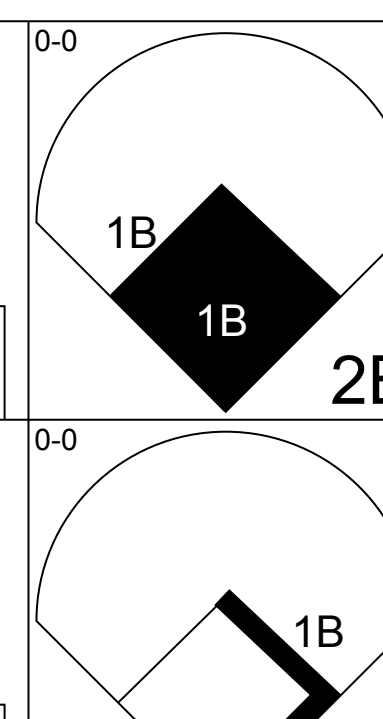
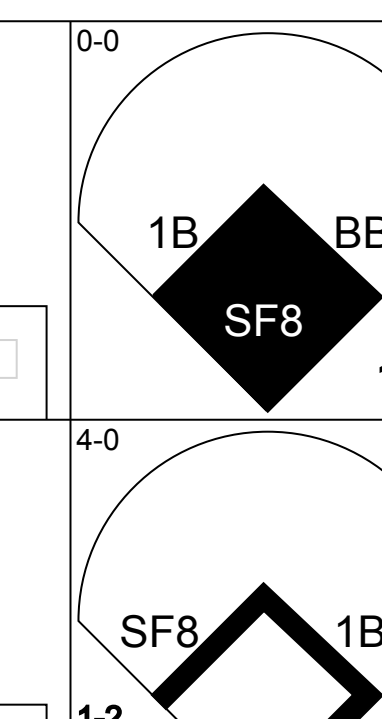
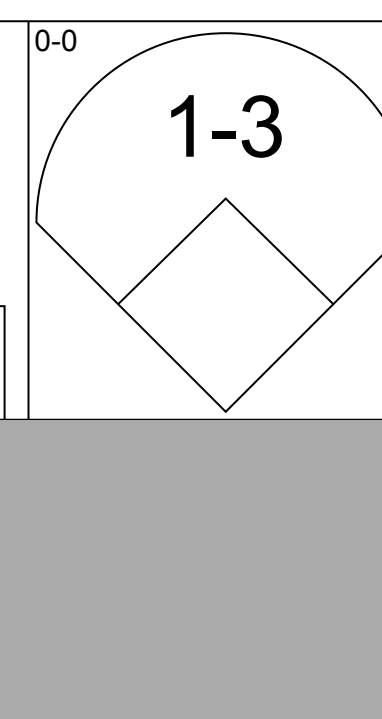
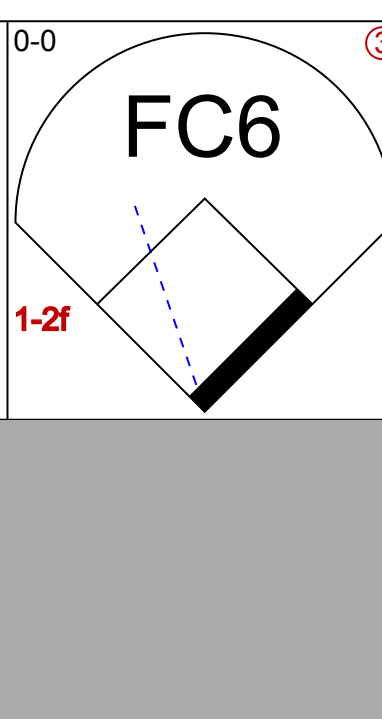
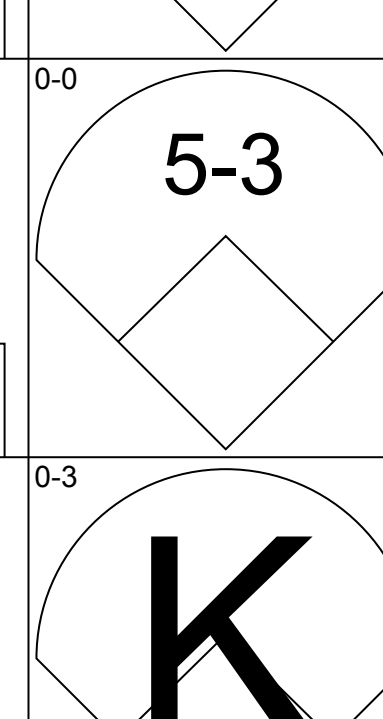
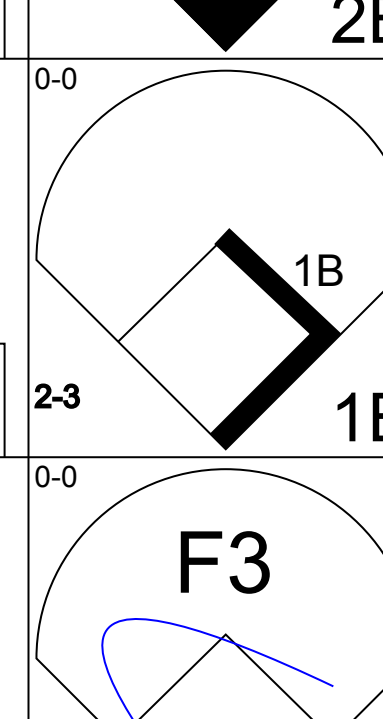
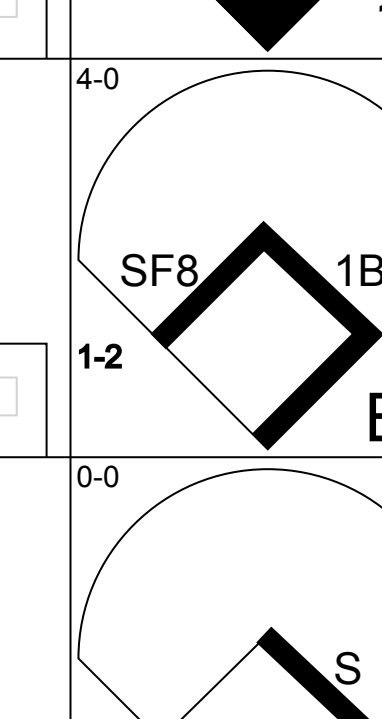
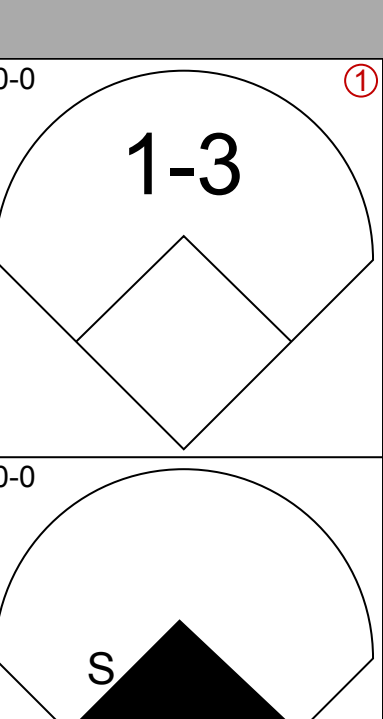
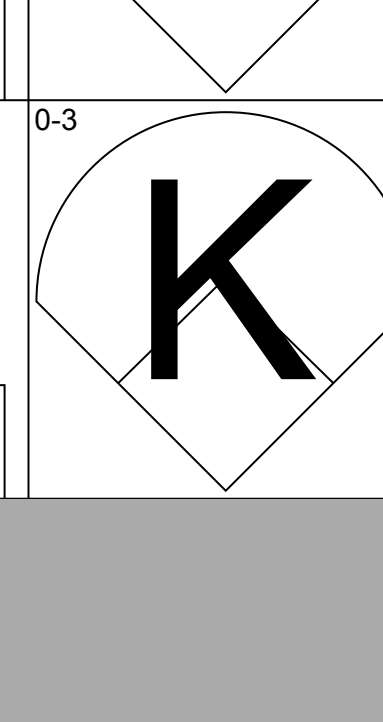
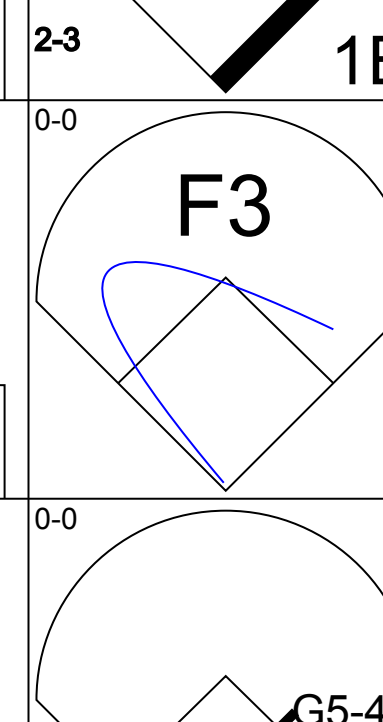
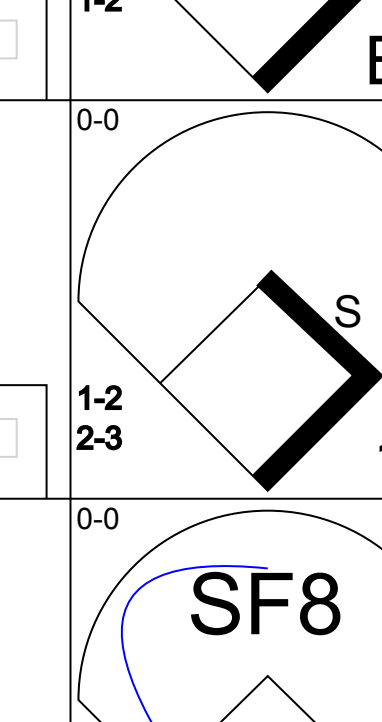
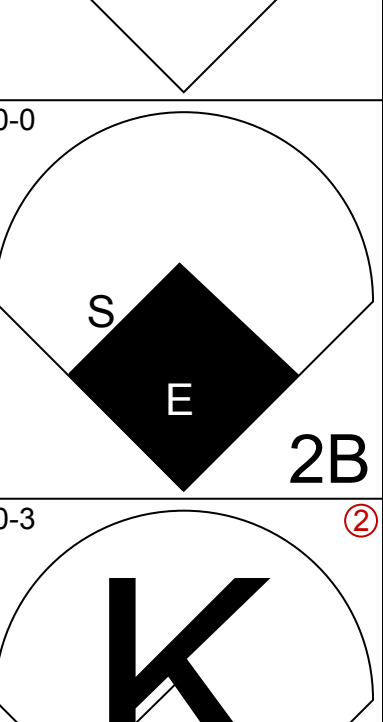
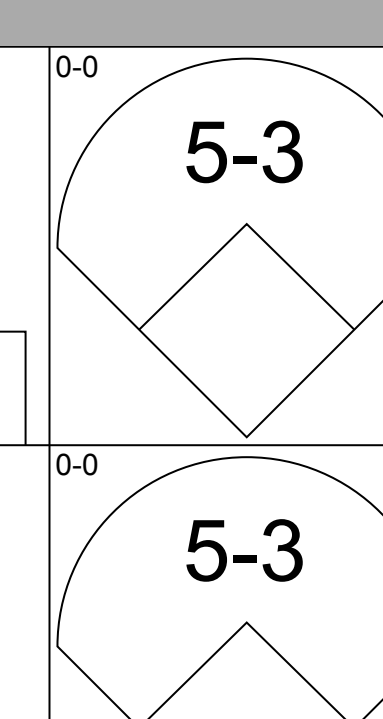
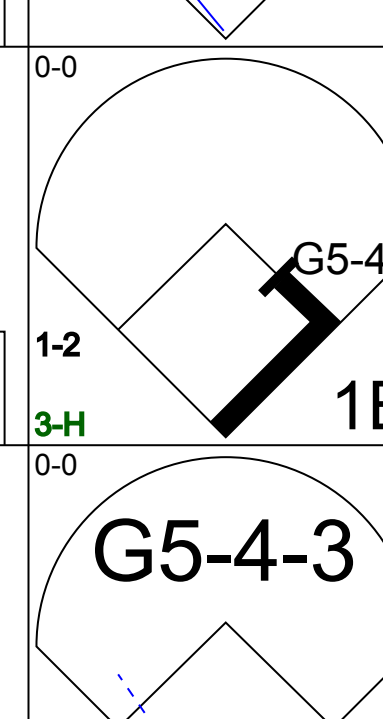
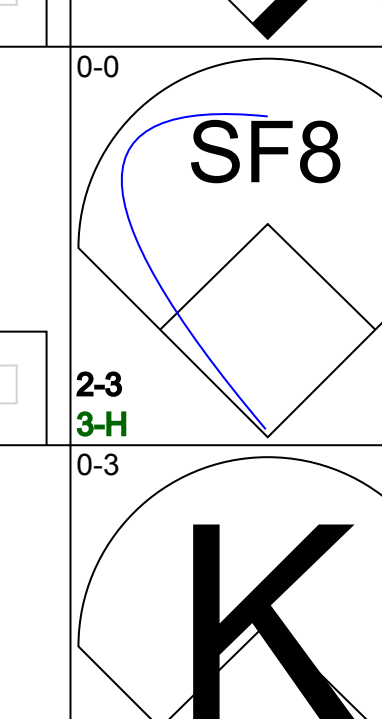
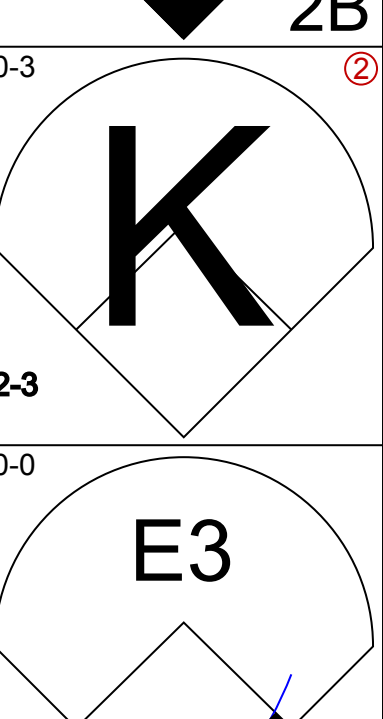
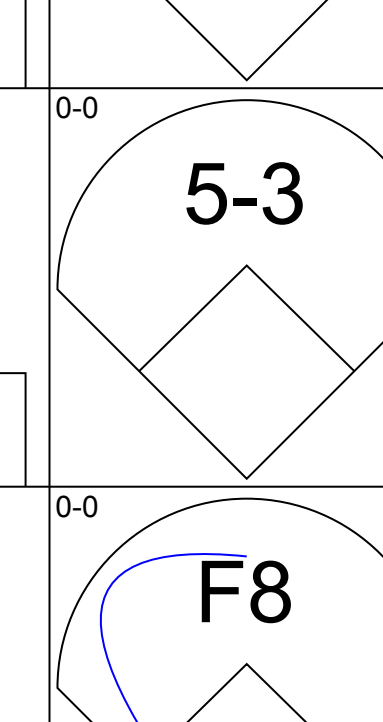
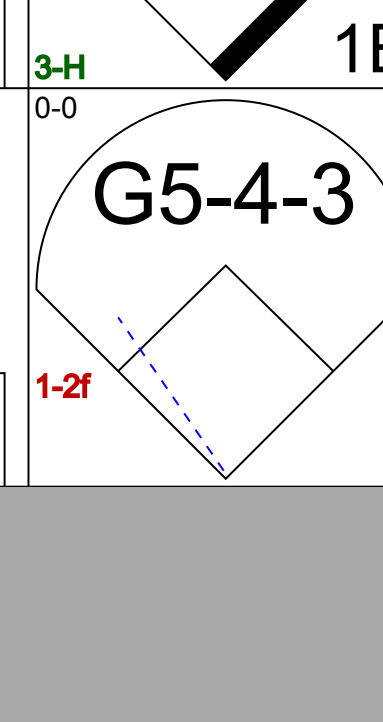
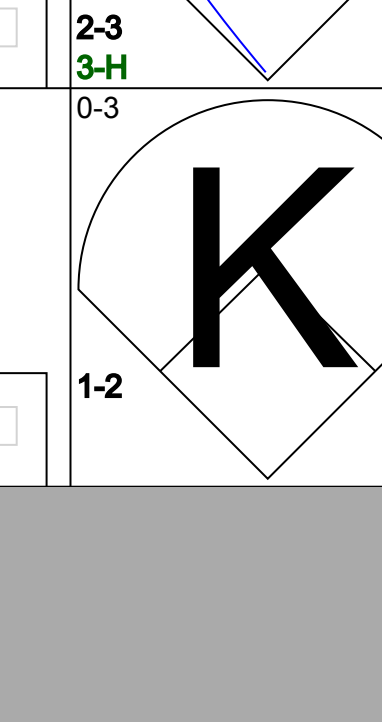
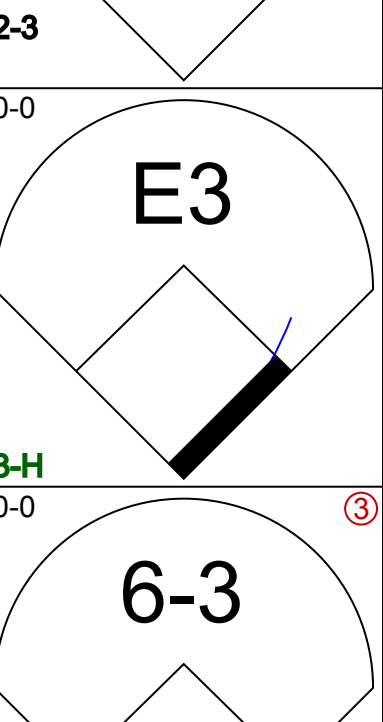
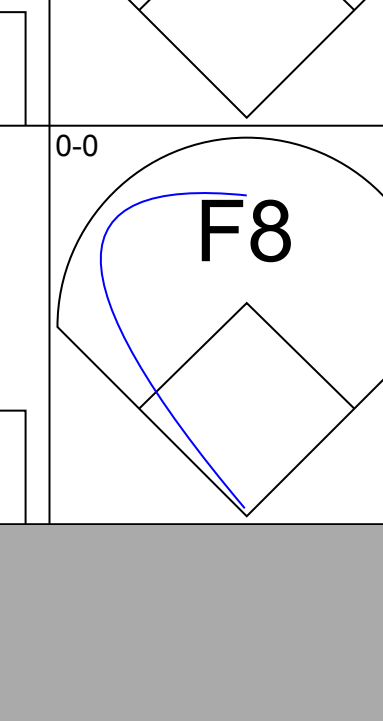
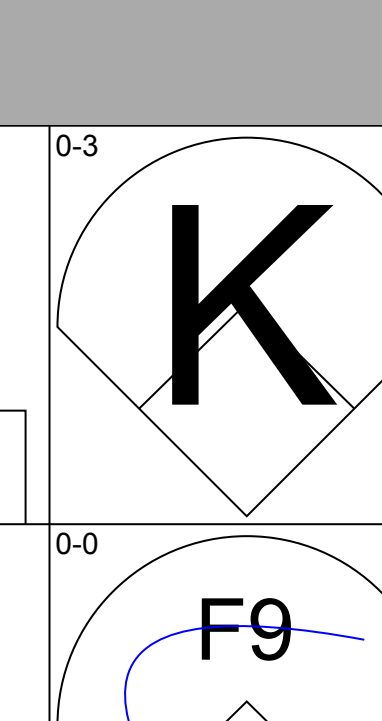
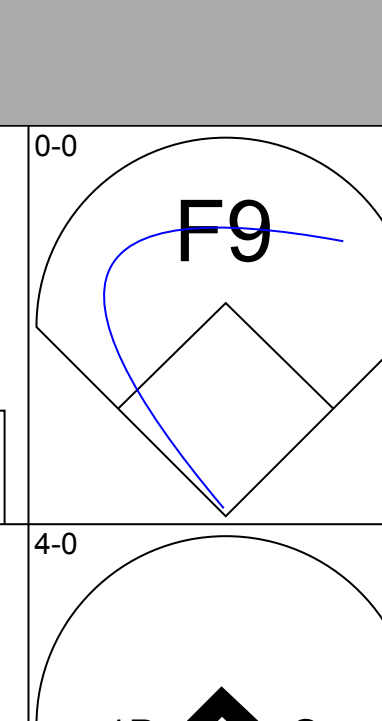

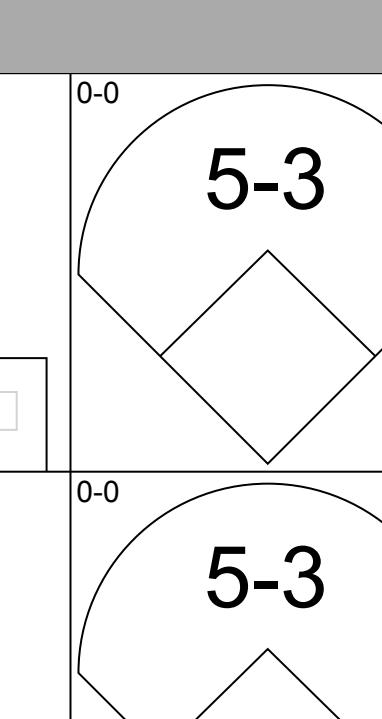
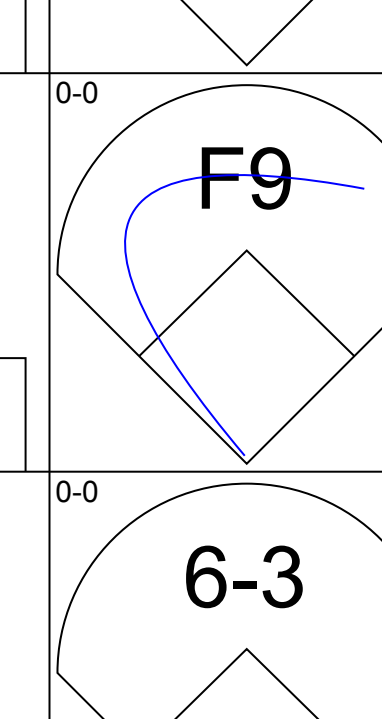
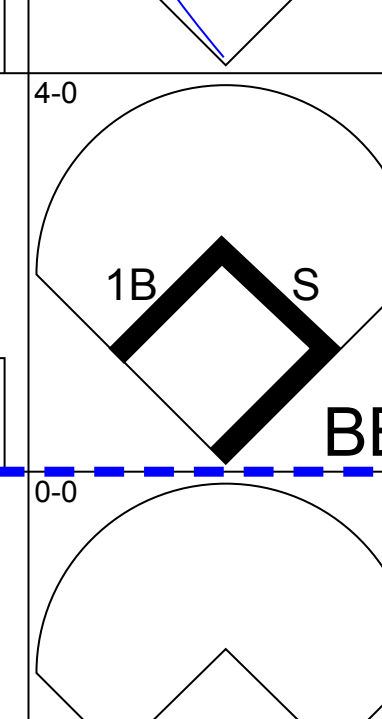
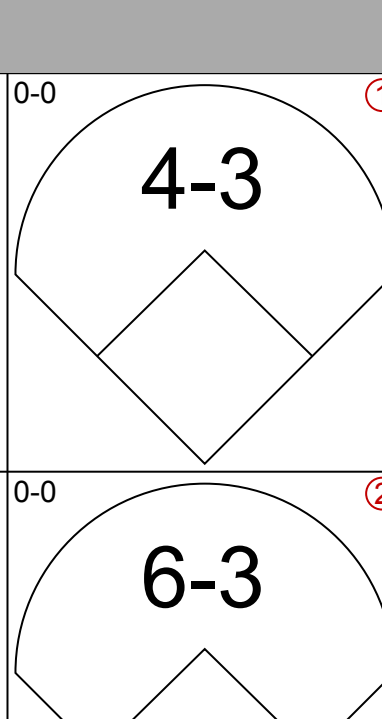
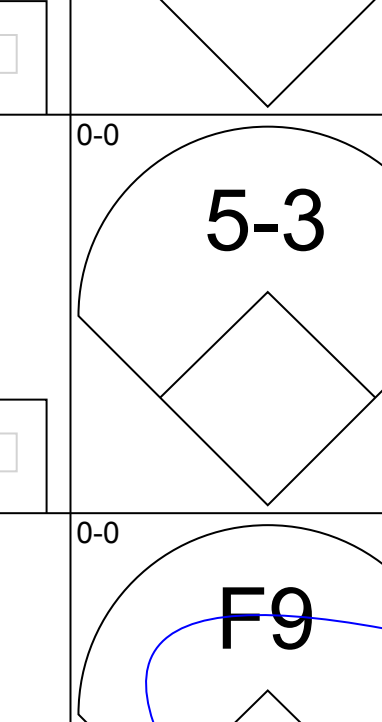
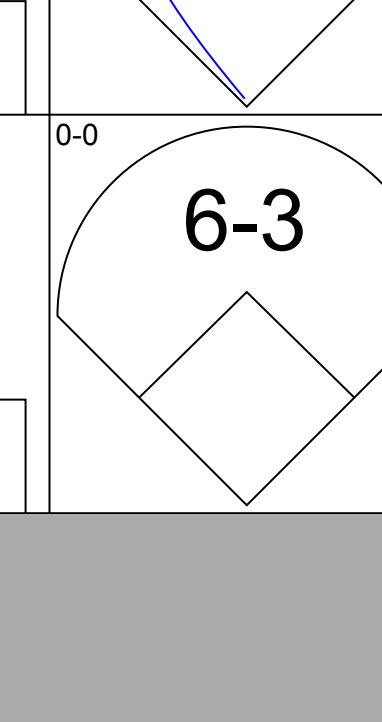
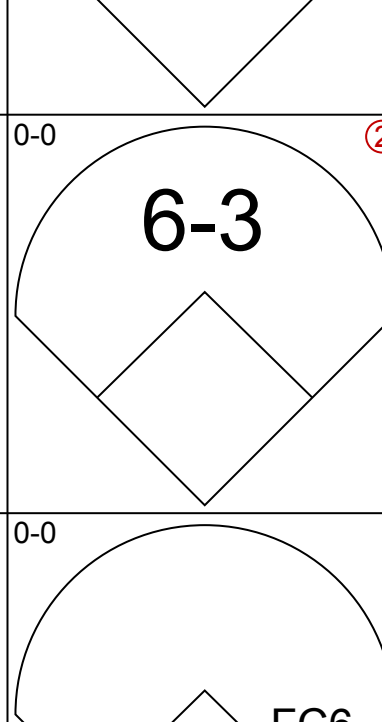
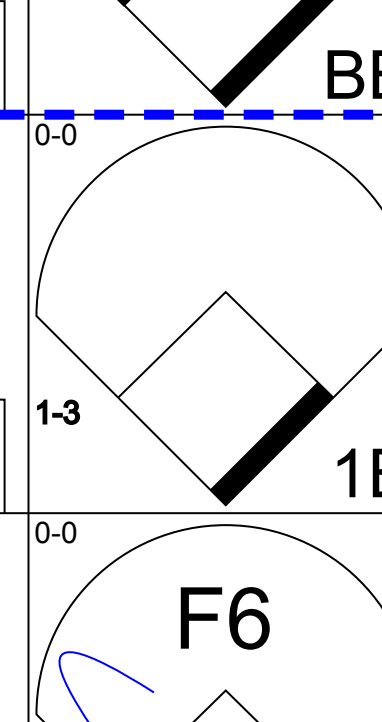
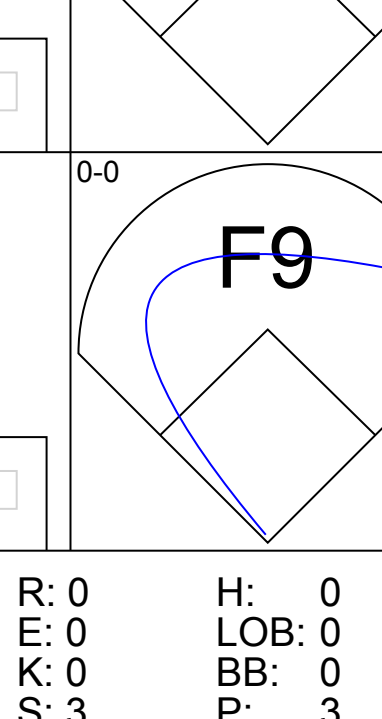
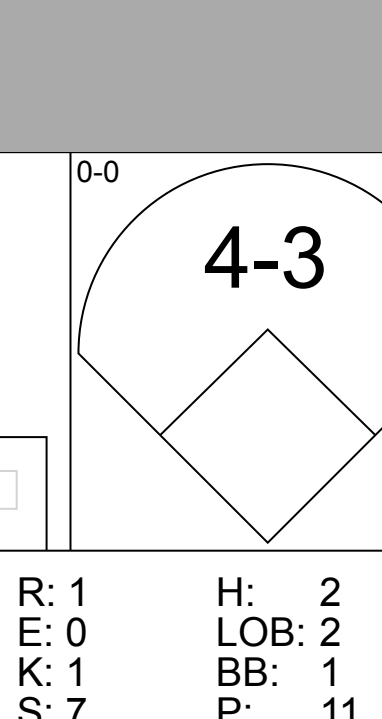
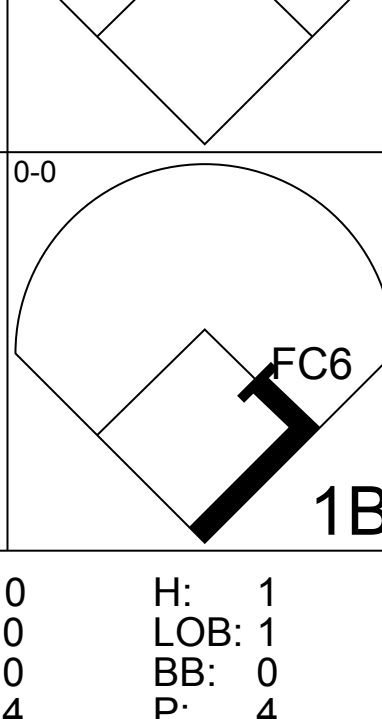
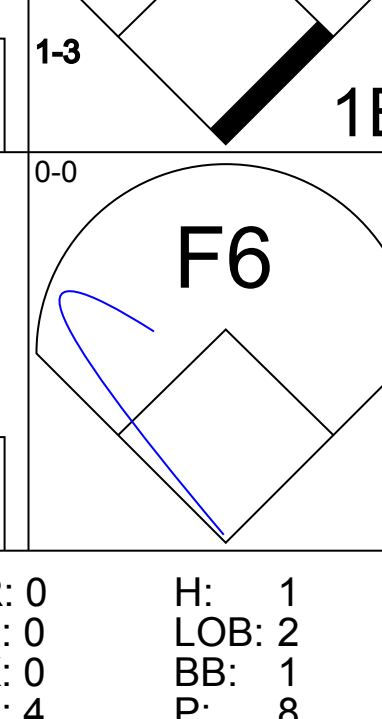


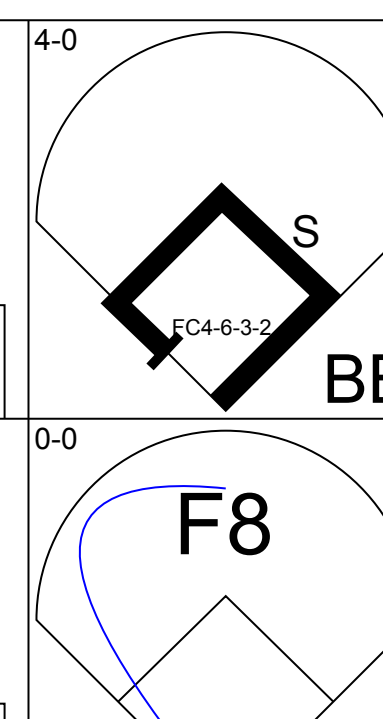
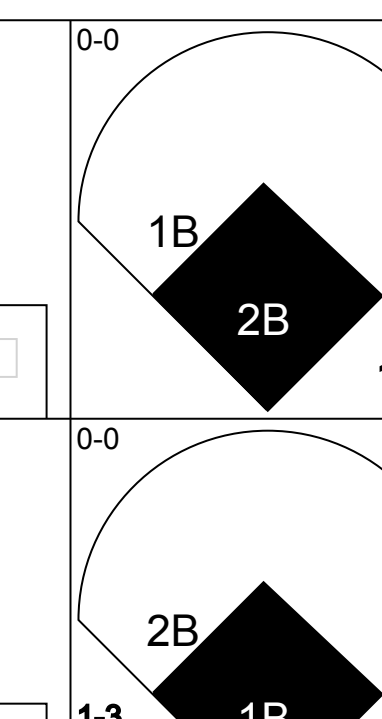
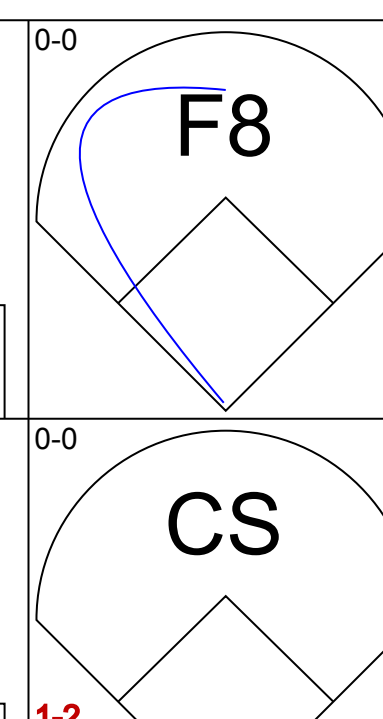
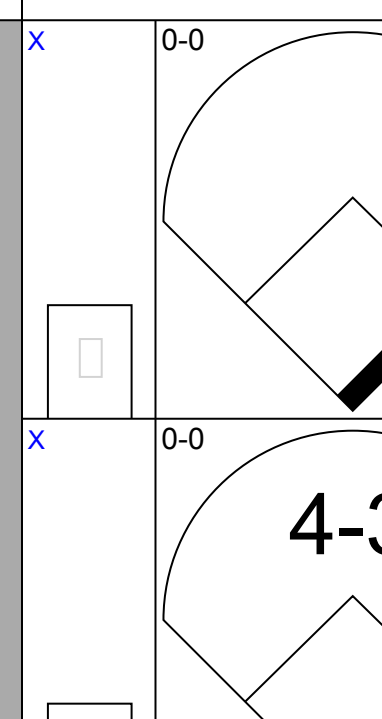
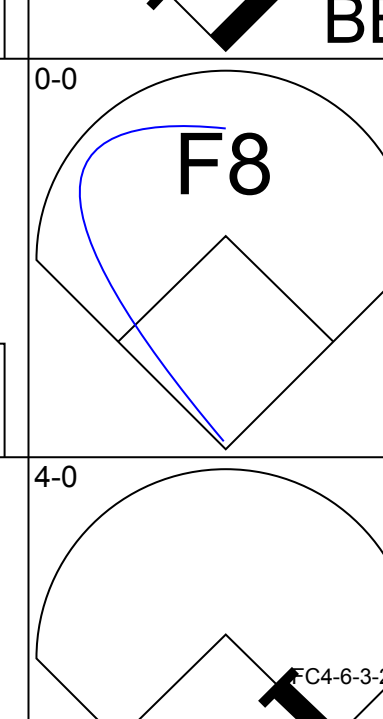
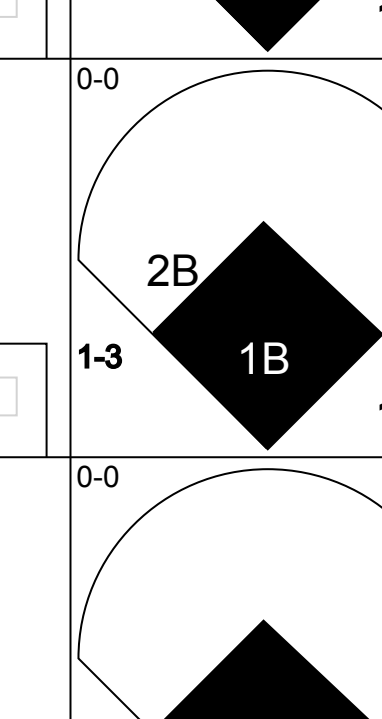
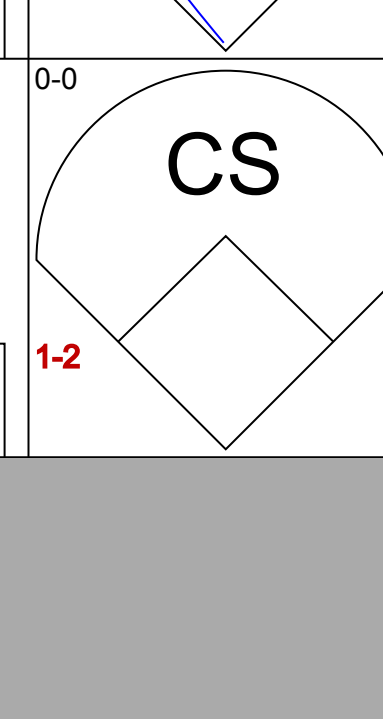
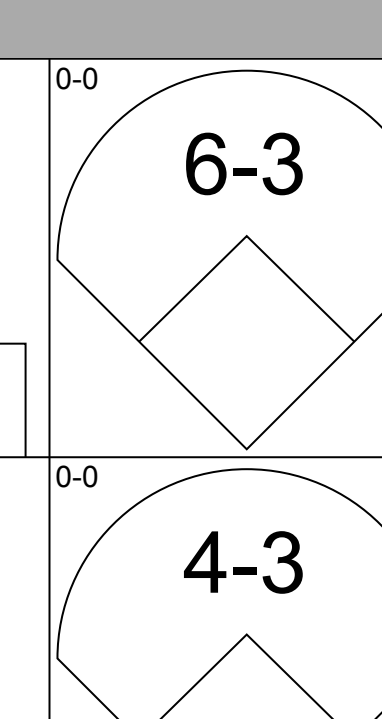
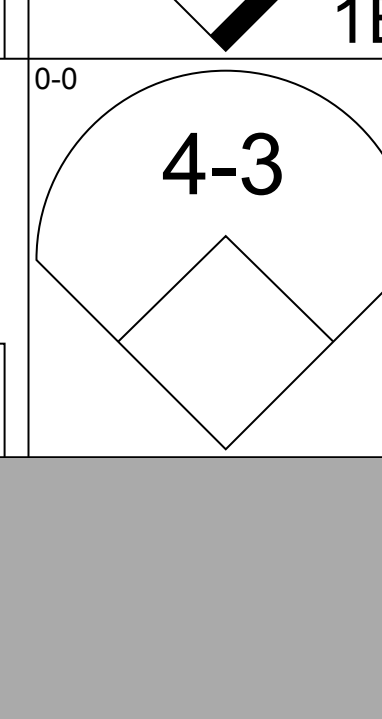
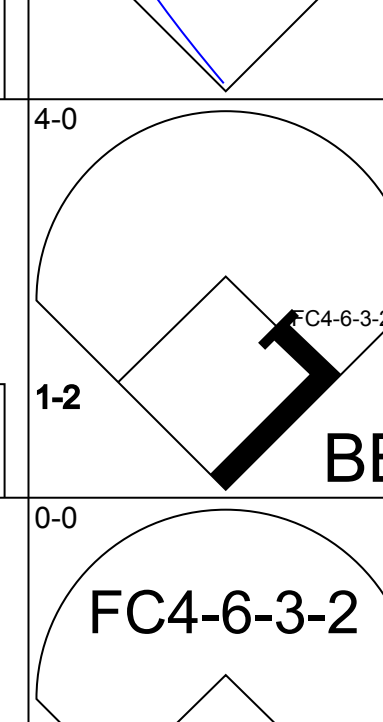
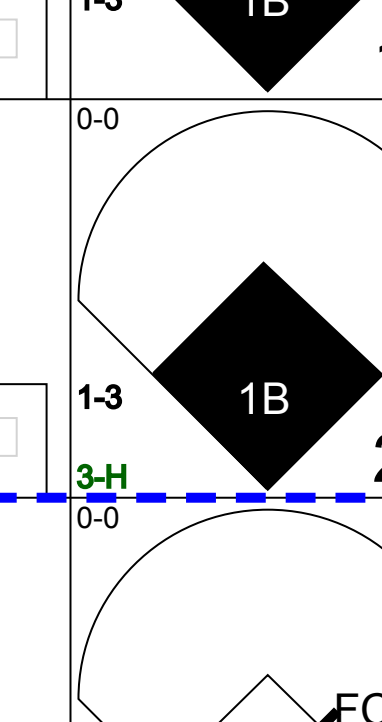

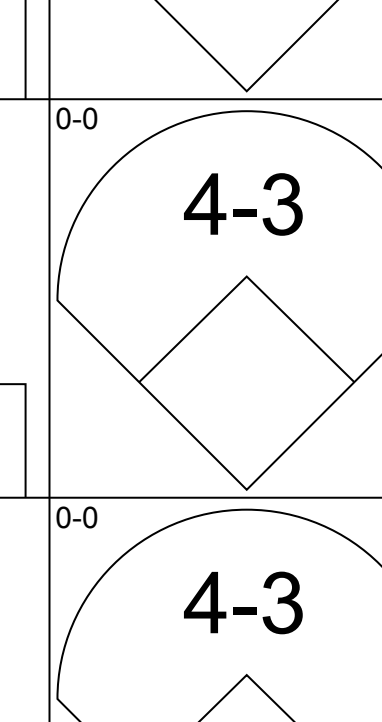
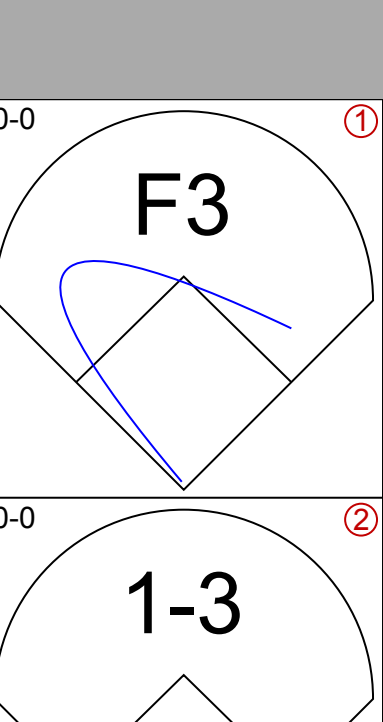
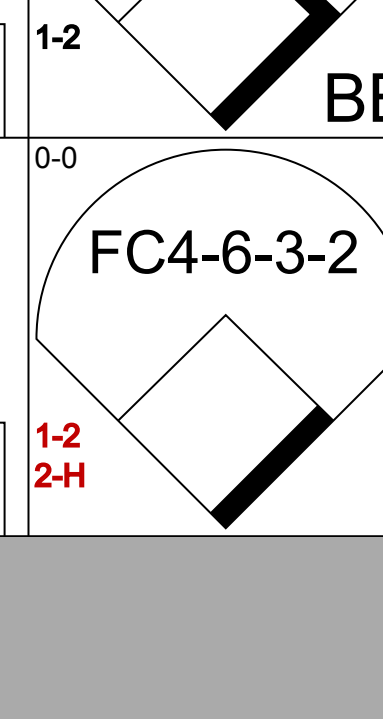
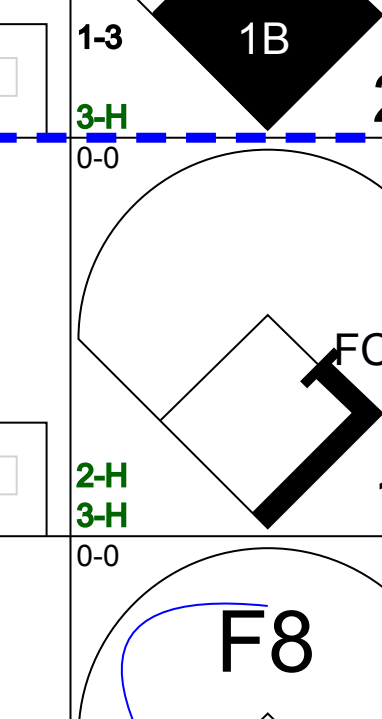
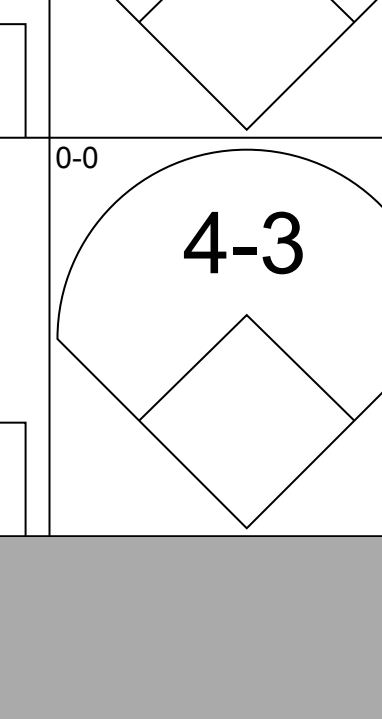
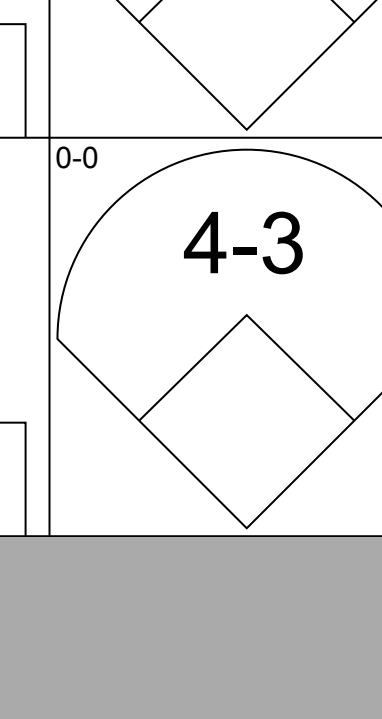
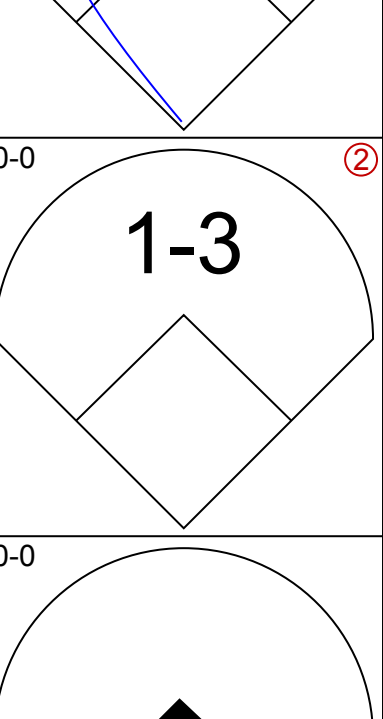
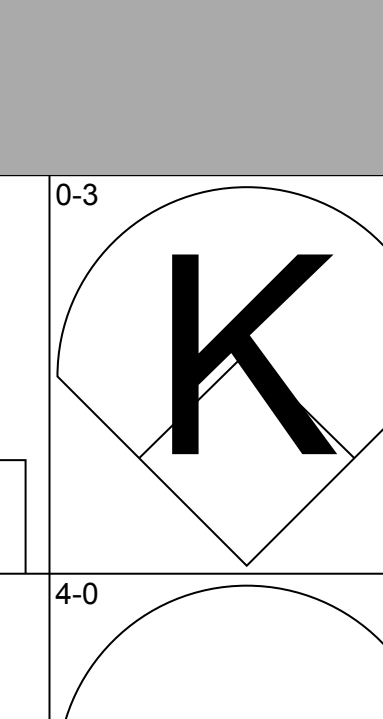
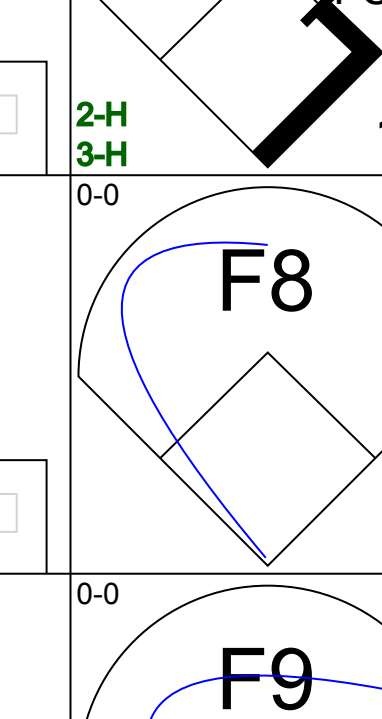
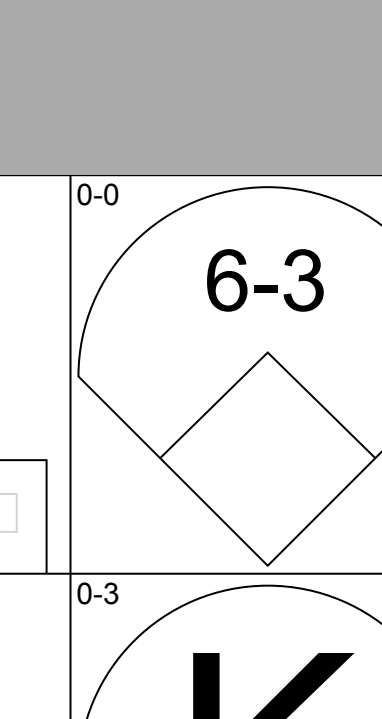
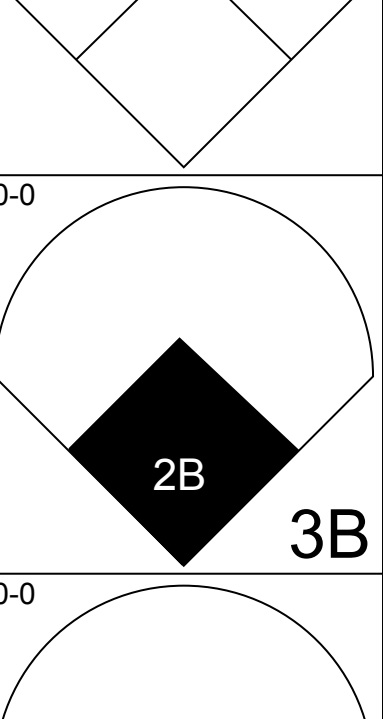
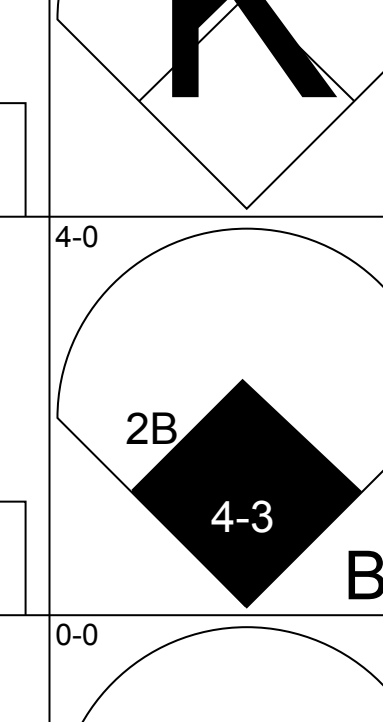
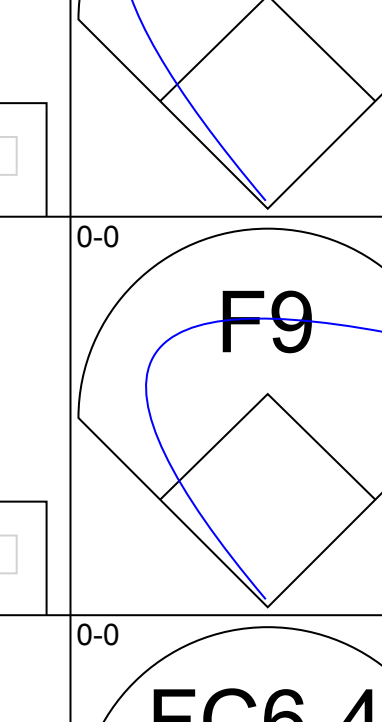
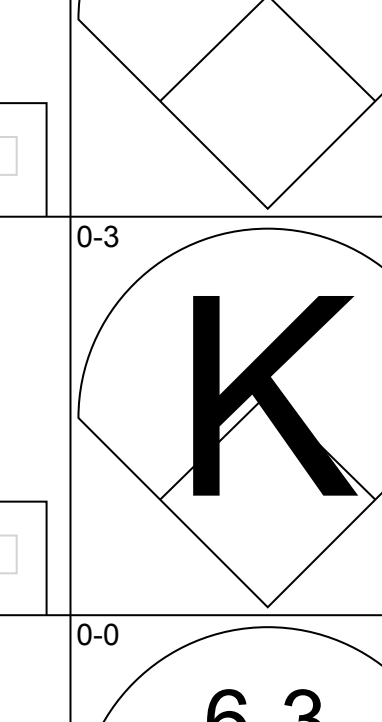
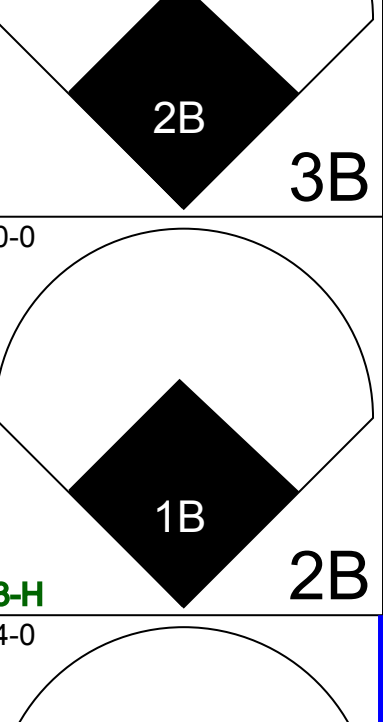
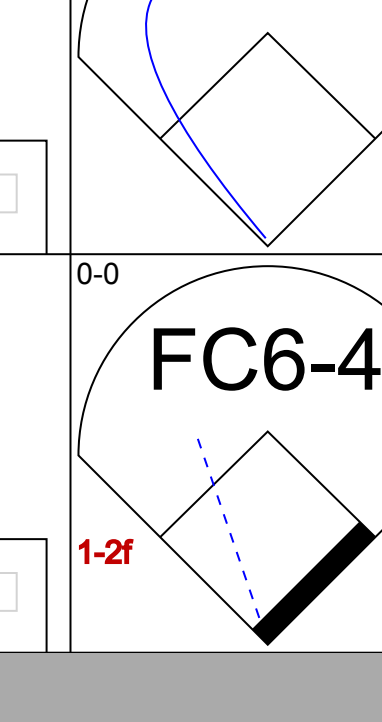
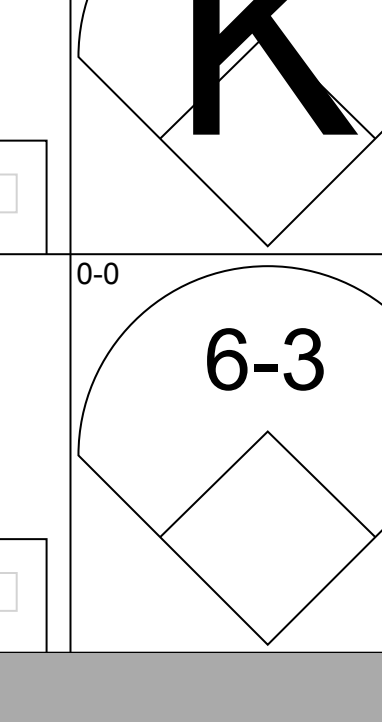
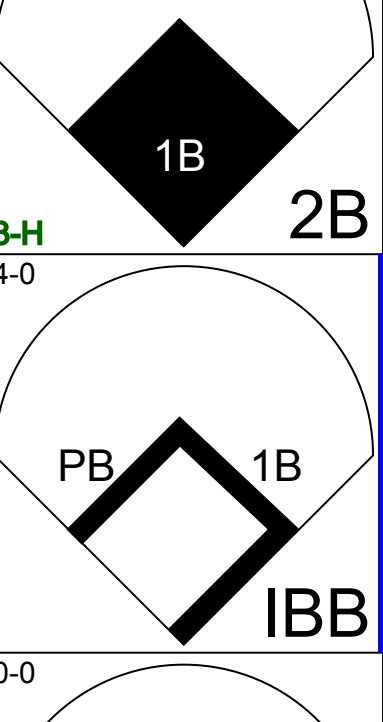
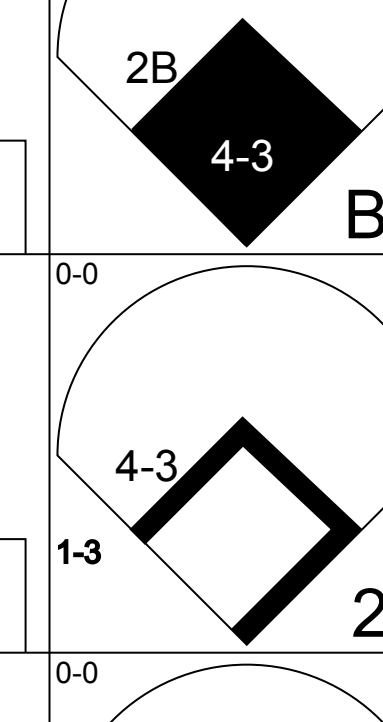

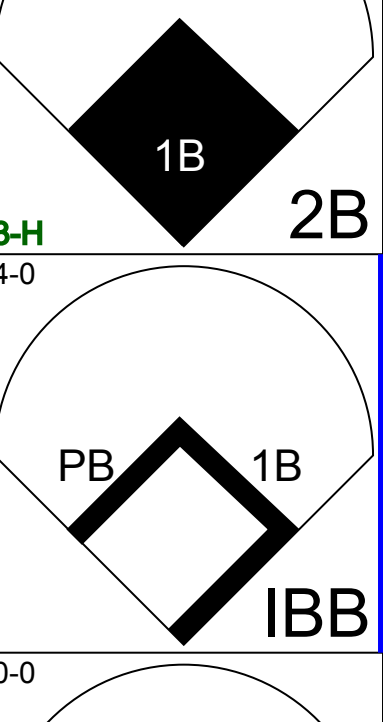
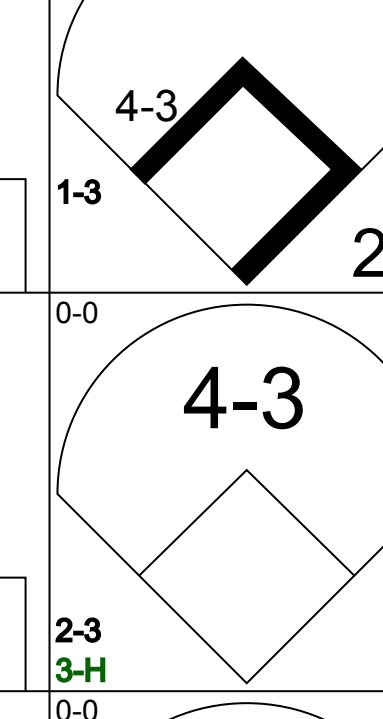
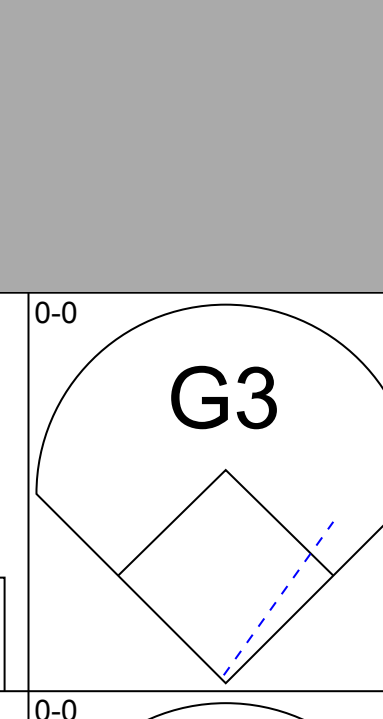
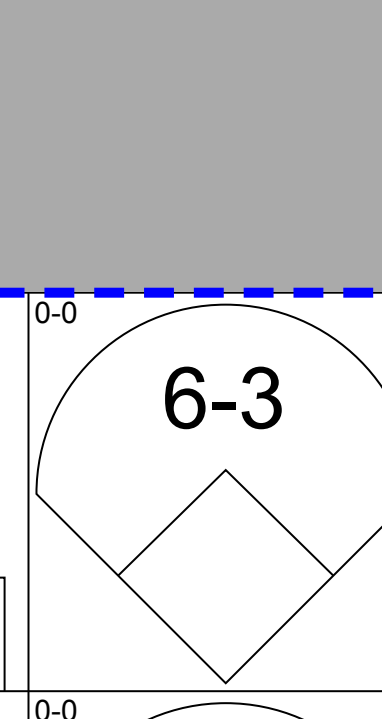
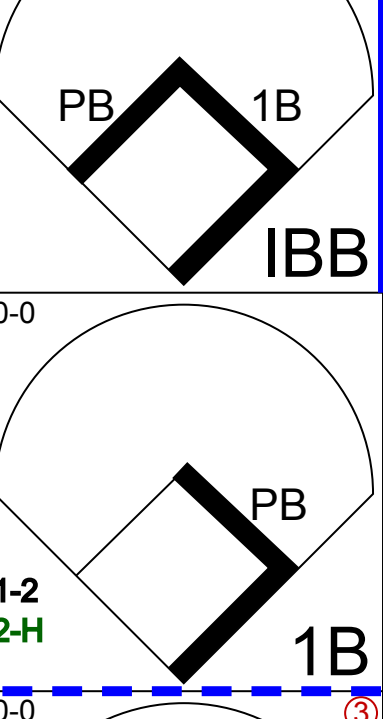
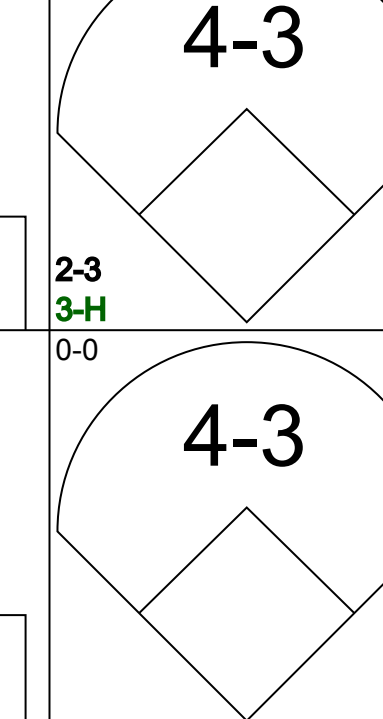
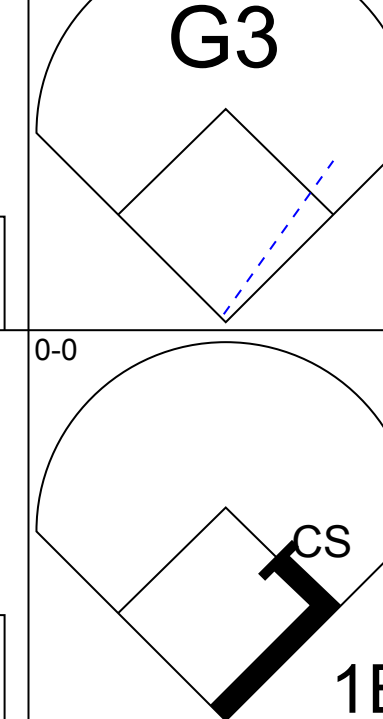
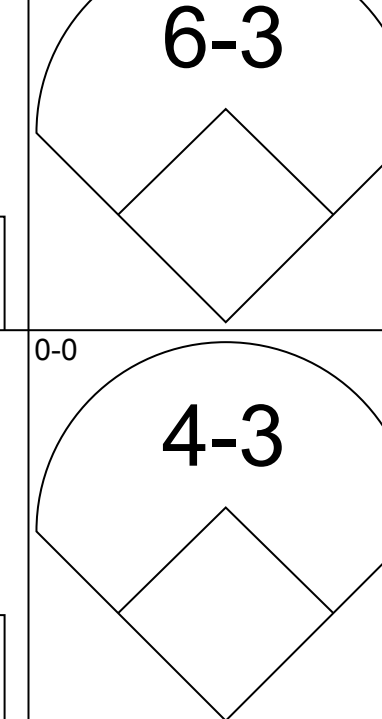
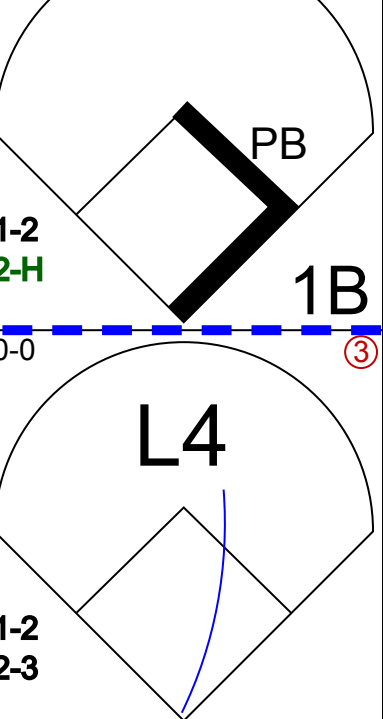
Batter	1	2	3	4	5	6	7	8	9	AB	R	H	RBI	BB	SO	LOB	BOTTOM				
Spike Owen, S OBP: 0.259, SLG: 0.289 (1, 6)	3-1			F8			F8		F7	4	0	0	0	0	0	0					
Tony Bemazzard, S OBP: 0.338, SLG: 0.382 (1, 4)	4-3			L3			HR		WP	3	1	2	1	1	0	0					
Ron Roenicke, S OBP: 0.320, SLG: 0.346 (1, 8)	5-3			L3					K	4	0	0	0	0	2	2					
Pat Putnam, L OBP: 0.319, SLG: 0.449 (1, 3)		6-3								3	0	0	0	1	1	0					
John Moses, S OBP: 0.291, SLG: 0.264 (9, PR)										0	0	0	0	0	0	0					
Ricky Nelson, L OBP: 0.302, SLG: 0.388 (1, 9)		F6							F7	4	0	0	0	0	0	2					
Al Cowens, R OBP: 0.246, SLG: 0.317 (1, 10)		K							5-3	3	0	0	0	0	1	0					
Steve Henderson, R OBP: 0.362, SLG: 0.419 (1, 7)			K							2	0	1	0	1	1	0					
Manny Castillo, S OBP: 0.253, SLG: 0.291 (1, 5)			5-3							2	0	1	0	1	0	0					
Rick Sweet, S OBP: 0.264, SLG: 0.258 (1, 2)			3-1							3	0	0	0	0	1	3					
Inning Stats	R: 0 E: 0 K: 0 S: 3	H: 0 LOB: 0 BB: 0 P: 3	R: 0 E: 0 K: 1 S: 5	H: 0 LOB: 0 BB: 0 P: 5	R: 0 E: 0 K: 1 S: 3	H: 1 LOB: 0 BB: 0 P: 3	R: 0 E: 0 K: 0 S: 3	H: 0 LOB: 0 BB: 0 P: 3	R: 0 E: 0 K: 0 S: 3	H: 2 LOB: 0 BB: 0 P: 3	R: 1 E: 0 K: 2 S: 8	H: 1 LOB: 0 BB: 0 P: 8	R: 0 E: 0 K: 1 S: 5	H: 0 LOB: 2 BB: 2 P: 13	R: 0 E: 0 K: 1 S: 5	H: 0 LOB: 2 BB: 2 P: 13	1B: 2 2B: 2 3B: 0 HR: 1	SF: 0 SAC: 0 DP: 2 HBP: 0	WP: 1 PB: 0 SB: 0 CS: 0	PA: 32	
PITCHER	IP	WLS	BF	H	R	ER	SO	BB	IBB	HBP	BLK	WP	HR	S	P	ERA	WHIP				
Rick Sutcliffe, R ERA: 3.87 (1, 1)	9.0	W	32	4	1	1	6	4	0	0	0	1	1	40	56	1.00	0.889				

Cleveland Indians @ Seattle Mariners
The Kingdome, Seattle, WA
Fri Aug 26 1983, 10:05 PM EDT
Att: 5,581 - Dome

AB 28
R 1
H 4
RBI 1
BB 4
SO 6
LOB 7



Batter	1	2	3	4	5	6	7	8	9	AB	R	H	RBI	BB	SO	LOB	TOP					
Alan Bannister, R (1, 10) OBP: 0.330, SLG: 0.405 (7, 4)										5	2	2	0	0	1	3	Cleveland Indians @ Seattle Mariners The Kingdome, Seattle, WA Sat Aug 27 1983, 10:05 PM EDT Att: 7,409 - Dome					
Toby Harrah, R (1, 5) OBP: 0.388, SLG: 0.359										3	0	1	0	1	0	0						
Julio Franco, R (1, 6) OBP: 0.315, SLG: 0.409										4	1	2	0	0	1	2						
Andre Thornton, R (1, 3) OBP: 0.381, SLG: 0.432										3	0	1	2	0	1	1						
Pat Tabler, R (1, 7) OBP: 0.362, SLG: 0.382										4	0	0	0	0	1	4						
Gorman Thomas, R (1, 8) OBP: 0.291, SLG: 0.353										4	0	0	0	0	1	1						
Carman Castillo, R (1, 9) OBP: 0.333, SLG: 0.167										2	0	0	0	1	0	0						
Broderick Perkins, L (9, PH) OBP: 0.291, SLG: 0.325										1	0	0	0	0	0	0						
Jim Essian, R (1, 2) OBP: 0.308, SLG: 0.303										2	0	0	0	0	0	0						
Ron Hassey, L (7, PH) OBP: 0.335, SLG: 0.344 (7, 2)										2	0	1	0	0	0	0						
Mike Fischlin, R (1, 4) OBP: 0.297, SLG: 0.259										2	0	0	0	0	0	0						
Mike Hargrove, L (7, PH) OBP: 0.387, SLG: 0.377										1	0	0	0	0	0	2						
Dan Spillner, R (7, 1)										0	0	0	0	0	0	0						
Jamie Easterly, L (8, 1)										0	0	0	0	0	0	0						
George Vukovich, L (9, PH) OBP: 0.291, SLG: 0.353										1	0	1	0	0	0	0						
Inning Stats	R: 0 E: 0 K: 2 S: 7	H: 0 LOB: 0 BB: 0 P: 7	R: 0 E: 0 K: 0 S: 3	H: 0 LOB: 0 BB: 0 P: 3	R: 0 E: 0 K: 0 S: 3	H: 0 LOB: 0 BB: 0 P: 3	R: 1 E: 0 K: 0 S: 5	H: 3 LOB: 1 BB: 0 P: 5	R: 0 E: 0 K: 1 S: 5	H: 0 LOB: 0 BB: 0 P: 5	R: 1 E: 0 K: 1 S: 7	H: 2 LOB: 2 BB: 1 P: 11	R: 0 E: 0 K: 0 S: 4	H: 1 LOB: 2 BB: 1 P: 8	R: 1 E: 1 K: 1 S: 7	H: 1 LOB: 1 BB: 0 P: 7	R: 0 E: 0 K: 0 S: 4	H: 1 LOB: 1 BB: 0 P: 4	1B: 6 2B: 2 3B: 0 HR: 0	SF: 1 SAC: 0 DP: 1 HBP: 0	WP: 0 PB: 0 SB: 3 CS: 0	PA: 37
PITCHER	IP	WLS	BF	H	R	ER	SO	BB	IBB	HBP	BLK	WP	HR	S	P	ERA	WHIP					
Matt Young, L (1, 1) ERA: 3.19	6.1	W	25	5	2	2	4	2	0	0	0	0	0	31	39	2.84	1.105					
Mike Stanton, R (7, 1) ERA: 3.4	2.2	S	12	3	1	0	1	0	0	0	0	0	0	14	14	0.00	1.125					

Batter	1	2	3	4	5	6	7	8	9	AB	R	H	RBI	BB	SO	LOB	BOTTOM				
Spike Owen, S (1, 6) OBP: 0.269, SLG: 0.294										3	1	2	0	1	0	1	Cleveland Indians @ Seattle Mariners The Kingdome, Seattle, WA Sat Aug 27 1983, 10:05 PM EDT Att: 7,409 - Dome				
Tony Bemazzard, S (1, 4) OBP: 0.337, SLG: 0.381										4	1	1	0	0	0	2					
Ron Roenicke, S (1, 8) OBP: 0.323, SLG: 0.350										3	1	1	1	1	0	0					
Pat Putnam, L (1, 3) OBP: 0.319, SLG: 0.447										4	0	1	2	0	0	2					
Ricky Nelson, L (1, 9) OBP: 0.301, SLG: 0.395										4	1	1	0	0	1	1					
Al Cowens, R (1, 10) OBP: 0.250, SLG: 0.321										3	2	1	1	1	1	1					
Steve Henderson, R (1, 7) ERA: 4.99										3	0	1	0	1	0	1					
John Moses, S (8, PR) OBP: 0.291, SLG: 0.264 (9, 7)										0	0	0	0	0	0	0					
Manny Castillo, S (1, 5) OBP: 0.253, SLG: 0.291										4	0	1	2	0	0	1					
Rick Sweet, S (1, 2) OBP: 0.264, SLG: 0.258										4	0	1	0	0	0	3					
Inning Stats	R: 0 E: 0 K: 0 S: 2	H: 0 LOB: 1 BB: 2 P: 10	R: 1 E: 0 K: 1 S: 6	H: 1 LOB: 1 BB: 1 P: 10	R: 3 E: 0 K: 0 S: 7	H: 4 LOB: 1 BB: 0 P: 7	R: 0 E: 0 K: 0 S: 3	H: 1 LOB: 0 BB: 0 P: 3	R: 0 E: 0 K: 1 S: 5	H: 0 LOB: 0 BB: 0 P: 5	R: 0 E: 0 K: 0 S: 4	H: 1 LOB: 1 BB: 0 P: 4	R: 2 E: 0 K: 0 S: 6	H: 3 LOB: 3 BB: 1 P: 10	R: 0 E: 0 K: 0 S: 4	H: 0 LOB: 0 BB: 0 P: 4	1B: 6 2B: 4 3B: 1 HR: 0	SF: 0 SAC: 0 DP: 1 HBP: 0	WP: 0 PB: 1 SB: 1 CS: 1	PA: 37	
PITCHER	IP	WLS	BF	H	R	ER	SO	BB	IBB	HBP	BLK	WP	HR	S	P	ERA	WHIP				
Juan Eichelberger, R (1, 1)	2.0	L	12	4	4	4	1	3	0	0	0	0	0	11	23	18.00	3.500				
Mike Jeffcoat, L (3, 1) ERA: 4.5	4.0		13	2	0	0	1	0	0	0	0	0	0	15	15	0.00	0.500				
Dan Spillner, R (7, 1) ERA: 5.2	1.2		10	4	2	2	0	0	1	0	0	0	0	9	13	10.80	2.400				
Jamie Easterly, L (8, 1) ERA: 2.81	0.1		1	0	0	0	0	0	0	0	0	0	0	1	1	0.00	0.000				

Batter	1	2	3	4	5	6	7	8	9	AB	R	H	RBI	BB	SO	LOB	TOP					
Toby Harrah, R OBP: 0.364, SLG: 0.355 (1, 5)	5-3		G5-4-3		K			K	6-3	5	0	0	0	0	2	5	Cleveland Indians @ Seattle Mariners The Kingdome, Seattle, WA Sun Aug 28 1983, 6:33 AM EDT Att: 7,474 - Dome					
Mike Hargrove, L OBP: 0.386, SLG: 0.374 (1, 3)	F7			K	K	FC6-4 IBB		E6 4-3 1B		3	1	0	0	1	1	0						
Julio Franco, R OBP: 0.313, SLG: 0.406 (1, 6)	K			F8	FC6-4			4-3		4	0	0	0	0	1	4						
Andre Thornton, R OBP: 0.380, SLG: 0.431 Carmen Castillo, R (8, PR) OBP: 0.333, SLG: 0.167 (1, 10)		K		K			1-3			4	0	1	1	0	2	0						
Ron Hassey, L OBP: 0.336, SLG: 0.343 (1, 2)	K					2B 1B BB	F7	CS	1B 1B	3	2	1	0	1	1	0						
Pat Tabler, R OBP: 0.361, SLG: 0.383 (1, 7)	F8				1B 1B 2B		K		F9	4	1	1	0	0	1	1						
Gorman Thomas, R OBP: 0.297, SLG: 0.358 (1, 8)			FC1-5 1B BB		1B 1B			G4-6-3 1B	1B SH1-3 1B	3	1	3	1	1	0	0						
George Vukovich, L OBP: 0.274, SLG: 0.305 (1, 9)			FC1-5 1B		S 1B		G4-6-3		SH1-3 1B	4	0	3	2	0	0	1						
Mike Fischlin, R OBP: 0.292, SLG: 0.254 (1, 4)			FC1-5 G5-4-3		F9		F3		SH1-3	3	0	0	1	0	0	4						
Inning Stats	R: 0 E: 0 K: 1 S: 5	H: 0 LOB: 0 BB: 0 P: 5	R: 0 E: 0 K: 2 S: 7	H: 0 LOB: 0 BB: 0 P: 7	R: 0 E: 0 K: 0 S: 3	H: 1 LOB: 1 BB: 1 P: 7	R: 0 E: 0 K: 2 S: 7	H: 0 LOB: 0 BB: 0 P: 7	R: 2 E: 0 K: 1 S: 8	H: 3 LOB: 3 BB: 2 P: 16	R: 0 E: 0 K: 0 S: 5	H: 0 LOB: 0 BB: 0 P: 5	R: 0 E: 0 K: 0 S: 3	H: 1 LOB: 0 BB: 0 P: 3	R: 1 E: 1 K: 1 S: 6	H: 1 LOB: 1 BB: 0 P: 6		R: 2 E: 0 K: 0 S: 6	H: 3 LOB: 1 BB: 0 P: 6	1B: 8 2B: 1 3B: 0 HR: 0	SF: 0 SAC: 1 DP: 2 HBP: 0	WP: 0 PB: 0 SB: 1 CS: 1
PITCHER Mike Moore, R ERA: 4.88 (1, 1)	IP: 9.0 WLS: L BF: 37 H: 9 R: 5 ER: 4 SO: 8 BB: 2 IBB: 1 HBP: 0 BLK: 0 WP: 0 HR: 0 S: 50 P: 62 ERA: 4.00 WHIP: 1.222											PITCHER	IP: 9.0 WLS: W BF: 34 H: 7 R: 2 ER: 2 SO: 1 BB: 3 IBB: 0 HBP: 0 BLK: 0 WP: 0 HR: 1 S: 33 P: 45 ERA: 2.00 WHIP: 1.111									

AB	33
R	5
H	9
RBI	5
BB	3
SO	8
LOB	15



Batter	1	2	3	4	5	6	7	8	9	AB	R	H	RBI	BB	SO	LOB	BOTTOM					
Spike Owen, S OBP: 0.268, SLG: 0.294 (1, 6)	3-1		CS	6-3		1B 1B		G4-3-6		4	0	1	0	0	0	1	Cleveland Indians @ Seattle Mariners The Kingdome, Seattle, WA Sun Aug 28 1983, 6:33 AM EDT Att: 7,474 - Dome					
Tony Bemazzard, S OBP: 0.336, SLG: 0.380 (1, 4)	6-3			4-3		G4-6-3 1B		F7		4	0	1	0	0	0	0						
Ron Roenicke, S OBP: 0.322, SLG: 0.348 (1, 8)	4-3				1B	G4-6-3		F9		4	0	1	0	0	0	2						
Pat Putnam, L OBP: 0.318, SLG: 0.443 (1, 3)		1-3		4-3			3-1		HR BB	3	1	0	0	1	0	1						
Ricky Nelson, L OBP: 0.300, SLG: 0.392 (1, 7)	6-3			4-3			1B 1B	F2		4	0	1	0	0	0	1						
Al Cowens, R OBP: 0.293, SLG: 0.335 (1, 10)	K			3-1			1B		HR	4	1	2	2	0	1	0						
Dave Henderson, R OBP: 0.295, SLG: 0.414 (1, 9)			F9				F4		6-3	3	0	0	0	1	0	2						
Manny Castillo, S OBP: 0.249, SLG: 0.286 (1, 5)			F8		G3		F6			3	0	0	0	0	0	3						
Jamie Nelson, R OBP: 0.329, SLG: 0.313 Rick Sweet, S (8, PH) OBP: 0.268, SLG: 0.261 (9, 2)						F9			G4-3-6 1B	1	0	0	0	1	0	0						
Inning Stats	R: 0 E: 0 K: 0 S: 3	H: 0 LOB: 0 BB: 0 P: 3	R: 0 E: 0 K: 1 S: 5	H: 0 LOB: 0 BB: 0 P: 5	R: 0 E: 0 K: 0 S: 2	H: 0 LOB: 0 BB: 1 P: 6	R: 0 E: 0 K: 0 S: 4	H: 1 LOB: 1 BB: 0 P: 4	R: 0 E: 0 K: 0 S: 3	H: 0 LOB: 1 BB: 1 P: 7	R: 0 E: 0 K: 0 S: 4	H: 2 LOB: 1 BB: 0 P: 4	R: 0 E: 0 K: 0 S: 5	H: 2 LOB: 2 BB: 0 P: 5	R: 0 E: 0 K: 0 S: 3	H: 1 LOB: 0 BB: 0 P: 3		R: 2 E: 0 K: 0 S: 4	H: 1 LOB: 0 BB: 1 P: 8	1B: 6 2B: 0 3B: 0 HR: 1	SF: 0 SAC: 0 DP: 2 HBP: 0	WP: 0 PB: 0 SB: 0 CS: 1
PITCHER Lary Sorensen, R ERA: 4.2 (1, 1)	IP: 9.0 WLS: W BF: 34 H: 7 R: 2 ER: 2 SO: 1 BB: 3 IBB: 0 HBP: 0 BLK: 0 WP: 0 HR: 1 S: 33 P: 45 ERA: 2.00 WHIP: 1.111											PITCHER	IP: 9.0 WLS: W BF: 34 H: 7 R: 2 ER: 2 SO: 1 BB: 3 IBB: 0 HBP: 0 BLK: 0 WP: 0 HR: 1 S: 33 P: 45 ERA: 2.00 WHIP: 1.111									



Batter	1	2	3	4	5	6	7	8	9	AB	R	H	RBI	BB	SO	LOB	TOP			
Paul Moltor, R OBP: 0.356, SLG: 0.459 (1, 5)										4	0	1	0	0	0	0	Milwaukee Brewers @ Seattle Mariners The Kingdome, Seattle, WA Mon Aug 29 1983, 10:05 PM EDT Att: 6,120 - Unknown			
Charlie Moore, R OBP: 0.351, SLG: 0.365 (1, 9)										3	1	0	0	1	0	1				
Robin Yount, R OBP: 0.389, SLG: 0.508 (1, 6)										3	0	3	0	1	0	0				
Cecil Cooper, L OBP: 0.337, SLG: 0.525 (1, 3)										4	0	0	0	0	0	6				
Ted Simmons, S OBP: 0.383, SLG: 0.443 Marshall Edwards, L OBP: 0.269, SLG: 0.324 (1, 2)										4	0	2	1	0	0	0				
Ben Oglivie, L OBP: 0.365, SLG: 0.437 (1, 7)										4	0	0	0	0	0	4				
Mark Brouhard, R OBP: 0.309, SLG: 0.400 (1, 10)										4	0	0	0	0	3	2				
Rick Manning, L OBP: 0.289, SLG: 0.309 Ed Romero, R OBP: 0.326, SLG: 0.375 (1, 8)										3	0	0	0	0	1	1				
Jim Gantner, L OBP: 0.346, SLG: 0.435 (1, 4)										4	0	0	0	0	0	2				
Inning Stats	R: 1 E: 0 K: 0 S: 5	H: 2 LOB: 2 BB: 1 P: 9	R: 0 E: 0 K: 1 S: 5	H: 0 LOB: 0 BB: 0 P: 5	R: 0 E: 0 K: 1 S: 4	H: 1 LOB: 1 BB: 0 P: 4	R: 0 E: 0 K: 1 S: 6	H: 1 LOB: 1 BB: 0 P: 6	R: 0 E: 0 K: 0 S: 3	H: 0 LOB: 0 BB: 0 P: 3	R: 0 E: 0 K: 2 S: 7	H: 0 LOB: 0 BB: 0 P: 7	R: 0 E: 0 K: 0 S: 4	H: 1 LOB: 2 BB: 1 P: 8	R: 0 E: 1 K: 0 S: 5	H: 1 LOB: 2 BB: 0 P: 5		1B: 7 2B: 0 3B: 0 HR: 0	SF: 0 SAC: 0 DP: 1 HBP: 0	WP: 0 PB: 0 SB: 1 CS: 0
PITCHER Bryan Clark, L ERA: 3.85 (1, 1)	IP: 9.0 WLS: W BF: 36	H: 7 R: 1 ER: 1 SO: 4	BB: 1 IBB: 1 HBP: 0 BLK: 0	WP: 0 HR: 0 S: 42 P: 50	ERA: 1.00 WHIP: 0.889	PITCHER										IP: 9.0 WLS: W BF: 36	H: 7 R: 1 ER: 1 SO: 4	BB: 1 IBB: 1 HBP: 0 BLK: 0	WP: 0 HR: 0 S: 42 P: 50	ERA: 1.00 WHIP: 0.889

Batter	1	2	3	4	5	6	7	8	9	AB	R	H	RBI	BB	SO	LOB	BOTTOM			
Spike Owen, S OBP: 0.265, SLG: 0.289 (1, 6)										3	0	0	0	0	0	0	Milwaukee Brewers @ Seattle Mariners The Kingdome, Seattle, WA Mon Aug 29 1983, 10:05 PM EDT Att: 6,120 - Unknown			
Tony Bemazzard, S OBP: 0.335, SLG: 0.377 (1, 4)										3	0	0	0	0	0	0				
Ron Roenicke, S OBP: 0.318, SLG: 0.344 (1, 8)										3	0	0	0	0	0	0				
Pat Putnam, L OBP: 0.316, SLG: 0.440 (1, 3)										3	0	0	0	0	0	0				
Al Cowens, R OBP: 0.254, SLG: 0.338 (1, 10)										3	1	1	0	0	0	0				
Steve Henderson, R OBP: 0.383, SLG: 0.428 John Moses, S OBP: 0.291, SLG: 0.264 (1, 7)										3	1	1	1	0	0	1				
Ricky Nelson, L OBP: 0.297, SLG: 0.387 (1, 9)										3	0	0	1	0	0	0				
Manny Castillo, S OBP: 0.250, SLG: 0.286 (1, 5)										3	0	1	0	0	1	0				
Rick Sweet, S OBP: 0.264, SLG: 0.257 (1, 2)										3	0	0	0	0	1	1				
Inning Stats	R: 0 E: 0 K: 0 S: 3	H: 0 LOB: 0 BB: 0 P: 3	R: 1 E: 0 K: 0 S: 4	H: 1 LOB: 0 BB: 0 P: 4	R: 0 E: 0 K: 2 S: 7	H: 0 LOB: 0 BB: 0 P: 7	R: 0 E: 0 K: 0 S: 3	H: 0 LOB: 0 BB: 0 P: 3	R: 1 E: 0 K: 0 S: 5	H: 2 LOB: 1 BB: 0 P: 5	R: 0 E: 0 K: 0 S: 3	H: 0 LOB: 0 BB: 0 P: 3	R: 0 E: 0 K: 0 S: 3	H: 0 LOB: 0 BB: 0 P: 3	R: 0 E: 0 K: 0 S: 3	H: 0 LOB: 0 BB: 0 P: 3		1B: 1 2B: 1 3B: 0 HR: 1	SF: 0 SAC: 0 DP: 0 HBP: 0	WP: 0 PB: 0 SB: 0 CS: 0
PITCHER Don Sutton, R ERA: 4.07 (1, 1)	IP: 8.0 WLS: L BF: 27	H: 3 R: 2 ER: 2 SO: 2	BB: 0 IBB: 0 HBP: 0 BLK: 0	WP: 0 HR: 1 S: 31 P: 31	ERA: 2.25 WHIP: 0.375	PITCHER										IP: 8.0 WLS: L BF: 27	H: 3 R: 2 ER: 2 SO: 2	BB: 0 IBB: 0 HBP: 0 BLK: 0	WP: 0 HR: 1 S: 31 P: 31	ERA: 2.25 WHIP: 0.375

Batter	1	2	3	4	5	6	7	8	9	AB	R	H	RBI	BB	SO	LOB	TOP					
Paul Moltor, R OBP: 0.357, SLG: 0.458 (1, 5)										3	0	1	0	1	0	1	Milwaukee Brewers @ Seattle Mariners The Kingdome, Seattle, WA Tue Aug 30 1983, 10:05 PM EDT Att: 15,218 - Dome					
Jim Gantner, L OBP: 0.343, SLG: 0.431 (1, 4)										4	0	0	0	0	2	4						
Robin Yount, R OBP: 0.386, SLG: 0.503 (1, 6)										4	0	0	1	0	1	2						
Cecil Cooper, L OBP: 0.336, SLG: 0.523 (1, 3)										4	0	1	0	0	1	1						
Ted Simmons, S OBP: 0.360, SLG: 0.439 (1, 2)										4	0	0	0	0	1	2						
Ben Oglivie, L OBP: 0.362, SLG: 0.432 (1, 7)										4	0	0	0	0	0	0						
Roy Howell, L OBP: 0.339, SLG: 0.428 (1, 10)										4	1	2	0	0	1	0						
Rick Manning, L OBP: 0.289, SLG: 0.313 (1, 8)										4	1	1	1	0	1	1						
Charlie Moore, R OBP: 0.352, SLG: 0.367 (1, 9)										3	1	2	1	0	0	0						
Inning Stats	R: 0 E: 0 K: 3 S: 10	H: 1 LOB: 2 BB: 1 P: 14	R: 0 E: 0 K: 1 S: 5	H: 0 LOB: 0 BB: 0 P: 5	R: 1 E: 0 K: 0 S: 5	H: 2 LOB: 1 BB: 0 P: 5	R: 0 E: 0 K: 0 S: 4	H: 1 LOB: 1 BB: 0 P: 4	R: 0 E: 0 K: 0 S: 3	H: 0 LOB: 0 BB: 0 P: 3	R: 0 E: 0 K: 1 S: 5	H: 0 LOB: 0 BB: 0 P: 5	R: 2 E: 0 K: 1 S: 8	H: 3 LOB: 1 BB: 0 P: 8	R: 0 E: 0 K: 0 S: 3	H: 0 LOB: 0 BB: 0 P: 3	R: 0 E: 0 K: 1 S: 5	H: 0 LOB: 0 BB: 0 P: 5	1B: 6 2B: 0 3B: 1 HR: 0	SF: 0 SAC: 0 DP: 0 HBP: 0	WP: 0 PB: 0 SB: 2 CS: 1	PA: 35
PITCHER Jim Beattie, R ERA: 4.27 (1, 1)	IP: 9.0 WLS: L BF: 35 H: 7 R: 3 ER: 2 SO: 7 BB: 1 IBB: 0 HBP: 0 BLK: 0 WP: 0 HR: 0 S: 48 P: 52 ERA: 2.00 WHIP: 0.889															PITCHER						

Batter	1	2	3	4	5	6	7	8	9	AB	R	H	RBI	BB	SO	LOB	BOTTOM					
Spike Owen, S OBP: 0.260, SLG: 0.284 (1, 6)										4	0	0	1	0	1	0	Milwaukee Brewers @ Seattle Mariners The Kingdome, Seattle, WA Tue Aug 30 1983, 10:05 PM EDT Att: 15,218 - Dome					
Tony Bemazzard, S OBP: 0.334, SLG: 0.383 (1, 4)										4	1	1	1	0	0	1						
Ron Roenicke, S OBP: 0.321, SLG: 0.348 (1, 8)										3	0	1	0	1	1	0						
Pat Putnam, L OBP: 0.320, SLG: 0.440 (1, 3)										2	0	1	0	2	0	0						
Al Cowens, R OBP: 0.291, SLG: 0.333 (1, 10)										4	0	0	0	0	1	4						
Steve Henderson, R OBP: 0.360, SLG: 0.424 (1, 7)										3	0	0	0	0	0	2						
Ricky Nelson, L OBP: 0.293, SLG: 0.382 (1, 9)										3	0	0	0	0	0	1						
Manny Castillo, S OBP: 0.246, SLG: 0.282 (1, 5)										3	0	0	0	0	0	0						
Rick Sweet, S OBP: 0.269, SLG: 0.263 (1, 2)										3	0	2	0	0	0	0						
John Moses, S OBP: 0.291, SLG: 0.264 (8, PR)										0	1	0	0	0	0	0						
Jamie Nelson, R OBP: 0.329, SLG: 0.313 (9, 2)										0	0	0	0	0	0	0						
Inning Stats	R: 1 E: 0 K: 0 S: 4	H: 2 LOB: 1 BB: 1 P: 8	R: 0 E: 0 K: 0 S: 3	H: 0 LOB: 0 BB: 0 P: 3	R: 0 E: 0 K: 1 S: 5	H: 1 LOB: 0 BB: 0 P: 5	R: 0 E: 0 K: 1 S: 6	H: 1 LOB: 1 BB: 0 P: 6	R: 0 E: 0 K: 0 S: 3	H: 0 LOB: 0 BB: 0 P: 3	R: 0 E: 1 K: 0 S: 2	H: 0 LOB: 0 BB: 1 P: 6	R: 0 E: 0 K: 0 S: 3	H: 0 LOB: 1 BB: 1 P: 7	R: 0 E: 0 K: 0 S: 4	H: 1 LOB: 1 BB: 0 P: 4	R: 0 E: 0 K: 1 S: 5	H: 0 LOB: 0 BB: 0 P: 5	1B: 3 2B: 1 3B: 0 HR: 1	SF: 0 SAC: 0 DP: 1 HBP: 0	WP: 0 PB: 0 SB: 1 CS: 1	PA: 33
PITCHER Tom Candiotti, R ERA: 0.62 Pete Ladd, R ERA: 2.45 (8, 1)	IP: 7.1 WLS: W BF: 27 H: 5 R: 2 ER: 1 SO: 2 BB: 3 IBB: 0 HBP: 0 BLK: 0 WP: 0 HR: 1 S: 28 P: 40 ERA: 1.23 WHIP: 1.091															PITCHER						

Batter	1	2	3	4	5	6	7	8	9	AB	R	H	RBI	BB	SO	LOB	TOP										
Paul Moltor, R OBP: 0.358, SLG: 0.458 (1,5)	F3		FC6-4 1B		F6			FC5-4 HBP BB		3	0	1	0	1	0	0	Milwaukee Brewers @ Seattle Mariners The Kingdome, Seattle, WA Wed Aug 31 1983, 10:05 PM EDT Att: 6,307 - Dome										
Jim Gantner, L OBP: 0.343, SLG: 0.428 (1,4)	1-3		FC6-4 1B			6-3		FC5-4 HBP		3	0	0	0	0	0	1											
Robin Yount, R OBP: 0.385, SLG: 0.501 (1,6)	F9					5-3		FC5-4 HBP		4	0	1	0	0	0	2											
Cecil Cooper, L OBP: 0.334, SLG: 0.519 (1,3)		F7	5-3			F7		6-3		4	0	0	0	0	0	4											
Ted Simmons, S OBP: 0.361, SLG: 0.446 (1,2)		BB 1B			F8			6-3		4	1	2	1	0	0	0											
Ben Oglivie, L OBP: 0.361, SLG: 0.429 (1,7)		4-0 BB 1-2 BB			3-1			6-3 HR		3	0	0	0	1	1	0											
Roy Howell, L OBP: 0.331, SLG: 0.417 (1,10)		F8			F8			F6		4	0	0	0	0	1	2											
Rick Manning, L OBP: 0.287, SLG: 0.311 (1,8)		K			F4			3-1		3	0	0	0	0	1	2											
Charlie Moore, R OBP: 0.350, SLG: 0.365 (1,9)			F8			F7		4-3		3	0	0	0	0	0	0											
Inning Stats	R: 0 E: 0 K: 0 S: 3	H: 0 LOB: 0 BB: 0 P: 3	R: 0 E: 0 K: 1 S: 6	H: 1 LOB: 2 BB: 1 P: 10	R: 0 E: 0 K: 0 S: 5	H: 2 LOB: 2 BB: 0 P: 5	R: 0 E: 0 K: 0 S: 3	H: 0 LOB: 0 BB: 0 P: 3	R: 0 E: 0 K: 0 S: 3	H: 0 LOB: 0 BB: 0 P: 3	R: 1 E: 0 K: 0 S: 4	H: 1 LOB: 0 BB: 0 P: 4	R: 0 E: 0 K: 2 S: 7	H: 0 LOB: 2 BB: 1 P: 8	R: 0 E: 0 K: 2 S: 7	H: 0 LOB: 0 BB: 0 P: 7	1B: 3 2B: 0 3B: 0 HR: 1	SF: 0 SAC: 0 DP: 0 HBP: 1	WP: 0 PB: 0 SB: 0 CS: 0	PA: 34							
PITCHER	IP	WLS	BF	H	R	ER	SO	BB	IBB	HBP	BLK	WP	HR	S	P	ERA	WHIP										
Bob Stoddard, R ERA: 4.41 (1,1)	7.1	W	29	4	1	1	1	2	0	1	0	0	1	28	37	1.23	0.818										
Mike Stanton, R ERA: 3.29 (8,1)	1.2	S	5	0	0	0	2	0	0	0	0	0	0	9	9	0.00	0.000										

Batter	1	2	3	4	5	6	7	8	9	AB	R	H	RBI	BB	SO	LOB	BOTTOM										
Spike Owen, S OBP: 0.263, SLG: 0.283 (1,6)	F9		F7			S 2B 1B		K 1-2		4	1	1	0	1	1	2	Milwaukee Brewers @ Seattle Mariners The Kingdome, Seattle, WA Wed Aug 31 1983, 10:05 PM EDT Att: 6,307 - Dome										
Tony Bemazzard, S OBP: 0.335, SLG: 0.382 (1,4)	6-3				F2			HBP BB		3	0	1	0	0	0	1											
Ron Roenicke, S OBP: 0.323, SLG: 0.345 (1,8)		4-0 BB			1B			HBP		2	1	0	0	1	1	4											
Pat Putnam, L OBP: 0.319, SLG: 0.441 (1,3)	L3		G3					L4		4	0	1	2	0	0	3											
Al Cowens, R OBP: 0.254, SLG: 0.339 (1,10)		E5						K		4	0	2	0	0	1	1											
Steve Henderson, R OBP: 0.383, SLG: 0.426 (1,7)		K								3	1	2	0	0	1	1											
John Moses, S OBP: 0.289, SLG: 0.262 (7,7)								F7		1	0	0	0	0	0	1											
Ricky Nelson, L OBP: 0.292, SLG: 0.384 (1,9)		F8			F2			2B 1B		4	1	1	1	0	0	3											
Manny Castillo, S OBP: 0.241, SLG: 0.277 (1,5)		F9			K			SF8		3	0	0	1	0	1	2											
Jamie Nelson, R OBP: 0.338, SLG: 0.304 (1,2)					5-3			F8		2	0	0	0	2	0	0											
Inning Stats	R: 0 E: 0 K: 0 S: 3	H: 0 LOB: 1 BB: 1 P: 7	R: 0 E: 1 K: 1 S: 6	H: 0 LOB: 0 BB: 0 P: 6	R: 0 E: 0 K: 1 S: 6	H: 1 LOB: 1 BB: 1 P: 10	R: 0 E: 0 K: 1 S: 6	H: 2 LOB: 1 BB: 0 P: 6	R: 2 E: 0 K: 0 S: 7	H: 2 LOB: 1 BB: 0 P: 8	R: 2 E: 0 K: 0 S: 5	H: 2 LOB: 2 BB: 1 P: 10	R: 0 E: 0 K: 0 S: 4	H: 1 LOB: 1 BB: 0 P: 4	R: 0 E: 0 K: 1 S: 4	H: 0 LOB: 0 BB: 1 P: 8	1B: 5 2B: 3 3B: 0 HR: 0	SF: 1 SAC: 0 DP: 0 HBP: 2	WP: 0 PB: 0 SB: 1 CS: 1	PA: 37							
PITCHER	IP	WLS	BF	H	R	ER	SO	BB	IBB	HBP	BLK	WP	HR	S	P	ERA	WHIP										
Pete Vuckovich, R ERA: 3.6 (1,1)	5.0	L	23	5	2	2	4	2	0	1	0	0	0	28	37	3.60	1.400										
Tom Tallmann, R ERA: 3.1 (6,1)	2.0		11	3	2	2	0	1	0	1	0	0	0	9	14	9.00	2.000										
Bob Gibson, R ERA: 3.98 (8,1)	1.0		3	0	0	0	1	1	0	0	0	0	0	4	8	0.00	1.000										

Batter	1	2	3	4	5	6	7	8	9	AB	R	H	RBI	BB	SO	LOB	TOP					
Willie Randolph, R (1,4) OBP: 0.368, SLG: 0.344										4	1	3	0	1	0	1	New York Yankees @ Seattle Mariners The Kingdome, Seattle, WA Fri Sep 02 1983, 10:05 PM EDT Att: 21,919 - Unknown					
Ken Griffey, L (1,3) OBP: 0.366, SLG: 0.450										5	0	1	0	0	1	5						
Dave Winfield, R (1,7) OBP: 0.335, SLG: 0.500										5	2	1	2	0	0	3						
Don Baylor, R (1,10) OBP: 0.352, SLG: 0.481										5	2	2	1	0	0	0						
Roy Smalley, S (1,6) OBP: 0.355, SLG: 0.445										5	0	2	2	0	2	0						
Don Mattingly, L (1,9) OBP: 0.362, SLG: 0.482										4	0	1	0	1	0	1						
Bert Campaneris, R (1,5) OBP: 0.359, SLG: 0.361										4	0	2	0	0	0	3						
Omar Moreno, L (1,8) OBP: 0.287, SLG: 0.342										3	0	0	0	0	2	4						
Rick Cerone, R (1,2) OBP: 0.260, SLG: 0.268										4	0	1	0	0	0	1						
Inning Stats	R: 3 E: 0 K: 1 S: 9	H: 4 LOB: 2 BB: 1 P: 13	R: 0 E: 1 K: 0 S: 4	H: 0 LOB: 1 BB: 0 P: 4	R: 0 E: 0 K: 1 S: 5	H: 0 LOB: 0 BB: 0 P: 5	R: 0 E: 0 K: 1 S: 6	H: 1 LOB: 2 BB: 1 P: 10	R: 1 E: 0 K: 0 S: 5	H: 2 LOB: 1 BB: 0 P: 5	R: 0 E: 0 K: 1 S: 6	H: 2 LOB: 1 BB: 0 P: 6	R: 1 E: 0 K: 1 S: 8	H: 3 LOB: 2 BB: 0 P: 8	R: 0 E: 0 K: 0 S: 4	H: 1 LOB: 1 BB: 0 P: 4	R: 0 E: 0 K: 0 S: 3	H: 0 LOB: 0 BB: 0 P: 3	1B: 7 2B: 5 3B: 0 HR: 1	SF: 0 SAC: 1 DP: 0 HBP: 0	WP: 0 PB: 0 CS: 0	PA: 42
PITCHER	IP WLS BF H R ER SO BB IBB HBP BLK WP HR S P ERA WHIP																					
Matt Young, L (1,1) ERA: 3.29	6.0 L 29 9 4 4 4 2 0 0 0 0 0 0 35 43 6.00 1.833																					
Karl Best, R (7,1) ERA: 7.2	1.0 6 3 1 1 1 0 0 0 0 0 0 1 8 8 9.00 3.000																					
Ed Vande Berg, L (8,1) ERA: 3.57	1.0 4 1 0 0 0 0 0 0 0 0 0 0 4 4 0.00 1.000																					
Roy Thomas, R (9,1) ERA: 3.26	1.0 3 0 0 0 0 0 0 0 0 0 0 0 3 3 0.00 0.000																					

Batter	1	2	3	4	5	6	7	8	9	AB	R	H	RBI	BB	SO	LOB	BOTTOM					
Spike Owen, S (1,6) OBP: 0.267, SLG: 0.292										4	2	2	0	0	0	0	New York Yankees @ Seattle Mariners The Kingdome, Seattle, WA Fri Sep 02 1983, 10:05 PM EDT Att: 21,919 - Unknown					
Ken Phelps, L (9, PH) OBP: 0.292, SLG: 0.405										0	0	0	0	1	0	0						
Harold Reynolds, S (9, PR)										0	0	0	0	0	0	0						
Tony Bemazzard, S (1,4) OBP: 0.336, SLG: 0.385										4	1	2	0	1	0	1						
Ron Roenicke, S (1,8) OBP: 0.324, SLG: 0.344										4	1	1	1	1	1	4						
Al Cowens, R (1,10) OBP: 0.251, SLG: 0.335										4	0	0	0	0	0	5						
Steve Henderson, R (1,7) OBP: 0.362, SLG: 0.427										4	0	1	2	0	1	1						
Dave Henderson, R (1,9) OBP: 0.297, SLG: 0.419										3	0	2	0	0	1	0						
Al Chambers, L (8, PH) OBP: 0.407, SLG: 0.304										1	0	0	1	0	0	1						
John Moses, S (9, 8) OBP: 0.289, SLG: 0.262										0	0	0	0	0	0	0						
Pat Putnam, L (1,3) OBP: 0.320, SLG: 0.441										2	0	1	0	0	0	1						
Phil Bradley, R (7, PH)										1	0	0	0	0	0	0						
Ricky Nelson, L (8, PH) OBP: 0.291, SLG: 0.383										1	0	0	0	0	1	1						
Jamie Allen, R (1,5) OBP: 0.313, SLG: 0.307										3	0	1	0	0	0	3						
Manny Castillo, S (9, PH) OBP: 0.240, SLG: 0.276										1	0	0	0	0	0	0						
Jamie Nelson, R (1,2) OBP: 0.325, SLG: 0.292										3	0	0	0	0	0	2						
Rick Sweet, S (9, PH) OBP: 0.268, SLG: 0.262										1	0	0	0	0	0	0						
Inning Stats	R: 0 E: 0 K: 0 S: 3	H: 0 LOB: 0 BB: 0 P: 3	R: 0 E: 0 K: 0 S: 5	H: 2 LOB: 2 BB: 0 P: 5	R: 0 E: 0 K: 1 S: 3	H: 1 LOB: 0 BB: 0 P: 3	R: 0 E: 0 K: 1 S: 5	H: 1 LOB: 0 BB: 0 P: 5	R: 0 E: 0 K: 0 S: 4	H: 1 LOB: 1 BB: 0 P: 4	R: 1 E: 0 K: 0 S: 5	H: 2 LOB: 1 BB: 0 P: 5	R: 0 E: 0 K: 1 S: 6	H: 1 LOB: 1 BB: 0 P: 6	R: 3 E: 1 K: 1 S: 7	H: 1 LOB: 1 BB: 2 P: 15	R: 0 E: 0 K: 1 S: 6	H: 1 LOB: 3 BB: 1 P: 10	1B: 6 2B: 5 3B: 0 HR: 0	SF: 0 SAC: 0 DP: 2 HBP: 0	WP: 0 PB: 0 CS: 0	PA: 39
PITCHER	IP WLS BF H R ER SO BB IBB HBP BLK WP HR S P ERA WHIP																					
Ray Fontenot, L (1,1) ERA: 3.1	7.0 W 29 8 3 3 2 1 0 0 0 0 0 0 32 36 3.86 1.286																					
Rich Gossage, R (8,1) ERA: 2.07	2.0 S 10 2 1 0 2 2 0 0 0 0 0 0 12 20 0.00 2.000																					

AB	39
R	5
H	13
RBI	5
BB	2
SO	5
LOB	18



Batter	1	2	3	4	5	6	7	8	9	AB	R	H	RBI	BB	SO	LOB	TOP					
Willie Randolph, R OBP: 0.366, SLG: 0.342										3	0	0	0	2	0	2						
Ken Griffey, L OBP: 0.372, SLG: 0.451										3	0	2	1	1	0	1						
Dave Winfield, R OBP: 0.337, SLG: 0.501										4	1	0	0	1	0	5						
Don Baylor, R OBP: 0.354, SLG: 0.485										4	0	1	1	0	0	2						
Graig Nettles, L OBP: 0.351, SLG: 0.445										4	1	2	0	0	1	1						
Roy Smalley, S OBP: 0.353, SLG: 0.445										4	1	1	0	0	1	2						
Don Mattingly, L OBP: 0.366, SLG: 0.475										3	0	0	0	1	1	1						
Rick Cerone, R OBP: 0.259, SLG: 0.268										4	1	1	0	0	0	4						
Omar Moreno, L OBP: 0.288, SLG: 0.342										4	0	2	2	0	1	0						
Inning Stats	R: 0 E: 0 K: 0 S: 3	H: 1 LOB: 1 BB: 1 P: 7	R: 0 E: 0 K: 0 S: 3	H: 0 LOB: 0 BB: 0 P: 3	R: 0 E: 0 K: 0 S: 3	H: 0 LOB: 0 BB: 0 P: 3	R: 1 E: 1 K: 1 S: 6	H: 1 LOB: 1 BB: 1 P: 10	R: 1 E: 0 K: 1 S: 7	H: 2 LOB: 2 BB: 1 P: 11	R: 2 E: 0 K: 0 S: 6	H: 3 LOB: 2 BB: 1 P: 10	R: 0 E: 0 K: 0 S: 3	H: 1 LOB: 0 BB: 0 P: 3	R: 0 E: 0 K: 1 S: 5	H: 1 LOB: 1 BB: 0 P: 6	R: 0 E: 1 K: 1 S: 5	H: 0 LOB: 1 BB: 1 P: 9	1B: 7 2B: 2 3B: 0 HR: 0	SF: 1 SAC: 0 DP: 2 HBP: 0	WP: 1 PB: 0 CS: 0	PA: 39
PITCHER	IP WLS BF H R ER SO BB IBB HBP BLK WP HR S P ERA WHIP																					
Bryan Clark, L ERA: 3.89	(1, 1) 5.2 L 27 7 4 3 2 3 1 0 0 0 1 0 27 43 4.76 1.765																					
Ed Nunez, R ERA: 5.47	(6, 1) 2.1 8 2 0 0 1 0 0 0 0 0 0 0 10 10 0.00 0.857																					
Bill Caudill, R ERA: 4.16	(9, 1) 1.0 4 0 0 0 0 1 1 0 0 0 0 0 5 9 0.00 1.000																					

New York Yankees @ Seattle Mariners
The Kingdome, Seattle, WA
Sun Sep 04 1983, 6:33 AM EDT
Att: 11,373 - Unknown

AB	33
R	4
H	9
RBI	4
BB	5
SO	4
LOB	18



Batter	1	2	3	4	5	6	7	8	9	AB	R	H	RBI	BB	SO	LOB	BOTTOM			
Spike Owen, S OBP: 0.262, SLG: 0.290										4	0	0	0	0	1	0				
Tony Bernazard, S OBP: 0.340, SLG: 0.388										4	1	2	0	0	1	0				
Ron Roenicke, S OBP: 0.326, SLG: 0.344										4	0	0	0	0	2	2				
Al Cowens, R OBP: 0.251, SLG: 0.330										4	0	1	0	0	0	1				
Steve Henderson, R OBP: 0.362, SLG: 0.441										4	2	2	3	0	0	1				
Dave Henderson, R OBP: 0.300, SLG: 0.423										3	0	2	0	0	0	0				
Pat Putnam, L OBP: 0.316, SLG: 0.436										1	0	0	0	0	1	0				
Jamie Allen, R OBP: 0.309, SLG: 0.304										3	0	0	0	0	0	2				
Phil Bradley, R OBP: 0.250, SLG: 0.250										3	0	1	0	0	0	1				
Rick Sweet, S OBP: 0.266, SLG: 0.260										2	0	0	0	0	1	2				
Darnell Coles, R (8, PH)										1	0	0	0	0	1	0				
Orlando Mercado, R OBP: 0.263, SLG: 0.323										0	0	0	0	0	0	0				
Inning Stats	R: 0 E: 0 K: 1 S: 5	H: 1 LOB: 0 BB: 0 P: 5	R: 1 E: 0 K: 0 S: 4	H: 1 LOB: 0 BB: 0 P: 4	R: 0 E: 0 K: 0 S: 3	H: 1 LOB: 0 BB: 0 P: 3	R: 0 E: 0 K: 1 S: 6	H: 1 LOB: 1 BB: 0 P: 6	R: 0 E: 0 K: 1 S: 5	H: 0 LOB: 0 BB: 0 P: 5	R: 0 E: 0 K: 0 S: 4	H: 1 LOB: 1 BB: 0 P: 4	R: 0 E: 0 K: 1 S: 5	H: 0 LOB: 0 BB: 0 P: 5	R: 2 E: 0 K: 2 S: 9	H: 2 LOB: 0 BB: 0 P: 9	1B: 4 2B: 2 3B: 0 HR: 2	SF: 0 SAC: 0 DP: 0 HBP: 0	WP: 0 PB: 0 CS: 2	PA: 33
PITCHER	IP WLS BF H R ER SO BB IBB HBP BLK WP HR S P ERA WHIP																			
Ron Guidry, L ERA: 3.62	(1, 1) 8.2 W 32 8 3 3 6 0 0 0 0 0 0 0 2 44 3.12 0.923																			
Rich Gossage, R ERA: 2.06	(9, 1) 0.1 S 1 0 0 0 0 1 0 0 0 0 0 0 0 3 3 0.00 0.000																			

New York Yankees @ Seattle Mariners
The Kingdome, Seattle, WA
Sun Sep 04 1983, 6:33 AM EDT
Att: 11,373 - Unknown

AB	33
R	3
H	8
RBI	3
BB	0
SO	7
LOB	9



Batter	1	2	3	4	5	6	7	8	9	AB	R	H	RBI	BB	SO	LOB	TOP										
Spike Owen, S OBP: 0.264, SLG: 0.288 (1, 6)	E6 CS			4-3	K	BB BB 1B		K		5	0	1	2	1	2	1	Seattle Mariners @ Kansas City Royals Royals Stadium, Kansas City, MO Mon Sep 05 1983, 8:05 PM EDT Att: 16,952 - Unknown										
Phil Bradley, R OBP: 0.400, SLG: 0.375 (1, 8)	F9	F1		SF8		3-H BB 1B		1B		4	1	2	1	1	0	3											
Ron Roenicke, S OBP: 0.333, SLG: 0.352 Manny Castillo, S OBP: 0.240, SLG: 0.276 (6, PH) (8, 3)	1B BB 1-2			E G5-2-3 1B	1B			L6		3	2	2	0	2	0	2											
Al Cowens, R OBP: 0.257, SLG: 0.339 Ken Phelps, L OBP: 0.293, SLG: 0.395 (1, 10) (6, PH)	1-3 1B			F9	HR				F7	4	2	3	3	0	0	1											
Steve Henderson, R OBP: 0.365, SLG: 0.452 Ricky Nelson, L OBP: 0.288, SLG: 0.377 (1, 7) (6, PH) (6, 7)	K			E	1B				4-3	4	2	3	2	0	1	2											
Dave Henderson, R OBP: 0.303, SLG: 0.432 John Moses, S OBP: 0.292, SLG: 0.266 (1, 9) (6, 9)				E5					1B	3	2	2	3	1	0	2											
Darnell Coles, R OBP: 0.429, SLG: 0.857 (1, 5)				E5	1B				1B	6	1	3	1	0	0	4											
Orlando Mercado, R OBP: 0.260, SLG: 0.315 (1, 2)	SF7			G5-2-3	F3				F3	4	1	0	1	1	0	2											
Harold Reynolds, S OBP: 0.400, SLG: 1.000 (1, 4)	1-3			1-3	SF8				F7	5	2	2	0	0	0	1											
Inning Stats	R: 0 E: 1 K: 1 S: 6	H: 1 LOB: 2 BB: 1 P: 10	R: 1 E: 1 K: 0 S: 4	H: 1 LOB: 2 BB: 2 P: 12	R: 0 E: 1 K: 0 S: 5	H: 2 LOB: 2 BB: 0 P: 5	R: 5 E: 0 K: 0 S: 8	H: 5 LOB: 1 BB: 1 P: 12	R: 0 E: 0 K: 1 S: 5	H: 0 LOB: 0 BB: 0 P: 5	R: 7 E: 0 K: 0 S: 10	H: 7 LOB: 3 BB: 3 P: 22	R: 0 E: 0 K: 1 S: 5	H: 0 LOB: 0 BB: 0 P: 5	R: 0 E: 0 K: 1 S: 6	H: 1 LOB: 1 BB: 0 P: 6		R: 0 E: 0 K: 0 S: 5	H: 2 LOB: 2 BB: 0 P: 5	1B: 12 2B: 3 3B: 1 HR: 3	SF: 2 SAC: 0 DP: 1 HBP: 0	WP: 0 PB: 0 SB: 0 CS: 1	PA: 53				
PITCHER	IP	WLS	BF	H	R	ER	SO	BB	IBB	HBP	BLK	WP	HR	S	P	ERA	WHIP										
Larry Gura, L ERA: 5.08 (1, 1)	3.2	L	23	8	6	5	1	4	0	0	0	0	1	21	37	12.27	3.273										
Mark Huisman, R ERA: 7.09 (4, 1)	0.1		2	1	0	0	0	0	0	0	0	0	0	2	2	0.00	3.000										
Keith Creel, R ERA: 6.72 (5, 1)	1.1		13	7	7	7	1	2	0	0	0	0	1	13	21	47.25	6.750										
Mike Armstrong, R ERA: 4.19 (6, 1)	1.2		6	0	0	0	1	1	0	0	0	0	0	7	11	0.00	0.600										
Joe Simpson, L ERA: 3.0 (8, 1)	2.0		9	3	0	0	1	0	0	0	0	0	0	11	11	0.00	1.500										
Batter	1	2	3	4	5	6	7	8	9	AB	R	H	RBI	BB	SO	LOB	BOTTOM										
Darryl Motley, R OBP: 0.462, SLG: 0.667 (1, 9)	BLK FC1-2 1B			HR					6-3	5	1	2	3	0	0	1	Seattle Mariners @ Kansas City Royals Royals Stadium, Kansas City, MO Mon Sep 05 1983, 8:05 PM EDT Att: 16,952 - Unknown										
Pat Sheridan, L OBP: 0.316, SLG: 0.409 (1, 8)	K			4-3	K			E3		5	0	1	1	0	2	1											
George Brett, L OBP: 0.383, SLG: 0.559 Greg Pryor, R OBP: 0.267, SLG: 0.280 (1, 5) (7, 5)	FC1-2 1B			4-3				F6	F4	3	0	1	0	0	0	1											
Hal McRae, R OBP: 0.377, SLG: 0.470 (1, 10)	1-2 1B			K				6-3	F9	4	0	1	0	0	1	2											
Willie Aikens, L OBP: 0.374, SLG: 0.505 (1, 3)	K			K				E3	4-3	4	0	0	0	0	2	4											
Leon Roberts, R OBP: 0.318, SLG: 0.417 (1, 7)				6-3				G5-4-3	K	4	0	0	0	0	2	2											
Don Slaught, R OBP: 0.326, SLG: 0.366 Ron Johnson, R OBP: 1.000, SLG: 1.000 (1, 2) (7, 2)				1-3					3B 1B	2	0	0	0	0	1	0											
U L Washington, S OBP: 0.297, SLG: 0.331 (1, 6)	E6							5-3 6-3 2B	2B 6-3 1B	4	2	3	1	0	0	0											
Onix Concepcion, R OBP: 0.264, SLG: 0.320 (1, 4)	5-3							5-3	1B 2B	4	1	1	1	0	0	2											
Inning Stats	R: 0 E: 0 K: 2 S: 9	H: 2 LOB: 2 BB: 0 P: 9	R: 0 E: 1 K: 2 S: 8	H: 0 LOB: 1 BB: 0 P: 8	R: 1 E: 0 K: 1 S: 6	H: 1 LOB: 0 BB: 0 P: 6	R: 0 E: 0 K: 1 S: 5	H: 0 LOB: 0 BB: 0 P: 5	R: 1 E: 1 K: 0 S: 4	H: 1 LOB: 1 BB: 0 P: 4	R: 1 E: 0 K: 0 S: 4	H: 2 LOB: 0 BB: 0 P: 4	R: 0 E: 1 K: 0 S: 4	H: 0 LOB: 1 BB: 0 P: 4	R: 3 E: 0 K: 1 S: 8	H: 3 LOB: 1 BB: 1 P: 12		1B: 5 2B: 3 3B: 1 HR: 1	SF: 0 SAC: 0 DP: 1 HBP: 0	WP: 0 PB: 0 SB: 2 CS: 0	PA: 39						
PITCHER	IP	WLS	BF	H	R	ER	SO	BB	IBB	HBP	BLK	WP	HR	S	P	ERA	WHIP										
Jim Beattie, R ERA: 4.25 (1, 1)	7.0	W	28	7	3	3	7	0	0	0	1	0	1	42	42	3.86	1.000										
Gene Nelson, R ERA: 7.98 (8, 1)	1.0		4	0	0	0	0	0	0	0	0	0	0	4	4	0.00	0.000										
Mike Stanton, R ERA: 3.74 (9, 1)	1.0		7	3	3	3	1	1	0	0	0	0	0	8	12	27.00	4.000										

Batter	1	2	3	4	5	6	7	8	9	AB	R	H	RBI	BB	SO	LOB	TOP								
Spike Owen, S OBP: 0.268, SLG: 0.289 (1, 6)	F9			G5-4-3 BB	F9			1B 1B		3	1	1	0	1	0	2	Seattle Mariners @ Kansas City Royals Royals Stadium, Kansas City, MO Tue Sep 06 1983, 8:05 PM EDT Att: 14,084 - Unknown								
Phil Bradley, R OBP: 0.357, SLG: 0.333 (1, 8)	5-3			F9		K		1B		4	0	1	0	0	1	1									
Tony Bernazard, S OBP: 0.339, SLG: 0.387 (1, 4)	K			G5-4-3 1-2		K		1-2 1B		4	0	1	1	0	2	1									
Al Cowens, R OBP: 0.257, SLG: 0.338 (1, 10)		F9				2B 1B		F9		4	1	1	0	0	0	2									
Steve Henderson, R OBP: 0.366, SLG: 0.455 John Moses, S OBP: 0.292, SLG: 0.266 (1, 7) (8, 7)	K			1-H WP 2B		G3 SH3 1B		F9		4	1	2	1	0	1	2									
Dave Henderson, R OBP: 0.304, SLG: 0.430 (1, 9)	F8			G4-6-3 BB		SH3 1-2		F7		2	0	0	0	1	0	0									
Pat Putnam, L OBP: 0.315, SLG: 0.434 Ron Roenicke, S OBP: 0.331, SLG: 0.349 (7, PH) (7, 3)			6-3		G4-6-3 1-2		G3 2-3		F8	2	0	0	0	0	0	1									
Darnell Coles, R OBP: 0.455, SLG: 0.700 (1, 5)			F8		BB 1B		6-3		CS BB	3	0	1	0	1	0	1									
Jamie Nelson, R OBP: 0.315, SLG: 0.273 (1, 2)			F6		1-2 BB			F8	CS	2	0	0	0	1	0	0									
Inning Stats	R: 0 E: 0 K: 1 S: 5	H: 0 LOB: 0 BB: 0 P: 5	R: 0 E: 0 K: 1 S: 5	H: 0 LOB: 0 BB: 0 P: 5	R: 0 E: 0 K: 0 S: 3	H: 0 LOB: 0 BB: 0 P: 3	R: 0 E: 0 K: 0 S: 2	H: 0 LOB: 0 BB: 1 P: 6	R: 2 E: 0 K: 0 S: 5	H: 3 LOB: 2 BB: 2 P: 13	R: 0 E: 0 K: 2 S: 7	H: 0 LOB: 0 BB: 0 P: 7	R: 0 E: 0 K: 0 S: 4	H: 1 LOB: 1 BB: 0 P: 4	R: 1 E: 0 K: 0 S: 6	H: 3 LOB: 3 BB: 0 P: 6		R: 0 E: 0 K: 0 S: 2	H: 0 LOB: 0 BB: 1 P: 6	1B: 6 2B: 1 3B: 0 HR: 0	SF: 0 SAC: 1 DP: 2 HBP: 0	WP: 1 PB: 0 SB: 0 CS: 1	PA: 36		
PITCHER	IP	WLS	BF	H	R	ER	SO	BB	IBB	HBP	BLK	WP	HR	S	P	ERA	WHIP								
Bud Black, L ERA: 3.66 Mike Armstrong, R ERA: 4.12	(1, 1) (8, 1)	7.1 1.2	L 5	30 0	7 0	3 0	4 0	3 1	0 0	0 0	0 0	1 0	0 0	35 4	47 8	3.68 0.00	1.364 0.600								

Batter	1	2	3	4	5	6	7	8	9	AB	R	H	RBI	BB	SO	LOB	BOTTOM								
Darryl Motley, R OBP: 0.412, SLG: 0.533 (1, 9) (9, 8)	6-3		G6-4-3 1-2			K		FC3-6 1B BB		3	0	0	0	1	1	1	Seattle Mariners @ Kansas City Royals Royals Stadium, Kansas City, MO Tue Sep 06 1983, 8:05 PM EDT Att: 14,084 - Unknown								
Pat Sheridan, L OBP: 0.320, SLG: 0.410 John Wathan, R OBP: 0.296, SLG: 0.319 (1, 8) (8, PH) (9, 9)	S BB			G5-4-3 1B		F8		FC3-6 1B		2	0	1	0	1	0	0									
George Brett, L OBP: 0.384, SLG: 0.558 (1, 3) (8, 5)	G6-4-3 1-2 BB			F7		2B 1B		FC3-6		3	1	1	0	1	0	3									
Hal McRae, R OBP: 0.376, SLG: 0.471 (1, 10)	G6-4-3 1-2			G5-4-3 1-2		1-H 2B		K		4	0	1	1	0	1	5									
Frank White, R OBP: 0.275, SLG: 0.397 (1, 4)		F8				FC5-4 1B 1B		F6		4	0	1	0	0	0	3									
Leon Roberts, R OBP: 0.317, SLG: 0.414 (1, 7)		6-3				F9		K		4	0	1	0	0	1	1									
Don Slaught, R OBP: 0.329, SLG: 0.373 (1, 2)			6-3			FC5-4 1B		1-3 2B		4	0	2	0	0	0	1									
Onix Concepcion, R OBP: 0.265, SLG: 0.316 (1, 5) (8, 6)						FC5-4		1-3		2	0	0	0	1	0	3									
U L Washington, S OBP: 0.296, SLG: 0.330 (9, PH)			G6-4-3 BB			1-2 2-3		K		1	0	0	0	0	1	1									
Buddy Biancalana, S Willie Aikens, L OBP: 0.372, SLG: 0.503 (1, 6) (7, PH) (8, 3)			K			K		4-3		2	0	0	0	0	2	3									
Inning Stats	R: 0 E: 0 K: 0 S: 2	H: 0 LOB: 1 BB: 2 P: 10	R: 0 E: 0 K: 0 S: 3	H: 0 LOB: 0 BB: 0 P: 3	R: 0 E: 0 K: 1 S: 4	H: 0 LOB: 0 BB: 1 P: 8	R: 0 E: 0 K: 0 S: 3	H: 1 LOB: 0 BB: 0 P: 3	R: 0 E: 0 K: 1 S: 7	H: 2 LOB: 2 BB: 0 P: 7	R: 1 E: 0 K: 1 S: 7	H: 2 LOB: 1 BB: 0 P: 7	R: 0 E: 0 K: 1 S: 6	H: 1 LOB: 1 BB: 0 P: 6	R: 0 E: 0 K: 1 S: 6	H: 1 LOB: 2 BB: 1 P: 10	R: 0 E: 0 K: 2 S: 8	H: 1 LOB: 1 BB: 0 P: 8	1B: 6 2B: 2 3B: 0 HR: 0	SF: 0 SAC: 0 DP: 3 HBP: 0	WP: 0 PB: 0 SB: 1 CS: 0	PA: 36			
PITCHER	IP	WLS	BF	H	R	ER	SO	BB	IBB	HBP	BLK	WP	HR	S	P	ERA	WHIP								
Bob Stoddard, R ERA: 4.31 Mike Stanton, R ERA: 3.57 Ed Vande Berg, L ERA: 3.49 Bill Caudill, R ERA: 4.06	(1, 1) (6, 1) (7, 1) (8, 1)	5.2 1.0 0.2 1.2	W 4 4 S	22 1 4 6	5 1 1 1	1 0 0 0	1 0 0 3	3 0 1 0	0 0 0 0	0 0 0 0	0 0 0 0	0 0 0 0	0 0 3 12	25 6 7 12	37 6 7 12	1.59 0.00 0.00 0.00	1.412 1.000 3.000 0.600								

AB	30
R	3
H	7
RBI	2
BB	4
SO	4
LOB	11



Batter	1	2	3	4	5	6	7	8	9	AB	R	H	RBI	BB	SO	LOB	TOP					
Spike Owen, S (1, 6) OBP: 0.267, SLG: 0.288 Ken Phelps, L (9, FH) OBP: 0.290, SLG: 0.391	F9	3-1				F7			4-3	4	1	1	0	0	0	4						
Phil Bradley, R (1, 8) OBP: 0.385, SLG: 0.438 Ricky Nelson, L (9, FH) OBP: 0.287, SLG: 0.375	4-3		E6						F8	4	0	2	0	0	0	0						
Ron Roenicke, S (1, 10) OBP: 0.334, SLG: 0.354			F7							2	0	1	1	1	0	1						
Steve Henderson, R (1, 7) OBP: 0.363, SLG: 0.450	F8		G6-4-3							4	0	0	0	0	0	5						
Dave Henderson, R (1, 9) OBP: 0.303, SLG: 0.428					F2	F6			F8	4	1	1	0	0	0	3						
Pat Putnam, L (1, 3) OBP: 0.315, SLG: 0.432			E4		4-3				G3	4	0	1	0	0	0	1						
Darnell Coles, R (1, 5) OBP: 0.400, SLG: 0.571			G6-4-3							4	0	1	0	0	0	3						
Rick Sweet, S (1, 2) OBP: 0.270, SLG: 0.269										4	0	2	1	0	1	1						
Harold Reynolds, S (1, 4) OBP: 0.333, SLG: 0.667										4	0	1	0	0	1	2						
Inning Stats	R: 0 E: 0 K: 0 S: 3	H: 0 LOB: 1 BB: 1 P: 7	R: 1 E: 1 K: 0 S: 6	H: 3 LOB: 2 BB: 0 P: 6	R: 0 E: 1 K: 0 S: 3	H: 0 LOB: 0 BB: 0 P: 3	R: 0 E: 0 K: 1 S: 6	H: 1 LOB: 1 BB: 0 P: 6	R: 1 E: 0 K: 0 S: 6	H: 3 LOB: 2 BB: 0 P: 6	R: 0 E: 0 K: 1 S: 7	H: 2 LOB: 2 BB: 0 P: 7	R: 0 E: 0 K: 0 S: 4	H: 1 LOB: 1 BB: 0 P: 4	R: 0 E: 0 K: 0 S: 3	H: 0 LOB: 0 BB: 0 P: 3	R: 0 E: 0 K: 0 S: 3	H: 0 LOB: 0 BB: 0 P: 3	1B: 7 2B: 3 3B: 0 HR: 0	SF: 0 SAC: 1 DP: 2 HBP: 0	WP: 0 PB: 0 SB: 0 CS: 0	PA: 38
PITCHER	IP	WLS	BF	H	R	ER	SO	BB	IBB	HBP	BLK	WP	HR	S	P	ERA	WHIP					
Paul Spittorff, L (1, 1) ERA: 3.82	7.0	W	32	10	2	1	2	1	0	0	0	0	0	35	39	1.29	1.571					
Dan Quisenberry, R (8, 1) ERA: 1.96	2.0	S	6	0	0	0	0	0	0	0	0	0	0	6	6	0.00	0.000					

Seattle Mariners @ Kansas City Royals
 Royals Stadium, Kansas City, MO
 Wed Sep 07 1983, 8:05 PM EDT
 Att: 15,059 - Unknown

AB 36
 R 2
 H 10
 RBI 2
 BB 1
 SO 2
 LOB 20



Batter	1	2	3	4	5	6	7	8	9	AB	R	H	RBI	BB	SO	LOB	BOTTOM					
Darryl Motley, R (1, 8) OBP: 0.381, SLG: 0.444	6-3					6-3				3	0	0	0	1	0	0						
John Wathan, R (1, 3) OBP: 0.293, SLG: 0.316	6-3		F2							4	0	0	0	0	0	3						
Frank White, R (1, 4) OBP: 0.275, SLG: 0.396	L4									4	0	1	2	0	0	0						
Hal McRae, R (1, 10) OBP: 0.374, SLG: 0.468			F8							3	0	0	0	0	0	2						
Leon Roberts, R (1, 7) OBP: 0.313, SLG: 0.408 Pat Sheridan, L (9, 8) OBP: 0.320, SLG: 0.410	5-3									3	0	0	0	0	1	0						
Amos Otis, R (1, 9) OBP: 0.310, SLG: 0.351	F4									3	0	0	0	0	0	0						
Don Slaught, R (1, 2) OBP: 0.329, SLG: 0.381			1-3							3	1	1	0	0	0	0						
U L Washington, S (1, 6) OBP: 0.298, SLG: 0.332										3	1	2	1	0	0	0						
Onix Concepcion, R (1, 5) OBP: 0.266, SLG: 0.316										3	1	1	0	0	0	1						
Inning Stats	R: 0 E: 0 K: 0 S: 3	H: 0 LOB: 0 BB: 0 P: 3	R: 0 E: 0 K: 0 S: 3	H: 0 LOB: 0 BB: 0 P: 3	R: 2 E: 0 K: 0 S: 6	H: 3 LOB: 2 BB: 1 P: 10	R: 0 E: 0 K: 1 S: 5	H: 0 LOB: 0 BB: 0 P: 5	R: 0 E: 0 K: 0 S: 3	H: 0 LOB: 0 BB: 0 P: 3	R: 0 E: 0 K: 0 S: 3	H: 0 LOB: 0 BB: 0 P: 3	R: 1 E: 0 K: 0 S: 5	H: 2 LOB: 1 BB: 0 P: 5	R: 0 E: 0 K: 0 S: 3	H: 0 LOB: 0 BB: 0 P: 3	R: 0 E: 0 K: 0 S: 3	H: 0 LOB: 0 BB: 0 P: 3	1B: 4 2B: 0 3B: 1 HR: 0	SF: 0 SAC: 0 DP: 0 HBP: 0	WP: 0 PB: 0 SB: 0 CS: 0	PA: 30
PITCHER	IP	WLS	BF	H	R	ER	SO	BB	IBB	HBP	BLK	WP	HR	S	P	ERA	WHIP					
Matt Young, L (1, 1) ERA: 3.29	8.0	L	30	5	3	3	1	1	0	0	0	0	0	31	35	3.38	0.750					

Seattle Mariners @ Kansas City Royals
 Royals Stadium, Kansas City, MO
 Wed Sep 07 1983, 8:05 PM EDT
 Att: 15,059 - Unknown

AB 29
 R 3
 H 5
 RBI 3
 BB 1
 SO 1
 LOB 6



Batter	1	2	3	4	5	6	7	8	9	AB	R	H	RBI	BB	SO	LOB	TOP										
Mickey Rivers, L OBP: 0.302, SLG: 0.340	4-3	K2-3			E4 WP S		G6-4-3 BB			3	0	0	0	1	1	2											
Buddy Bell, R OBP: 0.334, SLG: 0.416	5-3		F9		K		G6-4-3			4	0	0	0	0	1	3											
George Wright, S OBP: 0.316, SLG: 0.432	HR		1-3		G5-4-3 BB			G1-6-3 1B		3	1	2	1	1	0	0											
Larry Parrish, R OBP: 0.326, SLG: 0.469	F8		F6		G5-4-3			K		4	0	0	0	0	1	3											
Tom Dunbar, L OBP: 0.714, SLG: 0.500		S 1B BB			G4-6-3 BB			G1-6-3		2	1	0	0	2	1	1											
Pete O'Brien, L OBP: 0.308, SLG: 0.345	F9		G4-6-3		CS 1B			F8		4	0	1	0	0	0	2											
Bucky Dent, R OBP: 0.282, SLG: 0.286										2	1	1	0	1	1	1											
Larry Bittner, L OBP: 0.328, SLG: 0.342					WP HR 2B			K		1	0	0	0	0	1	0											
Jim Sundberg, R OBP: 0.276, SLG: 0.266										2	1	1	2	1	0	2											
Bob Jones, L OBP: 0.275, SLG: 0.274					CS		WP BB	G3		1	0	0	0	0	0	0											
Jim Anderson, R OBP: 0.274, SLG: 0.267					2H HR					3	0	1	1	0	1	1											
					F9			K																			
Inning Stats	R: 1 E: 0 K: 0 S: 4	H: 1 LOB: 0 BB: 0 P: 4	R: 1 E: 0 K: 1 S: 6	H: 1 LOB: 2 BB: 2 P: 14	R: 0 E: 0 K: 0 S: 3	H: 0 LOB: 0 BB: 0 P: 3	R: 2 E: 0 K: 0 S: 4	H: 2 LOB: 0 BB: 1 P: 8	R: 0 E: 1 K: 2 S: 5	H: 1 LOB: 1 BB: 1 P: 9	R: 0 E: 0 K: 1 S: 4	H: 0 LOB: 1 BB: 2 P: 12	R: 0 E: 0 K: 1 S: 5	H: 1 LOB: 0 BB: 0 P: 5	R: 0 E: 0 K: 1 S: 5	H: 0 LOB: 0 BB: 0 P: 5	1B: 3 2B: 1 3B: 0 HR: 2	SF: 0 SAC: 0 DP: 4 HBP: 0	WP: 3 PB: 0 SB: 2 CS: 1	PA: 36							
PITCHER	IP	WLS	BF	H	R	ER	SO	BB	IBB	HBP	BLK	WP	HR	S	P	ERA	WHIP										
Mike Moore, R ERA: 4.82	6.1	W	28	5	4	4	5	6	0	0	0	3	2	32	56	5.68	1.737										
Mike Stanton, R ERA: 3.49	7.1	S	7	1	0	0	2	0	0	0	0	0	0	11	11	0.00	0.375										

Texas Rangers @ Seattle Mariners
The Kingdome, Seattle, WA
Fri Sep 09 1983, 10:05 PM EDT
Att: 4,701 - Dome

AB 29
R 4
H 6
RBI 4
BB 6
SO 7
LOB 15



Batter	1	2	3	4	5	6	7	8	9	AB	R	H	RBI	BB	SO	LOB	BOTTOM										
Spike Owen, S OBP: 0.266, SLG: 0.286	K		K	1B		3-1		6-3		5	0	1	1	0	2	0											
Phil Bradley, R OBP: 0.409, SLG: 0.450	WP S 1B		4-3	1-2 2H 1B		4-3				4	0	2	1	0	0	0											
Ron Roenicke, S OBP: 0.333, SLG: 0.350	K		F7	G3			S E FC4-2 BB			3	0	0	0	1	1	3											
Pat Putnam, L OBP: 0.316, SLG: 0.435	K			2B		FC6-4 1B		E4 S		4	1	2	0	0	1	2											
Al Cowens, R OBP: 0.297, SLG: 0.347				K		FC6-4 1B		FC4-2		4	1	1	1	0	1	4											
Al Chambers, L OBP: 0.413, SLG: 0.380		HR						1-2 2H		4	1	2	1	0	1	3											
John Moses, S OBP: 0.292, SLG: 0.266		HR		K		FC6-4 1B		F7		0	0	0	0	0	0	0											
Darnell Coles, R OBP: 0.368, SLG: 0.556				2B		K		5-3		4	1	1	1	0	1	4											
Jamie Nelson, R OBP: 0.312, SLG: 0.284				1B		FC6-4		F9		4	1	1	1	0	0	2											
Harold Reynolds, S OBP: 0.308, SLG: 0.500				1B		3-1		K		3	1	0	0	1	2	0											
Inning Stats	R: 0 E: 0 K: 3 S: 10	H: 1 LOB: 1 BB: 0 P: 10	R: 2 E: 0 K: 1 S: 7	H: 2 LOB: 0 BB: 0 P: 7	R: 0 E: 0 K: 1 S: 5	H: 0 LOB: 0 BB: 0 P: 5	R: 4 E: 0 K: 2 S: 12	H: 5 LOB: 2 BB: 1 P: 16	R: 0 E: 0 K: 1 S: 7	H: 2 LOB: 2 BB: 0 P: 7	R: 0 E: 0 K: 0 S: 3	H: 0 LOB: 0 BB: 0 P: 3	R: 0 E: 1 K: 0 S: 4	H: 0 LOB: 2 BB: 1 P: 8	R: 0 E: 0 K: 1 S: 5	H: 0 LOB: 0 BB: 0 P: 5	1B: 5 2B: 3 3B: 0 HR: 2	SF: 0 SAC: 0 DP: 0 HBP: 0	WP: 2 PB: 0 SB: 3 CS: 0	PA: 37							
PITCHER	IP	WLS	BF	H	R	ER	SO	BB	IBB	HBP	BLK	WP	HR	S	P	ERA	WHIP										
Mike Smithson, R ERA: 4.11	3.2	L	20	8	6	6	7	1	0	0	0	2	2	33	37	14.73	2.455										
John Butcher, R ERA: 3.22	4.1		11	2	0	0	1	1	0	0	0	0	0	12	16	0.00	1.286										
Dave Schmidt, R ERA: 4.0	7.1		6	0	0	0	1	0	0	0	0	0	0	8	8	0.00	0.000										

Texas Rangers @ Seattle Mariners
The Kingdome, Seattle, WA
Fri Sep 09 1983, 10:05 PM EDT
Att: 4,701 - Dome

AB 35
R 6
H 10
RBI 6
BB 2
SO 9
LOB 18




Batter	1	2	3	4	5	6	7	8	9	AB	R	H	RBI	BB	SO	LOB	TOP			
Bill Sample, R OBP: 0.320, SLG: 0.400 (1, 7)	5-3			F3	E8 1-H			1-3		4	1	0	0	0	0	0	Texas Rangers @ Seattle Mariners The Kingdome, Seattle, WA Sat Sep 10 1983, 10:05 PM EDT Att: 6,309 - Dome			
Buddy Bell, R OBP: 0.337, SLG: 0.418 (1, 5)	4-3			1-3 BB	1B			1B		4	0	3	1	0	0					
George Wright, S OBP: 0.316, SLG: 0.430 (1, 8)	5-3			1-3 BB	L5			F7		3	0	0	0	1	0	2				
Larry Parrish, R OBP: 0.324, SLG: 0.465 (1, 9)				1-3				L6		4	0	0	0	0	0	3				
Dave Hostetter, R OBP: 0.318, SLG: 0.365 (1, 10)				1-2 2-3						3	0	0	0	1	3	0				
Bill Stein, R OBP: 0.343, SLG: 0.426 (1, 3)				BB						4	0	0	0	0	0	3				
Jim Anderson, R OBP: 0.283, SLG: 0.255 (1, 4)				4-3						4	0	0	0	0	0					
Jim Sundberg, R OBP: 0.276, SLG: 0.264 (1, 2)				BB						3	0	0	0	0	0					
Curtis Wilkerson, S (1, 6)				4-3						2	1	0	0	1	0					
				E BB				G3												
Inning Stats	R: 0 E: 0 K: 0 S: 3	H: 0 LOB: 0 BB: 0 P: 3	R: 0 E: 0 K: 1 S: 5	H: 0 LOB: 0 BB: 0 P: 5	R: 0 E: 0 K: 0 S: 3	H: 1 LOB: 3 BB: 2 P: 12	R: 2 E: 1 K: 0 S: 5	H: 1 LOB: 1 BB: 1 P: 9	R: 0 E: 0 K: 1 S: 5	H: 0 LOB: 0 BB: 0 P: 5	R: 0 E: 0 K: 0 S: 3	H: 0 LOB: 0 BB: 0 P: 3	R: 0 E: 0 K: 1 S: 4	H: 1 LOB: 1 BB: 0 P: 4	R: 0 E: 0 K: 1 S: 5	H: 0 LOB: 0 BB: 0 P: 5	1B: 3 2B: 0 3B: 0 HR: 0	SF: 0 SAC: 0 DP: 0 HBP: 0	WP: 0 PB: 0 SB: 1 CS: 0	PA: 34
PITCHER Bryan Clark, L ERA: 3.64 (1, 1)	IP: 9.0 WLS: W BF: 34 H: 3 R: 2 ER: 0 SO: 3 BB: 3 IBB: 0 HBP: 0 BLK: 0 WP: 0 HR: 0 S: 37 P: 49 ERA: 0.00 WHIP: 0.667															PITCHER				

AB	31
R	2
H	3
RBI	1
BB	3
SO	3
LOB	8



Batter	1	2	3	4	5	6	7	8	9	AB	R	H	RBI	BB	SO	LOB	BOTTOM			
Phil Bradley, R OBP: 0.423, SLG: 0.435 (1, 8)	FC3-6 S 1B				4-3			G3		3	0	1	0	1	0	0	Texas Rangers @ Seattle Mariners The Kingdome, Seattle, WA Sat Sep 10 1983, 10:05 PM EDT Att: 6,309 - Dome			
Tony Bemazzard, S OBP: 0.337, SLG: 0.384 (1, 4)	F8	F8			F8			4-3		4	0	0	0	0	0	3				
Ron Roenicke, S OBP: 0.335, SLG: 0.350 (1, 9)	FC3-6 1-2 BB				6-3			HR 1B		3	1	1	0	1	0	2				
Pat Putnam, L OBP: 0.316, SLG: 0.440 (1, 3)	FC3-6 1-2 2-3				F4			HR		4	1	1	2	0	0	2				
Steve Henderson, R OBP: 0.360, SLG: 0.446 (1, 7)					F9			HR		4	0	0	0	0	2	2				
John Moses, S OBP: 0.292, SLG: 0.266 (9, 7)	K				F9			K		0	0	0	0	0	0	0				
Al Chambers, L OBP: 0.424, SLG: 0.373 (1, 10)					F7					1	1	0	0	2	0	0				
Darnell Coles, R OBP: 0.364, SLG: 0.571 (1, 5)					K			CS		3	1	1	0	0	2	0				
Rick Sweet, S OBP: 0.271, SLG: 0.270 (1, 2)					6-3			G3		3	0	1	2	0	0	0				
Spike Owen, S OBP: 0.264, SLG: 0.284 (1, 6)					F9			4-3		2	0	0	0	0	0	0				
Inning Stats	R: 0 E: 0 K: 1 S: 6	H: 1 LOB: 2 BB: 1 P: 10	R: 2 E: 0 K: 0 S: 5	H: 2 LOB: 2 BB: 2 P: 13	R: 0 E: 0 K: 0 S: 3	H: 0 LOB: 0 BB: 0 P: 5	R: 0 E: 0 K: 1 S: 5	H: 0 LOB: 0 BB: 0 P: 3	R: 0 E: 0 K: 0 S: 2	H: 0 LOB: 0 BB: 1 P: 6	R: 0 E: 0 K: 1 S: 5	H: 0 LOB: 0 BB: 0 P: 5	R: 2 E: 0 K: 1 S: 7	H: 2 LOB: 0 BB: 0 P: 7	R: 0 E: 0 K: 1 S: 5	H: 0 LOB: 0 BB: 0 P: 5	1B: 3 2B: 1 3B: 0 HR: 1	SF: 0 SAC: 1 DP: 0 HBP: 0	WP: 0 PB: 0 SB: 1 CS: 1	PA: 33
PITCHER Danny Darwin, R ERA: 3.53 (1, 1)	IP: 8.0 WLS: L BF: 32 H: 5 R: 4 ER: 4 SO: 4 BB: 4 IBB: 0 HBP: 0 BLK: 0 WP: 0 HR: 1 S: 36 P: 52 ERA: 4.50 WHIP: 1.125															PITCHER				

AB	27
R	4
H	5
RBI	4
BB	4
SO	4
LOB	9



Batter	1	2	3	4	5	6	7	8	9	AB	R	H	RBI	BB	SO	LOB	TOP			
Curtis Wilkerson, S (1,6)	0-0 6-3		0-0 FC6-4			0-3 K		0-0 4-3		4	0	0	0	0	1	1				
Tom Dunbar, L (1,9) OBP: 0.455, SLG: 0.250	0-3 K			0-0 F8		0-0 F7			0-0 4-3	4	0	0	0	0	1	0				
Mickey Rivers, L (1,10)	0-0 F8			0-0 F7			0-0 F9		0-0 4-3	4	0	0	0	0	0	0				
George Wright, S (1,8)		4-0 G1-6-3 BB		0-0 1B			0-0 2B		0-0 G3	3	1	2	0	1	0	0				
Buddy Bell, R (1,5) OBP: 0.337, SLG: 0.419		0-0 G1-6-3		0-0 4-3			0-0 4-3 2B			3	1	1	1	0	0	2				
Pete O'Brien, L (1,3)		0-0 F7			0-0 4-3		0-0 4-3			3	0	0	0	0	0	1				
Bob Jones, L (1,7) OBP: 0.278, SLG: 0.277			0-0 5-3		0-3 K		0-0 1B CS			3	0	1	1	0	1	0				
Jim Sundberg, R (1,2) OBP: 0.274, SLG: 0.262			0-0 6-3		0-3 K		0-0 CS	0-0 F3		3	0	0	0	0	1	0				
Jim Anderson, R (1,4) OBP: 0.265, SLG: 0.258					0-0 FC6-4 1B		0-0 F8		0-0 F7	3	0	1	0	0	0	0				
Inning Stats	R: 0 E: 0 K: 1 S: 5	H: 0 LOB: 0 BB: 0 P: 5	R: 0 E: 0 K: 0 S: 2	H: 0 LOB: 0 BB: 1 P: 6	R: 0 E: 0 K: 0 S: 4	H: 1 LOB: 1 BB: 0 P: 4	R: 0 E: 0 K: 0 S: 4	H: 1 LOB: 0 BB: 0 P: 4	R: 0 E: 0 K: 2 S: 7	H: 0 LOB: 0 BB: 0 P: 7	R: 2 E: 0 K: 0 S: 5	H: 3 LOB: 0 BB: 0 P: 5	R: 0 E: 0 K: 0 S: 3	H: 0 LOB: 0 BB: 0 P: 3	R: 0 E: 0 K: 0 S: 3	H: 0 LOB: 0 BB: 0 P: 3	1B: 3 2B: 2 3B: 0 HR: 0	SF: 0 SAC: 0 DP: 1 HBP: 0	WP: 0 PB: 0 SB: 0 CS: 1	PA: 32
PITCHER Jim Beattie, R (1,1) ERA: 4.12	IP: 9.0 WLS: L BF: 31 H: 5 R: 2 ER: 2 SO: 4 BB: 1 IBB: 0 HBP: 0 BLK: 0 WP: 0 HR: 0 S: 38 P: 42 ERA: 2.00 WHIP: 0.667															PITCHER				

Texas Rangers @ Seattle Mariners
The Kingdome, Seattle, WA
Sun Sep 11 1983, 6:33 AM EDT
Att: 4,080 - Dome

AB 30
R 2
H 5
RBI 2
BB 1
SO 4
LOB 4



Batter	1	2	3	4	5	6	7	8	9	AB	R	H	RBI	BB	SO	LOB	BOTTOM			
Spike Owen, S (1,6) OBP: 0.261, SLG: 0.280	0-0 4-3			0-0 4-3		0-0 F8		0-3 K		3	0	0	0	0	0	0				
Tony Benazard, S (8, PH) OBP: 0.336, SLG: 0.383						0-0 F8				1	0	0	0	0	1	0				
Harold Reynolds, S (1,4) OBP: 0.250, SLG: 0.400	0-3 K			0-0 G1				4-0 1B BB		3	0	0	0	0	1	0				
Pat Putnam, L (8, PH) OBP: 0.317, SLG: 0.440										0	0	0	0	1	0	0				
Phil Bradley, R (8, PR) OBP: 0.423, SLG: 0.435										0	0	0	0	0	0	0				
Ron Roenicke, S (1,8) OBP: 0.337, SLG: 0.350	0-0 6-3			4-0 1B BB		0-0 4-3		0-0 1B		3	0	1	0	1	0	0				
Ken Phelps, L (1,3) OBP: 0.301, SLG: 0.400		0-3 K		0-0 FC5-4 1B		0-0 HBP 1B		0-0 F8		3	0	2	0	0	1	0				
John Moses, S (7, PR) OBP: 0.292, SLG: 0.266										0	1	0	0	0	0	0				
Rick Sweet, S (8, PH) OBP: 0.270, SLG: 0.269				1-3 FC5-4 1B						1	0	0	0	0	0	2				
Al Cowens, R (1,10) OBP: 0.260, SLG: 0.346		0-3 K		0-0 FC5-4		1-0 1B				3	0	1	0	0	1	2				
Steve Henderson, R (1,7) OBP: 0.356, SLG: 0.444		0-0 6-3				1-2 HBP 1B		0-0 FC6-4 1B		4	0	1	1	0	2	1				
Ricky Nelson, L (1,9) OBP: 0.287, SLG: 0.373			0-3 K		0-0 F8 1B		0-0 F7		0-0 G6-3	4	0	1	0	0	1	3				
Darnell Coles, R (1,5) OBP: 0.320, SLG: 0.500				0-0 5-3		0-0 FC6-4				3	0	0	0	0	0	3				
Orlando Mercado, R (1,2) OBP: 0.257, SLG: 0.311						0-0 F7				2	0	0	0	0	0	0				
Al Chambers, L (8, PH) OBP: 0.418, SLG: 0.365				0-0 6-3				0-0 4-3		1	0	0	0	0	0	0				
Domingo Ramos, R (9, 6) OBP: 0.328, SLG: 0.368										0	0	0	0	0	0	0				
Inning Stats	R: 0 E: 0 K: 1 S: 5	H: 0 LOB: 0 BB: 0 P: 5	R: 0 E: 0 K: 2 S: 7	H: 0 LOB: 0 BB: 0 P: 7	R: 0 E: 0 K: 1 S: 5	H: 0 LOB: 0 BB: 0 P: 5	R: 0 E: 0 K: 0 S: 4	H: 1 LOB: 2 BB: 1 P: 8	R: 0 E: 0 K: 1 S: 5	H: 1 LOB: 0 BB: 0 P: 5	R: 1 E: 0 K: 0 S: 5	H: 2 LOB: 2 BB: 0 P: 6	R: 0 E: 0 K: 1 S: 6	H: 1 LOB: 2 BB: 1 P: 10	R: 0 E: 0 K: 1 S: 5	H: 1 LOB: 0 BB: 0 P: 5	1B: 6 2B: 0 3B: 0 HR: 0	SF: 0 SAC: 0 DP: 1 HBP: 1	WP: 0 PB: 0 SB: 0 CS: 0	PA: 34
PITCHER Dave Stewart, R (1,1) ERA: 2.84	IP: 7.2 WLS: W BF: 30 H: 5 R: 1 ER: 1 SO: 6 BB: 2 IBB: 0 HBP: 1 BLK: 0 WP: 0 HR: 0 S: 39 P: 48 ERA: 1.17 WHIP: 0.913															PITCHER				
Dave Tobik, R (8,1) ERA: 4.25	IP: 1.1 WLS: S BF: 4 H: 1 R: 0 ER: 0 SO: 1 BB: 0 IBB: 0 HBP: 0 BLK: 0 WP: 0 HR: 0 S: 6 P: 6 ERA: 0.00 WHIP: 0.750															PITCHER				

Texas Rangers @ Seattle Mariners
The Kingdome, Seattle, WA
Sun Sep 11 1983, 6:33 AM EDT
Att: 4,080 - Dome

AB 31
R 1
H 6
RBI 1
BB 2
SO 7
LOB 11



Batter	1	2	3	4	5	6	7	8	9	AB	R	H	RBI	BB	SO	LOB	TOP										
Dave Collins, S (1, 7) OBP: 0.348, SLG: 0.337	F8		F7		F7		PB			5	1	3	0	0	0	0	Toronto Blue Jays @ Seattle Mariners The Kingdom, Seattle, WA Tue Sep 13 1983, 10:05 PM EDT Att: 4,340 - Dome										
Rance Mulliniks, L (1, 5) OBP: 0.376, SLG: 0.465 Garth Iorg, R (5, 5) OBP: 0.301, SLG: 0.383	E4 FC3-6 HBP		F8		F8		K		F4	2	1	0	0	1	0	0											
Lloyd Moseby, L (1, 8) OBP: 0.377, SLG: 0.512	FC3-6 HBP		F8		FC3-6		4-3		4-3	2	1	1	0	1	0	1											
Willie Upshaw, L (1, 3) OBP: 0.371, SLG: 0.502	FC3-6 PO		F8		FC3-6		WP		SF8-5	4	2	2	2	0	0	3											
Jorge Orta, L (1, 10) OBP: 0.303, SLG: 0.414 Cliff Johnson, R (8, PH) OBP: 0.376, SLG: 0.495	PO	4-3	F9		F9		SF8-5		SF8-5	3	1	1	3	0	0	0											
Ernie Whitt, L (1, 2) OBP: 0.342, SLG: 0.446		F4	G3		4-3		G3		G3	4	0	0	0	0	0	2											
Jesse Barfield, R (1, 9) OBP: 0.293, SLG: 0.518	F6		K		K		BB		SF8-5	2	0	0	1	1	1	0											
Damaso Garcia, R (1, 4) OBP: 0.334, SLG: 0.395			F7		6-3		1-3		F8	4	0	1	0	0	0	1											
Alfredo Griffin, S (1, 6) OBP: 0.282, SLG: 0.347			F7		K		F8		F9	4	0	0	0	0	1	1											
Inning Stats	R: 0 E: 1 K: 0 S: 3	H: 0 LOB: 1 BB: 0 P: 4	R: 0 E: 0 K: 0 S: 3	H: 0 LOB: 0 BB: 0 P: 3	R: 5 E: 0 K: 0 S: 6	H: 4 LOB: 0 BB: 2 P: 14	R: 0 E: 0 K: 2 S: 7	H: 0 LOB: 0 BB: 0 P: 7	R: 0 E: 0 K: 0 S: 4	H: 1 LOB: 1 BB: 0 P: 4	R: 0 E: 0 K: 1 S: 6	H: 1 LOB: 1 BB: 0 P: 6	R: 1 E: 0 K: 0 S: 3	H: 1 LOB: 0 BB: 1 P: 7	R: 0 E: 0 K: 0 S: 4	H: 1 LOB: 0 BB: 0 P: 4	1B: 5 2B: 3 3B: 0 HR: 1	SF: 1 SAC: 0 DP: 1 HBP: 1	WP: 2 PB: 1 SB: 1 CS: 0	PA: 39							
PITCHER	IP	WLS	BF	H	R	ER	SO	BB	IBB	HBP	BLK	WP	HR	S	P	ERA	WHIP										
Bob Stoddard, R (1, 1) ERA: 4.51	3.0	L	15	4	5	5	0	2	0	1	0	0	1	12	21	15.00	2.000										
Ed Nunez, R (4, 1) ERA: 4.5	3.2		14	2	0	0	3	1	0	0	0	0	0	19	23	0.00	0.818										
Ed Vande Berg, L (7, 1) ERA: 3.62	0.1		2	1	1	1	0	0	0	0	0	0	0	2	2	27.00	3.000										
Mike Stanton, R (8, 1) ERA: 3.43	1.0		3	0	0	0	0	1	0	0	0	1	0	2	6	0.00	1.000										
Bill Caudill, R (9, 1) ERA: 3.99	1.0		4	1	0	0	0	0	0	0	0	0	0	4	4	0.00	1.000										

Batter	1	2	3	4	5	6	7	8	9	AB	R	H	RBI	BB	SO	LOB	BOTTOM										
Spike Owen, S (1, 6) OBP: 0.261, SLG: 0.277 Al Cowens, R (9, PH) OBP: 0.259, SLG: 0.345	S BB		4-3		F7		F8		F8	3	0	0	0	1	0	0	Toronto Blue Jays @ Seattle Mariners The Kingdom, Seattle, WA Tue Sep 13 1983, 10:05 PM EDT Att: 4,340 - Dome										
Tony Bemazzard, S (1, 4) OBP: 0.335, SLG: 0.383	F8		K		K		G3		K	5	1	1	0	0	2	2											
Ron Roenicke, S (1, 8) OBP: 0.333, SLG: 0.345	K		F4		F8		2-3		2-3	4	0	0	0	0	1	2											
Pat Putnam, L (1, 3) OBP: 0.321, SLG: 0.444	HBP		2H		3B		F7		F7	3	1	2	1	0	0	0											
Al Chambers, L (1, 10) OBP: 0.408, SLG: 0.357	K		G3		F7		F7		3B	4	1	1	0	0	1	4											
Steve Henderson, R (1, 7) OBP: 0.360, SLG: 0.454			K		F8		1B		3B	4	1	2	2	0	1	0											
Ricky Nelson, L (1, 9) OBP: 0.291, SLG: 0.376 Dave Henderson, R (8, PH) OBP: 0.303, SLG: 0.427					K		1B		F6	3	0	2	1	0	1	0											
Darnell Coles, R (1, 5) OBP: 0.276, SLG: 0.429			F7		1-3		5-3		F9	4	0	0	0	0	0	2											
Jamie Nelson, R (1, 2) OBP: 0.302, SLG: 0.274 Phil Bradley, R (9, PH) OBP: 0.444, SLG: 0.435			F9		F8		F9		BB	3	0	0	0	0	0	1											
Inning Stats	R: 0 E: 0 K: 2 S: 7	H: 0 LOB: 2 BB: 1 P: 12	R: 0 E: 0 K: 1 S: 6	H: 1 LOB: 0 BB: 0 P: 6	R: 1 E: 0 K: 0 S: 5	H: 2 LOB: 1 BB: 0 P: 5	R: 0 E: 0 K: 1 S: 5	H: 0 LOB: 0 BB: 0 P: 5	R: 0 E: 0 K: 0 S: 6	H: 3 LOB: 1 BB: 0 P: 6	R: 0 E: 0 K: 0 S: 3	H: 0 LOB: 0 BB: 0 P: 3	R: 1 E: 0 K: 0 S: 5	H: 2 LOB: 1 BB: 0 P: 5	R: 0 E: 0 K: 1 S: 5	H: 0 LOB: 1 BB: 1 P: 9	1B: 4 2B: 2 3B: 2 HR: 0	SF: 0 SAC: 0 DP: 0 HBP: 1	WP: 0 PB: 0 SB: 2 CS: 0	PA: 38							
PITCHER	IP	WLS	BF	H	R	ER	SO	BB	IBB	HBP	BLK	WP	HR	S	P	ERA	WHIP										
Luis Leal, R (1, 1) ERA: 4.21	7.2	W	33	8	4	4	5	1	0	1	0	0	0	41	46	4.70	1.174										
Dave Geisel, L (8, 1) ERA: 4.47	0.2		3	0	0	0	0	1	0	0	0	0	0	2	6	0.00	1.500										
Roy Lee Jackson, R (9, 1) ERA: 4.55	0.2	S	2	0	0	0	1	0	0	0	0	0	0	4	4	0.00	0.000										

AB	32
R	6
H	8
RBI	6
BB	4
SO	3
LOB	10



Batter	1	2	3	4	5	6	7	8	9	AB	R	H	RBI	BB	SO	LOB	TOP								
Damaso Garcia, R OBP: 0.333, SLG: 0.394 (1, 4)										4	0	1	0	0	0	3									
Garth Iorg, R OBP: 0.298, SLG: 0.379 (1, 5)										4	0	0	0	0	0	1									
Jesse Barfield, R OBP: 0.293, SLG: 0.514 (1, 9)										3	0	0	0	1	1	1									
Cliff Johnson, R OBP: 0.375, SLG: 0.491 (1, 10)										3	0	0	0	1	0	1									
Barry Bonnell, R OBP: 0.366, SLG: 0.471 (1, 8) (7, 7)										4	2	2	1	0	1	1									
George Bell, R OBP: 0.341, SLG: 0.488 (7, PH)										2	0	0	0	0	0	0									
Lloyd Moseby, L OBP: 0.379, SLG: 0.516 (7, 8)										2	1	2	1	0	0	0									
Willie Upshaw, L OBP: 0.370, SLG: 0.500 (1, 3)										4	0	1	1	0	2	1									
Buck Martinez, R OBP: 0.330, SLG: 0.447 (7, PH)										2	1	1	0	0	0	0									
Ernie Whitt, L OBP: 0.340, SLG: 0.443 (7, 2)										2	0	0	0	0	0	2									
Alfredo Griffin, S OBP: 0.284, SLG: 0.348 (1, 6)										4	0	2	1	0	1	2									
Inning Stats	R: 0 E: 0 K: 1 S: 6	H: 1 LOB: 1 BB: 0 P: 6	R: 1 E: 0 K: 1 S: 6	H: 1 LOB: 0 BB: 0 P: 6	R: 0 E: 0 K: 0 S: 3	H: 1 LOB: 0 BB: 0 P: 3	R: 0 E: 0 K: 0 S: 3	H: 0 LOB: 0 BB: 0 P: 3	R: 1 E: 0 K: 0 S: 5	H: 2 LOB: 1 BB: 0 P: 5	R: 0 E: 0 K: 0 S: 3	H: 0 LOB: 0 BB: 0 P: 3	R: 2 E: 0 K: 1 S: 8	H: 3 LOB: 1 BB: 0 P: 8	R: 0 E: 0 K: 1 S: 4	H: 0 LOB: 1 BB: 2 P: 12	R: 0 E: 0 K: 1 S: 6	H: 1 LOB: 1 BB: 0 P: 6	1B: 6 2B: 3 3B: 0 HR: 1	SF: 0 SAC: 0 DP: 1 HBP: 0	WP: 0 PB: 0 SB: 1 CS: 1	PA: 36			
PITCHER	IP	WLS	BF	H	R	ER	SO	BB	IBB	HBP	BLK	WP	HR	S	P	ERA	WHIP								
Matt Young, L ERA: 3.3 (1, 1)	5.0		19	5	2	2	2	0	0	0	0	0	0	23	23	3.60	1.000								
Roy Thomas, R ERA: 3.33 (6, 1)	1.0	L	6	3	2	2	0	0	0	0	0	0	0	6	6	18.00	3.000								
Ed Vande Berg, L ERA: 3.56 (7, 1)	1.0		3	0	0	0	1	0	0	0	0	0	0	5	5	0.00	0.000								
Mike Stanton, R ERA: 3.32 (8, 1)	2.0		8	1	0	0	2	2	0	0	1	0	0	10	18	0.00	1.500								

Toronto Blue Jays @ Seattle Mariners
The Kingdome, Seattle, WA
Wed Sep 14 1983, 10:05 PM EDT
Att: 4,800 - Dome

AB 34
R 4
H 9
RBI 4
BB 2
SO 5
LOB 12



Batter	1	2	3	4	5	6	7	8	9	AB	R	H	RBI	BB	SO	LOB	BOTTOM								
Phil Bradley, R OBP: 0.438, SLG: 0.407 (1, 8)										4	0	1	1	1	0	2									
Tony Bemazzard, S OBP: 0.334, SLG: 0.383 (1, 4)										5	0	1	0	0	1	4									
Al Cowens, R OBP: 0.256, SLG: 0.341 (1, 10)										4	0	0	0	0	1	4									
Ken Phelps, L OBP: 0.299, SLG: 0.387 (1, 3)										3	0	0	0	1	0	0									
Steve Henderson, R OBP: 0.364, SLG: 0.460 (1, 7)										3	1	2	0	1	0	0									
Ricky Nelson, L OBP: 0.298, SLG: 0.384 (1, 9)										3	0	2	1	1	0	3									
Darnell Coles, R OBP: 0.273, SLG: 0.406 (1, 5)										4	1	1	0	0	0	4									
Rick Sweet, S OBP: 0.269, SLG: 0.268 (1, 2)										4	1	1	0	0	0	1									
Spike Owen, S OBP: 0.265, SLG: 0.282 (1, 6)										3	0	2	1	0	0	0									
Pat Putnam, L OBP: 0.322, SLG: 0.445 (9, PH)										1	0	1	0	0	0	0									
John Moses, S OBP: 0.292, SLG: 0.266 (9, PR)										0	0	0	0	0	0	0									
Inning Stats	R: 0 E: 0 K: 0 S: 3	H: 0 LOB: 3 BB: 3 P: 15	R: 2 E: 1 K: 1 S: 8	H: 3 LOB: 1 BB: 0 P: 8	R: 1 E: 0 K: 0 S: 5	H: 2 LOB: 1 BB: 0 P: 5	R: 0 E: 0 K: 0 S: 4	H: 2 LOB: 1 BB: 0 P: 4	R: 0 E: 0 K: 0 S: 3	H: 0 LOB: 0 BB: 0 P: 3	R: 0 E: 0 K: 1 S: 5	H: 0 LOB: 0 BB: 0 P: 5	R: 0 E: 0 K: 0 S: 3	H: 1 LOB: 0 BB: 0 P: 3	R: 0 E: 0 K: 0 S: 4	H: 2 LOB: 3 BB: 0 P: 4	R: 0 E: 0 K: 1 S: 6	H: 1 LOB: 1 BB: 0 P: 6	1B: 7 2B: 4 3B: 0 HR: 0	SF: 0 SAC: 0 DP: 2 HBP: 0	WP: 0 PB: 0 SB: 1 CS: 1	PA: 39			
PITCHER	IP	WLS	BF	H	R	ER	SO	BB	IBB	HBP	BLK	WP	HR	S	P	ERA	WHIP								
Jim Clancy, R ERA: 3.67 (1, 1)	3.0		19	7	3	3	1	3	0	0	0	0	0	18	30	9.00	3.333								
Doyle Alexander, R ERA: 4.81 (4, 1)	6.0	W	19	4	0	0	1	1	0	0	0	0	0	20	24	0.00	0.833								

Toronto Blue Jays @ Seattle Mariners
The Kingdome, Seattle, WA
Wed Sep 14 1983, 10:05 PM EDT
Att: 4,800 - Dome

AB 34
R 3
H 11
RBI 3
BB 4
SO 2
LOB 18



Batter	1	2	3	4	5	6	7	8	9	AB	R	H	RBI	BB	SO	LOB	TOP		
Spike Owen, S OBP: 0.266, SLG: 0.280 (1, 6)	0-0 1-3			4-0 1B BB		0-0 4-3				2	0	0	0	1	0	1			
Tony Bernazard, S OBP: 0.332, SLG: 0.381 (1, 4)	0-3 K			0-0 F9					0-0 6-3	0	0	0	0	0	0	0			
Ron Roenicke, S OBP: 0.336, SLG: 0.346 (1, 8)	0-0 F2			0-0 1B 1-H					4-0 F9 1B BB	2	0	1	0	1	0	0			
Pat Putnam, L OBP: 0.322, SLG: 0.445 (1, 3)		0-0 4-3			0-0 F7				0-0 1-2 1B	3	0	1	0	0	0	0			
Al Cowens, R OBP: 0.254, SLG: 0.339 (1, 10)	0-3 K				0-0 6-3				0-0 F9	2	0	0	0	0	1	0			
Al Chambers, L OBP: 0.403, SLG: 0.351 (7, PH)									0-3 2-3 F9	1	0	0	0	0	0	2			
Steve Henderson, R OBP: 0.361, SLG: 0.457 (1, 7)	0-0 1-3				0-0 4-3				0-3 K	3	0	0	0	0	1	2			
Ricky Nelson, L OBP: 0.296, SLG: 0.381 (1, 9)			0-3 K			0-0 F9				2	0	0	0	0	1	0			
Darnell Coles, R OBP: 0.257, SLG: 0.382 (1, 5)			0-0 F8			0-0 4-3				2	0	0	0	0	0	0			
Jamie Nelson, R OBP: 0.306, SLG: 0.279 (1, 2)			0-0 6-3			0-0 1B				2	0	1	0	0	0	0			
Inning Stats	R: 0 E: 0 K: 1 S: 5	H: 0 LOB: 0 BB: 0 P: 5	R: 0 E: 0 K: 1 S: 5	H: 0 LOB: 0 BB: 0 P: 5	R: 0 E: 0 K: 1 S: 5	H: 0 LOB: 0 BB: 1 P: 6	R: 0 E: 0 K: 0 S: 3	H: 0 LOB: 0 BB: 0 P: 3	R: 0 E: 0 K: 0 S: 4	H: 1 LOB: 1 BB: 0 P: 4	R: 0 E: 0 K: 1 S: 6	H: 1 LOB: 2 BB: 1 P: 10							
PITCHER	IP	WLS	BF	H	R	ER	SO	BB	IBB	HBP	BLK	WP	HR	S	P	ERA	WHIP		
LaMarr Hoyt, R ERA: 3.73 (1, 1)	6.0	W	19	2	0	0	3	1	0	0	0	0	0	24	28	0.00	0.500		
Salome Barojas, R ERA: 2.15 (7, 1)	1.0		5	1	0	0	1	1	0	0	0	0	0	6	10	0.00	2.000		

Seattle Mariners @ Chicago White Sox
Comiskey Park, Chicago, IL
Thu Sep 15, 1983, 8:05 PM EDT
Att: 30,378 - Unknown - 60 F

AB 19
R 0
H 3
RBI 0
BB 2
SO 3
LOB 5



WP: 0 PA: 24
SB: 0
CS: 0

Batter	1	2	3	4	5	6	7	8	9	AB	R	H	RBI	BB	SO	LOB	BOTTOM		
Rudy Law, L OBP: 0.339, SLG: 0.367 (1, 8)	0-0 4-3					0-0 F9				4	1	1	1	0	0	3			
Dave Stegman, R OBP: 0.269, SLG: 0.209 (6, PH) (7, 8)						0-0 F9				1	0	0	0	0	0	3			
Carlton Fisk, R OBP: 0.357, SLG: 0.534 (1, 2)	0-0 1B					0-0 F6				3	1	1	0	1	0	3			
Marc Hill, R OBP: 0.273, SLG: 0.296 (7, 2)						0-0 L5-3				0	0	0	0	0	0	0			
Harold Baines, L OBP: 0.333, SLG: 0.431 (1, 9)	0-3 K					0-0 4-3				3	2	1	4	1	1	2			
Casey Parsons, L (7, 9)										0	0	0	0	0	0	0			
Greg Luzinski, R OBP: 0.350, SLG: 0.506 (1, 10)	0-0 1-3					0-0 HR				3	2	2	2	1	0	1			
Chris Nyman, R OBP: 0.337, SLG: 0.375 (6, PR)										0	1	0	0	0	0	0			
Tom Paciorek, R OBP: 0.329, SLG: 0.435 (1, 3)		0-3 K				0-0 F7				4	2	2	0	0	1	0			
Mike Squires, L OBP: 0.315, SLG: 0.262 (7, 3)										0	0	0	0	0	0	0			
Ron Kittle, R OBP: 0.318, SLG: 0.515 (1, 7)	0-3 K					0-0 K				4	1	1	2	0	2	1			
Jerry Hairston, S OBP: 0.385, SLG: 0.532 (7, 7)										0	0	0	0	0	0	0			
Vance Law, R OBP: 0.316, SLG: 0.337 (1, 5)		4-0 BB				0-3 K				3	0	1	2	1	1	2			
Aurelio Rodriguez, R OBP: 0.122, SLG: 0.111 (7, 5)										0	0	0	0	0	0	0			
Scott Fletcher, R OBP: 0.332, SLG: 0.389 (1, 6)	0-0 6-3					4-0 F9 WP				2	1	0	0	2	0	1			
Jerry Dwyzinski, R OBP: 0.296, SLG: 0.289 (7, 6)										0	0	0	0	0	0	0			
Julio Cruz, S OBP: 0.312, SLG: 0.328 (1, 4)						4-0 L5-3				2	1	2	1	2	0	0			
Tim Hulett, R (7, 4)										0	0	0	0	0	0	0			
Inning Stats	R: 0 E: 0 K: 1 S: 6	H: 1 LOB: 1 BB: 0 P: 6	R: 0 E: 0 K: 2 S: 7	H: 0 LOB: 1 BB: 1 P: 11	R: 0 E: 0 K: 0 S: 3	H: 0 LOB: 1 BB: 1 P: 7	R: 1 E: 0 K: 2 S: 8	H: 1 LOB: 0 BB: 0 P: 8	R: 0 E: 0 K: 0 S: 2	H: 0 LOB: 1 BB: 2 P: 10	R: 11 E: 2 K: 0 S: 13	H: 9 LOB: 3 BB: 4 P: 29							
PITCHER	IP	WLS	BF	H	R	ER	SO	BB	IBB	HBP	BLK	WP	HR	S	P	ERA	WHIP		
Mike Moore, R ERA: 4.85 (1, 1)	5.0	L	23	4	4	3	5	5	0	0	0	0	0	4	4	27.00	9.000		
Roy Thomas, R ERA: 3.43 (6, 1)	0.1		4	3	1	1	0	0	0	0	0	0	0	4	4	108.00	21.000		
Karl Best, R ERA: 13.5 (6, 1)	0.1		9	4	7	4	0	3	0	0	0	0	1	6	18	108.00	21.000		
Gene Nelson, R ERA: 7.8 (6, 1)	0.1		1	0	0	0	0	0	0	0	0	0	0	1	1	0.00	0.000		

Seattle Mariners @ Chicago White Sox
Comiskey Park, Chicago, IL
Thu Sep 15, 1983, 8:05 PM EDT
Att: 30,378 - Unknown - 60 F

AB 29
R 12
H 11
RBI 12
BB 8
SO 5
LOB 16




WP: 1 PA: 37
SB: 0
CS: 0

Batter	1	2	3	4	5	6	7	8	9	AB	R	H	RBI	BB	SO	LOB	TOP								
Spike Owen, S OBP: 0.269, SLG: 0.280 (1, 6)	0-0 6-3		0-0 6-3		0-3 K			0-0 L3 1B		4	0	1	0	0	1	0	Seattle Mariners @ Chicago White Sox Comiskey Park, Chicago, IL Sat Sep 17 1983, 8:05 PM EDT Att: 45,646 - Cloudy - 64 F								
Phil Bradley, R OBP: 0.417, SLG: 0.367 (1, 8)	4-0 1B E BB		0-0 6-3		0-0 4-3			0-0 L3 1-2		3	1	0	0	1	0	1									
Tony Bernazard, S OBP: 0.333, SLG: 0.381 (1, 4)	0-0		0-0		0-0		0-0 5-3		0-0	0	0	0	0	0	0	0									
Harold Reynolds, S OBP: 0.250, SLG: 0.400 (9, PR) (9, 4)	1-2 1B		0-0 1B		0-0		0-0 4-3		0-0 1B	0	1	0	0	0	0	0									
Al Cowens, R OBP: 0.255, SLG: 0.335 (1, 10)	0-0 FC6-4 2H		0-0 F7		0-0		0-0 4-3		0-0 6-3 2B 1B	4	1	1	0	0	0	2									
Steve Henderson, R OBP: 0.356, SLG: 0.450 (1, 7)	0-3 K		0-0		0-0 4-3		0-0		0-0 6-3	4	0	0	0	0	1	3									
John Moses, S OBP: 0.292, SLG: 0.266 (9, 7)	0-0		0-0		0-0		0-0 6-3		1-2 2-3	0	0	0	0	0	0	0									
Dave Henderson, R OBP: 0.301, SLG: 0.423 (1, 9)		0-0 5-3		0-0	0-0		0-0 6-3		0-0	3	0	1	0	0	0	0									
Ricky Nelson, L OBP: 0.298, SLG: 0.387 (9, 9)		0-0		0-0	1B		0-0		4-3 2B	1	0	1	2	0	0	0									
Pat Putnam, L OBP: 0.321, SLG: 0.442 (1, 3)		0-3 K		0-3 K		0-3 K		0-3 K	2H 3H 4-0	2	0	0	0	0	2	1									
Ron Roenicke, S OBP: 0.333, SLG: 0.340 (7, PH) (7, 3)		0-0		0-0	6-3		0-0		4-3 IBB	1	0	0	0	1	1	0									
Darnell Coles, R OBP: 0.262, SLG: 0.375 (1, 5)		0-0		0-0	6-3		0-0		4-3	4	0	1	0	0	0	3									
Orlando Mercado, R OBP: 0.251, SLG: 0.304 (1, 2)		0-0 L6		0-0	1-3		0-0		5-3 K	4	0	0	0	0	1	4									
Inning Stats	R: 1 E: 1 K: 1 S: 6	H: 1 LOB: 1 BB: 1 P: 10	R: 0 E: 0 K: 1 S: 6	H: 1 LOB: 1 BB: 0 P: 6	R: 0 E: 0 K: 0 S: 4	H: 1 LOB: 1 BB: 0 P: 4	R: 0 E: 0 K: 1 S: 6	H: 0 LOB: 0 BB: 0 P: 6	R: 0 E: 0 K: 0 S: 5	H: 0 LOB: 0 BB: 0 P: 5	R: 0 E: 0 K: 1 S: 5	H: 0 LOB: 0 BB: 0 P: 5	R: 0 E: 0 K: 0 S: 3	H: 0 LOB: 0 BB: 0 P: 5	R: 0 E: 0 K: 1 S: 5	H: 1 LOB: 0 BB: 0 P: 3	R: 2 E: 0 K: 1 S: 8	H: 3 LOB: 3 BB: 1 P: 12	1B: 6 2B: 3 3B: 0 HR: 0	SF: 0 SAC: 0 DP: 1 HBP: 0	WP: 0 PB: 0 SB: 4 CS: 0	PA: 36			
PITCHER	IP	WLS	BF	H	R	ER	SO	BB	IBB	HBP	BLK	WP	HR	S	P	ERA	WHIP								
Jerry Koosman, L ERA: 5.0 (1, 1)	8.0		30	6	2	1	5	1	0	0	0	0	0	39	43	1.12	0.875								
Dennis Lamp, R ERA: 3.73 (9, 1)	1.0	W	6	2	1	1	1	0	1	0	0	0	0	7	11	9.00	2.000								

Batter	1	2	3	4	5	6	7	8	9	AB	R	H	RBI	BB	SO	LOB	BOTTOM									
Rudy Law, L OBP: 0.342, SLG: 0.368 (1, 8)	0-0 L1-6 S 1B		0-0 F9		0-0 F4		0-3 K		4-0 BB BB	4	0	1	0	1	1	1	Seattle Mariners @ Chicago White Sox Comiskey Park, Chicago, IL Sat Sep 17 1983, 8:05 PM EDT Att: 45,646 - Cloudy - 64 F									
Carlton Fisk, R OBP: 0.361, SLG: 0.534 (1, 2)	4-0 1-2 BB		0-0 FC4-6 1B		0-0 F7		0-3 K		4-0 1-2 BB	3	0	1	0	2	1	0										
Harold Baines, L OBP: 0.333, SLG: 0.440 (1, 9)	0-3 K		0-0 FC4-6 1-2 3H		0-0 4-3		0-0		0-0 HR 3H	4	1	1	3	0	1	3										
Greg Luzinski, R OBP: 0.354, SLG: 0.507 (1, 10)	0-0 L1-6		0-0 K		0-0		0-0		4-0 BB BB	3	0	1	0	1	1	3										
Chris Nyman, R OBP: 0.337, SLG: 0.375 (9, PR) (9, 7)	0-0		0-0		0-0		0-0		0-0 S BB	0	0	0	0	0	0	0										
Tom Paciorek, R OBP: 0.332, SLG: 0.437 (1, 3)		0-0 F4		0-0	0-0		0-0		0-0 F5	4	1	2	0	0	0	1										
Mike Squires, L OBP: 0.315, SLG: 0.262 (9, 3)		0-0		0-0	G1 SH1-3 2B		0-0		1-2 FC6-4 1B	0	0	0	0	0	0	0										
Ron Kittle, R OBP: 0.315, SLG: 0.507 (1, 7)		4-0 BB		0-0 G1		0-0	0-0		0-0 L3	3	0	0	0	1	0	5										
Vance Law, R OBP: 0.316, SLG: 0.333 (1, 5)		0-3 K		0-0 SH1-3		0-0	0-0		0-0 5-3	3	0	0	1	0	1	5										
Scott Fletcher, R OBP: 0.328, SLG: 0.381 (1, 6)		0-0		0-0	3H 4-0		0-0		0-0 5-3	2	0	0	0	1	0	3										
Jerry Hairston, S OBP: 0.386, SLG: 0.527 (9, PH) (9, 7)		1-3		0-0	E S BB		0-0		0-0 L1	1	0	0	0	0	0	0										
Julio Cruz, S OBP: 0.315, SLG: 0.328 (1, 4)			4-0 1B FC4-6 BB		0-0 1-3		0-0		4-0 BB S SF8 BB	2	2	0	0	2	0	1										
Inning Stats	R: 0 E: 0 K: 1 S: 5	H: 1 LOB: 1 BB: 1 P: 9	R: 0 E: 0 K: 1 S: 5	H: 0 LOB: 1 BB: 1 P: 9	R: 1 E: 0 K: 1 S: 6	H: 1 LOB: 1 BB: 1 P: 10	R: 1 E: 0 K: 0 S: 4	H: 1 LOB: 1 BB: 1 P: 8	R: 0 E: 0 K: 0 S: 3	H: 2 LOB: 2 BB: 0 P: 3	R: 0 E: 0 K: 2 S: 7	H: 0 LOB: 0 BB: 0 P: 7	R: 0 E: 0 K: 0 S: 4	H: 1 LOB: 2 BB: 1 P: 8	R: 1 E: 0 K: 0 S: 2	H: 0 LOB: 2 BB: 3 P: 14	1B: 4 2B: 2 3B: 0 HR: 1	SF: 1 SAC: 1 DP: 1 HBP: 0	WP: 0 PB: 0 SB: 4 CS: 0	PA: 39						
PITCHER	IP	WLS	BF	H	R	ER	SO	BB	IBB	HBP	BLK	WP	HR	S	P	ERA	WHIP									
Jim Beattie, R ERA: 4.09 (1, 1)	8.0		34	6	3	3	5	5	0	0	0	0	0	1	39	59	3.38	1.375								
Bill Caudill, R ERA: 4.75 (9, 1)	0.1	L	4	0	1	1	0	3	0	0	0	0	0	1	13	27.00	9.000									
Ed Vande Berg, L ERA: 3.52 (9, 1)	0.1		1	0	0	0	0	0	0	0	0	0	0	1	1	0.00	0.000									

AB 30
R 3
H 5
RBI 2
BB 2
SO 6
LOB 14



AB 29
R 4
H 6
RBI 4
BB 8
SO 5
LOB 22



Batter	1	2	3	4	5	6	7	8	9	AB	R	H	RBI	BB	SO	LOB	TOP					
John Moses, S OBP: 0.284, SLG: 0.258 (1, 7)	0-0 4-3		0-3 K		0-0 G6-4-3			0-0 G3-6-1		4	0	0	0	0	1	3						
Spike Owen, S OBP: 0.269, SLG: 0.279 (1, 6)	0-3 K		0-0 E4				0-0 4-3		0-0 1B	4	0	1	0	0	0	1						
Ron Roenicke, S OBP: 0.329, SLG: 0.336 (1, 8)	0-3 K		0-0 4-3				0-0 2-3		0-0 F9	4	0	0	0	0	1	3						
Ken Phelps, L OBP: 0.306, SLG: 0.385 (1, 3)		0-0 4-3		4-0 G4-3 BB			0-0 4-3		0-0 1B	3	0	1	0	1	0	0						
Ricky Nelson, L OBP: 0.297, SLG: 0.385 (1, 9)		0-0 4-3		0-0 G4-3			0-0 FC3-6 1B		0-3 K	4	0	1	0	0	1	3						
Al Chambers, L OBP: 0.408, SLG: 0.339 (1, 10)		4-0 FC5-4 BB		4-0 BB			0-0 FC3-6 G5-4-3 1B		0-3 K	2	0	0	0	2	1	3						
Darnell Coles, R OBP: 0.244, SLG: 0.349 (1, 5)		0-0 FC5-4		0-0 F8			0-0 G5-4-3			3	0	0	0	0	0	3						
Orlando Mercado, R OBP: 0.258, SLG: 0.306 (1, 2)			0-0 E G3 1B		0-0 1-3			4-0 FC3-6 BB		2	0	1	0	1	0	0						
Harold Reynolds, S OBP: 0.283, SLG: 0.389 (1, 4)			0-0 G3		0-0 G6-4-3 1B			0-0 FC3-6 G3-6-1		3	0	1	0	0	0	2						
Inning Stats	R: 0 E: 0 K: 2 S: 7	H: 0 LOB: 0 BB: 7 P: 7	R: 0 E: 0 K: 0 S: 3	H: 0 LOB: 1 BB: 1 P: 7	R: 0 E: 1 K: 1 S: 7	H: 1 LOB: 2 BB: 0 P: 7	R: 0 E: 0 K: 0 S: 2	H: 0 LOB: 1 BB: 2 P: 10	R: 0 E: 0 K: 0 S: 3	H: 1 LOB: 0 BB: 0 P: 3	R: 0 E: 0 K: 0 S: 3	H: 0 LOB: 0 BB: 0 P: 3	R: 0 E: 0 K: 0 S: 3	H: 1 LOB: 0 BB: 0 P: 3	R: 0 E: 0 K: 0 S: 2	H: 0 LOB: 1 BB: 1 P: 6	R: 0 E: 0 K: 2 S: 9	H: 2 LOB: 2 BB: 0 P: 9	1B: 5 2B: 0 3B: 0 HR: 0	SF: 0 SAC: 0 DP: 4 HBP: 0	WP: 0 PB: 0 SB: 0 CS: 0	PA: 33
PITCHER Richard Dotson, R ERA: 3.39 (1, 1)	IP: 9.0 WLS: W BF: 33 H: 5 R: 0 ER: 0 SO: 5 BB: 4 IBB: 0 HBP: 0 BLK: 0 WP: 0 HR: 0 S: 39 P: 55 ERA: 0.00 WHIP: 1.000															PITCHER						

Seattle Mariners @ Chicago White Sox
Comiskey Park, Chicago, IL
Sun Sep 18 1983, 4:33 AM EDT
Att: 40,984 - Cloudy - 84 F

AB	29
R	0
H	5
RBI	0
BB	4
SO	5
LOB	18



Batter	1	2	3	4	5	6	7	8	9	AB	R	H	RBI	BB	SO	LOB	BOTTOM				
Rudy Law, L OBP: 0.341, SLG: 0.369 (1, 8)	0-0 SH2-3 E 2B	0-0 FC4-6 HR		0-0 F9		0-0 4-3				4	2	1	0	0	0	2					
Dave Stegman, R OBP: 0.269, SLG: 0.209 (7, 8)										0	0	0	0	0	0	0					
Scott Fletcher, R OBP: 0.328, SLG: 0.377 (1, 6)	0-0 SH2-3	0-0 F9		0-0 6-3		0-0 4-3				2	0	0	0	0	0	1					
Jerry Dybzinski, R OBP: 0.285, SLG: 0.287 (7, 6)										1	0	0	0	0	0	0					
Harold Baines, L OBP: 0.333, SLG: 0.445 (1, 9)	0-0 E1 6-3 BB 1B	0-0 HR		0-0 4-3		4-0 BB				3	2	1	2	0	0	0					
Casey Parsons, L (7, 9)										0	0	0	0	1	0	0					
Greg Walker, L OBP: 0.328, SLG: 0.423 (1, 10)	4-0 6-3 1B BB	0-3 K			0-0 F7		0-0 F6			3	1	0	0	1	1	1					
Ron Kittle, R OBP: 0.314, SLG: 0.504 (1, 7)	0-0 6-3		0-0 F3		0-0 6-3		0-0 F8			3	0	0	0	0	0	2					
Tim Hulett, R (6, 4)										1	0	0	0	0	0	1					
Mike Squires, L OBP: 0.320, SLG: 0.264 (1, 3)	0-0 2B 1B		4-0 1B BB		0-0 4-3			0-0 F2		3	1	1	2	1	0	0					
Vance Law, R OBP: 0.322, SLG: 0.341 (1, 5)			0-0 1B BB			0-0 G6-4-3 1B		4-0 G6-3 BB		3	0	3	0	1	0	0					
Joel Skinner, R OBP: 0.333, SLG: 0.333 (1, 2)	0-0 F8		0-0 G4-3 1B		0-0 G6-4-3		0-0 G6-3			4	0	1	1	0	0	4					
Julio Cruz, S OBP: 0.315, SLG: 0.328 (1, 4)			0-0 FC4-6 1B		0-0 G4-3		0-0 1B			2	0	1	0	0	0	2					
Jerry Hairston, S OBP: 0.391, SLG: 0.531 (6, 7)										1	0	1	0	0	0	0					
Inning Stats	R: 3 E: 1 K: 0 S: 7	H: 3 LOB: 2 BB: 1 P: 11	R: 2 E: 0 K: 1 S: 7	H: 2 LOB: 0 BB: 0 P: 7	R: 1 E: 0 K: 0 S: 4	H: 2 LOB: 1 BB: 1 P: 8	R: 0 E: 0 K: 0 S: 3	H: 0 LOB: 0 BB: 0 P: 3	R: 0 E: 0 K: 0 S: 3	H: 0 LOB: 0 BB: 0 P: 3	R: 0 E: 0 K: 0 S: 4	H: 2 LOB: 1 BB: 0 P: 4	R: 0 E: 0 K: 0 S: 3	H: 0 LOB: 1 BB: 1 P: 7	R: 0 E: 0 K: 0 S: 2	H: 0 LOB: 0 BB: 1 P: 6	R: 0 E: 0 K: 0 S: 9	H: 6 LOB: 2 3B: 0 HR: 1	SF: 0 SAC: 1 DP: 3 HBP: 0	WP: 0 PB: 0 SB: 1 CS: 0	PA: 35
PITCHER Bob Stoddard, R ERA: 4.57 (1, 1)	IP: 2.0 WLS: L BF: 13 H: 5 R: 5 ER: 2 SO: 1 BB: 1 IBB: 0 HBP: 0 BLK: 0 WP: 0 HR: 1 S: 14 P: 18 ERA: 9.00 WHIP: 3.000															PITCHER					
Gene Nelson, R ERA: 6.3 (3, 1)	5.0 19 4 1 1 0 2 0 0 0 0 0 17 25 1.80 1.200																				
Ed Nunez, R ERA: 4.65 (8, 1)	1.0 3 0 0 0 0 1 0 0 0 0 0 2 6 0.00 1.000																				

Seattle Mariners @ Chicago White Sox
Comiskey Park, Chicago, IL
Sun Sep 18 1983, 4:33 AM EDT
Att: 40,984 - Cloudy - 84 F

AB	30
R	6
H	9
RBI	5
BB	4
SO	1
LOB	13



Batter	1	2	3	4	5	6	7	8	9	AB	R	H	RBI	BB	SO	LOB	TOP																			
Spike Owen, S OBP: 0.271, SLG: 0.276 (1, 6)	F6		K	F7						3	1	0	0	2	1	2	Seattle Mariners @ Toronto Blue Jays Exhibition Stadium, Toronto, ON Mon Sep 19 1983, 7:05 PM EDT Att: 10,484 - Unknown																			
Phil Bradley, R OBP: 0.439, SLG: 0.394 (1, 8)	G3 BB		1B 2B		K					3	2	1	1	2	1	3																				
Ron Roenicke, S OBP: 0.330, SLG: 0.337 (1, 7) (7, 3)	G3		1B SF8 1B		F9		F7			5	1	2	2	0	0	3																				
Pat Putnam, L OBP: 0.323, SLG: 0.443 (1, 3) Al Cowens, R OBP: 0.256, SLG: 0.336 (7, PH) (7, 7) John Moses, S OBP: 0.284, SLG: 0.258 (9, 7)	3-1		FC5 BB 1B		1B		1B		1-3	3	0	2	0	0	0	1																				
Ken Phelps, L OBP: 0.301, SLG: 0.381 Dave Henderson, R OBP: 0.303, SLG: 0.425 (1, 10) (5, PH)		F7	SF8		1B		E7 1-3 1B		K	1	0	0	1	0	0	0																				
Ricky Nelson, L OBP: 0.299, SLG: 0.381 (1, 9)	E9 G4-6-3		BB		F6		1-3 1B IBB		K	3	1	0	0	2	1	3																				
Rick Sweet, S OBP: 0.260, SLG: 0.259 (1, 2)	G4-6-3		FC5			G3	1-3		F7	5	0	0	0	0	0	5																				
Darnell Coles, R OBP: 0.266, SLG: 0.375 (1, 5)			2B 2B		5-3		F9 BB 1B		1-3	5	1	2	2	0	0	0																				
Harold Reynolds, S OBP: 0.292, SLG: 0.364 (1, 4)			2B 1B BB		5-3		F7 1-2 BB 1B		F9	4	1	1	0	1	0	0																				
Inning Stats	R: 0 E: 0 K: 0 S: 3	H: 0 LOB: 1 BB: 1 P: 7	R: 0 E: 1 K: 0 S: 3	H: 0 LOB: 0 BB: 0 P: 3	R: 4 E: 0 K: 1 S: 9	H: 4 LOB: 2 BB: 2 P: 17	R: 0 E: 0 K: 0 S: 3	H: 0 LOB: 0 BB: 0 P: 3	R: 0 E: 0 K: 1 S: 7	H: 2 LOB: 2 BB: 0 P: 7	R: 0 E: 0 K: 0 S: 3	H: 0 LOB: 3 BB: 4 P: 23	R: 0 E: 1 K: 2 S: 8	H: 1 LOB: 1 BB: 0 P: 8	R: 0 E: 0 K: 0 S: 3	H: 0 LOB: 0 BB: 0 P: 3		1B: 9 2B: 2 3B: 0 HR: 0	SF: 1 SAC: 0 DP: 1 HBP: 0	WP: 0 PA: 45 PB: 0 SB: 0 CS: 0																
PITCHER	IP	WLS	BF	H	R	ER	SO	BB	IBB	HBP	BLK	WP	HR	S	P	ERA	WHIP	PITCHER		IP	WLS	BF	H	R	ER	SO	BB	IBB	HBP	BLK	WP	HR	S	P	ERA	WHIP
Jim Clancy, R ERA: 3.8 (1, 1)	2.2		15	4	4	4	1	3	0	0	0	0	0	14	26	13.50	2.625	Jim Gott, R ERA: 4.76 (7, 1)		1.1		5	1	0	0	2	0	0	0	0	0	9	9	0.00	0.750	
Stan Clarke, L ERA: 5.4 (3, 1)	2.1		9	2	0	0	1	0	0	0	0	0	0	11	11	0.00	0.857	Randy Moffitt, R ERA: 3.77 (9, 1)		1.0		3	0	0	0	0	0	0	0	0	3	3	0.00	0.000		
Roy Lee Jackson, R ERA: 4.58 (6, 1)	1.1		6	0	2	2	0	2	0	0	0	0	0	4	12	13.50	1.500																			
Dave Geisel, L ERA: 4.64 (7, 1)	0.0	L	1	1	0	0	0	0	0	0	0	0	0	1	1	∞	∞																			
Joey McLaughlin, R ERA: 4.45 (7, 1)	0.1		6	3	3	3	0	1	1	0	0	0	0	4	12	81.00	12.000																			
Batter	1	2	3	4	5	6	7	8	9	AB	R	H	RBI	BB	SO	LOB	BOTTOM																			
Tony Fernandez, S OBP: 0.286, SLG: 0.400 (1, 6)	6-3		E BLK 1B	SH1-4		4-3		4-3		4	1	1	0	0	0	2	Seattle Mariners @ Toronto Blue Jays Exhibition Stadium, Toronto, ON Mon Sep 19 1983, 7:05 PM EDT Att: 10,484 - Unknown																			
Lloyd Moseby, L OBP: 0.381, SLG: 0.516 (1, 8)	1-3 E 1B		1B E BB	F9		1-2 1B			K	4	2	2	1	1	1	1																				
Jesse Barfield, R OBP: 0.294, SLG: 0.516 (1, 9)	1-3		E9 G1 SF8 1B	K			F3		K	5	1	0	0	0	2	4																				
Cliff Johnson, R OBP: 0.375, SLG: 0.496 (1, 10)	E3		G1 1B		K		5-3		WP BB 1B	5	0	2	1	0	1	0																				
George Bell, R OBP: 0.307, SLG: 0.438 Dave Collins, S OBP: 0.351, SLG: 0.342 (1, 7) (7, PH) (8, 7)	K		G1		5-3		BB		WP BB	3	0	0	1	0	1	3																				
Willie Upshaw, L OBP: 0.373, SLG: 0.514 (1, 3)			SF8				F8		K	4	0	2	1	0	1	3																				
Garth Iorg, R OBP: 0.294, SLG: 0.373 Rance Mulliniks, L OBP: 0.378, SLG: 0.475 (1, 5) (6, PH) (9, 5)		K	5-3		G3				2B	3	0	0	0	0	1	3																				
Buck Martinez, R OBP: 0.340, SLG: 0.462 Mitch Webster, S OBP: 0.192, SLG: 0.100 Ernie Whitt, L OBP: 0.342, SLG: 0.449 (1, 2) (6, PR) (7, 2)						4-3 1B BB		F9		1	1	1	1	2	0	0																				
Alfredo Griffin, S OBP: 0.287, SLG: 0.354 (1, 4)	G5-3			HR		F2		F9		4	0	1	0	0	0	4																				
Inning Stats	R: 1 E: 1 K: 1 S: 7	H: 1 LOB: 1 BB: 0 P: 7	R: 0 E: 0 K: 1 S: 5	H: 1 LOB: 1 BB: 1 P: 9	R: 3 E: 1 K: 0 S: 6	H: 2 LOB: 1 BB: 1 P: 10	R: 1 E: 0 K: 1 S: 7	H: 2 LOB: 1 BB: 0 P: 7	R: 0 E: 0 K: 1 S: 6	H: 1 LOB: 1 BB: 0 P: 6	R: 1 E: 0 K: 0 S: 3	H: 1 LOB: 1 BB: 1 P: 7	R: 0 E: 0 K: 0 S: 4	H: 1 LOB: 1 BB: 0 P: 4	R: 0 E: 0 K: 3 S: 10	H: 1 LOB: 2 BB: 1 P: 14		1B: 7 2B: 1 3B: 1 HR: 1	SF: 1 SAC: 1 DP: 1 HBP: 0	WP: 1 PA: 42 PB: 0 SB: 1 CS: 0																
PITCHER	IP	WLS	BF	H	R	ER	SO	BB	IBB	HBP	BLK	WP	HR	S	P	ERA	WHIP	PITCHER		IP	WLS	BF	H	R	ER	SO	BB	IBB	HBP	BLK	WP	HR	S	P	ERA	WHIP
Matt Young, L ERA: 3.34 (1, 1)	6.0		29	8	6	3	4	3	0	0	1	0	0	14	46	4.50	1.833	Ed Vande Berg, L ERA: 3.5 (9, 1)		0.1	S	1	0	0	0	1	0	0	0	0	3	3	0.00	0.000		
Mike Stanton, R ERA: 3.18 (7, 1)	2.2		12	2	0	0	2	2	0	0	0	0	0	14	22	0.00	1.500																			

Batter	1	2	3	4	5	6	7	8	9	AB	R	H	RBI	BB	SO	LOB	TOP					
Harold Reynolds, S OBP: 0.310, SLG: 0.370 (1,4)	G3		FC4-6 1B		BB 1B		G3		F7	5	0	2	0	0	0	0						
Ricky Nelson, L OBP: 0.299, SLG: 0.379 (1,9)	G3		FC4-6		F7					4	0	1	1	0	0	4						
Ron Roenicke, S OBP: 0.330, SLG: 0.334 (1,8)	5-3		SF8				F8			2	0	0	1	1	0	1						
Pat Putnam, L OBP: 0.322, SLG: 0.443 (1,10)		1-3	F7		SF8					3	0	1	1	0	0	1						
Ken Phelps, L OBP: 0.299, SLG: 0.376 (1,3)				G3	1-3			1B		4	0	1	0	0	1	3						
Al Chambers, L OBP: 0.388, SLG: 0.317 (1,7)				K			F8			4	0	0	0	0	1	2						
Darnell Coles, R OBP: 0.259, SLG: 0.365 (1,5)							5-3			4	0	1	0	0	2	2						
Rick Sweet, S OBP: 0.260, SLG: 0.259 (1,2)			1B FC4-6 1B	4-3			F7		3-1	4	1	1	0	0	0	1						
Domingo Ramos, R OBP: 0.333, SLG: 0.372 (1,6)			FC4-6 1B SF8 1B		BB SF8 1B		4-3		K	4	2	2	0	0	1	0						
Inning Stats	R: 0 E: 0 K: 0 S: 3	H: 0 LOB: 0 BB: 0 P: 3	R: 0 E: 0 K: 1 S: 6	H: 1 LOB: 1 BB: 0 P: 6	R: 2 E: 0 K: 0 S: 6	H: 3 LOB: 1 BB: 0 P: 6	R: 0 E: 0 K: 1 S: 6	H: 1 LOB: 1 BB: 0 P: 6	R: 1 E: 0 K: 0 S: 5	H: 2 LOB: 2 BB: 1 P: 9	R: 0 E: 0 K: 0 S: 3	H: 0 LOB: 0 BB: 0 P: 3	R: 0 E: 0 K: 2 S: 4	H: 1 LOB: 1 BB: 0 P: 4	R: 0 E: 0 K: 2 S: 8	H: 1 LOB: 1 BB: 0 P: 8	R: 0 E: 0 K: 1 S: 5	H: 0 LOB: 0 BB: 0 P: 5	1B: 9 2B: 0 3B: 0 HR: 0	SF: 2 SAC: 0 DP: 0 HBP: 0	WP: 0 PB: 0 SB: 0 CS: 0	PA: 37
PITCHER Dave Stieb, R ERA: 3.01 (1,1)	IP: 9.0 WLS: W BF: 37 H: 9 R: 3 ER: 3 SO: 5 BB: 1 IBB: 0 HBP: 0 BLK: 0 WP: 0 HR: 0 S: 46 P: 50 ERA: 3.00 WHIP: 1.11															PITCHER						

Seattle Mariners @ Toronto Blue Jays
Exhibition Stadium, Toronto, ON
Tue Sep 20 1983, 7:05 PM EDT
Att: 15,657 - Unknown

AB 34
R 3
H 9
RBI 3
BB 1
SO 5
LOB 14



Batter	1	2	3	4	5	6	7	8	9	AB	R	H	RBI	BB	SO	LOB	BOTTOM					
Dave Collins, S OBP: 0.352, SLG: 0.340 (1,7)	K		F7 1B BB	E4 2B		3-1				3	2	0	0	2	1	0						
Rance Mulliniks, L OBP: 0.379, SLG: 0.471 (1,5)	L4		F7 1B BB	2B BB		6-3		F8		3	2	0	0	2	0	1						
Lloyd Moseby, L OBP: 0.384, SLG: 0.518 (1,8)	2B E BB		F7					S BB		2	1	1	2	2	0	2						
Willie Upshaw, L OBP: 0.376, SLG: 0.517 (1,3)	E9 1-H 2B		HR 1B					K		3	1	2	2	1	1	1						
Jorge Orta, L OBP: 0.297, SLG: 0.416 (1,10)	4-3		HR	G3				F8		4	1	1	2	0	0	4						
Ernie Whitt, L OBP: 0.344, SLG: 0.451 (1,2)			K					F9		3	0	1	0	1	1	0						
Jesse Barfield, R OBP: 0.291, SLG: 0.510 (1,9)			K	K				FC5-4 IBB		4	0	0	0	0	2	3						
Tony Fernandez, S OBP: 0.280, SLG: 0.375 (1,6)		F7			CS 1B		K2-3		4-3	4	0	1	0	0	1	1						
Alfredo Griffin, S OBP: 0.285, SLG: 0.351 (1,4)		F8		6-3			4-3		F8	4	0	0	0	0	0	2						
Inning Stats	R: 1 E: 1 K: 1 S: 6	H: 1 LOB: 1 BB: 1 P: 10	R: 0 E: 0 K: 1 S: 6	H: 1 LOB: 0 BB: 0 P: 6	R: 4 E: 0 K: 2 S: 9	H: 2 LOB: 2 BB: 2 P: 17	R: 2 E: 1 K: 0 S: 5	H: 2 LOB: 2 BB: 2 P: 13	R: 0 E: 0 K: 1 S: 5	H: 0 LOB: 0 BB: 0 P: 5	R: 0 E: 0 K: 0 S: 3	H: 0 LOB: 0 BB: 0 P: 3	R: 0 E: 0 K: 1 S: 5	H: 0 LOB: 2 BB: 2 P: 13	R: 0 E: 0 K: 0 S: 3	H: 0 LOB: 1 BB: 1 P: 7	R: 0 E: 0 K: 1 S: 6	H: 0 LOB: 1 BB: 1 P: 7	1B: 2 2B: 3 3B: 0 HR: 1	SF: 0 SAC: 0 DP: 0 HBP: 0	WP: 0 PB: 0 SB: 3 CS: 1	PA: 38
PITCHER Mike Moore, R ERA: 5.01 (1,1)	IP: 3.2 WLS: L BF: 20 H: 4 R: 7 ER: 4 SO: 4 BB: 4 IBB: 0 HBP: 0 BLK: 0 WP: 0 HR: 1 S: 24 P: 40 ERA: 9.82 WHIP: 2.455															PITCHER						
Roy Thomas, R ERA: 3.3 (4,1)	3.1 14 1 0 0 2 2 1 0 0 0 0 0 15 27 0.00 0.900																					
Bill Caudill, R ERA: 4.68 (8,1)	1.0 4 0 0 0 0 1 0 0 0 0 0 0 3 7 0.00 1.000																					

Seattle Mariners @ Toronto Blue Jays
Exhibition Stadium, Toronto, ON
Tue Sep 20 1983, 7:05 PM EDT
Att: 15,657 - Unknown

AB 30
R 7
H 6
RBI 6
BB 8
SO 6
LOB 14



Batter	1	2	3	4	5	6	7	8	9	AB	R	H	RBI	BB	SO	LOB	TOP			
Harold Reynolds, S (1,4) OBP: 0.303, SLG: 0.355 Ken Phelps, L (9, PH) OBP: 0.297, SLG: 0.373										4	1	1	0	0	1	2				
Phil Bradley, R (1,8) OBP: 0.422, SLG: 0.378										4	1	1	0	0	0	2				
Al Cowens, R (1,7) OBP: 0.259, SLG: 0.336										3	1	1	2	1	0	0				
Pat Putnam, L (1,3) OBP: 0.322, SLG: 0.440										3	0	0	0	1	1	2				
Richie Zisk, R (1,10) OBP: 0.311, SLG: 0.411 Al Chambers, L (3, PR) OBP: 0.390, SLG: 0.313										2	0	1	0	0	0	1				
Dave Henderson, R (1,9) OBP: 0.303, SLG: 0.423										4	0	1	1	0	0	3				
Darnell Coles, R (1,5) OBP: 0.276, SLG: 0.375										4	0	2	0	0	1	2				
Rick Sweet, S (1,2) OBP: 0.256, SLG: 0.254										4	0	0	0	0	0	2				
Domingo Ramos, R (1,6) OBP: 0.331, SLG: 0.368										4	0	1	0	0	1	1				
Inning Stats	R: 3 E: 2 K: 0 S: 7	H: 4 LOB: 1 BB: 0 P: 7	R: 0 E: 0 K: 1 S: 5	H: 0 LOB: 0 BB: 0 P: 5	R: 0 E: 0 K: 0 S: 4	H: 1 LOB: 2 BB: 1 P: 8	R: 0 E: 0 K: 0 S: 5	H: 2 LOB: 0 BB: 0 P: 5	R: 0 E: 0 K: 1 S: 3	H: 1 LOB: 1 BB: 1 P: 9	R: 0 E: 0 K: 1 S: 5	H: 0 LOB: 1 BB: 1 P: 9	R: 0 E: 0 K: 2 S: 7	H: 0 LOB: 0 BB: 0 P: 7	R: 0 E: 0 K: 0 S: 3	H: 0 LOB: 0 BB: 0 P: 3	1B: 8 2B: 0 3B: 0 HR: 0	SF: 0 SAC: 0 DP: 2 HBP: 0	WP: 0 PB: 0 SB: 0 CS: 0	PA: 37
PITCHER Doyle Alexander, R (1,1) ERA: 4.68	IP: 9.0 WLS: W BF: 37 H: 8 R: 3 ER: 3 SO: 5 BB: 3 IBB: 0 HBP: 0 BLK: 0 WP: 0 HR: 0 S: 44 P: 56 ERA: 3.00 WHIP: 1.222															PITCHER				

Seattle Mariners @ Toronto Blue Jays
Exhibition Stadium, Toronto, ON
Wed Sep 21 1983, 7:05 PM EDT
Att: 16,321 - Unknown

AB	34
R	3
H	8
RBI	3
BB	3
SO	5
LOB	15



Batter	1	2	3	4	5	6	7	8	9	AB	R	H	RBI	BB	SO	LOB	BOTTOM			
Damaso Garcia, R (1,4) OBP: 0.335, SLG: 0.394										4	1	3	0	0	0	0				
Lloyd Moseby, L (1,8) OBP: 0.381, SLG: 0.514										4	0	0	1	0	1	5				
Jesse Barfield, R (1,9) OBP: 0.291, SLG: 0.507										4	0	1	1	0	2	1				
Cliff Johnson, R (1,10) OBP: 0.374, SLG: 0.492										3	0	0	0	1	0	1				
George Bell, R (1,7) OBP: 0.298, SLG: 0.424 Dave Collins, S (8, PH) OBP: 0.351, SLG: 0.339										3	0	0	0	0	0	1				
Garth Iorg, R (1,5) OBP: 0.293, SLG: 0.370 Rance Mulliniks, L (6, PH) OBP: 0.377, SLG: 0.468										2	0	0	0	0	2	0				
Willie Upshaw, L (1,3) OBP: 0.380, SLG: 0.522										4	1	4	0	0	0	0				
Buck Martinez, R (1,2) OBP: 0.339, SLG: 0.458										4	1	1	0	0	1	3				
Alfredo Griffin, S (1,6) OBP: 0.287, SLG: 0.351										2	1	1	1	1	0	1				
Inning Stats	R: 0 E: 0 K: 1 S: 5	H: 0 LOB: 0 BB: 0 P: 5	R: 0 E: 0 K: 1 S: 5	H: 0 LOB: 0 BB: 0 P: 5	R: 4 E: 1 K: 0 S: 7	H: 5 LOB: 1 BB: 1 P: 11	R: 0 E: 0 K: 1 S: 7	H: 2 LOB: 3 BB: 1 P: 11	R: 0 E: 0 K: 1 S: 5	H: 0 LOB: 0 BB: 0 P: 5	R: 0 E: 1 K: 2 S: 8	H: 1 LOB: 1 BB: 0 P: 8	R: 0 E: 0 K: 1 S: 6	H: 1 LOB: 1 BB: 0 P: 6	R: 0 E: 0 K: 0 S: 4	H: 1 LOB: 1 BB: 0 P: 4	1B: 9 2B: 1 3B: 0 HR: 0	SF: 0 SAC: 0 DP: 0 HBP: 0	WP: 0 PB: 0 SB: 1 CS: 1	PA: 35
PITCHER Bryan Clark, L (1,1) ERA: 3.75 Bob Stoddard, R (4,1) ERA: 4.44	IP: 3.1 WLS: L BF: 16 H: 6 R: 4 ER: 4 SO: 3 BB: 1 IBB: 0 HBP: 0 BLK: 0 WP: 0 HR: 0 S: 21 P: 25 ERA: 10.80 WHIP: 2.100															PITCHER				

Seattle Mariners @ Toronto Blue Jays
Exhibition Stadium, Toronto, ON
Wed Sep 21 1983, 7:05 PM EDT
Att: 16,321 - Unknown

AB	33
R	4
H	10
RBI	3
BB	2
SO	7
LOB	12



Batter	1	2	3	4	5	6	7	8	9	AB	R	H	RBI	BB	SO	LOB	TOP			
Tony Bernazard, S (1,4) OBP: 0.332, SLG: 0.382	F8		K					K		4	0	1	2	0	2	1	Seattle Mariners @ Texas Rangers Arlington Stadium, Arlington, TX Thu Sep 22 1983, 8:05 PM EDT Att: 8,739 - Unknown			
Phil Bradley, R (1,8) OBP: 0.406, SLG: 0.366	K				4-3 1B			4-3		4	0	1	0	0	1	1				
Ron Roenicke, S (1,7) OBP: 0.326, SLG: 0.330	F7			4-3 1-2			F8		4	0	0	0	0	0	1					
Pat Putnam, L (1,3) OBP: 0.323, SLG: 0.439		G3						1-3		3	0	1	0	1	0	0				
Al Cowens, R (1,10) OBP: 0.256, SLG: 0.332	L3			BB			G6-4-3 1B		4	0	0	0	0	0	3					
Dave Henderson, R (1,9) OBP: 0.300, SLG: 0.420	F7							F8		4	0	0	0	0	1	3				
Darnell Coles, R (1,5) OBP: 0.295, SLG: 0.379			L6							2	1	1	0	1	0	0				
Orlando Mercado, R (1,2) OBP: 0.259, SLG: 0.302				1-3 BB				F8		2	0	0	0	1	0	2				
Spike Owen, S (1,6) OBP: 0.272, SLG: 0.277			1-3					CS	4-3	3	1	1	0	0	0	1				
Inning Stats	R: 0 E: 0 K: 1 S: 5	H: 0 LOB: 0 BB: 0 P: 5	R: 0 E: 0 K: 0 S: 3	H: 0 LOB: 0 BB: 0 P: 3	R: 0 E: 0 K: 1 S: 5	H: 0 LOB: 1 BB: 1 P: 9	R: 0 E: 0 K: 1 S: 6	H: 1 LOB: 2 BB: 1 P: 10	R: 2 E: 0 K: 0 S: 5	H: 3 LOB: 0 BB: 0 P: 5	R: 0 E: 0 K: 0 S: 3	H: 1 LOB: 0 BB: 0 P: 3	R: 0 E: 0 K: 0 S: 2	H: 0 LOB: 0 BB: 1 P: 6	R: 0 E: 1 K: 0 S: 4	H: 0 LOB: 1 BB: 0 P: 4	1B: 4 2B: 1 3B: 0 HR: 0	SF: 0 SAC: 0 DP: 1 HBP: 0	WP: 0 PB: 0 SB: 0 CS: 2	PA: 34
PITCHER Danny Darwin, R (1,1) ERA: 3.54	IP: 9.0 WLS: W BF: 33 H: 5 R: 2 ER: 2 SO: 4 BB: 3 IBB: 0 HBP: 0 BLK: 0 WP: 0 HR: 0 S: 38 P: 50 ERA: 2.00 WHIP: 0.889																			

Batter	1	2	3	4	5	6	7	8	9	AB	R	H	RBI	BB	SO	LOB	BOTTOM	
Mickey Rivers, L (1,10) OBP: 0.304, SLG: 0.339	G3 2B 1B		F7					F2		4	1	2	0	0	0	1	Seattle Mariners @ Texas Rangers Arlington Stadium, Arlington, TX Thu Sep 22 1983, 8:05 PM EDT Att: 8,739 - Unknown	
Tom Dunbar, L (1,7) OBP: 0.350, SLG: 0.188										3	0	0	0	0	2	2		
Bill Sample, R (8, PH) OBP: 0.325, SLG: 0.396	K		K					BB BB		0	1	0	0	1	0	0		
George Wright, S (1,8) OBP: 0.326, SLG: 0.431	G3 1-3							BB BB		3	1	0	0	1	0	2		
Larry Parrish, R (1,9) OBP: 0.330, SLG: 0.489								BB BB		4	0	2	4	0	1	0		
Bill Stein, R (1,5) OBP: 0.328, SLG: 0.410										3	0	1	0	0	1	1		
Curtis Wilkerson, S (7, PH) OBP: 0.152, SLG: 0.100	K									1	1	0	0	0	0	0		
Pete O'Brien, L (1,3) OBP: 0.312, SLG: 0.352										3	0	1	0	0	0	0		
Bob Johnson, R (1,2) OBP: 0.292, SLG: 0.360										2	0	0	0	0	1	0		
Bob Jones, L (7, PH) OBP: 0.280, SLG: 0.328	6-3									0	0	0	1	0	0	0		
Jim Sundberg, R (8,2) OBP: 0.267, SLG: 0.253										0	0	0	0	0	0	0		
Bucky Dent, R (1,6) OBP: 0.280, SLG: 0.301										3	0	0	0	0	2	1		
Wayne Tolleson, S (1,4) OBP: 0.322, SLG: 0.322			G3							2	1	0	0	1	0	0		
Inning Stats	R: 1 E: 0 K: 2 S: 9	H: 2 LOB: 1 BB: 0 P: 9	R: 0 E: 0 K: 1 S: 5	H: 0 LOB: 0 BB: 0 P: 5	R: 0 E: 0 K: 1 S: 5	H: 0 LOB: 0 BB: 0 P: 5	R: 0 E: 0 K: 1 S: 5	H: 0 LOB: 0 BB: 0 P: 5	R: 0 E: 0 K: 0 S: 4	H: 1 LOB: 1 BB: 0 P: 4	R: 1 E: 0 K: 1 S: 7	H: 2 LOB: 1 BB: 0 P: 7	R: 3 E: 0 K: 0 S: 3	H: 1 LOB: 0 BB: 3 P: 15	1B: 4 2B: 2 3B: 0 HR: 0	SF: 1 SAC: 0 DP: 0 HBP: 0	WP: 0 PB: 0 SB: 3 CS: 0	PA: 32
PITCHER Jim Beattie, R (1,1) ERA: 4.08	IP: 7.0 WLS: L BF: 27 H: 5 R: 3 ER: 3 SO: 7 BB: 1 IBB: 0 HBP: 0 BLK: 0 WP: 0 HR: 0 S: 40 P: 44 ERA: 3.86 WHIP: 0.857																	
Ed Yande Berg, L (8,1) ERA: 3.49	0.1	1	0	0	0	0	0	0	0	0	0	1	1	0.00	0.000			
Mike Stanton, R (8,1) ERA: 3.43	0.2	4	1	2	2	0	2	0	0	1	0	0	2	10	27.00	4.500		

Batter	1	2	3	4	5	6	7	8	9	AB	R	H	RBI	BB	SO	LOB	TOP			
Tony Bernazard, S (1,4) OBP: 0.332, SLG: 0.385	F7		K					F4		4	0	1	0	0	1	0	Seattle Mariners @ Texas Rangers Arlington Stadium, Arlington, TX Fri Sep 23 1983, 8:05 PM EDT Att: 7,902 - Unknown			
Phil Bradley, R (1,8) OBP: 0.415, SLG: 0.378	G3 1B		F9				F4	1B		4	1	2	0	0	0	1				
Ron Roenicke, S (1,7) OBP: 0.322, SLG: 0.326	G3			L5			F4	1-3		4	0	0	0	0	0	3				
Al Cowens, R (1,10) OBP: 0.259, SLG: 0.337	2H 1B			WP 2B			6-3		5-3	4	0	2	1	0	0	1				
Ken Phelps, L (1,3) OBP: 0.287, SLG: 0.358	F7			F7			F8		F8	4	0	0	0	0	0	2				
Ricky Nelson, L (1,9) OBP: 0.298, SLG: 0.377		F8		F9			K		2B 1B	4	0	1	0	0	1	1				
Darnell Coles, R (1,5) OBP: 0.308, SLG: 0.403		K			F3			1B	1-3 2B	4	0	2	0	0	1	0				
Jamie Nelson, R (1,2) OBP: 0.300, SLG: 0.273 (7, PH)					F4				F7	2	0	0	0	0	1	0				
Al Chambers, L (7, PH) OBP: 0.386, SLG: 0.308										1	0	0	0	0	1	1				
Orlando Mercado, R (7,2) OBP: 0.259, SLG: 0.302										0	0	0	0	0	0	0				
Manny Castillo, S (9, PH) OBP: 0.239, SLG: 0.274										1	0	0	0	0	0	2				
Spike Owen, S (1,6) OBP: 0.269, SLG: 0.274			F8			1-3			G3	3	0	0	0	0	0	0				
Inning Stats	R: 1 E: 0 K: 0 S: 5	H: 2 LOB: 1 BB: 0 P: 5	R: 0 E: 0 K: 2 S: 7	H: 0 LOB: 0 BB: 0 P: 7	R: 0 E: 0 K: 1 S: 5	H: 0 LOB: 0 BB: 0 P: 5	R: 0 E: 0 K: 0 S: 4	H: 1 LOB: 1 BB: 0 P: 4	R: 0 E: 0 K: 0 S: 3	H: 0 LOB: 0 BB: 0 P: 3	R: 0 E: 0 K: 0 S: 4	H: 1 LOB: 1 BB: 0 P: 4	R: 0 E: 0 K: 2 S: 8	H: 1 LOB: 1 BB: 0 P: 8	R: 0 E: 0 K: 0 S: 4	H: 2 LOB: 2 BB: 0 P: 5	1B: 5 2B: 2 3B: 1 HR: 0	SF: 0 SAC: 0 DP: 0 HBP: 0	WP: 1 PB: 0 SB: 0 CS: 0	PA: 35
PITCHER Dave Stewart, R (1,1) ERA: 2.62	IP: 9.0 WLS: W BF: 35 H: 8 R: 1 ER: 1 SO: 5 BB: 0 IBB: 0 HBP: 0 BLK: 0 WP: 1 HR: 0 S: 45 P: 45 ERA: 1.00 WHIP: 0.889																			

Batter	1	2	3	4	5	6	7	8	9	AB	R	H	RBI	BB	SO	LOB	BOTTOM			
Mickey Rivers, L (1,10) OBP: 0.300, SLG: 0.335	1-3		1-3		F8		6-3			4	0	0	0	0	0	1	Seattle Mariners @ Texas Rangers Arlington Stadium, Arlington, TX Fri Sep 23 1983, 8:05 PM EDT Att: 7,902 - Unknown			
Bill Sample, R (1,7) OBP: 0.325, SLG: 0.394	6-3		1-3			L4		FC4-6 BB		3	0	0	0	1	0	0				
George Wright, S (1,8) OBP: 0.326, SLG: 0.429	G3		6-3			1B BB		FC4-6 1-2		3	1	0	0	1	0	1				
Larry Parrish, R (1,9) OBP: 0.328, SLG: 0.485		5-3		1-3		F7		K		4	0	0	0	0	1	2				
Nick Capra, R (9,9)										0	0	0	0	0	0	0				
Buddy Bell, R (1,5) OBP: 0.332, SLG: 0.408		5-3		5-3		1B 1B		1-3		4	0	1	0	0	0	1				
Pete O'Brien, L (1,3) OBP: 0.314, SLG: 0.352		4-0 HBP BB		K		1-2 3H 1B		1-2 3H 1B		2	1	1	1	1	1	0				
Bob Johnson, R (1,2) OBP: 0.289, SLG: 0.362		1-0 1B HBP			FC5-4 1B		K			2	0	1	0	0	1	2				
Bucky Dent, R (1,6) OBP: 0.281, SLG: 0.301		1-2 2H 1B			FC5-4 1-2		F8			3	0	1	1	0	0	1				
Wayne Tolleson, S (1,4) OBP: 0.320, SLG: 0.320					K		3-1			3	0	0	0	0	2	3				
Inning Stats	R: 0 E: 0 K: 0 S: 3	H: 0 LOB: 0 BB: 0 P: 3	R: 1 E: 0 K: 1 S: 6	H: 1 LOB: 2 BB: 1 P: 11	R: 0 E: 0 K: 0 S: 3	H: 0 LOB: 0 BB: 0 P: 3	R: 0 E: 0 K: 1 S: 5	H: 0 LOB: 0 BB: 0 P: 5	R: 0 E: 0 K: 1 S: 6	H: 1 LOB: 1 BB: 0 P: 6	R: 1 E: 0 K: 1 S: 7	H: 2 LOB: 2 BB: 1 P: 11	R: 0 E: 0 K: 0 S: 3	H: 0 LOB: 0 BB: 0 P: 3	R: 0 E: 0 K: 1 S: 5	H: 0 LOB: 1 BB: 1 P: 9	1B: 4 2B: 0 3B: 0 HR: 0	SF: 0 SAC: 0 DP: 0 HBP: 1	WP: 0 PB: 0 SB: 0 CS: 0	PA: 32
PITCHER Gene Nelson, R (1,1) ERA: 5.14	IP: 8.0 WLS: L BF: 32 H: 4 R: 2 ER: 2 SO: 5 BB: 3 IBB: 0 HBP: 1 BLK: 0 WP: 0 HR: 0 S: 38 P: 51 ERA: 2.25 WHIP: 0.875																			

Batter	1	2	3	4	5	6	7	8	9	AB	R	H	RBI	BB	SO	LOB	TOP				
Spike Owen, S OBP: 0.266, SLG: 0.270 (1, 6)	0-0 4-3			0-0 F8		0-3 K		0-0 4-3		4	0	0	0	0	1	3					
Phil Bradley, R OBP: 0.421, SLG: 0.388 (1, 8)	0-0 G5-4-3 1B			0-0 4-3			0-0 F3		0-0 F8 SH1-4 1B	4	1	2	0	0	0	0					
Ron Roenicke, S OBP: 0.320, SLG: 0.323 (1, 7)	0-0 G5-4-3 1-2			0-0 5-3			0-3 K		0-0 SH1-4	3	0	0	0	0	0	1					
Al Cowens, R OBP: 0.259, SLG: 0.336 (1, 10)		0-0 F7			0-0 1B		0-0 1-3		0-0 F8	4	0	1	0	0	0	1					
Dave Henderson, R OBP: 0.302, SLG: 0.420 (1, 9)		0-0 1-3			0-3 K			0-0 FC1-5 SH 1B	0-0 BB 1B	4	0	2	1	0	1	1					
Darnell Coles, R OBP: 0.305, SLG: 0.391 (1, 5)		0-0 6-3			0-3 K			0-0 SH FC1-5 1B	0-0 BB 1B	2	1	0	0	1	1	1					
Pat Putnam, L OBP: 0.322, SLG: 0.437 (1, 3)			0-3 K		0-0 G3			0-0 FC1-5 FC6-4 1B	0-0 F7	2	0	0	0	0	1	1	AB 31				
Domingo Ramos, R OBP: 0.328, SLG: 0.365 (8, PH)										1	0	0	0	0	0	2	R 2				
Manny Castillo, S OBP: 0.238, SLG: 0.273 (8, 3)										1	0	0	0	0	0	2	H 7				
Orlando Mercado, R OBP: 0.260, SLG: 0.303 (1, 2)			0-0 1-3			0-3 K		0-0 FC6-4 1B		3	0	1	1	0	1	0	RBI 2				
Harold Reynolds, S OBP: 0.306, SLG: 0.382 (1, 4)			0-0 6-3			0-0 CS 2B		0-0 FC6-4		3	0	1	0	0	0	2	BB 1				
Inning Stats	R: 0 E: 0 K: 0 S: 3	H: 1 LOB: 0 BB: 0 P: 3	R: 0 E: 0 K: 0 S: 3	H: 0 LOB: 0 BB: 0 P: 3	R: 0 E: 0 K: 1 S: 5	H: 0 LOB: 0 BB: 0 P: 5	R: 0 E: 0 K: 0 S: 3	H: 0 LOB: 0 BB: 0 P: 3	R: 0 E: 0 K: 2 S: 8	H: 1 LOB: 1 BB: 0 P: 8	R: 0 E: 0 K: 1 S: 5	H: 0 LOB: 0 BB: 0 P: 5	R: 0 E: 0 K: 0 S: 6	H: 2 LOB: 2 BB: 0 P: 6	R: 1 E: 0 K: 0 S: 5	H: 2 LOB: 2 BB: 1 P: 9	1B: 6 2B: 1 3B: 0 HR: 0	SF: 0 SAC: 2 DP: 1 HBP: 0	WP: 0 PB: 0 SB: 0 CS: 1	PA: 34	
PITCHER	IP	WLS	BF	H	R	ER	SO	BB	IBB	HBP	BLK	WP	HR	S	P	ERA	WHIP				
Frank Tanana, L ERA: 3.09 (1, 1)	8.2	L	33	7	2	2	6	1	0	0	0	0	0	44	48	2.08	0.923				
Victor Cruz, R ERA: 1.46 (9, 1)	0.1		1	0	0	0	0	0	0	0	0	0	0	1	1	0.00	0.000				

Seattle Mariners @ Texas Rangers
Arlington Stadium, Arlington, TX
Sat Sep 24 1983, 8:05 PM EDT
Att: 9,790 - Unknown

AB	31
R	2
H	7
RBI	2
BB	1
SO	6
LOB	14



Batter	1	2	3	4	5	6	7	8	9	AB	R	H	RBI	BB	SO	LOB	BOTTOM					
Mickey Rivers, L OBP: 0.302, SLG: 0.338 (1, 10)	0-0 3-1		0-0 2B			0-0 5-3			4-0 BB	3	0	1	0	1	0	1						
Bill Sample, R OBP: 0.322, SLG: 0.391 (1, 7)	0-0 1-3		0-0 1-3			0-3 K			0-3 K	4	0	0	0	0	2	1						
George Wright, S OBP: 0.316, SLG: 0.426 (1, 8)	0-3 K			0-0 F8			0-0 F9		0-0 F8	4	0	0	0	0	1	1						
Bob Jones, L OBP: 0.282, SLG: 0.329 (1, 9)		0-0 F6			0-3 K				0-3 K	3	0	1	0	0	1	0						
Curtis Wilkerson, S OBP: 0.182, SLG: 0.100 (7, PR)										0	0	0	0	0	0	0						
Tom Dunbar, L OBP: 0.333, SLG: 0.176 (8, 9)										1	0	0	0	0	1	1						
Buddy Bell, R OBP: 0.334, SLG: 0.410 (1, 5)		0-0 1B 1B			0-0 6-3			0-0 G4-6-3 1B		3	0	2	0	0	0	0						
Pete O'Brien, L OBP: 0.314, SLG: 0.352 (1, 3)		0-0 1B				0-3 K		0-0 G4-6-3		3	0	1	0	0	1	2						
Bob Johnson, R OBP: 0.284, SLG: 0.355 (1, 2)		0-0 F9				0-3 K			0-0 F9	3	0	0	0	0	1	2	AB 30					
Bucky Dent, R OBP: 0.279, SLG: 0.299 (1, 6)			0-3 K				0-0 4-3		0-0 F8	3	0	0	0	0	1	2	R 0					
Wayne Tolleson, S OBP: 0.320, SLG: 0.320 (1, 4)			0-3 K				0-0 5-3 1B		0-0 B1-3	3	0	1	0	0	1	0	H 6					
Inning Stats	R: 0 E: 0 K: 1 S: 5	H: 2 LOB: 2 BB: 0 P: 7	R: 0 E: 0 K: 1 S: 7	H: 2 LOB: 2 BB: 0 P: 7	R: 0 E: 0 K: 1 S: 5	H: 1 LOB: 0 BB: 0 P: 5	R: 0 E: 0 K: 1 S: 5	H: 0 LOB: 0 BB: 0 P: 5	R: 0 E: 0 K: 2 S: 7	H: 0 LOB: 0 BB: 0 P: 7	R: 0 E: 0 K: 1 S: 5	H: 1 LOB: 0 BB: 0 P: 5	R: 0 E: 0 K: 0 S: 4	H: 2 LOB: 2 BB: 0 P: 4	R: 0 E: 0 K: 0 S: 3	H: 0 LOB: 0 BB: 0 P: 3	R: 0 E: 0 K: 2 S: 7	H: 0 LOB: 1 BB: 1 P: 11	1B: 5 2B: 1 3B: 0 HR: 0	SF: 0 SAC: 0 DP: 1 HBP: 0	WP: 0 PB: 0 SB: 1 CS: 0	PA: 31
PITCHER	IP	WLS	BF	H	R	ER	SO	BB	IBB	HBP	BLK	WP	HR	S	P	ERA	WHIP					
Mike Moore, R ERA: 4.68 (1, 1)	8.0	W	28	6	0	0	7	1	0	0	0	0	0	41	45	0.00	0.875					
Bill Caudill, R ERA: 4.61 (9, 1)	1.0	S	3	0	0	0	2	0	0	0	0	0	0	7	7	0.00	0.000					

Seattle Mariners @ Texas Rangers
Arlington Stadium, Arlington, TX
Sat Sep 24 1983, 8:05 PM EDT
Att: 9,790 - Unknown

AB	30
R	0
H	6
RBI	0
BB	1
SO	9
LOB	10



Batter	1	2	3	4	5	6	7	8	9	AB	R	H	RBI	BB	SO	LOB	TOP			
Spike Owen, S (1, 6) OBP: 0.262, SLG: 0.266	F5		3-1			K		6-3		4	0	0	0	0	1	0				
Phil Bradley, R (1, 8) OBP: 0.393, SLG: 0.358	6-3		F5			1-3			1-3	4	0	0	0	0	0	0				
Al Cowens, R (1, 10) OBP: 0.256, SLG: 0.332	F9		K			F5			6-3	4	0	0	0	0	1	0				
Dave Henderson, R (1, 9) OBP: 0.303, SLG: 0.425		K		6-3				6-3		4	1	2	0	0	1	0				
Ricky Nelson, L (1, 7) OBP: 0.295, SLG: 0.373		FC6-4		K						3	1	0	0	0	2	2				
John Moses, S (7, 7) OBP: 0.282, SLG: 0.256		CS				K			K	1	0	0	0	0	1	1				
Manny Castillo, S (1, 3) OBP: 0.235, SLG: 0.269		F9		K						3	0	0	0	0	1	2				
Darnell Coles, R (1, 5) OBP: 0.310, SLG: 0.388		1B				K		E4		3	0	1	1	0	1	0				
Rick Sweet, S (1, 2) OBP: 0.261, SLG: 0.264		1B						CS	F8	3	0	2	0	0	0	0				
Harold Reynolds, S (1, 4) OBP: 0.282, SLG: 0.351		1-3				K			F9	3	0	0	0	0	1	2				
Inning Stats	R: 0 E: 0 K: 0 S: 3	H: 0 LOB: 0 BB: 0 P: 3	R: 1 E: 0 K: 1 S: 8	H: 2 LOB: 2 BB: 0 P: 8	R: 0 E: 0 K: 2 S: 5	H: 0 LOB: 0 BB: 0 P: 5	R: 0 E: 0 K: 2 S: 7	H: 1 LOB: 0 BB: 0 P: 7	R: 0 E: 0 K: 1 S: 5	H: 0 LOB: 0 BB: 0 P: 5	R: 1 E: 1 K: 1 S: 6	H: 1 LOB: 0 BB: 0 P: 6	R: 0 E: 0 K: 0 S: 3	H: 0 LOB: 0 BB: 0 P: 3	R: 0 E: 0 K: 1 S: 6	H: 1 LOB: 1 BB: 0 P: 6	1B: 2 2B: 3 3B: 0 HR: 0	SF: 0 SAC: 0 DP: 0 HBP: 0	WP: 0 PB: 1 SB: 0 CS: 2	PA: 33
PITCHER	IP	WLS	BF	H	R	ER	SO	BB	IBB	HBP	BLK	WP	HR	S	P	ERA	WHIP			
Charlie Hough, R (1, 1) ERA: 3.12	9.0	L	32	5	2	0	9	0	0	0	0	0	0	50	50	0.00	0.556			

Seattle Mariners @ Texas Rangers
Arlington Stadium, Arlington, TX
Sun Sep 25 1983, 4:33 AM EDT
Att: 5,787 - Unknown

AB 32
R 2
H 5
RBI 1
BB 0
SO 9
LOB 7



Batter	1	2	3	4	5	6	7	8	9	AB	R	H	RBI	BB	SO	LOB	BOTTOM			
Mickey Rivers, L (1, 9) OBP: 0.302, SLG: 0.337	F9				4-3			6-3		4	0	1	0	0	0	0				
Buddy Bell, R (1, 5) OBP: 0.332, SLG: 0.407	6-3		1B			L5			F6	4	0	0	0	0	1					
George Wright, S (1, 8) OBP: 0.319, SLG: 0.426		FC6-4		4-3		6-3			1B	4	1	2	0	0	0	1				
Larry Parrish, R (1, 10) OBP: 0.328, SLG: 0.482	FC6-4			FC1-5		K			K	3	0	0	0	1	2	2				
Pete O'Brien, L (1, 3) OBP: 0.315, SLG: 0.352		G3		FC1-5		F7			1B	3	0	1	0	1	0	0				
Nick Capra, R (9, PR)				BB					1B	0	0	0	0	0	0	0				
Tom Dunbar, L (1, 7) OBP: 0.360, SLG: 0.238				FC1-5		6-3			1B	4	0	2	1	0	0	2				
Jim Sundberg, R (1, 2) OBP: 0.160, SLG: 0.087				G5-4-3					S	3	0	1	0	0	0	2				
Bob Jones, L (9, PH) OBP: 0.291, SLG: 0.329				1-2		F8			1B	0	0	0	0	1	0	0				
Curtis Wilkerson, S (1, 6) OBP: 0.160, SLG: 0.087									IBB	3	0	0	0	0	0	1				
Larry Bittner, L (9, PH) OBP: 0.325, SLG: 0.339		4-3				4-3			F7	1	0	0	0	0	0	3				
Wayne Tolleson, S (1, 4) OBP: 0.318, SLG: 0.318				4-3					L6	3	0	0	0	0	0	0				
Inning Stats	R: 0 E: 0 K: 0 S: 4	H: 1 LOB: 1 BB: 0 P: 4	R: 0 E: 0 K: 0 S: 4	H: 2 LOB: 1 BB: 0 P: 4	R: 0 E: 0 K: 0 S: 2	H: 0 LOB: 2 BB: 0 P: 10	R: 0 E: 0 K: 0 S: 3	H: 0 LOB: 0 BB: 0 P: 3	R: 0 E: 0 K: 1 S: 5	H: 0 LOB: 0 BB: 0 P: 5	R: 0 E: 0 K: 0 S: 3	H: 0 LOB: 0 BB: 0 P: 3	R: 0 E: 0 K: 0 S: 3	H: 0 LOB: 0 BB: 0 P: 3	R: 1 E: 0 K: 1 S: 8	H: 3 LOB: 3 BB: 1 P: 12	1B: 7 2B: 0 3B: 0 HR: 0	SF: 0 SAC: 0 DP: 1 HBP: 0	WP: 0 PB: 0 SB: 1 CS: 1	PA: 35
PITCHER	IP	WLS	BF	H	R	ER	SO	BB	IBB	HBP	BLK	WP	HR	S	P	ERA	WHIP			
Bob Stoddard, R (1, 1) ERA: 4.27	8.1	W	30	5	1	1	1	2	0	0	0	0	0	30	38	1.08	0.840			
Bill Caudill, R (9, 1) ERA: 4.57	0.2	S	5	2	0	0	1	0	1	0	0	0	0	6	10	0.00	3.000			

Seattle Mariners @ Texas Rangers
Arlington Stadium, Arlington, TX
Sun Sep 25 1983, 4:33 AM EDT
Att: 5,787 - Unknown

AB 32
R 1
H 7
RBI 1
BB 3
SO 2
LOB 12



Batter	1	2	3	4	5	6	7	8	9	AB	R	H	RBI	BB	SO	LOB	TOP			
Willie Wilson, S OBP: 0.319, SLG: 0.357 (1, 8)	0-0 5-3		0-0 F9		0-0 5-3		4-0 E BB		0-3 K	4	1	0	0	1	1	2				
Butch Davis, R OBP: 0.343, SLG: 0.475 (1, 7)	0-0 F9		0-0 F8			0-0 F9	0-0 E6 1B		0-0 E5 1B	5	0	2	0	0	0	1				
George Brett, L OBP: 0.381, SLG: 0.553 (1, 3) (7, 5)	0-0 2-3			0-0 1-4-3		0-0 F7	4-0 BB		0-0 F3	4	0	0	0	1	0	1				
Hal McRae, R OBP: 0.375, SLG: 0.468 (1, 10)		0-0 5-3		0-0 FC6-4 2B		0-0 5-3	4-0 6-3		0-3 K	5	0	1	0	0	1	3				
Frank White, R OBP: 0.286, SLG: 0.411 (1, 4)		0-0 HR		4-0 FC6-4 BB			4-0 S SH5-3 HR BB		0-0 F5	2	2	1	1	2	0	0				
Don Slaught, R OBP: 0.339, SLG: 0.394 (1, 2)	0-3 K			0-0 FC6-4			0-0 SH5-3		0-0 1B	3	0	1	0	0	1	2				
Darryl Motley, R OBP: 0.246, SLG: 0.456 (1, 9)	0-0 F7			0-0 F9			0-0 HR		0-0 F9	4	1	1	2	0	0	3				
Greg Pryor, R OBP: 0.252, SLG: 0.271 (1, 5) John Wathan, R OBP: 0.289, SLG: 0.312 (7, PH) (7, 3)			0-0 F8		0-0 F8		0-3 K		0-3 K	2	0	0	0	0	0	0				
Onix Concepcion, R OBP: 0.295, SLG: 0.337 (1, 6)			0-0 S 1B		0-0 F8		0-0 1B E 2B		4-0 S BB	3	2	2	0	1	0	0				
Inning Stats	R: 0 E: 0 K: 0 S: 3	H: 0 LOB: 0 BB: 0 P: 3	R: 1 E: 0 K: 1 S: 6	H: 1 LOB: 0 BB: 0 P: 6	R: 0 E: 0 K: 0 S: 4	H: 1 LOB: 1 BB: 0 P: 4	R: 0 E: 0 K: 0 S: 4	H: 1 LOB: 0 BB: 0 P: 8	R: 0 E: 0 K: 0 S: 3	H: 0 LOB: 0 BB: 0 P: 3	R: 0 E: 0 K: 1 S: 8	H: 3 LOB: 2 BB: 3 P: 20	R: 0 E: 0 K: 1 S: 6	H: 1 LOB: 1 BB: 0 P: 6	R: 1 E: 1 K: 2 S: 8	H: 1 LOB: 1 BB: 1 P: 12	1B: 4 2B: 2 3B: 0 HR: 2	SF: 0 SAC: 1 DP: 0 HBP: 0	WP: 0 PB: 0 SB: 3 CS: 0	PA: 40
PITCHER	IP WLS BF H R ER SO BB IBB HBP BLK WP HR S P ERA WHIP	PITCHER																		
Bryan Clark, L ERA: 3.82 (1, 1)	6.2 L 28	5 5 4 2	3 0 0 0	0 0 0 0	0 0 0 0	0 0 0 0	0 0 0 0	0 0 0 0	0 0 0 0	0 0 0 0	0 0 0 0	0 0 0 0	0 0 0 0	0 0 0 0	0 0 0 0	0 0 0 0	5.40 1.200			
Mike Stanton, R ERA: 3.43 (7, 1)	0.0	1 1 0 0	0 0 0 0	0 0 0 0	0 0 0 0	0 0 0 0	0 0 0 0	0 0 0 0	0 0 0 0	0 0 0 0	0 0 0 0	0 0 0 0	0 0 0 0	0 0 0 0	0 0 0 0	0 0 0 0				
Ed Vande Berg, L ERA: 3.48 (7, 1)	0.0	1 0 0 0	0 0 0 0	0 0 0 0	0 0 0 0	0 0 0 0	0 0 0 0	0 0 0 0	0 0 0 0	0 0 0 0	0 0 0 0	0 0 0 0	0 0 0 0	0 0 0 0	0 0 0 0	0 0 0 0				
Ed Nunez, R ERA: 4.32 (7, 1)	2.1	10 2 1 0 3	1 0 0 0	0 0 0 0	0 0 0 0	0 0 0 0	0 0 0 0	0 0 0 0	0 0 0 0	0 0 0 0	0 0 0 0	0 0 0 0	0 0 0 0	0 0 0 0	0 0 0 0	0 0 0 0	0.00 1.286			

Kansas City Royals @ Seattle Mariners
The Kingdome, Seattle, WA
Mon Sep 26 1983, 10:05 PM EDT
Att: 3,864 - Dome

AB 34
R 6
H 8
RBI 3
BB 5
SO 5
LOB 13



Batter	1	2	3	4	5	6	7	8	9	AB	R	H	RBI	BB	SO	LOB	BOTTOM					
Spike Owen, S OBP: 0.262, SLG: 0.273 (1, 6)	0-0 4-3		0-0 4-3			0-0 SH1-3 3B			0-0 G3	4	1	1	1	0	0	0						
Phil Bradley, R OBP: 0.375, SLG: 0.339 (1, 8)	0-0 3-1			0-0 F9		0-0 SH1-3			0-0 4-3	3	0	0	1	0	0	0						
Ron Roenicke, S OBP: 0.319, SLG: 0.322 (1, 7)	0-0 1B			0-0 4-3		0-0 F8			0-0 L4	4	0	1	0	0	0	0						
Al Cowens, R OBP: 0.254, SLG: 0.329 (1, 10)	0-0 F9			0-0 F9			0-0 3-1			3	0	0	0	0	0	1						
Dave Henderson, R OBP: 0.302, SLG: 0.423 (1, 9)		0-0 F7			0-0 F3		0-0 4-3			3	0	0	0	0	0	0						
Darnell Coles, R OBP: 0.311, SLG: 0.386 (1, 5)		0-0 3-1			0-0 G4-6-3 1B		0-0 F8			3	0	1	0	0	0	0						
Pat Putnam, L OBP: 0.320, SLG: 0.434 (1, 3)		0-0 3-1			0-0 G4-6-3				0-0 G3	3	0	0	0	0	0	1						
Orlando Mercado, R OBP: 0.258, SLG: 0.299 (1, 2) John Moses, S OBP: 0.289, SLG: 0.254 (8, PH) Jamie Nelson, R OBP: 0.300, SLG: 0.273 (9, 2)			0-3 K			0-3 K			0-0 F7	2	0	0	0	0	2	0						
Harold Reynolds, S OBP: 0.286, SLG: 0.375 (1, 4)		0-0 5-3				0-0 3B 2B			0-0 4-3	3	1	1	0	0	0	0						
Inning Stats	R: 0 E: 0 K: 0 S: 4	H: 1 LOB: 1 BB: 0 P: 4	R: 0 E: 0 K: 0 S: 3	H: 0 LOB: 0 BB: 0 P: 3	R: 0 E: 0 K: 1 S: 5	H: 0 LOB: 0 BB: 0 P: 5	R: 0 E: 0 K: 0 S: 3	H: 0 LOB: 0 BB: 0 P: 3	R: 0 E: 0 K: 0 S: 3	H: 1 LOB: 0 BB: 0 P: 3	R: 2 E: 0 K: 1 S: 7	H: 2 LOB: 0 BB: 0 P: 7	R: 0 E: 0 K: 0 S: 3	H: 0 LOB: 0 BB: 0 P: 3	R: 0 E: 0 K: 0 S: 3	H: 0 LOB: 0 BB: 0 P: 3	R: 0 E: 0 K: 0 S: 3	H: 0 LOB: 0 BB: 0 P: 3	1B: 2 2B: 1 3B: 1 HR: 0	SF: 0 SAC: 1 DP: 1 HBP: 0	WP: 0 PB: 0 SB: 0 CS: 0	PA: 30
PITCHER	IP WLS BF H R ER SO BB IBB HBP BLK WP HR S P ERA WHIP	PITCHER																				
Paul Spittorf, L ERA: 3.72 (1, 1)	6.0	21 4 2 2	2 2 2	0 0 0	0 0 0	0 0 0	0 0 0	0 0 0	0 0 0	0 0 0	0 0 0	0 0 0	0 0 0	0 0 0	0 0 0	0 0 0	3.00 0.667					
Dan Quisenberry, R ERA: 1.77 (7, 1)	3.0	9 0 0 0	0 0 0	0 0 0	0 0 0	0 0 0	0 0 0	0 0 0	0 0 0	0 0 0	0 0 0	0 0 0	0 0 0	0 0 0	0 0 0	0 0 0	0.00 0.000					

Kansas City Royals @ Seattle Mariners
The Kingdome, Seattle, WA
Mon Sep 26 1983, 10:05 PM EDT
Att: 3,864 - Dome

AB 29
R 2
H 4
RBI 2
BB 0
SO 2
LOB 2



Batter	1	2	3	4	5	6	7	8	9	AB	R	H	RBI	BB	SO	LOB	TOP			
Willie Wilson, S OBP: 0.316, SLG: 0.355 (1, 8)										4	0	0	0	0	1	1				
Pat Sheridan, L OBP: 0.304, SLG: 0.381 (1, 9)										3	0	0	0	0	1	0				
George Brett, L OBP: 0.379, SLG: 0.549 (1, 7)										3	0	0	0	0	1	0				
Hal McRae, R OBP: 0.373, SLG: 0.466 (1, 10)										3	0	0	0	0	0	0				
Willie Aikens, L OBP: 0.372, SLG: 0.522 (1, 3)										3	0	0	0	0	1	0				
Frank White, R OBP: 0.285, SLG: 0.409 (1, 4)										3	0	0	0	0	0	0				
John Wathan, R OBP: 0.288, SLG: 0.310 (1, 2)										3	0	0	0	0	1	0				
Onix Concepcion, R OBP: 0.291, SLG: 0.332 (1, 5)										3	0	0	0	0	0	0				
U L Washington, S OBP: 0.300, SLG: 0.320 (1, 6)										3	0	1	0	0	2	0				
Inning Stats	R: 0 E: 0 K: 2 S: 7	H: 0 LOB: 0 BB: 0 P: 7	R: 0 E: 0 K: 0 S: 3	H: 0 LOB: 0 BB: 0 P: 3	R: 0 E: 0 K: 0 S: 4	H: 1 LOB: 1 BB: 0 P: 4	R: 0 E: 0 K: 0 S: 3	H: 0 LOB: 0 BB: 0 P: 3	R: 0 E: 0 K: 1 S: 5	H: 0 LOB: 0 BB: 0 P: 5	R: 0 E: 0 K: 1 S: 5	H: 0 LOB: 0 BB: 0 P: 5	R: 0 E: 0 K: 1 S: 5	H: 0 LOB: 0 BB: 0 P: 5	R: 0 E: 0 K: 1 S: 5	H: 0 LOB: 0 BB: 0 P: 5	1B: 1 2B: 0 3B: 0 HR: 0	SF: 0 SAC: 0 DP: 0 HBP: 0	WP: 0 PB: 0 SB: 1 CS: 0	PA: 28
PITCHER Jim Beattie, R ERA: 3.88 (1, 1)	IP: 9.0 WLS: W BF: 28 H: 1 R: 0 ER: 0 SO: 7 BB: 0 IBB: 0 HBP: 0 BLK: 0 WP: 0 HR: 0 S: 42 P: 42 ERA: 0.00 WHIP: 0.111															PITCHER				

Kansas City Royals @ Seattle Mariners
The Kingdome, Seattle, WA
Tue Sep 27 1983, 10:05 PM EDT
Att: 7,956 - Unknown

AB 28
R 0
H 1
RBI 0
BB 0
SO 7
LOB 1



Batter	1	2	3	4	5	6	7	8	9	AB	R	H	RBI	BB	SO	LOB	BOTTOM	
Spike Owen, S OBP: 0.262, SLG: 0.270 (1, 6)										3	0	0	0	0	0	0		
Phil Bradley, R OBP: 0.358, SLG: 0.322 (1, 8)										3	0	0	0	0	0	0		
Pat Putnam, L OBP: 0.321, SLG: 0.435 (7, PH)										1	0	1	2	0	0	0		
John Moses, S OBP: 0.280, SLG: 0.254 (7, PR)										0	0	0	0	0	0	0		
Darnell Coles, R OBP: 0.333, SLG: 0.419 (1, 5)										4	0	3	0	0	0	0		
Al Cowens, R OBP: 0.251, SLG: 0.326 (1, 10)										4	0	0	0	0	1	2		
Dave Henderson, R OBP: 0.305, SLG: 0.436 (1, 9)										4	2	3	1	0	0	0		
Ron Roenicke, S OBP: 0.318, SLG: 0.319 (1, 7)										3	1	0	0	1	0	1		
Ken Phelps, L OBP: 0.288, SLG: 0.358 (1, 3)										3	0	1	0	0	0	1		
Jamie Nelson, R OBP: 0.311, SLG: 0.270 (1, 2)										1	1	0	0	2	0	1		
Harold Reynolds, S OBP: 0.287, SLG: 0.357 (1, 4)										2	0	0	1	0	0	2		
Inning Stats	R: 0 E: 0 K: 0 S: 3	H: 0 LOB: 0 BB: 0 P: 3	R: 0 E: 0 K: 1 S: 5	H: 0 LOB: 0 BB: 1 P: 6	R: 0 E: 0 K: 0 S: 4	H: 1 LOB: 1 BB: 0 P: 4	R: 1 E: 0 K: 0 S: 5	H: 2 LOB: 1 BB: 0 P: 5	R: 0 E: 0 K: 0 S: 4	H: 1 LOB: 1 BB: 0 P: 4	R: 3 E: 0 K: 0 S: 5	H: 3 LOB: 2 BB: 2 P: 14	R: 0 E: 0 K: 0 S: 4	H: 1 LOB: 1 BB: 0 P: 4	1B: 5 2B: 1 3B: 1 HR: 1	SF: 1 SAC: 1 DP: 1 HBP: 1	WP: 0 PB: 0 SB: 0 CS: 0	PA: 34
PITCHER Larry Gura, L ERA: 4.9 Mike Armstrong, R ERA: 3.81 (7, 1)	IP: 6.2 WLS: L BF: 28 H: 5 R: 4 ER: 4 SO: 1 BB: 3 IBB: 0 HBP: 1 BLK: 0 WP: 0 HR: 1 S: 26 P: 39 ERA: 5.40 WHIP: 1.200															PITCHER		

Kansas City Royals @ Seattle Mariners
The Kingdome, Seattle, WA
Tue Sep 27 1983, 10:05 PM EDT
Att: 7,956 - Unknown

AB 28
R 4
H 8
RBI 4
BB 3
SO 1
LOB 7




Batter	1	2	3	4	5	6	7	8	9	AB	R	H	RBI	BB	SO	LOB	TOP			
Willie Wilson, S OBP: 0.319, SLG: 0.356 Joe Simpson, L OBP: 0.248, SLG: 0.218	0-0 1B S 1B	4-0 HR 4-3 BB	0-3 K			0-0 9-5 G3 1B		0-0 6-3		4	2	2	0	1	1	0	Kansas City Royals @ Seattle Mariners The Kingdome, Seattle, WA Wed Sep 28 1983, 10:05 PM EDT Att: 3,630 - Unknown livebaseballscorecards.com			
Pat Sheridan, L OBP: 0.305, SLG: 0.381	0-0 1B HR	4-3		0-0 F8		0-0 G3		0-0 FC3-6 1B		5	1	2	0	0	0	3				
George Brett, L OBP: 0.381, SLG: 0.555	0-0 1-2 HR	0-0 2-H 3-H HR		4-0 BB		0-0 9-5		0-0 FC3-6		4	2	2	4	1	0	2				
Hal McRae, R OBP: 0.374, SLG: 0.465 Darryl Motley, R OBP: 0.242, SLG: 0.448	0-0 F7	0-0 1B		0-3 K		0-0 HR		0-0 F8		3	0	1	0	0	1	3				
Willie Aikens, L OBP: 0.374, SLG: 0.536 Greg Pryor, R OBP: 0.250, SLG: 0.269	0-0 1-H 2-H HR	4-3		0-3 K		0-0 HR		0-0 F3		4	2	2	5	0	1	2				
Frank White, R OBP: 0.286, SLG: 0.410 Onix Concepcion, R OBP: 0.290, SLG: 0.330	0-0 F7		0-0 3B		0-0 F6		4-0 L6-4 1B BB	0-3 K		3	1	1	0	1	0	0				
Butch Davis, R OBP: 0.345, SLG: 0.490	0-0 F9		0-0 2-H SF9 3B		0-3 K		0-0 1-2 1B	0-3 K		5	1	2	1	0	2	0				
Don Slaught, R OBP: 0.338, SLG: 0.392		0-0 L6		0-3 K		0-0 1B		0-3 K		4	0	1	0	0	2	3				
U L Washington, S OBP: 0.300, SLG: 0.322 Buddy Biancalana, S OBP: 0.091, SLG: 0.091		0-0 4-3 HR	0-0 SF9 2B		0-3 K		0-0 L6-4 2-3			3	1	1	1	0	1	3				
Inning Stats	R: 4 E: 0 K: 0 S: 7	H: 4 LOB: 0 BB: 0 P: 7	R: 3 E: 0 K: 0 S: 6	H: 3 LOB: 1 BB: 1 P: 10	R: 2 E: 0 K: 2 S: 9	H: 2 LOB: 0 BB: 0 P: 9	R: 0 E: 0 K: 2 S: 7	H: 0 LOB: 1 BB: 1 P: 11	R: 0 E: 0 K: 2 S: 8	H: 1 LOB: 1 BB: 0 P: 8	R: 0 E: 0 K: 1 S: 3	H: 1 LOB: 1 BB: 1 P: 11	R: 0 E: 0 K: 0 S: 4	H: 1 LOB: 0 BB: 0 P: 4	R: 0 E: 0 K: 2 S: 7	H: 0 LOB: 0 BB: 0 P: 7		1B: 8 2B: 4 3B: 1 HR: 3	SF: 1 SAC: 0 DP: 2 HBP: 1	WP: 0 PB: 0 SB: 1 CS: 0
PITCHER	IP WLS BF H R ER SO BB IBB HBP BLK WP HR S P ERA WHIP																			
Gene Nelson, R ERA: 6.98	(1, 1) 1.2 L 12 6 7 7 0 1 0 0 0 0 0 2 11 15 37.80 4.200																			
Roy Thomas, R ERA: 3.38	(2, 1) 3.1 15 4 2 2 6 1 0 0 0 0 0 1 26 30 5.40 1.500																			
Ed Nunez, R ERA: 4.58	(6, 1) 2.0 9 3 2 2 1 1 0 1 0 0 0 1 9 14 9.00 2.000																			
Ed Vande Berg, L ERA: 3.43	(8, 1) 1.0 4 1 0 0 0 0 0 0 0 0 0 0 4 4 0.00 1.000																			
Bill Caudill, R ERA: 4.5	(9, 1) 1.0 3 0 0 0 2 0 0 0 0 0 0 0 7 7 0.00 0.000																			

Batter	1	2	3	4	5	6	7	8	9	AB	R	H	RBI	BB	SO	LOB	BOTTOM					
Ron Roenicke, S OBP: 0.322, SLG: 0.321	0-0 WP 1B S 1B	0-0 BB 1B		0-0 4-3		4-0 1-2 BB		0-0 F8		4	1	2	0	1	0	0	Kansas City Royals @ Seattle Mariners The Kingdome, Seattle, WA Wed Sep 28 1983, 10:05 PM EDT Att: 3,630 - Unknown livebaseballscorecards.com					
Ricky Nelson, L OBP: 0.297, SLG: 0.375	0-0 F7 1-2	4-0 1-2 BB		0-0 2B		0-0 4-3		0-0 1-3		4	1	1	0	1	0	3						
Darnell Coles, R OBP: 0.337, SLG: 0.418	0-0 2-H HR 1B	0-3 K		0-0 6-3		0-0 2B 1B		0-0 F8		5	2	2	1	0	1	3						
Pat Putnam, L OBP: 0.326, SLG: 0.450	0-0 1-H HR		0-3 K		0-0 2-H 2B		0-0 1-H FC6 2B	0-0 HR 1B		5	3	4	4	0	1	0						
Ken Phelps, L OBP: 0.285, SLG: 0.377	0-0 F9		0-0 F7		0-3 K		0-0 F7	0-0 1-H HR		5	1	1	2	0	1	2						
Dave Henderson, R OBP: 0.306, SLG: 0.438	0-0 2B		0-0 E5		0-3 K		0-0 FC6 1B	0-3 K		5	0	2	0	0	2	1						
Rick Sweet, S OBP: 0.256, SLG: 0.258	0-0 4-3		0-0 1-3		0-0 4-3		0-0 FC6 1-2 3-H	0-0 6-3		5	0	0	1	0	0	3						
Spike Owen, S OBP: 0.259, SLG: 0.266		0-0 F6		0-0 4-3		0-0 6-3		0-0 4-3		4	0	0	0	0	0	1						
Harold Reynolds, S OBP: 0.285, SLG: 0.348		0-0 F5		0-0 4-3		0-0 BB 1B		0-0 4-3		4	0	1	0	0	0	0						
Inning Stats	R: 3 E: 0 K: 0 S: 7	H: 4 LOB: 1 BB: 0 P: 7	R: 0 E: 0 K: 1 S: 6	H: 1 LOB: 2 BB: 1 P: 10	R: 0 E: 1 K: 1 S: 6	H: 0 LOB: 1 BB: 0 P: 6	R: 0 E: 0 K: 0 S: 3	H: 0 LOB: 0 BB: 0 P: 3	R: 1 E: 0 K: 2 S: 9	H: 2 LOB: 1 BB: 0 P: 9	R: 0 E: 0 K: 0 S: 4	H: 1 LOB: 2 BB: 1 P: 8	R: 2 E: 0 K: 0 S: 6	H: 3 LOB: 1 BB: 0 P: 6	R: 0 E: 0 K: 0 S: 3	H: 0 LOB: 0 BB: 0 P: 3		R: 2 E: 0 K: 1 S: 7	H: 2 LOB: 0 BB: 0 P: 7	1B: 7 2B: 4 3B: 0 HR: 2	SF: 0 SAC: 0 DP: 0 HBP: 0	WP: 1 PB: 0 SB: 1 CS: 0
PITCHER	IP WLS BF H R ER SO BB IBB HBP BLK WP HR S P ERA WHIP																					
Frank Wills, R ERA: 4.15	(1, 1) 6.0 W 29 8 4 4 4 2 0 0 0 0 0 1 35 43 6.00 1.667																					
Dan Quisenberry, R ERA: 2.0	(7, 1) 3.0 14 5 4 4 1 0 0 0 0 0 0 1 16 16 12.00 1.667																					



Batter	1	2	3	4	5	6	7	8	9	AB	R	H	RBI	BB	SO	LOB	TOP					
Willie Wilson, S (1, 8) OBP: 0.318, SLG: 0.355	0-3 K		0-0 4-3			0-0 S 1B	0-0 F8			4	1	1	0	0	1	1	Kansas City Royals @ Seattle Mariners The Kingdome, Seattle, WA Thu Sep 29 1983, 10:05 PM EDT Att: 3,694 - Unknown					
Pat Sheridan, L (1, 9) Darryl Motley, R (8, PH) OBP: 0.254, SLG: 0.458	0-0 S 1B			0-3 K		4-0 1B 1B		0-0 F S SF9 1B		2	1	1	0	1	1	0						
George Brett, L (1, 3) OBP: 0.382, SLG: 0.555	0-3 K			0-0 G3 1B		0-0 1B		0-3 K		4	1	2	1	0	2	2						
Willie Aikens, L (1, 10) Hal McRae, R (8, PH) OBP: 0.373, SLG: 0.465	0-0 F8			0-0 G3		0-0 1B		0-0 SF9		3	0	1	1	0	0	2						
Frank White, R (1, 4) OBP: 0.286, SLG: 0.409		0-3 K		0-0 PO 1B		0-0 F3		0-3 K		4	0	1	1	0	2	2						
Butch Davis, R (1, 7) OBP: 0.333, SLG: 0.472		0-0 F8		0-0 PO	0-0 G3	0-3 K			0-0 6-3	4	0	0	0	0	1	2						
John Wathan, R (1, 2) OBP: 0.287, SLG: 0.309						0-0 PB PB 1B			0-3 K	4	0	1	0	0	1	2						
Onix Concepcion, R (1, 5) Leon Roberts, R (9, PH) OBP: 0.286, SLG: 0.325						0-0 F8			0-3 K	3	0	0	0	0	0	1						
U L Washington, S (1, 6) OBP: 0.300, SLG: 0.322						0-3 K				3	0	1	0	0	2	1						
Inning Stats	R: 0 E: 0 K: 2 S: 8	H: 1 LOB: 1 BB: 0 P: 8	R: 0 E: 0 K: 1 S: 5	H: 0 LOB: 0 BB: 0 P: 5	R: 0 E: 0 K: 1 S: 5	H: 0 LOB: 0 BB: 0 P: 5	R: 1 E: 0 K: 1 S: 6	H: 2 LOB: 0 BB: 0 P: 6	R: 0 E: 0 K: 1 S: 6	H: 1 LOB: 1 BB: 0 P: 6	R: 2 E: 0 K: 1 S: 8	H: 3 LOB: 2 BB: 1 P: 12	R: 0 E: 0 K: 0 S: 3	H: 1 LOB: 0 BB: 0 P: 3	R: 1 E: 0 K: 2 S: 8	H: 1 LOB: 0 BB: 0 P: 8		R: 0 E: 0 K: 2 S: 7	H: 0 LOB: 0 BB: 0 P: 7	1B: 9 2B: 0 3B: 0 HR: 0	SF: 1 SAC: 0 DP: 0 HBP: 0	WP: 0 PB: 2 SB: 3 CS: 1
PITCHER	IP WLS BF H R ER SO BB IBB HBP BLK WP HR S P ERA WHIP																					
Mike Moore, R (1, 1) ERA: 4.71	5.0	W 22	7	3	3	6	1	0	0	0	0	0	0	0	0	33	37	5.40	1.600			
Mike Stanton, R (6, 1) ERA: 3.32	2.0	W 6	1	0	0	1	0	0	0	0	0	0	0	0	8	8	0.00	0.500				
Ed Vande Berg, L (8, 1) ERA: 3.41	0.1	S 2	1	1	0	1	0	0	0	0	0	0	0	4	4	0.00	3.000					
Bill Caudill, R (8, 1) ERA: 4.4	1.2	S 5	0	0	0	3	0	0	0	0	0	0	0	11	11	0.00	0.000					


Batter	1	2	3	4	5	6	7	8	9	AB	R	H	RBI	BB	SO	LOB	BOTTOM					
Spike Owen, S (1, 6) OBP: 0.255, SLG: 0.263	0-0 5-3		0-0 F5			0-0 5-3		0-0 SF7	0-0 6-3	4	0	0	1	0	0	3	Kansas City Royals @ Seattle Mariners The Kingdome, Seattle, WA Thu Sep 29 1983, 10:05 PM EDT Att: 3,694 - Unknown					
Phil Bradley, R (1, 8) OBP: 0.366, SLG: 0.323	0-0 1B		0-0 F8			0-0 F7		3-H 4-0 S 1B BB		3	1	1	0	1	0	2						
Al Cowens, R (1, 10) OBP: 0.254, SLG: 0.326	0-0 F3		0-0 1B			0-0 F6		4-0 1B 1B BB		3	1	1	1	1	0	1						
Dave Henderson, R (1, 9) OBP: 0.308, SLG: 0.439	0-0 F2		0-0 F8			0-0 BB 1B		0-0 1B 1B		4	0	2	1	0	0	3						
Ron Roenicke, S (1, 7) OBP: 0.326, SLG: 0.324						0-0 6-3		4-0 G6-4-3 1B BB	1-2 3-H 1B	3	0	2	1	1	0	0						
Damell Coles, R (1, 5) OBP: 0.333, SLG: 0.402						0-0 G6-4-3		0-0 G6-4-3	0-0 4-3	3	0	0	0	1	0	6						
Ken Phelps, L (1, 3) OBP: 0.299, SLG: 0.424						0-0 4-3			0-0 SH1-4 2B	4	1	3	1	0	0	0						
Jamie Nelson, R (1, 2) John Moses, S (7, PR) Rick Sweet, S (8, 2) OBP: 0.321, SLG: 0.293						0-0 G4-3		0-0 SH5-3 SF7 2B	0-0 SH1-4	3	1	2	0	0	0	2						
Harold Reynolds, S (1, 4) OBP: 0.250, SLG: 0.327						0-0 E3 1B		0-0 SH5-3	0-0 6-3	0	1	0	0	0	0	0						
Inning Stats	R: 0 E: 0 K: 0 S: 4	H: 1 LOB: 1 BB: 0 P: 4	R: 0 E: 0 K: 0 S: 3	H: 1 LOB: 0 BB: 0 P: 3	R: 1 E: 1 K: 0 S: 6	H: 2 LOB: 2 BB: 0 P: 6	R: 0 E: 0 K: 0 S: 3	H: 1 LOB: 1 BB: 1 P: 7	R: 0 E: 0 K: 0 S: 3	H: 0 LOB: 0 BB: 0 P: 3	R: 0 E: 0 K: 0 S: 3	H: 1 LOB: 1 BB: 1 P: 7	R: 4 E: 0 K: 0 S: 7	H: 4 LOB: 3 BB: 2 P: 15	R: 0 E: 0 K: 0 S: 4	H: 1 LOB: 1 BB: 0 P: 4		R: 0 E: 0 K: 0 S: 4	H: 0 LOB: 0 BB: 0 P: 4	1B: 8 2B: 2 3B: 0 HR: 1	SF: 1 SAC: 2 DP: 3 HBP: 0	WP: 0 PB: 0 SB: 1 CS: 0
PITCHER	IP WLS BF H R ER SO BB IBB HBP BLK WP HR S P ERA WHIP																					
Bud Black, L (1, 1) ERA: 3.79	6.2	L 29	8	5	4	0	3	0	0	0	0	0	0	0	26	38	5.40	1.650				
Mike Armstrong, R (7, 1) ERA: 3.68	0.1	4	2	0	0	0	1	0	0	0	0	0	0	3	7	0.00	9.000					
Don Hood, L (8, 1) ERA: 2.33	1.0	4	1	0	0	0	0	0	0	0	0	0	0	4	4	0.00	1.000					



Batter	1	2	3	4	5	6	7	8	9	AB	R	H	RBI	BB	SO	LOB	TOP					
Dave Stegman, R (1, 8) OBP: 0.292, SLG: 0.208 Rudy Law, L (5, PH) OBP: 0.343, SLG: 0.372 (5, 8)	F9			5-3	1-3 3-H 1B		3-1	F9		2	0	0	0	0	0	0						
Carlton Fisk, R (1, 2) OBP: 0.396, SLG: 0.518 Tim Lincecum, R (8, 4) OBP: 0.200, SLG: 0.200 Casey Parsons, L (9, PH) OBP: 0.250, SLG: 0.250 Vance Law, R (9, 5) OBP: 0.323, SLG: 0.344	F9			E5 PB	6-3				F8	3	2	0	0	1	0	2						
Tom Paciorek, R (1, 3) OBP: 0.346, SLG: 0.459 Mike Squires, L (8, 3) OBP: 0.322, SLG: 0.270	F9			E5 PB S						4	0	2	3	0	0	1						
Greg Luzinski, R (1, 10) OBP: 0.352, SLG: 0.502 Chris Nyman, R (9, PR) OBP: 0.394, SLG: 0.500		K		K			F3	K		4	0	0	0	1	3	5						
Harold Baines, L (1, 9) OBP: 0.335, SLG: 0.446		G1		K						3	0	0	0	2	1	3						
Ron Kittle, R (1, 7) OBP: 0.314, SLG: 0.505		F8					G6-4-3 IBB	FC6-4 IBB		5	2	2	3	0	0	4						
Scott Fletcher, R (1, 6) OBP: 0.317, SLG: 0.373 (9, 4)				F7					F8	4	1	1	1	0	1	1						
Aurelio Rodriguez, R (1, 5) OBP: 0.146, SLG: 0.164 Jerry Hairston, S (7, PH) OBP: 0.389, SLG: 0.496 Jerry Dybzinski, R (7, PR) OBP: 0.284, SLG: 0.290 (7, 5) (9, 6)				F8			6-3			2	0	0	0	0	0	1						
Julio Cruz, S (1, 4) OBP: 0.316, SLG: 0.324 Greg Walker, L (8, PH) OBP: 0.332, SLG: 0.443 Marc Hill, R (8, 2) OBP: 0.275, SLG: 0.293				K			1B			2	1	1	0	1	1	0						
Inning Stats	R: 0 E: 0 K: 0 S: 3	H: 0 LOB: 0 BB: 0 P: 3	R: 0 E: 0 K: 1 S: 5	H: 0 LOB: 0 BB: 0 P: 5	R: 0 E: 0 K: 1 S: 5	H: 0 LOB: 1 BB: 0 P: 9	R: 1 E: 2 K: 2 S: 9	H: 0 LOB: 1 BB: 0 P: 9	R: 1 E: 0 K: 0 S: 5	H: 2 LOB: 2 BB: 1 P: 9	R: 0 E: 0 K: 0 S: 3	H: 1 LOB: 1 BB: 1 P: 7	R: 4 E: 0 K: 1 S: 8	H: 3 LOB: 2 BB: 3 P: 20	R: 0 E: 0 K: 2 S: 7	H: 0 LOB: 1 BB: 1 P: 11	R: 3 E: 0 K: 0 S: 5	H: 2 LOB: 1 BB: 1 P: 9	1B: 4 2B: 2 3B: 0 HR: 2	SF: 0 SAC: 1 DP: 1 HBP: 0	WP: 0 PB: 1 SB: 2 CS: 0	PA: 43
PITCHER	IP	WLS	BF	H	R	ER	SO	BB	IBB	HBP	BLK	WP	HR	S	P	ERA	WHIP					
Matt Young, L (1, 1) ERA: 3.27	4.0	L	14	0	1	0	4	0	0	0	0	0	0	22	22	0.00	0.000					
Gene Nelson, R (5, 1) ERA: 7.98	2.1		15	5	5	5	0	2	2	0	0	0	1	11	27	19.29	3.000					
Ed Nunez, R (7, 1) ERA: 4.38	1.2		8	1	0	0	3	1	1	0	0	0	0	12	20	0.00	1.200					
Bill Caudill, R (9, 1) ERA: 4.71	1.0		6	2	3	3	0	1	0	0	0	0	1	5	9	27.00	3.000					

Chicago White Sox @ Seattle Mariners
The Kingdome, Seattle, WA
Sat Oct 01 1983, 10:05 PM EDT
Att. 25,467 - Dome

AB 35
R 9
H 8
RBI 8
BB 7
SO 7
LOB 21



Batter	1	2	3	4	5	6	7	8	9	AB	R	H	RBI	BB	SO	LOB	BOTTOM					
Spike Owen, S (1, 6) OBP: 0.257, SLG: 0.272	4-3		K							5	1	3	0	0	1	0						
Phil Bradley, R (1, 8) OBP: 0.347, SLG: 0.303 Ricky Nelson, L (8, PH) OBP: 0.294, SLG: 0.374 (9, 9)	F9			F9						3	0	0	0	0	1	1						
Ron Roenicke, S (1, 7) OBP: 0.330, SLG: 0.335	K			1B						3	0	2	1	1	1	0						
Al Cowens, R (1, 10) OBP: 0.254, SLG: 0.325		K		1B						4	0	1	0	0	1	3						
Dave Henderson, R (1, 9) OBP: 0.309, SLG: 0.448 (9, 8)		F3		K						4	0	1	0	0	2	2						
Darnell Coles, R (1, 5) OBP: 0.337, SLG: 0.404				L6						3	0	1	0	1	0	4						
Ken Phelps, L (1, 3) OBP: 0.296, SLG: 0.448 Domingo Ramos, R (8, PH) OBP: 0.326, SLG: 0.362 Manny Castillo, S (9, 3) OBP: 0.234, SLG: 0.267										3	0	0	0	0	0	2						
Jamie Nelson, R (1, 2) OBP: 0.309, SLG: 0.281				F9						4	0	0	0	0	1	1						
Harold Reynolds, S (1, 4) OBP: 0.237, SLG: 0.321				F4						4	1	1	0	0	0	0						
Inning Stats	R: 0 E: 0 K: 1 S: 5	H: 0 LOB: 0 BB: 0 P: 5	R: 0 E: 0 K: 1 S: 6	H: 1 LOB: 1 BB: 0 P: 6	R: 0 E: 0 K: 1 S: 5	H: 0 LOB: 0 BB: 0 P: 5	R: 0 E: 0 K: 1 S: 7	H: 2 LOB: 2 BB: 0 P: 7	R: 0 E: 0 K: 1 S: 5	H: 0 LOB: 0 BB: 0 P: 5	R: 0 E: 1 K: 1 S: 5	H: 1 LOB: 1 BB: 1 P: 9	R: 0 E: 0 K: 1 S: 5	H: 0 LOB: 1 BB: 1 P: 9	R: 3 E: 0 K: 0 S: 8	H: 5 LOB: 2 BB: 0 P: 8	R: 0 E: 0 K: 0 S: 4	H: 1 LOB: 1 BB: 0 P: 4	1B: 4 2B: 6 3B: 0 HR: 0	SF: 0 SAC: 0 DP: 1 HBP: 0	WP: 1 PB: 0 SB: 0 CS: 0	PA: 38
PITCHER	IP	WLS	BF	H	R	ER	SO	BB	IBB	HBP	BLK	WP	HR	S	P	ERA	WHIP					
Floyd Bannister, L (1, 1) ERA: 3.35	7.0	W	26	4	0	0	7	2	0	0	0	0	0	38	46	0.00	0.857					
Dick Tidrow, R (8, 1) ERA: 4.22	0.1		6	5	3	3	0	0	0	0	0	1	0	6	6	81.00	15.000					
Jerry Kocsman, L (8, 1) ERA: 4.79	1.2	S	6	1	0	0	0	0	0	0	0	0	0	6	6	0.00	0.600					

Chicago White Sox @ Seattle Mariners
The Kingdome, Seattle, WA
Sat Oct 01 1983, 10:05 PM EDT
Att. 25,467 - Dome

AB 36
R 3
H 10
RBI 3
BB 2
SO 7
LOB 16



Batter	1	2	3	4	5	6	7	8	9	AB	R	H	RBI	BB	SO	LOB	TOP				
Rudy Law, L OBP: 0.340, SLG: 0.369 Tim Hulett, R OBP: 0.200, SLG: 0.200	F4		F5		F5		F2			4	0	0	0	0	0	4	Chicago White Sox @ Seattle Mariners The Kingdome, Seattle, WA Sun Oct 02 1983, 6:33 AM EDT Att: 4,750 - Dome				
Carlton Fisk, R OBP: 0.395, SLG: 0.518 Mike Squires, L OBP: 0.326, SLG: 0.281	F6			K		4-3 1B 2B		2B		3	1	1	0	0	1	0					
Harold Baines, L OBP: 0.333, SLG: 0.443	K			F7		4-3		K		4	0	0	0	0	2	1					
Greg Walker, L OBP: 0.332, SLG: 0.440 Joel Skinner, R OBP: 0.273, SLG: 0.273		F7			HBP		1-3	F8		2	0	0	0	0	0	1					
Ron Kittle, R OBP: 0.314, SLG: 0.504 Casey Parsons, L OBP: 0.429, SLG: 0.200	F9			F3					K	3	0	1	1	0	0	1					
Tom Paciorek, R OBP: 0.347, SLG: 0.462	6-3					5-3 1B 6-3		6-3		4	2	2	0	0	0	0					
Vance Law, R OBP: 0.325, SLG: 0.348			5-3		6-3				2B	4	0	2	1	0	0	1					
Scott Fletcher, R OBP: 0.315, SLG: 0.370 Jerry Hairston, S OBP: 0.397, SLG: 0.500	F8				5-3				2B	2	0	0	0	0	0	1					
Dave Stegman, R OBP: 0.292, SLG: 0.208							1-2	1B	IBB	0	0	0	0	0	0	0					
Julio Cruz, S OBP: 0.318, SLG: 0.326 Jerry Dybzinski, R OBP: 0.283, SLG: 0.289								F7	G6-4-3	3	0	2	1	0	0	2					
Inning Stats	R: 0 E: 0 K: 1 S: 5	H: 0 LOB: 0 BB: 0 P: 5	R: 0 E: 0 K: 0 S: 3	H: 0 LOB: 0 BB: 0 P: 3	R: 0 E: 0 K: 0 S: 4	H: 1 LOB: 1 BB: 0 P: 4	R: 0 E: 0 K: 1 S: 5	H: 0 LOB: 1 BB: 0 P: 6	R: 1 E: 0 K: 0 S: 4	H: 2 LOB: 1 BB: 0 P: 4	R: 0 E: 0 K: 0 S: 5	H: 2 LOB: 2 BB: 0 P: 5	R: 0 E: 0 K: 1 S: 5	H: 1 LOB: 0 BB: 0 P: 5	R: 1 E: 0 K: 1 S: 6	H: 2 LOB: 1 BB: 1 P: 10		1B: 6 2B: 4 3B: 0 HR: 0	SF: 0 SAC: 0 DP: 1 HBP: 1	WP: 0 PB: 0 SB: 1 CS: 0	PA: 36
PITCHER Jim Beattie, R ERA: 3.84	IP: 9.0 WLS: L BF: 36 H: 10 R: 3 ER: 3 SO: 4 BB: 0 IBB: 1 HBP: 1 BLK: 0 WP: 0 HR: 0 S: 42 P: 47 ERA: 3.00 WHIP: 1.111																				

Batter	1	2	3	4	5	6	7	8	9	AB	R	H	RBI	BB	SO	LOB	BOTTOM						
Ron Roenicke, S OBP: 0.332, SLG: 0.338	5-3		K							3	0	1	0	1	1	1	Chicago White Sox @ Seattle Mariners The Kingdome, Seattle, WA Sun Oct 02 1983, 6:33 AM EDT Att: 4,750 - Dome						
Ricky Nelson, L OBP: 0.294, SLG: 0.371 Phil Bradley, R OBP: 0.342, SLG: 0.299	F7			4-3 BB		F7		4-3		2	0	0	0	1	0	1							
Pat Putnam, L OBP: 0.326, SLG: 0.448	K			4-3		FC6-4 1B		F3		4	0	1	0	0	1	2							
Ken Phelps, L OBP: 0.301, SLG: 0.449 Al Cowens, R OBP: 0.295, SLG: 0.329		FC6-4 1B		K		FC6-4			2B	2	0	1	0	0	1	1							
Dave Henderson, R OBP: 0.306, SLG: 0.444	FC6-4	G6-4-3		K				K		4	0	0	0	0	2	3							
Darnell Coles, R OBP: 0.333, SLG: 0.391	G6-4-3				6-3				F9	3	0	0	0	1	0	2							
Rick Sweet, S OBP: 0.259, SLG: 0.269 Orlando Mercado, R OBP: 0.256, SLG: 0.298						F8		F7		2	0	1	0	0	0	0							
Manny Castillo, S OBP: 0.233, SLG: 0.266			SH2-3 2B						F5	1	0	0	0	0	0	1							
Spike Owen, S OBP: 0.257, SLG: 0.271 Al Chambers, L OBP: 0.276, SLG: 0.299 Domingo Ramos, R OBP: 0.326, SLG: 0.362			SH2-3		G3					1	0	0	0	0	0	0							
Harold Reynolds, S OBP: 0.226, SLG: 0.305								K		1	0	0	0	0	0	0							
Inning Stats	R: 0 E: 0 K: 1 S: 5	H: 0 LOB: 0 BB: 0 P: 5	R: 0 E: 0 K: 0 S: 3	H: 1 LOB: 0 BB: 0 P: 3	R: 0 E: 0 K: 2 S: 8	H: 1 LOB: 1 BB: 0 P: 8	R: 0 E: 0 K: 2 S: 7	H: 0 LOB: 1 BB: 1 P: 11	R: 0 E: 0 K: 0 S: 3	H: 0 LOB: 0 BB: 0 P: 3	R: 0 E: 0 K: 0 S: 4	H: 1 LOB: 2 BB: 1 P: 8	R: 0 E: 0 K: 2 S: 7	H: 0 LOB: 1 BB: 1 P: 11	R: 0 E: 0 K: 0 S: 4	H: 1 LOB: 1 BB: 0 P: 4		R: 0 E: 0 K: 0 S: 4	H: 1 LOB: 1 BB: 0 P: 4	1B: 2 2B: 3 3B: 0 HR: 0	SF: 0 SAC: 1 DP: 1 HBP: 0	WP: 0 PB: 0 SB: 0 CS: 0	PA: 34
PITCHER Richard Dotson, R ERA: 3.23 Juan Agosto, L ERA: 4.1 Salome Barojas, R ERA: 2.47 Jerry Koosman, L ERA: 4.77 Dennis Lamp, R ERA: 3.71	IP: 5.2 WLS: W BF: 21 H: 3 R: 0 ER: 0 SO: 5 BB: 2 IBB: 0 HBP: 0 BLK: 0 WP: 0 HR: 0 S: 29 P: 37 ERA: 0.00 WHIP: 1.000																						