

Seattle Mariners - 1984

Batter	1	2	3	4	5	6	7	8	9	10	AB R H RBI BB SO LOB
Damaso Garcia, R (1, 4) OBP: 0.200, SLG: 0.400	0-3 K		0-0 4-3			0-0 2B		0-3 K		0-0 FC5-4	5 0 1 0 0 2 2
Rance Mulliniks, L (1, 5)	0-0 G3			0-3 K		0-0 1-3		0-0 4-3		0-3 K	5 0 0 0 0 2 3
Lloyd Moseby, L (1, 8)	0-0 4-3			0-3 K		0-0 6-3		0-0 6-3			4 0 0 0 0 1 1
Willie Upshaw, L (1, 3)		0-0 F8		4-0 BB		0-0 F8		0-0 F4			3 0 0 0 1 0 0
Cliff Johnson, R (1, 10) OBP: 0.500, SLG: 0.333 Mitch Webster, S (9, PR)		0-0 4-3		0-3 K		4-0 2B BB		0-0 G4-6-3 1B			3 1 1 0 1 1 1 0 0 0 0 0 0 0
George Bell, R (1, 7) OBP: 0.750, SLG: 1.000 (10, 9)		0-0 1B			0-0 1B	0-0 2B		0-0 G4-6-3			4 0 3 1 0 0 1
Jesse Barfield, R (1, 9) OBP: 0.250, SLG: 0.250 Dave Collins, S (10, PR)			0-3 K		0-3 K	0-0 F6		0-0 FC5-4 HBP 1B			4 0 1 0 0 2 2 0 0 0 0 0 0 0
Ernie Whitt, L (1, 2) OBP: 0.750, SLG: 2.000			0-0 HR		0-0 1-3	4-0 IBB		1-0 FC5-4 HBP			2 1 1 1 1 0 0
Alfredo Griffin, S (1, 6)			0-0 F7		0-0 F7	0-0 F7		0-0 F7			4 0 0 0 0 0 4

Inning Stats	R: 0 E: 0 K: 1 S: 5	H: 0 LOB: 0 BB: 0 P: 5	R: 0 E: 0 K: 0 S: 3	H: 1 LOB: 1 BB: 0 P: 3	R: 1 E: 0 K: 1 S: 6	H: 1 LOB: 0 BB: 0 P: 6	R: 0 E: 0 K: 3 S: 9	H: 0 LOB: 1 BB: 1 P: 13	R: 0 E: 0 K: 1 S: 5	H: 1 LOB: 0 BB: 0 P: 5	R: 0 E: 0 K: 0 S: 4	H: 1 LOB: 1 BB: 0 P: 4	R: 1 E: 0 K: 0 S: 4	H: 1 LOB: 2 BB: 2 P: 12	R: 0 E: 0 K: 1 S: 5	H: 0 LOB: 0 BB: 0 P: 5	R: 0 E: 0 K: 0 S: 3	H: 1 LOB: 1 BB: 0 P: 3	R: 0 E: 0 K: 1 S: 6	H: 1 LOB: 3 BB: 0 P: 7	1B: 4 2B: 2 3B: 0 HR: 1	SF: 0 SAC: 0 DP: 1 HBP: 1	WP: 0 PB: 0 SB: 1 CS: 0	PA: 38
--------------	------------------------------	---------------------------------	------------------------------	---------------------------------	------------------------------	---------------------------------	------------------------------	----------------------------------	------------------------------	---------------------------------	------------------------------	---------------------------------	------------------------------	----------------------------------	------------------------------	---------------------------------	------------------------------	---------------------------------	------------------------------	---------------------------------	----------------------------------	------------------------------------	----------------------------------	--------

PITCHER	IP	WLS	BF	H	R	ER	SO	BB	IBB	HBP	BLK	WP	HR	S	P	ERA	WHIP
Mike Moore, R (1, 1) ERA: 1.08	8.1		32	6	2	1	7	2	1	0	0	0	1	43	55	1.08	0.960
Mike Stanton, R (9, 1) ERA:	1.2	W	6	1	0	0	1	0	0	1	0	0	0	7	8	0.00	0.600


TOP

Toronto Blue Jays @ Seattle Mariners
The Kingdom, Seattle, WA

Wed Apr 04 1984, 9:05 PM EST
Att. 43,200 - Unknown

livebaseballscorecards.com

AB	34
R	2
H	7
RBI	2
BB	3
SO	8
LOB	14




Batter	1	2	3	4	5	6	7	8	9	10	AB	R	H	RBI	BB	SO	LOB
Jack Perconte, L (1, 4) OBP: 0.500, SLG: 0.333	0-0 1-3		0-0 S 1B			0-0 F9		4-0 BB 1-2		0-0 SH1-4	3	0	1	0	1	0	0
Barry Bonnell, R (1, 5) OBP: 0.400, SLG: 0.250 (10, 3)	0-0 FC6-4 1B		0-0 5-3 1-2			0-3 K		0-0 5-3		4-0 1B IBB	4	0	1	0	1	1	3
Gorman Thomas, R (1, 7) OBP: 0.750, SLG: 1.000 Phil Bradley, R (9, PR) OBP: 1.000, SLG: 1.000 (10, 7)	0-0 FC6-4 PB 1-2f			0-0 1B			4-0 G1-6-3 BB		0-0 G3 2B	0-0 1B	3	0	2	0	1	0	1
Pat Putnam, L (1, 10) S	0-3 K 1-2			0-0 1-3			0-0 G1-6-3 1-2f		0-0 G3 2-3	0-0 1B	4	0	0	0	0	1	3
Ken Phelps, L (1, 3) OBP: 0.750, SLG: 1.500 Larry Milbourne, S (10, 5)		0-3 K		0-0 CS 1B			0-0 HR		0-0 1B	0-0 1B	4	1	3	2	0	1	0
Al Cowens, R (1, 9) OBP: 0.250, SLG: 0.250		0-0 F8		0-0 CS 1-2	0-0 F5		0-0 F5		0-0 1B	0-0 1B	4	0	1	0	0	0	0
Dave Henderson, R (1, 8)		0-0 1-3			0-3 K			0-0 F8	0-3 K		4	0	0	0	0	2	2
Bob Kearney, R (1, 2) Ricky Nelson, L (8, PH) Orlando Mercado, R (9, 2)			0-3 K		0-3 K			4-0 FC1-6 BB	0-0 F7		2	0	0	0	0	2	0
Spike Owen, S (1, 6)			0-0 1-3			0-0 1-3		0-0 FC1-6 BB 1-2f		4-0 SH1-4 1B BB	3	1	0	0	1	0	1

Inning Stats	R: 0	H: 1	E: 0	K: 1	S: 6	P: 6	R: 0	H: 0	E: 0	K: 1	S: 5	P: 5	R: 0	H: 1	E: 0	K: 1	S: 6	P: 6	R: 0	H: 2	E: 0	K: 0	S: 3	P: 3	R: 0	H: 0	E: 0	K: 2	S: 7	P: 7	R: 1	H: 1	E: 0	K: 0	S: 3	P: 7	R: 0	H: 0	E: 0	K: 0	S: 3	P: 11	R: 1	H: 3	E: 0	K: 1	S: 8	P: 8	R: 1	H: 1	E: 0	K: 0	S: 2	P: 10	1B: 7	2B: 1	3B: 0	HR: 1	SF: 0	SAC: 1	DP: 1	HBP: 0	WP: 0	PA: 40
--------------	------	------	------	------	------	------	------	------	------	------	------	------	------	------	------	------	------	------	------	------	------	------	------	------	------	------	------	------	------	------	------	------	------	------	------	------	------	------	------	------	------	-------	------	------	------	------	------	------	------	------	------	------	------	-------	-------	-------	-------	-------	-------	--------	-------	--------	-------	--------

PITCHER	IP	WLS	BF	H	R	ER	SO	BB	IBB	HBP	BLK	WP	HR	S	P	ERA	WHIP
Jim Clancy, R (1, 1) ERA: 1.17	7.2		28	5	1	1	6	3	0	0	0	0	1	37	49	1.17	1.043
Dennis Lamp, R (8, 1) ERA: 10.8	1.2	L	11	4	2	2	1	1	1	0	0	0	0	11	19	10.80	3.000

Toronto Blue Jays @ Seattle Mariners
The Kingdome, Seattle, WA
Wed Apr 04 1984, 9:05 PM EST
Att: 43,200 - Unknown

AB 33
R 3
H 9
RBI 3
BB 5
SO 7
LOB 12



Batter	1	2	3	4	5	6	7	8	9	AB R H RBI BB SO LOB
Jack Perconte, L (1, 4) OBP: 0.444, SLG: 0.625	0-0 4-3		0-0 3-1 1B 2B		0-0 1B HR 2B		0-0 G3		0-3 K	5 2 2 0 0 1 0
Barry Bonnell, R (1, 5) OBP: 0.286, SLG: 0.167	0-3 K		0-0 3-1		0-0 HR 1B		0-0 G5-4-3 1B			2 0 0 0 0 1 1
Larry Milbourne, S (5, PH) OBP: 1.000, SLG: 1.000	0-3 K		0-0 2-3		0-0 HR 1B		0-0 G5-4-3 1B			2 1 2 0 0 0 0
Gorman Thomas, R (1, 7) OBP: 0.500, SLG: 0.571	0-3 K		0-0 1B 1B		0-0 F7		0-0 G5-4-3 1-2f			4 0 1 1 0 1 3
Phil Bradley, R (8, 7) OBP: 1.000, SLG: 1.000	0-3 K		0-0 3-H 1B		0-0 F7		0-0 G5-4-3 1-2f			0 0 0 0 0 0 0
Pat Putnam, L (1, 10) OBP: 0.375, SLG: 0.714		4-0 BB BB	0-0 1-3 1B		0-0 HR		0-3 K			3 1 2 3 1 1 0
Ken Phelps, L (1, 3) OBP: 0.625, SLG: 1.429		4-0 BB	0-3 K		0-0 F6		0-0 HR			3 1 1 1 1 1 2
Al Cowens, R (1, 9) OBP: 0.167, SLG: 0.167		0-0 F8		0-0 5-3		0-3 K		0-0 G5-4-3 1B		2 0 0 0 0 0 2
Ricky Nelson, L (6, PH) OBP: 0.667, SLG: 0.500		0-0 F8		0-0 5-3		0-3 K		0-0 G5-4-3 1B		2 0 1 0 0 1 0
Dave Henderson, R (1, 8) OBP: 0.125, SLG: 0.125		0-0 F7		0-0 F9		0-0 1B		0-0 G5-4-3 1-2f		4 0 1 0 0 0 3
Bob Kearney, R (1, 2)		0-3 K		0-0 6-3		0-3 K		0-0 5-3		4 0 0 0 0 2 3
Spike Owen, S (1, 6)			0-0 F8		0-0 3-1		0-0 4-3		0-0 6-3	4 0 0 0 0 0 1

Inning Stats	R: 0	H: 0	E: 0	K: 2	S: 7	LOB: 0	BB: 0	P: 7	R: 0	H: 0	E: 0	K: 1	S: 5	LOB: 2	BB: 2	P: 13	R: 1	H: 3	E: 0	K: 1	S: 8	LOB: 2	BB: 0	P: 8	R: 0	H: 0	E: 0	K: 0	S: 3	LOB: 0	BB: 2	P: 3	R: 3	H: 3	E: 0	K: 0	S: 6	LOB: 0	BB: 0	P: 6	R: 0	H: 1	E: 0	K: 2	S: 8	LOB: 1	BB: 0	P: 8	R: 0	H: 1	E: 0	K: 0	S: 3	LOB: 0	BB: 0	P: 3	R: 1	H: 2	E: 0	K: 1	S: 6	LOB: 0	BB: 0	P: 6	R: 0	H: 0	E: 0	K: 1	S: 5	LOB: 0	BB: 0	P: 5	1B: 6	SF: 0	2B: 2	SAC: 0	3B: 0	DP: 2	HR: 2	HBP: 0	WP: 0	PA: 37
--------------	------	------	------	------	------	--------	-------	------	------	------	------	------	------	--------	-------	-------	------	------	------	------	------	--------	-------	------	------	------	------	------	------	--------	-------	------	------	------	------	------	------	--------	-------	------	------	------	------	------	------	--------	-------	------	------	------	------	------	------	--------	-------	------	------	------	------	------	------	--------	-------	------	------	------	------	------	------	--------	-------	------	-------	-------	-------	--------	-------	-------	-------	--------	-------	--------

PITCHER	IP	WLS	BF	H	R	ER	SO	BB	IBB	HBP	BLK	WP	HR	S	P	ERA	WHIP
Luis Leal, R (1, 1) ERA: 7.2	5.0	W	23	6	4	4	4	2	0	0	0	0	1	29	37	7.20	1.600
Jim Acker, R (6, 1) ERA: 3.0	3.0		11	4	1	1	3	0	0	0	0	0	1	17	17	3.00	1.333
Roy Lee Jackson, R (9, 1) ERA:	1.0		3	0	0	0	1	0	0	0	0	0	0	5	5	0.00	0.000


BOTTOM

Toronto Blue Jays @ Seattle Mariners
The Kingdome, Seattle, WA

Thu Apr 05 1984, 9:05 PM EST
Att. 5,399 - Unknown

livebaseballscorecards.com

AB 35
R 5
H 10
RBI 5
BB 2
SO 8
LOB 15



Batter	1	2	3	4	5	6	7	8	9	AB R H RBI BB SO LOB	TOP											
Randy Ready, R (1, 5) OBP: 0.500, SLG: 0.455	0-3 K		0-0 2B		4-0 BB		0-0 1B		0-3 K	4 0 2 0 1 2 2												
Charlie Moore, R (1, 9) OBP: 0.286, SLG: 0.462	0-0 G3		0-3 K		0-0 G6-3		0-3 K		0-0 1B	5 0 1 1 0 2 5												
Robin Yount, R (1, 6) OBP: 0.286, SLG: 0.182	0-0 F9		0-0 1-3		4-0 BB		0-0 F8		0-0 1B	4 0 1 1 1 0 3												
Cecil Cooper, L (1, 3) OBP: 0.429, SLG: 0.273		4-0 BB	0-3 K		0-0 4-3			0-0 F7	0-0 1B	4 0 1 0 1 1 4												
Ted Simmons, S (1, 10) OBP: 0.231, SLG: 0.167		0-0 G5-4-3		0-0 4-3		0-0 F8		0-3 K		4 0 0 0 0 1 1												
Ben Oglivie, L (1, 7) OBP: 0.417, SLG: 0.500		4-0 BB		0-3 K		0-0 2B		0-0 F4		3 0 1 0 1 1 0												
Jim Sundberg, R (1, 2) OBP: 0.333, SLG: 0.300		4-0 BB		0-0 F9		0-3 K			0-0 6-3	3 0 0 0 1 1 1												
Jim Gantner, L (1, 4) OBP: 0.538, SLG: 0.667		0-3 K			0-0 1B		0-3 K		0-0 1B	4 2 2 0 0 2 3												
Rick Manning, L (1, 8) OBP: 0.417, SLG: 0.636			4-0 2B		0-0 BB		0-0 6-3		0-0 1B	3 1 2 1 1 0 0												
Inning Stats	R: 0 E: 0 K: 1 S: 5	H: 0 LOB: 0 BB: 0 P: 5	R: 0 E: 0 K: 1 S: 4	H: 0 LOB: 2 BB: 3 P: 16	R: 0 E: 0 K: 2 S: 8	H: 1 LOB: 2 BB: 1 P: 12	R: 0 E: 0 K: 1 S: 5	H: 0 LOB: 0 BB: 0 P: 5	R: 1 E: 0 K: 0 S: 4	H: 2 LOB: 2 BB: 2 P: 12	R: 0 E: 0 K: 2 S: 8	H: 1 LOB: 1 BB: 0 P: 8	R: 0 E: 0 K: 1 S: 6	H: 1 LOB: 1 BB: 0 P: 6	R: 0 E: 0 K: 1 S: 5	H: 0 LOB: 0 BB: 0 P: 5	R: 2 E: 0 K: 1 S: 9	H: 5 LOB: 2 BB: 0 P: 9	1B: 6 2B: 4 3B: 0 HR: 0	SF: 0 SAC: 0 DP: 2 HBP: 0	WP: 0 PB: 0 SB: 0 CS: 0	PA: 40
PITCHER	IP WLS BF H R ER SO BB IBB HBP BLK WP HR S P ERA WHIP																					
Matt Young, L (1, 1) ERA: 1.69	5.1 W 24 4 1 1 5 6 0 0 0 0 0 0 28 52 1.69 1.875																					
Dave Beard, R (6, 1) ERA: 6.75	3.0 12 3 2 2 4 0 0 0 0 0 0 0 20 20 6.00 1.000																					
Mike Stanton, R (9, 1) ERA:	0.1 3 2 0 0 1 0 0 0 0 0 0 0 5 5 0.00 6.000																					
Ed Vande Berg, L (9, 1) ERA:	0.1 S 1 1 0 0 0 0 0 0 0 0 0 0 1 1 0.00 3.000																					

Milwaukee Brewers @ Seattle Mariners
The Kingdome, Seattle, WA
Fri Apr 06 1984, 9:05 PM EST
Att. 8,635 - Unknown

livebaseballscorecards.com

AB	34
R	3
H	10
RBI	3
BB	6
SO	10
LOB	19



Batter	1	2	3	4	5	6	7	8	9	AB R H RBI BB SO LOB	TOP											
Paul Molitor, R (1, 10) 0-3	K			F8		F9		4-3		4 0 0 0 0 1 1												
Randy Ready, R (1, 5) OBP: 0.389, SLG: 0.333	F7			F9		5-3		F7		4 0 0 0 0 0 1												
Robin Yount, R (1, 6) OBP: 0.278, SLG: 0.143	6-3			K		BB		F9		3 0 0 0 1 1 1												
Cecil Cooper, L (1, 3) OBP: 0.389, SLG: 0.267					F8	F6		F7		4 0 1 0 0 0 1												
Mark Brouhard, R (1, 7) OBP: 0.333, SLG: 1.333										3 1 1 1 0 0 1 1												
Ben Oglivie, L (9, PH) OBP: 0.462, SLG: 0.545					HR			1B		1 0 1 0 0 0 0												
Jim Sundberg, R (1, 2) OBP: 0.267, SLG: 0.231										3 0 0 0 0 1 1												
Ted Simmons, S (9, PH) OBP: 0.214, SLG: 0.154					6-3			F4		1 0 0 0 0 0 1												
Charlie Moore, R (1, 9) OBP: 0.389, SLG: 0.563					F8					3 1 2 0 1 0 0												
Jim Gantner, L (1, 4) OBP: 0.471, SLG: 0.563										4 0 1 1 0 1 3												
Rick Manning, L (1, 8) OBP: 0.400, SLG: 0.538						FC6				2 0 0 0 1 0 1												
Inning Stats	R: 0 E: 0 K: 1 S: 5	H: 0 LOB: 0 BB: 0 P: 5	R: 0 E: 0 K: 1 S: 5	H: 1 LOB: 0 BB: 0 P: 5	R: 0 E: 0 K: 1 S: 5	H: 0 LOB: 0 BB: 0 P: 5	R: 0 E: 0 K: 1 S: 5	H: 0 LOB: 0 BB: 0 P: 5	R: 2 E: 0 K: 0 S: 6	H: 3 LOB: 1 BB: 0 P: 6	R: 0 E: 0 K: 0 S: 3	H: 0 LOB: 1 BB: 1 P: 7	R: 0 E: 0 K: 1 S: 5	H: 0 LOB: 1 BB: 1 P: 9	R: 0 E: 0 K: 0 S: 3	H: 0 LOB: 1 BB: 1 P: 7	R: 0 E: 0 K: 0 S: 5	H: 2 LOB: 2 BB: 0 P: 5	1B: 4 2B: 1 3B: 0 HR: 1	SF: 0 SAC: 0 DP: 0 HBP: 0	WP: 0 PB: 0 SB: 0 CS: 0	PA: 35
PITCHER	IP WLS BF H R ER SO BB IBB HBP BLK WP HR S P ERA WHIP																					
Mark Langston, L (1, 1) ERA: 2.57	7.0 W 27 4 2 2 5 3 0 0 0 0 0 1 34 46 2.57 1.000																					
Mike Stanton, R (8, 1) ERA:	1.2 7 2 0 0 0 0 0 0 0 0 0 0 7 7 0.00 1.200																					
Ed Vande Berg, L (9, 1) ERA:	0.1 S 1 0 0 0 0 0 0 0 0 0 0 0 1 1 0.00 0.000																					

Milwaukee Brewers @ Seattle Mariners
The Kingdome, Seattle, WA
Sat Apr 07 1984, 9:05 PM EST
Att. 17,590 - Unknown

AB	32
R	2
H	6
RBI	2
BB	3
SO	5
LOB	11



Batter	1	2	3	4	5	6	7	8	9
Jack Perconte, L (1, 4) OBP: 0.438, SLG: 0.643	0-0 1-3		0-0 E4		0-0 G3		0-0 SH5-4		
Larry Milbourne, S (1, 5) OBP: 0.400, SLG: 0.286	0-0 4-3		0-3 K			4-0 BB 1B	4-0 1B		
Gorman Thomas, R (1, 7) Domingo Ramos, R (8, 3)	0-0 1B		0-3 K			0-0 BB 1B	0-3 K		
Pat Putnam, L (1, 3) Barry Bonnell, R (6, PH) Phil Bradley, R (7, PR)	0-0 F8			0-0 F7		4-0 BB 1B	0-0 1B		
Ricky Nelson, L (1, 10) OBP: 0.429, SLG: 0.200		0-0 G3		4-0 BB		0-0 F5	0-0 F6		
Al Cowens, R (1, 9) OBP: 0.286, SLG: 0.231		0-0 1B		0-0 G4-3		0-0 FC3-6 1B	4-0 BB		
Dave Henderson, R (1, 8) OBP: 0.188, SLG: 0.200		0-0 F5		4-0 BB		0-3 K	0-0 G6-4-3		
Bob Kearney, R (1, 2) OBP: 0.214, SLG: 0.357		0-3 K		0-0 F8		0-0 FC3-6	0-0 F7		
Spike Owen, S (1, 6) OBP: 0.308, SLG: 0.250			0-0 CS 1B		0-0 4-3		0-0 SH5-4 1B		

Inning Stats	R: 0 E: 0 K: 0 S: 4	H: 1 LOB: 1 BB: 0 P: 4	R: 0 E: 0 K: 1 S: 6	H: 1 LOB: 1 BB: 0 P: 6	R: 0 E: 1 K: 2 S: 8	H: 1 LOB: 1 BB: 0 P: 8	R: 0 E: 0 K: 0 S: 2	H: 0 LOB: 0 BB: 1 P: 6	R: 0 E: 0 K: 0 S: 3	H: 0 LOB: 1 BB: 1 P: 7	R: 2 E: 0 K: 1 S: 7	H: 2 LOB: 2 BB: 2 P: 15	R: 1 E: 0 K: 1 S: 7	H: 2 LOB: 2 BB: 1 P: 11	R: 0 E: 0 K: 0 S: 2	H: 0 LOB: 0 BB: 1 P: 6
1B: 7 2B: 0 3B: 0 HR: 0	SF: 0 SAC: 1 DP: 2 HBP: 0	WP: 0 PA: 35														

PITCHER	IP	WLS	BF	H	R	ER	SO	BB	IBB	HBP	BLK	WP	HR	S	P	ERA	WHIP
Jaime Cocanower, R (1, 1) ERA: 3.6	5.0		21	4	2	2	3	3	0	0	0	0	0	24	36	3.60	1.400
Jerry Augustine, L (6, 1) ERA:	0.1		2	0	0	0	0	1	0	0	0	0	0	1	5	0.00	3.000
Tom Tellmann, R (6, 1) ERA: 3.86	0.2	L	4	2	1	1	1	0	0	0	0	0	0	6	6	13.50	3.000
Bob McClure, L (7, 1) ERA:	0.1		2	0	0	0	0	1	0	0	0	0	0	1	5	0.00	3.000
Pete Ladd, R (7, 1) ERA:	1.2		6	1	0	0	1	1	0	0	0	0	0	7	11	0.00	1.200

BOTTOM

Milwaukee Brewers @ Seattle Mariners
The Kingdome, Seattle, WA
Sat Apr 07 1984, 9:05 PM EST
Att. 17,590 - Unknown

livebaseballscores.com

AB	28
R	3
H	7
RBI	3
BB	6
SO	5
LOB	22



Batter	1	2	3	4	5	6	7	8	9	AB R H RBI BB SO LOB	TOP											
Dion James, L (1, 9) OBP: 0.600, SLG: 0.500	0-0 G6-4-3 E 1B		4-0 1-2 1B BB	0-0 1-2 3-H		0-0 F8		0-0 G4-6-3 1-2 1B		4 1 2 1 1 0 2												
Jim Gantner, L (1, 4) OBP: 0.545, SLG: 0.619	0-0 1-2 G6-4-3 1B		0-0 1-2 2-3 1B			0-0 1-3 E3 BB		0-0 1-2 2-3 G4-6-3 1B		5 0 4 0 0 0 1												
Robin Yount, R (1, 6) OBP: 0.261, SLG: 0.111	0-0 G6-4-3 1-2f 2-3		0-3 K	0-0 F7		4-0 1-2 FC6-4 BB		0-0 G4-6-3 1-2f 2-3 3-H		4 0 0 0 1 1 9												
Cecil Cooper, L (1, 3) OBP: 0.348, SLG: 0.250	0-0 E5 3-H		0-3 K		0-0 3-1 1B		0-3 K	0-0 F6		5 0 1 0 0 2 7												
Ted Simmons, S (1, 10) OBP: 0.158, SLG: 0.111	0-0 4-3		0-0 4-3		0-0 1-2 3-1		0-0 1-2f FC6-4		0-0 F3	5 0 0 0 0 0 8												
Ben Oglivie, L (1, 7) OBP: 0.444, SLG: 0.533		0-0 F7		0-0 E FC1 2B		0-3 K		0-0 F2	4-0 BB	4 1 1 0 1 1 1												
Roy Howell, L (1, 5) Paul Molitor, R (9, PH)		4-0 G6-3 BB		4-0 E FC1 4-3 BB		4-0 IBB		0-3 K	0-3 K	1 1 0 0 3 1 0 1 0 0 0 0 1 1												
Bill Schroeder, R (1, 2) Randy Ready, R (9, PH)		0-0 G6-3 1-2f		0-3 K		0-0 F5		0-3 K	0-0 F9	4 0 0 0 0 2 5 1 0 0 0 0 0 1												
Rick Manning, L (1, 8) OBP: 0.474, SLG: 0.533			0-0 1B BB 1B	0-0 FC1 1-3 3-H 4-3		4-0 E BB		4-0 1B G4-6-3 BB		2 1 1 1 2 0 1												
Inning Stats	R: 1 E: 1 K: 0 S: 5	H: 2 LOB: 1 BB: 0 P: 5	R: 0 E: 0 K: 0 S: 2	H: 0 LOB: 0 BB: 1 P: 6	R: 0 E: 0 K: 2 S: 9	H: 2 LOB: 3 BB: 1 P: 13	R: 2 E: 2 K: 1 S: 8	H: 2 LOB: 2 BB: 1 P: 12	R: 0 E: 0 K: 1 S: 6	H: 1 LOB: 2 BB: 1 P: 10	R: 0 E: 1 K: 1 S: 6	H: 0 LOB: 3 BB: 2 P: 14	R: 0 E: 0 K: 2 S: 7	H: 0 LOB: 0 BB: 0 P: 7	R: 1 E: 0 K: 0 S: 4	H: 2 LOB: 1 BB: 1 P: 8	R: 0 E: 0 K: 1 S: 5	H: 0 LOB: 1 BB: 1 P: 9	1B: 8 2B: 1 3B: 0 HR: 0	SF: 0 SAC: 0 DP: 3 HBP: 0	WP: 0 PB: 0 SB: 0 CS: 0	PA: 44
PITCHER	IP WLS BF H R ER SO BB IBB HBP BLK WP HR S P ERA WHIP																					
Mike Moore, R (1, 1) ERA: 0.66	5.1 W 30 7 3 0 4 5 1 0 0 0 0 0 32 56 0.00 2.250																					
Paul Mirabella, L (6, 1) ERA:	1.1 4 0 0 0 2 0 0 0 0 0 0 0 8 8 0.00 0.000																					
Bob Stoddard, R (7, 1) ERA: 2.45	1.0 5 2 1 1 1 1 0 0 0 0 0 0 6 10 9.00 3.000																					
Ed Vande Berg, L (8, 1) ERA:	0.2 3 0 0 0 0 1 0 0 0 0 0 0 2 6 0.00 1.500																					
Dave Beard, R (9, 1) ERA: 5.79	0.2 S 2 0 0 0 1 0 0 0 0 0 0 0 4 4 0.00 0.000																					

Milwaukee Brewers @ Seattle Mariners
The Kingdome, Seattle, WA
Sun Apr 08 1984, 6:33 AM EST
Att. 8,129 - Unknown

livebaseballscorecards.com

AB	36
R	4
H	9
RBI	2
BB	8
SO	8
LOB	36



Batter	1	2	3	4	5	6	7	8	9
Jack Perconte, L (1, 4) OBP: 0.500, SLG: 0.667	0-0 1B S SF8 1B		0-0 G3		0-0 E SF8 1B		0-0 WP FC4-2 1B		
Larry Milbourne, S (1, 5) OBP: 0.357, SLG: 0.273	0-0 SF8 1B		0-0 3-1		0-0 E3		0-0 FC4-2 1B WP		
Gorman Thomas, R (1, 7) OBP: 0.400, SLG: 0.444 Dave Henderson, R (7, PR) OBP: 0.188, SLG: 0.200 (8, 8)	0-0 F6		0-3 K		0-0 SF8		0-0 G6-4-3 1B		
Pat Putnam, L (1, 3) OBP: 0.250, SLG: 0.429 Steve Henderson, R (7, PH) OBP: 0.500, SLG: 0.500 Domingo Ramos, R (8, 3)	0-0 SF8			0-0 4-1	0-0 F6		0-0 G6-4-3		
Al Cowens, R (1, 9) OBP: 0.333, SLG: 0.313	4-0 BB			0-0 F7		0-0 F4		0-0 S FC6-2 2B	
Ricky Nelson, L (1, 10) OBP: 0.273, SLG: 0.111	0-0 F4			0-3 K		0-0 F9		0-0 2-3	
Bob Kearney, R (1, 2) OBP: 0.222, SLG: 0.333		0-0 F4			0-0 F7	0-0 PB 1B		0-0 E5 FC6-2 S	
Phil Bradley, R (1, 8) OBP: 0.400, SLG: 0.600 (8, 7)		0-0 4-3			0-0 1B 2B	0-0 F8		0-0 FC6-2	
Spike Owen, S (1, 6) OBP: 0.353, SLG: 0.267		0-3 K			4-0 1B E BB		0-0 1B FC4-2 1B	0-3 K	

Inning Stats	R: 1	H: 2	E: 0	K: 0	S: 5	R: 0	H: 0	E: 0	K: 1	S: 5	R: 0	H: 0	E: 0	K: 1	S: 5	R: 3	H: 2	E: 1	K: 0	S: 6	R: 0	H: 1	E: 0	K: 0	S: 4	R: 1	H: 3	E: 0	K: 0	S: 5	R: 0	H: 1	E: 1	K: 1	S: 7	
	LOB: 2	BB: 1	P: 9	LOB: 0	BB: 0	P: 5	LOB: 0	BB: 0	P: 5	LOB: 1	BB: 1	P: 10	LOB: 1	BB: 0	P: 4	LOB: 2	BB: 0	P: 5	LOB: 2	BB: 0	P: 7	LOB: 2	BB: 0	P: 7	LOB: 2	BB: 0	P: 7	LOB: 2	BB: 0	P: 7	LOB: 2	BB: 0	P: 7	LOB: 2	BB: 0	P: 7

PITCHER	IP	WLS	BF	H	R	ER	SO	BB	IBB	HBP	BLK	WP	HR	S	P	ERA	WHIP
Don Sutton, R (1, 1) ERA: 4.09	6.0	L	26	5	4	3	3	2	0	0	0	0	0	30	38	4.50	1.167
Chuck Porter, R (7, 1) ERA: 6.0	0.1		4	3	1	1	0	0	0	0	0	1	0	4	4	27.00	9.000
Bob McClure, L (7, 1) ERA:	0.2		1	0	0	0	0	0	0	0	0	0	0	1	1	0.00	0.000
Rollie Fingers, R (8, 1) ERA: 18.0	1.0		5	1	0	0	1	0	0	0	0	0	0	7	7	0.00	1.000

BOTTOM

Milwaukee Brewers @ Seattle Mariners

The Kingdome, Seattle, WA

Sun Apr 08 1984, 6:33 AM EST
Att. 8,129 - Unknown

AB	R	H	RBI	BB	SO	LOB
4	3	3	1	0	0	0
4	0	1	1	0	0	3
3	0	1	2	0	1	2
0	0	0	0	0	0	0
2	0	0	1	0	0	1
1	0	0	0	0	0	2
0	0	0	0	0	0	0
3	0	1	0	1	0	0
4	0	0	0	0	1	3
4	0	1	0	0	0	1
4	1	1	0	0	0	3
3	1	1	0	1	2	2

livebaseballscores.com

AB	32
R	5
H	9
RBI	5
BB	2
SO	4
LOB	17



WP	1	PA	36
PB	1	SB	3
CS	0		

Batter	1	2	3	4	5	6	7	8	9	AB R H RBI BB SO LOB	TOP											
Jerry Remy, L (1, 4) OBP: 0.423, SLG: 0.500	0-0 F7		0-0 3B		0-0 1B			0-0 BB G6-4-3 1B		4 1 3 0 0 0 0	Boston Red Sox @ Seattle Mariners The Kingdom, Seattle, WA Tue Apr 10 1984, 9:05 PM EST Att. 7,657 - Unknown											
Dwight Evans, R (1, 9) OBP: 0.267, SLG: 0.280	4-0 1B BB		0-0 4-3		0-3 K			4-0 G6-4-3 BB 1-2 BB		2 0 0 0 2 1 2												
Wade Boggs, L (1, 5) OBP: 0.414, SLG: 0.304	0-0 1-3 1B		0-0 4-3			0-3 K		4-0 BB G6-4-3 1-2 2-3 BB		3 0 1 0 1 1 1												
Jim Rice, R (1, 7) OBP: 0.143, SLG: 0.111	0-0 F7			4-0 BB		0-0 1B		0-0 G6-4-3 1-2f 2-3 3-H BB		3 0 1 0 1 0 3												
Mike Easler, L (1, 10) OBP: 0.333, SLG: 0.409		4-0 1-3 BB		0-0 F7		0-0 F8		4-0 BB		2 0 0 0 2 0 2												
Tony Armas, R (1, 8) OBP: 0.259, SLG: 0.500		0-0 1-3 1-2		0-3 K		0-3 K		0-3 K		4 0 0 0 0 3 5												
Rich Gedman, L (1, 2) OBP: 0.174, SLG: 0.174		0-0 F9		0-0 1-3			0-0 F8		0-3 K	4 0 0 0 0 1 2												
Dave Stapleton, R (1, 3) OBP: 0.280, SLG: 0.261		0-0 F8			0-0 6-3		0-0 F8		0-0 G4-6-3 1B	4 0 1 0 0 0 1												
Jackie Gutierrez, R (1, 6) OBP: 0.286, SLG: 0.167 Rick Miller, L (9, PH) OBP: 0.400, SLG: 0.500			0-0 F9		0-0 4-3		0-0 F9		0-0 G4-6-3 1-2f	3 0 0 0 0 0 0 1 0 0 0 0 0 1												
Inning Stats	R: 0 E: 0 K: 0 S: 3	H: 1 LOB: 1 BB: 1 P: 7	R: 0 E: 0 K: 0 S: 3	H: 0 LOB: 1 BB: 1 P: 7	R: 0 E: 0 K: 0 S: 4	H: 1 LOB: 1 BB: 0 P: 4	R: 0 E: 0 K: 1 S: 5	H: 0 LOB: 1 BB: 1 P: 9	R: 0 E: 0 K: 1 S: 6	H: 1 LOB: 1 BB: 0 P: 6	R: 0 E: 0 K: 2 S: 8	H: 1 LOB: 1 BB: 0 P: 8	R: 0 E: 0 K: 0 S: 3	H: 0 LOB: 0 BB: 0 P: 3	R: 1 E: 0 K: 1 S: 5	H: 1 LOB: 2 BB: 3 P: 17	R: 0 E: 0 K: 1 S: 5	H: 1 LOB: 0 BB: 0 P: 5	1B: 5 2B: 0 3B: 1 HR: 0	SF: 0 SAC: 0 DP: 2 HBP: 0	WP: 0 PB: 0 SB: 0 CS: 0	PA: 36
PITCHER	IP WLS BF H R ER SO BB IBB HBP BLK WP HR S P ERA WHIP																					
Jim Beattie, R (1, 1) ERA: 7.27	7.0 W 29 5 1 1 4 4 0 0 0 0 0 0 33 49 1.29 1.286																					
Ed Vande Berg, L (8, 1) ERA:	0.2 3 0 0 0 0 2 0 0 0 0 0 0 1 9 0.00 3.000																					
Mike Stanton, R (8, 1) ERA:	1.1 S 4 1 0 0 2 0 0 0 0 0 0 0 8 8 0.00 0.750																					

livebaseballscorecards.com

AB	30
R	1
H	6
RBI	0
BB	6
SO	6
LOB	17



Batter	1	2	3	4	5	6	7	8	9
Jack Perconte, L (1, 4) <small>OBP: 0.520, SLG: 0.682</small>	0-0 	0-0 		0-0 		1-0 		0-0 	
Larry Milbourne, S (1, 5) <small>OBP: 0.389, SLG: 0.286</small>	0-0 	0-0 		0-0 		0-0 		4-0 	
Barry Bonnell, R (1, 3) <small>OBP: 0.571, SLG: 0.400</small> (8, 7)	0-0 		4-0 	0-0 			4-0 	0-0 	
Gorman Thomas, R (1, 7) <small>OBP: 0.375, SLG: 0.455</small> Domingo Ramos, R (8, 3)	0-0 		0-0 	0-3 			0-0 	0-0 	
Steve Henderson, R (1, 10) <small>OBP: 0.667, SLG: 1.200</small>	0-3 		0-0 		4-0 		0-0 		
Dave Henderson, R (1, 9) <small>OBP: 0.250, SLG: 0.222</small>	1-0 		0-3 		0-0 		0-0 		
Bob Kearney, R (1, 2) <small>OBP: 0.227, SLG: 0.318</small>	0-0 		0-3 		0-0 		0-0 		
Phil Bradley, R (1, 8) <small>OBP: 0.333, SLG: 0.375</small>		0-0 		0-0 		0-0 	4-0 		
Spike Owen, S (1, 6) <small>OBP: 0.381, SLG: 0.278</small>		0-0 		0-0 		4-0 	0-3 		

Inning Stats	R: 2	H: 3	E: 0	K: 1	S: 8	H: 3	LOB: 2	BB: 0	P: 9	R: 0	H: 1	E: 0	K: 0	S: 4	R: 0	H: 1	E: 0	K: 2	S: 8	R: 1	H: 3	E: 1	K: 1	S: 8	R: 0	H: 1	E: 0	K: 0	S: 2	R: 0	H: 0	E: 0	K: 0	S: 2	R: 2	H: 2	E: 0	K: 1	S: 7	R: 0	H: 0	E: 0	K: 0	S: 3
--------------	------	------	------	------	------	------	--------	-------	------	------	------	------	------	------	------	------	------	------	------	------	------	------	------	------	------	------	------	------	------	------	------	------	------	------	------	------	------	------	------	------	------	------	------	------

PITCHER	IP	WLS	BF	H	R	ER	SO	BB	IBB	HBP	BLK	WP	HR	S	P	ERA	WHIP
Bob Ojeda, L (1, 1) <small>ERA: 4.05</small>	6.1	L	32	10	5	5	4	4	0	2	0	0	1	34	52	7.11	2.211
Mike Brown, R (7, 1) <small>ERA: 22.5</small>	1.2		8	1	0	0	1	2	0	0	0	0	0	8	16	0.00	1.800

BOTTOM

Boston Red Sox @ Seattle Mariners
 The Kingdom, Seattle, WA

Tue Apr 10 1984, 9:05 PM EST
 Att. 7,657 - Unknown

livebaseballscorecards.com

AB	31
R	5
H	11
RBI	5
BB	6
SO	5
LOB	20

WP	HR	S	P	ERA	WHIP
0	0	1	0	0	0

Batter	1	2	3	4	5	6	7	8	9	AB R H RBI BB SO LOB	TOP									
Jerry Remy, L (1, 4) OBP: 0.387, SLG: 0.452	0-3 K		0-3 K			0-0 1B		0-3 K	0-0 FC6 BB 1B	5 0 1 0 0 3 2										
Dwight Evans, R (1, 9) OBP: 0.314, SLG: 0.310	4-0 S BB			0-0 F8		0-0 1-3		0-0 BB 1B	0-0 BB 1B	4 0 2 1 1 0 1										
Wade Boggs, L (1, 5) OBP: 0.412, SLG: 0.269	0-3 K			0-0 1-3			0-0 4-3	4-0 BB 1B	4-0 BB 1B	3 0 0 0 2 1 1										
Jim Rice, R (1, 7) OBP: 0.152, SLG: 0.125	0-0 6-3			0-0 5-3			0-0 1B	0-3 K	0-0 F7	5 0 1 0 0 1 7										
Mike Easler, L (1, 10) OBP: 0.355, SLG: 0.462		0-0 F8			0-0 G6-4-3 1B		0-3 K		0-0 FC3-6 E 2B	4 1 2 0 0 1 1										
Tony Armas, R (1, 8) OBP: 0.258, SLG: 0.448		0-3 K			0-3 K		0-3 K		4-0 FC3-6 BB	3 0 0 0 1 3 2										
Dave Stapleton, R (1, 3) OBP: 0.276, SLG: 0.296		0-0 6-3			0-0 G6-4-3			0-0 4-3 1B 2B	0-0 F6	4 1 1 0 0 0 3										
Glenn Hoffman, R (1, 6) OBP: 0.188, SLG: 0.200			0-0 5-3			0-0 F8		0-0 4-3	0-0 FC3-6 E FC6	3 0 0 0 0 0 1										
Rick Miller, L (9, PH) OBP: 0.333, SLG: 0.400								2-3	1-2f 2-3 FC6	1 1 0 0 0 0 2										
Gary Allenson, R (1, 2) OBP: 0.167, SLG: 0.167			0-0 F8			0-3 K		0-0 BB 1B	4-0 E 1B BB	3 0 1 1 0 1 0										
Rich Gedman, L (9, PH) OBP: 0.208, SLG: 0.174								3-H 1B	1-3 3-H 1B BB	0 1 0 0 1 0 0										
Inning Stats	R: 0 E: 0 K: 2 S: 7	H: 0 LOB: 1 BB: 1 P: 11	R: 0 E: 0 K: 1 S: 5	H: 0 LOB: 0 BB: 0 P: 5	R: 0 E: 0 K: 1 S: 3	H: 0 LOB: 0 BB: 0 P: 3	R: 0 E: 0 K: 1 S: 5	H: 1 LOB: 0 BB: 0 P: 5	R: 0 E: 0 K: 1 S: 6	H: 1 LOB: 1 BB: 0 P: 6	R: 0 E: 0 K: 2 S: 8	H: 1 LOB: 1 BB: 0 P: 8	R: 1 E: 0 K: 2 S: 10	H: 3 LOB: 3 BB: 1 P: 14	R: 3 E: 2 K: 0 S: 6	H: 2 LOB: 3 BB: 3 P: 18	1B: 6 2B: 2 3B: 0 HR: 0	SF: 0 SAC: 0 DP: 1 HBP: 0	WP: 0 PB: 0 SB: 1 CS: 0	PA: 40
PITCHER	IP WLS BF H R ER SO BB IBB HBP BLK WP HR S P ERA WHIP																			
Matt Young, L (1, 1) ERA: 1.38	7.2 W 30 6 1 1 9 2 0 0 0 0 0 0 46 54 1.17 1.043																			
Dave Beard, R (8, 1) ERA: 4.76	1.0 6 1 3 0 1 2 0 0 0 0 0 0 6 14 0.00 3.000																			
Mike Stanton, R (9, 1) ERA:	0.0 2 1 0 0 0 0 0 0 0 0 0 0 2 2 ∞ ∞																			
Ed Vande Berg, L (9, 1) ERA:	0.0 1 0 0 0 0 1 0 0 0 0 0 0 4 ∞ ∞																			
Roy Thomas, R (9, 1) ERA: 22.5	0.1 S 1 0 0 0 0 0 0 0 0 0 0 0 1 1 0.00 0.000																			

Boston Red Sox @ Seattle Mariners

The Kingdom, Seattle, WA

Wed Apr 11 1984, 9:05 PM EST

Att. 9,120 - Unknown

livebaseballscorecards.com

AB	35
R	4
H	8
RBI	2
BB	5
SO	10
LOB	20



Batter	1	2	3	4	5	6	7	8	9	AB R H RBI BB SO LOB	TOP			
Jack Perconte, L (1, 4) OBP: 0.441, SLG: 0.600	0-0 FC5-2-5 3B		0-0 6-3		0-0 4-3		0-0 5-3		4-0 BB	4 0 1 0 1 0 1				
Barry Bonnell, R (1, 5) OBP: 0.435, SLG: 0.278 (9, 7)	0-0 FC5-2-5 1B		4-0 FC6-4 BB			0-0 F1		0-0 F8	0-3 K	4 0 0 0 1 1 2				
Gorman Thomas, R (1, 7) OBP: 0.323, SLG: 0.357 Domingo Ramos, R (9, 5)	0-0 F7		0-0 FC6-4 1-2f			4-0 2B BB		0-3 K		3 1 0 0 1 1 2 0 0 0 0 0 0 0				
Pat Putnam, L (1, 10) OBP: 0.333, SLG: 0.545 Dave Henderson, R (8, PR) OBP: 0.250, SLG: 0.222 (9, 8)	0-0 1-3 1B			0-0 G3		0-0 F7		0-0 2B		4 0 2 0 0 0 1 0 0 0 0 0 0 0				
Al Cowens, R (1, 9) OBP: 0.346, SLG: 0.542 (6, 8) (9, 9)	0-0 F7			0-3 K		0-0 2B 1-H		0-0 F4		4 0 1 1 0 1 3				
Alvin Davis, L (1, 3) OBP: 0.625, SLG: 1.600		0-0 F6		0-0 G4-1		4-0 BB			0-0 HR	3 1 1 1 1 0 0				
Phil Bradley, R (1, 8) OBP: 0.357, SLG: 0.385 Ricky Nelson, L (6, PH) OBP: 0.306, SLG: 0.455 (6, 9) Mike Stanton, S (9, 1) Ed Vande Berg, R (9, 1) Dave Beard, L (9, 1)		0-3 K			0-0 CS 1B	0-0 4-3			0-0 HR	2 0 1 0 0 1 0 2 1 1 1 0 0 2 0				
Bob Kearney, R (1, 2) OBP: 0.267, SLG: 0.321		0-0 6-3			4-0 FC6-4 1-2 BB		0-0 5-3		0-0 F7	3 0 0 0 1 0 0				
Spike Owen, S (1, 6) OBP: 0.286, SLG: 0.200			0-0 4-3		0-0 FC6-4 1-2f		0-0 F7		0-0 F8	4 0 0 0 0 0 1				
Inning Stats	R: 0 H: 2 E: 0 LOB: 2 K: 0 BB: 0 S: 5 P: 5	R: 0 H: 0 E: 0 LOB: 0 K: 1 BB: 0 S: 5 P: 5	R: 0 H: 0 E: 0 LOB: 1 K: 0 BB: 1 S: 3 P: 7	R: 0 H: 0 E: 0 LOB: 0 K: 1 BB: 0 S: 5 P: 5	R: 0 H: 1 E: 0 LOB: 1 K: 0 BB: 1 S: 3 P: 7	R: 1 H: 1 E: 0 LOB: 2 K: 0 BB: 2 S: 4 P: 12	R: 0 H: 0 E: 0 LOB: 0 K: 0 BB: 0 S: 3 P: 3	R: 0 H: 1 E: 0 LOB: 1 K: 1 BB: 0 S: 6 P: 6	R: 2 H: 2 E: 0 LOB: 1 K: 1 BB: 1 S: 7 P: 11	1B: 2 SF: 0 2B: 2 SAC: 0 3B: 1 DP: 0 HR: 2 HBP: 0	WP: 0 PA: 38 PB: 0 SB: 0 CS: 1			
PITCHER	IP WLS BF H R ER SO BB IBB HBP BLK WP HR S P ERA WHIP													
John Butcher, R (1, 1) ERA: 1.98	5.2		4 1 1 2 4 0 0 0 0 0 0 0 24 40 1.59 1.412											
Mike Walters, R (6, 1) ERA:	2.0		7 1 0 0 1 0 0 0 0 0 0 0 9 9 0.00 0.500											
Ron Davis, R (8, 1) ERA: 4.76	1.1 W		7 2 2 2 1 1 0 0 0 0 0 2 8 12 13.50 2.250											

Seattle Mariners @ Minnesota Twins
 Hubert H. Humphrey Metrodome, Minneapolis, MN
 Fri Apr 13 1984, 7:05 PM EST
 Att. 7,003 - Unknown

AB	33
R	3
H	7
RBI	3
BB	5
SO	4
LOB	12



Batter	1	2	3	4	5	6	7	8	9	AB R H RBI BB SO LOB
Darrell Brown, S OBP: 0.500, SLG: 0.500 (1, 8)	0-0 FC6-5 1B 1B		0-0 1-3		0-0 1-2 1B 1B		0-0 4-3		4-0 BB 1B 1B BB	4 2 2 0 1 0 0
Tim Teufel, R OBP: 0.457, SLG: 0.500 (1, 4)	0-0 F7		0-0 F8		0-0 FC2-5 1B 1-2 2-3f		4-0 1B BB		0-0 1B BB 1B 1-2 2-H	4 0 1 1 1 0 3
Kent Hrbek, L OBP: 0.314, SLG: 0.394 (1, 3)	0-0 FC6-5 1-2 2B 1B		0-0 4-3		0-0 1-3 2-H 1B		0-0 1-3 1B		4-0 1B BB 1-2 2-3	4 1 3 1 1 0 0
Tom Brunansky, R OBP: 0.286, SLG: 0.267 (1, 9)	0-0 FC6-5 2B 1-2 2-3f			0-0 F7	0-3 K		0-3 K		0-0 1-2 2-3 3-H 1B	5 0 1 1 0 2 6
Mickey Hatcher, R OBP: 0.333, SLG: 0.545 (1, 7)	0-0 1-3 2-H 2B			0-0 6-3	0-0 F9			0-3 K		4 0 1 1 0 1 2
Jim Eisenreich, L OBP: 0.217, SLG: 0.250 (1, 10)	0-0 4-3			0-0 S 1B		0-0 6-3		0-0 5-3		4 0 1 0 0 0 2
Gary Gaetti, R OBP: 0.438, SLG: 0.483 (1, 5)		0-3 K		4-0 1-2 BB		0-0 5-3		0-0 6-3		3 0 0 0 1 1 0
Tim Laudner, R OBP: 0.200, SLG: 0.400 (1, 2)		0-0 F9		0-0 F9		0-3 K			0-0 BB 1B 1B	3 0 0 0 0 1 2
Randy Bush, L OBP: 0.429, SLG: 0.500 (9, PH)										1 0 1 0 0 0 0
Ron Washington, R (9, PR)										0 1 0 0 0 0 0
Lenny Faedo, R OBP: 0.310, SLG: 0.407 (1, 6)		0-0 6-3			0-0 FC2-5 1B 1B		0-0 6-3		0-3 K	4 0 1 0 0 1 1

BOTTOM

Seattle Mariners @ Minnesota Twins
 Hubert H. Humphrey Metrodome, Minneapolis, MN
 Fri Apr 13 1984, 7:05 PM EST
 Att. 7,003 - Unknown

livebaseballscorecards.com

AB	36
R	4
H	11
RBI	4
BB	4
SO	6
LOB	16



Inning Stats	R: 1	H: 3	E: 0	K: 0	S: 6	H: 0	LOB: 2	BB: 0	P: 6	R: 0	H: 0	E: 0	K: 1	S: 5	H: 0	LOB: 0	BB: 0	P: 5	R: 0	H: 1	E: 0	K: 0	S: 3	H: 0	LOB: 0	BB: 0	P: 3	R: 0	H: 0	E: 0	K: 0	S: 4	R: 1	H: 3	E: 0	K: 1	S: 8	H: 0	LOB: 0	BB: 0	P: 5	R: 0	H: 1	E: 0	K: 1	S: 6	H: 0	LOB: 0	BB: 0	P: 5	R: 0	H: 0	E: 0	K: 1	S: 5	R: 0	H: 3	E: 0	K: 1	S: 6	R: 2	H: 3	E: 0	K: 1	S: 6	H: 3	LOB: 3	BB: 2	P: 14	1B: 10	SF: 0	2B: 1	SAC: 0	3B: 0	DP: 0	HR: 0	HBP: 0	WP: 0	PA: 40
--------------	------	------	------	------	------	------	--------	-------	------	------	------	------	------	------	------	--------	-------	------	------	------	------	------	------	------	--------	-------	------	------	------	------	------	------	------	------	------	------	------	------	--------	-------	------	------	------	------	------	------	------	--------	-------	------	------	------	------	------	------	------	------	------	------	------	------	------	------	------	------	------	--------	-------	-------	--------	-------	-------	--------	-------	-------	-------	--------	-------	--------

PITCHER	IP	WLS	BF	H	R	ER	SO	BB	IBB	HBP	BLK	WP	HR	S	P	ERA	WHIP
Mike Moore, R ERA: 1.25 (1, 1)	8.0		34	8	2	2	5	2	0	0	0	0	0	42	50	2.25	1.250
Mike Stanton, R ERA: 3.38 (9, 1)	0.1	L	4	2	2	1	1	0	0	0	0	0	0	5	9	54.00	9.000
Ed Vande Berg, L ERA: (9, 1)	0.0		1	0	0	0	0	1	0	0	0	0	0	4	4	∞	∞
Dave Beard, R ERA: 4.76 (9, 1)	0.0		1	1	0	0	0	0	0	0	0	0	0	1	1	∞	∞

Batter	1	2	3	4	5	6	7	8	9	10	11	AB R H RBI BB SO LOB	TOP	
Jack Perconte, L (1, 4) OBP: 0.436, SLG: 0.559	0-0 1-3 S FC4-6 1B		0-0 F9		0-0 6-3			1-0 F4 HBP		0-0 F9		4 1 1 0 0 0 1	Seattle Mariners @ Minnesota Twins Hubert H. Humphrey Metrodome, Minneapolis, MN Sat Apr 14 1984, 4:33 AM EST Att. 10,659 - Unknown	
Larry Milbourne, S (1, 5) OBP: 0.304, SLG: 0.211	0-0 1-3		0-0 3-1		0-0 6-3			0-0 F4		0-0 4-3		5 0 0 0 0 0 2		
Gorman Thomas, R (1, 7) OBP: 0.343, SLG: 0.355 Dave Henderson, R (9, 8) OBP: 0.238, SLG: 0.211	4-0 FC4-6 BB		0-3 K		0-0 CS 1B			0-3 K		0-0 6-3		3 0 1 0 1 2 0 1 0 0 0 0 0 0		
Pat Putnam, L (1, 10) OBP: 0.296, SLG: 0.480 Steve Henderson, R (9, PH) OBP: 0.571, SLG: 1.000 Ricky Nelson, L (11, PH) OBP: 0.286, SLG: 0.417	0-0 FC4-6				0-0 F9			0-0 6-3		0-0 F9		3 0 0 1 0 0 2 1 0 0 0 0 0 0 1 0 0 0 0 0 0		
Alvin Davis, L (1, 3) OBP: 0.583, SLG: 1.125	0-0 4-3				0-0 CS		0-0 1B 1B		0-0 F8			3 0 1 0 1 0 1		
Al Cowens, R (1, 9) OBP: 0.367, SLG: 0.630		1-0 E S 6-3 HBP			0-0 F7		0-0 F3			0-0 HR		3 2 1 1 0 0 2		
Phil Bradley, R (1, 8) OBP: 0.333, SLG: 0.353		0-0 6-3			0-0 4-3		0-0 1-3 1B		0-0 F4			4 0 1 1 0 0 1		
Bob Kearney, R (1, 2) OBP: 0.265, SLG: 0.313		0-0 F6			0-0 CS 1B		0-0 1-3		0-0 F4			4 0 1 0 0 0 2		
Spike Owen, S (1, 6) OBP: 0.281, SLG: 0.241 Domingo Ramos, R (10, 6)		0-0 4-3			0-0 6-3		0-0 5-3		0-0 2B			4 0 1 0 0 0 1 0 0 0 0 0 0 0		
Inning Stats	R: 1 H: 1 E: 0 LOB: 1 K: 0 BB: 1 S: 4 P: 8	R: 1 H: 0 E: 0 LOB: 0 K: 0 BB: 0 S: 3 P: 4	R: 0 H: 0 E: 0 LOB: 0 K: 1 BB: 0 S: 5 P: 5	R: 0 H: 0 E: 0 LOB: 1 K: 0 BB: 1 S: 3 P: 7	R: 0 H: 1 E: 0 LOB: 0 K: 0 BB: 0 S: 3 P: 3	R: 0 H: 1 E: 0 LOB: 0 K: 0 BB: 0 S: 3 P: 3	R: 0 H: 2 E: 0 LOB: 1 K: 0 BB: 0 S: 4 P: 4	R: 0 H: 0 E: 0 LOB: 0 K: 0 BB: 0 S: 2 P: 3	R: 0 H: 0 E: 0 LOB: 0 K: 1 BB: 0 S: 5 P: 5	R: 1 H: 2 E: 0 LOB: 1 K: 0 BB: 0 S: 5 P: 5	R: 0 H: 0 E: 0 LOB: 0 K: 0 BB: 0 S: 3 P: 3	1B: 5 SF: 0 2B: 2 SAC: 0 3B: 0 DP: 1 HR: 1 HBP: 2		WP: 0 PA: 41 PB: 0 SB: 2 CS: 2
PITCHER	IP WLS BF H R ER SO BB IBB HBP BLK WP HR S P ERA WHIP													
Albert Williams, R (1, 1) ERA: 4.43	7.0		5 2 1 1 0 2 0 1 0 0 0 0 25 34 1.29 1.000											
Pete Filson, L (8, 1) ERA: 5.06	3.0		11 2 1 1 1 0 0 1 0 0 1 12 13 3.00 0.667											
Ron Davis, R (11, 1) ERA: 4.05	1.0	W	3 0 0 0 0 0 0 0 0 0 0 0 3 3 0.00 0.000											

livebaseballscorecards.com

AB	36
R	3
H	7
RBI	3
BB	2
SO	2
LOB	12



Batter	1	2	3	4	5	6	7	8	9	10	11	AB R H RBI BB SO LOB
Darrell Brown, S OBP: 0.438, SLG: 0.429 (1, 8)	0-0 1-3		0-0 5-3		0-0 F9		0-0 SH1-4		0-0 F7			4 0 0 0 0 0 2
Tim Teufel, R OBP: 0.450, SLG: 0.452 (1, 4)	4-0 BB BB		0-0 6-3			0-0 4-3	4-0 G5-4-3 IBB		0-0 F8			3 0 0 0 2 0 2
Tom Brunansky, R OBP: 0.250, SLG: 0.229 (1, 9)	0-3 K		0-0 F2			0-0 6-3	0-0 G5-4-3			0-0 6-3		5 0 0 0 0 1 4
Kent Hrbek, L OBP: 0.325, SLG: 0.378 (1, 3)	4-0 1-2 BB			0-0 G3		0-0 2B 3B 1B		0-0 6-3		0-0 F8		4 1 1 0 1 0 0
Mickey Hatcher, R OBP: 0.342, SLG: 0.553 (1, 7)	0-0 F1			0-0 1B		0-0 1-3 3B 2B		0-0 1-3 3B		0-0 E5 1B 1B		5 2 2 0 0 0 2
Dave Engle, R OBP: 0.438, SLG: 0.600 (1, 10)		0-0 1-3		0-0 F8		0-0 2H 3H 3B		0-0 6-3		0-0 1-2 1B 1B		5 0 2 2 0 0 1
Gary Gaetti, R OBP: 0.432, SLG: 0.471 (1, 5)		0-3 K		0-0 F8		0-0 5-3			0-0 SH3-4 1B	0-0 1-2 2-H 1B		5 0 2 1 0 1 2
Tim Laudner, R OBP: 0.261, SLG: 0.381 Houston Jimenez, R (7, PR) Jeff Reed, L OBP: 0.182, SLG: 0.200 (8, 2)		1-0 FC4-6 HBP		0-0 F8			4-0 SH1-4 1B BB		0-0 SH3-4	0-0 F6		1 0 0 0 1 0 0 0 0 0 0 0 0 0 1 0 0 0 0 0 2
Lenny Faedo, R OBP: 0.313, SLG: 0.400 Jim Eisenreich, L OBP: 0.250, SLG: 0.250 Ron Washington, R OBP: 0.500, SLG: 2.000 (10, 6)		0-0 FC4-6		0-3 K			0-0 SH1-4 1B		4-0 IBB		0-0 HR	3 0 1 0 0 1 1 0 0 0 0 1 0 0 1 1 1 1 0 0 0

Inning Stats	R: 0	H: 0	E: 0	K: 1	S: 5	R: 0	H: 0	E: 0	K: 1	S: 5	R: 0	H: 0	E: 0	K: 0	S: 3	R: 0	H: 1	E: 0	K: 0	S: 4	R: 0	H: 0	E: 0	K: 1	S: 5	R: 2	H: 3	E: 0	K: 0	S: 6	R: 0	H: 1	E: 0	K: 0	S: 3	R: 0	H: 1	E: 0	K: 0	S: 4	R: 0	H: 1	E: 1	K: 0	S: 6	R: 1	H: 2	E: 0	K: 0	S: 1	R: 1	H: 1	E: 0	K: 0	S: 1	1B: 6	SF: 0	2B: 1	SAC: 2	3B: 1	DP: 1	HR: 1	HBP: 1	WP: 0	PA: 45
PITCHER	IP	WLS	BF	H	R	ER	SO	BB	IBB	HBP	BLK	WP	HR	S	P	ERA	WHIP																																																
Mark Langston, L ERA: 2.7 (1, 1)	6.1		29	5	2	2	3	3	1	1	0	0	0	30	47	2.84	1.263																																																
Bob Stoddard, R ERA: 2.45 (7, 1)	3.2	L	16	4	2	1	0	0	1	0	0	0	1	15	19	2.46	1.091																																																

BOTTOM

Seattle Mariners @ Minnesota Twins
 Hubert H. Humphrey Metrodome, Minneapolis, MN
 Sat Apr 14 1984, 4:33 AM EST
 Att. 10,659 - Unknown

livebaseballscores.com

AB	37
R	4
H	9
RBI	4
BB	5
SO	3
LOB	16



Batter	1	2	3	4	5	6	7	8	9	AB R H RBI BB SO LOB
Darrell Brown, S OBP: 0.432, SLG: 0.485 (1, 8)	0-0 4-3	0-0 F9		0-0 F8			0-0 G3 6-3 1B		0-0 1B 3B	5 1 2 0 0 0 1
Tim Teufel, R OBP: 0.444, SLG: 0.556 (1, 4)	0-0 1B 2B		0-0 HR		0-3 K		0-0 6-3 1-2		0-0 F4	5 2 2 1 0 1 2
Kent Hrbek, L OBP: 0.400, SLG: 0.450 (1, 3)	4-0 1B BB		0-0 1B 2B		0-0 1B		4-0 G3 IBB		0-0 1B 1B	3 1 3 1 2 0 0
Tom Brunansky, R OBP: 0.267, SLG: 0.250 (1, 9)	0-3 K		0-0 FC6-4 1B		0-3 K		0-0 G3		0-0 1B	5 0 2 1 0 2 5
Mickey Hatcher, R OBP: 0.326, SLG: 0.512 (1, 7)	0-0 1B		0-0 F9		0-0 F7		0-0 6-3		0-0 F4	5 0 1 1 0 0 6
Jim Eisenreich, L OBP: 0.276, SLG: 0.280 (1, 10)	0-0 5-3		0-0 FC6-4 1-2f		0-0 1B		0-0 3-1 1B		0-0 F8	5 0 2 0 0 0 5
Gary Gaetti, R OBP: 0.415, SLG: 0.474 (1, 5)		0-0 4-3 2B	0-0 4-3		0-3 K		0-0 3-1			4 0 1 0 0 1 3
Tim Laudner, R OBP: 0.231, SLG: 0.333 (1, 2)		0-3 K		0-3 K		0-3 K		0-0 F4		3 0 0 0 0 3 2
Randy Bush, L OBP: 0.375, SLG: 0.429 (8, PH)										1 0 0 0 0 0 1
Jeff Reed, L OBP: 0.182, SLG: 0.200 (9, 2)										0 0 0 0 0 0 0
Lenny Faedo, R OBP: 0.286, SLG: 0.364 (1, 6)		0-0 4-3		0-0 6-3		0-0 5-3		0-0 F5		3 0 0 0 0 0 2
Ron Washington, R OBP: 0.333, SLG: 1.333 (8, PH)										1 0 0 0 0 0 1

Inning Stats	R: 1	H: 2	E: 0	K: 1	S: 7	H: 2	LOB: 2	BB: 1	P: 11	R: 0	H: 1	E: 0	K: 1	S: 6	R: 0	H: 3	E: 0	K: 0	S: 6	R: 0	H: 1	E: 0	K: 2	S: 8	R: 0	H: 1	E: 0	K: 2	S: 8	R: 0	H: 1	E: 0	K: 0	S: 4	R: 0	H: 1	E: 0	K: 0	S: 4	R: 1	H: 3	E: 0	K: 0	S: 6	1B: 8	SF: 0	2B: 3	SAC: 0	3B: 1	DP: 0	HR: 1	HBP: 0	WP: 0	PA: 42
--------------	------	------	------	------	------	------	--------	-------	-------	------	------	------	------	------	------	------	------	------	------	------	------	------	------	------	------	------	------	------	------	------	------	------	------	------	------	------	------	------	------	------	------	------	------	------	-------	-------	-------	--------	-------	-------	-------	--------	-------	--------

PITCHER	IP	WLS	BF	H	R	ER	SO	BB	IBB	HBP	BLK	WP	HR	S	P	ERA	WHIP
Jim Beattie, R ERA: 8.44 (1, 1)	2.0		13	6	3	3	2	1	0	0	0	0	1	16	20	13.50	3.500
Roy Thomas, R ERA: 6.43 (3, 1)	5.0	W	19	3	0	0	5	0	1	0	0	0	0	28	32	0.00	0.600
Dave Beard, R ERA: 4.7 (8, 1)	2.0	S	10	4	1	1	0	0	0	0	0	0	0	10	10	4.50	2.000

BOTTOM

Seattle Mariners @ Minnesota Twins
 Hubert H. Humphrey Metrodome, Minneapolis, MN
 Sun Apr 15 1984, 4:33 AM EST
 Att. 10,273 - Unknown

AB	40
R	4
H	13
RBI	4
BB	2
SO	7
LOB	28



WP	HR	S	P	ERA	WHIP
0	1	10	10	4.50	2.000

Batter	1	2	3	4	5	6	7	8	9	AB R H RBI BB SO LOB	TOP											
Rickey Henderson, R OBP: 0.385, SLG: 0.500 (1, 7)	0-3 K	0-0 G3		0-3 K		0-0 5-3		0-0 F8		5 0 0 0 0 2 3												
Joe Morgan, L OBP: 0.442, SLG: 0.500 (1, 4)	0-0 1B HR 1B		0-0 6-3		0-0 HR	4-0 BB		0-0 F9		4 2 2 1 1 0 1												
Tony Phillips, S OBP: 0.182, SLG: 0.182 (8, 4)										0 0 0 0 0 0 0												
Davey Lopes, R OBP: 0.381, SLG: 0.541 (1, 9)	0-0 1B HR 1B		0-0 F9		4-0 BB	0-3 K			0-0 PB E 1B	4 1 2 0 1 1 2												
Carney Lansford, R OBP: 0.333, SLG: 0.396 (1, 5)	0-0 1B HR 1B		4-0 HR BB		4-0 1-2 HR BB		0-3 K		0-0 E5 PB 1-2	3 3 1 0 2 1 1												
Dave Kingman, R OBP: 0.270, SLG: 0.600 (1, 10)	0-0 HR		0-0 HR		0-0 1-H HR		0-3 K		0-0 F6	5 3 3 8 0 1 2												
Bill Almon, R OBP: 0.214, SLG: 0.214 (1, 3)	0-0 CS 1B		0-3 K		0-3 K		0-0 1B		0-3 K	5 0 2 0 0 3 2												
Dwayne Murphy, L OBP: 0.325, SLG: 0.235 (1, 8)	0-3 K		0-3 K		0-3 K		0-3 K		4-0 1-2 2-3 BB	4 0 0 0 1 4 2												
Mike Heath, R OBP: 0.342, SLG: 0.400 (1, 2)		0-0 1-3		4-0 E S BB		0-0 2B		0-0 5-3	0-0 F8	4 0 1 0 1 0 3												
Donnie Hill, S OBP: 0.172, SLG: 0.179 (1, 6)		0-0 6-3		0-0 F9		0-0 G3		0-0 1B		4 0 1 0 0 0 2												
Inning Stats	R: 4 E: 0 K: 2 S: 11	H: 5 LOB: 1 BB: 0 P: 11	R: 0 E: 0 K: 0 S: 3	H: 0 LOB: 0 BB: 0 P: 3	R: 2 E: 0 K: 1 S: 6	H: 1 LOB: 0 BB: 1 P: 10	R: 0 E: 0 K: 2 S: 7	H: 0 LOB: 1 BB: 1 P: 11	R: 3 E: 0 K: 2 S: 8	H: 2 LOB: 0 BB: 2 P: 16	R: 0 E: 0 K: 1 S: 6	H: 1 LOB: 2 BB: 1 P: 10	R: 0 E: 0 K: 3 S: 10	H: 1 LOB: 1 BB: 0 P: 10	R: 0 E: 0 K: 0 S: 4	H: 1 LOB: 1 BB: 0 P: 4	R: 0 E: 1 K: 1 S: 7	H: 1 LOB: 3 BB: 1 P: 11	1B: 7 2B: 2 3B: 0 HR: 4	SF: 0 SAC: 0 DP: 1 HBP: 0	WP: 0 PB: 1 SB: 1 CS: 1	PA: 44
PITCHER	IP WLS BF H R ER SO BB IBB HBP BLK WP HR S P ERA WHIP																				PITCHER	IP WLS BF H R ER SO BB IBB HBP BLK WP HR S P ERA WHIP
Matt Young, L ERA: 5.19 (1, 1)	4.1 L 22 7 8 8 5 4 0 0 0 0 3 28 44 16.61 2.538																					
Ed Vande Berg, L ERA: 1.35 (5, 1)	3.2 16 4 1 1 6 1 0 0 0 0 1 27 31 2.46 1.364																					
Paul Mirabella, L ERA: (9, 1)	0.2 5 1 0 0 1 1 0 0 0 0 0 6 10 0.00 3.000																					
Mike Stanton, R ERA: 3.18 (9, 1)	0.1 1 0 0 0 0 0 0 0 0 0 0 1 1 0.00 0.000																					

Oakland Athletics @ Seattle Mariners
The Kingdome, Seattle, WA
Mon Apr 16 1984, 9:05 PM EST
Att: 13,912 - Unknown

livebaseballscorecards.com

AB	38
R	9
H	12
RBI	9
BB	6
SO	12
LOB	18



Batter	1	2	3	4	5	6	7	8	9	AB	R	H	RBI	BB	SO	LOB
Jack Perconte, L (1, 4) OBP: 0.429, SLG: 0.488	0-0 F7		4-0 BB BB	0-0 G6-4-3			0-0 BB 1B	4-0 2B BB		3	0	1	0	2	0	1
Barry Bonnell, R (1, 5) OBP: 0.424, SLG: 0.370	0-0 1B 2B		0-0 F8		0-0 F4		0-3 K	0-0 1-3 2-H 2B		5	1	2	1	0	1	3
Gorman Thomas, R (1, 7) OBP: 0.333, SLG: 0.289	0-3 K		4-0 1-2 BB		0-0 F7		0-3 K	4-0 BB		3	0	0	0	2	2	3
Pat Putnam, L (1, 10) OBP: 0.313, SLG: 0.448	0-0 2-H 1B		0-3 K		0-0 F9		4-0 1-2 2-3 BB	0-3 K		4	0	1	1	1	2	5
Alvin Davis, L (1, 3) OBP: 0.429, SLG: 0.824	0-3 K		0-0 G3			0-0 F9	0-0 F9		0-0 HR	5	1	1	1	0	1	6
Al Cowens, R (1, 9) OBP: 0.350, SLG: 0.541		0-0 F4		0-0 1B 1B E 1B		0-0 5-3		0-0 G4-6-3 1B 1B	0-0 F8	5	2	2	0	0	0	0
Phil Bradley, R (1, 8) OBP: 0.481, SLG: 0.480		0-0 FC6-4 1B		0-0 1-2 E 1B		0-0 1B		4-0 1-2 G4-6-3 BB 1B		4	1	4	0	1	0	0
Bob Kearney, R (1, 2) OBP: 0.293, SLG: 0.359		0-0 FC6-4		0-0 E3 1B		0-0 F8		0-0 G4-6-3	0-3 K	3	0	1	0	0	0	2
Larry Milbourne, S (8, PH) OBP: 0.308, SLG: 0.227		1-2f		1-H 2-H				1-2f 2-3		1	0	0	0	0	0	2
Orlando Mercado, R (9, 2)										1	0	0	0	0	1	1
Spike Owen, S (1, 6) OBP: 0.297, SLG: 0.265		0-0 4-3		0-0 FC2-5 G6-4-3				0-0 BB 1B 1B	0-0 2B 1B	5	1	2	1	0	0	3

Inning Stats	R: 1	H: 2	E: 0	K: 2	S: 9	LOB: 1	BB: 0	P: 9	R: 0	H: 1	E: 0	K: 0	S: 4	LOB: 1	BB: 0	P: 4	R: 0	H: 0	E: 0	K: 1	S: 5	LOB: 2	BB: 2	P: 13	R: 0	H: 3	E: 1	K: 0	S: 5	LOB: 0	BB: 0	P: 5	R: 0	H: 1	E: 0	K: 0	S: 3	LOB: 1	BB: 0	P: 4	R: 0	H: 2	E: 0	K: 2	S: 9	LOB: 3	BB: 1	P: 13	R: 2	H: 3	E: 0	K: 1	S: 7	LOB: 3	BB: 3	P: 19	R: 1	H: 2	E: 0	K: 1	S: 7	LOB: 1	BB: 0	P: 7	1B: 11	SF: 0	2B: 2	SAC: 0	3B: 0	DP: 2	HR: 1	HBP: 0	WP: 0	PA: 45
--------------	------	------	------	------	------	--------	-------	------	------	------	------	------	------	--------	-------	------	------	------	------	------	------	--------	-------	-------	------	------	------	------	------	--------	-------	------	------	------	------	------	------	--------	-------	------	------	------	------	------	------	--------	-------	-------	------	------	------	------	------	--------	-------	-------	------	------	------	------	------	--------	-------	------	--------	-------	-------	--------	-------	-------	-------	--------	-------	--------

PITCHER	IP	WLS	BF	H	R	ER	SO	BB	IBB	HBP	BLK	WP	HR	S	P	ERA	WHIP
Mike Warren, R (1, 1) ERA: 2.75	6.2	W	31	9	3	1	5	3	0	0	0	0	0	38	50	1.35	1.800
Ray Burris, R (7, 1) ERA: 1.69	1.0		8	3	2	2	0	3	0	0	0	0	0	5	17	18.00	6.000
Bill Caudill, R (8, 1) ERA: 2.79	1.1	S	6	2	1	1	2	0	0	0	0	0	1	10	10	6.75	1.500

BOTTOM


Oakland Athletics @ Seattle Mariners

The Kingdome, Seattle, WA

Mon Apr 16 1984, 9:05 PM EST
Att. 13,912 - Unknown

livebaseballscorecards.com

AB	39
R	6
H	14
RBI	4
BB	6
SO	7
LOB	26



Batter	1	2	3	4	5	6	7	8	9	AB R H RBI BB SO LOB
Jack Perconte, L (1, 4) OBP: 0.407, SLG: 0.444	0-0 F9		0-3 K		0-0 4-3	0-0 G3			4-0 BB	4 0 0 0 1 1 3
Larry Milbourne, S (1, 5) Ricky Nelson, L (9, PH) OBP: 0.333, SLG: 0.240 OBP: 0.313, SLG: 0.429	0-0 F8		4-0 BB		0-0 FC5-4		0-0 F7		0-3 K	3 0 1 0 1 0 0 1 0 0 0 0 1 1
Al Cowens, R (1, 9) OBP: 0.341, SLG: 0.500	0-0 F3		4-0 BB		0-0 FC5-4		0-0 1-3			3 0 0 0 1 0 1
Pat Putnam, L (1, 10) OBP: 0.278, SLG: 0.394		0-0 F8	0-0 4-3		0-0 F7		0-0 G1			4 0 0 0 0 0 3
Alvin Davis, L (1, 3) OBP: 0.440, SLG: 0.857		0-0 F9		0-0 6-3		0-0 SH1-3		0-0 F7		4 2 2 0 0 0 0
Gorman Thomas, R (1, 7) OBP: 0.347, SLG: 0.293		0-0 BB		0-0 F8		4-0 SH1-3		0-0 6-3		3 0 1 0 1 0 1
Phil Bradley, R (1, 8) OBP: 0.467, SLG: 0.444		4-0 BB		0-0 6-3		0-0 SH1-3		0-0 1-3		2 0 0 0 1 0 1
Bob Kearney, R (1, 2) OBP: 0.289, SLG: 0.349		0-0 F9		0-0 6-3		0-0 6-3			0-3 K	4 0 1 2 0 1 3
Spike Owen, S (1, 6) Steve Henderson, R (9, PH) OBP: 0.325, SLG: 0.278 OBP: 0.333, SLG: 0.545			4-0 CS		0-0 F2				0-3 K	2 0 1 0 1 0 1 1 0 0 0 0 1 0

Inning Stats	R: 0	H: 0	E: 0	K: 0	S: 3	R: 0	H: 1	E: 0	K: 0	S: 4	R: 0	H: 0	E: 0	K: 1	S: 4	R: 1	H: 2	E: 0	K: 0	S: 5	R: 0	H: 1	E: 0	K: 0	S: 4	R: 1	H: 2	E: 0	K: 0	S: 5	R: 0	H: 0	E: 0	K: 0	S: 3	R: 0	H: 0	E: 0	K: 0	S: 3	R: 0	H: 0	E: 0	K: 3	S: 9	R: 0	H: 0	E: 0	K: 0	S: 9	1B: 4	2B: 3	3B: 0	HR: 0	SF: 0	SAC: 1	DP: 1	HBP: 0	WP: 0	PB: 0	SB: 1	CS: 1	PA: 38
--------------	------	------	------	------	------	------	------	------	------	------	------	------	------	------	------	------	------	------	------	------	------	------	------	------	------	------	------	------	------	------	------	------	------	------	------	------	------	------	------	------	------	------	------	------	------	------	------	------	------	------	-------	-------	-------	-------	-------	--------	-------	--------	-------	-------	-------	-------	--------

PITCHER	IP	WLS	BF	H	R	ER	SO	BB	IBB	HBP	BLK	WP	HR	S	P	ERA	WHIP
Steve McCatty, R (1, 1) ERA: 3.15	5.0	W	24	5	2	2	1	5	0	0	0	0	0	21	41	3.60	2.000
Chris Codioli, R (6, 1) ERA: 5.23	4.0	S	14	1	0	0	3	1	0	0	0	0	0	19	23	0.00	0.500

BOTTOM


Oakland Athletics @ Seattle Mariners

The Kingdome, Seattle, WA

Tue Apr 17 1984, 9:05 PM EST
Att. 7,011 - Unknown

livebaseballscorecards.com

AB	31
R	2
H	6
RBI	2
BB	6
SO	4
LOB	14



Batter	1	2	3	4	5	6	7	8	9	AB R H RBI BB SO LOB	TOP																	
Davey Lopes, R (1, 4) OBP: 0.367, SLG: 0.476	0-0 F9		0-3 K		0-0 F9		0-0 5-3		0-0 6-3	5 0 0 0 0 1 2																		
Dwayne Murphy, L (1, 8) OBP: 0.400, SLG: 0.372	0-0 F9		0-0 BB 1B		0-0 1-H 2B			0-0 1B 2B	0-0 2B 1B	5 1 4 1 0 0 0																		
Bruce Bochte, L (1, 3) OBP: 0.404, SLG: 0.306 Bill Almon, R (9, PH) OBP: 0.267, SLG: 0.333 (9, 9)	0-0 F6		4-0 BB G4-6-3		0-0 F7			0-0 1B FC4-6 1B	0-0 2B 1B	3 1 1 0 1 0 1 1 0 1 0 0 0 0																		
Carney Lansford, R (1, 5) OBP: 0.361, SLG: 0.429		4-0 BB 1B BB	0-0 G4-6-3		0-0 G5-4-3 1B			0-0 FC4-6 2B 1B	4-0 IBB	3 1 2 1 2 0 3																		
Mike Davis, L (1, 9) OBP: 0.259, SLG: 0.217 Jeff Burroughs, R (9, PH) OBP: 0.222, SLG: 0.222 Tony Phillips, S (9, 6) OBP: 0.167, SLG: 0.167		0-0 F7		0-0 F9		0-0 G5-4-3 1-2f		0-0 FC4-6 1B	0-0 F7	4 0 1 0 0 0 2 1 0 0 0 0 0 3 0 0 0 0 0 0 0																		
Dave Kingman, R (1, 10) OBP: 0.263, SLG: 0.535		0-0 F4		0-0 F3		0-0 1B		0-3 K		4 0 1 0 0 1 4																		
Garry Hancock, L (1, 7) OBP: 0.300, SLG: 0.300 (9, 3)		0-0 FC6-4 1B		0-0 3-1		0-0 3-1		0-0 FC4-6 2B		4 0 1 1 0 0 3																		
Mike Heath, R (1, 2) OBP: 0.340, SLG: 0.405		0-0 FC6-4			0-0 F5		0-0 6-3	0-0 1-H 2B 3-H		4 0 1 1 0 0 2																		
Donnie Hill, S (1, 6) OBP: 0.243, SLG: 0.294 Rickey Henderson, R (9, PH) OBP: 0.362, SLG: 0.462 (9, 7)			4-0 BB 1B BB		4-0 2B BB		0-0 F7		0-0 F9	1 1 0 0 2 0 0 1 0 0 0 0 0 0																		
Inning Stats	R: 0 E: 0 K: 0 S: 3	H: 0 LOB: 0 BB: 0 P: 3	R: 0 E: 0 K: 0 S: 4	H: 1 LOB: 2 BB: 1 P: 8	R: 0 E: 0 K: 1 S: 5	H: 1 LOB: 2 BB: 2 P: 13	R: 0 E: 0 K: 0 S: 3	H: 0 LOB: 0 BB: 0 P: 3	R: 1 E: 0 K: 0 S: 4	H: 1 LOB: 1 BB: 1 P: 8	R: 0 E: 0 K: 0 S: 4	H: 2 LOB: 1 BB: 0 P: 4	R: 0 E: 0 K: 0 S: 3	H: 0 LOB: 0 BB: 0 P: 3	R: 3 E: 0 K: 1 S: 9	H: 5 LOB: 2 BB: 0 P: 9	R: 0 E: 0 K: 0 S: 5	H: 2 LOB: 3 BB: 1 P: 9	1B: 8 2B: 4 3B: 0 HR: 0	SF: 0 SAC: 0 DP: 2 HBP: 0	WP: 0 PB: 0 SB: 0 CS: 0	PA: 41						
PITCHER	IP WLS BF H R ER SO BB IBB HBP BLK WP HR S P ERA WHIP												PITCHER	IP WLS BF H R ER SO BB IBB HBP BLK WP HR S P ERA WHIP														
Bob Stoddard, R (1, 1) ERA: 3.14	7.0		30	7	3	3	1	4	0	0	0	0	0	28	44	3.86	1.571											
Mike Stanton, R (8, 1) ERA: 4.05	1.0		5	3	1	1	1	0	0	0	0	0	0	7	7	9.00	3.000											
Paul Mirabella, L (9, 1) ERA:	1.0	W	6	2	0	0	0	0	1	0	0	0	0	5	9	0.00	2.000											

Oakland Athletics @ Seattle Mariners

The Kingdome, Seattle, WA

Wed Apr 18 1984, 6:33 AM EST
Att. 8,079 - Unknown

livebaseballscorecards.com

AB	36
R	4
H	12
RBI	4
BB	5
SO	2
LOB	20



Batter	1	2	3	4	5	6	7	8	9	AB R H RBI BB SO LOB
Jack Perconte, L (1, 4) OBP: 0.424, SLG: 0.460	0-0 2B 1B		0-0 G3		0-0 2B 1B	0-0 F7			0-0 2B 1B	5 3 3 0 0 0 1
Phil Bradley, R (1, 8) OBP: 0.457, SLG: 0.438	0-3 K		0-0 FC4-6 1B		0-0 2B 1B	0-0 F3			0-0 F9	5 1 2 0 0 1 3
Alvin Davis, L (1, 3) OBP: 0.467, SLG: 0.923	0-0 G3 1-H 2B		0-0 FC4-6 1-2f		0-0 1B BB 2B				0-0 2B	5 1 3 4 0 0 1
Pat Putnam, L (1, 10) OBP: 0.275, SLG: 0.361	0-0 G3 2-3		0-0 5-3		4-0 BB 1B IBB				0-0 F8	3 0 0 0 1 0 2
Gorman Thomas, R (1, 7) OBP: 0.360, SLG: 0.293	1-0 HBP			0-0 5-3	0-0 BB 1B				0-0 6-3	0 0 0 0 0 0 0
Steve Henderson, R (4, 7) OBP: 0.333, SLG: 0.500					1-2 2-3					3 0 1 0 0 0 0
Barry Bonnell, R (8, 7) OBP: 0.424, SLG: 0.370										0 0 0 0 0 0 0
Dave Henderson, R (1, 9) OBP: 0.240, SLG: 0.182	0-0 1-3			0-0 5-3	4-0 FC6-4 BB				0-3 K	3 0 0 1 1 1 2
Larry Milbourne, S (1, 5) OBP: 0.294, SLG: 0.207		0-0 F8		0-3 K	0-0 FC6-4 1-2f				0-3 K	4 0 0 0 0 2 3
Bob Kearney, R (1, 2) OBP: 0.265, SLG: 0.319		0-0 4-3			0-0 5-3	0-0 5-3			0-0 F8	4 0 0 0 0 0 0
Spike Owen, S (1, 6) OBP: 0.326, SLG: 0.263		0-0 F8			0-0 4-3	4-0 BB			0-3 K	2 0 0 0 1 0 0
Ricky Nelson, L (9, PH) OBP: 0.294, SLG: 0.400										1 0 0 0 0 1 0

Inning Stats	R: 1	H: 2	E: 0	K: 1	S: 7	H: 2	LOB: 2	BB: 0	P: 8	R: 0	H: 0	E: 0	K: 0	S: 3	R: 0	H: 1	E: 0	K: 0	S: 4	R: 0	H: 0	E: 0	K: 1	S: 5	R: 3	H: 4	E: 0	K: 0	S: 7	R: 0	H: 0	E: 0	K: 0	S: 3	R: 0	H: 0	E: 0	K: 2	S: 7	R: 0	H: 0	E: 0	K: 1	S: 6	R: 1	H: 2	E: 0	K: 1	S: 6	1B: 6	2B: 3	3B: 0	HR: 0	SF: 0	SAC: 0	DP: 0	HBP: 1	WP: 0	PB: 0	SB: 0	CS: 0	PA: 39
--------------	------	------	------	------	------	------	--------	-------	------	------	------	------	------	------	------	------	------	------	------	------	------	------	------	------	------	------	------	------	------	------	------	------	------	------	------	------	------	------	------	------	------	------	------	------	------	------	------	------	------	-------	-------	-------	-------	-------	--------	-------	--------	-------	-------	-------	-------	--------

PITCHER	IP	WLS	BF	H	R	ER	SO	BB	IBB	HBP	BLK	WP	HR	S	P	ERA	WHIP
Lary Sorensen, R (1, 1) ERA: 5.57	4.2		24	7	4	4	2	1	1	1	0	0	0	25	34	7.71	1.714
Keith Atherton, R (5, 1) ERA: 0.79	3.2	L	13	1	1	1	3	1	0	0	0	0	0	18	22	2.46	0.545
Bill Caudill, R (9, 1) ERA: 2.7	0.1		2	1	0	0	0	0	0	0	0	0	0	2	2	0.00	3.000

BOTTOM

Oakland Athletics @ Seattle Mariners
The Kingdome, Seattle, WA
 Wed Apr 18 1984, 6:33 AM EST
 Att. 8,079 - Unknown

livebaseballscorecards.com

AB	35
R	5
H	9
RBI	5
BB	3
SO	5
LOB	12



Batter	1	2	3	4	5	6	7	8	9	AB R H RBI BB SO LOB	TOP	
Jack Perconte, L (1, 4) OBP: 0.391, SLG: 0.418	0-0 4-3		0-0 1-3			0-0 F7	0-0 F5		0-0 F9	5 0 0 0 0 0 2		
Barry Bonnell, R (1, 5) OBP: 0.395, SLG: 0.344 (8, 7)	0-0 6-3			0-0 F9		0-0 1B BB 1B	0-0 F9		0-0 6-3	5 1 1 0 0 0 2		
Alvin Davis, L (1, 3) OBP: 0.486, SLG: 0.968	0-3 K			0-0 F6		0-0 BB 1B	0-0 1B		0-0 1B	5 1 3 3 0 1 0		
Pat Putnam, L (1, 10) OBP: 0.279, SLG: 0.359 Steve Henderson, R (7, PH) OBP: 0.353, SLG: 0.563		0-0 F9		0-0 F5		0-0 1B	0-0 1B		0-0 F9	3 0 1 0 0 0 0 2 1 1 0 0 0 1		
Gorman Thomas, R (1, 7) OBP: 0.370, SLG: 0.295 Domingo Ramos, R (8, 5)		0-0 F8			0-0 F7	0-0 BB	0-0 1B			3 0 1 2 1 0 0 0 0 0 0 0 0 0		
Al Cowens, R (1, 9) OBP: 0.333, SLG: 0.500		0-0 2B			0-0 6-3	0-0 BB	0-0 F8		0-0 F9	4 0 1 0 0 0 4		
Phil Bradley, R (1, 8) OBP: 0.436, SLG: 0.400		0-0 4-3			1-0 1B HBP		0-0 F2		0-0 6-3	3 0 0 0 0 0 4		
Bob Kearney, R (1, 2) OBP: 0.283, SLG: 0.333			0-3 K			0-0 1B		0-0 1B	0-0 6-3	4 1 2 0 0 1 0		
Spike Owen, S (1, 6) OBP: 0.319, SLG: 0.262			0-0 6-3			0-0 F8		0-0 1B	0-0 F4	4 1 1 0 0 0 2		
Inning Stats	R: 0 H: 0 E: 0 LOB: 0 K: 1 BB: 0 S: 5 P: 5	R: 0 H: 1 E: 0 LOB: 1 K: 0 BB: 0 S: 4 P: 4	R: 0 H: 0 E: 0 LOB: 0 K: 1 BB: 0 S: 5 P: 5	R: 0 H: 0 E: 0 LOB: 0 K: 0 BB: 0 S: 3 P: 3	R: 0 H: 1 E: 0 LOB: 2 K: 0 BB: 0 S: 4 P: 5	R: 1 H: 3 E: 0 LOB: 3 K: 0 BB: 1 S: 6 P: 10	R: 4 H: 5 E: 0 LOB: 1 K: 0 BB: 0 S: 8 P: 8	R: 0 H: 0 E: 0 LOB: 0 K: 0 BB: 0 S: 3 P: 3	R: 0 H: 1 E: 0 LOB: 1 K: 0 BB: 0 S: 4 P: 4	1B: 8 SF: 0 2B: 2 SAC: 0 3B: 0 DP: 0 HR: 1 HBP: 1	WP: 0 PA: 40 PB: 0 SB: 0 CS: 0	
PITCHER Don Sutton, R (1, 1) ERA: 3.8 Bob McClure, L (7, 1) ERA: 6.75	IP WLS BF H R ER SO BB IBB HBP BLK WP HR S P ERA WHIP	6.2 L 30 8 4 4 2 1 0 1 0 0 1 32 37 5.40 1.350	2.1 10 3 1 1 0 0 0 0 0 0 0 0 10 10 3.86 1.286									PITCHER IP WLS BF H R ER SO BB IBB HBP BLK WP HR S P ERA WHIP

Seattle Mariners @ Milwaukee Brewers
Milwaukee County Stadium, Milwaukee, WI

Fri Apr 20 1984, 7:05 PM EST
Att. 12,998 - Unknown

livebaseballscorecards.com

AB	38
R	5
H	11
RBI	5
BB	1
SO	2
LOB	15



Batter	1	2	3	4	5	6	7	8	9	AB R H RBI BB SO LOB
Dion James, L OBP: 0.333, SLG: 0.417 (1, 8)	0-3 K	0-3 K			0-0 F8		0-0 4-3			4 0 0 0 0 2 3
Jim Gantner, L OBP: 0.385, SLG: 0.440 (1, 4)	0-0 1-3	0-0 F8			0-0 1B			0-0 F3		4 0 1 0 0 0 3
Robin Yount, R OBP: 0.345, SLG: 0.347 (1, 6)	0-0 1B		0-0 5-3		0-3 K			0-0 3-1		4 0 1 0 0 1 1
Cecil Cooper, L OBP: 0.397, SLG: 0.346 (1, 3)	0-0 1B		0-0 F8			0-0 1B		0-0 1-3		4 0 2 0 0 0 0
Ben Oglivie, L OBP: 0.375, SLG: 0.419 (1, 7)	0-0 F9		0-0 F8			0-0 F2			0-0 F5	4 0 0 0 0 0 3
Roy Howell, L OBP: 0.444, SLG: 0.167 (1, 10)		0-0 SH1-3 1B		0-3 K		0-0 F7			0-0 F7	4 0 1 0 0 1 1
Charlie Moore, R OBP: 0.295, SLG: 0.350 (1, 9)		0-0 SH1-3 1B		0-3 K		0-3 K			0-0 F5	4 0 1 0 0 2 1
Jim Sundberg, R OBP: 0.325, SLG: 0.371 (1, 2)		0-0 SH1-3		0-0 6-3			0-3 K			2 0 0 0 0 1 0
Randy Ready, R OBP: 0.356, SLG: 0.421 (1, 5)		4-0 BB			0-3 K		0-3 K			2 0 0 0 1 2 0

Inning Stats	R: 0 E: 0 K: 1 S: 7	H: 2 LOB: 2 BB: 0 P: 7	R: 0 E: 0 K: 1 S: 7	H: 2 LOB: 3 BB: 1 P: 11	R: 0 E: 0 K: 0 S: 3	H: 0 LOB: 0 BB: 0 P: 3	R: 0 E: 0 K: 2 S: 7	H: 0 LOB: 0 BB: 0 P: 7	R: 0 E: 0 K: 2 S: 8	H: 1 LOB: 1 BB: 0 P: 8	R: 0 E: 0 K: 1 S: 6	H: 1 LOB: 1 BB: 0 P: 6	R: 0 E: 0 K: 2 S: 7	H: 0 LOB: 0 BB: 0 P: 7	R: 0 E: 0 K: 0 S: 3	H: 0 LOB: 0 BB: 0 P: 3	R: 0 E: 0 K: 0 S: 3	H: 0 LOB: 0 BB: 0 P: 3	1B: 6 2B: 0 3B: 0 HR: 0	SF: 0 SAC: 1 DP: 0 HBP: 0	WP: 0 PB: 0 SB: 0 CS: 0	PA: 34
--------------	------------------------------	---------------------------------	------------------------------	----------------------------------	------------------------------	---------------------------------	------------------------------	---------------------------------	------------------------------	---------------------------------	------------------------------	---------------------------------	------------------------------	---------------------------------	------------------------------	---------------------------------	------------------------------	---------------------------------	----------------------------------	------------------------------------	----------------------------------	--------


PITCHER	IP	WLS	BF	H	R	ER	SO	BB	IBB	HBP	BLK	WP	HR	S	P	ERA	WHIP	PITCHER	IP	WLS	BF	H	R	ER	SO	BB	IBB	HBP	BLK	WP	HR	S	P	ERA	WHIP		
Jim Beattie, R ERA: 4.58 (1, 1)	9.0	W	34	6	0	0	9	1	0	0	0	0	0	51	55	0.00	0.778																				

BOTTOM

Seattle Mariners @ Milwaukee Brewers
Milwaukee County Stadium, Milwaukee, WI

livebaseballscorecards.com

AB 32
R 0
H 6
RBI 0
BB 1
SO 9
LOB 12



Fri Apr 20 1984, 7:05 PM EST
Att. 12,998 - Unknown

Batter	1	2	3	4	5	6	7	8	9	AB R H RBI BB SO LOB	TOP	
Jack Perconte, L (1, 4) <small>OBP: 0.382, SLG: 0.407</small>	0-0 		0-0 		0-0 			0-0 		4 0 1 0 0 0 0	Seattle Mariners @ Milwaukee Brewers Milwaukee County Stadium, Milwaukee, WI Sat Apr 21 1984, 4:33 AM EST Att: 19,359 - Unknown	
Phil Bradley, R (1, 8) <small>OBP: 0.405, SLG: 0.368</small>	0-0 		0-0 			0-0 		0-0 		3 0 0 0 0 0 0		
Alvin Davis, L (1, 3) <small>OBP: 0.462, SLG: 0.886</small>	0-3 			0-0 		0-0 		0-0 		4 0 1 0 0 1 1		
Gorman Thomas, R (1, 7) <small>OBP: 0.379, SLG: 0.283</small>	4-0 			4-0 		0-0 		0-0 		2 1 0 0 2 0 1		
Barry Bonnell, R (1, 5) <small>OBP: 0.429, SLG: 0.417</small>	0-0 			0-0 		0-0 		0-0 		4 1 3 0 0 0 2		
Steve Henderson, R (1, 10) <small>OBP: 0.333, SLG: 0.500</small>		0-0 		0-0 		0-0 		0-3 		4 0 1 1 0 1 2		
Dave Henderson, R (1, 9) <small>OBP: 0.241, SLG: 0.192</small>		0-3 		0-0 		0-0 		0-0 		4 0 1 1 0 1 3		
Bob Kearney, R (1, 2) <small>OBP: 0.263, SLG: 0.309</small>		0-0 			0-0 		0-0 		0-0 			4 0 0 0 0 0 2
Spike Owen, S (1, 6) <small>OBP: 0.300, SLG: 0.244</small>			0-0 		0-0 		0-0 			3 0 0 0 0 0 1		
Inning Stats	R: 0 H: 1 E: 0 LOB: 2 K: 1 BB: 1 S: 6 P: 10	R: 0 H: 0 E: 0 LOB: 0 K: 1 BB: 0 S: 5 P: 5	R: 0 H: 0 E: 0 LOB: 0 K: 0 BB: 0 S: 3 P: 3	R: 1 H: 2 E: 0 LOB: 1 K: 0 BB: 1 S: 4 P: 8	R: 0 H: 0 E: 0 LOB: 0 K: 0 BB: 0 S: 3 P: 3	R: 0 H: 0 E: 0 LOB: 0 K: 0 BB: 0 S: 3 P: 3	R: 1 H: 2 E: 0 LOB: 1 K: 0 BB: 0 S: 5 P: 5	R: 0 H: 1 E: 0 LOB: 1 K: 1 BB: 0 S: 6 P: 6	R: 0 H: 1 E: 0 LOB: 1 K: 1 BB: 0 S: 6 P: 6	1B: 6 SF: 0 2B: 2 SAC: 1 3B: 0 DP: 1 HR: 0 HBP: 0	WP: 1 PA: 35 PB: 0 SB: 0 CS: 0	
PITCHER Mike Caldwell, L (1, 1) <small>ERA: 2.51</small>	IP: 9.0 WLS: W BF: 35 H: 7 R: 2 ER: 2 SO: 3 BB: 2 IBB: 0 HBP: 0 BLK: 0 WP: 1 HR: 0 S: 39 P: 47 ERA: 2.00 WHIP: 1.000											

livebaseballscorecards.com

AB	32
R	2
H	7
RBI	2
BB	2
SO	3
LOB	12



Batter	1	2	3	4	5	6	7	8	9
Paul Molitor, R OBP: 0.190, SLG: 0.150 (1, 5)	0-0 6-3	0-0 1B	0-0 FC6-4			0-0 6-3		0-0 F8	
Charlie Moore, R OBP: 0.306, SLG: 0.326 (1, 9)	0-0 F8	4-0 BB		0-0		0-3 K		4-0 BB	
Robin Yount, R OBP: 0.333, SLG: 0.321 (1, 6)	0-0 F6	0-0 4-3		1-0 HBP		0-0 F3		0-0 FC6	
Cecil Cooper, L OBP: 0.403, SLG: 0.345 (1, 3)		0-0 G3	0-0 4-3	4-0 BB		0-0 1B			
Ted Simmons, S OBP: 0.208, SLG: 0.196 (1, 10)		0-0 1B	0-0 BB	0-0 G1-4-3		0-3 K			
Mark Brouhard, R OBP: 0.385, SLG: 0.667 (1, 7)		0-0 1B	4-0 BB		0-0 6-3	0-3 K			
Bill Schroeder, R OBP: 0.167, SLG: 0.167 (1, 2)		0-0 1B	0-0 E5		0-3 K			0-0 F9	
Jim Gantner, L OBP: 0.393, SLG: 0.434 (1, 4)		0-0 1B	4-0 FC6-4		0-0 FC			0-0 E3	
Rick Manning, L OBP: 0.354, SLG: 0.395 (1, 8)		0-0 1B	0-3 K			0-0 1-3		0-0 1B	

Inning Stats	R: 0	H: 0	E: 0	K: 0	S: 3	R: 4	H: 5	E: 0	K: 0	S: 8	R: 1	H: 1	E: 1	K: 1	S: 7	R: 0	H: 0	E: 0	K: 0	S: 2	R: 0	H: 0	E: 0	K: 1	S: 5	R: 0	H: 1	E: 0	K: 2	S: 8	R: 1	H: 1	E: 1	K: 0	S: 5	
	0	0	0	0	3	4	5	0	0	8	1	1	1	1	7	0	0	0	0	2	0	0	0	0	0	0	0	1	1	0	0	1	1	1	1	1

PITCHER	IP	WLS	BF	H	R	ER	SO	BB	IBB	HBP	BLK	WP	HR	S	P	ERA	WHIP
Matt Young, L ERA: 6.63 (1, 1)	1.2	L	10	5	4	4	0	0	0	0	0	0	0	10	10	21.60	3.000
Roy Thomas, R ERA: 3.65 (2, 1)	5.1		23	2	1	0	5	4	0	1	0	0	0	28	45	0.00	1.125
Ed Vande Berg, L ERA: 1.23 (8, 1)	0.2		5	1	1	0	0	1	0	0	0	0	0	4	8	0.00	3.000
Dave Beard, R ERA: 5.23 (8, 1)	0.1		1	0	0	0	0	0	0	0	0	0	0	1	1	0.00	0.000

BOTTOM

Seattle Mariners @ Milwaukee Brewers
Milwaukee County Stadium, Milwaukee, WI

Sat Apr 21 1984, 4:33 AM EST
Att. 19,359 - Unknown

AB	R	H	RBI	BB	SO	LOB
5	0	1	1	0	0	4
3	0	0	0	2	1	0
4	0	0	0	0	0	4
3	0	1	0	1	0	0
4	2	2	0	0	1	3
3	1	1	0	1	1	1
4	1	1	1	0	1	2
3	1	1	2	1	0	0
4	1	1	2	0	1	4

AB	33
R	6
H	8
RBI	6
BB	5
SO	5
LOB	18

1B:	7	SF:	0	WP:	0	PA:	39
2B:	1	SAC:	0	PB:	0		
3B:	0	DP:	1	SB:	4		
HR:	0	HBP:	1	CS:	0		



Batter	1	2	3	4	5	6	7	8	9	AB R H RBI BB SO LOB	TOP
Jack Perconte, L (1, 4) OBP: 0.384, SLG: 0.422	0-0 F7	0-0 2B			0-0 FC3-6 SH 1-2 4-3 1B		0-3 K		0-3 K	5 1 2 0 0 2 0	
Barry Bonnell, R (1, 5) OBP: 0.391, SLG: 0.375	0-0 F9	0-0 FC1-2			0-0 SH 1-2 2-3 FC3-6		0-0 4-3		0-0 F8	4 0 0 0 0 0 2	
Alvin Davis, L (1, 3) OBP: 0.442, SLG: 0.816	4-0 2B BB				0-0 FC3-6 1-2f 2-3 3-H 4-3		0-0 F9			3 1 0 1 1 1 2	
Pat Putnam, L (1, 10) OBP: 0.277, SLG: 0.372	0-0 1-H 2B				0-0 4-3 1-2 3-H		0-0 F9			4 0 1 2 0 0 1	
Gorman Thomas, R (1, 7) OBP: 0.387, SLG: 0.347	0-0 F4				0-0 FC6-4 BB		0-0 HR			3 1 1 1 1 0 1	
Al Cowens, R (1, 9)		0-0 1B 2B			0-0 CS 1B 1-2f		0-0 FC6-4 BB			3 1 2 0 1 0 2	
Phil Bradley, R (1, 8) OBP: 0.391, SLG: 0.341		0-3 K			4-0 CS BB 1-2		0-0 F9		0-3 K	3 0 0 0 1 2 2	
Bob Kearney, R (1, 2) OBP: 0.279, SLG: 0.310		0-0 2B FC1-2 2-H 1B			0-3 K 1-2		4-0 G4-6-3 BB		0-0 FC6-4 1-2f	3 0 1 1 1 1 2	
Spike Owen, S (1, 6) OBP: 0.296, SLG: 0.245		0-0 F8			0-0 SH 1B FC3-6 1B		0-0 G4-6-3		0-3 K	4 1 1 0 0 1 2	
Inning Stats	R: 1 H: 1 E: 0 LOB: 1 K: 0 BB: 1 S: 4 P: 8	R: 1 H: 3 E: 0 LOB: 2 K: 1 BB: 0 S: 8 P: 8	R: 0 H: 0 E: 0 LOB: 0 K: 1 BB: 0 S: 5 P: 5	R: 0 H: 1 E: 0 LOB: 1 K: 1 BB: 1 S: 4 P: 8	R: 2 H: 2 E: 1 LOB: 2 K: 0 BB: 1 S: 6 P: 10	R: 0 H: 0 E: 0 LOB: 0 K: 0 BB: 1 S: 2 P: 6	R: 0 H: 0 E: 0 LOB: 0 K: 1 BB: 0 S: 5 P: 5	R: 1 H: 1 E: 0 LOB: 1 K: 1 BB: 1 S: 6 P: 10	R: 0 H: 0 E: 0 LOB: 0 K: 2 BB: 0 S: 7 P: 7	1B: 4 SF: 0 2B: 4 SAC: 1 3B: 0 DP: 2 HR: 1 HBP: 0	WP: 0 PA: 38 PB: 0 SB: 0 CS: 2
PITCHER	IP WLS BF H R ER SO BB IBB HBP BLK WP HR S P ERA WHIP										
Dave Stieb, R (1, 1) ERA: 2.45	7.1 W 33 8 5 4 4 5 0 0 0 0 0 1 36 56 4.91 1.773										
Roy Lee Jackson, R (8, 1) ERA: 2.89	1.2 S 5 0 0 0 3 0 0 0 0 0 0 0 11 11 0.00 0.000										

Seattle Mariners @ Toronto Blue Jays
Exhibition Stadium, Toronto, ON
Mon Apr 23 1984, 3:33 AM EST
Att. 13,330 - Unknown

livebaseballscorecards.com

AB	32
R	5
H	8
RBI	5
BB	5
SO	7
LOB	14



Batter	1	2	3	4	5	6	7	8	9	AB	R	H	RBI	BB	SO	LOB
Damaso Garcia, R (1, 4) OBP: 0.405, SLG: 0.500	0-0 1-3			0-0 3B 2B	1-0 2B HBP		4-0 F8 BB			2	2	1	0	1	0	0
Lloyd Moseby, L (1, 8) OBP: 0.324, SLG: 0.478	0-0 1-3			0-0 HR 3B	0-0 1B 2B		0-0 F8			4	2	2	4	0	0	1
George Bell, R (1, 7) OBP: 0.425, SLG: 0.600	0-3 K			0-0 HR	0-3 K			0-0 4-3 BLK 2B		4	2	2	2	0	2	1
Cliff Johnson, R (1, 10) OBP: 0.368, SLG: 0.446		0-0 6-3		0-0 F9	0-0 F9 E 1B			0-0 4-3		1	0	0	0	0	0	0
Dave Collins, S (4, PH) OBP: 0.386, SLG: 0.390										3	0	1	1	0	0	1
Jesse Barfield, R (1, 9) OBP: 0.208, SLG: 0.239		0-0 F7		0-0 F8	0-0 F9			0-0 F2		4	0	0	0	0	0	2
Willie Upshaw, L (1, 3) OBP: 0.484, SLG: 0.712		0-3 K		4-0 BB		4-0 CS BB		4-0 BLK IBB		1	0	0	0	3	1	0
Garth Iorg, R (1, 5) OBP: 0.188, SLG: 0.258			0-0 4-3	0-0 5-3		0-0 F7		0-0 5-3		4	0	0	0	0	0	3
Buck Martinez, R (1, 2) OBP: 0.167, SLG: 0.318		0-3 K		0-0 HBP 1B 2B 1B	0-0 5-3		0-0 5-3			3	1	1	0	0	1	1
Alfredo Griffin, S (1, 6) OBP: 0.175, SLG: 0.246			0-0 6-3		0-0 HBP 2B 1B		0-0 F9			3	1	1	0	0	0	0

Inning Stats	R: 0	H: 0	E: 0	LOB: 0	K: 1	BB: 0	S: 5	P: 5	R: 0	H: 0	E: 0	LOB: 0	K: 1	BB: 0	S: 5	P: 5	R: 3	H: 3	E: 0	LOB: 1	K: 0	BB: 1	S: 6	P: 10	R: 4	H: 4	E: 1	LOB: 0	K: 1	BB: 0	S: 8	P: 9	R: 0	H: 0	E: 0	LOB: 0	K: 0	BB: 1	S: 2	P: 6	R: 0	H: 0	E: 0	LOB: 0	K: 0	BB: 1	S: 2	P: 6	R: 1	H: 1	E: 0	LOB: 1	K: 0	BB: 1	S: 4	P: 8
--------------	------	------	------	--------	------	-------	------	------	------	------	------	--------	------	-------	------	------	------	------	------	--------	------	-------	------	-------	------	------	------	--------	------	-------	------	------	------	------	------	--------	------	-------	------	------	------	------	------	--------	------	-------	------	------	------	------	------	--------	------	-------	------	------

PITCHER	IP	WLS	BF	H	R	ER	SO	BB	IBB	HBP	BLK	WP	HR	S	P	ERA	WHIP
Mark Langston, L (1, 1) ERA: 5.71	4.0	L	20	6	7	7	3	1	0	1	0	0	1	24	29	15.75	1.750
Bob Stoddard, R (5, 1) ERA: 2.95	4.0		14	2	1	1	1	2	1	0	1	0	0	13	25	2.25	1.000


BOTTOM

Seattle Mariners @ Toronto Blue Jays
Exhibition Stadium, Toronto, ON

Mon Apr 23 1984, 3:33 AM EST
Att. 13,330 - Unknown

AB	R	H	RBI	BB	SO	LOB
2	2	1	0	1	0	0
4	2	2	4	0	0	1
4	2	2	2	0	2	1
1	0	0	0	0	0	0
3	0	1	1	0	0	1
4	0	0	0	0	0	2
1	0	0	0	3	1	0
4	0	0	0	0	0	3
3	1	1	0	0	1	1
3	1	1	0	0	0	0

AB	29
R	8
H	8
RBI	7
BB	4
SO	4
LOB	9



WP	PA
0	34

1B	SF	WP	PA
3	0	0	34
2B	0	PB	0
3B	0	SB	0
HR	1	CS	1

Batter	1	2	3	4	5	6	7	8	9	AB R H RBI BB SO LOB	TOP											
Jack Perconte, L (1, 4) OBP: 0.377, SLG: 0.412	0-0 6-3		0-0 SH1-4		0-0 F5		0-0 1B		0-0 4-3	4 0 1 0 0 0 1												
Barry Bonnell, R (1, 8) OBP: 0.353, SLG: 0.333	0-3 K		0-0 F8			0-0 1-3	0-0 F9		0-0 4-3	5 0 0 0 0 1 3												
Alvin Davis, L (1, 3) OBP: 0.438, SLG: 0.767	0-3 K		0-0 G3			0-0 F9	0-0 F9		0-0 1B	5 1 2 0 0 1 3												
Pat Putnam, L (1, 10) OBP: 0.308, SLG: 0.383		0-0 BB 1B		0-0 G3		4-0 1B WP BB		0-3 K	0-0 1B	4 1 2 0 1 1 0												
Gorman Thomas, R (1, 7) OBP: 0.394, SLG: 0.333		0-0 F8		4-0 G6-4-3 BB		0-0 F9		4-0 E BB	0-0 4-3	2 0 0 0 2 0 3												
Phil Bradley, R (8, PR) OBP: 0.383, SLG: 0.333										1 1 0 0 0 0 2												
Al Cowens, R (1, 9) OBP: 0.393, SLG: 0.540		4-0 1-2 BB		0-0 G6-4-3 1-2f		0-0 WP 1B		0-0 E9 1-H 1-4-3 1B		3 1 2 2 1 0 1												
Darnell Coles, R (1, 5) OBP: 0.500, SLG: 0.333		0-3 K			4-0 BB	0-0 1B		0-0 1-4-3		3 0 1 1 1 1 3												
Bob Kearney, R (1, 2) OBP: 0.282, SLG: 0.339		0-3 K			0-3 K		0-0 1B	0-0 1B	0-0 2B	4 0 2 0 0 2 3												
Spike Owen, S (1, 6) OBP: 0.276, SLG: 0.226			0-0 E4 SH1-4		0-0 F8		0-0 F8	0-0 F3		4 0 0 0 0 0 4												
Inning Stats	R: 0 E: 0 K: 2 S: 7	H: 0 LOB: 0 BB: 0 P: 7	R: 0 E: 0 K: 2 S: 8	H: 1 LOB: 2 BB: 1 P: 12	R: 0 E: 1 K: 0 S: 4	H: 0 LOB: 1 BB: 0 P: 4	R: 0 E: 0 K: 0 S: 2	H: 0 LOB: 0 BB: 1 P: 6	R: 0 E: 0 K: 1 S: 5	H: 0 LOB: 1 BB: 1 P: 9	R: 2 E: 0 K: 0 S: 5	H: 3 LOB: 2 BB: 1 P: 9	R: 0 E: 0 K: 0 S: 5	H: 2 LOB: 2 BB: 0 P: 5	R: 2 E: 1 K: 1 S: 7	H: 2 LOB: 2 BB: 1 P: 11	R: 0 E: 0 K: 0 S: 5	H: 2 LOB: 2 BB: 0 P: 5	1B: 9 2B: 1 3B: 0 HR: 0	SF: 0 SAC: 1 DP: 1 HBP: 0	WP: 1 PB: 0 SB: 2 CS: 0	PA: 41
PITCHER	IP WLS BF H R ER SO BB IBB HBP BLK WP HR S P ERA WHIP																					
Jim Clancy, R (1, 1) ERA: 2.55	7.2 L 35 8 4 4 6 5 0 0 0 1 0 42 62 4.70 1.696																					
Joey McLaughlin, R (8, 1) ERA:	1.1 6 2 0 0 0 0 0 0 0 0 0 0 6 6 0.00 1.500																					

Seattle Mariners @ Toronto Blue Jays
Exhibition Stadium, Toronto, ON
Tue Apr 24 1984, 6:05 PM EST
Att. 12,398 - Unknown

AB	35
R	4
H	10
RBI	3
BB	5
SO	6
LOB	23



BOTTOM

Seattle Mariners @ Toronto Blue Jays
Exhibition Stadium, Toronto, ON
Tue Apr 24 1984, 6:05 PM EST
Att. 12,398 - Unknown

livebaseballscorecards.com

AB 34
R 2
H 6
RBI 2
BB 2
SO 3
LOB 15



WP: 0 PA: 36
PB: 0
SB: 0
CS: 0

AB R H RBI BB SO LOB

4 1 1 0 0 1 1

4 0 0 0 0 0 1

3 1 1 2 1 0 0

4 0 1 0 0 0 1

3 0 2 0 1 0 1

4 0 0 0 0 1 4

4 0 1 0 0 0 2

4 0 0 0 0 0 3

3 0 0 0 0 0 1

1 0 0 0 0 1 1

1B: 1 SF: 0
2B: 4 SAC: 0
3B: 0 DP: 0
HR: 1 HBP: 0

Batter	1	2	3	4	5	6	7	8	9
Damaso Garcia, R (1, 4) OBP: 0.398, SLG: 0.600	0-0 4-3 1		0-0 1-3 3			0-0 G3 HR 2B	0-3 K 3		
Dave Collins, S (1, 7) OBP: 0.354, SLG: 0.356	0-0 6-3 2			0-0 1-3 1		0-0 G3 2-3		0-0 F8 1	
Lloyd Moseby, L (1, 8) OBP: 0.333, SLG: 0.514	0-0 4-3 3			0-0 F4 2		0-0 HR 3-H		4-0 BB B B B B	
Willie Upshaw, L (1, 3) OBP: 0.471, SLG: 0.696		0-0 4-3 1		0-0 F8 3		0-0 2B		0-0 F9 2	
Ernie Whitt, L (1, 2) OBP: 0.423, SLG: 0.475		0-0 2B			0-0 3-1 E 1B	4-0 BB B B B B		0-0 G3 3	
George Bell, R (1, 10) OBP: 0.403, SLG: 0.568		0-3 K 2		0-0 F3 1-2	0-0 F2 3			0-0 6-3 1	
Rance Mulliniks, L (1, 5) OBP: 0.279, SLG: 0.275		0-0 F6 3		0-0 3-1 2			0-0 2B	0-0 E3 FC6-4	
Jesse Barfield, R (1, 9) OBP: 0.192, SLG: 0.220			0-0 5-3 1	0-0 3-1 3			0-0 1-3 1	0-0 FC6-4 1-2f	
Alfredo Griffin, S (1, 6) OBP: 0.167, SLG: 0.234 Mitch Webster, S (9, PH) OBP: 0.250, SLG: 0.500			0-0 F9 2			0-0 6-3 1	0-0 F6 2	0-3 K S S S	

Inning Stats	R: 0	H: 0	E: 0	K: 0	S: 3	H: 0	LOB: 0	BB: 0	P: 3	R: 0	H: 1	E: 0	K: 1	S: 6	H: 0	LOB: 1	BB: 0	P: 6	R: 0	H: 0	E: 0	K: 0	S: 3	R: 0	H: 0	E: 1	K: 1	S: 6	H: 3	LOB: 2	BB: 1	P: 10	R: 0	H: 1	E: 0	K: 1	S: 6	H: 0	LOB: 1	BB: 0	P: 6	R: 0	H: 0	E: 0	K: 0	S: 3	R: 0	H: 0	E: 1	K: 1	S: 6	H: 0	LOB: 1	BB: 0	P: 6
--------------	------	------	------	------	------	------	--------	-------	------	------	------	------	------	------	------	--------	-------	------	------	------	------	------	------	------	------	------	------	------	------	--------	-------	-------	------	------	------	------	------	------	--------	-------	------	------	------	------	------	------	------	------	------	------	------	------	--------	-------	------

PITCHER	IP	WLS	BF	H	R	ER	SO	BB	IBB	HBP	BLK	WP	HR	S	P	ERA	WHIP
Mike Moore, R (1, 1) ERA: 2.38	6.0		25	6	2	2	1	1	0	0	0	0	1	26	30	3.00	1.167
Mike Stanton, R (7, 1) ERA: 3.86	0.1		1	0	0	0	0	0	0	0	0	0	0	1	1	0.00	0.000
Dave Beard, R (7, 1) ERA: 4.15	2.2	W	10	0	0	0	2	1	0	0	0	0	0	13	17	0.00	0.375

Batter	1	2	3	4	5	6	7	8	9	AB R H RBI BB SO LOB	TOP												
Jack Perconte, L (1, 4) <small>OBP: 0.370, SLG: 0.403</small> Dave Henderson, R (9, PH) <small>OBP: 0.267, SLG: 0.222</small>	0-0 F7		0-0 BB 1-3 1B		0-0 G3		0-0 E6		0-0 FC6-4 1B	4 0 1 0 0 0 0 1 0 1 1 0 0 0													
Barry Bonnell, R (1, 8) <small>OBP: 0.339, SLG: 0.320</small>	0-0 BB 1B		0-0 1-3		0-0 F4		0-3 K		0-0 FC6-4	5 0 1 0 0 1 3													
Alvin Davis, L (1, 3) <small>OBP: 0.423, SLG: 0.717</small>	0-3 K		4-0 BB BB		0-0 F9		0-0 5-3			3 0 0 0 1 1 1													
Gorman Thomas, R (1, 7) <small>OBP: 0.414, SLG: 0.327</small>	4-0 BB 1-2		4-0 FC4-6 BB 1-2 2-3		4-0 FC6-4 BB		0-0 E6 FC1-6			1 0 0 0 3 0 0													
Al Cowens, R (1, 9) <small>OBP: 0.367, SLG: 0.500</small>	0-0 F7		0-0 FC4-6		0-0 FC6-4 1B		0-0 FC1-6			4 0 0 0 0 0 7													
Steve Henderson, R (1, 10) <small>OBP: 0.360, SLG: 0.500</small>		0-0 CS 1B		0-0 F9		0-0 1-3 1B		0-0 F8		4 0 2 0 0 0 1													
Darnell Coles, R (1, 5) <small>OBP: 0.250, SLG: 0.143</small>		0-0 F8		0-0 6-3		0-0 F7		0-0 5-3		4 0 0 0 0 0 3													
Bob Kearney, R (1, 2) <small>OBP: 0.279, SLG: 0.323</small> Phil Bradley, R (9, PH) <small>OBP: 0.375, SLG: 0.326</small>		0-0 F1		0-3 K		0-0 6-3		0-0 F4		3 0 0 0 0 1 1 1 0 0 0 0 0 0													
Spike Owen, S (1, 6) <small>OBP: 0.274, SLG: 0.263</small>			0-0 4-3		0-0 F7		0-0 6-3		0-0 1B 3B	4 1 1 0 0 0 0													
Inning Stats	R: 0 E: 0 K: 1 S: 6	H: 1 LOB: 2 BB: 1 P: 10	R: 0 E: 0 K: 0 S: 3	H: 1 LOB: 0 BB: 0 P: 3	R: 0 E: 0 K: 0 S: 4	H: 1 LOB: 3 BB: 2 P: 12	R: 0 E: 0 K: 1 S: 5	H: 0 LOB: 0 BB: 0 P: 5	R: 0 E: 0 K: 0 S: 3	H: 0 LOB: 0 BB: 0 P: 3	R: 0 E: 0 K: 0 S: 4	H: 1 LOB: 2 BB: 1 P: 8	R: 0 E: 1 K: 1 S: 6	H: 0 LOB: 1 BB: 0 P: 6	R: 0 E: 1 K: 0 S: 4	H: 0 LOB: 1 BB: 0 P: 4	R: 1 E: 0 K: 0 S: 5	H: 2 LOB: 1 BB: 0 P: 5	1B: 5 2B: 0 3B: 1 HR: 0	SF: 0 SAC: 0 DP: 0 HBP: 0	WP: 0 PB: 0 SB: 0 CS: 1	PA: 38	
PITCHER Bruce Hurst, L (1, 1) <small>ERA: 1.95</small>	IP 9.0	WLS W	BF 38	H 6	R 1	ER 1	SO 3	BB 4	IBB 0	HBP 0	BLK 0	WP 0	HR 0	S 40	P 56	ERA 1.00	WHIP 1.111						PITCHER IP WLS BF H R ER SO BB IBB HBP BLK WP HR S P ERA WHIP

Seattle Mariners @ Boston Red Sox
 Fenway Park, Boston, MA
 Wed Apr 25 1984, 6:05 PM EST
 Att: 11,748 - Unknown

livebaseballscorecards.com

AB	34
R	1
H	6
RBI	1
BB	4
SO	3
LOB	16



Batter	1	2	3	4	5	6	7	8	9
Jerry Remy, L OBP: 0.361, SLG: 0.377 (1, 4) S S S	0-3 K		0-0 6-3		0-0 4-3			0-0 FC6-4 SH1-3 1B	
Dwight Evans, R OBP: 0.346, SLG: 0.339 (1, 9) X	0-0 6-3			0-0 F9		0-0 1-3		0-0 SH1-3 1-2	
Wade Boggs, L OBP: 0.432, SLG: 0.321 (1, 5) X	0-0 1-3			0-0 F7		0-0 1B 3B		4-0 FC6-4 IBB	
Tony Armas, R OBP: 0.301, SLG: 0.500 (1, 8)		0-0 F8		0-0 1B 2B 1B		0-0 1B		0-0 FC6-4 1-2f 2-3	
Mike Easler, L OBP: 0.419, SLG: 0.524 (1, 10) S S S	0-3 K			0-0 2B 1-3 1B		0-0 F9 3-H		0-0 4-3	
Rich Gedman, L OBP: 0.283, SLG: 0.420 (1, 2) X	0-0 4-1			0-0 1-3 3-H 2B		0-3 K			
Reid Nichols, R OBP: 0.361, SLG: 0.419 (1, 7) S S S			0-0 6-3	0-3 K			0-0 F7		
Dave Stapleton, R OBP: 0.324, SLG: 0.324 (1, 3) X			0-0 1-3 1B		0-0 6-3		0-0 F6		
Jackie Gutierrez, R OBP: 0.300, SLG: 0.474 (1, 6) S S S			0-0 1-3		0-3 K		0-0 F9		

Inning Stats	R: 0	H: 0	E: 0	LOB: 0	K: 1	BB: 0	S: 5	P: 5
	0	0	0	0	0	0	5	5
	0	0	0	0	1	0	5	5
	0	0	0	0	0	0	5	5
	0	1	0	1	0	0	4	4
	1	3	0	2	1	0	8	8
	0	0	0	0	1	0	5	5
	1	2	0	1	1	0	7	7
	0	0	0	0	0	0	3	3
	0	1	0	2	1	1	8	8

PITCHER	IP	WLS	BF	H	R	ER	SO	BB	IBB	HBP	BLK	WP	HR	S	P	ERA	WHIP
Jim Beattie, R ERA: 3.9 (1, 1)	8.0	L	32	7	2	2	5	0	1	0	0	0	0	41	45	2.25	0.875

BOTTOM

AB	R	H	RBI	BB	SO	LOB
4	0	1	0	0	1	1
3	0	0	0	0	0	0
3	1	1	0	1	0	0
4	1	2	1	0	0	2
4	0	1	0	0	1	3
3	0	1	1	0	1	1
3	0	0	0	0	1	2
3	0	1	0	0	0	0
3	0	0	0	0	1	1

AB	30
R	2
H	7
RBI	2
BB	1
SO	5
LOB	10



WP	PA	CS
0	32	0

Seattle Mariners @ Boston Red Sox
Fenway Park, Boston, MA
 Wed Apr 25 1984, 6:05 PM EST
 Att. 11,748 - Unknown

livebaseballscorecards.com

Batter	1	2	3	4	5	6	7	8	9	10	AB R H RBI BB SO LOB	TOP												
Jack Perconte, L (1, 4) OBP: 0.360, SLG: 0.390	0-0 F6		0-0 HR 1B		0-0 F8		0-0 6-3		0-0 1-3	0-0 1-3	5 1 1 0 0 0 2													
Barry Bonnell, R (1, 8) OBP: 0.361, SLG: 0.400 Phil Bradley, R (10, PR) OBP: 0.375, SLG: 0.326	0-0 1B		0-0 1-H HR		0-0 5-3		0-0 1-3		0-0 HR 1B	0-0 HR 1B	5 1 3 2 0 0 2 0 1 0 0 0 0 0													
Alvin Davis, L (1, 3) OBP: 0.421, SLG: 0.745	0-0 3-1		0-0 1B			0-0 4-3		0-0 F7	0-0 HR	0-0 HR	5 1 2 2 0 0 0													
Pat Putnam, L (1, 10) OBP: 0.298, SLG: 0.353		4-0 S BB	0-3 K			0-0 4-3		0-3 K	0-0 F8	0-0 F8	4 0 0 0 1 2 2													
Gorman Thomas, R (1, 7) OBP: 0.392, SLG: 0.304 Dave Henderson, R (10, 8) OBP: 0.267, SLG: 0.222	0-0 F3		0-0 3-1		0-0 6-3		0-0 5-3				4 0 0 0 0 0 1 0 0 0 0 0 0 0													
Al Cowens, R (1, 9) OBP: 0.344, SLG: 0.466	0-0 F8		0-0 6-3			0-0 E5 SH4 1B		0-3 K			4 1 0 0 0 1 1													
Darnell Coles, R (1, 5) OBP: 0.250, SLG: 0.100	0-0 5-3		0-3 K			1-0 SH4 1B HBP		0-3 K			3 1 0 0 0 2 1													
Bob Kearney, R (1, 2) OBP: 0.282, SLG: 0.324			0-0 6-3		0-0 FC3-6 1B		0-0 SH4		0-0 1-3		3 0 1 0 0 0 0													
Spike Owen, S (1, 6) OBP: 0.273, SLG: 0.262			0-0 4-3		0-0 FC3-6 WP		0-0 S 1B		0-0 1-3	0-0 1-3	4 0 1 2 0 0 1													
Inning Stats	R: 0 E: 0 K: 0 S: 3	H: 1 LOB: 0 BB: 0 P: 3	R: 0 E: 0 K: 0 S: 3	H: 0 LOB: 1 BB: 1 P: 7	R: 2 E: 0 K: 1 S: 8	H: 3 LOB: 1 BB: 0 P: 8	R: 0 E: 0 K: 1 S: 5	H: 0 LOB: 0 BB: 0 P: 5	R: 0 E: 0 K: 0 S: 3	H: 0 LOB: 0 BB: 0 P: 3	R: 2 E: 1 K: 0 S: 5	H: 1 LOB: 1 BB: 0 P: 6	R: 0 E: 0 K: 1 S: 5	H: 0 LOB: 0 BB: 0 P: 5	R: 0 E: 0 K: 2 S: 7	H: 0 LOB: 0 BB: 0 P: 7	R: 2 E: 0 K: 0 S: 5	H: 2 LOB: 1 BB: 0 P: 5	1B: 6 2B: 0 3B: 0 HR: 2	SF: 0 SAC: 1 DP: 0 HBP: 1	WP: 1 PB: 0 SB: 2 CS: 0	PA: 40		
PITCHER	IP WLS BF H R ER SO BB IBB HBP BLK WP HR S P ERA WHIP												IP WLS BF H R ER SO BB IBB HBP BLK WP HR S P ERA WHIP											
Mike Brown, R (1, 1) ERA: 6.2	6.2	L	28	6	4	3	2	1	0	0	0	0	0	1	1	30	35	4.05	1.050					
Bob Stanley, R (7, 1) ERA: 3.1	3.1	L	12	2	2	2	3	0	0	0	0	0	0	1	1	18	18	5.40	0.600					

Seattle Mariners @ Boston Red Sox
 Fenway Park, Boston, MA
 Thu Apr 26 1984, 6:05 PM EST
 Att. 14,092 - Unknown

livebaseballscorecards.com

AB 37
 R 6
 H 8
 RBI 6
 BB 1
 SO 5
 LOB 10



Batter	1	2	3	4	5	6	7	8	9	10	AB	R	H	RBI	BB	SO	LOB
Marty Barrett, R OBP: 0.727, SLG: 0.778 (1, 4)	0-0 1B 2B		0-0 CS 1B	0-0 1-3 3-H 1B		4-0 FC6-4 IBB			0-0 FC1-6 G6-3 1-2f		4	1	3	1	1	0	1
Ed Jurak, R OBP: 0.125, SLG: 0.250 (1, 5)	0-3 K		0-3 K	0-0 4-3		0-0 FC6-4 1-2f			0-0 G6-3 1-2f		5	0	0	0	0	2	7
Dwight Evans, R OBP: 0.337, SLG: 0.328 (1, 9)	0-0 1B 2-H 1B		0-0 F3 1-2		0-0 F9		0-0 F9			0-0 F8	5	0	1	1	0	0	1
Tony Armas, R OBP: 0.321, SLG: 0.541 (1, 8)	0-0 FC6 1-2 1B			4-0 BB SF9 BB	0-3 K		0-0 4-3			0-0 HR	4	2	2	1	1	1	0
Mike Easler, L OBP: 0.430, SLG: 0.522 (1, 3)	0-0 F6			4-0 SF9 1-2 1B BB	0-0 1B		0-0 F8			0-0 1B 1B	4	1	2	0	1	0	2
Dave Stapleton, R OBP: 0.293, SLG: 0.289 (1, 10)	0-0 FC6 1-2f			0-3 K	0-0 F9			0-0 F7		0-3 K	4	0	0	0	0	1	5
Wade Boggs, L OBP: 0.427, SLG: 0.316 (10, PH)											1	0	0	0	0	1	1
Reid Nichols, R OBP: 0.415, SLG: 0.441 (1, 7)		0-0 5-3		4-0 1B SF9 1-2 2-3 BB		4-0 SH3 BB		0-0 G1-6-3 1B		0-0 1B 1B	3	1	2	0	2	0	0
Jeff Newman, R OBP: 0.375, SLG: 0.333 (1, 2)		0-0 5-3		0-0 SF9 1-2 2-3 3-H		0-0 SH3 1-2		0-0 G1-6-3 1-2f		0-0 5-3	3	0	0	1	0	0	3
Jackie Gutierrez, R OBP: 0.292, SLG: 0.435 (1, 6)		0-0 4-3		0-0 1B 2-3 3-H 1B		0-0 F9		0-0 E1 FC1-6			4	0	1	1	0	0	1

Inning Stats	R: 1	H: 3	E: 0	LOB: 2	K: 1	S: 8	P: 8	R: 0	H: 0	E: 0	LOB: 0	K: 0	S: 3	P: 3	R: 0	H: 1	E: 0	LOB: 1	K: 1	S: 6	P: 6	R: 0	H: 0	E: 0	LOB: 2	K: 0	S: 3	P: 11	R: 0	H: 1	E: 1	LOB: 0	K: 0	S: 3	P: 3	R: 0	H: 0	E: 0	LOB: 0	K: 0	S: 3	P: 3	R: 0	H: 3	E: 0	LOB: 2	K: 1	S: 8	P: 8	1B: 9	SF: 1	2B: 1	SAC: 1	3B: 0	DP: 2	HR: 1	HBP: 0	WP: 0	PA: 44
--------------	------	------	------	--------	------	------	------	------	------	------	--------	------	------	------	------	------	------	--------	------	------	------	------	------	------	--------	------	------	-------	------	------	------	--------	------	------	------	------	------	------	--------	------	------	------	------	------	------	--------	------	------	------	-------	-------	-------	--------	-------	-------	-------	--------	-------	--------


PITCHER	IP	WLS	BF	H	R	ER	SO	BB	IBB	HBP	BLK	WP	HR	S	P	ERA	WHIP
Matt Young, L ERA: 6.0 (1, 1)	8.0		36	8	4	4	4	4	1	0	0	0	0	39	59	4.50	1.500
Ed Vande Berg, L ERA: 1.08 (9, 1)	1.0	W	2	0	0	0	0	0	0	0	0	0	0	2	2	0.00	0.000
Mike Stanton, R ERA: 4.91 (10, 1)	0.1		2	1	1	1	0	0	0	0	0	0	1	2	2	27.00	3.000
Paul Mirabella, L ERA: (10, 1)	0.2	S	4	2	0	0	1	0	0	0	0	0	0	6	6	0.00	3.000

BOTTOM

Seattle Mariners @ Boston Red Sox
 Fenway Park, Boston, MA
 Thu Apr 26 1984, 6:05 PM EST
 Att: 14,092 - Unknown

livebaseballscorecards.com

AB 37
R 5
H 11
RBI 5
BB 5
SO 5
LOB 21



Batter	1	2	3	4	5	6	7	8	9	AB R H RBI BB SO LOB	TOP		
Jack Perconte, L (1, 4) OBP: 0.363, SLG: 0.383	4-0 SH5-3 BB		0-0 6-3		0-0 1B 1-2 2-3 1B		0-0 F8		0-0 FC4-6 1-2f	4 0 1 0 1 0 1			
Phil Bradley, R (1, 8) OBP: 0.365, SLG: 0.319	0-0 SH5-3 1-2			0-0 F9	0-0 1B 1-3 2-H 3-H		0-0 4-3		0-0 1-3	4 0 1 2 0 0 1			
Alvin Davis, L (1, 3) OBP: 0.410, SLG: 0.764	0-0 F7			0-0 HR	0-0 F8			0-0 4-3		4 1 1 1 0 0 3			
Pat Putnam, L (1, 10) OBP: 0.295, SLG: 0.345	0-0 F7			0-0 3-1	0-0 F9			0-0 FC2-6 1B		4 0 1 0 0 0 1			
Gorman Thomas, R (1, 7) OBP: 0.397, SLG: 0.305		0-0 F8		0-0 F4	4-0 BB BB			0-0 FC2-6 1B		3 0 1 0 1 0 0			
Darnell Coles, R (1, 5) OBP: 0.250, SLG: 0.077		0-3 K			1-0 CS HBP		0-0 F8	0-0 FC2-6 1B 1-2f 2-3		3 0 0 0 0 1 3			
Dave Henderson, R (1, 9) OBP: 0.294, SLG: 0.233		0-3 K			0-0 1B 1-2 1B	4-0 BB FC5-4	0-0 F8			3 1 1 0 1 1 2			
Bob Kearney, R (1, 2) OBP: 0.270, SLG: 0.310 Larry Milbourne, S (9, PH) OBP: 0.314, SLG: 0.233			0-3 K		0-0 F4	0-0 FC5-4			0-0 FC4-6 1B	3 0 0 0 0 1 3 1 0 1 0 0 0 0			
Spike Owen, S (1, 6) OBP: 0.271, SLG: 0.262			0-3 K		0-0 1B 1-2 1B		0-0 4-3		0-0 F8	4 1 1 0 0 1 1			
Inning Stats	R: 0 E: 0 K: 0 S: 3 H: 0 LOB: 1 BB: 1 P: 7	R: 0 E: 0 K: 2 S: 7 H: 0 LOB: 0 BB: 0 P: 7	R: 0 E: 0 K: 2 S: 7 H: 0 LOB: 0 BB: 0 P: 7	R: 1 E: 0 K: 0 S: 4 H: 1 LOB: 0 BB: 0 P: 4	R: 2 E: 0 K: 0 S: 6 H: 4 LOB: 2 BB: 0 P: 7	R: 0 E: 0 K: 0 S: 3 H: 0 LOB: 2 BB: 2 P: 11	R: 0 E: 0 K: 0 S: 3 H: 0 LOB: 0 BB: 0 P: 3	R: 0 E: 0 K: 0 S: 5 H: 2 LOB: 2 BB: 0 P: 5	R: 0 E: 0 K: 0 S: 4 H: 1 LOB: 1 BB: 0 P: 4	1B: 7 2B: 0 3B: 0 HR: 1 SF: 0 SAC: 1 DP: 0 HBP: 1	WP: 0 PB: 0 SB: 0 CS: 1 PA: 38		
PITCHER	IP WLS BF H R ER SO BB IBB HBP BLK WP HR S P ERA WHIP											PITCHER	IP WLS BF H R ER SO BB IBB HBP BLK WP HR S P ERA WHIP
Ron Romanick, R (1, 1) ERA: 5.06	7.1 W 32 7 3 3 4 3 0 1 0 0 1 36 49 3.68 1.364												
Luis Sanchez, R (8, 1) ERA: 1.69	1.2 6 1 0 0 0 0 0 0 0 0 0 6 6 0.00 0.600												

Seattle Mariners @ California Angels
Anaheim Stadium, Anaheim, CA

Fri Apr 27 1984, 9:05 PM EST
Att. 26,526 - Unknown

livebaseballscorecards.com

AB	33
R	3
H	8
RBI	3
BB	3
SO	4
LOB	15



BOTTOM

Seattle Mariners @ California Angels
Anaheim Stadium, Anaheim, CA

Fri Apr 27 1984, 9:05 PM EST
Att. 26,526 - Unknown

AB	31
R	9
H	9
RBI	8
BB	5
SO	2
LOB	12



WP	4	PA	38
PB	0		
SB	2		
CS	0		

AB R H RBI BB SO LOB

4 2 1 0 1 1 0

4 2 2 1 1 0 0

2 1 1 1 1 0 1
0 1 0 0 1 0 0

4 1 2 2 0 0 2

4 1 1 0 0 0 3

3 1 1 3 1 0 0

2 0 1 1 0 1 0

4 0 0 0 0 0 4

4 0 0 0 0 0 2


1B: 6 SF: 1
2B: 1 SAC: 0
3B: 0 DP: 1
HR: 2 HBP: 1

Batter	1	2	3	4	5	6	7	8	9
Gary Pettis, S OBP: 0.330, SLG: 0.274 (1, 8)	0-3 K	0-0 F7			0-0 E8 2B 1B		4-0 BB S 1B BB	0-0 G3	
Rod Carew, L OBP: 0.386, SLG: 0.390 (1, 3)	0-0 4-3		0-0 G5-4-3 BB 1B		0-0 WP 2B		4-0 1-2 1B BB	0-0 F8	
Fred Lynn, L OBP: 0.356, SLG: 0.467 Juan Beniquez, R OBP: 0.360, SLG: 0.500 (1, 9) (7, 9)	0-0 HR		4-0 G5-4-3 BB 1-2		0-0 F7		4-0 1-2 2-3 1B BB		
Doug DeCinces, R OBP: 0.326, SLG: 0.517 (1, 5)	0-0 WP 1B HR 1B		0-0 G5-4-3 1-2 2-3		0-0 F7		0-0 WP 1B		
Reggie Jackson, L OBP: 0.322, SLG: 0.536 (1, 10)	0-0 WP 1-2 HR 1B		0-0 1-3		0-0 F6		0-0 F7		
Brian Downing, R OBP: 0.333, SLG: 0.458 (1, 7)	0-0 HR			0-0 F9		0-0 F7	4-0 IBB		
Rob Wilfong, L OBP: 0.411, SLG: 0.489 (1, 4)	0-3 K			1-0 4-3 HBP		0-0 S 1B	0-0 SF7		
Bob Boone, R OBP: 0.244, SLG: 0.321 (1, 2)		0-0 3-1		0-0 4-3		0-0 F8	0-0 F8		
Dick Schofield, R OBP: 0.274, SLG: 0.342 (1, 6)		0-0 F8		0-0 F4		0-0 F9		0-0 F2	

Inning Stats	R: 4	H: 4	E: 0	LOB: 0	K: 2	BB: 0	S: 11	P: 11
Inning Stats	R: 0	H: 0	E: 0	LOB: 0	K: 0	BB: 0	S: 3	P: 3
Inning Stats	R: 0	H: 1	E: 0	LOB: 1	K: 0	BB: 1	S: 3	P: 7
Inning Stats	R: 0	H: 0	E: 0	LOB: 1	K: 0	BB: 0	S: 3	P: 4
Inning Stats	R: 2	H: 2	E: 1	LOB: 0	K: 0	BB: 0	S: 5	P: 5
Inning Stats	R: 0	H: 1	E: 0	LOB: 1	K: 0	BB: 0	S: 4	P: 4
Inning Stats	R: 3	H: 1	E: 0	LOB: 2	K: 0	BB: 4	S: 4	P: 20
Inning Stats	R: 0	H: 0	E: 0	LOB: 0	K: 0	BB: 0	S: 3	P: 3

PITCHER	IP	WLS	BF	H	R	ER	SO	BB	IBB	HBP	BLK	WP	HR	S	P	ERA	WHIP
Bob Stoddard, R ERA: 4.63 (1, 1)	5.0	L	23	7	6	6	2	1	0	1	0	2	2	25	30	10.80	1.600
Roy Thomas, R ERA: 5.4 (6, 1)	1.0		7	1	3	3	0	3	0	0	0	0	0	4	16	27.00	4.000
Ed Vande Berg, L ERA: 0.96 (7, 1)	1.0		5	1	0	0	0	0	1	0	0	1	0	4	8	0.00	1.000
Mike Stanton, R ERA: 4.32 (8, 1)	1.0		3	0	0	0	0	0	0	0	0	0	0	3	3	0.00	0.000

PITCHER	IP	WLS	BF	H	R	ER	SO	BB	IBB	HBP	BLK	WP	HR	S	P	ERA	WHIP
Bob Stoddard, R ERA: 4.63 (1, 1)	5.0	L	23	7	6	6	2	1	0	1	0	2	2	25	30	10.80	1.600
Roy Thomas, R ERA: 5.4 (6, 1)	1.0		7	1	3	3	0	3	0	0	0	0	0	4	16	27.00	4.000
Ed Vande Berg, L ERA: 0.96 (7, 1)	1.0		5	1	0	0	0	0	1	0	0	1	0	4	8	0.00	1.000
Mike Stanton, R ERA: 4.32 (8, 1)	1.0		3	0	0	0	0	0	0	0	0	0	0	3	3	0.00	0.000

Batter	1	2	3	4	5	6	7	8	9	AB R H RBI BB SO LOB	TOP	
Jack Perconte, L (1, 4) OBP: 0.358, SLG: 0.376	0-0 E5 F9 6-3 1B	0-0 2-3 1B			0-0 F7		0-0 4-3			4 1 1 0 0 0 0		
Barry Bonnell, R (1, 8) OBP: 0.338, SLG: 0.373	0-0 6-3 1-2	0-0 4-3			0-0 4-3			0-0 F8		4 0 0 0 0 0 3		
Alvin Davis, L (1, 3) OBP: 0.415, SLG: 0.741	0-0 F9 2-3		0-0 G6-3 1B		0-0 F4			4-0 1B BB		3 0 1 0 1 0 1		
Gorman Thomas, R (1, 7) OBP: 0.390, SLG: 0.290	4-0 1B BB		0-0 G6-3 1-2f		0-3 K			0-0 F6		3 0 0 0 1 1 2		
Dave Henderson, R (1, 9) OBP: 0.316, SLG: 0.265	0-0 1-2 1B		0-0 5-3		0-3 K			0-0 1-2 1B		4 0 2 1 0 1 0		
Steve Henderson, R (1, 10) OBP: 0.345, SLG: 0.464	0-0 F4 3-H			0-0 F2		0-0 1B		0-0 5-3		4 0 1 0 0 0 4		
Darnell Coles, R (1, 5) OBP: 0.250, SLG: 0.118		0-0 1B WP 1B		0-0 6-3		0-0 F9			0-0 6-3	4 0 1 0 0 0 1	AB 33 R 1 H 6 RBI 1 BB 3 SO 2 LOB 14	
Orlando Mercado, R (1, 2)		0-0 F8 1-2		4-0 BB			0-0 F9		0-0 5-3	3 0 0 0 1 0 1		
Domingo Ramos, R (1, 6)		0-0 5-3		0-0 1-3			0-0 6-3		0-0 5-3	4 0 0 0 0 0 2		
Inning Stats	R: 1 H: 1 E: 1 LOB: 2 K: 0 BB: 1 S: 5 P: 9	R: 0 H: 2 E: 0 LOB: 2 K: 0 BB: 0 S: 5 P: 5	R: 0 H: 1 E: 0 LOB: 0 K: 0 BB: 0 S: 3 P: 3	R: 0 H: 0 E: 0 LOB: 1 K: 0 BB: 1 S: 3 P: 7	R: 0 H: 0 E: 0 LOB: 0 K: 0 BB: 0 S: 3 P: 3	R: 0 H: 1 E: 0 LOB: 1 K: 2 BB: 0 S: 8 P: 8	R: 0 H: 0 E: 0 LOB: 0 K: 0 BB: 0 S: 3 P: 3	R: 0 H: 1 E: 0 LOB: 2 K: 0 BB: 1 S: 4 P: 8	R: 0 H: 0 E: 0 LOB: 0 K: 0 BB: 0 S: 3 P: 3	1B: 6 SF: 0 2B: 0 SAC: 0 3B: 0 DP: 1 HR: 0 HBP: 0	WP: 1 PA: 36 PB: 0 SB: 0 CS: 0	
PITCHER Geoff Zahn, L (1, 1) ERA: 1.55	IP WLS BF H R ER SO BB IBB HBP BLK WP HR S P ERA WHIP	9.0 W 36 6 1 0 2 3 0 0 0 1 0 37 49 0.00 1.000										

Seattle Mariners @ California Angels
Anaheim Stadium, Anaheim, CA
Sat Apr 28 1984, 6:33 AM EST
Att: 31,537 - Unknown

livebaseballscorecards.com

Batter	1	2	3	4	5	6	7	8	9
Gary Pettis, S OBP: 0.344, SLG: 0.351 (1, 8)	4-0 3-1 1-3 BB	0-3 K		0-0 E 3B		0-0 5-3	0-0 HR		
Juan Beniquez, R OBP: 0.333, SLG: 0.448 (1, 9)	0-0 1-3 1-2	0-0 6-3		0-0 E6 1B		0-3 K	0-3 K		
Ron Jackson, R OBP: 0.308, SLG: 0.300 Rob Wilfong, L OBP: 0.404, SLG: 0.478 (1, 5) (7, 4)	0-0 3-1 2-3		0-0 E5 FC5-4 BB SF8	0-0 F8		0-0 G3		0-0 4-3	
Doug DeCinces, R OBP: 0.340, SLG: 0.511 (1, 10)	0-0 F9		4-0 FC5-4 1-2 BB	0-0 1B			0-0 6-3	4-0 G6-4-3 BB	
Brian Downing, R OBP: 0.337, SLG: 0.442 (1, 7)		4-0 E BB	0-0 FC5-4 HBP	0-3 K			4-0 FC6-4 E BB	0-0 G6-4-3	
Bobby Grich, R OBP: 0.365, SLG: 0.523 (1, 3)		4-0 E BB	1-0 HBP		0-0 F8		4-0 FC6-4 BB		
Bob Boone, R OBP: 0.256, SLG: 0.346 (1, 2)		0-0 E5 1B	0-0 SF8		0-0 1B 2B		0-0 FC6-4 HR		
Dick Schofield, R OBP: 0.273, SLG: 0.329 (1, 6)		0-0 3-1 2-3	0-0 3-1		0-0 F9		4-0 HR BB		
Rob Picciolo, R OBP: 0.667, SLG: 1.000 (1, 4) (7, 5)		0-0 1B		0-0 4-3	0-0 1B		0-0 E4 HR		

Inning Stats		R: 0	H: 0	E: 0	LOB: 1	K: 0	BB: 1	S: 3	P: 7
Inning Stats		R: 3	H: 2	E: 1	LOB: 1	K: 1	BB: 2	S: 7	P: 15
Inning Stats		R: 1	H: 0	E: 1	LOB: 2	K: 0	BB: 1	S: 4	P: 9
Inning Stats		R: 1	H: 3	E: 1	LOB: 2	K: 1	BB: 0	S: 8	P: 8
Inning Stats		R: 0	H: 2	E: 0	LOB: 1	K: 0	BB: 0	S: 4	P: 4
Inning Stats		R: 0	H: 0	E: 0	LOB: 0	K: 1	BB: 0	S: 5	P: 5
Inning Stats		R: 5	H: 1	E: 1	LOB: 0	K: 1	BB: 3	S: 7	P: 19
Inning Stats		R: 0	H: 0	E: 0	LOB: 0	K: 0	BB: 1	S: 2	P: 6

PITCHER	IP	WLS	BF	H	R	ER	SO	BB	IBB	HBP	BLK	WP	HR	S	P	ERA	WHIP
Mark Langston, L ERA: 5.32 (1, 1)	6.1	L	33	7	7	3	3	6	0	1	0	0	0	32	57	4.26	2.053
Dave Beard, R ERA: 3.68 (7, 1)	1.2		8	1	3	0	1	2	0	0	0	0	1	8	16	0.00	1.800

PITCHER	IP	WLS	BF	H	R	ER	SO	BB	IBB	HBP	BLK	WP	HR	S	P	ERA	WHIP

AB R H RBI BB SO LOB

4	2	2	4	1	1	1
5	0	1	1	0	2	2
4	1	0	0	0	0	2
1	0	0	0	0	0	0
3	0	1	0	2	0	1
3	2	0	0	2	1	5
1	1	0	0	2	0	0
3	2	2	1	0	0	2
3	1	0	0	1	0	4
4	1	2	1	0	0	2

1B: 5	SF: 1	WP: 0	PA: 41
2B: 1	SAC: 0	PB: 0	
3B: 1	DP: 1	SB: 0	
HR: 1	HBP: 1	CS: 0	

Seattle Mariners @ California Angels
Anaheim Stadium, Anaheim, CA
Sat Apr 28 1984, 6:33 AM EST
Att. 31,537 - Unknown

AB	31
R	10
H	8
RBI	7
BB	8
SO	4
LOB	19



livebaseballscorecards.com

Batter	1	2	3	4	5	6	7	8	9	10	AB R H RBI BB SO LOB	TOP													
Jack Perconte, L (1, 4) OBP: 0.360, SLG: 0.371	0-0 G3	0-0 1-3		0-0 F8		0-0 SH1-3		0-0 1B		4-0 HR BB	4 1 1 1 1 0 2														
Barry Bonnell, R (1, 8) (8, 7) OBP: 0.366, SLG: 0.438	0-0 FC3-6 BB 1B		4-0 G3 1B BB		0-0 4-3 1B 1B	0-0 F8		0-3 K		0-0 1-2 HR BB	5 3 3 3 1 1 3														
Alvin Davis, L (1, 3) OBP: 0.423, SLG: 0.762	4-0 FC3-6 BB		0-0 G3 1B		0-0 F8		0-0 4-3		0-0 HR	0-3 K	5 2 2 1 1 1 1														
Pat Putnam, L (1, 10) OBP: 0.284, SLG: 0.328	0-0 FC3-6 BB 1-2 2-3		0-0 F7		0-0 4-3		0-0 1B		0-0 F3	0-0 F7	6 0 1 0 0 0 5														
Gorman Thomas, R (1, 7) Phil Bradley, R (8, 8) OBP: 0.395, SLG: 0.292 OBP: 0.377, SLG: 0.333	4-0 BB		0-0 G3		0-0 CS 1B		0-3 K		0-0 1B		3 0 1 1 1 1 3 1 0 1 0 0 0 0														
Al Cowens, R (1, 9) OBP: 0.348, SLG: 0.460	0-0 F8		0-0 1B		0-0 CS	0-0 SH1-3 1B	0-3 K		0-0 F8		5 1 2 2 0 1 5														
Larry Milbourne, S (1, 5) Domingo Ramos, R (8, 5) OBP: 0.289, SLG: 0.212		0-0 F8		0-0 F8		0-0 SH 1B SH1-3		0-0 4-3	0-3 K		3 1 0 0 0 0 0 1 0 0 0 0 1 1														
Bob Kearney, R (1, 2) OBP: 0.256, SLG: 0.293		0-0 1-3		0-3 K		0-0 SH1-3		0-0 F8		0-0 5-3	4 0 0 0 0 1 0														
Spike Owen, S (1, 6) OBP: 0.320, SLG: 0.294		4-0 BB		0-0 S 1B		0-0 SH1-3 1B		0-0 1B		4-0 BB HR BB	3 1 3 1 2 0 0														
Inning Stats	R: 0 E: 0 K: 0 S: 4	H: 1 LOB: 3 BB: 2 P: 12	R: 0 E: 0 K: 0 S: 3	H: 0 LOB: 1 BB: 1 P: 7	R: 2 E: 0 K: 0 S: 4	H: 2 LOB: 1 BB: 1 P: 8	R: 0 E: 0 K: 1 S: 6	H: 1 LOB: 1 BB: 0 P: 6	R: 1 E: 0 K: 0 S: 4	H: 2 LOB: 0 BB: 0 P: 4	R: 2 E: 1 K: 0 S: 6	H: 2 LOB: 1 BB: 0 P: 6	R: 0 E: 0 K: 2 S: 8	H: 1 LOB: 1 BB: 0 P: 8	R: 0 E: 0 K: 1 S: 7	H: 2 LOB: 2 BB: 0 P: 7	R: 1 E: 0 K: 1 S: 7	H: 2 LOB: 1 BB: 0 P: 7	R: 3 E: 0 K: 1 S: 6	H: 1 LOB: 0 BB: 2 P: 14	1B: 12 2B: 0 3B: 0 HR: 2	SF: 0 SAC: 3 DP: 0 HBP: 0	WP: 0 PB: 0 SB: 1 CS: 1	PA: 50	
PITCHER	IP WLS BF H R ER SO BB IBB HBP BLK WP HR S P ERA WHIP																								
Curt Kaufman, R (1, 1) ERA: 5.56	4.2																								
Jim Slaton, R (5, 1) ERA: 7.71	3.2	L	18	7	3	2	3	0	0	0	0	0	1	24	24	4.91	1.909								
Frank LaCorte, R (9, 1) ERA: 6.48	1.0		5	0	2	2	1	2	0	0	0	0	0	5	13	18.00	2.000								
Luis Sanchez, R (10, 1) ERA: 2.16	0.2		3	1	1	1	1	0	0	0	0	0	0	1	5	13.50	1.500								

Seattle Mariners @ California Angels
Anaheim Stadium, Anaheim, CA
Sun Apr 29 1984, 6:33 AM EDT
Att. 45,069 - Unknown

livebaseballscores.com



Batter	1	2	3	4	5	6	7	8	9	10	AB	R	H	RBI	BB	SO	LOB	BOTTOM
Gary Pettis, S OBP: 0.347, SLG: 0.354 (1, 8) X	0-0 6-3 1B		X 0-0 E 1B		X 0-0 6-3			X 0-0 4-3 1B	0-0 1B 1B		5	1	2	2	0	0	1	Seattle Mariners @ California Angels Anaheim Stadium, Anaheim, CA Sun Apr 29 1984, 6:33 AM EDT Att: 45,069 - Unknown livebaseballscorecards.com
Rod Carew, L OBP: 0.376, SLG: 0.378 (1, 3) X	0-0 1-3		X 0-0 5-3 1-2			X 0-0 F8		X 0-0 G3	0-0 WP BB 1B		5	0	1	1	0	0	1	
Dick Schofield, R OBP: 0.273, SLG: 0.329 (9, PR) (10, 6) X									1-H WP BB 1B		0	0	0	0	0	0	0	
Fred Lynn, L OBP: 0.377, SLG: 0.462 (1, 9) B B B X	4-0 BB				B B B B X	4-0 F8 BLK 1B BB		B B B B X	4-0 WP BB		1	1	0	0	4	1	0	
Doug DeCinces, R OBP: 0.343, SLG: 0.500 (1, 5) X	0-0 F9				0-3 K	X 0-0 F8			1-2 WP BB		4	1	1	0	1	1	3	
									2B 1B									
									1B 2B									
									1-3 BB									
									1-2 BB									
Reggie Jackson, L OBP: 0.326, SLG: 0.539 (1, 10) X		0-0 F4			X 0-0 F7			X 0-0 3-H 1B			5	1	2	1	0	0	4	
Brian Downing, R OBP: 0.330, SLG: 0.429 (1, 7) X	0-0 F2				X 0-0 1-3			X 0-0 F7			5	1	1	2	0	0	2	
Bobby Grich, R OBP: 0.351, SLG: 0.490 (1, 4) (10, 3) S S S X	0-3 K					X 0-0 6-3		S S S X	0-3 K		5	1	1	0	0	3	0	
Bob Boone, R OBP: 0.253, SLG: 0.337 (1, 2) S S S X			0-3 K		X 0-0 S 1B			X 0-0 1-3			5	0	1	0	0	2	2	
Rob Picciolo, R OBP: 0.444, SLG: 0.667 (1, 6) X									1-2 2-3									
Rob Wilfong, L OBP: 0.397, SLG: 0.468 (9, PH) (10, 4) S S S X			0-3 K			X 0-3 K		X 0-0 F9			3	0	0	0	0	2	1	
											1	0	0	0	0	1	2	

Inning Stats	R: 0	H: 0	E: 0	K: 0	S: 3	P: 7	R: 0	H: 0	E: 0	K: 1	S: 5	P: 5	R: 0	H: 1	E: 1	K: 2	S: 8	R: 0	H: 0	E: 0	K: 1	S: 5	P: 9	R: 0	H: 1	E: 0	K: 1	S: 6	P: 6	R: 1	H: 1	E: 0	K: 0	S: 4	P: 8	R: 0	H: 0	E: 0	K: 1	S: 5	P: 5	R: 0	H: 0	E: 0	K: 1	S: 11	P: 19	R: 0	H: 0	E: 0	K: 2	S: 7	P: 7	1B: 8	2B: 1	3B: 0	HR: 0	SF: 0	SAC: 0	DP: 0	HBP: 0	WP: 1	PA: 44
--------------	------	------	------	------	------	------	------	------	------	------	------	------	------	------	------	------	------	------	------	------	------	------	------	------	------	------	------	------	------	------	------	------	------	------	------	------	------	------	------	------	------	------	------	------	------	-------	-------	------	------	------	------	------	------	-------	-------	-------	-------	-------	--------	-------	--------	-------	--------

PITCHER	IP	WLS	BF	H	R	ER	SO	BB	IBB	HBP	BLK	WP	HR	S	P	ERA	WHIP
Mike Moore, R ERA: 2.57 (1, 1)	8.0		32	5	3	3	7	3	0	0	1	0	0	43	55	3.38	1.000
Mike Stanton, R ERA: 6.48 (9, 1)	0.0		2	2	0	0	0	0	0	0	0	0	0	2	2	∞	∞
Dave Beard, R ERA: 4.11 (9, 1)	0.2		3	1	2	2	1	0	0	0	0	0	0	5	5	27.00	1.500
Ed Vande Berg, L ERA: 0.96 (9, 1)	0.0		2	1	1	1	0	1	0	0	0	0	0	1	5	∞	∞
Roy Thomas, R ERA: 4.91 (9, 1)	1.1	W	5	0	0	0	2	1	0	0	0	1	0	8	12	0.00	0.750

PITCHER	IP	WLS	BF	H	R	ER	SO	BB	IBB	HBP	BLK	WP	HR	S	P	ERA	WHIP
Mike Moore, R ERA: 2.57 (1, 1)	8.0		32	5	3	3	7	3	0	0	1	0	0	43	55	3.38	1.000
Mike Stanton, R ERA: 6.48 (9, 1)	0.0		2	2	0	0	0	0	0	0	0	0	0	2	2	∞	∞
Dave Beard, R ERA: 4.11 (9, 1)	0.2		3	1	2	2	1	0	0	0	0	0	0	5	5	27.00	1.500
Ed Vande Berg, L ERA: 0.96 (9, 1)	0.0		2	1	1	1	0	1	0	0	0	0	0	1	5	∞	∞
Roy Thomas, R ERA: 4.91 (9, 1)	1.1	W	5	0	0	0	2	1	0	0	0	1	0	8	12	0.00	0.750



Batter	1	2	3	4	5	6	7	8	9	AB R H RBI BB SO LOB	TOP																						
Larry Milbourne, S (1, 4) OBP: 0.310, SLG: 0.222	0-0 G3		4-0 BB			0-0 1-3		0-0 1-3 G5-4-3 1B		3 0 1 0 1 0 0																							
Barry Bonnell, R (1, 8) OBP: 0.347, SLG: 0.412	0-3 K		0-0 F4			0-3 K		0-0 G5-4-3 1-2f		4 0 0 0 0 2 3																							
Alvin Davis, L (1, 3) OBP: 0.453, SLG: 0.769	0-0 1B			H 1-0 FC1-5 1B HBP		0-0 1B		4-0 4-3 BB		2 0 2 0 1 0 0																							
Pat Putnam, L (1, 10) OBP: 0.282, SLG: 0.323	0-0 F7			X 0-0 FC1-5 1-2 E 1B		0-0 FC4-6 1-2f		0-0 4-3 1-2		4 1 1 0 0 0 3																							
Al Cowens, R (1, 9) OBP: 0.329, SLG: 0.433		S 0-3 K		X 0-0 FC1-5 1-2 2-3f		S 0-3 K		X 0-0 5-3		4 0 0 0 0 2 3																							
Gorman Thomas, R (1, 7) OBP: 0.378, SLG: 0.275		S 0-3 K		X 0-0 FC6-4 1-2f 2-H CS		X 0-0 F8		X 0-0 6-3		4 0 0 0 0 1 2																							
Darnell Coles, R (1, 5) OBP: 0.217, SLG: 0.100		X 0-0 F7		X 0-0 CS 1-2	X 0-0 6-3	X 0-0 5-3				3 0 0 0 0 0 0																							
Bob Kearney, R (1, 2) OBP: 0.247, SLG: 0.282			X 0-0 4-3		X 0-0 F9		S 0-3 K			3 0 0 0 0 1 0																							
Spike Owen, S (1, 6) OBP: 0.321, SLG: 0.286		S 0-3 K		X 0-0 F8			S 4-0 1B BB			2 0 0 0 1 1 0																							
Inning Stats	R: 0 E: 0 K: 1 S: 6	H: 1 LOB: 1 BB: 0 P: 6	R: 0 E: 0 K: 2 S: 7	H: 0 LOB: 0 BB: 0 P: 7	R: 0 E: 0 K: 1 S: 5	H: 0 LOB: 1 BB: 1 P: 9	R: 1 E: 1 K: 0 S: 3	H: 1 LOB: 0 BB: 0 P: 4	R: 0 E: 0 K: 0 S: 3	H: 0 LOB: 0 BB: 0 P: 3	R: 0 E: 0 K: 1 S: 6	H: 1 LOB: 1 BB: 0 P: 6	R: 0 E: 0 K: 1 S: 5	H: 0 LOB: 0 BB: 0 P: 5	R: 0 E: 0 K: 1 S: 5	H: 1 LOB: 1 BB: 1 P: 9	R: 0 E: 0 K: 0 S: 3	H: 0 LOB: 1 BB: 1 P: 7	1B: 4 2B: 0 3B: 0 HR: 0	SF: 0 SAC: 0 DP: 1 HBP: 1	WP: 0 PB: 0 SB: 0 CS: 1	PA: 34											
PITCHER Mike Witt, R (1, 1) ERA: 3.92	IP 9.0	WLS W	BF 33	H 4	R 1	ER 0	SO 7	BB 3	IBB 0	HBP 1	BLK 0	WP 0	HR 0	S 43	P 56	ERA 0.00	WHIP 0.778																
											PITCHER	IP	WLS	BF	H	R	ER	SO	BB	IBB	HBP	BLK	WP	HR	S	P	ERA	WHIP					

Seattle Mariners @ California Angels
Anaheim Stadium, Anaheim, CA

Mon Apr 30 1984, 10:05 PM EDT
Att. 23,347 - Unknown

livebaseballscorecards.com

AB	29
R	1
H	4
RBI	0
BB	3
SO	7
LOB	11



Batter	1	2	3	4	5	6	7	8	9	AB	R	H	RBI	BB	SO	LOB	BOTTOM
--------	---	---	---	---	---	---	---	---	---	----	---	---	-----	----	----	-----	--------

Gary Pettis, S OBP: 0.350, SLG: 0.356 (1, 8) 										5	0	2	1	0	1	2	
Rod Carew, L OBP: 0.378, SLG: 0.379 (1, 3) 										5	1	2	0	0	0	3	
Fred Lynn, L OBP: 0.378, SLG: 0.447 (1, 9) 										3	1	0	0	2	2	3	
Doug DeCinces, R OBP: 0.339, SLG: 0.500 (1, 5) 										4	1	1	1	0	0	2	
Brian Downing, R OBP: 0.355, SLG: 0.473 (1, 7) 										2	2	2	3	1	0	0	
Reggie Jackson, L OBP: 0.313, SLG: 0.516 (1, 10) 										4	0	0	0	0	2	3	
Bobby Grich, R OBP: 0.361, SLG: 0.491 (1, 4) 										4	2	2	0	0	1	1	
Bob Boone, R OBP: 0.253, SLG: 0.344 (1, 2) 										4	1	1	1	0	0	2	
Dick Schofield, R OBP: 0.293, SLG: 0.365 (1, 6) 										3	0	2	1	1	1	0	

Inning Stats	R: 2	H: 3	E: 0	LOB: 1	K: 0	P: 9	R: 0	H: 1	E: 0	LOB: 1	K: 0	P: 4	R: 2	H: 2	E: 0	LOB: 0	K: 0	P: 8	R: 1	H: 2	E: 0	LOB: 2	K: 1	P: 11	R: 3	H: 3	E: 0	LOB: 1	K: 2	P: 10	R: 0	H: 0	E: 0	LOB: 0	K: 0	P: 3	R: 0	H: 0	E: 0	LOB: 1	K: 2	P: 11	R: 0	H: 1	E: 0	LOB: 1	K: 2	P: 8	1B: 7	SF: 0	2B: 4	SAC: 0	3B: 0	DP: 1	HR: 1	HBP: 1	WP: 1	PA: 39
--------------	------	------	------	--------	------	------	------	------	------	--------	------	------	------	------	------	--------	------	------	------	------	------	--------	------	-------	------	------	------	--------	------	-------	------	------	------	--------	------	------	------	------	------	--------	------	-------	------	------	------	--------	------	------	-------	-------	-------	--------	-------	-------	-------	--------	-------	--------

PITCHER	IP	WLS	BF	H	R	ER	SO	BB	IBB	HBP	BLK	WP	HR	S	P	ERA	WHIP
Paul Mirabella, L ERA: 5.0 (1, 1)	4.0	L	21	8	5	5	1	3	0	0	0	0	1	20	32	11.25	2.750
Mike Stanton, R ERA: 7.15 (5, 1)	3.0		14	3	3	3	4	1	0	1	0	1	0	20	25	9.00	1.333
Ed Vande Berg, L ERA: 0.87 (8, 1)	1.0		4	1	0	0	2	0	0	0	0	0	0	8	8	0.00	1.000

Seattle Mariners @ California Angels
Anaheim Stadium, Anaheim, CA
Mon Apr 30 1984, 10:05 PM EDT
Att. 23,347 - Unknown

AB	34
R	8
H	12
RBI	7
BB	4
SO	7
LOB	16



PITCHER	IP	WLS	BF	H	R	ER	SO	BB	IBB	HBP	BLK	WP	HR	S	P	ERA	WHIP
---------	----	-----	----	---	---	----	----	----	-----	-----	-----	----	----	---	---	-----	------

Batter	1	2	3	4	5	6	7	8	9	AB R H RBI BB SO LOB	TOP			
Darrell Brown, S OBP: 0.333, SLG: 0.404 (1, 8) X	0-0 5-3		0-0 E 1B		0-0 G3		0-0 F7		0-0 3-1	6 1 2 1 0 0 5				
Tim Teufel, R OBP: 0.360, SLG: 0.379 (1, 4) X	0-0 3-1		0-0 E 1B			0-0 6-3 2B		0-0 F7		5 1 3 1 0 0 0				
Tom Brunansky, R OBP: 0.330, SLG: 0.355 (1, 9) X	0-0 FC6-4 1B		0-0 E4 1B	0-3 K		0-3 K		0-0 5-3		5 1 1 0 0 2 2				
Kent Hrbek, L OBP: 0.396, SLG: 0.442 (1, 3) X	0-0 FC6-4 1-2f		0-0 1-3 2-H 1B	0-0 F4		0-0 6-3		4-0 BB		4 1 1 1 1 0 2				
Gary Gaetti, R OBP: 0.362, SLG: 0.385 (1, 7) X		4-0 BB 1B	0-0 1-3 2-H FC1-2 1B	0-0 F7		0-3 K		0-0 F2		4 1 1 1 1 1 2				
Mickey Hatcher, R OBP: 0.299, SLG: 0.355 (1, 10) X		0-3 K	0-0 1-2 3-H E 1B		0-0 F1		0-0 F4		0-0 4-3	5 0 1 1 0 1 1				
John Castino, R OBP: 0.375, SLG: 0.375 (1, 5) X		0-0 F9	0-0 1-2 2-3 E 1B		0-3 K		0-0 6-3		0-0 1B 1B	5 1 2 0 0 1 1				
Tim Laudner, R OBP: 0.226, SLG: 0.380 (1, 2) X		0-0 1-3 1B	0-0 1-2 2-3 3-H FC1-2 1B		0-0 HR		4-0 1B BB		0-3 K	4 2 2 1 1 1 3				
Houston Jimenez, R OBP: 0.429, SLG: 0.550 (1, 6) X		0-3 K	0-0 F5		0-0 1B		0-0 1-2 1B		0-0 1B	3 0 1 0 0 1 4				
Randy Bush, L OBP: 0.326, SLG: 0.525 (7, PH)										1 0 1 0 0 0 0				
Ron Washington, R OBP: 0.211, SLG: 0.333 (7, 6)										1 0 1 0 0 0 0				
Inning Stats	R: 0 E: 0 K: 0 S: 4 H: 1 LOB: 1 BB: 0 P: 4	R: 0 E: 0 K: 2 S: 8 H: 1 LOB: 2 BB: 1 P: 12	R: 7 E: 2 K: 0 S: 11 H: 8 LOB: 2 BB: 0 P: 11	R: 0 E: 0 K: 1 S: 5 H: 0 LOB: 0 BB: 0 P: 5	R: 1 E: 0 K: 1 S: 7 H: 2 LOB: 1 BB: 0 P: 7	R: 0 E: 0 K: 2 S: 8 H: 1 LOB: 1 BB: 0 P: 8	R: 0 E: 0 K: 0 S: 4 H: 1 LOB: 2 BB: 1 P: 8	R: 0 E: 0 K: 0 S: 3 H: 0 LOB: 1 BB: 1 P: 7	R: 0 E: 0 K: 1 S: 7 H: 2 LOB: 2 BB: 0 P: 7	1B: 14 2B: 1 3B: 0 HR: 1 SF: 0 SAC: 0 DP: 0 HBP: 0	WP: 0 PB: 0 SB: 0 CS: 0 PA: 46			
PITCHER	IP WLS BF H R ER SO BB IBB HBP BLK WP HR S P ERA WHIP													
Matt Young, L ERA: 6.52 (1, 1)	2.0		16 8 7 3 2 1 0 0 0 0 0 0 19 23 13.50 4.500											
Roy Thomas, R ERA: 4.34 (3, 1)	4.0		16 5 1 1 4 0 0 0 0 0 0 1 24 24 2.25 1.250											
Dave Beard, R ERA: 3.44 (7, 1)	3.0 W	14	3 0 0 1 2 0 0 0 0 0 0 0 14 22 0.00 1.667											

Minnesota Twins @ Seattle Mariners
The Kingdome, Seattle, WA
Tue May 01 1984, 10:05 PM EDT
Att. 5,785 - Unknown

livebaseballscorecards.com

AB	43
R	8
H	16
RBI	6
BB	3
SO	7
LOB	20




Batter	1	2	3	4	5	6	7	8	9
Jack Perconte, L OBP: 0.377, SLG: 0.387 (1, 4)	4-0 CS BB	0-0 FC4 1B		0-0 F9		4-0 G3 1B SF8 BB	0-0 2B	0-0 4-3	
Barry Bonnell, R OBP: 0.350, SLG: 0.403 (1, 8) (8, 7)	0-0 F4	0-0 FC4 1B		0-0 FC6-4		0-0 SF8 G3 1B 1B	4-0 IBB		
Alvin Davis, L OBP: 0.450, SLG: 0.735 (1, 3)	4-0 BB	0-0 F7			4-0 BB	0-0 G3	0-0 G3-2		
Gorman Thomas, R OBP: 0.362, SLG: 0.264 Phil Bradley, R OBP: 0.370, SLG: 0.327 (1, 7) (8, 8)	0-0 F3		0-3 K		0-0 F8	0-0 SF8		0-0 4-3	
Al Cowens, R OBP: 0.346, SLG: 0.500 (1, 9)		0-0 E8 2B 1B	0-0 1B 2B		0-3 K	0-0 1B		0-0 HR	
Steve Henderson, R OBP: 0.375, SLG: 0.516 Pat Putnam, L OBP: 0.288, SLG: 0.328 (1, 10) (6, PH)		0-0 1B 2B 1B	0-0 G5-4-3 1B		0-0 F5	0-0 4-3		0-0 1B 1B	
Darnell Coles, R OBP: 0.250, SLG: 0.160 (1, 5)		0-0 F3	0-0 G5-4-3			0-0 1B 1B 3B	0-0 5-3	0-0 1B 1B	
Bob Kearney, R OBP: 0.279, SLG: 0.305 (1, 2)		4-0 1B 1B FC4 BB		0-0 5-3		0-0 1B 1B 3B	0-0 1B 1B 2B	0-0 1B	
Spike Owen, S OBP: 0.349, SLG: 0.347 (1, 6)		0-0 FC4 1B 1B		0-0 FC6-4 1B		0-0 1B 3B	0-0 2B 1B G3-2	0-0 F5	

Inning Stats	R: 0	H: 0	E: 0	K: 0	S: 2	R: 3	H: 3	E: 1	K: 0	S: 7	R: 0	H: 2	E: 0	K: 1	S: 6	R: 0	H: 1	E: 0	K: 0	S: 4	R: 0	H: 0	E: 0	K: 1	S: 5	R: 5	H: 5	E: 0	K: 0	S: 8	R: 1	H: 3	E: 0	K: 0	S: 5	R: 2	H: 4	E: 0	K: 0	S: 7
	0	0	0	0	2	3	3	1	0	7	0	2	0	1	6	0	1	0	0	12	0	0	0	0	9	1	3	0	0	9	2	4	0	0	7					

AB	R	H	RBI	BB	SO	LOB
4	1	2	2	2	0	3
4	1	1	2	1	0	4
3	0	0	0	2	0	7
3	0	0	1	0	1	2
1	0	0	0	0	0	0
5	2	3	2	0	1	1
3	1	2	0	0	0	1
2	1	1	0	0	0	1
5	1	2	0	0	0	4
4	3	3	1	1	0	0
5	1	4	3	0	0	2

MINNESOTA TWINS @ SEATTLE MARINERS
The Kingdome, Seattle, WA
Tue May 01 1984, 10:05 PM EDT
Att. 5,785 - Unknown

AB	39
R	11
H	18
RBI	11
BB	6
SO	2
LOB	25



PITCHER	IP	WLS	BF	H	R	ER	SO	BB	IBB	HBP	BLK	WP	HR	S	P	ERA	WHIP
Ed Hodge, L ERA: 7.2 (1, 1)	5.0		27	9	6	4	2	4	0	0	0	0	0	27	43	7.20	2.600
Pete Filson, L ERA: 2.93 (6, 1)	0.1		3	1	0	0	0	1	0	0	0	0	0	2	6	0.00	6.000
Mike Walters, R ERA: 1.42 (6, 1)	1.0	L	8	4	3	3	0	0	1	0	0	0	0	7	11	27.00	4.000
Len Whitehouse, L ERA: (7, 1)	0.2		1	0	0	0	0	0	0	0	0	0	0	1	1	0.00	0.000
Ron Davis, R ERA: 7.11 (8, 1)	1.0		7	4	2	2	0	0	0	0	0	0	1	7	7	18.00	4.000

Minnesota Twins @ Seattle Mariners
 The Kingdome, Seattle, WA
 Wed May 02 1984, 10:05 PM EDT
 Att. 6,209 - Unknown

livebaseballscorecards.com

AB	39
R	8
H	13
RBI	8
BB	4
SO	5
LOB	19



Batter	1	2	3	4	5	6	7	8	9	AB	R	H	RBI	BB	SO	LOB
Darrell Brown, S OBP: 0.336, SLG: 0.404 (1, 8)	0-0 1B 1B		0-0 G3		0-0 G6-4-3 1B		0-0 F6	0-0 6-3		5	1	2	0	0	0	0
Tim Teufel, R OBP: 0.362, SLG: 0.374 (1, 4)	0-0 1B 1B		0-0 F2		0-0 G6-4-3 1-2f 2-3		4-0 1B BB	0-0 5-3		4	1	1	0	1	0	2
Kent Hrbek, L OBP: 0.422, SLG: 0.505 (1, 3)	0-0 1B 1-3 2-H		0-0 HR		0-0 2B 3-H		0-0 5-3 1B 1B		4-0 PB BB	4	3	4	3	1	0	0
Tom Brunansky, R OBP: 0.333, SLG: 0.357 (1, 9)	0-3 K		0-3 K		0-0 4-3		0-0 1B 5-3 1B		0-0 FC6-4 1B 1-H	5	0	2	2	0	2	3
Gary Gaetti, R OBP: 0.364, SLG: 0.365 (1, 7)	0-3 K			0-0 5-3		0-0 F3	0-0 5-3		0-0 F9	5	0	0	0	0	1	5
Mickey Hatcher, R OBP: 0.304, SLG: 0.351 (1, 10)	0-0 F9			0-0 F9		4-0 BB G6-4-3	0-0 1B 2-3 3-H		0-0 F3	4	0	1	1	1	0	3
John Castino, R OBP: 0.385, SLG: 0.333 (1, 5)		0-0 F9		0-0 1B		0-0 G6-4-3 1-2f	4-0 IBB		0-0 FC6-4 1-2f	4	0	1	0	1	0	2
Tim Laudner, R OBP: 0.228, SLG: 0.370 (1, 2)		0-0 1-3		0-3 K						4	1	1	0	0	1	4
Houston Jimenez, R OBP: 0.391, SLG: 0.500 (1, 6)			0-0 F4		0-0 E5 G6-4-3 1B 2B		0-0 HR	0-3 K		2	1	0	0	0	0	0
Randy Bush, L OBP: 0.341, SLG: 0.610 (7, PH)										1	1	1	2	0	0	0
Ron Washington, R OBP: 0.200, SLG: 0.316 (7, 6)										1	0	0	0	0	1	0

Inning Stats	R	H	E	K	S	H	LOB	BB	IBB	HBP	BLK	WP	HR	S	P	ERA	WHIP				
R: 1 E: 0 K: 2 S: 10	H: 3 LOB: 2 BB: 0 P: 10	R: 0 E: 0 K: 0 S: 3	H: 0 LOB: 0 BB: 0 P: 3	R: 1 E: 0 K: 1 S: 6	H: 1 LOB: 1 BB: 0 P: 6	R: 0 E: 0 K: 1 S: 6	H: 1 LOB: 1 BB: 0 P: 6	R: 1 E: 1 K: 0 S: 5	H: 2 LOB: 1 BB: 0 P: 5	R: 0 E: 0 K: 0 S: 2	H: 0 LOB: 0 BB: 1 P: 6	R: 4 E: 0 K: 0 S: 8	H: 5 LOB: 3 BB: 2 P: 16	R: 0 E: 0 K: 1 S: 5	H: 0 LOB: 0 BB: 0 P: 5	R: 1 E: 0 K: 0 S: 4	H: 1 LOB: 1 BB: 1 P: 8	1B: 10 2B: 1 3B: 0 HR: 2	SF: 0 SAC: 0 DP: 2 HBP: 0	WP: 0 PB: 1 SB: 0 CS: 0	PA: 43

PITCHER	IP	WLS	BF	H	R	ER	SO	BB	IBB	HBP	BLK	WP	HR	S	P	ERA	WHIP
Bob Stoddard, R ERA: 5.16 (1, 1)	6.1		29	9	6	5	4	2	0	0	0	0	2	35	43	7.11	1.737
Ed Vande Berg, L ERA: 1.5 (7, 1)	1.2	L	11	4	2	1	1	1	1	0	0	0	0	11	19	5.40	3.000
Mike Stanton, R ERA: 6.57 (9, 1)	1.0		3	0	0	0	0	0	0	0	0	0	0	3	3	0.00	0.000

BOTTOM

Minnesota Twins @ Seattle Mariners
 The Kingdome, Seattle, WA
 Wed May 02 1984, 10:05 PM EDT
 Att. 6,209 - Unknown

livebaseballscorecards.com

AB	33
R	6
H	7
RBI	6
BB	3
SO	5
LOB	9



WP: 0	PA: 38
PB: 0	
SB: 0	
CS: 0	

AB R H RBI BB SO LOB

5	1	1	0	0	0	1
3	0	0	1	1	0	0
3	1	1	3	1	1	1
2	1	0	0	1	0	1
1	0	0	0	0	1	1
4	0	0	0	0	1	2
4	1	1	0	0	0	0
3	0	1	1	0	1	0
4	1	1	0	0	1	3
4	1	2	1	0	0	0

Batter	1	2	3	4	5	6	7	8	9
Jack Perconte, L (1, 4) OBP: 0.369, SLG: 0.378	0-0 G3		0-0 HR 1B	0-0 F6		0-0 F7			0-0 F7
Gorman Thomas, R (1, 7) OBP: 0.354, SLG: 0.253	4-0 BB		0-0 SF7	0-0 F8			0-0 G1		0-0 F8
Alvin Davis, L (1, 3) OBP: 0.452, SLG: 0.761	0-3 K		0-0 HR		0-0 F8		4-0 BB		
Pat Putnam, L (1, 10) OBP: 0.289, SLG: 0.319 Steve Henderson, R (7, PH) OBP: 0.364, SLG: 0.500	0-0 G3		4-0 1B 1B BB		0-0 4-3		0-3 K		
Al Cowens, R (1, 9) OBP: 0.329, SLG: 0.474		0-0 1-3	0-0 F4		0-0 F3				
Barry Bonnell, R (1, 8) OBP: 0.345, SLG: 0.395		0-0 F7	0-0 1B 1B			0-0 E6 3B SH1-3		0-0 F5	
Darnell Coles, R (1, 5) OBP: 0.258, SLG: 0.179		0-0 F9	0-0 1B			0-0 SH1-3		0-3 K	
Bob Kearney, R (1, 2) OBP: 0.276, SLG: 0.302			0-0 1B 1B K			0-0 F2		0-0 F4	
Spike Owen, S (1, 6) OBP: 0.356, SLG: 0.380			0-0 HR 1B	0-0 4-3		0-0 3B			0-0 F8

Inning Stats	R: 0 E: 0 K: 1 S: 5	H: 0 LOB: 1 BB: 1 P: 9	R: 0 E: 0 K: 0 S: 3	H: 0 LOB: 0 BB: 0 P: 3	R: 5 E: 0 K: 1 S: 11	H: 6 LOB: 2 BB: 1 P: 15	R: 0 E: 0 K: 0 S: 3	H: 0 LOB: 0 BB: 0 P: 3	R: 0 E: 0 K: 0 S: 3	H: 0 LOB: 0 BB: 0 P: 3	R: 1 E: 1 K: 0 S: 5	H: 1 LOB: 1 BB: 0 P: 5	R: 0 E: 0 K: 2 S: 7	H: 0 LOB: 1 BB: 1 P: 11	R: 0 E: 0 K: 1 S: 5	H: 0 LOB: 0 BB: 0 P: 5	R: 0 E: 0 K: 0 S: 3	H: 0 LOB: 0 BB: 0 P: 3	1B: 5 2B: 0 3B: 1 HR: 1	SF: 1 SAC: 1 DP: 0 HBP: 0
--------------	------------------------------	---------------------------------	------------------------------	---------------------------------	-------------------------------	----------------------------------	------------------------------	---------------------------------	------------------------------	---------------------------------	------------------------------	---------------------------------	------------------------------	----------------------------------	------------------------------	---------------------------------	------------------------------	---------------------------------	----------------------------------	------------------------------------

PITCHER	IP	WLS	BF	H	R	ER	SO	BB	IBB	HBP	BLK	WP	HR	S	P	ERA	WHIP
Albert Williams, R (1, 1) ERA: 6.75	2.2		15	5	5	5	1	2	0	0	0	0	1	15	23	16.88	2.625
Larry Pashnick, R (3, 1) ERA: 3.32	3.2	W	14	2	1	0	1	0	0	0	0	0	0	16	16	0.00	0.545
Pete Filson, L (7, 1) ERA: 2.93	0.0		1	0	0	0	0	1	0	0	0	0	0	4	∞	∞	
Ron Davis, R (7, 1) ERA: 5.87	2.2	S	8	0	0	0	3	0	0	0	0	0	0	14	14	0.00	0.000

Batter	1	2	3	4	5	6	7	8	9	AB R H RBI BB SO LOB	TOP											
Darrell Brown, S (1, 8) OBP: 0.333, SLG: 0.398	0-0 4-3		0-0 G6-4-3 1B			0-0 F9		0-0 F8		4 0 1 0 0 0 0	Minnesota Twins @ Seattle Mariners The Kingdome, Seattle, WA Thu May 03 1984, 10:05 PM EDT Att. 5,456 - Unknown											
Tim Teufel, R (1, 4) OBP: 0.367, SLG: 0.366	4-0 BB		0-0 F8			4-0 BB BB		0-3 K		2 0 0 0 2 1 1												
Tom Brunansky, R (1, 9) OBP: 0.331, SLG: 0.347	0-3 K		0-0 G6-4-3 1-2f			4-0 1-2 BB		0-0 6-3		3 0 0 0 1 1 2												
Kent Hrbek, L (1, 3) OBP: 0.417, SLG: 0.495	0-0 F6			0-0 G4-1		0-0 G4-3-6-3-6 1-2f			0-0 G6-4-3 1B	4 0 1 0 0 0 3												
Gary Gaetti, R (1, 7) OBP: 0.360, SLG: 0.380		0-0 SF9 3B		0-0 F6			0-3 K		0-0 G6-4-3 1-2f	4 1 1 0 0 1 1												
Mickey Hatcher, R (1, 10) OBP: 0.302, SLG: 0.380		0-0 SF9		0-0 F8			0-0 HR		0-0 F9	3 1 1 2 0 0 0												
John Castino, R (1, 5) OBP: 0.438, SLG: 0.357		0-0 3-H 1B			0-0 6-3		4-0 BB			2 0 1 0 1 0 0												
Tim Laudner, R (1, 2) OBP: 0.217, SLG: 0.351		0-0 F3			0-3 K		0-3 K			3 0 0 0 0 2 2												
Houston Jimenez, R (1, 6) OBP: 0.360, SLG: 0.458 Randy Bush, L (7, PH) OBP: 0.341, SLG: 0.610 Dave Engle, R (7, PH) OBP: 0.439, SLG: 0.490 Ron Washington, R (7, 6) OBP: 0.200, SLG: 0.316		0-0 F6			0-0 6-3		0-0 F7			2 0 0 0 0 0 1 0 0 0 0 0 0 0 1 0 0 0 0 0 1 0 0 0 0 0 0 0												
Inning Stats	R: 0 E: 0 K: 1 S: 5	H: 0 LOB: 1 BB: 1 P: 9	R: 1 E: 0 K: 0 S: 5	H: 2 LOB: 1 BB: 0 P: 5	R: 0 E: 0 K: 0 S: 3	H: 1 LOB: 0 BB: 0 P: 3	R: 0 E: 0 K: 0 S: 3	H: 0 LOB: 0 BB: 0 P: 3	R: 0 E: 0 K: 1 S: 5	H: 0 LOB: 0 BB: 0 P: 5	R: 0 E: 0 K: 0 S: 2	H: 0 LOB: 1 BB: 2 P: 10	R: 1 E: 0 K: 2 S: 8	H: 1 LOB: 1 BB: 1 P: 12	R: 0 E: 0 K: 1 S: 5	H: 0 LOB: 0 BB: 0 P: 5	R: 0 E: 0 K: 0 S: 3	H: 1 LOB: 0 BB: 0 P: 3	1B: 3 2B: 0 3B: 1 HR: 1	SF: 1 SAC: 0 DP: 3 HBP: 0	WP: 0 PB: 0 SB: 0 CS: 0	PA: 33
PITCHER	IP WLS BF H R ER SO BB IBB HBP BLK WP HR S P ERA WHIP																					
Mark Langston, L (1, 1) ERA: 4.8	6.1 W 25 4 2 2 3 4 0 0 0 0 0 1 27 43 2.84 1.263																					
Mike Stanton, R (7, 1) ERA: 6.39	0.1 1 0 0 0 1 0 0 0 0 0 0 0 3 3 0.00 0.000																					
Paul Mirabella, L (7, 1) ERA: 4.66	0.2 2 0 0 0 0 0 0 0 0 0 0 0 2 2 0.00 0.000																					
Dave Beard, R (8, 1) ERA: 3.15	1.2 S 5 1 0 0 1 0 0 0 0 0 0 0 7 7 0.00 0.600																					

livebaseballscorecards.com

AB	28
R	2
H	5
RBI	2
BB	4
SO	5
LOB	11



Batter	1	2	3	4	5	6	7	8	9	AB	R	H	RBI	BB	SO	LOB
Jack Perconte, L (1, 4) OBP: 0.374, SLG: 0.382	0-0 F7		0-0 BB 1B		0-0 S HR 1B		0-0 G3			4	1	2	0	0	0	0
Phil Bradley, R (1, 8) OBP: 0.362, SLG: 0.308	0-0 4-3		0-3 K		1-0 HR HBP		0-0 G3			3	1	0	0	0	1	1
Alvin Davis, L (1, 3) OBP: 0.466, SLG: 0.795	4-0 BB		4-0 BB		0-0 HR		0-3 K			2	1	1	3	2	1	0
Pat Putnam, L (1, 10) OBP: 0.288, SLG: 0.315	0-0 F9		0-0 G3		0-0 1B			0-0 4-3		4	0	1	0	0	0	3
Al Cowens, R (1, 9) OBP: 0.326, SLG: 0.463		0-0 6-3		0-3 K	0-0 F3			0-0 S 2B 1B		4	1	1	0	0	1	1
Steve Henderson, R (1, 7) OBP: 0.361, SLG: 0.471		4-0 BB		0-0 4-3		0-3 K		0-0 F6		2	0	0	0	1	1	0
Barry Bonnell, R (8, 7) OBP: 0.341, SLG: 0.390										1	0	0	0	0	0	1
Darnell Coles, R (1, 5) OBP: 0.257, SLG: 0.161		0-0 F8		0-0 F8		0-0 5-3		4-0 2B BB		3	1	0	0	1	0	1
Bob Kearney, R (1, 2) OBP: 0.287, SLG: 0.356		0-0 F9			0-0 F7	0-0 HR		0-0 2B		4	1	2	3	0	0	1
Spike Owen, S (1, 6) OBP: 0.341, SLG: 0.361			0-3 K		0-3 K	0-0 F9		0-0 F7		4	0	0	0	0	2	1

Inning Stats	R: 0	H: 0	E: 0	K: 0	S: 3	R: 0	H: 0	E: 0	K: 0	S: 3	R: 0	H: 1	E: 0	K: 2	S: 8	R: 0	H: 0	E: 0	K: 1	S: 5	R: 3	H: 3	E: 0	K: 1	S: 8	R: 1	H: 1	E: 0	K: 1	S: 6	R: 0	H: 0	E: 0	K: 1	S: 5	R: 2	H: 2	E: 0	K: 0	S: 5	R: 0	H: 0	E: 0	K: 1	S: 5	R: 0	H: 0	E: 0	K: 1	S: 5	R: 0	H: 0	E: 0	K: 1	S: 5
	LOB: 1	BB: 1	P: 7	LOB: 1	BB: 1	P: 7	LOB: 2	BB: 1	P: 12	LOB: 0	BB: 0	P: 5	LOB: 1	BB: 0	P: 9	LOB: 0	BB: 0	P: 6	LOB: 0	BB: 0	P: 5	LOB: 1	BB: 0	P: 6	LOB: 0	BB: 0	P: 6	LOB: 1	BB: 1	P: 9	LOB: 0	BB: 0	P: 5	LOB: 1	BB: 1	P: 9	SF: 0	SAC: 0	DP: 0	HBP: 1	SF: 0	SAC: 0	DP: 0	HBP: 1	SF: 0	SAC: 0	DP: 0	HBP: 1							


PITCHER	IP	WLS	BF	H	R	ER	SO	BB	IBB	HBP	BLK	WP	HR	S	P	ERA	WHIP
Mike Smithson, R (1, 1) ERA: 3.83	7.2	L	34	6	6	6	6	4	0	1	0	0	2	41	58	7.04	1.304
Mike Walters, R (8, 1) ERA: 1.38	0.1		2	1	0	0	0	0	0	0	0	0	0	2	2	0.00	3.000

BOTTOM

Minnesota Twins @ Seattle Mariners
The Kingdome, Seattle, WA
Thu May 03 1984, 10:05 PM EDT
Att. 5,456 - Unknown

livebaseballscorecards.com

AB	31
R	6
H	7
RBI	6
BB	4
SO	6
LOB	9



WP: 0	PA: 36
PB: 0	
SB: 2	
CS: 0	

Batter	1	2	3	4	5	6	7	8	9	AB R H RBI BB SO LOB	TOP									
Gary Pettis, S (1, 8) OBP: 0.359, SLG: 0.347	0-0 4-3			0-0 6-3		0-0 4-3	4-0 FC6-4 BB		0-3 K	4 0 0 0 1 1 0										
Rod Carew, L (1, 3) OBP: 0.369, SLG: 0.400	0-3 K			0-0 F7		0-0 4-3	0-0 FC6-4			4 0 0 0 0 1 2										
Fred Lynn, L (1, 9) OBP: 0.382, SLG: 0.427	0-0 4-3			0-3 K		4-0 HR BB		4-0 BB BB		2 1 0 0 2 1 0										
Doug DeCinces, R (1, 5) OBP: 0.344, SLG: 0.528		0-3 K			0-0 WP SF8 2B	0-0 1-H HR		4-0 1-2 BB		3 2 2 2 1 1 0										
Reggie Jackson, L (1, 10) OBP: 0.304, SLG: 0.466		0-3 K			0-0 5-3	4-0 S BB		0-0 F9		3 0 0 0 1 1 3										
Brian Downing, R (1, 7) Juan Beniquez, R (8, 7) OBP: 0.333, SLG: 0.448		0-3 K			0-0 SF8	0-0 F8		0-3 K		3 0 0 1 0 2 3 0 0 0 0 0 0 0										
Bobby Grich, R (1, 4) OBP: 0.370, SLG: 0.500			0-0 6-3		4-0 S 1B BB		4-0 BB BB	0-0 F3		2 1 0 0 2 0 2										
Bob Boone, R (1, 2) OBP: 0.282, SLG: 0.361			0-0 6-3		0-0 E 1B		0-0 F6	0-0 F9		4 0 1 1 0 0 1										
Dick Schofield, R (1, 6) OBP: 0.287, SLG: 0.344			0-0 5-3		0-0 F9		0-3 K	0-3 K		4 0 0 0 0 2 2										
Inning Stats	R: 0 E: 0 K: 1 S: 5	H: 0 LOB: 0 BB: 0 P: 5	R: 0 E: 0 K: 3 S: 9	H: 0 LOB: 0 BB: 0 P: 9	R: 0 E: 0 K: 0 S: 3	H: 0 LOB: 0 BB: 0 P: 3	R: 2 E: 1 K: 1 S: 5	H: 2 LOB: 1 BB: 1 P: 9	R: 2 E: 0 K: 0 S: 4	H: 1 LOB: 1 BB: 2 P: 12	R: 0 E: 0 K: 1 S: 5	H: 0 LOB: 2 BB: 2 P: 13	R: 0 E: 0 K: 1 S: 5	H: 0 LOB: 2 BB: 2 P: 13	R: 0 E: 0 K: 2 S: 7	H: 0 LOB: 0 BB: 0 P: 7	1B: 1 2B: 1 3B: 0 HR: 1	SF: 1 SAC: 0 DP: 0 HBP: 0	WP: 1 PB: 0 SB: 2 CS: 0	PA: 37
PITCHER	IP WLS BF H R ER SO BB IBB HBP BLK WP HR S P ERA WHIP																			
Mike Moore, R (1, 1) ERA: 3.0	6.0 L 24 3 4 4 5 3 0 0 0 1 1 31 43 6.00 1.000																			
Paul Mirabella, L (7, 1) ERA: 4.09	1.1 8 0 0 0 1 4 0 0 0 0 0 6 22 0.00 3.000																			
Mike Stanton, R (8, 1) ERA: 5.65	1.2 5 0 0 0 3 0 0 0 0 0 0 11 11 0.00 0.000																			

California Angels @ Seattle Mariners
The Kingdome, Seattle, WA
Fri May 04 1984, 10:05 PM EDT
Att. 13,426 - Unknown

livebaseballscorecards.com

AB	29
R	4
H	3
RBI	4
BB	7
SO	9
LOB	13



Batter	1	2	3	4	5	6	7	8	9	AB R H RBI BB SO LOB
Jack Perconte, L (1, 4) OBP: 0.361, SLG: 0.368	0-3 K			0-0 3-1		0-0 5-3			0-0 4-3	4 0 0 0 0 1 0
Barry Bonnell, R (1, 7) OBP: 0.337, SLG: 0.383	0-3 K			0-0 1B		0-0 F8			0-0 F7	4 0 1 0 0 1 0
Alvin Davis, L (1, 3) OBP: 0.457, SLG: 0.766	0-0 F6			0-0 1B		0-0 1-3			0-0 6-3	4 0 1 0 0 0 0
Al Cowens, R (1, 9) OBP: 0.315, SLG: 0.446		0-0 1-3		0-0 G6-4-3				0-0 F9		3 0 0 0 0 0 2
Steve Henderson, R (1, 10) OBP: 0.359, SLG: 0.444		0-0 6-3			4-0 CS			0-0 F8		2 0 0 0 1 0 0
Dave Henderson, R (1, 8) OBP: 0.317, SLG: 0.250		0-0 F4			4-0 2B			0-0 6-3		2 1 0 0 1 0 0
Darnell Coles, R (1, 5) OBP: 0.263, SLG: 0.152			0-0 5-3		0-0 F7			4-0 BB		2 0 0 0 1 0 2
Bob Kearney, R (1, 2) OBP: 0.289, SLG: 0.366			0-0 6-3		0-0 2B			0-0 G4-6-3		3 0 1 1 0 0 1
Spike Owen, S (1, 6) OBP: 0.330, SLG: 0.349			0-0 F8		0-0 5-3			0-0 F3		3 0 0 0 0 0 1

Inning Stats	R: 0	H: 0	E: 0	LOB: 0	K: 2	BB: 0	S: 7	P: 7
	R: 0	H: 0	E: 0	LOB: 0	K: 0	BB: 0	S: 3	P: 3
	R: 0	H: 2	E: 0	LOB: 1	K: 0	BB: 0	S: 4	P: 4
	R: 1	H: 1	E: 0	LOB: 1	K: 0	BB: 2	S: 3	P: 11
	R: 0	H: 0	E: 0	LOB: 0	K: 0	BB: 0	S: 3	P: 3
	R: 0	H: 0	E: 0	LOB: 0	K: 0	BB: 0	S: 3	P: 3
	R: 0	H: 0	E: 0	LOB: 0	K: 0	BB: 1	S: 2	P: 6
	R: 0	H: 0	E: 0	LOB: 0	K: 0	BB: 0	S: 3	P: 3

PITCHER	IP	WLS	BF	H	R	ER	SO	BB	IBB	HBP	BLK	WP	HR	S	P	ERA	WHIP
Geoff Zahn, L (1, 1) ERA: 1.42	9.0	W	30	3	1	1	2	3	0	0	0	0	0	31	43	1.00	0.667

BOTTOM

California Angels @ Seattle Mariners
The Kingdome, Seattle, WA
Fri May 04 1984, 10:05 PM EDT
Att. 13,426 - Unknown

AB	27
R	1
H	3
RBI	1
BB	3
SO	2
LOB	6



WP	PA	ERA	WHIP
0	30		

Batter	1	2	3	4	5	6	7	8	9	AB R H RBI BB SO LOB	TOP														
Gary Pettis, S (1, 8) OBP: 0.352, SLG: 0.333	0-3 K		4-0 S 1B BB		0-0 F7		0-0 F8		0-3 K	4 1 0 0 1 2 1															
Rod Carew, L (1, 3) OBP: 0.379, SLG: 0.410	0-0 6-3		0-0 1B		0-0 1B		0-0 FC6 1B		0-0 1-3	5 0 3 2 0 0 0															
Fred Lynn, L (1, 9) OBP: 0.370, SLG: 0.411	0-0 4-3		0-0 F6		0-0 3		0-0 FC6			4 0 0 0 0 0 4															
Doug DeCinces, R (1, 5) OBP: 0.349, SLG: 0.518		0-3 K		0-0 E6 2B 1B		0-0 F9		0-0 FC5-4		4 1 1 0 0 1 2															
Reggie Jackson, L (1, 10) OBP: 0.302, SLG: 0.467		0-0 4-3		0-0 F8 2B		0-0 4-3		0-0 F6		4 0 1 1 0 0 0															
Brian Downing, R (1, 7) Juan Beniquez, R (8, 7) OBP: 0.333, SLG: 0.448		0-0 F5		0-0 F8 2-3		0-0 1B 1B		0-0 1B 1B		4 0 2 0 0 0 1 0 0 0 0 0 0 0															
Bobby Grich, R (1, 4) OBP: 0.364, SLG: 0.485			0-0 E9 4-3 1B		0-3 K		0-0 1-3 1B		0-3 K	4 1 1 0 0 2 2															
Bob Boone, R (1, 2) OBP: 0.280, SLG: 0.350			0-0 F4		4-0 BB		0-0 4-3		0-0 F5	3 0 0 0 1 0 4															
Dick Schofield, R (1, 6) OBP: 0.286, SLG: 0.333			0-0 4-3		0-3 K		4-0 FC6 1B BB		0-3 K	3 0 0 0 1 2 3															
Inning Stats	R: 0 E: 0 K: 1 S: 5	H: 0 LOB: 0 BB: 0 P: 5	R: 0 E: 0 K: 1 S: 5	H: 0 LOB: 0 BB: 0 P: 5	R: 2 E: 1 K: 0 S: 5	H: 1 LOB: 1 BB: 1 P: 9	R: 1 E: 1 K: 2 S: 9	H: 2 LOB: 2 BB: 1 P: 13	R: 0 E: 0 K: 0 S: 3	H: 1 LOB: 0 BB: 0 P: 3	R: 0 E: 0 K: 0 S: 5	H: 2 LOB: 2 BB: 0 P: 5	R: 0 E: 0 K: 0 S: 4	H: 1 LOB: 2 BB: 1 P: 8	R: 0 E: 0 K: 1 S: 6	H: 1 LOB: 1 BB: 0 P: 6	R: 0 E: 0 K: 2 S: 7	H: 0 LOB: 0 BB: 0 P: 7	1B: 7 2B: 2 3B: 0 HR: 0	SF: 0 SAC: 0 DP: 1 HBP: 0	WP: 0 PB: 0 SB: 1 CS: 0	PA: 38			
PITCHER	IP	WLS	BF	H	R	ER	SO	BB	IBB	HBP	BLK	WP	HR	S	P	ERA	WHIP								
Jim Beattie, R (1, 1) ERA: 3.48	6.0	L	26	6	3	1	4	2	0	0	0	0	0	32	40	1.50	1.333								
Roy Thomas, R (7, 1) ERA: 3.74	3.0		12	2	0	0	3	1	0	0	0	0	0	17	21	0.00	1.000								

California Angels @ Seattle Mariners
The Kingdome, Seattle, WA
Sat May 05 1984, 10:05 PM EDT
Att. 28,109 - Unknown

livebaseballscorecards.com

AB	35
R	3
H	8
RBI	3
BB	3
SO	7
LOB	17



Batter	1	2	3	4	5	6	7	8	9	AB R H RBI BB SO LOB
Jack Perconte, L (1, 4) OBP: 0.358, SLG: 0.364	0-0 4-3		0-0 1B		0-0 F9			0-0 4-3		4 0 1 0 0 0 0
Gorman Thomas, R (1, 7) OBP: 0.350, SLG: 0.253	0-3 K		0-3 K		0-0 G5-4-3 1B			0-0 6-3		4 0 1 0 0 2 2
Alvin Davis, L (1, 3) OBP: 0.448, SLG: 0.738	0-0 3-1		0-0 F7		0-0 G5-4-3 1-2f			4-0 BB		3 0 0 0 1 0 3
Pat Putnam, L (1, 10) OBP: 0.274, SLG: 0.299		0-0 G3	0-3 K			0-0 F3		0-0 G3		4 0 0 0 0 1 3
Al Cowens, R (1, 9) OBP: 0.301, SLG: 0.425		0-3 K		0-3 K		0-0 1-3			0-0 4-3	4 0 0 0 0 2 0
Barry Bonnell, R (1, 8) OBP: 0.355, SLG: 0.400		0-0 BB 1B		0-0 2B 1B		0-0 5-3			0-0 FC1-6 1B	4 1 3 0 0 0 0
Darnell Coles, R (1, 5) OBP: 0.286, SLG: 0.194		4-0 BB 1-2 BB		0-0 1B 2B		0-0 6-3			0-0 FC1-6 1-2f	3 0 1 0 1 0 1
Bob Kearney, R (1, 2) OBP: 0.287, SLG: 0.361		0-0 5-3		0-0 1B		0-0 5-3			0-0 F3	4 0 1 1 0 0 3
Spike Owen, S (1, 6) OBP: 0.330, SLG: 0.348			0-0 1B 1B	0-3 K			0-0 6-3			3 0 1 0 0 1 1

Inning Stats	R: 0 E: 0 K: 1 S: 5	H: 0 LOB: 0 BB: 0 P: 5	R: 0 E: 0 K: 1 S: 6	H: 1 LOB: 2 BB: 1 P: 10	R: 0 E: 0 K: 2 S: 9	H: 2 LOB: 2 BB: 0 P: 9	R: 0 E: 0 K: 2 S: 9	H: 3 LOB: 1 BB: 0 P: 9	R: 0 E: 0 K: 0 S: 3	H: 1 LOB: 0 BB: 0 P: 3	R: 0 E: 0 K: 0 S: 3	H: 0 LOB: 0 BB: 0 P: 3	R: 0 E: 0 K: 0 S: 3	H: 0 LOB: 1 BB: 1 P: 7	R: 0 E: 0 K: 0 S: 4	H: 1 LOB: 1 BB: 0 P: 4	1B: 7 2B: 1 3B: 0 HR: 0	SF: 0 SAC: 0 DP: 1 HBP: 0	WP: 0 PB: 0 SB: 0 CS: 0	PA: 35
--------------	------------------------------	---------------------------------	------------------------------	----------------------------------	------------------------------	---------------------------------	------------------------------	---------------------------------	------------------------------	---------------------------------	------------------------------	---------------------------------	------------------------------	---------------------------------	------------------------------	---------------------------------	----------------------------------	------------------------------------	----------------------------------	--------

PITCHER	IP	WLS	BF	H	R	ER	SO	BB	IBB	HBP	BLK	WP	HR	S	P	ERA	WHIP
Mike Witt, R (1, 1) ERA: 3.4	9.0	W	35	8	1	1	6	2	0	0	0	0	0	45	53	1.00	1.111

BOTTOM

California Angels @ Seattle Mariners
 The Kingdome, Seattle, WA
 Sat May 05 1984, 10:05 PM EDT
 Att. 28,109 - Unknown

AB	33
R	1
H	8
RBI	1
BB	2
SO	6
LOB	13



PITCHER	IP	WLS	BF	H	R	ER	SO	BB	IBB	HBP	BLK	WP	HR	S	P	ERA	WHIP
---------	----	-----	----	---	---	----	----	----	-----	-----	-----	----	----	---	---	-----	------

Batter	1	2	3	4	5	6	7	8	9	AB R H RBI BB SO LOB	TOP											
Gary Pettis, S (1, 8) OBP: 0.341, SLG: 0.321	0-3 K		0-3 K			0-0 F8		0-0 1-3		4 0 0 0 0 2 0												
Juan Beniquez, R (1, 7) OBP: 0.353, SLG: 0.485	0-0 1B		0-0 F9			0-0 2B		0-0 1-3		4 1 2 0 0 0 0												
Mike Brown, R (1, 9) OBP: 0.667, SLG: 1.000 Fred Lynn, L (9, PH) OBP: 0.367, SLG: 0.407	0-0 1B			0-0 6-3		0-0 2B			0-3 K	3 0 2 1 0 0 0 1 0 0 0 0 1 0												
Doug DeCinces, R (1, 5) OBP: 0.338, SLG: 0.500	0-0 F9			0-0 F8		0-3 K			0-0 2-3	4 0 0 0 0 1 3												
Brian Downing, R (1, 10) OBP: 0.346, SLG: 0.441	0-3 K			0-3 K			0-0 1B		0-0 F9	4 0 1 0 0 2 2												
Bobby Grich, R (1, 4) OBP: 0.350, SLG: 0.464		0-0 5-3			0-3 K		0-0 F3			3 0 0 0 0 1 1												
Ron Jackson, R (1, 3) OBP: 0.250, SLG: 0.231		0-0 6-3			0-0 1-3		0-3 K			3 0 0 0 0 1 1												
Bob Boone, R (1, 2) OBP: 0.273, SLG: 0.340		0-0 F8			0-0 1-3		0-3 K			3 0 0 0 0 1 1												
Dick Schofield, R (1, 6) OBP: 0.280, SLG: 0.327 Rod Carew, L (8, PH) OBP: 0.376, SLG: 0.406 Rob Picciolo, R (8, 6) OBP: 0.444, SLG: 0.667			0-3 K			0-3 K		0-0 F7		2 0 0 0 0 2 0 1 0 0 0 0 0 0 0 0 0 0 0 0 0												
Inning Stats	R: 0 E: 0 K: 2 S: 9	H: 2 LOB: 2 BB: 0 P: 9	R: 0 E: 0 K: 0 S: 3	H: 0 LOB: 0 BB: 0 P: 3	R: 0 E: 0 K: 2 S: 7	H: 0 LOB: 0 BB: 0 P: 7	R: 0 E: 0 K: 1 S: 5	H: 0 LOB: 0 BB: 0 P: 5	R: 0 E: 0 K: 1 S: 5	H: 0 LOB: 0 BB: 0 P: 5	R: 1 E: 0 K: 2 S: 9	H: 2 LOB: 1 BB: 0 P: 9	R: 0 E: 0 K: 2 S: 8	H: 1 LOB: 1 BB: 0 P: 8	R: 0 E: 0 K: 0 S: 3	H: 0 LOB: 0 BB: 0 P: 3	R: 0 E: 0 K: 1 S: 5	H: 0 LOB: 0 BB: 0 P: 5	1B: 3 2B: 2 3B: 0 HR: 0	SF: 0 SAC: 0 DP: 0 HBP: 0	WP: 0 PB: 0 SB: 0 CS: 0	PA: 32
PITCHER	IP WLS BF H R ER SO BB IBB HBP BLK WP HR S P ERA WHIP																					
Ed Vande Berg, L (1, 1) ERA: 1.53	5.2 W 21 4 1 1 7 0 0 0 0 0 0 0 35 35 1.59 0.706																					
Dave Beard, R (6, 1) ERA: 2.7	3.1 S 11 1 0 0 4 0 0 0 0 0 0 0 19 19 0.00 0.300																					

California Angels @ Seattle Mariners
The Kingdome, Seattle, WA
Sun May 06 1984, 6:33 AM EDT
Att: 11,378 - Unknown

livebaseballscorecards.com

AB	32
R	1
H	5
RBI	1
BB	0
SO	11
LOB	8



Batter	1	2	3	4	5	6	7	8	9	AB	R	H	RBI	BB	SO	LOB
Jack Perconte, L OBP: 0.362, SLG: 0.368 (1, 4)	0-0 F8 S 1B		0-0 G3		0-0 FC5-4 FC1-4 1-2f		0-0 1B			4	0	2	0	0	0	1
Phil Bradley, R OBP: 0.355, SLG: 0.291 (1, 8)	4-0 FC6-4 1-2 BB		0-0 4-3		0-0 FC1-4 2B		0-0 G3			3	1	0	0	1	0	2
Alvin Davis, L OBP: 0.450, SLG: 0.762 (1, 3)	0-0 F8		0-0 F7		0-0 2B			0-0 FC6-4 3B		4	1	2	1	0	0	2
Gorman Thomas, R OBP: 0.346, SLG: 0.244 Barry Bonnell, R OBP: 0.355, SLG: 0.400 (1, 7) (9, 7)	0-0 F8 2-3			4-0 BB	0-0 5-3			0-0 5-3		3	0	0	0	1	0	4
Steve Henderson, R OBP: 0.349, SLG: 0.410 (1, 10)	0-0 FC6-4 1-2f			0-0 F8		0-0 4-3		4-0 FC6-4 IBB		0	0	0	0	1	0	3
Dave Henderson, R OBP: 0.289, SLG: 0.225 (1, 9)		0-0 F8		0-0 F8		0-0 6-3		0-0 FC6-4 1-2f 3-H		4	0	0	1	0	0	2
Darnell Coles, R OBP: 0.283, SLG: 0.200 (1, 5)		0-0 6-3 1B		0-0 1-3		0-0 3-1		0-0 5-3		4	0	1	0	0	0	2
Bob Kearney, R OBP: 0.286, SLG: 0.390 (1, 2)		0-0 6-3 1-2			0-0 HR		0-0 F8			3	1	1	1	0	0	1
Spike Owen, S OBP: 0.330, SLG: 0.348 (1, 6)		0-0 6-3			0-0 FC5-4 1B		0-0 F9			3	0	1	0	0	0	1

Inning Stats	R: 0	H: 1	E: 0	LOB: 2	K: 0	BB: 1	S: 4	P: 8	R: 0	H: 1	E: 0	LOB: 1	K: 0	BB: 0	S: 4	P: 4	R: 0	H: 0	E: 0	LOB: 0	K: 0	BB: 0	S: 3	P: 3	R: 0	H: 0	E: 0	LOB: 1	K: 0	BB: 1	S: 3	P: 7	R: 2	H: 3	E: 0	LOB: 1	K: 0	BB: 0	S: 6	P: 6	R: 0	H: 0	E: 0	LOB: 0	K: 0	BB: 0	S: 3	P: 3	R: 0	H: 1	E: 0	LOB: 1	K: 0	BB: 0	S: 4	P: 4	R: 1	H: 1	E: 0	LOB: 1	K: 0	BB: 1	S: 4	P: 8
1B: 4	SF: 0	2B: 1	SAC: 0	3B: 1	DP: 0	HR: 1	HBP: 0	WP: 0	PA: 34																																																							

PITCHER	IP	WLS	BF	H	R	ER	SO	BB	IBB	HBP	BLK	WP	HR	S	P	ERA	WHIP
Tommy John, L ERA: 2.28 (1, 1)	8.0	L	34	7	3	3	0	2	1	0	0	0	1	31	43	3.38	1.125


BOTTOM

California Angels @ Seattle Mariners
The Kingdome, Seattle, WA

Sun May 06 1984, 6:33 AM EDT
Att. 11,378 - Unknown

livebaseballscorecards.com

AB	31
R	3
H	7
RBI	3
BB	3
SO	0
LOB	18



Batter	1	2	3	4	5	6	7	8	9	AB R H RBI BB SO LOB	TOP																
Jack Perconte, L (1, 4) OBP: 0.371, SLG: 0.378	0-0 F9 1B SF8 1B		0-0 6-3 1B		0-0 F7		0-3 K		0-0 1B SF7 1B	5 2 3 0 0 1 1																	
Steve Henderson, R (1, 10) OBP: 0.396, SLG: 0.512 Phil Bradley, R (9, PR) OBP: 0.355, SLG: 0.291	0-0 1-2 1B		0-0 6-3		0-0 HR		4-0 FC BB		0-0 SF7 1B	4 1 3 2 1 0 1 0 0 0 0 0 0 0																	
Alvin Davis, L (1, 3) OBP: 0.448, SLG: 0.744	0-0 F9 2-3		4-0 3-H BB		4-0 BB		0-0 FC 1-2		0-0 SF7	2 0 0 1 2 0 4																	
Gorman Thomas, R (1, 7) OBP: 0.330, SLG: 0.235 Dave Henderson, R (9, 8) OBP: 0.289, SLG: 0.225	0-0 SF8 3-H		0-3 K		0-3 K		0-0 SF7		0-0 F5	3 0 0 2 0 2 5 0 0 0 0 0 0 0																	
Al Cowens, R (1, 9) OBP: 0.299, SLG: 0.418	0-0 F9		0-0 F5		0-0 1B 1B		0-0 4-3			4 0 1 0 0 0 5																	
Barry Bonnell, R (1, 8) OBP: 0.340, SLG: 0.382 (9, 7)		0-0 6-3		0-0 4-3		0-0 1-3 1-2		0-3 K		4 0 0 0 0 1 1																	
Darnell Coles, R (1, 5) OBP: 0.280, SLG: 0.205		0-3 K		0-3 K		0-0 1B 2-H		0-3 K		4 0 1 0 0 3 0																	
Orlando Mercado, R (1, 2)		0-0 6-3		0-0 5-3		0-0 F4		0-3 K		4 0 0 0 0 1 1																	
Spike Owen, S (1, 6) OBP: 0.337, SLG: 0.375			0-0 1B S 6-3 1B		0-0 4-3		0-0 SF7 3B		0-0 F6	4 2 2 0 0 0 0																	
Inning Stats	R: 1 E: 0 K: 0 S: 5	H: 2 LOB: 1 BB: 0 P: 5	R: 0 E: 0 K: 1 S: 5	H: 0 LOB: 0 BB: 0 P: 5	R: 1 E: 0 K: 1 S: 7	H: 2 LOB: 2 BB: 1 P: 11	R: 0 E: 0 K: 1 S: 5	H: 0 LOB: 0 BB: 0 P: 5	R: 1 E: 0 K: 1 S: 6	H: 1 LOB: 1 BB: 1 P: 10	R: 0 E: 0 K: 0 S: 4	H: 2 LOB: 1 BB: 0 P: 4	R: 1 E: 0 K: 1 S: 7	H: 1 LOB: 2 BB: 1 P: 11	R: 0 E: 0 K: 3 S: 9	H: 0 LOB: 0 BB: 0 P: 9	R: 1 E: 0 K: 0 S: 5	H: 2 LOB: 2 BB: 0 P: 5	1B: 8 2B: 0 3B: 1 HR: 1	SF: 3 SAC: 0 DP: 0 HBP: 0	WP: 0 PB: 0 SB: 2 CS: 0	PA: 40					
PITCHER	IP WLS BF H R ER SO BB IBB HBP BLK WP HR S P ERA WHIP																										
Steve McCatty, R (1, 1) ERA: 4.35	6.0		26	7	3	3	4	2	0	0	0	0	1	32	40	4.50	1.500										
Tom Burgmeier, L (7, 1) ERA: 2.08	0.1		4	1	1	1	1	1	0	0	0	0	0	5	9	27.00	6.000										
Bill Caudill, R (7, 1) ERA: 2.55	2.2	W	10	2	1	1	3	0	0	0	0	0	0	16	16	3.38	0.750										

Seattle Mariners @ Oakland Athletics
Oakland-Alameda County Coliseum, Oakland, CA

Mon May 07 1984, 7:05 PM PDT
Att. 17,041 - Unknown

livebaseballscorecards.com

AB	34
R	5
H	10
RBI	5
BB	3
SO	8
LOB	18



Batter	1	2	3	4	5	6	7	8	9	AB	R	H	RBI	BB	SO	LOB
Rickey Henderson, R (1, 7) OBP: 0.331, SLG: 0.378	0-3 K	0-3 K		0-0 1-3			0-0 F4	0-3 K		5	0	0	0	0	3	1
Dwayne Murphy, L (1, 8) OBP: 0.350, SLG: 0.417	4-0 WP 1B BB	4-0 BB BB		0-0 1B			0-0 F7	0-0 6-3		3	1	1	0	2	0	1
Joe Morgan, L (1, 4) OBP: 0.426, SLG: 0.397	4-0 1B WP BB	4-0 1-2 BB		0-0 G3			0-0 E S 1B		4-0 1B S BB	2	2	1	0	3	0	1
Dave Kingman, R (1, 10) OBP: 0.291, SLG: 0.584 Bill Almon, R (7, PR) OBP: 0.229, SLG: 0.242 Garry Hancock, L (9, PH) OBP: 0.222, SLG: 0.222	0-0 E 1B	0-0 F9			0-3 K		1-0 1-3 HBP BB		0-0 1-3 1B	3	1	1	2	0	1	2
Carney Lansford, R (1, 5) OBP: 0.297, SLG: 0.364	0-0 F9		0-0 1-3 2B		0-0 F7		4-0 1-2 BB		0-0 F7	4	0	1	0	1	0	3
Bruce Bochte, L (1, 3) OBP: 0.333, SLG: 0.243	4-0 1-2 E BB		0-0 F8		0-0 F8		0-0 F5		0-0 1-2 1B	4	1	1	1	1	0	4
Mike Davis, L (1, 9) OBP: 0.343, SLG: 0.400	0-0 E6 1-2 2-H		0-0 1-3 2-3		0-0 F8		0-0 F8		0-0 BB 1B	4	0	1	0	0	0	1
Mike Heath, R (1, 2) OBP: 0.321, SLG: 0.378	0-0 1-3		0-0 F9				0-0 6-3		4-0 1-2 2B BB	3	1	0	0	1	0	2
Tony Phillips, S (1, 6) OBP: 0.270, SLG: 0.306 Davey Lopes, R (8, PH) OBP: 0.356, SLG: 0.474 Mark Wagner, R (9, 6)		0-3 K		0-0 4-3			0-3 K		0-0 S 1-H 2B	3	0	0	0	0	2	0

Inning Stats	R: 4	H: 1	LOB: 1	K: 1	P: 19	R: 0	H: 0	LOB: 2	K: 2	P: 15	R: 0	H: 1	LOB: 1	K: 0	P: 4	R: 0	H: 0	LOB: 0	K: 1	P: 5	R: 0	H: 1	LOB: 3	K: 0	P: 9	R: 1	H: 2	LOB: 1	K: 1	P: 10	R: 1	H: 2	LOB: 2	K: 0	P: 7
	S: 7	BB: 3				S: 7	BB: 0		S: 4	P: 4	S: 4	BB: 0		S: 4	P: 5	S: 5	BB: 0		S: 5	P: 5	S: 5	BB: 0		S: 4	P: 9	S: 6	BB: 1		S: 6	BB: 1	S: 3	BB: 1		S: 3	BB: 1

BOTTOM

Seattle Mariners @ Oakland Athletics
Oakland-Alameda County Coliseum, Oakland, CA

Mon May 07 1984, 7:05 PM PDT
Att. 17,041 - Unknown

AB	33
R	6
H	8
RBI	4
BB	8
SO	6
LOB	15



PITCHER	IP	WLS	BF	H	R	ER	SO	BB	IBB	HBP	BLK	WP	HR	S	P	ERA	WHIP
Bob Stoddard, R (1, 1) ERA: 4.75	6.1		28	3	4	2	5	5	0	0	0	1	0	33	53	2.84	1.263
Paul Mirabella, L (7, 1) ERA: 3.97	0.1		2	1	0	0	0	0	0	0	0	0	0	2	2	0.00	3.000
Roy Thomas, R (7, 1) ERA: 4.3	1.1	L	10	3	2	2	1	3	0	1	0	0	0	8	21	13.50	4.500
Mike Stanton, R (9, 1) ERA: 5.52	0.1		2	1	0	0	0	0	0	0	0	0	0	2	2	0.00	3.000

WP: 1	PA: 42
PB: 0	
SB: 3	
CS: 0	

livebaseballscorecards.com

Batter	1	2	3	4	5	6	7	8	9	AB R H RBI BB SO LOB	TOP		
Jack Perconte, L (1, 4) OBP: 0.360, SLG: 0.366	0-0 F4	0-0 F7			0-0 5-3		0-0 FC6-4 1B BB		0-0 SH1-3	4 1 0 0 0 0 3			
Phil Bradley, R (1, 8) OBP: 0.379, SLG: 0.310	0-0		0-0 6-3		0-0		4-0 1B BB		0-3 K	3 1 2 0 1 0 0			
Pat Putnam, L (9, PH) OBP: 0.271, SLG: 0.295	PB BB SF7 1B				S 1B		1-2 BB			1 0 0 0 0 1 1			
Al Cowens, R (9, 9) OBP: 0.299, SLG: 0.418										0 0 0 0 0 0 0			
Alvin Davis, L (1, 3) OBP: 0.464, SLG: 0.739	4-0 PB BB 1-2		0-0 F6		4-0 BB 1-2		0-0 BB 1-2 2-H		4-0 IBB	2 0 1 1 3 0 0			
Gorman Thomas, R (1, 7) OBP: 0.328, SLG: 0.239	0-0 SF7		0-0		0-0 F6		0-3 K		0-3 K	3 0 1 1 0 1 4			
Barry Bonnell, R (7, 7) OBP: 0.337, SLG: 0.378	1-2 2-H				1B					1 0 0 0 0 1 2			
Steve Henderson, R (1, 10) OBP: 0.365, SLG: 0.468	0-0 6-3		0-0 F9			0-0 6-3		0-0 5-3		4 0 0 0 0 0 2			
Dave Henderson, R (1, 9) OBP: 0.286, SLG: 0.209		H 1-0		X 0-0 F8		X 0-0 5-3		S 0-3 K		3 0 0 0 0 1 0			
Darnell Coles, R (1, 5) OBP: 0.278, SLG: 0.208		S 0-3		X 0-0 F8		X 0-0 F7		X 0-0 1B		4 0 1 0 0 1 1			
Orlando Mercado, R (1, 2) OBP: 0.214, SLG: 0.083		S 4-0		X 0-0 5-3			X 0-0 FC4-6 1B	X 0-0 F8		3 0 1 0 1 0 1			
Spike Owen, S (1, 6) OBP: 0.343, SLG: 0.390		X 0-0		X 0-0 F9		X 0-0	X 0-0 FC4-6 FC6-4 1B	X 0-0 SH1-3 2B		4 0 2 0 0 0 1			
Inning Stats	R: 1 H: 1 E: 0 LOB: 1 K: 0 BB: 1 S: 4 P: 8	R: 0 H: 1 E: 0 LOB: 2 K: 1 BB: 1 S: 5 P: 10	R: 0 H: 1 E: 0 LOB: 1 K: 0 BB: 0 S: 4 P: 4	R: 0 H: 0 E: 0 LOB: 0 K: 0 BB: 0 S: 3 P: 3	R: 0 H: 1 E: 0 LOB: 2 K: 0 BB: 1 S: 4 P: 8	R: 0 H: 0 E: 0 LOB: 0 K: 0 BB: 0 S: 3 P: 3	R: 1 H: 2 E: 0 LOB: 2 K: 1 BB: 1 S: 7 P: 11	R: 0 H: 1 E: 0 LOB: 1 K: 1 BB: 0 S: 6 P: 6	R: 0 H: 1 E: 0 LOB: 2 K: 2 BB: 1 S: 8 P: 12	1B: 7 SF: 1 2B: 1 SAC: 1 3B: 0 DP: 0 HR: 0 HBP: 1	WP: 0 PA: 40 PB: 1 SB: 1 CS: 1		
PITCHER	IP WLS BF H R ER SO BB IBB HBP BLK WP HR S P ERA WHIP											PITCHER	IP WLS BF H R ER SO BB IBB HBP BLK WP HR S P ERA WHIP
Lary Sorensen, R (1, 1) ERA: 4.7	8.1 37 8 2 1 3 4 0 1 0 0 0 0 38 55 1.08 1.440												
Bill Caudill, R (9, 1) ERA: 2.45	0.2 3 0 0 0 2 0 1 0 0 0 0 6 10 0.00 0.000												

Seattle Mariners @ Oakland Athletics
Oakland-Alameda County Coliseum, Oakland, CA

Tue May 08 1984, 3:33 AM PDT
Att. 8,071 - Unknown

livebaseballscorecards.com

AB	32
R	2
H	8
RBI	2
BB	5
SO	5
LOB	15



Batter	1	2	3	4	5	6	7	8	9	AB	R	H	RBI	BB	SO	LOB
Rickey Henderson, R OBP: 0.326, SLG: 0.379 (1, 7)	0-0 6-3 ①		0-0 6-3 ②		0-0 2B ②		0-3 K ②		0-0 FC6-4 1B ①	5	1	1	1	0	1	3
Mike Heath, R OBP: 0.329, SLG: 0.385 (1, 2) (9, 5)	0-0 FC6-4 1B		0-0 F8 ③		0-0 F8 ③		0-0 BB 1B		4-0 1B IBB	4	0	2	1	0	0	1
Joe Morgan, L OBP: 0.432, SLG: 0.397 (9, PH)	0-0 FC6-4 1B						1-3 BB 1B		1-2 IBB	0	0	0	0	1	0	0
Davey Lopes, R OBP: 0.348, SLG: 0.451 (1, 5) (9, 4)	0-0 FC6-4 ②						4-0 BB 1B		0-0 F8 ②	4	0	0	0	1	0	3
Dave Kingman, R OBP: 0.304, SLG: 0.585 (1, 3)	0-3 K ③						0-0 BB 1B		0-0 F5	5	0	3	1	0	1	4
Jeff Burroughs, R OBP: 0.211, SLG: 0.333 (1, 10)		0-0 5-3 ①					0-0 F8 ②		0-0 F5	4	0	0	0	0	0	2
Dwayne Murphy, L OBP: 0.347, SLG: 0.406 (1, 8)		0-0 F6 ②					0-3 K ③		0-0 F4 ②	3	0	0	0	1	1	1
Bill Almon, R OBP: 0.237, SLG: 0.229 (1, 9) Mike Davis, L OBP: 0.353, SLG: 0.426 (8, PH) (9, 9)		0-0 F8 ③					0-0 FC4-6 BB		4-0 1B SH3-4 BB 2B	2	1	0	0	1	0	2
Mark Wagner, R OBP: 0.200, SLG: 0.400 (1, 6) Garry Hancock, L OBP: 0.211, SLG: 0.211 (8, PH) Jim Essian, R OBP: 0.314, SLG: 0.310 (9, 2)		0-0 F8 ③					0-0 FC4-6 1-2f		0-0 WP 2B	1	0	1	0	0	0	0
Mark Wagner, R OBP: 0.200, SLG: 0.400 (1, 6) Garry Hancock, L OBP: 0.211, SLG: 0.211 (8, PH) Jim Essian, R OBP: 0.314, SLG: 0.310 (9, 2)			0-0 3-1 6-3 2B				0-0 G1 ①		0-0 SH3-4 1-2	2	1	1	0	0	0	0
Tony Phillips, S OBP: 0.317, SLG: 0.333 (1, 4) (9, 6)			0-0 3-1 ①				0-0 G1 ①		0-0 F8 ③	1	0	0	0	0	0	1
			0-0 3-1 ①				4-0 CS BB		0-0 1B 2-3	3	0	2	0	1	0	1
			0-0 3-1 ①				4-0 CS BB		0-0 1B 2-3	3	0	2	0	1	0	1

Inning Stats	R: 0	H: 1	E: 0	LOB: 1	K: 1	P: 6	R: 0	H: 0	E: 0	LOB: 0	K: 0	P: 3	R: 1	H: 1	E: 0	LOB: 0	K: 0	P: 4	R: 0	H: 1	E: 0	LOB: 2	K: 0	P: 8	R: 0	H: 1	E: 0	LOB: 1	K: 1	P: 6	R: 1	H: 2	E: 0	LOB: 3	K: 1	P: 15	R: 0	H: 1	E: 0	LOB: 1	K: 0	P: 4	R: 1	H: 2	E: 0	LOB: 2	K: 0	P: 8	1B: 7	SF: 0	2B: 3	SAC: 1	3B: 0	DP: 0	HR: 0	HBP: 0	WP: 1	PA: 40
--------------	------	------	------	--------	------	------	------	------	------	--------	------	------	------	------	------	--------	------	------	------	------	------	--------	------	------	------	------	------	--------	------	------	------	------	------	--------	------	-------	------	------	------	--------	------	------	------	------	------	--------	------	------	-------	-------	-------	--------	-------	-------	-------	--------	-------	--------

PITCHER	IP	WLS	BF	H	R	ER	SO	BB	IBB	HBP	BLK	WP	HR	S	P	ERA	WHIP
Mark Langston, L ERA: 4.42 (1, 1)	6.2		28	6	2	2	3	3	0	0	0	0	0	31	43	2.70	1.350
Dave Beard, R ERA: 2.84 (7, 1)	2.0	L	12	4	1	1	0	1	1	0	0	1	0	10	18	4.50	2.500

BOTTOM

Seattle Mariners @ Oakland Athletics
Oakland-Alameda County Coliseum, Oakland, CA

Tue May 08 1984, 3:33 AM PDT
Att. 8,071 - Unknown

livebaseballscores.com

AB	34
R	3
H	10
RBI	3
BB	5
SO	3
LOB	18



Batter	1	2	3	4	5	6	7	8	9	AB R H RBI BB SO LOB	TOP																	
Jack Perconte, L (1, 4) OBP: 0.369, SLG: 0.383	0-0 CS 1B			0-0 F9		0-0 F8		0-0 FC5-2 1-3 2-H 1B	0-0 1-H 2-H 2B	5 0 3 3 0 0 1																		
Steve Henderson, R (1, 10) OBP: 0.351, SLG: 0.431	0-0 6-3 1-2			0-0 F9			0-3 K	0-0 FC5-2 1BB	4-0 BB BB BB BB BB BB BB BB BB	4 0 0 0 1 1 3																		
Alvin Davis, L (1, 3) OBP: 0.461, SLG: 0.714	0-3 K			0-3 K			4-0 BB BB	4-0 1-2 1BB	0-0 3-1	3 0 0 0 2 2 2																		
Gorman Thomas, R (1, 7) OBP: 0.317, SLG: 0.228 Phil Bradley, R (8, 8) OBP: 0.379, SLG: 0.310			0-0 F7		0-3 K		0-3 K	0-3 K		4 0 0 0 0 3 4 0 0 0 0 0 0 0																		
Al Cowens, R (1, 9) OBP: 0.297, SLG: 0.404			0-0 F9		0-0 F6		4-0 1-2 BB		0-0 4-3	3 0 0 0 1 0 0																		
Barry Bonnell, R (1, 8) OBP: 0.324, SLG: 0.362 (8, 7)			0-0 5-3		0-0 F7		0-0 4-3		0-0 6-3	4 0 0 0 0 0 2																		
Darnell Coles, R (1, 5) OBP: 0.293, SLG: 0.200			0-0 F8		0-0 F7			4-0 SH3 1B BB	4-0 2B BB	2 2 0 0 2 0 0																		
Bob Kearney, R (1, 2) OBP: 0.299, SLG: 0.402			1-0 G4-6-3 HBP		0-0 5-3			0-0 SH3	0-0 2B 2B	2 1 1 1 0 0 0																		
Spike Owen, S (1, 6) OBP: 0.357, SLG: 0.392			0-0 G4-6-3 1-2		0-0 S 1B			4-0 1B FC5-2 BB	4-0 2B BB	2 1 1 0 2 0 1																		
Inning Stats	R: 0 E: 0 K: 1 S: 5	H: 1 LOB: 0 BB: 0 P: 5	R: 0 E: 0 K: 0 S: 3	H: 0 LOB: 0 BB: 0 P: 3	R: 0 E: 0 K: 1 S: 5	H: 0 LOB: 0 BB: 0 P: 5	R: 0 E: 0 K: 1 S: 5	H: 0 LOB: 0 BB: 0 P: 5	R: 0 E: 0 K: 2 S: 7	H: 0 LOB: 2 BB: 2 P: 15	R: 1 E: 0 K: 1 S: 6	H: 1 LOB: 3 BB: 3 P: 18	R: 3 E: 0 K: 0 S: 5	H: 2 LOB: 2 BB: 3 P: 17	1B: 3 2B: 2 3B: 0 HR: 0	SF: 0 SAC: 1 DP: 1 HBP: 1	WP: 0 PB: 0 SB: 1 CS: 1	PA: 39										
PITCHER	IP WLS BF H R ER SO BB IBB HBP BLK WP HR S P ERA WHIP																											
Ray Burris, R (1, 1) ERA: 1.16	7.1		28	3	1	1	5	4	0	1	0	0	0	33	50	1.23	0.955											
Keith Atherton, R (8, 1) ERA: 2.03	1.1	L	9	2	3	3	1	2	1	0	0	0	0	8	20	20.25	3.000											
Chris Codioli, R (9, 1) ERA: 7.61	0.1		2	0	0	0	0	1	0	0	0	0	0	1	5	0.00	3.000											

Seattle Mariners @ Oakland Athletics
Oakland-Alameda County Coliseum, Oakland, CA
Wed May 09 1984, 3:33 AM PDT
Att. 9,786 - Unknown

AB	29
R	4
H	5
RBI	4
BB	8
SO	6
LOB	13



Batter	1	2	3	4	5	6	7	8	9	AB	R	H	RBI	BB	SO	LOB
Rickey Henderson, R OBP: 0.323, SLG: 0.375 (1, 7)	0-3 K ①		0-3 K ②			0-0 6-3 ①		0-0 1B 1B ①		4	0	1	0	0	2	0
Bill Almon, R OBP: 0.214, SLG: 0.205 (1, 9) (9, 3)	0-0 F8 ②		0-0 F8 ③			0-0 6-3 ②		0-3 K ②		4	0	0	0	0	1	2
Joe Morgan, L OBP: 0.444, SLG: 0.400 (1, 4)	4-0 BB ③				0-0 G3 ①		4-0 S BB ①	0-0 1B ①		2	0	1	1	2	0	0
Dave Kingman, R OBP: 0.294, SLG: 0.564 (1, 10)	0-3 K ③				0-0 F9 ②		0-0 F9 ③	0-3 K ③		4	0	0	0	0	2	4
Davey Lopes, R OBP: 0.337, SLG: 0.435 Mark Wagner, R OBP: 0.333, SLG: 0.400 (1, 5) (8, 5)		0-0 5-3 ①			0-3 K ③		0-0 6-3 ①		4-0 G5-4-3 BB ①	3	0	0	0	0	1	0
Dwayne Murphy, L OBP: 0.341, SLG: 0.398 Mike Davis, L OBP: 0.343, SLG: 0.413 (1, 8) (6, 8)		0-3 K ②			0-0 F8 ①		0-3 K ②		0-0 F7 ①	2	0	0	0	0	1	0
Mike Heath, R OBP: 0.337, SLG: 0.390 (1, 2)		0-0 1B ③			0-0 1B ③		0-0 F4 ③		0-0 G5-4-3 1-2f ② ③	4	0	2	0	0	0	1
Bruce Bochte, L OBP: 0.326, SLG: 0.237 Jeff Burroughs, R OBP: 0.200, SLG: 0.316 Garry Hancock, L OBP: 0.211, SLG: 0.211 (1, 3) (8, PH) (9, 9)		0-0 F7 ③			0-0 F7 ②		0-0 6-3 ①			2	0	0	0	0	0	2
Tony Phillips, S OBP: 0.318, SLG: 0.333 (1, 6)			0-0 6-3 ①		0-0 5-3 ③		0-0 1B 1B ①			1	0	0	0	0	0	1

Inning Stats	R: 0	H: 0	E: 0	K: 2	S: 7	H: 0	LOB: 1	BB: 1	P: 11	R: 0	H: 1	E: 0	K: 1	S: 6	H: 0	LOB: 0	BB: 0	P: 6	R: 0	H: 0	E: 0	K: 1	S: 5	H: 0	LOB: 0	BB: 0	P: 5	R: 0	H: 1	E: 0	K: 0	S: 4	R: 0	H: 0	E: 0	K: 0	S: 3	R: 0	H: 0	E: 0	K: 1	S: 5	R: 1	H: 3	E: 0	K: 2	S: 10	H: 0	LOB: 2	BB: 0	P: 10	R: 0	H: 0	E: 0	K: 0	S: 2	H: 0	LOB: 0	BB: 1	P: 6	1B: 5	2B: 0	3B: 0	HR: 0	SF: 0	SAC: 0	DP: 1	HBP: 0	WP: 0	PB: 0	SB: 1	CS: 0	PA: 34
--------------	------	------	------	------	------	------	--------	-------	-------	------	------	------	------	------	------	--------	-------	------	------	------	------	------	------	------	--------	-------	------	------	------	------	------	------	------	------	------	------	------	------	------	------	------	------	------	------	------	------	-------	------	--------	-------	-------	------	------	------	------	------	------	--------	-------	------	-------	-------	-------	-------	-------	--------	-------	--------	-------	-------	-------	-------	--------

PITCHER	IP	WLS	BF	H	R	ER	SO	BB	IBB	HBP	BLK	WP	HR	S	P	ERA	WHIP
Ed Vande Berg, L ERA: 1.14 (1, 1)	6.0		22	2	0	0	5	2	0	0	0	0	0	30	38	0.00	0.667
Paul Mirabella, L ERA: 4.15 (7, 1)	1.2		8	3	1	1	2	0	0	0	0	0	0	12	12	5.40	1.800
Mike Stanton, R ERA: 5.06 (8, 1)	1.1	W	4	0	0	0	1	1	0	0	0	0	0	5	9	0.00	0.750


BOTTOM

Seattle Mariners @ Oakland Athletics
Oakland-Alameda County Coliseum, Oakland, CA

Wed May 09 1984, 3:33 AM PDT
Att. 9,786 - Unknown

livebaseballscorecards.com

AB	31
R	1
H	5
RBI	1
BB	3
SO	8
LOB	11



Batter	1	2	3	4	5	6	7	8	9	AB R H RBI BB SO LOB	TOP	
Jack Perconte, L (1, 4) OBP: 0.355, SLG: 0.370	0-0 F6		0-0 E5 2B 1B		0-0 5-3		0-0 SH1-2-3		0-0 4-3	4 1 1 1 0 0 0		
Barry Bonnell, R (1, 7) OBP: 0.318, SLG: 0.363	0-0 1B 2B		0-0 F4		0-0 F8		0-0 BB 1B		0-0 5-3	5 0 2 0 0 0 1		
Gorman Thomas, R (1, 10) OBP: 0.318, SLG: 0.214	4-0 1B BB		4-0 2B BB		0-0 6-3		4-0 1-2 BB		0-0 5-3	2 1 0 0 3 0 0		
Alvin Davis, L (1, 3) Domingo Ramos, R (5, 3) OBP: 0.472, SLG: 0.724	0-0 FC5-4 1-2 2-H 1B		0-0 6-3 1-H 2-H 2B		0-0 F6		0-0 5-3		0-0 5-3	2 0 2 2 0 0 0 2 0 0 0 0 0 2		
Al Cowens, R (1, 9) OBP: 0.297, SLG: 0.413	0-0 FC5-4 1-2f		0-0 6-3		0-0 5-3		0-0 F7		0-0 F7	4 0 0 0 0 0 3		
Dave Henderson, R (1, 8) OBP: 0.259, SLG: 0.188		0-0 6-3	0-3 K		0-0 F3		0-0 F4		0-0 F4	4 0 0 0 0 1 1		
Darnell Coles, R (1, 5) OBP: 0.319, SLG: 0.271		4-0 5-3 BB		0-0 F8		0-3 K	0-0 1B 3B		0-0 1B 3B	3 1 1 0 1 1 0		
Bob Kearney, R (1, 2) OBP: 0.308, SLG: 0.405		0-0 5-3 1-2		0-3 K		0-3 K 3B	0-0 1B		0-0 1B	4 1 1 1 0 2 1		
Spike Owen, S (1, 6) OBP: 0.358, SLG: 0.402		0-0 F9		0-0 4-3		0-0 SH1-2-3 3B	0-0 6-3		0-0 6-3	4 1 1 1 0 0 2		
Inning Stats	R: 0 H: 2 E: 0 LOB: 2 K: 0 BB: 1 S: 4 P: 8	R: 0 H: 0 E: 0 LOB: 1 K: 0 BB: 1 S: 3 P: 7	R: 2 H: 2 E: 1 LOB: 1 K: 1 BB: 1 S: 7 P: 11	R: 0 H: 0 E: 0 LOB: 0 K: 1 BB: 0 S: 5 P: 5	R: 0 H: 0 E: 0 LOB: 0 K: 0 BB: 0 S: 3 P: 3	R: 0 H: 0 E: 0 LOB: 0 K: 0 BB: 0 S: 3 P: 3	R: 2 H: 2 E: 0 LOB: 2 K: 2 BB: 1 S: 10 P: 14	R: 1 H: 2 E: 0 LOB: 1 K: 0 BB: 0 S: 5 P: 5	R: 0 H: 0 E: 0 LOB: 0 K: 0 BB: 0 S: 3 P: 3	1B: 4 SF: 0 2B: 2 SAC: 1 3B: 2 DP: 0 HR: 0 HBP: 0	WP: 1 PA: 39 PB: 0 SB: 0 CS: 0	
PITCHER	IP WLS BF H R ER SO BB IBB HBP BLK WP HR S P ERA WHIP											
Shane Rawley, L (1, 1) ERA: 5.32	6.2 L 30 6 4 4 4 4 0 0 0 0 1 0 34 50 5.40 1.500											
Clay Christiansen, R (7, 1) ERA: 2.45	2.1 9 2 1 1 0 0 0 0 0 0 0 0 9 9 3.86 0.857											

Seattle Mariners @ New York Yankees
 Yankee Stadium, Bronx, NY
 Sat May 12 1984, 7:05 PM EDT
 Att: 15,370 - Unknown

livebaseballscorecards.com

AB	34
R	5
H	8
RBI	5
BB	4
SO	4
LOB	10



Batter	1	2	3	4	5	6	7	8	9	AB	R	H	RBI	BB	SO	LOB
Ken Griffey, L OBP: 0.312, SLG: 0.310 (1, 8) X	0-0 SH1 1B		0-0 4-3		0-0 F8			0-0 F7		4	0	1	0	0	0	2
Tim Foli, R OBP: 0.167, SLG: 0.214 (1, 4) X	0-0 SH1 1-2			0-0 F8		0-0 F4		0-0 F3		3	0	0	0	0	0	0
Oscar Gamble, L OBP: 0.146, SLG: 0.211 (1, 9) X	0-0 F6			0-0 6-3		0-3 K			0-0 G4-3 BB 1B	4	0	1	0	0	1	1
Don Baylor, R OBP: 0.313, SLG: 0.431 (1, 10) S S S	0-3 K			1-0 HBP		4-0 BB			4-0 G4-3 BB 1-2	1	0	0	0	2	1	1
Don Mattingly, L OBP: 0.371, SLG: 0.522 (1, 3) X		0-0 F8		0-0 F7		0-0 F7			0-0 G4-3 1-2f 2-3	4	0	0	0	0	0	4
Steve Kemp, L OBP: 0.309, SLG: 0.286 (1, 7) X		0-0 G3-6-3 1B			0-0 1B 1B		0-0 F5		0-3 K	4	0	2	0	0	1	1
Roy Smalley, S OBP: 0.341, SLG: 0.425 (1, 5) X		0-0 G3-6-3 1-2f			0-0 F9		0-3 K			3	0	0	0	0	1	2
Butch Wynegar, S OBP: 0.292, SLG: 0.259 (1, 2) X			0-0 G6-4-3 1B		0-0 1B 1-2		0-0 3-1			3	0	2	0	0	0	0
Andre Robertson, R OBP: 0.265, SLG: 0.333 (1, 6) X			0-0 G6-4-3 1-2f		0-3 K			0-3 K		3	0	0	0	0	2	3

Inning Stats	R: 0	H: 1	E: 0	LOB: 1	K: 1	S: 6	P: 6	R: 0	H: 1	E: 0	LOB: 0	K: 0	S: 3	P: 3	R: 0	H: 1	E: 0	LOB: 0	K: 0	S: 3	R: 0	H: 0	E: 0	LOB: 1	K: 0	S: 3	P: 4	R: 0	H: 2	E: 0	LOB: 2	K: 1	S: 7	P: 7	R: 0	H: 0	E: 0	LOB: 1	K: 1	S: 5	P: 9	R: 0	H: 0	E: 0	LOB: 0	K: 1	S: 5	P: 5	R: 0	H: 0	E: 0	LOB: 0	K: 1	S: 5	P: 5	R: 0	H: 0	E: 0	LOB: 1	K: 1	S: 5	P: 9	1B: 6	SF: 0	2B: 0	SAC: 1	3B: 0	DP: 3	HR: 0	HBP: 1	WP: 0	PA: 33	PB: 0	SB: 0	CS: 0	ERA	WHIP
PITCHER Jim Beattie, R ERA: 2.74 (1, 1)	IP	WLS	BF	H	R	ER	SO	BB	IBB	HBP	BLK	WP	HR	S	P	ERA	WHIP	IP	WLS	BF	H	R	ER	SO	BB	IBB	HBP	BLK	WP	HR	S	P	ERA	WHIP																																											


BOTTOM

Seattle Mariners @ New York Yankees
 Yankee Stadium, Bronx, NY

Sat May 12 1984, 7:05 PM EDT
 Att. 15,370 - Unknown

livebaseballscorecards.com

AB	29
R	0
H	6
RBI	0
BB	2
SO	6
LOB	14



Batter	1	2	3	4	5	6	7	8	9	AB R H RBI BB SO LOB	TOP		
Larry Milbourne, S (1, 4) OBP: 0.333, SLG: 0.244	0-0 F8		0-0 G5-3 1B		4-0 CS BB		0-0 FC4-6 1B		0-0 1B	4 0 2 0 1 0 1			
Phil Bradley, R (1, 8) OBP: 0.367, SLG: 0.290	4-0 BB 1B BB		0-0 G5-3 1B		0-3 K		0-0 1B		0-3 K	4 0 2 0 1 2 2			
Steve Henderson, R (1, 10) OBP: 0.349, SLG: 0.411 Pat Putnam, L (7, PH) OBP: 0.261, SLG: 0.284	0-0 BB 1B		0-0 G5-3		4-0 FC5-4 BB		0-3 K			2 0 1 0 1 0 2 1 0 0 0 0 1 2			
Gorman Thomas, R (1, 7) OBP: 0.316, SLG: 0.208	4-0 G6-4-3 BB		0-0 F3		0-0 FC5-4		0-0 F8			3 0 0 0 1 0 4			
Barry Bonnell, R (1, 3) OBP: 0.316, SLG: 0.358	0-0 G6-4-3			0-0 6-3		0-0 F9 BB 1B		0-0 F7		4 0 1 0 0 0 3			
Dave Henderson, R (1, 9) OBP: 0.276, SLG: 0.180		4-0 FC4-6 BB		0-0 F9		4-0 G4-3 BB		0-0 F9		2 0 0 0 2 0 0			
Darnell Coles, R (1, 5) OBP: 0.315, SLG: 0.270		0-0 FC4-6		0-0 1B 1B		0-0 F9		0-0 6-3		4 0 1 0 0 0 3			
Orlando Mercado, R (1, 2) OBP: 0.222, SLG: 0.125		0-0 F9		0-0 1B		0-0 G4-3		0-0 F4		4 0 1 0 0 0 3			
Spike Owen, S (1, 6) OBP: 0.357, SLG: 0.400 Domingo Ramos, R (7, 6)		0-0 F8		0-0 F9		0-0 FC4-6 1B		0-0 G3		3 0 1 0 0 0 3 1 0 0 0 0 0 0			
Inning Stats	R: 0 H: 1 E: 0 LOB: 2 K: 0 BB: 2 S: 3 P: 11	R: 0 H: 0 E: 0 LOB: 1 K: 0 BB: 1 S: 3 P: 7	R: 0 H: 2 E: 0 LOB: 1 K: 0 BB: 0 S: 4 P: 4	R: 0 H: 2 E: 0 LOB: 2 K: 1 BB: 1 S: 5 P: 5	R: 0 H: 0 E: 0 LOB: 1 K: 1 BB: 2 S: 4 P: 12	R: 0 H: 1 E: 0 LOB: 1 K: 0 BB: 1 S: 3 P: 7	R: 0 H: 2 E: 0 LOB: 2 K: 1 BB: 0 S: 7 P: 7	R: 0 H: 0 E: 0 LOB: 0 K: 0 BB: 0 S: 3 P: 3	R: 0 H: 1 E: 0 LOB: 1 K: 1 BB: 0 S: 6 P: 6	1B: 9 SF: 0 2B: 1 SAC: 0 3B: 0 DP: 4 HR: 0 HBP: 0	WP: 0 PA: 38 PB: 0 SB: 1 CS: 1		
PITCHER	IP WLS BF H R ER SO BB IBB HBP BLK WP HR S P ERA WHIP											PITCHER	IP WLS BF H R ER SO BB IBB HBP BLK WP HR S P ERA WHIP
Bob Shirley, L (1, 1) ERA: 5.82	5.0 W 22 5 0 0 1 5 0 0 0 0 0 0 19 39 0.00 2.000												
Jose Rijo, R (6, 1) ERA: 3.49	3.0 12 3 0 0 1 1 0 0 0 0 0 0 13 17 0.00 1.333												
Dave Righetti, L (9, 1) ERA: 2.08	1.0 4 1 0 0 1 0 0 0 0 0 0 0 6 6 0.00 1.000												

Seattle Mariners @ New York Yankees
 Yankee Stadium, Bronx, NY
 Sun May 13 1984, 3:33 AM EDT
 Att. 23,877 - Unknown

livebaseballscorecards.com

AB	32
R	0
H	9
RBI	0
BB	6
SO	3
LOB	23



Batter	1	2	3	4	5	6	7	8	9	AB	R	H	RBI	BB	SO	LOB
Willie Randolph, R (1, 4) OBP: 0.406, SLG: 0.364 Tim Foli, R (7, PH) OBP: 0.163, SLG: 0.209 (8, 4)	0-0 4-3	0-0 F8		0-0 BB 1B	0-0 F8		0-3 K			4	1	1	1	0	0	2
Toby Harrah, R (1, 5) OBP: 0.302, SLG: 0.254	4-0 1B BB	0-0 F9		4-0 1B 1-2 BB		0-3 K		0-0 F6		3	1	0	0	2	1	1
Dave Winfield, R (1, 8) OBP: 0.297, SLG: 0.448	0-0 1B 1-2 1B		0-0 F9 1B	0-0 F5		0-0 BB 1B		0-0 6-3		5	2	3	0	0	0	2
Don Baylor, R (1, 10) OBP: 0.314, SLG: 0.429 Oscar Gamble, L (6, PH) OBP: 0.186, SLG: 0.211	0-3 K		0-3 K	0-0 FC6-4 1B		4-0 1B 1-2 BB		4-0 BB		3	0	1	1	0	2	3
Lou Piniella, R (1, 9) OBP: 0.317, SLG: 0.351	0-0 1B 1-3 2-H 1B		0-0 F9 1-2	0-0 FC6-4 1-2f		0-0 F8		0-0 F7		5	0	1	1	0	0	6
Roy Smalley, S (1, 3) OBP: 0.360, SLG: 0.442	0-0 1-2 3-H 1B		0-0 6-3		0-0 2B SH3-4 1B	0-0 1-2 2-H 1B				4	1	3	2	0	0	1
Steve Kemp, L (1, 7) OBP: 0.329, SLG: 0.324	0-0 3-1			0-0 WP PB 1B	0-0 SH3-4 1-3 2B	0-0 1-2 2-H 1B				4	1	3	0	0	0	2
Mike O'Berry, R (1, 2) OBP: 0.333, SLG: 0.333		0-0 SH2-3 1B		0-0 1-H 1B SH2-4 1B	0-0 6-3		0-0 6-3			4	1	2	1	0	0	2
Andre Robertson, R (1, 6) OBP: 0.261, SLG: 0.328		0-0 SH2-3 1-2		0-0 SH2-4 1-2	0-0 SH3-4 2-3 3-H		0-0 F9			1	0	0	1	0	0	0

Inning Stats		R: 2	H: 3	LOB: 2	K: 1	S: 8	P: 12	R: 0	H: 1	LOB: 1	K: 0	S: 4	R: 0	H: 1	LOB: 1	K: 1	S: 6	R: 0	H: 4	LOB: 2	K: 0	S: 7	R: 1	H: 3	LOB: 2	K: 1	S: 7	R: 0	H: 0	LOB: 0	K: 1	S: 5	R: 0	H: 0	LOB: 1	K: 0	S: 3	P: 7
PITCHER		IP	WLS	BF	H	R	ER	SO	BB	IBB	HBP	BLK	WP	HR	S	P	ERA	WHIP																				
Mark Langston, L (1, 1) ERA: 5.13		3.2	L	22	9	5	5	2	2	0	0	0	1	0	24	32	12.27	3.000																				
Bob Stoddard, R (4, 1) ERA: 4.69		4.1		19	5	2	2	2	2	0	0	0	0	0	21	29	4.15	1.615																				


BOTTOM

Seattle Mariners @ New York Yankees
 Yankee Stadium, Bronx, NY

Sun May 13 1984, 3:33 AM EDT
 Att. 23,877 - Unknown

AB	34
R	7
H	14
RBI	7
BB	4
SO	4
LOB	19

livebaseballscorecards.com



WP: 1	PA: 41
PB: 1	SB: 0
CS: 0	

Batter	1	2	3	4	5	6	7	8	9	AB	R	H	RBI	BB	SO	LOB		
Lou Whitaker, L OBP: 0.387, SLG: 0.430 (1, 4)	0-0 F7	0-0 1-3		0-0 F7		0-0 F8		0-0 CS 1B		5	0	1	1	0	0	2		
Alan Trammell, R OBP: 0.440, SLG: 0.545 (1, 6)	0-0 HR	0-0 1B 3-H			0-0 1B G6-4-3	0-0 F9		0-3 K 1-2		5	1	3	2	0	1	2		
Barbaro Garbey, R OBP: 0.430, SLG: 0.444 (1, 3) (9, 5)	0-0 1B 5-3	0-0 1B 1-3			0-0 1B G6-4-3 1-2f		0-0 5-3			4	0	2	0	0	0	1		
Lance Parrish, R OBP: 0.271, SLG: 0.382 (1, 2)	0-0 1B 5-3 1-2		4-0 BB BB BB	0-0 BB G6-4-3	0-0 1B 1B		0-0 4-3			3	1	2	0	1	0	0		
Larry Herndon, R OBP: 0.336, SLG: 0.348 (1, 7)	0-0 1B 5-3 1-2 2-3		0-0 F9	0-0 F9	0-0 1B 1B		0-0 1B			4	0	2	0	0	0	3		
Chet Lemon, R OBP: 0.380, SLG: 0.598 (1, 8)	0-0 F8		0-0 G6-4-3 1-2f	0-0 G6-4-3 1-2f	0-0 1B		0-3 K			4	0	1	1	0	1	4		
Darrell Evans, L OBP: 0.375, SLG: 0.433 (1, 10)		4-0 BLK SF8 1B BB		0-0 F9	0-0 4-3			0-0 F8		3	1	0	0	1	0	2		
Rusty Kuntz, R OBP: 0.440, SLG: 0.720 (1, 9)		0-0 SF8 BLK 1B 1-2		0-0 HR		0-0 6-3		0-0 3B 2B		4	3	3	1	0	0	0		
Tom Brookens, R OBP: 0.217, SLG: 0.234 Dave Bergman, L OBP: 0.390, SLG: 0.434 (8, PH) (9, 3)		0-0 SF8 1-3 2-H		0-0 6-3		0-0 E6		0-0 1B 3B 2-H		2	0	0	1	0	0	0		
										1	1	1	1	0	0	0		
Inning Stats	R: 1 E: 0 K: 0 S: 6	H: 3 LOB: 2 BB: 0 P: 6	R: 2 E: 0 K: 0 S: 5	H: 3 LOB: 2 BB: 1 P: 9	R: 0 E: 0 K: 0 S: 2	H: 0 LOB: 0 BB: 1 P: 6	R: 1 E: 0 K: 0 S: 4	H: 1 LOB: 0 BB: 0 P: 4	R: 1 E: 1 K: 0 S: 4	H: 4 LOB: 2 BB: 0 P: 6	R: 0 E: 1 K: 1 S: 7	H: 3 LOB: 0 BB: 0 P: 7	R: 2 E: 0 K: 1 S: 7	H: 3 LOB: 0 BB: 0 P: 7	1B: 11 2B: 1 3B: 1 HR: 2	SF: 1 SAC: 0 DP: 2 HBP: 0	WP: 0 PB: 0 SB: 0 CS: 1	PA: 38
PITCHER	IP WLS L	WLS L	BF H R ER SO	BF H R ER SO	BF H R ER SO	BF H R ER SO	BF H R ER SO	BF H R ER SO	BF H R ER SO	BF H R ER SO	BF H R ER SO	BF H R ER SO	BF H R ER SO	BF H R ER SO	BB IBB HBP BLK	WP HR S P	ERA WHIP	
Ed Vande Berg, L ERA: 2.61 Dave Beard, R ERA: 2.7	(1, 1) 7.1	(8, 1) 0.2	35 13 6 6 1	35 13 6 6 1	35 13 6 6 1	35 13 6 6 1	35 13 6 6 1	35 13 6 6 1	35 13 6 6 1	35 13 6 6 1	35 13 6 6 1	35 13 6 6 1	35 13 6 6 1	0 0 0 0 0	0 0 0 0 0	0 0 0 0 0	13.50 3.000	

BOTTOM

Seattle Mariners @ Detroit Tigers
Tiger Stadium, Detroit, MI
Mon May 14 1984, 7:05 PM EDT
Att. 18,830 - Unknown

livebaseballscores.com

AB	35
R	7
H	15
RBI	7
BB	2
SO	2
LOB	14



Batter	1	2	3	4	5	6	7	8	9	AB R H RBI BB SO LOB	TOP
Jack Perconte, L (1, 4) <small>OBP: 0.342, SLG: 0.349</small> Dave Henderson, R (9, PH) <small>OBP: 0.271, SLG: 0.176</small>	0-0 4-3 		0-0 F6 		0-0 G6-3 		0-0 1-3 		0-3 K 	4 0 0 0 0 0 2 1 0 0 0 0 1 1	
Larry Milbourne, S (1, 5) <small>OBP: 0.352, SLG: 0.261</small>	0-0 E5 		4-0 		0-3 K 		0-0 4-3 		0-0 	4 1 1 0 1 1 0	
Gorman Thomas, R (1, 7) <small>OBP: 0.322, SLG: 0.213</small>	4-0 		0-3 K 			4-0 		4-0 	0-0 F5 	2 0 0 0 3 1 4	
Pat Putnam, L (1, 3) <small>OBP: 0.263, SLG: 0.284</small> Phil Bradley, R (8, PH) <small>OBP: 0.363, SLG: 0.286</small> (8, 8)	0-0 G3 		0-3 K 			0-0 FC6-4 		0-3 K 		3 0 0 1 0 1 4 1 0 0 0 0 1 1	
Al Cowens, R (1, 9) <small>OBP: 0.311, SLG: 0.441</small>	0-0 F8 			0-0 4-3 		0-0 G5-4-3 		0-3 K 		4 0 0 0 0 1 3	
Barry Bonnell, R (1, 8) <small>OBP: 0.314, SLG: 0.348</small> (8, 3)		0-0 F8 		0-0 F8 			0-0 F4 			4 0 1 0 0 0 0	
Steve Henderson, R (1, 10) <small>OBP: 0.347, SLG: 0.381</small>		0-0 L4 		0-0 			4-0 	0-3 K 		3 1 1 0 1 1 2	
Bob Kearney, R (1, 2) <small>OBP: 0.296, SLG: 0.387</small>		0-0 5-3 		0-3 K 			0-0 		0-3 K 	4 1 1 0 0 2 1	
Spike Owen, S (1, 6) <small>OBP: 0.366, SLG: 0.426</small>			0-0 E4 			4-0 		0-0 	0-0 E6 	3 1 1 3 1 0 0	
Inning Stats	R: 1 H: 0 E: 1 LOB: 1 K: 0 BB: 1 S: 4 P: 8	R: 0 H: 0 E: 0 LOB: 0 K: 0 BB: 0 S: 3 P: 3	R: 0 H: 0 E: 1 LOB: 2 K: 2 BB: 1 S: 8 P: 12	R: 0 H: 1 E: 0 LOB: 1 K: 1 BB: 0 S: 6 P: 6	R: 0 H: 0 E: 0 LOB: 0 K: 1 BB: 1 S: 4 P: 8	R: 0 H: 0 E: 0 LOB: 0 K: 0 BB: 1 S: 2 P: 6	R: 3 H: 2 E: 0 LOB: 0 K: 0 BB: 1 S: 5 P: 9	R: 0 H: 1 E: 0 LOB: 2 K: 3 BB: 1 S: 10 P: 14	R: 0 H: 1 E: 1 LOB: 2 K: 2 BB: 0 S: 9 P: 9	1B: 4 SF: 0 2B: 0 SAC: 0 3B: 0 DP: 2 HR: 1 HBP: 0	WP: 1 PA: 39 PB: 1 SB: 1 CS: 0
PITCHER Jack Morris, R (1, 1) <small>ERA: 2.04</small> Willie Hernandez, L (8, 1) <small>ERA: 3.34</small>	IP WLS BF H R ER SO BB IBB HBP BLK WP HR S P ERA WHIP 7.0 W 29 3 4 3 4 5 0 0 0 1 1 32 52 3.86 1.143 2.0 S 10 2 0 0 5 1 0 0 0 0 0 0 19 23 0.00 1.500	PITCHER IP WLS BF H R ER SO BB IBB HBP BLK WP HR S P ERA WHIP									

Seattle Mariners @ Detroit Tigers
 Tiger Stadium, Detroit, MI
 Tue May 15 1984, 7:05 PM EDT
 Att: 21,782 - Unknown

livebaseballscorecards.com

AB	33
R	4
H	5
RBI	4
BB	6
SO	9
LOB	18




Batter	1	2	3	4	5	6	7	8	9	AB	R	H	RBI	BB	SO	LOB
Lou Whitaker, L (1, 4) OBP: 0.394, SLG: 0.432	0-0 F9		0-0 FC3-6 1B	0-0 F7		4-0 SF9 1-2 2-3 BB		0-0 BB BB BB G1-2-3 1B		4	1	2	0	1	0	0
Alan Trammell, R (1, 6) OBP: 0.445, SLG: 0.537	4-0 E S SF9 BB		4-0 FC3-6 1-2 BB	0-0 4-3		0-0 FC 1-2 2-3 3-H		4-0 BB BB BB BB BB		2	1	0	1	3	0	2
Kirk Gibson, L (1, 9) OBP: 0.357, SLG: 0.536	0-0 SF9 1-H		0-0 FC3-6 BB 1B			0-0 BB 2-3 3-H		0-3 K		2	1	0	2	1	1	4
Darrell Evans, L (1, 10) OBP: 0.385, SLG: 0.430	4-0 4-3 BB		0-0 1-2 3-H 1B 1B			0-3 K		4-0 BB 1-2 2-3 BB		3	1	1	1	2	1	3
Johnny Grubb, L (1, 7) OBP: 0.463, SLG: 0.531	0-0 4-3		0-3 K			0-3 K		0-0 SH3-4 1B		2	0	0	0	0	1	3
Larry Herndon, R (5, PH) OBP: 0.336, SLG: 0.348	1-2							G1-2-3		3	0	1	0	0	1	4
Dave Bergman, L (1, 3) OBP: 0.387, SLG: 0.418			4-0 1B 1-2 2-3 BB			0-0 F6		0-0 SH3-4		2	0	0	0	1	1	1
Howard Johnson, S (1, 5) OBP: 0.386, SLG: 0.413			0-0 CS BB			0-0 F4		0-0 1-3		2	0	1	2	1	0	0
Tom Brookens, R (7, PH) OBP: 0.214, SLG: 0.231			1-3 2-H 3-H 1B							1	0	0	0	0	0	1
Chet Lemon, R (1, 8) OBP: 0.390, SLG: 0.594			0-3 K			4-0 BB SH FC BB		4-0 IBB		1	1	0	0	3	1	2
Dwight Lowry, L (1, 2) OBP: 0.261, SLG: 0.238	0-0 F7			0-3 K		0-0 SH FC BB SF9		0-3 K		3	1	0	0	0	2	3

Inning Stats	R: 1	H: 0	E: 0	K: 0	S: 3	L: 0	LOB: 1	BB: 2	P: 11	R: 0	H: 0	E: 0	K: 1	S: 4	R: 0	H: 3	E: 0	K: 2	S: 10	R: 0	H: 0	E: 0	K: 1	S: 5	R: 0	H: 0	E: 0	K: 1	S: 5	R: 2	H: 0	E: 1	K: 1	S: 7	R: 0	H: 1	E: 0	K: 1	S: 6	R: 0	H: 1	E: 0	K: 1	S: 5	R: 0	H: 1	E: 0	K: 1	S: 13
ROY THOMAS, R (1, 1) ERA: 4.5	2.2	WLS	BF	H	R	ER	SO	BB	IBB	HBP	BLK	WP	HR	S	P	ERA	WHIP																																
Paul Mirabella, L (3, 1) ERA: 3.06	3.2		17	1	2	0	4	3	0	0	0	0	0	22	34	0.00	1.091																																
Bob Stoddard, R (7, 1) ERA: 4.5	1.2		8	1	0	0	2	2	1	0	0	0	0	9	21	0.00	1.800																																

BOTTOM

Seattle Mariners @ Detroit Tigers
Tiger Stadium, Detroit, MI
Tue May 15 1984, 7:05 PM EDT
Att. 21,782 - Unknown

AB	25
R	6
H	5
RBI	6
BB	12
SO	8
LOB	23



WP: 0	PA: 41
PB: 0	
SB: 1	
CS: 1	

livebaseballscorecards.com

Batter	1	2	3	4	5	6	7	8	9	AB R H RBI BB SO LOB	TOP									
Jack Perconte, L (1, 4) OBP: 0.341, SLG: 0.349	0-0 5-3		0-0 SH1-3		0-0 G5-3 1B			0-0 6-3		3 0 1 0 0 0 0	Seattle Mariners @ Detroit Tigers Tiger Stadium, Detroit, MI Wed May 16 1984, 7:05 PM EDT Att: 22,001 - Unknown									
Steve Henderson, R (1, 10) OBP: 0.329, SLG: 0.358	0-3 K		0-0 5-3		0-0 G5-3			0-0 6-3		4 0 0 1 0 1 2										
Al Cowens, R (1, 9) OBP: 0.301, SLG: 0.426	0-3 K		0-3 K					0-0 5-3		4 0 0 0 0 2 0										
Pat Putnam, L (1, 3) OBP: 0.253, SLG: 0.272		0-0 4-3		0-3 K				0-3 K		4 0 0 0 0 2 0										
Barry Bonnell, R (1, 7) OBP: 0.328, SLG: 0.379		0-0 FC5 2B		0-0 2B				0-0 K		4 0 3 0 0 1 0										
Dave Henderson, R (1, 8) OBP: 0.254, SLG: 0.164		0-0 F7		0-0 6-3				0-0 F9		4 0 0 0 0 0 3										
Darnell Coles, R (1, 5) OBP: 0.304, SLG: 0.250		4-0 FC5 BB		0-0 F9				0-0 F8		2 0 0 0 1 0 1										
Bob Kearney, R (1, 2) OBP: 0.297, SLG: 0.385		0-0 FC5			0-0 5-3			0-0 2-6 1B		3 0 1 0 0 0 2										
Orlando Mercado, R (7, 2) OBP: 0.222, SLG: 0.125		1-2 2-3f						0-0 2-6 1B		0 0 0 0 0 0 0										
Spike Owen, S (1, 6) OBP: 0.375, SLG: 0.439			0-0 SH1-3 5-3 2B		4-0 G5-3 1B BB			0-0 6-3		1 1 1 0 1 0 0										
Domingo Ramos, R (7, 6)										1 0 0 0 0 0 0										
Inning Stats	R: 0 E: 0 K: 2 S: 7	H: 0 LOB: 0 BB: 0 P: 7	R: 0 E: 0 K: 0 S: 4	H: 1 LOB: 2 BB: 1 P: 8	R: 1 E: 0 K: 1 S: 6	H: 1 LOB: 0 BB: 0 P: 6	R: 0 E: 0 K: 1 S: 6	H: 1 LOB: 1 BB: 0 P: 6	R: 0 E: 0 K: 1 S: 5	H: 0 LOB: 0 BB: 0 P: 5	R: 0 E: 0 K: 0 S: 3	H: 1 LOB: 1 BB: 0 P: 3	R: 0 E: 0 K: 0 S: 3	H: 0 LOB: 0 BB: 0 P: 3	R: 0 E: 0 K: 1 S: 6	H: 1 LOB: 1 BB: 0 P: 6	1B: 3 2B: 3 3B: 0 HR: 0	SF: 0 SAC: 1 DP: 1 HBP: 0	WP: 0 PB: 0 SB: 0 CS: 0	PA: 33
PITCHER	IP WLS BF H R ER SO BB IBB HBP BLK WP HR S P ERA WHIP																			
Milt Wilcox, R (1, 1) ERA: 3.09	6.0 W 23 4 1 1 5 2 0 0 0 0 0 0 31 39 1.50 1.000																			
Doug Bair, R (7, 1) ERA: 1.96	1.0 4 1 0 0 0 0 0 0 0 0 0 0 3 3 0.00 1.000																			
Willie Hernandez, L (8, 1) ERA: 3.23	1.0 3 0 0 0 0 0 0 0 0 0 0 0 3 3 0.00 0.000																			
Aurelio Lopez, R (9, 1) ERA: 1.41	1.0 4 1 0 0 1 0 0 0 0 0 0 0 6 6 0.00 1.000																			

livebaseballscorecards.com

AB	30
R	1
H	6
RBI	1
BB	2
SO	6
LOB	8



Batter	1	2	3	4	5	6	7	8	9	AB	R	H	RBI	BB	SO	LOB
Lou Whitaker, L OBP: 0.394, SLG: 0.431 (1, 4)	0-0 WP 3B 1B	0-0 F7		0-0 FC4-6 BB 1-2f	0-0 1B 1-2 2-3 3-H			0-0 1-3		5	1	2	1	0	0	1
Alan Trammell, R OBP: 0.447, SLG: 0.547 (1, 10) Johnny Grubb, L OBP: 0.476, SLG: 0.636 (8, PH)	0-0 1B 3B 1-H	0-0 F8		4-0 BB 1-2	0-0 F7			0-0 HR		3	1	1	1	1	0	3
Barbaro Garbey, R OBP: 0.422, SLG: 0.434 (1, 3) Dave Bergman, L OBP: 0.397, SLG: 0.418 (8, PH) (9, 3)	0-0 1B 1B FC3-4-6 3-H	0-3 K		0-0 F7	0-3 K		0-3 K	1-0 2B HBP		4	1	1	1	0	2	2
Lance Parrish, R OBP: 0.279, SLG: 0.386 (1, 2) Dwight Lowry, L OBP: 0.292, SLG: 0.318 (8, PH) (9, 2)	0-0 1B 1B FC3-4-6 1-2		0-0 2B 6-3 1B	0-3 K	0-0 F5			0-0 WP 1B 2B 1-H		4	2	2	0	0	1	2
Larry Herndon, R OBP: 0.338, SLG: 0.345 (1, 7)	0-0 F7		0-3 K		4-0 2B BB		0-0 6-3	0-0 FC5-4 1B 2-H		4	0	1	1	1	1	3
Chet Lemon, R OBP: 0.390, SLG: 0.594 (1, 8)	0-0 1B FC3-4-6 1-2 2-3		0-0 6-3 2B 1-3		0-0 F9			0-0 FC5-4 1-2f		5	0	2	0	0	0	2
Rusty Kuntz, R OBP: 0.414, SLG: 0.690 (1, 9)	0-0 FC3-4-6 1B S 1-2f 2-3 3-H		0-0 6-3 2B 2-3 3-H		0-0 F9 BB 1B 2B 1-H					4	2	1	2	0	0	3
Marty Castillo, R OBP: 0.267, SLG: 0.286 (1, 5)	0-0 1B 1B 1-H 3-H		0-0 6-3 2B 1-3		4-0 1B BB BB BB					3	0	1	2	1	1	1
Tom Brookens, R OBP: 0.230, SLG: 0.235 (1, 6)	0-0 F8		0-0 FC4-6 1B 1-2 2-3		4-0 1B BB			0-0 F7		3	0	1	0	1	0	1

BOTTOM																											
Seattle Mariners @ Detroit Tigers Tiger Stadium, Detroit, MI Wed May 16 1984, 7:05 PM EDT Att. 22,001 - Unknown																											
											AB	37															
											R	10															
											H	14															
											RBI	10															
											BB	4															
											SO	5															
											LOB	18															
											WP	2	PA	42													
											PB	0															
											3B	1	DP	0													
											HR	1	HBP	1													
											SF	0	SAC	0													
											CS	0															

Inning Stats																
R: 5	H: 6	R: 0	H: 0	R: 1	H: 2	R: 0	H: 1	R: 1	H: 2	R: 0	H: 0	R: 0	H: 0	R: 3	H: 3	1B: 9
E: 0	LOB: 1	E: 0	LOB: 0	E: 0	LOB: 1	E: 0	LOB: 2	E: 0	LOB: 3	E: 0	LOB: 0	E: 0	LOB: 0	E: 0	LOB: 1	2B: 3
K: 0	BB: 0	K: 1	BB: 0	K: 1	BB: 0	K: 1	BB: 1	K: 0	BB: 3	K: 1	BB: 0	K: 1	BB: 0	K: 0	BB: 0	3B: 1
S: 9	P: 9	S: 5	P: 5	S: 7	P: 7	S: 6	P: 10	S: 4	P: 16	S: 5	P: 5	S: 5	P: 5	S: 6	P: 7	HR: 1

PITCHER																	
Matt Young, L ERA: 6.58 (1, 1)	IP	WLS	BF	H	R	ER	SO	BB	IBB	HBP	BLK	WP	HR	S	P	ERA	WHIP
Roy Thomas, R ERA: 4.45 (5, 1)	0.1		1	0	0	0	0	0	0	0	0	0	0	1	1	0.00	0.000
Bob Stoddard, R ERA: 4.4 (6, 1)	1.0		3	0	0	0	1	0	0	0	0	0	0	5	5	0.00	0.000
Paul Mirabella, L ERA: 2.89 (7, 1)	1.0		3	0	0	0	1	0	0	0	0	0	0	5	5	0.00	0.000
Dave Beard, R ERA: 3.48 (8, 1)	1.0		7	3	3	3	0	0	0	1	0	1	1	6	7	27.00	3.000



Batter	1	2	3	4	5	6	7	8	9	AB R H RBI BB SO LOB	TOP							
Jack Perconte, L (1, 4) OBP: 0.339, SLG: 0.346	0-0 6-3		0-0 6-3			0-0 SF8 1B		0-0 F8		4 1 1 0 0 0 0								
Barry Bonnell, R (1, 7) OBP: 0.318, SLG: 0.367	0-0 G4-1			0-0 4-3		0-0 F8		0-0 F9		4 0 0 0 0 0 1								
Alvin Davis, L (1, 3) OBP: 0.465, SLG: 0.706	0-3 K		0-3 K		0-0 K	0-0 1B 1-3 1B		0-0 F7		4 0 1 0 0 2 0								
Ken Phelps, L (1, 10) OBP: 0.500, SLG: 1.000 Phil Bradley, R (9, PR) OBP: 0.363, SLG: 0.286		0-3 K		0-0 3-1		0-0 SF8			4-0 BB	2 0 0 1 1 1 0 0 0 0 0 0 0 0								
Al Cowens, R (1, 9) OBP: 0.315, SLG: 0.437		0-0 1B			0-0 F8 1B	0-0 1-2 1B			0-3 K	4 0 3 0 0 1 1								
Dave Henderson, R (1, 8) OBP: 0.254, SLG: 0.169		0-0 F7			0-0 1-2 1B	0-0 F8			0-0 F4	4 0 1 0 0 0 4								
Darnell Coles, R (1, 5) OBP: 0.289, SLG: 0.236		0-0 5-3			0-0 F8		0-0 6-3		0-0 F7	4 0 0 0 0 0 4								
Bob Kearney, R (1, 2) OBP: 0.290, SLG: 0.376			0-0 F8		0-3 K		0-0 F6			3 0 0 0 0 1 2								
Spike Owen, S (1, 6) OBP: 0.367, SLG: 0.429			0-3 K		0-0 F7		0-0 1-3			3 0 0 0 0 1 2								
Inning Stats	R: 0 E: 0 K: 1 S: 5	H: 0 LOB: 0 BB: 0 P: 5	R: 0 E: 0 K: 1 S: 6	H: 1 LOB: 1 BB: 0 P: 6	R: 0 E: 0 K: 1 S: 5	H: 0 LOB: 0 BB: 0 P: 5	R: 0 E: 0 K: 1 S: 7	H: 2 LOB: 2 BB: 0 P: 7	R: 1 E: 0 K: 0 S: 6	H: 3 LOB: 2 BB: 0 P: 6	R: 0 E: 0 K: 0 S: 3	H: 0 LOB: 0 BB: 0 P: 3	R: 0 E: 0 K: 1 S: 5	H: 0 LOB: 1 BB: 1 P: 9	1B: 6 2B: 0 3B: 0 HR: 0	SF: 1 SAC: 0 DP: 0 HBP: 0	WP: 0 PB: 0 SB: 0 CS: 0	PA: 34
PITCHER Storm Davis, R (1, 1) ERA: 1.56	IP: 9.0 WLS: W BF: 34 H: 6 R: 1 ER: 1 SO: 6 BB: 1 IBB: 0 HBP: 0 BLK: 0 WP: 0 HR: 0 S: 45 P: 49 ERA: 1.00 WHIP: 0.778																	PITCHER IP: WLS: BF: H: R: ER: SO: BB: IBB: HBP: BLK: WP: HR: S: P: ERA: WHIP

Seattle Mariners @ Baltimore Orioles
 Memorial Stadium, Baltimore, MD
 Fri May 18 1984, 7:05 PM EDT
 Att: 38,143 - Unknown

livebaseballscorecards.com

AB	32
R	1
H	6
RBI	1
BB	1
SO	6
LOB	14



Batter	1	2	3	4	5	6	7	8	9
Al Bumbry, L (1, 8) OBP: 0.243, SLG: 0.257 Lenn Sakata, R (8, 4) OBP: 0.212, SLG: 0.219	0-0 F9 HR 2B		0-0 F6		0-0 4-3		0-0 SF8		
Jim Dwyer, L (1, 9) OBP: 0.293, SLG: 0.277	0-0 F9 2-3		4-0 G5-4-3 BB		0-3 K		0-0 F8		
Cal Ripken Jr., R (1, 6) OBP: 0.398, SLG: 0.635	0-0 F8		0-0 G5-4-3 1-2f		0-0 F8		0-3 K		
Eddie Murray, S (1, 3) OBP: 0.434, SLG: 0.529	0-0 HR			0-0 FC6-4 1B		0-0 F7		0-0 4-3	
John Lowenstein, L (1, 10) OBP: 0.349, SLG: 0.362	0-0 F7			0-0 FC6-4 BB 1B		0-0 4-3		0-0 F6	
Wayne Gross, L (1, 5) OBP: 0.417, SLG: 0.717		0-0 F8		4-0 1B 1-2 BB		0-3 K			
Mike Young, S (1, 7) OBP: 0.435, SLG: 0.450		0-3 K		0-0 1-3 2-H 1B			0-0 1B SF8 2B		
Rich Dauer, R (1, 4) OBP: 0.281, SLG: 0.306 John Shelby, S (7, PR) OBP: 0.245, SLG: 0.301 (8, 8)		0-0 1B		0-0 F2			0-0 2-3 1B		
Rick Dempsey, R (1, 2) OBP: 0.341, SLG: 0.314		0-0 5-3		0-3 K			0-0 F4		

Inning Stats	R: 2	H: 2	E: 0	LOB: 0	K: 0	BB: 0	S: 5	P: 5
	R: 0	H: 1	E: 0	LOB: 1	K: 1	BB: 0	S: 6	P: 6
	R: 0	H: 0	E: 0	LOB: 0	K: 0	BB: 1	S: 2	P: 6
	R: 1	H: 2	E: 0	LOB: 2	K: 1	BB: 1	S: 7	P: 11
	R: 0	H: 0	E: 0	LOB: 0	K: 1	BB: 0	S: 5	P: 5
	R: 0	H: 0	E: 0	LOB: 0	K: 1	BB: 0	S: 5	P: 5
	R: 1	H: 2	E: 0	LOB: 1	K: 0	BB: 0	S: 5	P: 5
	R: 0	H: 0	E: 0	LOB: 0	K: 1	BB: 0	S: 5	P: 5

PITCHER	IP	WLS	BF	H	R	ER	SO	BB	IBB	HBP	BLK	WP	HR	S	P	ERA	WHIP
Jim Beattie, R (1, 1) ERA: 3.02	8.0	L	32	7	4	4	5	2	0	0	0	0	1	40	48	4.50	1.125

BOTTOM

AB	R	H	RBI	BB	SO	LOB
3	1	1	1	0	0	0
0	0	0	0	0	0	0
3	0	0	0	1	1	2
4	0	0	0	0	1	2
4	1	2	2	0	0	0
4	1	0	0	0	0	1
2	0	0	0	1	1	0
3	1	2	1	0	1	0
3	0	2	0	0	0	2
0	0	0	0	0	0	0
3	0	0	0	0	1	5

AB	29
R	4
H	7
RBI	4
BB	2
SO	5
LOB	12



WP	PA
0	32

Seattle Mariners @ Baltimore Orioles
Memorial Stadium, Baltimore, MD
 Fri May 18 1984, 7:05 PM EDT
 Att. 38,143 - Unknown

livebaseballscorecards.com

Batter	1	2	3	4	5	6	7	8	9	10	AB R H RBI BB SO LOB	TOP												
Jack Perconte, L (1, 4) OBP: 0.341, SLG: 0.344	E3 G6-4-3		F5			1B 1-2 BB	SH2-3 1B		4-3		4 1 1 0 1 0 0	Seattle Mariners @ Baltimore Orioles Memorial Stadium, Baltimore, MD Sat May 19 1984, 7:05 PM EDT Att. 28,187 - Unknown												
Barry Bonnell, R (1, 7) OBP: 0.331, SLG: 0.395	G6-4-3 1-2f			4-3 2B		1B 1-3 2-H 1B	SH2-3			2B	4 1 3 1 0 0 1													
Alvin Davis, L (1, 3) OBP: 0.462, SLG: 0.689	K			F6		1B 1-3 3-H 1B	1B IBB		K		4 1 1 1 1 2 2													
Al Cowens, R (1, 9) OBP: 0.311, SLG: 0.452		6-3		4-3		1B 1-H 3-H HR	K			5-3	5 1 1 3 0 1 3													
Dave Henderson, R (1, 8) OBP: 0.264, SLG: 0.234		F9		1-3		5-3	1-2 2-H 1B			HR	5 1 2 1 0 0 1													
Steve Henderson, R (1, 10) OBP: 0.329, SLG: 0.348 Pat Putnam, L (8, PH) OBP: 0.253, SLG: 0.272 Phil Bradley, R (8, PH) OBP: 0.354, SLG: 0.278		BB		F8		F5		K		5-3	2 0 0 0 1 0 0 0 0 0 0 0 0 0 2 0 0 0 0 1 0													
Darnell Coles, R (1, 5) OBP: 0.284, SLG: 0.224		1-3		6-3		E BB	6-3			5-3	4 0 0 0 1 0 1													
Bob Kearney, R (1, 2) OBP: 0.281, SLG: 0.364			3-1		F9	E5 1-3			5-3		4 0 0 0 0 0 1													
Spike Owen, S (1, 6) OBP: 0.364, SLG: 0.423			F8			1B BB 1B			K		4 1 1 0 0 1 2													
						F4																		
Inning Stats	R: 0 E: 1 K: 1 S: 5	H: 0 LOB: 0 BB: 0 P: 5	R: 0 E: 0 K: 0 S: 3	H: 0 LOB: 1 BB: 1 P: 7	R: 0 E: 0 K: 0 S: 3	H: 0 LOB: 0 BB: 0 P: 3	R: 0 E: 0 K: 0 S: 4	H: 1 LOB: 1 BB: 0 P: 4	R: 0 E: 0 K: 0 S: 3	H: 0 LOB: 0 BB: 0 P: 3	R: 5 E: 1 K: 0 S: 8	H: 4 LOB: 2 BB: 2 P: 16	R: 0 E: 0 K: 1 S: 6	H: 2 LOB: 2 BB: 1 P: 10	R: 0 E: 0 K: 1 S: 5	H: 0 LOB: 0 BB: 0 P: 5	R: 0 E: 0 K: 2 S: 8	H: 1 LOB: 1 BB: 0 P: 8	R: 1 E: 0 K: 0 S: 4	H: 1 LOB: 0 BB: 0 P: 4	1B: 5 2B: 2 3B: 0 HR: 2	SF: 0 SAC: 1 DP: 1 HBP: 0	WP: 0 PB: 0 SB: 0 CS: 0	PA: 43
PITCHER	IP WLS BF H R ER SO BB IBB HBP BLK WP HR S P ERA WHIP																							
Scott McGregor, L (1, 1) ERA: 3.8	5.0	22	5	5	5	1	2	0	0	0	0	0	0	0	22	30	9.00	1.400						
Sammy Stewart, R (6, 1) ERA: 3.09	2.0	10	2	0	0	1	1	1	0	0	0	0	0	10	18	0.00	1.500							
Tippy Martinez, L (8, 1) ERA: 4.18	3.0	L 11	2	1	1	3	0	0	0	0	0	0	1	17	17	3.00	0.667							

livebaseballscorecards.com



BOTTOM

Seattle Mariners @ Baltimore Orioles
 Memorial Stadium, Baltimore, MD
 Sat May 19 1984, 7:05 PM EDT
 Att: 28,187 - Unknown

livebaseballscorecards.com

AB	40
R	5
H	12
RBI	5
BB	4
SO	6
LOB	21



WP	0	PA	45
PB	0		
SB	0		
CS	0		

AB R H RBI BB SO LOB

4 1 0 0 1 1 4

5 1 3 0 0 0 3

5 1 1 0 0 0 3

3 0 1 2 2 0 0

4 0 1 1 1 1 1

5 0 1 0 0 0 5

0 0 0 0 0 0 0

4 2 2 1 0 1 1

5 0 1 1 0 2 2

5 0 2 0 0 1 2

1B: 6 SF: 0
 2B: 4 SAC: 0
 3B: 1 DP: 1
 HR: 1 HBP: 1

Batter	1	2	3	4	5	6	7	8	9	10
John Shelby, S (1, 8) OBP: 0.243, SLG: 0.290	0-0 F9	0-0 F8			4-0 3B 1B BB	0-0 6-3		0-3 K		
Rich Dauer, R (1, 4) OBP: 0.294, SLG: 0.336	0-0 1B 2B	0-0 F8			0-0 3B 1B		0-0 6-3 2B	0-0 F8		
Cal Ripken Jr., R (1, 6) OBP: 0.392, SLG: 0.621	0-0 1B BB		0-0 F8		0-0 F7		0-0 6-3		0-0 6-3	
Eddie Murray, S (1, 3) OBP: 0.439, SLG: 0.540	4-0 1B BB		0-0 4-3		0-0 3B		4-0 BB IBB		0-0 F9	
Gary Roenicke, R (1, 9) OBP: 0.364, SLG: 0.257	0-0 1B		0-0 F4		0-0 6-3		4-0 6-4-3 BB		0-3 K	
Benny Ayala, R (1, 10) OBP: 0.233, SLG: 0.237	0-0 F6			0-0 6-3		0-0 F5	0-0 G6-4-3			0-0 1B
Al Bumbry, L (10, PR) OBP: 0.243, SLG: 0.257										
Mike Young, S (1, 7) OBP: 0.464, SLG: 0.625		1-0 F8 1B HBP		0-0 F4		0-0 2B 2B		0-0 HR		0-3 K
Floyd Rayford, R (1, 2) OBP: 0.271, SLG: 0.457		0-3 K		0-0 F8		0-0 2B		0-3 K		0-0 F5
Todd Cruz, R (1, 5) OBP: 0.240, SLG: 0.301		0-0 1B		0-0 F3		0-3 K		0-0 1B		0-0 4-3

Inning Stats	R: 1	H: 3	E: 0	K: 0	S: 5	H: 3	LOB: 2	BB: 1	P: 9	R: 0	H: 1	E: 0	K: 1	S: 6	H: 1	LOB: 2	BB: 0	P: 7	R: 0	H: 0	E: 0	K: 0	S: 3	H: 0	LOB: 0	BB: 0	P: 3	R: 0	H: 0	E: 0	K: 0	S: 3	R: 2	H: 2	E: 0	K: 0	S: 5	R: 1	H: 2	E: 0	K: 1	S: 7	R: 0	H: 1	E: 0	K: 0	S: 3	R: 1	H: 2	E: 0	K: 2	S: 9	R: 0	H: 0	E: 0	K: 1	S: 5	R: 0	H: 1	E: 0	K: 1	S: 6	R: 0	H: 1	E: 0	K: 1	S: 6	1B: 6	SF: 0	2B: 4	SAC: 0	3B: 1	DP: 1	HR: 1	HBP: 1	WP: 0	PA: 45
--------------	------	------	------	------	------	------	--------	-------	------	------	------	------	------	------	------	--------	-------	------	------	------	------	------	------	------	--------	-------	------	------	------	------	------	------	------	------	------	------	------	------	------	------	------	------	------	------	------	------	------	------	------	------	------	------	------	------	------	------	------	------	------	------	------	------	------	------	------	------	------	-------	-------	-------	--------	-------	-------	-------	--------	-------	--------

PITCHER	IP	WLS	BF	H	R	ER	SO	BB	IBB	HBP	BLK	WP	HR	S	P	ERA	WHIP
Mark Langston, L (1, 1) ERA: 5.32	5.1		26	8	4	4	1	2	0	1	0	0	0	25	34	6.75	1.875
Ed Vande Berg, L (6, 1) ERA: 2.52	4.2	W	19	4	1	1	5	1	1	0	0	0	1	27	35	1.93	1.071

Batter	1	2	3	4	5	6	7	8	9	AB R H RBI BB SO LOB	TOP											
Jack Perconte, L (1, 4) OBP: 0.333, SLG: 0.335	0-0 4-3		0-3 K		0-0 F3		0-0 SH2-4		0-3 K2-3	4 0 0 0 0 2 2												
Barry Bonnell, R (1, 7) OBP: 0.336, SLG: 0.394	4-0 1B BB		0-0 1-3		0-0 1B		0-0 6-3			3 0 1 1 1 0 2												
Alvin Davis, L (1, 3) OBP: 0.463, SLG: 0.679	0-0 1-2 1B		0-3 K		0-0 F6		4-0 BB BB			3 0 1 0 1 1 2												
Al Cowens, R (1, 9) OBP: 0.301, SLG: 0.438	0-0 G4-6-3 1-2f			0-3 K		0-3 K	0-0 FC4-6 1-2f			4 0 0 0 0 2 4												
Dave Henderson, R (1, 8) OBP: 0.263, SLG: 0.235		0-0 F3		0-0 4-3		0-0 5-3		0-0 CS 1B		4 0 1 0 0 0 0												
Steve Henderson, R (1, 10) OBP: 0.354, SLG: 0.357		0-0 E 1B		4-0 BB		4-0 1B BB		0-0 F7 1-2		1 0 1 0 2 0 0												
Pat Putnam, L (8, PH) OBP: 0.253, SLG: 0.272										0 0 0 0 0 0 0												
Larry Milbourne, S (8, PH) OBP: 0.345, SLG: 0.255										1 0 0 0 0 0 1												
Domingo Ramos, R (1, 5) OBP: 0.059, SLG: 0.059		0-0 F9		0-0 4-3		0-0 1B		0-0 6-3		4 0 1 0 0 0 2												
Bob Kearney, R (1, 2) OBP: 0.273, SLG: 0.353		0-3 K			0-0 F7		0-3 K		0-0 5-3	4 0 0 0 0 2 3												
Spike Owen, S (1, 6) OBP: 0.374, SLG: 0.436			0-0 1-3 1B		0-0 S 1B 2B		4-0 BB BB BB		0-0 6-3	3 1 2 0 1 0 0												
Inning Stats	R: 0 E: 0 K: 0 S: 3	H: 1 LOB: 1 BB: 1 P: 7	R: 0 E: 0 K: 1 S: 6	H: 1 LOB: 1 BB: 0 P: 6	R: 0 E: 0 K: 2 S: 8	H: 1 LOB: 1 BB: 0 P: 8	R: 0 E: 0 K: 1 S: 5	H: 0 LOB: 1 BB: 1 P: 9	R: 1 E: 0 K: 0 S: 5	H: 2 LOB: 1 BB: 0 P: 5	R: 0 E: 0 K: 2 S: 8	H: 1 LOB: 2 BB: 1 P: 12	R: 0 E: 0 K: 0 S: 3	H: 0 LOB: 2 BB: 2 P: 11	R: 0 E: 0 K: 0 S: 3	H: 1 LOB: 0 BB: 0 P: 3	R: 0 E: 0 K: 1 S: 5	H: 0 LOB: 0 BB: 0 P: 5	1B: 6 2B: 1 3B: 0 HR: 0	SF: 0 SAC: 1 DP: 1 HBP: 0	WP: 0 PB: 0 SB: 2 CS: 1	PA: 37
PITCHER	IP WLS BF H R ER SO BB IBB HBP BLK WP HR S P ERA WHIP																					
Mike Flanagan, L (1, 1) ERA: 4.67	6.2 W 30 6 1 1 6 5 0 0 0 0 0 0 37 57 1.35 1.650																					
Bill Swaggerty, R (7, 1) ERA:	0.1 2 1 0 0 0 0 0 0 0 0 0 0 2 2 0.00 3.000																					
Tippy Martinez, L (8, 1) ERA: 3.9	2.0 S 5 0 0 0 1 0 0 0 0 0 0 0 7 7 0.00 0.000																					

Seattle Mariners @ Baltimore Orioles
Memorial Stadium, Baltimore, MD
 Sun May 20 1984, 3:33 AM EDT
 Att. 34,194 - Unknown

livebaseballscorecards.com

AB	31
R	1
H	7
RBI	1
BB	5
SO	7
LOB	16



Batter	1	2	3	4	5	6	7	8	9	AB	R	H	RBI	BB	SO	LOB
Al Bumbry, L OBP: 0.247, SLG: 0.250 John Shelby, S OBP: 0.243, SLG: 0.290 (1, 8) BB (8, PH) (9, 8)	4-0 G3-6-3 BB		0-0 F6		0-0 6-3			0-0 SH1-4		2	0	0	0	1	0	0
Jim Dwyer, L OBP: 0.299, SLG: 0.273 Gary Roenicke, R OBP: 0.356, SLG: 0.250 (1, 9) X (6, PH) (7, 9)	0-0 G3-6-3 1-2f			4-0 HR BB		0-0 F9		0-3 K		1	1	0	0	1	0	1
Cal Ripken Jr., R OBP: 0.394, SLG: 0.635 (1, 6) SS S	0-3 K			0-0 HR		0-0 G3		4-0 HR BB		3	2	1	2	1	1	0
Eddie Murray, S OBP: 0.440, SLG: 0.559 (1, 3)		0-0 F4		0-3 K		0-0 1B		0-0 HR		4	1	2	3	0	1	0
John Lowenstein, L OBP: 0.351, SLG: 0.358 Benny Ayala, R OBP: 0.222, SLG: 0.225 (1, 10) BB (6, PH)		4-0 BB		0-0 F9		0-0 F3		0-3 K		1	0	0	0	1	0	0
Wayne Gross, L OBP: 0.419, SLG: 0.705 Todd Cruz, R OBP: 0.237, SLG: 0.297 (1, 5) X (7, PH) (8, 5)		0-0 F9		4-0 BB			0-0 5-3			1	0	0	0	1	0	1
Mike Young, S OBP: 0.419, SLG: 0.556 (1, 7) SS		0-3 K		0-0 G3			0-0 5-3			3	0	0	0	0	1	2
Rich Dauer, R OBP: 0.287, SLG: 0.328 (1, 4) X			0-0 5-3		0-0 F3		0-0 G3			3	0	0	0	0	0	0
Orlando Sanchez, L OBP: 0.091, SLG: 0.182 Floyd Rayford, R OBP: 0.280, SLG: 0.447 (1, 2) X (4, 2)			0-0 6-3		0-0 F7			4-0 SH1-4 HR BB		1	0	0	0	0	0	0

Inning Stats	R: 0	H: 0	E: 0	K: 1	S: 4	LOB: 0	BB: 1	P: 8	R: 0	H: 0	E: 0	K: 1	S: 5	LOB: 1	BB: 1	P: 9	R: 0	H: 0	E: 0	K: 0	S: 3	LOB: 0	BB: 0	P: 3	R: 2	H: 1	E: 0	K: 1	S: 6	LOB: 1	BB: 2	P: 14	R: 0	H: 0	E: 0	K: 0	S: 3	LOB: 0	BB: 0	P: 3	R: 0	H: 1	E: 0	K: 0	S: 4	LOB: 1	BB: 0	P: 4	R: 0	H: 0	E: 0	K: 0	S: 3	LOB: 0	BB: 0	P: 3	R: 3	H: 1	E: 0	K: 2	S: 8	LOB: 0	BB: 2	P: 16
--------------	------	------	------	------	------	--------	-------	------	------	------	------	------	------	--------	-------	------	------	------	------	------	------	--------	-------	------	------	------	------	------	------	--------	-------	-------	------	------	------	------	------	--------	-------	------	------	------	------	------	------	--------	-------	------	------	------	------	------	------	--------	-------	------	------	------	------	------	------	--------	-------	-------


PITCHER	IP	WLS	BF	H	R	ER	SO	BB	IBB	HBP	BLK	WP	HR	S	P	ERA	WHIP
Mike Moore, R ERA: 3.06 (1, 1)	5.0	L	19	1	2	2	3	4	0	0	0	0	1	21	37	3.60	1.000
Paul Mirabella, L ERA: 3.0 (6, 1)	2.1		9	1	1	1	0	1	0	0	0	0	0	8	12	3.86	0.857
Dave Beard, R ERA: 3.98 (8, 1)	0.2		4	1	2	2	2	1	0	0	0	0	1	7	11	27.00	3.000

BOTTOM

Seattle Mariners @ Baltimore Orioles
Memorial Stadium, Baltimore, MD
 Sun May 20 1984, 3:33 AM EDT
 Att. 34,194 - Unknown

AB	25
R	5
H	3
RBI	5
BB	6
SO	5
LOB	6

livebaseballscorecards.com



1B:	1	SF:	0	WP:	0	PA:	32
2B:	0	SAC:	1	PB:	0		
3B:	0	DP:	1	SB:	0		
HR:	2	HBP:	0	CS:	0		

Batter	1	2	3	4	5	6	7	8	9	AB R H RBI BB SO LOB	TOP									
Willie Randolph, R (1, 4) OBP: 0.408, SLG: 0.359	0-0 G3		0-0 5-3			0-0 F7		0-0 1-3		4 0 0 0 0 0 2										
Toby Harrah, R (1, 5) OBP: 0.318, SLG: 0.301	0-0 F4			0-0 G1-5-3		0-0 6-3			4-0 1B HR BB	3 1 0 0 1 0 0										
Dave Winfield, R (1, 9) OBP: 0.306, SLG: 0.461	0-0 6-3			4-0 F8 BB		0-0 1-3			0-0 1-2 HR 1B	3 1 1 0 1 0 0										
Don Baylor, R (1, 10) OBP: 0.315, SLG: 0.444		0-0 G4-6-3 1B		0-0 F8 1-2		0-0 6-3			0-0 1-H 2-H HR	4 1 2 3 0 0 1										
Lou Piniella, R (1, 7) OBP: 0.338, SLG: 0.403 Steve Kemp, L (9, PH) OBP: 0.363, SLG: 0.341		0-0 G4-6-3 1-2f		4-0 IBB		0-0 6-3			4-0 1-3 BB	2 0 0 0 1 0 1 0 0 0 0 1 0 0										
Don Mattingly, L (1, 3) OBP: 0.340, SLG: 0.496		0-3 K		0-0 4-3		0-0 1B			0-0 1-2 1-3	4 0 1 0 0 1 3										
Roy Smalley, S (1, 6) OBP: 0.327, SLG: 0.388			0-0 6-3		0-0 FC6-4 1B			0-0 6-3	0-0 6-3	4 0 1 0 0 0 1										
Ken Griffey, L (1, 8) OBP: 0.308, SLG: 0.306			0-0 1B		0-0 FC6-4 G5-4-3 1-2f			0-3 K	0-0 6-3	4 0 1 0 0 1 2										
Butch Wynegar, S (1, 2) OBP: 0.296, SLG: 0.295			0-0 F4		0-0 G5-4-3 1-2f			0-0 1B		3 0 1 0 0 0 2										
Inning Stats	R: 0 E: 0 K: 0 S: 3	H: 0 LOB: 0 BB: 0 P: 3	R: 0 E: 0 K: 1 S: 5	H: 1 LOB: 0 BB: 0 P: 5	R: 0 E: 0 K: 0 S: 4	H: 1 LOB: 1 BB: 0 P: 4	R: 0 E: 0 K: 0 S: 3	H: 0 LOB: 2 BB: 2 P: 11	R: 0 E: 0 K: 0 S: 3	H: 1 LOB: 0 BB: 0 P: 3	R: 0 E: 0 K: 0 S: 3	H: 0 LOB: 0 BB: 0 P: 3	R: 0 E: 0 K: 0 S: 6	H: 1 LOB: 1 BB: 0 P: 6	R: 3 E: 0 K: 0 S: 5	H: 2 LOB: 1 BB: 2 P: 13	1B: 6 2B: 0 3B: 0 HR: 1	SF: 0 SAC: 0 DP: 2 HBP: 0	WP: 0 PB: 0 SB: 0 CS: 0	PA: 35
PITCHER	IP WLS BF H R ER SO BB IBB HBP BLK WP HR S P ERA WHIP																			
Matt Young, L (1, 1) ERA: 5.85	8.0 W 30 6 2 2 2 2 2 1 0 0 0 0 31 43 2.25 1.000																			
Mike Stanton, R (9, 1) ERA: 5.09	0.0 2 1 1 1 0 1 0 0 0 0 1 1 5 ∞ ∞																			
Ed Vande Berg, L (9, 1) ERA: 2.45	1.0 S 3 0 0 0 0 0 0 0 0 0 0 0 3 3 0.00 0.000																			

New York Yankees @ Seattle Mariners
The Kingdome, Seattle, WA
Tue May 22 1984, 10:05 PM EDT
Att. 9,978 - Unknown

AB	31
R	3
H	7
RBI	3
BB	4
SO	2
LOB	12



WP: 0	PA: 35
-------	--------

ERA	WHIP
-----	------

livebaseballscorecards.com

Batter	1	2	3	4	5	6	7	8	9
Jack Perconte, L (1, 4) OBP: 0.331, SLG: 0.329	0-0 6-3			0-0 4-3		4-0 S E BB 6-3	0-0 4-3		
Barry Bonnell, R (1, 7) OBP: 0.333, SLG: 0.397	0-3 K			0-0 HR 2B		0-0 6-3 1-2	0-0 G3		
Alvin Davis, L (1, 3) OBP: 0.464, SLG: 0.699	0-0 F7			0-0 2-H HR		0-3 K 2-3		0-0 4-3 1B 1B	
Pat Putnam, L (1, 10) OBP: 0.255, SLG: 0.274 Steve Henderson, R (8, PH) OBP: 0.361, SLG: 0.366				0-0 6-3		0-0 E1 S		0-0 4-3 1B	
Al Cowens, R (1, 9) OBP: 0.293, SLG: 0.424				0-3 K		0-0 4-3 1-2		0-3 K	
Dave Henderson, R (1, 8) OBP: 0.263, SLG: 0.236						0-0 6-3 SH1-4 1B		0-0 4-3 1-2 2-3	
Larry Milbourne, S (1, 5) OBP: 0.351, SLG: 0.265 Domingo Ramos, R (8, 5) OBP: 0.056, SLG: 0.056				0-3 K		0-0 SH1-4		0-3 K	
Bob Kearney, R (1, 2) OBP: 0.275, SLG: 0.360				0-3 K		0-0 6-3		0-0 1-H E 2B	
Spike Owen, S (1, 6) OBP: 0.373, SLG: 0.434				0-0 6-3		0-0 F7		0-0 E8 4-3 2-H 1B	

Inning Stats	R: 0 E: 0 K: 1 S: 5	H: 0 LOB: 0 BB: 0 P: 5	R: 0 E: 0 K: 0 S: 3	H: 1 LOB: 0 BB: 0 P: 3	R: 0 E: 0 K: 2 S: 7	H: 0 LOB: 0 BB: 0 P: 7	R: 2 E: 0 K: 1 S: 7	H: 2 LOB: 0 BB: 0 P: 7	R: 0 E: 0 K: 0 S: 4	H: 1 LOB: 1 BB: 0 P: 4	R: 1 E: 1 K: 1 S: 6	H: 0 LOB: 1 BB: 1 P: 10	R: 2 E: 1 K: 1 S: 8	H: 3 LOB: 1 BB: 0 P: 8	R: 0 E: 0 K: 2 S: 9	H: 2 LOB: 2 BB: 0 P: 9
--------------	------------------------------	---------------------------------	------------------------------	---------------------------------	------------------------------	---------------------------------	------------------------------	---------------------------------	------------------------------	---------------------------------	------------------------------	----------------------------------	------------------------------	---------------------------------	------------------------------	---------------------------------


PITCHER	IP	WLS	BF	H	R	ER	SO	BB	IBB	HBP	BLK	WP	HR	S	P	ERA	WHIP
Jose Rijo, R (1, 1) ERA: 3.16	6.0	L	23	4	3	2	5	1	0	0	0	0	1	32	36	3.00	0.833
Clay Christiansen, R (7, 1) ERA: 3.48	1.0		6	3	2	2	1	0	0	0	0	0	0	8	8	18.00	3.000
Dave Righetti, L (8, 1) ERA: 2.03	1.0		5	2	0	0	2	0	0	0	0	0	0	9	9	0.00	2.000

BOTTOM

New York Yankees @ Seattle Mariners
The Kingdome, Seattle, WA
Tue May 22 1984, 10:05 PM EDT
Att. 9,978 - Unknown

AB	R	H	RBI	BB	SO	LOB
3	1	0	0	1	0	1
4	1	1	0	0	1	2
4	1	2	2	0	1	1
3	0	1	0	0	0	0
1	0	1	0	0	0	0
4	0	0	0	0	2	4
4	0	1	0	0	1	2
2	1	1	0	0	1	0
1	0	0	0	0	1	2
3	1	1	1	0	1	1
3	0	1	1	0	0	1

AB	32
R	5
H	9
RBI	4
BB	1
SO	8
LOB	14



WP: 0	PA: 34
PB: 0	
SB: 2	
CS: 0	

WP	HR	S	P	ERA	WHIP
0	0	1	0	0	0

Batter	1	2	3	4	5	6	7	8	9	AB R H RBI BB SO LOB	TOP																			
Willie Randolph, R (1, 4) OBP: 0.405, SLG: 0.356	0-0 6-3		0-0 6-3		0-0 F9			0-0 1B		4 0 1 0 0 0 0																				
Toby Harrah, R (1, 5) OBP: 0.316, SLG: 0.299	0-0 5-3		0-0 1B		0-0 F9			0-3 K		4 0 1 0 0 1 1																				
Oscar Gamble, L (1, 9) Dave Winfield, R (9, 9) OBP: 0.196, SLG: 0.182 OBP: 0.306, SLG: 0.461	0-0 F5		0-0 F5		0-0 F2			4-0 HR BB		3 1 0 0 1 0 1 0 0 0 0 0 0 0																				
Don Baylor, R (1, 10) OBP: 0.313, SLG: 0.463		0-0 5-3		0-0 F5		0-0 F4		0-0 HR		4 1 1 2 0 0 0																				
Don Mattingly, L (1, 3) OBP: 0.338, SLG: 0.490		0-0 BB SF8-5 1B		0-0 4-3		0-0 F9		0-0 F8		4 1 1 0 0 0 0																				
Steve Kemp, L (1, 7) OBP: 0.368, SLG: 0.341		4-0 BB SF8-5 1-2 BB		0-0 1B		0-0 F5		0-0 4-3		3 0 1 0 1 0 0																				
Roy Smalley, S (1, 6) Andre Robertson, R (9, 6) OBP: 0.324, SLG: 0.376 OBP: 0.241, SLG: 0.294		4-0 BB 1-2 2-3 BB		0-0 4-3		0-0 F5		0-0 1-3		3 0 0 0 1 0 1 0 0 0 0 0 0 0																				
Butch Wynegar, S (1, 2) OBP: 0.288, SLG: 0.290		0-0 SF8-5 2-3 3-H		0-0 F4		0-0 4-3				2 0 0 1 0 0 0																				
Omar Moreno, L (1, 8) OBP: 0.260, SLG: 0.300			0-0 G3		0-0 F4		0-3 K			3 0 0 0 0 1 0																				
Inning Stats	R: 0 E: 0 K: 0 S: 3	H: 0 LOB: 0 BB: 0 P: 3	R: 1 E: 0 K: 0 S: 3	H: 1 LOB: 1 BB: 2 P: 11	R: 0 E: 0 K: 0 S: 4	H: 1 LOB: 1 BB: 0 P: 4	R: 0 E: 0 K: 0 S: 4	H: 1 LOB: 1 BB: 0 P: 4	R: 0 E: 0 K: 0 S: 3	H: 0 LOB: 0 BB: 0 P: 3	R: 0 E: 0 K: 0 S: 3	H: 0 LOB: 0 BB: 0 P: 3	R: 0 E: 0 K: 2 S: 8	H: 1 LOB: 1 BB: 0 P: 8	R: 2 E: 0 K: 0 S: 4	H: 1 LOB: 0 BB: 1 P: 8	1B: 4 2B: 1 3B: 0 HR: 1	SF: 1 SAC: 0 DP: 1 HBP: 0	WP: 0 PB: 0 SB: 0 CS: 0	PA: 34										
PITCHER Jim Beattie, R (1, 1) ERA: 3.02	IP 9.0	WLS L	BF 34	H 5	R 3	ER 3	SO 2	BB 3	IBB 0	HBP 0	BLK 0	WP 0	HR 1	S 35	P 47	ERA 3.00	WHIP 0.889													
											PITCHER	IP	WLS	BF	H	R	ER	SO	BB	IBB	HBP	BLK	WP	HR	S	P	ERA	WHIP		

New York Yankees @ Seattle Mariners
The Kingdome, Seattle, WA
Wed May 23 1984, 10:05 PM EDT
Att: 19,672 - Unknown

livebaseballscorecards.com

AB 30
R 3
H 5
RBI 3
BB 3
SO 2
LOB 3



Batter	1	2	3	4	5	6	7	8	9	AB	R	H	RBI	BB	SO	LOB
Jack Perconte, L (1, 4) OBP: 0.330, SLG: 0.323	0-0 5-3		0-0 F3			4-0 BB BB		0-0 F5		3	0	0	0	1	0	0
Barry Bonnell, R (1, 7) OBP: 0.331, SLG: 0.388	0-0 4-3			0-3 K		4-0 BB BB		0-0 F3		3	0	0	0	1	1	0
Alvin Davis, L (1, 3) OBP: 0.465, SLG: 0.687	4-0 FC6-4 BB			0-0 6-3		0-3 K		4-0 BB BB		2	0	0	0	2	1	2
Al Cowens, R (1, 9) OBP: 0.285, SLG: 0.412	0-0 FC6-4 1-2f			0-3 K		0-0 4-3		0-3 K		4	0	0	0	0	2	4
Steve Henderson, R (1, 10) OBP: 0.345, SLG: 0.347		0-3 K			0-3 K		0-0 F8		0-3 K	4	0	0	0	0	3	1
Dave Henderson, R (1, 8) OBP: 0.274, SLG: 0.276		0-0 F4			0-0 2B		0-0 2B		0-0 4-3	4	0	2	0	0	0	1
Domingo Ramos, R (1, 5) OBP: 0.048, SLG: 0.048		0-3 K			0-3 K		0-0 F4			3	0	0	0	0	2	2
Bob Kearney, R (1, 2) OBP: 0.269, SLG: 0.353			0-0 F9		0-0 5-3		0-3 K			3	0	0	0	0	1	2
Spike Owen, S (1, 6) OBP: 0.366, SLG: 0.424			0-3 K			0-3 K		0-0 F8		3	0	0	0	0	2	0

Inning Stats	R: 0	H: 0	E: 0	LOB: 1	K: 0	P: 7	R: 0	H: 0	E: 0	LOB: 0	K: 2	P: 7	R: 0	H: 0	E: 0	LOB: 0	K: 2	P: 7	R: 0	H: 1	E: 0	LOB: 1	K: 2	P: 8	R: 0	H: 0	E: 0	LOB: 2	K: 2	P: 15	R: 0	H: 1	E: 0	LOB: 1	K: 1	P: 6	R: 0	H: 0	E: 0	LOB: 0	K: 0	P: 3	R: 0	H: 0	E: 0	LOB: 1	K: 2	P: 11	1B: 0	SF: 0	2B: 2	SAC: 0	3B: 0	DP: 0	HR: 0	HBP: 0	WP: 0	PA: 33
	S: 3	BB: 1	S: 7	BB: 0	S: 7	K: 1	BB: 0	S: 5	K: 2	BB: 0	S: 7	K: 2	BB: 0	S: 8	K: 2	BB: 2	S: 7	K: 2	BB: 2	S: 6	BB: 0	P: 6	K: 1	BB: 0	S: 3	BB: 0	P: 3	K: 2	BB: 1	S: 7	BB: 1	P: 11	1B: 0 <td>SF: 0 <td>2B: 2 <td>SAC: 0 <td>3B: 0 <td>DP: 0 <td>HR: 0 <td>HBP: 0 <td>WP: 0 <td>PA: 33</td> </td></td></td></td></td></td></td></td>	SF: 0 <td>2B: 2 <td>SAC: 0 <td>3B: 0 <td>DP: 0 <td>HR: 0 <td>HBP: 0 <td>WP: 0 <td>PA: 33</td> </td></td></td></td></td></td></td>	2B: 2 <td>SAC: 0 <td>3B: 0 <td>DP: 0 <td>HR: 0 <td>HBP: 0 <td>WP: 0 <td>PA: 33</td> </td></td></td></td></td></td>	SAC: 0 <td>3B: 0 <td>DP: 0 <td>HR: 0 <td>HBP: 0 <td>WP: 0 <td>PA: 33</td> </td></td></td></td></td>	3B: 0 <td>DP: 0 <td>HR: 0 <td>HBP: 0 <td>WP: 0 <td>PA: 33</td> </td></td></td></td>	DP: 0 <td>HR: 0 <td>HBP: 0 <td>WP: 0 <td>PA: 33</td> </td></td></td>	HR: 0 <td>HBP: 0 <td>WP: 0 <td>PA: 33</td> </td></td>	HBP: 0 <td>WP: 0 <td>PA: 33</td> </td>	WP: 0 <td>PA: 33</td>	PA: 33																

PITCHER	IP	WLS	BF	H	R	ER	SO	BB	IBB	HBP	BLK	WP	HR	S	P	ERA	WHIP
Dennis Rasmussen, L (1, 1) ERA: 1.95	8.0	W	29	2	0	0	10	3	0	0	0	0	0	46	58	0.00	0.625
Dave Righetti, L (9, 1)	1.0	S	4	0	0	0	2	1	0	0	0	0	0	7	11	0.00	1.000

BOTTOM


New York Yankees @ Seattle Mariners

The Kingdome, Seattle, WA

Wed May 23 1984, 10:05 PM EDT
Att. 19,672 - Unknown

livebaseballscorecards.com

AB 29
R 0
H 2
RBI 0
BB 4
SO 12
LOB 12



Batter	1	2	3	4	5	6	7	8	9	AB R H RBI BB SO LOB	TOP									
Willie Randolph, R (1, 4) OBP: 0.410, SLG: 0.377	0-0 F9		0-0 BLK 1B		0-0 2B		0-0 2B 2B		0-0 3-1	5 1 3 0 0 0 1										
Toby Harrah, R (1, 5) OBP: 0.319, SLG: 0.297	0-0 FC6-4 1B		4-0 1-2 BB		0-0 1-3		0-0 6-3		0-3 K	4 0 1 0 1 1 3										
Dave Winfield, R (1, 9) OBP: 0.304, SLG: 0.462	0-0 F2		0-0 F8		0-0 5-3		0-0 2B		0-0 2B	4 0 1 1 0 0 3										
Don Baylor, R (1, 10) OBP: 0.312, SLG: 0.480	0-0 FC6-4 1-2f		0-0 F3		0-0 HR		0-0 F8			4 1 1 1 0 0 4										
Lou Piniella, R (1, 7) OBP: 0.347, SLG: 0.400		0-0 1-3		4-0 G6-4-3 BB		0-0 FC5-4 1B		0-3 K		3 0 1 0 1 1 0										
Roy Smalley, S (1, 3) OBP: 0.322, SLG: 0.371		0-0		0-0 G6-4-3 1-2f		0-0 FC5-4 1B 1-2f		0-3 K		4 0 1 0 0 1 2										
Don Mattingly, L (8, 3) OBP: 0.338, SLG: 0.490		0-0 FC5-4 1B		0-0 4-3		0-0 1B		0-0 F7		0 0 0 0 0 0 0										
Ken Griffey, L (1, 8) OBP: 0.306, SLG: 0.304		0-0 FC5-4 1-2f		0-0 F8		0-0 F6		0-0 F7		4 0 1 0 0 0 1										
Omar Moreno, L (8, 8) OBP: 0.260, SLG: 0.300		0-0 F8		0-0 F8		0-0 F6		0-0 F7		0 0 0 0 0 0 0										
Butch Wynegar, S (1, 2) OBP: 0.287, SLG: 0.282		0-0 F8		0-0 F8		0-0 F6		0-0 F7	4-0 3-1 SH2-4 BB	3 0 0 0 1 0 3										
Andre Robertson, R (1, 6) OBP: 0.233, SLG: 0.284			0-0 F2		0-3 K		0-0 5-3		0-0 SH2-4	3 0 0 0 0 1 0										
Inning Stats	R: 0 E: 0 K: 0 S: 4	H: 1 LOB: 1 BB: 0 P: 4	R: 0 E: 0 K: 0 S: 4	H: 1 LOB: 1 BB: 0 P: 4	R: 0 E: 0 K: 0 S: 4	H: 0 LOB: 0 BB: 1 P: 6	R: 0 E: 0 K: 1 S: 6	H: 1 LOB: 1 BB: 0 P: 6	R: 1 E: 0 K: 0 S: 6	H: 3 LOB: 2 BB: 0 P: 6	R: 1 E: 0 K: 0 S: 5	H: 2 LOB: 1 BB: 0 P: 5	R: 0 E: 0 K: 2 S: 7	H: 0 LOB: 0 BB: 0 P: 7	R: 0 E: 0 K: 1 S: 5	H: 0 LOB: 1 BB: 1 P: 9	1B: 5 2B: 3 3B: 0 HR: 1	SF: 0 SAC: 1 DP: 1 HBP: 0	WP: 0 PB: 0 SB: 0 CS: 0	PA: 38
PITCHER	IP WLS BF H R ER SO BB IBB HBP BLK WP HR S P ERA WHIP																			
Mark Langston, L (1, 1) ERA: 5.02	6.1 L 28 8 2 2 1 2 2 0 0 1 0 1 28 36 2.84 1.579																			
Mike Stanton, R (7, 1) ERA: 4.43	2.2 10 1 0 0 3 1 0 0 0 0 0 0 15 19 0.00 0.750																			

New York Yankees @ Seattle Mariners
The Kingdome, Seattle, WA
Thu May 24 1984, 10:05 PM EDT
Att. 9,600 - Unknown

livebaseballscorecards.com

AB	34
R	2
H	9
RBI	2
BB	3
SO	4
LOB	17



Batter	1	2	3	4	5	6	7	8	9	AB R H RBI BB SO LOB
Jack Perconte, L (1, 4) OBP: 0.333, SLG: 0.327	0-0 1-3 S 1B		0-0 F7			0-0 1B		0-0 3-1		4 0 2 0 0 0 0
Phil Bradley, R (1, 9) OBP: 0.360, SLG: 0.289	0-0 6-3 1-2		0-0 5-3			0-0 1-3 1B		0-0 G4-6-3 1B		4 0 2 0 0 0 1
Alvin Davis, L (1, 3) OBP: 0.459, SLG: 0.669	0-0 1-3 2-3			4-0 G6-4-3 BB		0-3 1-2 K		0-0 G4-6-3 1-2f		3 0 0 0 1 1 4
Ken Phelps, L (1, 10) OBP: 0.421, SLG: 0.800 Al Cowens, R (9, PH) OBP: 0.263, SLG: 0.409	0-3 K		0-0 F7		0-0 G6-4-3 1-2f	0-3 K		0-3 K		3 0 0 0 0 2 4 1 0 0 0 0 1 0
Barry Bonnell, R (1, 7) OBP: 0.331, SLG: 0.387		0-0 PB 1B		0-0 G6-4-3 1-2f		0-3 K				3 0 1 0 0 1 1
Dave Henderson, R (1, 8) OBP: 0.264, SLG: 0.266		0-3 K 1-2		0-3 K		0-0 5-3				3 0 0 0 0 2 1
Larry Milbourne, S (1, 5) OBP: 0.350, SLG: 0.269		0-0 F8		0-0 CS 1B		0-0 F5				3 0 1 0 0 0 1
Bob Kearney, R (1, 2) OBP: 0.264, SLG: 0.345		0-0 6-3		0-3 K 1-2				0-3 K		3 0 0 0 0 2 2
Spike Owen, S (1, 6) OBP: 0.359, SLG: 0.415			0-0 F8			0-0 G3		0-3 K		3 0 0 0 0 1 0

Inning Stats	R: 0 E: 0 K: 1 S: 6	H: 1 LOB: 1 BB: 0 P: 6	R: 0 E: 0 K: 1 S: 6	H: 1 LOB: 1 BB: 0 P: 6	R: 0 E: 0 K: 0 S: 3	H: 0 LOB: 0 BB: 0 P: 3	R: 0 E: 0 K: 0 S: 2	H: 0 LOB: 0 BB: 1 P: 6	R: 0 E: 0 K: 2 S: 7	H: 1 LOB: 1 BB: 0 P: 7	R: 0 E: 0 K: 2 S: 9	H: 2 LOB: 2 BB: 0 P: 9	R: 0 E: 0 K: 1 S: 5	H: 0 LOB: 0 BB: 0 P: 5	R: 0 E: 0 K: 2 S: 7	H: 0 LOB: 0 BB: 0 P: 7	R: 0 E: 0 K: 1 S: 5	H: 1 LOB: 0 BB: 0 P: 5	1B: 6 2B: 1 3B: 0 HR: 0	SF: 0 SAC: 0 DP: 3 HBP: 0	WP: 0 PB: 1 SB: 2 CS: 1	PA: 31
--------------	------------------------------	---------------------------------	------------------------------	---------------------------------	------------------------------	---------------------------------	------------------------------	---------------------------------	------------------------------	---------------------------------	------------------------------	---------------------------------	------------------------------	---------------------------------	------------------------------	---------------------------------	------------------------------	---------------------------------	----------------------------------	------------------------------------	----------------------------------	--------

PITCHER	IP	WLS	BF	H	R	ER	SO	BB	IBB	HBP	BLK	WP	HR	S	P	ERA	WHIP
Phil Niekro, R (1, 1) ERA: 1.2	7.0	W	25	5	0	0	7	1	0	0	0	0	0	38	42	0.00	0.857
Jay Howell, R (8, 1) ERA: 2.1	1.0		4	1	0	0	2	0	0	0	0	0	0	8	8	0.00	1.000
Dave Righetti, L (9, 1) ERA: 1.88	1.0	S	2	0	0	0	1	0	0	0	0	0	0	4	4	0.00	0.000

BOTTOM

New York Yankees @ Seattle Mariners
The Kingdome, Seattle, WA
Thu May 24 1984, 10:05 PM EDT
Att. 9,600 - Unknown

livebaseballscores.com

AB	30
R	0
H	6
RBI	0
BB	1
SO	10
LOB	14



Batter	1	2	3	4	5	6	7	8	9	AB R H RBI BB SO LOB	TOP	
Tom Brookens, R (1, 4) OBP: 0.213, SLG: 0.216 Rod Allen, R (9, PH) OBP: 0.345, SLG: 0.308	0-0 5-3		0-0 6-3		0-0 5-3		0-0 4-3		0-3 K	4 0 0 0 0 0 4 1 0 0 0 0 1 2		
Alan Trammell, R (1, 6) OBP: 0.429, SLG: 0.549	0-0 F7			0-0 HR		0-0 5-3		0-0 8-5 2B	0-0 F3	5 1 2 1 0 0 2		
Barbaro Garbey, R (1, 3) OBP: 0.381, SLG: 0.423	0-3 K			0-0 5-3		0-0 F8		0-0 6-3		4 0 0 0 0 1 1		
Lance Parrish, R (1, 2) OBP: 0.308, SLG: 0.453 Dwight Lowry, L (8, 2) OBP: 0.296, SLG: 0.440		0-3 K		0-3 K		0-0 E5		0-0 8-5 2-3f		4 0 0 0 0 2 1 0 0 0 0 0 0 0		
Larry Herndon, R (1, 7) OBP: 0.318, SLG: 0.324		0-0 CS BB 1B		0-0 6-3		0-3 K			0-3 K	4 0 1 0 0 2 1		
Darrell Evans, L (1, 10) OBP: 0.404, SLG: 0.450		4-0 BB 1-2 BB			0-0 FC4-6 WP 1B		0-0 1B 1B		4-0 1B BB 1B BB	2 1 2 0 2 0 0		
Chet Lemon, R (1, 8) OBP: 0.405, SLG: 0.562 Rusty Kuntz, R (9, PR) OBP: 0.455, SLG: 0.677		0-3 K 2-3			4-0 BB 1-2 FC4-6 BB		0-0 F8		4-0 1B BB 1B BB	2 0 0 0 2 1 3 0 1 0 0 0 0 0		
Kirk Gibson, L (1, 9) OBP: 0.358, SLG: 0.492			0-0 4-3		0-0 FC4-6 WP 1-2f 2-3		0-0 F8		0-0 1B 1B	4 0 1 0 0 0 3		
Marty Castillo, R (1, 5) OBP: 0.333, SLG: 0.348 Howard Johnson, S (9, PH) OBP: 0.393, SLG: 0.420			0-0 F7		0-0 F3		0-0 1B		0-0 1B	3 0 1 0 0 0 2 1 0 1 2 0 0 0		
Inning Stats	R: 0 E: 0 K: 1 S: 5 H: 0 LOB: 0 BB: 0 P: 5	R: 0 E: 0 K: 2 S: 7 H: 1 LOB: 2 BB: 1 P: 11	R: 0 E: 0 K: 0 S: 3 H: 0 LOB: 0 BB: 0 P: 3	R: 1 E: 0 K: 1 S: 6 H: 1 LOB: 0 BB: 0 P: 6	R: 0 E: 0 K: 0 S: 4 H: 1 LOB: 2 BB: 1 P: 8	R: 0 E: 1 K: 1 S: 6 H: 0 LOB: 1 BB: 0 P: 6	R: 0 E: 0 K: 0 S: 5 H: 2 LOB: 2 BB: 0 P: 5	R: 0 E: 0 K: 0 S: 3 H: 1 LOB: 0 BB: 0 P: 3	R: 2 E: 0 K: 2 S: 9 H: 2 LOB: 2 BB: 2 P: 17	1B: 6 2B: 3 3B: 0 HR: 1 SF: 0 SAC: 0 DP: 2 HBP: 0	WP: 2 PB: 0 SB: 0 CS: 1 PA: 38	
PITCHER	IP WLS BF H R ER SO BB IBB HBP BLK WP HR S P ERA WHIP											
Ed Vande Berg, L (1, 1) ERA: 2.27	7.0 W 29 6 1 1 5 2 0 0 0 2 1 37 45 1.29 1.143											
Dave Beard, R (8, 1) ERA: 4.36	1.1 7 2 2 2 1 2 0 0 0 0 0 7 15 13.50 3.000											
Paul Mirabella, L (9, 1) ERA: 2.91	0.2 S 2 0 0 0 1 0 0 0 0 0 0 4 4 0.00 0.000											

Detroit Tigers @ Seattle Mariners

The Kingdome, Seattle, WA

Fri May 25 1984, 10:05 PM EDT

Att: 15,722 - Unknown

livebaseballscorecards.com

AB	34
R	3
H	8
RBI	3
BB	4
SO	7
LOB	19



Batter	1	2	3	4	5	6	7	8	9	AB	R	H	RBI	BB	SO	LOB
Jack Perconte, L OBP: 0.325, SLG: 0.318 (1, 4)	0-0 F9	0-0 FC1-6 1B		0-0 F8		0-0 4-3		0-0 F9		5	1	0	0	0	0	3
Barry Bonnell, R OBP: 0.333, SLG: 0.383 (1, 9)	1-0 2B HBP	0-0 1B		0-0 5-3		0-0 6-3		0-0 F8		4	1	1	1	0	0	1
Alvin Davis, L OBP: 0.467, SLG: 0.705 (1, 3)	0-0 1B 1-H	0-0 1B		0-0 4-3		0-0 HR				4	1	3	3	0	0	0
Pat Putnam, L OBP: 0.287, SLG: 0.278 Phil Bradley, R OBP: 0.356, SLG: 0.286 (1, 7) (5, PR) (6, 7)	4-0 1B BB	0-0 F7			0-0 WP 1B	0-3 K				2	0	1	0	1	0	2
Ken Phelps, L OBP: 0.391, SLG: 0.684 (1, 10)	0-0 F9	0-3 K			0-0 F4		0-0 G6-3 1B			4	0	1	0	0	1	5
Dave Henderson, R OBP: 0.264, SLG: 0.265 (1, 8)	0-0 1B 1-2 2-3		0-0 4-3		0-0 F5		0-3 K			4	0	1	0	0	1	2
Larry Milbourne, S OBP: 0.359, SLG: 0.286 Domingo Ramos, R OBP: 0.048, SLG: 0.048 (1, 5) (8, 5)	0-0 3-1		0-0 FC4-6 1B		0-0 HR 1B		0-0 G6-3			4	1	2	1	0	0	4
Bob Kearney, R OBP: 0.270, SLG: 0.377 (1, 2)		0-0 SH 1B 2B	0-0 FC4-6		0-0 HR		0-0 5-3			4	2	2	2	0	0	1
Spike Owen, S OBP: 0.358, SLG: 0.414 (1, 6)		0-0 SH FC1-6	0-3 K		0-0 F8		0-0 1B			3	0	1	0	0	1	2

Inning Stats	R: 1	H: 2	E: 0	K: 0	S: 5	LOB: 3	BB: 1	P: 10	R: 2	H: 3	E: 1	K: 1	S: 9	LOB: 2	BB: 0	P: 9	R: 0	H: 1	E: 0	K: 1	S: 6	LOB: 1	BB: 0	P: 6	R: 0	H: 0	E: 0	K: 0	S: 3	LOB: 0	BB: 0	P: 3	R: 3	H: 3	E: 0	K: 0	S: 6	LOB: 1	BB: 0	P: 6	R: 1	H: 1	E: 0	K: 1	S: 6	LOB: 0	BB: 0	P: 6	R: 0	H: 1	E: 0	K: 1	S: 5	LOB: 0	BB: 0	P: 5	R: 0	H: 1	E: 0	K: 0	S: 4	LOB: 1	BB: 0	P: 4
--------------	------	------	------	------	------	--------	-------	-------	------	------	------	------	------	--------	-------	------	------	------	------	------	------	--------	-------	------	------	------	------	------	------	--------	-------	------	------	------	------	------	------	--------	-------	------	------	------	------	------	------	--------	-------	------	------	------	------	------	------	--------	-------	------	------	------	------	------	------	--------	-------	------

PITCHER	IP	WLS	BF	H	R	ER	SO	BB	IBB	HBP	BLK	WP	HR	S	P	ERA	WHIP
Milt Wilcox, R ERA: 3.61 (1, 1)	4.2	L	26	9	6	5	2	1	0	0	0	1	1	28	33	9.64	2.143
Doug Bair, R ERA: 2.29 (5, 1)	1.1		5	1	1	1	1	0	0	0	0	0	1	7	7	6.75	0.750
Dave Rozema, R ERA: 3.63 (7, 1)	1.0		3	1	0	0	1	0	0	0	0	0	0	5	5	0.00	1.000
Glenn Abbott, R ERA: 3.31 (8, 1)	1.0		4	1	0	0	0	0	0	0	0	0	0	4	4	0.00	1.000


BOTTOM

Detroit Tigers @ Seattle Mariners
The Kingdome, Seattle, WA

Fri May 25 1984, 10:05 PM EDT
Att. 15,722 - Unknown

livebaseballscorecards.com

AB	35
R	7
H	12
RBI	7
BB	1
SO	4
LOB	20



1B: 8	SF: 0	WP: 1	PA: 38
2B: 2	SAC: 1	PB: 0	
3B: 0	DP: 1	SB: 0	
HR: 2	HBP: 1	CS: 0	

Batter	1	2	3	4	5	6	7	8	9	AB R H RBI BB SO LOB	TOP		
Lou Whitaker, L (1, 4) OBP: 0.382, SLG: 0.423 Tom Brookens, R (8, 4) OBP: 0.213, SLG: 0.216 Barbaro Garbey, R (9, PH) OBP: 0.387, SLG: 0.429	0-0 4-3		0-0 FC5-4 1B		0-0 4-3 1-2			0-3 K	0-0 G6-4-3 1B	4 0 1 0 0 1 1 0 0 0 0 0 0 0 1 0 1 1 0 0 0	Detroit Tigers @ Seattle Mariners The Kingdome, Seattle, WA Sat May 26 1984, 10:05 PM EDT Att: 41,342 - Unknown livebaseballscorecards.com		
Alan Trammell, R (1, 6) OBP: 0.425, SLG: 0.542 Marty Castillo, R (8, 5) OBP: 0.320, SLG: 0.333	0-3 K		0-0 F9		0-0 4-3			0-0 2B 1B	0-0 G6-4-3 1-2f	4 0 1 0 0 1 1 1 0 0 0 0 0 1			
Kirk Gibson, L (1, 9) OBP: 0.361, SLG: 0.522	0-0 HR		0-0 F7				0-0 F7	0-0 2B 1-3		4 1 2 1 0 0 1			
Lance Parrish, R (1, 2) OBP: 0.300, SLG: 0.440 Dwight Lowry, L (8, 2) OBP: 0.296, SLG: 0.440	0-3 K		0-0 FC5-4 1-2f				0-3 K	0-3 K		4 0 0 0 0 3 3 0 0 0 0 0 0 0			
Darrell Evans, L (1, 10) OBP: 0.393, SLG: 0.435		0-0 F8		0-0 G3			0-0 F8	0-0 F8		4 0 0 0 0 0 2			
Larry Herndon, R (1, 7) OBP: 0.323, SLG: 0.336		0-0 6-3		0-0 2B			0-0 F8	0-0 1B 2B 1B		4 1 2 0 0 0 0			
Dave Bergman, L (1, 3) OBP: 0.363, SLG: 0.380		0-0 S 1B		0-3 K			0-0 F8	0-0 2B 1-2 SF9 1B		4 1 2 0 0 1 1			
Howard Johnson, S (1, 5) OBP: 0.400, SLG: 0.444 (8, 6)		0-3 K 1-2		0-3 K			0-0 FC6-4 1B	0-0 SF9 1B 2B		4 1 2 1 0 2 2			
Rusty Kuntz, R (1, 8) OBP: 0.459, SLG: 0.765			0-0 HR		0-0 4-3 1B		0-0 FC6-4 1-2f	0-0 SF9 2-3 3-H		3 1 2 2 0 0 1			
Inning Stats	R: 1 H: 1 E: 0 LOB: 0 K: 2 BB: 0 S: 8 P: 8	R: 0 H: 1 E: 0 LOB: 1 K: 1 BB: 0 S: 6 P: 6	R: 1 H: 2 E: 0 LOB: 1 K: 0 BB: 0 S: 5 P: 5	R: 0 H: 1 E: 0 LOB: 1 K: 2 BB: 0 S: 8 P: 8	R: 0 H: 1 E: 0 LOB: 0 K: 0 BB: 0 S: 3 P: 3	R: 0 H: 0 E: 0 LOB: 0 K: 1 BB: 0 S: 5 P: 5	R: 0 H: 1 E: 0 LOB: 1 K: 0 BB: 0 S: 4 P: 4	R: 0 H: 2 E: 0 LOB: 2 K: 2 BB: 0 S: 9 P: 9	R: 3 H: 4 E: 0 LOB: 0 K: 0 BB: 0 S: 6 P: 6	1B: 8 SF: 1 2B: 3 SAC: 0 3B: 0 DP: 1 HR: 2 HBP: 0	WP: 0 PA: 38 PB: 0 SB: 1 CS: 0		
PITCHER	IP WLS BF H R ER SO BB IBB HBP BLK WP HR S P ERA WHIP											PITCHER	IP WLS BF H R ER SO BB IBB HBP BLK WP HR S P ERA WHIP
Mike Moore, R (1, 1) ERA: 3.1	5.0 W 20 6 2 2 5 0 0 0 0 0 2 30 30 3.60 1.200												
Bob Stoddard, R (6, 1) ERA: 4.66	3.1 17 7 3 3 3 0 0 0 0 0 0 23 23 8.10 2.100												
Paul Mirabella, L (9, 1) ERA: 2.82	0.2 1 0 0 0 0 0 0 0 0 0 0 0 1 1 0.00 0.000												

BOTTOM

Detroit Tigers @ Seattle Mariners

The Kingdome, Seattle, WA

Sat May 26 1984, 10:05 PM EDT

Att. 41,342 - Unknown

livebaseballscores.com

AB	34
R	9
H	11
RBI	7
BB	4
SO	4
LOB	12



WP:	1	PA:	39
PB:	0		
SB:	1		
CS:	0		

AB	R	H	RBI	BB	SO	LOB
5	0	2	0	0	0	0
2	1	1	1	2	0	0
1	0	0	0	0	0	0
5	1	1	0	0	0	4
3	1	1	1	0	0	0
1	0	0	0	0	0	2
4	1	1	0	0	1	0
4	0	1	2	0	1	0
2	2	2	0	2	0	0
3	1	1	2	0	1	3
4	2	1	1	0	1	3
1B:	10	SF:	0			
2B:	0	SAC:	1			
3B:	0	DP:	0			
HR:	1	HBP:	0			

Batter	1	2	3	4	5	6	7	8	9
Jack Perconte, L OBP: 0.327, SLG: 0.320 (1, 4)	0-0 F9	0-0 3-1		0-0 1B 1-3 1B		0-0 E4 4-3 1-H 1B		0-0 3-1	
Ken Phelps, L OBP: 0.444, SLG: 0.667 Steve Henderson, R OBP: 0.341, SLG: 0.342 (1, 10) (8, PH)	4-0 1B 1B BB	0-0 F9		0-0 1B 1-2 3-H 1B		4-0 1B 1-2 BB		0-0 F8	
Alvin Davis, L OBP: 0.459, SLG: 0.685 (1, 3)	0-0 1B 1-3 1B WP 1B	0-0 6-3		0-0 F7		0-0 4-3 1-2 2-3		0-0 4-3	
Pat Putnam, L OBP: 0.289, SLG: 0.280 Phil Bradley, R OBP: 0.352, SLG: 0.282 (1, 7) (6, 7)	0-0 WP 1B 1-2 3-H 1B 1B		0-0 4-3		0-0 F1		0-0 F7		
Al Cowens, R OBP: 0.282, SLG: 0.404 (1, 9)	0-0 WP 1B 1-2 2-3 1B		0-3 K		0-0 6-3		0-0 4-3		
Dave Henderson, R OBP: 0.263, SLG: 0.264 (1, 8)	0-0 G3 1B 1-H 2-H 3-H 1B		0-0 F8		0-3 K		0-0 F8		
Darnell Coles, R OBP: 0.315, SLG: 0.244 (1, 5)	0-0 G3 1-2 1B			4-0 FC6-4 BB		4-0 SH1-4 1B BB		0-0 HR 1B	
Bob Kearney, R OBP: 0.271, SLG: 0.396 (1, 2)	0-0 G3 1-2 2-3		0-3 K		0-0 SH1-4		0-0 1-H HR		
Spike Owen, S OBP: 0.356, SLG: 0.409 (1, 6)	0-3 K		0-0 FC6-4 1B 1-2f 1B		0-0 E 2-H 1B		0-0 6-3		

Inning Stats	R	H	E	LOB	K	S	R	H	E	LOB	K	S	R	H	E	LOB	K	S	R	H	E	LOB	K	S	R	H	E	LOB	K	S		
	4	5	0	2	1	14	0	0	0	0	3	3	0	0	0	0	0	3	0	0	0	0	3	5	0	0	0	0	0	0	0	0
	0	0	0	0	0	0	0	0	0	0	0	0	0	0	0	0	0	0	0	0	0	0	0	0	0	0	0	0	0	0	0	
	10	14	0	0	0	0	10	19	18	0	23	5	10	23	0	0	5	13	5	0	0	0	3	5	2	2	0	0	0	0	0	

PITCHER	IP	WLS	BF	H	R	ER	SO	BB	IBB	HBP	BLK	WP	HR	S	P	ERA	WHIP
Juan Berenguer, R ERA: 3.79 (1, 1)	0.1	L	7	5	4	4	0	1	0	0	0	1	0	6	10	108.00	18.000
Doug Bair, R ERA: 2.31 (1, 1)	3.2		14	2	1	1	3	1	0	0	0	0	0	19	23	2.46	0.818
Dave Rozema, R ERA: 3.72 (5, 1)	2.0		10	2	2	1	1	2	0	0	0	0	0	10	18	4.50	2.000
Glenn Abbott, R ERA: 4.15 (7, 1)	1.0		5	2	2	2	0	0	0	0	0	0	1	5	5	18.00	2.000
Willie Hernandez, L ERA: 2.95 (8, 1)	1.0		3	0	0	0	0	0	0	0	0	0	0	3	3	0.00	0.000

Batter	1	2	3	4	5	6	7	8	9	AB R H RBI BB SO LOB	TOP									
Lou Whitaker, L (1, 4) OBP: 0.379, SLG: 0.419	0-0 6-3	0-0 5-3			0-0 G6-3 1B		0-3 K			4 0 1 0 0 1 2										
Alan Trammell, R (1, 6) OBP: 0.431, SLG: 0.558	0-0 6-3 2B		0-0 FC1-5-6 2B		0-0 G6-3 1-2f			0-0 1B 1B		4 0 3 0 0 0 1										
Barbaro Garbey, R (1, 5) OBP: 0.373, SLG: 0.412	0-0 6-3 2-3		0-0 FC1-5-6 F8 2-3		0-0 F8			0-0 F9		4 0 0 0 0 0 3										
Lance Parrish, R (1, 10) OBP: 0.305, SLG: 0.448	0-0 F9		0-0 F8 1-2		0-0 F8 2B			0-0 1B 1B		4 0 2 0 0 0 2										
Larry Herndon, R (1, 7) OBP: 0.315, SLG: 0.327		0-0 6-3	0-0 F4		0-0 F8 2-3		0-3 K	0-3 K		4 0 0 0 0 1 4										
Chet Lemon, R (1, 8) OBP: 0.407, SLG: 0.577		0-0 HR		4-0 BB 1-3		0-3 K		0-3 K		3 1 1 1 1 2 3										
Darrell Evans, L (1, 3) OBP: 0.383, SLG: 0.422		0-0 F6		0-0 1-3 1-2		0-0 F7		0-3 K		4 0 0 0 0 1 2										
Rusty Kuntz, R (1, 9) OBP: 0.487, SLG: 0.771		0-0 1B		4-0 BB BB BB BB 1-3		0-3 K		0-0 G6-3 1B		1 0 1 0 1 0 0										
Howard Johnson, S (7, PH) OBP: 0.394, SLG: 0.436										1 0 0 0 0 1 0										
Dwight Lowry, L (7, 2) OBP: 0.296, SLG: 0.440										0 0 0 0 0 0 0										
Rod Allen, R (9, PH) OBP: 0.367, SLG: 0.333		0-0 1B		0-0 BB BB BB BB 1-3		0-0 F7		0-0 G6-3 1B		1 0 1 0 0 0 0										
Marty Castillo, R (1, 2) OBP: 0.333, SLG: 0.346		0-0 1B		0-0 G1-6-3		0-0 F7		0-0 G6-3		2 0 1 0 0 0 2										
Kirk Gibson, L (7, PH) OBP: 0.357, SLG: 0.514		1-2 1B		1-2f				1-2f		2 0 0 0 0 0 1										
Inning Stats	R: 0 E: 0 K: 0 S: 4	H: 1 LOB: 1 BB: 0 P: 4	R: 1 E: 0 K: 0 S: 6	H: 3 LOB: 2 BB: 0 P: 6	R: 0 E: 0 K: 0 S: 4	H: 1 LOB: 1 BB: 0 P: 4	R: 0 E: 0 K: 0 S: 2	H: 0 LOB: 1 BB: 2 P: 10	R: 0 E: 0 K: 1 S: 6	H: 1 LOB: 1 BB: 0 P: 6	R: 0 E: 0 K: 2 S: 7	H: 0 LOB: 0 BB: 0 P: 7	R: 0 E: 0 K: 2 S: 9	H: 2 LOB: 2 BB: 0 P: 9	R: 0 E: 0 K: 1 S: 5	H: 1 LOB: 0 BB: 0 P: 5	1B: 6 2B: 3 3B: 0 HR: 1	SF: 0 SAC: 0 DP: 3 HBP: 0	WP: 0 PB: 0 SB: 0 CS: 0	PA: 36
PITCHER	IP WLS BF H R ER SO BB IBB HBP BLK WP HR S P ERA WHIP																			
Matt Young, L (1, 1) ERA: 5.47	5.0 W 22 7 1 1 0 2 0 0 0 0 0 1 20 28 1.80 1.800																			
Mike Stanton, R (6, 1) ERA: 3.86	3.0 11 2 0 0 5 0 0 0 0 0 0 0 21 21 0.00 0.667																			
Paul Mirabella, L (9, 1) ERA: 2.7	1.0 3 1 0 0 1 0 0 0 0 0 0 0 5 5 0.00 1.000																			

Detroit Tigers @ Seattle Mariners
 The Kingdome, Seattle, WA
 Sun May 27 1984, 6:33 AM EDT
 Att. 12,755 - Unknown

livebaseballscorecards.com

AB	34
R	1
H	10
RBI	1
BB	2
SO	6
LOB	20




Batter	1	2	3	4	5	6	7	8	9	AB	R	H	RBI	BB	SO	LOB
Jack Perconte, L (1, 4) OBP: 0.325, SLG: 0.319	0-3 K ①		0-0 1B 1B	0-0 F2 ③			0-0 6-3 ①			4	0	1	0	0	1	1
Ken Phelps, L (1, 10) OBP: 0.452, SLG: 0.880	0-3 K ②		0-0 F8 ①			0-0 HR	0-0 HR			4	2	2	2	0	1	1
Alvin Davis, L (1, 3) OBP: 0.460, SLG: 0.679	0-0 1B		0-0 CS 1B			0-3 K ①	0-0 4-3 ②			4	0	2	0	0	1	0
Pat Putnam, L (1, 7) OBP: 0.261, SLG: 0.272		0-0 F7 ①	0-3 K ② ③			0-0 F8 ②				3	0	0	0	0	1	2
Al Cowens, R (6, 9) OBP: 0.267, SLG: 0.408			1-2 K				1B			1	0	1	0	0	0	0
Dave Henderson, R (1, 8) OBP: 0.271, SLG: 0.273		0-0 3B 1B		4-0 CS 1B 2B		4-0 S BB				1	1	1	0	0	0	0
Phil Bradley, R (3, 8) OBP: 0.363, SLG: 0.278								0-3 K ③		1	1	0	0	2	1	1
Barry Bonnell, R (1, 9) OBP: 0.338, SLG: 0.400		0-0 1B 3B		0-0 1B 1B		0-0 F2 ③				4	1	2	1	0	0	1
Darnell Coles, R (1, 5) OBP: 0.313, SLG: 0.244		0-0 FC6-4 1B		0-3 K ②		0-0 5-3 ①		0-3 K ②		4	0	1	1	0	2	1
Bob Kearney, R (1, 2) OBP: 0.283, SLG: 0.418		0-0 FC6-4 FC4-6 1-2f		0-0 3B 2B		0-0 4 2B		0-0 1B		4	1	3	1	0	0	1
Spike Owen, S (1, 6) OBP: 0.353, SLG: 0.418		0-0 FC4-6 1-2f		0-0 3B		0-0 4 2-3f		0-0 F7 ③		4	0	1	1	0	0	3

Inning Stats	R: 0	H: 1	E: 0	K: 2	S: 7	L: 1	LOB: 1	BB: 0	P: 7	R: 2	H: 3	E: 0	K: 0	S: 6	R: 0	H: 2	E: 0	K: 1	S: 6	R: 2	H: 3	E: 0	K: 1	S: 7	R: 1	H: 1	E: 0	K: 1	S: 6	R: 0	H: 1	E: 0	K: 0	S: 3	R: 1	H: 2	E: 0	K: 1	S: 7	R: 0	H: 1	E: 0	K: 1	S: 6
--------------	------	------	------	------	------	------	--------	-------	------	------	------	------	------	------	------	------	------	------	------	------	------	------	------	------	------	------	------	------	------	------	------	------	------	------	------	------	------	------	------	------	------	------	------	------


PITCHER	IP	WLS	BF	H	R	ER	SO	BB	IBB	HBP	BLK	WP	HR	S	P	ERA	WHIP
Dan Petry, R (1, 1) ERA: 2.91	4.0	L	19	9	4	2	4	1	0	0	0	0	0	26	30	4.50	2.500
Aurelio Lopez, R (5, 1) ERA: 1.77	4.0		17	5	2	2	3	1	0	0	0	0	2	22	26	4.50	1.500

DETROIT TIGERS @ SEATTLE MARINERS
 The Kingdome, Seattle, WA
 Sun May 27 1984, 6:33 AM EDT
 Att. 12,755 - Unknown

AB 34
 R 6
 H 14
 RBI 6
 BB 2
 SO 7
 LOB 11



WP	HR	S	P	ERA	WHIP
0	0	0	0	0	0

Batter	1	2	3	4	5	6	7	8	9	AB R H RBI BB SO LOB	TOP		
Al Bumbry, L (1, 8) OBP: 0.303, SLG: 0.297	4-0 1B SF8 BB		0-0 G5-4-3 WP 1B	0-0 F6		0-0 SF7		0-0 1B		3 2 2 2 1 0 0			
Jim Dwyer, L (1, 9) OBP: 0.307, SLG: 0.274 Gary Roenicke, R (9, 9) OBP: 0.360, SLG: 0.241	0-0 F4		4-0 G5-4-3 BB		4-0 4-3 BB	0-3 K		0-0 SF8		2 0 0 1 2 1 2 0 0 0 0 0 0 0			
Cal Ripken Jr., R (1, 6) OBP: 0.373, SLG: 0.585	0-0 1-3 1B		0-0 G5-4-3		0-0 4-3		0-0 5-3	0-3 K		5 0 1 0 0 1 4			
Eddie Murray, S (1, 10) OBP: 0.450, SLG: 0.542	0-0 SF8		4-0 WP 1B BB		4-0 BB		4-0 FC3-6 BB		0-0 6-3	1 1 0 1 3 0 0			
Wayne Gross, L (1, 5) OBP: 0.388, SLG: 0.588 (7, 3)	0-3 K		0-0 1-H 1B		0-3 K		0-0 FC3-6		0-0 4-3	5 0 1 1 0 2 3			
John Lowenstein, L (1, 3) OBP: 0.364, SLG: 0.387 Todd Cruz, R (7, 5) OBP: 0.247, SLG: 0.304		4-0 FC6-4 BB	4-0 1-2 BB			0-0 FC2-5 BB 1B	0-0 F9		0-0 F2	2 0 1 0 2 0 1 1 0 0 0 0 0 0			
Mike Young, S (1, 7) OBP: 0.371, SLG: 0.365		0-0 FC6-4	0-0 F7			4-0 1-2 1B BB		4-0 SH1-4 1B BB		2 2 0 0 2 0 3	AB 28 R 7 H 7 RBI 6 BB 10 SO 4 LOB 17		
Lenn Sakata, R (1, 4) OBP: 0.216, SLG: 0.222		0-0 F9		0-0 6-3		0-0 1B FC2-5 SF7		0-0 1B SH1-4 SF8 1B		4 2 1 0 0 0 3			
Rick Dempsey, R (1, 2) OBP: 0.330, SLG: 0.326		0-0 FC6-4		0-0 6-3		0-0 1B		0-0 SH1-4		3 0 1 1 0 0 1			
Inning Stats	R: 1 H: 1 E: 0 LOB: 1 K: 1 BB: 1 S: 6 P: 10	R: 0 H: 0 E: 0 LOB: 1 K: 0 BB: 1 S: 3 P: 7	R: 2 H: 2 E: 0 LOB: 2 K: 0 BB: 3 S: 4 P: 16	R: 0 H: 0 E: 0 LOB: 0 K: 0 BB: 0 S: 3 P: 3	R: 0 H: 0 E: 0 LOB: 1 K: 1 BB: 2 S: 4 P: 12	R: 2 H: 2 E: 0 LOB: 1 K: 1 BB: 1 S: 7 P: 11	R: 0 H: 0 E: 0 LOB: 1 K: 0 BB: 1 S: 3 P: 7	R: 2 H: 2 E: 0 LOB: 1 K: 1 BB: 1 S: 7 P: 11	R: 0 H: 0 E: 0 LOB: 0 K: 0 BB: 0 S: 3 P: 3	1B: 7 SF: 3 2B: 1 SAC: 1 3B: 0 DP: 2 HR: 0 HBP: 0	WP: 1 PA: 42 PB: 0 SB: 0 CS: 0		
PITCHER	IP WLS BF H R ER SO BB IBB HBP BLK WP HR S P ERA WHIP											PITCHER	IP WLS BF H R ER SO BB IBB HBP BLK WP HR S P ERA WHIP
Jim Beattie, R (1, 1) ERA: 3.32	2.2 L 14 3 3 3 1 4 0 0 0 1 0 12 28 10.12 2.625												
Roy Thomas, R (3, 1) ERA: 4.93	4.1 21 3 4 4 2 6 0 0 0 0 0 19 43 8.31 2.077												
Dave Beard, R (8, 1) ERA: 4.11	2.0 7 1 0 0 0 1 0 0 0 0 0 9 9 0.00 0.500												

Baltimore Orioles @ Seattle Mariners
 The Kingdome, Seattle, WA
 Mon May 28 1984, 10:05 PM EDT
 Att: 11,251 - Unknown

livebaseballscorecards.com

Batter	1	2	3	4	5	6	7	8	9	AB R H RBI BB SO LOB	BOTTOM
--------	---	---	---	---	---	---	---	---	---	----------------------	--------

Jack Perconte, L (1, 4) OBP: 0.324, SLG: 0.317	0-0 1B		0-0 G4-6-3 1-2f			0-3 K		0-0 4-3		4 0 1 0 0 1 2	Baltimore Orioles @ Seattle Mariners The Kingdome, Seattle, WA Mon May 28 1984, 10:05 PM EDT Att. 11,251 - Unknown
--	-----------	--	-----------------------	--	--	----------	--	------------	--	---------------	--

Ken Phelps, L (1, 10) OBP: 0.429, SLG: 0.897	0-3 K			0-0 HR		0-0 F5			0-3 K	4 1 1 1 0 2 1
--	----------	--	--	-----------	--	-----------	--	--	----------	---------------

Alvin Davis, L (1, 3) OBP: 0.461, SLG: 0.689	0-0 F7			0-0 F5			0-0 F7 SF9 2B		0-0 HR 2B	4 2 2 0 0 0 1
--	-----------	--	--	-----------	--	--	------------------------	--	-----------------	---------------

Pat Putnam, L (1, 7) OBP: 0.257, SLG: 0.267 Steve Henderson, R (7, PH) OBP: 0.344, SLG: 0.385 (8, 7)	0-3 K			0-0 4-3			0-0 F7 2-3		0-0 HR 2-H	2 0 0 0 0 1 1 2 1 1 2 0 0 1
--	----------	--	--	------------	--	--	------------------	--	------------------	--------------------------------

Al Cowens, R (1, 9) OBP: 0.279, SLG: 0.400		0-0 6-3		0-3 K			0-0 SF9 3-H		0-0 F8	3 0 0 1 0 1 0
--	--	------------	--	----------	--	--	-------------------	--	-----------	---------------

Barry Bonnell, R (1, 8) OBP: 0.329, SLG: 0.389		0-0 4-3			0-0 6-3			0-0 6-3	0-0 F8	4 0 0 0 0 0 0
--	--	------------	--	--	------------	--	--	------------	-----------	---------------

Darnell Coles, R (1, 5) OBP: 0.303, SLG: 0.235		0-0 F7			0-0 F7			0-3 K		3 0 0 0 0 1 0
--	--	-----------	--	--	-----------	--	--	----------	--	---------------

Bill Nahorodny, R (1, 2) OBP: 0.333, SLG: 0.333			0-0 5-3		0-3 K			0-0 1B		3 0 1 0 0 1 0
---	--	--	------------	--	----------	--	--	-----------	--	---------------

Spike Owen, S (1, 6) OBP: 0.353, SLG: 0.413			4-0 G4-6-3 BB			0-0 F7		0-0 F3		2 0 0 0 1 0 1
---	--	--	---------------------	--	--	-----------	--	-----------	--	---------------

Inning Stats	R: 0 E: 0 K: 2 S: 8	H: 1 LOB: 1 BB: 0 P: 8	R: 0 E: 0 K: 0 S: 3	H: 0 LOB: 0 BB: 0 P: 3	R: 0 E: 0 K: 0 S: 2	H: 0 LOB: 0 BB: 1 P: 6	R: 1 E: 0 K: 1 S: 6	H: 1 LOB: 0 BB: 0 P: 6	R: 0 E: 0 K: 1 S: 5	H: 0 LOB: 0 BB: 0 P: 5	R: 0 E: 0 K: 1 S: 5	H: 0 LOB: 0 BB: 0 P: 5	R: 1 E: 0 K: 0 S: 4	H: 1 LOB: 0 BB: 0 P: 4	R: 0 E: 0 K: 1 S: 6	H: 1 LOB: 1 BB: 0 P: 6	R: 2 E: 0 K: 1 S: 7	H: 2 LOB: 0 BB: 0 P: 7	1B: 2 2B: 2 3B: 0 HR: 2	SF: 1 SAC: 0 DP: 1 HBP: 0	WP: 0 PB: 0 SB: 0 CS: 0	PA: 33
--------------	------------------------------	---------------------------------	------------------------------	---------------------------------	------------------------------	---------------------------------	------------------------------	---------------------------------	------------------------------	---------------------------------	------------------------------	---------------------------------	------------------------------	---------------------------------	------------------------------	---------------------------------	------------------------------	---------------------------------	----------------------------------	------------------------------------	----------------------------------	--------

PITCHER	IP	WLS	BF	H	R	ER	SO	BB	IBB	HBP	BLK	WP	HR	S	P	ERA	WHIP
Storm Davis, R (1, 1) ERA: 1.75	6.0		20	2	1	1	5	1	0	0	0	0	1	29	33	1.50	0.500
Tom Underwood, L (7, 1) ERA: 4.44	2.1		11	4	3	3	2	0	0	0	0	0	1	15	15	11.57	1.714
Sammy Stewart, R (9, 1) ERA: 3.0	0.2		2	0	0	0	0	0	0	0	0	0	0	2	2	0.00	0.000

livebaseballscorecards.com

AB	31
R	4
H	6
RBI	4
BB	1
SO	7
LOB	7



Batter	1	2	3	4	5	6	7	8	9	AB R H RBI BB SO LOB	TOP											
John Shelby, S (1, 8) OBP: 0.276, SLG: 0.352	0-0 G5-4-3 1B		0-0 BB 1B		0-0 HR			0-0 1-3	0-0 F7	5 1 3 1 0 0 0												
Lenn Sakata, R (1, 4) OBP: 0.220, SLG: 0.205	0-0 G5-4-3 1-2f		4-0 BB 1-2 2-3		0-0 1-3			0-0 F9		3 0 0 0 1 0 1												
Cal Ripken Jr., R (1, 6) OBP: 0.371, SLG: 0.578	0-0 F9		0-3 K					0-0 BB 1B		4 1 1 0 0 1 3												
Eddie Murray, S (1, 3) OBP: 0.455, SLG: 0.539		0-3 K		4-0 1-3 WP BB		4-0 G5-4-3 BB		4-0 BB 1B		1 1 0 0 3 1 0												
Gary Roenicke, R (1, 9) OBP: 0.356, SLG: 0.232		0-3 K		0-0 1-3		0-0 G5-4-3 1-2f		4-0 1B BB		3 0 0 0 1 1 2												
Benny Ayala, R (1, 10) OBP: 0.240, SLG: 0.227		0-0 G3		0-0 5-3			4-0 SH1-4 BB	0-0 1-2 2-H 3-H 1B		3 0 1 2 1 0 1												
Mike Young, S (1, 7) OBP: 0.354, SLG: 0.345			0-3 K	0-3 K			0-0 SH1-4	0-0 4-3		3 0 0 0 0 2 3												
Floyd Rayford, R (1, 2) OBP: 0.267, SLG: 0.400			0-3 K		0-0 3-1		0-3 K		0-0 F9	4 0 0 0 0 2 1												
Todd Cruz, R (1, 5) OBP: 0.247, SLG: 0.301			0-0 BB 1B		0-3 K		0-3 K		0-0 F7	4 0 1 0 0 2 1												
Inning Stats	R: 0 E: 0 K: 0 S: 3	H: 1 LOB: 0 BB: 0 P: 3	R: 0 E: 0 K: 2 S: 7	H: 0 LOB: 0 BB: 0 P: 7	R: 0 E: 0 K: 3 S: 11	H: 2 LOB: 3 BB: 1 P: 15	R: 0 E: 0 K: 1 S: 5	H: 0 LOB: 1 BB: 1 P: 9	R: 1 E: 0 K: 1 S: 6	H: 1 LOB: 0 BB: 0 P: 6	R: 0 E: 0 K: 2 S: 7	H: 0 LOB: 1 BB: 1 P: 11	R: 0 E: 0 K: 2 S: 5	H: 2 LOB: 2 BB: 2 P: 13	R: 2 E: 0 K: 0 S: 5	H: 2 LOB: 2 BB: 2 P: 13	R: 0 E: 0 K: 0 S: 3	H: 0 LOB: 0 BB: 0 P: 3	1B: 5 2B: 0 3B: 0 HR: 1	SF: 0 SAC: 1 DP: 2 HBP: 0	WP: 1 PB: 0 SB: 0 CS: 0	PA: 37
PITCHER	IP WLS BF H R ER SO BB IBB HBP BLK WP HR S P ERA WHIP												PITCHER	IP WLS BF H R ER SO BB IBB HBP BLK WP HR S P ERA WHIP								
Mark Langston, L (1, 1) ERA: 4.68	7.2 30 5 2 2 9 4 0 0 0 1 1 44 60 2.35 1.174																					
Paul Mirabella, L (8, 1) ERA: 2.92	1.1 L 7 1 1 1 0 2 0 0 0 0 0 0 5 13 6.75 2.250																					

Baltimore Orioles @ Seattle Mariners
The Kingdome, Seattle, WA
Tue May 29 1984, 10:05 PM EDT
Att. 6,849 - Unknown

livebaseballscorecards.com

AB 30
R 3
H 6
RBI 3
BB 6
SO 9
LOB 12



Batter	1	2	3	4	5	6	7	8	9	AB	R	H	RBI	BB	SO	LOB
Larry Milbourne, S OBP: 0.353, SLG: 0.271 (1, 4)	0-0 1-3		0-0 SH2-3	0-0 F8		0-0 1-3		4-0 BB		3	0	0	0	1	0	3
Phil Bradley, R OBP: 0.354, SLG: 0.274 (1, 8)	0-0 G3 1B		0-0 4-3		0-0 5-3		0-0 6-3	0-0 5-3		5	1	1	0	0	0	2
Alvin Davis, L OBP: 0.459, SLG: 0.674 (1, 3)	0-0 G3		4-0 2B BB		0-0 F7		4-0 2B BB		0-0 F2	3	0	0	0	2	0	1
Al Cowens, R OBP: 0.302, SLG: 0.430 (1, 9)	0-0 S 1B		0-0 1-3 2B		4-0 BB		0-0 1-3 2B		0-0 BB 1B	4	0	4	2	1	0	0
Steve Henderson, R OBP: 0.351, SLG: 0.375 (1, 7) Paul Mirabella, L (8, 1) Bill Nahorodny, R OBP: 0.500, SLG: 0.333 (9, PH) Jack Perconte, L OBP: 0.324, SLG: 0.317 (9, PR)	0-0 5-3		0-0 IBB		0-3 K		4-0 IBB		4-0 G5-4-3 BB	2	0	0	0	2	1	2
Ken Phelps, L OBP: 0.395, SLG: 0.813 (1, 10) Barry Bonnell, R OBP: 0.325, SLG: 0.384 (7, PH) (8, 7)		0-0 F9	0-0 F9			0-0 F8	0-3 K		0-0 G5-4-3	3	0	0	0	0	0	3
Bob Kearney, R OBP: 0.282, SLG: 0.410 (1, 2)		0-0 6-3		0-0 F7		4-0 1B BB	0-0 F8		0-0 F9	3	0	0	0	1	0	3
Darnell Coles, R OBP: 0.311, SLG: 0.247 (1, 5)		0-3 K		0-0 E S 1B		0-0 1-2 1B		0-0 F9		4	0	2	0	0	1	0
Spike Owen, S OBP: 0.351, SLG: 0.405 (1, 6)			4-0 4-3 SH2-3 2B BB	0-0 F8		0-3 K		0-3 K		3	1	0	0	1	2	3


Inning Stats	R: 1	H: 2	E: 0	K: 0	S: 5	LOB: 1	BB: 0	P: 5	R: 0	H: 0	E: 0	K: 1	S: 5	LOB: 0	BB: 0	P: 5	R: 1	H: 1	E: 0	K: 0	S: 4	LOB: 3	BB: 3	P: 16	R: 0	H: 1	E: 0	K: 0	S: 4	LOB: 1	BB: 0	P: 4	R: 0	H: 0	E: 0	K: 1	S: 5	LOB: 1	BB: 1	P: 9	R: 0	H: 1	E: 0	K: 1	S: 6	LOB: 2	BB: 1	P: 10	R: 0	H: 1	E: 0	K: 1	S: 6	LOB: 3	BB: 2	P: 14	R: 0	H: 0	E: 0	K: 1	S: 5	LOB: 1	BB: 1	P: 9	R: 0	H: 1	E: 0	K: 0	S: 3	LOB: 2	BB: 1	P: 7	1B: 5	SF: 0	2B: 2	SAC: 1	3B: 0	DP: 1	HR: 0	HBP: 0	WP: 0	PA: 42
--------------	------	------	------	------	------	--------	-------	------	------	------	------	------	------	--------	-------	------	------	------	------	------	------	--------	-------	-------	------	------	------	------	------	--------	-------	------	------	------	------	------	------	--------	-------	------	------	------	------	------	------	--------	-------	-------	------	------	------	------	------	--------	-------	-------	------	------	------	------	------	--------	-------	------	------	------	------	------	------	--------	-------	------	-------	-------	-------	--------	-------	-------	-------	--------	-------	--------

PITCHER	IP	WLS	BF	H	R	ER	SO	BB	IBB	HBP	BLK	WP	HR	S	P	ERA	WHIP
Mike Flanagan, L ERA: 4.69 (1, 1)	6.1		30	5	2	2	3	5	1	0	0	0	0	30	54	2.84	1.579
Bill Swaggerty, R ERA: 3.38 (7, 1)	0.0		2	1	0	0	0	0	1	0	0	0	0	1	5	∞	∞
Tippy Martinez, L ERA: 3.31 (7, 1)	2.2	W	10	1	0	0	2	2	0	0	0	0	0	12	20	0.00	1.125

BOTTOM

Baltimore Orioles @ Seattle Mariners
The Kingdome, Seattle, WA
Tue May 29 1984, 10:05 PM EDT
Att. 6,849 - Unknown

AB 32
R 2
H 7
RBI 2
BB 9
SO 5
LOB 22



PITCHER	IP	WLS	BF	H	R	ER	SO	BB	IBB	HBP	BLK	WP	HR	S	P	ERA	WHIP
---------	----	-----	----	---	---	----	----	----	-----	-----	-----	----	----	---	---	-----	------

Batter	1	2	3	4	5	6	7	8	9	AB R H RBI BB SO LOB	TOP											
John Shelby, S (1, 8) OBP: 0.268, SLG: 0.338	0-0 F8		0-0 F8		0-0 6-3		0-0 6-3	0-0 E5 BLK 1B		5 0 0 0 0 0 0	Baltimore Orioles @ Seattle Mariners The Kingdome, Seattle, WA Wed May 30 1984, 6:33 AM EDT Att. 8,104 - Unknown											
Lenn Sakata, R (1, 4) OBP: 0.239, SLG: 0.227	0-0 F8			0-0 1B HR 1B	0-0 6-3		0-0 5-3	0-0 1-2 BLK 1B		5 1 2 0 0 0 0												
Cal Ripken Jr., R (1, 6) OBP: 0.372, SLG: 0.574	0-0 6-3			0-0 1-2 HR 1B	0-0 5-3		0-0 1B	0-3 K 1-2 2-3		5 1 2 0 0 1 2												
Eddie Murray, S (1, 3) OBP: 0.459, SLG: 0.558		0-0 FC6-4 1B		0-0 1-1 2-2 HR		0-0 G5-4-3 1B 1B	0-0 G3		0-0 6-3	5 2 3 3 0 0 1												
Gary Roenicke, R (1, 9) OBP: 0.358, SLG: 0.264		0-0 F8		0-0 SF9 3B		0-0 1-2 G5-4-3 1B		0-0 F8	0-0 F2	5 1 2 0 0 0 1												
Benny Ayala, R (1, 10) OBP: 0.226, SLG: 0.217		0-0 F7		0-0 SF9		0-0 1-2 2-3 G5-4-3		0-0 2B	0-0 F7	2 0 0 1 0 0 3												
John Lowenstein, L (8, PH) OBP: 0.366, SLG: 0.397		0-0 FC6-4		0-0 WP 1B		4-0 BB 1B		0-0 2B		2 1 1 0 0 0 0												
Mike Young, S (1, 7) OBP: 0.377, SLG: 0.379		0-0 1-2 FC6-4		0-0 1B		0-0 1B		0-0 HR 2B		3 1 2 1 1 0 1												
Todd Cruz, R (1, 5) OBP: 0.258, SLG: 0.345		0-3 K	0-0 F4	0-0 1-2 FC6-4 1B	0-0 3-4 FC6-4 1B	0-0 2B	0-0 2B	0-0 HR		4 1 2 3 0 1 1												
Rick Dempsey, R (1, 2) OBP: 0.317, SLG: 0.311		0-3 K	0-0 5-3	0-0 FC6-4	0-0 1-2 FC6-4	0-0 F3		0-0 F3		4 0 0 0 0 1 3												
Inning Stats	R: 0 E: 0 K: 0 S: 3	H: 0 LOB: 0 BB: 0 P: 3	R: 0 E: 0 K: 4 S: 7	H: 1 LOB: 1 BB: 0 P: 4	R: 0 E: 0 K: 2 S: 7	H: 0 LOB: 0 BB: 0 P: 7	R: 4 E: 0 K: 0 S: 8	H: 5 LOB: 1 BB: 0 P: 8	R: 0 E: 0 K: 0 S: 3	H: 0 LOB: 0 BB: 0 P: 3	R: 1 E: 0 K: 0 S: 5	H: 3 LOB: 2 BB: 1 P: 9	R: 0 E: 0 K: 0 S: 4	H: 1 LOB: 1 BB: 0 P: 4	R: 3 E: 1 K: 1 S: 10	H: 4 LOB: 2 BB: 0 P: 10	R: 0 E: 0 K: 0 S: 3	H: 0 LOB: 0 BB: 0 P: 3	1B: 9 2B: 2 3B: 1 HR: 2	SF: 1 SAC: 0 DP: 1 HBP: 0	WP: 1 PB: 0 SB: 0 CS: 0	PA: 42
PITCHER	IP WLS BF H R ER SO BB IBB HBP BLK WP HR S P ERA WHIP																					
Ed Vande Berg, L (1, 1) ERA: 2.92	5.2 L 26 9 5 5 2 1 0 0 0 1 1 29 33 7.94 1.765																					
Bob Stoddard, R (6, 1) ERA: 4.84	2.0 12 5 3 2 0 0 0 0 0 0 1 12 12 9.00 2.500																					
Dave Beard, R (8, 1) ERA: 3.96	1.1 4 0 0 0 1 0 0 0 0 1 0 6 6 0.00 0.000																					

livebaseballscorecards.com

AB	40
R	8
H	14
RBI	8
BB	1
SO	3
LOB	12



Batter	1	2	3	4	5	6	7	8	9	AB R H RBI BB SO LOB	BOTTOM	
Jack Perconte, L OBP: 0.322, SLG: 0.316 (1, 4) X	0-0 F7 ①		X 0-0 4-3 ②		X 0-0 4-3 ②			X 0-0 1B ①		4 0 1 0 0 0 0	<p>Baltimore Orioles @ Seattle Mariners The Kingdome, Seattle, WA Wed May 30 1984, 6:33 AM EDT Att. 8,104 - Unknown</p>	
Ken Phelps, L OBP: 0.405, SLG: 0.771 (1, 10) X	0-0 1B E 1B		B B B B 4-0 S BB		X 0-0 F8 ③			X 0-0 F5 ①		3 1 1 0 1 0 1		
Alvin Davis, L OBP: 0.460, SLG: 0.667 (1, 3) X	0-0 E8 1-H 1-3 1B		B B B B 4-0 1-2 BB		X 0-0 F7 ①			X 0-0 F7 ②		3 1 1 0 1 0 1		
Pat Putnam, L OBP: 0.248, SLG: 0.257 (1, 7) X	0-0 1-3 ②		X 0-0 1-3 ③		X 0-0 F7 ②			X 0-0 F7 ③		4 0 0 1 0 0 3		
Barry Bonnell, R OBP: 0.317, SLG: 0.374 (1, 9) X	0-0 4-3 ③		X 0-0 1-3 ①		X 0-0 F6 ③			X 0-0 6-3 ①		4 0 0 0 0 0 0		
Bill Nahorodny, R OBP: 0.250, SLG: 0.143 (1, 2)		0-3 K ①	X 0-0 5-3 ②		0-3 K ①			X 0-0 6-3 ②		4 0 0 0 0 2 0		
Darnell Coles, R OBP: 0.311, SLG: 0.250 (1, 5)		X 0-0 5-3 ②	X 0-0 1B ③		0-3 K ②			X 0-0 F8 ③		3 0 1 0 0 1 0		
Larry Milbourne, S OBP: 0.348, SLG: 0.267 (9, PH)			X 0-0 1-3 ③		B B B B 4-0 BB					1 0 0 0 0 0 0		
Phil Bradley, R OBP: 0.354, SLG: 0.267 (1, 8)			X 0-0 6-3 ③		X 0-0 1-3 ③					2 0 0 0 1 0 1		
Spike Owen, S OBP: 0.345, SLG: 0.398 (1, 6)			X 0-0 1-3 ①		S S S 0-3 K ①		X 0-0 1-3 ③			3 0 0 0 0 1 1		
Inning Stats	R: 2 H: 2 E: 1 LOB: 0 K: 0 BB: 0 S: 5 P: 5	R: 0 H: 0 E: 0 LOB: 0 K: 1 BB: 0 S: 5 P: 5	R: 0 H: 0 E: 0 LOB: 2 K: 0 BB: 2 S: 3 P: 11	R: 0 H: 1 E: 0 LOB: 1 K: 0 BB: 0 S: 4 P: 4	R: 0 H: 0 E: 0 LOB: 0 K: 1 BB: 0 S: 5 P: 5	R: 0 H: 0 E: 0 LOB: 0 K: 0 BB: 0 S: 3 P: 3	R: 0 H: 0 E: 0 LOB: 1 K: 2 BB: 1 S: 7 P: 11	R: 0 H: 1 E: 0 LOB: 1 K: 0 BB: 0 S: 4 P: 4	R: 0 H: 0 E: 0 LOB: 0 K: 0 BB: 0 S: 3 P: 3	1B: 4 SF: 0 2B: 0 SAC: 0 3B: 0 DP: 0 HR: 0 HBP: 0	WP: 0 PA: 34 PB: 0 SB: 1 CS: 0	
PITCHER Mike Boddicker, R ERA: 2.53 (1, 1)	IP WLS BF H R ER SO BB IBB HBP BLK WP HR S P ERA WHIP	9.0 W 34 4 2 0 4 3 0 0 0 0 0 39 51 0.00 0.778										

livebaseballscorecards.com

AB 31
R 2
H 4
RBI 1
BB 3
SO 4
LOB 7



Batter	1	2	3	4	5	6	7	8	9	AB R H RBI BB SO LOB	TOP																									
Jack Perconte, L (1, 4) OBP: 0.326, SLG: 0.321	4-0 1B SF9 BB		X 0-0 FC E 2B	X 0-0 3-1		X 0-0 F7		X 0-0 SH1-3	3 2 1 0 1 0 3																											
Phil Bradley, R (1, 8) OBP: 0.356, SLG: 0.275	X 0-0 FC3-6 1-3 1B		X 0-0 FC S 4-3		X 0-0 F3		X 0-0 5-3	X 0-0 CS 1B	5 1 2 1 0 0 1																											
Alvin Davis, L (1, 3) OBP: 0.453, SLG: 0.655	X 0-0 SF9 3-H		X 0-0 4-3		X 0-0 FC5-4 1B		X 0-0 F8	X 0-0 F6	4 0 1 2 0 0 1																											
Al Cowens, R (1, 9) OBP: 0.294, SLG: 0.418	X 0-0 FC3-6 1-2f		X 0-0 F6		X 0-0 FC5-4 1-2f		X 0-0 F6	X 0-0 CS	4 0 0 0 0 0 2																											
Steve Henderson, R (1, 7) OBP: 0.347, SLG: 0.369	S S K		X 0-0 1B		X 0-0 F3		X 0-0 6-3		4 0 1 0 0 1 2																											
Barry Bonnell, R (8, 7) OBP: 0.317, SLG: 0.374									0 0 0 0 0 0 0																											
Ken Phelps, L (1, 10) OBP: 0.413, SLG: 0.816		X 0-0 F8	X 0-0 1-3			X 4-0 1B BB		X 0-0 HR	3 1 1 1 1 0 1																											
Bill Nahorodny, R (1, 2) OBP: 0.250, SLG: 0.100		S S K		X 0-0 F3		X 0-0 F7		H 1-0 CS HBP	3 0 0 0 0 1 1																											
Domingo Ramos, R (1, 5) OBP: 0.120, SLG: 0.160		X 0-0 S 1B		X 0-0 2B		S S K		X 0-0 F9	4 0 2 0 0 1 2																											
Spike Owen, S (1, 6) OBP: 0.348, SLG: 0.406		S S K		X 0-0 5-3		X 0-0 1B		X 0-0 CS	4 1 2 0 0 1 2																											
								X 0-0 SH1-3 1B 2B																												
Inning Stats	R: 1 E: 0 K: 1 S: 6	H: 1 LOB: 1 BB: 1 P: 10	R: 0 E: 0 K: 2 S: 8	H: 1 LOB: 1 BB: 0 P: 8	R: 2 E: 0 K: 0 S: 6	H: 2 LOB: 1 BB: 0 P: 6	R: 0 E: 0 K: 0 S: 4	H: 1 LOB: 1 BB: 0 P: 4	R: 0 E: 0 K: 1 S: 6	H: 1 LOB: 2 BB: 1 P: 10	R: 0 E: 0 K: 0 S: 3	H: 0 LOB: 0 BB: 0 P: 3	R: 1 E: 0 K: 0 S: 3	H: 1 LOB: 0 BB: 0 P: 4	R: 1 E: 0 K: 0 S: 4	H: 2 LOB: 0 BB: 0 P: 4	1B: 6 2B: 3 3B: 0 HR: 1	SF: 1 SAC: 1 DP: 0 HBP: 1	WP: 0 PB: 0 SB: 3 CS: 2	PA: 41																
PITCHER	IP WLS BF H R ER SO BB IBB HBP BLK WP HR S P ERA WHIP																																			
Mike Mason, L (1, 1) ERA: 2.91	5.0		23	6	3	3	3	1	0	0	0	0	0	28	32	5.40	1.400																			
Dave Tobik, R (6, 1) ERA: 2.53	3.0	L	13	3	2	2	1	1	0	1	0	0	1	13	18	6.00	1.333																			
Odell Jones, R (9, 1) ERA: 2.41	1.0		3	1	0	0	0	0	0	0	0	0	0	3	3	0.00	1.000																			

Seattle Mariners @ Texas Rangers
Arlington Stadium, Arlington, TX
Fri Jun 01 1984, 8:05 PM EDT
Att: 12,556 - Unknown

livebaseballscorecards.com

AB 34
R 5
H 10
RBI 4
BB 2
SO 4
LOB 15



Batter	1	2	3	4	5	6	7	8	9	AB R H RBI BB SO LOB
Bill Sample, R (1, 8) OBP: 0.347, SLG: 0.406	0-0 4-3 ①		0-0 F4 ③			0-0 1B 1B	0-0 2-H 3B		0-0 F8 ②	5 1 2 1 0 0 1
Pete O'Brien, L (1, 3) OBP: 0.326, SLG: 0.420	0-0 4-3 ②			0-3 K ①		0-0 1B 6-3 1B	4-0 BB BB		0-0 F7 ③	4 1 1 0 1 1 0
Buddy Bell, R (1, 5) OBP: 0.370, SLG: 0.433	0-3 K ③			0-0 F8 ②		0-0 1B S 1B	0-0 6-3 ③			4 0 1 1 0 1 2
Larry Parrish, R (1, 10) OBP: 0.311, SLG: 0.417 Alan Bannister, R (8, PR) OBP: 0.292, SLG: 0.318		0-3 K ①		0-0 F7 ③		0-0 6-3 ①		4-0 BB BB		3 0 0 1 1 1 1 0 0 0 0 0 0 0
Mary Foley, L (1, 2) OBP: 0.338, SLG: 0.500 Donnie Scott, S (8, 2)		0-0 F3 ②			0-0 1B 1B	0-0 F7 ②		0-0 SH1-4 ①		3 0 1 0 0 0 1 0 0 0 0 0 0 0
Gary Ward, R (1, 7) OBP: 0.284, SLG: 0.288		0-0 F4 ③			0-0 1B 1B	0-0 5-3 ③		0-0 1-3 ②		4 0 1 0 0 0 3
George Wright, S (1, 9) OBP: 0.234, SLG: 0.283			0-0 3-1 1B		0-3 K ①		0-0 6-3 3B 1B	4-0 IBB		3 1 2 0 1 1 2
Wayne Tolleson, S (1, 4) OBP: 0.313, SLG: 0.281			0-0 F8 ①		0-0 F5 ②		0-0 F6 ①	0-0 F8 ③		4 0 0 0 0 0 6
Curtis Wilkerson, S (1, 6) OBP: 0.277, SLG: 0.282 Bob Jones, L (5, PH) OBP: 0.340, SLG: 0.438 Jim Anderson, R (6, 6) OBP: 0.128, SLG: 0.081 Mickey Rivers, L (9, PH) OBP: 0.327, SLG: 0.340			0-0 3-1 ②		0-0 F3 ③		0-0 6-3 ②		0-0 4-3 ①	1 0 0 0 0 0 1 1 0 0 0 0 0 2 1 0 0 0 0 0 1 1 0 0 0 0 0 0

Inning Stats	R: 0 E: 0 K: 1 S: 5	H: 0 LOB: 0 BB: 0 P: 5	R: 0 E: 0 K: 1 S: 5	H: 0 LOB: 0 BB: 0 P: 5	R: 0 E: 0 K: 0 S: 4	H: 1 LOB: 1 BB: 0 P: 4	R: 0 E: 0 K: 1 S: 5	H: 0 LOB: 0 BB: 0 P: 5	R: 0 E: 0 K: 1 S: 7	H: 2 LOB: 2 BB: 0 P: 7	R: 2 E: 0 K: 0 S: 6	H: 3 LOB: 1 BB: 0 P: 6	R: 1 E: 0 K: 0 S: 5	H: 2 LOB: 2 BB: 1 P: 9	R: 0 E: 0 K: 0 S: 3	H: 0 LOB: 2 BB: 2 P: 11	R: 0 E: 0 K: 0 S: 3	H: 0 LOB: 0 BB: 0 P: 3	1B: 7 2B: 0 3B: 1 HR: 0	SF: 0 SAC: 1 DP: 0 HBP: 0	WP: 0 PB: 0 SB: 1 CS: 0	PA: 38
--------------	------------------------------	---------------------------------	------------------------------	---------------------------------	------------------------------	---------------------------------	------------------------------	---------------------------------	------------------------------	---------------------------------	------------------------------	---------------------------------	------------------------------	---------------------------------	------------------------------	----------------------------------	------------------------------	---------------------------------	----------------------------------	------------------------------------	----------------------------------	--------

PITCHER	IP	WLS	BF	H	R	ER	SO	BB	IBB	HBP	BLK	WP	HR	S	P	ERA	WHIP
Mike Moore, R (1, 1) ERA: 3.2	6.2		28	8	3	3	4	0	0	0	0	0	0	36	36	4.05	1.200
Paul Mirabella, L (7, 1) ERA: 2.92	0.0		1	0	0	0	0	1	0	0	0	0	0	4	∞	∞	
Dave Beard, R (7, 1) ERA: 3.72	2.1	W	9	0	0	0	0	1	1	0	0	0	0	7	15	0.00	0.429


BOTTOM

Seattle Mariners @ Texas Rangers
Arlington Stadium, Arlington, TX

Fri Jun 01 1984, 8:05 PM EDT
Att. 12,556 - Unknown

livebaseballscorecards.com

AB	34
R	3
H	8
RBI	3
BB	3
SO	4
LOB	20



Batter	1	2	3	4	5	6	7	8	9	AB R H RBI BB SO LOB	TOP																									
Jack Perconte, L (1, 4) OBP: 0.321, SLG: 0.317	0-0 F6		0-0 1B 1B	0-0 F9		0-0 6-3		0-3 K	0-0 4-3	6 1 1 0 0 1 5																										
Phil Bradley, R (1, 8) OBP: 0.358, SLG: 0.274	0-3 K		0-0 1B 1B		0-0 F9		0-3 K		4-0 1B BB	4 2 1 0 1 2 0																										
Alvin Davis, L (1, 3) OBP: 0.451, SLG: 0.667	0-3 K		0-0 1B S 1B		0-0 F9		0-0 HR		0-0 F7	5 1 2 3 0 1 1																										
Ken Phelps, L (1, 10) OBP: 0.392, SLG: 0.738		0-3 K	4-0 1B BB		0-0 F7		0-3 K		0-0 3-1	4 0 0 0 1 2 1																										
Al Cowens, R (1, 9) OBP: 0.310, SLG: 0.437		0-0 4-3	0-0 FC6-4 1B			0-0 HBP 2B 1B		0-0 1B 2B	0-0 1B 1B	5 3 4 2 0 0 0																										
Steve Henderson, R (1, 7) OBP: 0.350, SLG: 0.371		0-3 K	0-0 FC6-4 1B			0-0 F7		0-0 1B	0-0 1B 1B	5 1 2 1 0 1 4																										
Barry Bonnell, R (9, 7) OBP: 0.317, SLG: 0.374			1-2 2-3 3-H			0-0 F7		2-H 1B	1-3 E 1B	0 0 0 0 0 0 0																										
Larry Milbourne, S (1, 5) OBP: 0.338, SLG: 0.262			0-0 F8	0-0 3-1		0-0 F4		0-3 K	0-0 E 1B 1B	5 1 1 1 0 1 2																										
Domingo Ramos, R (9, 5) OBP: 0.120, SLG: 0.160									1-3 3-H	0 0 0 0 0 0 0																										
Bill Nahorodny, R (1, 2) OBP: 0.267, SLG: 0.083			0-0 4-3	0-3 K		H 1-0 2B HBP		0-3 K	0-0 E5 1B	2 0 0 0 0 1 0																										
Pat Putnam, L (8, PH) OBP: 0.246, SLG: 0.255									1-3 3-H	1 0 0 0 0 1 0																										
Bob Kearney, R (8, 2) OBP: 0.280, SLG: 0.408			4-0 1B 1B BB	0-0 2B		0-0 2B		0-3 K	0-0 1B	1 0 0 0 0 0 1																										
Spike Owen, S (1, 6) OBP: 0.360, SLG: 0.426									1-2 3-H	4 1 3 2 1 1 0																										
Inning Stats	R: 0 E: 0 K: 2 S: 7	H: 0 LOB: 0 BB: 0 P: 7	R: 0 E: 0 K: 2 S: 7	H: 0 LOB: 0 BB: 0 P: 7	R: 3 E: 0 K: 0 S: 7	H: 4 LOB: 3 BB: 2 P: 15	R: 0 E: 0 K: 1 S: 6	H: 1 LOB: 1 BB: 0 P: 6	R: 0 E: 0 K: 0 S: 3	H: 0 LOB: 0 BB: 0 P: 3	R: 1 E: 0 K: 0 S: 5	H: 2 LOB: 2 BB: 0 P: 6	R: 2 E: 0 K: 3 S: 12	H: 3 LOB: 1 BB: 0 P: 12	R: 0 E: 0 K: 3 S: 9	H: 0 LOB: 0 BB: 0 P: 9	R: 4 E: 1 K: 0 S: 8	H: 4 LOB: 2 BB: 1 P: 12	1B: 10 2B: 3 3B: 0 HR: 1	SF: 0 SAC: 0 DP: 0 HBP: 1	WP: 0 PB: 0 SB: 1 CS: 0	PA: 46														
PITCHER	IP WLS BF H R ER SO BB IBB HBP BLK WP HR S P ERA WHIP																				PITCHER	IP WLS BF H R ER SO BB IBB HBP BLK WP HR S P ERA WHIP														
Danny Darwin, R (1, 1) ERA: 3.69	6.1		30	8	5	5	6	2	0	1	0	0	1	39	48	7.11	1.579																			
Joey McLaughlin, R (7, 1) ERA: 3.65	1.2		8	2	2	2	5	1	0	0	0	0	0	17	21	10.80	1.800																			
Dave Schmidt, R (9, 1) ERA: 3.04	1.0	L	8	4	3	1	0	0	0	0	0	0	0	8	8	9.00	4.000																			

Seattle Mariners @ Texas Rangers
Arlington Stadium, Arlington, TX
Sat Jun 02 1984, 8:05 PM EDT
Att: 17,807 - Unknown

livebaseballscorecards.com

AB	42
R	10
H	14
RBI	9
BB	3
SO	11
LOB	14



Seattle Mariners @ Texas Rangers
 Arlington Stadium, Arlington, TX
 Sun Jun 03 1984, 8:05 PM EDT
 Att. 12,652 - Unknown

livebaseballscorecards.com

AB	38
R	10
H	13
RBI	9
BB	3
SO	3
LOB	7



WP	1	PA	41
PB	0		
SB	2		
CS	0		

Batter	1	2	3	4	5	6	7	8	9	AB R H RBI BB SO LOB	TOP									
Jack Perconte, L (1, 4) OBP: 0.323, SLG: 0.319	0-0 5-3	0-0 BLK S 1-3 3-H 1B		0-0 6-3			0-0 F3		0-0 2B 1B	5 1 2 2 0 0 0										
Phil Bradley, R (1, 8) OBP: 0.351, SLG: 0.280	0-0 F7	0-0 F3 1-3 3-H			0-0 6-3			0-0 5-3	0-0 1B 2B	5 1 1 2 0 0 1										
Alvin Davis, L (1, 10) OBP: 0.450, SLG: 0.656	0-0 1B		0-0 4-3		4-0 BB BB BB	0-0 G5-4-3 BB		0-0 4-3	0-3 K 2B	4 0 1 0 1 1 1										
Al Cowens, R (1, 9) OBP: 0.312, SLG: 0.442	0-0 F8		0-0 4-3		0-0 G5-4-3 1-2f			0-0 2B	0-0 1B	5 0 2 1 0 0 2										
Steve Henderson, R (1, 7) OBP: 0.346, SLG: 0.366		0-0 5-3	0-0 HR 1B			0-0 F7		0-0 F8	0-3 K 1B	4 1 1 0 0 0 1										
Barry Bonnell, R (8, 7) OBP: 0.315, SLG: 0.372										1 0 0 0 0 1 1										
Ken Phelps, L (1, 3) OBP: 0.418, SLG: 0.800		4-0 2B 1B BB	0-0 1-H HR			0-0 1B			0-0 4-3	3 2 2 2 1 0 0										
Bob Kearney, R (1, 2) OBP: 0.286, SLG: 0.416		0-0 1-3 1B 2B	0-0 5-3			0-3 K			0-0 E 1B 1B	4 1 2 0 0 1 0										
Domingo Ramos, R (1, 5) OBP: 0.138, SLG: 0.172		0-0 WP 1B 1B 2-H 3-H		0-0 6-3			0-0 F6		0-0 E6 1B 1B 1-2	4 2 1 1 0 0 1										
Spike Owen, S (1, 6) OBP: 0.363, SLG: 0.424		4-0 1B S BB 2-3		0-0 5-3			0-0 F9		0-0 1B 2B 1B 1-3 2-H	3 2 1 1 1 0 0										
Inning Stats	R: 0 E: 0 K: 0 S: 4	H: 1 LOB: 1 BB: 0 P: 4	R: 3 E: 0 K: 0 S: 5	H: 3 LOB: 1 BB: 2 P: 13	R: 2 E: 0 K: 0 S: 5	H: 2 LOB: 0 BB: 0 P: 5	R: 0 E: 0 K: 0 S: 3	H: 0 LOB: 0 BB: 0 P: 3	R: 0 E: 0 K: 1 S: 5	H: 1 LOB: 0 BB: 0 P: 5	R: 0 E: 0 K: 0 S: 3	H: 0 LOB: 0 BB: 0 P: 3	R: 0 E: 0 K: 0 S: 4	H: 1 LOB: 1 BB: 0 P: 4	R: 5 E: 1 K: 2 S: 13	H: 5 LOB: 1 BB: 0 P: 13	1B: 9 2B: 3 3B: 0 HR: 1	SF: 0 SAC: 0 DP: 1 HBP: 0	WP: 1 PB: 0 SB: 2 CS: 0	PA: 41
PITCHER	IP WLS BF H R ER SO BB IBB HBP BLK WP HR S P ERA WHIP																			
Frank Tanana, L (1, 1) ERA: 3.02	7.2 L 31 8 5 5 1 3 0 0 0 1 1 30 42 5.87 1.435																			
Dave Schmidt, R (8, 1) ERA: 3.96	1.1 10 5 5 3 2 0 0 0 0 0 0 14 14 20.25 3.750																			

Batter	1	2	3	4	5	6	7	8	9	AB R H RBI BB SO LOB
Bill Sample, R OBP: 0.339, SLG: 0.400 (1, 8) X	0-0 5-3 ①		X 0-0 F7 ①		X 0-0 F7 ③		X 0-0 F9 ②		X 0-0 E4 G3 ②	5 0 0 0 0 0 2
Mickey Rivers, L OBP: 0.321, SLG: 0.333 (1, 7) X	0-0 3-1 ②		X 0-0 F9 ②		X 0-0 F3 ① X		X 0-0 FC6-4 1B 1-H		X 0-0 G3 2-3 ②	5 0 1 1 0 0 1
Buddy Bell, R OBP: 0.383, SLG: 0.436 (1, 5) X	0-0 1B 1B		X 0-0 6-3 ③		X 0-0 HR BB		X 0-0 FC6-4 1-2f ③		X 0-0 F8 ③	4 1 1 0 1 0 2
Larry Parrish, R OBP: 0.327, SLG: 0.447 (1, 10) X	0-0 1-2 1B		X 0-0 6-3 ①		X 0-0 HR 1-H		X 0-0 G3 1B 1B		X 0-0 1B 1B ①	4 2 3 2 0 0 0
Pete O'Brien, L OBP: 0.326, SLG: 0.418 (1, 3) X	0-0 4-3 ③		X 0-0 4-3 ②		X 0-0 4-3 1B 4-3		X 0-0 G3 1-2 ①		X 0-0 G3 1-2 ①	4 0 1 0 0 0 3
George Wright, S OBP: 0.235, SLG: 0.282 (1, 9) X		X 0-0 4-3 ①		X 0-0 6-3 ③		X 0-0 4-3 ②		X 0-0 1B 2-H ①	X 0-0 1B 2-H ②	4 0 1 1 0 0 1
Donnie Scott, S OBP: 0.111, SLG: 0.125 (1, 2) X		X 0-0 F8 ②		X 0-0 F7 ① X		X 0-0 F8 ③		X 0-0 F7 ②	X 0-0 F7 ②	4 0 0 0 0 0 2
Wayne Tolleson, S OBP: 0.315, SLG: 0.285 (1, 4) X		X 0-0 E S 1B		X 0-0 4-3 ②		X 0-0 S 1B 1B		X 0-0 F7 ③	X 0-0 F7 ③	4 1 2 0 0 0 1
Curtis Wilkerson, S OBP: 0.285, SLG: 0.290 (1, 6) X		X 0-0 3-1 ③		X 0-0 1B		X 0-0 F7 ①		X 0-3 S S S ①	X 0-3 K ①	3 0 1 0 0 0 2
Alan Bannister, R OBP: 0.345, SLG: 0.292 (9, PH) X		X 1-3		X 1B					X 1-3	1 0 0 0 0 1 0

Inning Stats	R: 0 E: 0 K: 0 S: 5	H: 2 LOB: 2 BB: 0 P: 5	R: 0 E: 0 K: 0 S: 4	H: 1 LOB: 1 BB: 0 P: 4	R: 0 E: 0 K: 0 S: 3	H: 0 LOB: 0 BB: 0 P: 3	R: 0 E: 0 K: 0 S: 3	H: 0 LOB: 0 BB: 0 P: 3	R: 0 E: 0 K: 0 S: 4	H: 1 LOB: 1 BB: 0 P: 4	R: 2 E: 0 K: 0 S: 5	H: 2 LOB: 1 BB: 1 P: 9	R: 1 E: 0 K: 0 S: 5	H: 2 LOB: 1 BB: 0 P: 5	R: 1 E: 0 K: 0 S: 5	H: 2 LOB: 1 BB: 0 P: 5	R: 0 E: 1 K: 1 S: 6	H: 0 LOB: 1 BB: 0 P: 6	1B: 9 2B: 0 3B: 0 HR: 1	SF: 0 SAC: 0 DP: 0 HBP: 0	WP: 0 PB: 0 SB: 2 CS: 0	PA: 39
--------------	------------------------------	---------------------------------	------------------------------	---------------------------------	------------------------------	---------------------------------	------------------------------	---------------------------------	------------------------------	---------------------------------	------------------------------	---------------------------------	------------------------------	---------------------------------	------------------------------	---------------------------------	------------------------------	---------------------------------	----------------------------------	------------------------------------	----------------------------------	--------

PITCHER	IP	WLS	BF	H	R	ER	SO	BB	IBB	HBP	BLK	WP	HR	S	P	ERA	WHIP
Jim Beattie, R ERA: 3.31 (1, 1)	5.2	W	24	6	2	2	0	1	0	0	0	0	1	23	27	3.18	1.235
Bob Stoddard, R ERA: 4.7 (6, 1)	1.1		6	2	1	1	0	0	0	0	0	0	0	6	6	6.75	1.500
Dave Beard, R ERA: 3.76 (8, 1)	2.0	S	9	2	1	1	1	0	0	0	0	0	0	11	11	4.50	1.000

BOTTOM

Seattle Mariners @ Texas Rangers
Arlington Stadium, Arlington, TX
Sun Jun 03 1984, 8:05 PM EDT
Att. 12,652 - Unknown

livebaseballscores.com

AB	38
R	4
H	10
RBI	4
BB	1
SO	1
LOB	14



Batter	1	2	3	4	5	6	7	8	9	AB R H RBI BB SO LOB	TOP													
Jack Perconte, L (1, 4) OBP: 0.329, SLG: 0.330	0-0 4-3			0-0 2B SF7 1B	0-3 K2-3		0-0 4-3 BB 1B		0-0 2-H 2B	5 1 3 1 0 1 1														
Phil Bradley, R (1, 8) OBP: 0.361, SLG: 0.298	0-0 F7 1B			0-0 SF7 1-3 SF8 2B		0-0 6-3	4-0 4-3 BB		0-0 6-3	4 1 2 0 1 0 1														
Alvin Davis, L (1, 3) OBP: 0.443, SLG: 0.643	0-0 F7 1-2			0-0 SF7 2-3 3-H		1-0 BB E HBP	0-0 4-3 1-2 2-3		0-0 4-3	3 1 0 1 0 0 4														
Ken Phelps, L (1, 10) OBP: 0.414, SLG: 0.783 Dave Henderson, R (7, PH) OBP: 0.268, SLG: 0.270		0-0 F7		0-0 SF8 3-H		4-0 E 1-2 BB	0-0 F6			1 1 0 1 1 0 0 1 0 0 0 0 0 2														
Al Cowens, R (1, 9) OBP: 0.305, SLG: 0.431		0-0 5-3		0-0 G3		0-0 E6 1-3 2-H FC6-4		0-0 F8		4 1 0 0 0 0 1														
Steve Henderson, R (1, 7) OBP: 0.342, SLG: 0.371		0-0 5-3				0-0 SH1-3 3B 2B		0-0 5-3		4 1 1 0 0 0 1														
Larry Milbourne, S (1, 5) OBP: 0.329, SLG: 0.254 Domingo Ramos, R (7, 5) OBP: 0.133, SLG: 0.167			0-0 4-3		0-0 SH1-3 2-3	0-0 FC6-4 1-2 3-H		0-0 6-3		2 0 0 1 0 0 1 1 0 0 0 0 0 0														
Bob Kearney, R (1, 2) OBP: 0.285, SLG: 0.418			0-0 F6		0-3 K	0-0 2-3			0-0 2B 2B	4 1 1 0 0 1 2														
Spike Owen, S (1, 6) OBP: 0.361, SLG: 0.432			0-0 4-3		0-0 3B		0-3 K		0-3 K	4 0 1 1 0 2 1														
Inning Stats	R: 0 E: 0 K: 0 S: 3	H: 1 LOB: 0 BB: 0 P: 3	R: 0 E: 0 K: 0 S: 3	H: 0 LOB: 0 BB: 0 P: 3	R: 0 E: 0 K: 0 S: 3	H: 0 LOB: 0 BB: 0 P: 3	R: 2 E: 0 K: 0 S: 5	H: 2 LOB: 0 BB: 0 P: 5	R: 1 E: 0 K: 2 S: 9	H: 2 LOB: 1 BB: 0 P: 9	R: 3 E: 2 K: 0 S: 5	H: 0 LOB: 1 BB: 1 P: 10	R: 0 E: 0 K: 1 S: 6	H: 1 LOB: 2 BB: 1 P: 10	R: 0 E: 0 K: 0 S: 3	H: 0 LOB: 0 BB: 0 P: 3	R: 1 E: 0 K: 1 S: 7	H: 2 LOB: 1 BB: 0 P: 7	1B: 3 2B: 4 3B: 1 HR: 0	SF: 2 SAC: 1 DP: 0 HBP: 1	WP: 0 PB: 0 SB: 0 CS: 0	PA: 39		
PITCHER Bret Saberhagen, R (1, 1) ERA: 3.63 Paul Splittorff, L (7, 1) ERA: 6.33	IP 6.1	WLS L	BF 29	H 6	R 6	ER 3	SO 3	BB 2	IBB 0	HBP 1	BLK 0	WP 0	HR 0	S 32	P 41	ERA 4.26	WHIP 1.263							
										PITCHER														

Seattle Mariners @ Kansas City Royals
 Royals Stadium, Kansas City, MO
 Mon Jun 04 1984, 8:05 PM EDT
 Att. 24,315 - Unknown

livebaseballscorecards.com

AB 33
 R 7
 H 8
 RBI 5
 BB 2
 SO 4
 LOB 14



Batter	1	2	3	4	5	6	7	8	9	AB R H RBI BB SO LOB
Willie Wilson, S OBP: 0.369, SLG: 0.387 (1, 8)	0-0 3-4-1		0-0 G6-4-3 1-2f			0-3 K		0-0 F8		4 0 0 0 0 1 1
Pat Sheridan, L OBP: 0.362, SLG: 0.463 (1, 9)	0-3 K			0-0 F8		0-3 K		0-0 F4		4 0 0 0 0 2 0
George Brett, L OBP: 0.425, SLG: 0.692 (1, 5)	0-0 HR			0-0 2B		0-0 6-3		0-0 4-3		4 1 2 1 0 0 0
Hal McRae, R OBP: 0.316, SLG: 0.323 (1, 10)	0-0 6-3			0-0 5-3			0-0 5-3	4-0 1B BB		3 0 0 0 1 0 1
Frank White, R OBP: 0.320, SLG: 0.425 (1, 4)		0-0 1-4-3		0-0 F6			0-0 5-3	0-0 1B		4 0 1 0 0 0 1
Darryl Motley, R OBP: 0.361, SLG: 0.538 (1, 7)		0-0 F9			0-0 CS 1B		0-0 3B	0-0 F8		4 0 2 0 0 0 2
Steve Balboni, R OBP: 0.296, SLG: 0.368 (1, 3)		0-0 F7			0-3 K		0-3 K			3 0 0 0 0 2 2
Don Slaught, R OBP: 0.239, SLG: 0.257 (1, 2)			0-3 K		4-0 BB			0-0 F7		2 0 0 0 1 1 0
Onix Concepcion, R OBP: 0.244, SLG: 0.254 (1, 6)			4-0 BB G6-4-3		0-0 F7			0-0 F7		2 0 0 0 1 0 1

Inning Stats	R: 1 E: 0 K: 1 S: 6	H: 1 LOB: 0 BB: 0 P: 6	R: 0 E: 0 K: 0 S: 3	H: 0 LOB: 0 BB: 0 P: 3	R: 0 E: 0 K: 1 S: 4	H: 0 LOB: 0 BB: 1 P: 8	R: 0 E: 0 K: 0 S: 4	H: 1 LOB: 1 BB: 0 P: 4	R: 0 E: 0 K: 1 S: 5	H: 1 LOB: 1 BB: 1 P: 9	R: 0 E: 0 K: 2 S: 7	H: 0 LOB: 0 BB: 0 P: 7	R: 0 E: 0 K: 1 S: 6	H: 1 LOB: 1 BB: 0 P: 6	R: 0 E: 0 K: 0 S: 3	H: 0 LOB: 0 BB: 0 P: 3	R: 0 E: 0 K: 0 S: 4	H: 1 LOB: 2 BB: 1 P: 8	1B: 2 2B: 1 3B: 1 HR: 1	SF: 0 SAC: 0 DP: 1 HBP: 0	WP: 0 PB: 0 SB: 0 CS: 1	PA: 33
PITCHER Mark Langston, L ERA: 4.19 (1, 1)	IP: 9.0 WLS: W BF: 33 H: 5 R: 1 ER: 1 SO: 6 BB: 3 IBB: 0 HBP: 0 BLK: 0 WP: 0 HR: 1 S: 42 P: 54 ERA: 1.00 WHIP: 0.889																					

BOTTOM

Seattle Mariners @ Kansas City Royals
 Royals Stadium, Kansas City, MO
 Mon Jun 04 1984, 8:05 PM EDT
 Att. 24,315 - Unknown

livebaseballscorecards.com

AB	30
R	1
H	5
RBI	1
BB	3
SO	6
LOB	8



Batter	1	2	3	4	5	6	7	8	9	AB R H RBI BB SO LOB	TOP	
Jack Perconte, L (1, 4) OBP: 0.335, SLG: 0.330	0-0 4-3		4-0 2B 1B BB		4-0 1B BB		0-0 F9		0-0 1-2 2-H 1B	3 1 1 1 2 0 1		
Phil Bradley, R (1, 8) OBP: 0.379, SLG: 0.318	4-0 G4-6-3 BB		0-0 1B 1-3 2B		0-0 1-3 1B			4-0 1-3 4-3 BB	0-0 F8	3 0 2 0 2 0 2		
Alvin Davis, L (1, 3) OBP: 0.439, SLG: 0.634	0-0 G4-6-3 1-2f		0-0 G3-6-3 1B		0-0 1-3			0-0 1-2 4-3		4 0 1 1 0 0 4		
Pat Putnam, L (1, 10) OBP: 0.238, SLG: 0.246		0-3 K	0-0 G3-6-3 1-2f		0-3 K			0-0 1-3 2-3		4 0 0 0 0 2 3		
Al Cowens, R (1, 9) OBP: 0.304, SLG: 0.433		0-0 6-3 1B 2B		0-3 K		0-0 4-3		0-0 6-3		4 1 1 0 0 1 1		
Steve Henderson, R (1, 7) OBP: 0.330, SLG: 0.356		0-0 6-3 2-3		0-3 K		0-0 5-3		0-0 F8		4 0 0 0 0 1 1		
Darnell Coles, R (1, 5) OBP: 0.318, SLG: 0.271		0-0 3-H 1B		0-3 K		0-0 4-3 2B		0-0 F7		4 0 2 1 0 1 0		
Bob Kearney, R (1, 2) OBP: 0.280, SLG: 0.411 Larry Milbourne, S (9, PH) OBP: 0.338, SLG: 0.265		0-0 4-3		0-3 K		0-0 4-3		0-0 2-3 4-3 1B 1B		3 0 0 0 0 1 2 1 1 1 0 0 0 0		
Spike Owen, S (1, 6) OBP: 0.359, SLG: 0.428			0-0 F6		0-0 5-3		0-0 F5		0-0 1-2 1B 1B	4 0 1 0 0 0 1		
Inning Stats	R: 0 E: 0 K: 0 S: 2 H: 0 LOB: 0 BB: 1 P: 6	R: 1 E: 0 K: 1 S: 7 H: 2 LOB: 1 BB: 0 P: 7	R: 1 E: 0 K: 0 S: 4 H: 2 LOB: 1 BB: 1 P: 8	R: 0 E: 0 K: 3 S: 9 H: 0 LOB: 0 BB: 0 P: 9	R: 0 E: 0 K: 1 S: 6 H: 1 LOB: 2 BB: 1 P: 10	R: 0 E: 0 K: 1 S: 5 H: 0 LOB: 0 BB: 0 P: 5	R: 0 E: 0 K: 0 S: 4 H: 1 LOB: 1 BB: 0 P: 4	R: 0 E: 0 K: 0 S: 3 H: 0 LOB: 1 BB: 1 P: 7	R: 1 E: 0 K: 0 S: 6 H: 3 LOB: 2 BB: 0 P: 6	1B: 6 2B: 3 3B: 0 HR: 0 SF: 0 SAC: 0 DP: 2 HBP: 0	WP: 0 PB: 0 SB: 0 CS: 0 PA: 38	
PITCHER	IP WLS BF H R ER SO BB IBB HBP BLK WP HR S P ERA WHIP											
Mark Gubicza, R (1, 1) ERA: 3.41	7.0 W 29 6 2 2 6 4 0 0 0 0 0 0 37 53 2.57 1.429											
Dan Quisenberry, R (8, 1) ERA: 2.58	2.0 S 9 3 1 1 0 0 0 0 0 0 0 0 9 9 4.50 1.500											

Seattle Mariners @ Kansas City Royals
 Royals Stadium, Kansas City, MO
 Tue Jun 05 1984, 8:05 PM EDT
 Att. 16,933 - Unknown

livebaseballscorecards.com

AB	34
R	3
H	9
RBI	3
BB	4
SO	6
LOB	15



Batter	1	2	3	4	5	6	7	8	9	AB	R	H	RBI	BB	SO	LOB
Willie Wilson, S OBP: 0.386, SLG: 0.410 (1, 8)	4-0 CS 4-3 BB		0-0 S 2B 1B		0-0 F8		0-0 2B			3	1	2	1	1	0	0
Lynn Jones, R OBP: 0.273, SLG: 0.286 (1, 9)	0-0 4-3 1-2		0-0 3-H 1-H 2B		4-0 BB		0-3 K			3	0	1	1	1	1	2
George Brett, L OBP: 0.429, SLG: 0.672 (1, 5)	4-0 CS BB		4-0 BB		0-0 1-3		0-0 G3			2	0	0	0	2	0	2
Hal McRae, R OBP: 0.319, SLG: 0.327 (1, 10)	0-0 F8 1-2 2-3		0-0 F8		0-0 E6 6-3 2B 1B		0-0 FC5-4 1B			4	1	2	0	0	0	4
Frank White, R OBP: 0.313, SLG: 0.416 (1, 4)		0-0 1-3	0-0 F7		0-0 6-3		0-0 FC5-4 G6-4-3			4	0	0	0	0	0	4
Darryl Motley, R OBP: 0.365, SLG: 0.544 (1, 7)		0-0 5-3		0-0 CS 1B		0-0 1B 2B		0-0 G6-4-3		4	1	2	1	0	0	1
Steve Balboni, R OBP: 0.297, SLG: 0.368 (1, 3)		0-0 F9		0-3 K 1-2		0-0 G6-4-3 1B				3	0	1	1	0	1	1
John Wathan, R OBP: 0.262, SLG: 0.253 (1, 2)			0-0 6-3	0-0 6-3		0-0 G6-4-3				3	0	0	0	0	0	1
Onix Concepcion, R OBP: 0.246, SLG: 0.273 (1, 6)			0-0 1B 3B		0-0 6-3		0-0 F6			3	1	1	0	0	0	0

Inning Stats		R: 0	H: 0	E: 0	K: 0	S: 2	R: 0	H: 0	E: 0	K: 0	S: 3	R: 2	H: 3	E: 0	K: 0	S: 6	R: 0	H: 1	E: 0	K: 1	S: 5	R: 0	H: 0	E: 0	K: 0	S: 3	R: 2	H: 3	E: 1	K: 0	S: 5	R: 0	H: 1	E: 0	K: 1	S: 6	R: 0	H: 1	E: 0	K: 0	S: 3	1B: 5	2B: 3	3B: 1	HR: 0	SF: 0	SAC: 0	DP: 2	HBP: 0	WP: 0	PB: 0	SB: 1	CS: 3	PA: 33						
PITCHER	IP	WLS	BF	H	R	ER	SO	BB	IBB	HBP	BLK	WP	HR	S	P	ERA	WHIP	PITCHER												IP	WLS	BF	H	R	ER	SO	BB	IBB	HBP	BLK	WP	HR	S	P	ERA	WHIP														
Ed Vande Berg, L ERA: 3.2 (1, 1)	7.0	L	30	8	4	4	2	4	0	0	0	0	0	30	46	5.14	1.714																																											
Mike Stanton, R ERA: 3.55 (8, 1)	1.0		3	1	0	0	0	0	0	0	0	0	0	3	3	0.00	1.000																																											

BOTTOM

Seattle Mariners @ Kansas City Royals
 Royals Stadium, Kansas City, MO

Tue Jun 05 1984, 8:05 PM EDT
 Att. 16,933 - Unknown

livebaseballscorecards.com

AB	29
R	4
H	9
RBI	4
BB	4
SO	2
LOB	15



Batter	1	2	3	4	5	6	7	8	9	AB R H RBI BB SO LOB	TOP		
Jack Perconte, L (1, 4) OBP: 0.333, SLG: 0.329	0-0 4-3		0-0 5-3 1B		0-0 B2-3			0-0 F8		4 0 1 0 0 0 0			
Phil Bradley, R (1, 7) OBP: 0.367, SLG: 0.306	0-0 G3		0-0 5-3 1-2			0-0 F3		0-0 6-3		4 0 0 0 0 0 1			
Alvin Davis, L (1, 3) OBP: 0.441, SLG: 0.630	0-0 CS 1B		0-0 F7			0-0 HR 1B		0-0 5-3		4 1 2 0 0 0 1			
Al Cowens, R (1, 9) OBP: 0.297, SLG: 0.423	0-0 CS 1-2	0-0 6-3	0-0 1-3			0-0 F9			0-0 1-3	4 0 0 0 0 0 2			
Steve Henderson, R (1, 10) OBP: 0.345, SLG: 0.400		0-0 BB BB 1B		0-0 G5-4-3 1B		0-0 HR 1-H		0-0 5-3		4 1 3 2 0 0 0			
Dave Henderson, R (1, 8) OBP: 0.260, SLG: 0.261 Larry Milbourne, S (9, PH) OBP: 0.346, SLG: 0.275		0-0 F8		0-0 F8		0-3 K		0-0 1B		3 0 0 0 0 1 2 1 0 1 0 0 0 0			
Darnell Coles, R (1, 5) OBP: 0.316, SLG: 0.263		4-0 BB BB BB 1-2 BB		0-0 G5-4-3 1-2f			0-0 F8		0-0 F8	3 0 0 0 1 0 2			
Bob Kearney, R (1, 2) OBP: 0.281, SLG: 0.406		4-0 BB BB BB 1-2 2-3 BB			0-0 F6		0-0 E6 G5-4-3			2 0 0 0 1 0 0			
Spike Owen, S (1, 6) OBP: 0.353, SLG: 0.421		0-0 F3			0-0 F7		0-0 G5-4-3 1-2f			3 0 0 0 0 0 4			
Inning Stats	R: 0 E: 0 K: 0 S: 3 H: 1 LOB: 0 BB: 0 P: 3	R: 0 E: 0 K: 0 S: 4 H: 1 LOB: 3 BB: 2 P: 12	R: 0 E: 0 K: 0 S: 4 H: 1 LOB: 1 BB: 0 P: 4	R: 0 E: 0 K: 0 S: 3 H: 1 LOB: 0 BB: 0 P: 3	R: 0 E: 0 K: 0 S: 3 H: 0 LOB: 0 BB: 0 P: 3	R: 2 E: 0 K: 1 S: 7 H: 2 LOB: 0 BB: 0 P: 7	R: 0 E: 1 K: 0 S: 3 H: 0 LOB: 0 BB: 0 P: 3	R: 0 E: 0 K: 0 S: 3 H: 0 LOB: 0 BB: 0 P: 3	R: 0 E: 0 K: 0 S: 4 H: 1 LOB: 1 BB: 0 P: 4	1B: 6 2B: 0 3B: 0 HR: 1 SF: 0 SAC: 0 DP: 2 HBP: 0	WP: 0 PB: 0 SB: 0 CS: 1 PA: 35		
PITCHER	IP WLS BF H R ER SO BB IBB HBP BLK WP HR S P ERA WHIP											PITCHER	IP WLS BF H R ER SO BB IBB HBP BLK WP HR S P ERA WHIP
Charlie Leibrandt, L (1, 1) ERA: 1.69	8.0 W 30 6 2 2 1 2 0 0 0 0 0 1 30 38 2.25 1.000												
Dan Quisenberry, R (9, 1) ERA: 2.53	1.0 S 4 1 0 0 0 0 0 0 0 0 0 0 4 4 0.00 1.000												

Seattle Mariners @ Kansas City Royals
 Royals Stadium, Kansas City, MO
 Wed Jun 06 1984, 8:05 PM EDT
 Att: 17,635 - Unknown

AB	32
R	2
H	7
RBI	2
BB	2
SO	1
LOB	12



Batter	1	2	3	4	5	6	7	8	9	AB	R	H	RBI	BB	SO	LOB
--------	---	---	---	---	---	---	---	---	---	----	---	---	-----	----	----	-----

Willie Wilson, S <small>(1, 8)</small> <small>OBP: 0.413, SLG: 0.432</small>	4-0 	0-0 		0-0 		0-0 				3	2	3	0	1	0	0
Pat Sheridan, L <small>(1, 9)</small> <small>OBP: 0.360, SLG: 0.463</small>	0-0 	0-0 		0-0 		0-0 				4	0	1	1	0	0	5
George Brett, L <small>(1, 5)</small> <small>OBP: 0.420, SLG: 0.643</small> Greg Pryor, R <small>(9, 5)</small> <small>OBP: 0.264, SLG: 0.327</small>	4-0 		0-0 	0-0 		0-0 				3	1	0	0	1	0	1
Dane Iorg, L <small>(1, 3)</small> <small>OBP: 0.286, SLG: 0.372</small>	4-0 		0-0 		0-0 	4-0 				2	2	1	0	2	0	0
Darryl Motley, R <small>(1, 7)</small> <small>OBP: 0.362, SLG: 0.546</small>	0-0 		0-0 		0-0 	0-0 				3	0	1	2	0	0	1
Jorge Orta, L <small>(1, 10)</small> <small>OBP: 0.319, SLG: 0.452</small>	0-0 		4-0 		0-0 		0-0 			3	0	1	2	1	0	0
John Wathan, R <small>(1, 2)</small> <small>OBP: 0.261, SLG: 0.244</small>	0-3 		0-0 		4-0 		0-3 			3	0	0	0	1	2	3
Onix Concepcion, R <small>(1, 4)</small> <small>OBP: 0.236, SLG: 0.264</small>		0-0 		0-0 		0-0 		0-0 		4	0	0	0	0	0	1
U L Washington, S <small>(1, 6)</small> <small>OBP: 0.250, SLG: 0.192</small>		4-0 		0-0 		0-0 				2	0	1	0	1	0	0

Inning Stats	R: 3	H: 1	E: 0	LOB: 1	K: 1	P: 18	R: 0	H: 1	E: 0	LOB: 1	K: 0	P: 7	R: 1	H: 2	E: 0	LOB: 1	K: 0	P: 8	R: 1	H: 2	E: 0	LOB: 1	K: 0	P: 5	R: 0	H: 0	E: 0	LOB: 0	K: 0	P: 3	R: 0	H: 2	E: 0	LOB: 2	K: 0	P: 8	R: 0	H: 0	E: 0	LOB: 0	K: 1	P: 5	R: 0	H: 0	E: 0	LOB: 0	K: 1	P: 5
--------------	------	------	------	--------	------	-------	------	------	------	--------	------	------	------	------	------	--------	------	------	------	------	------	--------	------	------	------	------	------	--------	------	------	------	------	------	--------	------	------	------	------	------	--------	------	------	------	------	------	--------	------	------

PITCHER	IP	WLS	BF	H	R	ER	SO	BB	IBB	HBP	BLK	WP	HR	S	P	ERA	WHIP
Mike Moore, R <small>ERA: 3.67</small>	4.0	L	21	6	5	5	1	3	2	0	0	0	0	18	38	11.25	2.250
Bob Stoddard, R <small>ERA: 4.37</small>	4.0		14	2	0	0	1	2	0	0	0	0	0	14	22	0.00	1.000

BOTTOM

Seattle Mariners @ Kansas City Royals
Royals Stadium, Kansas City, MO
 Wed Jun 06 1984, 8:05 PM EDT
 Att. 17,635 - Unknown

AB	27
R	5
H	8
RBI	5
BB	7
SO	2
LOB	11



WP	PA	3B	DP	HR	HBP	CS
0	35	0	3	0	0	1

Batter	1	2	3	4	5	6	7	8	9	AB R H RBI BB SO LOB	TOP																
Larry Milbourne, S OBP: 0.361, SLG: 0.278 (1, 4)	4-0 HR BB	0-3 K	0-0 BB 1B		4-0 G1-6-3 BB		0-0 6-3			3 1 1 2 2 1 2																	
Phil Bradley, R OBP: 0.361, SLG: 0.296 (1, 8)	0-0 F6	0-3 K	4-0 BB		0-0 G1-6-3			0-0 4-3		4 0 0 0 1 1 3																	
Alvin Davis, L OBP: 0.435, SLG: 0.635 (1, 3)	0-0 HR		0-0 F6					0-0 F4		5 1 1 2 0 1 3																	
Al Cowens, R OBP: 0.305, SLG: 0.433 (1, 9)	0-0 CS 2B		0-0 BB 1B					0-0 F9		5 1 3 0 0 1 0																	
Steve Henderson, R OBP: 0.363, SLG: 0.402 (1, 10)	4-0 CS 2B BB		4-0 BB 1B		4-0 BB 1B			0-3 K		2 3 1 0 0 3 1 0																	
Barry Bonnell, R OBP: 0.324, SLG: 0.391 (1, 7)	0-0 2B		0-0 HBP 1B 2B		0-3 K			0-3 K		5 1 3 3 0 2 2																	
Darnell Coles, R OBP: 0.314, SLG: 0.255 Pat Putnam, L OBP: 0.244, SLG: 0.261 Dave Henderson, R OBP: 0.260, SLG: 0.261 (1, 5)	0-0 F8		4-0 HBP 1B BB		0-0 F9			0-0 1B 2B		3 1 0 0 1 1 4 1 0 1 0 0 0 0 0 0 0 0 0 0 0																	
Bob Kearney, R OBP: 0.284, SLG: 0.411 (1, 2)		0-0 CS 2B	0-3 K		0-0 F8			0-0 3-1		5 0 2 0 0 1 4																	
Spike Owen, S OBP: 0.354, SLG: 0.414 (1, 6)		4-0 CS BB	1-0 BB 1B HBP		0-0 F7			0-0 6-3		3 0 0 0 1 0 2																	
Inning Stats	R: 3 E: 0 K: 0 S: 5	H: 3 LOB: 1 BB: 2 P: 13	R: 0 E: 0 K: 2 S: 7	H: 1 LOB: 1 BB: 1 P: 11	R: 4 E: 0 K: 1 S: 8	H: 3 LOB: 3 BB: 3 P: 21	R: 0 E: 0 K: 1 S: 6	H: 1 LOB: 2 BB: 1 P: 10	R: 0 E: 0 K: 0 S: 2	H: 0 LOB: 0 BB: 1 P: 6	R: 1 E: 0 K: 3 S: 11	H: 2 LOB: 1 BB: 0 P: 11	R: 0 E: 0 K: 0 S: 3	H: 0 LOB: 0 BB: 0 P: 3	R: 0 E: 0 K: 0 S: 3	H: 0 LOB: 0 BB: 0 P: 3	R: 0 E: 0 K: 2 S: 9	H: 2 LOB: 2 BB: 0 P: 9	1B: 6 2B: 6 3B: 0 HR: 1	SF: 0 SAC: 0 DP: 2 HBP: 1	WP: 1 PB: 0 SB: 0 CS: 4	PA: 45					
PITCHER	IP WLS BF H R ER SO BB IBB HBP BLK WP HR S P ERA WHIP																										
Larry Gura, L ERA: 4.07 (1, 1)	2.1		14	5	5	5	2	4	0	0	0	0	1	14	30	19.29	3.857										
Danny Jackson, L ERA: 4.63 (3, 1)	4.2	W	23	5	3	3	5	4	0	1	0	1	0	28	45	5.79	1.929										
Dan Quisenberry, R ERA: 2.42 (8, 1)	2.0	S	8	2	0	0	2	0	0	0	0	0	0	12	12	0.00	1.000										

Seattle Mariners @ Kansas City Royals
Royals Stadium, Kansas City, MO
Thu Jun 07 1984, 8:05 PM EDT
Att. 22,688 - Unknown

livebaseballscorecards.com

AB	36
R	8
H	12
RBI	7
BB	8
SO	9
LOB	20



Batter	1	2	3	4	5	6	7	8	9	AB	R	H	RBI	BB	SO	LOB
Willie Wilson, S OBP: 0.423, SLG: 0.477 (1, 8)	0-0 F4		0-0 FC6-4 1B		0-0 SF9 1B 2B		0-0 4-3 3B	0-0 6-3		5	2	3	1	0	0	0
Butch Davis, R OBP: 0.230, SLG: 0.218 (1, 7)	0-0 WP 2B		0-0 FC6-4 G4-6-3 1-2f		0-0 SF9		0-0 4-3			3	0	1	2	0	0	1
George Brett, L OBP: 0.435, SLG: 0.639 (1, 5)	4-0 BB		0-0 G4-6-3 1-2f		0-0 1B FC5-4 1B		4-0 E 1B HR BB			2	2	1	1	2	0	1
Greg Pryor, R OBP: 0.264, SLG: 0.327 (8, 5)										0	0	0	0	0	0	0
Hal McRae, R OBP: 0.323, SLG: 0.331 (1, 10)	0-3 K			0-0 F7	0-0 FC5-4 1B		0-0 E8 HR 1B			4	1	2	0	0	1	2
Darryl Motley, R OBP: 0.354, SLG: 0.533 (1, 9)	0-0 1-3			0-0 6-3	0-0 FC5-4 1-2f 3-H		0-0 F3			4	0	0	1	0	0	5
Pat Sheridan, L OBP: 0.360, SLG: 0.463 (8, 9)										0	0	0	0	0	0	0
Frank White, R OBP: 0.317, SLG: 0.434 (1, 4)		0-0 FC3-6 1B		0-0 4-3	0-0 F9		0-0 HR			4	1	2	3	0	0	1
Steve Balboni, R OBP: 0.297, SLG: 0.367 (1, 3)		0-3 K			0-0 BB 1B	0-3 K	0-0 4-3			3	1	1	0	0	2	1
Dane Iorg, L OBP: 0.282, SLG: 0.367 (7, PH)										1	0	0	0	0	0	0
(8, 3)																
John Wathan, R OBP: 0.261, SLG: 0.235 (1, 2)		0-0 FC3-6 1-2f			4-0 1B 2B BB	0-0 F6		0-3 K		3	1	0	0	1	1	1
U L Washington, S OBP: 0.250, SLG: 0.196 (1, 6)		0-3 K			0-0 2B SF9 1B	0-0 6-3		0-0 6-3		4	1	1	1	0	1	1

Inning Stats	R: 0	H: 1	E: 0	LOB: 2	K: 1	BB: 1	S: 6	R: 0	H: 1	E: 0	LOB: 1	K: 2	BB: 0	S: 8	R: 0	H: 1	E: 0	LOB: 0	K: 0	BB: 0	S: 3	R: 0	H: 0	E: 0	LOB: 0	K: 0	BB: 0	S: 3	R: 5	H: 5	E: 0	LOB: 1	K: 0	BB: 1	S: 8	R: 0	H: 0	E: 0	LOB: 0	K: 1	BB: 0	S: 5	R: 4	H: 3	E: 1	LOB: 0	K: 0	BB: 1	S: 6	R: 0	H: 0	E: 0	LOB: 0	K: 1	BB: 0	S: 5
--------------	------	------	------	--------	------	-------	------	------	------	------	--------	------	-------	------	------	------	------	--------	------	-------	------	------	------	------	--------	------	-------	------	------	------	------	--------	------	-------	------	------	------	------	--------	------	-------	------	------	------	------	--------	------	-------	------	------	------	------	--------	------	-------	------

PITCHER	IP	WLS	BF	H	R	ER	SO	BB	IBB	HBP	BLK	WP	HR	S	P	ERA	WHIP
Matt Young, L ERA: 6.41 (1, 1)	4.1		22	8	5	5	3	2	0	0	0	1	0	26	34	10.38	2.308
Paul Mirabella, L ERA: 3.71 (5, 1)	2.0		9	2	3	3	1	1	0	0	0	0	0	10	14	13.50	1.500
Dave Beard, R ERA: 3.83 (7, 1)	1.2	L	6	1	1	1	1	0	0	0	0	0	1	8	8	5.40	0.600

BOTTOM


Seattle Mariners @ Kansas City Royals
 Royals Stadium, Kansas City, MO


Thu Jun 07 1984, 8:05 PM EDT
 Att. 22,688 - Unknown

livebaseballscorecards.com

AB	33
R	9
H	11
RBI	9
BB	3
SO	5
LOB	13

WP: 1 PA: 37
 PB: 0
 SB: 0
 CS: 0



Batter	1	2	3	4	5	6	7	8	9	AB R H RBI BB SO LOB	TOP																						
Darnell Coles, R (1, 5) OBP: 0.309, SLG: 0.252	0-0 L4-6 6-3 1B		0-3 K		0-0 G6-4-3 1-2f		0-0 5-3 2-3		0-0 F7	5 0 1 0 0 1 4																							
Larry Milbourne, S (1, 4) OBP: 0.356, SLG: 0.267	0-0 6-3 1-2		0-0 F5		4-0 BB		0-0 F8			3 0 0 0 1 0 2																							
Alvin Davis, L (1, 3) OBP: 0.427, SLG: 0.621	0-0 L4-6 2-3		0-0 6-3		0-0 F9			0-0 4-3		4 0 0 0 0 0 2																							
Al Cowens, R (1, 9) OBP: 0.309, SLG: 0.440		0-0 1B 1B 2B		0-0 FC6-4 1B		0-0 6-3		0-0 6-3		4 1 2 0 0 0 0																							
Steve Henderson, R (1, 10) OBP: 0.359, SLG: 0.396		0-0 1B 2-3		0-0 FC6-4 1-2f HR		0-0 4-3		0-0 4-3		4 1 1 0 0 0 1																							
Barry Bonnell, R (1, 7) OBP: 0.339, SLG: 0.421		0-0 1B 1-2 3-H		0-0 HR 1-H		1-0 HBP			0-0 SH1-4 FC6-2-5 1B	3 1 3 3 0 0 0																							
Dave Henderson, R (1, 8) OBP: 0.252, SLG: 0.253 Pat Putnam, L (9, PH) OBP: 0.250, SLG: 0.261 Jack Perconte, L (9, PR) OBP: 0.333, SLG: 0.329		0-0 F8		0-0 F9		0-0 F3			4-0 SH1-4 FC6-2-5 1B 1-2 BB	3 0 0 0 0 0 3 0 0 0 0 1 0 0 0 0 0 0 0 0 0	AB 32 R 3 H 8 RBI 3 BB 2 SO 2 LOB 19																						
Bob Kearney, R (1, 2) OBP: 0.280, SLG: 0.404		0-0 F2		0-3 K			0-0 E5 5-3 SH1-3		0-0 SH1-4 1-2 2-3	3 0 0 0 0 1 2																							
Spike Owen, S (1, 6) OBP: 0.354, SLG: 0.413		0-0 4-3			0-0 G6-4-3 1B		0-0 SH1-3 1-2		0-0 FC6-2-5 2-3 3-H	3 0 1 0 0 0 5																							
Inning Stats	R: 0 E: 0 K: 0 S: 3	H: 1 LOB: 0 BB: 0 P: 3	R: 1 E: 0 K: 0 S: 6	H: 3 LOB: 2 BB: 0 P: 6	R: 0 E: 0 K: 1 S: 5	H: 0 LOB: 0 BB: 0 P: 5	R: 2 E: 0 K: 1 S: 7	H: 2 LOB: 0 BB: 0 P: 7	R: 0 E: 0 K: 0 S: 3	H: 0 LOB: 1 BB: 0 P: 4	R: 0 E: 1 K: 0 S: 4	H: 0 LOB: 1 BB: 0 P: 4	R: 0 E: 0 K: 0 S: 3	H: 0 LOB: 0 BB: 0 P: 3	R: 0 E: 0 K: 0 S: 4	H: 1 LOB: 2 BB: 1 P: 8	1B: 6 2B: 2 3B: 0 HR: 1	SF: 0 SAC: 2 DP: 2 HBP: 1	WP: 0 PB: 0 SB: 0 CS: 0	PA: 37													
PITCHER Steve Comer, R (1, 1) ERA: 4.35 Ernie Camacho, R (8, 1) ERA: 1.91	IP 7.0	WLS W	BF 29	H 7	R 3	ER 3	SO 2	BB 1	IBB 0	HBP 1	BLK 0	WP 0	HR 1	S 31	P 36	ERA 3.86	WHIP 1.143																
										PITCHER	IP 2.0	WLS S	BF 8	H 1	R 0	ER 0	SO 0	BB 1	IBB 0	HBP 0	BLK 0	WP 0	HR 0	S 7	P 11	ERA 0.00	WHIP 1.000						

Seattle Mariners @ Cleveland Indians
Cleveland Municipal Stadium, Cleveland, OH
Fri Jun 08 1984, 7:05 PM EDT
Att. 6,603 - Unknown

livebaseballscorecards.com

Batter	1	2	3	4	5	6	7	8	9
Brett Butler, L (1, 8) OBP: 0.350, SLG: 0.294	0-0 CS 1B	0-0 F8			0-0 CS 1B		0-0 6-3	0-3 K	
Tony Bernazard, S (1, 4) OBP: 0.325, SLG: 0.274	0-0 3-1 1-2		0-0 1-3		0-0 F5		0-0 4-3		
Mike Hargrove, L (1, 3) OBP: 0.397, SLG: 0.357	0-0 G3		0-0 WP 1B		4-0 1-2 BB		0-0 BB 1B		
Andre Thornton, R (1, 10) OBP: 0.377, SLG: 0.453		0-0 1B 3B 1B	0-0 F8		0-0 F4		0-0 1-2 1B		
Jerry Willard, L (1, 2) OBP: 0.355, SLG: 0.435		4-0 1-2 3B BB	4-0 1-2 BB			0-0 G1-6-3 1B	4-0 1-2 2-3 BB		
Julio Franco, R (1, 6) OBP: 0.305, SLG: 0.296		0-0 1-2 2-3 3B 1B	0-0 F4			0-0 1-2 G1-6-3 1B	0-0 1-2f FC6-4		
George Vukovich, L (1, 9) OBP: 0.335, SLG: 0.387		0-0 1-1 2-H 3-H 1B 3B		0-0 G6-4-3 1B		0-0 1-2f 2-3 G1-6-3	0-0 FC1-6 E4		
Pat Tabler, R (1, 7) OBP: 0.403, SLG: 0.354		0-0 3-3 1B		0-0 G6-4-3		4-0 1-2f IBB	0-0 FC1-6		
Otis Nixon, S (7, 7) OBP: 0.219, SLG: 0.149		0-0 3-H 1B		0-0 1-2f G6-4-3		0-3 K	0-0 1-2 1B		
Brook Jacoby, R (1, 5) OBP: 0.272, SLG: 0.330		0-0 1-2f 8-3		0-0 F8					

AB	R	H	RBI	BB	SO	LOB
5	0	2	0	0	1	1
4	0	0	0	0	0	2
3	0	2	0	1	0	0
4	1	2	0	0	0	2
1	1	1	0	3	0	0
4	1	2	0	0	0	5
4	1	2	3	0	0	2
2	0	1	1	1	0	1
1	0	0	0	0	0	1
4	0	1	0	0	1	3

WP	PA
1	37


Inning	R	H	E	K	S	P	IP	WLS	BF	H	R	ER	SO	BB	IBB	HBP	BLK	WP	HR	S	P	ERA	WHIP
1	0	1	0	3	3	6	6.2	L	31	12	4	4	1	3	1	0	0	1	0	29	45	5.40	2.250
7	0	0	0	0	0	0	0.0		1	0	0	0	0	1	0	0	0	0	0	0	4	∞	∞
8	0	1	0	0	1	0	1.1		5	1	0	0	1	0	0	0	0	0	0	7	7	0.00	0.750

PITCHER	IP	WLS	BF	H	R	ER	SO	BB	IBB	HBP	BLK	WP	HR	S	P	ERA	WHIP
Jim Beattie, R (1, 1) ERA: 3.5	6.2	L	31	12	4	4	1	3	1	0	0	1	0	29	45	5.40	2.250
Paul Mirabella, L (7, 1) ERA: 3.71	0.0		1	0	0	0	0	1	0	0	0	0	0	0	4	∞	∞
Mike Stanton, R (7, 1) ERA: 3.38	1.1		5	1	0	0	1	0	0	0	0	0	0	7	7	0.00	0.750

Seattle Mariners @ Cleveland Indians
Cleveland Municipal Stadium, Cleveland, OH

Fri Jun 08 1984, 7:05 PM EDT
Att. 6,603 - Unknown

AB	32
R	4
H	13
RBI	4
BB	5
SO	2
LOB	17



WP	PA
1	37

Seattle Mariners @ Cleveland Indians

Cleveland Municipal Stadium, Cleveland, OH

Sat Jun 09 1984, 3:33 AM EDT
Att. 7,344 - Unknown

livebaseballscorecards.com



AB	36
R	7
H	13
RBI	7
BB	5
SO	2
LOB	19

WP:	0	PA:	42
PB:	0		
SB:	2		
CS:	0		

Batter	1	2	3	4	5	6	7	8	9	AB	R	H	RBI	BB	SO	LOB					
Jack Perconte, L (1, 4) OBP: 0.339, SLG: 0.332										4	0	2	1	1	0	3					
Phil Bradley, R (1, 8) OBP: 0.358, SLG: 0.294										4	1	1	0	0	0	2					
Mike Moore, R (7, 1)										0	0	0	0	0	0	0					
Ken Phelps, L (8, PH) OBP: 0.424, SLG: 0.783										0	0	0	0	1	0	0					
Darnell Coles, R (8, PR) OBP: 0.309, SLG: 0.252										0	0	0	0	0	0	0					
Dave Beard, L (8, 1)										0	0	0	0	0	0	0					
Alvin Davis, L (1, 3) OBP: 0.426, SLG: 0.629										4	1	1	2	1	0	4					
Pat Putnam, L (1, 10) OBP: 0.252, SLG: 0.263										3	1	1	0	0	1	2					
Al Cowens, R (7, PH) OBP: 0.306, SLG: 0.435										2	0	0	0	0	0	0					
Steve Henderson, R (1, 7) OBP: 0.359, SLG: 0.395										3	1	1	0	0	0	1					
Dave Henderson, R (7, PH) OBP: 0.257, SLG: 0.258										2	0	1	0	0	1	0					
Barry Bonnell, R (1, 9) OBP: 0.346, SLG: 0.423										4	2	2	0	1	0	1					
Larry Milbourne, S (1, 5) OBP: 0.363, SLG: 0.291										4	0	2	2	0	0	3					
Bob Kearney, R (1, 2) OBP: 0.279, SLG: 0.403										3	1	1	2	0	0	2					
Spike Owen, S (1, 6) OBP: 0.357, SLG: 0.411										3	0	1	0	1	0	1					
Inning Stats	R: 0 E: 0 K: 1 S: 4	H: 0 LOB: 1 BB: 2 P: 12	R: 2 E: 0 K: 0 S: 6	H: 3 LOB: 1 BB: 0 P: 6	R: 4 E: 0 K: 0 S: 9	H: 6 LOB: 2 BB: 0 P: 9	R: 0 E: 1 K: 0 S: 3	H: 0 LOB: 0 BB: 0 P: 3	R: 0 E: 1 K: 0 S: 3	H: 0 LOB: 1 BB: 1 P: 7	R: 0 E: 0 K: 0 S: 4	H: 1 LOB: 1 BB: 0 P: 4	R: 0 E: 0 K: 0 S: 3	H: 1 LOB: 0 BB: 0 P: 3	R: 1 E: 0 K: 0 S: 4	H: 2 LOB: 3 BB: 2 P: 12	R: 0 E: 0 K: 1 S: 5	H: 0 LOB: 0 BB: 0 P: 5	1B: 11 2B: 2 3B: 0 HR: 1	SF: 1 SAC: 0 DP: 5 HBP: 0	WP: 0 PA: 42

Batter	1	2	3	4	5	6	7	8	9
Jack Perconte, L (1, 4) OBP: 0.339, SLG: 0.332	4-0 BB G6-4-3	0-0 F7	0-0 F8			0-0 1B		0-0 1B	
Phil Bradley, R (1, 8) OBP: 0.358, SLG: 0.294	0-0 G6-4-3		0-0 S HR 1B	0-0 F6	0-0 F9			4-0 1-3 2-H 1B	
Mike Moore, R (7, 1)									
Ken Phelps, L (8, PH) OBP: 0.424, SLG: 0.783	1-2f							G4-6-3 1-2 BB	
Darnell Coles, R (8, PR) OBP: 0.309, SLG: 0.252									
Dave Beard, L (8, 1)									
Alvin Davis, L (1, 3) OBP: 0.426, SLG: 0.629	4-0 BB		0-0 1-H HR	0-0 E3 G4-6-3	0-0 F8			0-0 G4-6-3 1-2f	
Pat Putnam, L (1, 10) OBP: 0.252, SLG: 0.263	0-3 K		0-0 1B 1-3 4-3 1B	0-0 G4-6-3					
Al Cowens, R (7, PH) OBP: 0.306, SLG: 0.435									
Steve Henderson, R (1, 7) OBP: 0.359, SLG: 0.395									
Dave Henderson, R (7, PH) OBP: 0.257, SLG: 0.258									
Barry Bonnell, R (1, 9) OBP: 0.346, SLG: 0.423									
Larry Milbourne, S (1, 5) OBP: 0.363, SLG: 0.291									
Bob Kearney, R (1, 2) OBP: 0.279, SLG: 0.403									
Spike Owen, S (1, 6) OBP: 0.357, SLG: 0.411									

PITCHER	IP	WLS	BF	H	R	ER	SO	BB	IBB	HBP	BLK	WP	HR	S	P	ERA	WHIP
Dan Spillner, R (1, 1) ERA: 5.36	2.0		13	6	5	5	1	2	0	0	0	0	1	13	21	22.50	4.000
George Frazier, R (3, 1) ERA: 3.8	3.0	W	13	3	1	1	0	1	0	0	0	0	0	12	16	3.00	1.333
Mike Jeffcoat, L (6, 1) ERA: 1.44	1.1		6	2	0	0	0	0	0	0	0	0	0	6	6	0.00	1.500
Tom Waddell, R (7, 1) ERA: 3.0	1.0		5	2	1	1	0	1	0	0	0	0	0	4	8	9.00	3.000
Ernie Camacho, R (8, 1) ERA: 1.87	0.2		2	0	0	0	0	1	0	0	0	0	0	1	5	0.00	1.500

PITCHER	IP	WLS	BF	H	R	ER	SO	BB	IBB	HBP	BLK	WP	HR	S	P	ERA	WHIP
Steve Farr, R (9, 1) ERA: 3.9	1.0		3	0	0	0	1	0	0	0	0	0	0	5	5	0.00	0.000

BOTTOM

Seattle Mariners @ Cleveland Indians
Cleveland Municipal Stadium, Cleveland, OH

Sat Jun 09 1984, 3:33 AM EDT
Att. 7,344 - Unknown

livebaseballscorecards.com

AB	33
R	8
H	12
RBI	6
BB	3
SO	3
LOB	13



WP:	0	PA:	37
PB:	1	SB:	0
CS:	0		

AB R H RBI BB SO LOB

4 1 1 1 1 0 1

4 0 2 0 0 0 3

4 2 3 1 0 0 1

4 2 2 0 0 1 2

3 1 1 1 0 1 3
1 0 0 0 0 0 0

4 1 1 1 0 1 2

3 1 1 0 1 0 0

3 0 0 1 1 0 1

3 0 1 1 0 0 0

1B:	10	SF:	1
2B:	2	SAC:	0
3B:	0	DP:	1
HR:	0	HBP:	0

Batter	1	2	3	4	5	6	7	8	9					
Brett Butler, L OBP: 0.351, SLG: 0.293 (1, 8)														
Julio Franco, R OBP: 0.308, SLG: 0.305 (1, 6)														
Mike Hargrove, L OBP: 0.407, SLG: 0.378 (1, 3)														
Andre Thornton, R OBP: 0.379, SLG: 0.454 (1, 10)														
Pat Tabler, R OBP: 0.402, SLG: 0.353 Otis Nixon, S OBP: 0.216, SLG: 0.148 (1, 7) (7, 7)														
Carmen Castillo, R OBP: 0.275, SLG: 0.352 (1, 9)														
Brook Jacoby, R OBP: 0.276, SLG: 0.330 (1, 5)														
Jerry Willard, L OBP: 0.350, SLG: 0.415 (1, 2)														
Tony Bernazard, S OBP: 0.323, SLG: 0.275 (1, 4)														
Inning Stats	R: 6 E: 1 K: 0 S: 9	H: 5 LOB: 2 BB: 2 P: 17	R: 2 E: 0 K: 1 S: 7	H: 3 LOB: 1 BB: 1 P: 11	R: 0 E: 0 K: 0 S: 3	H: 1 LOB: 0 BB: 0 P: 3	R: 0 E: 0 K: 0 S: 4	H: 0 LOB: 0 BB: 0 P: 3	R: 0 E: 0 K: 1 S: 6	H: 2 LOB: 1 BB: 0 P: 6	R: 0 E: 0 K: 1 S: 5	H: 0 LOB: 0 BB: 0 P: 5	R: 0 E: 0 K: 0 S: 3	H: 0 LOB: 0 BB: 0 P: 3

PITCHER	IP	WLS	BF	H	R	ER	SO	BB	IBB	HBP	BLK	WP	HR	S	P	ERA	WHIP
Mark Langston, L ERA: 4.54 (1, 1)	0.2	L	10	5	6	3	0	2	0	0	0	0	0	8	16	40.50	10.500
Roy Thomas, R ERA: 4.95 (1, 1)	1.1		8	4	2	1	1	1	0	0	0	0	0	9	13	6.75	3.750
Paul Mirabella, L ERA: 3.26 (3, 1)	3.2		12	3	0	0	0	0	0	0	0	0	0	12	12	0.00	0.818
Mike Moore, R ERA: 3.6 (6, 1)	1.1		4	0	0	0	2	0	0	0	0	0	0	8	8	0.00	0.000
Mike Moore, R ERA: 3.6 (7, 1)	1.1		4	0	0	0	2	0	0	0	0	0	0	8	8	0.00	0.000

PITCHER	IP	WLS	BF	H	R	ER	SO	BB	IBB	HBP	BLK	WP	HR	S	P	ERA	WHIP
Dave Beard, R ERA: 3.74 (8, 1)	1.0		3	0	0	0	0	0	0	0	0	0	0	3	3	0.00	0.000

Batter	1	2	3	4	5	6	7	8	9	AB R H RBI BB SO LOB	TOP											
Phil Bradley, R (1, 7) OBP: 0.348, SLG: 0.285	0-3 K		0-0 F6		0-0 F9		0-3 K			4 0 0 0 0 2 2	Seattle Mariners @ Cleveland Indians Cleveland Municipal Stadium, Cleveland, OH Sun Jun 10 1984, 3:33 AM EDT Unknown livebaseballscorecards.com											
Larry Milbourne, S (1, 4) OBP: 0.368, SLG: 0.301	0-0 F8		0-0 1B		0-0 F5			0-0 G4-6-3 1B		4 0 2 0 0 0 2												
Alvin Davis, L (1, 3) OBP: 0.423, SLG: 0.619	4-0 FC6-4 BB		0-3 K		0-0 F8			0-0 F2		3 0 0 0 1 1 2												
Al Cowens, R (1, 10) OBP: 0.310, SLG: 0.434	0-0 FC6-4 1-2f			0-0 G4-3 1B		4-0 1B SF8 BB		0-0 G4-6-3 1-2f		3 1 1 0 1 0 2												
Barry Bonnell, R (1, 9) OBP: 0.349, SLG: 0.424		0-0 1B		0-0 G4-3 1-2f		0-0 FC5-4 1B		0-0 F9		4 0 2 0 0 0 1												
Dave Henderson, R (1, 8) OBP: 0.250, SLG: 0.253		0-3 K		0-0 F4		0-0 SF8		0-3 K		2 0 0 1 0 1 1												
Pat Putnam, L (9, PH) OBP: 0.250, SLG: 0.261										1 0 0 0 0 1 0												
Domingo Ramos, R (1, 5) OBP: 0.176, SLG: 0.182		0-0 F8			0-0 1B 1B		0-0 FC5-4 1-2f		4-0 BB	3 0 1 0 1 0 2												
Bob Kearney, R (1, 2) OBP: 0.280, SLG: 0.402		0-0 F7			0-0 1B		0-0 F7		0-3 K	3 0 1 0 0 0 1												
Ken Phelps, L (9, PH) OBP: 0.417, SLG: 0.766										1 0 0 0 0 1 1												
Spike Owen, S (1, 6) OBP: 0.352, SLG: 0.405			0-0 F3		0-0 F8		0-0 4-3			3 0 0 0 0 0 2												
Inning Stats	R: 0 E: 0 K: 1 S: 5	H: 0 LOB: 1 BB: 1 P: 9	R: 0 E: 0 K: 1 S: 6	H: 1 LOB: 1 BB: 0 P: 6	R: 0 E: 0 K: 1 S: 6	H: 1 LOB: 1 BB: 0 P: 6	R: 0 E: 0 K: 0 S: 3	H: 1 LOB: 0 BB: 0 P: 3	R: 0 E: 0 K: 0 S: 5	H: 2 LOB: 2 BB: 0 P: 5	R: 1 E: 0 K: 0 S: 4	H: 1 LOB: 1 BB: 1 P: 8	R: 0 E: 0 K: 1 S: 5	H: 0 LOB: 0 BB: 0 P: 5	R: 0 E: 0 K: 0 S: 3	H: 1 LOB: 0 BB: 0 P: 3	R: 0 E: 0 K: 2 S: 7	H: 0 LOB: 1 BB: 1 P: 11	1B: 7 2B: 0 3B: 0 HR: 0	SF: 1 SAC: 0 DP: 2 HBP: 0	WP: 0 PB: 0 SB: 0 CS: 0	PA: 35
PITCHER	IP WLS BF H R ER SO BB IBB HBP BLK WP HR S P ERA WHIP																					
Neal Heaton, L (1, 1) ERA: 4.94	6.0 W 25 6 1 1 3 2 0 0 0 0 0 0 29 37 1.50 1.333																					
Bert Blyleven, R (7, 1) ERA: 3.38	2.2 9 1 0 0 2 1 0 0 0 0 0 0 12 16 0.00 0.750																					
Mike Jeffcoat, L (9, 1) ERA: 1.42	0.1 S 1 0 0 0 1 0 0 0 0 0 0 0 3 3 0.00 0.000																					



Batter	1	2	3	4	5	6	7	8	9	AB	R	H	RBI	BB	SO	LOB
Brett Butler, L OBP: 0.346, SLG: 0.287 (1, 8)	0-0 F8	0-0 F6			0-0 G3			0-0 F5		4	0	0	0	0	0	2
Julio Franco, R OBP: 0.311, SLG: 0.309 (1, 6)	0-0 5-3 1B	0-0 1-2 2-H 1B			0-0 6-3			0-0 6-3		4	1	2	1	0	0	0
Mike Hargrove, L OBP: 0.403, SLG: 0.374 (1, 3)	0-0 5-3 1-2	0-0 F8			0-3 K			0-0 1B		4	0	1	0	0	1	3
Andre Thornton, R OBP: 0.383, SLG: 0.457 (1, 10)	0-0 2-H 1B		0-0 F9		0-1 CI			0-0 1-2 1B		3	0	2	1	0	0	0
Pat Tabler, R OBP: 0.401, SLG: 0.353 (1, 7)	0-0 F9		0-0 1B		0-0 F9			0-3 K		3	0	1	0	0	0	2
Otis Nixon, S OBP: 0.214, SLG: 0.146 (7, 7)										1	0	0	0	0	1	2
Carmen Castillo, R OBP: 0.277, SLG: 0.392 (1, 9)		0-0 HR	0-0 F8		0-0 G6-4-3					3	1	1	1	0	0	1
Brook Jacoby, R OBP: 0.282, SLG: 0.335 (1, 5)		0-0 1B			0-0 6-3			0-0 G4-6-3 1B		3	1	2	0	0	0	0
Jerry Willard, L OBP: 0.349, SLG: 0.412 (1, 2)		0-0 1B			0-3 K			0-0 F8		3	0	1	0	0	1	1
Tony Bernazard, S OBP: 0.319, SLG: 0.271 (1, 4)		0-3 K			0-0 6-3			0-0 G4-6-3		3	0	0	0	0	1	3

Inning Stats	R: 1 E: 0 K: 0 S: 5	H: 2 LOB: 1 BB: 0 P: 5	R: 2 E: 0 K: 1 S: 9	H: 4 LOB: 2 BB: 0 P: 9	R: 0 E: 0 K: 0 S: 3	H: 1 LOB: 0 BB: 0 P: 3	R: 0 E: 0 K: 1 S: 5	H: 0 LOB: 0 BB: 0 P: 5	R: 0 E: 1 K: 0 S: 3	H: 0 LOB: 0 BB: 0 P: 3	R: 0 E: 0 K: 0 S: 3	H: 1 LOB: 0 BB: 0 P: 3	R: 0 E: 0 K: 1 S: 7	H: 2 LOB: 2 BB: 0 P: 7	1B: 9 2B: 0 3B: 0 HR: 1	SF: 0 SAC: 0 DP: 2 HBP: 0
PITCHER Ed Vande Berg, L ERA: 3.22 (1, 1)	IP: 8.0 WLS: L BF: 32 H: 10 R: 3 ER: 3 SO: 4 BB: 0 IBB: 0 HBP: 0 BLK: 0 WP: 0 HR: 1 S: 40 P: 40 ERA: 3.38 WHIP: 1.250															
PITCHER																
IP: 8.0 WLS: L BF: 32 H: 10 R: 3 ER: 3 SO: 4 BB: 0 IBB: 0 HBP: 0 BLK: 0 WP: 0 HR: 1 S: 40 P: 40 ERA: 3.38 WHIP: 1.250																

BOTTOM

Seattle Mariners @ Cleveland Indians
 Cleveland Municipal Stadium, Cleveland, OH
 Sun Jun 10 1984, 3:33 AM EDT
 Unknown

livebaseballscorecards.com

AB	31
R	3
H	10
RBI	3
BB	0
SO	4
LOB	14



WP: 0	PA: 32
PB: 0	SB: 0
CS: 0	

Batter	1	2	3	4	5	6	7	8	9	AB R H RBI BB SO LOB	TOP															
Darnell Coles, R (1, 5) OBP: 0.307, SLG: 0.245 Domingo Ramos, R (8, 5) OBP: 0.176, SLG: 0.182	0-0 F8	0-0 G6-4-3			4-0 BLK 1B BB		0-0 F7		0-0 SH3-4	3 1 0 0 1 0 3 0 0 0 0 0 0 0																
Larry Milbourne, S (1, 4) OBP: 0.370, SLG: 0.318	0-0 2B		0-0 G3		0-0 1-H 2B 1B		0-0 F8		0-0 F8	5 1 2 1 0 0 2																
Alvin Davis, L (1, 3) OBP: 0.422, SLG: 0.616	4-0 BB		0-0 4-3		0-0 1-H 2B			0-0 F7	0-0 F8	4 0 1 1 1 0 1																
Ken Phelps, L (1, 10) OBP: 0.406, SLG: 0.784	0-0 F9		0-0 F8		0-0 F9			0-0 HR		4 1 1 1 0 0 3																
Al Cowens, R (1, 9) OBP: 0.309, SLG: 0.430	0-3 K			0-0 F1		0-0 F9		0-0 1B 1B		4 0 1 0 0 1 2																
Pat Putnam, L (1, 7) OBP: 0.254, SLG: 0.258 Phil Bradley, R (5, 7) OBP: 0.350, SLG: 0.288		4-0 1B S 1B BB		0-0 1-3		0-0 4-3		0-0 1-3 S 1B		1 1 0 0 1 0 0 2 0 1 0 0 0 0																
Dave Henderson, R (1, 8) OBP: 0.241, SLG: 0.243		0-3 K		0-0 5-3		0-3 K		0-3 1-2 K		4 0 0 0 0 3 3																
Bill Nahorodny, R (1, 2) OBP: 0.278, SLG: 0.133 Jack Perconte, L (8, PH) OBP: 0.337, SLG: 0.330 Bob Kearney, R (8, 2) OBP: 0.280, SLG: 0.402		0-0 1B 1B		0-3 K		0-3 K		0-3 K		3 0 1 0 0 2 0 1 0 0 0 0 1 2 0 0 0 0 0 0 0																
Spike Owen, S (1, 6) OBP: 0.359, SLG: 0.412		0-0 G6-4-3 1B		0-0 F9		0-0 1B		0-0 F8 SH3-4 1B		4 0 3 1 0 0 0																
Inning Stats	R: 0 E: 0 K: 1 S: 6	H: 1 LOB: 2 BB: 1 P: 10	R: 1 E: 0 K: 1 S: 6	H: 2 LOB: 1 BB: 1 P: 10	R: 0 E: 0 K: 0 S: 3	H: 0 LOB: 0 BB: 0 P: 3	R: 0 E: 0 K: 0 S: 3	H: 0 LOB: 0 BB: 0 P: 3	R: 2 E: 0 K: 1 S: 7	H: 2 LOB: 1 BB: 1 P: 11	R: 0 E: 0 K: 1 S: 5	H: 0 LOB: 0 BB: 0 P: 5	R: 0 E: 0 K: 1 S: 6	H: 1 LOB: 1 BB: 0 P: 6	R: 1 E: 0 K: 2 S: 10	H: 3 LOB: 2 BB: 0 P: 10	R: 0 E: 0 K: 0 S: 4	H: 1 LOB: 1 BB: 0 P: 4	1B: 7 2B: 2 3B: 0 HR: 1	SF: 0 SAC: 1 DP: 1 HBP: 0	WP: 0 PB: 0 SB: 2 CS: 0	PA: 39				
PITCHER	IP	WLS	BF	H	R	ER	SO	BB	IBB	HBP	BLK	WP	HR	S	P	ERA	WHIP									
Steve Farr, R (1, 1) ERA: 4.14	4.2		21	5	3	3	3	3	0	0	1	0	0	24	36	5.79	1.714									
Mike Jeffcoat, L (5, 1) ERA: 1.4	0.1		1	0	0	0	0	0	0	0	0	0	0	1	1	0.00	0.000									
Luis Aponte, R (6, 1) ERA: 2.97	2.0		7	1	0	0	2	0	0	0	0	0	0	11	11	0.00	0.500									
Ernie Camacho, R (8, 1) ERA: 2.12	0.1	L	4	3	1	1	0	0	0	0	0	0	1	4	4	27.00	9.000									
George Frazier, R (8, 1) ERA: 3.65	1.2		6	1	0	0	2	0	0	0	0	0	0	10	10	0.00	0.600									

Seattle Mariners @ Cleveland Indians
Cleveland Municipal Stadium, Cleveland, OH
Sun Jun 10 1984, 3:38 AM EDT
Att: 17,471 - Unknown

livebaseballscorecards.com

AB	35
R	4
H	10
RBI	4
BB	3
SO	7
LOB	16



Batter	1	2	3	4	5	6	7	8	9	AB R H RBI BB SO LOB
Brett Butler, L (1, 8) OBP: 0.347, SLG: 0.294	0-0 E 2B	0-0 F9		0-0 F9		0-0 1B 1-2 1B		0-0 F7		5 1 2 0 0 0 3
Julio Franco, R (1, 6) OBP: 0.309, SLG: 0.307	0-0 E4 WP 1B 2-H		0-3 K		0-3 K	0-0 1B 1-3 2-H		0-0 6-3		5 0 1 1 0 2 0
Broderick Perkins, L (1, 3) OBP: 0.393, SLG: 0.318	0-0 WP 1B		0-0 FC6-4 1B		0-0 G3	0-3 K		0-0 F5		3 0 2 0 0 0 0
Pat Tabler, R (6, PH) OBP: 0.399, SLG: 0.351	1-2 1B		0-0 FC6-4 1B		0-0 1B			0-0 F8		1 0 0 0 0 1 2
Jerry Willard, L (9, PH) OBP: 0.345, SLG: 0.406			0-0 FC6-4 1B		0-0 1B			0-0 F8		1 0 0 0 0 0 0
Andre Thornton, R (1, 10) OBP: 0.379, SLG: 0.450	0-0 F6		0-0 FC6-4 BB 1-2f		0-0 1B		0-0 F8		0-0 F8	5 0 1 0 0 0 3
George Vukovich, L (1, 7) OBP: 0.333, SLG: 0.380	0-3 K 1-2 2-3		4-0 BB BB BB BB		0-0 G3		0-3 K			3 0 0 0 1 2 3
Carmen Castillo, R (1, 9) OBP: 0.276, SLG: 0.397	0-0 6-3		0-0 4-3			0-0 PB 1B 2B		0-0 F9		4 1 1 0 0 0 4
Ron Hassey, L (1, 2) OBP: 0.321, SLG: 0.302		4-0 FC5-4 BB		4-0 5-3 BB		0-3 K 2-3		0-3 K		2 0 0 0 2 2 1
Brook Jacoby, R (1, 5) OBP: 0.281, SLG: 0.333		0-0 F9		0-0 5-3		0-0 1B 1B 3-H		0-3 K		4 1 1 1 0 1 2
Tony Bernazard, S (1, 4) OBP: 0.318, SLG: 0.267		0-0 FC5-4		0-0 F7		0-0 F8		4-0 BB		3 0 0 0 1 0 3

Inning Stats	R: 1 E: 1 K: 1 S: 8	H: 2 LOB: 2 BB: 0 P: 8	R: 0 E: 0 K: 0 S: 3	H: 0 LOB: 1 BB: 1 P: 7	R: 0 E: 0 K: 1 S: 6	H: 1 LOB: 2 BB: 1 P: 10	R: 0 E: 0 K: 0 S: 3	H: 0 LOB: 1 BB: 1 P: 7	R: 0 E: 0 K: 1 S: 6	H: 1 LOB: 1 BB: 0 P: 6	R: 2 E: 0 K: 2 S: 11	H: 4 LOB: 2 BB: 0 P: 11	R: 0 E: 0 K: 1 S: 5	H: 0 LOB: 0 BB: 0 P: 5	R: 0 E: 0 K: 2 S: 7	H: 0 LOB: 1 BB: 1 P: 11	R: 0 E: 0 K: 0 S: 3	H: 0 LOB: 0 BB: 0 P: 3	1B: 6 2B: 2 3B: 0 HR: 0	SF: 0 SAC: 0 DP: 0 HBP: 0	WP: 1 PB: 1 SB: 0 CS: 0	PA: 40
--------------	------------------------------	---------------------------------	------------------------------	---------------------------------	------------------------------	----------------------------------	------------------------------	---------------------------------	------------------------------	---------------------------------	-------------------------------	----------------------------------	------------------------------	---------------------------------	------------------------------	----------------------------------	------------------------------	---------------------------------	----------------------------------	------------------------------------	----------------------------------	--------

PITCHER	IP	WLS	BF	H	R	ER	SO	BB	IBB	HBP	BLK	WP	HR	S	P	ERA	WHIP
Bob Stoddard, R (1, 1) ERA: 4.43	5.1		26	6	3	3	4	3	0	0	0	1	0	31	43	5.06	1.688
Mark Langston, L (6, 1) ERA: 4.38	2.2	W	11	2	0	0	4	1	0	0	0	0	0	18	22	0.00	1.125
Mike Stanton, R (9, 1) ERA: 3.25	1.0	S	3	0	0	0	0	0	0	0	0	0	0	3	3	0.00	0.000

BOTTOM

Seattle Mariners @ Cleveland Indians
Cleveland Municipal Stadium, Cleveland, OH
 Sun Jun 10 1984, 3:38 AM EDT
 Att. 17,471 - Unknown

livebaseballscorecards.com

AB	36
R	3
H	8
RBI	2
BB	4
SO	8
LOB	21



Batter	1	2	3	4	5	6	7	8	9	10	AB R H RBI BB SO LOB	TOP										
Willie Wilson, S OBP: 0.400, SLG: 0.459 (1, 8)	0-3 K		0-0 1-3		4-0 BB			0-0 F7		0-0 6-3	4 0 0 0 1 1 2	Kansas City Royals @ Seattle Mariners The Kingdom, Seattle, WA Tue Jun 12 1984, 10:05 PM EDT Att: 6,980 - Unknown										
Pat Sheridan, L OBP: 0.342, SLG: 0.439 (1, 9)	0-0 F8			0-0 F7	0-0 4-3			0-0 6-3		0-0 F3	5 0 0 0 0 0 4											
George Brett, L OBP: 0.392, SLG: 0.560 (1, 5)	0-0 1-3			0-0 F8		0-0 4-3		0-0 F3			4 0 0 0 0 0 0											
Dane Iorg, L OBP: 0.280, SLG: 0.368 (1, 3)		0-0 4-3		0-0 4-3		0-0 1B 2B		0-0 F7			4 1 1 0 0 0 0											
Darryl Motley, R OBP: 0.353, SLG: 0.520 (1, 7)		0-0 F4			0-0 1B 1B	0-0 PO 1B		0-0 4-3			4 1 2 1 0 0 0											
Jorge Orta, L OBP: 0.322, SLG: 0.455 (1, 10)		0-0 F6			0-0 1B	0-0 F7		0-0 1B			4 0 2 0 0 0 1											
Frank White, R OBP: 0.310, SLG: 0.425 (1, 4)			0-3 K		0-0 G6-4-3 1B	0-0 PO	0-0 4-3		0-0 F9		4 0 0 0 0 1 3											
Don Slaught, R OBP: 0.243, SLG: 0.264 Butch Davis, R OBP: 0.224, SLG: 0.200 John Wathan, R OBP: 0.266, SLG: 0.253 (1, 2)			0-3 K		4-0 BB 1B BB		0-3 K		0-3 K	2 0 0 0 1 2 0 1 0 0 0 0 1 0 0 0 0 0 0 0 0												
Onix Concepcion, R OBP: 0.246, SLG: 0.273 (1, 6)			0-0 2B		0-0 BB 1B		0-0 F9		4-0 BB	3 0 2 1 1 0 0												
Inning Stats	R: 0 E: 0 K: 1 S: 5	H: 0 LOB: 0 BB: 0 P: 5	R: 0 E: 0 K: 0 S: 3	H: 0 LOB: 0 BB: 0 P: 3	R: 0 E: 0 K: 2 S: 8	H: 1 LOB: 1 BB: 0 P: 8	R: 0 E: 0 K: 0 S: 3	H: 0 LOB: 0 BB: 0 P: 3	R: 1 E: 0 K: 0 S: 4	H: 2 LOB: 0 BB: 0 P: 4	R: 0 E: 0 K: 1 S: 5		H: 0 LOB: 0 BB: 0 P: 5	R: 0 E: 0 K: 0 S: 3	H: 0 LOB: 1 BB: 0 P: 3	R: 0 E: 0 K: 0 S: 4	H: 1 LOB: 1 BB: 0 P: 4	R: 0 E: 0 K: 1 S: 5	H: 0 LOB: 1 BB: 1 P: 9	1B: 5 2B: 2 3B: 0 HR: 0	SF: 0 SAC: 0 DP: 1 HBP: 0	WP: 0 PB: 0 SB: 0 CS: 0
PITCHER Mike Moore, R ERA: 3.38 (1, 1)	IP 10.0	WLS W	BF 38	H 7	R 2	ER 2	SO 5	BB 3	IBB 0	HBP 0	BLK 0	WP 0	HR 0	S 45	P 57	ERA 1.80	WHIP 1.000					

livebaseballscorecards.com

AB 35
R 2
H 7
RBI 2
BB 3
SO 5
LOB 10



Batter	1	2	3	4	5	6	7	8	9	10	AB	R	H	RBI	BB	SO	LOB
Jack Perconte, L (1, 4) OBP: 0.339, SLG: 0.332	F2			E 1B 1B	BB 1B 1B		F6		6-3		5	0	2	0	0	0	0
Phil Bradley, R (1, 8) OBP: 0.358, SLG: 0.300	K			E4 1B	BB 1B				4-3		5	0	3	0	0	1	0
Alvin Davis, L (1, 3) OBP: 0.422, SLG: 0.608	6-3			F8	BB 1B		F8			FC5 SH2-4 1B	4	0	1	1	1	0	3
Al Cowens, R (1, 9) OBP: 0.308, SLG: 0.426		6-3		F5	F5			E 1B 1B		SH2-4	4	0	1	0	0	0	5
Ken Phelps, L (1, 10) OBP: 0.406, SLG: 0.741 Darnell Coles, R (10, PR) OBP: 0.307, SLG: 0.245		K		BB		K		F1		FC5 1B IBB	3	0	0	0	2	2	1
Barry Bonnell, R (1, 7) OBP: 0.346, SLG: 0.418		6-3		F9		F3		E5 1B		FC5 1B	5	0	1	0	0	0	5
Larry Milbourne, S (1, 5) OBP: 0.371, SLG: 0.355			K		F9	HR		F3		1B	5	1	2	2	0	1	2
Bob Kearney, R (1, 2) OBP: 0.279, SLG: 0.399			F6		BB 1B 1B	6-3		K			4	1	1	0	0	1	2
Spike Owen, S (1, 6) OBP: 0.353, SLG: 0.404			F7		F9		F8		F7		4	0	0	0	0	0	1

Inning Stats	R: 0	H: 0	R: 0	H: 0	R: 0	H: 0	R: 0	H: 2	R: 1	H: 3	R: 1	H: 1	R: 0	H: 1	R: 0	H: 2	R: 0	H: 0	R: 1	H: 2	1B: 10	SF: 0	
E: 0	LOB: 0	E: 0	LOB: 0	E: 0	LOB: 0	E: 0	LOB: 3	E: 0	LOB: 3	E: 0	LOB: 0	E: 0	LOB: 1	E: 1	LOB: 2	E: 0	LOB: 2	E: 0	LOB: 0	E: 0	LOB: 2	2B: 0	SAC: 1
K: 1	BB: 0	K: 1	BB: 0	K: 1	BB: 0	K: 0	BB: 1	K: 1	BB: 0	K: 0	BB: 1	K: 0	BB: 0	K: 1	BB: 0	K: 0	BB: 0	K: 0	BB: 0	K: 0	BB: 1	3B: 0	DP: 0
S: 5	P: 5	S: 5	P: 5	S: 5	P: 5	S: 5	P: 9	S: 6	P: 10	S: 6	P: 6	S: 4	P: 4	S: 7	P: 7	S: 3	P: 3	S: 4	P: 8	S: 4	P: 8	HR: 1	HBP: 0

PITCHER	IP	WLS	BF	H	R	ER	SO	BB	IBB	HBP	BLK	WP	HR	S	P	ERA	WHIP
Charlie Leibrandt, L (1, 1) ERA: 1.88	8.0		35	9	2	2	5	2	0	0	0	0	1	43	51	2.25	1.375
Bret Saberhagen, R (9, 1) ERA: 3.68	1.2	L	8	2	1	1	0	0	1	0	0	0	0	7	11	5.40	1.200


BOTTOM

Kansas City Royals @ Seattle Mariners
The Kingdome, Seattle, WA

Tue Jun 12 1984, 10:05 PM EDT
Att. 6,980 - Unknown

livebaseballscorecards.com

AB	39
R	3
H	11
RBI	3
BB	3
SO	5
LOB	19



WP: 0	PA: 43
PB: 0	
SB: 0	
CS: 0	

Kansas City Royals @ Seattle Mariners
 The Kingdome, Seattle, WA
 Wed Jun 13 1984, 10:05 PM EDT
 Att. 9,015 - Unknown

livebaseballscorecards.com

AB	34
R	6
H	10
RBI	4
BB	4
SO	8
LOB	13



WP:	0	PA:	38
PB:	0		
SB:	2		
CS:	1		

AB R H RBI BB SO LOB

5	1	2	0	0	0	2
3	1	1	0	1	0	2
1	0	0	0	0	1	1
2	1	1	1	2	1	1
0	0	0	0	0	0	0
4	1	1	1	0	1	4
4	1	1	1	0	0	0
4	0	2	0	0	1	0
4	0	1	1	0	1	1
3	1	0	0	1	1	2
4	0	1	0	0	2	0

Batter	1	2	3	4	5	6	7	8	9
Willie Wilson, S (1, 8) OBP: 0.400, SLG: 0.456	0-0 1-3	0-0 4-3 2B 1B		0-0 F8		0-0 F9			0-0 E 1B
Butch Davis, R (1, 7) OBP: 0.239, SLG: 0.206 Pat Sheridan, L (7, 9) OBP: 0.340, SLG: 0.437	0-0 BB 1B	0-0 4-3		0-0 FC3-6		4-0 G6-4-3 BB			0-3 K
George Brett, L (1, 5) OBP: 0.406, SLG: 0.570 Greg Pryor, R (7, 5) OBP: 0.264, SLG: 0.327	4-0 1B BB	0-0		4-0		0-3 K			0-3 K
Hal McRae, R (1, 10) OBP: 0.324, SLG: 0.333	0-0 E7 1B	0-0 F3		0-3 K		0-0 G6-4-3			0-0
Darryl Motley, R (1, 9) OBP: 0.351, SLG: 0.514	0-0 1B 1B			0-0 F8		0-0 F6			0-0 F9
Frank White, R (1, 4) OBP: 0.313, SLG: 0.426	0-0 1B 1B			0-3 K		0-0 CS 1B			0-0 6-3
Steve Balboni, R (1, 3) OBP: 0.295, SLG: 0.358	0-0 G4-6-3 1B			0-3 K		0-0 F8			0-0 F9
Don Slaught, R (1, 2) OBP: 0.244, SLG: 0.257	0-0 G4-6-3			4-0 1B BB		0-0 F9			0-3 K
Onix Concepcion, R (1, 6) OBP: 0.247, SLG: 0.272		0-3 K		0-0 FC3-6 1B		0-0 6-3			0-3 K

Inning Stats	R: 4	H: 5	R: 1	H: 2	R: 0	H: 0	R: 1	H: 1	R: 0	H: 1	R: 0	H: 0	R: 0	H: 0	R: 0	H: 0	R: 0	H: 1	
E: 1	LOB: 1	E: 0	LOB: 1	E: 0	LOB: 0	E: 1	LOB: 2	E: 0	LOB: 0	E: 0	LOB: 0	E: 0	LOB: 0	E: 0	LOB: 0	E: 0	LOB: 0	E: 1	LOB: 1
K: 0	BB: 1	K: 1	BB: 0	K: 2	BB: 0	K: 1	BB: 2	K: 0	BB: 0	K: 1	BB: 1	K: 0	BB: 0	K: 1	BB: 1	K: 0	BB: 0	K: 3	BB: 0
S: 7	P: 11	S: 7	P: 7	S: 7	P: 7	S: 6	P: 14	S: 3	P: 3	S: 4	P: 8	S: 3	P: 3	S: 4	P: 8	S: 3	P: 3	S: 10	P: 10

PITCHER	IP	WLS	BF	H	R	ER	SO	BB	IBB	HBP	BLK	WP	HR	S	P	ERA	WHIP
Matt Young, L (1, 1) ERA: 6.98	0.1	L	7	5	4	4	0	1	0	0	0	0	0	6	10	108.00	18.000
Ed Nunez, R (1, 1) ERA: 1.93	4.2		18	4	2	1	4	1	1	0	0	0	0	24	32	1.93	1.071
Dave Beard, R (6, 1) ERA: 3.65	1.0		3	0	0	0	0	0	0	0	0	0	0	3	3	0.00	0.000
Ed Vande Berg, L (7, 1) ERA: 3.12	2.0		6	0	0	0	1	1	0	0	0	0	0	7	11	0.00	0.500
Mike Stanton, R (9, 1) ERA: 3.14	1.0		4	1	0	0	3	0	0	0	0	0	0	10	10	0.00	1.000

1B:	9	SF:	0
2B:	1	SAC:	0
3B:	0	DP:	2
HR:	0	HBP:	0

Batter	1	2	3	4	5	6	7	8	9	AB R H RBI BB SO LOB
Jack Perconte, L OBP: 0.336, SLG: 0.326 (1, 4)	0-0 3-1 ①		0-0 1-3 ①		4-0 CS BB ①	0-3 K ③			0-0 6-3 ③	4 0 0 0 1 1 3
Phil Bradley, R OBP: 0.351, SLG: 0.293 Pat Putnam, L OBP: 0.252, SLG: 0.256 (7, PH) (8, 7)	0-0 1-3 ②		0-3 K ②		0-3 K ② ③ 1-2 2-3		0-0 4-3 ①			3 0 0 0 0 2 2 1 0 0 0 0 0 0
Alvin Davis, L OBP: 0.427, SLG: 0.611 (1, 3)	0-0 1B 2B 1B		0-0 1B			0-0 BB 1B 1B		0-0 4-3 ②		4 2 3 0 0 0 0
Al Cowens, R OBP: 0.311, SLG: 0.425 (1, 9)	0-0 1-2 2B 1B		0-0 F7 ③			4-0 1B BB BB		0-3 K ③		3 2 1 0 1 1 1
Ken Phelps, L OBP: 0.411, SLG: 0.737 (1, 10)	0-0 1-H 2-H 2B			0-0 4-3 ①		4-0 BB 1B BB 1-2 2-3		0-0 F8 ①		3 0 1 2 1 0 0
Barry Bonnell, R OBP: 0.344, SLG: 0.414 (1, 7) (8, 8)	0-0 F9 ③			0-3 K ②		0-3 K ①		0-0 G4-3 1B		4 0 1 0 0 2 4
Larry Milbourne, S OBP: 0.367, SLG: 0.351 (1, 5)		0-0 F8 ①		0-0 5-3 ③		0-0 BB 1B 1-2 2-3 3-H		0-0 G4-3 ② ③ 1-2f		4 0 1 1 0 0 1
Bob Kearney, R OBP: 0.275, SLG: 0.393 Al Chambers, L (9, PH)			0-3 K ②		0-0 6-3 ①	0-3 K ②		0-0 4-3 ①		3 0 0 0 0 2 3 1 0 0 0 0 0 0
Spike Owen, S OBP: 0.355, SLG: 0.408 (1, 6)			0-3 K ③		0-0 CS 2B	4-0 BB BB 1-2 2-3 3-H		0-0 5-3 ②		3 0 1 1 1 1 0

Inning Stats	R: 2 E: 0 K: 0 S: 6	H: 3 LOB: 1 BB: 0 P: 6	R: 0 E: 0 K: 2 S: 7	H: 0 LOB: 0 BB: 0 P: 7	R: 0 E: 0 K: 1 S: 6	H: 1 LOB: 1 BB: 0 P: 6	R: 0 E: 0 K: 1 S: 5	H: 0 LOB: 0 BB: 0 P: 5	R: 0 E: 0 K: 1 S: 5	H: 1 LOB: 1 BB: 1 P: 9	R: 2 E: 0 K: 3 S: 11	H: 2 LOB: 3 BB: 3 P: 23	R: 0 E: 0 K: 1 S: 5	H: 0 LOB: 0 BB: 0 P: 5	R: 0 E: 0 K: 0 S: 3	H: 1 LOB: 0 BB: 0 P: 3	R: 0 E: 0 K: 0 S: 3	H: 0 LOB: 0 BB: 0 P: 3	1B: 6 2B: 2 3B: 0 HR: 0	SF: 0 SAC: 0 DP: 1 HBP: 0	WP: 0 PB: 0 SB: 0 CS: 2	PA: 37
--------------	------------------------------	---------------------------------	------------------------------	---------------------------------	------------------------------	---------------------------------	------------------------------	---------------------------------	------------------------------	---------------------------------	-------------------------------	----------------------------------	------------------------------	---------------------------------	------------------------------	---------------------------------	------------------------------	---------------------------------	----------------------------------	------------------------------------	----------------------------------	--------

PITCHER	IP	WLS	BF	H	R	ER	SO	BB	IBB	HBP	BLK	WP	HR	S	P	ERA	WHIP
Larry Gura, L ERA: 4.26 (1, 1)	5.0	W	23	6	4	4	5	3	0	0	0	0	0	30	42	7.20	1.800
Joe Beckwith, R ERA: 4.61 (6, 1)	1.0		5	1	0	0	3	1	0	0	0	0	0	10	14	0.00	2.000
Dan Quisenberry, R ERA: 2.24 (7, 1)	3.0	S	9	1	0	0	1	0	0	0	0	0	0	11	11	0.00	0.333

BOTTOM

Kansas City Royals @ Seattle Mariners
The Kingdome, Seattle, WA
Wed Jun 13 1984, 10:05 PM EDT
Att. 9,015 - Unknown

livebaseballscores.com

AB	33
R	4
H	8
RBI	4
BB	4
SO	9
LOB	14



Batter	1	2	3	4	5	6	7	8	9	AB R H RBI BB SO LOB	TOP
Willie Wilson, S (1, 8) OBP: 0.387, SLG: 0.439	0-0 F9		0-3 K		0-0 F7			0-0 F4		4 0 0 0 0 1 2	Kansas City Royals @ Seattle Mariners The Kingdome, Seattle, WA Thu Jun 14 1984, 6:33 AM EDT Att. 6,074 - Unknown livebaseballscorecards.com
Pat Sheridan, L (1, 9) OBP: 0.339, SLG: 0.433	0-0 CS 1B		0-3 K			0-0 F6		0-0 F3		4 0 1 0 0 1 1	
George Brett, L (1, 5) OBP: 0.390, SLG: 0.544	0-0 F5			0-0 F7		0-0 F7			0-0 4-3	4 0 0 0 0 0 1	
Dane Iorg, L (1, 3) OBP: 0.278, SLG: 0.374		0-0 F7		0-0 4-3 2B		0-0 6-3		0-0 F7		4 0 1 0 0 0 0	
Darryl Motley, R (1, 7) OBP: 0.348, SLG: 0.508		0-0 6-3		0-0 4-3			0-0 F5	0-0 1B		4 0 1 0 0 0 1	
Jorge Orta, L (1, 10) OBP: 0.327, SLG: 0.486		0-0 1B 2B		0-0 F3			0-0 HR	0-3 K		4 1 2 1 0 1 2	
John Wathan, R (1, 2) OBP: 0.278, SLG: 0.279		0-0 2-3 1B			0-0 G1 2B		0-3 K			3 0 2 0 0 1 0	
Onix Concepcion, R (1, 4) OBP: 0.242, SLG: 0.266 (8, 6)		0-0 F4			0-0 G1		0-3 K			3 0 0 0 0 1 3	
U L Washington, S (1, 6) OBP: 0.258, SLG: 0.193 Frank White, R (8, PH) OBP: 0.312, SLG: 0.424 (8, 4)			4-0 CS BB		0-0 6-3			0-3 K		1 0 0 0 1 0 1 1 0 0 0 0 1 0	
Inning Stats	R: 0 H: 1 E: 0 LOB: 0 K: 0 BB: 0 S: 3 P: 3	R: 0 H: 2 E: 0 LOB: 2 K: 0 BB: 0 S: 5 P: 5	R: 0 H: 0 E: 0 LOB: 0 K: 2 BB: 1 S: 6 P: 10	R: 0 H: 1 E: 0 LOB: 1 K: 0 BB: 0 S: 4 P: 4	R: 0 H: 1 E: 0 LOB: 1 K: 0 BB: 0 S: 4 P: 4	R: 0 H: 0 E: 0 LOB: 0 K: 0 BB: 0 S: 3 P: 3	R: 1 H: 1 E: 0 LOB: 0 K: 2 BB: 0 S: 8 P: 8	R: 0 H: 0 E: 0 LOB: 0 K: 1 BB: 0 S: 5 P: 5	R: 0 H: 1 E: 0 LOB: 1 K: 1 BB: 0 S: 6 P: 6	1B: 3 SF: 0 2B: 3 SAC: 0 3B: 0 DP: 0 HR: 1 HBP: 0	WP: 0 PA: 33 PB: 0 SB: 0 CS: 2
PITCHER	IP WLS BF H R ER SO BB IBB HBP BLK WP HR S P ERA WHIP										
Jim Beattie, R (1, 1) ERA: 3.31	7.0 W 26 6 1 1 4 1 0 0 0 0 1 33 37 1.29 1.000										
Mike Stanton, R (8, 1) ERA: 2.93	2.0 S 7 1 0 0 2 0 0 0 0 0 0 0 11 11 0.00 0.500										

Batter	1	2	3	4	5	6	7	8	9
Jack Perconte, L (1, 4) <small>OBP: 0.338, SLG: 0.331</small>	0-0 		0-3 			4-0 	0-0 		
Phil Bradley, R (1, 7) <small>OBP: 0.351, SLG: 0.289</small>	0-0 		0-0 			4-0 		0-0 	
Alvin Davis, L (1, 3) <small>OBP: 0.424, SLG: 0.604</small>	0-0 			0-0 		0-0 		0-0 	
Ken Phelps, L (1, 10) <small>OBP: 0.400, SLG: 0.712</small> Al Cowens, R (6, PH) <small>OBP: 0.313, SLG: 0.426</small>	0-3 			0-0 		0-0 		0-3 	
Barry Bonnell, R (1, 9) <small>OBP: 0.347, SLG: 0.432</small>	0-0 			0-3 		0-0 		0-0 	
Dave Henderson, R (1, 8) <small>OBP: 0.233, SLG: 0.234</small>		0-0 			0-0 	0-0 		0-0 	
Bob Kearney, R (1, 2) <small>OBP: 0.271, SLG: 0.387</small>		0-0 			0-0 		0-0 		
Domingo Ramos, R (1, 5) <small>OBP: 0.216, SLG: 0.222</small>		0-3 			0-0 		0-0 		
Spike Owen, S (1, 6) <small>OBP: 0.351, SLG: 0.402</small>			0-3 		0-0 	0-0 	0-0 		

Inning Stats	R: 0	H: 1	E: 1	K: 1	S: 7	LOB: 2	BB: 0	P: 7
	R: 0	H: 0	E: 0	K: 1	S: 5	LOB: 0	BB: 0	P: 5
	R: 0	H: 0	E: 0	K: 2	S: 7	LOB: 0	BB: 0	P: 7
	R: 0	H: 0	E: 0	K: 1	S: 5	LOB: 0	BB: 0	P: 5
	R: 0	H: 1	E: 0	K: 0	S: 3	LOB: 0	BB: 0	P: 3
	R: 2	H: 2	E: 1	K: 0	S: 5	LOB: 2	BB: 2	P: 13
	R: 0	H: 1	E: 0	K: 0	S: 4	LOB: 1	BB: 0	P: 4
	R: 2	H: 2	E: 0	K: 1	S: 7	LOB: 0	BB: 0	P: 7

PITCHER	IP	WLS	BF	H	R	ER	SO	BB	IBB	HBP	BLK	WP	HR	S	P	ERA	WHIP
Bud Black, L (1, 1) <small>ERA: 3.19</small>	8.0	L	33	7	4	4	6	2	0	0	0	0	1	43	51	4.50	1.125

BOTTOM

Kansas City Royals @ Seattle Mariners
 The Kingdom, Seattle, WA
 Thu Jun 14 1984, 6:33 AM EDT
 Att. 6,074 - Unknown

AB	R	H	RBI	BB	SO	LOB
3	1	1	0	1	1	1
2	1	0	0	1	0	0
4	1	1	0	0	0	4
2	0	0	0	0	1	2
2	0	1	2	0	1	1
4	1	2	2	0	1	2
4	0	0	0	0	0	3
3	0	0	0	0	0	0
3	0	2	0	0	1	0
3	0	0	0	0	1	1

AB	30
R	4
H	7
RBI	4
BB	2
SO	6
LOB	14

livebaseballscores.com

WP: 0	PA: 34
PB: 0	SB: 0
CS: 1	

Batter	1	2	3	4	5	6	7	8	9	10	AB	R	H	RBI	BB	SO	LOB
Bill Sample, R (1, 8) OBP: 0.305, SLG: 0.374	0-0 1-3		0-3 K		0-0 1-H HR		0-0 5-3			0-0 F2	5	1	1	2	0	1	0
Gary Ward, R (1, 7) OBP: 0.279, SLG: 0.279	0-3 K		0-3 K		0-0 1-3			4-0 1B SF7 BB		0-0 6-3	4	1	0	0	1	2	0
Buddy Bell, R (1, 5) OBP: 0.363, SLG: 0.389	4-0 BB		0-3 K			4-0 1B BB		0-0 1-3 1B G4-6-3			2	0	1	0	2	1	0
Larry Parrish, R (1, 9) OBP: 0.337, SLG: 0.476	0-3 K			0-3 K		0-3 K		0-0 SF7		0-0 3-H G4-6-3 1-2f	3	0	0	1	0	3	2
Pete O'Brien, L (1, 3) OBP: 0.362, SLG: 0.469		4-0 BB BB		0-0 F8		0-0 1-2 1B		0-0 1-2 1B		0-0 1-2f	3	0	1	0	1	0	1
Dave Hostetter, R (1, 10) OBP: 0.355, SLG: 0.462 Mickey Rivers, L (9, PH) OBP: 0.333, SLG: 0.346		0-0 1-2		0-3 K		0-0 F8			0-0 1-3		3	0	0	0	0	1	3
Donnie Scott, S (1, 2) OBP: 0.318, SLG: 0.350		0-3 K			0-3 K		0-0 1-3			0-0 F5	1	0	0	0	0	0	0
Wayne Tolleson, S (1, 4) OBP: 0.303, SLG: 0.283		0-3 K			0-0 6-3			0-0 5-3		0-3 K	4	0	0	0	0	2	2
Curtis Wilkerson, S (1, 6) OBP: 0.293, SLG: 0.297		0-3 K			0-0 HR 1B			0-0 6-3		0-3 K	4	1	1	0	0	2	2

Inning Stats	R: 0	H: 0	E: 0	K: 2	S: 7	LOB: 1	BB: 1	P: 11	R: 0	H: 0	E: 1	K: 3	S: 10	LOB: 2	BB: 1	P: 14	R: 0	H: 0	E: 0	K: 3	S: 9	LOB: 0	BB: 0	P: 9	R: 0	H: 0	E: 0	K: 2	S: 7	LOB: 0	BB: 0	P: 7	R: 2	H: 2	E: 0	K: 1	S: 7	LOB: 0	BB: 0	P: 7	R: 0	H: 1	E: 0	K: 1	S: 6	LOB: 2	BB: 1	P: 10	R: 0	H: 0	E: 0	K: 0	S: 3	LOB: 0	BB: 0	P: 3	R: 1	H: 1	E: 0	K: 0	S: 3	LOB: 0	BB: 1	P: 7	R: 0	H: 0	E: 0	K: 1	S: 5	LOB: 0	BB: 0	P: 5	R: 0	H: 0	E: 0	K: 1	S: 5	LOB: 0	BB: 0	P: 5	R: 0	H: 0	E: 0	K: 1	S: 5	LOB: 0	BB: 0	P: 5	1B: 3	SF: 1	2B: 0	3B: 0	HR: 1	SAC: 0	DP: 1	HBP: 0	WP: 0	PB: 0	SB: 0	CS: 0	PA: 38
--------------	------	------	------	------	------	--------	-------	-------	------	------	------	------	-------	--------	-------	-------	------	------	------	------	------	--------	-------	------	------	------	------	------	------	--------	-------	------	------	------	------	------	------	--------	-------	------	------	------	------	------	------	--------	-------	-------	------	------	------	------	------	--------	-------	------	------	------	------	------	------	--------	-------	------	------	------	------	------	------	--------	-------	------	------	------	------	------	------	--------	-------	------	------	------	------	------	------	--------	-------	------	-------	-------	-------	-------	-------	--------	-------	--------	-------	-------	-------	-------	--------

PITCHER	IP	WLS	BF	H	R	ER	SO	BB	IBB	HBP	BLK	WP	HR	S	P	ERA	WHIP
Mark Langston, L (1, 1) ERA: 4.28	8.0		32	4	3	3	12	4	0	0	0	0	1	52	68	3.38	1.000
Ed Nunez, R (9, 1) ERA: 1.35	2.0	W	6	0	0	0	2	0	0	0	0	0	0	10	10	0.00	0.000

Texas Rangers @ Seattle Mariners
The Kingdom, Seattle, WA
Fri Jun 15 1984, 10:05 PM EDT
Att: 8,335 - Unknown

AB	33
R	3
H	4
RBI	3
BB	4
SO	14
LOB	14



WP: 0	PA: 38
PB: 0	
SB: 0	
CS: 0	

BOTTOM

Texas Rangers @ Seattle Mariners
The Kingdome, Seattle, WA
Fri Jun 15 1984, 10:05 PM EDT
Att. 8,335 - Unknown

livebaseballscorecards.com

AB 35
R 4
H 11
RBI 4
BB 4
SO 2
LOB 9



WP: 0 PA: 42
PB: 1
SB: 0
CS: 1

AB R H RBI BB SO LOB

5 1 2 0 0 0 0

4 0 1 0 0 0 1

3 0 1 0 2 0 0

3 0 1 0 0 0 1
0 1 0 0 0 0 0
1 0 0 0 1 0 2

5 0 2 1 0 1 1

4 1 2 1 0 1 1

3 0 1 0 1 0 0

3 1 1 2 0 0 2

4 0 0 0 0 0 1

1B: 9 SF: 1
2B: 1 SAC: 1
3B: 0 DP: 1
HR: 1 HBP: 0

Batter	1	2	3	4	5	6	7	8	9	10
Jack Perconte, L (1, 4) OBP: 0.340, SLG: 0.332	F8		1B			6-3		4-3		BB SH5-4 1B
Larry Milbourne, S (1, 5) OBP: 0.363, SLG: 0.347	F7		F6			4-3		BB 1B		SH5-4
Alvin Davis, L (1, 3) OBP: 0.428, SLG: 0.600	4-3			G4-6-3 1B			5-3	BB 1-2 BB		1B BB IBB
Ken Phelps, L (1, 10) OBP: 0.397, SLG: 0.694 Darnell Coles, R (7, PR) OBP: 0.307, SLG: 0.245 Pat Putnam, L (8, PH) OBP: 0.256, SLG: 0.254		F9	G4-6-3 1-2f			1B 1B	PB 1B	3-1		1B BB 1-2 2-3
Al Cowens, R (1, 9) OBP: 0.315, SLG: 0.425		CS 1B		5-3			K		F3	1-2 2-3 3-H 1B
Barry Bonnell, R (1, 7) OBP: 0.350, SLG: 0.434		F7			K2-3		BB 1B			2B SF8 1B
Dave Henderson, R (1, 8) OBP: 0.242, SLG: 0.245		CS 1-2	F8		5-3		BB 1-2			1-3 2B
Bob Kearney, R (1, 2) OBP: 0.271, SLG: 0.401					4-3		F5			SF8
Spike Owen, S (1, 6) OBP: 0.345, SLG: 0.394			F9				F5		F8	F7

Inning Stats	R: 0	H: 0	E: 0	K: 0	S: 3	H: 1	LOB: 0	E: 0	K: 0	S: 3	R: 1	H: 2	E: 0	K: 0	S: 5	R: 0	H: 1	E: 0	K: 1	S: 5	R: 0	H: 0	E: 0	K: 0	S: 3	R: 1	H: 2	E: 0	K: 1	S: 7	R: 0	H: 1	E: 0	K: 0	S: 4	R: 1	H: 2	E: 0	K: 0	S: 5	R: 1	H: 2	E: 0	K: 0	S: 3	1B: 9	SF: 1	2B: 1	SAC: 1	3B: 0	DP: 1	HR: 1	HBP: 0	WP: 0	PA: 42
--------------	------	------	------	------	------	------	--------	------	------	------	------	------	------	------	------	------	------	------	------	------	------	------	------	------	------	------	------	------	------	------	------	------	------	------	------	------	------	------	------	------	------	------	------	------	------	-------	-------	-------	--------	-------	-------	-------	--------	-------	--------

PITCHER	IP	WLS	BF	H	R	ER	SO	BB	IBB	HBP	BLK	WP	HR	S	P	ERA	WHIP
Charlie Hough, R (1, 1) ERA: 4.01	8.0		31	7	2	1	2	2	0	0	0	0	1	33	41	1.12	1.125
Joey McLaughlin, R (9, 1) ERA: 4.61	1.1	L	10	4	2	2	0	1	1	0	0	0	0	8	16	13.50	3.750

Batter	1	2	3	4	5	6	7	8	9	AB R H RBI BB SO LOB	TOP	
Bill Sample, R (1, 8) OBP: 0.309, SLG: 0.373	0-0 F8		4-0 BB			0-0 SH1-3		0-0 1B HR 6-3 1B	0-0 F3	3 1 1 0 1 0 0		
Alan Bannister, R (1, 4) Curtis Wilkerson, S (8, 6) OBP: 0.349, SLG: 0.389 OBP: 0.292, SLG: 0.295	0-0 6-3		0-0 8-2			4-0 1B BB		0-0 6-3	0-0 F8	3 1 0 0 1 0 3 1 0 0 0 0 0 0		
Buddy Bell, R (1, 5) OBP: 0.361, SLG: 0.389	0-0 F3				0-0 F8			0-0 HR 1B		3 1 1 1 0 0 0		
Larry Parrish, R (1, 9) OBP: 0.340, SLG: 0.489		0-0 F5			0-0 F8			0-0 1B HR		4 1 2 3 0 0 0		
Pete O'Brien, L (1, 3) OBP: 0.365, SLG: 0.475		0-3 K			0-0 F8			0-0 WP 2B		4 0 2 1 0 1 0		
Gary Ward, R (1, 7) OBP: 0.287, SLG: 0.284		4-0 BB			0-0 F8			0-0 K		3 0 2 0 1 1 1		
Dave Hostetter, R (1, 10) OBP: 0.348, SLG: 0.436		0-3 K			0-0 G5-4-3			0-0 K		3 0 0 0 1 1 2		
Donnie Scott, S (1, 2) OBP: 0.313, SLG: 0.364			0-0 SH1-3 8-2 2B		0-0 F2			0-0 6-3 BB	0-0 F8	4 0 1 0 0 0 2		
Wayne Tolleson, S (1, 6) (8, 4) OBP: 0.304, SLG: 0.289			0-0 SH1-3			0-0 SH1-3 SF8 2B		0-0 F8	0-0 F8	3 1 1 0 0 0 0		
Inning Stats	R: 0 H: 0 E: 0 LOB: 0 K: 0 BB: 0 S: 3 P: 3	R: 0 H: 0 E: 0 LOB: 1 K: 2 BB: 1 S: 7 P: 11	R: 0 H: 1 E: 0 LOB: 1 K: 0 BB: 1 S: 3 P: 7	R: 0 H: 0 E: 0 LOB: 0 K: 0 BB: 0 S: 3 P: 3	R: 0 H: 1 E: 0 LOB: 0 K: 0 BB: 0 S: 3 P: 3	R: 2 H: 4 E: 0 LOB: 2 K: 0 BB: 1 S: 6 P: 10	R: 0 H: 0 E: 0 LOB: 0 K: 0 BB: 0 S: 3 P: 3	R: 3 H: 4 E: 0 LOB: 2 K: 1 BB: 1 S: 9 P: 13	R: 0 H: 0 E: 0 LOB: 0 K: 0 BB: 0 S: 3 P: 3	1B: 6 SF: 1 2B: 4 SAC: 2 3B: 0 DP: 2 HR: 1 HBP: 0	WP: 1 PA: 38 PB: 0 SB: 0 CS: 0	
PITCHER Ed Vande Berg, L (1, 1) ERA: 3.42 Bob Stoddard, R (8, 1) ERA: 4.31	IP WLS BF H R ER SO BB IBB HBP BLK WP HR S P ERA WHIP	7.1 L 31 9 5 5 2 3 0 0 0 0 1 32 44 6.14 1.636	1.2 7 1 0 0 1 1 0 0 0 1 0 8 12 0.00 1.200	PITCHER IP WLS BF H R ER SO BB IBB HBP BLK WP HR S P ERA WHIP								

Texas Rangers @ Seattle Mariners
The Kingdome, Seattle, WA
Sat Jun 16 1984, 10:05 PM EDT
Att. 14,583 - Unknown

livebaseballscorecards.com

AB 31
R 5
H 10
RBI 5
BB 4
SO 3
LOB 8



Batter	1	2	3	4	5	6	7	8	9	AB R H RBI BB SO LOB
Jack Perconte, L (1, 4) OBP: 0.338, SLG: 0.331	0-0 F8		0-0 4-3			0-0 G4-6-3 1B		0-0 4-3		4 0 1 0 0 0 0
Domingo Ramos, R (1, 5) OBP: 0.195, SLG: 0.200	0-0 1-3		0-0 6-3			0-0 G4-6-3 1-2f		0-0 6-3		4 0 0 0 0 0 1
Alvin Davis, L (1, 3) OBP: 0.425, SLG: 0.591	4-0 E S BB			0-0 F5		0-3 K		0-0 F8		3 0 0 0 1 1 0
Al Cowens, R (1, 9) OBP: 0.318, SLG: 0.436	0-0 6-3 1-3			0-0 F7 1B			0-0 4-3 3B	0-0 4-3		4 1 2 0 0 0 1
Barry Bonnell, R (1, 7) OBP: 0.343, SLG: 0.425		0-0 5-3		0-0 F7 1-2			0-0 4-3	0-3 K		4 0 0 1 0 1 1
Ken Phelps, L (1, 10) OBP: 0.395, SLG: 0.677		0-0 5-3 1B			0-0 F4		0-3 K 3-H			3 0 1 0 0 1 0
Bob Kearney, R (1, 2) OBP: 0.267, SLG: 0.395		0-0 5-3 1-2			0-0 F9			E5		3 0 0 0 0 0 1
Dave Henderson, R (1, 8) OBP: 0.244, SLG: 0.257		0-0 6-3			0-0 2B			5-3		3 0 1 0 0 0 2
Spike Owen, S (1, 6) OBP: 0.340, SLG: 0.389			0-0 F5		0-0 F3			6-3		3 0 0 0 0 0 1

Inning Stats	R: 0	H: 0	E: 0	K: 0	S: 3	LOB: 1	BB: 1	P: 7	R: 0	H: 1	E: 0	K: 0	S: 4	LOB: 1	BB: 0	P: 4	R: 0	H: 0	E: 0	K: 0	S: 3	LOB: 0	BB: 0	P: 3	R: 0	H: 1	E: 0	K: 0	S: 3	LOB: 0	BB: 0	P: 3	R: 0	H: 1	E: 0	K: 1	S: 5	LOB: 0	BB: 0	P: 5	R: 1	H: 1	E: 1	K: 1	S: 7	LOB: 1	BB: 0	P: 7	R: 0	H: 0	E: 0	K: 0	S: 3	LOB: 0	BB: 0	P: 3	R: 0	H: 0	E: 0	K: 1	S: 5	LOB: 0	BB: 0	P: 5	1B: 3	2B: 1	3B: 1	HR: 0	SF: 0	SAC: 0	DP: 1	HBP: 0	WP: 0	PB: 0	SB: 1	CS: 0	PA: 32
PITCHER Mike Mason, L (1, 1) ERA: 2.73	IP	WLS	BF	H	R	ER	SO	BB	IBB	HBP	BLK	WP	HR	S	P	ERA	WHIP	IP	WLS	BF	H	R	ER	SO	BB	IBB	HBP	BLK	WP	HR	S	P	ERA	WHIP	IP	WLS	BF	H	R	ER	SO	BB	IBB	HBP	BLK	WP	HR	S	P	ERA	WHIP																										

BOTTOM

Texas Rangers @ Seattle Mariners
 The Kingdome, Seattle, WA
 Sat Jun 16 1984, 10:05 PM EDT
 Att. 14,583 - Unknown

livebaseballscorecards.com

AB	31
R	1
H	5
RBI	1
BB	1
SO	3
LOB	7



Texas Rangers @ Seattle Mariners
 The Kingdome, Seattle, WA
 Sun Jun 17 1984, 6:33 AM EDT
 Att. 8,714 - Unknown

livebaseballscorecards.com

AB	33
R	2
H	12
RBI	2
BB	4
SO	6
LOB	23



WP:	0	PA:	40
PB:	1	SAC:	1
SB:	1	DP:	3
CS:	0	HR:	0

Batter	1	2	3	4	5	6	7	8	9	AB	R	H	RBI	BB	SO	LOB
Mickey Rivers, L (1, 10) OBP: 0.329, SLG: 0.340	0-0 F7	0-0 4-3		0-0 PO	0-3 K		0-0 G6-4-3 1B		0-0 F9	5	0	1	0	0	1	2
Alan Bannister, R (1, 8) OBP: 0.375, SLG: 0.385	0-0 HBP 1B		0-0 1-3		4-0 G4-6-3 BB		0-0 G6-4-3 1-2f		4-0 FC6-4 BB	3	0	1	0	2	0	1
Buddy Bell, R (1, 5) OBP: 0.366, SLG: 0.395	1-0 1-2 HBP		0-0 2B		0-0 G4-6-3 1-2f			0-0 2B FC1-2 1B	0-0 FC6-4	4	1	2	0	0	0	3
Larry Parrish, R (1, 9) OBP: 0.342, SLG: 0.494	0-3 K		0-0 2B			0-0 FC4-6 1B		0-3 K		4	0	2	1	0	2	3
Pete O'Brien, L (1, 3) OBP: 0.367, SLG: 0.478	0-0 3-1		4-0 G4-6-3 IBB			0-3 K		0-0 FC1-2 2B		3	0	1	0	1	1	3
Gary Ward, R (1, 7) OBP: 0.290, SLG: 0.288		0-0 SH1-3 PB 4-3 1B		0-0 G4-6-3 1-2f		0-0 FC4-6 1B		0-0 FC1-2 2B		4	1	2	0	0	0	4
Donnie Scott, S (1, 2) OBP: 0.308, SLG: 0.340		4-0 4-3 SH1-3 BB		0-0 F8		0-0 FC4-6 1-2f 2-3		0-0 F5		3	0	0	0	1	0	4
Wayne Tolleson, S (1, 4) OBP: 0.304, SLG: 0.289		0-0 SH1-3		0-0 1B		0-3 K			0-0 F7	3	0	1	0	0	1	2
Curtis Wilkerson, S (1, 6) OBP: 0.296, SLG: 0.300		0-0 4-3		0-0 PO			0-3 K		0-0 E S 1B	4	0	2	1	0	1	1

Batter	1	2	3	4	5	6	7	8	9		
Inning Stats	R: 0 E: 0 K: 1 S: 6 H: 1 LOB: 2 BB: 0 P: 7	R: 1 E: 0 K: 0 S: 4 H: 1 LOB: 1 BB: 1 P: 8	R: 1 E: 0 K: 0 S: 4 H: 2 LOB: 1 BB: 1 P: 8	R: 0 E: 0 K: 0 S: 3 H: 2 LOB: 0 BB: 0 P: 3	R: 0 E: 0 K: 1 S: 4 H: 0 LOB: 0 BB: 1 P: 8	R: 0 E: 0 K: 2 S: 9 H: 2 LOB: 2 BB: 0 P: 9	R: 0 E: 0 K: 1 S: 5 H: 1 LOB: 0 BB: 0 P: 5	R: 0 E: 0 K: 1 S: 7 H: 2 LOB: 2 BB: 0 P: 7	R: 0 E: 0 K: 0 S: 4 H: 1 LOB: 2 BB: 1 P: 8	1B: 9 2B: 3 3B: 0 HR: 0 SF: 0 SAC: 1 DP: 3 HBP: 1	
PITCHER	IP WLS BF H R ER SO BB IBB HBP BLK WP HR S P ERA WHIP	IP WLS BF H R ER SO BB IBB HBP BLK WP HR S P ERA WHIP	IP WLS BF H R ER SO BB IBB HBP BLK WP HR S P ERA WHIP	IP WLS BF H R ER SO BB IBB HBP BLK WP HR S P ERA WHIP	IP WLS BF H R ER SO BB IBB HBP BLK WP HR S P ERA WHIP	IP WLS BF H R ER SO BB IBB HBP BLK WP HR S P ERA WHIP	IP WLS BF H R ER SO BB IBB HBP BLK WP HR S P ERA WHIP	IP WLS BF H R ER SO BB IBB HBP BLK WP HR S P ERA WHIP	IP WLS BF H R ER SO BB IBB HBP BLK WP HR S P ERA WHIP		
Mike Moore, R (1, 1) ERA: 3.3	7.1									2.46	1.773
Mike Stanton, R (8, 1) ERA: 2.78	1.2	W	7	1	0	0	0	1	0	0.00	1.200

Batter	1	2	3	4	5	6	7	8	9	AB R H RBI BB SO LOB
Jack Perconte, L (1, 4) OBP: 0.339, SLG: 0.332	0-0 CS 1B			0-0 F9	0-3 K		0-0 6-3		0-0 SH1-4 HR 1B	5 1 2 0 0 1 2
Larry Milbourne, S (1, 5) OBP: 0.368, SLG: 0.352	0-0 F8			0-0 1B	0-0 1B		0-3 K		0-0 SH1-4 1-2	4 0 2 1 0 1 1
Alvin Davis, L (1, 10) OBP: 0.429, SLG: 0.589	0-3 K 1-2			0-0 1B	0-3 K		0-0 E 1B		4-0 HR IBB	4 1 2 0 1 2 3
Al Cowens, R (1, 9) OBP: 0.316, SLG: 0.444		0-0 5-3		0-3 K		0-0 F8	0-0 E3		0-0 HR 1-2	5 1 1 3 0 1 3
Pat Putnam, L (1, 3) OBP: 0.255, SLG: 0.262		0-0 F7		0-0 F8		0-0 1B 2B	0-0 4-3			4 0 1 0 0 0 4
Al Chambers, L (1, 7) OBP: 0.400, SLG: 0.600 Phil Bradley, R (8, PR) OBP: 0.351, SLG: 0.289 (9, 7)		0-0 F9			0-0 1B 5-3 2B	0-0 F5		0-0 S 1B		4 1 2 0 0 0 1 0 0 0 0 0 0 0
Dave Henderson, R (1, 8) OBP: 0.252, SLG: 0.265			0-0 1-3		0-0 1B 5-3 1B	0-0 BB 1B		0-0 F5		4 1 2 0 0 0 1
Bob Kearney, R (1, 2) OBP: 0.266, SLG: 0.389			0-3 K		0-0 5-3 1-2 3-H	4-0 BB		0-0 F9		3 0 0 1 1 1 2
Spike Owen, S (1, 6) OBP: 0.339, SLG: 0.386			0-0 F3		0-0 1B 1B	0-0 4-3		0-0 F7 1-2		4 0 1 0 0 0 4

Inning Stats	R: 0 E: 0 K: 1 S: 5	H: 1 LOB: 0 BB: 0 P: 5	R: 0 E: 0 K: 0 S: 3	H: 0 LOB: 0 BB: 0 P: 3	R: 0 E: 0 K: 1 S: 5	H: 0 LOB: 0 BB: 0 P: 5	R: 0 E: 0 K: 1 S: 7	H: 2 LOB: 2 BB: 0 P: 7	R: 2 E: 0 K: 2 S: 11	H: 4 LOB: 2 BB: 0 P: 11	R: 0 E: 0 K: 0 S: 5	H: 2 LOB: 3 BB: 1 P: 9	R: 0 E: 1 K: 1 S: 7	H: 1 LOB: 2 BB: 0 P: 7	R: 0 E: 0 K: 0 S: 4	H: 1 LOB: 2 BB: 0 P: 4	R: 3 E: 0 K: 0 S: 3	H: 2 LOB: 0 BB: 1 P: 7	1B: 10 2B: 2 3B: 0 HR: 1	SF: 0 SAC: 1 DP: 0 HBP: 0
--------------	------------------------------	---------------------------------	------------------------------	---------------------------------	------------------------------	---------------------------------	------------------------------	---------------------------------	-------------------------------	----------------------------------	------------------------------	---------------------------------	------------------------------	---------------------------------	------------------------------	---------------------------------	------------------------------	---------------------------------	-----------------------------------	------------------------------------

PITCHER	IP	WLS	BF	H	R	ER	SO	BB	IBB	HBP	BLK	WP	HR	S	P	ERA	WHIP
Danny Darwin, R (1, 1) ERA: 3.8	5.2		25	9	2	2	5	0	0	0	0	0	0	35	35	3.18	1.588
Dave Tobik, R (6, 1) ERA: 2.19	2.1		11	2	0	0	1	1	0	0	0	0	0	12	16	0.00	1.286
Odell Jones, R (9, 1) ERA: 3.09	0.1	L	4	2	3	3	0	0	1	0	0	0	1	3	7	81.00	6.000

BOTTOM

Texas Rangers @ Seattle Mariners
The Kingdome, Seattle, WA

Sun Jun 17 1984, 6:33 AM EDT
Att. 8,714 - Unknown

AB 37
R 5
H 13
RBI 5
BB 2
SO 6
LOB 21



WP: 0 PA: 40
PB: 0
SB: 1
CS: 1

PITCHER	IP	WLS	BF	H	R	ER	SO	BB	IBB	HBP	BLK	WP	HR	S	P	ERA	WHIP
---------	----	-----	----	---	---	----	----	----	-----	-----	-----	----	----	---	---	-----	------

Chicago White Sox @ Seattle Mariners
 The Kingdom, Seattle, WA
 Mon Jun 18 1984, 10:05 PM EDT
 Att. 12,264 - Unknown

livebaseballscorecards.com

AB	35
R	8
H	10
RBI	7
BB	4
SO	5
LOB	11



Batter	1	2	3	4	5	6	7	8	9	AB R H RBI BB SO LOB
Scott Fletcher, R (1, 6) OBP: 0.337, SLG: 0.277	0-0 BB 1B 2B 1B	0-0 6-3		0-0 5-3		0-0 4-3			0-0 4-3	5 1 1 0 0 0 0
Vance Law, R (1, 5) OBP: 0.288, SLG: 0.413	0-0 1-2 2B 1B	0-0 4-3			0-0 HR		0-0 F3		0-0 F9	5 2 2 1 0 0 0
Tom Paciorek, R (1, 3) OBP: 0.325, SLG: 0.377	0-3 K		0-0 5-3		0-3 K		0-0 F7		0-0 6-3	3 0 0 0 0 2 2
Rudy Law, L (5, 8) OBP: 0.330, SLG: 0.384										2 0 0 0 0 0 0
Greg Luzinski, R (1, 10) OBP: 0.330, SLG: 0.307	4-0 2B 3B 1-2 2-3 BB		0-0 F8		4-0 HR BB		0-0 1B			2 2 1 0 2 0 0
Ron Kittle, R (1, 7) OBP: 0.341, SLG: 0.542	0-0 1-3 2-H 3-H 3B 2B		4-0 BB BB BB		0-0 F9 BB		0-0 F8			3 1 1 2 1 0 2
Harold Baines, L (1, 9) OBP: 0.310, SLG: 0.442	0-0 2-H 3-H 3B		0-0 F3		0-0 1-H HR			0-0 1B 4-3 1B		4 1 3 4 0 0 1
Dave Stegman, R (1, 8) OBP: 0.316, SLG: 0.423	0-3 K		4-0 1B S G6-4-3 BB		0-0 F7			0-0 4-3		1 1 0 0 1 1 1
Greg Walker, L (5, PH) OBP: 0.306, SLG: 0.489								1-2		2 0 0 0 0 0 1
Mike Squires, L (9, 3) OBP: 0.310, SLG: 0.263										0 0 0 0 0 0 0
Joel Skinner, R (1, 2) OBP: 0.275, SLG: 0.282	0-3 K		0-0 1-3 1B				0-0 F3		0-0 1-3 1B	4 0 2 0 0 1 1
Julio Cruz, S (1, 4) OBP: 0.256, SLG: 0.271		0-3 K		0-0 1-2f 3-H G6-4-3			0-0 F9		0-0 1-2f 1-3	4 0 0 0 0 1 3

Inning Stats	R: 4	H: 4	E: 0	K: 3	S: 13	P: 17	R: 0	H: 0	E: 0	K: 1	S: 5	P: 5	R: 0	H: 0	E: 0	K: 0	S: 3	P: 7	R: 1	H: 1	E: 0	K: 0	S: 3	P: 7	R: 3	H: 2	E: 0	K: 1	S: 7	P: 11	R: 0	H: 0	E: 0	K: 0	S: 3	P: 3	R: 0	H: 1	E: 0	K: 0	S: 4	P: 4	R: 0	H: 2	E: 0	K: 0	S: 4	P: 4	R: 0	H: 0	E: 0	K: 0	S: 3	P: 3	1B: 6	2B: 2	3B: 1	HR: 2	SF: 0	SAC: 0	DP: 2	HBP: 0	WP: 0	PB: 0	SB: 1	CS: 0	PA: 39
--------------	------	------	------	------	-------	-------	------	------	------	------	------	------	------	------	------	------	------	------	------	------	------	------	------	------	------	------	------	------	------	-------	------	------	------	------	------	------	------	------	------	------	------	------	------	------	------	------	------	------	------	------	------	------	------	------	-------	-------	-------	-------	-------	--------	-------	--------	-------	-------	-------	-------	--------


PITCHER	IP	WLS	BF	H	R	ER	SO	BB	IBB	HBP	BLK	WP	HR	S	P	ERA	WHIP
Matt Young, L (1, 1) ERA: 7.39	4.0	L	20	6	6	6	4	3	0	0	0	0	1	25	37	13.50	2.250
Bob Stoddard, R (5, 1) ERA: 4.39	3.0		12	2	2	2	1	1	0	0	0	0	1	13	17	6.00	1.000
Paul Mirabella, L (8, 1) ERA: 3.06	2.0		7	2	0	0	0	0	0	0	0	0	0	7	7	0.00	1.000

Batter	1	2	3	4	5	6	7	8	9	AB R H RBI BB SO LOB
Spike Owen, S OBP: 0.341, SLG: 0.388 (1, 6)	0-0 1B		0-0 1B		0-0 6-3		0-0 4-3			4 0 2 0 0 0 0
Larry Milbourne, S OBP: 0.355, SLG: 0.339 (1, 4)	0-0 6-3		0-0 FC6-4		0-0 F3			0-0 6-3		4 0 0 1 0 0 2
Alvin Davis, L OBP: 0.426, SLG: 0.581 (1, 3)	0-3 K		0-0 FC4-6		4-0 BB			0-0 4-3		3 1 0 0 1 1 2
Ken Phelps, L OBP: 0.388, SLG: 0.696 (1, 10)	0-3 K		0-0 HR		0-0 F8			0-3 K		4 1 1 2 0 2 2
Al Cowens, R OBP: 0.310, SLG: 0.436 (1, 9)		0-0 F9	0-0 F5		0-3 K			0-0 6-3		4 0 0 0 0 1 0
Al Chambers, L OBP: 0.222, SLG: 0.333 (1, 7)		0-3 K		0-3 K		0-0 3-1		0-0 5-3		4 0 0 0 0 2 0
Dave Henderson, R OBP: 0.267, SLG: 0.300 (1, 8)		0-0 1B		0-0 HR		0-0 F3		4-0 BB		3 1 2 1 1 0 0
Bob Kearney, R OBP: 0.266, SLG: 0.383 (1, 2)		0-0 F9		0-0 4-3		1-0 HBP		0-0 F3		3 0 0 0 0 0 2
Domingo Ramos, R OBP: 0.205, SLG: 0.209 (1, 5)			0-0 E3		0-0 F9		0-0 G5-4-3			3 1 1 0 0 0 1

Inning Stats	R: 0 E: 0 K: 2 S: 8	H: 1 LOB: 1 BB: 0 P: 8	R: 0 E: 0 K: 1 S: 6	H: 1 LOB: 1 BB: 0 P: 6	R: 3 E: 1 K: 0 S: 6	H: 3 LOB: 0 BB: 0 P: 6	R: 1 E: 0 K: 1 S: 6	H: 1 LOB: 0 BB: 0 P: 6	R: 0 E: 0 K: 0 S: 3	H: 0 LOB: 1 BB: 1 P: 7	R: 0 E: 0 K: 1 S: 5	H: 0 LOB: 0 BB: 0 P: 5	R: 0 E: 0 K: 0 S: 2	H: 0 LOB: 0 BB: 0 P: 3	R: 0 E: 0 K: 1 S: 5	H: 0 LOB: 0 BB: 0 P: 5	R: 0 E: 0 K: 0 S: 3	H: 0 LOB: 1 BB: 1 P: 7	1B: 4 2B: 0 3B: 0 HR: 2	SF: 0 SAC: 0 DP: 1 HBP: 1	WP: 0 PB: 0 SB: 1 CS: 0	PA: 35
PITCHER Richard Dotson, R ERA: 2.84 (1, 1)	IP 9.0	WLS W	BF 35	H 6	R 4	ER 4	SO 6	BB 2	IBB 0	HBP 1	BLK 0	WP 0	HR 2	S 44	P 53	ERA 4.00	WHIP 0.889					

Chicago White Sox @ Seattle Mariners
The Kingdome, Seattle, WA
Mon Jun 18 1984, 10:05 PM EDT
Att. 12,264 - Unknown

AB	32
R	4
H	6
RBI	4
BB	2
SO	6
LOB	9



Batter	1	2	3	4	5	6	7	8	9	AB R H RBI BB SO LOB	TOP											
Rudy Law, L (1, 8) OBP: 0.333, SLG: 0.386	0-0 CS 1B		0-0 1B 1-2		0-0 F9		0-0 F9			4 0 2 0 0 0 0												
Vance Law, R (1, 5) OBP: 0.287, SLG: 0.410	0-0 F3 1-2		0-0 1B 1-3 2-H		0-0 5-3			0-0 5-3		4 0 1 1 0 0 1												
Harold Baines, L (1, 9) OBP: 0.313, SLG: 0.453	4-0 1B BB		0-0 F6		0-0 HR			0-0 F7		3 1 1 1 1 0 2												
Greg Luzinski, R (1, 10) OBP: 0.333, SLG: 0.307	0-0 1-2 1B		0-0 F4		0-0 6-3			4-0 BB		3 0 1 0 1 0 2												
Greg Walker, L (1, 3) OBP: 0.298, SLG: 0.476	0-0 F8		0-0 F7		0-0 F7			0-0 F7		4 0 0 0 0 0 5												
Ron Kittle, R (1, 7) OBP: 0.339, SLG: 0.534		0-0 5-3		0-0 F8		4-0 FC6-4 BB			0-0 F1	3 0 0 0 1 0 0												
Joel Skinner, R (1, 2) OBP: 0.256, SLG: 0.262		0-0 5-3		0-3 K		0-0 FC6-4 1-2f			0-0 2B	3 0 0 0 0 1 1												
Steve Christmas, L (9, PH) OBP: 0.667, SLG: 1.000		0-0 5-3								1 0 1 0 0 0 0	AB 32 R 2 H 6 RBI 2 BB 4 SO 1 LOB 13											
Scott Fletcher, R (1, 6) OBP: 0.333, SLG: 0.274		0-0 1-3		0-0 F8			0-0 F8		0-0 F3	2 0 0 0 0 0 0												
Mike Squires, L (7, PH) OBP: 0.302, SLG: 0.256										1 0 0 0 0 0 0												
Jerry Dybzinski, R (7, 6) OBP: 0.411, SLG: 0.435										0 0 0 0 0 0 0												
Jerry Hairston, S (9, PH) OBP: 0.305, SLG: 0.375										1 0 0 0 0 0 1												
Julio Cruz, S (1, 4) OBP: 0.256, SLG: 0.266			4-0 1B BB		0-0 F9			0-0 4-3		3 1 0 0 1 0 1												
Inning Stats	R: 0 E: 0 K: 0 S: 4	H: 2 LOB: 2 BB: 1 P: 8	R: 0 E: 0 K: 0 S: 3	H: 0 LOB: 0 BB: 0 P: 3	R: 1 E: 0 K: 0 S: 5	H: 2 LOB: 2 BB: 1 P: 9	R: 0 E: 0 K: 1 S: 5	H: 0 LOB: 0 BB: 0 P: 5	R: 0 E: 0 K: 0 S: 3	H: 0 LOB: 0 BB: 0 P: 3	R: 1 E: 0 K: 0 S: 4	H: 1 LOB: 1 BB: 1 P: 8	R: 0 E: 0 K: 0 S: 3	H: 0 LOB: 0 BB: 0 P: 3	R: 0 E: 0 K: 0 S: 3	H: 0 LOB: 1 BB: 1 P: 7	R: 0 E: 0 K: 0 S: 4	H: 1 LOB: 1 BB: 0 P: 4	1B: 4 2B: 1 3B: 0 HR: 1	SF: 0 SAC: 0 DP: 0 HBP: 0	WP: 0 PB: 0 SB: 0 CS: 1	PA: 36
PITCHER	IP WLS BF H R ER SO BB IBB HBP BLK WP HR S P ERA WHIP																					
Jim Beattie, R (1, 1) ERA: 3.25	7.0 W 28 5 2 2 1 3 0 0 0 0 0 1 27 39 2.57 1.143																					
Mike Stanton, R (8, 1) ERA: 2.62	2.0 8 1 0 0 0 1 0 0 0 0 0 0 7 11 0.00 1.000																					

Chicago White Sox @ Seattle Mariners
The Kingdom, Seattle, WA
Tue Jun 19 1984, 10:05 PM EDT
Att. 8,803 - Unknown

livebaseballscorecards.com



Batter	1	2	3	4	5	6	7	8	9
Jack Perconte, L OBP: 0.348, SLG: 0.333 (1, 4) X	0-0 4-3 ①		4-0 BB HBP 1-2 BB BB	0-0 1-2 1B		4-0 FC5-4 BB	1-0 3B HBP		
Phil Bradley, R OBP: 0.346, SLG: 0.300 (1, 7) X	0-0 4-3 ②		0-3 K SS	0-3 K SS		0-0 FC5-4 E 1-2f	0-0 3B 1-H 2-H 3-H		
Alvin Davis, L OBP: 0.425, SLG: 0.573 (1, 3) X	0-0 F7 ③		1-0 BB BB 1-2 HBP 2-3		0-3 K SS	4-0 E 1-2 IBB	0-0 F8 ③		
Al Cowens, R OBP: 0.312, SLG: 0.438 (1, 10)		0-3 K SS	4-0 BB BB 1-2 BB 2-3 3-H		0-0 F9 ② X	0-0 E6 1-3 2-H		0-0 F8 2B	
Barry Bonnell, R OBP: 0.344, SLG: 0.418 (1, 9)		0-3 K SS	4-0 BB 1-2 BB 2-3 3-H		4-0 S BB	0-3 K ③		0-0 F8 ① 2-3	
Dave Henderson, R OBP: 0.272, SLG: 0.298 (1, 8)		0-0 S 1B	0-3 K ③		0-0 F8 ③ 1-2		4-0 CS BB	0-3 K ②	
Larry Milbourne, S OBP: 0.352, SLG: 0.336 Domingo Ramos, R OBP: 0.200, SLG: 0.205 (1, 5) (8, 5)	0-0 F9 ③ 1-2			0-0 F8 ①		0-0 F9 ① X	0-0 3-1 1B 1-2 3B 1B	0-0 4-3 ③	
Bob Kearney, R OBP: 0.279, SLG: 0.400 (1, 2)			0-0 HBP BB BB 1B	0-0 1B		0-0 HR 2B	0-0 3-1 3B 1-2 3B 1B		
Spike Owen, S OBP: 0.340, SLG: 0.399 (1, 6)			0-3 K SS	0-0 F9 ②		0-0 HR 2-H	0-0 3-1 ②		

Inning Stats	R: 0	H: 0	E: 0	K: 3	S: 3	R: 0	H: 1	E: 0	K: 2	S: 8	R: 2	H: 1	E: 0	K: 3	S: 10	R: 0	H: 2	E: 0	K: 1	S: 7	R: 0	H: 0	E: 0	K: 1	S: 5	R: 3	H: 2	E: 1	K: 1	S: 8	R: 0	H: 3	E: 0	K: 0	S: 5	R: 0	H: 1	E: 0	K: 1	S: 6			
	0	0	0	3	3	0	1	0	2	8	0	1	0	3	10	0	2	0	1	7	0	0	0	0	1	9	3	2	0	1	8	0	3	0	5	0	1	0	6	0	1	0	6


PITCHER	IP	WLS	BF	H	R	ER	SO	BB	IBB	HBP	BLK	WP	HR	S	P	ERA	WHIP
Britt Burns, L ERA: 4.61 (1, 1)	5.1	L	28	6	5	4	7	5	0	1	0	0	1	36	57	6.75	2.062
Salome Barojas, R ERA: 4.66 (6, 1)	1.0		7	2	2	2	1	1	1	0	0	0	0	7	15	18.00	3.000
Juan Agosto, L ERA: 2.1 (7, 1)	0.2		4	1	1	1	0	0	0	1	0	0	0	3	4	13.50	1.500
Al Jones, R ERA: 3.45 (8, 1)	1.0		4	1	0	0	1	0	0	0	0	0	0	6	6	0.00	1.000

BOTTOM

Chicago White Sox @ Seattle Mariners
The Kingdome, Seattle, WA
Tue Jun 19 1984, 10:05 PM EDT
Att. 8,803 - Unknown

AB	34
R	8
H	10
RBI	7
BB	7
SO	9
LOB	21

livebaseballscorecards.com



1B	2B	3B	HR	SF	SAC	DP	HBP	WP	HR	S	P	ERA	WHIP
6	2	1	1	0	0	0	2	0	0	0	0	0	0

Batter	1	2	3	4	5	6	7	8	9	AB R H RBI BB SO LOB	TOP	
Scott Fletcher, R (1, 6) <small>OBP: 0.344, SLG: 0.290</small>	0-0 		0-0 		4-0 		0-0 		0-3 	4 1 3 0 1 1 0		
Vance Law, R (1, 5) <small>OBP: 0.289, SLG: 0.416</small> Jerry Hairston, S (7, PH) <small>OBP: 0.317, SLG: 0.375</small> Jerry Dybzinski, R (7, PR) <small>OBP: 0.405, SLG: 0.429</small>	0-0 		0-0 		0-0 		4-0 		0-3 	2 0 1 2 0 0 2 0 0 0 0 1 0 0 1 0 0 0 0 1 0		
Tom Paciorek, R (1, 3) <small>OBP: 0.319, SLG: 0.371</small> Mike Squires, L (7, 3) <small>OBP: 0.295, SLG: 0.250</small>	0-3 		0-0 		0-3 		0-0 		0-0 	3 0 0 1 0 2 4 1 0 0 0 0 0 0		
Greg Luzinski, R (1, 10) <small>OBP: 0.332, SLG: 0.302</small>	4-0 			0-3 		0-3 		0-0 		3 0 0 0 1 2 2		
Ron Kittle, R (1, 7) <small>OBP: 0.342, SLG: 0.531</small>	0-0 			0-0 		0-0 			1-0 	3 1 1 0 0 0 2		
Harold Baines, L (1, 9) <small>OBP: 0.308, SLG: 0.445</small>		0-0 		0-0 		0-3 			0-3 	4 0 0 0 0 2 2		
Dave Stegman, R (1, 8) <small>OBP: 0.316, SLG: 0.419</small> Rudy Law, L (8, PH) <small>OBP: 0.332, SLG: 0.384</small>		0-0 			0-0 	1-2 	0-0 		0-0 	3 0 1 0 0 0 0 1 0 0 0 0 0 1		
Joel Skinner, R (1, 2) <small>OBP: 0.277, SLG: 0.304</small>		0-0 			0-0 		0-0 	1-H 		4 1 2 0 0 0 1		
Julio Cruz, S (1, 4) <small>OBP: 0.261, SLG: 0.277</small>			0-0 		0-0 		0-0 		0-0 	4 2 2 1 0 0 2		
Inning Stats	R: 0 H: 1 E: 0 LOB: 2 K: 1 BB: 1 S: 6 P: 10	R: 0 H: 0 E: 0 LOB: 0 K: 0 BB: 0 S: 3 P: 3	R: 0 H: 2 E: 0 LOB: 1 K: 0 BB: 0 S: 4 P: 4	R: 0 H: 0 E: 0 LOB: 0 K: 1 BB: 0 S: 5 P: 5	R: 2 H: 2 E: 0 LOB: 1 K: 1 BB: 1 S: 7 P: 11	R: 0 H: 1 E: 0 LOB: 0 K: 2 BB: 0 S: 7 P: 7	R: 2 H: 3 E: 0 LOB: 2 K: 0 BB: 1 S: 6 P: 10	R: 1 H: 1 E: 1 LOB: 1 K: 1 BB: 0 S: 6 P: 7	R: 0 H: 0 E: 0 LOB: 0 K: 2 BB: 0 S: 7 P: 7	1B: 6 SF: 1 2B: 5 SAC: 1 3B: 0 DP: 1 HR: 0 HBP: 1	WP: 0 PA: 40 PB: 0 SB: 2 CS: 1	
PITCHER Mark Langston, L (1, 1) <small>ERA: 4.38</small> Ed Nunez, R (7, 1) <small>ERA: 0.96</small>	IP WLS BF H R ER SO BB IBB HBP BLK WP HR S P ERA WHIP 6.1 L 28 9 4 4 5 2 0 0 0 0 0 0 36 44 5.68 1.737											IP WLS BF H R ER SO BB IBB HBP BLK WP HR S P ERA WHIP 2.2 11 1 1 0 3 1 0 1 0 0 0 0 15 20 0.00 0.750

Chicago White Sox @ Seattle Mariners
 The Kingdome, Seattle, WA
 Wed Jun 20 1984, 10:05 PM EDT
 Att: 10,712 - Unknown

livebaseballscorecards.com

AB	33
R	5
H	10
RBI	4
BB	3
SO	8
LOB	16



BOTTOM

Chicago White Sox @ Seattle Mariners

The Kingdome, Seattle, WA

Wed Jun 20 1984, 10:05 PM EDT

Att. 10,712 - Unknown

livebaseballscorecards.com

AB	37
R	4
H	9
RBI	3
BB	2
SO	7
LOB	19



WP:	0	PA:	39
PB:	0		
SB:	3		
CS:	0		

AB R H RBI BB SO LOB

4	0	1	0	1	0	0
2	0	1	0	1	0	2
1	0	0	0	0	0	0
1	0	1	1	0	0	0
0	0	0	0	0	0	0
5	0	1	0	0	0	6
4	1	1	0	0	1	4
4	1	1	0	0	1	1
4	0	0	1	0	1	1
4	1	1	1	0	1	2
3	0	1	0	0	2	1
1	0	0	0	0	0	0
4	1	1	0	0	1	2

Batter	1	2	3	4	5	6	7	8	9
Jack Perconte, L (1, 4) OBP: 0.349, SLG: 0.332	0-0 6-3		4-0 BB		0-0 F8		0-0 F7		0-0 1B
Larry Milbourne, S (1, 5) OBP: 0.359, SLG: 0.339	4-0		0-0 F8		0-0			0-0 6-3	0-0 1B
Domingo Ramos, R (5, PR) OBP: 0.196, SLG: 0.200	F3				G3 S				1-3 1B
Barry Bonnell, R (9, PH) OBP: 0.347, SLG: 0.421	BB				1B				3-H
Phil Bradley, R (9, PR) OBP: 0.346, SLG: 0.300									0-0
Alvin Davis, L (1, 3) OBP: 0.421, SLG: 0.569	0-0 F3		0-0 F8		0-0 G3			0-0 G3	4-3
Ken Phelps, L (1, 10) OBP: 0.382, SLG: 0.671	0-0 6-3			0-0 2B FC	0-3 K			0-0 G3	
Al Cowens, R (1, 9) OBP: 0.311, SLG: 0.439		0-3 K		0-0 FC E			0-0 F3		
Al Chambers, L (1, 7) OBP: 0.154, SLG: 0.231		0-0 F4		0-0 FC S			0-0 4-3		0-3 K
Dave Henderson, R (1, 8) OBP: 0.271, SLG: 0.320		0-0 4-3		0-0 F9			0-3 K		0-0 HR
Bob Kearney, R (1, 2) OBP: 0.280, SLG: 0.399			0-0 G3	0-3 K			0-3 K		0-0 6-3
Pat Putnam, L (9, PH) OBP: 0.254, SLG: 0.260			1-3 1B	1-3 3-H					
Spike Owen, S (1, 6) OBP: 0.339, SLG: 0.401			0-0 G3	0-0 4-3			0-3 K		0-0 1B

Inning Stats	R: 0	H: 0	E: 0	K: 0	S: 3	R: 0	H: 0	E: 0	K: 1	S: 5	R: 0	H: 1	E: 0	K: 0	S: 4	R: 2	H: 2	E: 0	K: 1	S: 8	R: 0	H: 1	E: 0	K: 1	S: 6	R: 0	H: 0	E: 0	K: 1	S: 5	R: 0	H: 0	E: 0	K: 2	S: 7	R: 0	H: 1	E: 0	K: 0	S: 4	R: 2	H: 4	E: 0	K: 1	S: 9	1B: 5	2B: 3	3B: 0	HR: 1	SF: 0	SAC: 0	DP: 0	HBP: 0	WP: 0	PA: 39
--------------	------	------	------	------	------	------	------	------	------	------	------	------	------	------	------	------	------	------	------	------	------	------	------	------	------	------	------	------	------	------	------	------	------	------	------	------	------	------	------	------	------	------	------	------	------	-------	-------	-------	-------	-------	--------	-------	--------	-------	--------

PITCHER	IP	WLS	BF	H	R	ER	SO	BB	IBB	HBP	BLK	WP	HR	S	P	ERA	WHIP
LaMarr Hoyt, R (1, 1) ERA: 3.57	8.2	W	37	8	4	3	7	2	0	0	0	0	1	49	57	3.12	1.154
Al Jones, R (9, 1) ERA: 3.45	0.0		1	1	0	0	0	0	0	0	0	0	0	1	1	∞	∞
Juan Agosto, L (9, 1) ERA: 2.08	0.1	S	1	0	0	0	0	0	0	0	0	0	0	1	1	0.00	0.000

Batter	1	2	3	4	5	6	7	8	9	AB R H RBI BB SO LOB	TOP										
Brett Butler, L (1, 8) OBP: 0.370, SLG: 0.328	0-3 K	0-0 1B 1B 2B	0-0 1B SF8 1B	0-0 1B		0-0 4-3		0-3 K		6 2 3 3 0 2 1											
Tony Bernazard, S (1, 4) OBP: 0.317, SLG: 0.277	0-0 FC3-6 1B	0-0 1B 1B	0-0 WP 1B	0-0 1B		0-0 F8		0-0 F5		6 0 4 3 0 0 0											
Julio Franco, R (1, 6) OBP: 0.316, SLG: 0.314	0-0 FC3-6 1B	0-0 1B	0-0 SF8	0-0 F8				0-0 F3		4 0 1 2 0 1 3											
Mike Fischlin, R (7, 6) OBP: 0.286, SLG: 0.130	1-2f	1-2 3-H	3-H					0-3 K		1 0 0 0 0 0 0											
Andre Thornton, R (1, 10) OBP: 0.361, SLG: 0.461	0-0 FC5-4 1B	0-0 F4	4-0 G4-6-3 BB		0-3 K		0-0 FC6 1B	0-3 K		5 0 2 0 1 2 2											
Pat Tabler, R (1, 3) OBP: 0.377, SLG: 0.360	0-0 FC5-4	0-0 4-3	0-0 G4-6-3		0-0 5-3		0-0 FC6			3 0 0 0 0 0 6											
Mike Hargrove, L (5, PH) OBP: 0.407, SLG: 0.381	1-2f		1-2f				1-2f			2 0 0 0 0 0 1											
Carmen Castillo, R (1, 9) OBP: 0.308, SLG: 0.435		0-0 BB 2B 1B	4-0 1B 2B BB	0-0 F5	0-0 HR		0-3 K			4 3 2 1 1 1 1											
Mel Hall, L (1, 7) OBP: 0.345, SLG: 0.475		4-0 BB 2B BB	0-0 1B 1B	1-0 HBP 1B HBP	0-3 K		0-0 F4			3 3 1 0 1 1 0											
Brook Jacoby, R (1, 5) OBP: 0.301, SLG: 0.345		4-0 2B 1B BB	0-0 2B 1B	1-0 1B HBP		0-0 F8		0-0 1B		3 3 2 0 1 0 0											
Chris Bando, S (1, 2) OBP: 0.214, SLG: 0.500		0-0 F4	0-0 1B 2B	0-0 F5		0-0 HR		0-3 K		5 2 2 4 0 1 6											
Inning Stats	R: 0 E: 0 K: 1 S: 7	H: 2 LOB: 2 BB: 0 P: 7	R: 4 E: 0 K: 0 S: 7	H: 4 LOB: 2 BB: 2 P: 15	R: 5 E: 0 K: 0 S: 7	H: 5 LOB: 1 BB: 2 P: 15	R: 2 E: 0 K: 0 S: 5	H: 2 LOB: 2 BB: 0 P: 7	R: 1 E: 0 K: 2 S: 8	H: 1 LOB: 0 BB: 0 P: 8	R: 0 E: 0 K: 2 S: 8	H: 1 LOB: 1 BB: 0 P: 8	R: 0 E: 0 K: 1 S: 5	H: 0 LOB: 0 BB: 0 P: 5	1B: 13 2B: 2 3B: 0 HR: 2	SF: 1 SAC: 0 DP: 1 HBP: 2	WP: 1 PB: 0 SB: 0 CS: 0	PA: 49			
PITCHER	IP WLS BF H R ER SO BB IBB HBP BLK WP HR S P ERA WHIP	IP WLS BF H R ER SO BB IBB HBP BLK WP HR S P ERA WHIP	IP WLS BF H R ER SO BB IBB HBP BLK WP HR S P ERA WHIP	IP WLS BF H R ER SO BB IBB HBP BLK WP HR S P ERA WHIP	IP WLS BF H R ER SO BB IBB HBP BLK WP HR S P ERA WHIP	IP WLS BF H R ER SO BB IBB HBP BLK WP HR S P ERA WHIP	IP WLS BF H R ER SO BB IBB HBP BLK WP HR S P ERA WHIP	IP WLS BF H R ER SO BB IBB HBP BLK WP HR S P ERA WHIP	IP WLS BF H R ER SO BB IBB HBP BLK WP HR S P ERA WHIP	IP WLS BF H R ER SO BB IBB HBP BLK WP HR S P ERA WHIP	IP WLS BF H R ER SO BB IBB HBP BLK WP HR S P ERA WHIP	IP WLS BF H R ER SO BB IBB HBP BLK WP HR S P ERA WHIP	IP WLS BF H R ER SO BB IBB HBP BLK WP HR S P ERA WHIP	IP WLS BF H R ER SO BB IBB HBP BLK WP HR S P ERA WHIP	IP WLS BF H R ER SO BB IBB HBP BLK WP HR S P ERA WHIP	IP WLS BF H R ER SO BB IBB HBP BLK WP HR S P ERA WHIP	IP WLS BF H R ER SO BB IBB HBP BLK WP HR S P ERA WHIP	IP WLS BF H R ER SO BB IBB HBP BLK WP HR S P ERA WHIP	IP WLS BF H R ER SO BB IBB HBP BLK WP HR S P ERA WHIP		
Ed Vande Berg, L (1, 1) ERA: 3.84	1.1 L	12 6 4 4 1 2 0 0 0 0 0 0 12 20 27.00 6.000																			
Bob Stoddard, R (2, 1) ERA: 4.88	0.2	6 3 4 4 0 1 0 0 0 0 0 0 5 9 54.00 6.000																			
Dave Beard, R (3, 1) ERA: 4.08	2.0	12 4 3 3 0 1 0 2 0 1 0 9 15 13.50 2.500																			
Paul Mirabella, L (5, 1) ERA: 3.31	3.0	12 3 2 2 4 0 0 0 0 0 2 20 20 6.00 1.000																			
Mike Stanton, R (8, 1) ERA: 2.55	1.0	4 1 0 0 2 0 0 0 0 0 0 8 8 0.00 1.000																			
Ed Nunez, R (9, 1) ERA: 0.87	1.0	3 0 0 0 1 0 0 0 0 0 0 5 5 0.00 0.000																			

Cleveland Indians @ Seattle Mariners
The Kingdome, Seattle, WA
Fri Jun 22 1984, 10:05 PM EDT
Att. 7,479 - Unknown

livebaseballscorecards.com

AB	42
R	13
H	17
RBI	13
BB	4
SO	8
LOB	20



Batter	1	2	3	4	5	6	7	8	9	AB R H RBI BB SO LOB
Jack Perconte, L (1, 4) OBP: 0.353, SLG: 0.332	4-0 S 2B BB	0-0 1-2 2-3 1B			0-0 FC6-4 E6	0-0 F4		4-0 BB BB BB BB		3 1 1 0 2 0 3
Phil Bradley, R (1, 7) (7, 9) OBP: 0.335, SLG: 0.290	0-0 1-3 1-2	0-0 6-3			0-3 K		0-0 6-3	0-0 F9		5 0 0 0 0 1 8
Alvin Davis, L (1, 3) OBP: 0.417, SLG: 0.561	0-0 F8		0-0 G4-6-3 1B		0-0 F7		0-0 F5		0-0 4-3	5 0 1 0 0 0 3
Al Cowens, R (1, 9) OBP: 0.311, SLG: 0.442 Al Chambers, L (7, 7) OBP: 0.267, SLG: 0.333	0-0 2B		0-0 G4-6-3		0-0 FC6-4 1-2f		0-0 1B WP 1B		0-0 1B	3 0 1 1 0 0 3 2 1 2 0 0 0 0
Barry Bonnell, R (1, 10) OBP: 0.347, SLG: 0.435 Pat Putnam, L (7, PH) OBP: 0.257, SLG: 0.264	0-0 1-3		0-0 F8			0-0 HR			0-3 K	3 1 1 1 0 0 1 2 0 1 0 0 1 1
Dave Henderson, R (1, 8) OBP: 0.269, SLG: 0.316				0-0 F7		0-0 F3			0-0 F3	5 0 1 0 0 0 2
Bob Kearney, R (1, 2) OBP: 0.285, SLG: 0.403 Bill Nahorodny, R (8, 2) OBP: 0.316, SLG: 0.188		0-0 F8		0-0 G1-6-3 1B		0-0 1B 1B			0-0 G6-4-3 1B 1B	3 0 2 0 0 0 1 1 0 1 0 0 0 0
Domingo Ramos, R (1, 5) (6, 6) OBP: 0.220, SLG: 0.224		0-0 FC3-6 1B 1B		0-0 G1-6-3 1-2f		0-0 1B			0-0 G6-4-3 1B	4 0 2 0 0 0 2
Spike Owen, S (1, 6) OBP: 0.344, SLG: 0.410 Darnell Coles, R (6, 5) OBP: 0.302, SLG: 0.241		0-0 1B 1B			0-0 2B				0-0 G6-4-3 1-2f 2-3	2 0 2 0 0 0 0 2 0 0 0 0 0 4

BOTTOM

Cleveland Indians @ Seattle Mariners
 The Kingdom, Seattle, WA
 Fri Jun 22 1984, 10:05 PM EDT
 Att. 7,479 - Unknown

livebaseballscorecards.com

AB	40
R	3
H	15
RBI	2
BB	2
SO	2
LOB	28



Inning Stats	R: 1	H: 1	R: 0	H: 3	R: 0	H: 1	R: 0	H: 1	R: 1	H: 3	R: 1	H: 2	R: 0	H: 2	R: 0	H: 1	1B: 12	SF: 0	WP: 1	PA: 42
	E: 0	LOB: 1	E: 0	LOB: 3	E: 0	LOB: 0	E: 0	LOB: 0	E: 0	LOB: 2	E: 0	LOB: 1	E: 0	LOB: 2	E: 0	LOB: 1	2B: 2	SAC: 0	PB: 0	
	K: 0	BB: 1	K: 0	BB: 0	K: 0	BB: 0	K: 0	BB: 0	K: 0	BB: 0	K: 0	BB: 0	K: 0	BB: 1	K: 1	BB: 0	3B: 0	DP: 3	SB: 1	
	S: 4	P: 8	S: 6	P: 6	S: 3	P: 3	S: 3	P: 3	S: 7	P: 7	S: 6	P: 6	S: 5	P: 5	S: 4	P: 8	HR: 1	HBP: 0	CS: 0	

PITCHER	IP	WLS	BF	H	R	ER	SO	BB	IBB	HBP	BLK	WP	HR	S	P	ERA	WHIP							
																								ERA
Mike Jeffcoat, L ERA: 1.26	(1, 1)	5.0	22	7	1	1	1	1	1	0	0	0	0	23	27	1.80	1.600							
Luis Aponte, R ERA: 3.35	(6, 1)	2.0	11	5	2	2	0	0	0	0	0	1	1	11	11	9.00	2.500							
Tom Waddell, R ERA: 3.12	(8, 1)	2.0	9	3	0	0	1	1	0	0	0	0	0	10	14	0.00	2.000							

Batter	1	2	3	4	5	6	7	8	9	AB R H RBI BB SO LOB	TOP											
Brett Butler, L (1, 8) OBP: 0.374, SLG: 0.328	4-0 1B 1B BB	0-0 PB 4-3 1B		4-0 HR BB	0-0 6-3		0-0 FC6-4 1-2f			3 2 1 0 2 0 1												
Julio Franco, R (1, 6) OBP: 0.317, SLG: 0.315	0-0 1B 1-3 1B	0-0 F8		0-0 HR 1B	0-0 3-1			0-0 6-3		5 2 2 1 0 0 1												
Mike Hargrove, L (1, 3) OBP: 0.412, SLG: 0.403	0-0 1B 1-3 BB 1B	0-0 4-3		0-0 HR		0-0 F7		4-0 BB		4 2 2 5 1 0 1												
Andre Thornton, R (1, 10) OBP: 0.362, SLG: 0.458	0-0 BB 1-2 1B 3-H	0-0 5-3		0-3 K		4-0 BB		0-3 K		4 1 1 1 1 2 2												
Mel Hall, L (1, 7) OBP: 0.341, SLG: 0.467	0-0 1-2 2-3 1B BB		0-0 4-3	0-0 F9		0-3 K		0-3 K		5 1 1 0 0 2 2												
Jerry Willard, L (1, 2) OBP: 0.331, SLG: 0.382	4-0 1B 1-2 2-3 3-H BB		0-0 F7	0-0 E6 HBP		0-0 F8			0-0 4-3	4 1 0 1 1 0 1												
George Vukovich, L (1, 9) OBP: 0.342, SLG: 0.402	0-0 1-3 2-H 3-H 1B		0-0 F3	1-0 HBP		0-0 F9			0-0 6-3	1 0 1 2 0 0 0 3 0 0 0 0 0 0												
Carmen Castillo, R (3, PH) OBP: 0.306, SLG: 0.421																						
Brook Jacoby, R (1, 5) OBP: 0.299, SLG: 0.342	0-0 G4-3 1-2f 3-H			0-0 E5 BB 1B K		0-0 FC6-4 1B			0-0 1-3	5 1 1 0 0 1 3												
Tony Bernazard, S (1, 4) OBP: 0.316, SLG: 0.276	0-3 K			0-0 1B 1-2 HR BB 1B	0-0 3-1		0-0 FC6-4 1-2f			4 1 1 0 0 1 1 0 0 0 0 0 0 0												
Mike Fischlin, R (8, 4) OBP: 0.286, SLG: 0.130																						
Inning Stats	R: 6 E: 0 K: 1 S: 9	H: 5 LOB: 0 BB: 2 P: 17	R: 0 E: 0 K: 0 S: 4	H: 1 LOB: 1 BB: 0 P: 4	R: 0 E: 0 K: 0 S: 3	H: 0 LOB: 0 BB: 0 P: 3	R: 5 E: 2 K: 2 S: 12	H: 3 LOB: 2 BB: 1 P: 17	R: 0 E: 0 K: 0 S: 3	H: 0 LOB: 0 BB: 0 P: 3	R: 0 E: 0 K: 1 S: 5	H: 0 LOB: 1 BB: 1 P: 9	R: 0 E: 0 K: 0 S: 4	H: 1 LOB: 1 BB: 0 P: 4	R: 0 E: 0 K: 2 S: 7	H: 0 LOB: 1 BB: 1 P: 11	R: 0 E: 0 K: 0 S: 3	H: 0 LOB: 0 BB: 0 P: 3	1B: 9 2B: 0 3B: 0 HR: 1	SF: 0 SAC: 0 DP: 1 HBP: 1	WP: 0 PB: 1 SB: 0 CS: 0	PA: 44
PITCHER	IP WLS BF H R ER SO BB IBB HBP BLK WP HR S P ERA WHIP																					
Mike Moore, R (1, 1) ERA: 4.08	3.0 L 20 8 10 9 1 3 0 0 0 0 0 0 19 31 27.00 3.667																					
Ed Nunez, R (4, 1) ERA: 1.35	3.0 13 1 1 1 3 1 0 1 0 0 1 17 22 3.00 0.667																					
Mark Langston, L (7, 1) ERA: 4.28	2.0 8 1 0 0 2 1 0 0 0 0 0 0 11 15 0.00 1.000																					
Paul Mirabella, L (9, 1) ERA: 3.22	1.0 3 0 0 0 0 0 0 0 0 0 0 0 3 3 0.00 0.000																					

Cleveland Indians @ Seattle Mariners
The Kingdome, Seattle, WA
Sat Jun 23 1984, 10:05 PM EDT
Att. 22,472 - Unknown

livebaseballscorecards.com

AB	38
R	11
H	10
RBI	10
BB	5
SO	6
LOB	12



Batter	1	2	3	4	5	6	7	8	9	AB	R	H	RBI	BB	SO	LOB
Jack Perconte, L (1, 4) OBP: 0.348, SLG: 0.327 Domingo Ramos, R (8, 4) OBP: 0.216, SLG: 0.220	0-0 F3	0-0 FC6 HR BB 1-2f 2-3		0-0 F9			0-0 F6		0-0 F9	4	1	0	0	0	0	2
Spike Owen, S (1, 6) OBP: 0.349, SLG: 0.407	4-0 FC6-4 BB	4-0 HR BB 1-2			0-0 F5		4-0 1B BB		0-0 F8	2	1	0	0	3	0	0
Alvin Davis, L (1, 3) OBP: 0.418, SLG: 0.573	0-0 FC6-4 2B 1-2f	0-0 HR 1-H 2-H 3-H			0-0 1-3		0-0 1-2 1B			4	1	2	4	0	0	1
Ken Phelps, L (1, 10) OBP: 0.376, SLG: 0.662	0-0 2B 1-3	0-0 F4			0-0 F8		0-0 F8			4	0	1	0	0	0	2
Barry Bonnell, R (1, 9) OBP: 0.345, SLG: 0.429	4-0 BB		0-0 6-3			0-0 6-3		0-0 6-3		3	0	0	0	1	0	0
Al Chambers, L (1, 7) OBP: 0.316, SLG: 0.368	0-3 K		0-0 F7			0-0 1B		0-0 1B		4	0	2	0	0	1	3
Dave Henderson, R (1, 8) OBP: 0.268, SLG: 0.314		0-0 FC6 HR BB 1B	0-3 K			0-0 F9		0-3 K		4	1	1	0	0	2	2
Bob Kearney, R (1, 2) OBP: 0.286, SLG: 0.399 Bill Nahorodny, R (8, PH) OBP: 0.300, SLG: 0.176 (9, 2)		4-0 FC6 BB		0-0 F8		0-3 K		0-0 F9		2	0	0	0	1	1	1
Darnell Coles, R (1, 5) OBP: 0.293, SLG: 0.233		0-3 K		0-0 5-3			0-0 F6		0-0 6-3	4	0	0	0	0	1	2

BOTTOM

Cleveland Indians @ Seattle Mariners
The Kingdome, Seattle, WA
Sat Jun 23 1984, 10:05 PM EDT
Att. 22,472 - Unknown

livebaseballscorecards.com

AB	33
R	4
H	6
RBI	4
BB	5
SO	5
LOB	14



Inning Stats	R	H	E	K	S	P	WLS	W	BF	H	R	ER	SO	BB	IBB	HBP	BLK	WP	HR	S	P	ERA	WHIP
Roy Smith, R (1, 1) ERA: 5.4	0	1	0	1	6	2			29	4	4	4	4	5	0	0	0	0	0	32	52	5.40	1.350
Jamie Easterly, L (7, 1) ERA: 3.0	0	0	0	1	2	9			9	2	0	0	1	0	0	0	0	0	11	11	0.00	0.857	

WP	0	PA	38
PB	0	SB	0
CS	0	1B	4
		2B	1
		3B	0
		HR	1
		SF	0
		SAC	0
		DP	0
		HBP	0

Batter	1	2	3	4	5	6	7	8	9	AB R H RBI BB SO LOB	TOP
Brett Butler, L (1, 8) OBP: 0.371, SLG: 0.323	0-3 K		4-0 WP 1B S BB	0-0 CS	0-0		0-0 F3		0-0 F8	4 1 0 0 1 1 0	
Tony Bernazard, S (1, 4) OBP: 0.318, SLG: 0.280	0-0 F7		0-3 K		0-0			0-0 6-3 HR 1B		4 1 2 0 0 1 1	
Julio Franco, R (1, 6) OBP: 0.313, SLG: 0.311	0-0 F9		0-0 4-3		0-0 F9			0-0 6-3		4 0 0 0 0 0 3	
Andre Thornton, R (1, 10) OBP: 0.364, SLG: 0.470		0-0 5-3	0-0 FC5-4 1B		0-3 K			0-0 2-H HR		4 1 2 3 0 1 1	
Pat Tabler, R (1, 3) OBP: 0.370, SLG: 0.353		0-0 4-3	0-0 FC5-4		0-0 5-3			0-0 F9		4 0 0 0 0 0 1	
Carmen Castillo, R (1, 9) OBP: 0.321, SLG: 0.433		4-0 BB BB		0-0 E 2B		0-0 F9		4-0 BB		2 1 1 0 2 0 0	
Mel Hall, L (1, 7) OBP: 0.339, SLG: 0.458		4-0 BB BB		0-0 F4		0-0 4-3		0-0 6-3		3 0 0 0 1 0 2	
Brook Jacoby, R (1, 5) OBP: 0.285, SLG: 0.336		0-0 4-3		0-0 F3			0-0 F9		0-0 F8	4 0 0 0 0 0 3	
Chris Bando, S (1, 2) OBP: 0.278, SLG: 0.667			0-0 HR	0-0 E7 CS 1B			0-0 F6		0-0 F8	4 1 2 1 0 0 0	
Inning Stats	R: 0 H: 0 E: 0 LOB: 0 K: 1 BB: 0 S: 5 P: 5	R: 0 H: 0 E: 0 LOB: 2 K: 0 BB: 2 S: 3 P: 11	R: 2 H: 2 E: 0 LOB: 1 K: 1 BB: 1 S: 7 P: 11	R: 1 H: 2 E: 1 LOB: 0 K: 0 BB: 0 S: 4 P: 4	R: 0 H: 1 E: 0 LOB: 1 K: 1 BB: 0 S: 6 P: 6	R: 0 H: 0 E: 0 LOB: 0 K: 0 BB: 0 S: 3 P: 3	R: 0 H: 0 E: 0 LOB: 0 K: 0 BB: 0 S: 3 P: 3	R: 2 H: 2 E: 0 LOB: 1 K: 0 BB: 1 S: 5 P: 9	R: 0 H: 0 E: 0 LOB: 0 K: 0 BB: 0 S: 3 P: 3	1B: 4 SF: 0 2B: 1 SAC: 0 3B: 0 DP: 0 HR: 2 HBP: 0	WP: 1 PA: 38 PB: 0 SB: 1 CS: 1
PITCHER	IP WLS BF H R ER SO BB IBB HBP BLK WP HR S P ERA WHIP										
Bob Stoddard, R (1, 1) ERA: 4.89	7.1 L 31 7 5 4 3 3 0 0 0 1 2 34 46 4.91 1.364										
Ed Vande Berg, L (8, 1) ERA: 3.76	1.2 6 0 0 0 0 1 0 0 0 0 0 5 9 0.00 0.600										

Cleveland Indians @ Seattle Mariners
The Kingdome, Seattle, WA
Sun Jun 24 1984, 10:05 PM EDT
Att. 6,225 - Unknown

livebaseballscorecards.com

AB	33
R	5
H	7
RBI	4
BB	4
SO	3
LOB	11



Batter	1	2	3	4	5	6	7	8	9	AB R H RBI BB SO LOB
Jack Perconte, L (1, 4) OBP: 0.350, SLG: 0.327	0-0 G3		4-0 BB		0-0 G3			0-0 1B		3 0 1 0 1 0 2
Barry Bonnell, R (1, 9) OBP: 0.339, SLG: 0.420	0-3 K		0-0 F9		0-0 F9			0-0 F8		4 0 0 0 0 1 3
Alvin Davis, L (1, 3) OBP: 0.412, SLG: 0.563	0-0 3-1			0-0 F7		0-3 K			0-3 K	4 0 0 0 0 2 0
Ken Phelps, L (1, 10) OBP: 0.361, SLG: 0.630		0-3 K		0-3 K		0-0 3-1			0-0 3-1	4 0 0 0 0 2 0
Al Chambers, L (1, 7) OBP: 0.261, SLG: 0.304		0-0 F3		0-0 3-1			0-0 3-1		0-0 F8	4 0 0 0 0 0 0
Dave Henderson, R (1, 8) OBP: 0.263, SLG: 0.307		0-0 F8			0-0 1-3		0-0 F8			3 0 0 0 0 0 0
Jim Presley, R (1, 5) OBP: 0.333, SLG: 0.667			0-0 F9		0-0 2B		0-0 F8			3 0 1 0 0 0 0
Bob Kearney, R (1, 2) OBP: 0.282, SLG: 0.394			0-0 E6 BB		0-0 F9			0-0 F8		3 0 0 0 0 0 1
Spike Owen, S (1, 6) OBP: 0.348, SLG: 0.403			0-0 F8		1-0 HBP			0-0 3-1		2 0 0 0 0 0 1

BOTTOM

Cleveland Indians @ Seattle Mariners
The Kingdome, Seattle, WA
Sun Jun 24 1984, 10:05 PM EDT
Att. 6,225 - Unknown

AB	30
R	0
H	2
RBI	0
BB	1
SO	5
LOB	7



Inning Stats	R: 0	H: 0	E: 0	LOB: 0	K: 1	BB: 0	S: 5	P: 5	R: 0	H: 0	E: 0	LOB: 0	K: 1	BB: 0	S: 5	P: 5	R: 0	H: 0	E: 0	LOB: 0	K: 0	BB: 1	S: 4	P: 8	R: 0	H: 1	E: 0	LOB: 2	K: 0	BB: 0	S: 4	P: 5	R: 0	H: 0	E: 0	LOB: 0	K: 1	BB: 0	S: 5	P: 5	R: 0	H: 0	E: 0	LOB: 0	K: 0	BB: 0	S: 3	P: 3	R: 0	H: 1	E: 0	LOB: 1	K: 0	BB: 0	S: 4	P: 4	R: 0	H: 0	E: 0	LOB: 0	K: 1	BB: 0	S: 5	P: 5	1B: 1	SF: 0	2B: 1	SAC: 0	3B: 0	DP: 0	HR: 0	HBP: 1	WP: 0	PA: 32
PITCHER Bert Blyleven, R (1, 1) ERA: 3.09	IP	WLS	BF	H	R	ER	SO	BB	IBB	HBP	BLK	WP	HR	S	P	ERA	WHIP																			PITCHER	IP	WLS	BF	H	R	ER	SO	BB	IBB	HBP	BLK	WP	HR	S	P	ERA	WHIP																					

Batter	1	2	3	4	5	6	7	8	9	AB R H RBI BB SO LOB	TOP			
Jack Perconte, L (1, 4) OBP: 0.354, SLG: 0.330	0-0 4-3 S 1B	4-0 1-2 2-3 BB		0-0 F2		0-0 F9		0-0 G6-4-3 1B		4 0 2 2 1 0 1				
Bob Kearney, R (1, 2) OBP: 0.285, SLG: 0.394	0-3 K	0-3 K		0-0 2-H 1B			0-0 L5-3 1B	0-0 G6-4-3 1B		5 0 2 1 0 2 6				
Alvin Davis, L (1, 3) OBP: 0.405, SLG: 0.551	0-0 4-3 1-3		0-0 F3	0-0 F6			0-0 L5-3 1-2		0-0 F9	5 0 0 0 0 0 3				
Al Cowens, R (1, 9) OBP: 0.309, SLG: 0.434	1-0 HBP		0-0 F9		0-0 F7		0-0 F8		0-0 4-3	4 0 0 0 0 0 0				
Steve Henderson, R (1, 10) OBP: 0.358, SLG: 0.419 Ken Phelps, L (8, PH) OBP: 0.364, SLG: 0.627	0-3 K		0-0 E1 WP		0-0 HR			0-0 E SH1-4 1B 1B	0-3 K	3 1 1 1 0 1 2 2 1 1 0 0 1 0				
Barry Bonnell, R (1, 7) OBP: 0.335, SLG: 0.414 Phil Bradley, R (8, 7) OBP: 0.335, SLG: 0.290		0-0 5-3	0-0 5-3		0-3 K			0-0 SH1-4		3 0 0 0 0 1 1 0 0 0 0 0 0 0				
Dave Henderson, R (1, 8) OBP: 0.269, SLG: 0.308		0-0 BB BB 1B		0-0 F4	0-0 F8			4-0 BB BB 1B E 1B BB		3 1 1 0 1 0 0				
Jim Presley, R (1, 5) OBP: 0.286, SLG: 0.429		0-0 F8		0-0 2B 1B		0-0 F3		0-0 E7 1B 1B		4 2 1 0 0 0 3				
Spike Owen, S (1, 6) OBP: 0.354, SLG: 0.411		4-0 BB BB 1-2 BB		0-0 1-H 1B 2B		0-0 F3		0-0 1-2 2-3 3-H 1B 1B		3 1 2 2 1 0 0				
Inning Stats	R: 0 H: 1 E: 0 LOB: 2 K: 2 BB: 0 S: 8 P: 9	R: 0 H: 1 E: 0 LOB: 3 K: 1 BB: 2 S: 6 P: 14	R: 0 H: 0 E: 1 LOB: 1 K: 0 BB: 0 S: 4 P: 4	R: 2 H: 3 E: 0 LOB: 1 K: 0 BB: 0 S: 6 P: 6	R: 1 H: 1 E: 0 LOB: 0 K: 1 BB: 0 S: 6 P: 6	R: 0 H: 0 E: 0 LOB: 0 K: 0 BB: 0 S: 3 P: 3	R: 0 H: 1 E: 0 LOB: 0 K: 0 BB: 0 S: 3 P: 3	R: 3 H: 3 E: 1 LOB: 1 K: 0 BB: 1 S: 6 P: 10	R: 0 H: 0 E: 0 LOB: 0 K: 1 BB: 0 S: 5 P: 5	1B: 8 SF: 0 2B: 2 SAC: 1 3B: 0 DP: 2 HR: 1 HBP: 1	WP: 1 PA: 41 PB: 0 SB: 1 CS: 0			
PITCHER	IP WLS BF H R ER SO BB IBB HBP BLK WP HR S P ERA WHIP												PITCHER	IP WLS BF H R ER SO BB IBB HBP BLK WP HR S P ERA WHIP
Britt Burns, L (1, 1) ERA: 4.67	5.0 L 25 6 3 3 4 2 0 1 0 1 1 30 39 5.40 1.600													
Dan Spillner, R (6, 1) ERA: 5.22	2.1 12 4 3 2 0 1 0 0 0 0 0 0 11 15 7.71 2.143													
Ron Reed, R (8, 1) ERA: 3.82	1.2 4 0 0 0 1 0 0 0 0 0 0 6 6 0.00 0.000													

Seattle Mariners @ Chicago White Sox
 Comiskey Park, Chicago, IL
 Mon Jun 25 1984, 8:05 PM EDT
 Att. 22,145 - Unknown

livebaseballscorecards.com

AB	36
R	6
H	10
RBI	6
BB	3
SO	5
LOB	16



Batter	1	2	3	4	5	6	7	8	9	AB R H RBI BB SO LOB
Rudy Law, L (1, 8) OBP: 0.333, SLG: 0.379	1-0 CS HBP		0-0 L3-6 1-2		0-0 F9			0-0 S 1B		3 0 1 0 0 0 1
Vance Law, R (1, 5) OBP: 0.283, SLG: 0.399	0-0 5-3 1-2		0-0 1B		0-0 F8			0-0 F3 1-2		3 0 1 0 0 0 1
Jerry Hairston, S (8, PH) OBP: 0.328, SLG: 0.370										1 0 0 0 0 0 1
Jerry Dyzinski, R (9, 5) OBP: 0.385, SLG: 0.403										0 0 0 0 0 0 0
Harold Baines, L (1, 9) OBP: 0.307, SLG: 0.450	0-0 1B		0-0 3-1			0-0 F7		0-0 F7		4 0 1 0 0 0 2
Greg Walker, L (1, 10) OBP: 0.321, SLG: 0.522	0-0 3-1			0-0 FC1-5 1B		4-0 BB BB		0-0 F7		3 0 1 0 1 0 1
Ron Kittle, R (1, 7) OBP: 0.336, SLG: 0.514		0-0 5-3		0-0 FC1-5 1B		0-0 G5-4-3 1-2f		0-0 1B 2B		4 1 2 0 0 0 1
Mike Squires, L (1, 3) OBP: 0.250, SLG: 0.208		0-0 4-3		0-0 FC1-5 1-2 2-3f			0-0 F9	0-0 6-3		4 0 0 0 0 0 3
Scott Fletcher, R (1, 6) OBP: 0.358, SLG: 0.306		0-0 3B		0-0 F6			0-0 F8	0-0 2-H 1B		4 0 2 1 0 0 2
Joel Skinner, R (1, 2) OBP: 0.268, SLG: 0.278		0-0 F2		0-0 F2			0-0 F9	0-3 K		3 0 0 0 0 0 3
Tom Paciorek, R (9, PH) OBP: 0.321, SLG: 0.376										1 0 0 0 0 1 1
Julio Cruz, S (1, 4) OBP: 0.260, SLG: 0.272			4-0 L3-6 BB		0-0 F7			0-0 3-1		2 0 0 0 1 0 0

Inning Stats	R: 0 E: 0 K: 0 S: 3	H: 1 LOB: 1 BB: 0 P: 4	R: 0 E: 0 K: 0 S: 4	H: 1 LOB: 1 BB: 0 P: 4	R: 0 E: 0 K: 0 S: 3	H: 1 LOB: 1 BB: 1 P: 7	R: 0 E: 0 K: 0 S: 5	H: 2 LOB: 2 BB: 0 P: 5	R: 0 E: 0 K: 0 S: 3	H: 0 LOB: 0 BB: 0 P: 3	R: 0 E: 0 K: 0 S: 2	H: 0 LOB: 0 BB: 1 P: 6	R: 0 E: 0 K: 0 S: 3	H: 0 LOB: 0 BB: 0 P: 3	R: 0 E: 0 K: 0 S: 4	H: 1 LOB: 1 BB: 0 P: 4	R: 1 E: 0 K: 1 S: 7	H: 2 LOB: 1 BB: 0 P: 7	1B: 6 2B: 2 3B: 1 HR: 0	SF: 0 SAC: 0 DP: 2 HBP: 1	WP: 0 PB: 0 SB: 1 CS: 1	PA: 35
PITCHER Jim Beattie, R (1, 1) ERA: 3.04	IP: 9.0 WLS: W BF: 35 H: 8 R: 1 ER: 1 SO: 1 BB: 2 IBB: 0 HBP: 1 BLK: 0 WP: 0 HR: 0 S: 34 P: 43 ERA: 1.00 WHIP: 1.111																					

BOTTOM

Seattle Mariners @ Chicago White Sox
Comiskey Park, Chicago, IL

Mon Jun 25 1984, 8:05 PM EDT
Att. 22,145 - Unknown

livebaseballscorecards.com

AB	32
R	1
H	8
RBI	1
BB	2
SO	1
LOB	16



Batter	1	2	3	4	5	6	7	8	9	AB R H RBI BB SO LOB	TOP
Jack Perconte, L (1, 4) OBP: 0.356, SLG: 0.332	0-0 1B	0-0 F9			0-0 1B			0-0 F7		4 0 2 0 0 0 0	<p>Seattle Mariners @ Chicago White Sox Comiskey Park, Chicago, IL</p> <p>Tue Jun 26 1984, 8:05 PM EDT Att. 22,720 - Unknown</p>
Alvin Davis, L (1, 3) OBP: 0.403, SLG: 0.546	0-0 4-3		0-0 3-1		0-0 F9			0-0 1B		4 0 1 0 0 0 1	
Ken Phelps, L (1, 10) OBP: 0.359, SLG: 0.644	0-0 HR		0-0 F9			0-0 6-3		0-0 F6		4 1 1 1 0 0 1	
Al Chambers, L (1, 7) OBP: 0.296, SLG: 0.423 Phil Bradley, R (8, 7) OBP: 0.335, SLG: 0.290	0-0 HR		0-0 F4		4-0 CS BB			0-3 K		3 1 1 1 1 1 1 0 0 0 0 0 0 0	
Barry Bonnell, R (1, 9) OBP: 0.329, SLG: 0.407	0-0 F7			0-0 F4		0-0 F5 1-2			0-0 F8	4 0 0 0 0 0 1	
Dave Henderson, R (1, 8) OBP: 0.275, SLG: 0.333		0-0 2B 1B		0-0 5-3			0-0 F9		0-0 HR	4 2 2 1 0 0 0	
Jim Presley, R (1, 5) OBP: 0.273, SLG: 0.455		0-0 F8 SF8 2B		0-3 K			0-0 F2		0-0 6-3	4 1 1 1 0 1 0	
Bob Kearney, R (1, 2) OBP: 0.284, SLG: 0.391		0-0 F8			0-0 1-3		0-0 S 1B		0-0 6-3	4 0 1 0 0 0 1	
Spike Owen, S (1, 6) OBP: 0.351, SLG: 0.407		0-0 SF8			0-0 F3		0-0 1-3			2 0 0 1 0 0 1	
Inning Stats	R: 2 H: 3 E: 0 LOB: 0 K: 0 BB: 0 S: 5 P: 5	R: 2 H: 2 E: 0 LOB: 0 K: 0 BB: 0 S: 5 P: 5	R: 0 H: 0 E: 0 LOB: 0 K: 0 BB: 0 S: 3 P: 3	R: 0 H: 0 E: 0 LOB: 0 K: 1 BB: 0 S: 5 P: 5	R: 0 H: 1 E: 0 LOB: 1 K: 0 BB: 0 S: 4 P: 4	R: 0 H: 0 E: 0 LOB: 0 K: 0 BB: 1 S: 2 P: 6	R: 0 H: 1 E: 0 LOB: 1 K: 0 BB: 0 S: 4 P: 4	R: 0 H: 1 E: 0 LOB: 1 K: 1 BB: 0 S: 6 P: 6	R: 1 H: 1 E: 0 LOB: 0 K: 0 BB: 0 S: 4 P: 4	1B: 5 SF: 1 2B: 1 SAC: 0 3B: 0 DP: 0 HR: 3 HBP: 0	WP: 0 PA: 35 PB: 0 SB: 1 CS: 1
PITCHER LaMarr Hoyt, R (1, 1) ERA: 3.68	IP WLS BF H R ER SO BB IBB HBP BLK WP HR S P ERA WHIP										

livebaseballscorecards.com

AB	33
R	5
H	9
RBI	5
BB	1
SO	2
LOB	6



Batter	1	2	3	4	5	6	7	8	9
Scott Fletcher, R OBP: 0.352, SLG: 0.300 (1, 6) X	0-0 4-3 ①		X 0-0 F9 ①			X 0-0 F6 ①		X 0-0 4-3 ②	
Vance Law, R OBP: 0.283, SLG: 0.397 (1, 5) X	0-0 FC4-6 1B		X 0-0 F9 ②			X 0-0 F9 ②		SS 0-3 K ③	
Tom Paciorek, R OBP: 0.320, SLG: 0.373 (1, 3) X	0-0 FC4-6 1-2f		X 0-0 F4 ③			X 0-0 1B 1B		SS 0-3 K ①	
Greg Luzinski, R OBP: 0.328, SLG: 0.299 (1, 10) S S S	0-3 K ③			X 0-0 F8 ①		X 0-0 1-3 1B		X 0-0 5-3 ②	
Ron Kittle, R OBP: 0.331, SLG: 0.505 (1, 7) S S S		0-3 K ①		X 0-0 F8 ②		SS 0-3 K ③		SS 0-3 K ③	
Harold Baines, L OBP: 0.308, SLG: 0.449 (1, 9) X		0-0 E5 4-3 1B		X 0-0 F9 ③			X 0-0 3-1 ①		
Dave Stegman, R OBP: 0.317, SLG: 0.416 (1, 8) X		0-0 4-3 2-3			X 0-0 G6-4-3 1B		SS 0-3 K ②		
Joel Skinner, R OBP: 0.271, SLG: 0.268 (1, 2) B B B		4-0 BB			X 0-0 G6-4-3 1-2f		X 0-0 5-3 ③		
Julio Cruz, S OBP: 0.257, SLG: 0.268 (1, 4) X		0-0 F8 ③			SS 0-3 K ③		SS 0-3 K ①		

Inning Stats	R: 0	H: 1	E: 0	LOB: 1	K: 1	P: 6	R: 0	H: 1	E: 1	LOB: 2	K: 1	P: 10	R: 0	H: 0	E: 0	LOB: 0	K: 0	P: 3	R: 0	H: 0	E: 0	LOB: 0	K: 0	P: 3	R: 0	H: 1	E: 0	LOB: 0	K: 1	P: 5	R: 0	H: 2	E: 0	LOB: 2	K: 1	P: 7	R: 0	H: 0	E: 0	LOB: 0	K: 1	P: 5	R: 0	H: 0	E: 0	LOB: 0	K: 2	P: 7	R: 0	H: 0	E: 0	LOB: 0	K: 2	P: 7	R: 0	H: 0	E: 0	LOB: 0	K: 2	P: 7
	0	1	0	1	1	6	0	1	1	2	1	10	0	0	0	0	0	0	3	0	0	0	0	3	0	0	1	1	0	2	0	2	0	7	0	2	1	5	0	5	0	0	0	0	7	0	0	0	0	7	0	0	0	0	7	0	0	0	0	7

PITCHER	IP	WLS	BF	H	R	ER	SO	BB	IBB	HBP	BLK	WP	HR	S	P	ERA	WHIP
Mark Langston, L ERA: 3.88 (1, 1)	9.0	W	32	5	0	0	9	1	0	0	0	0	0	49	53	0.00	0.667

BOTTOM

AB	R	H	RBI	BB	SO	LOB
4	0	0	0	0	0	0
4	0	1	0	0	1	0
4	0	1	0	0	1	1
4	0	1	0	0	1	1
4	0	0	0	0	3	2
3	0	1	0	0	0	0
3	0	1	0	0	1	1
2	0	0	0	1	0	1
3	0	0	0	0	2	2

Seattle Mariners @ Chicago White Sox
Comiskey Park, Chicago, IL

AB	31
R	0
H	5
RBI	0
BB	1
SO	9
LOB	8



WP	PA	ERA	WHIP
0	32		

Tue Jun 26 1984, 8:05 PM EDT
Att. 22,720 - Unknown

livebaseballscorecards.com

Seattle Mariners @ Chicago White Sox
 Comiskey Park, Chicago, IL
 Wed Jun 27 1984, 4:33 AM EDT
 Att: 26,372 - Unknown

livebaseballscorecards.com

AB	34
R	7
H	13
RBI	7
BB	5
SO	4
LOB	19



WP: 0	PA: 43
PB: 0	
SB: 0	
CS: 1	

Batter	1	2	3	4	5	6	7	8	9	AB R H RBI BB SO LOB	TOP																									
Spike Owen, S OBP: 0.355, SLG: 0.411 (1, 6)	0-0 F9 CS 1B		0-0 SH1-3 1B		0-0 F8 1-3			0-0 G4-6-3 1B		5 0 3 1 0 0 2																										
Phil Bradley, R OBP: 0.333, SLG: 0.288 (1, 7)	0-1 CI BB		0-0 SH1-3 1-2		0-0 F4		0-0 4-3	0-0 G4-6-3 1-2f		1 0 0 0 0 0 1																										
Al Chambers, L OBP: 0.286, SLG: 0.407 (7, PH)										1 0 0 0 0 0 0																										
Al Cowens, R OBP: 0.308, SLG: 0.432 (8, PH)	1-2									1 0 0 0 0 0 1																										
Alvin Davis, L OBP: 0.406, SLG: 0.556 (1, 3)	0-0 F9 2-3		4-0 BB 3		4-0 BB 1-2		0-0 HR		0-0 F3	3 1 1 1 2 0 2																										
Steve Henderson, R OBP: 0.358, SLG: 0.412 (1, 10)	4-0 BB 1-2		0-0 3 1-2f		0-3 K		0-0 F9		4-0 1B FC5-4 BB	2 0 0 0 1 1 4																										
Ken Phelps, L OBP: 0.362, SLG: 0.636 (7, PH)										1 0 0 0 1 0 0																										
Ed Vande Berg, R OBP: 0.362, SLG: 0.636 (9, PR)	3-H									0 1 0 0 0 0 0																										
Dave Henderson, R OBP: 0.291, SLG: 0.371 (1, 8)	0-0 F9			0-0 HR		4-0 3B BB	0-0 2B		0-0 FC5-4 1B	4 2 3 1 1 0 2																										
Barry Bonnell, R OBP: 0.331, SLG: 0.416 (1, 9)		0-0 1B		0-0 F9		0-0 1B 3B	0-0 F9		0-0 FC5-4	5 1 2 2 0 0 2																										
Jim Presley, R OBP: 0.313, SLG: 0.563 (1, 5)		0-0 F2		0-3 K		0-0 B1-3 SH1-3 1B		0-0 SF8 3B	0-3 K	5 1 2 1 0 2 2																										
Bob Kearney, R OBP: 0.282, SLG: 0.388 (1, 2)		0-0 F3		0-0 F3		0-0 SH1-3		0-0 SF8		2 0 0 0 0 0 1																										
Pat Putnam, L OBP: 0.255, SLG: 0.264 (8, PH)										0 0 0 1 0 0 0																										
Bill Nahorodny, R OBP: 0.300, SLG: 0.176 (8, 2)										0 0 0 0 0 0 0																										
Domingo Ramos, R OBP: 0.226, SLG: 0.231 (1, 4)		0-3 K			0-0 BB 1B	0-0 B1-3		0-0 1B 2B		2 0 1 0 0 1 1																										
Jack Perconte, L OBP: 0.357, SLG: 0.337 (6, PH)										2 1 1 0 0 0 1																										
Inning Stats	R: 0 H: 1 E: 1 K: 0 S: 4	H: 1 LOB: 2 BB: 1 P: 8	R: 0 H: 1 E: 0 K: 1 S: 6	H: 1 LOB: 1 BB: 0 P: 6	R: 0 H: 1 E: 0 K: 0 S: 3	H: 1 LOB: 0 BB: 1 P: 7	R: 1 H: 1 E: 0 K: 1 S: 6	H: 1 LOB: 0 BB: 0 P: 6	R: 0 H: 1 E: 0 K: 1 S: 6	H: 1 LOB: 2 BB: 1 P: 10	R: 2 H: 2 E: 0 K: 0 S: 5	H: 2 LOB: 1 BB: 1 P: 9	R: 1 H: 2 E: 0 K: 0 S: 5	H: 2 LOB: 1 BB: 0 P: 5	R: 2 H: 3 E: 0 K: 0 S: 5	H: 3 LOB: 0 BB: 0 P: 5	R: 1 H: 1 E: 0 K: 1 S: 6	H: 1 LOB: 1 BB: 1 P: 10	1B: 7 SF: 1	2B: 3 SAC: 2	3B: 2 DP: 2	HR: 2 HBP: 0	WP: 0 PA: 43													
PITCHER	IP WLS BF H R ER SO BB IBB HBP BLK WP HR S P ERA WHIP																																			
Floyd Bannister, L ERA: 5.1 (1, 1)	5.0		24	6	3	3	3	4	0	0	0	0	1	26	42	5.40	2.000																			
Dan Spillner, R ERA: 5.22 (6, 1)	1.2		8	3	1	1	0	0	0	0	0	0	1	8	8	5.40	1.800																			
Al Jones, R ERA: 4.15 (7, 1)	0.2		4	2	2	2	0	0	0	0	0	0	0	4	4	27.00	3.000																			
Juan Agosto, L ERA: 2.33 (8, 1)	1.0		4	1	1	1	0	1	0	0	0	0	0	3	7	9.00	2.000																			
Salome Barojas, R ERA: 4.58 (9, 1)	0.0	W	0	0	0	0	0	0	0	0	0	0	0	0	0	∞	∞																			

Batter	1	2	3	4	5	6	7	8	9	AB R H RBI BB SO LOB
Rudy Law, L OBP: 0.332, SLG: 0.376 (1, 8)	0-0 1-3		0-0 PO 1B		0-0 F9		0-0 SH3-4		0-0 F7	4 0 1 0 0 0 2
Jerry Hairston, S OBP: 0.347, SLG: 0.386 (1, 10)	4-0 FC3-6 BB		0-0 PO	4-0 1B E 1B BB		0-0 1B HR 2B	0-0 1B E3 1B		0-0 FC3-6 HR	3 3 1 1 2 0 1
Harold Baines, L OBP: 0.316, SLG: 0.467 (1, 9)	0-0 FC3-6			0-0 1B E 1B		0-0 2-3 HR 1B	0-0 1-3 1B		0-0 HR	5 3 4 2 0 0 1
Greg Walker, L OBP: 0.324, SLG: 0.522 (1, 3)	0-0 4-3			0-0 E SF9 1B		0-0 1-1 HR	0-3 K			2 1 1 0 0 0 1
Ron Kittle, R OBP: 0.332, SLG: 0.519 (6, PH) (7, 7)				1-2 2-3 SF9 1B		1-1 3-1 HR				2 1 1 3 0 1 2
Tom Paciorek, R OBP: 0.314, SLG: 0.366 (1, 7) (7, 3)		0-0 1-3		0-0 E6 F8		0-0 F7				4 0 0 1 0 0 3
Mike Squires, L OBP: 0.250, SLG: 0.208 (8, 3)				1-3 2-1 3-1 F8						0 0 0 0 0 0 0
Vance Law, R OBP: 0.286, SLG: 0.409 (1, 5)		0-0 CS 3B		0-0 SF9		0-0 4-3 1B		0-3 K		3 0 2 1 0 1 0
Marc Hill, R OBP: 0.321, SLG: 0.384 (1, 2)		0-0 F9		0-0 F8		0-0 4-3		0-0 F7		4 0 0 0 0 0 3
Jerry Dybzinski, R OBP: 0.366, SLG: 0.380 (1, 6)			0-0 4-3		0-0 1-3	0-0 F6		0-0 F9		4 0 0 0 0 0 1
Julio Cruz, S OBP: 0.266, SLG: 0.282 (1, 4)			0-0 6-3		0-0 F9 1B		0-0 SH3-4 E 2B		0-0 FC3-6 1B	4 1 3 0 0 0 0

BOTTOM

Seattle Mariners @ Chicago White Sox
Comiskey Park, Chicago, IL
Wed Jun 27 1984, 4:33 AM EDT
Att. 26,372 - Unknown

livebaseballscorecards.com

AB	35
R	9
H	13
RBI	8
BB	2
SO	2
LOB	14



Inning Stats	R: 0 E: 0 K: 3	H: 0 LOB: 1 BB: 1 P: 7	R: 0 E: 0 K: 3	H: 1 LOB: 0 BB: 0 P: 3	R: 0 E: 0 K: 3	H: 1 LOB: 0 BB: 0 P: 3	R: 3 E: 1 K: 5	H: 2 LOB: 0 BB: 1 P: 9	R: 0 E: 0 K: 3	H: 1 LOB: 0 BB: 0 P: 3	R: 3 E: 0 K: 7	H: 4 LOB: 1 BB: 0 P: 7	R: 1 E: 1 K: 8	H: 2 LOB: 2 BB: 0 P: 8	R: 0 E: 0 K: 5	H: 0 LOB: 0 BB: 0 P: 5	R: 2 E: 0 K: 4	H: 2 LOB: 0 BB: 0 P: 4	1B: 8 2B: 2 3B: 1 HR: 2	SF: 1 SAC: 1 DP: 0 HBP: 0	WP: 0 PB: 0 SB: 0 CS: 1	PA: 40
--------------	----------------------	---------------------------------	----------------------	---------------------------------	----------------------	---------------------------------	----------------------	---------------------------------	----------------------	---------------------------------	----------------------	---------------------------------	----------------------	---------------------------------	----------------------	---------------------------------	----------------------	---------------------------------	----------------------------------	------------------------------------	----------------------------------	--------

PITCHER	IP	WLS	BF	H	R	ER	SO	BB	IBB	HBP	BLK	WP	HR	S	P	ERA	WHIP
Mike Moore, R ERA: 4.25 (1, 1)	5.0		21	7	5	4	0	2	0	0	0	0	0	19	27	7.20	1.800
Paul Mirabella, L ERA: 3.44 (6, 1)	0.1		3	2	1	1	0	0	0	0	0	0	1	3	3	27.00	6.000
Ed Nunez, R ERA: 2.7 (6, 1)	3.1	L	15	4	3	3	2	0	0	0	0	0	1	19	19	8.10	1.200

Batter	1	2	3	4	5	6	7	8	9	10	11	AB R H RBI BB SO LOB	TOP					
Jack Perconte, L (1, 4) OBP: 0.357, SLG: 0.335	0-0 4-3		0-0 F9		0-0 6-3			0-0 1B HR	4-0 BB	0-0 FC5-4		5 1 1 0 1 0 3						
Barry Bonnell, R (1, 7) OBP: 0.331, SLG: 0.418 (10, 5)	0-0 5-3			0-0 1B 2B		0-0 F9		0-0 1B HR	0-0 F8		0-0 F9	6 1 2 0 0 0 3						
Alvin Davis, L (1, 3) OBP: 0.405, SLG: 0.562	0-0 F7			0-0 F6		0-3 K		0-0 HR		0-0 4-3		6 1 2 3 0 1 1						
Al Cowens, R (1, 9) OBP: 0.313, SLG: 0.450		0-0 HR		0-3 K		0-3 K		0-0 2B		0-0 2B BB		6 2 3 1 0 2 2						
Dave Henderson, R (1, 8) OBP: 0.294, SLG: 0.378		0-0 6-3		0-0 BB 1B		0-3 K		0-3 K		0-0 BB SH3-4		5 1 2 0 0 2 1						
Steve Henderson, R (1, 10) OBP: 0.364, SLG: 0.408 Phil Bradley, R (7, PR) OBP: 0.333, SLG: 0.288 Ken Phelps, L (9, PH) OBP: 0.374, SLG: 0.636		0-0 F3		4-0 BB		4-0 BB		4-0 BB	4-0 BB S	4-0 SH3-4 BB		1 0 0 0 2 0 0 0 0 0 0 0 0 0 0 0 0 0 2 0 0						
Jim Presley, R (1, 5) OBP: 0.263, SLG: 0.474 Domingo Ramos, R (9, PH) OBP: 0.222, SLG: 0.226 (9, 5) Al Chambers, L (10, PH) OBP: 0.310, SLG: 0.407 (10, 7)		0-3 K		0-3 K		0-0 G5-4-3		0-0 K	0-3 K	4-0 SH3-4 BB		3 0 0 0 0 2 4 1 0 0 0 0 1 1 0 0 0 1 1 0 0						
Bob Kearney, R (1, 2) OBP: 0.277, SLG: 0.381			0-0 5-3		0-0 5-3			0-0 5-3	0-0 F9	0-0 SH3-4		4 0 0 1 0 0 1						
Spike Owen, S (1, 6) OBP: 0.356, SLG: 0.406			0-0 6-3		0-0 F7			0-0 F3	4-0 BB	1-2 2-3 3-H 1-0 FC5-4 HBP		3 0 0 0 1 0 0						
Inning Stats	R: 0 H: 0 E: 0 K: 0 S: 3 LOB: 0 BB: 0 P: 3	R: 1 H: 1 E: 0 K: 1 S: 6 LOB: 0 BB: 0 P: 6	R: 0 H: 0 E: 0 K: 0 S: 3 LOB: 0 BB: 0 P: 3	R: 0 H: 2 E: 0 K: 2 S: 9 LOB: 3 BB: 1 P: 13	R: 0 H: 0 E: 0 K: 0 S: 3 LOB: 0 BB: 0 P: 3	R: 0 H: 0 E: 0 K: 2 S: 7 LOB: 0 BB: 0 P: 7	R: 0 H: 0 E: 0 K: 1 S: 4 LOB: 1 BB: 1 P: 8	R: 3 H: 4 E: 0 K: 1 S: 9 LOB: 1 BB: 0 P: 9	R: 0 H: 0 E: 0 K: 1 S: 5 LOB: 3 BB: 3 P: 17	R: 2 H: 2 E: 0 K: 0 S: 5 LOB: 3 BB: 2 P: 14	R: 0 H: 1 E: 0 K: 0 S: 3 LOB: 0 BB: 0 P: 3	1B: 5 SF: 0 2B: 3 SAC: 1 3B: 0 DP: 2 HR: 2 HBP: 1	WP: 0 PA: 49 PB: 0 SB: 1 CS: 0					
PITCHER	IP WLS BF H R ER SO BB IBB HBP BLK WP HR S P ERA WHIP																	
Bruce Hurst, L (1, 1) ERA: 2.59	7.2		7	4	4	6	2	0	0	0	0	0	0	2	41	49	4.70	1.174
Mark Clear, R (8, 1) ERA: 3.3	1.1		7	0	0	0	2	3	0	0	0	0	0	8	20	0.00	2.250	
Bob Stanley, R (10, 1) ERA: 4.25	2.0	W	11	3	2	2	0	1	1	1	0	0	0	8	17	9.00	2.000	

Seattle Mariners @ Boston Red Sox
 Fenway Park, Boston, MA
 Thu Jun 28 1984, 7:05 PM EDT
 Att. 16,715 - Unknown

AB	40
R	6
H	10
RBI	6
BB	7
SO	8
LOB	16



WP: 0	PA: 49
PB: 0	
SB: 1	
CS: 0	

livebaseballscorecards.com

Batter	1	2	3	4	5	6	7	8	9	10	11	AB R H RBI BB SO LOB
Wade Boggs, L (1, 5) OBP: 0.391, SLG: 0.361	0-0 6-3		0-0 4-3		0-0 1-3	0-0 G1-4-3		0-0 1B		0-0 1B 2B	0-0 E3 HR	7 2 2 1 0 0 3
Dwight Evans, R (1, 9) OBP: 0.388, SLG: 0.489	0-0 1B 2B		0-0 1B 3B		0-0 4-3		0-0 6-3	0-3 K		0-0 2B BB 1B	0-0 HR	7 4 4 3 0 1 3
Jim Rice, R (1, 7) OBP: 0.325, SLG: 0.503	0-0 1B 1B		0-0 FC4-6 1B		0-0 E 2B		0-0 F3		0-0 1B 2B	0-0 F3		6 1 4 1 0 0 2
Tony Armas, R (1, 8) OBP: 0.320, SLG: 0.549	0-0 1B		0-0 F5		4-0 E IBB		0-3 K		0-3 K	0-3 K		5 0 1 1 1 3 4
Mike Easler, L (1, 10) OBP: 0.380, SLG: 0.511	0-0 F5		0-0 FC4-6		0-0 E1			0-0 BB 1B 2B	0-0 BB 1B	4-0 1-2 2B BB		5 1 2 1 1 0 5
Bill Buckner, L (1, 3) OBP: 0.318, SLG: 0.367	0-0 F5			0-0 4-3	0-0 4-3			1-0 1B BB HBP	4-0 BB IBB	0-0 1-2 2B BB	0-0 1-4 2-3 3-H 2B	4 0 1 2 1 0 5
Jeff Newman, R (1, 2) OBP: 0.323, SLG: 0.370		0-0 6-3		0-0 6-3		0-0 FC3-6 1B		0-0 F8	0-0 F6		0-0 2-3	3 0 1 0 0 0 0
Rich Gedman, L (8, PH) OBP: 0.306, SLG: 0.457												3 0 0 0 0 0 4
Marty Barrett, R (1, 4) OBP: 0.348, SLG: 0.349		0-0 F7		0-0 FC3-6 1B		0-0 FC3-6 1B		0-0 F8	4-0 BB BB BB BB	4-0 BB	0-0 E5 E3	3 0 1 0 0 0 1
Rick Miller, L (8, PH) OBP: 0.375, SLG: 0.355						1-2				1-2 2-3		1 0 0 0 0 0 2
Ed Jurak, R (9, 4) OBP: 0.304, SLG: 0.380												1 0 0 0 1 0 0
Jackie Gutierrez, R (1, 6) OBP: 0.279, SLG: 0.324		0-0 F8		0-0 F8		0-3 K		4-0 BB 1B	0-3 K		4-0 E3 HR BB	3 0 0 0 0 1 2
Reid Nichols, R (8, PH) OBP: 0.330, SLG: 0.366								1-2 2-3				0 0 0 0 1 0 0
Glenn Hoffman, R (9, 6) OBP: 0.226, SLG: 0.241												1 1 0 0 1 1 3

Inning Stats	R: 1	H: 3	R: 0	H: 0	R: 1	H: 2	R: 0	H: 1	R: 0	H: 1	R: 0	H: 0	R: 1	H: 2	R: 2	H: 3	R: 3	H: 1	1B: 8	SF: 0	WP: 0	PA: 56
E: 0	LOB: 2	E: 0	LOB: 0	E: 0	LOB: 1	E: 0	LOB: 1	E: 0	LOB: 3	E: 0	LOB: 0	E: 0	LOB: 3	E: 0	LOB: 2	E: 2	LOB: 0	E: 2	LOB: 0	2B: 6	SAC: 0	PB: 0
K: 0	BB: 0	K: 0	BB: 0	K: 0	BB: 0	K: 1	BB: 0	K: 1	BB: 0	K: 1	BB: 0	K: 1	BB: 0	K: 2	BB: 2	K: 1	BB: 1	K: 0	BB: 1	3B: 1	DP: 0	SB: 0
S: 6	P: 6	S: 3	P: 3	S: 5	P: 5	S: 4	P: 4	S: 5	P: 9	S: 6	P: 6	S: 5	P: 5	S: 7	P: 12	S: 9	P: 17	S: 4	P: 8	HR: 1	HBP: 1	CS: 0

PITCHER	IP	WLS	BF	H	R	ER	SO	BB	IBB	HBP	BLK	WP	HR	S	P	ERA	WHIP
Matt Young, L (1, 1) ERA: 7.01	6.0		28	8	2	2	1	0	1	0	0	0	0	29	33	3.00	1.333
Salome Barojas, R (7, 1) ERA: 4.69	1.0		5	1	1	1	1	0	0	1	0	0	0	6	7	9.00	1.000
Mike Stanton, R (8, 1) ERA: 3.13	2.0		14	5	3	3	3	2	1	0	0	0	0	17	29	13.50	3.500
Bob Stoddard, R (10, 1) ERA: 4.84	0.2		3	0	0	0	1	1	0	0	0	0	0	4	8	0.00	1.500
Paul Mirabella, L (10, 1) ERA: 3.35	1.0	L	5	1	2	1	0	1	0	0	0	0	0	4	8	9.00	2.000

PITCHER	IP	WLS	BF	H	R	ER	SO	BB	IBB	HBP	BLK	WP	HR	S	P	ERA	WHIP
Ed Nunez, R (11, 1) ERA: 3.24	0.0		1	1	1	0	0	0	0	0	0	0	0	1	1	∞	∞

Seattle Mariners @ Boston Red Sox
Fenway Park, Boston, MA
 Thu Jun 28 1984, 7:05 PM EDT
 Att. 16,715 - Unknown

AB	49
R	9
H	16
RBI	9
BB	6
SO	6
LOB	34



WP: 0	PA: 56
PB: 0	
SB: 0	
CS: 0	

Batter	1	2	3	4	5	6	7	8	9	AB R H RBI BB SO LOB	TOP	
Jack Perconte, L (1, 4) OBP: 0.357, SLG: 0.336	0-3 K		0-0 F2		0-3 K		0-0 1B BB 1B		0-0 FC5-4 1B	5 1 2 0 0 2 2		
Barry Bonnell, R (1, 7) OBP: 0.328, SLG: 0.410	0-3 K		0-0 F8			0-0 F7	1-2 1B BB BB		0-0 FC5-4 WP	4 0 0 0 1 1 3		
Alvin Davis, L (1, 3) OBP: 0.408, SLG: 0.560	0-0 F5			4-0 FC4-6 BB		0-0 F4	1-3 2-H 3-H 1B		4-0 1-2 IBB	3 0 1 2 2 0 0		
Al Cowens, R (1, 9) OBP: 0.310, SLG: 0.457	0-3 K			0-0 FC4-6 FC6-4		0-0 HR	0-0 F9		0-0 4-3	5 1 1 1 0 1 5		
Dave Henderson, R (1, 8) OBP: 0.287, SLG: 0.369	0-0 4-3			0-0 FC6-4		0-3 K		0-0 F9		4 0 0 0 0 1 1		
Steve Henderson, R (1, 10) OBP: 0.364, SLG: 0.407 Ken Phelps, L (8, PH) OBP: 0.370, SLG: 0.629	0-0 1B			0-0 G3			0-0 6-3	0-0 F7		3 0 1 0 0 0 1 1 0 0 0 0 0 0		
Jim Presley, R (1, 5) OBP: 0.281, SLG: 0.565	0-3 K				0-0 F8		0-0 HR	0-0 6-3		4 1 1 1 0 1 1		
Bill Nahorodny, R (1, 2) OBP: 0.333, SLG: 0.238			0-0 1B		0-0 6-3		0-0 5-3		0-0 FC5-4 1B WP 1B	4 1 2 0 0 0 0		
Spike Owen, S (1, 6) OBP: 0.358, SLG: 0.406			0-0 F7		0-0 1B		4-0 1B BB		0-0 F5	3 1 1 0 1 0 2		
Inning Stats	R: 0 E: 0 K: 2 S: 7 H: 0 LOB: 0 BB: 0 P: 7	R: 0 E: 0 K: 2 S: 8 H: 1 LOB: 1 BB: 0 P: 8	R: 0 E: 0 K: 0 S: 4 H: 1 LOB: 1 BB: 0 P: 4	R: 0 E: 0 K: 0 S: 3 H: 0 LOB: 1 BB: 1 P: 7	R: 0 E: 0 K: 1 S: 6 H: 1 LOB: 1 BB: 0 P: 6	R: 1 E: 0 K: 1 S: 6 H: 1 LOB: 0 BB: 0 P: 6	R: 3 E: 0 K: 0 S: 6 H: 3 LOB: 2 BB: 2 P: 14	R: 0 E: 0 K: 0 S: 3 H: 0 LOB: 0 BB: 0 P: 3	R: 1 E: 0 K: 0 S: 5 H: 2 LOB: 2 BB: 1 P: 9	1B: 7 2B: 0 3B: 0 HR: 2 SF: 0 SAC: 0 DP: 0 HBP: 0	WP: 1 PB: 0 SB: 0 CS: 0 PA: 40	
PITCHER	IP WLS BF H R ER SO BB IBB HBP BLK WP HR S P ERA WHIP											
Bob Ojeda, L (1, 1) ERA: 4.71	6.2 L 30 7 4 4 6 3 0 0 0 0 2 39 51 5.40 1.500											
Steve Crawford, R (7, 1) ERA: 3.28	2.1 10 2 1 1 0 0 1 0 0 1 0 9 13 3.86 0.857											

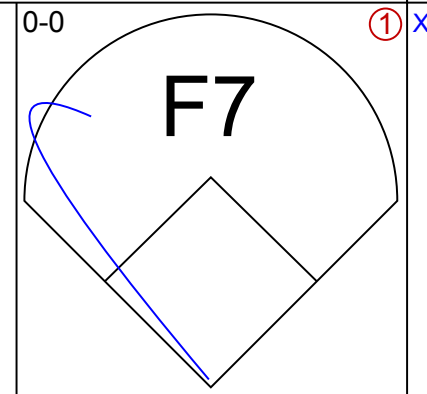
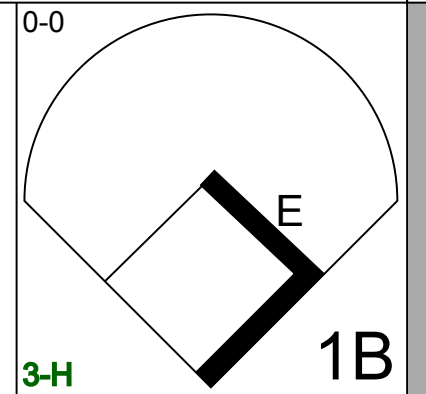
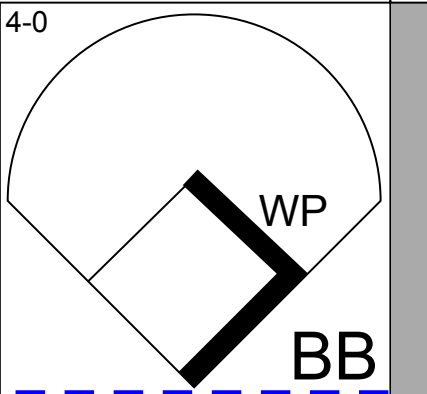
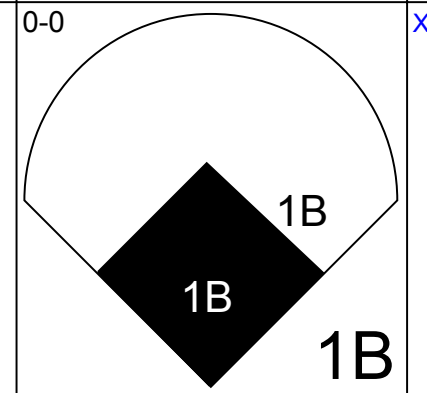
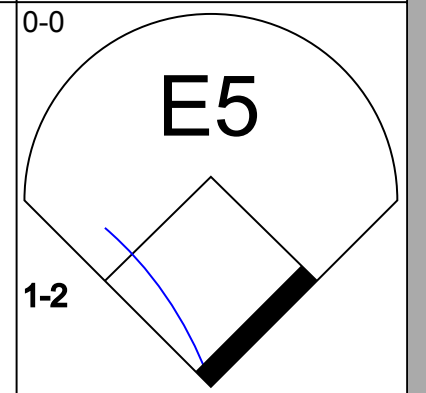
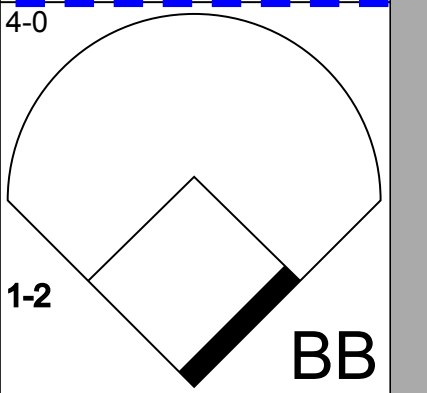
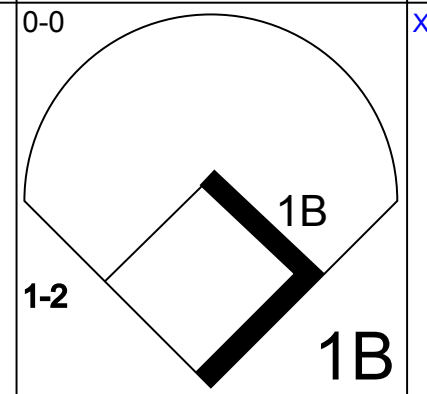
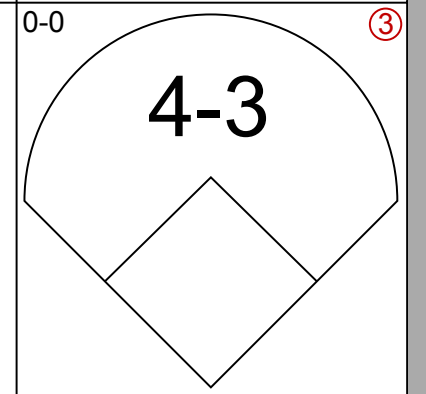
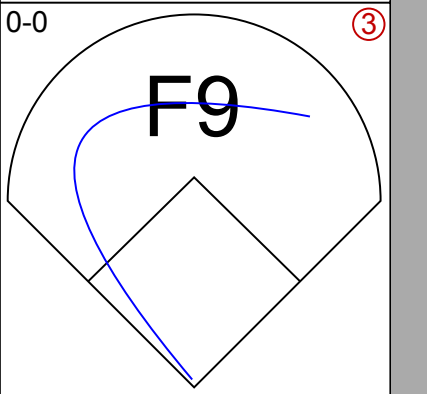
Seattle Mariners @ Boston Red Sox
 Fenway Park, Boston, MA
 Fri Jun 29 1984, 7:05 PM EDT
 Att. 17,955 - Unknown

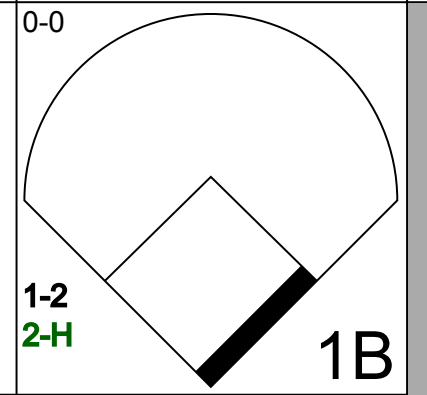
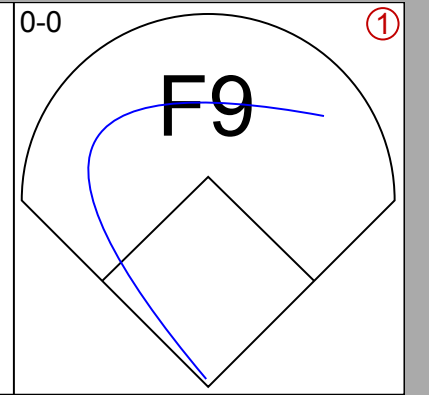
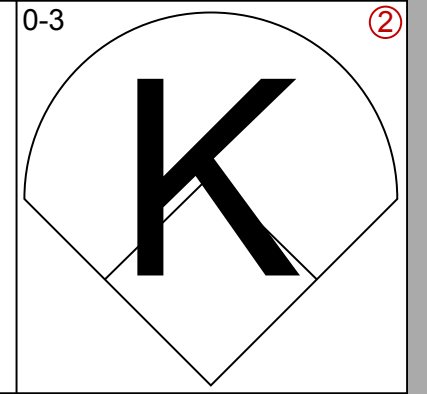
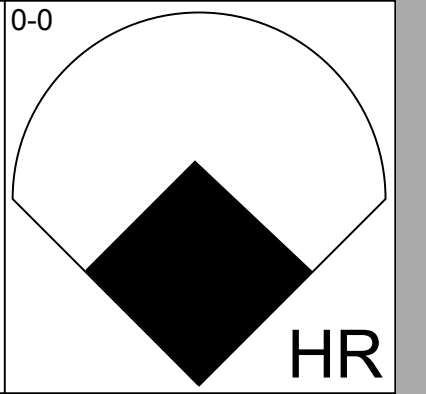
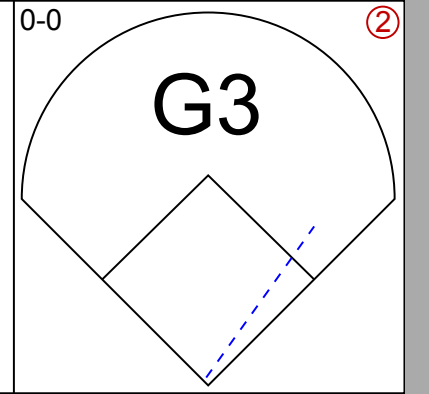
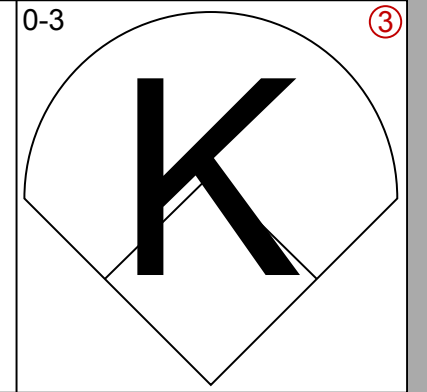
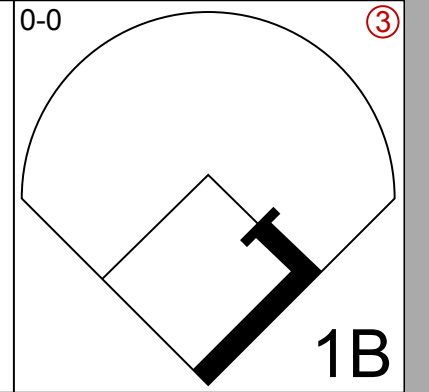
livebaseballscorecards.com

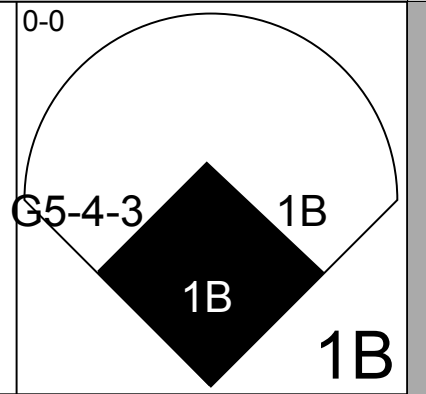
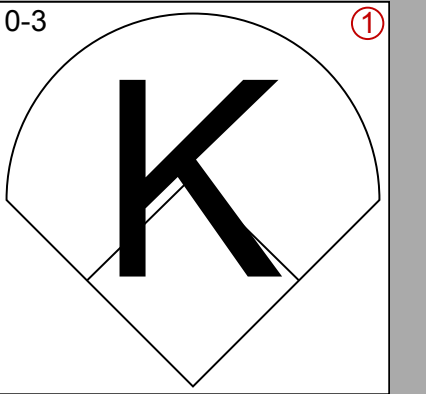
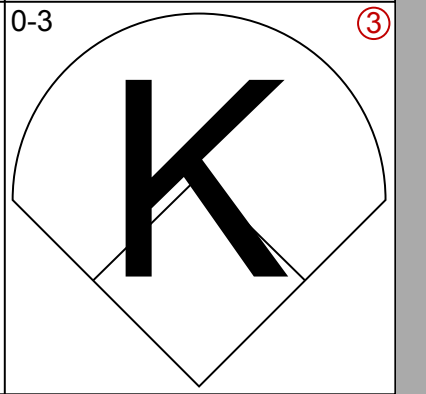
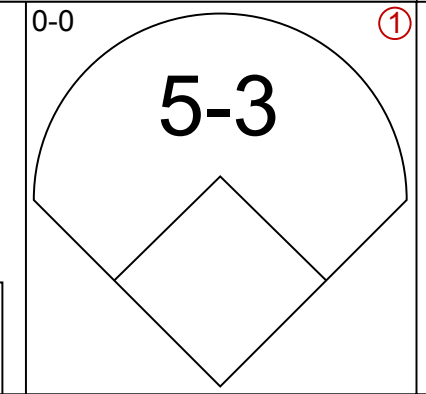
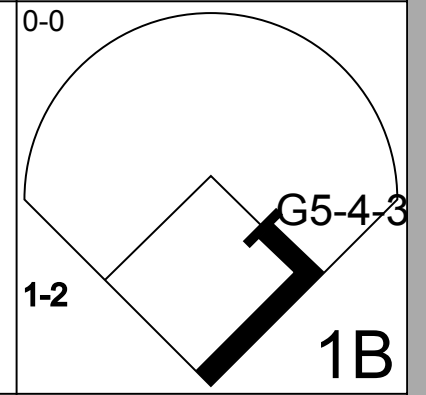
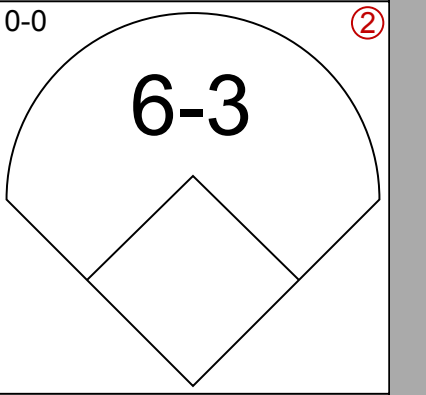
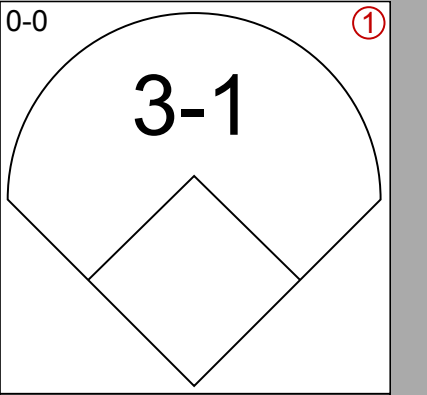
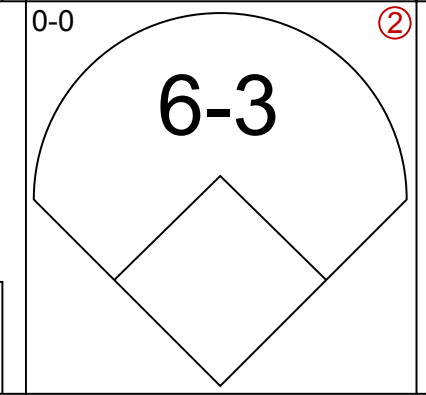
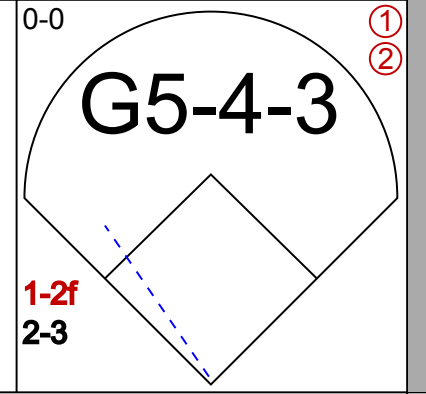
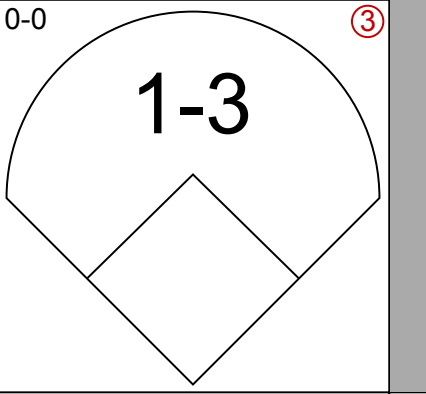
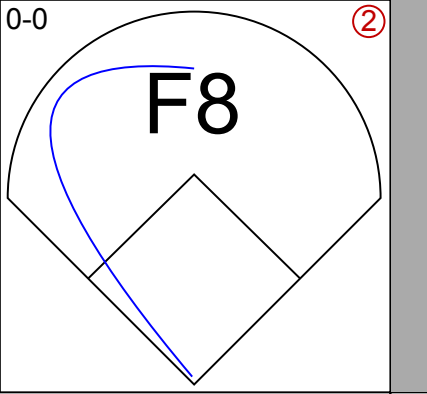
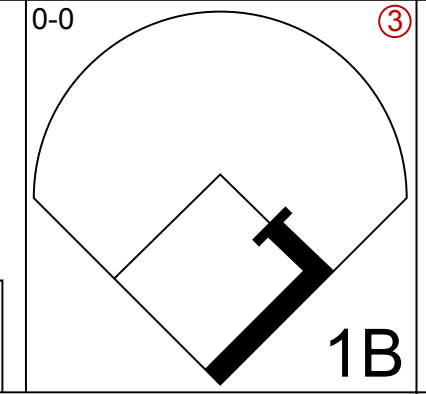
AB	36
R	5
H	9
RBI	4
BB	4
SO	6
LOB	15



Batter	1	2	3	4	5	6	7	8	9	AB R H RBI BB SO LOB
--------	---	---	---	---	---	---	---	---	---	----------------------

Wade Boggs, L <small>OBP: 0.392, SLG: 0.361</small> (1, 5) x	0-0 F7 	0-0 E  1B			x 0-0 F7 ①		BB BB BB BB BB	4-0 WP  BB		3 0 1 1 1 0 0
Dwight Evans, R <small>OBP: 0.390, SLG: 0.488</small> (1, 9) x	0-0 1B  1B	0-0 E5  1-2			x 0-0 5-3 ②		BB BB BB BB BB	4-0  1-2 BB		3 1 1 0 1 0 1
Jim Rice, R <small>OBP: 0.324, SLG: 0.500</small> (1, 7) x	0-0 1B  1-2 1B	0-0 4-3 			x 0-0 4-3 ③			0-0 F9 		4 0 1 0 0 0 4

Tony Armas, R <small>OBP: 0.319, SLG: 0.545</small> (1, 8) x	0-0 1B  1-2 2-H		x 0-0 F5 ①		x 0-0 6-3 ①			0-0 F9 		4 0 1 1 0 0 0
Mike Easler, L <small>OBP: 0.379, SLG: 0.518</small> (1, 10) S	0-3 K ② 		x 0-0 F2 ②		x 0-0 HR 			0-0 G3 ② 		4 1 1 1 0 1 2
Bill Buckner, L <small>OBP: 0.316, SLG: 0.364</small> (1, 3) S	0-3 K ③ 		x 0-0 4-3 ③		x 0-0 G3 ②			0-0 1B 		4 0 1 0 0 1 2

Gary Allenson, R <small>OBP: 0.217, SLG: 0.182</small> Rick Miller, L <small>OBP: 0.370, SLG: 0.349</small> (9, PH)		x 0-0 G5-4-3  1B 1B		S 0-3 K ① 		S 0-3 K ③ 			x 0-0 5-3 ① 	3 1 1 0 0 2 0 1 0 0 0 0 0 0
Marty Barrett, R <small>OBP: 0.347, SLG: 0.349</small> Reid Nichols, R <small>OBP: 0.327, SLG: 0.362</small> (9, PH)		x 0-0 G5-4-3  1-2 1B		x 0-0 6-3 ② 		x 0-0 3-1 ① 			x 0-0 6-3 ② 	3 0 1 0 0 0 0 1 0 0 0 0 0 0
Jackie Gutierrez, R <small>OBP: 0.275, SLG: 0.318</small> Rich Gedman, L <small>OBP: 0.309, SLG: 0.460</small> (9, PH)		x 0-0 G5-4-3  1-2 2-3		x 0-0 1-3 ③ 		x 0-0 F8 ② 			x 0-0 1B 	3 0 0 0 0 0 2 1 0 1 0 0 0 0

Inning Stats	R: 1	H: 3	E: 0	LOB: 2	K: 2	BB: 0	S: 10	R: 1	H: 3	E: 1	LOB: 2	K: 0	BB: 0	S: 6	R: 0	H: 0	E: 0	LOB: 0	K: 0	BB: 0	S: 3	R: 0	H: 0	E: 0	LOB: 0	K: 1	BB: 0	S: 5	R: 0	H: 0	E: 0	LOB: 0	K: 0	BB: 0	S: 3	R: 1	H: 1	E: 0	LOB: 0	K: 1	BB: 0	S: 6	R: 0	H: 0	E: 0	LOB: 2	K: 0	BB: 2	S: 3	R: 0	H: 1	E: 0	LOB: 1	K: 0	BB: 0	S: 3	R: 0	H: 1	E: 0	LOB: 1	K: 0	BB: 0	S: 3	R: 0	H: 1	E: 0	LOB: 1	K: 0	BB: 0	S: 3	1B: 8	SF: 0	2B: 0	SAC: 0	3B: 0	DP: 1	HR: 1	HBP: 0	WP: 1	PA: 36
--------------	------	------	------	--------	------	-------	-------	------	------	------	--------	------	-------	------	------	------	------	--------	------	-------	------	------	------	------	--------	------	-------	------	------	------	------	--------	------	-------	------	------	------	------	--------	------	-------	------	------	------	------	--------	------	-------	------	------	------	------	--------	------	-------	------	------	------	------	--------	------	-------	------	------	------	------	--------	------	-------	------	-------	-------	-------	--------	-------	-------	-------	--------	-------	--------

PITCHER	IP	WLS	BF	H	R	ER	SO	BB	IBB	HBP	BLK	WP	HR	S	P	ERA	WHIP	PITCHER	IP	WLS	BF	H	R	ER	SO	BB	IBB	HBP	BLK	WP	HR	S	P	ERA	WHIP																															
Ed Vande Berg, L <small>ERA: 3.78</small> (1, 1)	6.2	W	28	7	3	3	4	1	0	0	0	0	1	35	39	4.05	1.200																																																	
Salome Barojas, R <small>ERA: 4.43</small> (7, 1)	2.1	S	8	2	0	0	0	1	0	0	0	1	0	7	11	0.00	1.286																																																	

BOTTOM


Seattle Mariners @ Boston Red Sox
 Fenway Park, Boston, MA
 Fri Jun 29 1984, 7:05 PM EDT
 Att. 17,955 - Unknown

AB	34
R	3
H	9
RBI	3
BB	2
SO	4
LOB	11



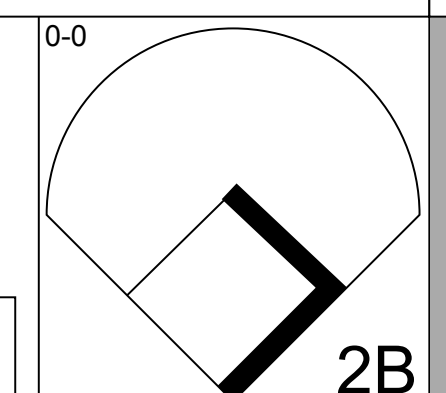
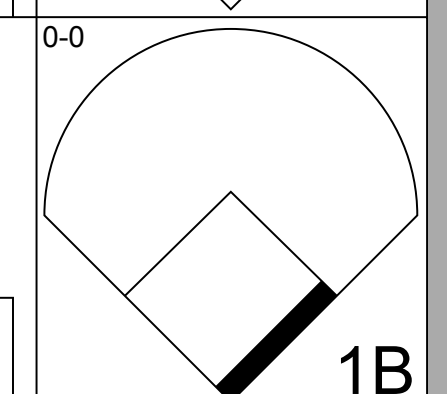
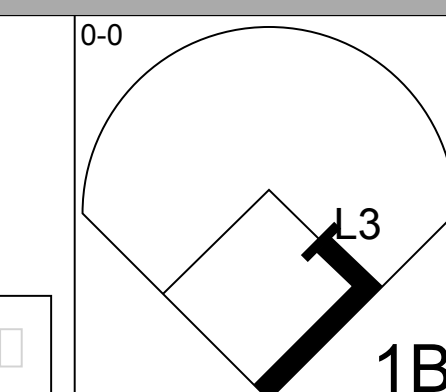
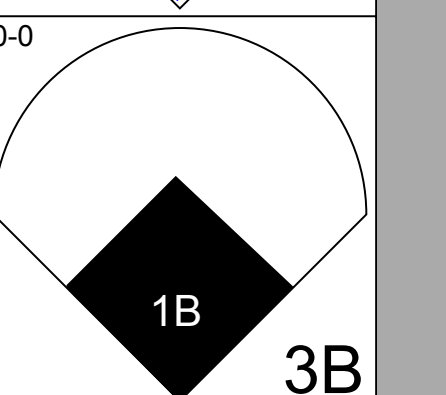
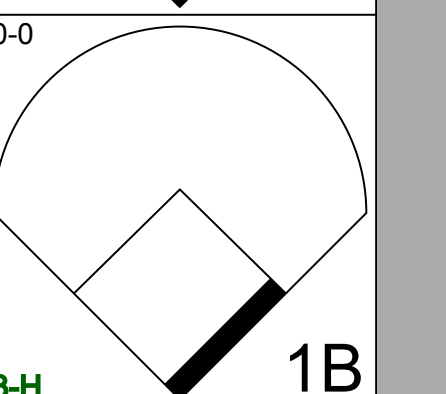
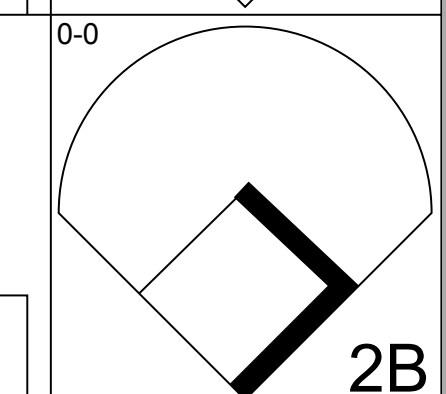
WP: 1 PA: 36

ERA: 0.00 WHIP: 1.286

Batter	1	2	3	4	5	6	7	8	9	AB R H RBI BB SO LOB	TOP
Jack Perconte, L (1, 4) OBP: 0.356, SLG: 0.338	0-0 G3 SF7 2B		0-0 F8		0-0 1-3			0-0 F9		4 1 1 0 0 0 2	
Spike Owen, S (1, 6) OBP: 0.353, SLG: 0.399	0-0 G3 2-3		0-0 3-1 2-3			0-0 4-3		0-0 F7		4 0 0 0 0 0 2	
Alvin Davis, L (1, 10) OBP: 0.403, SLG: 0.553	0-0 SF7 3-H		0-0 F8			0-3 K			0-3 K	3 0 0 1 0 2 1	
Ken Phelps, L (1, 3) OBP: 0.357, SLG: 0.602	0-3 K			0-3 K		0-0 F9			0-0 F3	4 0 0 0 0 2 0	
Al Chambers, L (1, 7) OBP: 0.281, SLG: 0.367 Phil Bradley, R (7, 7) OBP: 0.331, SLG: 0.286		0-0 F4		0-0 F6			0-0 F7		0-3 K	3 0 0 0 0 0 0 1 0 0 0 0 1 0	
Dave Henderson, R (1, 8) OBP: 0.288, SLG: 0.387		0-3 K		0-0 5-3			0-0 HR			3 1 1 1 0 1 0	
Barry Bonnell, R (1, 9) OBP: 0.328, SLG: 0.407		4-0 BB			0-0 F9		0-0 5-3			2 0 0 0 1 0 0	AB 30 R 2 H 4 RBI 2 BB 1 SO 7 LOB 7
Jim Presley, R (1, 5) OBP: 0.289, SLG: 0.577		0-0 1-3			0-0 2B		0-3 K			3 0 1 0 0 1 1	
Bob Kearney, R (1, 2) OBP: 0.278, SLG: 0.385			0-0 3-1 2B		0-0 F8			0-0 F8		3 0 1 0 0 0 1	
Inning Stats	R: 1 H: 1 E: 0 LOB: 0 K: 1 BB: 0 S: 6 P: 6	R: 0 H: 0 E: 0 LOB: 1 K: 1 BB: 1 S: 5 P: 9	R: 0 H: 1 E: 0 LOB: 1 K: 0 BB: 0 S: 4 P: 4	R: 0 H: 0 E: 0 LOB: 0 K: 1 BB: 0 S: 5 P: 5	R: 0 H: 1 E: 0 LOB: 1 K: 0 BB: 0 S: 4 P: 4	R: 0 H: 0 E: 0 LOB: 0 K: 1 BB: 0 S: 5 P: 5	R: 1 H: 1 E: 0 LOB: 0 K: 1 BB: 0 S: 6 P: 6	R: 0 H: 0 E: 0 LOB: 0 K: 2 BB: 0 S: 7 P: 7	1B: 0 SF: 1 2B: 3 SAC: 0 3B: 0 DP: 0 HR: 1 HBP: 0	WP: 0 PA: 32 PB: 0 SB: 0 CS: 0	
PITCHER Oil Can Boyd, R (1, 1) ERA: 4.85	IP WLS BF H R ER SO BB IBB HBP BLK WP HR S P ERA WHIP	9.0 L 32 4 2 2 7 1 0 0 0 0 1 45 49 2.00 0.556									

Seattle Mariners @ Boston Red Sox
Fenway Park, Boston, MA
Sat Jun 30 1984, 3:33 AM EDT
Att. 21,078 - Unknown

livebaseballscorecards.com

Batter	1	2	3	4	5	6	7	8	9
Wade Boggs, L (1, 5) OBP: 0.390, SLG: 0.363	0-0 6-3 (1)		0-0 6-3 (1)			0-0  (1)		0-0 4-3 (2)	
Dwight Evans, R (1, 9) OBP: 0.388, SLG: 0.485	0-0  (1)		0-0 6-3 (2)			0-3 K (1)		0-3 K (3)	
Jim Rice, R (1, 7) OBP: 0.320, SLG: 0.493	0-3 K (2)		0-0 F6 (3)			0-0 6-3 (2)			0-0 F9 (1)
Tony Armas, R (1, 8) OBP: 0.318, SLG: 0.541	0-0 F9 (3)			0-0  (1)		0-0 F8 (3)			0-3 K (2)
Mike Easler, L (1, 10) OBP: 0.374, SLG: 0.511		0-0 F8 (1)		0-0 L3 (2)			0-0 G3 (1)		0-3 K (3)
Bill Buckner, L (1, 3) OBP: 0.316, SLG: 0.377		0-0  (1)		0-0 F9 (3)			0-0 F3 (2)		
Rich Gedman, L (1, 2) OBP: 0.314, SLG: 0.467		0-0  (1)			0-0 F5 (1)		0-0  (1)		
Marty Barrett, R (1, 4) OBP: 0.342, SLG: 0.343		0-0 F8 (2)			0-0 6-3 (2)		0-0 F8 (3)		
Jackie Gutierrez, R (1, 6) OBP: 0.272, SLG: 0.315		0-0 1-3 (3)			0-3 K (3)			0-3 K (1)	
Rick Miller, L (8, PH) OBP: 0.365, SLG: 0.344									
Glenn Hoffman, R (9, 6) OBP: 0.226, SLG: 0.241									

AB	R	H	RBI	BB	SO	LOB
4	0	1	0	0	0	0
4	0	1	0	0	2	1
4	0	0	0	0	1	2
4	0	1	0	0	1	2
4	0	0	0	0	1	1
3	1	1	0	0	0	0
3	0	2	1	0	0	0
3	0	0	0	0	0	2
2	0	0	0	0	1	1
1	0	0	0	0	1	0
0	0	0	0	0	0	0

BOTTOM

Seattle Mariners @ Boston Red Sox
 Fenway Park, Boston, MA
 Sat Jun 30 1984, 3:33 AM EDT
 Att. 21,078 - Unknown

AB	32
R	1
H	6
RBI	1
BB	0
SO	7
LOB	9



Inning Stats	R:	H:	R:	H:	R:	H:	R:	H:	R:	H:	R:	H:	R:	H:	R:	H:	R:	H:	1B:	SF:	WP:	PA:			
	E:	LOB:	E:	LOB:	E:	LOB:	E:	LOB:	E:	LOB:	E:	LOB:	E:	LOB:	E:	LOB:	2B:	SAC:		PB:					
0	1	1	2	0	0	0	1	0	0	0	1	0	0	0	0	0	0	3	0	0	32				
0	1	0	1	0	0	0	0	0	0	0	1	0	0	0	0	0	0	3	0	0					
1	0	0	0	0	0	0	0	0	0	1	0	0	0	0	0	0	0	1	0	0					
6	0	5	5	3	3	3	3	5	5	6	6	4	4	7	7	0	0	0	0	0					
PITCHER Jim Beattie, R (1, 1) ERA: 2.87	IP	WLS	BF	H	R	ER	SO	BB	IBB	HBP	BLK	WP	HR	S	P	ERA	WHIP								
9.0	W	32	6	1	1	7	7	0	0	0	0	0	0	46	46	1.00	0.667								

WP:	0	PA:	32
PB:	0	SB:	0
CS:	0		

Batter	1	2	3	4	5	6	7	8	9	AB R H RBI BB SO LOB	TOP											
Jack Perconte, L (1, 4) OBP: 0.360, SLG: 0.340	0-3 ① K		0-0 CS 1B		0-0 ③ F7		4-0 BB		0-0 1B	4 0 2 0 1 1 0	Seattle Mariners @ Boston Red Sox Fenway Park, Boston, MA Sun Jul 01 1984, 3:33 AM EDT Att: 18,933 - Unknown											
Spike Owen, S (1, 6) OBP: 0.347, SLG: 0.392	0-0 ② 3-1		0-0 ① F8			0-0 FC1-5 E	0-0 ③ F8		0-0 ③ 4-3	5 0 0 0 0 0 3												
Alvin Davis, L (1, 3) OBP: 0.401, SLG: 0.547	4-0 BB BB		0-0 ② ③ 4-3			0-0 BB FC1-5		0-0 ① 4-3		3 0 0 0 1 0 2												
Ken Phelps, L (1, 10) OBP: 0.371, SLG: 0.604	4-0 1-2 BB			0-0 4-3 WP 1B		0-0 ① FC1-5 BB		0-0 2B 1B		3 0 2 0 1 0 2												
Al Cowens, R (1, 9) OBP: 0.309, SLG: 0.458	0-0 ③ 5-3			0-0 ① F8		0-0 ② F3		0-0 ② 1-H 2B		4 0 1 0 0 0 5												
Pat Putnam, L (1, 7) OBP: 0.255, SLG: 0.258		0-0 ① 4-3		0-0 ② 4-3		4-0 BB BB		0-3 ③ K		3 0 0 0 1 1 2												
Phil Bradley, R (8, 7) OBP: 0.331, SLG: 0.286				1-3		1-2 2-3 BB				0 0 0 0 0 0 0												
Dave Henderson, R (1, 8) OBP: 0.287, SLG: 0.401		0-0 ② 1-3		0-0 ③ 6-3		0-0 ③ F8			0-0 HR	4 1 1 1 0 0 4												
Jim Presley, R (1, 5) OBP: 0.267, SLG: 0.533		0-0 1B			0-0 ① 5-3		0-0 ① 5-3		0-3 ① K	4 0 1 0 0 1 0												
Bob Kearney, R (1, 2) OBP: 0.273, SLG: 0.379		0-0 ③ F9			0-0 ② 1-3		0-0 ② F8		0-0 ② F9	4 0 0 0 0 0 1												
Inning Stats	R: 0 E: 0 K: 1 S: 5	H: 0 LOB: 2 BB: 2 P: 13	R: 0 E: 0 K: 0 S: 4	H: 1 LOB: 1 BB: 0 P: 4	R: 0 E: 0 K: 0 S: 3	H: 1 LOB: 0 BB: 0 P: 3	R: 0 E: 0 K: 0 S: 4	H: 1 LOB: 1 BB: 0 P: 4	R: 0 E: 0 K: 0 S: 3	H: 0 LOB: 0 BB: 0 P: 3	R: 0 E: 2 K: 0 S: 5	H: 0 LOB: 3 BB: 1 P: 9	R: 0 E: 0 K: 0 S: 3	H: 0 LOB: 1 BB: 1 P: 7	R: 0 E: 0 K: 1 S: 6	H: 2 LOB: 1 BB: 0 P: 6	R: 1 E: 0 K: 1 S: 7	H: 2 LOB: 1 BB: 0 P: 7	1B: 5 2B: 1 3B: 0 HR: 1	SF: 0 SAC: 0 DP: 0 HBP: 0	WP: 1 PB: 0 SB: 0 CS: 1	PA: 38
PITCHER Al Nipper, R (1, 1) ERA: 3.77	IP: 9.0 WLS: L BF: 38 H: 7 R: 1 ER: 1 SO: 3 BB: 4 IBB: 0 HBP: 0 BLK: 0 WP: 1 HR: 1 S: 40 P: 56 ERA: 1.00 WHIP: 1.222											PITCHER	IP: WLS: BF: H: R: ER: SO: BB: IBB: HBP: BLK: WP: HR: S: P: ERA: WHIP:									

livebaseballscorecards.com

AB	34
R	1
H	7
RBI	1
BB	4
SO	3
LOB	19



Batter	1	2	3	4	5	6	7	8	9	AB R H RBI BB SO LOB	TOP
Jack Perconte, L (1, 4) OBP: 0.358, SLG: 0.342	0-0 6-3		0-0 1B 2B		0-0 F3		0-0 1-3			4 1 1 0 0 0 1	Seattle Mariners @ Milwaukee Brewers Milwaukee County Stadium, Milwaukee, WI Mon Jul 02 1984, 8:05 PM EDT Unknown livebaseballscorecards.com
Spike Owen, S (1, 6) OBP: 0.349, SLG: 0.393	0-0 1B		0-0 5-3 1B		0-0 4-3		0-0 6-3			4 0 2 1 0 0 1	
Alvin Davis, L (1, 10) OBP: 0.396, SLG: 0.538 (8, 3)	0-0 F4		0-0 5-3 1-3		0-0 F6		0-3 K			4 0 0 0 0 1 2	
Ken Phelps, L (1, 3) OBP: 0.370, SLG: 0.592 Steve Henderson, R (8, PH) OBP: 0.361, SLG: 0.403 Mike Moore, R (8, 1)	0-3 K		4-0 BB		0-0 F8		0-0 6-3			2 0 0 0 1 1 1 1 0 0 0 0 0 0 0 0 0 0 0 0 0	
Dave Henderson, R (1, 8) OBP: 0.286, SLG: 0.398		0-0 1B	0-0 F6		0-3 K		0-0 6-3			4 0 1 0 0 1 2	
Barry Bonnell, R (1, 9) OBP: 0.323, SLG: 0.400		0-3 K		0-0 1-3		0-0 F9		0-3 K		4 0 0 0 0 2 1	
Al Chambers, L (1, 7) OBP: 0.306, SLG: 0.382		0-3 K		0-0 S 1B		0-0 2B 1B		0-3 K		4 1 2 0 0 2 1	
Jim Presley, R (1, 5) OBP: 0.242, SLG: 0.485 Al Cowens, R (9, PH) OBP: 0.308, SLG: 0.456		0-3 K		0-3 K 1-2		0-0 F4		0-0 E5		3 0 0 0 0 2 3 1 0 0 0 0 0 0	
Bob Kearney, R (1, 2) OBP: 0.274, SLG: 0.382 Pat Putnam, L (9, PH) OBP: 0.253, SLG: 0.256			0-0 F2		0-0 5-3		0-0 1-H 2B		0-0 G3	3 0 1 1 0 0 1 1 0 0 0 0 0 1	
Inning Stats	R: 0 H: 1 E: 0 LOB: 1 K: 1 BB: 0 S: 6 P: 6	R: 0 H: 1 E: 0 LOB: 1 K: 3 BB: 0 S: 10 P: 10	R: 1 H: 2 E: 0 LOB: 2 K: 0 BB: 1 S: 5 P: 9	R: 0 H: 1 E: 0 LOB: 1 K: 1 BB: 0 S: 6 P: 6	R: 0 H: 0 E: 0 LOB: 0 K: 0 BB: 0 S: 3 P: 3	R: 0 H: 0 E: 0 LOB: 0 K: 1 BB: 0 S: 5 P: 5	R: 1 H: 2 E: 0 LOB: 1 K: 0 BB: 0 S: 5 P: 5	R: 0 H: 0 E: 0 LOB: 0 K: 1 BB: 0 S: 5 P: 5	R: 0 H: 0 E: 1 LOB: 1 K: 2 BB: 0 S: 8 P: 8	1B: 5 SF: 0 2B: 2 SAC: 0 3B: 0 DP: 0 HR: 0 HBP: 0	WP: 0 PA: 36 PB: 0 SB: 1 CS: 0
PITCHER	IP WLS BF H R ER SO BB IBB HBP BLK WP HR S P ERA WHIP										
Don Sutton, R (1, 1) ERA: 3.61	7.0 W 29 7 2 2 6 1 0 0 0 0 0 0 40 44 2.57 1.143										
Rick Waits, L (8, 1) ERA: 1.99	1.0 3 0 0 0 1 0 0 0 0 0 0 0 5 5 0.00 0.000										
Rollie Fingers, R (9, 1) ERA: 2.04	1.0 S 4 0 0 0 2 0 0 0 0 0 0 0 8 8 0.00 0.000										

Batter	1	2	3	4	5	6	7	8	9	AB	R	H	RBI	BB	SO	LOB
Dion James, L OBP: 0.317, SLG: 0.357 (1, 9)	0-0 F9		0-0 1-H 3B		0-0 F8			0-0 1-2 3-1		4	0	1	1	0	0	1
Jim Gantner, L OBP: 0.312, SLG: 0.350 (1, 4)	0-0 3-1		0-0 F8		0-0 F7			0-0 1B 1B		4	0	1	0	0	0	1
Robin Yount, R OBP: 0.370, SLG: 0.424 (1, 10)	0-0 F8			0-0 F7 SF8 2B		0-3 K		0-0 1-3 1B		4	1	2	0	0	1	0
Cecil Cooper, L OBP: 0.299, SLG: 0.370 (1, 3)		0-0 F8		0-0 F7 2-3		0-0 F8		0-0 F7		4	0	0	0	0	0	3
Ben Oglivie, L OBP: 0.332, SLG: 0.375 (1, 7)		0-0 4-3		0-0 SF8 3-H		0-0 6-3				2	0	0	1	0	0	0
Ted Simmons, S OBP: 0.272, SLG: 0.305 (1, 5)		0-0 F8		0-0 2B			0-0 F9			3	0	1	0	0	0	0
Jim Sundberg, R OBP: 0.339, SLG: 0.408 (1, 2)			0-3 K	0-3 K			0-0 5-3			3	0	0	0	0	2	1
Ed Romero, R OBP: 0.313, SLG: 0.273 (1, 6)			0-0 4-3		0-0 F8		0-0 F8			3	0	0	0	0	0	0
Rick Manning, L OBP: 0.332, SLG: 0.388 (1, 8)			0-0 3B 1B		0-0 HR			0-0 CS 1B		3	2	3	1	0	0	0

Inning Stats	R: 0	H: 0	E: 0	K: 0	S: 3	LOB: 0	BB: 0	P: 3	R: 0	H: 0	E: 0	K: 0	S: 3	LOB: 0	BB: 0	P: 3	R: 1	H: 2	E: 0	K: 1	S: 7	LOB: 1	BB: 0	P: 7	R: 1	H: 1	E: 0	K: 0	S: 4	LOB: 0	BB: 0	P: 4	R: 0	H: 0	E: 0	K: 1	S: 5	LOB: 0	BB: 0	P: 5	R: 0	H: 0	E: 0	K: 0	S: 3	LOB: 0	BB: 0	P: 3	R: 0	H: 3	E: 0	K: 0	S: 5	LOB: 2	BB: 0	P: 5
1B: 4	SF: 1	2B: 2	SAC: 0	3B: 1	DP: 0	HR: 1	HBP: 0	WP: 0	PA: 31																																															

PITCHER	IP	WLS	BF	H	R	ER	SO	BB	IBB	HBP	BLK	WP	HR	S	P	ERA	WHIP
Mike Moore, R ERA: 4.18 (1, 1)	8.0	L	31	8	3	3	3	0	0	0	0	0	1	37	37	3.38	1.000
Mike Moore, R ERA: 4.18 (8, 1)	8.0	L	31	8	3	3	3	0	0	0	0	0	1	37	37	3.38	1.000

BOTTOM

Seattle Mariners @ Milwaukee Brewers
Milwaukee County Stadium, Milwaukee, WI

Mon Jul 02 1984, 8:05 PM EDT
 Unknown

livebaseballscorecards.com

AB	30
R	3
H	8
RBI	3
BB	0
SO	3
LOB	6



Batter	1	2	3	4	5	6	7	8	9	AB R H RBI BB SO LOB	TOP																
Spike Owen, S (1, 6) OBP: 0.347, SLG: 0.390	0-3 K		0-0 G1-5-3		0-0 S 1B		0-0 F7		0-0 FC4-6 1-2f 2-3	5 0 1 0 0 1 2																	
Al Chambers, L (1, 7) OBP: 0.275, SLG: 0.342	0-0 F8		0-0 F7		0-3 K			0-0 6-3	0-0 F9	4 0 0 0 0 1 1																	
Barry Bonnell, R (8, 7) OBP: 0.322, SLG: 0.398					1-2					1 0 0 0 0 0 2																	
Alvin Davis, L (1, 3) OBP: 0.397, SLG: 0.536	0-0 1B		0-0 F8		4-0 BB			0-3 K		3 0 1 0 0 1 1 0																	
Ken Phelps, L (1, 10) OBP: 0.374, SLG: 0.580	0-0 G3			4-0 2B BB	0-0 F8			4-0 1B BB		2 1 0 0 2 0 3																	
Al Cowens, R (1, 9) OBP: 0.311, SLG: 0.461		0-0 F3		0-0 G3 1-H 5-3 2B	0-0 F7			0-0 1-2 1B		4 1 2 1 0 0 0																	
Dave Henderson, R (1, 8) OBP: 0.280, SLG: 0.389		0-0 4-3		0-0 G3 2-3	0-0 F6			0-0 G3		4 0 0 0 0 0 3																	
Jim Presley, R (1, 5) OBP: 0.250, SLG: 0.472		0-0	0-0	0-0 5-3	0-0 F9				4-0 FC4-6 S BB	3 1 1 1 0 0 0	AB 33																
Jack Perconte, L (9, PH) OBP: 0.360, SLG: 0.342		HR 1B		0-0 3-H	0-0 F8				0-0 F8	0 0 0 0 0 1 0 0	R 4																
Bill Nahorodny, R (1, 2) OBP: 0.333, SLG: 0.375		0-0	0-0	0-0 F8	0-0 4-3				0-0 F8	3 1 1 2 0 0 0	H 6																
Pat Putnam, L (9, PH) OBP: 0.252, SLG: 0.254		1-H HR								1 0 0 0 0 0 1	RBI 4																
Domingo Ramos, R (1, 4) OBP: 0.211, SLG: 0.214		0-0	0-0	0-0 6-3	0-0 6-3				4-0 FC4-6 BB	3 0 0 0 0 0 0	BB 5																
Steve Henderson, R (9, PH) OBP: 0.366, SLG: 0.403		0-0	0-0							0 0 0 0 0 1 0 0	SO 3																
Phil Bradley, R (9, PR) OBP: 0.331, SLG: 0.286		0-0	0-0							0 0 0 0 0 0 0	LOB 12																
Inning Stats	R: 0 E: 0 K: 1 S: 6	H: 1 LOB: 1 BB: 0 P: 6	R: 2 E: 0 K: 0 S: 5	H: 2 LOB: 0 BB: 0 P: 5	R: 0 E: 0 K: 0 S: 3	H: 0 LOB: 0 BB: 0 P: 3	R: 2 E: 0 K: 0 S: 4	H: 1 LOB: 0 BB: 1 P: 8	R: 0 E: 0 K: 1 S: 6	H: 1 LOB: 2 BB: 1 P: 10	R: 0 E: 0 K: 0 S: 3	H: 0 LOB: 0 BB: 0 P: 3	R: 0 E: 0 K: 0 S: 3	H: 0 LOB: 0 BB: 0 P: 3	R: 0 E: 0 K: 1 S: 6	H: 1 LOB: 2 BB: 1 P: 10	R: 0 E: 0 K: 0 S: 3	H: 0 LOB: 2 BB: 2 P: 11	1B: 4 2B: 1 3B: 0 HR: 1	SF: 0 SAC: 0 DP: 0 HBP: 0	WP: 0 PB: 0 SB: 2 CS: 0	PA: 38					
PITCHER	IP	WLS	BF	H	R	ER	SO	BB	IBB	HBP	BLK	WP	HR	S	P	ERA	WHIP										
Chuck Porter, R (1, 1) ERA: 3.24	7.2		32	6	4	4	3	3	0	0	0	0	1	35	47	4.70	1.174										
Tom Tellmann, R (8, 1) ERA: 1.73	0.1	W	2	0	0	0	0	1	0	0	0	0	0	1	5	0.00	3.000										
Rollie Fingers, R (9, 1) ERA: 1.98	1.0	S	4	0	0	0	0	1	0	0	0	0	0	3	7	0.00	1.000										

Seattle Mariners @ Milwaukee Brewers
Milwaukee County Stadium, Milwaukee, WI

Mon Jul 02 1984, 8:05 PM EDT
Att: 13,734 - Unknown

livebaseballscorecards.com



Batter	1	2	3	4	5	6	7	8	9	AB	R	H	RBI	BB	SO	LOB	TOP																						
Jack Perconte, L (1, 4) OBP: 0.364, SLG: 0.347	0-0 1B 1B	0-0 G3-6-3		0-0 BB 1B		0-0 F9		0-0 1B		5	1	3	0	0	0	2																							
Barry Bonnell, R (1, 7) OBP: 0.327, SLG: 0.400	0-0 1B 1B		0-0 HR 1B	4-0 BB 1B			0-0 E5 2B	0-0 F9		4	2	2	1	1	0	1																							
Alvin Davis, L (1, 3) OBP: 0.397, SLG: 0.548	0-0 F4		0-0 HR 1B	0-0 G4-6-3			0-0 E 2B		0-0 F8	5	2	2	3	0	0	5																							
Ken Phelps, L (1, 10) OBP: 0.368, SLG: 0.569 Steve Henderson, R (5, PH) OBP: 0.363, SLG: 0.400 Al Chambers, L (7, PH) OBP: 0.262, SLG: 0.325	0-0 F7		0-0 F6		0-0 F4		0-0 4-3		0-3 K	2	0	0	0	0	0	2																							
Al Cowens, R (1, 9) OBP: 0.313, SLG: 0.460	0-0 1B		0-3 K		0-0 1B 1B		0-0 F3		0-0 6-3	5	0	2	1	0	1	1																							
Dave Henderson, R (1, 8) OBP: 0.280, SLG: 0.385	0-0 F8		0-3 K		0-0 1B		0-0 E5			4	0	1	0	0	1	2																							
Jim Presley, R (1, 5) OBP: 0.250, SLG: 0.450		0-0 F9		0-0 FC5-4 1B		0-0 G6-4-3		0-3 K		4	0	1	0	0	1	3																							
Bob Kearney, R (1, 2) OBP: 0.274, SLG: 0.378		4-0 1B BB		0-0 FC5-4 1B BB			0-3 K		0-0 F8	3	1	0	0	1	1	1																							
Spike Owen, S (1, 6) OBP: 0.349, SLG: 0.389 Domingo Ramos, R (8, 6) OBP: 0.211, SLG: 0.214		0-0 G3-6-3 1B		4-0 BB 1B BB		0-3 K		0-3 K		3	0	1	0	1	2	0																							
Inning Stats	R: 1 E: 0 K: 0 S: 6	H: 3 LOB: 2 BB: 0 P: 6	R: 0 E: 0 K: 0 S: 3	H: 1 LOB: 1 BB: 1 P: 7	R: 2 E: 0 K: 2 S: 9	H: 2 LOB: 0 BB: 0 P: 9	R: 1 E: 0 K: 0 S: 4	H: 2 LOB: 2 BB: 2 P: 12	R: 0 E: 0 K: 0 S: 4	H: 2 LOB: 1 BB: 0 P: 4	R: 0 E: 0 K: 2 S: 7	H: 0 LOB: 0 BB: 0 P: 7	R: 2 E: 2 K: 1 S: 8	H: 1 LOB: 1 BB: 0 P: 8	R: 0 E: 0 K: 1 S: 6	H: 1 LOB: 1 BB: 0 P: 6	R: 0 E: 0 K: 1 S: 5	H: 0 LOB: 0 BB: 0 P: 5	1B: 10 2B: 1 3B: 0 HR: 1	SF: 0 SAC: 0 DP: 3 HBP: 0	WP: 0 PB: 0 SB: 0 CS: 0	PA: 41																	
PITCHER	IP	WLS	BF	H	R	ER	SO	BB	IBB	HBP	BLK	WP	HR	S	P	ERA	WHIP					PITCHER	IP	WLS	BF	H	R	ER	SO	BB	IBB	HBP	BLK	WP	HR	S	P	ERA	WHIP
Bob Gibson, R (1, 1) ERA: 6.19	3.1		19	8	4	4	2	2	0	0	0	0	1	21	29	10.80	3.000																						
Mike Caldwell, L (4, 1) ERA: 3.44	1.2		6	2	0	0	0	1	0	0	0	0	0	5	9	0.00	1.800																						
Pete Ladd, R (6, 1) ERA: 5.43	4.0	W	16	2	2	0	5	0	0	0	0	0	0	26	26	0.00	0.500																						

Seattle Mariners @ Milwaukee Brewers
Milwaukee County Stadium, Milwaukee, WI
 Tue Jul 03 1984, 8:05 PM EDT
 Att: 14,434 - Unknown

AB	38
R	6
H	12
RBI	5
BB	3
SO	7
LOB	18



Batter	1	2	3	4	5	6	7	8	9	AB	R	H	RBI	BB	SO	LOB
Ed Romero, R OBP: 0.321, SLG: 0.286 (1, 6)	0-0 FC 1B BB	0-0 F9	0-0 1-3 2-H 3-H 1B			0-0 6-3	0-0 F8			5	1	2	2	0	0	1
Jim Gantner, L OBP: 0.309, SLG: 0.345 (1, 4)	0-0 F7	0-0 G3	0-0 F8			0-0 3-1		0-0 F5		5	0	0	0	0	0	3
Robin Yount, R OBP: 0.368, SLG: 0.419 (1, 10)	4-0 FC 1-2 1B BB		0-0 F8	0-3 K			0-0 1B FC4-6 1B	0-3 K		4	2	1	0	1	2	0
Cecil Cooper, L OBP: 0.304, SLG: 0.368 (1, 3)	0-0 FC 1-2 2-3 1B		4-0 1B BB	0-0 F6			0-0 1-3 FC4-6 1B	0-0 1B		4	1	2	0	1	0	2
Ted Simmons, S OBP: 0.276, SLG: 0.313 (1, 5)	0-0 1-2 2-H 3-H 1B		0-0 1B 1B	0-0 4-3			0-0 FC4-6 4-3 2B	0-0 F6		5	2	2	3	0	0	2
Ben Oglivie, L OBP: 0.332, SLG: 0.386 (1, 9) (8, 7)	0-3 K		0-0 6-3 1-3 2-H 1B 1B		0-0 4-3		0-0 4-3			4	1	1	1	0	1	3
Mark Brouhard, R OBP: 0.344, SLG: 0.412 Rick Manning, L OBP: 0.336, SLG: 0.386 (1, 7) (7, PH) (8, 8)	0-0 F2		0-0 6-3 1-2 3-H 1B 1B		0-3 K		4-0 2B 2B IBB			3	1	1	1	0	1	2
Jim Sundberg, R OBP: 0.342, SLG: 0.428 (1, 2)		0-0 HR	0-0 6-3		0-0 2-3		0-0 2B 2B			4	2	2	2	0	0	2
Bobby Clark, R OBP: 0.333, SLG: 0.387 (1, 8) (8, 9)		0-0 5-3	4-0 1B BB			0-0 4-3	0-0 2B			3	0	1	2	1	0	0

Inning Stats	R: 2	H: 2	E: 0	K: 1	S: 8	LOB: 2	BB: 1	P: 12	R: 1	H: 1	E: 0	K: 0	S: 4	LOB: 0	BB: 0	P: 4	R: 4	H: 4	E: 0	K: 0	S: 7	LOB: 2	BB: 2	P: 15	R: 0	H: 0	E: 0	K: 1	S: 5	LOB: 0	BB: 0	P: 5	R: 0	H: 0	E: 0	K: 1	S: 5	LOB: 0	BB: 0	P: 5	R: 0	H: 0	E: 1	K: 0	S: 3	LOB: 0	BB: 0	P: 3	R: 4	H: 4	E: 1	K: 0	S: 7	LOB: 1	BB: 1	P: 11	R: 0	H: 1	E: 0	K: 1	S: 6	LOB: 1	BB: 0	P: 6
--------------	------	------	------	------	------	--------	-------	-------	------	------	------	------	------	--------	-------	------	------	------	------	------	------	--------	-------	-------	------	------	------	------	------	--------	-------	------	------	------	------	------	------	--------	-------	------	------	------	------	------	------	--------	-------	------	------	------	------	------	------	--------	-------	-------	------	------	------	------	------	--------	-------	------

PITCHER	IP	WLS	BF	H	R	ER	SO	BB	IBB	HBP	BLK	WP	HR	S	P	ERA	WHIP
Matt Young, L ERA: 7.66 (1, 1)	2.1	L	16	6	7	7	1	2	0	0	0	0	1	16	24	27.00	3.429
Ed Nunez, R ERA: 3.54 (3, 1)	3.2		15	3	2	2	2	1	0	0	0	0	0	18	22	4.91	1.091
Mike Stanton, R ERA: 3.46 (7, 1)	1.0		6	2	2	2	0	0	1	0	0	0	0	5	9	18.00	2.000
Paul Mirabella, L ERA: 3.26 (8, 1)	1.0		4	1	0	0	1	0	0	0	0	0	0	6	6	0.00	1.000

BOTTOM

Seattle Mariners @ Milwaukee Brewers
Milwaukee County Stadium, Milwaukee, WI

Tue Jul 03 1984, 8:05 PM EDT
Att. 14,434 - Unknown

livebaseballscorecards.com

AB	37
R	11
H	12
RBI	11
BB	4
SO	4
LOB	15



WP	HR	S	P	ERA	WHIP
0	0	0	0	0	0

Batter	1	2	3	4	5	6	7	8	9	AB R H RBI BB SO LOB	TOP											
Jack Perconte, L (1, 4) OBP: 0.363, SLG: 0.345	0-0 G3		0-0 G3			0-0 FC4-6 1B		0-0 4-3		4 1 1 0 0 0 1												
Spike Owen, S (1, 6) OBP: 0.347, SLG: 0.387	0-0 F4			0-0 4-3		0-0 FC4-6 1B		0-0 4-3		4 0 1 0 0 0 0												
Alvin Davis, L (1, 3) OBP: 0.392, SLG: 0.540	0-0 4-3			0-0 F6		0-0 FC4-6 1B		0-3 K		4 0 0 1 0 1 1												
Ken Phelps, L (1, 10) OBP: 0.372, SLG: 0.594		0-0 4-3		0-0 1B		0-0 F7			0-0 HR	4 1 2 1 0 0 1												
Al Cowens, R (1, 9) OBP: 0.312, SLG: 0.457		0-0 6-3		0-0 F8		0-0 1B			0-0 5-3	4 0 1 0 0 0 1												
Al Chambers, L (1, 7) OBP: 0.239, SLG: 0.295		0-0 3-1			0-3 K	0-3 K			0-0 F7	4 0 0 0 0 2 2												
Dave Henderson, R (1, 8) OBP: 0.274, SLG: 0.377			0-0 F9		0-0 F7		0-3 K		0-0 F3	4 0 0 0 0 1 0												
Jim Presley, R (1, 5) OBP: 0.236, SLG: 0.442			0-0 6-3		0-0 1B				0-0 F9	3 0 1 0 0 0 0												
Bob Kearney, R (1, 2) OBP: 0.274, SLG: 0.381			0-0 2B		0-0 F6				0-0 1-3	3 0 1 0 0 0 1												
Inning Stats	R: 0 E: 0 K: 0 S: 3	H: 0 LOB: 0 BB: 0 P: 3	R: 0 E: 0 K: 0 S: 3	H: 0 LOB: 0 BB: 0 P: 3	R: 0 E: 0 K: 0 S: 4	H: 1 LOB: 1 BB: 0 P: 4	R: 0 E: 0 K: 0 S: 4	H: 1 LOB: 1 BB: 0 P: 4	R: 0 E: 0 K: 1 S: 6	H: 1 LOB: 1 BB: 0 P: 6	R: 1 E: 0 K: 1 S: 8	H: 3 LOB: 2 BB: 0 P: 8	R: 0 E: 0 K: 1 S: 5	H: 0 LOB: 0 BB: 0 P: 5	R: 0 E: 0 K: 1 S: 5	H: 0 LOB: 0 BB: 0 P: 5	R: 1 E: 0 K: 0 S: 4	H: 1 LOB: 0 BB: 0 P: 4	1B: 5 2B: 1 3B: 0 HR: 1	SF: 0 SAC: 0 DP: 0 HBP: 0	WP: 0 PB: 0 SB: 0 CS: 0	PA: 34
PITCHER Moose Haas, R (1, 1) ERA: 4.11	IP: 9.0 WLS: W BF: 34 H: 7 R: 2 ER: 2 SO: 4 BB: 0 IBB: 0 HBP: 0 BLK: 0 WP: 0 HR: 1 S: 42 P: 42 ERA: 2.00 WHIP: 0.778											PITCHER	IP: 9.0 WLS: W BF: 34 H: 7 R: 2 ER: 2 SO: 4 BB: 0 IBB: 0 HBP: 0 BLK: 0 WP: 0 HR: 1 S: 42 P: 42 ERA: 2.00 WHIP: 0.778									

Seattle Mariners @ Milwaukee Brewers
Milwaukee County Stadium, Milwaukee, WI
Wed Jul 04 1984, 4:33 AM EDT
Att: 15,911 - Unknown

AB	34
R	2
H	7
RBI	2
BB	0
SO	4
LOB	7



Batter	1	2	3	4	5	6	7	8	9	AB	R	H	RBI	BB	SO	LOB
Ed Romero, R OBP: 0.327, SLG: 0.287 (1, 6)	0-0 F2 BBB	4-0 FC3-6 BB		0-0 2-H 1B		0-0 F7				3	0	1	1	1	0	0
Jim Gantner, L OBP: 0.305, SLG: 0.341 (1, 4)	0-0 E1 2B	0-0 FC3-6 1-2f		0-0 F8		0-0 G3				4	1	0	0	0	0	2
Robin Yount, R OBP: 0.367, SLG: 0.420 (1, 10)	0-0 2B 1-3	0-0 F7		0-0 F3			0-0 F8			4	1	1	0	0	0	2
Cecil Cooper, L OBP: 0.306, SLG: 0.373 (1, 3)	0-0 2B 2-H 3-H		0-0 1B 1B	0-0 F6			0-0 G3			4	1	2	2	0	0	1
Ted Simmons, S OBP: 0.279, SLG: 0.318 (1, 5)	0-0 4-3 2-H		0-0 1B 1-2		0-0 F7		0-0 6-3			4	0	2	1	0	0	0
Ben Oglivie, L OBP: 0.327, SLG: 0.380 (1, 9) (9, 7)	0-0 4-3 2-3		0-0 F7		0-0 4-3			0-0 4-3		4	0	0	0	0	0	3
Mark Brouhard, R OBP: 0.350, SLG: 0.409 Dion James, L OBP: 0.319, SLG: 0.358 (1, 7) (9, 9)	4-0 FC5-4 BB		0-0 F8		0-0 1B			0-0 4-3		3	0	1	0	1	0	2
Bill Schroeder, R OBP: 0.240, SLG: 0.361 (1, 2)	0-0 FC5-4 1-2f		0-0 6-3		0-0 5-3			0-0 F4		0	0	0	0	0	0	5
Bobby Clark, R OBP: 0.337, SLG: 0.403 Rick Manning, L OBP: 0.335, SLG: 0.384 (1, 8) (6, 8)		0-0 6-3		0-0 1B 2B		0-0 1-3				2	1	1	0	0	0	0
										1	0	0	0	0	0	0
Inning Stats	R: 3 E: 1 K: 0 S: 7	H: 3 LOB: 2 BB: 1 P: 11	R: 0 E: 0 K: 0 S: 3	H: 0 LOB: 1 BB: 1 P: 7	R: 0 E: 0 K: 0 S: 5	H: 2 LOB: 2 BB: 0 P: 5	R: 1 E: 0 K: 0 S: 5	H: 2 LOB: 1 BB: 0 P: 5	R: 0 E: 0 K: 0 S: 4	H: 1 LOB: 1 BB: 0 P: 4	R: 0 E: 0 K: 0 S: 3	H: 0 LOB: 0 BB: 0 P: 3	R: 0 E: 0 K: 0 S: 3	H: 0 LOB: 0 BB: 0 P: 3	R: 0 E: 0 K: 0 S: 3	H: 0 LOB: 0 BB: 0 P: 3

BOTTOM

Seattle Mariners @ Milwaukee Brewers
Milwaukee County Stadium, Milwaukee, WI
 Wed Jul 04 1984, 4:33 AM EDT
 Att. 15,911 - Unknown

livebaseballscorecards.com

AB	33
R	4
H	8
RBI	4
BB	2
SO	0
LOB	15



PITCHER	IP	WLS	BF	H	R	ER	SO	BB	IBB	HBP	BLK	WP	HR	S	P	ERA	WHIP
Ed Vande Berg, L ERA: 3.74 (1, 1)	8.0	L	35	8	4	3	0	2	0	0	0	0	0	33	41	3.38	1.250

WP: 0	PA: 35
PB: 0	SB: 0
CS: 0	

Seattle Mariners @ Toronto Blue Jays
 Exhibition Stadium, Toronto, ON
 Thu Jul 05 1984, 7:05 PM EDT
 Att. 22,353 - Unknown

AB	41
R	8
H	15
RBI	8
BB	2
SO	7
LOB	17



WP:	0	PA:	43
PB:	0		
SB:	1		
CS:	0		

Batter	1	2	3	4	5	6	7	8	9	AB	R	H	RBI	BB	SO	LOB
Jack Perconte, L (1, 4) OBP: 0.366, SLG: 0.353	0-0 E S 1B		0-0 4-3		0-0 F8		0-0 1B 2B	0-0 2B 1B		5	3	3	0	0	0	1
Spike Owen, S (1, 6) OBP: 0.348, SLG: 0.387	0-0 F9		0-0 G3		0-0 F8		0-0 1B HR 2-H	0-0 2B 1B 1-2		5	2	2	1	0	0	2
Alvin Davis, L (1, 3) OBP: 0.392, SLG: 0.541	0-3 K 1-3		0-0 F8		0-3 K		0-0 1B HR 1-3	0-0 2B 1-H 2-H		5	1	2	2	0	2	2
Ken Phelps, L (1, 10) OBP: 0.381, SLG: 0.618	0-0 1B 3-H			4-0 G5-3 1B BB		0-0 4-3	0-0 1B HR 1-H 3-H	0-0 4-3		4	1	2	4	1	0	1
Al Cowens, R (1, 9) OBP: 0.317, SLG: 0.467	0-3 K			0-0 1B G5-3 1-2		0-0 2B	0-0 2B		0-0 F6	5	0	3	0	0	1	1
Barry Bonnell, R (1, 7) OBP: 0.328, SLG: 0.401		0-0 FC5-4 1B		0-0 1B G5-3 1-2 2-3f		0-0 1-3	4-0 BB BB BB BB		0-3 K	2	0	1	0	0	0	2
Pat Putnam, L (6, PH) OBP: 0.250, SLG: 0.252										1	0	0	0	0	0	1
Steve Henderson, R (7, PH) OBP: 0.365, SLG: 0.397										1	0	0	0	1	1	0
Dave Henderson, R (1, 8) OBP: 0.269, SLG: 0.369		0-0 F9		0-0 6-3		0-0 F8	0-3 K2-3		0-0 F7	4	0	0	0	0	1	5
Al Chambers, L (9, PH) OBP: 0.234, SLG: 0.289										1	0	0	0	0	0	0
Jim Presley, R (1, 5) OBP: 0.255, SLG: 0.489		0-0 FC5-4 1-2f			0-0 HR			0-3 K	0-0 5-3	4	1	1	1	0	1	1
Bob Kearney, R (1, 2) OBP: 0.276, SLG: 0.390					0-0 3B					2	0	1	0	0	0	1
Orlando Mercado, R (7, PH) OBP: 0.200, SLG: 0.111		0-0 F8						0-0 F8	0-3 K	2	0	0	0	0	1	0

Inning Stats	R: 1	H: 2	E: 0	K: 2	S: 9	LOB: 1	BB: 0	P: 9	R: 0	H: 1	E: 0	K: 0	S: 4	LOB: 1	BB: 0	P: 4	R: 0	H: 0	E: 0	K: 0	S: 3	LOB: 0	BB: 0	P: 3	R: 0	H: 1	E: 0	K: 0	S: 3	LOB: 1	BB: 1	P: 7	R: 1	H: 2	E: 0	K: 1	S: 7	LOB: 1	BB: 0	P: 7	R: 0	H: 1	E: 0	K: 0	S: 4	LOB: 1	BB: 0	P: 4	R: 4	H: 5	E: 0	K: 2	S: 12	LOB: 2	BB: 1	P: 16	R: 2	H: 3	E: 0	K: 1	S: 8	LOB: 1	BB: 0	P: 8	R: 0	H: 0	E: 0	K: 1	S: 5	LOB: 0	BB: 0	P: 5	1B: 8	SF: 0	2B: 4	SAC: 0	3B: 1	DP: 1	HR: 2	HBP: 0	WP: 0	PA: 43
--------------	------	------	------	------	------	--------	-------	------	------	------	------	------	------	--------	-------	------	------	------	------	------	------	--------	-------	------	------	------	------	------	------	--------	-------	------	------	------	------	------	------	--------	-------	------	------	------	------	------	------	--------	-------	------	------	------	------	------	-------	--------	-------	-------	------	------	------	------	------	--------	-------	------	------	------	------	------	------	--------	-------	------	-------	-------	-------	--------	-------	-------	-------	--------	-------	--------

PITCHER	IP	WLS	BF	H	R	ER	SO	BB	IBB	HBP	BLK	WP	HR	S	P	ERA	WHIP
Doyle Alexander, R (1, 1) ERA: 3.41	6.2	W	32	12	6	6	4	1	0	0	0	0	2	39	43	8.10	1.950
Jimmy Key, L (7, 1) ERA: 4.66	1.1		8	3	2	2	2	1	0	0	0	0	0	11	15	13.50	3.000
Roy Lee Jackson, R (9, 1) ERA: 2.42	1.0	S	3	0	0	0	1	0	0	0	0	0	0	5	5	0.00	0.000

BOTTOM

Seattle Mariners @ Toronto Blue Jays
Exhibition Stadium, Toronto, ON

Thu Jul 05 1984, 7:05 PM EDT
Att. 22,353 - Unknown

livebaseballscores.com

AB	34
R	10
H	13
RBI	10
BB	2
SO	4
LOB	15



WP:	0	PA:	40
PB:	0		
SB:	0		
CS:	1		

AB	R	H	RBI	BB	SO	LOB	
5	1	2	0	0	0	2	
4	3	2	0	1	0	1	
3	2	1	3	0	1	1	
5	1	2	4	0	0	1	
3	1	1	1	0	1	1	
4	1	3	1	0	0	1	
2	0	0	0	0	1	1	
2	0	1	0	0	0	2	
3	1	1	0	1	1	2	
3	0	0	0	0	0	3	
0	0	0	1	0	0	0	
0	0	0	0	0	0	0	
1B:	8	SF:	2	WP:	0	PA:	40
2B:	2	SAC:	0	PB:	0		
3B:	4	DP:	1	SB:	0		
HR:	0	HBP:	2	CS:	1		

Batter	1	2	3	4	5	6	7	8	9					
Damaso Garcia, R OBP: 0.333, SLG: 0.399 (1, 4)	0-0 F8	0-0 HBP BB 1-2 3B 1B		0-0 1B		0-0 F8	0-0 FC6-4							
Dave Collins, S OBP: 0.351, SLG: 0.493 (1, 7)	0-0 3B	4-0 HBP 1-2 2-3 3B BB		0-0 F9		0-0 SF8 3B		0-0 4-3						
Lloyd Moseby, L OBP: 0.369, SLG: 0.534 (1, 8)	0-0 1B 3B	1-0 HBP 1-2 2-3 3B		0-3 K		0-0 SF8		0-0 4-3						
Willie Upshaw, L OBP: 0.370, SLG: 0.526 (1, 3)	0-0 2B 1B	0-0 HBP 1-2 2-3 3-H		0-0 G3		0-0 F8		0-0 3-1						
Willie Aikens, L OBP: 0.342, SLG: 0.394 (1, 10)	0-0 1B 2B	0-3 K		1-0 1B HBP		0-0 G3								
George Bell, R OBP: 0.352, SLG: 0.485 (1, 9)	0-0 CS 1B	0-0 G1-6-3		0-0 1B		0-0 1B SF9 1B								
Rance Mulliniks, L OBP: 0.367, SLG: 0.364 (1, 5)	0-3 K		0-0 4-3		0-0 F7		0-0 1B							
Garth Iorg, R OBP: 0.270, SLG: 0.301 (5, PH) (6, 5)	1-2 K				0-3 K		4-0 FC6-4 IBB							
Ernie Whitt, L OBP: 0.339, SLG: 0.387 (1, 2)		0-0 BB 1B HBP 1B	0-0 4-3		0-3 K		0-0 SF9							
Alfredo Griffin, S OBP: 0.251, SLG: 0.307 (1, 6)		0-0 F7	0-0 F9		0-0 F8		0-0 3-H SF9							
Rick Leach, L OBP: 0.356, SLG: 0.450 (7, PH)														
Tony Fernandez, S OBP: 0.229, SLG: 0.222 (8, 6)														
Inning Stats	R: 4 E: 0 K: 1 S: 9	H: 5 LOB: 1 BB: 0 P: 9	R: 4 E: 0 K: 1 S: 8	H: 3 LOB: 1 BB: 1 P: 13	R: 0 E: 0 K: 0 S: 3	H: 0 LOB: 0 BB: 0 P: 3	R: 0 E: 0 K: 1 S: 6	H: 1 LOB: 2 BB: 0 P: 7	R: 1 E: 0 K: 0 S: 4	H: 1 LOB: 0 BB: 0 P: 4	R: 1 E: 0 K: 0 S: 5	H: 2 LOB: 2 BB: 1 P: 9	R: 0 E: 0 K: 0 S: 3	H: 0 LOB: 0 BB: 0 P: 3
PITCHER	IP WLS L	WLS L	BF H R	BF H R	ER SO	ER SO	ER SO	ER SO	ER SO	ER SO	ER SO	ER SO	ER SO	ER SO
Jim Beattie, R ERA: 3.42 (1, 1)	1.1		11	7	7	7	1							
Dave Geisel, L ERA: 5.4 (2, 1)	3.2		16	3	1	1	3							
Roy Thomas, R ERA: 5.05 (6, 1)	1.0		4	1	1	1	0							
Salome Barojas, R ERA: 4.66 (7, 1)	1.0		6	2	1	1	0							
Paul Mirabella, L ERA: 3.18 (8, 1)	1.0		3	0	0	0	0							

WP	HR	S	P	ERA	WHIP
0	0	0	0		
0	0	0	0		
0	0	0	0		
0	0	0	0		
0	0	0	0		

Batter	1	2	3	4	5	6	7	8	9	AB R H RBI BB SO LOB	TOP											
Jack Perconte, L (1, 4) OBP: 0.362, SLG: 0.348	0-0 F5		0-0 F5		0-0 1-3			0-0 F9		4 0 0 0 0 0 2												
Spike Owen, S (1, 6) OBP: 0.347, SLG: 0.385	0-0 F4			0-0 F9		0-0 F3		0-0 1B		4 0 1 0 0 0 0												
Alvin Davis, L (1, 3) OBP: 0.391, SLG: 0.535	0-0 4-3			0-0 F8		4-0 BB BB		0-0 F8		3 0 0 0 1 0 1												
Ken Phelps, L (1, 10) OBP: 0.391, SLG: 0.625		0-0 F8		1-0 HBP		4-0 G6-4-3 1-2 BB		0-0 HR 2B		2 1 1 0 1 0 0												
Al Cowens, R (1, 9) OBP: 0.318, SLG: 0.471				0-0 F7		0-0 G6-4-3 1-2f		0-0 HR 2-H		2 0 1 0 0 0 1												
Pat Putnam, L (6, PH) OBP: 0.253, SLG: 0.277										2 1 1 2 0 0 2												
Barry Bonnell, R (1, 7) OBP: 0.323, SLG: 0.394		0-0 6-3			0-3 K		0-0 F9		0-0 F8	4 0 0 0 0 1 1												
Dave Henderson, R (1, 8) OBP: 0.263, SLG: 0.361		0-3 K			0-0 F9		0-3 K		0-3 K	4 0 0 0 0 3 1												
Jim Presley, R (1, 5) OBP: 0.255, SLG: 0.460			0-0 F9		4-0 1B BB		0-0 4-3		0-0 6-3	3 0 0 0 1 0 0												
Bob Kearney, R (1, 2) OBP: 0.277, SLG: 0.389			0-3 K		0-0 1B			0-0 F9		3 0 1 0 0 1 0												
Inning Stats	R: 0 E: 0 K: 0 S: 3	H: 0 LOB: 0 BB: 0 P: 3	R: 0 E: 0 K: 1 S: 6	H: 1 LOB: 1 BB: 0 P: 6	R: 0 E: 0 K: 1 S: 5	H: 0 LOB: 0 BB: 0 P: 5	R: 0 E: 0 K: 0 S: 3	H: 0 LOB: 1 BB: 0 P: 4	R: 0 E: 0 K: 1 S: 6	H: 1 LOB: 2 BB: 1 P: 10	R: 0 E: 0 K: 1 S: 2	H: 0 LOB: 1 BB: 2 P: 10	R: 0 E: 0 K: 1 S: 5	H: 0 LOB: 0 BB: 0 P: 5	R: 0 E: 0 K: 0 S: 4	H: 1 LOB: 1 BB: 0 P: 4	R: 2 E: 0 K: 1 S: 7	H: 2 LOB: 0 BB: 0 P: 7	1B: 2 2B: 2 3B: 0 HR: 1	SF: 0 SAC: 0 DP: 1 HBP: 1	WP: 0 PB: 0 SB: 0 CS: 0	PA: 35
PITCHER Luis Leal, R (1, 1) ERA: 3.0	IP: 9.0 WLS: W BF: 35 H: 5 R: 2 ER: 2 SO: 5 BB: 3 IBB: 0 HBP: 1 BLK: 0 WP: 0 HR: 1 S: 41 P: 54 ERA: 2.00 WHIP: 0.889											PITCHER IP: WLS: BF: H: R: ER: SO: BB: IBB: HBP: BLK: WP: HR: S: P: ERA: WHIP:										

Seattle Mariners @ Toronto Blue Jays
Exhibition Stadium, Toronto, ON
Fri Jul 06 1984, 7:05 PM EDT
Att. 22,385 - Unknown

livebaseballscorecards.com

AB	31
R	2
H	5
RBI	2
BB	3
SO	5
LOB	8



Batter 1 2 3 4 5 6 7 8 9 AB R H RBI BB SO LOB TOP

Main table containing batter statistics, pitch counts, and play diagrams for each batter across 9 innings. Batter names include Jack Perconte, Spike Owen, Alvin Davis, Pat Putnam, Al Cowens, Steve Henderson, Dave Henderson, Jim Presley, Orlando Mercado, and Phil Bradley. Play diagrams show fielding positions and ball trajectories.

Inning Stats table with columns for R, H, E, K, S, P, BF, H, R, ER, SO, BB, IBB, HBP, BLK, WP, HR, S, P, ERA, WHIP for each of the 9 innings.

PITCHER table with columns for PITCHER, IP, WLS, BF, H, R, ER, SO, BB, IBB, HBP, BLK, WP, HR, S, P, ERA, WHIP for each pitcher: Jim Clancy, Jim Acker, Dennis Lamp, and Bryan Clark.

Seattle Mariners @ Toronto Blue Jays
Exhibition Stadium, Toronto, ON
Sat Jul 07 1984, 3:33 AM EDT
Att. 33,475 - Unknown

Summary statistics table:
AB 39
R 8
H 14
RBI 8
BB 3
SO 3
LOB 25



BOTTOM

Seattle Mariners @ Toronto Blue Jays
 Exhibition Stadium, Toronto, ON
 Sat Jul 07 1984, 3:33 AM EDT
 Att. 33,475 - Unknown

livebaseballscorecards.com

AB	37
R	4
H	10
RBI	4
BB	3
SO	6
LOB	14



WP: 0	PA: 41
PB: 0	SB: 1
CS: 0	

AB	R	H	RBI	BB	SO	LOB
5	0	1	0	0	1	0
4	1	0	0	1	1	1
4	1	2	2	0	0	1
4	0	0	0	1	1	3
5	0	1	0	0	2	2
4	1	1	0	0	0	1
4	0	3	1	0	0	0
3	0	1	0	1	0	1
2	1	1	1	0	0	0
1	0	0	0	0	0	3
1	0	0	0	0	1	2

Batter	1	2	3	4	5	6	7	8	9
Damaso Garcia, R (1, 4) OBP: 0.330, SLG: 0.396	0-0 4-3 2B		0-3 K		0-0 4-3		0-0 F3		0-0 6-3
Dave Collins, S (1, 7) OBP: 0.348, SLG: 0.485	0-0 F7		4-0 HR BB		0-0 E6 HBP		0-0 F6		0-3 K
Lloyd Moseby, L (1, 8) OBP: 0.370, SLG: 0.536	0-0 4-3		0-0 1-H HR		1-0 1-2 HBP		0-0 6-3		0-0 S 1B
Willie Upshaw, L (1, 3) OBP: 0.369, SLG: 0.515	0-0 F5		0-3 K		0-0 F5			0-0 F9	4-0 1-2 BB
Willie Aikens, L (1, 10) OBP: 0.333, SLG: 0.381		0-3 K		0-0 4-3		0-0 BB 1B		0-0 G3	0-3 K
George Bell, R (1, 9) OBP: 0.350, SLG: 0.493		0-0 F5		0-0 F5		0-0 F9		0-0 1B 2B	
Rance Mulliniks, L (1, 5) OBP: 0.375, SLG: 0.379		0-0 4-3		0-0 2B		0-0 1-2 1B		0-0 1B 2-H 1B	
Ernie Whitt, L (1, 2) OBP: 0.343, SLG: 0.386			0-0 F8	0-0 3-1		4-0 1-2 2-3 BB		0-0 1-3 1B	
Alfredo Griffin, S (1, 6) OBP: 0.253, SLG: 0.321			0-0 HR		0-0 G1-4-3		0-0 G4-6-3	0-3 K	
Rick Leach, L (6, PH) OBP: 0.340, SLG: 0.429									
Tony Fernandez, S (7, 6) OBP: 0.208, SLG: 0.200									

Inning Stats	R: 0	H: 1	E: 0	K: 0	S: 4	H: 0	LOB: 1	BB: 0	P: 4	R: 0	H: 0	E: 0	K: 1	S: 5	R: 0	H: 2	E: 0	K: 2	S: 9	R: 0	H: 1	E: 0	K: 0	S: 4	R: 0	H: 0	E: 1	K: 0	S: 4	R: 0	H: 2	E: 0	K: 0	S: 4	R: 0	H: 0	E: 0	K: 0	S: 3	R: 1	H: 3	E: 0	K: 1	S: 8	R: 0	H: 1	E: 0	K: 2	S: 8	1B: 5	2B: 3	3B: 0	HR: 2	SF: 0	SAC: 0	DP: 1	HBP: 1	WP: 0	PA: 41
--------------	------	------	------	------	------	------	--------	-------	------	------	------	------	------	------	------	------	------	------	------	------	------	------	------	------	------	------	------	------	------	------	------	------	------	------	------	------	------	------	------	------	------	------	------	------	------	------	------	------	------	-------	-------	-------	-------	-------	--------	-------	--------	-------	--------

PITCHER	IP	WLS	BF	H	R	ER	SO	BB	IBB	HBP	BLK	WP	HR	S	P	ERA	WHIP
Mike Moore, R (1, 1) ERA: 4.22	7.2	W	35	9	4	4	3	2	0	1	0	0	2	38	47	4.70	1.435
Mike Stanton, R (8, 1) ERA: 3.35	1.1	S	6	1	0	0	3	1	0	0	0	0	0	11	15	0.00	1.500

PITCHER	IP	WLS	BF	H	R	ER	SO	BB	IBB	HBP	BLK	WP	HR	S	P	ERA	WHIP
---------	----	-----	----	---	---	----	----	----	-----	-----	-----	----	----	---	---	-----	------

Seattle Mariners @ Toronto Blue Jays
Exhibition Stadium, Toronto, ON

Sun Jul 08 1984, 3:33 AM EDT
Att: 30,070 - Unknown

livebaseballscorecards.com

AB	37
R	7
H	14
RBI	7
BB	5
SO	5
LOB	15



Batter	1	2	3	4	5	6	7	8	9	AB	R	H	RBI	BB	SO	LOB
Jack Perconte, L (1, 4) OBP: 0.364, SLG: 0.349	0-0 4-3		0-0 4-3		4-0 SH3-4 2B BB	0-0 F4		0-0 1B 1B		4	1	1	1	1	0	1
Spike Owen, S (1, 6) OBP: 0.356, SLG: 0.395	0-0 3-1		0-0 1B 1B		0-0 SH3-4	0-0 G3		0-0 1B 1B		4	0	2	0	0	0	0
Alvin Davis, L (1, 3) OBP: 0.397, SLG: 0.536	0-0 2B		0-0 1B 1B		4-0 2B 1B IBB		0-0 F8		0-0 4-3	4	1	2	1	1	0	0
Ken Phelps, L (1, 10) OBP: 0.399, SLG: 0.629	0-3 K		4-0 1B 1B		0-0 1B 2B		0-0 3-1		0-0 1B 1B	4	2	2	2	1	1	1
Al Cowens, R (1, 9) OBP: 0.324, SLG: 0.484		0-0 F7	0-0 F7		4-0 1B 1B IBB		0-0 CS 1B		0-0 1B 1B	4	0	2	0	1	0	3
Steve Henderson, R (1, 7) OBP: 0.355, SLG: 0.391		0-0 F7		0-3 K		0-3 K		0-0 CS		3	0	0	0	0	2	3
Dave Henderson, R (7, 8) OBP: 0.269, SLG: 0.371								1-2 CS		2	1	2	1	0	0	0
Barry Bonnell, R (1, 8) OBP: 0.321, SLG: 0.390		0-0 F9		0-0 6-3		0-0 1B			0-0 1B 2B	5	0	1	2	0	0	3
Jim Presley, R (1, 5) OBP: 0.267, SLG: 0.458			0-3 K	0-0 F8		0-3 K			0-0 1B 1B	4	0	1	0	0	2	2
Bob Kearney, R (1, 2) OBP: 0.280, SLG: 0.392			4-0 1B 1B BB		0-0 SH3-4 2B	0-0 F9		0-0 1B 1B	0-0 F4	3	2	1	0	1	0	2

Inning Stats	R: 0	H: 1	E: 0	LOB: 1	K: 1	BB: 0	S: 6	P: 6	R: 0	H: 0	E: 0	LOB: 0	K: 0	BB: 0	S: 3	P: 3	R: 1	H: 2	E: 0	LOB: 3	K: 1	BB: 2	S: 7	P: 15	R: 0	H: 0	E: 0	LOB: 0	K: 1	BB: 0	S: 5	P: 5	R: 4	H: 3	E: 0	LOB: 2	K: 2	BB: 3	S: 10	P: 22	R: 0	H: 0	E: 0	LOB: 0	K: 0	BB: 0	S: 3	P: 3	R: 0	H: 1	E: 0	LOB: 0	K: 0	BB: 0	S: 3	P: 3	R: 1	H: 4	E: 0	LOB: 2	K: 0	BB: 0	S: 6	P: 6	R: 1	H: 3	E: 0	LOB: 1	K: 0	BB: 0	S: 5	P: 5	1B: 10	SF: 0	2B: 5	SAC: 1	3B: 0	DP: 1	HR: 0	HBP: 0	WP: 0	PA: 44	PB: 0	SB: 0	CS: 1
--------------	------	------	------	--------	------	-------	------	------	------	------	------	--------	------	-------	------	------	------	------	------	--------	------	-------	------	-------	------	------	------	--------	------	-------	------	------	------	------	------	--------	------	-------	-------	-------	------	------	------	--------	------	-------	------	------	------	------	------	--------	------	-------	------	------	------	------	------	--------	------	-------	------	------	------	------	------	--------	------	-------	------	------	--------	-------	-------	--------	-------	-------	-------	--------	-------	--------	-------	-------	-------

PITCHER	IP	WLS	BF	H	R	ER	SO	BB	IBB	HBP	BLK	WP	HR	S	P	ERA	WHIP
Jim Gott, R (1, 1) ERA: 3.95	4.2	L	25	6	5	5	4	3	2	0	0	0	0	28	48	9.64	1.929
Roy Lee Jackson, R (5, 1) ERA: 2.44	3.1		13	5	1	1	1	0	0	0	0	0	0	15	15	2.70	1.500
Jimmy Key, L (9, 1) ERA: 4.8	1.0		5	3	1	1	0	0	0	0	0	0	0	5	5	9.00	3.000

Batter	1	2	3	4	5	6	7	8	9	AB	R	H	RBI	BB	SO	LOB
Damaso Garcia, R (1, 4) OBP: 0.329, SLG: 0.394	0-0 F6		0-0 F8			0-0 L3 1B		0-0 6-3		4	0	1	0	0	0	0
Dave Collins, S (1, 7) OBP: 0.347, SLG: 0.478	4-0 S BB		0-0 4-3			0-0 L3		0-3 K		3	0	0	0	1	1	1
Lloyd Moseby, L (1, 8) OBP: 0.369, SLG: 0.535	0-0 F7					0-0 2B			0-0 F4	4	0	1	0	0	1	1
Willie Upshaw, L (1, 3) OBP: 0.364, SLG: 0.508	0-3 K					0-0 6-3			0-0 F6	4	0	0	0	0	1	2
Willie Aikens, L (1, 10) OBP: 0.336, SLG: 0.411 Cliff Johnson, R (7, PH) OBP: 0.380, SLG: 0.464		0-0 HR				0-0 G3			0-3 K	2	1	1	1	0	0	0
George Bell, R (1, 9) OBP: 0.347, SLG: 0.488		0-0 F9				0-3 K			0-3 K	3	0	0	0	0	2	1
Rance Mulliniks, L (1, 5) OBP: 0.371, SLG: 0.374 Garth Iorg, R (7, PH) OBP: 0.282, SLG: 0.341		0-0 5-3				0-3 K			0-3 K	2	0	0	0	0	1	0
Ernie Whitt, L (1, 2) OBP: 0.345, SLG: 0.384 Buck Martinez, R (7, PH) OBP: 0.275, SLG: 0.351		0-0 F7				4-0 BB			0-0 F6	1	0	0	0	1	0	0
Alfredo Griffin, S (1, 6) OBP: 0.250, SLG: 0.317			0-0 G3			0-0 F8			0-0 6-3	3	0	0	0	0	0	1

Inning Stats	R: 0	H: 0	E: 0	K: 1	S: 5	R: 1	H: 1	E: 0	K: 0	S: 4	R: 0	H: 0	E: 0	K: 0	S: 3	R: 0	H: 0	E: 0	K: 1	S: 5	R: 0	H: 0	E: 0	K: 2	S: 7	R: 0	H: 2	E: 0	K: 0	S: 4	R: 0	H: 1	E: 0	K: 2	S: 8	R: 0	H: 0	E: 0	K: 1	S: 5	R: 0	H: 0	E: 0	K: 1	S: 5	1B: 2	2B: 2	3B: 0	HR: 1	SF: 0	SAC: 0	DP: 1	HBP: 0	WP: 0	PB: 0	SB: 1	CS: 0	PA: 32
PITCHER	IP	WLS	BF	H	R	ER	SO	BB	IBB	HBP	BLK	WP	HR	S	P	ERA	WHIP																																									
Jim Beattie, R (1, 1) ERA: 3.32	6.0	W	22	3	1	1	4	2	0	0	0	0	1	28	36	1.50	0.833																																									
Ed Vande Berg, L (7, 1) ERA: 3.63	3.0	S	10	1	0	0	4	0	0	0	0	0	0	18	18	0.00	0.333																																									

BOTTOM

Seattle Mariners @ Toronto Blue Jays
 Exhibition Stadium, Toronto, ON
 Sun Jul 08 1984, 3:33 AM EDT
 Att. 30,070 - Unknown

livebaseballscores.com

AB	30
R	1
H	4
RBI	1
BB	2
SO	8
LOB	8



Batter	1	2	3	4	5	6	7	8	9	AB R H RBI BB SO LOB	TOP											
Wade Boggs, L (1, 5) OBP: 0.402, SLG: 0.368	0-0 F7		0-0 F9		0-0 4-3			0-0 6-3		4 0 0 0 0 0 2	Boston Red Sox @ Seattle Mariners The Kingdom, Seattle, WA Thu Jul 12 1984, 10:05 PM EDT Att. 10,067 - Unknown											
Dwight Evans, R (1, 9) OBP: 0.397, SLG: 0.527	0-3 K			0-3 K		0-0 F8		0-0 HR	4 1 1 1 0 2 0													
Jim Rice, R (1, 7) OBP: 0.329, SLG: 0.491	0-0 6-3			4-0 BB BB		0-0 F3		0-0 6-3	3 0 0 0 1 0 0													
Tony Armas, R (1, 8) OBP: 0.309, SLG: 0.526		0-3 K		0-3 K		0-0 6-3		0-0 F9	4 0 0 0 0 2 1													
Mike Easler, L (1, 10) OBP: 0.376, SLG: 0.533		0-0 F5		4-0 BB 1-2 BB		0-3 K		0-0 HR	3 1 1 1 1 1 0													
Bill Buckner, L (1, 3) OBP: 0.348, SLG: 0.402		0-0 4-3		0-0 4-3		0-0 G3		0-0 G3	4 0 0 0 0 0 2													
Jeff Newman, R (1, 2) OBP: 0.289, SLG: 0.303			4-0 FC6-4 1B BB		0-3 K		0-0 F9		2 0 0 0 1 1 0													
Marty Barrett, R (1, 4) OBP: 0.356, SLG: 0.348			0-0 FC6-4 1B		0-3 K		0-0 1-3		3 0 1 0 0 1 0													
Jackie Gutierrez, R (1, 6) OBP: 0.270, SLG: 0.304			0-0 FC6-4 BLK 1-2 2-3		0-0 1B		0-0 F8		2 0 1 0 0 0 2													
Reid Nichols, R (8, PH) OBP: 0.324, SLG: 0.351									1 0 0 0 0 0 0													
Glenn Hoffman, R (8, 6) OBP: 0.229, SLG: 0.242									0 0 0 0 0 0 0													
Inning Stats	R: 0 E: 0 K: 1 S: 5	H: 0 LOB: 0 BB: 0 P: 5	R: 0 E: 0 K: 1 S: 5	H: 0 LOB: 0 BB: 0 P: 5	R: 0 E: 0 K: 0 S: 3	H: 1 LOB: 1 BB: 1 P: 7	R: 0 E: 0 K: 2 S: 7	H: 0 LOB: 2 BB: 2 P: 15	R: 0 E: 0 K: 2 S: 8	H: 1 LOB: 1 BB: 0 P: 8	R: 0 E: 0 K: 0 S: 3	H: 0 LOB: 0 BB: 0 P: 3	R: 0 E: 0 K: 1 S: 5	H: 0 LOB: 0 BB: 0 P: 5	R: 0 E: 0 K: 0 S: 3	H: 0 LOB: 0 BB: 0 P: 3	R: 2 E: 0 K: 0 S: 5	H: 2 LOB: 0 BB: 0 P: 5	1B: 2 2B: 0 3B: 0 HR: 2	SF: 0 SAC: 0 DP: 0 HBP: 0	WP: 0 PB: 0 SB: 0 CS: 0	PA: 33
PITCHER	IP WLS BF H R ER SO BB IBB HBP BLK WP HR S P ERA WHIP																					
Mark Langston, L (1, 1) ERA: 3.65	8.0 W 29 3 1 1 7 3 0 0 0 0 0 1 40 52 1.12 0.750																					
Mike Stanton, R (9, 1) ERA: 3.51	0.2 3 1 1 1 0 0 0 0 0 0 0 1 3 3 13.50 1.500																					
Paul Mirabella, L (9, 1) ERA: 3.15	0.1 S 1 0 0 0 0 0 0 0 0 0 0 0 1 1 0.00 0.000																					

AB	30
R	2
H	4
RBI	2
BB	3
SO	7
LOB	7



Batter	1	2	3	4	5	6	7	8	9
Jack Perconte, L (1, 4) OBP: 0.364, SLG: 0.350	0-0 5-3		0-0 F7		0-0 S 1B		0-0 BB S SF9 1B	0-0 5-3	
Spike Owen, S (1, 6) OBP: 0.357, SLG: 0.395	0-0 F9		0-0 S BB 4-3 1B		0-3 K		4-0 SF9 BB 1-2 BB		
Alvin Davis, L (1, 3) OBP: 0.398, SLG: 0.533	0-0 F2		4-0 4-3 S 1-2 BB		0-0 F8		4-0 1-2 BB 2-3 BB		
Al Cowens, R (1, 9) OBP: 0.323, SLG: 0.481		0-0 5-3	4-0 4-3 BB 1-2 2-3		0-0 6-3		0-0 SF9		
Steve Henderson, R (1, 10) OBP: 0.352, SLG: 0.387		0-0 1B 2B 1B	0-0 4-3		0-3 K		0-0 F9		
Barry Bonnell, R (1, 7) OBP: 0.320, SLG: 0.388 Phil Bradley, R (9, 7) OBP: 0.335, SLG: 0.287		0-0 2B 1-2 1B	0-0 4-3		0-0 E5		0-0 5-3		
Dave Henderson, R (1, 8) OBP: 0.274, SLG: 0.379		0-0 1-3 2-H 2B		0-0 5-3		0-3 K		0-0 F9 1B 1B	
Jim Presley, R (1, 5) OBP: 0.266, SLG: 0.444		0-0 F3		0-3 K		0-0 F9		0-0 1-2 1B	
Bob Kearney, R (1, 2) OBP: 0.276, SLG: 0.386		0-0 5-3		0-0 F7		0-3 K		0-0 F9	

Inning Stats	R: 0	H: 0	E: 0	K: 0	S: 3	R: 1	H: 3	E: 0	K: 0	S: 6	R: 1	H: 1	E: 0	K: 0	S: 4	R: 0	H: 0	E: 0	K: 1	S: 5	R: 0	H: 1	E: 0	K: 1	S: 6	R: 0	H: 0	E: 1	K: 2	S: 8	R: 1	H: 1	E: 0	K: 1	S: 6	R: 0	H: 2	E: 0	K: 0	S: 5
	LOB: 0	BB: 0	P: 3	LOB: 2	BB: 0	P: 6	LOB: 2	BB: 2	P: 12	LOB: 0	BB: 0	P: 5	LOB: 1	BB: 0	P: 6	LOB: 1	BB: 0	P: 8	LOB: 2	BB: 2	P: 14	LOB: 2	BB: 0	P: 5	LOB: 0	BB: 0	P: 5	LOB: 1	BB: 0	P: 8	LOB: 2	BB: 2	P: 14	LOB: 2	BB: 0	P: 5	LOB: 0	BB: 0	P: 5	

PITCHER	IP	WLS	BF	H	R	ER	SO	BB	IBB	HBP	BLK	WP	HR	S	P	ERA	WHIP
Bob Ojeda, L (1, 1) ERA: 4.6	7.0	L	32	6	3	3	5	4	0	0	0	0	0	38	54	3.86	1.429
Steve Crawford, R (8, 1) ERA: 3.38	1.0		5	2	0	0	0	0	0	0	0	0	0	5	5	0.00	2.000

AB R H RBI BB SO LOB

5	1	2	0	0	0	2
3	1	1	0	1	1	1
2	0	0	0	2	0	1
2	0	0	1	1	0	1
4	1	1	1	0	1	4
4	0	1	0	0	0	2
0	0	0	0	0	0	0
4	0	2	1	0	1	1
4	0	1	0	0	1	3
4	0	0	0	0	1	4

AB	32
R	3
H	8
RBI	3
BB	4
SO	5
LOB	19



WP	PA	ERA	WHIP
0	37		

Boston Red Sox @ Seattle Mariners
 The Kingdom, Seattle, WA
 Thu Jul 12 1984, 10:05 PM EDT
 Att. 10,067 - Unknown

livebaseballscorecards.com

Batter	1	2	3	4	5	6	7	8	9	AB R H RBI BB SO LOB	TOP											
Wade Boggs, L (1, 5) OBP: 0.402, SLG: 0.368	4-0 WP 1-3 1B BB		0-0 SF8		0-0 4-3	0-0 G3		0-0 1-2 2-3 3-H 1B		3 1 1 4 1 0 3												
Dwight Evans, R (1, 9) OBP: 0.392, SLG: 0.520	0-0 1-3 1-2		0-3 3-H K		0-0 F8	0-3 K		0-0 5-3 1-2 2-3		5 0 0 0 0 2 6												
Jim Rice, R (1, 7) OBP: 0.327, SLG: 0.487	0-0 F7			0-0 4-3 1B		0-3 K	0-3 K	0-0 6-3		5 0 1 0 0 2 3												
Tony Armas, R (1, 8) OBP: 0.313, SLG: 0.527	0-0 2-H 1B			0-3 K		0-0 PB 1B 1B	0-0 1B		0-3 K	5 1 3 1 0 2 1												
Mike Easler, L (1, 10) OBP: 0.376, SLG: 0.540		0-0 F8		0-0 4-3 1-2		0-0 1B PB 1B	0-0 F7		0-0 HR	5 2 2 1 0 0 2												
Bill Buckner, L (1, 3) OBP: 0.350, SLG: 0.404		0-0 4-3		0-0 F7		4-0 1B 1B 1B IBB	0-0 F9		0-0 2B	4 1 1 0 1 0 2												
Rich Gedman, L (1, 2) OBP: 0.304, SLG: 0.447		0-0 F1			0-0 4-3	0-0 1B 1B G3 1B		0-0 F6	0-0 F8	5 1 1 1 0 0 1												
Marty Barrett, R (1, 4) OBP: 0.366, SLG: 0.361			0-0 F9 SF8 2B		0-0 2B 4-3 1B	0-0 G3 1B 1B		4-0 E 1B 1B BB	0-0 F9	4 3 3 1 1 0 1												
Jackie Gutierrez, R (1, 6) OBP: 0.279, SLG: 0.317			0-0 F9		0-0 4-3 2B	0-0 G3 1B		0-0 E8 5-3 1B		4 0 3 1 0 0 1												
Inning Stats	R: 1 E: 0 K: 0 S: 3	H: 1 LOB: 1 BB: 1 P: 7	R: 0 E: 0 K: 0 S: 3	H: 0 LOB: 0 BB: 0 P: 3	R: 1 E: 0 K: 1 S: 6	H: 1 LOB: 0 BB: 0 P: 6	R: 0 E: 0 K: 1 S: 6	H: 1 LOB: 1 BB: 0 P: 6	R: 1 E: 0 K: 0 S: 5	H: 2 LOB: 1 BB: 0 P: 5	R: 4 E: 0 K: 2 S: 12	H: 5 LOB: 2 BB: 1 P: 16	R: 0 E: 0 K: 1 S: 6	H: 1 LOB: 1 BB: 0 P: 6	R: 1 E: 1 K: 0 S: 5	H: 2 LOB: 2 BB: 1 P: 9	R: 1 E: 0 K: 1 S: 7	H: 2 LOB: 1 BB: 0 P: 7	1B: 11 2B: 3 3B: 0 HR: 1	SF: 1 SAC: 0 DP: 0 HBP: 0	WP: 1 PB: 1 SB: 0 CS: 0	PA: 44
PITCHER	IP WLS BF H R ER SO BB IBB HBP BLK WP HR S P ERA WHIP																					
Mike Moore, R (1, 1) ERA: 4.56	5.1 L 26 9 7 7 3 1 1 0 0 0 1 0 30 38 11.81 1.875																					
Ed Nunez, R (6, 1) ERA: 3.55	1.0 5 2 0 0 2 0 0 0 0 0 0 0 9 9 0.00 2.000																					
Dave Geisel, L (7, 1) ERA: 4.82	1.0 3 0 0 0 0 0 0 0 0 0 0 0 3 3 0.00 0.000																					
Roy Thomas, R (8, 1) ERA: 5.36	1.0 8 4 2 2 1 1 0 0 0 0 1 9 13 18.00 5.000																					
Paul Mirabella, L (9, 1) ERA: 3.1	0.2 2 0 0 0 0 0 0 0 0 0 0 0 2 2 0.00 0.000																					

Boston Red Sox @ Seattle Mariners
The Kingdom, Seattle, WA
Fri Jul 13 1984, 10:05 PM EDT
Att: 10,307 - Unknown

livebaseballscorecards.com

AB	40
R	9
H	15
RBI	9
BB	3
SO	6
LOB	20



Batter	1	2	3	4	5	6	7	8	9	AB	R	H	RBI	BB	SO	LOB
Jack Perconte, L OBP: 0.365, SLG: 0.350 (1, 4)	0-0 4-3		0-0 G4-6-3 1B 1B		0-0 6-3		0-0 1B	0-0 FC5-4		5	1	2	0	0	0	2
Spike Owen, S OBP: 0.358, SLG: 0.395 (1, 6)	0-0 1B		0-0 G4-6-3 1B		0-0 1-3		0-0 F7	0-0 F4		5	0	2	0	0	0	3
Alvin Davis, L OBP: 0.392, SLG: 0.524 (1, 3)	0-0 F6		0-0 G4-6-3		0-0 G3		0-0 F6		0-0 4-3	5	0	0	0	0	0	4
Ken Phelps, L OBP: 0.405, SLG: 0.622 (1, 10)	0-0 4-3		4-0 1B BB		4-0 1B BB		0-0 3B 1B	0-0 6-3		3	1	1	0	2	0	1
Al Cowens, R OBP: 0.325, SLG: 0.479 (1, 9)		0-3 K	0-0 1-2 3-H 1B		0-0 1-2 1B		0-0 F3	0-3 K		5	0	2	1	0	2	1
Barry Bonnell, R OBP: 0.319, SLG: 0.394 (1, 7)		0-0 6-3	0-0 F8		0-3 K		0-0 2B 3B			4	1	1	1	0	1	4
Dave Henderson, R OBP: 0.278, SLG: 0.386 (1, 8)		0-0 1B		0-0 5-3		0-0 F5	0-0 1B 2B			4	1	2	1	0	0	2
Jim Presley, R OBP: 0.265, SLG: 0.433 (1, 5)		0-0 F3		0-0 F7		0-3 K	0-0 FC5-4 1B 1B			4	0	1	1	0	1	3
Bob Kearney, R OBP: 0.279, SLG: 0.388 (1, 2)			0-0 1B G4-6-3 1B		0-3 K		0-0 F8	0-0 FC5-4 1B		4	1	2	0	0	1	0

Inning Stats	R: 0	H: 1	E: 0	LOB: 1	K: 0	S: 4	R: 0	H: 1	E: 0	LOB: 1	K: 1	S: 6	R: 2	H: 4	E: 0	LOB: 2	K: 0	S: 6	R: 0	H: 0	E: 0	LOB: 0	K: 1	S: 5	R: 0	H: 1	E: 0	LOB: 2	K: 2	S: 8	R: 0	H: 1	E: 0	LOB: 1	K: 0	S: 4	R: 3	H: 5	E: 0	LOB: 2	K: 0	S: 8	R: 0	H: 0	E: 0	LOB: 0	K: 1	S: 5	1B: 11	SF: 0	2B: 1	SAC: 0	3B: 1	DP: 1	HR: 0	HBP: 0	WP: 0	PA: 41
--------------	------	------	------	--------	------	------	------	------	------	--------	------	------	------	------	------	--------	------	------	------	------	------	--------	------	------	------	------	------	--------	------	------	------	------	------	--------	------	------	------	------	------	--------	------	------	------	------	------	--------	------	------	--------	-------	-------	--------	-------	-------	-------	--------	-------	--------

PITCHER	IP	WLS	BF	H	R	ER	SO	BB	IBB	HBP	BLK	WP	HR	S	P	ERA	WHIP
Oil Can Boyd, R ERA: 5.24 (1, 1)	7.1	W	34	11	5	5	4	2	0	0	0	0	0	40	48	6.14	1.773
Bob Stanley, R ERA: 3.75 (8, 1)	1.2		7	2	0	0	1	0	0	0	0	0	0	9	9	0.00	1.200

BOTTOM

Boston Red Sox @ Seattle Mariners
The Kingdome, Seattle, WA
Fri Jul 13 1984, 10:05 PM EDT
Att. 10,307 - Unknown

livebaseballscorecards.com

AB	39
R	5
H	13
RBI	4
BB	2
SO	5
LOB	20



Batter	1	2	3	4	5	6	7	8	9	AB R H RBI BB SO LOB	TOP									
Wade Boggs, L (1, 5) OBP: 0.397, SLG: 0.363	0-0 1-3		0-0 G1		0-0 1-3		0-0 G6-4-3			4 0 0 0 0 0 2										
Dwight Evans, R (1, 9) OBP: 0.391, SLG: 0.516	0-0 4-3			0-0 1-3 1B	0-0 5-3			0-0 6-3		4 0 1 0 0 0 1										
Jim Rice, R (1, 7) OBP: 0.324, SLG: 0.481	0-0 4-3			0-0 1-3 1-2		0-0 1-3		0-3 K		4 0 0 0 0 1 1										
Tony Armas, R (1, 8) OBP: 0.315, SLG: 0.538		0-0 3-1 2B		0-3 K		0-0 HR		0-0 F2		4 1 2 1 0 1 1										
Mike Easler, L (1, 10) OBP: 0.375, SLG: 0.536	0-0 3-1			0-0 F7		0-0 G6-4-3 1B		0-0 F7		4 0 1 0 0 0 2										
Bill Buckner, L (1, 3) OBP: 0.353, SLG: 0.406	0-0 G3				0-0 1B 2B 1B	0-0 G6-4-3 1B		0-0 4-3		4 1 2 0 0 0 1										
Marty Barrett, R (1, 4) OBP: 0.365, SLG: 0.361	0-0 5-3				0-0 2B SF8 1B	0-0 G6-4-3		0-0 2B 1B		3 1 1 0 0 0 3										
Rick Miller, L (9, PH) OBP: 0.363, SLG: 0.357					1-3 2B SF8 1B	1-2 1-2 2-3				1 1 1 0 0 0 0										
Gary Allenson, R (1, 2) OBP: 0.290, SLG: 0.263			0-0 F7		0-0 2B		4-0 G6-4-3 BB		0-0 2B	2 0 1 1 1 0 0										
Rich Gedman, L (9, PH) OBP: 0.306, SLG: 0.453					1-3 3-H 2B			1-H 2B		1 0 1 1 0 0 0										
Ed Jurak, R (9, PR) OBP: 0.317, SLG: 0.375			0-3 K2-3		0-0 SF8			0-0 4-3		0 0 0 0 0 0 0										
Jackie Gutierrez, R (1, 6) OBP: 0.275, SLG: 0.314										2 0 0 1 0 2 1										
Reid Nichols, R (9, PH) OBP: 0.321, SLG: 0.347										1 0 0 0 0 0 1										
Inning Stats	R: 0 H: 0 E: 0 K: 0 S: 3	H: 0 LOB: 0 BB: 0 P: 3	R: 0 H: 1 E: 0 K: 0 S: 4	H: 1 LOB: 1 BB: 0 P: 4	R: 0 H: 0 E: 0 K: 1 S: 5	H: 0 LOB: 0 BB: 0 P: 5	R: 0 H: 1 E: 0 K: 1 S: 6	H: 1 LOB: 1 BB: 0 P: 6	R: 2 H: 3 E: 0 K: 0 S: 6	H: 3 LOB: 1 BB: 0 P: 6	R: 1 H: 3 E: 0 K: 1 S: 5	H: 3 LOB: 1 BB: 0 P: 5	R: 0 H: 0 E: 0 K: 1 S: 4	H: 0 LOB: 0 BB: 1 P: 8	R: 0 H: 0 E: 0 K: 1 S: 5	H: 0 LOB: 0 BB: 0 P: 5	R: 1 H: 2 E: 0 K: 0 S: 5	H: 2 LOB: 1 BB: 0 P: 5	1B: 6 SF: 1 2B: 3 SAC: 0 3B: 0 DP: 2 HR: 1 HBP: 0	WP: 0 PA: 36 PB: 0 SB: 0 CS: 0
PITCHER	IP WLS BF H R ER SO BB IBB HBP BLK WP HR S P ERA WHIP																			
Ed Vande Berg, L (1, 1) ERA: 3.7	5.1 W 24 8 3 3 2 0 0 0 0 0 1 28 28 5.06 1.500																			
Roy Thomas, R (6, 1) ERA: 5.15	1.2 4 0 0 0 1 1 0 0 0 0 0 5 9 0.00 0.600																			
Mike Stanton, R (8, 1) ERA: 3.56	2.0 S 8 2 1 1 1 0 0 0 0 0 0 10 10 4.50 1.000																			

Boston Red Sox @ Seattle Mariners
The Kingdome, Seattle, WA
Sat Jul 14 1984, 10:05 PM EDT
Att: 33,996 - Unknown

livebaseballscorecards.com

AB	34
R	4
H	10
RBI	4
BB	1
SO	4
LOB	13



Batter	1	2	3	4	5	6	7	8	9	AB	R	H	RBI	BB	SO	LOB
Jack Perconte, L OBP: 0.366, SLG: 0.348 (1, 4)	0-0 F7	4-0 FC4-6 BB		4-0 BB BB BB		0-0 F7				2	0	0	0	2	0	1
Spike Owen, S OBP: 0.354, SLG: 0.390 (1, 6)	0-0 5-3	0-0 FC4-6		0-0 4-3		0-0 FC6-4				4	0	0	0	0	0	4
Alvin Davis, L OBP: 0.391, SLG: 0.520 (1, 3)	0-0 1B		0-3 K	0-0 4-3		0-0 F5				4	0	1	0	0	1	1
Ken Phelps, L OBP: 0.401, SLG: 0.610 (1, 10)	0-0 4-3		0-0 1B S 1B	0-3 K		0-0 3-1				4	1	1	0	0	1	2
Al Cowens, R OBP: 0.327, SLG: 0.490 (1, 9)		0-0 HR	0-0 1B 1B	0-0 4-3		0-0 5-3				4	2	2	1	0	0	0
Barry Bonnell, R OBP: 0.314, SLG: 0.388 (1, 7)		0-0 F7	0-0 F2	0-0 F7		0-0 5-3				4	0	0	0	0	0	2
Phil Bradley, R OBP: 0.335, SLG: 0.287 (9, 7)										0	0	0	0	0	0	0
Dave Henderson, R OBP: 0.286, SLG: 0.408 (1, 8)		0-0 S 2B 1B	0-0 1B 1B	0-0 6-3		0-0 HR				4	2	3	2	0	0	0
Jim Presley, R OBP: 0.276, SLG: 0.451 (1, 5)		0-0 1-H 2B	0-0 1-3 2-H 1B	0-0 6-3		0-0 K				4	0	2	2	0	1	0
Bob Kearney, R OBP: 0.279, SLG: 0.384 (1, 2)		0-0 F3	0-0 F6	0-0 FC6-4 BB		0-0 F3				3	0	0	0	1	0	3

Inning Stats	R: 0	H: 1	E: 0	LOB: 1	K: 0	BB: 0	S: 4	P: 4	R: 2	H: 3	E: 0	LOB: 2	K: 0	BB: 1	S: 6	P: 10	R: 2	H: 4	E: 0	LOB: 2	K: 1	BB: 0	S: 9	P: 9	R: 0	H: 0	E: 0	LOB: 0	K: 0	BB: 0	S: 3	P: 3	R: 0	H: 0	E: 0	LOB: 1	K: 0	BB: 1	S: 3	P: 7	R: 0	H: 0	E: 0	LOB: 0	K: 0	BB: 0	S: 3	P: 3	R: 1	H: 1	E: 0	LOB: 0	K: 1	BB: 0	S: 6	P: 6
PITCHER	IP	WLS	BF	H	R	ER	SO	BB	IBB	HBP	BLK	WP	HR	S	P	ERA	WHIP																																							
Roger Clemens, R ERA: 5.94 (1, 1)	2.2	L	17	8	4	4	1	1	0	0	0	0	1	18	22	13.50	3.375																																							
Rich Gale, R ERA: 6.5 (3, 1)	5.1		19	1	1	1	2	2	0	0	0	0	1	21	29	1.69	0.562																																							

BOTTOM

Boston Red Sox @ Seattle Mariners
The Kingdom, Seattle, WA

Sat Jul 14 1984, 10:05 PM EDT
Att. 33,996 - Unknown

livebaseballscorecards.com

AB	33
R	5
H	9
RBI	5
BB	3
SO	3
LOB	13



WP: 0	PA: 36
PB: 0	
SB: 2	
CS: 0	

Batter	1	2	3	4	5	6	7	8	9	AB	R	H	RBI	BB	SO	LOB	TOP										
Wade Boggs, L (1, 5) OBP: 0.395, SLG: 0.358 Glenn Hoffman, R (8, 5) OBP: 0.229, SLG: 0.242	0-0 4-3		0-0 F7	0-0 4-3			4-0 FC4-6 SF8 1B BB	0-0 6-3		4	1	0	0	1	0	1											
Dwight Evans, R (1, 9) OBP: 0.389, SLG: 0.512	0-0 F9		0-0 F8		0-0 6-3	0-0 FC4-6 1-2 1B	0-0 K	0-3 K		5	0	1	0	0	1	0											
Jim Rice, R (1, 7) OBP: 0.325, SLG: 0.481 Reid Nichols, R (7, 7) OBP: 0.318, SLG: 0.343	0-0 1B			0-3 K	0-0 HR 1B	0-0 FC4-6 1-2f 2-3 2B		0-0 5-3		4	2	2	0	0	1	2											
Tony Armas, R (1, 8) OBP: 0.314, SLG: 0.537 Rick Miller, L (8, 8) OBP: 0.358, SLG: 0.352	0-0 F9			0-0 1B 2B 1B	0-3 K 1-3	0-0 SF8 3-H		0-3 K		3	1	1	1	0	1	2											
Mike Easler, L (1, 10) OBP: 0.380, SLG: 0.552		0-0 G1-5-3		0-0 2B 1B	0-0 HR	0-0 2B 1-H		0-0 1B		5	3	4	3	0	0	0											
Bill Buckner, L (1, 3) OBP: 0.349, SLG: 0.406		0-0 F4		0-0 F5	0-0 G3	0-0 HR 2B		0-0 6-3		5	1	1	1	0	0	3											
Rich Gedman, L (1, 2) OBP: 0.313, SLG: 0.479		0-0 2B		0-0 1B 2B		0-0 HR 2B		0-0 HR		4	2	3	4	0	0	0											
Marty Barrett, R (1, 4) OBP: 0.363, SLG: 0.358 Ed Jurak, R (8, 4) OBP: 0.317, SLG: 0.375		0-0 1-3		0-0 1B 1B		0-0 F9				4	1	1	1	0	0	1											
Jackie Gutierrez, R (1, 6) OBP: 0.275, SLG: 0.313			0-0 1-3	0-0 1B		0-0 5-3		0-0 6-3		4	0	1	1	0	0	0											
Inning Stats	R: 0 E: 0 K: 0 S: 4	H: 1 LOB: 1 BB: 0 P: 4	R: 0 E: 0 K: 0 S: 4	H: 1 LOB: 1 BB: 0 P: 4	R: 0 E: 0 K: 0 S: 3	H: 0 LOB: 0 BB: 0 P: 3	R: 4 E: 0 K: 1 S: 10	H: 5 LOB: 1 BB: 0 P: 10	R: 2 E: 0 K: 1 S: 7	H: 2 LOB: 0 BB: 0 P: 7	R: 0 E: 0 K: 0 S: 3	H: 0 LOB: 0 BB: 0 P: 3	R: 5 E: 0 K: 0 S: 7	H: 4 LOB: 0 BB: 1 P: 11	R: 0 E: 0 K: 1 S: 5	H: 0 LOB: 0 BB: 0 P: 5	R: 0 E: 0 K: 1 S: 6	H: 1 LOB: 1 BB: 0 P: 6	1B: 8 2B: 4 3B: 0 HR: 2	SF: 1 SAC: 0 DP: 0 HBP: 0	WP: 0 PB: 0 SB: 1 CS: 0	PA: 42					
PITCHER	IP	WLS	BF	H	R	ER	SO	BB	IBB	HBP	BLK	WP	HR	S	P	ERA	WHIP										
Jim Beattie, R (1, 1) ERA: 3.63	5.0	L	24	9	6	6	2	0	0	0	0	0	1	28	28	10.80	1.800										
Dave Geisel, L (6, 1) ERA: 7.94	2.0		11	4	5	5	0	1	0	0	0	0	1	10	14	22.50	2.500										
Roy Thomas, R (8, 1) ERA: 5.04	1.0		3	0	0	0	1	0	0	0	0	0	0	5	5	0.00	0.000										
Paul Mirabella, L (9, 1) ERA: 3.02	1.0		4	1	0	0	1	0	0	0	0	0	0	6	6	0.00	1.000										

Boston Red Sox @ Seattle Mariners
The Kingdome, Seattle, WA
Sun Jul 15 1984, 6:33 AM EDT
Att: 11,417 - Unknown

livebaseballscorecards.com

AB 40
R 11
H 14
RBI 11
BB 1
SO 4
LOB 9



BOTTOM

Boston Red Sox @ Seattle Mariners
The Kingdome, Seattle, WA
Sun Jul 15 1984, 6:33 AM EDT
Att. 11,417 - Unknown

livebaseballscorecards.com

AB	34
R	3
H	8
RBI	3
BB	5
SO	1
LOB	20



WP	0	PA	40
PB	0		
SB	1		
CS	1		

AB R H RBI BB SO LOB

3	0	0	0	1	0	3
1	0	0	0	0	0	1
3	1	1	1	0	0	2
2	0	0	0	0	0	0
4	0	1	1	1	1	1
4	0	0	0	1	0	2
3	0	0	0	1	0	3
3	1	1	0	1	0	1
3	0	1	0	0	0	2
3	0	0	0	0	0	4
1	0	0	0	0	0	1
4	1	4	1	0	0	0
1B: 6	SF: 0					
2B: 1	SAC: 0					
3B: 0	DP: 0					
HR: 1	HBP: 1					

Batter	1	2	3	4	5	6	7	8	9									
Jack Perconte, L (1, 4) <small>OBP: 0.365, SLG: 0.345</small> Domingo Ramos, R (8, 6) <small>OBP: 0.207, SLG: 0.211</small>	0-0 4-3 1		0-0 F9 2-3		4-0 FC4 1-2 BB	0-0 1-3 1		0-0 F8 1										
Spike Owen, S (1, 6) <small>OBP: 0.354, SLG: 0.399</small> Larry Milbourne, S (7, PH) <small>OBP: 0.354, SLG: 0.333</small>	0-0 4-3 1		0-0 HR 3-H		0-0 FC4 1-2 2-3 G1		0-0 3-1 1		0-0 4-3 1									
Alvin Davis, L (1, 3) <small>OBP: 0.391, SLG: 0.516</small>	0-0 F9 1		4-0 BB 3-H		0-0 G1 1-2 3-H		0-0 1B 1		0-3 K 2									
Ken Phelps, L (1, 10) <small>OBP: 0.395, SLG: 0.591</small>		0-0 3-1 1	0-0 F5 3		4-0 FC5-4 BB 3		0-0 F7 2		0-0 F7 3									
Dave Henderson, R (1, 8) <small>OBP: 0.286, SLG: 0.402</small>		4-0 6-3 S BB 3		0-0 6-3 1	0-0 FC5-4 1-2 3		0-0 F9 3											
Steve Henderson, R (1, 7) <small>OBP: 0.356, SLG: 0.386</small>		0-0 6-3 1-3 2		4-0 BB 3		0-0 5-3 1		0-0 3-1 1B 1B 3										
Jim Presley, R (1, 5) <small>OBP: 0.289, SLG: 0.446</small>		1-0 HBP 3		0-0 F9 2		0-0 1B 1B 2		0-0 F7 1										
Bob Kearney, R (1, 2) <small>OBP: 0.276, SLG: 0.380</small> Orlando Mercado, R (8, 2) <small>OBP: 0.192, SLG: 0.125</small>		0-0 F3 3		0-0 F5 3		0-0 F8 2		0-0 3-1 1-2 2										
Phil Bradley, R (1, 9) <small>OBP: 0.351, SLG: 0.312</small>			0-0 F9 CS 2B 1		0-0 FC4 G1 BB 1B 1		0-0 1B 1-3 1		0-0 2-H 1B 1									
Inning Stats	R: 0 E: 0 K: 0 S: 3	H: 0 LOB: 0 BB: 0 P: 3	R: 0 E: 0 K: 0 S: 3	H: 0 LOB: 2 BB: 1 P: 8	R: 1 E: 0 K: 0 S: 4	H: 2 LOB: 1 BB: 1 P: 8	R: 0 E: 0 K: 0 S: 3	H: 0 LOB: 1 BB: 1 P: 7	R: 1 E: 0 K: 0 S: 4	H: 1 LOB: 2 BB: 2 P: 12	R: 0 E: 0 K: 0 S: 5	H: 2 LOB: 2 BB: 0 P: 5	R: 0 E: 0 K: 0 S: 4	H: 1 LOB: 1 BB: 0 P: 4	R: 1 E: 0 K: 0 S: 5	H: 2 LOB: 1 BB: 0 P: 5	R: 0 E: 0 K: 1 S: 5	H: 0 LOB: 0 BB: 0 P: 5

PITCHER Al Nipper, R (1, 1) <small>ERA: 3.92</small> Mark Clear, R (9, 1) <small>ERA: 4.1</small>	IP	WLS	BF	H	R	ER	SO	BB	IBB	HBP	BLK	WP	HR	S	P	ERA	WHIP
	8.0		37	8	3	3	0	5	0	1	0	0	1	31	52	3.38	1.625
	1.0		3	0	0	0	1	0	0	0	0	0	0	5	5	0.00	0.000

Batter	1	2	3	4	5	6	7	8	9	AB R H RBI BB SO LOB	TOP	
Rick Manning, L (1, 8) OBP: 0.340, SLG: 0.390	4-0 FC4-6 PB 1B BB	0-0 PO 2-3	0-0 F3			0-0 4-3		0-0 1-3		3 1 0 0 1 0 0		
Jim Gantner, L (1, 4) OBP: 0.311, SLG: 0.342	0-0 FC4-6 1B		0-0 G3			0-0 FC6-4 1B		0-0 F9		3 0 2 0 0 0 0 1 0 0 0 0 0 0		
Robin Yount, R (1, 6) OBP: 0.373, SLG: 0.434	0-0 FC4-6 PB 1B		0-0 5-3			0-0 FC6-4			0-0 6-3	3 1 0 0 0 0 3 1 0 0 0 0 0 0		
Ed Romero, R (8, 4) OBP: 0.315, SLG: 0.280	0-0 FC4-6 PB 1B					0-0 FC6-4						
Cecil Cooper, L (1, 10) OBP: 0.295, SLG: 0.356	0-0 FC4-6 1B				0-0 G3				0-0 6-3	3 0 1 1 0 0 1 1 0 0 0 0 0 0		
Bill Schroeder, R (9, PH) OBP: 0.253, SLG: 0.386	0-0 FC4-6 1B				0-0 G3				0-0 6-3			
Ben Oglivie, L (1, 7) OBP: 0.319, SLG: 0.368	0-0 F8				0-0 F8				0-0 G3	3 0 0 0 0 0 1 1 0 0 0 0 0 0		
Mark Brouhard, R (8, 7) OBP: 0.328, SLG: 0.385	0-0 F8				0-0 F8				0-0 G3			
Ted Simmons, S (1, 3) OBP: 0.264, SLG: 0.304	0-0 4-3				0-0 G3				0-0 F8	3 0 0 0 0 0 1		
Roy Howell, L (1, 5) OBP: 0.303, SLG: 0.365		0-0 3-1				0-0 F6			0-0 FC6-4 1B	3 0 1 0 0 0 0		
Jim Sundberg, R (1, 2) OBP: 0.322, SLG: 0.394		0-0 6-3				0-0 5-3			0-0 FC6-4	3 0 0 0 0 0 1		
Dion James, L (1, 9) OBP: 0.297, SLG: 0.335		0-0 PO 2B				0-0 F9			0-0 6-3	3 0 1 0 0 0 0		
Inning Stats	R: 2 H: 2 E: 0 LOB: 1 K: 0 BB: 1 S: 5 P: 9	R: 0 H: 1 E: 0 LOB: 0 K: 0 BB: 0 S: 3 P: 3	R: 0 H: 0 E: 0 LOB: 0 K: 0 BB: 0 S: 3 P: 3	R: 0 H: 0 E: 0 LOB: 0 K: 0 BB: 0 S: 3 P: 3	R: 0 H: 0 E: 0 LOB: 0 K: 0 BB: 0 S: 3 P: 3	R: 0 H: 1 E: 0 LOB: 1 K: 0 BB: 0 S: 4 P: 4	R: 0 H: 1 E: 0 LOB: 1 K: 0 BB: 0 S: 4 P: 4	R: 0 H: 0 E: 0 LOB: 0 K: 0 BB: 0 S: 3 P: 3	R: 0 H: 0 E: 0 LOB: 0 K: 0 BB: 0 S: 3 P: 3	R: 0 H: 0 E: 0 LOB: 0 K: 0 BB: 0 S: 3 P: 3	1B: 4 SF: 0 2B: 1 SAC: 0 3B: 0 DP: 0 HR: 0 HBP: 0	WP: 0 PA: 33 PB: 1 SB: 0 CS: 0
PITCHER	IP WLS BF H R ER SO BB IBB HBP BLK WP HR S P ERA WHIP											
Salome Barojas, R (1, 1) ERA: 4.39	7.0 W 26 5 2 2 0 1 0 0 0 0 0 0 25 29 2.57 0.857											
Paul Mirabella, L (8, 1) ERA: 2.89	2.0 6 0 0 0 0 0 0 0 0 0 0 0 6 6 0.00 0.000											

Milwaukee Brewers @ Seattle Mariners
The Kingdome, Seattle, WA
Mon Jul 16 1984, 10:05 PM EDT
Att. 9,137 - Unknown

livebaseballscorecards.com

AB	31
R	2
H	5
RBI	1
BB	1
SO	0
LOB	7



Batter	1	2	3	4	5	6	7	8	9	AB	R	H	RBI	BB	SO	LOB
Jack Perconte, L (1, 4) OBP: 0.368, SLG: 0.350	0-0 6-3		4-0 FC2-6 BB	0-0 G3		0-0 1-H 2B		0-0 FC6-4 1B		4	0	2	0	1	0	0
Spike Owen, S (1, 6) OBP: 0.355, SLG: 0.403 Larry Milbourne, S (8, PH) OBP: 0.351, SLG: 0.331	0-0 1B HR 1B		0-0 FC2-6 BB BB 1-2f 5-3		0-0 F9 HR 2B	0-0 F7		0-0 F8		4	3	2	0	0	0	2
Alvin Davis, L (1, 3) OBP: 0.394, SLG: 0.516	0-0 1-3 HR 1B		4-0 5-3 BB 1-2 1B BB		0-0 F9 2-3		0-0 BB HR 1B	0-0 FC6-4 BB BB 1-2f		4	3	2	0	1	0	2
Ken Phelps, L (1, 10) OBP: 0.414, SLG: 0.643	0-0 1-H 3-H HR		4-0 1-2 2-3 1B BB		0-0 3-H HR		4-0 1-2 HR BB	4-0 BB BB		2	4	2	5	3	0	0
Al Cowens, R (1, 9) OBP: 0.323, SLG: 0.483 Phil Bradley, R (8, 9) OBP: 0.354, SLG: 0.312	0-0 F4		0-0 1-2 2-3 3-H 5-3 BB		0-3 3-H K		0-3 1-B BB K	4-0 1-2 2-3 BB		4	0	0	1	0	2	4
Dave Henderson, R (1, 8) OBP: 0.297, SLG: 0.427	4-0 CS BB		0-0 2-H 3-H 1B		0-0 2B		0-0 1-H 2-H HR	0-0 F8		4	1	3	5	1	0	3
Steve Henderson, R (1, 7) OBP: 0.353, SLG: 0.382	0-0 CS 1-2	0-0 6-3	0-0 F7		0-3 K		0-0 FC6-4 1B			4	0	1	0	0	1	2
Jim Presley, R (1, 5) OBP: 0.288, SLG: 0.436		0-3 K		0-0 F9		0-0 2B 1B	0-3 K			4	0	1	0	0	2	1
Orlando Mercado, R (1, 2) OBP: 0.167, SLG: 0.107		0-0 F6		0-0 4-3		0-3 K	0-0 FC6-4			4	0	0	0	0	1	2

Inning Stats	R: 3	H: 3	E: 0	LOB: 0	K: 0	P: 9	R: 0	H: 0	E: 0	LOB: 0	K: 1	P: 5	R: 3	H: 1	E: 0	LOB: 1	K: 0	P: 16	R: 0	H: 0	E: 0	LOB: 0	K: 0	P: 3	R: 2	H: 3	E: 0	LOB: 1	K: 2	P: 10	R: 0	H: 2	E: 0	LOB: 1	K: 1	P: 6	R: 3	H: 3	E: 0	LOB: 1	K: 2	P: 14	R: 0	H: 1	E: 0	LOB: 3	K: 0	P: 12															
PITCHER	IP	WLS	BF	H	R	ER	SO	BB	IBB	HBP	BLK	WP	HR	S	P	ERA	WHIP																			PITCHER	IP	WLS	BF	H	R	ER	SO	BB	IBB	HBP	BLK	WP	HR	S	P	ERA	WHIP										
Tom Candiotti, R (1, 1) ERA: 20.25	2.2	L	15	4	6	6	1	4	0	0	0	0	0	13	29	20.25	3.000																																														
Pete Ladd, R (3, 1) ERA: 5.56	3.2		18	7	5	5	4	1	0	0	0	0	2	25	29	12.27	2.182																																														
Tom Tellmann, R (7, 1) ERA: 1.69	1.2		9	2	0	0	1	2	0	0	0	0	0	9	17	0.00	2.400																																														

BOTTOM

Milwaukee Brewers @ Seattle Mariners


The Kingdom, Seattle, WA

Mon Jul 16 1984, 10:05 PM EDT
Att. 9,137 - Unknown

AB 35
R 11
H 13
RBI 11
BB 7
SO 6
LOB 17



1B	2B	3B	HR	SF	SAC	DP	HBP	WP	PA
7	3	0	3	0	0	0	0	0	43

Batter	1	2	3	4	5	6	7	8	9	AB R H RBI BB SO LOB	TOP											
Ed Romero, R (1, 5) OBP: 0.320, SLG: 0.276	0-3 K		0-0 F9			4-0 2B 1B BB		4-0 FC6-4 BB		2 1 0 0 2 1 1												
Jim Gantner, L (1, 4) OBP: 0.310, SLG: 0.344	0-3 K			0-0 G3		0-0 1B 1-3 2B		0-3 K		4 0 1 0 0 2 1												
Robin Yount, R (1, 6) OBP: 0.372, SLG: 0.431	0-3 K			0-0 6-3		4-0 1B IBB		0-0 FC6-4 1-2f		3 0 0 0 1 1 1												
Cecil Cooper, L (1, 10) OBP: 0.297, SLG: 0.356		0-3 K		0-0 F8		0-0 1B 1-2 2-3 3-H		4-0 G4-6-3 BB		3 0 1 1 1 1 0												
Ted Simmons, S (1, 3) OBP: 0.261, SLG: 0.301		0-0 F4			0-0 F8	0-0 F8		0-0 G4-6-3 1-2f		4 0 0 0 0 0 4												
Ben Oglivie, L (1, 9) OBP: 0.315, SLG: 0.363		0-0 6-3			0-0 F5		0-3 K	0-0 3-1		4 0 0 0 0 1 0												
Mark Brouhard, R (1, 7) OBP: 0.319, SLG: 0.374			0-3 K2-3		0-3 K		0-0 4-3			3 0 0 0 0 2 0	AB 28 R 1 H 2 RBI 1 BB 5 SO 12 LOB 8											
Jim Sundberg, R (1, 2) OBP: 0.322, SLG: 0.391			4-0 BB		0-3 K	0-3 K				2 0 0 0 1 2 0												
Rick Manning, L (1, 8) OBP: 0.336, SLG: 0.385			0-3 K		0-3 K		0-0 4-3			3 0 0 0 0 2 1												
Inning Stats	R: 0 E: 0 K: 3 S: 9	H: 0 LOB: 0 BB: 0 P: 9	R: 0 E: 0 K: 1 S: 5	H: 0 LOB: 0 BB: 0 P: 5	R: 0 E: 0 K: 2 S: 7	H: 0 LOB: 1 BB: 1 P: 11	R: 0 E: 0 K: 0 S: 3	H: 0 LOB: 0 BB: 0 P: 3	R: 0 E: 0 K: 1 S: 5	H: 0 LOB: 0 BB: 0 P: 5	R: 1 E: 0 K: 2 S: 9	H: 2 LOB: 3 BB: 2 P: 17	R: 0 E: 0 K: 2 S: 7	H: 0 LOB: 0 BB: 0 P: 7	R: 0 E: 0 K: 1 S: 5	H: 0 LOB: 1 BB: 1 P: 9	R: 0 E: 0 K: 0 S: 2	H: 0 LOB: 0 BB: 1 P: 6	1B: 1 2B: 1 3B: 0 HR: 0	SF: 0 SAC: 0 DP: 1 HBP: 0	WP: 0 PB: 0 SB: 0 CS: 0	PA: 33
PITCHER	IP WLS BF H R ER SO BB IBB HBP BLK WP HR S P ERA WHIP																					
Mark Langston, L (1, 1) ERA: 3.49	8.0 W 31 2 1 1 12 4 1 0 0 0 0 50 70 1.12 0.750																					
Mike Stanton, R (9, 1) ERA: 3.48	1.0 S 2 0 0 0 0 0 0 0 0 0 0 0 2 2 0.00 0.000																					

Milwaukee Brewers @ Seattle Mariners
The Kingdome, Seattle, WA
Tue Jul 17 1984, 10:05 PM EDT
Att. 7,429 - Unknown

livebaseballscorecards.com

Batter	1	2	3	4	5	6	7	8	9	AB	R	H	RBI	BB	SO	LOB
Jack Perconte, L (1, 4) OBP: 0.367, SLG: 0.349	0-0 6-3		0-3 K		0-0 6-3 1B		0-0 5-3			4	0	1	0	0	1	0
Spike Owen, S (1, 6) OBP: 0.357, SLG: 0.411	0-3 K		0-0 1B 3B		0-0 6-3 1-2		0-0 6-3	0-0 1B 1B		4	2	2	0	0	1	1
Alvin Davis, L (1, 3) OBP: 0.395, SLG: 0.516	0-0 4-3		0-0 1B		0-0 4-3		0-0 4-3	0-0 1B 1B		4	0	2	2	0	0	1
Ken Phelps, L (1, 10) OBP: 0.412, SLG: 0.634 Larry Milbourne, S (8, PH) OBP: 0.348, SLG: 0.328		0-0 4-3	0-0 F8		1-0 HBP		0-0 G6-4-3	0-0 1B 1B		2	0	0	0	0	0	1
Al Cowens, R (1, 9) OBP: 0.325, SLG: 0.493		0-0 HR	0-0 4-3		0-0 F2		0-0 F2	0-0 1B		4	1	2	1	0	0	2
Dave Henderson, R (1, 8) OBP: 0.292, SLG: 0.419		0-0 6-3		0-0 F4		0-0 F5		0-0 5-3		4	0	0	0	0	0	2
Steve Henderson, R (1, 7) OBP: 0.359, SLG: 0.384 Phil Bradley, R (8, 7) OBP: 0.354, SLG: 0.312		1-0 HBP		0-0 CS 1B		0-0 4-3				2	0	1	0	0	0	1
Jim Presley, R (1, 5) OBP: 0.289, SLG: 0.425		4-0 BB		0-0 5-3 1-2		0-0 5-3		0-0 F8		2	0	0	0	1	0	1
Bob Kearney, R (1, 2) OBP: 0.273, SLG: 0.375		0-0 4-3		0-0 4-3		0-0 4-3		0-0 5-3		3	0	0	0	0	0	2

Inning Stats	R: 0	H: 0	E: 0	K: 1	S: 5	LOB: 0	BB: 0	P: 5	R: 1	H: 1	E: 1	K: 0	S: 4	LOB: 2	BB: 1	P: 9	R: 1	H: 2	E: 0	K: 1	S: 7	LOB: 1	BB: 0	P: 7	R: 0	H: 1	E: 0	K: 0	S: 3	LOB: 0	BB: 0	P: 3	R: 0	H: 1	E: 0	K: 0	S: 4	LOB: 1	BB: 0	P: 4	R: 0	H: 0	E: 0	K: 0	S: 3	LOB: 1	BB: 0	P: 4	R: 0	H: 0	E: 0	K: 0	S: 3	LOB: 0	BB: 0	P: 3	R: 1	H: 3	E: 0	K: 0	S: 5	LOB: 1	BB: 0	P: 5
PITCHER	IP	WLS	BF	H	R	ER	SO	BB	IBB	HBP	BLK	WP	HR	S	P	ERA	WHIP																																															
Jaime Cocanower, R (1, 1) ERA: 2.96	7.0	L	29	6	3	3	2	1	0	2	0	0	0	30	36	3.86	1.000																																															
Rick Waits, L (8, 1) ERA: 2.31	1.0		4	2	0	0	0	0	0	0	0	0	0	4	4	0.00	2.000																																															


BOTTOM

Milwaukee Brewers @ Seattle Mariners

The Kingdome, Seattle, WA

Tue Jul 17 1984, 10:05 PM EDT
Att. 7,429 - Unknown

AB 30
R 3
H 8
RBI 3
BB 1
SO 2
LOB 12



WP: 0 PA: 33
PB: 0
SB: 1
CS: 1

1B: 6 SF: 0
2B: 0 SAC: 0
3B: 1 DP: 1
HR: 1 HBP: 2

livebaseballscorecards.com

Batter	1	2	3	4	5	6	7	8	9	AB R H RBI BB SO LOB	TOP											
Rick Manning, L (1, 8) OBP: 0.332, SLG: 0.392	0-0 F7	0-0 FC4-6		0-0 1-3		0-0 HR	0-0 FC1-6		0-3 K	6 1 1 1 0 1 4												
Jim Gantner, L (1, 4) OBP: 0.314, SLG: 0.345	0-0 BB 1B		0-3 K		0-0 1B BLK FC4-6	4-0 1B S FC6-2-5	0-0 F5			4 1 2 0 1 1 1												
Robin Yount, R (1, 6) OBP: 0.377, SLG: 0.431	4-0 1-2 BB		4-0 1B BB		4-0 FC4-6 1B	0-0 FC6-2-5 BB	0-0 4-3			2 3 1 0 3 0 1												
Cecil Cooper, L (1, 10) OBP: 0.299, SLG: 0.357	0-0 F8		0-0 1B 1B		0-0 FC4-6 1B	0-0 FC6-2-5 BB	0-0 3-1			5 0 2 0 0 0 4												
Ben Oglivie, L (1, 7) OBP: 0.310, SLG: 0.357	0-0 4-3		0-0 F4		0-0 FC4-6 HBP 1B	0-3 K	0-0 6-3			5 0 0 1 0 1 8												
Ted Simmons, S (1, 3) OBP: 0.268, SLG: 0.306		0-0 1B 1B	0-0 1B 1B		0-0 HBP 1B	4-0 BB IBB	0-0 F5			4 0 3 2 1 0 0												
Roy Howell, L (1, 5) OBP: 0.304, SLG: 0.359		0-0 F7	0-3 K		1-0 HBP	4-0 BB		0-3 K	2 0 0 0 0 1 3		AB 37											
Ed Romero, R (6, PH) OBP: 0.322, SLG: 0.274					1-2 2-3 HBP	1-2 2-3 3-H BB			1 0 0 1 1 1 0		R 5											
Bill Schroeder, R (1, 2) OBP: 0.239, SLG: 0.364		0-3 K		0-3 K	0-3 K	0-0 5-3		0-3 K	5 0 0 0 0 4 7		H 10											
Dion James, L (1, 9) OBP: 0.304, SLG: 0.335		0-0 FC4-6 1B		0-0 4-3	0-0 1-3		4-0 FC1-6 BB	4-0 S BB	3 0 1 0 2 0 3		RBI 5											
Inning Stats	R: 0 E: 0 K: 0 S: 4	H: 1 LOB: 2 BB: 1 P: 8	R: 0 E: 0 K: 1 S: 7	H: 2 LOB: 2 BB: 0 P: 7	R: 1 E: 0 K: 2 S: 9	H: 2 LOB: 2 BB: 1 P: 13	R: 0 E: 0 K: 1 S: 5	H: 0 LOB: 0 BB: 0 P: 5	R: 2 E: 0 K: 1 S: 8	H: 3 LOB: 3 BB: 1 P: 13	R: 2 E: 0 K: 1 S: 7	H: 2 LOB: 3 BB: 3 P: 19	R: 0 E: 0 K: 0 S: 3	H: 0 LOB: 1 BB: 1 P: 7	R: 0 E: 0 K: 0 S: 3	H: 0 LOB: 0 BB: 0 P: 3	R: 0 E: 0 K: 3 S: 9	H: 0 LOB: 1 BB: 1 P: 13	1B: 9 2B: 0 3B: 0 HR: 1	SF: 0 SAC: 0 DP: 0 HBP: 1	WP: 0 PB: 0 SB: 2 CS: 0	PA: 46
PITCHER	IP WLS BF H R ER SO BB IBB HBP BLK WP HR S P ERA WHIP																					
Mike Moore, R (1, 1) ERA: 4.75	5.0 L 30 10 5 5 5 4 0 1 1 0 0 1 35 52 9.00 2.800																					
Dave Geisel, L (6, 1) ERA: 7.5	0.2 3 0 0 0 1 0 1 0 0 0 0 4 8 0.00 0.000																					
Roy Thomas, R (6, 1) ERA: 5.0	0.1 3 0 0 0 0 2 0 0 0 0 0 1 9 0.00 6.000																					
Paul Mirabella, L (7, 1) ERA: 2.7	3.0 10 0 0 0 3 1 0 0 0 0 0 15 19 0.00 0.333																					

Milwaukee Brewers @ Seattle Mariners
The Kingdome, Seattle, WA
Wed Jul 18 1984, 6:33 AM EDT
Att. 7,248 - Unknown

livebaseballscorecards.com



Batter	1	2	3	4	5	6	7	8	9	AB R H RBI BB SO LOB
Larry Milbourne, S OBP: 0.341, SLG: 0.320 Jack Perconte, L OBP: 0.366, SLG: 0.348 (1, 4) (8, PH) (9, 4)	0-0 6-3		0-0 G3		0-0 G6-3			0-0 F8		3 0 0 1 0 0 2 1 0 0 0 0 0 0
Spike Owen, S OBP: 0.356, SLG: 0.409 (1, 6)	0-3 K		0-0 4-3			0-0 F7		0-0 1B		4 0 1 0 0 1 1
Alvin Davis, L OBP: 0.391, SLG: 0.509 (1, 3)	0-0 F5			0-0 4-3		0-0 4-3		0-0 F8		4 0 0 0 0 0 1
Ken Phelps, L OBP: 0.414, SLG: 0.637 (1, 10)		0-3 K		0-0 1B		0-0 2B		0-0 4-3		4 1 2 0 0 1 0
Al Cowens, R OBP: 0.321, SLG: 0.487 (1, 9)		0-0 F9		0-0 5-3		0-0 F9		0-3 K		4 0 0 0 0 1 2
Dave Henderson, R OBP: 0.295, SLG: 0.425 (1, 8)		0-0 4-3		0-0 1B			0-0 F5		0-0 2B	4 0 2 1 0 0 0
Jim Presley, R OBP: 0.276, SLG: 0.405 (1, 5)			0-3 K	0-3 K			0-0 F7		0-3 K	4 0 0 0 0 3 2
Orlando Mercado, R OBP: 0.212, SLG: 0.161 (1, 2)			0-0 PB		0-0 G6-3		0-0 F9			3 1 2 0 0 0 0
Phil Bradley, R OBP: 0.354, SLG: 0.312 (1, 7)			0-0 G3		0-0 F7			0-0 6-3		3 0 1 0 0 0 1

Inning Stats	R: 0 E: 0 K: 1 S: 5	H: 0 LOB: 0 BB: 0 P: 5	R: 0 E: 0 K: 1 S: 5	H: 0 LOB: 0 BB: 0 P: 5	R: 1 E: 0 K: 1 S: 7	H: 2 LOB: 1 BB: 0 P: 7	R: 1 E: 0 K: 1 S: 7	H: 2 LOB: 1 BB: 0 P: 7	R: 0 E: 0 K: 0 S: 3	H: 1 LOB: 0 BB: 0 P: 3	R: 0 E: 0 K: 0 S: 4	H: 1 LOB: 1 BB: 0 P: 4	R: 0 E: 0 K: 0 S: 3	H: 0 LOB: 0 BB: 0 P: 3	R: 0 E: 0 K: 0 S: 4	H: 1 LOB: 1 BB: 0 P: 4	R: 0 E: 0 K: 2 S: 8	H: 1 LOB: 1 BB: 0 P: 8	1B: 6 2B: 2 3B: 0 HR: 0	SF: 0 SAC: 0 DP: 1 HBP: 0	WP: 0 PB: 1 SB: 1 CS: 0	PA: 34
--------------	------------------------------	---------------------------------	------------------------------	---------------------------------	------------------------------	---------------------------------	------------------------------	---------------------------------	------------------------------	---------------------------------	------------------------------	---------------------------------	------------------------------	---------------------------------	------------------------------	---------------------------------	------------------------------	---------------------------------	----------------------------------	------------------------------------	----------------------------------	--------

PITCHER	IP	WLS	BF	H	R	ER	SO	BB	IBB	HBP	BLK	WP	HR	S	P	ERA	WHIP
Don Sutton, R ERA: 3.58 (1, 1)	8.0	W	30	7	2	1	4	0	0	0	0	0	0	38	38	1.12	0.875
Rollie Fingers, R ERA: 2.14 (9, 1)	1.0	S	4	1	0	0	2	0	0	0	0	0	0	8	8	0.00	1.000

BOTTOM

Milwaukee Brewers @ Seattle Mariners
The Kingdom, Seattle, WA
Wed Jul 18 1984, 6:33 AM EDT
Att. 7,248 - Unknown

AB 34
R 2
H 8
RBI 2
BB 0
SO 6
LOB 9



PITCHER	IP	WLS	BF	H	R	ER	SO	BB	IBB	HBP	BLK	WP	HR	S	P	ERA	WHIP
---------	----	-----	----	---	---	----	----	----	-----	-----	-----	----	----	---	---	-----	------

Batter	1	2	3	4	5	6	7	8	9	AB R H RBI BB SO LOB	TOP	
Damaso Garcia, R (1, 4) OBP: 0.329, SLG: 0.413	0-0 E 2B	0-0 FC5-4 BB 1-2f 2B		0-0 HR	0-3 K		0-0 1B 1B		0-0 FC3-6 1-2f	6 3 3 1 0 1 5	Toronto Blue Jays @ Seattle Mariners The Kingdom, Seattle, WA Thu Jul 19 1984, 10:05 PM EDT Att. 7,489 - Unknown livebaseballscorecards.com	
Lloyd Moseby, L (1, 8) OBP: 0.369, SLG: 0.522	0-0 6-3	4-0 2B 1-2 BB		0-3 K		0-0 G3	0-0 1B 1-2 3-H 1B	0-3 K	5 0 1 1 1 2 3			
George Bell, R (1, 7) OBP: 0.335, SLG: 0.469	0-0 E1 2B 2-H	0-0 2B 1-3 2-H		1-0 PB E5 HBP		0-3 K	0-0 F3	0-3 K	5 2 1 1 0 2 4			
Cliff Johnson, R (1, 10) OBP: 0.392, SLG: 0.510 Willie Aikens, L (8, PH) OBP: 0.319, SLG: 0.385	4-0 2B BB	0-0 F8		0-0 E5 1-H		0-0 HR		0-0 F7	3 1 1 1 1 0 2 1 0 0 0 0 0 0			
Jesse Barfield, R (1, 9) OBP: 0.343, SLG: 0.524	0-0 1-3 3-H 2B		0-0 1B	0-3 K		0-0 2B		0-0 1B	5 0 4 1 0 1 0			
Willie Upshaw, L (1, 3) OBP: 0.369, SLG: 0.520 Rick Leach, L (5, PR) OBP: 0.327, SLG: 0.391	0-0 F6		0-0 G6-4-3 1B 1-3		0-0 G3 1B	0-0 6-3		0-0 F7	3 0 2 0 0 0 2 2 0 0 0 0 0 2			
Buck Martinez, R (1, 2) OBP: 0.267, SLG: 0.322	0-0 F2		0-0 F5		0-3 K		0-0 F8	0-3 K	5 0 0 0 0 2 6			
Garth Iorg, R (1, 5) OBP: 0.266, SLG: 0.315 Rance Mulliniks, L (3, PH) OBP: 0.381, SLG: 0.417		4-0 FC6-4 BB	0-0 G6-4-3 1-2f		0-0 G3		0-0 G3	0-0 BB 1B	0 0 0 0 1 0 0 4 0 1 0 0 0 3			
Tony Fernandez, S (1, 6) OBP: 0.231, SLG: 0.250		0-0 FC6-4 FC5-4 1-2f		0-0 HR	4-0 BB		0-0 1B 1B	4-0 FC3-6 BB	3 2 2 1 2 0 1			
Inning Stats	R: 2 E: 1 K: 0 S: 6 H: 2 LOB: 2 BB: 1 P: 10	R: 1 E: 0 K: 0 S: 4 H: 1 LOB: 2 BB: 2 P: 12	R: 0 E: 0 K: 0 S: 4 H: 2 LOB: 1 BB: 0 P: 4	R: 3 E: 1 K: 2 S: 9 H: 2 LOB: 0 BB: 0 P: 10	R: 0 E: 0 K: 2 S: 8 H: 1 LOB: 2 BB: 1 P: 12	R: 1 E: 0 K: 1 S: 7 H: 2 LOB: 1 BB: 0 P: 7	R: 1 E: 0 K: 0 S: 6 H: 3 LOB: 2 BB: 0 P: 6	R: 0 E: 0 K: 1 S: 6 H: 1 LOB: 1 BB: 0 P: 6	R: 0 E: 0 K: 2 S: 8 H: 1 LOB: 2 BB: 1 P: 12	1B: 8 2B: 4 3B: 0 HR: 3 SF: 0 SAC: 0 DP: 1 HBP: 1	WP: 0 PB: 1 SB: 0 CS: 0 PA: 48	
PITCHER	IP WLS BF H R ER SO BB IBB HBP BLK WP HR S P ERA WHIP											
Ed Vande Berg, L (1, 1) ERA: 3.81	2.0 L 15 5 3 2 0 3 0 0 0 0 0 0 12 24 9.00 4.000											
Roy Thomas, R (3, 1) ERA: 5.26	4.2 22 7 5 4 5 1 0 1 0 0 0 3 30 35 7.71 1.714											
Ed Nunez, R (7, 1) ERA: 3.25	2.1 11 3 0 0 3 1 0 0 0 0 0 0 16 20 0.00 1.714											

AB	42
R	8
H	15
RBI	6
BB	5
SO	8
LOB	28



Batter	1	2	3	4	5	6	7	8	9	AB	R	H	RBI	BB	SO	LOB
Jack Perconte, L (1, 4) OBP: 0.367, SLG: 0.349	0-0 BB E SF7 1B	0-0 1-2 1B			0-0 6-3		0-0 G3			4	1	2	0	0	0	0
Spike Owen, S (1, 6) OBP: 0.352, SLG: 0.404	0-0 FC4 BB 1-2	0-3 K			0-0 F9			0-0 F7		4	0	0	0	0	1	3
Alvin Davis, L (1, 3) OBP: 0.389, SLG: 0.505	0-0 F7		4-0 BB G6-4-3		0-0 4-3			0-0 F6		3	0	0	0	1	0	2
Ken Phelps, L (1, 10) OBP: 0.416, SLG: 0.628	4-0 1-2 2-3 BB		0-3 K		4-0 FC6 BB			0-3 K		2	0	0	0	2	2	1
Al Cowens, R (1, 9) OBP: 0.320, SLG: 0.485	0-0 SF7		0-0 G6-4-3		0-0 F3			0-0 FC4-6 1B		3	0	1	1	0	0	2
Dave Henderson, R (1, 8) OBP: 0.296, SLG: 0.424	0-3 K2-3			0-0 1B		0-0 FC6 FC6		0-0 FC4-6 G4-6-3		3	0	1	0	0	1	3
Phil Bradley, R (7, 8) OBP: 0.352, SLG: 0.310					0-0 K			0-0 FC6 G4-6-3		1	0	0	0	0	0	1
Steve Henderson, R (1, 7) OBP: 0.353, SLG: 0.376		0-0 F9		0-3 K		0-0 FC6		0-0 G4-6-3		3	0	0	0	0	1	2
Pat Putnam, L (9, PH) OBP: 0.250, SLG: 0.273					0-3 K			0-0 G4-6-3		1	0	0	0	0	0	1
Jim Presley, R (1, 5) OBP: 0.267, SLG: 0.391		0-0 5-3		0-3 K		0-0 F9				3	0	0	0	0	1	1
Bob Kearney, R (1, 2) OBP: 0.274, SLG: 0.373		4-0 1B BB		0-3 K		0-0 F7				2	0	0	0	1	1	1

Inning Stats	R: 1	H: 1	E: 1	K: 1	S: 7	R: 0	H: 1	E: 0	K: 1	S: 6	R: 0	H: 0	E: 0	K: 1	S: 4	R: 0	H: 1	E: 0	K: 3	S: 10	R: 0	H: 0	E: 0	K: 0	S: 3	R: 0	H: 0	E: 0	K: 0	S: 3	R: 0	H: 0	E: 0	K: 1	S: 5	R: 0	H: 1	E: 0	K: 0	S: 3	1B: 4	2B: 0	3B: 0	HR: 0	SF: 1	SAC: 0	DP: 2	HBP: 0	WP: 0	PB: 0	SB: 0	CS: 0	PA: 34
PITCHER	IP	WLS	BF	H	R	ER	SO	BB	IBB	HBP	BLK	WP	HR	S	P	ERA	WHIP																																				
Dave Stieb, R (1, 1) ERA: 2.21	8.0	W	31	3	1	0	7	4	0	0	0	0	0	41	57	0.00	0.875																																				
Dennis Lamp, R (9, 1) ERA: 3.35	1.0		3	1	0	0	0	0	0	0	0	0	0	3	3	0.00	1.000																																				


BOTTOM

Toronto Blue Jays @ Seattle Mariners
The Kingdome, Seattle, WA

Thu Jul 19 1984, 10:05 PM EDT
Att. 7,489 - Unknown

livebaseballscorecards.com

AB	29
R	1
H	4
RBI	1
BB	4
SO	7
LOB	17



Batter	1	2	3	4	5	6	7	8	9	AB R H RBI BB SO LOB	TOP																
Damaso Garcia, R (1, 4) OBP: 0.328, SLG: 0.410	0-0 F9		0-0 F8			0-0 F4		0-0 FC4-6	0-0 1B	5 1 1 1 0 0 3																	
Dave Collins, S (1, 7) OBP: 0.352, SLG: 0.470	0-3 K			4-0 FC3-6 BB		0-0 2B		0-0 F9	4-0 1B BB	3 1 1 0 2 1 1																	
Lloyd Moseby, L (1, 8) OBP: 0.369, SLG: 0.526	0-0 6-3			0-0 FC3-6 CS		0-0 F7			1B 3B	5 2 2 2 0 0 2																	
Willie Upshaw, L (1, 3) OBP: 0.369, SLG: 0.521		0-0 F7		0-0 F8			0-0 1B 2B		K	5 1 2 1 0 1 2																	
Rick Leach, L (9, PR) OBP: 0.327, SLG: 0.391				1-2					1B 1B	0 1 0 0 0 0 0																	
Willie Aikens, L (1, 10) OBP: 0.317, SLG: 0.381		0-0 F2			0-0 F3		0-0 F7		1B 1B	4 0 1 1 0 0 1																	
Alfredo Griffin, S (9, PR) OBP: 0.264, SLG: 0.327									1B 1B	1 1 1 1 0 0 0																	
Rance Mulliniks, L (1, 5) OBP: 0.381, SLG: 0.416		0-0 6-3			0-0 F6		0-0 G1-6-3 1B		1B 1B	3 0 1 1 0 0 0																	
Cliff Johnson, R (9, PH) OBP: 0.395, SLG: 0.513							2-H		FC4-6 1B	1 0 1 0 0 0 0																	
Garth Iorg, R (9, PR) OBP: 0.265, SLG: 0.313									FC4-6 1B	1 2 0 0 0 0 2																	
Ernie Whitt, L (1, 2) OBP: 0.356, SLG: 0.399			0-0 F8		0-0 1B		0-0 G1-6-3		E5 1B 1B	3 0 1 0 0 0 1																	
George Bell, R (9, PH) OBP: 0.339, SLG: 0.470							1-2f		1B 1B	1 1 1 0 1 0 0																	
Buck Martinez, R (9, 2) OBP: 0.267, SLG: 0.322									1B BB	0 0 0 0 0 0 0																	
Jesse Barfield, R (1, 9) OBP: 0.350, SLG: 0.532			0-0 4-3 2B		0-3 K				F8 1B 1B	5 1 3 2 0 1 1																	
Tony Fernandez, S (1, 6) OBP: 0.257, SLG: 0.266			0-0 4-3			0-0 2B 1B		4-0 FC4-6 BB	1B 1B K	4 1 2 2 1 1 3																	
Inning Stats	R: 0 E: 0 K: 1 S: 5	H: 0 LOB: 0 BB: 0 P: 5	R: 0 E: 0 K: 0 S: 3	H: 0 LOB: 0 BB: 0 P: 3	R: 0 E: 0 K: 0 S: 4	H: 1 LOB: 1 BB: 0 P: 4	R: 0 E: 0 K: 0 S: 2	H: 0 LOB: 0 BB: 1 P: 6	R: 0 E: 0 K: 1 S: 6	H: 1 LOB: 1 BB: 0 P: 6	R: 0 E: 0 K: 0 S: 4	H: 2 LOB: 1 BB: 0 P: 4	R: 1 E: 0 K: 0 S: 4	H: 2 LOB: 0 BB: 0 P: 4	R: 0 E: 0 K: 0 S: 3	H: 0 LOB: 1 BB: 1 P: 7	R: 11 E: 1 K: 2 S: 18	H: 11 LOB: 2 BB: 2 P: 26	1B: 13 2B: 3 3B: 1 HR: 0	SF: 0 SAC: 0 DP: 1 HBP: 0	WP: 0 PB: 0 SB: 1 CS: 2	PA: 45					
PITCHER	IP	WLS	BF	H	R	ER	SO	BB	IBB	HBP	BLK	WP	HR	S	P	ERA	WHIP										
Jim Beattie, R (1, 1) ERA: 3.49	7.1		27	6	1	1	2	2	0	0	0	0	0	29	37	1.23	1.091										
Mike Stanton, R (8, 1) ERA: 3.8	1.0		5	2	2	2	1	0	0	0	0	0	0	7	7	18.00	2.000										
Paul Mirabella, L (9, 1) ERA: 3.47	0.0	L	4	4	2	2	0	0	0	0	0	0	0	4	4	∞	∞										
Ed Nunez, R (9, 1) ERA: 3.9	0.0		2	1	1	1	0	1	0	0	0	0	0	1	5	∞	∞										
Dave Geisel, L (9, 1) ERA: 9.24	0.2		7	4	6	6	1	1	0	0	0	0	0	8	12	81.00	7.500										

Toronto Blue Jays @ Seattle Mariners
The Kingdome, Seattle, WA
Fri Jul 20 1984, 10:05 PM EDT
Att. 8,246 - Unknown

AB	41
R	12
H	17
RBI	11
BB	4
SO	4
LOB	16



WP: 0	PA: 45
PB: 0	
SB: 1	
CS: 2	

Batter	1	2	3	4	5	6	7	8	9	AB	R	H	RBI	BB	SO	LOB
Jack Perconte, L OBP: 0.368, SLG: 0.356 (1, 4)	F6		FC6-2 3B			4-3	1-3 1B		F5	5	0	2	1	0	0	2
Spike Owen, S OBP: 0.355, SLG: 0.407 (1, 6)	6-3 WP 1B		FC6-2			F3		G5-4-3 1B	HR 1B	5	2	3	0	0	0	1
Alvin Davis, L OBP: 0.392, SLG: 0.512 (1, 3)	6-3		F3			BB 1B		G5-4-3 BB	HR	3	2	1	4	2	0	2
Ken Phelps, L OBP: 0.420, SLG: 0.623 (1, 10)	F9				BB BB BB BB	4-0 CS BB		G5-4-3 1-2 2-3	4-3	1	0	0	0	2	0	1
Larry Milbourne, S OBP: 0.336, SLG: 0.315 (8, PH)						1B BB				2	0	0	0	0	0	2
Al Cowens, R OBP: 0.322, SLG: 0.486 (1, 9)		G3				F8		PB 1B		4	0	2	2	0	0	1
Pat Putnam, L OBP: 0.245, SLG: 0.267 (1, 7)		G3				1-2 2-H 1B				3	0	0	0	0	2	3
Barry Bonnell, R OBP: 0.313, SLG: 0.386 (7, 7)						K		F8		1	0	0	0	0	0	1
Jim Presley, R OBP: 0.255, SLG: 0.374 (1, 5)		K								4	0	0	0	0	1	0
Bob Kearney, R OBP: 0.277, SLG: 0.375 (1, 2)			FC4-6 1B			6-3		K	1B 1B HR 1B	4	1	2	0	0	1	0
Phil Bradley, R OBP: 0.355, SLG: 0.315 (1, 8)			FC4-6 3B			K		1B BLK 1B	HR 1B	4	2	2	0	0	1	1

Inning Stats	R: 0	H: 1	R: 0	H: 0	R: 1	H: 2	R: 0	H: 0	R: 1	H: 1	R: 0	H: 2	R: 1	H: 2	R: 4	H: 4	1B: 10	SF: 0
	E: 0	LOB: 1	E: 0	LOB: 0	E: 0	LOB: 1	E: 0	LOB: 0	E: 0	LOB: 2	E: 0	LOB: 2	E: 0	LOB: 1	E: 0	LOB: 0	2B: 0	SAC: 0
	K: 0	BB: 0	K: 1	BB: 0	K: 0	BB: 0	K: 1	BB: 1	K: 1	BB: 2	K: 0	BB: 0	K: 0	BB: 1	K: 0	BB: 0	3B: 1	DP: 1
	S: 4	P: 4	S: 5	P: 5	S: 5	P: 5	S: 4	P: 8	S: 6	P: 14	S: 6	P: 6	S: 4	P: 8	S: 7	P: 7	HR: 1	HBP: 0

PITCHER	IP	WLS	BF	H	R	ER	SO	BB	IBB	HBP	BLK	WP	HR	S	P	ERA	WHIP
Jim Clancy, R ERA: 5.2 (1, 1)	6.2		27	5	2	2	5	3	0	0	0	1	0	34	46	2.70	1.200
Jimmy Key, L ERA: 5.18 (7, 1)	1.0		4	2	1	1	0	1	0	0	1	0	0	3	7	9.00	3.000
Jim Acker, R ERA: 5.12 (8, 1)	0.1	W	2	1	0	0	0	0	0	0	0	0	0	2	2	0.00	3.000
Roy Lee Jackson, R ERA: 3.04 (9, 1)	1.0		7	4	4	4	0	0	0	0	0	0	1	7	7	36.00	4.000


BOTTOM

Toronto Blue Jays @ Seattle Mariners
The Kingdome, Seattle, WA

Fri Jul 20 1984, 10:05 PM EDT
Att. 8,246 - Unknown

livebaseballscorecards.com

AB	36
R	7
H	12
RBI	7
BB	4
SO	5
LOB	14



WP: 1	PA: 40
PB: 1	
SB: 1	
CS: 1	

Batter	1	2	3	4	5	6	7	8	9	AB R H RBI BB SO LOB	TOP									
Damaso Garcia, R (1, 4) OBP: 0.327, SLG: 0.409	0-0 5-3		0-0 F6			0-0 F7			0-0 SF8 2B	4 1 1 0 0 0 0										
Dave Collins, S (1, 7) OBP: 0.350, SLG: 0.471	0-0 4-3		0-0 1-3			0-0 F9			0-0 SF8 1-3 3B	4 1 1 0 0 0 0										
Lloyd Moseby, L (1, 8) OBP: 0.365, SLG: 0.522	0-3 K			0-0 4-3		0-0 F7			0-0 SF8 2-3 3-H	3 0 0 1 0 1 0										
Willie Upshaw, L (1, 3) OBP: 0.371, SLG: 0.526		0-0 4-3		0-0 1B			0-0 6-3		0-0 3B 3-H	4 0 2 1 0 0 0										
Willie Aikens, L (1, 10) OBP: 0.318, SLG: 0.403 Cliff Johnson, R (9, PH) OBP: 0.397, SLG: 0.513		0-0 HR		0-0 F6			0-0 5-3		4-0 BB BB	3 1 1 1 0 0 1 0 0 0 0 1 0 0										
George Bell, R (1, 9) OBP: 0.335, SLG: 0.465		0-0 6-3		0-3 K			0-0 F2		0-0 F4	4 0 0 0 0 1 3										
Rance Mulliniks, L (1, 5) OBP: 0.386, SLG: 0.419 Garth Iorg, R (8, PH) OBP: 0.263, SLG: 0.311		4-0 BB			0-0 CS 1B			0-0 F9	0-3 K	1 0 1 0 1 0 0 1 0 0 0 0 0 0	AB 31									
Rick Leach, L (9, PH) OBP: 0.321, SLG: 0.383		BB								1 0 0 0 0 1 2	R 3									
Ernie Whitt, L (1, 2) OBP: 0.352, SLG: 0.394 Buck Martinez, R (8, PH) OBP: 0.266, SLG: 0.320		0-0 F8			0-0 1-2 4-3			0-3 K		2 0 0 0 0 0 2 1 0 0 0 0 1 0	H 6									
Alfredo Griffin, S (1, 6) OBP: 0.261, SLG: 0.324			0-0 F8		0-0 4-3			0-0 F7		3 0 0 0 0 0 0	RBI 3									
Inning Stats	R: 0 E: 0 K: 1 S: 5	H: 0 LOB: 0 BB: 0 P: 5	R: 1 E: 0 K: 0 S: 4	H: 1 LOB: 1 BB: 1 P: 8	R: 0 E: 0 K: 0 S: 3	H: 0 LOB: 0 BB: 0 P: 3	R: 0 E: 0 K: 1 S: 6	H: 1 LOB: 1 BB: 0 P: 6	R: 0 E: 0 K: 0 S: 3	H: 0 LOB: 0 BB: 0 P: 3	R: 0 E: 0 K: 0 S: 3	H: 0 LOB: 0 BB: 0 P: 3	R: 0 E: 0 K: 1 S: 5	H: 0 LOB: 0 BB: 0 P: 5	R: 2 E: 0 K: 1 S: 8	H: 3 LOB: 2 BB: 1 P: 12	1B: 3 2B: 1 3B: 1 HR: 1	SF: 1 SAC: 0 DP: 0 HBP: 0	WP: 0 PB: 0 SB: 0 CS: 1	PA: 34
PITCHER	IP WLS BF H R ER SO BB IBB HBP BLK WP HR S P ERA WHIP																			
Salome Barojas, R (1, 1) ERA: 4.03	7.0 W 24 3 1 1 2 1 0 0 0 0 0 1 27 31 1.29 0.571																			
Ed Vande Berg, L (8, 1) ERA: 3.93	1.1 8 3 2 2 1 1 0 0 0 0 0 0 9 13 13.50 3.000																			
Mike Stanton, R (9, 1) ERA: 3.74	0.2 2 0 0 0 0 1 0 0 0 0 0 0 4 4 0.00 0.000																			

Toronto Blue Jays @ Seattle Mariners
The Kingdom, Seattle, WA
Sat Jul 21 1984, 10:05 PM EDT
Att. 14,516 - Unknown

livebaseballscorecards.com



Batter	1	2	3	4	5	6	7	8	9
Jack Perconte, L OBP: 0.366, SLG: 0.354 (1, 4)	0-0 1-3		0-3 K		0-0 F9		0-0 BB 1B 1-2 2-H BB 1B	0-0 6-3	
Phil Bradley, R OBP: 0.351, SLG: 0.311 (1, 8)	0-0 1-3			0-0 F8		0-0 5-3	0-0 BB BB 1-2 2-3 1B 1B	0-0 4-3	
Alvin Davis, L OBP: 0.394, SLG: 0.520 (1, 3)	0-0 6-3			0-0 HR		0-3 K	4-0 1B BB 1-2 2-3 3-H 1B BB	4-0 BB	
Al Cowens, R OBP: 0.323, SLG: 0.481 (1, 10)		0-0 F4		0-0 F7		4-0 FC6-4 BB	4-0 1B 1B 1-2 2-3 3-H 1B BB	0-0 4-3	
Steve Henderson, R OBP: 0.350, SLG: 0.373 (1, 7)		0-3 K		0-0 5-3		0-0 FC6-4	0-0 1B 1B 1-2 2-3 3-H 1B 1B		
Barry Bonnell, R OBP: 0.313, SLG: 0.384 (1, 9)		0-0 F8			0-0 5-3		0-0 5-3		
Jim Presley, R OBP: 0.276, SLG: 0.389 (1, 5)			0-3 K		0-0 1B 1B		0-0 E1 1B		
Orlando Mercado, R OBP: 0.216, SLG: 0.171 (1, 2)			0-0 1B		0-0 F3		0-3 K		
Domingo Ramos, R OBP: 0.217, SLG: 0.220 (1, 6)			0-0 F8		0-0 1B		0-0 FC4-6		
Spike Owen, S OBP: 0.356, SLG: 0.407 (7, PH) (8, 6)					1-2 1B				

Inning Stats	R: 0	H: 0	E: 0	K: 3	S: 3	R: 0	H: 0	E: 0	K: 1	S: 5	R: 0	H: 1	E: 0	K: 2	S: 8	R: 1	H: 1	E: 0	K: 0	S: 4	R: 0	H: 2	E: 0	K: 0	S: 5	R: 0	H: 0	E: 0	K: 1	S: 5	R: 8	H: 7	E: 1	K: 1	S: 13	R: 0	H: 0	E: 0	K: 0	S: 3
	LOB: 0	BB: 0	P: 3			LOB: 0	BB: 0	P: 5			LOB: 1	BB: 0	P: 8			LOB: 0	BB: 0	P: 4			LOB: 2	BB: 0	P: 5			LOB: 2	BB: 2	P: 9			LOB: 2	BB: 2	P: 21			LOB: 1	BB: 1	P: 7		

PITCHER														PITCHER																										
IP	WLS	BF	H	R	ER	SO	BB	IBB	HBP	BLK	WP	HR	S	P	ERA	WHIP	IP	WLS	BF	H	R	ER	SO	BB	IBB	HBP	BLK	WP	HR	S	P	ERA	WHIP							
Bryan Clark, L ERA: 4.43 (1, 1)	6.0		23	4	1	1	4	1	0	0	0	1	30	34	1.50	0.833																								
Dennis Lamp, R ERA: 3.53 (7, 1)	0.1	L	3	1	2	0	0	0	0	0	0	0	3	3	54.00	3.000																								
Jimmy Key, L ERA: 6.27 (7, 1)	0.0		4	3	1	0	0	1	0	0	0	0	3	7	∞	∞																								
Jim Acker, R ERA: 5.3 (7, 1)	1.2		10	3	5	5	1	2	0	0	0	0	10	18	27.00	3.000																								

BOTTOM

Toronto Blue Jays @ Seattle Mariners
The Kingdome, Seattle, WA
Sat Jul 21 1984, 10:05 PM EDT
Att. 14,516 - Unknown

livebaseballscorecards.com

AB	36
R	9
H	11
RBI	9
BB	4
SO	5
LOB	12



1B: 10	SF: 0	WP: 0	PA: 40
2B: 0	SAC: 0	PB: 0	
3B: 0	DP: 0	SB: 0	
HR: 1	HBP: 0	CS: 0	

Batter	1	2	3	4	5	6	7	8	9	AB R H RBI BB SO LOB	TOP											
Damaso Garcia, R (1, 4) OBP: 0.325, SLG: 0.408	0-0 5-3		0-0 F9		0-0 1B HR 2B	0-0 F5		0-0 F9		5 1 1 1 0 0 5												
Lloyd Moseby, L (1, 8) OBP: 0.366, SLG: 0.523	0-3 K			0-0 S 1B	0-3 K		0-0 4-3		0-0 2B	5 0 2 0 0 2 2												
George Bell, R (1, 7) OBP: 0.333, SLG: 0.461	0-3 K			0-0 F8	0-0 HR 1B		0-0 5-3		0-3 K	5 1 1 1 0 2 2												
Cliff Johnson, R (1, 10) OBP: 0.397, SLG: 0.525		0-0 F3		0-3 K 1-2	0-0 HR		0-0 1B		0-0 6-3	5 1 2 3 0 1 2												
Jesse Barfield, R (1, 9) OBP: 0.346, SLG: 0.521		0-3 K		4-0 BB	0-0 5-3		0-0 1-3		0-0 F9	4 0 0 0 1 1 2												
Willie Upshaw, L (1, 3) OBP: 0.370, SLG: 0.523		0-3 K		0-3 K		0-0 1B 1B		0-0 4-3		4 0 1 0 0 2 2												
Buck Martinez, R (1, 2) OBP: 0.277, SLG: 0.318			4-0 FC6-4 BB		4-0 3-1 2B BB	0-0 F7		4-0 1B BB		1 1 0 0 3 0 1												
Garth Iorg, R (1, 5) OBP: 0.256, SLG: 0.303			0-0 FC6-4 CS 1-2f		0-0 3-1	0-3 K		0-0 F4		4 0 0 0 0 1 4												
Tony Fernandez, S (1, 6) OBP: 0.297, SLG: 0.299			0-0 1B		4-0 2B 1B BB	0-0 1B		0-0 1B		3 1 3 0 1 0 0												
Inning Stats	R: 0 E: 0 K: 2 S: 7	H: 0 LOB: 0 BB: 0 P: 7	R: 0 E: 0 K: 2 S: 7	H: 0 LOB: 0 BB: 0 P: 7	R: 0 E: 0 K: 0 S: 3	H: 1 LOB: 1 BB: 1 P: 7	R: 0 E: 0 K: 2 S: 8	H: 1 LOB: 2 BB: 1 P: 12	R: 5 E: 0 K: 1 S: 8	H: 3 LOB: 0 BB: 2 P: 16	R: 0 E: 0 K: 1 S: 7	H: 2 LOB: 2 BB: 0 P: 7	R: 0 E: 0 K: 0 S: 4	H: 1 LOB: 1 BB: 0 P: 4	R: 0 E: 0 K: 0 S: 4	H: 1 LOB: 2 BB: 1 P: 8	R: 0 E: 0 K: 1 S: 6	H: 1 LOB: 1 BB: 0 P: 6	1B: 7 2B: 2 3B: 0 HR: 1	SF: 0 SAC: 0 DP: 0 HBP: 0	WP: 0 PB: 0 SB: 1 CS: 1	PA: 41
PITCHER	IP WLS BF H R ER SO BB IBB HBP BLK WP HR S P ERA WHIP												PITCHER	IP WLS BF H R ER SO BB IBB HBP BLK WP HR S P ERA WHIP								
Mark Langston, L (1, 1) ERA: 3.65	6.2 L 31 8 5 5 8 4 0 0 0 0 0 1 43 59 6.75 1.800																					
Ed Nunez, R (7, 1) ERA: 3.6	2.1 10 2 0 0 1 1 0 0 0 0 0 0 11 15 0.00 1.286																					

Toronto Blue Jays @ Seattle Mariners
The Kingdom, Seattle, WA
Sun Jul 22 1984, 6:33 AM EDT
Att. 7,263 - Unknown

livebaseballscorecards.com

AB	36
R	5
H	10
RBI	5
BB	5
SO	9
LOB	20



BOTTOM

Toronto Blue Jays @ Seattle Mariners
The Kingdome, Seattle, WA
Sun Jul 22 1984, 6:33 AM EDT
Att. 7,263 - Unknown

livebaseballscorecards.com

AB	33
R	3
H	7
RBI	3
BB	1
SO	3
LOB	11



WP:	0	PA:	35
PB:	0	SB:	0
CS:	0		

AB R H RBI BB SO LOB

4 0 0 0 0 0 1

4 1 1 0 0 0 1

3 1 2 0 1 0 1

3 1 1 3 0 1 2

4 0 2 0 0 1 0

4 0 0 0 0 0 2

4 0 0 0 0 1 2

4 0 0 0 0 0 1

3 0 1 0 0 0 1


1B:	5	SF:	1
2B:	1	SAC:	0
3B:	0	DP:	1
HR:	1	HBP:	0

Batter	1	2	3	4	5	6	7	8	9	
Jack Perconte, L OBP: 0.362, SLG: 0.350 (1, 4)	0-0 F5 		0-0 F7 		0-0 F4 			0-0 F4 		
Spike Owen, S OBP: 0.355, SLG: 0.408 (1, 6)	0-0 1-3 		0-0 F5 			0-0 F8 SF8 2B 		0-0 F9 		
Alvin Davis, L OBP: 0.398, SLG: 0.521 (1, 3)	0-0 			0-0 E7 HR 1B 		0-0 F8 2-3 		4-0 		
Ken Phelps, L OBP: 0.417, SLG: 0.638 (1, 10)	0-0 F4 			0-0 HR 2-H 		0-0 SF8 3-H 		0-3 K 		
Al Cowens, R OBP: 0.325, SLG: 0.481 (1, 9)		0-0 		0-3 K 		0-0 1-3 		0-0 		
Dave Henderson, R OBP: 0.291, SLG: 0.417 (1, 8)		0-0 F2 		0-0 F9 			0-0 5-3 	0-0 F9 		
Barry Bonnell, R OBP: 0.308, SLG: 0.379 (1, 7)		0-0 G6-4-3 1-2f 		0-0 F6 			0-0 F7 	0-3 K 		
Jim Presley, R OBP: 0.265, SLG: 0.374 (1, 5)			0-0 4-3 		0-0 F8 		0-0 E4 FC5-4 	0-0 FC6-4 1-2f 		
Bob Kearney, R OBP: 0.277, SLG: 0.374 (1, 2)			0-0 		0-0 5-3 		0-0 FC5-4 1-2f 			
Inning Stats	R: 0 H: 1 E: 0 LOB: 1 K: 0 BB: 0 S: 4 P: 4	R: 0 H: 1 E: 0 LOB: 0 K: 0 BB: 0 S: 3 P: 3	R: 0 H: 1 E: 0 LOB: 1 K: 0 BB: 0 S: 4 P: 4	R: 2 H: 2 E: 1 LOB: 0 K: 1 BB: 0 S: 7 P: 7	R: 0 H: 0 E: 0 LOB: 0 K: 0 BB: 0 S: 3 P: 3	R: 1 H: 1 E: 0 LOB: 0 K: 0 BB: 0 S: 4 P: 4	R: 0 H: 0 E: 1 LOB: 1 K: 0 BB: 0 S: 4 P: 4	R: 0 H: 0 E: 0 LOB: 1 K: 1 BB: 1 S: 5 P: 9	R: 0 H: 1 E: 0 LOB: 1 K: 1 BB: 0 S: 6 P: 6	
PITCHER	IP WLS BF H R ER SO BB IBB HBP BLK WP HR S P ERA WHIP									
Doyle Alexander, R ERA: 3.48 (1, 1)	7.0 W 27 6 3 3 1 0 0 0 0 0 1 29 29 3.86 0.857									
Roy Lee Jackson, R ERA: 2.93 (8, 1)	2.0 S 8 1 0 0 2 1 0 0 0 0 0 11 15 0.00 1.000									

Batter	1	2	3	4	5	6	7	8	9	AB R H RBI BB SO LOB
Jack Perconte, L (1, 4) OBP: 0.362, SLG: 0.350 Larry Milbourne, S (6, 4) OBP: 0.341, SLG: 0.320	0-3 K		0-0 6-3			0-0 1B 4-3 1B		0-0 1-2 1B		3 1 1 0 0 1 0 1 0 1 0 0 0 0
Spike Owen, S (1, 6) OBP: 0.351, SLG: 0.404	0-0 F6			0-3 K		0-0 4-3		0-0 F6		4 0 0 0 0 1 3
Alvin Davis, L (1, 3) OBP: 0.399, SLG: 0.521	0-0 1B			0-3 K		0-0 1B 2-H		0-3 K		4 0 2 1 0 2 2
Ken Phelps, L (1, 10) OBP: 0.413, SLG: 0.625	0-3 K			4-0 BB		0-3 K			0-0 4-3	3 0 0 0 1 2 2
Al Cowens, R (1, 9) OBP: 0.323, SLG: 0.477 Pat Putnam, L (9, PH) OBP: 0.250, SLG: 0.272			0-3 K		0-0 F6		0-3 K		0-0 1B	3 0 0 0 0 2 1 1 0 1 0 0 0 0
Dave Henderson, R (1, 8) OBP: 0.286, SLG: 0.409			0-3 K		0-0 5-3		0-3 K		0-0 F8	4 0 0 0 0 2 1
Jim Presley, R (1, 5) OBP: 0.255, SLG: 0.359			0-3 K		0-3 K		0-3 K		0-0 F9	4 0 0 0 0 3 1
Bob Kearney, R (1, 2) OBP: 0.275, SLG: 0.370			0-3 K		0-3 K			0-0 5-3		3 0 0 0 0 2 0
Phil Bradley, R (1, 7) OBP: 0.351, SLG: 0.308			0-3 K			0-0 F7		4-0 F6 1B BB		2 0 0 0 1 1 0

Seattle Mariners @ California Angels
Anaheim Stadium, Anaheim, CA
 Mon Jul 23 1984, 10:05 PM EDT
 Att. 23,967 - Unknown

AB	32
R	1
H	5
RBI	1
BB	2
SO	16
LOB	10



Inning Stats	R: 0 H: 1 E: 0 LOB: 1 K: 2 BB: 0 S: 8 P: 8	R: 0 H: 0 E: 0 LOB: 0 K: 3 BB: 0 S: 9 P: 9	R: 0 H: 0 E: 0 LOB: 0 K: 2 BB: 0 S: 7 P: 7	R: 0 H: 0 E: 0 LOB: 1 K: 2 BB: 1 S: 7 P: 11	R: 0 H: 0 E: 0 LOB: 0 K: 2 BB: 0 S: 7 P: 7	R: 1 H: 2 E: 0 LOB: 1 K: 1 BB: 0 S: 7 P: 7	R: 0 H: 0 E: 0 LOB: 0 K: 3 BB: 0 S: 9 P: 9	R: 0 H: 1 E: 0 LOB: 2 K: 1 BB: 1 S: 6 P: 10	R: 0 H: 1 E: 0 LOB: 1 K: 0 BB: 0 S: 4 P: 4	1B: 5 SF: 0 2B: 0 SAC: 0 3B: 0 DP: 0 HR: 0 HBP: 0	WP: 0 PA: 34 PB: 0 SB: 0 CS: 0
---------------------	---	---	---	--	---	---	---	--	---	--	---

PITCHER Mike Witt, R (1, 1) ERA: 3.36	IP WLS BF H R ER SO BB IBB HBP BLK WP HR S P ERA WHIP	9.0 W 34 5 1 1 16 2 0 0 0 0 0 0 64 72 1.00 0.778	PITCHER IP WLS BF H R ER SO BB IBB HBP BLK WP HR S P ERA WHIP
--	---	--	---

Batter	1	2	3	4	5	6	7	8	9	AB	R	H	RBI	BB	SO	LOB
Gary Pettis, S (1, 8) OBP: 0.338, SLG: 0.308	0-0 1-3	0-3 K		0-0 1B	0-0 1B			0-3 K		5	0	2	1	0	2	3
Rob Wilfong, L (1, 4) OBP: 0.305, SLG: 0.368	0-0 F7		0-0 F8 FC 2B	0-3 K	0-3 K			0-3 K		5	1	1	0	0	3	4
Fred Lynn, L (1, 9) OBP: 0.333, SLG: 0.435	0-3 K		0-0 F8 2-3	0-3 K				0-3 K		5	0	0	0	0	4	3
Reggie Jackson, L (1, 10) OBP: 0.318, SLG: 0.443		4-0 1B 1B BB	0-0 FC CS	0-0 F7				0-3 K		3	1	0	1	1	1	1
Doug DeCinces, R (1, 5) OBP: 0.316, SLG: 0.423		0-0 1B 1B	0-0 1B 2B 1B		0-0 1B 1B			0-0 F6		4	2	3	0	0	0	0
Bobby Grich, R (8, 5) OBP: 0.324, SLG: 0.416		1-3 1B 1B	1-2 2B 1B		E 1B 1B					0	0	0	0	0	0	0
Daryl Sconiers, L (1, 3) OBP: 0.351, SLG: 0.400		0-0 1B 1B	0-0 2B 1B		0-0 F7			0-0 F7		4	2	2	1	0	0	1
Juan Beniquez, R (1, 7) OBP: 0.403, SLG: 0.497		0-0 1B 1B	0-0 1B 2B		0-0 E 1B 1B			0-0 F8		4	1	3	2	0	0	0
Bob Boone, R (1, 2) OBP: 0.247, SLG: 0.275		0-0 5-3 1B	4-0 1B IBB		0-0 F2			0-0 6-3		3	0	1	1	1	0	2
Rob Picciolo, R (1, 6) OBP: 0.208, SLG: 0.286		0-0 5-3	0-0 F9		0-0 E4 1B			0-0 1B		4	0	1	0	0	0	5

Inning Stats	R: 0	H: 0	E: 0	K: 1	S: 5	LOB: 0	BB: 0	P: 5	R: 2	H: 4	E: 0	K: 1	S: 8	LOB: 2	BB: 1	P: 12	R: 3	H: 4	E: 0	K: 0	S: 7	LOB: 2	BB: 1	P: 11	R: 0	H: 1	E: 0	K: 2	S: 8	LOB: 1	BB: 0	P: 8	R: 2	H: 3	E: 1	K: 1	S: 9	LOB: 2	BB: 0	P: 9	R: 0	H: 0	E: 0	K: 2	S: 7	LOB: 0	BB: 0	P: 7	R: 0	H: 0	E: 0	K: 0	S: 3	LOB: 0	BB: 0	P: 3	R: 0	H: 1	E: 0	K: 3	S: 10	LOB: 1	BB: 0	P: 10
--------------	------	------	------	------	------	--------	-------	------	------	------	------	------	------	--------	-------	-------	------	------	------	------	------	--------	-------	-------	------	------	------	------	------	--------	-------	------	------	------	------	------	------	--------	-------	------	------	------	------	------	------	--------	-------	------	------	------	------	------	------	--------	-------	------	------	------	------	------	-------	--------	-------	-------

PITCHER	IP	WLS	BF	H	R	ER	SO	BB	IBB	HBP	BLK	WP	HR	S	P	ERA	WHIP
Mike Moore, R (1, 1) ERA: 4.99	3.0	L	18	8	5	5	2	1	1	0	0	0	0	20	28	15.00	3.000
Dave Geisel, L (4, 1) ERA: 7.02	4.0		17	4	2	0	5	0	0	0	0	0	0	27	27	0.00	1.000
Paul Mirabella, L (8, 1) ERA: 3.4	1.0		4	1	0	0	3	0	0	0	0	0	0	10	10	0.00	1.000


BOTTOM

Seattle Mariners @ California Angels
Anaheim Stadium, Anaheim, CA

Mon Jul 23 1984, 10:05 PM EDT
Att. 23,967 - Unknown

livebaseballscorecards.com

AB	37
R	7
H	13
RBI	6
BB	2
SO	10
LOB	19



1B: 11	SF: 0	WP: 0	PA: 39
2B: 2	SAC: 0	PB: 0	
3B: 0	DP: 0	SB: 0	
HR: 0	HBP: 0	CS: 1	

Batter	1	2	3	4	5	6	7	8	9	AB R H RBI BB SO LOB	TOP	
Jack Perconte, L (1, 4) OBP: 0.362, SLG: 0.349	0-0 4-3 BBB	4-0 FC5 BB		0-0 2-H 1B		0-0 F9			0-0 G3	4 0 1 0 1 0 0		
Spike Owen, S (1, 6) OBP: 0.350, SLG: 0.402	0-0 4-3 1B	0-0 FC5			0-0 5-3				0-0 F9	4 1 1 0 0 0 2		
Alvin Davis, L (1, 3) OBP: 0.395, SLG: 0.515	0-0 4-3 1-2				0-0 F8				0-3 K	4 0 0 0 0 1 1		
Al Cowens, R (1, 10) OBP: 0.325, SLG: 0.477	0-0 2-H 1B				0-0 5-3				0-0 1-3	4 0 2 1 0 0 0		
Steve Henderson, R (1, 7) OBP: 0.354, SLG: 0.376 Phil Bradley, R (8, PR) OBP: 0.351, SLG: 0.308 (8, 7)	0-0 F9				0-0 1B				0-0 FC2-6 1B	4 0 2 0 0 0 2 0 0 0 0 0 0 0		
Dave Henderson, R (1, 8) OBP: 0.290, SLG: 0.415					0-3 K				0-0 FC2-6 G4-6-3 1-2f 1B	4 2 2 0 0 1 2		
Barry Bonnell, R (1, 9) OBP: 0.307, SLG: 0.388					0-0 F4				0-0 G4-6-3 1-2f	4 1 1 2 0 0 2		
Jim Presley, R (1, 5) OBP: 0.257, SLG: 0.368 Ken Phelps, L (9, PH) OBP: 0.411, SLG: 0.621 Domingo Ramos, R (9, 5) OBP: 0.217, SLG: 0.220					0-0 F9				0-0 G3	3 0 1 0 0 1 1 1 0 0 0 0 0 0 0 0 0 0 0 0 0		
Bob Kearney, R (1, 2) OBP: 0.274, SLG: 0.369					0-0 F7				0-0 6-3	4 0 1 1 0 0 1		
Inning Stats	R: 1 H: 2 E: 0 LOB: 1 K: 0 BB: 0 S: 5 P: 5	R: 1 H: 2 E: 0 LOB: 2 K: 0 BB: 1 S: 5 P: 9	R: 0 H: 1 E: 0 LOB: 1 K: 1 BB: 0 S: 6 P: 6	R: 0 H: 2 E: 0 LOB: 2 K: 0 BB: 0 S: 4 P: 4	R: 0 H: 1 E: 0 LOB: 1 K: 0 BB: 0 S: 4 P: 4	R: 2 H: 2 E: 0 LOB: 0 K: 1 BB: 0 S: 7 P: 7	R: 0 H: 0 E: 0 LOB: 0 K: 1 BB: 0 S: 5 P: 5	R: 0 H: 1 E: 0 LOB: 1 K: 0 BB: 0 S: 3 P: 3	R: 0 H: 0 E: 0 LOB: 0 K: 0 BB: 0 S: 3 P: 3	1B: 8 SF: 0 2B: 2 SAC: 0 3B: 0 DP: 1 HR: 1 HBP: 0	WP: 0 PA: 37 PB: 0 SB: 0 CS: 0	
PITCHER Geoff Zahn, L (1, 1) ERA: 2.91 Doug Corbett, R (8, 1) ERA: 2.13	IP WLS BF H R ER SO BB IBB HBP BLK WP HR S P ERA WHIP	7.0 L 31 10 4 4 3 1 0 0 0 0 0 1 36 40 5.14 1.571	2.0 6 1 0 0 0 0 0 0 0 0 0 0 6 6 0.00 0.500	PITCHER IP WLS BF H R ER SO BB IBB HBP BLK WP HR S P ERA WHIP								ERA WHIP

Seattle Mariners @ California Angels
Anaheim Stadium, Anaheim, CA
Tue Jul 24 1984, 10:05 PM EDT
Att. 24,834 - Unknown

AB	36
R	4
H	11
RBI	4
BB	1
SO	3
LOB	11



Batter	1	2	3	4	5	6	7	8	9	AB	R	H	RBI	BB	SO	LOB
Gary Pettis, S (1, 8) OBP: 0.339, SLG: 0.307	0-0 6-3		0-0 G2	0-0 G5-3 1B 1-2 2-3 3-H 1B		4-0 1B BB		0-0 F8		4	0	1	1	1	0	0
Juan Beniquez, R (1, 7) OBP: 0.403, SLG: 0.494	0-0 5-3		0-0 BB 1B	0-0 1B 1-2 2-3 3-H 1B		0-0 F7			0-0 4-3	5	0	2	1	0	0	2
Mike Brown, R (1, 9) OBP: 0.333, SLG: 0.554 Fred Lynn, L (6, PH) OBP: 0.334, SLG: 0.436 (7, 9)	0-3 K		4-0 BB 1B	0-0 G5-3 2-3f		0-0 1B 1-2 2-H			0-0 F8	2	0	0	0	1	1	3
Doug DeCinces, R (1, 5) OBP: 0.317, SLG: 0.423		0-0 FC3-6 1B 1B	0-3 K		0-0 F7		0-0 WP SH1-4 1B		0-0 F8	5	0	2	0	0	1	2
Brian Downing, R (1, 10) OBP: 0.323, SLG: 0.379		0-3 K		0-0 1B 1B	0-0 2B		0-0 SH1-4			3	1	2	0	0	1	1
Bobby Grich, R (1, 4) OBP: 0.327, SLG: 0.418		0-0 FC3-6 1B		0-0 FC1-5 1B 1B	0-0 F8		0-0 6-3			4	0	2	0	0	0	2
Daryl Sconiers, L (1, 3) OBP: 0.341, SLG: 0.385		0-0 FC3-6 1-2f 2-3		0-0 BB FC1-5 1B 1B	0-0 6-3		0-0 6-3			4	1	1	1	0	0	4
Bob Boone, R (1, 2) OBP: 0.244, SLG: 0.271		0-0 6-3		0-0 FC1-5 1B BB 1B		0-0 6-3		0-0 F8		4	1	0	0	0	0	4
Dick Schofield, R (1, 6) OBP: 0.269, SLG: 0.303 Reggie Jackson, L (8, PH) OBP: 0.317, SLG: 0.442 Rob Picciolo, R (9, 6) OBP: 0.208, SLG: 0.286			0-0 F9	4-0 1B 1B 1-2 2-3 BB		0-0 1B BB 1B		0-3 K		2	0	1	0	1	0	0
										1	0	0	0	0	1	0
										0	0	0	0	0	0	0

BOTTOM	
AB	36
R	3
H	12
RBI	3
BB	3
SO	4
LOB	18

Inning Stats	
R: 0 E: 0 K: 1 S: 5	H: 0 LOB: 0 BB: 0 P: 5
R: 0 E: 0 K: 1 S: 7	H: 2 LOB: 2 BB: 0 P: 7
R: 0 E: 0 K: 1 S: 6	H: 1 LOB: 2 BB: 1 P: 10
R: 3 E: 0 K: 0 S: 7	H: 5 LOB: 2 BB: 1 P: 11
R: 0 E: 0 K: 0 S: 4	H: 1 LOB: 1 BB: 0 P: 4
R: 0 E: 0 K: 0 S: 4	H: 2 LOB: 2 BB: 1 P: 8
R: 0 E: 0 K: 0 S: 4	H: 1 LOB: 1 BB: 0 P: 4
R: 0 E: 0 K: 1 S: 5	H: 0 LOB: 0 BB: 0 P: 5
R: 0 E: 0 K: 0 S: 3	H: 0 LOB: 0 BB: 0 P: 3
1B: 11 2B: 1 3B: 0 HR: 0	SF: 0 SAC: 1 DP: 1 HBP: 0
WP: 1 PB: 0 SB: 0 CS: 0	PA: 40

PITCHER	
Ed Vande Berg, L (1, 1) ERA: 3.99	IP: 5.1 WLS: W BF: 28 H: 10 R: 3 ER: 3 SO: 3 BB: 3 IBB: 0 HBP: 0 BLK: 0 WP: 0 HR: 0 S: 31 P: 43 ERA: 5.06 WHIP: 2.438
Salome Barojas, R (6, 1) ERA: 3.94	IP: 1.1 WLS: W BF: 5 H: 2 R: 0 ER: 0 SO: 0 BB: 0 IBB: 0 HBP: 0 BLK: 0 WP: 1 HR: 0 S: 5 P: 5 ERA: 0.00 WHIP: 1.500
Paul Mirabella, L (7, 1) ERA: 3.38	IP: 0.1 WLS: W BF: 1 H: 0 R: 0 ER: 0 SO: 0 BB: 0 IBB: 0 HBP: 0 BLK: 0 WP: 0 HR: 0 S: 1 P: 1 ERA: 0.00 WHIP: 0.000
Mike Stanton, R (8, 1) ERA: 3.59	IP: 2.0 WLS: S BF: 6 H: 0 R: 0 ER: 0 SO: 1 BB: 0 IBB: 0 HBP: 0 BLK: 0 WP: 0 HR: 0 S: 8 P: 8 ERA: 0.00 WHIP: 0.000

Seattle Mariners @ California Angels
Anaheim Stadium, Anaheim, CA
Tue Jul 24 1984, 10:05 PM EDT
Att. 24,834 - Unknown



Batter	1	2	3	4	5	6	7	8	9	10	AB	R	H	RBI	BB	SO	LOB	TOP							
Jack Perconte, L (1, 4) OBP: 0.363, SLG: 0.349	0-0 F8		0-0 1B		0-0 F7		0-0 FC4-6			0-0 E 1B 1B	5	0	2	0	0	0	4								
Spike Owen, S (1, 6) OBP: 0.348, SLG: 0.399	0-0 F7		0-0 4-3			0-0 F9		0-0 F7		0-0 E2 1B	5	0	1	0	0	0	1								
Alvin Davis, L (1, 3) OBP: 0.395, SLG: 0.510	0-0 F8			4-0 FC6-4 BB		0-0 3-1		0-0 F9		4-0 IBB	3	0	0	0	2	0	0								
Ken Phelps, L (1, 10) OBP: 0.400, SLG: 0.600		0-3 K		0-0 F5		0-0 F5		0-0 4-3		0-0 F8	5	0	0	0	0	1	4								
Al Cowens, R (1, 9) OBP: 0.326, SLG: 0.476		0-0 FC5-4 1B		0-0 FC6-4 1-2f S			0-0 1B		0-3 K	0-3 K	5	0	2	0	0	2	4								
Dave Henderson, R (1, 8) OBP: 0.287, SLG: 0.412		0-0 F2		0-0 F9			0-0 1B 1B		0-0 FC5 S 1B		2	0	0	0	0	0	2								
Phil Bradley, R (5, 8) OBP: 0.358, SLG: 0.316				1-2							2	0	2	0	0	0	0								
Barry Bonnell, R (1, 7) OBP: 0.303, SLG: 0.382		0-0 FC5-4 1-2f		0-0 6-3		0-0 6-3		0-0 F8		0-0 FC5 1-3	4	0	0	0	0	0	3								
Bob Kearney, R (1, 2) OBP: 0.274, SLG: 0.367			0-0 6-3		0-0 G3		0-0 1B 1B		0-0 F9		4	0	1	0	0	0	1								
Jim Presley, R (1, 5) OBP: 0.268, SLG: 0.364			0-0 F8		4-0 BB		4-0 FC4-6 BB			0-0 F8	1	0	0	0	2	0	0								
Pat Putnam, L (10, PH) OBP: 0.248, SLG: 0.270											1	0	0	0	0	0	0								
Domingo Ramos, R (10, 5) OBP: 0.217, SLG: 0.220											0	0	0	0	0	0	0								
Inning Stats	R: 0 E: 0 K: 0 S: 3	H: 0 LOB: 0 BB: 0 P: 3	R: 0 E: 0 K: 1 S: 6	H: 1 LOB: 1 BB: 0 P: 6	R: 0 E: 0 K: 0 S: 4	H: 1 LOB: 1 BB: 0 P: 4	R: 0 E: 0 K: 0 S: 3	H: 0 LOB: 1 BB: 1 P: 7	R: 0 E: 0 K: 0 S: 3	H: 0 LOB: 0 BB: 0 P: 3	R: 0 E: 0 K: 0 S: 5	H: 3 LOB: 3 BB: 1 P: 9	R: 0 E: 0 K: 0 S: 3	H: 0 LOB: 0 BB: 0 P: 3	R: 0 E: 0 K: 1 S: 6	H: 1 LOB: 1 BB: 0 P: 6	R: 0 E: 1 K: 1 S: 7	H: 2 LOB: 3 BB: 1 P: 11	1B: 8 2B: 0 3B: 0 HR: 0	SF: 0 SAC: 0 DP: 0 HBP: 0	WP: 0 PB: 0 SB: 2 CS: 0	PA: 41			
PITCHER	IP 9.0	WLS 35	BF 6	H 0	R 0	ER 0	SO 2	BB 3	IBB 0	HBP 0	BLK 0	WP 0	HR 0	S 36	P 48	ERA 0.00	WHIP 1.000								
Ron Romanick, R (1, 1) ERA: 3.56																									
Luis Sanchez, R (10, 1) ERA: 1.94	1.0	W	6	2	0	0	1	0	1	0	0	0	0	7	11	0.00	2.000								

Seattle Mariners @ California Angels
Anaheim Stadium, Anaheim, CA

Wed Jul 25 1984, 10:05 PM EDT
Att. 23,634 - Unknown

livebaseballscores.com

AB 37
R 0
H 8
RBI 0
BB 4
SO 3
LOB 19



Batter	1	2	3	4	5	6	7	8	9	10	AB	R	H	RBI	BB	SO	LOB
Brian Downing, R (1, 7) OBP: 0.325, SLG: 0.378 Rob Picciolo, R (10, 6) OBP: 0.208, SLG: 0.286	0-0 F2		0-3 K			1-0 G6-4-3 HBP			0-0 FC6-4 1B		3	0	1	0	0	1	0
Rod Carew, L (1, 3) OBP: 0.358, SLG: 0.355	0-0 6-3			0-3 K		0-0 G6-4-3			0-0 FC6-4 IBB		4	0	0	0	0	1	3
Fred Lynn, L (1, 8) OBP: 0.336, SLG: 0.433 (10, 9)	4-0 BB			0-0 4-3			0-0 F7		4-0 IBB		2	0	0	0	2	0	0
Doug DeCinces, R (1, 5) OBP: 0.314, SLG: 0.418	0-0 4-3			0-3 K			0-0 1-3		0-0 F2		4	0	0	0	0	1	4
Reggie Jackson, L (1, 10) OBP: 0.313, SLG: 0.436		0-0 G3			0-3 K		0-0 G3		0-0 F8		4	0	0	0	0	1	3
Juan Beniquez, R (1, 9) OBP: 0.405, SLG: 0.494 (10, 7)		0-3 K		0-0 CS 1B			0-3 K		0-0 SH1-3 1B		4	1	2	0	0	2	0
Bobby Grich, R (1, 4) OBP: 0.327, SLG: 0.413		0-3 K		4-0 BB			0-0 F7		0-0 SH1-3		2	0	0	0	1	1	0
Bob Boone, R (1, 2) OBP: 0.241, SLG: 0.267			0-0 F4		0-3 K		0-3 K		0-3 K		4	0	0	0	0	3	2
Dick Schofield, R (1, 6) OBP: 0.267, SLG: 0.300 Daryl Sconiers, L (9, PH) OBP: 0.357, SLG: 0.400 Gary Pettis, S (9, PR) OBP: 0.341, SLG: 0.309 (10, 8)			0-0 4-3		0-0 5-3				0-0 1B	0-0 2-H 1B	2	0	0	0	0	0	0

Inning Stats	R: 0	H: 0	R: 0	H: 0	R: 0	H: 0	R: 0	H: 1	R: 0	H: 0	R: 0	H: 0	R: 0	H: 2	R: 1	H: 2	1B: 5	SF: 0
	E: 0	LOB: 1	E: 0	LOB: 0	E: 0	LOB: 0	E: 0	LOB: 0	E: 0	LOB: 0	E: 0	LOB: 0	E: 0	LOB: 3	E: 0	LOB: 1	2B: 0	SAC: 1
	K: 0	BB: 1	K: 2	BB: 0	K: 2	BB: 0	K: 2	BB: 1	K: 0	BB: 0	K: 2	BB: 0	K: 0	BB: 1	K: 1	BB: 0	3B: 0	DP: 1
	S: 3	P: 7	S: 7	P: 7	S: 7	P: 7	S: 7	P: 11	S: 2	P: 3	S: 3	P: 3	S: 7	P: 7	S: 6	P: 6	HR: 0	HBP: 1

PITCHER	IP	WLS	BF	H	R	ER	SO	BB	IBB	HBP	BLK	WP	HR	S	P	ERA	WHIP
Jim Beattie, R (1, 1) ERA: 3.31	9.2	L	36	5	1	1	10	2	1	1	0	0	0	52	65	0.93	0.724


BOTTOM

Seattle Mariners @ California Angels
Anaheim Stadium, Anaheim, CA

Wed Jul 25 1984, 10:05 PM EDT
Att: 23,634 - Unknown

livebaseballscorecards.com

AB	31
R	1
H	5
RBI	1
BB	3
SO	10
LOB	12



WP: 0	PA: 36
PB: 0	
SB: 0	
CS: 1	

Batter	1	2	3	4	5	6	7	8	9	AB R H RBI BB SO LOB	TOP											
Tony Phillips, S (1, 4) OBP: 0.339, SLG: 0.355	0-3 K		0-0 F7			4-0 FC8-4 E BB		0-0 F7		3 0 0 0 1 1 0												
Bill Almon, R (1, 7) OBP: 0.229, SLG: 0.330	0-3 K		0-0 5-3			0-0 E5 FC8-4		0-3 K		4 0 0 0 0 2 1												
Dwayne Murphy, L (1, 8) OBP: 0.337, SLG: 0.472	0-0 F8				0-0 HR	0-0 FC8-4 G6-4-3		0-0 F7		3 1 1 1 0 0 2												
Mickey Tettleton, S (6, 2) OBP: 0.250, SLG: 0.200						1-2f 2-3				1 0 0 0 0 0 0												
Dave Kingman, R (1, 10) OBP: 0.323, SLG: 0.560		0-0 FC5-4 1B		0-0 F2		0-0 G6-4-3			0-0 6-3	4 0 1 0 0 0 2												
Carney Lansford, R (1, 5) OBP: 0.322, SLG: 0.377		0-0 FC5-4 S		0-0 5-3		0-0 FC5-4 BB 4-3 1B			0-0 2B	3 1 1 0 0 0 1												
Donnie Hill, S (7, 6) OBP: 0.208, SLG: 0.253		1-2f								1 0 1 0 0 0 0												
Bruce Bochte, L (1, 3) OBP: 0.335, SLG: 0.327		0-0 F8		0-0 F7		4-0 FC5-4 BB		0-0 F7		2 0 0 0 1 0 1												
Garry Hancock, L (8, 3) OBP: 0.196, SLG: 0.217						1-2				1 0 0 0 0 0 1												
Mike Heath, R (1, 2) OBP: 0.292, SLG: 0.401		4-0 BB			0-0 5-3		0-0 FC5-4 4-3		0-3 K	2 0 0 0 1 0 2												
Jeff Burroughs, R (9, PH) OBP: 0.375, SLG: 0.340		1-2				1-2f 2-3				1 0 0 0 0 1 1												
Mike Davis, L (1, 9) OBP: 0.243, SLG: 0.327		0-3 K			0-0 4-3		0-0 4-3			3 0 0 1 0 1 3												
Mark Wagner, R (1, 6) OBP: 0.254, SLG: 0.298			0-0 5-3		0-3 K		0-0 F8			3 0 0 0 0 1 1												
Inning Stats	R: 0 E: 0 K: 2 S: 7	H: 0 LOB: 0 BB: 0 P: 7	R: 0 E: 0 K: 1 S: 6	H: 1 LOB: 2 BB: 1 P: 10	R: 0 E: 0 K: 0 S: 3	H: 0 LOB: 0 BB: 0 P: 3	R: 1 E: 0 K: 0 S: 4	H: 1 LOB: 0 BB: 0 P: 4	R: 0 E: 0 K: 1 S: 5	H: 0 LOB: 0 BB: 0 P: 5	R: 0 E: 1 K: 0 S: 3	H: 0 LOB: 1 BB: 1 P: 7	R: 1 E: 0 K: 0 S: 4	H: 1 LOB: 1 BB: 1 P: 8	R: 0 E: 0 K: 1 S: 5	H: 0 LOB: 0 BB: 0 P: 5	R: 0 E: 0 K: 1 S: 6	H: 1 LOB: 1 BB: 0 P: 6	1B: 2 2B: 1 3B: 0 HR: 1	SF: 0 SAC: 0 DP: 1 HBP: 0	WP: 0 PB: 0 SB: 1 CS: 0	PA: 34
PITCHER	IP WLS BF H R ER SO BB IBB HBP BLK WP HR S P ERA WHIP																					
Salome Barojas, R (1, 1) ERA: 3.8	7.0 W 27 3 2 2 4 3 0 0 0 0 0 1 32 44 2.57 0.857																					
Ed Nunez, R (8, 1) ERA: 3.38	2.0 7 1 0 0 2 0 0 0 0 0 0 0 11 11 0.00 0.500																					

Oakland Athletics @ Seattle Mariners
The Kingdome, Seattle, WA
Fri Jul 27 1984, 10:05 PM EDT
Att. 9,887 - Unknown

livebaseballscorecards.com

AB 31
R 2
H 4
RBI 2
BB 3
SO 6
LOB 15



Batter	1	2	3	4	5	6	7	8	9
Jack Perconte, L (1, 4) OBP: 0.362, SLG: 0.352	0-0 6-3		0-0 1B		0-0 2B	0-0 F7		0-0 F9	
Spike Owen, S (1, 6) OBP: 0.351, SLG: 0.398	0-3 K		4-0 1-2 BB		0-0 2B		0-3 K		
Alvin Davis, L (1, 3) OBP: 0.398, SLG: 0.510	0-0 F3		0-0 3-1		0-0 2B		0-0 1B		
Al Cowens, R (1, 9) Phil Bradley, R (6, 9) OBP: 0.331, SLG: 0.491 OBP: 0.361, SLG: 0.316		0-0 HR		0-0 1B	0-0 2B		4-0 1-2 BB		
Dave Henderson, R (1, 8) OBP: 0.290, SLG: 0.412		0-0 F6		0-0 1-2 2B	0-0 F8	0-0 4-3 1B	0-3 K		
Steve Henderson, R (1, 10) Ken Phelps, L (5, PH) OBP: 0.355, SLG: 0.384 OBP: 0.404, SLG: 0.621		0-0 F8		0-0 1B	0-0 HR	0-0 4-3 1B	0-0 F7		
Barry Bonnell, R (1, 7) OBP: 0.308, SLG: 0.386		0-0 4-3		0-0 1B	0-0 1B	0-0 4-3		0-0 FC6-4 1B	
Jim Presley, R (1, 5) Domingo Ramos, R (6, PH) OBP: 0.270, SLG: 0.364 OBP: 0.210, SLG: 0.213		0-3 K		0-0 F9	0-0 BB	0-3 K		0-0 FC6-4	
Orlando Mercado, R (1, 2) OBP: 0.238, SLG: 0.250		0-0 F9		0-0 FC5-4	0-0 BB	0-0 3B		0-0 F9	

AB	R	H	RBI	BB	SO	LOB
6	1	2	0	0	0	4
3	1	1	0	2	2	0
4	1	2	2	1	0	2
4	2	3	3	0	0	3
0	0	0	0	1	0	0
5	2	2	0	0	1	3
2	1	1	1	0	0	0
3	2	2	2	0	0	2
5	1	3	1	0	0	2
3	1	1	0	0	1	1
2	0	0	0	0	1	3
5	0	2	3	0	0	2

AB	R	H	RBI	BB	SO	LOB
42	12	19	12	4	5	22

Inning Stats	R: 0	H: 0	E: 0	K: 1	S: 5	LOB: 0	BB: 0	P: 5
1	R: 1	H: 1	E: 0	K: 0	S: 4	LOB: 0	BB: 0	P: 4
2	R: 0	H: 1	E: 0	K: 1	S: 6	LOB: 2	BB: 1	P: 10
3	R: 2	H: 4	E: 0	K: 0	S: 6	LOB: 1	BB: 0	P: 6
4	R: 7	H: 8	E: 1	K: 0	S: 11	LOB: 3	BB: 2	P: 19
5	R: 2	H: 3	E: 0	K: 1	S: 8	LOB: 1	BB: 0	P: 8
6	R: 0	H: 1	E: 0	K: 2	S: 8	LOB: 2	BB: 1	P: 12
7	R: 0	H: 1	E: 0	K: 0	S: 4	LOB: 1	BB: 0	P: 4
8	R: 0	H: 1	E: 0	K: 0	S: 4	LOB: 1	BB: 0	P: 4
9	R: 0	H: 1	E: 0	K: 0	S: 4	LOB: 1	BB: 0	P: 4

PITCHER	IP	WLS	BF	H	R	ER	SO	BB	IBB	HBP	BLK	WP	HR	S	P	ERA	WHIP
Bill Krueger, L (1, 1) ERA: 4.93	4.0	L	21	9	6	6	2	1	0	0	0	0	1	24	28	13.50	2.500
Lary Sorensen, R (5, 1) ERA: 4.62	0.1		6	5	3	3	0	0	0	0	0	0	1	6	6	81.00	15.000
Mike Torrez, R (5, 1) ERA: 6.3	1.2		10	3	3	3	1	2	0	0	0	0	0	10	18	16.20	3.000
Tim Conroy, L (7, 1) ERA: 5.47	1.0		5	1	0	0	2	1	0	0	0	0	0	8	12	0.00	2.000
Keith Atherton, R (8, 1) ERA: 4.12	1.0		4	1	0	0	0	0	0	0	0	0	0	4	4	0.00	1.000

PITCHER	IP	WLS	BF	H	R	ER	SO	BB	IBB	HBP	BLK	WP	HR	S	P	ERA	WHIP
1B: 13	SF: 0	2B: 3	SAC: 0	3B: 1	DP: 0	HR: 2	HBP: 0	WP: 0	PA: 46	PB: 0	SB: 3	CS: 0					

Oakland Athletics @ Seattle Mariners
The Kingdome, Seattle, WA
Fri Jul 27 1984, 10:05 PM EDT
Att. 9,887 - Unknown

livebaseballscorecards.com



Batter	1	2	3	4	5	6	7	8	9	AB R H RBI BB SO LOB	TOP											
Tony Phillips, S (1, 4) OBP: 0.334, SLG: 0.349	0-3 K		0-0 F8			0-0 F8		0-0 4-3		4 0 0 0 0 1 1	<p>Oakland Athletics @ Seattle Mariners The Kingdome, Seattle, WA Sat Jul 28 1984, 10:05 PM EDT Att: 17,608 - Unknown</p> <p>livebaseballscorecards.com</p>											
Mike Heath, R (1, 7) OBP: 0.292, SLG: 0.397	4-0 1B BB		0-3 K			0-0 F4		0-0 F4		3 0 0 0 1 1 1												
Dwayne Murphy, L (1, 8) OBP: 0.336, SLG: 0.479	0-0 F8				0-3 K		0-0 4-3		0-0 HR	4 1 1 1 0 1 1												
Dave Kingman, R (1, 3) OBP: 0.322, SLG: 0.556	0-0 1-2 1B				0-0 F8		0-0 F3		0-3 K	4 0 1 0 0 1 0												
Carney Lansford, R (1, 5) OBP: 0.322, SLG: 0.376	0-3 K2-3				0-3 K		0-3 K		0-0 FC5-4 1B	4 0 1 0 0 3 2												
Jeff Burroughs, R (1, 10) OBP: 0.397, SLG: 0.358		0-0 5-3			4-0 FC6 BB		0-0 FC6-4 1B		0-0 FC5-4 1B	3 0 2 0 1 0 0												
Garry Hancock, L (9, PR) OBP: 0.196, SLG: 0.217									1-2 FC5-4 1B	0 0 0 0 0 0 0												
Mickey Tettleton, S (1, 2) OBP: 0.250, SLG: 0.211		0-0 FC6-4 1B			0-0 F8		0-0 FC6-4 1-2f		0-0 FC5-4 1-2 2-3	4 0 1 0 0 0 4												
Mike Davis, L (1, 9) OBP: 0.244, SLG: 0.331		0-0 FC6-4 CS 1-2f			0-3 K			0-0 4-3 2B		3 0 1 0 0 1 2												
Mark Wagner, R (1, 6) OBP: 0.246, SLG: 0.288		0-0 CS	0-0 5-3		0-0 FC6 1-2f			0-3 K		2 0 0 0 0 0 1												
Joe Morgan, L (8, PH) OBP: 0.377, SLG: 0.391										1 0 0 0 0 1 1												
Donnie Hill, S (8, 6) OBP: 0.208, SLG: 0.253										0 0 0 0 0 0 0												
Inning Stats	R: 0 E: 0 K: 2 S: 8	H: 1 LOB: 2 BB: 1 P: 12	R: 0 E: 0 K: 0 S: 3	H: 1 LOB: 0 BB: 0 P: 3	R: 0 E: 0 K: 1 S: 5	H: 0 LOB: 0 BB: 0 P: 5	R: 0 E: 0 K: 2 S: 7	H: 0 LOB: 0 BB: 0 P: 7	R: 0 E: 0 K: 1 S: 5	H: 0 LOB: 1 BB: 1 P: 9	R: 0 E: 0 K: 0 S: 3	H: 0 LOB: 0 BB: 0 P: 3	R: 0 E: 0 K: 1 S: 6	H: 1 LOB: 1 BB: 0 P: 6	R: 0 E: 0 K: 1 S: 6	H: 1 LOB: 1 BB: 0 P: 6	R: 1 E: 0 K: 1 S: 7	H: 3 LOB: 1 BB: 0 P: 7	1B: 5 2B: 2 3B: 0 HR: 1	SF: 0 SAC: 0 DP: 1 HBP: 0	WP: 0 PB: 0 SB: 0 CS: 1	PA: 35
PITCHER	IP WLS BF H R ER SO BB IBB HBP BLK WP HR S P ERA WHIP																					
Mark Langston, L (1, 1) ERA: 3.5	8.1 W 33 7 1 1 9 2 0 0 0 0 0 1 49 57 1.08 1.080																					
Ed Vande Berg, L (9, 1) ERA: 3.96	0.2 S 1 0 0 0 0 0 0 0 0 0 0 0 1 1 0.00 0.000																					



Batter	1	2	3	4	5	6	7	8	9	AB R H RBI BB SO LOB	TOP																						
Tony Phillips, S (1, 4) OBP: 0.334, SLG: 0.357	0-3 K		0-0 SH5-3		0-0 3B			0-0 G3		3 0 1 0 0 1 0																							
Mike Davis, L (1, 9) OBP: 0.241, SLG: 0.326	0-0 F7		0-0 F6		0-0 F7			0-0 F7		4 0 0 0 0 0 3																							
Dwayne Murphy, L (1, 8) OBP: 0.335, SLG: 0.474	4-0 BB		0-0 3-1					0-0 4-3		3 0 0 0 1 1 2																							
Dave Kingman, R (1, 10) Mark Wagner, R (9, PR) OBP: 0.324, SLG: 0.557 OBP: 0.246, SLG: 0.288	0-0 4-3			4-0 BB					0-0 2B	3 0 1 0 1 1 1 0 1 0 0 0 0 0																							
Carney Lansford, R (1, 5) OBP: 0.321, SLG: 0.377			0-0 1-3		0-0 F8			0-0 F9		4 0 1 1 0 0 1																							
Bruce Bochte, L (1, 3) OBP: 0.334, SLG: 0.326			0-3 K		0-0 1-3				0-3 K	4 0 1 0 0 2 2																							
Mike Heath, R (1, 7) OBP: 0.288, SLG: 0.392			0-0 F8		0-0 5-3			0-0 F8		4 0 0 0 0 1 3																							
Mickey Tettleton, S (1, 2) Joe Morgan, L (9, PH) OBP: 0.261, SLG: 0.227 OBP: 0.376, SLG: 0.389					0-0 SH5-3 1B			0-3 K		3 0 1 0 0 1 1 1 0 0 0 0 0 1																							
Donnie Hill, S (1, 6) OBP: 0.212, SLG: 0.255			0-0 SH5-3 1B		0-0 F8			0-0 G3		3 0 1 0 0 0 1																							
Inning Stats	R: 0 E: 0 K: 1 S: 5	H: 0 LOB: 1 BB: 1 P: 9	R: 0 E: 0 K: 1 S: 5	H: 0 LOB: 0 BB: 0 P: 5	R: 0 E: 0 K: 0 S: 5	H: 2 LOB: 2 BB: 0 P: 5	R: 0 E: 0 K: 0 S: 3	H: 0 LOB: 1 BB: 1 P: 7	R: 0 E: 0 K: 0 S: 4	H: 1 LOB: 1 BB: 0 P: 4	R: 0 E: 0 K: 2 S: 7	H: 0 LOB: 0 BB: 0 P: 7	R: 0 E: 0 K: 1 S: 6	H: 1 LOB: 1 BB: 0 P: 6	R: 0 E: 0 K: 0 S: 3	H: 0 LOB: 0 BB: 0 P: 3	R: 1 E: 0 K: 2 S: 9	H: 2 LOB: 1 BB: 0 P: 9	1B: 3 2B: 2 3B: 1 HR: 0	SF: 0 SAC: 1 DP: 0 HBP: 0	WP: 0 PB: 0 SB: 0 CS: 0	PA: 35											
PITCHER Mike Moore, R (1, 1) ERA: 4.73	IP 9.0	WLS W	BF 35	H 6	R 1	ER 1	SO 7	BB 2	IBB 0	HBP 0	BLK 0	WP 0	HR 0	S 47	P 55	ERA 1.00	WHIP 0.889																
											PITCHER	IP	WLS	BF	H	R	ER	SO	BB	IBB	HBP	BLK	WP	HR	S	P	ERA	WHIP					

Oakland Athletics @ Seattle Mariners
The Kingdome, Seattle, WA
Sun Jul 29 1984, 6:33 AM EDT
Att. 6,305 - Unknown

livebaseballscorecards.com

AB	32
R	1
H	6
RBI	1
BB	2
SO	7
LOB	15



Batter	1	2	3	4	5	6	7	8	9	AB	R	H	RBI	BB	SO	LOB
Jack Perconte, L OBP: 0.358, SLG: 0.347 (1, 4)	0-3 K		0-0 WP 1-2 1B		0-0 F8		0-0 F9			4	0	1	0	0	1	1
Spike Owen, S OBP: 0.352, SLG: 0.397 (1, 6)	0-0 F7		0-0 F2		0-0 F8		0-0 2-3 2B			4	0	1	1	0	0	2
Alvin Davis, L OBP: 0.395, SLG: 0.506 (1, 3)	0-0 4-3		0-3 K			0-0 F9	1-0 3-H 1-0 HBP			3	0	0	0	0	1	2
Ken Phelps, L OBP: 0.403, SLG: 0.623 (1, 10)		0-0 G3		0-0 HR		1-0 2B HBP	0-3 K			3	2	1	1	0	1	2
Al Cowens, R OBP: 0.329, SLG: 0.487 (1, 9)		0-0 F4		0-3 K		0-0 4-3 1-H 2B	0-3 K			4	0	1	1	0	2	0
Dave Henderson, R OBP: 0.293, SLG: 0.436 (1, 8)		0-0 HR		0-3 K		0-0 4-3	0-0 PB 1B			4	1	2	1	0	1	1
Steve Henderson, R OBP: 0.355, SLG: 0.379 Phil Bradley, R OBP: 0.359, SLG: 0.314 (1, 7) (7, 7)		0-3 K		4-0 BB		0-0 6-3	0-3 K			2	0	0	0	1	1	1
Larry Milbourne, S OBP: 0.340, SLG: 0.321 Domingo Ramos, R OBP: 0.222, SLG: 0.213 (1, 5) (8, 5)			0-0 WP 1-2 1B		0-0 4-3		0-0 F9 SH1-4 2B 1B	4-0 1-2 BB		3	1	2	0	0	0	1
Orlando Mercado, R OBP: 0.222, SLG: 0.233 (1, 2)			0-0 F6		0-0 F2		0-0 SH1-4 1-2	0-0 F7		0	0	0	0	0	0	3

Inning Stats	R: 0	H: 0	E: 0	K: 1	S: 5	LOB: 0	BB: 0	P: 5	R: 1	H: 1	E: 0	K: 1	S: 6	LOB: 0	BB: 0	P: 6	R: 0	H: 2	E: 0	K: 1	S: 7	LOB: 2	BB: 0	P: 7	R: 1	H: 1	E: 0	K: 2	S: 8	LOB: 1	BB: 1	P: 12	R: 0	H: 0	E: 0	K: 0	S: 3	LOB: 0	BB: 0	P: 3	R: 1	H: 1	E: 0	K: 0	S: 4	LOB: 1	BB: 0	P: 5	R: 1	H: 2	E: 0	K: 1	S: 7	LOB: 2	BB: 0	P: 8	R: 0	H: 1	E: 0	K: 2	S: 8	LOB: 2	BB: 1	P: 12	R: 0	H: 1	E: 0	K: 1	S: 8	LOB: 2	BB: 1	P: 12
AB	31	R	4	H	8	RBI	4	BB	2	SO	8	LOB	14	1B: 4	SF: 0	2B: 2	SAC: 1	3B: 0	DP: 0	HR: 2	HBP: 2	WP: 1	PA: 36	PB: 1	SB: 0	CS: 0	ERA	WHIP																																												
PITCHER	IP	WLS	BF	H	R	ER	SO	BB	IBB	HBP	BLK	WP	HR	S	P	ERA	WHIP	PITCHER	IP	WLS	BF	H	R	ER	SO	BB	IBB	HBP	BLK	WP	HR	S	P	ERA	WHIP																																					
Steve McCatty, R ERA: 4.13 (1, 1)	6.2	L	29	7	4	4	5	1	0	1	0	1	2	37	42	5.40	1.200	Tim Conroy, L ERA: 5.34 (7, 1)	1.1		7	1	0	0	3	1	0	1	0	0	0	11	16	0.00	1.500																																					

BOTTOM

Oakland Athletics @ Seattle Mariners
The Kingdome, Seattle, WA
Sun Jul 29 1984, 6:33 AM EDT
Att. 6,305 - Unknown

livebaseballscores.com

AB	31
R	4
H	8
RBI	4
BB	2
SO	8
LOB	14



Batter	1	2	3	4	5	6	7	8	9	AB R H RBI BB SO LOB	TOP	
Jack Perconte, L (1, 4) OBP: 0.358, SLG: 0.346	0-0 F8		0-0 5-3		0-0 F7		4-0 BB E BB		0-0 FC5-4 1B	4 1 1 0 1 0 2		
Spike Owen, S (1, 6) OBP: 0.350, SLG: 0.393	0-0 F8		0-0 F8		0-0 F7-8		4-0 BB E BB		0-0 FC5-4	4 0 0 0 1 0 4		
Alvin Davis, L (1, 3) OBP: 0.393, SLG: 0.503	0-0 F5			0-0 1-3		0-0 FC6-4 1B	0-0 E3 FC6-4		0-0 SF8	4 0 1 1 0 0 1		
Al Cowens, R (1, 9) OBP: 0.324, SLG: 0.480		0-3 K		0-0 1-3		0-0 FC6-4 1-2f	0-0 FC6-4 1-2f		0-0 F3	5 0 0 0 0 1 4		
Steve Henderson, R (1, 10) OBP: 0.354, SLG: 0.396		0-0 6-3		0-0 HR		0-0 F8		0-0 F8		3 1 1 1 0 0 1		
Ken Phelps, L (8, PH) OBP: 0.401, SLG: 0.619										1 0 0 0 0 0 0		
Barry Bonnell, R (1, 7) OBP: 0.311, SLG: 0.385		0-0 1B		0-0 5-3		0-0 F8		0-0 FC5-4 1B		4 0 2 0 0 0 1		
Bob Kearney, R (1, 2) OBP: 0.277, SLG: 0.376		0-0 F3				0-0 2B 1B		0-0 FC5-4 FC6-4		4 2 2 1 0 0 2		
Domingo Ramos, R (1, 5) OBP: 0.239, SLG: 0.246			0-0 FC5-4 1B		0-0 SH5-3 1-H 2B			0-0 6-3	0-0 FC6-4	4 0 2 1 0 0 1		
Phil Bradley, R (1, 8) OBP: 0.359, SLG: 0.314			0-0 FC5-4 5-3		0-0 SH5-3			0-0 5-3	0-0 FC5-4 1B SF8 1B	3 1 1 0 0 0 1		
Inning Stats	R: 0 E: 0 K: 0 S: 3 H: 0 LOB: 0 BB: 0 P: 3	R: 0 E: 0 K: 1 S: 6 H: 1 LOB: 1 BB: 0 P: 6	R: 0 E: 0 K: 0 S: 4 H: 1 LOB: 1 BB: 0 P: 4	R: 1 E: 0 K: 0 S: 4 H: 1 LOB: 0 BB: 0 P: 4	R: 1 E: 0 K: 0 S: 5 H: 2 LOB: 1 BB: 0 P: 5	R: 0 E: 0 K: 0 S: 4 H: 1 LOB: 1 BB: 0 P: 4	R: 2 E: 1 K: 0 S: 5 H: 1 LOB: 2 BB: 2 P: 13	R: 0 E: 0 K: 0 S: 4 H: 1 LOB: 1 BB: 0 P: 4	R: 1 E: 0 K: 0 S: 5 H: 2 LOB: 1 BB: 0 P: 5	1B: 7 2B: 1 3B: 0 HR: 2 SF: 1 SAC: 1 DP: 0 HBP: 0	WP: 0 PB: 0 SB: 0 CS: 0 PA: 40	
PITCHER	IP WLS BF H R ER SO BB IBB HBP BLK WP HR S P ERA WHIP											
Pete Filson, L (1, 1) ERA: 3.73	6.2 W 28 7 4 3 1 1 0 0 0 0 2 29 33 4.05 1.200											
Rick Lysander, R (7, 1) ERA: 2.61	2.1 12 3 1 1 0 1 0 0 0 0 0 0 11 15 3.86 1.714											

Seattle Mariners @ Minnesota Twins
 Hubert H. Humphrey Metrodome, Minneapolis, MN
 Mon Jul 30 1984, 8:05 PM EDT
 Att. 12,344 - Unknown

livebaseballscorecards.com

AB 36
 R 5
 H 10
 RBI 4
 BB 2
 SO 1
 LOB 17



Batter	1	2	3	4	5	6	7	8	9	AB	R	H	RBI	BB	SO	LOB
Kirby Puckett, R OBP: 0.316, SLG: 0.331 (1, 8)	0-0 FC6-4 BB 1B		0-0 4-3	0-0 FC6-4 1-2 1B	0-0 F9		4-0 BB			4	1	2	0	1	0	0
Mickey Hatcher, R OBP: 0.330, SLG: 0.383 (1, 7)	4-0 FC6-4 BB 1-2 BB		4-0 BB 1B 1B BB	0-0 F9		0-0 G3 1B 2B	0-0 F9			3	2	1	0	2	0	4
Dave Engle, R OBP: 0.332, SLG: 0.397 (1, 2)	0-0 FC6-4 1-2f 2-3 E		0-0 1B BB 1B	0-0 FC6-4 1-2f 2-3		0-0 G3 2-3	0-0 F8			5	2	1	0	0	0	7
Kent Hrbek, L OBP: 0.396, SLG: 0.532 (1, 3)	0-0 FC4-6 1-2 3-H 1B		0-3 K	0-0 FC6-4 1-2f		0-0 3B 1B	0-0 F8			5	1	2	2	0	1	4
Randy Bush, L OBP: 0.314, SLG: 0.447 (1, 10)	0-0 FC4-6 1-2f 2-H		4-0 E 1B 1-2 2-3 BB		0-0 HR 1B	0-0 3B	0-0 F9			4	1	2	1	1	0	1
Tim Teufel, R OBP: 0.351, SLG: 0.400 (1, 4)	0-0 1-3		0-0 E 1B 1-2 2-H 3-H		0-3 K	0-0 F3	0-0 5-3			5	0	1	2	0	1	3
Tom Brunansky, R OBP: 0.308, SLG: 0.411 (1, 9)		0-0 F6	0-0 E5 1-2 2-3 FC6		0-0 HR 1B	0-0 F8				4	1	1	0	0	0	3
Gary Gaetti, R OBP: 0.326, SLG: 0.365 (1, 5)		1-0 G6-4-3 HBP	0-0 FC6 1-2f		0-0 HR		0-0 S 1B			3	1	2	3	0	0	3
Houston Jimenez, R OBP: 0.254, SLG: 0.257 (1, 6)		0-0 G6-4-3 1-2f		0-0 FC6-4 1B 1B		0-0 F8	0-3 K			4	0	1	0	0	1	2

Inning Stats	R: 2	H: 2	E: 1	K: 0	S: 5	LOB: 1	BB: 1	P: 9	R: 0	H: 0	E: 0	K: 0	S: 2	LOB: 0	BB: 0	P: 3	R: 2	H: 2	E: 1	K: 1	S: 8	LOB: 3	BB: 2	P: 16	R: 0	H: 2	E: 0	K: 0	S: 5	LOB: 2	BB: 0	P: 5	R: 3	H: 3	E: 0	K: 1	S: 8	LOB: 0	BB: 0	P: 8	R: 2	H: 3	E: 0	K: 0	S: 6	LOB: 1	BB: 0	P: 6	R: 0	H: 1	E: 0	K: 1	S: 6	LOB: 2	BB: 1	P: 10	R: 0	H: 0	E: 0	K: 0	S: 3	LOB: 0	BB: 0	P: 3
--------------	------	------	------	------	------	--------	-------	------	------	------	------	------	------	--------	-------	------	------	------	------	------	------	--------	-------	-------	------	------	------	------	------	--------	-------	------	------	------	------	------	------	--------	-------	------	------	------	------	------	------	--------	-------	------	------	------	------	------	------	--------	-------	-------	------	------	------	------	------	--------	-------	------

PITCHER	IP	WLS	BF	H	R	ER	SO	BB	IBB	HBP	BLK	WP	HR	S	P	ERA	WHIP
Jim Beattie, R ERA: 3.59 (1, 1)	4.1	L	26	9	7	6	2	3	0	1	0	0	1	26	39	12.46	2.769
Ed Nunez, R ERA: 3.74 (5, 1)	1.2		8	3	2	2	0	0	0	0	0	0	0	8	8	10.80	1.800
Dave Beard, R ERA: 3.91 (7, 1)	2.0		8	1	0	0	1	1	0	0	0	0	0	9	13	0.00	1.000


BOTTOM

Seattle Mariners @ Minnesota Twins
 Hubert H. Humphrey Metrodome, Minneapolis, MN

Mon Jul 30 1984, 8:05 PM EDT
 Att. 12,344 - Unknown

livebaseballscorecards.com

AB	37
R	9
H	13
RBI	8
BB	4
SO	3
LOB	27



WP	HR	S	P	ERA	WHIP
0	1	10			
0	0	0			
1	1	1			
0	0	0			
0	0	0			

Batter	1	2	3	4	5	6	7	8	9	AB R H RBI BB SO LOB	TOP											
Jack Perconte, L (1, 4) <small>OBP: 0.357, SLG: 0.343</small> Domingo Ramos, R (8, 5) <small>OBP: 0.235, SLG: 0.242</small>	0-0 F7		4-0 BB		0-0 F6			0-0 F5	0-0 FC5-4	3 0 0 0 1 0 0 1 0 0 0 0 0 2												
Spike Owen, S (1, 6) <small>OBP: 0.346, SLG: 0.389</small>	0-0 F5		0-0 F2			0-3 K		0-0 4-3		4 0 0 0 0 1 1												
Alvin Davis, L (1, 3) <small>OBP: 0.391, SLG: 0.499</small>	4-0 E BB		0-0 F8			0-0 4-3		0-0 F6		3 0 0 0 1 0 1												
Ken Phelps, L (1, 10) <small>OBP: 0.398, SLG: 0.616</small>	0-0 E3 1-3		0-3 K			0-0 F7			0-0 1B 2B	4 1 1 0 0 1 2												
Al Cowens, R (1, 9) <small>OBP: 0.326, SLG: 0.480</small>	0-0 F8			0-0 5-3			0-0 E 1B		0-0 1B BB SF7 1B	4 1 2 1 0 0 2												
Dave Henderson, R (1, 8) <small>OBP: 0.293, SLG: 0.431</small>		0-3 K		0-0 6-3			0-0 E6 1-2		4-0 1B BB	3 0 0 0 1 1 1												
Steve Henderson, R (1, 7) <small>OBP: 0.351, SLG: 0.392</small> Pat Putnam, L (7, PH) <small>OBP: 0.245, SLG: 0.267</small> (7, 7)		0-0 6-3		0-3 K			0-0 F6		0-0 F8	2 0 0 0 0 1 0 2 0 0 0 0 0 4												
Larry Milbourne, S (1, 5) <small>OBP: 0.345, SLG: 0.326</small> (8, 4)		0-0 1B			0-0 4-3		0-0 F9		0-0 FC5-4 1B	4 0 2 0 0 0 2												
Bob Kearney, R (1, 2) <small>OBP: 0.274, SLG: 0.373</small>		0-3 K			0-0 F8		0-0 F6		0-0 SF7	3 0 0 1 0 1 3												
Inning Stats	R: 0 E: 1 K: 0 S: 4	H: 0 LOB: 2 BB: 1 P: 8	R: 0 E: 0 K: 2 S: 8	H: 1 LOB: 1 BB: 0 P: 8	R: 0 E: 0 K: 1 S: 5	H: 0 LOB: 1 BB: 1 P: 9	R: 0 E: 0 K: 1 S: 5	H: 0 LOB: 0 BB: 0 P: 5	R: 0 E: 0 K: 1 S: 5	H: 0 LOB: 0 BB: 0 P: 5	R: 0 E: 1 K: 0 S: 5	H: 1 LOB: 2 BB: 0 P: 5	R: 0 E: 0 K: 0 S: 3	H: 0 LOB: 0 BB: 0 P: 3	R: 0 E: 0 K: 0 S: 3	H: 0 LOB: 0 BB: 0 P: 3	R: 2 E: 0 K: 0 S: 6	H: 3 LOB: 2 BB: 1 P: 10	1B: 4 2B: 1 3B: 0 HR: 0	SF: 1 SAC: 0 DP: 0 HBP: 0	WP: 0 PB: 0 SB: 0 CS: 0	PA: 37
PITCHER Ken Schrom, R (1, 1) <small>ERA: 3.25</small>	IP: 9.0 WLS: W BF: 37 H: 5 R: 2 ER: 2 SO: 5 BB: 3 IBB: 0 HBP: 0 BLK: 0 WP: 0 HR: 0 S: 44 P: 56 ERA: 2.00 WHIP: 0.889																					

Seattle Mariners @ Minnesota Twins
 Hubert H. Humphrey Metrodome, Minneapolis, MN

Tue Jul 31 1984, 8:05 PM EDT
 Att. 14,293 - Unknown

livebaseballscorecards.com

AB	33
R	2
H	5
RBI	2
BB	3
SO	5
LOB	18



Batter	1	2	3	4	5	6	7	8	9	AB	R	H	RBI	BB	SO	LOB
Kirby Puckett, R OBP: 0.318, SLG: 0.335 (1, 8)	0-3 K	0-0 4-3		0-0 F9		0-0 1B		0-0 2B		5	0	2	0	0	1	1
Mickey Hatcher, R OBP: 0.331, SLG: 0.383 (1, 7) (7, 3)	0-0 1B HR 1B		0-0 1B 1B	0-0 F8		0-0 4-3		0-0 4-3		5	2	2	0	0	0	2
Dave Engle, R OBP: 0.333, SLG: 0.398 (1, 10)	0-0 1-3 HR 1B		0-0 1-2 E 1B	0-0 E5			0-0 F6	0-0 4-3		5	2	2	0	0	0	1
Kent Hrbek, L OBP: 0.398, SLG: 0.541 (1, 3) Dave Meier, R OBP: 0.320, SLG: 0.363 (7, 7)	0-0 HR		0-0 E9 SF8 1B	0-0 F8			0-0 HR 1B			3	2	2	4	0	0	1
Gary Gaetti, R OBP: 0.325, SLG: 0.365 (1, 5)	0-0 F5		0-0 SF8		0-0 G6-4-3 1B		0-3 K			3	0	1	1	0	1	1
Tom Brunansky, R OBP: 0.310, SLG: 0.421 (1, 9)	0-0 F7		0-0 1B FC6-4 1B		0-0 G6-4-3 1-2f		0-0 1-H HR			4	2	2	2	0	0	1
Tim Teufel, R OBP: 0.352, SLG: 0.401 (1, 4)		0-0 F7	0-0 FC6-4 1B		0-0 6-3		0-0 1B			4	0	2	0	0	0	0
Tim Laudner, R OBP: 0.217, SLG: 0.355 (1, 2)		0-0 2B	0-0 FC6-4			0-0 F9	0-0 F5			4	0	1	1	0	0	2
Houston Jimenez, R OBP: 0.250, SLG: 0.252 (1, 6)		0-0 F9	0-0 6-3			0-0 F8		0-0 4-3		4	0	0	0	0	0	2

Inning Stats	R: 3	H: 3	E: 0	LOB: 0	K: 1	P: 8	R: 0	H: 1	E: 0	LOB: 1	K: 0	P: 4	R: 4	H: 5	E: 1	LOB: 1	K: 0	P: 8	R: 0	H: 0	E: 1	LOB: 1	K: 0	P: 4	R: 0	H: 1	E: 0	LOB: 0	K: 0	P: 3	R: 2	H: 3	E: 0	LOB: 1	K: 1	P: 8	R: 0	H: 1	E: 0	LOB: 1	K: 0	P: 4
1B: 11	SF: 1	WP: 0	PA: 39																																							
2B: 2	SAC: 0	PB: 0																																								
3B: 0	DP: 1	SB: 0																																								
HR: 2	HBP: 0	CS: 0																																								

PITCHER	IP	WLS	BF	H	R	ER	SO	BB	IBB	HBP	BLK	WP	HR	S	P	ERA	WHIP
Ed Vande Berg, L ERA: 4.38 (1, 1)	2.0	L	13	7	6	6	1	0	0	0	0	0	1	15	15	27.00	3.500
Ed Nunez, R ERA: 3.58 (3, 1)	4.0		16	4	1	1	0	0	0	0	0	0	0	16	16	2.25	1.000
Paul Mirabella, L ERA: 3.67 (7, 1)	1.0		6	3	2	2	1	0	0	0	0	0	1	8	8	18.00	3.000
Mike Stanton, R ERA: 3.51 (8, 1)	1.0		4	1	0	0	0	0	0	0	0	0	0	4	4	0.00	1.000

BOTTOM

Seattle Mariners @ Minnesota Twins
 Hubert H. Humphrey Metrodome, Minneapolis, MN
 Tue Jul 31 1984, 8:05 PM EDT
 Att. 14,293 - Unknown

livebaseballscores.com

AB	38
R	9
H	15
RBI	8
BB	0
SO	2
LOB	11



Batter	1	2	3	4	5	6	7	8	9	AB R H RBI BB SO LOB	TOP	
Jack Perconte, L (1, 4) OBP: 0.360, SLG: 0.345	0-0 E G3 1B		0-0 G3 1B 1B	0-3 K 1-2		0-0 1-3 1-2		4-0 BB 1-2		4 2 2 0 1 1 2		
Spike Owen, S (1, 6) OBP: 0.347, SLG: 0.391	0-0 G3 1-H		0-0 1B G3 1B E	0-0 G3 2-3		0-0 S 2-H 2B		0-3 K 2		5 1 2 2 0 1 3		
Alvin Davis, L (1, 3) OBP: 0.391, SLG: 0.496	4-0 FC5-4 1B BB		0-0 G3 1-2 2-3	0-0 1B 3-H		0-3 K 2-3		0-3 K 3		4 0 1 1 1 2 5		
Ken Phelps, L (1, 10) OBP: 0.400, SLG: 0.611 Steve Henderson, R (9, PH) OBP: 0.349, SLG: 0.389	0-0 FC5-4 1-2 1B		4-0 E 1B IBB	0-0 F8 3-H		0-3 K 3		0-0 F3 1		3 0 1 0 1 1 2 1 0 0 0 0 0 0		
Al Cowens, R (1, 9) OBP: 0.322, SLG: 0.473	0-0 FC5-4 1-2f 2-3		0-3 K 2		0-3 K 1		0-3 K 1		0-3 K 2		5 0 0 0 0 4 5	
Dave Henderson, R (1, 8) OBP: 0.291, SLG: 0.426	0-3 K 3		0-0 E 1B 1-2 2-3 3-H		0-0 F8 2		0-0 F8 2		0-0 F8 3		5 0 1 1 0 1 2	
Barry Bonnell, R (1, 7) OBP: 0.310, SLG: 0.383		0-0 F4 1	0-0 E1 1-2 2-3 3-H		0-0 1B 3		0-0 F7 3				4 0 1 0 0 0 2	
Larry Milbourne, S (1, 5) OBP: 0.336, SLG: 0.317		0-0 5-3 2	0-0 F7 3		0-0 F7 3			0-0 F7 1			4 0 0 0 0 0 4	
Orlando Mercado, R (1, 2) OBP: 0.265, SLG: 0.277		0-3 K 3		0-0 G3 S 1B 1B		0-0 1-3 2B 1B		0-0 BB 1B			4 2 3 0 0 1 0	
Inning Stats	R: 1 E: 1 K: 1 S: 7 H: 2 LOB: 2 BB: 1 P: 11	R: 0 E: 0 K: 1 S: 5 H: 0 LOB: 0 BB: 0 P: 5	R: 2 E: 1 K: 1 S: 9 H: 3 LOB: 3 BB: 1 P: 13	R: 1 E: 0 K: 1 S: 7 H: 2 LOB: 1 BB: 0 P: 7	R: 0 E: 0 K: 1 S: 6 H: 1 LOB: 1 BB: 0 P: 6	R: 1 E: 0 K: 2 S: 9 H: 2 LOB: 1 BB: 0 P: 9	R: 0 E: 0 K: 1 S: 5 H: 0 LOB: 0 BB: 0 P: 5	R: 0 E: 0 K: 2 S: 8 H: 1 LOB: 2 BB: 1 P: 12	R: 0 E: 0 K: 1 S: 5 H: 0 LOB: 0 BB: 0 P: 5	1B: 10 2B: 1 3B: 0 HR: 0 SF: 0 SAC: 0 DP: 0 HBP: 0	WP: 0 PB: 0 SB: 2 CS: 0 PA: 42	
PITCHER Mike Smithson, R (1, 1) ERA: 3.6 Ed Hodge, L (6, 1) ERA: 4.38	IP WLS BF H R ER SO BB IBB HBP BLK WP HR S P ERA WHIP	5.0 L 27 9 5 4 5 1 1 0 0 0 0 0 35 43 7.20 2.000	4.0 15 2 0 0 6 1 0 0 0 0 0 0 26 30 0.00 0.750	PITCHER IP WLS BF H R ER SO BB IBB HBP BLK WP HR S P ERA WHIP								

Seattle Mariners @ Minnesota Twins
 Hubert H. Humphrey Metrodome, Minneapolis, MN
 Wed Aug 01 1984, 4:33 AM EDT
 Att: 19,274 - Unknown

AB	39
R	5
H	11
RBI	4
BB	3
SO	11
LOB	25



Batter	1	2	3	4	5	6	7	8	9	AB	R	H	RBI	BB	SO	LOB
Kirby Puckett, R OBP: 0.316, SLG: 0.331 (1, 8)	0-3 K		0-0 FC3-6 F8 1B 1-2f	0-0 G6-3		4-0 BB		0-0 G6-4-3		4	0	0	0	1	1	4
Mickey Hatcher, R OBP: 0.329, SLG: 0.381 (1, 3)	0-0 4-3		0-0 BB 1-2 1B		0-0 F8	0-0 F7			0-3 K	5	0	1	0	0	1	2
Dave Engle, R OBP: 0.337, SLG: 0.399 (1, 2)	0-0 1B		0-0 F8 2-3		4-0 FC4-6 BB		0-0 1B 1B		0-3 K	4	0	2	0	1	1	2
Kent Hrbek, L OBP: 0.398, SLG: 0.538 (1, 10)	0-0 F8		4-0 BB		0-0 FC4-6 1B 1-2f		0-0 F8		0-0 F7	2	0	0	0	1	0	2
Randy Bush, L OBP: 0.312, SLG: 0.443 (5, PR)			1-2 BB							2	0	0	0	0	0	1
Gary Gaetti, R OBP: 0.325, SLG: 0.363 (1, 5)		0-0 4-3	0-0 6-3		0-0 1B		0-0 F8			4	0	1	0	0	0	4
Tom Brunansky, R OBP: 0.312, SLG: 0.420 (1, 9)		4-0 BB		0-0 F7	0-0 F7		0-0 1B			3	0	1	0	1	0	2
Tim Teufel, R OBP: 0.351, SLG: 0.398 (1, 4)		0-3 K		4-0 1B BB		0-3 K	0-0 F3			3	1	0	0	1	2	3
Dave Meier, R OBP: 0.330, SLG: 0.366 (1, 7)		0-0 1-3		0-0 1B 1-2 1B		4-0 BB BB		0-0 6-3		2	0	1	0	1	0	1
Darrell Brown, S OBP: 0.320, SLG: 0.368 (8, PH) (9, 7)				1-2 1B						1	0	0	0	0	0	0
Houston Jimenez, R OBP: 0.255, SLG: 0.258 (1, 6)			0-0 FC3-6 1B	0-0 G6-3 1-2 2-H 1B		0-3 K		0-0 G6-4-3 1B		3	0	2	1	0	1	1
Andre David, L OBP: 0.391, SLG: 0.444 (8, PH)										1	0	1	0	0	0	0
Ron Washington, R OBP: 0.284, SLG: 0.467 (9, 6)										0	0	0	0	0	0	0

Inning Stats	R: 0	H: 1	E: 0	K: 1	S: 6	LOB: 1	BB: 0	P: 6	R: 0	H: 0	E: 0	K: 1	S: 5	LOB: 1	BB: 1	P: 9	R: 0	H: 2	E: 0	K: 0	S: 5	LOB: 3	BB: 1	P: 9	R: 1	H: 2	E: 0	K: 0	S: 4	LOB: 1	BB: 1	P: 8	R: 0	H: 1	E: 0	K: 0	S: 4	LOB: 2	BB: 1	P: 8	R: 0	H: 0	E: 0	K: 2	S: 7	LOB: 2	BB: 2	P: 15	R: 0	H: 2	E: 0	K: 0	S: 5	LOB: 2	BB: 0	P: 5	R: 0	H: 1	E: 0	K: 0	S: 3	LOB: 0	BB: 0	P: 3	R: 0	H: 0	E: 0	K: 2	S: 7	LOB: 0	BB: 0	P: 7	1B: 9	SF: 0	2B: 0	SAC: 0	3B: 0	DP: 2	HR: 0	HBP: 0	WP: 0	PA: 40
--------------	------	------	------	------	------	--------	-------	------	------	------	------	------	------	--------	-------	------	------	------	------	------	------	--------	-------	------	------	------	------	------	------	--------	-------	------	------	------	------	------	------	--------	-------	------	------	------	------	------	------	--------	-------	-------	------	------	------	------	------	--------	-------	------	------	------	------	------	------	--------	-------	------	------	------	------	------	------	--------	-------	------	-------	-------	-------	--------	-------	-------	-------	--------	-------	--------

PITCHER	IP	WLS	BF	H	R	ER	SO	BB	IBB	HBP	BLK	WP	HR	S	P	ERA	WHIP
Salome Barojas, R ERA: 3.67 (1, 1)	5.0		24	6	1	1	2	4	0	0	0	0	0	24	40	1.80	2.000
Dave Beard, R ERA: 3.68 (6, 1)	3.0		13	3	0	0	2	2	0	0	0	0	0	15	23	0.00	1.667
Mike Stanton, R ERA: 3.44 (9, 1)	1.0		3	0	0	0	2	0	0	0	0	0	0	7	7	0.00	0.000

BOTTOM

Seattle Mariners @ Minnesota Twins
 Hubert H. Humphrey Metrodome, Minneapolis, MN
 Wed Aug 01 1984, 4:33 AM EDT
 Att. 19,274 - Unknown

livebaseballscorecards.com

AB	34
R	1
H	9
RBI	1
BB	6
SO	6
LOB	22



Batter	1	2	3	4	5	6	7	8	9	AB R H RBI BB SO LOB	TOP									
Jack Perconte, L (1, 4) OBP: 0.357, SLG: 0.342	0-0 4-3			0-0 6-3		0-0 1-3		0-0 F7		4 0 0 0 0 0 2	Seattle Mariners @ Oakland Athletics Oakland-Alameda County Coliseum, Oakland, CA Fri Aug 03 1984, 7:05 PM PDT Unknown livebaseballscorecards.com									
Spike Owen, S (1, 6) OBP: 0.344, SLG: 0.387	0-3 K			0-0 6-3		0-0 4-3		0-0 4-3		4 0 0 0 0 1 2										
Alvin Davis, L (1, 10) OBP: 0.390, SLG: 0.496	0-0 F9			0-0 4-3		0-0 1B 4-3 2B		0-0 4-3		4 1 1 0 0 0 0										
Ken Phelps, L (1, 3) OBP: 0.397, SLG: 0.602		0-0 F2		0-0 F6		0-0 4-3 2-3 1B		0-0 4-3		4 0 1 0 0 0 0										
Al Cowens, R (1, 9) OBP: 0.321, SLG: 0.471		0-0 F9		0-0 F8		0-0 4-3		0-0 1B 3B 1B		4 1 1 1 0 0 1										
Dave Henderson, R (1, 8) OBP: 0.294, SLG: 0.431		0-0 F5		0-0 2B		0-3 K		0-0 1-2 3B 1B		4 1 2 0 0 1 1										
Steve Henderson, R (1, 7) OBP: 0.347, SLG: 0.398			0-0 5-3	0-3 K		0-3 K		0-0 1-1 2-H 3B		4 0 1 2 0 2 1										
Larry Milbourne, S (1, 5) OBP: 0.333, SLG: 0.315			0-0 F8		0-0 4-3		0-0 BB 1B	0-0 G3		4 0 1 0 0 0 1										
Orlando Mercado, R (1, 2) OBP: 0.255, SLG: 0.265 Pat Putnam, L (8, PH) OBP: 0.250, SLG: 0.267 Bob Kearney, R (8, 2) OBP: 0.274, SLG: 0.373			0-3 K		0-0 6-3		4-0 1-2 BB			2 0 0 0 0 1 0 0 0 0 0 1 0 0 0 0 0 0 0 0 0										
Inning Stats	R: 0 E: 0 K: 1 S: 5	H: 0 LOB: 0 BB: 0 P: 5	R: 0 E: 0 K: 0 S: 3	H: 0 LOB: 0 BB: 0 P: 3	R: 0 E: 0 K: 1 S: 5	H: 0 LOB: 0 BB: 0 P: 5	R: 0 E: 0 K: 0 S: 3	H: 1 LOB: 1 BB: 0 P: 6	R: 0 E: 0 K: 0 S: 3	H: 0 LOB: 0 BB: 0 P: 3	R: 1 E: 0 K: 1 S: 7	H: 2 LOB: 1 BB: 0 P: 7	R: 0 E: 0 K: 1 S: 6	H: 1 LOB: 2 BB: 1 P: 10	R: 2 E: 0 K: 0 S: 6	H: 3 LOB: 1 BB: 0 P: 6	1B: 4 2B: 2 3B: 1 HR: 0	SF: 0 SAC: 0 DP: 0 HBP: 0	WP: 0 PB: 0 SB: 0 CS: 0	PA: 35
PITCHER	IP WLS BF H R ER SO BB IBB HBP BLK WP HR S P ERA WHIP																			
Ray Burris, R (1, 1) ERA: 2.82	8.2 W 34 7 3 3 5 1 0 0 0 0 0 0 43 47 3.12 0.923																			
Bill Caudill, R (9, 1) ERA: 2.67	0.1 S 1 0 0 0 0 0 0 0 0 0 0 0 1 1 0.00 0.000																			



Batter	1	2	3	4	5	6	7	8	9	AB	R	H	RBI	BB	SO	LOB
Tony Phillips, S OBP: 0.328, SLG: 0.346 (1, 6) (8, 4)	0-3 K	0-0 F8			0-3 K		0-0 F7			4	0	0	0	0	2	0
Carney Lansford, R OBP: 0.327, SLG: 0.388 (1, 5)	4-0 BB FC3-2 1B BB	0-0 1B			0-0 1B		0-0 1B			3	0	3	0	1	0	0
Joe Morgan, L OBP: 0.374, SLG: 0.395 Mark Wagner, R OBP: 0.232, SLG: 0.270 (1, 4) (8, 6)	0-0 FC3-2 1B 1-2 BB	0-0 F4			0-0 F3		0-0 F9			4	1	1	0	0	0	3
Dave Kingman, R OBP: 0.328, SLG: 0.546 (1, 10)	4-0 1-2 2-3 1B FC3-2 BB		0-0 F8		0-0 1B		0-0 1B	0-0 4-3 1B		3	1	2	0	1	0	0
Dwayne Murphy, L OBP: 0.328, SLG: 0.455 (1, 8)	0-0 FC3-2 1B 1-2 2-3 3-H		0-3 K		0-0 F8		0-0 4-3			4	1	0	0	0	1	6
Bruce Bochte, L OBP: 0.338, SLG: 0.337 (1, 3)	0-0 1-3 2-H 3-H 2B 1B		0-3 K		0-0 F7		0-0 F7			4	1	1	2	0	1	1
Mike Heath, R OBP: 0.292, SLG: 0.400 (1, 2)	0-0 1-H 3-H 1B 2B			0-0 4-3		0-0 F9		4-0 IBB		3	1	1	2	1	0	0
Bill Almon, R OBP: 0.236, SLG: 0.336 (1, 7)	0-0 2-H CS 1B			0-0 F8		0-0 F6		0-0 F8		4	0	1	1	0	0	2
Mike Davis, L OBP: 0.243, SLG: 0.325 (1, 9)	0-0 CS 1-2	0-0 5-3		0-3 K		0-0 4-3				3	0	0	0	0	1	0

Inning Stats	R: 5	H: 4	E: 0	LOB: 0	K: 1	S: 8	P: 16	R: 0	H: 1	E: 0	LOB: 1	K: 0	BB: 0	S: 4	P: 4	R: 0	H: 0	E: 0	LOB: 0	K: 2	BB: 0	S: 7	P: 7	R: 0	H: 2	E: 0	LOB: 2	K: 1	BB: 0	S: 7	P: 7	R: 0	H: 0	E: 0	LOB: 0	K: 0	BB: 0	S: 3	P: 3	R: 0	H: 1	E: 0	LOB: 1	K: 0	BB: 0	S: 4	P: 4	R: 0	H: 1	E: 0	LOB: 2	K: 0	BB: 1	S: 4	P: 8
--------------	------	------	------	--------	------	------	-------	------	------	------	--------	------	-------	------	------	------	------	------	--------	------	-------	------	------	------	------	------	--------	------	-------	------	------	------	------	------	--------	------	-------	------	------	------	------	------	--------	------	-------	------	------	------	------	------	--------	------	-------	------	------

PITCHER	IP	WLS	BF	H	R	ER	SO	BB	IBB	HBP	BLK	WP	HR	S	P	ERA	WHIP
Mike Moore, R ERA: 5.04 (1, 1)	0.2	L	7	3	5	5	1	2	0	0	0	0	0	7	15	67.50	7.500
Dave Geisel, L ERA: 4.88 (1, 1)	7.1		28	6	0	0	4	0	1	0	0	0	0	35	39	0.00	0.818

BOTTOM

Seattle Mariners @ Oakland Athletics
Oakland-Alameda County Coliseum, Oakland, CA

AB	32
R	5
H	9
RBI	5
BB	3
SO	5
LOB	12



WP	PA	ERA	WHIP
0	36		

Fri Aug 03 1984, 7:05 PM PDT
Unknown

livebaseballscorecards.com

Batter	1	2	3	4	5	6	7	8	9	AB R H RBI BB SO LOB	TOP	
Jack Perconte, L (1, 4) <small>OBP: 0.358, SLG: 0.341</small>	4-0 		0-0 			0-0 	0-1 	0-3 		3 3 1 0 1 1 1	Seattle Mariners @ Oakland Athletics Oakland-Alameda County Coliseum, Oakland, CA Fri Aug 03 1984, 7:05 PM PDT Att: 10,756 - Unknown	
Spike Owen, S (1, 6) <small>OBP: 0.345, SLG: 0.385</small>	0-0 		0-0 			4-0 	4-0 	0-0 	2 1 0 0 2 0 0			
Alvin Davis, L (1, 3) <small>OBP: 0.390, SLG: 0.501</small>	0-0 		0-0 			0-0 	0-0 	4-0 	4 1 1 4 1 0 3			
Ken Phelps, L (1, 10) <small>OBP: 0.401, SLG: 0.618</small> Steve Henderson, R (7, PH) <small>OBP: 0.348, SLG: 0.395</small>	4-0 			0-0 		0-0 	4-0 	0-0 	2 1 1 1 1 0 0 1 0 0 1 1 0 1			
Al Cowens, R (1, 9) <small>OBP: 0.325, SLG: 0.473</small>	0-0 			0-0 		0-3 	0-0 	0-0 	5 0 3 0 0 1 3			
Barry Bonnell, R (1, 7) <small>OBP: 0.307, SLG: 0.379</small> Dave Henderson, R (6, 8) <small>OBP: 0.295, SLG: 0.436</small>	0-0 			0-0 		0-0 		0-0 	3 0 0 0 0 0 3 2 1 1 0 0 0 2			
Jim Presley, R (1, 5) <small>OBP: 0.277, SLG: 0.368</small>		0-3 			0-0 	0-0 		0-0 	4 0 2 1 0 1 0			
Bob Kearney, R (1, 2) <small>OBP: 0.271, SLG: 0.368</small>		0-3 			0-0 	0-0 		0-0 	4 0 0 0 0 1 2			
Phil Bradley, R (1, 8) <small>OBP: 0.356, SLG: 0.313</small> (6, 7)		0-0 			0-0 		0-0 	0-3 	4 0 1 0 0 1 1			
Inning Stats	R: 1 H: 1 E: 0 LOB: 2 K: 0 BB: 2 S: 4 P: 12	R: 0 H: 0 E: 0 LOB: 0 K: 2 BB: 0 S: 7 P: 7	R: 0 H: 0 E: 0 LOB: 0 K: 0 BB: 0 S: 3 P: 3	R: 0 H: 1 E: 0 LOB: 0 K: 0 BB: 0 S: 3 P: 3	R: 0 H: 0 E: 0 LOB: 0 K: 0 BB: 0 S: 3 P: 3	R: 4 H: 4 E: 1 LOB: 1 K: 1 BB: 1 S: 9 P: 13	R: 1 H: 1 E: 1 LOB: 2 K: 0 BB: 2 S: 4 P: 12	R: 1 H: 2 E: 0 LOB: 1 K: 2 BB: 0 S: 9 P: 9	R: 0 H: 1 E: 0 LOB: 2 K: 0 BB: 1 S: 4 P: 8	1B: 7 SF: 0 2B: 1 SAC: 1 3B: 0 DP: 2 HR: 2 HBP: 0		WP: 0 PA: 42 PB: 0 SB: 1 CS: 0
PITCHER Steve McCatty, R (1, 1) <small>ERA: 4.3</small> Chuck Rainey, R (6, 1) <small>ERA: 4.48</small> Tim Conroy, L (7, 1) <small>ERA: 5.43</small> Keith Atherton, R (7, 1) <small>ERA: 3.94</small>	IP WLS BF H R ER SO BB IBB HBP BLK WP HR S P ERA WHIP											PITCHER IP WLS BF H R ER SO BB IBB HBP BLK WP HR S P ERA WHIP

AB	34
R	7
H	10
RBI	7
BB	6
SO	5
LOB	16



Batter	1	2	3	4	5	6	7	8	9
Tony Phillips, S (1, 4) OBP: 0.329, SLG: 0.345	4-0 BB		0-3 K		0-0 G4-6-3	0-0 HR 1B	0-3 K		
Carney Lansford, R (1, 5) OBP: 0.330, SLG: 0.392	0-0 F8		0-0 WP 2B		0-3 K	4-0 HR BB		0-0 G6-3 1B	
Dwayne Murphy, L (1, 8) OBP: 0.329, SLG: 0.465	0-3 K		0-3 K			1B 2B		0-0 G6-3 1B	
Dave Kingman, R (1, 10) OBP: 0.329, SLG: 0.543 Donnie Hill, S (8, PR) OBP: 0.216, SLG: 0.268	0-0 F8		0-0 F4			1B BB		0-0 1B	
Mike Heath, R (1, 9) (7, 7) OBP: 0.294, SLG: 0.409		0-3 K		0-0 4-3		0-0 BB 1B	0-0 HR	0-3 K	
Bill Almon, R (1, 7) (7, 3) OBP: 0.244, SLG: 0.361		0-0 HR		0-3 K		4-0 E SH3 BB	0-0 1-3		
Bruce Bochte, L (1, 3) OBP: 0.336, SLG: 0.335 Jeff Burroughs, R (6, PH) OBP: 0.405, SLG: 0.339 Mike Davis, L (7, 9) OBP: 0.245, SLG: 0.325		0-0 4-3		0-3 K		0-3 K	4-0 WP BB BB		
Jim Essian, R (1, 2) OBP: 0.363, SLG: 0.382		0-0 2B			0-0 SH G4-6-3 2B	0-0 E4 SH3 1B	4-0 WP BB		
Mark Wagner, R (1, 6) OBP: 0.225, SLG: 0.262		0-0 F4			0-0 SH G4-6-3	0-0 SH3	0-0 F8		

Inning Stats	R: 0	H: 0	E: 0	K: 1	S: 5	R: 1	H: 2	E: 0	K: 1	S: 7	R: 0	H: 1	E: 0	K: 2	S: 8	R: 0	H: 0	E: 0	K: 2	S: 7	R: 1	H: 1	E: 1	K: 1	S: 6	R: 8	H: 4	E: 1	K: 1	S: 10	R: 1	H: 1	E: 0	K: 1	S: 6	R: 0	H: 2	E: 0	K: 1	S: 6					
	LOB: 1	BB: 1	P: 9	LOB: 1	BB: 0	P: 7	LOB: 0	BB: 0	P: 8	LOB: 0	BB: 0	P: 7	LOB: 0	BB: 0	P: 6	LOB: 0	BB: 3	LOB: 2	BB: 2	P: 14	LOB: 1	BB: 0	P: 6	SF: 0	SAC: 2	DP: 2	HBP: 0	1B: 4	2B: 4	3B: 0	HR: 3	WP: 2	HR: 1	S: 6	PA: 41	ERA: 3.61	WHIP: 1.765	ERA: 3.61	WHIP: 1.765	ERA: 4.15	WHIP: 1.500	ERA: 3.52	WHIP: 2.000	ERA: 3.6	WHIP: 2.000

PITCHER	IP	WLS	BF	H	R	ER	SO	BB	IBB	HBP	BLK	WP	HR	S	P	ERA	WHIP
Mark Langston, L (1, 1) ERA: 3.61	5.2	L	28	7	8	5	8	3	0	0	0	1	1	41	53	7.94	1.765
Dave Beard, R (6, 1) ERA: 4.15	0.2		6	2	3	2	0	2	0	0	0	0	2	4	12	27.00	6.000
Ed Nunez, R (7, 1) ERA: 3.52	0.2		3	0	0	0	1	1	0	0	0	1	0	4	8	0.00	1.500
Paul Mirabella, L (8, 1) ERA: 3.6	1.0		4	2	0	0	1	0	0	0	0	0	0	6	6	0.00	2.000


BOTTOM

AB R H RBI BB SO LOB

4	1	1	1	1	2	3
4	1	2	0	1	1	1
5	2	2	3	0	2	3
4	1	1	0	1	0	2
0	0	0	0	0	0	0
5	2	2	2	0	2	1
3	2	1	1	1	1	0
2	0	0	0	0	1	0
1	0	0	0	0	1	3
0	0	0	0	1	0	0
3	2	2	1	1	0	1
2	0	0	1	0	0	3

livebaseballscorecards.com

AB	33
R	11
H	11
RBI	9
BB	6
SO	10
LOB	17



Seattle Mariners @ Oakland Athletics
Oakland-Alameda County Coliseum, Oakland, CA

Fri Aug 03 1984, 7:05 PM PDT
 Att. 10,756 - Unknown

Batter	1	2	3	4	5	6	7	8	9	AB R H RBI BB SO LOB	TOP	
Larry Milbourne, S (1, 4) OBP: 0.329, SLG: 0.311	0-0 F9		0-0 5-3		0-0 F4		0-3 K		0-0 1B	5 0 1 0 0 1 1		
Domingo Ramos, R (1, 6) OBP: 0.250, SLG: 0.235 Al Cowens, R (9, PH) OBP: 0.324, SLG: 0.471	4-0 FC3-6 BB		4-0 1B BB		0-3 K		0-0 F9		0-3 K	2 0 0 0 2 1 1 1 0 0 0 0 1 1		
Alvin Davis, L (1, 3) OBP: 0.389, SLG: 0.497	0-0 FC3-6 1-2f		0-3 K		4-0 2B 1-2 BB			0-0 1-3		3 0 0 0 1 1 2		
Dave Henderson, R (1, 8) OBP: 0.298, SLG: 0.440	0-3 K		0-0 1B		0-0 1-3 2-H 2B			0-0 E6 1B		4 0 2 1 0 1 1		
Steve Henderson, R (1, 7) OBP: 0.348, SLG: 0.411 Jack Perconte, L (8, PH) OBP: 0.360, SLG: 0.343 Phil Bradley, R (8, 7) OBP: 0.356, SLG: 0.313		0-0 HR	0-0 6-3		0-0 6-3			0-0 1-2 1B		3 1 1 1 0 0 4 1 0 1 0 0 0 0 0 0 0 0 0 0 0		
Ken Phelps, L (1, 10) OBP: 0.398, SLG: 0.608		1-0 F8 WP HBP		0-3 K		0-0 F9		0-0 F7		3 0 0 0 0 1 2		
Barry Bonnell, R (1, 9) OBP: 0.303, SLG: 0.374		0-0 F9		0-0 F2		0-0 F9		0-3 K		4 0 0 0 0 1 3		
Jim Presley, R (1, 5) OBP: 0.270, SLG: 0.359 Spike Owen, S (9, PH) OBP: 0.347, SLG: 0.385		0-0 F8 1-3		0-0 F3		0-0 4-3			4-0 CS BB	3 0 0 0 0 0 1 0 0 0 0 1 0 0		
Orlando Mercado, R (1, 2) OBP: 0.259, SLG: 0.269 Pat Putnam, L (9, PH) OBP: 0.248, SLG: 0.265		0-0 F9		0-0 BB 2B 1B		0-0 F3			0-3 K 1-2	3 1 1 0 0 0 1 1 0 0 0 0 1 1		
Inning Stats	R: 0 E: 0 K: 1 S: 5 H: 0 LOB: 1 BB: 1 P: 9	R: 1 E: 0 K: 0 S: 4 H: 1 LOB: 1 BB: 0 P: 5	R: 0 E: 0 K: 1 S: 6 H: 1 LOB: 2 BB: 1 P: 10	R: 0 E: 0 K: 1 S: 5 H: 0 LOB: 0 BB: 0 P: 5	R: 1 E: 0 K: 1 S: 7 H: 2 LOB: 2 BB: 1 P: 11	R: 0 E: 0 K: 0 S: 3 H: 0 LOB: 0 BB: 0 P: 3	R: 0 E: 0 K: 1 S: 5 H: 0 LOB: 0 BB: 0 P: 5	R: 0 E: 1 K: 1 S: 7 H: 1 LOB: 2 BB: 0 P: 7	R: 0 E: 0 K: 2 S: 7 H: 1 LOB: 1 BB: 1 P: 11	1B: 4 2B: 1 3B: 0 HR: 1 SF: 0 SAC: 0 DP: 0 HBP: 1	WP: 1 PB: 0 SB: 0 CS: 1 PA: 38	
PITCHER	IP WLS BF H R ER SO BB IBB HBP BLK WP HR S P ERA WHIP											
Curt Young, L (1, 1) ERA: 2.41	7.1 W 31 4 2 2 5 3 0 1 0 1 1 37 50 2.46 0.955											
Bill Caudill, R (8, 1) ERA: 2.6	1.2 S 7 2 0 0 3 1 0 0 0 0 0 0 12 16 0.00 1.800											

Seattle Mariners @ Oakland Athletics
Oakland-Alameda County Coliseum, Oakland, CA

Sat Aug 04 1984, 3:33 AM PDT
Att: 15,663 - Unknown

livebaseballscorecards.com

AB	33
R	2
H	6
RBI	2
BB	4
SO	8
LOB	18



Batter	1	2	3	4	5	6	7	8	9	AB	R	H	RBI	BB	SO	LOB
Tony Phillips, S OBP: 0.328, SLG: 0.350 (1, 6) (8, 4)	0-0 F8	0-0 F4			0-3 K		0-0 1B			4	1	1	0	0	1	3
Carney Lansford, R OBP: 0.329, SLG: 0.390 (1, 5)	0-0 F9	0-3 K			0-0 6-3		0-0 5-3			4	0	1	1	0	1	3
Joe Morgan, L OBP: 0.376, SLG: 0.397 Mark Wagner, R OBP: 0.225, SLG: 0.262 (1, 4) (8, 6)	0-0 FC4 1B		0-0 F9		0-0 CS 1B		0-0 5-3			4	0	2	1	0	0	1
Dave Kingman, R OBP: 0.326, SLG: 0.537 (1, 10)	0-0 FC4		0-0 1-3		0-0 CS		0-0 F9		0-0 F9	4	0	0	0	0	0	2
Dwayne Murphy, L OBP: 0.330, SLG: 0.467 (1, 8)		4-0 2B BB	0-0 6-3		0-0 2B		0-3 K			3	1	1	0	1	1	0
Bruce Bochte, L OBP: 0.338, SLG: 0.338 (1, 3)		0-0 1B 1B 2B		0-0 F6		4-0 IBB		0-0 E8		3	1	1	1	1	0	0
Mike Heath, R OBP: 0.293, SLG: 0.407 (1, 2)		0-0 1B 1B		0-0 F4		0-0 F9		0-0 1-3		4	0	1	0	0	0	3
Bill Almon, R OBP: 0.244, SLG: 0.358 (1, 7)		0-0 1B		0-0 F9		0-0 F9		0-3 K		4	0	1	1	0	1	3
Mike Davis, L OBP: 0.246, SLG: 0.323 (1, 9)		0-3 K		4-0 6-3 1B BB		0-0 F8				2	1	0	0	1	1	2

Inning Stats	R: 0	H: 1	E: 0	LOB: 1	K: 0	BB: 0	S: 4	P: 4	R: 2	H: 3	E: 0	LOB: 2	K: 2	BB: 1	S: 10	P: 14	R: 0	H: 0	E: 0	LOB: 0	K: 0	BB: 0	S: 3	P: 3	R: 0	H: 0	E: 0	LOB: 0	K: 0	BB: 0	S: 3	P: 3	R: 1	H: 1	E: 0	LOB: 0	K: 1	BB: 1	S: 5	P: 9	R: 0	H: 1	E: 0	LOB: 2	K: 0	BB: 1	S: 4	P: 8	R: 1	H: 2	E: 0	LOB: 1	K: 0	BB: 0	S: 5	P: 5	R: 0	H: 0	E: 1	LOB: 1	K: 2	BB: 0	S: 8	P: 8
--------------	------	------	------	--------	------	-------	------	------	------	------	------	--------	------	-------	-------	-------	------	------	------	--------	------	-------	------	------	------	------	------	--------	------	-------	------	------	------	------	------	--------	------	-------	------	------	------	------	------	--------	------	-------	------	------	------	------	------	--------	------	-------	------	------	------	------	------	--------	------	-------	------	------

PITCHER	IP	WLS	BF	H	R	ER	SO	BB	IBB	HBP	BLK	WP	HR	S	P	ERA	WHIP
Jim Beattie, R ERA: 3.68 (1, 1)	6.1	L	29	8	4	4	3	2	1	0	0	0	0	32	44	5.68	1.579
Mike Stanton, R ERA: 3.33 (7, 1)	1.2		6	0	0	0	2	0	0	0	0	0	0	10	10	0.00	0.000

BOTTOM

Seattle Mariners @ Oakland Athletics
Oakland-Alameda County Coliseum, Oakland, CA

livebaseballscorecards.com

AB	32
R	4
H	8
RBI	4
BB	3
SO	5
LOB	17



WP	PA	ERA	WHIP
0	36		

Sat Aug 04 1984, 3:33 AM PDT
Att. 15,663 - Unknown

Batter	1	2	3	4	5	6	7	8	9	AB R H RBI BB SO LOB	TOP	
Jack Perconte, L (1, 4) OBP: 0.362, SLG: 0.349	0-0 4-3 3B		4-0 FC4-6 BB	0-0 1-2 3-H 1B		0-0 F7			0-0 F7	4 1 2 1 1 0 1		
Spike Owen, S (1, 6) OBP: 0.345, SLG: 0.381	0-0 4-3		0-0 FC4-6 1B S 1-2 G1-2-3	4-0 1-2 2-3 BB			0-0 4-3		0-3 K	4 0 0 1 1 1 1		
Alvin Davis, L (1, 3) OBP: 0.388, SLG: 0.493	0-0 F8		4-0 1-2 1B BB	0-0 F8			0-0 3-1			3 0 0 0 1 0 2		
Ken Phelps, L (1, 10) OBP: 0.404, SLG: 0.626	4-0 BB		0-0 1-2 2-3 1B	0-3 K			0-0 HR			3 1 2 1 1 1 0		
Al Cowens, R (1, 9) OBP: 0.321, SLG: 0.466	0-0 6-3		0-0 G1-2-3	0-0 6-3			0-3 K			4 0 0 0 0 1 4		
Dave Henderson, R (1, 8) OBP: 0.298, SLG: 0.438		0-0 FC5-4 1B		0-0 F7		0-0 F8		0-0 6-3		4 0 1 0 0 0 0		
Larry Milbourne, S (1, 5) OBP: 0.321, SLG: 0.303		0-0 FC5-4 1B 1-2		0-0 E6 1B 1B		0-0 3-1		0-0 4-3		4 1 0 0 0 0 1		
Bob Kearney, R (1, 2) OBP: 0.273, SLG: 0.369		0-0 CS 1B		0-0 F8		0-0 E S 1B		0-0 5-3		4 0 2 0 0 0 1		
Phil Bradley, R (1, 7) OBP: 0.354, SLG: 0.311		0-3 K		0-0 BB 1B E 1B		0-3 K		0-3 K		4 1 1 0 0 3 3		
Inning Stats	R: 1 E: 0 K: 0 S: 4 H: 1 LOB: 1 BB: 1 P: 8	R: 0 E: 0 K: 1 S: 6 H: 2 LOB: 2 BB: 0 P: 6	R: 0 E: 0 K: 0 S: 3 H: 1 LOB: 2 BB: 2 P: 11	R: 2 E: 1 K: 0 S: 6 H: 2 LOB: 2 BB: 1 P: 10	R: 0 E: 0 K: 1 S: 5 H: 0 LOB: 0 BB: 0 P: 5	R: 0 E: 0 K: 1 S: 6 H: 1 LOB: 1 BB: 0 P: 6	R: 1 E: 0 K: 1 S: 6 H: 1 LOB: 0 BB: 0 P: 6	R: 0 E: 0 K: 0 S: 3 H: 0 LOB: 0 BB: 0 P: 3	R: 0 E: 0 K: 2 S: 7 H: 0 LOB: 0 BB: 0 P: 7	1B: 6 2B: 1 3B: 1 HR: 1 SF: 0 SAC: 0 DP: 2 HBP: 0	WP: 0 PB: 0 SB: 2 CS: 1 PA: 38	
PITCHER Lary Sorensen, R (1, 1) ERA: 4.65 Bill Caudill, R (9, 1) ERA: 2.57	IP WLS BF H R ER SO BB IBB HBP BLK WP HR S P ERA WHIP											
	8.0 W 35 8 4 2 4 4 0 0 0 0 0 1 39 55 2.25 1.500											
	1.0 S 3 0 0 0 2 0 0 0 0 0 0 0 7 7 0.00 0.000											

Seattle Mariners @ Oakland Athletics
Oakland-Alameda County Coliseum, Oakland, CA
Sun Aug 05 1984, 3:33 AM PDT
Att: 12,511 - Unknown

livebaseballscorecards.com

AB	34
R	4
H	8
RBI	3
BB	4
SO	6
LOB	13



Batter	1	2	3	4	5	6	7	8	9	AB	R	H	RBI	BB	SO	LOB
Tony Phillips, S OBP: 0.324, SLG: 0.346 (1, 4)	0-0 6-3	0-0 F9		0-0 FC6-4		0-0 5-3				4	0	0	0	0	0	4
Carney Lansford, R OBP: 0.329, SLG: 0.396 (1, 5)	0-0 HR		0-0 G3		0-0 F9		0-3 K			4	1	1	1	0	1	0
Dwayne Murphy, L OBP: 0.327, SLG: 0.462 (1, 8)	0-0 1-3		0-3 K		0-0 4-3		0-3 K			4	0	0	0	0	2	0
Dave Kingman, R OBP: 0.330, SLG: 0.541 (1, 10)	0-0 4-3		0-0 HR 2B		0-0 S 1B		4-0 FC6-4 BB			3	1	2	0	1	0	0
Mike Heath, R OBP: 0.295, SLG: 0.416 (1, 9)		4-0 SH5-4 BB BB	0-0 HR 2B		0-0 5-3		0-0 FC6-4			3	1	1	2	1	0	2
Bill Almon, R OBP: 0.252, SLG: 0.370 (1, 7)		0-0 SH5-4 1B 1B	0-3 K		0-0 F9		0-0 E 2B			4	1	2	0	0	1	0
Bruce Bochte, L OBP: 0.335, SLG: 0.335 (1, 3)		0-0 SH5-4 1-2 2-3 1B	0-3 K		0-0 F7		0-0 F6			3	0	0	0	0	1	1
Jim Essian, R OBP: 0.368, SLG: 0.418 (1, 2)		4-0 1B BB 3-H	0-0 6-3		0-0 6-3		0-0 HR		0-0 F3	3	1	1	1	1	0	1
Mark Wagner, R OBP: 0.253, SLG: 0.290 (1, 6)		0-0 1-2 2-H 1B	0-0 FC6-4 1B		0-0 1B		0-3 K			4	0	3	1	0	1	1

Inning Stats	R: 1	H: 1	E: 0	LOB: 0	K: 0	S: 4	R: 1	H: 2	E: 0	LOB: 2	K: 0	S: 4	R: 2	H: 2	E: 0	LOB: 0	K: 2	S: 9	R: 0	H: 1	E: 0	LOB: 1	K: 1	S: 6	R: 0	H: 1	E: 0	LOB: 1	K: 0	S: 4	R: 1	H: 2	E: 0	LOB: 1	K: 0	S: 5	R: 0	H: 0	E: 0	LOB: 1	K: 2	S: 7	R: 0	H: 1	E: 1	LOB: 1	K: 1	S: 6
	1	1	0	0	0	4	2	2	0	2	0	9	0	2	0	0	9	1	6	0	1	0	0	4	1	0	0	0	0	0	1	2	1	5	0	0	1	1	11	0	1	0	6	6	0	0	0	6


PITCHER	IP	WLS	BF	H	R	ER	SO	BB	IBB	HBP	BLK	WP	HR	S	P	ERA	WHIP
Ed Vande Berg, L ERA: 4.54 (1, 1)	6.0	L	28	9	5	5	3	2	0	0	0	0	3	32	40	7.50	1.833
Ed Nunez, R ERA: 3.35 (7, 1)	2.0		8	1	0	0	3	1	0	0	0	0	0	13	17	0.00	1.000

BOTTOM

Seattle Mariners @ Oakland Athletics
Oakland-Alameda County Coliseum, Oakland, CA

Sun Aug 05 1984, 3:33 AM PDT
Att. 12,511 - Unknown

AB	32
R	5
H	10
RBI	5
BB	3
SO	6
LOB	9



WP: 0	PA: 36
PB: 0	SB: 1
CS: 0	

Batter	1	2	3	4	5	6	7	8	9	AB R H RBI BB SO LOB	TOP											
Gary Pettis, S OBP: 0.332, SLG: 0.297 (1, 8) X	0-0 E6 S 2B	0-0 F7		0-0 1-3 1-2		4-0 FC3-6 1B BB	0-3 K		0-3 K	5 2 0 0 1 2 3												
Rod Carew, L OBP: 0.371, SLG: 0.357 Daryl Sconiers, L OBP: 0.347, SLG: 0.456 (1, 3) B B B (7, 3) B	4-0 2B E 1-2 BB	0-0 6-3		0-0 3-1 2-3		4-0 FC3-6 1-2 BB	0-3 K		0-0 2B	3 1 0 0 2 1 3 1 0 1 0 0 0 0												
Fred Lynn, L OBP: 0.353, SLG: 0.465 Mike Brown, R OBP: 0.339, SLG: 0.538 (1, 9) X (7, PH) (7, 9)	0-0 E 1-3 2-H 2B	0-0 F8		4-0 BB		0-0 FC3-6 1-2f 2-3 1B	0-0 1-2 2-3 1B		4-0 BB	3 2 1 1 1 0 2 1 0 1 0 1 0 0												
Doug DeCinces, R OBP: 0.316, SLG: 0.413 (1, 5) X	0-0 E3 BB 1B 2-H 3-H		0-0 F8	0-3 K		0-0 5-3 1-2	0-0 F8		0-0 6-3	6 0 0 1 0 1 9												
Brian Downing, R OBP: 0.344, SLG: 0.438 (1, 7) X	0-0 F9		0-0 HR		4-0 BB	4-0 1B BB		0-0 HR		3 2 2 2 2 0 1												
Reggie Jackson, L OBP: 0.317, SLG: 0.447 (1, 10) X	0-0 BB 1-2 1B		0-0 HR		0-0 F9	0-0 1-2 2-H 3-H 1B		0-0 F7		5 1 3 3 0 0 1												
Rob Wilfong, L OBP: 0.303, SLG: 0.357 (1, 4) S S S	0-3 K		0-0 1-3		0-0 F8	0-3 K		0-0 4-3		5 0 0 0 0 2 5												
Jerry Narron, L OBP: 0.283, SLG: 0.379 (1, 2) B B B B	4-0 1-2 2-3 BB		0-0 F9		0-0 FC5-4 1-2 1B		0-0 1B 1B		0-0 4-3	4 0 2 0 1 0 0												
Dick Schofield, R OBP: 0.267, SLG: 0.282 (1, 6) X	0-0 F4			0-0 3-1 1-3 1B		0-0 FC5-4 1-2f		0-0 1B		5 0 2 0 0 0 5												
Inning Stats	R: 3 E: 2 K: 1 S: 9	H: 2 LOB: 3 BB: 2 P: 17	R: 0 E: 0 K: 0 S: 3	H: 0 LOB: 0 BB: 0 P: 3	R: 2 E: 0 K: 0 S: 5	H: 2 LOB: 0 BB: 0 P: 5	R: 0 E: 0 K: 1 S: 6	H: 1 LOB: 2 BB: 1 P: 10	R: 0 E: 0 K: 0 S: 4	H: 1 LOB: 2 BB: 1 P: 8	R: 2 E: 0 K: 1 S: 6	H: 1 LOB: 2 BB: 3 P: 18	R: 0 E: 0 K: 2 S: 10	H: 3 LOB: 3 BB: 0 P: 10	R: 1 E: 0 K: 0 S: 4	H: 1 LOB: 0 BB: 0 P: 4	R: 0 E: 0 K: 1 S: 6	H: 1 LOB: 2 BB: 1 P: 10	1B: 7 2B: 2 3B: 0 HR: 3	SF: 0 SAC: 0 DP: 0 HBP: 0	WP: 0 PB: 0 SB: 1 CS: 0	PA: 49
PITCHER	IP WLS BF H R ER SO BB IBB HBP BLK WP HR S P ERA WHIP																					
Salome Barojas, R ERA: 3.78 (1, 1)	5.0 L 27 6 5 3 2 4 0 0 0 0 0 2 27 43 5.40 2.000																					
Paul Mirabella, L ERA: 3.83 (6, 1)	1.2 11 3 2 2 3 2 1 0 0 0 0 0 14 26 10.80 3.000																					
Dave Beard, R ERA: 4.14 (7, 1)	2.1 11 3 1 1 1 1 0 0 0 0 0 1 12 16 3.86 1.714																					

California Angels @ Seattle Mariners
The Kingdome, Seattle, WA
Mon Aug 06 1984, 10:05 PM EDT
Att: 12,085 - Unknown

livebaseballscorecards.com

AB	41
R	8
H	12
RBI	7
BB	8
SO	6
LOB	29



BOTTOM

California Angels @ Seattle Mariners
The Kingdome, Seattle, WA
Mon Aug 06 1984, 10:05 PM EDT
Att. 12,085 - Unknown

livebaseballscorecards.com

AB	37
R	4
H	11
RBI	4
BB	1
SO	0
LOB	15



WP:	0	PA:	38
PB:	0	SB:	0
CS:	0		

AB R H RBI BB SO LOB

4	0	2	1	1	0	1
5	0	1	0	0	0	4
4	1	1	0	0	0	2
4	0	0	0	0	0	2
4	0	0	0	0	0	1
4	1	3	1	0	0	0
4	2	3	0	0	0	1
3	0	1	2	0	0	1
1	0	0	0	0	0	1
3	0	0	0	0	0	1
1B:	7	SF:	0			
2B:	4	SAC:	0			
3B:	0	DP:	0			
HR:	0	HBP:	0			

Batter	1	2	3	4	5	6	7	8	9
Jack Perconte, L (1, 4) OBP: 0.365, SLG: 0.351	4-0 BB 4-3 6-3		0-0 4-3		0-0 1B		0-0 F7		0-0 1B 2-H
Spike Owen, S (1, 6) OBP: 0.343, SLG: 0.379	0-0 6-3 1-2		0-0 1B		0-0 5-3		0-0 F8		0-0 G3
Alvin Davis, L (1, 3) OBP: 0.386, SLG: 0.493	0-0 4-3 2-3		0-0 G3						
Al Cowens, R (1, 9) OBP: 0.317, SLG: 0.461	0-0 1-3			0-0 6-3		0-0 F9		0-0 F9	
Dave Henderson, R (1, 8) OBP: 0.294, SLG: 0.431		0-0 F9		0-0 G1-4-3		0-0 2-3		0-0 F9	
Steve Henderson, R (1, 10) OBP: 0.356, SLG: 0.425		0-0 F8		0-0 2B		0-0 1B 2B		0-0 1B 2-H	
Barry Bonnell, R (1, 7) OBP: 0.309, SLG: 0.382		0-0 1B		0-0 6-3		0-0 1B 2B		0-0 1B 2B	
Jim Presley, R (1, 5) OBP: 0.272, SLG: 0.367		0-0 F9			0-0 F8		0-0 2B 1-H 2-H		0-0 F2
Larry Milbourne, S (9, PH) OBP: 0.319, SLG: 0.301									
Orlando Mercado, R (1, 2) OBP: 0.246, SLG: 0.255			0-0 6-3		0-0 F4		0-0 F3		0-0 F5
Ken Phelps, L (9, PH) OBP: 0.403, SLG: 0.622									

Inning Stats	R: 0	H: 0	E: 0	K: 0	S: 3	H: 0	LOB: 1	BB: 1	P: 7	R: 0	H: 1	E: 0	K: 0	S: 4	H: 1	LOB: 1	BB: 0	P: 4	R: 0	H: 1	E: 0	K: 0	S: 4	H: 1	LOB: 1	BB: 0	P: 4	R: 0	H: 0	E: 0	K: 0	S: 3	H: 0	LOB: 0	BB: 0	P: 3	R: 2	H: 3	E: 0	K: 0	S: 6	H: 3	LOB: 1	BB: 0	P: 6	R: 1	H: 2	E: 0	K: 0	S: 4	H: 2	LOB: 1	BB: 0	P: 4	R: 1	H: 2	E: 0	K: 0	S: 5	H: 2	LOB: 1	BB: 0	P: 5	1B: 7	SF: 0	2B: 4	SAC: 0	3B: 0	DP: 0	HR: 0	HBP: 0	WP: 0	PA: 38
--------------	------	------	------	------	------	------	--------	-------	------	------	------	------	------	------	------	--------	-------	------	------	------	------	------	------	------	--------	-------	------	------	------	------	------	------	------	--------	-------	------	------	------	------	------	------	------	--------	-------	------	------	------	------	------	------	------	--------	-------	------	------	------	------	------	------	------	--------	-------	------	-------	-------	-------	--------	-------	-------	-------	--------	-------	--------

PITCHER	IP	WLS	BF	H	R	ER	SO	BB	IBB	HBP	BLK	WP	HR	S	P	ERA	WHIP
Tommy John, L (1, 1) ERA: 3.77	7.0	W	29	7	2	2	0	1	0	0	0	0	0	28	32	2.57	1.143
Luis Sanchez, R (8, 1) ERA: 2.35	2.0		9	4	2	2	0	0	0	0	0	0	0	9	9	9.00	2.000

PITCHER	IP	WLS	BF	H	R	ER	SO	BB	IBB	HBP	BLK	WP	HR	S	P	ERA	WHIP
---------	----	-----	----	---	---	----	----	----	-----	-----	-----	----	----	---	---	-----	------

Batter	1	2	3	4	5	6	7	8	9	AB R H RBI BB SO LOB	TOP											
Gary Pettis, S (1, 8) OBP: 0.332, SLG: 0.297 Jerry Narron, L (9, PH) OBP: 0.280, SLG: 0.375 Juan Beniquez, R (9, 9) OBP: 0.383, SLG: 0.470	0-0 3-1	0-0 FC6-4			0-0 HR	0-0 FC5-4			0-0 F8	4 1 1 0 0 0 2 1 0 0 0 0 0 1 0 0 0 0 0 0 0												
Daryl Sconiers, L (1, 3) OBP: 0.338, SLG: 0.452	0-0 F7		0-0 3-1		0-0 F8	0-0 F6			0-0 E2 SF9 2B	5 1 1 0 0 0 2												
Fred Lynn, L (1, 9) OBP: 0.356, SLG: 0.466 (9, 8)	0-0 FC5 1B		4-0 E SF8 BB		4-0 HR BB			0-0 F5	0-0 SF9	2 2 1 1 2 0 0												
Doug DeCinces, R (1, 5) OBP: 0.317, SLG: 0.421	0-0 1-2 1B		0-0 SF8		0-0 HR			0-3 K	0-0 4-3	4 1 2 4 0 1 1												
Brian Downing, R (1, 7) OBP: 0.343, SLG: 0.435	0-0 FC5 2-3f		0-0 F8		0-0 1B			0-0 1-3		4 0 1 0 0 0 2												
Reggie Jackson, L (1, 10) OBP: 0.316, SLG: 0.445					0-3 K	0-0 1-3 1B		0-3 K		4 0 1 0 0 3 0												
Rob Wilfong, L (1, 4) OBP: 0.302, SLG: 0.355					0-3 K	0-0 F2		0-0 F4		4 1 1 0 0 1 2												
Bob Boone, R (1, 2) OBP: 0.240, SLG: 0.270					0-0 5-3			0-3 K		4 0 1 1 0 1 0												
Dick Schofield, R (1, 6) OBP: 0.268, SLG: 0.283 Rod Carew, L (9, PH) OBP: 0.373, SLG: 0.360 Rob Picciolo, R (9, PR) OBP: 0.200, SLG: 0.275 (9, 6)					0-0 F8	0-0 FC5-4 1B			0-0 2B E 1B	3 0 1 0 0 1 1 1 0 1 0 0 0 0 0 1 0 0 0 0 0												
Inning Stats	R: 0 E: 0 K: 0 S: 5	H: 2 LOB: 2 BB: 0 P: 5	R: 1 E: 0 K: 2 S: 9	H: 2 LOB: 1 BB: 0 P: 9	R: 1 E: 1 K: 0 S: 3	H: 0 LOB: 0 BB: 1 P: 7	R: 0 E: 0 K: 2 S: 7	H: 0 LOB: 0 BB: 0 P: 7	R: 3 E: 0 K: 0 S: 7	H: 4 LOB: 2 BB: 1 P: 11	R: 0 E: 0 K: 0 S: 4	H: 1 LOB: 1 BB: 0 P: 4	R: 0 E: 0 K: 1 S: 5	H: 0 LOB: 0 BB: 0 P: 5	R: 0 E: 0 K: 2 S: 7	H: 0 LOB: 0 BB: 0 P: 7	R: 2 E: 1 K: 0 S: 5	H: 2 LOB: 1 BB: 0 P: 5	1B: 9 2B: 1 3B: 0 HR: 1	SF: 2 SAC: 0 DP: 0 HBP: 0	WP: 0 PB: 0 SB: 1 CS: 0	PA: 40
PITCHER	IP WLS BF H R ER SO BB IBB HBP BLK WP HR S P ERA WHIP												PITCHER	IP WLS BF H R ER SO BB IBB HBP BLK WP HR S P ERA WHIP								
Mike Moore, R (1, 1) ERA: 5.04 Mike Stanton, R (8, 1) ERA: 3.21	7.0 32 9 5 4 5 2 0 0 0 0 1 40 48 5.14 1.571													2.0 L 8 2 2 0 2 0 0 0 0 0 0 12 12 0.00 1.000								

California Angels @ Seattle Mariners
 The Kingdome, Seattle, WA
 Tue Aug 07 1984, 10:05 PM EDT
 Att. 9,295 - Unknown

livebaseballscorecards.com

AB 36
 R 7
 H 11
 RBI 6
 BB 2
 SO 7
 LOB 11



Batter	1	2	3	4	5	6	7	8	9	AB	R	H	RBI	BB	SO	LOB
Jack Perconte, L (1, 4) OBP: 0.363, SLG: 0.349	0-0 F8	0-3 K			0-0 4-3 WP 2B 1B	0-0 4-3		0-0 F8		5	1	1	1	0	1	4
Spike Owen, S (1, 6) OBP: 0.342, SLG: 0.377	0-0 5-3 1B	0-0 4-3			0-0 4-3	0-0 F8		0-3 K		5	0	1	0	0	1	5
Alvin Davis, L (1, 3) OBP: 0.387, SLG: 0.493	0-0 5-3 1-2		0-0 4-3		0-0 4-3	0-0 2B		0-0 4-3		4	0	1	1	1	0	1
Ken Phelps, L (1, 10) OBP: 0.403, SLG: 0.614	4-0 BB		0-0 G4-6-3 1B		0-0 F6	0-0 4-3		0-0 F9		4	0	1	0	1	0	4
Al Cowens, R (1, 9) OBP: 0.316, SLG: 0.458	0-0 G3		0-0 G4-6-3 1-2f		0-0 4-3		0-0 6-3 SH3-4 1B		0-0 F9	5	1	1	0	0	0	4
Dave Henderson, R (1, 8) OBP: 0.293, SLG: 0.429		0-0 F5		0-0 F9		0-0 1B BB 1B		0-0 SH3-4		4	1	1	0	0	0	0
Steve Henderson, R (1, 7) OBP: 0.368, SLG: 0.448		0-0 1B 1B		0-0 HR		4-0 1B 1B BB		4-0 6-3 1B BB		2	3	2	1	2	0	0
Phil Bradley, R (8, 7) OBP: 0.354, SLG: 0.311		0-0 1B 1B				1-2 4-3 BB		0-0 6-3 2		0	0	0	0	0	0	0
Larry Milbourne, S (1, 5) OBP: 0.324, SLG: 0.306		0-0 1B 1B		0-0 G3		0-0 4-3 1B		0-0 6-3		4	0	2	0	0	0	2
Domingo Ramos, R (8, 5) OBP: 0.250, SLG: 0.235		1-2 1B 1B				1-2 2-3 1B		1-2 2-3		0	0	0	0	0	0	0
Bob Kearney, R (1, 2) OBP: 0.279, SLG: 0.374		0-0 1-2 2-H 1B		0-0 1-3		0-0 4-3 1B		0-0 2-H 3-H 1B		4	0	3	3	0	0	0

Inning Stats	R: 0	H: 1	E: 0	K: 0	S: 4	LOB: 2	BB: 1	P: 8	R: 1	H: 3	E: 0	K: 1	S: 8	LOB: 2	BB: 0	P: 8	R: 0	H: 1	E: 0	K: 0	S: 3	LOB: 0	BB: 0	P: 3	R: 1	H: 1	E: 0	K: 0	S: 4	LOB: 0	BB: 0	P: 4	R: 1	H: 2	E: 0	K: 0	S: 5	LOB: 1	BB: 0	P: 5	R: 2	H: 3	E: 0	K: 0	S: 6	LOB: 3	BB: 2	P: 14	R: 1	H: 2	E: 0	K: 0	S: 4	LOB: 2	BB: 1	P: 8	R: 0	H: 0	E: 0	K: 1	S: 5	LOB: 0	BB: 0	P: 5	R: 0	H: 0	E: 0	K: 0	S: 3	LOB: 0	BB: 0	P: 3	1B: 11	SF: 0	2B: 1	SAC: 1	3B: 0	DP: 1	HR: 1	HBP: 0	WP: 1	PA: 42
--------------	------	------	------	------	------	--------	-------	------	------	------	------	------	------	--------	-------	------	------	------	------	------	------	--------	-------	------	------	------	------	------	------	--------	-------	------	------	------	------	------	------	--------	-------	------	------	------	------	------	------	--------	-------	-------	------	------	------	------	------	--------	-------	------	------	------	------	------	------	--------	-------	------	------	------	------	------	------	--------	-------	------	--------	-------	-------	--------	-------	-------	-------	--------	-------	--------

PITCHER	IP	WLS	BF	H	R	ER	SO	BB	IBB	HBP	BLK	WP	HR	S	P	ERA	WHIP
Jim Slaton, R (1, 1) ERA: 5.06	5.0		25	9	5	5	1	2	0	0	0	1	1	25	33	9.00	2.200
Doug Corbett, R (6, 1) ERA: 2.13	2.0		11	4	1	1	0	1	1	0	0	0	0	9	17	4.50	2.500
Don Aase, R (8, 1) ERA: 2.19	2.0	W	6	0	0	0	1	0	0	0	0	0	0	8	8	0.00	0.000


BOTTOM

California Angels @ Seattle Mariners
The Kingdome, Seattle, WA

Tue Aug 07 1984, 10:05 PM EDT
Att. 9,295 - Unknown

livebaseballscorecards.com

AB	37
R	6
H	13
RBI	6
BB	4
SO	2
LOB	20



Batter	1	2	3	4	5	6	7	8	9	AB R H RBI BB SO LOB	TOP														
Dick Schofield, R (1, 6) OBP: 0.264, SLG: 0.279 Reggie Jackson, L (9, PH) OBP: 0.316, SLG: 0.444	0-0 F8		0-3 K		0-3 K		0-0 G4-3		0-3 K	4 0 0 0 0 2 3 1 0 0 0 0 1 2															
Bobby Grich, R (1, 4) OBP: 0.318, SLG: 0.383	0-0 4-3		0-0 G3			0-3 K		0-3 K		4 0 0 0 0 2 2															
Fred Lynn, L (1, 8) OBP: 0.358, SLG: 0.463	0-3 K			4-0 2B BB		4-0 BB SF8 BB		0-3 K		2 1 0 0 2 2 0															
Doug DeCinces, R (1, 10) OBP: 0.319, SLG: 0.423		0-3 K		0-0 1-3 2B		4-0 1-2 BB BB		0-3 K		3 0 1 0 1 2 0															
Brian Downing, R (1, 7) OBP: 0.344, SLG: 0.435		0-0 G5-4-3 1B		0-3 K		4-0 1-2 2-3 BB			0-0 F7	3 0 1 0 1 1 2															
Juan Beniquez, R (1, 9) OBP: 0.380, SLG: 0.465		0-0 G5-4-3		0-0 G3		0-0 SF8			4-0 BB 1B BB	2 1 0 1 1 0 3															
Daryl Sconiers, L (1, 3) OBP: 0.333, SLG: 0.434			0-0 F7		0-0 4-3		0-0 F4		4-0 1B 1-2 BB	3 0 0 0 1 0 4															
Bob Boone, R (1, 2) OBP: 0.243, SLG: 0.271 Jerry Narron, L (9, PH) OBP: 0.277, SLG: 0.371			0-0 2B 1B		0-0 F6		4-0 G4-3 BB		0-3 K	2 0 1 0 1 0 0 1 0 0 0 0 1 2															
Rob Picciolo, R (1, 5) OBP: 0.205, SLG: 0.288 Rob Wilfong, L (7, PH) OBP: 0.304, SLG: 0.356			0-0 1-3 2B		0-3 K		0-0 F8		0-0 1-2 2-H 1B	2 0 1 0 0 1 0 2 0 1 1 0 0 1															
Inning Stats	R: 0 E: 0 K: 1 S: 5	H: 0 LOB: 0 BB: 0 P: 5	R: 0 E: 0 K: 1 S: 5	H: 1 LOB: 0 BB: 0 P: 5	R: 0 E: 0 K: 1 S: 7	H: 2 LOB: 2 BB: 0 P: 7	R: 0 E: 0 K: 1 S: 6	H: 1 LOB: 2 BB: 1 P: 10	R: 0 E: 0 K: 2 S: 7	H: 0 LOB: 0 BB: 0 P: 7	R: 1 E: 0 K: 1 S: 5	H: 0 LOB: 2 BB: 3 P: 17	R: 0 E: 0 K: 0 S: 2	H: 0 LOB: 0 BB: 1 P: 6	R: 0 E: 0 K: 3 S: 9	H: 0 LOB: 0 BB: 0 P: 9	R: 1 E: 0 K: 2 S: 8	H: 1 LOB: 2 BB: 2 P: 16	1B: 3 2B: 2 3B: 0 HR: 0	SF: 1 SAC: 0 DP: 2 HBP: 0	WP: 0 PB: 0 SB: 0 CS: 0	PA: 37			
PITCHER Mark Langston, L (1, 1) ERA: 3.53 Ed Nunez, R (7, 1) ERA: 3.32	IP 6.0	WLS W	BF 26	H 4	R 1	ER 1	SO 7	BB 5	IBB 0	HBP 0	BLK 0	WP 0	HR 0	S 35	P 55	ERA 1.50	WHIP 1.500								
PITCHER	IP	WLS	BF	H	R	ER	SO	BB	IBB	HBP	BLK	WP	HR	S	P	ERA	WHIP								

California Angels @ Seattle Mariners
The Kingdome, Seattle, WA
Wed Aug 08 1984, 10:05 PM EDT
Att. 7,756 - Unknown

livebaseballscorecards.com

AB	29
R	2
H	5
RBI	2
BB	7
SO	12
LOB	19



Batter	1	2	3	4	5	6	7	8	9	AB	R	H	RBI	BB	SO	LOB
--------	---	---	---	---	---	---	---	---	---	----	---	---	-----	----	----	-----

Jack Perconte, L <small>OBP: 0.364, SLG: 0.350</small> (1, 4)	 <small>0-0</small>	 <small>0-0</small>		 <small>0-0</small>		 <small>0-0</small>				4	1	2	0	0	0	2
Spike Owen, S <small>OBP: 0.342, SLG: 0.376</small> (1, 6)	 <small>0-0</small>	 <small>0-3</small>		 <small>0-0</small>		 <small>0-0</small>				3	1	1	1	0	1	3
Alvin Davis, L <small>OBP: 0.390, SLG: 0.503</small> (1, 10)	 <small>0-0</small>	 <small>0-0</small>		 <small>4-0</small>			 <small>0-0</small>			3	2	2	2	1	0	2
Ken Phelps, L <small>OBP: 0.400, SLG: 0.615</small> (1, 3)	 <small>0-0</small>		 <small>0-0</small>	 <small>0-0</small>	 <small>0-0</small>		 <small>0-0</small>			3	0	1	1	0	0	0
Pat Putnam, L <small>OBP: 0.250, SLG: 0.273</small> Dave Henderson, R <small>OBP: 0.292, SLG: 0.427</small> (6, 8)	 <small>0-0</small>		 <small>0-0</small>		 <small>0-0</small>		 <small>0-0</small>			3	0	1	0	0	0	1
Barry Bonnell, R <small>OBP: 0.305, SLG: 0.377</small> (1, 9)	 <small>0-0</small>		 <small>0-3</small>	 <small>0-3</small>	 <small>0-3</small>		 <small>0-0</small>			4	0	0	1	0	2	2
Jim Presley, R <small>OBP: 0.273, SLG: 0.390</small> Domingo Ramos, R <small>OBP: 0.247, SLG: 0.232</small> (7, 5)	 <small>0-3</small>		 <small>0-3</small>			 <small>0-0</small>		 <small>0-0</small>		3	1	1	1	0	2	2
Bob Kearney, R <small>OBP: 0.284, SLG: 0.379</small> (1, 2)		 <small>0-0</small>		 <small>0-0</small>		 <small>0-0</small>		 <small>0-0</small>		4	1	3	0	0	0	0
Phil Bradley, R <small>OBP: 0.357, SLG: 0.321</small> (6, 7)		 <small>0-0</small>		 <small>0-0</small>		 <small>0-3</small>		 <small>0-0</small>		4	1	2	1	0	1	2

Inning Stats	R: 3	H: 4	E: 0	K: 1	S: 9	LOB: 1	BB: 0	P: 9	R: 0	H: 2	E: 0	K: 1	S: 7	LOB: 2	BB: 0	P: 7	R: 0	H: 1	E: 0	K: 2	S: 8	LOB: 1	BB: 0	P: 8	R: 2	H: 2	E: 0	K: 0	S: 4	LOB: 0	BB: 1	P: 8	R: 0	H: 0	E: 0	K: 1	S: 5	LOB: 0	BB: 0	P: 5	R: 1	H: 2	E: 0	K: 1	S: 7	LOB: 1	BB: 0	P: 7	R: 1	H: 1	E: 0	K: 0	S: 4	LOB: 0	BB: 0	P: 4	R: 0	H: 1	E: 0	K: 0	S: 3	LOB: 0	BB: 0	P: 3
--------------	------	------	------	------	------	--------	-------	------	------	------	------	------	------	--------	-------	------	------	------	------	------	------	--------	-------	------	------	------	------	------	------	--------	-------	------	------	------	------	------	------	--------	-------	------	------	------	------	------	------	--------	-------	------	------	------	------	------	------	--------	-------	------	------	------	------	------	------	--------	-------	------

PITCHER	IP	WLS	BF	H	R	ER	SO	BB	IBB	HBP	BLK	WP	HR	S	P	ERA	WHIP
Mike Witt, R <small>ERA: 3.63</small> (1, 1)	3.2	L	21	9	5	5	4	1	0	0	0	0	0	28	32	12.27	2.727
Curt Kaufman, R <small>ERA: 4.15</small> (4, 1)	4.1		15	4	2	2	2	0	0	0	0	0	2	19	19	4.15	0.923

BOTTOM

California Angels @ Seattle Mariners
 The Kingdome, Seattle, WA
 Wed Aug 08 1984, 10:05 PM EDT
 Att. 7,756 - Unknown

AB	33
R	7
H	13
RBI	7
BB	1
SO	6
LOB	14



WP	PA	ERA	WHIP
0	37		

Batter	1	2	3	4	5	6	7	8	9	10	AB R H RBI BB SO LOB	TOP										
Kirby Puckett, R (1, 8) OBP: 0.320, SLG: 0.328	G5-4-3 1B		6-3			1B SF8 BB	F8		F8	FC6-4 1B	4 1 2 1 1 0 0	Minnesota Twins @ Seattle Mariners The Kingdome, Seattle, WA Thu Aug 09 1984, 10:05 PM EDT Att: 6,673 - Unknown										
Dave Engle, R (1, 2) OBP: 0.322, SLG: 0.376	G5-4-3 1-2f			F8		F8	F9		FC6-4 FC5	5 0 0 0 0 0 4												
Mickey Hatcher, R (1, 10) OBP: 0.336, SLG: 0.394	6-3			F8		2B BLK 1B		K	FC5	3 0 1 0 0 0 0												
Darrell Brown, S (6, PR) OBP: 0.320, SLG: 0.367	6-3									2 1 0 0 0 1 2												
Kent Hrbek, L (1, 3) OBP: 0.388, SLG: 0.517		2B		1B		SF8		4-3		4 0 2 1 0 0 0												
Tom Brunansky, R (1, 9) OBP: 0.316, SLG: 0.446		5-3		1B		BLK 1B 2B		K		5 1 2 0 0 1 1												
Gary Gaetti, R (1, 5) OBP: 0.324, SLG: 0.364		F8		F9		1B			F5	5 0 1 1 0 1 3												
Dave Meier, R (1, 7) OBP: 0.324, SLG: 0.357		F6			F9					2 0 0 0 0 0 1												
Andre David, L (6, PH) OBP: 0.379, SLG: 0.391						1B			2B E BB	1 1 1 0 1 0 0												
Tim Teufel, R (1, 4) OBP: 0.352, SLG: 0.399			K		F2		F7		E 1B 2B	4 1 1 0 0 1 2												
Houston Jimenez, R (1, 6) OBP: 0.250, SLG: 0.257			1-3							3 0 0 0 0 0 0												
Randy Bush, L (9, PH) OBP: 0.308, SLG: 0.425					F4				E5 FC6-4 FC5 1B	0 0 0 0 0 0 0												
Tim Laudner, R (9, PH) OBP: 0.209, SLG: 0.344							6-3			1 0 0 0 0 0 1												
Ron Washington, R (9, PR) OBP: 0.285, SLG: 0.444										0 0 0 0 0 0 0												
Inning Stats	R: 0 E: 0 K: 0 S: 3	H: 1 LOB: 0 BB: 0 P: 3	R: 0 E: 0 K: 0 S: 4	H: 1 LOB: 1 BB: 0 P: 4	R: 0 E: 0 K: 1 S: 5	H: 0 LOB: 0 BB: 0 P: 5	R: 0 E: 0 K: 0 S: 5	H: 2 LOB: 2 BB: 0 P: 5	R: 0 E: 0 K: 0 S: 3	H: 0 LOB: 0 BB: 0 P: 3	R: 3 E: 0 K: 0 S: 7	H: 4 LOB: 2 BB: 1 P: 11	R: 0 E: 0 K: 2 S: 7	H: 0 LOB: 0 BB: 0 P: 7	R: 2 E: 1 K: 0 S: 6	H: 2 LOB: 2 BB: 1 P: 10	R: 0 E: 0 K: 1 S: 5	H: 0 LOB: 0 BB: 0 P: 5	1B: 7 2B: 3 3B: 0 HR: 0	SF: 1 SAC: 0 DP: 1 HBP: 0	WP: 0 PB: 0 SB: 0 CS: 0	PA: 42
PITCHER	IP WLS BF H R ER SO BB IBB HBP BLK WP HR S P ERA WHIP																					
Dave Geisel, L (1, 1) ERA: 4.6	5.1		21	5	2	2	1	1	0	0	0	0	0	0	0	0	3.38	1.125				
Dave Beard, R (6, 1) ERA: 4.4	3.0		14	4	3	3	2	1	0	0	1	0	0	0	0	0	9.00	1.667				
Paul Mirabella, L (9, 1) ERA: 3.83	0.0	W	1	0	0	0	0	0	0	0	0	0	0	0	0	0	∞	∞				
Mike Stanton, R (9, 1) ERA: 3.11	1.2		6	1	0	0	1	0	0	0	0	0	0	0	0	0	0.00	0.600				

livebaseballscores.com



Minnesota Twins @ Seattle Mariners
 The Kingdome, Seattle, WA
 Thu Aug 09 1984, 10:05 PM EDT
 Att. 6,673 - Unknown

livebaseballscorecards.com

AB	38
R	6
H	9
RBI	4
BB	6
SO	3
LOB	21



WP	1	PA	46
PB	1		
SB	3		
CS	2		

Batter	1	2	3	4	5	6	7	8	9	10	AB	R	H	RBI	BB	SO	LOB
Jack Perconte, L (1, 4) OBP: 0.367, SLG: 0.350	4-0 PB 1B BB	0-0 SF8		0-0 4-3			4-0 4-3 S BB		4-0 1B BB		1	1	0	1	3	0	0
Spike Owen, S (1, 6) OBP: 0.338, SLG: 0.372	0-3 K	0-0 CS	0-0 F4		0-0 F2		0-0 4-3		0-0 F8		5	0	0	0	0	1	3
Alvin Davis, L (1, 3) OBP: 0.394, SLG: 0.504	0-0 FC5-4 1B		0-0 1B 2B 1B		0-0 4-3		4-0 FC6-4 IBB		4-0 1B IBB		3	1	2	1	2	0	0
Al Cowens, R (1, 9) OBP: 0.314, SLG: 0.454	0-0 FC5-4		0-0 F7		0-0 5-3		0-0 FC6-4		0-0 1B		5	0	1	0	0	0	4
Steve Henderson, R (1, 10) OBP: 0.364, SLG: 0.441	0-3 K		0-0 2B 1B		0-0 5-3		0-0 6-3		0-0 F9		5	1	1	0	0	1	1
Dave Henderson, R (1, 8) OBP: 0.296, SLG: 0.433		0-0 E 1B SF8 1B	0-0 1B 2B		0-0 E6 FC4-6		0-0 FC6-4 1B		0-0 FC4-6 S WP 1B		3	1	2	2	0	0	0
Phil Bradley, R (6, PR) OBP: 0.363, SLG: 0.328											2	1	2	0	0	0	0
Barry Bonnell, R (1, 7) OBP: 0.307, SLG: 0.376		0-0 SF8 E CS 1B	0-0 F2		0-0 FC4-6		0-0 FC6-4		4-0 FC4-6 BB		4	1	1	0	1	0	3
Jim Presley, R (1, 5) OBP: 0.267, SLG: 0.381		0-0 E5		0-0 F3		0-0 F3		0-0 F3		0-0 FC4-6		3	0	0	0	0	0
Ken Phelps, L (8, PH) OBP: 0.398, SLG: 0.612											1	0	0	0	0	0	1
Domingo Ramos, R (9, 5) OBP: 0.247, SLG: 0.232		1-2 2-3									0	0	0	0	0	0	0
Larry Milbourne, S (10, PH) OBP: 0.322, SLG: 0.304											1	0	0	0	0	0	2
Bob Kearney, R (1, 2) OBP: 0.281, SLG: 0.374	0-3 K		0-0 5-3		0-0 5-3		0-0 5-3		0-0 5-3		5	0	0	0	0	1	4

Inning Stats	R: 1	H: 1	E: 0	LOB: 1	K: 2	S: 8	P: 12	R: 2	H: 2	E: 1	LOB: 0	K: 1	S: 7	P: 7	R: 2	H: 3	E: 0	LOB: 1	K: 0	S: 6	P: 6	R: 0	H: 0	E: 0	LOB: 0	K: 0	S: 3	P: 3	R: 0	H: 0	E: 1	LOB: 1	K: 0	S: 4	P: 4	R: 0	H: 0	E: 0	LOB: 2	K: 0	S: 3	P: 11	R: 0	H: 1	E: 0	LOB: 1	K: 0	S: 4	P: 4	R: 0	H: 1	E: 0	LOB: 2	K: 0	S: 3	P: 11	R: 1	H: 1	E: 0	LOB: 1	K: 0	S: 3	P: 7	1B: 8	SF: 1	2B: 1	SAC: 0	3B: 0	DP: 0	HR: 0	HBP: 0	WP: 1	PA: 46
--------------	------	------	------	--------	------	------	-------	------	------	------	--------	------	------	------	------	------	------	--------	------	------	------	------	------	------	--------	------	------	------	------	------	------	--------	------	------	------	------	------	------	--------	------	------	-------	------	------	------	--------	------	------	------	------	------	------	--------	------	------	-------	------	------	------	--------	------	------	------	-------	-------	-------	--------	-------	-------	-------	--------	-------	--------

PITCHER	IP	WLS	BF	H	R	ER	SO	BB	IBB	HBP	BLK	WP	HR	S	P	ERA	WHIP
Ed Hodge, L (1, 1) ERA: 4.3	5.1		24	6	5	2	3	1	0	0	0	0	0	29	33	3.38	1.312
Rick Lysander, R (6, 1) ERA: 2.25	2.1		10	1	0	0	0	1	1	0	0	0	0	8	16	0.00	0.857
Len Whitehouse, L (8, 1) ERA: 2.63	1.0	L	4	0	0	0	0	1	0	0	0	0	0	3	7	0.00	1.000
Ron Davis, R (9, 1) ERA: 4.91	1.0		7	2	1	1	0	1	1	0	0	1	0	4	12	9.00	3.000

Batter	1	2	3	4	5	6	7	8	9	AB R H RBI BB SO LOB	TOP			
Kirby Puckett, R OBP: 0.323, SLG: 0.331 (1, 8)	0-0 F9		0-0 4-3	0-0 1B E 1B	0-0 1B		0-0 1B SH2-4 1B	0-0 F9		6 2 3 1 0 0 0				
Darrell Brown, S OBP: 0.322, SLG: 0.368 (1, 10)	0-0 1B 1B		0-0 6-3	0-0 1B E 1B	0-0 F7		0-0 SH2-4 1B 2-3	0-0 G3		5 1 2 1 0 0 1				
Kent Hrbek, L OBP: 0.392, SLG: 0.526 (1, 3)	0-0 1B 1B		0-0 HR	0-0 1B E 1B		0-0 1B 1B	4-0 1B 1B 1B		0-0 4-3	5 2 3 1 1 0 0				
Tom Brunansky, R OBP: 0.319, SLG: 0.446 (1, 9)	0-3 K		4-0 BB	0-0 5-3		0-0 F7	0-0 1B 1B		0-0 1B	5 0 2 1 1 1 4				
Gary Gaetti, R OBP: 0.324, SLG: 0.363 (1, 5)	0-0 F8		0-3 K		0-0 HR 1B	0-0 F8	0-0 1B 1B		0-0 F8	6 1 2 1 0 1 5				
Tim Laudner, R OBP: 0.229, SLG: 0.396 (1, 2)		0-3 K		0-0 FC6 3B	0-0 HR	0-0 FC6-4 1B	0-0 1B 1B		0-0 4-3	6 2 4 3 0 1 1				
Dave Meier, R OBP: 0.318, SLG: 0.359 (1, 7)		0-0 2B		0-0 FC6 1B 1B	0-0 F7	0-0 FC6-4 1B	0-0 F6			5 1 1 1 0 0 4				
Tim Teufel, R OBP: 0.355, SLG: 0.419 (1, 4)		0-0 6-3		0-0 1-3	0-0 1B 2B		0-0 HR	0-0 HR		5 3 3 2 0 0 2				
Houston Jimenez, R OBP: 0.249, SLG: 0.255 (1, 6)		0-3 K		0-0 6-3	0-0 1-3		0-0 SH2-4 1B 1B	0-0 F3		5 1 1 0 0 1 3				
Inning Stats	R: 0 E: 0 K: 1 S: 7 H: 2 LOB: 2 BB: 0 P: 7	R: 0 E: 0 K: 2 S: 8 H: 1 LOB: 1 BB: 0 P: 8	R: 1 E: 0 K: 1 S: 6 H: 1 LOB: 1 BB: 1 P: 10	R: 4 E: 2 K: 0 S: 8 H: 3 LOB: 1 BB: 0 P: 8	R: 3 E: 0 K: 0 S: 7 H: 4 LOB: 1 BB: 0 P: 7	R: 0 E: 0 K: 0 S: 5 H: 2 LOB: 2 BB: 0 P: 5	R: 4 E: 0 K: 0 S: 8 H: 6 LOB: 2 BB: 1 P: 12	R: 1 E: 0 K: 0 S: 4 H: 1 LOB: 0 BB: 0 P: 4	R: 0 E: 0 K: 0 S: 4 H: 1 LOB: 1 BB: 0 P: 4	1B: 14 2B: 2 3B: 1 HR: 4 SF: 0 SAC: 1 DP: 0 HBP: 0	WP: 0 PB: 0 SB: 0 CS: 0 PA: 51			
PITCHER	IP WLS BF H R ER SO BB IBB HBP BLK WP HR S P ERA WHIP												PITCHER	IP WLS BF H R ER SO BB IBB HBP BLK WP HR S P ERA WHIP
Ed Vande Berg, L ERA: 4.82 (1, 1)	4.1 L 26 10 8 6 4 1 0 0 0 0 0 2 33 37 12.46 2.538													
Paul Mirabella, L ERA: 4.22 (5, 1)	1.2 11 6 3 3 0 0 0 0 0 0 0 1 11 11 16.20 3.600													
Dave Beard, R ERA: 4.48 (7, 1)	3.0 14 5 2 2 0 0 0 1 0 0 0 1 13 17 6.00 1.667													

Minnesota Twins @ Seattle Mariners
The Kingdome, Seattle, WA
Fri Aug 10 1984, 10:05 PM EDT
Att. 7,683 - Unknown

livebaseballscores.com

AB	48
R	13
H	21
RBI	11
BB	2
SO	4
LOB	20



BOTTOM

Minnesota Twins @ Seattle Mariners
The Kingdome, Seattle, WA
Fri Aug 10 1984, 10:05 PM EDT
Att. 7,683 - Unknown

livebaseballscorecards.com

AB 39
R 7
H 11
RBI 7
BB 2
SO 3
LOB 16



WP: 0 PA: 41
PB: 0
SB: 0
CS: 0

AB R H RBI BB SO LOB

5 0 1 0 0 0 2

5 1 2 0 0 0 1

4 1 1 3 1 0 1

4 0 1 0 0 0 1

1 0 0 0 0 1 1

5 0 1 0 0 0 1

4 2 2 1 0 0 3

3 1 0 0 1 1 4

4 1 1 0 0 1 2

4 1 2 3 0 0 0

0 0 0 0 0 0 0

1B: 6 SF: 0
2B: 3 SAC: 0
3B: 0 DP: 0
HR: 2 HBP: 0

Batter	1	2	3	4	5	6	7	8	9
Jack Perconte, L OBP: 0.365, SLG: 0.348 (1, 4)	0-0 F7		0-0 4-3		0-0 F7	0-0 E9 1B		0-0 4-3	
Larry Milbourne, S OBP: 0.324, SLG: 0.313 (1, 6)	0-0 4-3		0-0 4-3		0-0 HR 1B	0-0 4-3		0-0 6-3 2B	
Alvin Davis, L OBP: 0.394, SLG: 0.509 (1, 3)	4-0 BB			0-0 F9	0-0 HR		0-0 F9	0-0 6-3	
Ken Phelps, L OBP: 0.396, SLG: 0.604 Barry Bonnell, R OBP: 0.306, SLG: 0.375 (1, 10) (9, PH)	0-0 6-3		0-0 3-1	0-0 FC3-2 1B	0-0 FC3-2 1B		0-0 F7	0-3 K	
Al Cowens, R OBP: 0.313, SLG: 0.451 (1, 9)		0-0 E6 5-3		0-0 F8	0-0 FC3-2 1B		0-0 4-3	0-0 5-3	
Steve Henderson, R OBP: 0.367, SLG: 0.458 (1, 7)		0-0 5-3			HR	FC3-2 FC6-4		0-0 5-3 4-3 1B 1B	
Ivan Calderon, R (1, 8)		0-3 K			BB	FC6-4		0-0 4-3	
Jim Presley, R OBP: 0.267, SLG: 0.385 (1, 5)		0-0 F9			1-3 2B 2B	0-3 K		0-0 5-3	
Bob Kearney, R OBP: 0.284, SLG: 0.379 Orlando Mercado, R OBP: 0.246, SLG: 0.255 (1, 2) (9, 2)			0-0 F3		0-0 HR 2B	0-0 6-3		0-0 1B	

Inning Stats	R: 0	H: 0	E: 0	K: 3	S: 3	LOB: 1	BB: 1	P: 7	R: 0	H: 0	E: 1	K: 1	S: 6	LOB: 1	BB: 0	P: 6	R: 0	H: 0	E: 0	K: 0	S: 3	LOB: 0	BB: 0	P: 3	R: 6	H: 7	E: 0	K: 10	S: 10	LOB: 2	BB: 1	P: 14	R: 0	H: 1	E: 1	K: 1	S: 6	LOB: 1	BB: 0	P: 6	R: 0	H: 0	E: 0	K: 0	S: 3	LOB: 0	BB: 0	P: 3	R: 1	H: 2	E: 0	K: 0	S: 5	LOB: 1	BB: 0	P: 5	R: 0	H: 1	E: 0	K: 1	S: 6	LOB: 1	BB: 0	P: 6	1B: 6	SF: 0	2B: 3	SAC: 0	3B: 0	DP: 0	HR: 2	HBP: 0	WP: 0	PA: 41
--------------	------	------	------	------	------	--------	-------	------	------	------	------	------	------	--------	-------	------	------	------	------	------	------	--------	-------	------	------	------	------	-------	-------	--------	-------	-------	------	------	------	------	------	--------	-------	------	------	------	------	------	------	--------	-------	------	------	------	------	------	------	--------	-------	------	------	------	------	------	------	--------	-------	------	-------	-------	-------	--------	-------	-------	-------	--------	-------	--------

PITCHER	IP	WLS	BF	H	R	ER	SO	BB	IBB	HBP	BLK	WP	HR	S	P	ERA	WHIP
Ken Schrom, R ERA: 3.54 (1, 1)	4.1		21	5	6	6	1	2	0	0	0	0	2	21	29	12.46	1.615
Pete Filson, L ERA: 3.99 (5, 1)	0.0		2	2	0	0	0	0	0	0	0	0	0	2	2	∞	∞
Rick Lysander, R ERA: 2.27 (5, 1)	3.2	W	14	3	1	1	1	0	0	0	0	0	0	16	16	2.46	0.818
Len Whitehouse, L ERA: 2.54 (9, 1)	1.0		4	1	0	0	1	0	0	0	0	0	0	6	6	0.00	1.000

BOTTOM

Minnesota Twins @ Seattle Mariners
 The Kingdome, Seattle, WA
 Sat Aug 11 1984, 10:05 PM EDT
 Att. 9,528 - Unknown

livebaseballscorecards.com

AB 40
R 5
H 13
RBI 5
BB 1
SO 7
LOB 14



WP: 0 PA: 41
 PB: 0
 SB: 0
 CS: 0

AB R H RBI BB SO LOB

5 1 1 0 0 0 1

5 2 1 0 0 1 1

4 2 3 2 1 0 0

4 0 2 1 0 1 0

5 0 2 1 0 1 4

4 0 1 0 0 1 2

3 0 0 0 0 1 2

4 0 1 0 0 1 1

0 0 0 0 0 0 0

1B: 9 SF: 0
 2B: 3 SAC: 0
 3B: 0 DP: 1
 HR: 1 HBP: 0

Batter	1	2	3	4	5	6	7	8	9	10
Jack Perconte, L (1, 4) OBP: 0.363, SLG: 0.349	0-0 6-3		0-0 HR 2B		0-0 F8			0-0 6-3	0-0 4-3	
Spike Owen, S (1, 6) OBP: 0.336, SLG: 0.369	0-0 F5		0-3 K		0-0 6-3			0-0 E6 1B 1B		0-0 BB 1B 1B
Alvin Davis, L (1, 3) OBP: 0.398, SLG: 0.519	0-0 1B 1B		0-0 2-H HR			0-0 4-3		0-0 1-3 2B 1B		4-0 1-2 1B BB
Ken Phelps, L (1, 10) OBP: 0.398, SLG: 0.602 Barry Bonnell, R (10, PH) OBP: 0.305, SLG: 0.373	0-0 1-3 1B		0-3 K			0-0 4-3		0-0 1-2 2B 1B		0-0 F2
Al Cowens, R (1, 9) OBP: 0.314, SLG: 0.453	0-3 K			0-0 F9 2B		0-0 F7		0-0 F9		0-0 1-2 2-H 1B
Steve Henderson, R (1, 7) OBP: 0.369, SLG: 0.464 Phil Bradley, R (9, 7) OBP: 0.363, SLG: 0.328		0-0 G1-6-3 1B		0-0 F9			0-3 K	0-0 1-H 2-H 2B		
Ivan Calderon, R (1, 8) OBP: 0.250, SLG: 0.143		0-0 G1-6-3 1-2f		0-0 G3			0-0 FC4 1B		0-3 K	
Larry Milbourne, S (1, 5) OBP: 0.318, SLG: 0.307 Domingo Ramos, R (8, 5) OBP: 0.243, SLG: 0.229		0-0 F8		0-3 K			0-0 FC4 1-2f		0-0 4-3	
Orlando Mercado, R (1, 2) OBP: 0.246, SLG: 0.254 Bob Kearney, R (9, PR) OBP: 0.284, SLG: 0.379 (10, 2)			0-0 F7		0-3 K		0-0 F4		0-0 1B	

Inning Stats	R: 0	H: 2	E: 0	LOB: 2	K: 1	S: 7	P: 7	R: 0	H: 1	E: 0	LOB: 0	K: 0	S: 3	P: 3	R: 2	H: 2	E: 0	LOB: 0	K: 2	S: 9	P: 9	R: 0	H: 1	E: 0	LOB: 0	K: 1	S: 6	P: 6	R: 0	H: 0	E: 0	LOB: 0	K: 0	S: 3	P: 3	R: 0	H: 1	E: 0	LOB: 1	K: 1	S: 6	P: 6	R: 2	H: 3	E: 1	LOB: 2	K: 0	S: 6	P: 6	R: 0	H: 1	E: 0	LOB: 1	K: 1	S: 6	P: 6	R: 1	H: 2	E: 0	LOB: 2	K: 0	S: 3	P: 7
--------------	------	------	------	--------	------	------	------	------	------	------	--------	------	------	------	------	------	------	--------	------	------	------	------	------	------	--------	------	------	------	------	------	------	--------	------	------	------	------	------	------	--------	------	------	------	------	------	------	--------	------	------	------	------	------	------	--------	------	------	------	------	------	------	--------	------	------	------

PITCHER	IP	WLS	BF	H	R	ER	SO	BB	IBB	HBP	BLK	WP	HR	S	P	ERA	WHIP
Mike Smithson, R (1, 1) ERA: 3.6	7.1		29	7	3	3	6	0	0	0	0	0	1	41	41	3.68	0.955
Len Whitehouse, L (8, 1) ERA: 2.86	0.0		2	2	0	0	0	0	0	0	0	0	0	2	2	∞	∞
Ron Davis, R (8, 1) ERA: 4.78	1.2		6	2	1	0	1	0	0	0	0	0	0	8	8	0.00	1.200
Pete Filson, L (10, 1) ERA: 4.08	0.1	L	3	1	1	1	0	1	0	0	0	0	0	2	6	27.00	6.000
Mike Walters, R (10, 1) ERA: 3.71	0.0		1	1	0	0	0	0	0	0	0	0	0	1	1	∞	∞

Batter	1	2	3	4	5	6	7	8	9	AB R H RBI BB SO LOB	TOP
Kirby Puckett, R OBP: 0.320, SLG: 0.328 (1, 8) X	0-0 6-3		0-0 6-3		0-0 1B		0-3 K		0-3 K	5 0 1 0 0 2 0	
Andre David, L OBP: 0.429, SLG: 0.517 (1, 7) X	0-0 E9 G3 2B		0-0 1B		0-0 F5		0-0 2B		0-0 1B	5 1 4 0 0 0 1	
Kent Hrbek, L OBP: 0.388, SLG: 0.516 (1, 3) X	0-0 G3 3-H		0-3 K		0-0 4-3		4-0 IBB		0-3 K	4 0 0 1 1 2 3	
Randy Bush, L OBP: 0.309, SLG: 0.424 (1, 10) X	0-0 F8		0-3 K2-3			0-3 K		0-0 F8		4 0 0 0 0 2 3	
Tom Brunansky, R OBP: 0.328, SLG: 0.468 (1, 9) X		0-0 F8		4-0 BB		0-0 2B		0-0 1B		3 1 2 0 1 0 0	
Gary Gaetti, R OBP: 0.327, SLG: 0.368 (1, 5) X		4-0 4-3 1B BB		0-3 K		0-0 2B 2-H		0-0 F8		3 1 1 1 1 1 2	
Tim Teufel, R OBP: 0.353, SLG: 0.423 (1, 4) X		0-0 4-3 1-2		0-3 K		0-0 F5		0-0 F2		4 0 0 0 0 1 4	
Tim Laudner, R OBP: 0.230, SLG: 0.383 (1, 2) X		0-0 FC5-4 2-H 1B		0-3 K		0-0 1-3		0-3 K		4 0 1 1 0 2 3	
Houston Jimenez, R OBP: 0.243, SLG: 0.249 (1, 6) X		0-0 FC5-4 1-2			0-0 6-3		0-0 5-3		0-0 F9	4 0 0 0 0 0 1	
Inning Stats	R: 1 E: 1 K: 0 S: 4 H: 1 LOB: 0 BB: 0 P: 4	R: 1 E: 0 K: 0 S: 4 H: 1 LOB: 1 BB: 1 P: 8	R: 0 E: 0 K: 2 S: 8 H: 1 LOB: 1 BB: 0 P: 8	R: 0 E: 0 K: 3 S: 9 H: 0 LOB: 1 BB: 1 P: 13	R: 0 E: 0 K: 1 S: 4 H: 1 LOB: 1 BB: 0 P: 4	R: 1 E: 0 K: 1 S: 7 H: 2 LOB: 1 BB: 0 P: 7	R: 0 E: 0 K: 1 S: 6 H: 1 LOB: 2 BB: 1 P: 10	R: 0 E: 0 K: 1 S: 6 H: 1 LOB: 1 BB: 0 P: 6	R: 0 E: 0 K: 2 S: 8 H: 1 LOB: 1 BB: 0 P: 8	1B: 5 2B: 4 3B: 0 HR: 0 SF: 0 SAC: 0 DP: 0 HBP: 0	WP: 0 PB: 0 SB: 0 CS: 0 PA: 39
PITCHER Mike Moore, R (1, 1) ERA: 4.86	IP 9.0 WLS L BF 39 H 9 R 3 ER 2 SO 10 BB 2 IBB 1 HBP 0 BLK 0 WP 0 HR 0 S 56 P 68 ERA 2.00 WHIP 1.222	PITCHER IP WLS BF H R ER SO BB IBB HBP BLK WP HR S P ERA WHIP									

Minnesota Twins @ Seattle Mariners
The Kingdome, Seattle, WA
Sun Aug 12 1984, 6:33 AM EDT
Att. 8,564 - Unknown

livebaseballscorecards.com

AB	36
R	3
H	9
RBI	3
BB	3
SO	10
LOB	17



Batter	1	2	3	4	5	6	7	8	9	AB	R	H	RBI	BB	SO	LOB
--------	---	---	---	---	---	---	---	---	---	----	---	---	-----	----	----	-----

Jack Perconte, L (1, 4) <small>OBP: 0.366, SLG: 0.352</small>										4	0	3	0	0	0	0
Spike Owen, S (1, 6) <small>OBP: 0.333, SLG: 0.366</small>										4	0	0	0	0	0	4
Alvin Davis, L (1, 3) <small>OBP: 0.399, SLG: 0.520</small>										3	0	1	0	0	2	2
Al Cowens, R (1, 9) <small>OBP: 0.311, SLG: 0.448</small>										4	0	0	0	0	1	2
Steve Henderson, R (1, 10) <small>OBP: 0.367, SLG: 0.460</small>										4	0	1	0	0	0	1
Barry Bonnell, R (1, 7) <small>OBP: 0.304, SLG: 0.370</small>										3	0	0	0	1	0	1
Ivan Calderon, R (1, 8) <small>OBP: 0.182, SLG: 0.100</small>										3	0	0	0	0	0	3
Jim Presley, R (1, 5) <small>OBP: 0.261, SLG: 0.376</small>										3	0	0	0	0	1	0
Bob Kearney, R (1, 2) <small>OBP: 0.284, SLG: 0.378</small>										3	0	1	0	0	0	0

Inning Stats	R: 0	H: 2	R: 0	H: 1	R: 0	H: 0	R: 0	H: 0	R: 0	H: 0	R: 0	H: 1	R: 0	H: 2	R: 0	H: 0	R: 0	H: 0	R: 0	H: 0	R: 0	H: 2	R: 0	H: 0	1B: 5	SF: 0	WP: 0	PA: 33
	E: 0	LOB: 1	E: 0	LOB: 0	E: 0	LOB: 0	E: 0	LOB: 0	E: 0	LOB: 0	E: 0	LOB: 1	E: 0	LOB: 2	E: 0	LOB: 0	E: 0	LOB: 0	E: 0	LOB: 0	E: 0	LOB: 2	E: 0	LOB: 0	2B: 1	SAC: 0	PB: 0	
	K: 0	BB: 0	K: 0	BB: 0	K: 0	BB: 0	K: 1	BB: 0	K: 0	BB: 0	K: 0	BB: 0	K: 0	BB: 1	K: 1	BB: 0	K: 1	BB: 0	K: 1	BB: 0	K: 1	BB: 0	K: 1	BB: 0	3B: 0	DP: 1	SB: 0	
	S: 4	P: 4	S: 3	P: 3	S: 3	P: 3	S: 5	P: 5	S: 3	P: 3	S: 6	P: 6	S: 3	P: 8	S: 7	P: 7	S: 5	P: 5	S: 5	P: 5	S: 5	P: 7	S: 5	P: 5	HR: 0	HBP: 1	CS: 1	

PITCHER	IP	WLS	BF	H	R	ER	SO	BB	IBB	HBP	BLK	WP	HR	S	P	ERA	WHIP
Frank Viola, L (1, 1) <small>ERA: 2.92</small>	9.0	W	33	6	0	0	4	1	0	1	0	0	0	39	44	0.00	0.778

BOTTOM

Minnesota Twins @ Seattle Mariners
 The Kingdome, Seattle, WA
 Sun Aug 12 1984, 6:33 AM EDT
 Att. 8,564 - Unknown

AB	31
R	0
H	6
RBI	0
BB	1
SO	4
LOB	13



WP	PA	ERA	WHIP
0	33		

Batter	1	2	3	4	5	6	7	8	9	AB R H RBI BB SO LOB	TOP											
Jack Perconte, L (1, 4) OBP: 0.365, SLG: 0.351	0-0 G6-4-3 1B		0-0 4-3			0-0 F9		0-0 4-3		4 0 1 0 0 0 0												
Spike Owen, S (1, 6) OBP: 0.330, SLG: 0.362	0-0 G6-4-3 1-2f				0-0 F8	0-0 F3		0-0 4-3		4 0 0 0 0 0 1												
Alvin Davis, L (1, 3) OBP: 0.400, SLG: 0.522	0-0 1B				0-0 2B	0-3 K		0-0 G3		4 0 2 0 0 1 0												
Al Cowens, R (1, 9) OBP: 0.310, SLG: 0.449	0-3 K				0-3 K		0-0 E 2B	0-0 F3		4 1 1 0 0 2 2												
Steve Henderson, R (1, 10) OBP: 0.362, SLG: 0.453		0-3 K			0-3 K		0-0 F8 2-H			3 0 0 0 0 2 1												
Barry Bonnell, R (1, 7) OBP: 0.301, SLG: 0.366		0-3 K			0-3 K		0-3 K			3 0 0 0 0 3 0												
Phil Bradley, R (7, 7) OBP: 0.363, SLG: 0.328										0 0 0 0 0 0 0												
Ivan Calderon, R (1, 8) OBP: 0.214, SLG: 0.385		0-0 F4			0-0 HR		0-0 F9			3 1 1 1 0 0 0												
Jim Presley, R (1, 5) OBP: 0.235, SLG: 0.368			0-0 F3		0-0 F4			0-3 K		3 0 0 0 0 1 0												
Domingo Ramos, R (8, 5) OBP: 0.243, SLG: 0.229										0 0 0 0 0 0 0												
Bob Kearney, R (1, 2) OBP: 0.282, SLG: 0.375			0-0 F9		0-0 F6			0-0 F8		3 0 0 0 0 0 0												
Inning Stats	R: 0 E: 0 K: 1 S: 6	H: 2 LOB: 1 BB: 0 P: 6	R: 0 E: 0 K: 2 S: 7	H: 0 LOB: 0 BB: 0 P: 7	R: 0 E: 0 K: 0 S: 3	H: 0 LOB: 0 BB: 0 P: 3	R: 0 E: 0 K: 2 S: 8	H: 1 LOB: 1 BB: 0 P: 8	R: 1 E: 0 K: 1 S: 6	H: 1 LOB: 0 BB: 0 P: 6	R: 0 E: 0 K: 1 S: 5	H: 0 LOB: 0 BB: 0 P: 5	R: 1 E: 1 K: 1 S: 6	H: 1 LOB: 0 BB: 0 P: 6	R: 0 E: 0 K: 1 S: 5	H: 0 LOB: 0 BB: 0 P: 5	R: 0 E: 0 K: 0 S: 3	H: 0 LOB: 0 BB: 0 P: 3	1B: 2 2B: 2 3B: 0 HR: 1	SF: 0 SAC: 0 DP: 1 HBP: 0	WP: 0 PB: 0 SB: 0 CS: 0	PA: 31
PITCHER Dennis Rasmussen, L (1, 1) ERA: 4.41	IP: 9.0 WLS: L BF: 31 H: 5 R: 2 ER: 1 SO: 9 BB: 0 IBB: 0 HBP: 0 BLK: 0 WP: 0 HR: 1 S: 49 P: 49 ERA: 1.00 WHIP: 0.556																					

Seattle Mariners @ New York Yankees
 Yankee Stadium, Bronx, NY
 Tue Aug 14 1984, 7:05 PM EDT
 Att: 20,489 - Unknown

livebaseballscorecards.com

AB	31
R	2
H	5
RBI	1
BB	0
SO	9
LOB	4



Batter	1	2	3	4	5	6	7	8	9	AB	R	H	RBI	BB	SO	LOB	BOTTOM					
Willie Randolph, R <small>(1, 4)</small> OBP: 0.381, SLG: 0.366										3	1	1	0	1	0	0						
Bobby Meacham, S <small>(1, 6)</small> OBP: 0.323, SLG: 0.351										2	0	1	1	0	1	0						
Dave Winfield, R <small>(1, 9)</small> OBP: 0.361, SLG: 0.514										3	0	0	0	1	1	2						
Don Baylor, R <small>(1, 10)</small> OBP: 0.324, SLG: 0.492										3	0	0	0	1	1	2						
Toby Harrah, R <small>(1, 5)</small> OBP: 0.324, SLG: 0.294										3	0	1	0	1	0	5						
Don Mattingly, L <small>(1, 3)</small> OBP: 0.376, SLG: 0.527										4	0	0	0	0	0	2						
Brian Dayett, R <small>(1, 7)</small> OBP: 0.286, SLG: 0.422										3	0	1	0	1	0	0						
Omar Moreno, L <small>(9, PR)</small> OBP: 0.289, SLG: 0.374										0	0	0	0	0	0	0						
Victor Mata, R <small>(1, 8)</small> OBP: 0.317, SLG: 0.425										4	0	2	0	0	1	1						
Rick Cerone, R <small>(1, 2)</small> OBP: 0.235, SLG: 0.268										4	0	0	0	0	1	4						
Inning Stats	R: 0 E: 0 K: 0 S: 4	H: 1 LOB: 2 BB: 1 P: 8	R: 0 E: 0 K: 1 S: 6	H: 1 LOB: 1 BB: 0 P: 6	R: 1 E: 0 K: 0 S: 4	H: 1 LOB: 0 BB: 0 P: 4	R: 0 E: 0 K: 0 S: 5	H: 3 LOB: 2 BB: 0 P: 5	R: 0 E: 1 K: 0 S: 3	H: 0 LOB: 2 BB: 2 P: 11	R: 0 E: 0 K: 1 S: 5	H: 0 LOB: 0 BB: 0 P: 5	R: 0 E: 0 K: 1 S: 5	H: 0 LOB: 0 BB: 0 P: 5	R: 0 E: 0 K: 2 S: 7	H: 0 LOB: 1 BB: 1 P: 11	R: 0 E: 0 K: 0 S: 2	H: 0 LOB: 1 BB: 1 P: 6	1B: 5 2B: 1 3B: 1 HR: 0	SF: 1 SAC: 1 DP: 3 HBP: 0	WP: 0 PB: 1 SB: 1 CS: 0	PA: 36
PITCHER Mark Langston, L <small>(1, 1)</small> ERA: 3.41	IP: 8.0 WLS: W BF: 34	H: 6 R: 1 ER: 1 SO: 5	BB: 4 IBB: 1 HBP: 0 BLK: 0	WP: 0 HR: 0 S: 39 P: 59	ERA: 1.12 WHIP: 1.250																	
Ed Vande Berg, L <small>(9, 1)</small> ERA: 4.78	IP: 1.0 WLS: S BF: 2	H: 0 R: 0 ER: 0 SO: 0	BB: 0 IBB: 0 HBP: 0 BLK: 0	WP: 0 HR: 0 S: 2 P: 2	ERA: 0.00 WHIP: 0.000																	

Seattle Mariners @ New York Yankees
 Yankee Stadium, Bronx, NY
 Tue Aug 14 1984, 7:05 PM EDT
 Att. 20,489 - Unknown

livebaseballscorecards.com

AB 29
R 1
H 6
RBI 1
BB 5
SO 5
LOB 16



Batter	1	2	3	4	5	6	7	8	9	AB R H RBI BB SO LOB	TOP	
Jack Perconte, L (1, 4) OBP: 0.366, SLG: 0.349	0-3 K	4-0 BB		0-0 L1		4-0 1B BB			0-0 E4 SH1-3	3 0 0 0 2 1 0		
Spike Owen, S (1, 6) OBP: 0.330, SLG: 0.361	0-0 F7	0-3 K			0-0 F7	0-0 1B			0-0 SH1-3	4 0 1 1 0 1 2		
Alvin Davis, L (1, 3) OBP: 0.402, SLG: 0.522	0-0 1B BB		0-0 4-3		0-0 1B BB	0-0 F9			4-0 BB	4 1 2 0 1 0 2		
Ken Phelps, L (1, 10) OBP: 0.399, SLG: 0.596 Steve Henderson, R (9, PH) OBP: 0.361, SLG: 0.450	4-0 1B BB		0-0 G3		4-0 1B BB		0-0 F5		0-3 K	2 0 0 0 2 0 0 1 0 0 0 0 1 2		
Al Cowens, R (1, 9) OBP: 0.311, SLG: 0.448	0-0 1B		0-0 1B		0-3 K		0-0 1-3		0-0 4-3	5 0 2 1 0 1 4		
Ivan Calderon, R (1, 8) OBP: 0.222, SLG: 0.353	0-0 F9		0-0 1B		0-3 K		0-0 4-3			4 0 1 0 0 1 4		
Larry Milbourne, S (1, 5) OBP: 0.311, SLG: 0.300		0-0 2-3	0-0 F6			0-0 F7		0-0 F7		4 0 0 0 0 0 2		
Bob Kearney, R (1, 2) OBP: 0.279, SLG: 0.372 Orlando Mercado, R (6, 2) OBP: 0.242, SLG: 0.250		0-3 K		0-0 B5-3		0-3 K		0-0 F7		3 0 0 0 0 2 0 1 0 0 0 0 0 0		
Phil Bradley, R (1, 7) OBP: 0.366, SLG: 0.328		0-0 1B S	0-0 F9		0-0 1B BB S		0-3 K			3 1 1 0 1 1 0		
Inning Stats	R: 1 E: 0 K: 1 S: 7 H: 2 LOB: 2 BB: 1 P: 11	R: 0 E: 0 K: 2 S: 8 H: 1 LOB: 2 BB: 1 P: 12	R: 0 E: 0 K: 0 S: 5 H: 2 LOB: 2 BB: 0 P: 5	R: 0 E: 0 K: 0 S: 3 H: 0 LOB: 0 BB: 0 P: 3	R: 0 E: 0 K: 2 S: 8 H: 1 LOB: 2 BB: 1 P: 12	R: 1 E: 0 K: 1 S: 6 H: 1 LOB: 2 BB: 2 P: 14	R: 0 E: 0 K: 0 S: 3 H: 0 LOB: 0 BB: 0 P: 3	R: 0 E: 0 K: 1 S: 5 H: 0 LOB: 0 BB: 0 P: 5	R: 0 E: 1 K: 1 S: 6 H: 0 LOB: 2 BB: 1 P: 10	1B: 7 2B: 0 3B: 0 HR: 0 SF: 0 SAC: 1 DP: 0 HBP: 0	WP: 0 PB: 0 SB: 2 CS: 0 PA: 41	
PITCHER	IP WLS BF H R ER SO BB IBB HBP BLK WP HR S P ERA WHIP											
Joe Cowley, R (1, 1) ERA: 2.7	5.2 W 29 7 2 2 6 5 0 0 0 0 0 0 36 56 3.18 2.118											
Jay Howell, R (6, 1) ERA: 2.34	2.2 9 0 0 0 1 0 0 0 0 0 0 0 11 11 0.00 0.000											
Dave Righetti, L (9, 1) ERA: 1.93	0.2 S 3 0 0 0 1 1 0 0 0 0 0 0 4 8 0.00 1.500											

Seattle Mariners @ New York Yankees
 Yankee Stadium, Bronx, NY
 Wed Aug 15 1984, 3:33 AM EDT
 Att: 20,189 - Unknown

livebaseballscorecards.com

AB	34
R	2
H	7
RBI	2
BB	6
SO	8
LOB	16



Batter	1	2	3	4	5	6	7	8	9	AB	R	H	RBI	BB	SO	LOB
Willie Randolph, R OBP: 0.380, SLG: 0.365 (1, 4)	0-3 K ①		0-0 3-1 ②		0-0 L4 ③			0-0 1B 1B		4	0	1	0	0	1	0
Bobby Meacham, S OBP: 0.326, SLG: 0.354 (1, 6)	0-0 2B 1B		0-0 F8 ③			0-0 F9 ①		0-0 1B 1-2 1B		4	1	2	0	0	0	0
Don Mattingly, L OBP: 0.380, SLG: 0.529 (1, 3)	0-0 FC5-2 1-H 2B			0-0 PB 1B 1B		0-3 K ②		0-0 F9 ②		4	1	2	1	0	1	2
Dave Winfield, R OBP: 0.379, SLG: 0.511 (1, 9)	0-0 FC5-2 ②			0-0 1B 1-H 1B		0-0 F8 ③		0-0 F2 ③		4	1	1	1	0	0	3
Steve Kemp, L OBP: 0.393, SLG: 0.435 (1, 10)	0-0 F9 3-H ③			0-0 F2 ①			0-0 F7 ①			3	0	0	0	0	0	2
Ken Griffey, L OBP: 0.311, SLG: 0.337 (1, 7)		0-0 5-3 ①		0-0 G6-3 2-H 1B		0-0 4-3 ②				3	0	1	1	0	0	0
Butch Wynegar, S OBP: 0.346, SLG: 0.340 (1, 2)		0-0 CS 1B		0-0 G6-3 1-2f ② ③		4-0 BB BB BB BB				2	0	1	0	1	0	1
Mike Pagliarulo, L OBP: 0.295, SLG: 0.478 (1, 5)		0-3 K 1-2 ② ③			0-0 F7 ①		0-3 K ③			3	0	0	0	0	2	2
Omar Moreno, L OBP: 0.286, SLG: 0.370 (1, 8)			0-0 4-3 ①		0-0 4-3 ②			0-0 4-3 ①		3	0	0	0	0	0	0

Inning Stats	R: 1 E: 0 K: 1 S: 7	H: 2 LOB: 1 BB: 0 P: 7	R: 0 E: 0 K: 1 S: 5	H: 1 LOB: 1 BB: 0 P: 5	R: 0 E: 0 K: 0 S: 3	H: 0 LOB: 0 BB: 0 P: 3	R: 2 E: 0 K: 0 S: 5	H: 3 LOB: 0 BB: 0 P: 5	R: 0 E: 0 K: 0 S: 3	H: 0 LOB: 0 BB: 0 P: 3	R: 0 E: 0 K: 1 S: 5	H: 0 LOB: 1 BB: 1 P: 9	R: 0 E: 0 K: 0 S: 5	H: 2 LOB: 2 BB: 0 P: 5	1B: 7 2B: 2 3B: 0 HR: 0	SF: 0 SAC: 0 DP: 2 HBP: 0	
PITCHER Jim Beattie, R ERA: 3.61 (1, 1)	IP 8.0	WLS L	BF 31	H 8	R 3	ER 2	SO 4	BB 1	IBB 0	HBP 0	BLK 0	WP 0	HR 0	S 38	P 42	ERA 2.25	WHIP 1.125
PITCHER	IP	WLS	BF	H	R	ER	SO	BB	IBB	HBP	BLK	WP	HR	S	P	ERA	WHIP

BOTTOM

Seattle Mariners @ New York Yankees
 Yankee Stadium, Bronx, NY
 Wed Aug 15 1984, 3:33 AM EDT
 Att. 20,189 - Unknown

livebaseballscorecards.com

AB	30
R	3
H	8
RBI	3
BB	1
SO	4
LOB	10



WP: 0	PA: 31
PB: 1	SB: 0
CS: 1	

Batter	1	2	3	4	5	6	7	8	9	AB R H RBI BB SO LOB	TOP	
Jack Perconte, L (1, 4) OBP: 0.363, SLG: 0.346	0-0 F8	0-0 F7			0-0 F7			0-0 5-3		4 0 0 0 0 0 1		
Spike Owen, S (1, 6) OBP: 0.327, SLG: 0.358	0-3 K		0-0 3-1			0-0 G3		0-0 F9		4 0 0 0 0 1 0		
Alvin Davis, L (1, 3) OBP: 0.399, SLG: 0.517	0-0 4-3		0-0 F3			0-0 4-3			0-3 K	4 0 0 0 0 1 0		
Ken Phelps, L (1, 10) OBP: 0.405, SLG: 0.627		4-0 BB 1B 3B BB	0-0 4-3			0-0 HR			0-0 HR	3 3 2 2 1 0 0		
Al Cowens, R (1, 9) OBP: 0.311, SLG: 0.446		0-0 BB 1B 3B		0-0 1-3		0-0 1-3			0-0 5-3	4 1 1 0 0 0 0		
Steve Henderson, R (1, 7) OBP: 0.361, SLG: 0.446		4-0 BB 1B 3B		0-0 F7			0-0 5-3		0-0 G1	2 1 0 0 1 0 0		
Barry Bonnell, R (7, 7) OBP: 0.301, SLG: 0.365		1-2 BB 3B								1 0 0 0 0 0 0		
Larry Milbourne, S (1, 5) OBP: 0.312, SLG: 0.312		0-0 3B		0-0 4-3			0-0 1-3			3 0 1 3 0 0 0		
Domingo Ramos, R (9, 5) OBP: 0.243, SLG: 0.229		1-H 2-H 3-H 3B								0 0 0 0 0 0 0		
Phil Bradley, R (1, 8) OBP: 0.361, SLG: 0.323		0-3 K		0-3 K			0-3 K			3 0 0 0 0 3 1		
Orlando Mercado, R (1, 2) OBP: 0.231, SLG: 0.238		0-0 F7			0-0 F6			0-0 F8		3 0 0 0 0 0 1		
Inning Stats	R: 0 H: 0 E: 0 LOB: 0 K: 1 BB: 0 S: 5 P: 5	R: 3 H: 2 E: 0 LOB: 1 K: 1 BB: 2 S: 7 P: 15	R: 0 H: 0 E: 0 LOB: 0 K: 0 BB: 0 S: 3 P: 3	R: 0 H: 0 E: 0 LOB: 0 K: 0 BB: 0 S: 3 P: 3	R: 0 H: 0 E: 0 LOB: 0 K: 1 BB: 0 S: 5 P: 5	R: 1 H: 1 E: 0 LOB: 0 K: 0 BB: 0 S: 4 P: 4	R: 0 H: 0 E: 0 LOB: 0 K: 1 BB: 0 S: 5 P: 5	R: 0 H: 0 E: 0 LOB: 0 K: 0 BB: 0 S: 3 P: 3	R: 1 H: 1 E: 0 LOB: 0 K: 1 BB: 0 S: 6 P: 6	1B: 1 SF: 0 2B: 0 SAC: 0 3B: 1 DP: 0 HR: 2 HBP: 0	WP: 0 PA: 33 PB: 0 SB: 0 CS: 0	
PITCHER Phil Niekro, R (1, 1) ERA: 2.86	IP WLS BF H R ER SO BB IBB HBP BLK WP HR S P ERA WHIP	9.0 L 33 4 5 5 5 2 0 0 0 0 2 41 49 5.00 0.667										

Seattle Mariners @ New York Yankees
 Yankee Stadium, Bronx, NY
 Thu Aug 16 1984, 7:05 PM EDT
 Att: 14,055 - Unknown

AB	31
R	5
H	4
RBI	5
BB	2
SO	5
LOB	3



Batter	1	2	3	4	5	6	7	8	9	AB R H RBI BB SO LOB
Willie Randolph, R (1, 4) OBP: 0.380, SLG: 0.366	0-0 6-3		0-3 K			0-0 F8		0-0 WP BB 1B	0-0 1B	5 0 2 0 0 1 1
Bobby Meacham, S (1, 6) OBP: 0.323, SLG: 0.347	0-0 4-3			0-0 B1-3		0-0 6-3		4-0 WP BB 1B	0-0 F8	4 0 0 1 1 0 3
Don Mattingly, L (1, 3) OBP: 0.379, SLG: 0.527	0-0 1B			0-0 4-3			0-0 4-3	0-0 F4		4 0 1 0 0 0 2
Dave Winfield, R (1, 9) OBP: 0.378, SLG: 0.507	0-0 4-3			0-3 K			0-0 6-3	4-0 IBB		3 0 0 0 1 1 1
Steve Kemp, L (1, 10) OBP: 0.390, SLG: 0.431		0-0 F7			0-0 4-3		0-0 6-3	0-0 F7		3 0 0 0 0 0 0
Don Baylor, R (8, PH) OBP: 0.323, SLG: 0.491										1 0 0 0 0 0 3
Ken Griffey, L (1, 7) OBP: 0.313, SLG: 0.343		0-0 L3			0-0 1-3			0-0 1B 1B	0-0 1B 2B	4 2 2 0 0 0 0
Butch Wynegar, S (1, 2) OBP: 0.345, SLG: 0.339		0-0 G3			0-0 G3			0-0 1B 1B BB 1B	0-0 F7	4 1 1 0 0 0 1
Mike Pagliarulo, L (1, 5) OBP: 0.303, SLG: 0.473			0-3 K			4-0 FC4-6 BB		0-0 BB WP 1B	0-3 K	3 1 1 1 1 2 1
Omar Moreno, L (1, 8) OBP: 0.285, SLG: 0.368			0-0 F2			0-0 FC4-6		0-0 F7	0-0 1B	4 0 1 1 0 0 3

Inning Stats	R: 0 E: 0 K: 4 S: 4	H: 1 LOB: 1 BB: 0 P: 4	R: 0 E: 0 K: 3 S: 3	H: 0 LOB: 0 BB: 0 P: 3	R: 0 E: 0 K: 2 S: 7	H: 0 LOB: 0 BB: 0 P: 7	R: 0 E: 0 K: 1 S: 5	H: 0 LOB: 0 BB: 0 P: 5	R: 0 E: 0 K: 0 S: 3	H: 0 LOB: 0 BB: 0 P: 3	R: 0 E: 0 K: 0 S: 3	H: 0 LOB: 1 BB: 1 P: 7	R: 0 E: 0 K: 0 S: 3	H: 0 LOB: 0 BB: 0 P: 3	R: 3 E: 0 K: 0 S: 7	H: 4 LOB: 3 BB: 2 P: 15	R: 1 E: 0 K: 1 S: 8	H: 3 LOB: 2 BB: 0 P: 8	1B: 7 2B: 1 3B: 0 HR: 0	SF: 0 SAC: 0 DP: 0 HBP: 0
--------------	------------------------------	---------------------------------	------------------------------	---------------------------------	------------------------------	---------------------------------	------------------------------	---------------------------------	------------------------------	---------------------------------	------------------------------	---------------------------------	------------------------------	---------------------------------	------------------------------	----------------------------------	------------------------------	---------------------------------	----------------------------------	------------------------------------

PITCHER	IP	WLS	BF	H	R	ER	SO	BB	IBB	HBP	BLK	WP	HR	S	P	ERA	WHIP
Salome Barojas, R (1, 1) ERA: 3.76	7.0	W	26	4	3	3	3	1	0	0	0	0	0	31	35	3.86	0.714
Mike Stanton, R (8, 1) ERA: 3.09	0.1		3	1	0	0	0	1	0	0	0	0	0	2	6	0.00	6.000
Ed Vande Berg, L (8, 1) ERA: 4.77	0.1		2	0	0	0	0	0	1	0	0	1	0	1	5	0.00	0.000
Ed Nunez, R (8, 1) ERA: 3.45	1.1	S	7	3	1	1	1	0	0	0	0	0	0	9	9	6.75	2.250


BOTTOM

Seattle Mariners @ New York Yankees
 Yankee Stadium, Bronx, NY

Thu Aug 16 1984, 7:05 PM EDT
 Att. 14,055 - Unknown

AB	35
R	4
H	8
RBI	3
BB	3
SO	4
LOB	15

WP: 1 PA: 38
 PB: 0
 SB: 0
 CS: 0



PITCHER	IP	WLS	BF	H	R	ER	SO	BB	IBB	HBP	BLK	WP	HR	S	P	ERA	WHIP
---------	----	-----	----	---	---	----	----	----	-----	-----	-----	----	----	---	---	-----	------

Batter	1	2	3	4	5	6	7	8	9	AB R H RBI BB SO LOB	TOP	
Jack Perconte, L (1, 4) OBP: 0.359, SLG: 0.342	0-0 F9		0-0 F5		0-3 K		0-0 E6 3-1 1B		0-0 F7	5 0 0 0 0 1 1		
Phil Bradley, R (1, 8) OBP: 0.366, SLG: 0.327	0-0 BB 1B		0-0 F2		0-0 E4 1-3		0-0 3-1 1B		4-0 2B BB	4 1 2 0 1 0 1		
Alvin Davis, L (1, 3) OBP: 0.401, SLG: 0.519	0-3 K			0-0 BB 1B		4-0 BB		0-0 3-1	0-0 2B 1-H	4 0 2 1 1 1 3		
Ken Phelps, L (1, 10) OBP: 0.405, SLG: 0.618	4-0 1-2 BB			4-0 1-2 BB		0-0 F6		0-3 K	0-3 K	3 0 0 0 2 2 6		
Al Cowens, R (1, 9) OBP: 0.307, SLG: 0.441	0-3 K			0-0 F8		0-0 F3		0-0 6-3	0-0 5-3	5 0 0 0 0 1 7		
Steve Henderson, R (1, 7) OBP: 0.359, SLG: 0.442		0-0 F9		0-3 K		0-0 G3 1B		0-0 F7		4 1 1 0 0 1 2		
Larry Milbourne, S (1, 5) OBP: 0.311, SLG: 0.311			0-0 6-3		0-0 F9		0-0 G3 1-2		0-0 1-3 1B	4 0 1 0 0 0 3		
Bob Kearney, R (1, 2) OBP: 0.279, SLG: 0.370		0-0 4-3			0-0 F8		0-0 1B 2-H		0-0 1-3	4 0 1 1 0 0 1		
Spike Owen, S (1, 6) OBP: 0.326, SLG: 0.357			0-0 G3		0-0 E 1B		0-0 4-3		0-0 F7	4 0 1 0 0 0 2		
Inning Stats	R: 0 E: 0 K: 2 S: 8 H: 1 LOB: 2 BB: 1 P: 12	R: 0 E: 0 K: 0 S: 3 H: 0 LOB: 0 BB: 0 P: 3	R: 0 E: 0 K: 0 S: 3 H: 0 LOB: 0 BB: 0 P: 3	R: 0 E: 0 K: 1 S: 6 H: 1 LOB: 2 BB: 1 P: 10	R: 0 E: 1 K: 1 S: 7 H: 1 LOB: 3 BB: 1 P: 11	R: 1 E: 0 K: 0 S: 5 H: 2 LOB: 1 BB: 0 P: 5	R: 0 E: 1 K: 1 S: 7 H: 1 LOB: 2 BB: 0 P: 7	R: 0 E: 0 K: 0 S: 4 H: 1 LOB: 1 BB: 0 P: 4	R: 1 E: 0 K: 1 S: 6 H: 1 LOB: 1 BB: 1 P: 10	1B: 7 2B: 1 3B: 0 HR: 0 SF: 0 SAC: 0 DP: 0 HBP: 0	WP: 0 PB: 0 SB: 0 CS: 0 PA: 41	
PITCHER	IP WLS BF H R ER SO BB IBB HBP BLK WP HR S P ERA WHIP											
Milt Wilcox, R (1, 1) ERA: 4.19	8.0 W 36 7 1 1 5 3 0 0 0 0 0 0 43 55 1.12 1.250											
Aurelio Lopez, R (9, 1) ERA: 2.56	1.0 5 1 1 1 1 1 0 0 0 0 0 0 6 10 9.00 2.000											

Seattle Mariners @ Detroit Tigers
Tiger Stadium, Detroit, MI
Fri Aug 17 1984, 7:05 PM EDT
Att: 36,496 - Unknown

livebaseballscorecards.com

AB 37
R 2
H 8
RBI 2
BB 4
SO 6
LOB 26



Batter	1	2	3	4	5	6	7	8	9	AB	R	H	RBI	BB	SO	LOB
Lou Whitaker, L OBP: 0.365, SLG: 0.414 Tom Brookens, R OBP: 0.300, SLG: 0.369	4-0 1B BB	0-0 F4		0-0 F9		0-0 2B 1-H				2	1	0	0	1	0	2
Alan Trammell, R OBP: 0.380, SLG: 0.474	0-0 1B WP	0-0 4-3		0-0 F9		0-0 2B 2-H				4	1	2	1	0	0	2
Kirk Gibson, L OBP: 0.363, SLG: 0.513	0-0 1B S 1-H 3-H		0-0 1B 2B	0-0 4-3		0-0 F6				4	1	2	2	0	0	1
Lance Parrish, R OBP: 0.292, SLG: 0.463	0-0 F7 1-2		0-3 K		0-3 K		0-0 5-3			4	0	0	0	0	2	2
Ruppert Jones, L OBP: 0.331, SLG: 0.520	0-0 1-3		0-0 1B E		0-0 1B CS		0-3 K			4	1	2	1	0	1	1
Darrell Evans, L OBP: 0.346, SLG: 0.358	0-0 F9		0-0 1B 1B		0-0 F8		0-3 K			4	0	1	1	0	1	2
Dave Bergman, L OBP: 0.362, SLG: 0.440		0-3 K	0-0 1B 1-2		0-0 CS 1-2	0-0 F7		0-0 F5		4	0	1	0	0	1	0
Chet Lemon, R OBP: 0.355, SLG: 0.479		0-0 E5	0-0 F4			1-0 2B S HBP		0-3 K		3	1	0	0	0	1	2
Howard Johnson, S OBP: 0.329, SLG: 0.410		4-0 BB	0-0 F9			0-3 K		0-0 F8		3	0	0	0	1	1	3


Inning Stats	R: 2	H: 2	E: 0	K: 0	S: 5	LOB: 1	BB: 1	P: 9	R: 0	H: 0	E: 1	K: 1	S: 6	LOB: 2	BB: 1	P: 10	R: 2	H: 4	E: 1	K: 1	S: 9	LOB: 2	BB: 0	P: 9	R: 0	H: 1	E: 0	K: 1	S: 5	LOB: 0	BB: 0	P: 5	R: 2	H: 2	E: 0	K: 1	S: 7	LOB: 1	BB: 0	P: 8	R: 0	H: 0	E: 0	K: 2	S: 7	LOB: 0	BB: 0	P: 7	R: 0	H: 0	E: 0	K: 1	S: 5	LOB: 0	BB: 0	P: 5
--------------	------	------	------	------	------	--------	-------	------	------	------	------	------	------	--------	-------	-------	------	------	------	------	------	--------	-------	------	------	------	------	------	------	--------	-------	------	------	------	------	------	------	--------	-------	------	------	------	------	------	------	--------	-------	------	------	------	------	------	------	--------	-------	------

PITCHER	IP	WLS	BF	H	R	ER	SO	BB	IBB	HBP	BLK	WP	HR	S	P	ERA	WHIP
Mike Moore, R ERA: 5.03	(1, 1)	5.2	L	29	9	6	6	4	2	0	0	1	0	34	43	9.53	1.941
Paul Mirabella, L ERA: 4.09	(6, 1)	1.2		5	0	0	2	0	0	0	0	0	0	9	9	0.00	0.000
Mike Stanton, R ERA: 3.05	(8, 1)	0.2		2	0	0	1	0	0	0	0	0	0	4	4	0.00	0.000

BOTTOM

Seattle Mariners @ Detroit Tigers
Tiger Stadium, Detroit, MI
Fri Aug 17 1984, 7:05 PM EDT
Att. 36,496 - Unknown

AB	33
R	6
H	9
RBI	6
BB	2
SO	7
LOB	15



WP	PA	3B	SF	SAC	DP	HBP	CS
1	37	0	0	0	0	1	1

Batter	1	2	3	4	5	6	7	8	9	AB R H RBI BB SO LOB	TOP	
Jack Perconte, L (1, 4) OBP: 0.357, SLG: 0.339	0-0 4-3		0-0 6-3		0-0 F8			0-0 G3		4 0 0 0 0 0 2		
Phil Bradley, R (1, 8) OBP: 0.366, SLG: 0.327 Larry Milbourne, S (9, PH) OBP: 0.309, SLG: 0.309	0-3 K		0-0 E1			0-3 K			0-3 K	3 0 1 0 0 2 0 1 0 0 0 0 1 0		
Alvin Davis, L (1, 3) OBP: 0.400, SLG: 0.516	0-3 K		0-0 G3			0-0 F2			4-0 G3 BB 1B BB	3 1 0 0 1 1 1		
Ken Phelps, L (1, 10) OBP: 0.402, SLG: 0.609		0-3 K			0-3 K				4-0 G3 1B BB	3 1 0 0 1 3 0		
Al Cowens, R (1, 9) OBP: 0.307, SLG: 0.438		0-0 F3			0-0 F7				0-0 G3	3 0 0 0 1 0 2		
Ivan Calderon, R (1, 7) OBP: 0.238, SLG: 0.316 Steve Henderson, R (9, PH) OBP: 0.361, SLG: 0.445		4-0 BB			0-3 K				0-0 G3	2 0 0 0 1 1 1 1 0 1 2 0 0 0		
Jim Presley, R (1, 5) OBP: 0.250, SLG: 0.360 Barry Bonnell, R (9, PH) OBP: 0.300, SLG: 0.364		0-3 K			0-3 K				0-0 FC6-4 1B	3 0 0 0 0 3 1 1 0 0 0 0 0 1		
Bob Kearney, R (1, 2) OBP: 0.279, SLG: 0.370			0-0 F2			0-0 1B			0-0 F8	3 0 1 0 0 0 0		
Spike Owen, S (1, 6) OBP: 0.326, SLG: 0.357			0-0 6-3 E 1B			0-0 F5			0-3 K	3 1 1 0 0 1 1		
Inning Stats	R: 0 H: 0 E: 0 LOB: 0 K: 2 BB: 0 S: 7 P: 7	R: 0 H: 0 E: 0 LOB: 1 K: 2 BB: 1 S: 7 P: 11	R: 1 H: 2 E: 1 LOB: 1 K: 0 BB: 0 S: 5 P: 5	R: 0 H: 0 E: 0 LOB: 0 K: 2 BB: 0 S: 7 P: 7	R: 0 H: 1 E: 0 LOB: 1 K: 1 BB: 0 S: 6 P: 6	R: 0 H: 0 E: 0 LOB: 0 K: 2 BB: 0 S: 7 P: 7	R: 0 H: 0 E: 0 LOB: 0 K: 1 BB: 1 S: 4 P: 8	R: 0 H: 0 E: 0 LOB: 0 K: 1 BB: 0 S: 5 P: 5	R: 2 H: 1 E: 0 LOB: 1 K: 1 BB: 2 S: 6 P: 14	1B: 4 SF: 0 2B: 0 SAC: 0 3B: 0 DP: 1 HR: 0 HBP: 0	WP: 0 PA: 34 PB: 0 SB: 0 CS: 0	
PITCHER	IP WLS BF H R ER SO BB IBB HBP BLK WP HR S P ERA WHIP											
Juan Berenguer, R (1, 1) ERA: 3.78	8.1 W 31 3 3 2 12 4 0 0 0 0 0 0 51 67 2.16 0.840											
Willie Hernandez, L (9, 1) ERA: 2.02	0.2 S 3 1 0 0 0 0 0 0 0 0 0 0 3 3 0.00 1.500											

Seattle Mariners @ Detroit Tigers
Tiger Stadium, Detroit, MI
Sat Aug 18 1984, 7:05 PM EDT
Att: 36,719 - Unknown

livebaseballscorecards.com

AB 30
R 3
H 4
RBI 2
BB 4
SO 12
LOB 9



Batter	1	2	3	4	5	6	7	8	9
Tom Brookens, R (1, 4) OBP: 0.299, SLG: 0.368 Doug Baker, S (3, 4) OBP: 0.155, SLG: 0.147	0-0 F8		0-3 K		0-0 FC5-4		4-0 BB		
Alan Trammell, R (1, 6) OBP: 0.381, SLG: 0.473	0-0 5-3		4-0 BB			0-0 HR	0-3 K		
Barbaro Garbey, R (1, 3) OBP: 0.327, SLG: 0.406 Dave Bergman, L (7, PH) OBP: 0.361, SLG: 0.438 (8, 3)	0-0 4-3		0-0 F1			0-3 K	0-0 F9		
Lance Parrish, R (1, 10) OBP: 0.294, SLG: 0.464		0-0 1B		0-3 K		4-0 HR		0-0 F7	
Larry Herndon, R (1, 7) OBP: 0.307, SLG: 0.364		0-0 S		0-0 F8		0-0 F9		0-3 K	
Kirk Gibson, L (1, 9) OBP: 0.362, SLG: 0.517		0-0 F9		0-3 K		0-0 HR		0-0 F8	
Rusty Kuntz, R (1, 8) OBP: 0.388, SLG: 0.412		0-0 F9			0-0 5-3	0-0 F9			
Howard Johnson, S (1, 5) OBP: 0.329, SLG: 0.407		0-3 K			0-0 F5		4-0 SH1-4		
Marty Castillo, R (1, 2) OBP: 0.233, SLG: 0.224			0-0 K		4-0 FC5-4		0-0 SH1-4		

Inning Stats	R: 0 E: 0 K: 0 S: 3	H: 0 LOB: 0 BB: 0 P: 3	R: 1 E: 0 K: 1 S: 7	H: 2 LOB: 1 BB: 0 P: 7	R: 0 E: 0 K: 1 S: 5	H: 1 LOB: 1 BB: 1 P: 9	R: 0 E: 0 K: 2 S: 7	H: 0 LOB: 0 BB: 0 P: 7	R: 0 E: 0 K: 0 S: 3	H: 0 LOB: 1 BB: 1 P: 7	R: 3 E: 0 K: 1 S: 7	H: 2 LOB: 0 BB: 1 P: 11	R: 0 E: 0 K: 1 S: 5	H: 0 LOB: 2 BB: 2 P: 13	R: 0 E: 0 K: 1 S: 5	H: 0 LOB: 0 BB: 0 P: 5	
PITCHER	IP	WLS	BF	H	R	ER	SO	BB	IBB	HBP	BLK	WP	HR	S	P	ERA	WHIP
Dave Geisel, L (1, 1) ERA: 4.89	5.2	L	24	5	4	4	5	2	1	0	0	0	1	31	43	6.35	1.235
Dave Beard, R (6, 1) ERA: 4.31	2.1		9	0	0	0	2	2	0	0	0	0	0	11	19	0.00	0.857

BOTTOM

Seattle Mariners @ Detroit Tigers
Tiger Stadium, Detroit, MI
Sat Aug 18 1984, 7:05 PM EDT
Att. 36,719 - Unknown

livebaseballscorecards.com

AB	27
R	4
H	5
RBI	4
BB	5
SO	7
LOB	13



1B: 2	SF: 0	WP: 0	PA: 33
2B: 2	SAC: 1	PB: 0	
3B: 0	DP: 0	SB: 4	
HR: 1	HBP: 0	CS: 0	

Batter	1	2	3	4	5	6	7	8	9	AB R H RBI BB SO LOB	TOP
Jack Perconte, L (1, 4) OBP: 0.353, SLG: 0.335	0-3 K		0-0 F4		0-3 K		0-3 K		0-0 3-1	5 0 0 0 0 3 0	Seattle Mariners @ Detroit Tigers Tiger Stadium, Detroit, MI Sun Aug 19 1984, 3:33 AM EDT Att: 43,277 - Unknown
Phil Bradley, R (1, 8) OBP: 0.372, SLG: 0.335	0-0 WP 1B 1B		0-0 1B 1B		0-3 K		0-1 CI 1B		0-0 1B	4 2 3 0 0 1 0	
Alvin Davis, L (1, 3) OBP: 0.402, SLG: 0.515	4-0 1B 1-2 BB		0-0 1B 1B		0-3 K		0-0 1-2 1B		0-3 K	4 1 2 0 1 2 1	
Ken Phelps, L (1, 10) OBP: 0.404, SLG: 0.605	0-0 F7		0-0 8-5 1B 1-2 2-H		4-0 SH3-4 1B SF8 BB		0-3 K			3 1 1 1 1 1 4	
Steve Henderson, R (1, 7) OBP: 0.368, SLG: 0.451	0-0		0-0		0-0		0-0 1-3			4 0 3 2 0 0 2	
Ivan Calderon, R (9, 7) OBP: 0.238, SLG: 0.316	1-2 2-H 1B		1-2 2-H 1B		1-2 1B					0 0 0 0 0 0 0	
Larry Milbourne, S (1, 5) OBP: 0.304, SLG: 0.304	0-0 3-1		0-0 8-5		0-0 SH3-4				0-0 4-3	3 0 0 0 0 0 4	
Domingo Ramos, R (8, 5) OBP: 0.243, SLG: 0.229			2-3f		1-2 2-3					0 0 0 0 0 0 0	
Barry Bonnell, R (1, 9) OBP: 0.302, SLG: 0.364		0-0 CS 1B		0-0 F3		4-0		0-0 1-3		3 0 1 0 1 0 0	
Al Cowens, R (9, 9) OBP: 0.307, SLG: 0.438										0 0 0 0 0 0 0	
Bob Kearney, R (1, 2) OBP: 0.276, SLG: 0.367		0-0 5-3		0-3 K		0-0 SF8		0-3 K		3 0 0 1 0 2 1	
Spike Owen, S (1, 6) OBP: 0.324, SLG: 0.353		0-0 1-3		0-3 K		3-H 0-0 F8			0-3 K	4 0 0 0 0 2 2	
Inning Stats	R: 1 E: 0 K: 1 S: 7 H: 2 LOB: 2 BB: 1 P: 11	R: 0 E: 0 K: 0 S: 3 H: 1 LOB: 0 BB: 0 P: 3	R: 2 E: 0 K: 0 S: 6 H: 4 LOB: 1 BB: 0 P: 6	R: 0 E: 0 K: 2 S: 7 H: 0 LOB: 0 BB: 0 P: 7	R: 0 E: 0 K: 3 S: 9 H: 0 LOB: 0 BB: 0 P: 9	R: 1 E: 0 K: 0 S: 4 H: 1 LOB: 2 BB: 2 P: 12	R: 0 E: 1 K: 2 S: 9 H: 1 LOB: 2 BB: 0 P: 9	R: 0 E: 0 K: 1 S: 5 H: 0 LOB: 0 BB: 0 P: 5	R: 0 E: 0 K: 2 S: 8 H: 1 LOB: 1 BB: 0 P: 8	1B: 10 2B: 1 3B: 0 HR: 0 SF: 1 SAC: 1 DP: 1 HBP: 0	WP: 1 PB: 0 SB: 0 CS: 1 PA: 39
PITCHER Dan Petry, R (1, 1) ERA: 3.15	IP 9.0 WLS L BF 39 H 10 R 4 ER 4 SO 11 BB 2 IBB 1 HBP 0 BLK 0 WP 1 HR 0 S 58 P 70 ERA 4.00 WHIP 1.333										

AB	33
R	4
H	10
RBI	4
BB	3
SO	11
LOB	14



WP: 1	PA: 39
PB: 0	
SB: 0	
CS: 1	

livebaseballscorecards.com


Batter	1	2	3	4	5	6	7	8	9	AB	R	H	RBI	BB	SO	LOB
Rusty Kuntz, R OBP: 0.383, SLG: 0.406 (1, 8) X	0-0 F9 ①		0-3 K ②		0-0 1B		0-0 6-3 ③			4	0	1	0	0	1	1
Alan Trammell, R OBP: 0.380, SLG: 0.471 (1, 6) X	0-0 CS 1B 1B		0-0 F1 ③		0-0 F3 ①			0-3 K ①		4	0	1	0	0	1	2
Barbaro Garbey, R OBP: 0.326, SLG: 0.403 (1, 3) X	0-0 1-2 1B			0-0 1-3 ① X	0-0 F7 ②			0-0 F8 ②		4	0	1	0	0	0	1
Lance Parrish, R OBP: 0.291, SLG: 0.460 (1, 10) S S S	0-3 K ② ③			0-3 K ② S S S	0-3 K ③			0-3 K ③		4	0	0	0	0	4	3
Larry Herndon, R OBP: 0.307, SLG: 0.361 (1, 7) X		0-0 F9 ①		4-0 E 1B BB BB		0-0 F9 ①		0-0 F4 ①		3	1	0	0	1	0	0
Kirk Gibson, L OBP: 0.363, SLG: 0.516 (1, 9) S S S		0-3 K ②		0-0 E5 BB 1B 1-3		0-3 K ②		4-0 BB BB		3	0	1	0	1	2	0
Howard Johnson, S OBP: 0.328, SLG: 0.403 (1, 5) S S S		0-3 K ③		4-0 BB BB 1-2		0-0 F3 ③		0-0 F9 ②		3	0	0	0	1	1	1
Marty Castillo, R OBP: 0.245, SLG: 0.218 (1, 2) S S S			0-3 K ①	4-0 1-2 2-3 3-H BB			0-0 F5 ①	4-0 BB BB		2	0	0	1	2	1	0
Doug Baker, S OBP: 0.162, SLG: 0.143 (1, 4) H			1-0	0-0 6-3 ③			0-3 K ②	0-3 BB BB		2	0	0	0	0	1	3
Darrell Evans, L OBP: 0.345, SLG: 0.357 (9, PH)				HBP				0-3 K ③		1	0	0	0	0	1	2


Inning Stats	R: 0	H: 2	E: 0	K: 1	S: 6	R: 0	H: 0	E: 0	K: 2	S: 7	R: 0	H: 0	E: 0	K: 1	S: 7	R: 1	H: 1	E: 1	K: 1	S: 6	R: 0	H: 1	E: 0	K: 1	S: 6	R: 0	H: 0	E: 0	K: 1	S: 5	R: 0	H: 0	E: 0	K: 2	S: 7	R: 0	H: 0	E: 0	K: 1	S: 5	R: 0	H: 0	E: 0	K: 2	S: 7	R: 0	H: 0	E: 0	K: 1	S: 5	R: 0	H: 0	E: 0	K: 1	S: 5	1B: 4	SF: 0	2B: 1	SAC: 0	3B: 0	DP: 1	HR: 0	HBP: 1	WP: 0	PA: 36
--------------	------	------	------	------	------	------	------	------	------	------	------	------	------	------	------	------	------	------	------	------	------	------	------	------	------	------	------	------	------	------	------	------	------	------	------	------	------	------	------	------	------	------	------	------	------	------	------	------	------	------	------	------	------	------	------	-------	-------	-------	--------	-------	-------	-------	--------	-------	--------

PITCHER	IP	WLS	BF	H	R	ER	SO	BB	IBB	HBP	BLK	WP	HR	S	P	ERA	WHIP
Mark Langston, L ERA: 3.3 (1, 1)	8.1	W	33	4	1	1	11	4	0	1	0	0	0	50	67	1.08	0.960
Ed Vande Berg, L ERA: 4.74 (9, 1)	0.2	S	3	0	0	0	1	1	0	0	0	0	0	4	8	0.00	1.500

Seattle Mariners @ Detroit Tigers
Tiger Stadium, Detroit, MI
 Sun Aug 19 1984, 3:33 AM EDT
 Att. 43,277 - Unknown

AB	30
R	1
H	4
RBI	1
BB	5
SO	12
LOB	13



Batter	1	2	3	4	5	6	7	8	9	AB R H RBI BB SO LOB	TOP														
Jack Perconte, L (1, 4) OBP: 0.354, SLG: 0.336	0-0 6-3		0-0 FC1-5-2 2-3 1B		0-0 6-3			0-0 E G3 1B	0-0 E6 1-2	5 1 2 0 0 0 1	<p>Seattle Mariners @ Baltimore Orioles Memorial Stadium, Baltimore, MD</p> <p>Mon Aug 20 1984, 7:05 PM EDT Att: 19,620 - Unknown</p> <p>livebaseballscorecards.com</p> <table border="1"> <tr><td>AB</td><td>37</td></tr> <tr><td>R</td><td>4</td></tr> <tr><td>H</td><td>9</td></tr> <tr><td>RBI</td><td>4</td></tr> <tr><td>BB</td><td>2</td></tr> <tr><td>SO</td><td>5</td></tr> <tr><td>LOB</td><td>19</td></tr> </table> 	AB	37	R	4	H	9	RBI	4	BB	2	SO	5	LOB	19
AB	37																								
R	4																								
H	9																								
RBI	4																								
BB	2																								
SO	5																								
LOB	19																								
Phil Bradley, R (1, 8) OBP: 0.369, SLG: 0.332	0-3 K		0-0 FC1-5-2 2-3 3-H		0-0 F9			0-0 E1 G3 1-3 G1-5-3 1B	0-3 K	5 1 1 0 0 2 4															
Alvin Davis, L (1, 3) OBP: 0.400, SLG: 0.511	0-0 F9		0-0 F8					4-0 G1-5-3 G3 BB	0-0 F5	4 0 0 0 1 0 4															
Ken Phelps, L (1, 10) OBP: 0.399, SLG: 0.596 Barry Bonnell, R (8, PH) OBP: 0.301, SLG: 0.363		0-3 K		0-0 F5				0-0 G3 1-2 2-3 3-H		3 0 0 0 0 1 0 1 0 0 1 0 0 2															
Al Cowens, R (1, 9) OBP: 0.311, SLG: 0.447		0-0 1B		0-0 HR				4-0 G1-5-3 2-3 3-H		3 1 2 2 1 0 1															
Steve Henderson, R (1, 7) OBP: 0.366, SLG: 0.447		0-0 F8		0-0 5-3 S 1B				0-0 G1-5-3 2-3 3-H	0-3 K	4 0 1 0 0 1 3															
Bob Kearney, R (1, 2) OBP: 0.273, SLG: 0.363		0-0 F6		0-0 5-3 1-3				0-0 F7	0-0 1-3	4 0 0 0 0 0 2															
Jim Presley, R (1, 5) OBP: 0.252, SLG: 0.366 Larry Milbourne, S (9, PH) OBP: 0.308, SLG: 0.313			0-0 1B FC1-5-2 2B		0-0 F9			0-0 F8	0-0 1B 2B	3 0 1 0 0 0 1 1 1 1 0 0 0 0															
Spike Owen, S (1, 6) OBP: 0.322, SLG: 0.351 Pat Putnam, L (9, PH) OBP: 0.254, SLG: 0.277 Domingo Ramos, R (9, PR) OBP: 0.243, SLG: 0.229			0-0 F5		0-0 G3			0-3 K	0-0 WP 2-H 1B	3 0 0 0 0 1 1 1 0 1 1 0 0 0 0 0 0 0 0 0 0															
Inning Stats	R: 0 E: 0 K: 1 S: 5 H: 0 LOB: 0 BB: 0 P: 5	R: 0 E: 0 K: 1 S: 6 H: 1 LOB: 1 BB: 0 P: 6	R: 0 E: 0 K: 0 S: 5 H: 2 LOB: 2 BB: 0 P: 5	R: 1 E: 0 K: 0 S: 5 H: 2 LOB: 1 BB: 0 P: 5	R: 0 E: 0 K: 0 S: 3 H: 0 LOB: 0 BB: 0 P: 3	R: 0 E: 0 K: 0 S: 3 H: 0 LOB: 1 BB: 1 P: 7	R: 0 E: 0 K: 1 S: 5 H: 0 LOB: 0 BB: 0 P: 5	R: 2 E: 1 K: 1 S: 7 H: 2 LOB: 1 BB: 1 P: 11	R: 1 E: 1 K: 1 S: 8 H: 2 LOB: 2 BB: 0 P: 8	1B: 6 2B: 2 3B: 0 HR: 1 SF: 0 SAC: 0 DP: 0 HBP: 0	WP: 1 PB: 0 SB: 1 CS: 0 PA: 39														
PITCHER	IP WLS BF H R ER SO BB IBB HBP BLK WP HR S P ERA WHIP												PITCHER	IP WLS BF H R ER SO BB IBB HBP BLK WP HR S P ERA WHIP											
Dennis Martinez, R (1, 1) ERA: 4.17	7.0 W 29 7 3 3 3 1 0 0 0 0 1 34 38 3.86 1.143																								
Tippy Martinez, L (8, 1) ERA: 3.62	0.2 3 0 0 0 0 1 0 0 0 0 0 2 6 0.00 1.500																								
Sammy Stewart, R (8, 1) ERA: 2.85	1.1 S 7 2 1 1 2 0 0 0 0 0 1 0 11 11 6.75 1.500																								

Batter	1	2	3	4	5	6	7	8	9	AB	R	H	RBI	BB	SO	LOB
Mike Young, S (1, 9) OBP: 0.359, SLG: 0.462	0-0 HR		0-0 HR	4-0 BB		4-0 IBB		0-0 F9		3	2	2	2	2	0	0
John Shelby, S (1, 8) OBP: 0.239, SLG: 0.299	4-0 BB		0-3 K	0-0 1-3		0-0 F4		0-3 K		4	0	0	0	1	2	3
Cal Ripken Jr., R (1, 6) OBP: 0.376, SLG: 0.507	4-0 BB		0-0 WP 1B BB 1B	0-0 6-3				0-0 E6 1B		3	2	1	0	1	0	1
Eddie Murray, S (1, 3) OBP: 0.409, SLG: 0.511	0-3 K		0-0 BB WP 1B			0-0 G3		0-0 F7		4	0	1	0	0	1	3
Wayne Gross, L (1, 5) OBP: 0.345, SLG: 0.435	0-3 K		0-3 K			0-0 F8		0-0 3B 1B		4	0	1	1	0	2	4
Todd Cruz, R (7, PR) OBP: 0.265, SLG: 0.320			1-2 2-3							0	1	0	0	0	0	0
Joe Nolan, L (1, 10) OBP: 0.392, SLG: 0.409	0-3 K		4-0 BB IBB			0-0 F4		0-0 3B		3	0	1	1	1	1	2
Al Bumbry, L (7, PR) OBP: 0.288, SLG: 0.285										0	0	0	0	0	0	0
Gary Roenicke, R (1, 7) OBP: 0.346, SLG: 0.394		0-0 6-3	4-0 BB			4-0 4-3 BB		0-0 1-3		2	0	0	1	2	0	2
Rich Dauer, R (1, 4) OBP: 0.288, SLG: 0.332		0-0 5-3	0-0 F6			0-0 4-3		0-3 K		4	0	0	0	0	1	6
Rick Dempsey, R (1, 2) OBP: 0.305, SLG: 0.325		0-0 5-3		0-0 F3		0-0 5-3		0-0 5-3		4	0	0	0	0	0	1

Inning Stats	R: 1	H: 1	E: 0	K: 3	S: 10	H: 1	LOB: 2	BB: 2	P: 18	R: 0	H: 0	E: 0	K: 0	S: 3	R: 0	H: 3	E: 0	K: 2	S: 10	R: 0	H: 0	E: 0	K: 0	S: 3	R: 0	H: 0	E: 0	K: 0	S: 3	R: 0	H: 0	E: 2	K: 1	S: 8	R: 0	H: 0	E: 0	K: 1	S: 5	
	0	0	0	0	0	0	0	0	0	0	0	0	0	0	0	0	0	0	0	0	0	0	0	0	0	0	0	0	0	0	0	0	0	0	0	0	0	0	0	0

BOTTOM

Seattle Mariners @ Baltimore Orioles
Memorial Stadium, Baltimore, MD

Mon Aug 20 1984, 7:05 PM EDT
Att. 19,620 - Unknown

AB	31
R	5
H	6
RBI	5
BB	7
SO	7
LOB	22

livebaseballscorecards.com



1B: 3	SF: 0	WP: 1	PA: 38
2B: 0	SAC: 0	PB: 0	
3B: 1	DP: 0	SB: 0	
HR: 2	HBP: 0	CS: 0	

PITCHER	IP	WLS	BF	H	R	ER	SO	BB	IBB	HBP	BLK	WP	HR	S	P	ERA	WHIP
Jim Beattie, R (1, 1) ERA: 3.69	6.1	L	33	6	5	4	5	5	2	0	0	1	2	36	64	5.68	1.737
Ed Nunez, R (7, 1) ERA: 3.33	1.2		5	0	0	0	2	0	0	0	0	0	0	9	9	0.00	0.000

Batter	1	2	3	4	5	6	7	8	9	AB R H RBI BB SO LOB	TOP											
Jack Perconte, L (1, 4) OBP: 0.356, SLG: 0.345	0-0 E 2B		0-0 6-3	0-0 2B		0-0 1B WP 2B		0-0 G3		5 1 3 2 0 0 0												
Phil Bradley, R (1, 8) OBP: 0.371, SLG: 0.335	0-3 K		0-0 1B 1B	0-0 F9		0-0 WP 2B 1B		0-1 CI		4 1 2 0 0 1 2												
Alvin Davis, L (1, 3) OBP: 0.400, SLG: 0.510	4-0 E BB		0-3 K		0-0 F7	0-0 G4-1 1-H 3-H 2B		0-3 K		4 0 1 1 1 2 2												
Ken Phelps, L (1, 10) OBP: 0.401, SLG: 0.594 Barry Bonnell, R (8, PH) OBP: 0.300, SLG: 0.362	0-3 K		0-0 1B 1B		0-0 FC6-4 1B	0-0 G4-1 2-3		0-3 K		4 0 2 0 0 1 3 1 0 0 0 0 1 1												
Al Cowens, R (1, 9) OBP: 0.310, SLG: 0.444	0-0 E6 1-2 2-3		0-0 1B		0-0 FC6-4 1B S 1-2	0-0 6-3		0-0 F5		5 0 1 0 0 0 4												
Steve Henderson, R (1, 7) OBP: 0.371, SLG: 0.448 Ivan Calderon, R (9, 7) OBP: 0.238, SLG: 0.316	0-0 6-3			0-0 2B 2B 1B	4-0 1B BB		0-0 SH5-4 1B		0-3 K	4 1 2 0 1 1 3 0 0 0 0 0 0 0												
Larry Milbourne, S (1, 6) OBP: 0.308, SLG: 0.314 Spike Owen, S (7, 6) OBP: 0.321, SLG: 0.350		0-0 F8		0-3 K	0-0 1B		0-0 SH5-4		0-0 F6	3 0 1 0 0 1 1 1 0 0 0 0 0 0												
Jim Presley, R (1, 5) OBP: 0.252, SLG: 0.370		0-0 F7		0-0 2B 2B	0-0 F7		0-0 F6			4 1 1 0 0 0 4												
Orlando Mercado, R (1, 2) OBP: 0.217, SLG: 0.224		0-3 K		0-0 F4		0-0 6-3		0-3 K		4 0 0 0 0 2 3												
Inning Stats	R: 0 E: 1 K: 2 S: 9	H: 1 LOB: 3 BB: 1 P: 13	R: 0 E: 0 K: 1 S: 5	H: 0 LOB: 0 BB: 0 P: 5	R: 0 E: 0 K: 1 S: 7	H: 3 LOB: 2 BB: 0 P: 7	R: 2 E: 0 K: 1 S: 8	H: 3 LOB: 1 BB: 0 P: 8	R: 0 E: 0 K: 0 S: 5	H: 2 LOB: 3 BB: 1 P: 9	R: 2 E: 0 K: 0 S: 6	H: 3 LOB: 1 BB: 0 P: 6	R: 0 E: 0 K: 1 S: 6	H: 1 LOB: 1 BB: 0 P: 6	R: 0 E: 1 K: 2 S: 8	H: 0 LOB: 1 BB: 0 P: 8	R: 0 E: 0 K: 1 S: 5	H: 0 LOB: 0 BB: 0 P: 5	1B: 8 2B: 5 3B: 0 HR: 0	SF: 0 SAC: 1 DP: 0 HBP: 0	WP: 1 PB: 0 SB: 1 CS: 0	PA: 43
PITCHER	IP WLS BF H R ER SO BB IBB HBP BLK WP HR S P ERA WHIP																					
Storm Davis, R (1, 1) ERA: 2.79	5.1 L 30 12 4 4 5 2 0 0 0 0 1 0 38 46 6.75 2.625																					
Tom Underwood, L (6, 1) ERA: 3.63	2.1 9 1 0 0 2 0 0 0 0 0 0 0 13 13 0.00 0.429																					
Sammy Stewart, R (8, 1) ERA: 2.79	1.1 4 0 0 0 2 0 0 0 0 0 0 0 8 8 0.00 0.000																					

Seattle Mariners @ Baltimore Orioles
 Memorial Stadium, Baltimore, MD
 Tue Aug 21 1984, 7:05 PM EDT
 Att: 16,587 - Unknown

livebaseballscorecards.com

AB 39
 R 4
 H 13
 RBI 3
 BB 2
 SO 9
 LOB 23



BOTTOM

Seattle Mariners @ Baltimore Orioles
Memorial Stadium, Baltimore, MD

Tue Aug 21 1984, 7:05 PM EDT
Att. 16,587 - Unknown

livebaseballscorecards.com

AB	35
R	3
H	10
RBI	3
BB	3
SO	6
LOB	19



WP:	0	PA:	38
PB:	0		
SB:	0		
CS:	2		

AB R H RBI BB SO LOB

3	0	1	0	2	0	1
5	0	2	0	0	0	3
4	1	0	0	0	1	5
4	1	1	1	0	2	2
1	0	0	0	1	0	0
1	1	1	0	0	0	0
1	0	1	0	0	0	0
0	0	0	0	0	0	0
2	0	0	0	0	0	3
1	0	1	2	0	0	0
1	0	0	0	0	0	1
4	0	2	0	0	1	1
4	0	0	0	0	1	3
4	0	1	0	0	1	0
0	0	0	0	0	0	0

Batter	1	2	3	4	5	6	7	8	9
Mike Young, S OBP: 0.363, SLG: 0.460 (1, 9) X	0-0 BB 1B 1B		4-0 FC4-6 BB			4-3 BB BB	4-0 FC6-4 BB		0-0 F7
John Shelby, S OBP: 0.242, SLG: 0.301 (1, 8) X	0-0 BB 1B 1-2 1B		0-0 FC4-6 CS 1-2f			0-0 FC4-6 1B	0-0 FC6-4 1-2f		0-0 F7
Cal Ripken Jr., R OBP: 0.374, SLG: 0.503 (1, 6) X	0-0 F7		0-3 K 1-2			0-0 FC4-6 1B 1-2f	0-0 F7		
Eddie Murray, S OBP: 0.407, SLG: 0.509 (1, 3) S S S	0-3 K			0-0 F6		0-0 2B 1B 2-H		0-3 K	
Wayne Gross, L OBP: 0.346, SLG: 0.433 (1, 5) B B B B	4-0			0-0 F9		0-0 1B 2B 1-3		0-0 FC4-6 1B	
Todd Cruz, R OBP: 0.270, SLG: 0.333 (6, PH) (7, 5)									
Al Bumbry, L OBP: 0.290, SLG: 0.287 (8, PH) (9, 5)	1-2 2-3 BB								
Floyd Rayford, R OBP: 0.312, SLG: 0.388									
Joe Nolan, L OBP: 0.377, SLG: 0.391 (1, 10) X	0-0 4-3			0-0 G3		0-0 2B 1B 2-H 3-H		0-0 FC4-6 1-2f	
Benny Ayala, R OBP: 0.260, SLG: 0.348 (6, PH)									
Ken Singleton, S OBP: 0.272, SLG: 0.253 (8, PH)									
Gary Roenicke, R OBP: 0.348, SLG: 0.399 (1, 7)		0-3 K			0-0 CS 1B	0-0 1-3 2B		0-0 F8	
Rich Dauer, R OBP: 0.285, SLG: 0.328 (1, 4) X		0-0 F9			0-0 3-1 1-2	0-0 5-3		0-3 K	
Rick Dempsey, R OBP: 0.304, SLG: 0.324 (1, 2) (9, PR) X		0-3 K			0-0 4-3		0-0 1-3		0-0 1B

Inning Stats	R: 0	H: 2	E: 0	K: 1	S: 7	LOB: 3	BB: 1	P: 11	R: 0	H: 0	E: 0	K: 2	S: 7	LOB: 0	BB: 0	P: 7	R: 0	H: 0	E: 0	K: 1	S: 4	LOB: 0	BB: 1	P: 8	R: 0	H: 0	E: 0	K: 0	S: 3	LOB: 0	BB: 0	P: 3	R: 3	H: 5	E: 1	K: 0	S: 8	LOB: 2	BB: 0	P: 8	R: 0	H: 0	E: 0	K: 0	S: 3	LOB: 1	BB: 1	P: 7	R: 0	H: 1	E: 0	K: 1	S: 6	LOB: 1	BB: 0	P: 6	R: 0	H: 1	E: 0	K: 1	S: 6	LOB: 1	BB: 0	P: 6
--------------	------	------	------	------	------	--------	-------	-------	------	------	------	------	------	--------	-------	------	------	------	------	------	------	--------	-------	------	------	------	------	------	------	--------	-------	------	------	------	------	------	------	--------	-------	------	------	------	------	------	------	--------	-------	------	------	------	------	------	------	--------	-------	------	------	------	------	------	------	--------	-------	------

PITCHER	IP	WLS	BF	H	R	ER	SO	BB	IBB	HBP	BLK	WP	HR	S	P	ERA	WHIP
Salome Barojas, R ERA: 3.73 (1, 1)	5.2	W	22	5	2	2	4	2	0	0	0	0	0	28	36	3.18	1.235
Ed Vande Berg, L ERA: 4.82 (6, 1)	0.0		2	2	1	1	0	0	0	0	0	0	0	2	2	∞	∞
Ed Nunez, R ERA: 3.12 (6, 1)	3.1	S	14	3	0	0	2	1	0	0	0	0	0	17	21	0.00	1.200

1B:	8	SF:	0
2B:	2	SAC:	0
3B:	0	DP:	0
HR:	0	HBP:	0

WP	HR	S	P	ERA	WHIP
0	0	0	0	0.00	1.200

Batter	1	2	3	4	5	6	7	8	9	AB R H RBI BB SO LOB	TOP											
Jack Perconte, L (1, 4) OBP: 0.357, SLG: 0.346	0-3 K		0-0 1B 1B		0-3 K			0-0 2B 1B		4 0 2 0 0 2 1	Seattle Mariners @ Baltimore Orioles Memorial Stadium, Baltimore, MD Wed Aug 22 1984, 7:05 PM EDT Att. 15,808 - Unknown livebaseballscorecards.com											
Barry Bonnell, R (1, 7) OBP: 0.303, SLG: 0.366	0-0 CS 1B 1B		0-0 F5		0-0 F7			0-0 5-3 2B		4 0 2 0 0 0 2												
Alvin Davis, L (1, 3) OBP: 0.400, SLG: 0.510	0-0 1-2 1B		0-0 1-2 1B				0-0 F8	0-0 F8		4 0 2 0 0 0 2												
Al Cowens, R (1, 9) OBP: 0.307, SLG: 0.440	0-0 5-3 2-3		0-0 F6				0-0 4-3	0-0 5-3 2-3		4 0 0 0 0 0 6												
Steve Henderson, R (1, 10) OBP: 0.365, SLG: 0.440		0-0 F3		0-0 F8			0-0 F8		0-0 6-3	4 0 0 0 0 0 0												
Ivan Calderon, R (1, 8) OBP: 0.280, SLG: 0.391		0-0 E9 S		0-0 F8 2B			0-0 1B		0-0 F8	4 0 2 0 0 0 0												
Jim Presley, R (1, 5) OBP: 0.245, SLG: 0.360		0-3 K 2-3		0-0 F8 2-3			0-0 F6	0-3 K		4 0 0 0 0 2 3												
Bob Kearney, R (1, 2) OBP: 0.271, SLG: 0.360		0-0 F1		0-0 F4			0-0 F8			3 0 0 0 0 0 3												
Domingo Ramos, R (1, 6) OBP: 0.247, SLG: 0.233			0-0 F1		0-0 CS 1B		0-0 F8			3 0 1 0 0 0 1												
Inning Stats	R: 0 E: 0 K: 1 S: 6	H: 2 LOB: 1 BB: 0 P: 6	R: 0 E: 1 K: 1 S: 6	H: 0 LOB: 1 BB: 0 P: 6	R: 0 E: 0 K: 0 S: 5	H: 2 LOB: 2 BB: 0 P: 5	R: 0 E: 0 K: 0 S: 4	H: 1 LOB: 1 BB: 0 P: 4	R: 0 E: 0 K: 1 S: 5	H: 1 LOB: 0 BB: 0 P: 5	R: 0 E: 0 K: 0 S: 3	H: 0 LOB: 0 BB: 0 P: 3	R: 0 E: 0 K: 0 S: 4	H: 1 LOB: 1 BB: 0 P: 4	R: 0 E: 0 K: 0 S: 4	H: 2 LOB: 1 BB: 0 P: 4	R: 0 E: 0 K: 1 S: 5	H: 0 LOB: 0 BB: 0 P: 5	1B: 7 2B: 2 3B: 0 HR: 0	SF: 0 SAC: 0 DP: 0 HBP: 0	WP: 0 PB: 0 SB: 1 CS: 2	PA: 34
PITCHER Scott McGregor, L (1, 1) ERA: 3.92	IP: 9.0 WLS: W BF: 34 H: 9 R: 0 ER: 0 SO: 4 BB: 0 IBB: 0 HBP: 0 BLK: 0 WP: 0 HR: 0 S: 42 P: 42 ERA: 0.00 WHIP: 1.000											PITCHER	IP: 9.0 WLS: W BF: 34 H: 9 R: 0 ER: 0 SO: 4 BB: 0 IBB: 0 HBP: 0 BLK: 0 WP: 0 HR: 0 S: 42 P: 42 ERA: 0.00 WHIP: 1.000									

Batter	1	2	3	4	5	6	7	8	9	AB	R	H	RBI	BB	SO	LOB
Mike Young, S OBP: 0.362, SLG: 0.455 (1, 9)	0-3 K		0-0 4-3		4-0 1B BB		0-3 K			3	1	0	0	1	2	1
John Shelby, S OBP: 0.239, SLG: 0.297 (1, 8)	0-0 F7		0-0 G3		0-0 4-3		0-0 F8			4	0	0	0	0	0	2
Cal Ripken Jr., R OBP: 0.375, SLG: 0.502 (1, 6)	4-0 1B BB		0-3 K		0-0 2-H 1B		0-0 F8			3	0	1	1	1	1	1
Eddie Murray, S OBP: 0.406, SLG: 0.507 (1, 3)	0-0 1-3 BB 1B			0-0 3-1		0-0 G3		0-0 5-3		4	0	1	0	0	0	1
Joe Nolan, L OBP: 0.404, SLG: 0.417 (1, 10)	4-0 1-2 BB			4-0 HR BB		0-3 K		0-0 1B 2B		2	1	1	0	2	1	0
Al Bumbry, L OBP: 0.290, SLG: 0.287 (8, PR)										0	1	0	0	0	0	0
Wayne Gross, L OBP: 0.348, SLG: 0.443 (1, 5)	0-0 G3			0-0 1-H HR		0-0 3-1		4-0 1B IBB		3	1	1	2	1	0	3
Todd Cruz, R OBP: 0.270, SLG: 0.333 (8, PR)										0	0	0	0	0	0	0
Gary Roenicke, R OBP: 0.350, SLG: 0.396 (1, 7)		1-0 G6-3 HBP		0-0 F3		4-0 BB		0-3 K		2	0	0	0	1	1	2
Rich Dauer, R OBP: 0.284, SLG: 0.327 (1, 4)		0-0 G6-3		0-0 4-3		0-0 5-3		0-0 1-3 2-H 1B		4	0	1	1	0	0	2
Rick Dempsey, R OBP: 0.303, SLG: 0.322 (1, 2)		0-3 K			0-0 F9		0-0 1B		0-0 4-3	4	0	1	0	0	1	3


Inning Stats	R: 0	H: 1	E: 0	K: 1	S: 6	LOB: 3	BB: 2	P: 14
	R: 0	H: 0	E: 0	K: 1	S: 4	LOB: 0	BB: 0	P: 5
	R: 2	H: 1	E: 0	K: 0	S: 4	LOB: 0	BB: 1	P: 8
	R: 1	H: 1	E: 0	K: 0	S: 4	LOB: 1	BB: 1	P: 8
	R: 0	H: 0	E: 0	K: 1	S: 5	LOB: 1	BB: 1	P: 9
	R: 0	H: 1	E: 0	K: 1	S: 6	LOB: 1	BB: 0	P: 6
	R: 1	H: 2	E: 0	K: 1	S: 7	LOB: 3	BB: 1	P: 11

PITCHER	IP	WLS	BF	H	R	ER	SO	BB	IBB	HBP	BLK	WP	HR	S	P	ERA	WHIP
Mike Moore, R ERA: 5.01 (1, 1)	7.2	L	35	6	4	4	6	5	1	1	0	0	1	40	65	4.70	1.435
Mike Stanton, R ERA: 3.04 (8, 1)	0.1		1	0	0	0	0	0	0	0	0	0	0	1	1	0.00	0.000

BOTTOM

Seattle Mariners @ Baltimore Orioles
Memorial Stadium, Baltimore, MD
 Wed Aug 22 1984, 7:05 PM EDT
 Att. 15,808 - Unknown

AB	29
R	4
H	6
RBI	4
BB	6
SO	6
LOB	15



WP: 0	PA: 36
PB: 0	
SB: 0	
CS: 0	

WP	HR	S	P	ERA	WHIP
0	0	1	1	0.00	0.000

TOP

New York Yankees @ Seattle Mariners
The Kingdom, Seattle, WA
Fri Aug 24 1984, 10:05 PM EDT
Att. 12,477 - Unknown

livebaseballscores.com

AB 36
R 6
H 8
RBI 5
BB 8
SO 5
LOB 24



WP: 0 PA: 47
PB: 0
SB: 0
CS: 0

AB R H RBI BB SO LOB

4	1	0	1	2	0	4
5	0	0	0	1	2	3
4	1	1	0	1	0	2
4	0	1	0	0	2	5
4	0	0	0	1	0	4
4	3	3	2	1	0	0
5	1	1	1	1	0	4
3	0	2	1	0	0	0
3	0	0	0	2	1	2

0-0	5-3
0-0	F8
0-0	6-3
0-0	3B
0-0	F7
4-0	SH1-4 E 5-3 BB
0-0	E3
0-0	SH1-4
4-0	BLK 5-3 IBB

0-0	F8
0-3	K
0-0	6-3
0-0	3B
0-0	F7
0-0	E5
0-0	SH5-4 2B
0-0	SH1-4
0-0	6-3

4-0	BB
4-0	BB
0-0	F4
0-0	F5
0-0	4-3
0-0	F7
0-0	1B 3B
0-0	F5
0-0	SH5-4 2B
0-0	SH5-4 1B
0-0	F8
0-0	6-3

0-0	6-3
0-0	F7
4-0	BB
0-0	F5
0-0	F7
0-0	1B 3B
0-0	F5
0-0	1B
0-0	F8

0-0	F9
0-0	F7
0-0	F8
0-0	F8
0-0	F5
0-0	F7
0-0	1B
0-0	1B
0-0	F8

0-0	6-3
0-0	F7
4-0	BB
0-0	F5
0-3	K
0-0	F5
0-0	4-3
0-0	F7
0-0	1B 3B
0-0	F5
0-0	SH5-4 2B
0-0	SH5-4 1B
0-0	F8
0-0	6-3

0-0	F9
0-0	F9
0-0	F8
0-0	F8
1-0	2B HBP
0-0	F5
0-0	F5
0-0	1B
0-0	1B
0-0	F7
0-0	1B
0-3	K

4-0	BB 1B BB
0-0	F9
0-0	F8
0-0	F8
1-2	1B
0-0	F5
0-0	F5
0-0	1B
0-0	1B
0-0	F7
0-0	1B
4-0	BB

4-0	BB 1B BB
0-0	F9
0-0	F8
0-0	F8
1-2	1B
0-0	F5
0-0	F5
0-0	1B
0-0	1B
0-0	F7
0-0	1B
4-0	BB

0-3	K
0-3	F9
0-0	F8
0-0	F8
0-3	K
0-3	K
0-0	F5
0-0	F5
0-0	1B
0-0	1B
0-0	F7
0-0	1B
0-3	K

1-4	BB BB BB
1-6	S S S
1-9	X
1-10	S S S
1-5	BB BB BB
1-3	X
1-7	X
1-8	X
1-2	BB BB BB

Inning Stats														R: 2	H: 2	R: 0	H: 0	R: 0	H: 1	R: 0	H: 0	R: 1	H: 2	R: 0	H: 0	R: 1	H: 1	R: 0	H: 1	R: 2	H: 0	1B: 4	SF: 0	WP: 0	PA: 47
														E: 0	LOB: 2	E: 0	LOB: 1	E: 0	LOB: 2	E: 0	LOB: 1	E: 0	LOB: 1	E: 0	LOB: 2	E: 1	LOB: 1	E: 0	LOB: 1	E: 1	LOB: 1	2B: 2	SAC: 2	PB: 0	
														K: 2	BB: 2	K: 0	BB: 1	K: 0	BB: 0	K: 1	BB: 1	K: 0	BB: 0	K: 0	BB: 2	K: 0	BB: 0	K: 1	BB: 0	K: 0	BB: 2	3B: 2	DP: 0	SB: 0	
														S: 9	P: 17	S: 3	P: 7	S: 3	P: 4	S: 5	P: 5	S: 5	P: 9	S: 5	P: 5	S: 5	P: 11	S: 5	P: 5	S: 6	P: 6	HR: 0	HBP: 1	CS: 0	

PITCHER														IP	WLS	BF	H	R	ER	SO	BB	IBB	HBP	BLK	WP	HR	S	P	ERA	WHIP						
Mark Langston, L														(1, 1)	8.0		37	7	4	3	4	6	0	1	0	0	38	63	3.38	1.625						
Ed Nunez, R														(9, 1)	1.0		4	1	0	0	1	0	0	0	0	0	6	6	0.00	1.000						
Mike Stanton, R														(10, 1)	1.0	L	6	0	2	0	0	1	1	0	1	0	4	12	0.00	1.000						

BOTTOM

New York Yankees @ Seattle Mariners
The Kingdome, Seattle, WA
Fri Aug 24 1984, 10:05 PM EDT
Att: 12,477 - Unknown

livebaseballscorecards.com



AB R H RBI BB SO LOB

5 1 2 0 0 0 0

5 0 2 2 0 1 3

5 0 1 0 0 1 4

4 0 1 0 1 1 4

5 0 0 0 0 2 3

4 1 3 0 0 0 0

1 0 0 0 0 1 0

4 1 1 0 0 1 2

1 0 0 0 0 0 0

4 1 2 0 0 0 1

2 0 0 1 0 0 0

AB 40
R 4
H 12
RBI 3
BB 1
SO 7
LOB 17

1B: 9 SF: 1
2B: 3 SAC: 1
3B: 0 DP: 1
HR: 0 HBP: 0

WP: 0 PA: 43
PB: 0
SB: 1
CS: 0

Batter	1	2	3	4	5	6	7	8	9	10
Jack Perconte, L (1, 4) OBP: 0.357, SLG: 0.347	0-0 4-3	0-0 E 1B		0-0 3-1		0-0 S 2B 1B		0-0 3-1		
Phil Bradley, R (1, 8) OBP: 0.371, SLG: 0.341	0-0 F8	0-3 K		0-0 1B		0-0 1-H 3-H 2B		0-0 4-3		
Alvin Davis, L (1, 3) OBP: 0.398, SLG: 0.507	0-0 1B 1B	0-0 E5		0-0 G3		0-3 K		0-0 F8		
Ken Phelps, L (1, 10) OBP: 0.401, SLG: 0.588	0-0 1-2 1B	0-0 F5			4-0 G5-4-3 BB	0-3 K		0-0 F6		
Al Cowens, R (1, 9) OBP: 0.303, SLG: 0.434	0-3 K		0-0 F7		0-0 G5-4-3 1-2f		0-3 K		0-0 F3	
Steve Henderson, R (1, 7) Ivan Calderon, R (8, 7) OBP: 0.371, SLG: 0.454 OBP: 0.269, SLG: 0.375		0-0 1B SF7 1B	0-0 G3	0-0 2B	0-0 2B	0-0 4-3		0-3 K		
Larry Milbourne, S (1, 5) Domingo Ramos, R (8, 5) OBP: 0.307, SLG: 0.312 OBP: 0.244, SLG: 0.230		0-0 1B E 1B	0-0 G3	0-0 2-3	0-0 F5	0-3 K		0-0 4-3		
Bob Kearney, R (1, 2) OBP: 0.274, SLG: 0.361		0-0 E 1B 1B	0-0 F9			0-0 1B SH5-4 2B 1B		0-0 6-3		
Spike Owen, S (1, 6) OBP: 0.319, SLG: 0.349		0-0 SF7		0-0 4-3		0-0 SH5-4		0-0 F6		

Inning Stats	R: 0	H: 2	E: 0	LOB: 2	K: 1	S: 7	P: 7	R: 2	H: 4	E: 1	LOB: 3	K: 1	S: 10	P: 10	R: 0	H: 1	E: 0	LOB: 1	K: 0	S: 4	P: 4	R: 0	H: 1	E: 0	LOB: 1	K: 0	S: 4	P: 4	R: 0	H: 1	E: 0	LOB: 1	K: 0	S: 3	P: 7	R: 2	H: 3	E: 0	LOB: 1	K: 2	S: 10	P: 10	R: 0	H: 0	E: 0	LOB: 0	K: 2	S: 7	P: 7	R: 0	H: 0	E: 0	LOB: 0	K: 0	S: 3	P: 3	R: 0	H: 0	E: 0	LOB: 0	K: 0	S: 3	P: 3	R: 0	H: 0	E: 0	LOB: 0	K: 1	S: 5	P: 5	1B: 9	SF: 1	2B: 3	SAC: 1	3B: 0	DP: 1	HR: 0	HBP: 0	WP: 0	PA: 43
--------------	------	------	------	--------	------	------	------	------	------	------	--------	------	-------	-------	------	------	------	--------	------	------	------	------	------	------	--------	------	------	------	------	------	------	--------	------	------	------	------	------	------	--------	------	-------	-------	------	------	------	--------	------	------	------	------	------	------	--------	------	------	------	------	------	------	--------	------	------	------	------	------	------	--------	------	------	------	-------	-------	-------	--------	-------	-------	-------	--------	-------	--------

PITCHER	IP	WLS	BF	H	R	ER	SO	BB	IBB	HBP	BLK	WP	HR	S	P	ERA	WHIP
John Montefusco, R (1, 1) ERA: 3.92	5.0		25	9	2	1	2	1	0	0	0	0	0	28	32	1.80	2.000
Mike Armstrong, R (6, 1) ERA: 3.44	0.1		4	3	2	2	0	0	0	0	0	0	0	4	4	54.00	9.000
Jay Howell, R (6, 1) ERA: 2.42	3.0		9	0	0	0	4	0	0	0	0	0	0	17	17	0.00	0.000
Dave Righetti, L (9, 1) ERA: 1.81	1.2	W	5	0	0	0	1	0	0	0	0	0	0	7	7	0.00	0.000

New York Yankees @ Seattle Mariners
 The Kingdome, Seattle, WA
 Sat Aug 25 1984, 10:05 PM EDT
 Att. 18,206 - Unknown

AB	44
R	14
H	23
RBI	14
BB	5
SO	4
LOB	18



Batter	1	2	3	4	5	6	7	8	9	AB	R	H	RBI	BB	SO	LOB
Willie Randolph, R (1, 4) OBP: 0.374, SLG: 0.358 Tim Foli, R (7, 4) OBP: 0.262, SLG: 0.315	F9	FC5-4		SF8 1B	1B 1B	4-3		1B		4	2	1	0	1	0	2
Bobby Meacham, S (1, 6) OBP: 0.324, SLG: 0.352 Toby Harrah, R (9, 4) OBP: 0.322, SLG: 0.296	4-3		K	SF8	1B 1B		F9	SF9		4	1	1	2	0	1	0
Don Mattingly, L (1, 3) OBP: 0.394, SLG: 0.541	F9		HBP 1B	1B 1B	1B 1B		1B 1B	1B		6	2	5	2	0	0	0
Dave Winfield, R (1, 9) OBP: 0.399, SLG: 0.522 Victor Mata, R (7, PR) OBP: 0.396, SLG: 0.529		2B	1B HBP	K	1B		WP 1B	F2		3	1	2	2	2	1	1
Don Baylor, R (1, 10) OBP: 0.330, SLG: 0.491		2B BB	1B HBP	1B	F8		WP 1B		G6-4-3 1B	4	1	3	1	1	0	2
Ken Griffey, L (1, 7) OBP: 0.322, SLG: 0.363 Brian Dayett, R (7, PH) OBP: 0.286, SLG: 0.417	F7		1B	1B		4-3	G5-4-3 1B		G6-4-3 1B	4	0	2	1	0	0	2
Mike Pagliarulo, L (1, 5) OBP: 0.308, SLG: 0.478	1B 2B	K		F8	K	G5-4-3		4-3		6	1	1	1	0	2	4
Omar Moreno, L (1, 8) OBP: 0.284, SLG: 0.370	S 1B	G3		E7	HR			1B SF9		5	2	3	1	0	0	3
Rick Cerone, R (1, 2) OBP: 0.255, SLG: 0.322	FC5-4 BB			1B SF8	1B PB	HR		F7		4	3	3	2	1	0	1

Inning Stats	R: 0	H: 0	E: 0	K: 0	S: 3	P: 3	R: 2	H: 3	E: 0	K: 0	S: 5	P: 13	R: 1	H: 2	E: 0	K: 2	S: 9	P: 14	R: 2	H: 5	E: 0	K: 1	S: 9	P: 9	R: 3	H: 4	E: 1	K: 0	S: 7	P: 11	R: 2	H: 2	E: 0	K: 1	S: 7	P: 7	R: 3	H: 3	E: 0	K: 0	S: 5	P: 9	R: 1	H: 3	E: 0	K: 0	S: 6	P: 6	R: 0	H: 1	E: 0	K: 0	S: 3	P: 3	1B: 16	SF: 2	2B: 5	SAC: 0	3B: 1	DP: 2	HR: 1	HBP: 1	WP: 1	PA: 52
--------------	------	------	------	------	------	------	------	------	------	------	------	-------	------	------	------	------	------	-------	------	------	------	------	------	------	------	------	------	------	------	-------	------	------	------	------	------	------	------	------	------	------	------	------	------	------	------	------	------	------	------	------	------	------	------	------	--------	-------	-------	--------	-------	-------	-------	--------	-------	--------

PITCHER	IP	WLS	BF	H	R	ER	SO	BB	IBB	HBP	BLK	WP	HR	S	P	ERA	WHIP
Jim Beattie, R (1, 1) ERA: 3.9	3.0	L	19	7	5	5	2	3	0	1	0	0	0	19	32	15.00	3.333
Dave Geisel, L (4, 1) ERA: 4.84	0.1		2	1	0	0	0	0	0	0	0	0	0	2	2	0.00	3.000
Dave Beard, R (4, 1) ERA: 4.82	2.2		16	8	5	5	2	1	0	0	0	0	1	19	23	16.88	3.375
Paul Mirabella, L (7, 1) ERA: 4.5	3.0		15	7	4	4	0	1	0	0	0	1	0	14	18	12.00	2.667

PITCHER	IP	WLS	BF	H	R	ER	SO	BB	IBB	HBP	BLK	WP	HR	S	P	ERA	WHIP
---------	----	-----	----	---	---	----	----	----	-----	-----	-----	----	----	---	---	-----	------

Batter	1	2	3	4	5	6	7	8	9	AB R H RBI BB SO LOB
Jack Perconte, L (1, 4) OBP: 0.357, SLG: 0.348	0-0 4-3		0-0 2B		0-0 F8			0-3 K		4 1 1 0 0 1 1
Phil Bradley, R (1, 8) OBP: 0.369, SLG: 0.344	0-0 5-3		0-0 2B			0-0 F8		0-0 F9		4 0 1 1 0 0 1
Alvin Davis, L (1, 3) OBP: 0.399, SLG: 0.507	0-0 FC5-4 1B		0-0 F8			0-0 3-1		0-0 G6-3 1B		4 0 2 0 0 0 1
Al Cowens, R (1, 9) OBP: 0.302, SLG: 0.432	0-0 FC5-4			0-3 K		0-0 F9		0-3 K		3 0 0 0 0 0 1 1
Ivan Calderon, R (8, 9) OBP: 0.269, SLG: 0.375										0 0 0 0 0 0 0 0
Orlando Mercado, R (9, PH) OBP: 0.214, SLG: 0.221										1 0 0 0 0 0 1 1
Steve Henderson, R (1, 7) OBP: 0.369, SLG: 0.459		0-0 F9		0-0 3B		0-0 F8		0-0 G6-3		4 0 1 0 0 0 1
Jim Presley, R (1, 5) OBP: 0.241, SLG: 0.353		0-3 K		0-0 E5		0-0 F3				3 0 0 0 0 0 1 0
Larry Milbourne, S (1, 10) OBP: 0.302, SLG: 0.307		0-3 K		0-3 K		0-0 6-3				3 0 0 0 0 0 2 1
Bob Kearney, R (1, 2) OBP: 0.272, SLG: 0.358			0-3 K		0-0 F9			0-0 1-3		3 0 0 0 0 0 1 0
Spike Owen, S (1, 6) OBP: 0.317, SLG: 0.346			0-0 1-3		0-3 K			0-0 E6		3 0 0 0 0 0 1 0

BOTTOM

New York Yankees @ Seattle Mariners
The Kingdome, Seattle, WA
Sat Aug 25 1984, 10:05 PM EDT
Att. 18,206 - Unknown

livebaseballscorecards.com

AB	32
R	1
H	5
RBI	1
BB	0
SO	8
LOB	7



Inning Stats	R: 0	H: 1	E: 0	LOB: 1	K: 0	BB: 0	S: 4	P: 4	R: 0	H: 0	E: 0	LOB: 0	K: 2	BB: 0	S: 7	R: 1	H: 2	E: 0	LOB: 1	K: 1	BB: 0	S: 7	R: 0	H: 1	E: 1	LOB: 1	K: 2	BB: 0	S: 8	R: 0	H: 0	E: 0	LOB: 0	K: 1	BB: 0	S: 5	R: 0	H: 0	E: 0	LOB: 0	K: 0	BB: 0	S: 3	R: 0	H: 0	E: 0	LOB: 0	K: 0	BB: 0	S: 3	R: 0	H: 0	E: 1	LOB: 1	K: 1	BB: 0	S: 6	R: 0	H: 1	E: 0	LOB: 0	K: 1	BB: 0	S: 5	R: 0	H: 0	E: 0	LOB: 0	K: 1	BB: 0	S: 5	1B: 2	SF: 0	2B: 2	SAC: 0	3B: 1	DP: 1	HR: 0	HBP: 0	WP: 0	PA: 32
--------------	------	------	------	--------	------	-------	------	------	------	------	------	--------	------	-------	------	------	------	------	--------	------	-------	------	------	------	------	--------	------	-------	------	------	------	------	--------	------	-------	------	------	------	------	--------	------	-------	------	------	------	------	--------	------	-------	------	------	------	------	--------	------	-------	------	------	------	------	--------	------	-------	------	------	------	------	--------	------	-------	------	-------	-------	-------	--------	-------	-------	-------	--------	-------	--------

PITCHER	IP	WLS	BF	H	R	ER	SO	BB	IBB	HBP	BLK	WP	HR	S	P	ERA	WHIP
Dennis Rasmussen, L (1, 1) ERA: 4.26	7.0	W	25	4	1	1	6	0	0	0	0	0	0	37	37	1.29	0.571
Dale Murray, R (8, 1) ERA: 1.35	1.0		4	0	0	0	1	0	0	0	0	0	0	6	6	0.00	0.000
Bob Shirley, L (9, 1) ERA: 3.91	1.0		3	1	0	0	1	0	0	0	0	0	0	5	5	0.00	1.000

PITCHER	IP	WLS	BF	H	R	ER	SO	BB	IBB	HBP	BLK	WP	HR	S	P	ERA	WHIP
---------	----	-----	----	---	---	----	----	----	-----	-----	-----	----	----	---	---	-----	------

Batter	1	2	3	4	5	6	7	8	9	AB R H RBI BB SO LOB	TOP											
Bobby Meacham, S (1, 6) OBP: 0.325, SLG: 0.348	0-0 4-3		4-0 BB		4-0 1B HR BB		0-0 1-3		0-0 4-3	3 1 0 0 2 0 1												
Tim Foli, R (1, 4) OBP: 0.268, SLG: 0.320	0-3 K		0-0 F5		0-0 1-3 2-H HR 1B		0-0 3-H 0-0 1B			4 1 2 2 0 1 2												
Don Mattingly, L (1, 3) OBP: 0.393, SLG: 0.545	0-0 4-3			0-0 G3		0-0 1-H 3-H HR		0-0 4-3		4 1 1 3 0 0 1												
Dave Winfield, R (1, 9) OBP: 0.398, SLG: 0.526		0-3 K		0-0 HR		0-3 K		0-0 6-3		4 1 1 1 0 2 0												
Don Baylor, R (1, 10) OBP: 0.329, SLG: 0.488		1-0 G3-6 HBP		0-0 5-3		0-0 F3		0-0 F7		3 0 0 0 0 0 0												
Ken Griffey, L (1, 7) OBP: 0.321, SLG: 0.371		0-0 G3-6 1-2f		0-0 5-3		0-0 4-3		0-0 HR		4 1 1 1 0 0 1												
Mike Pagliarulo, L (1, 5) OBP: 0.298, SLG: 0.462			0-0 G3		0-0 4-3	0-0 F8		0-0 G3		4 0 0 0 0 0 0												
Omar Moreno, L (1, 8) OBP: 0.291, SLG: 0.376			0-0 S 1B		0-0 S 1B		0-0 1-3 6-3 1B 1B		0-0 G3	4 2 3 0 0 0 0												
Rick Cerone, R (1, 2) OBP: 0.245, SLG: 0.309			0-0 F9		0-3 K		0-0 6-3 1-2		0-0 F7	4 0 0 0 0 1 3												
Inning Stats	R: 0 E: 0 K: 1 S: 5	H: 0 LOB: 0 BB: 0 P: 5	R: 0 E: 0 K: 1 S: 4	H: 0 LOB: 0 BB: 0 P: 5	R: 0 E: 0 K: 0 S: 4	H: 1 LOB: 2 BB: 1 P: 8	R: 1 E: 0 K: 0 S: 4	H: 1 LOB: 0 BB: 0 P: 4	R: 4 E: 0 K: 2 S: 10	H: 3 LOB: 0 BB: 1 P: 14	R: 0 E: 0 K: 0 S: 3	H: 0 LOB: 0 BB: 0 P: 3	R: 1 E: 0 K: 0 S: 5	H: 2 LOB: 1 BB: 0 P: 5	R: 1 E: 0 K: 0 S: 4	H: 1 LOB: 0 BB: 0 P: 4	R: 0 E: 0 K: 0 S: 3	H: 0 LOB: 0 BB: 0 P: 3	1B: 5 2B: 0 3B: 0 HR: 3	SF: 0 SAC: 0 DP: 1 HBP: 1	WP: 0 PB: 0 SB: 2 CS: 0	PA: 37
PITCHER	IP WLS BF H R ER SO BB IBB HBP BLK WP HR S P ERA WHIP												PITCHER	IP WLS BF H R ER SO BB IBB HBP BLK WP HR S P ERA WHIP								
Salome Barojas, R (1, 1) ERA: 4.0	6.2 L 29 7 6 6 4 2 0 1 0 0 2 34 43 8.10 1.350																					
Dave Geisel, L (7, 1) ERA: 4.79	0.1 1 0 0 0 0 0 0 0 0 0 0 1 1 0.00 0.000																					
Ed Nunez, R (8, 1) ERA: 3.11	2.0 7 1 1 1 0 0 0 0 0 0 0 1 7 4.50 0.500																					

New York Yankees @ Seattle Mariners
The Kingdom, Seattle, WA
Sun Aug 26 1984, 6:33 AM EDT
Att: 11,224 - Unknown

livebaseballscorecards.com

AB	34
R	7
H	8
RBI	7
BB	2
SO	4
LOB	8



Batter	1	2	3	4	5	6	7	8	9	AB	R	H	RBI	BB	SO	LOB
Jack Perconte, L (1, 4) OBP: 0.358, SLG: 0.349	0-0 G5-4-3 1B			0-0 BB 1B	0-0 FC6-4			0-3 K		4	0	2	0	0	1	1
Phil Bradley, R (1, 8) OBP: 0.372, SLG: 0.346	0-0 G5-4-3 1-2f			0-0 BB 1B			0-0 F9	0-0 1B		4	0	2	0	0	0	1
Alvin Davis, L (1, 3) OBP: 0.398, SLG: 0.503	0-0 3-1			0-0 F4			4-0 HR BB	0-0 F9		3	1	0	0	1	0	3
Ken Phelps, L (1, 10) OBP: 0.399, SLG: 0.580		0-0 F7		4-0 FC6-4 BB			0-0 F8	0-0 G3-4-3		3	0	0	0	1	0	2
Al Cowens, R (1, 9) OBP: 0.301, SLG: 0.437		0-3 K		0-3 K			0-0 HR		0-0 F7	4	1	1	2	0	2	3
Steve Henderson, R (1, 7) OBP: 0.363, SLG: 0.451		0-3 K		0-0 FC6-4			0-0 1-3		0-3 K	4	0	0	0	0	2	3
Larry Milbourne, S (1, 5) OBP: 0.297, SLG: 0.301			0-0 5-3		0-0 1-3				0-0 1-3	4	0	0	0	0	0	0
Orlando Mercado, R (1, 2) OBP: 0.233, SLG: 0.229			0-3 K		4-0 FC6-4 BB				0-0 G4-6-3 1B	2	0	1	0	1	1	0
Spike Owen, S (1, 6) OBP: 0.315, SLG: 0.344			0-3 K		0-0 F9				0-0 G4-6-3	3	0	0	0	0	1	2

Inning Stats	R: 0	H: 1	E: 0	K: 0	S: 3	LOB: 0	BB: 0	P: 3	R: 0	H: 0	E: 0	K: 2	S: 7	LOB: 0	BB: 0	P: 7	R: 0	H: 0	E: 0	K: 2	S: 7	LOB: 0	BB: 0	P: 7	R: 0	H: 2	E: 0	K: 1	S: 7	LOB: 3	BB: 1	P: 11	R: 0	H: 0	E: 0	K: 0	S: 3	LOB: 1	BB: 1	P: 7	R: 2	H: 1	E: 0	K: 0	S: 4	LOB: 0	BB: 1	P: 8	R: 0	H: 1	E: 0	K: 0	S: 3	LOB: 0	BB: 0	P: 3	R: 0	H: 1	E: 0	K: 1	S: 6	LOB: 1	BB: 0	P: 6	R: 0	H: 0	E: 0	K: 1	S: 5	LOB: 0	BB: 0	P: 5	1B: 5	SF: 0	2B: 0	SAC: 0	3B: 0	DP: 2	HR: 1	HBP: 0	WP: 0	PA: 34
--------------	------	------	------	------	------	--------	-------	------	------	------	------	------	------	--------	-------	------	------	------	------	------	------	--------	-------	------	------	------	------	------	------	--------	-------	-------	------	------	------	------	------	--------	-------	------	------	------	------	------	------	--------	-------	------	------	------	------	------	------	--------	-------	------	------	------	------	------	------	--------	-------	------	------	------	------	------	------	--------	-------	------	-------	-------	-------	--------	-------	-------	-------	--------	-------	--------


PITCHER	IP	WLS	BF	H	R	ER	SO	BB	IBB	HBP	BLK	WP	HR	S	P	ERA	WHIP
Phil Niekro, R (1, 1) ERA: 2.78	8.0	W	31	6	2	2	6	3	0	0	0	0	1	40	52	2.25	1.125
Dale Murray, R (9, 1) ERA: 1.26	1.0		3	0	0	0	1	0	0	0	0	0	0	5	5	0.00	0.000

BOTTOM

New York Yankees @ Seattle Mariners
The Kingdome, Seattle, WA

Sun Aug 26 1984, 6:33 AM EDT
Att. 11,224 - Unknown

AB 31
R 2
H 6
RBI 2
BB 3
SO 7
LOB 15



PITCHER	IP	WLS	BF	H	R	ER	SO	BB	IBB	HBP	BLK	WP	HR	S	P	ERA	WHIP
---------	----	-----	----	---	---	----	----	----	-----	-----	-----	----	----	---	---	-----	------

Batter 1 2 3 4 5 6 7 8 9 AB R H RBI BB SO LOB TOP

Lou Whitaker, L (1, 4) BB BB 4-0 BB F8 0-0 1-2 G3 0-0 SF9 0-0 2-0 0-1 1-0 0-1

Alan Trammell, R (1, 6) F5 0-0 1-0 6-3 0-0 F3 0-0 2-0 HR 0-0 3-H 4 1 1 2 0 0 1

Kirk Gibson, L (1, 9) K 0-3 2-0 HR 0-0 3-1 0-0 G3 0-0 3-0 4 1 1 1 0 1 1

Lance Parrish, R (1, 2) 1-3 0-0 3-0 5-3 0-0 F8 0-0 1-0 K 0-3 1-0 4 0 0 0 0 1 1

Darrell Evans, L (1, 10) F6 0-0 1-0 1B 0-0 F8 0-0 2-0 WP 2B 1B 0-0 0-0 4 0 2 0 0 0 0

Johnny Grubb, L (1, 7) F6 0-0 2-0 6-3 0-0 F8 0-0 3-0 K 0-3 1-2 4 0 0 0 0 1 2

Ruppert Jones, L (1, 8) F7 0-0 3-0 CS BB 4-0 SF9 2B 2B 2-H 2B 3 1 2 1 1 0 0

Dave Bergman, L (1, 3) G3 0-0 1-0 K 0-3 1-0 HR 1B 2-3 K 0-0 4 1 1 0 0 2 3

Howard Johnson, S (1, 5) F4 0-0 2-0 F8 0-0 1-0 F8 0-0 1-0 2 0 1 0 0 0 1

Inning Stats table with columns R, H, E, K, S for each inning and totals for 1B, 2B, 3B, HR, SF, SAC, DP, HBP.

PITCHER table with columns IP, WLS, BF, H, R, ER, SO, BB, IBB, HBP, BLK, WP, HR, S, P, ERA, WHIP.

Detroit Tigers @ Seattle Mariners The Kingdome, Seattle, WA Tue Aug 28 1984, 10:05 PM EDT Att. 8,353 - Unknown

Summary table with rows AB, R, H, RBI, BB, SO, LOB and values 32, 5, 8, 5, 2, 5, 12.




Batter	1	2	3	4	5	6	7	8	9	AB R H RBI BB SO LOB
Jack Perconte, L OBP: 0.358, SLG: 0.351 (1, 4)	0-0 4-3 1B 2B		0-0 6-3			0-0 5-3	4-0 1B 1-2 2-3 BB		0-0 4-3	4 1 1 0 1 0 1
Phil Bradley, R OBP: 0.370, SLG: 0.345 (1, 8)	0-0 4-3 2-3		0-0 4-3			0-3 K	0-0 1B			4 0 1 2 0 1 1
Alvin Davis, L OBP: 0.397, SLG: 0.503 (1, 3)	0-0 G3		0-3 K			0-0 2B	0-0 G3			4 0 1 0 0 1 3
Ken Phelps, L OBP: 0.398, SLG: 0.575 Jim Presley, R OBP: 0.239, SLG: 0.351 (1, 10) (8, PH)	4-0 1B BB			0-0 F5		0-0 F8		0-3 K		2 0 0 0 1 0 1 1 0 0 0 0 1 0
Al Cowens, R OBP: 0.301, SLG: 0.435 (1, 9)	0-0 1-2 3-H 1B			0-0 F9			0-0 4-3	0-0 F7		4 0 1 1 0 0 0
Steve Henderson, R OBP: 0.363, SLG: 0.448 John Moses, S (1, 7) (8, 7)	0-0 F9		0-3 K			4-0 1B E BB	0-0 F9			2 1 0 0 1 1 2 1 0 0 0 0 0 0
Larry Milbourne, S OBP: 0.300, SLG: 0.305 (1, 5)		0-0 G3			0-0 4-3		0-0 BB 1-2 1B 1B		0-0 FC5-6 1B	4 1 2 0 0 0 0
Bob Kearney, R OBP: 0.271, SLG: 0.355 (1, 2)		0-0 F3			4-0 CS BB		0-3 K		0-0 FC5-6 FC5-4 1-2f	3 0 0 0 1 1 3
Spike Owen, S OBP: 0.312, SLG: 0.341 (1, 6)		0-0 G3			0-3 K 1-2		0-0 E5 1B 1-2 2-H		0-0 FC5-4 1-2f	4 1 0 0 0 1 3

Inning Stats	R: 1	H: 2	E: 0	K: 5	S: 5	LOB: 2	BB: 1	P: 9	R: 0	H: 0	E: 0	K: 0	S: 3	LOB: 0	BB: 0	P: 3	R: 0	H: 0	E: 0	K: 1	S: 5	LOB: 0	BB: 0	P: 5	R: 0	H: 0	E: 0	K: 1	S: 5	LOB: 0	BB: 0	P: 5	R: 0	H: 1	E: 0	K: 1	S: 6	LOB: 1	BB: 0	P: 6	R: 3	H: 2	E: 1	K: 1	S: 8	LOB: 2	BB: 2	P: 16	R: 0	H: 0	E: 0	K: 1	S: 5	LOB: 0	BB: 0	P: 5	R: 0	H: 1	E: 0	K: 0	S: 4	LOB: 1	BB: 0	P: 4	1B: 4	2B: 2	3B: 0	HR: 0	SF: 0	SAC: 0	DP: 0	HBP: 0	WP: 0	PB: 0	SB: 0	CS: 1	PA: 37
--------------	------	------	------	------	------	--------	-------	------	------	------	------	------	------	--------	-------	------	------	------	------	------	------	--------	-------	------	------	------	------	------	------	--------	-------	------	------	------	------	------	------	--------	-------	------	------	------	------	------	------	--------	-------	-------	------	------	------	------	------	--------	-------	------	------	------	------	------	------	--------	-------	------	-------	-------	-------	-------	-------	--------	-------	--------	-------	-------	-------	-------	--------

PITCHER	IP	WLS	BF	H	R	ER	SO	BB	IBB	HBP	BLK	WP	HR	S	P	ERA	WHIP
Juan Berenguer, R ERA: 3.54 (1, 1)	6.2		29	5	4	1	5	4	0	0	0	0	0	35	51	1.35	1.350
Bill Scherrer, L ERA: 4.96 (7, 1)	0.1		1	0	0	0	0	0	0	0	0	0	0	1	1	0.00	0.000
Willie Hernandez, L ERA: 2.11 (8, 1)	2.0	W	7	1	0	0	1	0	0	0	0	0	0	9	9	0.00	0.500

DETROIT TIGERS @ SEATTLE MARINERS
The Kingdom, Seattle, WA
Tue Aug 28 1984, 10:05 PM EDT
Att. 8,353 - Unknown

AB	33
R	4
H	6
RBI	3
BB	4
SO	6
LOB	14



Batter	1	2	3	4	5	6	7	8	9	AB R H RBI BB SO LOB	TOP																			
Lou Whitaker, L (1, 4) OBP: 0.365, SLG: 0.412	0-3 K		0-3 K			0-0 1-3		0-0 G3		4 0 0 0 0 2 1																				
Alan Trammell, R (1, 6) OBP: 0.378, SLG: 0.472	0-0 CS 1B		0-3 K			0-0 F6		0-0 F8		4 0 1 0 0 1 0																				
Kirk Gibson, L (1, 9) OBP: 0.373, SLG: 0.537	0-0 F2 1-2				0-3 K	0-3 K		0-0 4-3		4 0 0 0 0 2 1																				
Lance Parrish, R (1, 2) OBP: 0.293, SLG: 0.466		4-0 E 1B BB			0-0 F6		0-3 K	4-0 FC6-4 BB		2 1 0 0 2 1 0																				
Larry Herndon, R (1, 7) OBP: 0.315, SLG: 0.380		0-0 E5 1B 1-3			4-0 FC6-4 BB		0-0 4-3	0-0 FC6-4 1-2f		3 0 0 0 1 0 2																				
Barbaro Garbey, R (1, 3) OBP: 0.325, SLG: 0.394		0-0 F3			0-0 FC6-4 1-2f		0-3 K			3 0 0 0 0 1 3																				
Rusty Kuntz, R (1, 8) OBP: 0.370, SLG: 0.375		0-0 2-3 3-H 1B			0-0 F7			4-0 BB		2 0 1 1 1 0 0																				
Marty Castillo, R (1, 5) OBP: 0.274, SLG: 0.324		0-3 K			0-3 K			0-0 F3		3 0 0 0 0 2 2																				
Howard Johnson, S (1, 10) OBP: 0.318, SLG: 0.385			0-3 K		0-3 K			0-3 K		3 0 0 0 0 3 1																				
Inning Stats	R: 0 E: 0 K: 1 S: 5	H: 1 LOB: 0 BB: 0 P: 5	R: 1 E: 1 K: 1 S: 6	H: 1 LOB: 1 BB: 1 P: 10	R: 0 E: 0 K: 3 S: 9	H: 0 LOB: 0 BB: 0 P: 9	R: 0 E: 0 K: 1 S: 5	H: 0 LOB: 1 BB: 1 P: 9	R: 0 E: 0 K: 2 S: 7	H: 0 LOB: 0 BB: 0 P: 7	R: 0 E: 0 K: 2 S: 7	H: 0 LOB: 0 BB: 0 P: 7	R: 0 E: 0 K: 1 S: 5	H: 0 LOB: 1 BB: 1 P: 9	R: 0 E: 0 K: 0 S: 3	H: 0 LOB: 1 BB: 1 P: 7	1B: 2 2B: 0 3B: 0 HR: 0	SF: 0 SAC: 0 DP: 0 HBP: 0	WP: 0 PB: 0 SB: 0 CS: 1	PA: 32										
PITCHER Mark Langston, L (1, 1) ERA: 3.19	IP 9.0	WLS W	BF 32	H 2	R 1	ER 1	SO 12	BB 4	IBB 0	HBP 0	BLK 0	WP 0	HR 0	S 52	P 68	ERA 1.00	WHIP 0.667													
											PITCHER	IP	WLS	BF	H	R	ER	SO	BB	IBB	HBP	BLK	WP	HR	S	P	ERA	WHIP		

Detroit Tigers @ Seattle Mariners
 The Kingdome, Seattle, WA
 Wed Aug 29 1984, 10:05 PM EDT
 Att: 10,863 - Unknown

livebaseballscores.com

AB 28
R 1
H 2
RBI 1
BB 4
SO 12
LOB 10




Batter	1	2	3	4	5	6	7	8	9	AB	R	H	RBI	BB	SO	LOB
Jack Perconte, L (1, 4) OBP: 0.359, SLG: 0.352	0-0 4-3		0-0 FC6-4 1B		0-0 1B 1B	0-0 F7				4	1	2	0	0	0	1
Phil Bradley, R (1, 8) OBP: 0.368, SLG: 0.343 (9, 7)	0-0 4-3		0-0 FC6-4		0-0 1B 1B			0-0 F8		4	1	1	0	0	0	1
Alvin Davis, L (1, 3) OBP: 0.396, SLG: 0.501	0-0 4-3		0-0 F5		0-0 1B 1B			0-0 3-1		4	1	1	1	0	0	1
Ken Phelps, L (1, 10) OBP: 0.396, SLG: 0.583		0-0 F5		0-3 K	0-0 HR			0-3 K		4	1	1	3	0	2	0
Al Cowens, R (1, 9) OBP: 0.302, SLG: 0.436		0-0 2B 6-3 1B		0-0 FC6-4 1B	0-0 6-3			0-0 F3		4	1	2	0	0	0	0
Steve Henderson, R (1, 7) OBP: 0.361, SLG: 0.449 Dave Henderson, R (9, 8) OBP: 0.296, SLG: 0.433		0-0 6-3 1-3 2B		0-0 FC6-4 1B	0-0 5-3			0-3 K		4	0	1	0	0	1	1
Larry Milbourne, S (1, 5) OBP: 0.301, SLG: 0.305 Domingo Ramos, R (7, 5) OBP: 0.241, SLG: 0.227		0-0 6-3		0-0 FC6-4 1B		0-0 6-3		0-0 6-3		3	0	1	1	0	0	1
Bob Kearney, R (1, 2) OBP: 0.269, SLG: 0.352		0-0 1-3		0-0 FC6-4		0-0 F7				3	0	0	0	0	0	3
Spike Owen, S (1, 6) OBP: 0.315, SLG: 0.343			0-0 CS 1B		0-0 4-3					3	0	2	0	0	0	0

Inning Stats	R: 0	H: 0	E: 0	K: 0	S: 3	R: 1	H: 2	E: 0	K: 0	S: 5	R: 0	H: 2	E: 0	K: 0	S: 4	R: 4	H: 4	E: 0	K: 0	S: 7	R: 0	H: 1	E: 0	K: 1	S: 4	R: 0	H: 0	E: 0	K: 1	S: 5	R: 0	H: 0	E: 0	K: 1	S: 5	1B: 9	2B: 1	3B: 0	HR: 1	SF: 0	SAC: 0	DP: 0	HBP: 0	WP: 0	PB: 0	SB: 0	CS: 1	PA: 34
--------------	------	------	------	------	------	------	------	------	------	------	------	------	------	------	------	------	------	------	------	------	------	------	------	------	------	------	------	------	------	------	------	------	------	------	------	-------	-------	-------	-------	-------	--------	-------	--------	-------	-------	-------	-------	--------

PITCHER	IP	WLS	BF	H	R	ER	SO	BB	IBB	HBP	BLK	WP	HR	S	P	ERA	WHIP
Dan Petry, R (1, 1) ERA: 3.4	4.1	L	22	10	5	5	1	0	0	0	0	0	1	24	24	10.38	2.308
Dave Rozema, R (5, 1) ERA: 3.75	2.2		9	1	0	0	1	0	0	0	0	0	0	11	11	0.00	0.375
Aurelio Lopez, R (8, 1) ERA: 2.64	1.0		3	0	0	0	1	0	0	0	0	0	0	5	5	0.00	0.000

DETROIT TIGERS @ SEATTLE MARINERS
The Kingdome, Seattle, WA
Wed Aug 29 1984, 10:05 PM EDT
Att. 10,863 - Unknown

AB	34
R	5
H	11
RBI	5
BB	0
SO	3
LOB	8



Batter	1	2	3	4	5	6	7	8	9	AB R H RBI BB SO LOB	TOP											
Lou Whitaker, L (1, 4) OBP: 0.365, SLG: 0.411	0-0 F5		0-0 5-3 1B		4-0 FC6-4 BB		0-0 G3		0-3 K	4 0 1 0 1 1 5												
Alan Trammell, R (1, 6) OBP: 0.378, SLG: 0.470	0-0 F9		0-0 5-3		0-0 FC6-4			0-0 S 1B	4-0 BB	4 0 1 1 1 0 3												
Kirk Gibson, L (1, 9) OBP: 0.371, SLG: 0.533	0-0 CS 1B		0-0 F7				0-0 G3	0-3 K	0-0 4-3	5 0 1 0 0 1 5												
Lance Parrish, R (1, 2) OBP: 0.291, SLG: 0.462	0-0 CS 1-2	0-3 K		0-0 F8			0-3 K	0-0 5-3		4 0 0 0 0 2 1												
Darrell Evans, L (1, 3) OBP: 0.358, SLG: 0.391		4-0 BB BB		0-3 K			0-3 K	0-3 K		3 0 0 0 1 3 1												
Ruppert Jones, L (1, 8) OBP: 0.344, SLG: 0.545		0-0 BB		0-0 4-3			0-0 F3		4-0 1B BB BB	3 0 1 0 0 0 0 0 1 0 0 1 0 0												
Barbaro Garbey, R (9, PH) OBP: 0.328, SLG: 0.394		0-0 FC6-4 1-2 1B																				
Johnny Grubb, L (1, 10) OBP: 0.400, SLG: 0.420		0-0 F7			4-0 BB BB		0-0 4-3		0-0 F3	2 0 0 0 1 0 2 1 0 0 0 0 0 1												
Chet Lemon, R (9, PH) OBP: 0.356, SLG: 0.494		0-0 F7																				
Larry Herndon, R (1, 7) OBP: 0.317, SLG: 0.380		0-0 FC6-4 1-2			0-0 F9		0-0 1B 1B		4-0 BB 1B BB	3 0 1 0 1 0 3												
Howard Johnson, S (1, 5) OBP: 0.320, SLG: 0.386			0-0 4-3		0-3 K		0-0 1B		0-0 BB 1B	4 0 2 0 0 1 1												
Inning Stats	R: 0 E: 0 K: 0 S: 3	H: 1 LOB: 0 BB: 0 P: 3	R: 0 E: 0 K: 1 S: 6	H: 1 LOB: 2 BB: 1 P: 10	R: 0 E: 0 K: 0 S: 4	H: 1 LOB: 1 BB: 0 P: 4	R: 0 E: 0 K: 1 S: 5	H: 0 LOB: 0 BB: 0 P: 5	R: 0 E: 0 K: 1 S: 5	H: 0 LOB: 2 BB: 2 P: 13	R: 0 E: 0 K: 2 S: 7	H: 0 LOB: 0 BB: 0 P: 7	R: 0 E: 0 K: 0 S: 5	H: 2 LOB: 2 BB: 0 P: 5	R: 0 E: 0 K: 2 S: 8	H: 1 LOB: 1 BB: 0 P: 8	R: 1 E: 0 K: 1 S: 6	H: 1 LOB: 3 BB: 3 P: 18	1B: 7 2B: 0 3B: 0 HR: 0	SF: 0 SAC: 0 DP: 0 HBP: 0	WP: 0 PB: 0 SB: 1 CS: 1	PA: 40
PITCHER	IP WLS BF H R ER SO BB IBB HBP BLK WP HR S P ERA WHIP																				IP WLS BF H R ER SO BB IBB HBP BLK WP HR S P ERA WHIP	
Jim Beattie, R (1, 1) ERA: 3.72	8.0 W 32 6 0 0 7 3 0 0 0 0 0 43 55 0.00 1.125																					
Ed Vande Berg, L (9, 1) ERA: 4.92	0.0 S 6 1 0 0 1 2 0 0 0 0 0 6 14 0.00 3.000																					
Ed Nunez, R (9, 1) ERA: 3.05																						

Detroit Tigers @ Seattle Mariners
 The Kingdome, Seattle, WA
 Thu Aug 30 1984, 10:05 PM EDT
 Att. 9,583 - Unknown

livebaseballscorecards.com

AB 33
R 1
H 7
RBI 1
BB 6
SO 8
LOB 22



Batter	1	2	3	4	5	6	7	8	9
Jack Perconte, L (1, 4) OBP: 0.358, SLG: 0.351	0-3 K		0-0 F8		0-0 F8			0-0 E1 1B	
Phil Bradley, R (1, 9) OBP: 0.362, SLG: 0.338	0-0 F7		0-3 K		0-3 K			0-0 4-3	
Alvin Davis, L (1, 3) OBP: 0.397, SLG: 0.502	4-0 BB		0-0 2B					0-0 F8	
Ken Phelps, L (1, 10) OBP: 0.390, SLG: 0.573	0-3 K		0-3 K					0-3 K	
Steve Henderson, R (1, 7) John Moses, S (9, 7) OBP: 0.357, SLG: 0.443		0-0 5-3		0-0 G3				0-0 6-3	
Dave Henderson, R (1, 8) OBP: 0.299, SLG: 0.436		0-0 BB 1B		0-0 1B				0-3 K	
Bob Kearney, R (1, 2) OBP: 0.270, SLG: 0.350		4-0 BB 1-2 BB		0-0 F8				0-0 6-3	
Jim Presley, R (1, 5) OBP: 0.235, SLG: 0.344		0-3 K		0-0 G3				0-0 F6	
Spike Owen, S (1, 6) OBP: 0.315, SLG: 0.341		0-0 3-1			0-0 4-3			4-0 BB E E	


Inning Stats	R: 0 E: 0 K: 2 S: 7	H: 0 LOB: 1 BB: 1 P: 11	R: 0 E: 0 K: 1 S: 6	H: 1 LOB: 2 BB: 1 P: 10	R: 0 E: 0 K: 2 S: 8	H: 1 LOB: 1 BB: 0 P: 8	R: 0 E: 0 K: 0 S: 4	H: 1 LOB: 1 BB: 0 P: 4	R: 0 E: 0 K: 1 S: 5	H: 0 LOB: 0 BB: 0 P: 5	R: 0 E: 0 K: 0 S: 3	H: 0 LOB: 0 BB: 0 P: 3	R: 0 E: 0 K: 1 S: 5	H: 0 LOB: 0 BB: 0 P: 5	R: 2 E: 1 K: 1 S: 6	H: 1 LOB: 0 BB: 1 P: 10
	1B: 3 2B: 1 3B: 0 HR: 0	SF: 0 SAC: 0 DP: 0 HBP: 0	WP: 0 PB: 0 SB: 0 CS: 0	PA: 31												

PITCHER	IP	WLS	BF	H	R	ER	SO	BB	IBB	HBP	BLK	WP	HR	S	P	ERA	WHIP
Jack Morris, R (1, 1) ERA: 3.54	8.0	L	31	4	2	1	8	3	0	0	0	0	0	44	56	1.12	0.875

DETROIT TIGERS @ SEATTLE MARINERS
The Kingdome, Seattle, WA
Thu Aug 30 1984, 10:05 PM EDT
Att. 9,583 - Unknown

livebaseballscorecards.com

AB 28
R 2
H 4
RBI 0
BB 3
SO 8
LOB 8



Batter	1	2	3	4	5	6	7	8	9	AB R H RBI BB SO LOB	TOP																									
Mike Young, S OBP: 0.361, SLG: 0.440 (1, 9) X	0-0 G3		0-0 F5		4-0 E BB		1-0 1B SH5-4 2B HBP	0-3 K		3 2 0 0 1 1 1																										
John Shelby, S OBP: 0.241, SLG: 0.299 (1, 8) X	0-0 2-3		0-0 6-3		0-0 4-3		0-0 SH5-4		0-3 K	4 0 0 0 0 1 1																										
Cal Ripken Jr., R OBP: 0.382, SLG: 0.524 (1, 6) B B B	4-0 1B E BB			0-0 HR	0-0 E5 1B		0-0 2B 1B		0-0 HR	4 3 4 3 1 0 0																										
Eddie Murray, S OBP: 0.417, SLG: 0.532 (1, 3) X	0-0 E8 1B			0-0 HR 1B	0-0 F7		0-0 1B 2B		0-0 1B 1B	5 2 4 1 0 0 1																										
John Lowenstein, L OBP: 0.318, SLG: 0.380 Gary Roenicke, R OBP: 0.345, SLG: 0.385 (1, 7) X (5, 7)	0-0 1-3			0-0 HR		0-0 6-3	4-0 G4-3 IBB		0-0 HR 1B	2 1 1 2 0 0 1 2 1 1 0 1 0 0																										
Ken Singleton, S OBP: 0.276, SLG: 0.269 (1, 10) B B B B		4-0 G3-6-3 BB		0-0 F8		0-0 G3	0-0 G4-3		0-0 HR	4 1 1 3 1 0 3																										
Wayne Gross, L OBP: 0.353, SLG: 0.438 Todd Cruz, R OBP: 0.277, SLG: 0.333 (1, 5) (6, PH) (6, 5)		0-0 G3-6-3		0-3 K		0-0 1B		4-0 CS BB	0-0 F6	2 0 0 0 0 1 1 2 0 1 0 1 0 0																										
Rich Dauer, R OBP: 0.290, SLG: 0.340 (1, 4) X		0-0 F6		0-0 5-3		0-0 F3		0-0 1B	0-0 F5	5 0 1 0 0 0 1																										
Rick Dempsey, R OBP: 0.299, SLG: 0.330 (1, 2) X			0-0 F5		0-0 F5		0-0 SH5-4 1B 2B	0-0 F2		4 1 1 0 0 0 1																										
Inning Stats	R: 1 E: 1 K: 0 S: 4	H: 1 LOB: 1 BB: 1 P: 8	R: 0 E: 0 K: 0 S: 2	H: 0 LOB: 0 BB: 1 P: 6	R: 0 E: 0 K: 0 S: 3	H: 0 LOB: 0 BB: 0 P: 3	R: 3 E: 0 K: 1 S: 8	H: 3 LOB: 0 BB: 0 P: 8	R: 1 E: 1 K: 0 S: 4	H: 1 LOB: 1 BB: 0 P: 4	R: 2 E: 0 K: 0 S: 5	H: 3 LOB: 2 BB: 1 P: 10	R: 0 E: 0 K: 1 S: 5	H: 1 LOB: 1 BB: 1 P: 9	R: 4 E: 0 K: 1 S: 9	H: 4 LOB: 0 BB: 0 P: 9	1B: 8 2B: 2 3B: 0 HR: 4	SF: 0 SAC: 1 DP: 2 HBP: 1	WP: 0 PB: 0 SB: 0 CS: 1	PA: 44																
PITCHER	IP WLS BF H R ER SO BB IBB HBP BLK WP HR S P ERA WHIP																																			
Salome Barojas, R ERA: 4.08 (1, 1)	4.2		21	5	5	3	1	3	0	0	0	0	2	20	32	5.79	1.714																			
Paul Mirabella, L ERA: 4.7 (5, 1)	1.1	L	7	2	2	2	0	0	0	1	0	0	0	6	7	13.50	1.500																			
Mike Stanton, R ERA: 3.0 (7, 1)	2.0		9	3	0	0	1	1	1	0	0	0	0	9	17	0.00	2.000																			
Dave Beard, R ERA: 5.29 (9, 1)	1.0		7	4	4	4	1	0	0	0	0	0	2	9	9	36.00	4.000																			

Baltimore Orioles @ Seattle Mariners
The Kingdome, Seattle, WA
Fri Aug 31 1984, 10:05 PM EDT
Att. 8,206 - Unknown

livebaseballscorecards.com

AB	37
R	11
H	14
RBI	9
BB	5
SO	3
LOB	10



Batter	1	2	3	4	5	6	7	8	9	AB R H RBI BB SO LOB
Jack Perconte, L OBP: 0.359, SLG: 0.350 (1, 4)	0-0 F7			0-0 G4-6-3 1B	0-0 FC6-4 3B		4-0 BB BB		0-0 F6	4 1 1 0 1 0 3
Phil Bradley, R OBP: 0.367, SLG: 0.346 (1, 7)	0-0 F4			0-0 G4-6-3 1-2f	0-0 3B		4-0 BB BB		4-0 FC5-4 BB	3 0 1 1 2 0 1
Alvin Davis, L OBP: 0.393, SLG: 0.497 (1, 3)	0-3 K			0-0 G3	0-3 K		0-0 4-3		0-0 FC5-4	5 0 0 1 0 2 6
Al Cowens, R OBP: 0.301, SLG: 0.433 (1, 9)		0-3 K			0-0 1B HR 1B	0-0 F3		0-3 K	0-3 K	5 1 1 0 0 3 2
Steve Henderson, R OBP: 0.356, SLG: 0.440 (1, 10)		0-0 5-3			0-0 1B HR 1B	0-0 5-3		0-0 G3		4 1 1 0 0 0 0
Dave Henderson, R OBP: 0.302, SLG: 0.447 (1, 8)		0-0 6-3			0-0 1B HR	0-0 F8		0-0 HR		4 2 2 1 0 0 0
Jim Presley, R OBP: 0.235, SLG: 0.360 (1, 5)			0-0 F9		0-0 HR		0-0 F2	0-0 5-3		4 1 1 4 0 0 0
Orlando Mercado, R OBP: 0.237, SLG: 0.222 (1, 2)			0-0 F6		4-0 FC6-4 BB		0-0 6-3		0-0 BB BB FC5-4 1B	2 0 0 0 1 0 0
Larry Milbourne, S OBP: 0.304, SLG: 0.309 (9, PH)										1 1 1 0 0 0 0
Spike Owen, S OBP: 0.316, SLG: 0.341 (1, 6)			0-0 F9		0-0 FC6-4		0-0 BB BB 1B		4-0 FC5-4 BB	3 0 1 0 1 0 1

Inning Stats	R: 0	H: 0	E: 0	K: 1	S: 5	R: 0	H: 0	E: 0	K: 1	S: 5	R: 0	H: 1	E: 0	K: 0	S: 3	R: 5	H: 5	E: 0	K: 1	S: 10	R: 0	H: 0	E: 0	K: 0	S: 3	R: 0	H: 1	E: 0	K: 0	S: 4	R: 1	H: 1	E: 0	K: 1	S: 6	R: 1	H: 1	E: 0	K: 1	S: 6	1B: 6	SF: 0	2B: 0	3B: 1	HR: 2
--------------	------	------	------	------	------	------	------	------	------	------	------	------	------	------	------	------	------	------	------	-------	------	------	------	------	------	------	------	------	------	------	------	------	------	------	------	------	------	------	------	------	-------	-------	-------	-------	-------

PITCHER	IP	WLS	BF	H	R	ER	SO	BB	IBB	HBP	BLK	WP	HR	S	P	ERA	WHIP
Mike Flanagan, L ERA: 3.62 (1, 1)	5.0		21	6	5	5	3	1	0	0	0	0	1	26	30	9.00	1.400
Sammy Stewart, R ERA: 2.61 (6, 1)	1.2	W	8	1	0	0	0	2	0	0	0	0	0	6	14	0.00	1.800
Tippy Martinez, L ERA: 3.8 (7, 1)	2.1	S	11	2	2	2	2	2	0	0	0	0	1	13	21	7.71	1.714

BOTTOM

Baltimore Orioles @ Seattle Mariners
The Kingdome, Seattle, WA
Fri Aug 31 1984, 10:05 PM EDT
Att. 8,206 - Unknown

AB	35
R	7
H	9
RBI	7
BB	5
SO	5
LOB	13



WP: 0	PA: 40
PB: 0	
SB: 0	
CS: 0	

livebaseballscorecards.com

Baltimore Orioles @ Seattle Mariners

The Kingdome, Seattle, WA

Sat Sep 01 1984, 10:05 PM EDT

Att. 9,782 - Unknown

livebaseballscorecards.com



Batter	1	2	3	4	5	6	7	8	9	AB	R	H	RBI	BB	SO	LOB	TOP					
Lenn Sakata, R OBP: 0.209, SLG: 0.256 (1, 4)	0-3 K		0-0 F9		0-0 F7	0-0 5-3		0-0 E 1B		5	1	1	0	0	1	3						
John Shelby, S OBP: 0.243, SLG: 0.300 (1, 8)	0-0 F9		0-3 K		0-0 1B		0-0 BB WP BB 1B	0-0 F2		5	1	2	0	0	1	1						
Cal Ripken Jr., R OBP: 0.387, SLG: 0.532 (1, 6)	0-0 HR			4-0 1B SF7 BB	0-0 HBP 1B		4-0 BB HR BB 1B	0-0 FC6-4 1B		3	3	3	2	2	0	0						
Eddie Murray, S OBP: 0.420, SLG: 0.532 (1, 3)	4-0 BB			0-0 SF7 1B	1-0 FC6-4 HBP 1B		4-0 HR BB 1B	0-0 FC6-4 PB 1-2f 2-H		2	1	1	0	2	0	1						
Gary Roenicke, R OBP: 0.342, SLG: 0.381 (1, 7)	0-0 F8			0-3 K	0-0 FC6-4 1-2f		4-0 HR BB 1B	0-3 K		3	0	0	0	0	1	6						
John Lowenstein, L OBP: 0.320, SLG: 0.380 (7, PH)										0	1	0	1	1	0	0						
Rich Dauer, R OBP: 0.290, SLG: 0.339 (8, PH)										1	0	0	0	0	1	1						
Al Bumbry, L OBP: 0.295, SLG: 0.305 (8, 7)										0	0	0	0	0	0	0						
Benny Ayala, R OBP: 0.248, SLG: 0.333 (1, 10)		0-0 6-3		0-0 SF7		0-0 4-3		0-0 HR		2	0	0	1	0	0	0						
Ken Singleton, S OBP: 0.277, SLG: 0.280 (7, PH)				1-2 3-H			1-H 2-H 3-H			2	1	1	4	0	0	0						
Mike Young, S OBP: 0.362, SLG: 0.437 (1, 9)		0-0 6-3		0-0 F8		0-0 FC5-4 1B		0-0 F8		4	0	1	0	1	0	1						
Floyd Rayford, R OBP: 0.303, SLG: 0.374 (1, 5)																						
Wayne Gross, L OBP: 0.352, SLG: 0.436 (9, PH)		0-0 F9			0-0 4-3	0-0 FC5-4 BB		0-0 G6-4-3 1B		4	0	1	0	0	0	1						
Rick Dempsey, R OBP: 0.302, SLG: 0.327 (1, 2)										1	0	0	0	0	1	1						
Joe Nolan, L OBP: 0.403, SLG: 0.404 (9, PH)			0-0 6-3		4-0 1B BB	4-0 BB		0-0 G6-4-3 1-2f		2	1	0	0	2	0	1						
										1	0	0	0	0	0	1						
Inning Stats	R: 1 E: 0 K: 1 S: 6	H: 1 LOB: 1 BB: 1 P: 10	R: 0 E: 0 K: 0 S: 3	H: 0 LOB: 0 BB: 0 P: 3	R: 0 E: 0 K: 1 S: 5	H: 0 LOB: 0 BB: 0 P: 5	R: 1 E: 0 K: 1 S: 6	H: 1 LOB: 1 BB: 1 P: 10	R: 1 E: 0 K: 0 S: 5	H: 2 LOB: 3 BB: 1 P: 10	R: 0 E: 0 K: 0 S: 4	H: 1 LOB: 2 BB: 1 P: 8	R: 5 E: 0 K: 0 S: 5	H: 3 LOB: 0 BB: 3 P: 17	R: 1 E: 1 K: 1 S: 7	H: 2 LOB: 1 BB: 0 P: 7	R: 0 E: 0 K: 1 S: 5	H: 0 LOB: 1 BB: 1 P: 9	1B: 8 2B: 0 3B: 0 HR: 2	SF: 1 SAC: 0 DP: 1 HBP: 1	WP: 1 PB: 1 SB: 0 CS: 0	PA: 45
PITCHER	IP	WLS	BF	H	R	ER	SO	BB	IBB	HBP	BLK	WP	HR	S	P	ERA	WHIP					
Matt Young, L ERA: 7.53 (1, 1)	6.0		29	6	4	4	3	4	0	1	0	0	1	30	47	6.00	1.667					
Mike Stanton, R ERA: 3.45 (7, 1)	0.0		3	0	0	0	0	3	0	0	0	1	0	0	12	∞	∞					
Ed Vande Berg, L ERA: 4.92 (7, 1)	2.0	W	9	4	5	4	1	0	0	0	0	0	1	11	11	18.00	2.000					
Ed Nunez, R ERA: 3.0 (9, 1)	1.0	S	4	0	0	0	1	1	0	0	0	0	0	5	9	0.00	1.000					

BOTTOM

Baltimore Orioles @ Seattle Mariners
The Kingdome, Seattle, WA
Sat Sep 01 1984, 10:05 PM EDT
Att. 9,782 - Unknown

livebaseballscorecards.com

AB 35
R 10
H 12
RBI 9
BB 7
SO 9
LOB 14



WP: 0 PA: 42
PB: 0
SB: 1
CS: 2

AB R H RBI BB SO LOB

4 2 2 0 1 0 1

5 2 3 1 0 0 1

3 1 0 0 2 1 2

4 2 2 2 0 2 0
0 0 0 1 1 0 0
0 0 0 0 0 0 0

4 0 1 2 1 0 2

5 0 1 0 0 2 4
0 0 0 0 0 0 0

2 0 1 0 0 0 2
2 0 0 0 0 2 0

2 1 0 0 2 0 0

4 2 2 3 0 2 2
1B: 7 SF: 0
2B: 4 SAC: 0
3B: 0 DP: 2
HR: 3 HBP: 0

Batter	1	2	3	4	5	6	7	8	9
Jack Perconte, L (1, 4) OBP: 0.361, SLG: 0.351	0-0 6-3 1B	0-0 1B S 1B		0-0 5-3 1B		0-0 L6-3 1B		4-0 BB 1B BB	
Spike Owen, S (1, 6) OBP: 0.319, SLG: 0.344	0-0 2B 1B	0-0 1B 1-H			0-0 F8	0-0 L6-3 1-2		0-0 BB BB E 1B	
Alvin Davis, L (1, 3) OBP: 0.393, SLG: 0.494	0-0 F8	0-0 4-3			4-0 HR BB		0-3 K	4-0 E BB BB	
Ken Phelps, L (1, 10) OBP: 0.392, SLG: 0.588 Barry Bonnell, R (8, PH) OBP: 0.304, SLG: 0.366 John Moses, S (8, PR)	0-0 1B 2B		0-3 K		0-0 HR 1-H		0-3 K	4-0 E BB	
Al Cowens, R (1, 9) OBP: 0.302, SLG: 0.431	0-0 1B 2-H 3-H		0-0 F6		0-0 F8		4-0 BB	0-0 E6	
Steve Henderson, R (1, 7) OBP: 0.353, SLG: 0.435 Ed Nunez, R (9, 1)	0-0 1B 1-2		0-3 K		0-0 5-3		0-0 6-3	0-3 K	
Dave Henderson, R (1, 8) OBP: 0.303, SLG: 0.451 Phil Bradley, R (4, PR) OBP: 0.364, SLG: 0.343	0-0 F3			0-0 CS 2B		0-3 K		0-3 K	
Bob Kearney, R (1, 2) OBP: 0.272, SLG: 0.349		0-0 F9		4-0 CS BB		4-0 HR BB		0-0 6-3	
Jim Presley, R (1, 5) OBP: 0.241, SLG: 0.400		0-3 K		0-3 K 1-2 2-3		0-0 HR 1-H		0-0 HR	

Inning Stats	R: 2 E: 0 K: 0 S: 7	H: 4 LOB: 2 BB: 0 P: 7	R: 1 E: 0 K: 1 S: 7	H: 2 LOB: 1 BB: 0 P: 7	R: 0 E: 0 K: 2 S: 7	H: 0 LOB: 0 BB: 0 P: 7	R: 0 E: 0 K: 1 S: 5	H: 1 LOB: 1 BB: 1 P: 9	R: 2 E: 0 K: 0 S: 4	H: 1 LOB: 0 BB: 1 P: 8	R: 2 E: 0 K: 1 S: 6	H: 2 LOB: 0 BB: 1 P: 10	R: 0 E: 0 K: 2 S: 7	H: 0 LOB: 1 BB: 1 P: 11	R: 3 E: 1 K: 2 S: 10	H: 2 LOB: 3 BB: 3 P: 22
--------------	------------------------------	---------------------------------	------------------------------	---------------------------------	------------------------------	---------------------------------	------------------------------	---------------------------------	------------------------------	---------------------------------	------------------------------	----------------------------------	------------------------------	----------------------------------	-------------------------------	----------------------------------

PITCHER	IP	WLS	BF	H	R	ER	SO	BB	IBB	HBP	BLK	WP	HR	S	P	ERA	WHIP
Dennis Martinez, R (1, 1) ERA: 4.43	5.0		24	8	5	5	4	2	0	0	0	0	1	30	38	9.00	2.000
John Pacella, R (6, 1) ERA: 54.0	0.1		4	2	2	2	1	1	0	0	0	0	1	5	9	54.00	9.000
Tom Underwood, L (6, 1) ERA: 3.71	1.1		4	0	0	0	2	1	0	0	0	0	0	7	11	0.00	0.750
Sammy Stewart, R (7, 1) ERA: 2.81	1.0		5	1	2	2	1	1	0	0	0	0	1	6	10	18.00	2.000
Tippy Martinez, L (8, 1) ERA: 3.78	0.1	L	5	1	1	0	1	2	0	0	0	0	0	5	13	0.00	9.000

PITCHER	IP	WLS	BF	H	R	ER	SO	BB	IBB	HBP	BLK	WP	HR	S	P	ERA	WHIP
---------	----	-----	----	---	---	----	----	----	-----	-----	-----	----	----	---	---	-----	------

Batter	1	2	3	4	5	6	7	8	9	AB R H RBI BB SO LOB	TOP	
Al Bumbry, L (1, 8) OBP: 0.300, SLG: 0.307 John Shelby, S (9, PR) OBP: 0.243, SLG: 0.300 (9, 8)	0-0 G5-4-3 1B 1B		0-3 1B		0-0 1B		0-0 1B		4-0 BB	4 1 2 0 1 1 0 0 0 0 0 0 0 0		
Mike Young, S (1, 9) OBP: 0.359, SLG: 0.433 (9, 8)	0-0 G5-4-3 1B 1B		0-3 1B		0-0 1B		0-3 1B		0-0 1B	5 0 1 0 0 2 3		
Cal Ripken Jr., R (1, 6) OBP: 0.384, SLG: 0.528 (9, 8)	0-0 G5-4-3 1-2f 2-3 1B		0-3 1B				0-0 1B		0-0 1B	4 0 0 0 0 1 2		
Eddie Murray, S (1, 3) OBP: 0.421, SLG: 0.531 (9, 8)	0-0 WP 3-H 1B			0-0 1B		4-0 BB 1B		0-0 1B	3 1 1 0 1 0 0			
John Lowenstein, L (1, 7) OBP: 0.319, SLG: 0.378 Todd Cruz, R (8, 5) OBP: 0.277, SLG: 0.333 (9, 8)	0-3 1-2 1B		0-0 1B		0-0 1B 1-H 2B 1B		0-0 1-2 1B	4 1 1 1 0 1 2 0 0 0 0 0 0 0				
Ken Singleton, S (1, 10) OBP: 0.280, SLG: 0.281 (9, 8)		0-3 1B		0-0 1B		0-0 2B 2-3 1B		4-0 IBB 1B	3 1 1 0 1 1 0			
Wayne Gross, L (1, 5) OBP: 0.352, SLG: 0.439 Gary Roenicke, R (8, PH) OBP: 0.341, SLG: 0.379 (8, 7)		0-0 1-3 1B		0-0 1B		0-0 1-3 3-H 2B		0-0 1-2f 1B	3 0 1 1 0 0 0 1 0 0 0 0 0 2			
Rich Dauer, R (1, 4) OBP: 0.292, SLG: 0.344 (9, 8)		0-0 2B 1B		0-0 1B 1B		0-0 6-3 3-H 1B		0-0 6-3 1B	4 0 2 1 0 0 1			
Floyd Rayford, R (1, 2) OBP: 0.298, SLG: 0.368 (9, 8)		0-0 6-3 1B		0-3 1B		0-3 1B		0-0 1B	4 0 0 0 0 2 3			
Inning Stats	R: 1 H: 2 E: 1 LOB: 1 K: 1 BB: 0 S: 7 P: 7	R: 0 H: 1 E: 0 LOB: 1 K: 1 BB: 0 S: 6 P: 6	R: 0 H: 0 E: 0 LOB: 0 K: 3 BB: 0 S: 9 P: 9	R: 0 H: 0 E: 0 LOB: 0 K: 0 BB: 0 S: 3 P: 3	R: 0 H: 2 E: 0 LOB: 2 K: 1 BB: 0 S: 7 P: 7	R: 3 H: 3 E: 1 LOB: 1 K: 1 BB: 1 S: 8 P: 12	R: 0 H: 0 E: 0 LOB: 0 K: 1 BB: 0 S: 5 P: 5	R: 0 H: 1 E: 0 LOB: 1 K: 0 BB: 1 S: 3 P: 7	R: 0 H: 0 E: 0 LOB: 1 K: 0 BB: 1 S: 3 P: 7	1B: 7 SF: 0 2B: 2 SAC: 0 3B: 0 DP: 2 HR: 0 HBP: 0	WP: 1 PA: 38 PB: 0 SB: 1 CS: 0	
PITCHER Mike Moore, R (1, 1) ERA: 4.91 Paul Mirabella, L (8, 1) ERA: 4.65 Dave Beard, R (9, 1) ERA: 5.21	IP WLS BF H R ER SO BB IBB HBP BLK WP HR S P ERA WHIP 7.1 L 33 9 4 3 8 1 1 0 0 1 0 47 55 3.68 1.364 0.2 1 0 0 0 0 0 0 0 0 0 0 1 1 0.00 0.000 1.0 4 0 0 0 0 1 0 0 0 0 0 3 7 0.00 1.000											PITCHER IP WLS BF H R ER SO BB IBB HBP BLK WP HR S P ERA WHIP

Baltimore Orioles @ Seattle Mariners
 The Kingdome, Seattle, WA
 Sun Sep 02 1984, 6:33 AM EDT
 Att. 6,894 - Unknown

livebaseballscorecards.com

AB	35
R	4
H	9
RBI	3
BB	3
SO	8
LOB	13



Batter	1	2	3	4	5	6	7	8	9	AB	R	H	RBI	BB	SO	LOB
Jack Perconte, L (1, 4) OBP: 0.360, SLG: 0.349	0-0 4-3	4-0 4-3-6 IBB			0-0 1-3		0-0 G3			3	0	0	0	1	0	1
Phil Bradley, R (1, 8) OBP: 0.362, SLG: 0.341	0-0 6-3	0-0 4-3-6 1-3f 2-3 3-H			0-0 E6			0-0 1B 1-3 1B		4	0	1	0	0	0	2
Alvin Davis, L (1, 3) OBP: 0.392, SLG: 0.490	4-0 FC4-6 BB		0-0 F8		0-3 K			0-0 1-3 1-2		3	0	0	0	1	1	2
Ken Phelps, L (1, 10) OBP: 0.388, SLG: 0.581 Barry Bonnell, R (8, PH) OBP: 0.304, SLG: 0.365	0-0 FC4-6 1-2f		0-0 F7			0-0 F5		0-3 K		3	0	0	0	0	0	1
Al Cowens, R (1, 9) OBP: 0.304, SLG: 0.434		0-0 1B 2B	0-0 1-3			0-0 6-3		0-0 FC5-4 2-3 1B		4	1	2	0	0	0	0
Steve Henderson, R (1, 7) OBP: 0.352, SLG: 0.432		0-0 1B 2B 1B		0-0 4-3		0-0 F8		0-0 FC5-4 1-2f		4	1	1	0	0	0	2
Jim Presley, R (1, 5) OBP: 0.247, SLG: 0.402		0-0 2B 1-2 4-3-6 1B		0-0 6-3			0-0 1B		0-3 K	4	1	2	0	0	1	0
Orlando Mercado, R (1, 2) OBP: 0.253, SLG: 0.267 Dave Henderson, R (9, PH) OBP: 0.302, SLG: 0.449		0-0 4-3-6 1-3 2-H 3-H 2B		0-0 2B			0-0 F8		0-0 F9	3	0	2	2	0	0	1
Spike Owen, S (1, 6) OBP: 0.316, SLG: 0.341		0-0 4-3		0-3 K			0-0 F8		0-0 F4	1	0	0	0	0	1	4

Inning Stats	R: 0	H: 0	E: 0	K: 0	S: 3	R: 3	H: 4	E: 0	K: 0	S: 6	R: 0	H: 0	E: 0	K: 0	S: 3	R: 0	H: 1	E: 0	K: 1	S: 6	R: 0	H: 0	E: 1	K: 1	S: 5	R: 0	H: 0	E: 0	K: 0	S: 3	R: 0	H: 2	E: 0	K: 1	S: 7	R: 0	H: 0	E: 0	K: 1	S: 5	1B: 5	SF: 0	2B: 4	SAC: 0	3B: 0	DP: 1	HR: 0	HBP: 0	WP: 0	PA: 36
--------------	------	------	------	------	------	------	------	------	------	------	------	------	------	------	------	------	------	------	------	------	------	------	------	------	------	------	------	------	------	------	------	------	------	------	------	------	------	------	------	------	-------	-------	-------	--------	-------	-------	-------	--------	-------	--------

PITCHER	IP	WLS	BF	H	R	ER	SO	BB	IBB	HBP	BLK	WP	HR	S	P	ERA	WHIP
Bill Swaggerty, R (1, 1) ERA: 4.91	7.0	W	29	7	3	3	2	1	1	0	0	0	0	31	39	3.86	1.143
Tom Underwood, L (8, 1) ERA: 3.6	2.0	S	7	1	0	0	2	0	0	0	0	0	0	11	11	0.00	0.500

BOTTOM


Baltimore Orioles @ Seattle Mariners

The Kingdome, Seattle, WA

Sun Sep 02 1984, 6:33 AM EDT
Atf. 6,894 - Unknown

livebaseballscorecards.com

AB	34
R	3
H	8
RBI	2
BB	2
SO	4
LOB	14



Batter	1	2	3	4	5	6	7	8	9	AB R H RBI BB SO LOB	TOP																	
Jack Perconte, L (1, 4) OBP: 0.360, SLG: 0.350	0-0 G3 1B		0-0 6-3		0-0 G3		0-3 K		0-0 2B 1B	5 2 2 0 0 1 0																		
Spike Owen, S (1, 6) OBP: 0.315, SLG: 0.342	0-0 G3 1-3			0-0 5-3	0-0 5-3			0-0 F4 1-H	0-0 2B	5 0 1 1 0 0 1																		
Alvin Davis, L (1, 3) OBP: 0.392, SLG: 0.488	0-0 G3 3-H			0-0 3-1	0-0 G3			0-0 1B 2B 1B	4-0 BB BB	4 1 1 1 1 0 0																		
Ken Phelps, L (1, 10) OBP: 0.391, SLG: 0.578	0-0 F1			4-0 1B BB E BB		0-0 4-3		0-0 2B 1B 1-2	4-0 FC5-4 BB	3 1 1 0 2 0 0																		
Al Cowens, R (1, 8) (8, 9) OBP: 0.305, SLG: 0.435		0-0 5-3		4-0 1B BB E		0-0 L6		0-0 2B 1-3 2-H	0-0 FC5-4 1-2f	4 1 1 1 1 0 3																		
Steve Henderson, R (1, 7) John Moses, S (8, 8) OBP: 0.354, SLG: 0.431		0-0 F7		0-0 1B E 1B		4-0 BB		0-0 F6		3 1 1 0 1 0 2 0 0 0 0 0 0 0																		
Barry Bonnell, R (1, 9) (8, 7) OBP: 0.303, SLG: 0.364		0-3 K		0-0 1B E 1B		0-0 3-1		0-0 1-3		4 1 1 1 0 1 3																		
Jim Presley, R (1, 5) OBP: 0.253, SLG: 0.405			0-3 K	0-0 E6 1-H 3-H 1B			0-0 G5-4-3 1B		0-0 F8	4 0 2 1 0 1 0																		
Bob Kearney, R (1, 2) OBP: 0.269, SLG: 0.345			0-0 F8	0-0 F2			0-0 G5-4-3 1-2f		0-0 5-3	4 0 0 0 0 0 2																		
Inning Stats	R: 1 E: 0 K: 0 S: 4	H: 1 LOB: 0 BB: 0 P: 4	R: 0 E: 0 K: 1 S: 5	H: 0 LOB: 0 BB: 0 P: 5	R: 0 E: 0 K: 1 S: 5	H: 0 LOB: 0 BB: 0 P: 5	R: 4 E: 2 K: 0 S: 6	H: 3 LOB: 1 BB: 2 P: 14	R: 0 E: 0 K: 0 S: 3	H: 0 LOB: 0 BB: 0 P: 3	R: 0 E: 0 K: 1 S: 5	H: 1 LOB: 0 BB: 0 P: 5	R: 1 E: 0 K: 0 S: 6	H: 3 LOB: 2 BB: 0 P: 6	R: 1 E: 0 K: 0 S: 5	H: 2 LOB: 3 BB: 2 P: 13	1B: 8 2B: 2 3B: 0 HR: 0	SF: 0 SAC: 0 DP: 1 HBP: 0	WP: 0 PB: 0 SB: 0 CS: 0	PA: 41								
PITCHER	IP	WLS	BF	H	R	ER	SO	BB	IBB	HBP	BLK	WP	HR	S	P	ERA	WHIP											
Frank Tanana, L (1, 1) ERA: 3.08	7.1	L	31	7	6	2	3	3	0	0	0	0	0	34	46	2.46	1.364											
Tom Henke, R (8, 1) ERA: 5.4	1.2		10	3	1	1	0	2	0	0	0	0	0	8	16	5.40	3.000											

Seattle Mariners @ Texas Rangers
Arlington Stadium, Arlington, TX
Mon Sep 03 1984, 8:05 PM EDT
Att. 6,688 - Unknown

livebaseballscorecards.com

AB	36
R	7
H	10
RBI	5
BB	5
SO	3
LOB	11



Batter	1	2	3	4	5	6	7	8	9	AB R H RBI BB SO LOB
Bill Sample, R (1, 7) OBP: 0.293, SLG: 0.332	0-0 S 2B 1B		0-0 F6 1		0-0 F6 1		0-0 6-3 1	0-0 F9 3		5 1 1 0 0 0 3
Gary Ward, R (1, 8) OBP: 0.328, SLG: 0.430	0-0 1-H 1B 2B		0-0 F7 2		0-0 FC5-4 1B 1-2f		0-3 K 2		0-0 F3 1	5 1 1 1 0 1 1
Buddy Bell, R (1, 5) OBP: 0.376, SLG: 0.443	0-0 G4-6-3 2-H 1B		4-0 1B BB		0-0 1-2 1B		0-0 2B		0-3 K 2	4 0 3 1 1 1 0
Larry Parrish, R (1, 10) OBP: 0.339, SLG: 0.484	0-0 G4-6-3 1-2f		0-0 1-2 1B		0-3 K 3		4-0 BB		0-0 6-3 3	4 0 1 0 1 1 3
Pete O'Brien, L (1, 3) OBP: 0.352, SLG: 0.460	4-0 BB		0-0 F8 3		0-0 5-3 2B 1B		0-3 K 3			3 1 1 0 1 1 4
George Wright, S (1, 9) OBP: 0.272, SLG: 0.392	0-3 K 3		0-0 F6 1		0-0 5-3 1-2		0-3 K 1			4 0 0 0 0 2 2
Ned Yost, R (1, 2) OBP: 0.191, SLG: 0.256		0-0 5-3 1		0-0 F8 2		0-0 1-3 2-H 2B		0-0 2B		4 0 2 1 0 0 0
Jeff Kunkel, R (1, 6) OBP: 0.208, SLG: 0.333		0-3 K 2		0-3 K 3		0-0 1-3 2-3		4-0 BB		2 0 0 0 0 2 0
Bill Stein, R (6, PH) OBP: 0.370, SLG: 0.317										1 0 0 0 0 0 1
Wayne Tolleson, S (7, 4) OBP: 0.286, SLG: 0.261 (9, 6)										0 0 0 0 1 0 0
Curtis Wilkerson, S (1, 4) OBP: 0.281, SLG: 0.269 (7, 6)		0-0 F3 3				4-0 FC5-4 BB		0-0 F8 3		2 0 0 0 1 0 1
Bob Jones, L (8, PH) OBP: 0.315, SLG: 0.382										1 0 0 0 0 0 2
Alan Bannister, R (9, 4) OBP: 0.333, SLG: 0.341										0 0 0 0 0 0 0

Inning Stats	R: 2	H: 3	E: 0	LOB: 1	K: 1	S: 7	P: 11	R: 0	H: 0	E: 0	LOB: 0	K: 1	S: 5	P: 5	R: 0	H: 1	E: 0	LOB: 2	K: 0	S: 4	P: 8	R: 0	H: 0	E: 0	LOB: 0	K: 1	S: 5	P: 5	R: 0	H: 2	E: 0	LOB: 1	K: 0	S: 5	P: 5	R: 0	H: 1	E: 0	LOB: 2	K: 2	S: 8	P: 12	R: 0	H: 1	E: 0	LOB: 2	K: 1	S: 6	P: 10	R: 0	H: 0	E: 0	LOB: 0	K: 1	S: 5	P: 5
--------------	------	------	------	--------	------	------	-------	------	------	------	--------	------	------	------	------	------	------	--------	------	------	------	------	------	------	--------	------	------	------	------	------	------	--------	------	------	------	------	------	------	--------	------	------	-------	------	------	------	--------	------	------	-------	------	------	------	--------	------	------	------

PITCHER	IP	WLS	BF	H	R	ER	SO	BB	IBB	HBP	BLK	WP	HR	S	P	ERA	WHIP
Mark Langston, L (1, 1) ERA: 3.21	7.1	W	35	9	3	3	7	5	0	0	0	0	0	44	64	3.68	1.909
Ed Nunez, R (8, 1) ERA: 2.91	1.2	S	5	0	0	0	1	0	0	0	0	0	0	7	7	0.00	0.000

BOTTOM

Seattle Mariners @ Texas Rangers
Arlington Stadium, Arlington, TX
Mon Sep 03 1984, 8:05 PM EDT
Att. 6,688 - Unknown

livebaseballscores.com

AB	35
R	3
H	9
RBI	3
BB	5
SO	8
LOB	17



WP: 0	PA: 40
PB: 0	
SB: 1	
CS: 0	

Batter	1	2	3	4	5	6	7	8	9	10	11	12	13	AB R H RBI BB SO LOB	TOP															
Jack Perconte, L (1, 4) OBP: 0.358, SLG: 0.348	0-0 SH1-3 1B		0-0 4-3		0-3 K			0-0 F8		0-0 5-3		0-3 K		6 1 1 0 0 2 3																
Spike Owen, S (1, 6) OBP: 0.317, SLG: 0.345	0-0 SH1-3 1-2		0-1 C1 2B E		0-0 WP 2B			0-0 F9		0-0 G3		0-0 1-3 WP 2B 1B		4 2 2 0 0 0 0																
Alvin Davis, L (1, 3) OBP: 0.392, SLG: 0.489	0-0 FC6-4 1B 2-H		0-0 E7 1-H 2B		0-3 K 2-3			0-0 F8		0-0 F9		0-0 1-3		6 0 2 1 0 1 2																
Ken Phelps, L (1, 10) OBP: 0.390, SLG: 0.569	0-0 F7		0-0 F6			0-0 G3		0-0 F8		4-0 BB BB		4-0 2B SH4-3 1BB		4 1 0 0 2 0 2																
Al Cowens, R (1, 9) OBP: 0.305, SLG: 0.434	0-0 FC6-4 1-2f		0-0 5-3			0-0 5-3		0-0 5-3		4-0 BB BB		0-0 SH4-3 1B 2B		5 1 1 1 1 0 2																
Steve Henderson, R (1, 7) OBP: 0.352, SLG: 0.440 Phil Bradley, R (9, 7) OBP: 0.361, SLG: 0.340		0-0 HR		0-0 5-3		0-0 5-3		0-0 F8		0-3 K2-3		0-0 SH4-3		4 1 1 1 0 0 0 1 0 0 1 0 1 2																
Jim Presley, R (1, 5) OBP: 0.258, SLG: 0.407 Darnell Coles, R (10, PR) OBP: 0.296, SLG: 0.237 (10, 5)		0-0 G5-4-3 1B		0-3 K			0-0 5-3			0-0 SH1-4 1B		0-3 K		4 0 2 0 0 1 0 2 0 1 1 0 1 0																
Bob Kearney, R (1, 2) OBP: 0.267, SLG: 0.342 Orlando Mercado, R (12, PH) OBP: 0.259, SLG: 0.286 (12, 2)		0-0 G5-4-3 1-2f		0-0 F7			0-0 F7			0-0 SH1-4 1-2		0-0 G3 2B		3 0 0 0 0 0 1 2 0 1 0 0 0 1																
John Moses, S (1, 8)		0-0 B2			0-0 4-3			0-0 4-3		0-0 F9		0-0 G3		5 0 0 0 0 0 3																
Inning Stats	R: 1 E: 0 S: 5	H: 2 LOB: 1 BB: 0 P: 5	R: 1 E: 0 K: 0 S: 4	H: 2 LOB: 0 BB: 0 P: 4	R: 1 E: 2 K: 0 S: 5	H: 1 LOB: 1 BB: 0 P: 5	R: 0 E: 0 K: 1 S: 5	H: 0 LOB: 0 BB: 0 P: 5	R: 0 E: 0 K: 2 S: 8	H: 1 LOB: 1 BB: 0 P: 8	R: 0 E: 0 K: 0 S: 3	H: 0 LOB: 0 BB: 0 P: 3	R: 0 E: 0 K: 0 S: 3	H: 0 LOB: 0 BB: 0 P: 3	R: 0 E: 0 K: 0 S: 3	H: 0 LOB: 2 BB: 0 P: 3	R: 0 E: 0 K: 1 S: 4	H: 1 LOB: 2 BB: 0 P: 4	R: 0 E: 0 K: 2 S: 8	H: 1 LOB: 1 BB: 0 P: 8	R: 3 E: 0 K: 0 S: 6	H: 3 LOB: 1 BB: 1 P: 10	1B: 6 2B: 4 3B: 0 HR: 1	SF: 0 SAC: 3 DP: 1 HBP: 0	WP: 2 PB: 0 SB: 0 CS: 0	PA: 53				
PITCHER																														
Charlie Hough, R (1, 1) ERA: 3.77	IP: 11.0	WLS: 42	BF: 42	H: 7	R: 3	ER: 2	SO: 4	BB: 2	IBB: 0	HBP: 0	BLK: 0	WP: 1	HR: 1	S: 48	P: 56	ERA: 1.64	WHIP: 0.818													
Dave Schmidt, R (12, 1) ERA: 2.24	2.0	L	11	4	3	3	2	0	1	0	0	1	0	14	18	13.50	2.000													

Seattle Mariners @ Texas Rangers
Arlington Stadium, Arlington, TX
Tue Sep 04 1984, 8:05 PM EDT
Att: 7,016 - Unknown

livebaseballscorecards.com

AB	46
R	6
H	11
RBI	5
BB	3
SO	6
LOB	16




Batter	1	2	3	4	5	6	7	8	9	10	11	12	13	AB R H RBI BB SO LOB
Bill Sample, R OBP: 0.292, SLG: 0.337 (1, 7)	0-0 HR		0-0 6-3		0-3 K			0-0 5-3		0-0 SH1-4		0-3 K		5 1 1 1 0 2 2
Gary Ward, R OBP: 0.325, SLG: 0.425 (1, 8)	0-0 F7			0-0 F8	0-0 G5-4-3			0-0 6-3		0-0 5-3		0-0 F8		6 0 0 0 0 0 3
Buddy Bell, R OBP: 0.375, SLG: 0.439 (1, 5)	0-0 F9			4-0 1B BB				0-3 K		4-0 HBP BB		0-0 1-3		4 1 0 0 2 1 0
Larry Parrish, R OBP: 0.342, SLG: 0.484 (1, 10)	0-3 K			0-0 1B 1-2 FC3-2-5 1B				0-0 1B		1-0 HBP		0-0 HBP		4 0 2 0 1 1 0
Pete O'Brien, L OBP: 0.352, SLG: 0.461 (1, 3)		0-0 F7		0-0 1B FC3-2-5				0-0 F7		0-0 4-3		0-0 4-3		6 0 2 1 0 0 4
George Wright, S OBP: 0.274, SLG: 0.394 (1, 9)		0-0 4-3		0-0 FC3-2-5 1-3 2-H 1B				0-0 4-3		0-0 WP 1B 2B		0-0 BLK 1B 1B		6 1 2 0 0 0 5
Donnie Scott, S OBP: 0.268, SLG: 0.262 (1, 2)		0-3 K		0-0 4-3				0-0 F7		0-0 1B 2-H 1B		0-3 K		3 0 0 0 0 1 2
Mickey Rivers, L OBP: 0.314, SLG: 0.386 (9, PH)								0-3 K		0-0 4-3		0-3 K		1 0 1 1 0 0 0
Jim Anderson, R OBP: 0.167, SLG: 0.111 (10, 6)								0-0 1B		0-0 4-3		0-0 K		1 0 0 0 0 1 1
Alan Bannister, R OBP: 0.330, SLG: 0.337 (13, PH)								0-0 4-3		0-0 4-3		0-3 K		1 0 0 0 0 1 2
Curtis Wilkerson, S OBP: 0.282, SLG: 0.270 (1, 6)			0-0 4-3		0-0 1B			0-3 K		0-0 4-3		0-3 K		3 0 1 0 0 1 0
Bob Jones, L OBP: 0.313, SLG: 0.379 (9, PH)								0-0 K		0-0 4-3		0-0 4-3		1 0 0 0 0 0 1
Ned Yost, R OBP: 0.191, SLG: 0.256 (10, 2)								0-0 K		0-0 4-3		1-2 K		0 0 0 0 0 0 0
Kevin Buckley, R (11, PH)								0-0 K		0-0 4-3		0-0 4-3		1 0 0 0 0 1 1
Marv Foley, L OBP: 0.308, SLG: 0.413 (12, 2)								0-0 K		0-0 4-3		0-0 4-3		1 0 0 0 0 0 2
Wayne Tolleson, S OBP: 0.290, SLG: 0.267 (1, 4)			0-0 6-3		0-0 1B			0-0 B3		0-0 5-3 SH1-4 1B		0-0 2-H 1B		5 0 3 0 0 0 0

Inning Stats	R: 1	H: 1	R: 0	H: 0	R: 0	H: 0	R: 1	H: 2	R: 0	H: 2	R: 0	H: 0	R: 0	H: 0	R: 1	H: 2	R: 0	H: 1	R: 0	H: 2	R: 0	H: 0	R: 0	H: 0	R: 0	H: 0	R: 0	H: 0	R: 0	H: 1	R: 0	H: 0	R: 0	H: 0	R: 0	H: 0	R: 0	H: 0		
	E: 0	LOB: 0	E: 0	LOB: 0	E: 0	LOB: 0	E: 0	LOB: 2	E: 0	LOB: 1	E: 0	LOB: 0	E: 0	LOB: 0	E: 0	LOB: 1	E: 0	LOB: 3	E: 0	LOB: 2	E: 0	LOB: 0	E: 0	LOB: 0	E: 0	LOB: 0	E: 0	LOB: 0	E: 0	LOB: 2	E: 0	LOB: 0	E: 0	LOB: 0	E: 0	LOB: 0	E: 0	LOB: 0	E: 0	LOB: 0
	K: 1	BB: 0	K: 1	BB: 0	K: 0	BB: 0	K: 0	BB: 1	K: 1	BB: 0	K: 1	BB: 0	K: 0	BB: 0	K: 0	BB: 0	K: 0	BB: 1	K: 2	BB: 0	K: 1	BB: 0	K: 1	BB: 0	K: 0	BB: 0	K: 1	BB: 1	K: 1	BB: 1	K: 1	BB: 1	K: 1	BB: 1	K: 1	BB: 1	K: 1	BB: 1	K: 1	BB: 1
	S: 6	P: 6	S: 5	P: 5	S: 3	P: 3	S: 5	P: 9	S: 6	P: 6	S: 5	P: 5	S: 5	P: 5	S: 5	P: 4	S: 5	P: 5	S: 4	P: 8	S: 5	P: 5	S: 4	P: 9	S: 8	P: 8	S: 5	P: 5	S: 6	P: 10	S: 5	P: 5	S: 6	P: 10	S: 5	P: 10	S: 5	P: 10		

Seattle Mariners @ Texas Rangers
Arlington Stadium, Arlington, TX
Tue Sep 04 1984, 8:05 PM EDT
Att. 7,016 - Unknown

AB	48
R	3
H	12
RBI	3
BB	3
SO	9
LOB	23



PITCHER	IP	WLS	BF	H	R	ER	SO	BB	IBB	HBP	BLK	WP	HR	S	P	ERA	WHIP
Jim Beattie, R ERA: 3.68 (1, 1)	9.0		35	8	3	3	5	1	0	0	0	1	1	44	48	3.00	1.000
Dave Beard, R ERA: 5.16 (10, 1)	0.2		4	1	0	0	0	1	0	0	0	0	0	3	7	0.00	3.000
Ed Nunez, R ERA: 2.91 (10, 1)	0.0		1	0	0	0	0	0	0	1	0	0	0	1	∞	∞	
Ed Vande Berg, L ERA: 4.86 (10, 1)	1.1		5	2	0	0	2	0	0	0	1	0	0	9	9	0.00	1.500
Bob Stoddard, R ERA: 4.78 (12, 1)	1.0	W	5	1	0	0	1	1	0	0	0	0	0	6	10	0.00	2.000

PITCHER	IP	WLS	BF	H	R	ER	SO	BB	IBB	HBP	BLK	WP	HR	S	P	ERA	WHIP
Dave Geisel, L ERA: 4.62 (13, 1)	1.0		3	0	0	0	1	0	0	0	0	0	0	5	5	0.00	0.000

Seattle Mariners @ Texas Rangers
 Arlington Stadium, Arlington, TX
 Wed Sep 05 1984, 8:05 PM EDT
 Att: 7,291 - Unknown

livebaseballscorecards.com

AB	37
R	6
H	10
RBI	6
BB	4
SO	7
LOB	16



WP:	0	PA:	43
PB:	0		
SB:	0		
CS:	1		

Batter	1	2	3	4	5	6	7	8	9	10	AB	R	H	RBI	BB	SO	LOB
Jack Perconte, L (1, 4) OBP: 0.357, SLG: 0.346	F9		CS 1B	FC6-4		5-3			4-3		5	0	1	0	0	0	2
Phil Bradley, R (1, 8) OBP: 0.365, SLG: 0.350	F9		1B BB			F8 1B 1B			4-3		4	2	2	0	1	0	0
Alvin Davis, L (1, 3) OBP: 0.392, SLG: 0.489	L3		1B			F8 1B 1B			K		4	0	2	1	0	1	0
Ken Phelps, L (1, 10) OBP: 0.387, SLG: 0.560			F4			F8			K		4	1	0	0	1	1	4
Al Cowens, R (1, 9) OBP: 0.308, SLG: 0.439			K						1-3		4	2	2	2	1	1	2
Steve Henderson, R (1, 7) OBP: 0.356, SLG: 0.444 John Moses, S (10, PR) (10, 7)			FC4-6 1B			FC6-4 BB			K		4	0	2	2	1	1	1
Jim Presley, R (1, 5) OBP: 0.257, SLG: 0.418			K			FC6-4 HBP			F8		5	1	1	1	0	1	3
Orlando Mercado, R (1, 2) OBP: 0.265, SLG: 0.282 Bob Kearney, R (6, PH) (6, 2)			F7			FC6-4 HBP			K2-3		1	0	0	0	0	0	1
Spike Owen, S (1, 6) OBP: 0.314, SLG: 0.342			FC4-6			K			F8		2	0	0	0	0	1	0
											4	0	0	0	0	1	3

Inning Stats	R: 0	H: 0	E: 0	K: 0	S: 3	P: 3	R: 2	H: 2	E: 0	K: 1	S: 7	P: 11	R: 0	H: 2	E: 0	K: 1	S: 6	P: 10	R: 0	H: 0	E: 0	K: 1	S: 5	P: 10	R: 1	H: 3	E: 0	K: 0	S: 5	P: 5	R: 1	H: 1	E: 0	K: 1	S: 6	P: 6	R: 0	H: 0	E: 0	K: 2	S: 7	P: 7	R: 0	H: 0	E: 0	K: 1	S: 5	P: 5	R: 0	H: 0	E: 0	K: 0	S: 3	P: 3	R: 2	H: 2	E: 0	K: 0	S: 5	P: 9	1B: 6	2B: 1	3B: 2	HR: 1	SF: 1	SAC: 0	DP: 0	HBP: 1	WP: 0	PA: 43
PITCHER	IP	WLS	BF	H	R	ER	SO	BB	IBB	HBP	BLK	WP	HR	S	P	ERA	WHIP																																																					
Danny Danwin, R (1, 1) ERA: 3.99	5.0		24	7	3	3	3	3	0	1	0	0	0	26	39	5.40	2.000																																																					
Dave Stewart, R (6, 1) ERA: 5.41	4.2	L	18	3	3	3	4	1	0	0	0	0	1	25	29	5.79	0.857																																																					
Tom Henke, R (10, 1) ERA: 5.32	0.1		1	0	0	0	0	0	0	0	0	0	0	1	1	0.00	0.000																																																					

Batter	1	2	3	4	5	6	7	8	9	10	AB R H RBI BB SO LOB
Mickey Rivers, L OBP: 0.314, SLG: 0.385 Bill Sample, R OBP: 0.291, SLG: 0.336	0-0 E 1B 6-3 1B	0-0 FC4-6 1B 1-2f		0-0 F6			0-0 F9			0-0 5-3	3 1 1 0 0 0 1 2 0 0 0 0 0 0
Gary Ward, R OBP: 0.326, SLG: 0.425	0-0 E7 1B FC4-6 1B	0-0		0-0 F8			0-0 L3			0-3 K	5 1 2 0 0 1 0
Buddy Bell, R OBP: 0.374, SLG: 0.437	0-0 6-3	0-0 F7			0-0 F7		0-0 5-3			0-0 1B 1B	5 1 1 1 0 0 3
Larry Parrish, R OBP: 0.346, SLG: 0.485 Jeff Kunkel, R OBP: 0.208, SLG: 0.333	0-0 FC4-6 1B 2-3		4-0 1B SF8 BB		1-0 1B HBP			0-3 K		0-0 1B 1-2 1B	3 1 2 0 1 1 0 0 0 0 0 0 0 0
Pete O'Brien, L OBP: 0.354, SLG: 0.462	0-0 FC4-6 1B 1-2f 2B		0-0 4-3 1B		0-0 1B			0-3 K		0-0 FC5-4 1B	5 1 3 2 0 1 1
George Wright, S OBP: 0.272, SLG: 0.395	0-0 1-H 2B		0-0 SF8		0-0 F8			0-0 5-3		0-0 FC5-4 1-2f	4 0 1 2 0 0 3
Donnie Scott, S OBP: 0.264, SLG: 0.258 Dave Hostetler, R OBP: 0.329, SLG: 0.407 Ned Yost, R OBP: 0.191, SLG: 0.256	0-0 F6		0-0 4-3 1-2			0-0 F8			0-3 K		3 0 0 0 0 0 2 1 0 0 0 0 1 0 0 0 0 0 0 0 0
Wayne Tolleson, S OBP: 0.290, SLG: 0.267		0-0 1B S 1B	0-0 4-3			0-0 6-3			0-0 4-3		4 0 1 0 0 0 1
Curtis Wilkerson, S OBP: 0.282, SLG: 0.270		0-0 1-H FC4-6 1B		0-0 F6		0-0 5-3			0-0 6-3		4 0 1 0 0 0 0

Inning Stats	R: 3 E: 1 K: 0 S: 7	H: 4 LOB: 1 BB: 0 P: 7	R: 0 E: 0 K: 0 S: 5	H: 3 LOB: 2 BB: 0 P: 5	R: 1 E: 0 K: 0 S: 4	H: 1 LOB: 1 BB: 1 P: 8	R: 0 E: 0 K: 0 S: 3	H: 0 LOB: 0 BB: 0 P: 3	R: 0 E: 0 K: 0 S: 3	H: 1 LOB: 1 BB: 0 P: 4	R: 0 E: 0 K: 0 S: 3	H: 0 LOB: 0 BB: 0 P: 3	R: 0 E: 0 K: 2 S: 7	H: 0 LOB: 0 BB: 0 P: 7	R: 0 E: 0 K: 1 S: 5	H: 0 LOB: 0 BB: 0 P: 5	R: 1 E: 0 K: 1 S: 8	H: 3 LOB: 2 BB: 0 P: 8	1B: 11 2B: 1 3B: 0 HR: 0	SF: 1 SAC: 0 DP: 0 HBP: 1	WP: 0 PB: 0 SB: 1 CS: 0	PA: 42
--------------	------------------------------	---------------------------------	------------------------------	---------------------------------	------------------------------	---------------------------------	------------------------------	---------------------------------	------------------------------	---------------------------------	------------------------------	---------------------------------	------------------------------	---------------------------------	------------------------------	---------------------------------	------------------------------	---------------------------------	-----------------------------------	------------------------------------	----------------------------------	--------

PITCHER	IP	WLS	BF	H	R	ER	SO	BB	IBB	HBP	BLK	WP	HR	S	P	ERA	WHIP
Salome Barojas, R ERA: 4.23	(1, 1)		23	9	4	4	0	1	0	1	0	0	0	21	26	7.71	2.143
Paul Mirabella, L ERA: 4.34	(5, 1)	W	13	0	0	0	3	0	0	0	0	0	0	19	19	0.00	0.000
Dave Beard, R ERA: 5.24	(10, 1)		4	2	1	1	1	0	0	0	0	0	0	6	6	13.50	3.000
Dave Geisel, L ERA: 4.58	(10, 1)	S	2	1	0	0	0	0	0	0	0	0	0	2	2	0.00	3.000

PITCHER	IP	WLS	BF	H	R	ER	SO	BB	IBB	HBP	BLK	WP	HR	S	P	ERA	WHIP

Seattle Mariners @ Texas Rangers
Arlington Stadium, Arlington, TX
Wed Sep 05 1984, 8:05 PM EDT
Att. 7,291 - Unknown

AB 39
R 5
H 12
RBI 5
BB 1
SO 4
LOB 11



Batter	1	2	3	4	5	6	7	8	9	AB R H RBI BB SO LOB	TOP																		
Jack Perconte, L (1, 4) OBP: 0.356, SLG: 0.345	0-0 E3 FC6-4		0-0 1-3		0-0 1B 1-2		0-0 2-3		0-0 F9	5 0 1 0 0 0 0																			
Phil Bradley, R (1, 8) OBP: 0.363, SLG: 0.348	0-0 FC6-4		0-0 5-3		0-0 1B 1-2 2-3		0-0 1B E		0-0 1B 1B	2 1 0 0 0 0 1 3 1 3 0 0 0 0																			
John Moses, S (4, 8) OBP: 0.333, SLG: 0.333	0-0 1B 1-2f		0-0 6-3		0-0 SF8		0-0 1B E6 1-2		0-0 1B 1B 1-3	4 0 2 2 0 0 1 0 0 0 0 0 0 0																			
Alvin Davis, L (1, 3) OBP: 0.392, SLG: 0.489	0-0 FC6-4 1B 1-H		0-0 6-3		0-0 SF8 3-H		0-0 1B E6 1-2		0-0 1B 1B 1-3	4 0 2 2 0 0 1 0 0 0 0 0 0 0																			
Danny Tartabull, R (9, PR)	0-0 FC6-4 1B		0-0 6-3		0-0 SF8 3-H		0-0 1B E6 1-2		0-0 1B 1B 1-3	4 0 2 2 0 0 1 0 0 0 0 0 0 0																			
Al Cowens, R (1, 9) OBP: 0.311, SLG: 0.446	4-0 FC6-4 1B 1-2 BB		0-0 6-3		0-0 HR 1-3		0-0 1B F2		0-0 1B 1B 1-2 3-H	4 1 2 2 1 0 4																			
Steve Henderson, R (1, 7) OBP: 0.354, SLG: 0.440	0-0 FC6-4 1-2f 2-3		0-0 4-3		0-0 4-3		0-0 G3		0-3 FC4-6 1B K	5 0 1 0 0 1 4																			
Dave Henderson, R (1, 10) OBP: 0.303, SLG: 0.448	0-0 FC6-4 1-2f		0-0 4-3		0-0 4-3		0-0 FC6-4 1B		0-3 FC4-6 1B K	3 0 1 0 0 0 2 1 0 0 0 0 0 1 0 0 0 0 0 0 0																			
Ken Phelps, L (8, PH) OBP: 0.386, SLG: 0.557	0-0 FC6-4 1-2f		0-0 4-3		0-0 4-3		0-0 FC6-4 1B		0-3 FC4-6 1B K	3 0 1 0 0 0 2 1 0 0 0 0 0 1 0 0 0 0 0 0 0																			
Harold Reynolds, S (8, PR)	0-0 FC6-4 1-2f		0-0 4-3		0-0 4-3		0-0 FC6-4 1B		0-3 FC4-6 1B K	3 0 1 0 0 0 2 1 0 0 0 0 0 1 0 0 0 0 0 0 0																			
Jim Presley, R (1, 5) OBP: 0.253, SLG: 0.411		0-0 6-3		0-0 F8		0-0 FC6-4 1-2f		0-0 F7		3 0 0 0 0 0 1 1 0 0 0 0 0 1 0 0 0 0 0 0 0																			
Al Chambers, L (8, PH) OBP: 0.229, SLG: 0.283		0-0 6-3		0-0 F8		0-0 FC6-4 1-2f		0-0 F7		3 0 0 0 0 0 1 1 0 0 0 0 0 1 0 0 0 0 0 0 0																			
Darnell Coles, R (8, 5) OBP: 0.296, SLG: 0.237		0-0 6-3		0-0 F8		0-0 FC6-4 1-2f		0-0 F7		3 0 0 0 0 0 1 1 0 0 0 0 0 1 0 0 0 0 0 0 0																			
Bob Kearney, R (1, 2) OBP: 0.264, SLG: 0.338		0-3 K		0-3 K		0-3 K		0-0 4-3		3 0 0 0 0 0 3 1 1 0 0 0 0 0 1 0 0 0 0 0 0 0																			
Larry Milbourne, S (8, PH) OBP: 0.303, SLG: 0.307		0-3 K		0-3 K		0-3 K		0-0 4-3		3 0 0 0 0 0 3 1 1 0 0 0 0 0 1 0 0 0 0 0 0 0																			
Dave Valle, R (8, 2)		0-3 K		0-3 K		0-3 K		0-0 4-3		3 0 0 0 0 0 3 1 1 0 0 0 0 0 1 0 0 0 0 0 0 0																			
Spike Owen, S (1, 6) OBP: 0.314, SLG: 0.342		0-0 5-3		0-0 5-3		0-0 1B 1B SF8 1B		0-0 6-3		4 1 1 0 0 0 0																			
		0-0 5-3		0-0 5-3		0-0 1B 1B SF8 1B		0-0 6-3		4 1 1 0 0 0 0																			
Inning Stats	R: 1 E: 1 K: 0 S: 5 H: 1 LOB: 2 BB: 1 P: 9	R: 0 E: 0 K: 1 S: 5 H: 0 LOB: 0 BB: 0 P: 5	R: 0 E: 0 K: 0 S: 3 H: 0 LOB: 0 BB: 0 P: 3	R: 1 E: 0 K: 0 S: 4 H: 1 LOB: 0 BB: 0 P: 4	R: 1 E: 0 K: 1 S: 8 H: 3 LOB: 2 BB: 0 P: 8	R: 0 E: 0 K: 1 S: 6 H: 1 LOB: 1 BB: 0 P: 6	R: 0 E: 1 K: 0 S: 5 H: 1 LOB: 2 BB: 0 P: 5	R: 0 E: 0 K: 0 S: 4 H: 1 LOB: 1 BB: 0 P: 4	R: 1 E: 0 K: 1 S: 8 H: 3 LOB: 2 BB: 0 P: 8	1B: 10 2B: 0 3B: 0 HR: 1 SF: 1 SAC: 0 DP: 0 HBP: 0	WP: 0 PB: 0 SB: 2 CS: 0 PA: 41																		
PITCHER	IP WLS BF H R ER SO BB IBB HBP BLK WP HR S P ERA WHIP												PITCHER	IP WLS BF H R ER SO BB IBB HBP BLK WP HR S P ERA WHIP															
Bud Black, L (1, 1) ERA: 3.31	5.0	22	5	3	2	2	1	0	0	0	0	0	1	25	29	3.60	1.200												
Bret Saberhagen, R (6, 1) ERA: 3.87	1.0	W	4	1	0	0	1	0	0	0	0	0	0	6	6	0.00	1.000												
Dan Quisenberry, R (7, 1) ERA: 2.8	3.0	S	15	5	1	1	1	0	0	0	0	0	0	17	17	3.00	1.667												

Seattle Mariners @ Kansas City Royals
Royals Stadium, Kansas City, MO

AB 39
R 4
H 11
RBI 4
BB 1
SO 4
LOB 17



Fri Sep 07 1984, 8:05 PM EDT
Att: 20,637 - Unknown

livebaseballscorecards.com

Batter	1	2	3	4	5	6	7	8	9	AB	R	H	RBI	BB	SO	LOB
Willie Wilson, S OBP: 0.352, SLG: 0.389 (1, 8)	0-0 PB 1B SF8 1B		0-0 6-3		0-0 5-3	0-0 F4		0-0 F7		5	1	1	0	0	0	2
Lynn Jones, R OBP: 0.391, SLG: 0.431 (1, 9)	0-0 WP PB 1-2 1B		0-0 FC6-4 1B		0-0 FC1-6 1B	0-0 F8				4	0	3	0	0	0	2
Darryl Motley, R OBP: 0.323, SLG: 0.442 (1, 7)	0-0 SF8 1-2 2-H		0-0 FC6-4 BB		0-0 FC1-6 CS		0-0 E7 6-3 2B 1B			3	1	1	1	0	0	2
Hal McRae, R OBP: 0.354, SLG: 0.395 (1, 10)	0-3 K 2-3		4-0 BB		0-0 CS 1-2	0-3 K 1-2	0-0 6-3 2-3			3	0	0	0	1	2	2
Frank White, R OBP: 0.303, SLG: 0.432 (1, 4)	0-0 1-3		0-0 F7			0-0 1B HR 1B	0-0 F8 3-H 2B			4	1	2	1	0	0	3
Don Slaught, R OBP: 0.308, SLG: 0.391 (1, 2)		0-0 4-3		0-0 2B		0-0 HR 1B	0-0 F8 2-3			4	1	2	0	0	0	1
Steve Balboni, R OBP: 0.309, SLG: 0.474 (1, 3)		0-0 2B		0-0 1-3		0-0 HR 1B	0-0 F7 3			3	1	2	3	0	0	0
John Wathan, R OBP: 0.281, SLG: 0.285 (7, 3)		0-0 2B		0-0 1-3		0-0 HR 1B	0-0 F7 3			1	0	0	0	0	0	1
Greg Pryor, R OBP: 0.298, SLG: 0.369 (1, 5)		0-0 F8		4-0 BB		0-0 2B		0-3 K 1		3	0	1	0	1	1	1
Buddy Biancalana, S OBP: 0.236, SLG: 0.289 (1, 6)		0-0 6-3		0-0 6-3		4-0 BB		0-0 F8		3	0	0	0	1	0	2

Inning Stats	R: 1	H: 2	E: 0	K: 1	S: 7	R: 0	H: 1	E: 0	K: 0	S: 4	R: 0	H: 1	E: 0	K: 0	S: 3	R: 0	H: 1	E: 0	K: 0	S: 3	R: 3	H: 4	E: 0	K: 1	S: 9	R: 1	H: 2	E: 0	K: 0	S: 5	R: 0	H: 0	E: 0	K: 1	S: 5	Buddy Biancalana, S OBP: 0.236, SLG: 0.289 (1, 6)	
	LOB: 1	BB: 0	LOB: 1	BB: 0		LOB: 1	BB: 1	LOB: 1	BB: 1		LOB: 1	BB: 1	LOB: 0	BB: 0		LOB: 2	BB: 1	LOB: 0	BB: 0		LOB: 2	BB: 1	LOB: 0	BB: 1	LOB: 0	BB: 0	LOB: 1	BB: 0	LOB: 0	BB: 0	LOB: 0	BB: 0	LOB: 0	BB: 0	LOB: 0	1B: 7	SF: 1
	P: 7		P: 4			P: 8		P: 7			P: 3		P: 3			P: 3		P: 13				P: 5														2B: 4	SAC: 0
																																				3B: 0	DP: 0
																																				HR: 1	HBP: 0


BOTTOM

Seattle Mariners @ Kansas City Royals
 Royals Stadium, Kansas City, MO

Fri Sep 07 1984, 8:05 PM EDT
 Att. 20,637 - Unknown

livebaseballscorecards.com

AB	33
R	5
H	12
RBI	5
BB	3
SO	3
LOB	16



WP: 1	PA: 38
PB: 1	
SB: 0	
CS: 1	

PITCHER	IP	WLS	BF	H	R	ER	SO	BB	IBB	HBP	BLK	WP	HR	S	P	ERA	WHIP
Matt Young, L ERA: 7.37 (1, 1)	5.1	L	27	10	4	3	2	3	0	0	0	1	1	28	40	5.06	2.438
Dave Beard, R ERA: 5.17 (6, 1)	2.2		10	2	1	1	1	0	0	0	0	0	0	12	12	3.38	0.750

Batter	1	2	3	4	5	6	7	8	9	AB R H RBI BB SO LOB	TOP	
Jack Perconte, L (1, 4) OBP: 0.356, SLG: 0.346	0-0 FC1-6-5 S 1B		0-0 1B 1B		0-0 G3		0-0 4-3		0-0 3-1 2-3	5 1 2 0 0 0 1		
Spike Owen, S (1, 6) OBP: 0.315, SLG: 0.343 Al Chambers, L (9, PH) OBP: 0.245, SLG: 0.298 Harold Reynolds, S (9, PR)	0-0 F8 1-2		0-0 1B		0-0 WP 1B		0-0 F7		0-0 FC6-4 1B 3-H	4 0 2 0 0 0 1 1 0 1 1 0 0 0 0 0 0 0 0 0 0		
Alvin Davis, L (1, 3) OBP: 0.392, SLG: 0.487	0-0 FC1-6-5 FC5 1B 2-3		0-0 1B 1B 3-H		4-0 1-2 BB		0-0 4-3		0-0 FC6-4 1-2f	4 0 1 1 1 0 2		
Al Cowens, R (1, 9) OBP: 0.313, SLG: 0.446	0-0 1-2 1B		0-0 1-2 1B		0-0 F7			0-0 6-3		4 0 2 0 0 0 2		
Steve Henderson, R (1, 7) OBP: 0.349, SLG: 0.434	0-0 FC5 2-3f		0-0 5-3		0-0 5-3			0-0 G3		4 0 0 0 0 0 4		
Dave Henderson, R (1, 10) OBP: 0.308, SLG: 0.455		0-0 G6-4-3 1B		0-0 F7		0-0 HR 2B		0-0 1B		4 1 3 0 0 0 0		
Jim Presley, R (1, 5) OBP: 0.258, SLG: 0.429		0-0 G6-4-3 1-2f		0-0 G5-4-3 1B		0-0 HR 2-H		0-3 K		4 1 2 2 0 1 2		
Bob Kearney, R (1, 2) OBP: 0.262, SLG: 0.335 Larry Milbourne, S (9, PH) OBP: 0.306, SLG: 0.311		0-0 F9		0-0 G5-4-3 1-2f		0-0 5-3			0-0 3-1 WP 1B 1B	3 0 0 0 0 0 1 1 1 1 0 0 0 0		
John Moses, S (1, 8) OBP: 0.250, SLG: 0.250 Ken Phelps, L (9, PH) OBP: 0.385, SLG: 0.555			0-3 K		0-0 F8		0-3 K		0-3 K 1-2	3 0 0 0 0 2 0 1 0 0 0 0 1 1		
Inning Stats	R: 0 H: 2 E: 0 LOB: 2 K: 0 BB: 0 S: 5 P: 5	R: 0 H: 1 E: 0 LOB: 0 K: 0 BB: 0 S: 3 P: 3	R: 1 H: 4 E: 0 LOB: 2 K: 1 BB: 0 S: 8 P: 8	R: 0 H: 1 E: 0 LOB: 0 K: 0 BB: 0 S: 3 P: 3	R: 0 H: 1 E: 0 LOB: 2 K: 0 BB: 1 S: 4 P: 8	R: 2 H: 2 E: 0 LOB: 0 K: 1 BB: 0 S: 7 P: 7	R: 0 H: 0 E: 0 LOB: 0 K: 0 BB: 0 S: 3 P: 3	R: 0 H: 1 E: 0 LOB: 1 K: 1 BB: 0 S: 6 P: 6	R: 1 H: 2 E: 0 LOB: 1 K: 1 BB: 0 S: 7 P: 7	1B: 12 SF: 0 2B: 1 SAC: 0 3B: 0 DP: 2 HR: 1 HBP: 0	WP: 2 PA: 39 PB: 0 SB: 1 CS: 0	
PITCHER Mike Jones, L (1, 1) ERA: 4.38 Joe Beckwith, R (6, 1) ERA: 3.77	IP WLS BF H R ER SO BB IBB HBP BLK WP HR S P ERA WHIP	5.1 25 11 3 3 1 1 0 0 0 1 1 26 30 5.06 2.250	3.2 14 3 1 1 3 0 0 0 0 1 0 20 20 2.46 0.818	PITCHER IP WLS BF H R ER SO BB IBB HBP BLK WP HR S P ERA WHIP								

Seattle Mariners @ Kansas City Royals
 Royals Stadium, Kansas City, MO
 Sat Sep 08 1984, 8:05 PM EDT
 Att: 26,725 - Unknown

livebaseballscorecards.com

AB 38
 R 4
 H 14
 RBI 4
 BB 1
 SO 4
 LOB 14



Batter	1	2	3	4	5	6	7	8	9	AB	R	H	RBI	BB	SO	LOB	BOTTOM			
Willie Wilson, S OBP: 0.355, SLG: 0.392 (1, 8)	0-3 K		0-0 E7 WP 1B		0-0 S 1B	0-0 S 1B				4	0	3	0	0	1	0	Seattle Mariners @ Kansas City Royals Royals Stadium, Kansas City, MO Sat Sep 08 1984, 8:05 PM EDT Att. 26,725 - Unknown livebaseballscorecards.com			
Pat Sheridan, L OBP: 0.335, SLG: 0.396 (1, 9)	0-3 K		0-3 K		0-0 6-3	0-0 F8				4	0	0	1	0	2	4				
Darryl Motley, R OBP: 0.322, SLG: 0.440 (1, 7)	4-0 BB				0-0 6-3	0-0 3-4-1			0-3 K	3	0	0	0	1	1	1				
Jorge Orta, L OBP: 0.344, SLG: 0.457 (1, 10)	0-3 K				0-0 E4 1B E	0-0 SH1-4 HR 1B			0-0 5-3	4	2	1	0	0	1	1				
Frank White, R OBP: 0.305, SLG: 0.433 (1, 4)		0-3 K			0-0 S 1-3 1B	0-0 SH1-4 HR 1B			0-3 K	4	1	2	0	0	2	0				
Don Slaught, R OBP: 0.306, SLG: 0.388 (1, 2)		0-3 K			0-3 K	0-0 SH1-4			0-0 F9	3	0	0	0	0	2	1				
Steve Balboni, R OBP: 0.309, SLG: 0.481 John Wathan, R OBP: 0.279, SLG: 0.283 (1, 3) (7, 3)		0-0 5-3			0-0 5-3	0-0 HR			0-3 K	3	1	1	3	0	0	1				
Greg Pryor, R OBP: 0.302, SLG: 0.371 (1, 5)					0-0 F8	0-0 SH1-4 6-3 1B			0-3 K	1	0	0	0	0	1	0				
Buddy Biancalana, S OBP: 0.233, SLG: 0.285 (1, 6)					0-0 3-1	0-0 SH1-4			0-3 K	2	0	0	0	0	1	1				
Inning Stats	R: 0 E: 0 K: 3 S: 9	H: 0 LOB: 1 BB: 1 P: 13	R: 0 E: 0 K: 2 S: 7	H: 0 LOB: 0 BB: 0 P: 7	R: 0 E: 1 K: 1 S: 6	H: 1 LOB: 1 BB: 0 P: 6	R: 1 E: 1 K: 1 S: 7	H: 1 LOB: 1 BB: 0 P: 7	R: 1 E: 0 K: 0 S: 5	H: 2 LOB: 1 BB: 0 P: 5	R: 3 E: 0 K: 1 S: 10	H: 5 LOB: 2 BB: 0 P: 10	R: 0 E: 0 K: 2 S: 7	H: 0 LOB: 0 BB: 0 P: 7	R: 0 E: 0 K: 2 S: 7	H: 0 LOB: 0 BB: 0 P: 7		1B: 8 2B: 0 3B: 0 HR: 1	SF: 0 SAC: 2 DP: 0 HBP: 0	WP: 1 PB: 0 SB: 3 CS: 0
PITCHER Mike Moore, R ERA: 4.9 (1, 1)	IP 8.0 WLS L BF 35 H 9 R 5 ER 4 SO 12																ERA 4.50 WHIP 1.250			

AB 32
R 5
H 9
RBI 4
BB 1
SO 12
LOB 9



Batter	1	2	3	4	5	6	7	8	9	AB R H RBI BB SO LOB	TOP											
Jack Perconte, L (1, 4) <small>OBP: 0.354, SLG: 0.343</small> Harold Reynolds, S (9, 4)	0-3 K		0-3 K		X 0-0 G3		X 0-0 6-3			4 0 0 0 0 2 0 0 0 0 0 0 0 0												
Phil Bradley, R (1, 8) <small>OBP: 0.361, SLG: 0.344</small>	0-3 K		X 0-0 5-3		X 0-0 E5			B B B B 4-0 CS BB		3 0 0 0 1 1 0												
Alvin Davis, L (1, 3)	X 0-0 F6			X 0-0 F8		X 0-0 F5		X 0-0 F9		4 0 0 0 0 0 2												
Al Cowens, R (1, 9) <small>OBP: 0.312, SLG: 0.445</small>		X 0-0 4-3		X 0-0 1B 1B		X 0-0 F9		S S S S 0-3 K		4 0 1 0 0 1 2												
Steve Henderson, R (1, 7) <small>OBP: 0.354, SLG: 0.436</small> John Moses, S (9, PR) <small>OBP: 0.250, SLG: 0.250</small>		B B B B 4-0 HR BB		X 0-0 1-3 1B		X 0-0 5-3		0-0 CS	X 0-0 E S E 1B	3 1 2 0 1 0 1 0 1 0 0 0 0 0												
Dave Henderson, R (1, 10) <small>OBP: 0.312, SLG: 0.465</small> Ken Phelps, L (9, PH) <small>OBP: 0.384, SLG: 0.553</small>		X 0-0 1-H HR		S S S S 0-3 K		B B B B 4-0 HR BB		S S S S 0-3 K	0-3 K	2 2 1 2 1 1 2 1 0 0 0 0 1 1												
Jim Presley, R (1, 5) <small>OBP: 0.256, SLG: 0.440</small>		X 0-0 F9		X 0-0 F9		X 0-0 1-H HR		S S S S 0-3 K	0-3 K	4 1 1 2 0 1 3												
Bob Kearney, R (1, 2) <small>OBP: 0.260, SLG: 0.332</small> Larry Milbourne, S (9, PH) <small>OBP: 0.305, SLG: 0.309</small> Dave Valle, R (9, 2)		X 0-0 6-3		X 0-0 5-3		X 0-0 5-3		X 0-0 5-3	X 0-0 E1	3 0 0 0 0 0 0 1 0 0 0 0 0 1 0 0 0 0 0 0 0												
Spike Owen, S (1, 6) <small>OBP: 0.313, SLG: 0.340</small>			X 0-0 F8		X 0-0 F8		X 0-0 4-3		S S S S 0-3 K	0-3 K	4 0 0 0 0 1 2											
Inning Stats	R: 0 E: 0 K: 2 S: 7	H: 0 LOB: 0 BB: 0 P: 7	R: 2 E: 0 K: 0 S: 4	H: 1 LOB: 0 BB: 1 P: 8	R: 0 E: 0 K: 1 S: 5	H: 0 LOB: 0 BB: 0 P: 5	R: 0 E: 0 K: 1 S: 7	H: 2 LOB: 2 BB: 0 P: 7	R: 0 E: 0 K: 0 S: 3	H: 0 LOB: 0 BB: 0 P: 3	R: 0 E: 1 K: 0 S: 4	H: 0 LOB: 1 BB: 0 P: 4	R: 2 E: 0 K: 0 S: 4	H: 1 LOB: 0 BB: 1 P: 8	R: 0 E: 0 K: 1 S: 4	H: 0 LOB: 0 BB: 1 P: 8	R: 1 E: 1 K: 3 S: 11	H: 1 LOB: 2 BB: 0 P: 11	1B: 3 2B: 0 3B: 0 HR: 2	SF: 0 SAC: 0 DP: 0 HBP: 0	WP: 0 PB: 0 SB: 1 CS: 1	PA: 37
PITCHER	IP WLS BF H R ER SO BB IBB HBP BLK WP HR S P ERA WHIP																					
Danny Jackson, L (1, 1) <small>ERA: 4.78</small> Mark Huismann, R (7, 1) <small>ERA: 4.25</small>	6.0 25 4 4 4 4 2 0 0 0 0 2 31 39 6.00 1.000																					
	3.0 W 11 1 1 0 4 1 0 0 0 0 0 18 22 0.00 0.667																					

Seattle Mariners @ Kansas City Royals
Royals Stadium, Kansas City, MO
Sun Sep 09 1984, 4:33 AM EDT
Att: 20,274 - Unknown

AB	33
R	5
H	5
RBI	4
BB	3
SO	8
LOB	14



BOTTOM

Seattle Mariners @ Kansas City Royals
Royals Stadium, Kansas City, MO

Sun Sep 09 1984, 4:33 AM EDT
Att. 20,274 - Unknown

livebaseballscorecards.com

AB	33
R	6
H	11
RBI	6
BB	5
SO	6
LOB	11



WP:	0	PA:	40
PB:	0		
SB:	1		
CS:	2		

AB R H RBI BB SO LOB

4	1	2	1	1	0	0
4	0	1	0	0	0	3
0	0	0	0	1	0	0
4	0	2	1	0	0	0
2	1	0	0	2	0	2
0	0	0	0	0	0	0
0	0	0	1	0	0	0
3	1	1	2	1	1	4
4	0	0	0	0	3	1
4	1	2	0	0	1	0
4	1	1	0	0	1	1
3	0	1	1	0	0	0
0	0	0	0	0	0	0
1	0	1	0	0	0	0
0	1	0	0	0	0	0

Batter	1	2	3	4	5	6	7	8	9
Willie Wilson, S OBP: 0.357, SLG: 0.395 (1, 8)	0-0 6-3		0-0 6-3	0-0 1B			4-0 CS BB		0-0 SF8 SF7 2B
Lynn Jones, R OBP: 0.384, SLG: 0.420 (1, 9)	0-0 1B		0-0 F8	0-0 F7			0-0 F9		4-0 IBB
Pat Sheridan, L OBP: 0.336, SLG: 0.396 (9, PH)	1B						1-2		
Darryl Motley, R OBP: 0.323, SLG: 0.440 (1, 7)	0-0 1-2 1B			0-0 6-3	0-0 F8		0-0 S 1B		0-0 SF8
Hal McRae, R OBP: 0.356, SLG: 0.393 (1, 10)	0-0 F9			4-0 HR BB	0-0 F7		4-0 1-2 BB		0-0 SF7
Dane Iorg, L OBP: 0.267, SLG: 0.362 (9, PH)									2-3 3-H
Don Slaught, R OBP: 0.305, SLG: 0.388 (9, PH)									3-H
Frank White, R OBP: 0.307, SLG: 0.439 (1, 4)	0-0 F2			0-0 HR	4-0 BB		0-3 K		
Steve Balboni, R OBP: 0.306, SLG: 0.475 (1, 3)		0-3 K		0-0 F7	0-3 K			0-3 K	
Greg Pryor, R OBP: 0.305, SLG: 0.373 (1, 5)		0-0 CS 1B		0-0 1B 1B		0-0 F2		0-3 K	
John Wathan, R OBP: 0.278, SLG: 0.282 (1, 2)		0-3 K		0-0 1B 1B		0-0 F8		0-0 1-3	
Bucky Dent, R OBP: 0.400, SLG: 0.333 (1, 6)			0-0 F7	0-0 1B 1B		0-0 F9			0-0 2B SF8 1B
Buddy Biancalana, S OBP: 0.233, SLG: 0.285 (7, 6)									
Jorge Orta, L OBP: 0.346, SLG: 0.458 (9, PH)									
Onix Concepcion, R OBP: 0.317, SLG: 0.330 (9, PR)									

Inning Stats	R: 0 E: 0 K: 5 S: 5	H: 2 LOB: 2 BB: 0 P: 5	R: 0 E: 0 K: 2 S: 7	H: 1 LOB: 1 BB: 0 P: 7	R: 0 E: 0 K: 3 S: 3	H: 0 LOB: 0 BB: 0 P: 3	R: 4 E: 0 K: 0 S: 8	H: 5 LOB: 2 BB: 1 P: 12	R: 0 E: 0 K: 1 S: 5	H: 0 LOB: 1 BB: 1 P: 9	R: 0 E: 0 K: 3 S: 3	H: 0 LOB: 0 BB: 0 P: 3	R: 0 E: 0 K: 1 S: 5	H: 1 LOB: 2 BB: 2 P: 13	R: 0 E: 0 K: 2 S: 7	H: 0 LOB: 0 BB: 0 P: 7	R: 2 E: 0 K: 0 S: 4	H: 2 LOB: 1 BB: 1 P: 8	1B: 9 2B: 2 3B: 0 HR: 1	SF: 2 SAC: 0 DP: 1 HBP: 0
--------------	------------------------------	---------------------------------	------------------------------	---------------------------------	------------------------------	---------------------------------	------------------------------	----------------------------------	------------------------------	---------------------------------	------------------------------	---------------------------------	------------------------------	----------------------------------	------------------------------	---------------------------------	------------------------------	---------------------------------	----------------------------------	------------------------------------

PITCHER	IP	WLS	BF	H	R	ER	SO	BB	IBB	HBP	BLK	WP	HR	S	P	ERA	WHIP
Mark Langston, L ERA: 3.29 (1, 1)	6.0		28	8	4	4	3	3	0	0	0	0	1	31	43	6.00	1.833
Ed Nunez, R ERA: 3.1 (7, 1)	2.1	L	11	3	2	2	3	1	1	0	0	0	0	15	23	7.71	1.714
Ed Vande Berg, L ERA: 4.85 (9, 1)	0.1		1	0	0	0	0	0	0	0	0	0	0	1	1	0.00	0.000

Batter	1	2	3	4	5	6	7	8	9	AB R H RBI BB SO LOB	TOP	
Mickey Rivers, L OBP: 0.313, SLG: 0.380 (1, 10) X	0-0 G3 ①		0-0 F9 ③		0-0 F9 ②		0-0 F5 ②		0-0 1B ①	5 0 1 0 0 0 0		
Gary Ward, R OBP: 0.333, SLG: 0.436 (1, 7) B B B	4-0 BB			0-0 2B 3B	0-0 WP 1B		0-0 1B		0-0 1-3 ③	4 2 3 0 1 0 1		
Buddy Bell, R OBP: 0.377, SLG: 0.449 (1, 5) X	0-0 F9 ②			0-0 G3 1B 2B	0-0 1B 1-H		4-0 1-2 BB			3 1 2 2 1 0 1		
Bob Jones, L OBP: 0.299, SLG: 0.361 (1, 9) X	0-0 F5 ③			0-0 G3 2-3		0-0 F8 ①	0-0 4-3 ③			4 0 0 0 0 0 4		
Pete O'Brien, L OBP: 0.351, SLG: 0.454 (1, 3) S S S		0-3 K ①		0-0 1B 1B 3-H		4-0 BB BB		0-0 F8 ①		3 0 1 1 1 1 0		
George Wright, S OBP: 0.271, SLG: 0.392 (1, 8) X		0-0 F6 ②		0-0 1-2 1B		0-0 F9 ②		0-0 6-3 ②		4 0 1 0 0 0 1		
Donnie Scott, S OBP: 0.268, SLG: 0.270 (1, 2) X		0-0 F8 ③		0-0 F9 ②		4-0 1-2 BB		0-0 1-3 ③		3 0 0 0 1 0 2		
Wayne Tolleson, S OBP: 0.284, SLG: 0.261 Tom Dunbar, L OBP: 0.317, SLG: 0.377 (1, 4) (9, PH) X			0-0 6-3 ①	0-3 K ③		0-3 K ③			0-0 F8 ①	3 0 0 0 0 2 4 1 0 0 0 0 0 0		
Curtis Wilkerson, S OBP: 0.279, SLG: 0.277 Mary Foley, L OBP: 0.303, SLG: 0.406 (1, 6) (9, PH) X			0-0 4-3 ②		0-0 F8 ①		0-0 F8 ①		0-3 K ②	3 0 0 0 0 0 0 1 0 0 0 0 1 0		
Inning Stats	R: 0 H: 0 E: 0 LOB: 1 K: 0 BB: 1 S: 3 P: 7	R: 0 H: 0 E: 0 LOB: 0 K: 1 BB: 0 S: 5 P: 5	R: 0 H: 0 E: 0 LOB: 0 K: 0 BB: 0 S: 3 P: 3	R: 2 H: 4 E: 0 LOB: 2 K: 1 BB: 0 S: 9 P: 9	R: 1 H: 2 E: 0 LOB: 1 K: 0 BB: 0 S: 4 P: 4	R: 0 H: 0 E: 0 LOB: 2 K: 1 BB: 2 S: 5 P: 13	R: 0 H: 1 E: 0 LOB: 2 K: 0 BB: 1 S: 4 P: 8	R: 0 H: 0 E: 0 LOB: 0 K: 0 BB: 0 S: 3 P: 3	R: 0 H: 1 E: 0 LOB: 1 K: 1 BB: 0 S: 6 P: 6	1B: 6 SF: 0 2B: 1 SAC: 0 3B: 1 DP: 0 HR: 0 HBP: 0	WP: 1 PA: 38 PB: 0 SB: 1 CS: 0	
PITCHER Jim Beattie, R ERA: 3.65 (1, 1)	IP WLS BF H R ER SO BB IBB HBP BLK WP HR S P ERA WHIP											PITCHER IP WLS BF H R ER SO BB IBB HBP BLK WP HR S P ERA WHIP
	9.0 W 38 8 3 3 4 4 0 0 0 1 0 42 58 3.00 1.333											

Texas Rangers @ Seattle Mariners
The Kingdom, Seattle, WA
Mon Sep 10 1984, 10:05 PM EDT
Att. 4,509 - Unknown

livebaseballscorecards.com

AB	34
R	3
H	8
RBI	3
BB	4
SO	4
LOB	13




Batter	1	2	3	4	5	6	7	8	9	AB	R	H	RBI	BB	SO	LOB
Jack Perconte, L OBP: 0.355, SLG: 0.344 (1, 4)	F5		F9							4	0	2	1	0	0	0
Spike Owen, S OBP: 0.311, SLG: 0.337 (1, 6)	F7			K	FC4					4	1	0	1	0	1	2
Alvin Davis, L OBP: 0.388, SLG: 0.487 (1, 3)	F9			F7		G3				4	1	1	2	0	0	0
Ken Phelps, L OBP: 0.382, SLG: 0.548 (1, 10)				K	FC6-4	K				4	0	1	0	0	2	0
Steve Henderson, R OBP: 0.357, SLG: 0.444 (1, 7)										2	1	1	0	1	0	1
Dave Henderson, R OBP: 0.314, SLG: 0.470 (8, 8)					FC6-4					1	1	1	0	0	0	0
Phil Bradley, R OBP: 0.364, SLG: 0.347 (1, 9)										3	1	2	1	0	0	1
Jim Presley, R OBP: 0.257, SLG: 0.444 (1, 5)										3	1	1	2	0	0	2
Bob Kearney, R OBP: 0.258, SLG: 0.329 (1, 2)										4	0	0	0	0	1	1
John Moses, S OBP: 0.267, SLG: 0.267 (1, 8)										3	1	1	0	0	0	1


Inning Stats	R: 0	H: 0	E: 0	K: 0	S: 3	R: 0	H: 0	E: 0	K: 1	S: 5	R: 0	H: 0	E: 0	K: 0	S: 3	R: 0	H: 1	E: 0	K: 1	S: 6	R: 2	H: 3	E: 0	K: 0	S: 6	R: 1	H: 2	E: 0	K: 1	S: 7	R: 3	H: 3	E: 0	K: 0	S: 6	R: 1	H: 1	E: 0	K: 1	S: 6
	0	0	0	0	3	0	0	0	1	5	0	0	0	0	3	0	1	0	1	6	2	3	0	0	6	1	2	0	1	7	3	3	0	0	6	1	1	0	0	6

TEXAS RANGERS @ SEATTLE MARINERS
The Kingdome, Seattle, WA
Mon Sep 10 1984, 10:05 PM EDT
Att. 4,509 - Unknown

AB 32
R 7
H 10
RBI 7
BB 1
SO 4
LOB 8



WP: 0 PA: 35
PB: 1
SB: 1
CS: 0

Batter	1	2	3	4	5	6	7	8	9	AB R H RBI BB SO LOB	TOP																	
Bill Sample, R (1, 7) OBP: 0.291, SLG: 0.335	0-0 F8		0-0 6-3			4-0 CS 4-3 BB		0-0 FC6-4 1B	0-0 F7	4 1 0 0 1 0 2	<p>Texas Rangers @ Seattle Mariners The Kingdome, Seattle, WA Tue Sep 11 1984, 10:05 PM EDT Att. 3,782 - Unknown</p> <p>livebaseballscorecards.com</p> <table border="1"> <tr><td>AB</td><td>32</td></tr> <tr><td>R</td><td>3</td></tr> <tr><td>H</td><td>7</td></tr> <tr><td>RBI</td><td>3</td></tr> <tr><td>BB</td><td>5</td></tr> <tr><td>SO</td><td>8</td></tr> <tr><td>LOB</td><td>9</td></tr> </table> 	AB	32	R	3	H	7	RBI	3	BB	5	SO	8	LOB	9			
AB	32																											
R	3																											
H	7																											
RBI	3																											
BB	5																											
SO	8																											
LOB	9																											
Gary Ward, R (1, 8) OBP: 0.330, SLG: 0.433	0-0 F9		0-3 K			0-0 4-3		0-3 K		4 0 0 0 0 2 2																		
Buddy Bell, R (1, 5) OBP: 0.377, SLG: 0.449	0-3 K				0-3 K	0-0 1B		0-0 BB 1B 1B		4 1 2 1 0 2 0																		
Larry Parrish, R (1, 10) OBP: 0.345, SLG: 0.481		0-0 5-3			0-3 K	0-3 K		0-0 BB 1B 1B		4 0 1 0 0 2 1																		
Pete O'Brien, L (1, 3) OBP: 0.352, SLG: 0.453		0-0 4-3 1B			0-0 4-3		0-0 G3	4-0 1B BB		3 0 1 0 1 0 0																		
George Wright, S (1, 9) OBP: 0.271, SLG: 0.390		0-0 4-3 1-2			0-0 F6		0-3 K	0-0 1B		4 0 1 1 0 1 1																		
Donnie Scott, S (1, 2) OBP: 0.272, SLG: 0.285		4-0 BB			0-0 4-3		0-0 HR		0-0 F4	3 1 1 1 1 0 0																		
Curtis Wilkerson, S (1, 4) OBP: 0.279, SLG: 0.275		0-0 F4			4-0 BB		0-3 K		0-0 F8	3 0 0 0 1 1 2																		
Jeff Kunkel, R (1, 6) OBP: 0.205, SLG: 0.323			0-0 6-3			0-0 F3		0-0 FC6-4 1B	4-0 BB	2 0 0 0 0 0 1																		
Mickey Rivers, L (8, PH) OBP: 0.315, SLG: 0.382										1 0 1 0 0 0 0																		
Jim Anderson, R (8, 6) OBP: 0.184, SLG: 0.111										0 0 0 0 1 0 0																		
Inning Stats	R: 0 E: 0 K: 1 S: 5	H: 0 LOB: 0 BB: 0 P: 5	R: 0 E: 0 K: 0 S: 4	H: 1 LOB: 2 BB: 1 P: 8	R: 0 E: 0 K: 1 S: 5	H: 0 LOB: 0 BB: 0 P: 5	R: 0 E: 0 K: 2 S: 7	H: 0 LOB: 0 BB: 0 P: 7	R: 0 E: 0 K: 1 S: 3	H: 0 LOB: 1 BB: 1 P: 7	R: 0 E: 0 K: 1 S: 5	H: 1 LOB: 1 BB: 1 P: 9	R: 1 E: 0 K: 2 S: 8	H: 1 LOB: 0 BB: 0 P: 8	R: 2 E: 0 K: 1 S: 8	H: 4 LOB: 2 BB: 1 P: 12	R: 0 E: 0 K: 0 S: 3	H: 0 LOB: 1 BB: 1 P: 7	1B: 6 2B: 0 3B: 0 HR: 1	SF: 0 SAC: 0 DP: 0 HBP: 0	WP: 0 PB: 0 SB: 1 CS: 1	PA: 37						
PITCHER	IP WLS BF H R ER SO BB IBB HBP BLK WP HR S P ERA WHIP																											
Salome Barojas, R (1, 1) ERA: 4.06	7.0		26	3	1	1	7	3	0	0	0	0	0	1	37	49	1.29	0.857										
Ed Nunez, R (8, 1) ERA: 3.36	0.2		5	3	2	2	1	0	0	0	0	0	0	0	7	7	27.00	4.500										
Ed Vande Berg, L (8, 1) ERA: 4.81	1.0		5	1	0	0	0	2	0	0	0	0	0	0	3	11	0.00	3.000										
Karl Best, R (9, 1) ERA:	0.1	W	1	0	0	0	0	0	0	0	0	0	0	0	1	1	0.00	0.000										

Batter	1	2	3	4	5	6	7	8	9	AB	R	H	RBI	BB	SO	LOB
Jack Perconte, L (1, 4) OBP: 0.353, SLG: 0.343	0-0 6-3 1B	0-0 E6 1B		0-0 5-3 1B		0-0 G3 1B		0-0 F6 1B		5	0	1	0	0	0	5
Spike Owen, S (1, 6) OBP: 0.312, SLG: 0.337	0-3 K	4-0 BB 1B			0-0 BB 1B	0-0 F8 1B		0-3 K		3	0	1	0	1	1	2
Al Cowens, R (8, PH) OBP: 0.311, SLG: 0.444										1	0	0	0	0	1	2
Alvin Davis, L (1, 3) OBP: 0.390, SLG: 0.488	0-0 2B	0-0 F5 1B			4-0 BB 1B		0-0 4-3 1B		1-0 SH1-4 BB HBP	3	0	1	0	1	0	3
Domingo Ramos, R (9, PR) OBP: 0.241, SLG: 0.227										0	1	0	0	0	0	0
Ken Phelps, L (1, 10) OBP: 0.382, SLG: 0.544	0-3 K		0-3 K		0-0 F5 1B		0-0 PB 1B		4-0 WP SH1-4 1B BB	4	0	1	0	1	2	3
Darnell Coles, R (9, PR) OBP: 0.296, SLG: 0.237										0	1	0	0	0	0	0
Steve Henderson, R (1, 7) OBP: 0.353, SLG: 0.438		0-3 K	0-0 6-3		0-0 F9 1B		0-3 K		0-0 SH1-4	4	0	0	0	0	2	3
Dave Henderson, R (8, 8) OBP: 0.314, SLG: 0.470										0	0	0	0	0	0	0
Phil Bradley, R (1, 9) OBP: 0.365, SLG: 0.343		4-0 1B BB	0-3 K		0-3 K		0-3 K		4-0 1B WP IBB	3	1	0	0	2	3	3
(9, 7)																
Jim Presley, R (1, 5) OBP: 0.256, SLG: 0.435		0-0 F9 1B		0-0 F8 1B		0-3 K		0-0 5-3 1B	4-0 1B IBB	4	0	0	0	1	1	1
Bob Kearney, R (1, 2) OBP: 0.262, SLG: 0.333		0-0 1B 1B E 1B		0-0 F8 1B		0-0 G3 BB 1B		0-0 1B 1B	0-0 F2 1B	4	1	3	0	0	0	0
Harold Reynolds, S (8, PR) OBP: 0.262, SLG: 0.333										0	0	0	0	0	0	0
Dave Valle, R (9, 2)										1	0	0	0	0	0	3
John Moses, S (1, 8) OBP: 0.389, SLG: 0.412		0-0 E 1B		0-0 2B		4-0 G3 BB		0-0 1B	0-0 1B	2	0	2	1	1	0	0
Al Chambers, L (8, PH) OBP: 0.260, SLG: 0.313										1	0	1	0	0	0	0
Danny Tartabull, R (9, 6) OBP: 1.000, SLG: 1.000		1-2 3-H 1B						1-2 1B	1-2 2-3 3-H 1B	1	0	1	1	0	0	0

Inning Stats	R: 0	H: 1	E: 0	K: 2	S: 8	H: 1	LOB: 1	BB: 0	P: 8	R: 2	H: 3	E: 1	K: 1	S: 8	R: 0	H: 0	E: 0	K: 2	S: 7	R: 0	H: 1	E: 0	K: 1	S: 6	R: 0	H: 1	E: 0	K: 1	S: 6	R: 0	H: 1	E: 0	K: 2	S: 8	R: 0	H: 2	E: 0	K: 1	S: 7	R: 2	H: 1	E: 0	K: 0	S: 3	R: 0	H: 1	E: 0	K: 0	S: 3	1B: 9	2B: 2	3B: 0	HR: 0	SF: 0	SAC: 1	DP: 0	HBP: 1	WP: 1	PB: 1	SB: 0	CS: 0	PA: 45
PITCHER	IP	WLS	BF	H	R	ER	SO	BB	IBB	HBP	BLK	WP	HR	S	P	ERA	WHIP																																													
Dave Stewart, R (1, 1) ERA: 5.32	6.0		29	7	2	2	7	4	0	0	0	0	0	39	55	3.00	1.833																																													
Dickie Noles, R (7, 1) ERA: 5.2	2.0	L	11	3	2	2	3	1	0	1	0	0	0	15	20	9.00	2.000																																													
Dave Schmidt, R (9, 1) ERA: 2.22	0.2		5	1	0	0	0	0	2	0	0	1	0	3	11	0.00	1.500																																													

TEXAS RANGERS @ SEATTLE MARINERS
The Kingdome, Seattle, WA
Tue Sep 11 1984, 10:05 PM EDT
Att. 3,782 - Unknown

AB	36
R	4
H	11
RBI	2
BB	7
SO	10
LOB	25



WP	PB	SB	CS	PA
1	1	0	0	45

Batter	1	2	3	4	5	6	7	8	9	AB R H RBI BB SO LOB	TOP			
Bill Sample, R (1, 7) OBP: 0.290, SLG: 0.333	0-3 K		0-0 6-3	0-0 SF8			0-0 6-3	4-0 BB		3 0 0 1 1 1 0				
Gary Ward, R (1, 8) OBP: 0.331, SLG: 0.432	0-3 K		0-0 F5	0-0 FC5-4 1B			4-0 HBP HR BB	0-0 F9		4 1 1 1 1 1 2				
Buddy Bell, R (1, 5) Wayne Tolleson, S (8, 5) OBP: 0.380, SLG: 0.455 OBP: 0.286, SLG: 0.263	0-0 HR		4-0 FC5-4 BB	0-0 FC5-4 1-2f			1-0 HR HBP		0-0 4-3 1B	2 2 1 1 1 0 2 1 1 1 0 0 0 0				
Larry Parrish, R (1, 10) OBP: 0.342, SLG: 0.476	0-0 F9		0-0 FC5-4		0-0 6-3		0-0 F6		0-0 F9	5 0 0 0 0 0 4				
Dave Hostetter, R (1, 3) Bob Jones, L (7, PH) OBP: 0.351, SLG: 0.429 OBP: 0.303, SLG: 0.391			0-0 4-3 1B	0-0 1B E 1B	0-0 F9		0-0 HR		0-0 4-3	3 1 2 0 0 0 0 2 1 1 3 0 0 1				
George Wright, S (1, 9) OBP: 0.269, SLG: 0.387			0-0 F8	0-0 E4 E 1B SF8	0-0 6-3		0-0 4-3		0-0 1B 1B	5 1 1 1 0 0 2				
Alan Bannister, R (1, 4) OBP: 0.353, SLG: 0.364			0-0 4-3 1B	0-0 1B E 1B		0-3 K		0-0 6-3 4-3 1B	0-0 1B	5 1 4 0 0 1 0				
Ned Yost, R (1, 2) OBP: 0.186, SLG: 0.248			0-0 4-3	0-3 K		0-3 K		0-0 4-3	0-3 K	5 0 0 0 0 3 8				
Curtis Wilkerson, S (1, 6) OBP: 0.277, SLG: 0.273			0-0 G3	0-0 E6 1B		0-0 F9		0-0 6-3		4 0 0 1 0 0 5				
Inning Stats	R: 1 E: 0 K: 2 S: 8 H: 1 LOB: 0 BB: 0 P: 8	R: 0 E: 0 K: 0 S: 5 H: 2 LOB: 2 BB: 0 P: 5	R: 0 E: 0 K: 0 S: 3 H: 0 LOB: 1 BB: 1 P: 7	R: 3 E: 2 K: 1 S: 10 H: 3 LOB: 2 BB: 0 P: 10	R: 0 E: 0 K: 0 S: 3 H: 0 LOB: 0 BB: 0 P: 3	R: 0 E: 0 K: 2 S: 7 H: 0 LOB: 0 BB: 0 P: 7	R: 3 E: 0 K: 0 S: 4 H: 1 LOB: 0 BB: 1 P: 9	R: 0 E: 0 K: 0 S: 4 H: 1 LOB: 2 BB: 1 P: 8	R: 1 E: 0 K: 1 S: 8 H: 3 LOB: 2 BB: 0 P: 8	1B: 9 2B: 0 3B: 0 HR: 2 SF: 1 SAC: 0 DP: 0 HBP: 1	WP: 0 PB: 0 SB: 0 CS: 0 PA: 44			
PITCHER	IP WLS BF H R ER SO BB IBB HBP BLK WP HR S P ERA WHIP												PITCHER	IP WLS BF H R ER SO BB IBB HBP BLK WP HR S P ERA WHIP
Matt Young, L (1, 1) ERA: 6.98	6.0 L 27 6 4 1 5 1 0 0 0 0 0 1 36 40 1.50 1.167													
Bob Stoddard, R (7, 1) ERA: 5.07	1.0 6 1 3 3 0 1 0 1 0 0 0 1 4 9 27.00 2.000													
Lee Guetterman, L (8, 1) ERA: 5.4	1.2 10 4 1 1 0 1 0 0 0 0 0 0 9 13 5.40 3.000													
Karl Best, R (9, 1) ERA:	0.1 1 0 0 0 0 1 0 0 0 0 0 0 3 3 0.00 0.000													

Texas Rangers @ Seattle Mariners
The Kingdome, Seattle, WA
Wed Sep 12 1984, 10:05 PM EDT
Att. 3,979 - Unknown

livebaseballscorecards.com

AB	39
R	8
H	11
RBI	8
BB	3
SO	6
LOB	24



Batter	1	2	3	4	5	6	7	8	9	AB R H RBI BB SO LOB
--------	---	---	---	---	---	---	---	---	---	----------------------

Jack Perconte, L OBP: 0.354, SLG: 0.343 (1, 4) X	0-0 SH5-3 1B		0-0 F2		0-0 6-3		4-0 BB			3 1 1 0 1 0 0
Phil Bradley, R OBP: 0.361, SLG: 0.340 (1, 8) X	0-0 SH5-3 1-2		0-0 4-3		0-0 6-3		0-3 K			3 0 0 0 0 1 1
Alvin Davis, L OBP: 0.391, SLG: 0.487 (1, 3) X	0-0 BB 2-H 1B		0-0 F7			4-0 BB 1B		0-0 F8		3 0 1 1 1 0 0
Al Cowens, R OBP: 0.313, SLG: 0.443 (1, 9) B B B B	4-0 1-2 BB			0-0 G5-4-3 1B		0-3 K		0-0 F5		3 0 1 0 1 1 1
Steve Henderson, R OBP: 0.349, SLG: 0.432 (1, 7) X	0-0 F4			0-0 G5-4-3 1-2 1B		0-0 F5		0-3 K		4 0 0 0 0 1 4
Dave Henderson, R OBP: 0.316, SLG: 0.471 (1, 10) X	0-0 G3			0-0 1B 1B		0-0 1-2 1B		0-0 F8		4 0 2 0 0 0 2
Jim Presley, R OBP: 0.256, SLG: 0.431 (1, 5) X		0-0 F8		0-0 1-2 1B		0-3 K		0-0 F8		4 0 1 0 0 1 2
Danny Tartabull, R OBP: 0.200, SLG: 0.200 (1, 6) X		0-0 F9		0-0 1-3			0-0 6-3		0-3 K	4 0 0 0 0 1 2
Dave Valle, R (1, 2) X		0-3 K			0-0 F4		0-0 F4			3 0 0 0 0 1 0

Inning Stats	R: 1	H: 2	E: 0	LOB: 2	K: 0	S: 5	P: 9	R: 0	H: 0	E: 0	LOB: 0	K: 1	S: 5	P: 5	R: 0	H: 3	E: 0	LOB: 2	K: 0	S: 5	P: 5	R: 0	H: 0	E: 0	LOB: 0	K: 0	S: 3	P: 3	R: 0	H: 1	E: 0	LOB: 2	K: 2	S: 8	P: 12	R: 0	H: 0	E: 0	LOB: 1	K: 1	S: 5	P: 9	R: 0	H: 0	E: 0	LOB: 0	K: 1	S: 5	P: 5	R: 0	H: 0	E: 0	LOB: 0	K: 1	S: 5	P: 5	1B: 6	SF: 0	2B: 0	SAC: 1	3B: 0	DP: 1	HR: 0	HBP: 0	WP: 0	PA: 35	PB: 0	SB: 0	CS: 0	ERA	WHIP
PITCHER Mike Mason, L ERA: 3.29 (1, 1)	IP	WLS	BF	H	R	ER	SO	BB	IBB	HBP	BLK	WP	HR	S	P	ERA	WHIP	IP	WLS	BF	H	R	ER	SO	BB	IBB	HBP	BLK	WP	HR	S	P	ERA	WHIP	IP	WLS	BF	H	R	ER	SO	BB	IBB	HBP	BLK	WP	HR	S	P	ERA	WHIP																				

BOTTOM

Texas Rangers @ Seattle Mariners
The Kingdome, Seattle, WA
Wed Sep 12 1984, 10:05 PM EDT
Att. 3,979 - Unknown

livebaseballscorecards.com

AB	31
R	1
H	6
RBI	1
BB	3
SO	6
LOB	12



Batter	1	2	3	4	5	6	7	8	9	AB	R	H	RBI	BB	SO	LOB
Harold Reynolds, S (1, 4) OBP: 0.750, SLG: 0.667 Al Chambers, L (8, PH) OBP: 0.275, SLG: 0.313 Jack Perconte, L (9, 4) OBP: 0.354, SLG: 0.343	1-0 CS HBP		0-3 K			0-0 4-3 1B 4-3 1B	0-0 2B 1B	4-0 1-2 BB		3	2	2	0	0	1	1
Phil Bradley, R (1, 8) OBP: 0.362, SLG: 0.344	0-0 F8		0-0 6-3			0-0 4-3 1B 1-2	0-0 1-H 2B	0-0 F9		5	0	2	1	0	0	4
Alvin Davis, L (1, 3) OBP: 0.391, SLG: 0.489	0-3 K 1-2			0-0 F7		0-0 4-3 1-2 2-3	4-0 FC6-4 BB	0-0 1B 3B		4	1	1	0	1	1	3
Al Cowens, R (1, 9) OBP: 0.312, SLG: 0.441		0-3 K		0-0 5-3		0-0 4-3 2-3 3-H	0-0 FC6-4 1-2f	0-0 1B 1B		5	0	1	2	0	1	3
Dave Henderson, R (1, 10) OBP: 0.320, SLG: 0.474		4-0 1-3 BB		0-0 1-3		0-0 F8		0-0 2B 2B	0-0 3-H 1-3	4	1	2	0	1	0	1
Darnell Coles, R (1, 7) OBP: 0.295, SLG: 0.231 Ken Phelps, L (9, PH) OBP: 0.381, SLG: 0.542		0-0 1-3		0-3 K		0-0 F8	0-0 FC5-4 BB	0-0 F5	0-3 K	3	0	0	0	1	1	2
Jim Presley, R (1, 5) OBP: 0.255, SLG: 0.431		0-0 5-3		0-0 F7		0-0 FC5-4 HR	0-0 FC5-4 2B	0-0 K		1	0	0	0	0	1	1
Bob Kearney, R (1, 2) OBP: 0.267, SLG: 0.347			0-0 5-3		0-0 F7	0-0 FC5-4 HR	0-0 FC5-4 2B	0-0 K		5	2	1	1	0	1	3
Spike Owen, S (1, 6) OBP: 0.311, SLG: 0.337			0-0 5-3		0-0 F7	0-0 FC6-4 1B	0-0 FC6-4 1B	0-0 K		4	1	3	2	0	0	1
			0-0 5-3		0-0 F7	0-0 FC6-4 1B	0-0 FC6-4 1B	0-0 K		4	0	1	1	0	0	2

Inning Stats	R: 0	H: 0	E: 0	K: 1	S: 4	LOB: 0	BB: 0	P: 5	R: 0	H: 0	E: 0	K: 1	S: 5	LOB: 1	BB: 1	P: 9	R: 0	H: 1	E: 0	K: 1	S: 6	LOB: 1	BB: 0	P: 6	R: 0	H: 0	E: 0	K: 0	S: 3	LOB: 0	BB: 0	P: 3	R: 0	H: 1	E: 0	K: 1	S: 6	LOB: 1	BB: 0	P: 6	R: 1	H: 2	E: 0	K: 0	S: 5	LOB: 1	BB: 0	P: 5	R: 3	H: 3	E: 0	K: 0	S: 6	LOB: 2	BB: 2	P: 14	R: 2	H: 3	E: 0	K: 0	S: 6	LOB: 2	BB: 1	P: 10	R: 1	H: 3	E: 0	K: 2	S: 9	LOB: 1	BB: 0	P: 9	1B: 7	SF: 0	2B: 4	SAC: 0	3B: 1	DP: 0	HR: 1	HBP: 1	WP: 0	PA: 43
--------------	------	------	------	------	------	--------	-------	------	------	------	------	------	------	--------	-------	------	------	------	------	------	------	--------	-------	------	------	------	------	------	------	--------	-------	------	------	------	------	------	------	--------	-------	------	------	------	------	------	------	--------	-------	------	------	------	------	------	------	--------	-------	-------	------	------	------	------	------	--------	-------	-------	------	------	------	------	------	--------	-------	------	-------	-------	-------	--------	-------	-------	-------	--------	-------	--------

PITCHER	IP	WLS	BF	H	R	ER	SO	BB	IBB	HBP	BLK	WP	HR	S	P	ERA	WHIP
Frank Tanana, L (1, 1) ERA: 3.21	7.0	W	31	7	4	4	4	3	0	1	0	0	1	35	48	5.14	1.429
Dave Schmidt, R (8, 1) ERA: 2.56	1.1		10	6	3	3	0	1	0	0	0	0	0	9	13	20.25	5.250
Tom Henke, R (9, 1) ERA: 6.38	0.2	S	2	0	0	0	2	0	0	0	0	0	0	6	6	0.00	0.000

TEXAS RANGERS @ SEATTLE MARINERS
The Kingdom, Seattle, WA
Thu Sep 13 1984, 10:05 PM EDT
Att. 4,102 - Unknown

AB	38
R	7
H	13
RBI	7
BB	4
SO	6
LOB	21



Batter	1	2	3	4	5	6	7	8	9	AB R H RBI BB SO LOB	TOP									
Willie Wilson, S (1, 8) OBP: 0.355, SLG: 0.392	0-3 K		0-0 K		0-3 K			0-3 K		4 0 1 0 0 3 1										
Lynn Jones, R (1, 9) OBP: 0.358, SLG: 0.390	0-0 6-3		0-0 5-3			0-0 5-3		0-0 F4		4 0 0 0 0 0 2										
Darryl Motley, R (1, 7) OBP: 0.320, SLG: 0.435	0-3 K			0-0 6-3		0-0 F8		0-0 F8		4 0 0 0 0 1 1										
Hal McRae, R (1, 10) OBP: 0.353, SLG: 0.387 John Wathan, R (9, PR) OBP: 0.277, SLG: 0.280		0-0 F6		0-3 K		0-3 K			4-0 SH1-4 BB	3 0 0 0 1 2 0 0 0 0 0 0 0 0										
Frank White, R (1, 4) OBP: 0.310, SLG: 0.441		0-3 K		0-0 1B			0-0 6-3		0-0 SH1-4	3 1 1 0 0 1 0										
Steve Balboni, R (1, 3) OBP: 0.316, SLG: 0.487		0-0 1B		0-0 1B			0-0 2B		4-0 8-3 IBB	3 0 3 1 1 0 0										
Don Slaught, R (1, 2) OBP: 0.295, SLG: 0.375		0-0 F8		0-3 K			0-0 1-3		0-0 8-3	4 0 0 0 0 1 5										
Greg Pryor, R (1, 5) OBP: 0.298, SLG: 0.364			0-3 K		0-0 F8		0-0 F7			3 0 0 0 0 1 1										
Onix Concepcion, R (1, 6) OBP: 0.328, SLG: 0.339			0-0 6-3		0-0 6-3			4-0 BB		2 0 0 0 1 0 0										
Inning Stats	R: 0 E: 0 K: 2 S: 7	H: 0 LOB: 0 BB: 0 P: 7	R: 0 E: 0 K: 1 S: 6	H: 1 LOB: 1 BB: 0 P: 6	R: 0 E: 0 K: 1 S: 6	H: 1 LOB: 1 BB: 0 P: 6	R: 1 E: 0 K: 2 S: 9	H: 2 LOB: 1 BB: 0 P: 9	R: 0 E: 0 K: 1 S: 5	H: 0 LOB: 0 BB: 0 P: 5	R: 0 E: 0 K: 0 S: 4	H: 1 LOB: 1 BB: 0 P: 4	R: 0 E: 1 K: 1 S: 5	H: 0 LOB: 1 BB: 1 P: 9	R: 0 E: 0 K: 0 S: 2	H: 0 LOB: 2 BB: 2 P: 10	1B: 4 2B: 2 3B: 0 HR: 0	SF: 0 SAC: 1 DP: 1 HBP: 0	WP: 0 PB: 0 SB: 1 CS: 0	PA: 34
PITCHER Mark Langston, L (1, 1) ERA: 3.19	IP: 9.0 WLS: W BF: 34 H: 5 R: 1 ER: 1 SO: 9 BB: 2 IBB: 1 HBP: 0 BLK: 0 WP: 0 HR: 0 S: 49 P: 61 ERA: 1.00 WHIP: 0.778																			

Kansas City Royals @ Seattle Mariners
 The Kingdome, Seattle, WA
 Fri Sep 14 1984, 10:05 PM EDT
 Att. 6,585 - Unknown

livebaseballscorecards.com

AB	30
R	1
H	5
RBI	1
BB	3
SO	9
LOB	10



Batter	1	2	3	4	5	6	7	8	9	AB R H RBI BB SO LOB
Jack Perconte, L (1, 4) OBP: 0.354, SLG: 0.341	1-0 G6-4-3 HBP		0-3 K			0-0 4-3		0-0 4-3		3 0 0 0 0 1 0
Phil Bradley, R (1, 8) OBP: 0.360, SLG: 0.343	0-0 G6-4-3 1-2f		0-0 1B			0-0 6-3		0-0 F5		4 0 1 0 0 0 1
Alvin Davis, L (1, 3) OBP: 0.390, SLG: 0.493	0-3 K		0-0 6-3			0-0 3-1		0-0 HR		4 1 1 1 0 1 1
Al Cowens, R (1, 9) OBP: 0.312, SLG: 0.442		0-0 6-3		0-0 F3		0-0 1B G4-3 2B				3 1 1 0 0 0 0
Steve Henderson, R (1, 7) OBP: 0.352, SLG: 0.432		4-0 WP BB		0-0 F4		0-0 2-3 G4-3 1B				2 0 1 0 1 0 0
Dave Henderson, R (1, 10) OBP: 0.317, SLG: 0.470		0-3 K 1-2		0-0 6-3		0-0 G4-3 1-2f 3-H				3 0 0 0 0 1 2
Jim Presley, R (1, 5) OBP: 0.256, SLG: 0.427		4-0 BB BB			0-0 F5		0-0 4-3			2 0 0 0 1 0 0
Bob Kearney, R (1, 2) OBP: 0.265, SLG: 0.345		0-0 F7			0-0 5-3		0-0 F9			3 0 0 0 0 0 2
Spike Owen, S (1, 6) OBP: 0.310, SLG: 0.335			0-0 6-3		0-3 K		0-0 F8			3 0 0 0 0 1 0

BOTTOM

Kansas City Royals @ Seattle Mariners
 The Kingdom, Seattle, WA
 Fri Sep 14 1984, 10:05 PM EDT
 Att. 6,585 - Unknown

AB	27
R	2
H	4
RBI	1
BB	2
SO	4
LOB	6



Inning Stats	R: 0	H: 0	E: 0	K: 1	S: 4	LOB: 0	BB: 0	P: 5	R: 0	H: 0	E: 0	K: 1	S: 5	LOB: 2	BB: 2	P: 13	R: 0	H: 1	E: 0	K: 1	S: 6	LOB: 1	BB: 0	P: 6	R: 0	H: 0	E: 0	K: 0	S: 3	LOB: 0	BB: 0	P: 3	R: 0	H: 0	E: 0	K: 1	S: 5	LOB: 0	BB: 0	P: 5	R: 1	H: 2	E: 0	K: 0	S: 4	LOB: 0	BB: 0	P: 4	R: 0	H: 0	E: 0	K: 0	S: 3	LOB: 0	BB: 0	P: 3	R: 1	H: 1	E: 0	K: 0	S: 2	LOB: 0	BB: 0	P: 2	1B: 2	SF: 0	2B: 1	SAC: 0	3B: 0	DP: 2	HR: 1	HBP: 1	WP: 1	PA: 30
PITCHER Danny Jackson, L (1, 1) ERA: 4.43	IP	WLS	BF	H	R	ER	SO	BB	IBB	HBP	BLK	WP	HR	S	P	ERA	WHIP																																																									

Batter	1	2	3	4	5	6	7	8	9	AB	R	H	RBI	BB	SO	LOB	TOP								
Willie Wilson, S OBP: 0.357, SLG: 0.396 (1, 8)	0-0 1-3	0-0 F7		0-0 S 1B		0-0 BB 1-H 2B	0-0 FC4-6 1B	0-3 K		6	0	3	2	0	1	3									
Pat Sheridan, L OBP: 0.339, SLG: 0.392 Lynn Jones, R OBP: 0.345, SLG: 0.375 (6, PH) (6, 9)	4-0 1B BB		4-0 FC4-6 BB	4-0 1-2 BB		0-0 F3	0-0 FC4-6		0-0 6-3	0	1	0	0	3	0	0									
Darryl Motley, R OBP: 0.320, SLG: 0.432 (1, 7)	0-0 1B PB 1B		0-0 FC4-6 BB 1-2f	0-0 1-3		4-0 BB IBB	0-0 F3		0-0 F7	5	1	1	0	1	0	5									
Jorge Orta, L OBP: 0.348, SLG: 0.465 (1, 10)	0-0 F7		4-0 BB 1-2 BB		0-0 4-3	4-0 1-2 2-3 BB		0-0 HR	0-0 BB 1B	4	1	2	1	2	0	2									
Frank White, R OBP: 0.312, SLG: 0.442 (1, 4)	0-0 PB 1-3 2-H 1B		0-3 K		0-0 5-3	0-0 F2		0-0 CS 1B	0-0 BB 1B	6	0	3	1	0	1	5									
Steve Balboni, R OBP: 0.317, SLG: 0.492 John Wathan, R OBP: 0.281, SLG: 0.280 (1, 3) (8, 3)	0-3 K 2-3 3-H		4-0 1-2 2-3 BB		0-3 K		0-0 HR	0-0 F6	4-0 1-2 2-3 BB	4	1	1	1	1	2	2									
Don Slaught, R OBP: 0.298, SLG: 0.380 (1, 2)		0-0 G3 1B	0-0 4-3			0-0 1B SF7 1B	0-3 K	0-0 1-2 2B 2B	0-3 K	6	2	3	0	0	2	6									
Onix Concepcion, R OBP: 0.337, SLG: 0.353 (1, 6)		0-0 G3		0-0 G5-4-3 1B		0-0 1-3 2B 1B	0-0 1B 1B	0-0 2-H 2B		5	2	4	1	0	0	1									
Greg Pryor, R OBP: 0.300, SLG: 0.363 (1, 5)		0-0 F4		0-0 G5-4-3 1-2f		0-0 3-H SF7	0-0 FC4-6 1B	4-0 BB BB		3	0	1	1	1	0	2									
Inning Stats	R: 2 E: 0 K: 1 S: 7	H: 2 LOB: 1 BB: 1 P: 11	R: 0 E: 0 K: 0 S: 4	H: 1 LOB: 1 BB: 0 P: 4	R: 0 E: 0 K: 1 S: 5	H: 0 LOB: 3 BB: 3 P: 17	R: 0 E: 0 K: 0 S: 4	H: 2 LOB: 2 BB: 1 P: 8	R: 0 E: 0 K: 1 S: 5	H: 0 LOB: 0 BB: 0 P: 5	R: 2 E: 0 K: 0 S: 6	H: 3 LOB: 3 BB: 2 P: 14	R: 2 E: 0 K: 1 S: 9	H: 4 LOB: 2 BB: 0 P: 9	R: 2 E: 0 K: 1 S: 8	H: 4 LOB: 2 BB: 1 P: 12	R: 0 E: 0 K: 1 S: 7	H: 2 LOB: 3 BB: 1 P: 11	1B: 13 2B: 3 3B: 0 HR: 2	SF: 1 SAC: 0 DP: 1 HBP: 0	WP: 0 PB: 1 SB: 2 CS: 1	PA: 52			
PITCHER	IP	WLS	BF	H	R	ER	SO	BB	IBB	HBP	BLK	WP	HR	S	P	ERA	WHIP								
Jim Beattie, R ERA: 3.62 (1, 1)	4.0		21	5	2	1	2	5	0	0	0	0	0	20	40	2.25	2.500								
Karl Best, R ERA: 7.71 (5, 1)	1.1	L	7	3	2	2	1	0	0	0	0	0	0	9	9	13.50	2.250								
Paul Mirabella, L ERA: 4.32 (6, 1)	0.1		3	0	0	0	0	1	1	0	0	0	0	1	9	0.00	3.000								
Dave Beard, R ERA: 5.45 (6, 1)	1.1		10	6	4	4	1	0	0	0	0	0	2	12	12	27.00	4.500								
Mike Stanton, R ERA: 3.54 (8, 1)	1.0		5	2	0	0	1	1	0	0	0	0	0	6	10	0.00	3.000								
PITCHER	IP	WLS	BF	H	R	ER	SO	BB	IBB	HBP	BLK	WP	HR	S	P	ERA	WHIP								
Bob Stoddard, R ERA: 5.0 (9, 1)	1.0		6	2	0	0	1	1	0	0	0	0	0	7	11	0.00	3.000								

Kansas City Royals @ Seattle Mariners
 The Kingdome, Seattle, WA
 Sat Sep 15 1984, 10:05 PM EDT
 Att. 8,795 - Unknown

AB	42
R	8
H	18
RBI	7
BB	9
SO	6
LOB	29



1B	13	SF	1
2B	3	SAC	0
3B	0	DP	1
HR	2	HBP	0

Batter	1	2	3	4	5	6	7	8	9	AB R H RBI BB SO LOB
Jack Perconte, L (1, 4) OBP: 0.351, SLG: 0.338	0-0 F7		0-0 F5		0-0 5-3	0-3 K		0-0 5-3		5 0 0 0 0 1 2
Phil Bradley, R (1, 8) OBP: 0.364, SLG: 0.345	4-0 1B BB BB		0-0 F7		0-0 HR 1B		0-0 2B SF8 1B		0-0 3-1	4 2 2 0 1 0 0
Alvin Davis, L (1, 3) OBP: 0.392, SLG: 0.502	0-0 F7		0-0 1B		0-0 HR 1B		0-0 SF8 1-3 6-3 2B		0-0 5-3	5 2 3 2 0 0 1
Al Cowens, R (1, 9) OBP: 0.313, SLG: 0.441	4-0 1B BB		0-0 F8		0-0 FC6-4 1B		0-0 SF8 2-3 3-H		0-0 4-3	3 0 1 1 1 0 1
Steve Henderson, R (1, 7) OBP: 0.350, SLG: 0.430	0-0 1B		0-0 E3 2B 5-3		0-3 K		0-0 6-3		0-0 1-3	4 1 1 1 0 1 1
Dave Henderson, R (1, 10) OBP: 0.317, SLG: 0.470	0-0 F8		0-0 F8 1-3 2B		0-0 FC6-4 1-2f		0-0 1-3			4 0 1 0 0 0 4
Jim Presley, R (1, 5) OBP: 0.256, SLG: 0.423		0-3 K		0-0 5-3		0-0 6-3 1B		0-0 F7		4 0 1 1 0 1 1
Bob Kearney, R (1, 2) OBP: 0.263, SLG: 0.341		0-0 F8		0-0 F8 2-3		0-3 K		0-0 1-3		4 0 0 0 0 1 2
Spike Owen, S (1, 6) OBP: 0.309, SLG: 0.334		0-0 F4		0-0 6-3		0-0 6-3 1-2		0-0 1B		4 0 1 0 0 0 2

Inning Stats	R: 0	H: 1	E: 0	K: 0	S: 4	LOB: 3	BB: 2	P: 12	R: 0	H: 0	E: 0	K: 1	S: 5	LOB: 0	BB: 0	P: 5	R: 0	H: 1	E: 0	K: 0	S: 4	LOB: 1	BB: 0	P: 4	R: 1	H: 1	E: 1	K: 0	S: 5	LOB: 1	BB: 0	P: 5	R: 2	H: 3	E: 0	K: 1	S: 8	LOB: 1	BB: 0	P: 8	R: 0	H: 1	E: 0	K: 2	S: 8	LOB: 1	BB: 0	P: 8	R: 2	H: 2	E: 0	K: 0	S: 5	LOB: 0	BB: 0	P: 5	R: 0	H: 1	E: 0	K: 0	S: 4	LOB: 1	BB: 0	P: 4	R: 0	H: 0	E: 0	K: 0	S: 3	LOB: 0	BB: 0	P: 3	1B: 7	SF: 1	2B: 2	SAC: 0	3B: 0	DP: 0	HR: 1	HBP: 0	WP: 0	PA: 40
--------------	------	------	------	------	------	--------	-------	-------	------	------	------	------	------	--------	-------	------	------	------	------	------	------	--------	-------	------	------	------	------	------	------	--------	-------	------	------	------	------	------	------	--------	-------	------	------	------	------	------	------	--------	-------	------	------	------	------	------	------	--------	-------	------	------	------	------	------	------	--------	-------	------	------	------	------	------	------	--------	-------	------	-------	-------	-------	--------	-------	-------	-------	--------	-------	--------

PITCHER	IP	WLS	BF	H	R	ER	SO	BB	IBB	HBP	BLK	WP	HR	S	P	ERA	WHIP
Mike Jones, L (1, 1) ERA: 4.32	5.0	W	24	6	3	2	2	2	0	0	0	0	0	10	10	18.00	3.000
Mark Huisman, R (6, 1) ERA: 4.46	1.0		6	3	2	2	2	0	0	0	0	0	0	10	10	18.00	3.000
Dan Quisenberry, R (7, 1) ERA: 2.71	3.0	S	10	1	0	0	0	0	0	0	0	0	0	10	10	0.00	0.333

BOTTOM

Kansas City Royals @ Seattle Mariners
The Kingdome, Seattle, WA
Sat Sep 15 1984, 10:05 PM EDT
Att. 8,795 - Unknown

livebaseballscorecards.com

AB	37
R	5
H	10
RBI	5
BB	2
SO	4
LOB	14



Batter	1	2	3	4	5	6	7	8	9	AB R H RBI BB SO LOB	TOP	
Willie Wilson, S OBP: 0.354, SLG: 0.393 (1, 8) X	0-0 4-3	0-0 CS	0-0 F8		0-0 F8		0-0 6-3			4 0 0 0 0 0 1		
Pat Sheridan, L OBP: 0.336, SLG: 0.389 (1, 9) X	0-0 1-3		0-0 6-3			0-0 4-3		0-0 F6		4 0 0 0 0 0 0		
Darryl Motley, R OBP: 0.322, SLG: 0.435 Lynn Jones, R OBP: 0.341, SLG: 0.370 (1, 7) X (6, PR) (6, 7)	0-0 2B		0-0 F3			4-0 FC4-6 BB		0-0 6-3		2 1 1 0 1 0 0 1 0 0 0 0 0 0		
Jorge Orta, L OBP: 0.349, SLG: 0.463 (1, 10) B B B	4-0 2B			4-0 G4-6-3 BB		0-0 FC4-6 1B 2B		0-3 K		2 2 0 0 2 1 1		
Frank White, R OBP: 0.314, SLG: 0.445 (1, 4) X	0-0 2B			0-0 G4-6-3		0-0 2B 1B		0-0 F9		4 1 2 2 0 0 1		
Steve Balboni, R OBP: 0.316, SLG: 0.492 Don Slaught, R OBP: 0.298, SLG: 0.380 (1, 3) X (9, 2)	0-0 5-3			0-0 6-3		0-0 2B		0-3 K		4 0 1 2 0 1 1 0 0 0 0 0 0 0		
Onix Concepcion, R OBP: 0.332, SLG: 0.347 (1, 6) X		0-0 6-3			0-0 F7		0-0 5-3		0-3 K	4 0 0 0 0 1 2		
Greg Pryor, R OBP: 0.300, SLG: 0.360 (1, 5) X		0-0 F3			4-0 BB		0-0 G3			2 0 0 0 1 0 0		
John Wathan, R OBP: 0.282, SLG: 0.281 (1, 2) (9, 3) X		0-0 CS 1B			0-0 F8		0-0 4-3			3 0 1 0 0 0 1		
Inning Stats	R: 2 H: 2 E: 0 LOB: 1 K: 0 BB: 1 S: 5 P: 9	R: 0 H: 1 E: 0 LOB: 0 K: 0 BB: 0 S: 3 P: 3	R: 0 H: 0 E: 0 LOB: 0 K: 0 BB: 0 S: 3 P: 3	R: 0 H: 0 E: 0 LOB: 0 K: 0 BB: 1 S: 2 P: 6	R: 0 H: 0 E: 0 LOB: 1 K: 0 BB: 1 S: 3 P: 7	R: 2 H: 2 E: 0 LOB: 2 K: 0 BB: 1 S: 5 P: 9	R: 0 H: 0 E: 0 LOB: 0 K: 0 BB: 0 S: 3 P: 3	R: 0 H: 0 E: 0 LOB: 0 K: 1 BB: 0 S: 5 P: 5	R: 0 H: 0 E: 0 LOB: 0 K: 2 BB: 0 S: 7 P: 7	1B: 2 SF: 0 2B: 3 SAC: 0 3B: 0 DP: 1 HR: 0 HBP: 0	WP: 0 PA: 35 PB: 0 SB: 0 CS: 1	
PITCHER Salome Barojas, R ERA: 4.12 Ed Nunez, R ERA: 3.25	IP WLS BF H R ER SO BB IBB HBP BLK WP HR S P ERA WHIP											PITCHER IP WLS BF H R ER SO BB IBB HBP BLK WP HR S P ERA WHIP
	(1, 1) 7.0 L 28 5 4 4 0 4 0 0 0 0 0 0 24 40 5.14 1.286											
	(8, 1) 2.0 6 0 0 0 0 3 0 0 0 0 0 0 12 12 0.00 0.000											

Kansas City Royals @ Seattle Mariners
 The Kingdom, Seattle, WA
 Sun Sep 16 1984, 6:33 AM EDT
 Att. 5,151 - Unknown

AB	30
R	4
H	5
RBI	4
BB	4
SO	3
LOB	7



livebaseballscorecards.com

Batter	1	2	3	4	5	6	7	8	9	AB	R	H	RBI	BB	SO	LOB
Jack Perconte, L OBP: 0.350, SLG: 0.337 (1, 4)	4-0 BB S		0-0 4-3		0-0 1-H SF8		0-0 F7			2	0	0	1	1	0	1
Phil Bradley, R OBP: 0.366, SLG: 0.347 (1, 8) (9, 7)	0-0 F7		0-0 5-3		0-0 1B		0-0 1-2 1B			4	0	2	0	0	0	1
Alvin Davis, L OBP: 0.391, SLG: 0.500 (1, 3)	0-0 1-2 F7		0-0 1B		0-3 K		0-0 F7			4	0	1	0	0	1	4
Al Cowens, R OBP: 0.312, SLG: 0.440 (1, 9)	0-0 F4		0-0 F3		0-0 FC6-4 1B		0-0 F8			4	0	1	0	0	0	2
Steve Henderson, R OBP: 0.346, SLG: 0.424 John Moses, S OBP: 0.389, SLG: 0.412 (1, 7) (9, 8)		0-0 6-3		0-0 G3		0-0 F9		0-0 6-3		4	0	0	0	0	0	1
Dave Henderson, R OBP: 0.316, SLG: 0.477 (1, 10)		0-0 HR		0-0 3-1		0-0 1-2f FC6-4		0-0 5-3		4	1	1	1	0	0	1
Jim Presley, R OBP: 0.251, SLG: 0.416 (1, 5)		0-0 F4		0-0 F4		0-0 F3		0-0 F5		4	0	0	0	0	0	1
Bob Kearney, R OBP: 0.263, SLG: 0.341 Larry Milbourne, S OBP: 0.303, SLG: 0.308 (1, 2) (9, PH)		0-0 WP 1B		0-0 6-3		0-0 5-3		0-0 F8		3	0	1	0	0	0	0
Spike Owen, S OBP: 0.311, SLG: 0.334 (1, 6)		0-0 4-3		4-0 WP S SF8 BB		0-0 1B 1B		0-3 K		1	0	0	0	1	1	1

Inning Stats	R: 0	H: 0	E: 0	K: 0	S: 3	R: 1	H: 2	E: 0	K: 0	S: 5	R: 0	H: 1	E: 0	K: 0	S: 4	R: 0	H: 0	E: 0	K: 0	S: 3	R: 1	H: 1	E: 0	K: 1	S: 6	R: 0	H: 1	E: 0	K: 0	S: 4	R: 0	H: 2	E: 0	K: 0	S: 5	R: 0	H: 0	E: 0	K: 0	S: 3	R: 0	H: 0	E: 0	K: 1	S: 5	1B: 6	SF: 1	2B: 0	SAC: 0	3B: 0	DP: 0	HR: 1	HBP: 0	WP: 2	PA: 36
--------------	------	------	------	------	------	------	------	------	------	------	------	------	------	------	------	------	------	------	------	------	------	------	------	------	------	------	------	------	------	------	------	------	------	------	------	------	------	------	------	------	------	------	------	------	------	-------	-------	-------	--------	-------	-------	-------	--------	-------	--------

PITCHER	IP	WLS	BF	H	R	ER	SO	BB	IBB	HBP	BLK	WP	HR	S	P	ERA	WHIP
Charlie Leibrandt, L ERA: 3.52 (1, 1)	6.0	W	25	5	2	2	1	2	0	0	0	2	1	25	33	3.00	1.167
Joe Beckwith, R ERA: 3.71 (7, 1)	3.0	S	11	2	0	0	1	0	0	0	0	0	0	13	13	0.00	0.667

BOTTOM

Kansas City Royals @ Seattle Mariners
 The Kingdom, Seattle, WA
 Sun Sep 16 1984, 6:33 AM EDT
 Att. 5,151 - Unknown

livebaseballscores.com

AB	33
R	2
H	7
RBI	2
BB	2
SO	2
LOB	12



Batter	1	2	3	4	5	6	7	8	9	10	11	AB R H RBI BB SO LOB	TOP												
Brett Butler, L (1, 8) OBP: 0.357, SLG: 0.344	0-0 4-3		0-0 F8			0-0 G3		4-0 E 1B BB		0-3 K		4 1 0 0 1 1 0	Cleveland Indians @ Seattle Mariners The Kingdome, Seattle, WA Mon Sep 17 1984, 10:05 PM EDT Att: 4,589 - Unknown												
Julio Franco, R (1, 6) OBP: 0.337, SLG: 0.353	0-0 1B		0-3 K			0-0 F5		0-0 E3 1B 1-2 2-3		0-0 F2		5 0 1 0 0 1 2													
Joe Carter, R (1, 7) OBP: 0.319, SLG: 0.477	0-0 F9		0-0 4-3			0-0 4-3		0-0 BB 1B		0-0 F8		5 0 1 2 0 0 1													
Andre Thornton, R (1, 10) OBP: 0.362, SLG: 0.487	0-0 5-3				0-0 F9		0-0 F8	4-0 BB 1-2 G4-6-3 BB		0-0 F2		4 0 0 0 1 0 1													
Carmen Castillo, R (1, 9) OBP: 0.321, SLG: 0.470		0-0 1B			0-3 K		0-0 1B	0-0 G4-6-3 1-2		0-3 K		3 0 2 0 0 1 0													
Mel Hall, L (8, PH) OBP: 0.341, SLG: 0.432												0 0 0 0 0 0 0													
Mike Hargrove, L (8, PH) OBP: 0.363, SLG: 0.340												1 0 0 0 0 0 3													
George Vukovich, L (8, 9) OBP: 0.354, SLG: 0.447												1 0 0 0 0 1 0													
Pat Tabler, R (1, 3) OBP: 0.351, SLG: 0.394		0-3 K			0-0 F9		0-0 F9		0-0 F9		0-0 F9	5 0 0 0 0 1 2													
Chris Bando, S (1, 2) OBP: 0.377, SLG: 0.514			0-3 K			0-0 F6				0-0 F8		4 0 0 0 0 1 2													
Jerry Willard, L (9, 2) OBP: 0.280, SLG: 0.372							0-0 6-3					0 0 0 0 0 0 0													
Jeff Moronko, R (1, 5) OBP: 0.294, SLG: 0.267		0-0 1-2 1B			0-3 K2-3			0-3 K		0-0 E6		4 0 1 0 0 2 0													
Mike Fischlin, R (1, 4) OBP: 0.305, SLG: 0.343			0-3 K			0-0 F9		0-0 E 1B 2B		0-0 F9		4 1 1 0 0 1 3													
Inning Stats	R: 0 E: 0 K: 0 S: 4	H: 1 LOB: 1 BB: 0 P: 4	R: 0 E: 0 K: 3 S: 11	H: 2 LOB: 2 BB: 0 P: 11	R: 0 E: 0 K: 1 S: 5	H: 0 LOB: 0 BB: 0 P: 5	R: 0 E: 0 K: 1 S: 5	H: 0 LOB: 0 BB: 0 P: 5	R: 0 E: 0 K: 0 S: 3	H: 0 LOB: 0 BB: 0 P: 3	R: 0 E: 1 K: 1 S: 7	H: 2 LOB: 2 BB: 2 P: 15	R: 0 E: 1 K: 0 S: 4	H: 0 LOB: 1 BB: 0 P: 4	R: 0 E: 0 K: 1 S: 5	H: 0 LOB: 0 BB: 0 P: 5	R: 0 E: 0 K: 1 S: 5	H: 0 LOB: 0 BB: 0 P: 5	1B: 5 2B: 1 3B: 0 HR: 0	SF: 0 SAC: 0 DP: 1 HBP: 0	WP: 0 PB: 0 SB: 0 CS: 0	PA: 42			
PITCHER	IP WLS BF H R ER SO BB IBB HBP BLK WP HR S P ERA WHIP																								
Matt Young, L (1, 1) ERA: 6.54	7.1		28	5	2	1	7	1	0	0	0	0	0	0	41	45	1.23	0.818							
Ed Nunez, R (8, 1) ERA: 3.25	0.0		3	1	0	0	0	1	0	0	0	0	0	2	6	∞	∞								
Dave Geisel, L (8, 1) ERA: 4.07	3.2	W	11	0	0	0	2	0	0	0	0	0	0	15	15	0.00	0.000								
Dave Geisel, L (11, 1) ERA: 4.07	3.2	W	11	0	0	0	2	0	0	0	0	0	0	15	15	0.00	0.000								

AB	40
R	2
H	6
RBI	2
BB	2
SO	9
LOB	14



livebaseballscorecards.com

Batter	1	2	3	4	5	6	7	8	9	10	11	AB R H RBI BB SO LOB	BOTTOM			
Jack Perconte, L OBP: 0.349, SLG: 0.335 (1, 4)	4-3	L5			K	F9			G3		BLK SH1-4 FC7-4 1B	6 1 1 0 0 1 6	Cleveland Indians @ Seattle Mariners The Kingdom, Seattle, WA Mon Sep 17 1984, 10:05 PM EDT Att: 4,589 - Unknown			
Spike Owen, S OBP: 0.310, SLG: 0.332 (1, 6)	F8				K				F7		SH1-4	3 0 0 0 0 1 1 0				
Danny Tartabull, R OBP: 0.200, SLG: 0.200 (9, 6)									F7			0 0 0 0 0 0 0 0				
Larry Milbourne, S OBP: 0.302, SLG: 0.306 (9, PH) (10, 6)									F9			1 0 0 0 0 0 0 1				
Alvin Davis, L OBP: 0.389, SLG: 0.495 (1, 10) (11, 3)	K				4-3				F8			5 0 0 0 0 1 2 3				
Ken Phelps, L OBP: 0.387, SLG: 0.541 (1, 3)									F9			2 1 1 0 3 0 0 0				
Harold Reynolds, S OBP: 0.750, SLG: 0.667 (10, PR)												0 0 0 0 0 0 0 0				
Dave Geisel, L (11, 1)												0 0 0 0 0 0 0 0				
Steve Henderson, R OBP: 0.348, SLG: 0.424 (11, PH)												0 0 0 0 0 1 0 0				
Darnell Coles, R OBP: 0.285, SLG: 0.222 (1, 7) (11, 5)												5 0 0 1 0 1 1 7				
Phil Bradley, R OBP: 0.376, SLG: 0.363 (1, 9) (11, 7)												4 1 4 0 1 0 0 0				
Jim Presley, R OBP: 0.247, SLG: 0.408 (1, 5)												4 0 0 1 0 1 1 4				
Al Cowens, R OBP: 0.314, SLG: 0.440 (10, PH) (11, 9)												0 0 0 0 0 1 0 0				
Dave Valle, R OBP: 0.125, SLG: 0.125 (1, 2)												4 0 1 1 0 1 1 3				
Al Chambers, L OBP: 0.275, SLG: 0.313 (10, PH)												0 0 0 0 0 0 0 0				
Dave Henderson, R OBP: 0.315, SLG: 0.475 (10, PH)												1 0 0 0 0 0 0 3				
Bob Kearney, R OBP: 0.263, SLG: 0.341 (11, 2)												0 0 0 0 0 0 0 0				
John Moses, S OBP: 0.435, SLG: 0.524 (1, 8)												4 0 2 0 0 0 0 5				
Inning Stats	R: 0 H: 0 E: 0 LOB: 0 K: 1 BB: 0 S: 5 P: 5	R: 2 H: 3 E: 1 LOB: 2 K: 0 BB: 0 S: 7 P: 7	R: 0 H: 0 E: 0 LOB: 0 K: 1 BB: 0 S: 5 P: 5	R: 0 H: 1 E: 0 LOB: 1 K: 2 BB: 0 S: 8 P: 8	R: 0 H: 1 E: 0 LOB: 3 K: 3 BB: 2 S: 10 P: 18	R: 0 H: 1 E: 0 LOB: 2 K: 0 BB: 0 S: 4 P: 5	R: 0 H: 0 E: 0 LOB: 1 K: 0 BB: 1 S: 3 P: 7	R: 0 H: 1 E: 0 LOB: 0 K: 0 BB: 0 S: 3 P: 3	R: 0 H: 1 E: 0 LOB: 1 K: 0 BB: 0 S: 4 P: 4	R: 0 H: 0 E: 0 LOB: 3 K: 0 BB: 3 S: 3 P: 15	R: 1 H: 1 E: 0 LOB: 3 K: 0 BB: 2 S: 3 P: 11	1B: 7 SF: 0 2B: 1 SAC: 2 3B: 2 DP: 1 HR: 0 HBP: 1	WP: 2 PA: 50 PB: 0 SB: 1 CS: 0			
PITCHER	IP WLS BF H R ER SO BB IBB HBP BLK WP HR S P ERA WHIP															
Bert Blyleven, R ERA: 2.86 (1, 1)	9.0	39	8	2	2	7	2	1	1	0	1	0	49	62	2.00	1.111
Roy Smith, R ERA: 4.81 (10, 1)	0.1	4	0	0	0	0	1	2	0	0	1	0	1	13	0.00	3.000
Mike Jeffcoat, L ERA: 3.01 (10, 1)	1.0	L 5	1	1	1	0	0	1	0	0	0	0	4	8	9.00	1.000
Steve Farr, R ERA: 4.67 (11, 1)	0.1	2	0	0	0	0	0	1	0	1	0	0	1	5	0.00	0.000

livebaseballscores.com

AB	39
R	3
H	9
RBI	3
BB	8
SO	7
LOB	32



Batter	1	2	3	4	5	6	7	8	9	AB R H RBI BB SO LOB	TOP	
Joe Carter, R (1, 8) OBP: 0.313, SLG: 0.468	0-0 F6			0-3 K		0-0 F6		0-0 4-3		4 0 0 0 0 1 0	Cleveland Indians @ Seattle Mariners The Kingdome, Seattle, WA Tue Sep 18 1984, 10:05 PM EDT Att. 4,507 - Unknown livebaseballscorecards.com	
Julio Franco, R (1, 6) OBP: 0.335, SLG: 0.351	0-0 F8			0-0 F8		0-0 F9		0-0 6-3		4 0 0 0 0 0 0		
Mike Hargrove, L (1, 3) OBP: 0.365, SLG: 0.342	0-0 4-3			0-0 4-3			0-0 2B PB 1B	0-0 FC5-4 1B		4 1 2 0 0 0 0		
Andre Thornton, R (1, 10) OBP: 0.360, SLG: 0.484		0-0 5-3			0-0 F7		0-0 F9	0-0 FC5-4		4 0 0 0 0 0 2		
Mel Hall, L (1, 7) OBP: 0.338, SLG: 0.427		0-0 4-3			0-0 F6		0-0 F7	0-3 K		4 0 0 0 0 1 1		
George Vukovich, L (1, 9) OBP: 0.357, SLG: 0.451		4-0 CS BB			0-0 1B 1B		0-0 PB 2B	0-3 K		3 1 2 0 1 1 0		
Pat Tabler, R (1, 5) OBP: 0.352, SLG: 0.397	0-0 CS	0-0 F4	0-0 F4		0-0 1B 1B		0-0 2B 2B	0-0 F8		4 1 2 1 0 0 0		
Jerry Willard, L (1, 2) OBP: 0.285, SLG: 0.381			0-0 G3		0-0 1B		0-0 2B			3 0 2 1 0 0 0		
Mike Fischlin, R (1, 4) OBP: 0.303, SLG: 0.339 Broderick Perkins, L (6, PH) OBP: 0.288, SLG: 0.222 Junior Noboa, R (6, 4) OBP: 0.500, SLG: 0.500 Brett Butler, L (7, PH) OBP: 0.356, SLG: 0.343 Tony Bernazard, S (7, 4) OBP: 0.292, SLG: 0.289			0-3 K		0-0 F8		0-0 G3			1 0 0 0 0 1 0 1 0 0 0 0 0 0 0 0 0 0 0 0 0 1 0 0 0 0 0 1 0 0 0 0 0 0 0		
Inning Stats	R: 0 H: 0 E: 0 LOB: 0 K: 0 BB: 0 S: 3 P: 3	R: 0 H: 0 E: 0 LOB: 0 K: 0 BB: 1 S: 2 P: 6	R: 0 H: 0 E: 0 LOB: 0 K: 1 BB: 0 S: 5 P: 5	R: 0 H: 0 E: 0 LOB: 0 K: 1 BB: 0 S: 5 P: 5	R: 0 H: 3 E: 0 LOB: 2 K: 0 BB: 0 S: 5 P: 5	R: 0 H: 0 E: 0 LOB: 0 K: 0 BB: 0 S: 3 P: 3	R: 3 H: 4 E: 0 LOB: 1 K: 0 BB: 0 S: 7 P: 7	R: 0 H: 1 E: 0 LOB: 1 K: 0 BB: 0 S: 4 P: 4	R: 0 H: 0 E: 0 LOB: 0 K: 2 BB: 0 S: 7 P: 7	1B: 5 SF: 0 2B: 3 SAC: 0 3B: 0 DP: 0 HR: 0 HBP: 0	WP: 0 PA: 35 PB: 1 SB: 0 CS: 1	
PITCHER Mike Moore, R (1, 1) ERA: 5.03	IP WLS BF H R ER SO BB IBB HBP BLK WP HR S P ERA WHIP	9.0 W 34 8 3 3 4 1 0 0 0 0 0 0 41 45 3.00 1.000										



Batter	1	2	3	4	5	6	7	8	9
Jack Perconte, L (1, 4) <small>OBP: 0.351, SLG: 0.337</small> Harold Reynolds, S (8, 4) <small>OBP: 0.750, SLG: 0.667</small>	0-0 1B	0-0 1B		0-0 1B		1-0 1B			
Domingo Ramos, R (1, 6) <small>OBP: 0.229, SLG: 0.215</small>	0-0 1B	0-0 1B		0-0 1B		0-0 1B			
Alvin Davis, L (1, 3) <small>OBP: 0.389, SLG: 0.501</small>	0-0 1B	0-0 1B			0-0 1B	0-0 1B			
Ken Phelps, L (1, 10) <small>OBP: 0.383, SLG: 0.533</small>	0-0 1B	0-0 1B			0-0 1B		0-3 1B		
Darnell Coles, R (1, 7) <small>OBP: 0.284, SLG: 0.217</small>	4-0 1B		0-0 1B		0-0 1B		0-0 1B		
Phil Bradley, R (1, 9) <small>OBP: 0.377, SLG: 0.366</small>	0-0 1B		1-0 1B		0-0 1B		0-3 1B		
Jim Presley, R (1, 5) <small>OBP: 0.247, SLG: 0.405</small>	0-3 1B		0-0 1B			0-0 1B		0-0 1B	
Dave Valle, R (1, 2) <small>OBP: 0.250, SLG: 0.250</small>		0-3 1B	0-0 1B			0-0 1B		0-3 1B	
John Moses, S (1, 8) <small>OBP: 0.423, SLG: 0.500</small>		0-0 1B		0-0 1B		0-0 1B		0-0 1B	

AB	R	H	RBI	BB	SO	LOB
3	1	2	0	0	0	1
0	0	0	0	0	0	0
4	1	0	0	0	0	5
4	1	2	2	0	0	1
4	0	0	1	0	1	2
3	0	0	0	1	0	0
3	0	1	1	0	1	1
4	1	1	0	0	1	3
4	2	2	0	0	2	0
3	0	1	0	0	0	1

BOTTOM	
Cleveland Indians @ Seattle Mariners The Kingdome, Seattle, WA Tue Sep 18 1984, 10:05 PM EDT Att. 4,507 - Unknown	AB 32 R 6 H 9 RBI 4 BB 1 SO 5 LOB 14
	WP: 1 PA: 36 PB: 0 SB: 0 CS: 0

Inning Stats		R: 2	H: 3	LOB: 2	K: 1	S: 8	P: 12	R: 2	H: 2	LOB: 1	K: 1	S: 8	P: 8	R: 0	H: 1	LOB: 2	K: 0	S: 3	P: 4	R: 0	H: 1	LOB: 0	K: 0	S: 3	P: 3	R: 0	H: 0	LOB: 1	K: 0	S: 4	P: 4	R: 2	H: 2	LOB: 1	K: 0	S: 5	P: 6	R: 0	H: 0	LOB: 0	K: 2	S: 7	P: 7	R: 0	H: 0	LOB: 0	K: 1	S: 5	P: 5
PITCHER Jerry Ujdur, R (1, 1) <small>ERA: 4.7</small> Ramon Romero, L (6, 1) <small>ERA:</small>	IP 5.0 WLS L BF 27 H 9 R 6 ER 4 SO 2 BB 1 IBB 0 HBP 1 BLK 0 WP 1 HR 0 S 29 P 34 ERA 7.20 WHIP 2.000																																																
PITCHER	IP 3.0 WLS L BF 9 H 0 R 0 ER 0 SO 3 BB 0 IBB 0 HBP 1 BLK 0 WP 0 HR 0 S 14 P 15 ERA 0.00 WHIP 0.000																																																

Batter	1	2	3	4	5	6	7	8	9	AB R H RBI BB SO LOB	TOP		
Brett Butler, L (1, 8) OBP: 0.358, SLG: 0.343 Tony Bernazard, S (9, PH) OBP: 0.291, SLG: 0.288	4-0 WP S SF8 BB		X 0-0 SH 1B		H 1-0 CS S HBP			0-3 K	0-0 F5	1 1 0 0 1 1 0 1 0 0 0 0 0 1			
Julio Franco, R (1, 6) OBP: 0.336, SLG: 0.353	0-0 SF8		X 0-0 1B		0-3 K2-3			0-0 1B		3 0 2 1 0 1 1			
Joe Carter, R (1, 7) OBP: 0.307, SLG: 0.459	0-3 K		0-3 K		0-0 5-3			0-0 F7		4 0 0 0 0 2 4			
Andre Thornton, R (1, 10) OBP: 0.359, SLG: 0.482	0-0 1B		0-0 F1		0-0 F8			0-0 5-3		4 0 1 0 0 0 4			
Carmen Castillo, R (1, 9) OBP: 0.320, SLG: 0.466	0-0 F6		0-0 4-3		0-0 5-3			0-0 HR 1B		4 1 1 0 0 0 4			
Pat Tabler, R (1, 5) OBP: 0.354, SLG: 0.403		X 0-0 F6		X 0-0 G3			4-0 PB BB	0-0 HR		3 1 1 2 1 0 0			
Mike Hargrove, L (1, 3) OBP: 0.361, SLG: 0.338		0-3 K		X 0-0 6-3			0-3 K	0-0 5-3		4 0 0 0 0 2 1			
Chris Bando, S (1, 2) OBP: 0.375, SLG: 0.509 Junior Noboa, R (9, PR) OBP: 0.500, SLG: 0.500		0-3 K		0-3 K			0-3 K	0-0 1B		4 0 1 0 0 3 1 0 0 0 0 0 0 0			
Mike Fischlin, R (1, 4) OBP: 0.303, SLG: 0.333 Mel Hall, L (9, PH) OBP: 0.337, SLG: 0.426			4-0 1B SH BB		X 0-0 6-3		0-0 F7	0-3 K		2 0 0 0 1 0 1 1 0 0 0 0 1 1			
Inning Stats	R: 1 H: 1 E: 0 LOB: 1 K: 1 BB: 1 S: 6 P: 10	R: 0 H: 0 E: 0 LOB: 0 K: 2 BB: 0 S: 7 P: 7	R: 0 H: 1 E: 1 LOB: 3 K: 1 BB: 1 S: 7 P: 11	R: 0 H: 0 E: 0 LOB: 0 K: 1 BB: 0 S: 5 P: 5	R: 0 H: 0 E: 0 LOB: 0 K: 1 BB: 0 S: 4 P: 5	R: 0 H: 0 E: 0 LOB: 0 K: 0 BB: 0 S: 3 P: 3	R: 0 H: 0 E: 0 LOB: 1 K: 2 BB: 1 S: 7 P: 11	R: 0 H: 1 E: 0 LOB: 1 K: 1 BB: 0 S: 6 P: 6	R: 2 H: 3 E: 0 LOB: 1 K: 1 BB: 0 S: 8 P: 8	1B: 5 SF: 1 2B: 0 SAC: 1 3B: 0 DP: 0 HR: 1 HBP: 1	WP: 1 PA: 37 PB: 1 SB: 2 CS: 1		
PITCHER	IP WLS BF H R ER SO BB IBB HBP BLK WP HR S P ERA WHIP											PITCHER	IP WLS BF H R ER SO BB IBB HBP BLK WP HR S P ERA WHIP
Mark Langston, L (1, 1) ERA: 3.16	8.0 W 32 4 2 2 9 3 0 1 0 1 0 46 59 2.25 0.875												
Ed Nunez, R (9, 1) ERA: 3.38	0.1 3 2 1 1 0 0 0 0 0 0 0 1 3 3 27.00 6.000												
Dave Geisel, L (9, 1) ERA: 4.01	0.2 S 2 0 0 0 1 0 0 0 0 0 0 0 4 4 0.00 0.000												

Cleveland Indians @ Seattle Mariners
The Kingdome, Seattle, WA
Wed Sep 19 1984, 10:05 PM EDT
Att. 4,837 - Unknown

livebaseballscorecards.com

AB	31
R	3
H	6
RBI	3
BB	3
SO	10
LOB	18



Batter	1	2	3	4	5	6	7	8	9
Harold Reynolds, S (1, 4) OBP: 0.571, SLG: 0.500	0-0 F9		0-0 2B 1B		0-0 SH3-4		0-0 F4		
Phil Bradley, R (1, 8) (9, 7) OBP: 0.382, SLG: 0.371	0-0 5-3		4-0 2B BB		0-0 BB G1-2-3 2B		4-0 BB		
Alvin Davis, L (1, 3) OBP: 0.392, SLG: 0.506	0-0 2B		0-0 1-H 2-H 2B		4-0 BB IBB		0-3 K		
Dave Henderson, R (1, 9) OBP: 0.317, SLG: 0.474	0-0 F8		0-0 6-3		4-0 BB		0-0 1B		
Steve Henderson, R (1, 10) OBP: 0.345, SLG: 0.420		0-0 6-3		0-0 F7	0-0 G1-2-3		0-3 K		
Ken Phelps, L (8, PH) OBP: 0.382, SLG: 0.531									
Barry Bonnell, R (1, 7) OBP: 0.302, SLG: 0.371		0-0 5-3		0-0 HR		0-0 F9		0-3 K	
John Moses, S (9, 8) OBP: 0.423, SLG: 0.500									
Darnell Coles, R (1, 5) OBP: 0.276, SLG: 0.211		0-0 5-3		0-0 6-3		0-0 F8		0-0 F9	
Dave Valle, R (1, 2) OBP: 0.200, SLG: 0.200			0-3 K	0-0 F5		0-0 5-3			
Domingo Ramos, R (1, 6) OBP: 0.233, SLG: 0.210			0-0 1-4-3		4-0 SH3-4 2B BB		0-0 5-3		

Inning Stats	R: 0	H: 1	E: 0	LOB: 1	K: 0	BB: 0	S: 4	P: 4
	R: 0	H: 0	E: 0	LOB: 0	K: 0	BB: 0	S: 3	P: 3
	R: 2	H: 2	E: 0	LOB: 1	K: 1	BB: 1	S: 7	P: 11
	R: 1	H: 1	E: 0	LOB: 0	K: 0	BB: 0	S: 4	P: 4
	R: 1	H: 1	E: 0	LOB: 2	K: 0	BB: 3	S: 3	P: 15
	R: 0	H: 0	E: 0	LOB: 0	K: 0	BB: 0	S: 3	P: 3
	R: 0	H: 0	E: 0	LOB: 1	K: 1	BB: 1	S: 5	P: 9
	R: 0	H: 1	E: 0	LOB: 1	K: 2	BB: 0	S: 8	P: 8

PITCHER	IP	WLS	BF	H	R	ER	SO	BB	IBB	HBP	BLK	WP	HR	S	P	ERA	WHIP
Neal Heaton, L (1, 1) ERA: 5.34	4.1	L	21	5	4	4	1	2	1	0	0	0	1	20	32	8.31	1.615
Tom Waddell, R (5, 1) ERA: 3.3	2.2		9	0	0	0	1	2	0	0	0	0	0	9	17	0.00	0.750
Ernie Camacho, R (8, 1) ERA: 2.28	1.0		4	1	0	0	2	0	0	0	0	0	0	8	8	0.00	1.000

AB R H RBI BB SO LOB

3	1	1	0	0	0	0
2	1	1	1	2	0	0
3	0	2	2	1	1	1
3	0	1	0	1	0	2
3	0	0	0	0	0	3
1	0	0	0	0	1	1
4	1	1	1	0	1	1
0	0	0	0	0	0	0
4	0	0	0	0	0	1
3	0	0	0	0	1	0
2	1	0	0	1	0	0

AB	28
R	4
H	6
RBI	4
BB	5
SO	4
LOB	9



Cleveland Indians @ Seattle Mariners
 The Kingdome, Seattle, WA
 Wed Sep 19 1984, 10:05 PM EDT
 Att. 4,837 - Unknown

livebaseballscorecards.com

AB	28
R	4
H	6
RBI	4
BB	5
SO	4
LOB	9

WP	0
PA	34
PB	0
SB	1
CS	0

Batter	1	2	3	4	5	6	7	8	9	AB R H RBI BB SO LOB	TOP											
Jack Perconte, L (1, 4) OBP: 0.350, SLG: 0.334	0-0 F7		0-0 6-3		0-0 F6		0-0 F6		4-0 WP BB	4 0 0 0 1 0 1												
Phil Bradley, R (1, 9) OBP: 0.376, SLG: 0.365	0-3 K		0-3 K			0-0 F8		0-0 6-3	0-0 6-3	5 0 0 0 0 2 2												
Alvin Davis, L (1, 3) OBP: 0.394, SLG: 0.507	0-0 1B			0-0 SH1-3 BB SF8 1B		4-0 3B BB		0-0 5-3		3 2 2 0 1 0 0												
Ken Phelps, L (1, 10) OBP: 0.383, SLG: 0.540		0-3 K		4-0 SF8 SH1-3 1-2 BB		0-3 K		0-0 HR		3 1 1 1 1 2 1												
Barry Bonnell, R (1, 7) OBP: 0.305, SLG: 0.380		0-3 K		0-0 SH1-3		0-0 3B		0-0 E 1B		3 1 2 1 0 1 0												
Danny Tartabull, R (1, 6) OBP: 0.333, SLG: 0.429		0-0 F7		0-0 SF8		4-0 BB		0-0 E6 2B		2 0 1 2 1 0 0												
Jim Presley, R (1, 5) OBP: 0.247, SLG: 0.403			0-0 5-3 S 1B 1B		0-0 5-3		0-0 F8		0-0 F7	4 1 1 0 0 0 4												
Bob Kearney, R (1, 2) OBP: 0.261, SLG: 0.338			0-0 5-3		0-0 5-3		0-0 5-3		0-0 F4	4 0 0 0 0 0 1												
John Moses, S (1, 8) OBP: 0.400, SLG: 0.464			0-0 6-3 1B		0-0 B3		0-0 B1-3		0-3 K	4 0 1 1 0 1 0												
Inning Stats	R: 0 E: 0 K: 1 S: 5	H: 1 LOB: 1 BB: 0 P: 5	R: 0 E: 0 K: 2 S: 7	H: 0 LOB: 0 BB: 0 P: 7	R: 1 E: 0 K: 1 S: 7	H: 2 LOB: 1 BB: 0 P: 7	R: 1 E: 0 K: 0 S: 4	H: 1 LOB: 1 BB: 1 P: 8	R: 0 E: 0 K: 0 S: 3	H: 0 LOB: 0 BB: 0 P: 3	R: 1 E: 0 K: 1 S: 6	H: 1 LOB: 2 BB: 2 P: 14	R: 0 E: 0 K: 0 S: 3	H: 0 LOB: 0 BB: 0 P: 3	R: 2 E: 1 K: 0 S: 6	H: 3 LOB: 1 BB: 0 P: 6	R: 0 E: 0 K: 1 S: 5	H: 0 LOB: 1 BB: 1 P: 9	1B: 5 2B: 1 3B: 1 HR: 1	SF: 1 SAC: 1 DP: 0 HBP: 0	WP: 1 PB: 0 SB: 1 CS: 0	PA: 38
PITCHER	IP WLS BF H R ER SO BB IBB HBP BLK WP HR S P ERA WHIP																					
Richard Dotson, R (1, 1) ERA: 3.61	7.2 L 33 8 5 5 5 3 0 0 0 0 0 1 40 52 5.87 1.435																					
Gene Nelson, R (8, 1) ERA: 4.69	0.1 1 0 0 0 0 0 0 0 0 0 0 0 1 1 0.00 0.000																					
Randy Niemann, L (9, 1) ERA: 4.5	1.0 4 0 0 0 0 1 1 0 0 0 1 0 5 9 0.00 1.000																					

Seattle Mariners @ Chicago White Sox
Comiskey Park, Chicago, IL
Fri Sep 21 1984, 8:05 PM EDT
Att. 21,061 - Unknown

livebaseballscorecards.com

AB	32
R	5
H	8
RBI	5
BB	4
SO	6
LOB	9



Batter	1	2	3	4	5	6	7	8	9	AB R H RBI BB SO LOB
Rudy Law, L OBP: 0.310, SLG: 0.346 (1, 8)	0-0 HR		0-3 K		0-0 FC6-5-6-3-4 2-3			0-0 6-3		4 1 1 1 0 1 1
Jerry Hairston, S OBP: 0.359, SLG: 0.389 (1, 7)	0-0 4-3		0-3 K			0-0 6-3		0-0 G4-3-6 1B		4 0 1 0 0 1 0
Harold Baines, L OBP: 0.355, SLG: 0.538 (1, 9)	0-0 G4-3 1B			0-3 K		0-3 K		0-0 G4-3-6 1-2f		4 0 1 0 0 2 1
Greg Walker, L OBP: 0.345, SLG: 0.533 (1, 3)	0-0 G4-3 1-2f			0-0 2B		0-3 K		0-3 K		4 0 1 0 0 2 1
Roy Smalley, S OBP: 0.284, SLG: 0.350 (1, 5)		0-3 K		4-0 BB		0-0 4-3				2 0 0 0 1 1 0
Ron Kittle, R OBP: 0.297, SLG: 0.458 (1, 10)		0-3 K		0-0 F7		0-0 4-3				3 0 0 0 0 1 2
Vance Law, R OBP: 0.303, SLG: 0.404 (1, 4)		0-0 FC6-4 1B		0-3 K		0-0 F4				3 0 1 0 0 1 2
Marc Hill, R OBP: 0.283, SLG: 0.359 (1, 2)		0-0 FC6-4			0-0 FC6-5-6-3-4 SH3 1B			0-0 F5		2 0 1 0 0 0 1
Tom O'Malley, L OBP: 0.158, SLG: 0.111 (8, PH)										1 0 0 0 0 0 0
Jerry Dybzinski, R OBP: 0.310, SLG: 0.310 (9, 6)										0 0 0 0 0 0 0
Scott Fletcher, R OBP: 0.328, SLG: 0.315 (1, 6)			0-0 F3					0-3 K		1 0 0 0 0 0 0
Steve Christmas, L OBP: 0.500, SLG: 1.000 (8, PH)										1 0 0 0 0 1 0
Joel Skinner, R OBP: 0.280, SLG: 0.253 (9, 2)										0 0 0 0 0 0 0

Inning Stats	R: 1	H: 2	E: 0	K: 0	S: 4	R: 0	H: 1	E: 0	K: 2	S: 8	R: 0	H: 0	E: 0	K: 2	S: 7	R: 0	H: 1	E: 0	K: 0	S: 3	R: 0	H: 0	E: 0	K: 2	S: 7	R: 0	H: 0	E: 0	K: 0	S: 3	R: 0	H: 0	E: 0	K: 1	S: 5	R: 0	H: 1	E: 0	K: 1	S: 5	1B: 4	2B: 2	3B: 0	HR: 1	SF: 0	SAC: 1	DP: 3	HBP: 0	WP: 0	PB: 0	SB: 0	CS: 0	PA: 31
PITCHER Jim Beattie, R ERA: 3.5 (1, 1)	IP	WLS	BF	H	R	ER	SO	BB	IBB	HBP	BLK	WP	HR	S	P	ERA	WHIP	IP	WLS	BF	H	R	ER	SO	BB	IBB	HBP	BLK	WP	HR	S	P	ERA	WHIP																			

BOTTOM


Seattle Mariners @ Chicago White Sox
Comiskey Park, Chicago, IL

Fri Sep 21 1984, 8:05 PM EDT
Att. 21,061 - Unknown

livebaseballscorecards.com

AB 29
R 1
H 6
RBI 1
BB 1
SO 10
LOB 8



Batter	1	2	3	4	5	6	7	8	9	AB R H RBI BB SO LOB	TOP											
Jack Perconte, L (1, 4) OBP: 0.352, SLG: 0.338	0-0 S 1B		0-0 SH 2B 1B	0-0 F9		0-0 6-3 2B		0-0 G3		5 1 3 2 0 0 2												
Phil Bradley, R (1, 9) OBP: 0.372, SLG: 0.360	0-0 F9		0-0 SH 2B		0-0 4-3	0-0 6-3		0-0 5-3		4 1 0 0 0 0 4												
Alvin Davis, L (1, 3) OBP: 0.395, SLG: 0.507	4-0 BB		0-0 1B 2B		0-0 F5	0-0 3-1			4-0 1B PB E BB	3 2 1 2 2 0 1												
Ken Phelps, L (1, 10) OBP: 0.386, SLG: 0.540	0-3 K		0-0 1B		0-0 1B		4-0 CS BB	0-0 F9		4 0 2 1 1 1 3												
Steve Henderson, R (1, 7) OBP: 0.346, SLG: 0.419	0-3 K		0-0 F7		0-0 1B		0-3 K	0-0 E 1B		5 0 2 0 0 2 4												
Danny Tartabull, R (1, 6) OBP: 0.286, SLG: 0.583		0-0 HR	0-3 K		0-0 F3		0-0 1-3	0-0 F1		5 1 1 1 0 1 5												
Jim Presley, R (1, 5) OBP: 0.246, SLG: 0.398		0-3 K	0-0 F6			0-0 2B 1B		0-0 E1		5 1 1 0 0 1 2	AB 40 R 7 H 13 RBI 6 BB 3 SO 7 LOB 25											
Dave Valle, R (1, 2) OBP: 0.250, SLG: 0.300		0-0 4-3		0-0 F4		0-0 2B 2B		0-0 G3 1B 1B	0-0 5-3	5 1 2 0 0 0 2												
John Moses, S (1, 8) OBP: 0.382, SLG: 0.438		0-3 K		0-0 1-3		0-3 K		0-0 G3 1B		4 0 1 0 0 2 2												
Inning Stats	R: 0 E: 0 K: 2 S: 8	H: 1 LOB: 2 BB: 1 P: 12	R: 1 E: 0 K: 2 S: 8	H: 1 LOB: 0 BB: 0 P: 8	R: 3 E: 1 K: 1 S: 9	H: 3 LOB: 1 BB: 0 P: 9	R: 0 E: 0 K: 0 S: 3	H: 0 LOB: 0 BB: 0 P: 3	R: 0 E: 0 K: 0 S: 5	H: 2 LOB: 2 BB: 0 P: 5	R: 2 E: 0 K: 1 S: 8	H: 3 LOB: 1 BB: 0 P: 8	R: 0 E: 0 K: 1 S: 4	H: 0 LOB: 0 BB: 1 P: 8	R: 0 E: 0 K: 0 S: 5	H: 2 LOB: 2 BB: 0 P: 5	R: 1 E: 1 K: 0 S: 5	H: 1 LOB: 2 BB: 1 P: 9	1B: 9 2B: 4 3B: 0 HR: 1	SF: 0 SAC: 1 DP: 1 HBP: 0	WP: 0 PB: 1 SB: 1 CS: 1	PA: 44
PITCHER	IP WLS BF H R ER SO BB IBB HBP BLK WP HR S P ERA WHIP																					
LaMarr Hoyt, R (1, 1) ERA: 4.33	5.0 L 26 9 6 5 5 1 0 0 0 0 0 1 35 39 9.00 2.000																					
Randy Niemann, L (6, 1) ERA: 2.08	2.1 9 2 0 0 2 1 0 0 0 0 0 0 12 16 0.00 1.286																					
Juan Agosto, L (8, 1) ERA: 2.67	1.2 9 2 1 0 0 1 0 0 0 0 0 0 8 12 0.00 1.800																					

Seattle Mariners @ Chicago White Sox
Comiskey Park, Chicago, IL
Sat Sep 22 1984, 8:05 PM EDT
Att: 24,192 - Unknown

livebaseballscorecards.com

Batter	1	2	3	4	5	6	7	8	9	AB	R	H	RBI	BB	SO	LOB
Scott Fletcher, R OBP: 0.328, SLG: 0.313 (1, 6)	0-0 F9			0-0 4-3		4-0 CS BB		0-0 5-3		3	0	0	0	1	0	0
Tom Paciorek, R OBP: 0.310, SLG: 0.342 (1, 3)	0-3 K			0-0 6-3		0-3 K		0-0 F9		4	0	0	0	0	2	2
Harold Baines, L OBP: 0.356, SLG: 0.537 (1, 9)	0-0 F8			4-0 1B BB		0-0 1B		0-0 F6		3	0	1	1	1	0	0
Carlton Fisk, R OBP: 0.291, SLG: 0.468 (1, 10)		0-3 K		0-0 1B		0-0 F2		0-0 5-3		4	0	1	0	0	1	1
Ron Kittle, R OBP: 0.295, SLG: 0.454 (1, 7)		0-3 K		0-0 F9			0-0 F7		0-0 F3	4	0	0	0	0	1	2
Vance Law, R OBP: 0.301, SLG: 0.401 (1, 5)		0-3 K			0-3 K		0-0 6-3			3	0	0	0	0	2	0
Jerry Hairston, S OBP: 0.358, SLG: 0.393 (1, 8)			0-0 5-3		0-0 F9		0-0 2B			3	0	1	0	0	0	0
Joel Skinner, R OBP: 0.271, SLG: 0.244 (1, 2)			0-0 F9		0-3 K		0-3 K			3	0	0	0	0	2	1
Julio Cruz, S OBP: 0.285, SLG: 0.306 (1, 4)			0-3 K			4-0 CS BB 1B BB		0-0 F8		2	1	0	0	1	1	0

Inning Stats	R: 0 E: 0 K: 1 S: 5	H: 0 LOB: 0 BB: 0 P: 5	R: 0 E: 0 K: 3 S: 9	H: 0 LOB: 0 BB: 0 P: 9	R: 0 E: 0 K: 1 S: 5	H: 0 LOB: 0 BB: 0 P: 5	R: 0 E: 0 K: 0 S: 4	H: 1 LOB: 2 BB: 1 P: 8	R: 0 E: 0 K: 2 S: 7	H: 0 LOB: 0 BB: 0 P: 7	R: 1 E: 0 K: 1 S: 5	H: 1 LOB: 1 BB: 2 P: 13	R: 0 E: 0 K: 1 S: 6	H: 1 LOB: 1 BB: 0 P: 6	R: 0 E: 0 K: 0 S: 3	H: 0 LOB: 0 BB: 0 P: 3	R: 0 E: 0 K: 0 S: 3	H: 0 LOB: 0 BB: 0 P: 3	1B: 2 2B: 1 3B: 0 HR: 0	SF: 0 SAC: 0 DP: 0 HBP: 0	WP: 0 PB: 0 SB: 0 CS: 2	PA: 32												
PITCHER Matt Young, L ERA: 6.07 (1, 1)	IP 9.0	WLS W	BF 32	H 3	R 1	ER 1	SO 9	BB 3	IBB 0	HBP 0	BLK 0	WP 0	HR 0	S 47	P 59	ERA 1.00	WHIP 0.667	IP 9.0	WLS W	BF 32	H 3	R 1	ER 1	SO 9	BB 3	IBB 0	HBP 0	BLK 0	WP 0	HR 0	S 47	P 59	ERA 1.00	WHIP 0.667

BOTTOM

Seattle Mariners @ Chicago White Sox
Comiskey Park, Chicago, IL

Sat Sep 22 1984, 8:05 PM EDT
Att. 24,192 - Unknown

livebaseballscorecards.com

AB	29
R	1
H	3
RBI	1
BB	3
SO	9
LOB	6



Batter	1	2	3	4	5	6	7	8	9	AB R H RBI BB SO LOB	TOP											
Harold Reynolds, S (1, 4) OBP: 0.400, SLG: 0.333 Danny Tartabull, R (8, PH) OBP: 0.267, SLG: 0.538 (8, 4)	0-0 F8			0-0 F7		0-0 FC6-4 1B		0-0 F8		3 0 0 0 0 0 1 1 0 0 0 0 0 1												
Phil Bradley, R (1, 9) OBP: 0.373, SLG: 0.359	0-3 K			0-0 F8		0-0 1-2 1B			4-0 FC3-6 BB	3 0 1 0 1 1 0												
Alvin Davis, L (1, 3) OBP: 0.393, SLG: 0.504	0-0 4-3			0-3 K		0-0 F8			0-0 F9	4 0 0 0 0 1 3												
Dave Henderson, R (1, 8) OBP: 0.313, SLG: 0.468		0-3 K			0-0 4-3				0-0 FC3-6 BB	4 0 0 0 0 1 1												
Steve Henderson, R (1, 10) OBP: 0.348, SLG: 0.422		0-0 F8			0-0 2B				4-0 1-2 BB	3 0 1 0 1 0 0												
Barry Bonnell, R (1, 7) OBP: 0.303, SLG: 0.376 Ken Phelps, L (9, PH) OBP: 0.385, SLG: 0.538		0-0 4-3			0-0 F9				0-3 K	3 0 0 0 0 0 1 1 0 0 0 0 1 2												
Darnell Coles, R (1, 5) OBP: 0.271, SLG: 0.206				0-0 F7		0-0 F9			0-0 F8	3 0 0 0 0 0 1												
Bob Kearney, R (1, 2) OBP: 0.280, SLG: 0.337 Larry Milbourne, S (8, PH) OBP: 0.300, SLG: 0.305 Dave Valle, R (8, 2) OBP: 0.250, SLG: 0.300				0-0 F7		0-3 K		0-0 F8		2 0 0 0 0 1 0 1 0 0 0 0 0 0 0 0 0 0 0 0 0												
Spike Owen, S (1, 6) OBP: 0.312, SLG: 0.333				0-0 1-3		4-0 FC6-4 BB		0-0 1B		2 0 1 0 1 0 0												
Inning Stats	R: 0 E: 0 K: 1 S: 5	H: 0 LOB: 0 BB: 0 P: 5	R: 0 E: 0 K: 1 S: 5	H: 0 LOB: 0 BB: 0 P: 5	R: 0 E: 0 K: 0 S: 3	H: 0 LOB: 0 BB: 0 P: 3	R: 0 E: 0 K: 1 S: 5	H: 0 LOB: 0 BB: 0 P: 5	R: 0 E: 0 K: 0 S: 4	H: 1 LOB: 1 BB: 0 P: 4	R: 0 E: 0 K: 1 S: 6	H: 1 LOB: 2 BB: 1 P: 10	R: 0 E: 0 K: 0 S: 3	H: 0 LOB: 0 BB: 0 P: 3	R: 0 E: 0 K: 0 S: 4	H: 1 LOB: 1 BB: 0 P: 4	R: 0 E: 0 K: 1 S: 5	H: 0 LOB: 2 BB: 2 P: 13	1B: 2 2B: 1 3B: 0 HR: 0	SF: 0 SAC: 0 DP: 0 HBP: 0	WP: 0 PB: 0 SB: 0 CS: 0	PA: 33
PITCHER	IP WLS BF H R ER SO BB IBB HBP BLK WP HR S P ERA WHIP																				ERA WHIP	
Britt Burns, L (1, 1) ERA: 4.79 Ron Reed, R (9, 1) ERA: 3.18	8.2 W 32 3 0 0 4 3 0 0 0 0 0 0 37 49 0.00 0.692																					

Seattle Mariners @ Chicago White Sox
 Comiskey Park, Chicago, IL
 Sun Sep 23 1984, 4:33 AM EDT
 Att: 21,557 - Unknown

AB	30
R	0
H	3
RBI	0
BB	3
SO	5
LOB	10



Batter	1	2	3	4	5	6	7	8	9
Rudy Law, L (1, 8) OBP: 0.308, SLG: 0.344 Ron Kittle, R (7, PH) OBP: 0.296, SLG: 0.458 Daryl Boston, L (7, PR) OBP: 0.208, SLG: 0.246 (8, 8)	0-0 F8		0-0 F8		0-0 4-3		0-0 2B		
Jerry Hairston, S (1, 7) OBP: 0.357, SLG: 0.390	0-0 G4-6-3 1B		0-3 K			0-0 F6	0-0 F9		
Harold Baines, L (1, 9) OBP: 0.355, SLG: 0.535	0-0 G4-6-3 1-2f			0-0 F3		0-3 K		0-0 3-1 BB 1B	
Greg Walker, L (1, 3) OBP: 0.348, SLG: 0.534 Mike Squires, L (9, 3) OBP: 0.239, SLG: 0.195		0-0 4-3		0-0 CS 1B		0-0 FC5-4 1B		4-0 L4-6 3-1 BB	
Carlton Fisk, R (1, 10) OBP: 0.291, SLG: 0.468		0-0 1B 2B		0-0 F4		0-0 FC5-4 1-2f		0-0 3-1 1-2 2-3	
Vance Law, R (1, 5) OBP: 0.307, SLG: 0.412		0-0 S 2-H 1B		0-0 CS 1-2	0-0 HR		0-0 SH2-4 2B 1B	4-0 BB	
Scott Fletcher, R (1, 6) OBP: 0.326, SLG: 0.311		0-3 K 1-3		0-3 K	0-3 K		0-0 SH2-4 1-2	0-0 L4-6 2-3	
Marc Hill, R (1, 2) OBP: 0.279, SLG: 0.353		0-0 F9			0-0 E6 WP		0-3 K		
Julio Cruz, S (1, 4) OBP: 0.288, SLG: 0.307			0-0 K 1B		0-3 K 1-2		4-0 2B BB		

Inning Stats	R: 0 E: 0 K: 0 S: 3	H: 1 LOB: 0 BB: 0 P: 3	R: 1 E: 0 K: 1 S: 7	H: 2 LOB: 1 BB: 0 P: 7	R: 0 E: 0 K: 1 S: 5	H: 1 LOB: 0 BB: 0 P: 5	R: 0 E: 0 K: 0 S: 3	H: 1 LOB: 0 BB: 0 P: 3	R: 1 E: 1 K: 2 S: 9	H: 1 LOB: 1 BB: 0 P: 9	R: 0 E: 0 K: 1 S: 6	H: 1 LOB: 1 BB: 0 P: 6	R: 2 E: 0 K: 1 S: 7	H: 2 LOB: 1 BB: 1 P: 11	R: 0 E: 0 K: 0 S: 3	H: 1 LOB: 2 BB: 2 P: 11
1B: 7 2B: 3 3B: 0 HR: 1	SF: 0 SAC: 1 DP: 2 HBP: 0	WP: 1 PB: 0 SB: 2 CS: 1	PA: 35													

PITCHER	IP	WLS	BF	H	R	ER	SO	BB	IBB	HBP	BLK	WP	HR	S	P	ERA	WHIP
Mike Moore, R (1, 1) ERA: 5.04	6.2	L	27	8	4	4	6	1	0	0	0	1	1	38	42	5.40	1.350
Ed Vande Berg, L (7, 1) ERA: 4.81	0.0		1	1	0	0	0	0	0	0	0	0	0	1	1	∞	∞
Paul Mirabella, L (7, 1) ERA: 4.3	0.1		3	1	0	0	0	1	0	0	0	0	0	2	6	0.00	6.000
Ed Nunez, R (8, 1) ERA: 3.32	1.0		3	0	0	0	0	1	0	0	0	0	0	2	6	0.00	1.000

BOTTOM

Seattle Mariners @ Chicago White Sox
Comiskey Park, Chicago, IL
Sun Sep 23 1984, 4:33 AM EDT
Att. 21,557 - Unknown

livebaseballscorecards.com

AB	30
R	4
H	10
RBI	4
BB	3
SO	6
LOB	16



Batter 1 2 3 4 5 6 7 8 9 AB R H RBI BB SO LOB TOP

Main table containing batter names, statistics, and baseball field diagrams for each batter in each inning.

Seattle Mariners @ Cleveland Indians
Cleveland Municipal Stadium, Cleveland, OH
Tue Sep 25 1984, 7:05 PM EDT
Att. 6,363 - Unknown

Summary statistics table: AB 36, R 5, H 11, RBI 5, BB 2, SO 3, LOB 14.



Inning Stats table showing runs, hits, errors, strikeouts, and other metrics for each inning.

Pitcher stats table for Neal Heaton and Tom Waddell, including IP, WLS, BF, H, R, ER, SO, BB, IBB, HBP, BLK, WP, HR, S, P, ERA, WHIP.

Additional summary statistics: WP: 0, PA: 40, PB: 0, SB: 0, CS: 0, 1B: 9, SF: 2, 2B: 2, SAC: 0, 3B: 0, DP: 1, HR: 0, HBP: 0.

Batter	1	2	3	4	5	6	7	8	9	AB R H RBI BB SO LOB	BOTTOM									
Brett Butler, L OBP: 0.359, SLG: 0.345 (1, 8)	0-0 F4	4-0 1B 1B BB	0-0 FC1-5 1B 1-2 2-3f		H 1-0 1-2 HR HBP	0-0 1-H SF9 3B		0-0 G4-3 1-2 1B		4 3 2 1 1 0 2	Seattle Mariners @ Cleveland Indians Cleveland Municipal Stadium, Cleveland, OH Tue Sep 25 1984, 7:05 PM EDT Att. 6,363 - Unknown									
Julio Franco, R OBP: 0.335, SLG: 0.352 Junior Noboa, R OBP: 0.400, SLG: 0.400 (7, 4)	4-0 HR BB	0-0 BB 1B 1B	0-0 1-3 1B 1-3 2-H		X 0-0 1-3 1-2 2-3	0-0 SF9		0-0 G4-3 1-2f		3 1 2 2 1 0 2 1 0 0 0 0 0 2										
Joe Carter, R OBP: 0.302, SLG: 0.453 (1, 7)	0-0 1-2 HR	0-0 1-2 2B 1B 3-H	0-3 K		X 0-0 F6	0-0 F4				5 2 2 2 0 1 4										
Andre Thornton, R OBP: 0.361, SLG: 0.483 (1, 10)	0-0 1B BB 1B	4-0 2B SF9 BB 1-2 2-3	4-0 IBB		X 4-0 HR IBB		X 0-0 G1-6-3 1B 1B			2 3 2 0 3 0 0										
Pat Tabler, R OBP: 0.352, SLG: 0.409 (1, 3)	0-0 BB BB 1B 1-3	0-0 1-3 2B 2B 2-H 3-H	0-0 F8		X 0-0 1-H 2-H 3-H HR		X 0-0 G1-6-3 1B 1-2			5 1 4 6 0 0 3										
Carmen Castillo, R OBP: 0.322, SLG: 0.464 (1, 9)	4-0 BB 1-2 BB	0-0 SF9 3-H		X 0-0 6-3	X 0-0 1B		X 0-0 G1-6-3 1-2f 2-3			3 0 1 1 1 0 2										
Jeff Moronko, R OBP: 0.273, SLG: 0.211 (1, 5)	4-0 1-2 2-3 3-H BB	0-0 F3		X 0-0 F9	X 0-0 F8		X 0-0 4-3			4 0 0 1 1 0 3										
Jerry Willard, L OBP: 0.293, SLG: 0.394 (1, 2)	0-0 F6		0-0 FC1-5 BB 1B	0-3 K		X 0-0 3B 1B		0-3 K		5 1 2 0 0 2 3										
Mike Fischlin, R OBP: 0.308, SLG: 0.331 (7, 6)		0-0 F4	4-0 FC1-5 1B BB		X 0-0 1-3 HR HBP 1B	X 0-0 F9		0-0 1B		4 2 2 0 1 0 1										
Inning Stats	R: 2 E: 0 K: 5	H: 3 LOB: 3 BB: 3 P: 17	R: 4 E: 0 K: 0 S: 6	H: 3 LOB: 1 BB: 2 P: 14	R: 1 E: 0 K: 1 S: 7	H: 2 LOB: 3 BB: 2 P: 15	R: 0 E: 0 K: 1 S: 5	H: 0 LOB: 0 BB: 0 P: 5	R: 4 E: 0 K: 0 S: 6	H: 3 LOB: 1 BB: 1 P: 11		R: 2 E: 0 K: 0 S: 5	H: 2 LOB: 0 BB: 0 P: 5	R: 0 E: 0 K: 0 S: 4	H: 2 LOB: 1 BB: 0 P: 4	R: 0 E: 0 K: 1 S: 6	H: 2 LOB: 1 BB: 0 P: 6	1B: 13 2B: 1 3B: 1 HR: 2	SF: 2 SAC: 0 DP: 2 HBP: 1	WP: 0 PB: 0 SB: 0 CS: 0
PITCHER	IP WLS L	WLS L	BF H R ER SO	H R ER SO	BB IBB HBP BLK	WP HR S P	ERA WHIP	PITCHER	IP WLS L	BF H R ER SO	BB IBB HBP BLK	WP HR S P	ERA WHIP							
Mark Langston, L ERA: 3.39 (1, 1)	1.1	13	5 6 6 0	5 6 6 0	5 0 0 0	0 1 8 28	40.50 7.500	Dave Beard, R ERA: 5.8 (2, 1)	3.1	19	5 5 5 2	1 2 1 0	0 1 19 32	13.50 1.800						
Bob Stoddard, R ERA: 5.15 (5, 1)	1.1	7	3 2 2 0	0 0 0 0	0 0 0 0	0 0 7 7	13.50 2.250	Lee Guetterman, L ERA: 2.45 (7, 1)	2.0	8	4 0 0 1	0 0 0 0	0 0 10 10	0.00 2.000						

livebaseballscorecards.com

AB	36
R	13
H	17
RBI	13
BB	8
SO	3
LOB	22



Batter	1	2	3	4	5	6	7	8	9	AB R H RBI BB SO LOB	TOP											
Jack Perconte, L (1, 4) OBP: 0.352, SLG: 0.339	0-0 WP S 1B		0-0 F4		0-0 F7		0-0 F7			4 0 1 0 0 0 2												
Phil Bradley, R (1, 8) OBP: 0.375, SLG: 0.365	0-3 K		0-0 1B		0-0 F3			0-0 1-3		4 0 1 0 0 1 1												
Alvin Davis, L (1, 3) OBP: 0.393, SLG: 0.505	0-3 K 1-3		0-0 F6		0-0 6-3			0-0 F8		4 0 0 0 0 1 2												
Ken Phelps, L (1, 10) OBP: 0.381, SLG: 0.530	0-0 4-3		0-0 4-3		0-0 F8			0-0 4-3		4 0 0 0 0 0 2												
Dave Henderson, R (1, 9) OBP: 0.312, SLG: 0.462		0-0 E4 6-3		0-0 F9		0-3 K		0-0 F9		4 0 0 0 0 1 0												
Danny Tartabull, R (1, 6) OBP: 0.300, SLG: 0.500		0-0 6-3 1-2		0-0 F9		0-0 SH1-4 1B		0-0 E 1B		4 0 2 0 0 0 1												
Barry Bonnell, R (1, 7) OBP: 0.310, SLG: 0.382		4-0 BB		0-0 S 1B		0-0 SH1-4 1B		0-0 E1 G4-6-3 1B		3 0 3 0 1 0 0												
Darnell Coles, R (1, 5) OBP: 0.288, SLG: 0.203		0-0 F8		0-3 K		0-0 SH1-4		0-0 G4-6-3		2 0 0 0 0 1 3												
Al Cowens, R (9, PH) OBP: 0.312, SLG: 0.438		0-0 K		1-2 K		1-2 2-3		1-2 K		1 0 0 0 0 0 2												
Bob Kearney, R (1, 2) OBP: 0.256, SLG: 0.332		0-3 K			0-0 6-3		0-3 K			2 0 0 0 0 1 2												
Al Chambers, L (7, PH) OBP: 0.269, SLG: 0.306										1 0 0 0 0 1 2												
Dave Valle, R (7, 2) OBP: 0.250, SLG: 0.300										0 0 0 0 0 0 0												
Inning Stats	R: 0 E: 0 K: 2 S: 8	H: 1 LOB: 1 BB: 0 P: 8	R: 0 E: 1 K: 1 S: 6	H: 0 LOB: 2 BB: 1 P: 10	R: 0 E: 0 K: 0 S: 4	H: 1 LOB: 1 BB: 0 P: 4	R: 0 E: 0 K: 1 S: 6	H: 1 LOB: 1 BB: 0 P: 6	R: 0 E: 0 K: 0 S: 3	H: 0 LOB: 0 BB: 0 P: 3	R: 0 E: 0 K: 1 S: 5	H: 0 LOB: 0 BB: 0 P: 5	R: 0 E: 0 K: 1 S: 7	H: 2 LOB: 2 BB: 0 P: 7	R: 0 E: 0 K: 0 S: 3	H: 0 LOB: 0 BB: 0 P: 3	R: 0 E: 1 K: 0 S: 4	H: 2 LOB: 1 BB: 0 P: 4	1B: 7 2B: 0 3B: 0 HR: 0	SF: 0 SAC: 1 DP: 1 HBP: 0	WP: 1 PB: 0 SB: 2 CS: 0	PA: 35
PITCHER Bert Blyleven, R (1, 1) ERA: 2.81	IP: 9.0 WLS: W BF: 35 H: 7 R: 0 ER: 0 SO: 6 BB: 1 IBB: 0 HBP: 0 BLK: 0 WP: 1 HR: 0 S: 46 P: 50 ERA: 0.00 WHIP: 0.889											PITCHER	IP: 9.0 WLS: W BF: 35 H: 7 R: 0 ER: 0 SO: 6 BB: 1 IBB: 0 HBP: 0 BLK: 0 WP: 1 HR: 0 S: 46 P: 50 ERA: 0.00 WHIP: 0.889									

Seattle Mariners @ Cleveland Indians
Cleveland Municipal Stadium, Cleveland, OH
Wed Sep 26 1984, 7:05 PM EDT
Att. 3,774 - Unknown

livebaseballscorecards.com

AB	33
R	0
H	7
RBI	0
BB	1
SO	6
LOB	17



Batter	1	2	3	4	5	6	7	8	9	AB	R	H	RBI	BB	SO	LOB
Brett Butler, L OBP: 0.361, SLG: 0.349 (1, 8) X	0-0 G3		0-0 E 2B		0-0 4-3 1B		0-0 S 1B			4	0	3	0	0	0	0
Julio Franco, R OBP: 0.335, SLG: 0.353 (1, 6) X	0-0 FC1-5-6-5 2B		0-0 F4		0-0 4-3 1-2		0-0 4-3 1-2			4	0	1	0	0	0	3
Joe Carter, R OBP: 0.297, SLG: 0.445 (1, 3) X (9, 7)	0-0 FC1-5-6-5 2-3		0-0 E3 G6-4-3 2-3		0-3 K		0-0 F9			4	0	0	0	0	1	3
Andre Thornton, R OBP: 0.359, SLG: 0.479 (1, 10) X	0-0 5-3		0-0 G6-4-3 1-2f		0-0 F9		0-0 F6			4	0	0	0	0	0	4
Mel Hall, L OBP: 0.338, SLG: 0.426 (1, 7) X Tony Bernazard, S OBP: 0.291, SLG: 0.288 (8, PR) Mike Hargrove, L OBP: 0.361, SLG: 0.335 (9, 3)		0-0 4-3		0-0 1B WP SF8 1B		0-3 K		4-0 BB BB BB BB		3	1	1	0	1	1	0
George Yukovich, L OBP: 0.362, SLG: 0.450 (1, 9) X	4-0 BB BB BB		0-0 1-3 1B		0-0 G3		0-0 F4			3	0	1	0	1	0	1
Pat Tabler, R OBP: 0.350, SLG: 0.406 (1, 5) X	0-0 F8		0-0 1-3 1B		0-0 6-3					3	0	0	0	0	0	3
Jerry Willard, L OBP: 0.293, SLG: 0.392 (1, 2) X	4-0 FC6-4 1-2 BB		0-0 SF8 3-H		0-0 4-3					1	0	0	1	1	0	0
Mike Fischlin, R OBP: 0.301, SLG: 0.322 (1, 4) X	0-0 FC6-4 1-2f		0-0 6-3		0-0 F8					3	0	0	0	0	0	3

Inning Stats	R: 0	H: 1	E: 0	LOB: 1	K: 0	BB: 0	S: 4	P: 4
	R: 0	H: 0	E: 0	LOB: 2	K: 0	BB: 2	S: 3	P: 11
	R: 0	H: 1	E: 1	LOB: 1	K: 0	BB: 0	S: 4	P: 4
	R: 1	H: 2	E: 0	LOB: 1	K: 0	BB: 0	S: 5	P: 5
	R: 0	H: 1	E: 0	LOB: 1	K: 1	BB: 0	S: 6	P: 6
	R: 0	H: 0	E: 0	LOB: 0	K: 1	BB: 0	S: 5	P: 5
	R: 0	H: 1	E: 0	LOB: 1	K: 0	BB: 0	S: 4	P: 4
	R: 0	H: 0	E: 0	LOB: 1	K: 0	BB: 1	S: 3	P: 7

PITCHER	IP	WLS	BF	H	R	ER	SO	BB	IBB	HBP	BLK	WP	HR	S	P	ERA	WHIP
Jim Beattie, R ERA: 3.41 (1, 1)	8.0	L	33	6	1	1	2	3	0	0	0	1	0	34	46	1.12	1.125

BOTTOM

4	0	3	0	0	0	0	0
4	0	1	0	0	0	0	3
4	0	0	0	0	1	1	3
4	0	0	0	0	0	0	4
3	1	1	0	1	1	1	0
0	0	0	0	0	0	0	0
0	0	0	0	0	0	0	0
3	0	1	0	1	0	1	1

AB	29
R	1
H	6
RBI	1
BB	3
SO	2
LOB	17



WP	PA
1	33
PB: 0	SB: 1
CS: 0	

Seattle Mariners @ Cleveland Indians
Cleveland Municipal Stadium, Cleveland, OH
 Wed Sep 26 1984, 7:05 PM EDT
 Att. 3,774 - Unknown

livebaseballscorecards.com

Batter	1	2	3	4	5	6	7	8	9	AB R H RBI BB SO LOB	TOP									
Scott Fletcher, R (1, 4) <small>OBP: 0.327, SLG: 0.311</small> Greg Walker, L (9, PH) <small>OBP: 0.345, SLG: 0.536</small>	0-3 K		0-0 6-3			0-0 4-3		0-0 F7	0-0 6-3	4 0 0 0 0 1 1 1 0 0 0 0 0 2										
Vance Law, R (1, 8) <small>OBP: 0.305, SLG: 0.407</small>	0-0 1B		0-0 F9			4-0 1B BB		0-3 K		3 0 1 0 1 1 1										
Harold Baines, L (1, 9) <small>OBP: 0.362, SLG: 0.544</small>	0-3 K			0-0 6-3		0-0 1-3 1B		0-0 1B		4 0 2 0 0 1 1										
Carlton Fisk, R (1, 10) <small>OBP: 0.285, SLG: 0.458</small>	0-3 K			0-0 F8		0-0 F5		0-3 K		4 0 0 0 0 2 5										
Tom Paciorek, R (1, 3) <small>OBP: 0.313, SLG: 0.364</small>		0-0 F4		0-0 F9			0-0 HR		0-0 2B	4 2 2 1 0 0 0										
Roy Smalley, S (1, 5) <small>OBP: 0.266, SLG: 0.352</small>		4-0 L6 1B BB			0-0 6-3		0-0 G3		0-0 5-3	3 0 0 0 1 0 1										
Jerry Hairston, S (1, 7) <small>OBP: 0.365, SLG: 0.394</small>		0-0 1-2 1B			0-0 F9		0-0 F8		0-0 5-3 2B	4 0 2 1 0 0 0										
Marc Hill, R (1, 2) <small>OBP: 0.281, SLG: 0.384</small> Joel Skinner, R (7, 2) <small>OBP: 0.276, SLG: 0.241</small>		0-0 L6			0-0 F9		0-3 K		4-0 5-3 BB	3 0 0 0 0 1 2 0 0 0 0 1 0 0										
Jerry Dybzinski, R (1, 6) <small>OBP: 0.310, SLG: 0.310</small> Steve Christmas, L (9, PH) <small>OBP: 0.444, SLG: 0.889</small>			0-0 6-3			0-0 4-3		0-0 1B BLK 1B	0-0 5-3	3 0 1 0 0 0 0 1 0 0 0 0 0 2										
Inning Stats	R: 0 E: 0 K: 3 S: 10	H: 1 LOB: 1 BB: 0 P: 10	R: 0 E: 0 K: 0 S: 3	H: 1 LOB: 1 BB: 1 P: 7	R: 0 E: 0 K: 0 S: 3	H: 0 LOB: 0 BB: 0 P: 3	R: 0 E: 0 K: 0 S: 3	H: 0 LOB: 0 BB: 0 P: 3	R: 0 E: 0 K: 0 S: 4	H: 1 LOB: 2 BB: 1 P: 8	R: 1 E: 0 K: 1 S: 6	H: 1 LOB: 0 BB: 0 P: 6	R: 0 E: 0 K: 2 S: 9	H: 2 LOB: 2 BB: 0 P: 9	R: 1 E: 0 K: 0 S: 5	H: 2 LOB: 2 BB: 1 P: 9	1B: 5 2B: 3 3B: 0 HR: 1	SF: 0 SAC: 0 DP: 1 HBP: 0	WP: 0 PB: 0 SB: 0 CS: 0	PA: 37
PITCHER	IP WLS BF H R ER SO BB IBB HBP BLK WP HR S P ERA WHIP																			
Matt Young, L (1, 1) <small>ERA: 5.72</small> Dave Geisel, L (9, 1) <small>ERA: 4.19</small> Ed Nunez, R (9, 1) <small>ERA: 3.29</small>	8.0 W 31 6 1 1 6 2 0 0 1 0 0 1 41 49 1.12 1.000																			
	0.1 4 2 1 1 0 1 0 0 0 0 0 3 7 27.00 9.000																			
	0.2 2 0 0 0 0 0 0 0 0 0 0 2 2 0.00 0.000																			

Chicago White Sox @ Seattle Mariners
The Kingdome, Seattle, WA
Thu Sep 27 1984, 10:05 PM EDT
Att. 4,104 - Unknown

livebaseballscorecards.com

AB	34
R	2
H	8
RBI	2
BB	3
SO	6
LOB	15



Batter	1	2	3	4	5	6	7	8	9	AB R H RBI BB SO LOB	TOP									
Rudy Law, L (1, 7) OBP: 0.310, SLG: 0.346	0-3 K		0-0 4-3		4-0 BB		0-3 K		0-0 1B	4 0 1 0 1 2 0										
Jerry Hairston, S (1, 10) OBP: 0.366, SLG: 0.395	0-0 1B		0-3 K		0-0 F9		0-0 F5		0-0 DI	5 0 2 0 0 1 2										
Harold Baines, L (1, 9) OBP: 0.362, SLG: 0.542	0-0 F7		0-3 K			4-0 1B	0-0 1B		0-0 F7	4 1 1 0 1 1 3										
Greg Walker, L (1, 3) OBP: 0.347, SLG: 0.535	0-0 1B			0-3 K		0-0 BB	0-0 6-3			4 0 2 0 0 1 1										
Roy Smalley, S (1, 5) OBP: 0.286, SLG: 0.349	0-3 K		0-0 4-3		4-0 1B			0-0 F8		3 0 0 0 1 1 2										
Vance Law, R (1, 4) OBP: 0.307, SLG: 0.405		4-0 FC3-6		0-0 6-3		4-0 BB		0-0 5-3		2 0 0 1 2 0 0										
Daryl Boston, L (1, 8) OBP: 0.200, SLG: 0.224			0-0 FC3-6		0-3 K	0-0 F5		0-3 K		4 0 0 0 0 2 4										
Marc Hill, R (1, 2) OBP: 0.278, SLG: 0.380			0-0 F8		0-0 5-3	0-3 K			0-0 6-3	2 0 0 0 0 0 1										
Steve Christmas, L (6, PH) OBP: 0.400, SLG: 0.800			1-2 1B							1 0 0 0 0 1 3										
Joel Skinner, R (6, 2) OBP: 0.273, SLG: 0.238			0-3 K		0-0 BB	0-3 K			0-0 6-3	1 0 0 0 0 0 0										
Scott Fletcher, R (1, 6) OBP: 0.327, SLG: 0.312										2 0 1 0 0 1 1										
Tom O'Malley, L (6, PH) OBP: 0.154, SLG: 0.108										1 0 0 0 0 1 3										
Jerry Dybzinski, R (6, 6) OBP: 0.310, SLG: 0.310										0 0 0 0 0 0 0										
Tom Paciorek, R (9, PH) OBP: 0.312, SLG: 0.363										1 0 0 0 0 0 0										
Inning Stats	R: 0 E: 0 K: 2 S: 9	H: 2 LOB: 2 BB: 0 P: 9	R: 0 E: 0 K: 1 S: 5	H: 0 LOB: 1 BB: 1 P: 9	R: 0 E: 0 K: 2 S: 7	H: 0 LOB: 0 BB: 0 P: 7	R: 0 E: 0 K: 1 S: 6	H: 1 LOB: 2 BB: 1 P: 10	R: 1 E: 0 K: 2 S: 8	H: 1 LOB: 3 BB: 3 P: 20	R: 0 E: 0 K: 1 S: 6	H: 1 LOB: 1 BB: 0 P: 6	R: 0 E: 0 K: 1 S: 5	H: 0 LOB: 0 BB: 0 P: 5	R: 0 E: 0 K: 0 S: 5	H: 2 LOB: 2 BB: 0 P: 5	1B: 7 2B: 0 3B: 0 HR: 0	SF: 0 SAC: 0 DP: 0 HBP: 0	WP: 0 PB: 0 SB: 1 CS: 0	PA: 39
PITCHER	IP WLS BF H R ER SO BB IBB HBP BLK WP HR S P ERA WHIP																			
Mike Moore, R (1, 1) ERA: 4.97	5.0 W 24 4 1 1 7 5 0 0 0 0 0 0 33 53 1.80 1.800																			
Karl Best, R (6, 1) ERA: 3.0	3.2 14 3 0 0 4 0 0 0 0 0 0 0 22 22 0.00 0.818																			
Dave Geisel, L (9, 1) ERA: 4.15	0.1 1 0 0 0 0 0 0 0 0 0 0 0 1 1 0.00 0.000																			

Chicago White Sox @ Seattle Mariners
The Kingdome, Seattle, WA
Fri Sep 28 1984, 10:05 PM EDT
Att. 7,961 - Unknown

livebaseballscorecards.com

AB	34
R	1
H	7
RBI	1
BB	5
SO	11
LOB	20



Batter	1	2	3	4	5	6	7	8	9
Jack Perconte, L (1, 4) OBP: 0.359, SLG: 0.347	0-0 F7		0-0 1B		0-0 E9 HR 1B		0-0 1B	0-0 FC4-6	
Barry Bonnell, R (1, 7) OBP: 0.312, SLG: 0.390	0-3 K		0-0 1B		0-0 HR		0-3 K	0-3 K	
Alvin Davis, L (1, 3) OBP: 0.394, SLG: 0.503	0-0 6-3		0-0 1B		0-3 K		0-0 F8		
Al Cowens, R (1, 9) OBP: 0.314, SLG: 0.438		0-3 K	0-0 1B		0-0 WP 1B		4-0 1B	1-2 1B	
Dave Henderson, R (1, 8) OBP: 0.318, SLG: 0.462		0-0 1B	0-0 1B		0-0 F8		0-0 1B	1-3 2-H 1B	
Steve Henderson, R (1, 10) OBP: 0.344, SLG: 0.414		4-0 1B	0-3 K		0-3 K		0-0 1B	1-2 3-H 1B	
Darnell Coles, R (1, 5) OBP: 0.261, SLG: 0.197	0-3 K			0-0 F8		0-0 F6	0-3 K		
Dave Valle, R (1, 2) OBP: 0.321, SLG: 0.444	0-0 5-3			0-0 F4		0-0 6-3		0-0 FC4-6 1B	
Spike Owen, S (1, 6) OBP: 0.308, SLG: 0.326			0-0 F9	0-3 K		0-0 F8		0-0 FC4-6	

Inning Stats	R: 0	H: 0	E: 0	K: 1	S: 5	R: 0	H: 1	E: 0	K: 2	S: 8	R: 3	H: 5	E: 0	K: 1	S: 9	R: 0	H: 0	E: 0	K: 1	S: 5	R: 2	H: 3	E: 1	K: 2	S: 10	R: 0	H: 0	E: 0	K: 0	S: 3	R: 2	H: 3	E: 0	K: 2	S: 10	R: 0	H: 1	E: 0	K: 1	S: 6
	LOB: 0	BB: 0	LOB: 2	BB: 1	P: 5	LOB: 1	BB: 0	LOB: 0	BB: 0	P: 12	LOB: 1	BB: 0	LOB: 0	BB: 0	P: 9	LOB: 1	BB: 0	LOB: 0	BB: 0	P: 5	LOB: 1	BB: 0	LOB: 0	BB: 0	P: 10	LOB: 0	BB: 0	LOB: 0	BB: 0	P: 3	LOB: 2	BB: 1	LOB: 1	BB: 0	P: 14	LOB: 1	BB: 0	LOB: 1	BB: 0	P: 6

AB	R	H	RBI	BB	SO	LOB
5	3	3	0	0	0	1
5	1	2	3	0	3	2
4	1	1	0	0	1	1
3	2	2	0	1	1	0
4	0	3	3	0	0	1
3	0	1	1	1	2	2
4	0	0	0	0	2	4
4	0	1	0	0	0	2
4	0	0	0	0	1	1

BOTTOM	
AB	36
R	7
H	13
RBI	7
BB	2
SO	10
LOB	14
WP	1
PA	38

PITCHER	IP	WLS	BF	H	R	ER	SO	BB	IBB	HBP	BLK	WP	HR	S	P	ERA	WHIP
Britt Burns, L (1, 1) ERA: 5.0	4.1	L	21	8	5	5	6	1	0	0	0	0	1	32	36	10.38	2.077
Gene Nelson, R (5, 1) ERA: 4.46	1.2		6	1	0	0	1	0	0	0	0	1	0	8	8	0.00	0.600
Juan Agosto, L (7, 1) ERA: 3.09	0.2		4	1	2	2	1	1	0	0	0	0	0	5	9	27.00	3.000
Bert Roberge, R (7, 1) ERA: 3.76	1.1		7	3	0	0	2	0	0	0	0	0	0	11	11	0.00	2.250

Chicago White Sox @ Seattle Mariners
The Kingdome, Seattle, WA
Fri Sep 28 1984, 10:05 PM EDT
Att. 7,961 - Unknown

livebaseballscorecards.com



Batter	1	2	3	4	5	6	7	8	9	AB R H RBI BB SO LOB	TOP		
Daryl Boston, L (1, 8) OBP: 0.212, SLG: 0.235	0-0 4-3		0-0 G3 BB 1B		0-0 G3	0-3 K		0-0 WP E 1B		5 1 2 0 0 1 2			
LaMarr Hoyt, R (1, 7) Jerry Hairston, S (1, PH) OBP: 0.375, SLG: 0.404	0-0 WP 1B 2B		4-0 G3 BB		0-0 3B 1B		4-0 WP 1B BB	0-0 E3 1B		0 0 0 0 0 0 0 2 3 2 0 2 0 0 1 0 1 0 0 0 0			
Julio Cruz, S (7, 4) OBP: 0.295, SLG: 0.311	4-0 BB 1B BB		0-0 F9		0-0 1B 3B		0-0 G3 1B	0-0 F7		4 1 2 2 1 0 3			
Harold Baines, L (1, 9) OBP: 0.364, SLG: 0.545	4-0 BB 1B BB		0-0 G3		0-0 1B		0-0 G3	0-0 F7		4 0 1 1 1 0 3			
Greg Walker, L (1, 3) OBP: 0.347, SLG: 0.533	4-0 1B BB		0-0 G3		0-0 1B		0-0 G3	0-0 F7		4 0 1 1 1 0 3			
Ron Kittle, R (1, 10) OBP: 0.294, SLG: 0.447	0-0 F6		0-0 F4		0-3 K		0-3 K	0-0 FC4-6 1B		5 0 1 0 0 2 7 0 0 0 0 0 0 0			
Jerry Dybzinski, R (9, PR) OBP: 0.310, SLG: 0.310	0-0 F6		0-0 F4		0-3 K		0-3 K	0-0 FC4-6 1B		5 0 1 0 0 2 7 0 0 0 0 0 0 0			
Tom O'Malley, L (1, 5) OBP: 0.167, SLG: 0.125	0-0 1B		0-0 4-3		0-0 4-3		0-0 F9	0-0 FC4-6		3 0 1 1 0 0 0 1 0 0 0 0 0 1 1 0 0 0 0 0 1			
Tom Paciorek, R (7, PH) OBP: 0.311, SLG: 0.362	0-0 1B		0-0 4-3		0-0 4-3		0-0 F9	0-0 FC4-6		3 0 1 1 0 0 0 1 0 0 0 0 0 1 1 0 0 0 0 0 1			
Rudy Law, L (7, 7) OBP: 0.309, SLG: 0.345	0-0 1B		0-0 4-3		0-0 4-3		0-0 F9	0-0 FC4-6		3 0 1 1 0 0 0 1 0 0 0 0 0 1 1 0 0 0 0 0 1			
Vance Law, R (1, 4) OBP: 0.308, SLG: 0.405		0-3 K	0-0 1B		0-0 4-3		0-0 4-3	0-0 FC6-4		5 1 2 0 0 1 1			
Marc Hill, R (1, 2) OBP: 0.279, SLG: 0.379		0-0 K	0-0 4-3		0-0 4-3		0-0 4-3	0-0 FC6-4		5 1 2 0 0 1 1			
Scott Fletcher, R (1, 6) OBP: 0.327, SLG: 0.311		0-0 K	0-0 4-3		0-0 4-3		0-0 4-3	0-0 FC6-4		5 1 2 0 0 1 1			
		0-0 4-3	0-0 F8		0-0 F8		0-0 1B	0-0 SH1-4		3 0 1 0 0 0 0			
		0-0 4-3	0-0 F8		0-0 F8		0-0 1B	0-0 SH1-4		3 0 1 0 0 0 0			
		0-0 1-3	0-0 1-3		0-0 6-3		0-0 1B	0-0 6-3		4 0 1 0 0 0 1			
		0-0 1-3	0-0 1-3		0-0 6-3		0-0 1B	0-0 6-3		4 0 1 0 0 0 1			
		0-0 1-3	0-0 1-3		0-0 6-3		0-0 1B	0-0 6-3		4 0 1 0 0 0 1			
Inning Stats	R: 1 H: 2 E: 0 LOB: 2 K: 0 BB: 2 S: 4 P: 12	R: 0 H: 0 E: 0 LOB: 0 K: 1 BB: 0 S: 5 P: 5	R: 0 H: 1 E: 0 LOB: 2 K: 0 BB: 1 S: 4 P: 8	R: 0 H: 1 E: 0 LOB: 0 K: 0 BB: 0 S: 3 P: 3	R: 2 H: 3 E: 0 LOB: 1 K: 1 BB: 0 S: 8 P: 8	R: 0 H: 2 E: 0 LOB: 2 K: 1 BB: 0 S: 7 P: 7	R: 1 H: 1 E: 0 LOB: 1 K: 1 BB: 1 S: 6 P: 10	R: 2 H: 3 E: 1 LOB: 1 K: 0 BB: 0 S: 6 P: 6	R: 0 H: 1 E: 0 LOB: 1 K: 0 BB: 0 S: 4 P: 4	1B: 12 SF: 0 2B: 1 SAC: 1 3B: 1 DP: 0 HR: 0 HBP: 0	WP: 4 PA: 43 PB: 0 SB: 0 CS: 0		
PITCHER	IP WLS BF H R ER SO BB IBB HBP BLK WP HR S P ERA WHIP											PITCHER	IP WLS BF H R ER SO BB IBB HBP BLK WP HR S P ERA WHIP
Salome Barojas, R (1, 1) ERA: 4.14	0.0 L 0 0 0 0 0 0 0 0 0 0 0 0 0 0												
Lee Guetterman, L (6, 1) ERA: 4.15	0.2 4 1 1 1 1 1 1 0 0 0 1 0 5 9 13.50 3.000												
Bob Stoddard, R (7, 1) ERA: 5.13	0.1 1 0 0 0 0 1 0 0 0 0 0 0 3 3 0.00 0.000												
Paul Mirabella, L (7, 1) ERA: 4.37	1.0 6 3 2 1 0 0 0 0 0 0 2 0 6 6 9.00 3.000												
Ed Vande Berg, L (8, 1) ERA: 4.76	1.1 5 1 0 0 0 0 0 0 0 0 0 0 5 5 0.00 0.750												

Chicago White Sox @ Seattle Mariners
The Kingdome, Seattle, WA
Sat Sep 29 1984, 10:05 PM EDT
Att: 27,041 - Unknown

AB	38
R	6
H	14
RBI	4
BB	4
SO	4
LOB	19



livebaseballscorecards.com

Batter	1	2	3	4	5	6	7	8	9	AB R H RBI BB SO LOB	BOTTOM
--------	---	---	---	---	---	---	---	---	---	----------------------	--------

Jack Perconte, L (1, 4) <small>OBP: 0.357, SLG: 0.345</small>										4 0 0 0 0 0 3	Chicago White Sox @ Seattle Mariners The Kingdome, Seattle, WA Sat Sep 29 1984, 10:05 PM EDT Att. 27,041 - Unknown
Barry Bonnell, R (1, 7) <small>OBP: 0.316, SLG: 0.396</small>										3 1 2 0 1 0 0	
Alvin Davis, L (1, 3) <small>OBP: 0.393, SLG: 0.501</small>										4 1 1 0 0 1 2	
Al Cowens, R (1, 9) <small>OBP: 0.312, SLG: 0.435</small>										4 0 0 0 0 0 4	
Dave Henderson, R (1, 8) <small>OBP: 0.320, SLG: 0.466</small>										4 0 2 2 0 1 0	
Steve Henderson, R (1, 10) <small>OBP: 0.341, SLG: 0.409</small>										4 0 0 0 0 2 2	
Jim Presley, R (1, 5) Darnell Coles, R (7, PR) <small>OBP: 0.259, SLG: 0.196</small>										3 0 1 0 0 2 0 1 0 0 0 0 0 0	
Bob Kearney, R (1, 2) Larry Milbourne, S (7, PH) Dave Valle, R (8, 2) <small>OBP: 0.321, SLG: 0.444</small>										2 0 0 0 0 2 0 1 0 1 0 0 0 0 0 0 0 0 0 0 0	
Spike Owen, S (1, 6) <small>OBP: 0.308, SLG: 0.326</small>										3 0 1 0 0 0 2	

Inning Stats	R: 0 H: 0 E: 0 LOB: 1 K: 0 BB: 1 S: 3 P: 7	R: 0 H: 0 E: 0 LOB: 0 K: 2 BB: 0 S: 7 P: 7	R: 0 H: 0 E: 0 LOB: 0 K: 1 BB: 0 S: 5 P: 5	R: 1 H: 2 E: 0 LOB: 1 K: 1 BB: 0 S: 7 P: 7	R: 0 H: 1 E: 0 LOB: 1 K: 2 BB: 0 S: 8 P: 8	R: 1 H: 3 E: 1 LOB: 1 K: 1 BB: 0 S: 7 P: 7	R: 0 H: 2 E: 0 LOB: 2 K: 0 BB: 0 S: 4 P: 4	R: 0 H: 0 E: 0 LOB: 0 K: 0 BB: 0 S: 3 P: 3	R: 0 H: 0 E: 0 LOB: 0 K: 1 BB: 0 S: 5 P: 5	1B: 5 SF: 0 2B: 4 SAC: 0 3B: 0 DP: 1 HR: 0 HBP: 0	WP: 1 PA: 34 PB: 0 SB: 0 CS: 0
--------------	---	---	---	---	---	---	---	---	---	--	---

PITCHER	IP	WLS	BF	H	R	ER	SO	BB	IBB	HBP	BLK	WP	HR	S	P	ERA	WHIP
Floyd Bannister, L (1, 1) <small>ERA: 4.83</small>	7.0	W	28	8	2	2	7	1	0	0	0	1	0	41	45	2.57	1.286
Ron Reed, R (8, 1) <small>ERA: 3.08</small>	2.0		6	0	0	0	1	0	0	0	0	0	0	8	8	0.00	0.000

livebaseballscorecards.com

AB	33
R	2
H	8
RBI	2
BB	1
SO	8
LOB	13



Batter	1	2	3	4	5	6	7	8	9	AB R H RBI BB SO LOB	TOP
Scott Fletcher, R (1, 4) <small>OBP: 0.328, SLG: 0.311</small> Greg Walker, L (9, PH) <small>OBP: 0.346, SLG: 0.532</small>	0-0 <small>1-2</small>	0-0 <small>1-2 2-3</small>		0-0 <small>1-2</small>			4-0 <small>1-2</small>		0-3 <small>1-2</small>	3 0 1 0 1 0 0 1 0 0 0 0 1 0	
Vance Law, R (1, 5) <small>OBP: 0.309, SLG: 0.403</small>	4-0 <small>1-2</small>	4-0 <small>1-2 2-3 3-H</small>			0-3 <small>1-2</small>		0-3 <small>1-3</small>			2 0 0 1 2 2 1	
Harold Baines, L (1, 9) <small>OBP: 0.361, SLG: 0.541</small>	0-3 <small>1-2</small>	0-0 <small>1-2f</small>			0-3 <small>1-2</small>		0-0 <small>1-2</small>			4 0 0 0 0 2 5	
Carlton Fisk, R (1, 10) <small>OBP: 0.289, SLG: 0.468</small>	4-0 <small>1-2</small>		0-0 <small>1-2</small>		0-0 <small>1-2</small>			0-0 <small>1-2</small>		3 1 2 1 1 0 0	
Tom Paciorek, R (1, 3) <small>OBP: 0.308, SLG: 0.358</small>	0-3 <small>1-2</small>		0-0 <small>1-2</small>		0-0 <small>1-2</small>		0-0 <small>1-2</small>			4 0 0 0 0 1 3	
Ron Kittle, R (1, 7) <small>OBP: 0.295, SLG: 0.453</small>		4-0 <small>1-2</small>	0-0 <small>1-2</small>		0-0 <small>1-2</small>		0-0 <small>1-2</small>			3 2 1 1 1 0 2	
Marc Hill, R (1, 2) <small>OBP: 0.275, SLG: 0.373</small> Steve Christmas, L (8, PH) <small>OBP: 0.364, SLG: 0.727</small> Joel Skinner, R (8, 2) <small>OBP: 0.273, SLG: 0.238</small>		0-0 <small>1-2</small>	0-0 <small>1-2f</small>		0-3 <small>1-2</small>		0-0 <small>1-2</small>			3 0 0 0 0 1 3 1 0 0 0 0 0 0 0 0 0 0 0 0 0	AB 32 R 3 H 5 RBI 3 BB 5 SO 11 LOB 16
Jerry Dyzinski, R (1, 6) <small>OBP: 0.311, SLG: 0.311</small> Tom O'Malley, L (9, PH) <small>OBP: 0.163, SLG: 0.122</small>		0-0 <small>1-2</small>		0-0 <small>1-2</small>		0-3 <small>1-2</small>			0-0 <small>1-2</small>	3 0 1 0 0 1 0 1 0 0 0 0 0 0	
Daryl Boston, L (1, 8) <small>OBP: 0.207, SLG: 0.229</small> Jerry Hairston, S (7, PH) <small>OBP: 0.373, SLG: 0.401</small> (7, 8)		0-3 <small>1-2</small>		0-0 <small>1-2</small>		0-3 <small>1-2</small>		0-3 <small>1-2</small>	0-3 <small>1-2</small>	2 0 0 0 0 1 2 2 0 0 0 0 2 0	
Inning Stats	R: 0 H: 0 E: 0 LOB: 2 K: 2 BB: 2 S: 7 P: 15	R: 1 H: 2 E: 0 LOB: 3 K: 1 BB: 2 S: 7 P: 15	R: 0 H: 1 E: 1 LOB: 1 K: 0 BB: 0 S: 4 P: 4	R: 0 H: 0 E: 0 LOB: 0 K: 0 BB: 0 S: 3 P: 3	R: 0 H: 0 E: 0 LOB: 0 K: 2 BB: 0 S: 7 P: 7	R: 1 H: 1 E: 0 LOB: 0 K: 2 BB: 0 S: 8 P: 8	R: 0 H: 0 E: 0 LOB: 1 K: 2 BB: 1 S: 7 P: 11	R: 1 H: 1 E: 0 LOB: 0 K: 0 BB: 0 S: 4 P: 4	R: 0 H: 0 E: 0 LOB: 0 K: 2 BB: 0 S: 7 P: 7	1B: 3 SF: 0 2B: 0 SAC: 0 3B: 0 DP: 1 HR: 2 HBP: 0	WP: 0 PA: 37 PB: 0 SB: 2 CS: 0
PITCHER Mark Langston, L (1, 1) <small>ERA: 3.4</small> Ed Nunez, R (8, 1) <small>ERA: 3.19</small>	IP WLS BF H R ER SO BB IBB HBP BLK WP HR S P ERA WHIP 7.0 W 31 5 3 3 9 5 0 0 0 0 0 2 44 64 3.86 1.429										

Chicago White Sox @ Seattle Mariners
 The Kingdome, Seattle, WA
 Sun Sep 30 1984, 6:33 AM EDT
 Att. 5,821 - Unknown

livebaseballscorecards.com

Batter	1	2	3	4	5	6	7	8	9	AB	R	H	RBI	BB	SO	LOB
Jack Perconte, L OBP: 0.357, SLG: 0.346 (1, 4)	4-0 SH3 1B S BB	0-3 K		0-0 FC4-2 1-3 2B		0-0 6-3				3	1	1	0	1	1	0
Phil Bradley, R OBP: 0.373, SLG: 0.363 (1, 9)	0-0 SH3 1-3	0-0 4-3		0-0 FC4-2 2-3 3-H			0-0 F7			3	0	0	0	0	0	2
Alvin Davis, L OBP: 0.391, SLG: 0.497 (1, 3)	0-0 F6	0-3 K		0-0 F7			0-0 4-3			4	0	0	0	0	1	3
Ken Phelps, L OBP: 0.378, SLG: 0.521 (1, 10)	4-0 1B HR BB		0-3 K		0-0 F9		0-0 4-3			3	1	0	0	1	1	0
Barry Bonnell, R OBP: 0.315, SLG: 0.394 (1, 7)	0-0 1-2 3-H HR 1B		0-0 F8		0-0 F7		0-0 E6 S			4	1	1	1	0	0	0
Danny Tartabull, R OBP: 0.375, SLG: 0.650 (1, 6)	0-0 1-H 2-H HR		H 1-0 FC6-4 HBP		4-0 BB		0-3 K			2	1	1	3	1	1	1
Jim Presley, R OBP: 0.247, SLG: 0.402 (1, 5)	0-0 HR		X 0-0 FC6-4 1-2f		0-0 F6		0-0 F9 1-2			4	1	1	1	0	0	3
Bob Kearney, R OBP: 0.257, SLG: 0.334 (1, 2)	0-0 1B 2B		X 0-0	0-0 2B FC4-2 1B		0-3 K		0-0 5-3		4	0	2	0	0	1	1
John Moses, S OBP: 0.395, SLG: 0.429 (1, 8)	0-0 2-H 1B		X 0-0	0-0 F8		X 0-0 G3				3	0	1	0	0	0	1


Inning Stats	R: 5	H: 5	E: 0	LOB: 2	K: 0	BB: 2	S: 7	P: 15	R: 0	H: 0	E: 0	LOB: 0	K: 2	BB: 0	S: 7	P: 7	R: 0	H: 0	E: 0	LOB: 1	K: 1	BB: 0	S: 5	P: 6	R: 0	H: 2	E: 0	LOB: 2	K: 0	BB: 0	S: 5	P: 5	R: 0	H: 0	E: 0	LOB: 1	K: 0	BB: 1	S: 3	P: 7	R: 0	H: 0	E: 0	LOB: 0	K: 0	BB: 0	S: 3	P: 3	R: 0	H: 0	E: 1	LOB: 1	K: 1	BB: 0	S: 6	P: 6
--------------	------	------	------	--------	------	-------	------	-------	------	------	------	--------	------	-------	------	------	------	------	------	--------	------	-------	------	------	------	------	------	--------	------	-------	------	------	------	------	------	--------	------	-------	------	------	------	------	------	--------	------	-------	------	------	------	------	------	--------	------	-------	------	------

PITCHER	IP	WLS	BF	H	R	ER	SO	BB	IBB	HBP	BLK	WP	HR	S	P	ERA	WHIP
Tom Seaver, R ERA: 3.95 (1, 1)	8.0	L	35	7	5	5	5	3	0	1	0	0	2	41	54	5.62	1.250

BOTTOM

Chicago White Sox @ Seattle Mariners
The Kingdome, Seattle, WA
Sun Sep 30 1984, 6:33 AM EDT
Att. 5,821 - Unknown

AB	30
R	5
H	7
RBI	5
BB	3
SO	5
LOB	11



WP	PA	ERA	WHIP
0	35		