

Seattle Mariners - 1984

Batter	1	2	3	4	5	6	7	8	9	10	AB	R	H	RBI	BB	SO	LOB	TOP							
Damaso Garcia, R OBP: 0.200, SLG: 0.400 (1.4)	K		4-3			2B		K		FC5-4	5	0	1	0	0	2	2	Toronto Blue Jays @ Seattle Mariners The Kingdome, Seattle, WA Wed Apr 04 1984, 9:05 PM EST Att: 43,200 - Unknown livebaseballscorecards.com							
Rance Mulliniks, L (1.5)	G3			K		1-3		4-3		K	5	0	0	0	0	2	3								
Lloyd Moseby, L (1.8)	4-3			K		6-3		6-3			4	0	0	0	0	1	1								
Willie Upshaw, L (1.3)		F8						F8		F4	3	0	0	0	1	0	0								
Cliff Johnson, R OBP: 0.500, SLG: 0.333 Mitch Webster, S (9, PR)		4-3				BB					3	1	1	0	1	1	1								
George Bell, R OBP: 0.750, SLG: 1.000 (10, 9)						2B		BB		G4-6-3 1B	0	0	0	0	0	0	0								
George Bell, R OBP: 0.750, SLG: 1.000 (10, 9)						1B				G4-6-3	4	0	3	1	0	0	1								
Jesse Barfield, R OBP: 0.250, SLG: 0.250 Dave Collins, S (10, PR)				K				F6		FC5-4 HBP 1B	4	0	1	0	0	2	2								
Ernie Whitt, L OBP: 0.750, SLG: 2.000 (1.2)						1-2				FC5-4 HBP 1B	0	0	0	0	0	0	0								
Alfredo Griffin, S (1.6)						HR		1-3			2	1	1	1	1	0	0								
								F7		F7	4	0	0	0	0	0	4								
								F7		F7	4	0	0	0	0	0	4								
Inning Stats	R: 0 E: 0 K: 1 S: 5	H: 0 LOB: 0 BB: 0 P: 5	R: 0 E: 0 K: 0 S: 3	H: 1 LOB: 1 BB: 0 P: 3	R: 1 E: 0 K: 1 S: 6	H: 1 LOB: 0 BB: 0 P: 6	R: 0 E: 0 K: 3 S: 9	H: 0 LOB: 1 BB: 1 P: 13	R: 0 E: 0 K: 1 S: 5	H: 1 LOB: 0 BB: 0 P: 5	R: 0 E: 0 K: 0 S: 4	H: 1 LOB: 2 BB: 2 P: 12	R: 0 E: 0 K: 1 S: 5	H: 0 LOB: 0 BB: 0 P: 5	R: 0 E: 0 K: 0 S: 3	H: 1 LOB: 1 BB: 0 P: 3	R: 0 E: 0 K: 1 S: 6	H: 1 LOB: 3 BB: 0 P: 7	1B: 4 2B: 2 3B: 0 HR: 1	SF: 0 SAC: 0 DP: 1 HBP: 1	WP: 0 PB: 0 SB: 1 CS: 0	PA: 38			
PITCHER	IP 8.1	WLS 32	BF 6	H 2	R 1	ER 1	SO 7	BB 2	IBB 0	HBP 0	BLK 0	WP 0	HR 1	S 43	P 55	ERA 1.08	WHIP 0.960								
PITCHER	IP 9.1	WLS 6	BF 1	H 0	R 0	ER 0	SO 1	BB 0	IBB 0	HBP 1	BLK 0	WP 0	HR 0	S 7	P 8	ERA 0.00	WHIP 0.600								

Batter	1	2	3	4	5	6	7	8	9	10	AB	R	H	RBI	BB	SO	LOB	BOTTOM						
Jack Perconte, L OBP: 0.500, SLG: 0.333 (1.4)	1-3									SH1-4	3	0	1	0	1	0	0	Toronto Blue Jays @ Seattle Mariners The Kingdome, Seattle, WA Wed Apr 04 1984, 9:05 PM EST Att: 43,200 - Unknown livebaseballscorecards.com						
Barry Bonnell, R OBP: 0.400, SLG: 0.250 (10, 3)										BB	4	0	1	0	1	1	3							
Gorman Thomas, R OBP: 0.750, SLG: 1.000 Phil Bradley, R OBP: 1.000, SLG: 1.000 (10, 7)											3	0	2	0	1	0	1							
Pat Putnam, L (1.10)											1	1	1	1	0	0	0							
Pat Putnam, L (1.10)											4	0	0	0	0	1	3							
Ken Phelps, L OBP: 0.750, SLG: 1.500 Larry Milbourne, S (10, 5)											4	1	3	2	0	1	0							
Al Cowens, R OBP: 0.250, SLG: 0.250 (1.9)											0	0	0	0	0	0	0							
Dave Henderson, R (1.8)											4	0	1	0	0	0	0							
Bob Kearney, R (1.2)											4	0	0	0	0	2	2							
Bob Kearney, R (1.2)											2	0	0	0	0	2	0							
Ricky Nelson, L (8, PH)											0	0	0	0	1	0	0							
Orlando Mercado, R (9.2)											1	0	0	0	0	0	2							
Spike Owen, S (1.6)											3	1	0	0	1	0	1							
											3	1	0	0	1	0	1							
Inning Stats	R: 0 E: 0 K: 1 S: 6	H: 1 LOB: 1 BB: 0 P: 6	R: 0 E: 0 K: 1 S: 5	H: 0 LOB: 0 BB: 0 P: 5	R: 0 E: 0 K: 1 S: 6	H: 1 LOB: 1 BB: 0 P: 6	R: 0 E: 0 K: 0 S: 3	H: 2 LOB: 0 BB: 0 P: 3	R: 0 E: 0 K: 2 S: 7	H: 0 LOB: 0 BB: 0 P: 7	R: 0 E: 0 K: 0 S: 5	H: 0 LOB: 2 BB: 2 P: 11	R: 1 E: 0 K: 1 S: 8	H: 3 LOB: 2 BB: 0 P: 8	R: 1 E: 0 K: 0 S: 2	H: 1 LOB: 2 BB: 2 P: 10	1B: 7 2B: 1 3B: 0 HR: 1	SF: 0 SAC: 1 DP: 1 HBP: 0	WP: 0 PB: 1 SB: 1 CS: 1	PA: 40				
PITCHER	IP 7.2	WLS 28	BF 5	H 1	R 1	ER 1	SO 6	BB 3	IBB 0	HBP 0	BLK 0	WP 0	HR 1	S 37	P 49	ERA 1.17	WHIP 1.043							
PITCHER	IP 8.1	WLS 11	BF 4	H 2	R 2	ER 2	SO 1	BB 1	IBB 1	HBP 0	BLK 0	WP 0	HR 0	S 11	P 19	ERA 10.80	WHIP 3.000							

Batter	1	2	3	4	5	6	7	8	9	AB	R	H	RBI	BB	SO	LOB	TOP					
Randy Ready, R OBP: 0.500, SLG: 0.455 (1, 5)										4	0	2	0	1	2	2	Milwaukee Brewers @ Seattle Mariners The Kingdome, Seattle, WA Fri Apr 06 1984, 9:05 PM EST Att: 8,635 - Unknown					
Charlie Moore, R OBP: 0.286, SLG: 0.462 (1, 9)										5	0	1	1	0	2	5						
Robin Yount, R OBP: 0.286, SLG: 0.182 (1, 6)										4	0	1	1	1	0	3						
Cecil Cooper, L OBP: 0.429, SLG: 0.273 (1, 3)										4	0	1	0	1	1	4						
Ted Simmons, S OBP: 0.231, SLG: 0.167 (1, 10)										4	0	0	0	0	1	1						
Ben Oglivie, L OBP: 0.417, SLG: 0.500 (1, 7)										3	0	1	0	1	1	0						
Jim Sundberg, R OBP: 0.333, SLG: 0.300 (1, 2)										3	0	0	0	1	1	1						
Jim Gantner, L OBP: 0.536, SLG: 0.667 (1, 4)										4	2	2	0	0	2	3						
Rick Manning, L OBP: 0.417, SLG: 0.636 (1, 8)										3	1	2	1	1	0	0						
Inning Stats	R: 0 E: 0 K: 1 S: 5	H: 0 LOB: 0 BB: 0 P: 5	R: 0 E: 0 K: 1 S: 4	H: 0 LOB: 2 BB: 3 P: 16	R: 0 E: 0 K: 2 S: 8	H: 1 LOB: 2 BB: 1 P: 12	R: 0 E: 0 K: 1 S: 5	H: 0 LOB: 0 BB: 0 P: 5	R: 1 E: 0 K: 0 S: 4	H: 2 LOB: 2 BB: 2 P: 12	R: 0 E: 0 K: 2 S: 8	H: 1 LOB: 1 BB: 0 P: 8	R: 0 E: 0 K: 1 S: 6	H: 1 LOB: 1 BB: 0 P: 6	R: 0 E: 0 K: 1 S: 5	H: 0 LOB: 0 BB: 0 P: 5	R: 2 E: 0 K: 1 S: 9	H: 5 LOB: 2 BB: 0 P: 9	1B: 6 2B: 4 3B: 0 HR: 0	SF: 0 SAC: 0 DP: 2 HBP: 0	WP: 0 PB: 0 CS: 0	PA: 40
PITCHER	IP	WLS	BF	H	R	ER	SO	BB	IBB	HBP	BLK	WP	HR	S	P	ERA	WHIP					
Matt Young, L ERA: 1.69 (1, 1)	5.1	W	24	4	1	1	5	6	0	0	0	0	0	28	52	1.69	1.875					
Dave Beard, R ERA: 8.75 (6, 1)	3.0		12	3	2	2	4	0	0	0	0	0	0	20	20	6.00	1.000					
Mike Stanton, R ERA: (9, 1)	0.1	S	3	2	0	0	1	0	0	0	0	0	0	5	5	0.00	6.000					
Ed Vande Berg, L ERA: (9, 1)	0.1	S	1	1	0	0	0	0	0	0	0	0	0	1	1	0.00	3.000					

Batter	1	2	3	4	5	6	7	8	9	AB	R	H	RBI	BB	SO	LOB	BOTTOM				
Jack Perconte, L OBP: 0.538, SLG: 0.818 (1, 4)										3	1	2	2	1	0	0	Milwaukee Brewers @ Seattle Mariners The Kingdome, Seattle, WA Fri Apr 06 1984, 9:05 PM EST Att: 8,635 - Unknown				
Larry Milbourne, S OBP: 0.333, SLG: 0.400 (1, 5)										3	1	0	2	0	0	2					
Gorman Thomas, R OBP: 0.417, SLG: 0.455 (7, PR) (8, 7)										4	0	1	0	0	0	0					
Pat Putnam, L OBP: 0.364, SLG: 0.600 (7, PH) (7, PH)										3	0	1	0	0	0	0					
Ken Phelps, L OBP: 0.583, SLG: 1.200 (1, 3)										3	0	1	0	0	1	1					
Al Cowens, R OBP: 0.100, SLG: 0.100 (1, 9)										4	0	0	0	0	0	2					
Dave Henderson, R OBP: 0.167, SLG: 0.250 (1, 8)										4	1	1	0	0	0	2					
Bob Kearney, R OBP: 0.300, SLG: 0.500 (1, 2)										4	2	3	1	0	0	1					
Spike Owen, S OBP: 0.200, SLG: 0.111 (1, 6)										2	1	1	0	0	0	1					
Inning Stats	R: 0 E: 0 K: 0 S: 3	H: 0 LOB: 0 BB: 0 P: 3	R: 0 E: 0 K: 1 S: 5	H: 0 LOB: 0 BB: 0 P: 5	R: 4 E: 0 K: 0 S: 8	H: 5 LOB: 1 BB: 0 P: 8	R: 0 E: 0 K: 0 S: 4	H: 1 LOB: 1 BB: 0 P: 4	R: 0 E: 0 K: 0 S: 4	H: 1 LOB: 1 BB: 0 P: 4	R: 2 E: 0 K: 0 S: 5	H: 3 LOB: 2 BB: 1 P: 9	R: 0 E: 0 K: 0 S: 3	H: 0 LOB: 1 BB: 0 P: 4	R: 0 E: 0 K: 0 S: 3	H: 0 LOB: 1 BB: 0 P: 4	1B: 6 2B: 5 3B: 1 HR: 0	SF: 1 SAC: 1 DP: 1 HBP: 1	WP: 0 PB: 0 CS: 0	PA: 35	
PITCHER	IP	WLS	BF	H	R	ER	SO	BB	IBB	HBP	BLK	WP	HR	S	P	ERA	WHIP				
Moose Haas, R ERA: 8.53 (7, 1)	6.1	L	28	9	6	6	1	1	0	0	0	0	0	29	33	8.53	1.579				
Chuck Porter, R ERA: 3.39 (7, 1)	0.1		2	1	0	0	0	0	0	0	0	0	0	2	2	0.00	3.000				
Jerry Augustine, L ERA: (7, 1)	1.1		5	1	0	0	0	0	0	1	0	0	0	4	5	0.00	0.750				

Batter	1	2	3	4	5	6	7	8	9	AB	R	H	RBI	BB	SO	LOB	TOP			
Dion James, L OBP: 0.600, SLG: 0.500 (1, 9)											4	1	2	1	1	0	2	Milwaukee Brewers @ Seattle Mariners The Kingdome, Seattle, WA Sun Apr 08 1984, 6:33 AM EST Att: 8,129 - Unknown		
Jim Gantner, L OBP: 0.545, SLG: 0.619 (1, 4)											5	0	4	0	0	0	1			
Robin Yount, R OBP: 0.261, SLG: 0.111 (1, 6)											4	0	0	0	1	1	9			
Cecil Cooper, L OBP: 0.348, SLG: 0.250 (1, 3)																	5			
Ted Simmons, S OBP: 0.158, SLG: 0.111 (1, 10)																	5			
Ben Oglivie, L OBP: 0.444, SLG: 0.533 (1, 7)																	4			
Roy Howell, L Paul Molitor, R (9, PH)																	1			
Bill Schroeder, R Randy Ready, R (9, PH)																	4			
Rick Manning, L OBP: 0.474, SLG: 0.533 (1, 8)																	2			
Inning Stats	R: 1 E: 1 K: 0 S: 5	H: 2 LOB: 1 BB: 0 P: 5	R: 0 E: 0 K: 0 S: 2	H: 0 LOB: 0 BB: 1 P: 6	R: 0 E: 0 K: 2 S: 9	H: 2 LOB: 3 BB: 1 P: 13	R: 0 E: 2 K: 1 S: 8	H: 1 LOB: 2 BB: 1 P: 10	R: 0 E: 1 K: 1 S: 6	H: 0 LOB: 3 BB: 2 P: 14	R: 0 E: 0 K: 2 S: 7	H: 0 LOB: 0 BB: 0 P: 7	R: 1 E: 0 K: 0 S: 4	H: 2 LOB: 1 BB: 1 P: 8	R: 0 E: 0 K: 1 S: 5	H: 0 LOB: 1 BB: 1 P: 9	1B: 8 2B: 1 3B: 0 HR: 0		SF: 0 SAC: 0 DP: 3 HBP: 0	WP: 0 PB: 0 CS: 0
PITCHER	IP WLS BF H R ER SO BB IBB HBP BLK WP HR S P ERA WHIP																			
Mike Moore, R (1, 1)	5.1 W 30 7 3 0 4 5 1 0 0 0 0 0 32 56 0.00 2.250																			
Paul Mirabella, L (6, 1)	1.1 4 0 0 2 0 0 0 0 0 0 0 0 8 8 0.00 0.000																			
Bob Stoddard, R (7, 1)	1.0 5 2 1 1 1 1 0 0 0 0 0 0 6 10 9.00 3.000																			
Ed Vande Berg, L (8, 1)	0.2 3 0 0 0 0 1 0 0 0 0 0 0 2 6 0.00 1.500																			
Dave Beard, R (9, 1)	0.2 S 2 0 0 0 1 0 0 0 0 0 0 0 4 4 0.00 0.000																			

Batter	1	2	3	4	5	6	7	8	9	AB	R	H	RBI	BB	SO	LOB	BOTTOM	
Jack Perconte, L OBP: 0.500, SLG: 0.667 (1, 4)											4	3	3	1	0	0		
Larry Milbourne, S (1, 5)											4	0	1	1	0	0	3	
Gorman Thomas, R (1, 7)											3	0	1	2	0	1	2	
Dave Henderson, R (7, PR)											0	0	0	0	0	0	0	
Pat Putnam, L (1, 3)											2	0	0	1	0	0	1	
Steve Henderson, R (7, PH)											1	0	0	0	0	0	2	
Domingo Ramos, R (8, 3)											0	0	0	0	0	0	0	
Al Cowens, R (1, 9)											3	0	1	0	1	0	0	
Ricky Nelson, L (1, 10)											4	0	0	0	0	1	3	
Bob Kearney, R (1, 2)																	4	
Phil Bradley, R (1, 8)																	4	
Spike Owen, S (1, 6)																	3	
Inning Stats	R: 1 E: 0 K: 0 S: 5	H: 2 LOB: 2 BB: 1 P: 9	R: 0 E: 0 K: 1 S: 5	H: 0 LOB: 0 BB: 0 P: 5	R: 0 E: 0 K: 1 S: 5	H: 0 LOB: 0 BB: 0 P: 5	R: 3 E: 1 K: 0 S: 6	H: 2 LOB: 1 BB: 1 P: 10	R: 0 E: 0 K: 0 S: 4	H: 1 LOB: 1 BB: 0 P: 4	R: 1 E: 0 K: 0 S: 5	H: 3 LOB: 2 BB: 0 P: 5	R: 0 E: 1 K: 1 S: 7	H: 1 LOB: 2 BB: 0 P: 7	1B: 7 2B: 2 3B: 0 HR: 0	SF: 2 SAC: 0 DP: 1 HBP: 0	WP: 1 PB: 1 CS: 0	PA: 36
PITCHER	IP WLS BF H R ER SO BB IBB HBP BLK WP HR S P ERA WHIP																	
Don Sutton, R (1, 1)	6.0 L 26 5 4 3 3 2 0 0 0 0 0 1 0 30 38 4.50 1.167																	
Chuck Porter, R (7, 1)	0.1 4 3 1 1 0 0 0 0 0 0 1 0 4 4 27.00 9.000																	
Bob McClure, L (7, 1)	0.2 1 0 0 0 0 0 0 0 0 0 0 0 1 1 0.00 0.000																	
Rollie Fingers, R (8, 1)	1.0 5 1 0 0 1 0 0 0 0 0 0 0 7 7 0.00 1.000																	



Batter	1	2	3	4	5	6	7	8	9	AB	R	H	RBI	BB	SO	LOB	TOP										
Jerry Remy, L OBP: 0.423, SLG: 0.500 (1, 4)	F7		3B		1B			BB G6-4-3 1B		4	1	3	0	0	0	0	Boston Red Sox @ Seattle Mariners The Kingdom, Seattle, WA Tue Apr 10 1984, 9:05 PM EST Att: 7,657 - Unknown livebaseballscores.com										
Dwight Evans, R OBP: 0.297, SLG: 0.280 (1, 9)	1B BB		4-3		K			G6-4-3 BB 1-2		2	0	0	0	2	1	2											
Wade Boggs, L OBP: 0.414, SLG: 0.304 (1, 5)	1-3 1B		4-3		K			G6-4-3 BB 1-2 2-3		3	0	1	0	1	1	1											
Jim Rice, R OBP: 0.143, SLG: 0.111 (1, 7)	F7			BB	1B			G6-4-3 1-2 2-3 3-H		3	0	1	0	1	0	3											
Mike Easter, L OBP: 0.333, SLG: 0.409 (1, 10)		1-3 BB		F7	F8			BB		2	0	0	0	2	0	2											
Tony Armas, R OBP: 0.259, SLG: 0.500 (1, 8)	1-3			K	K			K		4	0	0	0	0	3	5											
Rich Gedman, L OBP: 0.174, SLG: 0.174 (1, 2)	F9			1-3				F8		4	0	0	0	0	1	2											
Dave Stapleton, R OBP: 0.280, SLG: 0.261 (1, 3)	F8			6-3				F8		4	0	1	0	0	0	1											
Jackie Gutierrez, R OBP: 0.286, SLG: 0.167 Rick Miller, L OBP: 0.450, SLG: 0.500 (9, PH)	F9			4-3				F9	G4-6-3 1B 1-2	3	0	0	0	0	0	0											
										1	0	0	0	0	0	1											
Inning Stats	R: 0 E: 0 K: 0 S: 3	H: 1 LOB: 1 BB: 1 P: 7	R: 0 E: 0 K: 0 S: 3	H: 0 LOB: 1 BB: 1 P: 7	R: 0 E: 0 K: 0 S: 4	H: 1 LOB: 1 BB: 0 P: 4	R: 0 E: 0 K: 1 S: 5	H: 0 LOB: 1 BB: 1 P: 9	R: 0 E: 0 K: 1 S: 6	H: 1 LOB: 1 BB: 0 P: 6	R: 0 E: 0 K: 0 S: 3	H: 0 LOB: 0 BB: 0 P: 3	R: 1 E: 0 K: 1 S: 5	H: 1 LOB: 2 BB: 3 P: 17	R: 0 E: 0 K: 1 S: 5	H: 1 LOB: 0 BB: 0 P: 5	1B: 5 2B: 0 3B: 1 HR: 0	SF: 0 SAC: 0 DP: 2 HBP: 0	WP: 0 PB: 0 CS: 0	PA: 36							
PITCHER	IP	WLS	BF	H	R	ER	SO	BB	IBB	HBP	BLK	WP	HR	S	P	ERA	WHIP										
Jim Beattie, R ERA: 7.27 (1, 1)	7.0	W	29	5	1	1	4	4	0	0	0	0	0	33	49	1.29	1.286										
Ed Vande Berg, L ERA: (8, 1)	0.2		3	0	0	0	0	2	0	0	0	0	0	1	9	0.00	3.000										
Mike Stanton, R ERA: (8, 1)	1.1	S	4	1	0	0	2	0	0	0	0	0	0	8	8	0.00	0.750										

Batter	1	2	3	4	5	6	7	8	9	AB	R	H	RBI	BB	SO	LOB	BOTTOM										
Jack Perconte, L OBP: 0.520, SLG: 0.682 (1, 4)	SH1-3 1B 2B			F6		H 1-2 HBP		F7		4	1	2	0	0	0	1	Boston Red Sox @ Seattle Mariners The Kingdom, Seattle, WA Tue Apr 10 1984, 9:05 PM EST Att: 7,657 - Unknown livebaseballscores.com										
Larry Milbourne, S OBP: 0.389, SLG: 0.286 (1, 5)	SH1-3 2-3			1B		F7		BB		3	0	1	0	1	0	2											
Barry Bonnell, R OBP: 0.571, SLG: 0.400 (8, 7)	2B 3-H			1B BB		1-2 3-H		HR BB		3	2	2	2	2	0	1											
Gorman Thomas, R OBP: 0.375, SLG: 0.455 Domingo Ramos, R (8, 3)	1-H 2B			F8 K		F8		5-3		4	0	1	1	0	1	4											
Steve Henderson, R OBP: 0.667, SLG: 1.200 (1, 10)	K			1-2 1B		CS S BB		1-H HR		3	1	2	2	1	1	1											
Dave Henderson, R OBP: 0.250, SLG: 0.222 (1, 9)	HBP			K		1-2 1B		F9		3	0	1	0	0	1	2											
Bob Kearney, R OBP: 0.227, SLG: 0.318 (1, 2)	3-1			K		1-2 2-3		S BB 1B		4	0	1	0	0	1	6											
Phil Bradley, R OBP: 0.333, SLG: 0.375 (1, 8)				3-1		6-3		6-3		3	0	0	0	1	0	0											
Spike Owen, S OBP: 0.381, SLG: 0.278 (1, 6)	F4			E8 1B 1B		CS BB		1-2 2-3 K		3	1	1	0	1	1	2											
										1B: 8 2B: 2 3B: 0 HR: 1	SF: 0 SAC: 1 DP: 0 HBP: 2	WP: 0 PB: 0 CS: 3	PA: 40														
Inning Stats	R: 2 E: 0 K: 1 S: 8	H: 3 LOB: 2 BB: 0 P: 9	R: 0 E: 0 K: 0 S: 4	H: 1 LOB: 0 BB: 0 P: 4	R: 0 E: 0 K: 2 S: 8	H: 1 LOB: 2 BB: 1 P: 12	R: 1 E: 1 K: 1 S: 8	H: 3 LOB: 2 BB: 0 P: 8	R: 0 E: 0 K: 0 S: 2	H: 1 LOB: 0 BB: 1 P: 6	R: 0 E: 0 K: 0 S: 2	H: 0 LOB: 1 BB: 1 P: 7	R: 2 E: 0 K: 1 S: 7	H: 2 LOB: 2 BB: 2 P: 15	R: 0 E: 0 K: 0 S: 3	H: 0 LOB: 1 BB: 1 P: 7	1B: 8 2B: 2 3B: 0 HR: 1	SF: 0 SAC: 1 DP: 0 HBP: 2	WP: 0 PB: 0 CS: 3	PA: 40							
PITCHER	IP	WLS	BF	H	R	ER	SO	BB	IBB	HBP	BLK	WP	HR	S	P	ERA	WHIP										
Bob Ojeda, L ERA: 4.05 (1, 1)	6.1	L	32	10	5	5	4	4	0	2	0	0	0	34	52	7.11	2.211										
Mike Brown, R ERA: 22.5 (7, 1)	1.2		8	1	0	0	1	2	0	0	0	0	0	8	16	0.00	1.800										

Batter	1	2	3	4	5	6	7	8	9	10	11	AB	R	H	RBI	BB	SO	LOB	TOP		
Jack Perconte, L OBP: 0.436, SLG: 0.559 (1, 4)	0-0 1-3 S FC4-6 1B		0-0 F9		0-0 6-3			1-0 F4 HBP		0-0 F9		4	1	1	0	0	0	1			
Larry Milbourne, S OBP: 0.304, SLG: 0.211 (1, 5)	0-0 1-3		0-0 3-1		0-0 6-3			0-0 F4 1-2			0-0 4-3	5	0	0	0	0	0	2			
Gorman Thomas, R OBP: 0.343, SLG: 0.355 Dave Henderson, R OBP: 0.238, SLG: 0.211 (1, 7) (9, 8)	4-0 FC4-6 BB		0-3 K		0-0 CS 1B			0-3 K		0-0 6-3	3	0	1	0	1	2	0				
Pat Putnam, L OBP: 0.296, SLG: 0.480 Steve Henderson, R OBP: 0.571, SLG: 1.000 Ricky Nelson, L OBP: 0.286, SLG: 0.417 (1, 10) (9, PH) (11, PH)	0-0 FC4-6 1-2r 3H		0-0 4-3		0-0 F9			0-0 6-3		0-0 F9	3	0	0	0	1	0	2				
Alvin Davis, L OBP: 0.583, SLG: 1.125 (1, 3)	0-0 4-3		4-0 BB		0-0 CS 1B 1B			0-0 F8				3	0	1	0	1	0	1			
Al Cowens, R OBP: 0.387, SLG: 0.630 (1, 9)		1-0 E S 6-3 HBP		0-0 F7				0-0 F3				3	2	1	1	0	0	2			
Phil Bradley, R OBP: 0.333, SLG: 0.353 (1, 8) (9, 7)		0-0 6-3 1H		0-0 4-3				0-0 1-3 1B				4	0	1	1	0	0	1			
Bob Kearney, R OBP: 0.265, SLG: 0.313 (1, 2)		0-0 F6		0-0 CS 1B				0-0 1-3 1B				4	0	1	0	0	0	2			
Spike Owen, S OBP: 0.521, SLG: 0.241 Domingo Ramos, R (10, 6)	0-0 4-3		0-0 6-3		0-0 CS 1B			0-0 5-3				4	0	1	0	0	0	1			
Inning Stats	R: 1 E: 0 K: 0 S: 4	H: 1 LOB: 1 BB: 1 P: 8	R: 1 E: 0 K: 0 S: 3	H: 0 LOB: 0 BB: 0 P: 4	R: 0 E: 0 K: 1 S: 5	H: 0 LOB: 0 BB: 0 P: 5	R: 0 E: 0 K: 0 S: 3	H: 0 LOB: 1 BB: 1 P: 7	R: 0 E: 0 K: 0 S: 3	H: 1 LOB: 0 BB: 0 P: 3	R: 0 E: 0 K: 1 S: 5	H: 0 LOB: 0 BB: 0 P: 5	R: 1 E: 0 K: 0 S: 5	H: 2 LOB: 1 BB: 0 P: 5	R: 0 E: 0 K: 0 S: 3	H: 0 LOB: 0 BB: 0 P: 3	1B: 5 2B: 2 3B: 0 HR: 1	SF: 0 SAC: 0 DP: 1 HBP: 2	WP: 0 PB: 0 SB: 2 CS: 2	PA: 41	
PITCHER	Albert Williams, R ERA: 4.43 Pete Filson, L ERA: 5.06 Ron Davis, R ERA: 4.05	(1, 1) (8, 1) (11, 1)	IP 7.0 3.0 1.0	WLS 0 3 W	BF 26 11 3	H 5 2 0	R 2 1 0	ER 1 1 0	SO 1 1 0	BB 0 0 0	IBB 0 0 0	HBP 1 0 0	BLK 0 0 0	WP 0 0 0	HR 0 1 0	S 25 12 3	P 34 13 3	ERA 1.29 3.00 0.00	WHIP 1.000 0.667 0.000		

Seattle Mariners @ Minnesota Twins
Hubert H. Humphrey Metrodome, Minneapolis, MN
Sat Apr 14 1984, 4:33 AM EST
Att: 10,659 - Unknown

livebaseballscores.com

AB 36
R 3
H 7
RBI 3
BB 2
SO 2
LOB 12



Batter	1	2	3	4	5	6	7	8	9	10	11	AB	R	H	RBI	BB	SO	LOB	BOTTOM							
Darrell Brown, S OBP: 0.438, SLG: 0.429 (1, 8)	0-0 1-3		0-0 5-3		0-0 F9				0-0 F7			4	0	0	0	0	0	2								
Tim Teufel, R OBP: 0.450, SLG: 0.452 (1, 4)	4-0 BB BB		0-0 6-3		0-0 4-3			4-0 G5-4-3 IBB		0-0 F8		3	0	0	0	2	0	2								
Tom Brunansky, R OBP: 0.250, SLG: 0.229 (1, 9)	0-3 K		0-0 F2		0-0 6-3			0-0 G5-4-3 1-2r			0-0 6-3	5	0	0	0	0	1	4								
Kent Hrbek, L OBP: 0.325, SLG: 0.378 (1, 3)	4-0 1-2 BB		0-0 G3		0-0 2B 3B 1B			0-0 6-3		0-0 F8		4	1	1	0	1	0	0								
Mickey Hatcher, R OBP: 0.342, SLG: 0.553 (1, 7)	0-0 F1		0-0 1B		0-0 1-3 3B 2B			0-0 1-3 3B 2B		0-0 E5 1B		5	2	2	0	0	0	2								
Dave Engle, R OBP: 0.438, SLG: 0.600 (1, 10)		0-0 1-3		0-0 F8		0-0 2H 3H 3B			0-0 6-3		0-0 1B 1B	5	0	2	2	0	0	1								
Gary Gaetti, R OBP: 0.432, SLG: 0.471 (1, 5)		0-3 K		0-0 F8		0-0 5-3			0-0 SH3-4 1B		0-0 1B 1B	5	0	2	1	0	1	2								
Tim Laudner, R OBP: 0.281, SLG: 0.381 Houston Jimenez, R (7, PR)		1-0 FC4-6 HBP		0-0 F8		0-0 SH1-4 1B BB			0-0 SH3-4 1B		0-0 F6	1	0	0	0	1	0	0								
Jeff Reed, L OBP: 0.182, SLG: 0.200 (8, 2)		0-0 FC4-6 HBP		0-0 K		0-0 SH1-4 1B			0-0 SH3-4 1B		0-0 F6	1	0	0	0	0	0	2								
Lenny Faedo, R OBP: 0.313, SLG: 0.400 Jim Eisenreich, L OBP: 0.250, SLG: 0.250 Ron Washington, R OBP: 0.500, SLG: 2.000 (1, 6) (9, PH) (10, 6)	0-0 FC4-6 1-2r		0-0 K		0-0 K			0-0 SH1-4 1B		4-0 IBB		3	0	1	0	0	1	1								
Inning Stats	R: 0 E: 0 K: 1 S: 5	H: 0 LOB: 2 BB: 2 P: 13	R: 0 E: 0 K: 1 S: 5	H: 0 LOB: 1 BB: 0 P: 6	R: 0 E: 0 K: 0 S: 3	H: 0 LOB: 0 BB: 0 P: 3	R: 0 E: 0 K: 0 S: 4	H: 1 LOB: 1 BB: 0 P: 4	R: 0 E: 0 K: 0 S: 3	H: 0 LOB: 0 BB: 0 P: 3	R: 2 E: 0 K: 0 S: 6	H: 3 LOB: 1 BB: 0 P: 6	R: 0 E: 0 K: 0 S: 3	H: 1 LOB: 3 BB: 2 P: 11	R: 0 E: 0 K: 0 S: 3	H: 0 LOB: 0 BB: 0 P: 3	R: 0 E: 0 K: 0 S: 4	H: 1 LOB: 2 BB: 1 P: 8	R: 1 E: 1 K: 0 S: 6	H: 2 LOB: 2 BB: 0 P: 6	R: 1 E: 0 K: 0 S: 1	H: 1 LOB: 0 BB: 0 P: 1	1B: 6 2B: 1 3B: 1 HR: 1	SF: 0 SAC: 2 DP: 1 HBP: 1	WP: 0 PB: 0 SB: 0 CS: 0	PA: 45
PITCHER	Mark Langston, L ERA: 2.7 Bob Stoddard, R ERA: 2.45	(1, 1) (7, 1)	IP 6.1 3.2	WLS 0 L	BF 29 16	H 5 4	R 2 2	ER 1 2	SO 3 0	BB 3 0	IBB 1 1	HBP 0 0	BLK 0 0	WP 0 0	HR 0 1	S 30 15	P 47 19	ERA 2.84 2.46	WHIP 1.263 1.091							

Seattle Mariners @ Minnesota Twins
Hubert H. Humphrey Metrodome, Minneapolis, MN
Sat Apr 14 1984, 4:33 AM EST
Att: 10,659 - Unknown

livebaseballscores.com


AB 37
R 4
H 9
RBI 4
BB 5
SO 3
LOB 16



Batter	1	2	3	4	5	6	7	8	9	AB	R	H	RBI	BB	SO	LOB	TOP		
Rickey Henderson, R (1.7) OBP: 0.385, SLG: 0.500	0-3 K	0-0 G3		0-3 K		0-0 5-3		0-0 F8		5	0	0	0	0	2	3			
Joe Morgan, L (1.4) OBP: 0.442, SLG: 0.500	0-0 1B		0-0 6-3		0-0 HR		0-0 BB	0-0 F9		4	2	2	1	1	0	1			
Tony Phillips, S (8.4) OBP: 0.182, SLG: 0.182	0-0 HR									0	0	0	0	0	0	0			
Dave Lopes, R (1.9) OBP: 0.381, SLG: 0.541	0-0 HR		0-0 F9		4-0 BB	0-3 K			0-0 PB	4	1	2	0	1	1	2			
Carney Lansford, R (1.5) OBP: 0.333, SLG: 0.396	0-0 HR		4-0 HR		4-0 HR		0-3 K		0-0 E5	3	3	1	0	2	1	1			
Dave Kingman, R (1.10) OBP: 0.270, SLG: 0.600	0-0 HR		0-0 HR		0-0 HR		0-3 K		0-0 F6	5	3	3	8	0	1	2			
Bill Almon, R (1.3) OBP: 0.214, SLG: 0.214	0-0 CS		0-3 K		0-3 K		0-0 1B		0-3 K	5	0	2	0	0	3	2			
Dwayne Murphy, L (1.8) OBP: 0.325, SLG: 0.235	0-3 K		0-3 K		0-3 K		0-3 K		4-0 BB	4	0	0	0	1	4	2			
Mike Heath, R (1.2) OBP: 0.342, SLG: 0.400		0-0 1-3		4-0 E		0-0 2B		0-0 5-3	0-0 F8	4	0	1	0	1	0	3			
Donnie Hill, S (1.6) OBP: 0.172, SLG: 0.179		0-0 6-3		0-0 F9		0-0 G3				4	0	1	0	0	0	2			
Inning Stats	R: 4 E: 0 K: 2 S: 11	H: 5 LOB: 1 BB: 0 P: 11	R: 0 E: 0 K: 0 S: 3	H: 0 LOB: 0 BB: 0 P: 3	R: 2 E: 0 K: 1 S: 6	H: 1 LOB: 1 BB: 1 P: 10	R: 0 E: 0 K: 2 S: 7	H: 0 LOB: 1 BB: 1 P: 11	R: 3 E: 0 K: 1 S: 8	H: 2 LOB: 2 BB: 2 P: 16	R: 0 E: 0 K: 3 S: 10	H: 1 LOB: 1 BB: 0 P: 10	R: 0 E: 0 K: 0 S: 4	H: 1 LOB: 3 BB: 1 P: 11	1B: 7 2B: 2 3B: 0 HR: 4	SF: 0 SAC: 0 DP: 1 HBP: 0	WP: 0 PB: 1 SB: 1 CS: 1	PA: 44	
PITCHER	IP	WLS	BF	H	R	ER	SO	BB	IBB	HBP	BLK	WP	HR	S	P	ERA	WHIP		
Matt Young, L (1.1) ERA: 5.19	4.1	L	22	7	8	8	5	4	0	0	0	0	3	28	44	16.61	2.538		
Ed Vander Berg, L (5.1) ERA: 1.35	3.2		16	4	1	1	6	1	0	0	0	0	1	27	31	2.46	1.364		
Paul Mirabella, L (9.1) ERA: 3.18	0.2		5	1	0	0	1	1	0	0	0	0	0	6	10	0.00	3.000		
Mike Stanton, R (9.1) ERA: 3.18	0.1		1	0	0	0	1	0	0	0	0	0	0	1	1	0.00	0.000		

Oakland Athletics @ Seattle Mariners
The Kingdome, Seattle, WA
Mon Apr 16 1984, 9:05 PM EST
Att: 13,912 - Unknown


AB	38
R	9
H	12
RBI	9
BB	6
SO	12
LOB	18



Batter	1	2	3	4	5	6	7	8	9	AB	R	H	RBI	BB	SO	LOB	BOTTOM			
Jack Perconte, L (1.4) OBP: 0.429, SLG: 0.488	0-0 F7		4-0 BB	0-0 G6-4-3			0-0 BB	4-0 2B		3	0	1	0	2	0	1				
Barry Bonnell, R (1.5) OBP: 0.424, SLG: 0.370	0-0 1B		0-0 F8		0-0 F4		0-3 K	0-0 2B		5	1	2	1	0	1	3				
Gorman Thomas, R (1.7) OBP: 0.333, SLG: 0.289	0-3 K		4-0 1-2		0-0 F7		0-3 K	4-0 BB		3	0	0	0	2	2	3				
Pat Putnam, L (1.10) OBP: 0.313, SLG: 0.448	0-0 2H		0-3 K		0-0 F9		4-0 1-2	0-3 K		4	0	1	1	1	2	5				
Alvin Davis, L (1.3) OBP: 0.429, SLG: 0.824	0-3 K		0-0 G3		0-0 F9		0-0 F9		0-0 HR	5	1	1	1	0	1	6				
Al Cowens, R (1.9) OBP: 0.350, SLG: 0.541		0-0 F4		0-0 1B		0-0 5-3		0-0 G4-6-3	0-0 F8	5	2	2	0	0	0	0				
Phil Bradley, R (1.8) OBP: 0.481, SLG: 0.480				0-0 E				4-0 G4-6-3		4	1	4	0	1	0	0				
Bob Kearney, R (1.2) OBP: 0.293, SLG: 0.359				0-0 E				1-2 BB												
Larry Milbourne, S (8. PH) ERA: 1.69		0-0 FC6-4		0-0 E3		0-0 F8		0-0 G4-6-3	0-3 K	3	0	1	0	0	0	2				
Orlando Mercado, R (9.2) ERA: 1.69		1-2 1B		FC2-5 1B				1-2 2-3 2B		1	0	0	0	0	0	2				
Spike Owen, S (1.6) OBP: 0.297, SLG: 0.265		0-0 4-3		0-0 FC2-5				BB	0-0 F8	5	1	2	1	0	0	3				
Inning Stats	R: 1 E: 0 K: 2 S: 9	H: 2 LOB: 1 BB: 0 P: 9	R: 0 E: 0 K: 0 S: 4	H: 1 LOB: 1 BB: 0 P: 4	R: 0 E: 1 K: 0 S: 5	H: 3 LOB: 0 BB: 0 P: 5	R: 0 E: 0 K: 0 S: 3	H: 0 LOB: 0 BB: 0 P: 3	R: 0 E: 0 K: 0 S: 4	H: 1 LOB: 1 BB: 0 P: 4	R: 0 E: 0 K: 2 S: 9	H: 2 LOB: 3 BB: 1 P: 13	R: 0 E: 0 K: 1 S: 7	H: 3 LOB: 3 BB: 3 P: 19	R: 1 E: 0 K: 1 S: 7	H: 2 LOB: 1 BB: 0 P: 7	1B: 11 2B: 2 3B: 0 HR: 1	SF: 0 SAC: 0 DP: 2 HBP: 0	WP: 0 PB: 0 SB: 0 CS: 0	PA: 45
PITCHER	IP	WLS	BF	H	R	ER	SO	BB	IBB	HBP	BLK	WP	HR	S	P	ERA	WHIP			
Mike Warren, R (1.1) ERA: 2.75	6.2	W	31	9	3	1	5	3	0	0	0	0	0	38	50	1.35	1.800			
Ray Burris, R (7.1) ERA: 1.69	1.0		8	3	2	2	0	3	0	0	0	0	0	5	17	18.00	6.000			
Bill Caudill, R (8.1) ERA: 2.79	1.1	S	6	2	1	1	2	0	0	0	0	0	1	10	10	6.75	1.500			

Oakland Athletics @ Seattle Mariners
The Kingdome, Seattle, WA
Mon Apr 16 1984, 9:05 PM EST
Att: 13,912 - Unknown

AB	39
R	6
H	14
RBI	4
BB	6
SO	7
LOB	26



Batter	1	2	3	4	5	6	7	8	9	AB	R	H	RBI	BB	SO	LOB	TOP					
Rickey Henderson, R OBP: 0.368, SLG: 0.471	0-3 K		0-0 F8	0-0 G4-6-3 1B		0-3 K		0-0 F8		5	0	1	1	0	2	0						
Dwayne Murphy, L OBP: 0.356, SLG: 0.263	4-0 BB		0-0 2B	0-0 G4-6-3 1B			0-0 3B	0-0 6-3		4	1	2	0	1	0	1						
Joe Morgan, L OBP: 0.468, SLG: 0.528	4-0 BB		0-0 1B				0-0 F8	0-0 4-3		2	0	1	0	2	0	1						
Tony Phillips, S OBP: 0.167, SLG: 0.167	1-2 BB		1-3 2B							1	0	0	0	0	0	0						
Carney Lansford, R OBP: 0.321, SLG: 0.415	0-3 K		0-0 6-3	0-0 5-3			0-0 3B		0-0 F8	5	0	1	1	0	1	5						
Bruce Bochte, L OBP: 0.395, SLG: 0.303	0-0 G3		4-0 BB		0-3 K		0-0 3-1		0-0 1B	4	1	1	0	1	1	3						
Dave Kingman, R OBP: 0.286, SLG: 0.564		0-3 K	0-0 F9		0-3 K		4-0 BB		0-0 SF9	4	0	1	0	1	2	3						
Bill Almon, R OBP: 0.214, SLG: 0.214									1-3 1B	0	0	0	0	0	0	0						
Mike Davis, L OBP: 0.251, SLG: 0.211									4-0 1B	3	1	1	0	0	1	0						
Davey Lopes, R OBP: 0.409, SLG: 0.541	4-3			WP 1B			4-0 1-2 BB		1-2 BB	0	0	0	0	2	0	0						
Mike Heath, R OBP: 0.349, SLG: 0.395				4-0 1B			0-0 6-3		0-0 F9	3	1	1	1	1	0	3						
Donnie Hill, S OBP: 0.206, SLG: 0.303				1-3 1B					2-3 3-H G3	5	2	2	2	0	0	3						
Inning Stats	R: 0 E: 0 K: 2 S: 7	H: 0 LOB: 2 BB: 2 P: 15	R: 0 E: 0 K: 1 S: 6	H: 1 LOB: 1 BB: 0 P: 6	R: 0 E: 0 K: 0 S: 5	H: 2 LOB: 3 BB: 1 P: 9	R: 3 E: 0 K: 0 S: 5	H: 3 LOB: 1 BB: 2 P: 13	R: 0 E: 0 K: 3 S: 9	H: 0 LOB: 0 BB: 0 P: 9	R: 0 E: 0 K: 1 S: 5	H: 0 LOB: 0 BB: 2 P: 5	R: 1 E: 0 K: 0 S: 5	H: 2 LOB: 3 BB: 2 P: 13	R: 1 E: 0 K: 0 S: 4	H: 1 LOB: 0 BB: 0 P: 4	R: 1 E: 0 K: 0 S: 5	H: 2 LOB: 2 BB: 1 P: 9	1B: 8 2B: 1 3B: 1 HR: 1	SF: 1 SAC: 0 DP: 1 HBP: 0	WP: 1 PB: 0 SB: 1 CS: 0	PA: 45
PITCHER	IP	WLS	BF	H	R	ER	SO	BB	IBB	HBP	BLK	WP	HR	S	P	ERA	WHIP					
Mike Moore, R ERA: 2.25	6.1	L	31	8	4	4	7	5	0	0	0	1	0	40	60	5.68	2.053					
Paul Mirabella, L ERA	0.1		2	0	0	0	0	0	1	0	0	0	0	1	5	0.00	0.000					
Dave Beard, R ERA: 5.4	2.1		12	3	2	2	0	2	0	0	0	0	1	10	18	7.71	2.143					

AB 36
R 6
H 11
RBI 5
BB 8
SO 7
LOB 19



Oakland Athletics @ Seattle Mariners
The Kingdome, Seattle, WA
Tue Apr 17 1984, 9:05 PM EST
Att: 7,011 - Unknown

AB 31
R 2
H 6
RBI 2
BB 6
SO 4
LOB 14



Batter	1	2	3	4	5	6	7	8	9	AB	R	H	RBI	BB	SO	LOB	BOTTOM					
Jack Perconte, L OBP: 0.407, SLG: 0.444	0-0 F9		0-3 K		0-0 4-3	0-0 G3			4-0 BB	4	0	0	0	1	1	3						
Larry Milbourne, S OBP: 0.333, SLG: 0.240	0-0 F8		4-0 BB		0-0 FC5-4 1B		0-0 F7		0-3 K	3	0	1	0	1	0	0						
Ricky Nelson, L OBP: 0.313, SLG: 0.429										1	0	0	0	0	1	1						
Al Cowens, R OBP: 0.341, SLG: 0.500	0-0 F3		4-0 BB		0-0 FC5-4 1-2		0-0 1-3			3	0	0	0	1	0	1						
Pat Putnam, L OBP: 0.278, SLG: 0.394		0-0 F8	0-0 4-3		0-0 F7		0-0 G1			4	0	0	0	0	0	3						
Alvin Davis, L OBP: 0.440, SLG: 0.857		0-0 F9		0-0 6-3 1B	0-0 2B	0-0 SH1-3 6-3 2B		0-0 F7		4	2	2	0	0	0	0						
Gorman Thomas, R OBP: 0.347, SLG: 0.293		0-0 BB		0-0 F8		4-0 SH1-3 BB		0-0 6-3		3	0	1	0	1	0	1						
Phil Bradley, R OBP: 0.467, SLG: 0.444		4-0 BB		0-0 6-3		0-0 SH1-3		0-0 1-3		2	0	0	0	1	0	1						
Bob Kearney, R OBP: 0.289, SLG: 0.349		0-0 F9		0-0 S 1B		0-0 6-3			0-3 K	4	0	1	2	0	1	3						
Spike Owen, S OBP: 0.325, SLG: 0.278			4-0 CS BB		3-H F2		3-H 1B		0-3 K	2	0	1	0	1	0	1						
Steve Henderson, R OBP: 0.333, SLG: 0.545				1-2 BB					0-0 K	1	0	0	0	0	1	0						
Inning Stats	R: 0 E: 0 K: 0 S: 3	H: 0 LOB: 0 BB: 0 P: 3	R: 0 E: 0 K: 0 S: 4	H: 1 LOB: 2 BB: 1 P: 8	R: 0 E: 0 K: 1 S: 4	H: 0 LOB: 3 BB: 3 P: 16	R: 1 E: 0 K: 0 S: 5	H: 2 LOB: 1 BB: 0 P: 5	R: 0 E: 0 K: 0 S: 4	H: 1 LOB: 1 BB: 0 P: 4	R: 1 E: 0 K: 0 S: 5	H: 2 LOB: 2 BB: 1 P: 9	R: 0 E: 0 K: 0 S: 3	H: 0 LOB: 0 BB: 0 P: 3	R: 0 E: 0 K: 3 S: 9	H: 0 LOB: 1 BB: 1 P: 13	1B: 4 2B: 3 3B: 0 HR: 0	SF: 0 SAC: 1 DP: 1 HBP: 0	WP: 0 PB: 0 SB: 1 CS: 1	PA: 38		
PITCHER	IP	WLS	BF	H	R	ER	SO	BB	IBB	HBP	BLK	WP	HR	S	P	ERA	WHIP					
Steve McCatty, R ERA: 3.15	5.0	W	24	5	2	2	1	5	0	0	0	0	0	21	41	3.60	2.000					
Chris Codiroli, R ERA: 5.23	4.0	S	14	1	0	0	3	1	0	0	0	0	0	19	23	0.00	0.500					

Batter	1	2	3	4	5	6	7	8	9	AB	R	H	RBI	BB	SO	LOB	TOP					
Davey Lopes, R (1.4) OBP: 0.367, SLG: 0.476	F9		K		F9		5-3		6-3	5	0	0	0	0	1	2						
Dwayne Murphy, L (1.8) OBP: 0.400, SLG: 0.372	F9		BB		2B			1B	2B	5	1	4	1	0	0	0						
Bruce Bochte, L (1.3) Bill Almon, R (9.9) OBP: 0.267, SLG: 0.333	F6		BB		F7			1B	2B	3	1	1	0	1	0	1						
Carney Lansford, R (1.5) OBP: 0.361, SLG: 0.429		1B	G4-6-3		1B			1B	2B	3	1	2	1	2	0	3						
Mike Davis, L (1.9) Jeff Burroughs, R (9.9) Tony Phillips, S (9.6) OBP: 0.259, SLG: 0.217 OBP: 0.222, SLG: 0.222 OBP: 0.167, SLG: 0.167	F7				F9		G5-4-3		F7	4	0	1	0	0	0	2						
Dave Kingman, R (1.10) OBP: 0.283, SLG: 0.535	F4				F3				K	4	0	1	0	0	1	4						
Garry Hancock, L (1.7) OBP: 0.300, SLG: 0.300					3-1				FC4-6	4	0	1	1	0	0	3						
Mike Heath, R (1.2) OBP: 0.340, SLG: 0.405	FC6-4				F5				2B	4	0	1	1	0	0	2						
Donnie Hill, S (1.6) Rickey Henderson, R (9.7) OBP: 0.243, SLG: 0.294 OBP: 0.352, SLG: 0.462			BB		BB				F9	1	1	0	0	2	0	0						
Inning Stats	R: 0 E: 0 K: 0 S: 3	H: 0 LOB: 0 BB: 0 P: 3	R: 0 E: 0 K: 0 S: 4	H: 1 LOB: 2 BB: 1 P: 8	R: 0 E: 0 K: 1 S: 5	H: 1 LOB: 2 BB: 2 P: 13	R: 0 E: 0 K: 0 S: 3	H: 0 LOB: 0 BB: 0 P: 3	R: 1 E: 0 K: 0 S: 4	H: 1 LOB: 1 BB: 1 P: 8	R: 0 E: 0 K: 0 S: 4	H: 2 LOB: 1 BB: 0 P: 4	R: 0 E: 0 K: 0 S: 3	H: 0 LOB: 0 BB: 0 P: 3	R: 3 E: 0 K: 1 S: 9	H: 5 LOB: 2 BB: 0 P: 9	R: 0 E: 0 K: 0 S: 5	H: 2 LOB: 3 BB: 1 P: 9	1B: 8 2B: 4 3B: 0 HR: 0	SF: 0 SAC: 0 DP: 2 HBP: 0	WP: 0 PB: 0 SB: 0 CS: 0	PA: 41
PITCHER	IP	WLS	BF	H	R	ER	SO	BB	IBB	HBP	BLK	WP	HR	S	P	ERA	WHIP					
Bob Stoddard, R (1.1) ERA: 3.14	7.0		30	7	3	3	1	4	0	0	0	0	0	28	44	3.86	1.571					
Mike Stanton, R (8.1) ERA: 4.05	1.0		5	3	1	1	1	0	0	0	0	0	0	7	7	9.00	3.000					
Paul Mirabella, L (9.1) ERA:	1.0	W	6	2	0	0	0	0	1	0	0	0	0	5	9	0.00	2.000					

Oakland Athletics @ Seattle Mariners
The Kingdome, Seattle, WA
Wed Apr 18 1984, 6:33 AM EST
Att: 8,079 - Unknown

AB 36
R 4
H 12
RBI 4
BB 5
SO 2
LOB 20



Batter	1	2	3	4	5	6	7	8	9	AB	R	H	RBI	BB	SO	LOB	BOTTOM				
Jack Perconte, L (1.4) OBP: 0.424, SLG: 0.460	2B		G3		1B		F7		2B	5	3	3	0	0	0	1					
Phil Bradley, R (1.8) OBP: 0.457, SLG: 0.438	K		FC4-6		1B		F3		F9	5	1	2	0	0	1	3					
Alvin Davis, L (1.3) OBP: 0.467, SLG: 0.923	G3		FC4-6		1B		F7		2B	5	1	3	4	0	0	1					
Pat Putnam, L (1.10) OBP: 0.275, SLG: 0.361	G3		5-3		1B		F8		2B	3	0	0	0	1	0	2					
Gorman Thomas, R (1.7) Steve Henderson, R (4.7) Barry Bonnell, R (8.7) OBP: 0.360, SLG: 0.293 OBP: 0.333, SLG: 0.500 OBP: 0.424, SLG: 0.370					5-3		6-3			0	0	0	0	0	0	0					
Dave Henderson, R (1.9) OBP: 0.240, SLG: 0.182	1-3				5-3				K	3	0	0	1	1	1	2					
Larry Milbourne, S (1.5) OBP: 0.294, SLG: 0.207			F8		K		FC6-4		K	4	0	0	0	0	2	3					
Bob Kearney, R (1.2) OBP: 0.265, SLG: 0.319	4-3				5-3		5-3		F8	4	0	0	0	0	0	0					
Spike Owen, S (1.6) Ricky Nelson, L (9.9) OBP: 0.326, SLG: 0.263 OBP: 0.294, SLG: 0.400	F8				4-3				K	2	0	0	1	0	0	0					
Inning Stats	R: 1 E: 0 K: 1 S: 7	H: 2 LOB: 2 BB: 0 P: 8	R: 0 E: 0 K: 0 S: 3	H: 0 LOB: 0 BB: 0 P: 3	R: 0 E: 0 K: 1 S: 5	H: 0 LOB: 0 BB: 0 P: 5	R: 0 E: 0 K: 0 S: 3	H: 0 LOB: 0 BB: 0 P: 3	R: 0 E: 0 K: 2 S: 7	H: 0 LOB: 0 BB: 0 P: 7	R: 0 E: 0 K: 1 S: 6	H: 2 LOB: 1 BB: 0 P: 6	1B: 6 2B: 3 3B: 0 HR: 0	SF: 0 SAC: 0 DP: 0 HBP: 1	WP: 0 PB: 0 SB: 0 CS: 0	PA: 39					
PITCHER	IP	WLS	BF	H	R	ER	SO	BB	IBB	HBP	BLK	WP	HR	S	P	ERA	WHIP				
Lary Sorensen, R (1.1) ERA: 5.57	4.2		24	7	4	4	2	1	1	1	0	0	0	25	34	7.71	1.714				
Keith Atherton, R (5.1) ERA: 0.79	3.2	L	13	1	1	1	3	1	0	0	0	0	0	18	22	2.46	0.545				
Bill Caudill, R (9.1) ERA: 2.7	0.1		2	1	0	0	0	0	0	0	0	0	0	2	2	0.00	3.000				

Oakland Athletics @ Seattle Mariners
The Kingdome, Seattle, WA
Wed Apr 18 1984, 6:33 AM EST
Att: 8,079 - Unknown

AB 35
R 5
H 9
RBI 5
BB 3
SO 5
LOB 12



Batter	1	2	3	4	5	6	7	8	9	AB	R	H	RBI	BB	SO	LOB	TOP					
Jack Perconte, L (1,4) OBP: 0.391, SLG: 0.418	0-0 4-3		0-0 1-3			0-0 F7	0-0 F5		0-0 F9	5	0	0	0	0	0	2	Seattle Mariners @ Milwaukee Brewers Milwaukee County Stadium, Milwaukee, WI Fri Apr 20 1984, 7:05 PM EST Att: 12,998 - Unknown					
Barry Bonnell, R (1,5) OBP: 0.395, SLG: 0.344	0-0 6-3			0-0 F9		0-0 1B BB 1B	0-0 F9		0-0 6-3	5	1	1	0	0	0	2						
Alvin Davis, L (1,3) OBP: 0.486, SLG: 0.968	0-3 K			0-0 F6		0-0 1B BB 1B	0-0 1B HR		0-0 1B	5	1	3	3	0	1	0						
Pat Putnam, L (1,10) OBP: 0.279, SLG: 0.359 Steve Henderson, R (7,PH) OBP: 0.333, SLG: 0.563		0-0 F9		0-0 F5		0-0 1B BB 1B	0-0 1B 2B		0-0 F9	3	0	1	0	0	0	0						
Gorman Thomas, R (1,7) OBP: 0.370, SLG: 0.295 Domingo Ramos, R (8,5)		0-0 F8			0-0 F7	0-0 1B BB	0-0 1B			3	0	1	2	1	0	0						
Al Cowens, R (1,9) OBP: 0.333, SLG: 0.500		0-0 2B			0-0 6-3	0-0 2B 3H	0-0 2B		0-0 F9	4	0	1	0	0	0	4						
Phil Bradley, R (1,8) OBP: 0.436, SLG: 0.400		0-0 4-3			1-0 1B HBP	0-0 F2		0-0 6-3		3	0	0	0	0	0	4						
Bob Kearney, R (1,2) OBP: 0.283, SLG: 0.333			0-3 K		0-0 1B		0-0 1B HR 1B		0-0 6-3	4	1	2	0	0	1	0						
Spike Owen, S (1,6) OBP: 0.319, SLG: 0.262			0-0 6-3		0-0 F8		0-0 1B HR		0-0 F4	4	1	1	0	0	0	2						
Inning Stats	R: 0 E: 0 K: 1 S: 5	H: 0 LOB: 0 BB: 0 P: 5	R: 0 E: 0 K: 0 S: 4	H: 1 LOB: 1 BB: 0 P: 4	R: 0 E: 0 K: 1 S: 5	H: 0 LOB: 0 BB: 0 P: 5	R: 0 E: 0 K: 0 S: 3	H: 0 LOB: 0 BB: 0 P: 3	R: 0 E: 0 K: 0 S: 4	H: 1 LOB: 2 BB: 0 P: 5	R: 1 E: 0 K: 0 S: 6	H: 3 LOB: 3 BB: 1 P: 10	R: 4 E: 0 K: 0 S: 8	H: 5 LOB: 1 BB: 0 P: 8	R: 0 E: 0 K: 0 S: 3	H: 0 LOB: 0 BB: 0 P: 3	R: 0 E: 0 K: 0 S: 4	H: 1 LOB: 1 BB: 0 P: 4	1B: 8 2B: 2 3B: 0 HR: 1	SF: 0 SAC: 0 DP: 0 HBP: 1	WP: 0 PB: 0 SB: 0 CS: 0	PA: 40
PITCHER	IP WLS BF H R ER SO BB IBB HBP BLK WP HR S P ERA WHIP																					
Don Sutton, R (1,1) ERA: 3.8	6.2 L 30 8 4 4 2 1 0 1 0 0 0 1 32 37 5.40 1.350																					
Bob McClure, L (7,1) ERA: 6.75	2.1 10 3 1 1 0 0 0 0 0 0 0 0 10 10 3.86 1.286																					

Batter	1	2	3	4	5	6	7	8	9	AB	R	H	RBI	BB	SO	LOB	BOTTOM					
Dion James, L (1,8) OBP: 0.333, SLG: 0.417	0-3 K	0-3 K			0-0 F8		0-0 4-3			4	0	0	0	0	2	3	Seattle Mariners @ Milwaukee Brewers Milwaukee County Stadium, Milwaukee, WI Fri Apr 20 1984, 7:05 PM EST Att: 12,998 - Unknown					
Jim Gantner, L (1,4) OBP: 0.385, SLG: 0.440	0-0 1-3	0-0 F8			0-0 1B		0-0 F3			4	0	1	0	0	0	3						
Robin Yount, R (1,6) OBP: 0.345, SLG: 0.347	0-0 1B		0-0 5-3		0-3 K		0-0 3-1			4	0	1	0	0	1	1						
Cecil Cooper, L (1,3) OBP: 0.397, SLG: 0.346	0-0 1B		0-0 F8		0-0 1B		0-0 1-3			4	0	2	0	0	0	0						
Ben Oglivie, L (1,7) OBP: 0.375, SLG: 0.419	0-0 F9		0-0 F8		0-0 F2		0-0 F5			4	0	0	0	0	0	3						
Roy Howell, L (1,10) OBP: 0.444, SLG: 0.167		0-0 SH1-3 1B		0-3 K		0-0 F7		0-0 F7		4	0	1	0	0	1	1						
Charlie Moore, R (1,9) OBP: 0.295, SLG: 0.350		0-0 SH1-3 1B		0-3 K		0-3 K		0-0 F5		4	0	1	0	0	2	1						
Jim Sundberg, R (1,2) OBP: 0.325, SLG: 0.371		0-0 SH1-3		0-0 6-3		0-3 K				2	0	0	0	0	1	0						
Randy Ready, R (1,5) OBP: 0.356, SLG: 0.421		0-0 BB			0-3 K		0-3 K			2	0	0	0	1	2	0						
Inning Stats	R: 0 E: 0 K: 1 S: 7	H: 2 LOB: 2 BB: 0 P: 7	R: 0 E: 0 K: 1 S: 7	H: 2 LOB: 3 BB: 1 P: 11	R: 0 E: 0 K: 2 S: 7	H: 0 LOB: 0 BB: 0 P: 7	R: 0 E: 0 K: 2 S: 8	H: 1 LOB: 1 BB: 0 P: 8	R: 0 E: 0 K: 1 S: 6	H: 1 LOB: 1 BB: 0 P: 6	R: 0 E: 0 K: 2 S: 7	H: 0 LOB: 0 BB: 0 P: 7	R: 0 E: 0 K: 0 S: 3	H: 0 LOB: 0 BB: 0 P: 3	R: 0 E: 0 K: 0 S: 3	H: 0 LOB: 0 BB: 0 P: 3	R: 0 E: 0 K: 0 S: 3	H: 0 LOB: 0 BB: 0 P: 3	1B: 6 2B: 0 3B: 0 HR: 0	SF: 0 SAC: 1 DP: 0 HBP: 0	WP: 0 PB: 0 SB: 0 CS: 0	PA: 34
PITCHER	IP WLS BF H R ER SO BB IBB HBP BLK WP HR S P ERA WHIP																					
Jim Beattie, R (1,1) ERA: 4.88	9.0 W 34 6 0 0 9 1 0 0 0 0 0 51 55 0.00 0.778																					

Batter	1	2	3	4	5	6	7	8	9	AB	R	H	RBI	BB	SO	LOB	TOP				
Jack Perconte, L (1,4) OBP: 0.382, SLG: 0.407	0-0 SH5-3 1B		0-0 4-3		0-0 6-3			0-0 4-3		4	0	1	0	0	0	0	Seattle Mariners @ Milwaukee Brewers Milwaukee County Stadium, Milwaukee, WI Sat Apr 21 1984, 4:33 AM EST Att: 19,359 - Unknown livebaseballscorecards.com				
Phil Bradley, R (1,8) OBP: 0.405, SLG: 0.368	0-0 SH5-3 1-2		0-0 F8			0-0 6-3		0-0 4-3		3	0	0	0	0	0						
Alvin Davis, L (1,3) OBP: 0.462, SLG: 0.886	0-3 K			0-0 6-3		0-0 4-3		0-0 1B		4	0	1	0	0	1						
Gorman Thomas, R (1,7) OBP: 0.379, SLG: 0.283	4-0 FC6-4 BB			4-0 1B 1B BB		0-0 5-3		0-0 F3		2	1	0	0	2	0						
Barry Bonnell, R (1,5) OBP: 0.429, SLG: 0.417	0-0 FC6-4 1-2			0-0 1B 1-3 1B			0-0 WP 1B 1B		0-0 2B	4	1	3	0	0	0	2					
Steve Henderson, R (1,10) OBP: 0.333, SLG: 0.500		0-0 6-3		0-0 1-3 1-2 1B		0-0 6-3 1-2		0-3 K		4	0	1	1	0	1	2					
Dave Henderson, R (1,9) OBP: 0.241, SLG: 0.192	0-3 K			0-0 L1-3 1-2		0-0 1B 2-H		0-0 F2		4	0	1	1	0	1	3					
Bob Kearney, R (1,2) OBP: 0.263, SLG: 0.309	0-0 1-3				0-0 5-3		0-0 6-3		0-0 F2	4	0	0	0	0	0	2					
Spike Owen, S (1,6) OBP: 0.300, SLG: 0.244			0-0 5-3		0-0 F9		0-0 F3			3	0	0	0	0	0	1					
Inning Stats	R: 0 E: 0 K: 1 S: 6	H: 1 LOB: 2 BB: 1 P: 10	R: 0 E: 0 K: 1 S: 5	H: 0 LOB: 0 BB: 0 P: 5	R: 0 E: 0 K: 0 S: 3	H: 0 LOB: 0 BB: 0 P: 3	R: 1 E: 0 K: 0 S: 4	H: 2 LOB: 1 BB: 1 P: 8	R: 0 E: 0 K: 0 S: 3	H: 0 LOB: 0 BB: 0 P: 3	R: 0 E: 0 K: 0 S: 3	H: 0 LOB: 0 BB: 0 P: 3	R: 1 E: 0 K: 0 S: 5	H: 2 LOB: 1 BB: 0 P: 5	R: 0 E: 0 K: 0 S: 4	H: 1 LOB: 1 BB: 0 P: 4	R: 0 E: 0 K: 1 S: 6	H: 1 LOB: 1 BB: 0 P: 6	1B: 6 2B: 2 3B: 0 HR: 0	SF: 0 SAC: 1 DP: 1 HBP: 0	WP: 1 PA: 35 SB: 0 CS: 0
PITCHER Mike Caldwell, L (1,1) ERA: 2.51	IP: 9.0 WLS: W BF: 35 H: 7 R: 2 ER: 2 SO: 3 BB: 2 IBB: 0 HBP: 0 BLK: 0 WP: 1 HR: 0 S: 39 P: 47 ERA: 2.00 WHIP: 1.000															PITCHER	IP: 9.0 WLS: W BF: 35 H: 7 R: 2 ER: 2 SO: 3 BB: 2 IBB: 0 HBP: 0 BLK: 0 WP: 1 HR: 0 S: 39 P: 47 ERA: 2.00 WHIP: 1.000				

Batter	1	2	3	4	5	6	7	8	9	AB	R	H	RBI	BB	SO	LOB	BOTTOM		
Paul Moltor, R (1,5) OBP: 0.190, SLG: 0.150	0-0 6-3	0-0 S 1B	0-0 FC6-4 1-2			0-0 6-3		0-0 F8		5	0	1	1	0	0	4	Seattle Mariners @ Milwaukee Brewers Milwaukee County Stadium, Milwaukee, WI Sat Apr 21 1984, 4:33 AM EST Att: 19,359 - Unknown livebaseballscorecards.com		
Charlie Moore, R (1,9) OBP: 0.306, SLG: 0.326	0-0 F8	4-0 1-2 BB		0-0		0-3 K		4-0 FC6 1-2 BB		3	0	0	0	2	1	0			
Robin Yount, R (1,6) OBP: 0.333, SLG: 0.321	0-0 F6	0-0 4-3		1-0 S HBP		0-0 F3		0-0 FC6 1-2		4	0	0	0	0	0	4			
Cecil Cooper, L (1,3) OBP: 0.403, SLG: 0.345		0-0 G3	0-0 4-3	4-0 G1-4-3 BB		0-0 S 1B				3	0	1	0	1	0	0			
Ted Simmons, S (1,10) OBP: 0.208, SLG: 0.196		0-0 2B 1B 1B	0-0 E BB 1B	0-0 G1-4-3 1-2		0-3 K				4	2	2	0	0	1	3			
Mark Brouhard, R (1,7) OBP: 0.385, SLG: 0.667		0-0 1B 1-3 2B	4-0 BB E BB 1B		0-0 6-3		0-3 K 1-2			3	1	1	0	1	1	1			
Bill Schroeder, R (1,2) OBP: 0.167, SLG: 0.167		0-0 1B 2-3 3-H	0-0 E5 BB		0-3 K		0-0 F9			4	1	1	1	0	1	2			
Jim Gantner, L (1,4) OBP: 0.393, SLG: 0.434		0-0 FC6-4 1-3 1B	4-0 FC6-4 BB		0-0 FC		0-0 E3 1B			3	1	1	2	1	0	0			
Rick Manning, L (1,8) OBP: 0.354, SLG: 0.395		0-0 FC6-4 1-2 3-H	0-0 K		0-0 1-3		0-0 BB 1B			4	1	1	2	0	1	4			
Inning Stats	R: 0 E: 0 K: 0 S: 3	H: 0 LOB: 0 BB: 0 P: 3	R: 4 E: 0 K: 0 S: 8	H: 5 LOB: 2 BB: 1 P: 12	R: 1 E: 1 K: 1 S: 7	H: 1 LOB: 3 BB: 2 P: 15	R: 0 E: 0 K: 0 S: 2	H: 0 LOB: 1 BB: 1 P: 7	R: 0 E: 0 K: 1 S: 5	H: 0 LOB: 0 BB: 0 P: 5	R: 0 E: 0 K: 1 S: 5	H: 0 LOB: 0 BB: 0 P: 5	R: 0 E: 0 K: 2 S: 8	H: 1 LOB: 1 BB: 0 P: 8	R: 1 E: 1 K: 0 S: 5	H: 1 LOB: 2 BB: 1 P: 9	1B: 7 2B: 1 3B: 0 HR: 0	SF: 0 SAC: 0 DP: 1 HBP: 1	WP: 0 PA: 39 SB: 4 CS: 0
PITCHER Matt Young, L (1,1) ERA: 6.63 Roy Thomas, R (2,1) ERA: 3.65 Ed Vande Berg, L (8,1) ERA: 1.23 Dave Beard, R (8,1) ERA: 5.23	IP: 1.2 WLS: L BF: 10 H: 5 R: 4 ER: 4 SO: 4 BB: 0 IBB: 0 HBP: 0 BLK: 0 WP: 0 HR: 0 S: 10 P: 10 ERA: 21.60 WHIP: 3.000															PITCHER	IP: 1.2 WLS: L BF: 10 H: 5 R: 4 ER: 4 SO: 4 BB: 0 IBB: 0 HBP: 0 BLK: 0 WP: 0 HR: 0 S: 10 P: 10 ERA: 21.60 WHIP: 3.000		

Batter	1	2	3	4	5	6	7	8	9	AB	R	H	RBI	BB	SO	LOB	TOP					
Jack Perconte, L (1,4) OBP: 0.384, SLG: 0.422	F7								K								5 1 2 0 0 2 0					
Barry Bonnell, R (1,5) OBP: 0.391, SLG: 0.375	F9	FC1-2			SH		4-3		F8								4 0 0 0 0 0 2					
Alvin Davis, L (1,3) OBP: 0.442, SLG: 0.816	2B				FC3-6				F9								3 1 0 1 1 1 2					
Pat Putnam, L (1,10) OBP: 0.277, SLG: 0.372	1-H	2B			4-3				F9								4 0 1 2 0 0 1					
Gorman Thomas, R (1,7) OBP: 0.387, SLG: 0.347	F4				6-3												3 1 1 1 1 0 1					
Al Cowens, R (1,9) OBP: 0.365, SLG: 0.532		1B			CS				FC6-4								3 1 2 0 1 0 2					
Phil Bradley, R (1,8) OBP: 0.391, SLG: 0.341		K			CS				F9								3 0 0 0 1 2 2					
Bob Kearney, R (1,2) OBP: 0.279, SLG: 0.310		2B			K				FC6-4								3 0 1 1 1 1 2					
Spike Owen, S (1,6) OBP: 0.296, SLG: 0.245		F8			SH				G4-6-3								4 1 1 0 0 1 2					
Inning Stats	R: 1 E: 0 K: 0 S: 4	H: 1 LOB: 1 BB: 1 P: 8	R: 1 E: 0 K: 1 S: 8	H: 3 LOB: 2 BB: 0 P: 8	R: 0 E: 0 K: 1 S: 5	H: 0 LOB: 0 BB: 0 P: 5	R: 0 E: 0 K: 1 S: 4	H: 1 LOB: 1 BB: 1 P: 8	R: 2 E: 1 K: 0 S: 6	H: 2 LOB: 2 BB: 1 P: 10	R: 0 E: 0 K: 0 S: 2	H: 0 LOB: 0 BB: 1 P: 6	R: 0 E: 0 K: 1 S: 5	H: 0 LOB: 0 BB: 0 P: 5	R: 1 E: 0 K: 1 S: 6	H: 1 LOB: 1 BB: 1 P: 10	R: 0 E: 0 K: 2 S: 7	H: 0 LOB: 0 BB: 0 P: 7	1B: 4 2B: 4 3B: 0 HR: 1	SF: 0 SAC: 1 DP: 2 HBP: 0	WP: 0 PB: 0 SB: 0 CS: 2	PA: 38
PITCHER	IP WLS BF H R ER SO BB IBB HBP BLK WP HR S P ERA WHIP																					
Dave Stieb, R (1,1) ERA: 2.45	7.1 W 33 8 5 4 4 5 0 0 0 0 0 1 36 56 4.91 1.773																					
Roy Lee Jackson, R (8,1) ERA: 2.89	1.2 S 5 0 0 0 3 0 0 0 0 0 0 0 11 11 0.00 0.000																					

Seattle Mariners @ Toronto Blue Jays
Exhibition Stadium, Toronto, ON
Mon Apr 23 1984, 3:33 AM EST
Att: 13,330 - Unknown

AB 32
R 5
H 8
RBI 5
BB 5
SO 7
LOB 14



Batter	1	2	3	4	5	6	7	8	9	AB	R	H	RBI	BB	SO	LOB	BOTTOM					
Damaso Garcia, R (1,4) OBP: 0.405, SLG: 0.500	1-3																2 2 1 0 1 0 0					
Lloyd Moseby, L (1,8) OBP: 0.324, SLG: 0.478	1-3																4 2 2 4 0 0 1					
George Bell, R (1,7) OBP: 0.425, SLG: 0.600	K																4 2 2 2 0 2 1					
Cliff Johnson, R (1,10) OBP: 0.368, SLG: 0.446																	1 0 0 0 0 0 0					
Dave Collins, S (4,PH) OBP: 0.386, SLG: 0.390		6-3															3 0 1 1 0 0 1					
Jesse Barfield, R (1,9) OBP: 0.208, SLG: 0.239		F7															4 0 0 0 0 0 2					
Willie Upshaw, L (1,3) OBP: 0.494, SLG: 0.712		K															1 0 0 0 3 1 0					
Garth Iorg, R (1,5) OBP: 0.188, SLG: 0.258																	4 0 0 0 0 0 3					
Buck Martinez, R (1,2) OBP: 0.167, SLG: 0.318																	3 1 1 0 0 1 1					
Alfredo Griffin, S (1,6) OBP: 0.175, SLG: 0.246																	3 1 1 0 0 0 0					
Inning Stats	R: 0 E: 0 K: 1 S: 5	H: 0 LOB: 0 BB: 0 P: 5	R: 0 E: 0 K: 1 S: 5	H: 0 LOB: 0 BB: 0 P: 5	R: 0 E: 0 K: 1 S: 5	H: 0 LOB: 0 BB: 0 P: 5	R: 3 E: 0 K: 0 S: 6	H: 3 LOB: 1 BB: 1 P: 10	R: 4 E: 1 K: 1 S: 8	H: 4 LOB: 0 BB: 0 P: 9	R: 0 E: 0 K: 0 S: 2	H: 0 LOB: 0 BB: 1 P: 6	R: 0 E: 0 K: 0 S: 2	H: 0 LOB: 0 BB: 1 P: 6	R: 1 E: 0 K: 0 S: 4	H: 1 LOB: 1 BB: 1 P: 8	R: 0 E: 0 K: 0 S: 4	H: 0 LOB: 0 BB: 0 P: 7	1B: 3 2B: 3 3B: 1 HR: 1	SF: 0 SAC: 0 DP: 0 HBP: 1	WP: 0 PB: 0 SB: 0 CS: 1	PA: 34
PITCHER	IP WLS BF H R ER SO BB IBB HBP BLK WP HR S P ERA WHIP																					
Mark Langston, L (1,1) ERA: 5.71	4.0 L 20 6 7 7 3 1 0 0 1 0 0 1 24 29 15.75 1.750																					
Bob Stoddard, R (5,1) ERA: 2.95	4.0 14 2 1 1 1 2 1 0 1 0 0 13 25 2.25 1.000																					

Seattle Mariners @ Toronto Blue Jays
Exhibition Stadium, Toronto, ON
Mon Apr 23 1984, 3:33 AM EST
Att: 13,330 - Unknown

AB 29
R 8
H 8
RBI 7
BB 4
SO 4
LOB 9



Batter	1	2	3	4	5	6	7	8	9	AB	R	H	RBI	BB	SO	LOB	TOP					
Jack Perconte, L OBP: 0.377, SLG: 0.412 (1, 4)	6-3		SH1-4		F5				4-3	4	0	1	0	0	0	1						
Barry Bonnell, R OBP: 0.355, SLG: 0.333 (1, 8) (8, 7)	K		F8			1-3	F9		4-3	5	0	0	0	0	1	3						
Alvin Davis, L OBP: 0.438, SLG: 0.767 (1, 3)	K		G3			F9	F9		1B	5	1	2	0	0	1	3						
Pat Putnam, L OBP: 0.308, SLG: 0.383 (1, 10)				G3		1B	1B	K	1B	4	1	2	0	1	1	0						
Gorman Thomas, R OBP: 0.394, SLG: 0.333 Phil Bradley, R OBP: 0.363, SLG: 0.333 (8, PR) (8, 8)	F8			G6-4-3		F9		S	4-3	2	0	0	0	2	0	3						
Al Cowens, R OBP: 0.393, SLG: 0.540 (1, 9)				G6-4-3			1B	E9		3	1	2	2	1	0	1						
Darnell Coles, R OBP: 0.500, SLG: 0.333 (1, 5)	K							1-4-3		3	0	1	1	1	1	3						
Bob Kearney, R OBP: 0.292, SLG: 0.339 (1, 2)	K									4	0	2	0	0	2	3						
Spike Owen, S OBP: 0.276, SLG: 0.226 (1, 6)			E4		F8		F8	F3		4	0	0	0	0	0	4						
Inning Stats	R: 0 E: 0 K: 2 S: 7	H: 0 LOB: 0 BB: 0 P: 7	R: 0 E: 0 K: 2 S: 8	H: 1 LOB: 2 BB: 1 P: 12	R: 0 E: 1 K: 0 S: 4	H: 0 LOB: 1 BB: 0 P: 4	R: 0 E: 0 K: 0 S: 2	H: 0 LOB: 0 BB: 1 P: 6	R: 0 E: 0 K: 1 S: 5	H: 0 LOB: 1 BB: 1 P: 9	R: 2 E: 0 K: 0 S: 5	H: 3 LOB: 2 BB: 1 P: 9	R: 0 E: 0 K: 0 S: 5	H: 2 LOB: 2 BB: 0 P: 5	R: 2 E: 1 K: 1 S: 7	H: 2 LOB: 2 BB: 1 P: 11	R: 0 E: 0 K: 0 S: 5	H: 2 LOB: 2 BB: 0 P: 5	1B: 9 2B: 1 3B: 0 HR: 0	SF: 0 SAC: 1 DP: 1 HBP: 0	WP: 1 PB: 0 SB: 2 CS: 0	PA: 41
PITCHER	IP	WLS	BF	H	R	ER	SO	BB	IBB	HBP	BLK	WP	HR	S	P	ERA	WHIP					
Jim Clancy, R ERA: 2.55 Joey McLaughlin, R ERA:	7.2	L	35	8	4	4	6	5	0	0	0	1	0	42	62	4.70	1.696					
PITCHER	IP	WLS	BF	H	R	ER	SO	BB	IBB	HBP	BLK	WP	HR	S	P	ERA	WHIP					

Seattle Mariners @ Toronto Blue Jays
Exhibition Stadium, Toronto, ON
Tue Apr 24 1984, 6:05 PM EST
Att: 12,398 - Unknown

AB	35
R	4
H	10
RBI	3
BB	5
SO	6
LOB	23



Batter	1	2	3	4	5	6	7	8	9	AB	R	H	RBI	BB	SO	LOB	BOTTOM					
Damaso Garcia, R OBP: 0.398, SLG: 0.500 (1, 4)	4-3		1-3			G3	K			4	1	1	0	0	1	1						
Dave Collins, S OBP: 0.354, SLG: 0.356 (1, 7)	6-3			1-3		G3		F8		4	0	0	0	0	0	1						
Lloyd Moseby, L OBP: 0.333, SLG: 0.514 (1, 8)	4-3			F4						3	1	1	2	1	0	0						
Willie Upshaw, L OBP: 0.471, SLG: 0.696 (1, 3)		4-3		F8						4	0	1	0	0	0	1						
Ernie Whitt, L OBP: 0.423, SLG: 0.475 (1, 2)					3-1			G3		3	0	2	0	1	0	1						
George Bell, R OBP: 0.403, SLG: 0.568 (1, 10)		K		F3		F2			6-3	4	0	0	0	0	1	4						
Rance Mulliniks, L OBP: 0.279, SLG: 0.275 (1, 5)		F6			3-1				E3	4	0	1	0	0	0	2						
Jesse Barfield, R OBP: 0.192, SLG: 0.220 (1, 9)			5-3		3-1		1-3		FC6-4	4	0	0	0	0	0	3						
Alfredo Griffin, S OBP: 0.167, SLG: 0.234 Mitch Webster, S OBP: 0.250, SLG: 0.500 (8, PH)			F9			6-3	F6		K	3	0	0	0	0	0	1						
Inning Stats	R: 0 E: 0 K: 0 S: 3	H: 0 LOB: 0 BB: 0 P: 3	R: 0 E: 0 K: 1 S: 6	H: 1 LOB: 1 BB: 0 P: 6	R: 0 E: 0 K: 0 S: 3	H: 0 LOB: 0 BB: 0 P: 3	R: 0 E: 0 K: 0 S: 3	H: 0 LOB: 0 BB: 0 P: 3	R: 0 E: 1 K: 0 S: 4	H: 1 LOB: 1 BB: 0 P: 4	R: 2 E: 0 K: 0 S: 6	H: 3 LOB: 2 BB: 1 P: 10	R: 0 E: 0 K: 1 S: 6	H: 1 LOB: 1 BB: 0 P: 6	R: 0 E: 0 K: 0 S: 3	H: 0 LOB: 1 BB: 1 P: 7	R: 0 E: 1 K: 1 S: 6	H: 0 LOB: 1 BB: 0 P: 6	1B: 1 2B: 4 3B: 0 HR: 1	SF: 0 SAC: 0 DP: 0 HBP: 0	WP: 0 PB: 0 SB: 0 CS: 0	PA: 36
PITCHER	IP	WLS	BF	H	R	ER	SO	BB	IBB	HBP	BLK	WP	HR	S	P	ERA	WHIP					
Mike Moore, R ERA: 2.38 Mike Stanton, R ERA: 3.59 Dave Beard, R ERA: 4.15	6.0		25	6	2	2	1	1	0	0	0	0	0	1	26	3.00	1.167					
PITCHER	IP	WLS	BF	H	R	ER	SO	BB	IBB	HBP	BLK	WP	HR	S	P	ERA	WHIP					

Seattle Mariners @ Toronto Blue Jays
Exhibition Stadium, Toronto, ON
Tue Apr 24 1984, 6:05 PM EST
Att: 12,398 - Unknown

AB	34
R	2
H	6
RBI	2
BB	2
SO	3
LOB	15



Batter	1	2	3	4	5	6	7	8	9	AB	R	H	RBI	BB	SO	LOB	TOP			
Jack Perconte, L (1,4) OBP: 0.370, SLG: 0.403 Dave Henderson, R (9, FH) OBP: 0.267, SLG: 0.222	F7		BB 1-3 1B		G3		E6		FC6-4 1B	4	0	1	0	0	0	0	Seattle Mariners @ Boston Red Sox Fenway Park, Boston, MA Wed Apr 25 1984, 6:05 PM EST Att: 11,748 - Unknown			
Barry Bonnell, R (1,8) OBP: 0.336, SLG: 0.320	BB 1B		1-3 1-2		F4		K		FC6-4 1-2f	5	0	1	0	0	1	3				
Alvin Davis, L (1,3) OBP: 0.423, SLG: 0.717	K		BB BB		F9		5-3			3	0	0	0	1	1					
Gorman Thomas, R (1,7) OBP: 0.414, SLG: 0.327	BB 1-2		FC4-6 BB		FC6-4 BB		E6 FC1-6			1	0	0	0	3	0	0				
Al Cowens, R (1,9) OBP: 0.367, SLG: 0.500	F7		FC4-6 1-2f		FC6-4 1B 1-2f		FC1-6 1-2f			4	0	0	0	0	0	7				
Steve Henderson, R (1,10) OBP: 0.360, SLG: 0.500					F9		F8			4	0	2	0	0	0	1				
Darnell Coles, R (1,5) OBP: 0.250, SLG: 0.143	F8				6-3		F7		5-3	4	0	0	0	0	0	3				
Bob Kearney, R (1,2) OBP: 0.279, SLG: 0.323 Phil Bradley, R (9, FH) OBP: 0.375, SLG: 0.326	F1 1-2				K		6-3		F4	3	0	0	0	0	1	1				
Spike Owen, S (1,6) OBP: 0.274, SLG: 0.263			4-3		F7		6-3		1B 3B	4	1	1	0	0	0	0				
Inning Stats	R: 0 E: 0 K: 1 S: 6	H: 1 LOB: 2 BB: 1 P: 10	R: 0 E: 0 K: 0 S: 3	H: 1 LOB: 0 BB: 0 P: 3	R: 0 E: 0 K: 0 S: 4	H: 1 LOB: 3 BB: 2 P: 12	R: 0 E: 0 K: 1 S: 5	H: 0 LOB: 0 BB: 0 P: 5	R: 0 E: 0 K: 0 S: 3	H: 0 LOB: 0 BB: 0 P: 3	R: 0 E: 1 K: 1 S: 6	H: 0 LOB: 1 BB: 0 P: 6	R: 0 E: 1 K: 0 S: 4	H: 0 LOB: 1 BB: 0 P: 4	R: 1 E: 0 K: 0 S: 5	H: 2 LOB: 1 BB: 0 P: 5		1B: 5 2B: 0 3B: 1 HR: 0	SF: 0 SAC: 0 DP: 0 HBP: 0	WP: 0 PB: 0 CS: 1
PITCHER Bruce Hurst, L (1,1) ERA: 1.95	IP: 9.0 WLS: W BF: 38	H: 6 R: 1 ER: 1 SO: 3	BB: 4 IBB: 0 HBP: 0 BLK: 0	WP: 0 HR: 0 S: 40 P: 56	ERA: 1.00 WHIP: 1.111															

Batter	1	2	3	4	5	6	7	8	9	AB	R	H	RBI	BB	SO	LOB	BOTTOM			
Jerry Remy, L (1,4) OBP: 0.361, SLG: 0.377	K		6-3		4-3			FC6-4 SH1-3 1B		4	0	1	0	0	1	1	Seattle Mariners @ Boston Red Sox Fenway Park, Boston, MA Wed Apr 25 1984, 6:05 PM EST Att: 11,748 - Unknown			
Dwight Evans, R (1,9) OBP: 0.346, SLG: 0.339	6-3				F9		1-3	SH1-3 1-2		3	0	0	0	0	0	0				
Wade Boggs, L (1,5) OBP: 0.432, SLG: 0.321	1-3				F7		1B 3B	FC6-4 IBB		3	1	1	0	1	0	0				
Tony Armas, R (1,8) OBP: 0.301, SLG: 0.500					F8		1B 2B 1B	FC6-4 1-2f 2-3		4	1	2	1	0	0	2				
Mike Easter, L (1,10) OBP: 0.419, SLG: 0.524	K				K		2B 1-3 1B	F9		4	0	1	0	0	1	3				
Rich Gedman, L (1,2) OBP: 0.283, SLG: 0.420	4-1				1-3 3-H 6-3 2B		K	4-3		3	0	1	1	0	1	1				
Reid Nichols, R (1,7) OBP: 0.361, SLG: 0.419			6-3		K			F7		3	0	0	0	0	1	2				
Dave Stapleton, R (1,3) OBP: 0.324, SLG: 0.324					1-3 1B		6-3	F6		3	0	1	0	0	0	0				
Jackie Gutierrez, R (1,6) OBP: 0.300, SLG: 0.474			1-3 1-2		1-3 K			F9		3	0	0	0	0	1	1				
Inning Stats	R: 0 E: 0 K: 1 S: 5	H: 0 LOB: 0 BB: 0 P: 5	R: 0 E: 0 K: 1 S: 5	H: 0 LOB: 0 BB: 0 P: 5	R: 0 E: 0 K: 0 S: 4	H: 1 LOB: 1 BB: 0 P: 4	R: 1 E: 0 K: 1 S: 8	H: 3 LOB: 2 BB: 0 P: 8	R: 0 E: 0 K: 1 S: 5	H: 0 LOB: 0 BB: 0 P: 5	R: 1 E: 0 K: 1 S: 7	H: 2 LOB: 1 BB: 0 P: 7	R: 0 E: 0 K: 0 S: 3	H: 0 LOB: 0 BB: 0 P: 3	R: 0 E: 0 K: 0 S: 4	H: 1 LOB: 2 BB: 1 P: 8		1B: 5 2B: 1 3B: 1 HR: 0	SF: 0 SAC: 1 DP: 0 HBP: 0	WP: 0 PB: 0 CS: 0
PITCHER Jim Beattie, R (1,1) ERA: 3.9	IP: 8.0 WLS: L BF: 32	H: 7 R: 2 ER: 2 SO: 5	BB: 0 IBB: 1 HBP: 0 BLK: 0	WP: 0 HR: 0 S: 41 P: 45	ERA: 2.25 WHIP: 0.875															

Batter	1	2	3	4	5	6	7	8	9	AB	R	H	RBI	BB	SO	LOB	TOP			
Jack Perconte, L (1,4) OBP: 0.358, SLG: 0.376	E5 F9 6-3 1B																4 1 1 0 0 0 0			
Barry Bonnell, R (1,8) OBP: 0.336, SLG: 0.373	6-3 1-2	4-3															4 0 0 0 0 0 3			
Alvin Davis, L (1,3) OBP: 0.415, SLG: 0.741	F9 2-3																3 0 1 0 1 0 1			
Gorman Thomas, R (1,7) OBP: 0.390, SLG: 0.290	1B BB																3 0 0 0 1 1 2			
Dave Henderson, R (1,9) OBP: 0.316, SLG: 0.265	1-2 3H 1B																4 0 2 1 0 1 0			
Steve Henderson, R (1,10) OBP: 0.345, SLG: 0.464	F4																4 0 1 0 0 0 4			
Darnell Coles, R (1,5) OBP: 0.250, SLG: 0.118																	4 0 1 0 0 0 1			
Orlando Mercado, R (1,2)																	3 0 0 0 1 0 1			
Domingo Ramos, R (1,6)																	4 0 0 0 0 0 2			
Inning Stats	R: 1 E: 1 K: 0 S: 5	H: 1 LOB: 2 BB: 1 P: 9	R: 0 E: 0 K: 0 S: 5	H: 2 LOB: 0 BB: 0 P: 5	R: 0 E: 0 K: 0 S: 3	H: 1 LOB: 0 BB: 0 P: 3	R: 0 E: 0 K: 0 S: 3	H: 0 LOB: 1 BB: 1 P: 7	R: 0 E: 0 K: 2 S: 8	H: 1 LOB: 0 BB: 0 P: 8	R: 0 E: 0 K: 0 S: 3	H: 0 LOB: 2 BB: 1 P: 8	R: 0 E: 0 K: 0 S: 4	H: 1 LOB: 0 BB: 1 P: 8	R: 0 E: 0 K: 0 S: 3	H: 0 LOB: 0 BB: 0 P: 3	1B: 6 2B: 0 3B: 0 HR: 0	SF: 0 SAC: 0 DP: 1 HBP: 0	WP: 1 PB: 0 SB: 0 CS: 0	PA: 36
PITCHER Geoff Zahn, L (1,1) ERA: 1.55	IP: 9.0 WLS: W BF: 36 H: 6 R: 1 ER: 0 SO: 2 BB: 3 IBB: 0 HBP: 0 BLK: 0 WP: 1 HR: 0 S: 37 P: 49 ERA: 0.00 WHIP: 1.000																			

Seattle Mariners @ California Angels
Anaheim Stadium, Anaheim, CA
Sat Apr 28 1984, 6:33 AM EST
Att: 31,537 - Unknown

AB 33
R 1
H 6
RBI 1
BB 3
SO 2
LOB 14



Batter	1	2	3	4	5	6	7	8	9	AB	R	H	RBI	BB	SO	LOB	BOTTOM			
Gary Pettis, S (1,8) OBP: 0.344, SLG: 0.351	3-1 1-3 BB																4 2 2 4 1 1 1			
Juan Beniquez, R (1,9) OBP: 0.333, SLG: 0.448	1-3 1-2	6-3															5 0 1 1 0 2 2			
Ron Jackson, R (1,5) OBP: 0.308, SLG: 0.300	3-1																4 1 0 0 0 0 2			
Rob Wilfong, L (7,4) OBP: 0.404, SLG: 0.478	2-3																1 0 0 0 0 0 0			
Doug DeCinces, R (1,10) OBP: 0.340, SLG: 0.511	F9																3 0 1 0 2 0 1			
Brian Downing, R (1,7) OBP: 0.337, SLG: 0.442																	3 2 0 0 2 1 5			
Bobby Grich, R (1,3) OBP: 0.385, SLG: 0.523																	1 1 0 0 2 0 0			
Bob Boone, R (1,2) OBP: 0.256, SLG: 0.346																	3 2 2 1 0 0 2			
Dick Schofield, R (1,6) OBP: 0.273, SLG: 0.329																	3 1 0 0 1 0 4			
Rob Picciolo, R (1,4) OBP: 0.667, SLG: 1.000																	4 1 2 1 0 0 2			
Inning Stats	R: 0 E: 0 K: 0 S: 3	H: 0 LOB: 1 BB: 1 P: 7	R: 3 E: 1 K: 1 S: 7	H: 2 LOB: 1 BB: 2 P: 15	R: 1 E: 1 K: 0 S: 4	H: 0 LOB: 2 BB: 1 P: 9	R: 1 E: 1 K: 1 S: 8	H: 3 LOB: 0 BB: 0 P: 8	R: 0 E: 0 K: 0 S: 4	H: 2 LOB: 1 BB: 0 P: 4	R: 0 E: 0 K: 1 S: 5	H: 0 LOB: 0 BB: 0 P: 5	R: 5 E: 1 K: 1 S: 7	H: 1 LOB: 0 BB: 3 P: 19	R: 0 E: 0 K: 0 S: 2	H: 0 LOB: 0 BB: 1 P: 6	1B: 5 2B: 1 3B: 1 HR: 1	SF: 1 SAC: 0 DP: 1 HBP: 1	WP: 0 PB: 0 SB: 0 CS: 0	PA: 41
PITCHER Mark Langston, L (1,1) ERA: 5.32 Dave Beard, R (7,1) ERA: 3.69	IP: 6.1 WLS: L BF: 33 H: 7 R: 3 ER: 3 SO: 3 BB: 6 IBB: 0 HBP: 1 BLK: 0 WP: 0 HR: 0 S: 32 P: 57 ERA: 4.26 WHIP: 2.053																			

Seattle Mariners @ California Angels
Anaheim Stadium, Anaheim, CA
Sat Apr 28 1984, 6:33 AM EST
Att: 31,537 - Unknown

AB 31
R 10
H 8
RBI 7
BB 8
SO 4
LOB 19



Batter	1	2	3	4	5	6	7	8	9	10	AB	R	H	RBI	BB	SO	LOB	TOP									
Jack Perconte, L OBP: 0.360, SLG: 0.371 (1,4)	G3	1-3		F8		SH1-3		1B		HR	4	1	1	1	1	0	2										
Barry Bonnell, R OBP: 0.366, SLG: 0.438 (8,7)	FC3-6 1B		G3 1B BB		4-3 1B	F8		K		HR	5	3	3	3	1	1	3										
Alvin Davis, L OBP: 0.423, SLG: 0.762 (1,3)	FC3-6 BB		G3 1B		F8		4-3		HR	K	5	2	2	1	1	1	1										
Pat Putnam, L OBP: 0.294, SLG: 0.328 (1,10)	FC3-6 BB		F7		4-3		1B		F3	F7	6	0	1	0	0	0	5										
Gorman Thomas, R OBP: 0.395, SLG: 0.292 Phil Bradley, R OBP: 0.377, SLG: 0.333 (1,7) (8,8)	BB		G3		CS 1B		K		1B		3	0	1	1	1	1	3										
Al Cowens, R OBP: 0.348, SLG: 0.460 (1,9)	F8		CS 1B		CS	SH1-3 1B		K		F8	5	1	2	2	0	1	5										
Larry Milbourne, S OBP: 0.289, SLG: 0.212 Domingo Ramos, R (8,5)		F8		F8		SH 1B SH1-3		4-3		K	3	1	0	0	0	0	0										
Bob Kearney, R OBP: 0.296, SLG: 0.293 (1,2)	1-3			K		SH1-3		F8		5-3	4	0	0	0	0	1	0										
Spike Owen, S OBP: 0.320, SLG: 0.294 (1,6)				1B		SH1-3 1B		1B		HR BB	3	1	3	1	2	0	0										
Inning Stats	R: 0 E: 0 K: 0 S: 4	H: 1 LOB: 3 BB: 2 P: 12	R: 0 E: 0 K: 0 S: 3	H: 0 LOB: 1 BB: 1 P: 7	R: 2 E: 0 K: 1 S: 4	H: 2 LOB: 1 BB: 0 P: 8	R: 1 E: 0 K: 1 S: 4	H: 2 LOB: 0 BB: 0 P: 4	R: 2 E: 1 K: 0 S: 6	H: 2 LOB: 1 BB: 0 P: 6	R: 0 E: 0 K: 2 S: 8	H: 1 LOB: 1 BB: 0 P: 8	R: 0 E: 0 K: 1 S: 7	H: 2 LOB: 2 BB: 0 P: 7	R: 1 E: 0 K: 1 S: 7	H: 2 LOB: 1 BB: 0 P: 7	R: 3 E: 0 K: 1 S: 6	H: 1 LOB: 0 BB: 2 P: 14	1B: 12 2B: 0 3B: 0 HR: 2	SF: 0 SAC: 3 DP: 0 HBP: 0	WP: 0 PB: 0 SB: 1 CS: 1	PA: 50					
PITCHER	IP	WLS	BF	H	R	ER	SO	BB	IBB	HBP	BLK	WP	HR	S	P	ERA	WHIP										
Curt Kaufman, R ERA: 5.56 (1,1)	4.2		23	6	3	3	1	4	0	0	0	0	0	21	37	5.79	2.143										
Jim Slaton, R ERA: 7.71 (5,1)	3.2		18	7	3	2	3	0	0	0	0	0	1	24	24	4.91	1.909										
Frank LaCorte, R ERA: 6.48 (9,1)	1.0	L	5	0	2	2	1	2	0	0	0	0	0	5	13	18.00	2.000										
Luis Sanchez, R ERA: 2.16 (10,1)	0.2		3	1	1	1	1	0	0	0	0	0	1	5	5	13.50	1.500										

Seattle Mariners @ California Angels
Anaheim Stadium, Anaheim, CA
Sun Apr 29 1984, 6:33 AM EDT
Att: 45,069 - Unknown


AB 40
R 9
H 14
RBI 9
BB 6
SO 6
LOB 20



Batter	1	2	3	4	5	6	7	8	9	10	AB	R	H	RBI	BB	SO	LOB	BOTTOM									
Gary Pettis, S OBP: 0.347, SLG: 0.354 (1,8)	6-3				6-3			4-3			5	1	2	2	0	0	1										
Rod Carew, L OBP: 0.378, SLG: 0.378 Dick Schofield, R OBP: 0.273, SLG: 0.329 (1,3) (9, PR) (10, 6)	1-3		5-3			F8		G3		WP BB 1B	5	0	1	1	0	0	1										
Fred Lynn, L OBP: 0.377, SLG: 0.462 (1,9)	BB					F8 BLK 1B BB		K		WP BB	1	1	0	0	4	1	0										
Doug DeCinces, R OBP: 0.343, SLG: 0.500 (1,5)	F9				K	F8		F8		1B BB	4	1	1	0	1	1	3										
Reggie Jackson, L OBP: 0.326, SLG: 0.539 (1,10)		F4		F7						1B BB	5	1	2	1	0	0	4										
Brian Downing, R OBP: 0.330, SLG: 0.429 (1,7)	F2			1-3		F7		F7		4-3 1B 1B	5	1	1	2	0	0	2										
Bobby Grich, R OBP: 0.351, SLG: 0.490 (1,4) (10, 3)	K				6-3			K		4-3 1B 1B	5	1	1	0	0	3	0										
Bob Boone, R OBP: 0.253, SLG: 0.337 (1,2)			K					1-3		4-3	5	0	1	0	0	2	2										
Rob Picciolo, R OBP: 0.444, SLG: 0.667 Rob Wilong, L OBP: 0.397, SLG: 0.468 (1,6) (9, PH) (10, 4)			K					F9		K	3	0	0	0	0	2	1										
Inning Stats	R: 0 E: 0 K: 0 S: 3	H: 0 LOB: 1 BB: 1 P: 7	R: 0 E: 0 K: 1 S: 5	H: 0 LOB: 0 BB: 0 P: 5	R: 0 E: 1 K: 2 S: 8	H: 1 LOB: 1 BB: 0 P: 8	R: 0 E: 0 K: 1 S: 5	H: 0 LOB: 1 BB: 1 P: 9	R: 1 E: 0 K: 1 S: 6	H: 1 LOB: 0 BB: 0 P: 6	R: 0 E: 0 K: 1 S: 5	H: 0 LOB: 0 BB: 0 P: 5	R: 0 E: 0 K: 1 S: 5	H: 0 LOB: 0 BB: 0 P: 5	R: 5 E: 0 K: 1 S: 11	H: 6 LOB: 3 BB: 2 P: 19	R: 0 E: 0 K: 2 S: 7	H: 0 LOB: 0 BB: 0 P: 7	1B: 8 2B: 1 3B: 0 HR: 0	SF: 0 SAC: 0 DP: 0 HBP: 0	WP: 1 PB: 0 SB: 1 CS: 0	PA: 44					
PITCHER	IP	WLS	BF	H	R	ER	SO	BB	IBB	HBP	BLK	WP	HR	S	P	ERA	WHIP										
Mike Moore, R ERA: 2.57 (9,1)	8.0		32	5	3	3	7	3	0	0	1	0	0	43	55	3.38	1.000										
Mike Stanton, R ERA: 6.48 (9,1)	0.0		2	2	0	0	0	0	0	0	0	0	0	2	2	∞	∞										
Dave Beard, R ERA: 4.11 (9,1)	0.2		3	1	2	2	1	0	0	0	0	0	0	5	5	27.00	1.500										
Ed Vande Berg, L ERA: 0.96 (9,1)	0.0		2	1	1	1	0	1	0	0	0	0	0	1	5	∞	∞										
Roy Thomas, R ERA: 4.91 (9,1)	1.1	W	5	0	0	0	2	1	0	0	0	1	0	8	12	0.00	0.750										

Seattle Mariners @ California Angels
Anaheim Stadium, Anaheim, CA
Sun Apr 29 1984, 6:33 AM EDT
Att: 45,069 - Unknown

AB 39
R 6
H 9
RBI 6
BB 5
SO 10
LOB 16



Batter	1	2	3	4	5	6	7	8	9	AB	R	H	RBI	BB	SO	LOB	TOP					
Larry Milbourne, S OBP: 0.310, SLG: 0.222	G3		BB			1-3		G5-4-3 1B		3	0	1	0	1	0	0	Seattle Mariners @ California Angels Anaheim Stadium, Anaheim, CA Mon Apr 30 1984, 10:05 PM EDT Att: 23,347 - Unknown					
Barry Bonnell, R OBP: 0.347, SLG: 0.412	K		F4			K		G5-4-3 1-2		4	0	0	0	0	2	3						
Alvin Davis, L OBP: 0.453, SLG: 0.769										2	0	2	0	1	0	0						
Pat Putnam, L OBP: 0.282, SLG: 0.323										4	1	1	0	0	0	3						
Al Cowens, R OBP: 0.329, SLG: 0.433										4	0	0	0	0	2	3						
Gorman Thomas, R OBP: 0.376, SLG: 0.275										4	0	0	0	0	1	2						
Darnell Coles, R OBP: 0.217, SLG: 0.100										3	0	0	0	0	0	0						
Bob Kearney, R OBP: 0.247, SLG: 0.282										3	0	0	0	0	1	0						
Spike Owen, S OBP: 0.321, SLG: 0.286										2	0	0	0	1	1	0						
Inning Stats	R: 0 E: 0 K: 1 S: 6	H: 1 LOB: 1 BB: 0 P: 6	R: 0 E: 0 K: 2 S: 7	H: 0 LOB: 0 BB: 0 P: 7	R: 0 E: 0 K: 1 S: 5	H: 0 LOB: 1 BB: 1 P: 9	R: 1 E: 1 K: 0 S: 3	H: 1 LOB: 0 BB: 0 P: 4	R: 0 E: 0 K: 0 S: 3	H: 0 LOB: 0 BB: 0 P: 3	R: 0 E: 0 K: 1 S: 6	H: 1 LOB: 1 BB: 0 P: 6	R: 0 E: 0 K: 1 S: 5	H: 0 LOB: 0 BB: 0 P: 5	R: 0 E: 0 K: 1 S: 5	H: 1 LOB: 1 BB: 1 P: 9	R: 0 E: 0 K: 0 S: 3	H: 0 LOB: 1 BB: 1 P: 7	1B: 4 2B: 0 3B: 0 HR: 0	SF: 0 SAC: 0 DP: 1 HBP: 1	WP: 0 PB: 0 SB: 0 CS: 1	PA: 34
PITCHER Mike Witt, R ERA: 3.92	IP: 9.0 WLS: W BF: 33 H: 4 R: 1 ER: 0 SO: 7 BB: 3 IBB: 0 HBP: 1 BLK: 0 WP: 0 HR: 0 S: 43 P: 56 ERA: 0.00 WHIP: 0.778															PITCHER						

Batter	1	2	3	4	5	6	7	8	9	AB	R	H	RBI	BB	SO	LOB	BOTTOM					
Gary Pettis, S OBP: 0.350, SLG: 0.356										5	0	2	1	0	1	2	Seattle Mariners @ California Angels Anaheim Stadium, Anaheim, CA Mon Apr 30 1984, 10:05 PM EDT Att: 23,347 - Unknown					
Rod Carew, L OBP: 0.378, SLG: 0.379										5	1	2	0	0	0	3						
Fred Lynn, L OBP: 0.378, SLG: 0.447										3	1	0	0	2	2	3						
Doug DeCinces, R OBP: 0.339, SLG: 0.500										4	1	1	1	0	0	2						
Brian Downing, R OBP: 0.355, SLG: 0.473										2	2	2	3	1	0	0						
Reggie Jackson, L OBP: 0.313, SLG: 0.516										4	0	0	0	0	2	3						
Bobby Grich, R OBP: 0.361, SLG: 0.491										4	2	2	0	0	1	1						
Bob Boone, R OBP: 0.253, SLG: 0.344										4	1	1	1	0	0	2						
Dick Schofield, R OBP: 0.293, SLG: 0.365										3	0	2	1	1	1	0						
Inning Stats	R: 2 E: 0 K: 0 S: 5	H: 3 LOB: 1 BB: 1 P: 9	R: 0 E: 0 K: 0 S: 4	H: 1 LOB: 1 BB: 0 P: 4	R: 2 E: 0 K: 0 S: 4	H: 2 LOB: 0 BB: 1 P: 8	R: 1 E: 0 K: 1 S: 7	H: 2 LOB: 2 BB: 1 P: 11	R: 3 E: 0 K: 2 S: 10	H: 3 LOB: 1 BB: 0 P: 11	R: 0 E: 0 K: 0 S: 3	H: 0 LOB: 0 BB: 0 P: 3	R: 0 E: 0 K: 2 S: 7	H: 0 LOB: 1 BB: 1 P: 11	R: 0 E: 0 K: 2 S: 8	H: 1 LOB: 1 BB: 0 P: 8	R: 0 E: 0 K: 0 S: 3	H: 0 LOB: 0 BB: 0 P: 7	1B: 7 2B: 4 3B: 0 HR: 1	SF: 0 SAC: 0 DP: 1 HBP: 1	WP: 1 PB: 0 SB: 0 CS: 1	PA: 39
PITCHER Paul Mirabella, L ERA: 5.0 Mike Stanton, R ERA: 7.15 Ed Vande Berg, L ERA: 0.87	IP: 4.0 WLS: L BF: 21 H: 8 R: 5 ER: 5 SO: 1 BB: 3 IBB: 0 HBP: 0 BLK: 0 WP: 1 HR: 1 S: 20 P: 32 ERA: 11.25 WHIP: 2.750															PITCHER						


Batter	1	2	3	4	5	6	7	8	9	AB	R	H	RBI	BB	SO	LOB	TOP				
Darrell Brown, S OBP: 0.333, SLG: 0.404 (1, 8)	5-3					G3		F7	3-1	6	1	2	1	0	0	5	Minnesota Twins @ Seattle Mariners The Kingdome, Seattle, WA Tue May 01 1984, 10:05 PM EDT Att: 5,785 - Unknown livebaseballscorecards.com				
Tim Teufel, R OBP: 0.360, SLG: 0.379 (1, 4)	3-1							F7		5	1	3	1	0	0	0					
Tom Brunansky, R OBP: 0.330, SLG: 0.355 (1, 9)	FC6-4 1B		E4 1B	K		K		5-3		5	1	1	0	0	2	2					
Kent Hrbek, L OBP: 0.396, SLG: 0.442 (1, 3)	FC6-4 1-2		1B	F4		6-3				4	1	1	1	1	0	2					
Gary Gaetti, R OBP: 0.382, SLG: 0.385 (1, 7)		1B	1B	F7		K		F2		4	1	1	1	1	1	2					
Mickey Hatcher, R OBP: 0.299, SLG: 0.355 (1, 10)		K	1B			F1		F4	4-3	5	0	1	1	0	1	1					
John Castino, R OBP: 0.375, SLG: 0.375 (1, 5)		F9	1B			K		6-3		5	1	2	0	0	1	1					
Tim Laudner, R OBP: 0.226, SLG: 0.380 (1, 2)			FC1-2 1B						K	4	2	2	1	1	1	3					
Houston Jimenez, R OBP: 0.429, SLG: 0.550 (1, 6)			1B							3	0	1	0	0	1	4					
Randy Bush, L OBP: 0.326, SLG: 0.525 (7, PH)	K		F5							1	0	1	0	0	0	0					
Ron Washington, R OBP: 0.211, SLG: 0.333 (7, 6)										1	0	1	0	0	0	0					
Inning Stats	R: 0 E: 0 K: 0 S: 4	H: 1 LOB: 1 BB: 0 P: 4	R: 0 E: 0 K: 2 S: 8	H: 1 LOB: 2 BB: 1 P: 12	R: 7 E: 2 K: 0 S: 11	H: 8 LOB: 2 BB: 0 P: 11	R: 0 E: 0 K: 1 S: 5	H: 0 LOB: 0 BB: 0 P: 5	R: 1 E: 0 K: 1 S: 7	H: 2 LOB: 1 BB: 0 P: 7	R: 0 E: 0 K: 0 S: 4	H: 1 LOB: 2 BB: 1 P: 8	R: 0 E: 0 K: 0 S: 3	H: 0 LOB: 1 BB: 1 P: 7	R: 0 E: 0 K: 1 S: 7	H: 2 LOB: 2 BB: 0 P: 7	1B: 14 2B: 1 3B: 0 HR: 1	SF: 0 SAC: 0 DP: 0 HBP: 0	WP: 0 PB: 0 SB: 0 CS: 0	PA: 46	
PITCHER	IP	WLS	BF	H	R	ER	SO	BB	IBB	HBP	BLK	WP	HR	S	P	ERA	WHIP				
Matt Young, L ERA: 6.52 (1, 1)	2.0		16	8	7	3	2	1	0	0	0	0	0	19	23	13.50	4.500				
Roy Thomas, R ERA: 4.34 (3, 1)	4.0		16	5	1	1	4	0	0	0	0	0	1	24	24	2.25	1.250				
Dave Beard, R ERA: 3.44 (7, 1)	3.0	W	14	3	0	0	1	2	0	0	0	0	0	14	22	0.00	1.667				

Batter	1	2	3	4	5	6	7	8	9	AB	R	H	RBI	BB	SO	LOB	BOTTOM				
Jack Perconte, L OBP: 0.377, SLG: 0.387 (1, 4)	CS BB	FC4 1B		F9		G3 1B SF8		4-3		4	1	2	2	2	0	3	Minnesota Twins @ Seattle Mariners The Kingdome, Seattle, WA Tue May 01 1984, 10:05 PM EDT Att: 5,785 - Unknown livebaseballscorecards.com				
Barry Bonnell, R OBP: 0.350, SLG: 0.403 (8, 7)	F4	FC4		FC6-4		SF8 1B				4	1	1	2	1	0	4					
Alvin Davis, L OBP: 0.450, SLG: 0.735 (1, 3)		F7				G3		G3-2		3	0	0	0	2	0	7					
Gorman Thomas, R OBP: 0.362, SLG: 0.264 (1, 7)	F3					F8				3	0	0	1	0	1	2					
Phil Bradley, R OBP: 0.370, SLG: 0.327 (8, 8)				K		SF8		4-3		1	0	0	0	0	0	0					
Al Cowens, R OBP: 0.346, SLG: 0.500 (1, 9)		E8 2B 1B		1B		K				5	2	3	2	0	1	1					
Steve Henderson, R OBP: 0.375, SLG: 0.516 (1, 10)										3	1	2	0	0	0	1					
Pat Putnam, L OBP: 0.288, SLG: 0.328 (6, PH)		1B				F5		4-3		2	1	1	0	0	0	1					
Darnell Coles, R OBP: 0.250, SLG: 0.160 (1, 5)		F3		G5-4-3 1B				5-3		5	1	2	0	0	0	4					
Bob Kearney, R OBP: 0.279, SLG: 0.305 (1, 2)		1B				5-3				4	3	3	1	1	0	0					
Spike Owen, S OBP: 0.349, SLG: 0.347 (1, 6)		FC4 1B						F5		5	1	4	3	0	0	2					
Inning Stats	R: 0 E: 0 K: 0 S: 2	H: 0 LOB: 1 BB: 2 P: 10	R: 3 E: 1 K: 0 S: 7	H: 3 LOB: 2 BB: 1 P: 11	R: 0 E: 0 K: 1 S: 6	H: 2 LOB: 1 BB: 0 P: 6	R: 0 E: 0 K: 0 S: 4	H: 1 LOB: 1 BB: 0 P: 4	R: 0 E: 0 K: 1 S: 5	H: 0 LOB: 1 BB: 1 P: 9	R: 5 E: 0 K: 0 S: 8	H: 5 LOB: 1 BB: 1 P: 12	R: 1 E: 0 K: 0 S: 5	H: 3 LOB: 2 BB: 1 P: 9	R: 2 E: 0 K: 0 S: 7	H: 4 LOB: 2 BB: 0 P: 7	1B: 13 2B: 3 3B: 1 HR: 1	SF: 1 SAC: 0 DP: 2 HBP: 0	WP: 0 PB: 0 SB: 0 CS: 1	PA: 46	
PITCHER	IP	WLS	BF	H	R	ER	SO	BB	IBB	HBP	BLK	WP	HR	S	P	ERA	WHIP				
Ed Hodge, L ERA: 7.2 (1, 1)	5.0		27	9	6	4	2	4	0	0	0	0	0	2	6	0.00	6.000				
Pete Filson, L ERA: 2.93 (6, 1)	0.1		3	1	0	0	0	1	0	0	0	0	0	2	6	0.00	6.000				
Mike Walters, R ERA: 1.42 (6, 1)	1.0	L	8	4	3	3	0	0	1	0	0	0	0	7	11	27.00	4.000				
Len Whitehouse, L ERA: (7, 1)	0.2		1	0	0	0	0	0	0	0	0	0	0	1	1	0.00	0.000				
Ron Davis, R ERA: 7.11 (8, 1)	1.0		7	4	2	2	0	0	0	0	0	0	1	7	7	18.00	4.000				

Batter	1	2	3	4	5	6	7	8	9	AB	R	H	RBI	BB	SO	LOB	TOP																				
Darrell Brown, S (1, 8) OBP: 0.336, SLG: 0.404										5	1	2	0	0	0	0	5																				
Tim Teufel, R (1, 4) OBP: 0.382, SLG: 0.374										4	1	1	0	1	0	2	4																				
Kent Hrbek, L (1, 3) OBP: 0.422, SLG: 0.505										4	3	4	3	1	0	0	4																				
Tom Brunansky, R (1, 9) OBP: 0.333, SLG: 0.357										5	0	2	2	0	2	3	5																				
Gary Gaetti, R (1, 7) OBP: 0.364, SLG: 0.365										5	0	0	0	0	1	5	5																				
Mickey Hatcher, R (1, 10) OBP: 0.304, SLG: 0.351										4	0	1	1	1	0	3	4																				
John Castino, R (1, 5) OBP: 0.385, SLG: 0.333										4	0	1	0	1	0	2	4																				
Tim Laudner, R (1, 2) OBP: 0.228, SLG: 0.370										4	1	1	0	0	1	4	4																				
Houston Jimenez, R (1, 6) OBP: 0.391, SLG: 0.500										2	1	0	0	0	0	0	2																				
Randy Bush, L (7, PH) OBP: 0.341, SLG: 0.610										1	1	1	2	0	0	0	1																				
Ron Washington, R (7, 6) OBP: 0.200, SLG: 0.316										1	0	0	0	0	1	0	1																				
Inning Stats	R: 1 E: 0 K: 2 S: 10	H: 3 LOB: 2 BB: 0 P: 10	R: 0 E: 0 K: 0 S: 3	H: 0 LOB: 0 BB: 0 P: 3	R: 1 E: 0 K: 1 S: 6	H: 1 LOB: 1 BB: 0 P: 6	R: 0 E: 0 K: 1 S: 6	H: 1 LOB: 1 BB: 0 P: 6	R: 1 E: 1 K: 0 S: 5	H: 2 LOB: 1 BB: 0 P: 5	R: 0 E: 0 K: 0 S: 2	H: 0 LOB: 0 BB: 1 P: 6	R: 4 E: 0 K: 0 S: 8	H: 5 LOB: 3 BB: 2 P: 16	R: 0 E: 0 K: 1 S: 5	H: 0 LOB: 0 BB: 0 P: 5	R: 1 E: 0 K: 0 S: 4	H: 1 LOB: 1 BB: 1 P: 8	1B: 10 2B: 1 3B: 0 HR: 2	SF: 0 SAC: 0 DP: 2 HBP: 0	WP: 0 PB: 1 CS: 0	PA: 43															
PITCHER	IP WLS BF H R ER SO BB IBB HBP BLK WP HR S P ERA WHIP	6.1 29 9 6 5 4 2 0 0 0 0 2 35 43 7.11 1.737																																			
Bob Stoddard, R (1, 1) ERA: 5.16																																					
Ed Vande Berg, L (7, 1) ERA: 1.5	1.2 L 11 4 2 1 1 1 1 0 0 0 0 0 11 19 5.40 3.000																																				
Mike Stanton, R (9, 1) ERA: 6.57	1.0 3 0 0 0 0 0 0 0 0 0 0 0 3 3 0.00 0.000																																				

Minnesota Twins @ Seattle Mariners
The Kingdome, Seattle, WA
Wed May 02 1984, 10:05 PM EDT
Att: 6,209 - Unknown


AB 39
R 8
H 13
RBI 8
BB 4
SO 5
LOB 19



Batter	1	2	3	4	5	6	7	8	9	AB	R	H	RBI	BB	SO	LOB	BOTTOM																			
Jack Perconte, L (1, 4) OBP: 0.369, SLG: 0.378										5	1	1	0	0	0	1	5																			
Gorman Thomas, R (1, 7) OBP: 0.394, SLG: 0.253										3	0	0	1	1	0	0	3																			
Alvin Davis, L (1, 3) OBP: 0.452, SLG: 0.761										3	1	1	3	1	1	1	3																			
Pat Putnam, L (1, 10) OBP: 0.289, SLG: 0.319										2	1	0	0	1	0	1	2																			
Steve Henderson, R (7, PH) OBP: 0.394, SLG: 0.590										1	0	0	0	0	1	1	1																			
Al Cowens, R (1, 9) OBP: 0.329, SLG: 0.474										4	0	0	0	0	1	2	4																			
Barry Bonnell, R (1, 8) OBP: 0.345, SLG: 0.395										4	1	1	0	0	0	0	4																			
Darnell Coles, R (1, 5) OBP: 0.258, SLG: 0.179										3	0	1	1	0	1	0	3																			
Bob Kearney, R (1, 2) OBP: 0.278, SLG: 0.302										4	1	1	0	0	1	3	4																			
Spike Owen, S (1, 6) OBP: 0.356, SLG: 0.380										4	1	2	1	0	0	0	4																			
Inning Stats	R: 0 E: 0 K: 1 S: 5	H: 0 LOB: 1 BB: 1 P: 9	R: 0 E: 0 K: 0 S: 3	H: 0 LOB: 0 BB: 0 P: 3	R: 5 E: 0 K: 1 S: 11	H: 6 LOB: 2 BB: 1 P: 15	R: 0 E: 0 K: 0 S: 3	H: 0 LOB: 0 BB: 0 P: 3	R: 0 E: 1 K: 0 S: 5	H: 1 LOB: 1 BB: 0 P: 5	R: 0 E: 0 K: 2 S: 7	H: 0 LOB: 1 BB: 1 P: 11	R: 0 E: 0 K: 1 S: 5	H: 0 LOB: 0 BB: 0 P: 5	R: 0 E: 0 K: 0 S: 3	H: 0 LOB: 0 BB: 0 P: 3	1B: 5 2B: 0 3B: 1 HR: 1	SF: 1 SAC: 1 DP: 0 HBP: 0	WP: 0 PB: 0 CS: 0	PA: 38																
PITCHER	IP WLS BF H R ER SO BB IBB HBP BLK WP HR S P ERA WHIP	2.2 15 5 5 5 1 0 0 0 0 0 0 16 16 0.00 0.545																																		
Albert Williams, R (1, 1) ERA: 6.75																																				
Larry Pashnick, R (3, 1) ERA: 3.32	3.2 W 14 2 1 0 1 0 0 0 0 0 0 0 16 16 0.00 0.545																																			
Pete Filson, L (7, 1) ERA: 2.93	0.0 1 0 0 0 0 1 0 0 0 0 0 0 4 4 0.00 0.000																																			
Ron Davis, R (7, 1) ERA: 5.87	2.2 S 8 0 0 0 0 3 0 0 0 0 0 0 14 14 0.00 0.000																																			

Minnesota Twins @ Seattle Mariners
The Kingdome, Seattle, WA
Wed May 02 1984, 10:05 PM EDT
Att: 6,209 - Unknown

AB 33
R 6
H 7
RBI 6
BB 3
SO 5
LOB 9



Batter	1	2	3	4	5	6	7	8	9	AB	R	H	RBI	BB	SO	LOB	TOP										
Darrell Brown, S (1, 8) OBP: 0.333, SLG: 0.398	0-0 4-3		0-0 G6-4-3 1B			0-0 F9		0-0 F8		4	0	1	0	0	0	0	Minnesota Twins @ Seattle Mariners The Kingdome, Seattle, WA Thu May 03 1984, 10:05 PM EDT Att: 5,456 - Unknown										
Tim Teufel, R (1, 4) OBP: 0.367, SLG: 0.366	4-0 BB		0-0 F8			4-0 BB BB		0-3 K		2	0	0	0	2	1												
Tom Brunansky, R (1, 9) OBP: 0.331, SLG: 0.347	0-3 K		0-0 G6-4-3 1-2			4-0 BB 1-2		0-0 6-3		3	0	0	0	1	2												
Kent Hrbek, L (1, 3) OBP: 0.417, SLG: 0.495	0-0 F6			0-0 G4-1		0-0 G4-3-6-3-6 1-2			0-0 G6-4-3 1B	4	0	1	0	0	0	3											
Gary Gaetti, R (1, 7) OBP: 0.360, SLG: 0.380		0-0 SF9 3B		0-0 F6			0-3 K		0-0 G6-4-3 1-2	4	1	1	0	0	1	1											
Mickey Hatcher, R (1, 10) OBP: 0.302, SLG: 0.380		0-0 SF9		0-0 F8			0-0 HR		0-0 F9	3	1	1	2	0	0	0											
John Castino, R (1, 5) OBP: 0.438, SLG: 0.357		0-0 1B			0-0 6-3		4-0 BB			2	0	1	0	1	0	0											
Tim Laudner, R (1, 2) OBP: 0.217, SLG: 0.351		0-0 F3			0-3 K		0-3 K			3	0	0	0	0	2	2											
Houston Jimenez, R (1, 6) OBP: 0.360, SLG: 0.458		0-0 F6			0-0 6-3		0-0 F7			2	0	0	0	0	0	1											
Randy Bush, L (7, PH) OBP: 0.341, SLG: 0.610										0	0	0	0	0	0	0											
Dave Engle, R (7, PH) OBP: 0.439, SLG: 0.490										1	0	0	0	0	0	1											
Ron Washington, R (7, 6) OBP: 0.200, SLG: 0.316										0	0	0	0	0	0	0											
Inning Stats	R: 0 E: 0 K: 1 S: 5	H: 0 LOB: 1 BB: 1 P: 9	R: 1 E: 0 K: 0 S: 5	H: 2 LOB: 1 BB: 0 P: 5	R: 0 E: 0 K: 0 S: 3	H: 1 LOB: 0 BB: 0 P: 3	R: 0 E: 0 K: 0 S: 3	H: 0 LOB: 0 BB: 0 P: 3	R: 0 E: 0 K: 1 S: 5	H: 0 LOB: 1 BB: 2 P: 10	R: 1 E: 0 K: 2 S: 8	H: 1 LOB: 1 BB: 1 P: 12	R: 0 E: 0 K: 1 S: 5	H: 0 LOB: 0 BB: 0 P: 5	R: 0 E: 0 K: 0 S: 3	H: 1 LOB: 0 BB: 0 P: 3	1B: 3 2B: 0 3B: 1 HR: 1	SF: 1 SAC: 0 DP: 3 HBP: 0	WP: 0 PB: 0 CS: 0	PA: 33							
PITCHER	IP	WLS	BF	H	R	ER	SO	BB	IBB	HBP	BLK	WP	HR	S	P	ERA	WHIP										
Mark Langston, L (1, 1) ERA: 4.8	6.1	W	25	4	2	2	3	4	0	0	0	0	1	27	43	2.84	1.263										
Mike Stanton, R (7, 1) ERA: 6.39	0.1		1	0	0	0	1	0	0	0	0	0	0	3	3	0.00	0.000										
Paul Mirabella, L (7, 1) ERA: 4.66	0.2		2	0	0	0	0	0	0	0	0	0	0	2	2	0.00	0.000										
Dave Beard, R (8, 1) ERA: 3.15	1.2	S	5	1	0	0	1	0	0	0	0	0	0	7	7	0.00	0.600										

Batter	1	2	3	4	5	6	7	8	9	AB	R	H	RBI	BB	SO	LOB	BOTTOM										
Jack Perconte, L (1, 4) OBP: 0.374, SLG: 0.382	0-0 F7		0-0 BB 1B			0-0 S HR 1B		0-0 G3		4	1	2	0	0	0	0	Minnesota Twins @ Seattle Mariners The Kingdome, Seattle, WA Thu May 03 1984, 10:05 PM EDT Att: 5,456 - Unknown										
Phil Bradley, R (1, 8) OBP: 0.362, SLG: 0.308	0-0 4-3		0-3 K		1-0 HR HBP		0-0 G3			3	1	0	0	0	1	1											
Alvin Davis, L (1, 3) OBP: 0.466, SLG: 0.795	4-0 BB		4-0 1-2 BB		0-0 1-H 2-H HR		0-3 K			2	1	1	3	2	1	0											
Pat Putnam, L (1, 10) OBP: 0.288, SLG: 0.315	0-0 F9		0-0 G3		0-0 1B			0-0 4-3		4	0	1	0	0	0	3											
Al Cowens, R (1, 9) OBP: 0.326, SLG: 0.463		0-0 6-3		0-3 K		0-0 F3		0-0 S 2B 1B		4	1	1	0	0	1	1											
Steve Henderson, R (1, 7) OBP: 0.361, SLG: 0.471		4-0 BB		0-0 4-3		0-3 K		0-0 F6		2	0	0	0	1	1	0											
Barry Bonnell, R (8, 7) OBP: 0.341, SLG: 0.390								0-0 F7		1	0	0	0	0	0	1											
Darnell Coles, R (1, 5) OBP: 0.257, SLG: 0.161		0-0 BB		0-0 F8		0-0 F8		4-0 2B BB		3	1	0	0	1	0	1											
Bob Kearney, R (1, 2) OBP: 0.287, SLG: 0.356		0-0 F9			0-0 F7		0-0 HR	0-0 1-H 2-H 2B		4	1	2	3	0	0	1											
Spike Owen, S (1, 6) OBP: 0.341, SLG: 0.361			0-3 K		0-3 K		0-0 F9	0-0 F7		4	0	0	0	0	2	1											
Inning Stats	R: 0 E: 0 K: 0 S: 3	H: 0 LOB: 1 BB: 1 P: 7	R: 0 E: 0 K: 0 S: 3	H: 0 LOB: 1 BB: 1 P: 7	R: 0 E: 0 K: 2 S: 8	H: 1 LOB: 2 BB: 1 P: 12	R: 0 E: 0 K: 1 S: 5	H: 0 LOB: 0 BB: 0 P: 5	R: 3 E: 0 K: 1 S: 8	H: 3 LOB: 1 BB: 0 P: 9	R: 1 E: 0 K: 1 S: 6	H: 1 LOB: 0 BB: 0 P: 6	R: 0 E: 0 K: 1 S: 5	H: 0 LOB: 0 BB: 0 P: 5	R: 2 E: 0 K: 0 S: 5	H: 2 LOB: 1 BB: 1 P: 9	1B: 4 2B: 1 3B: 0 HR: 2	SF: 0 SAC: 0 DP: 0 HBP: 1	WP: 0 PB: 0 CS: 0	PA: 36							
PITCHER	IP	WLS	BF	H	R	ER	SO	BB	IBB	HBP	BLK	WP	HR	S	P	ERA	WHIP										
Mike Smithson, R (1, 1) ERA: 3.83	7.2	L	34	6	6	6	6	4	0	1	0	0	2	41	58	7.04	1.304										
Mike Walters, R (8, 1) ERA: 1.36	0.1		2	1	0	0	0	0	0	0	0	0	0	2	2	0.00	3.000										

Batter	1	2	3	4	5	6	7	8	9	AB R H RBI BB SO LOB	TOP											
Gary Pettis, S OBP: 0.359, SLG: 0.347 (1, 8)	0-0 4-3			0-0 6-3		0-0 4-3	4-0 FC6-4 BB		0-3 K	4 0 0 0 1 1 0	California Angels @ Seattle Mariners The Kingdome, Seattle, WA Fri May 04, 1984, 10:05 PM EDT Att: 13,426 - Unknown AB 29 R 4 H 3 RBI 4 BB 7 SO 9 LOB 13											
Rod Carew, L OBP: 0.368, SLG: 0.400 (1, 3)	0-3 K			0-0 F7		0-0 4-3	0-0 FC6-4 1-2			4 0 0 0 0 1 2												
Fred Lynn, L OBP: 0.382, SLG: 0.427 (1, 9)	0-0 4-3			0-3 K		4-0 HR BB		4-0 BB BB		2 1 0 0 2 1 0												
Doug DeCinces, R OBP: 0.352, SLG: 0.528 (1, 5)		0-3 K			0-0 WP SF8 2B	0-0 HR 1-H		4-0 BB BB		3 2 2 2 1 1 0												
Reggie Jackson, L OBP: 0.304, SLG: 0.466 (1, 10)		0-3 K			0-0 5-3 2-3	4-0 S BB		0-0 F9		3 0 0 0 1 1 3												
Brian Downing, R OBP: 0.344, SLG: 0.447 Juan Beniquez, R OBP: 0.333, SLG: 0.448 (8, 7)		0-3 K			0-0 SF8	0-0 F8 1-2		0-3 K		3 0 0 1 0 2 3 0 0 0 0 0 0 0												
Bobby Grich, R OBP: 0.370, SLG: 0.500 (1, 4)			0-0 6-3		4-0 S 1B BB		4-0 BB BB	0-0 F3		2 1 0 0 2 0 2												
Bob Boone, R OBP: 0.282, SLG: 0.361 (1, 2)			0-0 6-3		0-0 E 1-H 1B		0-0 F6		0-0 F9	4 0 1 1 0 0 1												
Dick Schofield, R OBP: 0.287, SLG: 0.344 (1, 6)			0-0 5-3		0-0 F9 1-3		0-3 K		0-3 K	4 0 0 0 0 2 2												
Inning Stats	R: 0 E: 0 K: 1 S: 5	H: 0 LOB: 0 BB: 0 P: 5	R: 0 E: 0 K: 3 S: 9	H: 0 LOB: 0 BB: 0 P: 9	R: 0 E: 0 K: 0 S: 3	H: 0 LOB: 0 BB: 0 P: 3	R: 0 E: 0 K: 1 S: 5	H: 0 LOB: 0 BB: 0 P: 5	R: 2 E: 1 K: 0 S: 5	H: 2 LOB: 1 BB: 1 P: 9		R: 2 E: 0 K: 0 S: 4	H: 1 LOB: 1 BB: 2 P: 12	R: 0 E: 0 K: 1 S: 5	H: 0 LOB: 2 BB: 2 P: 13	R: 0 E: 0 K: 1 S: 7	H: 0 LOB: 0 BB: 0 P: 7	R: 0 E: 0 K: 2 S: 7	H: 0 LOB: 0 BB: 0 P: 7	1B: 1 2B: 1 3B: 0 HR: 1	SF: 1 SAC: 0 DP: 0 HBP: 0	WP: 1 PB: 0 SB: 2 CS: 0
PITCHER	IP WLS BF H R ER SO BB IBB HBP BLK WP HR S P ERA WHIP											PITCHER	IP WLS BF H R ER SO BB IBB HBP BLK WP HR S P ERA WHIP									
Mike Moore, R ERA: 3.0 (1, 1)	6.0 L 24 3 4 4 5 3 0 0 0 0 1 1 31 43 6.00 1.000											Paul Mirabella, L ERA: 4.09 (7, 1)	1.1 8 0 0 0 1 4 0 0 0 0 0 0 6 22 0.00 3.000									
Mike Stanton, R ERA: 5.65 (8, 1)	1.2 5 0 0 0 3 0 0 0 0 0 0 0 0 11 11 0.00 0.000																					



Batter	1	2	3	4	5	6	7	8	9	AB R H RBI BB SO LOB	BOTTOM									
Jack Perconte, L OBP: 0.361, SLG: 0.368 (1, 4)	0-3 K			0-0 3-1		0-0 5-3			0-0 4-3	4 0 0 0 0 1 0	California Angels @ Seattle Mariners The Kingdome, Seattle, WA Fri May 04, 1984, 10:05 PM EDT Att: 13,426 - Unknown AB 27 R 1 H 3 RBI 1 BB 3 SO 2 LOB 6									
Barry Bonnell, R OBP: 0.337, SLG: 0.383 (1, 7)	0-3 K			1B 1B		0-0 F8			0-0 F7	4 0 1 0 0 1 0										
Alvin Davis, L OBP: 0.457, SLG: 0.766 (1, 3)	0-0 F6			0-0 G6-4-3 1B		0-0 1-3			0-0 6-3	4 0 1 0 0 0 0										
Al Cowens, R OBP: 0.315, SLG: 0.446 (1, 9)		0-0 1-3		0-0 G6-4-3 1-2			0-0 F9			3 0 0 0 0 0 2										
Steve Henderson, R OBP: 0.359, SLG: 0.444 (1, 10)		0-0 6-3			4-0 CS BB BB		0-0 F8			2 0 0 0 1 0 0										
Dave Henderson, R OBP: 0.317, SLG: 0.250 (1, 8)		0-0 F4			4-0 CS 2B BB		0-0 6-3			2 1 0 0 1 0 0										
Darnell Coles, R OBP: 0.283, SLG: 0.152 (1, 5)			0-0 5-3		0-0 F7 1-2 2-3		4-0 G4-6-3 BB			2 0 0 0 1 0 2										
Bob Kearney, R OBP: 0.289, SLG: 0.366 (1, 2)			0-0 6-3		0-0 2H 2B		0-0 G4-6-3			3 0 1 1 0 0 1										
Spike Owen, S OBP: 0.330, SLG: 0.349 (1, 6)			0-0 F8		0-0 5-3		0-0 F3			3 0 0 0 0 0 1										
Inning Stats	R: 0 E: 0 K: 2 S: 7	H: 0 LOB: 0 BB: 0 P: 7	R: 0 E: 0 K: 0 S: 3	H: 0 LOB: 0 BB: 0 P: 3	R: 0 E: 0 K: 0 S: 4	H: 2 LOB: 1 BB: 0 P: 4	R: 1 E: 0 K: 0 S: 3	H: 1 LOB: 1 BB: 2 P: 11	R: 0 E: 0 K: 0 S: 3	H: 0 LOB: 0 BB: 0 P: 3		R: 0 E: 0 K: 0 S: 3	H: 0 LOB: 0 BB: 1 P: 6	R: 0 E: 0 K: 0 S: 3	H: 0 LOB: 0 BB: 0 P: 3	R: 0 E: 0 K: 0 S: 3	H: 0 LOB: 0 BB: 0 P: 3	1B: 2 2B: 1 3B: 0 HR: 0	SF: 0 SAC: 0 DP: 2 HBP: 0	WP: 0 PB: 0 SB: 0 CS: 2
PITCHER	IP WLS BF H R ER SO BB IBB HBP BLK WP HR S P ERA WHIP											PITCHER	IP WLS BF H R ER SO BB IBB HBP BLK WP HR S P ERA WHIP							
Geoff Zahn, L ERA: 1.42 (1, 1)	9.0 W 30 3 1 1 2 3 0 0 0 0 0 0 0 31 43 1.00 0.667																			



Batter	1	2	3	4	5	6	7	8	9	AB	R	H	RBI	BB	SO	LOB	TOP								
Gary Pettis, S OBP: 0.352, SLG: 0.333 (1, 8)	0-3 K		4-0 S 1B BB		0-0 F7		0-0 F8		0-3 K	4	1	0	0	1	2	1	California Angels @ Seattle Mariners The Kingdome, Seattle, WA Sat May 05 1984, 10:05 PM EDT Att: 28,109 - Unknown								
Rod Carew, L OBP: 0.379, SLG: 0.410 (1, 3)	0-0 6-3		0-0 1B		0-0 1B		0-0 1B		0-0 1-3	5	0	3	2	0	0	0									
Fred Lynn, L OBP: 0.370, SLG: 0.411 (1, 9)	0-0 4-3		0-0 F6		0-0 3		0-0 FC6			4	0	0	0	0	0	4									
Doug DeCinces, R OBP: 0.349, SLG: 0.518 (1, 5)		0-3 K		0-0 E6 2B 1B		0-0 F9		0-0 FC5-4		4	1	1	0	0	1	2									
Reggie Jackson, L OBP: 0.302, SLG: 0.467 (1, 10)	0-0 4-3		0-0 2B		0-0 4-3		0-0 F6			4	0	1	1	0	0	0									
Brian Downing, R OBP: 0.349, SLG: 0.449 Juan Beniquez, R OBP: 0.333, SLG: 0.448 (8, 7)	0-0 F5		0-0 F8		0-0 1B		0-0 1B			4	0	2	0	0	0	1									
Bobby Grich, R OBP: 0.364, SLG: 0.485 (1, 4)			0-0 E9 4-3 1B		0-3 K		0-0 1B		0-3 K	4	1	1	0	0	2	2									
Bob Boone, R OBP: 0.280, SLG: 0.350 (1, 2)			0-0 F4		4-0 BB		0-0 4-3		0-0 F5	3	0	0	0	1	0	4									
Dick Schofield, R OBP: 0.286, SLG: 0.333 (1, 6)	0-0 4-3		0-0 4-3 1B		0-3 K		4-0 FC6 1B BB		0-3 K	3	0	0	0	1	2	3									
Inning Stats	R: 0 E: 0 K: 1 S: 5	H: 0 LOB: 0 BB: 0 P: 5	R: 0 E: 0 K: 1 S: 5	H: 0 LOB: 0 BB: 0 P: 5	R: 2 E: 1 K: 0 S: 5	H: 1 LOB: 1 BB: 1 P: 9	R: 1 E: 1 K: 2 S: 9	H: 2 LOB: 2 BB: 1 P: 13	R: 0 E: 0 K: 0 S: 3	H: 1 LOB: 0 BB: 0 P: 3	R: 0 E: 0 K: 0 S: 5	H: 2 LOB: 2 BB: 0 P: 5	R: 0 E: 0 K: 0 S: 4	H: 1 LOB: 2 BB: 1 P: 8	R: 0 E: 0 K: 1 S: 6	H: 1 LOB: 1 BB: 0 P: 6		R: 0 E: 0 K: 2 S: 7	H: 0 LOB: 0 BB: 0 P: 7	1B: 7 2B: 2 3B: 0 HR: 0	SF: 0 SAC: 0 DP: 1 HBP: 0	WP: 0 PB: 0 SB: 1 CS: 0	PA: 38		
PITCHER	IP	WLS	BF	H	R	ER	SO	BB	IBB	HBP	BLK	WP	HR	S	P	ERA	WHIP								
Jim Beattie, R ERA: 3.48 Roy Thomas, R ERA: 3.74 (7, 1)	6.0	L	26	6	3	1	4	2	0	0	0	0	0	32	40	1.50	1.333								

Batter	1	2	3	4	5	6	7	8	9	AB	R	H	RBI	BB	SO	LOB	BOTTOM								
Jack Perconte, L OBP: 0.358, SLG: 0.364 (1, 4)	0-0 4-3		0-0 1B		0-0 F9			0-0 4-3		4	0	1	0	0	0	0	California Angels @ Seattle Mariners The Kingdome, Seattle, WA Sat May 05 1984, 10:05 PM EDT Att: 28,109 - Unknown								
Gorman Thomas, R OBP: 0.350, SLG: 0.253 (1, 7)	0-3 K		0-3 K		0-0 G5-4-3 1B		0-0 6-3			4	0	1	0	0	2	2									
Alvin Davis, L OBP: 0.448, SLG: 0.738 (1, 3)	0-0 3-1		0-0 F7		0-0 G5-4-3		4-0 BB			3	0	0	0	1	0	3									
Pat Putnam, L OBP: 0.274, SLG: 0.299 (1, 10)		0-0 G3		0-3 K		0-0 F3		0-0 G3		4	0	0	0	0	1	3									
Al Cowens, R OBP: 0.301, SLG: 0.425 (1, 9)		0-3 K		0-3 K		0-0 1-3		0-0 4-3		4	0	0	0	0	2	0									
Barry Bonnell, R OBP: 0.395, SLG: 0.400 (1, 8)		0-0 BB 1B		0-0 2B 1B		0-0 5-3		0-0 FC1-6 1B		4	1	3	0	0	0	0									
Darnell Coles, R OBP: 0.286, SLG: 0.194 (1, 5)		4-0 BB		0-0 1B 2B		0-0 6-3		0-0 FC1-6		3	0	1	0	1	0	1									
Bob Kearney, R OBP: 0.287, SLG: 0.361 (1, 2)		0-0 5-3		0-0 1B		0-0 5-3		0-0 F3		4	0	1	1	0	0	3									
Spike Owen, S OBP: 0.330, SLG: 0.348 (1, 6)			0-0 1B		0-3 K		0-0 6-3			3	0	1	0	0	1	1									
Inning Stats	R: 0 E: 0 K: 1 S: 5	H: 0 LOB: 0 BB: 0 P: 5	R: 0 E: 0 K: 1 S: 6	H: 1 LOB: 2 BB: 1 P: 10	R: 0 E: 0 K: 2 S: 9	H: 2 LOB: 0 BB: 0 P: 9	R: 1 E: 0 K: 2 S: 9	H: 3 LOB: 1 BB: 0 P: 9	R: 0 E: 0 K: 0 S: 3	H: 0 LOB: 0 BB: 0 P: 3	R: 0 E: 0 K: 0 S: 3	H: 0 LOB: 0 BB: 0 P: 3	R: 0 E: 0 K: 0 S: 3	H: 0 LOB: 0 BB: 0 P: 3	R: 0 E: 0 K: 0 S: 3	H: 0 LOB: 1 BB: 1 P: 7		R: 0 E: 0 K: 0 S: 4	H: 1 LOB: 1 BB: 0 P: 4	1B: 7 2B: 1 3B: 0 HR: 0	SF: 0 SAC: 0 DP: 1 HBP: 0	WP: 0 PB: 0 SB: 0 CS: 0	PA: 35		
PITCHER	IP	WLS	BF	H	R	ER	SO	BB	IBB	HBP	BLK	WP	HR	S	P	ERA	WHIP								
Mike Witt, R ERA: 3.4 (1, 1)	9.0	W	35	8	1	1	6	2	0	0	0	0	0	45	53	1.00	1.111								

Batter	1	2	3	4	5	6	7	8	9	AB	R	H	RBI	BB	SO	LOB	TOP		
Gary Pettis, S (1, 8) OBP: 0.341, SLG: 0.321	0-3 K		0-3 K			0-0 F8		0-0 1-3		4	0	0	0	0	2	0			
Juan Beniquez, R (1, 7) OBP: 0.353, SLG: 0.485	0-0 1B		0-0 F9			0-0 2B		0-0 1-3		4	1	2	0	0	0	0			
Mike Brown, R (1, 9) Fred Lynn, L (9, PH) OBP: 0.367, SLG: 0.407	0-0 1B			0-0 6-3		0-0 2B			0-3 K	3	0	2	1	0	0	0			
Doug DeCinces, R (1, 5) OBP: 0.338, SLG: 0.500	0-0 F9			0-0 F8		0-3 K			0-0 2-3	4	0	0	0	0	1	3			
Brian Downing, R (1, 10) OBP: 0.346, SLG: 0.441	0-3 K			0-3 K					0-0 F9	4	0	1	0	0	2	2			
Bobby Grich, R (1, 4) OBP: 0.350, SLG: 0.464		0-0 5-3			0-3 K				0-0 F3	3	0	0	0	0	1	1			
Ron Jackson, R (1, 3) OBP: 0.250, SLG: 0.231		0-0 6-3			0-0 1-3				0-3 K	3	0	0	0	0	1	1			
Bob Boone, R (1, 2) OBP: 0.273, SLG: 0.340		0-0 F8			0-0 1-3				0-3 K	3	0	0	0	0	1	1			
Dick Schofield, R (1, 6) Rod Carew, L (8, PH) Rob Piccolo, R (8, 6) OBP: 0.444, SLG: 0.667			0-3 K			0-3 K			0-0 F7	2	0	0	0	0	2	0			
Inning Stats	R: 0 E: 0 K: 2 S: 9	H: 2 LOB: 2 BB: 0 P: 9	R: 0 E: 0 K: 0 S: 3	H: 0 LOB: 0 BB: 0 P: 3	R: 0 E: 0 K: 2 S: 7	H: 0 LOB: 0 BB: 0 P: 7	R: 0 E: 0 K: 1 S: 5	H: 0 LOB: 0 BB: 0 P: 5	R: 0 E: 0 K: 1 S: 8	H: 1 LOB: 1 BB: 0 P: 8	R: 0 E: 0 K: 0 S: 3	H: 0 LOB: 0 BB: 0 P: 3	R: 0 E: 0 K: 1 S: 5	H: 0 LOB: 0 BB: 0 P: 5	1B: 3 2B: 2 3B: 0 HR: 0	SF: 0 SAC: 0 DP: 0 HBP: 0	WP: 0 PB: 0 SB: 0 CS: 0	PA: 32	
PITCHER	IP	WLS	BF	H	R	ER	SO	BB	IBB	HBP	BLK	WP	HR	S	P	ERA	WHIP		
Ed Vande Berg, L (1, 1) ERA: 1.53	5.2	W	21	4	1	1	7	0	0	0	0	0	0	35	35	1.59	0.706		
Dave Beard, R (6, 1) ERA: 2.7	3.1	S	11	1	0	0	4	0	0	0	0	0	0	19	19	0.00	0.300		

California Angels @ Seattle Mariners
The Kingdome, Seattle, WA
Sun May 06 1984, 6:33 AM EDT
Att: 11,378 - Unknown

AB 32
R 1
H 5
RBI 1
BB 0
SO 11
LOB 8



Batter	1	2	3	4	5	6	7	8	9	AB	R	H	RBI	BB	SO	LOB	BOTTOM			
Jack Perconte, L (1, 4) OBP: 0.362, SLG: 0.368	0-0 F8		0-0 G3		0-0 FC5-4		0-0 1B			4	0	2	0	0	0	1				
Phil Bradley, R (1, 8) OBP: 0.355, SLG: 0.291	4-0 1B		0-0 4-3		0-0 FC1-4		0-0 1B			3	1	0	0	1	0	2				
Alvin Davis, L (1, 3) OBP: 0.450, SLG: 0.762	0-0 F8		0-0 F7		0-0 2B			0-0 FC6-4		4	1	2	1	0	0	2				
Gorman Thomas, R (1, 7) Barry Bonnell, R (9, 7) OBP: 0.346, SLG: 0.244	0-0 F8			4-0 1B	0-0 5-3			0-0 5-3		3	0	0	0	1	0	4				
Steve Henderson, R (1, 10) OBP: 0.349, SLG: 0.410	0-0 FC6-4			0-0 F8		0-0 4-3		0-0 FC6-4		3	0	0	0	1	0	3				
Dave Henderson, R (1, 9) OBP: 0.288, SLG: 0.225		0-0 F8		0-0 F8		0-0 6-3		0-0 FC6-4		4	0	0	1	0	0	2				
Darnell Coles, R (1, 5) OBP: 0.283, SLG: 0.200		0-0 6-3		0-0 1-3		0-0 3-1		0-0 5-3		4	0	1	0	0	0	2				
Bob Kearney, R (1, 2) OBP: 0.288, SLG: 0.390		0-0 6-3			0-0 HR			0-0 F8		3	1	1	1	0	0	1				
Spike Owen, S (1, 6) OBP: 0.330, SLG: 0.348		0-0 6-3			0-0 FC5-4			0-0 F9		3	0	1	0	0	0	1				
Inning Stats	R: 0 E: 0 K: 0 S: 4	H: 1 LOB: 2 BB: 1 P: 8	R: 0 E: 0 K: 0 S: 4	H: 1 LOB: 1 BB: 0 P: 4	R: 0 E: 0 K: 0 S: 3	H: 0 LOB: 0 BB: 0 P: 3	R: 0 E: 0 K: 0 S: 3	H: 0 LOB: 1 BB: 1 P: 7	R: 2 E: 0 K: 0 S: 6	H: 3 LOB: 1 BB: 0 P: 6	R: 0 E: 0 K: 0 S: 3	H: 0 LOB: 0 BB: 0 P: 3	R: 0 E: 0 K: 0 S: 4	H: 1 LOB: 1 BB: 0 P: 4	R: 1 E: 0 K: 0 S: 4	H: 1 LOB: 1 BB: 1 P: 8	1B: 4 2B: 1 3B: 1 HR: 1	SF: 0 SAC: 0 DP: 0 HBP: 0	WP: 0 PB: 0 SB: 1 CS: 0	PA: 34
PITCHER	IP	WLS	BF	H	R	ER	SO	BB	IBB	HBP	BLK	WP	HR	S	P	ERA	WHIP			
Tommy John, L (1, 1) ERA: 2.28	8.0	L	34	7	3	3	0	2	1	0	0	0	1	31	43	3.38	1.125			

California Angels @ Seattle Mariners
The Kingdome, Seattle, WA
Sun May 06 1984, 6:33 AM EDT
Att: 11,378 - Unknown

AB 31
R 3
H 7
RBI 3
BB 3
SO 0
LOB 18



Batter	1	2	3	4	5	6	7	8	9	AB	R	H	RBI	BB	SO	LOB						
Jack Perconte, L (1, 4) OBP: 0.371, SLG: 0.378	F9 1B SF8 1B		6-3 1B		F7		K		1B SF7 1B	5	2	3	0	0	1	1						
Steve Henderson, R (1, 10) OBP: 0.396, SLG: 0.512			6-3 1B							4	1	3	2	1	0	1						
Phil Bradley, R (9, PR) OBP: 0.355, SLG: 0.291	1-2 1B		1-2 1B			HR	FC BB		SF7 1B	0	0	0	0	0	0	0						
Alvin Davis, L (1, 3) OBP: 0.448, SLG: 0.744	F9 2-3		3-H 4-0 BB				FC 1-2 BB		SF7 1-3	2	0	0	1	2	0	4						
Gorman Thomas, R (1, 7) OBP: 0.330, SLG: 0.235	SF8						SF7		F5	3	0	0	2	0	2	5						
Dave Henderson, R (9, 8) OBP: 0.289, SLG: 0.225	3-H									0	0	0	0	0	0	0						
Al Cowens, R (1, 9) OBP: 0.299, SLG: 0.418	F9						4-3			4	0	1	0	0	0	5						
Barry Bonnell, R (1, 8) OBP: 0.340, SLG: 0.382		6-3			4-3		1-3		K	4	0	0	0	0	1	1						
Darnell Coles, R (1, 5) OBP: 0.280, SLG: 0.205							1-2 1B		K	4	0	1	0	0	3	0						
Orlando Mercado, R (1, 2)		6-3			5-3		F4		K	4	0	0	0	0	1	1						
Spike Owen, S (1, 6) OBP: 0.337, SLG: 0.375					4-3				F6	4	2	2	0	0	0	0						
Inning Stats	R: 1 E: 0 K: 0 S: 5	H: 2 LOB: 1 BB: 0 P: 5	R: 0 E: 0 K: 1 S: 5	H: 0 LOB: 0 BB: 0 P: 5	R: 1 E: 0 K: 1 S: 7	H: 2 LOB: 2 BB: 1 P: 11	R: 0 E: 0 K: 1 S: 5	H: 0 LOB: 0 BB: 0 P: 5	R: 1 E: 0 K: 1 S: 6	H: 1 LOB: 1 BB: 1 P: 10	R: 0 E: 0 K: 0 S: 4	H: 2 LOB: 1 BB: 0 P: 4	R: 1 E: 0 K: 1 S: 7	H: 1 LOB: 2 BB: 1 P: 11	R: 0 E: 0 K: 3 S: 9	H: 0 LOB: 0 BB: 0 P: 9	R: 1 E: 0 K: 0 S: 5	H: 2 LOB: 2 BB: 0 P: 5	1B: 8 2B: 0 3B: 1 HR: 1	SF: 3 SAC: 0 DP: 0 HBP: 0	WP: 0 PB: 0 SB: 2 CS: 0	PA: 40

Seattle Mariners @ Oakland Athletics
Oakland-Alameda County Coliseum, Oakland, CA
 Mon May 07 1984, 7:05 PM PDT
 Att: 17,041 - Unknown

livebaseballscorecards.com

AB 34
R 5
H 10
RBI 5
BB 3
SO 8
LOB 18




Batter	1	2	3	4	5	6	7	8	9	AB	R	H	RBI	BB	SO	LOB				
Rickey Henderson, R (1, 7) OBP: 0.331, SLG: 0.378	K	K		1-3			F4	K		5	0	0	0	0	3	1				
Dwayne Murphy, L (1, 8) OBP: 0.350, SLG: 0.417	WP 1B BB	BB BB					F7	2-3 6-3		3	1	1	0	2	0	1				
Joe Morgan, L (1, 4) OBP: 0.426, SLG: 0.397	1-2 1B BB	1-2 BB			G3		E S 1B		1B 1B BB	2	2	1	0	3	0	1				
Dave Kingman, R (1, 10) OBP: 0.291, SLG: 0.584							K			3	1	1	2	0	1	2				
Bill Almon, R (7, PR) OBP: 0.229, SLG: 0.242										0	0	0	0	0	0	0				
Garry Hancock, L (9, PH) OBP: 0.222, SLG: 0.222	1-H 2-H E 1B						BB HBP		1B	1	0	1	0	0	0	0				
Carney Lansford, R (1, 5) OBP: 0.297, SLG: 0.364	F9						F7		F7	4	0	1	0	1	0	3				
Bruce Bochte, L (1, 3) OBP: 0.333, SLG: 0.243	1-2 E BB						F8			4	1	1	1	1	0	4				
Mike Davis, L (1, 9) OBP: 0.343, SLG: 0.490	E6 1-H 2-H						F8		BB 1B	4	0	1	0	0	0	1				
Mike Heath, R (1, 2) OBP: 0.321, SLG: 0.378	1-3						6-3		1-2 2B BB	3	1	0	0	1	0	2				
Tony Phillips, S (1, 6) OBP: 0.270, SLG: 0.306										3	0	0	0	0	2	0				
Davey Lopes, R (8, PH) OBP: 0.356, SLG: 0.474										1	0	1	1	0	0	0				
Mark Wagner, R (9, 6)									S 1-H 2B	0	0	0	0	0	0	0				
Inning Stats	R: 4 E: 1 K: 1 S: 7	H: 1 LOB: 3 BB: 3 P: 19	R: 0 E: 0 K: 2 S: 7	H: 0 LOB: 2 BB: 2 P: 15	R: 0 E: 0 K: 0 S: 4	H: 1 LOB: 1 BB: 0 P: 4	R: 0 E: 0 K: 0 S: 4	H: 1 LOB: 0 BB: 0 P: 4	R: 0 E: 0 K: 1 S: 5	H: 0 LOB: 0 BB: 0 P: 5	R: 0 E: 0 K: 0 S: 4	H: 0 LOB: 3 BB: 1 P: 9	R: 1 E: 0 K: 1 S: 6	H: 2 LOB: 1 BB: 1 P: 10	R: 1 E: 0 K: 0 S: 3	H: 2 LOB: 2 BB: 1 P: 7	1B: 6 2B: 2 3B: 0 HR: 0	SF: 0 SAC: 0 DP: 0 HBP: 1	WP: 1 PB: 0 SB: 3 CS: 0	PA: 42

Seattle Mariners @ Oakland Athletics
Oakland-Alameda County Coliseum, Oakland, CA
 Mon May 07 1984, 7:05 PM PDT
 Att: 17,041 - Unknown

livebaseballscorecards.com

AB 33
R 6
H 8
RBI 4
BB 8
SO 6
LOB 15



PITCHER	IP	WLS	BF	H	R	ER	SO	BB	IBB	HBP	BLK	WP	HR	S	P	ERA	WHIP
Bob Stoddard, R (1, 1) ERA: 4.75	6.1		28	3	4	2	5	5	0	0	0	0	0	33	53	2.84	1.263
Paul Mirabella, L (7, 1) ERA: 3.97	0.1		2	1	0	0	0	0	0	0	0	0	0	2	2	0.00	3.000
Roy Thomas, R (7, 1) ERA: 4.3	1.1	L	10	3	2	2	1	3	0	1	0	0	0	8	21	13.50	4.500
Mike Stanton, R (9, 1) ERA: 5.52	0.1		2	1	0	0	0	0	0	0	0	0	0	2	2	0.00	3.000

Batter	1	2	3	4	5	6	7	8	9	AB	R	H	RBI	BB	SO	LOB	TOP										
Jack Perconte, L (1.4) OBP: 0.369, SLG: 0.383	0-0 CS 1B			0-0 F9		0-0 F8		0-0 FC5-2 1-3 2-H 1B	0-0 1-H 2-H 2B	5	0	3	3	0	0	1											
Steve Henderson, R (1.10) OBP: 0.351, SLG: 0.431	0-0 6-3			0-0 F9			0-3 K	0-0 FC5-2 1BB	4-0 BB	4	0	0	0	1	1	3											
Alvin Davis, L (1.3) OBP: 0.461, SLG: 0.714	0-3 K			0-3 K			4-0 BB	4-0 1-2 IBB	0-0 3-1	3	0	0	0	2	2	2											
Gorman Thomas, R (1.7) OBP: 0.317, SLG: 0.228		0-0 F7			0-3 K		0-3 K			4	0	0	0	0	3	4											
Phil Bradley, R (8.8) OBP: 0.376, SLG: 0.310										0	0	0	0	0	0	0											
Al Cowens, R (1.9) OBP: 0.297, SLG: 0.404		0-0 F9			0-0 F6		4-0 BB		0-0 4-3	3	0	0	0	1	0	0											
Barry Bonnell, R (1.8) OBP: 0.324, SLG: 0.362		0-0 5-3			0-0 F7		0-0 4-3		0-0 6-3	4	0	0	0	0	0	2											
Darnell Coles, R (1.5) OBP: 0.293, SLG: 0.200			0-0 F8			0-0 F7		4-0 SH3 1B BB	4-0 2B BB	2	2	0	0	2	0	0											
Bob Kearney, R (1.2) OBP: 0.299, SLG: 0.402			1-0 G4-6-3 HBP		0-0 5-3		0-0 SH3	0-0 1-H 2B	0-0 2B	2	1	1	1	0	0	0											
Spike Owen, S (1.6) OBP: 0.357, SLG: 0.392			0-0 G4-6-3		0-0 S 1B		4-0 1B FC5-2 BB	4-0 2B BB		2	1	1	0	2	0	1											
Inning Stats	R: 0 E: 0 K: 1 S: 5	H: 1 LOB: 0 BB: 0 P: 5	R: 0 E: 0 K: 0 S: 3	H: 0 LOB: 0 BB: 0 P: 3	R: 0 E: 0 K: 1 S: 2	H: 0 LOB: 0 BB: 0 P: 3	R: 0 E: 0 K: 1 S: 5	H: 0 LOB: 0 BB: 0 P: 5	R: 0 E: 0 K: 0 S: 4	H: 1 LOB: 1 BB: 0 P: 4	R: 0 E: 0 K: 2 S: 7	H: 0 LOB: 2 BB: 2 P: 15	R: 1 E: 0 K: 1 S: 6	H: 1 LOB: 3 BB: 3 P: 18	R: 3 E: 0 K: 0 S: 5	H: 2 LOB: 2 BB: 3 P: 17	1B: 3 2B: 2 3B: 0 HR: 0	SF: 0 SAC: 1 DP: 1 HBP: 1	WP: 0 PB: 0 SB: 1 CS: 1	PA: 39							
PITCHER	IP	WLS	BF	H	R	ER	SO	BB	IBB	HBP	BLK	WP	HR	S	P	ERA	WHIP										
Ray Burris, R (1.1) ERA: 1.16	7.1		28	3	1	1	5	4	0	1	0	0	0	33	50	1.23	0.955										
Keith Atherton, R (8.1) ERA: 2.03	1.1	L	9	2	3	3	1	2	1	0	0	0	0	8	20	20.25	3.000										
Chris Codiroli, R (9.1) ERA: 7.61	0.1		2	0	0	0	0	1	0	0	0	0	0	1	5	0.00	3.000										
Batter	1	2	3	4	5	6	7	8	9	AB	R	H	RBI	BB	SO	LOB	BOTTOM										
Rickey Henderson, R (1.7) OBP: 0.323, SLG: 0.375	0-3 K		0-3 K			0-0 6-3		0-0 1B 1B		4	0	1	0	0	2	0											
Bill Almon, R (1.9) OBP: 0.214, SLG: 0.205	0-0 F8		0-0 F8			0-0 6-3		0-3 K		4	0	0	0	0	1	2											
Joe Morgan, L (1.4) OBP: 0.444, SLG: 0.400	4-0 BB			0-0 G3		4-0 S BB		0-0 1-2 3-H 1B		2	0	1	1	2	0	0											
Dave Kingman, R (1.10) OBP: 0.294, SLG: 0.564	0-3 K			0-0 F9		0-0 F9		0-3 K		4	0	0	0	0	2	4											
Davey Lopes, R (1.5) OBP: 0.337, SLG: 0.435		0-0 5-3		0-3 K		0-0 6-3			4-0 G5-4-3 BB	3	0	0	0	0	1	0											
Mark Wagner, R (8.5) OBP: 0.333, SLG: 0.400										0	0	0	0	1	0	0											
Dwayne Murphy, L (1.8) OBP: 0.341, SLG: 0.398		0-3 K			0-0 F8		0-3 K		0-0 F7	2	0	0	0	0	1	0											
Mike Davis, L (6.8) OBP: 0.343, SLG: 0.413										2	0	0	0	0	1	1											
Mike Heath, R (1.2) OBP: 0.337, SLG: 0.390		0-0 1B			0-0 1B		0-0 F4		0-0 G5-4-3	4	0	2	0	0	0	1											
Bruce Bochte, L (1.3) OBP: 0.326, SLG: 0.237		0-0 F7			0-0 F7			0-0 6-3		2	0	0	0	0	0	2											
Jeff Burroughs, R (8. PH) OBP: 0.200, SLG: 0.316										1	0	0	0	0	0	0											
Garry Hancock, L (9.9) OBP: 0.211, SLG: 0.211										0	0	0	0	0	0	0											
Tony Phillips, S (1.6) OBP: 0.318, SLG: 0.333			0-0 6-3		0-0 5-3			0-0 1B 1B 1B		3	1	1	0	0	0	1											
Inning Stats	R: 0 E: 0 K: 2 S: 7	H: 0 LOB: 1 BB: 1 P: 11	R: 0 E: 0 K: 1 S: 6	H: 1 LOB: 1 BB: 0 P: 6	R: 0 E: 0 K: 1 S: 5	H: 0 LOB: 0 BB: 0 P: 5	R: 0 E: 0 K: 1 S: 5	H: 0 LOB: 0 BB: 0 P: 5	R: 0 E: 0 K: 0 S: 3	H: 0 LOB: 1 BB: 1 P: 7	R: 0 E: 0 K: 1 S: 5	H: 0 LOB: 0 BB: 0 P: 5	R: 1 E: 0 K: 2 S: 10	H: 3 LOB: 2 BB: 0 P: 10	R: 0 E: 0 K: 0 S: 2	H: 0 LOB: 0 BB: 1 P: 6	1B: 5 2B: 0 3B: 0 HR: 0	SF: 0 SAC: 0 DP: 1 HBP: 0	WP: 0 PB: 0 SB: 1 CS: 0	PA: 34							
PITCHER	IP	WLS	BF	H	R	ER	SO	BB	IBB	HBP	BLK	WP	HR	S	P	ERA	WHIP										
Ed Vande Berg, L (1.1) ERA: 1.14	6.0		22	2	0	0	5	2	0	0	0	0	0	30	38	0.00	0.667										
Paul Mirabella, L (7.1) ERA: 4.15	1.2		8	3	1	1	2	0	0	0	0	0	0	12	12	5.40	1.800										
Mike Stanton, R (8.1) ERA: 5.06	1.1	W	4	0	0	0	1	1	0	0	0	0	0	5	9	0.00	0.750										

Seattle Mariners @ Oakland Athletics
Oakland-Alameda County Coliseum, Oakland, CA
Wed May 09 1984, 3:33 AM PDT
Att: 9,786 - Unknown

AB	29
R	4
H	5
RBI	4
BB	8
SO	6
LOB	13



Seattle Mariners @ Oakland Athletics
Oakland-Alameda County Coliseum, Oakland, CA
Wed May 09 1984, 3:33 AM PDT
Att: 9,786 - Unknown

AB	31
R	1
H	5
RBI	1
BB	3
SO	8
LOB	11




Batter	1	2	3	4	5	6	7	8	9	AB	R	H	RBI	BB	SO	LOB	TOP			
Jack Perconte, L (1, 4) OBP: 0.355, SLG: 0.370	F6		E5 2B		5-3		SH1-2-3		4-3	4	1	1	1	0	0	0	Seattle Mariners @ New York Yankees Yankee Stadium, Bronx, NY Sat May 12 1984, 7:05 PM EDT Att: 15,370 - Unknown			
Barry Bonnell, R (1, 7) OBP: 0.316, SLG: 0.363			F4		F8		BB		5-3	5	0	2	0	0	0	1				
Gorman Thomas, R (1, 10) OBP: 0.318, SLG: 0.214					6-3				5-3	2	1	0	0	3	0	0				
Alvin Davis, L (1, 3) OBP: 0.472, SLG: 0.724										2	0	2	2	0	0	0				
Domingo Ramos, R (5, 3)										2	0	0	0	0	0	2				
Al Cowens, R (1, 9) OBP: 0.297, SLG: 0.413										4	0	0	0	0	0	3				
Dave Henderson, R (1, 8) OBP: 0.299, SLG: 0.188										4	0	0	0	0	1	1				
Darnell Coles, R (1, 5) OBP: 0.319, SLG: 0.271										3	1	1	0	1	1	0				
Bob Kearney, R (1, 2) OBP: 0.306, SLG: 0.405										4	1	1	1	0	2	1				
Spike Owen, S (1, 6) OBP: 0.358, SLG: 0.402										4	1	1	1	0	0	2				
Inning Stats	R: 0 E: 0 K: 0 S: 4	H: 2 LOB: 2 BB: 1 P: 8	R: 0 E: 0 K: 0 S: 3	H: 0 LOB: 1 BB: 1 P: 7	R: 2 E: 1 K: 1 S: 7	H: 2 LOB: 1 BB: 1 P: 11	R: 0 E: 0 K: 1 S: 5	H: 0 LOB: 0 BB: 0 P: 5	R: 0 E: 0 K: 0 S: 3	H: 0 LOB: 0 BB: 0 P: 3	R: 2 E: 0 K: 2 S: 10	H: 2 LOB: 2 BB: 1 P: 14	R: 1 E: 0 K: 0 S: 5	H: 2 LOB: 1 BB: 0 P: 5	R: 0 E: 0 K: 0 S: 3	H: 0 LOB: 0 BB: 0 P: 3	1B: 4 2B: 2 3B: 2 HR: 0	SF: 0 SAC: 1 DP: 0 HBP: 0	WP: 1 PB: 0 CS: 0	PA: 39
PITCHER	IP WLS BF H R ER SO BB IBB HBP BLK WP HR S P ERA WHIP																			
Shane Rawley, L (1, 1) ERA: 5.32	6.2 L 30 6 4 4 4 4 0 0 0 0 1 0 34 50 5.40 1.500																			
Clay Christensen, R (7, 1) ERA: 2.45	2.1 9 2 1 1 0 0 0 0 0 0 0 0 9 9 3.86 0.857																			

AB	34
R	5
H	8
RBI	5
BB	4
SO	4
LOB	10



Batter	1	2	3	4	5	6	7	8	9	AB	R	H	RBI	BB	SO	LOB	BOTTOM			
Ken Griffey, L (1, 8) OBP: 0.312, SLG: 0.310	SH1 1B		4-3						F7	4	0	1	0	0	0	2	Seattle Mariners @ New York Yankees Yankee Stadium, Bronx, NY Sat May 12 1984, 7:05 PM EDT Att: 15,370 - Unknown			
Tim Lincecum, R (1, 4) OBP: 0.167, SLG: 0.214	SH1								F3	3	0	0	0	0	0	0				
Oscar Gamble, L (1, 9) OBP: 0.146, SLG: 0.211										4	0	1	0	0	1	1				
Don Baylor, R (1, 10) OBP: 0.313, SLG: 0.431										1	0	0	0	2	1	1				
Don Mattingly, L (1, 3) OBP: 0.371, SLG: 0.522										4	0	0	0	0	0	4				
Steve Kemp, L (1, 7) OBP: 0.309, SLG: 0.286										4	0	2	0	0	1	1				
Roy Smalley, S (1, 5) OBP: 0.341, SLG: 0.425										3	0	0	0	0	1	2				
Butch Wynegar, S (1, 2) OBP: 0.292, SLG: 0.259										3	0	2	0	0	0	0				
Andre Robertson, R (1, 6) OBP: 0.265, SLG: 0.333										3	0	0	0	0	2	3				
Inning Stats	R: 0 E: 0 K: 1 S: 6	H: 1 LOB: 0 BB: 0 P: 6	R: 0 E: 0 K: 0 S: 3	H: 1 LOB: 0 BB: 0 P: 3	R: 0 E: 0 K: 0 S: 3	H: 0 LOB: 0 BB: 0 P: 3	R: 0 E: 0 K: 0 S: 3	H: 0 LOB: 1 BB: 0 P: 4	R: 0 E: 0 K: 1 S: 7	H: 2 LOB: 2 BB: 0 P: 7	R: 0 E: 0 K: 1 S: 5	H: 0 LOB: 1 BB: 1 P: 9	R: 0 E: 0 K: 1 S: 5	H: 0 LOB: 0 BB: 0 P: 5	R: 0 E: 0 K: 1 S: 5	H: 1 LOB: 1 BB: 1 P: 9		1B: 6 2B: 0 3B: 0 HR: 0	SF: 0 SAC: 1 DP: 3 HBP: 1	WP: 0 PB: 0 CS: 0
PITCHER	IP WLS BF H R ER SO BB IBB HBP BLK WP HR S P ERA WHIP																			
Jim Beattie, R (1, 1) ERA: 2.74	9.0 W 33 6 0 0 6 2 0 1 0 0 0 0 42 51 0.00 0.889																			

AB	29
R	0
H	6
RBI	0
BB	2
SO	6
LOB	14



Batter	1	2	3	4	5	6	7	8	9	AB	R	H	RBI	BB	SO	LOB	TOP										
Jack Perconte, L (1,4) OBP: 0.350, SLG: 0.359	F8		F3		3-1		E BB	CS	6-3	4	0	0	0	1	0	1											
Steve Henderson, R (1,10) OBP: 0.338, SLG: 0.383	BB		5-3		K		E4 1-2		K	4	0	0	0	1	2	2											
Gorman Thomas, R (1,7) OBP: 0.312, SLG: 0.217	F8			5-3		1B 2B	K		K	5	1	1	0	0	2	3											
Pat Putnam, L (1,3) OBP: 0.272, SLG: 0.294	4-3			HR 1B		SH FC5-2 1B	F7			4	1	2	1	0	0	3											
Al Cowens, R (1,9) OBP: 0.322, SLG: 0.458		FC6-4 1B		HR		FC5-2 SH BB		BB 1B		3	2	3	2	1	0	0											
Barry Bonnell, R (1,8) OBP: 0.316, SLG: 0.352	F9		F4		SH FC5-2			BB 1B		2	1	0	0	1	0	1											
Darnell Coles, R (1,5) Larry Milbourne, S (8,PH) OBP: 0.347, SLG: 0.262	F7		5-3		FC5-2 G5-4-3			BB 1B		3	0	0	0	0	0	4											
Bob Kearney, R (1,2) OBP: 0.298, SLG: 0.391	FC6-4			4-3		G5-4-3		G6-4-3 1B		4	0	0	0	0	0	5											
Spike Owen, S (1,6) OBP: 0.362, SLG: 0.403			6-3		3-1 E 1B		1-3		CS 1B	4	0	2	0	0	0	0											
Inning Stats	R: 0 E: 0 K: 0 S: 3	H: 0 LOB: 1 BB: 1 P: 7	R: 0 E: 0 K: 0 S: 4	H: 1 LOB: 0 BB: 0 P: 4	R: 0 E: 0 K: 0 S: 3	H: 0 LOB: 0 BB: 0 P: 3	R: 2 E: 0 K: 0 S: 5	H: 2 LOB: 0 BB: 0 P: 5	R: 0 E: 1 K: 1 S: 6	H: 1 LOB: 1 BB: 0 P: 6	R: 1 E: 0 K: 0 S: 5	H: 2 LOB: 2 BB: 1 P: 9	R: 0 E: 1 K: 1 S: 6	H: 0 LOB: 2 BB: 1 P: 10	R: 2 E: 0 K: 0 S: 4	H: 3 LOB: 0 BB: 1 P: 8	R: 0 E: 0 K: 2 S: 7	H: 0 LOB: 0 BB: 0 P: 7	1B: 7 2B: 1 3B: 0 HR: 1	SF: 0 SAC: 1 DP: 2 HBP: 0	WP: 0 PB: 0 CS: 1	PA: 40					
PITCHER	IP	WLS	BF	H	R	ER	SO	BB	IBB	HBP	BLK	WP	HR	S	P	ERA	WHIP										
Dan Petry, R (1,1) ERA: 2.44	5.0		23	6	3	3	1	2	0	0	0	0	1	23	31	5.40	1.600										
Doug Bair, R (8,1) ERA: 2.08	2.0		10	1	2	2	1	2	0	0	0	0	0	10	18	9.00	1.500										
Aurelio Lopez, R (8,1) ERA: 1.45	2.0	W	6	2	0	0	2	0	0	0	0	0	0	10	10	0.00	1.000										

Seattle Mariners @ Detroit Tigers
Tiger Stadium, Detroit, MI
Mon May 14 1984, 7:05 PM EDT
Att: 18,830 - Unknown

AB 34
R 5
H 9
RBI 4
BB 4
SO 4
LOB 19



Batter	1	2	3	4	5	6	7	8	9	AB	R	H	RBI	BB	SO	LOB	BOTTOM										
Lou Whitaker, L (1,4) OBP: 0.397, SLG: 0.430	F7	1-3		F7		F8		CS 1B		5	0	1	1	0	0	2											
Alan Trammell, R (1,6) OBP: 0.440, SLG: 0.545	HR	1B 3-H			G6-4-3 1B	F9		K		5	1	3	2	0	1	2											
Barbaro Garbey, R (1,3) OBP: 0.430, SLG: 0.444	5-3 1B				G6-4-3 1B		5-3			4	0	2	0	0	0	1											
Lance Parrish, R (1,2) OBP: 0.271, SLG: 0.382	5-3 1B			G6-4-3 BB		1B 1B	4-3			3	1	2	0	1	0	0											
Larry Herndon, R (1,7) OBP: 0.336, SLG: 0.348	5-3			F9		1B 1B		1B		4	0	2	0	0	0	3											
Chet Lemon, R (1,8) OBP: 0.380, SLG: 0.598	F8			G6-4-3		1B 1-3 2-H		K		4	0	1	1	0	1	4											
Darrell Evans, L (1,10) OBP: 0.375, SLG: 0.433		BLK SF8 BB		F9		4-3		F8		3	1	0	0	1	0	2											
Rusty Kuntz, R (1,9) OBP: 0.440, SLG: 0.720		SF8 BLK 1B				6-3		3B 2B		4	3	3	1	0	0	0											
Tom Brookens, R (1,5) OBP: 0.217, SLG: 0.234				6-3				1B 3B		2	0	0	1	0	0	0											
Dave Bergman, L (8,PH) OBP: 0.390, SLG: 0.434		SF8				E6		1B 3B		1	1	1	1	0	0	0											
Inning Stats	R: 1 E: 0 K: 0 S: 6	H: 3 LOB: 2 BB: 0 P: 6	R: 2 E: 0 K: 0 S: 5	H: 3 LOB: 2 BB: 1 P: 9	R: 0 E: 0 K: 0 S: 2	H: 0 LOB: 0 BB: 1 P: 6	R: 1 E: 0 K: 0 S: 4	H: 1 LOB: 0 BB: 0 P: 4	R: 1 E: 1 K: 0 S: 6	H: 4 LOB: 2 BB: 0 P: 6	R: 0 E: 0 K: 0 S: 4	H: 0 LOB: 1 BB: 0 P: 4	R: 0 E: 0 K: 1 S: 6	H: 1 LOB: 1 BB: 0 P: 6	R: 2 E: 0 K: 1 S: 7	H: 3 LOB: 0 BB: 0 P: 7	R: 2 E: 0 K: 1 S: 7	H: 0 LOB: 0 BB: 0 P: 7	1B: 11 2B: 1 3B: 1 HR: 2	SF: 1 SAC: 0 DP: 2 HBP: 0	WP: 0 PB: 0 CS: 1	PA: 38					
PITCHER	IP	WLS	BF	H	R	ER	SO	BB	IBB	HBP	BLK	WP	HR	S	P	ERA	WHIP										
Ed Vande Berg, L (1,1) ERA: 2.61	7.1	L	35	13	6	6	1	2	0	0	1	1	0	35	43	7.36	2.045										
Dave Beard, R (8,1) ERA: 2.7	0.2		3	2	1	1	1	0	0	0	0	0	0	5	5	13.50	3.000										

Seattle Mariners @ Detroit Tigers
Tiger Stadium, Detroit, MI
Mon May 14 1984, 7:05 PM EDT
Att: 18,830 - Unknown

AB 35
R 7
H 15
RBI 7
BB 2
SO 2
LOB 14



Batter	1	2	3	4	5	6	7	8	9	AB	R	H	RBI	BB	SO	LOB	TOP										
Jack Perconte, L (1, 4) OBP: 0.342, SLG: 0.349 Dave Henderson, R (9, PH) OBP: 0.271, SLG: 0.176	0-0 4-3		0-0 F6		0-0 G6-3		0-0 1-3		0-3 K	4	0	0	0	0	0	2											
Larry Milbourne, S (1, 5) OBP: 0.352, SLG: 0.261	0-0 E5 WP BB G3		4-0 BB		0-3 K		0-0 4-3		0-0 1B	4	1	1	0	1	1	0											
Gorman Thomas, R (1, 7) OBP: 0.322, SLG: 0.213	4-0 G3 WP 1-2 BB		0-3 K		4-0 FC6-4 BB		4-0 1B BB		0-0 F5	2	0	0	0	3	1	4											
Pat Putnam, L (1, 3) OBP: 0.263, SLG: 0.284 Phil Bradley, R (8, PH) OBP: 0.393, SLG: 0.286 (8, 8)	0-0 G3 1-3 2-H		0-3 K		0-0 FC6-4 G5-4-3 1-2		0-3 K			3	0	0	1	0	1	4											
Al Cowens, R (1, 9) OBP: 0.311, SLG: 0.441	0-0 F8				0-0 4-3		0-0 G5-4-3 1-2		0-3 K	4	0	0	0	0	1	3											
Barry Bonnell, R (1, 8) OBP: 0.314, SLG: 0.348 (8, 3)		0-0 F8			0-0 F8		0-0 F4		0-0 1B	4	0	1	0	0	0	0											
Steve Henderson, R (1, 10) OBP: 0.347, SLG: 0.381		0-0 L4			0-0 PB 1B		4-0 1B HR BB		0-3 K	3	1	1	0	1	1	2											
Bob Kearney, R (1, 2) OBP: 0.295, SLG: 0.387		0-0 5-3			0-3 K 1-2		0-0 1B HR		0-3 K	4	1	1	0	0	2	1											
Spike Owen, S (1, 6) OBP: 0.366, SLG: 0.426			0-0 E4 S		4-0 G6-3 BB		0-0 1B HR 1-H 2-H		0-0 E6 1B	3	1	1	3	1	0	0											
Inning Stats	R: 1 E: 1 K: 0 S: 4	H: 0 LOB: 1 BB: 1 P: 8	R: 0 E: 0 K: 0 S: 3	H: 0 LOB: 0 BB: 0 P: 3	R: 0 E: 1 K: 2 S: 8	H: 0 LOB: 2 BB: 1 P: 12	R: 0 E: 0 K: 1 S: 6	H: 1 LOB: 1 BB: 0 P: 6	R: 0 E: 0 K: 1 S: 4	H: 0 LOB: 0 BB: 1 P: 8	R: 0 E: 0 K: 0 S: 2	H: 0 LOB: 0 BB: 1 P: 6	R: 3 E: 0 K: 0 S: 5	H: 2 LOB: 0 BB: 1 P: 9	R: 0 E: 0 K: 3 S: 10	H: 1 LOB: 2 BB: 1 P: 14	R: 0 E: 1 K: 2 S: 9	H: 1 LOB: 2 BB: 0 P: 9	1B: 4 2B: 0 3B: 0 HR: 1	SF: 0 SAC: 0 DP: 2 HBP: 0	WP: 1 PB: 1 SB: 1 CS: 0	PA: 39					
PITCHER	IP	WLS	BF	H	R	ER	SO	BB	IBB	HBP	BLK	WP	HR	S	P	ERA	WHIP										
Jack Morris, R (1, 1) ERA: 2.04	7.0	W	29	3	4	3	4	5	0	0	0	1	1	32	52	3.86	1.143										
Willie Hernandez, L (8, 1) ERA: 3.34	2.0	S	10	2	0	0	5	1	0	0	0	0	0	19	23	0.00	1.500										

Seattle Mariners @ Detroit Tigers
Tiger Stadium, Detroit, MI
Tue May 15 1984, 7:05 PM EDT
Att: 21,782 - Unknown

AB 33
R 4
H 5
RBI 4
BB 6
SO 9
LOB 18



Batter	1	2	3	4	5	6	7	8	9	AB	R	H	RBI	BB	SO	LOB	BOTTOM										
Lou Whitaker, L (1, 4) OBP: 0.394, SLG: 0.432	0-0 F9		0-0 FC3-6 1B BB		0-0 F7		4-0 SF9 FC 1-2 2-3 BB		0-0 BB BB G1-2-3 1B	4	1	2	0	1	0	0											
Alan Trammell, R (1, 6) OBP: 0.445, SLG: 0.537	4-0 E SF9 BB		4-0 FC3-6 1-2 BB		0-0 4-3		0-0 FC		4-0 BB BB	2	1	0	1	3	0	2											
Kirk Gibson, L (1, 9) OBP: 0.357, SLG: 0.536	0-0 SF9 1-H		0-0 FC3-6 BB 1B 1-2 2-3		4-0 BB		0-0 SF9 2-3 3-H		0-3 K	2	1	0	2	1	1	4											
Darrell Evans, L (1, 10) OBP: 0.385, SLG: 0.430	4-0 4-3 BB		0-0 1-2 3-H BB 1B		0-0 F6		0-3 K		4-0 1-2 2-3 BB	3	1	1	1	2	1	3											
Johnny Grubb, L (1, 7) OBP: 0.463, SLG: 0.531 Larry Herndon, R (5, PH) OBP: 0.336, SLG: 0.348 (6, 7)	0-0 4-3 1-2		0-3 K		0-3 K		0-0 SH3-4 1B		0-0 G1-2-3	2	0	0	0	0	1	3											
Dave Bergman, L (1, 3) OBP: 0.387, SLG: 0.418		0-3 K		4-0 1B 1-2 2-3 BB		0-0 F6		0-0 SH3-4 1-2		2	0	0	0	1	1	1											
Howard Johnson, S (1, 5) OBP: 0.386, SLG: 0.413 Tom Brookens, R (7, PH) OBP: 0.214, SLG: 0.231 (8, 5)		4-0 CS BB		0-0 1-3 2-H 3-H 1B		0-0 F4		0-0 1-3		2	0	1	2	1	0	0											
Chet Lemon, R (1, 8) OBP: 0.390, SLG: 0.594		4-0 1-2 BB		0-3 K		4-0 BB SH FC BB		4-0 IBB		1	1	0	0	3	1	2											
Dwight Lowry, L (1, 2) OBP: 0.261, SLG: 0.238		0-0 F7		0-3 K		0-0 SH FC BB SF9		0-3 K		3	1	0	0	0	2	3											
Inning Stats	R: 1 E: 0 K: 0 S: 3	H: 0 LOB: 1 BB: 2 P: 11	R: 0 E: 0 K: 1 S: 4	H: 0 LOB: 2 BB: 2 P: 12	R: 3 E: 0 K: 2 S: 10	H: 3 LOB: 2 BB: 2 P: 18	R: 0 E: 0 K: 1 S: 5	H: 0 LOB: 0 BB: 0 P: 5	R: 0 E: 0 K: 1 S: 5	H: 0 LOB: 1 BB: 1 P: 9	R: 2 E: 1 K: 1 S: 7	H: 0 LOB: 2 BB: 2 P: 15	R: 0 E: 0 K: 1 S: 6	H: 1 LOB: 2 BB: 1 P: 10	R: 0 E: 0 K: 1 S: 5	H: 1 LOB: 2 BB: 2 P: 13	1B: 5 2B: 0 3B: 0 HR: 0	SF: 2 SAC: 2 DP: 1 HBP: 0	WP: 0 PB: 0 SB: 1 CS: 1	PA: 41							
PITCHER	IP	WLS	BF	H	R	ER	SO	BB	IBB	HBP	BLK	WP	HR	S	P	ERA	WHIP										
Roy Thomas, R (1, 1) ERA: 4.5	2.2	L	16	3	4	3	2	6	0	0	0	0	0	14	38	10.12	3.375										
Paul Mirabella, L (3, 1) ERA: 3.09	3.2		17	1	2	0	4	3	0	0	0	0	0	22	34	0.00	1.091										
Bob Stoddard, R (7, 1) ERA: 4.5	1.2		8	1	0	0	2	2	1	0	0	0	0	9	21	0.00	1.800										

Seattle Mariners @ Detroit Tigers
Tiger Stadium, Detroit, MI
Tue May 15 1984, 7:05 PM EDT
Att: 21,782 - Unknown

AB 25
R 6
H 5
RBI 6
BB 12
SO 8
LOB 23



Batter	1	2	3	4	5	6	7	8	9	AB	R	H	RBI	BB	SO	LOB	TOP			
Jack Perconte, L (1,4) OBP: 0.339, SLG: 0.346	0-0 6-3		0-0 6-3					0-0 F8		4	1	1	0	0	0	0				
Barry Bonnell, R (1,7) OBP: 0.316, SLG: 0.367	0-0 G4-1			0-0 4-3				0-0 F8		4	0	0	0	0	0	1				
Alvin Davis, L (1,3) OBP: 0.465, SLG: 0.706	0-3 K			0-3 K				0-0 F7		4	0	1	0	0	2	0				
Ken Phelps, L (1,10) OBP: 0.500, SLG: 1.000 Phil Bradley, R (9, PR) OBP: 0.393, SLG: 0.286		0-3 K		0-0 3-1				0-0 SF8		2	0	0	1	1	1	0				
Al Cowens, R (1,9) OBP: 0.315, SLG: 0.437		0-0 1B						0-0 K		4	0	3	0	0	1	1				
Dave Henderson, R (1,8) OBP: 0.254, SLG: 0.169		0-0 F7						0-0 F4		4	0	1	0	0	0	4				
Darnell Coles, R (1,5) OBP: 0.289, SLG: 0.236		0-0 5-3						0-0 F7		4	0	0	0	0	0	4				
Bob Kearney, R (1,2) OBP: 0.290, SLG: 0.376			0-0 F8					0-0 F6		3	0	0	0	0	1	2				
Spike Owen, S (1,6) OBP: 0.367, SLG: 0.429			0-3 K					0-0 1-3		3	0	0	0	0	1	2				
Inning Stats	R: 0 E: 0 K: 1 S: 5	H: 0 LOB: 0 BB: 0 P: 5	R: 0 E: 0 K: 1 S: 6	H: 1 LOB: 1 BB: 0 P: 6	R: 0 E: 0 K: 1 S: 5	H: 0 LOB: 0 BB: 0 P: 5	R: 0 E: 0 K: 1 S: 5	H: 0 LOB: 0 BB: 0 P: 5	R: 0 E: 0 K: 1 S: 7	H: 2 LOB: 2 BB: 0 P: 7	R: 1 E: 0 K: 0 S: 6	H: 3 LOB: 2 BB: 0 P: 6	R: 0 E: 0 K: 0 S: 3	H: 0 LOB: 0 BB: 0 P: 3	R: 0 E: 0 K: 1 S: 5	H: 0 LOB: 1 BB: 1 P: 9	1B: 6 2B: 0 3B: 0 HR: 0	SF: 1 SAC: 0 DP: 0 HBP: 0	WP: 0 PB: 0 SB: 0 CS: 0	PA: 34
PITCHER Storm Davis, R (1,1) ERA: 1.56	IP: 9.0 WLS: W BF: 34 H: 6 R: 1 ER: 1 SO: 6 BB: 1 IBB: 0 HBP: 0 BLK: 0 WP: 0 HR: 0 S: 45 P: 49 ERA: 1.00 WHIP: 0.778															PITCHER				

Seattle Mariners @ Baltimore Orioles
Memorial Stadium, Baltimore, MD
Fri May 18 1984, 7:05 PM EDT
Att: 38,143 - Unknown

AB 32
R 1
H 6
RBI 1
BB 1
SO 6
LOB 14



Batter	1	2	3	4	5	6	7	8	9	AB	R	H	RBI	BB	SO	LOB	BOTTOM			
Al Bumbry, L (1,8) OBP: 0.243, SLG: 0.257 Lenn Sakata, R (8,4) OBP: 0.212, SLG: 0.219	0-0 F9 HR 2B		0-0 F6					0-0 SF8		3	1	1	1	0	0	0				
Jim Dwyer, L (1,9) OBP: 0.293, SLG: 0.277	0-0 F9		4-0 G5-4-3 BB					0-0 F8		3	0	0	0	1	1	2				
Cal Ripken Jr., R (1,6) OBP: 0.398, SLG: 0.635	0-0 F8		0-0 G5-4-3					0-3 K		4	0	0	0	0	1	2				
Eddie Murray, S (1,3) OBP: 0.434, SLG: 0.529	0-0 HR			0-0 FC6-4 1B				0-0 4-3		4	1	2	2	0	0	0				
John Lowenstein, L (1,10) OBP: 0.349, SLG: 0.362	0-0 F7			0-0 FC6-4 1B				0-0 F6		4	1	0	0	0	0	1				
Wayne Gross, L (1,5) OBP: 0.417, SLG: 0.717		0-0 F8		4-0 1B BB				0-3 K		2	0	0	0	1	1	0				
Mike Young, S (1,7) OBP: 0.435, SLG: 0.450		0-3 K		0-0 1B BB				0-0 1B SF8 2B		3	1	2	1	0	1	0				
Rich Dauer, R (1,4) OBP: 0.281, SLG: 0.306 John Shelby, S (7, PR) OBP: 0.245, SLG: 0.301		0-0 1B		0-0 F2				0-0 1B		3	0	2	0	0	0	2				
Rick Dempsey, R (1,2) OBP: 0.341, SLG: 0.314		0-0 5-3		0-3 K				0-0 F4		3	0	0	0	0	1	5				
Inning Stats	R: 2 E: 0 K: 0 S: 5	H: 2 LOB: 0 BB: 0 P: 5	R: 0 E: 0 K: 1 S: 6	H: 1 LOB: 1 BB: 0 P: 6	R: 0 E: 0 K: 0 S: 2	H: 0 LOB: 0 BB: 1 P: 6	R: 1 E: 0 K: 1 S: 7	H: 2 LOB: 2 BB: 1 P: 11	R: 0 E: 0 K: 1 S: 5	H: 0 LOB: 0 BB: 0 P: 5	R: 0 E: 0 K: 1 S: 5	H: 0 LOB: 0 BB: 0 P: 5	R: 1 E: 0 K: 0 S: 5	H: 2 LOB: 1 BB: 0 P: 5	R: 0 E: 0 K: 1 S: 5	H: 0 LOB: 0 BB: 0 P: 5	1B: 4 2B: 2 3B: 0 HR: 1	SF: 1 SAC: 0 DP: 1 HBP: 0	WP: 0 PB: 0 SB: 0 CS: 0	PA: 32
PITCHER Jim Beattie, R (1,1) ERA: 3.02	IP: 8.0 WLS: L BF: 32 H: 7 R: 4 ER: 4 SO: 5 BB: 2 IBB: 0 HBP: 0 BLK: 0 WP: 0 HR: 1 S: 40 P: 48 ERA: 4.50 WHIP: 1.125															PITCHER				

Seattle Mariners @ Baltimore Orioles
Memorial Stadium, Baltimore, MD
Fri May 18 1984, 7:05 PM EDT
Att: 38,143 - Unknown

AB 29
R 4
H 7
RBI 4
BB 2
SO 5
LOB 12



Batter	1	2	3	4	5	6	7	8	9	AB	R	H	RBI	BB	SO	LOB	TOP			
Willie Randolph, R OBP: 0.410, SLG: 0.377	F9		BLK 1B		2B		2B		3-1	5	1	3	0	0	0	1	New York Yankees @ Seattle Mariners The Kingdome, Seattle, WA Thu May 24 1984, 10:05 PM EDT Att: 9,600 - Unknown			
Toby Harrah, R OBP: 0.319, SLG: 0.297	FC6-4 1B		1-2 BB		1-3		6-3		K	4	0	1	0	1	1	3				
Dave Winfield, R OBP: 0.304, SLG: 0.462	F2		F8		5-3		2B			4	0	1	1	0	0	3				
Don Baylor, R OBP: 0.312, SLG: 0.480	FC6-4 1-2		F3		HR		F8			4	1	1	1	0	0	4				
Lou Piniella, R OBP: 0.347, SLG: 0.400		1-3		G6-4-3 BB		FC5-4 1B		K		3	0	1	0	1	1	0				
Roy Smalley, S OBP: 0.322, SLG: 0.371				G6-4-3		FC5-4 1B		K		4	0	1	0	0	1	2				
Don Mattingly, L OBP: 0.338, SLG: 0.490				1-2		1-2		K		0	0	0	0	0	0	0				
Ken Griffey, L OBP: 0.306, SLG: 0.304				FC5-4 1B				F7		4	0	1	0	0	0	1				
Omar Moreno, L OBP: 0.260, SLG: 0.300				FC5-4 1-2		1-2				0	0	0	0	0	0	0				
Butch Wynegar, S OBP: 0.287, SLG: 0.282				F8		F8			3-1 SH2-4 BB	3	0	0	0	1	0	3				
Andre Robertson, R OBP: 0.233, SLG: 0.284			F2		K		5-3		SH2-4 1-2	3	0	0	0	0	1	0				
Inning Stats	R: 0 E: 0 K: 0 S: 4	H: 1 LOB: 1 BB: 0 P: 4	R: 0 E: 0 K: 0 S: 4	H: 1 LOB: 1 BB: 0 P: 4	R: 0 E: 0 K: 0 S: 4	H: 1 LOB: 2 BB: 1 P: 8	R: 0 E: 0 K: 0 S: 2	H: 0 LOB: 0 BB: 1 P: 6	R: 0 E: 0 K: 1 S: 6	H: 1 LOB: 1 BB: 0 P: 6	R: 0 E: 0 K: 0 S: 5	H: 0 LOB: 0 BB: 0 P: 7	R: 0 E: 0 K: 1 S: 5	H: 0 LOB: 1 BB: 1 P: 9	R: 0 E: 0 K: 1 S: 5	H: 0 LOB: 0 BB: 0 P: 9	1B: 5 2B: 3 3B: 0 HR: 1	SF: 0 SAC: 1 DP: 1 HBP: 0	WP: 0 PB: 0 CS: 0	PA: 38
PITCHER	IP WLS BF H R ER SO BB IBB HBP BLK WP HR S P ERA WHIP																			
Mark Langston, L ERA: 5.02	(1, 1) 6.1 L 28 8 2 2 1 2 2 0 0 1 0 1 28 36 2.84 1.579																			
Mike Stanton, R ERA: 4.43	(7, 1) 2.2 10 1 0 0 3 1 0 0 0 0 0 0 15 19 0.00 0.750																			

Batter	1	2	3	4	5	6	7	8	9	AB	R	H	RBI	BB	SO	LOB	BOTTOM					
Jack Perconte, L OBP: 0.333, SLG: 0.327	1-3 S 1B		F7			1B		3-1		4	0	2	0	0	0	0	New York Yankees @ Seattle Mariners The Kingdome, Seattle, WA Thu May 24 1984, 10:05 PM EDT Att: 9,600 - Unknown					
Phil Bradley, R OBP: 0.360, SLG: 0.289	6-3 1-2		5-3			S 1B			G4-6-3 1B	4	0	2	0	0	0	1						
Alvin Davis, L OBP: 0.459, SLG: 0.669	1-3 2-3			G6-4-3 BB		K			G4-6-3 1-2	3	0	0	0	1	1	4						
Ken Phelps, L OBP: 0.421, SLG: 0.800				F7		K			K	3	0	0	0	0	2	4						
Al Cowens, R OBP: 0.293, SLG: 0.409	K					K			K	1	0	0	0	0	1	0						
Barry Bonnell, R OBP: 0.331, SLG: 0.387				G6-4-3 1-2				K		3	0	1	0	0	1	1						
Dave Henderson, R OBP: 0.284, SLG: 0.266						K		5-3		3	0	0	0	0	2	1						
Larry Milbourne, S OBP: 0.350, SLG: 0.269								F5		3	0	1	0	0	0	1						
Bob Kearney, R OBP: 0.264, SLG: 0.345									K	3	0	0	0	0	2	2						
Spike Owen, S OBP: 0.359, SLG: 0.415									K	3	0	0	0	0	1	0						
Inning Stats	R: 0 E: 0 K: 1 S: 6	H: 1 LOB: 0 BB: 0 P: 6	R: 0 E: 0 K: 1 S: 6	H: 1 LOB: 0 BB: 0 P: 6	R: 0 E: 0 K: 0 S: 3	H: 0 LOB: 0 BB: 0 P: 3	R: 0 E: 0 K: 0 S: 2	H: 0 LOB: 0 BB: 1 P: 6	R: 0 E: 0 K: 2 S: 7	H: 1 LOB: 1 BB: 0 P: 7	R: 0 E: 0 K: 2 S: 9	H: 2 LOB: 2 BB: 0 P: 9	R: 0 E: 0 K: 1 S: 5	H: 0 LOB: 0 BB: 0 P: 5	R: 0 E: 0 K: 2 S: 7	H: 0 LOB: 0 BB: 0 P: 7	R: 0 E: 0 K: 1 S: 5	H: 1 LOB: 0 BB: 0 P: 5	1B: 6 2B: 1 3B: 0 HR: 0	SF: 0 SAC: 0 DP: 3 HBP: 0	WP: 0 PB: 1 CS: 1	PA: 31
PITCHER	IP WLS BF H R ER SO BB IBB HBP BLK WP HR S P ERA WHIP																					
Phil Niekro, R ERA: 1.2	(1, 1) 7.0 W 25 5 0 0 7 1 0 0 0 0 0 0 8 42 0.00 0.857																					
Jay Howell, R ERA: 2.1	(8, 1) 1.0 4 1 0 0 2 0 0 0 0 0 0 0 8 8 0.00 1.000																					
Dave Righetti, L ERA: 1.88	(9, 1) 1.0 S 2 0 0 0 1 0 0 0 0 0 0 0 4 4 0.00 0.000																					

Batter	1	2	3	4	5	6	7	8	9	AB	R	H	RBI	BB	SO	LOB	TOP					
Jack Perconte, L (1,4) OBP: 0.329, SLG: 0.330	4-3			2B SF7 1B	K2-3		4-3 BB 1B		2H 2B	5	1	3	1	0	1	1	Seattle Mariners @ Kansas City Royals Royals Stadium, Kansas City, MO Mon Jun 04 1984, 8:05 PM EDT Att: 24,315 - Unknown					
Phil Bradley, R (1,8) OBP: 0.361, SLG: 0.298	F7 1B			SF7 SF8 2B		6-3	4-3 BB		6-3	4	1	2	0	1	0	1						
Alvin Davis, L (1,3) OBP: 0.443, SLG: 0.643	F7			SF7		BB HBP	4-3		4-3	3	1	0	1	0	0	4						
Ken Phelps, L (1,10) OBP: 0.414, SLG: 0.783 Dave Henderson, R (7, PH) OBP: 0.296, SLG: 0.270	F7			SF8		BB	F6			1	1	0	1	1	0	0						
Al Cowens, R (1,9) OBP: 0.305, SLG: 0.431	5-3			G3		BB				1	0	0	0	0	0	2						
Steve Henderson, R (1,7) OBP: 0.342, SLG: 0.371	5-3					BB				4	1	0	0	0	0	1						
Larry Milbourne, S (1,5) OBP: 0.329, SLG: 0.254 Domingo Ramos, R (7,5) OBP: 0.133, SLG: 0.167				4-3		BB				2	0	0	1	0	0	1						
Bob Kearney, R (1,2) OBP: 0.285, SLG: 0.418				F6		BB	2-3			1	0	0	0	0	0	0						
Spike Owen, S (1,6) OBP: 0.361, SLG: 0.432	4-3					BB				4	1	1	0	0	1	2						
Inning Stats	R: 0 E: 0 K: 0 S: 3	H: 1 LOB: 0 BB: 0 P: 3	R: 0 E: 0 K: 0 S: 3	H: 0 LOB: 0 BB: 0 P: 3	R: 0 E: 0 K: 0 S: 3	H: 0 LOB: 0 BB: 0 P: 3	R: 2 E: 0 K: 2 S: 5	H: 2 LOB: 1 BB: 0 P: 5	R: 1 E: 0 K: 2 S: 9	H: 2 LOB: 1 BB: 0 P: 9	R: 3 E: 2 K: 0 S: 5	H: 0 LOB: 1 BB: 1 P: 10	R: 0 E: 0 K: 1 S: 6	H: 1 LOB: 2 BB: 1 P: 10	R: 0 E: 0 K: 0 S: 3	H: 0 LOB: 0 BB: 0 P: 3	R: 1 E: 0 K: 1 S: 7	H: 2 LOB: 1 BB: 0 P: 7	1B: 3 2B: 4 3B: 1 HR: 0	SF: 2 SAC: 1 DP: 0 HBP: 1	WP: 0 PB: 0 SB: 0 CS: 0	PA: 39
PITCHER	IP	WLS	BF	H	R	ER	SO	BB	IBB	HBP	BLK	WP	HR	S	P	ERA	WHIP					
Bret Saberhagen, R (1,1) ERA: 3.63	6.1	L	29	6	6	3	3	2	0	1	0	0	0	32	41	4.26	1.263					
Paul Splittorf, L (7,1) ERA: 6.33	2.2		10	2	1	1	1	0	0	0	0	0	0	12	12	3.38	0.750					

Batter	1	2	3	4	5	6	7	8	9	AB	R	H	RBI	BB	SO	LOB	BOTTOM					
Willie Wilson, S (1,8) OBP: 0.369, SLG: 0.387	3-4-1		G6-4-3			K		F8		4	0	0	0	0	1	1	Seattle Mariners @ Kansas City Royals Royals Stadium, Kansas City, MO Mon Jun 04 1984, 8:05 PM EDT Att: 24,315 - Unknown					
Pat Sheridan, L (1,9) OBP: 0.362, SLG: 0.463	K			F8		K		F4		4	0	0	0	0	2	0						
George Brett, L (1,5) OBP: 0.425, SLG: 0.692	HR			2B		6-3		4-3		4	1	2	1	0	0	0						
Hal McRae, R (1,10) OBP: 0.316, SLG: 0.323	6-3			5-3			5-3	1B BB		3	0	0	0	1	0	1						
Frank White, R (1,4) OBP: 0.320, SLG: 0.425		1-4-3		F6			5-3			4	0	1	0	0	0	1						
Darryl Motley, R (1,7) OBP: 0.361, SLG: 0.538		F9			CS 1B		3B		F8	4	0	2	0	0	0	2						
Steve Balboni, R (1,3) OBP: 0.296, SLG: 0.368		F7			K		K			3	0	0	0	0	2	2						
Don Slaught, R (1,2) OBP: 0.239, SLG: 0.257			K					F7		2	0	0	0	1	1	0						
Onix Concepcion, R (1,6) OBP: 0.244, SLG: 0.254				G6-4-3 BB			F7		F7	2	0	0	0	1	0	1						
Inning Stats	R: 1 E: 0 K: 1 S: 6	H: 1 LOB: 0 BB: 0 P: 6	R: 0 E: 0 K: 0 S: 3	H: 0 LOB: 0 BB: 0 P: 3	R: 0 E: 0 K: 1 S: 4	H: 0 LOB: 1 BB: 1 P: 8	R: 0 E: 0 K: 0 S: 4	H: 1 LOB: 0 BB: 0 P: 4	R: 0 E: 0 K: 1 S: 5	H: 1 LOB: 1 BB: 1 P: 9	R: 0 E: 0 K: 2 S: 7	H: 0 LOB: 0 BB: 0 P: 7	R: 0 E: 0 K: 1 S: 6	H: 1 LOB: 0 BB: 0 P: 6	R: 0 E: 0 K: 0 S: 3	H: 0 LOB: 0 BB: 0 P: 3	R: 0 E: 0 K: 0 S: 4	H: 1 LOB: 2 BB: 1 P: 8	1B: 2 2B: 1 3B: 1 HR: 1	SF: 0 SAC: 0 DP: 1 HBP: 0	WP: 0 PB: 0 SB: 0 CS: 1	PA: 33
PITCHER	IP	WLS	BF	H	R	ER	SO	BB	IBB	HBP	BLK	WP	HR	S	P	ERA	WHIP					
Mark Langston, L (1,1) ERA: 4.19	9.0	W	33	5	1	1	6	3	0	0	0	0	1	42	54	1.00	0.889					

Batter	1	2	3	4	5	6	7	8	9	AB	R	H	RBI	BB	SO	LOB	TOP			
Jack Perconte, L (1.4) OBP: 0.333, SLG: 0.329	4-3		5-3 1B		B2-3			F8		4	0	1	0	0	0	0	Seattle Mariners @ Kansas City Royals Royals Stadium, Kansas City, MO Wed Jun 06 1984, 8:05 PM EDT Att: 17,635 - Unknown livebaseballscorecards.com			
Phil Bradley, R (1.7) OBP: 0.397, SLG: 0.306	G3		5-3 1-2			F3		6-3		4	0	0	0	0	0	1				
Alvin Davis, L (1.3) OBP: 0.441, SLG: 0.630			F7			HR 1B		5-3		4	1	2	0	0	0	1				
Al Cowens, R (1.9) OBP: 0.297, SLG: 0.423	CS 1-2	6-3	1-3			F9			1-3	4	0	0	0	0	0	2				
Steve Henderson, R (1.10) OBP: 0.345, SLG: 0.400					G5-4-3 1B			5-3		4	1	3	2	0	0	0				
Dave Henderson, R (1.8) OBP: 0.280, SLG: 0.261			F8		F8					3	0	0	0	0	1	2				
Larry Milbourne, S (9, PH) OBP: 0.346, SLG: 0.275						K				1	0	1	0	0	0	0				
Darnell Coles, R (1.5) OBP: 0.316, SLG: 0.263					G5-4-3 1-2			F8		3	0	0	0	1	0	2				
Bob Kearney, R (1.2) OBP: 0.281, SLG: 0.406					F6			E6		2	0	0	0	1	0	0				
Spike Owen, S (1.6) OBP: 0.353, SLG: 0.421			F3		F7			G5-4-3 1-2		3	0	0	0	0	0	4				
Inning Stats	R: 0 E: 0 K: 0 S: 3	H: 1 LOB: 0 BB: 0 P: 3	R: 0 E: 0 K: 0 S: 4	H: 1 LOB: 3 BB: 2 P: 12	R: 0 E: 0 K: 0 S: 4	H: 1 LOB: 1 BB: 0 P: 4	R: 0 E: 0 K: 0 S: 3	H: 1 LOB: 0 BB: 0 P: 3	R: 2 E: 0 K: 1 S: 7	H: 2 LOB: 0 BB: 0 P: 7	R: 0 E: 1 K: 0 S: 3	H: 0 LOB: 0 BB: 0 P: 3	R: 0 E: 0 K: 0 S: 3	H: 0 LOB: 0 BB: 0 P: 3	R: 0 E: 0 K: 0 S: 4	H: 1 LOB: 1 BB: 0 P: 4	1B: 6 2B: 0 3B: 0 HR: 1	SF: 0 SAC: 0 DP: 2 HBP: 0	WP: 0 PB: 0 SB: 0 CS: 1	PA: 35
PITCHER	IP WLS BF H R ER SO	IP WLS BF H R ER SO	IP WLS BF H R ER SO	IP WLS BF H R ER SO	IP WLS BF H R ER SO	IP WLS BF H R ER SO	IP WLS BF H R ER SO	IP WLS BF H R ER SO	IP WLS BF H R ER SO	IP WLS BF H R ER SO	IP WLS BF H R ER SO	IP WLS BF H R ER SO	IP WLS BF H R ER SO	IP WLS BF H R ER SO	IP WLS BF H R ER SO	IP WLS BF H R ER SO	ERA WHIP	ERA WHIP	ERA WHIP	
Charlie Leibrandt, L (1.1) ERA: 1.69	8.0	W	30	6	2	2	1	2	0	0	0	0	0	0	0	0	0	2.25	1.000	
Dan Quisenberry, R (9.1) ERA: 2.53	1.0	S	4	1	0	0	0	0	0	0	0	0	0	0	0	0	0	0.00	1.000	

Batter	1	2	3	4	5	6	7	8	9	AB	R	H	RBI	BB	SO	LOB	BOTTOM			
Willie Wilson, S (1.8) OBP: 0.413, SLG: 0.432	BB SF7									3	2	3	0	1	0	0	Seattle Mariners @ Kansas City Royals Royals Stadium, Kansas City, MO Wed Jun 06 1984, 8:05 PM EDT Att: 17,635 - Unknown livebaseballscorecards.com			
Pat Sheridan, L (1.9) OBP: 0.380, SLG: 0.463	F7	3-6				F6				4	0	1	1	0	0	5				
George Brett, L (1.5) OBP: 0.420, SLG: 0.643										3	1	0	0	1	0	1				
Greg Pryor, R (9.5) OBP: 0.264, SLG: 0.327	2B IBB		G3		F7			1-3		0	0	0	0	0	0	0				
Dane Iorg, L (1.3) OBP: 0.286, SLG: 0.372	2B					F7				2	2	1	0	2	0	0				
Darryl Motley, R (1.7) OBP: 0.362, SLG: 0.546	SF7					F2		G6-4-3		3	0	1	2	0	0	1				
Jorge Orta, L (1.10) OBP: 0.319, SLG: 0.452								F9		3	0	1	2	1	0	0				
John Wathan, R (1.2) OBP: 0.281, SLG: 0.244	K									3	0	0	0	1	2	3				
Onix Concepcion, R (1.4) OBP: 0.239, SLG: 0.264			5-3			F7		6-3		4	0	0	0	0	0	1				
U L Washington, S (1.6) OBP: 0.250, SLG: 0.192										2	0	1	0	1	0	0				
Inning Stats	R: 3 E: 0 K: 1 S: 6	H: 1 LOB: 3 BB: 3 P: 18	R: 0 E: 0 K: 0 S: 3	H: 1 LOB: 1 BB: 1 P: 7	R: 1 E: 0 K: 0 S: 4	H: 2 LOB: 1 BB: 1 P: 8	R: 1 E: 0 K: 0 S: 5	H: 2 LOB: 0 BB: 0 P: 5	R: 0 E: 0 K: 0 S: 3	H: 0 LOB: 0 BB: 0 P: 3	R: 0 E: 0 K: 0 S: 4	H: 2 LOB: 2 BB: 1 P: 8	R: 0 E: 0 K: 0 S: 2	H: 0 LOB: 0 BB: 1 P: 6	R: 0 E: 0 K: 1 S: 5	H: 0 LOB: 0 BB: 0 P: 5	1B: 4 2B: 5 3B: 0 HR: 0	SF: 1 SAC: 0 DP: 3 HBP: 0	WP: 0 PB: 0 SB: 2 CS: 1	PA: 35
PITCHER	IP WLS BF H R ER SO	IP WLS BF H R ER SO	IP WLS BF H R ER SO	IP WLS BF H R ER SO	IP WLS BF H R ER SO	IP WLS BF H R ER SO	IP WLS BF H R ER SO	IP WLS BF H R ER SO	IP WLS BF H R ER SO	IP WLS BF H R ER SO	IP WLS BF H R ER SO	IP WLS BF H R ER SO	IP WLS BF H R ER SO	IP WLS BF H R ER SO	IP WLS BF H R ER SO	IP WLS BF H R ER SO	ERA WHIP	ERA WHIP	ERA WHIP	
Mike Moore, R (1.1) ERA: 3.67	4.0	L	21	6	5	5	1	3	2	0	0	0	0	0	0	0	11.25	2.250		
Bob Stoddard, R (5.1) ERA: 4.37	4.0		14	2	0	0	1	2	0	0	0	0	0	0	0	0	0.00	1.000		

Batter	1	2	3	4	5	6	7	8	9	AB	R	H	RBI	BB	SO	LOB	TOP				
Larry Milbourne, S (1.4) OBP: 0.361, SLG: 0.278																					
Phil Bradley, R (1.8) OBP: 0.361, SLG: 0.296																					
Alvin Davis, L (1.3) OBP: 0.435, SLG: 0.635																					
Al Cowens, R (1.9) OBP: 0.305, SLG: 0.433																					
Steve Henderson, R (1.10) OBP: 0.363, SLG: 0.402																					
Barry Bonnell, R (1.7) OBP: 0.324, SLG: 0.391																					
Darnell Coles, R (1.5) Pat Putnam, L (9, PH) OBP: 0.244, SLG: 0.261 Dave Henderson, R (9, FR) OBP: 0.260, SLG: 0.261																					
Bob Kearney, R (1.2) OBP: 0.284, SLG: 0.411																					
Spike Owen, S (1.6) OBP: 0.354, SLG: 0.414																					
Inning Stats	R: 3 E: 0 K: 0 S: 5	H: 3 LOB: 1 BB: 2 P: 13	R: 0 E: 0 K: 2 S: 7	H: 1 LOB: 1 BB: 1 P: 11	R: 4 E: 0 K: 1 S: 8	H: 3 LOB: 3 BB: 3 P: 21	R: 0 E: 0 K: 1 S: 6	H: 1 LOB: 2 BB: 1 P: 10	R: 0 E: 0 K: 0 S: 2	H: 0 LOB: 0 BB: 1 P: 6	R: 1 E: 0 K: 3 S: 11	H: 2 LOB: 1 BB: 0 P: 11	R: 0 E: 0 K: 0 S: 3	H: 0 LOB: 0 BB: 0 P: 3	R: 0 E: 0 K: 2 S: 9	H: 2 LOB: 2 BB: 0 P: 9	R: 0 E: 0 K: 2 S: 9	H: 2 LOB: 2 BB: 0 P: 9	1B: 6 2B: 6 HR: 1	SF: 0 SAC: 0 DP: 2 HBP: 1	WP: 1 PA: 45
PITCHER	IP WLS BF H R ER SO BB IBB HBP BLK WP HR S P ERA WHIP	IP WLS BF H R ER SO BB IBB HBP BLK WP HR S P ERA WHIP																	IP WLS BF H R ER SO BB IBB HBP BLK WP HR S P ERA WHIP		
Larry Gura, L (1.1) ERA: 4.07	2.1 14 5 5 5 2 4 0 0 0 0 1 14 30 19.29 3.857																				
Danny Jackson, L (3.1) ERA: 4.53	4.2 W 23 5 3 3 5 4 0 1 0 1 0 28 45 5.79 1.929																				
Dan Quisenberry, R (8.1) ERA: 2.42	2.0 S 8 2 0 0 2 0 0 0 0 0 0 0 12 12 0.00 1.000																				

Seattle Mariners @ Kansas City Royals
Royals Stadium, Kansas City, MO
Thu Jun 07 1984, 8:05 PM EDT
Att: 22,688 - Unknown

AB	36
R	8
H	12
RBI	7
BB	8
SO	9
LOB	20



Batter	1	2	3	4	5	6	7	8	9	AB	R	H	RBI	BB	SO	LOB	BOTTOM		
Willie Wilson, S (1.8) OBP: 0.423, SLG: 0.477																			
Butch Davis, R (1.7) OBP: 0.230, SLG: 0.218																			
George Brett, L (1.5) Greg Pryor, R (8.5) OBP: 0.297, SLG: 0.639 OBP: 0.264, SLG: 0.327																			
Hal McRae, R (1.10) OBP: 0.323, SLG: 0.331																			
Darryl Motley, R (1.9) Pat Sheridan, L (8.9) OBP: 0.354, SLG: 0.533 OBP: 0.360, SLG: 0.463																			
Frank White, R (1.4) OBP: 0.317, SLG: 0.434																			
Steve Balboni, R (1.3) Dane Iorg, L (7, PH) OBP: 0.297, SLG: 0.367 OBP: 0.282, SLG: 0.367																			
John Wathan, R (1.2) OBP: 0.261, SLG: 0.235																			
U L Washington, S (1.6) OBP: 0.250, SLG: 0.196																			
Inning Stats	R: 0 E: 0 K: 1 S: 6	H: 1 LOB: 2 BB: 1 P: 10	R: 0 E: 0 K: 2 S: 8	H: 1 LOB: 0 BB: 0 P: 8	R: 0 E: 0 K: 0 S: 3	H: 0 LOB: 0 BB: 0 P: 3	R: 0 E: 0 K: 0 S: 3	H: 0 LOB: 0 BB: 0 P: 3	R: 5 E: 0 K: 0 S: 8	H: 5 LOB: 1 BB: 1 P: 12	R: 0 E: 0 K: 1 S: 5	H: 0 LOB: 0 BB: 0 P: 5	R: 4 E: 1 K: 0 S: 6	H: 3 LOB: 0 BB: 1 P: 10	R: 0 E: 0 K: 1 S: 5	H: 0 LOB: 0 BB: 0 P: 5	1B: 7 2B: 2 3B: 1 HR: 1	SF: 1 SAC: 0 DP: 1 HBP: 0	WP: 1 PA: 37
PITCHER	IP WLS BF H R ER SO BB IBB HBP BLK WP HR S P ERA WHIP	IP WLS BF H R ER SO BB IBB HBP BLK WP HR S P ERA WHIP																	IP WLS BF H R ER SO BB IBB HBP BLK WP HR S P ERA WHIP
Matt Young, L (1.1) ERA: 6.41	4.1 9 2 3 3 1 1 0 0 0 0 0 10 14 13.50 1.500																		
Paul Mirabella, L (5.1) ERA: 3.71	2.0 9 2 3 3 1 1 0 0 0 0 0 10 14 13.50 1.500																		
Dave Beard, R (7.1) ERA: 3.83	1.2 L 6 1 1 1 1 0 0 0 0 0 0 1 8 8 5.40 0.600																		

Seattle Mariners @ Kansas City Royals
Royals Stadium, Kansas City, MO
Thu Jun 07 1984, 8:05 PM EDT
Att: 22,688 - Unknown

AB	33
R	9
H	11
RBI	9
BB	3
SO	5
LOB	13



Batter	1	2	3	4	5	6	7	8	9	AB	R	H	RBI	BB	SO	LOB	TOP								
Darnell Coles, R OBP: 0.309, SLG: 0.252 (1, 5)	0-0 L4-6 6-3 1B		0-3 K		0-0 G6-4-3		0-0 5-3		0-0 F7	5	0	1	0	0	1	4	Seattle Mariners @ Cleveland Indians Cleveland Municipal Stadium, Cleveland, OH Fri Jun 08 1984, 7:05 PM EDT Att: 6,603 - Unknown								
Larry Milbourne, S OBP: 0.356, SLG: 0.267 (1, 4)	0-0 6-3 1-2		0-0 F5		4-0 BB		0-0 F8			3	0	0	0	1	0	2									
Alvin Davis, L OBP: 0.427, SLG: 0.621 (1, 3)	0-0 L4-6 2-3		0-0 6-3		0-0 F9			0-0 4-3		4	0	0	0	0	0	2									
Al Cowens, R OBP: 0.309, SLG: 0.440 (1, 9)		0-0 1B 2B		0-0 FC6-4 1B		0-0 6-3		0-0 6-3		4	1	2	0	0	0	0									
Steve Henderson, R OBP: 0.359, SLG: 0.396 (1, 10)		0-0 1B 2-3 1B		0-0 FC6-4 HR		0-0 4-3		0-0 4-3		4	1	1	0	0	0	1									
Barry Bonnell, R OBP: 0.335, SLG: 0.421 (1, 7)		0-0 1-2 1B 3-H 1B		0-0 1-H HR		1-0 HBP		0-0 SH1-4 BB 1B		3	1	3	3	0	0	0									
Dave Henderson, R OBP: 0.252, SLG: 0.253 (9, PH)		0-0 F8		0-0 F9		0-0 F3		4-0 SH1-4 BB		3	0	0	0	0	0	3									
Pat Putnam, L OBP: 0.250, SLG: 0.261 (9, FR)		0-0 F8		0-0 F9		0-0 F3		1-2 SH1-4 BB		0	0	0	0	1	0	0									
Jack Perconte, L OBP: 0.333, SLG: 0.329 (9, FR)		0-0 F8		0-0 F9		0-0 F3		0-0 SH1-4 BB		0	0	0	0	0	0	0									
Bob Kearney, R OBP: 0.280, SLG: 0.404 (1, 2)		0-0 F2		0-3 K		0-0 E5 SH1-3		0-0 SH1-4		3	0	0	0	0	1	2									
Spike Owen, S OBP: 0.354, SLG: 0.413 (1, 6)		0-0 4-3				0-0 SH1-3		0-0 FC6-2-5		3	0	1	0	0	0	5									
Inning Stats	R: 0 E: 0 K: 0 S: 3	H: 1 LOB: 0 BB: 0 P: 3	R: 1 E: 0 K: 0 S: 6	H: 3 LOB: 2 BB: 0 P: 6	R: 0 E: 0 K: 1 S: 5	H: 0 LOB: 0 BB: 0 P: 5	R: 2 E: 0 K: 1 S: 7	H: 2 LOB: 0 BB: 0 P: 7	R: 0 E: 0 K: 0 S: 3	H: 1 LOB: 1 BB: 1 P: 7	R: 0 E: 0 K: 0 S: 3	H: 0 LOB: 1 BB: 0 P: 4	R: 0 E: 1 K: 0 S: 4	H: 0 LOB: 0 BB: 0 P: 4	R: 0 E: 0 K: 0 S: 3	H: 0 LOB: 0 BB: 0 P: 3	R: 0 E: 0 K: 0 S: 4	H: 1 LOB: 2 BB: 1 P: 8	1B: 6 2B: 2 3B: 0 HR: 1	SF: 0 SAC: 2 DP: 2 HBP: 1	WP: 0 PB: 0 SB: 0 CS: 0	PA: 37			
PITCHER	IP	WLS	BF	H	R	ER	SO	BB	IBB	HBP	BLK	WP	HR	S	P	ERA	WHIP								
Steve Comer, R ERA: 4.35 (1, 1)	7.0	W	29	7	3	3	2	1	0	1	0	0	1	31	36	3.86	1.143								
Ernie Camacho, R ERA: 1.91 (8, 1)	2.0	S	8	1	0	0	0	1	0	0	0	0	0	7	11	0.00	1.000								

Batter	1	2	3	4	5	6	7	8	9	AB	R	H	RBI	BB	SO	LOB	BOTTOM								
Brett Butler, L OBP: 0.350, SLG: 0.294 (1, 8)	0-0 CS 1B		0-0 F8		0-0 CS 1B		0-0 6-3		0-3 K	5	0	2	0	0	1	1	Seattle Mariners @ Cleveland Indians Cleveland Municipal Stadium, Cleveland, OH Fri Jun 08 1984, 7:05 PM EDT Att: 6,603 - Unknown								
Tony Bemazzard, S OBP: 0.325, SLG: 0.274 (1, 4)	0-0 3-1 1-2		0-0 1-3		0-0 F5		0-0 4-3			4	0	0	0	0	0	2									
Mike Hargrove, L OBP: 0.397, SLG: 0.357 (1, 3)	0-0 G3		0-0 WP 1B		4-0 1-2 BB		0-0 BB 1B		0-0 BB 1B	3	0	2	0	1	0	0									
Andre Thornton, R OBP: 0.377, SLG: 0.453 (1, 10)		0-0 1B 3B 1B		0-0 F8		0-0 F4		0-0 BB 1B		4	1	2	0	0	0	2									
Jerry Willard, L OBP: 0.355, SLG: 0.435 (1, 2)		4-0 1-2 3B BB		4-0 BB BB		0-0 G1-6-3 1B		4-0 FC6-4 BB		1	1	1	0	3	0	0									
Julio Franco, R OBP: 0.305, SLG: 0.296 (1, 6)		0-0 1-2 3B 1B		0-0 F4		0-0 G1-6-3 1B		0-0 FC6-4		4	1	2	0	0	0	5									
George Vukovich, L OBP: 0.335, SLG: 0.387 (1, 9)		0-0 1-H 2-H 3-H 1B 3B		0-0 G6-4-3 1B		0-0 G1-6-3 1-2 2-3		0-0 E4 FC1-6		4	1	2	3	0	0	2									
Pat Tabler, R OBP: 0.403, SLG: 0.354 (1, 7)		0-0 8-3 1B		0-0 G6-4-3		4-0 IBB		0-0 FC1-6 CS		2	0	1	1	1	0	1									
Otis Nixon, S OBP: 0.219, SLG: 0.149 (7, 7)		0-0 3-H 1B		0-0 8-3 1B		0-0 F8		0-0 CS		1	0	0	0	0	0	1									
Brook Jacoby, R OBP: 0.272, SLG: 0.330 (1, 5)		0-0 8-3 1-2		0-0 F8		0-3 K		0-0 1-2 1B		4	0	1	0	0	1	3									
Inning Stats	R: 0 E: 0 K: 0 S: 3	H: 1 LOB: 0 BB: 0 P: 3	R: 4 E: 0 K: 0 S: 6	H: 4 LOB: 0 BB: 1 P: 10	R: 0 E: 0 K: 0 S: 4	H: 1 LOB: 0 BB: 1 P: 8	R: 0 E: 0 K: 0 S: 3	H: 1 LOB: 0 BB: 0 P: 3	R: 0 E: 0 K: 1 S: 6	H: 2 LOB: 2 BB: 1 P: 10	R: 0 E: 0 K: 0 S: 5	H: 2 LOB: 3 BB: 1 P: 9	R: 0 E: 1 K: 1 S: 6	H: 1 LOB: 1 BB: 0 P: 6	R: 0 E: 0 K: 0 S: 3	H: 1 LOB: 0 BB: 0 P: 6	1B: 12 2B: 1 3B: 1 HR: 0	SF: 0 SAC: 0 DP: 3 HBP: 0	WP: 1 PB: 0 SB: 0 CS: 3	PA: 37					
PITCHER	IP	WLS	BF	H	R	ER	SO	BB	IBB	HBP	BLK	WP	HR	S	P	ERA	WHIP								
Jim Beattie, R ERA: 3.5 (1, 1)	6.2	L	31	12	4	4	1	3	0	0	0	0	0	29	45	5.40	2.250								
Paul Mirabella, L ERA: 3.71 (7, 1)	0.0		1	0	0	0	0	1	0	0	0	0	0	0	4										
Mike Stanton, R ERA: 3.38 (7, 1)	1.1		5	1	0	0	1	0	0	0	0	0	0	7	7	0.00	0.750								

AB 32
R 3
H 8
RBI 3
BB 2
SO 2
LOB 19



AB 32
R 4
H 13
RBI 4
BB 5
SO 2
LOB 17



Batter	1	2	3	4	5	6	7	8	9	AB	R	H	RBI	BB	SO	LOB
Phil Bradley, R OBP: 0.346, SLG: 0.285 (1, 7)										4	0	0	0	0	2	2
Larry Milbourne, S OBP: 0.388, SLG: 0.301 (1, 4)										4	0	2	0	0	0	2
Alvin Davis, L OBP: 0.423, SLG: 0.619 (1, 3)										3	0	0	0	1	1	2
Al Cowens, R OBP: 0.310, SLG: 0.434 (1, 10)										3	1	1	0	1	0	2
Barry Bonnell, R OBP: 0.349, SLG: 0.424 (1, 9)										4	0	2	0	0	0	1
Dave Henderson, R OBP: 0.290, SLG: 0.253 (1, 8)										2	0	0	1	0	1	1
Pat Putnam, L OBP: 0.250, SLG: 0.261 (9, PH)										1	0	0	0	0	1	0
Domingo Ramos, R OBP: 0.176, SLG: 0.182 (1, 5)										3	0	1	0	1	0	2
Bob Kearney, R OBP: 0.280, SLG: 0.402 (1, 2)										3	0	1	0	0	0	1
Ken Phelps, L OBP: 0.417, SLG: 0.766 (9, PH)										1	0	0	0	0	1	1
Spike Owen, S OBP: 0.352, SLG: 0.405 (1, 6)										3	0	0	0	0	0	2

Inning Stats	R: 0 E: 0 K: 1 S: 5	H: 0 LOB: 1 BB: 1 P: 9	R: 0 E: 0 K: 1 S: 6	H: 1 LOB: 1 BB: 0 P: 6	R: 0 E: 0 K: 1 S: 6	H: 1 LOB: 1 BB: 0 P: 6	R: 0 E: 0 K: 0 S: 3	H: 1 LOB: 0 BB: 0 P: 3	R: 0 E: 0 K: 0 S: 5	H: 2 LOB: 2 BB: 0 P: 5	R: 1 E: 0 K: 0 S: 4	H: 1 LOB: 1 BB: 1 P: 8	R: 0 E: 0 K: 1 S: 5	H: 0 LOB: 0 BB: 0 P: 5	R: 0 E: 0 K: 0 S: 3	H: 1 LOB: 1 BB: 1 P: 11	1B: 7 2B: 0 3B: 0 HR: 0	SF: 1 SAC: 0 DP: 2 HBP: 0	WP: 0 PB: 0 SB: 0 CS: 0	PA: 35
---------------------	------------------------------	---------------------------------	------------------------------	---------------------------------	------------------------------	---------------------------------	------------------------------	---------------------------------	------------------------------	---------------------------------	------------------------------	---------------------------------	------------------------------	---------------------------------	------------------------------	----------------------------------	----------------------------------	------------------------------------	----------------------------------	--------

PITCHER	IP	WLS	BF	H	R	ER	SO	BB	IBB	HBP	BLK	WP	HR	S	P	ERA	WHIP
Neal Heaton, L ERA: 4.94 (1, 1)	6.0	W	25	6	1	1	3	2	0	0	0	0	0	29	37	1.50	1.333
Bert Blyleven, R ERA: 3.35 (7, 1)	2.2		9	1	0	0	2	1	0	0	0	0	0	12	16	0.00	0.750
Mike Jeffcoat, L ERA: 1.42 (9, 1)	0.1	S	1	0	0	0	1	0	0	0	0	0	0	3	3	0.00	0.000

TOP

Seattle Mariners @ Cleveland Indians
Cleveland Municipal Stadium, Cleveland, OH

Sun Jun 10 1984, 3:33 AM EDT
Unknown

AB 31
R 1
H 7
RBI 1
BB 3
SO 6
LOB 16

Batter	1	2	3	4	5	6	7	8	9	AB	R	H	RBI	BB	SO	LOB
Brett Butler, L OBP: 0.346, SLG: 0.287 (1, 8)										4	0	0	0	0	0	2
Julio Franco, R OBP: 0.311, SLG: 0.309 (1, 6)										4	1	2	1	0	0	0
Mike Hargrove, L OBP: 0.303, SLG: 0.374 (1, 3)										4	0	1	0	0	1	3
Andre Thornton, R OBP: 0.383, SLG: 0.457 (1, 10)										3	0	2	1	0	0	0
Pat Tabler, R OBP: 0.401, SLG: 0.353 (1, 7)										3	0	1	0	0	0	2
Otis Nixon, S OBP: 0.214, SLG: 0.146 (7, 7)										1	0	0	0	0	1	2
Carmen Castillo, R OBP: 0.277, SLG: 0.392 (1, 9)										3	1	1	1	0	0	1
Brook Jacoby, R OBP: 0.282, SLG: 0.335 (1, 5)										3	1	2	0	0	0	0
Jerry Willard, L OBP: 0.349, SLG: 0.412 (1, 2)										3	0	1	0	0	1	1
Tony Bernazard, S OBP: 0.319, SLG: 0.271 (1, 4)										3	0	0	0	0	1	3

Inning Stats	R: 1 E: 0 K: 0 S: 5	H: 2 LOB: 1 BB: 0 P: 5	R: 2 E: 0 K: 1 S: 9	H: 4 LOB: 2 BB: 0 P: 9	R: 0 E: 0 K: 0 S: 3	H: 1 LOB: 0 BB: 0 P: 3	R: 0 E: 0 K: 1 S: 5	H: 0 LOB: 0 BB: 0 P: 5	R: 0 E: 0 K: 0 S: 3	H: 0 LOB: 0 BB: 0 P: 3	R: 0 E: 1 K: 0 S: 3	H: 0 LOB: 0 BB: 0 P: 3	R: 0 E: 0 K: 1 S: 7	H: 1 LOB: 2 BB: 0 P: 7	1B: 9 2B: 0 3B: 0 HR: 1	SF: 0 SAC: 0 DP: 2 HBP: 0	WP: 0 PB: 0 SB: 0 CS: 0	PA: 32
---------------------	------------------------------	---------------------------------	------------------------------	---------------------------------	------------------------------	---------------------------------	------------------------------	---------------------------------	------------------------------	---------------------------------	------------------------------	---------------------------------	------------------------------	---------------------------------	----------------------------------	------------------------------------	----------------------------------	--------

PITCHER	IP	WLS	BF	H	R	ER	SO	BB	IBB	HBP	BLK	WP	HR	S	P	ERA	WHIP
Ed Vande Berg, L ERA: 3.22 (1, 1)	8.0	L	32	10	3	3	4	0	0	0	0	0	1	40	40	3.38	1.250

BOTTOM

Seattle Mariners @ Cleveland Indians
Cleveland Municipal Stadium, Cleveland, OH

Sun Jun 10 1984, 3:33 AM EDT
Unknown

AB 31
R 3
H 10
RBI 3
BB 0
SO 4
LOB 14


Batter	1	2	3	4	5	6	7	8	9	AB	R	H	RBI	BB	SO	LOB	TOP									
Darnell Coles, R (1, 5) OBP: 0.307, SLG: 0.245 Domingo Ramos, R (8, 5) OBP: 0.176, SLG: 0.182	F8	G6-4-3					F7		SH3-4	3	1	0	0	1	0	3	Seattle Mariners @ Cleveland Indians Cleveland Municipal Stadium, Cleveland, OH Sun Jun 10 1984, 3:38 AM EDT Att: 17,471 - Unknown livebaseballscorecards.com									
Larry Milbourne, S (1, 4) OBP: 0.370, SLG: 0.318			G3				F8		F8	5	1	2	1	0	0	2										
Alvin Davis, L (1, 3) OBP: 0.422, SLG: 0.616			4-3					F7	F8	4	0	1	1	1	0	1										
Ken Phelps, L (1, 10) OBP: 0.406, SLG: 0.784	F9		F8							4	1	1	1	0	0	3										
Al Cowens, R (1, 9) OBP: 0.309, SLG: 0.430	K			F1			F9			4	0	1	0	0	1	2										
Pat Putnam, L (1, 7) OBP: 0.254, SLG: 0.258 Phil Bradley, R (5, 7) OBP: 0.350, SLG: 0.288				1-3			4-3			1	1	0	0	1	0	0										
Dave Henderson, R (1, 8) OBP: 0.241, SLG: 0.243				5-3						2	0	1	0	0	0	0										
Bill Nahorodny, R (1, 2) OBP: 0.278, SLG: 0.133 Jack Perconte, L (8, PH) OBP: 0.337, SLG: 0.330 Bob Kearney, R (8, 2) OBP: 0.280, SLG: 0.402										3	0	1	0	0	2	0										
Spike Owen, S (1, 6) OBP: 0.359, SLG: 0.412										1	0	0	0	0	1	2										
										0	0	0	0	0	0	0										
Inning Stats	R: 0 E: 0 K: 1 S: 6	H: 1 LOB: 2 BB: 1 P: 10	R: 1 E: 0 K: 1 S: 6	H: 2 LOB: 1 BB: 1 P: 10	R: 0 E: 0 K: 0 S: 3	H: 0 LOB: 0 BB: 0 P: 3	R: 0 E: 0 K: 0 S: 3	H: 0 LOB: 0 BB: 0 P: 3	R: 2 E: 0 K: 1 S: 7	H: 2 LOB: 1 BB: 1 P: 11	R: 0 E: 0 K: 1 S: 5	H: 0 LOB: 0 BB: 0 P: 5	R: 0 E: 0 K: 1 S: 6	H: 1 LOB: 1 BB: 0 P: 6	R: 1 E: 0 K: 2 S: 10	H: 3 LOB: 2 BB: 0 P: 10		R: 0 E: 0 K: 0 S: 4	H: 1 LOB: 1 BB: 0 P: 4	1B: 7 2B: 2 3B: 0 HR: 1	SF: 0 SAC: 1 DP: 1 HBP: 0	WP: 0 PB: 0 SB: 2 CS: 0	PA: 39			
PITCHER	IP	WLS	BF	H	R	ER	SO	BB	IBB	HBP	BLK	WP	HR	S	P	ERA		WHIP								
Steve Farr, R (1, 1) ERA: 4.14	4.2		21	5	3	3	3	3	0	0	1	0	0	24	36	5.79		1.714								
Mike Jeffcoat, L (5, 1) ERA: 1.4	0.1		1	0	0	0	0	0	0	0	0	0	0	1	1	0.00	0.000									
Luis Aponte, R (6, 1) ERA: 2.97	2.0		7	1	0	0	2	0	0	0	0	0	0	11	11	0.00	0.500									
Ernie Camacho, R (8, 1) ERA: 2.12	0.1	L	4	3	1	1	0	0	0	0	0	0	1	4	4	27.00	9.000									
George Frazier, R (8, 1) ERA: 3.65	1.2		6	1	0	0	2	0	0	0	0	0	0	10	10	0.00	0.600									

Batter	1	2	3	4	5	6	7	8	9	AB	R	H	RBI	BB	SO	LOB	BOTTOM									
Brett Butler, L (1, 8) OBP: 0.347, SLG: 0.294		F9		F9				F7		5	1	2	0	0	0	3	Seattle Mariners @ Cleveland Indians Cleveland Municipal Stadium, Cleveland, OH Sun Jun 10 1984, 3:38 AM EDT Att: 17,471 - Unknown livebaseballscorecards.com									
Julio Franco, R (1, 6) OBP: 0.309, SLG: 0.307										5	0	1	1	0	2	0										
Broderick Perkins, L (1, 3) OBP: 0.393, SLG: 0.318 Pat Tabler, R (6, PH) OBP: 0.399, SLG: 0.351 Jerry Willard, L (8, PH) OBP: 0.345, SLG: 0.406										3	0	2	0	0	0	0										
Andre Thornton, R (1, 10) OBP: 0.379, SLG: 0.450										5	0	1	0	0	0	3										
George Vukovich, L (1, 7) OBP: 0.333, SLG: 0.380										3	0	0	0	1	2	3										
Carmen Castillo, R (1, 9) OBP: 0.276, SLG: 0.397										4	1	1	0	0	0	4										
Ron Hassey, L (1, 2) OBP: 0.321, SLG: 0.302										2	0	0	0	2	2	1										
Brook Jacoby, R (1, 5) OBP: 0.281, SLG: 0.333										4	1	1	1	0	1	2										
Tony Bernazard, S (1, 4) OBP: 0.318, SLG: 0.267										3	0	0	0	1	0	3										
Inning Stats	R: 1 E: 1 K: 1 S: 8	H: 2 LOB: 2 BB: 0 P: 8	R: 0 E: 0 K: 0 S: 3	H: 0 LOB: 1 BB: 1 P: 7	R: 0 E: 0 K: 1 S: 6	H: 1 LOB: 2 BB: 1 P: 10	R: 0 E: 0 K: 0 S: 3	H: 0 LOB: 1 BB: 1 P: 7	R: 0 E: 0 K: 2 S: 11	H: 4 LOB: 2 BB: 0 P: 11	R: 0 E: 0 K: 1 S: 5	H: 0 LOB: 0 BB: 0 P: 5	R: 0 E: 0 K: 2 S: 7	H: 0 LOB: 1 BB: 1 P: 11	R: 0 E: 0 K: 0 S: 3	H: 0 LOB: 0 BB: 0 P: 3		1B: 6 2B: 2 3B: 0 HR: 0	SF: 0 SAC: 0 DP: 0 HBP: 0	WP: 1 PB: 1 SB: 0 CS: 0	PA: 40					
PITCHER	IP	WLS	BF	H	R	ER	SO	BB	IBB	HBP	BLK	WP	HR	S	P	ERA		WHIP								
Bob Stoddard, R (1, 1) ERA: 4.43	5.1		26	6	3	3	4	3	0	0	0	0	0	31	43	5.06		1.688								
Mark Langston, L (6, 1) ERA: 4.39	2.2	W	11	2	0	0	4	1	0	0	0	0	0	18	22	0.00		1.125								
Mike Stanton, R (9, 1) ERA: 3.25	1.0	S	3	0	0	0	0	0	0	0	0	0	0	3	3	0.00	0.000									

Batter	1	2	3	4	5	6	7	8	9	10	AB	R	H	RBI	BB	SO	LOB	TOP	
Willie Wilson, S OBP: 0.400, SLG: 0.459 (1, 8)	K		1-3					F7		6-3	4	0	0	0	1	1	2		
Pat Sheridan, L OBP: 0.342, SLG: 0.439 (1, 9)	F8			F7	4-3			6-3		F3	5	0	0	0	0	0	4		
George Brett, L OBP: 0.392, SLG: 0.560 (1, 5)	1-3			F8		4-3		F3			4	0	0	0	0	0	0		
Dane Iorg, L OBP: 0.280, SLG: 0.368 (1, 3)		4-3		4-3					F7		4	1	1	0	0	0	0		
Darryl Motley, R OBP: 0.353, SLG: 0.520 (1, 7)		F4							4-3		4	1	2	1	0	0	0		
Jorge Orta, L OBP: 0.322, SLG: 0.455 (1, 10)		F6									4	0	2	0	0	0	1		
Frank White, R OBP: 0.310, SLG: 0.425 (1, 4)			K		G6-4-3	PO	4-3		F9		4	0	0	0	0	1	3		
Don Slaught, R OBP: 0.243, SLG: 0.264 (1, 2)			K															AB 35	
Butch Davis, R OBP: 0.224, SLG: 0.200 (10, PH)			K															R 2	
John Wathan, R OBP: 0.286, SLG: 0.253 (10, 2)																		H 7	
Onix Concepcion, R OBP: 0.246, SLG: 0.273 (1, 6)																		RBI 2	
																		BB 3	
																		SO 5	
																		LOB 10	
Inning Stats	R: 0 E: 0 K: 1 S: 5	H: 0 LOB: 0 BB: 0 P: 5	R: 0 E: 0 K: 0 S: 3	H: 0 LOB: 0 BB: 0 P: 3	R: 0 E: 0 K: 2 S: 8	H: 1 LOB: 1 BB: 0 P: 8	R: 0 E: 0 K: 0 S: 3	H: 0 LOB: 0 BB: 0 P: 3	R: 1 E: 0 K: 0 S: 4	H: 2 LOB: 0 BB: 0 P: 4	R: 0 E: 0 K: 1 S: 5	H: 0 LOB: 0 BB: 0 P: 5	R: 0 E: 0 K: 0 S: 4	H: 1 LOB: 1 BB: 0 P: 4	R: 0 E: 0 K: 1 S: 5	H: 0 LOB: 1 BB: 1 P: 9	1B: 5 2B: 2 3B: 0 HR: 0	SF: 0 SAC: 0 DP: 1 HBP: 0	WP: 0 PA: 39 PB: 0 SB: 0 CS: 0
PITCHER Mike Moore, R ERA: 3.38 (1, 1)	IP 10.0 WLS W 38 BF 7 H 2 R 2 ER 2 SO 5 BB 3 IBB 0 HBP 0 BLK 0 WP 0 HR 0 S 45 P 57 ERA 1.80 WHIP 1.000																		

Kansas City Royals @ Seattle Mariners
The Kingdom, Seattle, WA
Tue Jun 12 1984, 10:05 PM EDT
Att: 6,980 - Unknown


AB 35
R 2
H 7
RBI 2
BB 3
SO 5
LOB 10



Batter	1	2	3	4	5	6	7	8	9	10	AB	R	H	RBI	BB	SO	LOB	BOTTOM			
Jack Perconte, L OBP: 0.339, SLG: 0.332 (1, 4)	F2			E 1B	BB 1B		F6		6-3		5	0	2	0	0	0	0				
Phil Bradley, R OBP: 0.358, SLG: 0.300 (1, 8)	K			E4	BB				4-3		5	0	3	0	0	1	0				
Alvin Davis, L OBP: 0.422, SLG: 0.608 (1, 3)	6-3			F8	BB		F8				4	0	1	1	1	0	3				
Al Cowens, R OBP: 0.308, SLG: 0.426 (1, 9)		6-3		F5	F5					SH2-4	4	0	1	0	0	0	5				
Ken Phelps, L OBP: 0.406, SLG: 0.741 (1, 10)		K																			
Darnell Coles, R OBP: 0.307, SLG: 0.245 (10, PR)										FC5	3	0	0	0	2	2	1				
Barry Bonnell, R OBP: 0.346, SLG: 0.418 (1, 7)		6-3		BB						1B	5	0	1	0	0	0	5				
Larry Milbourne, S OBP: 0.371, SLG: 0.355 (1, 5)			K		F9						5	1	2	2	0	1	2				
Bob Kearney, R OBP: 0.279, SLG: 0.399 (1, 2)			F6								4	1	1	0	0	1	2				
Spike Owen, S OBP: 0.353, SLG: 0.404 (1, 6)			F7		F9						4	0	0	0	0	0	1				
Inning Stats	R: 0 E: 0 K: 1 S: 5	H: 0 LOB: 0 BB: 0 P: 5	R: 0 E: 0 K: 1 S: 5	H: 0 LOB: 0 BB: 0 P: 5	R: 0 E: 0 K: 1 S: 5	H: 0 LOB: 0 BB: 0 P: 5	R: 0 E: 1 K: 0 S: 5	H: 2 LOB: 3 BB: 1 P: 9	R: 1 E: 0 K: 0 S: 6	H: 1 LOB: 0 BB: 0 P: 6	R: 0 E: 0 K: 0 S: 4	H: 1 LOB: 1 BB: 0 P: 4	R: 0 E: 1 K: 1 S: 7	H: 2 LOB: 2 BB: 0 P: 7	R: 0 E: 0 K: 0 S: 3	H: 0 LOB: 0 BB: 0 P: 3	R: 1 E: 0 K: 0 S: 4	H: 2 LOB: 2 BB: 1 P: 8	1B: 10 2B: 0 3B: 0 HR: 1	SF: 0 SAC: 1 DP: 0 HBP: 0	WP: 0 PA: 43 PB: 0 SB: 0 CS: 0
PITCHER Charlie Leibrandt, L ERA: 1.88 (1, 1)	IP 8.0 WLS L 35 BF 2 H 9 R 2 ER 2 SO 5 BB 2 IBB 0 HBP 0 BLK 0 WP 0 HR 1 S 43 P 51 ERA 2.25 WHIP 1.375																				
PITCHER Bret Saberhagen, R ERA: 3.68 (8, 1)	IP 1.2 WLS L 8 BF 2 H 1 R 1 ER 0 SO 0 BB 0 IBB 1 HBP 0 BLK 0 WP 0 HR 0 S 7 P 11 ERA 5.40 WHIP 1.200																				

Kansas City Royals @ Seattle Mariners
The Kingdom, Seattle, WA
Tue Jun 12 1984, 10:05 PM EDT
Att: 6,980 - Unknown

AB 39
R 3
H 11
RBI 3
BB 3
SO 5
LOB 19



Batter	1	2	3	4	5	6	7	8	9	AB R H RBI BB SO LOB	TOP									
Willie Wilson, S (1, 8) OBP: 0.400, SLG: 0.456	1-3	4-3 S 2B 1B		F8		F9			E 1B	5 1 2 0 0 0 2	Kansas City Royals @ Seattle Mariners The Kingdome, Seattle, WA Wed Jun 13 1984, 10:05 PM EDT Att: 9,015 - Unknown									
Butch Davis, R (1, 7) OBP: 0.239, SLG: 0.206 Pat Sheridan, L (7, 9) OBP: 0.340, SLG: 0.437	BB 1B	4-3		FC3-6 S			G6-4-3 BB		K 1-2	3 1 1 0 1 0 2 1 0 0 0 0 1 1										
George Brett, L (1, 5) OBP: 0.406, SLG: 0.570 Greg Pryor, R (7, 5) OBP: 0.264, SLG: 0.327	4-0 E 1B			4-0 1-2 IBB			K			2 1 1 1 2 1 1 0 0 0 0 0 0 0										
Hal McRae, R (1, 10) OBP: 0.324, SLG: 0.333	E7 1B	F3		0-3 K			G6-4-3			4 1 1 1 0 1 4										
Darryl Motley, R (1, 9) OBP: 0.391, SLG: 0.514	1B 1B		F8		F6			F9		4 1 1 1 0 0 0										
Frank White, R (1, 4) OBP: 0.313, SLG: 0.426	1B 1B		K				CS 1B	6-3		4 0 2 0 0 1 0										
Steve Balboni, R (1, 3) OBP: 0.295, SLG: 0.358	1-2 G4-6-3 1B		K		F8			F9		4 0 1 1 0 1 1										
Don Slaught, R (1, 2) OBP: 0.244, SLG: 0.257	G4-6-3 1-2			4-0 E 1B BB		F9			K	3 1 0 0 1 1 2										
Onix Conception, R (1, 6) OBP: 0.247, SLG: 0.272		K		0-0 1-2 FC3-6 1B		6-3			K	4 0 1 0 0 2 0										
Inning Stats	R: 4 E: 1 K: 0 S: 7	H: 5 LOB: 1 BB: 1 P: 11	R: 1 E: 0 K: 1 S: 7	H: 2 LOB: 1 BB: 0 P: 7	R: 0 E: 0 K: 2 S: 7	H: 0 LOB: 0 BB: 0 P: 7	R: 1 E: 1 K: 1 S: 6	H: 1 LOB: 2 BB: 2 P: 14	R: 0 E: 0 K: 0 S: 3	H: 0 LOB: 0 BB: 0 P: 3	R: 0 E: 0 K: 1 S: 4	H: 0 LOB: 0 BB: 1 P: 8	R: 0 E: 0 K: 0 S: 3	H: 0 LOB: 0 BB: 0 P: 3	R: 0 E: 1 K: 3 S: 10	H: 1 LOB: 1 BB: 0 P: 10	1B: 9 2B: 1 3B: 0 HR: 0	SF: 0 SAC: 0 DP: 2 HBP: 0	WP: 0 PB: 0 SB: 2 CS: 1	PA: 38
PITCHER	IP WLS BF H R ER SO BB IBB HBP BLK WP HR S P ERA WHIP											IP WLS BF H R ER SO BB IBB HBP BLK WP HR S P ERA WHIP								
Matt Young, L (1, 1) ERA: 6.98	0.1 L 7 5 4 4 0 1 0 0 0 0 0 0 6 10 108.00 18.000																			
Ed Nunez, R (1, 1) ERA: 1.93	4.2 18 4 2 1 4 1 1 0 0 0 0 0 24 32 1.93 1.071																			
Dave Beard, R (6, 1) ERA: 3.65	1.0 3 0 0 0 0 0 0 0 0 0 0 0 3 3 0.00 0.000																			
Ed Vande Berg, L (7, 1) ERA: 3.12	2.0 6 0 0 0 1 1 0 0 0 0 0 0 7 11 0.00 0.500																			
Mike Stanton, R (9, 1) ERA: 3.14	1.0 4 1 0 0 3 0 0 0 0 0 0 0 10 10 0.00 1.000																			

Batter	1	2	3	4	5	6	7	8	9	AB R H RBI BB SO LOB	BOTTOM							
Jack Perconte, L (1, 4) OBP: 0.336, SLG: 0.326	3-1		1-3		CS BB	K			6-3	4 0 0 0 1 1 3	Kansas City Royals @ Seattle Mariners The Kingdome, Seattle, WA Wed Jun 13 1984, 10:05 PM EDT Att: 9,015 - Unknown							
Phil Bradley, R (1, 8) OBP: 0.351, SLG: 0.293 Pat Putnam, L (7, PH) OBP: 0.252, SLG: 0.256	1-3		K		1-2 2-3	K	4-3			3 0 0 0 0 2 2 1 0 0 0 0 0 0								
Alvin Davis, L (1, 3) OBP: 0.427, SLG: 0.611	1B 2B 1B					BB 1B BB	4-3			4 2 3 0 0 0 0								
Al Cowens, R (1, 9) OBP: 0.311, SLG: 0.425	1-2 2B 1B		F7			1B BB BB	K			3 2 1 0 1 1 1								
Ken Phelps, L (1, 10) OBP: 0.411, SLG: 0.737	1-1 2H 2B		4-3		BB 1B BB	BB 1B BB	F8			3 0 1 2 1 0 0								
Barry Bonnell, R (1, 7) OBP: 0.344, SLG: 0.414	F9		K		K	K		G4-3 1B		4 0 1 0 0 2 4								
Larry Milbourne, S (1, 5) OBP: 0.367, SLG: 0.351		F8		5-3		BB 1B		G4-3 1-2		4 0 1 1 0 0 1								
Bob Kearney, R (1, 2) OBP: 0.275, SLG: 0.393 Al Chambers, L (9, PH)		K		6-3		K		4-3		3 0 0 0 0 2 3 1 0 0 0 0 0 0								
Spike Owen, S (1, 6) OBP: 0.355, SLG: 0.408		K		CS 2B		BB		5-3		3 0 1 1 1 1 0								
Inning Stats	R: 2 E: 0 K: 0 S: 6	H: 3 LOB: 0 BB: 0 P: 6	R: 0 E: 0 K: 2 S: 7	H: 0 LOB: 0 BB: 0 P: 7	R: 0 E: 0 K: 1 S: 5	H: 1 LOB: 1 BB: 0 P: 6	R: 0 E: 0 K: 1 S: 5	H: 0 LOB: 0 BB: 0 P: 5	R: 0 E: 0 K: 1 S: 5	H: 0 LOB: 0 BB: 0 P: 5	R: 0 E: 0 K: 0 S: 3	H: 1 LOB: 0 BB: 0 P: 3	R: 0 E: 0 K: 0 S: 3	H: 0 LOB: 0 BB: 0 P: 3	1B: 6 2B: 2 3B: 0 HR: 0	SF: 0 SAC: 0 DP: 1 HBP: 0	WP: 0 PB: 0 SB: 0 CS: 2	PA: 37
PITCHER	IP WLS BF H R ER SO BB IBB HBP BLK WP HR S P ERA WHIP											IP WLS BF H R ER SO BB IBB HBP BLK WP HR S P ERA WHIP						
Larry Gura, L (1, 1) ERA: 4.26	5.0 W 23 6 4 4 5 3 0 0 0 0 0 0 30 42 7.20 1.800																	
Joe Beckwith, R (6, 1) ERA: 4.61	1.0 5 1 0 0 3 1 0 0 0 0 0 0 10 14 0.00 2.000																	
Dan Quisenberry, R (7, 1) ERA: 2.24	3.0 S 9 1 0 0 1 0 0 0 0 0 0 0 11 11 0.00 0.333																	

Batter	1	2	3	4	5	6	7	8	9	AB	R	H	RBI	BB	SO	LOB	TOP				
Willie Wilson, S OBP: 0.387, SLG: 0.439 (1, 8)	F9		K		F7			F4		4	0	0	0	0	1	2	Kansas City Royals @ Seattle Mariners The Kingdome, Seattle, WA Thu Jun 14 1984, 6:33 AM EDT Att: 6,074 - Unknown livebaseballscorecards.com				
Pat Sheridan, L OBP: 0.338, SLG: 0.433 (1, 9)	CS 1B		K		F6			F3		4	0	1	0	0	1	1					
George Brett, L OBP: 0.390, SLG: 0.544 (1, 5)	F5				F7			F7		4	0	0	0	0	0	1					
Dane Iorg, L OBP: 0.278, SLG: 0.374 (1, 3)		F7			F7			4-3		4	0	1	0	0	0	0					
Darryl Motley, R OBP: 0.348, SLG: 0.508 (1, 7)		6-3			4-3			F5		4	0	1	0	0	0	1					
Jorge Orta, L OBP: 0.327, SLG: 0.486 (1, 10)		1B			F3			HR		4	1	2	1	0	1	2					
John Wathan, R OBP: 0.278, SLG: 0.279 (1, 2)					G1			K		3	0	2	0	0	1	0					
Onix Concepcion, R OBP: 0.242, SLG: 0.266 (8, 6)		2-3			G1			K		3	0	0	0	0	1	3					
U L Washington, S OBP: 0.258, SLG: 0.193 Frank White, R OBP: 0.312, SLG: 0.424 (8, PH) (8, 4)				CS BB				6-3		1	0	0	0	1	0	1					
								K		1	0	0	0	0	1	0					
Inning Stats	R: 0 E: 0 K: 0 S: 3	H: 1 LOB: 0 BB: 0 P: 3	R: 0 E: 0 K: 0 S: 5	H: 2 LOB: 2 BB: 0 P: 5	R: 0 E: 0 K: 2 S: 6	H: 0 LOB: 0 BB: 1 P: 10	R: 0 E: 0 K: 0 S: 4	H: 1 LOB: 1 BB: 0 P: 4	R: 0 E: 0 K: 0 S: 4	H: 0 LOB: 0 BB: 0 P: 3	R: 1 E: 0 K: 2 S: 8	H: 1 LOB: 0 BB: 0 P: 8	R: 0 E: 0 K: 1 S: 5	H: 0 LOB: 0 BB: 0 P: 5	R: 0 E: 0 K: 1 S: 6	H: 1 LOB: 1 BB: 0 P: 6	1B: 3 2B: 3 3B: 0 HR: 1	SF: 0 SAC: 0 DP: 0 HBP: 0	WP: 0 PB: 0 SB: 0 CS: 2	PA: 33	
PITCHER	IP	WLS	BF	H	R	ER	SO	BB	IBB	HBP	BLK	WP	HR	S	P	ERA	WHIP				
Jim Beattie, R ERA: 3.31 Mike Stanton, R ERA: 2.93	(1, 1) (8, 1)	7.0 S	26 7	6 1	1 0	1 0	4 2	1 0	0 0	0 0	0 0	0 0	1 0	33 11	37 11	1.29 0.00	1.000 0.500				

Batter	1	2	3	4	5	6	7	8	9	AB	R	H	RBI	BB	SO	LOB	BOTTOM				
Jack Perconte, L OBP: 0.338, SLG: 0.331 (1, 4)	SH 2B		K			E BB 1B BB	F8			3	1	1	0	1	1	1	Kansas City Royals @ Seattle Mariners The Kingdome, Seattle, WA Thu Jun 14 1984, 6:33 AM EDT Att: 6,074 - Unknown livebaseballscorecards.com				
Phil Bradley, R OBP: 0.351, SLG: 0.289 (1, 7)	SH 5-3		4-3			E BB 1B BB		5-3		2	1	0	0	1	0	0					
Alvin Davis, L OBP: 0.424, SLG: 0.604 (1, 3)	5-3				F7	E1		HR		4	1	1	0	0	0	4					
Ken Phelps, L OBP: 0.400, SLG: 0.712 Al Cowens, R OBP: 0.315, SLG: 0.426 (6, PH)	K				1-3	1B		K		2	0	0	0	0	1	2					
Barry Bonnell, R OBP: 0.347, SLG: 0.432 (1, 9)	F6				K	1B		K		2	0	1	2	0	1	1					
Dave Henderson, R OBP: 0.233, SLG: 0.234 (1, 8)		5-3				G6-4-3		HR		4	1	2	2	0	1	2					
Bob Kearney, R OBP: 0.271, SLG: 0.387 (1, 2)		F8				1B		HR		4	0	0	0	0	0	3					
Domingo Ramos, R OBP: 0.216, SLG: 0.222 (1, 5)					6-3	G6-4-3		F8		4	0	0	0	0	0	3					
Spike Owen, S OBP: 0.351, SLG: 0.402 (1, 6)			K			1-2 2-3				3	0	0	0	0	1	1					
					CS	1B				3	0	0	0	0	1	1					
Inning Stats	R: 0 E: 1 K: 1 S: 7	H: 0 LOB: 0 BB: 0 P: 5	R: 0 E: 0 K: 2 S: 7	H: 0 LOB: 0 BB: 0 P: 5	R: 0 E: 0 K: 1 S: 5	H: 0 LOB: 0 BB: 0 P: 7	R: 0 E: 0 K: 1 S: 5	H: 0 LOB: 0 BB: 0 P: 5	R: 0 E: 0 K: 0 S: 3	H: 1 LOB: 0 BB: 0 P: 3	R: 2 E: 1 K: 0 S: 5	H: 2 LOB: 2 BB: 2 P: 13	R: 0 E: 0 K: 0 S: 4	H: 1 LOB: 1 BB: 0 P: 4	R: 2 E: 0 K: 1 S: 7	H: 2 LOB: 0 BB: 0 P: 7	1B: 5 2B: 1 3B: 0 HR: 1	SF: 0 SAC: 1 DP: 1 HBP: 0	WP: 0 PB: 0 SB: 0 CS: 1	PA: 34	
PITCHER	IP	WLS	BF	H	R	ER	SO	BB	IBB	HBP	BLK	WP	HR	S	P	ERA	WHIP				
Bud Black, L ERA: 3.19	(1, 1)	8.0 L	33	7	4	4	6	2	0	0	0	0	1	43	51	4.50	1.125				

Batter	1	2	3	4	5	6	7	8	9	10	AB	R	H	RBI	BB	SO	LOB	TOP		
Bill Sample, R OBP: 0.305, SLG: 0.374 (1, 8)	0-0 1-3		0-3 K		0-0 HR		0-0 5-3			0-0 F2	5	1	1	2	0	1	0	Texas Rangers @ Seattle Mariners The Kingdom, Seattle, WA Fri Jun 15 1984, 10:05 PM EDT Att: 8,335 - Unknown AB 33 R 3 H 4 RBI 3 BB 4 SO 14 LOB 14		
Gary Ward, R OBP: 0.279, SLG: 0.279 (1, 7)	0-3 K		0-3 K		0-0 1-3			4-0 1B SF7 BB		0-0 6-3	4	1	0	0	1	2	0			
Buddy Bell, R OBP: 0.363, SLG: 0.389 (1, 5)	4-0 BB		0-3 K			4-0 1B BB		0-0 1B			2	0	1	0	2	1	0			
Larry Parrish, R OBP: 0.337, SLG: 0.476 (1, 9)	0-3 K			0-3 K		0-3 K		0-0 SF7		0-0 1B	3	0	0	1	0	3	2			
Pete O'Brien, L OBP: 0.355, SLG: 0.469 (1, 3)		4-0 E BB		0-0 F8		0-0 1B		0-0 G4-6-3		0-0 1-2f	3	0	1	0	1	0	1			
Dave Hostetter, R OBP: 0.355, SLG: 0.462 Mickey Rivers, L OBP: 0.333, SLG: 0.346 (9, PH)	0-0 E5 1-2		0-3 K		0-3 F8		0-0 F8		0-0 1-3		3 1	0	0	0	0	1	3			
Donnie Scott, S OBP: 0.318, SLG: 0.350 (1, 2)	0-3 K			0-3 K		0-0 1-3			0-0 F5		4	0	0	0	0	2	4			
Wayne Tolleson, S OBP: 0.303, SLG: 0.283 (1, 4)	0-3 K			0-0 6-3			0-0 5-3		0-3 K		4	0	0	0	0	2	2			
Curtis Wilkerson, S OBP: 0.293, SLG: 0.297 (1, 6)	0-3 K			0-0 HR 1B			0-0 6-3			0-3 K	4	1	1	0	0	2	2			
Inning Stats	R: 0 H: 0 E: 0 LOB: 1 K: 2 BB: 1 S: 7 P: 11		R: 0 H: 0 E: 1 LOB: 2 K: 3 BB: 1 S: 10 P: 14		R: 0 H: 0 E: 0 LOB: 0 K: 2 BB: 0 S: 9 P: 9		R: 2 H: 2 E: 0 LOB: 0 K: 1 BB: 0 S: 7 P: 7		R: 0 H: 1 E: 0 LOB: 2 K: 1 BB: 1 S: 6 P: 10		R: 0 H: 0 E: 0 LOB: 0 K: 0 BB: 0 S: 3 P: 3		R: 1 H: 1 E: 0 LOB: 0 K: 0 BB: 1 S: 3 P: 7		R: 0 H: 0 E: 0 LOB: 0 K: 1 BB: 0 S: 5 P: 5		R: 0 H: 0 E: 0 LOB: 0 K: 1 BB: 0 S: 5 P: 5		1B: 3 SF: 1 2B: 0 SAC: 0 3B: 0 DP: 1 HR: 1 HBP: 0	WP: 0 PA: 38 PB: 0 SB: 0 CS: 0
PITCHER Mark Langston, L ERA: 4.28 Ed Nunez, R ERA: 1.35	IP: 8.0 WLS: 0 BF: 32 H: 4 R: 3 ER: 3 SO: 12 BB: 4 IBB: 0 HBP: 0 BLK: 0 WP: 0 HR: 1 S: 52 P: 68 ERA: 3.38 WHIP: 1.000																			

Batter	1	2	3	4	5	6	7	8	9	10	AB	R	H	RBI	BB	SO	LOB	BOTTOM
Jack Perconte, L OBP: 0.340, SLG: 0.332 (1, 4)	0-0 F8		0-0 1B			0-0 6-3		0-0 4-3		0-0 BB SH5-4 1B	5	1	2	0	0	0	0	Texas Rangers @ Seattle Mariners The Kingdom, Seattle, WA Fri Jun 15 1984, 10:05 PM EDT Att: 8,335 - Unknown AB 35 R 4 H 11 RBI 4 BB 4 SO 2 LOB 9
Larry Milbourne, S OBP: 0.363, SLG: 0.347 (1, 5)	0-0 F7		0-0 F6			0-0 4-3		0-0 BB 1B		0-0 SH5-4	4	0	1	0	0	0	1	
Alvin Davis, L OBP: 0.428, SLG: 0.600 (1, 3)	0-0 4-3			0-0 G4-6-3 1B			0-0 5-3		4-0 1B BB		3 0	1	0	2	0	0	0	
Ken Phelps, L OBP: 0.397, SLG: 0.694 Darnell Coles, R OBP: 0.307, SLG: 0.245 Pat Putnam, L OBP: 0.256, SLG: 0.254 (7, PR) (8, PH)		0-0 F9		0-0 G4-6-3 1-2f		0-0 1B PB 1B		0-0 3-1		4-0 1B BB IBB	3 0 1 0	0 0 0 0	0 0 0 0	0 0 0 0	0 0 0 0	0 0 0 0	0 0 0 0	
Al Cowens, R OBP: 0.315, SLG: 0.425 (1, 9)	0-0 CS 1B			0-0 5-3			0-3 K		0-0 F3		5	0	2	1	0	1	1	
Barry Bonnell, R OBP: 0.350, SLG: 0.434 (1, 7)	0-0 F7				0-3 K2-3		0-0 BB 1B		0-0 2B SF8 1B		4	1	2	1	0	1	1	
Dave Henderson, R OBP: 0.242, SLG: 0.245 (1, 8)	0-0 CS 1-2		0-0 F8		0-0 5-3		4-0 BB 1B		0-0 2B		3	0	1	0	1	0	0	
Bob Kearney, R OBP: 0.271, SLG: 0.401 (1, 2)					0-0 4-3		0-0 F5		0-0 SF8		3	1	1	2	0	0	2	
Spike Owen, S OBP: 0.345, SLG: 0.394 (1, 6)	0-0 F9					0-0 F5		0-0 F8		0-0 F7	4	0	0	0	0	0	1	
Inning Stats	R: 0 H: 0 E: 0 LOB: 0 K: 0 BB: 0 S: 3 P: 3		R: 0 H: 1 E: 0 LOB: 0 K: 0 BB: 0 S: 3 P: 3		R: 1 H: 2 E: 0 LOB: 1 K: 0 BB: 1 S: 5 P: 5		R: 0 H: 0 E: 0 LOB: 0 K: 0 BB: 0 S: 3 P: 3		R: 0 H: 0 E: 0 LOB: 2 K: 1 BB: 1 S: 7 P: 11		R: 0 H: 1 E: 0 LOB: 2 K: 0 BB: 1 S: 4 P: 8		R: 1 H: 2 E: 0 LOB: 1 K: 0 BB: 2 S: 3 P: 11		1B: 9 SF: 1 2B: 1 SAC: 1 3B: 0 DP: 1 HR: 1 HBP: 0		WP: 0 PA: 42 PB: 1 SB: 0 CS: 1	
PITCHER Charlie Hough, R ERA: 4.01 Joey McLaughlin, R ERA: 4.61	IP: 8.0 WLS: 1 BF: 10 H: 4 R: 2 ER: 2 SO: 0 BB: 1 IBB: 1 HBP: 0 BLK: 0 WP: 0 HR: 0 S: 33 P: 41 ERA: 13.50 WHIP: 3.750																	

Batter	1	2	3	4	5	6	7	8	9	AB	R	H	RBI	BB	SO	LOB	TOP								
Bill Sample, R OBP: 0.308, SLG: 0.373 (1, 8)										3	1	1	0	1	0	0									
Alan Bannister, R Curtis Wilkerson, S OBP: 0.349, SLG: 0.389 OBP: 0.292, SLG: 0.295 (1, 4) (8, 6)										3	1	0	0	1	0	3									
Buddy Bell, R OBP: 0.361, SLG: 0.389 (1, 5)										3	1	1	1	0	0	0									
Larry Parrish, R OBP: 0.340, SLG: 0.489 (1, 9)										4	1	2	3	0	0	0									
Pete O'Brien, L OBP: 0.365, SLG: 0.475 (1, 3)										4	0	2	1	0	1	0									
Gary Ward, R OBP: 0.287, SLG: 0.284 (1, 7)										3	0	2	0	1	1	1									
Dave Hostetter, R OBP: 0.348, SLG: 0.436 (1, 10)										3	0	0	0	1	1	2									
Donnie Scott, S OBP: 0.313, SLG: 0.364 (1, 2)										4	0	1	0	0	0	2									
Wayne Tolleson, S OBP: 0.304, SLG: 0.289 (8, 4)										3	1	1	0	0	0	0									
Inning Stats	R: 0 E: 0 K: 0 S: 3	H: 0 LOB: 0 BB: 0 P: 3	R: 0 E: 0 K: 2 S: 7	H: 0 LOB: 1 BB: 1 P: 11	R: 0 E: 0 K: 0 S: 3	H: 1 LOB: 1 BB: 1 P: 7	R: 0 E: 0 K: 0 S: 3	H: 0 LOB: 0 BB: 0 P: 3	R: 0 E: 0 K: 0 S: 3	H: 0 LOB: 0 BB: 0 P: 3	R: 2 E: 0 K: 0 S: 6	H: 4 LOB: 2 BB: 1 P: 10	R: 0 E: 0 K: 0 S: 3	H: 0 LOB: 0 BB: 0 P: 3	R: 3 E: 0 K: 1 S: 9	H: 4 LOB: 2 BB: 1 P: 13	R: 0 E: 0 K: 0 S: 3	H: 0 LOB: 0 BB: 0 P: 3	1B: 6 2B: 4 3B: 0 HR: 1	SF: 1 SAC: 2 DP: 2 HBP: 0	WP: 1 PB: 0 SB: 0 CS: 0	PA: 38			
PITCHER	IP	WLS	BF	H	R	ER	SO	BB	IBB	HBP	BLK	WP	HR	S	P	ERA	WHIP								
Ed Vande Berg, L ERA: 3.42 (1, 1)	7.1	L	31	9	5	5	2	3	0	0	0	0	1	32	44	6.14	1.636								
Bob Stoddard, R ERA: 4.31 (8, 1)	1.2		7	1	0	0	1	1	0	0	0	1	0	8	12	0.00	1.200								

Texas Rangers @ Seattle Mariners
The Kingdome, Seattle, WA
Sat Jun 16 1984, 10:05 PM EDT
Att: 14,583 - Unknown

AB 31
R 5
H 10
RBI 5
BB 4
SO 3
LOB 8

Batter	1	2	3	4	5	6	7	8	9	AB	R	H	RBI	BB	SO	LOB	BOTTOM								
Jack Perconte, L OBP: 0.338, SLG: 0.331 (1, 4)										4	0	1	0	0	0	0									
Domingo Ramos, R OBP: 0.195, SLG: 0.200 (1, 5)										4	0	0	0	0	0	1									
Alvin Davis, L OBP: 0.425, SLG: 0.591 (1, 3)										3	0	0	0	1	1	0									
Al Cowens, R OBP: 0.318, SLG: 0.436 (1, 9)										4	1	2	0	0	0	1									
Barry Bonnell, R OBP: 0.343, SLG: 0.425 (1, 7)										4	0	0	1	0	1	1									
Ken Phelps, L OBP: 0.395, SLG: 0.677 (1, 10)										3	0	1	0	0	1	0									
Bob Kearney, R OBP: 0.287, SLG: 0.395 (1, 2)										3	0	0	0	0	0	1									
Dave Henderson, R OBP: 0.244, SLG: 0.257 (1, 8)										3	0	1	0	0	0	2									
Spike Owen, S OBP: 0.340, SLG: 0.389 (1, 6)										3	0	0	0	0	0	1									
Inning Stats	R: 0 E: 0 K: 0 S: 3	H: 0 LOB: 1 BB: 1 P: 7	R: 0 E: 0 K: 0 S: 4	H: 1 LOB: 0 BB: 0 P: 4	R: 0 E: 0 K: 0 S: 3	H: 0 LOB: 0 BB: 0 P: 3	R: 0 E: 0 K: 0 S: 3	H: 1 LOB: 0 BB: 0 P: 3	R: 0 E: 0 K: 1 S: 5	H: 1 LOB: 0 BB: 0 P: 5	R: 1 E: 1 K: 1 S: 7	H: 1 LOB: 1 BB: 0 P: 7	R: 0 E: 0 K: 0 S: 3	H: 0 LOB: 0 BB: 0 P: 3	R: 0 E: 0 K: 1 S: 5	H: 0 LOB: 0 BB: 0 P: 5	1B: 3 2B: 1 3B: 1 HR: 0	SF: 0 SAC: 0 DP: 1 HBP: 0	WP: 0 PB: 0 SB: 1 CS: 0	PA: 32					
PITCHER	IP	WLS	BF	H	R	ER	SO	BB	IBB	HBP	BLK	WP	HR	S	P	ERA	WHIP								
Mike Mason, L ERA: 2.73 (1, 1)	9.0	W	32	5	1	1	3	1	0	0	0	0	0	37	41	1.00	0.667								

Texas Rangers @ Seattle Mariners
The Kingdome, Seattle, WA
Sat Jun 16 1984, 10:05 PM EDT
Att: 14,583 - Unknown

AB 31
R 1
H 5
RBI 1
BB 1
SO 3
LOB 7

Batter	1	2	3	4	5	6	7	8	9	AB	R	H	RBI	BB	SO	LOB	TOP															
Mickey Rivers, L OBP: 0.328, SLG: 0.340 (1, 10)										5	0	1	0	0	1	2																
Alan Bannister, R OBP: 0.375, SLG: 0.385 (1, 8)										3	0	1	0	2	0	1																
Buddy Bell, R OBP: 0.366, SLG: 0.395 (1, 5)										4	1	2	0	0	0	3																
Larry Parrish, R OBP: 0.342, SLG: 0.494 (1, 9)										4	0	2	1	0	2	3																
Pete O'Brien, L OBP: 0.367, SLG: 0.478 (1, 3)										3	0	1	0	1	1	3																
Gary Ward, R OBP: 0.290, SLG: 0.288 (1, 7)										4	1	2	0	0	0	4																
Donnie Scott, S OBP: 0.308, SLG: 0.340 (1, 2)										3	0	0	0	1	0	4																
Wayne Tolleson, S OBP: 0.304, SLG: 0.289 (1, 4)										3	0	1	0	0	1	2																
Curtis Wilkerson, S OBP: 0.296, SLG: 0.300 (1, 6)										4	0	2	1	0	1	1																
Inning Stats	R: 0 E: 0 K: 1 S: 6	H: 1 LOB: 2 BB: 0 P: 7	R: 1 E: 0 K: 0 S: 4	H: 2 LOB: 1 BB: 1 P: 8	R: 0 E: 0 K: 0 S: 3	H: 2 LOB: 0 BB: 0 P: 3	R: 0 E: 0 K: 2 S: 9	H: 2 LOB: 2 BB: 0 P: 9	R: 0 E: 0 K: 1 S: 5	H: 1 LOB: 0 BB: 0 P: 5	R: 0 E: 0 K: 1 S: 7	H: 2 LOB: 2 BB: 0 P: 7	R: 0 E: 0 K: 0 S: 4	H: 1 LOB: 2 BB: 1 P: 8	1B: 9 2B: 3 3B: 0 HR: 0	SF: 0 SAC: 1 DP: 3 HBP: 1	WP: 0 PB: 1 SB: 1 CS: 0	PA: 40														
PITCHER	IP WLS BF H R ER SO BB IBB HBP BLK WP HR S P ERA WHIP																															
Mike Moore, R ERA: 3.3 (1, 1)	7.1	32	11	2	2	6	2	1	1	0	0	0	40	53	2.46	1.773																
Mike Stanton, R ERA: 2.75 (8, 1)	1.2	W	7	1	0	0	0	1	0	0	0	0	6	10	0.00	1.200																

Texas Rangers @ Seattle Mariners
The Kingdome, Seattle, WA
Sun Jun 17 1984, 6:33 AM EDT
Att: 8,714 - Unknown

AB	33
R	2
H	12
RBI	2
BB	4
SO	6
LOB	23



Batter	1	2	3	4	5	6	7	8	9	AB	R	H	RBI	BB	SO	LOB	BOTTOM														
Jack Perconte, L OBP: 0.339, SLG: 0.332 (1, 4)										5	1	2	0	0	1	2															
Larry Milbourne, S OBP: 0.388, SLG: 0.352 (1, 5)										4	0	2	1	0	1	1															
Alvin Davis, L OBP: 0.429, SLG: 0.589 (1, 10)										4	1	2	0	1	2	3															
Al Cowens, R OBP: 0.316, SLG: 0.444 (1, 9)										5	1	1	3	0	1	3															
Pat Putnam, L OBP: 0.255, SLG: 0.262 (1, 3)										4	0	1	0	0	0	4															
Al Chambers, L OBP: 0.400, SLG: 0.600 Phil Bradley, R OBP: 0.351, SLG: 0.289 (8, FR) (9, 7)										4	1	2	0	0	0	1															
Dave Henderson, R OBP: 0.252, SLG: 0.265 (1, 8)										4	1	2	0	0	0	1															
Bob Kearney, R OBP: 0.266, SLG: 0.389 (1, 2)										3	0	0	1	1	1	2															
Spike Owen, S OBP: 0.339, SLG: 0.386 (1, 6)										4	0	1	0	0	0	4															
Inning Stats	R: 0 E: 0 K: 1 S: 5	H: 1 LOB: 0 BB: 0 P: 5	R: 0 E: 0 K: 0 S: 3	H: 0 LOB: 0 BB: 0 P: 3	R: 0 E: 0 K: 1 S: 7	H: 2 LOB: 2 BB: 0 P: 7	R: 2 E: 0 K: 2 S: 11	H: 4 LOB: 2 BB: 0 P: 11	R: 0 E: 1 K: 1 S: 7	H: 1 LOB: 2 BB: 0 P: 7	R: 0 E: 0 K: 0 S: 4	H: 1 LOB: 2 BB: 0 P: 4	R: 3 E: 0 K: 0 S: 3	H: 2 LOB: 0 BB: 1 P: 7	1B: 10 2B: 2 3B: 0 HR: 1	SF: 0 SAC: 1 DP: 0 HBP: 0	WP: 0 PB: 0 SB: 1 CS: 1	PA: 40													
PITCHER	IP WLS BF H R ER SO BB IBB HBP BLK WP HR S P ERA WHIP																														
Danny Darwin, R ERA: 3.8 (1, 1)	5.2	25	9	2	2	5	0	0	0	0	0	35	35	3.18	1.588																
Dave Tobik, R ERA: 2.19 (6, 1)	2.1	11	2	0	0	1	1	0	0	0	0	12	16	0.00	1.286																
Odell Jones, R ERA: 3.09 (9, 1)	0.1	L	4	2	3	3	0	0	1	0	0	3	7	81.00	6.000																

Texas Rangers @ Seattle Mariners
The Kingdome, Seattle, WA
Sun Jun 17 1984, 6:33 AM EDT
Att: 8,714 - Unknown

AB	37
R	5
H	13
RBI	5
BB	2
SO	6
LOB	21



Batter	1	2	3	4	5	6	7	8	9	AB	R	H	RBI	BB	SO	LOB	TOP			
Scott Fletcher, R OBP: 0.337, SLG: 0.277 (1, 6)	0-0 BB 1B 2B	0-0 6-3		0-0 5-3		0-0 4-3			0-0 4-3	5	1	1	0	0	0	0	Chicago White Sox @ Seattle Mariners The Kingdome, Seattle, WA Mon Jun 18 1984, 10:05 PM EDT Att: 12,264 - Unknown			
Vance Law, R OBP: 0.288, SLG: 0.413 (1, 5)	0-0 BB 1-2 2B	0-0 4-3			0-0 HR		0-0 F3		0-0 F9	5	2	2	1	0	0	0				
Tom Paciorek, R OBP: 0.325, SLG: 0.377 (1, 3)	0-3 K		0-0 5-3		0-3 K		0-0 F7		0-0 6-3	3	0	0	0	0	2	2				
Rudy Law, L OBP: 0.330, SLG: 0.384 (5, 8)										2	0	0	0	0	0	0				
Greg Luzinski, R OBP: 0.330, SLG: 0.307 (1, 10)	4-0 2B 1-2 2-3 3B BB		0-0 F8		4-0 HR BB		0-0 1B			2	2	1	0	2	0	0				
Ron Kittle, R OBP: 0.341, SLG: 0.542 (1, 7)	0-0 3B 1-3 2-H 3-H 2B		4-0 BB		0-0 F9		0-0 F8			3	1	1	2	1	0	2				
Harold Baines, L OBP: 0.310, SLG: 0.442 (1, 9)	0-0 3B 2-H 3-H		0-0 F3		0-0 HR			0-0 1B 4-3 1B		4	1	3	4	0	0	1				
Dave Stegman, R OBP: 0.316, SLG: 0.423 (1, 8)	0-3 K		4-0 1B S G6-4-3 BB		0-0 F7			0-0 4-3		1	1	0	0	1	1	1				
Greg Walker, L OBP: 0.306, SLG: 0.489 (5, PH)										2	0	0	0	0	0	1				
Mike Squires, L OBP: 0.310, SLG: 0.263 (9, 3)										0	0	0	0	0	0	0				
Joel Skinner, R OBP: 0.275, SLG: 0.282 (1, 2)	0-3 K		0-0 1B G6-4-3		0-0 F3			0-0 1-3 1B		4	0	2	0	0	1	1				
Julio Cruz, S OBP: 0.256, SLG: 0.271 (1, 4)		0-3 K		0-0 G6-4-3 1-2 3-H		0-0 F9		0-0 1-3 1-2		4	0	0	0	0	1	3				
Inning Stats	R: 4 E: 0 K: 3 S: 13	H: 4 LOB: 1 BB: 1 P: 17	R: 0 E: 0 K: 1 S: 5	H: 0 LOB: 0 BB: 0 P: 5	R: 0 E: 0 K: 0 S: 3	H: 0 LOB: 1 BB: 1 P: 7	R: 1 E: 0 K: 0 S: 3	H: 1 LOB: 0 BB: 1 P: 7	R: 3 E: 0 K: 1 S: 7	H: 2 LOB: 0 BB: 1 P: 11	R: 0 E: 0 K: 0 S: 4	H: 1 LOB: 1 BB: 0 P: 4	R: 0 E: 0 K: 0 S: 4	H: 2 LOB: 1 BB: 0 P: 4	R: 0 E: 0 K: 0 S: 3	H: 0 LOB: 0 BB: 0 P: 3	1B: 6 2B: 2 3B: 1 HR: 2	SF: 0 SAC: 0 DP: 2 HBP: 0	WP: 0 PB: 0 SB: 1 CS: 0	PA: 39
PITCHER	IP WLS BF H R ER SO BB IBB HBP BLK WP HR S P ERA WHIP																			
Matt Young, L ERA: 7.39 (1, 1)	4.0 L 20 6 6 6 4 3 0 0 0 0 0 1 25 37 13.50 2.250																			
Bob Stoddard, R ERA: 4.39 (5, 1)	3.0 12 2 2 2 1 1 0 0 0 0 0 1 13 17 6.00 1.000																			
Paul Mirabella, L ERA: 3.06 (8, 1)	2.0 7 2 0 0 0 0 0 0 0 0 0 0 7 7 0.00 1.000																			

Batter	1	2	3	4	5	6	7	8	9	AB	R	H	RBI	BB	SO	LOB	BOTTOM			
Spike Owen, S OBP: 0.341, SLG: 0.388 (1, 6)	0-0 S 1B		0-0 FC6-4 2-3 1B		0-0 6-3		0-0 4-3			4	0	2	0	0	0	0	Chicago White Sox @ Seattle Mariners The Kingdome, Seattle, WA Mon Jun 18 1984, 10:05 PM EDT Att: 12,264 - Unknown			
Larry Milbourne, S OBP: 0.355, SLG: 0.339 (1, 4)	0-0 6-3 1-2		0-0 FC6-4 FC4-6 1-2 3-H		0-0 F3			0-0 6-3		4	0	0	1	0	0	2				
Alvin Davis, L OBP: 0.426, SLG: 0.581 (1, 3)	0-3 K		0-0 FC4-6 HR 1-2		4-0 1B BB			0-0 4-3		3	1	0	0	1	1	2				
Ken Phelps, L OBP: 0.388, SLG: 0.696 (1, 10)	0-3 K		0-0 HR 1-H		0-0 F8			0-3 K		4	1	1	2	0	2	2				
Al Cowens, R OBP: 0.310, SLG: 0.436 (1, 9)		0-0 F9	0-0 F5			0-3 K			0-0 6-3	4	0	0	0	0	1	0				
Al Chambers, L OBP: 0.222, SLG: 0.333 (1, 7)		0-3 K		0-3 K		0-0 3-1			0-0 5-3	4	0	0	0	0	2	0				
Dave Henderson, R OBP: 0.267, SLG: 0.300 (1, 8)		0-0 1B		0-0 HR		0-0 F3			4-0 BB	3	1	2	1	1	0	0				
Bob Kearney, R OBP: 0.266, SLG: 0.383 (1, 2)		0-0 F9		0-0 4-3			1-0 G5-4-3 HBP		0-0 F3	3	0	0	0	0	2	2				
Domingo Ramos, R OBP: 0.205, SLG: 0.209 (1, 5)			0-0 E3 1B FC6-4 1B		0-0 F9		0-0 G5-4-3 1-2			3	1	1	0	0	0	1				
Inning Stats	R: 0 E: 0 K: 2 S: 8	H: 1 LOB: 0 BB: 0 P: 8	R: 0 E: 0 K: 1 S: 6	H: 1 LOB: 0 BB: 0 P: 6	R: 3 E: 1 K: 0 S: 6	H: 3 LOB: 0 BB: 0 P: 6	R: 1 E: 0 K: 1 S: 6	H: 1 LOB: 0 BB: 0 P: 6	R: 0 E: 0 K: 1 S: 5	H: 0 LOB: 0 BB: 0 P: 5	R: 0 E: 0 K: 1 S: 2	H: 0 LOB: 0 BB: 0 P: 3	R: 0 E: 0 K: 1 S: 5	H: 0 LOB: 0 BB: 0 P: 5	R: 0 E: 0 K: 0 S: 3	H: 0 LOB: 1 BB: 1 P: 7		1B: 4 2B: 0 3B: 0 HR: 2	SF: 0 SAC: 0 DP: 1 HBP: 1	WP: 0 PB: 0 SB: 1 CS: 0
PITCHER	IP WLS BF H R ER SO BB IBB HBP BLK WP HR S P ERA WHIP																			
Richard Dotson, R ERA: 2.84 (1, 1)	9.0 W 35 6 4 4 6 2 0 1 0 0 0 2 44 53 4.00 0.889																			


Batter	1	2	3	4	5	6	7	8	9	AB	R	H	RBI	BB	SO	LOB	TOP			
Rudy Law, L OBP: 0.333, SLG: 0.386 (1, 8)										4	0	2	0	0	0	0	Chicago White Sox @ Seattle Mariners The Kingdome, Seattle, WA Tue Jun 19 1984, 10:05 PM EDT Att: 8,803 - Unknown			
Vance Law, R OBP: 0.287, SLG: 0.410 (1, 5)										4	0	1	1	0	0	1				
Harold Baines, L OBP: 0.313, SLG: 0.453 (1, 9)										3	1	1	1	1	0	2				
Greg Luzinski, R OBP: 0.333, SLG: 0.307 (1, 10)										3	0	1	0	1	0	2				
Greg Walker, L OBP: 0.298, SLG: 0.476 (1, 3)										4	0	0	0	0	0	5				
Ron Kittle, R OBP: 0.339, SLG: 0.534 (1, 7)										3	0	0	0	1	0	0				
Joel Skinner, R OBP: 0.256, SLG: 0.262 (1, 2)										3	0	0	0	0	1	1				
Steve Christmas, L OBP: 0.667, SLG: 1.000 (0, PH)										1	0	1	0	0	0	0				
Scott Fletcher, R OBP: 0.333, SLG: 0.274 (1, 6)										2	0	0	0	0	0	0				
Mike Squires, L OBP: 0.392, SLG: 0.256 (7, PH)										1	0	0	0	0	0	0				
Jerry Dybzinski, R OBP: 0.411, SLG: 0.435 (7, 6)										0	0	0	0	0	0	0				
Jerry Hairston, S OBP: 0.305, SLG: 0.375 (0, PH)										1	0	0	0	0	0	1				
Julio Cruz, S OBP: 0.256, SLG: 0.266 (1, 4)										3	1	0	0	1	0	1				
Inning Stats	R: 0 E: 0 K: 0 S: 4	H: 2 LOB: 2 BB: 1 P: 8	R: 0 E: 0 K: 0 S: 3	H: 0 LOB: 0 BB: 0 P: 3	R: 1 E: 0 K: 0 S: 5	H: 2 LOB: 2 BB: 1 P: 9	R: 0 E: 0 K: 1 S: 5	H: 0 LOB: 0 BB: 0 P: 5	R: 0 E: 0 K: 0 S: 3	H: 0 LOB: 0 BB: 0 P: 3	R: 1 E: 0 K: 0 S: 4	H: 1 LOB: 1 BB: 1 P: 8	R: 0 E: 0 K: 0 S: 3	H: 0 LOB: 1 BB: 1 P: 7	R: 0 E: 0 K: 0 S: 4	H: 1 LOB: 1 BB: 1 P: 4	1B: 4 2B: 1 3B: 0 HR: 1	SF: 0 SAC: 0 DP: 0 HBP: 0	WP: 0 PB: 0 SB: 0 CS: 1	PA: 36
PITCHER	IP WLS BF H R ER SO BB IBB HBP BLK WP HR S P ERA WHIP																			
Jim Beattie, R ERA: 3.25 (1, 1)	7.0 W 28 5 2 2 1 3 0 0 0 0 1 27 39 2.57 1.143																			
Mike Stanton, R ERA: 2.62 (8, 1)	2.0 8 1 0 0 0 1 0 0 0 0 0 0 7 11 0.00 1.000																			

Batter	1	2	3	4	5	6	7	8	9	AB	R	H	RBI	BB	SO	LOB	BOTTOM			
Jack Perconte, L OBP: 0.348, SLG: 0.333 (1, 4)										2	2	1	0	2	0	0	Chicago White Sox @ Seattle Mariners The Kingdome, Seattle, WA Tue Jun 19 1984, 10:05 PM EDT Att: 8,803 - Unknown			
Phil Bradley, R OBP: 0.346, SLG: 0.300 (1, 7)										5	1	1	3	0	2	5				
Alvin Davis, L OBP: 0.425, SLG: 0.573 (1, 3)										3	0	0	0	1	1	1				
Al Cowens, R OBP: 0.312, SLG: 0.438 (1, 10)										4	0	1	1	1	1	1				
Barry Bonnell, R OBP: 0.344, SLG: 0.418 (1, 9)										3	0	0	1	2	2	3				
Dave Henderson, R OBP: 0.272, SLG: 0.298 (1, 8)										4	0	1	0	1	2	5				
Larry Milbourne, S OBP: 0.352, SLG: 0.336 (1, 5)										4	1	1	0	0	0	1				
Domingo Ramos, R OBP: 0.200, SLG: 0.205 (8, 5)										1	0	0	0	0	0	1				
Bob Kearney, R OBP: 0.279, SLG: 0.400 (1, 2)										4	3	4	0	0	0	0				
Spike Owen, S OBP: 0.340, SLG: 0.399 (1, 6)										4	1	1	2	0	1	4				
Inning Stats	R: 0 E: 0 K: 0 S: 3	H: 0 LOB: 0 BB: 0 P: 3	R: 0 E: 0 K: 2 S: 8	H: 1 LOB: 1 BB: 0 P: 8	R: 2 E: 0 K: 3 S: 10	H: 1 LOB: 3 BB: 3 P: 23	R: 0 E: 0 K: 1 S: 7	H: 2 LOB: 2 BB: 0 P: 7	R: 0 E: 0 K: 1 S: 5	H: 0 LOB: 1 BB: 1 P: 9	R: 3 E: 1 K: 1 S: 8	H: 2 LOB: 2 BB: 2 P: 16	R: 3 E: 0 K: 0 S: 5	H: 3 LOB: 1 BB: 1 P: 10	R: 0 E: 0 K: 1 S: 6	H: 1 LOB: 1 BB: 0 P: 6	1B: 6 2B: 2 3B: 1 HR: 1	SF: 0 SAC: 0 DP: 0 HBP: 2	WP: 0 PB: 0 SB: 3 CS: 1	PA: 43
PITCHER	IP WLS BF H R ER SO BB IBB HBP BLK WP HR S P ERA WHIP																			
Britt Burns, L ERA: 4.61 (1, 1)	5.1 L 28 6 5 4 7 1 1 0 0 0 0 0 7 15 6.75 2.062																			
Salome Barojas, R ERA: 4.66 (6, 1)	1.0 7 2 2 2 1 1 1 0 0 0 0 0 7 15 18.00 3.000																			
Juan Agosto, L ERA: 2.1 (7, 1)	0.2 4 1 1 1 0 0 0 1 0 0 0 0 3 4 13.50 1.500																			
Al Jones, R ERA: 3.45 (8, 1)	1.0 4 1 0 0 1 0 0 0 0 0 0 0 6 6 0.00 1.000																			

Batter	1	2	3	4	5	6	7	8	9	AB	R	H	RBI	BB	SO	LOB	TOP					
Scott Fletcher, R (1, 6) OBP: 0.344, SLG: 0.290	0-0 SH1-3 2B		0-0 1-2 1B		4-0 1-2 2B BB		0-0 2-3 1B		0-3 K	4	1	3	0	1	1	0						
Vance Law, R (1, 5) OBP: 0.289, SLG: 0.416	0-0 SH1-3		0-0 F8		0-0		4-0 FC5-4 BB		0-3 K	2	0	1	2	0	0	2						
Jerry Hairston, S (7, PH) OBP: 0.317, SLG: 0.375	0-0 SH1-3		0-0 F8		0-0		1-2 FC5-4 BB		0-3 K	0	0	0	0	1	0	0						
Jerry Dybzinski, R (7, FR) OBP: 0.405, SLG: 0.429	2-3		2-3		1-H 2-H 2B		1-2 BB		0-0 K	1	0	0	0	0	1	0						
Tom Paciorek, R (1, 3) OBP: 0.319, SLG: 0.371	0-3 K		0-0 4-1-6		0-3 K		0-0 SF8		0-0 4-3	3	0	0	1	0	2	4						
Mike Squires, L (7, 3) OBP: 0.295, SLG: 0.250	0-0 K		0-0 4-1-6		0-3 K		0-0 SF8		0-0 4-3	1	0	0	0	0	0	0						
Greg Luzinski, R (1, 10) OBP: 0.332, SLG: 0.302	4-0 FC5-4 BB		0-0		0-3 K		0-0 FC5-4		0-0 K	3	0	0	0	1	2	2						
Ron Kittle, R (1, 7) OBP: 0.342, SLG: 0.531	0-0 FC5-4		0-0		0-0 6-3		0-0 CS 1B		1-0 1B HBP	3	1	1	0	0	0	2						
Harold Baines, L (1, 9) OBP: 0.308, SLG: 0.445			0-0 4-3		0-0 4-3		0-3 K		0-3 K	4	0	0	0	0	2	2						
Dave Stegman, R (1, 8) OBP: 0.419, SLG: 0.419	0-0 F9		0-0		0-0 FC6-4 1B		0-0 CS		0-0 F7	3	0	1	0	0	0	0						
Rudy Law, L (8, PH) OBP: 0.332, SLG: 0.384	0-0 F9		0-0		0-0 FC6-4 1B		1-2 CS		0-0 F7	1	0	0	0	0	0	1						
Joel Skinner, R (1, 2) OBP: 0.277, SLG: 0.304	0-0 6-3		0-0		0-0 F8		0-0 2B		1-H E5 1B	4	1	2	0	0	0	1						
Julio Cruz, S (1, 4) OBP: 0.261, SLG: 0.277			0-0 F8 1B 4-1-6 1B		0-0 FC6-4 S 2B		0-0 1B SF8 2B		0-0 F7	4	2	2	1	0	0	2						
Inning Stats	R: 0 E: 0 K: 1 S: 6	H: 1 LOB: 2 BB: 1 P: 10	R: 0 E: 0 K: 0 S: 3	H: 0 LOB: 0 BB: 0 P: 3	R: 0 E: 0 K: 0 S: 4	H: 2 LOB: 1 BB: 0 P: 4	R: 0 E: 0 K: 1 S: 5	H: 0 LOB: 0 BB: 0 P: 5	R: 2 E: 0 K: 1 S: 7	H: 2 LOB: 1 BB: 1 P: 11	R: 0 E: 0 K: 2 S: 7	H: 1 LOB: 0 BB: 0 P: 7	R: 2 E: 0 K: 0 S: 6	H: 3 LOB: 2 BB: 1 P: 10	R: 1 E: 1 K: 1 S: 6	H: 1 LOB: 1 BB: 0 P: 7	R: 0 E: 0 K: 2 S: 7	H: 0 LOB: 0 BB: 0 P: 7	1B: 6 2B: 5 HR: 0	SF: 1 SAC: 1 DP: 1 HBP: 1	WP: 0 PB: 0 SB: 2 CS: 1	PA: 40
PITCHER	IP WLS BF H R ER SO BB IBB HBP BLK WP HR S P ERA WHIP																					
Mark Langston, L (1, 1) ERA: 4.38	6.1 L 28 9 4 4 5 2 0 0 0 0 0 0 36 44 5.68 1.737																					
Ed Nunez, R (7, 1) ERA: 0.96	2.2 11 1 1 0 3 1 0 1 0 0 0 0 15 20 0.00 0.750																					

Chicago White Sox @ Seattle Mariners
The Kingdome, Seattle, WA
Wed Jun 20 1984, 10:05 PM EDT
Att: 10,712 - Unknown

AB 33
R 5
H 10
RBI 4
BB 3
SO 8
LOB 16



Batter	1	2	3	4	5	6	7	8	9	AB	R	H	RBI	BB	SO	LOB	BOTTOM			
Jack Perconte, L (1, 4) OBP: 0.349, SLG: 0.332	0-0 6-3		4-0 BB		0-0 F8		0-0 F7		0-0 1B 2B 1B	4	0	1	0	1	0	0				
Larry Milbourne, S (1, 5) OBP: 0.359, SLG: 0.339	4-0 F3		0-0 F8		0-0 G3 S 1B		0-0		0-0 6-3 1B	2	0	1	0	1	0	2				
Domingo Ramos, R (5, FR) OBP: 0.196, SLG: 0.200	0-0 F3 BB		0-0 F8		0-0 G3 S 1B		0-0		0-0 6-3 1B	1	0	0	0	0	0	0				
Barry Bonnell, R (9, PH) OBP: 0.347, SLG: 0.421	0-0 F3		0-0 F8		0-0 G3		0-0		1-3 1B	0	0	0	0	0	0	0				
Phil Bradley, R (9, FR) OBP: 0.346, SLG: 0.300	0-0 F3		0-0 F8		0-0 G3		0-0		0-0 4-3	5	0	1	0	0	0	6				
Alvin Davis, L (1, 3) OBP: 0.421, SLG: 0.569	0-0 F3		0-0 F8		0-0 G3		0-0		0-0 4-3	1	0	1	0	0	0	6				
Ken Phelps, L (1, 10) OBP: 0.382, SLG: 0.671	0-0 6-3		0-0		0-3 2B FC 1B		0-3 K		0-0 G3	4	1	1	0	0	1	4				
Al Cowens, R (1, 9) OBP: 0.311, SLG: 0.439			0-3 K		0-0 FC E 2B		0-0 F3		0-0 1-3	4	1	1	0	0	1	1				
Al Chambers, L (1, 7) OBP: 0.154, SLG: 0.231	0-0 F4		0-0		0-0 FC S		0-0 4-3		0-3 K	4	0	0	1	0	1	1				
Dave Henderson, R (1, 8) OBP: 0.271, SLG: 0.320	0-0 4-3		0-0		2-3 3-H F9		0-3 K		0-0 HR	4	1	1	1	0	1	2				
Bob Kearney, R (1, 2) OBP: 0.280, SLG: 0.399			0-0 G3 1B		0-3 K		0-3 K		0-0 6-3	3	0	1	0	0	2	1				
Pat Putnam, L (9, PH) OBP: 0.254, SLG: 0.260			0-0 G3 1B		1-3 K		0-3 K		0-0 6-3	1	0	0	0	0	0	0				
Spike Owen, S (1, 6) OBP: 0.339, SLG: 0.401			0-0 G3 1B		0-0 4-3		0-3 K		0-0 1B 2B	4	1	1	0	0	1	2				
Inning Stats	R: 0 E: 0 K: 0 S: 3	H: 0 LOB: 1 BB: 1 P: 7	R: 0 E: 0 K: 1 S: 5	H: 0 LOB: 0 BB: 0 P: 5	R: 0 E: 0 K: 0 S: 4	H: 1 LOB: 2 BB: 1 P: 8	R: 2 E: 0 K: 1 S: 8	H: 2 LOB: 1 BB: 0 P: 8	R: 0 E: 0 K: 1 S: 6	H: 1 LOB: 2 BB: 0 P: 6	R: 0 E: 0 K: 2 S: 7	H: 0 LOB: 0 BB: 0 P: 7	R: 0 E: 0 K: 0 S: 4	H: 1 LOB: 1 BB: 0 P: 4	R: 2 E: 0 K: 1 S: 9	H: 4 LOB: 2 BB: 0 P: 9	1B: 5 2B: 3 HR: 1	SF: 0 SAC: 0 DP: 0 HBP: 0	WP: 0 PB: 0 SB: 3 CS: 0	PA: 39
PITCHER	IP WLS BF H R ER SO BB IBB HBP BLK WP HR S P ERA WHIP																			
LaMarr Hoyt, R (1, 1) ERA: 3.57	8.2 W 37 8 4 3 7 2 0 0 0 0 0 0 1 49 57 3.12 1.154																			
Al Jones, R (9, 1) ERA: 3.45	0.0 1 1 0 0 0 0 0 0 0 0 0 0 1 1																			
Juan Agosto, L (9, 1) ERA: 2.08	0.1 S 1 0 0 0 0 0 0 0 0 0 0 0 1 1 0.00 0.000																			

Chicago White Sox @ Seattle Mariners
The Kingdome, Seattle, WA
Wed Jun 20 1984, 10:05 PM EDT
Att: 10,712 - Unknown

AB 37
R 4
H 9
RBI 3
BB 2
SO 7
LOB 19



Batter	1	2	3	4	5	6	7	8	9	AB	R	H	RBI	BB	SO	LOB	TOP			
Brett Butler, L OBP: 0.370, SLG: 0.328 (1, 8)	K	1B	SF8	1B		4-3		K		6	2	3	3	0	2	1	Cleveland Indians @ Seattle Mariners The Kingdome, Seattle, WA Fri Jun 22 1984, 10:05 PM EDT Att: 7,479 - Unknown			
Tony Bernazard, S OBP: 0.317, SLG: 0.277 (1, 4)	FC3-6	1B	WP	1B		F8		F5		6	0	4	3	0	0	0				
Julio Franco, R OBP: 0.316, SLG: 0.314 Mike Fischlin, R OBP: 0.286, SLG: 0.130 (7, 6)	FC3-6	1B	SF8	F8			K	F3		4	0	1	2	0	1	3				
Andre Thornton, R OBP: 0.361, SLG: 0.461 (1, 10)	FC5-4	F4	G4-6-3		K		FC6	K		5	0	2	0	1	2	2				
Pat Tabler, R OBP: 0.377, SLG: 0.360 Mike Hargrove, L (5, PH) OBP: 0.307, SLG: 0.381 (5, 3)	FC5-4	4-3	G4-6-3			5-3	FC6			3	0	0	0	0	0	6				
Carmen Castillo, R OBP: 0.308, SLG: 0.435 (1, 9)		BB	1B	1B						4	3	2	1	1	1	1				
Mel Hall, L OBP: 0.345, SLG: 0.475 (1, 7)	2B	BB	1B	HBP	K			F4		3	3	1	0	1	1	0				
Brook Jacoby, R OBP: 0.301, SLG: 0.345 (1, 5)	2B	2B	1B	HBP		F8				3	3	2	0	1	0	0				
Chris Bando, S OBP: 0.214, SLG: 0.500 (1, 2)	F4	1B	1B	HBP				K		5	2	2	4	0	1	6				
Inning Stats	R: 0 E: 0 K: 1 S: 7	H: 2 LOB: 2 BB: 0 P: 7	R: 4 E: 0 K: 0 S: 7	H: 4 LOB: 2 BB: 2 P: 15	R: 5 E: 0 K: 0 S: 7	H: 5 LOB: 1 BB: 2 P: 15	R: 2 E: 0 K: 0 S: 5	H: 2 LOB: 2 BB: 0 P: 7	R: 1 E: 0 K: 2 S: 8	H: 1 LOB: 0 BB: 0 P: 8	R: 0 E: 0 K: 2 S: 8	H: 1 LOB: 1 BB: 0 P: 8	R: 0 E: 0 K: 1 S: 5	H: 1 LOB: 0 BB: 0 P: 5	R: 0 E: 0 K: 1 S: 5	H: 0 LOB: 0 BB: 0 P: 5	1B: 13 2B: 2 3B: 0 HR: 2	SF: 1 SAC: 0 DP: 1 HBP: 2	WP: 1 PB: 0 SB: 0 CS: 0	PA: 49

PITCHER	IP	WLS	BF	H	R	ER	SO	BB	IBB	HBP	BLK	WP	HR	S	P	ERA	WHIP
Ed Vande Berg, L ERA: 3.84 (1, 1)	1.1	L	12	6	4	4	1	2	0	0	0	0	0	12	20	27.00	6.000
Bob Stoddard, R ERA: 4.98 (2, 1)	0.2		6	3	4	4	0	1	0	0	0	0	0	5	9	54.00	6.000
Dave Beard, R ERA: 4.08 (3, 1)	2.0		12	4	3	3	0	1	0	2	0	1	0	9	15	13.50	2.500
Paul Mirabella, L ERA: 3.31 (5, 1)	3.0		12	3	2	2	4	0	0	0	0	0	2	20	20	6.00	1.000
Mike Stanton, R ERA: 2.55 (8, 1)	1.0		4	1	0	0	2	0	0	0	0	0	0	8	8	0.00	1.000

Batter	1	2	3	4	5	6	7	8	9	AB	R	H	RBI	BB	SO	LOB	BOTTOM			
Jack Perconte, L OBP: 0.353, SLG: 0.332 (1, 4)	S				E6	F4				3	1	1	0	2	0	3	Cleveland Indians @ Seattle Mariners The Kingdome, Seattle, WA Fri Jun 22 1984, 10:05 PM EDT Att: 7,479 - Unknown			
Phil Bradley, R OBP: 0.335, SLG: 0.290 (7, 9)	1-3	6-3			K		6-3	BB		5	0	0	0	0	1	8				
Alvin Davis, L OBP: 0.417, SLG: 0.561 (1, 3)	F8		G4-6-3		F7		F5			5	0	1	0	0	0	3				
Al Cowens, R OBP: 0.311, SLG: 0.442 Al Chambers, L OBP: 0.297, SLG: 0.333 (7, 7)			G4-6-3		FC6-4		1B			3	0	1	1	0	0	3				
Barry Bonnell, R OBP: 0.347, SLG: 0.435 Pat Putnam, L (7, PH) OBP: 0.257, SLG: 0.264 (1, 10)	1-3		F8				WP			2	1	2	0	0	0	0				
Dave Henderson, R OBP: 0.269, SLG: 0.316 (1, 8)			F7				HR			3	1	1	1	0	0	1				
Bob Kearney, R OBP: 0.285, SLG: 0.403 Bill Natorodny, R OBP: 0.316, SLG: 0.188 (8, 2)		F8					1B			3	0	2	0	0	0	1				
Domingo Ramos, R OBP: 0.220, SLG: 0.224 (6, 6)		FC3-6			G1-6-3					4	0	2	0	0	0	2				
Spike Owen, S OBP: 0.344, SLG: 0.410 Darnell Coles, R OBP: 0.302, SLG: 0.241 (6, 5)										2	0	2	0	0	0	0				
Inning Stats	R: 1 E: 0 K: 0 S: 4	H: 1 LOB: 1 BB: 1 P: 8	R: 0 E: 0 K: 0 S: 6	H: 3 LOB: 3 BB: 0 P: 6	R: 0 E: 0 K: 0 S: 3	H: 1 LOB: 0 BB: 0 P: 3	R: 0 E: 1 K: 1 S: 7	H: 1 LOB: 2 BB: 0 P: 7	R: 1 E: 0 K: 0 S: 6	H: 3 LOB: 1 BB: 1 P: 6	R: 1 E: 0 K: 0 S: 5	H: 2 LOB: 1 BB: 0 P: 5	R: 0 E: 0 K: 0 S: 4	H: 2 LOB: 2 BB: 1 P: 8	R: 0 E: 0 K: 1 S: 6	H: 1 LOB: 1 BB: 0 P: 6	1B: 12 2B: 2 3B: 0 HR: 1	SF: 0 SAC: 0 DP: 3 HBP: 0	WP: 1 PB: 0 SB: 1 CS: 0	PA: 42

PITCHER	IP	WLS	BF	H	R	ER	SO	BB	IBB	HBP	BLK	WP	HR	S	P	ERA	WHIP
Mike Jeffcoat, L ERA: 1.26 (1, 1)	5.0	W	22	7	1	1	1	1	0	0	0	0	0	23	27	1.80	1.600
Luis Aponte, R ERA: 3.35 (6, 1)	2.0		11	5	2	2	0	0	0	0	0	1	1	11	11	9.00	2.500
Tom Waddell, R ERA: 3.12 (8, 1)	2.0		9	3	0	0	1	1	0	0	0	0	0	10	14	0.00	2.000

Batter	1	2	3	4	5	6	7	8	9	AB	R	H	RBI	BB	SO	LOB	TOP				
Brett Butler, L (1, 8) OBP: 0.371, SLG: 0.323	0-3 K		4-0 WP 1B S BB	0-0 CS	0-0		0-0 F3		0-0 F8	4	1	0	0	1	1	0					
Tony Bernazard, S (1, 4) OBP: 0.316, SLG: 0.280	0-0 F7		0-3 K	1-2	0-0 1B			0-0 6-3 HR 1B		4	1	2	0	0	1	1					
Julio Franco, R (1, 6) OBP: 0.313, SLG: 0.311	0-0 F9		0-0 4-3	2-3	0-0 F9			0-0 6-3		4	0	0	0	0	0	3					
Andre Thornton, R (1, 10) OBP: 0.364, SLG: 0.470		0-0 5-3	0-0 FC5-4 1B	0-0 FC5-4 1B	0-3 K			0-0 2H HR		4	1	2	3	0	1	1					
Pat Tabler, R (1, 3) OBP: 0.370, SLG: 0.353	0-0 4-3		0-0 FC5-4 1-2		0-0 5-3			0-0 F9		4	0	0	0	0	0	1					
Carmen Castillo, R (1, 9) OBP: 0.321, SLG: 0.433	4-0 BB			0-0 E	0-0 F9			4-0		2	1	1	0	2	0	0					
Mel Hall, L (1, 7) OBP: 0.339, SLG: 0.458	4-0 BB			0-0 F4	0-0 4-3			0-0 6-3		3	0	0	0	1	0	2					
Brook Jacoby, R (1, 5) OBP: 0.295, SLG: 0.336	0-0 4-3			0-0 F3			0-0 F9		0-0 F8	4	0	0	0	0	0	3					
Chris Bando, S (1, 2) OBP: 0.278, SLG: 0.667			0-0 HR	0-0 E7 CS 1B		0-0 F6		0-0 F8		4	1	2	1	0	0	0					
Inning Stats	R: 0 E: 0 K: 1 S: 5	H: 0 LOB: 0 BB: 0 P: 5	R: 0 E: 0 K: 0 S: 3	H: 0 LOB: 2 BB: 2 P: 11	R: 2 E: 0 K: 1 S: 7	H: 2 LOB: 1 BB: 1 P: 11	R: 1 E: 1 K: 0 S: 4	H: 2 LOB: 0 BB: 0 P: 4	R: 0 E: 0 K: 0 S: 6	H: 0 LOB: 0 BB: 0 P: 3	R: 0 E: 0 K: 0 S: 3	H: 0 LOB: 0 BB: 0 P: 3	R: 2 E: 0 K: 0 S: 5	H: 2 LOB: 1 BB: 1 P: 9	R: 0 E: 0 K: 0 S: 3	H: 0 LOB: 0 BB: 0 P: 3	1B: 4 2B: 1 3B: 0 HR: 2	SF: 0 SAC: 0 DP: 0 HBP: 0	WP: 1 PB: 0 CS: 1 PA: 38		
PITCHER	IP	WLS	BF	H	R	ER	SO	BB	IBB	HBP	BLK	WP	HR	S	P	ERA	WHIP			ERA	WHIP
Bob Stoddard, R (1, 1) ERA: 4.89	7.1	L	31	7	5	4	3	3	0	0	0	1	2	34	46	4.91	1.364				
Ed Vande Berg, L (8, 1) ERA: 3.76	1.2		6	0	0	0	0	1	0	0	0	0	0	5	9	0.00	0.600				

Cleveland Indians @ Seattle Mariners
The Kingdome, Seattle, WA
Sun Jun 24 1984, 10:05 PM EDT
Att: 6,225 - Unknown

AB	33
R	5
H	7
RBI	4
BB	4
SO	3
LOB	11



Batter	1	2	3	4	5	6	7	8	9	AB	R	H	RBI	BB	SO	LOB	BOTTOM				
Jack Perconte, L (1, 4) OBP: 0.350, SLG: 0.327	0-0 G3		4-0 BB		0-0 G3			0-0 1B		3	0	1	0	1	0	2					
Barry Bonnell, R (1, 9) OBP: 0.335, SLG: 0.420	0-3 K		0-0 F9			0-0 F9		0-0 F8		4	0	0	0	0	1	3					
Alvin Davis, L (1, 3) OBP: 0.412, SLG: 0.563	0-0 3-1			0-0 F7		0-3 K		0-3 K		4	0	0	0	0	2	0					
Ken Phelps, L (1, 10) OBP: 0.361, SLG: 0.630		0-3 K		0-3 K		0-0 3-1		0-0 3-1		4	0	0	0	0	2	0					
Al Chambers, L (1, 7) OBP: 0.261, SLG: 0.304	0-0 F3			0-0 3-1			0-0 3-1		0-0 F8	4	0	0	0	0	0	0					
Dave Henderson, R (1, 8) OBP: 0.283, SLG: 0.307	0-0 F8				0-0 1-3		0-0 F8			3	0	0	0	0	0	0					
Jim Prestley, R (1, 5) OBP: 0.333, SLG: 0.667			0-0 F9		0-0 2B		0-0 F8			3	0	1	0	0	0	0					
Bob Kearney, R (1, 2) OBP: 0.282, SLG: 0.394			0-0 E6 BB		0-0 F9			0-0 F8		3	0	0	0	0	0	1					
Spike Owen, S (1, 6) OBP: 0.348, SLG: 0.403			0-0 F8		0-0 HBP			0-0 3-1		2	0	0	0	0	0	1					
Inning Stats	R: 0 E: 0 K: 1 S: 5	H: 0 LOB: 0 BB: 0 P: 5	R: 0 E: 0 K: 1 S: 5	H: 0 LOB: 0 BB: 0 P: 5	R: 0 E: 1 K: 0 S: 4	H: 0 LOB: 2 BB: 1 P: 8	R: 0 E: 0 K: 0 S: 5	H: 0 LOB: 0 BB: 0 P: 5	R: 0 E: 0 K: 1 S: 3	H: 0 LOB: 0 BB: 0 P: 3	R: 0 E: 0 K: 0 S: 4	H: 1 LOB: 1 BB: 0 P: 4	R: 0 E: 0 K: 1 S: 5	H: 0 LOB: 0 BB: 0 P: 5	R: 0 E: 0 K: 0 S: 5	H: 0 LOB: 0 BB: 0 P: 5	1B: 1 2B: 1 3B: 0 HR: 0	SF: 0 SAC: 0 DP: 0 HBP: 1	WP: 0 PB: 0 CS: 0 PA: 32		
PITCHER	IP	WLS	BF	H	R	ER	SO	BB	IBB	HBP	BLK	WP	HR	S	P	ERA	WHIP			ERA	WHIP
Bert Blyleven, R (1, 1) ERA: 3.09	9.0	W	32	2	0	0	5	1	0	1	0	0	0	40	45	0.00	0.333				

Cleveland Indians @ Seattle Mariners
The Kingdome, Seattle, WA
Sun Jun 24 1984, 10:05 PM EDT
Att: 6,225 - Unknown

AB	30
R	0
H	2
RBI	0
BB	1
SO	5
LOB	7



Batter	1	2	3	4	5	6	7	8	9	AB	R	H	RBI	BB	SO	LOB	TOP																									
Jack Perconte, L (1,4) OBP: 0.354, SLG: 0.330	4-3 S 1B	1-2 2-3 BB		F2		F9		G6-4-3 1B		4	0	2	2	1	0	1	Seattle Mariners @ Chicago White Sox Comiskey Park, Chicago, IL Mon Jun 25 1984, 8:05 PM EDT Att: 22,145 - Unknown																									
Bob Kearney, R (1,2) OBP: 0.285, SLG: 0.394	K	K		1B			L5-3 1B	G6-4-3 1B		5	0	2	1	0	2	6																										
Alvin Davis, L (1,3) OBP: 0.405, SLG: 0.551	4-3		F3	F6			L5-3 1-2		F9	5	0	0	0	0	0	3																										
Al Cowens, R (1,9) OBP: 0.309, SLG: 0.434	HBP		F9		F7		F8		4-3	4	0	0	0	0	0	0																										
Steve Henderson, R (1,10) OBP: 0.358, SLG: 0.419 Ken Phelps, L (8, PH) OBP: 0.364, SLG: 0.627	K		E1 WP		HR			E SH1-4 1B	K	3	1	1	1	0	1	2																										
Barry Bonnell, R (1,7) OBP: 0.335, SLG: 0.414 Phil Bradley, R (8,7) OBP: 0.335, SLG: 0.290		5-3	5-3		K			SH1-4		3	0	0	0	0	1	1																										
Dave Henderson, R (1,8) OBP: 0.289, SLG: 0.308		BB BB 1B		F4	F8			BB BB 1B E BB		3	1	1	0	1	0	0																										
Jim Presley, R (1,5) OBP: 0.286, SLG: 0.429		F8		2B 1B		F3		E7 1B		4	2	1	0	0	0	3																										
Spike Owen, S (1,6) OBP: 0.354, SLG: 0.411	BB BB 1-2 BB		1-1 1B 2B		F3		F3	BB BB 1B 1-2 2-3 H		3	1	2	2	1	0	0																										
Inning Stats	R: 0 E: 0 K: 2 S: 8	H: 1 LOB: 2 BB: 0 P: 9	R: 0 E: 0 K: 1 S: 6	H: 1 LOB: 3 BB: 2 P: 14	R: 0 E: 1 K: 0 S: 4	H: 0 LOB: 1 BB: 0 P: 4	R: 2 E: 0 K: 0 S: 6	H: 3 LOB: 1 BB: 0 P: 6	R: 1 E: 0 K: 1 S: 6	H: 1 LOB: 0 BB: 0 P: 6	R: 0 E: 0 K: 0 S: 3	H: 0 LOB: 0 BB: 0 P: 3	R: 0 E: 0 K: 0 S: 3	H: 1 LOB: 0 BB: 0 P: 3	R: 3 E: 1 K: 0 S: 6	H: 3 LOB: 1 BB: 1 P: 10	R: 0 E: 0 K: 1 S: 5	H: 0 LOB: 0 BB: 0 P: 5	1B: 8 2B: 2 3B: 0 HR: 1	SF: 0 SAC: 1 DP: 2 HBP: 1	WP: 1 PB: 0 SB: 1 CS: 0	PA: 41																				
PITCHER	IP	WLS	BF	H	R	ER	SO	BB	IBB	HBP	BLK	WP	HR	S	P	ERA	WHIP	PITCHER								IP	WLS	BF	H	R	ER	SO	BB	IBB	HBP	BLK	WP	HR	S	P	ERA	WHIP
Britt Burns, L (1,1) ERA: 4.67	5.0	L	25	6	3	3	4	2	0	1	0	1	1	30	39	5.40	1.600									4.67	1.600															
Dan Spillner, R (6,1) ERA: 5.22	2.1		12	4	3	2	0	1	0	0	0	0	0	11	15	7.71	2.143									5.22	2.143															
Ron Reed, R (8,1) ERA: 3.82	1.2		4	0	0	0	1	0	0	0	0	0	0	6	6	0.00	0.000									3.82	0.000															

AB	36
R	6
H	10
RBI	6
BB	3
SO	5
LOB	16



Batter	1	2	3	4	5	6	7	8	9	AB	R	H	RBI	BB	SO	LOB	BOTTOM																									
Rudy Law, L (1,8) OBP: 0.333, SLG: 0.379	CS HBP		L3-6		F9			S 1B		3	0	1	0	0	0	1	Seattle Mariners @ Chicago White Sox Comiskey Park, Chicago, IL Mon Jun 25 1984, 8:05 PM EDT Att: 22,145 - Unknown																									
Vance Law, R (1,5) OBP: 0.283, SLG: 0.399 Jerry Hairston, S (8, PH) OBP: 0.328, SLG: 0.370 Jerry Dybzinski, R (9,5) OBP: 0.389, SLG: 0.403	5-3				F8			F3		3	0	1	0	0	0	1																										
Harold Baines, L (1,9) OBP: 0.307, SLG: 0.450	1B		1B					1-2		1	0	0	0	0	0	0																										
Greg Walker, L (1,10) OBP: 0.321, SLG: 0.522	3-1		3-1		F7			F7		4	0	1	0	0	0	2																										
Ron Kittle, R (1,7) OBP: 0.336, SLG: 0.514		5-3		FC1-5 1B		G5-4-3 BB			F7	3	0	1	0	1	0	1																										
Mike Squires, L (1,3) OBP: 0.250, SLG: 0.208				FC1-5 1B		G5-4-3			1B 2B	4	1	2	0	0	0	1																										
Scott Fletcher, R (1,6) OBP: 0.358, SLG: 0.306		4-3		FC1-5			F9		6-3	4	0	0	0	0	0	3																										
Joel Skinner, R (1,2) OBP: 0.268, SLG: 0.278 Tom Paciorek, R (9, PH) OBP: 0.321, SLG: 0.376				1-2 2-3 H	F6		F8		1B	4	0	2	1	0	0	2																										
Julio Cruz, S (1,4) OBP: 0.260, SLG: 0.272			L3-6 BB		F2		F9		K	3	0	0	0	0	0	3																										
Inning Stats	R: 0 E: 0 K: 0 S: 3	H: 1 LOB: 1 BB: 0 P: 4	R: 0 E: 0 K: 0 S: 4	H: 1 LOB: 1 BB: 0 P: 4	R: 0 E: 0 K: 0 S: 3	H: 1 LOB: 1 BB: 1 P: 7	R: 0 E: 0 K: 0 S: 5	H: 2 LOB: 2 BB: 0 P: 5	R: 0 E: 0 K: 0 S: 3	H: 0 LOB: 0 BB: 0 P: 3	R: 0 E: 0 K: 0 S: 2	H: 0 LOB: 0 BB: 1 P: 6	R: 0 E: 0 K: 0 S: 3	H: 0 LOB: 0 BB: 0 P: 3	R: 0 E: 0 K: 0 S: 4	H: 1 LOB: 1 BB: 0 P: 4	R: 1 E: 0 K: 1 S: 7	H: 2 LOB: 1 BB: 0 P: 7	1B: 6 2B: 2 3B: 1 HR: 0	SF: 0 SAC: 0 DP: 2 HBP: 1	WP: 0 PB: 0 SB: 1 CS: 1	PA: 35																				
PITCHER	IP	WLS	BF	H	R	ER	SO	BB	IBB	HBP	BLK	WP	HR	S	P	ERA	WHIP	PITCHER								IP	WLS	BF	H	R	ER	SO	BB	IBB	HBP	BLK	WP	HR	S	P	ERA	WHIP
Jim Beattie, R (1,1) ERA: 3.04	9.0	W	35	8	1	1	1	2	0	1	0	0	0	34	43	1.00	1.111									3.04	1.111															

AB	32
R	1
H	8
RBI	1
BB	2
SO	1
LOB	16



Batter	1	2	3	4	5	6	7	8	9	AB	R	H	RBI	BB	SO	LOB	TOP					
Jack Perconte, L OBP: 0.356, SLG: 0.332 (1, 4)	0-0 1B	0-0 F9						0-0 F7		4	0	2	0	0	0	0						
Alvin Davis, L OBP: 0.403, SLG: 0.546 (1, 3)	0-0 4-3		0-0 3-1					0-0 1B		4	0	1	0	0	0	1						
Ken Phelps, L OBP: 0.359, SLG: 0.644 (1, 10)	0-0 HR		0-0 F9			0-0 6-3		0-0 F6		4	1	1	1	1	0	1						
Al Chambers, L OBP: 0.296, SLG: 0.423 Phil Bradley, R OBP: 0.335, SLG: 0.290 (8, 7)	0-0 HR		0-0 F4			0-0 CS BB		0-3 K		3	1	1	1	1	1	1						
Barry Bonnell, R OBP: 0.329, SLG: 0.407 (1, 9)	0-0 F7			0-0 F4		0-0 F5	1-2		0-0 F8	4	0	0	0	0	0	1						
Dave Henderson, R OBP: 0.275, SLG: 0.333 (1, 8)		0-0 2B 1B		0-0 5-3				0-0 F9		4	2	2	1	0	0	0						
Jim Presley, R OBP: 0.273, SLG: 0.455 (1, 5)		0-0 F8 SF8 2B		0-3 K				0-0 F2		4	1	1	1	0	1	0						
Bob Kearney, R OBP: 0.284, SLG: 0.391 (1, 2)		0-0 F8			0-0 1-3			0-0 S 1B		4	0	1	0	0	0	1						
Spike Owen, S OBP: 0.351, SLG: 0.407 (1, 6)		0-0 SF8			0-0 F3			0-0 1-3		2	0	0	1	0	0	1						
Inning Stats	R: 2 E: 0 K: 0 S: 5	H: 3 LOB: 0 BB: 0 P: 5	R: 2 E: 0 K: 0 S: 5	H: 2 LOB: 0 BB: 0 P: 5	R: 0 E: 0 K: 1 S: 3	H: 0 LOB: 0 BB: 0 P: 3	R: 0 E: 0 K: 1 S: 5	H: 0 LOB: 0 BB: 0 P: 5	R: 0 E: 0 K: 0 S: 4	H: 1 LOB: 1 BB: 1 P: 4	R: 0 E: 0 K: 0 S: 2	H: 0 LOB: 1 BB: 0 P: 6	R: 0 E: 0 K: 1 S: 4	H: 1 LOB: 1 BB: 0 P: 4	R: 0 E: 0 K: 1 S: 6	H: 1 LOB: 1 BB: 0 P: 6	R: 1 E: 0 K: 0 S: 4	H: 1 LOB: 0 BB: 0 P: 4	1B: 5 2B: 1 3B: 0 HR: 3	SF: 1 SAC: 0 DP: 0 HBP: 0	WP: 0 PB: 0 SB: 1 CS: 1	PA: 35
PITCHER LaMarr Hoyt, R ERA: 3.88 (1, 1)	IP: 9.0 WLS: L BF: 35 H: 9 R: 5 ER: 5 SO: 2 BB: 1 IBB: 0 HBP: 0 BLK: 0 WP: 0 HR: 3 S: 38 P: 42 ERA: 5.00 WHIP: 1.111																					
Batter	1	2	3	4	5	6	7	8	9	AB	R	H	RBI	BB	SO	LOB	BOTTOM					
Scott Fletcher, R OBP: 0.352, SLG: 0.300 (1, 6)	0-0 4-3		0-0 F9			0-0 F6		0-0 4-3		4	0	0	0	0	0	0						
Vance Law, R OBP: 0.283, SLG: 0.397 (1, 5)	0-0 FC4-6 1B		0-0 F9			0-0 F9		0-3 K		4	0	1	0	0	1	0						
Tom Paciorek, R OBP: 0.320, SLG: 0.373 (1, 3)	0-0 FC4-6 1-2		0-0 F4			0-0 1B 1B		0-0 K	0-3	4	0	1	0	0	1	1						
Greg Luzinski, R OBP: 0.328, SLG: 0.299 (1, 10)	0-3 K			0-0 F8		0-0 1B 1B		0-0 5-3		4	0	1	0	0	1	1						
Ron Kittle, R OBP: 0.331, SLG: 0.505 (1, 7)		0-3 K		0-0 F8		0-3 K		0-3 K		4	0	0	0	0	3	2						
Harold Baines, L OBP: 0.308, SLG: 0.449 (1, 9)		0-0 E5 4-3 1B		0-0 F9				0-0 3-1		3	0	1	0	0	0	0						
Dave Stegman, R OBP: 0.317, SLG: 0.416 (1, 8)		0-0 4-3			0-0 G6-4-3 1B			0-3 K		3	0	1	0	0	1	1						
Joel Skinner, R OBP: 0.271, SLG: 0.268 (1, 2)		0-0 2-3 BB			0-0 G6-4-3 1-2			0-0 5-3		2	0	0	0	1	0	1						
Julio Cruz, S OBP: 0.257, SLG: 0.268 (1, 4)		0-0 F8			0-3 K			0-3 K		3	0	0	0	0	2	2						
Inning Stats	R: 0 E: 0 K: 1 S: 6	H: 1 LOB: 1 BB: 0 P: 6	R: 0 E: 1 K: 1 S: 6	H: 1 LOB: 2 BB: 1 P: 10	R: 0 E: 0 K: 0 S: 3	H: 0 LOB: 0 BB: 0 P: 3	R: 0 E: 0 K: 0 S: 3	H: 0 LOB: 0 BB: 0 P: 3	R: 0 E: 0 K: 1 S: 5	H: 1 LOB: 0 BB: 0 P: 5	R: 0 E: 0 K: 1 S: 7	H: 2 LOB: 2 BB: 0 P: 7	R: 0 E: 0 K: 1 S: 5	H: 0 LOB: 0 BB: 0 P: 5	R: 0 E: 0 K: 2 S: 7	H: 0 LOB: 0 BB: 0 P: 7	R: 0 E: 0 K: 2 S: 7	H: 0 LOB: 0 BB: 0 P: 7	1B: 5 2B: 0 3B: 0 HR: 0	SF: 0 SAC: 0 DP: 1 HBP: 0	WP: 0 PB: 0 SB: 0 CS: 0	PA: 32
PITCHER Mark Langston, L ERA: 3.88 (1, 1)	IP: 9.0 WLS: W BF: 32 H: 5 R: 0 ER: 0 SO: 9 BB: 1 IBB: 0 HBP: 0 BLK: 0 WP: 0 HR: 0 S: 49 P: 53 ERA: 0.00 WHIP: 0.667																					

Seattle Mariners @ Chicago White Sox
Comiskey Park, Chicago, IL
Tue Jun 26 1984, 8:05 PM EDT
Att: 22,720 - Unknown

AB 33
R 5
H 9
RBI 5
BB 1
SO 2
LOB 6




Seattle Mariners @ Chicago White Sox
Comiskey Park, Chicago, IL
Tue Jun 26 1984, 8:05 PM EDT
Att: 22,720 - Unknown


AB 31
R 0
H 5
RBI 0
SO 9
LOB 8



Batter	1	2	3	4	5	6	7	8	9	AB	R	H	RBI	BB	SO	LOB	TOP
Jack Perconte, L (1.4) OBP: 0.357, SLG: 0.336			F2							5	1	2	0	0	2	2	Seattle Mariners @ Boston Red Sox Fenway Park, Boston, MA Fri Jun 29 1984, 7:05 PM EDT Att: 17,955 - Unknown
Barry Bonnell, R (1.7) OBP: 0.326, SLG: 0.410			F8			F7				4	0	0	0	1	1	3	
Alvin Davis, L (1.3) OBP: 0.408, SLG: 0.560	F5					F4				3	0	1	2	2	0	0	
Al Cowens, R (1.9) OBP: 0.310, SLG: 0.457										5	1	1	1	0	1	5	
Dave Henderson, R (1.8) OBP: 0.287, SLG: 0.369	4-3									4	0	0	0	0	1	1	
Steve Henderson, R (1.10) OBP: 0.384, SLG: 0.407										3	0	1	0	0	0	1	
Ken Phelps, L (8. PH) OBP: 0.370, SLG: 0.629										1	0	0	0	0	0	0	
Jim Presley, R (1.5) OBP: 0.261, SLG: 0.565										4	1	1	1	0	1	1	
Bill Nahorodny, R (1.2) OBP: 0.333, SLG: 0.238										4	1	2	0	0	0	0	
Spike Owen, S (1.6) OBP: 0.358, SLG: 0.406	F7									3	1	1	0	1	0	2	
Inning Stats	R: 0 H: 0 E: 0 K: 2 S: 7	R: 0 H: 1 E: 0 K: 2 S: 8	R: 0 H: 1 E: 0 K: 0 S: 4	R: 0 H: 0 E: 0 K: 0 S: 3	R: 0 H: 1 E: 0 K: 1 S: 6	R: 1 H: 1 E: 0 K: 1 S: 6	R: 3 H: 3 E: 0 K: 0 S: 6	R: 0 H: 0 E: 0 K: 0 S: 3	R: 1 H: 2 E: 0 K: 0 S: 5	1B: 7 SF: 0 2B: 0 3B: 0 HR: 2	WP: 1 PA: 40						
PITCHER	IP WLS BF H R ER SO BB IBB HBP BLK WP HR S P ERA WHIP	6.2 L 30 7 4 4 6 3 0 0 0 0 2 39 51 5.40 1.500	2.1 10 2 1 1 0 0 1 0 0 1 0 9 13 3.86 0.857	PITCHER													
Bob Ojeda, L (1.1) ERA: 4.71																	
Steve Crawford, R (7.1) ERA: 3.28																	

Batter	1	2	3	4	5	6	7	8	9	AB	R	H	RBI	BB	SO	LOB	BOTTOM
Wade Boggs, L (1.5) OBP: 0.392, SLG: 0.361	F7									3	0	1	1	1	0	0	Seattle Mariners @ Boston Red Sox Fenway Park, Boston, MA Fri Jun 29 1984, 7:05 PM EDT Att: 17,955 - Unknown
Dwight Evans, R (1.9) OBP: 0.390, SLG: 0.488										3	1	1	0	1	0	1	
Jim Rice, R (1.7) OBP: 0.324, SLG: 0.500										4	0	1	0	0	0	4	
Tony Armas, R (1.8) OBP: 0.319, SLG: 0.545										4	0	1	1	0	0	0	
Mike Easter, L (1.10) OBP: 0.379, SLG: 0.518										4	1	1	1	0	1	2	
Bill Buckner, L (1.3) OBP: 0.316, SLG: 0.364										4	0	1	0	0	1	2	
Gary Allenson, R (1.2) OBP: 0.217, SLG: 0.182										3	1	1	0	0	2	0	
Rick Miller, L (9. PH) OBP: 0.370, SLG: 0.349										1	0	0	0	0	0	0	
Marty Barrett, R (1.4) OBP: 0.347, SLG: 0.349										3	0	1	0	0	0	0	
Reid Nichols, R (9. PH) OBP: 0.327, SLG: 0.362										1	0	0	0	0	0	0	
Jackie Gutierrez, R (1.6) OBP: 0.275, SLG: 0.318										3	0	0	0	0	0	2	
Rich Gedman, L (9. PH) OBP: 0.359, SLG: 0.460										1	0	1	0	0	0	0	
Inning Stats	R: 1 H: 3 E: 0 K: 2 S: 10	R: 1 H: 3 E: 1 K: 0 S: 6	R: 0 H: 0 E: 0 K: 0 S: 3	R: 0 H: 0 E: 0 K: 1 S: 5	R: 0 H: 0 E: 0 K: 0 S: 3	R: 1 H: 1 E: 0 K: 1 S: 6	R: 0 H: 0 E: 0 K: 0 S: 3	R: 0 H: 1 E: 0 K: 0 S: 3	R: 0 H: 1 E: 0 K: 0 S: 3	1B: 8 SF: 0 2B: 0 3B: 0 HR: 1	WP: 1 PA: 36						
PITCHER	IP WLS BF H R ER SO BB IBB HBP BLK WP HR S P ERA WHIP	6.2 W 28 7 3 3 4 1 0 0 0 1 0 7 11 4.05 1.200	2.1 S 8 2 0 0 0 0 1 0 0 0 1 0 7 11 0.00 1.286	PITCHER													
Ed Vande Berg, L (1.1) ERA: 3.78																	
Salome Barojas, R (7.1) ERA: 4.43																	

Batter	1	2	3	4	5	6	7	8	9	AB	R	H	RBI	BB	SO	LOB	TOP			
Jack Perconte, L (1,4) OBP: 0.356, SLG: 0.338										4	1	1	0	0	0	2	Seattle Mariners @ Boston Red Sox Fenway Park, Boston, MA Sat Jun 30 1984, 3:33 AM EDT Att: 21,078 - Unknown livebaseballscorecards.com AB 30 R 2 H 4 RBI 2 BB 1 SO 7 LOB 7 			
Spike Owen, S (1,6) OBP: 0.353, SLG: 0.399										4	0	0	0	0	0	2				
Alvin Davis, L (1,10) OBP: 0.403, SLG: 0.553										3	0	0	1	0	2	1				
Ken Phelps, L (1,3) OBP: 0.357, SLG: 0.602										4	0	0	0	0	2	0				
Al Chambers, L (1,7) OBP: 0.281, SLG: 0.367										3	0	0	0	0	0	0				
Phil Bradley, R (7,7) OBP: 0.331, SLG: 0.286										1	0	0	0	0	1	0				
Dave Henderson, R (1,8) OBP: 0.288, SLG: 0.387										3	1	1	1	0	1	0				
Barry Bonnell, R (1,9) OBP: 0.328, SLG: 0.407										2	0	0	0	1	0	0				
Jim Presley, R (1,5) OBP: 0.269, SLG: 0.577										3	0	1	0	0	1	1				
Bob Kearney, R (1,2) OBP: 0.276, SLG: 0.385										3	0	1	0	0	0	1				
Inning Stats	R: 1 E: 0 X: 1 S: 6	H: 1 LOB: 0 BB: 0 P: 6	R: 0 E: 0 X: 1 S: 5	H: 0 LOB: 1 BB: 1 P: 9	R: 0 E: 0 X: 0 S: 4	H: 1 LOB: 0 BB: 0 P: 4	R: 0 E: 0 X: 1 S: 5	H: 0 LOB: 0 BB: 0 P: 5	R: 0 E: 0 X: 1 S: 5	H: 1 LOB: 1 BB: 0 P: 6	R: 0 E: 0 X: 2 S: 7	H: 0 LOB: 0 BB: 0 P: 7	R: 0 E: 0 X: 2 S: 7	H: 0 LOB: 0 BB: 0 P: 7	R: 0 E: 0 X: 2 S: 7	H: 0 LOB: 0 BB: 0 P: 7	1B: 0 2B: 3 3B: 0 HR: 1	SF: 1 SAC: 0 DP: 0 HBP: 0	WP: 0 PB: 0 CS: 0	PA: 32
PITCHER Oil Can Boyd, R (1,1) ERA: 4.85	IP 9.0 WLS L BF 32	H 4 R 2 ER 2 SO 7	BB 1 IBB 0 HBP 0 BLK 0	WP 0 HR 1 S 45 P 49	ERA 2.00 WHIP 0.556															ERA 2.00 WHIP 0.556

Batter	1	2	3	4	5	6	7	8	9	AB	R	H	RBI	BB	SO	LOB	BOTTOM			
Wade Boggs, L (1,5) OBP: 0.390, SLG: 0.363										4	0	1	0	0	0	0	Seattle Mariners @ Boston Red Sox Fenway Park, Boston, MA Sat Jun 30 1984, 3:33 AM EDT Att: 21,078 - Unknown livebaseballscorecards.com AB 32 R 1 H 6 RBI 1 BB 0 SO 7 LOB 9 			
Dwight Evans, R (1,9) OBP: 0.388, SLG: 0.485										4	0	1	0	0	2	1				
Jim Rice, R (1,7) OBP: 0.320, SLG: 0.493										4	0	0	0	0	1	2				
Tony Armas, R (1,8) OBP: 0.318, SLG: 0.541										4	0	1	0	0	1	2				
Mike Easter, L (1,10) OBP: 0.374, SLG: 0.511										4	0	0	0	0	1	1				
Bill Buckner, L (1,3) OBP: 0.316, SLG: 0.377										3	1	1	0	0	0	0				
Rich Gedman, L (1,2) OBP: 0.314, SLG: 0.467										3	0	2	1	0	0	0				
Marty Barrett, R (1,4) OBP: 0.342, SLG: 0.343										3	0	0	0	0	0	2				
Jackie Gutierrez, R (1,6) OBP: 0.272, SLG: 0.315										2	0	0	0	0	1	1				
Rick Miller, L (8, Ph) OBP: 0.353, SLG: 0.344										1	0	0	0	0	1	0				
Glenn Hoffman, R (9, 6) OBP: 0.229, SLG: 0.241										0	0	0	0	0	0	0				
Inning Stats	R: 0 E: 0 X: 1 S: 6	H: 1 LOB: 1 BB: 0 P: 6	R: 1 E: 0 X: 0 S: 5	H: 2 LOB: 1 BB: 0 P: 5	R: 0 E: 0 X: 0 S: 3	H: 0 LOB: 0 BB: 0 P: 3	R: 0 E: 0 X: 1 S: 5	H: 1 LOB: 1 BB: 0 P: 5	R: 0 E: 0 X: 2 S: 7	H: 0 LOB: 0 BB: 0 P: 7	R: 0 E: 0 X: 2 S: 7	H: 0 LOB: 0 BB: 0 P: 7	R: 0 E: 0 X: 2 S: 7	H: 0 LOB: 0 BB: 0 P: 7	R: 0 E: 0 X: 2 S: 7	H: 0 LOB: 0 BB: 0 P: 7		1B: 3 2B: 3 3B: 1 HR: 0	SF: 0 SAC: 0 DP: 1 HBP: 0	WP: 0 PB: 0 CS: 0
PITCHER Jim Beattie, R (1,1) ERA: 2.87	IP 9.0 WLS W BF 32	H 6 R 1 ER 1 SO 7	BB 0 IBB 0 HBP 0 BLK 0	WP 0 HR 0 S 46 P 46	ERA 1.00 WHIP 0.667															ERA 1.00 WHIP 0.667

Batter	1	2	3	4	5	6	7	8	9	AB	R	H	RBI	BB	SO	LOB	TOP			
Jack Perconte, L (1.4) OBP: 0.360, SLG: 0.340	0-3 K		0-0 CS 1B		0-0 F7		4-0 BB		0-0 1B	4	0	2	0	1	1	0	Seattle Mariners @ Boston Red Sox Fenway Park, Boston, MA Sun Jul 01 1984, 3:33 AM EDT Att: 18,933 - Unknown			
Spike Owen, S (1.6) OBP: 0.347, SLG: 0.392	0-0 3-1		0-0 F8			0-0 E3 FC1-5 E	0-0 F8		0-0 4-3	5	0	0	0	0	0	3				
Alvin Davis, L (1.3) OBP: 0.401, SLG: 0.547	4-0 BB BB		0-0 4-3 1-2			0-0 E8 BB FC1-5		0-0 4-3		3	0	0	0	1	0	2				
Ken Phelps, L (1.10) OBP: 0.371, SLG: 0.604	4-0 1-2 BB			0-0 4-3 WP 1B		0-0 FC1-5 BB		0-0 2B 1B		3	0	2	0	1	0	2				
Al Cowens, R (1.9) OBP: 0.309, SLG: 0.458	0-0 5-3			0-0 F8		0-0 F3		0-0 1-H 2B		4	0	1	0	0	0	5				
Pat Putnam, L (1.7) OBP: 0.285, SLG: 0.258		0-0 4-3		0-0 4-3		4-0 BB		0-3 K		3	0	0	0	1	1	2				
Phil Bradley, R (8.7) OBP: 0.331, SLG: 0.286				1-3 BB		1-2 2-3 BB				0	0	0	0	0	0	0				
Dave Henderson, R (1.8) OBP: 0.287, SLG: 0.401		0-0 1-3		0-0 6-3		0-0 F8			0-0 HR	4	1	1	1	0	0	4				
Jim Presley, R (1.5) OBP: 0.267, SLG: 0.533		0-0 1B			0-0 5-3		0-0 5-3		0-3 K	4	0	1	0	0	1	0				
Bob Kearney, R (1.2) OBP: 0.273, SLG: 0.379		0-0 F9			0-0 1-3		0-0 F8		0-0 F9	4	0	0	0	0	0	1				
Inning Stats	R: 0 E: 0 K: 1 S: 5	H: 0 LOB: 2 BB: 2 P: 13	R: 0 E: 0 K: 0 S: 4	H: 1 LOB: 1 BB: 0 P: 4	R: 0 E: 0 K: 0 S: 3	H: 1 LOB: 1 BB: 0 P: 3	R: 0 E: 0 K: 0 S: 4	H: 0 LOB: 0 BB: 0 P: 4	R: 0 E: 0 K: 0 S: 3	H: 0 LOB: 0 BB: 0 P: 3	R: 0 E: 0 K: 0 S: 3	H: 0 LOB: 1 BB: 1 P: 7	R: 0 E: 0 K: 1 S: 6	H: 2 LOB: 1 BB: 0 P: 6	R: 1 E: 0 K: 1 S: 7	H: 2 LOB: 1 BB: 0 P: 7	1B: 5 2B: 1 3B: 0 HR: 1	SF: 0 SAC: 0 DP: 0 HBP: 0	WP: 1 PB: 0 SB: 0 CS: 1	PA: 38
PITCHER Al Nipper, R (1.1) ERA: 3.77	IP: 9.0 WLS: L BF: 38	H: 7 R: 1 ER: 1 SO: 3	BB: 4 IBB: 0 HBP: 0 BLK: 0	WP: 1 HR: 1 S: 40 P: 56	ERA: 1.00 WHIP: 1.222															

Batter	1	2	3	4	5	6	7	8	9	AB	R	H	RBI	BB	SO	LOB	BOTTOM					
Wade Boggs, L (1.5) OBP: 0.392, SLG: 0.360	4-0 BB BB		4-0 BB			0-0 F8		0-0 G1-4-3		2	0	0	0	2	0	0	Seattle Mariners @ Boston Red Sox Fenway Park, Boston, MA Sun Jul 01 1984, 3:33 AM EDT Att: 18,933 - Unknown					
Dwight Evans, R (1.9) OBP: 0.386, SLG: 0.485	0-0 F7		0-3 K			0-0 2B		0-0 G3		4	0	1	0	0	1	2						
Jim Rice, R (1.7) OBP: 0.319, SLG: 0.488	4-0 1-2 BB		0-3 K			0-3 K		0-0 6-3		3	0	0	0	1	2	2						
Tony Armas, R (1.8) OBP: 0.320, SLG: 0.539	0-0 F6			0-0 CS 1B		4-0 IBB		0-3 K		3	0	1	0	1	1	2						
Mike Easter, L (1.10) OBP: 0.369, SLG: 0.503	0-3 K			0-0 F7		0-0 F5		0-0 F7		4	0	0	0	0	1	5						
Bill Buckner, L (1.3) OBP: 0.327, SLG: 0.378		0-3 K		4-0 1-2 PO BB		4-0 SH3-4 BB		0-0 1B		2	0	1	0	2	1	0						
Jeff Newman, R (1.2) OBP: 0.294, SLG: 0.333		0-3 K		0-0 1-2 PO	0-3 K		0-0 SH3-4	0-0 F7		3	0	0	0	0	2	1						
Marty Barrett, R (1.4) OBP: 0.337, SLG: 0.337		0-0 F9			0-0 F9		0-0 F9			3	0	0	0	0	0	1						
Jackie Gutierrez, R (1.6) OBP: 0.289, SLG: 0.311			0-0 6-3			0-0 F8		0-0 F7		2	0	0	0	0	0	0						
Reid Nichols, R (7. Ph) OBP: 0.334, SLG: 0.358										1	0	0	0	0	0	1						
Glenn Hoffman, R (8.6) OBP: 0.228, SLG: 0.241										0	0	0	0	0	0	0						
Inning Stats	R: 0 E: 0 K: 1 S: 5	H: 0 LOB: 2 BB: 2 P: 13	R: 0 E: 0 K: 2 S: 7	H: 0 LOB: 0 BB: 0 P: 7	R: 0 E: 0 K: 2 S: 7	H: 0 LOB: 1 BB: 1 P: 11	R: 0 E: 0 K: 0 S: 2	H: 1 LOB: 0 BB: 1 P: 6	R: 0 E: 0 K: 1 S: 5	H: 0 LOB: 0 BB: 0 P: 5	R: 0 E: 0 K: 1 S: 6	H: 1 LOB: 2 BB: 1 P: 10	R: 0 E: 0 K: 0 S: 3	H: 0 LOB: 0 BB: 1 P: 7	R: 0 E: 0 K: 0 S: 3	H: 0 LOB: 0 BB: 0 P: 3	R: 0 E: 0 K: 1 S: 6	H: 1 LOB: 1 BB: 0 P: 6	1B: 2 2B: 1 3B: 0 HR: 0	SF: 0 SAC: 1 DP: 0 HBP: 0	WP: 0 PB: 0 SB: 0 CS: 1	PA: 35
PITCHER Mark Langston, L (1.1) ERA: 3.55	IP: 9.0 WLS: W BF: 34	H: 3 R: 0 ER: 0 SO: 8	BB: 5 IBB: 1 HBP: 0 BLK: 0	WP: 0 HR: 0 S: 44 P: 68	ERA: 0.00 WHIP: 0.889																	

Batter	1	2	3	4	5	6	7	8	9	AB	R	H	RBI	BB	SO	LOB	TOP					
Jack Perconte, L (1,4) OBP: 0.358, SLG: 0.342	6-3		1B		F3		1-3			4	1	1	0	0	0	1	Seattle Mariners @ Milwaukee Brewers Milwaukee County Stadium, Milwaukee, WI Mon Jul 02 1984, 8:05 PM EDT Unknown livebaseballscorecards.com					
Spike Owen, S (1,6) OBP: 0.349, SLG: 0.393	1B		5-3		4-3		6-3			4	0	2	1	0	0	1						
Alvin Davis, L (1,10) OBP: 0.396, SLG: 0.538	F4		5-3		F6			K		4	0	0	0	0	1	2						
Ken Phelps, L (1,3) OBP: 0.370, SLG: 0.592	K									2	0	0	0	1	1	1						
Steve Henderson, R (8,PH) OBP: 0.361, SLG: 0.493										1	0	0	0	0	0	0						
Mike Moore, R (8,1)										0	0	0	0	0	0	0						
Dave Henderson, R (1,8) OBP: 0.286, SLG: 0.398										4	0	1	0	0	1	2						
Barry Bonnell, R (1,9) OBP: 0.323, SLG: 0.400										4	0	0	0	0	2	1						
Al Chambers, L (1,7) OBP: 0.306, SLG: 0.382										4	1	2	0	0	2	1						
Jim Presley, R (1,5) OBP: 0.242, SLG: 0.485										3	0	0	0	0	2	3						
Al Cowens, R (9,PH) OBP: 0.306, SLG: 0.456										1	0	0	0	0	0	0						
Bob Kearney, R (1,2) OBP: 0.274, SLG: 0.382										3	0	1	1	0	0	1						
Pat Putnam, L (9,PH) OBP: 0.253, SLG: 0.256										1	0	0	0	0	0	1						
Inning Stats	R: 0 E: 0 K: 1 S: 6	H: 1 LOB: 1 BB: 0 P: 6	R: 0 E: 0 K: 3 S: 10	H: 1 LOB: 1 BB: 0 P: 10	R: 1 E: 0 K: 0 S: 5	H: 2 LOB: 2 BB: 1 P: 9	R: 0 E: 0 K: 1 S: 6	H: 1 LOB: 1 BB: 0 P: 6	R: 0 E: 0 K: 0 S: 3	H: 0 LOB: 0 BB: 0 P: 3	R: 0 E: 0 K: 1 S: 5	H: 0 LOB: 0 BB: 0 P: 5	R: 1 E: 0 K: 0 S: 5	H: 2 LOB: 1 BB: 0 P: 5	R: 0 E: 0 K: 1 S: 5	H: 0 LOB: 0 BB: 0 P: 5	R: 0 E: 1 K: 2 S: 8	H: 0 LOB: 1 BB: 0 P: 8	1B: 5 2B: 2 3B: 0 HR: 0	SF: 0 SAC: 0 DP: 0 HBP: 0	WP: 0 PB: 0 SB: 1 CS: 0	PA: 36
PITCHER	IP WLS BF H R ER SO BB IBB HBP BLK WP HR S P ERA WHIP																					
Don Sutton, R (1,1) ERA: 3.61	7.0 W 29 7 2 2 6 1 0 0 0 0 0 0 40 44 2.57 1.143																					
Rick Waits, L (8,1) ERA: 1.99	1.0 3 0 0 0 1 0 0 0 0 0 0 0 5 5 0.00 0.000																					
Rollie Fingers, R (9,1) ERA: 2.04	1.0 S 4 0 0 0 2 0 0 0 0 0 0 0 8 8 0.00 0.000																					

Batter	1	2	3	4	5	6	7	8	9	AB	R	H	RBI	BB	SO	LOB	BOTTOM			
Dion James, L (1,9) OBP: 0.317, SLG: 0.357	F9		1-H		F8			3-1		4	0	1	1	0	0	1	Seattle Mariners @ Milwaukee Brewers Milwaukee County Stadium, Milwaukee, WI Mon Jul 02 1984, 8:05 PM EDT Unknown livebaseballscorecards.com			
Jim Gantner, L (1,4) OBP: 0.312, SLG: 0.350	3-1		F8		F7			1B		4	0	1	0	0	0	1				
Robin Yount, R (1,10) OBP: 0.370, SLG: 0.424	F8				F7					4	1	2	0	0	1	0				
Cecil Cooper, L (1,3) OBP: 0.299, SLG: 0.370										4	0	0	0	0	0	3				
Ben Oglivie, L (1,7) OBP: 0.332, SLG: 0.375										2	0	0	1	0	0	0				
Ted Simmons, S (1,5) OBP: 0.272, SLG: 0.305										3	0	1	0	0	0	0				
Jim Sundberg, R (1,2) OBP: 0.339, SLG: 0.408										3	0	0	0	0	2	1				
Ed Romero, R (1,6) OBP: 0.313, SLG: 0.273										3	0	0	0	0	0	0				
Rick Manning, L (1,8) OBP: 0.332, SLG: 0.388										3	2	3	1	0	0	0				
Inning Stats	R: 0 E: 0 K: 0 S: 3	H: 0 LOB: 0 BB: 0 P: 3	R: 0 E: 0 K: 0 S: 3	H: 0 LOB: 0 BB: 0 P: 3	R: 1 E: 0 K: 1 S: 7	H: 2 LOB: 1 BB: 0 P: 7	R: 1 E: 0 K: 1 S: 7	H: 2 LOB: 1 BB: 0 P: 7	R: 1 E: 0 K: 0 S: 4	H: 1 LOB: 0 BB: 0 P: 4	R: 0 E: 0 K: 1 S: 5	H: 0 LOB: 0 BB: 0 P: 5	R: 0 E: 0 K: 0 S: 3	H: 0 LOB: 0 BB: 0 P: 3	R: 0 E: 0 K: 1 S: 5	H: 3 LOB: 2 BB: 0 P: 5		1B: 4 2B: 2 3B: 1 HR: 1	SF: 1 SAC: 0 DP: 0 HBP: 0	WP: 0 PB: 0 SB: 0 CS: 1
PITCHER	IP WLS BF H R ER SO BB IBB HBP BLK WP HR S P ERA WHIP																			
Mike Moore, R (1,1) ERA: 4.18	8.0 L 31 8 3 3 3 0 0 0 0 0 0 1 37 37 3.38 1.000																			
Mike Moore, R (8,1) ERA: 4.18	8.0 L 31 8 3 3 3 0 0 0 0 0 0 1 37 37 3.38 1.000																			

Batter	1	2	3	4	5	6	7	8	9	AB	R	H	RBI	BB	SO	LOB	TOP																						
Spike Owen, S OBP: 0.347, SLG: 0.390 (1, 6)	K		G1-5-3				F7		FC4-6	5	0	1	0	0	1	2	Seattle Mariners @ Milwaukee Brewers Milwaukee County Stadium, Milwaukee, WI Mon Jul 02 1984, 8:05 PM EDT Att: 13,734 - Unknown																						
Al Chambers, L OBP: 0.275, SLG: 0.342 Barry Bonnell, R OBP: 0.322, SLG: 0.398 (1, 7) (8, 7)	F8		F7				K		6-3	4	0	0	0	0	1	1																							
Alvin Davis, L OBP: 0.397, SLG: 0.536 (1, 3)			F8						K	3	0	1	0	1	1	0																							
Ken Phelps, L OBP: 0.374, SLG: 0.580 (1, 10)	G3						F8			2	1	0	0	2	0	3																							
Al Cowens, R OBP: 0.311, SLG: 0.461 (1, 9)			F3				F7			4	1	2	1	0	0	0																							
Dave Henderson, R OBP: 0.280, SLG: 0.389 (1, 8)			4-3				F6		G3	4	0	0	0	0	0	3																							
Jim Presley, R OBP: 0.250, SLG: 0.472 Jack Perconte, L OBP: 0.360, SLG: 0.342 (9, PH) (9, PH)			HR				F9		FC4-6	3	1	1	1	0	0	0																							
Bill Nahorodny, R OBP: 0.333, SLG: 0.375 Pat Putnam, L OBP: 0.262, SLG: 0.254 (9, PH) (9, PH)							4-3		F8	3	1	1	2	0	0	0																							
Domingo Ramos, R OBP: 0.211, SLG: 0.214 Steve Henderson, R OBP: 0.366, SLG: 0.403 Phil Bradley, R OBP: 0.331, SLG: 0.286 (1, 4) (9, PH) (9, PR)			6-3				5-3			0	0	0	0	0	0	0																							
Inning Stats	R: 0 E: 0 K: 1 S: 6	H: 1 LOB: 1 BB: 0 P: 6	R: 2 E: 0 K: 0 S: 5	H: 2 LOB: 0 BB: 0 P: 5	R: 0 E: 0 K: 0 S: 3	H: 0 LOB: 0 BB: 0 P: 3	R: 2 E: 0 K: 0 S: 4	H: 1 LOB: 0 BB: 1 P: 8	R: 0 E: 0 K: 1 S: 6	H: 0 LOB: 0 BB: 1 P: 10	R: 0 E: 0 K: 0 S: 3	H: 0 LOB: 0 BB: 0 P: 3	R: 0 E: 0 K: 1 S: 6	H: 1 LOB: 2 BB: 1 P: 10	R: 0 E: 0 K: 0 S: 3	H: 0 LOB: 2 BB: 2 P: 11		1B: 4 2B: 1 3B: 0 HR: 1	SF: 0 SAC: 0 DP: 0 HBP: 0	WP: 0 PB: 0 SB: 2 CS: 0	PA: 38																		
PITCHER	IP	WLS	BF	H	R	ER	SO	BB	IBB	HBP	BLK	WP	HR	S	P	ERA		WHIP	PITCHER				IP	WLS	BF	H	R	ER	SO	BB	IBB	HBP	BLK	WP	HR	S	P	ERA	WHIP
Chuck Porter, R ERA: 3.24 (1, 1)	7.2		32	6	4	4	3	3	0	0	0	0	1	35	47	4.70		1.174																					
Tom Tellmann, R ERA: 1.73 (8, 1)	0.1	W	2	0	0	0	0	1	0	0	0	0	0	1	5	0.00		3.000																					
Rollie Fingers, R ERA: 1.98 (9, 1)	1.0	S	4	0	0	0	0	1	0	0	0	0	0	3	7	0.00		1.000																					

AB 33
R 4
H 6
RBI 4
BB 5
SO 3
LOB 12



Batter	1	2	3	4	5	6	7	8	9	AB	R	H	RBI	BB	SO	LOB	BOTTOM																						
Ed Romero, R OBP: 0.317, SLG: 0.280 (1, 6)	F6		G4-1				F9			5	1	2	1	0	0	1	Seattle Mariners @ Milwaukee Brewers Milwaukee County Stadium, Milwaukee, WI Mon Jul 02 1984, 8:05 PM EDT Att: 13,734 - Unknown																						
Jim Gantner, L OBP: 0.313, SLG: 0.351 (1, 4)							F6		G3	5	0	2	0	0	0	5																							
Robin Yount, R OBP: 0.368, SLG: 0.421 (1, 10)	FC6-4		F4				F8		G3	5	1	1	2	0	0	4																							
Cecil Cooper, L OBP: 0.299, SLG: 0.366 (1, 3)	F7						F2			3	0	0	0	1	0	3																							
Ted Simmons, S OBP: 0.274, SLG: 0.311 (1, 5)			F8				FC5-4		FC6-4	4	0	2	2	0	0	1																							
Mark Brouhard, R OBP: 0.344, SLG: 0.415 Ben Oglivie, L OBP: 0.333, SLG: 0.388 (1, 7) (5, PH) (6, 7)			G5-3				K		3-1	2	0	1	0	0	1	1																							
Bobby Clark, R OBP: 0.325, SLG: 0.375 Rick Manning, L OBP: 0.333, SLG: 0.386 (1, 8) (6, PH) (7, 8)							FC5-4			2	0	1	0	0	0	1																							
Bill Schroeder, R OBP: 0.254, SLG: 0.382 (1, 2)			G5-3						FC1-6	3	2	1	0	1	0	3																							
Charlie Moore, R OBP: 0.269, SLG: 0.300 Dion James, L OBP: 0.319, SLG: 0.358 (1, 9) (6, PH) (7, 9)			F3							2	1	1	0	0	0	0																							
Inning Stats	R: 0 E: 0 K: 0 S: 4	H: 1 LOB: 1 BB: 0 P: 4	R: 0 E: 0 K: 0 S: 4	H: 2 LOB: 1 BB: 0 P: 4	R: 0 E: 0 K: 1 S: 6	H: 1 LOB: 1 BB: 0 P: 6	R: 4 E: 0 K: 0 S: 8	H: 5 LOB: 1 BB: 0 P: 8	R: 0 E: 0 K: 1 S: 5	H: 0 LOB: 1 BB: 1 P: 9	R: 0 E: 0 K: 0 S: 3	H: 0 LOB: 1 BB: 1 P: 7	R: 2 E: 0 K: 0 S: 6	H: 3 LOB: 2 BB: 1 P: 10	1B: 11 2B: 1 3B: 0 HR: 1	SF: 0 SAC: 0 DP: 1 HBP: 0		WP: 0 PB: 0 SB: 0 CS: 0	PA: 39																				
PITCHER	IP	WLS	BF	H	R	ER	SO	BB	IBB	HBP	BLK	WP	HR	S	P	ERA		WHIP	PITCHER				IP	WLS	BF	H	R	ER	SO	BB	IBB	HBP	BLK	WP	HR	S	P	ERA	WHIP
Dave Geisel, L ERA: 7.71 (1, 1)	4.2		23	10	4	4	1	0	0	0	0	0	0	25	25	7.71		2.143																					
Salome Barojas, R ERA: 4.57 (5, 1)	2.2	L	14	3	2	2	1	3	0	0	0	0	1	13	25	6.75		2.250																					
Mike Stanton, R ERA: 3.08 (8, 1)	0.2		2	0	0	0	0	0	0	0	0	0	0	2	2	0.00		0.000																					

AB 36
R 6
H 13
RBI 6
BB 3
SO 2
LOB 21



Batter	1	2	3	4	5	6	7	8	9	AB	R	H	RBI	BB	SO	LOB	TOP					
Jack Perconte, L OBP: 0.363, SLG: 0.345	G3		G3			1B FC4-6		4-3		4	1	1	0	0	0	1	Seattle Mariners @ Milwaukee Brewers Milwaukee County Stadium, Milwaukee, WI Wed Jul 04 1984, 4:33 AM EDT Att: 15,911 - Unknown livebaseballscorecards.com					
Spike Owen, S OBP: 0.347, SLG: 0.387	F4					FC4-6 1B		4-3		4	0	1	0	0	0	0						
Alvin Davis, L OBP: 0.392, SLG: 0.540	4-3					FC4-6 1B		K		4	0	0	1	0	1	1						
Ken Phelps, L OBP: 0.372, SLG: 0.594		4-3				F7			HR	4	1	2	1	0	0	1						
Al Cowens, R OBP: 0.312, SLG: 0.457		6-3				1B			5-3	4	0	1	0	0	0	1						
Al Chambers, L OBP: 0.239, SLG: 0.295		3-1				K			F7	4	0	0	0	0	2	2						
Dave Henderson, R OBP: 0.274, SLG: 0.377						F7			F3	4	0	0	0	0	1	0						
Jim Presley, R OBP: 0.256, SLG: 0.442						6-3				3	0	1	0	0	0	0						
Bob Kearney, R OBP: 0.274, SLG: 0.381						F6			1-3	3	0	1	0	0	0	1						
Inning Stats	R: 0 E: 0 K: 0 S: 3	H: 0 LOB: 0 BB: 0 P: 3	R: 0 E: 0 K: 0 S: 3	H: 0 LOB: 0 BB: 0 P: 3	R: 0 E: 0 K: 0 S: 4	H: 1 LOB: 1 BB: 0 P: 4	R: 0 E: 0 K: 0 S: 4	H: 1 LOB: 1 BB: 0 P: 4	R: 0 E: 0 K: 1 S: 6	H: 1 LOB: 1 BB: 0 P: 6	R: 1 E: 0 K: 1 S: 8	H: 3 LOB: 2 BB: 0 P: 8	R: 0 E: 0 K: 1 S: 5	H: 0 LOB: 0 BB: 0 P: 5	R: 0 E: 0 K: 1 S: 5	H: 0 LOB: 0 BB: 0 P: 5	R: 1 E: 0 K: 0 S: 4	H: 1 LOB: 0 BB: 0 P: 4	1B: 5 2B: 1 3B: 0 HR: 1	SF: 0 SAC: 0 DP: 0 HBP: 0	WP: 0 PB: 0 SB: 0 CS: 0	PA: 34
PITCHER Moose Haas, R ERA: 4.11	IP: 9.0 WLS: W BF: 34 H: 7 R: 2 ER: 2 SO: 4 BB: 0 IBB: 0 HBP: 0 BLK: 0 WP: 0 HR: 1 S: 42 P: 42 ERA: 2.00 WHIP: 0.778															PITCHER						

Batter	1	2	3	4	5	6	7	8	9	AB	R	H	RBI	BB	SO	LOB	BOTTOM					
Ed Romero, R OBP: 0.327, SLG: 0.287	F2	FC3-6 BB				F7				3	0	1	1	1	0	0	Seattle Mariners @ Milwaukee Brewers Milwaukee County Stadium, Milwaukee, WI Wed Jul 04 1984, 4:33 AM EDT Att: 15,911 - Unknown livebaseballscorecards.com					
Jim Gantner, L OBP: 0.305, SLG: 0.341	E1 2B	FC3-6				F8				4	1	0	0	0	0	2						
Robin Yount, R OBP: 0.367, SLG: 0.420	2B	F7				F3				4	1	1	0	0	0	2						
Cecil Cooper, L OBP: 0.306, SLG: 0.373	2B					F6				4	1	2	2	0	0	1						
Ted Simmons, S OBP: 0.279, SLG: 0.318	4-3					F7				4	0	2	1	0	0	0						
Ben Oglivie, L OBP: 0.327, SLG: 0.380	4-3					4-3				4	0	0	0	0	0	3						
Mark Brouhard, R OBP: 0.350, SLG: 0.409	4-0									3	0	1	0	1	0	2						
Dion James, L OBP: 0.319, SLG: 0.358	FC5-4 BB					F8				0	0	0	0	0	0	0						
Bill Schroeder, R OBP: 0.240, SLG: 0.361	FC5-4					6-3				4	0	0	0	0	0	5						
Bobby Clark, R OBP: 0.337, SLG: 0.403		6-3								2	1	1	0	0	0	0						
Rick Manning, L OBP: 0.335, SLG: 0.384						1-3				1	0	0	0	0	0	0						
Inning Stats	R: 3 E: 1 K: 0 S: 7	H: 3 LOB: 2 BB: 1 P: 11	R: 0 E: 0 K: 0 S: 3	H: 0 LOB: 1 BB: 1 P: 7	R: 0 E: 0 K: 0 S: 5	H: 2 LOB: 2 BB: 0 P: 5	R: 1 E: 0 K: 0 S: 5	H: 2 LOB: 1 BB: 0 P: 5	R: 0 E: 0 K: 0 S: 4	H: 1 LOB: 1 BB: 0 P: 4	R: 0 E: 0 K: 0 S: 3	H: 0 LOB: 0 BB: 0 P: 3	R: 0 E: 0 K: 0 S: 3	H: 0 LOB: 0 BB: 0 P: 3	R: 0 E: 0 K: 0 S: 3	H: 0 LOB: 0 BB: 0 P: 3		R: 0 E: 0 K: 0 S: 3	H: 0 LOB: 0 BB: 0 P: 3	1B: 4 2B: 4 3B: 0 HR: 0	SF: 0 SAC: 0 DP: 0 HBP: 0	WP: 0 PB: 0 SB: 0 CS: 0
PITCHER Ed Vande Berg, L ERA: 3.74	IP: 8.0 WLS: L BF: 35 H: 8 R: 4 ER: 3 SO: 0 BB: 2 IBB: 0 HBP: 0 BLK: 0 WP: 0 HR: 0 S: 33 P: 41 ERA: 3.38 WHIP: 1.250															PITCHER						

Batter	1	2	3	4	5	6	7	8	9	AB	R	H	RBI	BB	SO	LOB	TOP			
Jack Perconte, L (1,4) OBP: 0.362, SLG: 0.348	F5		F5		1-3			F9		4	0	0	0	0	0	2	Seattle Mariners @ Toronto Blue Jays Exhibition Stadium, Toronto, ON Fri Jul 06 1984, 7:05 PM EDT Att: 22,385 - Unknown			
Spike Owen, S (1,6) OBP: 0.347, SLG: 0.385	F4			F9		F3				4	0	1	0	0	0	0				
Alvin Davis, L (1,3) OBP: 0.391, SLG: 0.535	4-3			F8		BB		F8		3	0	0	0	1	0	1				
Ken Phelps, L (1,10) OBP: 0.391, SLG: 0.625		F8		HBP		BB				2	1	1	0	1	0	0				
Al Cowens, R (1,9) OBP: 0.318, SLG: 0.471				F7		BB				2	0	1	0	0	0	1				
Pat Putnam, L (6,PH) OBP: 0.253, SLG: 0.277					G6-4-3					2	1	1	2	0	0	2				
Barry Bonnell, R (1,7) OBP: 0.323, SLG: 0.394		6-3								4	0	0	0	0	1	1				
Dave Henderson, R (1,8) OBP: 0.263, SLG: 0.361										4	0	0	0	0	3	1				
Jim Presley, R (1,5) OBP: 0.255, SLG: 0.460			F9					4-3		3	0	0	0	1	0	0				
Bob Kearney, R (1,2) OBP: 0.277, SLG: 0.389			K					F9		3	0	1	0	0	1	0				
Inning Stats	R: 0 E: 0 K: 0 S: 3	H: 0 LOB: 0 BB: 0 P: 3	R: 0 E: 0 K: 1 S: 6	H: 1 LOB: 1 BB: 0 P: 6	R: 0 E: 0 K: 1 S: 5	H: 0 LOB: 0 BB: 0 P: 5	R: 0 E: 0 K: 0 S: 3	H: 0 LOB: 1 BB: 0 P: 4	R: 0 E: 0 K: 1 S: 6	H: 1 LOB: 2 BB: 1 P: 10	R: 0 E: 0 K: 1 S: 5	H: 0 LOB: 0 BB: 0 P: 5	R: 0 E: 0 K: 1 S: 4	H: 1 LOB: 1 BB: 0 P: 4	R: 2 E: 0 K: 1 S: 7	H: 2 LOB: 0 BB: 0 P: 7	1B: 2 2B: 2 3B: 0 HR: 1	SF: 0 SAC: 0 DP: 1 HBP: 1	WP: 0 PB: 0 SB: 0 CS: 0	PA: 35
PITCHER Luis Leal, R (1,1) ERA: 3.0	IP: 9.0 WLS: W BF: 35	H: 5 R: 2 ER: 2 SO: 5	BB: 3 IBB: 0 HBP: 1 BLK: 0	WP: 0 HR: 1 S: 41 P: 54	ERA: 2.00 WHIP: 0.889	PITCHER											ERA: 2.00 WHIP: 0.889			

Batter	1	2	3	4	5	6	7	8	9	AB	R	H	RBI	BB	SO	LOB	BOTTOM			
Damaso Garcia, R (1,4) OBP: 0.332, SLG: 0.396	K			5-3		F9		4-3		5	0	1	1	0	1	2	Seattle Mariners @ Toronto Blue Jays Exhibition Stadium, Toronto, ON Fri Jul 06 1984, 7:05 PM EDT Att: 22,385 - Unknown			
Lloyd Moseby, L (1,8) OBP: 0.367, SLG: 0.527	K			HR				F3		4	1	0	0	0	2	2				
George Bell, R (1,7) OBP: 0.351, SLG: 0.493										3	1	1	3	0	0	0				
Rick Leach, L (7,PH) OBP: 0.348, SLG: 0.439	6-3		F8		HR					1	0	0	0	0	0	0				
Cliff Johnson, R (1,10) OBP: 0.379, SLG: 0.464										3	1	1	0	0	0	0				
Willie Aikens, L (7,PH) OBP: 0.339, SLG: 0.390		E6		BB						1	0	0	0	0	1	0				
Jesse Barfield, R (1,9) OBP: 0.337, SLG: 0.527										3	2	2	2	1	1	1				
Willie Upshaw, L (1,3) OBP: 0.371, SLG: 0.522										2	1	0	0	2	2	2				
Buck Martinez, R (1,2) OBP: 0.276, SLG: 0.353										4	1	1	0	0	1	3				
Garth Iorg, R (1,5) OBP: 0.284, SLG: 0.343										4	2	3	3	0	0	0				
Tony Fernandez, S (1,6) OBP: 0.212, SLG: 0.204										4	0	0	0	0	1	3				
Inning Stats	R: 0 E: 0 K: 2 S: 7	H: 3 LOB: 1 BB: 1 P: 7	R: 4 E: 1 K: 2 S: 11	H: 3 LOB: 1 BB: 1 P: 15	R: 0 E: 0 K: 1 S: 6	H: 1 LOB: 2 BB: 1 P: 10	R: 3 E: 0 K: 0 S: 5	H: 2 LOB: 0 BB: 0 P: 6	R: 1 E: 0 K: 1 S: 6	H: 1 LOB: 0 BB: 0 P: 6	R: 0 E: 0 K: 1 S: 5	H: 0 LOB: 0 BB: 0 P: 5	R: 1 E: 0 K: 2 S: 8	H: 1 LOB: 1 BB: 1 P: 12	R: 0 E: 0 K: 0 S: 4	H: 1 LOB: 1 BB: 0 P: 4	1B: 3 2B: 2 3B: 1 HR: 3	SF: 0 SAC: 0 DP: 0 HBP: 1	WP: 0 PB: 0 SB: 0 CS: 0	PA: 38
PITCHER Mark Langston, L (1,1) ERA: 3.83	IP: 4.0 WLS: L BF: 22	H: 6 R: 4 ER: 5 SO: 5	BB: 2 IBB: 0 HBP: 1 BLK: 0	WP: 0 HR: 1 S: 29 P: 38	ERA: 11.25 WHIP: 2.000	PITCHER											ERA: 4.50 WHIP: 1.000			



Batter	1	2	3	4	5	6	7	8	9	AB	R	H	RBI	BB	SO	LOB	TOP					
Jack Perconte, L OBP: 0.363, SLG: 0.350										4	1	2	0	0	0	1	Seattle Mariners @ Toronto Blue Jays Exhibition Stadium, Toronto, ON Sat Jul 07 1984, 3:33 AM EDT Att: 33,475 - Unknown					
Spike Owen, S OBP: 0.354, SLG: 0.394										4	2	3	1	1	0	0						
Alvin Davis, L OBP: 0.394, SLG: 0.533										3	1	1	0	1	0	3						
Pat Putnam, L OBP: 0.252, SLG: 0.275										5	1	1	0	0	0	7						
Al Cowens, R OBP: 0.320, SLG: 0.484										5	1	2	4	0	1	6						
Steve Henderson, R OBP: 0.382, SLG: 0.400										4	1	1	1	0	1	2						
Dave Henderson, R OBP: 0.262, SLG: 0.359										1	0	0	0	0	0	1						
Jim Presley, R OBP: 0.266, SLG: 0.473										5	0	2	2	0	0	1						
Orlando Mercado, R OBP: 0.200, SLG: 0.130										5	0	1	0	0	0	3						
Phil Bradley, R OBP: 0.335, SLG: 0.287										3	1	1	0	1	1							
Inning Stats	R: 3 E: 0 K: 0 S: 6	H: 3 LOB: 0 BB: 0 P: 6	R: 0 E: 0 K: 0 S: 4	H: 2 LOB: 1 BB: 0 P: 4	R: 3 E: 0 K: 1 S: 9	H: 4 LOB: 1 BB: 0 P: 9	R: 2 E: 1 K: 1 S: 7	H: 1 LOB: 2 BB: 2 P: 15	R: 0 E: 0 K: 1 S: 5	H: 0 LOB: 0 BB: 0 P: 5	R: 0 E: 0 K: 0 S: 3	H: 0 LOB: 2 BB: 1 P: 8	R: 0 E: 0 K: 0 S: 4	H: 1 LOB: 1 BB: 0 P: 4	R: 0 E: 0 K: 0 S: 4	H: 2 LOB: 1 BB: 0 P: 4	R: 0 E: 0 K: 0 S: 4	H: 1 LOB: 1 BB: 0 P: 4	1B: 9 2B: 5 3B: 0 HR: 1	SF: 0 SAC: 1 DP: 1 HBP: 1	WP: 0 PB: 0 SB: 4 CS: 0	PA: 44
PITCHER	IP WLS BF H R ER SO BB IBB HBP BLK WP HR S P ERA WHIP																					
Jim Clancy, R ERA: 5.47	(1, 1) 2.1 L 13 7 5 5 0 0 0 0 0 0 0 0 1 13 13 19.29 3.000																					
Jim Acker, R ERA: 5.03	(3, 1) 3.2 19 3 3 2 3 2 1 1 0 0 0 0 21 34 4.91 1.364																					
Dennis Lamp, R ERA: 3.2	(7, 1) 2.0 8 3 0 0 0 0 0 0 0 0 0 0 8 8 0.00 1.500																					
Bryan Clark, L ERA: 5.65	(9, 1) 1.0 4 1 0 0 0 0 0 0 0 0 0 0 4 4 0.00 1.000																					

Batter	1	2	3	4	5	6	7	8	9	AB	R	H	RBI	BB	SO	LOB	BOTTOM					
Damaso Garcia, R OBP: 0.330, SLG: 0.396										5	0	1	0	0	1	0	Seattle Mariners @ Toronto Blue Jays Exhibition Stadium, Toronto, ON Sat Jul 07 1984, 3:33 AM EDT Att: 33,475 - Unknown					
Dave Collins, S OBP: 0.348, SLG: 0.485										4	1	0	0	1	1	1						
Lloyd Moseby, L OBP: 0.370, SLG: 0.536										4	1	2	2	0	0	1						
Willie Upshaw, L OBP: 0.369, SLG: 0.515										4	0	0	0	1	1	3						
Willie Aikens, L OBP: 0.333, SLG: 0.381										5	0	1	0	0	2	2						
George Bell, R OBP: 0.350, SLG: 0.493										4	1	1	0	0	0	1						
Rance Mulliniks, L OBP: 0.375, SLG: 0.379										4	0	3	1	0	0	0						
Ernie Whitt, L OBP: 0.343, SLG: 0.386										3	0	1	0	1	0	1						
Alfredo Griffin, S OBP: 0.253, SLG: 0.321										2	1	1	1	0	0	0						
Rick Leach, L OBP: 0.340, SLG: 0.429										1	0	0	0	0	0	3						
Tony Fernandez, S OBP: 0.208, SLG: 0.200										1	0	0	0	0	1	2						
Inning Stats	R: 0 E: 0 K: 0 S: 4	H: 1 LOB: 1 BB: 0 P: 4	R: 0 E: 0 K: 1 S: 5	H: 0 LOB: 0 BB: 0 P: 5	R: 3 E: 0 K: 2 S: 9	H: 2 LOB: 0 BB: 1 P: 13	R: 0 E: 0 K: 0 S: 4	H: 1 LOB: 1 BB: 0 P: 4	R: 0 E: 0 K: 0 S: 4	H: 0 LOB: 2 BB: 0 P: 5	R: 0 E: 0 K: 0 S: 3	H: 2 LOB: 2 BB: 1 P: 8	R: 0 E: 0 K: 0 S: 8	H: 0 LOB: 0 BB: 0 P: 3	R: 1 E: 0 K: 1 S: 8	H: 3 LOB: 2 BB: 0 P: 8	R: 0 E: 0 K: 2 S: 8	H: 1 LOB: 2 BB: 1 P: 12	1B: 5 2B: 3 3B: 0 HR: 2	SF: 0 SAC: 0 DP: 1 HBP: 1	WP: 0 PB: 0 SB: 1 CS: 0	PA: 41
PITCHER	IP WLS BF H R ER SO BB IBB HBP BLK WP HR S P ERA WHIP																					
Mike Moore, R ERA: 4.22	(1, 1) 7.2 W 35 9 4 4 3 2 0 0 0 0 0 0 2 38 47 4.70 1.435																					
Mike Stanton, R ERA: 3.35	(8, 1) 1.1 S 6 1 0 0 3 1 0 0 0 0 0 0 0 11 15 0.00 1.500																					

Batter	1	2	3	4	5	6	7	8	9	AB	R	H	RBI	BB	SO	LOB	TOP						
Jack Perconte, L (1,4) OBP: 0.364, SLG: 0.349	0-0 4-3		0-0 4-3		4-0 SH3-4 2B BB	0-0 F4		0-0 1B 1B		4	1	1	1	1	0	1							
Spike Owen, S (1,6) OBP: 0.356, SLG: 0.395	0-0 3-1		0-0 1B		0-0 SH3-4	0-0 G3		0-0 1B 1B		4	0	2	0	0	0	0							
Alvin Davis, L (1,3) OBP: 0.397, SLG: 0.536	0-0 2B		0-0 1B		4-0 2B 1B IBB		0-0 F8		0-0 4-3	4	1	2	1	1	0	0							
Ken Phelps, L (1,10) OBP: 0.399, SLG: 0.629	0-3 K		0-0 1B		0-0 1B 2B		0-0 3-1		0-0 1B 1B	4	2	2	2	1	1	1							
Al Cowens, R (1,9) OBP: 0.324, SLG: 0.484		0-0 F7	0-0 F7		4-0 1B IBB		0-0 CS 1B		0-0 1B 1B	4	0	2	0	1	0	3							
Steve Henderson, R (1,7) OBP: 0.355, SLG: 0.391		0-0 F7		0-3 K	0-3 K		0-0 CS 1B		0-0 1B 2B	3	0	0	0	0	2	3							
Dave Henderson, R (7,8) OBP: 0.269, SLG: 0.371								1-2	0-0 1B 2B	2	1	2	1	0	0	0							
Barry Bonnell, R (1,8) OBP: 0.321, SLG: 0.390		0-0 F9		0-0 6-3	0-0 1B			0-0 F7	0-0 6-3	5	0	1	2	0	0	3							
Jim Presley, R (1,5) OBP: 0.267, SLG: 0.458			0-3 K	0-0 F8	0-3 K			0-0 1B 1B		4	0	1	0	0	2	2							
Bob Kearney, R (1,2) OBP: 0.280, SLG: 0.392			4-0 1B 4-3 BB		0-0 SH3-4 2B 2B		0-0 F9		0-0 F4	3	2	1	0	1	0	2							
Inning Stats	R: 0 E: 0 K: 1 S: 6	H: 1 LOB: 1 BB: 0 P: 6	R: 0 E: 0 K: 0 S: 3	H: 0 LOB: 0 BB: 0 P: 3	R: 1 E: 0 K: 1 S: 7	H: 2 LOB: 3 BB: 2 P: 15	R: 0 E: 0 K: 1 S: 5	H: 0 LOB: 0 BB: 0 P: 5	R: 4 E: 0 K: 2 S: 10	H: 3 LOB: 2 BB: 3 P: 22	R: 0 E: 0 K: 0 S: 3	H: 0 LOB: 0 BB: 0 P: 3	R: 0 E: 0 K: 0 S: 3	H: 1 LOB: 0 BB: 0 P: 3	R: 1 E: 0 K: 0 S: 6	H: 4 LOB: 2 BB: 0 P: 6	R: 1 E: 0 K: 0 S: 5	H: 3 LOB: 1 BB: 0 P: 5	1B: 10 2B: 5 3B: 0 HR: 0	SF: 0 SAC: 1 DP: 1 HBP: 0	WP: 0 PB: 0 SB: 0 CS: 1	PA: 44	
PITCHER	IP WLS BF H R ER SO BB IBB HBP BLK WP HR S P ERA WHIP	4.2 L 25 6 5 5 4 3 2 0 0 0 0 28 48 9.64 1.929	5.1 3.1 13 5 1 1 1 0 0 0 0 0 0 15 15 2.70 1.500	9.1 1.0 5 3 1 1 0 0 0 0 0 0 0 5 5 9.00 3.000																			

Seattle Mariners @ Toronto Blue Jays
Exhibition Stadium, Toronto, ON
Sun Jul 08 1984, 3:33 AM EDT
Att: 30,070 - Unknown

AB 37
R 7
H 14
RBI 7
BB 5
SO 5
LOB 15



Batter	1	2	3	4	5	6	7	8	9	AB	R	H	RBI	BB	SO	LOB	BOTTOM						
Damaso Garcia, R (1,4) OBP: 0.329, SLG: 0.394	0-0 F6		0-0 F8			0-0 L3 1B		0-0 6-3		4	0	1	0	0	0	0							
Dave Collins, S (1,7) OBP: 0.347, SLG: 0.478	4-0 S BB		0-0 4-3			0-0 L3		0-3 K		3	0	0	0	1	1	1							
Lloyd Moseby, L (1,8) OBP: 0.369, SLG: 0.535	0-0 F7			0-3 K		0-0 2B		0-0 F4		4	0	1	0	0	1	1							
Willie Upshaw, L (1,3) OBP: 0.364, SLG: 0.508	0-3 K			0-0 6-3		0-0 F9		0-0 F6		4	0	0	0	0	1	2							
Willie Aikens, L (1,10) OBP: 0.371, SLG: 0.411		0-0 HR			0-0 G3		0-0 1B		0-3 K	2	1	1	1	0	0	0							
Cliff Johnson, R (7,PH) OBP: 0.380, SLG: 0.464										2	0	1	0	0	1	0							
George Bell, R (1,9) OBP: 0.347, SLG: 0.488		0-0 F9			0-3 K		0-3 K			3	0	0	0	0	2	1							
Rance Mulliniks, L (1,5) OBP: 0.371, SLG: 0.374										2	0	0	0	0	1	0							
Garth Iorg, R (7,PH) OBP: 0.282, SLG: 0.341		0-0 5-3								1	0	0	0	0	1	1							
Ernie Whitt, L (1,2) OBP: 0.345, SLG: 0.384		0-0 F7								1	0	0	0	1	0	0							
Buck Martinez, R (7,PH) OBP: 0.275, SLG: 0.351										1	0	0	0	0	0	1							
Alfredo Griffin, S (1,6) OBP: 0.250, SLG: 0.317			0-0 G3			0-0 F8		0-0 6-3		3	0	0	0	0	0	1							
Inning Stats	R: 0 E: 0 K: 1 S: 5	H: 0 LOB: 1 BB: 1 P: 9	R: 1 E: 0 K: 0 S: 4	H: 1 LOB: 0 BB: 0 P: 4	R: 0 E: 0 K: 0 S: 3	H: 0 LOB: 0 BB: 0 P: 3	R: 0 E: 0 K: 1 S: 5	H: 0 LOB: 0 BB: 0 P: 5	R: 0 E: 0 K: 2 S: 7	H: 0 LOB: 1 BB: 1 P: 11	R: 0 E: 0 K: 0 S: 4	H: 2 LOB: 1 BB: 0 P: 4	R: 0 E: 0 K: 2 S: 8	H: 1 LOB: 0 BB: 0 P: 8	R: 0 E: 0 K: 1 S: 5	H: 0 LOB: 0 BB: 0 P: 5	R: 0 E: 0 K: 1 S: 5	H: 0 LOB: 0 BB: 0 P: 5	1B: 2 2B: 2 3B: 0 HR: 1	SF: 0 SAC: 0 DP: 1 HBP: 0	WP: 0 PB: 0 SB: 1 CS: 0	PA: 32	
PITCHER	IP WLS BF H R ER SO BB IBB HBP BLK WP HR S P ERA WHIP	6.0 W 22 3 1 1 4 2 0 0 0 0 1 28 36 1.50 0.833	7.1 3.0 S 10 1 0 0 4 0 0 0 0 0 0 18 18 0.00 0.333																				

Seattle Mariners @ Toronto Blue Jays
Exhibition Stadium, Toronto, ON
Sun Jul 08 1984, 3:33 AM EDT
Att: 30,070 - Unknown

AB 30
R 1
H 4
RBI 1
BB 2
SO 8
LOB 8



Batter	1	2	3	4	5	6	7	8	9	AB	R	H	RBI	BB	SO	LOB	TOP								
Wade Boggs, L (1.5) OBP: 0.302, SLG: 0.368	F7		F9		4-3			6-3		4	0	0	0	0	0	2									
Dwight Evans, R (1.9) OBP: 0.397, SLG: 0.527	K			K		F8			HR	4	1	1	1	0	2	0									
Jim Rice, R (1.7) OBP: 0.329, SLG: 0.491	6-3			BB		F3			6-3	3	0	0	0	1	0	0									
Tony Armas, R (1.8) OBP: 0.309, SLG: 0.526		K		K		6-3			F9	4	0	0	0	0	2	1									
Mike Easter, L (1.10) OBP: 0.376, SLG: 0.533	F5						K			3	1	1	1	1	1	0									
Bill Buckner, L (1.3) OBP: 0.348, SLG: 0.402	4-3						G3		HR	4	0	0	0	0	0	2									
Jeff Newman, R (1.2) OBP: 0.289, SLG: 0.303			FC6-4			F9				2	0	0	0	1	1	0									
Marty Barrett, R (1.4) OBP: 0.356, SLG: 0.348			FC6-4			K			1-3	3	0	1	0	0	1	0									
Jackie Gutierrez, R (1.6) OBP: 0.270, SLG: 0.304			FC6-4						F8	2	0	1	0	0	0	2									
Reid Nichols, R (8. PH) OBP: 0.334, SLG: 0.351			BLK							1	0	0	0	0	0	0									
Glenn Hoffman, R (8.6) OBP: 0.229, SLG: 0.242			1-2							0	0	0	0	0	0	0									
Inning Stats	R: 0 E: 0 K: 1 S: 5	H: 0 LOB: 0 BB: 0 P: 5	R: 0 E: 0 K: 1 S: 5	H: 0 LOB: 0 BB: 0 P: 5	R: 0 E: 0 K: 0 S: 3	H: 1 LOB: 1 BB: 1 P: 7	R: 0 E: 0 K: 2 S: 7	H: 0 LOB: 2 BB: 2 P: 15	R: 0 E: 0 K: 2 S: 8	H: 1 LOB: 1 BB: 0 P: 8	R: 0 E: 0 K: 1 S: 5	H: 0 LOB: 0 BB: 0 P: 5	R: 0 E: 0 K: 0 S: 3	H: 0 LOB: 0 BB: 0 P: 3	R: 0 E: 0 K: 1 S: 5	H: 0 LOB: 0 BB: 0 P: 3	R: 2 E: 0 K: 0 S: 5	H: 2 LOB: 0 BB: 0 P: 5	1B: 2 2B: 0 3B: 0 HR: 2	SF: 0 SAC: 0 DP: 0 HBP: 0	WP: 0 PB: 0 SB: 0 CS: 0	PA: 33			
PITCHER	IP	WLS	BF	H	R	ER	SO	BB	IBB	HBP	BLK	WP	HR	S	P	ERA	WHIP								
Mark Langston, L (1.1) ERA: 3.65	8.0	W	29	3	1	1	7	3	0	0	1	0	1	40	52	1.12	0.750								
Mike Stanton, R (9.1) ERA: 3.51	0.2		3	1	1	1	0	0	0	0	0	0	1	3	3	13.50	1.500								
Paul Mirabella, L (9.1) ERA: 3.15	0.1	S	1	0	0	0	0	0	0	0	0	0	0	1	1	0.00	0.000								

Boston Red Sox @ Seattle Mariners
The Kingdome, Seattle, WA
Thu Jul 12, 1984, 10:05 PM EDT
Att: 10,067 - Unknown

AB 30
R 2
H 4
RBI 2
BB 3
SO 7
LOB 7



Batter	1	2	3	4	5	6	7	8	9	AB	R	H	RBI	BB	SO	LOB	BOTTOM								
Jack Perconte, L (1.4) OBP: 0.364, SLG: 0.350	5-3		F7		S		BB	5-3		5	1	2	0	0	0	2									
Spike Owen, S (1.6) OBP: 0.357, SLG: 0.395	F9		S		K		SF9			3	1	1	0	1	1	1									
Alvin Davis, L (1.3) OBP: 0.398, SLG: 0.533	F2		4-3		F8		1-2			2	0	0	0	2	0	1									
Al Cowens, R (1.9) OBP: 0.323, SLG: 0.481	5-3		4-3		6-3		SF9			2	0	0	1	1	0	1									
Steve Henderson, R (1.10) OBP: 0.352, SLG: 0.387		1B	4-3		K		F9			4	1	1	1	0	1	4									
Barry Bonnell, R (1.7) OBP: 0.320, SLG: 0.388		2B	4-3		E5			5-3		4	0	1	0	0	0	2									
Phil Bradley, R (9.7) OBP: 0.335, SLG: 0.287		2B								0	0	0	0	0	0	0									
Dave Henderson, R (1.8) OBP: 0.274, SLG: 0.379			5-3		K			F9		4	0	2	1	0	1	1									
Jim Presley, R (1.5) OBP: 0.266, SLG: 0.444		F3			K					4	0	1	0	0	1	3									
Bob Kearney, R (1.2) OBP: 0.276, SLG: 0.386	5-3		F7				K		F9	4	0	0	0	0	1	4									
Inning Stats	R: 0 E: 0 K: 0 S: 3	H: 3 LOB: 2 BB: 0 P: 6	R: 1 E: 0 K: 0 S: 4	H: 1 LOB: 2 BB: 2 P: 12	R: 0 E: 0 K: 1 S: 5	H: 0 LOB: 0 BB: 0 P: 5	R: 0 E: 0 K: 2 S: 8	H: 0 LOB: 1 BB: 0 P: 8	R: 1 E: 0 K: 1 S: 6	H: 1 LOB: 2 BB: 2 P: 14	R: 0 E: 0 K: 0 S: 5	H: 2 LOB: 2 BB: 0 P: 5	R: 0 E: 0 K: 0 S: 5	H: 0 LOB: 0 BB: 0 P: 3	R: 0 E: 0 K: 0 S: 5	H: 0 LOB: 0 BB: 0 P: 5	1B: 7 2B: 1 3B: 0 HR: 0	SF: 1 SAC: 0 DP: 0 HBP: 0	WP: 0 PB: 0 SB: 5 CS: 0	PA: 37					
PITCHER	IP	WLS	BF	H	R	ER	SO	BB	IBB	HBP	BLK	WP	HR	S	P	ERA	WHIP								
Bob Ojeda, L (1.1) ERA: 4.6	7.0	L	32	6	3	3	5	4	0	0	0	0	0	38	54	3.86	1.429								
Steve Crawford, R (8.1) ERA: 3.35	1.0		5	2	0	0	0	0	0	0	0	0	0	5	5	0.00	2.000								

Boston Red Sox @ Seattle Mariners
The Kingdome, Seattle, WA
Thu Jul 12, 1984, 10:05 PM EDT
Att: 10,067 - Unknown

AB 32
R 3
H 8
RBI 3
BB 4
SO 5
LOB 19



Batter	1	2	3	4	5	6	7	8	9	AB	R	H	RBI	BB	SO	LOB	TOP					
Wade Boggs, L (1.5) OBP: 0.397, SLG: 0.363	1-3		G1		1-3		G6-4-3			4	0	0	0	0	0	2						
Dwight Evans, R (1.9) OBP: 0.391, SLG: 0.516	4-3				5-3			6-3		4	0	1	0	0	0	1						
Jim Rice, R (1.7) OBP: 0.324, SLG: 0.481	4-3				1-3			K		4	0	0	0	0	1	1						
Tony Armas, R (1.8) OBP: 0.315, SLG: 0.538					K			F2		4	1	2	1	0	1	1						
Mike Easter, L (1.10) OBP: 0.375, SLG: 0.536					F7			F7		4	0	1	0	0	0	2						
Bill Buckner, L (1.3) OBP: 0.353, SLG: 0.406								4-3		4	1	2	0	0	0	1						
Marty Barrett, R (1.4) OBP: 0.365, SLG: 0.361										3	1	1	0	0	0	3						
Rick Miller, L (9, PH) OBP: 0.363, SLG: 0.357										1	1	1	0	0	0	0						
Gary Allenson, R (1.2) OBP: 0.290, SLG: 0.263										2	0	1	1	1	0	0						
Rich Gedman, L (9, PH) OBP: 0.306, SLG: 0.453										1	0	1	1	0	0	0						
Ed Jurak, R (9, FR) OBP: 0.317, SLG: 0.375										0	0	0	0	0	0	0						
Jackie Gutierrez, R (1.6) OBP: 0.275, SLG: 0.314										2	0	0	1	1	0	2						
Reid Nichols, R (9, PH) OBP: 0.321, SLG: 0.347										1	0	0	0	0	0	1						
Inning Stats	R: 0 E: 0 K: 0 S: 3	H: 0 LOB: 0 BB: 0 P: 3	R: 0 E: 0 K: 0 S: 4	H: 1 LOB: 0 BB: 0 P: 4	R: 0 E: 0 K: 1 S: 5	H: 0 LOB: 0 BB: 0 P: 5	R: 0 E: 0 K: 1 S: 6	H: 1 LOB: 1 BB: 0 P: 6	R: 2 E: 0 K: 0 S: 6	H: 3 LOB: 1 BB: 0 P: 6	R: 1 E: 0 K: 0 S: 5	H: 3 LOB: 1 BB: 0 P: 5	R: 0 E: 0 K: 1 S: 4	H: 0 LOB: 0 BB: 1 P: 8	R: 0 E: 0 K: 1 S: 5	H: 0 LOB: 0 BB: 0 P: 5	R: 1 E: 0 K: 0 S: 5	H: 2 LOB: 1 BB: 0 P: 5	1B: 6 2B: 3 3B: 0 HR: 1	SF: 1 SAC: 0 DP: 2 HBP: 0	WP: 0 PB: 0 SB: 0 CS: 0	PA: 36
PITCHER	IP WLS BF H R ER SO BB IBB HBP BLK WP HR S P ERA WHIP																					
Ed Vande Berg, L (1.1) ERA: 3.7	5.1 W 24 8 3 3 2 0 0 0 0 0 1 28 28 5.06 1.500																					
Roy Thomas, R (6.1) ERA: 5.15	1.2 4 0 0 0 1 1 0 0 0 0 0 5 9 0.00 0.600																					
Mike Stanton, R (8.1) ERA: 3.56	2.0 S 8 2 1 1 1 0 0 0 0 0 0 10 10 4.50 1.000																					

Boston Red Sox @ Seattle Mariners
The Kingdom, Seattle, WA
Sat Jul 14 1984, 10:05 PM EDT
Att: 33,996 - Unknown

AB 34
R 4
H 10
RBI 4
BB 1
SO 4
LOB 13



Batter	1	2	3	4	5	6	7	8	9	AB	R	H	RBI	BB	SO	LOB	BOTTOM			
Jack Perconte, L (1.4) OBP: 0.366, SLG: 0.348	F7					F7				2	0	0	0	2	0	1				
Spike Owen, S (1.6) OBP: 0.354, SLG: 0.390	5-3				4-3	FC6-4				4	0	0	0	0	0	4				
Alvin Davis, L (1.3) OBP: 0.391, SLG: 0.520					4-3			F5		4	0	1	0	0	1	1				
Ken Phelps, L (1.10) OBP: 0.401, SLG: 0.610	4-3							3-1		4	1	1	0	0	1	2				
Al Cowens, R (1.9) OBP: 0.327, SLG: 0.490					4-3			5-3		4	2	2	1	0	0	0				
Barry Bonnell, R (1.7) OBP: 0.314, SLG: 0.388								5-3		4	0	0	0	0	0	2				
Phil Bradley, R (9.7) OBP: 0.335, SLG: 0.287										0	0	0	0	0	0	0				
Dave Henderson, R (1.8) OBP: 0.286, SLG: 0.408										4	2	3	2	0	0	0				
Jim Presley, R (1.5) OBP: 0.278, SLG: 0.451										4	0	2	2	0	1	0				
Bob Kearney, R (1.2) OBP: 0.279, SLG: 0.384										3	0	0	0	1	0	3				
Inning Stats	R: 0 E: 0 K: 0 S: 4	H: 1 LOB: 1 BB: 0 P: 4	R: 2 E: 0 K: 0 S: 6	H: 3 LOB: 2 BB: 1 P: 10	R: 2 E: 0 K: 1 S: 9	H: 4 LOB: 2 BB: 0 P: 9	R: 0 E: 0 K: 1 S: 5	H: 0 LOB: 1 BB: 1 P: 9	R: 0 E: 0 K: 0 S: 3	H: 0 LOB: 0 BB: 0 P: 3	R: 0 E: 0 K: 0 S: 3	H: 0 LOB: 1 BB: 1 P: 7	R: 0 E: 0 K: 0 S: 3	H: 0 LOB: 0 BB: 0 P: 3	R: 1 E: 0 K: 1 S: 6	H: 1 LOB: 0 BB: 0 P: 6	1B: 6 2B: 1 3B: 0 HR: 2	SF: 0 SAC: 0 DP: 0 HBP: 0	WP: 0 PB: 0 SB: 2 CS: 0	PA: 36
PITCHER	IP WLS BF H R ER SO BB IBB HBP BLK WP HR S P ERA WHIP																			
Roger Clemens, R (1.1) ERA: 5.94	2.2 L 17 8 4 4 1 2 2 0 0 0 0 1 18 22 13.50 3.375																			
Rich Gale, R (3.1) ERA: 6.5	5.1 19 1 1 1 2 2 0 0 0 0 0 1 21 29 1.69 0.562																			

Boston Red Sox @ Seattle Mariners
The Kingdom, Seattle, WA
Sat Jul 14 1984, 10:05 PM EDT
Att: 33,996 - Unknown

AB 33
R 5
H 9
RBI 5
BB 3
SO 3
LOB 13



Batter	1	2	3	4	5	6	7	8	9	AB	R	H	RBI	BB	SO	LOB	TOP										
Wade Boggs, L OBP: 0.395, SLG: 0.358 Glenn Hoffman, R OBP: 0.229, SLG: 0.242	0-0 4-3		0-0 F7	0-0 4-3			4-0 FC4-6 SF8 1B BB	0-0 6-3		4	1	0	0	1	0	1											
Dwight Evans, R OBP: 0.389, SLG: 0.512	0-0 F9		0-0 F8		0-0 6-3		0-0 FC4-6 1B	0-3 K		5	0	1	0	0	1	0											
Jim Rice, R OBP: 0.325, SLG: 0.481 Reid Nichols, R OBP: 0.318, SLG: 0.343	0-0 1B			0-3 K	0-0 E S HR 1B		0-0 FC4-6 2B	0-0 5-3		4	2	2	0	0	1	2											
Tony Armas, R OBP: 0.314, SLG: 0.537 Rick Miller, L OBP: 0.356, SLG: 0.352	0-0 F9			0-0 1B 2B 1B	0-3 K		0-0 SF8	0-3 K		3	1	1	1	0	1	2											
Mike Easter, L OBP: 0.380, SLG: 0.552		0-0 G1-5-3		0-0 2B 1B	0-0 HR		0-0 2B	0-0 1B		5	3	4	3	0	0	0											
Bill Buckner, L OBP: 0.349, SLG: 0.406	0-0 F4			0-0 F5	0-0 G3		0-0 HR 2B	0-0 6-3		5	1	1	1	0	0	3											
Rich Gedman, L OBP: 0.313, SLG: 0.479				0-0 1B 2B			0-0 HR 2B			4	2	3	4	0	0	0											
Marty Barrett, R OBP: 0.363, SLG: 0.358 Ed Jurak, R OBP: 0.317, SLG: 0.375	0-0 1-3			0-0 1B 1B			0-0 F9			4	1	1	1	0	0	1											
Jackie Gutierrez, R OBP: 0.275, SLG: 0.313			0-0 1-3	0-0 2H 1B			0-0 5-3	0-0 6-3		4	0	1	1	0	0	0											
Inning Stats	R: 0 E: 0 K: 0 S: 4	H: 1 LOB: 1 BB: 0 P: 4	R: 0 E: 0 K: 0 S: 4	H: 1 LOB: 1 BB: 0 P: 4	R: 0 E: 0 K: 0 S: 3	H: 0 LOB: 0 BB: 0 P: 3	R: 4 E: 0 K: 1 S: 10	H: 5 LOB: 1 BB: 0 P: 10	R: 2 E: 0 K: 1 S: 7	H: 2 LOB: 0 BB: 0 P: 7	R: 0 E: 0 K: 0 S: 3	H: 0 LOB: 0 BB: 0 P: 3	R: 5 E: 0 K: 0 S: 7	H: 4 LOB: 0 BB: 1 P: 11	R: 0 E: 0 K: 1 S: 5	H: 0 LOB: 0 BB: 0 P: 5	R: 0 E: 0 K: 1 S: 6	H: 1 LOB: 1 BB: 0 P: 6	1B: 8 2B: 4 3B: 0 HR: 2	SF: 1 SAC: 0 DP: 0 HBP: 0	WP: 0 PB: 0 SB: 1 CS: 0	PA: 42					
PITCHER	IP	WLS	BF	H	R	ER	SO	BB	IBB	HBP	BLK	WP	HR	S	P	ERA	WHIP										
Jim Beattie, R ERA: 3.63	5.0	L	24	9	6	6	2	0	0	0	0	0	1	28	28	10.80	1.800										
Dave Geisel, L ERA: 7.94	2.0		11	4	5	5	0	1	0	0	0	0	1	10	14	22.50	2.500										
Roy Thomas, R ERA: 5.04	1.0		3	0	0	0	1	0	0	0	0	0	0	5	5	0.00	0.000										
Paul Mirabella, L ERA: 3.02	1.0		4	1	0	0	1	0	0	0	0	0	0	6	6	0.00	1.000										

Boston Red Sox @ Seattle Mariners
The Kingdom, Seattle, WA
Sun Jul 15 1984, 6:33 AM EDT
Att: 11,417 - Unknown

AB 40
R 11
H 14
RBI 11
BB 1
SO 4
LOB 9



Batter	1	2	3	4	5	6	7	8	9	AB	R	H	RBI	BB	SO	LOB	BOTTOM										
Jack Perconte, L OBP: 0.365, SLG: 0.345 Domingo Ramos, R OBP: 0.207, SLG: 0.211	0-0 4-3		0-0 F9		4-0 FC4 1-2 BB	0-0 1-3		0-0 F8		3	0	0	0	1	0	3											
Spike Owen, S OBP: 0.354, SLG: 0.399 Larry Milbourne, S OBP: 0.354, SLG: 0.333	0-0 4-3		0-0 2-3 HR		0-0 FC4 G1		0-0 3-1		0-0 4-3	3	1	1	1	0	0	2											
Alvin Davis, L OBP: 0.391, SLG: 0.516	0-0 F9		0-0 3H 4-0 BB		0-0 G1		0-0 1B		0-3 K	4	0	1	1	1	1	1											
Ken Phelps, L OBP: 0.395, SLG: 0.591		0-0 3-1	0-0 F5		0-0 FC5-4 BB		0-0 F7		0-0 F7	4	0	0	0	1	0	2											
Dave Henderson, R OBP: 0.286, SLG: 0.402		4-0 6-3 S BB		0-0 6-3	0-0 FC5-4		0-0 F9			3	0	0	0	1	0	3											
Steve Henderson, R OBP: 0.356, SLG: 0.386		0-0 6-3		4-0 BB		0-0 5-3		0-0 3-1 1B 1B		3	1	1	0	1	0	1											
Jim Prestley, R OBP: 0.289, SLG: 0.446		1-0 HBP		0-0 F9		0-0 1B 1B		0-0 F7		3	0	1	0	0	0	2											
Bob Kearney, R OBP: 0.276, SLG: 0.380 Orlando Mercado, R OBP: 0.192, SLG: 0.125		0-0 F3		0-0 F5		0-0 F8		0-0 3-1		3	0	0	0	0	0	4											
Phil Bradley, R OBP: 0.351, SLG: 0.312			0-0 F9 CS 2B		0-0 FC4 BB G1 1B		0-0 1B		0-0 2H 1B	4	1	4	1	0	0	0											
Inning Stats	R: 0 E: 0 K: 0 S: 3	H: 0 LOB: 0 BB: 0 P: 3	R: 0 E: 0 K: 0 S: 3	H: 0 LOB: 2 BB: 1 P: 8	R: 1 E: 0 K: 0 S: 4	H: 2 LOB: 1 BB: 1 P: 8	R: 0 E: 0 K: 0 S: 3	H: 0 LOB: 1 BB: 1 P: 7	R: 1 E: 0 K: 0 S: 4	H: 1 LOB: 2 BB: 2 P: 12	R: 0 E: 0 K: 0 S: 5	H: 2 LOB: 2 BB: 0 P: 5	R: 0 E: 0 K: 0 S: 4	H: 1 LOB: 1 BB: 0 P: 4	R: 1 E: 0 K: 0 S: 5	H: 2 LOB: 1 BB: 0 P: 5	R: 0 E: 0 K: 1 S: 5	H: 0 LOB: 0 BB: 0 P: 5	1B: 6 2B: 1 3B: 0 HR: 1	SF: 0 SAC: 0 DP: 0 HBP: 1	WP: 0 PB: 0 SB: 1 CS: 1	PA: 40					
PITCHER	IP	WLS	BF	H	R	ER	SO	BB	IBB	HBP	BLK	WP	HR	S	P	ERA	WHIP										
Al Nipper, R ERA: 3.92	8.0	W	37	8	3	3	0	5	0	1	0	0	1	31	52	3.38	1.625										
Mark Clear, R ERA: 4.1	1.0		3	0	0	0	1	0	0	0	0	0	0	5	5	0.00	0.000										

Boston Red Sox @ Seattle Mariners
The Kingdom, Seattle, WA
Sun Jul 15 1984, 6:33 AM EDT
Att: 11,417 - Unknown

AB 34
R 3
H 8
RBI 3
BB 5
SO 1
LOB 20



Batter	1	2	3	4	5	6	7	8	9	AB	R	H	RBI	BB	SO	LOB	TOP																					
Rick Manning, L OBP: 0.340, SLG: 0.390 (1, 8)	4-0 FC4-6 1B PB BB	0-0 PO	0-0 F3			0-0 4-3		0-0 1-3		3	1	0	0	1	0	0																						
Jim Gantner, L OBP: 0.311, SLG: 0.342 Willie Lozado, R (8, PH) (8, 6)	0-0 FC4-6 1-2 1B		0-0 G3			0-0 FC6-4 1B		0-0 F9		3	0	2	0	0	0	0																						
Robin Yount, R OBP: 0.373, SLG: 0.434 Ed Romero, R OBP: 0.315, SLG: 0.280 (1, 6) (8, 4)	0-0 FC4-6 PB 1B 1-2 2-3		0-0 5-3			0-0 FC6-4 1-2			0-0 6-3	3	1	0	0	0	0	3																						
Cecil Cooper, L OBP: 0.295, SLG: 0.356 Bill Schroeder, R OBP: 0.253, SLG: 0.386 (1, 10) (9, PH)	0-0 1-H 3-H 1B			0-0 G3		0-0 F7			0-0 6-3	3	0	1	1	0	0	1																						
Ben Oglivie, L OBP: 0.319, SLG: 0.368 Mark Brouhard, R OBP: 0.328, SLG: 0.385 (1, 7) (8, 7)	0-0 F8			0-0 F8			0-0 5-3		0-0 G3	3	0	0	0	0	0	1																						
Ted Simmons, S OBP: 0.284, SLG: 0.304 (1, 3)	0-0 4-3			0-0 G3			0-0 F8			3	0	0	0	0	0	1																						
Roy Howell, L OBP: 0.303, SLG: 0.365 (1, 5)		0-0 3-1			0-0 F6		0-0 FC6-4 1B			3	0	1	0	0	0	0																						
Jim Sundberg, R OBP: 0.322, SLG: 0.394 (1, 2)		0-0 6-3			0-0 5-3		0-0 FC6-4 1-2			3	0	0	0	0	0	1																						
Dion James, L OBP: 0.297, SLG: 0.335 (1, 9)		0-0 PO 2B			0-0 F9			0-0 6-3		3	0	1	0	0	0	0																						
Inning Stats	R: 2 E: 0 K: 0 S: 5	H: 2 LOB: 1 BB: 1 P: 9	R: 0 E: 0 K: 0 S: 3	H: 1 LOB: 0 BB: 0 P: 3	R: 0 E: 0 K: 0 S: 3	H: 0 LOB: 0 BB: 0 P: 3	R: 0 E: 0 K: 0 S: 3	H: 0 LOB: 0 BB: 0 P: 3	R: 0 E: 0 K: 0 S: 4	H: 1 LOB: 1 BB: 0 P: 4	R: 0 E: 0 K: 0 S: 4	H: 1 LOB: 1 BB: 0 P: 4	R: 0 E: 0 K: 0 S: 3	H: 0 LOB: 0 BB: 0 P: 3	R: 0 E: 0 K: 0 S: 3	H: 0 LOB: 0 BB: 0 P: 3	1B: 4 2B: 1 3B: 0 HR: 0	SF: 0 SAC: 0 DP: 0 HBP: 0	WP: 0 PB: 1 SB: 0 CS: 0	PA: 33																		
PITCHER	IP	WLS	BF	H	R	ER	SO	BB	IBB	HBP	BLK	WP	HR	S	P	ERA	WHIP	PITCHER				IP	WLS	BF	H	R	ER	SO	BB	IBB	HBP	BLK	WP	HR	S	P	ERA	WHIP
Salome Barojas, R ERA: 4.39 Paul Mirabella, L ERA: 2.89 (1, 1) (8, 1)	7.0	W	26	5	2	2	0	1	0	0	0	0	0	25	29	2.57	0.857					2.0		6	0	0	0	0	0	0	0	0	0	0	6	6	0.00	0.000

Milwaukee Brewers @ Seattle Mariners
The Kingdome, Seattle, WA
Mon Jul 16 1984, 10:05 PM EDT
Att: 9,137 - Unknown

AB 31
R 2
H 5
RBI 1
BB 1
SO 0
LOB 7

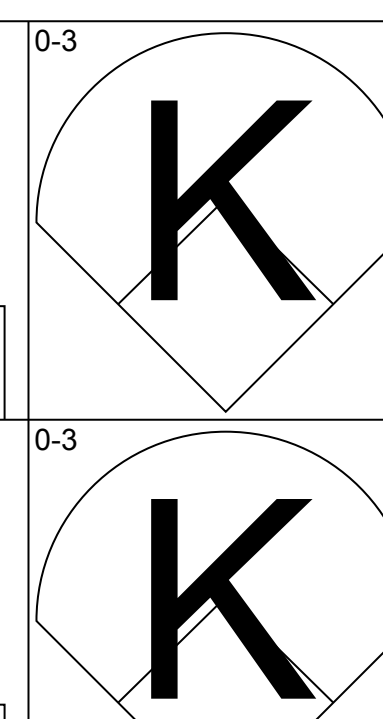
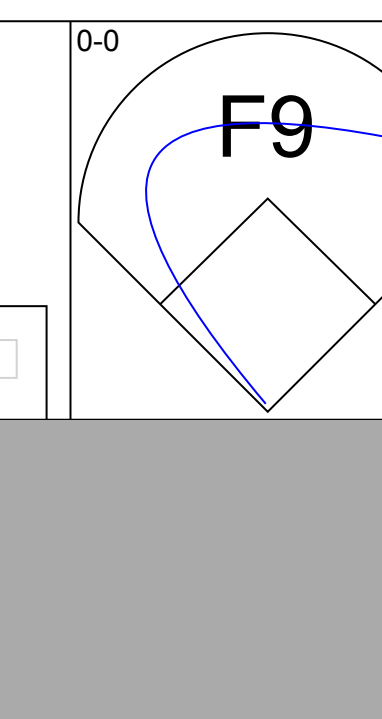
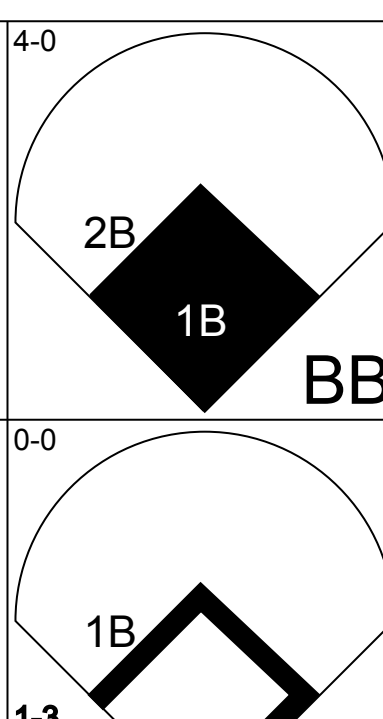
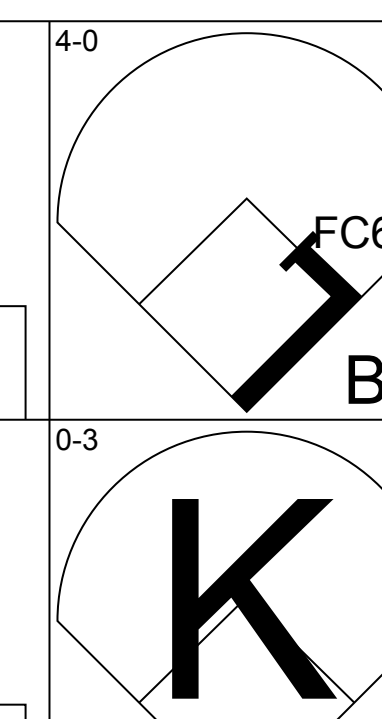
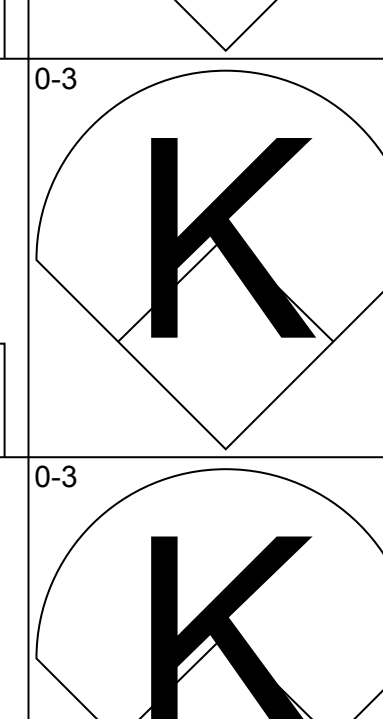
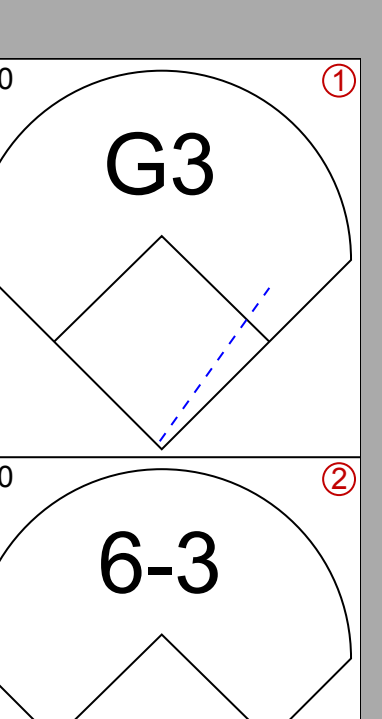
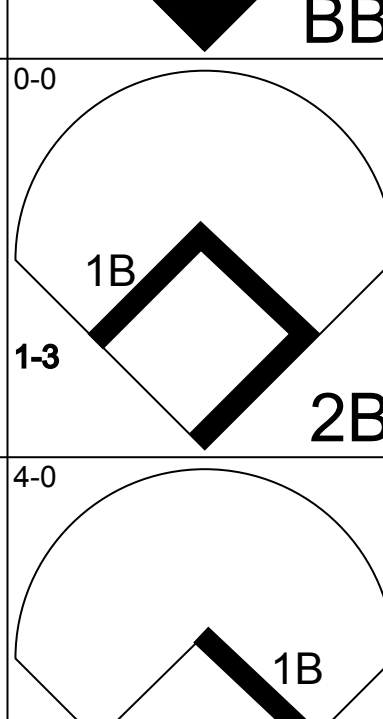
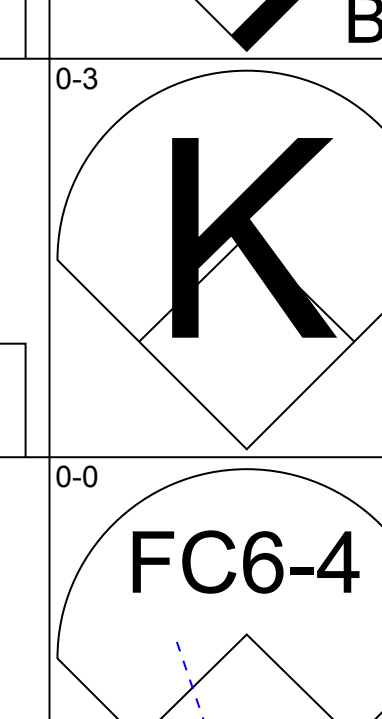
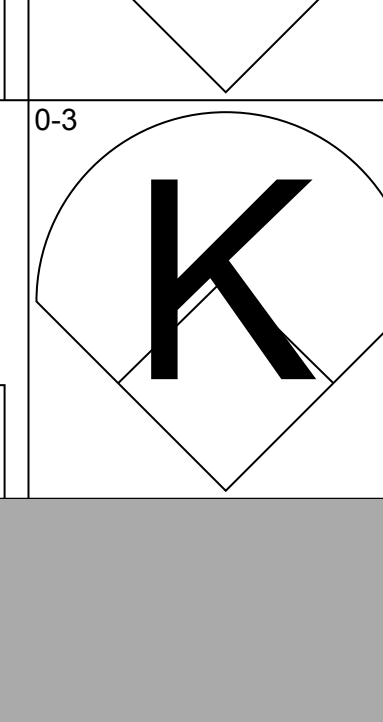
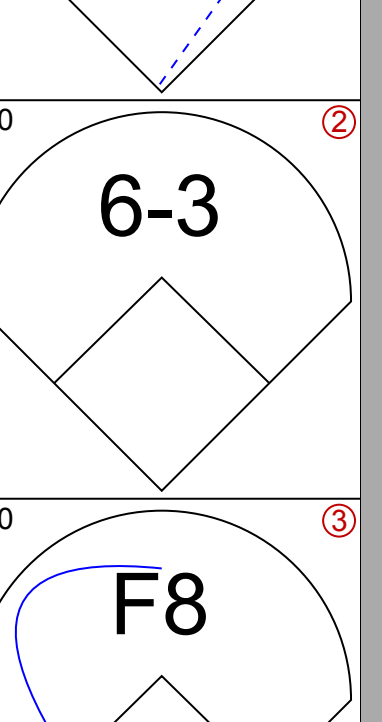
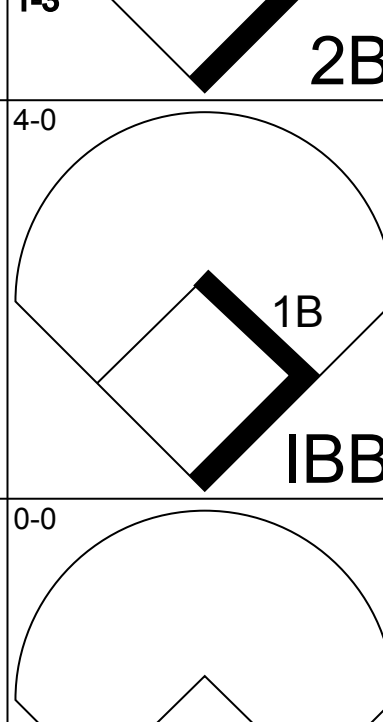
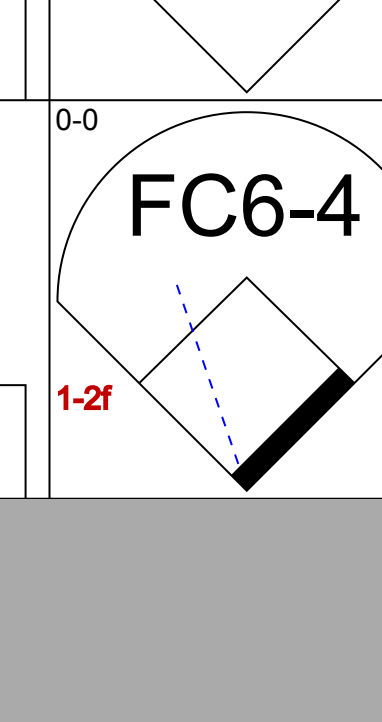
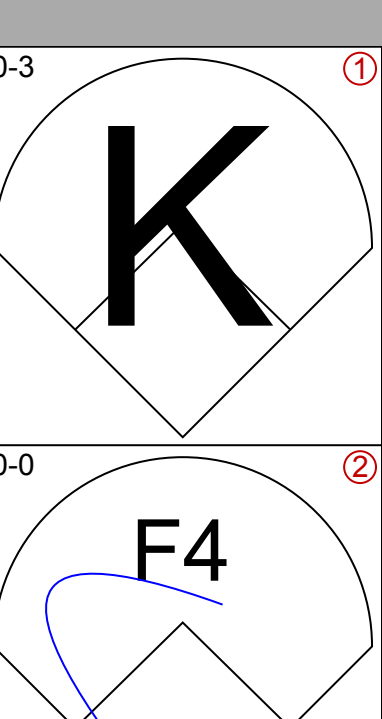
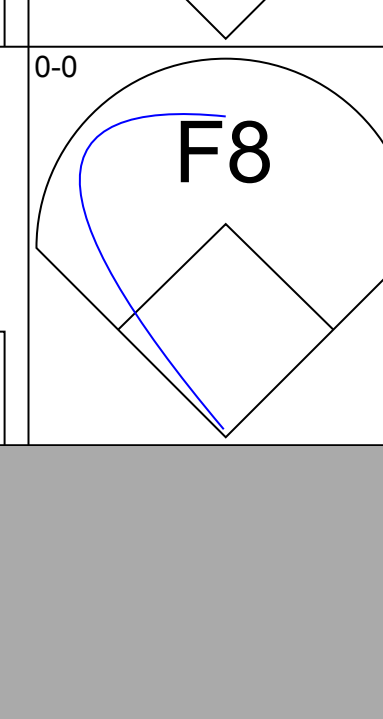
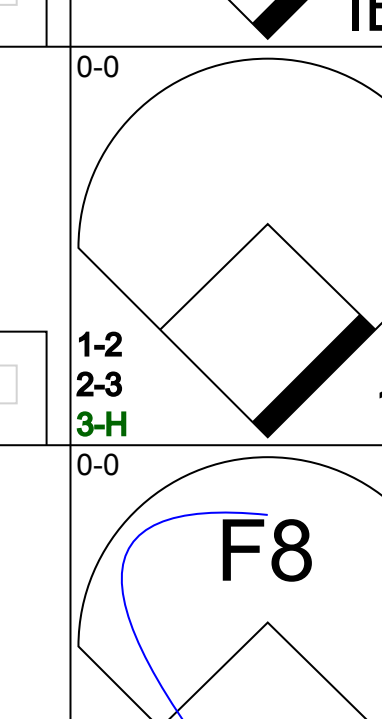
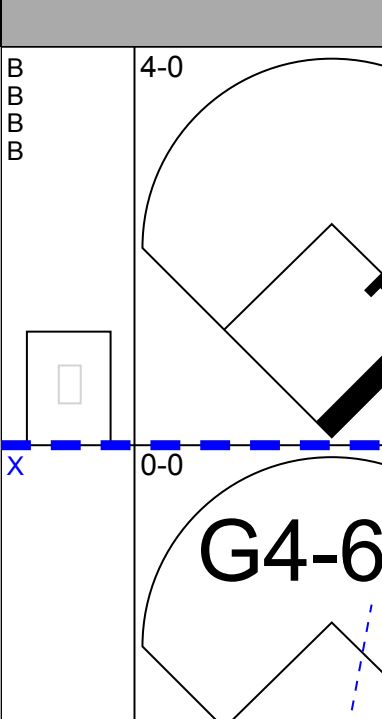
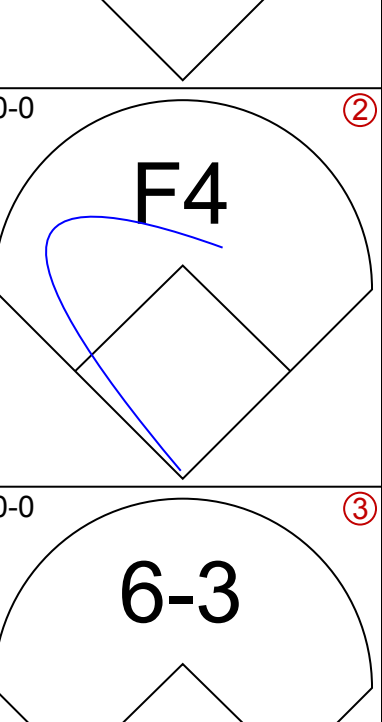
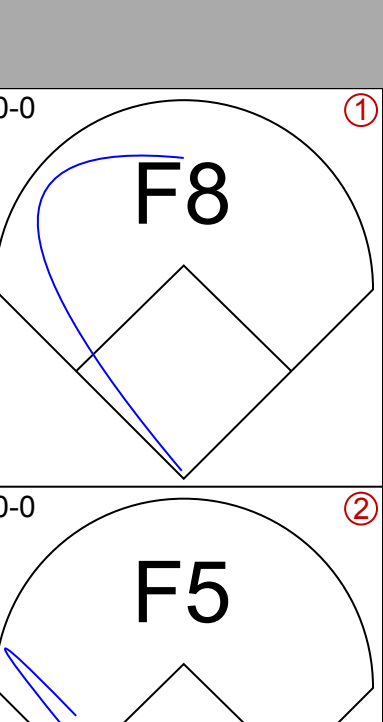
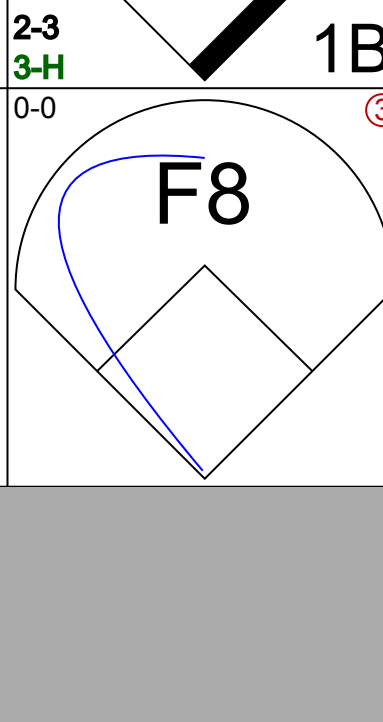
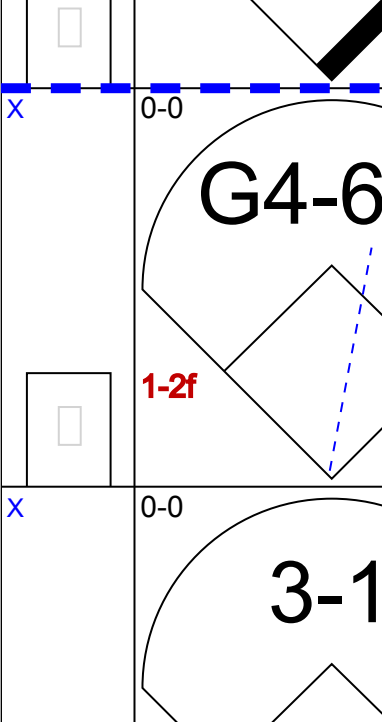
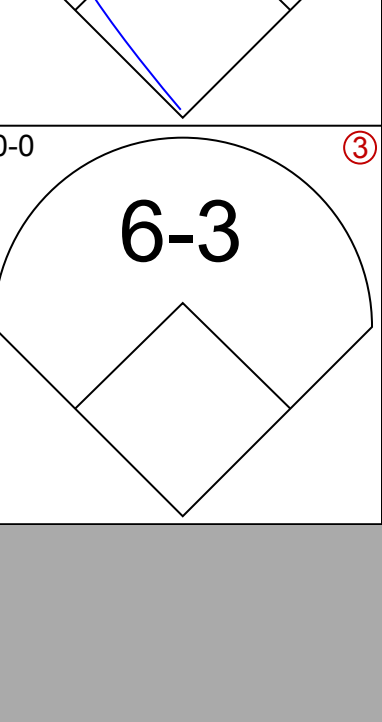
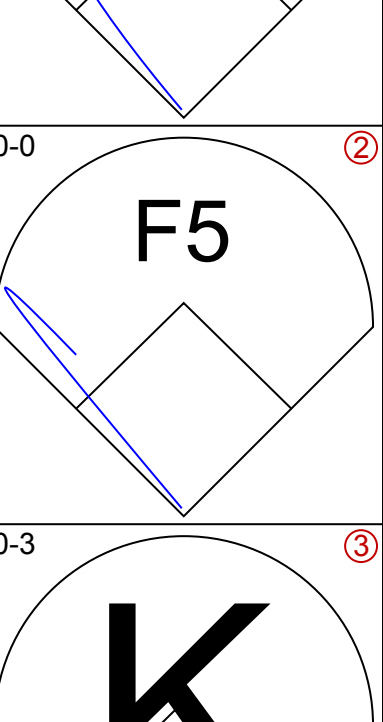
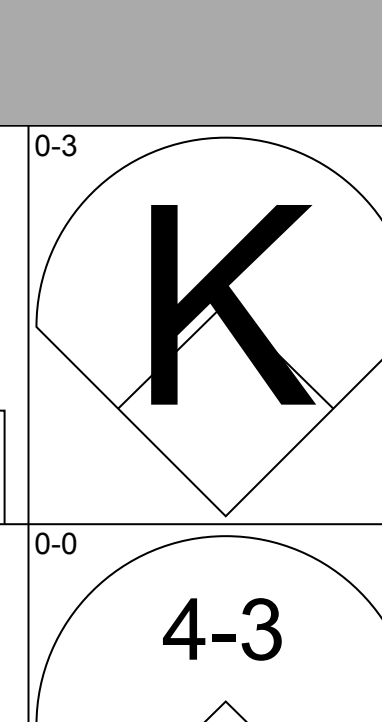
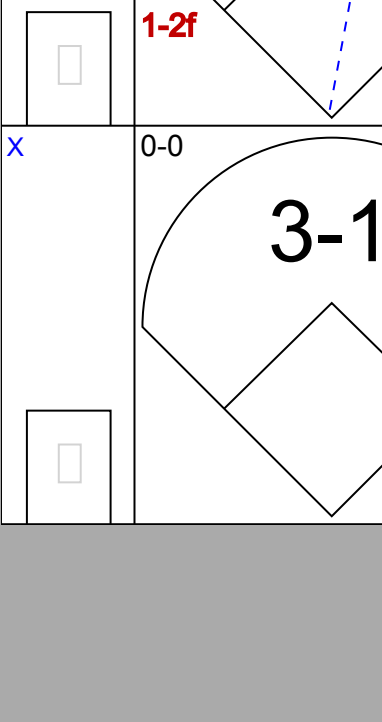
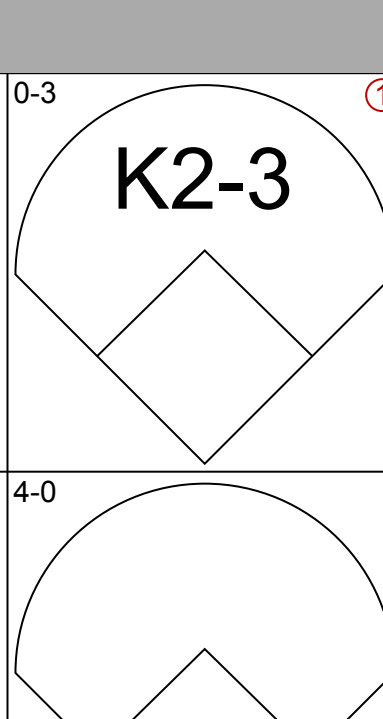
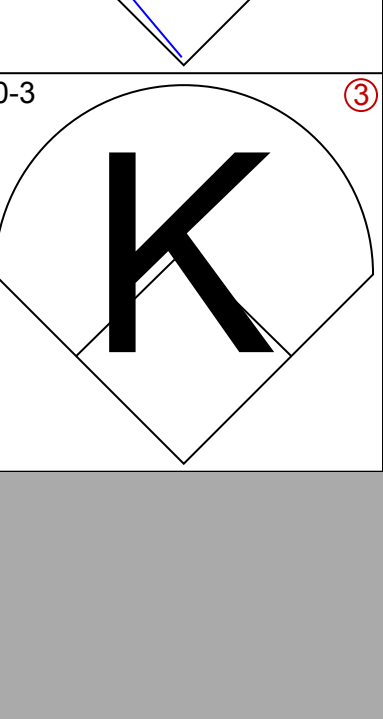
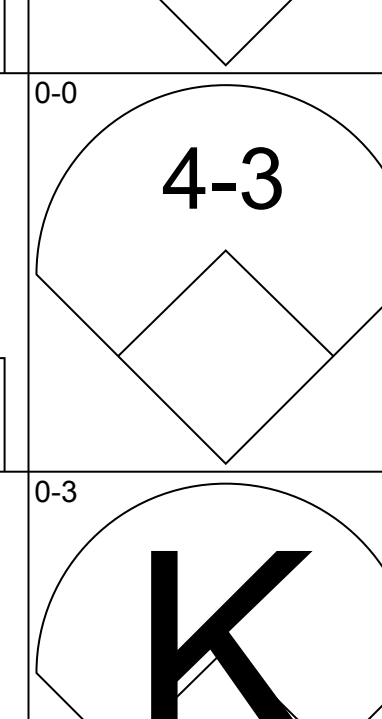
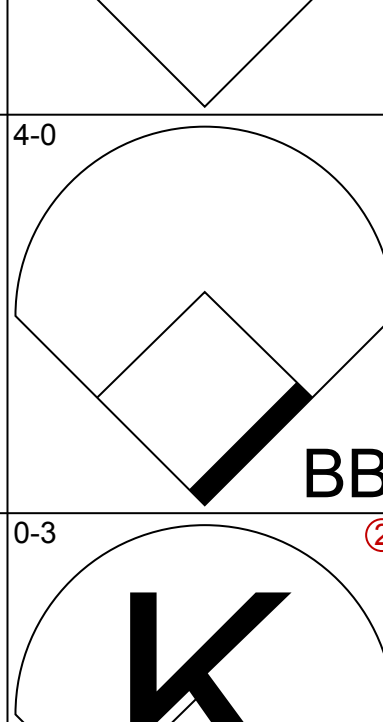
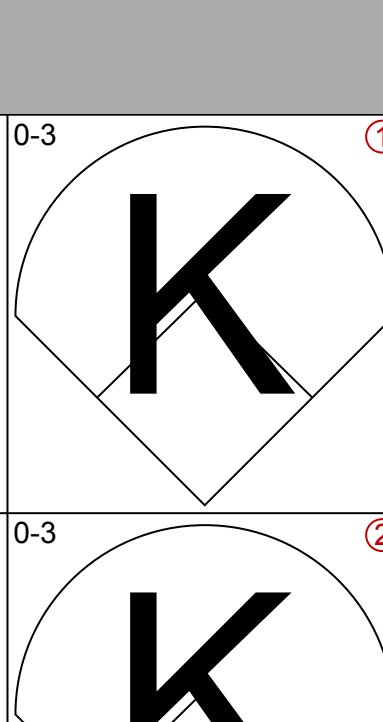
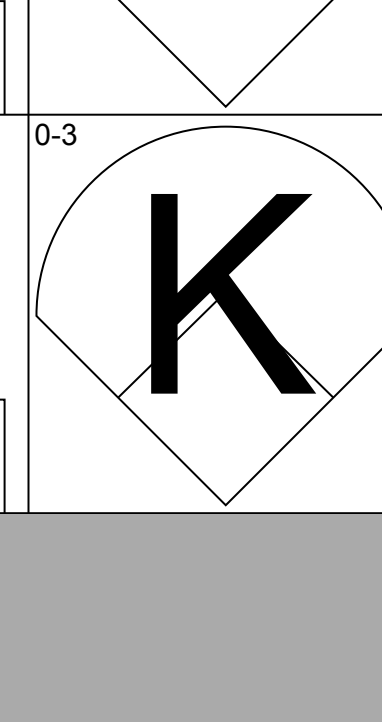
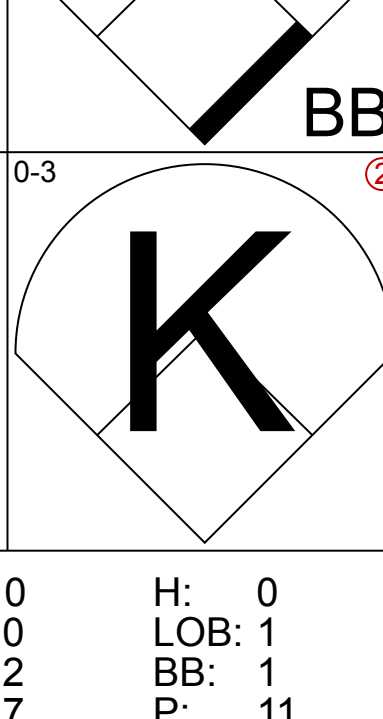
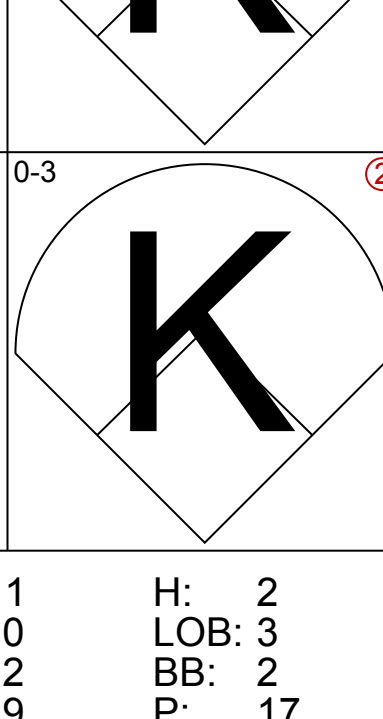
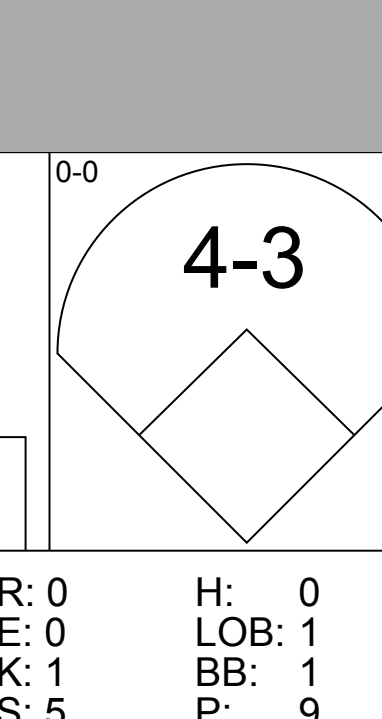


Batter	1	2	3	4	5	6	7	8	9	AB	R	H	RBI	BB	SO	LOB	BOTTOM																						
Jack Perconte, L OBP: 0.368, SLG: 0.350 (1, 4)	0-0 6-3		4-0 FC2-6 BB	0-0 G3		0-0 1-H 2B		0-0 FC6-4 1B		4	0	2	0	1	0	0																							
Spike Owen, S OBP: 0.355, SLG: 0.403 Larry Milbourne, S OBP: 0.351, SLG: 0.331 (1, 6) (8, PH) (9, 6)	0-0 1B HR		0-0 FC2-6 BB 5-3		0-0 F9 HR		0-0 F7		0-0 F8	4	3	2	0	0	0	2																							
Alvin Davis, L OBP: 0.394, SLG: 0.516 (1, 3)	0-0 1-3 1B		4-0 5-3 1-2 BB		0-0 F9 2-3		0-0 BB HR		0-0 FC6-4 BB 1-2	4	3	2	0	1	0	2																							
Ken Phelps, L OBP: 0.414, SLG: 0.643 (1, 10)	0-0 1-H 3-H HR		4-0 1-2 2-3 1B BB		0-0 3-H HR		4-0 1-2 HR BB		4-0 1-2 BB	2	4	2	5	3	0	0																							
Al Cowens, R OBP: 0.323, SLG: 0.483 Phil Bradley, R OBP: 0.354, SLG: 0.312 (1, 9) (8, 9)	0-0 F4		0-0 5-3		0-0 K		0-3 K		4-0 1-2 2-3 BB	4	0	0	1	0	2	4																							
Dave Henderson, R OBP: 0.297, SLG: 0.427 (1, 8)	4-0 CS BB		0-0 2-H 3-H 1B		0-0 2B		0-0 1-H 2-H HR		0-0 F8	4	1	3	5	1	0	3																							
Steve Henderson, R OBP: 0.353, SLG: 0.382 (1, 7)	0-0 CS 1-2	0-0 6-3	0-0 F7		0-3 K		0-0 FC6-4 1B			4	0	1	0	0	1	2																							
Jim Presley, R OBP: 0.288, SLG: 0.436 (1, 5)		0-3 K		0-0 F9		0-0 2B 1B		0-3 K		4	0	1	0	0	2	1																							
Orlando Mercado, R OBP: 0.167, SLG: 0.107 (1, 2)		0-0 F6		0-0 4-3		0-3 K		0-0 FC6-4		4	0	0	0	0	1	2																							
Inning Stats	R: 3 E: 0 K: 0 S: 5	H: 3 LOB: 0 BB: 1 P: 9	R: 0 E: 0 K: 1 S: 5	H: 0 LOB: 0 BB: 0 P: 5	R: 3 E: 0 K: 0 S: 4	H: 1 LOB: 1 BB: 3 P: 16	R: 0 E: 0 K: 0 S: 3	H: 0 LOB: 0 BB: 0 P: 3	R: 2 E: 0 K: 2 S: 10	H: 3 LOB: 1 BB: 0 P: 10	R: 0 E: 0 K: 1 S: 6	H: 2 LOB: 1 BB: 0 P: 6	R: 3 E: 0 K: 2 S: 10	H: 3 LOB: 1 BB: 1 P: 14	R: 0 E: 0 K: 0 S: 4	H: 1 LOB: 3 BB: 2 P: 12	1B: 7 2B: 3 3B: 0 HR: 3	SF: 0 SAC: 0 DP: 0 HBP: 0	WP: 0 PB: 0 SB: 0 CS: 1	PA: 43																			
PITCHER	IP	WLS	BF	H	R	ER	SO	BB	IBB	HBP	BLK	WP	HR	S	P	ERA	WHIP	PITCHER				IP	WLS	BF	H	R	ER	SO	BB	IBB	HBP	BLK	WP	HR	S	P	ERA	WHIP	
Tom Candiotti, R ERA: 20.25 Pete Ladd, R ERA: 5.56 Tom Tellmann, R ERA: 1.69 (1, 1) (3, 1) (7, 1)	2.2	L	15	4	6	6	1	4	0	0	0	0	0	1	13	29	20.25	3.000					3.2		18	7	5	5	4	1	0	0	0	0	2	25	29	12.27	2.182

Milwaukee Brewers @ Seattle Mariners
The Kingdome, Seattle, WA
Mon Jul 16 1984, 10:05 PM EDT
Att: 9,137 - Unknown


AB 35
R 11
H 13
RBI 11
BB 7
SO 6
LOB 17

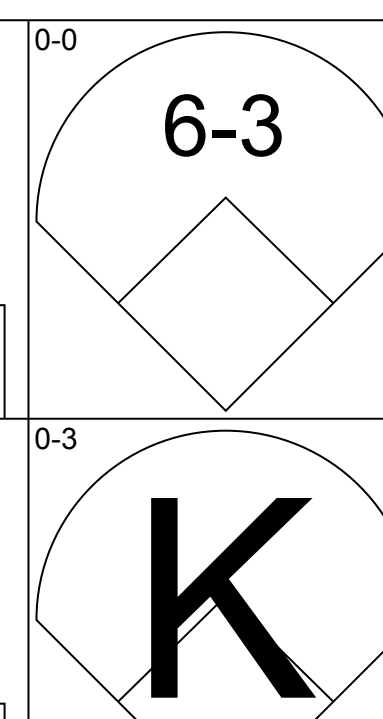
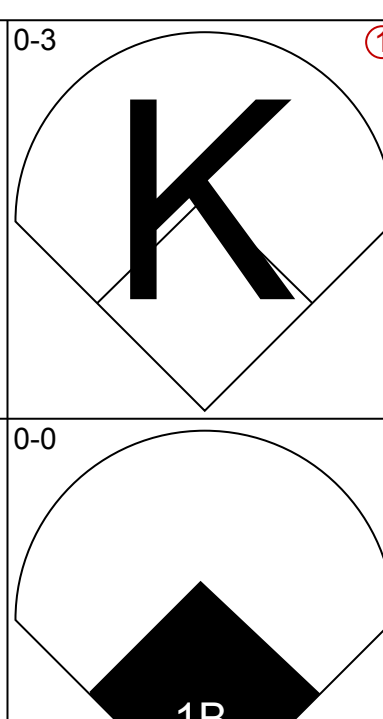
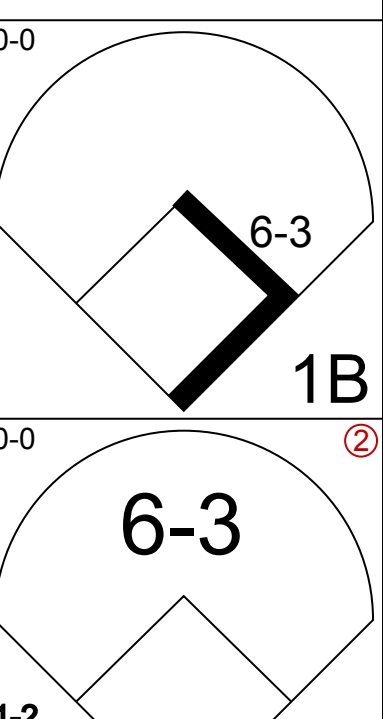
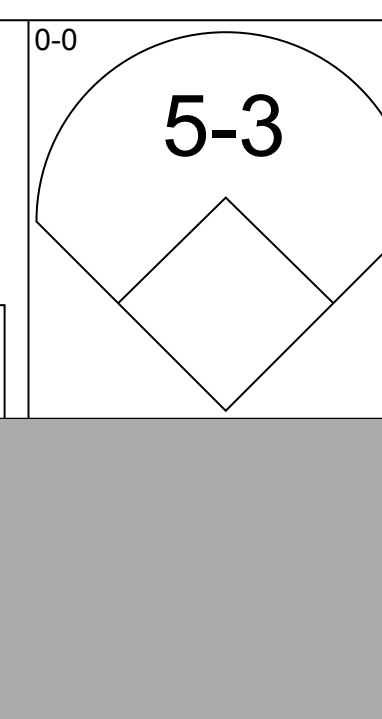
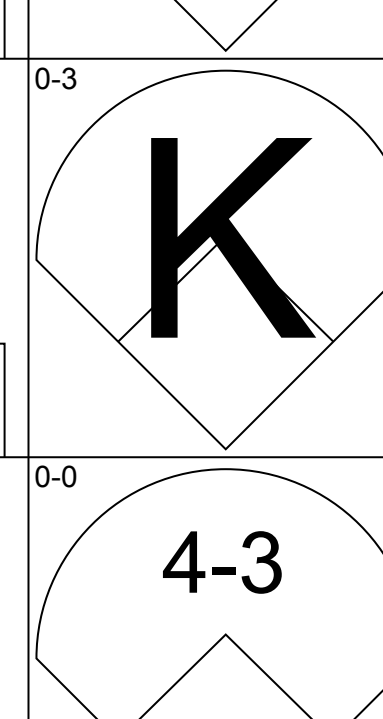
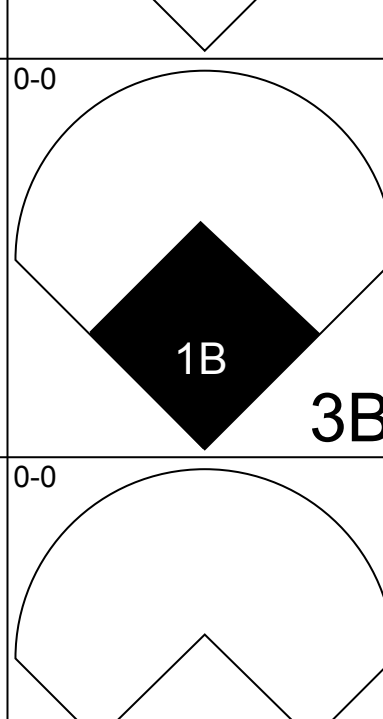
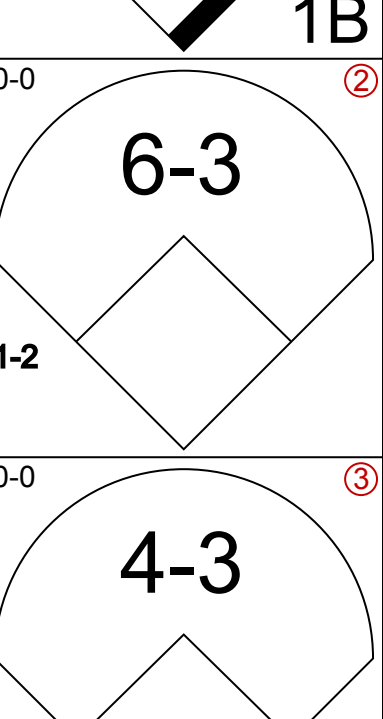
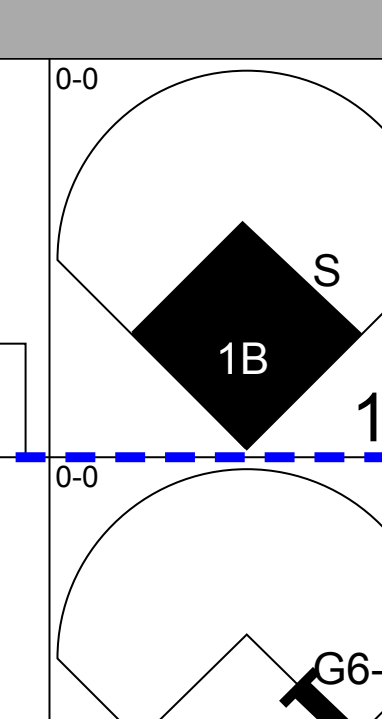
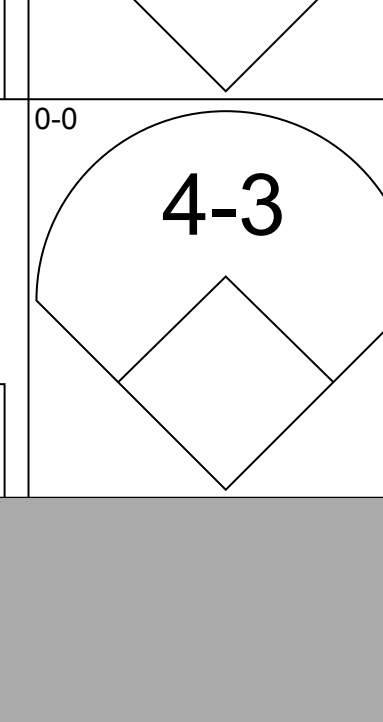
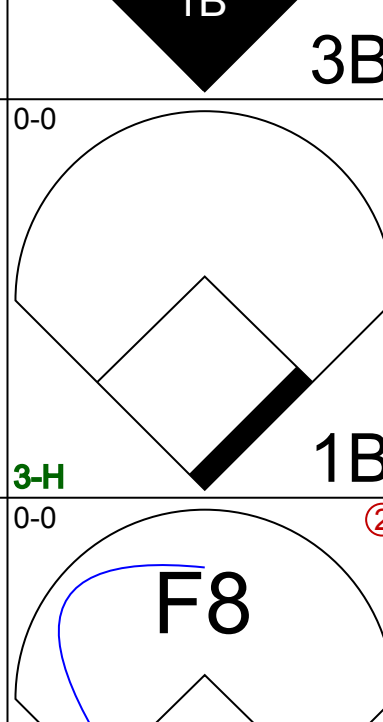
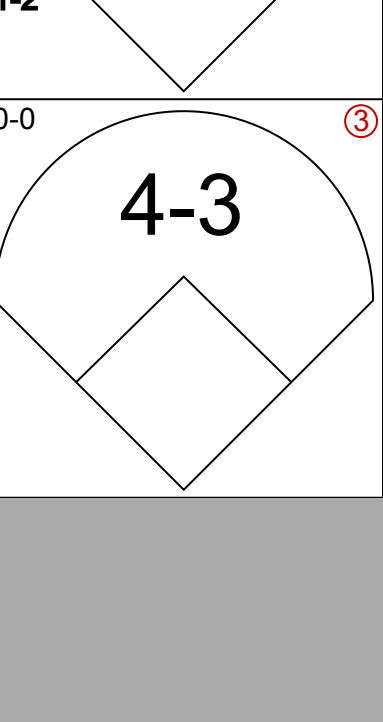
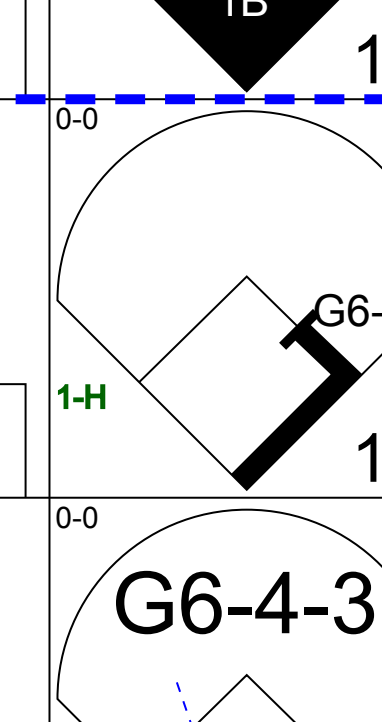
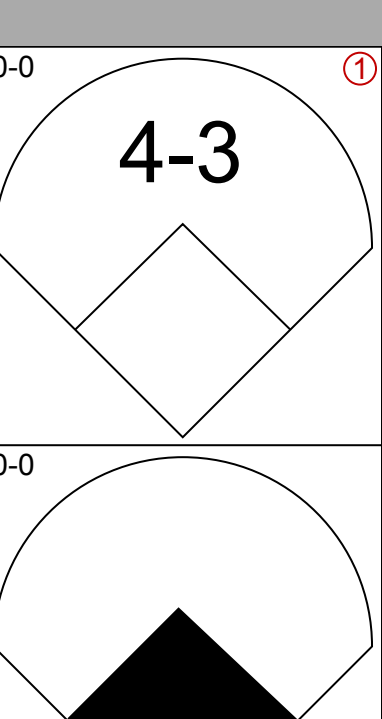
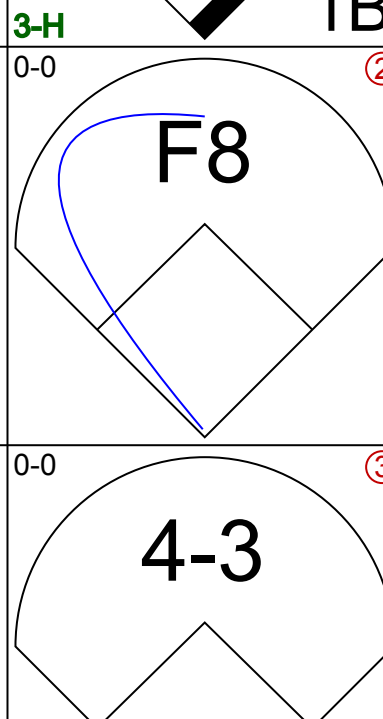
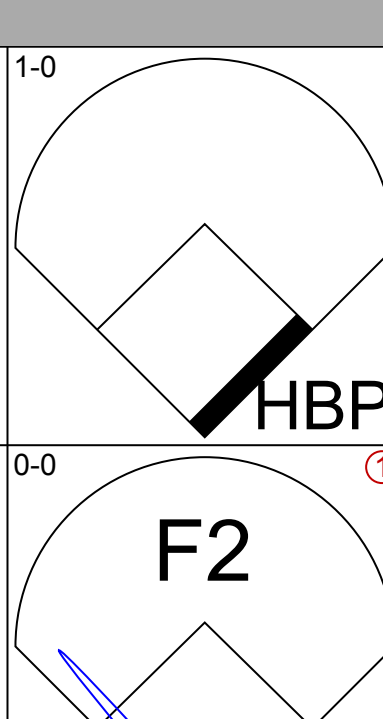
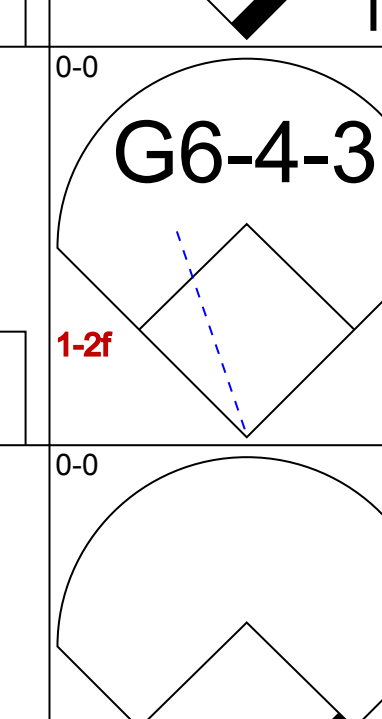
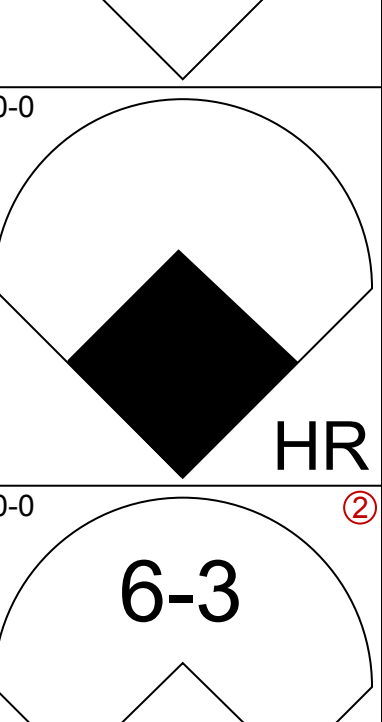
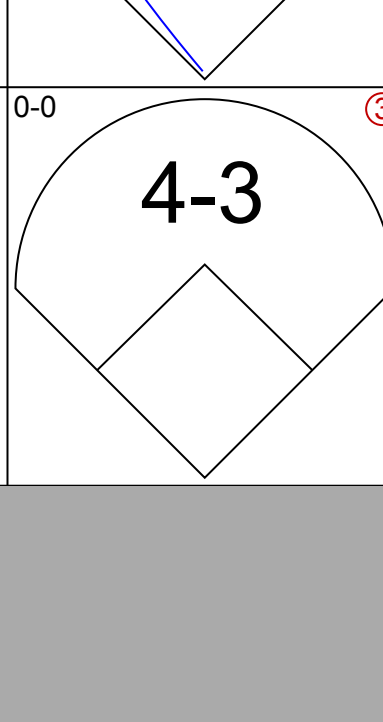
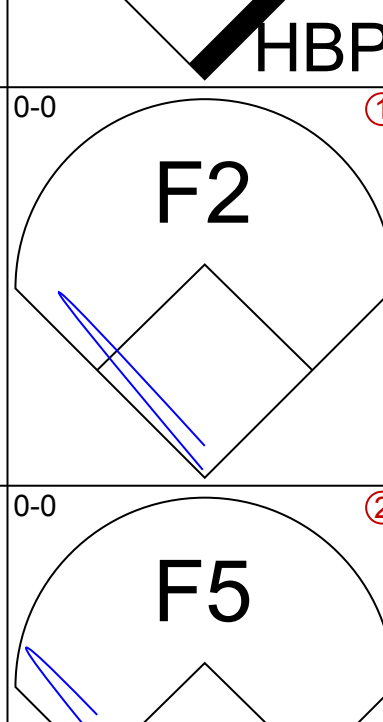
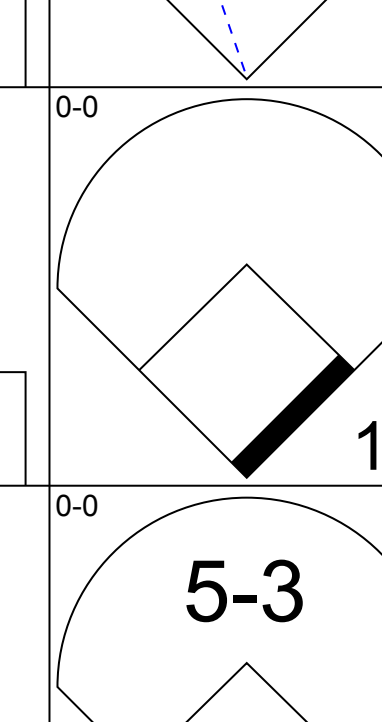
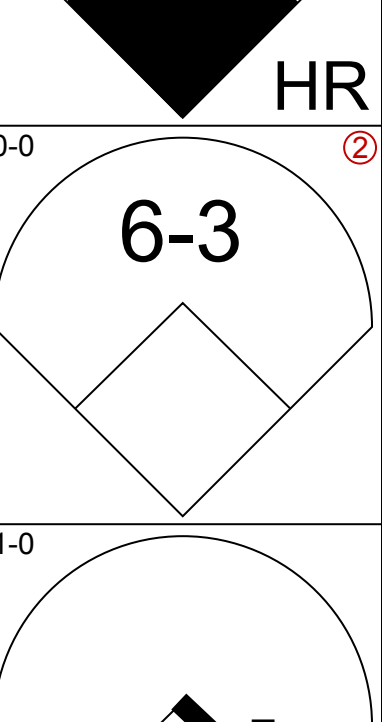
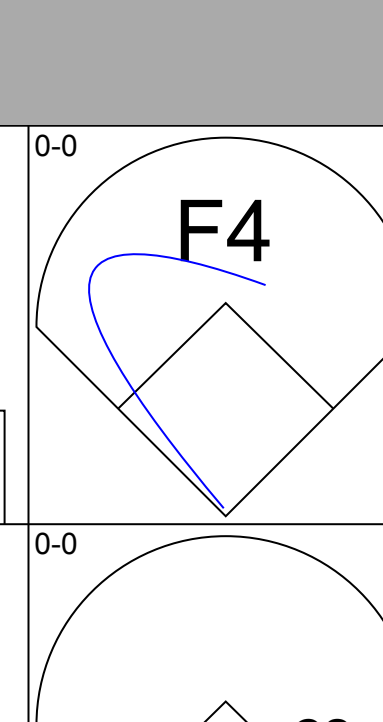
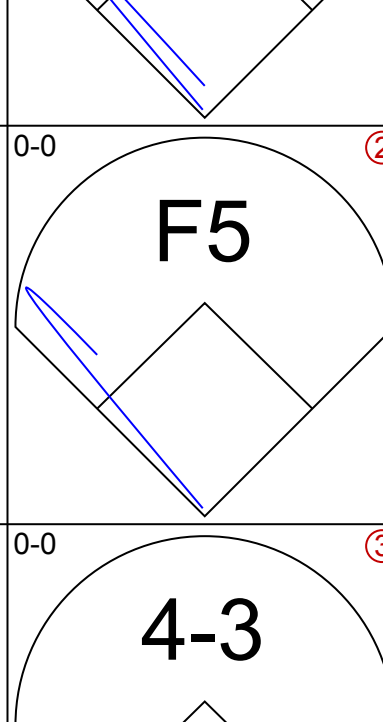
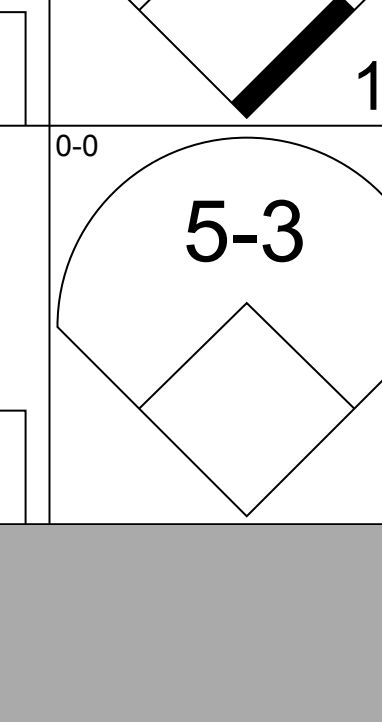
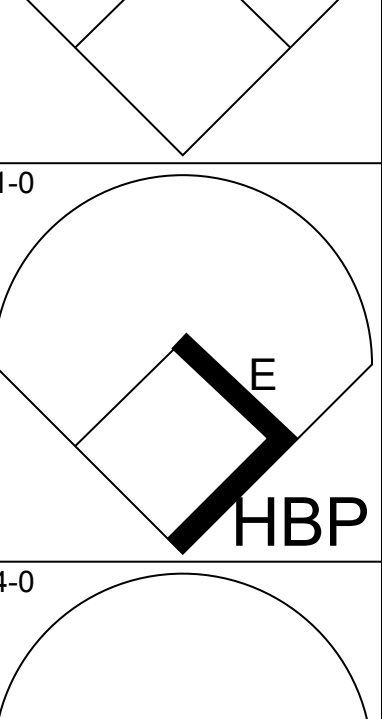
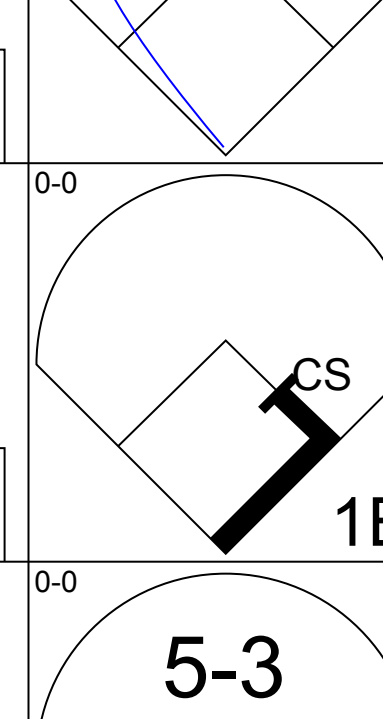
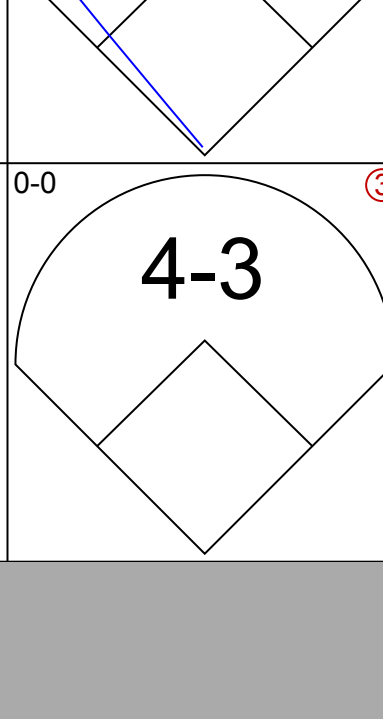
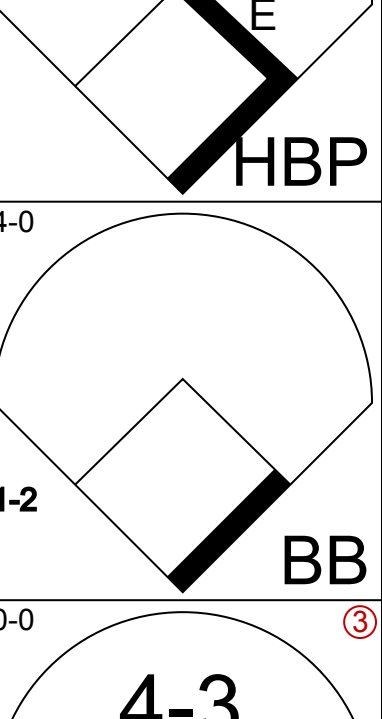
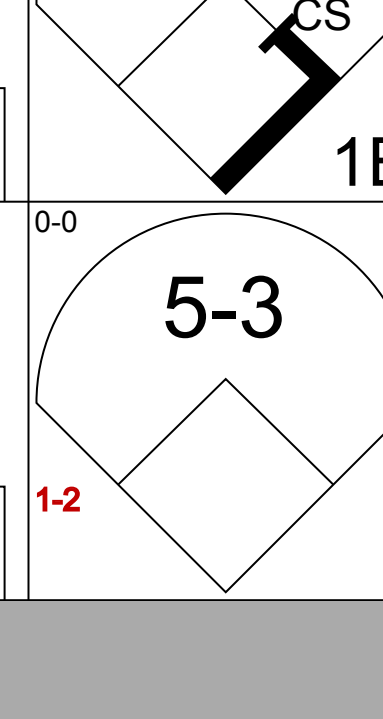
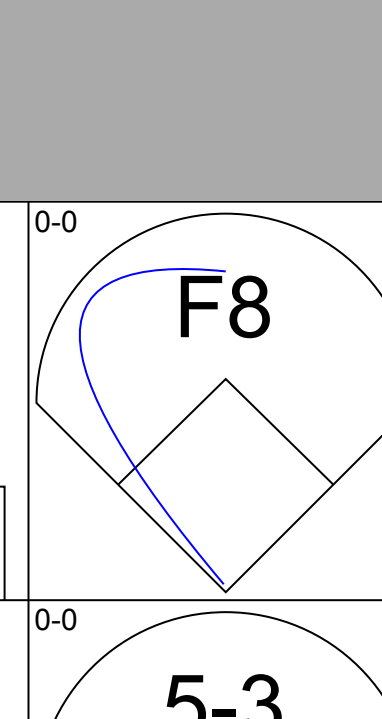
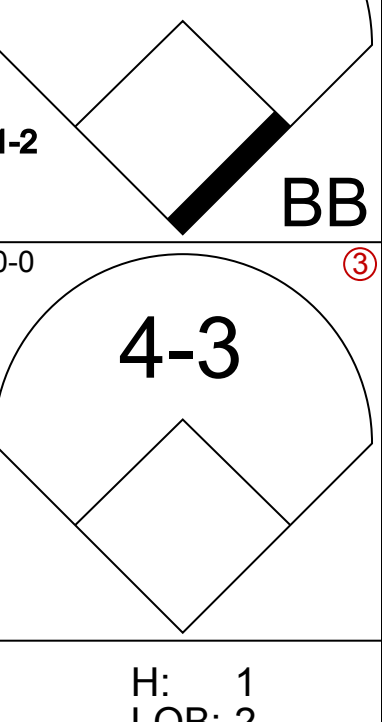
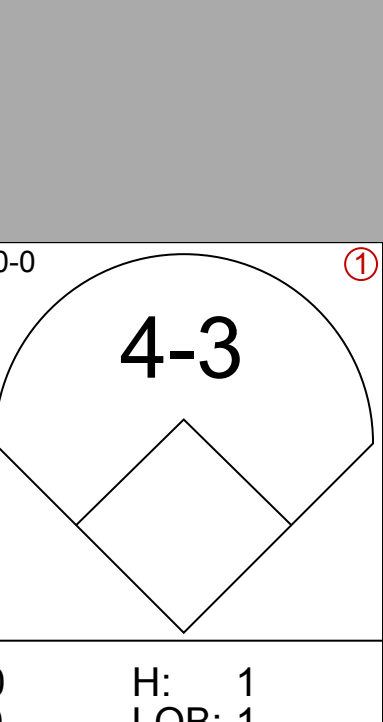
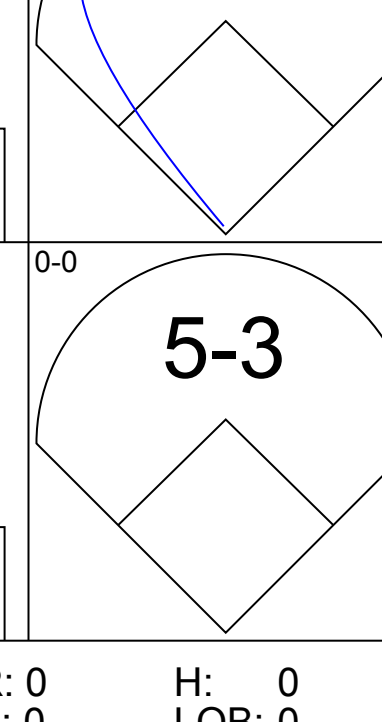


Batter	1	2	3	4	5	6	7	8	9	AB	R	H	RBI	BB	SO	LOB	TOP							
Ed Romero, R OBP: 0.320, SLG: 0.276 (1, 5)										2	1	0	0	2	1	1								
Jim Gantner, L OBP: 0.310, SLG: 0.344 (1, 4)										4	0	1	0	0	2	1								
Robin Yount, R OBP: 0.372, SLG: 0.431 (1, 6)										3	0	0	0	1	1	1								
Cecil Cooper, L OBP: 0.297, SLG: 0.356 (1, 10)										3	0	1	1	1	1	0								
Ted Simmons, S OBP: 0.261, SLG: 0.301 (1, 3)										4	0	0	0	0	0	4								
Ben Oglivie, L OBP: 0.315, SLG: 0.363 (1, 9)											4	0	0	0	0	1	0							
Mark Brouhard, R OBP: 0.319, SLG: 0.374 (1, 7)										3	0	0	0	0	2	0								
Jim Sundberg, R OBP: 0.322, SLG: 0.391 (1, 2)										2	0	0	0	1	2	0								
Rick Manning, L OBP: 0.336, SLG: 0.385 (1, 8)										3	0	0	0	0	2	1								
Inning Stats	R: 0 E: 0 K: 3 S: 9	H: 0 LOB: 0 BB: 0 P: 9	R: 0 E: 0 K: 1 S: 5	H: 0 LOB: 0 BB: 0 P: 5	R: 0 E: 0 K: 2 S: 7	H: 0 LOB: 1 BB: 1 P: 11	R: 0 E: 0 K: 0 S: 3	H: 0 LOB: 0 BB: 0 P: 3	R: 0 E: 0 K: 1 S: 5	H: 0 LOB: 0 BB: 0 P: 5	R: 1 E: 0 K: 2 S: 9	H: 2 LOB: 3 BB: 2 P: 17	R: 0 E: 0 K: 2 S: 7	H: 0 LOB: 0 BB: 0 P: 7	R: 0 E: 0 K: 1 S: 5	H: 0 LOB: 1 BB: 1 P: 9	R: 0 E: 0 K: 0 S: 2	H: 0 LOB: 0 BB: 1 P: 6	1B: 1 2B: 1 3B: 0 HR: 0	SF: 0 SAC: 0 DP: 1 HBP: 0	WP: 0 PB: 0 SB: 0 CS: 0	PA: 33		
PITCHER	IP	WLS	BF	H	R	ER	SO	BB	IBB	HBP	BLK	WP	HR	S	P	ERA	WHIP							
Mark Langston, L ERA: 3.49 Mike Stanton, R ERA: 3.45	(1, 1)	8.0	W	31	2	1	12	4	1	0	0	0	0	50	70	1.12	0.750							
(9, 1)	1.0	S	2	0	0	0	0	0	0	0	0	0	0	2	2	0.00	0.000							

Milwaukee Brewers @ Seattle Mariners
The Kingdome, Seattle, WA
Tue Jul 17 1984, 10:05 PM EDT
Att: 7,429 - Unknown


AB 28
R 1
H 2
RBI 1
BB 5
SO 12
LOB 8



Batter	1	2	3	4	5	6	7	8	9	AB	R	H	RBI	BB	SO	LOB	BOTTOM							
Jack Perconte, L OBP: 0.367, SLG: 0.349 (1, 4)										4	0	1	0	0	1	0								
Spike Owen, S OBP: 0.357, SLG: 0.411 (1, 6)										4	2	2	0	0	1	1								
Alvin Davis, L OBP: 0.395, SLG: 0.516 (1, 3)										4	0	2	2	0	0	1								
Ken Phelps, L OBP: 0.412, SLG: 0.634 Larry Milbourne, S OBP: 0.348, SLG: 0.328 (8, PH)										2	0	0	0	0	0	1								
Al Cowens, R OBP: 0.325, SLG: 0.493 (1, 9)										4	1	2	1	0	0	2								
Dave Henderson, R OBP: 0.292, SLG: 0.419 (1, 8)										4	0	0	0	0	0	2								
Steve Henderson, R OBP: 0.359, SLG: 0.384 Phil Bradley, R OBP: 0.354, SLG: 0.312 (8, 7)										2	0	1	0	0	0	1								
Jim Presley, R OBP: 0.289, SLG: 0.425 (1, 5)										2	0	0	0	1	0	1								
Bob Kearney, R OBP: 0.273, SLG: 0.375 (1, 2)										3	0	0	0	0	0	2								
Inning Stats	R: 0 E: 0 K: 1 S: 5	H: 0 LOB: 0 BB: 0 P: 5	R: 1 E: 1 K: 0 S: 4	H: 1 LOB: 2 BB: 1 P: 9	R: 1 E: 0 K: 1 S: 7	H: 2 LOB: 1 BB: 0 P: 7	R: 0 E: 0 K: 0 S: 3	H: 1 LOB: 0 BB: 0 P: 3	R: 0 E: 0 K: 0 S: 3	H: 0 LOB: 1 BB: 0 P: 4	R: 0 E: 0 K: 0 S: 3	H: 0 LOB: 0 BB: 0 P: 3	R: 0 E: 0 K: 0 S: 5	H: 3 LOB: 1 BB: 0 P: 5	R: 1 E: 0 K: 0 S: 5	H: 0 LOB: 1 BB: 0 P: 5	1B: 6 2B: 0 3B: 1 HR: 1	SF: 0 SAC: 0 DP: 1 HBP: 2	WP: 0 PB: 0 SB: 1 CS: 1	PA: 33				
PITCHER	IP	WLS	BF	H	R	ER	SO	BB	IBB	HBP	BLK	WP	HR	S	P	ERA	WHIP							
Jaime Cocanower, R ERA: 2.96 Rick Waits, L ERA: 2.31	(1, 1)	7.0	L	29	6	3	3	2	0	0	0	0	0	30	36	3.86	1.000							
(8, 1)	1.0		4	2	0	0	0	0	0	0	0	0	0	4	4	0.00	2.000							

Milwaukee Brewers @ Seattle Mariners
The Kingdome, Seattle, WA
Tue Jul 17 1984, 10:05 PM EDT
Att: 7,429 - Unknown

AB 30
R 3
H 8
RBI 3
BB 1
SO 2
LOB 12



Batter	1	2	3	4	5	6	7	8	9	AB	R	H	RBI	BB	SO	LOB	TOP				
Rick Manning, L OBP: 0.332, SLG: 0.392 (1, 8)	F7	FC4-6		1-3		HR	FC1-6		K	6	1	1	1	0	1	4					
Jim Gantner, L OBP: 0.314, SLG: 0.345 (1, 4)	BB 1B		K		1B FC4-6	1B S	F5			4	1	2	0	1	1	1					
Robin Yount, R OBP: 0.377, SLG: 0.431 (1, 6)	BB		1B BB		FC4-6 1B BB	BB 1B	4-3			2	3	1	0	3	0	1					
Cecil Cooper, L OBP: 0.299, SLG: 0.357 (1, 10)	F8		1B 1B		FC4-6 1B	FC6-2-5 BB		3-1		5	0	2	0	0	0	4					
Ben Oglivie, L OBP: 0.310, SLG: 0.357 (1, 7)	4-3		F4		FC4-6 HBP 1B	K		6-3		5	0	0	1	0	1	8					
Ted Simmons, S OBP: 0.288, SLG: 0.306 (1, 3)		1B	1B		HBP 1B	BB		F5		4	0	3	2	1	0	0					
Roy Howell, L OBP: 0.304, SLG: 0.359 (6, PH)	F7		K		HBP 1B	BB		K		2	0	0	0	0	1	3	AB				
Ed Romero, R OBP: 0.322, SLG: 0.274 (6, 5)					1-2 2-3 3-H	BB		K		1	0	0	1	1	1	0	R				
Bill Schroeder, R OBP: 0.239, SLG: 0.364 (1, 2)	K				K	5-3		K		5	0	0	0	0	4	7	H				
Dion James, L OBP: 0.304, SLG: 0.335 (1, 9)	FC4-6 1B		4-3		1-3			S		3	0	1	0	2	0	3	RBI				
Inning Stats	R: 0 E: 0 K: 0 S: 4	H: 1 LOB: 2 BB: 1 P: 8	R: 0 E: 0 K: 1 S: 7	H: 2 LOB: 2 BB: 0 P: 7	R: 1 E: 0 K: 2 S: 9	H: 2 LOB: 2 BB: 1 P: 13	R: 0 E: 0 K: 1 S: 5	H: 0 LOB: 0 BB: 0 P: 5	R: 2 E: 0 K: 1 S: 8	H: 3 LOB: 3 BB: 1 P: 13	R: 2 E: 0 K: 0 S: 3	H: 0 LOB: 1 BB: 1 P: 7	R: 0 E: 0 K: 0 S: 3	H: 0 LOB: 0 BB: 0 P: 3	R: 0 E: 0 K: 3 S: 9	H: 0 LOB: 1 BB: 1 P: 13	1B: 9 2B: 0 3B: 0 HR: 1	SF: 0 SAC: 0 DP: 0 HBP: 1	WP: 0 PB: 0 CS: 0	PA: 46	
PITCHER	IP	WLS	BF	H	R	ER	SO	BB	IBB	HBP	BLK	WP	HR	S	P	ERA	WHIP				
Mike Moore, R ERA: 4.75 (1, 1)	5.0	L	30	10	5	5	5	4	0	1	1	0	1	35	52	9.00	2.800				
Dave Geisel, L ERA: 7.5 (6, 1)	0.2		3	0	0	0	1	0	1	0	0	0	0	4	8	0.00	0.000				
Roy Thomas, R ERA: 5.0 (6, 1)	0.1		3	0	0	0	0	2	0	0	0	0	0	1	9	0.00	6.000				
Paul Mirabella, L ERA: 2.7 (7, 1)	3.0		10	0	0	0	3	1	0	0	0	0	0	15	19	0.00	0.333				

Milwaukee Brewers @ Seattle Mariners
The Kingdome, Seattle, WA
Wed Jul 18 1984, 6:33 AM EDT
Att: 7,248 - Unknown

AB 37
R 5
H 10
RBI 5
BB 8
SO 9
LOB 31



Batter	1	2	3	4	5	6	7	8	9	AB	R	H	RBI	BB	SO	LOB	BOTTOM				
Larry Milbourne, S OBP: 0.341, SLG: 0.320 (1, 4)	6-3		G3		G6-3			F8		3	0	0	1	0	0	2					
Jack Perconte, L OBP: 0.366, SLG: 0.348 (8, PH)			1-3 2-H							1	0	0	0	0	0	0					
Spike Owen, S OBP: 0.356, SLG: 0.409 (1, 6)	K		4-3			F7				4	0	1	0	0	1	1					
Alvin Davis, L OBP: 0.391, SLG: 0.509 (1, 3)	F5				4-3	4-3		F8		4	0	0	0	0	0	1					
Ken Phelps, L OBP: 0.414, SLG: 0.637 (1, 10)		K			5-3 1B					4	1	2	0	0	1	0					
Al Cowens, R OBP: 0.321, SLG: 0.487 (1, 9)	F9				5-3	F9				4	0	0	0	0	1	2					
Dave Henderson, R OBP: 0.295, SLG: 0.425 (1, 8)	4-3				S 1B			F5		4	0	2	1	0	0	0					
Jim Prestley, R OBP: 0.276, SLG: 0.495 (1, 5)			K		K			F7		4	0	0	0	0	3	2	AB				
Orlando Mercado, R OBP: 0.212, SLG: 0.161 (1, 2)			PB G3 1B			G6-3 1B		F9		3	1	2	0	0	0	0	R				
Phil Bradley, R OBP: 0.354, SLG: 0.312 (1, 7)			G3 PB 1B		F7			6-3		3	0	1	0	0	0	1	H				
Inning Stats	R: 0 E: 0 K: 1 S: 5	H: 0 LOB: 0 BB: 0 P: 5	R: 0 E: 0 K: 1 S: 5	H: 0 LOB: 0 BB: 0 P: 5	R: 1 E: 0 K: 1 S: 7	H: 2 LOB: 1 BB: 0 P: 7	R: 1 E: 0 K: 1 S: 7	H: 2 LOB: 1 BB: 0 P: 7	R: 0 E: 0 K: 0 S: 3	H: 1 LOB: 0 BB: 0 P: 3	R: 0 E: 0 K: 0 S: 4	H: 0 LOB: 0 BB: 0 P: 4	R: 0 E: 0 K: 0 S: 3	H: 0 LOB: 0 BB: 0 P: 3	R: 0 E: 0 K: 2 S: 8	H: 1 LOB: 1 BB: 0 P: 8	1B: 6 2B: 2 3B: 0 HR: 0	SF: 0 SAC: 0 DP: 1 HBP: 0	WP: 0 PB: 1 CS: 0	PA: 34	
PITCHER	IP	WLS	BF	H	R	ER	SO	BB	IBB	HBP	BLK	WP	HR	S	P	ERA	WHIP				
Don Sutton, R ERA: 3.58 (1, 1)	8.0	W	30	7	2	1	4	0	0	0	0	0	0	8	38	3.58	1.12				
Rollie Fingers, R ERA: 2.14 (9, 1)	1.0	S	4	1	0	0	2	0	0	0	0	0	0	8	8	0.00	1.000				

Milwaukee Brewers @ Seattle Mariners
The Kingdome, Seattle, WA
Wed Jul 18 1984, 6:33 AM EDT
Att: 7,248 - Unknown

AB 34
R 2
H 8
RBI 2
BB 0
SO 6
LOB 9



Batter	1	2	3	4	5	6	7	8	9	AB	R	H	RBI	BB	SO	LOB	TOP					
Damaso Garcia, R OBP: 0.329, SLG: 0.413 (1,4)										6	3	3	1	0	1	5						
Lloyd Moseby, L OBP: 0.369, SLG: 0.522 (1,8)										5	0	1	1	1	1	2	3					
George Bell, R OBP: 0.335, SLG: 0.469 (1,7)										5	2	1	1	0	2	4						
Cliff Johnson, R OBP: 0.392, SLG: 0.510 (1,10)										3	1	1	1	1	0	2						
Willie Aikens, L OBP: 0.319, SLG: 0.385 (8, PH)										1	0	0	0	0	0	0						
Jesse Barfield, R OBP: 0.343, SLG: 0.524 (1,9)										5	0	4	1	0	1	0						
Willie Upshaw, L OBP: 0.368, SLG: 0.520 (1,3)										3	0	2	0	0	0	2						
Rick Leach, L OBP: 0.327, SLG: 0.391 (5,3)										2	0	0	0	0	0	2						
Buck Martinez, R OBP: 0.267, SLG: 0.322 (1,2)										5	0	0	0	0	2	6						
Garth Iorg, R OBP: 0.266, SLG: 0.315 (1,5)										0	0	0	0	1	0	0						
Rance Mulliniks, L OBP: 0.381, SLG: 0.417 (3, PH)										4	0	1	0	0	0	3						
Tony Fernandez, S OBP: 0.231, SLG: 0.250 (1,6)										3	2	2	1	2	0	1						
Inning Stats	R: 2 E: 1 K: 0 S: 6	H: 2 LOB: 2 BB: 1 P: 10	R: 1 E: 0 K: 0 S: 4	H: 1 LOB: 2 BB: 2 P: 12	R: 0 E: 0 K: 0 S: 4	H: 2 LOB: 1 BB: 0 P: 4	R: 3 E: 1 K: 2 S: 9	H: 2 LOB: 0 BB: 0 P: 10	R: 0 E: 0 K: 2 S: 8	H: 1 LOB: 2 BB: 1 P: 12	R: 1 E: 0 K: 1 S: 7	H: 2 LOB: 1 BB: 0 P: 7	R: 1 E: 0 K: 0 S: 6	H: 3 LOB: 2 BB: 0 P: 6	R: 0 E: 0 K: 1 S: 6	H: 1 LOB: 1 BB: 0 P: 6	R: 0 E: 0 K: 2 S: 8	H: 1 LOB: 2 BB: 1 P: 12	1B: 8 2B: 4 3B: 0 HR: 3	SF: 0 SAC: 0 DP: 1 HBP: 1	WP: 0 PB: 1 SB: 0 CS: 0	PA: 48
PITCHER	IP	WLS	BF	H	R	ER	SO	BB	IBB	HBP	BLK	WP	HR	S	P	ERA	WHIP					
Ed Vande Berg, L ERA: 3.81 (1,1)	2.0	L	15	5	3	2	0	3	0	0	0	0	0	12	24	9.00	4.000					
Roy Thomas, R ERA: 5.25 (3,1)	4.2		22	7	5	4	5	1	0	1	0	0	3	30	35	7.71	1.714					
Ed Nunez, R ERA: 3.25 (7,1)	2.1		11	3	0	0	3	1	0	0	0	0	0	16	20	0.00	1.714					

Toronto Blue Jays @ Seattle Mariners
The Kingdome, Seattle, WA
Thu Jul 19 1984, 10:05 PM EDT
Att: 7,489 - Unknown

AB 42
R 8
H 15
RBI 6
BB 5
SO 8
LOB 28



Batter	1	2	3	4	5	6	7	8	9	AB	R	H	RBI	BB	SO	LOB	BOTTOM				
Jack Perconte, L OBP: 0.367, SLG: 0.349 (1,4)										4	1	2	0	0	0	0					
Spike Owen, S OBP: 0.352, SLG: 0.404 (1,6)										4	0	0	0	0	1	3					
Alvin Davis, L OBP: 0.389, SLG: 0.505 (1,3)										3	0	0	0	1	0	2					
Ken Phelps, L OBP: 0.416, SLG: 0.628 (1,10)										2	0	0	0	2	2	1					
Al Cowens, R OBP: 0.320, SLG: 0.485 (1,9)										3	0	1	1	0	0	2					
Dave Henderson, R OBP: 0.296, SLG: 0.424 (1,8)										3	0	1	0	0	1	3					
Phil Bradley, R OBP: 0.352, SLG: 0.310 (7,8)										1	0	0	0	0	0	1					
Steve Henderson, R OBP: 0.353, SLG: 0.376 (1,7)										3	0	0	0	0	1	2					
Pat Putnam, L OBP: 0.250, SLG: 0.273 (9, PH)										1	0	0	0	0	0	1					
Jim Presley, R OBP: 0.267, SLG: 0.391 (1,5)										3	0	0	0	0	1	1					
Bob Kearney, R OBP: 0.274, SLG: 0.373 (1,2)										2	0	0	0	1	1	1					
Inning Stats	R: 1 E: 1 K: 1 S: 7	H: 1 LOB: 2 BB: 1 P: 11	R: 0 E: 0 K: 1 S: 6	H: 1 LOB: 2 BB: 1 P: 10	R: 0 E: 0 K: 1 S: 4	H: 0 LOB: 0 BB: 1 P: 8	R: 0 E: 0 K: 3 S: 10	H: 1 LOB: 1 BB: 0 P: 10	R: 0 E: 0 K: 0 S: 3	H: 0 LOB: 0 BB: 0 P: 3	R: 0 E: 0 K: 0 S: 3	H: 0 LOB: 1 BB: 1 P: 7	R: 0 E: 0 K: 1 S: 5	H: 0 LOB: 0 BB: 0 P: 5	R: 0 E: 0 K: 0 S: 3	H: 1 LOB: 0 BB: 0 P: 3	1B: 4 2B: 0 3B: 0 HR: 0	SF: 1 SAC: 0 DP: 2 HBP: 0	WP: 0 PB: 0 SB: 0 CS: 0	PA: 34	
PITCHER	IP	WLS	BF	H	R	ER	SO	BB	IBB	HBP	BLK	WP	HR	S	P	ERA	WHIP				
Dave Stieb, R ERA: 2.21 (1,1)	8.0	W	31	3	1	0	7	4	0	0	0	0	0	41	57	0.00	0.875				
Dennis Lamp, R ERA: 3.35 (9,1)	1.0		3	1	0	0	0	0	0	0	0	0	0	3	3	0.00	1.000				

Toronto Blue Jays @ Seattle Mariners
The Kingdome, Seattle, WA
Thu Jul 19 1984, 10:05 PM EDT
Att: 7,489 - Unknown

AB 29
R 1
H 4
RBI 1
BB 4
SO 7
LOB 17



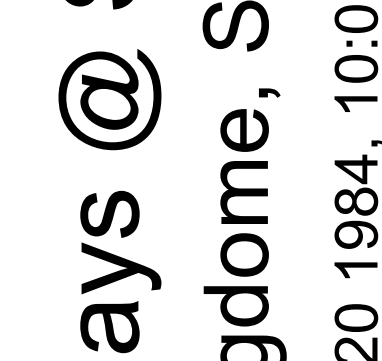
Batter	1	2	3	4	5	6	7	8	9	AB	R	H	RBI	BB	SO	LOB	TOP										
Damaso Garcia, R OBP: 0.328, SLG: 0.410	F9		F8			F4		FC4-6	BB	5	1	1	1	0	0	3	Toronto Blue Jays @ Seattle Mariners The Kingdome, Seattle, WA Fri Jul 20 1984, 10:05 PM EDT Att: 8,246 - Unknown										
Dave Collins, S OBP: 0.352, SLG: 0.470	K			FC3-6				F9	BB	3	1	1	0	2	1	1											
Lloyd Moseby, L OBP: 0.369, SLG: 0.526	6-3			FC3-6		F7			BB	5	2	2	2	0	0	2											
Willie Upshaw, L OBP: 0.369, SLG: 0.521 Rick Leach, L OBP: 0.327, SLG: 0.391		F7		F8					K	5	1	2	1	0	1	2											
Willie Aikens, L OBP: 0.317, SLG: 0.381 Alfredo Griffin, S OBP: 0.264, SLG: 0.327		F2			F3		F7			4	0	1	1	0	0	1											
Rance Mulliniks, L OBP: 0.381, SLG: 0.416 Cliff Johnson, R OBP: 0.395, SLG: 0.513 Garth Iorg, R OBP: 0.265, SLG: 0.313		6-3			F6					3	0	1	1	0	0	0											
Ernie Whitt, L OBP: 0.356, SLG: 0.399 George Bell, R OBP: 0.339, SLG: 0.470 Buck Martinez, R OBP: 0.267, SLG: 0.322			F8				G1-6-3		E5	3	0	1	0	0	0	1											
Jesse Barfield, R OBP: 0.350, SLG: 0.532			4-3					F8		5	1	3	2	0	1	1											
Tony Fernandez, S OBP: 0.257, SLG: 0.266			4-3							4	1	2	2	1	1	3											
Inning Stats	R: 0 E: 0 K: 1 S: 5	H: 0 LOB: 0 BB: 0 P: 5	R: 0 E: 0 K: 0 S: 3	H: 0 LOB: 0 BB: 0 P: 3	R: 0 E: 0 K: 0 S: 4	H: 1 LOB: 1 BB: 0 P: 4	R: 0 E: 0 K: 0 S: 2	H: 0 LOB: 0 BB: 1 P: 6	R: 0 E: 0 K: 1 S: 6	H: 1 LOB: 1 BB: 0 P: 6	R: 0 E: 0 K: 0 S: 4	H: 2 LOB: 1 BB: 0 P: 4	R: 1 E: 0 K: 0 S: 4	H: 2 LOB: 0 BB: 0 P: 4	R: 0 E: 0 K: 0 S: 3	H: 0 LOB: 1 BB: 1 P: 7		R: 11 E: 1 K: 2 S: 18	H: 11 LOB: 2 BB: 2 P: 26	1B: 13 2B: 3 3B: 1 HR: 0	SF: 0 SAC: 0 DP: 1 HBP: 0	WP: 0 PB: 0 SB: 1 CS: 2	PA: 45				
PITCHER	IP	WLS	BF	H	R	ER	SO	BB	IBB	HBP	BLK	WP	HR	S	P	ERA	WHIP										
Jim Beattie, R ERA: 3.49	7.1		27	6	1	1	2	2	0	0	0	0	0	29	37	18.00	2.000										
Mike Stanton, R ERA: 3.5	1.0		5	2	2	2	1	0	0	0	0	0	0	7	7	∞	∞										
Paul Mirabella, L ERA: 3.47	0.0	L	4	4	2	2	0	0	0	0	0	0	0	4	4	∞	∞										
Ed Nunez, R ERA: 3.5	0.0		2	1	1	1	0	1	0	0	0	0	0	1	5	∞	∞										
Dave Geisel, L ERA: 9.24	0.2		7	4	6	6	1	1	0	0	0	0	0	8	12	81.00	7.500										

Batter	1	2	3	4	5	6	7	8	9	AB	R	H	RBI	BB	SO	LOB	BOTTOM										
Jack Perconte, L OBP: 0.368, SLG: 0.356	F6		FC6-2			4-3			F5	5	0	2	1	0	0	2	Toronto Blue Jays @ Seattle Mariners The Kingdome, Seattle, WA Fri Jul 20 1984, 10:05 PM EDT Att: 8,246 - Unknown										
Spike Owen, S OBP: 0.355, SLG: 0.407	6-3		FC6-2			F3		G5-4-3	BB	5	2	3	0	0	0	1											
Alvin Davis, L OBP: 0.392, SLG: 0.512	6-3		F3							3	2	1	4	2	0	2											
Ken Phelps, L OBP: 0.420, SLG: 0.623 Larry Milbourne, S OBP: 0.336, SLG: 0.315		F9								1	0	0	0	2	0	1											
Al Cowens, R OBP: 0.322, SLG: 0.486		G3								4	0	2	2	0	0	1											
Pat Putnam, L OBP: 0.245, SLG: 0.267 Barry Bonnell, R OBP: 0.313, SLG: 0.386		G3								3	0	0	0	0	2	3											
Jim Prestley, R OBP: 0.255, SLG: 0.374		K								4	0	0	0	0	1	0											
Bob Kearney, R OBP: 0.277, SLG: 0.375			FC4-6							4	1	2	0	0	1	0											
Phil Bradley, R OBP: 0.355, SLG: 0.315			FC4-6							4	2	2	0	0	1	1											
Inning Stats	R: 0 E: 0 K: 0 S: 4	H: 1 LOB: 1 BB: 0 P: 4	R: 0 E: 0 K: 1 S: 5	H: 0 LOB: 0 BB: 0 P: 5	R: 1 E: 0 K: 0 S: 5	H: 2 LOB: 1 BB: 0 P: 5	R: 0 E: 0 K: 1 S: 4	H: 0 LOB: 0 BB: 1 P: 8	R: 0 E: 0 K: 1 S: 5	H: 0 LOB: 0 BB: 0 P: 5	R: 1 E: 0 K: 0 S: 6	H: 1 LOB: 2 BB: 2 P: 14	R: 0 E: 0 K: 1 S: 6	H: 2 LOB: 2 BB: 0 P: 6	R: 1 E: 0 K: 0 S: 4	H: 2 LOB: 1 BB: 1 P: 8		R: 4 E: 0 K: 0 S: 7	H: 4 LOB: 0 BB: 0 P: 7	1B: 10 2B: 0 3B: 1 HR: 1	SF: 0 SAC: 0 DP: 1 HBP: 0	WP: 1 PB: 1 SB: 1 CS: 1	PA: 40				
PITCHER	IP	WLS	BF	H	R	ER	SO	BB	IBB	HBP	BLK	WP	HR	S	P	ERA	WHIP										
Jim Clancy, R ERA: 5.2	6.2		27	5	2	2	5	3	0	0	1	0	0	34	46	2.70	1.200										
Jimmy Key, L ERA: 5.18	1.0		4	2	1	1	0	1	0	0	1	0	0	3	7	9.00	3.000										
Jim Acker, R ERA: 5.12	0.1	W	2	1	0	0	0	0	0	0	0	0	0	2	2	0.00	3.000										
Roy Lee Jackson, R ERA: 3.04	1.0		7	4	4	4	0	0	0	0	0	0	1	7	7	36.00	4.000										

AB 41
R 12
H 17
RBI 11
BB 4
SO 4
LOB 16



AB 36
R 7
H 12
RBI 7
BB 4
SO 5
LOB 14



Batter	1	2	3	4	5	6	7	8	9	AB	R	H	RBI	BB	SO	LOB	TOP										
Damaso Garcia, R (1,4) OBP: 0.327, SLG: 0.409	5-3		F6			F7			2B SF8 1B	4	1	1	0	0	0	0	Toronto Blue Jays @ Seattle Mariners The Kingdome, Seattle, WA Sat Jul 21 1984, 10:05 PM EDT Att: 14,516 - Unknown										
Dave Collins, S (1,7) OBP: 0.350, SLG: 0.471	4-3		1-3			F9			SF8 3B	4	1	1	0	0	0												
Lloyd Moseby, L (1,8) OBP: 0.365, SLG: 0.522	K			4-3		F7			SF8	3	0	0	1	0	1												
Willie Upshaw, L (1,3) OBP: 0.371, SLG: 0.526		4-3					6-3			4	0	2	1	0	0												
Willie Aikens, L (1,10) OBP: 0.318, SLG: 0.403 Cliff Johnson, R (9, PH) OBP: 0.397, SLG: 0.513						F6			3B	3	1	1	1	0	0												
George Bell, R (1,9) OBP: 0.335, SLG: 0.465							5-3		BB	0	0	0	0	1	0												
George Bell, R (1,9) OBP: 0.335, SLG: 0.465		6-3					F2		F4	4	0	0	0	0	1												
Rance Mulliniks, L (1,5) Garth Iorg, R (8, PH) OBP: 0.283, SLG: 0.311									F9	1	0	1	0	1	0												
Rick Leach, L (9, PH) OBP: 0.321, SLG: 0.383									K	1	0	0	0	0	1												
Ernie Whitt, L (1,2) OBP: 0.352, SLG: 0.394 Buck Martinez, R (8, PH) OBP: 0.296, SLG: 0.320										2	0	0	0	0	2												
Alfredo Griffin, S (1,6) OBP: 0.261, SLG: 0.324									F7	3	0	0	0	0	0												
Inning Stats	R: 0 E: 0 K: 1 S: 5	H: 0 LOB: 0 BB: 0 P: 5	R: 1 E: 0 K: 0 S: 4	H: 1 LOB: 1 BB: 1 P: 8	R: 0 E: 0 K: 0 S: 3	H: 0 LOB: 0 BB: 0 P: 3	R: 0 E: 0 K: 1 S: 6	H: 1 LOB: 1 BB: 0 P: 6	R: 0 E: 0 K: 0 S: 3	H: 0 LOB: 0 BB: 0 P: 3	R: 0 E: 0 K: 0 S: 3	H: 0 LOB: 0 BB: 0 P: 3	R: 0 E: 0 K: 1 S: 5	H: 0 LOB: 0 BB: 0 P: 5	R: 2 E: 0 K: 1 S: 8	H: 3 LOB: 2 BB: 1 P: 12	1B: 3 2B: 1 3B: 1 HR: 1	SF: 1 SAC: 0 DP: 0 HBP: 0	WP: 0 PB: 0 SB: 0 CS: 1	PA: 34							
PITCHER	IP	WLS	BF	H	R	ER	SO	BB	IBB	HBP	BLK	WP	HR	S	P	ERA	WHIP										
Salome Barojas, R (1,1) ERA: 4.03	7.0	W	24	3	1	1	2	1	0	0	0	0	1	27	31	1.29	0.571										
Ed Vande Berg, L (8,1) ERA: 3.53	1.1		8	3	2	2	1	1	0	0	0	0	0	9	13	13.50	3.000										
Mike Stanton, R (9,1) ERA: 3.74	0.2		2	0	0	0	1	0	0	0	0	0	0	4	4	0.00	0.000										

AB	31
R	3
H	6
RBI	3
BB	2
SO	4
LOB	8



Batter	1	2	3	4	5	6	7	8	9	AB	R	H	RBI	BB	SO	LOB	BOTTOM										
Jack Perconte, L (1,4) OBP: 0.366, SLG: 0.354	1-3		K			F9				5	1	1	1	0	1	3	Toronto Blue Jays @ Seattle Mariners The Kingdome, Seattle, WA Sat Jul 21 1984, 10:05 PM EDT Att: 14,516 - Unknown										
Phil Bradley, R (1,8) OBP: 0.351, SLG: 0.311	1-3					F8				5	1	1	0	0	0												
Alvin Davis, L (1,3) OBP: 0.394, SLG: 0.520	6-3									3	2	1	2	2	1												
Al Cowens, R (1,10) OBP: 0.323, SLG: 0.481										3	1	0	1	2	0												
Steve Henderson, R (1,7) OBP: 0.350, SLG: 0.373										4	1	1	1	0	1												
Barry Bonnell, R (1,9) OBP: 0.313, SLG: 0.384										4	0	1	1	0	0												
Jim Prestley, R (1,5) OBP: 0.276, SLG: 0.389										4	1	3	2	0	1												
Orlando Mercado, R (1,2) OBP: 0.216, SLG: 0.171										4	1	1	0	0	1												
Domingo Ramos, R (1,6) OBP: 0.217, SLG: 0.220 Spike Owen, S (7, PH) OBP: 0.356, SLG: 0.407										2	0	1	0	0	0												
Spike Owen, S (7, PH) OBP: 0.356, SLG: 0.407										2	1	1	1	0	0												
Inning Stats	R: 0 E: 0 K: 0 S: 3	H: 0 LOB: 0 BB: 0 P: 3	R: 0 E: 0 K: 1 S: 5	H: 0 LOB: 0 BB: 0 P: 5	R: 0 E: 0 K: 2 S: 8	H: 1 LOB: 1 BB: 0 P: 8	R: 1 E: 0 K: 0 S: 4	H: 1 LOB: 0 BB: 0 P: 4	R: 0 E: 0 K: 0 S: 5	H: 2 LOB: 2 BB: 0 P: 5	R: 0 E: 0 K: 1 S: 5	H: 0 LOB: 1 BB: 1 P: 9	R: 8 E: 1 K: 1 S: 13	H: 7 LOB: 2 BB: 2 P: 21	R: 0 E: 0 K: 0 S: 3	H: 0 LOB: 1 BB: 1 P: 7	1B: 10 2B: 0 3B: 0 HR: 1	SF: 0 SAC: 0 DP: 0 HBP: 0	WP: 0 PB: 0 SB: 0 CS: 0	PA: 40							
PITCHER	IP	WLS	BF	H	R	ER	SO	BB	IBB	HBP	BLK	WP	HR	S	P	ERA	WHIP										
Bryan Clark, L (1,1) ERA: 4.43	6.0		23	4	1	1	4	1	0	0	0	0	0	30	34	1.50	0.833										
Dennis Lamp, R (7,1) ERA: 3.53	0.1	L	3	1	2	2	0	0	0	0	0	0	0	3	3	54.00	3.000										
Jimmy Key, L (7,1) ERA: 6.27	0.0		4	3	1	0	0	1	0	0	0	0	0	3	7	∞	∞										
Jim Acker, R (7,1) ERA: 5.3	1.2		10	3	5	5	1	2	0	0	0	0	0	10	18	27.00	3.000										

AB	36
R	9
H	11
RBI	9
BB	4
SO	5
LOB	12



Batter	1	2	3	4	5	6	7	8	9	AB	R	H	RBI	BB	SO	LOB	TOP					
Damaso Garcia, R (1.4) OBP: 0.325, SLG: 0.408	5-3		F9		1B HR	F5		F9		5	1	1	1	0	0	5						
Lloyd Moseby, L (1.8) OBP: 0.366, SLG: 0.523	K				K		4-3			5	0	2	0	0	2	2						
George Bell, R (1.7) OBP: 0.333, SLG: 0.461	K				F8		5-3			5	1	1	1	0	2	2						
Cliff Johnson, R (1.10) OBP: 0.397, SLG: 0.525		F3			K					5	1	2	3	0	1	2						
Jesse Barfield, R (1.9) OBP: 0.346, SLG: 0.521	K						5-3			4	0	0	0	1	1	2						
Willie Upshaw, L (1.3) OBP: 0.370, SLG: 0.523	K				K					4	0	1	0	0	2	2						
Buck Martinez, R (1.2) OBP: 0.277, SLG: 0.318										1	1	0	0	3	0	1						
Garth Iorg, R (1.5) OBP: 0.256, SLG: 0.303										4	0	0	0	0	1	4						
Tony Fernandez, S (1.6) OBP: 0.297, SLG: 0.299										3	1	3	0	1	0	0						
Inning Stats	R: 0 E: 0 K: 2 S: 7	H: 0 LOB: 0 BB: 0 P: 7	R: 0 E: 0 K: 2 S: 7	H: 0 LOB: 0 BB: 0 P: 7	R: 0 E: 0 K: 0 S: 3	H: 1 LOB: 1 BB: 1 P: 7	R: 0 E: 0 K: 2 S: 8	H: 1 LOB: 2 BB: 1 P: 12	R: 5 E: 0 K: 1 S: 8	H: 3 LOB: 0 BB: 2 P: 16	R: 0 E: 0 K: 1 S: 7	H: 2 LOB: 1 BB: 0 P: 7	R: 0 E: 0 K: 0 S: 4	H: 1 LOB: 1 BB: 0 P: 4	R: 0 E: 0 K: 0 S: 4	H: 1 LOB: 1 BB: 1 P: 8	R: 0 E: 0 K: 1 S: 6	H: 1 LOB: 1 BB: 0 P: 6	1B: 7 2B: 2 3B: 0 HR: 1	SF: 0 SAC: 0 DP: 0 HBP: 0	WP: 0 PB: 0 SB: 1 CS: 1	PA: 41
PITCHER	IP	WLS	BF	H	R	ER	SO	BB	IBB	HBP	BLK	WP	HR	S	P	ERA	WHIP					
Mark Langston, L (1.1) ERA: 3.65	6.2	L	31	8	5	5	8	4	0	0	0	0	1	43	59	6.75	1.800					
Ed Nunez, R (7.1) ERA: 3.6	2.1		10	2	0	0	1	1	0	0	0	0	0	11	15	0.00	1.286					

Toronto Blue Jays @ Seattle Mariners
The Kingdome, Seattle, WA
Sun Jul 22 1984, 6:33 AM EDT
Att: 7,263 - Unknown

AB	36
R	5
H	10
RBI	5
BB	5
SO	9
LOB	20



Batter	1	2	3	4	5	6	7	8	9	AB	R	H	RBI	BB	SO	LOB	BOTTOM				
Jack Perconte, L (1.4) OBP: 0.362, SLG: 0.350	F5		F7		F4			F4		4	0	0	0	0	0	1					
Spike Owen, S (1.6) OBP: 0.355, SLG: 0.408	1-3		F5					F9		4	1	1	0	0	0	1					
Alvin Davis, L (1.3) OBP: 0.398, SLG: 0.521					E7 HR			F8		3	1	2	0	1	0	1					
Ken Phelps, L (1.10) OBP: 0.417, SLG: 0.638	F4							SF8		3	1	1	3	0	1	2					
Al Cowens, R (1.9) OBP: 0.325, SLG: 0.481										4	0	2	0	0	1	0					
Dave Henderson, R (1.8) OBP: 0.291, SLG: 0.417										4	0	0	0	0	0	2					
Barry Bonnell, R (1.7) OBP: 0.308, SLG: 0.379										4	0	0	0	0	1	2					
Jim Presley, R (1.5) OBP: 0.265, SLG: 0.374										4	0	0	0	0	0	1					
Bob Kearney, R (1.2) OBP: 0.277, SLG: 0.374										3	0	1	0	0	0	1					
Inning Stats	R: 0 E: 0 K: 0 S: 4	H: 1 LOB: 1 BB: 0 P: 4	R: 0 E: 0 K: 0 S: 3	H: 1 LOB: 0 BB: 0 P: 3	R: 0 E: 0 K: 0 S: 4	H: 1 LOB: 1 BB: 0 P: 4	R: 2 E: 1 K: 1 S: 7	H: 2 LOB: 0 BB: 0 P: 7	R: 0 E: 0 K: 0 S: 3	H: 0 LOB: 0 BB: 0 P: 3	R: 1 E: 0 K: 0 S: 4	H: 1 LOB: 1 BB: 0 P: 4	R: 0 E: 0 K: 1 S: 5	H: 0 LOB: 1 BB: 1 P: 9	R: 0 E: 0 K: 1 S: 6	H: 1 LOB: 1 BB: 0 P: 6	1B: 5 2B: 1 3B: 0 HR: 1	SF: 1 SAC: 0 DP: 1 HBP: 0	WP: 0 PB: 0 SB: 0 CS: 0	PA: 35	
PITCHER	IP	WLS	BF	H	R	ER	SO	BB	IBB	HBP	BLK	WP	HR	S	P	ERA	WHIP				
Doyle Alexander, R (1.1) ERA: 3.48	7.0	W	27	6	3	3	1	0	0	0	0	0	0	29	29	3.86	0.857				
Roy Lee Jackson, R (8.1) ERA: 2.93	2.0	S	8	1	0	0	2	1	0	0	0	0	0	11	15	0.00	1.000				

Toronto Blue Jays @ Seattle Mariners
The Kingdome, Seattle, WA
Sun Jul 22 1984, 6:33 AM EDT
Att: 7,263 - Unknown

AB	33
R	3
H	7
RBI	3
BB	1
SO	3
LOB	11



Batter	1	2	3	4	5	6	7	8	9	AB	R	H	RBI	BB	SO	LOB	TOP					
Jack Perconte, L (1, 4) OBP: 0.362, SLG: 0.350 Larry Milbourne, S (6, 4) OBP: 0.341, SLG: 0.320	0-3 K ①		0-0 6-3 ③			0-0 4-3 1B 1B		0-0 1-2 1B		3	1	1	0	0	1	0						
Spike Owen, S (1, 6) OBP: 0.351, SLG: 0.404	0-0 F6 ②			0-3 K ①		0-0 4-3 ②		0-0 F6 ②		4	0	0	0	0	1	3						
Alvin Davis, L (1, 3) OBP: 0.399, SLG: 0.521	0-0 1B			0-3 K ②		0-0 2-H 1B		0-3 K ③		4	0	2	1	0	2	2						
Ken Phelps, L (1, 10) OBP: 0.413, SLG: 0.625	0-3 K ③			4-0 BB		0-3 K ③			0-0 4-3 ①	3	0	0	0	1	2	2						
Al Cowens, R (1, 9) OBP: 0.323, SLG: 0.477 Pat Putnam, L (9, PH) OBP: 0.250, SLG: 0.272		0-3 K ①		0-0 F6 ③			0-3 K ①		0-0 1B	3	0	0	0	0	2	1						
Dave Henderson, R (1, 8) OBP: 0.286, SLG: 0.409		0-3 K ②			0-0 5-3 ①		0-3 K ②		0-0 F8 ②	4	0	0	0	0	2	1						
Jim Prestley, R (1, 5) OBP: 0.255, SLG: 0.359		0-3 K ③			0-3 K ②		0-3 K ③		0-0 F9 ③	4	0	0	0	0	3	1						
Bob Kearney, R (1, 2) OBP: 0.275, SLG: 0.370			0-3 K ①		0-3 K ③			0-0 5-3 ①		3	0	0	0	0	2	0						
Phil Bradley, R (1, 7) OBP: 0.351, SLG: 0.308			0-3 K ②			0-0 F7 ①		4-0 F6 1B BB		2	0	0	0	1	1	0						
Inning Stats	R: 0 E: 0 K: 2 S: 8	H: 1 LOB: 1 BB: 0 P: 8	R: 0 E: 0 K: 3 S: 9	H: 0 LOB: 0 BB: 0 P: 9	R: 0 E: 0 K: 2 S: 7	H: 0 LOB: 0 BB: 1 P: 7	R: 0 E: 0 K: 2 S: 7	H: 0 LOB: 1 BB: 0 P: 11	R: 0 E: 0 K: 3 S: 7	H: 0 LOB: 0 BB: 0 P: 7	R: 1 E: 0 K: 1 S: 7	H: 2 LOB: 1 BB: 0 P: 7	R: 0 E: 0 K: 3 S: 9	H: 0 LOB: 0 BB: 0 P: 9	R: 0 E: 0 K: 1 S: 6	H: 1 LOB: 2 BB: 1 P: 10	R: 0 E: 0 K: 0 S: 4	H: 1 LOB: 1 BB: 0 P: 4	1B: 5 2B: 0 3B: 0 HR: 0	SF: 0 SAC: 0 DP: 0 HBP: 0	WP: 0 PB: 0 SB: 0 CS: 0	PA: 34
PITCHER Mike Witt, R (1, 1) ERA: 3.36	IP: 9.0 WLS: W BF: 34 H: 5 R: 1 ER: 1 SO: 16 BB: 2 IBB: 0 HBP: 0 BLK: 0 WP: 0 HR: 0 S: 64 P: 72 ERA: 1.00 WHIP: 0.778															PITCHER	IP: 9.0 WLS: W BF: 34 H: 5 R: 1 ER: 1 SO: 16 BB: 2 IBB: 0 HBP: 0 BLK: 0 WP: 0 HR: 0 S: 64 P: 72 ERA: 1.00 WHIP: 0.778					

Seattle Mariners @ California Angels
Anaheim Stadium, Anaheim, CA
Mon Jul 23 1984, 10:05 PM EDT
Att: 23,967 - Unknown

AB 32
R 1
H 5
RBI 1
BB 2
SO 16
LOB 10



Batter	1	2	3	4	5	6	7	8	9	AB	R	H	RBI	BB	SO	LOB	BOTTOM			
Gary Pettis, S (1, 8) OBP: 0.338, SLG: 0.308	0-0 1-3 ①	0-3 K ③		0-0 1B	0-0 2-3 3-H 1B			0-3 K ①		5	0	2	1	0	2	3				
Rob Wilfong, L (1, 4) OBP: 0.305, SLG: 0.368	0-0 F7 ②		0-0 F8 FC 2B	0-3 K ①	0-3 K ③			0-3 K ②		5	1	1	0	0	3	4				
Fred Lynn, L (1, 9) OBP: 0.333, SLG: 0.435	0-3 K ③		0-0 F8 ①	0-3 K ②		0-3 K ①		0-3 K ③		5	0	0	0	0	4	3				
Reggie Jackson, L (1, 10) OBP: 0.318, SLG: 0.443		4-0 1B 1B BB	0-0 FC CS	0-0 F7 ③		0-3 K ②		0-3 K ①		3	1	0	1	1	1	1				
Doug DeCinces, R (1, 5) OBP: 0.316, SLG: 0.423 Bobby Grich, R (8, 5) OBP: 0.324, SLG: 0.416		0-0 1B 1B	0-0 1B 2B 1B		0-0 E 1B	0-0 F6 ③				4	2	3	0	0	0	0				
Daryl Scanlon, L (1, 3) OBP: 0.351, SLG: 0.400		0-0 1B 1B	0-0 1B 2B 1B		0-0 F7 ①			0-0 F7 ①		4	2	2	1	0	0	1				
Juan Beniquez, R (1, 7) OBP: 0.403, SLG: 0.497		0-0 1B 1B	0-0 1B 2B		0-0 E 1B 1B			0-0 F8 ②		4	1	3	2	0	0	0				
Bob Boone, R (1, 2) OBP: 0.247, SLG: 0.275		0-0 5-3 1B	0-0 1B IBB		0-0 F2 ②			0-0 6-3 ③		3	0	1	1	1	0	2				
Rob Piccolo, R (1, 6) OBP: 0.208, SLG: 0.286	0-0 5-3 ②		0-0 F9 ③		0-0 E4 1B			0-0 1B		4	0	1	0	0	0	5				
Inning Stats	R: 0 E: 0 K: 1 S: 5	H: 0 LOB: 0 BB: 0 P: 5	R: 2 E: 0 K: 1 S: 8	H: 4 LOB: 1 BB: 1 P: 12	R: 3 E: 0 K: 0 S: 7	H: 4 LOB: 2 BB: 1 P: 11	R: 0 E: 0 K: 2 S: 8	H: 1 LOB: 1 BB: 0 P: 8	R: 2 E: 1 K: 1 S: 9	H: 3 LOB: 2 BB: 0 P: 9	R: 0 E: 0 K: 2 S: 7	H: 0 LOB: 0 BB: 0 P: 7	R: 0 E: 0 K: 0 S: 3	H: 0 LOB: 0 BB: 0 P: 3	R: 0 E: 0 K: 3 S: 10	H: 1 LOB: 1 BB: 0 P: 10	1B: 11 2B: 2 3B: 0 HR: 0	SF: 0 SAC: 0 DP: 0 HBP: 0	WP: 0 PB: 0 SB: 0 CS: 1	PA: 39
PITCHER Mike Moore, R (1, 1) ERA: 4.99 Dave Geisel, L (4, 1) ERA: 7.02 Paul Mirabella, L (8, 1) ERA: 3.4	IP: 3.0 WLS: L BF: 18 H: 4 R: 2 ER: 0 SO: 5 BB: 0 IBB: 0 HBP: 0 BLK: 0 WP: 0 HR: 0 S: 20 P: 28 ERA: 15.00 WHIP: 3.000															PITCHER	IP: 3.0 WLS: L BF: 18 H: 4 R: 2 ER: 0 SO: 5 BB: 0 IBB: 0 HBP: 0 BLK: 0 WP: 0 HR: 0 S: 20 P: 28 ERA: 15.00 WHIP: 3.000			

Seattle Mariners @ California Angels
Anaheim Stadium, Anaheim, CA
Mon Jul 23 1984, 10:05 PM EDT
Att: 23,967 - Unknown

AB 37
R 7
H 13
RBI 6
BB 2
SO 10
LOB 19



Batter	1	2	3	4	5	6	7	8	9	AB	R	H	RBI	BB	SO	LOB	TOP			
Jack Perconte, L (1,4) OBP: 0.362, SLG: 0.349	4-3	FC5 BB		2H 1B		F9			G3	4	0	1	0	1	0	0				
Spike Owen, S (1,6) OBP: 0.350, SLG: 0.402	4-3 1B	FC5			5-3	F9				4	1	1	0	0	0	2				
Alvin Davis, L (1,3) OBP: 0.395, SLG: 0.515	4-3		F8		6-3		K			4	0	0	0	0	1	1				
Al Cowens, R (1,10) OBP: 0.325, SLG: 0.477	2H 1B		5-3		1B		1-3			4	0	2	1	0	0	0				
Steve Henderson, R (1,7) OBP: 0.354, SLG: 0.376	F9				F4			FC2-6 1B		4	0	2	0	0	0	2				
Phil Bradley, R (8, PR) OBP: 0.351, SLG: 0.308										0	0	0	0	0	0	0				
Dave Henderson, R (1,8) OBP: 0.290, SLG: 0.415		6-3 1B	K			HR 1B		FC2-6 G4-6-3 1B		4	2	2	0	0	1	2				
Barry Bonnell, R (1,9) OBP: 0.307, SLG: 0.388		F9		F4		HR 1B		G4-6-3		4	1	1	2	0	0	2				
Jim Presley, R (1,5) OBP: 0.257, SLG: 0.368		6-3				K			G3	3	0	1	0	0	1	1				
Ken Phelps, L (9, PH) OBP: 0.411, SLG: 0.621				1B 2B						1	0	0	0	0	0	0				
Domingo Ramos, R (9, S) OBP: 0.217, SLG: 0.220		2-3								0	0	0	0	0	0	0				
Bob Kearney, R (1,2) OBP: 0.274, SLG: 0.369		3H 1B		F7		5-3			6-3	4	0	1	1	0	0	1				
Inning Stats	R: 1 E: 0 K: 0 S: 5	H: 2 LOB: 1 BB: 0 P: 5	R: 1 E: 0 K: 0 S: 5	H: 2 LOB: 2 BB: 1 P: 9	R: 0 E: 0 K: 1 S: 6	H: 1 LOB: 1 BB: 0 P: 6	R: 0 E: 0 K: 0 S: 4	H: 2 LOB: 2 BB: 0 P: 4	R: 0 E: 0 K: 1 S: 7	H: 1 LOB: 1 BB: 0 P: 4	R: 0 E: 0 K: 1 S: 5	H: 0 LOB: 0 BB: 0 P: 5	R: 0 E: 0 K: 0 S: 3	H: 1 LOB: 1 BB: 0 P: 3	R: 0 E: 0 K: 0 S: 3	H: 0 LOB: 0 BB: 0 P: 3	1B: 8 2B: 2 3B: 0 HR: 1	SF: 0 SAC: 0 DP: 1 HBP: 0	WP: 0 PB: 0 SB: 0 CS: 0	PA: 37
PITCHER	IP WLS BF H R ER SO BB IBB HBP BLK WP HR S P ERA WHIP	7.0 L 31 10 4 4 3 1 0 0 0 0 1 36 40 5.14 1.571	8.1 L 6 1 0 0 0 0 0 0 0 0 0 0 6 6 0.00 0.500																	

Seattle Mariners @ California Angels
Anaheim Stadium, Anaheim, CA
Tue Jul 24, 1984, 10:05 PM EDT
Att: 24,834 - Unknown

AB	36
R	4
H	11
RBI	4
BB	1
SO	3
LOB	11



Batter	1	2	3	4	5	6	7	8	9	AB	R	H	RBI	BB	SO	LOB	BOTTOM					
Gary Pettis, S (1,8) OBP: 0.339, SLG: 0.307	6-3		G2	G5-3 1B		1B BB		F8		4	0	1	1	1	0	0						
Juan Beniquez, R (1,7) OBP: 0.403, SLG: 0.494	5-3		BB 1B	1B 1B		F7			4-3	5	0	2	1	0	0	2						
Mike Brown, R (1,9) OBP: 0.333, SLG: 0.554				1B 1B						2	0	0	0	1	1	3						
Fred Lynn, L (6, PH) OBP: 0.334, SLG: 0.436	K			G5-3					F8	2	0	1	0	0	0	0						
Doug DeCinces, R (1,5) OBP: 0.317, SLG: 0.423		FC3-6 1B	K			F7			F8	5	0	2	0	0	1	2						
Brian Downing, R (1,10) OBP: 0.323, SLG: 0.379		K		1B 1B		WP SH1-4 1B			SH1-4	3	1	2	0	0	1	1						
Bobby Grich, R (1,4) OBP: 0.327, SLG: 0.418				1B 1B		F8			6-3	4	0	2	0	0	0	2						
Daryl Sconiers, L (1,3) OBP: 0.341, SLG: 0.385		FC3-6		BB 1B		6-3			6-3	4	1	1	1	0	0	4						
Bob Boone, R (1,2) OBP: 0.244, SLG: 0.271		6-3		FC1-5 1B		6-3			F8	4	1	0	0	0	0	4						
Dick Schofield, R (1,6) OBP: 0.269, SLG: 0.303				1B 1B						2	0	1	0	1	0	0						
Reggie Jackson, L (8, PH) OBP: 0.317, SLG: 0.442			F9	1B 1B					K	1	0	0	0	0	1	0						
Rob Piccolo, R (9, S) OBP: 0.208, SLG: 0.286				1B 1B		BB 1B				0	0	0	0	0	0	0						
Inning Stats	R: 0 E: 0 K: 1 S: 5	H: 0 LOB: 0 BB: 0 P: 5	R: 0 E: 0 K: 1 S: 7	H: 2 LOB: 2 BB: 0 P: 7	R: 0 E: 0 K: 1 S: 6	H: 1 LOB: 2 BB: 1 P: 10	R: 3 E: 0 K: 0 S: 7	H: 5 LOB: 2 BB: 1 P: 11	R: 0 E: 0 K: 0 S: 4	H: 1 LOB: 1 BB: 0 P: 4	R: 0 E: 0 K: 0 S: 4	H: 2 LOB: 2 BB: 1 P: 8	R: 0 E: 0 K: 1 S: 5	H: 0 LOB: 0 BB: 0 P: 5	R: 0 E: 0 K: 0 S: 3	H: 0 LOB: 0 BB: 0 P: 3	1B: 11 2B: 1 3B: 0 HR: 0	SF: 0 SAC: 1 DP: 1 HBP: 0	WP: 1 PB: 0 SB: 0 CS: 0	PA: 40		
PITCHER	IP WLS BF H R ER SO BB IBB HBP BLK WP HR S P ERA WHIP	5.1 W 28 10 3 3 3 3 0 0 0 1 0 5 5 0.00 1.500	6.1 L 5 2 0 0 0 0 0 0 0 0 0 5 5 0.00 1.500	7.1 L 1 0 0 0 0 0 0 0 0 0 0 1 1 0.00 0.000	8.1 S 6 0 0 0 1 0 0 0 0 0 0 8 8 0.00 0.000																	

Seattle Mariners @ California Angels
Anaheim Stadium, Anaheim, CA
Tue Jul 24, 1984, 10:05 PM EDT
Att: 24,834 - Unknown

AB	36
R	3
H	12
RBI	3
BB	3
SO	4
LOB	18



Batter	1	2	3	4	5	6	7	8	9	10	AB	R	H	RBI	BB	SO	LOB	TOP			
Jack Perconte, L OBP: 0.363, SLG: 0.349 (1, 4)	F8				F7		FC4-6			E 1B 1B	5	0	2	0	0	0	4				
Spike Owen, S OBP: 0.348, SLG: 0.399 (1, 6)	F7		4-3			F9		F7		E2 1B	5	0	1	0	0	0	1				
Alvin Davis, L OBP: 0.395, SLG: 0.510 (1, 3)	F8				FC6-4 BB	3-1		F9			3	0	0	0	2	0	0				
Ken Phelps, L OBP: 0.400, SLG: 0.600 (1, 10)		K			F5		F5		4-3	F8	5	0	0	0	0	1	4				
Al Cowens, R OBP: 0.326, SLG: 0.476 (1, 9)		FC5-4 1B			FC6-4			1B		K	5	0	2	0	0	2	4				
Dave Henderson, R OBP: 0.287, SLG: 0.412 (1, 8)		F2			F9			1B		FC5 S 1B	2	0	0	0	0	0	2				
Phil Bradley, R OBP: 0.358, SLG: 0.316 (5, 8)								1B			2	0	2	0	0	0	0				
Barry Bonnell, R OBP: 0.303, SLG: 0.382 (1, 7)		FC5-4			6-3			F8		FC5 1B	4	0	0	0	0	0	3				
Bob Kearney, R OBP: 0.274, SLG: 0.367 (1, 2)			6-3		G3			BB 1B		F9	4	0	1	0	0	0	1				
Jim Presley, R OBP: 0.268, SLG: 0.384 (1, 5)								BB 1B			1	0	0	0	2	0	0				
Pat Putnam, L OBP: 0.248, SLG: 0.270 (10, PH)			F8					FC4-6 BB		F8	1	0	0	0	0	0	0				
Domingo Ramos, R OBP: 0.217, SLG: 0.220 (10, 5)											0	0	0	0	0	0	0				
Inning Stats	R: 0 E: 0 K: 0 S: 3	H: 0 LOB: 0 BB: 0 P: 3	R: 0 E: 0 K: 1 S: 6	H: 1 LOB: 1 BB: 0 P: 6	R: 0 E: 0 K: 0 S: 4	H: 1 LOB: 1 BB: 0 P: 4	R: 0 E: 0 K: 0 S: 3	H: 0 LOB: 1 BB: 1 P: 7	R: 0 E: 0 K: 0 S: 3	H: 0 LOB: 0 BB: 0 P: 3	R: 0 E: 0 K: 0 S: 5	H: 3 LOB: 3 BB: 1 P: 9	R: 0 E: 0 K: 0 S: 3	H: 0 LOB: 0 BB: 0 P: 3	R: 0 E: 0 K: 1 S: 6	H: 1 LOB: 1 BB: 0 P: 6	R: 0 E: 1 K: 1 S: 7	H: 2 LOB: 3 BB: 1 P: 11	1B: 8 2B: 0 3B: 0 HR: 0	SF: 0 SAC: 0 DP: 0 HBP: 0	WP: 0 PA: 41
PITCHER	IP 9.0	WLS L	BF 35	H 6	R 0	ER 0	SO 2	BB 3	IBB 0	HBP 0	BLK 0	WP 0	HR 0	S 36	P 48	ERA 0.00	WHIP 1.000				
Ron Romanick, R ERA: 3.56 (1, 1)																					
Luis Sanchez, R ERA: 1.94 (10, 1)																					

Seattle Mariners @ California Angels
Anaheim Stadium, Anaheim, CA
Wed Jul 25 1984, 10:05 PM EDT
Att: 23,634 - Unknown

AB	37
R	0
H	8
RBI	0
BB	4
SO	3
LOB	19



Batter	1	2	3	4	5	6	7	8	9	10	AB	R	H	RBI	BB	SO	LOB	BOTTOM	
Brian Downing, R OBP: 0.325, SLG: 0.378 (1, 7)	F2					G6-4-3 HBP				FC6-4 1B	3	0	1	0	0	1	0		
Rob Picciolo, R OBP: 0.258, SLG: 0.286 (10, 6)			K								0	0	0	0	0	0	0		
Rod Carew, L OBP: 0.358, SLG: 0.355 (1, 3)	6-3					G6-4-3				FC6-4 1B	4	0	0	0	0	1	3		
Fred Lynn, L OBP: 0.336, SLG: 0.433 (1, 8)					4-3			F7			2	0	0	0	2	0	0		
Doug DeCinces, R OBP: 0.314, SLG: 0.418 (1, 5)					BB			1-2 1B			4	0	0	0	0	1	4		
Reggie Jackson, L OBP: 0.313, SLG: 0.436 (1, 10)					4-3			F2			4	0	0	0	0	1	3		
Juan Beniquez, R OBP: 0.405, SLG: 0.494 (1, 9)								G3			4	0	0	0	0	1	3		
Juan Beniquez, R OBP: 0.405, SLG: 0.494 (10, 7)											4	1	2	0	0	2	0		
Bobby Grich, R OBP: 0.327, SLG: 0.413 (1, 4)								K CS 1B			2	0	0	0	1	1	0		
Bob Boone, R OBP: 0.241, SLG: 0.267 (1, 2)								1-2 BB			4	0	0	0	0	3	2		
Dick Schofield, R OBP: 0.267, SLG: 0.300 (1, 6)											2	0	0	0	0	0	0		
Daryl Scomers, L OBP: 0.357, SLG: 0.400 (9, PH)											1	0	1	0	0	0	0		
Gary Pettis, S OBP: 0.341, SLG: 0.309 (10, 8)											1	0	1	1	0	0	0		
Inning Stats	R: 0 E: 0 K: 0 S: 3	H: 0 LOB: 1 BB: 1 P: 7	R: 0 E: 0 K: 2 S: 7	H: 0 LOB: 0 BB: 0 P: 7	R: 0 E: 0 K: 1 S: 5	H: 0 LOB: 0 BB: 0 P: 5	R: 0 E: 0 K: 2 S: 7	H: 0 LOB: 0 BB: 0 P: 7	R: 0 E: 0 K: 2 S: 7	H: 0 LOB: 0 BB: 0 P: 3	R: 0 E: 0 K: 0 S: 3	H: 0 LOB: 0 BB: 0 P: 3	R: 0 E: 0 K: 2 S: 5	H: 2 LOB: 3 BB: 1 P: 9	R: 1 E: 0 K: 1 S: 6	H: 2 LOB: 1 BB: 0 P: 6	1B: 5 2B: 0 3B: 0 HR: 0	SF: 0 SAC: 1 DP: 1 HBP: 1	WP: 0 PA: 36
PITCHER	IP 9.2	WLS L	BF 36	H 5	R 1	ER 1	SO 10	BB 2	IBB 1	HBP 1	BLK 0	WP 0	HR 0	S 52	P 65	ERA 0.93	WHIP 0.724		
Jim Beattie, R ERA: 3.31 (1, 1)																			

Seattle Mariners @ California Angels
Anaheim Stadium, Anaheim, CA
Wed Jul 25 1984, 10:05 PM EDT
Att: 23,634 - Unknown

AB	31
R	1
H	5
RBI	1
BB	3
SO	10
LOB	12



Batter	1	2	3	4	5	6	7	8	9	AB	R	H	RBI	BB	SO	LOB	TOP					
Tony Phillips, S OBP: 0.334, SLG: 0.349 (1, 4)	0-3 K		0-0 F8			0-0 F8		0-0 4-3		4	0	0	0	0	1	1	<p>Oakland Athletics @ Seattle Mariners</p> <p>The Kingdome, Seattle, WA</p> <p>Sat Jul 28 1984, 10:05 PM EDT</p> <p>Att: 17,608 - Unknown</p>					
Mike Heath, R OBP: 0.292, SLG: 0.397 (1, 7)	4-0 BB		0-3 K			0-0 F4		0-0 F4		3	0	0	0	1	1	1						
Dwayne Murphy, L OBP: 0.336, SLG: 0.479 (1, 8)	0-0 F8			0-3 K		0-0 4-3			0-0 HR	4	1	1	1	0	1	1						
Dave Kingman, R OBP: 0.322, SLG: 0.556 (1, 3)	0-0 1B			0-0 F8			0-0 F3		0-3 K	4	0	1	0	0	1	0						
Carney Lansford, R OBP: 0.322, SLG: 0.376 (1, 5)	0-3 K2-3			0-3 K			0-3 K		0-0 FC5-4 1B	4	0	1	0	0	3	2						
Jeff Burroughs, R OBP: 0.397, SLG: 0.358 Garry Hancock, L OBP: 0.196, SLG: 0.217 (1, 10)		0-0 5-3			4-0 FC6 BB		0-0 FC6-4 1B		0-0 FC5-4 1B	3	0	2	0	1	0	0						
Mickey Tettleton, S OBP: 0.250, SLG: 0.211 (1, 2)		0-0 FC6-4 1B			0-0 F8		0-0 FC6-4 1-2		0-0 FC5-4 1-2 2-3	4	0	1	0	0	0	4						
Mike Davis, L OBP: 0.244, SLG: 0.331 (1, 9)		0-0 FC6-4 1-2 CS			0-3 K			0-0 4-3 2B		3	0	1	0	0	1	2						
Mark Wagner, R OBP: 0.246, SLG: 0.288 Joe Morgan, L OBP: 0.377, SLG: 0.391 Donnie Hill, S OBP: 0.208, SLG: 0.253 (1, 6)		0-0 CS	0-0 5-3		0-0 FC6 1-2			0-3 K		2	0	0	0	0	0	1						
		0-0 CS								1	0	0	0	0	1	1						
		0-0 CS								0	0	0	0	0	0	0						
Inning Stats	R: 0 E: 0 K: 2 S: 8	H: 1 LOB: 2 BB: 1 P: 12	R: 0 E: 0 K: 0 S: 3	H: 1 LOB: 0 BB: 0 P: 3	R: 0 E: 0 K: 1 S: 5	H: 0 LOB: 0 BB: 0 P: 5	R: 0 E: 0 K: 2 S: 7	H: 0 LOB: 0 BB: 0 P: 7	R: 0 E: 0 K: 0 S: 5	H: 0 LOB: 1 BB: 1 P: 9	R: 0 E: 0 K: 0 S: 3	H: 1 LOB: 1 BB: 0 P: 6	R: 0 E: 0 K: 1 S: 6	H: 1 LOB: 1 BB: 0 P: 6	R: 1 E: 0 K: 1 S: 7	H: 3 LOB: 1 BB: 0 P: 7	1B: 5 2B: 2 3B: 0 HR: 1	SF: 0 SAC: 0 DP: 1 HBP: 0	WP: 0 PB: 0 SB: 0 CS: 1	PA: 35		
PITCHER	IP WLS BF H R ER SO BB IBB HBP BLK WP HR S P ERA WHIP	8.1 W 33 7 1 1 9 2 0 0 0 0 1 49 57 1.08 1.080	0.2 S 1 0 0 0 0 0 0 0 0 0 0 0 1 1 0.00 0.000																			

AB	32
R	1
H	7
RBI	1
BB	2
SO	9
LOB	13



Batter	1	2	3	4	5	6	7	8	9	AB	R	H	RBI	BB	SO	LOB	BOTTOM					
Jack Perconte, L OBP: 0.359, SLG: 0.348 (1, 4)	0-0 F8		0-0 F7			0-0 F6	0-0 F9			4	0	0	0	0	0	2	<p>Oakland Athletics @ Seattle Mariners</p> <p>The Kingdome, Seattle, WA</p> <p>Sat Jul 28 1984, 10:05 PM EDT</p> <p>Att: 17,608 - Unknown</p>					
Spike Owen, S OBP: 0.353, SLG: 0.396 (1, 6)	0-0 4-3		0-0 F6			4-0 FC6-4 BB		4-0 BB		2	1	0	0	2	0	1						
Alvin Davis, L OBP: 0.396, SLG: 0.510 (1, 3)	0-0 2B			0-0 G3		0-0 E5 FC6-4 1-3		0-0 F8		4	0	1	0	0	0	2						
Ken Phelps, L OBP: 0.401, SLG: 0.609 (1, 10)	0-0 F6			0-0 F9		4-0 FC6-4 BB		0-0 F4		3	0	0	0	1	0	2						
Al Cowens, R OBP: 0.330, SLG: 0.487 (1, 9)		4-0 CS BB		0-0 1-3		0-0 FC6-4 1-2 2-3 3-H		0-0 F8		3	0	0	1	1	0	3						
Dave Henderson, R OBP: 0.290, SLG: 0.423 (1, 8)		0-3 K 1-2			0-0 HR	0-0 4-3				3	1	1	1	0	1	3						
Barry Bonnell, R OBP: 0.308, SLG: 0.383 Phil Bradley, R OBP: 0.361, SLG: 0.316 (1, 7)		0-0 F3			0-0 F8		4-0 FC4-6 BB			2	0	0	0	1	0	0						
Larry Milbourne, S OBP: 0.333, SLG: 0.313 Domingo Ramos, R OBP: 0.210, SLG: 0.213 (1, 5)			0-0 F3		0-0 F9		0-0 FC4-6 1-2			3	0	0	0	0	0	1						
Bob Kearney, R OBP: 0.274, SLG: 0.365 (1, 2)			4-0 BB		0-3 K		0-0 F4			2	0	0	0	1	1	1						
										2	0	0	0	1	1	1						
Inning Stats	R: 0 E: 0 K: 0 S: 4	H: 1 LOB: 1 BB: 0 P: 4	R: 0 E: 0 K: 1 S: 4	H: 0 LOB: 0 BB: 1 P: 8	R: 0 E: 0 K: 0 S: 3	H: 0 LOB: 1 BB: 1 P: 7	R: 0 E: 0 K: 0 S: 3	H: 0 LOB: 0 BB: 0 P: 3	R: 1 E: 0 K: 1 S: 6	H: 1 LOB: 0 BB: 0 P: 6	R: 1 E: 1 K: 0 S: 4	H: 0 LOB: 2 BB: 2 P: 12	R: 0 E: 0 K: 0 S: 3	H: 0 LOB: 1 BB: 1 P: 7	R: 0 E: 0 K: 0 S: 3	H: 0 LOB: 1 BB: 1 P: 7	1B: 0 2B: 1 3B: 0 HR: 1	SF: 0 SAC: 0 DP: 0 HBP: 0	WP: 0 PB: 0 SB: 0 CS: 1	PA: 32		
PITCHER	IP WLS BF H R ER SO BB IBB HBP BLK WP HR S P ERA WHIP	8.0 L 32 2 2 1 2 6 0 0 0 0 1 30 54 1.12 1.000																				

AB	26
R	2
H	2
RBI	2
BB	6
SO	2
LOB	15



Batter	1	2	3	4	5	6	7	8	9	AB	R	H	RBI	BB	SO	LOB	TOP														
Tony Phillips, S OBP: 0.334, SLG: 0.357										3	0	1	0	0	1	0	Oakland Athletics @ Seattle Mariners The Kingdome, Seattle, WA Sun Jul 29 1984, 6:33 AM EDT Att: 6,305 - Unknown														
Mike Davis, L OBP: 0.241, SLG: 0.326										4	0	0	0	0	0	3															
Dwayne Murphy, L OBP: 0.335, SLG: 0.474										3	0	0	0	1	1	2															
Dave Kingman, R OBP: 0.324, SLG: 0.557										3	0	1	0	1	1	1															
Mark Wagner, R OBP: 0.246, SLG: 0.288										0	1	0	0	0	0	0															
Carney Lansford, R OBP: 0.321, SLG: 0.377										4	0	1	1	0	0	1															
Bruce Bochte, L OBP: 0.334, SLG: 0.326										4	0	1	0	0	2	2															
Mike Heath, R OBP: 0.288, SLG: 0.392										4	0	0	0	0	1	3															
Mickey Tettleton, S OBP: 0.281, SLG: 0.227										3	0	1	0	0	1	1															
Joe Morgan, L OBP: 0.376, SLG: 0.389										1	0	0	0	0	0	1															
Donnie Hill, S OBP: 0.212, SLG: 0.255										3	0	1	0	0	0	1															
Inning Stats	R: 0 E: 0 K: 1 S: 5	H: 0 LOB: 1 BB: 1 P: 9	R: 0 E: 0 K: 1 S: 5	H: 0 LOB: 0 BB: 0 P: 5	R: 0 E: 0 K: 0 S: 5	H: 2 LOB: 2 BB: 0 P: 5	R: 0 E: 0 K: 0 S: 3	H: 0 LOB: 1 BB: 1 P: 7	R: 0 E: 0 K: 0 S: 4	H: 1 LOB: 1 BB: 0 P: 4	R: 0 E: 0 K: 2 S: 7	H: 0 LOB: 0 BB: 0 P: 7	R: 0 E: 0 K: 1 S: 6	H: 1 LOB: 1 BB: 0 P: 6	R: 0 E: 0 K: 0 S: 3	H: 0 LOB: 0 BB: 0 P: 3		R: 1 E: 0 K: 2 S: 9	H: 2 LOB: 1 BB: 0 P: 9	1B: 3 2B: 2 3B: 1 HR: 0	SF: 0 SAC: 1 DP: 0 HBP: 0	WP: 0 PB: 0 SB: 0 CS: 0	PA: 35								
PITCHER Mike Moore, R ERA: 4.73	(1, 1)	IP 9.0 WLS W BF 35 H 6 R 1 ER 1 SO 7 BB 2 IBB 0 HBP 0 BLK 0 WP 0 HR 0 S 47 P 55 ERA 1.00 WHIP 0.889																PITCHER Mike Moore, R ERA: 4.73													

AB 32
R 1
H 6
RBI 1
BB 2
SO 7
LOB 15



Batter	1	2	3	4	5	6	7	8	9	AB	R	H	RBI	BB	SO	LOB	BOTTOM														
Jack Perconte, L OBP: 0.358, SLG: 0.347										4	0	1	0	0	1	1	Oakland Athletics @ Seattle Mariners The Kingdome, Seattle, WA Sun Jul 29 1984, 6:33 AM EDT Att: 6,305 - Unknown														
Spike Owen, S OBP: 0.352, SLG: 0.397										4	0	1	1	0	0	2															
Alvin Davis, L OBP: 0.395, SLG: 0.506										3	0	0	0	0	1	2															
Ken Phelps, L OBP: 0.403, SLG: 0.623										3	2	1	1	0	1	2															
Al Cowens, R OBP: 0.329, SLG: 0.487										4	0	1	1	0	2	0															
Dave Henderson, R OBP: 0.293, SLG: 0.436										4	1	2	1	0	1	1															
Steve Henderson, R OBP: 0.355, SLG: 0.379										4	1	2	1	0	1	1															
Phil Bradley, R OBP: 0.359, SLG: 0.314										1	0	0	0	0	1	1															
Larry Milbourne, S OBP: 0.340, SLG: 0.321										3	1	2	0	0	0	1															
Domingo Ramos, R OBP: 0.222, SLG: 0.213										0	0	0	0	1	0	0															
Orlando Mercado, R OBP: 0.222, SLG: 0.233										3	0	0	0	0	0	3															
Inning Stats	R: 0 E: 0 K: 1 S: 5	H: 0 LOB: 0 BB: 0 P: 5	R: 1 E: 0 K: 1 S: 6	H: 1 LOB: 0 BB: 0 P: 6	R: 0 E: 0 K: 1 S: 7	H: 2 LOB: 2 BB: 0 P: 7	R: 1 E: 0 K: 2 S: 8	H: 1 LOB: 1 BB: 1 P: 12	R: 0 E: 0 K: 0 S: 3	H: 0 LOB: 0 BB: 0 P: 3	R: 1 E: 0 K: 0 S: 4	H: 1 LOB: 1 BB: 0 P: 5	R: 1 E: 0 K: 1 S: 7	H: 2 LOB: 2 BB: 0 P: 8	R: 0 E: 0 K: 2 S: 8	H: 1 LOB: 2 BB: 1 P: 12		R: 1 E: 0 K: 2 S: 9	H: 4 LOB: 2 BB: 0 P: 9	1B: 4 2B: 2 3B: 0 HR: 2	SF: 0 SAC: 1 DP: 0 HBP: 2	WP: 1 PB: 1 SB: 0 CS: 0	PA: 36								
PITCHER Steve McCatty, R ERA: 4.13	(1, 1)	IP 6.2 WLS L BF 29 H 7 R 4 ER 4 SO 5 BB 1 IBB 0 HBP 1 BLK 0 WP 1 HR 2 S 37 P 42 ERA 5.40 WHIP 1.200																PITCHER Tim Conroy, L ERA: 5.34													

AB 31
R 4
H 8
RBI 4
BB 2
SO 8
LOB 14



Batter	1	2	3	4	5	6	7	8	9	AB	R	H	RBI	BB	SO	LOB	TOP								
Jack Perconte, L (1,4) OBP: 0.358, SLG: 0.346	F8		5-3		F7				FC5-4	4	1	1	0	1	0	2	Seattle Mariners @ Minnesota Twins Hubert H. Humphrey Metrodome, Minneapolis, MN Mon Jul 30 1984, 8:05 PM EDT Att: 12,344 - Unknown								
Spike Owen, S (1,6) OBP: 0.350, SLG: 0.393	F8		F8		F7-8				FC5-4	4	0	0	0	1	0	4									
Alvin Davis, L (1,3) OBP: 0.393, SLG: 0.503	F5				1-3				SF8	4	0	1	1	0	0	1									
Al Cowens, R (1,9) OBP: 0.324, SLG: 0.480		K			1-3				F3	5	0	0	0	0	1	4									
Steve Henderson, R (1,10) OBP: 0.354, SLG: 0.396 Ken Phelps, L (8,PH) OBP: 0.401, SLG: 0.619		6-3			HR					3	1	1	1	0	0	1									
Barry Bonnell, R (1,7) OBP: 0.311, SLG: 0.385					5-3					1	0	0	0	0	0	0									
Bob Kearney, R (1,2) OBP: 0.277, SLG: 0.376										4	0	2	0	0	0	1									
Domingo Ramos, R (1,5) OBP: 0.239, SLG: 0.246										4	2	2	1	0	0	2									
Phil Bradley, R (1,8) OBP: 0.359, SLG: 0.314										4	0	2	1	0	0	1									
Inning Stats	R: 0 E: 0 K: 0 S: 3	H: 0 LOB: 0 BB: 0 P: 3	R: 0 E: 0 K: 1 S: 6	H: 1 LOB: 1 BB: 0 P: 6	R: 0 E: 0 K: 0 S: 4	H: 1 LOB: 1 BB: 0 P: 4	R: 1 E: 0 K: 0 S: 4	H: 1 LOB: 0 BB: 0 P: 4	R: 1 E: 0 K: 0 S: 5	H: 2 LOB: 1 BB: 0 P: 5	R: 0 E: 0 K: 0 S: 4	H: 1 LOB: 1 BB: 0 P: 4	R: 2 E: 1 K: 0 S: 5	H: 1 LOB: 2 BB: 2 P: 13	R: 0 E: 0 K: 0 S: 4	H: 1 LOB: 1 BB: 0 P: 4		R: 1 E: 0 K: 0 S: 5	H: 2 LOB: 1 BB: 0 P: 5	1B: 7 2B: 1 3B: 0 HR: 2	SF: 1 SAC: 1 DP: 0 HBP: 0	WP: 0 PB: 0 SB: 0 CS: 0	PA: 40		
PITCHER	IP	WLS	BF	H	R	ER	SO	BB	IBB	HBP	BLK	WP	HR	S	P	ERA	WHIP								
Pete Filson, L (1,1) ERA: 3.73	6.2	W	28	7	4	3	1	1	0	0	0	0	2	29	33	4.05	1.200								
Rick Lysander, R (7,1) ERA: 2.61	2.1		12	3	1	1	0	1	0	0	0	0	0	11	15	3.86	1.714								



Batter	1	2	3	4	5	6	7	8	9	AB	R	H	RBI	BB	SO	LOB	BOTTOM								
Kirby Puckett, R (1,8) OBP: 0.316, SLG: 0.331	FC6-4		4-3		F9					4	1	2	0	1	0	0	Seattle Mariners @ Minnesota Twins Hubert H. Humphrey Metrodome, Minneapolis, MN Mon Jul 30 1984, 8:05 PM EDT Att: 12,344 - Unknown								
Mickey Hatcher, R (1,7) OBP: 0.330, SLG: 0.383	FC6-4		BB		F9					3	2	1	0	2	0	4									
Dave Engle, R (1,2) OBP: 0.332, SLG: 0.397	FC6-4		BB		FC6-4					5	2	1	0	0	0	7									
Kent Hrbek, L (1,3) OBP: 0.396, SLG: 0.532	FC4-6		K		FC6-4					5	1	2	2	0	1	4									
Randy Bush, L (1,10) OBP: 0.314, SLG: 0.447	FC4-6		E		HR					4	1	2	1	1	0	1									
Tim Lincecum, R (1,4) OBP: 0.351, SLG: 0.400	1-3		E		K					5	0	1	2	0	1	3									
Tom Brunansky, R (1,9) OBP: 0.308, SLG: 0.411			E5		HR					4	1	1	0	0	0	3									
Gary Gaetti, R (1,5) OBP: 0.326, SLG: 0.365			FC6		HR					3	1	2	3	0	0	3									
Houston Jimenez, R (1,6) OBP: 0.254, SLG: 0.257	G6-4-3		FC6-4		F8					4	0	1	0	0	1	2									
Inning Stats	R: 2 E: 1 K: 0 S: 5	H: 2 LOB: 1 BB: 1 P: 9	R: 0 E: 0 K: 0 S: 2	H: 0 LOB: 0 BB: 0 P: 3	R: 2 E: 1 K: 1 S: 8	H: 2 LOB: 3 BB: 2 P: 16	R: 0 E: 0 K: 0 S: 5	H: 2 LOB: 2 BB: 0 P: 5	R: 3 E: 0 K: 1 S: 8	H: 3 LOB: 0 BB: 0 P: 8	R: 2 E: 0 K: 0 S: 6	H: 3 LOB: 1 BB: 0 P: 6	R: 0 E: 0 K: 1 S: 6	H: 1 LOB: 2 BB: 1 P: 10	R: 0 E: 0 K: 0 S: 3	H: 0 LOB: 0 BB: 0 P: 3		1B: 10 2B: 1 3B: 1 HR: 1	SF: 0 SAC: 0 DP: 1 HBP: 1	WP: 0 PB: 0 SB: 1 CS: 0	PA: 42				
PITCHER	IP	WLS	BF	H	R	ER	SO	BB	IBB	HBP	BLK	WP	HR	S	P	ERA	WHIP								
Jim Beattie, R (1,1) ERA: 3.59	4.1	L	26	9	7	6	2	3	0	0	0	0	0	8	8	10.80	1.800								
Ed Nunez, R (5,1) ERA: 3.74	1.2		8	3	2	2	0	0	0	0	0	0	0	8	8	10.80	1.800								
Dave Beard, R (7,1) ERA: 3.91	2.0		8	1	0	0	1	1	0	0	0	0	0	9	13	0.00	1.000								



Batter	1	2	3	4	5	6	7	8	9	AB	R	H	RBI	BB	SO	LOB	TOP			
Jack Perconte, L (1,4) OBP: 0.357, SLG: 0.343 Domingo Ramos, R (8,5) OBP: 0.235, SLG: 0.242	F7				F6			F5	FC5-4	3	0	0	0	1	0	0				
Spike Owen, S (1,6) OBP: 0.346, SLG: 0.389	F5		F2			K		4-3		4	0	0	0	0	1	1				
Alvin Davis, L (1,3) OBP: 0.391, SLG: 0.499			F8		4-3			F6		3	0	0	0	1	0	1				
Ken Phelps, L (1,10) OBP: 0.398, SLG: 0.616	E3				F7				1B	4	1	1	0	0	1	2				
Al Cowens, R (1,9) OBP: 0.326, SLG: 0.480	F8			5-3					1B	4	1	2	1	0	0	2				
Dave Henderson, R (1,8) OBP: 0.293, SLG: 0.431			K		6-3			E6		3	0	0	0	1	1	1				
Steve Henderson, R (1,7) OBP: 0.351, SLG: 0.392 Pat Putnam, L (7,PH) OBP: 0.245, SLG: 0.267	6-3				K			F6		2	0	0	0	0	1	0				
Larry Milbourne, S (1,5) OBP: 0.345, SLG: 0.326								F9		4	0	2	0	0	0	2				
Bob Kearney, R (1,2) OBP: 0.274, SLG: 0.373			K					F8		3	0	0	1	0	1	3				
Inning Stats	R: 0 E: 1 K: 0 S: 4	H: 0 LOB: 2 BB: 1 P: 8	R: 0 E: 0 K: 2 S: 8	H: 1 LOB: 1 BB: 0 P: 8	R: 0 E: 0 K: 1 S: 5	H: 0 LOB: 1 BB: 1 P: 9	R: 0 E: 0 K: 1 S: 5	H: 0 LOB: 0 BB: 0 P: 5	R: 0 E: 0 K: 0 S: 3	H: 0 LOB: 0 BB: 0 P: 3	R: 0 E: 1 K: 0 S: 5	H: 1 LOB: 2 BB: 0 P: 5	R: 0 E: 0 K: 0 S: 3	H: 0 LOB: 0 BB: 0 P: 3	R: 2 E: 0 K: 0 S: 6	H: 3 LOB: 2 BB: 1 P: 10	1B: 4 2B: 1 3B: 0 HR: 0	SF: 1 SAC: 0 DP: 0 HBP: 0	WP: 0 PB: 0 SB: 0 CS: 0	PA: 37
PITCHER Ken Schrom, R (1,1) ERA: 3.25	IP: 9.0 WLS: W BF: 37 H: 5 R: 2 ER: 2 SO: 5 BB: 3 IBB: 0 HBP: 0 BLK: 0 WP: 0 HR: 0 S: 44 P: 56 ERA: 2.00 WHIP: 0.889																			

Seattle Mariners @ Minnesota Twins
 Hubert H. Humphrey Metrodome, Minneapolis, MN
 Tue Jul 31 1984, 8:05 PM EDT
 Att: 14,293 - Unknown

AB 33
 R 2
 H 5
 RBI 2
 BB 3
 SO 5
 LOB 18



Batter	1	2	3	4	5	6	7	8	9	AB	R	H	RBI	BB	SO	LOB	BOTTOM			
Kirby Puckett, R (1,8) OBP: 0.318, SLG: 0.335	K	4-3		F9						5	0	2	0	0	1	1				
Mickey Hatcher, R (1,7) OBP: 0.331, SLG: 0.383	1B HR		1B	F8		4-3		4-3		5	2	2	0	0	0	2				
Dave Engle, R (1,10) OBP: 0.333, SLG: 0.398	1B HR		1B	E5			F6	4-3		5	2	2	0	0	0	1				
Kent Hrbek, L (1,3) OBP: 0.398, SLG: 0.541 Dave Meier, R (7,7) OBP: 0.320, SLG: 0.363	HR		1B	E9	F8					3	2	2	4	0	0	1				
Gary Gaetti, R (1,5) OBP: 0.325, SLG: 0.365	F5		SF8				K			3	0	1	1	0	1	1				
Tom Brunansky, R (1,9) OBP: 0.310, SLG: 0.421	F7		1B	G6-4-3						4	2	2	2	0	0	1				
Tim Teufel, R (1,4) OBP: 0.352, SLG: 0.401		F7	1B	FC6-4		6-3				4	0	2	0	0	0	0				
Tim Laudner, R (1,2) OBP: 0.217, SLG: 0.355			FC6-4			F9	F5			4	0	1	1	0	0	2				
Houston Jimenez, R (1,6) OBP: 0.250, SLG: 0.252	F9		6-3			F8		4-3		4	0	0	0	0	0	2				
Inning Stats	R: 3 E: 0 K: 1 S: 8	H: 3 LOB: 0 BB: 0 P: 8	R: 0 E: 0 K: 0 S: 4	H: 1 LOB: 0 BB: 0 P: 4	R: 4 E: 1 K: 0 S: 8	H: 5 LOB: 1 BB: 0 P: 8	R: 0 E: 1 K: 0 S: 4	H: 0 LOB: 1 BB: 0 P: 4	R: 0 E: 0 K: 0 S: 3	H: 1 LOB: 0 BB: 0 P: 3	R: 0 E: 0 K: 0 S: 4	H: 1 LOB: 1 BB: 0 P: 4	R: 2 E: 0 K: 1 S: 8	H: 3 LOB: 1 BB: 0 P: 8	R: 0 E: 0 K: 0 S: 4	H: 1 LOB: 1 BB: 0 P: 4	1B: 11 2B: 2 3B: 0 HR: 2	SF: 1 SAC: 0 DP: 1 HBP: 0	WP: 0 PB: 0 SB: 0 CS: 0	PA: 39
PITCHER Ed Vande Berg, L (1,1) ERA: 4.38 Ed Nunez, R (3,1) ERA: 3.58 Paul Mirabella, L (7,1) ERA: 3.67 Mike Stanton, R (8,1) ERA: 3.51	IP: 2.0 WLS: L BF: 13 H: 7 R: 6 ER: 6 SO: 1 BB: 0 IBB: 0 HBP: 0 BLK: 0 WP: 0 HR: 1 S: 15 P: 15 ERA: 27.00 WHIP: 3.500																			

Seattle Mariners @ Minnesota Twins
 Hubert H. Humphrey Metrodome, Minneapolis, MN
 Tue Jul 31 1984, 8:05 PM EDT
 Att: 14,293 - Unknown

AB 38
 R 9
 H 15
 RBI 8
 BB 0
 SO 2
 LOB 11



Batter	1	2	3	4	5	6	7	8	9	AB R H RBI BB SO LOB	TOP									
Larry Mitbourne, S (1, 4) OBP: 0.329, SLG: 0.311	F9		5-3		F4		K		1B	5 0 1 0 0 1 1	Seattle Mariners @ Oakland Athletics Oakland-Alameda County Coliseum, Oakland, CA Sat Aug 04 1984, 3:33 AM PDT Att: 15,663 - Unknown									
Domingo Ramos, R (1, 6) OBP: 0.250, SLG: 0.235	FC3-6 BB		1B BB		K		F9		K	2 0 0 0 2 1 1 1 0 0 0 0 1 1										
Alvin Davis, L (1, 3) OBP: 0.389, SLG: 0.497	FC3-6 1-2		K		2B 1-2				1-3	3 0 0 0 1 1 2										
Dave Henderson, R (1, 8) OBP: 0.298, SLG: 0.440	K				1-3 1B				E6 1B	4 0 2 1 0 1 1										
Steve Henderson, R (1, 7) OBP: 0.348, SLG: 0.411					6-3				1-2 1B	3 1 1 1 0 0 4 1 0 1 0 0 0 0 0 0 0 0 0 0 0										
Jack Perconte, L (8, PH) OBP: 0.360, SLG: 0.343		HR			6-3					3 0 0 0 0 1 2										
Phil Bradley, R (8, 7) OBP: 0.355, SLG: 0.313																				
Ken Phelps, L (1, 10) OBP: 0.398, SLG: 0.608		F8 WP HBP			K		F9		F7	4 0 0 0 0 1 3										
Barry Bonnell, R (1, 9) OBP: 0.303, SLG: 0.374		F9			F2		F9		K	3 0 0 0 0 0 1 0 0 0 0 1 0 0										
Jim Presley, R (1, 5) OBP: 0.270, SLG: 0.359		F8			F3		4-3			3 1 1 0 0 0 1 1 0 0 0 0 1 1										
Spike Owen, S (9, PH) OBP: 0.347, SLG: 0.385		1-3							CS BB	3 1 1 0 0 0 1 1 0 0 0 0 1 1										
Orlando Mercado, R (1, 2) OBP: 0.259, SLG: 0.269		F9					F3			WP: 1 PA: 38 FB: 0 SB: 1 CS: 0										
Pat Putnam, L (9, PH) OBP: 0.248, SLG: 0.265					BB 2B 1B		F3		K											
Inning Stats	R: 0 E: 0 K: 1 S: 5	H: 0 LOB: 1 BB: 1 P: 9	R: 1 E: 0 K: 0 S: 4	H: 1 LOB: 1 BB: 0 P: 5	R: 0 E: 0 K: 1 S: 6	H: 1 LOB: 2 BB: 1 P: 10	R: 0 E: 0 K: 1 S: 5	H: 0 LOB: 0 BB: 0 P: 5	R: 1 E: 0 K: 1 S: 7	H: 2 LOB: 2 BB: 1 P: 11	R: 0 E: 0 K: 0 S: 3	H: 0 LOB: 0 BB: 0 P: 3	R: 0 E: 0 K: 1 S: 5	H: 0 LOB: 0 BB: 0 P: 5	R: 0 E: 1 K: 2 S: 7	H: 1 LOB: 2 BB: 0 P: 7	R: 0 E: 0 K: 2 S: 7	H: 1 LOB: 1 BB: 1 P: 11	1B: 4 SF: 0 2B: 1 SAC: 0 3B: 0 DP: 0 HR: 1 HBP: 1	
PITCHER	IP WLS BF H R ER SO BB IBB HBP BLK WP HR S P ERA WHIP														IP WLS BF H R ER SO BB IBB HBP BLK WP HR S P ERA WHIP					
Curt Young, L (1, 1) ERA: 2.41	7.1 W 31 4 2 2 5 3 0 1 0 0 1 1 37 50 2.46 0.955																			
Bill Caudill, R (8, 1) ERA: 2.6	1.2 S 7 2 0 0 3 1 0 0 0 0 0 0 12 16 0.00 1.800																			

AB 33
R 2
H 6
RBI 2
BB 4
SO 8
LOB 18



Batter	1	2	3	4	5	6	7	8	9	AB R H RBI BB SO LOB	BOTTOM							
Tony Phillips, S (1, 6) OBP: 0.328, SLG: 0.350	F8				K					4 1 1 0 0 1 3	Seattle Mariners @ Oakland Athletics Oakland-Alameda County Coliseum, Oakland, CA Sat Aug 04 1984, 3:33 AM PDT Att: 15,663 - Unknown							
Carney Lansford, R (1, 5) OBP: 0.329, SLG: 0.390	F9				6-3					4 0 1 1 0 1 3								
Joe Morgan, L (1, 4) OBP: 0.376, SLG: 0.397					2-3		3H BB		5-3 1B	4 0 2 1 0 0 1 0 0 0 0 0 0 0								
Mark Wagner, R (8, 6) OBP: 0.225, SLG: 0.262	FC4 1B				CS 1B		1-2		5-3	4 0 0 0 0 0 2								
Dave Kingman, R (1, 10) OBP: 0.326, SLG: 0.537	FC4 1-2				CS		F9		F9	3 1 1 0 1 1 0								
Dwayne Murphy, L (1, 8) OBP: 0.330, SLG: 0.467		2B BB			6-3				K	3 1 1 1 1 0 0								
Bruce Bochte, L (1, 3) OBP: 0.338, SLG: 0.338		1B 1H 2B			F6				E8	4 0 1 0 0 0 3								
Mike Heath, R (1, 2) OBP: 0.293, SLG: 0.407		2-3 1B			F4		F9		1-3	4 0 1 1 0 1 3								
Bill Almon, R (1, 7) OBP: 0.244, SLG: 0.358					F9		F9		K	2 1 0 0 1 1 2								
Mike Davis, L (1, 9) OBP: 0.246, SLG: 0.323									F8	1B: 5 SF: 0 2B: 2 SAC: 0 3B: 1 DP: 0 HR: 0 HBP: 0								
Inning Stats	R: 0 E: 0 K: 0 S: 4	H: 1 LOB: 1 BB: 0 P: 4	R: 2 E: 0 K: 2 S: 10	H: 3 LOB: 2 BB: 1 P: 14	R: 0 E: 0 K: 0 S: 3	H: 0 LOB: 0 BB: 0 P: 3	R: 0 E: 0 K: 0 S: 3	H: 0 LOB: 0 BB: 0 P: 3	R: 1 E: 0 K: 1 S: 5	H: 1 LOB: 0 BB: 1 P: 9		R: 0 E: 0 K: 0 S: 4	H: 1 LOB: 2 BB: 1 P: 8	R: 1 E: 0 K: 0 S: 5	H: 2 LOB: 1 BB: 0 P: 5	R: 0 E: 1 K: 2 S: 8	H: 0 LOB: 1 BB: 0 P: 8	
PITCHER	IP WLS BF H R ER SO BB IBB HBP BLK WP HR S P ERA WHIP											IP WLS BF H R ER SO BB IBB HBP BLK WP HR S P ERA WHIP						
Jim Beattie, R (1, 1) ERA: 3.68	6.1 L 29 8 4 4 3 2 1 0 0 0 0 0 32 44 5.68 1.579																	
Mike Stanton, R (7, 1) ERA: 3.33	1.2 6 0 0 0 2 0 0 0 0 0 0 0 10 10 0.00 0.000																	

AB 32
R 4
H 8
RBI 4
BB 3
SO 5
LOB 17



Batter	1	2	3	4	5	6	7	8	9	AB	R	H	RBI	BB	SO	LOB	TOP										
Jack Perconte, L (1,4) OBP: 0.362, SLG: 0.349	0-0 4-3 3B		4-0 FC4-6 BB	0-0 BB	0-0 BB	0-0 F7			0-0 F7	4	1	2	1	1	0	1											
Spike Owen, S (1,6) OBP: 0.345, SLG: 0.381	0-0 4-3		0-0 FC4-6 1B G1-2-3	4-0 BB	4-0 BB		0-0 4-3		0-3 K	4	0	0	1	1	1	1											
Alvin Davis, L (1,3) OBP: 0.388, SLG: 0.493	0-0 F8		4-0 1B BB	0-0 BB	0-0 F8		0-0 3-1			3	0	0	0	1	0	2											
Ken Phelps, L (1,10) OBP: 0.404, SLG: 0.626	4-0 BB		0-0 1B BB	0-3 K			0-0 HR			3	1	2	1	1	1	0											
Al Cowens, R (1,9) OBP: 0.321, SLG: 0.466	0-0 6-3		0-0 G1-2-3	0-0 6-3			0-3 K			4	0	0	0	0	1	4											
Dave Henderson, R (1,8) OBP: 0.296, SLG: 0.438		0-0 FC5-4 1B		0-0 F7	0-0 F8			0-0 6-3		4	0	1	0	0	0	0											
Larry Milbourne, S (1,5) OBP: 0.321, SLG: 0.303		0-0 FC5-4 1B		0-0 E6 1B		0-0 3-1		0-0 4-3		4	1	0	0	0	0	1											
Bob Kearney, R (1,2) OBP: 0.273, SLG: 0.369		0-0 CS 1B		0-0 F8		0-0 E S 1B		0-0 5-3		4	0	2	0	0	0	1											
Phil Bradley, R (1,7) OBP: 0.354, SLG: 0.311		0-3 K		0-0 BB E 1B		0-3 K		0-3 K		4	1	1	0	0	3	3											
Inning Stats	R: 1 E: 0 K: 0 S: 4	H: 1 LOB: 1 BB: 1 P: 8	R: 0 E: 0 K: 1 S: 6	H: 2 LOB: 2 BB: 0 P: 6	R: 0 E: 0 K: 0 S: 3	H: 1 LOB: 2 BB: 2 P: 11	R: 2 E: 1 K: 0 S: 6	H: 2 LOB: 0 BB: 1 P: 10	R: 0 E: 0 K: 1 S: 5	H: 0 LOB: 0 BB: 0 P: 5	R: 0 E: 0 K: 1 S: 6	H: 1 LOB: 1 BB: 0 P: 6	R: 1 E: 0 K: 1 S: 6	H: 1 LOB: 0 BB: 0 P: 6	R: 0 E: 0 K: 0 S: 3	H: 0 LOB: 0 BB: 0 P: 3	R: 0 E: 0 K: 2 S: 7	H: 0 LOB: 0 BB: 0 P: 7	1B: 6 2B: 1 3B: 1 HR: 1	SF: 0 SAC: 0 DP: 2 HBP: 0	WP: 0 PB: 0 SB: 2 CS: 1	PA: 38					
PITCHER	IP	WLS	BF	H	R	ER	SO	BB	IBB	HBP	BLK	WP	HR	S	P	ERA	WHIP										
Lary Sorensen, R (1,1) ERA: 4.65	8.0	W	35	8	4	2	4	4	0	0	0	0	1	39	55	2.25	1.500										
Bill Caudill, R (9,1) ERA: 2.57	1.0	S	3	0	0	0	2	0	0	0	0	0	0	7	7	0.00	0.000										

Seattle Mariners @ Oakland Athletics
Oakland-Alameda County Coliseum, Oakland, CA
Sun Aug 05 1984, 3:33 AM PDT
Att: 12,511 - Unknown

AB	34
R	4
H	8
RBI	3
BB	4
SO	6
LOB	13



Batter	1	2	3	4	5	6	7	8	9	AB	R	H	RBI	BB	SO	LOB	BOTTOM										
Tony Phillips, S (1,4) OBP: 0.324, SLG: 0.346	0-0 6-3		0-0 F9	0-0 FC6-4		0-0 5-3				4	0	0	0	0	0	4											
Carney Lansford, R (1,5) OBP: 0.329, SLG: 0.396	0-0 HR		0-0 G3		0-0 F9		0-3 K			4	1	1	1	0	1	0											
Dwayne Murphy, L (1,8) OBP: 0.327, SLG: 0.462	0-0 1-3		0-3 K		0-0 4-3		0-3 K			4	0	0	0	0	2	0											
Dave Kingman, R (1,10) OBP: 0.330, SLG: 0.541	0-0 4-3		0-0 HR 2B		0-0 S 1B		4-0 FC6-4 BB			3	1	2	0	1	0	0											
Mike Heath, R (1,9) OBP: 0.295, SLG: 0.416		4-0 SH5-4 BB BB		0-0 HR		0-0 5-3		0-0 FC6-4		3	1	1	2	1	0	2											
Bill Almon, R (1,7) OBP: 0.252, SLG: 0.370		0-0 SH5-4 1B		0-3 K		0-0 F9		0-0 E 2B		4	1	2	0	0	1	0											
Bruce Bochte, L (1,3) OBP: 0.335, SLG: 0.335		0-0 SH5-4 1B		0-3 K		0-0 F7		0-0 F6		3	0	0	0	0	1	1											
Jim Essian, R (1,2) OBP: 0.368, SLG: 0.418		4-0 1B BB		0-0 6-3		0-0 HR		0-0 F3		3	1	1	1	1	0	1											
Mark Wagner, R (1,6) OBP: 0.253, SLG: 0.290		0-0 1B		0-0 FC6-4 1B		0-0 1B		0-3 K		4	0	3	1	0	1	1											
Inning Stats	R: 1 E: 0 K: 0 S: 4	H: 1 LOB: 0 BB: 0 P: 4	R: 1 E: 0 K: 0 S: 4	H: 2 LOB: 2 BB: 2 P: 12	R: 2 E: 0 K: 2 S: 9	H: 2 LOB: 0 BB: 0 P: 9	R: 0 E: 0 K: 1 S: 6	H: 1 LOB: 1 BB: 0 P: 6	R: 0 E: 0 K: 0 S: 4	H: 1 LOB: 1 BB: 0 P: 4	R: 1 E: 0 K: 0 S: 5	H: 2 LOB: 0 BB: 0 P: 5	R: 0 E: 0 K: 2 S: 7	H: 0 LOB: 1 BB: 1 P: 11	R: 0 E: 1 K: 1 S: 6	H: 1 LOB: 1 BB: 0 P: 6	1B: 5 2B: 2 3B: 0 HR: 3	SF: 0 SAC: 1 DP: 0 HBP: 0	WP: 0 PB: 0 SB: 1 CS: 0	PA: 36							
PITCHER	IP	WLS	BF	H	R	ER	SO	BB	IBB	HBP	BLK	WP	HR	S	P	ERA	WHIP										
Ed Vande Berg, L (1,1) ERA: 4.54	6.0	L	28	9	5	5	3	2	0	0	0	0	3	32	40	7.50	1.833										
Ed Nunez, R (7,1) ERA: 3.35	2.0		8	1	0	0	3	1	0	0	0	0	0	13	17	0.00	1.000										

Seattle Mariners @ Oakland Athletics
Oakland-Alameda County Coliseum, Oakland, CA
Sun Aug 05 1984, 3:33 AM PDT
Att: 12,511 - Unknown

AB	32
R	5
H	10
RBI	5
BB	3
SO	6
LOB	9



Batter	1	2	3	4	5	6	7	8	9	AB	R	H	RBI	BB	SO	LOB	TOP							
Gary Pettis, S OBP: 0.332, SLG: 0.297 (1, 8)	E6 2B	F7		1-3		FC3-6 1B BB	K		K	5	2	0	0	1	2	3								
Rod Carew, L OBP: 0.371, SLG: 0.357 Daryl Sconiers, L OBP: 0.347, SLG: 0.456 (1, 3) (7, 3)	4-0 2B E	6-3		3-1		FC3-6 1B BB	K			3	1	0	0	2	1	3								
Fred Lynn, L OBP: 0.353, SLG: 0.465 Mike Brown, R OBP: 0.339, SLG: 0.538 (1, 9) (7, 9)	0-0 E	F8				FC3-6 1B 5-3				3	2	1	1	1	0	2								
Doug DeCinces, R OBP: 0.316, SLG: 0.413 (1, 5)	0-0 E3 BB 1B		F8	K		5-3	F8		6-3	6	0	0	1	0	1	9								
Brian Downing, R OBP: 0.344, SLG: 0.438 (1, 7)	F9			HR		1B BB	1B IBB		HR	3	2	2	2	2	0	1								
Reggie Jackson, L OBP: 0.317, SLG: 0.447 (1, 10)	BB 1B			HR		F9	1B		F7	5	1	3	3	0	0	1								
Rob Wilfong, L OBP: 0.303, SLG: 0.357 (1, 4)	K		1-3			F8	K		4-3	5	0	0	0	0	2	5								
Jerry Narron, L OBP: 0.283, SLG: 0.379 (1, 2)	4-0 BB		F9			FC5-4 1B	1B 1B		4-3	4	0	2	0	1	0	0								
Dick Schofield, R OBP: 0.267, SLG: 0.282 (1, 6)	F4			3-1 1-3 1B		FC5-4 1B	1B		F3	5	0	2	0	0	0	5								
Inning Stats	R: 3 E: 2 K: 1 S: 9	H: 2 LOB: 3 BB: 2 P: 17	R: 0 E: 0 K: 0 S: 3	H: 0 LOB: 0 BB: 0 P: 3	R: 2 E: 0 K: 0 S: 5	H: 2 LOB: 0 BB: 0 P: 5	R: 0 E: 0 K: 1 S: 6	H: 1 LOB: 2 BB: 1 P: 10	R: 0 E: 0 K: 0 S: 4	H: 1 LOB: 2 BB: 1 P: 8	R: 2 E: 0 K: 1 S: 6	H: 1 LOB: 2 BB: 3 P: 18	R: 0 E: 0 K: 2 S: 10	H: 3 LOB: 3 BB: 0 P: 10	R: 1 E: 0 K: 0 S: 4	H: 1 LOB: 0 BB: 0 P: 4	R: 0 E: 0 K: 1 S: 6	H: 1 LOB: 2 BB: 1 P: 10	1B: 7 2B: 2 3B: 0 HR: 3	SF: 0 SAC: 0 DP: 0 HBP: 0	WP: 0 PB: 0 SB: 1 CS: 0	PA: 49		
PITCHER	IP	WLS	BF	H	R	ER	SO	BB	IBB	HBP	BLK	WP	HR	S	P	ERA	WHIP							
Salome Barojas, R ERA: 3.78 (1, 1)	5.0	L	27	6	5	3	2	4	0	0	0	0	2	27	43	5.40	2.000							
Paul Mirabella, L ERA: 3.53 (6, 1)	1.2		11	3	2	2	3	2	1	0	0	0	0	14	26	10.80	3.000							
Dave Beard, R ERA: 4.14 (7, 1)	2.1		11	3	1	1	1	1	0	0	0	0	1	12	16	3.86	1.714							

California Angels @ Seattle Mariners
The Kingdome, Seattle, WA
Mon Aug 06 1984, 10:05 PM EDT
Att: 12,085 - Unknown

AB	41
R	8
H	12
RBI	7
BB	8
SO	6
LOB	29



Batter	1	2	3	4	5	6	7	8	9	AB	R	H	RBI	BB	SO	LOB	BOTTOM							
Jack Perconte, L OBP: 0.365, SLG: 0.351 (1, 4)	4-3 6-3 BB		4-3				F7			4	0	2	1	1	0	1								
Spike Owen, S OBP: 0.343, SLG: 0.379 (1, 6)	6-3 1-2					5-3	F8		G3	5	0	1	0	0	0	4								
Alvin Davis, L OBP: 0.386, SLG: 0.493 (1, 3)	4-3 2-3		G3			4-3			1B 2B	4	1	1	0	0	0	2								
Al Cowens, R OBP: 0.317, SLG: 0.461 (1, 9)	1-3			6-3		F9	F9		F9	4	0	0	0	0	0	2								
Dave Henderson, R OBP: 0.294, SLG: 0.431 (1, 8)			F9	G1-4-3		2-3			F9	4	0	0	0	0	0	1								
Steve Henderson, R OBP: 0.356, SLG: 0.425 (1, 10)			F8				1B 2B		1B	4	1	3	1	0	0	0								
Barry Bonnell, R OBP: 0.309, SLG: 0.382 (1, 7)				6-3			2B 1B		1B 2B	4	2	3	0	0	0	1								
Jim Presley, R OBP: 0.272, SLG: 0.367 Larry Milbourne, S OBP: 0.319, SLG: 0.301 (1, 5) (9, PH)			F9			F8			F2	3	0	1	2	0	0	1								
Orlando Mercado, R OBP: 0.246, SLG: 0.255 Ken Phelps, L OBP: 0.403, SLG: 0.622 (1, 2) (9, PH)				6-3		F4			F5	1	0	0	0	0	0	1								
Inning Stats	R: 0 E: 0 K: 0 S: 3	H: 0 LOB: 1 BB: 1 P: 7	R: 0 E: 0 K: 0 S: 4	H: 1 LOB: 1 BB: 0 P: 4	R: 0 E: 0 K: 0 S: 4	H: 1 LOB: 1 BB: 0 P: 4	R: 0 E: 0 K: 0 S: 4	H: 1 LOB: 1 BB: 0 P: 4	R: 0 E: 0 K: 0 S: 3	H: 0 LOB: 0 BB: 0 P: 3	R: 2 E: 0 K: 0 S: 6	H: 3 LOB: 1 BB: 0 P: 6	R: 1 E: 0 K: 0 S: 4	H: 2 LOB: 1 BB: 0 P: 4	R: 0 E: 0 K: 0 S: 5	H: 2 LOB: 1 BB: 0 P: 5	1B: 7 2B: 4 3B: 0 HR: 0	SF: 0 SAC: 0 DP: 0 HBP: 0	WP: 0 PB: 0 SB: 0 CS: 0	PA: 38				
PITCHER	IP	WLS	BF	H	R	ER	SO	BB	IBB	HBP	BLK	WP	HR	S	P	ERA	WHIP							
Tommy John, L ERA: 3.77 (1, 1)	7.0	W	29	7	2	2	0	1	0	0	0	0	0	28	32	2.57	1.143							
Luis Sanchez, R ERA: 2.35 (8, 1)	2.0		9	4	2	2	0	0	0	0	0	0	0	9	9	9.00	2.000							

California Angels @ Seattle Mariners
The Kingdome, Seattle, WA
Mon Aug 06 1984, 10:05 PM EDT
Att: 12,085 - Unknown

AB	37
R	4
H	11
RBI	4
BB	1
SO	0
LOB	15



Batter	1	2	3	4	5	6	7	8	9	AB	R	H	RBI	BB	SO	LOB	TOP								
Gary Pettis, S OBP: 0.332, SLG: 0.297 Jerry Narron, L OBP: 0.280, SLG: 0.375 Juan Beniquez, R OBP: 0.383, SLG: 0.470	3-1	FC6-4				FC5-4			F8	4	1	1	0	0	0	2									
Daryl Scanlon, L OBP: 0.336, SLG: 0.452	F7		3-1			F8	F6		E2 SF9	5	1	1	0	0	0	2									
Fred Lynn, L OBP: 0.356, SLG: 0.466	FC5 1B		E SF8 BB			HR BB		F5	SF9	2	2	1	1	2	0	0									
Doug DeCinces, R OBP: 0.317, SLG: 0.421	1-2 1B		SF8			HR		K	4-3	4	1	2	4	0	1	1									
Brian Downing, R OBP: 0.343, SLG: 0.435	FC5		F8			1B		1-3		4	0	1	0	0	0	2									
Reggie Jackson, L OBP: 0.316, SLG: 0.445										4	0	1	0	0	3	0									
Rob Wilfong, L OBP: 0.302, SLG: 0.355									F4	4	1	1	0	0	1	2									
Bob Boone, R OBP: 0.240, SLG: 0.270									K	4	0	1	1	0	1	0									
Dick Schofield, R OBP: 0.268, SLG: 0.283 Rod Carew, L OBP: 0.373, SLG: 0.360 Rob Piccolo, R OBP: 0.200, SLG: 0.275										3	0	1	0	0	1	1									
Inning Stats	R: 0 E: 0 K: 0 S: 5	H: 2 LOB: 2 BB: 0 P: 5	R: 1 E: 0 K: 2 S: 9	H: 2 LOB: 1 BB: 0 P: 9	R: 1 E: 1 K: 0 S: 3	H: 0 LOB: 0 BB: 1 P: 7	R: 0 E: 0 K: 2 S: 7	H: 0 LOB: 0 BB: 0 P: 7	R: 3 E: 0 K: 0 S: 7	H: 4 LOB: 2 BB: 1 P: 11	R: 0 E: 0 K: 1 S: 4	H: 0 LOB: 0 BB: 0 P: 4	R: 0 E: 0 K: 1 S: 5	H: 0 LOB: 0 BB: 0 P: 5	R: 0 E: 0 K: 2 S: 7	H: 0 LOB: 0 BB: 0 P: 7	R: 2 E: 1 K: 0 S: 5	H: 2 LOB: 1 BB: 0 P: 5	1B: 9 2B: 1 3B: 0 HR: 1	SF: 2 SAC: 0 DP: 0 HBP: 0	WP: 0 PB: 0 SB: 1 CS: 0	PA: 40			
PITCHER	IP	WLS	BF	H	R	ER	SO	BB	IBB	HBP	BLK	WP	HR	S	P	ERA	WHIP								
Mike Moore, R ERA: 5.04	7.0		32	9	5	4	5	2	0	0	0	0	1	40	48	5.14	1.571								
Mike Stanton, R ERA: 3.21	2.0	L	8	2	2	0	2	0	0	0	0	0	0	12	12	0.00	1.000								

California Angels @ Seattle Mariners
The Kingdome, Seattle, WA
Tue Aug 07 1984, 10:05 PM EDT
Att: 9,295 - Unknown

AB	36
R	7
H	11
RBI	6
BB	2
SO	7
LOB	11



Batter	1	2	3	4	5	6	7	8	9	AB	R	H	RBI	BB	SO	LOB	BOTTOM								
Jack Perconte, L OBP: 0.363, SLG: 0.349	F8	K				4-3 WP 2B		4-3	F8	5	1	1	1	0	1	4									
Spike Owen, S OBP: 0.342, SLG: 0.377	5-3 1B	4-3				4-3		F8	K	5	0	1	0	0	1	5									
Alvin Davis, L OBP: 0.387, SLG: 0.493	5-3					4-3		4-3		4	0	1	1	1	0	1									
Ken Phelps, L OBP: 0.403, SLG: 0.614	BB					F6		4-3	F9	4	0	1	0	1	0	4									
Al Cowens, R OBP: 0.316, SLG: 0.458	G3					4-3		6-3 SH3-4 1B	F9	5	1	1	0	0	0	4									
Dave Henderson, R OBP: 0.293, SLG: 0.429						F9		1B BB 1B	SH3-4	4	1	1	0	0	0	0									
Steve Henderson, R OBP: 0.368, SLG: 0.448 Phil Bradley, R OBP: 0.354, SLG: 0.311								1B 1B 1B	G3	2	3	2	1	2	0	0									
Larry Milbourne, S OBP: 0.324, SLG: 0.306 Domingo Ramos, R OBP: 0.250, SLG: 0.225						G3		4-3 1B	6-3	4	0	2	0	0	0	2									
Bob Kearney, R OBP: 0.279, SLG: 0.374						1-3		4-3 1B		4	0	3	3	0	0	0									
Inning Stats	R: 0 E: 0 K: 0 S: 4	H: 1 LOB: 2 BB: 1 P: 8	R: 1 E: 0 K: 1 S: 8	H: 3 LOB: 0 BB: 0 P: 8	R: 0 E: 0 K: 0 S: 3	H: 1 LOB: 0 BB: 0 P: 3	R: 1 E: 0 K: 0 S: 4	H: 1 LOB: 0 BB: 0 P: 4	R: 1 E: 0 K: 0 S: 5	H: 2 LOB: 1 BB: 0 P: 5	R: 2 E: 0 K: 0 S: 6	H: 3 LOB: 3 BB: 2 P: 14	R: 1 E: 0 K: 0 S: 4	H: 2 LOB: 2 BB: 1 P: 8	R: 0 E: 0 K: 1 S: 5	H: 0 LOB: 0 BB: 0 P: 5	R: 0 E: 0 K: 0 S: 3	H: 0 LOB: 0 BB: 0 P: 3	1B: 11 2B: 1 3B: 0 HR: 1	SF: 0 SAC: 1 DP: 1 HBP: 0	WP: 1 PB: 0 SB: 0 CS: 0	PA: 42			
PITCHER	IP	WLS	BF	H	R	ER	SO	BB	IBB	HBP	BLK	WP	HR	S	P	ERA	WHIP								
Jim Slaton, R ERA: 5.06	5.0		25	9	5	5	1	2	0	0	0	0	1	25	33	9.00	2.200								
Doug Corbett, R ERA: 2.13	2.0		11	4	1	1	0	1	1	0	0	0	0	9	17	4.50	2.500								
Don Aase, R ERA: 2.19	2.0	W	6	0	0	0	1	0	0	0	0	0	0	8	8	0.00	0.000								

California Angels @ Seattle Mariners
The Kingdome, Seattle, WA
Tue Aug 07 1984, 10:05 PM EDT
Att: 9,295 - Unknown


AB	37
R	6
H	13
RBI	6
BB	4
SO	2
LOB	20



Batter	1	2	3	4	5	6	7	8	9	AB	R	H	RBI	BB	SO	LOB	TOP								
Dick Schofield, R (1, 6) OBP: 0.264, SLG: 0.279 Reggie Jackson, L (9, PH) OBP: 0.316, SLG: 0.444	F8		K		K		G4-3		K	4	0	0	0	0	2	3									
Bobby Grich, R (1, 4) OBP: 0.318, SLG: 0.383	4-3		G3				K		K	4	0	0	0	0	2	2									
Fred Lynn, L (1, 8) OBP: 0.358, SLG: 0.463	K				2B		BB		K	2	1	0	0	2	2	0									
Doug DeCinces, R (1, 10) OBP: 0.319, SLG: 0.423		K			2B		BB		K	3	0	1	0	1	2	0									
Brian Downing, R (1, 7) OBP: 0.344, SLG: 0.435					K		BB		F7	3	0	1	0	1	1	2									
Juan Beniquez, R (1, 9) OBP: 0.380, SLG: 0.465		G5-4-3			G3		SF8		BB	2	1	0	1	1	0	3									
Daryl Sconiers, L (1, 3) OBP: 0.333, SLG: 0.434			F7		4-3		F4		BB	3	0	0	0	1	0	4									
Bob Boone, R (1, 2) OBP: 0.243, SLG: 0.271 Jery Naron, L (9, PH) OBP: 0.277, SLG: 0.371			2B				F6		K	2	0	1	0	1	0	0									
Rob Picciolo, R (1, 5) OBP: 0.205, SLG: 0.288 Rob Wilfong, L (7, PH) OBP: 0.304, SLG: 0.356			1B				K		F8	2	0	1	0	0	1	0									
Inning Stats	R: 0 E: 0 K: 1 S: 5	H: 0 LOB: 0 BB: 0 P: 5	R: 0 E: 0 K: 1 S: 5	H: 1 LOB: 0 BB: 0 P: 5	R: 0 E: 0 K: 1 S: 7	H: 2 LOB: 2 BB: 0 P: 7	R: 0 E: 0 K: 1 S: 6	H: 1 LOB: 2 BB: 0 P: 10	R: 0 E: 0 K: 2 S: 7	H: 0 LOB: 0 BB: 0 P: 7	R: 1 E: 0 K: 1 S: 5	H: 0 LOB: 2 BB: 3 P: 17	R: 0 E: 0 K: 0 S: 2	H: 0 LOB: 0 BB: 1 P: 6	R: 0 E: 0 K: 3 S: 9	H: 0 LOB: 0 BB: 0 P: 9	R: 1 E: 0 K: 2 S: 8	H: 1 LOB: 2 BB: 2 P: 16	1B: 3 2B: 2 3B: 0 HR: 0	SF: 1 SAC: 0 DP: 2 HBP: 0	WP: 0 PB: 0 SB: 0 CS: 0	PA: 37			
PITCHER	IP	WLS	BF	H	R	ER	SO	BB	IBB	HBP	BLK	WP	HR	S	P	ERA	WHIP								
Mark Langston, L (1, 1) ERA: 3.53	6.0	W	26	4	1	1	7	5	0	0	0	0	0	35	55	1.50	1.500								
Ed Nunez, R (7, 1) ERA: 3.32	3.0	S	11	1	1	1	5	2	0	0	0	0	0	19	27	3.00	1.000								

California Angels @ Seattle Mariners
The Kingdome, Seattle, WA
Wed Aug 08 1984, 10:05 PM EDT
Att: 7,756 - Unknown


AB 29
R 2
H 5
RBI 2
BB 7
SO 12
LOB 19



Batter	1	2	3	4	5	6	7	8	9	AB	R	H	RBI	BB	SO	LOB	BOTTOM								
Jack Perconte, L (1, 4) OBP: 0.364, SLG: 0.350	1B			4-3		F9				4	1	2	0	0	0	2									
Spike Owen, S (1, 6) OBP: 0.342, SLG: 0.376	1B			SH5-3		F9				3	1	1	1	0	1	3									
Alvin Davis, L (1, 10) OBP: 0.390, SLG: 0.503	2B		F5							3	2	2	2	1	0	2									
Ken Phelps, L (1, 3) OBP: 0.400, SLG: 0.615	SF7			CS		G3				3	0	1	1	0	0	0									
Pat Putnam, L (1, 7) OBP: 0.250, SLG: 0.273 Dave Henderson, R (6, 8) OBP: 0.292, SLG: 0.427				F7		F5				3	0	1	0	0	0	1									
Barry Bonnell, R (1, 9) OBP: 0.305, SLG: 0.377	6-3			K		K				4	0	0	1	0	2	2									
Jim Presley, R (1, 5) OBP: 0.273, SLG: 0.390 Domingo Ramos, R (7, 5) OBP: 0.247, SLG: 0.232	K			K						3	1	1	1	0	2	2									
Bob Kearney, R (1, 2) OBP: 0.284, SLG: 0.379			F9							4	1	3	0	0	0	0									
Phil Bradley, R (1, 8) OBP: 0.357, SLG: 0.321										4	1	2	1	0	1	2									
Inning Stats	R: 3 E: 0 K: 1 S: 9	H: 4 LOB: 1 BB: 0 P: 9	R: 0 E: 0 K: 1 S: 7	H: 2 LOB: 0 BB: 0 P: 7	R: 0 E: 0 K: 2 S: 8	H: 1 LOB: 1 BB: 0 P: 8	R: 2 E: 0 K: 0 S: 4	H: 2 LOB: 0 BB: 1 P: 8	R: 0 E: 0 K: 1 S: 5	H: 0 LOB: 0 BB: 0 P: 5	R: 1 E: 0 K: 1 S: 7	H: 2 LOB: 1 BB: 0 P: 7	R: 1 E: 0 K: 0 S: 4	H: 1 LOB: 0 BB: 0 P: 4	R: 0 E: 0 K: 0 S: 3	H: 1 LOB: 0 BB: 0 P: 3	1B: 8 2B: 3 3B: 0 HR: 2	SF: 1 SAC: 1 DP: 1 HBP: 0	WP: 0 PB: 0 SB: 2 CS: 1	PA: 37					
PITCHER	IP	WLS	BF	H	R	ER	SO	BB	IBB	HBP	BLK	WP	HR	S	P	ERA	WHIP								
Mike Witt, R (1, 1) ERA: 3.63	3.2	L	21	9	5	5	4	1	0	0	0	0	0	28	32	12.27	2.727								
Curt Kaufman, R (4, 1) ERA: 4.15	4.1		15	4	2	2	2	0	0	0	0	0	2	19	19	4.15	0.923								

California Angels @ Seattle Mariners
The Kingdome, Seattle, WA
Wed Aug 08 1984, 10:05 PM EDT
Att: 7,756 - Unknown

AB 33
R 7
H 13
RBI 7
BB 1
SO 6
LOB 14




Batter	1	2	3	4	5	6	7	8	9	AB	R	H	RBI	BB	SO	LOB	TOP								
Kirby Puckett, R OBP: 0.323, SLG: 0.331	F9		4-3	1B E			1B SH2-4	F9		6	2	3	1	0	0	0	Minnesota Twins @ Seattle Mariners The Kingdome, Seattle, WA Fri Aug 10, 1984, 10:05 PM EDT Att: 7,683 - Unknown								
Darrell Brown, S OBP: 0.322, SLG: 0.368	1B		6-3	1B E			SH2-4	G3		5	1	2	1	0	0	1									
Kent Hrbek, L OBP: 0.392, SLG: 0.526	1B		HR	E4			1B 1B	1B IBB		5	2	3	1	1	0	0									
Tom Brunansky, R OBP: 0.319, SLG: 0.446	K		BB	5-3			F7	1B 1B		5	0	2	1	1	1	4									
Gary Gaetti, R OBP: 0.324, SLG: 0.363	F8		K				F8	1B 1B		6	1	2	1	0	1	5									
Tim Laudner, R OBP: 0.229, SLG: 0.396	K			FC6			FC6-4	1B		6	2	4	3	0	1	1									
Dave Meier, R OBP: 0.318, SLG: 0.359	2B			FC6 1B			FC6-4	F6		5	1	1	1	0	0	4									
Tim Teufel, R OBP: 0.355, SLG: 0.419	6-3			1-3			1B	HR		5	3	3	2	0	0	2									
Houston Jimenez, R OBP: 0.249, SLG: 0.255	K			6-3			1B	F3		5	1	1	0	0	1	3									
Inning Stats	R: 0 E: 0 K: 1 S: 7	H: 2 LOB: 2 BB: 0 P: 7	R: 0 E: 0 K: 2 S: 8	H: 1 LOB: 1 BB: 0 P: 8	R: 1 E: 0 K: 1 S: 6	H: 1 LOB: 1 BB: 1 P: 10	R: 4 E: 2 K: 0 S: 8	H: 3 LOB: 1 BB: 0 P: 8	R: 3 E: 0 K: 0 S: 5	H: 4 LOB: 1 BB: 0 P: 7	R: 0 E: 0 K: 0 S: 5	H: 2 LOB: 2 BB: 0 P: 5	R: 4 E: 0 K: 0 S: 8	H: 6 LOB: 2 BB: 1 P: 12	R: 1 E: 0 K: 0 S: 4	H: 1 LOB: 0 BB: 0 P: 4	R: 0 E: 0 K: 0 S: 4	H: 1 LOB: 1 BB: 0 P: 4	1B: 14 2B: 2 3B: 1 HR: 4	SF: 0 SAC: 1 DP: 0 HBP: 0	WP: 0 PB: 0 SB: 0 CS: 0	PA: 51			
PITCHER	IP	WLS	BF	H	R	ER	SO	BB	IBB	HBP	BLK	WP	HR	S	P	ERA	WHIP								
Ed Vande Berg, L ERA: 4.82	4.1	L	26	10	8	6	4	1	0	0	0	0	2	33	37	12.46	2.538								
Paul Mirabella, L ERA: 4.22	1.2		11	6	3	3	0	0	0	0	0	0	1	11	11	16.20	3.600								
Dave Beard, R ERA: 4.48	3.0		14	5	2	2	0	0	1	0	0	0	1	13	17	6.00	1.667								

Batter	1	2	3	4	5	6	7	8	9	AB	R	H	RBI	BB	SO	LOB	BOTTOM								
Jack Perconte, L OBP: 0.365, SLG: 0.348	F7		4-3					4-3		5	0	1	0	0	0	2	Minnesota Twins @ Seattle Mariners The Kingdome, Seattle, WA Fri Aug 10, 1984, 10:05 PM EDT Att: 7,683 - Unknown								
Larry Milbourne, S OBP: 0.324, SLG: 0.313	4-3		4-3				HR	2B		5	1	2	0	0	0	1									
Alvin Davis, L OBP: 0.394, SLG: 0.509	BB						HR	6-3		4	1	1	3	1	0	1									
Ken Phelps, L OBP: 0.396, SLG: 0.604	6-3						HR	2-3		4	0	1	0	0	0	1									
Barry Bonnell, R OBP: 0.306, SLG: 0.375	6-3						FC3-2	K		1	0	0	0	0	1	1									
Al Cowens, R OBP: 0.313, SLG: 0.451							F8	5-3		5	0	1	0	0	0	1									
Steve Henderson, R OBP: 0.397, SLG: 0.458	5-3						HR	5-3 1B		4	2	2	1	0	0	3									
Ivan Calderon, R	K						FC3-2	4-3		3	1	0	0	1	1	4									
Jim Presley, R OBP: 0.267, SLG: 0.385	F9						2B	5-3		4	1	1	0	0	1	2									
Bob Kearney, R OBP: 0.284, SLG: 0.379							2B	5-3		4	1	2	3	0	0	0									
Orlando Mercado, R OBP: 0.246, SLG: 0.255	F3						HR	6-3		0	0	0	0	0	0	0									
Inning Stats	R: 0 E: 0 K: 0 S: 3	H: 0 LOB: 1 BB: 1 P: 7	R: 0 E: 1 K: 1 S: 6	H: 0 LOB: 0 BB: 0 P: 6	R: 0 E: 0 K: 0 S: 3	H: 0 LOB: 0 BB: 0 P: 3	R: 0 E: 0 K: 0 S: 3	H: 0 LOB: 0 BB: 0 P: 3	R: 6 E: 0 K: 0 S: 10	H: 7 LOB: 2 BB: 1 P: 14	R: 0 E: 1 K: 1 S: 6	H: 1 LOB: 1 BB: 0 P: 6	R: 0 E: 0 K: 0 S: 3	H: 0 LOB: 0 BB: 0 P: 3	R: 1 E: 0 K: 0 S: 5	H: 2 LOB: 1 BB: 0 P: 5	R: 0 E: 0 K: 1 S: 6	H: 1 LOB: 1 BB: 0 P: 6	1B: 6 2B: 3 3B: 0 HR: 2	SF: 0 SAC: 0 DP: 0 HBP: 0	WP: 0 PB: 0 SB: 0 CS: 0	PA: 41			
PITCHER	IP	WLS	BF	H	R	ER	SO	BB	IBB	HBP	BLK	WP	HR	S	P	ERA	WHIP								
Ken Schrom, R ERA: 3.54	4.1		21	5	6	6	1	2	0	0	0	0	2	21	29	12.46	1.615								
Pete Filson, L ERA: 3.99	0.0		2	2	0	0	0	0	0	0	0	0	0	2	2	∞	∞								
Rick Lysander, R ERA: 2.27	3.2	W	14	3	1	1	1	0	0	0	0	0	0	16	16	2.46	0.818								
Len Whitehouse, L ERA: 2.54	1.0		4	1	0	0	1	0	0	0	0	0	0	6	6	0.00	1.000								

Batter	1	2	3	4	5	6	7	8	9	10	AB	R	H	RBI	BB	SO	LOB					
Kirby Puckett, R OBP: 0.322, SLG: 0.330 (1, 8)	G3		K		G1-6-3 1B		6-3		6-3		5	0	1	0	0	1	0					
Darrell Brown, S OBP: 0.315, SLG: 0.360 (1, 7)	4-3		F8		G1-6-3 1-2			6-3	F7		5	0	0	0	0	0	1					
Kent Hrbek, L OBP: 0.390, SLG: 0.522 (1, 3)	2B 1B		K			F5		G3	F8		5	0	1	0	0	1	0					
Randy Bush, L OBP: 0.314, SLG: 0.431 (1, 10)	1-3 2B			G3		1B 1B		4-0 BB	F9		4	1	2	0	1	0	0					
Tom Brunansky, R OBP: 0.324, SLG: 0.464 (1, 9)	FC6-4 BB			HR		1-2 1B		1-H HR	F8		4	2	3	3	1	0	0					
Gary Gaetti, R OBP: 0.325, SLG: 0.365 (1, 5)	FC6-4 1-2			BB BB		F8			2B		3	0	1	0	1	0	5					
Tim Laudner, R OBP: 0.229, SLG: 0.387 (1, 2)		6-3		1-2 BB	G6-4-3		K		F2		3	0	0	0	1	1	3					
Tim Teufel, R OBP: 0.356, SLG: 0.427 (1, 4)		K		G6-4-3 1-2							4	1	2	1	0	1	2					
Houston Jimenez, R OBP: 0.247, SLG: 0.253 Andre David, L OBP: 0.367, SLG: 0.375 Ron Washington, R OBP: 0.282, SLG: 0.441 (7, 6)	F6							G4-6-3 1B	HR	K	2	0	0	0	0	0	0					
Inning Stats	R: 0 E: 0 K: 0 S: 5	H: 2 LOB: 3 BB: 1 P: 9	R: 0 E: 0 K: 1 S: 5	H: 0 LOB: 0 BB: 0 P: 5	R: 0 E: 0 K: 2 S: 7	H: 0 LOB: 0 BB: 0 P: 7	R: 1 E: 0 K: 0 S: 3	H: 1 LOB: 2 BB: 0 P: 11	R: 0 E: 0 K: 1 S: 7	H: 2 LOB: 2 BB: 0 P: 7	R: 0 E: 0 K: 0 S: 3	H: 1 LOB: 0 BB: 0 P: 3	R: 2 E: 0 K: 0 S: 5	H: 2 LOB: 1 BB: 1 P: 9	R: 1 E: 0 K: 1 S: 6	H: 1 LOB: 0 BB: 0 P: 6	R: 0 E: 0 K: 0 S: 3	H: 0 LOB: 0 BB: 0 P: 3	1B: 5 2B: 2 3B: 0 HR: 3	SF: 0 SAC: 0 DP: 3 HBP: 0	WP: 0 PA: 41	
PITCHER	IP WLS BF H R ER SO ERA WHIP	IP WLS BF H R ER SO ERA WHIP	IP WLS BF H R ER SO ERA WHIP	IP WLS BF H R ER SO ERA WHIP	IP WLS BF H R ER SO ERA WHIP	IP WLS BF H R ER SO ERA WHIP	IP WLS BF H R ER SO ERA WHIP	IP WLS BF H R ER SO ERA WHIP	IP WLS BF H R ER SO ERA WHIP	IP WLS BF H R ER SO ERA WHIP	IP WLS BF H R ER SO ERA WHIP	IP WLS BF H R ER SO ERA WHIP	IP WLS BF H R ER SO ERA WHIP	IP WLS BF H R ER SO ERA WHIP	IP WLS BF H R ER SO ERA WHIP	IP WLS BF H R ER SO ERA WHIP	IP WLS BF H R ER SO ERA WHIP	IP WLS BF H R ER SO ERA WHIP	IP WLS BF H R ER SO ERA WHIP	IP WLS BF H R ER SO ERA WHIP	IP WLS BF H R ER SO ERA WHIP	
Salome Barojas, R ERA: 3.75 Ed Nunez, R ERA: 3.35 (1, 1) (8, 1)	7.2 32 8 3 3 4 4 3.52 1.565	2.1 9 2 1 1 1 0 3.86 0.857																				

Minnesota Twins @ Seattle Mariners
The Kingdome, Seattle, WA
Sat Aug 11 1984, 10:05 PM EDT
Att: 9,528 - Unknown

AB	37
R	4
H	10
RBI	4
BB	4
SO	5
LOB	12



Batter	1	2	3	4	5	6	7	8	9	10	AB	R	H	RBI	BB	SO	LOB						
Jack Perconte, L OBP: 0.363, SLG: 0.349 (1, 4)	6-3		HR 2B		F8			6-3	4-3		5	1	1	0	0	0	1						
Spike Owen, S OBP: 0.336, SLG: 0.369 (1, 6)	F5		K		6-3			E6 1B 1B		BB 1B 1B	5	2	1	0	0	1	1						
Alvin Davis, L OBP: 0.398, SLG: 0.519 (1, 3)	1B 1B		HR			4-3		1-3 2B 1B		1-2 BB	4	2	3	2	1	0	0						
Ken Phelps, L OBP: 0.602 Barry Bonnell, R OBP: 0.305, SLG: 0.373 (1, 10) (10, PH)	1B 1B		K			4-3		1-2 2B 1B		F2	4	0	2	1	0	1	0						
Al Cowens, R OBP: 0.314, SLG: 0.453 (1, 9)	K				F9 2B			F7	F9		5	0	2	1	0	1	4						
Steve Henderson, R OBP: 0.369, SLG: 0.464 Phil Bradley, R OBP: 0.363, SLG: 0.328 (1, 7) (9, 7)		G1-6-3 1B			F9			K	1-2 2B		4	0	2	1	0	1	1						
Ivan Calderon, R OBP: 0.250, SLG: 0.143 (1, 8)		G1-6-3 1-2			G3			FC4 1B		K	4	0	1	0	0	1	2						
Larry Milbourne, S OBP: 0.318, SLG: 0.307 Domingo Ramos, R OBP: 0.243, SLG: 0.229 (1, 5) (8, 5)	F8				K			FC4 1-2		4-3	3	0	0	0	0	1	2						
Orlando Mercado, R OBP: 0.246, SLG: 0.254 Bob Kearney, R OBP: 0.294, SLG: 0.379 (1, 2) (9, PR) (10, 2)			F7					F4		1B	4	0	1	0	0	1	1						
Inning Stats	R: 0 E: 0 K: 1 S: 7	H: 2 LOB: 2 BB: 0 P: 7	R: 0 E: 0 K: 0 S: 3	H: 1 LOB: 0 BB: 0 P: 3	R: 2 E: 0 K: 2 S: 9	H: 2 LOB: 0 BB: 0 P: 9	R: 0 E: 0 K: 1 S: 6	H: 1 LOB: 1 BB: 0 P: 6	R: 0 E: 0 K: 1 S: 5	H: 0 LOB: 0 BB: 0 P: 5	R: 0 E: 0 K: 1 S: 3	H: 0 LOB: 0 BB: 0 P: 3	R: 0 E: 1 K: 0 S: 6	H: 3 LOB: 2 BB: 0 P: 6	R: 2 E: 0 K: 1 S: 6	H: 1 LOB: 1 BB: 0 P: 6	R: 0 E: 0 K: 1 S: 6	H: 1 LOB: 1 BB: 0 P: 6	R: 1 E: 0 K: 0 S: 3	H: 2 LOB: 2 BB: 1 P: 7	1B: 9 2B: 3 3B: 0 HR: 1	SF: 0 SAC: 0 DP: 1 HBP: 0	WP: 0 PA: 41
PITCHER	IP WLS BF H R ER SO ERA WHIP	IP WLS BF H R ER SO ERA WHIP	IP WLS BF H R ER SO ERA WHIP	IP WLS BF H R ER SO ERA WHIP	IP WLS BF H R ER SO ERA WHIP	IP WLS BF H R ER SO ERA WHIP	IP WLS BF H R ER SO ERA WHIP	IP WLS BF H R ER SO ERA WHIP	IP WLS BF H R ER SO ERA WHIP	IP WLS BF H R ER SO ERA WHIP	IP WLS BF H R ER SO ERA WHIP	IP WLS BF H R ER SO ERA WHIP	IP WLS BF H R ER SO ERA WHIP	IP WLS BF H R ER SO ERA WHIP	IP WLS BF H R ER SO ERA WHIP	IP WLS BF H R ER SO ERA WHIP	IP WLS BF H R ER SO ERA WHIP	IP WLS BF H R ER SO ERA WHIP	IP WLS BF H R ER SO ERA WHIP	IP WLS BF H R ER SO ERA WHIP	IP WLS BF H R ER SO ERA WHIP		
Mike Smithson, R ERA: 3.6 Len Whitehouse, L ERA: 2.89 Ron Davis, R ERA: 4.78 Pete Filson, L ERA: 4.08 Mike Walters, R ERA: 3.71 (1, 1) (8, 1) (8, 1) (10, 1) (10, 1)	7.1 0.0 1.2 0.1 0.0	29 2 6 3 1	7 2 2 1 1	3 0 1 1 0	6 0 1 0 0	0 0 0 0 0	0 0 0 0 0	0 0 0 0 0	0 0 0 0 0	0 0 0 0 0	0 0 0 0 0	0 0 0 0 0	0 0 0 0 0	0 0 0 0 0	0 0 0 0 0	0 0 0 0 0	0 0 0 0 0	0 0 0 0 0	0 0 0 0 0	0 0 0 0 0	0 0 0 0 0	0 0 0 0 0	0 0 0 0 0

Minnesota Twins @ Seattle Mariners
The Kingdome, Seattle, WA
Sat Aug 11 1984, 10:05 PM EDT
Att: 9,528 - Unknown

AB	40
R	5
H	13
RBI	5
BB	1
SO	7
LOB	14



Batter	1	2	3	4	5	6	7	8	9	AB	R	H	RBI	BB	SO	LOB	TOP			
Kirby Puckett, R OBP: 0.320, SLG: 0.328	0-0 6-3		0-0 6-3		0-0 1B		0-3 K		0-3 K	5	0	1	0	0	2	0				
Andre David, L OBP: 0.429, SLG: 0.517	0-0 E9 G3 2B		0-0 1B		0-0 F5		0-0 2B		0-0 1B	5	1	4	0	0	0	1				
Kent Hrbek, L OBP: 0.388, SLG: 0.516	0-0 G3		0-3 K		0-0 4-3		4-0 IBB		0-3 K	4	0	0	1	1	2	3				
Randy Bush, L OBP: 0.309, SLG: 0.424	0-0 F8		0-3 K2-3			0-3 K		0-0 F8		4	0	0	0	0	2	3				
Tom Brunansky, R OBP: 0.328, SLG: 0.468		0-0 F8		4-0 BB		0-0 2B		0-0 1B		3	1	2	0	1	0	0				
Gary Gaetti, R OBP: 0.327, SLG: 0.368		4-0 1B 4-3 BB		0-3 K		0-0 2B		0-0 F8		3	1	1	1	1	1	2				
Tim Teufel, R OBP: 0.353, SLG: 0.423		0-0 4-3 1-2		0-3 K		0-0 F5		0-0 F2		4	0	0	0	0	1	4				
Tim Laudner, R OBP: 0.230, SLG: 0.383		0-0 FC5-4 1B		0-3 K		0-0 1-3		0-3 K		4	0	1	1	0	2	3				
Houston Jimenez, R OBP: 0.243, SLG: 0.249		0-0 FC5-4			0-0 6-3		0-0 5-3		0-0 F9	4	0	0	0	0	0	1				
Inning Stats	R: 1 E: 1 K: 0 S: 4	H: 1 LOB: 0 BB: 0 P: 4	R: 1 E: 0 K: 0 S: 4	H: 1 LOB: 1 BB: 1 P: 8	R: 0 E: 0 K: 3 S: 8	H: 1 LOB: 1 BB: 0 P: 13	R: 0 E: 0 K: 0 S: 4	H: 1 LOB: 1 BB: 0 P: 4	R: 1 E: 0 K: 1 S: 7	H: 2 LOB: 1 BB: 0 P: 7	R: 0 E: 0 K: 1 S: 6	H: 1 LOB: 2 BB: 1 P: 10	R: 0 E: 0 K: 1 S: 6	H: 1 LOB: 1 BB: 0 P: 6	R: 0 E: 0 K: 2 S: 8	H: 1 LOB: 1 BB: 0 P: 8	1B: 5 2B: 4 3B: 0 HR: 0	SF: 0 SAC: 0 DP: 0 HBP: 0	WP: 0 PB: 0 CS: 0	PA: 39
PITCHER Mike Moore, R ERA: 4.86	IP: 9.0 WLS: L BF: 39	H: 9 R: 3 ER: 2 SO: 10	BB: 2 IBB: 1 HBP: 0 BLK: 0	WP: 0 HR: 0 S: 56 P: 68	ERA: 2.00 WHIP: 1.222															

Minnesota Twins @ Seattle Mariners
The Kingdome, Seattle, WA
Sun Aug 12 1984, 6:33 AM EDT
Att: 8,564 - Unknown

AB 36
R 3
H 9
RBI 3
BB 3
SO 10
LOB 17



Batter	1	2	3	4	5	6	7	8	9	AB	R	H	RBI	BB	SO	LOB	BOTTOM			
Jack Perconte, L OBP: 0.366, SLG: 0.352	0-0 CS 1B		0-0 G3			0-0 1B		0-0 1-3 1B		4	0	3	0	0	0	0				
Spike Owen, S OBP: 0.333, SLG: 0.366	0-0 F8			0-0 4-3		0-0 F7		0-0 1-3 1-2 2-3		4	0	0	0	0	0	4				
Alvin Davis, L OBP: 0.399, SLG: 0.520	0-0 2B			0-3 K		1-0 FC6-4 HBP		0-3 K		3	0	1	0	0	2	2				
Al Cowens, R OBP: 0.311, SLG: 0.448	0-0 F4			0-0 F9		0-0 FC6-4 BB		0-3 K		4	0	0	0	0	1	2				
Steve Henderson, R OBP: 0.367, SLG: 0.460		0-0 G4-6-3 1B			0-0 F3		0-0 F8		0-0 6-3	4	0	1	0	0	0	1				
Barry Bonnell, R OBP: 0.304, SLG: 0.370		0-0 F7			0-0 F8		4-0 FC6-4 BB		0-0 6-3	3	0	0	0	1	0	1				
Ivan Calderon, R OBP: 0.182, SLG: 0.100		0-0 G4-6-3			0-0 5-3		0-0 FC6-4			3	0	0	0	0	0	3				
Jim Presley, R OBP: 0.261, SLG: 0.376			0-0 F8			0-3 K		0-0 F7		3	0	0	0	0	1	0				
Bob Kearney, R OBP: 0.284, SLG: 0.378			0-0 F9			0-0 4-3		0-0 1-3 1B		3	0	1	0	0	0	0				
Inning Stats	R: 0 E: 0 K: 0 S: 4	H: 2 LOB: 1 BB: 0 P: 4	R: 0 E: 0 K: 0 S: 3	H: 1 LOB: 0 BB: 0 P: 3	R: 0 E: 0 K: 1 S: 5	H: 0 LOB: 0 BB: 0 P: 5	R: 0 E: 0 K: 0 S: 3	H: 0 LOB: 0 BB: 0 P: 3	R: 0 E: 0 K: 1 S: 6	H: 1 LOB: 1 BB: 0 P: 6	R: 0 E: 0 K: 0 S: 3	H: 0 LOB: 2 BB: 1 P: 8	R: 0 E: 0 K: 1 S: 7	H: 2 LOB: 2 BB: 0 P: 7	R: 0 E: 0 K: 1 S: 5	H: 0 LOB: 0 BB: 0 P: 5	1B: 5 2B: 1 3B: 0 HR: 0	SF: 0 SAC: 0 DP: 1 HBP: 1	WP: 0 PB: 0 CS: 1	PA: 33
PITCHER Frank Viola, L ERA: 2.92	IP: 9.0 WLS: W BF: 33	H: 6 R: 0 ER: 0 SO: 4	BB: 1 IBB: 0 HBP: 1 BLK: 0	WP: 0 HR: 0 S: 39 P: 44	ERA: 0.00 WHIP: 0.778															

Minnesota Twins @ Seattle Mariners
The Kingdome, Seattle, WA
Sun Aug 12 1984, 6:33 AM EDT
Att: 8,564 - Unknown

AB 31
R 0
H 6
RBI 0
BB 1
SO 4
LOB 13



Batter	1	2	3	4	5	6	7	8	9	AB	R	H	RBI	BB	SO	LOB	TOP					
Jack Perconte, L (1.4) OBP: 0.365, SLG: 0.351										4	0	1	0	0	0	0						
Spike Owen, S (1.6) OBP: 0.330, SLG: 0.362										4	0	0	0	0	0	1						
Alvin Davis, L (1.3) OBP: 0.400, SLG: 0.522										4	0	2	0	0	1	0						
Al Cowens, R (1.9) OBP: 0.310, SLG: 0.449										4	1	1	0	0	2	2						
Steve Henderson, R (1.10) OBP: 0.362, SLG: 0.453										3	0	0	0	0	2	1						
Barry Bonnell, R (1.7) OBP: 0.301, SLG: 0.366										3	0	0	0	0	3	0						
Phil Bradley, R (7.7) OBP: 0.363, SLG: 0.328										0	0	0	0	0	0	0						
Ivan Calderon, R (1.8) OBP: 0.214, SLG: 0.385										3	1	1	1	0	0	0						
Jim Presley, R (1.5) OBP: 0.255, SLG: 0.368										3	0	0	0	0	1	0						
Domingo Ramos, R (8.5) OBP: 0.243, SLG: 0.229										0	0	0	0	0	0	0						
Bob Kearney, R (1.2) OBP: 0.282, SLG: 0.375										3	0	0	0	0	0	0						
Inning Stats	R: 0 E: 0 K: 1 S: 6	H: 2 LOB: 1 BB: 0 P: 6	R: 0 E: 0 K: 2 S: 7	H: 0 LOB: 0 BB: 0 P: 7	R: 0 E: 0 K: 0 S: 3	H: 0 LOB: 0 BB: 0 P: 3	R: 0 E: 0 K: 2 S: 8	H: 1 LOB: 1 BB: 0 P: 8	R: 1 E: 0 K: 1 S: 6	H: 1 LOB: 0 BB: 0 P: 6	R: 0 E: 0 K: 1 S: 5	H: 0 LOB: 0 BB: 0 P: 5	R: 1 E: 1 K: 1 S: 6	H: 1 LOB: 0 BB: 0 P: 6	R: 0 E: 0 K: 2 S: 5	H: 0 LOB: 0 BB: 0 P: 5	R: 0 E: 0 K: 0 S: 3	H: 0 LOB: 0 BB: 0 P: 3	1B: 2 2B: 2 3B: 0 HR: 1	SF: 0 SAC: 0 DP: 1 HBP: 0	WP: 0 SB: 0 CS: 0	PA: 31
PITCHER	IP WLS BF H R ER SO BB IBB HBP BLK WP HR S P ERA WHIP																					
Dennis Rasmussen, L (1.1) ERA: 4.41	9.0 L 31 5 2 1 9 0 0 0 0 0 0 1 49 49 1.00 0.556																					

Seattle Mariners @ New York Yankees
Yankee Stadium, Bronx, NY
Tue Aug 14 1984, 7:05 PM EDT
Att: 20,489 - Unknown

AB 31
R 2
H 5
RBI 1
BB 0
SO 9
LOB 4

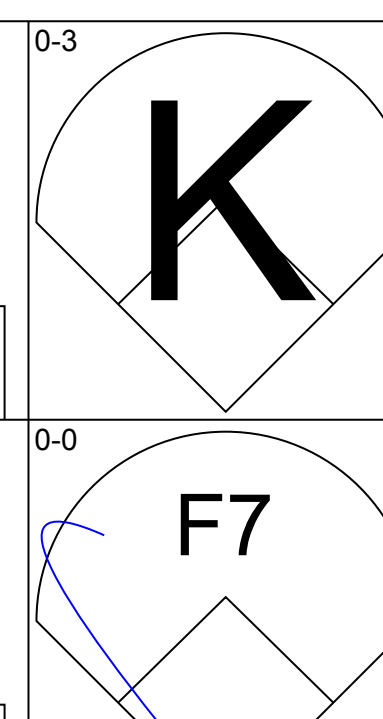
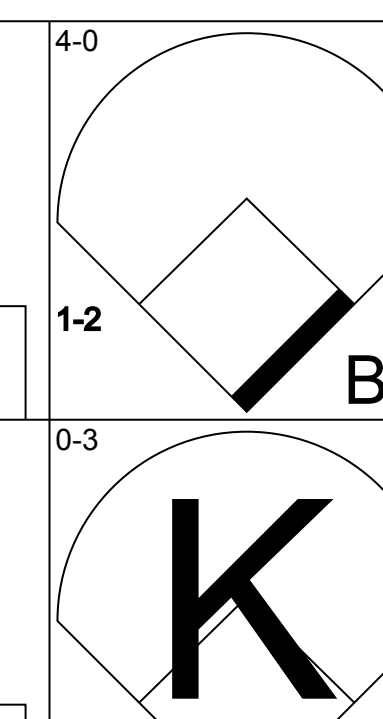
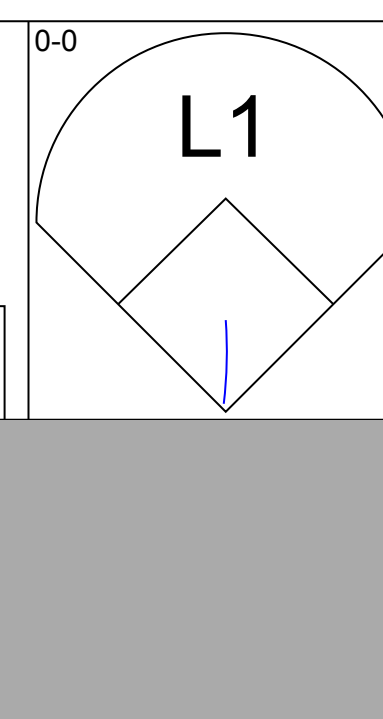
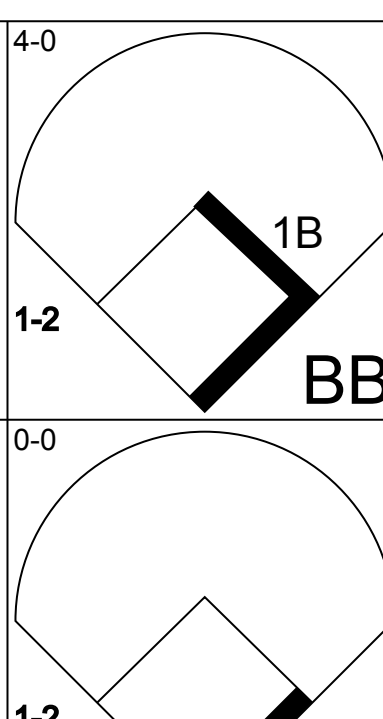
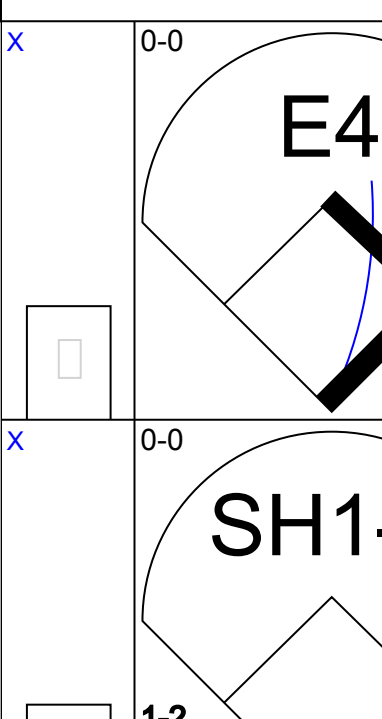
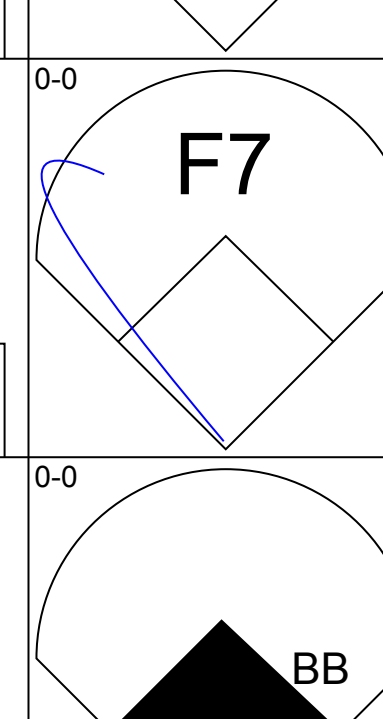
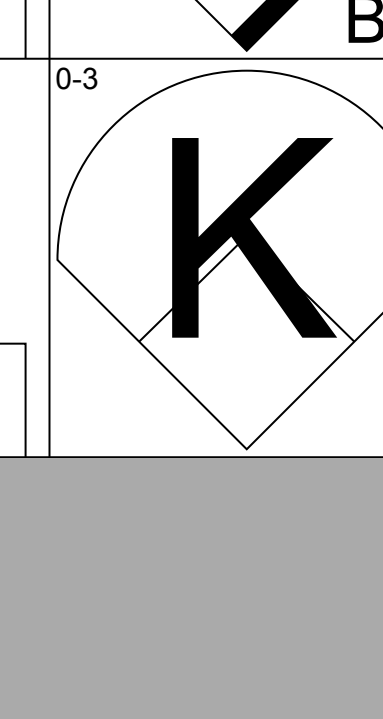
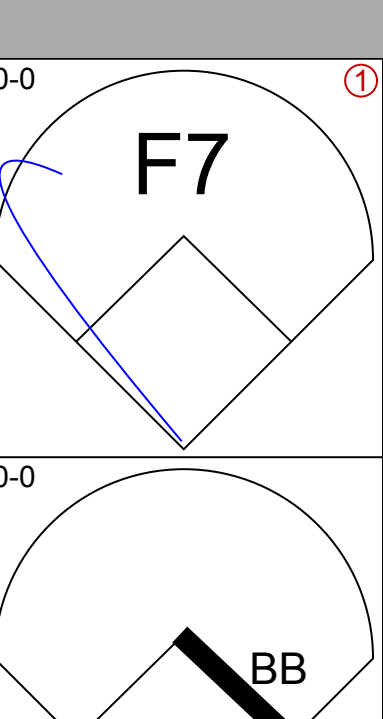
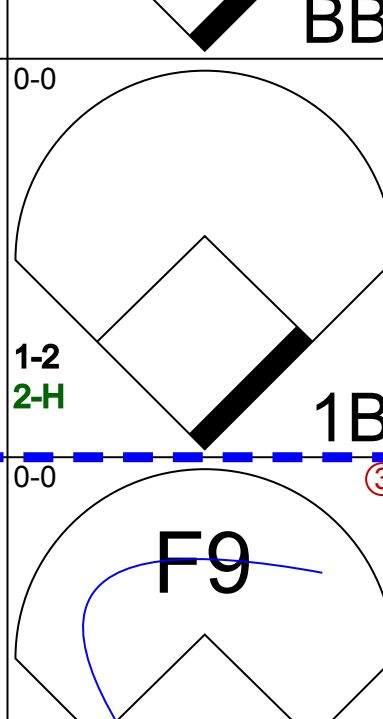
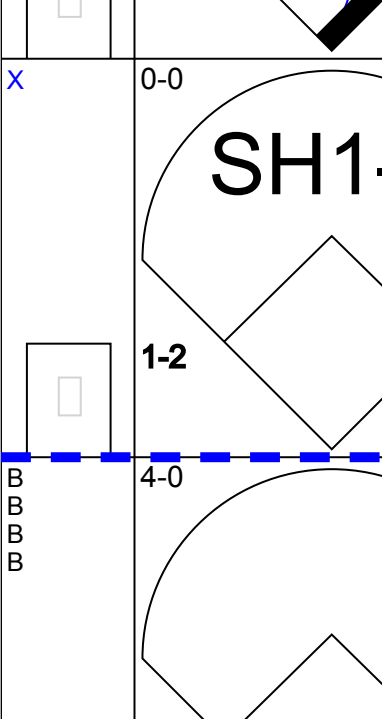
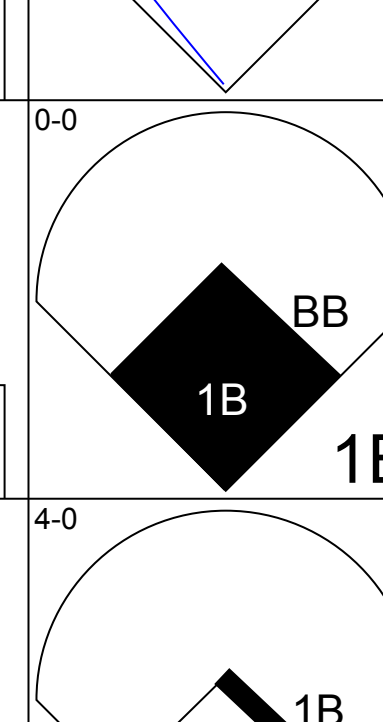
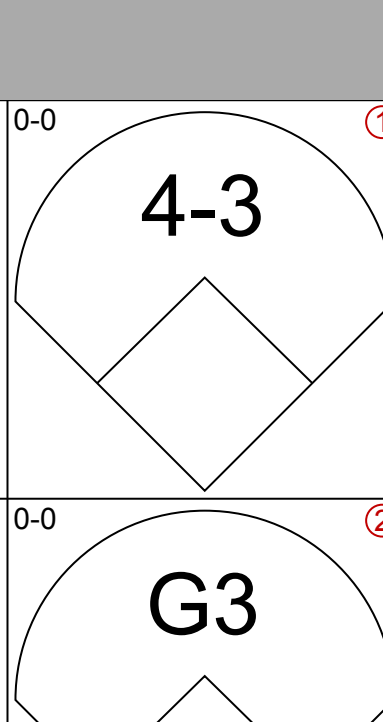
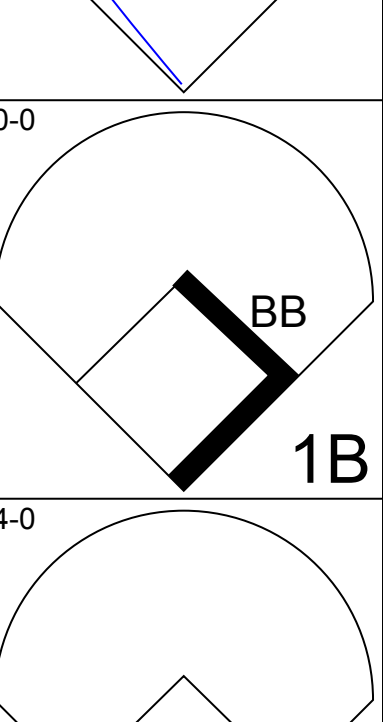
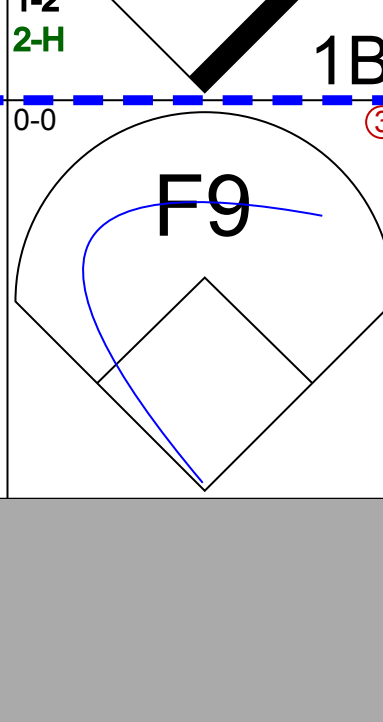
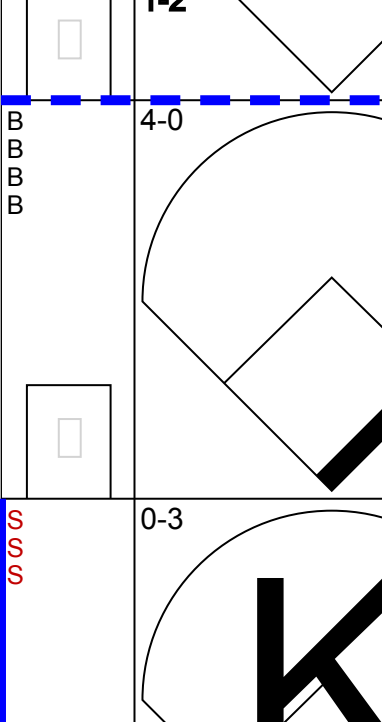
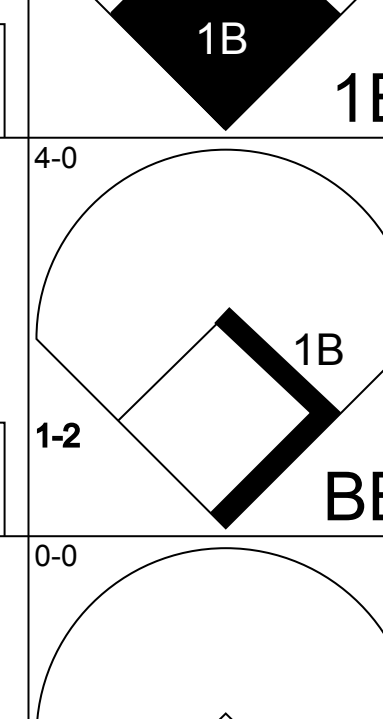
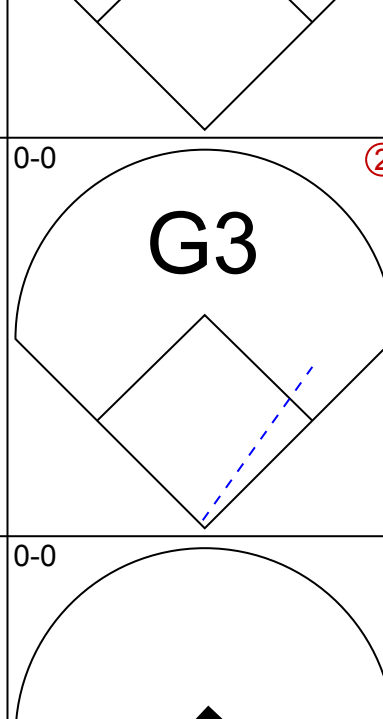
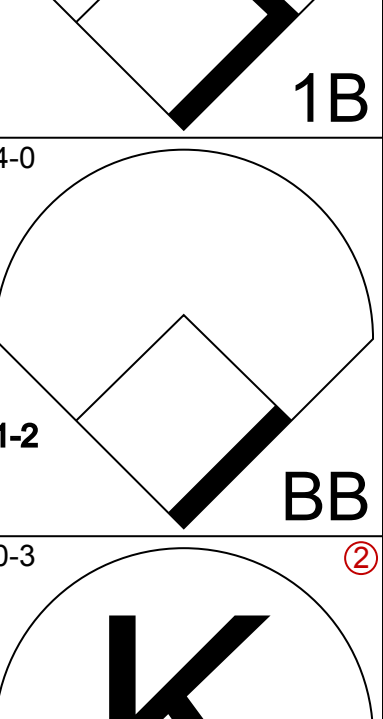
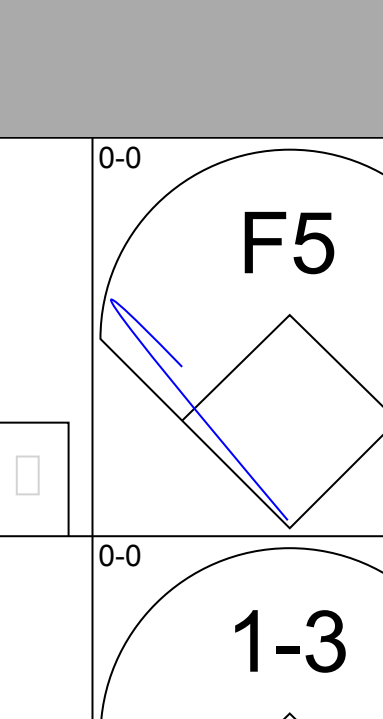
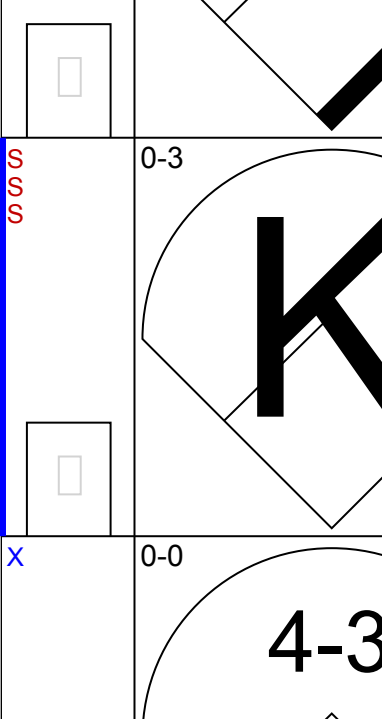
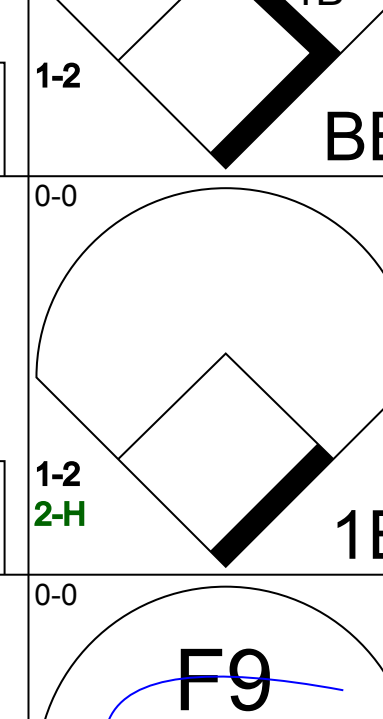
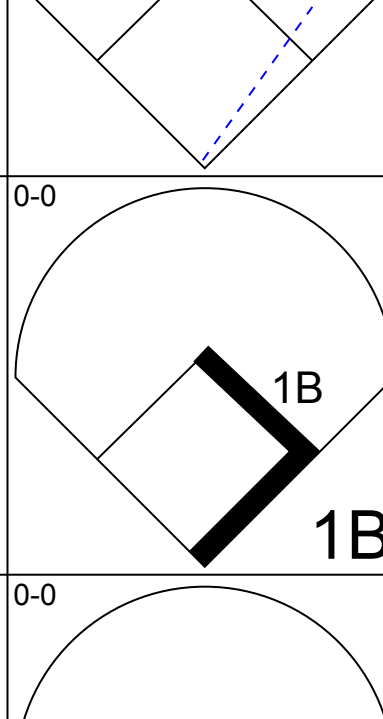
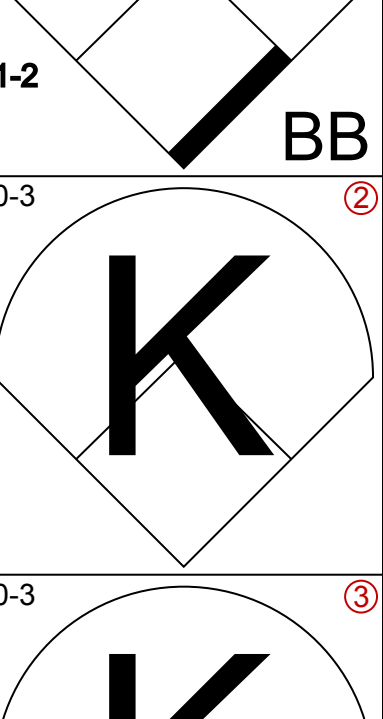
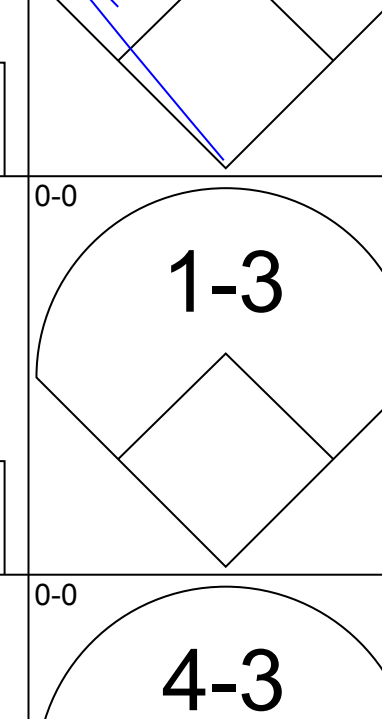
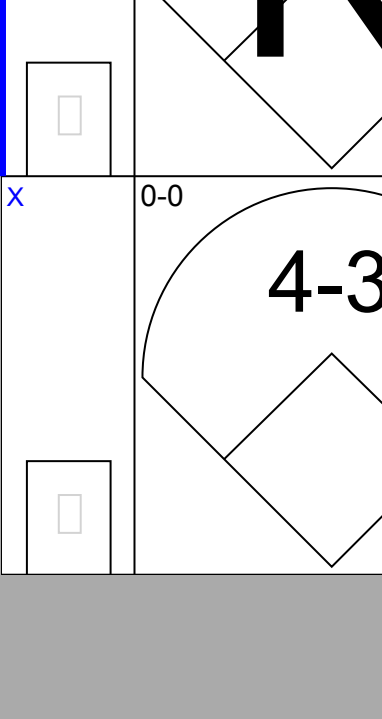
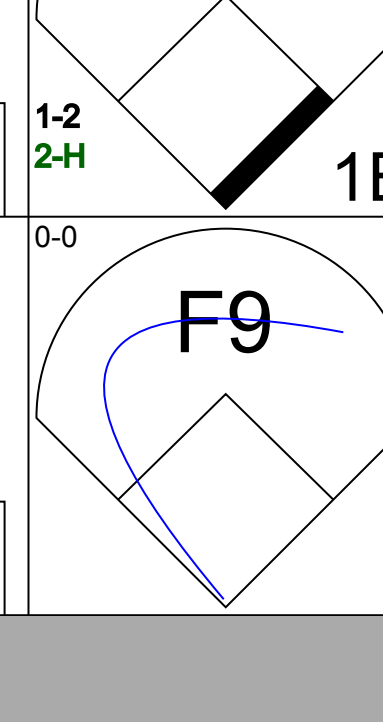
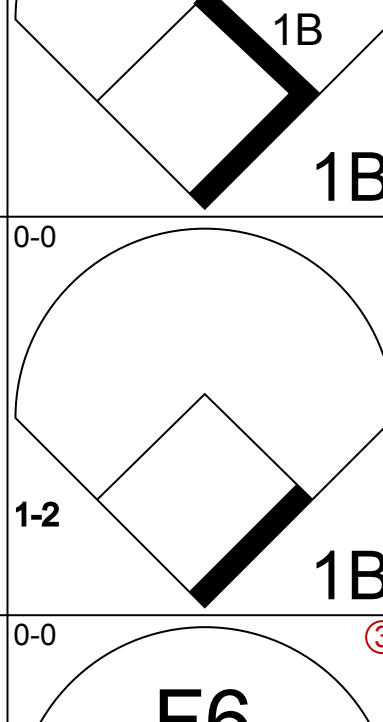
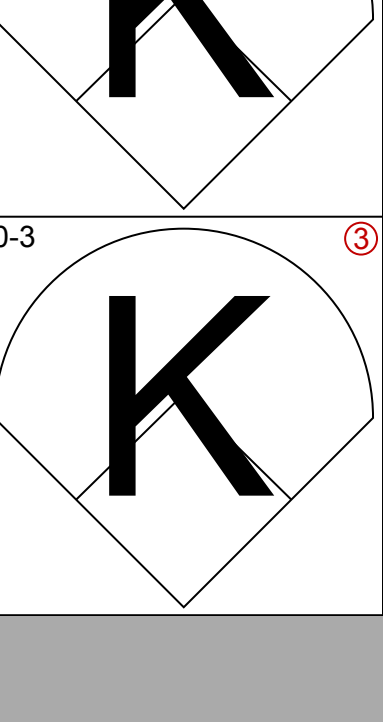
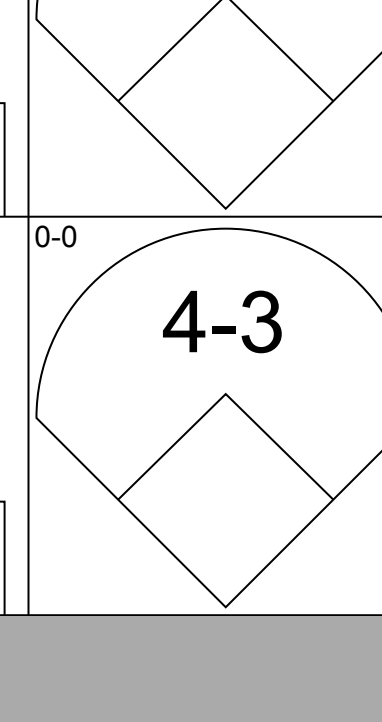
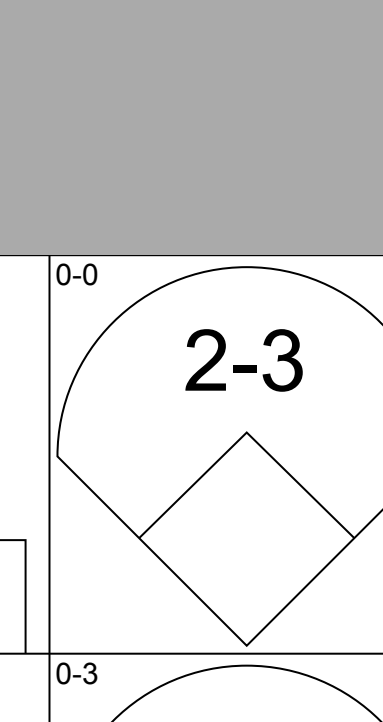
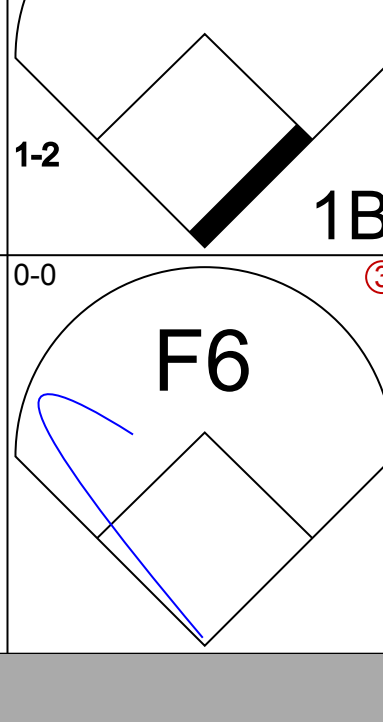
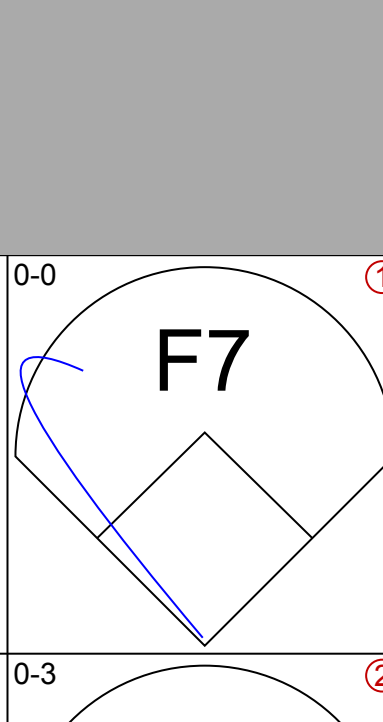
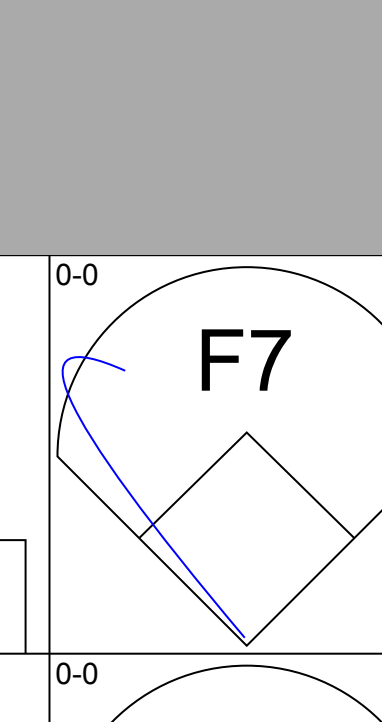
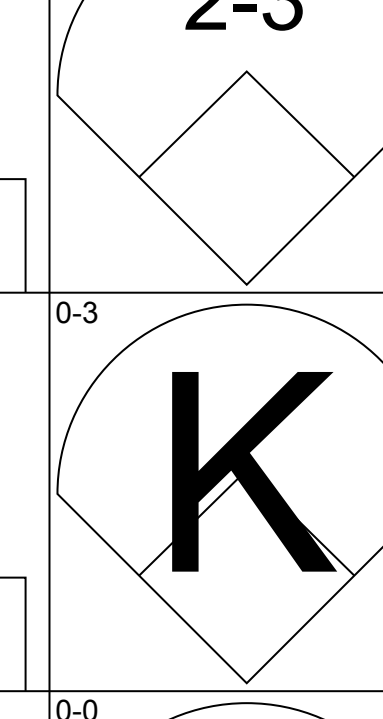
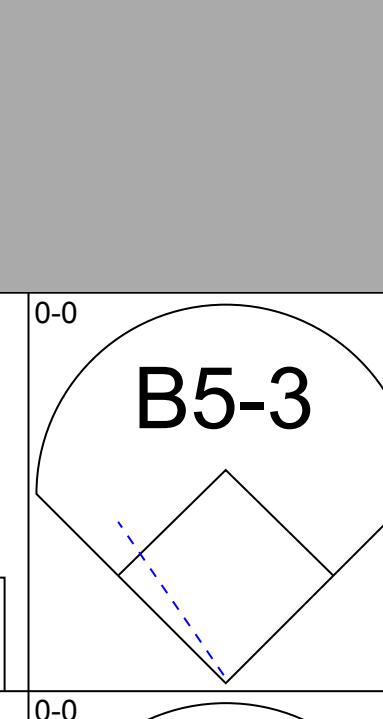
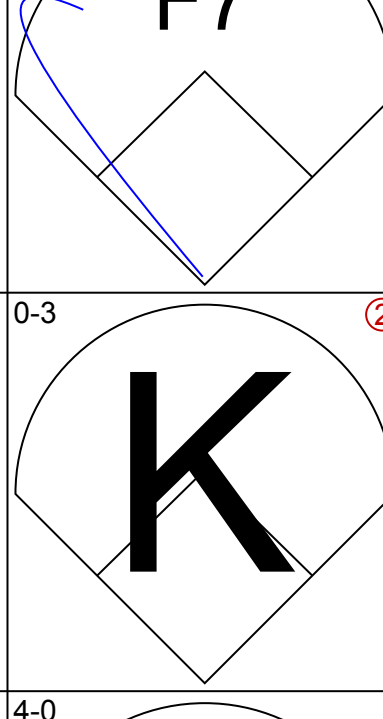
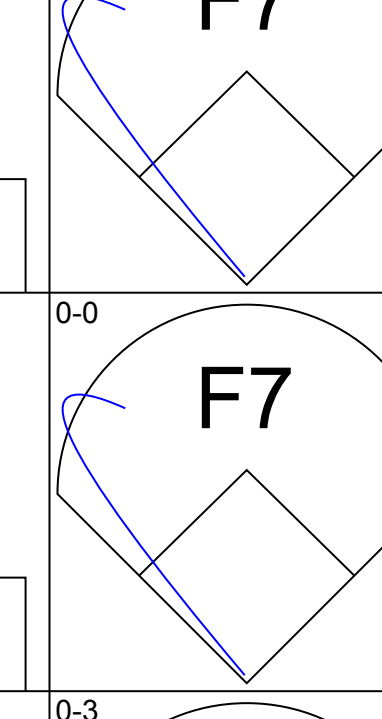
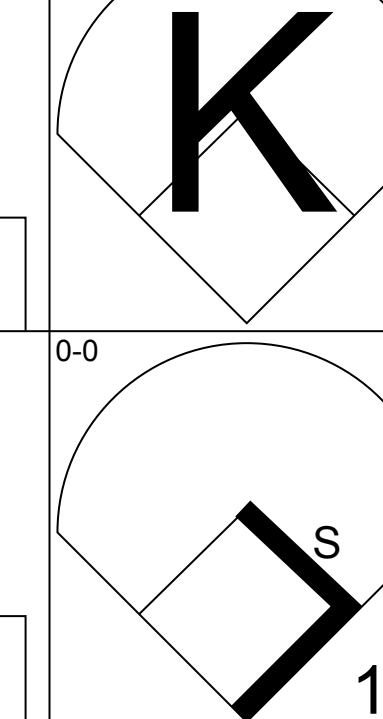
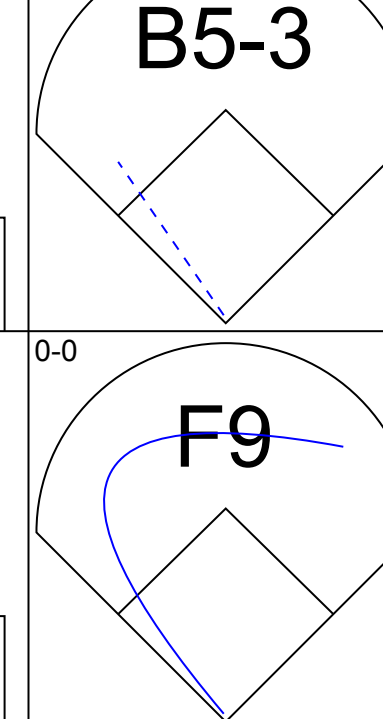
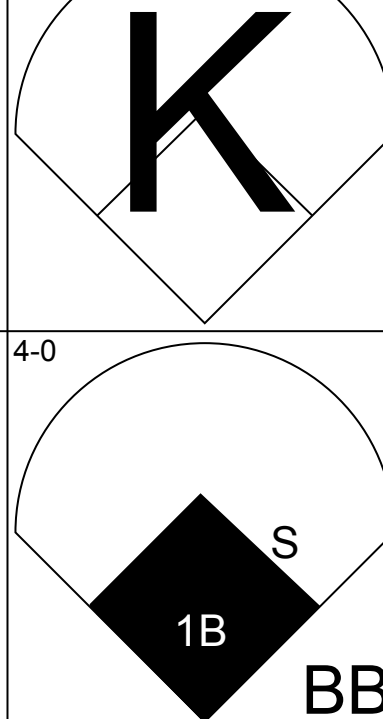
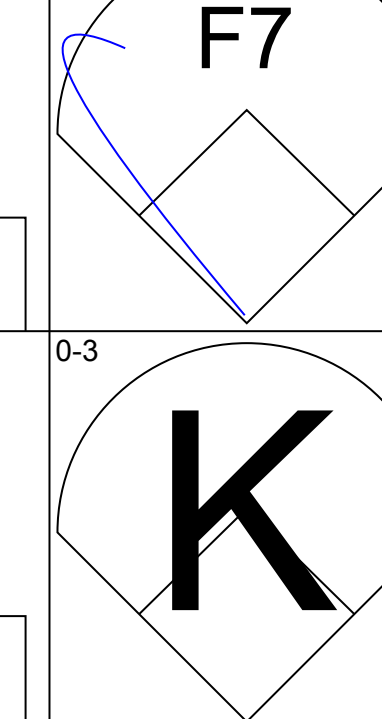


Batter	1	2	3	4	5	6	7	8	9	AB	R	H	RBI	BB	SO	LOB	BOTTOM			
Willie Randolph, R (1.4) OBP: 0.381, SLG: 0.366										3	1	1	0	1	0	0				
Bobby Meacham, S (1.6) OBP: 0.323, SLG: 0.351										2	0	1	1	0	1	0				
Dave Winfield, R (1.9) OBP: 0.381, SLG: 0.514										3	0	0	0	1	1	2				
Don Baylor, R (1.10) OBP: 0.324, SLG: 0.492										3	0	0	0	1	1	2				
Toby Harrah, R (1.5) OBP: 0.324, SLG: 0.294										3	0	1	0	1	0	5				
Don Mattingly, L (1.3) OBP: 0.378, SLG: 0.527										4	0	0	0	0	0	2				
Brian Dayett, R (1.7) OBP: 0.286, SLG: 0.422										3	0	1	0	1	0	0				
Omar Moreno, L (9. PR) OBP: 0.289, SLG: 0.374										4	0	2	0	0	1	1				
Victor Mata, R (1.8) OBP: 0.317, SLG: 0.425										4	0	2	0	0	1	1				
Rick Cerone, R (1.2) OBP: 0.235, SLG: 0.268										4	0	0	0	0	1	4				
Inning Stats	R: 0 E: 0 K: 0 S: 4	H: 1 LOB: 2 BB: 1 P: 8	R: 0 E: 0 K: 1 S: 6	H: 1 LOB: 0 BB: 0 P: 6	R: 1 E: 0 K: 0 S: 4	H: 1 LOB: 0 BB: 0 P: 4	R: 0 E: 0 K: 0 S: 5	H: 3 LOB: 2 BB: 0 P: 5	R: 0 E: 0 K: 1 S: 3	H: 0 LOB: 2 BB: 2 P: 11	R: 0 E: 0 K: 1 S: 5	H: 0 LOB: 0 BB: 0 P: 5	R: 0 E: 0 K: 2 S: 7	H: 0 LOB: 1 BB: 1 P: 11	R: 0 E: 0 K: 0 S: 2	H: 0 LOB: 1 BB: 1 P: 6	1B: 5 2B: 1 3B: 1 HR: 0	SF: 1 SAC: 1 DP: 3 HBP: 0	WP: 0 SB: 0 CS: 0	PA: 36
PITCHER	IP WLS BF H R ER SO BB IBB HBP BLK WP HR S P ERA WHIP																			
Mark Langston, L (1.1) ERA: 3.41	8.0 W 34 6 1 1 5 4 1 0 0 0 0 0 39 59 1.12 1.250																			
Ed Vande Berg, L (9.1) ERA: 4.79	1.0 S 2 0 0 0 0 0 0 0 0 0 0 0 2 2 0.00 0.000																			

Seattle Mariners @ New York Yankees
Yankee Stadium, Bronx, NY
Tue Aug 14 1984, 7:05 PM EDT
Att: 20,489 - Unknown


AB 29
R 1
H 6
RBI 1
BB 5
SO 5
LOB 16

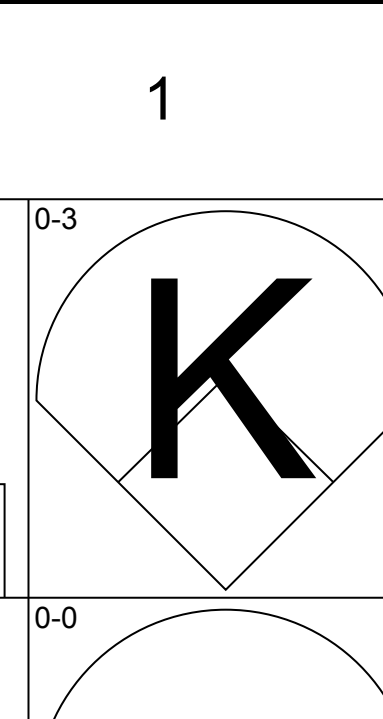
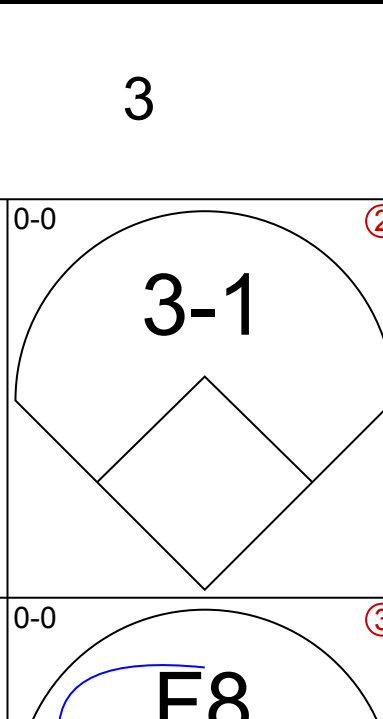
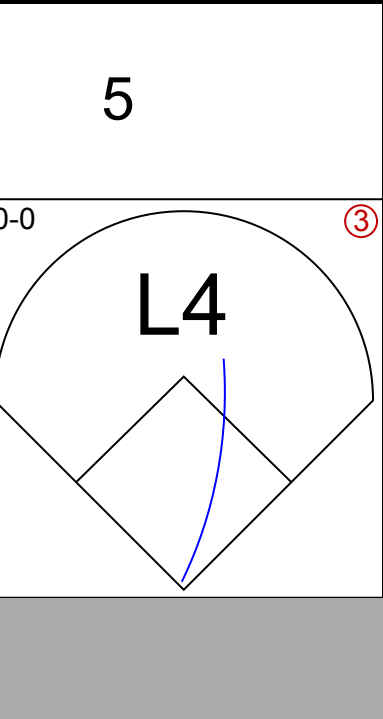
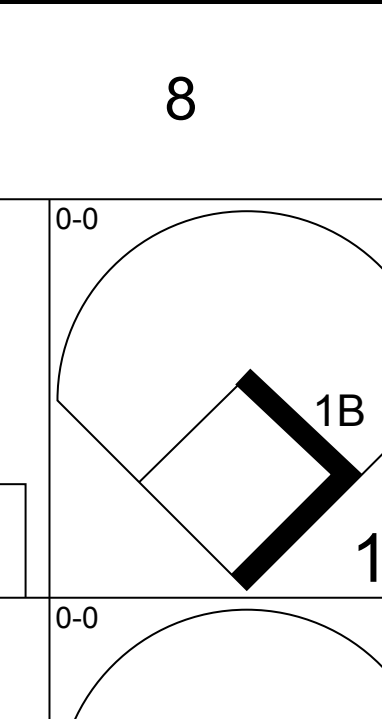
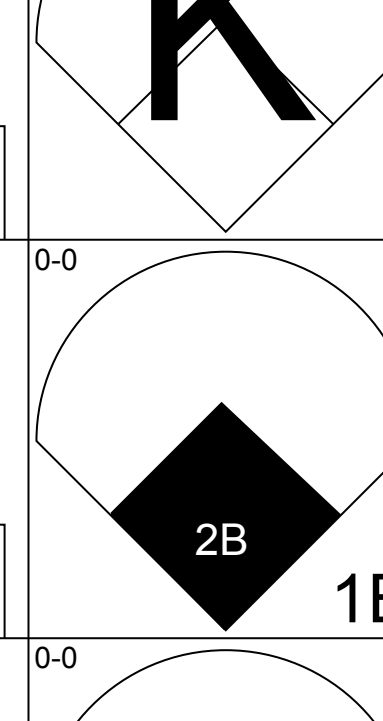
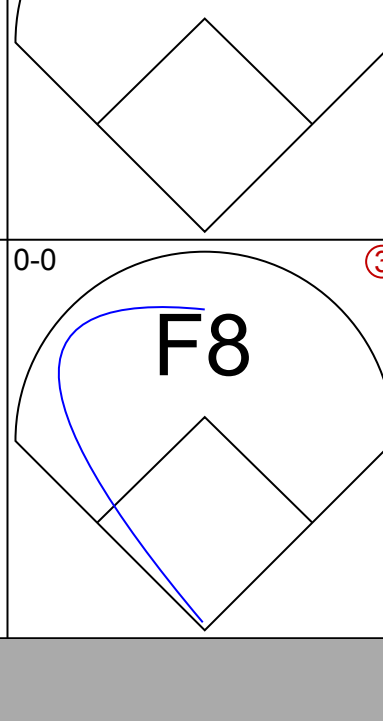
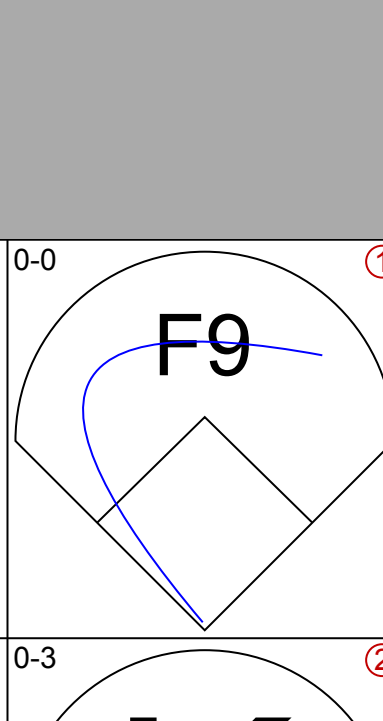
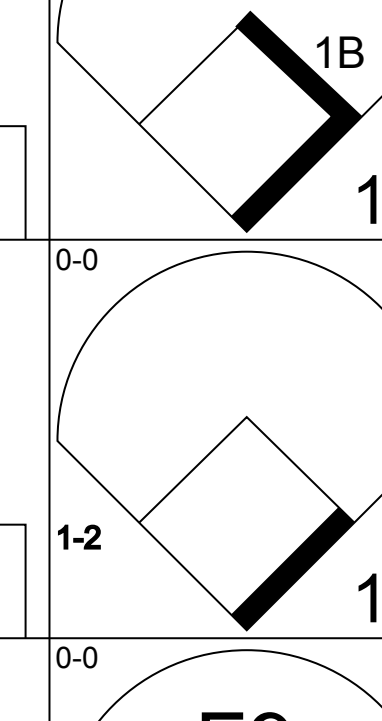
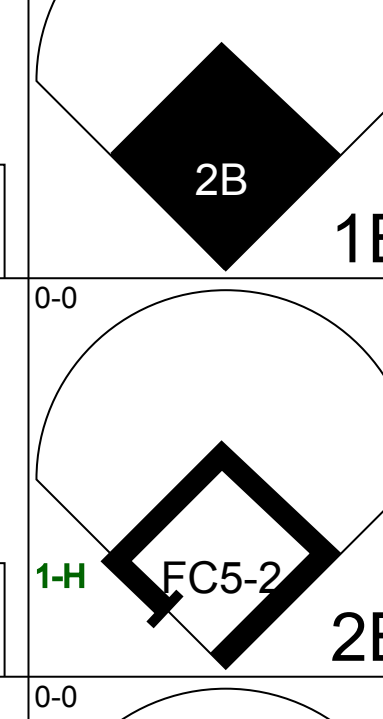
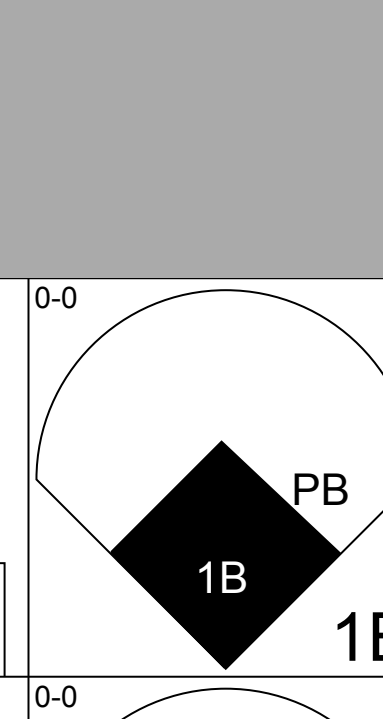

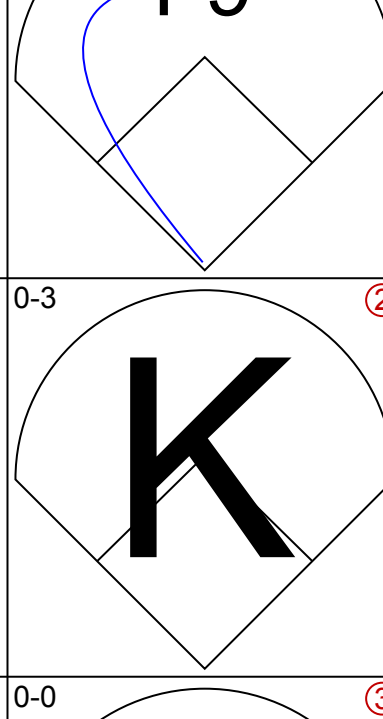
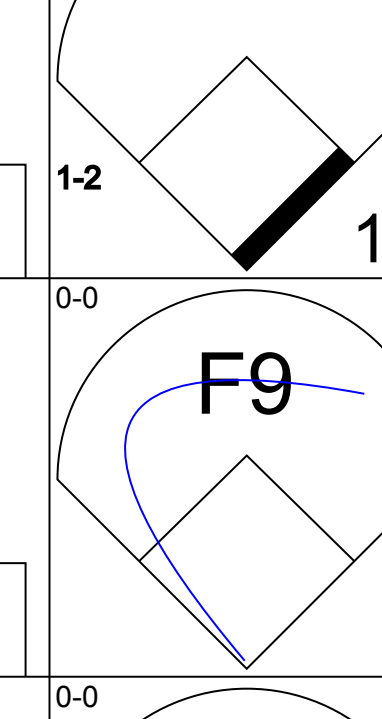
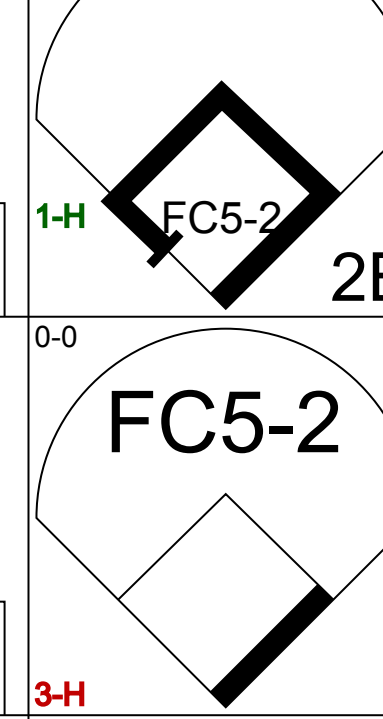
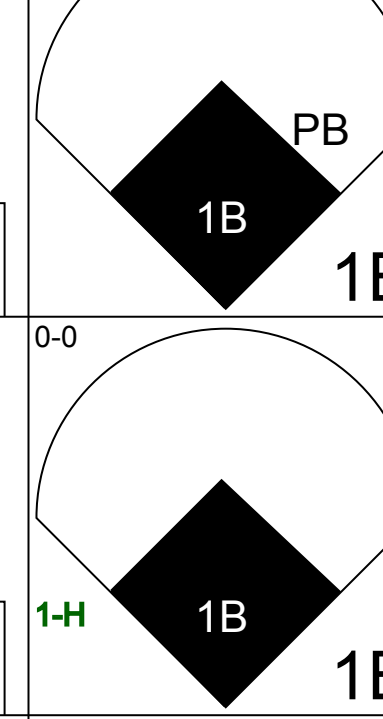

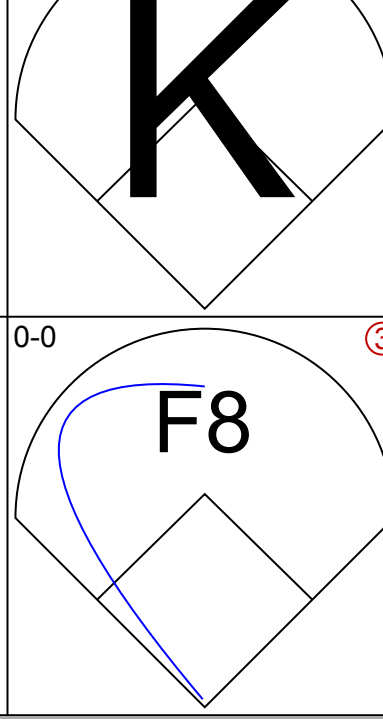
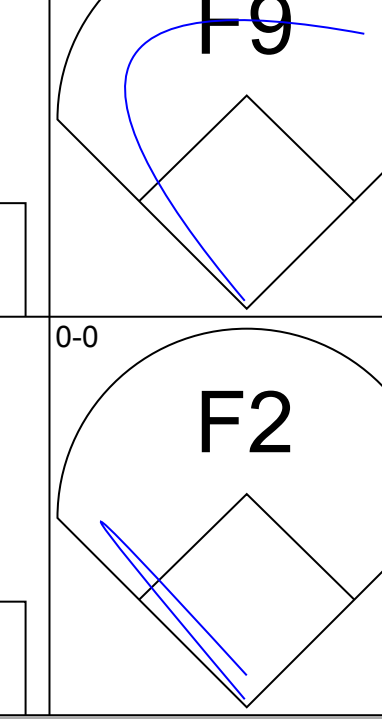
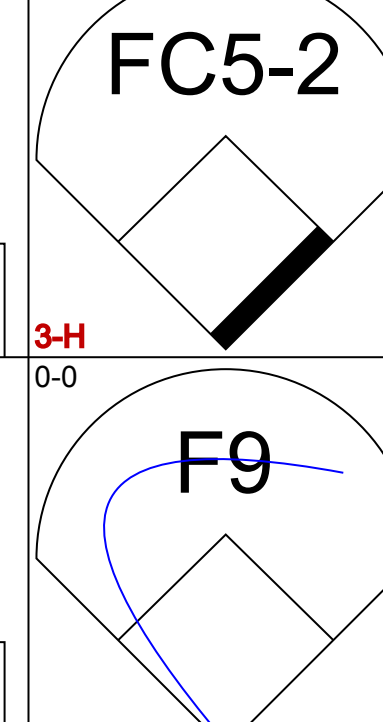
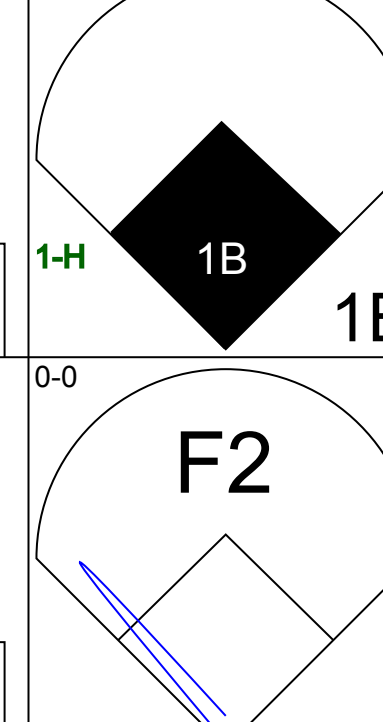

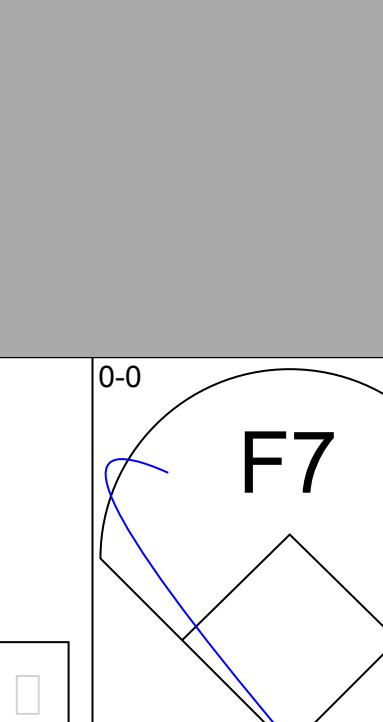
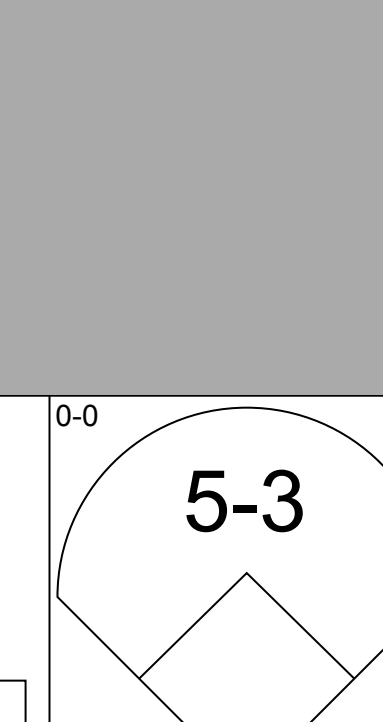
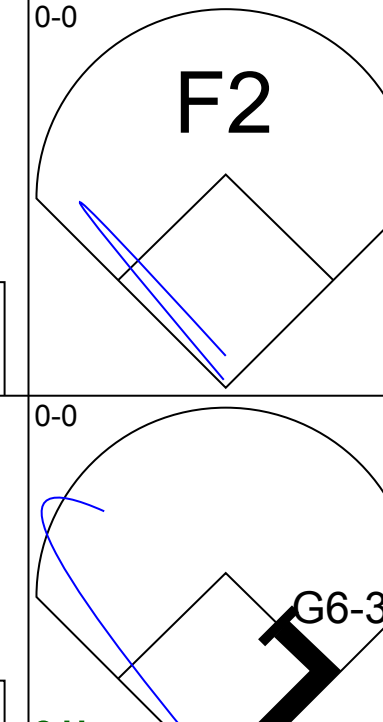

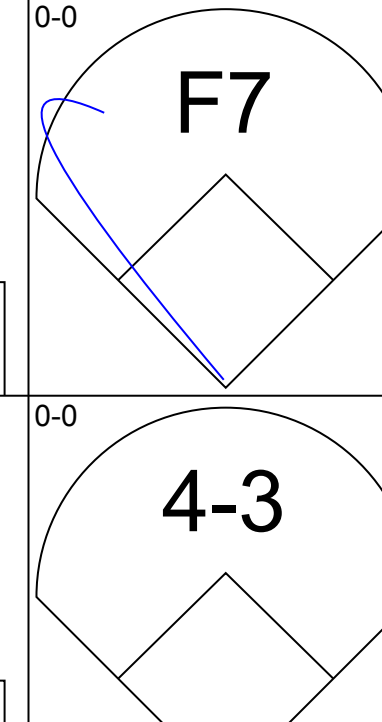
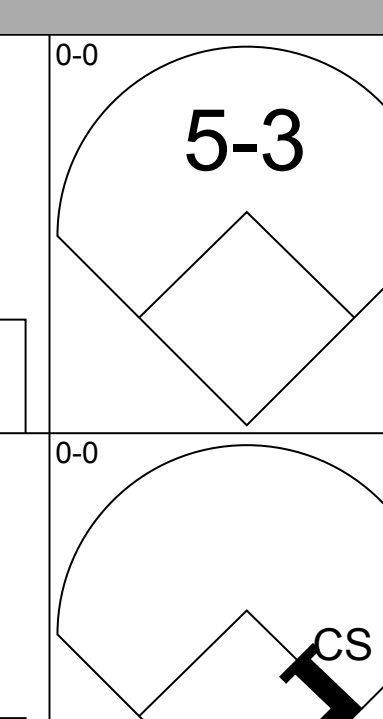
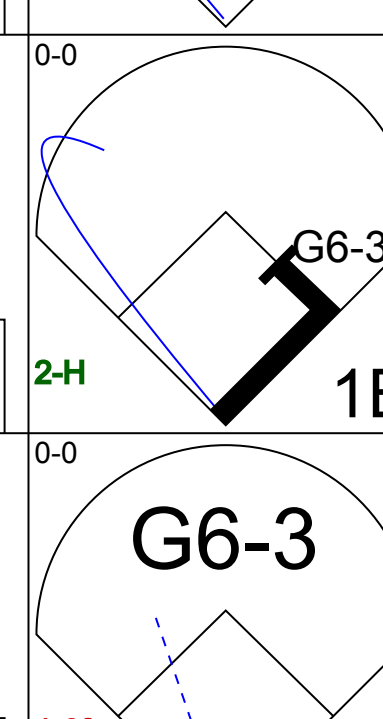

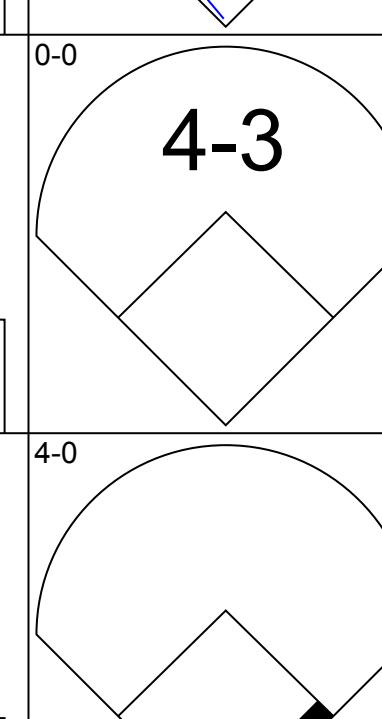

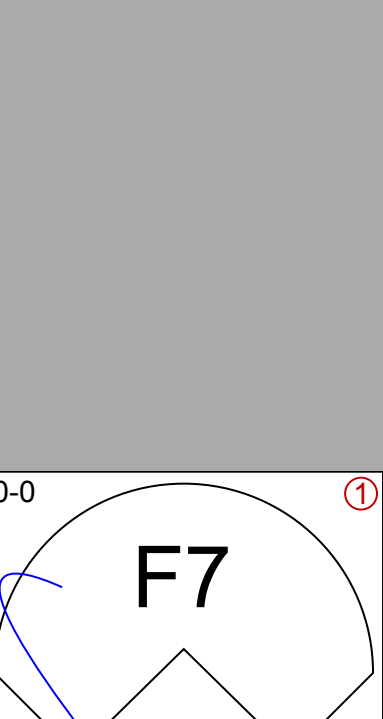
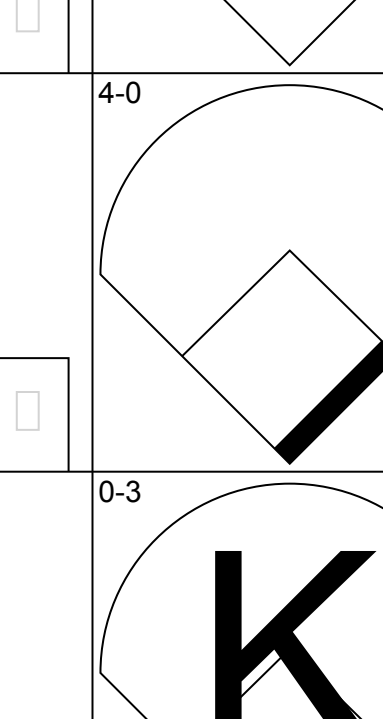
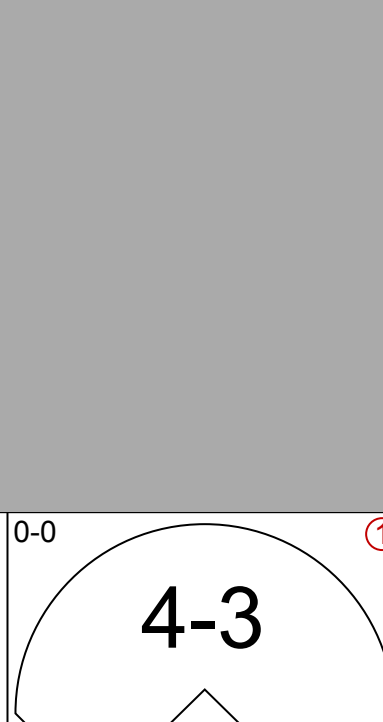
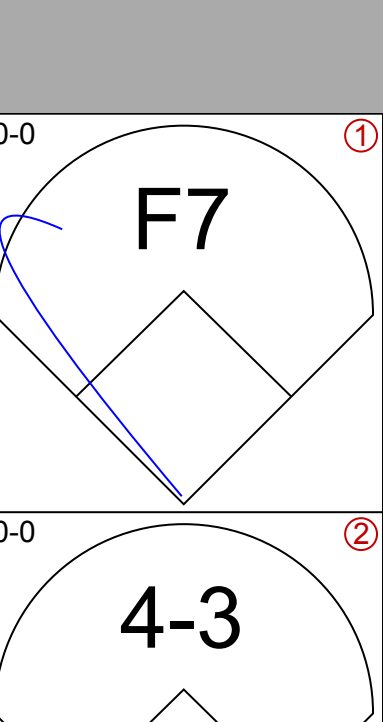
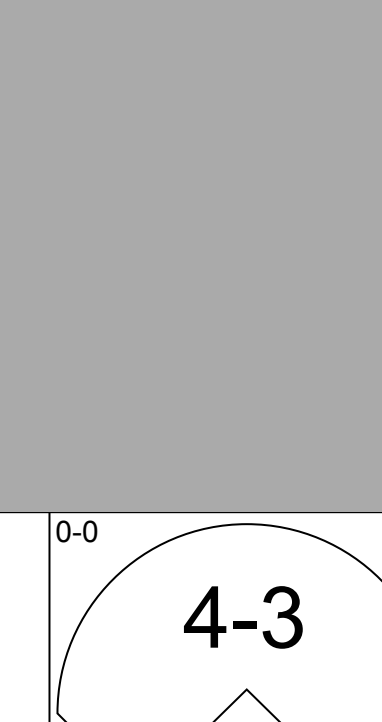


Batter	1	2	3	4	5	6	7	8	9	AB	R	H	RBI	BB	SO	LOB	TOP			
Jack Perconte, L OBP: 0.366, SLG: 0.349 (1, 4)										3	0	0	0	2	1	0				
Spike Owen, S OBP: 0.330, SLG: 0.361 (1, 6)										4	0	1	1	0	1	2				
Alvin Davis, L OBP: 0.402, SLG: 0.522 (1, 3)										4	1	2	0	1	0	2				
Ken Phelps, L OBP: 0.399, SLG: 0.596 Steve Henderson, R (9, PH) OBP: 0.361, SLG: 0.450 (1, 10)										2	0	0	0	2	0	0				
Al Cowens, R OBP: 0.311, SLG: 0.448 (1, 9)										5	0	2	1	0	1	4				
Ivan Calderon, R OBP: 0.222, SLG: 0.353 (1, 8)										4	0	1	0	0	1	4				
Larry Milbourne, S OBP: 0.311, SLG: 0.300 (1, 5)										4	0	0	0	0	0	2				
Bob Kearney, R OBP: 0.279, SLG: 0.372 Orlando Mercado, R OBP: 0.242, SLG: 0.250 (6, 2)										3	0	0	0	0	2	0				
Phil Bradley, R OBP: 0.366, SLG: 0.328 (1, 7)										3	1	1	0	1	1	0				
Inning Stats	R: 1 E: 0 K: 7 S: 7	H: 2 LOB: 2 BB: 1 P: 11	R: 0 E: 0 K: 2 S: 8	H: 1 LOB: 2 BB: 1 P: 12	R: 0 E: 0 K: 0 S: 5	H: 2 LOB: 0 BB: 0 P: 5	R: 0 E: 0 K: 0 S: 3	H: 0 LOB: 0 BB: 0 P: 3	R: 0 E: 0 K: 1 S: 6	H: 1 LOB: 2 BB: 2 P: 14	R: 0 E: 0 K: 0 S: 3	H: 0 LOB: 0 BB: 0 P: 3	R: 0 E: 0 K: 1 S: 5	H: 0 LOB: 0 BB: 0 P: 5	R: 0 E: 1 K: 1 S: 6	H: 0 LOB: 2 BB: 1 P: 10	1B: 7 2B: 0 3B: 0 HR: 0	SF: 0 SAC: 1 DP: 0 HBP: 0	WP: 0 PB: 0 CS: 0	PA: 41
PITCHER	IP	WLS	BF	H	R	ER	SO	BB	IBB	HBP	BLK	WP	HR	S	P	ERA	WHIP			
Joe Cowley, R ERA: 2.7 (1, 1)	5.2	W	29	7	2	2	6	5	0	0	0	0	0	36	56	3.18	2.118			
Jay Howell, R ERA: 2.34 (6, 1)	2.2		9	0	0	0	1	0	0	0	0	0	0	11	11	0.00	0.000			
Dave Righetti, L ERA: 1.93 (9, 1)	0.2	S	3	0	0	0	1	1	0	0	0	0	0	4	8	0.00	1.500			

Seattle Mariners @ New York Yankees
Yankee Stadium, Bronx, NY
Wed Aug 15 1984, 3:33 AM EDT
Att: 20,189 - Unknown


AB	34
R	2
H	7
RBI	2
BB	6
SO	8
LOB	16



Batter	1	2	3	4	5	6	7	8	9	AB	R	H	RBI	BB	SO	LOB	BOTTOM			
Willie Randolph, R OBP: 0.380, SLG: 0.365 (1, 4)										4	0	1	0	0	1	0				
Bobby Meacham, S OBP: 0.326, SLG: 0.354 (1, 6)										4	1	2	0	0	0	0				
Don Mattingly, L OBP: 0.380, SLG: 0.529 (1, 3)										4	1	2	1	0	1	2				
Dave Winfield, R OBP: 0.379, SLG: 0.511 (1, 9)										4	1	1	1	0	0	3				
Steve Kemp, L OBP: 0.393, SLG: 0.435 (1, 10)										3	0	0	0	0	0	2				
Ken Griffey, L OBP: 0.311, SLG: 0.337 (1, 7)										3	0	1	1	0	0	0				
Butch Wynegar, S OBP: 0.346, SLG: 0.340 (1, 2)										2	0	1	0	1	0	1				
Mike Pagliarulo, L OBP: 0.295, SLG: 0.478 (1, 5)										3	0	0	0	0	2	2				
Omar Moreno, L OBP: 0.286, SLG: 0.370 (1, 8)										3	0	0	0	0	0	0				
Inning Stats	R: 1 E: 0 K: 1 S: 7	H: 2 LOB: 1 BB: 0 P: 7	R: 0 E: 0 K: 1 S: 5	H: 1 LOB: 0 BB: 0 P: 5	R: 0 E: 0 K: 0 S: 3	H: 3 LOB: 0 BB: 0 P: 5	R: 0 E: 0 K: 0 S: 5	H: 0 LOB: 0 BB: 0 P: 3	R: 0 E: 0 K: 1 S: 5	H: 2 LOB: 2 BB: 0 P: 5	R: 0 E: 0 K: 0 S: 5	H: 0 LOB: 1 BB: 1 P: 9	R: 0 E: 0 K: 0 S: 5	H: 0 LOB: 0 BB: 0 P: 5	1B: 7 2B: 2 3B: 0 HR: 0	SF: 0 SAC: 0 DP: 2 HBP: 0	WP: 0 PB: 1 CS: 1	PA: 31		
PITCHER	IP	WLS	BF	H	R	ER	SO	BB	IBB	HBP	BLK	WP	HR	S	P	ERA	WHIP			
Jim Beattie, R ERA: 3.61 (1, 1)	8.0	L	31	8	3	2	4	1	0	0	0	0	0	38	42	2.25	1.125			

Seattle Mariners @ New York Yankees
Yankee Stadium, Bronx, NY
Wed Aug 15 1984, 3:33 AM EDT
Att: 20,189 - Unknown

AB	30
R	3
H	8
RBI	3
BB	1
SO	4
LOB	10



Batter	1	2	3	4	5	6	7	8	9	AB	R	H	RBI	BB	SO	LOB	TOP			
Jack Perconte, L OBP: 0.363, SLG: 0.346										4	0	0	0	0	0	1	Seattle Mariners @ New York Yankees Yankee Stadium, Bronx, NY Thu Aug 16 1984, 7:05 PM EDT Att: 14,055 - Unknown			
Spike Owen, S OBP: 0.327, SLG: 0.358										4	0	0	0	0	1	0				
Alvin Davis, L OBP: 0.399, SLG: 0.517										4	0	0	0	0	1	0				
Ken Phelps, L OBP: 0.405, SLG: 0.627										3	3	2	2	1	0	0				
Al Cowens, R OBP: 0.311, SLG: 0.446										4	1	1	0	0	0	0				
Steve Henderson, R OBP: 0.381, SLG: 0.446										2	1	0	0	1	0	0				
Barry Bonnell, R OBP: 0.301, SLG: 0.365										1	0	0	0	0	0	0				
Larry Milbourne, S OBP: 0.312, SLG: 0.312										3	0	1	3	0	0	0				
Domingo Ramos, R OBP: 0.243, SLG: 0.229										0	0	0	0	0	0	0				
Phil Bradley, R OBP: 0.361, SLG: 0.323										3	0	0	0	0	3	1				
Orlando Mercado, R OBP: 0.231, SLG: 0.238										3	0	0	0	0	0	1				
Inning Stats	R: 0 E: 0 K: 1 S: 5	H: 0 LOB: 0 BB: 0 P: 5	R: 3 E: 0 K: 1 S: 7	H: 2 LOB: 1 BB: 2 P: 15	R: 0 E: 0 K: 0 S: 3	H: 0 LOB: 0 BB: 0 P: 3	R: 0 E: 0 K: 0 S: 3	H: 0 LOB: 0 BB: 0 P: 3	R: 0 E: 0 K: 1 S: 4	H: 0 LOB: 0 BB: 0 P: 4	R: 0 E: 0 K: 0 S: 5	H: 0 LOB: 0 BB: 0 P: 5	R: 0 E: 0 K: 0 S: 3	H: 0 LOB: 0 BB: 0 P: 3	R: 1 E: 0 K: 1 S: 6	H: 1 LOB: 0 BB: 0 P: 6		1B: 1 2B: 0 3B: 1 HR: 2	SF: 0 SAC: 0 DP: 0 HBP: 0	WP: 0 PB: 0 SB: 0 CS: 0
PITCHER Phil Niekro, R ERA: 2.86	IP: 9.0 WLS: L BF: 33	H: 4 R: 5 ER: 5 SO: 5	BB: 2 IBB: 0 HBP: 0 BLK: 0	WP: 0 HR: 2 S: 41 P: 49	ERA: 5.00 WHIP: 0.667															

AB	31
R	5
H	4
RBI	5
BB	2
SO	5
LOB	3



Batter	1	2	3	4	5	6	7	8	9	AB	R	H	RBI	BB	SO	LOB	BOTTOM				
Willie Randolph, R OBP: 0.380, SLG: 0.366										5	0	2	0	0	1	1	Seattle Mariners @ New York Yankees Yankee Stadium, Bronx, NY Thu Aug 16 1984, 7:05 PM EDT Att: 14,055 - Unknown				
Bobby Meacham, S OBP: 0.323, SLG: 0.347										4	0	0	1	1	0	3					
Don Mattingly, L OBP: 0.379, SLG: 0.527										4	0	1	0	0	0	2					
Dave Winfield, R OBP: 0.378, SLG: 0.507										3	0	0	0	1	1	1					
Steve Kemp, L OBP: 0.390, SLG: 0.431										3	0	0	0	0	0	0					
Don Baylor, R OBP: 0.323, SLG: 0.491										1	0	0	0	0	0	3					
Ken Griffey, L OBP: 0.313, SLG: 0.343										4	2	2	0	0	0	0					
Butch Wynegar, S OBP: 0.345, SLG: 0.339										4	1	1	0	0	0	1					
Mike Pagliarulo, L OBP: 0.303, SLG: 0.473										3	1	1	1	1	2	1					
Omar Moreno, L OBP: 0.285, SLG: 0.368										4	0	1	1	0	0	3					
Inning Stats	R: 0 E: 0 K: 0 S: 4	H: 1 LOB: 1 BB: 0 P: 4	R: 0 E: 0 K: 0 S: 3	H: 0 LOB: 0 BB: 0 P: 3	R: 0 E: 0 K: 2 S: 7	H: 0 LOB: 0 BB: 0 P: 7	R: 0 E: 0 K: 1 S: 5	H: 0 LOB: 0 BB: 0 P: 5	R: 0 E: 0 K: 0 S: 3	H: 0 LOB: 1 BB: 1 P: 7	R: 0 E: 0 K: 0 S: 3	H: 0 LOB: 0 BB: 0 P: 3	R: 3 E: 0 K: 0 S: 7	H: 4 LOB: 3 BB: 2 P: 15	R: 1 E: 0 K: 1 S: 8	H: 3 LOB: 2 BB: 0 P: 8		1B: 7 2B: 1 3B: 0 HR: 0	SF: 0 SAC: 0 DP: 0 HBP: 0	WP: 1 PB: 0 SB: 0 CS: 0	PA: 38
PITCHER Salome Barojas, R ERA: 3.76	IP: 7.0 WLS: W BF: 26	H: 4 R: 3 ER: 3 SO: 3	BB: 1 IBB: 0 HBP: 0 BLK: 0	WP: 0 HR: 0 S: 31 P: 35	ERA: 3.86 WHIP: 0.714																
Mike Stanton, R ERA: 3.09	IP: 0.1 WLS: W BF: 3	H: 1 R: 0 ER: 0 SO: 0	BB: 1 IBB: 0 HBP: 0 BLK: 0	WP: 0 HR: 0 S: 2 P: 6	ERA: 0.00 WHIP: 6.000																
Ed Vande Berg, L ERA: 4.77	IP: 0.1 WLS: W BF: 2	H: 0 R: 0 ER: 0 SO: 0	BB: 1 IBB: 0 HBP: 0 BLK: 0	WP: 0 HR: 0 S: 1 P: 5	ERA: 0.00 WHIP: 0.000																
Ed Nunez, R ERA: 3.45	IP: 1.1 WLS: S BF: 7	H: 3 R: 1 ER: 1 SO: 1	BB: 0 IBB: 0 HBP: 0 BLK: 0	WP: 0 HR: 0 S: 9 P: 9	ERA: 6.75 WHIP: 2.250																

AB	35
R	4
H	8
RBI	3
BB	3
SO	4
LOB	15



Batter	1	2	3	4	5	6	7	8	9	AB	R	H	RBI	BB	SO	LOB	TOP					
Jack Perconte, L OBP: 0.359, SLG: 0.342 (1, 4)	F9		F5		K		E6		F7	5	0	0	0	0	1	1						
Phil Bradley, R OBP: 0.366, SLG: 0.327 (1, 8)	BB 1B		F2		E4		3-1 1B		2B BB	4	1	2	0	1	0	1						
Alvin Davis, L OBP: 0.401, SLG: 0.519 (1, 3)	K				BB 1B		3-1		2B	4	0	2	1	1	1	3						
Ken Phelps, L OBP: 0.405, SLG: 0.618 (1, 10)	1-2 BB				1-2 BB		F6		K	3	0	0	0	2	2	6						
Al Cowens, R OBP: 0.307, SLG: 0.441 (1, 9)	K				F8		F3		5-3	5	0	0	0	0	1	7						
Steve Henderson, R OBP: 0.356, SLG: 0.442 (1, 7)		F9		K			F7			4	1	1	0	0	1	2						
Larry Milbourne, S OBP: 0.311, SLG: 0.311 (1, 5)		6-3		F9			G3 1B		1-3 1B	4	0	1	0	0	0	3						
Bob Kearney, R OBP: 0.279, SLG: 0.370 (1, 2)		4-3			F8		1-3 1B		1-3	4	0	1	1	0	0	1						
Spike Owen, S OBP: 0.326, SLG: 0.357 (1, 6)			G3		E 1B		4-3		F7	4	0	1	0	0	0	2						
Inning Stats	R: 0 E: 0 K: 2 S: 8	H: 1 LOB: 2 BB: 1 P: 12	R: 0 E: 0 K: 0 S: 3	H: 0 LOB: 0 BB: 0 P: 3	R: 0 E: 0 K: 1 S: 3	H: 0 LOB: 0 BB: 0 P: 3	R: 0 E: 0 K: 1 S: 6	H: 1 LOB: 2 BB: 1 P: 10	R: 0 E: 1 K: 1 S: 7	H: 1 LOB: 3 BB: 1 P: 11	R: 1 E: 0 K: 0 S: 5	H: 2 LOB: 1 BB: 0 P: 5	R: 0 E: 1 K: 1 S: 7	H: 1 LOB: 2 BB: 0 P: 7	R: 0 E: 0 K: 0 S: 4	H: 1 LOB: 1 BB: 0 P: 4	R: 1 E: 0 K: 1 S: 6	H: 1 LOB: 1 BB: 1 P: 10	1B: 7 2B: 1 3B: 0 HR: 0	SF: 0 SAC: 0 DP: 0 HBP: 0	WP: 0 PB: 0 SB: 0 CS: 0	PA: 41
PITCHER	IP WLS BF H R ER SO BB IBB HBP BLK WP HR S P ERA WHIP	8.0 W 36 7 1 1 5 3 0 0 0 0 0 43 55 1.12 1.250	1.0 L 5 1 1 1 1 1 0 0 0 0 0 6 10 9.00 2.000											IP WLS BF H R ER SO BB IBB HBP BLK WP HR S P ERA WHIP								

Seattle Mariners @ Detroit Tigers
Tiger Stadium, Detroit, MI
Fri Aug 17 1984, 7:05 PM EDT
Att: 36,496 - Unknown

AB 37
R 2
H 8
RBI 2
BB 4
SO 6
LOB 26



Batter	1	2	3	4	5	6	7	8	9	AB	R	H	RBI	BB	SO	LOB	BOTTOM					
Lou Whitaker, L OBP: 0.365, SLG: 0.414 (1, 4)	1B 1B BB		F4		F9		1-1 2B			2	1	0	0	1	0	2						
Tom Brookens, R OBP: 0.300, SLG: 0.369 (5, 4)							2B			1	1	1	1	0	0	0						
Alan Trammell, R OBP: 0.380, SLG: 0.474 (1, 6)	1-3 1B WP		4-3		F9		2B			4	1	2	1	0	0	2						
Kirk Gibson, L OBP: 0.363, SLG: 0.513 (1, 9)	1-1 3H 1B				4-3		F6			4	1	2	2	0	0	1						
Lance Parrish, R OBP: 0.292, SLG: 0.463 (1, 2)	F7		K		K		5-3			4	0	0	0	0	2	2						
Ruppert Jones, L OBP: 0.331, SLG: 0.520 (1, 7)	1-3		E 1B 1B		CS 1B		K			4	1	2	1	0	1	1						
Darrell Evans, L OBP: 0.346, SLG: 0.358 (1, 10)	F9		1-1 1B		F8		K			4	0	1	1	0	1	2						
Dave Bergman, L OBP: 0.362, SLG: 0.440 (1, 3)		K			CS		F7		F5	4	0	1	0	0	1	0						
Chet Lemon, R OBP: 0.355, SLG: 0.479 (1, 8)		E5			F4		S 2B HBP		K	3	1	0	0	0	1	2						
Howard Johnson, S OBP: 0.329, SLG: 0.410 (1, 5)			F9				K		F8	3	0	0	0	1	1	3						
Inning Stats	R: 2 E: 0 K: 0 S: 5	H: 2 LOB: 1 BB: 1 P: 9	R: 0 E: 1 K: 1 S: 6	H: 0 LOB: 2 BB: 1 P: 10	R: 2 E: 1 K: 1 S: 9	H: 4 LOB: 2 BB: 0 P: 9	R: 0 E: 0 K: 0 S: 3	H: 0 LOB: 0 BB: 0 P: 3	R: 0 E: 0 K: 1 S: 5	H: 1 LOB: 0 BB: 0 P: 5	R: 2 E: 0 K: 1 S: 7	H: 2 LOB: 1 BB: 0 P: 8	R: 0 E: 0 K: 2 S: 7	H: 0 LOB: 0 BB: 0 P: 7	R: 0 E: 0 K: 1 S: 5	H: 0 LOB: 0 BB: 0 P: 5	R: 0 E: 0 K: 1 S: 5	H: 0 LOB: 0 BB: 0 P: 5	1B: 6 2B: 3 3B: 0 HR: 0	SF: 0 SAC: 0 DP: 0 HBP: 1	WP: 1 PB: 0 SB: 2 CS: 1	PA: 37
PITCHER	IP WLS BF H R ER SO BB IBB HBP BLK WP HR S P ERA WHIP	5.2 L 29 9 6 6 4 2 0 1 0 0 0 9 9 0.00 0.000	6.1 L 5 0 0 0 2 0 0 0 0 0 0 9 9 0.00 0.000	8.1 L 2 0 0 0 1 0 0 0 0 0 0 4 4 0.00 0.000											IP WLS BF H R ER SO BB IBB HBP BLK WP HR S P ERA WHIP							

Seattle Mariners @ Detroit Tigers
Tiger Stadium, Detroit, MI
Fri Aug 17 1984, 7:05 PM EDT
Att: 36,496 - Unknown


AB 33
R 6
H 9
RBI 6
BB 2
SO 7
LOB 15



Batter	1	2	3	4	5	6	7	8	9	AB	R	H	RBI	BB	SO	LOB	TOP										
Jack Perconte, L OBP: 0.357, SLG: 0.339 (1, 4)	0-0 4-3		0-0 6-3		0-0 F8			0-0 G3		4	0	0	0	0	0	2											
Phil Bradley, R OBP: 0.395, SLG: 0.327 (1, 8) Larry Milbourne, S OBP: 0.309, SLG: 0.309 (9, PH)	0-3 K		0-0 E1			0-3 K			0-3 K	3	0	1	0	0	2	0											
Alvin Davis, L OBP: 0.400, SLG: 0.516 (1, 3)	0-3 K		0-0 G3			0-0 F2			4-0 G3 BB 1B BB	3	1	0	0	1	1	1											
Ken Phelps, L OBP: 0.402, SLG: 0.609 (1, 10)		0-3 K		0-3 K		0-3 K			4-0 1B BB 1B BB	3	1	0	0	1	3	0											
Al Cowens, R OBP: 0.307, SLG: 0.438 (1, 9)		0-0 F3		0-0 F7			4-0 BB		0-0 G3	3	0	0	0	1	0	2											
Ivan Calderon, R OBP: 0.235, SLG: 0.316 (1, 7) Steve Henderson, R OBP: 0.361, SLG: 0.445 (9, PH)		4-0 BB		0-3 K			0-0 G4-6-3 1-2		0-0 FC6-4 1B	2	0	0	0	1	1	1											
Jim Presley, R OBP: 0.360, SLG: 0.360 (1, 5) Barry Bonnell, R OBP: 0.300, SLG: 0.364 (9, PH)		0-3 K		0-3 K			0-3 K		0-0 FC6-4 1B	3	0	0	0	0	3	1											
Bob Kearney, R OBP: 0.279, SLG: 0.370 (1, 2)			0-0 F2		0-0 1B			0-0 F8		3	0	1	0	0	0	0											
Spike Owen, S OBP: 0.326, SLG: 0.357 (1, 6)			0-0 6-3 E 1B		0-0 F5			0-3 K		3	1	1	0	0	1	1											
Inning Stats	R: 0 E: 0 K: 2 S: 7	H: 0 LOB: 0 BB: 0 P: 7	R: 0 E: 0 K: 2 S: 7	H: 0 LOB: 1 BB: 1 P: 11	R: 1 E: 1 K: 0 S: 5	H: 2 LOB: 1 BB: 0 P: 5	R: 0 E: 0 K: 2 S: 7	H: 0 LOB: 0 BB: 0 P: 7	R: 0 E: 0 K: 1 S: 6	H: 1 LOB: 1 BB: 0 P: 6	R: 0 E: 0 K: 1 S: 4	H: 0 LOB: 0 BB: 1 P: 8	R: 0 E: 0 K: 1 S: 5	H: 0 LOB: 0 BB: 0 P: 5	R: 2 E: 0 K: 1 S: 6	H: 1 LOB: 1 BB: 2 P: 14	1B: 4 2B: 0 3B: 0 HR: 0	SF: 0 SAC: 0 DP: 1 HBP: 0	WP: 0 PB: 0 SB: 0 CS: 0	PA: 34							
PITCHER	IP	WLS	BF	H	R	ER	SO	BB	IBB	HBP	BLK	WP	HR	S	P	ERA	WHIP										
Juan Berenguer, R ERA: 3.78 (1, 1)	8.1	W	31	3	3	2	12	4	0	0	0	0	0	51	67	2.16	0.840										
Willie Hernandez, L ERA: 2.02 (9, 1)	0.2	S	3	1	0	0	0	0	0	0	0	0	0	3	3	0.00	1.500										

Seattle Mariners @ Detroit Tigers
Tiger Stadium, Detroit, MI
Sat Aug 18 1984, 7:05 PM EDT
Att: 36,719 - Unknown

AB 30
R 3
H 4
RBI 2
BB 4
SO 12
LOB 9



Batter	1	2	3	4	5	6	7	8	9	AB	R	H	RBI	BB	SO	LOB	BOTTOM										
Tom Brookens, R OBP: 0.299, SLG: 0.368 (1, 4) Doug Baker, S OBP: 0.155, SLG: 0.147 (3, 4)	0-0 F8		0-3 K		0-0 FC5-4 1-2		4-0 BB			1	0	0	0	0	0	0											
Alan Trammell, R OBP: 0.381, SLG: 0.473 (1, 6)	0-0 5-3		4-0 BB			0-0 HR 1B	0-3 K		2-3 BB	3	1	1	0	1	1	2											
Barbaro Garbey, R OBP: 0.327, SLG: 0.406 (1, 3) Dave Bergman, L OBP: 0.361, SLG: 0.438 (7, PH) (8, 3)	0-0 4-3		0-0 F1			0-3 K	0-0 F9			3	0	0	0	0	1	2											
Lance Parrish, R OBP: 0.294, SLG: 0.464 (1, 10)		0-0 1B 2B		0-3 K		4-0 HR 1B		0-0 F7		3	2	1	0	1	1	0											
Larry Herndon, R OBP: 0.307, SLG: 0.364 (1, 7)		0-0 S 1B		0-0 F8		0-0 F9		0-3 K		4	0	1	1	0	1	2											
Kirk Gibson, L OBP: 0.362, SLG: 0.517 (1, 9)		0-0 F9		0-3 K		0-0 HR		0-0 F8		4	1	1	3	0	1	1											
Rusty Kuntz, R OBP: 0.388, SLG: 0.412 (1, 8)		0-0 F9			0-0 5-3	0-0 F9				3	0	0	0	0	0	1											
Howard Johnson, S OBP: 0.329, SLG: 0.407 (1, 5)		0-3 K			0-0 F5		4-0 S SH1-4 BB			2	0	0	0	1	1	1											
Marty Castillo, R OBP: 0.233, SLG: 0.224 (1, 2)			0-0 K 2B		4-0 FC5-4 BB				0-0 SH1-4	1	0	1	0	1	0	0											
Inning Stats	R: 0 E: 0 K: 0 S: 3	H: 0 LOB: 0 BB: 0 P: 3	R: 1 E: 0 K: 1 S: 7	H: 2 LOB: 1 BB: 0 P: 7	R: 0 E: 0 K: 1 S: 5	H: 1 LOB: 1 BB: 1 P: 9	R: 0 E: 0 K: 2 S: 7	H: 0 LOB: 0 BB: 0 P: 7	R: 0 E: 0 K: 1 S: 3	H: 2 LOB: 1 BB: 1 P: 7	R: 3 E: 0 K: 1 S: 7	H: 2 LOB: 0 BB: 1 P: 11	R: 0 E: 0 K: 1 S: 5	H: 0 LOB: 0 BB: 0 P: 5	R: 0 E: 0 K: 1 S: 5	H: 0 LOB: 0 BB: 0 P: 5	1B: 2 2B: 2 3B: 0 HR: 1	SF: 0 SAC: 1 DP: 0 HBP: 0	WP: 0 PB: 0 SB: 4 CS: 0	PA: 33							
PITCHER	IP	WLS	BF	H	R	ER	SO	BB	IBB	HBP	BLK	WP	HR	S	P	ERA	WHIP										
Dave Geisel, L ERA: 4.89 (1, 1)	5.2	L	24	5	4	4	5	2	1	0	0	0	1	31	43	6.35	1.235										
Dave Beard, R ERA: 4.31 (6, 1)	2.1		9	0	0	0	2	2	0	0	0	0	0	11	19	0.00	0.857										

Seattle Mariners @ Detroit Tigers
Tiger Stadium, Detroit, MI
Sat Aug 18 1984, 7:05 PM EDT
Att: 36,719 - Unknown

AB 27
R 4
H 5
RBI 4
BB 5
SO 7
LOB 13



Batter	1	2	3	4	5	6	7	8	9	AB	R	H	RBI	BB	SO	LOB	TOP					
Jack Perconte, L OBP: 0.353, SLG: 0.335 (1, 4)										5	0	0	0	0	3	0	<p>Seattle Mariners @ Detroit Tigers Tiger Stadium, Detroit, MI Sun Aug 19 1984, 3:33 AM EDT Att: 43,277 - Unknown</p> <p>AB 33 R 4 H 10 RBI 4 BB 3 SO 11 LOB 14</p>					
Phil Bradley, R OBP: 0.372, SLG: 0.335 (1, 8)										4	2	3	0	0	1	0						
Alvin Davis, L OBP: 0.402, SLG: 0.515 (1, 3)										4	1	2	0	1	2	1						
Ken Phelps, L OBP: 0.404, SLG: 0.605 (1, 10)										3	1	1	1	1	1	4						
Steve Henderson, R OBP: 0.368, SLG: 0.451 Ivan Calderon, R OBP: 0.238, SLG: 0.316 (1, 7) (9, 7)										4	0	3	2	0	0	2						
Larry Milbourne, S OBP: 0.304, SLG: 0.304 Domingo Ramos, R OBP: 0.243, SLG: 0.229 (1, 5) (8, 5)										3	0	0	0	0	0	4						
Barry Bonnell, R OBP: 0.302, SLG: 0.364 Al Cowens, R OBP: 0.307, SLG: 0.438 (1, 9) (9, 9)										3	0	1	0	1	0	0						
Bob Kearney, R OBP: 0.276, SLG: 0.367 (1, 2)										3	0	0	1	0	2	1						
Spike Owen, S OBP: 0.324, SLG: 0.353 (1, 6)										4	0	0	0	0	2	2						
Inning Stats	R: 1 E: 0 K: 1 S: 7	H: 2 LOB: 2 BB: 1 P: 11	R: 0 E: 0 K: 0 S: 3	H: 1 LOB: 0 BB: 0 P: 3	R: 2 E: 0 K: 0 S: 6	H: 4 LOB: 1 BB: 0 P: 6	R: 0 E: 0 K: 2 S: 7	H: 0 LOB: 0 BB: 0 P: 7	R: 0 E: 0 K: 3 S: 9	H: 0 LOB: 0 BB: 0 P: 9	R: 1 E: 0 K: 0 S: 4	H: 1 LOB: 2 BB: 2 P: 12	R: 0 E: 1 K: 2 S: 9	H: 1 LOB: 2 BB: 0 P: 9	R: 0 E: 0 K: 1 S: 5	H: 0 LOB: 0 BB: 0 P: 5		R: 0 E: 0 K: 2 S: 8	H: 1 LOB: 1 BB: 0 P: 8	1B: 10 2B: 1 3B: 0 HR: 0	SF: 1 SAC: 1 DP: 1 HBP: 0	WP: 1 PB: 0 SB: 0 CS: 1
PITCHER Dan Petry, R ERA: 3.15 (1, 1)	IP: 9.0 WLS: L BF: 39 H: 10 R: 4 ER: 4 SO: 11 BB: 2 IBB: 1 HBP: 0 BLK: 0 WP: 1 HR: 0 S: 58 P: 70 ERA: 4.00 WHIP: 1.333																PITCHER					

Batter	1	2	3	4	5	6	7	8	9	AB	R	H	RBI	BB	SO	LOB	BOTTOM					
Rusty Kuntz, R OBP: 0.383, SLG: 0.406 (1, 8)										4	0	1	0	0	1	1	<p>Seattle Mariners @ Detroit Tigers Tiger Stadium, Detroit, MI Sun Aug 19 1984, 3:33 AM EDT Att: 43,277 - Unknown</p> <p>AB 30 R 1 H 4 RBI 1 BB 5 SO 12 LOB 13</p>					
Alan Trammell, R OBP: 0.380, SLG: 0.471 (1, 6)										4	0	1	0	0	1	2						
Barbaro Garbey, R OBP: 0.326, SLG: 0.403 (1, 3)										4	0	1	0	0	0	1						
Lance Parrish, R OBP: 0.291, SLG: 0.460 (1, 10)										4	0	0	0	0	4	3						
Larry Herndon, R OBP: 0.307, SLG: 0.361 (1, 7)										3	1	0	0	1	0	0						
Kirk Gibson, L OBP: 0.363, SLG: 0.516 (1, 9)										3	0	1	0	1	2	0						
Howard Johnson, S OBP: 0.328, SLG: 0.493 (1, 5)										3	0	0	0	1	1	1						
Marty Castillo, R OBP: 0.245, SLG: 0.218 (1, 2)										2	0	0	1	2	1	0						
Doug Baker, S OBP: 0.162, SLG: 0.143 Darrell Evans, L OBP: 0.345, SLG: 0.357 (1, 4) (9, PH)										2	0	0	0	0	1	3						
Inning Stats	R: 0 E: 0 K: 1 S: 6	H: 2 LOB: 0 BB: 0 P: 6	R: 0 E: 0 K: 2 S: 7	H: 0 LOB: 0 BB: 0 P: 7	R: 0 E: 0 K: 2 S: 7	H: 0 LOB: 1 BB: 0 P: 8	R: 1 E: 1 K: 1 S: 6	H: 1 LOB: 3 BB: 3 P: 18	R: 0 E: 0 K: 1 S: 6	H: 1 LOB: 1 BB: 0 P: 6	R: 0 E: 0 K: 1 S: 5	H: 0 LOB: 0 BB: 0 P: 5	R: 0 E: 0 K: 1 S: 5	H: 0 LOB: 0 BB: 0 P: 5	R: 0 E: 0 K: 2 S: 7	H: 0 LOB: 0 BB: 0 P: 7		R: 0 E: 0 K: 1 S: 5	H: 0 LOB: 2 BB: 2 P: 13	1B: 4 2B: 1 3B: 0 HR: 0	SF: 0 SAC: 0 DP: 1 HBP: 1	WP: 0 PB: 0 SB: 0 CS: 1
PITCHER Mark Langston, L ERA: 3.3 Ed Vande Berg, L ERA: 4.74 (1, 1) (9, 1)	IP: 0.2 WLS: S BF: 3 H: 0 R: 0 ER: 0 SO: 1 BB: 1 IBB: 0 HBP: 0 BLK: 0 WP: 0 HR: 0 S: 4 P: 8 ERA: 0.00 WHIP: 1.500																PITCHER					

Batter	1	2	3	4	5	6	7	8	9	AB	R	H	RBI	BB	SO	LOB	TOP										
Jack Perconte, L (1, 4) OBP: 0.354, SLG: 0.336	0-0 6-3		0-0 FC1-5-2 1B		0-0 6-3			0-0 E G3 1B	0-0 E6	5	1	2	0	0	0	1											
Phil Bradley, R (1, 8) OBP: 0.309, SLG: 0.332	0-3 K		0-0 FC1-5-2 1B		0-0 F9			0-0 E1 G3 1-3 G1-5-3 1B	0-3 K	5	1	1	0	0	2	4											
Alvin Davis, L (1, 3) OBP: 0.400, SLG: 0.511	0-0 F9		0-0 F8					4-0 G1-5-3 G3 BB	0-0 F5	4	0	0	0	1	0	4											
Ken Phelps, L (1, 10) OBP: 0.399, SLG: 0.596 Barry Bonnell, R (8, PH) OBP: 0.301, SLG: 0.363		0-3 K		0-0 F5				0-0 G3		3	0	0	0	0	1	0											
Al Cowens, R (1, 9) OBP: 0.311, SLG: 0.447		0-0 1B		0-0 HR				4-0 G1-5-3		1	0	0	1	0	0	2											
Steve Henderson, R (1, 7) OBP: 0.366, SLG: 0.447		0-0 F8		0-0 5-3 S 1B				0-0 2-3 3-H 0-3 K		3	1	2	2	1	0	1											
Bob Kearney, R (1, 2) OBP: 0.273, SLG: 0.363		0-0 F6		0-0 5-3 1-3				0-0 F7		4	0	0	0	0	0	2											
Jim Presley, R (1, 5) OBP: 0.252, SLG: 0.366 Larry Milbourne, S (9, PH) OBP: 0.308, SLG: 0.313			0-0 1B FC1-2-2 2B		0-0 F9			0-0 F8		3	0	1	0	0	0	1											
Spike Owen, S (1, 6) OBP: 0.322, SLG: 0.351 Pat Putnam, L (9, PH) OBP: 0.254, SLG: 0.277 Domingo Ramos, R (9, PR) OBP: 0.243, SLG: 0.229			0-0 F5		0-0 G3			0-3 K		3	0	0	0	0	1	1											
Inning Stats	R: 0 E: 0 K: 1 S: 5	H: 0 LOB: 0 BB: 0 P: 5	R: 0 E: 0 K: 1 S: 6	H: 1 LOB: 1 BB: 0 P: 6	R: 0 E: 0 K: 0 S: 5	H: 2 LOB: 2 BB: 0 P: 5	R: 1 E: 0 K: 0 S: 5	H: 2 LOB: 1 BB: 0 P: 5	R: 0 E: 0 K: 0 S: 3	H: 0 LOB: 0 BB: 0 P: 7	R: 0 E: 0 K: 1 S: 5	H: 0 LOB: 0 BB: 0 P: 5	R: 2 E: 1 K: 1 S: 7	H: 2 LOB: 1 BB: 1 P: 11	R: 1 E: 1 K: 1 S: 8	H: 2 LOB: 2 BB: 0 P: 8	1B: 6 2B: 2 3B: 0 HR: 1	SF: 0 SAC: 0 DP: 0 HBP: 0	WP: 1 PB: 0 SB: 1 CS: 0	PA: 39							
PITCHER	IP	WLS	BF	H	R	ER	SO	BB	IBB	HBP	BLK	WP	HR	S	P	ERA	WHIP										
Dennis Martinez, R (1, 1) ERA: 4.17	7.0	W	29	7	3	3	3	1	0	0	0	0	1	34	38	3.86	1.143										
Tippy Martinez, L (8, 1) ERA: 3.62	0.2		3	0	0	0	0	1	0	0	0	0	0	2	6	0.00	1.500										
Sammy Stewart, R (8, 1) ERA: 2.85	1.1	S	7	2	1	1	2	0	0	0	0	1	0	11	11	6.75	1.500										

Seattle Mariners @ Baltimore Orioles
Memorial Stadium, Baltimore, MD
 Mon Aug 20 1984, 7:05 PM EDT
 Att: 19,620 - Unknown

AB 37
R 4
H 9
RBI 4
BB 2
SO 5
LOB 19



Batter	1	2	3	4	5	6	7	8	9	AB	R	H	RBI	BB	SO	LOB	BOTTOM										
Mike Young, S (1, 9) OBP: 0.359, SLG: 0.462	0-0 HR		0-0 HR	4-0 1-3 BB		4-0 IBB		0-0 F9		3	2	2	2	2	0	0											
John Shelby, S (1, 8) OBP: 0.235, SLG: 0.299	4-0 BB BB		0-3 K	0-0 1-3 1-2		0-0 F4		0-3 K		4	0	0	0	1	2	3											
Cal Ripken Jr., R (1, 6) OBP: 0.376, SLG: 0.507	4-0 1-2 BB		0-0 WP BB 1B	0-0 6-3				0-0 E6 E 1B		3	2	1	0	1	0	1											
Eddie Murray, S (1, 3) OBP: 0.409, SLG: 0.511	0-3 K		0-0 BB WP 1B		0-0 G3			0-0 F7		4	0	1	0	0	1	3											
Wayne Gross, L (1, 5) OBP: 0.345, SLG: 0.435 Todd Cruz, R (7, PR) OBP: 0.265, SLG: 0.320	0-3 K		0-3 K		0-0 F8			0-0 F8		4	0	1	1	0	2	4											
Joe Nolan, L (1, 10) OBP: 0.392, SLG: 0.409 Al Bumbry, L (7, PR) OBP: 0.288, SLG: 0.285	0-3 K		4-0 1-2 2-3 BB IBB		0-0 F4			1-H 3B 1B		0	1	0	0	0	0	0											
Gary Roenicke, R (1, 7) OBP: 0.346, SLG: 0.394		0-0 6-3	4-0 1-2 2-3 3-H BB		0-0 F6			4-0 4-3 BB		2	0	0	1	2	0	2											
Rich Dauer, R (1, 4) OBP: 0.288, SLG: 0.332		0-0 5-3		0-0 F6				0-0 4-3		4	0	0	0	0	1	6											
Rick Dempsey, R (1, 2) OBP: 0.305, SLG: 0.325		0-0 5-3		0-0 F3				0-0 5-3		4	0	0	0	0	0	1											
Inning Stats	R: 1 E: 0 K: 3 S: 10	H: 1 LOB: 2 BB: 2 P: 18	R: 0 E: 0 K: 0 S: 3	H: 0 LOB: 0 BB: 0 P: 3	R: 2 E: 0 K: 2 S: 10	H: 3 LOB: 3 BB: 2 P: 18	R: 0 E: 0 K: 0 S: 3	H: 0 LOB: 1 BB: 1 P: 7	R: 0 E: 0 K: 0 S: 3	H: 0 LOB: 0 BB: 0 P: 3	R: 0 E: 0 K: 0 S: 3	H: 0 LOB: 2 BB: 2 P: 11	R: 2 E: 2 K: 1 S: 8	H: 2 LOB: 2 BB: 0 P: 8	R: 0 E: 0 K: 1 S: 5	H: 0 LOB: 0 BB: 0 P: 5	1B: 3 2B: 0 3B: 1 HR: 2	SF: 0 SAC: 0 DP: 0 HBP: 0	WP: 1 PB: 0 SB: 0 CS: 0	PA: 38							
PITCHER	IP	WLS	BF	H	R	ER	SO	BB	IBB	HBP	BLK	WP	HR	S	P	ERA	WHIP										
Jim Beattie, R (1, 1) ERA: 3.69	6.1	L	33	6	5	4	5	5	2	0	0	0	2	36	64	5.68	1.737										
Ed Nunez, R (7, 1) ERA: 3.33	1.2		5	0	0	0	2	0	0	0	0	0	0	9	9	0.00	0.000										

Seattle Mariners @ Baltimore Orioles
Memorial Stadium, Baltimore, MD
 Mon Aug 20 1984, 7:05 PM EDT
 Att: 19,620 - Unknown

AB 31
R 5
H 6
RBI 5
BB 7
SO 7
LOB 22



Batter	1	2	3	4	5	6	7	8	9	AB	R	H	RBI	BB	SO	LOB	TOP										
Jack Perconte, L (1,4) OBP: 0.356, SLG: 0.345	0-0 E 2B		0-0 6-3	0-0 2H 2B		0-0 1B WP 2B		0-0 G3		5	1	3	2	0	0	0	Seattle Mariners @ Baltimore Orioles Memorial Stadium, Baltimore, MD Tue Aug 21 1984, 7:05 PM EDT Att: 16,587 - Unknown										
Phil Bradley, R (1,8) OBP: 0.371, SLG: 0.335	0-3 K		0-0 1B 1B	0-0 F9		0-0 2-3 2B 1B		0-1 CI		4	1	2	0	0	1	2											
Alvin Davis, L (1,3) OBP: 0.400, SLG: 0.510	4-0 E BB		0-3 K		0-0 F7	0-0 G4-1 1H 2B		0-3 K		4	0	1	1	1	2	2											
Ken Phelps, L (1,10) OBP: 0.401, SLG: 0.594 Barry Bonnell, R (8,PH) OBP: 0.300, SLG: 0.362	0-3 K		0-0 1B 1-2 1B		0-0 FC6-4 1B	0-0 G4-1 2-3		0-3 K		4	0	2	0	0	1	3											
Al Cowens, R (1,9) OBP: 0.310, SLG: 0.444	0-0 E6 1-2 2-3		0-0 1B		0-0 FC6-4 1B S	0-0 6-3			0-0 F5		5	0	1	0	0	4											
Steve Henderson, R (1,7) OBP: 0.308, SLG: 0.314 Ivan Calderon, R (9,7) OBP: 0.238, SLG: 0.316	0-0 6-3			0-0 2B 1B	4-0 1B BB		0-0 SH5-4 1B		0-3 K		4	1	2	0	1	3											
Larry Milbourne, S (1,6) OBP: 0.321, SLG: 0.350 Spike Owen, S (7,6) OBP: 0.321, SLG: 0.350		0-0 F8		0-3 K	0-0 1-2 2-3 1B		0-0 SH5-4 1-2		0-0 F6		3	0	1	0	0	1		1									
Jim Presley, R (1,5) OBP: 0.252, SLG: 0.370		0-0 F7		0-0 2B 2B	0-0 F7		0-0 F6			4	1	1	0	0	0	4											
Orlando Mercado, R (1,2) OBP: 0.217, SLG: 0.224		0-3 K		0-0 F4		0-0 6-3		0-3 K		4	0	0	0	0	2	3											
Inning Stats	R: 0 E: 1 K: 2 S: 9	H: 1 LOB: 3 BB: 1 P: 13	R: 0 E: 0 K: 1 S: 5	H: 0 LOB: 0 BB: 0 P: 5	R: 0 E: 0 K: 1 S: 7	H: 3 LOB: 2 BB: 0 P: 7	R: 2 E: 0 K: 1 S: 8	H: 3 LOB: 1 BB: 0 P: 8	R: 0 E: 0 K: 0 S: 5	H: 2 LOB: 3 BB: 1 P: 9	R: 2 E: 0 K: 0 S: 6	H: 3 LOB: 1 BB: 0 P: 6	R: 0 E: 0 K: 1 S: 6	H: 1 LOB: 1 BB: 0 P: 6	R: 0 E: 1 K: 2 S: 8	H: 0 LOB: 1 BB: 0 P: 8		R: 0 E: 0 K: 1 S: 5	H: 0 LOB: 0 BB: 0 P: 5	1B: 8 2B: 5 3B: 0 HR: 0	SF: 0 SAC: 1 DP: 0 HBP: 0	WP: 1 PB: 0 SB: 1 CS: 0	PA: 43				
PITCHER	IP	WLS	BF	H	R	ER	SO	BB	IBB	HBP	BLK	WP	HR	S	P	ERA	WHIP	PITCHER									
Storm Davis, R (1,1) ERA: 2.79	5.1	L	30	12	4	4	5	2	0	0	0	1	0	38	46	6.75	2.625										
Tom Underwood, L (6,1) ERA: 3.53	2.1		9	1	0	0	2	0	0	0	0	0	0	13	13	0.00	0.429										
Sammy Stewart, R (8,1) ERA: 2.79	1.1		4	0	0	0	2	0	0	0	0	0	0	8	8	0.00	0.000										

Batter	1	2	3	4	5	6	7	8	9	AB	R	H	RBI	BB	SO	LOB	BOTTOM										
Mike Young, S (1,9) OBP: 0.363, SLG: 0.460	0-0 BB 1B		4-0 FC4-6 BB			0-0 4-3	4-0 FC6-4 BB		0-0 F7	3	0	1	0	2	0	1	Seattle Mariners @ Baltimore Orioles Memorial Stadium, Baltimore, MD Tue Aug 21 1984, 7:05 PM EDT Att: 16,587 - Unknown										
John Shelby, S (1,8) OBP: 0.242, SLG: 0.301	0-0 1-2 1B		0-0 FC4-6 CS			0-0 FC4-6 1B	0-0 FC6-4 1-2		0-0 F7	5	0	2	0	0	0	3											
Cal Ripken Jr., R (1,6) OBP: 0.374, SLG: 0.503	0-0 F7		0-3 K			0-0 FC4-6 1B	0-0 F7			4	1	0	0	0	1	5											
Eddie Murray, S (1,3) OBP: 0.407, SLG: 0.509	0-3 K			0-0 F6		0-0 2B 1B 1B		0-3 K		4	1	1	1	0	2	2											
Wayne Gross, L (1,5) OBP: 0.346, SLG: 0.433 Todd Cruz, R (6,PH) OBP: 0.270, SLG: 0.333	4-0 E BB			0-0 F9		0-0 1-3 1B 2B		0-0 FC4-6 1B		1	0	0	0	1	0	0											
Al Bumbry, L (8,PH) OBP: 0.290, SLG: 0.287 Floyd Rayford, R (9,5) OBP: 0.312, SLG: 0.388	1-2 2-3 BB					0-0 2B 1B		0-0 FC4-6 1B		1	1	1	0	0	0	0											
Joe Nolan, L (1,10) OBP: 0.377, SLG: 0.391 Benny Ayala, R (6,PH) OBP: 0.260, SLG: 0.348 Ken Singleton, S (8,PH) OBP: 0.272, SLG: 0.253	0-0 4-3			0-0 G3		0-0 2B 1B		0-0 FC4-6 1-2		2	0	0	0	0	0	3											
Gary Roenicke, R (1,7) OBP: 0.348, SLG: 0.399		0-3 K			0-0 CS 1B	0-0 1-3 2B		0-0 F8		4	0	2	0	0	1	1											
Rich Dauer, R (1,4) OBP: 0.285, SLG: 0.328		0-0 F9			0-0 3-1 1-2	0-0 5-3			0-3 K	4	0	0	0	0	1	3											
Rick Dempsey, R (1,2) OBP: 0.304, SLG: 0.324 Lenn Sakata, R (9,PR) OBP: 0.213, SLG: 0.262		0-3 K			0-0 4-3		0-0 1-3		0-0 1B	4	0	1	0	0	1	0											
Inning Stats	R: 0 E: 0 K: 1 S: 7	H: 2 LOB: 3 BB: 1 P: 11	R: 0 E: 0 K: 2 S: 7	H: 0 LOB: 0 BB: 0 P: 7	R: 0 E: 0 K: 1 S: 4	H: 0 LOB: 0 BB: 1 P: 8	R: 0 E: 0 K: 0 S: 3	H: 0 LOB: 0 BB: 0 P: 3	R: 3 E: 1 K: 0 S: 8	H: 5 LOB: 2 BB: 0 P: 8	R: 0 E: 0 K: 0 S: 3	H: 0 LOB: 1 BB: 1 P: 7	R: 0 E: 0 K: 1 S: 6	H: 1 LOB: 1 BB: 0 P: 6	R: 0 E: 0 K: 1 S: 6	H: 1 LOB: 1 BB: 0 P: 6	1B: 8 2B: 2 3B: 0 HR: 0	SF: 0 SAC: 0 DP: 0 HBP: 0	WP: 0 PB: 0 SB: 0 CS: 2	PA: 38							
PITCHER	IP	WLS	BF	H	R	ER	SO	BB	IBB	HBP	BLK	WP	HR	S	P	ERA	WHIP	PITCHER									
Salome Barojas, R (1,1) ERA: 3.73																											
Ed Vande Berg, L (6,1) ERA: 4.82	0.0		2	2	1	1	0	0	0	0	0	0	0	2	2	∞	∞										
Ed Nunez, R (6,1) ERA: 3.12	3.1	S	14	3	0	0	2	1	0	0	0	0	0	17	21	0.00	1.200										

Batter	1	2	3	4	5	6	7	8	9	AB	R	H	RBI	BB	SO	LOB	TOP					
Jack Perconte, L (1,4) OBP: 0.357, SLG: 0.346										4	0	2	0	0	2	1						
Barry Bonnell, R (1,7) OBP: 0.305, SLG: 0.366										4	0	2	0	0	0	2						
Alvin Davis, L (1,3) OBP: 0.400, SLG: 0.510										4	0	2	0	0	0	2						
Al Cowens, R (1,9) OBP: 0.307, SLG: 0.440										4	0	0	0	0	0	6						
Steve Henderson, R (1,10) OBP: 0.365, SLG: 0.440										4	0	0	0	0	0	0						
Ivan Calderon, R (1,8) OBP: 0.280, SLG: 0.391										4	0	2	0	0	0	0						
Jim Presley, R (1,5) OBP: 0.245, SLG: 0.360										4	0	0	0	0	2	3						
Bob Kearney, R (1,2) OBP: 0.271, SLG: 0.360										3	0	0	0	0	0	3						
Domingo Ramos, R (1,6) OBP: 0.247, SLG: 0.233										3	0	1	0	0	0	1						
Inning Stats	R: 0 E: 0 K: 1 S: 6	H: 2 LOB: 1 BB: 0 P: 6	R: 0 E: 1 K: 1 S: 6	H: 0 LOB: 1 BB: 0 P: 6	R: 0 E: 0 K: 0 S: 5	H: 2 LOB: 2 BB: 0 P: 5	R: 0 E: 0 K: 0 S: 4	H: 1 LOB: 1 BB: 0 P: 4	R: 0 E: 0 K: 1 S: 5	H: 1 LOB: 0 BB: 0 P: 5	R: 0 E: 0 K: 0 S: 3	H: 0 LOB: 0 BB: 0 P: 3	R: 0 E: 0 K: 0 S: 4	H: 1 LOB: 1 BB: 0 P: 4	R: 0 E: 0 K: 0 S: 4	H: 2 LOB: 1 BB: 0 P: 4	R: 0 E: 0 K: 1 S: 5	H: 0 LOB: 0 BB: 0 P: 5	1B: 7 2B: 2 3B: 0 HR: 0	SF: 0 SAC: 0 DP: 0 HBP: 0	WP: 0 PB: 0 SB: 1 CS: 2	PA: 34
PITCHER Scott McGregor, L (1,1) ERA: 3.92	IP: 9.0 WLS: W BF: 34 H: 9 R: 0 ER: 0 SO: 4 BB: 0 IBB: 0 HBP: 0 BLK: 0 WP: 0 HR: 0 S: 42 P: 42 ERA: 0.00 WHIP: 1.000															PITCHER						

Seattle Mariners @ Baltimore Orioles
Memorial Stadium, Baltimore, MD
Wed Aug 22 1984, 7:05 PM EDT
Att: 15,808 - Unknown

AB 34
R 0
H 9
RBI 0
BB 0
SO 4
LOB 18



Batter	1	2	3	4	5	6	7	8	9	AB	R	H	RBI	BB	SO	LOB	BOTTOM			
Mike Young, S (1,9) OBP: 0.362, SLG: 0.455										3	1	0	0	1	2	1				
John Shelby, S (1,8) OBP: 0.235, SLG: 0.297										4	0	0	0	0	0	2				
Cal Ripken Jr., R (1,6) OBP: 0.375, SLG: 0.502										3	0	1	1	1	1	1				
Eddie Murray, S (1,3) OBP: 0.406, SLG: 0.507										4	0	1	0	0	0	1				
Joe Nolan, L (1,10) OBP: 0.404, SLG: 0.417										2	1	1	0	2	1	0				
Al Bumbry, L (8, FR) OBP: 0.290, SLG: 0.287										0	1	0	0	0	0	0				
Wayne Gross, L (1,5) OBP: 0.348, SLG: 0.443										3	1	1	2	1	0	3				
Todd Cruz, R (8, FR) OBP: 0.270, SLG: 0.333										0	0	0	0	0	0	0				
Gary Roenicke, R (1,7) OBP: 0.350, SLG: 0.396										2	0	0	0	1	1	2				
Rich Dauer, R (1,4) OBP: 0.284, SLG: 0.327										4	0	1	1	0	0	2				
Rick Dempsey, R (1,2) OBP: 0.303, SLG: 0.322										4	0	1	0	0	1	3				
Inning Stats	R: 0 E: 0 K: 1 S: 6	H: 1 LOB: 3 BB: 2 P: 14	R: 0 E: 0 K: 1 S: 4	H: 0 LOB: 0 BB: 0 P: 5	R: 0 E: 0 K: 1 S: 5	H: 0 LOB: 0 BB: 0 P: 5	R: 2 E: 0 K: 0 S: 4	H: 1 LOB: 1 BB: 1 P: 8	R: 1 E: 0 K: 0 S: 4	H: 1 LOB: 1 BB: 1 P: 8	R: 0 E: 0 K: 1 S: 5	H: 0 LOB: 1 BB: 1 P: 9	R: 0 E: 0 K: 1 S: 6	H: 1 LOB: 1 BB: 0 P: 6	R: 0 E: 0 K: 1 S: 7	H: 2 LOB: 3 BB: 1 P: 11	1B: 4 2B: 1 3B: 0 HR: 1	SF: 0 SAC: 0 DP: 1 HBP: 1	WP: 0 PB: 0 SB: 0 CS: 0	PA: 36
PITCHER Mike Moore, R (1,1) ERA: 5.01	IP: 7.2 WLS: L BF: 35 H: 6 R: 4 ER: 4 SO: 6 BB: 5 IBB: 1 HBP: 1 BLK: 0 WP: 1 HR: 1 S: 40 P: 65 ERA: 4.70 WHIP: 1.435															PITCHER				
Mike Stanton, R (8,1) ERA: 3.04	IP: 0.1 WLS: L BF: 1 H: 0 R: 0 ER: 0 SO: 0 BB: 0 IBB: 0 HBP: 0 BLK: 0 WP: 0 HR: 0 S: 1 P: 1 ERA: 0.00 WHIP: 0.000															PITCHER				

Seattle Mariners @ Baltimore Orioles
Memorial Stadium, Baltimore, MD
Wed Aug 22 1984, 7:05 PM EDT
Att: 15,808 - Unknown

AB 29
R 4
H 6
RBI 4
BB 6
SO 6
LOB 15



Batter	1	2	3	4	5	6	7	8	9	AB	R	H	RBI	BB	SO	LOB	TOP								
Willie Randolph, R (1,4) OBP: 0.374, SLG: 0.358 Tim Foli, R (7,4) OBP: 0.262, SLG: 0.315	F9	FC5-4				4-3				4	2	1	0	1	0	2	New York Yankees @ Seattle Mariners The Kingdome, Seattle, WA Sat Aug 25 1984, 10:05 PM EDT Att: 18,206 - Unknown								
Bobby Meacham, S (1,6) OBP: 0.324, SLG: 0.352 Toby Harrah, R (9,4) OBP: 0.322, SLG: 0.296	4-3		K	SF8			F9	SF9		4	1	1	2	0	1	0									
Don Mattingly, L (1,3) OBP: 0.394, SLG: 0.541	F9		HBP							6	2	5	2	0	0	0									
Dave Winfield, R (1,9) OBP: 0.399, SLG: 0.522 Victor Maza, R (7, PR) OBP: 0.326, SLG: 0.529										3	1	2	2	2	1	1									
Don Baylor, R (1,10) OBP: 0.330, SLG: 0.491										4	1	3	1	1	0	2									
Ken Griffey, L (1,7) OBP: 0.322, SLG: 0.363 Brian Dayett, R (7, PH) OBP: 0.286, SLG: 0.417										4	0	2	1	0	0	2									
Mike Pagliarulo, L (1,5) OBP: 0.308, SLG: 0.478										6	1	1	1	0	2	4									
Omar Moreno, L (1,8) OBP: 0.284, SLG: 0.370										5	2	3	1	0	0	3									
Rick Cerone, R (1,2) OBP: 0.255, SLG: 0.322										4	3	3	2	1	0	1									
Inning Stats	R: 0 E: 0 K: 0 S: 3	H: 0 LOB: 0 BB: 0 P: 3	R: 2 E: 0 K: 0 S: 5	H: 3 LOB: 2 BB: 2 P: 13	R: 1 E: 0 K: 2 S: 9	H: 2 LOB: 3 BB: 1 P: 14	R: 2 E: 0 K: 1 S: 9	H: 5 LOB: 2 BB: 0 P: 9	R: 3 E: 1 K: 0 S: 7	H: 4 LOB: 2 BB: 1 P: 11	R: 2 E: 0 K: 1 S: 7	H: 2 LOB: 0 BB: 0 P: 7	R: 3 E: 0 K: 0 S: 5	H: 3 LOB: 1 BB: 1 P: 9	R: 1 E: 0 K: 0 S: 6	H: 3 LOB: 2 BB: 0 P: 6		R: 0 E: 0 K: 0 S: 3	H: 1 LOB: 0 BB: 0 P: 3	1B: 16 2B: 5 3B: 1 HR: 1	SF: 2 SAC: 0 DP: 2 HBP: 1	WP: 1 PB: 1 CS: 1	PA: 52		
PITCHER	IP	WLS	BF	H	R	ER	SO	BB	IBB	HBP	BLK	WP	HR	S	P	ERA	WHIP								
Jim Beattie, R (1,1) ERA: 3.9	3.0	L	19	7	5	5	2	3	0	1	0	0	0	19	32	15.00	3.333								
Dave Geisel, L (4,1) ERA: 4.84	0.1		2	1	0	0	0	0	0	0	0	0	0	2	2	0.00	3.000								
Dave Beard, R (4,1) ERA: 4.82	2.2		16	8	5	5	2	1	0	0	0	0	1	19	23	16.88	3.375								
Paul Mirabella, L (7,1) ERA: 4.5	3.0		15	7	4	4	0	1	0	0	0	1	0	14	18	12.00	2.667								

AB	44
R	14
H	23
RBI	14
BB	5
SO	4
LOB	18



Batter	1	2	3	4	5	6	7	8	9	AB	R	H	RBI	BB	SO	LOB	BOTTOM								
Jack Perconte, L (1,4) OBP: 0.357, SLG: 0.348	4-3									4	1	1	0	0	1	1	New York Yankees @ Seattle Mariners The Kingdome, Seattle, WA Sat Aug 25 1984, 10:05 PM EDT Att: 18,206 - Unknown								
Phil Bradley, R (1,8) OBP: 0.365, SLG: 0.344	5-3									4	0	1	1	0	0	1									
Alvin Davis, L (1,3) OBP: 0.399, SLG: 0.507										4	0	2	0	0	0	1									
Al Cowens, R (1,9) OBP: 0.302, SLG: 0.432 Ivan Calderon, R (8,9) OBP: 0.269, SLG: 0.375 Orlando Mercado, R (9, PH) OBP: 0.214, SLG: 0.221	FC5-4									3	0	0	0	0	1	1									
Steve Henderson, R (1,7) OBP: 0.369, SLG: 0.459										4	0	1	0	0	0	1									
Jim Prestley, R (1,5) OBP: 0.241, SLG: 0.353										3	0	0	0	0	1	0									
Larry Milbourne, S (1,10) OBP: 0.302, SLG: 0.307										3	0	0	0	0	2	1									
Bob Kearney, R (1,2) OBP: 0.272, SLG: 0.358										3	0	0	0	0	1	0									
Spike Owen, S (1,6) OBP: 0.317, SLG: 0.346										3	0	0	0	0	1	0									
Inning Stats	R: 0 E: 0 K: 0 S: 4	H: 1 LOB: 1 BB: 0 P: 4	R: 0 E: 0 K: 2 S: 7	H: 0 LOB: 0 BB: 0 P: 7	R: 1 E: 0 K: 1 S: 7	H: 2 LOB: 1 BB: 0 P: 7	R: 0 E: 1 K: 2 S: 8	H: 1 LOB: 1 BB: 0 P: 8	R: 0 E: 0 K: 1 S: 5	H: 0 LOB: 0 BB: 0 P: 5	R: 0 E: 0 K: 0 S: 3	H: 0 LOB: 0 BB: 0 P: 3	R: 0 E: 0 K: 0 S: 3	H: 0 LOB: 0 BB: 0 P: 3	R: 0 E: 1 K: 1 S: 6	H: 0 LOB: 1 BB: 0 P: 6		R: 0 E: 0 K: 1 S: 5	H: 1 LOB: 0 BB: 0 P: 5	1B: 2 2B: 2 3B: 1 HR: 0	SF: 0 SAC: 0 DP: 1 HBP: 0	WP: 0 PB: 0 CS: 0	PA: 32		
PITCHER	IP	WLS	BF	H	R	ER	SO	BB	IBB	HBP	BLK	WP	HR	S	P	ERA	WHIP								
Dennis Rasmussen, L (1,1) ERA: 4.28	7.0	W	25	4	1	1	6	0	0	0	0	0	0	37	37	1.29	0.571								
Dale Murray, R (8,1) ERA: 1.35	1.0		4	0	0	0	1	0	0	0	0	0	0	6	6	0.00	0.000								
Bob Shirley, L (9,1) ERA: 3.91	1.0		3	1	0	0	1	0	0	0	0	0	0	5	5	0.00	1.000								



Batter	1	2	3	4	5	6	7	8	9	AB	R	H	RBI	BB	SO	LOB	TOP										
Bobby Meacham, S OBP: 0.325, SLG: 0.348 (1, 6)	0-0 4-3		4-0 BB		4-0 1B HR BB		0-0 1-3		0-0 4-3	3	1	0	0	2	0	1											
Tim Foli, R OBP: 0.288, SLG: 0.320 (1, 4)	0-3 K		0-0 F5		0-0 1B HR		0-0 1B			4	1	2	2	0	1	2											
Don Mattingly, L OBP: 0.393, SLG: 0.545 (1, 3)	0-0 4-3			0-0 G3	0-0 HR		0-0 4-3			4	1	1	3	0	0	1											
Dave Winfield, R OBP: 0.398, SLG: 0.526 (1, 9)		0-3 K		0-0 HR	0-0 K			0-0 6-3		4	1	1	1	0	2	0											
Don Baylor, R OBP: 0.329, SLG: 0.488 (1, 10)		1-0 G3-6 HBP		0-0 5-3		0-0 F3		0-0 F7		3	0	0	0	0	0	0											
Ken Griffey, L OBP: 0.321, SLG: 0.371 (1, 7)	0-0 G3-6		0-0 5-3		0-0 4-3		0-0 4-3		0-0 HR	4	1	1	1	0	0	1											
Mike Pagliarulo, L OBP: 0.298, SLG: 0.462 (1, 5)			0-0 G3		0-0 4-3		0-0 F8		0-0 G3	4	0	0	0	0	0	0											
Omar Moreno, L OBP: 0.291, SLG: 0.376 (1, 8)			0-0 1B		0-0 1B		0-0 1-3 6-3 1B		0-0 G3	4	2	3	0	0	0	0											
Rick Cerone, R OBP: 0.245, SLG: 0.309 (1, 2)			0-0 F9		0-3 K		0-0 6-3		0-0 F7	4	0	0	0	0	1	3											
Inning Stats	R: 0 E: 0 K: 1 S: 5	H: 0 LOB: 0 BB: 0 P: 5	R: 0 E: 0 K: 1 S: 4	H: 0 LOB: 0 BB: 0 P: 5	R: 0 E: 0 K: 0 S: 4	H: 1 LOB: 2 BB: 1 P: 8	R: 1 E: 0 K: 0 S: 4	H: 1 LOB: 0 BB: 0 P: 4	R: 4 E: 0 K: 2 S: 10	H: 3 LOB: 0 BB: 1 P: 14	R: 0 E: 0 K: 0 S: 3	H: 0 LOB: 0 BB: 0 P: 3	R: 1 E: 0 K: 0 S: 5	H: 2 LOB: 1 BB: 0 P: 5	R: 1 E: 0 K: 0 S: 4	H: 1 LOB: 0 BB: 0 P: 4	R: 0 E: 0 K: 0 S: 3	H: 0 LOB: 0 BB: 0 P: 3	1B: 5 2B: 0 3B: 0 HR: 3	SF: 0 SAC: 0 DP: 1 HBP: 1	WP: 0 PB: 0 CS: 0	PA: 37					
PITCHER	IP	WLS	BF	H	R	ER	SO	BB	IBB	HBP	BLK	WP	HR	S	P	ERA	WHIP										
Salome Barojas, R ERA: 4.0 (1, 1)	6.2	L	29	7	6	6	4	2	0	1	0	0	2	34	43	8.10	1.350										
Dave Geisel, L ERA: 4.73 (7, 1)	0.1		1	0	0	0	0	0	0	0	0	0	0	1	1	0.00	0.000										
Ed Nunez, R ERA: 3.11 (8, 1)	2.0		7	1	1	1	0	0	0	0	0	0	1	7	7	4.50	0.500										

New York Yankees @ Seattle Mariners
The Kingdome, Seattle, WA
Sun Aug 26 1984, 6:33 AM EDT
Att: 11,224 - Unknown

AB	34
R	7
H	8
RBI	7
BB	2
SO	4
LOB	8



Batter	1	2	3	4	5	6	7	8	9	AB	R	H	RBI	BB	SO	LOB	BOTTOM										
Jack Perconte, L OBP: 0.358, SLG: 0.349 (1, 4)	0-0 G5-4-3 1B			0-0 BB 1B	0-0 FC6-4			0-3 K		4	0	2	0	0	1	1											
Phil Bradley, R OBP: 0.372, SLG: 0.346 (1, 8)	0-0 G5-4-3			0-0 BB 1B		0-0 F9		0-0 1B		4	0	2	0	0	0	1											
Alvin Davis, L OBP: 0.398, SLG: 0.503 (1, 3)	0-0 3-1			0-0 F4		4-0 HR BB		0-0 F9		3	1	0	0	1	0	3											
Ken Phelps, L OBP: 0.399, SLG: 0.580 (1, 10)		0-0 F7		4-0 FC6-4 BB		0-0 F8		0-0 G3-4-3		3	0	0	0	1	0	2											
Al Cowens, R OBP: 0.301, SLG: 0.437 (1, 9)		0-3 K		0-3 K		0-0 1-H HR		0-0 F7		4	1	1	2	0	2	3											
Steve Henderson, R OBP: 0.383, SLG: 0.451 (1, 7)		0-3 K		0-0 FC6-4		0-0 1-3		0-3 K		4	0	0	0	0	2	3											
Larry Milbourne, S OBP: 0.297, SLG: 0.301 (1, 5)			0-0 5-3		0-0 1-3		0-0 F6		0-0 1-3	4	0	0	0	0	0	0											
Orlando Mercado, R OBP: 0.233, SLG: 0.229 (1, 2)			0-3 K		4-0 FC6-4 BB		0-0 G4-6-3 1B			2	0	1	0	1	1	0											
Spike Owen, S OBP: 0.315, SLG: 0.344 (1, 6)			0-3 K		0-0 F9		0-0 G4-6-3			3	0	0	0	0	1	2											
Inning Stats	R: 0 E: 0 K: 0 S: 3	H: 1 LOB: 0 BB: 0 P: 3	R: 0 E: 0 K: 2 S: 7	H: 0 LOB: 0 BB: 0 P: 7	R: 0 E: 0 K: 2 S: 7	H: 0 LOB: 0 BB: 0 P: 7	R: 0 E: 0 K: 1 S: 7	H: 2 LOB: 3 BB: 1 P: 11	R: 0 E: 0 K: 0 S: 3	H: 0 LOB: 1 BB: 1 P: 7	R: 2 E: 0 K: 0 S: 4	H: 1 LOB: 0 BB: 1 P: 8	R: 0 E: 0 K: 0 S: 3	H: 1 LOB: 0 BB: 0 P: 3	R: 0 E: 0 K: 1 S: 6	H: 1 LOB: 1 BB: 0 P: 6	R: 0 E: 0 K: 1 S: 5	H: 0 LOB: 0 BB: 0 P: 5	1B: 5 2B: 0 3B: 0 HR: 1	SF: 0 SAC: 0 DP: 2 HBP: 0	WP: 0 PB: 0 CS: 0	PA: 34					
PITCHER	IP	WLS	BF	H	R	ER	SO	BB	IBB	HBP	BLK	WP	HR	S	P	ERA	WHIP										
Phil Niekro, R ERA: 2.78 (1, 1)	8.0	W	31	6	2	2	6	3	0	0	0	0	1	40	52	2.25	1.125										
Dale Murray, R ERA: 1.26 (9, 1)	1.0		3	0	0	0	1	0	0	0	0	0	0	5	5	0.00	0.000										

New York Yankees @ Seattle Mariners
The Kingdome, Seattle, WA
Sun Aug 26 1984, 6:33 AM EDT
Att: 11,224 - Unknown

AB	31
R	2
H	6
RBI	2
BB	3
SO	7
LOB	15



Batter	1	2	3	4	5	6	7	8	9	AB	R	H	RBI	BB	SO	LOB	TOP								
Lou Whitaker, L OBP: 0.397, SLG: 0.416 (1, 4)	4-0 BB		0-0 F8					0-0 SF9		2	0	0	1	1	0	1									
Alan Trammell, R OBP: 0.379, SLG: 0.474 (1, 6)	0-0 F5			0-0 6-3			0-0 F3	0-0 HR		4	1	1	2	0	0	1									
Kirk Gibson, L OBP: 0.376, SLG: 0.541 (1, 9)	0-3 K			0-0 HR			0-0 3-1	0-0 G3		4	1	1	1	0	1	1									
Lance Parrish, R OBP: 0.291, SLG: 0.468 (1, 2)	0-0 1-3			0-0 5-3			0-0 F8		0-3 K	4	0	0	0	0	1	1									
Darrell Evans, L OBP: 0.359, SLG: 0.395 (9, PR)		0-0 F6			0-0 1B		0-0 F8		0-0 WP 2B 1B	4	0	2	0	0	0	0									
Johnny Grubb, L OBP: 0.401, SLG: 0.426 (9, 5)		0-0 6-3			0-0 5-3		0-0 1-3		0-3 K	4	0	0	0	0	1	2									
Marty Castillo, R OBP: 0.282, SLG: 0.333 (9, 5)									1-2 K	0	0	0	0	0	0	0									
Ruppert Jones, L OBP: 0.345, SLG: 0.549 (1, 8)		0-0 F7				4-0 CS BB		0-0 1B SF9 2B	0-0 2B	3	1	2	1	1	0	0									
Dave Bergman, L OBP: 0.346, SLG: 0.412 (1, 3)			0-0 G3			0-3 K		0-0 HR	0-3 K	4	1	1	0	0	2	3									
Howard Johnson, S OBP: 0.321, SLG: 0.389 (8, PH)			0-0 F8			0-0 F4		0-0 F8		2	0	1	0	0	0	1									
Barbaro Garbey, R OBP: 0.329, SLG: 0.398 (9, 7)					1-2 1B					1	0	0	0	0	0	2									
Inning Stats	R: 0 E: 0 K: 1 S: 5	H: 0 LOB: 1 BB: 1 P: 9	R: 0 E: 0 K: 0 S: 3	H: 0 LOB: 0 BB: 0 P: 3	R: 0 E: 0 K: 0 S: 3	H: 1 LOB: 0 BB: 0 P: 3	R: 1 E: 0 K: 0 S: 5	H: 2 LOB: 1 BB: 0 P: 5	R: 0 E: 0 K: 1 S: 4	H: 0 LOB: 0 BB: 1 P: 8	R: 0 E: 0 K: 0 S: 3	H: 0 LOB: 0 BB: 0 P: 3	R: 0 E: 0 K: 0 S: 3	H: 0 LOB: 0 BB: 0 P: 3	R: 3 E: 0 K: 0 S: 6	H: 3 LOB: 0 BB: 0 P: 6	R: 1 E: 0 K: 3 S: 11	H: 2 LOB: 2 BB: 0 P: 11	1B: 4 2B: 2 3B: 0 HR: 2	SF: 1 SAC: 0 DP: 0 HBP: 0	WP: 1 PB: 0 SB: 0 CS: 1	PA: 35			
PITCHER	IP	WLS	BF	H	R	ER	SO	BB	IBB	HBP	BLK	WP	HR	S	P	ERA	WHIP								
Mike Moore, R ERA: 4.97 (1, 1)	7.0		26	5	3	3	2	2	0	0	0	0	1	28	36	3.86	1.000								
Ed VanDe Berg, L ERA: 4.85 (8, 1)	1.0		4	1	1	1	0	0	0	0	0	0	1	4	4	9.00	1.000								
Mike Stanton, R ERA: 3.1 (9, 1)	0.2	L	3	1	1	1	2	0	0	0	0	1	0	7	7	13.50	1.500								
Dave Geisel, L ERA: 4.75 (9, 1)	0.1		2	1	0	0	1	0	0	0	0	0	0	4	4	0.00	3.000								

Detroit Tigers @ Seattle Mariners
The Kingdome, Seattle, WA
Tue Aug 28 1984, 10:05 PM EDT
Att: 8,353 - Unknown

AB	32
R	5
H	8
RBI	5
BB	2
SO	5
LOB	12



Batter	1	2	3	4	5	6	7	8	9	AB	R	H	RBI	BB	SO	LOB	BOTTOM								
Jack Perconte, L OBP: 0.358, SLG: 0.351 (1, 4)	0-0 4-3 1B 2B		0-0 6-3			0-0 5-3	4-0 1B		0-0 4-3	4	1	1	0	1	0	1									
Phil Bradley, R OBP: 0.370, SLG: 0.345 (1, 8)	0-0 4-3		0-0 4-3			0-3 K	0-0 1B			4	0	1	2	0	1	1									
Alvin Davis, L OBP: 0.397, SLG: 0.503 (1, 3)	0-0 G3		0-3 K			0-0 2B	0-0 G3			4	0	1	0	0	1	3									
Ken Phelps, L OBP: 0.398, SLG: 0.575 (8, PH)	4-0 1B BB			0-0 F5		0-0 F8		0-3 K		2	0	0	0	1	0	1									
Jim Presley, R OBP: 0.259, SLG: 0.351 (8, PH)										1	0	0	0	0	1	0									
Al Cowens, R OBP: 0.301, SLG: 0.435 (1, 9)	0-0 1-2 3H			0-0 F9			0-0 4-3	0-0 F7		4	0	1	1	0	0	0									
Steve Henderson, R OBP: 0.383, SLG: 0.448 (8, 7)	0-0 F9			0-3 K			4-0 1B E BB	0-0 F9		2	1	0	0	1	1	2									
John Moses, S (8, 7)										1	0	0	0	0	0	0									
Larry Milbourne, S OBP: 0.300, SLG: 0.305 (1, 5)		0-0 G3			0-0 4-3		0-0 BB E 1B		0-0 FC5-6 1B	4	1	2	0	0	0	0									
Bob Kearney, R OBP: 0.271, SLG: 0.355 (1, 2)		0-0 F3			4-0 CS BB		0-3 K		0-0 FC5-6 FC5-4	3	0	0	0	1	1	3									
Spike Owen, S OBP: 0.312, SLG: 0.341 (1, 6)		0-0 G3			0-3 K		0-0 E5 1B		0-0 FC5-4	4	1	0	0	0	1	3									
Inning Stats	R: 1 E: 0 K: 0 S: 5	H: 2 LOB: 2 BB: 1 P: 9	R: 0 E: 0 K: 0 S: 3	H: 0 LOB: 0 BB: 0 P: 3	R: 0 E: 0 K: 1 S: 5	H: 0 LOB: 0 BB: 0 P: 5	R: 0 E: 0 K: 1 S: 5	H: 0 LOB: 0 BB: 0 P: 5	R: 0 E: 0 K: 1 S: 4	H: 0 LOB: 1 BB: 1 P: 8	R: 0 E: 0 K: 1 S: 6	H: 1 LOB: 1 BB: 0 P: 6	R: 3 E: 1 K: 1 S: 8	H: 2 LOB: 2 BB: 2 P: 16	R: 0 E: 0 K: 1 S: 5	H: 0 LOB: 0 BB: 0 P: 5	R: 0 E: 0 K: 0 S: 4	H: 1 LOB: 1 BB: 0 P: 4	1B: 4 2B: 2 3B: 0 HR: 0	SF: 0 SAC: 0 DP: 0 HBP: 0	WP: 0 PB: 0 SB: 0 CS: 1	PA: 37			
PITCHER	IP	WLS	BF	H	R	ER	SO	BB	IBB	HBP	BLK	WP	HR	S	P	ERA	WHIP								
Juan Berenguer, R ERA: 3.34 (1, 1)	6.2		29	5	4	1	5	4	0	0	0	0	0	35	51	1.35	1.350								
Bill Scherrer, L ERA: 4.96 (7, 1)	0.1		1	0	0	0	0	0	0	0	0	0	1	1	1	0.00	0.000								
Willie Hernandez, L ERA: 2.11 (8, 1)	2.0	W	7	1	0	0	1	0	0	0	0	0	0	9	9	0.00	0.500								

Detroit Tigers @ Seattle Mariners
The Kingdome, Seattle, WA
Tue Aug 28 1984, 10:05 PM EDT
Att: 8,353 - Unknown


AB	33
R	4
H	6
RBI	3
BB	4
SO	6
LOB	14



Batter	1	2	3	4	5	6	7	8	9	AB	R	H	RBI	BB	SO	LOB	TOP											
Lou Whitaker, L (1,4) OBP: 0.365, SLG: 0.412	0-3 K		0-3 K			0-0 1-3		0-0 G3		4	0	0	0	0	2	1												
Alan Trammell, R (1,6) OBP: 0.376, SLG: 0.472	0-0 CS 1B		0-3 K			0-0 F6			0-0 F8	4	0	1	0	0	1	0												
Kirk Gibson, L (1,9) OBP: 0.373, SLG: 0.537	0-0 F2			0-3 K		0-3 K			0-0 4-3	4	0	0	0	0	2	1												
Lance Parrish, R (1,2) OBP: 0.293, SLG: 0.466		4-0 E 1B BB		0-0 F6			0-3 K		4-0 FC6-4 BB	2	1	0	0	2	1	0												
Larry Herndon, R (1,7) OBP: 0.315, SLG: 0.380		0-0 E5 1B		4-0 FC6-4 BB		0-0 4-3			0-0 FC6-4	3	0	0	0	1	0	2												
Barbaro Garbey, R (1,3) OBP: 0.325, SLG: 0.394		0-0 F3		0-0 FC6-4		0-3 K				3	0	0	0	0	1	3												
Rusty Kuntz, R (1,8) OBP: 0.370, SLG: 0.375		0-0 2-3 3-H 1B			0-0 F7			4-0 BB		2	0	1	1	1	0	0												
Marty Castillo, R (1,5) OBP: 0.274, SLG: 0.324		0-3 K			0-3 K			0-0 F3		3	0	0	0	0	2	2												
Howard Johnson, S (1,10) OBP: 0.318, SLG: 0.385			0-3 K		0-3 K			0-3 K		3	0	0	0	0	3	1												
Inning Stats	R: 0 E: 0 K: 1 S: 5	H: 1 LOB: 0 BB: 0 P: 5	R: 1 E: 1 K: 1 S: 6	H: 1 LOB: 1 BB: 1 P: 10	R: 0 E: 0 K: 3 S: 9	H: 0 LOB: 0 BB: 0 P: 9	R: 0 E: 0 K: 1 S: 5	H: 0 LOB: 1 BB: 1 P: 9	R: 0 E: 0 K: 2 S: 7	H: 0 LOB: 0 BB: 0 P: 7	R: 0 E: 0 K: 1 S: 5	H: 0 LOB: 0 BB: 0 P: 5	R: 0 E: 0 K: 2 S: 7	H: 0 LOB: 0 BB: 0 P: 7	R: 0 E: 0 K: 1 S: 5	H: 0 LOB: 1 BB: 1 P: 9	R: 0 E: 0 K: 3 S: 7	H: 0 LOB: 0 BB: 0 P: 7	R: 0 E: 0 K: 1 S: 5	H: 0 LOB: 1 BB: 1 P: 9	R: 0 E: 0 K: 3 S: 7	H: 0 LOB: 0 BB: 0 P: 7	R: 0 E: 0 K: 1 S: 5	H: 0 LOB: 1 BB: 1 P: 9	1B: 2 2B: 0 3B: 0 HR: 0	SF: 0 SAC: 0 DP: 0 HBP: 0	WP: 0 PB: 0 SB: 0 CS: 1	PA: 32
PITCHER Mark Langston, L (1,1) ERA: 3.19	IP: 9.0 WLS: W BF: 32	H: 2 R: 1 ER: 1 SO: 12	BB: 4 IBB: 0 HBP: 0 BLK: 0	WP: 0 HR: 0 S: 52 P: 68	ERA: 1.00 WHIP: 0.667																							

Detroit Tigers @ Seattle Mariners
The Kingdome, Seattle, WA
Wed Aug 29 1984, 10:05 PM EDT
Att: 10,863 - Unknown


AB 28
R 1
H 2
RBI 1
BB 4
SO 12
LOB 10



Batter	1	2	3	4	5	6	7	8	9	AB	R	H	RBI	BB	SO	LOB	BOTTOM									
Jack Perconte, L (1,4) OBP: 0.359, SLG: 0.352	0-0 4-3		0-0 FC6-4 1B		0-0 1B 1B	0-0 F7				4	1	2	0	0	0	1										
Phil Bradley, R (1,8) OBP: 0.368, SLG: 0.343	0-0 4-3		0-0 FC6-4		0-0 1B HR		0-0 F8			4	1	1	0	0	0	1										
Alvin Davis, L (1,3) OBP: 0.396, SLG: 0.501	0-0 4-3		0-0 F5		0-0 1B HR		0-0 3-1			4	1	1	1	0	0	1										
Ken Phelps, L (1,10) OBP: 0.396, SLG: 0.583		0-0 F5		0-3 K	0-0 1B HR		0-3 K			4	1	1	3	0	2	0										
Al Cowens, R (1,9) OBP: 0.302, SLG: 0.436		0-0 2B 6-3 1B		0-0 FC6-4 1B	0-0 6-3		0-0 F3			4	1	2	0	0	0	0										
Steve Henderson, R (1,7) OBP: 0.361, SLG: 0.449		0-0 6-3 2B		0-0 FC6-4 1B	0-0 5-3		0-3 K			4	0	1	0	0	1	1										
Dave Henderson, R (9,8) OBP: 0.296, SLG: 0.433		1-3 2B		1-2 FC6-4 1B	0-0 5-3					0	0	0	0	0	0	0										
Larry Milbourne, S (1,5) OBP: 0.301, SLG: 0.305		0-0 6-3		0-0 FC6-4 1B		0-0 6-3		0-0 6-3		3	0	1	1	0	0	1										
Domingo Ramos, R (7,5) OBP: 0.241, SLG: 0.227		2-3 3-H		1-3 FC6-4 1B		0-0 6-3		0-0 6-3		1	0	0	0	0	0	0										
Bob Kearney, R (1,2) OBP: 0.269, SLG: 0.352		0-0 1-3		0-0 FC6-4		0-0 F7				3	0	0	0	0	0	3										
Spike Owen, S (1,6) OBP: 0.315, SLG: 0.343			0-0 CS 1B		0-0 4-3		0-0 1B			3	0	2	0	0	0	0										
Inning Stats	R: 0 E: 0 K: 0 S: 3	H: 0 LOB: 0 BB: 0 P: 3	R: 1 E: 0 K: 0 S: 5	H: 2 LOB: 1 BB: 0 P: 5	R: 0 E: 0 K: 0 S: 4	H: 2 LOB: 1 BB: 0 P: 4	R: 0 E: 0 K: 1 S: 7	H: 2 LOB: 2 BB: 0 P: 7	R: 4 E: 0 K: 0 S: 7	H: 4 LOB: 0 BB: 0 P: 7	R: 0 E: 0 K: 0 S: 4	H: 1 LOB: 1 BB: 0 P: 4	R: 0 E: 0 K: 1 S: 5	H: 0 LOB: 0 BB: 0 P: 5	R: 0 E: 0 K: 1 S: 5	H: 0 LOB: 0 BB: 0 P: 5	R: 0 E: 0 K: 1 S: 5	H: 0 LOB: 0 BB: 0 P: 5	R: 0 E: 0 K: 1 S: 5	H: 0 LOB: 0 BB: 0 P: 5	R: 0 E: 0 K: 1 S: 5	H: 0 LOB: 0 BB: 0 P: 5	1B: 9 2B: 1 3B: 0 HR: 1	SF: 0 SAC: 0 DP: 0 HBP: 0	WP: 0 PB: 0 SB: 0 CS: 1	PA: 34
PITCHER Dan Petry, R (1,1) ERA: 3.4	IP: 4.1 WLS: L	BF: 22	H: 10 R: 5 ER: 5 SO: 1	BB: 0 IBB: 0 HBP: 0 BLK: 0	WP: 0 HR: 1 S: 24 P: 24	ERA: 10.38 WHIP: 2.308																				
Dave Rozema, R (5,1) ERA: 3.75	IP: 2.2	WLS: 9	H: 1 R: 0 ER: 0 SO: 1	BB: 0 IBB: 0 HBP: 0 BLK: 0	WP: 0 HR: 0 S: 11 P: 11	ERA: 0.00 WHIP: 0.375																				
Aurelio Lopez, R (8,1) ERA: 2.64	IP: 1.0	WLS: 3	H: 0 R: 0 ER: 0 SO: 1	BB: 0 IBB: 0 HBP: 0 BLK: 0	WP: 0 HR: 0 S: 5 P: 5	ERA: 0.00 WHIP: 0.000																				

Detroit Tigers @ Seattle Mariners
The Kingdome, Seattle, WA
Wed Aug 29 1984, 10:05 PM EDT
Att: 10,863 - Unknown

AB 34
R 5
H 11
RBI 5
BB 0
SO 3
LOB 8



Batter	1	2	3	4	5	6	7	8	9	AB	R	H	RBI	BB	SO	LOB	TOP										
Lou Whitaker, L (1,4) OBP: 0.365, SLG: 0.411	F5		5-3 1B		FC6-4 BB		G3		K	4	0	1	0	1	1	5											
Alan Trammell, R (1,6) OBP: 0.376, SLG: 0.470	F9		5-3		FC6-4				BB	4	0	1	1	1	0	3											
Kirk Gibson, L (1,9) OBP: 0.371, SLG: 0.533	CS 1B		F7			G3		K	4-3	5	0	1	0	0	1	5											
Lance Parrish, R (1,2) OBP: 0.291, SLG: 0.462	CS 1-2	K		F8		K		5-3		4	0	0	0	0	2	1											
Darrell Evans, L (1,3) OBP: 0.358, SLG: 0.391		BB 1B		K		K		K		3	0	0	0	1	3	1											
Ruppert Jones, L (1,8) OBP: 0.344, SLG: 0.545		BB 1B		4-3						3	0	1	0	0	0	0											
Barbaro Garbey, R (9, PH) OBP: 0.328, SLG: 0.394		FC6-4 1B					F3		BB BB	0	1	0	0	1	0	0											
Johnny Grubb, L (1,10) OBP: 0.400, SLG: 0.420		F7			BB BB		4-3		F3	2	0	0	0	1	0	2											
Chet Lemon, R (9, PH) OBP: 0.356, SLG: 0.494										1	0	0	0	0	0	1											
Larry Hemdon, R (1,7) OBP: 0.317, SLG: 0.380		FC6-4 1-2			F9			BB 1B	BB 1B	3	0	1	0	1	0	3											
Howard Johnson, S (1,5) OBP: 0.320, SLG: 0.386			4-3			K			BB	4	0	2	0	0	1	1											
Inning Stats	R: 0 E: 0 K: 0 S: 3	H: 1 LOB: 0 BB: 0 P: 3	R: 0 E: 0 K: 1 S: 6	H: 1 LOB: 2 BB: 1 P: 10	R: 0 E: 0 K: 0 S: 4	H: 1 LOB: 1 BB: 0 P: 4	R: 0 E: 0 K: 1 S: 5	H: 0 LOB: 0 BB: 0 P: 5	R: 0 E: 0 K: 2 S: 7	H: 0 LOB: 0 BB: 0 P: 7	R: 0 E: 0 K: 0 S: 5	H: 2 LOB: 2 BB: 0 P: 5	R: 0 E: 0 K: 2 S: 8	H: 1 LOB: 1 BB: 0 P: 8	R: 1 E: 0 K: 1 S: 6	H: 1 LOB: 3 BB: 3 P: 18	1B: 7 2B: 0 3B: 0 HR: 0	SF: 0 SAC: 0 DP: 0 HBP: 0	WP: 0 PB: 0 SB: 1 CS: 1	PA: 40							
PITCHER	IP	WLS	BF	H	R	ER	SO	BB	IBB	HBP	BLK	WP	HR	S	P	ERA	WHIP										
Jim Beattie, R (1,1) ERA: 3.72	8.0	W	32	6	0	0	7	3	0	0	0	0	0	43	55	0.00	1.125										
Ed Vande Berg, L (9,1) ERA: 4.92	0.0		1	0	1	1	0	1	0	0	0	0	0	4	4	∞	∞										
Ed Nunez, R (9,1) ERA: 3.05	1.0	S	6	1	0	0	1	2	0	0	0	0	0	6	14	0.00	3.000										

Detroit Tigers @ Seattle Mariners
The Kingdome, Seattle, WA
Thu Aug 30 1984, 10:05 PM EDT
Att: 9,583 - Unknown

AB 33
R 1
H 7
RBI 1
BB 6
SO 8
LOB 22



Batter	1	2	3	4	5	6	7	8	9	AB	R	H	RBI	BB	SO	LOB	BOTTOM										
Jack Perconte, L (1,4) OBP: 0.358, SLG: 0.351	K		F8		F8			E1 1B		4	1	1	0	0	1	0											
Phil Bradley, R (1,9) OBP: 0.362, SLG: 0.338	F7		K		K			4-3		4	0	0	0	0	2	0											
Alvin Davis, L (1,3) OBP: 0.397, SLG: 0.502	BB		2B			F8		F8		3	0	1	0	1	0	0											
Ken Phelps, L (1,10) OBP: 0.390, SLG: 0.573	K		K			F9		K		4	0	0	0	0	3	2											
Steve Henderson, R (1,7) OBP: 0.357, SLG: 0.443		5-3			G3					3	0	0	0	0	0	0											
John Moses, S (9,7)						6-3				0	0	0	0	0	0	0											
Dave Henderson, R (1,8) OBP: 0.296, SLG: 0.436		BB 1B			1B			K		3	0	2	0	0	1	0											
Bob Kearney, R (1,2) OBP: 0.270, SLG: 0.350		BB 1B			F8			6-3		2	0	0	0	1	0	1											
Jim Presley, R (1,5) OBP: 0.235, SLG: 0.344		K			G3			F6		3	0	0	0	0	1	3											
Spike Owen, S (1,6) OBP: 0.315, SLG: 0.341		3-1			4-3			E BB		2	1	0	0	1	0	2											
Inning Stats	R: 0 E: 0 K: 2 S: 7	H: 0 LOB: 1 BB: 1 P: 11	R: 0 E: 0 K: 1 S: 6	H: 1 LOB: 2 BB: 1 P: 10	R: 0 E: 0 K: 2 S: 8	H: 1 LOB: 1 BB: 0 P: 8	R: 0 E: 0 K: 0 S: 4	H: 1 LOB: 0 BB: 0 P: 4	R: 0 E: 0 K: 1 S: 5	H: 0 LOB: 0 BB: 0 P: 5	R: 0 E: 0 K: 0 S: 3	H: 0 LOB: 0 BB: 0 P: 3	R: 0 E: 0 K: 1 S: 5	H: 0 LOB: 0 BB: 0 P: 5	R: 2 E: 1 K: 1 S: 6	H: 1 LOB: 0 BB: 1 P: 10	1B: 3 2B: 1 3B: 0 HR: 0	SF: 0 SAC: 0 DP: 0 HBP: 0	WP: 0 PB: 0 SB: 0 CS: 0	PA: 31							
PITCHER	IP	WLS	BF	H	R	ER	SO	BB	IBB	HBP	BLK	WP	HR	S	P	ERA	WHIP										
Jack Morris, R (1,1) ERA: 3.54	8.0	L	31	4	2	1	8	3	0	0	0	0	0	44	56	1.12	0.875										

Detroit Tigers @ Seattle Mariners
The Kingdome, Seattle, WA
Thu Aug 30 1984, 10:05 PM EDT
Att: 9,583 - Unknown

AB 28
R 2
H 4
RBI 0
BB 3
SO 8
LOB 8



Batter	1	2	3	4	5	6	7	8	9	AB	R	H	RBI	BB	SO	LOB	TOP								
Mike Young, S OBP: 0.361, SLG: 0.440 (1, 9)	G3		F5		E		SH5-4 2B HBP	K		3	2	0	0	1	1	1									
John Shelby, S OBP: 0.241, SLG: 0.299 (1, 8)	2-3		6-3		4-3		SH5-4		K	4	0	0	0	0	1	1									
Cal Ripken Jr., R OBP: 0.382, SLG: 0.524 (1, 6)	1B E BB			HR	E5 1B		2B 1B		HR	4	3	4	3	1	0	0									
Eddie Murray, S OBP: 0.417, SLG: 0.532 (1, 3)	E8 1B			HR 1B	F7		1B 2B		HR 1B	5	2	4	1	0	0	1									
John Lowenstein, L OBP: 0.318, SLG: 0.380 Gary Roenicke, R OBP: 0.345, SLG: 0.385 (1, 7) (5, 7)	1-3			HR			G4-3 IBB		HR 1B	2	1	1	2	0	0	1									
Ken Singleton, S OBP: 0.276, SLG: 0.269 (1, 10)				HR	F8		G3 G4-3		HR	4	1	1	3	1	0	3									
Wayne Gross, L OBP: 0.353, SLG: 0.438 Todd Cruz, R OBP: 0.277, SLG: 0.333 (6, PH) (6, 5)	G3-6-3				K		1B		F6	2	0	0	0	0	1	1									
Rich Dauer, R OBP: 0.290, SLG: 0.340 (1, 4)	F6				5-3		F3		F5	5	0	1	0	0	0	1									
Rick Dempsey, R OBP: 0.299, SLG: 0.330 (1, 2)					F5		F5		F2	4	1	1	0	0	0	1									
Inning Stats	R: 1 E: 1 K: 0 S: 4	H: 1 LOB: 1 BB: 1 P: 8	R: 0 E: 0 K: 0 S: 2	H: 0 LOB: 0 BB: 1 P: 6	R: 0 E: 0 K: 0 S: 3	H: 0 LOB: 0 BB: 0 P: 3	R: 3 E: 0 K: 1 S: 8	H: 3 LOB: 0 BB: 0 P: 8	R: 1 E: 1 K: 0 S: 4	H: 1 LOB: 1 BB: 1 P: 8	R: 0 E: 0 K: 0 S: 4	H: 1 LOB: 1 BB: 0 P: 4	R: 2 E: 0 K: 0 S: 5	H: 3 LOB: 2 BB: 1 P: 10	R: 0 E: 0 K: 1 S: 5	H: 1 LOB: 1 BB: 1 P: 9	R: 4 E: 0 K: 1 S: 9	H: 4 LOB: 0 BB: 0 P: 9	1B: 8 2B: 2 3B: 0 HR: 4	SF: 0 SAC: 1 DP: 2 HBP: 1	WP: 0 PB: 0 SB: 0 CS: 1	PA: 44			
PITCHER	IP	WLS	BF	H	R	ER	SO	BB	IBB	HBP	BLK	WP	HR	S	P	ERA	WHIP								
Salome Barojas, R ERA: 4.08 (1, 1)	4.2		21	5	5	3	1	3	0	0	0	0	2	20	32	5.79	1.714								
Paul Mirabella, L ERA: 4.7 (5, 1)	1.1	L	7	2	2	2	0	0	0	1	0	0	0	6	7	13.50	1.500								
Mike Stanton, R ERA: 3.0 (7, 1)	2.0		9	3	0	0	1	1	1	0	0	0	0	9	17	0.00	2.000								
Dave Beard, R ERA: 5.29 (9, 1)	1.0		7	4	4	4	1	0	0	0	0	0	2	9	9	36.00	4.000								

Baltimore Orioles @ Seattle Mariners
The Kingdome, Seattle, WA
Fri Aug 31 1984, 10:05 PM EDT
Att: 8,206 - Unknown

AB 37
R 11
H 14
RBI 9
BB 5
SO 3
LOB 10



Batter	1	2	3	4	5	6	7	8	9	AB	R	H	RBI	BB	SO	LOB	BOTTOM								
Jack Perconte, L OBP: 0.359, SLG: 0.350 (1, 4)	F7			G4-6-3 1B	FC6-4 3B		BB BB		F6	4	1	1	0	1	0	3									
Phil Bradley, R OBP: 0.307, SLG: 0.346 (1, 7)	F4			G4-6-3 1B	3B		BB		FC5-4 BB	3	0	1	1	2	0	1									
Alvin Davis, L OBP: 0.393, SLG: 0.497 (1, 3)	K			G3	K		4-3		FC5-4	5	0	0	1	0	2	6									
Al Cowens, R OBP: 0.301, SLG: 0.433 (1, 9)					1B HR 1B		F3		K	5	1	1	0	0	3	2									
Steve Henderson, R OBP: 0.356, SLG: 0.440 (1, 10)				5-3	1B HR 1B		5-3		G3	4	1	1	0	0	0	0									
Dave Henderson, R OBP: 0.302, SLG: 0.447 (1, 8)				6-3	HR 1B		F8		HR	4	2	2	1	0	0	0									
Jim Presley, R OBP: 0.235, SLG: 0.360 (1, 5)				F9	HR		F2		5-3	4	1	1	4	0	0	0									
Orlando Mercado, R OBP: 0.237, SLG: 0.222 Larry Milbourne, S OBP: 0.304, SLG: 0.309 (1, 2) (9, PH)				F6	FC6-4 BB		6-3		BB BB FC5-4 1B	2	0	0	0	1	0	0									
Spike Owen, S OBP: 0.316, SLG: 0.341 (1, 6)				F9	FC6-4		BB BB 1B		FC5-4 BB	3	0	1	0	1	0	1									
Inning Stats	R: 0 E: 0 K: 1 S: 5	H: 0 LOB: 0 BB: 0 P: 5	R: 0 E: 0 K: 1 S: 5	H: 0 LOB: 0 BB: 0 P: 5	R: 0 E: 0 K: 0 S: 3	H: 1 LOB: 0 BB: 0 P: 3	R: 5 E: 0 K: 1 S: 10	H: 5 LOB: 1 BB: 1 P: 14	R: 0 E: 0 K: 0 S: 3	H: 0 LOB: 0 BB: 0 P: 3	R: 0 E: 0 K: 0 S: 4	H: 1 LOB: 3 BB: 2 P: 12	R: 1 E: 0 K: 1 S: 6	H: 1 LOB: 0 BB: 0 P: 6	R: 1 E: 0 K: 1 S: 6	H: 1 LOB: 2 BB: 2 P: 14	1B: 6 2B: 0 3B: 1 HR: 2	SF: 0 SAC: 0 DP: 1 HBP: 0	WP: 0 PB: 0 SB: 0 CS: 0	PA: 40					
PITCHER	IP	WLS	BF	H	R	ER	SO	BB	IBB	HBP	BLK	WP	HR	S	P	ERA	WHIP								
Mike Flanagan, L ERA: 3.62 (1, 1)	5.0		21	6	5	5	3	1	0	0	0	0	1	26	30	9.00	1.400								
Sammy Stewart, R ERA: 2.51 (6, 1)	1.2	W	8	1	0	0	0	2	0	0	0	0	0	6	14	0.00	1.800								
Tippy Martinez, L ERA: 3.8 (7, 1)	2.1	S	11	2	2	2	2	2	0	0	0	0	1	13	21	7.71	1.714								

Baltimore Orioles @ Seattle Mariners
The Kingdome, Seattle, WA
Fri Aug 31 1984, 10:05 PM EDT
Att: 8,206 - Unknown

AB 35
R 7
H 9
RBI 7
BB 5
SO 5
LOB 13



Batter	1	2	3	4	5	6	7	8	9	AB	R	H	RBI	BB	SO	LOB	TOP					
Lenn Sakata, R OBP: 0.209, SLG: 0.256 (1, 4)	K		F9		F7	5-3		1B E 1B		5	1	1	0	0	1	3	Baltimore Orioles @ Seattle Mariners The Kingdome, Seattle, WA Sat Sep 01 1984, 10:05 PM EDT Att: 9,782 - Unknown					
John Shelby, S OBP: 0.243, SLG: 0.300 (1, 8)	F9		K					F2		5	1	2	0	0	1	1						
Cal Ripken Jr., R OBP: 0.387, SLG: 0.532 (1, 6)	HR									3	3	3	2	2	0	0						
Eddie Murray, S OBP: 0.420, SLG: 0.532 (1, 3)										2	1	1	0	2	0	1						
Gary Roenicke, R OBP: 0.342, SLG: 0.381 John Lowenstein, L OBP: 0.320, SLG: 0.380 (7, PH) (7, 7)	F8									3	0	0	0	0	1	6						
Rich Dauer, R OBP: 0.290, SLG: 0.339 Al Bumbry, L OBP: 0.295, SLG: 0.305 (8, PH) (8, 7)										0	1	0	0	1	1	0						
Benny Avata, R OBP: 0.248, SLG: 0.333 Ken Singleton, S OBP: 0.277, SLG: 0.280 (7, PH) (1, 10)		6-3								2	0	0	1	0	0	0						
Mike Young, S OBP: 0.362, SLG: 0.437 (1, 9)		6-3								4	0	1	0	1	0	1						
Floyd Rayford, R OBP: 0.303, SLG: 0.374 Wayne Gross, L OBP: 0.352, SLG: 0.436 (9, PH) (1, 5) (9, PH)	F9									4	0	1	0	0	0	1						
Rick Dempsey, R OBP: 0.302, SLG: 0.327 Joe Nolan, L OBP: 0.403, SLG: 0.404 (9, PH) (1, 2) (9, PH)			6-3							2	1	0	0	2	0	1						
Inning Stats	R: 1 E: 0 K: 1 S: 6	H: 1 LOB: 1 BB: 1 P: 10	R: 0 E: 0 K: 0 S: 3	H: 0 LOB: 0 BB: 0 P: 3	R: 0 E: 0 K: 1 S: 5	H: 0 LOB: 0 BB: 0 P: 5	R: 1 E: 0 K: 1 S: 6	H: 1 LOB: 1 BB: 1 P: 10	R: 1 E: 0 K: 0 S: 5	H: 2 LOB: 2 BB: 1 P: 10	R: 0 E: 0 K: 0 S: 4	H: 1 LOB: 0 BB: 1 P: 8	R: 5 E: 0 K: 0 S: 5	H: 3 LOB: 0 BB: 3 P: 17	R: 1 E: 1 K: 1 S: 7	H: 2 LOB: 1 BB: 0 P: 7	R: 0 E: 0 K: 1 S: 5	H: 0 LOB: 1 BB: 1 P: 9	1B: 8 2B: 0 3B: 0 HR: 2	SF: 1 SAC: 0 DP: 1 HBP: 1	WP: 1 PB: 1 SB: 0 CS: 0	PA: 45
PITCHER	IP	WLS	BF	H	R	ER	SO	BB	IBB	HBP	BLK	WP	HR	S	P	ERA	WHIP					
Matt Young, L ERA: 7.53 (1, 1)	6.0		29	6	4	4	3	4	0	1	0	0	1	30	47	6.00	1.667					
Mike Stanton, R ERA: 3.45 (7, 1)	0.0		3	0	0	0	0	3	0	0	0	1	0	0	12	∞	∞					
Ed Vande Berg, L ERA: 4.92 (7, 1)	2.0	W	9	4	5	4	1	0	0	0	0	0	1	11	11	18.00	2.000					
Ed Nunez, R ERA: 3.0 (9, 1)	1.0	S	4	0	0	0	1	1	0	0	0	0	0	5	9	0.00	1.000					

Batter	1	2	3	4	5	6	7	8	9	AB	R	H	RBI	BB	SO	LOB	BOTTOM				
Jack Perconte, L OBP: 0.361, SLG: 0.351 (1, 4)	6-3				5-3			BB 1B BB		4	2	2	0	1	0	1	Baltimore Orioles @ Seattle Mariners The Kingdome, Seattle, WA Sat Sep 01 1984, 10:05 PM EDT Att: 9,782 - Unknown				
Spike Owen, S OBP: 0.319, SLG: 0.344 (1, 6)	2B 1B							BB BB 1B		5	2	3	1	0	0	1					
Alvin Davis, L OBP: 0.393, SLG: 0.494 (1, 3)	F8									3	1	0	0	2	1	2					
Ken Phelps, L OBP: 0.392, SLG: 0.588 Barry Bonnell, R OBP: 0.304, SLG: 0.366 John Moses, S (8, PR) (8, PR) (9, 7)	1B 2B									4	2	2	2	0	2	0					
Al Cowens, R OBP: 0.302, SLG: 0.431 (1, 9)	1B									0	0	0	1	1	0	0					
Steve Henderson, R OBP: 0.353, SLG: 0.435 Ed Nunez, R (9, 1)	1B									4	0	1	2	1	0	2					
Dave Henderson, R OBP: 0.303, SLG: 0.451 Phil Bradley, R OBP: 0.364, SLG: 0.343 (4, PR) (5, 8)	F3									5	0	1	0	0	2	4					
Bob Kearney, R OBP: 0.272, SLG: 0.349 (1, 2)										2	1	0	0	2	0	0					
Jim Prestley, R OBP: 0.241, SLG: 0.400 (1, 5)	K									4	2	2	3	0	2	2					
Inning Stats	R: 2 E: 0 K: 0 S: 7	H: 4 LOB: 2 BB: 0 P: 7	R: 1 E: 0 K: 1 S: 7	H: 2 LOB: 1 BB: 0 P: 7	R: 0 E: 0 K: 2 S: 7	H: 0 LOB: 0 BB: 0 P: 7	R: 0 E: 0 K: 1 S: 5	H: 1 LOB: 1 BB: 1 P: 9	R: 2 E: 0 K: 0 S: 4	H: 1 LOB: 0 BB: 1 P: 8	R: 2 E: 0 K: 1 S: 6	H: 2 LOB: 0 BB: 1 P: 10	R: 0 E: 0 K: 2 S: 7	H: 0 LOB: 1 BB: 1 P: 11	R: 3 E: 1 K: 2 S: 10	H: 2 LOB: 3 BB: 3 P: 22		1B: 7 2B: 4 3B: 0 HR: 3	SF: 0 SAC: 0 DP: 2 HBP: 0	WP: 0 PB: 0 SB: 1 CS: 2	PA: 42
PITCHER	IP	WLS	BF	H	R	ER	SO	BB	IBB	HBP	BLK	WP	HR	S	P	ERA	WHIP				
Dennis Martinez, R ERA: 4.43 (6, 1)	5.0		24	8	5	5	4	2	0	0	0	0	1	5	9	54.00	9.000				
John Pacella, R ERA: 54.0 (6, 1)	1.1		4	0	0	0	2	1	0	0	0	0	0	7	11	0.00	0.750				
Sammy Stewart, R ERA: 2.81 (7, 1)	1.0	L	5	1	2	2	1	1	0	0	0	0	1	6	10	18.00	2.000				
Tippy Martinez, L ERA: 3.78 (8, 1)	0.1		5	1	1	0	1	2	0	0	0	0	0	5	13	0.00	9.000				

Batter	1	2	3	4	5	6	7	8	9	AB	R	H	RBI	BB	SO	LOB	TOP							
Jack Perconte, L OBP: 0.360, SLG: 0.350 (1, 4) X	G3 G3 1B		6-3		G3		K		2B 1B	5	2	2	0	0	1	0								
Spike Owen, S OBP: 0.315, SLG: 0.342 (1, 6) X	G3 1-3			5-3	5-3			F4 1-H	2B	5	0	1	1	0	0	1								
Alvin Davis, L OBP: 0.392, SLG: 0.488 (1, 3) X	G3 3-H			3-1	G3			1B 2B 1B	BB BB	4	1	1	1	1	0	0								
Ken Phelps, L OBP: 0.391, SLG: 0.578 (1, 10) X	F1 3-H			1B BB E BB		4-3		2B 1-2 1B	FC5-4 BB	3	1	1	0	2	0	0								
Al Cowens, R OBP: 0.305, SLG: 0.435 (8, 9) X		5-3		1-2 1B BB		L6		1-3 2-H 2B	FC5-4 BB	4	1	1	1	1	0	3								
Steve Henderson, R OBP: 0.354, SLG: 0.431 John Moses, S (8, 8)	F7			1-2 2-H 1B BB	E2 1B E 1B			F6		3	1	1	0	1	0	2								
Barry Bonnell, R OBP: 0.303, SLG: 0.364 (8, 7) X	K			1-3 2-H 1B	E E 1B	3-1		1-3 3		4	1	1	1	0	1	3								
Jim Presley, R OBP: 0.253, SLG: 0.405 (1, 5) X				1-3 3-H 1B	K	E6 1B			F8	4	0	2	1	0	1	0								
Bob Kearney, R OBP: 0.269, SLG: 0.345 (1, 2) X	F8			F2		G5-4-3 1B		1-2	5-3	4	0	0	0	0	2									
Inning Stats	R: 1 E: 0 K: 0 S: 4	H: 1 LOB: 0 BB: 4 P: 4	R: 0 E: 0 K: 1 S: 5	H: 0 LOB: 0 BB: 0 P: 5	R: 0 E: 0 K: 1 S: 5	H: 0 LOB: 0 BB: 0 P: 5	R: 4 E: 2 K: 0 S: 6	H: 3 LOB: 1 BB: 2 P: 14	R: 0 E: 0 K: 0 S: 3	H: 0 LOB: 1 BB: 1 P: 7	R: 0 E: 0 K: 1 S: 5	H: 1 LOB: 0 BB: 0 P: 5	R: 1 E: 0 K: 0 S: 6	H: 3 LOB: 2 BB: 0 P: 6	R: 1 E: 0 K: 0 S: 5	H: 2 LOB: 3 BB: 2 P: 13	1B: 8 2B: 2 3B: 0 HR: 0	SF: 0 SAC: 0 DP: 1 HBP: 0	WP: 0 PB: 0 SB: 0 CS: 0	PA: 41				
PITCHER	IP WLS BF H R ER SO BB IBB HBP BLK WP HR S P ERA WHIP																							
Frank Tanana, L ERA: 3.08 (1, 1)	7.1 L 31 7 6 2 3 3 0 0 0 0 0 0 34 46 2.46 1.364																							
Tom Henke, R ERA: 5.4 (8, 1)	1.2 S 10 3 1 1 0 2 0 0 0 0 0 0 8 16 5.40 3.000																							

Seattle Mariners @ Texas Rangers
Arlington Stadium, Arlington, TX
Mon Sep 03 1984, 8:05 PM EDT
Att: 6,688 - Unknown

AB	36
R	7
H	10
RBI	5
BB	5
SO	3
LOB	11



Batter	1	2	3	4	5	6	7	8	9	AB	R	H	RBI	BB	SO	LOB	BOTTOM							
Bill Sample, R OBP: 0.293, SLG: 0.332 (1, 7) X	S 2B 1B		5-3		F6		6-3	F9		5	1	1	0	0	0	3								
Gary Ward, R OBP: 0.328, SLG: 0.430 (1, 8) X	1B 1B 2B		F7		FC5-4 1B 1-2		K		F3	5	1	1	1	0	1	1								
Buddy Bell, R OBP: 0.376, SLG: 0.443 (1, 5) X	G4-6-3 2-H 1B		1B BB		1-2 1B		2B		K	4	0	3	1	1	1	0								
Larry Parrish, R OBP: 0.339, SLG: 0.484 (1, 10) X	G4-6-3 1-2 1B		1-2 1B		K		BB		6-3	4	0	1	0	1	1	3								
Pete O'Brien, L OBP: 0.352, SLG: 0.460 (1, 3) X	BB BB		F8			5-3 2B 1B	K			3	1	1	0	1	1	4								
George Wright, S OBP: 0.272, SLG: 0.392 (1, 9) X	K				F6		5-3	K		4	0	0	0	0	2	2								
Ned Yost, R OBP: 0.191, SLG: 0.256 (1, 2) X		5-3			F8		1-3 2B			4	0	2	1	0	0	0								
Jeff Kunkel, R OBP: 0.208, SLG: 0.333 (6, PH)							1-3 2B			2	0	0	0	0	2	0								
Bill Stein, R OBP: 0.370, SLG: 0.317 Wayne Tolleson, S OBP: 0.286, SLG: 0.261 (7, 4) X					K		2-3			1	0	0	0	0	0	1								
Wayne Tolleson, S OBP: 0.286, SLG: 0.261 (9, 6) X					K					0	0	0	0	1	0	0								
Curtis Wilkerson, S OBP: 0.281, SLG: 0.269 (7, 6) X									BB	2	0	0	0	1	0	1								
Bob Jones, L OBP: 0.315, SLG: 0.382 Alan Bannister, R OBP: 0.333, SLG: 0.341 (8, PH) X (9, 4) X		F3				FC5-4 BB			L6	1	0	0	0	0	0	2								
Inning Stats	R: 2 E: 0 K: 1 S: 7	H: 3 LOB: 1 BB: 1 P: 11	R: 0 E: 0 K: 1 S: 5	H: 0 LOB: 0 BB: 0 P: 5	R: 0 E: 0 K: 1 S: 4	H: 1 LOB: 2 BB: 1 P: 8	R: 0 E: 0 K: 1 S: 5	H: 0 LOB: 0 BB: 0 P: 5	R: 0 E: 0 K: 1 S: 6	H: 1 LOB: 1 BB: 1 P: 10	R: 1 E: 0 K: 0 S: 5	H: 2 LOB: 1 BB: 0 P: 5	R: 0 E: 0 K: 2 S: 8	H: 1 LOB: 2 BB: 1 P: 12	R: 0 E: 0 K: 1 S: 6	H: 1 LOB: 2 BB: 1 P: 10	R: 0 E: 0 K: 1 S: 5	H: 0 LOB: 0 BB: 0 P: 5	1B: 5 2B: 4 3B: 0 HR: 0	SF: 0 SAC: 0 DP: 1 HBP: 0	WP: 0 PB: 0 SB: 1 CS: 0	PA: 40		
PITCHER	IP WLS BF H R ER SO BB IBB HBP BLK WP HR S P ERA WHIP																							
Mark Langston, L ERA: 3.21 (1, 1)	7.1 W 35 9 3 3 7 5 0 0 0 0 0 0 44 64 3.68 1.909																							
Ed Nunez, R ERA: 2.91 (8, 1)	1.2 S 5 0 0 0 1 0 0 0 0 0 0 0 7 7 0.00 0.000																							

Seattle Mariners @ Texas Rangers
Arlington Stadium, Arlington, TX
Mon Sep 03 1984, 8:05 PM EDT
Att: 6,688 - Unknown

AB	35
R	3
H	9
RBI	3
BB	5
SO	8
LOB	17



Batter	1	2	3	4	5	6	7	8	9	10	AB	R	H	RBI	BB	SO	LOB	TOP							
Jack Perconte, L OBP: 0.357, SLG: 0.346 (1.4)	F9		CS 1B	FC6-4 1-2		5-3			4-3		5	0	1	0	0	0	2								
Phil Bradley, R OBP: 0.365, SLG: 0.350 (1.8)	F9		1B BB		F8 1B		4-3			SF8 3B	4	2	2	0	1	0	0								
Alvin Davis, L OBP: 0.392, SLG: 0.489 (1.3)	L3				F8 1B		K			SF8	4	0	2	1	0	1	0								
Ken Phelps, L OBP: 0.397, SLG: 0.560 (1.10)		3B BB		F4	F8		K			F5	4	1	0	0	1	1	4								
Al Cowens, R OBP: 0.308, SLG: 0.439 (1.9)		1B 3B		K			1-3			2B	4	2	2	2	1	1	2								
Steve Henderson, R OBP: 0.356, SLG: 0.444 (10, PR)					F7		K				4	0	2	2	1	1	1								
John Moses, S (10, 7)					FC4-6 1B					2B	0	0	0	0	0	0	0								
Jim Presley, R OBP: 0.257, SLG: 0.418 (1.5)		K		FC6-4 HBP		HR				F8	5	1	1	1	0	1	3								
Orlando Mercado, R OBP: 0.265, SLG: 0.282 (6, PH)											1	0	0	0	0	0	1								
Bob Kearney, R OBP: 0.266, SLG: 0.340 (6, 2)		F7			FC6-4 HBP		K2-3			6-3	2	0	0	0	0	1	0								
Spike Owen, S OBP: 0.314, SLG: 0.342 (1.6)		FC4-6					F8			F7	4	0	0	0	0	1	3								
Inning Stats	R: 0 E: 0 K: 0 S: 3	H: 0 LOB: 0 BB: 0 P: 3	R: 2 E: 0 K: 1 S: 7	H: 2 LOB: 1 BB: 1 P: 11	R: 0 E: 0 K: 1 S: 6	H: 2 LOB: 2 BB: 1 P: 10	R: 0 E: 0 K: 1 S: 5	H: 0 LOB: 2 BB: 1 P: 10	R: 1 E: 0 K: 0 S: 5	H: 3 LOB: 1 BB: 0 P: 5	R: 1 E: 0 K: 1 S: 6	H: 1 LOB: 0 BB: 0 P: 6	R: 0 E: 0 K: 2 S: 7	H: 0 LOB: 0 BB: 0 P: 7	R: 0 E: 0 K: 1 S: 5	H: 0 LOB: 0 BB: 0 P: 5	R: 0 E: 0 K: 0 S: 3	H: 0 LOB: 0 BB: 0 P: 3	R: 2 E: 0 K: 1 S: 5	H: 2 LOB: 1 BB: 1 P: 9	1B: 6 2B: 1 3B: 2 HR: 1	SF: 1 SAC: 0 DP: 0 HBP: 1	WP: 0 PB: 0 SB: 0 CS: 1	PA: 43	
PITCHER	IP	WLS	BF	H	R	ER	SO	BB	IBB	HBP	BLK	WP	HR	S	P	ERA	WHIP								
Danny Darwin, R ERA: 3.99 (1.1)	5.0		24	7	3	3	3	3	3	0	0	0	0	26	39	5.40	2.000								
Dave Stewart, R ERA: 5.41 (6, 1)	4.2	L	18	3	3	3	4	1	0	0	0	0	1	25	29	5.79	0.857								
Tom Henke, R ERA: 5.32 (10, 1)	0.1		1	0	0	0	0	0	0	0	0	0	0	1	1	0.00	0.000								

Seattle Mariners @ Texas Rangers
Arlington Stadium, Arlington, TX
Wed Sep 05 1984, 8:05 PM EDT
Att: 7,291 - Unknown

AB	37
R	6
H	10
RBI	6
BB	4
SO	7
LOB	16





Batter	1	2	3	4	5	6	7	8	9	10	AB	R	H	RBI	BB	SO	LOB	BOTTOM							
Mickey Rivers, L OBP: 0.314, SLG: 0.385 (1, 7)	E 6-3 1B	FC4-6 1B		F6			F9			5-3	3	1	1	0	0	0	1								
Bill Sample, R OBP: 0.291, SLG: 0.336 (7, PH)											2	0	0	0	0	0	0								
Gary Ward, R OBP: 0.326, SLG: 0.425 (1, 8)	E7 1B FC4-6 1B			F8			L3			K	5	1	2	0	0	1	0								
Buddy Bell, R OBP: 0.374, SLG: 0.437 (1, 5)	6-3	F7			F7		5-3			1B 1B	5	1	1	1	0	0	3								
Larry Parrish, R OBP: 0.346, SLG: 0.485 (10, PR)	FC4-6 1B		1B SF8 BB				HBP			1B 1B	0	0	0	0	0	0	0								
Pete O'Brien, L OBP: 0.354, SLG: 0.462 (1, 3)	FC4-6 2B			4-3 1B			1B			K FC5-4 1B	5	1	3	2	0	1	1								
George Wright, S OBP: 0.272, SLG: 0.395 (1, 9)				SF8			F8			5-3	4	0	1	2	0	0	3								
Donnie Scott, S OBP: 0.264, SLG: 0.258 (9, PH)	F6			4-3			F8			K	3	0	0	0	0	0	2								
Dave Hostetter, R OBP: 0.329, SLG: 0.407 (10, 2)				1-2							1	0	0	0	0	0	0								
Ned Yost, R OBP: 0.191, SLG: 0.256 (1, 4)				4-3			6-3			4-3	4	0	1	0	0	0	1								
Wayne Tolleson, S OBP: 0.290, SLG: 0.267 (1, 6)				1B			5-3			6-3	4	0	1	0	0	0	0								
Curtis Wilkerson, S OBP: 0.282, SLG: 0.270 (1, 6)				FC4-6 1B			F6				4	0	1	0	0	0	0								
Inning Stats	R: 3 E: 1 K: 0 S: 7	H: 4 LOB: 1 BB: 0 P: 7	R: 0 E: 0 K: 0 S: 5	H: 3 LOB: 2 BB: 0 P: 5	R: 1 E: 0 K: 0 S: 4	H: 1 LOB: 1 BB: 1 P: 8	R: 0 E: 0 K: 0 S: 3	H: 0 LOB: 0 BB: 0 P: 3	R: 0 E: 0 K: 0 S: 3	H: 0 LOB: 0 BB: 0 P: 3	R: 0 E: 0 K: 2 S: 7	H: 0 LOB: 0 BB: 0 P: 7	R: 0 E: 0 K: 1 S: 5	H: 0 LOB: 0 BB: 0 P: 5	R: 1 E: 0 K: 1 S: 8	H: 3 LOB: 2 BB: 0 P: 8	1B: 11 2B: 1 3B: 0 HR: 0	SF: 1 SAC: 0 DP: 0 HBP: 1	WP: 0 PB: 0 SB: 1 CS: 0	PA: 42					
PITCHER	IP	WLS	BF	H	R	ER	SO	BB	IBB	HBP	BLK	WP	HR	S	P	ERA	WHIP								
Salome Barajas, R ERA: 4.23 (5, 1)	4.1	W	13	0	0	0	3	0	0	0	0	0	0	19	19	0.00	0.000								
Dave Beard, R ERA: 5.24 (10, 1)	0.2		4	2	1	1	1	0	0	0	0	0	0	6	6	13.50	3.000								
Dave Geisel, L ERA: 4.58 (10, 1)	0.1	S	2	1	0	0	0	0	0	0	0	0	0	2	2	0.00	3.000								

Seattle Mariners @ Texas Rangers
Arlington Stadium, Arlington, TX
Wed Sep 05 1984, 8:05 PM EDT
Att: 7,291 - Unknown

AB	39
R	5
H	12
RBI	5
BB	1
SO	4
LOB	11



Batter	1	2	3	4	5	6	7	8	9	AB	R	H	RBI	BB	SO	LOB	TOP						
Jack Perconte, L (1,4) OBP: 0.356, SLG: 0.345	E3 FC6-4		1-3				2-3		F9	5	0	1	0	0	0	0	Seattle Mariners @ Kansas City Royals Royals Stadium, Kansas City, MO Fri Sep 07 1984, 8:05 PM EDT Att: 20,637 - Unknown						
Phil Bradley, R (1,8) OBP: 0.363, SLG: 0.348	FC6-4		5-3						1B	2	1	0	0	0	0	1							
John Moses, S (4,8) OBP: 0.333, SLG: 0.333	1B								1B	3	1	3	0	0	0	0							
Alvin Davis, L (1,3) OBP: 0.392, SLG: 0.489			6-3						1B	4	0	2	2	0	0	1							
Danny Tartabull, R (9, PR)	FC6-4								1B	0	0	0	0	0	0	0							
Al Cowens, R (1,9) OBP: 0.311, SLG: 0.446	1B								1B	4	1	2	2	1	0	4							
Steve Henderson, R (1,7) OBP: 0.354, SLG: 0.440	FC6-4								1B	5	0	1	0	0	1	4							
Dave Henderson, R (1,10) OBP: 0.303, SLG: 0.448	FC6-4								1B	3	0	1	0	0	0	2							
Ken Phelps, L (8, PH) OBP: 0.386, SLG: 0.557	FC6-4								1B	1	0	0	0	0	0	1							
Harold Reynolds, S (8, PR)									1B	0	0	0	0	0	0	0							
Jim Presley, R (1,5)		6-3							F7	3	0	0	0	0	0	1							
Al Chambers, L (8, PH) OBP: 0.229, SLG: 0.283										1	0	0	0	0	0	1							
Darnell Coles, R (8,5) OBP: 0.296, SLG: 0.237										0	0	0	0	0	0	0							
Bob Kearney, R (1,2) OBP: 0.264, SLG: 0.338										3	0	0	0	0	3	1							
Larry Milbourne, S (8, PH) OBP: 0.303, SLG: 0.307		K							4-3	1	0	0	0	0	0	1							
Dave Valle, R (8,2)										0	0	0	0	0	0	0							
Spike Owen, S (1,6) OBP: 0.314, SLG: 0.342		5-3							1-3	4	1	1	0	0	0	0							
																							
Inning Stats	R: 1 E: 1 K: 0 S: 5	H: 1 LOB: 2 BB: 1 P: 9	R: 0 E: 0 K: 1 S: 5	H: 0 LOB: 0 BB: 0 P: 5	R: 0 E: 0 K: 0 S: 3	H: 0 LOB: 0 BB: 0 P: 3	R: 1 E: 0 K: 0 S: 4	H: 1 LOB: 0 BB: 0 P: 4	R: 1 E: 0 K: 1 S: 8	H: 3 LOB: 2 BB: 0 P: 8	R: 0 E: 0 K: 1 S: 6	H: 1 LOB: 1 BB: 0 P: 6	R: 0 E: 1 K: 0 S: 5	H: 1 LOB: 2 BB: 0 P: 5	R: 0 E: 0 K: 0 S: 4	H: 1 LOB: 1 BB: 0 P: 4		R: 1 E: 0 K: 1 S: 8	H: 3 LOB: 2 BB: 0 P: 8	1B: 10 2B: 0 3B: 0 HR: 1	SF: 1 SAC: 0 DP: 0 HBP: 0	WP: 0 PB: 0 SB: 2 CS: 0	PA: 41
PITCHER	IP	WLS	BF	H	R	ER	SO	BB	IBB	HBP	BLK	WP	HR	S	P	ERA	WHIP						
Bud Black, L (1,1) ERA: 3.31	5.0		22	5	3	2	2	1	0	0	0	0	1	25	29	3.60	1.200						
Bret Saberhagen, R (6,1) ERA: 3.87	1.0	W	4	1	0	0	1	0	0	0	0	0	0	6	6	0.00	1.000						
Dan Quisenberry, R (7,1) ERA: 2.8	3.0	S	15	5	1	1	1	0	0	0	0	0	0	17	17	3.00	1.667						

Batter	1	2	3	4	5	6	7	8	9	AB	R	H	RBI	BB	SO	LOB	BOTTOM						
Willie Wilson, S (1,8) OBP: 0.352, SLG: 0.389	PB SF8 1B		6-3						F7	5	1	1	0	0	0	2	Seattle Mariners @ Kansas City Royals Royals Stadium, Kansas City, MO Fri Sep 07 1984, 8:05 PM EDT Att: 20,637 - Unknown						
Lynn Jones, R (1,9) OBP: 0.391, SLG: 0.431	WP PB 1B								F8	4	0	3	0	0	0	2							
Darryl Motley, R (1,7) OBP: 0.323, SLG: 0.442	SF8								1B	3	1	1	1	0	0	2							
Hal McRae, R (1,10) OBP: 0.354, SLG: 0.395	K								1B	3	0	0	0	1	2	2							
Frank White, R (1,4) OBP: 0.303, SLG: 0.432	1-3								1B	4	1	2	1	0	0	3							
Don Slaught, R (1,2) OBP: 0.308, SLG: 0.391			4-3						F8	4	1	2	0	0	0	1							
Steve Balboni, R (1,3) OBP: 0.309, SLG: 0.474										3	1	2	3	0	0	0							
John Wathan, R (7,3) OBP: 0.281, SLG: 0.285									F7	1	0	0	0	0	0	1							
Greg Pryor, R (1,5) OBP: 0.298, SLG: 0.369									K	3	0	1	0	1	1	1							
Buddy Biancalana, S (1,6) OBP: 0.236, SLG: 0.289									F8	3	0	0	0	1	0	2							
																							
Inning Stats	R: 1 E: 0 K: 1 S: 7	H: 2 LOB: 1 BB: 0 P: 7	R: 0 E: 0 K: 0 S: 4	H: 1 LOB: 1 BB: 0 P: 4	R: 0 E: 0 K: 0 S: 3	H: 1 LOB: 1 BB: 1 P: 7	R: 0 E: 0 K: 0 S: 3	H: 1 LOB: 0 BB: 0 P: 3	R: 3 E: 0 K: 1 S: 9	H: 4 LOB: 2 BB: 1 P: 13	R: 1 E: 1 K: 0 S: 5	H: 2 LOB: 1 BB: 0 P: 5	R: 0 E: 0 K: 1 S: 5	H: 0 LOB: 0 BB: 0 P: 5	1B: 7 2B: 4 3B: 0 HR: 1	SF: 1 SAC: 0 DP: 0 HBP: 0		WP: 1 PB: 1 SB: 0 CS: 1	PA: 38				
PITCHER	IP	WLS	BF	H	R	ER	SO	BB	IBB	HBP	BLK	WP	HR	S	P	ERA	WHIP						
Matt Young, L (1,1) ERA: 7.37	5.1	L	27	10	4	3	2	3	0	0	0	0	1	28	40	5.06	2.438						
Dave Beard, R (6,1) ERA: 5.17	2.2		10	2	1	1	1	0	0	0	0	0	0	12	12	3.38	0.750						

Batter	1	2	3	4	5	6	7	8	9	AB	R	H	RBI	BB	SO	LOB		
Jack Perconte, L (1,4) X OBP: 0.356, SLG: 0.346										5	1	2	0	0	0	1		
Spike Owen, S (1,6) X OBP: 0.315, SLG: 0.343										4	0	2	0	0	0	1		
Al Chambers, L (9, PH) X OBP: 0.245, SLG: 0.298										1	0	1	1	0	0	0		
Harold Reynolds, S (9, FR) X OBP: 0.392, SLG: 0.487										4	0	1	1	1	0	2		
Al Cowens, R (1,9) X OBP: 0.313, SLG: 0.446										4	0	2	0	0	0	2		
Steve Henderson, R (1,7) X OBP: 0.349, SLG: 0.434										4	0	0	0	0	0	4		
Dave Henderson, R (1,10) X OBP: 0.308, SLG: 0.455										4	1	3	0	0	0	0		
Jim Prestley, R (1,5) X OBP: 0.258, SLG: 0.429										4	1	2	2	0	1	2		
Bob Kearney, R (1,2) X OBP: 0.262, SLG: 0.335										3	0	0	0	0	0	1		
Larry Milbourne, S (9, PH) X OBP: 0.306, SLG: 0.311										1	1	1	0	0	0	0		
John Moses, S (1,8) X OBP: 0.250, SLG: 0.250										3	0	0	0	0	2	0		
Ken Phelps, L (9, PH) X OBP: 0.385, SLG: 0.555										1	0	0	0	0	1	1		
Inning Stats	R: 0, H: 2, E: 0, LOB: 2, K: 0, BB: 0, S: 5	R: 0, H: 1, E: 0, LOB: 0, K: 0, BB: 0, S: 3	R: 1, H: 4, E: 0, LOB: 2, K: 1, BB: 0, S: 8	R: 0, H: 1, E: 0, LOB: 0, K: 0, BB: 0, S: 3	R: 0, H: 1, E: 0, LOB: 2, K: 0, BB: 1, S: 4	R: 2, H: 2, E: 0, LOB: 2, K: 1, BB: 0, S: 7	R: 0, H: 0, E: 0, LOB: 0, K: 0, BB: 0, S: 3	R: 0, H: 1, E: 0, LOB: 1, K: 1, BB: 0, S: 6	R: 1, H: 2, E: 0, LOB: 1, K: 1, BB: 0, S: 7	1B: 12, SF: 0, 2B: 1, SAC: 0, 3B: 0, DP: 2, HR: 1, HBP: 0	WP: 2, PA: 39							
PITCHER	IP, WLS, BF, H, R, ER, SO, BB, IBB, HBP, BLK, WP, HR, S, P, ERA, WHIP	IP, WLS, BF, H, R, ER, SO, BB, IBB, HBP, BLK, WP, HR, S, P, ERA, WHIP																
Mike Jones, L (1,1) ERA: 4.38	5.1, 1, 25, 11, 3, 3, 1, 1, 0, 0, 0, 0, 1, 1, 26, 30, 5.06, 2.250	3.2, W, 14, 3, 1, 1, 3, 0, 0, 0, 0, 1, 0, 20, 20, 2.46, 0.818																
Joe Beckwith, R (6,1) ERA: 3.77																		

TOP

Seattle Mariners @ Kansas City Royals
Royals Stadium, Kansas City, MO

Sat Sep 08 1984, 8:05 PM EDT
Att: 26,725 - Unknown

AB	38
R	4
H	14
RBI	4
BB	1
SO	4
LOB	14

Batter	1	2	3	4	5	6	7	8	9	AB	R	H	RBI	BB	SO	LOB		
Willie Wilson, S (1,8) X OBP: 0.355, SLG: 0.392										4	0	3	0	0	1	0		
Pat Sheridan, L (1,9) X OBP: 0.335, SLG: 0.396										4	0	0	1	0	2	4		
Darryl Motley, R (1,7) X OBP: 0.322, SLG: 0.440										3	0	0	0	1	1	1		
Jorge Orta, L (1,10) X OBP: 0.344, SLG: 0.457										4	2	1	0	0	1	1		
Frank White, R (1,4) X OBP: 0.305, SLG: 0.433										4	1	2	0	0	2	0		
Don Slaught, R (1,2) X OBP: 0.306, SLG: 0.388										3	0	0	0	0	2	1		
Steve Balboni, R (1,3) X OBP: 0.309, SLG: 0.481										3	1	1	3	0	0	1		
John Wathan, R (7,3) X OBP: 0.279, SLG: 0.283										1	0	0	0	0	1	0		
Greg Pryor, R (1,5) X OBP: 0.302, SLG: 0.371										4	1	2	0	0	1	0		
Buddy Biancalana, S (1,6) X OBP: 0.233, SLG: 0.285										2	0	0	0	0	1	1		
Inning Stats	R: 0, H: 0, E: 0, LOB: 1, K: 3, BB: 1, S: 9	R: 0, H: 0, E: 0, LOB: 0, K: 2, BB: 0, S: 7	R: 0, H: 1, E: 1, LOB: 1, K: 1, BB: 0, S: 6	R: 1, H: 1, E: 1, LOB: 1, K: 1, BB: 0, S: 7	R: 1, H: 2, E: 0, LOB: 1, K: 0, BB: 0, S: 5	R: 3, H: 5, E: 0, LOB: 2, K: 1, BB: 0, S: 10	R: 0, H: 0, E: 0, LOB: 0, K: 2, BB: 0, S: 7	R: 0, H: 0, E: 0, LOB: 0, K: 2, BB: 0, S: 7	R: 0, H: 0, E: 0, LOB: 0, K: 2, BB: 0, S: 7	1B: 8, SF: 0, 2B: 0, SAC: 2, 3B: 0, DP: 0, HR: 1, HBP: 0	WP: 1, PA: 35							
PITCHER	IP, WLS, BF, H, R, ER, SO, BB, IBB, HBP, BLK, WP, HR, S, P, ERA, WHIP	IP, WLS, BF, H, R, ER, SO, BB, IBB, HBP, BLK, WP, HR, S, P, ERA, WHIP																
Mike Moore, R (1,1) ERA: 4.9	8.0, L, 35, 9, 5, 4, 12, 1, 0, 0, 0, 0, 1, 1, 58, 62, 4.50, 1.250																	

BOTTOM

Seattle Mariners @ Kansas City Royals
Royals Stadium, Kansas City, MO

Sat Sep 08 1984, 8:05 PM EDT
Att: 26,725 - Unknown

AB	32
R	5
H	9
RBI	4
BB	1
SO	12
LOB	9

Batter	1	2	3	4	5	6	7	8	9	AB	R	H	RBI	BB	SO	LOB	TOP																						
Jack Perconte, L (1, 4) Harold Reynolds, S (9, 4)	0-3 K ①		0-3 K ②		0-0 G3 ③		0-0 6-3 ③			4	0	0	0	0	0	2	0	0	0	0	0	0																	
Phil Bradley, R (1, 8) John Moses, S (9, PR) (9, 7)	0-3 K ②		0-0 5-3 ③			0-0 E5 ①		4-0 CS BB ①		3	0	0	0	1	1	1	0																						
Alvin Davis, L (1, 3) Al Cowens, R (1, 9)	0-0 F6 ③			0-0 F8 ①		0-0 F5 ①		0-0 F9 ①		4	0	0	0	0	0	2																							
Steve Henderson, R (1, 7) John Moses, S (9, PR) (9, 8)		4-0 4-3 ①		0-0 1B 1B ①		0-0 1B ①		0-0 F9 ②		4	0	1	0	0	1	2																							
Dave Henderson, R (1, 10) Ken Phelps, L (9, PH) (9, 10)		4-0 HR BB ①		0-0 1B ①		0-0 5-3 ③		0-0 CS ③	0-0 E S ①	3	1	2	0	1	0	1																							
Jim Prestley, R (1, 5) Bob Kearney, R (1, 2) Larry Milbourne, S (9, PH) (9, 2)		0-0 1-H HR ②		0-3 K ②		4-0 HR BB ①		0-0 HR BB ①	0-3 K ①	2	2	1	2	1	1	2																							
Spike Owen, S (1, 6)		0-0 F9 ②		0-0 F9 ③		0-0 HR ②		0-3 K ②	0-0 E1 ①	4	1	1	2	0	1	3																							
Inning Stats	R: 0 E: 0 K: 2 S: 7	H: 0 LOB: 0 BB: 0 P: 7	R: 2 E: 0 K: 0 S: 4	H: 1 LOB: 0 BB: 1 P: 8	R: 0 E: 0 K: 1 S: 5	H: 0 LOB: 0 BB: 0 P: 5	R: 0 E: 0 K: 1 S: 7	H: 2 LOB: 2 BB: 0 P: 7	R: 0 E: 0 K: 0 S: 3	H: 0 LOB: 0 BB: 0 P: 3	R: 0 E: 1 K: 0 S: 4	H: 0 LOB: 1 BB: 0 P: 4	R: 2 E: 0 K: 0 S: 4	H: 1 LOB: 0 BB: 1 P: 8	R: 0 E: 0 K: 1 S: 4	H: 0 LOB: 0 BB: 1 P: 8	R: 1 E: 1 K: 3 S: 11	H: 1 LOB: 2 BB: 0 P: 11	1B: 3 2B: 0 3B: 0 HR: 2	SF: 0 SAC: 0 DP: 0 HBP: 0	WP: 0 PB: 0 SB: 1 CS: 1	PA: 37																	
PITCHER	IP	WLS	BF	H	R	ER	SO	BB	IBB	HBP	BLK	WP	HR	S	P	ERA	WHIP	PITCHER					IP	WLS	BF	H	R	ER	SO	BB	IBB	HBP	BLK	WP	HR	S	P	ERA	WHIP
Danny Jackson, L (1, 1) Mark Huisman, R (7, 1)	6.0		25	4	4	4	4	2	0	0	0	0	2	31	39	6.00	1.000						3.0	W	11	1	1	0	4	1	0	0	0	0	18	22	0.00	0.667	

TOP

Seattle Mariners @ Kansas City Royals
Royals Stadium, Kansas City, MO
Sun Sep 09 1984, 4:33 AM EDT
Att: 20,274 - Unknown

AB 33
R 5
H 5
RBI 4
BB 3
SO 8
LOB 14



Batter	1	2	3	4	5	6	7	8	9	AB	R	H	RBI	BB	SO	LOB	BOTTOM																						
Willie Wilson, S (1, 8)	0-0 6-3 ①		0-0 6-3 ②	0-0 1-3 2-H 1B ③			4-0 CS BB ①		0-0 SF8 ①	4	1	2	1	1	0	0																							
Lynn Jones, R (1, 9) Pat Sheridan, L (9, PH) (9, 10)	0-0 1B ①		0-0 F8 ③	0-0 F7 ③		0-0 F9 ②		4-0 SF7 ②		4	0	1	0	0	0	3																							
Darryl Motley, R (1, 7)	0-0 1B ①			0-0 6-3 ①	0-0 F8 ①		0-0 SF8 ①		0-0 SF8 ①	4	0	2	1	0	0	0																							
Hal McRae, R (1, 10) Dane Iorg, L (9, PH) (9, 10) Don Slaught, R (9, PH) (9, 10)	0-0 F9 ②			4-0 HR BB ①	0-0 F7 ②		4-0 SF7 ②		2-3 3-H SF7 ②	2	1	0	0	2	0	2																							
Frank White, R (1, 4)	0-0 F2 ③			0-0 HR ①	4-0 BB ①		0-0 1-2 BB ①		3-H SF7 ③	3	1	1	2	1	1	4																							
Steve Balboni, R (1, 3)		0-3 K ①		0-0 F7 ②	0-3 K ③			0-3 K ①		4	0	0	0	0	3	1																							
Greg Pryor, R (1, 5)		0-0 CS 1B ①		0-0 1B ①		0-0 F2 ①		0-3 K ②		4	1	2	0	0	1	0																							
John Wathan, R (1, 2)		0-3 K ①		0-0 1B ①	0-3 K ③		0-0 F8 ②		0-0 1-3 ③	4	1	1	0	0	1	1																							
Bucky Dent, R (1, 6) Buddy Biancalana, S (7, 6) Jorge Orta, L (9, PH) (9, 10) Onix Conception, R (9, PR) (9, 10)			0-0 F7 ①	0-0 1B 1B ①		0-0 F9 ③			0-0 2B SF8 ①	3	0	1	1	0	0	0																							
Inning Stats	R: 0 E: 0 K: 0 S: 5	H: 2 LOB: 2 BB: 0 P: 5	R: 0 E: 0 K: 2 S: 7	H: 1 LOB: 0 BB: 0 P: 7	R: 0 E: 0 K: 0 S: 3	H: 0 LOB: 0 BB: 0 P: 3	R: 4 E: 0 K: 0 S: 8	H: 5 LOB: 2 BB: 1 P: 12	R: 0 E: 0 K: 1 S: 5	H: 0 LOB: 1 BB: 1 P: 9	R: 0 E: 0 K: 0 S: 3	H: 0 LOB: 0 BB: 0 P: 3	R: 0 E: 0 K: 1 S: 5	H: 1 LOB: 2 BB: 2 P: 13	R: 0 E: 0 K: 2 S: 7	H: 0 LOB: 0 BB: 0 P: 7	R: 2 E: 0 K: 0 S: 4	H: 2 LOB: 1 BB: 1 P: 8	1B: 9 2B: 2 3B: 0 HR: 1	SF: 2 SAC: 0 DP: 1 HBP: 0	WP: 0 PB: 0 SB: 1 CS: 2	PA: 40																	
PITCHER	IP	WLS	BF	H	R	ER	SO	BB	IBB	HBP	BLK	WP	HR	S	P	ERA	WHIP	PITCHER					IP	WLS	BF	H	R	ER	SO	BB	IBB	HBP	BLK	WP	HR	S	P	ERA	WHIP
Mark Langston, L (1, 1) Ed Nunez, R (7, 1) Ed Vande Berg, L (9, 1)	6.0		28	8	4	4	3	3	0	0	0	0	1	31	43	6.00	1.833						2.1	L	11	3	2	2	3	1	1	0	0	0	0	1	1	0.00	0.000

BOTTOM

Seattle Mariners @ Kansas City Royals
Royals Stadium, Kansas City, MO
Sun Sep 09 1984, 4:33 AM EDT
Att: 20,274 - Unknown

AB 33
R 6
H 11
RBI 6
BB 5
SO 6
LOB 11



Batter	1	2	3	4	5	6	7	8	9	AB	R	H	RBI	BB	SO	LOB	TOP					
Mickey Rivers, L OBP: 0.313, SLG: 0.380	G3		F9		F9		F5			5	0	1	0	0	0	0	Texas Rangers @ Seattle Mariners The Kingdome, Seattle, WA Mon Sep 10 1984, 10:05 PM EDT Att: 4,509 - Unknown					
Gary Ward, R OBP: 0.333, SLG: 0.436		BB		2B	3B	1B			1B	4	2	3	0	1	0	1						
Buddy Bell, R OBP: 0.377, SLG: 0.449	F9			G3	1B	2B				3	1	2	2	1	0	1						
Bob Jones, L OBP: 0.299, SLG: 0.361	F5			G3						4	0	0	0	0	0	4						
Pete O'Brien, L OBP: 0.351, SLG: 0.454		K			1B				F8	3	0	1	1	1	1	0						
George Wright, S OBP: 0.271, SLG: 0.392		F6			1B				F9	4	0	1	0	0	0	1						
Donnie Scott, S OBP: 0.268, SLG: 0.270		F8			F9					3	0	0	0	1	0	2						
Wayne Tolleson, S OBP: 0.284, SLG: 0.261			6-3		K					3	0	0	0	0	2	4						
Tom Dunbar, L OBP: 0.317, SLG: 0.377					K				F8	1	0	0	0	0	0	0						
Curtis Wilkerson, S OBP: 0.279, SLG: 0.277			4-3							3	0	0	0	0	0	0						
Mary Foley, L OBP: 0.353, SLG: 0.406					F8				F8	1	0	0	0	0	1	0						
Inning Stats	R: 0 E: 0 K: 0 S: 3	H: 0 LOB: 1 BB: 1 P: 7	R: 0 E: 0 K: 1 S: 5	H: 0 LOB: 0 BB: 0 P: 5	R: 0 E: 0 K: 0 S: 3	H: 0 LOB: 0 BB: 0 P: 3	R: 2 E: 0 K: 1 S: 9	H: 4 LOB: 2 BB: 0 P: 9	R: 1 E: 0 K: 0 S: 4	H: 2 LOB: 1 BB: 0 P: 4	R: 0 E: 0 K: 1 S: 5	H: 0 LOB: 2 BB: 1 P: 13	R: 0 E: 0 K: 0 S: 4	H: 1 LOB: 2 BB: 1 P: 8	R: 0 E: 0 K: 0 S: 3	H: 0 LOB: 0 BB: 0 P: 3	R: 0 E: 0 K: 1 S: 6	H: 1 LOB: 1 BB: 0 P: 6	1B: 6 2B: 1 3B: 1 HR: 0	SF: 0 SAC: 0 DP: 0 HBP: 0	WP: 1 PB: 0 SB: 1 CS: 0	PA: 38
PITCHER Jim Beattie, R ERA: 3.65	IP: 9.0 WLS: W BF: 38 H: 8 R: 3 ER: 3 SO: 4 BB: 4 IBB: 0 HBP: 0 BLK: 0 WP: 1 HR: 0 S: 42 P: 58 ERA: 3.00 WHIP: 1.333															PITCHER						

Batter	1	2	3	4	5	6	7	8	9	AB	R	H	RBI	BB	SO	LOB	BOTTOM					
Jack Perconte, L OBP: 0.355, SLG: 0.344	F5		F9							4	0	2	1	0	0	0	Texas Rangers @ Seattle Mariners The Kingdome, Seattle, WA Mon Sep 10 1984, 10:05 PM EDT Att: 4,509 - Unknown					
Spike Owen, S OBP: 0.311, SLG: 0.337	F7			K	FC4				FC6	4	1	0	1	0	1	2						
Alvin Davis, L OBP: 0.388, SLG: 0.487	F9			F7					G3	4	1	1	2	0	0	0						
Ken Phelps, L OBP: 0.382, SLG: 0.548		K			FC4				K	4	0	1	0	0	2	0						
Steve Henderson, R OBP: 0.357, SLG: 0.444					FC6-4					2	1	1	0	1	0	1						
Dave Henderson, R OBP: 0.314, SLG: 0.470					FC6-4					1	1	1	0	0	0	0						
Phil Bradley, R OBP: 0.354, SLG: 0.347		BB							SH3-4	3	1	2	1	0	0	1						
Jim Presley, R OBP: 0.257, SLG: 0.444	F7								SH3-4	3	1	1	2	0	0	2						
Bob Kearney, R OBP: 0.258, SLG: 0.329	F9				2B	1B			F8	3	1	1	2	0	0	2						
John Moses, S OBP: 0.267, SLG: 0.267			6-3		5-3				F8	4	0	0	0	0	1	1						
			F8						K	3	1	1	0	0	0	1						
Inning Stats	R: 0 E: 0 K: 0 S: 3	H: 0 LOB: 0 BB: 0 P: 3	R: 0 E: 0 K: 1 S: 5	H: 0 LOB: 1 BB: 1 P: 9	R: 0 E: 0 K: 0 S: 3	H: 0 LOB: 0 BB: 0 P: 3	R: 0 E: 0 K: 1 S: 6	H: 1 LOB: 1 BB: 0 P: 6	R: 2 E: 0 K: 0 S: 6	H: 3 LOB: 1 BB: 0 P: 6	R: 1 E: 0 K: 1 S: 7	H: 2 LOB: 1 BB: 0 P: 7	R: 3 E: 0 K: 0 S: 6	H: 3 LOB: 0 BB: 0 P: 6	R: 0 E: 0 K: 1 S: 6	H: 1 LOB: 0 BB: 0 P: 6	R: 1 E: 0 K: 1 S: 6	H: 1 LOB: 0 BB: 0 P: 6	1B: 6 2B: 2 3B: 1 HR: 1	SF: 1 SAC: 1 DP: 0 HBP: 0	WP: 0 PB: 1 SB: 1 CS: 0	PA: 35
PITCHER Danny Darwin, R ERA: 4.12	IP: 7.0 WLS: L BF: 31 H: 9 R: 6 ER: 6 SO: 3 BB: 1 IBB: 0 HBP: 0 BLK: 0 WP: 0 HR: 1 S: 36 P: 40 ERA: 7.71 WHIP: 1.429															PITCHER						
Tom Henke, R ERA: 6.56	IP: 1.0 WLS: L BF: 4 H: 1 R: 1 ER: 1 SO: 1 BB: 0 IBB: 0 HBP: 0 BLK: 0 WP: 0 HR: 0 S: 6 P: 6 ERA: 9.00 WHIP: 1.000															PITCHER						

AB	34
R	3
H	8
RBI	3
BB	4
SO	4
LOB	13



Batter	1	2	3	4	5	6	7	8	9	AB	R	H	RBI	BB	SO	LOB	TOP			
Willie Wilson, S (1, 8) OBP: 0.395, SLG: 0.392	0-3 K		0-0 1B		0-3 K			0-3 K		4	0	1	0	0	3	1	Kansas City Royals @ Seattle Mariners The Kingdome, Seattle, WA Fri Sep 14, 1984, 10:05 PM EDT Att: 6,585 - Unknown			
Lynn Jones, R (1, 9) OBP: 0.358, SLG: 0.390	0-0 6-3		0-0 5-3			0-0 5-3		0-0 F4		4	0	0	0	0	2					
Darryl Motley, R (1, 7) OBP: 0.320, SLG: 0.435	0-3 K			0-0 6-3		0-0 F8		0-0 F8		4	0	0	0	0	1					
Hal McRae, R (1, 10) John Wathan, R (9, PR) OBP: 0.353, SLG: 0.387 OBP: 0.277, SLG: 0.280		0-0 F6		0-3 K		0-3 K			4-0 SH1-4 BB	3	0	0	0	1	2	0				
Frank White, R (1, 4) OBP: 0.310, SLG: 0.441		0-3 K		0-0 S 1B			0-0 6-3		0-0 SH1-4	3	1	1	0	0	1	0				
Steve Balboni, R (1, 3) OBP: 0.316, SLG: 0.487		0-0 1B		0-0 1B		0-0 2B		4-0 3-3 IBB		3	0	3	1	1	0	0				
Don Slaught, R (1, 2) OBP: 0.295, SLG: 0.375	0-0 F8		0-3 K		0-0 1-3			0-0 8-3		4	0	0	0	0	1	5				
Greg Pryor, R (1, 5) OBP: 0.298, SLG: 0.364			0-3 K		0-0 F8		0-0 F7			3	0	0	0	0	1	1				
Onix Concepcion, R (1, 6) OBP: 0.328, SLG: 0.339			0-0 6-3		0-0 6-3			4-0 BB		2	0	0	0	1	0	0				
Inning Stats	R: 0 E: 0 K: 2 S: 7	H: 0 LOB: 0 BB: 0 P: 7	R: 0 E: 0 K: 1 S: 6	H: 1 LOB: 1 BB: 0 P: 6	R: 0 E: 0 K: 1 S: 6	H: 1 LOB: 1 BB: 0 P: 6	R: 1 E: 0 K: 2 S: 9	H: 2 LOB: 1 BB: 0 P: 9	R: 0 E: 0 K: 1 S: 5	H: 0 LOB: 0 BB: 0 P: 5	R: 0 E: 0 K: 0 S: 4	H: 1 LOB: 1 BB: 0 P: 4	R: 0 E: 1 K: 1 S: 5	H: 0 LOB: 1 BB: 1 P: 9	R: 0 E: 0 K: 0 S: 2	H: 0 LOB: 2 BB: 2 P: 10	1B: 4 2B: 2 3B: 0 HR: 0	SF: 0 SAC: 1 DP: 1 HBP: 0	WP: 0 PB: 0 SB: 1 CS: 0	PA: 34
PITCHER Mark Langston, L (1, 1) ERA: 3.19	IP: 9.0 WLS: W BF: 34 H: 5 R: 1 ER: 1 SO: 9 BB: 2 IBB: 1 HBP: 0 BLK: 0 WP: 0 HR: 0 S: 49 P: 61 ERA: 1.00 WHIP: 0.778																			

Batter	1	2	3	4	5	6	7	8	9	AB	R	H	RBI	BB	SO	LOB	BOTTOM			
Jack Perconte, L (1, 4) OBP: 0.354, SLG: 0.341	1-0 G6-4-3 HBP		0-3 K			0-0 4-3		0-0 4-3		3	0	0	0	0	1	0	Kansas City Royals @ Seattle Mariners The Kingdome, Seattle, WA Fri Sep 14, 1984, 10:05 PM EDT Att: 6,585 - Unknown			
Phil Bradley, R (1, 8) OBP: 0.360, SLG: 0.343	0-0 G6-4-3 1-2		0-0 1B			0-0 6-3		0-0 F5		4	0	1	0	0	0	1				
Alvin Davis, L (1, 3) OBP: 0.390, SLG: 0.493	0-3 K		0-0 6-3			0-0 3-1		0-0 HR		4	1	1	1	0	1	1				
Al Cowens, R (1, 9) OBP: 0.312, SLG: 0.442		0-0 6-3		0-0 F3		0-0 1B G4-3 2B				3	1	1	0	0	0	0				
Steve Henderson, R (1, 7) OBP: 0.352, SLG: 0.432		4-0 WP BB		0-0 F4		0-0 G4-3 1B				2	0	1	0	1	0	0				
Dave Henderson, R (1, 10) OBP: 0.317, SLG: 0.470		0-3 K		0-0 6-3		0-0 G4-3		1-2 3-H 0-0		3	0	0	0	0	1	2				
Jim Prestley, R (1, 5) OBP: 0.256, SLG: 0.427		4-0 BB		0-0 F5		0-0 4-3				2	0	0	0	1	0	0				
Bob Kearney, R (1, 2) OBP: 0.265, SLG: 0.345		0-0 F7		0-0 5-3				0-0 F9		3	0	0	0	0	0	2				
Spike Owen, S (1, 6) OBP: 0.310, SLG: 0.335			0-0 6-3		0-3 K			0-0 F8		3	0	0	0	0	1	0				
Inning Stats	R: 0 E: 0 K: 1 S: 4	H: 0 LOB: 0 BB: 0 P: 5	R: 0 E: 0 K: 1 S: 5	H: 0 LOB: 2 BB: 2 P: 13	R: 0 E: 0 K: 1 S: 6	H: 1 LOB: 1 BB: 0 P: 6	R: 0 E: 0 K: 0 S: 3	H: 0 LOB: 0 BB: 0 P: 3	R: 0 E: 0 K: 0 S: 3	H: 0 LOB: 0 BB: 0 P: 3	R: 1 E: 0 K: 0 S: 4	H: 2 LOB: 0 BB: 0 P: 4	R: 0 E: 0 K: 0 S: 3	H: 0 LOB: 0 BB: 0 P: 3	R: 1 E: 0 K: 0 S: 2	H: 1 LOB: 0 BB: 0 P: 2	1B: 2 2B: 1 3B: 0 HR: 1	SF: 0 SAC: 0 DP: 2 HBP: 1	WP: 1 PB: 0 SB: 0 CS: 0	PA: 30
PITCHER Danny Jackson, L (1, 1) ERA: 4.43	IP: 8.1 WLS: L BF: 30 H: 4 R: 2 ER: 2 SO: 4 BB: 2 IBB: 0 HBP: 1 BLK: 0 WP: 1 HR: 1 S: 35 P: 44 ERA: 2.16 WHIP: 0.720																			

Batter	1	2	3	4	5	6	7	8	9	AB	R	H	RBI	BB	SO	LOB	TOP										
Willie Wilson, S OBP: 0.354, SLG: 0.393 (1, 8)	4-3	CS	F8		F8		6-3			4	0	0	0	0	0	1	Kansas City Royals @ Seattle Mariners The Kingdome, Seattle, WA Sun Sep 16 1984, 6:33 AM EDT Att: 5,151 - Unknown										
Pat Sheridan, L OBP: 0.336, SLG: 0.389 (1, 9)	1-3		6-3			4-3		F6		4	0	0	0	0	0	0											
Darryl Motley, R OBP: 0.322, SLG: 0.435 Lynn Jones, R OBP: 0.341, SLG: 0.370 (6, PR) (6, 7)	2B		F3			FC4-6 BB		6-3		2	1	1	0	1	0	0											
Jorge Orta, L OBP: 0.349, SLG: 0.463 (1, 10)	2B					FC4-6 1B 2B		K		2	2	0	0	2	1	1											
Frank White, R OBP: 0.314, SLG: 0.445 (1, 4)																											
Steve Balboni, R OBP: 0.316, SLG: 0.492 Don Slaught, R OBP: 0.298, SLG: 0.380 (1, 3) (9, 2)	5-3																										
Onix Concepcion, R OBP: 0.332, SLG: 0.347 (1, 6)																											
Greg Pryor, R OBP: 0.300, SLG: 0.360 (1, 5)																											
John Wathan, R OBP: 0.282, SLG: 0.281 (9, 3)																											
Inning Stats	R: 2 E: 0 K: 0 S: 5	H: 2 LOB: 1 BB: 1 P: 9	R: 0 E: 0 K: 0 S: 3	H: 1 LOB: 0 BB: 0 P: 3	R: 0 E: 0 K: 0 S: 3	H: 0 LOB: 0 BB: 0 P: 3	R: 0 E: 0 K: 0 S: 2	H: 0 LOB: 0 BB: 1 P: 6	R: 0 E: 0 K: 0 S: 3	H: 0 LOB: 1 BB: 1 P: 7	R: 2 E: 0 K: 0 S: 5	H: 2 LOB: 2 BB: 1 P: 9	R: 0 E: 0 K: 0 S: 3	H: 0 LOB: 0 BB: 0 P: 3	R: 0 E: 0 K: 1 S: 5	H: 0 LOB: 0 BB: 0 P: 7		1B: 2 2B: 3 3B: 0 HR: 0	SF: 0 SAC: 0 DP: 1 HBP: 0	WP: 0 PB: 0 SB: 0 CS: 1	PA: 35						
PITCHER	IP	WLS	BF	H	R	ER	SO	BB	IBB	HBP	BLK	WP	HR	S	P	ERA	WHIP										
Salome Barojas, R ERA: 4.12 (1, 1)	7.0	L	28	5	4	4	0	4	0	0	0	0	0	24	40	5.14	1.286										
Ed Nunez, R ERA: 3.25 (8, 1)	2.0		6	0	0	0	3	0	0	0	0	0	0	12	12	0.00	0.000										

Batter	1	2	3	4	5	6	7	8	9	AB	R	H	RBI	BB	SO	LOB	BOTTOM										
Jack Perconte, L OBP: 0.350, SLG: 0.337 (1, 4)	S BB		4-3		SF8		F7			2	0	0	1	1	0	1	Kansas City Royals @ Seattle Mariners The Kingdome, Seattle, WA Sun Sep 16 1984, 6:33 AM EDT Att: 5,151 - Unknown										
Phil Bradley, R OBP: 0.365, SLG: 0.347 (1, 8) (9, 7)	F7		5-3							4	0	2	0	0	0	1											
Alvin Davis, L OBP: 0.391, SLG: 0.500 (1, 3)	F7									4	0	1	0	0	1	4											
Al Cowens, R OBP: 0.312, SLG: 0.440 (1, 9)	F4		F3							4	0	1	0	0	0	2											
Steve Henderson, R OBP: 0.346, SLG: 0.424 John Moses, S OBP: 0.389, SLG: 0.412 (1, 7) (9, 8)	6-3									4	0	0	0	0	0	1											
Dave Henderson, R OBP: 0.316, SLG: 0.477 (1, 10)										4	1	1	1	0	0	1											
Jim Prestley, R OBP: 0.251, SLG: 0.416 (1, 5)										4	0	0	0	0	0	1											
Bob Kearney, R OBP: 0.263, SLG: 0.341 Larry Milbourne, S OBP: 0.303, SLG: 0.308 (1, 2) (9, PH)	WP 1B									3	0	1	0	0	0	0											
Spike Owen, S OBP: 0.311, SLG: 0.334 (1, 6)	4-3									3	1	1	0	1	1	1											
Inning Stats	R: 0 E: 0 K: 0 S: 3	H: 0 LOB: 1 BB: 1 P: 7	R: 1 E: 0 K: 0 S: 5	H: 2 LOB: 1 BB: 0 P: 5	R: 0 E: 0 K: 0 S: 4	H: 1 LOB: 1 BB: 0 P: 4	R: 0 E: 0 K: 0 S: 3	H: 0 LOB: 0 BB: 0 P: 3	R: 1 E: 0 K: 1 S: 6	H: 1 LOB: 1 BB: 1 P: 10	R: 0 E: 0 K: 0 S: 4	H: 1 LOB: 1 BB: 0 P: 4	R: 0 E: 0 K: 0 S: 5	H: 2 LOB: 2 BB: 0 P: 5	R: 0 E: 0 K: 0 S: 3	H: 0 LOB: 0 BB: 0 P: 3		R: 0 E: 0 K: 1 S: 5	H: 0 LOB: 0 BB: 0 P: 5	1B: 6 2B: 0 3B: 0 HR: 1	SF: 1 SAC: 0 DP: 0 HBP: 0	WP: 2 PB: 0 SB: 0 CS: 0	PA: 36				
PITCHER	IP	WLS	BF	H	R	ER	SO	BB	IBB	HBP	BLK	WP	HR	S	P	ERA	WHIP										
Charlie Leibrandt, L ERA: 3.52 (1, 1)	6.0	W	25	5	2	2	1	2	0	0	0	0	1	25	33	3.00	1.167										
Joe Beckwith, R ERA: 3.71 (7, 1)	3.0	S	11	2	0	0	1	0	0	0	0	0	0	13	13	0.00	0.667										

AB	30
R	4
H	5
RBI	4
BB	4
SO	3
LOB	7



AB	33
R	2
H	7
RBI	2
BB	2
SO	2
LOB	12



Batter	1	2	3	4	5	6	7	8	9	AB	R	H	RBI	BB	SO	LOB	TOP			
Joe Carter, R (1, 8) OBP: 0.313, SLG: 0.468	F6			K		F6		4-3		4	0	0	0	0	1	0	Cleveland Indians @ Seattle Mariners The Kingdome, Seattle, WA Tue Sep 18 1984, 10:05 PM EDT Att. 4,507 - Unknown			
Julio Franco, R (1, 6) OBP: 0.335, SLG: 0.351	F8			F8		F9		6-3		4	0	0	0	0	0	0				
Mike Hargrove, L (1, 3) OBP: 0.365, SLG: 0.342	4-3			4-3						4	1	2	0	0	0	0				
André Thornton, R (1, 10) OBP: 0.360, SLG: 0.484		5-3			F7		F9	FC5-4		4	0	0	0	0	0	2				
Mel Hall, L (1, 7) OBP: 0.338, SLG: 0.427		4-3			F6		F7		K	4	0	0	0	0	1	1				
George Vukovich, L (1, 9) OBP: 0.357, SLG: 0.451			CS		1B		PB	2B	K	3	1	2	0	1	1	0				
Pat Tabler, R (1, 5) OBP: 0.352, SLG: 0.397	CS		F4		1B		2B		F8	4	1	2	1	0	0	0				
Jerry Willard, L (1, 2) OBP: 0.285, SLG: 0.381			G3		1B					3	0	2	1	0	0	0				
Mike Fischlin, R (1, 4) OBP: 0.303, SLG: 0.339				K		F8		G3		1	0	0	0	0	1	0				
Broderick Perkins, L (6, PH) OBP: 0.258, SLG: 0.222										1	0	0	0	0	0	0				
Junior Noboa, R (6, 4) OBP: 0.500, SLG: 0.500										0	0	0	0	0	0	0				
Brett Butler, L (7, PH) OBP: 0.356, SLG: 0.343										1	0	0	0	0	0	1				
Tony Bernazard, S (7, 4) OBP: 0.292, SLG: 0.299										0	0	0	0	0	0	0				
Inning Stats	R: 0 E: 0 K: 0 S: 3	H: 0 LOB: 0 BB: 0 P: 3	R: 0 E: 0 K: 0 S: 2	H: 0 LOB: 0 BB: 1 P: 6	R: 0 E: 0 K: 1 S: 5	H: 0 LOB: 0 BB: 0 P: 5	R: 0 E: 0 K: 1 S: 5	H: 3 LOB: 2 BB: 0 P: 5	R: 0 E: 0 K: 0 S: 3	H: 0 LOB: 0 BB: 0 P: 3	R: 3 E: 0 K: 0 S: 7	H: 4 LOB: 1 BB: 0 P: 7	R: 0 E: 0 K: 0 S: 4	H: 1 LOB: 1 BB: 0 P: 4	R: 0 E: 0 K: 2 S: 7	H: 0 LOB: 0 BB: 0 P: 7	1B: 5 2B: 3 3B: 0 HR: 0	SF: 0 SAC: 0 DP: 0 HBP: 0	WP: 0 PB: 1 SB: 0 CS: 1	PA: 35
PITCHER Mike Moore, R (1, 1) ERA: 5.03	IP: 9.0 WLS: W BF: 34 H: 8 R: 3 ER: 3 SO: 4 BB: 1 IBB: 0 HBP: 0 BLK: 0 WP: 0 HR: 0 S: 41 P: 45 ERA: 3.00 WHIP: 1.000																			


AB 33
R 3
H 8
RBI 2
BB 1
SO 4
LOB 4




Batter	1	2	3	4	5	6	7	8	9	AB	R	H	RBI	BB	SO	LOB	BOTTOM			
Jack Perconte, L (1, 4) OBP: 0.351, SLG: 0.337				G4-3-6-3-4						3	1	2	0	0	0	1	Cleveland Indians @ Seattle Mariners The Kingdome, Seattle, WA Tue Sep 18 1984, 10:05 PM EDT Att. 4,507 - Unknown			
Harold Reynolds, S (8, 4) OBP: 0.750, SLG: 0.667										0	0	0	0	0	0	0				
Domingo Ramos, R (1, 6) OBP: 0.229, SLG: 0.215	FC6-4			6-3		G4-6-3				4	1	0	0	0	5					
Alvin Davis, L (1, 3) OBP: 0.389, SLG: 0.501					F8	4-3				4	1	2	2	0	0	1				
Ken Phelps, L (1, 10) OBP: 0.383, SLG: 0.533	4-3				F6			K		4	0	0	1	0	1	2				
Darnell Coles, R (1, 7) OBP: 0.284, SLG: 0.217				F9		E6		F4		3	0	0	0	1	0	0				
Phil Bradley, R (1, 9) OBP: 0.377, SLG: 0.366					6-3			K		3	0	1	1	0	1	1				
Jim Presley, R (1, 5) OBP: 0.247, SLG: 0.405				FC3-6		SH		F8		4	1	1	0	0	1	3				
Dave Valle, R (1, 2) OBP: 0.250, SLG: 0.250										4	2	2	0	0	2	0				
John Moses, S (1, 8) OBP: 0.423, SLG: 0.500						SH		6-3		3	0	1	0	0	0	1				
Inning Stats	R: 2 E: 0 K: 1 S: 8	H: 3 LOB: 2 BB: 1 P: 12	R: 2 E: 0 K: 1 S: 8	H: 2 LOB: 1 BB: 0 P: 8	R: 0 E: 0 K: 0 S: 3	H: 1 LOB: 2 BB: 0 P: 4	R: 0 E: 0 K: 0 S: 3	H: 1 LOB: 0 BB: 0 P: 3	R: 0 E: 1 K: 0 S: 4	H: 0 LOB: 1 BB: 0 P: 4	R: 2 E: 1 K: 0 S: 5	H: 2 LOB: 1 BB: 0 P: 6	R: 0 E: 0 K: 2 S: 7	H: 0 LOB: 0 BB: 0 P: 7	R: 0 E: 0 K: 1 S: 5	H: 0 LOB: 0 BB: 0 P: 5	1B: 6 2B: 2 3B: 1 HR: 0	SF: 0 SAC: 1 DP: 2 HBP: 2	WP: 1 PB: 0 SB: 0 CS: 0	PA: 36
PITCHER Jerry Ujdir, R (1, 1) ERA: 4.7	IP: 5.0 WLS: L BF: 27 H: 9 R: 6 ER: 4 SO: 2 BB: 1 IBB: 0 HBP: 1 BLK: 0 WP: 1 HR: 0 S: 29 P: 34 ERA: 7.20 WHIP: 2.000																			
PITCHER Ramon Romero, L (6, 1) ERA:	IP: 3.0 WLS: L BF: 9 H: 0 R: 0 ER: 0 SO: 3 BB: 0 IBB: 0 HBP: 1 BLK: 0 WP: 0 HR: 0 S: 14 P: 15 ERA: 0.00 WHIP: 0.000																			

AB 32
R 6
H 9
RBI 4
BB 1
SO 5
LOB 14



Batter	1	2	3	4	5	6	7	8	9	AB	R	H	RBI	BB	SO	LOB	TOP			
Brett Butler, L (1, 8) OBP: 0.358, SLG: 0.343 Tony Bernazard, S (9, PH) OBP: 0.291, SLG: 0.288	4-0 WP SF8 BB		0-0 SH 1B		1-0 CS S HBP			0-3 K	0-0 F5	1 1 0 0 1 1 0 1 0 0 0 0 0 1							Cleveland Indians @ Seattle Mariners The Kingdome, Seattle, WA Wed Sep 19 1984, 10:05 PM EDT Att: 4,837 - Unknown			
Julio Franco, R (1, 6) OBP: 0.336, SLG: 0.353	0-0 SF8 1-H		0-0 1B		0-3 K2-3 1-3			0-0 1B		3 0 2 1 0 1 1										
Joe Carter, R (1, 7) OBP: 0.307, SLG: 0.459	0-3 K		0-3 K		0-0 5-3			0-0 F7		4 0 0 0 0 2 4										
Andre Thornton, R (1, 10) OBP: 0.359, SLG: 0.482	0-0 1B		0-0 F1		0-0 F8			0-0 5-3		4 0 1 0 0 0 4										
Carmen Castillo, R (1, 9) OBP: 0.320, SLG: 0.466	0-0 F6		0-0 4-3		0-0 5-3				0-0 HR 1B	4 1 1 0 0 0 4										
Pat Tabler, R (1, 5) OBP: 0.354, SLG: 0.403		0-0 F6		0-0 G3			4-0 PB BB		0-0 HR 1B	3 1 1 2 1 0 0										
Mike Hargrove, L (1, 3) OBP: 0.361, SLG: 0.338		0-3 K		0-0 6-3			0-3 K		0-0 5-3	4 0 0 0 0 2 1								AB 31 R 3 H 6 RBI 3 BB 3 SO 10 LOB 18		
Chris Bando, S (1, 2) OBP: 0.375, SLG: 0.509 Junior Noboa, R (9, PR) OBP: 0.500, SLG: 0.500		0-3 K		0-3 K			0-3 K		0-0 1B	4 0 1 0 0 3 1 0 0 0 0 0 0 0										
Mike Fischlin, R (1, 4) OBP: 0.303, SLG: 0.333 Mel Hall, L (9, PH) OBP: 0.337, SLG: 0.426			4-0 1B SH BB		0-0 6-3			0-0 F7	0-3 K	2 0 0 0 1 0 1 1 0 0 0 0 1 1										
Inning Stats	R: 1 E: 0 K: 1 S: 6	H: 1 LOB: 1 BB: 1 P: 10	R: 0 E: 0 K: 2 S: 7	H: 0 LOB: 0 BB: 0 P: 7	R: 0 E: 1 K: 1 S: 7	H: 1 LOB: 3 BB: 1 P: 11	R: 0 E: 0 K: 1 S: 5	H: 0 LOB: 0 BB: 0 P: 5	R: 0 E: 0 K: 1 S: 4	H: 0 LOB: 0 BB: 0 P: 5	R: 0 E: 0 K: 0 S: 3	H: 0 LOB: 1 BB: 1 P: 11	R: 0 E: 0 K: 1 S: 6	H: 1 LOB: 1 BB: 0 P: 6	R: 2 E: 0 K: 1 S: 8	H: 3 LOB: 1 BB: 0 P: 8			1B: 5 2B: 0 3B: 0 HR: 1	SF: 1 SAC: 1 DP: 0 HBP: 1
PITCHER	IP WLS BF H R ER SO BB IBB HBP BLK WP HR S P ERA WHIP																			
Mark Langston, L (1, 1) ERA: 3.16	8.0 W 32 4 2 2 9 3 0 1 0 1 0 46 59 2.25 0.875																			
Ed Nunez, R (9, 1) ERA: 3.39	0.1 3 2 1 1 0 0 0 0 0 0 1 3 3 27.00 6.000																			
Dave Geisel, L (9, 1) ERA: 4.01	0.2 S 2 0 0 0 1 0 0 0 0 0 0 0 4 4 0.00 0.000																			

Batter	1	2	3	4	5	6	7	8	9	AB	R	H	RBI	BB	SO	LOB	BOTTOM			
Harold Reynolds, S (1, 4) OBP: 0.571, SLG: 0.500	0-0 F9		0-0 S 2B 1B		0-0 SH3-4 1-2			0-0 F4		3 1 1 0 0 0 0							Cleveland Indians @ Seattle Mariners The Kingdome, Seattle, WA Wed Sep 19 1984, 10:05 PM EDT Att: 4,837 - Unknown			
Phil Bradley, R (1, 8) OBP: 0.382, SLG: 0.371	0-0 5-3		4-0 S 2B BB		0-0 BB G1-2-3 2H 2B			4-0 BB		2 1 1 1 2 0 0										
Alvin Davis, L (1, 3) OBP: 0.392, SLG: 0.506	0-0 2B		0-0 1-H 2-H 2B		4-0 BB IBB			0-3 K		3 0 2 2 1 1 1										
Dave Henderson, R (1, 9) OBP: 0.317, SLG: 0.474	0-0 F8		0-0 6-3		4-0 1-2 2-3 BB			0-0 1B		3 0 1 0 1 0 2										
Steve Henderson, R (1, 10) OBP: 0.345, SLG: 0.420 Ken Phelps, L (8, PH) OBP: 0.382, SLG: 0.531		0-0 6-3		0-0 F7	0-0 G1-2-3 3-H			0-3 K		3 0 0 0 0 0 3 1 0 0 0 0 1 1										
Barry Bonnell, R (1, 7) OBP: 0.302, SLG: 0.371 John Moses, S (9, 8) OBP: 0.423, SLG: 0.500		0-0 5-3		0-0 HR				0-3 K		4 1 1 1 0 1 1 0 0 0 0 0 0 0										
Darnell Coles, R (1, 5) OBP: 0.276, SLG: 0.211		0-0 5-3		0-0 6-3				0-0 F8	0-0 F9	4 0 0 0 0 0 1								AB 28 R 4 H 6 RBI 4 BB 5 SO 4 LOB 9		
Dave Valle, R (1, 2) OBP: 0.200, SLG: 0.200			0-3 K		0-0 F5			0-0 5-3		3 0 0 0 0 1 0										
Domingo Ramos, R (1, 6) OBP: 0.233, SLG: 0.210			0-0 1-4-3		4-0 S SH3-4 2B BB			0-0 5-3		2 1 0 0 1 0 0										
Inning Stats	R: 0 E: 0 K: 0 S: 4	H: 1 LOB: 1 BB: 0 P: 4	R: 0 E: 0 K: 0 S: 3	H: 0 LOB: 0 BB: 0 P: 3	R: 2 E: 0 K: 1 S: 7	H: 2 LOB: 1 BB: 1 P: 11	R: 1 E: 0 K: 0 S: 4	H: 1 LOB: 0 BB: 0 P: 4	R: 1 E: 0 K: 0 S: 3	H: 1 LOB: 2 BB: 3 P: 15	R: 0 E: 0 K: 0 S: 3	H: 0 LOB: 0 BB: 0 P: 3	R: 0 E: 0 K: 1 S: 5	H: 0 LOB: 1 BB: 1 P: 9	R: 0 E: 0 K: 2 S: 8	H: 1 LOB: 1 BB: 0 P: 8			1B: 2 2B: 3 3B: 0 HR: 1	SF: 0 SAC: 1 DP: 1 HBP: 0
PITCHER	IP WLS BF H R ER SO BB IBB HBP BLK WP HR S P ERA WHIP																			
Neal Heaton, L (1, 1) ERA: 5.34	4.1 L 21 5 4 4 1 2 2 0 0 0 0 0 20 32 8.31 1.615																			
Tom Waddell, R (5, 1) ERA: 3.3	2.2 9 0 0 0 1 2 0 0 0 0 0 0 9 17 0.00 0.750																			
Ernie Camacho, R (8, 1) ERA: 2.28	1.0 4 1 0 0 2 0 0 0 0 0 0 0 8 8 0.00 1.000																			

Batter	1	2	3	4	5	6	7	8	9	AB	R	H	RBI	BB	SO	LOB	TOP								
Jack Perconte, L (1, 4) OBP: 0.350, SLG: 0.334	F7		6-3		F6		F6		WP BB	4	0	0	0	1	0	1									
Phil Bradley, R (1, 9) OBP: 0.376, SLG: 0.365	K		K		F8		6-3		6-3	5	0	0	0	0	2	2									
Alvin Davis, L (1, 3) OBP: 0.394, SLG: 0.507	1B			SH1-3 BB SF8	1B	3B BB	5-3			3	2	2	0	1	0	0									
Ken Phelps, L (1, 10) OBP: 0.383, SLG: 0.540		K		SF8 SH1-3 BB		K				3	1	1	1	1	2	1									
Barry Bonnell, R (1, 7) OBP: 0.305, SLG: 0.380	K			SH1-3		3B		HR		3	1	2	1	0	1	0									
Danny Tartabull, R (1, 6) OBP: 0.333, SLG: 0.429	F7			SF8		BB		E6		2	0	1	2	1	0	0									
Jim Presley, R (1, 5) OBP: 0.247, SLG: 0.403			5-3 S 1B	5-3		F8		F7		4	1	1	0	0	0	4									
Bob Kearney, R (1, 2) OBP: 0.261, SLG: 0.338			5-3		5-3		5-3		F4	4	0	0	0	0	0	1									
John Moses, S (1, 8) OBP: 0.400, SLG: 0.464			6-3 3H 1B		B3		B1-3		K	4	0	1	1	0	1	0									
Inning Stats	R: 0 E: 0 K: 1 S: 5	H: 1 LOB: 1 BB: 0 P: 5	R: 0 E: 0 K: 2 S: 7	H: 0 LOB: 0 BB: 0 P: 7	R: 0 E: 0 K: 1 S: 7	H: 2 LOB: 1 BB: 0 P: 7	R: 1 E: 0 K: 0 S: 4	H: 1 LOB: 1 BB: 1 P: 8	R: 0 E: 0 K: 0 S: 3	H: 0 LOB: 0 BB: 0 P: 3	R: 1 E: 0 K: 1 S: 6	H: 1 LOB: 2 BB: 2 P: 14	R: 0 E: 0 K: 0 S: 3	H: 0 LOB: 0 BB: 0 P: 3	R: 2 E: 1 K: 0 S: 6	H: 3 LOB: 1 BB: 0 P: 6	R: 0 E: 0 K: 1 S: 5	H: 0 LOB: 1 BB: 1 P: 9	1B: 5 2B: 1 3B: 1 HR: 1	SF: 1 SAC: 1 DP: 0 HBP: 0	WP: 1 PB: 0 SB: 1 CS: 0	PA: 38			
PITCHER	IP	WLS	BF	H	R	ER	SO	BB	IBB	HBP	BLK	WP	HR	S	P	ERA	WHIP								
Richard Dotson, R (1, 1) ERA: 3.61	7.2	L	33	8	5	5	5	3	0	0	0	0	1	40	52	5.87	1.435								
Gene Nelson, R (8, 1) ERA: 4.69	0.1		1	0	0	0	0	0	0	0	0	0	0	1	1	0.00	0.000								
Randy Niemann, L (9, 1) ERA: 4.5	1.0		4	0	0	0	1	1	0	0	0	1	0	5	9	0.00	1.000								

Seattle Mariners @ Chicago White Sox
Comiskey Park, Chicago, IL
Fri Sep 21 1984, 8:05 PM EDT
Att: 21,061 - Unknown

AB 32
R 5
H 8
RBI 5
BB 4
SO 6
LOB 9



Batter	1	2	3	4	5	6	7	8	9	AB	R	H	RBI	BB	SO	LOB	BOTTOM								
Rudy Law, L (1, 8) OBP: 0.310, SLG: 0.346	HR		K		FC6-5-6-3-4			6-3		4	1	1	1	0	1	1									
Jerry Hairston, S (1, 7) OBP: 0.359, SLG: 0.389	4-3		K				6-3		G4-3-6 1B	4	0	1	0	0	1	0									
Harold Baines, L (1, 9) OBP: 0.355, SLG: 0.538	G4-3 1B			K			K		G4-3-6 1B	4	0	1	0	0	2	1									
Greg Walker, L (1, 3) OBP: 0.345, SLG: 0.533	G4-3						K		K	4	0	1	0	0	2	1									
Roy Smalley, S (1, 5) OBP: 0.284, SLG: 0.350		K					4-3			2	0	0	0	1	1	0									
Ron Kittle, R (1, 10) OBP: 0.297, SLG: 0.458		K			F7		4-3			3	0	0	0	0	1	2									
Vance Law, R (1, 4) OBP: 0.303, SLG: 0.404					K		F4			3	0	1	0	0	1	2									
Marc Hill, R (1, 2) OBP: 0.283, SLG: 0.359									F5	2	0	1	0	0	0	1									
Tom O'Malley, L (8, PH) OBP: 0.156, SLG: 0.111										1	0	0	0	0	0	0									
Jerry Dybzinski, R (9, 6) OBP: 0.310, SLG: 0.310					SH3 1B					0	0	0	0	0	0	0									
Scott Fletcher, R (1, 6) OBP: 0.328, SLG: 0.315										1	0	0	0	0	0	0									
Steve Christmas, L (8, PH) OBP: 0.500, SLG: 1.000										1	0	0	0	0	1	0									
Joel Skinner, R (9, 2) OBP: 0.280, SLG: 0.253					F3				K	0	0	0	0	0	0	0									
Inning Stats	R: 1 E: 0 K: 0 S: 4	H: 2 LOB: 0 BB: 0 P: 4	R: 0 E: 0 K: 2 S: 8	H: 1 LOB: 1 BB: 0 P: 8	R: 0 E: 0 K: 2 S: 7	H: 0 LOB: 0 BB: 0 P: 7	R: 0 E: 0 K: 2 S: 8	H: 1 LOB: 2 BB: 1 P: 12	R: 0 E: 0 K: 0 S: 3	H: 1 LOB: 0 BB: 0 P: 3	R: 0 E: 0 K: 2 S: 7	H: 0 LOB: 0 BB: 0 P: 7	R: 0 E: 0 K: 0 S: 3	H: 0 LOB: 0 BB: 0 P: 3	R: 0 E: 0 K: 1 S: 5	H: 0 LOB: 0 BB: 0 P: 5	R: 0 E: 0 K: 1 S: 5	H: 1 LOB: 0 BB: 0 P: 5	1B: 4 2B: 2 3B: 0 HR: 1	SF: 0 SAC: 1 DP: 3 HBP: 0	WP: 0 PB: 0 SB: 0 CS: 0	PA: 31			
PITCHER	IP	WLS	BF	H	R	ER	SO	BB	IBB	HBP	BLK	WP	HR	S	P	ERA	WHIP								
Jim Beattie, R (1, 1) ERA: 3.5	9.0	W	31	6	1	1	10	1	0	0	0	0	1	50	54	1.00	0.778								

Seattle Mariners @ Chicago White Sox
Comiskey Park, Chicago, IL
Fri Sep 21 1984, 8:05 PM EDT
Att: 21,061 - Unknown

AB 29
R 1
H 6
RBI 1
BB 1
SO 10
LOB 8



Batter	1	2	3	4	5	6	7	8	9	AB	R	H	RBI	BB	SO	LOB	TOP			
Jack Perconte, L (1,4) OBP: 0.352, SLG: 0.338										5	1	3	2	0	0	2	Seattle Mariners @ Chicago White Sox Comiskey Park, Chicago, IL Sat Sep 22 1984, 8:05 PM EDT Att: 24,192 - Unknown			
Phil Bradley, R (1,9) OBP: 0.372, SLG: 0.360										4	1	0	0	0	4					
Alvin Davis, L (1,3) OBP: 0.395, SLG: 0.507										3	2	1	2	2	0	1				
Ken Phelps, L (1,10) OBP: 0.386, SLG: 0.540										4	0	2	1	1	1	3				
Steve Henderson, R (1,7) OBP: 0.346, SLG: 0.419										5	0	2	0	0	2	4				
Danny Tartabull, R (1,6) OBP: 0.286, SLG: 0.583										5	1	1	1	0	1	5				
Jim Presley, R (1,5) OBP: 0.246, SLG: 0.398										5	1	1	0	0	1	2				
Dave Valle, R (1,2) OBP: 0.250, SLG: 0.300										5	1	2	0	0	0	2				
John Moses, S (1,8) OBP: 0.382, SLG: 0.438										4	0	1	0	0	2	2				
Inning Stats	R: 0 E: 0 K: 2 S: 8	H: 1 LOB: 2 BB: 1 P: 12	R: 1 E: 0 K: 2 S: 8	H: 1 LOB: 0 BB: 0 P: 8	R: 3 E: 1 K: 1 S: 9	H: 3 LOB: 1 BB: 0 P: 9	R: 0 E: 0 K: 0 S: 3	H: 0 LOB: 0 BB: 0 P: 3	R: 0 E: 0 K: 1 S: 5	H: 2 LOB: 2 BB: 0 P: 5	R: 0 E: 0 K: 1 S: 4	H: 0 LOB: 0 BB: 1 P: 8	R: 0 E: 0 K: 0 S: 5	H: 2 LOB: 2 BB: 0 P: 5	R: 1 E: 1 K: 0 S: 5	H: 1 LOB: 2 BB: 1 P: 9	1B: 9 2B: 4 3B: 0 HR: 1	SF: 0 SAC: 1 DP: 1 HBP: 0	WP: 0 PB: 1 CS: 1	PA: 44
PITCHER	IP WLS BF H R ER SO BB IBB HBP BLK WP HR S P ERA WHIP																			
LaMarr Hoyt, R (1,1) ERA: 4.33	5.0 L 26 9 6 5 5 1 0 0 0 0 0 1 35 39 9.00 2.000																			
Randy Niemann, L (6,1) ERA: 2.08	2.1 9 2 0 0 2 1 0 0 0 0 0 0 12 16 0.00 1.286																			
Juan Agosto, L (8,1) ERA: 2.67	1.2 9 2 1 0 0 1 0 0 0 0 0 0 8 12 0.00 1.800																			

AB	40
R	7
H	13
RBI	6
BB	3
SO	7
LOB	25



Batter	1	2	3	4	5	6	7	8	9	AB	R	H	RBI	BB	SO	LOB	BOTTOM					
Scott Fletcher, R (1,6) OBP: 0.328, SLG: 0.313										3	0	0	0	1	0	0	Seattle Mariners @ Chicago White Sox Comiskey Park, Chicago, IL Sat Sep 22 1984, 8:05 PM EDT Att: 24,192 - Unknown					
Tom Paciorek, R (1,3) OBP: 0.310, SLG: 0.342										4	0	0	0	0	2	2						
Harold Baines, L (1,9) OBP: 0.356, SLG: 0.537										3	0	1	1	1	0	0						
Carlton Fisk, R (1,10) OBP: 0.291, SLG: 0.468										4	0	1	0	0	1	1						
Ron Kittle, R (1,7) OBP: 0.295, SLG: 0.454										4	0	0	0	0	1	2						
Vance Law, R (1,5) OBP: 0.301, SLG: 0.401										3	0	0	0	0	2	0						
Jerry Hairston, S (1,8) OBP: 0.358, SLG: 0.393										3	0	1	0	0	0	0						
Joel Skinner, R (1,2) OBP: 0.271, SLG: 0.244										3	0	0	0	0	2	1						
Julio Cruz, S (1,4) OBP: 0.285, SLG: 0.306										2	1	0	0	1	1	0						
Inning Stats	R: 0 E: 0 K: 1 S: 5	H: 0 LOB: 0 BB: 0 P: 5	R: 0 E: 0 K: 3 S: 9	H: 0 LOB: 0 BB: 0 P: 9	R: 0 E: 0 K: 1 S: 5	H: 0 LOB: 0 BB: 0 P: 5	R: 0 E: 0 K: 0 S: 4	H: 1 LOB: 2 BB: 1 P: 8	R: 0 E: 0 K: 2 S: 7	H: 0 LOB: 0 BB: 0 P: 7	R: 1 E: 0 K: 1 S: 5	H: 1 LOB: 1 BB: 2 P: 13	R: 0 E: 0 K: 1 S: 6	H: 1 LOB: 1 BB: 0 P: 6	R: 0 E: 0 K: 0 S: 3	H: 0 LOB: 0 BB: 0 P: 3	R: 0 E: 0 K: 0 S: 3	H: 0 LOB: 0 BB: 0 P: 3	1B: 2 2B: 1 3B: 0 HR: 0	SF: 0 SAC: 0 DP: 0 HBP: 0	WP: 0 PB: 0 SB: 0 CS: 2	PA: 32
PITCHER	IP WLS BF H R ER SO BB IBB HBP BLK WP HR S P ERA WHIP																					
Matt Young, L (1,1) ERA: 6.07	9.0 W 32 3 1 1 9 3 0 0 0 0 0 0 47 59 1.00 0.667																					

AB	29
R	1
H	3
RBI	1
BB	3
SO	9
LOB	6



Batter	1	2	3	4	5	6	7	8	9	AB	R	H	RBI	BB	SO	LOB	TOP								
Harold Reynolds, S (1,4) OBP: 0.400, SLG: 0.333 Danny Tartabull, R (8, PH) OBP: 0.267, SLG: 0.538	F8			F7		FC6-4 1B		F8		3	0	0	0	0	0	1									
Phil Bradley, R (1,9) OBP: 0.373, SLG: 0.359	K			F8		1-2 1B			FC3-6 BB	3	0	1	0	1	1	0									
Alvin Davis, L (1,3) OBP: 0.393, SLG: 0.504	4-3			K		F8			F9	4	0	0	0	0	1	3									
Dave Henderson, R (1,8) OBP: 0.313, SLG: 0.468		K			4-3				FC3-6 BB	4	0	0	0	0	1	1									
Steve Henderson, R (1,10) OBP: 0.348, SLG: 0.422		F8							1-2 BB	3	0	1	0	1	0	0									
Barry Bonnell, R (1,7) OBP: 0.303, SLG: 0.376 Ken Phelps, L (9, PH) OBP: 0.385, SLG: 0.538		4-3			F9				K	3	0	0	0	0	0	1									
Darnell Coles, R (1,5) OBP: 0.271, SLG: 0.206				F7		F9			F8	3	0	0	0	0	0	1									
Bob Kearney, R (1,2) OBP: 0.260, SLG: 0.337 Larry Milbourne, S (8, PH) OBP: 0.300, SLG: 0.305 Dave Valle, R (8,2) OBP: 0.250, SLG: 0.300				F7		K			F8	2	0	0	0	0	1	0									
Spike Owen, S (1,6) OBP: 0.312, SLG: 0.333				1-3		FC6-4 BB			1B	2	0	1	0	1	0	0									
Inning Stats	R: 0 E: 0 K: 1 S: 5	H: 0 LOB: 0 BB: 0 P: 5	R: 0 E: 0 K: 1 S: 5	H: 0 LOB: 0 BB: 0 P: 5	R: 0 E: 0 K: 0 S: 3	H: 0 LOB: 0 BB: 0 P: 3	R: 0 E: 0 K: 1 S: 5	H: 0 LOB: 0 BB: 0 P: 5	R: 0 E: 0 K: 0 S: 4	H: 1 LOB: 1 BB: 0 P: 4	R: 0 E: 0 K: 1 S: 6	H: 1 LOB: 2 BB: 1 P: 10	R: 0 E: 0 K: 0 S: 3	H: 0 LOB: 0 BB: 0 P: 3	R: 0 E: 0 K: 0 S: 4	H: 1 LOB: 1 BB: 0 P: 4	R: 0 E: 0 K: 1 S: 5	H: 0 LOB: 2 BB: 2 P: 13	1B: 2 2B: 1 3B: 0 HR: 0	SF: 0 SAC: 0 DP: 0 HBP: 0	WP: 0 PB: 0 SB: 0 CS: 0	PA: 33			
PITCHER	IP WLS BF H R ER SO BB IBB HBP BLK WP HR S P ERA WHIP	8.2 W 32 3 0 0 4 3 0 0 0 0 0 0 37 49 0.00 0.692	0.1 S 1 0 0 0 1 0 0 0 0 0 0 0 3 3 0.00 0.000																						

Seattle Mariners @ Chicago White Sox
Comiskey Park, Chicago, IL
Sun Sep 23 1984, 4:33 AM EDT
Att: 21,557 - Unknown

AB 30
R 0
H 3
RBI 0
BB 3
SO 5
LOB 10



Batter	1	2	3	4	5	6	7	8	9	AB	R	H	RBI	BB	SO	LOB	BOTTOM							
Rudy Law, L (1,8) OBP: 0.308, SLG: 0.344 Ron Kittle, R (7, PH) OBP: 0.296, SLG: 0.458 Daryl Boston, L (7, PR) OBP: 0.208, SLG: 0.246	F8		F8		4-3		1-2 2B			3	0	0	0	0	0	2								
Jerry Hairston, S (1,7) OBP: 0.357, SLG: 0.390	G4-6-3 1B		K			F6	F9			4	0	1	0	0	1	2								
Harold Baines, L (1,9) OBP: 0.355, SLG: 0.535	G4-6-3 1-2			F3		K			3-1 BB 1B	4	0	1	0	0	1	1								
Greg Walker, L (1,3) OBP: 0.348, SLG: 0.534 Mike Squires, L (9,3) OBP: 0.239, SLG: 0.195		4-3			CS 1B	FC5-4 1B			L4-6 3-1 BB	3	0	2	0	1	0	0								
Carlton Fisk, R (1,10) OBP: 0.291, SLG: 0.468				F4		FC5-4 1-2			3-1	4	1	1	0	0	0	4								
Vance Law, R (1,5) OBP: 0.307, SLG: 0.412					CS				1-2 2-3	3	2	3	2	1	0	0								
Scott Fletcher, R (1,6) OBP: 0.326, SLG: 0.311						HR			SH2-4 1B	3	0	0	0	0	2	4								
Marc Hill, R (1,2) OBP: 0.279, SLG: 0.353						K			L4-6	3	0	0	0	0	1	2								
Julio Cruz, S (1,4) OBP: 0.288, SLG: 0.307						K			2B BB	2	1	1	0	1	1	1								
Inning Stats	R: 0 E: 0 K: 0 S: 3	H: 1 LOB: 0 BB: 0 P: 3	R: 1 E: 0 K: 1 S: 7	H: 2 LOB: 1 BB: 0 P: 7	R: 0 E: 0 K: 1 S: 5	H: 1 LOB: 0 BB: 0 P: 5	R: 0 E: 0 K: 0 S: 3	H: 1 LOB: 0 BB: 0 P: 3	R: 1 E: 1 K: 2 S: 9	H: 1 LOB: 1 BB: 0 P: 9	R: 0 E: 0 K: 1 S: 6	H: 1 LOB: 1 BB: 0 P: 6	R: 2 E: 0 K: 1 S: 7	H: 2 LOB: 1 BB: 1 P: 11	R: 0 E: 0 K: 0 S: 3	H: 1 LOB: 2 BB: 2 P: 11	1B: 7 2B: 3 3B: 0 HR: 1	SF: 0 SAC: 1 DP: 2 HBP: 0	WP: 1 PB: 0 SB: 2 CS: 1	PA: 35				
PITCHER	IP WLS BF H R ER SO BB IBB HBP BLK WP HR S P ERA WHIP	6.2 L 27 8 4 4 6 1 0 0 0 0 0 1 38 42 5.40 1.350	0.0 L 1 1 0 0 0 0 0 0 0 0 0 0 1 1 ∞ ∞	0.1 L 3 1 0 0 0 1 0 0 0 0 0 0 2 6 0.00 6.000	1.0 L 3 0 0 0 0 1 0 0 0 0 0 0 2 6 0.00 1.000																			

Seattle Mariners @ Chicago White Sox
Comiskey Park, Chicago, IL
Sun Sep 23 1984, 4:33 AM EDT
Att: 21,557 - Unknown

AB 30
R 4
H 10
RBI 4
BB 3
SO 6
LOB 16



Batter	1	2	3	4	5	6	7	8	9	AB	R	H	RBI	BB	SO	LOB	TOP			
Jack Perconte, L (1,4) Harold Reynolds, S (7,4) OBP: 0.353, SLG: 0.340 OBP: 0.364, SLG: 0.300	F5		2B 1B 1B		F7		SF9 1B 1B	F7		4	2	2	0	0	0	0	Seattle Mariners @ Cleveland Indians Cleveland Municipal Stadium, Cleveland, OH Tue Sep 25 1984, 7:05 PM EDT Att: 6,363 - Unknown			
Phil Bradley, R (1,7) OBP: 0.376, SLG: 0.367	6-3		1B 1-3 SF8 2B		1B		1B 1B	F3		5	2	3	0	0	0					
Alvin Davis, L (1,3) Bill Nahorodny, R (6,3) OBP: 0.396, SLG: 0.508 OBP: 0.310, SLG: 0.360							SF9	F8		3	0	3	1	0	0					
Al Cowens, R (1,9) OBP: 0.313, SLG: 0.438	F7		SF8		G5-4-3			F3		4	0	1	2	0	0					
Steve Henderson, R (1,10) OBP: 0.344, SLG: 0.416		K	F8				F8			4	0	0	0	0	2					
Dave Henderson, R (1,8) OBP: 0.315, SLG: 0.467		E6					F2			3	0	1	1	1	0					
Jim Prestley, R (1,5) OBP: 0.246, SLG: 0.396		F9					1B	K		4	0	1	0	0	1					
Bob Kearney, R (1,2) OBP: 0.257, SLG: 0.333		4-3					F4	4-3		4	0	0	0	0	0					
Spike Owen, S (1,6) Danny Tartabull, R (7, PR) OBP: 0.312, SLG: 0.331 OBP: 0.250, SLG: 0.500			4-3		4-3		1B SF9 BB	F5		2	0	0	0	1	0					
Inning Stats	R: 0 E: 0 K: 0 S: 4	H: 1 LOB: 1 BB: 0 P: 4	R: 0 E: 1 K: 1 S: 6	H: 0 LOB: 1 BB: 0 P: 6	R: 2 E: 0 K: 0 S: 6	H: 3 LOB: 1 BB: 0 P: 6	R: 0 E: 0 K: 0 S: 3	H: 0 LOB: 1 BB: 1 P: 7	R: 0 E: 0 K: 1 S: 6	H: 1 LOB: 1 BB: 0 P: 6	R: 3 E: 0 K: 1 S: 9	H: 4 LOB: 2 BB: 1 P: 13	R: 0 E: 0 K: 0 S: 3	H: 0 LOB: 0 BB: 0 P: 3	R: 0 E: 0 K: 0 S: 3	H: 0 LOB: 0 BB: 0 P: 3		1B: 9 2B: 2 3B: 0 HR: 0	SF: 2 SAC: 0 DP: 1 HBP: 0	WP: 0 PB: 0 SB: 0 CS: 0
PITCHER	IP WLS BF H R ER SO BB IBB HBP BLK WP HR S P ERA WHIP	6.1 W 31 10 5 5 2 2 0 0 0 0 0 0 33 41 7.11 1.895	2.2 9 1 0 0 1 0 0 0 0 0 0 0 0 11 11 0.00 0.375																	

Batter	1	2	3	4	5	6	7	8	9	AB	R	H	RBI	BB	SO	LOB	BOTTOM			
Brett Butler, L (1,8) OBP: 0.359, SLG: 0.345	F4	1B 1B BB	FC1-5 1B 1-2 2-3F		1-3 HR HBP	SF9 3B		G4-3 1B		4	3	2	1	1	0	2	Seattle Mariners @ Cleveland Indians Cleveland Municipal Stadium, Cleveland, OH Tue Sep 25 1984, 7:05 PM EDT Att: 6,363 - Unknown			
Julio Franco, R (1,6) Junior Noboa, R (7,4) OBP: 0.335, SLG: 0.352 OBP: 0.400, SLG: 0.400	HR BB	BB 2B 1B	1-3 2-H 1B		1-3 2-3	SF9		G4-3		3	1	2	2	1	0	2				
Joe Carter, R (1,7) OBP: 0.302, SLG: 0.453	1-2 HR	1-2 3-H 2B 1B	K		F6	F4				5	2	2	2	0	1	4				
Andre Thornton, R (1,10) OBP: 0.361, SLG: 0.483	1B BB 1B	2B SF9 BB			HR IBB		G1-6-3 1B			2	3	2	0	3	0					
Pat Tabler, R (1,3) OBP: 0.352, SLG: 0.409	BB BB 1B	1-3 2-H 2B	F8		1-1 H 2-H 3-H HR		G1-6-3 1B			5	1	4	6	0	0	3				
Carmen Castillo, R (1,9) OBP: 0.322, SLG: 0.464	1-2 BB BB	SF9			6-3		G1-6-3			3	0	1	1	1	0	2				
Jeff Moronko, R (1,5) OBP: 0.273, SLG: 0.211	1-2 2-3 3-H BB	F3			F9	F8		4-3		4	0	0	1	1	0	3				
Jerry Willard, L (1,2) OBP: 0.293, SLG: 0.394	F6		FC1-5 BB 1B		K		3B 1B	K		5	1	2	0	0	2	3				
Mike Fischlin, R (1,4) OBP: 0.308, SLG: 0.331		F4	FC1-5 1B BB		1-3 HR 1B	F9		1B		4	2	2	0	1	0	1				
Inning Stats	R: 2 E: 0 K: 0 S: 5	H: 3 LOB: 3 BB: 3 P: 17	R: 4 E: 0 K: 0 S: 6	H: 3 LOB: 2 BB: 2 P: 14	R: 1 E: 1 K: 1 S: 7	H: 2 LOB: 3 BB: 2 P: 15	R: 0 E: 0 K: 1 S: 5	H: 0 LOB: 0 BB: 0 P: 5	R: 4 E: 0 K: 0 S: 6	H: 3 LOB: 1 BB: 1 P: 11	R: 2 E: 0 K: 0 S: 5	H: 2 LOB: 0 BB: 0 P: 5	R: 0 E: 0 K: 0 S: 4	H: 2 LOB: 1 BB: 0 P: 4	R: 0 E: 0 K: 1 S: 6	H: 2 LOB: 1 BB: 0 P: 6		1B: 13 2B: 1 3B: 1 HR: 2	SF: 2 SAC: 0 DP: 2 HBP: 1	WP: 0 PB: 0 SB: 0 CS: 0
PITCHER	IP WLS BF H R ER SO BB IBB HBP BLK WP HR S P ERA WHIP	1.1 L 13 5 6 6 0 5 0 0 0 0 1 19 32 13.50 1.800	3.1 19 5 5 5 2 1 2 1 0 0 0 0 7 7 13.50 2.250	5.1 7 3 2 2 0 0 0 0 0 0 0 0 7 7 13.50 2.250	7.1 8 4 0 0 1 0 0 0 0 0 0 0 10 10 0.00 2.000															

Batter	1	2	3	4	5	6	7	8	9	AB	R	H	RBI	BB	SO	LOB	TOP			
Jack Perconte, L (1, 4) OBP: 0.352, SLG: 0.339										4	0	1	0	0	0	2	Seattle Mariners @ Cleveland Indians Cleveland Municipal Stadium, Cleveland, OH Wed Sep 26 1984, 7:05 PM EDT Att: 3,774 - Unknown livebaseballscorecards.com			
Phil Bradley, R (1, 8) OBP: 0.375, SLG: 0.365										4	0	1	0	0	1	1				
Alvin Davis, L (1, 3) OBP: 0.393, SLG: 0.505										4	0	0	0	0	1	2				
Ken Phelps, L (1, 10) OBP: 0.381, SLG: 0.530										4	0	0	0	0	2	2				
Dave Henderson, R (1, 9) OBP: 0.312, SLG: 0.462										4	0	0	0	0	1	0				
Danny Tartabull, R (1, 6) OBP: 0.300, SLG: 0.500										4	0	2	0	0	0	1				
Barry Bonnell, R (1, 7) OBP: 0.310, SLG: 0.382										3	0	3	0	1	0	0				
Darnell Coles, R (1, 5) OBP: 0.268, SLG: 0.203 (9, PH)										2	0	0	0	0	1	3				
Al Cowens, R (9, PH) OBP: 0.312, SLG: 0.438										1	0	0	0	0	0	2				
Bob Kearney, R (1, 2) OBP: 0.256, SLG: 0.332 (7, PH)										2	0	0	0	0	1	2				
Al Chambers, L (7, PH) OBP: 0.269, SLG: 0.306										1	0	0	0	0	1	2				
Dave Valle, R (7, 2) OBP: 0.250, SLG: 0.300										0	0	0	0	0	0	0				
Inning Stats	R: 0 E: 0 K: 2 S: 8	H: 1 LOB: 1 BB: 0 P: 8	R: 0 E: 1 K: 1 S: 6	H: 0 LOB: 2 BB: 1 P: 10	R: 0 E: 0 K: 0 S: 4	H: 1 LOB: 1 BB: 0 P: 4	R: 0 E: 0 K: 1 S: 6	H: 0 LOB: 0 BB: 0 P: 6	R: 0 E: 0 K: 1 S: 3	H: 0 LOB: 0 BB: 0 P: 3	R: 0 E: 0 K: 1 S: 5	H: 2 LOB: 2 BB: 0 P: 7	R: 0 E: 0 K: 0 S: 3	H: 0 LOB: 0 BB: 0 P: 3	R: 0 E: 1 K: 0 S: 4	H: 2 LOB: 1 BB: 0 P: 4		1B: 7 2B: 0 3B: 0 HR: 0	SF: 0 SAC: 1 DP: 1 HBP: 0	WP: 1 PB: 0 SB: 2 CS: 0
PITCHER Bert Blyleven, R (1, 1) ERA: 2.81	IP: 9.0 WLS: W BF: 35	H: 7 R: 0 ER: 0 SO: 6	BB: 1 IBB: 0 HBP: 0 BLK: 0	WP: 1 HR: 0 S: 46 P: 50	ERA: 0.00 WHIP: 0.889	PITCHER														

Batter	1	2	3	4	5	6	7	8	9	AB	R	H	RBI	BB	SO	LOB	BOTTOM				
Brett Butler, L (1, 8) OBP: 0.361, SLG: 0.349										4	0	3	0	0	0	0	Seattle Mariners @ Cleveland Indians Cleveland Municipal Stadium, Cleveland, OH Wed Sep 26 1984, 7:05 PM EDT Att: 3,774 - Unknown livebaseballscorecards.com				
Julio Franco, R (1, 6) OBP: 0.335, SLG: 0.353										4	0	1	0	0	0	3					
Joe Carter, R (1, 3) OBP: 0.297, SLG: 0.445 (9, 7)										4	0	0	0	0	1	3					
Andre Thornton, R (1, 10) OBP: 0.359, SLG: 0.479										4	0	0	0	0	0	4					
Mel Hall, L (1, 7) OBP: 0.338, SLG: 0.426 (8, PR)										3	1	1	0	1	1	0					
Tony Bernazard, S (8, PR) OBP: 0.291, SLG: 0.288										0	0	0	0	0	0	0					
Mike Hargrove, L (9, 3) OBP: 0.361, SLG: 0.335										0	0	0	0	0	0	0					
George Vukovich, L (1, 9) OBP: 0.362, SLG: 0.450										3	0	1	0	1	0	1					
Pat Tabler, R (1, 5) OBP: 0.350, SLG: 0.406										3	0	0	0	0	0	3					
Jerry Willard, L (1, 2) OBP: 0.293, SLG: 0.392										1	0	0	1	1	0	0					
Mike Fischlin, R (1, 4) OBP: 0.301, SLG: 0.322										3	0	0	0	0	0	3					
Inning Stats	R: 0 E: 0 K: 0 S: 4	H: 1 LOB: 1 BB: 0 P: 4	R: 0 E: 0 K: 0 S: 3	H: 0 LOB: 2 BB: 2 P: 11	R: 0 E: 1 K: 0 S: 4	H: 1 LOB: 1 BB: 0 P: 4	R: 1 E: 0 K: 0 S: 5	H: 2 LOB: 1 BB: 0 P: 5	R: 0 E: 0 K: 1 S: 6	H: 1 LOB: 1 BB: 0 P: 6	R: 0 E: 0 K: 1 S: 5	H: 0 LOB: 0 BB: 0 P: 5	R: 0 E: 0 K: 0 S: 4	H: 1 LOB: 1 BB: 0 P: 4	R: 0 E: 0 K: 0 S: 3	H: 0 LOB: 1 BB: 1 P: 7		1B: 4 2B: 2 3B: 0 HR: 0	SF: 1 SAC: 0 DP: 1 HBP: 0	WP: 1 PB: 0 SB: 1 CS: 0	PA: 33
PITCHER Jim Beattie, R (1, 1) ERA: 3.41	IP: 8.0 WLS: L BF: 33	H: 6 R: 1 ER: 1 SO: 2	BB: 3 IBB: 0 HBP: 0 BLK: 0	WP: 1 HR: 0 S: 34 P: 46	ERA: 1.12 WHIP: 1.125	PITCHER															

Batter	1	2	3	4	5	6	7	8	9	AB	R	H	RBI	BB	SO	LOB	TOP			
Scott Fletcher, R (1,4) OBP: 0.327, SLG: 0.311 Greg Walker, L (9, PH) OBP: 0.345, SLG: 0.536	K		6-3			4-3		F7	6-3	4	0	0	0	0	1	1	Chicago White Sox @ Seattle Mariners The Kingdome, Seattle, WA Thu Sep 27 1984, 10:05 PM EDT Att: 4,104 - Unknown			
Vance Law, R (1,8) OBP: 0.305, SLG: 0.407	1B		F9			1B	BB	K		3	0	1	0	1	1	1				
Harold Baines, L (1,9) OBP: 0.362, SLG: 0.544	K			6-3						4	0	2	0	0	1	1				
Carlton Fisk, R (1,10) OBP: 0.285, SLG: 0.458	K				F8					4	0	0	0	0	2	5				
Tom Paciorek, R (1,3) OBP: 0.313, SLG: 0.364		F4			F9					4	2	2	1	0	0	0				
Roy Smalley, S (1,5) OBP: 0.286, SLG: 0.352		L6	1B	BB		6-3		G3		3	0	0	0	1	0	1				
Jerry Hairston, S (1,7) OBP: 0.365, SLG: 0.394					F9			F8		4	0	2	1	0	0	0				
Marc Hill, R (1,2) OBP: 0.281, SLG: 0.384 Joel Skinner, R (7,2) OBP: 0.276, SLG: 0.241		L6			F9			K		3	0	0	0	0	1	2				
Jerry Dybzinski, R (1,6) OBP: 0.310, SLG: 0.310 Steve Christmas, L (9, PH) OBP: 0.444, SLG: 0.889			6-3			4-3				3	0	1	0	0	0	0				
								1B	BLK	1B										
Inning Stats	R: 0 E: 0 K: 3 S: 10	H: 1 LOB: 1 BB: 0 P: 10	R: 0 E: 0 K: 0 S: 3	H: 1 LOB: 1 BB: 1 P: 7	R: 0 E: 0 K: 0 S: 3	H: 0 LOB: 0 BB: 0 P: 3	R: 0 E: 0 K: 0 S: 3	H: 0 LOB: 0 BB: 0 P: 3	R: 0 E: 0 K: 0 S: 4	H: 1 LOB: 2 BB: 1 P: 8	R: 1 E: 0 K: 1 S: 6	H: 1 LOB: 0 BB: 0 P: 6	R: 0 E: 0 K: 2 S: 9	H: 2 LOB: 2 BB: 0 P: 9	R: 1 E: 0 K: 0 S: 5	H: 2 LOB: 2 BB: 1 P: 9	1B: 5 2B: 3 3B: 0 HR: 1	SF: 0 SAC: 0 DP: 1 HBP: 0	WP: 0 PB: 0 SB: 0 CS: 0	PA: 37
PITCHER	IP WLS BF H R ER SO BB IBB HBP BLK WP HR S P ERA WHIP	8.0 W 31 6 1 1 6 2 0 0 0 0 1 41 49 1.12 1.000	0.1 4 2 1 1 0 1 0 0 0 0 0 3 7 27.00 9.000	0.2 2 0 0 0 0 0 0 0 0 0 0 2 2 0.00 0.000																

Batter	1	2	3	4	5	6	7	8	9	AB	R	H	RBI	BB	SO	LOB	BOTTOM				
Jack Perconte, L (1,4) OBP: 0.357, SLG: 0.345	FC6-4		1B			1B		BB		4	1	4	0	1	0	0	Chicago White Sox @ Seattle Mariners The Kingdome, Seattle, WA Thu Sep 27 1984, 10:05 PM EDT Att: 4,104 - Unknown				
Phil Bradley, R (1,7) OBP: 0.376, SLG: 0.367 John Moses, S (7,7) OBP: 0.400, SLG: 0.438	K		1B		F4			BB		4	0	2	0	0	1	2					
Alvin Davis, L (1,3) OBP: 0.395, SLG: 0.505	FC6-4		F6							4	1	2	1	1	0	4					
Ken Phelps, L (1,10) OBP: 0.379, SLG: 0.526 Steve Henderson, R (8, PH) OBP: 0.343, SLG: 0.415	K		F4							4	1	1	0	0	1	6					
Al Cowens, R (1,9) OBP: 0.311, SLG: 0.435		6-3			6-3					5	1	1	1	0	2	5					
Dave Henderson, R (1,8) OBP: 0.313, SLG: 0.459		F7			4-3					4	1	1	1	1	0	3					
Jim Prestley, R (1,5) OBP: 0.246, SLG: 0.393		6-3			K					4	1	1	1	0	1	1					
Dave Valle, R (1,2) OBP: 0.333, SLG: 0.478			1B	1B						3	1	2	3	1	0	0					
Spike Owen, S (1,6) OBP: 0.310, SLG: 0.329			F8			G3				4	0	0	0	0	2	2					
Inning Stats	R: 0 E: 0 K: 2 S: 8	H: 1 LOB: 1 BB: 0 P: 8	R: 0 E: 0 K: 0 S: 3	H: 0 LOB: 0 BB: 0 P: 3	R: 0 E: 0 K: 1 S: 5	H: 0 LOB: 0 BB: 0 P: 5	R: 0 E: 0 K: 0 S: 4	H: 1 LOB: 1 BB: 0 P: 4	R: 7 E: 0 K: 1 S: 13	H: 8 LOB: 2 BB: 1 P: 17	R: 0 E: 0 K: 0 S: 2	H: 0 LOB: 1 BB: 2 P: 10	R: 0 E: 0 K: 2 S: 8	H: 1 LOB: 3 BB: 2 P: 16	1B: 12 2B: 1 3B: 0 HR: 1	SF: 0 SAC: 0 DP: 1 HBP: 0	WP: 0 PB: 0 SB: 1 CS: 0	PA: 42			
PITCHER	IP WLS BF H R ER SO BB IBB HBP BLK WP HR S P ERA WHIP	5.0 L 26 11 6 6 3 0 0 0 0 0 0 4 8 13.50 4.500	0.2 5 2 1 1 0 1 0 0 0 0 0 4 8 13.50 4.500	1.1 5 0 0 0 1 2 0 0 0 0 0 5 13 0.00 1.500	1.0 6 1 0 0 2 2 0 0 0 0 0 8 16 0.00 3.000																

Batter	1	2	3	4	5	6	7	8	9	AB	R	H	RBI	BB	SO	LOB	TOP					
Rudy Law, L OBP: 0.310, SLG: 0.346 (1, 7)			4-3							4	0	1	0	1	2	0	Chicago White Sox @ Seattle Mariners The Kingdome, Seattle, WA Fri Sep 28, 1984, 10:05 PM EDT Att: 7,961 - Unknown					
Jerry Hairston, S OBP: 0.366, SLG: 0.395 (1, 10)										5	0	2	0	0	1	2						
Harold Baines, L OBP: 0.362, SLG: 0.542 (1, 9)										4	1	1	0	1	1	3						
Greg Walker, L OBP: 0.347, SLG: 0.535 (1, 3)										4	0	2	0	0	1	1						
Roy Smalley, S OBP: 0.286, SLG: 0.349 (1, 5)										3	0	0	0	1	1	2						
Vance Law, R OBP: 0.307, SLG: 0.405 (1, 4)										2	0	0	1	2	0	0						
Daryl Boston, L OBP: 0.200, SLG: 0.224 (1, 8)										4	0	0	0	0	2	4						
Marc Hill, R OBP: 0.278, SLG: 0.380 (1, 2)										2	0	0	0	0	0	1						
Steve Christmas, L OBP: 0.154, SLG: 0.108 (6, PH)										1	0	0	0	0	1	3						
Joel Skinner, R OBP: 0.273, SLG: 0.238 (6, 2)										1	0	0	0	0	0	0						
Scott Fletcher, R OBP: 0.327, SLG: 0.312 (1, 6)										2	0	1	0	0	1	1						
Tom O'Malley, L OBP: 0.154, SLG: 0.108 (6, PH)										1	0	0	0	0	1	3						
Jerry Dybzinski, R OBP: 0.310, SLG: 0.310 (6, 6)										0	0	0	0	0	0	0						
Tom Paciorek, R OBP: 0.312, SLG: 0.363 (9, PH)										1	0	0	0	0	0	0						
Inning Stats	R: 0 E: 0 K: 2 S: 9	H: 2 LOB: 2 BB: 0 P: 9	R: 0 E: 0 K: 1 S: 5	H: 0 LOB: 1 BB: 1 P: 9	R: 0 E: 0 K: 2 S: 7	H: 0 LOB: 0 BB: 0 P: 7	R: 0 E: 0 K: 1 S: 5	H: 0 LOB: 0 BB: 0 P: 5	R: 0 E: 0 K: 1 S: 6	H: 1 LOB: 2 BB: 1 P: 10	R: 1 E: 0 K: 2 S: 8	H: 1 LOB: 3 BB: 3 P: 20	R: 0 E: 0 K: 1 S: 6	H: 1 LOB: 1 BB: 0 P: 6	R: 0 E: 0 K: 1 S: 5	H: 0 LOB: 0 BB: 0 P: 5	R: 0 E: 0 K: 0 S: 5	H: 2 LOB: 2 BB: 0 P: 5	1B: 7 2B: 0 3B: 0 HR: 0	SF: 0 SAC: 0 DP: 0 HBP: 0	WP: 0 PB: 0 SB: 1 CS: 0	PA: 39
PITCHER	IP WLS BF H R ER SO BB IBB HBP BLK WP HR S P ERA WHIP																					
Mike Moore, R ERA: 4.97 (1, 1)	5.0 W 24 4 1 1 7 5 0 0 0 0 0 0 33 53 1.80 1.800																					
Karl Best, R ERA: 3.0 (6, 1)	3.2 14 3 0 0 4 0 0 0 0 0 0 0 22 22 0.00 0.818																					
Dave Geisel, L ERA: 4.15 (9, 1)	0.1 1 0 0 0 0 0 0 0 0 0 0 0 1 1 0.00 0.000																					

Batter	1	2	3	4	5	6	7	8	9	AB	R	H	RBI	BB	SO	LOB	BOTTOM				
Jack Perconte, L OBP: 0.359, SLG: 0.347 (1, 4)										5	3	3	0	0	0	1	Chicago White Sox @ Seattle Mariners The Kingdome, Seattle, WA Fri Sep 28, 1984, 10:05 PM EDT Att: 7,961 - Unknown				
Barry Bonnell, R OBP: 0.312, SLG: 0.390 (1, 7)										5	1	2	3	0	3	2					
Alvin Davis, L OBP: 0.394, SLG: 0.503 (1, 3)										4	1	1	0	0	1	1					
Al Cowens, R OBP: 0.314, SLG: 0.438 (1, 9)										3	2	2	0	1	1	0					
Dave Henderson, R OBP: 0.318, SLG: 0.462 (1, 8)										4	0	3	3	0	0	1					
Steve Henderson, R OBP: 0.344, SLG: 0.414 (1, 10)										3	0	1	1	1	2	2					
Darnell Coles, R OBP: 0.261, SLG: 0.197 (1, 5)										4	0	0	0	0	2	4					
Dave Valle, R OBP: 0.321, SLG: 0.444 (1, 2)										4	0	1	0	0	0	2					
Spike Owen, S OBP: 0.308, SLG: 0.326 (1, 6)										4	0	0	0	0	1	1					
Inning Stats	R: 0 E: 0 K: 1 S: 5	H: 0 LOB: 0 BB: 0 P: 5	R: 0 E: 0 K: 2 S: 8	H: 1 LOB: 2 BB: 1 P: 12	R: 3 E: 0 K: 1 S: 9	H: 5 LOB: 1 BB: 0 P: 9	R: 0 E: 0 K: 1 S: 5	H: 0 LOB: 0 BB: 0 P: 5	R: 2 E: 1 K: 2 S: 10	H: 3 LOB: 1 BB: 0 P: 10	R: 0 E: 0 K: 0 S: 3	H: 0 LOB: 0 BB: 0 P: 3	R: 2 E: 0 K: 2 S: 10	H: 3 LOB: 2 BB: 1 P: 14	R: 0 E: 0 K: 1 S: 6	H: 1 LOB: 1 BB: 0 P: 6		1B: 11 2B: 1 3B: 0 HR: 1	SF: 0 SAC: 0 DP: 0 HBP: 0	WP: 1 PB: 0 SB: 1 CS: 0	PA: 38
PITCHER	IP WLS BF H R ER SO BB IBB HBP BLK WP HR S P ERA WHIP																				
Britt Burns, L ERA: 5.0 (1, 1)	4.1 L 21 8 5 5 6 1 0 0 0 0 1 0 8 8 10.38 2.077																				
Gene Nelson, R ERA: 4.46 (5, 1)	1.2 6 1 0 0 1 0 0 0 0 0 1 0 8 8 0.00 0.600																				
Juan Agosto, L ERA: 3.09 (7, 1)	0.2 4 1 2 2 1 1 0 0 0 0 0 0 5 9 27.00 3.000																				
Bert Roberge, R ERA: 3.76 (7, 1)	1.1 7 3 0 0 2 0 0 0 0 0 0 0 11 11 0.00 2.250																				

Batter	1	2	3	4	5	6	7	8	9	AB	R	H	RBI	BB	SO	LOB	TOP				
Daryl Boston, L (1, 8) OBP: 0.212, SLG: 0.235	4-3		G3 BB 1B		G3	K		WP E 1B		5	1	2	0	0	1	2	Chicago White Sox @ Seattle Mariners The Kingdome, Seattle, WA Sat Sep 29 1984, 10:05 PM EDT Att: 27,041 - Unknown				
LaMarr Hoyt, R (1, 7) Jerry Hairston, S (1, PH) OBP: 0.375, SLG: 0.404	WP 1B		G3 BB		G3		WP BB	E3 1B		0	0	0	0	0	0	0					
Julio Cruz, S (7, 4) OBP: 0.295, SLG: 0.311	2B		1-2 BB		3B 1B		1B BB	1B		1	0	1	0	0	0	0					
Harold Baines, L (1, 9) OBP: 0.364, SLG: 0.545	BB 1B BB		F9		1B 3B		G3 1H 1B	F7		4	1	2	2	1	0	3					
Greg Walker, L (1, 3) OBP: 0.347, SLG: 0.533	1B BB		G3		1B		G3	F7		4	0	1	1	1	0	3					
Ron Kittle, R (1, 10) OBP: 0.294, SLG: 0.447 Jerry Dybzinski, R (9, PR) OBP: 0.310, SLG: 0.310	F6		F4		K		K	FC4-6 1B		5	0	1	0	0	2	7					
Tom O'Malley, L (1, 5) OBP: 0.167, SLG: 0.125 Tom Paciorek, R (7, PH) OBP: 0.311, SLG: 0.362 Rudy Law, L (7, 7) OBP: 0.309, SLG: 0.345	1B				4-3		F9	F8	FC4-6 FC6-4	3	0	1	1	0	0	0					
Vance Law, R (1, 4) OBP: 0.308, SLG: 0.405			K		1B		4-3	6-3 SH1-4 WP 1B	FC6-4	5	1	2	0	0	1	1					
Marc Hill, R (1, 2) OBP: 0.279, SLG: 0.379	4-3		F8		1B		1B	SH1-4		3	0	1	0	0	0	0					
Scott Fletcher, R (1, 6) OBP: 0.327, SLG: 0.311	1-3				6-3		1-2 1B	6-3		4	0	1	0	0	0	1					
Inning Stats	R: 1 E: 0 K: 0 S: 4	H: 2 LOB: 2 BB: 2 P: 12	R: 0 E: 0 K: 1 S: 5	H: 0 LOB: 0 BB: 0 P: 5	R: 0 E: 0 K: 0 S: 4	H: 1 LOB: 2 BB: 1 P: 8	R: 0 E: 0 K: 0 S: 3	H: 1 LOB: 1 BB: 0 P: 3	R: 2 E: 0 K: 1 S: 8	H: 3 LOB: 1 BB: 0 P: 8	R: 0 E: 0 K: 1 S: 7	H: 2 LOB: 2 BB: 0 P: 7	R: 1 E: 0 K: 0 S: 6	H: 1 LOB: 1 BB: 1 P: 10	R: 2 E: 1 K: 0 S: 6	H: 3 LOB: 1 BB: 0 P: 6		R: 0 E: 0 K: 0 S: 4	H: 1 LOB: 1 BB: 0 P: 4	1B: 12 SF: 0 2B: 1 SAC: 1 3B: 1 DP: 0 HR: 0 HBP: 0	WP: 4 PA: 43 PB: 0 SB: 0 CS: 0
PITCHER	IP WLS BF H R ER SO BB IBB HBP BLK WP HR S P ERA WHIP																				
Salome Barojas, R (1, 1) ERA: 4.14	0.0 L 0 0 0 0 0 0 0 0 0 0 0 0 0 0 0 0																				
Lee Guetterman, L (6, 1) ERA: 4.15	0.2 4 1 1 1 1 1 1 0 0 0 0 1 0 5 9 13.50 3.000																				
Bob Stoddard, R (7, 1) ERA: 5.13	0.1 1 0 0 0 0 1 0 0 0 0 0 0 0 0 3 9 0.00 0.000																				
Paul Mirabella, L (7, 1) ERA: 4.37	1.0 6 3 2 1 0 0 0 0 0 0 0 2 0 6 6 9.00 3.000																				
Ed Yande Berg, L (8, 1) ERA: 4.76	1.1 5 1 0 0 0 0 0 0 0 0 0 0 0 5 5 0.00 0.750																				
Batter	1	2	3	4	5	6	7	8	9	AB	R	H	RBI	BB	SO	LOB	BOTTOM				
Jack Perconte, L (1, 4) OBP: 0.357, SLG: 0.345	F7		F2		F8		F9			4	0	0	0	0	0	3	Chicago White Sox @ Seattle Mariners The Kingdome, Seattle, WA Sat Sep 29 1984, 10:05 PM EDT Att: 27,041 - Unknown				
Barry Bonnell, R (1, 7) OBP: 0.316, SLG: 0.396	G3 BB				4-3 1B 2B		L6 1B	4-3		3	1	2	0	1	0	0					
Alvin Davis, L (1, 3) OBP: 0.393, SLG: 0.501	G3				K		WP E 1B	4-3		4	1	1	0	0	1	2					
Al Cowens, R (1, 9) OBP: 0.312, SLG: 0.435	F9				4-3		L6	F7		4	0	0	0	0	0	4					
Dave Henderson, R (1, 8) OBP: 0.320, SLG: 0.466			K		1B		E8 1H 2B	6-3		4	0	2	2	0	1	0					
Steve Henderson, R (1, 10) OBP: 0.341, SLG: 0.409	1-3		1-3		1-3		K	K		4	0	0	0	0	2	2					
Jim Presley, R (1, 5) OBP: 0.247, SLG: 0.393 Darnell Coles, R (7, PR) OBP: 0.259, SLG: 0.196	K				K		2B 1B	F8		3	0	1	0	0	2	0					
Bob Kearney, R (1, 2) OBP: 0.255, SLG: 0.330 Larry Milbourne, S (7, PH) OBP: 0.304, SLG: 0.313 Dave Valle, R (8, 2) OBP: 0.321, SLG: 0.444			K		K		1H 2B			2	0	0	0	0	2	0					
Spike Owen, S (1, 6) OBP: 0.308, SLG: 0.326					1-6-3		F9			3	0	1	0	0	0	2					
Inning Stats	R: 0 E: 0 K: 0 S: 3	H: 0 LOB: 0 BB: 1 P: 7	R: 0 E: 0 K: 2 S: 7	H: 0 LOB: 0 BB: 0 P: 7	R: 0 E: 0 K: 1 S: 5	H: 0 LOB: 0 BB: 0 P: 5	R: 1 E: 0 K: 1 S: 7	H: 2 LOB: 1 BB: 0 P: 7	R: 0 E: 0 K: 2 S: 8	H: 1 LOB: 1 BB: 0 P: 8	R: 1 E: 1 K: 1 S: 7	H: 3 LOB: 1 BB: 0 P: 7	R: 0 E: 0 K: 0 S: 4	H: 2 LOB: 2 BB: 0 P: 4	R: 0 E: 0 K: 0 S: 3	H: 0 LOB: 0 BB: 0 P: 3		R: 0 E: 0 K: 1 S: 5	H: 0 LOB: 0 BB: 0 P: 5	1B: 5 SF: 0 2B: 4 SAC: 0 3B: 0 DP: 1 HR: 0 HBP: 0	WP: 1 PA: 34 PB: 0 SB: 0 CS: 0
PITCHER	IP WLS BF H R ER SO BB IBB HBP BLK WP HR S P ERA WHIP																				
Floyd Bannister, L (1, 1) ERA: 4.83	7.0 W 28 8 2 2 7 1 0 0 0 0 0 0 0 41 45 2.57 1.286																				
Ron Reed, R (8, 1) ERA: 3.09	2.0 6 0 0 0 0 1 0 0 0 0 0 0 0 8 8 0.00 0.000																				

