



Seattle Mariners - 1985

Batter	1	2	3	4	5	6	7	8	9	AB	R	H	RBI	BB	SO	LOB	TOP								
Dave Collins, S OBP: 0.600, SLG: 0.500 (1, 7)	F9							F5		4	0	2	0	1	0	1	Oakland Athletics @ Seattle Mariners The Kingdome, Seattle, WA Tue Apr 09 1985, 9:05 PM EST Att: 37,161 - Unknown AB 34 R 3 H 9 RBI 3 BB 6 SO 2 LOB 16 								
Carney Lansford, R OBP: 0.400, SLG: 0.250 (1, 5)	BB BLK 1B	F3							5-3	4	0	1	0	1	1	3									
Dwayne Murphy, L OBP: 0.600, SLG: 0.333 (1, 8)	BB 1-2 BB								3-1	3	1	1	0	2	0	0									
Dave Kingman, R OBP: 0.200, SLG: 0.200 (1, 10)	F8								6-3	5	0	1	0	0	0	4									
Bruce Bochte, L OBP: 0.500, SLG: 0.333 (1, 3)	1-2 2-3 BB									3	1	1	0	1	0	1									
Mike Heath, R OBP: 0.250, SLG: 0.500 (1, 2)	F3									4	1	1	1	0	0	4									
Mike Davis, L OBP: 0.250, SLG: 0.500 (1, 9)										4	0	1	2	0	1	0									
Donnie Hill, S (1, 4)										3	0	0	0	1	0	1									
Alfredo Griffin, S OBP: 0.333, SLG: 0.667 Dan Meyer, L (8, PH) Rob Picciolo, R (8, 6)										3	0	1	0	0	0	1									
Inning Stats	R: 0 E: 0 K: 0 S: 4	H: 1 LOB: 3 BB: 2 P: 12	R: 0 E: 0 K: 0 S: 4	H: 1 LOB: 2 BB: 1 P: 8	R: 3 E: 0 K: 0 S: 7	H: 4 LOB: 1 BB: 0 P: 7	R: 0 E: 0 K: 0 S: 2	H: 1 LOB: 1 BB: 2 P: 10	R: 0 E: 0 K: 1 S: 5	H: 0 LOB: 0 BB: 0 P: 5	R: 0 E: 0 K: 1 S: 6	H: 1 LOB: 1 BB: 0 P: 6	R: 0 E: 0 K: 0 S: 4	H: 1 LOB: 1 BB: 0 P: 4	R: 0 E: 0 K: 0 S: 3	H: 0 LOB: 1 BB: 1 P: 7	R: 0 E: 0 K: 0 S: 3	H: 0 LOB: 0 BB: 0 P: 3	1B: 6 2B: 3 3B: 0 HR: 0	SF: 0 SAC: 0 DP: 0 HBP: 0	WP: 0 PB: 1 SB: 1 CS: 1	PA: 40			
PITCHER	IP	WLS	BF	H	R	ER	SO	BB	IBB	HBP	BLK	WP	HR	S	P	ERA	WHIP								
Mike Moore, R ERA: 3.86 (1, 1)	7.0	W	33	9	3	3	2	5	0	0	1	0	0	32	52	3.86	2.000								
Ed Nunez, R ERA: (8, 1)	2.0	S	7	0	0	0	0	1	0	0	0	0	0	6	10	0.00	0.500								

Batter	1	2	3	4	5	6	7	8	9	AB	R	H	RBI	BB	SO	LOB	BOTTOM								
Jack Perconte, L OBP: 0.250, SLG: 0.500 Harold Reynolds, S (7, 4)	1B 2B	B2-3	3-1							4	1	1	0	0	0	3	Oakland Athletics @ Seattle Mariners The Kingdome, Seattle, WA Tue Apr 09 1985, 9:05 PM EST Att: 37,161 - Unknown AB 36 R 6 H 13 RBI 6 BB 0 SO 4 LOB 19 								
Phil Bradley, R OBP: 0.750, SLG: 1.000 (1, 7)	1B	1-3								4	1	3	1	0	0	1									
Alvin Davis, L (1, 3)	E3 1B 1B	K								4	0	0	0	0	1	4									
Gorman Thomas, R OBP: 0.250, SLG: 0.250 (1, 10)	1B 1-2 3-H									4	0	1	1	0	1	1									
Dave Henderson, R OBP: 0.500, SLG: 0.500 (1, 8)	K									4	2	2	0	0	1	2									
Al Cowens, R OBP: 0.750, SLG: 1.250 (1, 9)	FC5-4 1-2 2-3 1B									4	2	3	2	0	0	0									
Jim Presley, R (1, 5)	K									4	0	0	0	0	1	5									
Bob Kearney, R OBP: 0.333, SLG: 0.333 (1, 2)	FC5-4 1-2									3	0	1	2	0	0	3									
Spike Owen, S OBP: 0.500, SLG: 0.500 (1, 6)										4	0	2	0	0	0	0									
Inning Stats	R: 2 E: 1 K: 2 S: 12	H: 4 LOB: 3 BB: 0 P: 12	R: 0 E: 0 K: 1 S: 6	H: 1 LOB: 0 BB: 0 P: 6	R: 2 E: 0 K: 0 S: 7	H: 4 LOB: 2 BB: 0 P: 7	R: 0 E: 0 K: 0 S: 3	H: 1 LOB: 0 BB: 0 P: 3	R: 2 E: 0 K: 0 S: 5	H: 2 LOB: 0 BB: 0 P: 5	R: 0 E: 0 K: 1 S: 6	H: 1 LOB: 1 BB: 0 P: 6	R: 0 E: 0 K: 0 S: 3	H: 0 LOB: 0 BB: 0 P: 3	R: 0 E: 0 K: 0 S: 3	H: 0 LOB: 0 BB: 0 P: 3	R: 0 E: 0 K: 0 S: 3	H: 0 LOB: 0 BB: 0 P: 3	1B: 10 2B: 2 3B: 1 HR: 0	SF: 0 SAC: 1 DP: 1 HBP: 0	WP: 0 PB: 0 SB: 2 CS: 0	PA: 37			
PITCHER	IP	WLS	BF	H	R	ER	SO	BB	IBB	HBP	BLK	WP	HR	S	P	ERA	WHIP								
Chris Codiroli, R ERA: 11.25 Keith Atherton, R ERA: (5, 1)	4.0	L	24	12	6	5	3	0	0	0	0	0	0	15	15	0.00	0.250								

Batter	1	2	3	4	5	6	7	8	9	AB	R	H	RBI	BB	SO	LOB	TOP								
Dave Collins, S OBP: 0.300, SLG: 0.222 (1, 7)	0-0 5-3		0-0 F8		0-0 F7		0-0 6-3		0-0 G3	5	0	0	0	0	0	2									
Carney Lansford, R OBP: 0.444, SLG: 0.167 (1, 5)	0-0 F9		4-0 BB		0-0 F8		4-0 FC6-4 BB			2	0	0	0	2	0	0									
Dwayne Murphy, L OBP: 0.556, SLG: 0.333 (1, 8)	0-0 1B		0-0 3-1		4-0 2B BB		0-0 FC6-4 HR			3	2	1	0	1	0	3									
Dave Kingman, R OBP: 0.222, SLG: 0.556 (1, 3)	0-0 F8		0-0 6-3		0-0 F4		0-0 HR			4	1	1	2	0	0	2									
Dusty Baker Jr., R OBP: 0.500, SLG: 0.333 Rob Picciolo, R (8, PR)	0-0 1-3		0-0 F7		4-0 2B BB		0-0 5-3 1B			3	1	1	0	1	0	0									
Mike Heath, R OBP: 0.250, SLG: 0.500 (1, 2)	0-0 F7		0-0 F8		0-0 2B		0-0 5-3			4	0	1	2	0	0	1									
Mike Davis, L OBP: 0.125, SLG: 0.250 (1, 9)	0-3 K		0-0 6-3		0-0 F9		0-3 K			4	0	0	0	0	2	3									
Donnie Hill, S OBP: 0.250, SLG: 0.143 (1, 4)			0-0 1B		0-0 6-3		0-0 F9		0-0 4-3	4	0	1	0	0	0	0									
Alfredo Griffin, S OBP: 0.500, SLG: 0.667 Dan Meyer, L (9, PH)			0-0 1B		0-0 1B		0-0 4-3		0-0 6-3	3	0	2	0	0	0	0									
Inning Stats	R: 0 E: 0 K: 0 S: 4	H: 1 LOB: 1 BB: 0 P: 4	R: 0 E: 0 K: 1 S: 5	H: 0 LOB: 0 BB: 0 P: 5	R: 0 E: 0 K: 0 S: 4	H: 2 LOB: 2 BB: 1 P: 8	R: 0 E: 0 K: 0 S: 3	H: 0 LOB: 0 BB: 0 P: 3	R: 0 E: 0 K: 0 S: 4	H: 1 LOB: 1 BB: 0 P: 4	R: 2 E: 0 K: 0 S: 4	H: 1 LOB: 1 BB: 2 P: 12	R: 0 E: 0 K: 0 S: 3	H: 0 LOB: 0 BB: 0 P: 3	R: 2 E: 0 K: 1 S: 7	H: 2 LOB: 2 BB: 1 P: 11	R: 0 E: 0 K: 0 S: 3	H: 0 LOB: 0 BB: 0 P: 3	1B: 5 2B: 1 3B: 0 HR: 1	SF: 0 SAC: 0 DP: 0 HBP: 0	WP: 0 PB: 0 SB: 0 CS: 0	PA: 37			
PITCHER	IP	WLS	BF	H	R	ER	SO	BB	IBB	HBP	BLK	WP	HR	S	P	ERA	WHIP								
Mark Langston, L ERA: 4.91 Ed Nunez, R ERA:	(1, 1)	7.1	W	31	6	4	4	1	4	0	0	0	0	29	45	4.91	1.364								
(8, 1)	1.2	S	6	1	0	0	1	0	0	0	0	0	0	8	8	0.00	0.600								

Oakland Athletics @ Seattle Mariners
The Kingdome, Seattle, WA
Wed Apr 10 1985, 9:05 PM EST
Att: 7,787 - Unknown

AB 33
R 4
H 7
RBI 4
BB 4
SO 2
LOB 11



Batter	1	2	3	4	5	6	7	8	9	AB	R	H	RBI	BB	SO	LOB	BOTTOM								
Harold Reynolds, S (1, 4)	0-0 F8		0-0 6-3		0-0 F5		0-0 F8			4	0	0	0	0	0	0									
Phil Bradley, R OBP: 0.625, SLG: 1.000 (1, 7)	0-0 F8		0-0 3B		0-0 1B		0-0 F7			4	1	2	0	0	0	0									
Alvin Davis, L OBP: 0.500, SLG: 0.333 (1, 3)	4-0 BB		4-0 G6-4-3 BB		0-0 FC5 1B		0-0 FC4-6 1B			2	0	2	0	2	0	0									
Gorman Thomas, R OBP: 0.125, SLG: 0.125 (1, 10)	0-0 F7		0-0 G6-4-3		0-0 F3		0-3 K			4	0	0	0	0	1	6									
Dave Henderson, R OBP: 0.375, SLG: 0.375 (1, 8)			0-0 F9		0-0 F8		0-0 FC4-6			4	1	1	1	0	0	1									
Al Cowens, R OBP: 0.375, SLG: 0.625 (1, 9)			0-0 6-3		0-0 G3		0-3 K			4	1	0	0	0	1	3									
Jim Prestley, R OBP: 0.286, SLG: 0.714 (1, 5)			0-0 BLK E 1B		0-0 F7		0-0 HR			3	2	2	3	0	0	0									
Bob Kearney, R OBP: 0.167, SLG: 0.167 (1, 2)			0-0 E6		0-0 6-3		0-0 6-3			3	0	0	0	0	0	0									
Spike Owen, S OBP: 0.286, SLG: 0.286 (1, 6)			0-3 K		0-0 6-3		0-0 F7			3	0	0	0	0	1	1									
Inning Stats	R: 0 E: 0 K: 0 S: 3	H: 0 LOB: 1 BB: 1 P: 7	R: 1 E: 1 K: 1 S: 7	H: 1 LOB: 1 BB: 0 P: 7	R: 0 E: 0 K: 0 S: 3	H: 0 LOB: 0 BB: 0 P: 3	R: 0 E: 0 K: 0 S: 3	H: 0 LOB: 0 BB: 0 P: 3	R: 4 E: 0 K: 0 S: 7	H: 4 LOB: 0 BB: 0 P: 7	R: 0 E: 0 K: 2 S: 8	H: 0 LOB: 0 BB: 0 P: 3	R: 0 E: 0 K: 2 S: 8	H: 1 LOB: 1 BB: 0 P: 8	R: 0 E: 0 K: 2 S: 8	H: 1 LOB: 1 BB: 0 P: 8	1B: 5 2B: 0 3B: 1 HR: 1	SF: 0 SAC: 0 DP: 1 HBP: 0	WP: 0 PB: 0 SB: 0 CS: 0	PA: 33					
PITCHER	IP	WLS	BF	H	R	ER	SO	BB	IBB	HBP	BLK	WP	HR	S	P	ERA	WHIP								
Bill Krueger, L ERA: 5.06 Steve McCatty, R ERA: 5.4 Jay Howell, R ERA:	(1, 1)	5.1	L	23	5	4	3	1	2	0	0	1	0	23	31	5.06	1.312								
(6, 1)	1.2		6	1	1	1	0	0	0	0	0	0	1	6	6	5.40	0.600								
(8, 1)	1.0		4	1	0	0	2	0	0	0	0	0	0	8	8	0.00	1.000								

Oakland Athletics @ Seattle Mariners
The Kingdome, Seattle, WA
Wed Apr 10 1985, 9:05 PM EST
Att: 7,787 - Unknown

AB 31
R 5
H 7
RBI 4
BB 2
SO 3
LOB 11



Batter	1	2	3	4	5	6	7	8	9	AB	R	H	RBI	BB	SO	LOB	TOP																						
Kirby Puckett, R OBP: 0.368, SLG: 0.474	0-0 6-3			0-0 SF7 3B		0-0 F8		0-3 K		4	1	1	0	0	1	0																							
Mickey Hatcher, R OBP: 0.421, SLG: 0.833	0-0 G4-6-3 1B			0-0 SF7 3H 4-0		0-0 6-3			0-0 F9	3	0	1	1	0	0	0																							
Kent Hrbek, L OBP: 0.368, SLG: 0.077	0-0 G4-6-3 1-2			0-0 BB			0-0 4-3		0-0 G6-4-3 1B	3	0	1	0	1	0	1																							
Tom Brunansky, R OBP: 0.471, SLG: 0.769		4-0 G5-4-3 BB		0-3 K			0-0 1B		0-0 G6-4-3 1-2	3	0	1	0	1	1	2																							
Gary Gaetti, R OBP: 0.313, SLG: 0.333	0-0 G5-4-3 1-2			0-3 K			0-3 K			3	0	0	0	0	2	3																							
Greg Gagne, R OBP: 0.333, SLG: 0.333	0-0 F8				0-0 4-3		0-0 1-3 1B			3	0	1	0	0	0	0																							
Dave Engle, R (1, 10)			0-0 5-3		0-0 F4		0-0 F9			3	0	0	0	0	0	2																							
Tim Teufel, R OBP: 0.125, SLG: 0.125			0-3 K		0-0 F9			0-0 6-3		3	0	0	0	0	1	0																							
Tim Laudner, R OBP: 0.071, SLG: 0.286			0-3 K			0-3 K		0-0 F7		3	0	0	0	0	2	0																							
Inning Stats	R: 0 E: 0 K: 0 S: 3	H: 1 LOB: 0 BB: 0 P: 3	R: 0 E: 0 K: 0 S: 2	H: 0 LOB: 0 BB: 1 P: 6	R: 0 E: 0 K: 2 S: 7	H: 0 LOB: 0 BB: 0 P: 7	R: 1 E: 0 K: 2 S: 8	H: 1 LOB: 1 BB: 1 P: 12	R: 0 E: 0 K: 0 S: 3	H: 0 LOB: 0 BB: 0 P: 3	R: 0 E: 0 K: 1 S: 5	H: 0 LOB: 0 BB: 0 P: 5	R: 0 E: 0 K: 1 S: 5	H: 2 LOB: 2 BB: 0 P: 7	R: 0 E: 0 K: 1 S: 5	H: 0 LOB: 0 BB: 0 P: 5	R: 0 E: 0 K: 0 S: 3	H: 1 LOB: 0 BB: 0 P: 3	1B: 4 2B: 0 3B: 1 HR: 0	SF: 1 SAC: 0 DP: 3 HBP: 0	WP: 0 PB: 0 SB: 0 CS: 0	PA: 31																	
PITCHER	IP	WLS	BF	H	R	ER	SO	BB	IBB	HBP	BLK	WP	HR	S	P	ERA	WHIP	PITCHER					IP	WLS	BF	H	R	ER	SO	BB	IBB	HBP	BLK	WP	HR	S	P	ERA	WHIP
Matt Young, L ERA: 1.08	8.1	W	30	5	1	1	7	2	0	0	0	0	0	42	50	1.08	0.840																						
Ed Nunez, R ERA:	0.2	S	1	0	0	0	0	0	0	0	0	0	0	1	1	0.00	0.000																						

Minnesota Twins @ Seattle Mariners
The Kingdome, Seattle, WA
Fri Apr 12 1985, 9:05 PM EST
Att: 16,963 - Unknown

AB	28
R	1
H	5
RBI	1
BB	2
SO	7
LOB	8



Batter	1	2	3	4	5	6	7	8	9	AB	R	H	RBI	BB	SO	LOB	BOTTOM																						
Harold Reynolds, S (1, 4)	4-0 4-3 S BB		0-0 4-3		0-0 6-3		0-0 3-1 1-2			3	1	0	0	1	0	1																							
Phil Bradley, R OBP: 0.525, SLG: 0.938	0-0 4-3 1-3		0-0 E6 BB BB		0-0 2B		0-0 5-3			4	0	1	0	0	0	1																							
Alvin Davis, L OBP: 0.471, SLG: 0.182	0-0 4-3		4-0 1-2 BB		0-0 1-3		0-0 4-3			3	0	0	1	1	0	1																							
Gorman Thomas, R OBP: 0.412, SLG: 0.929	0-0 F6		4-0 1-2 2-3 BB		0-0 F7		0-0 F8			3	0	0	0	1	0	1																							
Dave Henderson, R OBP: 0.438, SLG: 0.600		0-0 F7	0-0 F2		0-0 F7					3	0	0	0	0	0	3																							
Al Cowens, R OBP: 0.375, SLG: 0.750		0-0 F5		0-0 F7		0-0 4-3				3	0	0	0	0	0	0																							
Jim Presley, R OBP: 0.400, SLG: 1.071				0-0 2B		0-0 F7				3	1	2	1	0	0	0																							
Dave Valle, R (1, 2)		0-0 F5		0-0 F6			0-0 6-3			3	0	0	0	0	0	1																							
Spike Owen, S OBP: 0.200, SLG: 0.267			0-0 6-3		0-0 6-3		0-0 E1 CS			3	0	0	0	0	0	0																							
Inning Stats	R: 1 E: 0 K: 0 S: 3	H: 0 LOB: 0 BB: 1 P: 7	R: 0 E: 0 K: 0 S: 4	H: 1 LOB: 1 BB: 0 P: 4	R: 0 E: 1 K: 0 S: 4	H: 0 LOB: 3 BB: 2 P: 12	R: 1 E: 0 K: 0 S: 4	H: 1 LOB: 0 BB: 0 P: 4	R: 0 E: 0 K: 0 S: 3	H: 0 LOB: 0 BB: 0 P: 3	R: 0 E: 1 K: 0 S: 3	H: 0 LOB: 0 BB: 0 P: 3	R: 0 E: 0 K: 0 S: 3	H: 0 LOB: 0 BB: 0 P: 3	R: 0 E: 0 K: 0 S: 3	H: 0 LOB: 0 BB: 0 P: 3	R: 0 E: 0 K: 0 S: 3	H: 1 LOB: 0 BB: 0 P: 3	1B: 0 2B: 2 3B: 0 HR: 1	SF: 0 SAC: 0 DP: 0 HBP: 0	WP: 0 PB: 0 SB: 1 CS: 1	PA: 31																	
PITCHER	IP	WLS	BF	H	R	ER	SO	BB	IBB	HBP	BLK	WP	HR	S	P	ERA	WHIP	PITCHER					IP	WLS	BF	H	R	ER	SO	BB	IBB	HBP	BLK	WP	HR	S	P	ERA	WHIP
Ken Schrom, R ERA: 2.25	8.0	L	31	3	2	2	0	3	0	0	0	0	0	1	28	40	2.25	0.750																					

Minnesota Twins @ Seattle Mariners
The Kingdome, Seattle, WA
Fri Apr 12 1985, 9:05 PM EST
Att: 16,963 - Unknown

AB	28
R	2
H	3
RBI	2
BB	3
SO	0
LOB	8





Batter	1	2	3	4	5	6	7	8	9	AB	R	H	RBI	BB	SO	LOB	TOP										
Kirby Puckett, R OBP: 0.375, SLG: 0.435	4-0 HBP SF9 1B BB		0-0 6-3			0-0 6-3		0-0 F9		4	1	1	1	1	0	0	Minnesota Twins @ Seattle Mariners The Kingdome, Seattle, WA Sat Apr 13 1985, 9:05 PM EST Att: 24,676 - Unknown AB 38 R 7 H 12 RBI 7 BB 3 SO 2 LOB 18										
Mickey Hatcher, R OBP: 0.375, SLG: 0.696	0-0 SF9 HBP 1B		0-0 F2			0-0 L5		0-0 5-3		5	0	1	0	0	0	2											
Kent Hrbek, L OBP: 0.333, SLG: 0.059	1-0 G4-6-3 HBP		0-0 F7			0-3 K		0-0 4-3		4	0	0	0	0	1	0											
Tom Brunansky, R OBP: 0.500, SLG: 0.750	0-0 SF9					0-0 5-3		4-0 HR BB		3	2	2	1	1	0	0											
Mike Stenhouse, L OBP: 0.462, SLG: 0.727 Ron Washington, R (9, PH)	0-0 G4-6-3					0-0 F4		4-0 HR BB		3	2	1	2	1	0	2											
Gary Gaetti, R OBP: 0.333, SLG: 0.500						0-0 5-3		0-0 HR BB		5	2	2	1	0	1	3											
Greg Gagne, R OBP: 0.364, SLG: 0.364						0-0 F8		0-0 F4		5	0	2	1	0	0	2											
Tim Teufel, R OBP: 0.250, SLG: 0.250						0-0 FC6-4 1B		0-0 E5 1B		4	0	3	1	0	0	1											
Tim Laudner, R OBP: 0.063, SLG: 0.250 Randy Bush, L (6, PH) Mark Salas, L (6, 2)						0-0 FC6-4		0-0 F9		2	0	0	0	0	0	3											
Inning Stats	R: 1 E: 0 K: 0 S: 3	H: 1 LOB: 1 BB: 1 P: 8	R: 0 E: 0 K: 0 S: 4	H: 1 LOB: 1 BB: 0 P: 4	R: 0 E: 0 K: 0 S: 3	H: 0 LOB: 0 BB: 0 P: 3	R: 1 E: 0 K: 0 S: 6	H: 3 LOB: 2 BB: 0 P: 6	R: 0 E: 0 K: 1 S: 5	H: 0 LOB: 0 BB: 0 P: 5	R: 3 E: 1 K: 0 S: 7	H: 3 LOB: 2 BB: 1 P: 11	R: 2 E: 0 K: 0 S: 6	H: 3 LOB: 2 BB: 1 P: 10	R: 0 E: 0 K: 0 S: 3	H: 0 LOB: 0 BB: 0 P: 3		R: 0 E: 0 K: 1 S: 6	H: 1 LOB: 1 BB: 0 P: 6	1B: 10 2B: 0 3B: 0 HR: 2	SF: 1 SAC: 0 DP: 1 HBP: 1	WP: 0 PB: 0 CS: 0	PA: 43				
PITCHER	IP	WLS	BF	H	R	ER	SO	BB	IBB	HBP	BLK	WP	HR	S	P	ERA	WHIP										
Jim Beattie, R ERA: 6.35	(1, 1)	5.2	28	8	5	4	1	2	0	1	0	0	2	27	36	6.35	1.765										
Salome Barojas, R ERA: 18.0	(6, 1)	1.0	7	3	2	2	0	1	0	0	0	0	0	6	10	18.00	4.000										
Ed Vande Berg, L ERA:	(7, 1)	1.2	6	1	0	0	0	0	0	0	0	0	0	6	6	0.00	0.600										
Mike Stanton, R ERA:	(9, 1)	0.2	W	2	0	0	1	0	0	0	0	0	0	4	4	0.00	0.000										

Batter	1	2	3	4	5	6	7	8	9	AB	R	H	RBI	BB	SO	LOB	BOTTOM										
Harold Reynolds, S OBP: 0.167, SLG: 0.125 Ivan Calderon, R (9, PH)	4-0 E S E BB		0-0 4-3 FC5-4 2B			0-3 K		0-0 F8		3	2	1	0	1	1	1	Minnesota Twins @ Seattle Mariners The Kingdome, Seattle, WA Sat Apr 13 1985, 9:05 PM EST Att: 24,676 - Unknown AB 31 R 8 H 6 RBI 8 BB 7 SO 5 LOB 16										
Phil Bradley, R OBP: 0.455, SLG: 0.905	0-0 E6 1B WP		0-0 4-3			0-0 F3		0-0 6-3		5	1	1	5	0	0	2											
Alvin Davis, L OBP: 0.476, SLG: 0.214	0-0 F7		4-0 FC5-4 BB			0-3 K		0-0 FC6-4 1B		3	0	1	0	1	1	2											
Gorman Thomas, R OBP: 0.381, SLG: 0.765	4-0 1B BB		0-0 FC5-4			0-3 K		0-0 FC6-4		3	0	0	1	1	1	2											
Dave Henderson, R OBP: 0.400, SLG: 0.526	0-0 G6-4-3 1B		0-0 L1			0-0 F6		0-0 G3-6-3		4	0	1	0	0	0	2											
Al Cowens, R OBP: 0.400, SLG: 0.667	0-0 G6-4-3					0-0 5-3		4-0 HR BB		2	2	0	0	2	0	3											
Jim Prestley, R OBP: 0.421, SLG: 1.111						0-0 6-3		0-0 HR BB		4	1	2	2	0	1	1											
Bob Kearney, R OBP: 0.143, SLG: 0.077 Barry Bonnell, R (9, PH)						0-0 5-3		4-0 HR BB		3	0	0	0	0	0	1											
Spike Owen, S OBP: 0.167, SLG: 0.222 Ken Phelps, L (9, PH)						0-0 6-3		0-3 K		3	0	0	0	0	0	0											
Inning Stats	R: 1 E: 1 K: 0 S: 4	H: 1 LOB: 2 BB: 2 P: 12	R: 0 E: 0 K: 0 S: 3	H: 1 LOB: 0 BB: 0 P: 3	R: 1 E: 0 K: 0 S: 4	H: 1 LOB: 1 BB: 1 P: 8	R: 0 E: 0 K: 0 S: 3	H: 0 LOB: 0 BB: 0 P: 3	R: 0 E: 0 K: 2 S: 8	H: 0 LOB: 1 BB: 1 P: 8	R: 2 E: 0 K: 1 S: 6	H: 1 LOB: 0 BB: 1 P: 10	R: 0 E: 0 K: 0 S: 3	H: 0 LOB: 0 BB: 0 P: 3	R: 0 E: 0 K: 0 S: 3	H: 1 LOB: 0 BB: 0 P: 3		R: 4 E: 0 K: 2 S: 7	H: 1 LOB: 0 BB: 3 P: 19	1B: 3 2B: 1 3B: 0 HR: 2	SF: 0 SAC: 0 DP: 3 HBP: 0	WP: 2 PB: 1 CS: 0	PA: 38				
PITCHER	IP	WLS	BF	H	R	ER	SO	BB	IBB	HBP	BLK	WP	HR	S	P	ERA	WHIP										
Rich Yett, R ERA: 27.0	(1, 1)	5.1	20	3	3	3	3	2	0	0	0	1	1	24	32	5.06	0.938										
Curt Wardle, L ERA: 5.4	(1, 1)	2.1	8	1	1	1	0	1	0	0	0	0	0	7	11	3.86	0.857										
Rick Lysander, R ERA: 7.71 Ron Davis, R ERA: 10.13	(6, 1)	0.2	L	5	1	3	3	2	2	0	0	0	1	7	15	40.50	4.500										

Batter	1	2	3	4	5	6	7	8	9	AB	R	H	RBI	BB	SO	LOB	TOP										
Kirby Puckett, R OBP: 0.397, SLG: 0.407	F9		1B		F9		FC6-4			4	0	1	0	0	0	2	Minnesota Twins @ Seattle Mariners The Kingdome, Seattle, WA Sun Apr 14 1985, 6:33 AM EST Att: 17,235 - Unknown										
Mickey Hatcher, R OBP: 0.393, SLG: 0.667	BB		1B		1-3			4-3		4	0	2	0	0	0	0											
Kent Hrbek, L OBP: 0.286, SLG: 0.048	F8		K			3-1		6-3		4	0	0	0	0	1	3											
Tom Brunansky, R OBP: 0.500, SLG: 0.737	BB		K			K		1B	2B	3	1	1	0	1	2	2											
Mike Stenhouse, L OBP: 0.412, SLG: 0.600	K				F6		F7	2H	1B	4	0	1	1	0	1	2											
Gary Gaetti, R OBP: 0.320, SLG: 0.435		L6			BB		6-3	F7		3	0	0	0	1	0	1											
Greg Gagne, R OBP: 0.267, SLG: 0.267	K				F8		F8		F8	4	0	0	0	0	1	1											
Tim Teufel, R OBP: 0.250, SLG: 0.250		6-3			F8		1B		K	4	0	1	0	0	1	1											
Mark Salas, L OBP: 0.200, SLG: 0.200				5-3			FC6-4		K	4	0	1	0	0	1	0											
Inning Stats	R: 0 E: 0 K: 1 S: 6	H: 1 LOB: 2 BB: 1 P: 10	R: 0 E: 0 K: 1 S: 5	H: 0 LOB: 0 BB: 0 P: 5	R: 0 E: 0 K: 2 S: 9	H: 2 LOB: 2 BB: 0 P: 9	R: 0 E: 0 K: 0 S: 3	H: 0 LOB: 1 BB: 1 P: 7	R: 0 E: 0 K: 0 S: 3	H: 0 LOB: 0 BB: 0 P: 3	R: 0 E: 0 K: 1 S: 5	H: 0 LOB: 0 BB: 0 P: 5	R: 0 E: 0 K: 0 S: 5	H: 2 LOB: 2 BB: 0 P: 5	R: 1 E: 0 K: 2 S: 7	H: 2 LOB: 1 BB: 0 P: 5		R: 0 E: 0 K: 2 S: 7	H: 0 LOB: 0 BB: 0 P: 7	1B: 6 2B: 1 3B: 0 HR: 0	SF: 0 SAC: 0 DP: 0 HBP: 0	WP: 0 PB: 0 CS: 0	PA: 36				
PITCHER	IP	WLS	BF	H	R	ER	SO	BB	IBB	HBP	BLK	WP	HR	S	P	ERA	WHIP										
Mike Moore, R ERA: 2.45	(1, 1)	7.2	W	32	7	1	1	5	2	0	0	0	0	40	48	1.17	1.174										
Ed Nunez, R ERA:	(8, 1)	1.1		4	0	0	0	2	0	0	0	0	0	8	8	0.00	0.000										

Batter	1	2	3	4	5	6	7	8	9	AB	R	H	RBI	BB	SO	LOB	BOTTOM										
Harold Reynolds, S OBP: 0.217, SLG: 0.105	6-3		BLK		F7		FC6-4			3	1	0	0	2	0	2	Minnesota Twins @ Seattle Mariners The Kingdome, Seattle, WA Sun Apr 14 1985, 6:33 AM EST Att: 17,235 - Unknown										
Phil Bradley, R OBP: 0.423, SLG: 0.880	5-3		BB			F6	1B			4	1	1	3	0	0	1											
Alvin Davis, L OBP: 0.440, SLG: 0.222	K				4-3		5-3	1B		4	0	1	1	0	1	0											
Gorman Thomas, R OBP: 0.360, SLG: 0.667		5-3			4-3		F7	1B		4	0	1	0	0	0	0											
Dave Henderson, R OBP: 0.375, SLG: 0.478		K			1B		6-3	K		4	0	1	0	0	2	2											
Al Cowens, R OBP: 0.458, SLG: 0.727		1B			1B		1B	F6		4	1	3	0	0	0	0											
Jim Prestley, R OBP: 0.391, SLG: 0.952		1-3			F7		1B	E5		3	1	0	0	1	0	3											
Dave Valle, R OBP: 0.143, SLG: 0.143					F7		F6	F8		4	0	1	0	0	0	3											
Spike Owen, S OBP: 0.227, SLG: 0.238			K		G6-4-3		BB	FC6-4		3	1	1	1	1	1	1											
Inning Stats	R: 0 E: 0 K: 1 S: 5	H: 0 LOB: 0 BB: 0 P: 5	R: 0 E: 0 K: 1 S: 6	H: 1 LOB: 0 BB: 0 P: 6	R: 0 E: 0 K: 1 S: 5	H: 0 LOB: 1 BB: 1 P: 9	R: 0 E: 0 K: 0 S: 5	H: 2 LOB: 2 BB: 0 P: 5	R: 0 E: 0 K: 0 S: 3	H: 1 LOB: 0 BB: 0 P: 3	R: 0 E: 0 K: 0 S: 3	H: 0 LOB: 0 BB: 0 P: 3	R: 5 E: 0 K: 1 S: 10	H: 5 LOB: 2 BB: 2 P: 18	R: 0 E: 1 K: 0 S: 4	H: 0 LOB: 2 BB: 1 P: 8		1B: 7 2B: 1 3B: 1 HR: 0	SF: 0 SAC: 0 DP: 1 HBP: 0	WP: 0 PB: 0 CS: 0	PA: 37						
PITCHER	IP	WLS	BF	H	R	ER	SO	BB	IBB	HBP	BLK	WP	HR	S	P	ERA	WHIP										
Frank Viola, L ERA: 3.77	(1, 1)	6.2	L	28	6	4	4	3	2	1	0	1	1	31	43	5.40	1.200										
Rick Lysander, R ERA: 9.0	(7, 1)	0.1		4	3	1	1	1	0	0	0	0	0	6	6	27.00	9.000										
Tom Klawitter, L ERA:	(8, 1)	1.0		5	0	0	0	0	1	0	0	0	0	4	8	0.00	1.000										

Batter	1	2	3	4	5	6	7	8	9	AB	R	H	RBI	BB	SO	LOB	TOP								
Jack Perconte, L (1,4) OBP: 0.385, SLG: 0.500	K		F9		4-3		BB		4-3 2B	4	0	1	0	1	1	1	Seattle Mariners @ Oakland Athletics Oakland-Alameda County Coliseum, Oakland, CA Tue Apr 16 1985, 6:05 PM PST Att: 5,171 - Unknown AB 35 R 7 H 9 RBI 7 BB 3 SO 8 LOB 13 								
Phil Bradley, R (1,7) OBP: 0.343, SLG: 0.765	K		HR		F5		F4		4-3	5	1	1	2	0	1	3									
Dave Henderson, R (1,8) OBP: 0.324, SLG: 0.375	K		6-3		HR	BB	K		F7	4	1	0	0	1	2	3									
Gorman Thomas, R (1,10) OBP: 0.412, SLG: 0.759		K			1B	1B	K			4	2	2	2	0	2	2									
Al Cowens, R (1,9) OBP: 0.424, SLG: 0.806	1-3				1B	1B			HR	4	1	2	1	0	1	0									
Barry Bonnell, R (1,3) OBP: 0.333, SLG: 0.200	5-3				1B				6-3	4	0	1	0	0	0	0									
Jim Presley, R (1,5) OBP: 0.355, SLG: 0.889			HR		SF7		K		F7	3	1	1	2	0	1	0									
Dave Valle, R (1,2) OBP: 0.091, SLG: 0.091			4-3		F6		F8		F6	4	0	0	0	0	0	2									
Spike Owen, S (1,6) OBP: 0.300, SLG: 0.296			HR		FC6-5		BB		4-3	3	1	1	0	1	0	2									
Inning Stats	R: 0 E: 0 K: 3 S: 9	H: 0 LOB: 0 BB: 0 P: 9	R: 0 E: 0 K: 1 S: 5	H: 0 LOB: 0 BB: 0 P: 5	R: 3 E: 0 K: 0 S: 6	H: 3 LOB: 0 BB: 0 P: 6	R: 1 E: 0 K: 0 S: 6	H: 3 LOB: 2 BB: 0 P: 6	R: 2 E: 0 K: 1 S: 6	H: 1 LOB: 0 BB: 1 P: 10	R: 0 E: 0 K: 1 S: 5	H: 0 LOB: 0 BB: 0 P: 5	R: 0 E: 0 K: 2 S: 7	H: 0 LOB: 2 BB: 2 P: 15	R: 1 E: 0 K: 0 S: 4	H: 1 LOB: 0 BB: 0 P: 4	R: 0 E: 0 K: 0 S: 4	H: 1 LOB: 1 BB: 0 P: 4	1B: 4 2B: 1 3B: 0 HR: 4	SF: 1 SAC: 0 DP: 0 HBP: 0	WP: 0 PB: 0 SB: 1 CS: 0	PA: 39			
PITCHER	IP	WLS	BF	H	R	ER	SO	BB	IBB	HBP	BLK	WP	HR	S	P	ERA	WHIP								
Curt Young, L (1,1) ERA: 17.55	4.2		22	7	6	6	4	1	0	0	0	0	3	29	33	11.57	1.714								
Mike Warren, R (5,1) ERA: 5.79	1.1	W	6	0	0	0	2	2	0	0	0	0	0	8	16	0.00	1.500								
Keith Atherton, R (7,1) ERA: 5.23	2.0		7	1	1	1	2	0	0	0	0	0	1	11	11	4.50	0.500								
Jay Howell, R (9,1) ERA:	1.0	S	4	1	0	0	0	0	0	0	0	0	0	4	4	0.00	1.000								

Batter	1	2	3	4	5	6	7	8	9	AB	R	H	RBI	BB	SO	LOB	BOTTOM								
Dave Collins, S (1,7) OBP: 0.410, SLG: 0.444	1-3	S	L4			S	5-3			5	2	2	0	0	0	1	Seattle Mariners @ Oakland Athletics Oakland-Alameda County Coliseum, Oakland, CA Tue Apr 16 1985, 6:05 PM PST Att: 5,171 - Unknown AB 37 R 9 H 12 RBI 7 BB 4 SO 5 LOB 13 								
Camey Lansford, R (1,5) OBP: 0.378, SLG: 0.333	6-3	F4			F9	F7		5-3		5	0	0	0	0	0	3									
Bruce Bochte, L (1,3) OBP: 0.478, SLG: 0.545					F7	BB	1B	K		5	2	3	3	0	1	0									
Dave Kingman, R (1,10) OBP: 0.371, SLG: 0.517	4-3	E6				1B	1B	BB	BB	3	0	1	0	2	0	1									
Rob Picciolo, R (8, PR)										0	0	0	0	0	0	0									
Dwayne Murphy, L (1,8) OBP: 0.444, SLG: 0.280					F8			K		3	1	0	0	2	2	3									
Mike Heath, R (1,2) OBP: 0.353, SLG: 0.448		E	5-3			L7				4	1	2	1	0	0	0									
Mike Davis, L (1,9) OBP: 0.375, SLG: 0.759		E2			F7	K				4	2	2	0	0	1	3									
Donnie Hill, S (1,4) OBP: 0.156, SLG: 0.200						F4		6-3		4	0	1	1	0	1	1									
Alfredo Griffin, S (1,6) OBP: 0.448, SLG: 0.481		FC6-4				1-3	L5			4	1	1	2	0	0	1									
Inning Stats	R: 0 E: 0 K: 0 S: 4	H: 1 LOB: 1 BB: 0 P: 4	R: 6 E: 2 K: 1 S: 11	H: 5 LOB: 1 BB: 1 P: 15	R: 1 E: 0 K: 1 S: 7	H: 2 LOB: 1 BB: 0 P: 7	R: 0 E: 0 K: 0 S: 4	H: 1 LOB: 0 BB: 0 P: 4	R: 0 E: 0 K: 0 S: 3	H: 0 LOB: 0 BB: 0 P: 3	R: 2 E: 0 K: 1 S: 8	H: 3 LOB: 3 BB: 2 P: 16	R: 0 E: 0 K: 0 S: 3	H: 0 LOB: 0 BB: 0 P: 3	R: 0 E: 0 K: 2 S: 7	H: 0 LOB: 1 BB: 1 P: 11	1B: 10 2B: 2 3B: 0 HR: 0	SF: 0 SAC: 0 DP: 0 HBP: 0	WP: 0 PB: 0 SB: 4 CS: 0	PA: 41					
PITCHER	IP	WLS	BF	H	R	ER	SO	BB	IBB	HBP	BLK	WP	HR	S	P	ERA	WHIP								
Mike Morgan, R (1,1) ERA: 12.0	1.0	L	6	2	2	2	0	1	1	0	0	0	0	5	9	18.00	3.000								
Dave Gessel, L (2,1) ERA: 8.1	4.2		26	9	7	6	2	1	1	0	0	0	0	28	36	11.57	2.143								
Mike Stanton, R (6,1) ERA: 4.15	0.1		2	1	0	0	1	0	0	0	0	0	0	4	4	0.00	3.000								
Ed Vande Berg, L (7,1) ERA: 2.08	2.0		7	0	0	0	2	1	0	0	0	0	0	10	14	0.00	0.500								

Batter	1	2	3	4	5	6	7	8	9	AB	R	H	RBI	BB	SO	LOB	TOP										
Jack Perconte, L (1,4) OBP: 0.294, SLG: 0.375	F9		4-3	L6			F2			4	0	0	0	0	0	0	Seattle Mariners @ Oakland Athletics Oakland-Alameda County Coliseum, Oakland, CA Wed Apr 17 1985, 3:33 AM PST Att: 6,283 - Unknown livebaseballscores.com										
Phil Bradley, R (1,7) OBP: 0.333, SLG: 0.711	1-3		FC5 BB 1B		5-3		F8			4	0	1	0	0	0	0											
Ken Phelps, L (1,3) OBP: 0.333, SLG: 0.711	K						F8			3	0	0	0	1	1	0											
Gorman Thomas, R (1,10) OBP: 0.395, SLG: 0.688		E 1B 2B BB	F2				K			3	1	0	0	1	1	2											
Dave Henderson, R (1,8) OBP: 0.289, SLG: 0.333	F7		FC5				F2			4	0	0	0	0	0	3											
Al Cowens, R (1,9) OBP: 0.432, SLG: 0.771	E6 2B 1B						4-3			4	2	2	0	0	0	0											
Jim Prestley, R (1,5) OBP: 0.400, SLG: 1.000	FC1-5 1H 3H 2B									3	1	2	4	1	0	0											
Bob Kearney, R (1,2) OBP: 0.136, SLG: 0.050	FC1-5 2-3						F9			4	0	0	0	0	0	2											
Spike Owen, S (1,6) OBP: 0.273, SLG: 0.267	6-3									3	0	0	0	0	1	1											
Inning Stats	R: 0 E: 0 K: 1 S: 5	H: 0 LOB: 0 BB: 0 P: 5	R: 2 E: 1 K: 0 S: 5	H: 2 LOB: 1 BB: 1 P: 9	R: 0 E: 0 K: 0 S: 4	H: 1 LOB: 2 BB: 1 P: 8	R: 2 E: 0 K: 0 S: 5	H: 2 LOB: 0 BB: 0 P: 5	R: 0 E: 0 K: 1 S: 5	H: 0 LOB: 0 BB: 0 P: 7	R: 0 E: 0 K: 1 S: 5	H: 0 LOB: 0 BB: 0 P: 5	R: 0 E: 0 K: 0 S: 3	H: 0 LOB: 0 BB: 0 P: 3	R: 0 E: 0 K: 0 S: 3	H: 0 LOB: 0 BB: 0 P: 3	1B: 3 2B: 1 3B: 0 HR: 1	SF: 0 SAC: 0 DP: 0 HBP: 0	WP: 0 PB: 0 SB: 0 CS: 0	PA: 35							
PITCHER	IP	WLS	BF	H	R	ER	SO	BB	IBB	HBP	BLK	WP	HR	S	P	ERA	WHIP										
Don Sutton, R (1,1) ERA: 4.05	7.0	W	29	5	4	4	3	3	0	0	0	0	1	32	44	5.14	1.143										
Tim Conroy, L (8,1) ERA: 1.69	2.0		6	0	0	0	0	0	0	0	0	0	0	6	6	0.00	0.000										

Batter	1	2	3	4	5	6	7	8	9	AB	R	H	RBI	BB	SO	LOB	BOTTOM										
Dave Collins, S (1,7) OBP: 0.409, SLG: 0.462	FC6-4 BB		6-3 1B 2B	SF9	K			FC4-6 1-2		3	1	1	1	1	1	2	Seattle Mariners @ Oakland Athletics Oakland-Alameda County Coliseum, Oakland, CA Wed Apr 17 1985, 3:33 AM PST Att: 6,283 - Unknown livebaseballscores.com										
Carney Lansford, R (1,5) OBP: 0.333, SLG: 0.286	FC6-4 1-2		6-3	F7			K			5	0	0	1	0	1	4											
Dwayne Murphy, L (1,8) OBP: 0.463, SLG: 0.259			2-3 3H 4-0 1B	F5						2	1	0	0	3	0	1											
Dave Kingman, R (1,3) OBP: 0.359, SLG: 0.485	K			F7						4	0	1	1	0	1	4											
Bruce Bochte, L (8,3) OBP: 0.476, SLG: 0.545			FC5-4 1B				F5			0	0	0	0	0	0	0											
Dusty Baker Jr., R (1,10) OBP: 0.471, SLG: 0.455	F8		FC5-4 FC4-6 1-2				K			3	1	0	1	1	1	3											
Mike Heath, R (1,2) OBP: 0.342, SLG: 0.406			1-3 3H 4-0 1B							3	0	0	0	1	1	2											
Mike Davis, L (1,9) OBP: 0.417, SLG: 0.844	F2		FC4-6 1-2				K			3	3	2	1	0	0	0											
Donnie Hill, S (1,4) OBP: 0.167, SLG: 0.235	F7									4	1	1	1	0	0	2											
Alfredo Griffin, S (1,6) OBP: 0.515, SLG: 0.533			2B 6-3 1B							3	1	3	1	1	0	0											
Inning Stats	R: 0 E: 0 K: 1 S: 5	H: 0 LOB: 2 BB: 2 P: 13	R: 0 E: 0 K: 0 S: 3	H: 0 LOB: 0 BB: 0 P: 3	R: 3 E: 0 K: 0 S: 6	H: 3 LOB: 1 BB: 1 P: 10	R: 2 E: 0 K: 0 S: 5	H: 2 LOB: 2 BB: 1 P: 10	R: 2 E: 1 K: 2 S: 9	H: 2 LOB: 1 BB: 1 P: 13	R: 0 E: 0 K: 1 S: 5	H: 0 LOB: 0 BB: 0 P: 5	R: 1 E: 0 K: 1 S: 5	H: 1 LOB: 0 BB: 1 P: 9	R: 0 E: 0 K: 0 S: 3	H: 0 LOB: 1 BB: 1 P: 7	1B: 5 2B: 2 3B: 0 HR: 1	SF: 1 SAC: 0 DP: 0 HBP: 1	WP: 1 PB: 0 SB: 3 CS: 1	PA: 39							
PITCHER	IP	WLS	BF	H	R	ER	SO	BB	IBB	HBP	BLK	WP	HR	S	P	ERA	WHIP										
Matt Young, L (1,1) ERA: 4.5	3.2	L	21	5	5	5	1	4	0	1	0	0	0	15	19	3.86	1.286										
Karl Best, R (4,1) ERA: 3.86	2.1		10	2	2	1	3	1	0	0	0	0	0	15	19	3.86	1.286										
Ed Nunez, R (7,1) ERA: 1.17	2.0		8	1	1	1	1	2	0	0	0	0	1	8	16	4.50	1.500										




Batter	1	2	3	4	5	6	7	8	9	AB	R	H	RBI	BB	SO	LOB	TOP
Jack Perconte, L (1.4) OBP: 0.409, SLG: 0.450										4	1	3	0	1	0	0	Seattle Mariners @ California Angels Anaheim Stadium, Anaheim, CA Fri Apr 19 1985, 9:05 PM EST Att: 27,868 - Unknown
Phil Bradley, R (1.7) OBP: 0.341, SLG: 0.674										5	0	2	0	0	0	3	
Alvin Davis, L (1.3) OBP: 0.382, SLG: 0.192										4	0	0	0	0	0	4	
Gorman Thomas, R (1.10) OBP: 0.429, SLG: 0.686										3	0	2	1	1	1	0	
Dave Henderson, R (1.8) OBP: 0.262, SLG: 0.300										4	0	0	0	0	0	5	
Al Cowens, R (1.9) OBP: 0.483, SLG: 0.789										3	0	2	0	1	0	0	
Jim Prestley, R (1.5) OBP: 0.359, SLG: 0.882										4	0	0	0	0	0	3	
Dave Valle, R (1.2) OBP: 0.133, SLG: 0.133										4	0	1	0	0	0	3	
Spike Owen, S (1.6) OBP: 0.243, SLG: 0.235										4	0	0	0	0	0	5	
Inning Stats	R: 1 E: 0 K: 0 S: 4	H: 2 LOB: 1 BB: 1 P: 8	R: 0 E: 1 K: 0 S: 4	H: 1 LOB: 2 BB: 1 P: 8	R: 0 E: 0 K: 0 S: 4	H: 1 LOB: 1 BB: 0 P: 4	R: 0 E: 0 K: 0 S: 4	H: 1 LOB: 2 BB: 1 P: 8	R: 0 E: 0 K: 0 S: 3	H: 0 LOB: 0 BB: 0 P: 5	R: 0 E: 1 K: 0 S: 5	H: 2 LOB: 2 BB: 0 P: 5	1B: 9 2B: 1 3B: 0 HR: 0	SF: 0 SAC: 0 DP: 2 HBP: 0	WP: 0 PB: 0 SB: 1 CS: 0	PA: 38	
PITCHER Ron Romanick, R (1.1) ERA: 1.04	IP: 9.0 WLS: W BF: 38	H: 10 R: 1 ER: 1 SO: 1	BB: 3 IBB: 0 HBP: 0 BLK: 0	WP: 0 HR: 0 S: 37 P: 49	ERA: 1.00 WHIP: 1.444	PITCHER										IP: WLS: BF: H: R: ER: SO: BB: IBB: HBP: BLK: WP: HR: S: P: ERA: WHIP	

Batter	1	2	3	4	5	6	7	8	9	AB	R	H	RBI	BB	SO	LOB	BOTTOM			
Gary Pettis, S (1.8) OBP: 0.500, SLG: 0.485										3	2	2	1	2	0	0	Seattle Mariners @ California Angels Anaheim Stadium, Anaheim, CA Fri Apr 19 1985, 9:05 PM EST Att: 27,868 - Unknown			
Rod Carew, L (1.3) OBP: 0.372, SLG: 0.385										4	1	2	2	1	1	1				
Doug DeCinces, R (1.5) OBP: 0.250, SLG: 0.308										4	1	1	1	0	0	2				
Reggie Jackson, L (1.9) OBP: 0.267, SLG: 0.345										4	0	1	1	0	1	2				
Darrell Miller, R (8.9) OBP: 0.200, SLG: 0.200										1	0	0	0	0	1	2				
Ruppert Jones, L (1.10) OBP: 0.357, SLG: 0.625										1	0	0	1	0	1	0				
Brian Downing, R (5, PH) OBP: 0.537, SLG: 0.379										1	0	0	0	1	1	2				
Juan Beniquez, R (1.7) OBP: 0.294, SLG: 0.200										4	0	1	1	0	1	3				
Bob Boone, R (1.2) OBP: 0.194, SLG: 0.226										4	0	0	0	0	0	1				
Bobby Grich, R (1.4) OBP: 0.469, SLG: 0.370										4	3	3	0	0	1	0				
Dick Schofield, R (1.6) OBP: 0.182, SLG: 0.364										4	2	2	2	0	0	1				
Inning Stats	R: 0 E: 0 K: 0 S: 3	H: 0 LOB: 0 BB: 0 P: 3	R: 0 E: 0 K: 3 S: 9	H: 0 LOB: 0 BB: 0 P: 9	R: 0 E: 0 K: 1 S: 5	H: 0 LOB: 0 BB: 0 P: 5	R: 3 E: 0 K: 0 S: 7	H: 4 LOB: 1 BB: 0 P: 7	R: 3 E: 0 K: 1 S: 9	H: 4 LOB: 2 BB: 1 P: 13	R: 1 E: 0 K: 1 S: 7	H: 2 LOB: 1 BB: 0 P: 7	R: 0 E: 0 K: 0 S: 3	H: 0 LOB: 1 BB: 1 P: 7	R: 2 E: 0 K: 1 S: 7	H: 2 LOB: 2 BB: 2 P: 15	1B: 9 2B: 1 3B: 1 HR: 1	SF: 2 SAC: 0 DP: 0 HBP: 0	WP: 0 PB: 0 SB: 2 CS: 0	PA: 40
PITCHER Mike Moore, R (1.1) ERA: 4.74	IP: 4.1 WLS: L BF: 21	H: 7 R: 6 ER: 6 SO: 4	BB: 1 IBB: 0 HBP: 0 BLK: 1	WP: 0 HR: 0 S: 28 P: 32	ERA: 12.46 WHIP: 1.846	PITCHER										IP: WLS: BF: H: R: ER: SO: BB: IBB: HBP: BLK: WP: HR: S: P: ERA: WHIP				
Dave Geisel, L (5.1) ERA: 7.56	1.2	8	3	1	1	2	0	0	0	0	0	12	12	5.40	1.800					
Salome Barojas, R (7.1) ERA: 12.0	2.0	11	2	2	2	1	3	0	0	0	0	1	10	9.00	2.500					

Batter	1	2	3	4	5	6	7	8	9	AB	R	H	RBI	BB	SO	LOB	TOP			
Jack Perconte, L (1,4) OBP: 0.346, SLG: 0.375 Harold Reynolds, S (9,4) OBP: 0.217, SLG: 0.105	F8		4-3		G3		4-3		SH1-3	4	0	0	0	0	0	0				
Phil Bradley, R (1,7) OBP: 0.347, SLG: 0.638	F9		1-3		E 1B		1B BB		4-3	4	0	1	0	1	0	1				
Alvin Davis, L (1,3) OBP: 0.385, SLG: 0.200	F7		HR BB		E2 1-2		1-3 1B		3-1	4	1	1	0	1	0	2				
Ken Phelps, L (1,10) OBP: 0.333, SLG: 0.571		WP 2B BB	1-H HR		F8		F6			3	2	1	2	1	0	4				
Dave Henderson, R (1,8) OBP: 0.261, SLG: 0.318		4-3 1-H 2B	K		F7				F6	4	0	1	1	0	1	2				
Al Cowens, R (1,9) OBP: 0.422, SLG: 0.714	4-3				K				E6 G3	4	0	0	0	0	1	1				
Jim Presley, R (1,5) OBP: 0.349, SLG: 0.811					F7				G3	3	0	0	0	1	1	1				
Bob Kearney, R (1,2) OBP: 0.115, SLG: 0.042					E5 FC4-6				F6	4	0	0	0	0	1	3				
Spike Owen, S (1,6) OBP: 0.244, SLG: 0.216					FC5-4				4-3	3	0	0	0	1	0	3				
Inning Stats	R: 0 E: 0 K: 0 S: 3	H: 0 LOB: 0 BB: 0 P: 3	R: 1 E: 0 K: 1 S: 6	H: 1 LOB: 2 BB: 2 P: 14	R: 2 E: 0 K: 1 S: 6	H: 1 LOB: 0 BB: 1 P: 10	R: 0 E: 1 K: 1 S: 6	H: 0 LOB: 1 BB: 0 P: 6	R: 0 E: 1 K: 0 S: 5	H: 1 LOB: 2 BB: 0 P: 5	R: 0 E: 0 K: 0 S: 4	H: 1 LOB: 2 BB: 1 P: 8	R: 0 E: 1 K: 0 S: 4	H: 0 LOB: 1 BB: 0 P: 4	R: 0 E: 0 K: 0 S: 3	H: 0 LOB: 1 BB: 1 P: 7	1B: 2 2B: 1 3B: 0 HR: 1	SF: 0 SAC: 1 DP: 0 HBP: 0	WP: 1 PB: 0 SB: 0 CS: 0	PA: 39
PITCHER Mike Witt, R (1,1) ERA: 4.94	IP: 9.0 WLS: L BF: 39	H: 4 R: 3 ER: 3 SO: 4	BB: 5 IBB: 0 HBP: 0 BLK: 0	WP: 1 HR: 1 S: 42 P: 62	ERA: 3.00 WHIP: 1.000	PITCHER	IP: 9.0 WLS: L BF: 39	H: 4 R: 3 ER: 3 SO: 4	BB: 5 IBB: 0 HBP: 0 BLK: 0	WP: 1 HR: 1 S: 42 P: 62	ERA: 3.00 WHIP: 1.000	PITCHER	IP: 9.0 WLS: L BF: 39	H: 4 R: 3 ER: 3 SO: 4	BB: 5 IBB: 0 HBP: 0 BLK: 0	WP: 1 HR: 1 S: 42 P: 62	ERA: 3.00 WHIP: 1.000			

Seattle Mariners @ California Angels
Anaheim Stadium, Anaheim, CA
Sat Apr 20 1985, 6:33 AM EST
Att: 23,861 - Unknown


AB 33
R 3
H 4
RBI 3
BB 5
SO 4
LOB 17



Batter	1	2	3	4	5	6	7	8	9	AB	R	H	RBI	BB	SO	LOB	BOTTOM					
Gary Pettis, S (1,8) OBP: 0.500, SLG: 0.472	G4-6-3 BLK 1B		B2-3		6-3					3	1	1	0	1	0	0						
Darrell Miller, R (1,9) OBP: 0.222, SLG: 0.125	G4-6-3 1-2 BB		6-3						F7	3	0	0	0	1	1	2						
Brian Downing, R (1,7) OBP: 0.489, SLG: 0.333	G4-6-3 1-2 2-3				F8		1-3		F8	4	0	0	0	0	0	4						
Doug DeCinces, R (1,5) OBP: 0.271, SLG: 0.333	K				5-3					3	0	1	2	1	1	1						
Bob Boone, R (1,2) OBP: 0.235, SLG: 0.219 (8,PH)										1	0	0	0	2	0	1						
Rod Carew, L (8,PH) OBP: 0.364, SLG: 0.375										1	0	0	0	0	0	1						
Jerry Narron, L (9,2) OBP: 0.417, SLG: 0.667		G6-4-3 SH BB			1B BB				6-3	0	0	0	0	0	0	0						
Juan Beniquez, R (1,3) OBP: 0.316, SLG: 0.235 (9,PH)		SH G6-4-3								2	0	1	0	0	0	0						
Rob Wilfong, L (9,PH) OBP: 0.308, SLG: 0.100		1-2 G6-4-3			1B				SH1-4 BB	0	0	0	0	1	0	0						
Bobby Grich, R (1,4) OBP: 0.429, SLG: 0.333		G6-4-3 1-2 2-3			F4				SH1-4	3	0	0	0	0	0	4						
Mike Brown, R (1,10) OBP: 0.133, SLG: 0.133 (9,PH)										3	0	0	0	0	1	1						
Ruppert Jones, L (9,PH) OBP: 0.345, SLG: 0.600									K	1	0	0	0	0	1	1						
Dick Schofield, R (1,6) OBP: 0.189, SLG: 0.351									F9	4	1	1	0	0	0	1						
Inning Stats	R: 0 E: 0 K: 1 S: 5	H: 1 LOB: 1 BB: 1 P: 9	R: 0 E: 1 K: 1 S: 5	H: 0 LOB: 1 BB: 1 P: 9	R: 0 E: 0 K: 0 S: 3	H: 0 LOB: 0 BB: 0 P: 3	R: 0 E: 0 K: 0 S: 4	H: 1 LOB: 2 BB: 1 P: 8	R: 0 E: 0 K: 0 S: 3	H: 0 LOB: 0 BB: 0 P: 3	R: 0 E: 0 K: 1 S: 5	H: 0 LOB: 1 BB: 1 P: 9	R: 0 E: 0 K: 0 S: 3	H: 0 LOB: 1 BB: 0 P: 3	R: 2 E: 0 K: 0 S: 5	H: 2 LOB: 1 BB: 1 P: 9	R: 0 E: 0 K: 1 S: 5	H: 0 LOB: 1 BB: 1 P: 9	1B: 3 2B: 1 3B: 0 HR: 0	SF: 0 SAC: 2 DP: 2 HBP: 0	WP: 0 PB: 0 SB: 0 CS: 0	PA: 36
PITCHER Mark Langston, L (1,1) ERA: 3.43	IP: 7.2 WLS: W BF: 31	H: 4 R: 2 ER: 2 SO: 3	BB: 5 IBB: 0 HBP: 0 BLK: 0	WP: 0 HR: 0 S: 32 P: 52	ERA: 2.35 WHIP: 1.174	PITCHER	IP: 7.2 WLS: W BF: 31	H: 4 R: 2 ER: 2 SO: 3	BB: 5 IBB: 0 HBP: 0 BLK: 0	WP: 0 HR: 0 S: 32 P: 52	ERA: 2.35 WHIP: 1.174	PITCHER	IP: 7.2 WLS: W BF: 31	H: 4 R: 2 ER: 2 SO: 3	BB: 5 IBB: 0 HBP: 0 BLK: 0	WP: 0 HR: 0 S: 32 P: 52	ERA: 2.35 WHIP: 1.174					
Ed Nunez, R (8,1) ERA: 1.09	0.2	3	0	0	0	0	1	0	0	0	0	2	6	0.00	1.500							
Ed Vande Berg, L (9,1) ERA: 1.8	0.2	S	2	0	0	0	1	0	0	0	0	4	4	0.00	0.000							

Seattle Mariners @ California Angels
Anaheim Stadium, Anaheim, CA
Sat Apr 20 1985, 6:33 AM EST
Att: 23,861 - Unknown

AB 28
R 2
H 4
RBI 2
BB 6
SO 4
LOB 16



Batter	1	2	3	4	5	6	7	8	9	AB	R	H	RBI	BB	SO	LOB	TOP																					
Jack Perconte, L OBP: 0.310, SLG: 0.333 Harold Reynolds, S OBP: 0.250, SLG: 0.105	F8			6-3		4-3		FC4-6 BB BB		3	0	0	0	0	0	0	Seattle Mariners @ California Angels Anaheim Stadium, Anaheim, CA Sun Apr 21 1985, 6:33 AM EST Att: 59,860 - Unknown																					
Phil Bradley, R OBP: 0.377, SLG: 0.660	K			2B		HR		FC4-6 BB 1-2		3	1	2	0	1	1	0																						
Ivan Calderon, R OBP: 0.200, SLG: 0.111	F8			6-3		F8		FC4-6 1-2 2-3		4	0	0	0	0	0	4																						
Gorman Thomas, R OBP: 0.413, SLG: 0.718		K		5-3		HR		G1-4-6-3 1-2		4	1	1	2	0	1	3																						
Dave Henderson, R OBP: 0.280, SLG: 0.340	E6					1-3 2B		FC4-6 BB		3	0	1	0	1	0	0																						
Barry Bonnell, R OBP: 0.200, SLG: 0.111	G5-4-3					F8		FC4-6		4	0	0	0	0	0	3																						
Jim Presley, R OBP: 0.340, SLG: 0.750				F8		1-3 BB		F8		3	0	0	0	1	0	0																						
Bob Kearney, R OBP: 0.103, SLG: 0.037				F2		1-3		1-3		3	0	0	0	0	0	2																						
Spike Owen, S OBP: 0.227, SLG: 0.200				6-3		F2		G3		3	0	0	0	0	0	2																						
Inning Stats	R: 0 E: 0 K: 1 S: 5	H: 0 LOB: 0 BB: 0 P: 5	R: 0 E: 1 K: 1 S: 5	H: 0 LOB: 0 BB: 0 P: 5	R: 0 E: 0 K: 0 S: 3	H: 0 LOB: 0 BB: 0 P: 3	R: 0 E: 0 K: 0 S: 4	H: 1 LOB: 1 BB: 0 P: 4	R: 0 E: 0 K: 0 S: 4	H: 1 LOB: 2 BB: 1 P: 8	R: 2 E: 0 K: 0 S: 5	H: 2 LOB: 1 BB: 1 P: 9	R: 0 E: 0 K: 0 S: 3	H: 0 LOB: 0 BB: 0 P: 3	R: 0 E: 0 K: 0 S: 3	H: 0 LOB: 0 BB: 0 P: 3	1B: 1 2B: 2 3B: 0 HR: 1	SF: 0 SAC: 0 DP: 2 HBP: 0	WP: 0 PB: 0 SB: 0 CS: 0	PA: 34																		
PITCHER	IP	WLS	BF	H	R	ER	SO	BB	IBB	HBP	BLK	WP	HR	S	P	ERA	WHIP	PITCHER				IP	WLS	BF	H	R	ER	SO	BB	IBB	HBP	BLK	WP	HR	S	P	ERA	WHIP
Geoff Zahn, L ERA: 1.21	7.0	W	29	4	2	2	2	4	0	0	0	0	1	29	45	2.57	1.143																					
Doug Corbett, R ERA: 1.23	2.0		5	0	0	0	0	0	0	0	0	0	0	5	5	0.00	0.000																					

AB	30
R	2
H	4
RBI	2
BB	4
SO	2
LOB	14

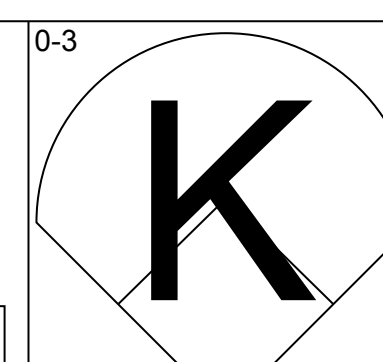
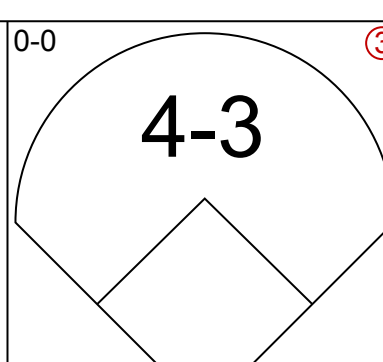
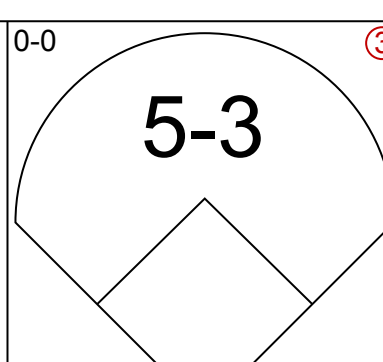
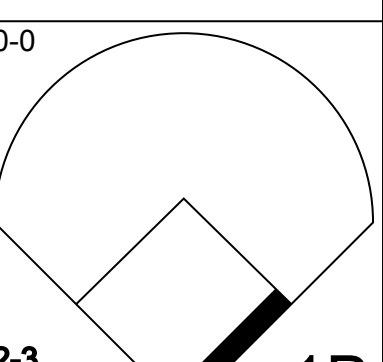
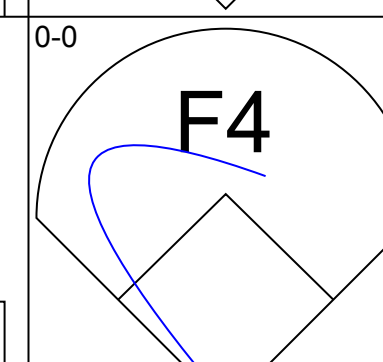
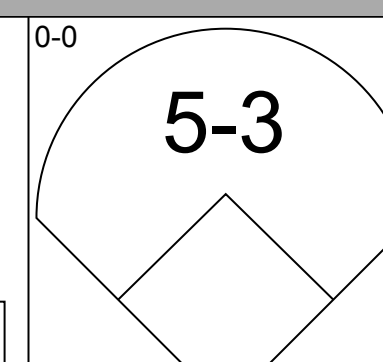
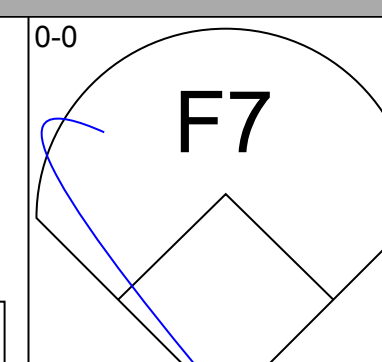
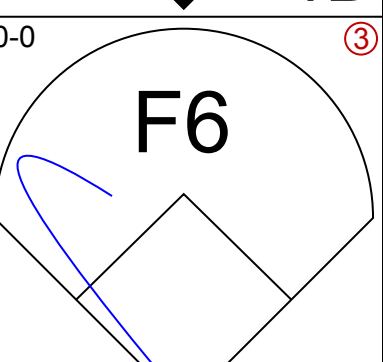
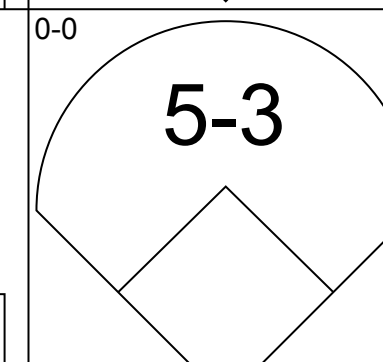
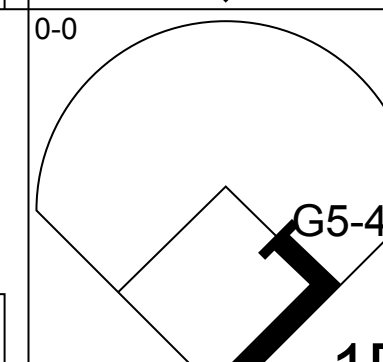
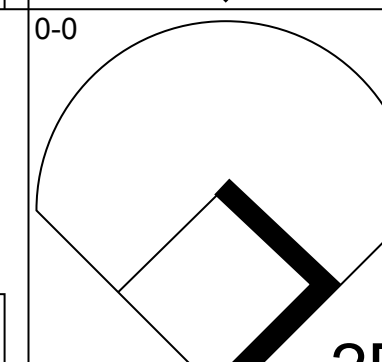
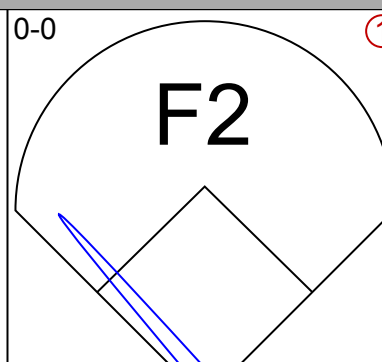
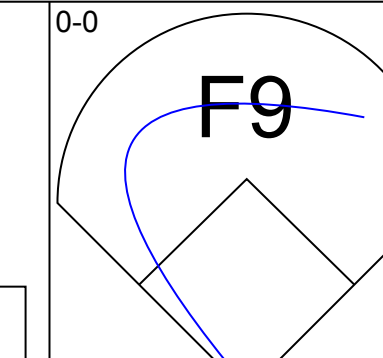
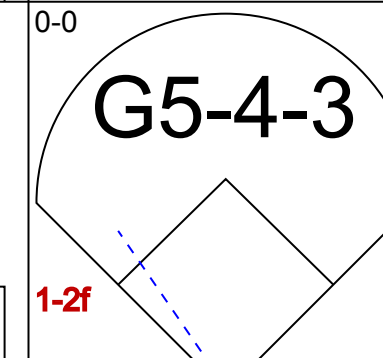
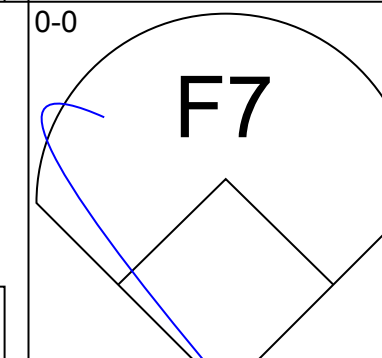
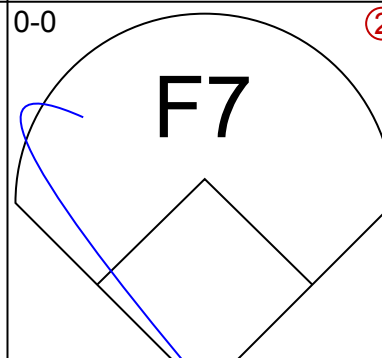
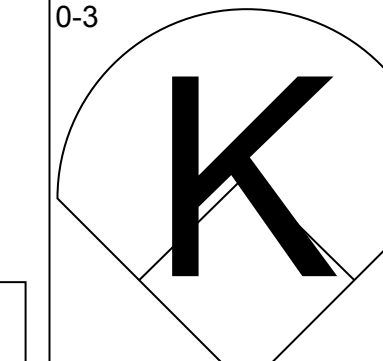
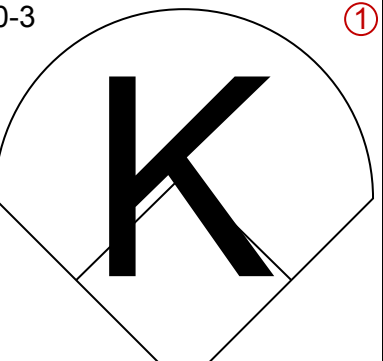
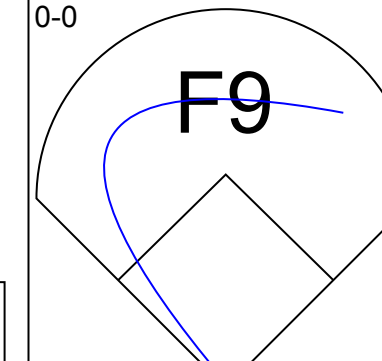
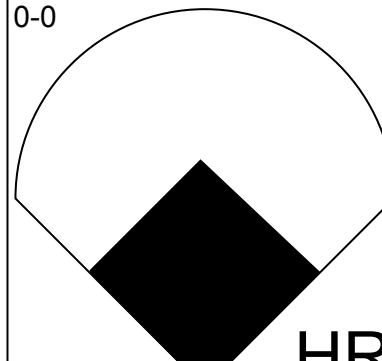
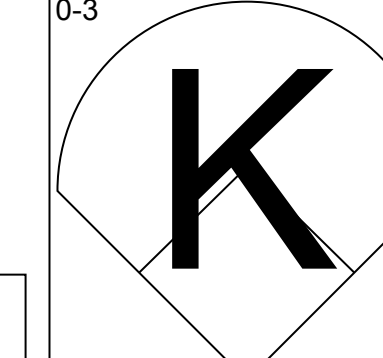
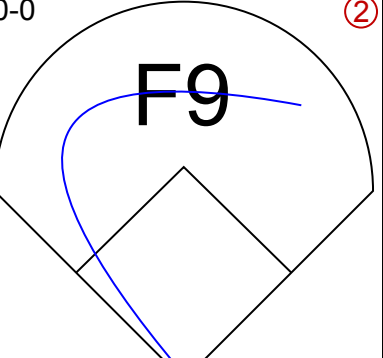
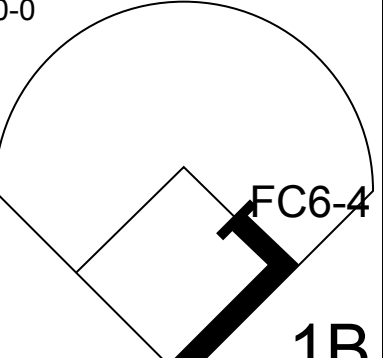
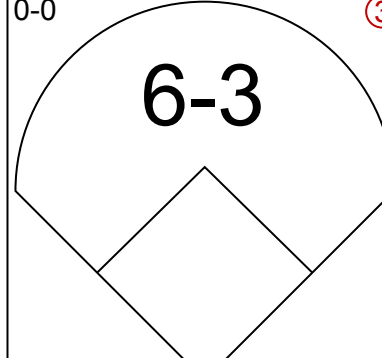
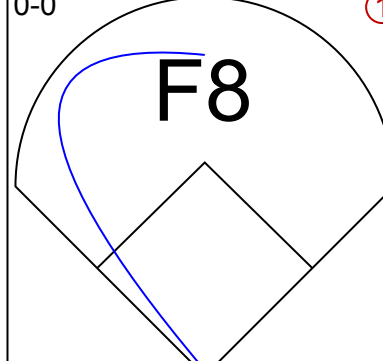
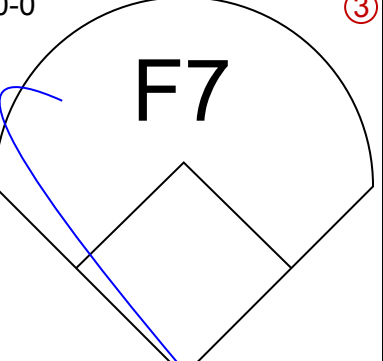
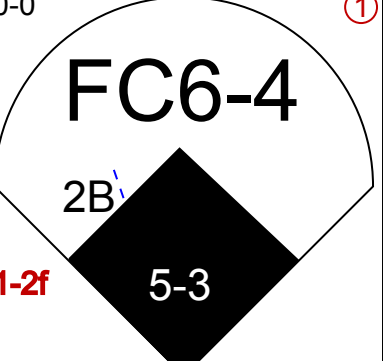
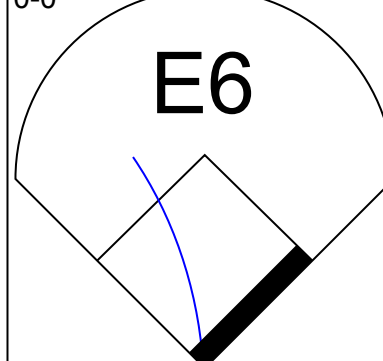
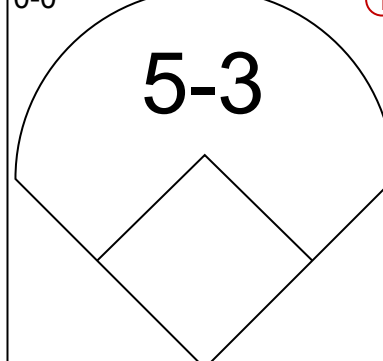
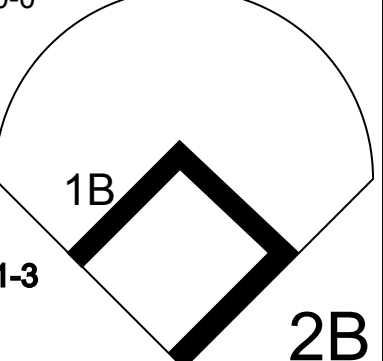
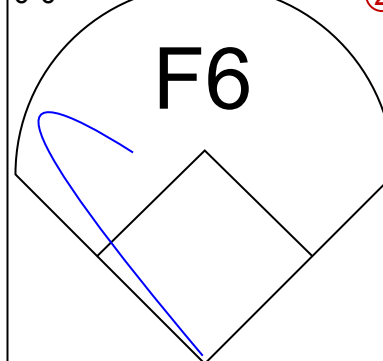
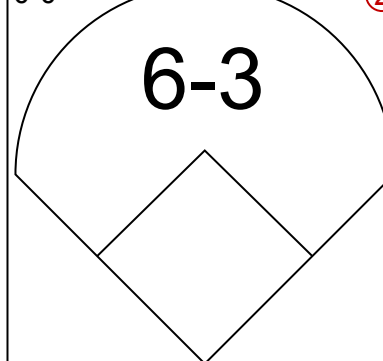
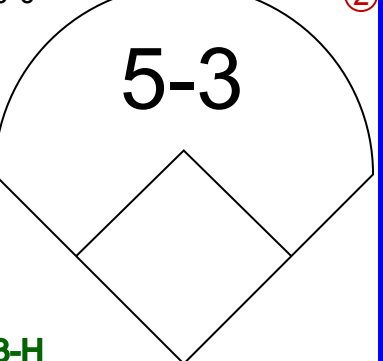


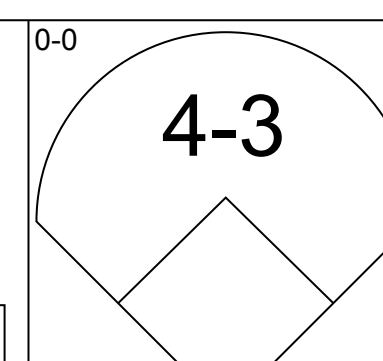
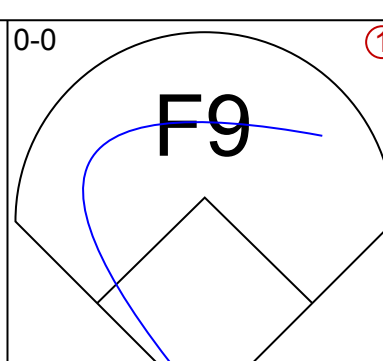
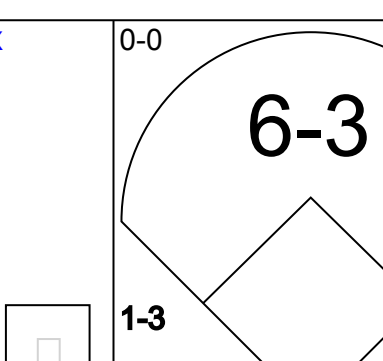
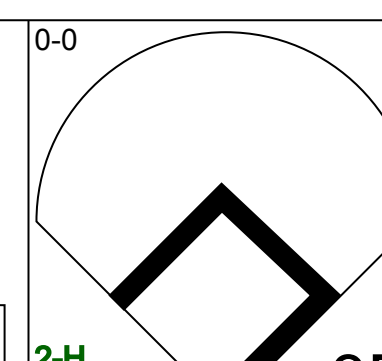
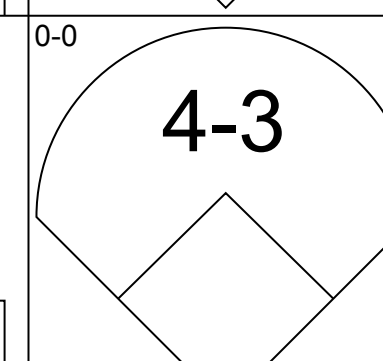
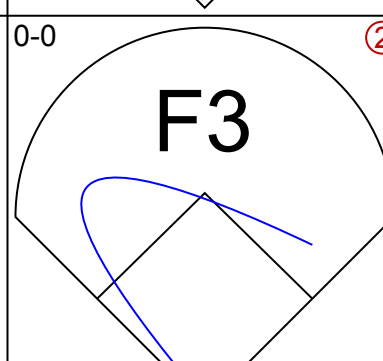
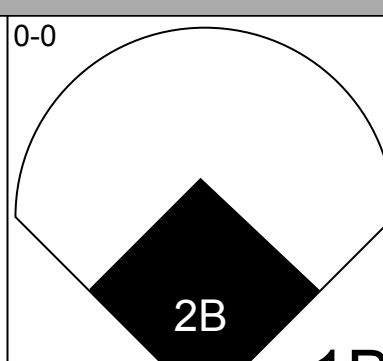
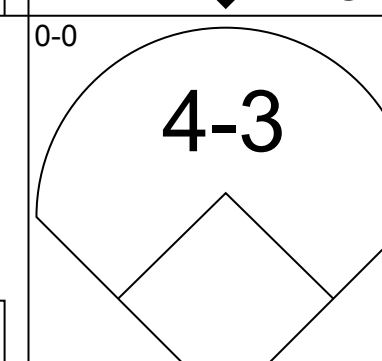
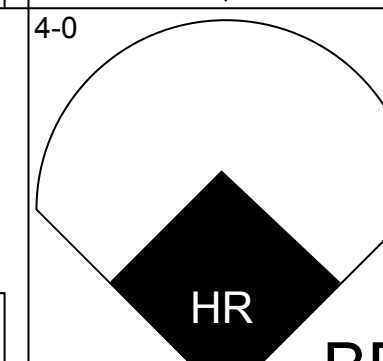
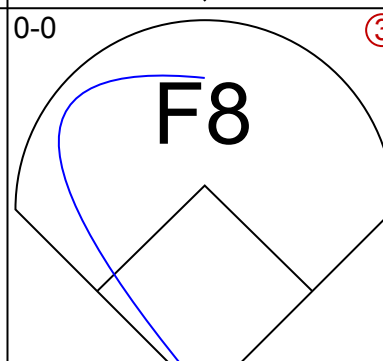
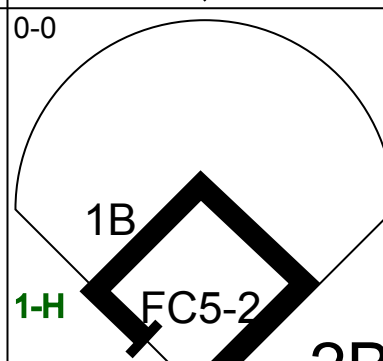
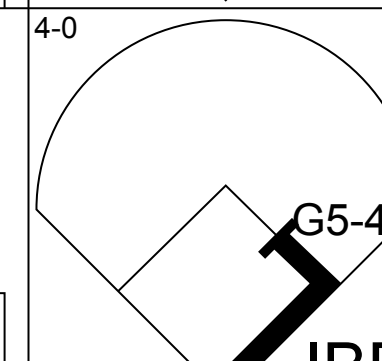
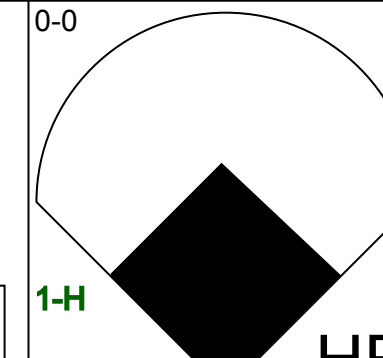
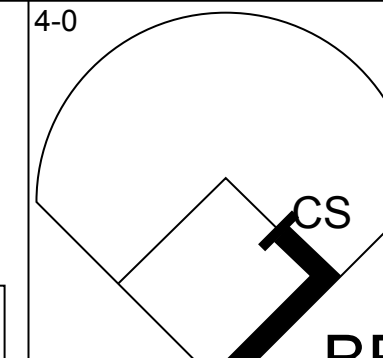
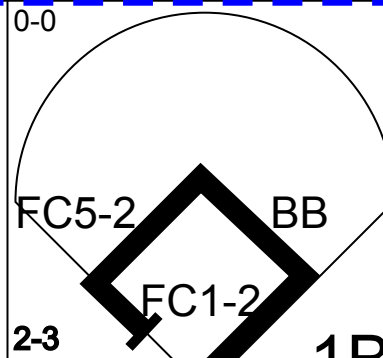
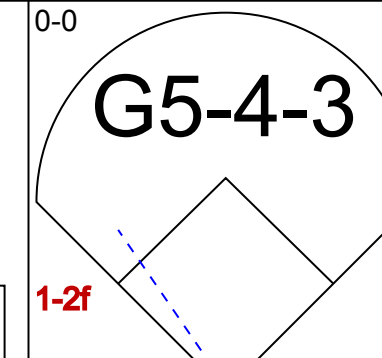
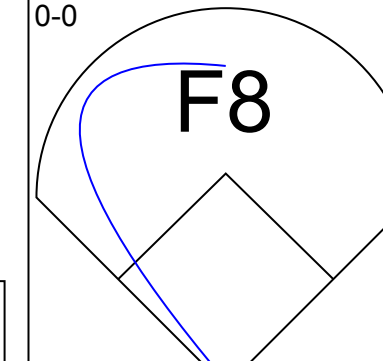
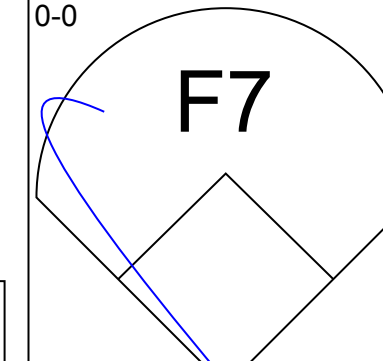
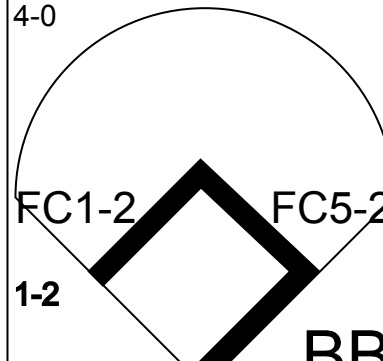
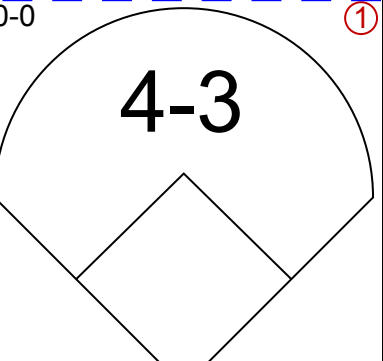
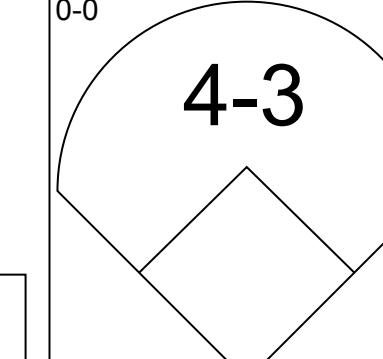
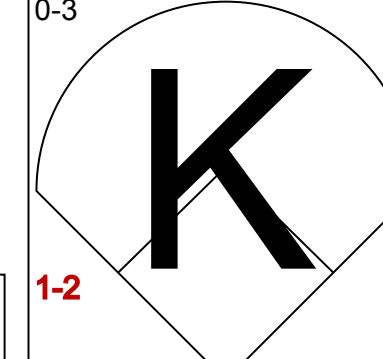
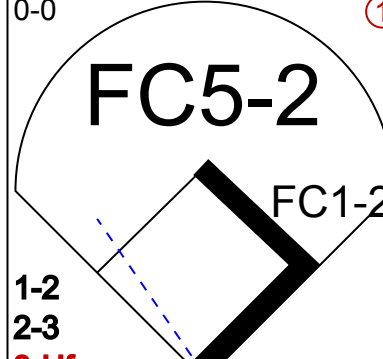
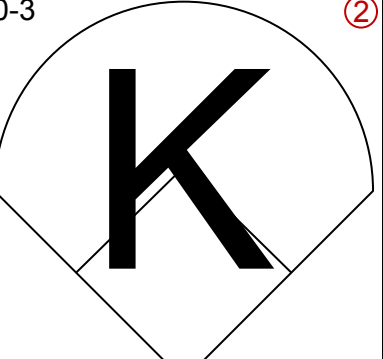
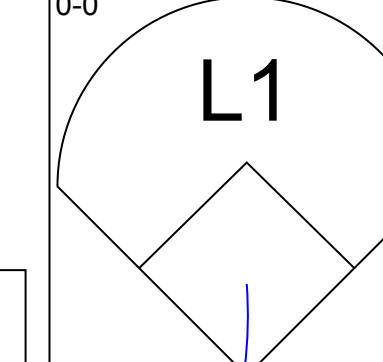
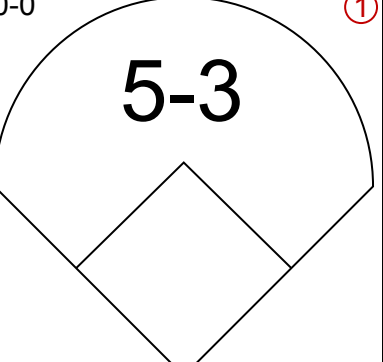
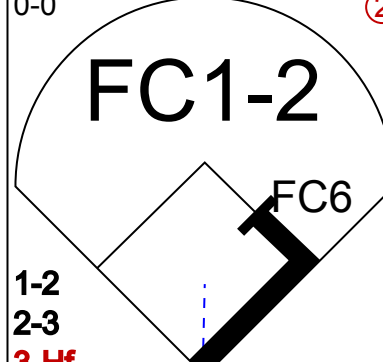
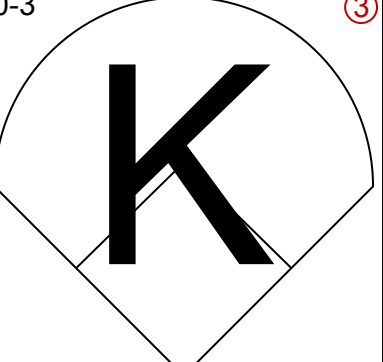
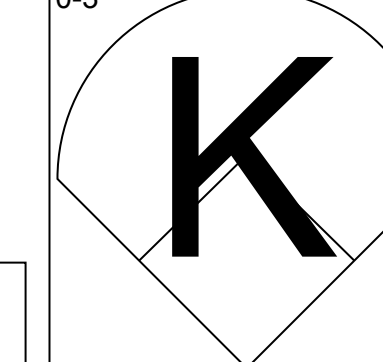
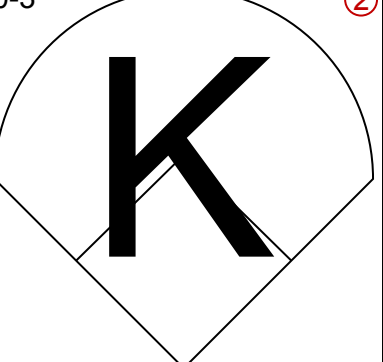
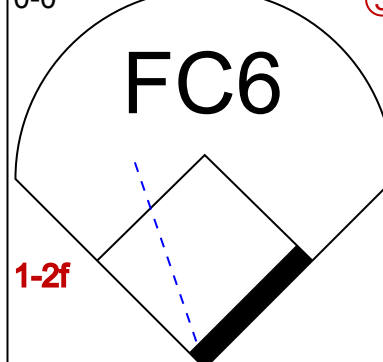
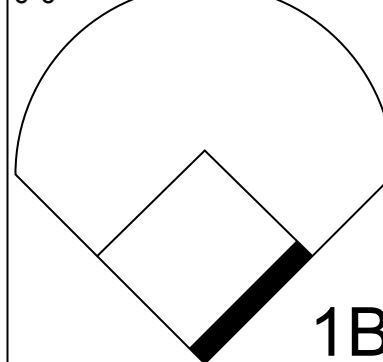
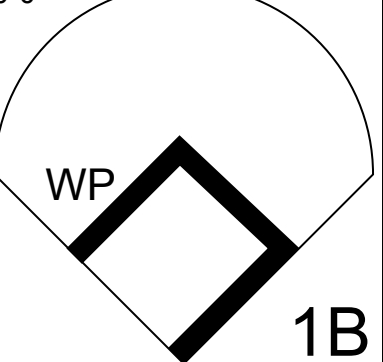
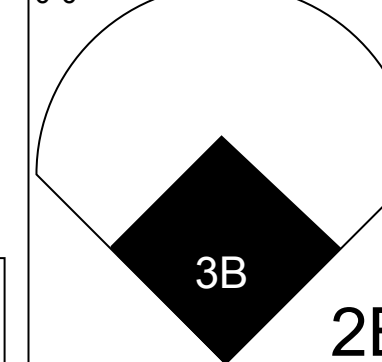
Batter	1	2	3	4	5	6	7	8	9	AB	R	H	RBI	BB	SO	LOB	BOTTOM																					
Gary Pettis, S OBP: 0.490, SLG: 0.462 Mike Brown, R OBP: 0.118, SLG: 0.118	K	S 2B	K		G6-3			F3		3	1	1	0	0	2	0	Seattle Mariners @ California Angels Anaheim Stadium, Anaheim, CA Sun Apr 21 1985, 6:33 AM EST Att: 59,860 - Unknown																					
Rod Carew, L OBP: 0.388, SLG: 0.432	1B BB	F7 2B		HR	4-3			F7		4	3	2	1	1	0	1																						
Ruppert Jones, L OBP: 0.367, SLG: 0.615 Juan Beniquez, R OBP: 0.391, SLG: 0.450	BB 1B	F7		HR				1B BB		1	1	1	0	0	0	0																						
Reggie Jackson, L OBP: 0.265, SLG: 0.313 Darrell Miller, R OBP: 0.300, SLG: 0.222	1B BB	L4		F8				1B BB		3	1	0	0	1	1	2																						
Brian Downing, R OBP: 0.500, SLG: 0.361	1B BB			K				F7		3	1	1	2	2	1	2																						
Doug DeCinces, R OBP: 0.288, SLG: 0.333	1B BB			F5				G6-4-3		3	0	1	2	1	0	2																						
Jerry Narron, L OBP: 0.375, SLG: 0.538	F4	4-3						F8		4	1	1	0	0	0	4																						
Bobby Grich, R OBP: 0.436, SLG: 0.333				F4				4-3		3	0	1	1	1	0	0																						
Dick Schofield, R OBP: 0.195, SLG: 0.325	F6			F8				K		3	0	0	0	1	1	2																						
Inning Stats	R: 4 E: 0 K: 1 S: 8	H: 3 LOB: 2 BB: 3 P: 20	R: 2 E: 0 K: 0 S: 6	H: 3 LOB: 2 BB: 1 P: 10	R: 0 E: 0 K: 1 S: 5	H: 0 LOB: 0 BB: 0 P: 5	R: 2 E: 0 K: 1 S: 7	H: 2 LOB: 0 BB: 0 P: 7	R: 1 E: 0 K: 0 S: 3	H: 1 LOB: 1 BB: 2 P: 11	R: 0 E: 0 K: 1 S: 5	H: 1 LOB: 1 BB: 1 P: 9	R: 0 E: 0 K: 1 S: 5	H: 0 LOB: 0 BB: 0 P: 5	R: 0 E: 0 K: 0 S: 4	H: 1 LOB: 2 BB: 1 P: 8	1B: 7 2B: 3 3B: 0 HR: 1	SF: 0 SAC: 0 DP: 2 HBP: 0	WP: 0 PB: 0 SB: 1 CS: 0	PA: 41																		
PITCHER	IP	WLS	BF	H	R	ER	SO	BB	IBB	HBP	BLK	WP	HR	S	P	ERA	WHIP	PITCHER				IP	WLS	BF	H	R	ER	SO	BB	IBB	HBP	BLK	WP	HR	S	P	ERA	WHIP
Jim Beattie, R ERA: 13.5	1.0	L	11	5	6	6	1	3	0	0	0	0	10	22	54.00	8.000																						
Dave Geisel, L ERA: 7.3	4.0		18	4	3	3	2	2	1	0	0	0	1	19	31	6.75	1.500																					
Karl Best, R ERA: 2.08	2.0		7	1	0	0	2	1	0	0	0	0	0	10	14	0.00	1.000																					
Ed Nunez, R ERA: 0.96	1.0		5	1	0	0	0	1	0	0	0	0	0	4	8	0.00	2.000																					



Batter	1	2	3	4	5	6	7	8	9	AB	R	H	RBI	BB	SO	LOB	TOP								
Jack Perconte, L (1,4) OBP: 0.303, SLG: 0.355 Ivan Calderon, R (9, PH) OBP: 0.429, SLG: 0.200	F4			G3		F7		SF8 2B	G4-6-3 1B	4	1	1	0	0	0	0	Seattle Mariners @ Minnesota Twins Hubert H. Humphrey Metrodome, Minneapolis, MN Mon Apr 22 1985, 7:05 PM EST Att: 10,200 - Unknown livebaseballscorecards.com								
Phil Bradley, R (1,7) OBP: 0.375, SLG: 0.630	F8			5-3		BB BB		HR 1B	G4-6-3 1B	4	1	1	0	1	0	3									
Alvin Davis, L (1,3) OBP: 0.372, SLG: 0.188	F7			F7		BB		SF8		2	0	0	1	1	0	0									
Gorman Thomas, R (1,10) OBP: 0.420, SLG: 0.767		F2			1B 1B	F6		HR		4	2	2	2	0	0	2									
Dave Henderson, R (1,8) OBP: 0.278, SLG: 0.333	F7			G6-4-3 1B		5-3		5-3		4	0	1	0	0	0	0									
Al Cowens, R (1,9) OBP: 0.429, SLG: 0.696	K			G6-4-3 1B		6-3			BB 1B	4	1	2	1	0	1	0									
Jim Presley, R (1,5) OBP: 0.353, SLG: 0.721			F8	G6-4-3 1B		1B			1B 1B BB	3	0	1	0	1	0	2									
Dave Valle, R (1,2) OBP: 0.111, SLG: 0.111 Barry Bonnell, R (9, PH) OBP: 0.273, SLG: 0.200			K	6-3		1-3			1B	3	0	0	0	0	1	2									
Spike Owen, S (1,6) OBP: 0.213, SLG: 0.186 Ken Phelps, L (9, PH) OBP: 0.300, SLG: 0.500			K			F6		F8	F5	3	0	0	0	0	1	0									
										1	0	0	0	0	0	2									
Inning Stats	R: 0 E: 0 K: 0 S: 3	H: 0 LOB: 0 BB: 0 P: 3	R: 0 E: 0 K: 1 S: 5	H: 0 LOB: 0 BB: 0 P: 5	R: 0 E: 0 K: 2 S: 7	H: 0 LOB: 0 BB: 0 P: 7	R: 0 E: 0 K: 0 S: 3	H: 0 LOB: 0 BB: 0 P: 3	R: 1 E: 0 K: 0 S: 5	H: 3 LOB: 1 BB: 0 P: 5	R: 0 E: 0 K: 0 S: 3	H: 0 LOB: 2 BB: 2 P: 11	R: 0 E: 0 K: 0 S: 4	H: 1 LOB: 0 BB: 0 P: 4	R: 3 E: 0 K: 0 S: 6	H: 3 LOB: 0 BB: 0 P: 6	R: 1 E: 0 K: 0 S: 5	H: 3 LOB: 2 BB: 1 P: 9	1B: 8 2B: 1 3B: 0 HR: 1	SF: 1 SAC: 0 DP: 2 HBP: 0	WP: 0 PB: 0 CS: 0	PA: 38			
PITCHER	IP	WLS	BF	H	R	ER	SO	BB	IBB	HBP	BLK	WP	HR	S	P	ERA	WHIP								
Ken Schrom, R (1,1) ERA: 5.4	7.2	W	31	7	4	4	3	2	0	0	0	0	1	35	43	4.70	1.174								
Ron Davis, R (8,1) ERA: 7.2	0.2		6	3	1	1	0	1	0	0	0	0	0	5	9	13.50	6.000								
Rick Lysander, R (9,1) ERA: 7.5	0.2	S	1	0	0	0	0	0	0	0	0	0	0	1	1	0.00	0.000								

Batter	1	2	3	4	5	6	7	8	9	AB	R	H	RBI	BB	SO	LOB	BOTTOM								
Kirby Puckett, R (1,8) OBP: 0.339, SLG: 0.431	FC5-4 1B		FC6-4 1B	1-H 3-H HR		6-3		6-3		5	1	3	3	0	0	1	Seattle Mariners @ Minnesota Twins Hubert H. Humphrey Metrodome, Minneapolis, MN Mon Apr 22 1985, 7:05 PM EST Att: 10,200 - Unknown livebaseballscorecards.com								
Mickey Hatcher, R (1,7) OBP: 0.281, SLG: 0.446	FC5-4 1B WP		F9	F8			K	1B SF8 1B		5	2	1	0	0	1	2									
Kent Hrbek, L (1,3) OBP: 0.299, SLG: 0.163	1B 1-2 BB		FC6-4 1-2		K		L6	1B 1-3 1B		4	0	1	0	1	1	1									
Tom Brunansky, R (1,9) OBP: 0.429, SLG: 0.578	F8		F7		1B		1B 2B	SF8		4	1	2	1	0	0	3									
Roy Smalley, S (1,10) OBP: 0.351, SLG: 0.394	1-2 2-H 1B		F3	F4			HR 1B	1-2 1B		5	1	3	2	0	0	1									
Gary Gaetti, R (1,5) OBP: 0.345, SLG: 0.500	6-3		F8	F9			HR	F6		5	1	1	2	0	0	5									
Greg Gagne, R (1,6) OBP: 0.390, SLG: 0.421		F8		1B						4	1	3	0	0	0	0									
Tim Teufel, R (1,4) OBP: 0.313, SLG: 0.279		4-3		1B HR 1B		K				3	1	1	1	1	1	1									
Tim Laudner, R (1,2) OBP: 0.200, SLG: 0.242		F9		3-H 1B		K				4	1	1	0	0	2	3									
				1-3 HR 1B																					
Inning Stats	R: 1 E: 0 K: 0 S: 5	H: 2 LOB: 2 BB: 1 P: 9	R: 0 E: 0 K: 0 S: 3	H: 0 LOB: 0 BB: 0 P: 3	R: 0 E: 1 K: 0 S: 4	H: 1 LOB: 1 BB: 0 P: 4	R: 4 E: 0 K: 0 S: 7	H: 4 LOB: 0 BB: 0 P: 7	R: 0 E: 0 K: 1 S: 6	H: 1 LOB: 1 BB: 0 P: 6	R: 0 E: 0 K: 2 S: 8	H: 1 LOB: 0 BB: 0 P: 8	R: 3 E: 0 K: 2 S: 11	H: 4 LOB: 2 BB: 1 P: 15	R: 1 E: 0 K: 0 S: 6	H: 3 LOB: 2 BB: 0 P: 6	1B: 11 2B: 2 3B: 1 HR: 2	SF: 1 SAC: 0 DP: 0 HBP: 0	WP: 1 PB: 0 SB: 0 CS: 0	PA: 42					
PITCHER	IP	WLS	BF	H	R	ER	SO	BB	IBB	HBP	BLK	WP	HR	S	P	ERA	WHIP								
Matt Young, L (1,1) ERA: 5.71	5.1	L	26	9	5	5	2	1	0	0	0	0	1	29	33	8.44	1.875								
Karl Best, R (6,1) ERA: 1.5	0.2		2	0	0	0	1	0	0	0	0	0	0	4	4	0.00	0.000								
Mike Stanton, R (7,1) ERA: 9.53	1.1		10	5	4	4	2	1	0	0	0	0	1	13	17	27.00	4.500								
Ed Vande Berg, L (8,1) ERA: 1.59	0.2		4	2	0	0	0	0	0	0	0	0	0	4	4	0.00	3.000								

Batter	1	2	3	4	5	6	7	8	9	AB	R	H	RBI	BB	SO	LOB	TOP					
Jack Perconte, L (1,4) OBP: 0.297, SLG: 0.343										4	0	1	0	0	1	1	Seattle Mariners @ Minnesota Twins Hubert H. Humphrey Metrodome, Minneapolis, MN Tue Apr 23 1985, 7:05 PM EST Att: 11,352 - Unknown livebaseballscorecards.com					
Phil Bradley, R (1,7) OBP: 0.355, SLG: 0.586										4	0	0	0	0	2							
Alvin Davis, L (1,3) OBP: 0.383, SLG: 0.250										4	0	2	0	0	0							
Gorman Thomas, R (1,10) OBP: 0.389, SLG: 0.702										4	0	0	0	0	2							
Dave Henderson, R (1,8) OBP: 0.276, SLG: 0.382										4	1	1	1	0	2	1						
Al Cowens, R (1,9) OBP: 0.415, SLG: 0.660										4	0	1	0	0	1	0						
Jim Presley, R (1,5) OBP: 0.333, SLG: 0.674										3	1	0	0	0	1							
Domingo Ramos, R (1,6) OBP: 0.333, SLG: 0.667										3	0	1	0	0	0							
Bob Kearney, R (1,2) OBP: 0.097, SLG: 0.034										2	0	0	0	0	1							
Barry Bonnell, R (8,PH) OBP: 0.250, SLG: 0.162										1	0	0	1	0	0	1						
Dave Valle, R (8,2) OBP: 0.111, SLG: 0.111										0	0	0	0	0	0	0						
Inning Stats	R: 0 E: 0 K: 1 S: 5	H: 0 LOB: 0 BB: 0 P: 5	R: 0 E: 0 K: 2 S: 7	H: 0 LOB: 0 BB: 0 P: 7	R: 0 E: 1 K: 0 S: 4	H: 0 LOB: 1 BB: 0 P: 4	R: 0 E: 0 K: 0 S: 3	H: 1 LOB: 0 BB: 0 P: 3	R: 0 E: 0 K: 1 S: 5	H: 0 LOB: 0 BB: 0 P: 5	R: 0 E: 0 K: 0 S: 3	H: 0 LOB: 0 BB: 0 P: 3	R: 0 E: 0 K: 0 S: 4	H: 1 LOB: 1 BB: 0 P: 4	R: 1 E: 0 K: 0 S: 6	H: 3 LOB: 2 BB: 0 P: 6	R: 1 E: 0 K: 0 S: 4	H: 1 LOB: 0 BB: 0 P: 4	1B: 3 2B: 2 3B: 0 HR: 1	SF: 0 SAC: 0 DP: 1 HBP: 0	WP: 0 PB: 0 SB: 0 CS: 0	PA: 33
PITCHER Frank Viola, L (1,1) ERA: 3.45	IP: 9.0 WLS: W BF: 33 H: 6 R: 2 ER: 2 SO: 4 BB: 0 IBB: 0 HBP: 0 BLK: 0 WP: 0 HR: 1 S: 41 P: 41 ERA: 2.00 WHIP: 0.667																					

Batter	1	2	3	4	5	6	7	8	9	AB	R	H	RBI	BB	SO	LOB	BOTTOM			
Kirby Puckett, R (1,8) OBP: 0.333, SLG: 0.452										4	0	1	1	0	0	2	Seattle Mariners @ Minnesota Twins Hubert H. Humphrey Metrodome, Minneapolis, MN Tue Apr 23 1985, 7:05 PM EST Att: 11,352 - Unknown livebaseballscorecards.com			
Mickey Hatcher, R (1,7) OBP: 0.279, SLG: 0.433										4	1	1	0	0	0	2				
Kent Hrbek, L (1,3) OBP: 0.290, SLG: 0.196										2	1	1	1	2	0	1				
Tom Brunansky, R (1,9) OBP: 0.450, SLG: 0.646										3	1	2	2	1	0	2				
Roy Smalley, S (1,10) OBP: 0.341, SLG: 0.361										3	0	0	0	1	0	1				
Gary Gaetti, R (1,5) OBP: 0.322, SLG: 0.462										4	0	0	0	0	2	4				
Greg Gagne, R (1,6) OBP: 0.356, SLG: 0.381										4	0	0	0	0	1	3				
Tim Teufel, R (1,4) OBP: 0.294, SLG: 0.261										3	0	0	0	0	2	3				
Mark Salas, L (1,2) OBP: 0.385, SLG: 0.462										3	1	3	0	0	0	0				
Inning Stats	R: 2 E: 0 K: 0 S: 4	H: 1 LOB: 1 BB: 1 P: 8	R: 0 E: 0 K: 1 S: 5	H: 0 LOB: 0 BB: 0 P: 5	R: 0 E: 0 K: 0 S: 4	H: 1 LOB: 1 BB: 0 P: 4	R: 0 E: 0 K: 1 S: 4	H: 0 LOB: 1 BB: 1 P: 8	R: 0 E: 0 K: 0 S: 6	H: 1 LOB: 0 BB: 0 P: 6	R: 1 E: 0 K: 0 S: 6	H: 3 LOB: 3 BB: 1 P: 10	R: 1 E: 0 K: 0 S: 4	H: 2 LOB: 1 BB: 1 P: 8	R: 0 E: 0 K: 2 S: 7	H: 0 LOB: 0 BB: 0 P: 7		1B: 4 2B: 3 3B: 1 HR: 1	SF: 0 SAC: 0 DP: 2 HBP: 0	WP: 2 PB: 0 SB: 0 CS: 1
PITCHER Salome Barojas, R (1,1) ERA: 7.88	IP: 5.0 WLS: L BF: 21 H: 5 R: 3 ER: 3 SO: 3 BB: 2 IBB: 0 HBP: 0 BLK: 0 WP: 1 HR: 1 S: 25 P: 33 ERA: 5.40 WHIP: 1.400																			
Mike Stanton, R (6,1) ERA: 8.22	IP: 2.0 WLS: L BF: 10 H: 3 R: 1 ER: 1 SO: 1 BB: 1 IBB: 0 HBP: 0 BLK: 0 WP: 0 HR: 0 S: 8 P: 16 ERA: 4.50 WHIP: 2.000																			
Ed Nunez, R (8,1) ERA: 0.87	IP: 1.0 WLS: L BF: 3 H: 0 R: 0 ER: 0 SO: 2 BB: 0 IBB: 0 HBP: 0 BLK: 0 WP: 0 HR: 0 S: 7 P: 7 ERA: 0.00 WHIP: 0.000																			

Batter	1	2	3	4	5	6	7	8	9	AB	R	H	RBI	BB	SO	LOB	TOP					
Jack Perconte, L (1,4) OBP: 0.268, SLG: 0.308	F7		K		F6			4-3		4	0	0	0	0	1	4	Seattle Mariners @ Minnesota Twins Hubert H. Humphrey Metrodome, Minneapolis, MN Wed Apr 24 1985, 4:33 AM EST Att: 10,465 - Unknown					
Phil Bradley, R (1,9) OBP: 0.346, SLG: 0.581	2B		FC6-4		G1-2-3			5-3		4	0	1	0	0	0	4						
Alvin Davis, L (1,3) OBP: 0.392, SLG: 0.256	F7				BB			1B		3	0	1	0	1	0	1						
Ken Phelps, L (1,10) OBP: 0.214, SLG: 0.333	K				F8			F6		4	0	0	0	0	1	3						
Dave Henderson, R (1,8) OBP: 0.258, SLG: 0.356			F3		F7			F9		4	0	0	0	0	1	1						
Ivan Calderon, R (1,7) OBP: 0.364, SLG: 0.125			G6-4-3 HBP		F8			5-3		3	0	0	0	0	0	1						
Jim Presley, R (1,5) OBP: 0.346, SLG: 0.653			G6-4-3		1B BB G1-2-3 1B			FC4-6 BB		3	0	1	0	1	0	1						
Dave Valle, R (1,2) OBP: 0.190, SLG: 0.105			FC6-4 HBP		1B 1-2 BB			K		1	0	0	0	1	1	1						
Spike Owen, S (1,6) OBP: 0.220, SLG: 0.196			F8		1-2 2-3 1B			FC4-6		3	0	1	0	0	0	2						
Inning Stats	R: 0 E: 0 K: 1 S: 6	H: 1 LOB: 1 BB: 0 P: 6	R: 0 E: 0 K: 0 S: 2	H: 0 LOB: 0 BB: 0 P: 3	R: 0 E: 0 K: 1 S: 5	H: 0 LOB: 1 BB: 0 P: 6	R: 0 E: 0 K: 0 S: 3	H: 0 LOB: 1 BB: 1 P: 7	R: 0 E: 0 K: 0 S: 4	H: 2 LOB: 2 BB: 1 P: 8	R: 0 E: 0 K: 1 S: 5	H: 0 LOB: 0 BB: 0 P: 5	R: 0 E: 0 K: 1 S: 5	H: 0 LOB: 1 BB: 1 P: 9	R: 0 E: 0 K: 0 S: 4	H: 1 LOB: 1 BB: 0 P: 4		R: 0 E: 0 K: 0 S: 3	H: 0 LOB: 0 BB: 0 P: 3	1B: 3 2B: 1 3B: 0 HR: 0	SF: 0 SAC: 0 DP: 2 HBP: 2	WP: 0 PB: 0 SB: 0 CS: 0
PITCHER Mike Smithson, R (1,1) ERA: 3.23	IP: 9.0 WLS: W BF: 34 H: 4 R: 0 ER: 0 SO: 4 BB: 3 IBB: 0 HBP: 2 BLK: 0 WP: 0 HR: 0 S: 37 P: 51 ERA: 0.00 WHIP: 0.778															PITCHER						

Batter	1	2	3	4	5	6	7	8	9	AB	R	H	RBI	BB	SO	LOB	BOTTOM			
Kirby Puckett, R (1,8) OBP: 0.353, SLG: 0.478	4-3		FC5-2 HR 1B		1B 2B			G3		5	2	3	2	0	0	0	Seattle Mariners @ Minnesota Twins Hubert H. Humphrey Metrodome, Minneapolis, MN Wed Apr 24 1985, 4:33 AM EST Att: 10,465 - Unknown			
Mickey Hatcher, R (1,7) OBP: 0.281, SLG: 0.429 Dave Meier, R (6, PH) (7,7)	F8		FC5-2 HR		1B		F9	6-3		3	1	1	1	0	0	2				
Kent Hrbek, L (1,3) OBP: 0.313, SLG: 0.273	F4		HR		F8			BB 2B		4	2	2	3	1	0	1				
Tom Brunansky, R (1,9) OBP: 0.431, SLG: 0.596			F4 5-3		F9			F2 BB		4	0	0	0	1	0	2				
Roy Smalley, S (1,10) OBP: 0.348, SLG: 0.375			F8		4-3			K		4	1	1	1	1	1	2				
Gary Gaetti, R (1,5) OBP: 0.317, SLG: 0.446			5-3		5-3			F6		4	1	1	0	0	0	1				
Greg Gagne, R (1,6) OBP: 0.367, SLG: 0.490			F1		HBP			FC2-5 2B E		3	1	1	1	0	0	2				
Tim Teufel, R (1,4) OBP: 0.327, SLG: 0.320			1B 1B		F9			E9 1B 2B		4	2	3	1	0	0	1				
Mark Salas, L (1,2) OBP: 0.353, SLG: 0.412			1B FC5-2 1B		K			F4 F9		4	0	1	0	0	1	3				
Inning Stats	R: 0 E: 0 K: 0 S: 3	H: 0 LOB: 0 BB: 0 P: 3	R: 0 E: 0 K: 0 S: 3	H: 0 LOB: 0 BB: 0 P: 3	R: 4 E: 0 K: 0 S: 7	H: 4 LOB: 0 BB: 0 P: 7	R: 0 E: 0 K: 0 S: 3	H: 0 LOB: 1 BB: 0 P: 4	R: 1 E: 0 K: 1 S: 7	H: 2 LOB: 1 BB: 0 P: 7	R: 3 E: 1 K: 0 S: 6	H: 3 LOB: 1 BB: 1 P: 10	R: 2 E: 0 K: 0 S: 7	H: 4 LOB: 2 BB: 0 P: 7	R: 0 E: 0 K: 1 S: 5	H: 0 LOB: 2 BB: 2 P: 13		1B: 8 2B: 4 3B: 0 HR: 1	SF: 0 SAC: 0 DP: 0 HBP: 1	WP: 0 PB: 0 SB: 0 CS: 0
PITCHER Mike Moore, R (1,1) ERA: 6.66 Dave Geisel, L (6,1) ERA: 7.71 Ed Vande Berg, L (8,1) ERA: 1.35	IP: 5.1 WLS: L BF: 26 H: 8 R: 8 ER: 8 SO: 1 BB: 1 IBB: 1 HBP: 1 BLK: 0 WP: 0 HR: 1 S: 26 P: 31 ERA: 13.50 WHIP: 1.688															PITCHER				

AB	29
R	0
H	4
RBI	0
BB	3
SO	4
LOB	18



Batter	1	2	3	4	5	6	7	8	9	AB	R	H	RBI	BB	SO	LOB	TOP								
Rod Carew, L (1, 3) OBP: 0.353, SLG: 0.361	K		E1		F7			K	F8	5	0	0	0	0	2	4									
Juan Beniquez, R (1, 7) OBP: 0.396, SLG: 0.472	5-3		F9		CS	1-3		E5 1B	K	5	1	0	0	0	1	4									
Doug DeCinces, R (1, 5) OBP: 0.310, SLG: 0.410	K		F3			F9		5-3		4	0	0	0	1	1	3									
Bobby Grich, R (1, 4) OBP: 0.481, SLG: 0.511		5-3						1B	F6	4	1	2	1	1	0	3									
Brian Downing, R (1, 10) OBP: 0.471, SLG: 0.353					K			1B		4	0	2	1	0	1	1									
Mike Brown, R (1, 9) OBP: 0.182, SLG: 0.143			F9					1B		4	0	1	0	0	0	3									
Bob Boone, R (1, 2) OBP: 0.295, SLG: 0.214			F9		G1-6-3					4	1	1	0	0	0	3									
Dick Schofield, R (1, 6) OBP: 0.276, SLG: 0.426										1	0	1	0	3	0	0									
Gary Pettis, S (1, 8) OBP: 0.419, SLG: 0.373			B2-3		K					4	0	1	0	0	2	3									
Inning Stats	R: 0 E: 0 K: 2 S: 7	H: 0 LOB: 0 BB: 0 P: 7	R: 0 E: 0 K: 0 S: 4	H: 1 LOB: 1 BB: 0 P: 4	R: 0 E: 1 K: 0 S: 4	H: 0 LOB: 2 BB: 1 P: 8	R: 0 E: 0 K: 1 S: 6	H: 2 LOB: 1 BB: 0 P: 6	R: 0 E: 0 K: 1 S: 4	H: 0 LOB: 0 BB: 1 P: 8	R: 1 E: 0 K: 0 S: 4	H: 1 LOB: 1 BB: 0 P: 4	R: 0 E: 0 K: 1 S: 6	H: 1 LOB: 1 BB: 0 P: 6	R: 1 E: 1 K: 1 S: 7	H: 1 LOB: 2 BB: 1 P: 11	R: 1 E: 1 K: 1 S: 7	H: 2 LOB: 3 BB: 2 P: 15	1B: 6 2B: 1 3B: 0 HR: 1	SF: 0 SAC: 0 DP: 1 HBP: 0	WP: 0 PB: 0 SB: 0 CS: 1	PA: 41			
PITCHER	IP	WLS	BF	H	R	ER	SO	BB	IBB	HBP	BLK	WP	HR	S	P	ERA	WHIP								
Mark Langston, L (1, 1) ERA: 2.79	8.0	L	33	6	2	1	6	3	0	0	0	0	1	42	54	1.12	1.125								
Ed Nunez, R (9, 1) ERA: 0.79	1.0		7	2	1	0	1	1	1	0	0	0	0	7	15	0.00	3.000								

California Angels @ Seattle Mariners
The Kingdome, Seattle, WA
Thu Apr 25 1985, 9:05 PM EST
Att: 10,998 - Unknown

AB	35
R	3
H	8
RBI	2
BB	5
SO	7
LOB	24



Batter	1	2	3	4	5	6	7	8	9	AB	R	H	RBI	BB	SO	LOB	BOTTOM								
Jack Perconte, L (1, 4) OBP: 0.267, SLG: 0.302	K		6-3						4-3	4	0	1	0	0	1	1									
Phil Bradley, R (1, 7) OBP: 0.343, SLG: 0.561	1-3				6-3					4	0	1	0	0	0	1									
Alvin Davis, L (1, 3) OBP: 0.382, SLG: 0.238	4-3				K				F9	3	0	0	0	1	1	1									
Gorman Thomas, R (1, 10) OBP: 0.386, SLG: 0.673					4-3					2	0	0	0	1	1	1									
Dave Henderson, R (1, 8) OBP: 0.246, SLG: 0.339										3	0	0	0	0	0	1									
Al Cowens, R (1, 9) OBP: 0.393, SLG: 0.623										3	0	0	0	0	1	0									
Jim Prestley, R (1, 5) OBP: 0.326, SLG: 0.615					5-3					3	0	0	0	0	0	0									
Bob Kearney, R (1, 2) OBP: 0.091, SLG: 0.032					6-3					2	0	0	0	0	1	0									
Barry Bonnell, R (8, PH) OBP: 0.231, SLG: 0.167										1	0	0	0	0	0	0									
Dave Valle, R (9, 2) OBP: 0.190, SLG: 0.105										0	0	0	0	0	0	0									
Spike Owen, S (1, 6) OBP: 0.226, SLG: 0.224										3	0	1	0	0	0	0									
Inning Stats	R: 0 E: 0 K: 1 S: 5	H: 0 LOB: 0 BB: 0 P: 5	R: 0 E: 0 K: 1 S: 4	H: 0 LOB: 0 BB: 1 P: 8	R: 0 E: 0 K: 0 S: 4	H: 1 LOB: 1 BB: 0 P: 4	R: 0 E: 0 K: 1 S: 5	H: 0 LOB: 0 BB: 0 P: 5	R: 0 E: 0 K: 0 S: 3	H: 0 LOB: 0 BB: 0 P: 3	R: 0 E: 0 K: 1 S: 6	H: 1 LOB: 1 BB: 0 P: 6	R: 0 E: 0 K: 1 S: 4	H: 0 LOB: 0 BB: 1 P: 8	R: 0 E: 0 K: 0 S: 3	H: 0 LOB: 0 BB: 0 P: 3	R: 0 E: 0 K: 0 S: 4	H: 1 LOB: 1 BB: 0 P: 4	1B: 2 2B: 3 3B: 0 HR: 0	SF: 0 SAC: 0 DP: 2 HBP: 0	WP: 0 PB: 0 SB: 0 CS: 1	PA: 30			
PITCHER	IP	WLS	BF	H	R	ER	SO	BB	IBB	HBP	BLK	WP	HR	S	P	ERA	WHIP								
Mike Witt, R (1, 1) ERA: 3.58	9.0	W	30	3	0	0	5	2	0	0	0	0	0	38	46	0.00	0.556								

California Angels @ Seattle Mariners
The Kingdome, Seattle, WA
Thu Apr 25 1985, 9:05 PM EST
Att: 10,998 - Unknown

AB	28
R	0
H	3
RBI	0
BB	2
SO	5
LOB	5



Batter	1	2	3	4	5	6	7	8	9	AB R H RBI BB SO LOB	TOP									
Gary Pettis, S OBP: 0.438, SLG: 0.407 (1, 8)										4 3 2 0 1 0 0	California Angels @ Seattle Mariners The Kingdome, Seattle, WA Sat Apr 27 1985, 10:05 PM EST Att: 23,064 - Unknown									
Rod Carew, L OBP: 0.385, SLG: 0.397 (1, 3)										2 1 1 0 2 0 0										
Brian Downing, R OBP: 0.456, SLG: 0.393 (1, 10)										5 1 3 4 0 0 2										
Bobby Grich, R OBP: 0.484, SLG: 0.510 (1, 4)										4 0 0 0 1 1 3										
Doug DeCinces, R OBP: 0.282, SLG: 0.368 (1, 5)										4 0 0 0 0 0 1										
Juan Beniquez, R OBP: 0.340, SLG: 0.489 (1, 7)										4 0 0 0 0 0 0										
Mike Brown, R OBP: 0.286, SLG: 0.231 (1, 9)										3 0 2 0 1 1 0										
Dick Schofield, R OBP: 0.313, SLG: 0.492 (1, 6)										3 1 1 1 1 0 2										
Bob Boone, R OBP: 0.235, SLG: 0.196 (1, 2)										4 0 0 0 0 0 3										
Inning Stats	R: 1 E: 0 K: 0 S: 3	H: 2 LOB: 0 BB: 1 P: 7	R: 0 E: 0 K: 0 S: 4	H: 1 LOB: 2 BB: 1 P: 8	R: 1 E: 0 K: 0 S: 4	H: 1 LOB: 0 BB: 0 P: 8	R: 0 E: 0 K: 1 S: 6	H: 0 LOB: 1 BB: 1 P: 7	R: 0 E: 0 K: 0 S: 3	H: 0 LOB: 0 BB: 1 P: 7	R: 3 E: 0 K: 1 S: 7	H: 2 LOB: 0 BB: 1 P: 11	R: 0 E: 0 K: 0 S: 4	H: 1 LOB: 1 BB: 0 P: 4	R: 0 E: 0 K: 0 S: 4	H: 1 LOB: 1 BB: 0 P: 4	1B: 5 2B: 2 3B: 0 HR: 2	SF: 0 SAC: 1 DP: 1 HBP: 0	WP: 0 PB: 0 SB: 0 CS: 1	PA: 41
PITCHER	IP WLS BF H R ER SO BB IBB HBP BLK WP HR S P ERA WHIP											IP WLS BF H R ER SO BB IBB HBP BLK WP HR S P ERA WHIP								
Matt Young, L ERA: 5.82 (1, 1)	4.1 L 19 5 3 3 1 3 0 0 0 0 1 18 30 6.23 1.846																			
Dave Getsel, L ERA: 8.1 (5, 1)	2.0 10 1 2 2 0 3 0 0 0 0 0 7 19 9.00 2.000																			
Ed Nunez, R ERA: 1.29 (7, 1)	2.2 11 3 1 1 1 0 0 0 0 0 0 1 13 13 3.38 1.125																			

Batter	1	2	3	4	5	6	7	8	9	AB R H RBI BB SO LOB	BOTTOM									
Harold Reynolds, S OBP: 0.233, SLG: 0.083 (1, 4)										3 0 0 0 1 0 1	California Angels @ Seattle Mariners The Kingdome, Seattle, WA Sat Apr 27 1985, 10:05 PM EST Att: 23,064 - Unknown									
Phil Bradley, R OBP: 0.354, SLG: 0.548 (1, 8)										3 0 1 1 1 0 1										
Alvin Davis, L OBP: 0.406, SLG: 0.280 (1, 3)										4 0 2 0 0 0 1										
Gorman Thomas, R OBP: 0.354, SLG: 0.607 (1, 10)										4 0 0 0 0 1 3										
Al Cowens, R OBP: 0.406, SLG: 0.607 (1, 9)										4 0 2 0 0 0 0										
Ivan Calderon, R OBP: 0.313, SLG: 0.154 (1, 7)										4 0 1 0 0 1 3										
Jim Prestley, R OBP: 0.319, SLG: 0.576 (1, 5)										4 0 0 0 0 0 4										
Donnie Scott, S OBP: 0.250, SLG: 0.250 (1, 2)										3 0 0 0 0 1 0										
Domingo Ramos, R OBP: 0.333, SLG: 0.500 (1, 6)										3 1 1 0 0 0 0										
Inning Stats	R: 0 E: 0 K: 0 S: 4	H: 1 LOB: 0 BB: 0 P: 4	R: 0 E: 1 K: 1 S: 5	H: 0 LOB: 0 BB: 0 P: 5	R: 1 E: 0 K: 0 S: 5	H: 2 LOB: 1 BB: 0 P: 5	R: 0 E: 0 K: 1 S: 6	H: 1 LOB: 0 BB: 0 P: 6	R: 0 E: 0 K: 0 S: 3	H: 0 LOB: 1 BB: 1 P: 7	R: 0 E: 0 K: 0 S: 5	H: 1 LOB: 0 BB: 0 P: 5	R: 0 E: 0 K: 0 S: 4	H: 1 LOB: 2 BB: 1 P: 8	R: 0 E: 0 K: 0 S: 3	H: 1 LOB: 0 BB: 0 P: 3	1B: 6 2B: 1 3B: 0 HR: 0	SF: 0 SAC: 0 DP: 3 HBP: 0	WP: 1 PB: 0 SB: 0 CS: 0	PA: 34
PITCHER	IP WLS BF H R ER SO BB IBB HBP BLK WP HR S P ERA WHIP											IP WLS BF H R ER SO BB IBB HBP BLK WP HR S P ERA WHIP								
Jim Slaton, R ERA: 2.45 (1, 1)	9.0 W 34 7 1 1 3 2 0 0 0 1 0 38 46 1.00 1.000																			

Batter	1	2	3	4	5	6	7	8	9	AB	R	H	RBI	BB	SO	LOB	TOP								
Gary Pettis, S OBP: 0.442, SLG: 0.435 (1, 8)	0-0 S 3B	4-0 1-2 BB		SH2-3 1-2		0-0 3-1		0-0 6-3		3	1	1	0	1	0	1									
Rod Carew, L OBP: 0.398, SLG: 0.386 (1, 3)	4-0 F8 S BB	0-0 F7		4-0 IBB			1-0 F HBP		0-3 K	2	0	0	0	2	1	2									
Brian Downing, R OBP: 0.452, SLG: 0.385 (1, 7)	0-3 K 1-2 3-H		4-0 G3 3-4-3 BB	0-3 K			0-0 E6 1-3		0-0 1B	4	0	1	0	1	2	5									
Reggie Jackson, L OBP: 0.281, SLG: 0.404 Mike Brown, R OBP: 0.296, SLG: 0.231 (9, 9)	0-0 F8 2-3		0-0 3-4-3	1-2	0-0 4-3		0-3 K		0-3 K	5	0	0	0	0	2	5									
Ruppert Jones, L OBP: 0.379, SLG: 0.581 Juan Beniquez, R OBP: 0.327, SLG: 0.468 (7, PH)	0-0 F4		0-0 G3	2-3	0-0 F8		0-0 F6		0-3 K	3	0	0	0	0	0	2									
Bobby Grich, R OBP: 0.485, SLG: 0.500 (1, 4)		4-0 WP PB 3-1 BB	0-0 5-3		0-0 1B		0-3 K			3	1	1	0	1	1	3									
Doug DeCinces, R OBP: 0.293, SLG: 0.380 (1, 5)		0-3 K		4-0 1B BB		0-0 F7		0-0 2B		3	0	1	0	1	1	2									
Jerry Narron, L OBP: 0.379, SLG: 0.560 Bob Boone, R OBP: 0.235, SLG: 0.196 (8, 2)		0-0 3-1		0-0 SH2-3 1B		0-0 F3		0-0 F9		4	0	1	0	0	0	2									
Dick Schofield, R OBP: 0.310, SLG: 0.469 (1, 6)	4-0 S BB 2-H		0-0 F5		0-0 1-3		0-0 F9			3	0	0	0	1	0	3									
Inning Stats	R: 1 E: 0 K: 1 S: 6	H: 1 LOB: 1 BB: 1 P: 10	R: 1 E: 0 K: 1 S: 5	H: 0 LOB: 2 BB: 3 P: 17	R: 0 E: 0 K: 0 S: 3	H: 0 LOB: 1 BB: 1 P: 7	R: 0 E: 0 K: 1 S: 6	H: 1 LOB: 3 BB: 2 P: 14	R: 0 E: 0 K: 0 S: 4	H: 1 LOB: 1 BB: 0 P: 4	R: 0 E: 0 K: 0 S: 3	H: 0 LOB: 0 BB: 0 P: 3	R: 0 E: 1 K: 2 S: 8	H: 0 LOB: 2 BB: 0 P: 9	R: 0 E: 0 K: 0 S: 4	H: 1 LOB: 1 BB: 0 P: 4	R: 0 E: 0 K: 3 S: 10	H: 1 LOB: 1 BB: 0 P: 10	1B: 3 2B: 1 3B: 1 HR: 0	SF: 0 SAC: 1 DP: 0 HBP: 1	WP: 1 PB: 1 SB: 3 CS: 0	PA: 41			
PITCHER	IP WLS BF H R ER SO BB IBB HBP BLK WP HR S P ERA WHIP	3.2 L 20 2 2 1 2 6 1 0 0 1 0 17 45 2.46 2.182	4.1 8 1 0 0 1 0 0 0 0 0 0 10 10 0.00 0.429	7.1 0.1 3 0 0 0 1 0 0 0 0 0 4 5 0.00 0.000	7.1 2.2 10 2 0 0 4 0 0 0 0 0 18 18 0.00 0.750																				

California Angels @ Seattle Mariners
The Kingdome, Seattle, WA
Sun Apr 28 1985, 6:33 AM EDT
Att: 11,633 - Unknown

AB	32
R	2
H	5
RBI	0
BB	7
SO	8
LOB	28



Batter	1	2	3	4	5	6	7	8	9	AB	R	H	RBI	BB	SO	LOB	BOTTOM								
Domingo Ramos, R OBP: 0.200, SLG: 0.300 Ken Phelps, L OBP: 0.267, SLG: 0.333 Spike Owen, S OBP: 0.214, SLG: 0.212 (9, 6)	0-0 F9		0-0 6-3		0-0 6-3	0-0 6-3		4-0 BB		4	0	0	0	0	0	0									
Phil Bradley, R OBP: 0.357, SLG: 0.577 (1, 8)	0-0 F4		0-0 6-3		0-0 HR		0-0 G3 1B	0-0 F9		5	1	2	1	0	0	2									
Alvin Davis, L OBP: 0.406, SLG: 0.309 (1, 3)	0-0 E BB 1B		0-0 2B		0-0 F9		0-0 G3		0-0 4-3	5	0	2	0	0	0	1									
Gorman Thomas, R OBP: 0.386, SLG: 0.603 (1, 10)	4-0 E BB		0-0 6-3		4-0 1B 1B BB		4-0 FC5-4 BB		0-0 1B	2	0	1	0	3	0	1									
Al Cowens, R OBP: 0.406, SLG: 0.606 (1, 9)	0-0 E6 FC6-4			0-0 1B 2B	0-0 1B		0-0 F8		0-0 F9	5	0	2	0	0	0	5									
Barry Bonnell, R OBP: 0.222, SLG: 0.176 (1, 7)	0-0 FC6-4			0-0 6-3	0-0 1B		0-0 FC5-4		0-0 4-3	5	0	1	0	0	0	7									
Jim Prestley, R OBP: 0.301, SLG: 0.540 (1, 5)			0-0 4-3		0-0 F9	0-0 G3		0-3 K		4	0	0	0	0	1	4									
Donnie Scott, S OBP: 0.250, SLG: 0.250 (1, 2)		0-0 5-3		0-0 2-3 1B		0-0 F7		0-0 F8		4	0	1	0	0	0	0									
Harold Reynolds, S OBP: 0.212, SLG: 0.074 Jack Perconte, L OBP: 0.286, SLG: 0.319 (8, PH)		0-0 F9		0-0 K		0-0 5-3		0-0 BB 1B		3	0	0	0	0	1	2									
Inning Stats	R: 0 E: 1 K: 0 S: 5	H: 1 LOB: 3 BB: 1 P: 9	R: 0 E: 0 K: 0 S: 3	H: 0 LOB: 0 BB: 0 P: 3	R: 0 E: 0 K: 0 S: 4	H: 1 LOB: 1 BB: 0 P: 4	R: 0 E: 0 K: 1 S: 7	H: 2 LOB: 2 BB: 0 P: 7	R: 1 E: 0 K: 0 S: 6	H: 3 LOB: 3 BB: 1 P: 10	R: 0 E: 0 K: 0 S: 3	H: 0 LOB: 0 BB: 0 P: 3	R: 0 E: 0 K: 0 S: 4	H: 1 LOB: 2 BB: 1 P: 8	R: 0 E: 0 K: 1 S: 6	H: 1 LOB: 2 BB: 1 P: 10	R: 0 E: 0 K: 0 S: 4	H: 1 LOB: 1 BB: 0 P: 4	1B: 7 2B: 2 3B: 0 HR: 1	SF: 0 SAC: 0 DP: 0 HBP: 0	WP: 0 PB: 0 SB: 0 CS: 0	PA: 42			
PITCHER	IP WLS BF H R ER SO BB IBB HBP BLK WP HR S P ERA WHIP	5.2 W 27 7 1 1 1 2 0 0 0 0 0 27 35 1.59 1.588	6.1 1 0 0 0 0 0 0 0 0 0 0 1 1 0.00 0.000	7.1 1.2 8 2 0 0 1 1 0 0 0 0 9 13 0.00 1.800	8.1 1.1 S 6 1 0 0 0 1 0 0 0 0 5 9 0.00 1.500																				

California Angels @ Seattle Mariners
The Kingdome, Seattle, WA
Sun Apr 28 1985, 6:33 AM EDT
Att: 11,633 - Unknown

AB	38
R	1
H	10
RBI	1
BB	4
SO	2
LOB	22



Batter	1	2	3	4	5	6	7	8	9	10	AB	R	H	RBI	BB	SO	LOB	TOP								
Randy Ready, R OBP: 0.375, SLG: 0.385 Paul Householder, S OBP: 0.357, SLG: 0.364	G3 1B WP BB		G3-6 1B	G3-6 1-2 1B		F7			K	K	4	2	1	0	1	1	2									
Dion James, L OBP: 0.400, SLG: 0.600	WP G3 SF9 1B		4-3	L9		F4				2B	5	1	2	0	0	0	2									
Cecil Cooper, L OBP: 0.328, SLG: 0.361	G3		1B			2B			K	1B	5	1	3	1	0	1	2									
Robin Yount, R OBP: 0.304, SLG: 0.292 Brian Giles, R OBP: 0.261, SLG: 0.150	SF9		1B			K			F4	K	4	1	1	1	0	2	3									
Ted Simmons, S OBP: 0.352, SLG: 0.339	F8		1B			F3			F3	G3	4	1	0	0	1	0	3									
Ben Oglive, L OBP: 0.263, SLG: 0.231			1B			4-3			K		5	0	3	1	0	1	1									
Bill Schroeder, R OBP: 0.300, SLG: 0.547 Charlie Moore, R OBP: 0.143, SLG: 0.286	G5-4-3		1B			HR			4-3 1B BB	SH1-4	3	1	2	2	1	0	1									
Jim Gantner, L OBP: 0.197, SLG: 0.193	F8		4-3			G3			4-3	F8	5	0	0	0	0	0	4									
Ed Romero, R OBP: 0.424, SLG: 0.308 Paul Molitor, R OBP: 0.403, SLG: 0.412			CS BB			BB			1B	IBB	1	0	1	0	3	0	0									
											0	0	0	0	1	0	0									
Inning Stats	R: 2 E: 0 K: 0 S: 4	H: 1 LOB: 0 BB: 1 P: 8	R: 0 E: 0 K: 0 S: 3	H: 1 LOB: 0 BB: 0 P: 3	R: 4 E: 0 K: 0 S: 7	H: 5 LOB: 2 BB: 2 P: 15	R: 0 E: 0 K: 0 S: 2	H: 0 LOB: 0 BB: 1 P: 6	R: 0 E: 0 K: 1 S: 6	H: 1 LOB: 1 BB: 0 P: 6	R: 1 E: 0 K: 0 S: 4	H: 1 LOB: 2 BB: 1 P: 8	R: 0 E: 0 K: 1 S: 5	H: 0 LOB: 0 BB: 0 P: 5	R: 0 E: 0 K: 1 S: 5	H: 1 LOB: 2 BB: 1 P: 9	R: 0 E: 0 K: 2 S: 9	H: 2 LOB: 2 BB: 0 P: 9	R: 0 E: 0 K: 1 S: 6	H: 1 LOB: 2 BB: 1 P: 10	1B: 10 2B: 2 3B: 0 HR: 1	SF: 1 SAC: 1 DP: 2 HBP: 0	WP: 1 PB: 2 SB: 0 CS: 1	PA: 46		
PITCHER	IP WLS BF H R ER SO BB IBB HBP BLK WP HR S P ERA WHIP	IP WLS BF H R ER SO BB IBB HBP BLK WP HR S P ERA WHIP	IP WLS BF H R ER SO BB IBB HBP BLK WP HR S P ERA WHIP	IP WLS BF H R ER SO BB IBB HBP BLK WP HR S P ERA WHIP	IP WLS BF H R ER SO BB IBB HBP BLK WP HR S P ERA WHIP	IP WLS BF H R ER SO BB IBB HBP BLK WP HR S P ERA WHIP	IP WLS BF H R ER SO BB IBB HBP BLK WP HR S P ERA WHIP	IP WLS BF H R ER SO BB IBB HBP BLK WP HR S P ERA WHIP	IP WLS BF H R ER SO BB IBB HBP BLK WP HR S P ERA WHIP	IP WLS BF H R ER SO BB IBB HBP BLK WP HR S P ERA WHIP	IP WLS BF H R ER SO BB IBB HBP BLK WP HR S P ERA WHIP	IP WLS BF H R ER SO BB IBB HBP BLK WP HR S P ERA WHIP	IP WLS BF H R ER SO BB IBB HBP BLK WP HR S P ERA WHIP	IP WLS BF H R ER SO BB IBB HBP BLK WP HR S P ERA WHIP	IP WLS BF H R ER SO BB IBB HBP BLK WP HR S P ERA WHIP	IP WLS BF H R ER SO BB IBB HBP BLK WP HR S P ERA WHIP	IP WLS BF H R ER SO BB IBB HBP BLK WP HR S P ERA WHIP	IP WLS BF H R ER SO BB IBB HBP BLK WP HR S P ERA WHIP	IP WLS BF H R ER SO BB IBB HBP BLK WP HR S P ERA WHIP	IP WLS BF H R ER SO BB IBB HBP BLK WP HR S P ERA WHIP	IP WLS BF H R ER SO BB IBB HBP BLK WP HR S P ERA WHIP	IP WLS BF H R ER SO BB IBB HBP BLK WP HR S P ERA WHIP	IP WLS BF H R ER SO BB IBB HBP BLK WP HR S P ERA WHIP	IP WLS BF H R ER SO BB IBB HBP BLK WP HR S P ERA WHIP	IP WLS BF H R ER SO BB IBB HBP BLK WP HR S P ERA WHIP	IP WLS BF H R ER SO BB IBB HBP BLK WP HR S P ERA WHIP
Mike Moore, R ERA: 8.0	3.1	4.1	16	2	1	1	2	2	0	0	0	0	0	0	1	18	26	2.08	0.923							
Dave Geisel, L ERA: 6.86	3.1	4.1	16	2	1	1	2	2	0	0	0	0	0	0	1	18	26	2.08	0.923							
Mike Stanton, R ERA: 5.91	8.1	1.0	4	1	0	0	1	1	0	0	0	0	0	0	5	9	0.00	2.000								
Ed Vande Berg, L ERA: 1.08	9.1	0.1	3	2	0	0	1	0	0	0	0	0	0	0	5	5	0.00	6.000								
Ed Nunez, R ERA: 1.15	9.1	1.2	W	7	1	0	0	2	0	1	0	0	0	0	10	14	0.00	0.600								
PITCHER	IP WLS BF H R ER SO BB IBB HBP BLK WP HR S P ERA WHIP	IP WLS BF H R ER SO BB IBB HBP BLK WP HR S P ERA WHIP	IP WLS BF H R ER SO BB IBB HBP BLK WP HR S P ERA WHIP	IP WLS BF H R ER SO BB IBB HBP BLK WP HR S P ERA WHIP	IP WLS BF H R ER SO BB IBB HBP BLK WP HR S P ERA WHIP	IP WLS BF H R ER SO BB IBB HBP BLK WP HR S P ERA WHIP	IP WLS BF H R ER SO BB IBB HBP BLK WP HR S P ERA WHIP	IP WLS BF H R ER SO BB IBB HBP BLK WP HR S P ERA WHIP	IP WLS BF H R ER SO BB IBB HBP BLK WP HR S P ERA WHIP	IP WLS BF H R ER SO BB IBB HBP BLK WP HR S P ERA WHIP	IP WLS BF H R ER SO BB IBB HBP BLK WP HR S P ERA WHIP	IP WLS BF H R ER SO BB IBB HBP BLK WP HR S P ERA WHIP	IP WLS BF H R ER SO BB IBB HBP BLK WP HR S P ERA WHIP	IP WLS BF H R ER SO BB IBB HBP BLK WP HR S P ERA WHIP	IP WLS BF H R ER SO BB IBB HBP BLK WP HR S P ERA WHIP	IP WLS BF H R ER SO BB IBB HBP BLK WP HR S P ERA WHIP	IP WLS BF H R ER SO BB IBB HBP BLK WP HR S P ERA WHIP	IP WLS BF H R ER SO BB IBB HBP BLK WP HR S P ERA WHIP	IP WLS BF H R ER SO BB IBB HBP BLK WP HR S P ERA WHIP	IP WLS BF H R ER SO BB IBB HBP BLK WP HR S P ERA WHIP	IP WLS BF H R ER SO BB IBB HBP BLK WP HR S P ERA WHIP	IP WLS BF H R ER SO BB IBB HBP BLK WP HR S P ERA WHIP	IP WLS BF H R ER SO BB IBB HBP BLK WP HR S P ERA WHIP	IP WLS BF H R ER SO BB IBB HBP BLK WP HR S P ERA WHIP	IP WLS BF H R ER SO BB IBB HBP BLK WP HR S P ERA WHIP	IP WLS BF H R ER SO BB IBB HBP BLK WP HR S P ERA WHIP
Inning Stats	R: 2 E: 0 K: 2 S: 9	H: 2 LOB: 1 BB: 1 P: 13	R: 0 E: 0 K: 1 S: 6	H: 1 LOB: 1 BB: 0 P: 6	R: 0 E: 0 K: 0 S: 4	H: 1 LOB: 1 BB: 0 P: 4	R: 0 E: 0 K: 0 S: 3	H: 1 LOB: 0 BB: 0 P: 3	R: 2 E: 0 K: 0 S: 5	H: 2 LOB: 0 BB: 0 P: 5	R: 2 E: 0 K: 0 S: 6	H: 3 LOB: 3 BB: 0 P: 6	R: 0 E: 0 K: 0 S: 3	H: 0 LOB: 0 BB: 0 P: 3	R: 0 E: 0 K: 1 S: 5	H: 0 LOB: 0 BB: 0 P: 5	R: 1 E: 0 K: 1 S: 7	H: 2 LOB: 2 BB: 0 P: 11	R: 2 E: 0 K: 0 S: 4	H: 2 LOB: 0 BB: 0 P: 4	1B: 9 2B: 1 3B: 0 HR: 4	SF: 1 SAC: 0 DP: 1 HBP: 0	WP: 0 PB: 0 SB: 2 CS: 0	PA: 44		
PITCHER	IP WLS BF H R ER SO BB IBB HBP BLK WP HR S P ERA WHIP	IP WLS BF H R ER SO BB IBB HBP BLK WP HR S P ERA WHIP	IP WLS BF H R ER SO BB IBB HBP BLK WP HR S P ERA WHIP	IP WLS BF H R ER SO BB IBB HBP BLK WP HR S P ERA WHIP	IP WLS BF H R ER SO BB IBB HBP BLK WP HR S P ERA WHIP	IP WLS BF H R ER SO BB IBB HBP BLK WP HR S P ERA WHIP	IP WLS BF H R ER SO BB IBB HBP BLK WP HR S P ERA WHIP	IP WLS BF H R ER SO BB IBB HBP BLK WP HR S P ERA WHIP	IP WLS BF H R ER SO BB IBB HBP BLK WP HR S P ERA WHIP	IP WLS BF H R ER SO BB IBB HBP BLK WP HR S P ERA WHIP	IP WLS BF H R ER SO BB IBB HBP BLK WP HR S P ERA WHIP	IP WLS BF H R ER SO BB IBB HBP BLK WP HR S P ERA WHIP	IP WLS BF H R ER SO BB IBB HBP BLK WP HR S P ERA WHIP	IP WLS BF H R ER SO BB IBB HBP BLK WP HR S P ERA WHIP	IP WLS BF H R ER SO BB IBB HBP BLK WP HR S P ERA WHIP	IP WLS BF H R ER SO BB IBB HBP BLK WP HR S P ERA WHIP	IP WLS BF H R ER SO BB IBB HBP BLK WP HR S P ERA WHIP	IP WLS BF H R ER SO BB IBB HBP BLK WP HR S P ERA WHIP	IP WLS BF H R ER SO BB IBB HBP BLK WP HR S P ERA WHIP	IP WLS BF H R ER SO BB IBB HBP BLK WP HR S P ERA WHIP	IP WLS BF H R ER SO BB IBB HBP BLK WP HR S P ERA WHIP	IP WLS BF H R ER SO BB IBB HBP BLK WP HR S P ERA WHIP	IP WLS BF H R ER SO BB IBB HBP BLK WP HR S P ERA WHIP	IP WLS BF H R ER SO BB IBB HBP BLK WP HR S P ERA WHIP	IP WLS BF H R ER SO BB IBB HBP BLK WP HR S P ERA WHIP	IP WLS BF H R ER SO BB IBB HBP BLK WP HR S P ERA WHIP
Pete Vuckovich, R ERA: 4.5	6.1	1.2	7	2	1	1	0	0	0	0	0	0	0	0	7	7	5.40	1.200								
Pete Ladd, R ERA: 3.38	7.1	1.2	8	2	1	1	1	1	0	0	0	0	0	0	9	13	5.40	1.800								
Rollie Fingers, R ERA: 3.88	7.1	1.2	8	2	1	1	1	1	0	0	0	0	0	0	9	13	5.40	1.800								
Ray Searage, L ERA: 7.11	9.1	1.1	L	6	2	2	2	1	0	0	0	0	0	0	1	8	8	13.50	1.500							

Milwaukee Brewers @ Seattle Mariners
The Kingdome, Seattle, WA
Mon Apr 29 1985, 10:05 PM EDT
Att: 9,187 - Unknown

AB 37
R 7
H 13
RBI 5
BB 7
SO 6
LOB 20



Milwaukee Brewers @ Seattle Mariners
The Kingdome, Seattle, WA
Mon Apr 29 1985, 10:05 PM EDT
Att: 9,187 - Unknown

AB 41
R 9
H 14
RBI 9
BB 2
SO 5
LOB 12



Batter	1	2	3	4	5	6	7	8	9	AB	R	H	RBI	BB	SO	LOB	TOP										
Paul Moltor, R OBP: 0.402, SLG: 0.394 (1, 5)	5-3	K							K	3	0	0	0	2	2	2	Milwaukee Brewers @ Seattle Mariners The Kingdome, Seattle, WA Tue Apr 30 1985, 10:05 PM EDT Att: 6,963 - Unknown										
Robin Yount, R OBP: 0.296, SLG: 0.312 (1, 7)	1B	3B	K	1-3					F8	5	1	1	0	0	1	3											
Cecil Cooper, L OBP: 0.324, SLG: 0.354 (1, 3)	F5		F8						L5	4	0	1	0	0	0	1											
Mark Brouhard, R OBP: 0.381, SLG: 0.500 (1, 9)	1B		1B	2B					F9	4	1	2	1	0	0	1											
Ted Simmons, S OBP: 0.347, SLG: 0.333 (1, 10)	L6		1B						F7	4	0	1	1	0	0	2											
Charlie Moore, R OBP: 0.276, SLG: 0.353 (1, 2)			FC1-6	1B	BB				B5-3	3	0	2	0	1	0	0											
Dion James, L OBP: 0.222, SLG: 0.333 (1, 8)			FC1-6	1B	BB				K	4	0	0	0	0	2	5											
Ed Romero, R OBP: 0.376, SLG: 0.267 (1, 6)	F4								F8	4	0	0	0	0	0	1											
Brian Giles, R OBP: 0.308, SLG: 0.182 Ben Oglivie, L OBP: 0.259, SLG: 0.226 (9, PH)				1B	BB				F9	2	0	1	0	1	0	0											
Inning Stats	R: 1 E: 0 K: 0 S: 5	H: 2 LOB: 1 BB: 0 P: 5	R: 0 E: 0 K: 1 S: 7	H: 2 LOB: 2 BB: 0 P: 7	R: 1 E: 0 K: 1 S: 7	H: 2 LOB: 2 BB: 1 P: 11	R: 0 E: 0 K: 0 S: 2	H: 0 LOB: 1 BB: 2 P: 10	R: 0 E: 0 K: 1 S: 3	H: 0 LOB: 1 BB: 1 P: 7	R: 0 E: 0 K: 0 S: 3	H: 0 LOB: 0 BB: 0 P: 3	R: 0 E: 0 K: 1 S: 5	H: 0 LOB: 0 BB: 0 P: 5	R: 0 E: 0 K: 1 S: 5	H: 0 LOB: 0 BB: 0 P: 5	1B: 6 2B: 2 3B: 1 HR: 0	SF: 0 SAC: 0 DP: 1 HBP: 0	WP: 1 PB: 0 SB: 2 CS: 0	PA: 38							
PITCHER	IP	WLS	BF	H	R	ER	SO	BB	IBB	HBP	BLK	WP	HR	S	P	ERA	WHIP										
Mark Langston, L ERA: 2.75 (1, 1)	7.0	W	32	8	2	2	3	4	0	0	0	1	0	34	50	2.57	1.714										
Mike Stanton, R ERA: 5.4 (8, 1)	1.0		3	0	0	0	1	0	0	0	0	0	0	5	5	0.00	0.000										
Ed Nunez, R ERA: 1.08 (9, 1)	1.0	S	3	0	0	0	1	0	0	0	0	0	0	5	5	0.00	0.000										


AB	34
R	2
H	8
RBI	2
BB	4
SO	5
LOB	15




Batter	1	2	3	4	5	6	7	8	9	AB	R	H	RBI	BB	SO	LOB	BOTTOM										
Jack Perconte, L OBP: 0.259, SLG: 0.286 (1, 4)	4-3		F7	FC3-6					F9	4	0	0	0	0	0	3	Milwaukee Brewers @ Seattle Mariners The Kingdome, Seattle, WA Tue Apr 30 1985, 10:05 PM EDT Att: 6,963 - Unknown										
Phil Bradley, R OBP: 0.365, SLG: 0.600 (1, 7)	5-3		4-3	K					1B	3	0	1	0	1	1	1											
Alvin Davis, L OBP: 0.410, SLG: 0.375 (1, 3)	HR		4-3						G6-4-3	4	1	3	1	0	0	1											
Gorman Thomas, R OBP: 0.380, SLG: 0.561 (1, 10)	1B		K						F8	4	0	1	0	0	1	4											
Al Cowens, R OBP: 0.385, SLG: 0.613 (1, 9)	6-3								F4	4	0	0	0	0	0	4											
Dave Henderson, R OBP: 0.295, SLG: 0.392 (1, 8)			G5-4-3	1B	BB				G6-4-3	3	1	3	0	1	0	0											
Jim Presley, R OBP: 0.293, SLG: 0.500 (1, 5)	G5-4-3			1B	BB				G6-4-3	4	1	1	0	0	0	3											
Donnie Scott, S OBP: 0.438, SLG: 0.846 Bob Kearney, R OBP: 0.105, SLG: 0.029 (7, 2)				E2	1B				BB	1	1	1	1	2	0	0											
Spike Owen, S OBP: 0.250, SLG: 0.237 (1, 6)	F5			1B					FC3-6	1	0	0	0	0	0	1											
Inning Stats	R: 1 E: 0 K: 0 S: 5	H: 2 LOB: 1 BB: 0 P: 5	R: 0 E: 0 K: 0 S: 3	H: 1 LOB: 1 BB: 1 P: 7	R: 0 E: 0 K: 1 S: 5	H: 0 LOB: 1 BB: 1 P: 9	R: 3 E: 1 K: 1 S: 8	H: 3 LOB: 1 BB: 1 P: 12	R: 0 E: 0 K: 0 S: 3	H: 1 LOB: 2 BB: 2 P: 11	R: 0 E: 0 K: 0 S: 4	H: 2 LOB: 1 BB: 0 P: 4	R: 0 E: 0 K: 0 S: 4	H: 1 LOB: 1 BB: 0 P: 4	1B: 8 2B: 1 3B: 1 HR: 1	SF: 0 SAC: 0 DP: 4 HBP: 0	WP: 0 PB: 0 SB: 1 CS: 0	PA: 36									
PITCHER	IP	WLS	BF	H	R	ER	SO	BB	IBB	HBP	BLK	WP	HR	S	P	ERA	WHIP										
Bob Gibson, R ERA: 3.86 (1, 1)	6.0	L	29	9	4	3	2	5	0	0	0	0	0	28	48	4.50	2.333										
Pete Ladd, R ERA: 2.7 (7, 1)	2.0		7	2	0	0	0	0	0	0	0	0	0	7	7	0.00	1.000										

AB	31
R	4
H	11
RBI	2
BB	5
SO	2
LOB	19



Batter	1	2	3	4	5	6	7	8	9	AB	R	H	RBI	BB	SO	LOB	TOP			
Wade Boggs, L (1.5) OBP: 0.394, SLG: 0.368	0-0 6-3		0-0 5-3			0-0 1B		0-0 4-3		4	0	1	0	0	0	0	Boston Red Sox @ Seattle Mariners The Kingdome, Seattle, WA Wed May 01 1985, 10:05 PM EDT Att: 9,404 - Unknown livebaseballscorecards.com AB 31 R 0 H 4 RBI 0 BB 3 SO 6 LOB 15 			
Dwight Evans, R (1.9) OBP: 0.398, SLG: 0.333	0-3 K		0-0 5-3			0-0 F9		4-0 BB		3	0	0	0	1	1					
Jim Rice, R (1.7) OBP: 0.374, SLG: 0.460	0-0 2B		0-0 F8			0-0 1B		0-3 K		4	0	2	0	0	1					
Tony Armas, R (1.8) OBP: 0.250, SLG: 0.506	0-0 F3			0-0 5-3		0-3 K			0-0 F9	4	0	0	0	0	1	3				
Mike Easter, L (1.10) OBP: 0.281, SLG: 0.418		4-0 BB BB		0-0 G3		0-0 4-3			0-0 1B	3	0	1	0	1	0	2				
Bill Buckner, L (1.3) OBP: 0.330, SLG: 0.429		4-0 1-2 BB		0-0 F7			0-0 5-3		0-3 K	3	0	0	0	1	1	1				
Rich Gedman, L (1.2) OBP: 0.320, SLG: 0.377		0-0 F7			0-0 F5		0-0 F9		0-0 4-3	4	0	0	0	0	0	3				
Marty Barrett, R (1.4) OBP: 0.312, SLG: 0.284		0-3 K			0-0 F8		0-0 5-3			3	0	0	0	0	1	2				
Jackie Gutierrez, R (1.6) OBP: 0.254, SLG: 0.322		0-0 F3			0-0 5-3			0-3 K		2	0	0	0	0	0	2				
Rick Miller, L (8. PH) OBP: 0.453, SLG: 0.571										1	0	0	0	0	1	0				
Glenn Hoffman, R (8.6) OBP: 0.250, SLG: 0.375										0	0	0	0	0	0	0				
Inning Stats	R: 0 E: 0 K: 1 S: 6	H: 1 LOB: 1 BB: 0 P: 6	R: 0 E: 0 K: 1 S: 5	H: 0 LOB: 2 BB: 2 P: 13	R: 0 E: 0 K: 0 S: 3	H: 0 LOB: 0 BB: 0 P: 3	R: 0 E: 0 K: 0 S: 3	H: 0 LOB: 0 BB: 0 P: 3	R: 0 E: 0 K: 1 S: 7	H: 2 LOB: 2 BB: 0 P: 7	R: 0 E: 0 K: 0 S: 3	H: 0 LOB: 0 BB: 0 P: 3	R: 0 E: 0 K: 2 S: 7	H: 0 LOB: 1 BB: 1 P: 11	R: 0 E: 0 K: 1 S: 6	H: 1 LOB: 1 BB: 0 P: 6	1B: 3 2B: 1 3B: 0 HR: 0	SF: 0 SAC: 0 DP: 0 HBP: 0	WP: 0 PB: 0 CS: 0	PA: 34
PITCHER Jim Beattie, R (1.1) ERA: 6.98	IP: 9.0 WLS: W BF: 34 H: 4 R: 0 ER: 0 SO: 6 BB: 3 IBB: 0 HBP: 0 BLK: 0 WP: 0 HR: 0 S: 43 P: 55 ERA: 0.00 WHIP: 0.778															PITCHER				

Batter	1	2	3	4	5	6	7	8	9	AB	R	H	RBI	BB	SO	LOB	BOTTOM			
Jack Perconte, L (1.4) OBP: 0.258, SLG: 0.300	0-0 4-3 2B			0-0 6-3			0-0 3-1			4	0	1	0	0	0	3	Boston Red Sox @ Seattle Mariners The Kingdome, Seattle, WA Wed May 01 1985, 10:05 PM EDT Att: 9,404 - Unknown livebaseballscorecards.com AB 32 R 7 H 8 RBI 7 BB 4 SO 9 LOB 13 			
Phil Bradley, R (1.7) OBP: 0.351, SLG: 0.573	0-3 K		0-0 6-3	0-0 4-3			0-0 F9			4	0	0	1	0	1	1				
Alvin Davis, L (1.3) OBP: 0.402, SLG: 0.382	0-0 4-3		0-0 2B	0-0 F7			0-0 4-3			4	1	1	0	0	0	1				
Domingo Ramos, R (9.3) OBP: 0.200, SLG: 0.300	2-3									0	0	0	0	0	0	0				
Gorman Thomas, R (1.10) OBP: 0.361, SLG: 0.529	0-3 K		0-3 K		0-0 F8		0-0 3-1			4	0	0	0	0	2	2				
Al Cowens, R (1.9) OBP: 0.402, SLG: 0.623		4-0 WP 1B BB BB	4-0 2B BB		0-3 K		0-0 F8 2B 2B			2	3	1	0	2	1	0				
Dave Henderson, R (1.8) OBP: 0.293, SLG: 0.397	0-3 K		0-0 HR 2B		0-0 L6		0-0 F8			4	1	1	2	0	1	2				
Jim Presley, R (1.5) OBP: 0.314, SLG: 0.560		4-0 1B WP 1-2 BB	0-0 HR 2B			0-3 K		0-0 2B		3	1	2	3	1	1	0				
Donnie Scott, S (1.2) OBP: 0.450, SLG: 0.750		0-0 1-3 2H 1B	0-0 4-3			0-3 K		0-0 BB		3	0	1	1	1	1	0				
Spike Owen, S (1.6) OBP: 0.250, SLG: 0.238	0-3 K			0-0 6-3 4-3 1B			0-0 4-3		0-3 K	4	1	1	0	0	2	4				
Inning Stats	R: 0 E: 0 K: 2 S: 8	H: 1 LOB: 1 BB: 0 P: 8	R: 1 E: 0 K: 2 S: 8	H: 1 LOB: 2 BB: 2 P: 16	R: 4 E: 0 K: 1 S: 8	H: 3 LOB: 0 BB: 1 P: 12	R: 1 E: 0 K: 0 S: 4	H: 1 LOB: 0 BB: 0 P: 4	R: 0 E: 0 K: 1 S: 5	H: 0 LOB: 0 BB: 0 P: 5	R: 0 E: 0 K: 2 S: 7	H: 0 LOB: 0 BB: 0 P: 7	R: 0 E: 0 K: 0 S: 3	H: 0 LOB: 0 BB: 0 P: 3	R: 1 E: 0 K: 1 S: 7	H: 2 LOB: 2 BB: 1 P: 11	1B: 2 2B: 5 3B: 0 HR: 1	SF: 0 SAC: 0 DP: 0 HBP: 0	WP: 1 PB: 0 SB: 0 CS: 0	PA: 36
PITCHER Roger Clemens, R (1.1) ERA: 4.17	IP: 7.2 WLS: L BF: 34 H: 8 R: 7 ER: 7 SO: 8 BB: 3 IBB: 0 HBP: 0 BLK: 0 WP: 1 HR: 1 S: 47 P: 59 ERA: 8.22 WHIP: 1.435															PITCHER				
Mark Clear, R (8.1) ERA: 5.4	IP: 0.1 WLS: L BF: 2 H: 0 R: 0 ER: 0 SO: 1 BB: 1 IBB: 0 HBP: 0 BLK: 0 WP: 0 HR: 0 S: 3 P: 7 ERA: 0.00 WHIP: 3.000															PITCHER				


Batter	1	2	3	4	5	6	7	8	9	AB	R	H	RBI	BB	SO	LOB	TOP								
Damaso Garcia, R OBP: 0.248, SLG: 0.290 (1, 4)	F5	1B		1-3	IBB			K2-3		4	0	1	0	1	1	1	Toronto Blue Jays @ Seattle Mariners The Kingdome, Seattle, WA Fri May 03 1985, 10:05 PM EDT Att: 12,370 - Unknown								
Rance Mulliniks, L OBP: 0.343, SLG: 0.357 Garth Iorg, R OBP: 0.324, SLG: 0.406 (5, 5)	4-3	BB		1B			F7	1-3		2	0	1	1	1	0	0									
Lloyd Moseby, L OBP: 0.400, SLG: 0.463 (1, 8)	1B	4-3		K				6-3		5	1	2	0	0	1	3									
Willie Upshaw, L OBP: 0.298, SLG: 0.471 (1, 3)	1B			F7			K	G3		4	1	0	0	1	1	1									
George Bell, R OBP: 0.379, SLG: 0.563 (1, 7)	1B			1B			1B	1-3		5	1	3	0	0	0	0									
Len Matuszek, L OBP: 0.313, SLG: 0.400 Jeff Burroughs, R OBP: 0.333, SLG: 0.447 Ron Shepherd, R (9, PR)	1B			1B			1B	3B		2	0	2	1	0	0	0									
Ernie Whitt, L OBP: 0.317, SLG: 0.404 (1, 2)	4-3			G4-6-3			1B	E		2	1	1	1	1	0	0									
Jesse Barfield, R OBP: 0.326, SLG: 0.405 (1, 9)				1B			1B	E		4	1	4	0	0	0	0									
Tony Fernandez, S OBP: 0.289, SLG: 0.363 (1, 6)	3-1			G3			F8	G6-4-3		4	0	0	0	0	0	5									
Inning Stats	R: 2 E: 0 K: 0 S: 6	H: 3 LOB: 2 BB: 1 P: 10	R: 0 E: 0 K: 0 S: 4	H: 2 LOB: 2 BB: 1 P: 8	R: 0 E: 0 K: 0 S: 4	H: 2 LOB: 1 BB: 0 P: 4	R: 1 E: 0 K: 1 S: 7	H: 2 LOB: 1 BB: 0 P: 7	R: 2 E: 0 K: 1 S: 9	H: 4 LOB: 3 BB: 1 P: 13	R: 0 E: 0 K: 0 S: 3	H: 0 LOB: 0 BB: 0 P: 3	R: 0 E: 0 K: 0 S: 4	H: 2 LOB: 1 BB: 0 P: 4	R: 0 E: 0 K: 1 S: 6	H: 1 LOB: 1 BB: 0 P: 6	R: 0 E: 0 K: 0 S: 2	H: 0 LOB: 1 BB: 1 P: 6	1B: 14 2B: 1 3B: 1 HR: 0	SF: 0 SAC: 0 DP: 3 HBP: 0	WP: 2 PB: 1 SB: 2 CS: 0	PA: 43			
PITCHER	IP	WLS	BF	H	R	ER	SO	BB	IBB	HBP	BLK	WP	HR	S	P	ERA	WHIP								
Salome Barojas, R ERA: 6.46 (1, 1)	3.2	L	20	9	3	3	0	2	0	0	0	2	0	18	26	7.36	3.000								
Dave Geisel, L ERA: 8.95 (4, 1)	1.0		8	4	2	1	2	0	1	0	0	0	0	11	15	9.00	4.000								
Ed Vande Berg, L ERA: 0.73 (5, 1)	3.1		12	3	0	0	1	0	0	0	0	0	0	14	14	0.00	0.900								
Mike Stanton, R ERA: 4.61 (9, 1)	1.0		3	0	0	0	0	1	0	0	0	0	0	2	6	0.00	1.000								

AB	39
R	5
H	16
RBI	3
BB	4
SO	3
LOB	18



Batter	1	2	3	4	5	6	7	8	9	AB	R	H	RBI	BB	SO	LOB	BOTTOM								
Jack Perconte, L OBP: 0.271, SLG: 0.313 Barry Bonnell, R OBP: 0.250, SLG: 0.263 (9, PH)	F3		F8		5-3		K		F5	3	0	0	0	0	1	1	Toronto Blue Jays @ Seattle Mariners The Kingdome, Seattle, WA Fri May 03 1985, 10:05 PM EDT Att: 12,370 - Unknown								
Phil Bradley, R OBP: 0.362, SLG: 0.568 (1, 7)	1B		K		1B		1B			4	0	3	1	0	1	1									
Alvin Davis, L OBP: 0.378, SLG: 0.347 (1, 3)	K		F8		F8		4-3			4	0	0	0	0	1	4									
Gorman Thomas, R OBP: 0.364, SLG: 0.554 (1, 10)		5-3			K			HR		3	1	1	1	1	1	1									
Al Cowens, R OBP: 0.378, SLG: 0.576 (1, 9)		F6			F9		K		K	4	0	0	0	0	2	2									
Dave Henderson, R OBP: 0.300, SLG: 0.442 (1, 8)		1B			HR		K		K	4	2	2	1	0	2	0									
Jim Prestley, R OBP: 0.298, SLG: 0.518 (1, 5)		1B			4-3		F7		F9	4	0	1	0	0	0	0									
Donnie Scott, S OBP: 0.407, SLG: 0.652 (1, 2)		1B			G3				F6	4	1	2	1	0	0	0									
Spike Owen, S OBP: 0.233, SLG: 0.221 Ken Phelps, L OBP: 0.316, SLG: 0.286 (9, PH)	F5				3-1		F4		K	3	0	0	0	0	0	3									
Inning Stats	R: 0 E: 0 K: 1 S: 5	H: 1 LOB: 1 BB: 0 P: 5	R: 1 E: 0 K: 0 S: 6	H: 3 LOB: 2 BB: 0 P: 6	R: 0 E: 0 K: 1 S: 5	H: 0 LOB: 2 BB: 1 P: 10	R: 1 E: 0 K: 0 S: 4	H: 1 LOB: 0 BB: 0 P: 4	R: 0 E: 0 K: 2 S: 7	H: 0 LOB: 0 BB: 0 P: 7	R: 1 E: 0 K: 1 S: 7	H: 2 LOB: 1 BB: 0 P: 7	R: 1 E: 0 K: 2 S: 8	H: 1 LOB: 0 BB: 0 P: 8	R: 0 E: 0 K: 1 S: 5	H: 0 LOB: 0 BB: 0 P: 5	1B: 5 2B: 3 3B: 0 HR: 2	SF: 0 SAC: 0 DP: 1 HBP: 1	WP: 0 PB: 0 SB: 1 CS: 1	PA: 37					
PITCHER	IP	WLS	BF	H	R	ER	SO	BB	IBB	HBP	BLK	WP	HR	S	P	ERA	WHIP								
Doyle Alexander, R ERA: 3.21 (1, 1)	6.2	W	29	8	3	3	0	1	0	0	0	0	0	1	44	4.05	1.350								
Gary Lavelle, L ERA: 5.4 (7, 1)	0.1		1	0	0	0	0	0	0	0	0	0	0	1	1	0.00	0.000								
Jim Acker, R ERA: 1.5 (8, 1)	1.0		4	1	1	1	2	0	0	0	0	0	1	8	8	9.00	1.000								
Bill Caudill, R ERA: 5.51 (9, 1)	1.0	S	3	0	0	0	1	0	0	0	0	0	0	5	5	0.00	0.000								


AB	35
R	4
H	9
RBI	4
BB	1
SO	9
LOB	12



Batter	1	2	3	4	5	6	7	8	9	AB	R	H	RBI	BB	SO	LOB	TOP		
Damaso Garcia, R OBP: 0.239, SLG: 0.279 Manuel Lee, S (8, 4)	F8		6-3		G6-4-3			4-3		4	0	0	0	0	0	3			
Lloyd Mosby, L OBP: 0.394, SLG: 0.453 (1, 8)	4-3 BLK 1B		F9			K		4-3		4	0	1	0	0	1	1			
George Bell, R OBP: 0.374, SLG: 0.582 (1, 7)	4-3			6-3		5-3		HR		4	1	1	1	0	0	1			
Jesse Barfield, R OBP: 0.311, SLG: 0.386 (1, 9)	6-3			F8		4-3		K		4	0	0	0	0	1	1			
Jeff Burroughs, R OBP: 0.326, SLG: 0.415 (1, 10)		K		FC6-4 BB		6-3		6-3		3	0	0	0	1	1	0			
Willie Upshaw, L OBP: 0.289, SLG: 0.455 (1, 3)	F8			FC6-4		6-3		6-3		3	0	0	0	0	0	1			
Buck Martinez, R OBP: 0.143, SLG: 0.212 (1, 2)	F9				F6			6-3		3	0	0	0	0	0	0			
Garth Iorg, R OBP: 0.351, SLG: 0.429 (1, 5)			4-3 1B			1B		6-3		3	0	2	0	0	0	0			
Tony Fernandez, S OBP: 0.291, SLG: 0.361 (1, 6)	4-3					G6-4-3 1B		4-3		3	0	1	0	0	0	1			
Inning Stats	R: 0 E: 0 K: 0 S: 4	H: 1 LOB: 1 BB: 0 P: 4	R: 0 E: 0 K: 1 S: 5	H: 0 LOB: 0 BB: 0 P: 5	R: 0 E: 0 K: 0 S: 4	H: 1 LOB: 1 BB: 0 P: 4	R: 0 E: 0 K: 0 S: 3	H: 0 LOB: 1 BB: 1 P: 7	R: 0 E: 0 K: 1 S: 5	H: 2 LOB: 1 BB: 0 P: 4	R: 0 E: 0 K: 0 S: 3	H: 0 LOB: 0 BB: 0 P: 3	R: 0 E: 0 K: 0 S: 3	H: 0 LOB: 0 BB: 0 P: 3	R: 1 E: 0 K: 1 S: 6	H: 1 LOB: 0 BB: 0 P: 6	1B: 4 2B: 0 3B: 0 HR: 1	SF: 0 SAC: 0 DP: 1 HBP: 0	WP: 0 PA: 32
PITCHER Matt Young, L ERA: 4.4 (1, 1)	IP: 9.0 WLS: W BF: 32 H: 5 R: 1 ER: 1 SO: 3 BB: 1 IBB: 0 HBP: 0 BLK: 1 WP: 0 HR: 1 S: 37 P: 41 ERA: 1.00 WHIP: 0.667																		

Toronto Blue Jays @ Seattle Mariners
The Kingdome, Seattle, WA
Sat May 04 1985, 10:05 PM EDT
Att: 14,952 - Unknown


AB	31
R	1
H	5
RBI	1
BB	1
SO	3
LOB	8



Batter	1	2	3	4	5	6	7	8	9	AB	R	H	RBI	BB	SO	LOB	BOTTOM		
Jack Perconte, L OBP: 0.280, SLG: 0.319 Harold Reynolds, S OBP: 0.212, SLG: 0.074 (1, 4)	BB HBP 1B	4-3	F9			3-1		1B		5	1	2	0	0	0	3			
Phil Bradley, R OBP: 0.354, SLG: 0.556 (1, 8)	BB HBP 1B			6-3		F9		1-3		4	1	1	0	0	0	1			
Alvin Davis, L OBP: 0.372, SLG: 0.338 (1, 3)	BB 1B	SF7		4-3		F7				2	1	0	1	1	0	0			
Gorman Thomas, R OBP: 0.370, SLG: 0.545 (1, 10)	BB 1B	F9		F6		BB BB		BB		3	1	1	2	1	0	1			
Al Cowens, R OBP: 0.372, SLG: 0.573 (1, 9)	4-3 1H 2H		K		6-3		L6			4	0	1	2	0	1	1			
Ivan Calderon, R OBP: 0.300, SLG: 0.176 (1, 7)	4-3		WP S 2B		K		6-3			4	1	1	0	0	1	1			
Jim Presley, R OBP: 0.296, SLG: 0.517 (1, 5)	6-3		1B FC5-2		K		F9			4	0	1	1	0	1	1			
Bob Kearney, R OBP: 0.146, SLG: 0.105 (1, 2)	K		FC5-2 1B		K		K			4	1	2	0	0	2	1			
Spike Owen, S OBP: 0.247, SLG: 0.268 (1, 6)		1B SF7 BB	FC5-2		G3		HR			3	2	1	2	1	0	2			
Inning Stats	R: 4 E: 0 K: 1 S: 8	H: 3 LOB: 1 BB: 1 P: 13	R: 1 E: 0 K: 0 S: 4	H: 1 LOB: 1 BB: 1 P: 8	R: 1 E: 0 K: 1 S: 8	H: 3 LOB: 2 BB: 0 P: 8	R: 0 E: 0 K: 0 S: 3	H: 0 LOB: 0 BB: 0 P: 3	R: 0 E: 0 K: 2 S: 7	H: 0 LOB: 0 BB: 0 P: 7	R: 0 E: 0 K: 1 S: 5	H: 0 LOB: 0 BB: 0 P: 5	R: 0 E: 0 K: 0 S: 3	H: 0 LOB: 1 BB: 1 P: 7	R: 2 E: 0 K: 0 S: 6	H: 3 LOB: 1 BB: 0 P: 6	1B: 6 2B: 3 3B: 0 HR: 1	SF: 1 SAC: 0 DP: 0 HBP: 1	WP: 1 PA: 38
PITCHER Luis Leal, R ERA: 4.26 Dennis Lamp, R ERA: 1.93 Ron Musselman, R ERA: 9.0 (1, 1)	IP: 0.0 WLS: L BF: 23 H: 4 R: 2 ER: 2 SO: 5 BB: 1 IBB: 0 HBP: 0 BLK: 0 WP: 1 HR: 0 S: 32 P: 36 ERA: 3.00 WHIP: 0.833																		

Toronto Blue Jays @ Seattle Mariners
The Kingdome, Seattle, WA
Sat May 04 1985, 10:05 PM EDT
Att: 14,952 - Unknown

AB	33
R	8
H	10
RBI	8
BB	3
SO	5
LOB	11



Batter	1	2	3	4	5	6	7	8	9	AB	R	H	RBI	BB	SO	LOB	TOP	
Damaso Garcia, R (1.4) OBP: 0.239, SLG: 0.287	F7			1-3		1B 2B		5-3		4	1	1	0	0	0	0		
Lloyd Moseby, L (1.8) OBP: 0.396, SLG: 0.456	F7			S 1B		2H 1B			F8	4	0	2	1	0	0	0		
George Bell, R (1.7) OBP: 0.359, SLG: 0.558	5-3			K		K			5-3	4	0	0	0	0	2	2		
Jesse Barfield, R (1.9) OBP: 0.309, SLG: 0.379			K	K					K	4	0	1	0	0	3	1		
Jeff Burroughs, R (1.10) OBP: 0.327, SLG: 0.395			K							2	0	0	0	1	1	0		
Willie Upshaw, L (1.3) OBP: 0.280, SLG: 0.440			K							3	0	0	0	0	1	2		
Buck Martinez, R (1.2) OBP: 0.132, SLG: 0.194										3	0	0	0	0	0	2		
Garth Iorg, R (1.5) OBP: 0.350, SLG: 0.421										3	0	1	0	0	0	0		
Tony Fernandez, S (1.6) OBP: 0.281, SLG: 0.349										3	0	0	0	0	0	1		
Inning Stats	R: 0 H: 0 E: 0 K: 0 S: 3	H: 0 LOB: 0 BB: 0 P: 3	R: 0 H: 0 E: 0 K: 3 S: 9	H: 0 LOB: 0 BB: 0 P: 9	R: 0 H: 0 E: 0 K: 2 S: 3	H: 1 LOB: 1 BB: 0 P: 8	R: 0 H: 0 E: 0 K: 0 S: 3	H: 0 LOB: 0 BB: 0 P: 3	R: 1 H: 2 E: 0 K: 1 S: 7	H: 1 LOB: 1 BB: 0 P: 7	R: 0 H: 1 E: 0 K: 0 S: 3	H: 1 LOB: 0 BB: 0 P: 3	R: 0 H: 0 E: 0 K: 1 S: 5	H: 0 LOB: 0 BB: 0 P: 5	1B: 4 2B: 1 3B: 0 HR: 0	SF: 0 SAC: 0 DP: 2 HBP: 0	WP: 0 PB: 0 SB: 1 CS: 0	PA: 31
PITCHER Mark Langston, L (1.1) ERA: 2.4	IP: 9.0 WLS: W BF: 31 H: 5 R: 1 ER: 1 SO: 7 BB: 1 IBB: 0 HBP: 0 BLK: 0 WP: 0 HR: 0 S: 44 P: 48 ERA: 1.00 WHIP: 0.667																	

Toronto Blue Jays @ Seattle Mariners
The Kingdome, Seattle, WA
Sun May 05 1985, 6:33 AM EDT
Att: 11,500 - Unknown

AB 30
R 1
H 5
RBI 1
BB 1
SO 7
LOB 8



Batter	1	2	3	4	5	6	7	8	9	AB	R	H	RBI	BB	SO	LOB	BOTTOM			
Jack Perconte, L (1.4) OBP: 0.278, SLG: 0.316	CS 1B		4-3		G3			6-3		4	0	1	0	0	0	2				
Phil Bradley, R (1.8) OBP: 0.360, SLG: 0.544	K			3-1	9-2					4	0	1	0	0	1	2				
Ken Phelps, L (1.3) OBP: 0.304, SLG: 0.444	G3			HR				G4-1		4	1	1	1	0	1	1				
Gorman Thomas, R (1.10) OBP: 0.368, SLG: 0.532				1B HR				F8		2	1	0	0	1	0	0				
Al Cowens, R (1.9) OBP: 0.371, SLG: 0.565				HR				F8		3	1	1	0	0	0	0				
Ivan Calderon, R (1.7) OBP: 0.304, SLG: 0.350				HR				F8		3	1	1	3	0	0	0				
Jim Presley, R (1.5) OBP: 0.287, SLG: 0.500			K	K				F8		3	0	0	0	0	2	0				
Bob Kearney, R (1.2) OBP: 0.136, SLG: 0.098			G1-4-3	K				5-3		3	0	0	0	0	1	0				
Spike Owen, S (1.6) OBP: 0.263, SLG: 0.274										2	0	1	0	1	1	0				
Inning Stats	R: 0 H: 1 E: 0 K: 1 S: 5	H: 0 LOB: 0 BB: 0 P: 5	R: 0 H: 0 E: 0 K: 0 S: 3	H: 0 LOB: 0 BB: 0 P: 3	R: 0 H: 0 E: 0 K: 1 S: 5	H: 1 LOB: 1 BB: 1 P: 9	R: 4 H: 3 E: 0 K: 2 S: 10	H: 3 LOB: 0 BB: 1 P: 14	R: 0 H: 1 E: 0 K: 0 S: 3	H: 0 LOB: 0 BB: 0 P: 3	R: 0 H: 0 E: 0 K: 1 S: 5	H: 0 LOB: 0 BB: 0 P: 5	R: 0 H: 0 E: 0 K: 0 S: 3	H: 0 LOB: 0 BB: 0 P: 3	R: 0 H: 1 E: 0 K: 1 S: 6	H: 1 LOB: 1 BB: 0 P: 6	1B: 4 2B: 1 3B: 0 HR: 2	SF: 0 SAC: 0 DP: 1 HBP: 0	WP: 2 PB: 0 SB: 1 CS: 1	PA: 30
PITCHER Jim Clancy, R (1.1) ERA: 6.0 Jimmy Key, L (5.1) ERA: 1.94 Jim Acker, R (8.1) ERA: 1.42	IP: 4.0 WLS: L BF: 17 H: 4 R: 4 ER: 4 SO: 4 BB: 2 IBB: 0 HBP: 0 BLK: 0 WP: 1 HR: 2 S: 23 P: 31 ERA: 9.00 WHIP: 1.500																			

Toronto Blue Jays @ Seattle Mariners
The Kingdome, Seattle, WA
Sun May 05 1985, 6:33 AM EDT
Att: 11,500 - Unknown

AB 28
R 4
H 6
RBI 4
BB 2
SO 6
LOB 5



Batter	1	2	3	4	5	6	7	8	9	AB	R	H	RBI	BB	SO	LOB	TOP					
Jack Perconte, L (1,4) OBP: 0.265, SLG: 0.300	F9		F8			4-3			K	4	0	0	0	0	1	0						
Phil Bradley, R (1,8) OBP: 0.394, SLG: 0.542	1B			6-3		K			FC1-6 1B	4	0	2	0	0	1	0						
Ken Phelps, L (1,3) OBP: 0.296, SLG: 0.381	F7			G5-4-3 BB			K		FC1-6 1-2	3	0	0	0	1	1	2						
Gorman Thomas, R (1,10) OBP: 0.354, SLG: 0.506	K			G5-4-3 1-2			F8		K	4	0	0	0	0	2	3						
Al Cowens, R (1,9) OBP: 0.360, SLG: 0.547		K				4-3				3	0	0	0	0	1	0						
Ivan Calderon, R (1,7) OBP: 0.346, SLG: 0.455	G3				1B 2B BB				4-3 3B	2	2	1	0	1	0	0						
Jim Presley, R (1,5) OBP: 0.288, SLG: 0.495	5-3								4-3	3	0	1	1	0	0	0						
Bob Kearney, R (1,2) OBP: 0.152, SLG: 0.140			F8							2	0	1	1	0	0	0						
Donnie Scott, S (8,PH) OBP: 0.393, SLG: 0.625								K		1	0	0	0	0	1	0						
Spike Owen, S (1,6) OBP: 0.253, SLG: 0.263			L6			6-3			F9	3	0	0	0	0	0	0						
Inning Stats	R: 0 E: 0 K: 1 S: 6	H: 1 LOB: 1 BB: 0 P: 6	R: 0 E: 0 K: 1 S: 5	H: 0 LOB: 0 BB: 0 P: 5	R: 0 E: 0 K: 0 S: 3	H: 0 LOB: 0 BB: 1 P: 3	R: 0 E: 0 K: 0 S: 2	H: 0 LOB: 0 BB: 1 P: 6	R: 1 E: 0 K: 0 S: 3	H: 2 LOB: 2 BB: 1 P: 7	R: 0 E: 0 K: 1 S: 5	H: 0 LOB: 0 BB: 0 P: 5	R: 0 E: 0 K: 1 S: 5	H: 0 LOB: 0 BB: 0 P: 5	R: 1 E: 0 K: 1 S: 6	H: 1 LOB: 0 BB: 0 P: 6	R: 0 E: 0 K: 2 S: 8	H: 1 LOB: 1 BB: 0 P: 8	1B: 3 2B: 1 3B: 1 HR: 0	SF: 0 SAC: 0 DP: 1 HBP: 0	WP: 0 PB: 0 SB: 0 CS: 0	PA: 31
PITCHER Moose Haas, R (1,1) ERA: 2.37	IP: 9.0 WLS: W BF: 31 H: 5 R: 2 ER: 2 SO: 7 BB: 2 IBB: 0 HBP: 0 BLK: 0 WP: 0 HR: 0 S: 43 P: 51 ERA: 2.00 WHIP: 0.778															PITCHER	IP: 9.0 WLS: W BF: 31 H: 5 R: 2 ER: 2 SO: 7 BB: 2 IBB: 0 HBP: 0 BLK: 0 WP: 0 HR: 0 S: 43 P: 51 ERA: 2.00 WHIP: 0.778					

Seattle Mariners @ Milwaukee Brewers
Milwaukee County Stadium, Milwaukee, WI
Tue May 07 1985, 8:05 PM EDT
Att: 8,416 - Unknown


AB 29
R 2
H 5
RBI 2
BB 2
SO 7
LOB 5



Batter	1	2	3	4	5	6	7	8	9	AB	R	H	RBI	BB	SO	LOB	BOTTOM			
Paul Molitor, R (1,5) OBP: 0.409, SLG: 0.383	1B SF7	1B			1B BB	G3				3	1	2	1	1	0	0				
Robin Yount, R (1,7) OBP: 0.390, SLG: 0.344		2H								4	0	2	0	0	1	1				
Paul Householder, S (8,9) OBP: 0.344, SLG: 0.385	1B	1B			K		5-3			0	0	0	0	0	0	0				
Cecil Cooper, L (1,3) OBP: 0.358, SLG: 0.429	SF7	F8			1B		K			3	0	1	1	0	1	2				
Bill Schroeder, R (1,2) OBP: 0.301, SLG: 0.500	K		K		K		F7			4	0	0	0	0	3	3				
Ted Simmons, S (1,10) OBP: 0.347, SLG: 0.322	L3		F9		L4			F8		4	0	0	0	0	0	3				
Doug Loman, L (1,8) OBP: 0.241, SLG: 0.321		1B 2B	F8			HR 1B		1B BB		3	2	2	0	1	0	0				
Ben Oglivie, L (1,9) OBP: 0.298, SLG: 0.312		5-3 1B			F8	HR		1B		4	2	3	3	0	0	0				
Jim Gantner, L (1,4) OBP: 0.221, SLG: 0.238										3	0	1	0	0	0	1				
Mark Brouhard, R (8,PH) OBP: 0.357, SLG: 0.444	F7				F7			F5		1	0	0	0	0	0	2				
Brian Giles, R (9,4) OBP: 0.257, SLG: 0.133					F2 2B					0	0	0	0	0	0	0				
Ed Romero, R (1,6) OBP: 0.347, SLG: 0.244	5-3				F2			F7		4	0	0	0	0	0	4				
Inning Stats	R: 1 E: 0 K: 1 S: 7	H: 2 LOB: 1 BB: 0 P: 7	R: 2 E: 0 K: 0 S: 7	H: 4 LOB: 2 BB: 0 P: 7	R: 0 E: 0 K: 1 S: 5	H: 0 LOB: 0 BB: 0 P: 5	R: 0 E: 0 K: 0 S: 3	H: 1 LOB: 0 BB: 0 P: 3	R: 0 E: 0 K: 2 S: 8	H: 1 LOB: 2 BB: 1 P: 12	R: 2 E: 0 K: 0 S: 5	H: 2 LOB: 0 BB: 0 P: 5	R: 0 E: 0 K: 1 S: 5	H: 0 LOB: 0 BB: 0 P: 5	R: 0 E: 0 K: 0 S: 4	H: 1 LOB: 2 BB: 1 P: 8	1B: 8 2B: 2 3B: 0 HR: 1	SF: 1 SAC: 0 DP: 0 HBP: 0	WP: 0 PB: 0 SB: 0 CS: 0	PA: 36
PITCHER Jim Beattie, R (1,1) ERA: 7.11 Mike Stanton, R (7,1) ERA: 4.2 Ed Vande Berg, L (8,1) ERA: 0.71 Ed Nunez, R (8,1) ERA: 1.06	IP: 6.0 WLS: L BF: 28 H: 10 R: 5 ER: 5 SO: 4 BB: 1 IBB: 0 HBP: 0 BLK: 0 WP: 0 HR: 1 S: 35 P: 39 ERA: 7.50 WHIP: 1.833															PITCHER	IP: 6.0 WLS: L BF: 28 H: 10 R: 5 ER: 5 SO: 4 BB: 1 IBB: 0 HBP: 0 BLK: 0 WP: 0 HR: 1 S: 35 P: 39 ERA: 7.50 WHIP: 1.833			

Seattle Mariners @ Milwaukee Brewers
Milwaukee County Stadium, Milwaukee, WI
Tue May 07 1985, 8:05 PM EDT
Att: 8,416 - Unknown

AB 33
R 5
H 11
RBI 5
BB 2
SO 5
LOB 16



Batter	1	2	3	4	5	6	7	8	9	AB	R	H	RBI	BB	SO	LOB	TOP					
Jack Perconte, L (1,4) OBP: 0.247, SLG: 0.289										5	1	1	0	0	0	5						
Phil Bradley, R (1,7) OBP: 0.375, SLG: 0.560										4	1	1	0	0	1	1						
Alvin Davis, L (1,3) OBP: 0.375, SLG: 0.391										5	0	2	0	0	1	3						
Gorman Thomas, R (1,10) OBP: 0.352, SLG: 0.500										4	0	0	0	0	2	5						
Al Cowens, R (1,9) OBP: 0.339, SLG: 0.510										3	0	0	1	0	2	3						
Dave Henderson, R (1,8) OBP: 0.316, SLG: 0.441										4	0	2	1	0	1	0						
Jim Prestley, R (1,5) OBP: 0.295, SLG: 0.495										4	1	2	0	0	0	0						
Bob Kearney, R (1,2) OBP: 0.170, SLG: 0.143										3	0	0	0	1	0	2						
Spike Owen, S (1,6) OBP: 0.253, SLG: 0.280										2	0	0	1	1	0	2						
Inning Stats	R: 2 E: 0 K: 1 S: 7	H: 3 LOB: 2 BB: 0 P: 8	R: 0 E: 0 K: 0 S: 4	H: 1 LOB: 1 BB: 0 P: 4	R: 0 E: 2 K: 1 S: 9	H: 1 LOB: 2 BB: 0 P: 9	R: 1 E: 1 K: 1 S: 8	H: 2 LOB: 2 BB: 0 P: 8	R: 0 E: 0 K: 1 S: 5	H: 0 LOB: 0 BB: 0 P: 5	R: 0 E: 1 K: 0 S: 3	H: 0 LOB: 1 BB: 1 P: 7	R: 0 E: 0 K: 2 S: 8	H: 1 LOB: 1 BB: 0 P: 8	R: 0 E: 0 K: 0 S: 3	H: 0 LOB: 0 BB: 0 P: 3	R: 0 E: 0 K: 0 S: 3	H: 0 LOB: 1 BB: 1 P: 7	1B: 5 2B: 3 3B: 0 HR: 0	SF: 2 SAC: 0 DP: 1 HBP: 1	WP: 0 PB: 0 SB: 1 CS: 0	PA: 39
PITCHER	IP WLS BF H R ER SO BB IBB HBP BLK WP HR S P ERA WHIP																					
Luis Leal, R (1,1) ERA: 4.33	3.2	20	7	3	2	3	0	0	1	0	0	0	0	25	26	4.91	1.909					
Jimmy Key, L (4,1) ERA: 1.55	2.1	8	0	0	0	2	1	0	0	0	0	0	0	11	15	0.00	0.429					
Jim Acker, R (7,1) ERA: 1.17	3.0	11	1	0	0	2	1	0	0	0	0	0	0	14	18	0.00	0.667					

Seattle Mariners @ Toronto Blue Jays
Exhibition Stadium, Toronto, ON
Fri May 10 1985, 7:05 PM EDT
Att: 20,116 - Unknown

AB	34
R	3
H	8
RBI	3
BB	2
SO	7
LOB	21



Batter	1	2	3	4	5	6	7	8	9	AB	R	H	RBI	BB	SO	LOB	BOTTOM				
Damaso Garcia, R (1,4) OBP: 0.268, SLG: 0.339										5	1	4	6	0	0	0					
Lloyd Moseby, L (1,8) OBP: 0.377, SLG: 0.447										5	0	0	0	0	3	6					
George Bell, R (1,7) OBP: 0.353, SLG: 0.574										5	0	1	1	0	3	4					
Jesse Barfield, R (1,9) OBP: 0.336, SLG: 0.400										4	1	1	1	1	1	1					
Jeff Burroughs, R (1,10) OBP: 0.333, SLG: 0.400										2	0	1	0	0	0	0					
Len Matuszek, L (5, PH) OBP: 0.310, SLG: 0.342										2	0	1	0	0	0	1					
Ron Shepherd, R (8, PH)										1	0	0	0	0	0	0					
Willie Upshaw, L (1,3) OBP: 0.298, SLG: 0.427										4	1	1	0	1	1	2					
Buck Martinez, R (1,2) OBP: 0.375, SLG: 0.184										2	0	0	0	0	0	3					
Ernie Whitt, L (5, PH) OBP: 0.329, SLG: 0.507										2	1	1	0	0	0	2					
Garth Iorg, R (1,5) OBP: 0.372, SLG: 0.425										1	1	1	0	1	0	0					
Rance Mulliniks, L (5, PH) OBP: 0.372, SLG: 0.400										1	1	0	0	1	0	2					
Tony Fernandez, S (1,6) OBP: 0.297, SLG: 0.361										3	2	2	0	1	0	1					
Inning Stats	R: 0 E: 0 K: 2 S: 7	H: 0 LOB: 0 BB: 0 P: 7	R: 4 E: 0 K: 1 S: 8	H: 3 LOB: 2 BB: 2 P: 16	R: 0 E: 0 K: 0 S: 4	H: 1 LOB: 2 BB: 1 P: 8	R: 0 E: 0 K: 1 S: 6	H: 1 LOB: 2 BB: 1 P: 10	R: 0 E: 0 K: 0 S: 5	H: 2 LOB: 2 BB: 0 P: 5	R: 2 E: 0 K: 0 S: 6	H: 3 LOB: 1 BB: 0 P: 6	R: 2 E: 0 K: 2 S: 10	H: 3 LOB: 2 BB: 1 P: 14	R: 0 E: 0 K: 2 S: 7	H: 0 LOB: 0 BB: 0 P: 7	1B: 8 2B: 3 3B: 1 HR: 1	SF: 0 SAC: 0 DP: 0 HBP: 0	WP: 1 PB: 0 SB: 2 CS: 0	PA: 42	
PITCHER	IP WLS BF H R ER SO BB IBB HBP BLK WP HR S P ERA WHIP																				
Mark Langston, L (1,1) ERA: 2.96	1.2	5	0	0	0	0	0	0	0	0	0	0	0	3	3	0.00	0.000				
Karl Best, R (4,1) ERA: 2.51	0.1	1	0	0	0	1	0	0	0	0	0	0	0	3	3	0.00	0.000				
Salome Barojas, R (5,1) ERA: 7.16	1.0	7	4	2	2	0	0	0	0	0	0	0	0	7	7	18.00	4.000				
Ed Vande Berg, L (6,1) ERA: 0.69	0.1	1	0	0	0	0	0	0	0	0	0	0	0	1	1	0.00	0.000				
Mike Stanton, R (6,1) ERA: 5.09	1.0	8	4	2	2	0	0	1	0	0	0	0	0	7	11	18.00	4.000				

Seattle Mariners @ Toronto Blue Jays
Exhibition Stadium, Toronto, ON
Fri May 10 1985, 7:05 PM EDT
Att: 20,116 - Unknown

AB	37
R	8
H	13
RBI	8
BB	5
SO	8
LOB	22

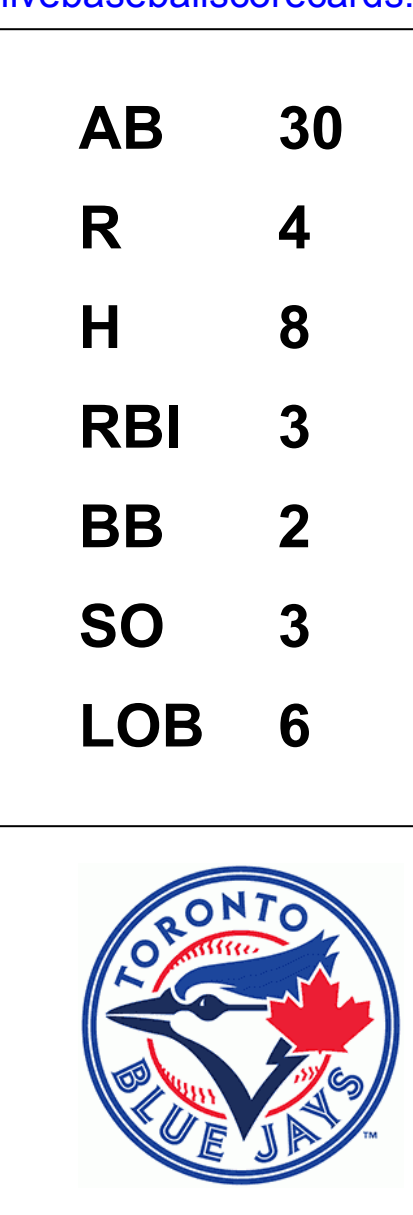


Batter	1	2	3	4	5	6	7	8	9	AB	R	H	RBI	BB	SO	LOB	TOP																
Jack Perconte, L (1,4) OBP: 0.258, SLG: 0.290	G3			F8		1B BB		S 1B		3	0	1	0	1	0	0	Seattle Mariners @ Toronto Blue Jays Exhibition Stadium, Toronto, ON Sat May 11 1985, 3:33 AM EDT Att: 32,398 - Unknown																
Phil Bradley, R (1,7) OBP: 0.371, SLG: 0.550	K			K				K		4	0	1	0	0	3	1																	
Alvin Davis, L (1,3) OBP: 0.370, SLG: 0.378	G3			F9		1-2 1B				3	0	0	0	1	1	2																	
Gorman Thomas, R (1,10) OBP: 0.348, SLG: 0.484		6-3			G3 HR BB			L7		3	1	0	0	1	0	4																	
Al Cowens, R (1,9) OBP: 0.327, SLG: 0.491	1-3				G3					4	0	0	0	0	0	1																	
Dave Henderson, R (1,8) OBP: 0.324, SLG: 0.438	F4				F7					3	0	1	0	1	0	1																	
Jim Prestley, R (1,5) OBP: 0.302, SLG: 0.524										4	1	2	2	0	1	2																	
Bob Kearney, R (1,2) OBP: 0.164, SLG: 0.137					2H HR					2	0	0	0	0	2	1																	
Donnie Scott, S (7,PH) OBP: 0.397, SLG: 0.577				K	K			F7		2	0	0	0	0	0	2																	
Spike Owen, S (1,6) OBP: 0.247, SLG: 0.274										2	0	0	0	0	0	0																	
Barry Bonnell, R (8,PH) OBP: 0.238, SLG: 0.250				3-1						1	0	0	0	0	0	0																	
Domingo Ramos, R (8,6) OBP: 0.200, SLG: 0.300								F9		0	0	0	0	0	0	0																	
Inning Stats	R: 0 E: 0 K: 1 S: 5	H: 0 LOB: 0 BB: 0 P: 5	R: 0 E: 0 K: 0 S: 3	H: 0 LOB: 0 BB: 0 P: 3	R: 0 E: 0 K: 1 S: 5	H: 1 LOB: 0 BB: 0 P: 5	R: 0 E: 0 K: 1 S: 5	H: 0 LOB: 0 BB: 0 P: 5	R: 2 E: 0 K: 1 S: 6	H: 1 LOB: 2 BB: 1 P: 10	R: 0 E: 0 K: 1 S: 5	H: 0 LOB: 1 BB: 1 P: 9	R: 0 E: 0 K: 1 S: 6	H: 1 LOB: 2 BB: 1 P: 10	R: 0 E: 0 K: 0 S: 4	H: 1 LOB: 1 BB: 0 P: 4	1B: 4 2B: 0 3B: 0 HR: 1	SF: 0 SAC: 0 DP: 0 HBP: 0	WP: 0 PB: 0 SB: 1 CS: 0	PA: 35													
PITCHER	IP WLS BF H R ER SO BB IBB HBP BLK WP HR S P ERA WHIP																																
Jim Clancy, R (1,1) ERA: 5.02	5.1	20	3	2	2	4	2	0	0	0	0	0	1	26	34	3.38	0.938																
Gary Lavelle, L (6,1) ERA: 3.86	1.2	6	0	0	0	2	1	0	0	0	0	0	0	9	13	0.00	0.600																
Bill Caudill, R (8,1) ERA: 4.66	2.0	W 9	2	0	0	1	0	1	0	0	0	0	0	10	14	0.00	1.000																

AB	31
R	2
H	5
RBI	2
BB	4
SO	7
LOB	14



Batter	1	2	3	4	5	6	7	8	9	AB	R	H	RBI	BB	SO	LOB	BOTTOM																	
Damaso Garcia, R (1,4) OBP: 0.267, SLG: 0.336	5-3		5-3		S 1B		CS	6-3		4	0	1	0	0	0	0	Seattle Mariners @ Toronto Blue Jays Exhibition Stadium, Toronto, ON Sat May 11 1985, 3:33 AM EDT Att: 32,398 - Unknown																	
Lloyd Moseby, L (1,8) OBP: 0.373, SLG: 0.434	K		K		2-3 1B			1-3		3	0	0	0	1	2	0																		
George Bell, R (1,7) OBP: 0.358, SLG: 0.568	1B BB		F9		G3			S HR 1B		3	2	1	0	1	0	3																		
Jesse Barfield, R (1,9) OBP: 0.342, SLG: 0.434	1B E 1B			4-3			F4	HR		4	2	2	2	0	0	0																		
Jeff Burroughs, R (1,10) OBP: 0.352, SLG: 0.417	E9									3	0	2	1	0	0	0																		
Manuel Lee, S (6,PR)										0	0	0	0	0	0	0																		
Len Matuszek, L (8,PH) OBP: 0.302, SLG: 0.333	1-3H 3H 1B			5-3			G5-4-3 1B	4-3		1	0	0	0	0	0	0																		
Willie Upshaw, L (1,3) OBP: 0.291, SLG: 0.415	K			G3			G5-4-3 1-2			3	0	0	0	0	1	2																		
Buck Martinez, R (1,2) OBP: 0.116, SLG: 0.171					F8			F8		3	0	0	0	0	0	0																		
Garth Iorg, R (1,5) OBP: 0.370, SLG: 0.419		5-3			1B 4-3 1B			5-3		3	0	1	0	0	0	0																		
Tony Fernandez, S (1,6) OBP: 0.298, SLG: 0.360		6-3			4-3			CS 1B		3	0	1	0	0	0	1																		
Inning Stats	R: 2 E: 1 K: 2 S: 9	H: 2 LOB: 1 BB: 1 P: 13	R: 0 E: 0 K: 0 S: 3	H: 0 LOB: 0 BB: 0 P: 3	R: 0 E: 0 K: 1 S: 5	H: 0 LOB: 0 BB: 0 P: 5	R: 0 E: 0 K: 0 S: 3	H: 0 LOB: 0 BB: 0 P: 3	R: 0 E: 0 K: 0 S: 3	H: 2 LOB: 3 BB: 1 P: 9	R: 0 E: 0 K: 0 S: 3	H: 1 LOB: 1 BB: 0 P: 3	R: 0 E: 0 K: 0 S: 3	H: 1 LOB: 0 BB: 0 P: 3	R: 2 E: 0 K: 0 S: 5	H: 2 LOB: 0 BB: 0 P: 5		1B: 7 2B: 0 3B: 0 HR: 1	SF: 0 SAC: 0 DP: 1 HBP: 0	WP: 0 PB: 0 SB: 2 CS: 1	PA: 33													
PITCHER	IP WLS BF H R ER SO BB IBB HBP BLK WP HR S P ERA WHIP																																	
Matt Young, L (1,1) ERA: 3.99	7.2	30	7	3	2	3	2	0	0	0	0	0	1	2	34	42	2.35	1.174																
Ed Nunez, R (8,1) ERA: 1.53	0.1	2	1	1	1	0	0	0	0	0	0	1	2	2	27.00	3.000																		



Batter	1	2	3	4	5	6	7	8	9	AB	R	H	RBI	BB	SO	LOB	TOP										
Jack Perconte, L (1,4) OBP: 0.257, SLG: 0.289 Barry Bonnell, R (9, PH) OBP: 0.227, SLG: 0.238	0-0 6-3		0-0 3-1		0-0 G1-6-3	0-0 1B		0-0 5-3	0-0 5-3	4	0	1	0	0	0	2											
Phil Bradley, R (1,8) OBP: 0.372, SLG: 0.537	1-0 HBP		4-0 BB		0-3 K	0-3 K		0-0 F9	0-0 F9	3	0	0	0	1	2	3											
Alvin Davis, L (1,3) OBP: 0.372, SLG: 0.366	0-0 F3		0-3 K		0-0 F3	4-0 HR		0-0 F7	4-0 BB	3	1	0	0	2	1	2											
Gorman Thomas, R (1,10) OBP: 0.342, SLG: 0.500	0-0 F8			0-0 F3		0-0 HR		0-0 E5	0-0 FC5-4	5	1	1	2	0	0	2											
Dave Henderson, R (1,9) OBP: 0.330, SLG: 0.470		0-0 HR		0-3 K		0-0 HR		0-3 K	0-3 K	4	2	1	0	2	1												
Ivan Calderon, R (1,7) OBP: 0.333, SLG: 0.400		0-3 K		4-0 BB		0-0 F8		0-0 FC5-4	0-0 FC5-4	3	0	0	0	1	1	2											
Jim Presley, R (1,5) OBP: 0.300, SLG: 0.541		0-3 K		0-3 K		0-0 HR		0-0 5-3	0-0 5-3	4	1	1	2	0	2	1											
Donnie Scott, S (1,2) OBP: 0.353, SLG: 0.533		0-0 F8			0-0 G1-6-3	0-0 4-3		0-0 L4	0-0 L4	4	0	1	0	0	0	0											
Domingo Ramos, R (1,6) OBP: 0.286, SLG: 0.308			0-0 F8		0-0 G1-6-3	4-0 1B		0-0 F9	0-0 F9	3	0	1	0	1	0	0											
Inning Stats	R: 0 E: 0 K: 0 S: 3	H: 0 LOB: 1 BB: 0 P: 4	R: 1 E: 0 K: 2 S: 8	H: 1 LOB: 0 BB: 0 P: 8	R: 0 E: 0 K: 1 S: 5	H: 0 LOB: 1 BB: 1 P: 9	R: 0 E: 0 K: 2 S: 7	H: 0 LOB: 1 BB: 1 P: 11	R: 0 E: 0 K: 1 S: 6	H: 2 LOB: 1 BB: 0 P: 6	R: 4 E: 0 K: 1 S: 9	H: 4 LOB: 2 BB: 2 P: 17	R: 0 E: 1 K: 1 S: 6	H: 0 LOB: 1 BB: 0 P: 6	R: 0 E: 0 K: 0 S: 3	H: 0 LOB: 0 BB: 0 P: 3	R: 0 E: 0 K: 0 S: 3	H: 0 LOB: 1 BB: 1 P: 7	1B: 4 2B: 0 3B: 0 HR: 3	SF: 0 SAC: 0 DP: 1 HBP: 1	WP: 1 PB: 0 SB: 0 CS: 0	PA: 40					
PITCHER	IP	WLS	BF	H	R	ER	SO	BB	IBB	HBP	BLK	WP	HR	S	P	ERA	WHIP										
Dave Stieb, R (1,1) ERA: 3.22	5.1	W	25	6	5	5	6	3	0	1	0	0	3	33	46	8.44	1.688										
Jim Acker, R (6,1) ERA: 1.14	0.2		4	1	0	0	1	1	0	0	0	1	0	5	9	0.00	3.000										
Gary Lavelle, L (7,1) ERA: 3.0	2.2		10	0	0	0	1	1	0	0	0	0	0	11	15	0.00	0.375										
Bill Caudill, R (9,1) ERA: 4.88	0.1		1	0	0	0	0	0	0	0	0	0	0	1	1	0.00	0.000										

Seattle Mariners @ Toronto Blue Jays
Exhibition Stadium, Toronto, ON
Sun May 12 1985, 3:33 AM EDT
Att: 25,181 - Unknown

AB 34
R 5
H 7
RBI 5
BB 5
SO 8
LOB 13





Batter	1	2	3	4	5	6	7	8	9	AB	R	H	RBI	BB	SO	LOB	BOTTOM										
Damaso Garcia, R (1,4) OBP: 0.287, SLG: 0.349	0-0 CS	0-0 1B			0-0 S	4-0 FC6-4		0-0 5-3	0-0 5-3	4	1	3	1	1	0	0											
Rance Mulliniks, L (1,5) OBP: 0.383, SLG: 0.426 Garth Iorg, R (6, PH) OBP: 0.375, SLG: 0.422	0-3 K	0-0 1B			0-0 1B	0-0 FC6-4		0-0 G3-6	0-0 G3-6	3	1	2	2	0	1	1											
Lloyd Moseby, L (1,8) OBP: 0.359, SLG: 0.414	0-0 4-3	0-0 F8			0-0 F7	0-3 K		0-0 G3-6	0-0 G3-6	5	0	0	0	0	1	4											
Willie Upshaw, L (1,3) OBP: 0.306, SLG: 0.435		4-0 2B		0-0 4-3	0-0 1B	4-0 2B		0-0 1B	4-0 BB	2	3	1	1	2	0	0											
George Bell, R (1,7) OBP: 0.371, SLG: 0.583		0-0 E		0-3 K	0-0 5-3	0-0 1B		0-0 2B	0-0 1B	4	2	3	1	0	1	0											
Len Matuzek, L (1,10) OBP: 0.311, SLG: 0.325 Jeff Burroughs, R (5, PH) OBP: 0.357, SLG: 0.440 Ron Shepherd, R (7, PR)		4-0 E		0-0 F8	0-0 5-3	0-0 1B		0-0 WP	0-0 1B	1	1	0	0	1	0	0											
Ernie Whitt, L (1,2) OBP: 0.315, SLG: 0.486 Buck Martinez, R (7, PH) OBP: 0.114, SLG: 0.167		0-0 E3		0-0 F8	0-0 4-3	0-0 5-3		0-0 5-3	0-0 5-3	3	0	0	1	0	0	2											
Jesse Barfield, R (1,9) OBP: 0.348, SLG: 0.441		0-0 E6		0-3 K		0-0 FC1-6-3		0-0 PB	0-0 IBB	3	1	1	0	1	1	2											
Tony Fernandez, S (1,6) OBP: 0.287, SLG: 0.346		0-3 K		0-0 4-3		0-0 FC1-6-3		0-0 5-3	0-0 5-3	4	0	0	0	0	1	6											
Inning Stats	R: 0 E: 0 K: 1 S: 5	H: 1 LOB: 0 BB: 0 P: 5	R: 4 E: 2 K: 1 S: 9	H: 3 LOB: 2 BB: 2 P: 17	R: 0 E: 0 K: 1 S: 5	H: 0 LOB: 0 BB: 0 P: 5	R: 0 E: 0 K: 1 S: 5	H: 0 LOB: 0 BB: 0 P: 5	R: 3 E: 0 K: 0 S: 7	H: 4 LOB: 1 BB: 0 P: 7	R: 0 E: 0 K: 0 S: 3	H: 1 LOB: 1 BB: 1 P: 7	R: 2 E: 0 K: 1 S: 7	H: 2 LOB: 2 BB: 2 P: 15	R: 0 E: 0 K: 0 S: 3	H: 1 LOB: 0 BB: 0 P: 3	1B: 7 2B: 5 3B: 1 HR: 0	SF: 0 SAC: 0 DP: 2 HBP: 0	WP: 1 PB: 1 SB: 1 CS: 2	PA: 39							
PITCHER	IP	WLS	BF	H	R	ER	SO	BB	IBB	HBP	BLK	WP	HR	S	P	ERA	WHIP										
Jim Beattie, R (1,1) ERA: 7.06	4.0	L	20	6	6	3	4	2	0	0	0	0	0	26	34	6.75	2.000										
Dave Gessel, L (5,1) ERA: 5.58	2.1		11	3	2	2	1	2	0	0	0	0	0	11	19	7.71	2.143										
Ed Nunez, R (7,1) ERA: 2.04	0.0		2	2	0	0	0	0	0	0	0	0	0	2	2	∞	∞										
Ed Vande Berg, L (7,1) ERA: 0.61	1.2		6	1	1	1	0	0	1	0	0	1	0	5	9	5.40	0.600										

Seattle Mariners @ Toronto Blue Jays
Exhibition Stadium, Toronto, ON
Sun May 12 1985, 3:33 AM EDT
Att: 25,181 - Unknown

AB 34
R 9
H 12
RBI 7
BB 5
SO 5
LOB 18



Batter	1	2	3	4	5	6	7	8	9	AB	R	H	RBI	BB	SO	LOB	TOP			
Jack Perconte, L (1.4) OBP: 0.255, SLG: 0.284	F6	K				F7	F8			5	0	1	0	0	1	4	Seattle Mariners @ Boston Red Sox Fenway Park, Boston, MA Tue May 14 1985, 7:05 PM EDT Att: 14,463 - Unknown			
Phil Bradley, R (1.7) OBP: 0.397, SLG: 0.543	BB 1B	F 2B 1B		K				BB 1B		4	2	3	1	1	1	2				
Al Cowens, R (1.9) OBP: 0.322, SLG: 0.486	F9			F7		K		F8		5	0	1	1	0	1	6				
Gorman Thomas, R (1.10) OBP: 0.336, SLG: 0.481	BB 1B	F7		1-3		F4		F4		4	1	0	0	1	0	6				
Alvin Davis, L (1.3) OBP: 0.381, SLG: 0.371	BB 1B			F7		FC4-6 BB		F6		4	0	2	1	1	0	0				
Dave Henderson, R (1.8) OBP: 0.333, SLG: 0.476	BB 1B			BB 1B		FC4-6		K		5	0	2	1	0	2	3				
Jim Presley, R (1.5) OBP: 0.304, SLG: 0.535	F8			BB 1B		F9		E 1B		5	1	2	0	0	0	3				
Donnie Scott, S (1.2) OBP: 0.308, SLG: 0.457		K		G4-6-3		4-3		E9 1B		5	0	0	0	0	2	4				
Spike Owen, S (1.6) OBP: 0.276, SLG: 0.295		S 1B						BB 1B		4	1	3	1	1	1	0				
Inning Stats	R: 2 E: 0 K: 0 S: 6	H: 3 LOB: 2 BB: 1 P: 10	R: 2 E: 0 K: 2 S: 10	H: 3 LOB: 1 BB: 0 P: 10	R: 0 E: 0 K: 0 S: 4	H: 2 LOB: 1 BB: 0 P: 4	R: 0 E: 0 K: 1 S: 7	H: 2 LOB: 2 BB: 0 P: 7	R: 0 E: 0 K: 0 S: 3	H: 1 LOB: 1 BB: 1 P: 10	R: 1 E: 1 K: 1 S: 8	H: 2 LOB: 2 BB: 0 P: 8	R: 0 E: 0 K: 1 S: 6	H: 1 LOB: 2 BB: 1 P: 10	R: 0 E: 0 K: 2 S: 7	H: 0 LOB: 0 BB: 0 P: 7	1B: 12 2B: 2 3B: 0 HR: 0	SF: 0 SAC: 0 DP: 1 HBP: 0	WP: 0 PB: 0 CS: 1	PA: 45
PITCHER	IP WLS BF H R ER SO BB IBB HBP BLK WP HR S P ERA WHIP	IP WLS BF H R ER SO BB IBB HBP BLK WP HR S P ERA WHIP	Oil Can Boyd, R (1.1) ERA: 3.1	Bruce Kison, R (3.1) ERA: 1.5	Mark Clear, R (8.1) ERA: 3.29	PITCHER	IP WLS BF H R ER SO BB IBB HBP BLK WP HR S P ERA WHIP	Oil Can Boyd, R (1.1) ERA: 3.1	Bruce Kison, R (3.1) ERA: 1.5	Mark Clear, R (8.1) ERA: 3.29	PITCHER	IP WLS BF H R ER SO BB IBB HBP BLK WP HR S P ERA WHIP	Oil Can Boyd, R (1.1) ERA: 3.1	Bruce Kison, R (3.1) ERA: 1.5	Mark Clear, R (8.1) ERA: 3.29					
Batter	1	2	3	4	5	6	7	8	9	AB	R	H	RBI	BB	SO	LOB	BOTTOM			
Wade Boggs, L (1.5) OBP: 0.308, SLG: 0.370	K					WP 1B BB	1-3			3	0	1	0	1	1	2	Seattle Mariners @ Boston Red Sox Fenway Park, Boston, MA Tue May 14 1985, 7:05 PM EDT Att: 14,463 - Unknown			
Dwight Evans, R (1.9) OBP: 0.373, SLG: 0.330	6-3					L9		K		4	0	0	0	0	1	2				
Jim Rice, R (1.7) OBP: 0.373, SLG: 0.516	BB 1B					WP 1B		K		4	0	2	0	0	1	1				
Tony Armas, R (1.8) OBP: 0.276, SLG: 0.554	K					K		1-3		4	0	0	0	0	2	3				
Mike Easter, L (1.10) OBP: 0.286, SLG: 0.432						1-2 2-3		K		4	0	1	0	0	1	2				
Bill Buckner, L (1.3) OBP: 0.343, SLG: 0.472						L8		FC4-6 1B		4	0	1	0	0	1	1				
Rich Gedman, L (1.2) OBP: 0.346, SLG: 0.424						1-3		FC4-6 1B		4	0	0	0	0	0	2				
Marty Barrett, R (1.4) OBP: 0.312, SLG: 0.263						F9		1-2 1B		3	0	1	0	0	1	1				
Jackie Gutierrez, R (1.6) OBP: 0.288, SLG: 0.319						6-3		F7		2	0	1	0	0	0	0				
Steve Lyons, L (7. Ph) OBP: 0.300, SLG: 0.222										1	0	0	0	0	0	2				
Glenn Hoffman, R (8.6) OBP: 0.235, SLG: 0.353										0	0	0	0	0	0	0				
Inning Stats	R: 0 E: 0 K: 2 S: 8	H: 1 LOB: 1 BB: 0 P: 8	R: 0 E: 0 K: 1 S: 6	H: 1 LOB: 0 BB: 0 P: 6	R: 0 E: 0 K: 0 S: 4	H: 2 LOB: 1 BB: 0 P: 4	R: 0 E: 0 K: 0 S: 3	H: 0 LOB: 0 BB: 0 P: 3	R: 0 E: 0 K: 2 S: 8	H: 1 LOB: 2 BB: 1 P: 12	R: 0 E: 0 K: 0 S: 5	H: 2 LOB: 2 BB: 0 P: 5	R: 0 E: 0 K: 2 S: 7	H: 0 LOB: 0 BB: 0 P: 7	R: 0 E: 0 K: 1 S: 5	H: 0 LOB: 0 BB: 0 P: 5	1B: 6 2B: 0 3B: 1 HR: 0	SF: 0 SAC: 0 DP: 0 HBP: 0	WP: 1 PB: 0 CS: 0	PA: 34
PITCHER	IP WLS BF H R ER SO BB IBB HBP BLK WP HR S P ERA WHIP	IP WLS BF H R ER SO BB IBB HBP BLK WP HR S P ERA WHIP	Mike Moore, R (1.1) ERA: 5.25	Mike Moore, R (1.1) ERA: 5.25	PITCHER	IP WLS BF H R ER SO BB IBB HBP BLK WP HR S P ERA WHIP	Mike Moore, R (1.1) ERA: 5.25	Mike Moore, R (1.1) ERA: 5.25	PITCHER	IP WLS BF H R ER SO BB IBB HBP BLK WP HR S P ERA WHIP	Mike Moore, R (1.1) ERA: 5.25	Mike Moore, R (1.1) ERA: 5.25	PITCHER	IP WLS BF H R ER SO BB IBB HBP BLK WP HR S P ERA WHIP	Mike Moore, R (1.1) ERA: 5.25	Mike Moore, R (1.1) ERA: 5.25				

Batter	1	2	3	4	5	6	7	8	9	AB	R	H	RBI	BB	SO	LOB	TOP										
Lee Lacy, R OBP: 0.269, SLG: 0.250 (1, 9)	5-3		5-3		3-1	5-3											5 0 1 1 0 0 1										
Jim Dwyer, L OBP: 0.348, SLG: 0.484 Gary Roenicke, R OBP: 0.306, SLG: 0.500 (1, 7) (8, 7)	E7			3B	BB		4-3	F7									5 2 2 0 0 0 2 0 0 0 0 0 0 0										
Cal Ripken Jr., R OBP: 0.385, SLG: 0.586 (1, 6)	G4-6-3			SF7	BB		F4	F4									4 2 1 1 1 0 3										
Eddie Murray, S OBP: 0.341, SLG: 0.464 (1, 3)		1B		SF7	BLK			2B	F9								4 2 3 2 0 0 0										
Fred Lynn, L OBP: 0.382, SLG: 0.508 (1, 8)		1B		4-3	BLK			1B									5 0 4 2 0 0 0										
Larry Sheets, L OBP: 0.370, SLG: 0.582 Dan Ford, R OBP: 0.276, SLG: 0.275 Joe Nolan, L OBP: 0.375, SLG: 0.350 (1, 10) (5, PH) (8, PH)	G4-6-3			BB	BB			F8									1 0 0 0 1 0 1 2 0 0 0 0 0 3 0 0 0 0 1 0 0										
Wayne Gross, L OBP: 0.374, SLG: 0.397 Fritzie Connally, R OBP: 0.414, SLG: 0.411 (1, 5) (8, PH) (8, 5)	K						G3	6-3	F5								2 0 0 0 1 1 0 2 0 0 0 0 0 2										
Rich Dauer, R OBP: 0.287, SLG: 0.268 Lenn Sakata, R OBP: 0.206, SLG: 0.156 (1, 4) (8, FR) (8, 4)			F7	F9			1B	E3	FC6								3 0 0 0 1 0 2 1 1 0 0 0 0 2										
Rick Dempsey, R OBP: 0.345, SLG: 0.389 (1, 2)			F9				F6	F7									4 0 2 0 0 0 0										
Inning Stats	R: 0 E: 1 K: 0 S: 3	H: 0 LOB: 0 BB: 0 P: 3	R: 1 E: 0 K: 1 S: 6	H: 2 LOB: 0 BB: 0 P: 6	R: 0 E: 0 K: 0 S: 3	H: 0 LOB: 0 BB: 0 P: 3	R: 2 E: 0 K: 0 S: 5	H: 2 LOB: 2 BB: 2 P: 13	R: 2 E: 0 K: 0 S: 6	H: 3 LOB: 2 BB: 1 P: 10	R: 0 E: 0 K: 0 S: 3	H: 1 LOB: 1 BB: 0 P: 7	R: 1 E: 0 K: 0 S: 5	H: 2 LOB: 1 BB: 0 P: 5	R: 1 E: 0 K: 0 S: 6	H: 2 LOB: 2 BB: 1 P: 6	R: 0 E: 0 K: 0 S: 4	H: 1 LOB: 2 BB: 1 P: 8	1B: 11 2B: 1 3B: 1 HR: 0	SF: 1 SAC: 0 DP: 2 HBP: 0	WP: 0 PA: 44 PB: 0 SB: 1 CS: 0						
PITCHER	IP	WLS	BF	H	R	ER	SO	BB	IBB	HBP	BLK	WP	HR	S	P	ERA	WHIP										
Jim Beattie, R ERA: 7.41 (1, 1)	4.2		22	6	5	5	1	3	0	0	0	0	0	21	33	9.64	1.929										
Dave Gelsel, L ERA: 8.33 (5, 1)	1.0		5	2	0	0	0	1	0	0	1	0	0	4	8	0.00	3.000										
Mike Stanton, R ERA: 4.74 (6, 1)	1.0		4	1	1	1	0	0	0	0	0	0	0	4	4	9.00	1.000										
Ed Vande Berg, L ERA: 0.55 (7, 1)	0.2		5	2	1	0	0	0	0	0	0	0	0	5	5	0.00	3.000										
Ed Nunez, R ERA: 1.77 (8, 1)	1.2	W	8	2	0	0	0	1	0	0	0	0	0	7	11	0.00	1.800										

Baltimore Orioles @ Seattle Mariners
The Kingdome, Seattle, WA
Sat May 18 1985, 10:05 PM EDT
Att: 16,989 - Unknown

AB 38
R 7
H 13
RBI 6
BB 5
SO 1
LOB 16



Batter	1	2	3	4	5	6	7	8	9	AB	R	H	RBI	BB	SO	LOB	BOTTOM										
Jack Perconte, L OBP: 0.267, SLG: 0.336 Ivan Calderon, R OBP: 0.344, SLG: 0.519 Domingo Ramos, R OBP: 0.286, SLG: 0.308 (1, 4) (8, PH) (9, 4)	E5	1B		K			FC5-4										4 2 3 0 0 1 0 1 1 1 3 0 0 0 0 0 0 0 0 0 0										
Phil Bradley, R OBP: 0.307, SLG: 0.540 (1, 7)	6-3	WP		S			FC5-4	5-3									5 0 3 1 0 0 0										
Al Cowens, R OBP: 0.311, SLG: 0.455 (1, 9)	HR	SF9		K			FC5-4		6-3								4 1 1 1 0 1 3										
Ken Phelps, L OBP: 0.361, SLG: 0.481 (1, 10)	HR	BB		K			E3		F7								4 1 1 2 1 1 1										
Alvin Davis, L OBP: 0.389, SLG: 0.393 (1, 3)	FC6-4	G3		K			K		1B								3 1 1 0 2 1 4										
Dave Henderson, R OBP: 0.347, SLG: 0.500 (1, 8)	FC6-4			F4			G5-4-3		1B								5 1 2 0 0 0 2										
Jim Prestley, R OBP: 0.326, SLG: 0.556 (1, 5)				F9			6-3		1B								5 0 3 1 0 0 0										
Bob Kearney, R OBP: 0.185, SLG: 0.150 Donnie Scott, S OBP: 0.300, SLG: 0.444 (1, 2) (8, PH) (9, 2)	5-3			F8			F8		K								3 0 0 0 0 0 2 1 0 0 0 0 1 2										
Spike Owen, S OBP: 0.275, SLG: 0.271 Barry Bonnell, R OBP: 0.250, SLG: 0.261 Darnell Coles, R (1, 6) (8, PH) (9, 6)		F8		4-3			1-3		FC6-4								3 0 0 0 0 0 0 1 1 0 0 0 0 2 0 0 0 0 0 0 0										
Inning Stats	R: 3 E: 1 K: 0 S: 7	H: 4 LOB: 2 BB: 1 P: 11	R: 1 E: 0 K: 0 S: 5	H: 2 LOB: 1 BB: 1 P: 9	R: 0 E: 0 K: 0 S: 3	H: 0 LOB: 0 BB: 0 P: 3	R: 0 E: 0 K: 2 S: 8	H: 1 LOB: 0 BB: 0 P: 8	R: 0 E: 0 K: 1 S: 4	H: 0 LOB: 0 BB: 1 P: 8	R: 0 E: 0 K: 0 S: 3	H: 0 LOB: 0 BB: 0 P: 3	R: 0 E: 1 K: 1 S: 7	H: 2 LOB: 2 BB: 0 P: 7	R: 3 E: 0 K: 1 S: 8	H: 3 LOB: 2 BB: 0 P: 8	R: 1 E: 0 K: 0 S: 5	H: 3 LOB: 2 BB: 0 P: 5	1B: 12 2B: 1 3B: 0 HR: 2	SF: 1 SAC: 0 DP: 2 HBP: 0	WP: 1 PA: 43 PB: 0 SB: 2 CS: 0						
PITCHER	IP	WLS	BF	H	R	ER	SO	BB	IBB	HBP	BLK	WP	HR	S	P	ERA	WHIP										
Storm Davis, R ERA: 5.95 (1, 1)	6.0		28	8	4	4	0	3	0	0	0	0	0	31	43	6.00	1.833										
Sammy Stewart, R ERA: 2.53 (7, 1)	0.2		3	1	0	0	0	0	0	0	0	0	0	3	3	0.00	1.500										
Tippy Martinez, L ERA: 5.29 (7, 1)	2.0	L	10	4	4	4	2	0	0	0	0	0	1	14	14	18.00	2.000										
Don Aase, R ERA: 5.21 (9, 1)	0.0		2	2	0	0	0	0	0	0	0	0	0	2	2	∞	∞										

Baltimore Orioles @ Seattle Mariners
The Kingdome, Seattle, WA
Sat May 18 1985, 10:05 PM EDT
Att: 16,989 - Unknown

AB 39
R 8
H 15
RBI 8
BB 3
SO 5
LOB 16



Batter	1	2	3	4	5	6	7	8	9	AB	R	H	RBI	BB	SO	LOB	TOP					
Lee Lacy, R OBP: 0.267, SLG: 0.250 (1, 9)	0-0 4-3		0-0 G6-4-3			0-0 F4		0-0 1B		4	0	1	0	0	0	2						
Jim Dwyer, L OBP: 0.356, SLG: 0.522 (1, 7)	0-0 4-3			0-0 HR		4-0 1B		0-3 K		3	1	1	1	1	1	2						
Cal Ripken Jr., R OBP: 0.382, SLG: 0.581 (1, 6)	0-3 K			0-0 6-3		0-0 1B		0-0 SF9-2-6		3	0	1	1	0	1	0						
Eddie Murray, S OBP: 0.331, SLG: 0.448 (1, 3)		0-3 K		0-0 4-3		0-0 4-3			0-0 F9	4	0	0	0	0	1	2						
Fred Lynn, L OBP: 0.372, SLG: 0.492 (1, 8)		0-3 K		0-0 4-3					0-0 F5	4	0	0	0	0	1	0						
Larry Sheets, L OBP: 0.351, SLG: 0.549 (1, 10)		0-3 K			0-3 K				0-3 K	4	0	0	0	0	3	0						
Wayne Gross, L OBP: 0.372, SLG: 0.387 (1, 5)			0-3 K		0-0 F7		4-0 FC6-4 BB			2	0	0	0	1	1	0						
Rich Dauer, R OBP: 0.289, SLG: 0.271 (1, 4)			0-0 1B		0-0 1-3		0-0 FC6-4			3	0	1	0	0	0	1						
Rick Dempsey, R OBP: 0.354, SLG: 0.392 (1, 2)			0-0 1B		0-0 F7		4-0 1B			2	1	1	0	1	0	0						
Inning Stats	R: 0 E: 0 K: 1 S: 5	H: 0 LOB: 0 BB: 0 P: 5	R: 0 E: 0 K: 3 S: 9	H: 0 LOB: 0 BB: 0 P: 9	R: 0 E: 0 K: 1 S: 6	H: 2 LOB: 1 BB: 0 P: 6	R: 1 E: 0 K: 0 S: 4	H: 1 LOB: 0 BB: 0 P: 4	R: 0 E: 0 K: 1 S: 5	H: 0 LOB: 0 BB: 0 P: 5	R: 0 E: 0 K: 0 S: 4	H: 1 LOB: 2 BB: 1 P: 8	R: 0 E: 0 K: 0 S: 3	H: 0 LOB: 1 BB: 1 P: 7	R: 1 E: 0 K: 1 S: 5	H: 1 LOB: 0 BB: 1 P: 9	R: 0 E: 0 K: 1 S: 5	H: 0 LOB: 0 BB: 0 P: 5	1B: 4 2B: 1 3B: 0 HR: 1	SF: 1 SAC: 0 DP: 2 HBP: 0	WP: 0 PB: 0 SB: 0 CS: 0	PA: 33
PITCHER Mike Moore, R ERA: 4.74 (1, 1)	IP: 9.0 WLS: L BF: 33	H: 5 R: 2 ER: 2 SO: 8	BB: 3 IBB: 0 HBP: 0 BLK: 0	WP: 0 HR: 1 S: 46 P: 58	ERA: 2.00 WHIP: 0.889											ERA: 4.74						

Baltimore Orioles @ Seattle Mariners
The Kingdome, Seattle, WA
Sun May 19 1985, 6:33 AM EDT
Att: 11,851 - Unknown

AB 29
R 2
H 5
RBI 2
BB 3
SO 8
LOB 7



Batter	1	2	3	4	5	6	7	8	9	AB	R	H	RBI	BB	SO	LOB	BOTTOM					
Jack Perconte, L OBP: 0.266, SLG: 0.350 (1, 4)	0-0 F8		0-0 6-3		0-0 CS	0-0 4-3		0-0 3B		4	0	1	0	0	0	1						
Phil Bradley, R OBP: 0.354, SLG: 0.528 (1, 7)	0-0 5-3			4-0 HR BB		0-0 6-3		0-0 4-3		3	0	0	0	1	0	1						
Al Cowens, R OBP: 0.309, SLG: 0.457 (1, 9)	0-0 6-3			0-0 F9		0-0 2B		0-0 F9		4	0	1	0	0	0	2						
Ken Phelps, L OBP: 0.375, SLG: 0.581 (1, 10)		0-0 6-4 S 1B		0-0 1-2 HR		0-3 K		0-0 G3		4	1	2	1	0	1	1						
Alvin Davis, L OBP: 0.385, SLG: 0.382 (1, 3)		0-3 K		4-0 BB		0-0 F7		0-3 K		3	0	0	0	1	2	1						
Dave Henderson, R OBP: 0.352, SLG: 0.500 (1, 8)		0-0 6-4 2-3F		0-0 F6		0-0 1B		0-0 1B		4	0	2	0	0	0	2						
Jim Prestley, R OBP: 0.324, SLG: 0.546 (1, 5)			0-0 F8		0-0 FC3-6 1B		0-0 F7		0-0 1-3	4	0	1	0	0	0	2						
Donnie Scott, S OBP: 0.279, SLG: 0.410 (1, 2)			0-0 4-3		0-0 F7		0-0 F7			3	0	0	0	0	0	2						
Spike Owen, S OBP: 0.268, SLG: 0.263 (1, 6)			0-0 E5		0-0 FC3-6 CS		0-0 F8			3	0	0	0	0	0	1						
Inning Stats	R: 0 E: 0 K: 0 S: 3	H: 1 LOB: 0 BB: 0 P: 3	R: 0 E: 0 K: 1 S: 5	H: 1 LOB: 0 BB: 0 P: 5	R: 0 E: 1 K: 0 S: 4	H: 0 LOB: 1 BB: 0 P: 4	R: 1 E: 0 K: 0 S: 3	H: 1 LOB: 1 BB: 2 P: 11	R: 0 E: 0 K: 0 S: 3	H: 1 LOB: 0 BB: 0 P: 3	R: 0 E: 0 K: 1 S: 6	H: 1 LOB: 1 BB: 0 P: 6	R: 0 E: 0 K: 0 S: 4	H: 1 LOB: 1 BB: 1 P: 4	R: 0 E: 0 K: 0 S: 4	H: 1 LOB: 0 BB: 0 P: 4	R: 0 E: 0 K: 1 S: 6	H: 1 LOB: 1 BB: 0 P: 6	1B: 4 2B: 2 3B: 1 HR: 1	SF: 0 SAC: 0 DP: 1 HBP: 0	WP: 0 PB: 0 SB: 2 CS: 1	PA: 35
PITCHER Dennis Martinez, R ERA: 4.62 (1, 1)	IP: 9.0 WLS: W BF: 34	H: 7 R: 1 ER: 1 SO: 3	BB: 2 IBB: 0 HBP: 0 BLK: 0	WP: 0 HR: 1 S: 38 P: 46	ERA: 1.00 WHIP: 1.000											ERA: 4.62						

Baltimore Orioles @ Seattle Mariners
The Kingdome, Seattle, WA
Sun May 19 1985, 6:33 AM EDT
Att: 11,851 - Unknown

AB 32
R 1
H 7
RBI 1
BB 2
SO 3
LOB 13



Batter	1	2	3	4	5	6	7	8	9	AB	R	H	RBI	BB	SO	LOB	TOP								
Rickey Henderson, R OBP: 0.429, SLG: 0.494	0-0 1B E	0-0 1-3			0-0 6-3	0-0 HR		4-0 FC5-4 BB	0-0 1B 2B	5	3	3	4	1	0	0									
Don Mattingly, L OBP: 0.342, SLG: 0.461	0-0 HBP BB	0-0 F7			0-0 F7	0-0 4-3		0-0 FC5-4 1B 1B	0-0 1B WP	6	1	2	1	0	0	1									
Ron Hassey, L OBP: 0.458, SLG: 0.455	0-0 HBP BB	0-0 F7			0-0 F7	0-0 4-3		0-0 FC5-4 1B 1B	0-0 1B WP	0	0	0	0	0	0	0									
Dave Winfield, R OBP: 0.306, SLG: 0.370	0-0 BB HBP FC6-4	0-0 F2			0-0 E			0-0 F6	0-0 BB BB	6	3	3	1	0	0	2									
Omar Moreno, L OBP: 0.233, SLG: 0.241	0-0 BB HBP FC6-4	0-0 F2			0-0 E			0-0 F6	0-0 BB BB	0	0	0	0	0	0	0									
Don Baylor, R OBP: 0.372, SLG: 0.492	1-0 FC6-4 1B HBP		0-0 5-3		0-0 E7			0-0 F2	4-0 1B	4	1	2	1	1	0	1									
Butch Wynegar, S OBP: 0.353, SLG: 0.393	4-0 FC6-4 BB		0-0 4-3		0-0 F8			4-0 BB BB	0-0 1B BB	4	0	1	1	2	0	4									
Ken Griffey, L OBP: 0.336, SLG: 0.473	0-0 FC6-4 1B		0-0 4-3		0-0 F8			4-0 BB BB	0-0 1B BB	5	0	0	1	0	1	7									
Henry Cotto, R OBP: 0.333, SLG: 0.346	0-0 FC6-4 1B		0-0 4-3		0-0 F8			0-0 F7	0-0 F9	0	0	0	0	0	0	0									
Willie Randolph, R OBP: 0.394, SLG: 0.350	0-0 FC5-4 1B		0-0 4-3		0-0 K			4-0 FC3-6 HR 1B	4-0 BB BB	4	2	3	1	1	0	0									
Dale Berra, R OBP: 0.310, SLG: 0.353	0-0 FC5-4		0-0 K		0-0 K			4-0 FC3-6 BB	4-0 BB BB	2	0	0	0	0	1	2									
Mike Pagliarulo, L OBP: 0.382, SLG: 0.333	0-0 FC5-4		0-0 K		0-0 K			4-0 FC3-6 BB	4-0 BB BB	1	0	0	1	2	1	1									
Bobby Meacham, S OBP: 0.362, SLG: 0.308	0-0 K		0-0 G3		0-0 FC3-6 HR			0-0 FC3-6 BB	0-0 K	5	1	0	0	0	2	8									
Inning Stats	R: 4 E: 1 K: 1 S: 9	H: 3 LOB: 2 BB: 1 P: 14	R: 0 E: 0 K: 0 S: 3	H: 0 LOB: 0 BB: 0 P: 3	R: 0 E: 0 K: 0 S: 3	H: 0 LOB: 0 BB: 0 P: 3	R: 0 E: 0 K: 1 S: 5	H: 0 LOB: 1 BB: 0 P: 5	R: 1 E: 1 K: 0 S: 5	H: 2 LOB: 1 BB: 0 P: 5	R: 3 E: 0 K: 1 S: 7	H: 2 LOB: 0 BB: 1 P: 11	R: 1 E: 0 K: 1 S: 6	H: 1 LOB: 3 BB: 3 P: 18	R: 0 E: 0 K: 0 S: 5	H: 2 LOB: 3 BB: 1 P: 9	R: 2 E: 0 K: 1 S: 9	H: 4 LOB: 3 BB: 1 P: 13	1B: 10 2B: 2 3B: 1 HR: 1	SF: 0 SAC: 0 DP: 0 HBP: 1	WP: 1 PB: 0 CS: 0	PA: 50			
PITCHER	IP	WLS	BF	H	R	ER	SO	BB	IBB	HBP	BLK	WP	HR	S	P	ERA	WHIP								
Mark Langston, L ERA: 3.21	0.1	L	7	3	4	3	3	1	0	0	0	0	0	5	10	81.00	12.000								
Salome Barojas, R ERA: 5.85	5.0		19	3	3	3	3	1	0	0	0	0	0	24	28	5.40	0.800								
Mike Stanton, R ERA: 5.31	1.1		8	2	2	2	0	2	0	0	0	0	1	6	14	13.50	3.000								
Ed Vande Berg, L ERA: 0.51	1.1		8	2	0	0	1	2	0	0	0	0	0	8	16	0.00	3.000								
Ed Nunez, R ERA: 2.53	1.0		8	4	2	2	1	1	0	0	0	1	0	9	13	18.00	5.000								
Batter	1	2	3	4	5	6	7	8	9	AB	R	H	RBI	BB	SO	LOB	BOTTOM								
Jack Perconte, L OBP: 0.266, SLG: 0.341	0-0 1-4-3			4-0 1B 4-3 BB	0-0 F6			0-0 3-1		3	1	0	0	1	0	2									
Phil Bradley, R OBP: 0.357, SLG: 0.527	0-0 5-3			0-0 4-3 1B		0-0 K		0-0 G6-4-3 1B		4	0	2	0	0	1	0									
Dave Henderson, R OBP: 0.341, SLG: 0.484	0-0 6-3			0-0 4-3		0-0 F3		0-0 F9		4	0	0	1	0	0	2									
Gorman Thomas, R OBP: 0.336, SLG: 0.495		0-0 K		0-0 K		0-0 K		0-0 G6-4-3		2	0	0	0	0	2	1									
Ivan Calderon, R OBP: 0.324, SLG: 0.483		0-0 K		0-0 K		0-0 K		0-0 G6-4-3		2	0	0	0	0	1	1									
Alvin Davis, L OBP: 0.384, SLG: 0.381		0-0 3-1		0-0 K		0-0 K		0-0 G4-6-3 1B		3	0	1	0	0	1	1									
Al Cowens, R OBP: 0.302, SLG: 0.446		0-0 F8		0-0 K		0-0 F6		0-0 G4-6-3		3	0	0	0	0	1	1									
Jim Prestley, R OBP: 0.317, SLG: 0.534			0-0 F3		0-0 4-3		0-0 F9		0-0 F9	3	0	0	0	0	0	0									
Bob Kearney, R OBP: 0.176, SLG: 0.143			0-0 K		0-0 E5		0-0 F8		0-0 F8	3	0	0	0	0	1	0									
Spike Owen, S OBP: 0.270, SLG: 0.265			0-0 F8		0-0 F8		0-0 F9		0-0 F9	3	0	1	0	0	0	0									
Inning Stats	R: 0 E: 0 K: 0 S: 3	H: 0 LOB: 0 BB: 0 P: 3	R: 0 E: 0 K: 1 S: 5	H: 0 LOB: 0 BB: 0 P: 5	R: 0 E: 0 K: 1 S: 5	H: 0 LOB: 0 BB: 0 P: 5	R: 1 E: 0 K: 2 S: 8	H: 1 LOB: 1 BB: 1 P: 12	R: 0 E: 1 K: 0 S: 5	H: 1 LOB: 2 BB: 0 P: 5	R: 0 E: 0 K: 2 S: 7	H: 0 LOB: 0 BB: 0 P: 7	R: 0 E: 0 K: 0 S: 3	H: 1 LOB: 0 BB: 0 P: 3	R: 0 E: 0 K: 0 S: 3	H: 0 LOB: 0 BB: 0 P: 3	R: 0 E: 0 K: 0 S: 3	H: 1 LOB: 0 BB: 0 P: 3	1B: 4 2B: 0 3B: 0 HR: 0	SF: 0 SAC: 0 DP: 2 HBP: 0	WP: 0 PB: 0 CS: 0	PA: 31			
PITCHER	IP	WLS	BF	H	R	ER	SO	BB	IBB	HBP	BLK	WP	HR	S	P	ERA	WHIP								
Ron Guidry, L ERA: 3.48	8.0	W	28	3	1	1	6	1	0	0	0	0	0	3	43	1.12	0.500								
Don Cooper, R ERA: 4.5	1.0		3	1	0	0	0	0	0	0	0	0	0	3	3	0.00	1.000								

New York Yankees @ Seattle Mariners
The Kingdome, Seattle, WA
Tue May 21 1985, 10:05 PM EDT
Att: 16,054 - Unknown

AB 42
R 11
H 14
RBI 11
BB 7
SO 5
LOB 26



New York Yankees @ Seattle Mariners
The Kingdome, Seattle, WA
Tue May 21 1985, 10:05 PM EDT
Att: 16,054 - Unknown

AB 30
R 1
H 4
RBI 1
BB 1
SO 6
LOB 8



Batter	1	2	3	4	5	6	7	8	9	AB	R	H	RBI	BB	SO	LOB	TOP			
Rickey Henderson, R OBP: 0.422, SLG: 0.506 (1, 8)										4	1	1	0	0	2	0				
Don Mattingly, L OBP: 0.333, SLG: 0.448 (1, 3)										4	0	0	1	0	2	0				
Dave Winfield, R OBP: 0.303, SLG: 0.373 (1, 9)										4	0	1	0	0	1	0				
Don Baylor, R OBP: 0.362, SLG: 0.477 (1, 10)										4	0	0	0	0	3	1				
Butch Wynegar, S OBP: 0.353, SLG: 0.387 (1, 2)										2	0	0	0	1	0	0				
Ken Griffey, L OBP: 0.336, SLG: 0.470 (1, 7)										3	0	1	0	0	0	2				
Willie Randolph, R OBP: 0.386, SLG: 0.341 (1, 4)										3	0	0	0	0	1	1				
Dale Berra, R OBP: 0.297, SLG: 0.338 (1, 5)										3	0	0	0	0	1	0				
Bobby Meacham, S OBP: 0.354, SLG: 0.300 (1, 6)										3	0	0	0	0	0	0				
Inning Stats	R: 1 E: 0 K: 1 S: 7	H: 2 LOB: 2 BB: 1 P: 11	R: 0 E: 0 K: 1 S: 5	H: 0 LOB: 0 BB: 0 P: 5	R: 0 E: 0 K: 2 S: 9	H: 1 LOB: 1 BB: 0 P: 9	R: 0 E: 0 K: 1 S: 5	H: 0 LOB: 0 BB: 0 P: 5	R: 0 E: 0 K: 0 S: 3	H: 0 LOB: 0 BB: 0 P: 3	R: 0 E: 0 K: 1 S: 5	H: 0 LOB: 0 BB: 0 P: 5	R: 0 E: 0 K: 0 S: 3	H: 0 LOB: 0 BB: 0 P: 3	R: 0 E: 0 K: 1 S: 5	H: 0 LOB: 0 BB: 0 P: 5	1B: 1 2B: 1 3B: 1 HR: 0	SF: 0 SAC: 0 DP: 0 HBP: 0	WP: 0 PB: 0 CS: 0	PA: 31
PITCHER Matt Young, L ERA: 4.5 (1, 1)	IP: 9.0 WLS: W BF: 31 H: 3 R: 1 ER: 1 SO: 10 BB: 1 IBB: 0 HBP: 0 BLK: 0 WP: 0 HR: 0 S: 50 P: 54 ERA: 1.00 WHIP: 0.444															PITCHER				

New York Yankees @ Seattle Mariners
The Kingdome, Seattle, WA
Wed May 22 1985, 10:05 PM EDT
Att: 13,363 - Unknown

AB 30
R 1
H 3
RBI 1
BB 1
SO 10
LOB 4



Batter	1	2	3	4	5	6	7	8	9	AB	R	H	RBI	BB	SO	LOB	BOTTOM			
Jack Perconte, L OBP: 0.273, SLG: 0.341 (1, 4)										3	1	1	0	1	0	3				
Phil Bradley, R OBP: 0.383, SLG: 0.520 (1, 7)										4	1	1	0	0	1	2				
Dave Henderson, R OBP: 0.338, SLG: 0.484 (1, 8)										4	1	1	2	0	1	2				
Al Cowens, R OBP: 0.294, SLG: 0.436 (1, 9)										3	0	0	1	0	0	1				
Alvin Davis, L OBP: 0.373, SLG: 0.368 (1, 3)										4	0	0	0	0	1	0				
Ivan Calderon, R OBP: 0.342, SLG: 0.563 (1, 10)										3	1	1	1	1	1	0				
Jim Prestley, R OBP: 0.329, SLG: 0.544 (1, 5)										3	0	2	0	1	0	0				
Bob Kearney, R OBP: 0.169, SLG: 0.136 (1, 2)										3	0	0	0	0	1	4				
Spike Owen, S OBP: 0.271, SLG: 0.260 (1, 6)										2	0	0	0	1	0	3				
Inning Stats	R: 3 E: 1 K: 2 S: 10	H: 3 LOB: 0 BB: 0 P: 10	R: 0 E: 1 K: 0 S: 4	H: 1 LOB: 1 BB: 0 P: 4	R: 0 E: 0 K: 1 S: 5	H: 0 LOB: 0 BB: 1 P: 5	R: 0 E: 0 K: 0 S: 4	H: 1 LOB: 2 BB: 1 P: 8	R: 0 E: 0 K: 0 S: 3	H: 0 LOB: 1 BB: 1 P: 7	R: 0 E: 0 K: 1 S: 5	H: 0 LOB: 1 BB: 1 P: 9	R: 0 E: 0 K: 1 S: 5	H: 0 LOB: 1 BB: 1 P: 9	R: 1 E: 0 K: 0 S: 4	H: 1 LOB: 0 BB: 0 P: 4	1B: 3 2B: 2 3B: 0 HR: 1	SF: 1 SAC: 0 DP: 1 HBP: 0	WP: 0 PB: 0 CS: 0	PA: 34
PITCHER Dennis Rasmusen, L ERA: 3.4 (1, 1)	IP: 8.0 WLS: L BF: 34 H: 4 R: 4 ER: 3 SO: 5 BB: 4 IBB: 0 HBP: 0 BLK: 0 WP: 0 HR: 1 S: 40 P: 56 ERA: 3.38 WHIP: 1.250															PITCHER				

New York Yankees @ Seattle Mariners
The Kingdome, Seattle, WA
Wed May 22 1985, 10:05 PM EDT
Att: 13,363 - Unknown

AB 29
R 4
H 6
RBI 4
BB 4
SO 5
LOB 15



Batter	1	2	3	4	5	6	7	8	9	AB	R	H	RBI	BB	SO	LOB	TOP																			
Rickey Henderson, R OBP: 0.411, SLG: 0.489 (1, 8)	4-3		1B			F6		E1 1B		K	5	1	1	0	0	1	New York Yankees @ Seattle Mariners The Kingdome, Seattle, WA Thu May 23 1985, 10:05 PM EDT Att: 15,790 - Unknown																			
Ken Griffey, L OBP: 0.328, SLG: 0.458 Bill Sample, R OBP: 0.316, SLG: 0.303 (1, 7) (6, 7)	6-3		K			K				G3	3	0	0	0	0	2		2																		
Don Mattingly, L OBP: 0.341, SLG: 0.473 (1, 3)	HR		1B			L7		4-3			5	1	3	2	0	0		2																		
Dave Winfield, R OBP: 0.300, SLG: 0.367 (1, 9)	5-3		G6-4-3			4-3 HBP 1B				K	5	0	1	0	0	2		2																		
Don Baylor, R OBP: 0.372, SLG: 0.527 (1, 10)		HR				4-3 HBP 1B				HR	3	2	2	2	0	1		0																		
Butch Wynegar, S OBP: 0.350, SLG: 0.377 (1, 2)	G1					4-3				1B BB	3	0	0	0	1	0		2																		
Willie Randolph, R OBP: 0.383, SLG: 0.339 (1, 4)	L9					F8				1B	4	0	1	0	0	0		2																		
Mike Pagliarulo, L OBP: 0.375, SLG: 0.316 (1, 5)		BB				L8				F8	3	0	0	0	1	0		2																		
Bobby Meacham, S OBP: 0.353, SLG: 0.295 Ron Hassey, L OBP: 0.440, SLG: 0.435 Rex Hudler, R (8, 6) (8, 6)	G3					S BB				G3 4-3	2	0	0	0	1	0	1																			
Inning Stats	R: 1 E: 0 K: 0 S: 4	H: 1 LOB: 0 BB: 0 P: 4	R: 1 E: 0 K: 0 S: 4	H: 1 LOB: 1 BB: 1 P: 8	R: 1 E: 0 K: 1 S: 6	H: 2 LOB: 0 BB: 0 P: 6	R: 0 E: 0 K: 1 S: 5	H: 0 LOB: 0 BB: 0 P: 5	R: 0 E: 0 K: 1 S: 5	H: 1 LOB: 2 BB: 0 P: 5	R: 0 E: 1 K: 0 S: 5	H: 1 LOB: 2 BB: 0 P: 5	R: 1 E: 0 K: 1 S: 7	H: 2 LOB: 2 BB: 1 P: 11	R: 0 E: 0 K: 2 S: 8	H: 1 LOB: 1 BB: 0 P: 8	1B: 6 2B: 0 3B: 0 HR: 3	SF: 0 SAC: 0 DP: 1 HBP: 1	WP: 0 PB: 0 CS: 0	PA: 40																
PITCHER	IP	WLS	BF	H	R	ER	SO	BB	IBB	HBP	BLK	WP	HR	S	P	ERA	WHIP	PITCHER		IP	WLS	BF	H	R	ER	SO	BB	IBB	HBP	BLK	WP	HR	S	P	ERA	WHIP
Jim Beattie, R ERA: 6.97 Karl Best, R ERA: 2.55 (1, 1) (8, 1)	7.1	W	33	7	4	4	4	3	0	1	0	0	3	37	50	4.91	1.364			1.2	S	7	2	0	0	2	0	0	0	0	0	11	11	0.00	1.200	

AB	36
R	4
H	9
RBI	4
BB	3
SO	6
LOB	16




Batter	1	2	3	4	5	6	7	8	9	AB	R	H	RBI	BB	SO	LOB	BOTTOM																				
Jack Perconte, L OBP: 0.265, SLG: 0.331 (1, 4)	F6		F9			K		6-3		4	0	0	0	0	1	2	New York Yankees @ Seattle Mariners The Kingdome, Seattle, WA Thu May 23 1985, 10:05 PM EDT Att: 15,790 - Unknown																				
Phil Bradley, R OBP: 0.386, SLG: 0.545 (1, 9)	HR		HR			K		5-3		4	2	2	1	0	1	0																					
Dave Henderson, R OBP: 0.343, SLG: 0.477 (1, 8)	6-3		HR			BB		6-3		2	1	0	0	2	0	0																					
Ken Phelps, L OBP: 0.386, SLG: 0.647 (1, 10)	F6		HR			BB		2-3		3	1	1	4	1	0	0																					
Alvin Davis, L OBP: 0.370, SLG: 0.364 (1, 3)		1B	F6			G3		F8		4	0	1	0	0	0	2																					
Ivan Calderon, R OBP: 0.333, SLG: 0.528 (1, 7)	F8		F8			S 1B		F2		4	1	1	0	0	0	1																					
Jim Prestley, R OBP: 0.320, SLG: 0.529 (1, 5)	F6					F7		6-3		4	0	0	0	0	0	2																					
Donnie Scott, S OBP: 0.261, SLG: 0.381 Bob Kearney, R OBP: 0.169, SLG: 0.136 (1, 2) (7, 2)	F4					4-3		K		3	0	0	0	0	1	2																					
Spike Owen, S OBP: 0.281, SLG: 0.271 (1, 6)			HR			4-3		1B		3	1	2	1	0	0	0																					
Inning Stats	R: 1 E: 0 K: 0 S: 4	H: 1 LOB: 0 BB: 0 P: 4	R: 0 E: 0 K: 0 S: 4	H: 1 LOB: 1 BB: 0 P: 4	R: 4 E: 0 K: 0 S: 6	H: 3 LOB: 0 BB: 1 P: 10	R: 0 E: 0 K: 0 S: 3	H: 0 LOB: 0 BB: 0 P: 3	R: 0 E: 0 K: 2 S: 7	H: 0 LOB: 2 BB: 2 P: 15	R: 1 E: 0 K: 1 S: 7	H: 2 LOB: 1 BB: 0 P: 7	R: 0 E: 0 K: 0 S: 3	H: 0 LOB: 0 BB: 0 P: 3	R: 0 E: 0 K: 0 S: 3	H: 0 LOB: 0 BB: 0 P: 3	1B: 4 2B: 1 3B: 0 HR: 2	SF: 0 SAC: 0 DP: 0 HBP: 0	WP: 0 PB: 0 CS: 0	PA: 34																	
PITCHER	IP	WLS	BF	H	R	ER	SO	BB	IBB	HBP	BLK	WP	HR	S	P	ERA	WHIP	PITCHER		IP	WLS	BF	H	R	ER	SO	BB	IBB	HBP	BLK	WP	HR	S	P	ERA	WHIP	
Phil Niekro, R ERA: 4.4 (1, 1)	8.0	L	34	7	6	6	3	3	0	0	0	0	2	37	49	6.75	1.250			8.0	L	34	7	6	6	3	3	0	0	0	0	0	0	0	0	0	0



Batter	1	2	3	4	5	6	7	8	9	10	11	AB	R	H	RBI	BB	SO	LOB	TOP							
Lou Whitaker, L OBP: 0.414, SLG: 0.500 (1, 4)	1-3 1B		E1 1B							4-3	F8	5	1	2	1	1	0	2								
Alan Trammell, R OBP: 0.326, SLG: 0.438 (1, 6)	6-3		K							K		5	0	2	0	0	2	1								
Kirk Gibson, L OBP: 0.353, SLG: 0.489 (1, 9)	1B BB		F5									4	0	1	0	1	1	4								
Lance Parrish, R OBP: 0.325, SLG: 0.486 (1, 2)	1-2 1B		1B									5	0	2	1	0	1	1								
Darrell Evans, L OBP: 0.333, SLG: 0.491 (1, 3)	K		F9									5	1	1	1	0	2	3								
Nelson Simmons, S OBP: 0.321, SLG: 0.440 (1, 10)		1-3										5	0	1	0	0	0	0								
Larry Herndon, R OBP: 0.272, SLG: 0.362 (1, 7)		4-3										5	0	0	0	0	0	1								
Chet Lemon, R OBP: 0.342, SLG: 0.360 (1, 8)		F7										4	1	1	0	1	1	1								
Tom Brookens, R OBP: 0.311, SLG: 0.388 (1, 5)			E 2B									5	1	2	0	0	2	1								
Inning Stats	R: 0 E: 0 K: 1 S: 6	H: 1 LOB: 2 BB: 1 P: 10	R: 0 E: 0 K: 0 S: 3	H: 0 LOB: 0 BB: 0 P: 3	R: 2 E: 1 K: 1 S: 8	H: 3 LOB: 1 BB: 0 P: 8	R: 0 E: 0 K: 0 S: 3	H: 1 LOB: 0 BB: 0 P: 3	R: 0 E: 0 K: 2 S: 7	H: 1 LOB: 1 BB: 1 P: 11	R: 0 E: 0 K: 1 S: 5	H: 0 LOB: 0 BB: 0 P: 5	R: 1 E: 0 K: 0 S: 6	H: 3 LOB: 2 BB: 0 P: 6	R: 0 E: 0 K: 0 S: 3	H: 0 LOB: 0 BB: 0 P: 3	R: 0 E: 0 K: 2 S: 7	H: 0 LOB: 1 BB: 0 P: 7	R: 0 E: 0 K: 2 S: 8	H: 1 LOB: 1 BB: 0 P: 8	R: 1 E: 0 K: 0 S: 5	H: 2 LOB: 2 BB: 1 P: 9	1B: 7 2B: 5 3B: 0 HR: 1	SF: 0 SAC: 0 DP: 1 HBP: 0	WP: 0 PB: 0 SB: 0 CS: 1	PA: 46
PITCHER	IP ERA WLS BF H R ER SO BB IBB HBP BLK WP HR S P ERA WHIP	(1, 1) 4.3 0.2 5 2 1 1 0 1 0 0 0 0 0 1 4 8 13.50 4.500	(11, 1) 5.57	(11, 1) 0.5	PITCHER																					

Detroit Tigers @ Seattle Mariners
The Kingdome, Seattle, WA
Fri May 24, 1985, 10:05 PM EDT
Att: 17,460 - Unknown


AB 43
R 4
H 12
RBI 3
BB 3
SO 9
LOB 14



Batter	1	2	3	4	5	6	7	8	9	10	11	AB	R	H	RBI	BB	SO	LOB	BOTTOM						
Jack Perconte, L OBP: 0.262, SLG: 0.323 (1, 4)	F4		1B 1B BB	1-3								3	0	0	1	1	0	2							
Phil Bradley, R OBP: 0.366, SLG: 0.538 (1, 9)	1-3		1B 1B									4	0	1	0	1	0	1							
Dave Henderson, R OBP: 0.338, SLG: 0.463 (1, 8)	BB		K									4	0	0	0	1	2	6							
Ken Phelps, L OBP: 0.347, SLG: 0.564 (1, 10)	F8		F8									5	0	0	0	0	2	3							
Alvin Davis, L OBP: 0.364, SLG: 0.357 (1, 3)		E1 2B 1B										5	1	1	0	0	0	0							
Ivan Calderon, R OBP: 0.382, SLG: 0.634 (1, 7)		1-3 1B 2B	4-3									5	1	3	1	0	0	3							
Jim Presley, R OBP: 0.310, SLG: 0.510 (1, 5)	1-3											5	0	0	0	0	0	4							
Donnie Scott, S OBP: 0.300, SLG: 0.422 (1, 2)												3	1	2	1	1	0	0							
Bob Kearney, R OBP: 0.189, SLG: 0.136 (9, 2)												0	0	0	0	0	0	0							
Barry Bonnell, R OBP: 0.240, SLG: 0.250 (11, PH)												1	0	0	0	0	1	0							
Spike Owen, S OBP: 0.240, SLG: 0.273 (1, 6)												3	0	1	0	0	0	1							
Darnell Coles, R (11, PH)	G3											1	0	0	0	0	1	0							
Inning Stats	R: 0 E: 0 K: 0 S: 3	H: 0 LOB: 1 BB: 1 P: 7	R: 1 E: 1 K: 0 S: 5	H: 2 LOB: 1 BB: 0 P: 5	R: 0 E: 0 K: 1 S: 7	H: 2 LOB: 3 BB: 1 P: 11	R: 0 E: 0 K: 0 S: 5	H: 2 LOB: 3 BB: 1 P: 9	R: 0 E: 0 K: 1 S: 6	H: 1 LOB: 1 BB: 1 P: 10	R: 0 E: 0 K: 0 S: 3	H: 0 LOB: 0 BB: 0 P: 3	R: 0 E: 1 K: 0 S: 3	H: 0 LOB: 0 BB: 0 P: 3	R: 0 E: 1 K: 0 S: 3	H: 0 LOB: 0 BB: 0 P: 3	R: 0 E: 0 K: 2 S: 7	H: 0 LOB: 0 BB: 0 P: 7	1B: 5 2B: 2 3B: 0 HR: 1	SF: 1 SAC: 1 DP: 1 HBP: 0	WP: 0 PB: 0 SB: 0 CS: 0	PA: 46			
PITCHER	IP ERA WLS BF H R ER SO BB IBB HBP BLK WP HR S P ERA WHIP	(1, 1) 4.11 3.2 14 7 1 2 1 2 2 1 0 0 0 0 1 17 21 0.00 1.800	(6, 1) 3.13	(6, 1) 1.78	PITCHER																				

Detroit Tigers @ Seattle Mariners
The Kingdome, Seattle, WA
Fri May 24, 1985, 10:05 PM EDT
Att: 17,460 - Unknown

AB 40
R 3
H 8
RBI 3
BB 4
SO 6
LOB 20



Batter	1	2	3	4	5	6	7	8	9	AB	R	H	RBI	BB	SO	LOB	TOP											
Lou Whitaker, L OBP: 0.413, SLG: 0.503										5	0	2	0	0	0	2												
Alan Trammell, R OBP: 0.317, SLG: 0.425										5	0	0	0	0	0	2												
Kirk Gibson, L OBP: 0.342, SLG: 0.471										5	0	0	0	0	4	2												
Lance Parrish, R OBP: 0.329, SLG: 0.487										4	1	2	0	0	1	1												
Chet Lemon, R OBP: 0.346, SLG: 0.386										4	1	2	2	0	0	2												
Larry Hemdon, R OBP: 0.271, SLG: 0.359										4	0	1	0	0	0	2												
Barbaro Garbey, R OBP: 0.366, SLG: 0.487										2	0	1	0	0	1	0												
Darrell Evans, L OBP: 0.328, SLG: 0.482										2	0	0	0	0	1	0												
Bob Melvin, R OBP: 0.500, SLG: 1.000										4	1	2	0	0	2	2												
Tom Brookens, R OBP: 0.309, SLG: 0.382										4	0	1	1	0	1	3												
Inning Stats	R: 0 E: 0 K: 2 S: 8	H: 1 LOB: 1 BB: 0 P: 8	R: 0 E: 0 K: 2 S: 9	H: 2 LOB: 2 BB: 0 P: 9	R: 0 E: 0 K: 1 S: 7	H: 2 LOB: 1 BB: 0 P: 7	R: 1 E: 1 K: 1 S: 7	H: 2 LOB: 2 BB: 0 P: 7	R: 0 E: 0 K: 0 S: 4	H: 1 LOB: 1 BB: 0 P: 4	R: 2 E: 0 K: 1 S: 7	H: 2 LOB: 0 BB: 0 P: 7	R: 0 E: 0 K: 2 S: 7	H: 0 LOB: 0 BB: 0 P: 7	R: 0 E: 0 K: 0 S: 3	H: 0 LOB: 0 BB: 0 P: 3	1B: 6 2B: 4 3B: 0 HR: 1	SF: 0 SAC: 0 DP: 0 HBP: 0	WP: 1 PB: 0 SB: 0 CS: 0	PA: 39								
PITCHER	IP	WLS	BF	H	R	ER	SO	BB	IBB	HBP	BLK	WP	HR	S	P	ERA	WHIP											
Brian Snyder, L ERA: 1.93	(1, 1)	4.2		22	7	1	1	7	0	0	0	0	1	0	36	36	1.93	1.500										
Karl Best, R ERA: 3.15	(5, 1)	2.1	L	11	4	2	2	1	0	0	0	0	0	1	13	13	7.71	1.714										
Jim Beattie, R ERA: 6.65	(8, 1)	2.0		6	0	0	0	2	0	0	0	0	0	0	10	10	0.00	0.000										

Detroit Tigers @ Seattle Mariners
The Kingdome, Seattle, WA
Sat May 25 1985, 10:05 PM EDT
Att: 25,705 - Unknown

AB 39
R 3
H 11
RBI 3
BB 0
SO 10
LOB 16



Batter	1	2	3	4	5	6	7	8	9	AB	R	H	RBI	BB	SO	LOB	BOTTOM											
Jack Perconte, L OBP: 0.255, SLG: 0.314										4	0	0	0	0	1	1												
Phil Bradley, R OBP: 0.385, SLG: 0.553										3	1	1	1	1	2	0												
Dave Henderson, R OBP: 0.329, SLG: 0.449										4	0	0	0	0	2	1												
Ken Phelps, L OBP: 0.321, SLG: 0.512										4	0	0	0	0	3	1												
Alvin Davis, L OBP: 0.368, SLG: 0.369										4	0	2	0	0	0	1												
Ivan Calderon, R OBP: 0.353, SLG: 0.667										4	1	1	1	0	0	2												
Jim Prestley, R OBP: 0.309, SLG: 0.500										3	0	0	0	1	1	3												
Bob Kearney, R OBP: 0.164, SLG: 0.132										2	0	0	0	0	1	1												
Spike Owen, S OBP: 0.276, SLG: 0.265										3	0	0	0	0	1	1												
Inning Stats	R: 1 E: 0 K: 3 S: 10	H: 1 LOB: 0 BB: 0 P: 10	R: 0 E: 0 K: 1 S: 6	H: 1 LOB: 1 BB: 0 P: 6	R: 0 E: 0 K: 1 S: 5	H: 0 LOB: 0 BB: 0 P: 5	R: 0 E: 1 K: 1 S: 7	H: 1 LOB: 2 BB: 0 P: 7	R: 0 E: 0 K: 1 S: 5	H: 0 LOB: 0 BB: 0 P: 5	R: 0 E: 0 K: 1 S: 5	H: 0 LOB: 1 BB: 1 P: 9	R: 1 E: 0 K: 1 S: 6	H: 1 LOB: 1 BB: 1 P: 10	R: 0 E: 0 K: 2 S: 7	H: 0 LOB: 0 BB: 0 P: 7	R: 0 E: 0 K: 0 S: 3	H: 0 LOB: 0 BB: 0 P: 3	1B: 1 2B: 1 3B: 0 HR: 2	SF: 0 SAC: 1 DP: 0 HBP: 0	WP: 0 PB: 0 SB: 1 CS: 0	PA: 34						
PITCHER	IP	WLS	BF	H	R	ER	SO	BB	IBB	HBP	BLK	WP	HR	S	P	ERA	WHIP											
Walt Terrell, R ERA: 4.01	(1, 1)	6.1	W	26	4	2	2	8	2	0	0	0	0	2	40	48	2.84	0.947										
Bill Scherrer, L ERA: 5.28	(7, 1)	0.2		2	0	0	0	1	0	0	0	0	0	4	4	0.00	0.000											
Doug Bair, R ERA: 4.42	(8, 1)	0.2		2	0	0	0	1	0	0	0	0	0	4	4	0.00	0.000											
Willie Hernandez, L ERA: 1.71	(8, 1)	1.1	S	4	0	0	0	1	0	0	0	0	0	6	6	0.00	0.000											

Detroit Tigers @ Seattle Mariners
The Kingdome, Seattle, WA
Sat May 25 1985, 10:05 PM EDT
Att: 25,705 - Unknown

AB 31
R 2
H 4
RBI 2
BB 2
SO 11
LOB 11



Batter	1	2	3	4	5	6	7	8	9	AB	R	H	RBI	BB	SO	LOB	TOP									
Lou Whitaker, L (1.4) OBP: 0.413, SLG: 0.497	F8	K				F8			F8	4	1	1	0	1	1	3										
Alan Trammell, R (1.6) OBP: 0.324, SLG: 0.450	4-3								K	4	1	2	1	1	1	2										
Kirk Gibson, L (1.9) OBP: 0.344, SLG: 0.472	E S									4	0	2	2	0	1	1										
Lance Parrish, R (1.2) OBP: 0.325, SLG: 0.477	6-3								6-3	5	0	1	0	0	1	3										
Darrell Evans, L (1.10) OBP: 0.333, SLG: 0.478										3	2	1	0	1	0	1										
Nelson Simmons, S (1.7) OBP: 0.317, SLG: 0.444										4	0	1	0	0	0	1										
Larry Herndon, R (8.7) OBP: 0.271, SLG: 0.359										0	0	0	0	0	0	0										
Mike Laga, L (1.3) OBP: 0.167, SLG: 0.361										4	0	0	0	0	0	3										
Chet Lemon, R (1.8) OBP: 0.356, SLG: 0.387										2	1	1	0	2	0	0										
Chris Pittaro, S (1.5) OBP: 0.299, SLG: 0.323										3	0	1	3	0	0	2										
Tom Brookens, R (6.5) OBP: 0.316, SLG: 0.411										1	1	1	0	0	0	0										
Inning Stats	R: 0 E: 0 K: 0 S: 4	H: 1 LOB: 1 BB: 0 P: 4	R: 1 E: 0 K: 1 S: 6	H: 1 LOB: 2 BB: 2 P: 14	R: 0 E: 0 K: 1 S: 5	H: 1 LOB: 1 BB: 1 P: 9	R: 0 E: 0 K: 0 S: 3	H: 1 LOB: 1 BB: 0 P: 3	R: 1 E: 0 K: 0 S: 5	H: 2 LOB: 1 BB: 0 P: 5	R: 2 E: 0 K: 0 S: 5	H: 2 LOB: 1 BB: 1 P: 9	R: 1 E: 0 K: 1 S: 6	H: 1 LOB: 0 BB: 0 P: 6	R: 0 E: 0 K: 0 S: 3	H: 0 LOB: 0 BB: 0 P: 3	R: 1 E: 0 K: 1 S: 6	H: 2 LOB: 1 BB: 1 P: 10	1B: 6 2B: 3 3B: 1 HR: 1	SF: 1 SAC: 0 DP: 0 HBP: 0	WP: 0 PB: 0 SB: 1 CS: 1	PA: 40				
PITCHER	IP	WLS	BF	H	R	ER	SO	BB	IBB	HBP	BLK	WP	HR	S	P	ERA	WHIP									
Salome Barojas, R (1.1) ERA: 5.94	5.2	L	26	7	4	4	2	2	2	0	0	0	0	1	11	11	6.35	1.588								
Roy Thomas, R (6.1) ERA: 3.86	2.1	9	2	1	1	1	1	0	0	0	0	0	1	11	11	3.86	0.857									
Ed Vande Berg, L (9.1) ERA: 0.96	0.2	4	2	1	1	1	1	1	0	0	0	0	0	5	9	13.50	4.500									
Mike Stanton, R (9.1) ERA: 5.48	0.1	1	0	0	0	0	0	0	0	0	0	0	0	1	1	0.00	0.000									

Detroit Tigers @ Seattle Mariners
The Kingdome, Seattle, WA
Sun May 26 1985, 10:05 PM EDT
Att: 15,340 - Unknown

AB	34
R	6
H	11
RBI	6
BB	5
SO	4
LOB	16



Batter	1	2	3	4	5	6	7	8	9	AB	R	H	RBI	BB	SO	LOB	BOTTOM								
Jack Perconte, L (1.4) OBP: 0.248, SLG: 0.305	F7		F7			4-3			F7	4	0	0	0	0	0	4									
Phil Bradley, R (1.9) OBP: 0.391, SLG: 0.546	G3								1-3	2	0	0	0	2	0	0									
Dave Henderson, R (1.8) OBP: 0.327, SLG: 0.451										4	0	1	0	0	1	3									
Ken Phelps, L (1.10) OBP: 0.298, SLG: 0.468	F8								F9	4	0	0	0	0	2	2									
Alvin Davis, L (1.3) OBP: 0.371, SLG: 0.368										3	0	1	0	1	0	1									
Ivan Calderon, R (1.7) OBP: 0.345, SLG: 0.625										3	0	0	0	1	1	2									
Jim Prestley, R (1.5) OBP: 0.301, SLG: 0.487										4	0	0	0	0	2	2									
Darnell Coles, R (1.6) OBP: 0.429, SLG: 0.571										4	0	3	0	0	1	1									
Donnie Scott, S (1.2) OBP: 0.283, SLG: 0.396										3	0	0	0	0	2	4									
Inning Stats	R: 0 E: 0 K: 0 S: 4	H: 1 LOB: 1 BB: 0 P: 4	R: 0 E: 0 K: 1 S: 5	H: 0 LOB: 0 BB: 0 P: 5	R: 0 E: 0 K: 2 S: 8	H: 1 LOB: 2 BB: 1 P: 12	R: 0 E: 0 K: 1 S: 4	H: 0 LOB: 0 BB: 1 P: 8	R: 0 E: 0 K: 1 S: 6	H: 1 LOB: 1 BB: 0 P: 6	R: 0 E: 0 K: 1 S: 5	H: 0 LOB: 1 BB: 1 P: 9	R: 0 E: 0 K: 1 S: 6	H: 1 LOB: 2 BB: 1 P: 10	R: 0 E: 0 K: 0 S: 3	H: 0 LOB: 0 BB: 0 P: 3	R: 0 E: 0 K: 2 S: 8	H: 1 LOB: 1 BB: 0 P: 8	1B: 3 2B: 2 3B: 0 HR: 0	SF: 0 SAC: 0 DP: 1 HBP: 0	WP: 1 PB: 0 SB: 0 CS: 0	PA: 35			
PITCHER	IP	WLS	BF	H	R	ER	SO	BB	IBB	HBP	BLK	WP	HR	S	P	ERA	WHIP								
Jack Morris, R (1.1) ERA: 2.14	9.0	W	35	5	0	0	9	4	0	0	0	1	0	49	65	0.00	1.000								

Detroit Tigers @ Seattle Mariners
The Kingdome, Seattle, WA
Sun May 26 1985, 10:05 PM EDT
Att: 15,340 - Unknown

AB	31
R	0
H	5
RBI	0
BB	4
SO	9
LOB	19



Batter	1	2	3	4	5	6	7	8	9	AB	R	H	RBI	BB	SO	LOB	TOP					
Lou Whitaker, L (1,4) OBP: 0.409, SLG: 0.490	5-3																4 0 1 0 0 0 3					
Alan Trammell, R (1,6) OBP: 0.316, SLG: 0.440	K																4 0 0 0 0 1 3					
Kirk Gibson, L (1,8) OBP: 0.341, SLG: 0.473																	4 0 1 0 0 0 1					
Lance Parrish, R (1,10) OBP: 0.317, SLG: 0.465	K																4 0 0 0 0 2 1					
Larry Herndon, R (1,7) OBP: 0.285, SLG: 0.366																	3 1 2 0 1 0 0					
Alejandro Sanchez, R (1,9) OBP: 0.253, SLG: 0.609																	3 0 0 0 0 2 2					
Darrell Evans, L (8,PH) OBP: 0.331, SLG: 0.474	K																1 0 0 0 0 0 1					
Barbaro Garbey, R (1,3) OBP: 0.378, SLG: 0.488	K																4 1 2 0 0 1 1					
Bob Melvin, R (1,2) OBP: 0.429, SLG: 0.714																	3 0 1 1 0 1 2					
Johnny Grubb, L (9,PH) OBP: 0.245, SLG: 0.250	K																1 0 0 0 0 0 0					
Tom Brookens, R (1,5) OBP: 0.316, SLG: 0.409																	3 0 1 1 0 0 1					
Nelson Simmons, S (9,PH) OBP: 0.311, SLG: 0.436																	1 0 0 0 0 1 0					
Inning Stats	R: 0 E: 0 K: 2 S: 8	H: 1 LOB: 1 BB: 0 P: 8	R: 0 E: 0 K: 3 S: 10	H: 1 LOB: 1 BB: 0 P: 10	R: 0 E: 0 K: 0 S: 4	H: 1 LOB: 1 BB: 0 P: 4	R: 0 E: 0 K: 0 S: 3	H: 0 LOB: 0 BB: 0 P: 3	R: 0 E: 0 K: 0 S: 4	H: 1 LOB: 1 BB: 0 P: 4	R: 0 E: 0 K: 0 S: 3	H: 0 LOB: 0 BB: 0 P: 3	R: 2 E: 1 K: 1 S: 9	H: 4 LOB: 2 BB: 0 P: 9	R: 0 E: 0 K: 1 S: 5	H: 0 LOB: 1 BB: 1 P: 9	R: 0 E: 0 K: 1 S: 5	H: 0 LOB: 0 BB: 0 P: 5	1B: 7 2B: 1 3B: 0 HR: 0	SF: 0 SAC: 0 DP: 0 HBP: 0	WP: 0 PB: 0 SB: 0 CS: 0	PA: 36
PITCHER	IP WLS BF H R ER SO BB IBB HBP BLK WP HR S P ERA WHIP																					
Matt Young, L (1,1) ERA: 4.28	6.2 W 28 8 2 2 6 0 0 0 0 0 0 0 40 40 2.70 1.200																					
Karl Best, R (7,1) ERA: 2.92	2.1 S 8 0 0 0 2 1 0 0 0 0 0 0 0 11 15 0.00 0.429																					

Detroit Tigers @ Seattle Mariners
The Kingdome, Seattle, WA
Mon May 27 1985, 6:33 AM EDT
Att: 17,061 - Unknown

AB 35
R 2
H 8
RBI 2
BB 1
SO 8
LOB 15



Batter	1	2	3	4	5	6	7	8	9	AB	R	H	RBI	BB	SO	LOB	BOTTOM			
Domingo Ramos, R (1,4) OBP: 0.278, SLG: 0.294	F9	E8															4 0 1 1 0 0 1			
Phil Bradley, R (1,8) OBP: 0.394, SLG: 0.539																	2 1 0 0 2 0 0			
Ivan Calderon, R (1,7) OBP: 0.373, SLG: 0.647																	3 1 2 1 0 1 0			
Al Cowens, R (1,10) OBP: 0.284, SLG: 0.420	F4	G4-6-3															4 0 0 0 0 1 6			
Alvin Davis, L (1,3) OBP: 0.374, SLG: 0.375	E7																3 0 1 1 1 0 0			
Barry Bonnell, R (1,9) OBP: 0.241, SLG: 0.286																	4 0 1 0 0 1 3			
Bob Kearney, R (9,2) OBP: 0.164, SLG: 0.132	K																0 0 0 0 0 0 0			
Jim Prestley, R (1,5) OBP: 0.312, SLG: 0.497																	3 2 2 0 1 1 0			
Darnell Coles, R (1,6) OBP: 0.300, SLG: 0.400																	3 0 0 0 0 2 2			
Spike Owen, S (8,6) OBP: 0.273, SLG: 0.263	K																1 0 0 0 0 0 2			
Donnie Scott, S (1,2) OBP: 0.268, SLG: 0.380																	2 1 0 1 0 0 1			
Dave Henderson, R (8,PH) OBP: 0.325, SLG: 0.448	E4																1 0 0 0 0 0 2			
Inning Stats	R: 2 E: 1 K: 1 S: 7	H: 2 LOB: 2 BB: 1 P: 11	R: 2 E: 2 K: 1 S: 7	H: 2 LOB: 2 BB: 1 P: 12	R: 0 E: 0 K: 1 S: 5	H: 0 LOB: 0 BB: 0 P: 5	R: 0 E: 0 K: 1 S: 5	H: 0 LOB: 0 BB: 0 P: 5	R: 0 E: 0 K: 0 S: 4	H: 1 LOB: 2 BB: 1 P: 8	R: 1 E: 1 K: 0 S: 4	H: 1 LOB: 0 BB: 0 P: 4	R: 0 E: 0 K: 2 S: 7	H: 0 LOB: 0 BB: 0 P: 7	R: 0 E: 0 K: 0 S: 4	H: 1 LOB: 2 BB: 1 P: 8	1B: 3 2B: 4 3B: 0 HR: 0	SF: 1 SAC: 0 DP: 2 HBP: 1	WP: 0 PB: 0 SB: 1 CS: 0	PA: 36
PITCHER	IP WLS BF H R ER SO BB IBB HBP BLK WP HR S P ERA WHIP																			
Dan Petry, R (1,1) ERA: 3.23	5.0 L 24 5 4 2 4 1 2 1 0 0 0 0 0 28 41 3.60 1.200																			
Juan Berenguer, R (8,1) ERA: 7.04	2.2 11 2 1 0 2 1 0 0 0 0 0 0 14 18 0.00 1.125																			
Willie Hernandez, L (8,1) ERA: 1.68	0.1 1 0 0 0 0 0 0 0 0 0 0 0 1 1 0.00 0.000																			

Detroit Tigers @ Seattle Mariners
The Kingdome, Seattle, WA
Mon May 27 1985, 6:33 AM EDT
Att: 17,061 - Unknown

AB 30
R 5
H 7
RBI 4
BB 4
SO 6
LOB 17



Batter	1	2	3	4	5	6	7	8	9	AB	R	H	RBI	BB	SO	LOB	TOP										
Domingo Ramos, R OBP: 0.241, SLG: 0.286	4-3		6-3		FC6-4			F9	F9	5	0	1	0	0	0	3											
Phil Bradley, R OBP: 0.391, SLG: 0.540	6-3			2B		F9		F8		4	1	2	0	0	0	1											
Ivan Calderon, R OBP: 0.358, SLG: 0.603	K			4-3		F8		F9		4	0	1	1	0	1	2											
Al Cowens, R OBP: 0.280, SLG: 0.411		4-3		4-3		F9		5-3		4	0	0	0	0	3												
Alvin Davis, L OBP: 0.384, SLG: 0.394				G5-4-3		K			1B	1	1	0	0	3	1	1											
Dave Henderson, R OBP: 0.323, SLG: 0.438	F4			G5-4-3					1B	3	0	0	0	1	1	3											
Jim Prestley, R OBP: 0.309, SLG: 0.491	4-3				5-3			F8		4	0	1	0	0	0	1											
Darnell Coles, R OBP: 0.263, SLG: 0.471			F7		K				SF9	3	0	1	1	0	1	0											
Donnie Scott, S OBP: 0.270, SLG: 0.368			6-3							3	0	1	0	0	1	1											
Ken Phelps, L OBP: 0.288, SLG: 0.449					FC6-4			K		1	0	0	0	0	1	2											
Inning Stats	R: 0 E: 0 K: 1 S: 5	H: 0 LOB: 0 BB: 0 P: 5	R: 0 E: 0 K: 0 S: 3	H: 0 LOB: 1 BB: 1 P: 7	R: 0 E: 0 K: 0 S: 3	H: 0 LOB: 0 BB: 0 P: 3	R: 1 E: 0 K: 0 S: 4	H: 2 LOB: 1 BB: 1 P: 8	R: 0 E: 0 K: 1 S: 6	H: 1 LOB: 1 BB: 0 P: 6	R: 0 E: 0 K: 2 S: 8	H: 1 LOB: 1 BB: 0 P: 8	R: 0 E: 0 K: 0 S: 4	H: 1 LOB: 1 BB: 2 P: 4	R: 1 E: 0 K: 1 S: 6	H: 1 LOB: 2 BB: 2 P: 14	1B: 3 2B: 4 3B: 0 HR: 0	SF: 1 SAC: 0 DP: 1 HBP: 0	WP: 0 PB: 0 SB: 0 CS: 0	PA: 37							
PITCHER	IP	WLS	BF	H	R	ER	SO	BB	IBB	HBP	BLK	WP	HR	S	P	ERA	WHIP										
Storm Davis, R ERA: 4.92	9.0	W	37	7	2	2	6	3	1	0	0	0	0	45	61	2.00	1.111										

Seattle Mariners @ Baltimore Orioles
Memorial Stadium, Baltimore, MD
Thu May 30 1985, 7:05 PM EDT
Att: 18,243 - Unknown

livebaseballscorecards.com

AB 32
R 2
H 7
RBI 2
BB 4
SO 6
LOB 17



Batter	1	2	3	4	5	6	7	8	9	AB	R	H	RBI	BB	SO	LOB	BOTTOM										
Lee Lacy, R OBP: 0.276, SLG: 0.278	F9		E9		BB			G4-6-3		5	1	3	0	0	0	2											
Jim Dwyer, L OBP: 0.389, SLG: 0.462	F9		1B		1-2			1B		3	1	1	1	0	0	1											
Gary Roenicke, R OBP: 0.297, SLG: 0.462	F9		F7		2B			6-3		2	0	0	0	0	0	2											
Cal Ripken Jr., R OBP: 0.349, SLG: 0.520	F8			K	2B			4-3		3	1	0	1	1	1	0											
Eddie Murray, S OBP: 0.339, SLG: 0.453		K			1B			1B		3	1	2	2	1	1	0											
Fred Lynn, L OBP: 0.373, SLG: 0.469				1-3	SF8			1B		3	0	2	1	1	0	1											
Larry Sheets, L OBP: 0.388, SLG: 0.577	G4-3			1-2	SF8			G4-6-3		3	0	0	1	0	1	4											
Fritzie Connally, R OBP: 0.413, SLG: 0.440			K					1B		2	2	1	0	2	1	0											
Rich Dauer, R OBP: 0.296, SLG: 0.282			F8					1B		3	0	1	0	0	0	2											
Floyd Rayford, R OBP: 0.375, SLG: 0.438					1B			F8		4	2	3	1	0	0	0											
Inning Stats	R: 0 E: 0 K: 0 S: 3	H: 0 LOB: 0 BB: 0 P: 3	R: 0 E: 0 K: 1 S: 4	H: 0 LOB: 1 BB: 1 P: 8	R: 1 E: 1 K: 1 S: 7	H: 2 LOB: 1 BB: 0 P: 7	R: 0 E: 0 K: 2 S: 7	H: 0 LOB: 1 BB: 1 P: 11	R: 6 E: 0 K: 0 S: 9	H: 6 LOB: 2 BB: 2 P: 17	R: 0 E: 0 K: 0 S: 3	H: 1 LOB: 0 BB: 0 P: 3	R: 0 E: 0 K: 0 S: 4	H: 2 LOB: 1 BB: 1 P: 4	R: 1 E: 0 K: 0 S: 4	H: 2 LOB: 1 BB: 1 P: 8	1B: 12 2B: 1 3B: 0 HR: 0	SF: 1 SAC: 1 DP: 4 HBP: 0	WP: 0 PB: 0 SB: 0 CS: 0	PA: 38							
PITCHER	IP	WLS	BF	H	R	ER	SO	BB	IBB	HBP	BLK	WP	HR	S	P	ERA	WHIP										
Mike Moore, R ERA: 4.21	1.1															0.00	0.750										
Salome Barojas, R ERA: 6.44	3.0	L	15	5	5	4	3	2	0	0	0	0	0	19	27	12.00	2.333										
Roy Thomas, R ERA: 6.23	0.0		1	0	0	0	0	1	0	0	0	0	0	0	4	∞	∞										
Ed Vande Berg, L ERA: 1.27	2.2		12	6	2	2	0	0	0	0	0	0	0	12	12	6.75	2.250										
Mike Stanton, R ERA: 5.64	1.0		5	2	1	1	0	1	0	0	0	0	0	4	8	9.00	3.000										

Seattle Mariners @ Baltimore Orioles
Memorial Stadium, Baltimore, MD
Thu May 30 1985, 7:05 PM EDT
Att: 18,243 - Unknown

livebaseballscorecards.com

AB 31
R 8
H 13
RBI 7
BB 5
SO 4
LOB 12



Batter	1	2	3	4	5	6	7	8	9	AB	R	H	RBI	BB	SO	LOB	TOP					
Jack Perconte, L (1,4) OBP: 0.261, SLG: 0.329	F9			F8 1B		F8		F7		4	0	1	0	0	0	2	Seattle Mariners @ New York Yankees Yankee Stadium, Bronx, NY Sat Jun 01 1985, 7:05 PM EDT Att: 25,109 - Unknown					
Phil Bradley, R (1,7) OBP: 0.405, SLG: 0.571	G5-4-3 1B			G6-4-3 1B		1-H HR		1-B		4	1	4	2	0	0	0						
Ivan Calderon, R (1,9) OBP: 0.333, SLG: 0.545	G5-4-3 1-2			F8 2-3		F8		5-3		4	0	0	0	0	0	5						
Al Cowens, R (1,10) OBP: 0.280, SLG: 0.407		F7		G6-4-3 1-2			FC6-4 1B		F2	4	0	1	0	0	0	2						
Alvin Davis, L (1,3) OBP: 0.372, SLG: 0.380		K			F7		F7		F3	4	0	0	0	0	1	1						
Dave Henderson, R (1,8) OBP: 0.319, SLG: 0.448		5-3			K		F6		F7	4	0	0	0	0	1	1						
Jim Prestley, R (1,5) OBP: 0.308, SLG: 0.488			5-3		F7		FC6-4 1-2			3	0	0	0	0	0	1						
Darnell Coles, R (1,6) OBP: 0.308, SLG: 0.435				F7		4-0 HR BB		5-3		2	1	0	0	1	0	0						
Bob Kearney, R (1,2) OBP: 0.171, SLG: 0.141				F9		L6		1B		3	0	1	0	0	0	1						
Inning Stats	R: 0 E: 0 K: 0 S: 3	H: 1 LOB: 0 BB: 0 P: 3	R: 0 E: 0 K: 1 S: 5	H: 0 LOB: 0 BB: 0 P: 5	R: 0 E: 0 K: 0 S: 3	H: 0 LOB: 0 BB: 0 P: 3	R: 0 E: 0 K: 0 S: 4	H: 2 LOB: 1 BB: 0 P: 4	R: 0 E: 0 K: 1 S: 5	H: 0 LOB: 0 BB: 0 P: 5	R: 2 E: 0 K: 0 S: 4	H: 1 LOB: 0 BB: 1 P: 8	R: 0 E: 0 K: 0 S: 4	H: 1 LOB: 1 BB: 0 P: 4	R: 0 E: 0 K: 0 S: 5	H: 2 LOB: 2 BB: 0 P: 5	R: 0 E: 0 K: 0 S: 3	H: 0 LOB: 0 BB: 0 P: 3	1B: 6 2B: 0 3B: 0 HR: 1	SF: 0 SAC: 0 DP: 2 HBP: 0	WP: 0 PB: 0 CS: 0	PA: 33
PITCHER Ron Guidry, L (1,1) ERA: 3.09	IP: 9.0 WLS: W BF: 33 H: 7 R: 2 ER: 2 SO: 2 BB: 1 IBB: 0 HBP: 0 BLK: 0 WP: 0 HR: 1 S: 36 P: 40 ERA: 2.00 WHIP: 0.889															PITCHER						

Batter	1	2	3	4	5	6	7	8	9	AB	R	H	RBI	BB	SO	LOB	BOTTOM			
Rickey Henderson, R (1,8) OBP: 0.410, SLG: 0.488	4-3	E9 1B		1-H HR		1-3 1B		F9		5	2	3	2	0	0	0	Seattle Mariners @ New York Yankees Yankee Stadium, Bronx, NY Sat Jun 01 1985, 7:05 PM EDT Att: 25,109 - Unknown			
Willie Randolph, R (1,4) OBP: 0.404, SLG: 0.383	5-3 1B	S 1B BB		2B		SF9				2	2	2	1	1	0	0				
Don Mattingly, L (1,3) OBP: 0.359, SLG: 0.491	5-3 1-2	S 1B		2B		F9				4	0	2	3	0	0	2				
Dave Winfield, R (1,9) OBP: 0.308, SLG: 0.408	2-H 1B	F7 1-2 2-3		5-3		K				4	0	1	1	0	1	4				
Don Baylor, R (1,10) OBP: 0.358, SLG: 0.488	F8		6-3	5-3			1-3			4	0	0	0	0	0	2				
Bill Sample, R (1,7) OBP: 0.385, SLG: 0.383		5-3		6-3			F8			3	0	0	0	0	1	0				
Dan Pasqua, L (7, PH) OBP: 0.286, SLG: 0.667					K					1	0	0	0	0	0	0				
Butch Wynegar, S (1,2) OBP: 0.359, SLG: 0.352		E 1B		6-3			F9			4	1	1	0	0	0	0				
Dale Berra, R (1,5) OBP: 0.289, SLG: 0.329		E5 1B		F8				F7		3	0	0	0	0	1	1				
Mike Pagliarulo, L (8, PH) OBP: 0.323, SLG: 0.312		1-3 1B			K					1	0	0	0	0	0	0				
Andre Robertson, R (1,6) OBP: 0.417, SLG: 0.917		E 1B 2-H 3-H		HR 1B		1B SF9 1B		K		4	3	3	1	0	1	0				
Inning Stats	R: 1 E: 0 K: 0 S: 5	H: 2 LOB: 1 BB: 0 P: 5	R: 3 E: 2 K: 0 S: 7	H: 4 LOB: 2 BB: 1 P: 11	R: 0 E: 0 K: 0 S: 3	H: 0 LOB: 0 BB: 0 P: 3	R: 3 E: 0 K: 0 S: 7	H: 4 LOB: 1 BB: 0 P: 7	R: 0 E: 0 K: 2 S: 7	H: 0 LOB: 0 BB: 0 P: 7	R: 1 E: 0 K: 1 S: 7	H: 2 LOB: 1 BB: 0 P: 7	R: 0 E: 0 K: 0 S: 3	H: 0 LOB: 0 BB: 0 P: 3	R: 0 E: 0 K: 1 S: 5	H: 0 LOB: 0 BB: 0 P: 5	1B: 9 2B: 2 3B: 0 HR: 1	SF: 1 SAC: 0 DP: 0 HBP: 0	WP: 0 PB: 0 CS: 0	PA: 37
PITCHER Matt Young, L (1,1) ERA: 5.12	IP: 3.1 WLS: L BF: 21 H: 10 R: 7 ER: 7 SO: 7 BB: 1 IBB: 0 HBP: 0 BLK: 0 WP: 0 HR: 1 S: 20 P: 24 ERA: 18.90 WHIP: 3.300															PITCHER				
Salome Barojas, R (4,1) ERA: 5.93	IP: 4.2 WLS: L BF: 16 H: 2 R: 1 ER: 1 SO: 4 BB: 0 IBB: 0 HBP: 0 BLK: 0 WP: 0 HR: 0 S: 24 P: 24 ERA: 1.93 WHIP: 0.429															PITCHER				

Batter	1	2	3	4	5	6	7	8	9	AB	R	H	RBI	BB	SO	LOB	TOP										
Domingo Ramos, R OBP: 0.256, SLG: 0.351 (1.4)	F3		K		G4-6-3	F9		WP BB		4	0	0	0	1	1	3											
Phil Bradley, R OBP: 0.405, SLG: 0.565 (1.7)	G1-4-3 1B			4-3	6-3		F4	5-3		5	0	1	0	0	0	1											
Ivan Calderon, R OBP: 0.329, SLG: 0.522 (1.9)						F9	G3			1	0	0	0	0	0	1											
Barry Bonnell, R OBP: 0.286, SLG: 0.300 (2.9)	G1-4-3 1-2			2B 1B		F9		IBB		3	1	1	0	1	0	0											
Alvin Davis, L OBP: 0.379, SLG: 0.384 (1.3)				F7		BB 2B 1B	BB BB 1B BB	F9		4	2	2	0	1	0	3											
Ken Phelps, L OBP: 0.309, SLG: 0.436 (1.10)	K			1B WP 2B		2B 1B BB	1B BB			3	3	1	0	2	1	1											
Dave Henderson, R OBP: 0.326, SLG: 0.447 (1.8)	G1-4-3 1-2			WP 1B		1B 2B	1B BB	6-3		4	1	2	2	1	0	1											
Jim Prestley, R OBP: 0.314, SLG: 0.480 (1.5)				2-3 3-H 1B	K	1B S		F9		4	1	2	4	1	1	1											
Bob Kearney, R OBP: 0.185, SLG: 0.197 (1.2)				G4-6-3 1-2		HR	F8	4-3		4	1	1	1	0	0	4											
Spike Owen, S OBP: 0.299, SLG: 0.298 (1.6)						G4-6-3 1B		6-3		4	0	3	1	0	0	0											
Inning Stats	R: 0 E: 0 K: 0 S: 3	H: 1 LOB: 0 BB: 0 P: 3	R: 0 E: 0 K: 1 S: 5	H: 1 LOB: 0 BB: 0 P: 5	R: 0 E: 0 K: 1 S: 5	H: 1 LOB: 1 BB: 1 P: 9	R: 2 E: 0 K: 1 S: 8	H: 3 LOB: 0 BB: 0 P: 8	R: 1 E: 0 K: 0 S: 4	H: 2 LOB: 0 BB: 0 P: 4	R: 4 E: 0 K: 0 S: 7	H: 4 LOB: 1 BB: 1 P: 11	R: 2 E: 0 K: 0 S: 4	H: 1 LOB: 2 BB: 3 P: 16	R: 0 E: 0 K: 0 S: 3	H: 0 LOB: 0 BB: 2 P: 11	R: 0 E: 0 K: 0 S: 3	H: 0 LOB: 0 BB: 0 P: 3	1B: 9 2B: 2 3B: 1 HR: 1	SF: 0 SAC: 0 DP: 4 HBP: 0	WP: 2 PB: 0 SB: 1 CS: 0	PA: 43					
PITCHER	IP	WLS	BF	H	R	ER	SO	BB	IBB	HBP	BLK	WP	HR	S	P	ERA	WHIP										
Milt Wilcox, R ERA: 4.85 (1.1)	4.0		18	8	3	3	3	1	0	0	0	1	1	23	12	6.75	2.250										
Aurelio Lopez, R ERA: 3.75 (5.1)	1.2	L	9	4	4	4	0	1	0	0	0	0	0	8	12	21.60	3.000										
Juan Berenguer, R ERA: 7.07 (6.1)	1.0		6	0	2	2	0	3	0	0	0	0	0	3	15	18.00	3.000										
Bill Scherrer, L ERA: 4.88 (7.1)	2.1		10	1	0	0	0	1	1	0	0	1	0	8	16	0.00	0.857										

Seattle Mariners @ Detroit Tigers
Tiger Stadium, Detroit, MI
Mon Jun 03 1985, 7:05 PM EDT
Att: 18,407 - Unknown

AB 36
R 9
H 13
RBI 8
BB 7
SO 3
LOB 15



Batter	1	2	3	4	5	6	7	8	9	AB	R	H	RBI	BB	SO	LOB	BOTTOM										
Lou Whitaker, L OBP: 0.408, SLG: 0.491 (1.4)	E 2B	WP BB		4-3		WP 1B		4-3		4	1	2	0	1	0	0											
Alan Trammell, R OBP: 0.319, SLG: 0.431 (1.6)	E5 HR	K		1B BB		6-3		F8		4	1	1	1	1	1	2											
Kirk Gibson, L OBP: 0.346, SLG: 0.482 (1.8)	2-H HR	K				S IBB		F7		4	1	2	2	1	1	1											
Lance Parrish, R OBP: 0.318, SLG: 0.478 (1.2)	5-3			5-3		K				4	1	1	0	0	1	3											
Dave Bergman, L OBP: 0.300, SLG: 0.300 (9, PH)				1B 2B				6-3		1	0	0	0	0	0	0											
Darrell Evans, L OBP: 0.340, SLG: 0.541 (1.3)	1B E BB			1B 1B		F8		HR		4	3	3	3	1	0	0											
Johnny Grubb, L OBP: 0.217, SLG: 0.218 (1.10)	E3 1B					4-3		3-1		4	0	0	0	0	0	2											
Barbaro Garbey, R OBP: 0.360, SLG: 0.447 (9, PH)								BB BB		0	0	0	0	1	0	0											
Larry Hemdon, R OBP: 0.291, SLG: 0.382 (1.7)	G6-3 1-2 2-3 1B			FC6-4 1B		L6		6-3		5	0	2	1	0	0	1											
Nelson Simmons, S OBP: 0.311, SLG: 0.385 (1.9)	G6-3 1-2			K		1B 6-3 BB				2	1	0	0	3	1	4											
Alejandro Sanchez, R OBP: 0.241, SLG: 0.519 (9, PR)								1-2 BB		0	0	0	0	0	0	0											
Tom Brookens, R OBP: 0.305, SLG: 0.387 (1.5)				6-3		K		4-3		5	0	0	0	0	2	5											
Inning Stats	R: 3 E: 2 K: 0 S: 7	H: 4 LOB: 2 BB: 1 P: 11	R: 0 E: 0 K: 2 S: 7	H: 0 LOB: 1 BB: 1 P: 11	R: 2 E: 0 K: 1 S: 8	H: 3 LOB: 1 BB: 0 P: 8	R: 0 E: 0 K: 0 S: 3	H: 1 LOB: 1 BB: 1 P: 7	R: 0 E: 0 K: 0 S: 3	H: 0 LOB: 0 BB: 0 P: 3	R: 1 E: 0 K: 2 S: 8	H: 1 LOB: 2 BB: 2 P: 16	R: 1 E: 0 K: 1 S: 6	H: 1 LOB: 1 BB: 1 P: 10	R: 0 E: 0 K: 0 S: 3	H: 0 LOB: 0 BB: 0 P: 3	R: 1 E: 0 K: 0 S: 4	H: 1 LOB: 2 BB: 2 P: 12	1B: 6 2B: 2 3B: 0 HR: 3	SF: 0 SAC: 0 DP: 1 HBP: 0	WP: 2 PB: 0 SB: 1 CS: 0	PA: 45					
PITCHER	IP	WLS	BF	H	R	ER	SO	BB	IBB	HBP	BLK	WP	HR	S	P	ERA	WHIP										
Jim Beattie, R ERA: 7.1 (1.1)	5.1	W	28	9	6	6	4	4	0	0	0	1	1	10	18	5.40	1.200										
Roy Thomas, R ERA: 5.4 (6.1)	1.2		8	1	1	1	2	1	1	0	0	1	1	10	18	5.40	1.200										
Ed Nunez, R ERA: 3.52 (8.1)	1.1		5	1	1	1	0	0	0	0	0	0	1	5	5	6.75	0.750										
Ed Vande Berg, L ERA: 1.27 (9.1)	0.0		1	0	0	0	0	1	0	0	0	0	0	0	4	∞	∞										
Mike Stanton, R ERA: 5.25 (9.1)	0.2	S	3	0	0	0	0	1	0	0	0	0	0	2	6	0.00	1.500										

Seattle Mariners @ Detroit Tigers
Tiger Stadium, Detroit, MI
Mon Jun 03 1985, 7:05 PM EDT
Att: 18,407 - Unknown

AB 37
R 8
H 11
RBI 7
BB 8
SO 6
LOB 18



Batter	1	2	3	4	5	6	7	8	9	AB	R	H	RBI	BB	SO	LOB	TOP		
Jack Perconte, L (1,4) OBP: 0.263, SLG: 0.333	E5 1B	F9					3-1			4	1	2	0	0	0	1			
Phil Bradley, R (1,9) OBP: 0.236, SLG: 0.582	E9 1B							K		4	1	1	1	0	2	1			
Dave Henderson, R (1,8) OBP: 0.319, SLG: 0.429	F9							F8		4	0	0	0	0	1	2			
Alvin Davis, L (1,3) OBP: 0.370, SLG: 0.371								F7		4	0	1	0	0	0	1			
Ken Phelps, L (1,10) OBP: 0.316, SLG: 0.410	K									3	0	0	0	1	2	2			
Jim Prestey, R (1,5) OBP: 0.306, SLG: 0.470	K									4	0	0	0	0	1	3			
Darnell Coles, R (1,7) OBP: 0.343, SLG: 0.400										3	0	2	0	1	1	0			
Bob Kearney, R (1,2) OBP: 0.182, SLG: 0.193										2	0	0	0	0	1	2			
Donnie Scott, S (7,PH) OBP: 0.236, SLG: 0.318										2	0	0	0	0	0	1			
Spike Owen, S (1,6) OBP: 0.290, SLG: 0.281										3	0	0	0	0	0	1			
Inning Stats	R: 1 H: 2 E: 2 K: 2 S: 10	H: 2 LOB: 2 BB: 0 P: 10	R: 0 H: 1 E: 0 K: 1 S: 6	H: 1 LOB: 1 BB: 0 P: 6	R: 1 H: 1 E: 0 K: 1 S: 6	H: 1 LOB: 1 BB: 1 P: 10	R: 0 H: 0 E: 0 K: 0 S: 2	H: 0 LOB: 0 BB: 1 P: 6	R: 0 H: 1 E: 0 K: 1 S: 6	H: 1 LOB: 1 BB: 0 P: 6	R: 0 H: 0 E: 0 K: 1 S: 5	H: 0 LOB: 0 BB: 0 P: 5	R: 0 H: 0 E: 0 K: 1 S: 5	H: 0 LOB: 0 BB: 0 P: 3	R: 0 H: 0 E: 0 K: 1 S: 6	H: 1 LOB: 1 BB: 0 P: 6	1B: 5 2B: 0 3B: 0 HR: 1	SF: 0 SAC: 0 DP: 1 HBP: 0	WP: 0 PA: 35 PB: 0 SB: 1 CS: 0
PITCHER Jack Morris, R (1,1) ERA: 2.15	IP: 9.0 WLS: W BF: 35 H: 6 R: 2 ER: 1 SO: 8 BB: 2 IBB: 0 HBP: 0 BLK: 0 WP: 0 HR: 1 S: 49 P: 57 ERA: 1.00 WHIP: 0.889																		

Seattle Mariners @ Detroit Tigers
Tiger Stadium, Detroit, MI
Wed Jun 05 1985, 7:05 PM EDT
Att: 19,003 - Unknown

AB 33
R 2
H 6
RBI 1
BB 2
SO 8
LOB 14



Batter	1	2	3	4	5	6	7	8	9	AB	R	H	RBI	BB	SO	LOB	BOTTOM		
Lou Whitaker, L (1,4) OBP: 0.396, SLG: 0.470	4-3	F8		CS			F7	F7		4	1	0	0	1	0	1			
Alan Trammell, R (1,6) OBP: 0.323, SLG: 0.436										4	1	2	1	0	0	0			
Kirk Gibson, L (1,8) OBP: 0.358, SLG: 0.503										4	1	1	0	0	1	1			
Lance Parrish, R (1,10) OBP: 0.332, SLG: 0.473										2	0	2	0	2	0	0			
Larry Herndon, R (1,7) OBP: 0.286, SLG: 0.370										4	0	1	0	0	0	6			
Barbaro Garbey, R (1,3) OBP: 0.365, SLG: 0.449										2	0	1	2	0	0	0			
Darrell Evans, L (5,PH) OBP: 0.342, SLG: 0.521										2	0	0	0	0	0	4			
Alejandro Sanchez, R (1,9) OBP: 0.246, SLG: 0.561										3	1	1	1	0	1	2			
Chet Lemon, R (8,8) OBP: 0.345, SLG: 0.391										1	0	1	0	0	0	0			
Bob Melvin, R (1,2) OBP: 0.353, SLG: 0.529										4	0	0	0	0	1	1			
Tom Brookens, R (1,5) OBP: 0.315, SLG: 0.419										4	1	3	1	0	1	0			
Inning Stats	R: 2 H: 3 E: 0 K: 1 S: 8	H: 3 LOB: 2 BB: 1 P: 12	R: 0 H: 0 E: 0 K: 1 S: 5	H: 0 LOB: 0 BB: 0 P: 5	R: 0 H: 1 E: 0 K: 0 S: 4	H: 1 LOB: 1 BB: 0 P: 4	R: 1 H: 2 E: 0 K: 0 S: 4	H: 2 LOB: 2 BB: 0 P: 4	R: 1 H: 1 E: 0 K: 1 S: 6	H: 1 LOB: 2 BB: 2 P: 14	R: 1 H: 1 E: 0 K: 1 S: 6	H: 0 LOB: 0 BB: 0 P: 6	R: 0 H: 2 E: 0 K: 0 S: 5	H: 2 LOB: 2 BB: 0 P: 5	R: 0 H: 2 E: 0 K: 0 S: 4	H: 2 LOB: 1 BB: 0 P: 4	1B: 8 2B: 2 3B: 0 HR: 2	SF: 0 SAC: 0 DP: 1 HBP: 0	WP: 0 PA: 38 PB: 0 SB: 0 CS: 1
PITCHER Mark Langston, L (1,1) ERA: 3.94 Frank Willis, R (5,1) ERA: 3.86 Ed Vande Berg, L (7,1) ERA: 2.1	IP: 2.1 WLS: L BF: 10 H: 3 R: 1 ER: 1 SO: 1 BB: 0 IBB: 0 HBP: 0 BLK: 0 WP: 0 HR: 1 S: 12 P: 12 ERA: 8.31 WHIP: 2.308																		

Seattle Mariners @ Detroit Tigers
Tiger Stadium, Detroit, MI
Wed Jun 05 1985, 7:05 PM EDT
Att: 19,003 - Unknown

AB 34
R 5
H 12
RBI 5
BB 3
SO 4
LOB 15



Batter	1	2	3	4	5	6	7	8	9	AB	R	H	RBI	BB	SO	LOB	TOP			
Jack Perconte, L (1,4) OBP: 0.269, SLG: 0.333	F6		G3		G3			BB		3	0	1	0	1	0	2	Seattle Mariners @ Cleveland Indians Cleveland Municipal Stadium, Cleveland, OH Thu Jun 06 1985, 7:05 PM EDT Att: 3,730 - Unknown			
Phil Bradley, R (1,7) OBP: 0.393, SLG: 0.571	4-3		K		F8			BB		4	0	0	0	0	1	5				
Dave Henderson, R (1,8) OBP: 0.312, SLG: 0.420	F9		5-3		G3			F8		4	0	0	0	0	0	3				
Avin Davis, L (1,3) OBP: 0.368, SLG: 0.374		1B		L7		K		K		4	1	1	0	0	2	0				
Ken Phelps, L (1,10) OBP: 0.325, SLG: 0.406		2B		K		K				3	0	1	1	1	2	0				
Al Cowens, R (1,9) OBP: 0.272, SLG: 0.411		1B		6-3				F9		4	0	0	0	0	1	1				
Jim Prestley, R (1,5) OBP: 0.302, SLG: 0.459				F8		F3		K		4	0	0	0	0	2	1				
Bob Kearney, R (1,2) OBP: 0.195, SLG: 0.200				1B		G3		K		2	0	1	0	1	1	0				
Spike Owen, S (1,6) OBP: 0.291, SLG: 0.282				6-3				4-3		3	0	1	0	0	0	1				
Inning Stats	R: 0 E: 0 K: 0 S: 3	H: 0 LOB: 0 BB: 0 P: 3	R: 1 E: 0 K: 0 S: 4	H: 2 LOB: 0 BB: 0 P: 4	R: 0 E: 0 K: 1 S: 7	H: 2 LOB: 0 BB: 0 P: 7	R: 0 E: 0 K: 1 S: 5	H: 0 LOB: 0 BB: 0 P: 5	R: 0 E: 0 K: 2 S: 7	H: 0 LOB: 0 BB: 0 P: 7	R: 0 E: 0 K: 3 S: 9	H: 0 LOB: 0 BB: 0 P: 9	R: 0 E: 0 K: 0 S: 3	H: 0 LOB: 1 BB: 1 P: 7	R: 0 E: 0 K: 2 S: 7	H: 0 LOB: 1 BB: 1 P: 11	1B: 4 2B: 1 3B: 0 HR: 0	SF: 0 SAC: 0 DP: 0 HBP: 0	WP: 0 PB: 0 SB: 1 CS: 0	PA: 34
PITCHER Bert Blyleven, R (1,1) ERA: 3.82	IP: 9.0 WLS: W BF: 34 H: 5 R: 1 ER: 1 SO: 9 BB: 3 IBB: 0 HBP: 0 BLK: 0 WP: 0 HR: 0 S: 49 P: 61 ERA: 1.00 WHIP: 0.889																			

Batter	1	2	3	4	5	6	7	8	9	AB	R	H	RBI	BB	SO	LOB	BOTTOM		
Brett Butler, L (1,8) OBP: 0.347, SLG: 0.418	4-3		L7				F7	1B		5	1	2	3	0	0	0	Seattle Mariners @ Cleveland Indians Cleveland Municipal Stadium, Cleveland, OH Thu Jun 06 1985, 7:05 PM EDT Att: 3,730 - Unknown		
Julio Franco, R (1,6) OBP: 0.395, SLG: 0.409	L3				2-3		4-3	HR		5	1	2	2	0	0	3			
Brook Jacoby, R (1,5) OBP: 0.346, SLG: 0.456	5-3		F8		6-3		4-3	HR		5	1	1	2	0	0	1			
Andre Thornton, R (1,10) OBP: 0.221, SLG: 0.215			F7		G3			1B		3	0	1	0	1	0	0			
Mike Fischlin, R (8, PR) OBP: 0.198, SLG: 0.200								1B		1	1	0	0	0	0	1			
Benny Ayala, R (1,7) OBP: 0.250, SLG: 0.417								SH3-4		3	1	1	0	0	1	1			
Otis Nixon, S (5, PR) OBP: 0.200, SLG: 0.222								SH3-4		0	0	0	0	0	0	0			
Pat Tabler, R (1,3) OBP: 0.330, SLG: 0.366								1B		3	2	2	0	1	0	0			
Joe Carter, R (1,9) OBP: 0.247, SLG: 0.314								1B		2	1	1	0	2	1	2			
Jerry Willard, L (1,2) OBP: 0.315, SLG: 0.313								1B		4	0	0	1	0	1	6			
Tony Bernazard, S (1,4) OBP: 0.351, SLG: 0.444								1B		2	1	0	0	2	0	1			
Inning Stats	R: 0 E: 0 K: 0 S: 3	H: 0 LOB: 0 BB: 0 P: 3	R: 0 E: 0 K: 1 S: 7	H: 2 LOB: 2 BB: 0 P: 7	R: 0 E: 0 K: 1 S: 9	H: 1 LOB: 1 BB: 0 P: 4	R: 2 E: 1 K: 1 S: 9	H: 3 LOB: 3 BB: 1 P: 13	R: 0 E: 0 K: 0 S: 2	H: 0 LOB: 1 BB: 1 P: 6	R: 0 E: 0 K: 1 S: 5	H: 0 LOB: 0 BB: 0 P: 9	R: 0 E: 0 K: 0 S: 3	R: 7 E: 0 K: 0 S: 7	H: 4 LOB: 1 BB: 3 P: 19	1B: 8 2B: 1 3B: 0 HR: 1	SF: 0 SAC: 1 DP: 0 HBP: 0	WP: 0 PB: 0 SB: 1 CS: 1	PA: 41
PITCHER Matt Young, L (1,1) ERA: 5.18	IP: 7.2 WLS: L BF: 37 H: 8 R: 7 ER: 5 SO: 3 BB: 4 IBB: 2 HBP: 0 BLK: 0 WP: 0 HR: 0 S: 37 P: 61 ERA: 5.87 WHIP: 1.565																		
Roy Thomas, R (8,1) ERA: 6.23	IP: 0.1 WLS: L BF: 3 H: 2 R: 2 ER: 2 SO: 0 BB: 0 IBB: 0 HBP: 0 BLK: 0 WP: 0 HR: 1 S: 3 P: 3 ERA: 54.00 WHIP: 6.000																		

Batter	1	2	3	4	5	6	7	8	9	AB	R	H	RBI	BB	SO	LOB	TOP										
Domingo Ramos, R OBP: 0.279, SLG: 0.333 (1, 4)	E6	CS BB			1B BB		SH E 1B		K	2	2	0	0	2	1	0											
Phil Bradley, R OBP: 0.369, SLG: 0.562 (1, 7)	L4	CS 1-2	F8		1B 1B		K		F8	5	0	1	0	0	1	3											
Dave Henderson, R OBP: 0.316, SLG: 0.421 (1, 8)	F2		F8		FC6 1B		FC4-6 1B			4	0	2	2	0	0	1											
Alvin Davis, L OBP: 0.361, SLG: 0.366 (1, 3)	F8		F8		F5		FC4-6 FC5-4			4	0	0	0	0	0	4											
Al Cowens, R OBP: 0.266, SLG: 0.401 (1, 9)		4-3		6-3	FC6 1-2		FC5-4 1-2			4	0	0	0	0	0	3											
Barry Bonnell, R OBP: 0.333, SLG: 0.367 (1, 10)		1B HR 1B		1B		4-3 CS 2B		G3		4	1	3	0	0	0	0											
Jim Prestley, R OBP: 0.301, SLG: 0.455 (1, 5)		1B HR 1B		F9		4-3		L6		4	1	1	0	0	0	2	AB 35										
Bob Kearney, R OBP: 0.200, SLG: 0.236 (1, 2)		1B HR 2-H		F9		F8		K		4	1	1	3	0	1	2	R 6										
Spike Owen, S OBP: 0.289, SLG: 0.289 (1, 6)		F9		F4			SH 1B 2B		F7	4	1	1	0	0	0	0	H 9										
Inning Stats	R: 0 E: 1 K: 0 S: 4	H: 0 LOB: 1 BB: 0 P: 4	R: 3 E: 0 K: 0 S: 5	H: 3 LOB: 0 BB: 1 P: 9	R: 0 E: 0 K: 0 S: 3	H: 0 LOB: 0 BB: 0 P: 3	R: 0 E: 0 K: 0 S: 4	H: 1 LOB: 1 BB: 0 P: 4	R: 1 E: 0 K: 0 S: 5	H: 2 LOB: 2 BB: 1 P: 9	R: 0 E: 0 K: 0 S: 3	H: 1 LOB: 0 BB: 0 P: 3	R: 2 E: 2 K: 1 S: 8	H: 2 LOB: 1 BB: 0 P: 8	R: 0 E: 0 K: 1 S: 5	H: 0 LOB: 0 BB: 0 P: 5	R: 0 E: 0 K: 1 S: 5	H: 0 LOB: 0 BB: 0 P: 5	1B: 6 2B: 2 3B: 0 HR: 1	SF: 0 SAC: 1 DP: 0 HBP: 0	WP: 0 PB: 0 SB: 0 CS: 2	PA: 39					
PITCHER	IP	WLS	BF	H	R	ER	SO	BB	IBB	HBP	BLK	WP	HR	S	P	ERA	WHIP										
Neal Heaton, L ERA: 3.38 (1, 1)	6.0	L	27	8	5	5	0	2	0	0	0	0	1	25	33	7.50	1.667										
Rich Thompson, R ERA: 3.38 (7, 1)	2.0		8	1	1	0	2	0	0	0	0	0	0	12	12	0.00	0.500										
Tom Waddell, R ERA: 3.67 (9, 1)	1.0		3	0	0	0	1	0	0	0	0	0	0	5	5	0.00	0.000										

Seattle Mariners @ Cleveland Indians
Cleveland Municipal Stadium, Cleveland, OH
Fri Jun 07 1985, 7:05 PM EDT
Att: 16,023 - Unknown

AB 35
R 6
H 9
RBI 5
BB 2
SO 3
LOB 15



Batter	1	2	3	4	5	6	7	8	9	AB	R	H	RBI	BB	SO	LOB	BOTTOM										
Brett Butler, L OBP: 0.349, SLG: 0.417 (1, 8)	6-3		G3 S 6-3-2 BB		1-3			1B		3	0	1	0	1	0	1											
Julio Franco, R OBP: 0.393, SLG: 0.403 (1, 6)		BB	G3			F8		F9		3	0	0	0	1	0	2											
Brook Jacoby, R OBP: 0.344, SLG: 0.449 (1, 5)	F8		6-3-2 3-H			6-3			2B BB	3	1	0	0	1	0	2											
Andre Thornton, R OBP: 0.215, SLG: 0.298 (1, 10)	K				F2		K		K	4	0	0	0	0	3	2											
Benny Ayala, R OBP: 0.280, SLG: 0.480 George Vukovich, L OBP: 0.335, SLG: 0.356 (3, 9)		1B 2B			6-3		F7		1H 2B 2B	1	1	1	0	0	0	0											
Pat Tabler, R OBP: 0.333, SLG: 0.375 (1, 3)		4-3 PB 4-3 1B			F7		F9		1B 2B	4	1	2	2	0	0	0											
Joe Carter, R OBP: 0.247, SLG: 0.312 (3, 7)		4-3			L8		F8		2-3 1B	4	0	1	0	0	0	1	AB 33										
Tony Bernazard, S OBP: 0.348, SLG: 0.445 (1, 4)		4-3						G3	F9	4	0	1	1	0	0	2	R 4										
Butch Benton, R OBP: 0.211, SLG: 0.242 Jerry Willard, L OBP: 0.304, SLG: 0.300 (6, 2)		3-H 6-3						K	6-3	1	0	0	0	0	0	0	H 7										
Chris Bando, S OBP: 0.178, SLG: 0.111 (9, PH)					3-1					1	0	0	0	0	0	2	RBI 4										
Inning Stats	R: 0 E: 0 K: 1 S: 5	H: 0 LOB: 1 BB: 1 P: 9	R: 2 E: 0 K: 0 S: 5	H: 2 LOB: 0 BB: 0 P: 5	R: 0 E: 0 K: 0 S: 2	H: 0 LOB: 0 BB: 1 P: 6	R: 0 E: 0 K: 0 S: 3	H: 0 LOB: 0 BB: 0 P: 3	R: 0 E: 0 K: 1 S: 5	H: 0 LOB: 0 BB: 0 P: 5	R: 0 E: 0 K: 0 S: 3	H: 0 LOB: 0 BB: 0 P: 3	R: 0 E: 0 K: 1 S: 6	H: 1 LOB: 1 BB: 0 P: 6	R: 2 E: 0 K: 1 S: 8	H: 3 LOB: 2 BB: 1 P: 12	1B: 3 2B: 5 3B: 0 HR: 0	SF: 0 SAC: 0 DP: 1 HBP: 0	WP: 0 PB: 1 SB: 1 CS: 0	PA: 36							
PITCHER	IP	WLS	BF	H	R	ER	SO	BB	IBB	HBP	BLK	WP	HR	S	P	ERA	WHIP										
Brian Snyder, L ERA: 5.4 (1, 1)	1.0		6	2	2	1	1	1	0	0	0	0	0	7	11	9.00	3.000										
Bill Swift, R ERA: (2, 1)	5.0	W	16	1	0	0	1	1	0	0	0	0	0	17	21	0.00	0.400										
Ed Nunez, R ERA: 3.6 (7, 1)	2.1		12	4	2	2	2	1	0	0	0	0	0	15	19	7.71	2.143										
Ed Vande Berg, L ERA: 2.05 (9, 1)	0.2	S	2	0	0	0	0	0	0	0	0	0	0	2	2	0.00	0.000										

Seattle Mariners @ Cleveland Indians
Cleveland Municipal Stadium, Cleveland, OH
Fri Jun 07 1985, 7:05 PM EDT
Att: 16,023 - Unknown

AB 33
R 4
H 7
RBI 4
BB 3
SO 4
LOB 13



Batter	1	2	3	4	5	6	7	8	9	AB	R	H	RBI	BB	SO	LOB	TOP								
Jack Perconte, L (1,4) OBP: 0.282, SLG: 0.349	3-1		FC6-4 1B		2B 1B	3-1		1-2 1B		5	1	3	0	0	0	0	Seattle Mariners @ Cleveland Indians Cleveland Municipal Stadium, Cleveland, OH Sun Jun 09 1985, 3:33 AM EDT Att: 9,841 - Unknown livebaseballscorecards.com								
Phil Bradley, R (1,7) OBP: 0.336, SLG: 0.577	5-3		FC6-4 CS		1B 2B	F7		F8		5	1	1	3	0	0	3									
Dave Henderson, R (1,8) OBP: 0.305, SLG: 0.404	5-3		E5		6-3			F9		5	0	0	0	0	0	2									
Alvin Davis, L (1,3) OBP: 0.362, SLG: 0.368		HR 1B	F8		2B 1B			F8		5	2	2	0	0	0	2									
Ken Phelps, L (1,10) OBP: 0.341, SLG: 0.514 Darnell Coles, R (7,PH) OBP: 0.342, SLG: 0.375		HR		1B SF8 1B	1B 2B			F8		3	3	3	3	0	0	0									
Barry Bonnell, R (1,9) OBP: 0.317, SLG: 0.345		F8		F7	6-3			K		4	0	0	0	0	1	3									
Jim Prestley, R (1,5) OBP: 0.307, SLG: 0.485		6-3		CS 1B	1B			HR		4	1	3	3	0	0	0									
Donnie Scott, S (1,2) OBP: 0.234, SLG: 0.304		G3		SF8	G3			BB		2	0	0	1	1	0	1									
Spike Owen, S (1,6) OBP: 0.288, SLG: 0.282			E1 1B FC6-4	CS	S 2B 1B			L7		4	2	1	0	0	0	1									
Inning Stats	R: 0 E: 0 K: 0 S: 3	H: 0 LOB: 0 BB: 0 P: 3	R: 2 E: 0 K: 0 S: 5	H: 2 LOB: 0 BB: 0 P: 5	R: 1 E: 2 K: 0 S: 5	H: 1 LOB: 1 BB: 0 P: 5	R: 1 E: 0 K: 0 S: 4	H: 2 LOB: 0 BB: 0 P: 4	R: 5 E: 0 K: 0 S: 9	H: 6 LOB: 1 BB: 0 P: 9	R: 0 E: 0 K: 0 S: 3	H: 0 LOB: 0 BB: 0 P: 3	R: 0 E: 0 K: 0 S: 3	H: 0 LOB: 0 BB: 0 P: 3	R: 1 E: 0 K: 1 S: 7	H: 2 LOB: 2 BB: 1 P: 11	R: 0 E: 1 K: 0 S: 3	H: 0 LOB: 0 BB: 0 P: 3	1B: 9 2B: 2 3B: 0 HR: 2	SF: 1 SAC: 0 DP: 0 HBP: 0	WP: 0 PB: 0 SB: 1 CS: 3	PA: 42			
PITCHER	IP	WLS	BF	H	R	ER	SO	BB	IBB	HBP	BLK	WP	HR	S	P	ERA	WHIP								
Don Schultze, R (1,1) ERA: 5.9	3.1	L	16	5	4	3	0	0	0	0	0	0	1	16	16	8.10	1.500								
Bryan Clark, L (4,1) ERA: 7.41	4.1		21	8	6	6	1	1	0	0	0	0	1	22	26	12.46	2.077								
Rich Thompson, R (8,1) ERA: 3.42	1.1		4	0	0	0	0	0	0	0	0	0	0	4	4	0.00	0.000								

Batter	1	2	3	4	5	6	7	8	9	AB	R	H	RBI	BB	SO	LOB	BOTTOM								
Brett Butler, L (1,8) OBP: 0.351, SLG: 0.430	WP SF7 2B		F7		G4-3		FC6-4 1B		4-3	5	2	1	0	0	0	5	Seattle Mariners @ Cleveland Indians Cleveland Municipal Stadium, Cleveland, OH Sun Jun 09 1985, 3:33 AM EDT Att: 9,841 - Unknown livebaseballscorecards.com								
Tony Bemazard, S (1,4) OBP: 0.345, SLG: 0.432	SF7 WP BB		K			F7	1B		3-1	4	0	1	1	1	1	3									
Brook Jacoby, R (1,5) OBP: 0.344, SLG: 0.438	K				L7	1-3	K			4	0	0	0	0	2	3									
Andre Thornton, R (1,10) OBP: 0.223, SLG: 0.213	SF7				BB	5-3		G4-6-3 1B		2	0	1	1	1	0	0									
Pat Tabler, R (1,3) OBP: 0.338, SLG: 0.395	F9				F9		1B 2B 1B	G4-6-3		4	1	1	0	0	0	3									
George Vukovich, L (1,9) OBP: 0.335, SLG: 0.351		F6			F8		2B 1B	L8		4	1	1	0	0	0	1									
Joe Carter, R (1,7) OBP: 0.266, SLG: 0.331		K			E6 1B FC6		1B 2B	4-3 BB 1B		4	2	2	1	0	1	0									
Jerry Willard, L (1,2) OBP: 0.333, SLG: 0.339 Julio Franco, R (7,PH) OBP: 0.357, SLG: 0.395		K				FC6 1B	L9	F9		2	0	1	0	0	1	0									
Mike Fischlin, R (1,6) OBP: 0.286, SLG: 0.263 Benny Ayala, R (7,PH) OBP: 0.308, SLG: 0.500 Chris Bando, S (8,2) OBP: 0.189, SLG: 0.111					FC6		FC6-4 1B	4-3 BB		1	0	0	1	1	0	1									
					CS BB					1	0	1	2	0	0	0									
										0	0	0	0	1	0	0									
Inning Stats	R: 1 E: 0 K: 1 S: 6	H: 1 LOB: 1 BB: 1 P: 10	R: 0 E: 0 K: 2 S: 7	H: 0 LOB: 0 BB: 0 P: 7	R: 0 E: 0 K: 1 S: 4	H: 0 LOB: 0 BB: 1 P: 8	R: 0 E: 0 K: 0 S: 3	H: 0 LOB: 1 BB: 1 P: 7	R: 1 E: 1 K: 0 S: 4	H: 1 LOB: 0 BB: 0 P: 4	R: 0 E: 0 K: 0 S: 3	H: 0 LOB: 0 BB: 0 P: 3	R: 4 E: 0 K: 1 S: 10	H: 5 LOB: 1 BB: 0 P: 10	R: 0 E: 0 K: 0 S: 3	H: 1 LOB: 2 BB: 0 P: 3	R: 0 E: 0 K: 0 S: 4	H: 1 LOB: 2 BB: 1 P: 8	1B: 7 2B: 2 3B: 0 HR: 0	SF: 1 SAC: 0 DP: 2 HBP: 0	WP: 1 PB: 0 SB: 0 CS: 1	PA: 38			
PITCHER	IP	WLS	BF	H	R	ER	SO	BB	IBB	HBP	BLK	WP	HR	S	P	ERA	WHIP								
Frank Willis, R (1,1) ERA: 5.4	6.0	W	25	5	5	4	4	3	0	0	0	0	0	30	42	6.00	1.333								
Ed Yarde Berg, L (7,1) ERA: 2.33	0.2		4	2	1	1	0	0	0	0	0	0	0	4	4	13.50	3.000								
Ed Nunez, R (7,1) ERA: 3.38	2.1	S	9	2	0	0	1	1	0	0	0	0	0	10	14	0.00	1.286								

Batter	1	2	3	4	5	6	7	8	9	AB	R	H	RBI	BB	SO	LOB	TOP									
Rudy Law, L OBP: 0.310, SLG: 0.379 Luis Salazar, R OBP: 0.183, SLG: 0.323	F9 5-3 BB	BLK 3B 1-H 2-H			F3		K		5-3	2	1	2	1	0	0		Chicago White Sox @ Seattle Mariners The Kingdome, Seattle, WA Tue Jun 11 1985, 10:05 PM EDT Att: 9,174 - Unknown									
Tim Hulett, R OBP: 0.356, SLG: 0.462	5-3	6-3					FC4-6 BB		K	4	0	1	0	1	1											
Harold Baines, L OBP: 0.323, SLG: 0.388	F9		1-3		1-3		FC4-6 BB		F9	5	0	0	1	0	0	3										
Greg Walker, L OBP: 0.316, SLG: 0.467	4-3		4-3			G3 4-3 2B			F8	4	1	1	0	0	0	2										
Carlton Fisk, R OBP: 0.330, SLG: 0.558		F8		2-6 1B		4-3			F9	4	0	1	0	0	0	1										
Oscar Gamble, L OBP: 0.374, SLG: 0.347 Tom Paciorek, R OBP: 0.288, SLG: 0.276			2-6		F9	G3			BB E 1B	3	1	1	0	0	0	1										
Daryl Boston, L OBP: 0.271, SLG: 0.333		K			F4				E FC1-4 BB	3	0	1	1	1	1											
Julio Cruz, S OBP: 0.315, SLG: 0.213					F7	6-3			E9 1B	3	1	1	1	1	0	1										
Ozzie Guillen, L OBP: 0.244, SLG: 0.242					4-3				FC1-2-4 1B	4	2	2	1	0	0	2										
Inning Stats	R: 0 E: 0 K: 0 S: 3	H: 0 LOB: 1 BB: 1 P: 7	R: 4 E: 0 K: 1 S: 8	H: 3 LOB: 0 BB: 1 P: 12	R: 0 E: 0 K: 0 S: 3	H: 1 LOB: 0 BB: 0 P: 3	R: 0 E: 0 K: 0 S: 3	H: 0 LOB: 0 BB: 0 P: 3	R: 0 E: 0 K: 0 S: 4	H: 1 LOB: 1 BB: 0 P: 4	R: 1 E: 0 K: 0 S: 5	H: 2 LOB: 1 BB: 0 P: 5	R: 1 E: 0 K: 1 S: 6	H: 1 LOB: 1 BB: 1 P: 10	R: 1 E: 1 K: 0 S: 4	H: 2 LOB: 1 BB: 1 P: 8	R: 0 E: 0 K: 1 S: 5	H: 0 LOB: 0 BB: 0 P: 5	1B: 8 2B: 2 3B: 1 HR: 0	SF: 0 SAC: 0 DP: 1 HBP: 0	WP: 0 PB: 0 SB: 1 CS: 0	PA: 39				
PITCHER	IP	WLS	BF	H	R	ER	SO	BB	IBB	HBP	BLK	WP	HR	S	P	ERA	WHIP									
Bill Swift, R ERA: 4.22	(1, 1)	5.2	L	26	7	5	5	1	2	0	0	1	0	0	25	33	7.94	1.588								
Ed Vande Berg, L ERA: 3.0	(6, 1)	2.1		11	3	2	1	1	2	0	0	0	0	0	11	19	3.86	2.143								
Bob Long, R ERA:	(9, 1)	1.0		3	0	0	0	1	0	0	0	0	0	0	5	5	0.00	0.000								

Batter	1	2	3	4	5	6	7	8	9	AB	R	H	RBI	BB	SO	LOB	BOTTOM								
Jack Perconte, L OBP: 0.281, SLG: 0.347			K		F8				F8	4	0	1	0	0	1	2	Chicago White Sox @ Seattle Mariners The Kingdome, Seattle, WA Tue Jun 11 1985, 10:05 PM EDT Att: 9,174 - Unknown								
Phil Bradley, R OBP: 0.395, SLG: 0.564	F9				FC6-4				G3	3	0	0	0	1	0	2									
Dave Henderson, R OBP: 0.307, SLG: 0.392									F8	3	0	0	0	1	1										
Gorman Thomas, R OBP: 0.348, SLG: 0.500										3	0	2	0	1	0	0									
Alvin Davis, L OBP: 0.361, SLG: 0.368	3-1				L5-3 BB				F7	4	0	0	0	0	0	4									
Barry Bonnell, R OBP: 0.275, SLG: 0.299		1-3			4-3				K	4	0	0	0	0	1	1									
Jim Prestley, R OBP: 0.316, SLG: 0.524		K							4-3	4	1	2	1	0	1	1									
Bob Kearney, R OBP: 0.229, SLG: 0.273		K								3	0	1	0	0	1	1									
Spike Owen, S OBP: 0.287, SLG: 0.277					F8				G4-3	2	0	0	0	1	0	1									
Inning Stats	R: 0 E: 0 K: 0 S: 4	H: 2 LOB: 2 BB: 1 P: 8	R: 0 E: 0 K: 2 S: 7	H: 0 LOB: 0 BB: 0 P: 7	R: 0 E: 0 K: 2 S: 7	H: 0 LOB: 1 BB: 1 P: 11	R: 0 E: 0 K: 0 S: 2	H: 0 LOB: 0 BB: 1 P: 6	R: 0 E: 0 K: 0 S: 4	H: 1 LOB: 2 BB: 1 P: 8	R: 0 E: 0 K: 0 S: 3	H: 0 LOB: 0 BB: 0 P: 3	R: 1 E: 0 K: 0 S: 4	H: 2 LOB: 0 BB: 0 P: 4	R: 0 E: 0 K: 0 S: 3	H: 0 LOB: 0 BB: 0 P: 3	R: 0 E: 0 K: 1 S: 6	H: 1 LOB: 1 BB: 0 P: 6	1B: 5 2B: 1 3B: 0 HR: 1	SF: 0 SAC: 0 DP: 2 HBP: 0	WP: 1 PB: 0 SB: 0 CS: 0	PA: 34			
PITCHER	IP	WLS	BF	H	R	ER	SO	BB	IBB	HBP	BLK	WP	HR	S	P	ERA	WHIP								
Tim Lollar, L ERA: 4.08	(1, 1)	6.1	W	26	5	1	4	4	0	0	0	0	0	30	46	1.42	1.421								
Dan Spillner, R ERA: 3.47	(7, 1)	2.2		8	1	0	0	1	0	0	0	0	0	10	10	0.00	0.375								

Batter	1	2	3	4	5	6	7	8	9	AB	R	H	RBI	BB	SO	LOB	TOP							
Scott Fletcher, R (1, 6) OBP: 0.322, SLG: 0.279 Ozzie Guillen, L (6, PH) OBP: 0.241, SLG: 0.239 (6, 6)										3	1	2	1	0	0	1								
Tim Hulett, R (1, 5) OBP: 0.366, SLG: 0.463										4	1	2	0	1	2	2								
Harold Baines, L (1, 9) OBP: 0.320, SLG: 0.383										5	0	1	0	0	2	3								
Tom Paciorek, R (1, 7) OBP: 0.280, SLG: 0.269 Rudy Law, L (5, PH) OBP: 0.311, SLG: 0.385 (5, 7)										2	0	0	0	0	1	2								
Carlton Fisk, R (1, 10) OBP: 0.328, SLG: 0.556 Jerry Hairston, S (9, PH) OBP: 0.382, SLG: 0.429										4	0	1	1	0	1	3								
Greg Walker, L (1, 3) OBP: 0.324, SLG: 0.475										3	1	2	0	1	0	2								
Luis Salazar, R (1, 8) OBP: 0.179, SLG: 0.317 Daryl Boston, L (5, PH) OBP: 0.275, SLG: 0.361 (5, 8)										2	0	0	0	0	0	1								
Marc Hill, R (1, 2) OBP: 0.209, SLG: 0.154										4	0	0	0	0	1	1								
Julio Cruz, S (1, 4) OBP: 0.330, SLG: 0.219										2	2	1	0	1	0	0								
Inning Stats	R: 1 E: 0 K: 2 S: 9	H: 2 LOB: 2 BB: 1 P: 13	R: 1 E: 0 K: 2 S: 9	H: 2 LOB: 1 BB: 0 P: 9	R: 0 E: 0 K: 0 S: 3	H: 0 LOB: 0 BB: 0 P: 3	R: 0 E: 0 K: 0 S: 3	H: 1 LOB: 0 BB: 0 P: 3	R: 2 E: 0 K: 2 S: 10	H: 3 LOB: 3 BB: 2 P: 18	R: 0 E: 0 K: 0 S: 3	H: 0 LOB: 0 BB: 0 P: 3	R: 0 E: 0 K: 1 S: 6	H: 1 LOB: 1 BB: 0 P: 6	R: 2 E: 0 K: 1 S: 7	H: 2 LOB: 1 BB: 0 P: 8	R: 0 E: 0 K: 0 S: 3	H: 0 LOB: 0 BB: 0 P: 3	1B: 7 2B: 3 3B: 0 HR: 1	SF: 0 SAC: 0 DP: 0 HBP: 1	WP: 1 PB: 0 SB: 2 CS: 0	PA: 41		
PITCHER	IP WLS BF H R ER SO BB IBB HBP BLK WP HR S P ERA WHIP	IP WLS BF H R ER SO BB IBB HBP BLK WP HR S P ERA WHIP	IP WLS BF H R ER SO BB IBB HBP BLK WP HR S P ERA WHIP	IP WLS BF H R ER SO BB IBB HBP BLK WP HR S P ERA WHIP	IP WLS BF H R ER SO BB IBB HBP BLK WP HR S P ERA WHIP	IP WLS BF H R ER SO BB IBB HBP BLK WP HR S P ERA WHIP	IP WLS BF H R ER SO BB IBB HBP BLK WP HR S P ERA WHIP	IP WLS BF H R ER SO BB IBB HBP BLK WP HR S P ERA WHIP	IP WLS BF H R ER SO BB IBB HBP BLK WP HR S P ERA WHIP	IP WLS BF H R ER SO BB IBB HBP BLK WP HR S P ERA WHIP	IP WLS BF H R ER SO BB IBB HBP BLK WP HR S P ERA WHIP	IP WLS BF H R ER SO BB IBB HBP BLK WP HR S P ERA WHIP	IP WLS BF H R ER SO BB IBB HBP BLK WP HR S P ERA WHIP	IP WLS BF H R ER SO BB IBB HBP BLK WP HR S P ERA WHIP	IP WLS BF H R ER SO BB IBB HBP BLK WP HR S P ERA WHIP	IP WLS BF H R ER SO BB IBB HBP BLK WP HR S P ERA WHIP	IP WLS BF H R ER SO BB IBB HBP BLK WP HR S P ERA WHIP	IP WLS BF H R ER SO BB IBB HBP BLK WP HR S P ERA WHIP	IP WLS BF H R ER SO BB IBB HBP BLK WP HR S P ERA WHIP	IP WLS BF H R ER SO BB IBB HBP BLK WP HR S P ERA WHIP	IP WLS BF H R ER SO BB IBB HBP BLK WP HR S P ERA WHIP	IP WLS BF H R ER SO BB IBB HBP BLK WP HR S P ERA WHIP	IP WLS BF H R ER SO BB IBB HBP BLK WP HR S P ERA WHIP	IP WLS BF H R ER SO BB IBB HBP BLK WP HR S P ERA WHIP

Chicago White Sox @ Seattle Mariners
The Kingdome, Seattle, WA
Wed Jun 12 1985, 10:05 PM EDT
Att: 9,808 - Unknown


AB 37
R 6
H 11
RBI 6
BB 3
SO 8
LOB 20



Batter	1	2	3	4	5	6	7	8	9	AB	R	H	RBI	BB	SO	LOB	BOTTOM							
Jack Perconte, L (1, 4) OBP: 0.284, SLG: 0.344										4	1	1	0	1	0	1								
Phil Bradley, R (1, 7) OBP: 0.395, SLG: 0.565										5	1	3	1	0	0	0								
Alvin Davis, L (1, 3) OBP: 0.366, SLG: 0.371										4	0	2	1	1	0	1								
Gorman Thomas, R (1, 10) OBP: 0.353, SLG: 0.509										4	0	2	1	0	0	3								
Dave Henderson, R (1, 8) OBP: 0.301, SLG: 0.384										4	0	0	0	0	1	4								
Barry Bonnell, R (1, 9) OBP: 0.280, SLG: 0.282										4	0	0	0	0	0	4								
Jim Prestley, R (1, 5) OBP: 0.317, SLG: 0.517										3	0	0	0	1	1	2								
Bob Kearney, R (1, 2) OBP: 0.224, SLG: 0.267 Donnie Scott, S (7, PH) OBP: 0.225, SLG: 0.292 (8, 2)										2	0	0	0	0	2	3								
Spike Owen, S (1, 6) OBP: 0.282, SLG: 0.272 Darnell Coles, R (9, PH) OBP: 0.333, SLG: 0.343										3	0	0	0	0	0	0								
Inning Stats	R: 0 E: 0 K: 0 S: 3	H: 0 LOB: 0 BB: 0 P: 3	R: 0 E: 0 K: 0 S: 3	H: 0 LOB: 0 BB: 0 P: 3	R: 0 E: 0 K: 1 S: 5	H: 0 LOB: 0 BB: 0 P: 5	R: 2 E: 1 K: 1 S: 9	H: 4 LOB: 3 BB: 1 P: 13	R: 0 E: 0 K: 0 S: 3	H: 0 LOB: 0 BB: 0 P: 3	R: 0 E: 0 K: 1 S: 7	H: 2 LOB: 2 BB: 0 P: 7	R: 0 E: 0 K: 0 S: 4	H: 1 LOB: 3 BB: 2 P: 12	R: 0 E: 0 K: 1 S: 5	H: 0 LOB: 0 BB: 0 P: 5	R: 1 E: 0 K: 1 S: 6	H: 1 LOB: 1 BB: 1 P: 10	1B: 7 2B: 1 3B: 0 HR: 0	SF: 0 SAC: 0 DP: 0 HBP: 0	WP: 1 PB: 0 SB: 0 CS: 0	PA: 39		
PITCHER	IP WLS BF H R ER SO BB IBB HBP BLK WP HR S P ERA WHIP	IP WLS BF H R ER SO BB IBB HBP BLK WP HR S P ERA WHIP	IP WLS BF H R ER SO BB IBB HBP BLK WP HR S P ERA WHIP	IP WLS BF H R ER SO BB IBB HBP BLK WP HR S P ERA WHIP	IP WLS BF H R ER SO BB IBB HBP BLK WP HR S P ERA WHIP	IP WLS BF H R ER SO BB IBB HBP BLK WP HR S P ERA WHIP	IP WLS BF H R ER SO BB IBB HBP BLK WP HR S P ERA WHIP	IP WLS BF H R ER SO BB IBB HBP BLK WP HR S P ERA WHIP	IP WLS BF H R ER SO BB IBB HBP BLK WP HR S P ERA WHIP	IP WLS BF H R ER SO BB IBB HBP BLK WP HR S P ERA WHIP	IP WLS BF H R ER SO BB IBB HBP BLK WP HR S P ERA WHIP	IP WLS BF H R ER SO BB IBB HBP BLK WP HR S P ERA WHIP	IP WLS BF H R ER SO BB IBB HBP BLK WP HR S P ERA WHIP	IP WLS BF H R ER SO BB IBB HBP BLK WP HR S P ERA WHIP	IP WLS BF H R ER SO BB IBB HBP BLK WP HR S P ERA WHIP	IP WLS BF H R ER SO BB IBB HBP BLK WP HR S P ERA WHIP	IP WLS BF H R ER SO BB IBB HBP BLK WP HR S P ERA WHIP	IP WLS BF H R ER SO BB IBB HBP BLK WP HR S P ERA WHIP	IP WLS BF H R ER SO BB IBB HBP BLK WP HR S P ERA WHIP	IP WLS BF H R ER SO BB IBB HBP BLK WP HR S P ERA WHIP	IP WLS BF H R ER SO BB IBB HBP BLK WP HR S P ERA WHIP	IP WLS BF H R ER SO BB IBB HBP BLK WP HR S P ERA WHIP	IP WLS BF H R ER SO BB IBB HBP BLK WP HR S P ERA WHIP	IP WLS BF H R ER SO BB IBB HBP BLK WP HR S P ERA WHIP

Chicago White Sox @ Seattle Mariners
The Kingdome, Seattle, WA
Wed Jun 12 1985, 10:05 PM EDT
Att: 9,808 - Unknown

AB 35
R 3
H 8
RBI 3
BB 4
SO 5
LOB 18



Batter	1	2	3	4	5	6	7	8	9	AB	R	H	RBI	BB	SO	LOB	TOP										
Willie Wilson, S OBP: 0.301, SLG: 0.410 (1, 8)	0-3 K		0-0 4-3		0-0 5-3		0-0 F8			4	0	0	0	0	1	0	Kansas City Royals @ Seattle Mariners The Kingdome, Seattle, WA Thu Jun 13 1985, 10:05 PM EDT Att: 8,691 - Unknown										
Lonnie Smith, R OBP: 0.335, SLG: 0.282 Lynn Jones, R OBP: 0.241, SLG: 0.300 (1, 7) (8, 7)	0-3 K		0-0 BB 1B		0-0 1-3		0-0 F9	0-0 F9		4	0	1	0	0	1	0											
Frank White, R OBP: 0.287, SLG: 0.407 (1, 4)	0-0 BB HR 1B		4-0 1-2 BB		0-3 K		0-0 F9	0-0 F9		3	1	1	0	1	1	0											
Steve Balboni, R OBP: 0.298, SLG: 0.421 (1, 3)	4-0 HR BB		0-3 K		0-0 F7		0-0 F7	0-0 F7		3	1	0	0	1	1	1											
Darryl Motley, R OBP: 0.253, SLG: 0.404 Pat Sheridan, L OBP: 0.323, SLG: 0.340 (1, 9) (9, PH) (9, 9)	0-0 HR		0-0 6-3		0-0 E6 1B		0-0 E6 1B	4-0 BB		3	1	2	3	0	0	0											
Hal McRae, R OBP: 0.333, SLG: 0.323 Jorge Orta, L OBP: 0.333, SLG: 0.405 (1, 10) (9, PH)	0-0 F8		0-0 G5-4-3 BB		4-0 IBB		0-0 9-3	0-0 1-2		1	0	0	0	2	0	0											
Greg Pryor, R OBP: 0.293, SLG: 0.327 (1, 5)		0-3 K		0-0 G5-4-3		0-0 F7		0-0 5-3		4	0	0	0	0	1	3											
Jim Sundberg, R OBP: 0.268, SLG: 0.400 (1, 2)		0-0 6-3		0-0 HR		0-0 F3				3	1	1	1	0	0	0											
Onix Concepcion, R OBP: 0.238, SLG: 0.231 (1, 6)		0-0 L9		0-0 6-3		0-0 F7				3	0	0	0	0	0	0											
Inning Stats	R: 3 E: 0 K: 2 S: 9	H: 2 LOB: 0 BB: 1 P: 13	R: 0 E: 0 K: 1 S: 5	H: 0 LOB: 0 BB: 0 P: 5	R: 0 E: 0 K: 1 S: 5	H: 1 LOB: 1 BB: 1 P: 9	R: 0 E: 0 K: 0 S: 2	H: 0 LOB: 0 BB: 1 P: 6	R: 1 E: 0 K: 0 S: 4	H: 1 LOB: 0 BB: 0 P: 4	R: 0 E: 1 K: 1 S: 6	H: 1 LOB: 2 BB: 1 P: 10	R: 0 E: 0 K: 0 S: 3	H: 0 LOB: 0 BB: 0 P: 3	R: 0 E: 0 K: 0 S: 2	H: 0 LOB: 0 BB: 1 P: 6		1B: 3 2B: 1 3B: 0 HR: 2	SF: 0 SAC: 0 DP: 2 HBP: 0	WP: 0 PB: 0 SB: 0 CS: 0	PA: 34						
PITCHER	IP	WLS	BF	H	R	ER	SO	BB	IBB	HBP	BLK	WP	HR	S	P	ERA	WHIP										
Bill Wilkinson, L ERA: 6.35 (1, 1)	5.2	L	24	5	4	4	5	3	1	0	0	0	2	30	46	6.35	1.412										
Bob Long, R ERA: (6, 1)	2.1		7	0	0	0	0	0	0	0	0	0	0	7	7	0.00	0.000										
Ed Nunez, R ERA: 3.2 (9, 1)	1.0		3	0	0	0	0	1	0	0	0	0	0	2	6	0.00	1.000										

Batter	1	2	3	4	5	6	7	8	9	AB	R	H	RBI	BB	SO	LOB	BOTTOM										
Jack Perconte, L OBP: 0.289, SLG: 0.344 (1, 4)	0-0 F8			0-0 FC5-4 1B	4-0 1-2 BB		0-0 F7			3	0	1	0	1	0	0	Kansas City Royals @ Seattle Mariners The Kingdome, Seattle, WA Thu Jun 13 1985, 10:05 PM EDT Att: 8,691 - Unknown										
Phil Bradley, R OBP: 0.393, SLG: 0.555 (1, 7)	0-3 K		0-3 K	0-3 K	0-3 K		0-3 K	0-3 K		4	0	0	0	0	4	3											
Alvin Davis, L OBP: 0.369, SLG: 0.385 Domingo Ramos, R OBP: 0.271, SLG: 0.318 (1, 3) (6, PR) (9, 3)	0-0 G3		0-3 K		0-0 HR		4-0 BB			3	1	1	1	1	1	1											
Gorman Thomas, R OBP: 0.343, SLG: 0.492 (1, 10)		0-0 5-3		0-0 FC5-4		0-3 K		0-3 K		4	0	0	0	0	2	2											
Jim Prestey, R OBP: 0.316, SLG: 0.512 (1, 5)		0-3 K		0-0 6-3		0-0 FC6-4 1B		0-3 K		4	0	1	0	0	2	1											
Dave Henderson, R OBP: 0.295, SLG: 0.376 (1, 8)		0-3 K		0-3 K		0-3 K		0-0 F7		4	0	0	0	0	3	1											
Ivan Calderon, R OBP: 0.325, SLG: 0.548 (1, 9)			0-0 3-1		0-0 HR		0-0 FC6-4		0-0 4-3	4	1	1	1	0	0	1											
Darnell Coles, R OBP: 0.333, SLG: 0.368 Ken Phelps, L OBP: 0.333, SLG: 0.500 (1, 6) (9, PH)			0-0 4-3		0-0 1B 2B		0-0 F9		0-0 4-3	3	1	1	0	0	0	0											
Bob Kearney, R OBP: 0.227, SLG: 0.269 (1, 2)			0-3 K		0-0 WP 1B		0-0 1-3			3	0	1	1	0	1	0											
Inning Stats	R: 0 E: 0 K: 1 S: 5	H: 0 LOB: 0 BB: 0 P: 5	R: 0 E: 0 K: 2 S: 7	H: 0 LOB: 0 BB: 0 P: 7	R: 0 E: 0 K: 1 S: 5	H: 0 LOB: 0 BB: 0 P: 5	R: 0 E: 0 K: 2 S: 8	H: 1 LOB: 1 BB: 0 P: 8	R: 2 E: 0 K: 2 S: 10	H: 3 LOB: 2 BB: 1 P: 14	R: 1 E: 0 K: 2 S: 9	H: 2 LOB: 1 BB: 0 P: 9	R: 0 E: 0 K: 0 S: 3	H: 0 LOB: 0 BB: 0 P: 3	R: 0 E: 0 K: 3 S: 9	H: 0 LOB: 1 BB: 1 P: 13		R: 0 E: 0 K: 0 S: 3	H: 0 LOB: 0 BB: 0 P: 3	1B: 3 2B: 1 3B: 0 HR: 2	SF: 0 SAC: 0 DP: 0 HBP: 0	WP: 2 PB: 0 SB: 0 CS: 0	PA: 35				
PITCHER	IP	WLS	BF	H	R	ER	SO	BB	IBB	HBP	BLK	WP	HR	S	P	ERA	WHIP										
Mark Gubicza, R ERA: 4.36 (1, 1)	5.1	W	23	6	3	3	9	1	0	0	0	1	2	40	44	5.06	1.312										
Joe Beckwith, R ERA: 3.31 (6, 1)	2.2		9	0	0	0	4	1	0	0	0	1	0	16	20	0.00	0.375										
Dan Quisenberry, R ERA: 2.76 (9, 1)	1.0	S	3	0	0	0	0	0	0	0	0	0	0	3	3	0.00	0.000										




Batter	1	2	3	4	5	6	7	8	9	AB	R	H	RBI	BB	SO	LOB	TOP			
Willie Wilson, S OBP: 0.301, SLG: 0.402 (1, 8)	0-3 K		0-0 6-3		0-0 G4-6-3 1B			0-3 K		4	0	1	1	0	2	0	Kansas City Royals @ Seattle Mariners The Kingdome, Seattle, WA Sun Jun 16 1985, 6:33 AM EDT Att: 14,103 - Unknown			
Lonnie Smith, R OBP: 0.333, SLG: 0.273 (1, 7)	0-0 4-3		0-0 1-3		0-0 G4-6-3 1-2			0-0 4-3		4	0	0	0	0	0	1				
George Brett, L OBP: 0.413, SLG: 0.528 Frank White, R OBP: 0.271, SLG: 0.403 (8, PR) (8, 4)	0-0 1B			0-0 3-1 1B		0-0 BB 1B		4-0 FC6-4 BB		3	0	3	0	1	0	0				
Jorge Orta, L OBP: 0.333, SLG: 0.398 Hal McRae, R OBP: 0.329, SLG: 0.308 (8, PH) (1, 10)	0-0 1-2 1B			0-0 3-1 1-2 1B		4-0 G4-6-3 BB		4-0 FC6-4 BB		2	0	1	0	1	0	1				
Steve Balboni, R OBP: 0.295, SLG: 0.412 (1, 3)	0-3 K			0-0 F2		0-3 K		0-0 FC6-4		4	0	0	0	0	2	7				
Pat Sheridan, L OBP: 0.324, SLG: 0.355 Lynn Jones, R OBP: 0.241, SLG: 0.300 (9, 9)		0-0 6-3		4-0 FC4 IBB		0-0 G4-6-3 1-2			0-0 8-3 1B	3	0	1	0	1	0	2				
Greg Pryor, R OBP: 0.290, SLG: 0.308 (1, 4) (8, 5)		0-0 L4		0-0 FC4 1-2			0-0 1-3		0-0 8-3	4	0	0	0	0	0	3				
John Wathan, R OBP: 0.395, SLG: 0.323 (1, 2)		0-0 5-3			0-0 SH1-3 1B 2B		0-0 6-3		0-3 K	4	1	1	0	0	1	0				
Buddy Biancalana, S OBP: 0.214, SLG: 0.189 (1, 6)			0-3 K		0-0 SH1-3 2-3		0-0 F7			2	0	0	0	0	1	0				
Inning Stats	R: 0 E: 0 K: 2 S: 9	H: 2 LOB: 2 BB: 0 P: 9	R: 0 E: 0 K: 0 S: 3	H: 0 LOB: 0 BB: 0 P: 3	R: 0 E: 0 K: 1 S: 5	H: 0 LOB: 0 BB: 0 P: 5	R: 0 E: 0 K: 0 S: 4	H: 1 LOB: 2 BB: 1 P: 8	R: 1 E: 0 K: 0 S: 4	H: 2 LOB: 0 BB: 0 P: 4	R: 0 E: 0 K: 1 S: 5	H: 1 LOB: 1 BB: 1 P: 9	R: 0 E: 0 K: 0 S: 3	H: 0 LOB: 0 BB: 0 P: 3	R: 0 E: 0 K: 1 S: 5	H: 1 LOB: 0 BB: 0 P: 5		1B: 6 2B: 2 3B: 0 HR: 0	SF: 0 SAC: 1 DP: 3 HBP: 0	WP: 0 PB: 0 SB: 0 CS: 0
PITCHER	IP WLS BF H R ER SO BB IBB HBP BLK WP HR S P ERA WHIP	7.2 30 6 1 1 5 2 1 0 0 0 0 0 37 49 1.17 1.043	0.0 1 0 0 0 0 1 0 0 0 0 0 0 4 ∞ ∞	1.1 W 4 1 0 0 1 0 0 0 0 0 0 6 6 0.00 0.750	PITCHER															

Batter	1	2	3	4	5	6	7	8	9	AB	R	H	RBI	BB	SO	LOB	BOTTOM					
Jack Perconte, L OBP: 0.292, SLG: 0.351 (1, 4)	0-0 1B 2B	0-0 F7			0-0 2-3 1B		0-0 FC4-6 1-2			4	1	2	0	0	0	2	Kansas City Royals @ Seattle Mariners The Kingdome, Seattle, WA Sun Jun 16 1985, 6:33 AM EDT Att: 14,103 - Unknown					
Phil Bradley, R OBP: 0.385, SLG: 0.540 (1, 8)	0-0 2B		0-3 K CS		0-3 K 3-H			0-0 F9		4	0	1	0	0	2	2						
Ivan Calderon, R OBP: 0.354, SLG: 0.554 (1, 9)	0-0 FC1-2 1-3 3-H 2B		0-0 F4		0-0 3-1 WP 1B		0-0 5-3			4	0	2	1	0	0	1						
Gorman Thomas, R OBP: 0.353, SLG: 0.492 (1, 10)	0-3 K		0-3 K 1-2		0-0 3-1		0-0 3-1		4-0 BB	3	0	0	0	1	2	4						
Alvin Davis, L OBP: 0.378, SLG: 0.400 (1, 3)	0-0 FC1-2 FC4-6 2-3			0-0 F8		0-3 K		0-0 F9		4	0	0	0	0	1	4						
Barry Bonnell, R OBP: 0.273, SLG: 0.297 (1, 7)	0-0 FC4-6 1-2			4-0 G5-4-3 BB		0-3 K			0-0 1B 2B	3	1	1	0	1	1	3						
Jim Prestley, R OBP: 0.316, SLG: 0.500 (1, 5)		0-0 1B		0-0 G5-4-3 1-2		0-3 K			0-0 1B	4	0	2	1	0	1	1						
Bob Kearney, R OBP: 0.233, SLG: 0.310 (1, 2)		0-3 K			0-0 5-3		0-0 E5 FC4-6			3	0	0	0	0	1	1						
Spike Owen, S OBP: 0.283, SLG: 0.279 (1, 6)		0-3 K			0-0 1B CS 2B		0-3 K			3	0	1	0	0	2	2						
Inning Stats	R: 1 E: 0 K: 1 S: 8	H: 3 LOB: 2 BB: 0 P: 8	R: 0 E: 0 K: 2 S: 8	H: 1 LOB: 1 BB: 0 P: 8	R: 0 E: 0 K: 2 S: 7	H: 0 LOB: 1 BB: 0 P: 7	R: 0 E: 0 K: 0 S: 2	H: 0 LOB: 0 BB: 1 P: 6	R: 0 E: 0 K: 1 S: 6	H: 2 LOB: 2 BB: 0 P: 6	R: 0 E: 0 K: 2 S: 8	H: 1 LOB: 1 BB: 0 P: 8	R: 0 E: 0 K: 2 S: 8	H: 0 LOB: 1 BB: 0 P: 8	R: 0 E: 0 K: 0 S: 3	H: 0 LOB: 1 BB: 1 P: 7		R: 1 E: 0 K: 0 S: 2	H: 2 LOB: 1 BB: 0 P: 2	1B: 5 2B: 6 3B: 0 HR: 0	SF: 0 SAC: 0 DP: 3 HBP: 0	WP: 2 PB: 0 SB: 0 CS: 2
PITCHER	IP WLS BF H R ER SO BB IBB HBP BLK WP HR S P ERA WHIP	8.0 L 2 2 1 1 0 0 0 0 0 0 0 2 2 ∞ ∞	PITCHER																			

Batter	1	2	3	4	5	6	7	8	9	AB	R	H	RBI	BB	SO	LOB	TOP										
Jack Perconte, L (1,4) OBP: 0.295, SLG: 0.352	0-0 4-3			0-0 WP 1B		0-0 1B BB 1B	0-0 L9		0-0 4-3	5	1	2	0	0	0	1											
Phil Bradley, R (1,7) OBP: 0.397, SLG: 0.536	0-0 F4			0-3 K		0-0 BB 1B	0-3 K			4	1	1	1	0	2	1											
Ivan Calderon, R (1,9) OBP: 0.350, SLG: 0.540	0-0 6-3			0-0 F4		0-0 FC2-3-6 BB 1B		0-3 K		4	1	1	0	0	1	1											
Gorman Thomas, R (1,10) OBP: 0.350, SLG: 0.481		0-3 K		0-3 K		4-0 BB 1B		0-0 6-3		3	0	0	1	1	2	1											
Alvin Davis, L (1,3) OBP: 0.375, SLG: 0.396 Ken Phelps, L (6,PH) OBP: 0.326, SLG: 0.487		0-0 5-3			0-0 6-3	0-0 FC2-3-6 1B		0-0 F5		2	0	0	0	0	0	0											
Dave Henderson, R (1,8) OBP: 0.306, SLG: 0.393		0-0 6-3			0-0 F9	0-0 1B			0-0 F8 1B 2B	4	1	2	1	0	0	0											
Jim Presley, R (1,5) OBP: 0.317, SLG: 0.500 Darnell Coles, R (6,PH) OBP: 0.364, SLG: 0.356			0-3 K		0-0 FC5-4 1B	0-3 K			0-0 F8	2	0	1	0	0	1	0											
Bob Kearney, R (1,2) OBP: 0.228, SLG: 0.302 Donnie Scott, S (9,PH) OBP: 0.220, SLG: 0.284			0-0 F8		0-0 FC5-4 1-2	0-0 1-3			0-3 K	3	0	0	0	0	0	3											
Spike Owen, S (1,6) OBP: 0.288, SLG: 0.280			0-0 F9			4-0 1B BB			0-0 F8	3	1	1	1	1	0	0											
Inning Stats	R: 0 E: 0 K: 0 S: 3	H: 0 LOB: 0 BB: 0 P: 3	R: 0 E: 0 K: 1 S: 5	H: 0 LOB: 0 BB: 0 P: 5	R: 0 E: 0 K: 1 S: 5	H: 0 LOB: 1 BB: 0 P: 5	R: 0 E: 0 K: 2 S: 8	H: 1 LOB: 1 BB: 0 P: 8	R: 0 E: 0 K: 0 S: 4	H: 1 LOB: 1 BB: 0 P: 4	R: 4 E: 0 K: 1 S: 9	H: 4 LOB: 2 BB: 2 P: 17	R: 0 E: 0 K: 1 S: 5	H: 0 LOB: 0 BB: 0 P: 5	R: 0 E: 0 K: 1 S: 5	H: 0 LOB: 0 BB: 0 P: 5	R: 1 E: 0 K: 1 S: 7	H: 2 LOB: 1 BB: 0 P: 7	1B: 7 2B: 1 3B: 0 HR: 0	SF: 0 SAC: 0 DP: 0 HBP: 0	WP: 1 PB: 0 SB: 0 CS: 0	PA: 37					
PITCHER	IP	WLS	BF	H	R	ER	SO	BB	IBB	HBP	BLK	WP	HR	S	P	ERA	WHIP										
Frank Tanana, L (1,1) ERA: 5.91	5.1	W	24	6	4	4	4	2	0	0	0	1	0	30	38	6.75	1.500										
Dave Rozema, R (6,1) ERA: 5.11	3.2	S	13	2	1	1	4	0	0	0	0	0	0	21	21	2.46	0.545										

Seattle Mariners @ Texas Rangers
Arlington Stadium, Arlington, TX
Tue Jun 18 1985, 8:05 PM EDT
Att: 17,781 - Unknown

AB 35
R 5
H 8
RBI 5
BB 2
SO 8
LOB 13



Batter	1	2	3	4	5	6	7	8	9	AB	R	H	RBI	BB	SO	LOB	BOTTOM										
Oddibe McDowell, L (1,8) OBP: 0.250, SLG: 0.330	0-0 F9		0-0 F8		0-0 F8		0-3 K			5	0	0	0	0	1	3											
Toby Harrah, R (1,4) OBP: 0.479, SLG: 0.400				0-0 4-3 1B	4-0 1-2 BB		4-0 BB			2	1	1	0	3	1	2											
Buddy Bell, R (1,5) OBP: 0.324, SLG: 0.380	4-0 2B 1B BB	0-3 K	0-0 4-3 1-2		0-0 5-3		0-0 F5			4	1	0	0	1	1	5											
Pete O'Brien, L (1,3) OBP: 0.305, SLG: 0.368	0-0 1B 2B	0-0 HR	0-3 K			0-0 F7		0-0 4-3		5	2	2	2	0	1	1											
Gary Ward, R (1,7) OBP: 0.337, SLG: 0.420	0-0 1B 1B	0-0 2B 1B		0-0 3-1		0-0 E5 BLK 1B		0-0 2-3		5	2	3	2	0	0	0											
Larry Parrish, R (1,9) OBP: 0.310, SLG: 0.445	0-0 1B WP	0-0 2B		0-0 G3		0-0 G3-6-1 1B		0-0 E6 PO		5	1	3	1	0	0	0											
Don Slaught, R (1,2) OBP: 0.295, SLG: 0.362	0-0 E 1B	4-0 FC6-4 IBB		0-0 4-3		0-0 G3-6-1 1-2		0-0 PO		3	1	1	1	1	0	1											
Alan Bannister, R (1,10) OBP: 0.381, SLG: 0.133	4-0 E 1B BB	0-3 K			0-0 BB 1B		0-0 S 1B			3	0	2	0	1	1	3											
Curtis Wilkerson, S (1,6) OBP: 0.301, SLG: 0.320	0-0 F8	0-0 FC6-4			0-0 L8		0-0 6-3			4	0	0	0	0	0	7											
Inning Stats	R: 6 E: 1 K: 1 S: 10	H: 4 LOB: 2 BB: 3 P: 22	R: 1 E: 0 K: 2 S: 10	H: 3 LOB: 3 BB: 1 P: 14	R: 0 E: 0 K: 1 S: 6	H: 1 LOB: 1 BB: 0 P: 6	R: 0 E: 0 K: 0 S: 3	H: 0 LOB: 0 BB: 0 P: 3	R: 0 E: 0 K: 0 S: 4	H: 1 LOB: 2 BB: 1 P: 8	R: 1 E: 1 K: 0 S: 4	H: 2 LOB: 0 BB: 0 P: 4	R: 0 E: 0 K: 1 S: 6	H: 1 LOB: 1 BB: 1 P: 10	R: 0 E: 1 K: 0 S: 3	H: 0 LOB: 0 BB: 0 P: 3	1B: 9 2B: 2 3B: 0 HR: 1	SF: 0 SAC: 0 DP: 1 HBP: 0	WP: 1 PB: 0 SB: 1 CS: 0	PA: 43							
PITCHER	IP	WLS	BF	H	R	ER	SO	BB	IBB	HBP	BLK	WP	HR	S	P	ERA	WHIP										
Bill Wilkinson, L (1,1) ERA: 13.5	0.1	L	6	3	5	5	0	2	0	0	0	0	0	4	12	135.00	15.000										
Bob Long, R (1,1) ERA: 1.13	1.0		9	4	2	1	2	1	0	0	0	1	1	12	16	9.00	5.000										
Roy Thomas, R (2,1) ERA: 4.43	4.2		19	4	1	1	2	1	1	0	1	0	0	21	29	1.93	1.071										
Brian Snyder, L (7,1) ERA: 5.51	2.0		8	1	0	0	1	1	0	0	0	0	0	9	13	0.00	1.000										

Seattle Mariners @ Texas Rangers
Arlington Stadium, Arlington, TX
Tue Jun 18 1985, 8:05 PM EDT
Att: 17,781 - Unknown

AB 36
R 8
H 12
RBI 6
BB 6
SO 5
LOB 22



Batter	1	2	3	4	5	6	7	8	9	AB	R	H	RBI	BB	SO	LOB	TOP										
Jack Perconte, L (1,4) OBP: 0.308, SLG: 0.362 Ken Phelps, L (9, PH) OBP: 0.323, SLG: 0.481	0-0 G6-4-3 1B	0-0 4-3 1B		0-0 SH5-4 1B			4-0 2B BB		0-0 5-3	3	0	3	1	1	0	0											
Phil Bradley, R (1,7) OBP: 0.535	0-0 G6-4-3 1-2 2-3	0-0 4-3		0-0 SH5-4			0-0 2B		0-0 5-3	4	0	1	0	0	0	3											
Alvin Davis, L (1,3) OBP: 0.367, SLG: 0.387	0-3 K	0-3 K		0-0 7-2			0-0 L6		0-0 1-3	5	0	0	0	0	2	6											
Gorman Thomas, R (1,10) OBP: 0.366, SLG: 0.485		4-0 3B BB		4-0 CS BB			4-0 G5-4-3 1B			1	1	1	0	3	0	0											
Ivan Calderon, R (1,9) OBP: 0.346, SLG: 0.549		0-0 1B 3B		0-0 6-3			0-0 G5-4-3 1-2		0-0 F3	4	1	1	1	0	0	5											
Dave Henderson, R (1,8) OBP: 0.309, SLG: 0.392		0-0 2B 1B		4-0 1B BB			0-0 F3		0-0 F8	3	1	1	1	1	0	3											
Jim Presley, R (1,5) OBP: 0.320, SLG: 0.504		0-0 1B 2B		0-0 FC6-4 1B			0-0 F7		0-0 4-3	4	1	2	0	0	0	0											
Bob Kearney, R (1,2) OBP: 0.222, SLG: 0.294 Bary Bonnell, R (8, PH) OBP: 0.299, SLG: 0.293 Donnie Scott, S (8, 2) OBP: 0.220, SLG: 0.284		0-0 L1		0-0 FC6-4			0-0 4-3		0-0 G3	3	0	0	0	0	0	4											
Spike Owen, S (1,6) OBP: 0.287, SLG: 0.280		0-0 4-3 1B		0-0 SH5-4 7-2 1B			0-0 4-3		0-3 K	4	0	1	1	0	1	0											
Inning Stats	R: 0 E: 0 K: 1 S: 5	H: 1 LOB: 0 BB: 0 P: 5	R: 4 E: 0 K: 1 S: 10	H: 5 LOB: 2 BB: 1 P: 14	R: 0 E: 0 K: 0 S: 3	H: 1 LOB: 2 BB: 2 P: 11	R: 0 E: 1 K: 0 S: 4	H: 1 LOB: 1 BB: 0 P: 4	R: 0 E: 0 K: 0 S: 3	H: 0 LOB: 0 BB: 0 P: 3	R: 0 E: 0 K: 0 S: 4	H: 1 LOB: 3 BB: 2 P: 12	R: 0 E: 0 K: 1 S: 5	H: 0 LOB: 0 BB: 0 P: 5	R: 0 E: 0 K: 0 S: 3	H: 0 LOB: 0 BB: 0 P: 3	1B: 7 2B: 3 3B: 1 HR: 0	SF: 0 SAC: 1 DP: 3 HBP: 0	WP: 0 PB: 0 SB: 0 CS: 1	PA: 39							
PITCHER	IP	WLS	BF	H	R	ER	SO	BB	IBB	HBP	BLK	WP	HR	S	P	ERA	WHIP										
Dickie Noles, R (1,1) ERA: 4.04	2.2		15	6	4	4	2	3	0	0	0	0	0	16	28	13.50	3.375										
Chris Welsh, L (3,1) ERA: 2.57	3.1	W	13	3	0	0	0	1	0	0	0	0	0	12	16	0.00	1.200										
Greg Harris, R (7,1) ERA: 1.82	3.0	S	11	1	0	0	1	0	1	0	0	0	0	12	16	0.00	0.333										

Seattle Mariners @ Texas Rangers
Arlington Stadium, Arlington, TX
Wed Jun 19 1985, 8:05 PM EDT
Att: 11,245 - Unknown

AB 33
R 4
H 10
RBI 4
BB 5
SO 3
LOB 21



Batter	1	2	3	4	5	6	7	8	9	AB	R	H	RBI	BB	SO	LOB	BOTTOM										
Oddibe McDowell, L (1,8) OBP: 0.242, SLG: 0.319	0-0 B3	0-0 6-3			0-0 3-1	0-0 F7				4	0	0	0	0	0	4											
Curtis Wilkerson, S (1,6) OBP: 0.299, SLG: 0.318	0-0 E 2B	0-0 FC5-2			0-3 K		0-0 L9			4	1	1	0	0	1	2											
Buddy Bell, R (1,5) OBP: 0.323, SLG: 0.378	0-0 E5 2B	0-0 F9			0-0 F4		0-0 F8			4	1	1	0	0	0	2											
Pete O'Brien, L (1,3) OBP: 0.312, SLG: 0.377	0-0 2B			4-0 6-3 BB		0-0 FC1-6 1B	0-0 F8			3	1	2	2	1	0	0											
Gary Ward, R (1,7) OBP: 0.336, SLG: 0.422	0-0 2B			0-0 F9		0-0 FC1-6 1B		0-0 F8		4	1	1	1	0	0	2											
Larry Parrish, R (1,9) OBP: 0.309, SLG: 0.439	0-0 6-3			0-0 6-3		4-0 1B 1B SF9 BB	0-0 F8		0-0 F8	3	1	0	0	1	0	2											
Tom Dunbar, L (1,10) OBP: 0.314, SLG: 0.286	0-0 1-3			0-3 K		0-0 SF9 1B	0-0 F8			4	0	1	1	0	1	1											
Glenn Brummer, R (1,2) OBP: 0.425, SLG: 0.333		4-0 6-3 PB FC5-2 BB		0-3 K		0-0 1B				2	0	1	0	1	1	0											
Wayne Tolleson, S (1,4) OBP: 0.366, SLG: 0.379		4-0 FC5-2 6-3 BB		0-0 6-3		0-0 SF9				1	0	0	1	1	0	0											
Inning Stats	R: 3 E: 1 K: 0 S: 7	H: 4 LOB: 1 BB: 0 P: 7	R: 0 E: 0 K: 0 S: 3	H: 0 LOB: 2 BB: 2 P: 11	R: 0 E: 0 K: 2 S: 7	H: 0 LOB: 0 BB: 0 P: 7	R: 0 E: 0 K: 1 S: 5	H: 0 LOB: 0 BB: 0 P: 5	R: 2 E: 0 K: 0 S: 3	H: 3 LOB: 2 BB: 1 P: 10	R: 0 E: 0 K: 0 S: 3	H: 0 LOB: 0 BB: 0 P: 3	R: 0 E: 0 K: 0 S: 3	H: 0 LOB: 0 BB: 0 P: 3	1B: 5 2B: 3 3B: 0 HR: 0	SF: 1 SAC: 0 DP: 1 HBP: 0	WP: 0 PB: 1 SB: 0 CS: 0	PA: 34									
PITCHER	IP	WLS	BF	H	R	ER	SO	BB	IBB	HBP	BLK	WP	HR	S	P	ERA	WHIP										
Frank Willis, R (1,1) ERA: 6.75	5.1	L	24	5	5	5	3	4	0	0	0	0	0	26	42	8.44	1.688										
Ed Nunez, R (6,1) ERA: 2.82	2.2		10	2	0	0	0	0	0	0	0	0	0	10	10	0.00	0.750										

Seattle Mariners @ Texas Rangers
Arlington Stadium, Arlington, TX
Wed Jun 19 1985, 8:05 PM EDT
Att: 11,245 - Unknown

AB 29
R 5
H 7
RBI 5
BB 4
SO 3
LOB 13



Batter	1	2	3	4	5	6	7	8	9	AB	R	H	RBI	BB	SO	LOB	TOP							
Jack Perconte, L (1,4) OBP: 0.313, SLG: 0.363 Domingo Ramos, R (9,4) OBP: 0.241, SLG: 0.280	0-0 4-3		0-0 2B	0-0 6-3	1-0 G6-4-3 HBP			0-0 B1-3	0-0 2B 1B	5	2	2	1	0	0	0								
Phil Bradley, R (1,8) OBP: 0.386, SLG: 0.542	0-0 6-3		0-0 4-3 HR	0-0 2B	0-0 G6-4-3			0-0 BB 1B	0-3 K	6	2	3	2	0	1	5								
Alvin Davis, L (1,3) OBP: 0.370, SLG: 0.396	0-0 2B		0-0 4-3	0-0 5-3				4-0 1B BB	0-0 2B	5	0	2	2	1	0	2								
Gorman Thomas, R (1,10) OBP: 0.367, SLG: 0.474 Ken Phelps, L (9,PH) OBP: 0.319, SLG: 0.474	0-3 K		4-0 HR IBB	4-0 BB				0-0 F6	0-3 K	3	1	0	0	2	2	3								
Al Cowens, R (1,9) OBP: 0.270, SLG: 0.419 Dave Henderson, R (8,8) OBP: 0.309, SLG: 0.392		0-3 K	0-0 HR	0-0 4-3				0-0 1B BB	0-3 K	5	1	2	4	0	2	2								
Ivan Calderon, R (1,7) OBP: 0.386, SLG: 0.563	0-0 3-1 2B		0-0 F8		0-0 1B 1B			0-0 K	0-3 K	5	1	3	0	0	1	2								
Jim Presley, R (1,5) OBP: 0.325, SLG: 0.519	0-0 3-1		0-0 HR		0-3 K			0-0 1B 1B	0-0 G3 BB 1B	5	2	3	1	0	1	2								
Donnie Scott, S (1,2) OBP: 0.244, SLG: 0.321 Bob Kearney, R (8,2) OBP: 0.226, SLG: 0.294	0-3 K		0-0 2B		0-0 HBP 1B			0-0 1B 1B	4-0 1B G3 BB	4	0	3	0	0	1	1								
Spike Owen, S (1,6) OBP: 0.290, SLG: 0.283			0-0 1B		0-0 HBP 1B			0-0 G6-3	0-0 G3	5	1	2	1	0	0	5								
Inning Stats	R: 0 E: 0 K: 1 S: 6	H: 1 LOB: 1 BB: 0 P: 6	R: 0 E: 0 K: 2 S: 8	H: 1 LOB: 1 BB: 0 P: 8	R: 6 E: 0 K: 0 S: 9	H: 6 LOB: 1 BB: 1 P: 13	R: 0 E: 0 K: 0 S: 4	H: 1 LOB: 2 BB: 1 P: 8	R: 1 E: 0 K: 1 S: 7	H: 3 LOB: 2 BB: 0 P: 8	R: 0 E: 0 K: 2 S: 7	H: 0 LOB: 0 BB: 0 P: 7	R: 0 E: 0 K: 0 S: 4	H: 3 LOB: 1 BB: 0 P: 4	R: 1 E: 0 K: 1 S: 7	H: 2 LOB: 2 BB: 1 P: 11	R: 3 E: 0 K: 2 S: 10	H: 3 LOB: 1 BB: 1 P: 14	1B: 12 2B: 6 3B: 0 HR: 2	SF: 0 SAC: 0 DP: 2 HBP: 1	WP: 0 PB: 0 SB: 0 CS: 0	PA: 49		
PITCHER	IP WLS BF H R ER SO	IP WLS BF H R ER SO	IP WLS BF H R ER SO	IP WLS BF H R ER SO	IP WLS BF H R ER SO	IP WLS BF H R ER SO	IP WLS BF H R ER SO	IP WLS BF H R ER SO	IP WLS BF H R ER SO	IP WLS BF H R ER SO	IP WLS BF H R ER SO	IP WLS BF H R ER SO	IP WLS BF H R ER SO	IP WLS BF H R ER SO	IP WLS BF H R ER SO	IP WLS BF H R ER SO	IP WLS BF H R ER SO	IP WLS BF H R ER SO	IP WLS BF H R ER SO	ERA WHIP	ERA WHIP			
Burt Hooton, R (1,1) ERA: 3.77	4.1 L	26 11	7 7	4 4	1 1	0 0	0 0	0 0	2 32	40	14.54	2.769												
Dave Rozema, R (5,1) ERA: 4.54	3.1	15 6	1 1	2 2	1 1	0 0	1 0	0 0	0 17	22	2.70	2.100												
Dave Stewart, R (8,1) ERA: 5.65	1.1	8 3	3 3	3 3	1 1	0 0	0 0	0 0	0 13	17	20.25	3.000												

Seattle Mariners @ Texas Rangers
Arlington Stadium, Arlington, TX
Thu Jun 20 1985, 8:05 PM EDT
Att: 11,009 - Unknown

AB 44
R 11
H 20
RBI 11
BB 4
SO 9
LOB 23



Batter	1	2	3	4	5	6	7	8	9	AB	R	H	RBI	BB	SO	LOB	BOTTOM						
Nick Capra, R (1,8) OBP: 0.238, SLG: 0.314	0-0 1-3	0-0 F8		0-0 F4		0-3 K		0-0 F9		3	0	0	0	0	0	3							
Toby Harrah, R (1,4) OBP: 0.473, SLG: 0.411	0-0 5-3	0-0 F8		0-0 HR		0-0 4-3			0-3 K	5	1	1	2	0	1	4							
Bill Stein, R (1,5) OBP: 0.385, SLG: 0.480	1-0 BB HBP		0-0 F9	0-3 K		0-0 6-3		0-0 F9		4	0	0	0	0	1	0							
Pete O'Brien, L (1,3) OBP: 0.314, SLG: 0.379	1-0 BB HBP		0-0 6-3		0-3 K		0-3 K	0-0 2B		4	0	1	0	0	2	0							
Gary Ward, R (1,7) OBP: 0.338, SLG: 0.421 Tom Dunbar, L (9,PH) OBP: 0.310, SLG: 0.281	4-0 BB HBP		0-0 E6		0-3 K		0-0 1B	0-0 F9		3	0	1	0	1	1	0							
Larry Parrish, R (1,9) OBP: 0.304, SLG: 0.432	1-2 2-3 BB		0-0 G3		0-3 K		0-0 1-3			4	0	0	0	0	1	5							
Alan Bannister, R (1,10) OBP: 0.440, SLG: 0.316			0-0 1B 1B		0-0 2B 2B		0-0 FC6-4 1B	0-0 F6		4	1	3	0	0	0	0							
Don Slaught, R (1,2) OBP: 0.299, SLG: 0.370			0-0 1B		0-0 HR 2B		0-0 FC6-4 BLK	0-0 E1		4	1	2	1	0	0	1							
Wayne Tolleson, S (1,6) OBP: 0.362, SLG: 0.367			0-0 F9		0-0 5-3		4-0 1-2 BB	0-3 K		3	0	0	0	1	1	4							
Inning Stats	R: 0 E: 0 K: 0 S: 3	H: 0 LOB: 3 BB: 1 P: 9	R: 0 E: 0 K: 0 S: 5	H: 2 LOB: 0 BB: 0 P: 5	R: 0 E: 1 K: 0 S: 4	H: 0 LOB: 1 BB: 0 P: 4	R: 3 E: 0 K: 1 S: 8	H: 3 LOB: 0 BB: 0 P: 8	R: 0 E: 0 K: 3 S: 9	H: 0 LOB: 0 BB: 0 P: 9	R: 0 E: 0 K: 1 S: 6	H: 1 LOB: 2 BB: 1 P: 10	R: 0 E: 0 K: 1 S: 6	H: 1 LOB: 1 BB: 0 P: 6	R: 0 E: 1 K: 1 S: 6	H: 0 LOB: 1 BB: 0 P: 6	R: 0 E: 0 K: 1 S: 6	H: 1 LOB: 1 BB: 0 P: 6	1B: 4 2B: 3 3B: 0 HR: 1	SF: 0 SAC: 0 DP: 0 HBP: 2	WP: 0 PB: 0 SB: 0 CS: 0	PA: 41	
PITCHER	IP WLS BF H R ER SO	IP WLS BF H R ER SO	IP WLS BF H R ER SO	IP WLS BF H R ER SO	IP WLS BF H R ER SO	IP WLS BF H R ER SO	IP WLS BF H R ER SO	IP WLS BF H R ER SO	IP WLS BF H R ER SO	IP WLS BF H R ER SO	IP WLS BF H R ER SO	IP WLS BF H R ER SO	IP WLS BF H R ER SO	IP WLS BF H R ER SO	IP WLS BF H R ER SO	IP WLS BF H R ER SO	IP WLS BF H R ER SO	IP WLS BF H R ER SO	IP WLS BF H R ER SO	ERA WHIP	ERA WHIP		
Matt Young, L (1,1) ERA: 4.83	5.0 W	24 5	3 1	3 0	4 1	0 2	0 0	1 6	10	5.40	1.200												
Roy Thomas, R (6,1) ERA: 4.22	1.0	5 1	0 0	1 1	0 0	0 0	1 0	0 6	10	0.00	2.000												
Karl Best, R (7,1) ERA: 1.95	3.0 S	12 2	0 0	3 3	0 0	0 0	0 0	0 18	18	0.00	0.667												

Seattle Mariners @ Texas Rangers
Arlington Stadium, Arlington, TX
Thu Jun 20 1985, 8:05 PM EDT
Att: 11,009 - Unknown

AB 37
R 3
H 8
RBI 3
BB 2
SO 8
LOB 21



Batter	1	2	3	4	5	6	7	8	9	AB	R	H	RBI	BB	SO	LOB	TOP
Jack Perconte, L (1,4) OBP: 0.308, SLG: 0.356	5-3			4-3			L4	G1-2-3		4	0	0	0	0	0	3	
Phil Bradley, R (1,7) OBP: 0.396, SLG: 0.538	K			K			6-3			4	0	1	0	0	2	0	
Alvin Davis, L (1,3) OBP: 0.365, SLG: 0.389	1-3			F7			F5			4	0	0	0	0	0	1	
Gorman Thomas, R (1,10) OBP: 0.365, SLG: 0.468		F8			K			SH5-4 1B BLK	F7	4	1	1	0	0	1	1	
Ivan Calderon, R (1,9) OBP: 0.354, SLG: 0.550		F9			F8			BLK SH5-4 1B	5-3	4	1	1	0	0	0	1	
Dave Henderson, R (1,8) OBP: 0.307, SLG: 0.388		K			6-3			SH5-4		2	0	0	0	0	1	0	
Jim Presley, R (1,5) OBP: 0.326, SLG: 0.515			4-3			K		1B BLK G1-2-3 IBB		2	0	0	0	1	1	0	
Donnie Scott, S (1,2) OBP: 0.239, SLG: 0.313			K			K				2	0	0	0	0	2	0	
Ken Phelps, L (8, PH) OBP: 0.326, SLG: 0.474										0	0	0	0	1	0	0	
Domingo Ramos, R (8, FR) OBP: 0.241, SLG: 0.280										0	0	0	0	0	0	0	
Spike Owen, S (1,6) OBP: 0.287, SLG: 0.280			F7							2	0	0	0	0	0	0	
Al Cowens, R (8, PH) OBP: 0.274, SLG: 0.423										1	0	1	1	0	0	0	
Bob Kearney, R (8, 2) OBP: 0.228, SLG: 0.294										0	0	0	0	0	0	0	
Inning Stats	R: 0 E: 0 K: 1 S: 5	H: 0 LOB: 0 BB: 0 P: 5	R: 0 E: 0 K: 1 S: 5	H: 0 LOB: 0 BB: 0 P: 5	R: 0 E: 0 K: 1 S: 5	H: 0 LOB: 0 BB: 0 P: 5	R: 0 E: 0 K: 1 S: 5	H: 0 LOB: 0 BB: 0 P: 5	R: 0 E: 0 K: 0 S: 3	H: 0 LOB: 0 BB: 0 P: 3	R: 2 E: 0 K: 0 S: 5	H: 3 LOB: 2 BB: 2 P: 13	R: 0 E: 0 K: 0 S: 4	H: 1 LOB: 1 BB: 0 P: 4	1B: 4 2B: 0 3B: 0 HR: 0	SF: 0 SAC: 1 DP: 1 HBP: 0	WP: 0 PA: 32 CS: 0
PITCHER	IP WLS BF H R ER SO BB IBB HBP BLK WP HR S P ERA WHIP																
Bret Saberhagen, R (1,1) ERA: 3.28	7.1 L 26 2 2 2 7 1 1 0 0 0 0 0 38 46 2.46 0.409																
Dan Quisenberry, R (8,1) ERA: 2.45	1.2 6 2 0 0 0 0 0 0 0 0 0 0 6 6 0.00 1.200																

Seattle Mariners @ Kansas City Royals
Royals Stadium, Kansas City, MO
Sat Jun 22 1985, 8:05 PM EDT
Att: 35,959 - Unknown

AB 29
R 2
H 4
RBI 1
BB 2
SO 7
LOB 6



Batter	1	2	3	4	5	6	7	8	9	AB	R	H	RBI	BB	SO	LOB	BOTTOM
Willie Wilson, S (1,8) OBP: 0.325, SLG: 0.428	1-3		4-0 FC5-4 BB			G3		FC4-6		3	0	0	0	1	0	2	
Lonnie Smith, R (1,7) OBP: 0.321, SLG: 0.290	5-3		FC5-4			5-3		K		4	0	0	0	0	1	4	
George Brett, L (1,5) OBP: 0.422, SLG: 0.529	K					F8				4	1	1	0	0	1	0	
Jorge Orta, L (1,10) OBP: 0.335, SLG: 0.403		G3							F8	3	0	1	0	0	0	0	
Hal McRae, R (9, PH) OBP: 0.344, SLG: 0.365				7-4 1B					2-3	1	0	0	0	0	0	1	
Frank White, R (1,4) OBP: 0.277, SLG: 0.396		F7		7-4					6-3	4	0	0	1	0	0	1	
Darryl Motley, R (1,9) OBP: 0.251, SLG: 0.378		K								4	0	1	0	0	2	0	
Steve Balboni, R (1,3) OBP: 0.299, SLG: 0.437										3	0	1	0	0	0	1	
Jim Sundberg, R (1,2) OBP: 0.277, SLG: 0.389			F9			4-3		FC4-6 FC2-5 1B		3	0	1	0	0	0	1	
Buddy Biancalana, S (1,6) OBP: 0.220, SLG: 0.222						F9		FC2-5 FC4-6		3	0	1	0	0	0	3	
Inning Stats	R: 0 E: 0 K: 1 S: 5	H: 0 LOB: 0 BB: 0 P: 5	R: 0 E: 0 K: 1 S: 5	H: 0 LOB: 0 BB: 0 P: 5	R: 0 E: 0 K: 0 S: 4	H: 1 LOB: 2 BB: 1 P: 8	R: 0 E: 0 K: 0 S: 3	H: 1 LOB: 0 BB: 0 P: 3	R: 0 E: 0 K: 0 S: 3	H: 0 LOB: 0 BB: 0 P: 3	R: 0 E: 0 K: 1 S: 7	H: 2 LOB: 2 BB: 0 P: 7	R: 1 E: 0 K: 1 S: 6	H: 1 LOB: 0 BB: 0 P: 6	1B: 4 2B: 3 3B: 0 HR: 0	SF: 0 SAC: 0 DP: 1 HBP: 0	WP: 0 PA: 33 CS: 0
PITCHER	IP WLS BF H R ER SO BB IBB HBP BLK WP HR S P ERA WHIP																
Bill Swift, R (1,1) ERA: 2.39	8.0 W 30 6 1 1 1 3 1 0 0 0 0 0 35 39 1.12 0.875																
Ed Yarde Berg, L (9,1) ERA: 2.93	0.1 1 0 0 0 0 0 0 0 0 0 0 0 1 1 0.00 0.000																
Ed Nunez, R (9,1) ERA: 2.78	0.2 S 2 0 0 0 0 1 0 0 0 0 0 0 4 4 0.00 0.000																

Seattle Mariners @ Kansas City Royals
Royals Stadium, Kansas City, MO
Sat Jun 22 1985, 8:05 PM EDT
Att: 35,959 - Unknown

AB 32
R 1
H 6
RBI 1
BB 1
SO 4
LOB 13



Batter	1	2	3	4	5	6	7	8	9	AB	R	H	RBI	BB	SO	LOB	TOP								
Jack Perconte, L (1,4) OBP: 0.304, SLG: 0.347	F6		FC4-6 2B	3-1		F8		5-3 BB	L3	5	1	0	0	1	0	4									
Phil Bradley, R (1,8) OBP: 0.393, SLG: 0.530	F8		2B SF7 BB	E1		K		5-3		4	1	0	0	1	1	2									
Ivan Calderon, R (1,7) OBP: 0.356, SLG: 0.562			2B	K		K		K		5	1	2	1	0	3	3									
Gorman Thomas, R (1,10) OBP: 0.366, SLG: 0.458	K		2B FC2 IBB	F7			5-3		2B BB	3	1	0	0	2	1	3									
Alvin Davis, L (1,3) OBP: 0.369, SLG: 0.390		4-3	SF7		G3-6-3 BB		BB 1B		2B BB	2	1	1	1	2	0	0									
Al Cowens, R (1,9) OBP: 0.273, SLG: 0.424	G3		3-H 2B	G3-6-3		K			2B	4	0	1	1	0	1	2									
Dave Henderson, R (7,8) OBP: 0.310, SLG: 0.395			1-3 2-H 2B		1-2				2B	1	0	1	1	0	0	0									
Jim Presley, R (1,5) OBP: 0.335, SLG: 0.525	K			IBB	1B 2B		BB		2B	3	1	2	1	2	1	0									
Bob Kearney, R (1,2) OBP: 0.235, SLG: 0.323			HR FC2		2B		L9		K	5	1	2	2	0	1	7									
Spike Owen, S (1,6) OBP: 0.295, SLG: 0.306				1B		HR		F9	4-3	5	1	3	1	0	0	2									
Inning Stats	R: 0 E: 0 K: 1 S: 6	H: 1 LOB: 1 BB: 0 P: 6	R: 0 E: 0 K: 1 S: 5	H: 0 LOB: 0 BB: 0 P: 5	R: 4 E: 0 K: 0 S: 7	H: 4 LOB: 3 BB: 3 P: 19	R: 0 E: 1 K: 1 S: 7	H: 1 LOB: 2 BB: 0 P: 7	R: 1 E: 0 K: 2 S: 3	H: 2 LOB: 1 BB: 1 P: 7	R: 1 E: 0 K: 2 S: 8	H: 1 LOB: 0 BB: 0 P: 8	R: 0 E: 0 K: 1 S: 6	H: 1 LOB: 2 BB: 1 P: 10	R: 0 E: 0 K: 1 S: 5	H: 0 LOB: 1 BB: 1 P: 9	R: 2 E: 0 K: 1 S: 7	H: 2 LOB: 2 BB: 2 P: 15	1B: 4 2B: 6 3B: 0 HR: 2	SF: 1 SAC: 0 DP: 1 HBP: 0	WP: 0 PB: 0 SB: 0 CS: 0	PA: 46			
PITCHER	IP	WLS	BF	H	R	ER	SO	BB	IBB	HBP	BLK	WP	HR	S	P	ERA	WHIP								
Bud Black, L (1,1) ERA: 3.42	2.2	L	15	5	4	4	2	1	1	0	0	0	1	17	25	13.50	2.250								
Joe Beckwith, R (3,1) ERA: 3.89	2.1		11	3	1	1	1	1	1	0	0	0	0	11	19	3.86	1.714								
Mike Jones, L (6,1) ERA: 4.91	3.0		13	2	1	1	4	2	0	0	0	0	1	19	27	3.00	1.333								
Michael LaCoss, R (9,1) ERA: 3.99	1.0		7	2	2	2	1	2	0	0	0	0	0	7	15	18.00	4.000								

Seattle Mariners @ Kansas City Royals
Royals Stadium, Kansas City, MO
Sun Jun 23 1985, 4:33 AM EDT
Att: 31,080 - Unknown

AB 37
R 8
H 12
RBI 8
BB 8
SO 8
LOB 23



Batter	1	2	3	4	5	6	7	8	9	AB	R	H	RBI	BB	SO	LOB	BOTTOM								
Willie Wilson, S (1,8) OBP: 0.324, SLG: 0.423	4-3		F9		2B BB		K			3	0	0	0	1	1	2									
Lonnie Smith, R (1,7) OBP: 0.324, SLG: 0.295	F8		BB		1-3 2-H 2B			B1-3		3	0	1	1	1	0	0									
George Brett, L (1,5) OBP: 0.420, SLG: 0.523			F8		K			4-3		4	0	1	0	0	1	4									
Jorge Orta, L (1,10) OBP: 0.330, SLG: 0.397	F7				F8		F8			3	0	0	0	0	0	1									
Hal McRae, R (8,PH) OBP: 0.341, SLG: 0.360								K		1	0	0	0	0	1	0									
Frank White, R (1,4) OBP: 0.272, SLG: 0.389		5-3			F8		K		5-3	4	0	0	0	0	1	0									
Dave Leeper, L (1,9) OBP: 0.250, SLG: 0.376		G3			G3		F7		5-3	3	0	0	0	0	0	0									
Darryl Motley, R (9,PH) OBP: 0.250, SLG: 0.376										1	0	0	0	0	0	0									
Steve Balboni, R (1,3) OBP: 0.298, SLG: 0.445					K		K		HR	4	1	1	1	0	3	0									
Jim Sundberg, R (1,2) OBP: 0.281, SLG: 0.388			K		2B 1B				4-3	3	1	1	0	1	1	0									
Buddy Biancalana, S (1,6) OBP: 0.212, SLG: 0.213										2	0	0	0	0	1	1									
Dane Iorg, L (7,PH) OBP: 0.222, SLG: 0.286										0	0	0	0	0	0	0									
Onix Conception, R (7,PH) OBP: 0.245, SLG: 0.224										1	0	0	0	0	1	1									
Inning Stats	R: 0 E: 0 K: 0 S: 4	H: 1 LOB: 1 BB: 0 P: 4	R: 0 E: 0 K: 1 S: 5	H: 0 LOB: 0 BB: 0 P: 5	R: 0 E: 1 K: 1 S: 6	H: 0 LOB: 2 BB: 1 P: 10	R: 0 E: 0 K: 0 S: 3	H: 0 LOB: 0 BB: 0 P: 3	R: 1 E: 0 K: 3 S: 11	H: 2 LOB: 2 BB: 1 P: 15	R: 0 E: 0 K: 1 S: 5	H: 0 LOB: 0 BB: 0 P: 5	R: 0 E: 0 K: 3 S: 9	H: 0 LOB: 1 BB: 1 P: 13	R: 0 E: 0 K: 1 S: 5	H: 0 LOB: 0 BB: 0 P: 5	R: 1 E: 0 K: 0 S: 4	H: 1 LOB: 0 BB: 0 P: 4	1B: 2 2B: 1 3B: 0 HR: 1	SF: 0 SAC: 0 DP: 0 HBP: 0	WP: 0 PB: 0 SB: 0 CS: 0	PA: 35			
PITCHER	IP	WLS	BF	H	R	ER	SO	BB	IBB	HBP	BLK	WP	HR	S	P	ERA	WHIP								
Mike Moore, R (1,1) ERA: 4.16	6.1	W	26	3	1	1	7	3	0	0	0	0	0	37	49	1.42	0.947								
Ed Vande Berg, L (7,1) ERA: 2.97	2.2		9	1	1	1	3	0	0	0	0	0	1	15	15	3.38	0.375								

Seattle Mariners @ Kansas City Royals
Royals Stadium, Kansas City, MO
Sun Jun 23 1985, 4:33 AM EDT
Att: 31,080 - Unknown

AB 32
R 2
H 4
RBI 2
BB 3
SO 10
LOB 9



Batter	1	2	3	4	5	6	7	8	9	AB	R	H	RBI	BB	SO	LOB	TOP										
Oddibe McDowell, L (1, 8) OBP: 0.231, SLG: 0.314	4-0 CS 1B BB		0-3 K				0-0 F9		0-0 4-3								3 0 0 0 1 1 1										
Wayne Tolleson, S (1, 4) OBP: 0.378, SLG: 0.379	0-0 CS 1B 1B		0-0 1-3				0-0 1-2 1B		4-0 1B BB								3 0 2 0 1 0 0										
Buddy Bell, R (1, 5) OBP: 0.320, SLG: 0.372	0-0 5-3 1-2 2-3		0-0 1B				0-0 L8		0-0 1-2 1B								4 0 2 0 0 0 4										
Pete O'Brien, L (1, 3) OBP: 0.310, SLG: 0.378	4-0 1B BB		0-0 F8				0-3 K		0-0 L8								3 0 0 0 1 1 5										
Gary Ward, R (1, 7) OBP: 0.333, SLG: 0.418	0-0 1-3 2H 1B						0-0 F9		0-3 L8								4 0 1 0 0 1 2										
Larry Parrish, R (1, 9) OBP: 0.312, SLG: 0.442			0-3 K				4-0 BB		0-0 6-3								3 0 0 0 1 1 2										
Nick Capra, R (8, 9)									0-0 L7								0 0 0 0 0 0 0										
Bob Jones, L (1, 10) OBP: 0.212, SLG: 0.204			4-0 BB				0-0 F7		0-3 K								3 0 0 0 1 1 1										
Don Slaught, R (1, 2) OBP: 0.296, SLG: 0.357			0-0 F7				0-0 F3		0-0 F9								3 0 0 0 0 0 2										
Tom Dunbar, L (9, PH) OBP: 0.299, SLG: 0.286									0-0 F8								1 0 0 0 0 0 0										
Curtis Wilkerson, S (1, 6) OBP: 0.295, SLG: 0.309			0-0 1-3						0-0 F2								2 0 0 0 1 0 1										
Toby Harrah, R (9, PH) OBP: 0.477, SLG: 0.414							4-0 1B BB		0-0 4-3								1 0 0 0 0 0 0										
Inning Stats	R: 0 E: 0 K: 0 S: 3	H: 2 LOB: 2 BB: 2 P: 11	R: 0 E: 0 K: 1 S: 5	H: 0 LOB: 1 BB: 1 P: 9	R: 0 E: 0 K: 1 S: 6	H: 1 LOB: 1 BB: 0 P: 6	R: 0 E: 0 K: 0 S: 3	H: 0 LOB: 1 BB: 1 P: 7	R: 0 E: 0 K: 1 S: 6	H: 1 LOB: 2 BB: 1 P: 10	R: 0 E: 0 K: 1 S: 5	H: 0 LOB: 0 BB: 0 P: 5	R: 0 E: 0 K: 0 S: 3	H: 0 LOB: 0 BB: 0 P: 3	R: 0 E: 0 K: 1 S: 6	H: 1 LOB: 2 BB: 1 P: 10	R: 0 E: 0 K: 0 S: 3	H: 0 LOB: 0 BB: 0 P: 3	1B: 5 2B: 0 3B: 0 HR: 0	SF: 0 SAC: 0 DP: 0 HBP: 0	WP: 0 PB: 0 SB: 0 CS: 2	PA: 36					
PITCHER	IP	WLS	BF	H	R	ER	SO	BB	IBB	HBP	BLK	WP	HR	S	P	ERA	WHIP										
Frank Willis, R (1, 1) ERA: 5.0	7.0	W	29	4	0	0	4	6	0	0	0	0	0	31	55	0.00	1.429										
Ed Nunez, R (8, 1) ERA: 2.66	2.0	S	7	1	0	0	1	0	0	0	0	0	0	9	9	0.00	0.500										

Texas Rangers @ Seattle Mariners
The Kingdome, Seattle, WA
Mon Jun 24 1985, 10:05 PM EDT
Att: 11,353 - Unknown

AB 30
R 0
H 5
RBI 0
BB 6
SO 5
LOB 18



Batter	1	2	3	4	5	6	7	8	9	AB	R	H	RBI	BB	SO	LOB	BOTTOM										
Jack Perconte, L (1, 4) OBP: 0.297, SLG: 0.339	0-0 4-3		0-0 F9				0-0 F7		0-0 F9								5 0 0 0 0 0 6										
Phil Bradley, R (1, 7) OBP: 0.354, SLG: 0.538	0-0 HR		0-0 5-3				4-0 WP BB		0-3 K								3 1 1 1 1 1 2										
Ivan Calderon, R (1, 9) OBP: 0.352, SLG: 0.550	0-0 5-3		0-0 BB 1B				0-3 K		0-0 F8								4 0 1 0 0 1 1										
Gorman Thomas, R (1, 10) OBP: 0.374, SLG: 0.458	0-0 1B		4-0 FC5-4 BB				4-0 G3-6-1 BB		0-0 6-3								2 0 1 0 2 0 0										
Alvin Davis, L (1, 3) OBP: 0.367, SLG: 0.388	0-3 K		0-0 F7				0-0 G3-6-1		0-0 FC5-4 1B								4 0 1 0 0 1 5										
Dave Henderson, R (1, 8) OBP: 0.395, SLG: 0.390			0-3 K				0-0 FC5-4		4-0 2B BB								3 1 0 0 1 1 3										
Jim Prestley, R (1, 5) OBP: 0.337, SLG: 0.529			0-0 HBP 1B				0-0 2B		0-3 K								4 0 2 0 0 1 1										
Bob Kearney, R (1, 2) OBP: 0.243, SLG: 0.331			1-0 HBP				0-0 F8		0-0 F9								3 0 1 1 0 0 1										
Spike Owen, S (1, 6) OBP: 0.299, SLG: 0.318			0-0 F8				0-0 5-3		4-0 2B BB								3 0 1 0 1 0 3										
Inning Stats	R: 1 E: 0 K: 1 S: 7	H: 2 LOB: 1 BB: 0 P: 7	R: 0 E: 0 K: 1 S: 6	H: 1 LOB: 2 BB: 0 P: 7	R: 0 E: 0 K: 0 S: 4	H: 1 LOB: 1 BB: 1 P: 8	R: 0 E: 0 K: 0 S: 4	H: 1 LOB: 1 BB: 0 P: 4	R: 0 E: 0 K: 1 S: 4	H: 0 LOB: 2 BB: 2 P: 12	R: 1 E: 0 K: 2 S: 8	H: 1 LOB: 2 BB: 2 P: 16	R: 0 E: 0 K: 0 S: 4	H: 1 LOB: 1 BB: 0 P: 4	R: 0 E: 0 K: 0 S: 4	H: 1 LOB: 1 BB: 0 P: 4	1B: 4 2B: 2 3B: 1 HR: 1	SF: 0 SAC: 0 DP: 1 HBP: 1	WP: 1 PB: 0 SB: 0 CS: 0	PA: 37							
PITCHER	IP	WLS	BF	H	R	ER	SO	BB	IBB	HBP	BLK	WP	HR	S	P	ERA	WHIP										
Chris Welsh, L (1, 1) ERA: 2.79	5.1	L	26	6	2	2	4	4	0	1	0	0	0	29	46	3.38	1.875										
Dave Rozema, R (6, 1) ERA: 4.59	1.2		7	1	0	0	1	1	0	0	0	0	0	8	12	0.00	1.200										
Dave Stewart, R (8, 1) ERA: 5.46	1.0		4	1	0	0	0	0	0	0	0	0	0	4	4	0.00	1.000										

Texas Rangers @ Seattle Mariners
The Kingdome, Seattle, WA
Mon Jun 24 1985, 10:05 PM EDT
Att: 11,353 - Unknown

AB 31
R 2
H 8
RBI 2
BB 5
SO 5
LOB 22



Batter	1	2	3	4	5	6	7	8	9	AB	R	H	RBI	BB	SO	LOB	TOP										
Brett Butler, L OBP: 0.349, SLG: 0.432 (1,8)										4	2	2	0	1	0	1	Cleveland Indians @ Seattle Mariners The Kingdome, Seattle, WA Fri Jun 28 1985, 10:05 PM EDT Att: 14,808 - Unknown										
Julio Franco, R OBP: 0.346, SLG: 0.378 (1,6)										5	1	1	0	0	1	3											
Brook Jacoby, R OBP: 0.339, SLG: 0.444 (1,5)										3	1	1	3	0	1	1											
Pat Tabler, R OBP: 0.319, SLG: 0.363 (1,3)										4	1	1	0	0	0	1											
Andre Thornton, R OBP: 0.213, SLG: 0.208 (1,10)										4	0	1	0	0	1	2											
Tony Bemazzard, S OBP: 0.382, SLG: 0.443 (1,4)										3	1	1	2	1	1	1											
George Vukovich, L OBP: 0.305, SLG: 0.317 (1,9)										3	0	1	0	1	1	2											
Joe Carter, R OBP: 0.278, SLG: 0.353 (1,7)										3	0	0	1	1	0	1											
Jerry Willard, L OBP: 0.330, SLG: 0.351 (1,2)										4	0	1	0	0	0	3											
Inning Stats	R: 1 E: 0 K: 1 S: 6	H: 1 LOB: 0 BB: 0 P: 6	R: 0 E: 0 K: 0 S: 4	H: 1 LOB: 2 BB: 1 P: 8	R: 5 E: 0 K: 1 S: 9	H: 4 LOB: 1 BB: 2 P: 17	R: 0 E: 0 K: 1 S: 6	H: 1 LOB: 1 BB: 0 P: 6	R: 0 E: 0 K: 2 S: 7	H: 1 LOB: 1 BB: 0 P: 7	R: 0 E: 0 K: 0 S: 3	H: 0 LOB: 0 BB: 0 P: 3	R: 0 E: 0 K: 0 S: 2	H: 0 LOB: 0 BB: 1 P: 6	R: 0 E: 0 K: 0 S: 3	H: 0 LOB: 0 BB: 0 P: 3		1B: 5 2B: 3 3B: 2 HR: 0	SF: 1 SAC: 0 DP: 2 HBP: 0	WP: 0 PB: 0 SB: 1 CS: 1	PA: 38						
PITCHER	IP	WLS	BF	H	R	ER	SO	BB	IBB	HBP	BLK	WP	HR	S	P	ERA	WHIP										
Bill Swift, R ERA: 4.08 (1,1)	2.1		15	6	6	6	2	2	0	0	0	0	0	17	25	23.14	3.429										
Roy Thomas, R ERA: 3.38 (3,1)	4.2	W	17	3	0	0	3	0	1	0	0	0	0	22	26	0.00	0.643										
Ed Nunez, R ERA: 2.5 (8,1)	2.0	S	6	0	0	0	0	1	0	0	0	0	0	5	9	0.00	0.500										
Batter	1	2	3	4	5	6	7	8	9	AB	R	H	RBI	BB	SO	LOB	BOTTOM										
Jack Perconte, L OBP: 0.305, SLG: 0.333 (1,4)										3	1	0	0	2	0	3	Cleveland Indians @ Seattle Mariners The Kingdome, Seattle, WA Fri Jun 28 1985, 10:05 PM EDT Att: 14,808 - Unknown										
Phil Bradley, R OBP: 0.383, SLG: 0.531 (1,7)										4	1	1	0	0	1	1											
Ivan Calderon, R OBP: 0.341, SLG: 0.531 (9,7)										0	0	0	0	0	0	0											
Al Cowens, R OBP: 0.280, SLG: 0.413 (1,9)										3	2	0	0	2	0	2											
Gorman Thomas, R OBP: 0.368, SLG: 0.465 (1,10)										4	2	2	3	1	0	1											
Alvin Davis, L OBP: 0.368, SLG: 0.387 (1,3)										3	1	1	2	1	0	0											
Dave Henderson, R OBP: 0.320, SLG: 0.391 (1,8)										4	1	2	1	0	0	2											
Jim Prestley, R OBP: 0.337, SLG: 0.516 (1,5)										4	0	1	0	0	1	5											
Bob Kearney, R OBP: 0.243, SLG: 0.326 (1,2)										4	0	1	0	0	0	2											
Spike Owen, S OBP: 0.317, SLG: 0.357 (1,6)										4	0	1	1	0	0	1											
Inning Stats	R: 0 E: 0 K: 1 S: 5	H: 0 LOB: 1 BB: 1 P: 9	R: 0 E: 0 K: 0 S: 4	H: 1 LOB: 1 BB: 0 P: 4	R: 0 E: 0 K: 0 S: 3	H: 0 LOB: 0 BB: 0 P: 3	R: 3 E: 0 K: 0 S: 7	H: 4 LOB: 2 BB: 1 P: 11	R: 0 E: 1 K: 0 S: 4	H: 0 LOB: 3 BB: 2 P: 12	R: 4 E: 1 K: 0 S: 4	H: 1 LOB: 0 BB: 2 P: 13	R: 1 E: 0 K: 1 S: 7	H: 2 LOB: 1 BB: 0 P: 7	R: 0 E: 0 K: 0 S: 3	H: 1 LOB: 0 BB: 0 P: 3	1B: 7 2B: 1 3B: 0 HR: 1	SF: 0 SAC: 0 DP: 1 HBP: 1	WP: 1 PB: 0 SB: 2 CS: 0	PA: 40							
PITCHER	IP	WLS	BF	H	R	ER	SO	BB	IBB	HBP	BLK	WP	HR	S	P	ERA	WHIP										
Neal Heaton, L ERA: 4.88 (1,1)	5.2		29	5	5	5	1	5	0	1	0	0	1	3	7	81.00	9.000										
Jeff Barkley, R ERA: 5.46 (6,1)	0.1	L	4	2	3	3	0	1	0	0	0	0	1	3	7	81.00	9.000										
Rich Thompson, R ERA: 3.65 (7,1)	2.0		7	2	0	0	1	0	0	0	0	1	0	9	9	0.00	1.000										

Batter	1	2	3	4	5	6	7	8	9	AB	R	H	RBI	BB	SO	LOB	TOP				
Brett Butler, L OBP: 0.350, SLG: 0.430 (1, 8)	G1-5-3	G5-4-3 BB		G3			G6-4-3 1B		F9	4	0	1	0	1	0	3	Cleveland Indians @ Seattle Mariners The Kingdome, Seattle, WA Sat Jun 29 1985, 10:05 PM EDT Att: 24,428 - Unknown				
Julio Franco, R OBP: 0.341, SLG: 0.373 (1, 6)	6-3	G5-4-3 1-2			6-3		G6-4-3 1-2			4	0	0	0	0	0	4					
Brook Jacoby, R OBP: 0.345, SLG: 0.447 Otis Nixon, S OBP: 0.196, SLG: 0.216 (6, PR) (8, 7)					6-3				CS 1B	3	0	2	0	1	0	0					
Andre Thornton, R OBP: 0.208, SLG: 0.203 (1, 10)	F8			F8	F8				F8	4	0	0	0	0	0	3					
George Vukovich, L OBP: 0.304, SLG: 0.316 Mike Fischlin, R OBP: 0.235, SLG: 0.194 (1, 9) (8, 5)		HR 1B		F8			F7		4-3	4	1	1	0	0	0	2					
Tony Bemazzard, S OBP: 0.385, SLG: 0.456 (1, 4)		HR 1-H		4-3			4-0 BB		6-3	3	1	1	2	1	0	1					
Mike Hargrove, L OBP: 0.352, SLG: 0.303 Pat Tabler, R OBP: 0.322, SLG: 0.363 (9, PH) (1, 3)		2B 1B			WP 2B		K		F8 1B BB	3	0	2	0	0	1	1					
Joe Carter, R OBP: 0.282, SLG: 0.361 (1, 7) (8, 9)				6-3			F6			4	0	2	0	0	0	2					
Jerry Willard, L OBP: 0.318, SLG: 0.337 (1, 2)					K		1-5-3		F8	4	0	0	0	0	1	5					
Inning Stats	R: 0 E: 0 K: 0 S: 4	H: 1 LOB: 1 BB: 0 P: 4	R: 2 E: 0 K: 0 S: 6	H: 4 LOB: 2 BB: 1 P: 10	R: 0 E: 0 K: 0 S: 3	H: 0 LOB: 1 BB: 1 P: 7	R: 0 E: 0 K: 1 S: 6	H: 1 LOB: 1 BB: 0 P: 6	R: 0 E: 0 K: 0 S: 3	H: 0 LOB: 0 BB: 0 P: 3	R: 0 E: 0 K: 0 S: 3	H: 1 LOB: 1 BB: 0 P: 3	R: 0 E: 0 K: 0 S: 3	H: 1 LOB: 1 BB: 0 P: 3	R: 0 E: 0 K: 0 S: 4	H: 1 LOB: 2 BB: 1 P: 8		1B: 6 2B: 2 3B: 0 HR: 1	SF: 0 SAC: 0 DP: 2 HBP: 0	WP: 1 PB: 0 SB: 0 CS: 1	PA: 37
PITCHER	IP	WLS	BF	H	R	ER	SO	BB	IBB	HBP	BLK	WP	HR	S	P	ERA	WHIP				
Mike Moore, R ERA: 3.98 (1, 1)	8.0	W	32	8	2	2	2	3	0	0	0	1	1	33	45	2.25	1.375				
Ed Vande Berg, L ERA: 2.53 (9, 1)	0.1		1	0	0	0	0	0	0	0	0	0	0	1	1	0.00	0.000				
Ed Nunez, R ERA: 2.47 (9, 1)	0.2	S	4	1	0	0	0	1	0	0	0	0	0	3	7	0.00	3.000				

AB	33
R	2
H	9
RBI	2
BB	4
SO	2
LOB	21



Batter	1	2	3	4	5	6	7	8	9	AB	R	H	RBI	BB	SO	LOB	BOTTOM				
Jack Perconte, L OBP: 0.304, SLG: 0.332 (1, 4)	F9		F2		4-3		S 1B			4	0	1	0	0	0	1	Cleveland Indians @ Seattle Mariners The Kingdome, Seattle, WA Sat Jun 29 1985, 10:05 PM EDT Att: 24,428 - Unknown				
Phil Bradley, R OBP: 0.376, SLG: 0.524 (1, 8)	G3		F7		F9		1-3			4	0	0	0	0	0	2					
Alvin Davis, L OBP: 0.366, SLG: 0.382 (1, 3)	4-3				L3				4-3	3	0	0	0	1	0	0					
Gorman Thomas, R OBP: 0.371, SLG: 0.484 (1, 10)							HR		K	4	1	2	2	0	2	0					
Al Cowens, R OBP: 0.284, SLG: 0.437 (1, 9)		HR			K		6-3			4	1	2	1	0	1	2					
Ivan Calderon, R OBP: 0.346, SLG: 0.534 (1, 7)					B1-3		K			3	0	1	0	1	1	0					
Jim Prestley, R OBP: 0.336, SLG: 0.512 (1, 5)		2B							BB	4	0	1	0	0	0	3					
Bob Kearney, R OBP: 0.238, SLG: 0.319 (1, 2)		F3			1B		F7		F5	4	0	1	0	0	0	3					
Bob Kearney, R OBP: 0.238, SLG: 0.319 (1, 2)		6-3			F7				F9	3	0	0	0	0	0	2					
Spike Owen, S OBP: 0.318, SLG: 0.356 (1, 6)					F7				F7	3	1	1	0	0	0	1					
Inning Stats	R: 0 E: 0 K: 0 S: 3	H: 0 LOB: 0 BB: 0 P: 3	R: 1 E: 0 K: 1 S: 7	H: 2 LOB: 1 BB: 0 P: 7	R: 1 E: 0 K: 1 S: 7	H: 2 LOB: 2 BB: 1 P: 11	R: 0 E: 0 K: 0 S: 4	H: 1 LOB: 0 BB: 0 P: 4	R: 0 E: 0 K: 0 S: 3	H: 0 LOB: 0 BB: 0 P: 3	R: 1 E: 0 K: 1 S: 6	H: 1 LOB: 0 BB: 0 P: 6	R: 0 E: 0 K: 0 S: 4	H: 1 LOB: 1 BB: 0 P: 4	R: 0 E: 0 K: 1 S: 6	H: 1 LOB: 2 BB: 1 P: 10	1B: 4 2B: 2 3B: 0 HR: 2	SF: 0 SAC: 0 DP: 0 HBP: 0	WP: 0 PB: 0 SB: 2 CS: 0	PA: 34	
PITCHER	IP	WLS	BF	H	R	ER	SO	BB	IBB	HBP	BLK	WP	HR	S	P	ERA	WHIP				
Bert Blyleven, R ERA: 3.05 (1, 1)	8.0	L	34	8	3	3	4	2	0	0	0	0	2	40	48	3.38	1.250				



Batter	1	2	3	4	5	6	7	8	9	AB	R	H	RBI	BB	SO	LOB	TOP								
Brett Butler, L OBP: 0.354, SLG: 0.434 (1, 8)	0-0 5-3		4-0 1B BB		0-0 2B 1B	0-0 F6			0-0 G3 5-3 2B	4	2	2	0	1	0	1	Cleveland Indians @ Seattle Mariners The Kingdome, Seattle, WA Sun Jun 30 1985, 6:33 AM EDT Att: 11,401 - Unknown								
Julio Franco, R OBP: 0.342, SLG: 0.373 (1, 6)	0-3 K		0-0 CS 1B		0-0 2B 1B	0-0 F8			0-0 G3 2-3	5	0	2	1	0	1	2									
Brook Jacoby, R OBP: 0.342, SLG: 0.446 (1, 5)	0-0 4-3		0-3 K		0-0 2B				0-0 5-3	5	0	1	2	0	2	2									
Pat Tabler, R OBP: 0.323, SLG: 0.358 (1, 3)		0-0 5-3		0-0 1-3					0-0 BB	3	0	0	0	2	1	0									
Andre Thornton, R OBP: 0.208, SLG: 0.198 (1, 10)		0-0 6-3		4-0 F9 BB HR BB		0-3 K			0-0 L6	4	1	0	0	1	1	4									
Joe Carter, R OBP: 0.286, SLG: 0.375 (1, 7)		0-0 HR		4-0 HR BB		0-0 F4			0-0 F9	3	2	1	1	1	0	3									
Tony Bernazard, S OBP: 0.358, SLG: 0.447 (1, 4)		0-0 F9		0-0 F9		0-0 F7			0-0 4-3	4	0	0	0	0	0	5									
Carmen Castillo, R OBP: 0.200, SLG: 0.279 (1, 9)			0-0 F8 1B 2B		0-0 HR				4-0 BB	2	2	2	3	0	0	0									
George Vukovich, L OBP: 0.305, SLG: 0.314 (5, 9)			0-0 1-3 3-H		0-0 HR				0-0 BB	1	0	0	0	1	0	0									
Chris Bando, S OBP: 0.180, SLG: 0.092 (1, 2)			0-0 F8 2-3		0-0 6-3				0-0 G3	3	0	0	0	1	0	2									
Inning Stats	R: 0 E: 0 K: 1 S: 5	H: 0 LOB: 0 BB: 0 P: 5	R: 1 E: 0 K: 0 S: 4	H: 1 LOB: 0 BB: 0 P: 4	R: 1 E: 0 K: 1 S: 6	H: 2 LOB: 2 BB: 1 P: 10	R: 3 E: 0 K: 0 S: 4	H: 1 LOB: 0 BB: 2 P: 12	R: 1 E: 0 K: 1 S: 8	H: 3 LOB: 3 BB: 1 P: 12	R: 0 E: 0 K: 0 S: 3	H: 0 LOB: 1 BB: 0 P: 7	R: 0 E: 0 K: 2 S: 7	H: 0 LOB: 0 BB: 0 P: 7	R: 0 E: 0 K: 0 S: 3	H: 0 LOB: 1 BB: 1 P: 7	R: 1 E: 0 K: 0 S: 4	H: 1 LOB: 1 BB: 1 P: 8	1B: 3 2B: 4 3B: 0 HR: 2	SF: 0 SAC: 0 DP: 1 HBP: 0	WP: 0 PB: 0 SB: 0 CS: 1	PA: 41			
PITCHER	IP	WLS	BF	H	R	ER	SO	BB	IBB	HBP	BLK	WP	HR	S	P	ERA	WHIP								
Matt Young, L ERA: 4.79 (1, 1)	4.0	L	21	7	6	6	2	3	0	0	0	0	2	22	34	13.50	2.500								
Salome Barojas, R ERA: 5.36 (5, 1)	3.0		11	0	0	0	3	1	1	0	0	0	0	15	23	0.00	0.333								
Bob Long, R ERA: 2.51 (8, 1)	2.0		9	1	1	1	0	2	0	0	0	0	0	7	15	4.50	1.500								

AB	34
R	7
H	8
RBI	7
BB	7
SO	5
LOB	19



Batter	1	2	3	4	5	6	7	8	9	AB	R	H	RBI	BB	SO	LOB	BOTTOM								
Jack Perconte, L OBP: 0.299, SLG: 0.326 (1, 4)	0-0 4-3		0-0 E3 1B		0-0 8-3 1-2		0-3 K			4	0	0	0	0	1	2	Cleveland Indians @ Seattle Mariners The Kingdome, Seattle, WA Sun Jun 30 1985, 6:33 AM EDT Att: 11,401 - Unknown								
Phil Bradley, R OBP: 0.380, SLG: 0.527 (1, 7) (6, 8)	0-0 2B		0-0 S 1B		0-0 G3			0-3 K		4	0	2	0	0	1	0									
Alvin Davis, L OBP: 0.361, SLG: 0.376 (1, 3)	0-0 F5		0-0 L5		0-0 F8			0-0 F4		4	0	0	0	0	0	3									
Gorman Thomas, R OBP: 0.373, SLG: 0.482 (1, 10)	0-3 K		4-0 G6-4-3 BB		0-0 5-3			0-0 1B		3	0	1	0	1	1	1									
Ivan Calderon, R OBP: 0.343, SLG: 0.525 (1, 9)		0-0 2B 1B	0-0 G6-4-3 1-2		0-0 L9			0-0 F7		4	1	1	0	0	0	4									
Dave Henderson, R OBP: 0.322, SLG: 0.396 (1, 8)		0-0 F9 SF8 2B		0-3 K			0-0 F4		0-0 F7	2	1	1	1	0	1	0									
Barry Bonnell, R OBP: 0.272, SLG: 0.286 (6, 7)		0-0 F9 SF8 2B		0-0 K			0-0 F4		0-0 F7	2	0	0	0	0	0	0									
Jim Presley, R OBP: 0.336, SLG: 0.527 (1, 5)		0-0 F9		0-3 K			0-0 HR		0-0 4-3 2B	4	1	2	1	0	1	1									
Bob Kearney, R OBP: 0.233, SLG: 0.314 (1, 2)		0-0 SF8		0-0 6-3			0-0 F4		0-0 4-3	2	0	0	1	0	0	0									
Donnie Scott, S OBP: 0.226, SLG: 0.298 (9, PH)		0-0 SF8		0-0 6-3			0-0 F4		0-0 4-3	1	0	0	0	0	0	1									
Spike Owen, S OBP: 0.321, SLG: 0.359 (1, 6)		0-0 F3		0-0 8-3 1B			0-0 1B		0-0 F7	4	0	2	0	0	0	1									
Inning Stats	R: 0 E: 0 K: 1 S: 6	H: 1 LOB: 1 BB: 0 P: 6	R: 2 E: 0 K: 0 S: 5	H: 2 LOB: 0 BB: 0 P: 5	R: 0 E: 1 K: 0 S: 4	H: 1 LOB: 2 BB: 1 P: 8	R: 0 E: 0 K: 2 S: 7	H: 0 LOB: 0 BB: 0 P: 7	R: 0 E: 0 K: 0 S: 3	H: 1 LOB: 0 BB: 0 P: 3	R: 0 E: 0 K: 1 S: 7	H: 2 LOB: 1 BB: 0 P: 7	R: 0 E: 0 K: 1 S: 6	H: 1 LOB: 1 BB: 0 P: 6	R: 0 E: 0 K: 0 S: 4	H: 1 LOB: 1 BB: 0 P: 4	1B: 5 2B: 4 3B: 0 HR: 1	SF: 1 SAC: 0 DP: 2 HBP: 0	WP: 0 PB: 0 SB: 1 CS: 0	PA: 36					
PITCHER	IP	WLS	BF	H	R	ER	SO	BB	IBB	HBP	BLK	WP	HR	S	P	ERA	WHIP								
Roy Smith, R ERA: 2.7 (1, 1)	2.0		11	4	2	2	1	0	0	0	0	0	0	13	13	9.00	2.000								
Rich Thompson, R ERA: 3.46 (3, 1)	4.2	W	16	3	1	1	2	1	0	0	0	0	1	19	23	1.93	0.857								
Tom Waddell, R ERA: 3.4 (7, 1)	2.1	S	9	2	0	0	2	0	0	0	0	0	0	13	13	0.00	0.857								

AB	34
R	3
H	9
RBI	3
BB	1
SO	5
LOB	13



Batter	1	2	3	4	5	6	7	8	9	AB	R	H	RBI	BB	SO	LOB	TOP		
Jack Perconte, L (1, 4) OBP: 0.297, SLG: 0.321	F6		5-3 BB		K		1-3		F9	4	0	0	0	1	1	1			
Phil Bradley, R (1, 8) OBP: 0.376, SLG: 0.522	K		5-3					K		3	0	0	0	1	2	1			
Ivan Calderon, R (1, 7) OBP: 0.355, SLG: 0.525										2	1	1	0	2	0	1			
Gorman Thomas, R (1, 10) OBP: 0.371, SLG: 0.473	K									3	1	0	0	1	2	3			
Al Cowens, R (1, 9) OBP: 0.289, SLG: 0.452		F8			L7					3	1	1	3	1	0	0			
Alvin Davis, L (1, 3) OBP: 0.360, SLG: 0.378		L6								4	0	1	0	0	0	1			
Jim Prestley, R (1, 5) OBP: 0.337, SLG: 0.523					L9					4	0	1	0	0	1	1			
Bob Kearney, R (1, 2) OBP: 0.234, SLG: 0.313		FC5-4			L8					4	0	1	0	0	0	2			
Spike Owen, S (1, 6) OBP: 0.315, SLG: 0.352					F4					4	0	0	0	0	0	1			
Inning Stats	R: 0 H: 0 E: 0 K: 2 S: 7	H: 0 LOB: 1 BB: 1 P: 11	R: 0 H: 1 E: 0 K: 0 S: 4	H: 1 LOB: 1 BB: 0 P: 4	R: 0 H: 0 E: 0 K: 1 S: 5	H: 0 LOB: 2 BB: 2 P: 13	R: 0 H: 1 E: 0 K: 0 S: 4	H: 1 LOB: 1 BB: 0 P: 4	R: 0 H: 0 E: 0 K: 1 S: 2	H: 0 LOB: 0 BB: 1 P: 6	R: 0 H: 1 E: 0 K: 0 S: 4	H: 1 LOB: 1 BB: 0 P: 4	R: 3 H: 2 E: 0 K: 2 S: 9	H: 2 LOB: 0 BB: 1 P: 13	R: 0 H: 0 E: 0 K: 0 S: 3	H: 0 LOB: 0 BB: 0 P: 3	1B: 3 2B: 1 3B: 0 HR: 1	SF: 0 SAC: 0 DP: 1 HBP: 0	WP: 0 PA: 37 PB: 0 SB: 1 CS: 0
PITCHER	IP	WLS	BF	H	R	ER	SO	BB	IBB	HBP	BLK	WP	HR	S	P	ERA	WHIP		
Floyd Bannister, L (1, 1) ERA: 4.61	7.2	L	33	5	3	3	5	6	0	0	0	0	1	37	61	3.52	1.435		
Dan Spillner, R (8, 1) ERA: 2.61	1.1		4	0	0	0	1	0	0	0	0	0	0	6	6	0.00	0.000		

Seattle Mariners @ Chicago White Sox
Comiskey Park, Chicago, IL
Mon Jul 01 1985, 8:05 PM EDT
Att: 30,041 - Unknown

AB 31
R 3
H 5
RBI 3
BB 6
SO 6
LOB 11

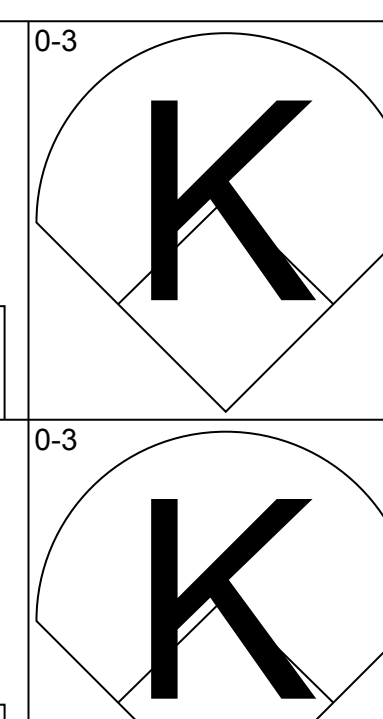
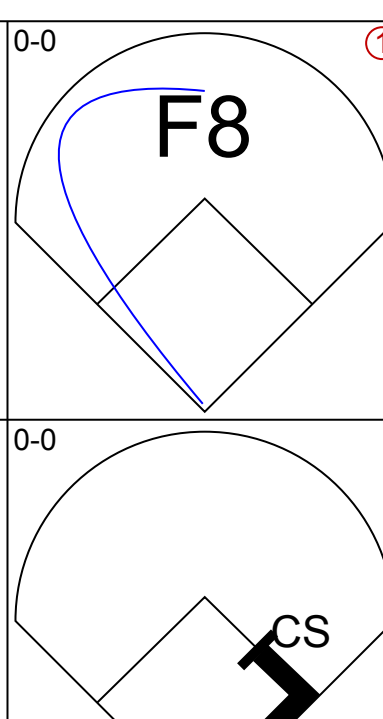
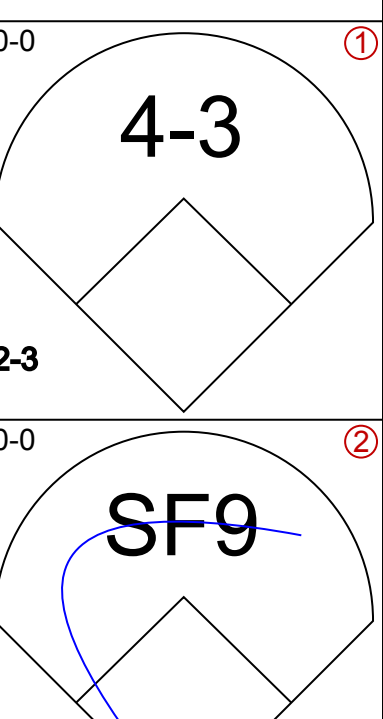
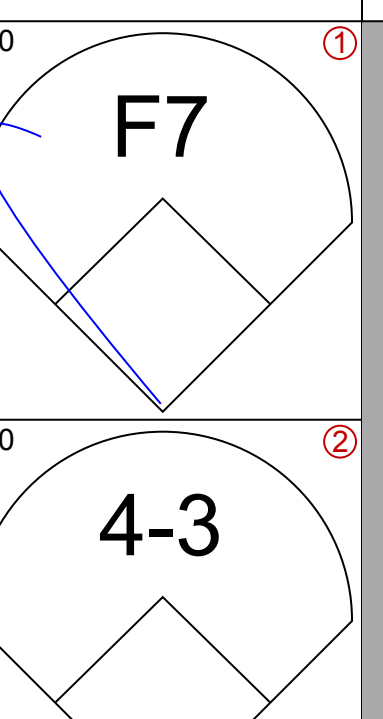
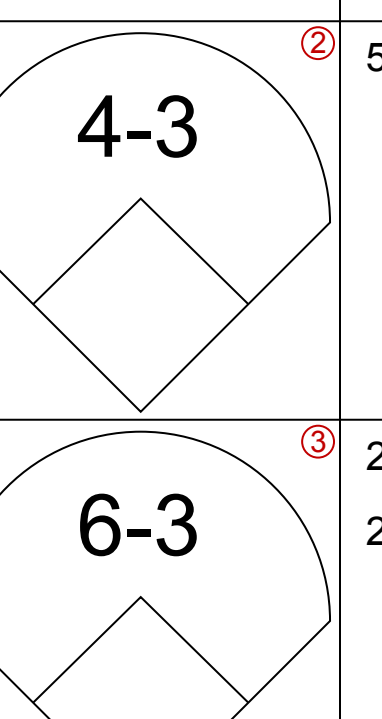
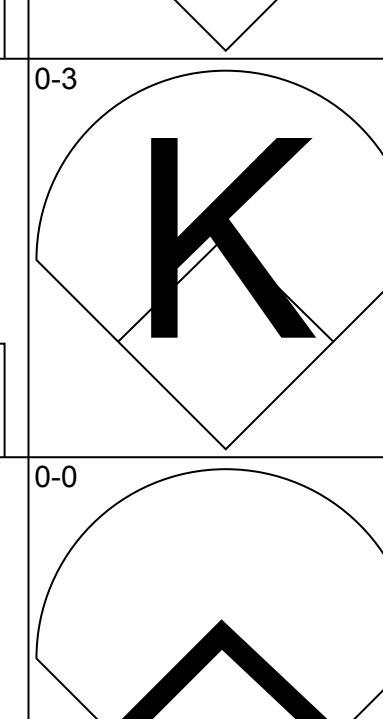
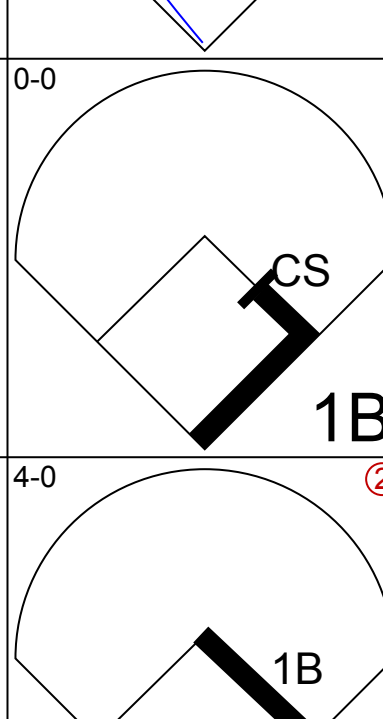
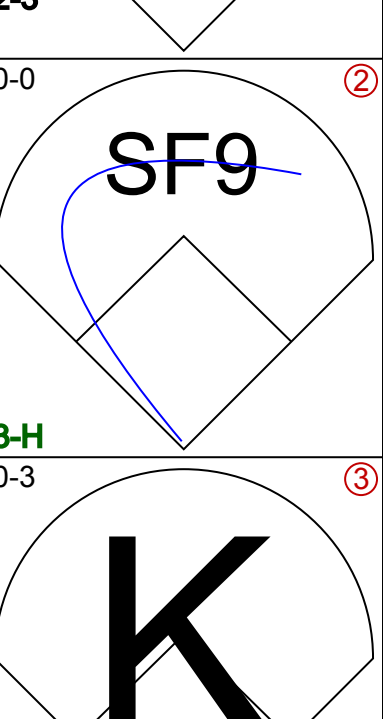
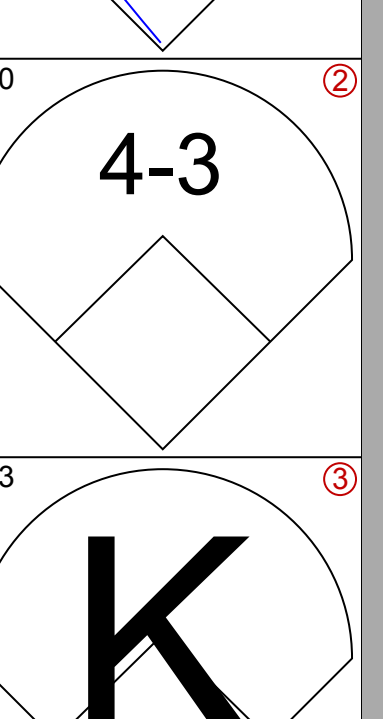
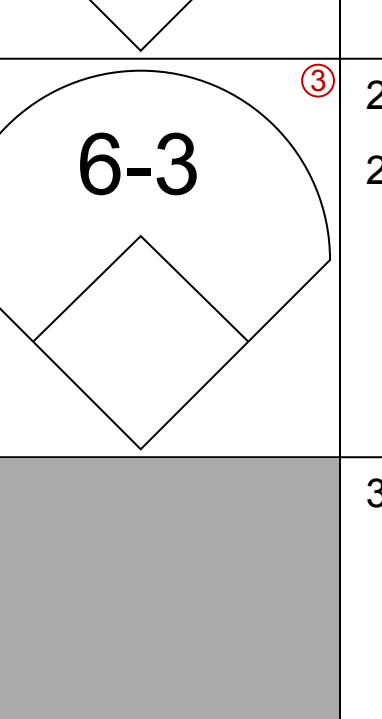
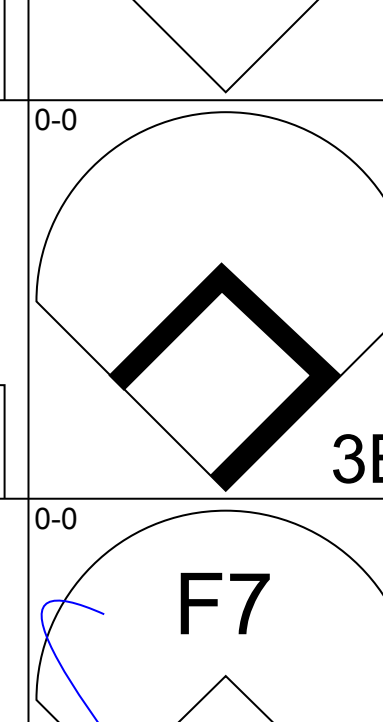
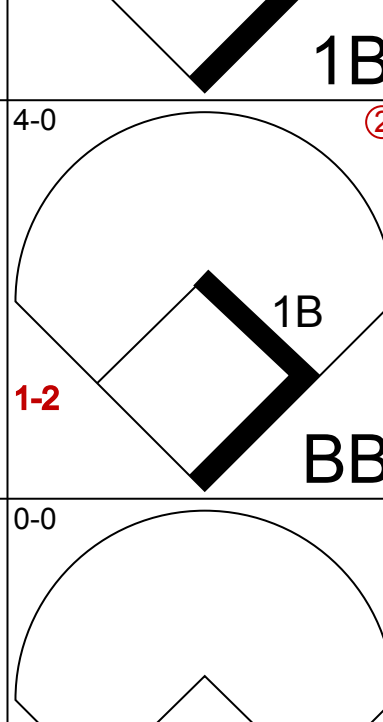

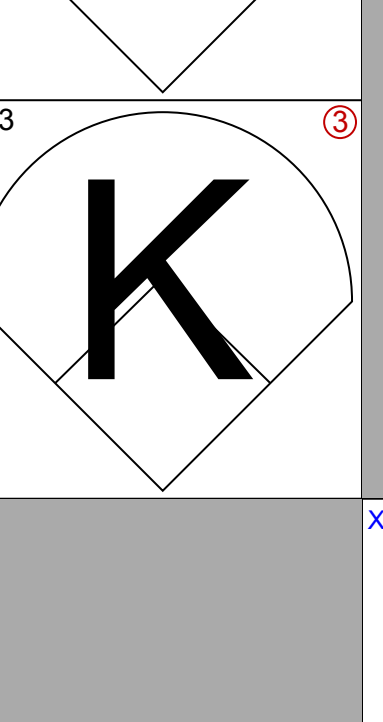
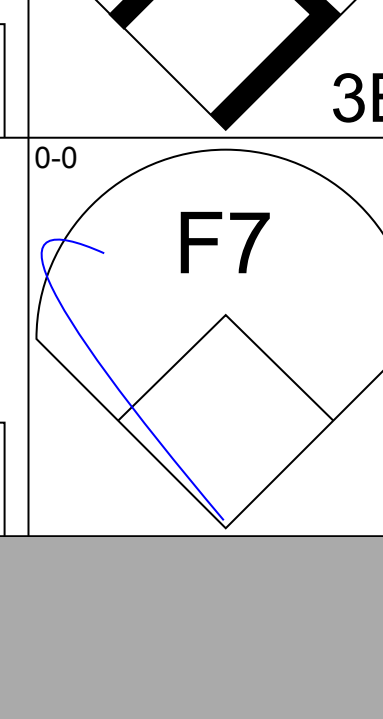
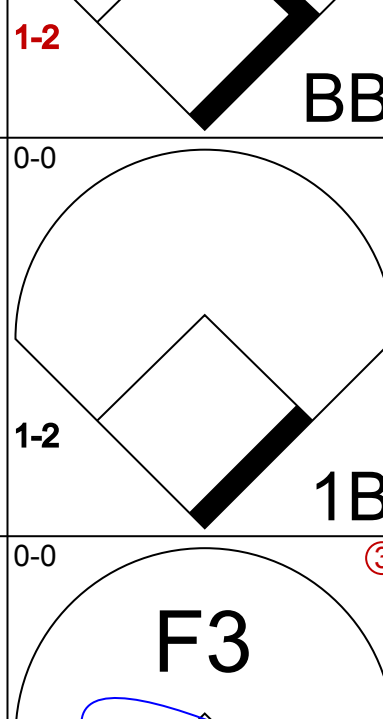


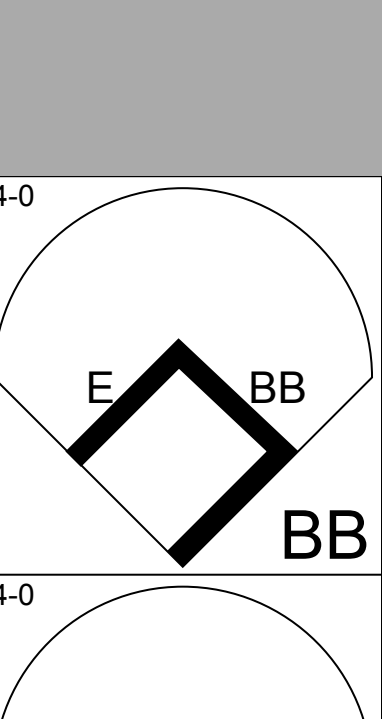
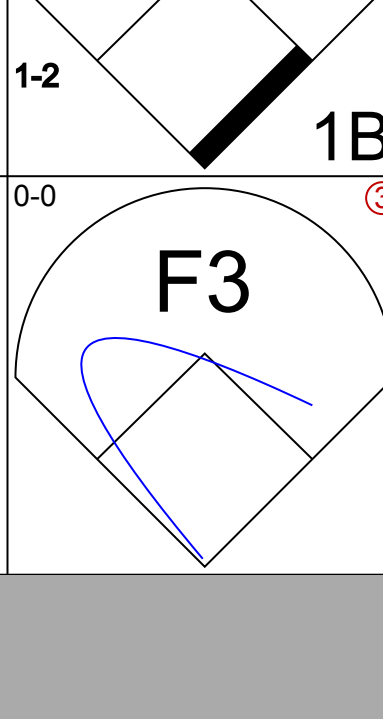


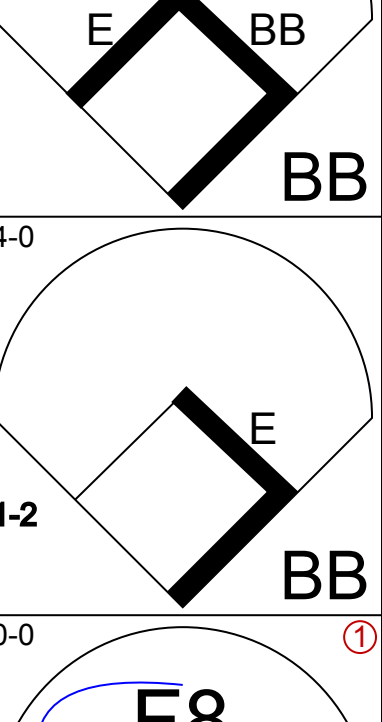



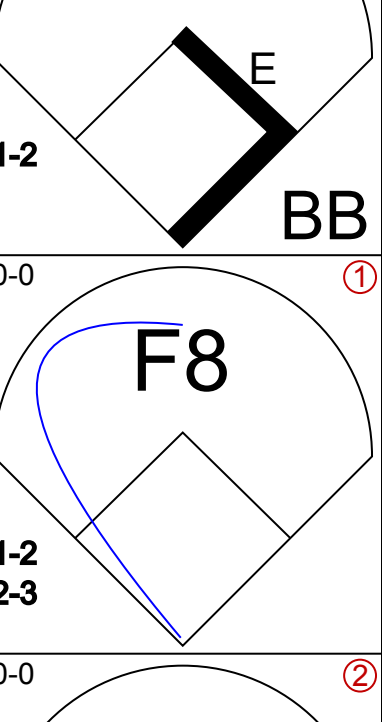



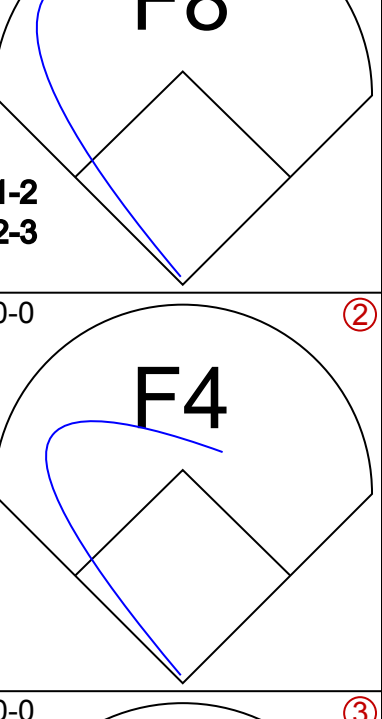



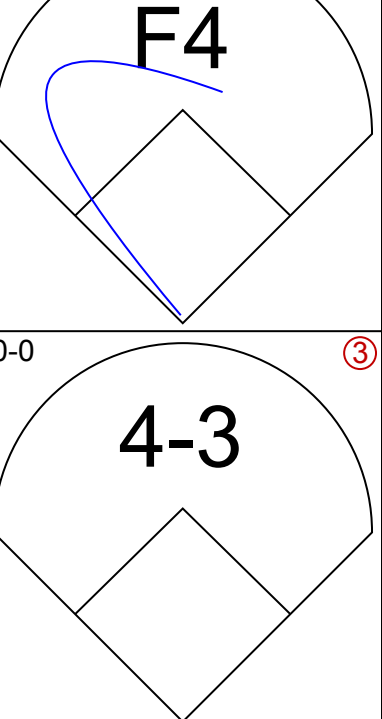
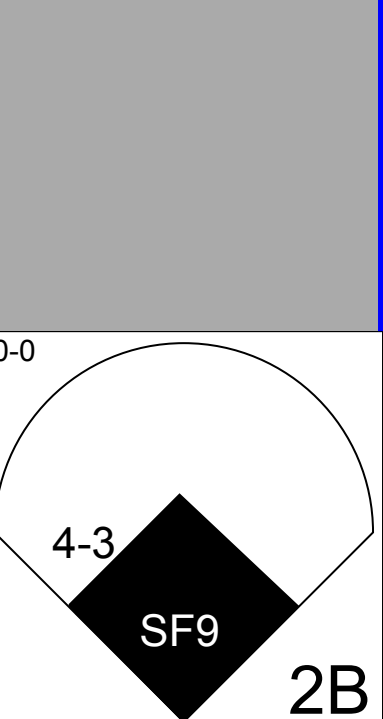

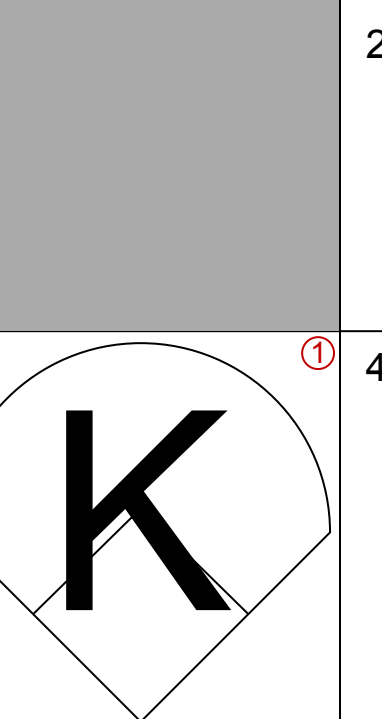


Batter	1	2	3	4	5	6	7	8	9	AB	R	H	RBI	BB	SO	LOB	BOTTOM		
Rudy Law, L (1, 8) OBP: 0.324, SLG: 0.396	L4		B1-3							4	0	2	1	0	0	0			
Oscar Gamble, L (1, 10) OBP: 0.358, SLG: 0.316										2	0	0	0	1	1	0			
Ron Kittle, R (8, PH) OBP: 0.267, SLG: 0.389	6-3		K							1	0	0	0	0	0	1			
Harold Baines, L (1, 9) OBP: 0.329, SLG: 0.396										4	0	1	0	0	2	2			
Greg Walker, L (1, 3) OBP: 0.320, SLG: 0.494										4	0	0	0	0	1	1			
Carlton Fisk, R (1, 2) OBP: 0.317, SLG: 0.511										3	0	1	0	1	0	1			
Tom Paciorek, R (1, 7) OBP: 0.291, SLG: 0.271										4	0	0	0	0	1	3			
Tim Lueft, R (1, 5) OBP: 0.322, SLG: 0.402										3	0	1	0	0	1	0			
Ozzie Guillen, L (1, 6) OBP: 0.247, SLG: 0.251										3	0	0	0	0	0	2			
Scott Fletcher, R (1, 4) OBP: 0.313, SLG: 0.262										2	0	0	0	0	0	0			
Jerry Hairston, S (8, PH) OBP: 0.357, SLG: 0.364										0	0	0	0	1	0	0			
Julio Cruz, S (8, PR) OBP: 0.313, SLG: 0.194										0	1	0	0	0	0	0			
Inning Stats	R: 0 H: 0 E: 0 K: 1 S: 5	H: 1 LOB: 2 BB: 1 P: 5	R: 0 H: 1 E: 0 K: 1 S: 6	H: 1 LOB: 2 BB: 1 P: 10	R: 0 H: 0 E: 0 K: 1 S: 5	H: 0 LOB: 0 BB: 0 P: 5	R: 0 H: 0 E: 0 K: 1 S: 5	H: 0 LOB: 0 BB: 0 P: 5	R: 0 H: 1 E: 0 K: 0 S: 3	H: 1 LOB: 1 BB: 1 P: 7	R: 0 H: 1 E: 0 K: 1 S: 5	H: 1 LOB: 0 BB: 0 P: 5	R: 1 H: 1 E: 0 K: 1 S: 6	H: 1 LOB: 1 BB: 1 P: 10	R: 0 H: 1 E: 0 K: 0 S: 4	H: 1 LOB: 1 BB: 0 P: 4	1B: 4 2B: 2 3B: 0 HR: 0	SF: 0 SAC: 0 DP: 1 HBP: 0	WP: 0 PA: 34 PB: 0 SB: 1 CS: 1
PITCHER	IP	WLS	BF	H	R	ER	SO	BB	IBB	HBP	BLK	WP	HR	S	P	ERA	WHIP		
Frank Wills, R (1, 1) ERA: 4.15	7.2	W	28	4	1	1	6	3	0	0	0	0	0	37	49	1.17	0.913		
Ed Yarde Berg, L (8, 1) ERA: 2.79	0.2		3	1	0	0	0	0	0	0	0	0	0	3	3	0.00	1.500		
Ed Nunez, R (9, 1) ERA: 2.44	0.2	S	2	0	0	0	0	0	0	0	0	0	0	2	2	0.00	0.000		

Seattle Mariners @ Chicago White Sox
Comiskey Park, Chicago, IL
Mon Jul 01 1985, 8:05 PM EDT
Att: 30,041 - Unknown

AB 30
R 1
H 5
RBI 1
BB 3
SO 6
LOB 10

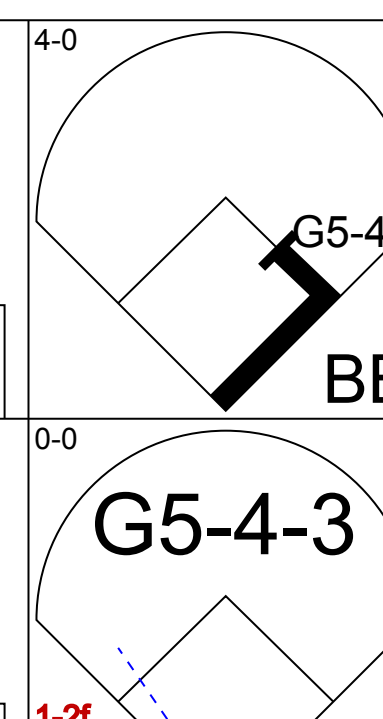
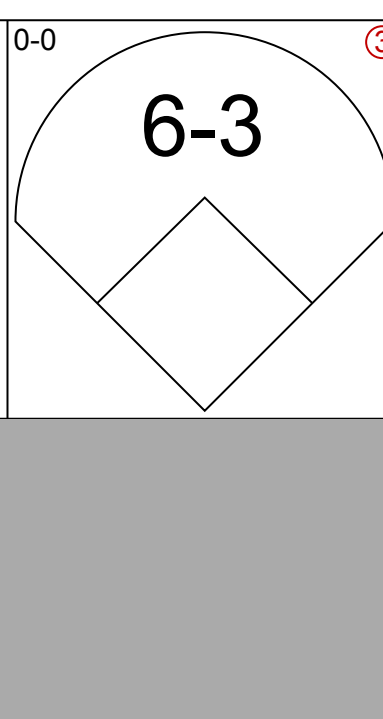
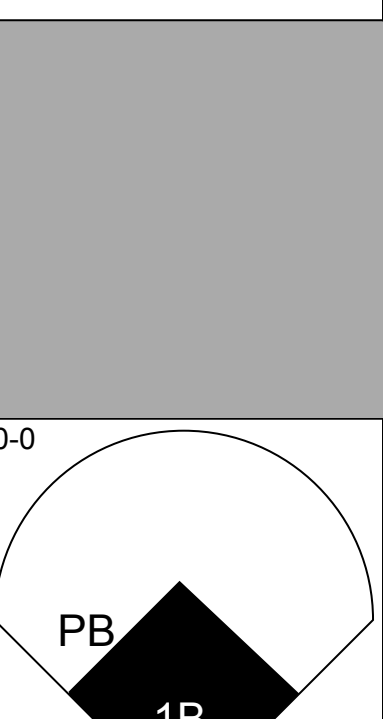


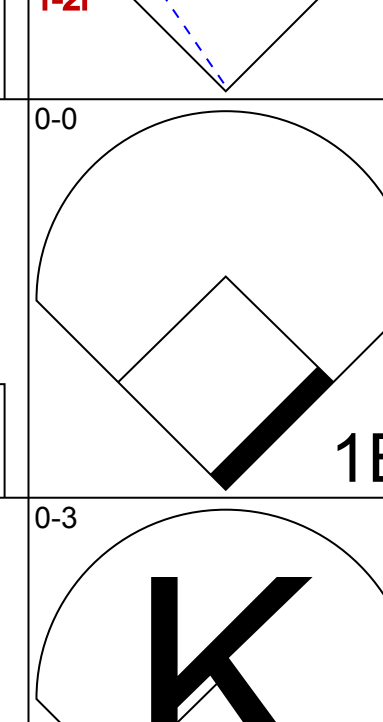
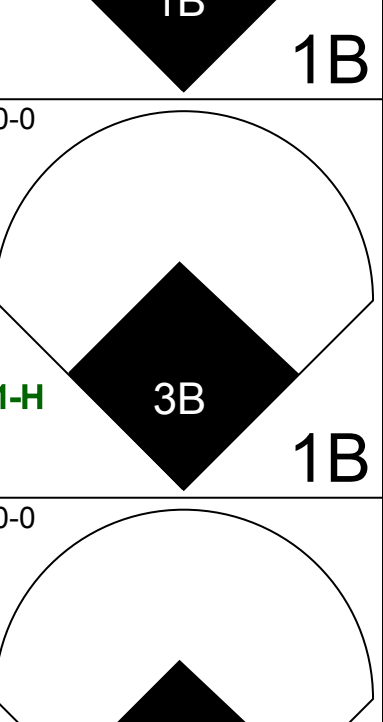
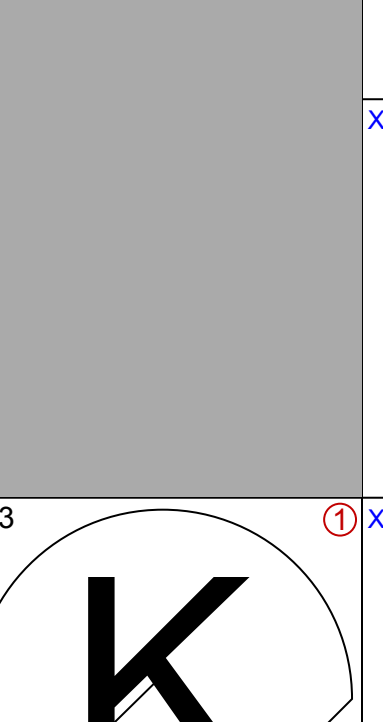
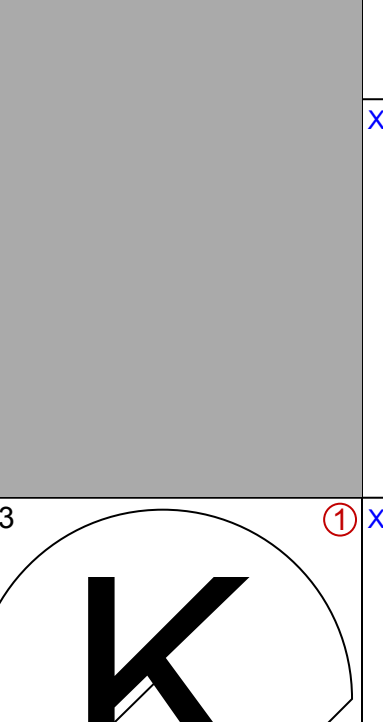

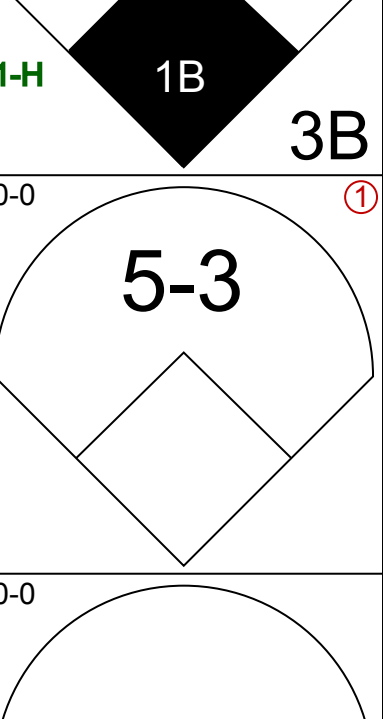
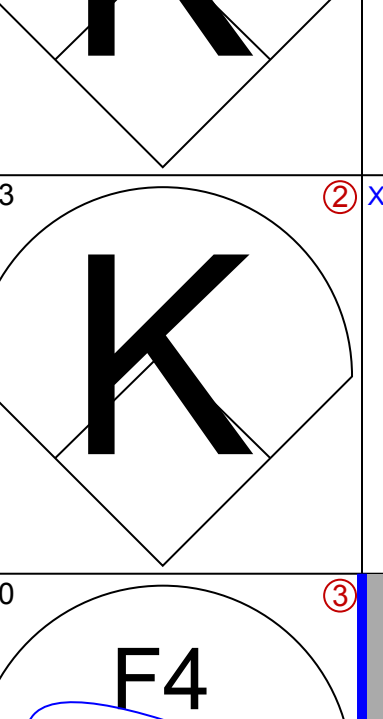
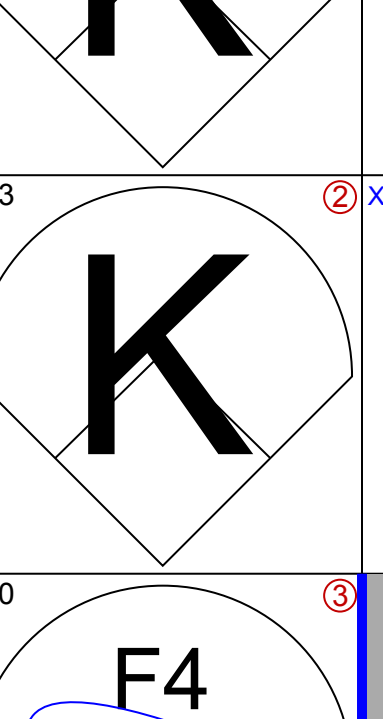


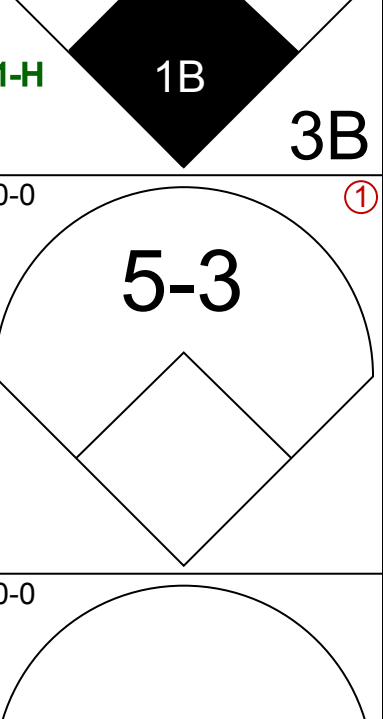
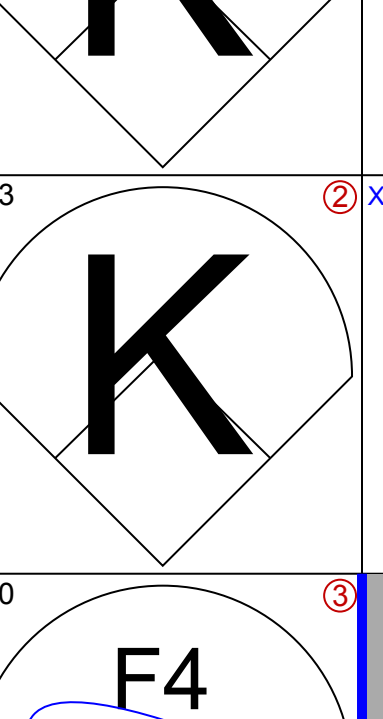


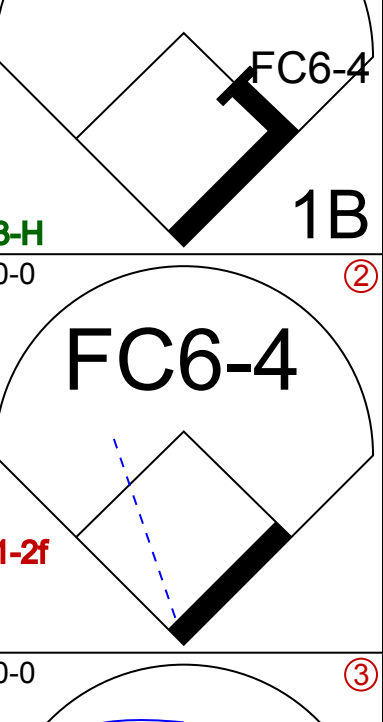
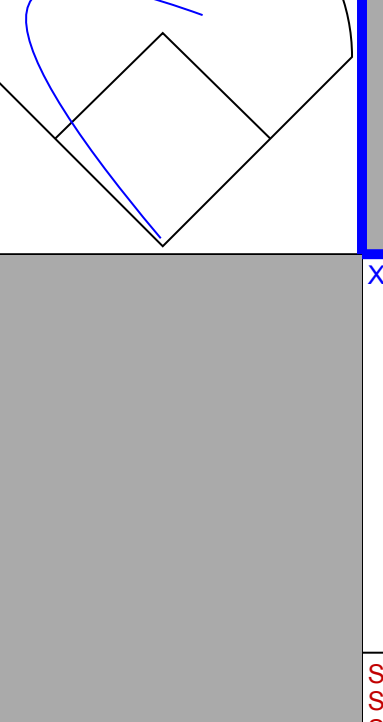
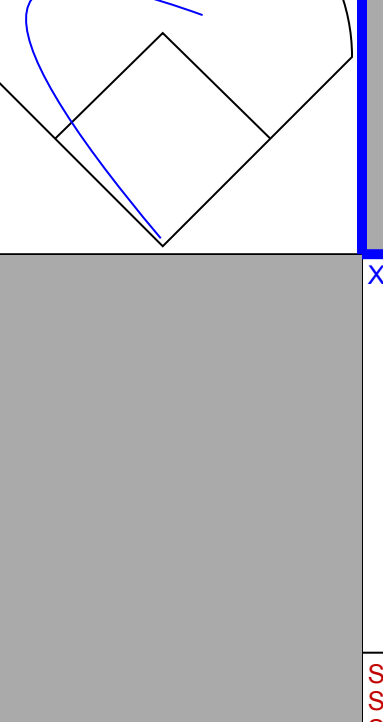


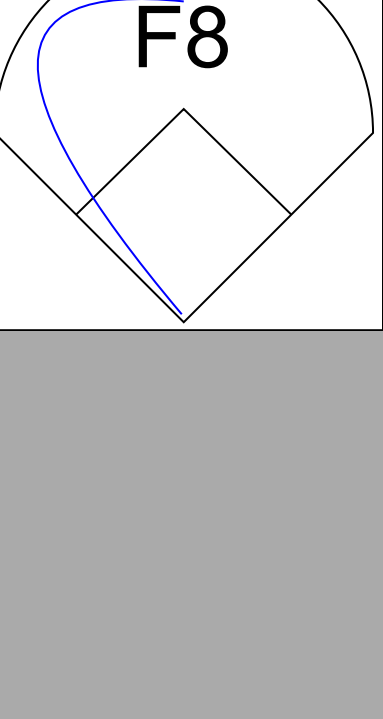



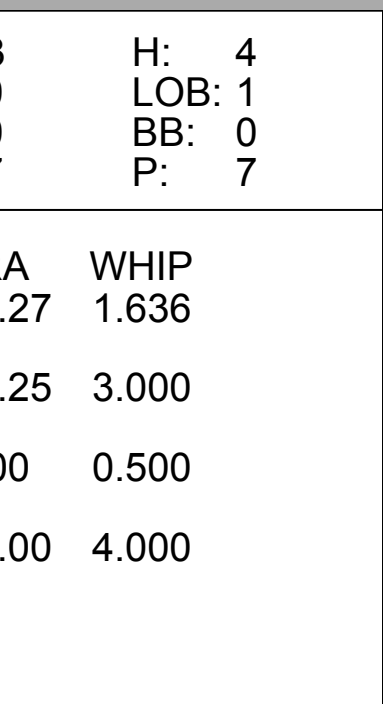
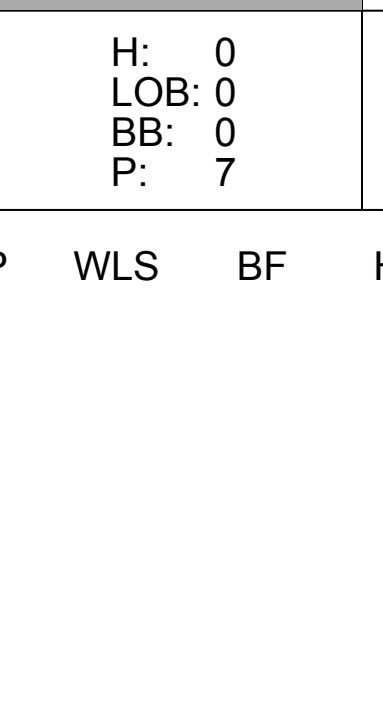
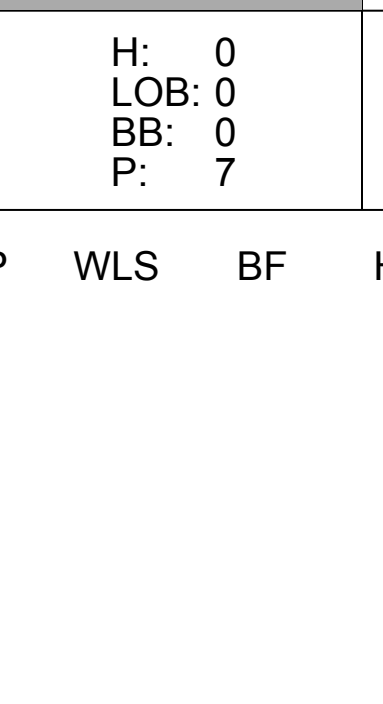
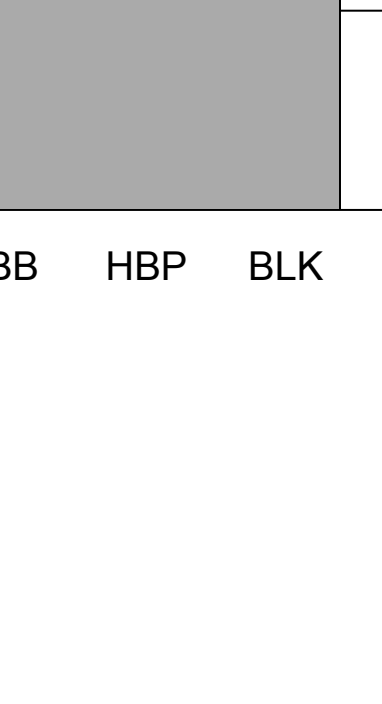


Batter	1	2	3	4	5	6	7	8	9	AB	R	H	RBI	BB	SO	LOB	TOP						
Jack Perconte, L OBP: 0.292, SLG: 0.314										5	0	0	0	0	1	1							
Phil Bradley, R OBP: 0.376, SLG: 0.522 Barry Bonnell, R OBP: 0.265, SLG: 0.278			 1B							2	0	1	1	0	1	0							
Ivan Calderon, R OBP: 0.359, SLG: 0.536			 BB							3	0	1	0	1	2	0							
Gorman Thomas, R OBP: 0.368, SLG: 0.468										4	0	1	0	0	0	1							
Al Cowens, R OBP: 0.298, SLG: 0.463		 BB					 3B		 BB	2	1	1	0	2	0	2							
Alvin Davis, L OBP: 0.362, SLG: 0.377		 BB					 1B		 1-3	3	1	1	1	1	0	1							
Jim Presley, R OBP: 0.337, SLG: 0.532 Darnell Coles, R OBP: 0.357, SLG: 0.348							 1-3			3	1	1	2	0	0	2							
Bob Kearney, R OBP: 0.231, SLG: 0.308 Donnie Scott, S OBP: 0.223, SLG: 0.291										2	0	0	0	0	0	2							
Spike Owen, S OBP: 0.314, SLG: 0.355					 SF9					4	1	1	0	0	2	2							
Inning Stats	R: 0 E: 0 K: 2 S: 8	H: 1 LOB: 1 BB: 0 P: 8	R: 0 E: 1 K: 0 S: 3	H: 0 LOB: 2 BB: 2 P: 11	R: 0 E: 0 K: 0 S: 4	H: 2 LOB: 2 BB: 1 P: 8	R: 0 E: 0 K: 0 S: 3	H: 0 LOB: 0 BB: 0 P: 3	R: 1 E: 0 K: 1 S: 6	H: 1 LOB: 0 BB: 0 P: 6	R: 3 E: 0 K: 1 S: 8	H: 3 LOB: 0 BB: 0 P: 8	R: 0 E: 0 K: 1 S: 5	H: 0 LOB: 0 BB: 0 P: 5	R: 0 E: 0 K: 1 S: 6	H: 0 LOB: 2 BB: 1 P: 10	R: 0 E: 0 K: 1 S: 5	H: 0 LOB: 0 BB: 0 P: 5	1B: 3 2B: 1 3B: 2 HR: 1	SF: 1 SAC: 0 DP: 0 HBP: 0	WP: 0 PB: 0 SB: 0 CS: 1	PA: 38	
PITCHER	IP	WLS	BF	H	R	ER	SO	BB	IBB	HBP	BLK	WP	HR	S	P	ERA	WHIP						
Tim Lollar, L ERA: 4.32	(1, 1)	5.1	W	25	7	4	4	3	3	0	0	0	0	1	28	40	6.75	1.875					
Mike Stanton, R ERA: 5.19	(6, 1)	2.0		8	0	0	0	2	1	0	0	0	0	0	11	15	0.00	0.500					
Bob James, R ERA: 1.83	(8, 1)	1.2	S	5	0	0	0	2	0	0	0	0	0	0	9	9	0.00	0.000					

Seattle Mariners @ Chicago White Sox
Comiskey Park, Chicago, IL
Tue Jul 02 1985, 8:05 PM EDT
Att: 20,360 - Unknown

AB 33
R 4
H 7
RBI 4
BB 4
SO 7
LOB 15



Batter	1	2	3	4	5	6	7	8	9	AB	R	H	RBI	BB	SO	LOB	BOTTOM						
Scott Fletcher, R OBP: 0.312, SLG: 0.257 Jerry Hairston, S OBP: 0.366, SLG: 0.364 John Cangelosi, S OBP: 0.265, SLG: 0.278	 BB							 BB		3	0	0	0	1	1	1							
Tim Hulett, R OBP: 0.335, SLG: 0.407	 1-2			 BB	 1B	 1B		 BB		3	3	2	0	2	0	1							
Harold Baines, L OBP: 0.333, SLG: 0.410					 1B			 1-3		5	2	3	5	0	0	2							
Greg Walker, L OBP: 0.325, SLG: 0.511				 2B	 3B					5	2	3	1	0	2	1							
Carlton Fisk, R OBP: 0.315, SLG: 0.502					 3B					4	1	0	0	1	1	3							
Tom Paciorek, R OBP: 0.299, SLG: 0.273 Rudy Law, L OBP: 0.324, SLG: 0.396					 3B	 1B				3	1	1	2	1	0	0							
Marc Hill, R OBP: 0.246, SLG: 0.143				 1-2	 1-2	 1B				4	0	0	0	0	1	3							
Luis Salazar, R OBP: 0.212, SLG: 0.299					 IBB					3	1	0	0	1	1	1							
Ozzie Guillen, L OBP: 0.251, SLG: 0.269					 1-3			 HR		4	1	2	3	0	0	0							
Inning Stats	R: 0 E: 0 K: 1 S: 5	H: 1 LOB: 1 BB: 1 P: 9	R: 0 E: 0 K: 0 S: 3	H: 0 LOB: 0 BB: 0 P: 3	R: 0 E: 0 K: 0 S: 3	H: 0 LOB: 0 BB: 0 P: 3	R: 5 E: 0 K: 2 S: 10	H: 3 LOB: 1 BB: 3 P: 22	R: 3 E: 0 K: 0 S: 7	H: 4 LOB: 1 BB: 0 P: 7	R: 0 E: 0 K: 2 S: 7	H: 0 LOB: 0 BB: 0 P: 7	R: 0 E: 0 K: 1 S: 8	H: 0 LOB: 0 BB: 0 P: 7	R: 4 E: 0 K: 1 S: 8	H: 3 LOB: 2 BB: 2 P: 16	1B: 5 2B: 3 3B: 2 HR: 1	SF: 0 SAC: 0 DP: 1 HBP: 0	WP: 0 PB: 3 SB: 0 CS: 0	PA: 41			
PITCHER	IP	WLS	BF	H	R	ER	SO	BB	IBB	HBP	BLK	WP	HR	S	P	ERA	WHIP						
Brian Snyder, L ERA: 6.46	(1, 1)	3.2	L	18	4	5	2	2	2	0	0	0	0	18	34	12.27	1.636						
Roy Thomas, R ERA: 4.18	(4, 1)	1.1		8	4	3	3	1	0	0	0	0	0	10	10	20.25	3.000						
Bob Long, R ERA: 2.2	(6, 1)	2.0		7	0	0	0	2	1	0	0	0	0	10	14	0.00	0.500						
Salome Barojas, R ERA: 6.02	(8, 1)	1.0		8	3	4	4	1	1	1	0	0	0	1	8	16	36.00	4.000					

Seattle Mariners @ Chicago White Sox
Comiskey Park, Chicago, IL
Tue Jul 02 1985, 8:05 PM EDT
Att: 20,360 - Unknown

AB 34
R 12
H 11
RBI 11
BB 7
SO 6
LOB 12



Batter	1	2	3	4	5	6	7	8	9	AB	R	H	RBI	BB	SO	LOB	TOP										
Jack Perconte, L (1,4) OBP: 0.290, SLG: 0.320	F8		2B 3B		F8			F5	F3	5	1	1	0	0	0	0											
Phil Bradley, R (1,7) OBP: 0.375, SLG: 0.516	K		K		F9			FC4-6 1B	K2-3	5	0	1	0	0	0	3											
Alvin Davis, L (1,3) Domingo Ramos, R (8, PR) OBP: 0.236, SLG: 0.275 (8,3)	BB 1B		BB 2B		3-1			FC4-6 WP BB 2B	6-3	4	0	2	1	0	0	1											
Gorman Thomas, R (1,10) OBP: 0.371, SLG: 0.462	BB 1-2		BB 2B		K			WP 2B		2	1	0	0	2	2	1											
Al Cowens, R (1,9) OBP: 0.297, SLG: 0.464	F2		4-3		K			BB		4	1	1	2	0	1	3											
Dave Henderson, R (1,8) OBP: 0.321, SLG: 0.397		K			K			2B		4	1	1	1	0	2	0											
Jim Presley, R (1,5) OBP: 0.336, SLG: 0.526		K			K			2B		3	0	0	0	1	2	0											
Bob Kearney, R (1,2) OBP: 0.244, SLG: 0.320								1B BB		4	0	3	1	0	0	0											
Spike Owen, S (1,6) OBP: 0.308, SLG: 0.348					F9			1B 2B		4	0	0	0	0	0	4											
Inning Stats	R: 0 E: 0 K: 1 S: 6	H: 1 LOB: 2 BB: 1 P: 10	R: 0 E: 0 K: 2 S: 8	H: 1 LOB: 1 BB: 0 P: 8	R: 1 E: 0 K: 2 S: 9	H: 2 LOB: 1 BB: 0 P: 9	R: 0 E: 0 K: 2 S: 8	H: 1 LOB: 1 BB: 0 P: 8	R: 0 E: 0 K: 0 S: 3	H: 0 LOB: 0 BB: 0 P: 3	R: 0 E: 0 K: 0 S: 7	H: 0 LOB: 0 BB: 0 P: 7	R: 0 E: 0 K: 0 S: 3	H: 0 LOB: 0 BB: 0 P: 3	R: 4 E: 0 K: 0 S: 7	H: 4 LOB: 2 BB: 2 P: 15	R: 0 E: 0 K: 1 S: 5	H: 0 LOB: 0 BB: 0 P: 5	1B: 5 2B: 3 3B: 1 HR: 0	SF: 0 SAC: 0 DP: 0 HBP: 0	WP: 1 PA: 39 CS: 0						
PITCHER	IP	WLS	BF	H	R	ER	SO	BB	IBB	HBP	BLK	WP	HR	S	P	ERA	WHIP										
Gene Nelson, R (1,1) ERA: 2.79	5.0		21	5	1	1	7	1	0	0	0	0	0	34	38	1.80	1.200										
Dan Spillner, R (6,1) ERA: 3.27	2.2	L	12	3	4	4	2	1	0	0	0	1	0	15	19	13.50	1.500										
Steve Fireovid, R (8,1) ERA: 3.27	0.1		3	1	0	0	0	1	0	0	0	0	0	2	6	0.00	6.000										
Juan Agosto, L (9,1) ERA: 3.8	1.0		3	0	0	0	1	0	0	0	0	0	0	5	5	0.00	0.000										

Seattle Mariners @ Chicago White Sox
Comiskey Park, Chicago, IL
Wed Jul 03 1985, 8:05 PM EDT
Att: 22,909 - Unknown

AB 36
R 5
H 9
RBI 5
BB 3
SO 10
LOB 10



Batter	1	2	3	4	5	6	7	8	9	AB	R	H	RBI	BB	SO	LOB	BOTTOM										
Rudy Law, L (1,8) OBP: 0.318, SLG: 0.388	L6	G3			G3			B5-3		4	0	0	0	0	0	2											
Oscar Gamble, L (1,10) OBP: 0.355, SLG: 0.313	K		4-3		E4 1B			F4		4	0	1	1	0	1	0											
Harold Baines, L (1,9) OBP: 0.339, SLG: 0.415	BB 1B		CS 1B		F7			1B		4	0	3	0	0	0	1											
Greg Walker, L (1,3) OBP: 0.328, SLG: 0.515	BB 1B		1-2 K					F8		4	0	2	0	0	1	2											
Carlton Fisk, R (1,2) OBP: 0.314, SLG: 0.496	1-2 2-3 BB				F8			F6		3	0	0	0	1	0	2											
Tom Paciorek, R (1,7) OBP: 0.288, SLG: 0.262	K				6-3			6-3		4	0	0	0	0	1	4											
Tim Hulett, R (1,5) OBP: 0.333, SLG: 0.409					5-3			K		4	0	1	0	0	2	1											
Ozzie Guillen, L (1,6) OBP: 0.252, SLG: 0.275		SH3			F9 E 2B			F6		3	1	1	0	0	1	0											
Scott Fletcher, R (1,4) OBP: 0.306, SLG: 0.252		4-3			F9			6-3		3	0	0	0	0	0	2											
Inning Stats	R: 0 E: 0 K: 2 S: 9	H: 2 LOB: 3 BB: 1 P: 13	R: 0 E: 0 K: 0 S: 4	H: 1 LOB: 1 BB: 0 P: 4	R: 0 E: 0 K: 1 S: 5	H: 1 LOB: 0 BB: 0 P: 5	R: 0 E: 0 K: 0 S: 3	H: 0 LOB: 0 BB: 0 P: 3	R: 1 E: 1 K: 0 S: 5	H: 2 LOB: 1 BB: 0 P: 5	R: 0 E: 0 K: 1 S: 6	H: 1 LOB: 1 BB: 0 P: 6	R: 0 E: 0 K: 0 S: 3	H: 0 LOB: 0 BB: 0 P: 3	R: 0 E: 0 K: 0 S: 4	H: 1 LOB: 1 BB: 0 P: 4	R: 0 E: 0 K: 2 S: 7	H: 0 LOB: 0 BB: 0 P: 7	1B: 5 2B: 4 3B: 0 HR: 0	SF: 0 SAC: 1 DP: 1 HBP: 0	WP: 0 PA: 35 CS: 1						
PITCHER	IP	WLS	BF	H	R	ER	SO	BB	IBB	HBP	BLK	WP	HR	S	P	ERA	WHIP										
Bill Swift, R (1,1) ERA: 3.5	7.1		30	8	1	1	4	1	0	0	0	0	0	37	41	1.23	1.227										
Ed Yarde Berg, L (8,1) ERA: 2.75	0.1		1	0	0	0	0	0	0	0	0	0	0	1	1	0.00	0.000										
Ed Nunez, R (8,1) ERA: 2.38	1.1		4	0	0	0	2	0	0	0	0	0	0	8	8	0.00	0.000										

Seattle Mariners @ Chicago White Sox
Comiskey Park, Chicago, IL
Wed Jul 03 1985, 8:05 PM EDT
Att: 22,909 - Unknown

AB 33
R 1
H 8
RBI 1
BB 1
SO 6
LOB 14



Batter	1	2	3	4	5	6	7	8	9	AB	R	H	RBI	BB	SO	LOB	TOP		
Paul Moltor, R OBP: 0.386, SLG: 0.467 (1, 5)	L7			5-3		6-3		F3		4	0	0	0	0	0	0			
Jim Gantner, L OBP: 0.304, SLG: 0.341 (1, 4)	G6-4-3 BB			F8			4-3	F7		3	0	0	0	1	0	0			
Cecil Cooper, L OBP: 0.331, SLG: 0.479 (1, 3)	G6-4-3 1-2			L3			1B 2B	4-3		4	1	1	0	0	0	1			
Robin Yount, R OBP: 0.333, SLG: 0.412 (1, 7)		F2			6-3		L7	5-3		4	0	0	0	0	0	1			
Ted Simmons, S OBP: 0.309, SLG: 0.340 (1, 10)		F3			G3		E 1B			3	0	1	1	0	0	0			
Ben Oglivie, L OBP: 0.306, SLG: 0.322 (1, 9)		F5					E3 1-2			3	0	1	0	0	0	1			
Charlie Moore, R OBP: 0.310, SLG: 0.324 (1, 2)				F9		K	5-3			3	0	0	0	0	1	3			
Rick Manning, L OBP: 0.265, SLG: 0.303 (1, 8)				3-1			G5-4-3 1B	4-3		3	0	1	0	0	0	0			
Ed Romero, R OBP: 0.299, SLG: 0.244 (1, 6)				F7		G5-4-3 1-2		5-3		3	0	0	0	0	0	1			
Inning Stats	R: 0 E: 0 K: 0 S: 2	H: 0 LOB: 0 BB: 1 P: 6	R: 0 E: 0 K: 0 S: 3	H: 0 LOB: 0 BB: 0 P: 3	R: 0 E: 0 K: 0 S: 3	H: 0 LOB: 0 BB: 0 P: 3	R: 0 E: 0 K: 1 S: 6	H: 1 LOB: 1 BB: 0 P: 6	R: 0 E: 0 K: 0 S: 3	H: 1 LOB: 0 BB: 0 P: 3	R: 1 E: 1 K: 0 S: 6	H: 2 LOB: 2 BB: 0 P: 6	R: 0 E: 0 K: 0 S: 3	H: 0 LOB: 0 BB: 0 P: 3	R: 0 E: 0 K: 0 S: 3	H: 0 LOB: 0 BB: 0 P: 3	1B: 3 2B: 1 3B: 0 HR: 0	SF: 0 SAC: 0 DP: 2 HBP: 0	WP: 0 PA: 31 CS: 0
PITCHER Mike Moore, R ERA: 3.69 (1, 1)	IP: 9.0 WLS: W BF: 31 H: 4 R: 1 ER: 1 SO: 1 BB: 1 IBB: 0 HBP: 0 BLK: 0 WP: 0 HR: 0 S: 32 P: 36 ERA: 1.00 WHIP: 0.556															PITCHER			

Milwaukee Brewers @ Seattle Mariners
The Kingdome, Seattle, WA
Thu Jul 04 1985, 6:33 AM EDT
Att: 14,089 - Unknown

AB 30
R 1
H 4
RBI 1
BB 1
SO 1
LOB 7



Batter	1	2	3	4	5	6	7	8	9	AB	R	H	RBI	BB	SO	LOB	BOTTOM		
Jack Perconte, L OBP: 0.285, SLG: 0.314 (1, 4)	B5-3	4-3	4-3		4-6			FC3-6 WP		5	0	0	1	0	0	4			
Ivan Calderon, R OBP: 0.367, SLG: 0.558 (1, 9)	1B HR	SF9		SF9		FC6-4 1B		K		4	2	3	1	0	1	1			
Alvin Davis, L OBP: 0.367, SLG: 0.385 (1, 3)	1-3 HR	BB 1B		1B BB		F8		K		4	1	2	0	1	1	2			
Gorman Thomas, R OBP: 0.369, SLG: 0.455 (1, 10)	F7	BB 1B		K		K		K		3	0	0	0	1	2	5			
Dave Henderson, R OBP: 0.320, SLG: 0.409 (1, 8)	1-3 HR	5-3		SF9		FC6-4		F7		3	1	1	4	0	0	3			
Barry Bonnell, R OBP: 0.287, SLG: 0.301 (1, 7)	1B			1B SF7		FC5-4 1B		F7		4	1	3	0	0	0	0			
Jim Prestley, R OBP: 0.331, SLG: 0.518 (1, 5)	1-3			1-3		FC5-4		K		4	0	0	0	0	1	4			
Bob Kearney, R OBP: 0.256, SLG: 0.338 (1, 2)		E 4-3 1B		2-3 1B		4-6 2B		F7		4	1	3	0	0	0	0			
Spike Owen, S OBP: 0.312, SLG: 0.353 (1, 6)		E8 4-3 SF9 1B		SF7		F6		FC3-6 1B		3	1	2	1	0	0	1			
Inning Stats	R: 3 E: 0 K: 0 S: 7	H: 4 LOB: 1 BB: 0 P: 7	R: 2 E: 1 K: 0 S: 6	H: 3 LOB: 2 BB: 1 P: 10	R: 1 E: 0 K: 0 S: 5	H: 2 LOB: 1 BB: 0 P: 5	R: 1 E: 0 K: 1 S: 7	H: 2 LOB: 2 BB: 1 P: 11	R: 0 E: 0 K: 0 S: 3	H: 1 LOB: 0 BB: 0 P: 3	R: 0 E: 0 K: 1 S: 6	H: 1 LOB: 1 BB: 0 P: 6	R: 0 E: 0 K: 1 S: 5	H: 0 LOB: 0 BB: 0 P: 5	R: 0 E: 0 K: 2 S: 8	H: 1 LOB: 1 BB: 0 P: 8	1B: 11 2B: 2 3B: 1 HR: 1	SF: 3 SAC: 0 DP: 1 HBP: 0	WP: 1 PA: 39 CS: 0
PITCHER Moose Haas, R ERA: 2.71 Pete Ladd, R ERA: 3.33 Bob McClure, L ERA: 4.43	IP: 1.2 WLS: L BF: 16 H: 5 R: 2 ER: 2 SO: 1 BB: 2 IBB: 0 HBP: 0 BLK: 0 WP: 0 HR: 0 S: 16 P: 24 ERA: 5.40 WHIP: 2.100															PITCHER			

Milwaukee Brewers @ Seattle Mariners
The Kingdome, Seattle, WA
Thu Jul 04 1985, 6:33 AM EDT
Att: 14,089 - Unknown

AB 34
R 7
H 14
RBI 7
BB 2
SO 5
LOB 20



Batter	1	2	3	4	5	6	7	8	9	10	11	AB	R	H	RBI	BB	SO	LOB	TOP			
Paul Molitor, R OBP: 0.385, SLG: 0.464 (1, 5)	6-3		1B BB	L7			1B		SF9		F4	4	1	1	1	1	0	0				
Charlie Moore, R OBP: 0.306, SLG: 0.318 (1, 2)	5-3		F3	E5			1B G5-4-3		F9		6-3	6	0	1	0	0	0	2				
Cecil Cooper, L OBP: 0.332, SLG: 0.481 (1, 3)	6-3		1B HR	K			1B G5-4-3				1B FC5-2	5	1	2	1	0	1	3				
Robin Yount, R OBP: 0.334, SLG: 0.410 (1, 7)		F9	1B HR	F4				4-3			1B FC5-2	4	1	1	0	1	0	1				
Ted Simmons, S OBP: 0.310, SLG: 0.365 (1, 10)		HR	HR	K				2-3			FC5-2 1-3	5	2	2	4	0	1	2				
Bobby Clark, R OBP: 0.304, SLG: 0.292 Rick Manning, L OBP: 0.263, SLG: 0.300 (10, PH) (10, 8)		BB	K	K				F9			1-3	3	0	0	0	1	2	0				
Jim Gantner, L OBP: 0.309, SLG: 0.344 (1, 4)	L6											4	1	2	0	1	0	1				
Paul Householder, S OBP: 0.324, SLG: 0.326 (1, 9)	6-3			K				5-3			1B SF9	5	0	0	0	0	1	6				
Ed Romero, R OBP: 0.290, SLG: 0.236 Ben Oglivie, L OBP: 0.309, SLG: 0.326 Brian Giles, R OBP: 0.292, SLG: 0.241 (9, PH) (9, 6)			L9	6-3					F8		K	3	0	0	0	0	0	0				
Inning Stats	R: 0 E: 0 K: 0 S: 3	H: 0 LOB: 0 BB: 0 P: 3	R: 1 E: 0 K: 0 S: 4	H: 1 LOB: 1 BB: 1 P: 8	R: 4 E: 0 K: 1 S: 7	H: 2 LOB: 0 BB: 2 P: 15	R: 0 E: 0 K: 1 S: 5	H: 0 LOB: 0 BB: 0 P: 5	R: 0 E: 1 K: 2 S: 8	H: 1 LOB: 1 BB: 0 P: 8	R: 0 E: 0 K: 0 S: 3	H: 0 LOB: 0 BB: 0 P: 3	R: 1 E: 0 K: 0 S: 5	H: 2 LOB: 1 BB: 0 P: 5	R: 0 E: 0 K: 0 S: 5	H: 2 LOB: 3 BB: 1 P: 9	R: 0 E: 0 K: 1 S: 5	H: 0 LOB: 0 BB: 0 P: 5	1B: 7 2B: 1 3B: 0 HR: 2	SF: 1 SAC: 0 DP: 1 HBP: 0	WP: 0 PB: 0 SB: 2 CS: 0	PA: 47
PITCHER	IP ERA	WLS 4.94	BF 34	H 7	R 6	ER 6	SO 5	BB 3	IBB 0	HBP 0	BLK 0	WP 0	HR 2	S 41	P 53	ERA 6.75	WHIP 1.250					
Matt Young, L ERA: 4.94 Ed Nunez, R ERA: 2.25 (1, 1) (9, 1)	3.0	W	13	3	0	0	1	0	1	0	0	0	0	0	14	18	0.00	1.000				

Milwaukee Brewers @ Seattle Mariners
The Kingdome, Seattle, WA
Fri Jul 05 1985, 10:05 PM EDT
Att: 14,763 - Unknown

AB 42
R 6
H 10
RBI 6
BB 4
SO 6
LOB 17




Batter	1	2	3	4	5	6	7	8	9	10	11	AB	R	H	RBI	BB	SO	LOB	BOTTOM							
Jack Perconte, L OBP: 0.283, SLG: 0.312 Al Cowens, R OBP: 0.295, SLG: 0.461 Donnie Scott, S OBP: 0.223, SLG: 0.291 (1, 4) (10, PH) (11, 2)	F8			F8		FC4-6 1B	G3			5-3		5	1	1	1	0	0	3								
Phil Bradley, R OBP: 0.360, SLG: 0.516 (1, 7)		1B										5	2	3	1	1	1	2								
Alvin Davis, L OBP: 0.370, SLG: 0.385 (1, 3)	F3											5	0	2	0	1	0	4								
Gorman Thomas, R OBP: 0.368, SLG: 0.453 (1, 10)	5-3			K								5	1	1	1	1	1	4								
Ivan Calderon, R OBP: 0.379, SLG: 0.560 (1, 9)		1B		B2-6-3								5	1	3	1	1	0	3								
Dave Henderson, R OBP: 0.313, SLG: 0.399 (1, 8)	F7			5-3								6	0	0	0	0	1	8								
Jim Presley, R OBP: 0.341, SLG: 0.521 (1, 5)		1B										4	2	3	0	2	0	1								
Bob Kearney, R OBP: 0.291, SLG: 0.331 Ken Phelps, L OBP: 0.340, SLG: 0.481 Domingo Ramos, R OBP: 0.250, SLG: 0.288 (10, PH) (10, PR) (11, 4)		K		FC1-4								3	0	0	0	0	2	6								
Spike Owen, S OBP: 0.319, SLG: 0.362 (1, 6)	1B											3	0	2	1	1	0	1								
Inning Stats	R: 0 E: 0 K: 0 S: 4	H: 1 LOB: 1 BB: 0 P: 4	R: 2 E: 0 K: 1 S: 9	H: 4 LOB: 2 BB: 0 P: 9	R: 0 E: 0 K: 1 S: 5	H: 1 LOB: 0 BB: 0 P: 5	R: 0 E: 0 K: 0 S: 5	H: 2 LOB: 2 BB: 0 P: 5	R: 1 E: 0 K: 1 S: 7	H: 2 LOB: 3 BB: 2 P: 15	R: 2 E: 1 K: 0 S: 6	H: 2 LOB: 2 BB: 1 P: 10	R: 1 E: 0 K: 0 S: 4	H: 1 LOB: 0 BB: 0 P: 4	R: 0 E: 0 K: 1 S: 4	H: 0 LOB: 0 BB: 1 P: 8	R: 0 E: 0 K: 1 S: 5	H: 1 LOB: 0 BB: 0 P: 5	R: 0 E: 0 K: 0 S: 4	H: 1 LOB: 2 BB: 1 P: 8	R: 1 E: 0 K: 0 S: 3	H: 2 LOB: 3 BB: 2 P: 11	1B: 15 2B: 2 3B: 0 HR: 0	SF: 0 SAC: 2 DP: 2 HBP: 0	WP: 0 PB: 1 SB: 2 CS: 1	PA: 53
PITCHER	IP ERA	WLS 3.61	BF 23	H 10	R 3	ER 3	SO 2	BB 1	IBB 0	HBP 0	BLK 0	WP 0	HR 0	S 26	P 30	ERA 6.23	WHIP 2.538									
Ray Burris, R ERA: 3.61 Bob Gibson, R ERA: 3.19 Rollie Fingers, R ERA: 4.54 Rick Waits, L ERA: 27.0 (1, 1) (5, 1) (9, 1) (11, 1)	4.1	L	5	2	1	1	0	0	2	0	0	0	0	0	9	13	0.00	1.500								

Milwaukee Brewers @ Seattle Mariners
The Kingdome, Seattle, WA
Fri Jul 05 1985, 10:05 PM EDT
Att: 14,763 - Unknown

AB 44
R 7
H 17
RBI 6
BB 7
SO 5
LOB 34



Batter	1	2	3	4	5	6	7	8	9	AB	R	H	RBI	BB	SO	LOB	TOP								
Paul Moltzer, R OBP: 0.380, SLG: 0.456	F9		K		5-3		F7		6-3	5	0	0	0	0	1	3	Milwaukee Brewers @ Seattle Mariners The Kingdome, Seattle, WA Sat Jul 06 1985, 10:05 PM EDT Att: 21,014 - Unknown								
Ernest Riles, L OBP: 0.325, SLG: 0.407	4-3		L9		F7		4-3		BB	4	0	0	1	1	0	2									
Cecil Cooper, L OBP: 0.330, SLG: 0.476	E S 1B		6-3		4-3		L8		F8	5	0	1	0	0	0	3									
Robin Yount, R OBP: 0.333, SLG: 0.407	F9				L5		1B 1B		L9	4	1	1	0	0	0	1									
Ted Simmons, S OBP: 0.317, SLG: 0.383		4-3			FC4-2 3B		1B		1B	4	1	3	0	0	0	0									
Ben Oglivie, L OBP: 0.316, SLG: 0.332		1B BB			FC4-2 BB		1B		FC4-6 1B	3	0	2	2	1	0	1									
Jim Gantner, L OBP: 0.312, SLG: 0.344		1B BB			3-H 4-0		F8		FC4-6 S	3	0	1	0	1	0	2									
Charlie Moore, R OBP: 0.305, SLG: 0.317		G6-4-3			4-3		1B 4-3		K	4	1	1	0	0	1	5									
Rick Manning, L OBP: 0.271, SLG: 0.301					4-3		1B 4-3		1-3	3	0	1	0	1	0	0									
Inning Stats	R: 0 E: 0 K: 0 S: 4	H: 1 LOB: 1 BB: 0 P: 4	R: 0 E: 0 K: 0 S: 3	H: 1 LOB: 1 BB: 1 P: 7	R: 0 E: 0 K: 1 S: 5	H: 0 LOB: 1 BB: 1 P: 9	R: 0 E: 0 K: 0 S: 4	H: 1 LOB: 2 BB: 1 P: 8	R: 0 E: 0 K: 0 S: 3	H: 0 LOB: 0 BB: 0 P: 3	R: 1 E: 0 K: 0 S: 5	H: 3 LOB: 1 BB: 0 P: 5	R: 1 E: 0 K: 0 S: 5	H: 2 LOB: 1 BB: 0 P: 5	R: 1 E: 0 K: 1 S: 7	H: 2 LOB: 1 BB: 0 P: 7		R: 0 E: 0 K: 0 S: 3	H: 0 LOB: 1 BB: 1 P: 7	1B: 8 2B: 1 3B: 1 HR: 0	SF: 0 SAC: 0 DP: 1 HBP: 0	WP: 0 PB: 0 SB: 2 CS: 0	PA: 39		
PITCHER	IP	WLS	BF	H	R	ER	SO	BB	IBB	HBP	BLK	WP	HR	S	P	ERA	WHIP								
Frank Wills, R ERA: 3.95	6.1		28	8	2	2	1	3	0	0	0	0	0	27	39	2.84	1.737								
Ed Vande Berg, L ERA: 2.89	1.1		6	2	1	1	0	0	0	0	0	0	0	6	6	6.75	1.500								
Roy Thomas, R ERA: 4.03	1.0	W	4	0	0	0	1	1	0	0	0	0	0	5	9	0.00	1.000								
Brian Snyder, L ERA: 6.38	0.1	S	1	0	0	0	0	0	0	0	0	0	0	1	1	0.00	0.000								

Batter	1	2	3	4	5	6	7	8	9	AB	R	H	RBI	BB	SO	LOB	BOTTOM								
Jack Perconte, L OBP: 0.283, SLG: 0.308	BB		F8		K		3-1			3	0	0	0	1	1	2	Milwaukee Brewers @ Seattle Mariners The Kingdome, Seattle, WA Sat Jul 06 1985, 10:05 PM EDT Att: 21,014 - Unknown								
Phil Bradley, R OBP: 0.382, SLG: 0.526	F9		K				G5-3 BB HBP		HR	3	1	1	1	0	1	2									
Alvin Davis, L OBP: 0.368, SLG: 0.383	F8				3-1		F8		BB E 1B	4	1	1	0	0	0	2									
Gorman Thomas, R OBP: 0.370, SLG: 0.448	K				HR		BB		F7	2	1	0	0	2	1	2									
Al Cowens, R OBP: 0.294, SLG: 0.472		4-3			HR		G5-3		F8	4	1	1	2	0	0	3									
Ivan Calderon, R OBP: 0.376, SLG: 0.547		K			1-3				E BB	3	0	0	0	1	1	0									
Darnell Coles, R OBP: 0.350, SLG: 0.340		F8			F7		2B		E9 FC6-4	4	1	1	0	0	0	1									
Donnie Scott, S OBP: 0.227, SLG: 0.303			4-3				F7		FC6-4	3	0	1	1	0	0	0									
Bob Kearney, R OBP: 0.250, SLG: 0.329									1-2	1	0	0	0	0	0	2									
Spike Owen, S OBP: 0.322, SLG: 0.362										0	0	0	0	1	0	0									
Domingo Ramos, R OBP: 0.241, SLG: 0.278							K		F3	2	0	0	0	0	1	1									
Inning Stats	R: 0 E: 0 K: 1 S: 5	H: 0 LOB: 1 BB: 1 P: 9	R: 0 E: 0 K: 1 S: 5	H: 0 LOB: 0 BB: 0 P: 5	R: 0 E: 0 K: 1 S: 5	H: 0 LOB: 1 BB: 1 P: 9	R: 2 E: 0 K: 0 S: 4	H: 1 LOB: 0 BB: 1 P: 8	R: 0 E: 0 K: 2 S: 7	H: 0 LOB: 0 BB: 0 P: 7	R: 0 E: 0 K: 0 S: 2	H: 0 LOB: 1 BB: 1 P: 7	R: 1 E: 0 K: 0 S: 5	H: 2 LOB: 1 BB: 0 P: 5	R: 2 E: 1 K: 0 S: 6	H: 2 LOB: 2 BB: 1 P: 10	R: 2 E: 0 K: 0 S: 3	H: 2 LOB: 2 BB: 1 P: 10	1B: 2 2B: 1 3B: 0 HR: 2	SF: 0 SAC: 0 DP: 1 HBP: 1	WP: 0 PB: 0 SB: 0 CS: 0	PA: 35			
PITCHER	IP	WLS	BF	H	R	ER	SO	BB	IBB	HBP	BLK	WP	HR	S	P	ERA	WHIP								
Pete Vuckovich, R ERA: 5.65	8.0	L	35	5	5	4	5	5	0	1	0	0	2	39	60	4.50	1.250								



Batter	1	2	3	4	5	6	7	8	9	AB	R	H	RBI	BB	SO	LOB	TOP				
Paul Moltzer, R OBP: 0.381, SLG: 0.456 (1, 5)										4	1	2	0	0	0	3	Milwaukee Brewers @ Seattle Mariners The Kingdome, Seattle, WA Sun Jul 07 1985, 6:33 AM EDT Att: 11,574 - Unknown				
Ernest Riles, L OBP: 0.316, SLG: 0.396 (1, 6)										4	0	0	0	0	1	5					
Cecil Cooper, L OBP: 0.332, SLG: 0.475 (1, 3)										3	0	1	1	1	0	0					
Robin Yount, R OBP: 0.332, SLG: 0.409 (1, 7)										4	1	1	0	0	0	2					
Ted Simmons, S OBP: 0.316, SLG: 0.381 (1, 10)										4	0	1	1	0	0	1					
Ben Oglivie, L OBP: 0.316, SLG: 0.330 (1, 9)										4	0	1	0	0	1	2					
Jim Gantner, L OBP: 0.311, SLG: 0.342 (1, 4)										4	0	1	0	0	0	1					
Charlie Moore, R OBP: 0.308, SLG: 0.317 (1, 2)										3	0	1	0	1	1	0					
Rick Manning, L OBP: 0.279, SLG: 0.308 (1, 8)										4	0	2	0	0	0	3					
Inning Stats	R: 1 E: 0 K: 0 S: 4	H: 2 LOB: 0 BB: 0 P: 4	R: 0 E: 0 K: 0 S: 3	H: 0 LOB: 0 BB: 0 P: 3	R: 0 E: 0 K: 1 S: 6	H: 1 LOB: 1 BB: 0 P: 6	R: 1 E: 0 K: 1 S: 8	H: 3 LOB: 3 BB: 1 P: 12	R: 0 E: 0 K: 0 S: 3	H: 1 LOB: 0 BB: 0 P: 3	R: 0 E: 0 K: 0 S: 4	H: 2 LOB: 1 BB: 0 P: 4	R: 0 E: 1 K: 0 S: 4	H: 0 LOB: 1 BB: 1 P: 7	R: 0 E: 0 K: 1 S: 5	H: 0 LOB: 0 BB: 0 P: 5	1B: 9 2B: 1 3B: 0 HR: 0	SF: 0 SAC: 0 DP: 3 HBP: 0	WP: 0 PB: 0 CS: 0	PA: 36	
PITCHER	IP	WLS	BF	H	R	ER	SO	BB	IBB	HBP	BLK	WP	HR	S	P	ERA	WHIP				
Bill Swift, R ERA: 3.4 (1, 1)	6.1	L	28	10	2	2	2	1	0	0	0	0	0	31	35	2.84	1.737				
Ed Vande Berg, L ERA: 2.54 (7, 1)	0.2		2	0	0	0	0	1	0	0	0	0	0	1	5	0.00	1.500				
Roy Thomas, R ERA: 3.77 (8, 1)	2.0		6	0	0	0	1	0	0	0	0	0	0	8	8	0.00	0.000				

AB	34
R	2
H	10
RBI	2
BB	2
SO	3
LOB	17



Batter	1	2	3	4	5	6	7	8	9	AB	R	H	RBI	BB	SO	LOB	BOTTOM				
Jack Perconte, L OBP: 0.280, SLG: 0.305 (1, 4)										3	0	0	0	0	0	0	Milwaukee Brewers @ Seattle Mariners The Kingdome, Seattle, WA Sun Jul 07 1985, 6:33 AM EDT Att: 11,574 - Unknown				
Ivan Calderon, R OBP: 0.373, SLG: 0.543 (8, FH)										1	0	0	0	0	1	1					
Domingo Ramos, R OBP: 0.241, SLG: 0.278 (9, 4)										0	0	0	0	0	0	0					
Phil Bradley, R OBP: 0.380, SLG: 0.522 (1, 7)										4	0	1	0	0	1	1					
Al Cowens, R OBP: 0.294, SLG: 0.468 (1, 9)										4	0	1	0	0	0	1					
Gorman Thomas, R OBP: 0.372, SLG: 0.446 (1, 10)										3	0	1	0	1	0	2					
Alvin Davis, L OBP: 0.367, SLG: 0.379 (1, 3)										3	0	0	0	1	0	3					
Dave Henderson, R OBP: 0.309, SLG: 0.394 (1, 8)										3	0	0	0	0	0	2					
Ken Phelps, L OBP: 0.337, SLG: 0.475 (9, FH)									1	0	0	0	0	0	2						
Jim Prestley, R OBP: 0.340, SLG: 0.528 (1, 5)										4	1	1	1	0	0	4					
Darnell Coles, R OBP: 0.333, SLG: 0.321 (1, 6)										3	0	0	0	0	2	0					
Bob Kearney, R OBP: 0.251, SLG: 0.329 (1, 2)										3	0	1	0	0	1	0					
Inning Stats	R: 0 E: 0 K: 1 S: 5	H: 0 LOB: 0 BB: 0 P: 5	R: 0 E: 0 K: 0 S: 3	H: 0 LOB: 1 BB: 1 P: 7	R: 0 E: 0 K: 2 S: 7	H: 0 LOB: 0 BB: 0 P: 7	R: 0 E: 0 K: 0 S: 4	H: 1 LOB: 1 BB: 0 P: 4	R: 1 E: 0 K: 1 S: 6	H: 1 LOB: 0 BB: 0 P: 6	R: 0 E: 0 K: 0 S: 3	H: 0 LOB: 0 BB: 0 P: 3	R: 0 E: 1 K: 0 S: 4	H: 1 LOB: 1 BB: 0 P: 4	R: 0 E: 0 K: 1 S: 6	H: 1 LOB: 2 BB: 1 P: 8	1B: 4 2B: 0 3B: 0 HR: 1	SF: 0 SAC: 0 DP: 0 HBP: 0	WP: 1 PB: 0 CS: 0	PA: 34	
PITCHER	IP	WLS	BF	H	R	ER	SO	BB	IBB	HBP	BLK	WP	HR	S	P	ERA	WHIP				
Teddy Higuera, L ERA: 4.75 (1, 1)	8.0	W	30	5	1	1	5	1	0	0	0	1	0	39	43	1.12	0.750				
Rolie Fingers, R ERA: 4.41 (9, 1)	1.0	S	4	0	0	0	0	1	0	0	0	1	0	3	7	0.00	1.000				



Batter	1	2	3	4	5	6	7	8	9	AB	R	H	RBI	BB	SO	LOB	TOP					
Damaso Garcia, R (1,4) OBP: 0.306, SLG: 0.371	5-3		F8				L8		6-3	5	0	1	0	0	0	1	Toronto Blue Jays @ Seattle Mariners The Kingdome, Seattle, WA Mon Jul 08 1985, 10:05 PM EDT Att: 20,817 - Unknown livebaseballscorecards.com					
Lloyd Moseby, L (1,8) OBP: 0.336, SLG: 0.375	6-3		K				L3		2B BB	3	1	0	0	1	1							
Rance Mulliniks, L (1,5) OBP: 0.397, SLG: 0.449 Garth Iorg, R (8,PH) OBP: 0.379, SLG: 0.455	1B						4-3		K	3	0	1	0	0	1	0						
George Bell, R (1,7) OBP: 0.334, SLG: 0.514	1B						K		F8 1B 2B	4	1	3	1	0	1	0						
Willie Upshaw, L (1,3) OBP: 0.299, SLG: 0.375	L4						4-3		F8	4	0	0	0	0	0	4						
Jeff Burroughs, R (1,10) OBP: 0.383, SLG: 0.393 Manuel Lee, S (7,PR) OBP: 0.182, SLG: 0.143 Ron Shepherd, R (8,PH) OBP: 0.185, SLG: 0.160 Len Matuszek, L (8,PH) OBP: 0.259, SLG: 0.318	K								3B 1B	2	0	1	0	1	1	0						
Ernie Whitt, L (1,2) OBP: 0.344, SLG: 0.518	F9								1B	0	1	1	1	0	0	3						
Jesse Barfield, R (1,9) OBP: 0.329, SLG: 0.439	K						5-3		F5	4	0	0	0	0	2	2						
Tony Fernandez, S (1,6) OBP: 0.333, SLG: 0.391			L6				2-3		G3	3	0	0	1	0	0	0						
Inning Stats	R: 0 E: 0 K: 0 S: 5	H: 2 LOB: 2 BB: 0 P: 5	R: 0 E: 0 K: 2 S: 7	H: 0 LOB: 0 BB: 0 P: 7	R: 0 E: 0 K: 1 S: 5	H: 0 LOB: 0 BB: 0 P: 5	R: 0 E: 0 K: 1 S: 6	H: 1 LOB: 2 BB: 1 P: 10	R: 0 E: 0 K: 1 S: 6	H: 1 LOB: 1 BB: 0 P: 6	R: 0 E: 0 K: 1 S: 5	H: 0 LOB: 0 BB: 0 P: 5	R: 2 E: 0 K: 0 S: 5	H: 2 LOB: 1 BB: 0 P: 5	R: 2 E: 0 K: 1 S: 7	H: 2 LOB: 1 BB: 1 P: 11		R: 0 E: 0 K: 0 S: 3	H: 0 LOB: 0 BB: 0 P: 3	1B: 5 2B: 2 3B: 1 HR: 0	SF: 1 SAC: 0 DP: 0 HBP: 0	WP: 0 PB: 0 SB: 1 CS: 0
PITCHER	IP WLS BF H R ER SO BB IBB HBP BLK WP HR S P ERA WHIP																					
Mike Moore, R (1,1) ERA: 3.7	7.0 L 29 6 3 3 6 2 0 0 0 1 0 0 39 47 3.86 1.143																					
Ed Vande Berg, L (8,1) ERA: 3.03	0.2 3 1 0 0 1 0 0 0 0 0 0 0 5 5 0.00 1.500																					
Roy Thomas, R (8,1) ERA: 3.73	0.1 2 1 1 1 0 0 0 0 0 0 0 0 2 2 27.00 3.000																					
Bob Long, R (9,1) ERA: 2.08	1.0 3 0 0 0 0 0 0 0 0 0 0 0 3 3 0.00 0.000																					

Batter	1	2	3	4	5	6	7	8	9	AB	R	H	RBI	BB	SO	LOB	BOTTOM					
Jack Perconte, L (1,4) OBP: 0.283, SLG: 0.307	1B								L9	4	0	2	0	0	0	2	Toronto Blue Jays @ Seattle Mariners The Kingdome, Seattle, WA Mon Jul 08 1985, 10:05 PM EDT Att: 20,817 - Unknown livebaseballscorecards.com					
Phil Bradley, R (1,7) OBP: 0.376, SLG: 0.516	K								3	4	0	0	0	0	2	3						
Alvin Davis, L (1,3) OBP: 0.366, SLG: 0.375	F5								5-3	3	0	0	0	1	0	1						
Gorman Thomas, R (1,10) OBP: 0.374, SLG: 0.453	F9								G3 2B	4	0	2	0	0	0	1						
Al Cowens, R (1,9) OBP: 0.293, SLG: 0.463	F9								G3	4	0	1	0	0	0	3						
Dave Henderson, R (1,8) OBP: 0.305, SLG: 0.388	L7								F4	4	0	0	0	0	0	3						
Jim Prestley, R (1,5) OBP: 0.337, SLG: 0.523	F6								F8	3	0	0	0	0	1	1						
Domingo Ramos, R (1,6) OBP: 0.246, SLG: 0.281			K						K	3	0	1	0	0	2	1						
Bob Kearney, R (1,2) OBP: 0.249, SLG: 0.325 Donnie Scott, S (8,PH) OBP: 0.235, SLG: 0.311	F4								F8	2	0	0	0	0	0	1						
Inning Stats	R: 0 E: 0 K: 1 S: 6	H: 1 LOB: 1 BB: 0 P: 6	R: 0 E: 0 K: 0 S: 3	H: 0 LOB: 0 BB: 0 P: 3	R: 0 E: 0 K: 2 S: 8	H: 1 LOB: 1 BB: 0 P: 8	R: 0 E: 0 K: 0 S: 3	H: 1 LOB: 1 BB: 1 P: 7	R: 0 E: 0 K: 0 S: 4	H: 1 LOB: 1 BB: 0 P: 4	R: 0 E: 0 K: 0 S: 3	H: 0 LOB: 0 BB: 0 P: 3	R: 0 E: 0 K: 2 S: 8	H: 1 LOB: 1 BB: 0 P: 8	R: 0 E: 0 K: 0 S: 3	H: 1 LOB: 1 BB: 0 P: 3		R: 0 E: 0 K: 0 S: 4	H: 1 LOB: 1 BB: 0 P: 4	1B: 6 2B: 2 3B: 0 HR: 0	SF: 0 SAC: 0 DP: 2 HBP: 0	WP: 0 PB: 0 SB: 1 CS: 0
PITCHER	IP WLS BF H R ER SO BB IBB HBP BLK WP HR S P ERA WHIP																					
Dave Stieb, R (1,1) ERA: 1.84	7.0 W 26 5 0 0 5 1 0 0 0 0 0 0 35 39 0.00 0.857																					
Jim Acker, R (8,1) ERA: 2.65	2.0 7 2 0 0 0 0 0 0 0 0 0 0 7 7 0.00 1.000																					

Batter	1	2	3	4	5	6	7	8	9	AB	R	H	RBI	BB	SO	LOB	TOP																			
Damaso Garcia, R (1,4) OBP: 0.305, SLG: 0.369 Manuel Lee, S (7,PH) OBP: 0.167, SLG: 0.130	F8		F5		2B		K	F9		3	1	1	0	0	0	0	Toronto Blue Jays @ Seattle Mariners The Kingdome, Seattle, WA Wed Jul 10 1985, 10:05 PM EDT Att: 12,815 - Unknown																			
Lloyd Moseby, L (1,8) OBP: 0.337, SLG: 0.387 Ron Shepherd, R (7,8)	K		HR		HR		K	K		4	2	2	3	0	2	0																				
Rance Mulliniks, L (1,5) OBP: 0.401, SLG: 0.468 Garth Iorg, R (5,PH) OBP: 0.388, SLG: 0.452	HR		K		BB		E		6-3	2	1	1	1	0	1	0																				
George Bell, R (1,7) OBP: 0.334, SLG: 0.525 Lou Thornton, L (9,7)	F8		F7		G5-4-3		E5			5	2	1	1	0	0	2																				
Al Oliver, L (1,10)		F8			HR					5	1	2	3	0	0	0																				
Willie Upshaw, L (1,3) OBP: 0.312, SLG: 0.385		WP			CS		K			3	0	0	0	2	1	1																				
Ernie Whitt, L (1,2) OBP: 0.335, SLG: 0.505		F5			G3					4	1	1	0	0	0	2																				
Jesse Barfield, R (1,9) OBP: 0.337, SLG: 0.455					HR					3	1	2	1	1	0	1																				
Tony Fernandez, S (1,6) OBP: 0.335, SLG: 0.389		4-3			1B					4	1	2	1	0	0	3																				
Inning Stats	R: 1 E: 0 K: 1 S: 6	H: 1 LOB: 0 BB: 0 P: 6	R: 0 E: 0 K: 0 S: 3	H: 0 LOB: 2 BB: 2 P: 11	R: 1 E: 0 K: 1 S: 6	H: 1 LOB: 0 BB: 0 P: 6	R: 0 E: 0 K: 0 S: 2	H: 0 LOB: 0 BB: 1 P: 6	R: 5 E: 0 K: 0 S: 7	H: 5 LOB: 0 BB: 1 P: 11	R: 0 E: 0 K: 0 S: 3	H: 1 LOB: 0 BB: 0 P: 3	R: 2 E: 1 K: 3 S: 11	H: 1 LOB: 1 BB: 1 P: 15	R: 1 E: 0 K: 1 S: 7	H: 2 LOB: 1 BB: 0 P: 7	R: 1 E: 0 K: 0 S: 4	H: 1 LOB: 0 BB: 0 P: 4	1B: 5 2B: 2 3B: 0 HR: 5	SF: 0 SAC: 0 DP: 2 HBP: 0	WP: 1 PB: 0 SB: 0 CS: 1	PA: 42														
PITCHER	IP	WLS	BF	H	R	ER	SO	BB	IBB	HBP	BLK	WP	HR	S	P	ERA	WHIP	PITCHER		IP	WLS	BF	H	R	ER	SO	BB	IBB	HBP	BLK	WP	HR	S	P	ERA	WHIP
Frank Wills, R (1,1) ERA: 4.8	4.0	L	20	6	6	6	2	3	0	0	0	1	3	21	33	13.50	2.250																			
Brian Snyder, L (5,1) ERA: 6.21	5.0		22	6	5	3	4	2	0	0	0	0	2	28	36	5.40	1.600																			

AB	37
R	11
H	12
RBI	10
BB	5
SO	6
LOB	11



Batter	1	2	3	4	5	6	7	8	9	AB	R	H	RBI	BB	SO	LOB	BOTTOM																			
Harold Reynolds, S (1,4) OBP: 0.220, SLG: 0.061	1-3		F8					F6		3	0	0	0	1	0	1	Toronto Blue Jays @ Seattle Mariners The Kingdome, Seattle, WA Wed Jul 10 1985, 10:05 PM EDT Att: 12,815 - Unknown																			
Phil Bradley, R (1,8) OBP: 0.376, SLG: 0.512	6-3		4-3					F9		4	0	1	0	0	0	1																				
Al Cowens, R (1,9) OBP: 0.293, SLG: 0.456	5-3				L8			F8		4	0	0	0	0	0	2																				
Gorman Thomas, R (1,10) OBP: 0.376, SLG: 0.460		HR			F6			K		4	1	1	1	0	1	2																				
Ken Phelps, L (1,3) OBP: 0.333, SLG: 0.464		K						F7		4	0	1	0	0	1	2																				
Ivan Calderon, R (1,7) OBP: 0.377, SLG: 0.539		F9								2	0	1	0	1	0	0																				
Jim Prestley, R (1,5) OBP: 0.336, SLG: 0.514		1-3			G6-3			F4		3	0	0	0	0	0	2																				
Bob Kearney, R (1,2) OBP: 0.258, SLG: 0.333 Donnie Scott, S (5,PH) OBP: 0.226, SLG: 0.301			F4		4-3			K		1	0	0	0	0	0	0																				
Spike Owen, S (1,6) OBP: 0.320, SLG: 0.358								F7		3	0	1	0	0	0	1																				
Inning Stats	R: 0 E: 0 K: 0 S: 3	H: 0 LOB: 0 BB: 0 P: 3	R: 1 E: 0 K: 1 S: 6	H: 1 LOB: 0 BB: 0 P: 6	R: 0 E: 0 K: 0 S: 4	H: 1 LOB: 1 BB: 0 P: 4	R: 0 E: 0 K: 0 S: 3	H: 1 LOB: 1 BB: 0 P: 3	R: 0 E: 0 K: 0 S: 5	H: 0 LOB: 0 BB: 0 P: 5	R: 0 E: 0 K: 1 S: 6	H: 1 LOB: 1 BB: 0 P: 6	R: 0 E: 0 K: 0 S: 4	H: 1 LOB: 2 BB: 1 P: 8	1B: 4 2B: 0 3B: 0 HR: 1	SF: 0 SAC: 0 DP: 1 HBP: 0	WP: 0 PB: 0 SB: 0 CS: 0	PA: 32																		
PITCHER	IP	WLS	BF	H	R	ER	SO	BB	IBB	HBP	BLK	WP	HR	S	P	ERA	WHIP	PITCHER		IP	WLS	BF	H	R	ER	SO	BB	IBB	HBP	BLK	WP	HR	S	P	ERA	WHIP
Jim Clancy, R (1,1) ERA: 4.22	7.0	W	23	3	1	1	2	1	0	0	0	0	0	10	14	0.00	1.500																			
Bill Caudill, R (8,1) ERA: 3.21	2.0		9	2	0	0	1	1	0	0	0	0	0	10	14	0.00	1.500																			

AB	30
R	1
H	5
RBI	1
BB	2
SO	3
LOB	12



Batter	1	2	3	4	5	6	7	8	9	AB	R	H	RBI	BB	SO	LOB	TOP								
Dwight Evans, R OBP: 0.367, SLG: 0.353 (1, 9)	1-3		K		G1-6-3			6-3	K	5	0	0	0	0	2	2									
Wade Boggs, L OBP: 0.433, SLG: 0.428 (1, 5)	F7		BB			L7		HR	1B	4	1	2	1	1	0	0									
Jim Rice, R OBP: 0.324, SLG: 0.456 (1, 7)	5-3		4-3			HR		K	F8	5	1	1	1	0	1	4									
Bill Buckner, L OBP: 0.314, SLG: 0.428 (1, 3)		G3		4-3		L6		HR		4	1	1	2	0	0	0									
Mike Easter, L OBP: 0.327, SLG: 0.416 (1, 10)	F7		K			F7		K		4	0	0	0	0	2	0									
Rich Gedman, L OBP: 0.365, SLG: 0.471 (1, 2)	1B	BB		HBP			5-3	1B	HR	2	1	2	1	1	0	0									
Glenn Hoffman, R OBP: 0.326, SLG: 0.417 (1, 6)		1B		F2			5-3	K		4	0	1	0	0	1	2									
Steve Lyons, L OBP: 0.329, SLG: 0.353 (1, 8)	K				K		K		1B	3	1	0	0	1	3	3									
Marty Barrett, R OBP: 0.365, SLG: 0.356 (1, 4)			L3		F7		F3		1B	4	0	1	0	0	0	1									
Inning Stats	R: 0 E: 0 K: 0 S: 3	H: 0 LOB: 0 BB: 0 P: 3	R: 0 E: 0 K: 1 S: 6	H: 1 LOB: 2 BB: 1 P: 10	R: 0 E: 0 K: 1 S: 5	H: 0 LOB: 1 BB: 1 P: 9	R: 0 E: 0 K: 1 S: 5	H: 0 LOB: 0 BB: 0 P: 6	R: 0 E: 0 K: 1 S: 6	H: 1 LOB: 1 BB: 0 P: 6	R: 1 E: 0 K: 0 S: 4	H: 1 LOB: 0 BB: 0 P: 4	R: 0 E: 0 K: 1 S: 6	H: 1 LOB: 1 BB: 0 P: 6	R: 2 E: 0 K: 2 S: 9	H: 2 LOB: 0 BB: 0 P: 9	R: 2 E: 0 K: 10 S: 10	H: 3 LOB: 2 BB: 1 P: 14	1B: 5 2B: 0 3B: 0 HR: 3	SF: 0 SAC: 0 DP: 0 HBP: 1	WP: 0 PB: 0 SB: 0 CS: 0	PA: 39			
PITCHER	IP	WLS	BF	H	R	ER	SO	BB	IBB	HBP	BLK	WP	HR	S	P	ERA	WHIP								
Mike Moore, R ERA: 3.62 (1, 1)	7.1		29	4	2	2	5	2	0	1	0	0	1	36	45	2.46	0.818								
Ed Nunez, R ERA: 2.55 (8, 1)	1.0	L	7	3	3	3	3	1	0	0	1	0	2	12	16	27.00	4.000								
Roy Thomas, R ERA: 3.67 (9, 1)	0.1		1	0	0	0	1	0	0	0	0	0	0	3	3	0.00	0.000								
Ed Vande Berg, L ERA: 4.02 (9, 1)	0.0		1	1	0	0	0	0	0	0	0	0	0	1	1	∞	∞								
Bob Long, R ERA: 1.6 (9, 1)	0.1		1	0	0	0	0	0	0	0	0	0	0	1	1	0.00	0.000								

Boston Red Sox @ Seattle Mariners
The Kingdome, Seattle, WA
Fri Jul 12, 1985, 10:05 PM EDT
Att: 12,452 - Unknown

AB 35
R 5
H 8
RBI 5
BB 3
SO 9
LOB 12



Batter	1	2	3	4	5	6	7	8	9	AB	R	H	RBI	BB	SO	LOB	BOTTOM								
Spike Owen, S OBP: 0.324, SLG: 0.359 (1, 6)	F8		CS							3	0	2	0	1	0	0									
Phil Bradley, R OBP: 0.373, SLG: 0.501 (1, 8)	K		1-3		1B		F4		BB	4	0	0	0	0	1	3									
Alvin Davis, L OBP: 0.364, SLG: 0.369 (1, 3)	K					F6		4-3		4	0	1	0	0	1	1									
Gorman Thomas, R OBP: 0.368, SLG: 0.451 (1, 10)		2B	F7		K			F8		4	1	1	0	0	1	2									
Al Cowens, R OBP: 0.301, SLG: 0.466 (1, 9)	L8			2B		G5-4-3		FC1-4		4	1	3	0	0	0	1									
Ivan Calderon, R OBP: 0.371, SLG: 0.530 (1, 7)	HR	2B		K2-3		K		FC1-4		4	1	1	1	0	2	3									
Jim Prestley, R OBP: 0.326, SLG: 0.500 (1, 5)	K			K		G5-4-3			6-3	4	0	0	0	0	2	3									
Bob Kearney, R OBP: 0.269, SLG: 0.366 (1, 2)		HR					FC4-8		F9	4	1	3	3	0	0	0									
Harold Reynolds, S OBP: 0.288, SLG: 0.051 Barry Bonnell, R OBP: 0.281, SLG: 0.294 (9, PH)	F9			F9			FC4-6		K	3	0	0	0	0	0	2									
Inning Stats	R: 0 E: 0 K: 2 S: 7	H: 3 LOB: 0 BB: 0 P: 7	R: 3 E: 0 K: 1 S: 8	H: 3 LOB: 0 BB: 0 P: 8	R: 0 E: 0 K: 0 S: 4	H: 2 LOB: 1 BB: 0 P: 4	R: 1 E: 0 K: 2 S: 9	H: 2 LOB: 1 BB: 0 P: 9	R: 0 E: 0 K: 1 S: 6	H: 1 LOB: 1 BB: 0 P: 6	R: 0 E: 0 K: 1 S: 5	H: 1 LOB: 1 BB: 1 P: 5	R: 0 E: 0 K: 0 S: 4	H: 1 LOB: 1 BB: 0 P: 4	R: 0 E: 0 K: 1 S: 5	H: 0 LOB: 0 BB: 0 P: 5	1B: 6 2B: 4 3B: 0 HR: 1	SF: 0 SAC: 0 DP: 1 HBP: 0	WP: 0 PB: 0 SB: 0 CS: 2	PA: 36					
PITCHER	IP	WLS	BF	H	R	ER	SO	BB	IBB	HBP	BLK	WP	HR	S	P	ERA	WHIP								
Bruce Kison, R ERA: 4.52 (1, 1)	6.0		25	9	4	4	7	0	0	0	0	0	1	39	39	6.00	1.500								
Mike Trujillo, R ERA: 5.97 (7, 1)	2.0	W	8	2	0	0	0	1	0	0	0	0	0	7	11	0.00	1.500								
Mark Clear, R ERA: 2.97 (9, 1)	1.0	S	3	0	0	0	1	0	0	0	0	0	0	5	5	0.00	0.000								

Boston Red Sox @ Seattle Mariners
The Kingdome, Seattle, WA
Fri Jul 12, 1985, 10:05 PM EDT
Att: 12,452 - Unknown

AB 35
R 4
H 11
RBI 4
BB 1
SO 8
LOB 15



Batter	1	2	3	4	5	6	7	8	9	AB	R	H	RBI	BB	SO	LOB	TOP									
Dwight Evans, R OBP: 0.376, SLG: 0.371	0-0 FC4-6 1B		0-0 G4-6-3 1B		0-0 HR		4-0 FC5-4 BB		0-0 G4-6-3 1B	4	2	4	1	1	0	0										
Wade Boggs, L OBP: 0.430, SLG: 0.425	0-0 FC4-6 1-2		0-0 G4-6-3 1-2		0-3 K		0-0 FC5-4 PB 1-3		0-0 G4-6-3 1B	5	0	1	0	0	1	3										
Bill Buckner, L OBP: 0.310, SLG: 0.422	0-0 L4			0-0 4-3	0-0 5-3		0-0 1-3		0-0 G4-6-3	5	0	0	0	0	0	4										
Jim Rice, R OBP: 0.327, SLG: 0.455	0-0 4-3			4-0 1B BB	0-0 F8		4-0 PB IBB		0-0 FC6 BB 1B	3	2	1	1	2	0	1										
Mike Easter, L OBP: 0.333, SLG: 0.423		0-0 FC6-4 1B		0-0 1B BB 1B		0-0 4-3 2B		0-3 K	4-0 E BB 1B	4	0	3	0	1	1	2										
Rick Miller, L OBP: 0.410, SLG: 0.417				1-3 1B			1-2 2-3 K		1-2 BB	0	1	0	0	0	0	0										
Rich Gedman, L OBP: 0.396, SLG: 0.467		0-0 FC6-4 G1 1-2		4-0 1B BB					1-2 BB	2	0	0	0	2	0	2										
Dave Sax, R OBP: 0.350, SLG: 0.400				1-2 BB			2-3 K		1-2 BB	1	0	0	0	0	0	2										
Glenn Hoffman, R OBP: 0.328, SLG: 0.416		0-0 G1		0-0 FC6 1B			0-3 K		0-0 FC6 1B	5	0	2	3	0	2	3										
Steve Lyons, L OBP: 0.331, SLG: 0.346		0-0 L5		1-2 2-3 3-H K			4-0 BB		1-2 2-3 3-H FC6 1B	3	0	0	0	2	1	6										
Marty Barrett, R OBP: 0.361, SLG: 0.351			0-0 F4	0-0 FC6			0-0 F4		0-0 G5-4-3 BB	4	0	0	0	0	0	7										
Inning Stats	R: 0 E: 0 K: 0 S: 4	H: 1 LOB: 1 BB: 0 P: 4	R: 0 E: 0 K: 0 S: 4	H: 1 LOB: 1 BB: 0 P: 4	R: 0 E: 0 K: 0 S: 3	H: 1 LOB: 0 BB: 0 P: 3	R: 1 E: 0 K: 1 S: 7	H: 2 LOB: 3 BB: 2 P: 15	R: 1 E: 0 K: 1 S: 6	H: 1 LOB: 0 BB: 0 P: 6	R: 0 E: 0 K: 1 S: 6	H: 1 LOB: 2 BB: 1 P: 10	R: 0 E: 0 K: 1 S: 5	H: 0 LOB: 2 BB: 2 P: 13	R: 0 E: 0 K: 1 S: 4	H: 0 LOB: 1 BB: 2 P: 12	R: 3 E: 1 K: 0 S: 7	H: 4 LOB: 2 BB: 1 P: 11	1B: 9 2B: 1 3B: 0 HR: 1	SF: 0 SAC: 0 DP: 3 HBP: 0	WP: 0 PB: 1 SB: 0 CS: 0	PA: 44				
PITCHER	IP	WLS	BF	H	R	ER	SO	BB	IBB	HBP	BLK	WP	HR	S	P	ERA	WHIP									
Matt Young, L ERA: 4.91	7.0		33	7	2	2	4	5	1	0	0	0	0	1	35	59	2.57	1.714								
Roy Thomas, R ERA: 3.92	1.0		4	1	1	1	1	1	0	0	0	0	0	5	9	9.00	2.000									
Ed Vande Berg, L ERA: 3.95	0.2		2	1	0	0	0	0	0	0	0	0	0	2	2	0.00	1.500									
Ed Nunez, R ERA: 2.55	0.0		4	2	2	0	0	1	0	0	0	0	0	3	7	∞	∞									
Brian Snyder, L ERA: 6.14	0.1	W	1	0	0	0	0	0	0	0	0	0	0	1	1	0.00	0.000									

Boston Red Sox @ Seattle Mariners
The Kingdom, Seattle, WA
Sat Jul 13 1985, 10:05 PM EDT
Att: 32,432 - Unknown

AB 36
R 5
H 11
RBI 5
BB 8
SO 5
LOB 30



Batter	1	2	3	4	5	6	7	8	9	AB	R	H	RBI	BB	SO	LOB	BOTTOM									
Spike Owen, S OBP: 0.323, SLG: 0.361	0-0 3-1		0-0 2B		0-0 F9			0-0 6-3		4	0	1	1	0	0	0										
Phil Bradley, R OBP: 0.371, SLG: 0.507	0-0 E4 G6-3		0-0 F8			0-3 K		0-0 HR		4	1	1	1	0	1	1										
Al Cowens, R OBP: 0.296, SLG: 0.457	0-0 G6-3 1-2		0-0 5-3			0-3 K		0-0 F4		4	0	0	0	0	1	2										
Gorman Thomas, R OBP: 0.370, SLG: 0.464		0-0 F7		4-0 BB		0-0 5-3		0-0 HR		3	1	1	1	1	0	0										
Alvin Davis, L OBP: 0.363, SLG: 0.377		0-0 HR		0-3 K			0-0 F8	0-0 L3		4	1	1	1	0	1	1										
Ivan Calderon, R OBP: 0.386, SLG: 0.529		0-0 5-3		0-3 K			0-0 4-3		0-0 SH E 2B	4	1	1	0	0	1	1										
Jim Prestley, R OBP: 0.330, SLG: 0.502		0-0 F8		0-3 K			0-0 2B 2B		4-0 E IBB	3	1	1	0	1	1	1										
Bob Kearney, R OBP: 0.276, SLG: 0.364			4-0 1B BB		0-0 5-3		4-0 2B IBB		0-0 SH	1	0	0	0	2	0	0										
Harold Reynolds, S OBP: 0.220, SLG: 0.073					0-0 K				1-2 2-H	2	1	1	0	0	1	0										
Barry Bonnell, R OBP: 0.289, SLG: 0.314										1	0	1	1	0	0	0										
Domingo Ramos, R OBP: 0.238, SLG: 0.271			1-2 2B 1B				1-H 2-H 2B			0	0	0	0	0	0	0										
Inning Stats	R: 0 E: 1 K: 0 S: 3	H: 0 LOB: 0 BB: 0 P: 3	R: 1 E: 0 K: 0 S: 4	H: 1 LOB: 0 BB: 0 P: 4	R: 1 E: 0 K: 0 S: 4	H: 2 LOB: 1 BB: 1 P: 8	R: 0 E: 0 K: 3 S: 9	H: 0 LOB: 1 BB: 1 P: 13	R: 0 E: 0 K: 1 S: 5	H: 0 LOB: 0 BB: 0 P: 5	R: 0 E: 0 K: 2 S: 7	H: 0 LOB: 0 BB: 0 P: 7	R: 1 E: 0 K: 0 S: 4	H: 2 LOB: 2 BB: 1 P: 8	R: 2 E: 0 K: 0 S: 5	H: 2 LOB: 0 BB: 0 P: 5	R: 1 E: 1 K: 0 S: 2	H: 1 LOB: 2 BB: 1 P: 6	1B: 1 2B: 4 3B: 0 HR: 3	SF: 0 SAC: 1 DP: 1 HBP: 0	WP: 0 PB: 0 SB: 0 CS: 0	PA: 35				
PITCHER	IP	WLS	BF	H	R	ER	SO	BB	IBB	HBP	BLK	WP	HR	S	P	ERA	WHIP									
Bruce Hurst, L ERA: 5.18	8.0		32	7	5	5	6	2	1	0	0	0	0	3	41	53	5.62	1.125								
Bob Stanley, R ERA: 2.4	0.0	L	3	1	1	0	0	0	1	0	0	0	0	2	6	∞	∞									

Boston Red Sox @ Seattle Mariners
The Kingdom, Seattle, WA
Sat Jul 13 1985, 10:05 PM EDT
Att: 32,432 - Unknown

AB 30
R 6
H 8
RBI 5
BB 4
SO 6
LOB 6



Batter	1	2	3	4	5	6	7	8	9	AB	R	H	RBI	BB	SO	LOB	TOP								
Dwight Evans, R OBP: 0.375, SLG: 0.368 (1, 9)	0-3 K		4-0 F9 1B BB		0-0 L9		0-0 SF9 SH 1B 1B	0-3 K	0-0 FC5-4	5	1	1	0	1	2	3									
Wade Boggs, L OBP: 0.435, SLG: 0.439 (1, 5)	4-0 WP BB		0-0 1B		0-0 1B		0-0 SH F8 1B BB	0-0 HR		3	2	3	2	1	0	0									
Jim Rice, R OBP: 0.326, SLG: 0.453 (1, 7)	0-3 K		0-0 F9		0-0 1B		0-0 SF9	0-0 F7		4	0	1	1	0	1	3									
Bill Buckner, L OBP: 0.311, SLG: 0.420 (1, 3)	1-0 HBP		0-0 G3		0-0 F6		0-0 BB S 1B	0-0 4-3		4	0	1	1	0	0	4									
Mike Easter, L OBP: 0.334, SLG: 0.419 (1, 10)	0-0 4-3				0-3 K		4-0 SH1-4 BB BB	0-0 F8	1-0 1B HBP	3	1	0	0	1	1	4									
Rich Gedman, L OBP: 0.370, SLG: 0.464 (1, 2)		0-3 K		4-0 G3 BB		4-0 SH1-4 BB	4-0 BB	0-3 K		2	0	0	0	3	2	1									
Glenn Hoffman, R OBP: 0.326, SLG: 0.409 (1, 6)		0-0 F3		0-0 G3		0-0 SH1-4 BB	4-0 BB	0-3 K		3	0	0	1	1	1	2									
Steve Lyons, L OBP: 0.328, SLG: 0.342 (1, 8)		0-3 K		0-0 G3		0-0 4	0-0 4-3	0-0 1B		5	0	1	0	0	1	6									
Marty Barrett, R OBP: 0.365, SLG: 0.353 (1, 4)			0-0 6-3		0-0 F8		4-0 SH 1B SF9 BB	0-0 PB HR 1B	1-2 2-H 1B	4	2	2	1	1	0	0									
Inning Stats	R: 0 E: 0 K: 2 S: 7	H: 0 LOB: 2 BB: 1 P: 12	R: 0 E: 0 K: 2 S: 7	H: 0 LOB: 0 BB: 0 P: 7	R: 0 E: 0 K: 0 S: 4	H: 1 LOB: 2 BB: 1 P: 8	R: 0 E: 0 K: 1 S: 5	H: 0 LOB: 1 BB: 1 P: 9	R: 0 E: 0 K: 0 S: 5	H: 2 LOB: 2 BB: 0 P: 5	R: 0 E: 0 K: 0 S: 2	H: 0 LOB: 1 BB: 2 P: 10	R: 3 E: 0 K: 0 S: 6	H: 2 LOB: 3 BB: 3 P: 18	R: 2 E: 0 K: 1 S: 7	H: 2 LOB: 0 BB: 0 P: 7	R: 1 E: 0 K: 2 S: 9	H: 2 LOB: 2 BB: 0 P: 10	1B: 8 2B: 1 3B: 0 HR: 1	SF: 1 SAC: 2 DP: 1 HBP: 2	WP: 1 PB: 1 SB: 1 CS: 0	PA: 46			
PITCHER	IP	WLS	BF	H	R	ER	SO	BB	IBB	HBP	BLK	WP	HR	S	P	ERA	WHIP								
Frank Wills, R ERA: 4.7 (1, 1)	6.2	L	34	5	3	3	5	8	0	1	0	1	0	35	68	4.05	1.950								
Ed Vande Berg, L ERA: 3.92 (7, 1)	0.1		1	0	0	0	0	0	0	0	0	0	0	1	1	0.00	0.000								
Bob Long, R ERA: 2.57 (8, 1)	1.0		5	2	2	2	1	0	0	0	0	0	1	7	7	18.00	2.000								
Brian Snyder, L ERA: 6.37 (9, 1)	0.1		2	0	1	1	1	0	0	1	0	0	0	3	4	27.00	0.000								
Mike Moore, R ERA: 3.59 (9, 1)	0.2		4	2	0	0	1	0	0	0	0	0	0	6	6	0.00	3.000								

Boston Red Sox @ Seattle Mariners
The Kingdom, Seattle, WA
Sun Jul 14 1985, 6:33 AM EDT
Att: 13,704 - Unknown

AB 33
R 6
H 9
RBI 6
BB 8
SO 8
LOB 23



Batter	1	2	3	4	5	6	7	8	9	AB	R	H	RBI	BB	SO	LOB	BOTTOM								
Spike Owen, S OBP: 0.323, SLG: 0.361 (1, 6)	0-0 3-1		0-3 K			0-0 CS 1B		0-0 1B 2B		3	0	1	0	0	1	0									
Domingo Ramos, R OBP: 0.250, SLG: 0.300 (7, 6)										1	1	1	1	0	0	0									
Phil Bradley, R OBP: 0.370, SLG: 0.504 (1, 8)	0-0 4-3			0-0 F3		0-0 CS	0-3 K	0-0 1B		4	0	1	1	0	1	0									
Alvin Davis, L OBP: 0.364, SLG: 0.379 (1, 3)	0-0 1B			0-0 4-3			0-0 1B	0-0 6-3		4	0	2	0	0	0	1									
Gorman Thomas, R OBP: 0.368, SLG: 0.460 (1, 10)	0-3 K			0-0 3-1			0-0 F8		0-0 G6-4-3 1B	4	0	1	0	0	1	2									
Al Cowens, R OBP: 0.295, SLG: 0.454 (1, 9)		0-0 6-3			0-3 K		0-0 1B	0-0 G6-4-3		4	0	1	0	0	1	1									
Ivan Calderon, R OBP: 0.360, SLG: 0.516 (1, 7)		0-0 6-3			0-0 5-3		0-0 F6	0-3 K		4	0	0	0	0	1	2									
Jim Prestley, R OBP: 0.327, SLG: 0.497 (1, 5)		0-3 K			0-0 F3			0-0 F8		3	0	0	0	0	1	0									
Donnie Scott, S OBP: 0.243, SLG: 0.309 (1, 2)			0-0 L6			0-3 K		0-0 2B 2B		3	1	1	0	0	1	0									
Harold Reynolds, S OBP: 0.208, SLG: 0.068 (1, 4)			0-3 K			0-0 4-3		0-0 G3		3	0	0	0	0	1	1									
Inning Stats	R: 0 E: 0 K: 1 S: 6	H: 1 LOB: 1 BB: 0 P: 6	R: 0 E: 0 K: 1 S: 5	H: 0 LOB: 0 BB: 0 P: 5	R: 0 E: 0 K: 2 S: 7	H: 0 LOB: 0 BB: 0 P: 7	R: 0 E: 0 K: 0 S: 3	H: 0 LOB: 0 BB: 0 P: 3	R: 0 E: 0 K: 1 S: 5	H: 1 LOB: 0 BB: 0 P: 5	R: 0 E: 0 K: 1 S: 7	H: 2 LOB: 2 BB: 0 P: 7	R: 2 E: 0 K: 0 S: 6	H: 3 LOB: 1 BB: 0 P: 6	R: 0 E: 0 K: 1 S: 5	H: 1 LOB: 0 BB: 0 P: 5	1B: 6 2B: 2 3B: 0 HR: 0	SF: 0 SAC: 0 DP: 1 HBP: 0	WP: 0 PB: 0 SB: 0 CS: 1	PA: 34					
PITCHER	IP	WLS	BF	H	R	ER	SO	BB	IBB	HBP	BLK	WP	HR	S	P	ERA	WHIP								
Oil Can Boyd, R ERA: 3.15 (1, 1)	7.2	W	28	6	2	2	7	6	2	2	7	0	0	42	42	2.35	0.783								
Steve Crawford, R ERA: 2.59 (8, 1)	1.1		5	2	0	0	1	0	0	0	0	0	0	7	7	0.00	1.500								

Boston Red Sox @ Seattle Mariners
The Kingdom, Seattle, WA
Sun Jul 14 1985, 6:33 AM EDT
Att: 13,704 - Unknown

AB 33
R 2
H 8
RBI 2
BB 0
SO 8
LOB 7



Batter	1	2	3	4	5	6	7	8	9	AB	R	H	RBI	BB	SO	LOB	TOP					
Harold Reynolds, S OBP: 0.207, SLG: 0.082 (1,4)	F5		1-3		F7		4-3		1-2 1B	5	0	1	0	0	0	0						
Phil Bradley, R OBP: 0.370, SLG: 0.503 (1,7)	1B		F8					F8	K	5	0	2	0	0	1	2						
Alvin Davis, L OBP: 0.365, SLG: 0.379 (1,3)	1B		3-1		F8			1B 2B	F9	5	1	2	0	0	0	3						
Gorman Thomas, R OBP: 0.366, SLG: 0.456 (1,10)	F8			1-3		K		1B 2B		4	0	1	0	0	1	3						
Al Cowens, R OBP: 0.294, SLG: 0.455 (1,9)	FC6-4			F8		L8		1B		4	0	1	1	0	0	3						
Dave Henderson, R OBP: 0.311, SLG: 0.386 (1,8)		F8						1B	K	4	1	2	0	0	1	1						
Jim Prestley, R OBP: 0.329, SLG: 0.516 (1,5)				1B				1B		4	2	2	2	0	0	2						
Domingo Ramos, R OBP: 0.235, SLG: 0.286 (1,6)										3	0	0	1	0	1	0						
Bob Kearney, R OBP: 0.280, SLG: 0.381 (1,2)										3	1	1	1	1	1	0						
Inning Stats	R: 0 E: 0 K: 0 S: 5	H: 2 LOB: 2 BB: 0 P: 5	R: 1 E: 0 K: 2 S: 8	H: 1 LOB: 0 BB: 0 P: 8	R: 0 E: 0 K: 0 S: 3	H: 0 LOB: 0 BB: 0 P: 3	R: 0 E: 0 K: 0 S: 4	H: 1 LOB: 1 BB: 0 P: 4	R: 0 E: 0 K: 0 S: 3	H: 0 LOB: 0 BB: 0 P: 3	R: 0 E: 0 K: 1 S: 6	H: 1 LOB: 1 BB: 0 P: 6	R: 2 E: 0 K: 0 S: 5	H: 2 LOB: 0 BB: 0 P: 5	R: 1 E: 0 K: 1 S: 7	H: 3 LOB: 1 BB: 0 P: 7	R: 1 E: 0 K: 1 S: 7	H: 2 LOB: 2 BB: 1 P: 11	1B: 8 2B: 1 3B: 0 HR: 3	SF: 1 SAC: 0 DP: 0 HBP: 0	WP: 0 PB: 0 SB: 1 CS: 0	PA: 39
PITCHER	IP	WLS	BF	H	R	ER	SO	BB	IBB	HBP	BLK	WP	HR	S	P	ERA	WHIP					
Danny Darwin, R ERA: 3.55 (1,1)	8.1	L	36	11	5	5	4	1	0	0	0	0	3	43	47	5.40	1.440					
Pete Ladd, R ERA: 3.34 (9,1)	0.2		3	1	0	0	1	0	0	0	0	0	0	5	5	0.00	1.500					

Seattle Mariners @ Milwaukee Brewers
Milwaukee County Stadium, Milwaukee, WI
Thu Jul 18 1985, 8:05 PM EDT
Att: 13,378 - Unknown


AB 37
R 5
H 12
RBI 5
BB 1
SO 5
LOB 14



Batter	1	2	3	4	5	6	7	8	9	AB	R	H	RBI	BB	SO	LOB	BOTTOM					
Paul Molitor, R OBP: 0.373, SLG: 0.437 (1,5)	5-3		F9			F8		6-3		4	0	0	0	0	0	1						
Robin Yount, R OBP: 0.332, SLG: 0.415 (1,8)	4-3			BB 1B G4-6-3		HR		1B		4	2	3	1	0	0	0						
Cecil Cooper, L OBP: 0.338, SLG: 0.474 (1,3)	F5			G4-6-3 1B		4-3		G4-6-3		4	0	1	0	0	0	1						
Ted Simmons, S OBP: 0.322, SLG: 0.387 (1,10)		3-1		G4-6-3 BB		3B		K		3	0	1	0	1	1	0						
Ben Oglivie, L OBP: 0.333, SLG: 0.361 (1,7)	1-3			G4-6-3		F6		K		4	0	0	0	0	1	3						
Ernest Riles, L OBP: 0.303, SLG: 0.364 (1,6)	F7			4-3		B1-3		4-3		4	0	0	0	0	0	1						
Jim Gantner, L OBP: 0.312, SLG: 0.340 (1,4)				FC6-4 1B		F6		4-3		3	0	1	0	0	0	0						
Paul Householder, S OBP: 0.336, SLG: 0.355 (1,9)				K		4-3		1B		3	0	1	0	0	1	1						
Charlie Moore, R OBP: 0.288, SLG: 0.287 (1,2)				FC6-4		F4		L6		3	0	0	0	0	0	2						
Inning Stats	R: 0 E: 0 K: 0 S: 3	H: 0 LOB: 0 BB: 0 P: 3	R: 0 E: 0 K: 0 S: 3	H: 0 LOB: 0 BB: 0 P: 3	R: 0 E: 0 K: 1 S: 6	H: 1 LOB: 1 BB: 0 P: 6	R: 1 E: 0 K: 0 S: 4	H: 2 LOB: 1 BB: 1 P: 8	R: 0 E: 0 K: 0 S: 3	H: 0 LOB: 0 BB: 0 P: 3	R: 1 E: 0 K: 0 S: 5	H: 2 LOB: 1 BB: 0 P: 5	R: 0 E: 0 K: 0 S: 4	H: 1 LOB: 1 BB: 0 P: 4	R: 0 E: 0 K: 2 S: 3	H: 0 LOB: 0 BB: 0 P: 3	R: 0 E: 0 K: 2 S: 7	H: 0 LOB: 0 BB: 0 P: 7	1B: 5 2B: 0 3B: 1 HR: 1	SF: 0 SAC: 0 DP: 2 HBP: 0	WP: 0 PB: 0 SB: 0 CS: 0	PA: 33
PITCHER	IP	WLS	BF	H	R	ER	SO	BB	IBB	HBP	BLK	WP	HR	S	P	ERA	WHIP					
Mike Moore, R ERA: 3.47 (1,1)	9.0	W	33	7	2	2	3	1	0	0	0	0	1	38	42	2.00	0.889					

Seattle Mariners @ Milwaukee Brewers
Milwaukee County Stadium, Milwaukee, WI
Thu Jul 18 1985, 8:05 PM EDT
Att: 13,378 - Unknown

AB 32
R 2
H 7
RBI 1
BB 1
SO 3
LOB 9



Batter	1	2	3	4	5	6	7	8	9	AB	R	H	RBI	BB	SO	LOB	TOP										
Harold Reynolds, S (1,4) OBP: 0.197, SLG: 0.077 Ivan Calderon, R (8,PH) OBP: 0.361, SLG: 0.516										3	0	0	0	0	1	0											
Phil Bradley, R (1,7) OBP: 0.372, SLG: 0.593										4	1	2	0	0	0	0											
Al Cowens, R (1,9) OBP: 0.290, SLG: 0.449										3	0	0	1	0	0	1											
Gorman Thomas, R (1,10) OBP: 0.364, SLG: 0.452										4	0	1	2	0	0	0											
Alvin Davis, L (1,3) OBP: 0.366, SLG: 0.381 Darnell Coles, R (8,PR) OBP: 0.333, SLG: 0.321										4	1	2	0	0	0	0											
Dave Henderson, R (1,8) OBP: 0.310, SLG: 0.384										4	1	1	0	0	1	2											
Jim Presley, R (1,5) OBP: 0.331, SLG: 0.528										4	2	2	3	0	0	0											
Domingo Ramos, R (1,6) OBP: 0.236, SLG: 0.284										4	0	1	0	0	0	1											
Bob Kearney, R (1,2) OBP: 0.281, SLG: 0.380 Ken Phelps, L (9,PH) OBP: 0.330, SLG: 0.459										3	1	1	0	0	0	0											
Inning Stats	R: 0 E: 0 K: 1 S: 5	H: 0 LOB: 0 BB: 0 P: 5	R: 0 E: 0 K: 1 S: 5	H: 0 LOB: 0 BB: 0 P: 5	R: 0 E: 0 K: 0 S: 3	H: 0 LOB: 0 BB: 0 P: 3	R: 0 E: 0 K: 0 S: 3	H: 0 LOB: 0 BB: 0 P: 3	R: 3 E: 0 K: 0 S: 6	H: 3 LOB: 0 BB: 0 P: 6	R: 0 E: 0 K: 0 S: 3	H: 0 LOB: 0 BB: 0 P: 3	R: 0 E: 0 K: 0 S: 3	H: 0 LOB: 0 BB: 0 P: 3	R: 4 E: 0 K: 0 S: 9	H: 6 LOB: 2 BB: 0 P: 9	R: 0 E: 0 K: 1 S: 6	H: 1 LOB: 1 BB: 0 P: 6	1B: 9 2B: 1 3B: 0 HR: 1	SF: 1 SAC: 0 DP: 1 HBP: 0	WP: 0 PB: 0 SB: 0 CS: 0	PA: 37					
PITCHER	IP	WLS	BF	H	R	ER	SO	BB	IBB	HBP	BLK	WP	HR	S	P	ERA	WHIP										
Teddy Higuera, L (1,1) ERA: 4.6	7.2	W	30	8	7	7	2	0	0	0	0	0	1	34	34	8.22	1.043										
Rolie Fingers, R (8,1) ERA: 4.95	0.0		2	2	0	0	0	0	0	0	0	0	0	2	2	∞	∞										
Bob Gibson, R (8,1) ERA: 3.34	1.1	S	5	1	0	0	1	0	0	0	0	0	0	7	7	0.00	0.750										

Seattle Mariners @ Milwaukee Brewers
Milwaukee County Stadium, Milwaukee, WI

AB 36
R 7
H 11
RBI 7
BB 0
SO 3
LOB 6



WP: 0 PA: 37
PB: 0
SB: 0
CS: 0

Batter	1	2	3	4	5	6	7	8	9	AB	R	H	RBI	BB	SO	LOB	BOTTOM										
Paul Moltzer, R (1,5) OBP: 0.373, SLG: 0.448										5	2	2	4	0	0	1											
Robin Yount, R (1,8) OBP: 0.336, SLG: 0.418										5	2	3	1	0	0	1											
Cecil Cooper, L (1,3) OBP: 0.336, SLG: 0.470										5	0	1	0	0	1	2											
Ted Simmons, S (1,2) OBP: 0.327, SLG: 0.393										3	0	2	2	1	0	0											
Bill Schroeder, R (1,10) OBP: 0.298, SLG: 0.471										4	0	0	0	0	3	5											
Bobby Clark, R (1,9) OBP: 0.307, SLG: 0.288										4	2	2	0	0	0	2											
Jim Gantner, L (1,4) OBP: 0.311, SLG: 0.339										4	2	1	0	0	1	1											
Mark Brouhard, R (1,7) OBP: 0.329, SLG: 0.432 Rick Manning, L (8,7) OBP: 0.266, SLG: 0.293										3	0	1	2	0	1	0											
Ernest Riles, L (1,6) OBP: 0.298, SLG: 0.357										3	1	0	0	0	1	2											
Inning Stats	R: 1 E: 0 K: 0 S: 6	H: 3 LOB: 2 BB: 0 P: 6	R: 0 E: 0 K: 0 S: 3	H: 0 LOB: 0 BB: 0 P: 3	R: 1 E: 0 K: 1 S: 7	H: 2 LOB: 1 BB: 0 P: 7	R: 2 E: 1 K: 0 S: 6	H: 2 LOB: 1 BB: 0 P: 6	R: 0 E: 0 K: 2 S: 7	H: 0 LOB: 0 BB: 0 P: 7	R: 0 E: 0 K: 2 S: 7	H: 0 LOB: 0 BB: 0 P: 7	R: 0 E: 0 K: 0 S: 4	H: 1 LOB: 0 BB: 0 P: 4	R: 1 E: 0 K: 0 S: 4	H: 1 LOB: 0 BB: 0 P: 4	1B: 8 2B: 3 3B: 0 HR: 1	SF: 0 SAC: 2 DP: 0 HBP: 0	WP: 0 PB: 1 SB: 1 CS: 0	PA: 39							
PITCHER	IP	WLS	BF	H	R	ER	SO	BB	IBB	HBP	BLK	WP	HR	S	P	ERA	WHIP										
Matt Young, L (1,1) ERA: 5.06	5.1	L	27	9	7	6	4	0	0	0	0	0	0	35	35	10.12	1.688										
Roy Thomas, R (6,1) ERA: 3.89	1.2		8	2	1	0	3	0	1	0	0	0	0	13	17	0.00	1.200										
Ed Nunez, R (8,1) ERA: 2.66	1.0		4	1	1	1	0	0	0	0	0	0	1	4	4	9.00	1.000										

Seattle Mariners @ Milwaukee Brewers
Milwaukee County Stadium, Milwaukee, WI

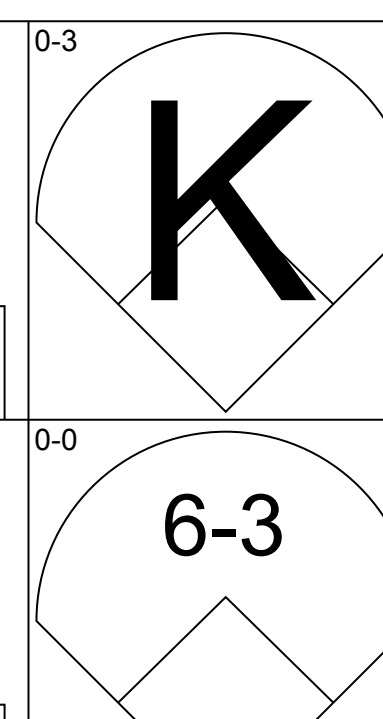
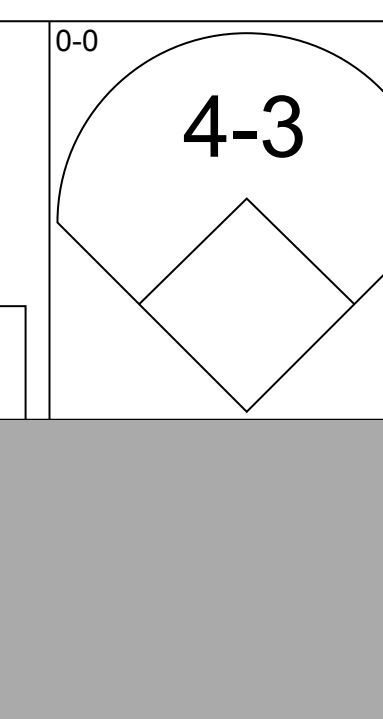
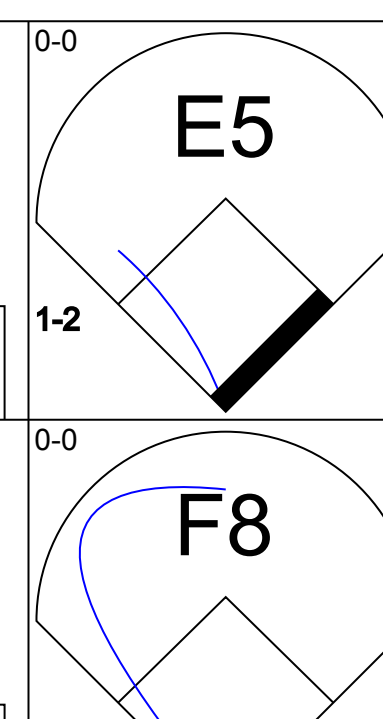
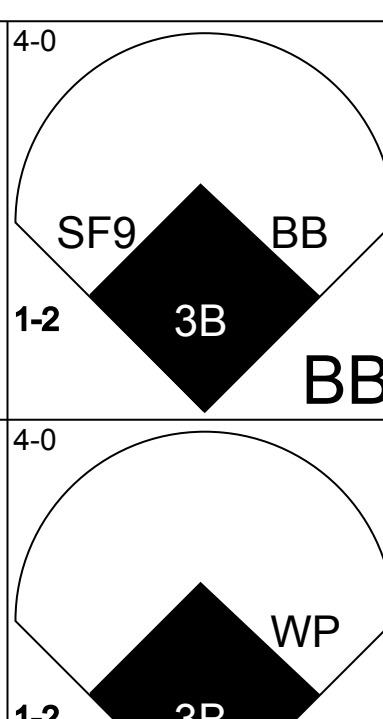
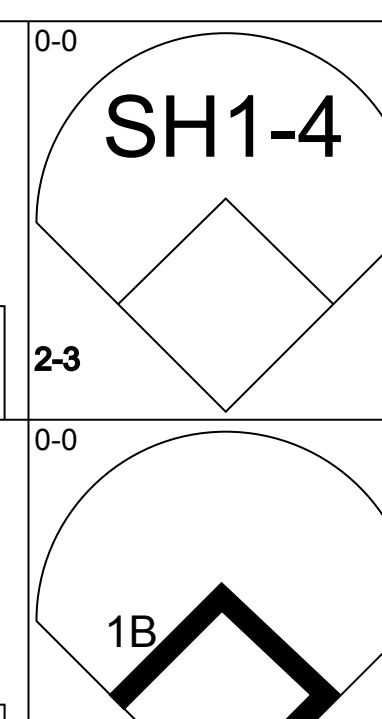
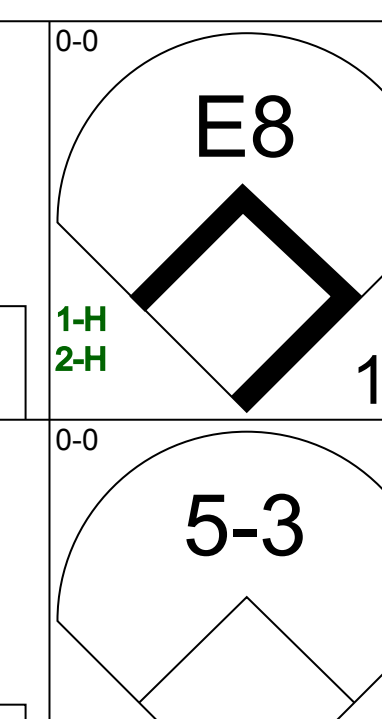
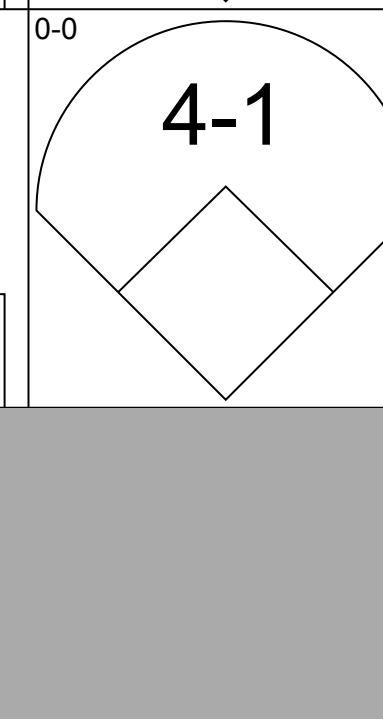
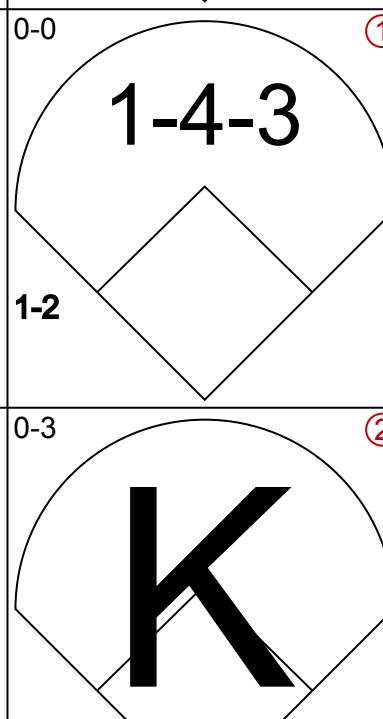

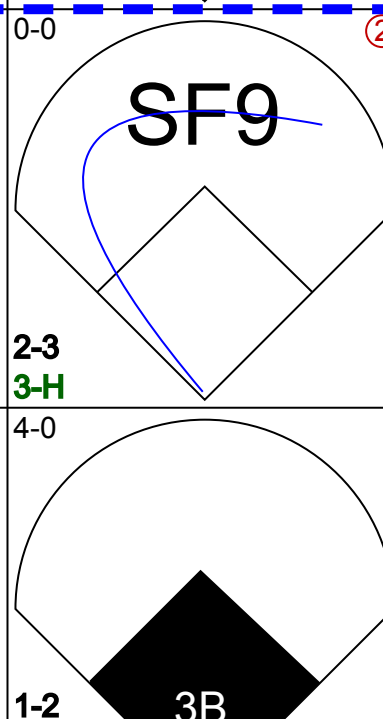
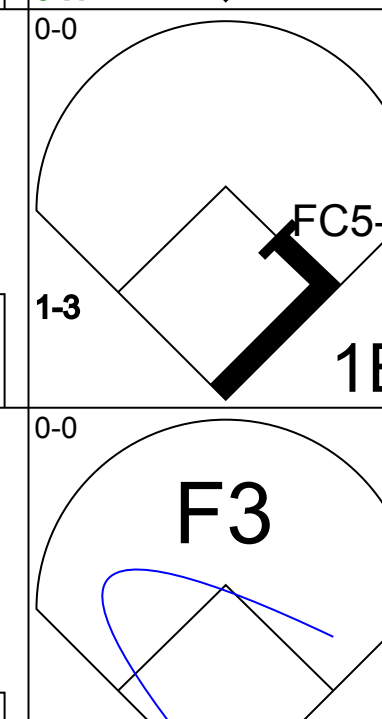


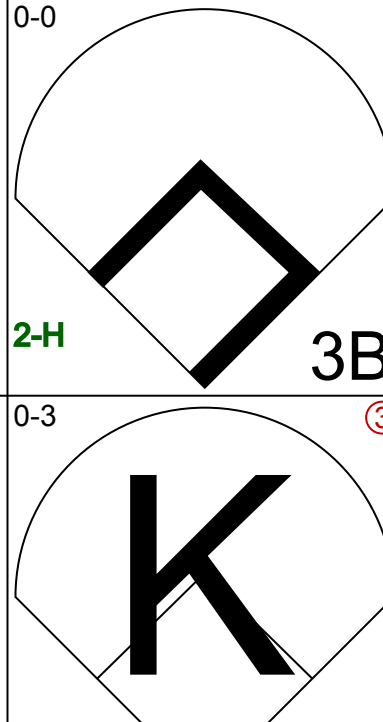
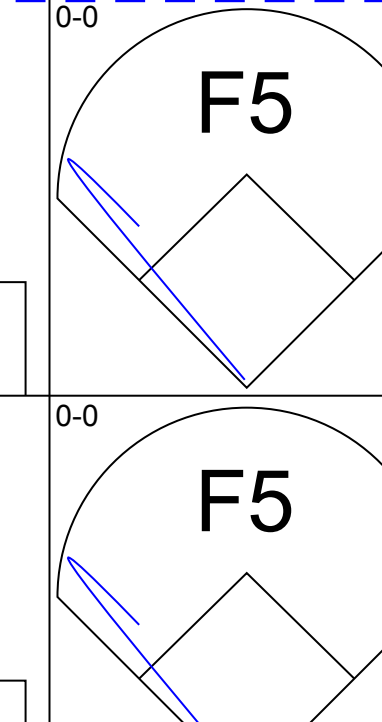
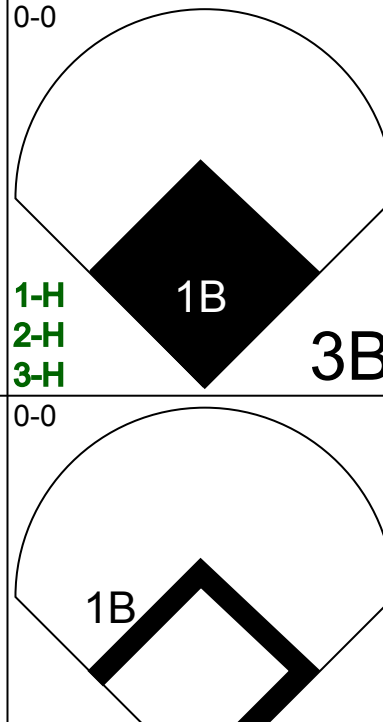
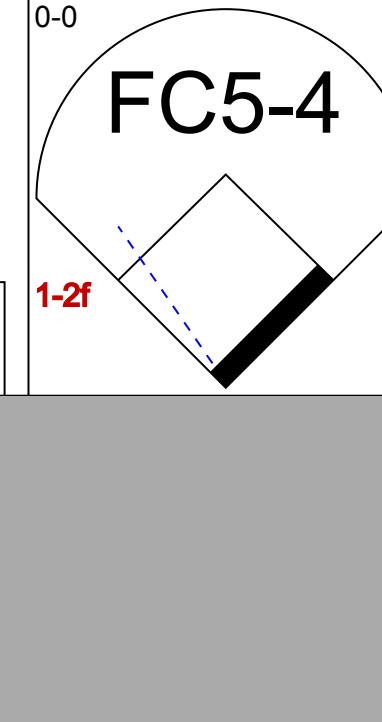
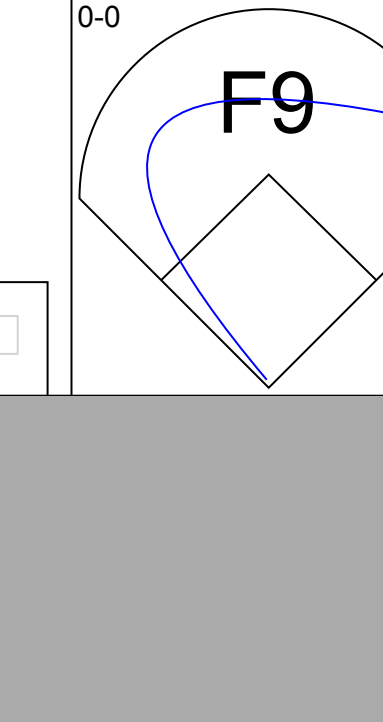
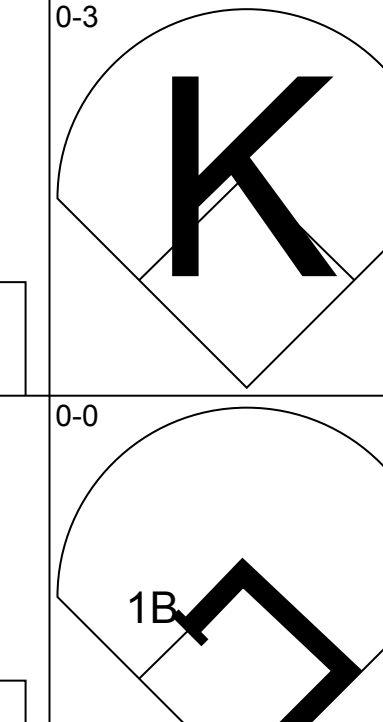
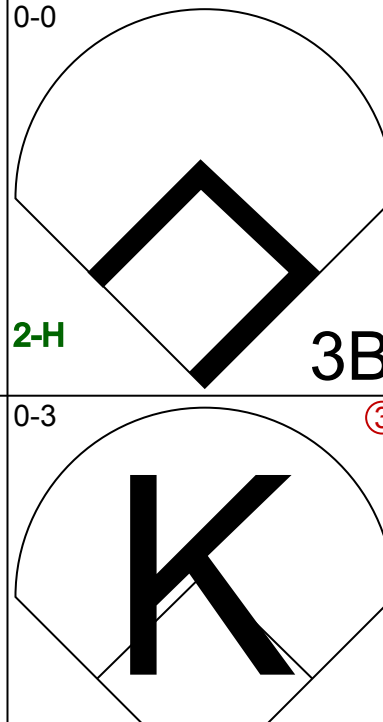
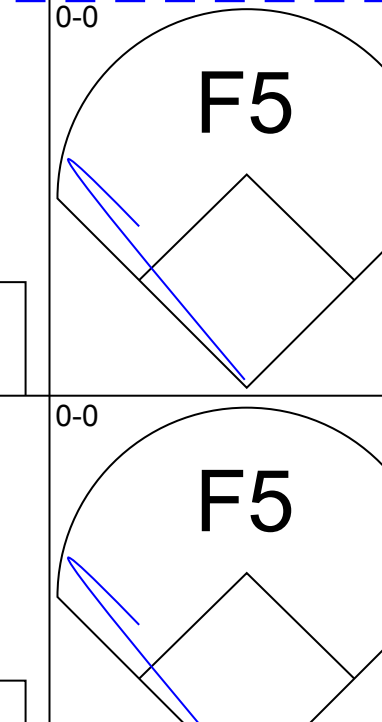
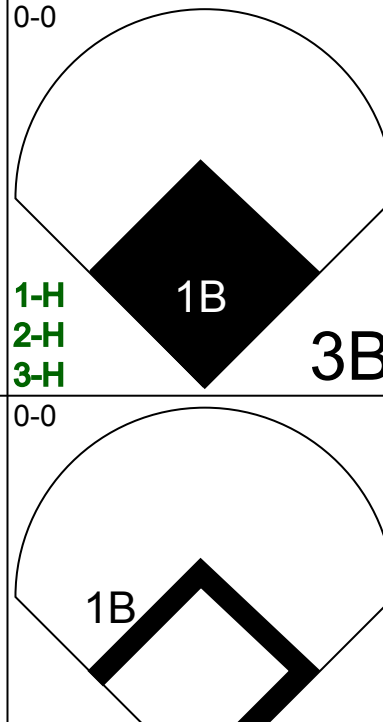
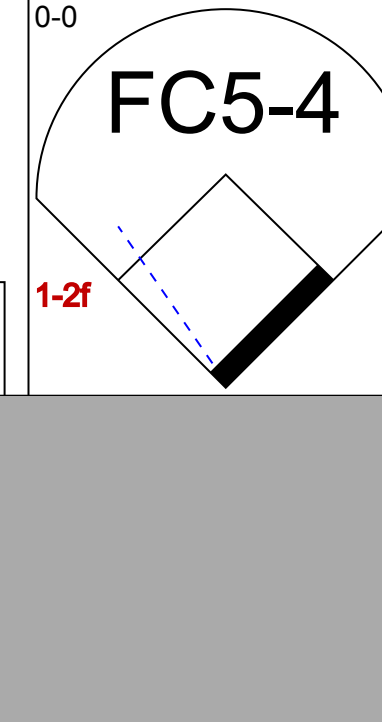
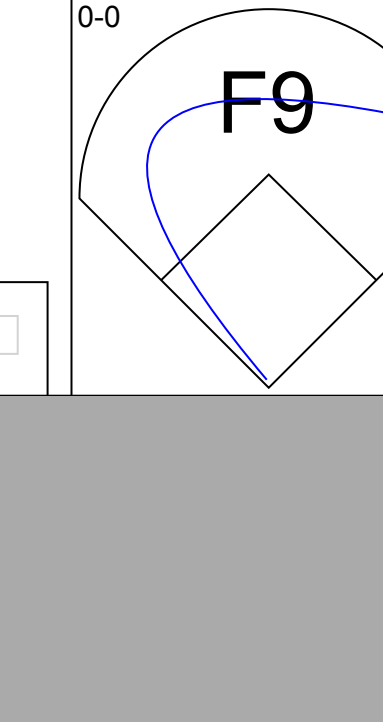


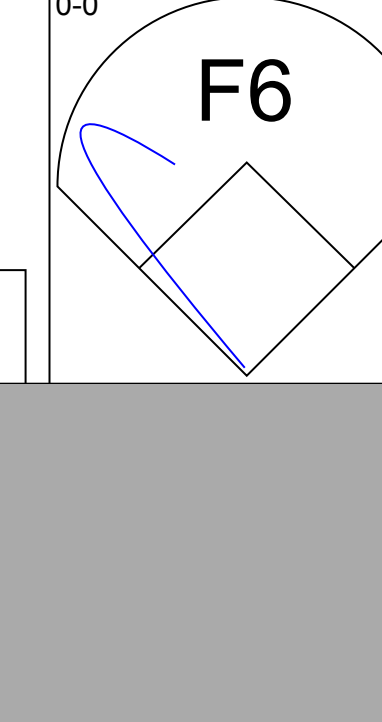
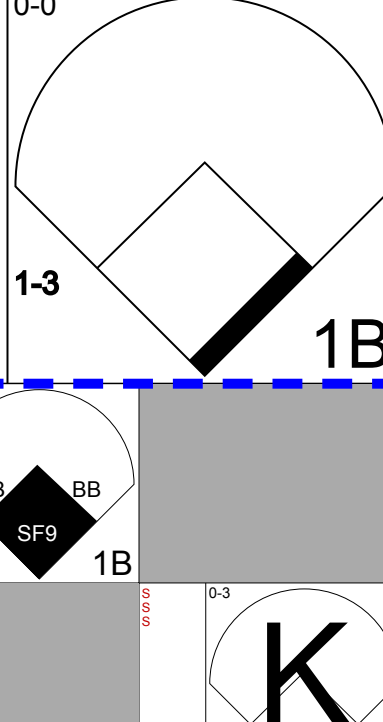




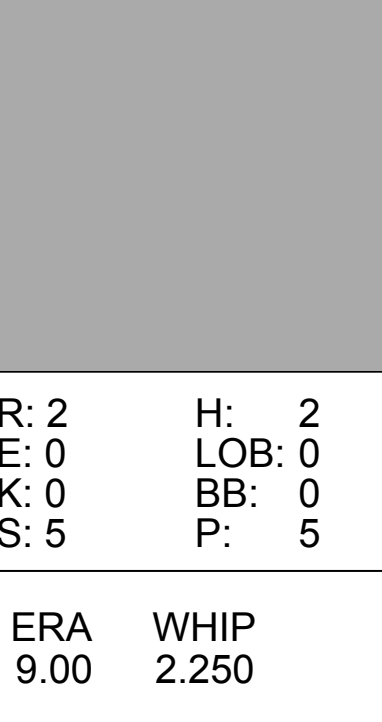
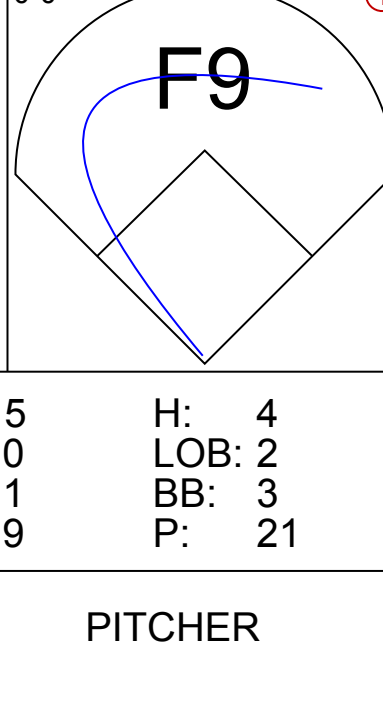
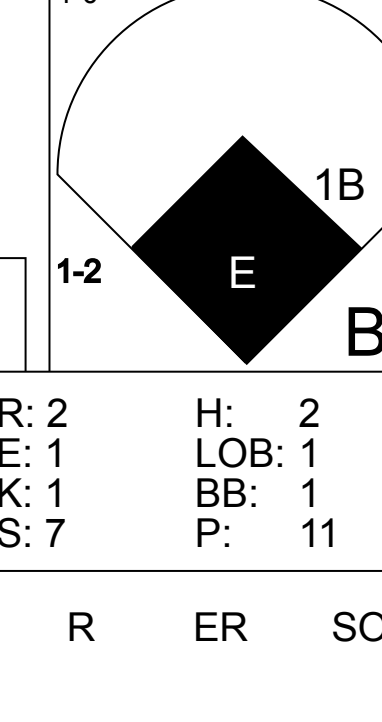
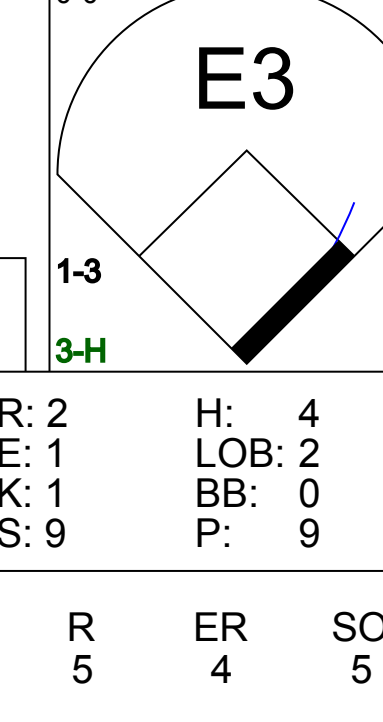
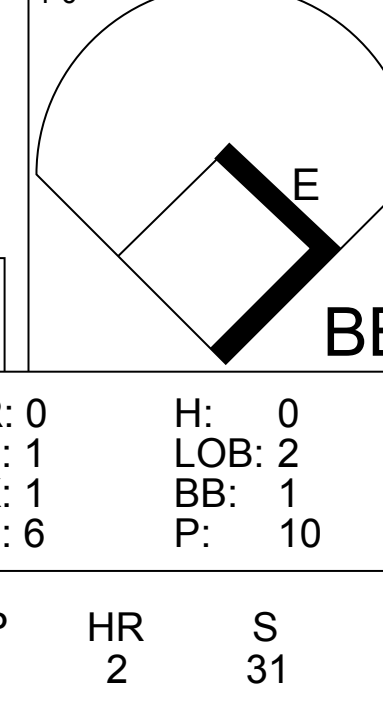
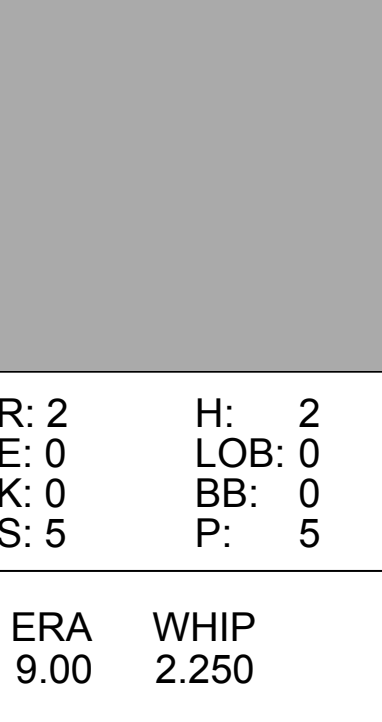
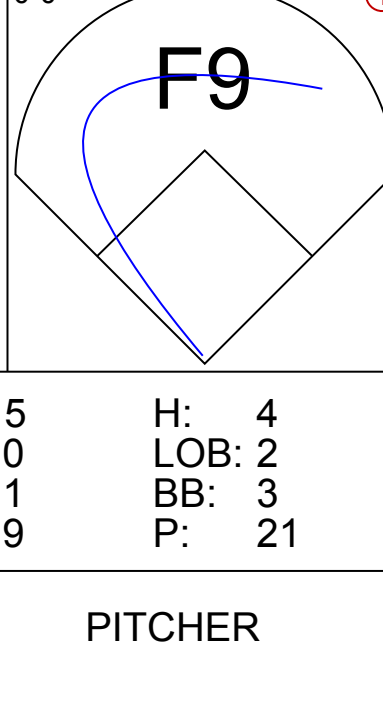
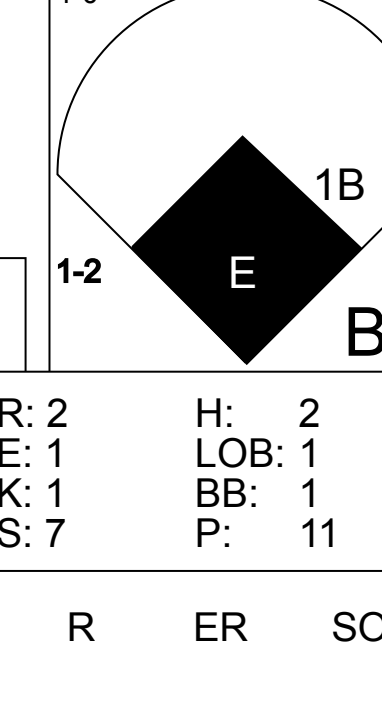
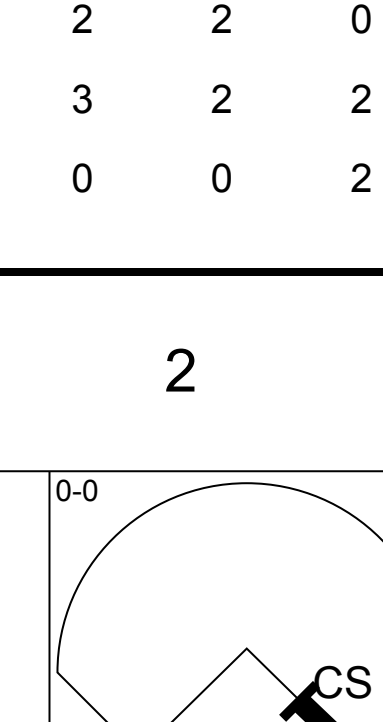
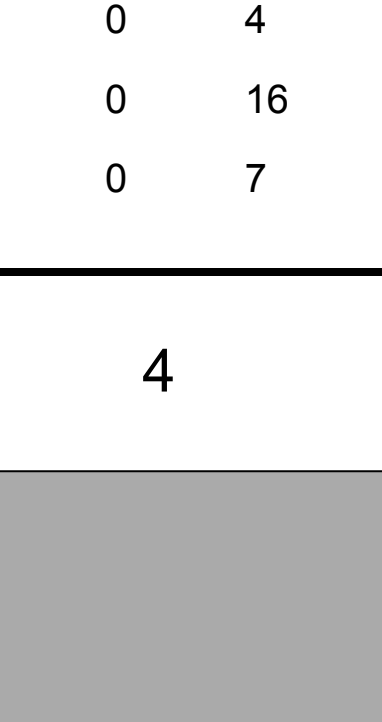
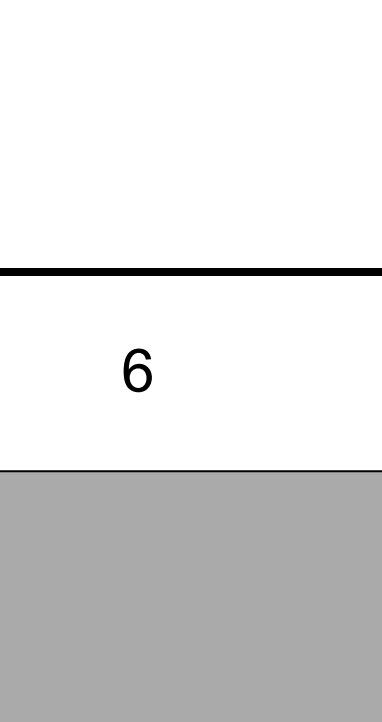
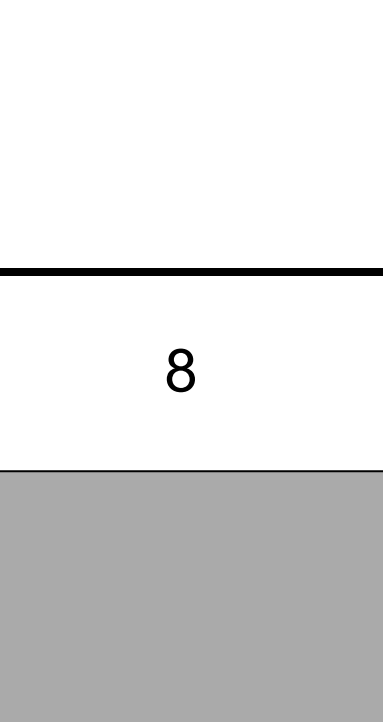
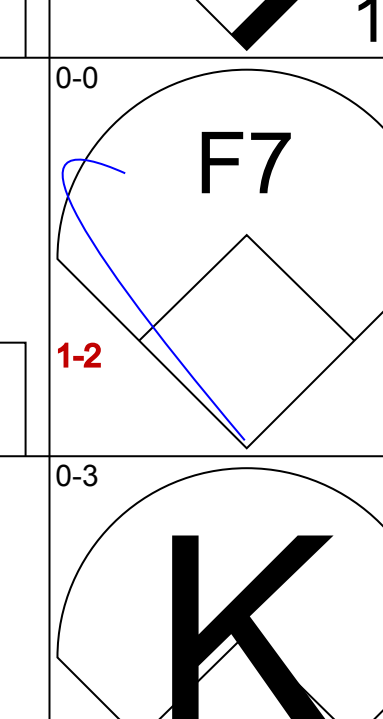
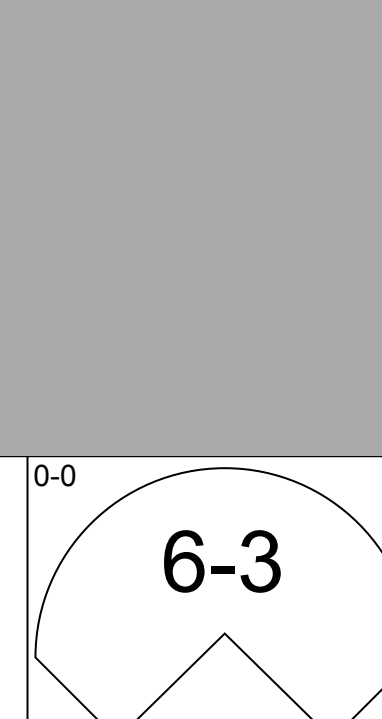

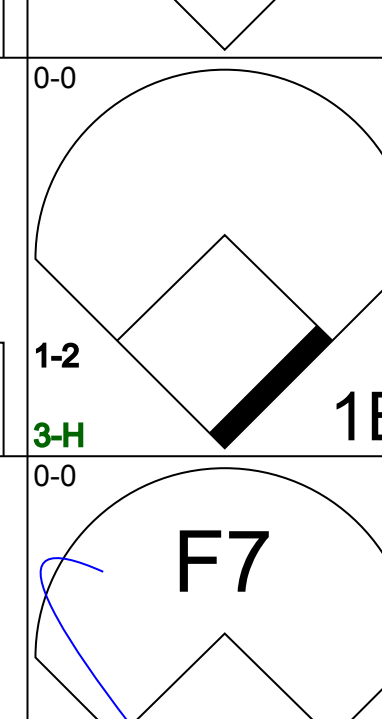

AB 36
R 9
H 12
RBI 9
BB 1
SO 7
LOB 14

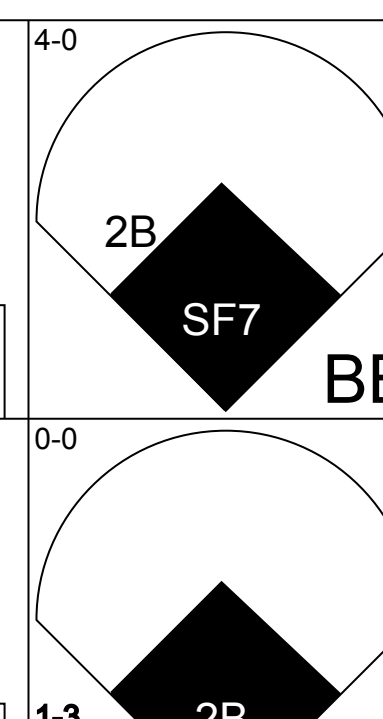
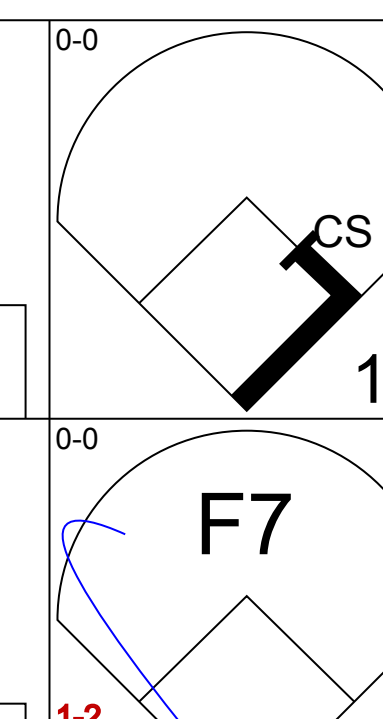
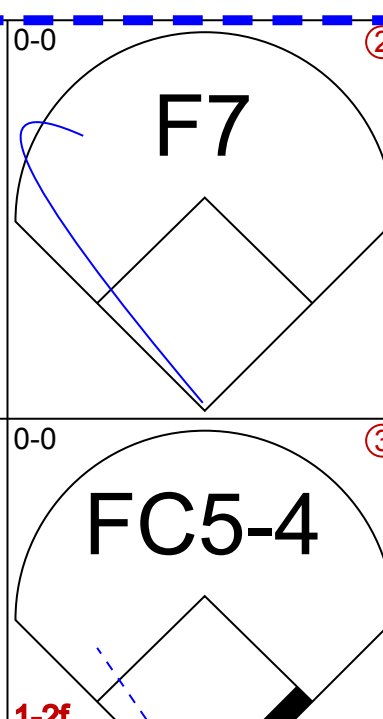
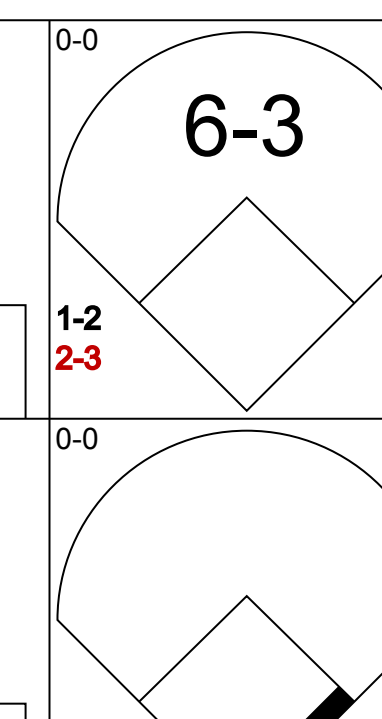
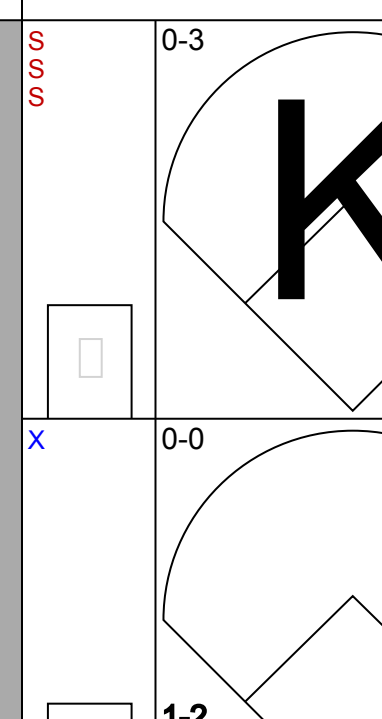
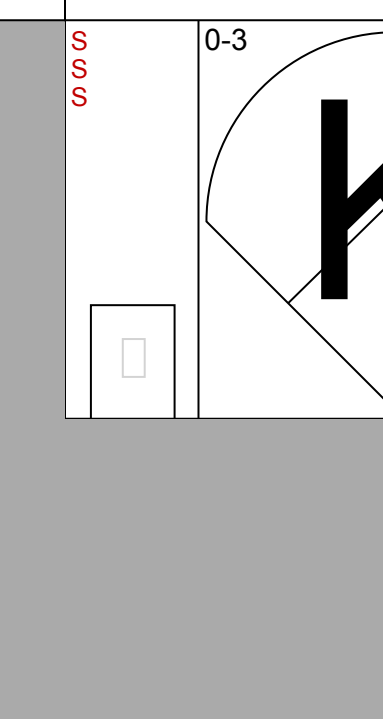
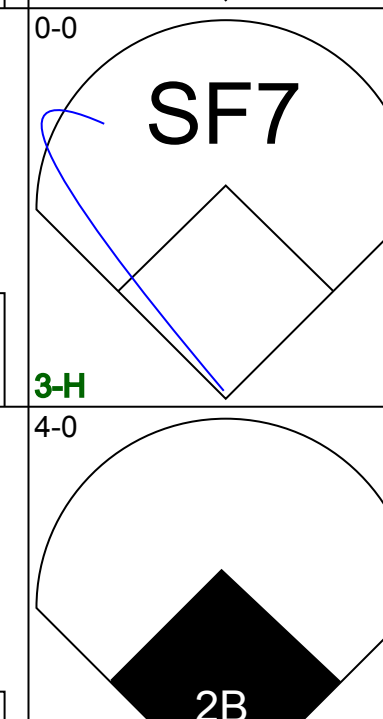
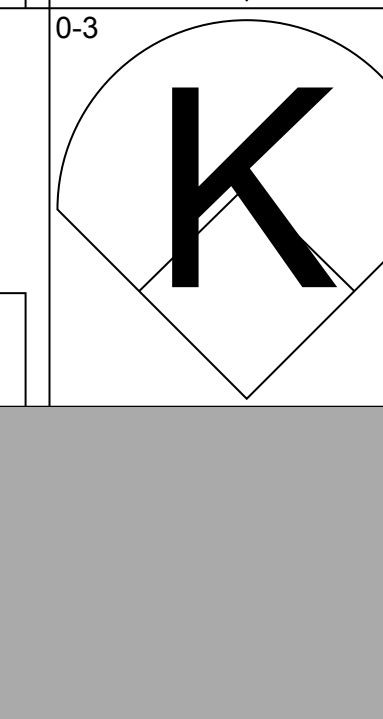
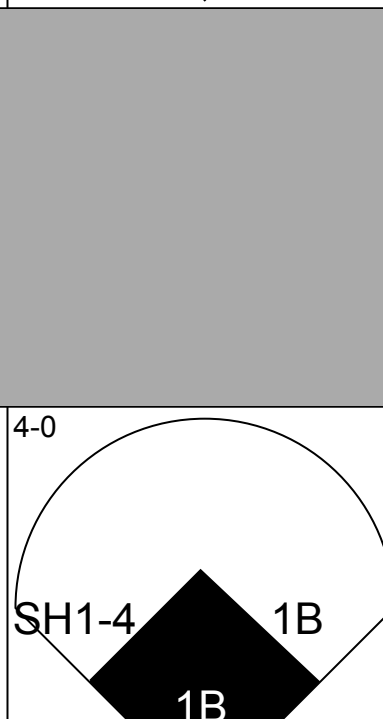
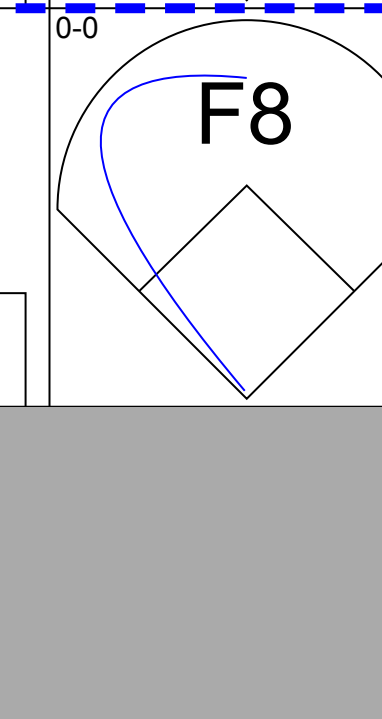
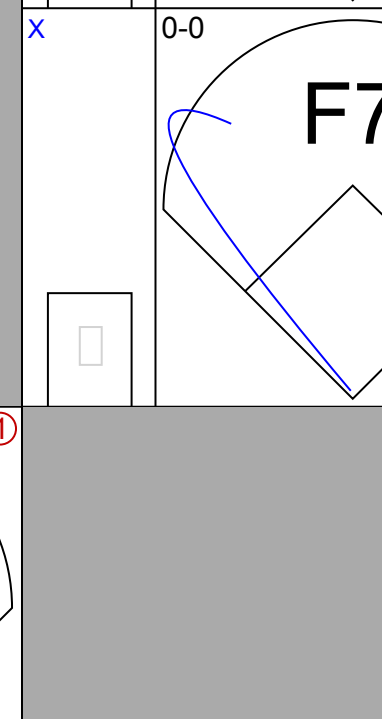
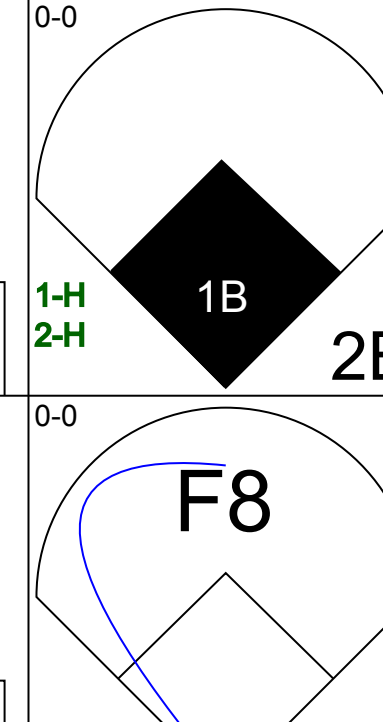

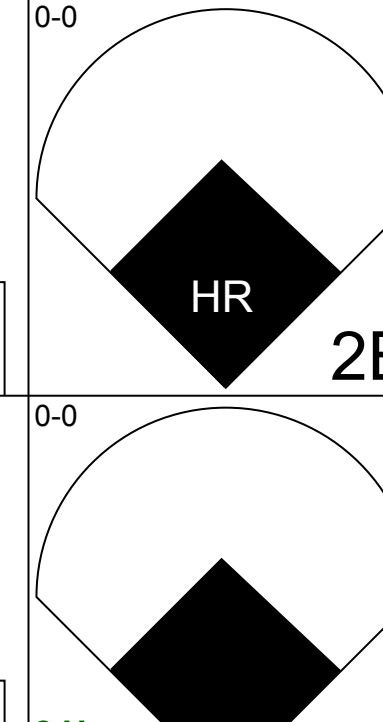


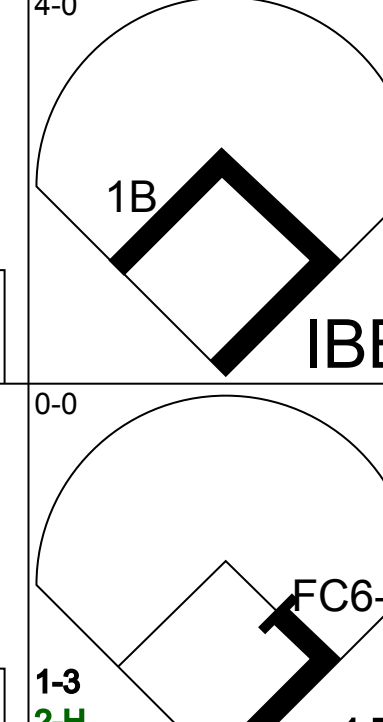
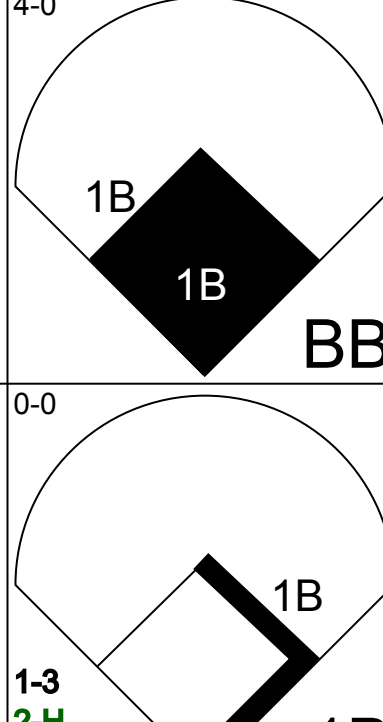
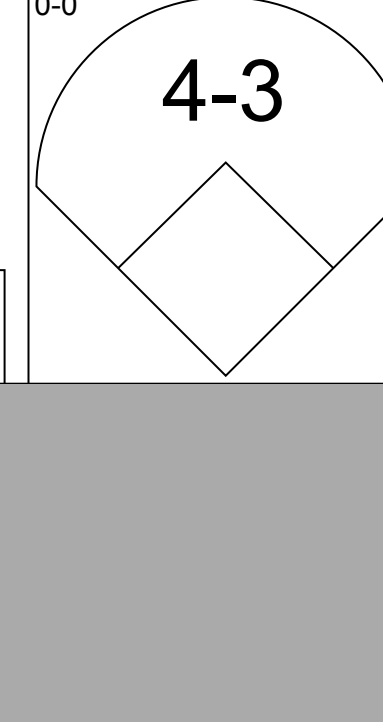

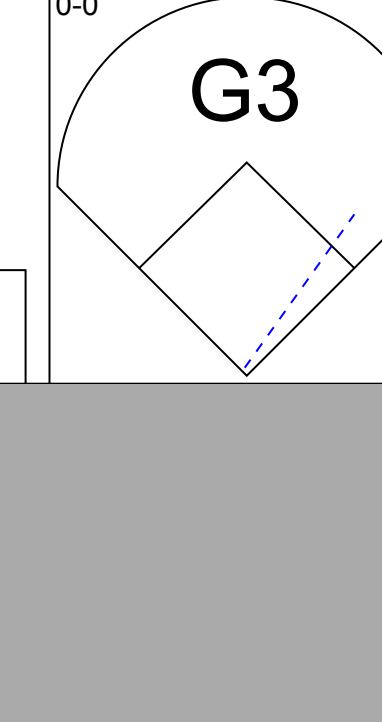
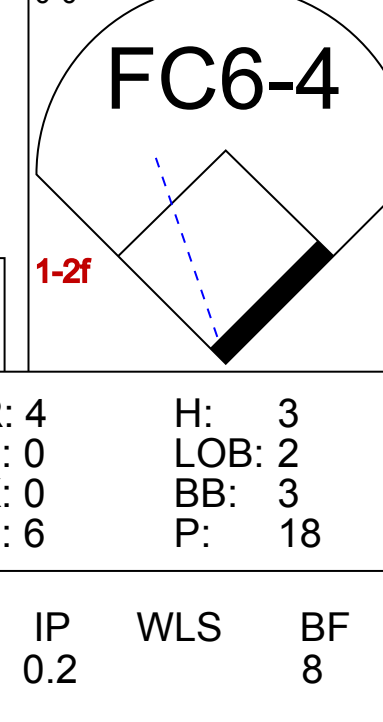
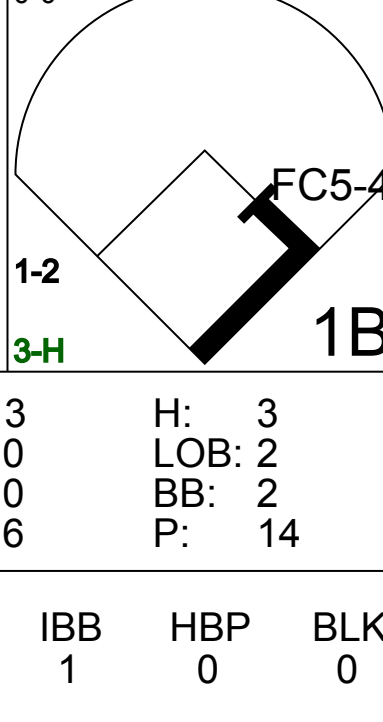


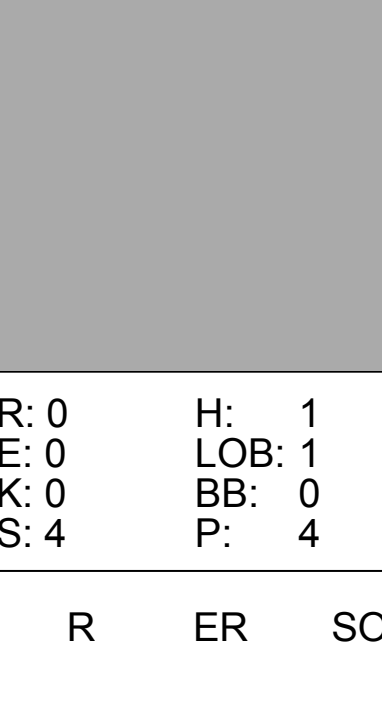
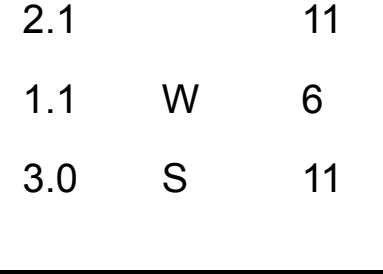






WP: 0 PA: 39
PB: 1
SB: 1
CS: 0

Fri Jul 19 1985, 8:05 PM EDT
Att: 15,979 - Unknown

livebaseballscores.com

Batter	1	2	3	4	5	6	7	8	9	AB	R	H	RBI	BB	SO	LOB	TOP																					
Domingo Ramos, R OBP: 0.247, SLG: 0.282 (1, 6)										4	1	1	1	1	1	3	Seattle Mariners @ Milwaukee Brewers Milwaukee County Stadium, Milwaukee, WI Sat Jul 20 1985, 8:05 PM EDT Att: 29,899 - Unknown																					
Phil Bradley, R OBP: 0.374, SLG: 0.501 (1, 7)										5	2	2	1	1	0	3																						
Alvin Davis, L OBP: 0.366, SLG: 0.381 (1, 3)										5	1	2	1	0	1	1																						
Gorman Thomas, R OBP: 0.367, SLG: 0.478 (1, 10)										5	3	2	3	1	2	3																						
Al Cowens, R OBP: 0.291, SLG: 0.463 (1, 9)										6	1	2	4	0	1	2																						
Jim Prestley, R OBP: 0.335, SLG: 0.530 (1, 5)										5	1	3	1	0	1	1																						
Dave Henderson, R OBP: 0.311, SLG: 0.384 (1, 8)										5	1	2	0	0	2	1																						
Bob Kearney, R OBP: 0.284, SLG: 0.380 (1, 2)										5	1	2	0	0	1	3																						
Harold Reynolds, S OBP: 0.227, SLG: 0.109 (1, 4)										3	2	1	0	2	0	2																						
Inning Stats	R: 0 E: 0 K: 1 S: 5	H: 0 LOB: 0 BB: 0 P: 5	R: 2 E: 1 K: 1 S: 9	H: 4 LOB: 2 BB: 0 P: 9	R: 1 E: 0 K: 2 S: 9	H: 2 LOB: 1 BB: 1 P: 9	R: 0 E: 1 K: 1 S: 6	H: 0 LOB: 2 BB: 1 P: 10	R: 2 E: 0 K: 0 S: 5	H: 2 LOB: 0 BB: 0 P: 5	R: 5 E: 0 K: 1 S: 9	H: 4 LOB: 2 BB: 3 P: 21	R: 1 E: 0 K: 0 S: 6	H: 3 LOB: 0 BB: 0 P: 6	R: 2 E: 1 K: 1 S: 7	H: 2 LOB: 1 BB: 1 P: 11	R: 0 E: 0 K: 2 S: 7	H: 0 LOB: 0 BB: 0 P: 7	1B: 12 2B: 1 3B: 2 HR: 2	SF: 1 SAC: 1 DP: 0 HBP: 0	WP: 1 PB: 0 SB: 0 CS: 0	PA: 50																
PITCHER	IP	WLS	BF	H	R	ER	SO	BB	IBB	HBP	BLK	WP	HR	S	P	ERA	WHIP	PITCHER				IP	WLS	BF	H	R	ER	SO	BB	IBB	HBP	BLK	WP	HR	S	P	ERA	WHIP
Moose Haas, R ERA: 3.53 (1, 1)	4.0		22	8	5	4	5	1	0	0	0	0	2	31	35	9.00	2.250					4.0		22	8	5	4	5	1	0	0	0	0	2	31	35	9.00	2.250
Pete Ladd, R ERA: 4.06 (5, 1)	1.1	L	7	1	3	3	0	2	0	0	0	0	0	5	13	20.25	2.250					1.1	L	7	1	3	3	0	2	0	0	0	0	5	13	20.25	2.250	
Bob McClure, L ERA: 4.57 (6, 1)	0.1	L	5	3	2	2	0	1	0	0	0	1	0	4	8	54.00	12.000					0.1	L	5	3	2	2	0	1	0	0	0	1	4	8	54.00	12.000	
Rollie Fingers, R ERA: 5.12 (6, 1)	2.1		13	5	3	2	2	1	0	0	0	0	0	16	20	7.71	2.571					2.1		13	5	3	2	2	1	0	0	0	0	16	20	7.71	2.571	
Rick Waits, L ERA: 3.66 (9, 1)	1.0		3	0	0	0	2	0	0	0	0	0	0	7	7	0.00	0.000					1.0		3	0	0	0	2	0	0	0	0	0	7	7	0.00	0.000	

Batter	1	2	3	4	5	6	7	8	9	AB	R	H	RBI	BB	SO	LOB	BOTTOM																					
Paul Molitor, R OBP: 0.372, SLG: 0.444 (1, 5)										5	1	1	0	1	2	6	Seattle Mariners @ Milwaukee Brewers Milwaukee County Stadium, Milwaukee, WI Sat Jul 20 1985, 8:05 PM EDT Att: 29,899 - Unknown																					
Robin Yount, R OBP: 0.340, SLG: 0.424 (1, 8)										5	1	3	1	0	0	3																						
Cecil Cooper, L OBP: 0.331, SLG: 0.464 (1, 3)										4	0	0	1	0	1	4																						
Ted Simmons, S OBP: 0.328, SLG: 0.389 (1, 2)										3	2	0	0	2	0	0																						
Ben Oglivie, L OBP: 0.339, SLG: 0.376 (1, 7)										5	3	3	2	0	0	0																						
Ernest Riles, L OBP: 0.303, SLG: 0.378 (1, 6)										4	1	2	2	0	0	1																						
Jim Gantner, L OBP: 0.316, SLG: 0.339 (1, 4)										3	2	1	0	2	0	1																						
Bill Schroeder, R OBP: 0.322, SLG: 0.491 Paul Householder, S OBP: 0.333, SLG: 0.351 (1, 10)										4	0	4	3	0	0	0																						
Rick Manning, L OBP: 0.267, SLG: 0.294 Bobby Clark, R OBP: 0.300, SLG: 0.280 (1, 9)										3	0	1	1	0	0	3																						
Inning Stats	R: 4 E: 0 K: 0 S: 6	H: 3 LOB: 2 BB: 3 P: 18	R: 0 E: 0 K: 1 S: 5	H: 1 LOB: 0 BB: 0 P: 5	R: 3 E: 0 K: 0 S: 6	H: 3 LOB: 2 BB: 2 P: 14	R: 2 E: 0 K: 0 S: 5	H: 2 LOB: 0 BB: 0 P: 5	R: 0 E: 0 K: 0 S: 3	H: 0 LOB: 0 BB: 0 P: 3	R: 1 E: 1 K: 2 S: 10	H: 3 LOB: 2 BB: 0 P: 10	R: 0 E: 0 K: 0 S: 4	H: 1 LOB: 1 BB: 0 P: 4	R: 0 E: 0 K: 1 S: 5	H: 0 LOB: 0 BB: 0 P: 5	1B: 11 2B: 3 3B: 0 HR: 1	SF: 1 SAC: 1 DP: 0 HBP: 0	WP: 0 PB: 0 SB: 0 CS: 1	PA: 46																		
PITCHER	IP	WLS	BF	H	R	ER	SO	BB	IBB	HBP	BLK	WP	HR	S	P	ERA	WHIP	PITCHER				IP	WLS	BF	H	R	ER	SO	BB	IBB	HBP	BLK	WP	HR	S	P	ERA	WHIP
Bill Swift, R ERA: 4.84 (1, 1)	0.2		8	3	4	4	0	2	1	0	0	0	0	10	18	16.20	3.600					0.2		8	3	4	4	0	2	1	0	0	0	10	18	16.20	3.600	
Brian Snyder, L ERA: 5.89 (3, 1)	2.1		11	4	2	2	0	0	0	0	0	0	1	11	11	7.71	1.714					2.1		11	4	2	2	0	0	0	0	0	1	11	11	7.71	1.714	
Ed Vande Berg, L ERA: 4.01 (5, 1)	1.1	W	6	2	1	1	0	0	0	0	0	0	0	6	6	6.75	1.500					1.1	W	6	2	1	1	0	0	0	0	0	6	6	6.75	1.500		
Roy Thomas, R ERA: 3.6 (7, 1)	3.0	S	11	2	0	0	3	0	0	0	0	0	0	17	17	0.00	0.667					3.0	S	11	2	0	0	3	0	0	0	0	0	17	17	0.00	0.667	

Batter	1	2	3	4	5	6	7	8	9	AB	R	H	RBI	BB	SO	LOB	TOP		
Domingo Ramos, R OBP: 0.244, SLG: 0.267 (1, 6)			6-3		F8		BB		L6	4	0	0	0	1	1	0			
Phil Bradley, R OBP: 0.373, SLG: 0.497 (1, 7)			L9		F9		G6-4-3			3	0	0	0	1	1	0			
Alvin Davis, L OBP: 0.365, SLG: 0.389 (1, 3)				4-3		F7	G6-4-3			4	1	1	1	0	0	2			
Gorman Thomas, R OBP: 0.334, SLG: 0.493 (1, 10)				2B		WP	1B		5-3	3	2	2	1	1	0	0			
Ivan Calderon, R OBP: 0.364, SLG: 0.519 (1, 9)				1B	FC3-2	2B	WP		K	3	0	1	1	1	2	0			
Jim Prestley, R OBP: 0.334, SLG: 0.526 (1, 5)		5-3		FC3-2		1B	F4		L7	4	0	1	0	0	0	2			
Dave Henderson, R OBP: 0.314, SLG: 0.394 (1, 8)		F7		FC3-2		1B	BB			3	1	1	1	1	0	2			
Donnie Scott, S OBP: 0.239, SLG: 0.303 (6, PH)		G3		3-1			L4		K	2	0	0	0	0	0	2			
Ken Phelps, L OBP: 0.327, SLG: 0.453 (6, PH)										1	0	0	0	0	0	3			
Bob Kearney, R OBP: 0.283, SLG: 0.378 (6, 2)										1	0	0	0	0	1	0			
Harold Reynolds, S OBP: 0.217, SLG: 0.103 (9, PH)			F9		K2-3				6-3	3	0	0	0	0	2	0			
Al Cowens, R OBP: 0.290, SLG: 0.461 (9, PH)										1	0	0	0	0	0	0			
Inning Stats	R: 2 E: 0 K: 3 S: 11	H: 2 LOB: 0 BB: 0 P: 11	R: 0 E: 0 K: 0 S: 3	H: 0 LOB: 0 BB: 0 P: 3	R: 0 E: 0 K: 0 S: 3	H: 0 LOB: 0 BB: 0 P: 3	R: 1 E: 0 K: 0 S: 5	H: 2 LOB: 2 BB: 1 P: 9	R: 0 E: 0 K: 1 S: 4	H: 1 LOB: 3 BB: 2 P: 12	R: 0 E: 0 K: 1 S: 4	H: 0 LOB: 1 BB: 2 P: 12	R: 0 E: 0 K: 1 S: 5	H: 0 LOB: 0 BB: 0 P: 5	R: 1 E: 0 K: 1 S: 6	H: 1 LOB: 0 BB: 0 P: 6	1B: 2 2B: 1 3B: 0 HR: 3	SF: 0 SAC: 0 DP: 1 HBP: 0	WP: 2 PA: 37 CS: 0
PITCHER	IP WLS BF H R ER SO BB IBB HBP BLK WP HR S P ERA WHIP																		
Ray Burris, R ERA: 3.56 (1, 1)	6.0 W 26 5 3 3 4 3 0 0 0 2 2 31 43 4.50 1.333																		
Bob Gibson, R ERA: 3.32 (7, 1)	3.0 S 11 1 1 1 3 2 0 0 0 0 1 15 23 3.00 1.000																		

Seattle Mariners @ Milwaukee Brewers
Milwaukee County Stadium, Milwaukee, WI
Sun Jul 21 1985, 4:33 AM EDT
Att: 20,435 - Unknown

AB 32
R 4
H 6
RBI 4
BB 5
SO 7
LOB 11



Batter	1	2	3	4	5	6	7	8	9	AB	R	H	RBI	BB	SO	LOB	BOTTOM		
Paul Moltzer, R OBP: 0.374, SLG: 0.443 (1, 5)		SH5-4		L8				6-3		3	1	1	0	1	0	0			
Robin Yount, R OBP: 0.339, SLG: 0.433 (1, 8)		K			L7	SF8				3	1	1	3	0	1	2			
Cecil Cooper, L OBP: 0.333, SLG: 0.468 (1, 10)		F7			F8					4	1	2	0	0	0	4			
Ted Simmons, S OBP: 0.327, SLG: 0.397 (1, 3)	F8			HR	4-3		F1			4	1	1	1	0	0	2			
Ben Oglivie, L OBP: 0.345, SLG: 0.384 (1, 7)				F7						3	0	2	1	1	0	0			
Ernest Riles, L OBP: 0.296, SLG: 0.369 (1, 6)	F7			4-3						4	0	0	0	0	0	4			
Jim Gantner, L OBP: 0.315, SLG: 0.336 (1, 4)	4-3			1-3						3	1	0	0	1	0	2			
Rick Manning, L OBP: 0.274, SLG: 0.289 (1, 9)		SH5-4		L5						2	0	0	0	2	1	0			
Charlie Moore, R OBP: 0.289, SLG: 0.284 (1, 2)		SH5-4		6-3						2	0	0	0	1	1	0			
Inning Stats	R: 3 E: 0 K: 0 S: 7	H: 4 LOB: 1 BB: 0 P: 7	R: 0 E: 0 K: 1 S: 5	H: 0 LOB: 2 BB: 2 P: 13	R: 1 E: 0 K: 0 S: 4	H: 1 LOB: 0 BB: 0 P: 4	R: 0 E: 0 K: 0 S: 3	H: 0 LOB: 0 BB: 0 P: 3	R: 0 E: 0 K: 0 S: 4	H: 1 LOB: 2 BB: 1 P: 8	R: 1 E: 0 K: 0 S: 3	H: 0 LOB: 2 BB: 3 P: 15	R: 0 E: 0 K: 0 S: 4	H: 1 LOB: 1 BB: 0 P: 4	R: 0 E: 0 K: 2 S: 7	H: 0 LOB: 0 BB: 0 P: 7	1B: 3 2B: 2 3B: 0 HR: 2	SF: 1 SAC: 2 DP: 0 HBP: 0	WP: 0 PA: 37 CS: 0
PITCHER	IP WLS BF H R ER SO BB IBB HBP BLK WP HR S P ERA WHIP																		
Frank Wills, R ERA: 5.02 (1, 1)	5.2 L 29 6 5 5 1 0 0 0 0 0 0 2 25 49 7.94 1.941																		
Ed Yande Berg, L ERA: 3.86 (6, 1)	1.2 6 1 0 0 1 0 0 0 0 0 0 8 8 0.00 0.600																		
Bob Long, R ERA: 2.49 (8, 1)	0.2 2 0 0 0 1 0 0 0 0 0 0 4 4 0.00 0.000																		

Seattle Mariners @ Milwaukee Brewers
Milwaukee County Stadium, Milwaukee, WI
Sun Jul 21 1985, 4:33 AM EDT
Att: 20,435 - Unknown


AB 28
R 5
H 7
RBI 5
BB 6
SO 3
LOB 14



Batter	1	2	3	4	5	6	7	8	9	AB	R	H	RBI	BB	SO	LOB	TOP											
Domingo Ramos, R OBP: 0.233, SLG: 0.253 (1, 6)	6-3		4-3			6-3		6-3		4	0	0	0	0	0	1												
Phil Bradley, R OBP: 0.369, SLG: 0.492 (1, 7)	K				F9		F9		5-3	4	0	0	0	0	1	0												
Alvin Davis, L OBP: 0.363, SLG: 0.387 (1, 3)	K			4-3			G3			4	0	1	0	0	1	0												
Gorman Thomas, R OBP: 0.371, SLG: 0.489 (1, 10)				F9			E6		K	4	0	1	0	0	1	1												
Al Cowens, R OBP: 0.285, SLG: 0.453 (1, 9)				F7		F9			F9	4	0	0	0	0	0	3												
Jim Prestley, R OBP: 0.334, SLG: 0.534 (1, 5)				FC6-4		G4-1				3	1	1	1	0	0	1												
Dave Henderson, R OBP: 0.311, SLG: 0.390 (1, 8)				K					F4	3	0	0	0	0	2	1												
Bob Kearney, R OBP: 0.284, SLG: 0.383 (1, 2)				F9		1-3				3	0	1	0	0	0	0												
Harold Reynolds, S OBP: 0.211, SLG: 0.100 (8, PH)				4-3						2	0	0	0	0	0	0												
Ken Phelps, L OBP: 0.327, SLG: 0.453 (6, PH)						F7				0	0	0	0	0	0	0												
Ivan Calderon, R OBP: 0.362, SLG: 0.515 (6, PH)									F8	1	0	0	0	0	0	1												
Darnell Coles, R OBP: 0.333, SLG: 0.321 (8, 6)										0	0	0	0	0	0	0												
Inning Stats	R: 0 E: 0 K: 2 S: 7	H: 0 LOB: 0 BB: 0 P: 7	R: 0 E: 0 K: 1 S: 6	H: 1 LOB: 1 BB: 0 P: 6	R: 0 E: 0 K: 0 S: 3	H: 0 LOB: 0 BB: 0 P: 3	R: 0 E: 0 K: 0 S: 3	H: 0 LOB: 0 BB: 0 P: 3	R: 0 E: 0 K: 1 S: 5	H: 0 LOB: 0 BB: 0 P: 5	R: 0 E: 0 K: 0 S: 4	H: 0 LOB: 1 BB: 0 P: 4	R: 1 E: 0 K: 0 S: 5	H: 2 LOB: 1 BB: 0 P: 5	R: 0 E: 0 K: 1 S: 6	H: 1 LOB: 1 BB: 0 P: 6	1B: 2 2B: 1 3B: 0 HR: 1	SF: 0 SAC: 0 DP: 0 HBP: 0	WP: 0 PB: 0 SB: 0 CS: 0	PA: 32								
PITCHER	IP	WLS	BF	H	R	ER	SO	BB	IBB	HBP	BLK	WP	HR	S	P	ERA	WHIP											
Tom Flier, R ERA: 0.87 (1, 1)	7.0	W	23	1	0	0	4	0	0	0	0	0	0	0	31	31	0.00	0.143										
Jim Acker, R ERA: 2.75 (8, 1)	0.1		3	2	1	1	0	0	0	0	0	0	1	3	3	27.00	6.000											
Gary Lavelle, L ERA: 2.96 (8, 1)	1.0		4	1	0	0	0	0	0	0	0	0	0	4	4	0.00	1.000											
Bill Caudill, R ERA: 3.27 (9, 1)	0.2	S	2	0	0	0	1	0	0	0	0	0	0	4	4	0.00	0.000											

Seattle Mariners @ Toronto Blue Jays
Exhibition Stadium, Toronto, ON
Mon Jul 22 1985, 7:05 PM EDT
Att: 25,110 - Unknown


AB 32
R 1
H 4
RBI 1
BB 0
SO 5
LOB 8



Batter	1	2	3	4	5	6	7	8	9	AB	R	H	RBI	BB	SO	LOB	BOTTOM										
Damaso Garcia, R OBP: 0.297, SLG: 0.357 (1, 4)	6-3		F4							4	0	0	0	0	0	3											
Lloyd Moseby, L OBP: 0.334, SLG: 0.376 (1, 8)	6-3									3	0	1	1	1	0	0											
Jeff Burroughs, R OBP: 0.386, SLG: 0.394 (1, 10)										2	0	1	0	0	1	0											
Al Oliver, L OBP: 0.283, SLG: 0.386 (5, PH)	K									2	0	0	0	0	0	2											
George Bell, R OBP: 0.325, SLG: 0.497 (1, 7)										4	0	0	0	0	0	2											
Jesse Barfield, R OBP: 0.335, SLG: 0.469 (1, 9)										4	0	0	0	0	2	1											
Cecil Fielder, R OBP: 0.500, SLG: 0.800 (1, 3)										1	0	0	0	0	0	0											
Willie Upshaw, L OBP: 0.322, SLG: 0.392 (6, 3)										2	0	1	0	0	0	0											
Garth Iorg, R OBP: 0.384, SLG: 0.445 (1, 5)										1	1	1	0	0	0	0											
Rance Mulliniks, L OBP: 0.415, SLG: 0.488 (6, 5)										2	1	2	0	0	0	0											
Gary Allenson, R OBP: 0.250, SLG: 0.250 (1, 2)										3	1	1	1	0	1	3											
Tony Fernandez, S OBP: 0.331, SLG: 0.380 (1, 6)										3	0	2	1	0	0	0											
Inning Stats	R: 0 E: 0 K: 1 S: 5	H: 0 LOB: 0 BB: 0 P: 5	R: 0 E: 0 K: 1 S: 5	H: 0 LOB: 0 BB: 0 P: 5	R: 1 E: 0 K: 1 S: 6	H: 2 LOB: 0 BB: 0 P: 6	R: 0 E: 0 K: 0 S: 3	H: 1 LOB: 1 BB: 1 P: 7	R: 2 E: 1 K: 0 S: 7	H: 4 LOB: 2 BB: 0 P: 7	R: 0 E: 0 K: 0 S: 5	H: 2 LOB: 2 BB: 0 P: 5	R: 0 E: 0 K: 1 S: 5	H: 0 LOB: 0 BB: 0 P: 5	R: 0 E: 0 K: 1 S: 5	H: 0 LOB: 0 BB: 0 P: 5	1B: 7 2B: 3 3B: 0 HR: 0	SF: 0 SAC: 0 DP: 1 HBP: 0	WP: 0 PB: 0 SB: 0 CS: 1	PA: 32							
PITCHER	IP	WLS	BF	H	R	ER	SO	BB	IBB	HBP	BLK	WP	HR	S	P	ERA	WHIP										
Mark Langston, L ERA: 3.84 (1, 1)	4.0	L	14	3	1	1	3	0	0	0	0	0	0	19	23	2.25	1.000										
Salome Barojas, R ERA: 5.98 (5, 1)	1.2		10	5	2	2	0	0	0	0	0	0	0	10	10	10.80	3.000										
Brian Snyder, L ERA: 6.55 (6, 1)	1.2		6	1	0	0	0	0	0	0	0	0	0	6	6	0.00	0.600										
Bob Long, R ERA: 2.42 (8, 1)	0.2		2	0	0	0	1	0	0	0	0	0	0	4	4	0.00	0.000										

Seattle Mariners @ Toronto Blue Jays
Exhibition Stadium, Toronto, ON
Mon Jul 22 1985, 7:05 PM EDT
Att: 25,110 - Unknown

AB 31
R 3
H 9
RBI 3
BB 1
SO 4
LOB 11



Batter	1	2	3	4	5	6	7	8	9	AB	R	H	RBI	BB	SO	LOB	TOP				
Domingo Ramos, R OBP: 0.242, SLG: 0.253 (1, 6)										4	0	1	0	1	1	0	Seattle Mariners @ Toronto Blue Jays Exhibition Stadium, Toronto, ON Tue Jul 23 1985, 7:05 PM EDT Att: 28,419 - Unknown				
Phil Bradley, R OBP: 0.370, SLG: 0.492 (1, 8)										4	0	2	0	0	1						
Alvin Davis, L OBP: 0.365, SLG: 0.388 (1, 3)										4	0	2	0	0	0	3					
Gorman Thomas, R OBP: 0.366, SLG: 0.481 (1, 10)										4	0	0	0	0	4	5					
Al Cowens, R OBP: 0.281, SLG: 0.446 (1, 9)										4	0	0	0	0	2	2					
Jim Prestley, R OBP: 0.336, SLG: 0.533 (1, 5)										4	1	2	0	0	2	0					
Ivan Calderon, R OBP: 0.365, SLG: 0.539 (1, 7)										4	1	2	1	0	0	1					
Bob Kearney, R OBP: 0.288, SLG: 0.391 (1, 2)										4	0	2	0	0	2	2					
Harold Reynolds, S OBP: 0.216, SLG: 0.111 Barry Bonnell, R OBP: 0.286, SLG: 0.310 (9, PH)										3	0	1	1	0	0	2					
										1	0	0	0	0	0	0					
Inning Stats	R: 0 E: 0 K: 2 S: 8	H: 1 LOB: 2 BB: 1 P: 12	R: 0 E: 0 K: 1 S: 6	H: 1 LOB: 1 BB: 0 P: 6	R: 0 E: 0 K: 1 S: 6	H: 2 LOB: 1 BB: 0 P: 6	R: 1 E: 0 K: 1 S: 7	H: 2 LOB: 1 BB: 0 P: 7	R: 0 E: 0 K: 3 S: 10	H: 1 LOB: 1 BB: 0 P: 10	R: 0 E: 0 K: 1 S: 6	H: 1 LOB: 1 BB: 0 P: 6	R: 0 E: 0 K: 1 S: 5	H: 1 LOB: 0 BB: 0 P: 5	R: 0 E: 0 K: 1 S: 5	H: 0 LOB: 0 BB: 0 P: 5	1B: 9 2B: 2 3B: 0 HR: 1	SF: 0 SAC: 0 DP: 2 HBP: 0	WP: 0 PB: 0 SB: 0 CS: 0	PA: 37	
PITCHER	IP WLS BF H R ER SO BB IBB HBP BLK WP HR S P ERA WHIP	8.0 W 34 12 2 2 11 1 0 0 0 0 1 55 59 2.25 1.625	1.0 S 3 0 0 0 1 0 0 0 0 0 0 5 5 0.00 0.000																		

AB	36
R	2
H	12
RBI	2
BB	1
SO	12
LOB	16



Batter	1	2	3	4	5	6	7	8	9	AB	R	H	RBI	BB	SO	LOB	BOTTOM
Damaso Garcia, R OBP: 0.297, SLG: 0.359 (1, 4)										4	0	1	2	0	0	1	Seattle Mariners @ Toronto Blue Jays Exhibition Stadium, Toronto, ON Tue Jul 23 1985, 7:05 PM EDT Att: 28,419 - Unknown
Lloyd Moseby, L OBP: 0.333, SLG: 0.380 (1, 8)										4	1	1	0	0	1	1	
Rance Mulliniks, L OBP: 0.410, SLG: 0.484 Garth Iorg, R OBP: 0.382, SLG: 0.442 (6, PH) (9, 5)										2	0	0	1	0	0	0	
George Bell, R OBP: 0.325, SLG: 0.496 (1, 7)										3	0	1	0	0	0	0	
Al Oliver, L OBP: 0.276, SLG: 0.376 (1, 10)										3	0	0	0	0	0	1	
Willie Upshaw, L OBP: 0.325, SLG: 0.391 (1, 3)										1	1	0	0	2	0	0	
Ernie Whitt, L OBP: 0.348, SLG: 0.504 Manuel Lee, S OBP: 0.143, SLG: 0.111 Gary Allenson, R OBP: 0.250, SLG: 0.250 (6, PR) (9, 2)										3	0	1	1	0	0	0	
Jesse Barfield, R OBP: 0.338, SLG: 0.471 (1, 9)										3	1	2	0	0	0	0	
Tony Fernandez, S OBP: 0.329, SLG: 0.376 (1, 6)										3	0	0	0	0	0	4	
Inning Stats	R: 0 E: 0 K: 0 S: 3	H: 0 LOB: 0 BB: 0 P: 3	R: 0 E: 0 K: 0 S: 4	H: 1 LOB: 1 BB: 0 P: 4	R: 1 E: 0 K: 0 S: 4	H: 1 LOB: 0 BB: 0 P: 4	R: 0 E: 0 K: 0 S: 3	H: 0 LOB: 0 BB: 0 P: 3	R: 0 E: 0 K: 0 S: 3	H: 0 LOB: 0 BB: 0 P: 3	R: 3 E: 0 K: 1 S: 8	H: 3 LOB: 1 BB: 1 P: 12	1B: 3 2B: 2 3B: 1 HR: 0	SF: 1 SAC: 0 DP: 1 HBP: 0	WP: 0 PB: 1 SB: 0 CS: 1	PA: 31	
PITCHER	IP WLS BF H R ER SO BB IBB HBP BLK WP HR S P ERA WHIP	7.1 L 28 6 4 4 4 2 0 0 0 0 0 3 3 4.91 1.091	0.1 1 0 0 0 1 0 0 0 0 0 0 0 3 3 0.00 0.000	0.1 1 0 0 0 0 0 0 0 0 0 0 0 1 1 0.00 0.000													

AB	27
R	4
H	6
RBI	4
BB	2
SO	1
LOB	8



Batter	1	2	3	4	5	6	7	8	9	AB	R	H	RBI	BB	SO	LOB	TOP										
Darnell Coles, R OBP: 0.328, SLG: 0.304 (1, 6)	F8		5-3		F9			BB		3	0	0	0	1	0	2	Seattle Mariners @ Toronto Blue Jays Exhibition Stadium, Toronto, ON Wed Jul 24 1985, 7:05 PM EDT Att: 26,163 - Unknown livebaseballscorecards.com										
Phil Bradley, R OBP: 0.307, SLG: 0.487 (1, 8)	6-3		G3			F9		F8		4	0	0	0	0	0	2											
Al Cowens, R OBP: 0.280, SLG: 0.443 (1, 9)	FC5-4 1B			5-3		L5		F9		4	0	1	0	0	0	1											
Gorman Thomas, R OBP: 0.361, SLG: 0.473 (1, 10)	FC5-4 1-2			K		F5		F5		4	0	0	0	0	1	2											
Alvin Davis, L OBP: 0.361, SLG: 0.384 (1, 3)		4-3		F7			K		5-3	4	0	0	0	0	1	0											
Jim Prestley, R OBP: 0.341, SLG: 0.539 (1, 5)		6-3				2B				4	1	3	0	0	0	0											
Harold Reynolds, S OBP: 0.216, SLG: 0.111 (9, PR)							1B		1B	0	0	0	0	0	0	0											
Ivan Calderon, R OBP: 0.363, SLG: 0.538 (1, 7)			K				1B		1B	4	0	1	1	0	2	2											
Bob Kearney, R OBP: 0.286, SLG: 0.390 (1, 2)																											
Dave Henderson, R OBP: 0.313, SLG: 0.392 (9, PH)			F7			F3		FC6		3	0	1	0	0	0	1											
Domingo Ramos, R OBP: 0.232, SLG: 0.241 (1, 4)			E6			1-3		1B		1	0	1	0	0	0	0											
Inning Stats	R: 0 E: 0 K: 0 S: 4	H: 1 LOB: 1 BB: 0 P: 4	R: 0 E: 0 K: 1 S: 5	H: 0 LOB: 0 BB: 0 P: 5	R: 0 E: 2 K: 0 S: 4	H: 0 LOB: 1 BB: 0 P: 4	R: 0 E: 0 K: 1 S: 5	H: 0 LOB: 0 BB: 0 P: 5	R: 1 E: 1 K: 0 S: 5	H: 2 LOB: 1 BB: 0 P: 5	R: 0 E: 0 K: 0 S: 3	H: 0 LOB: 0 BB: 0 P: 3	R: 0 E: 0 K: 2 S: 9	H: 2 LOB: 2 BB: 0 P: 9	R: 0 E: 0 K: 0 S: 3	H: 0 LOB: 1 BB: 0 P: 7	R: 0 E: 0 K: 0 S: 5	H: 2 LOB: 2 BB: 0 P: 5	1B: 5 2B: 2 3B: 0 HR: 0	SF: 0 SAC: 0 DP: 0 HBP: 0	WP: 0 PB: 0 SB: 0 CS: 0	PA: 36					
PITCHER	IP	WLS	BF	H	R	ER	SO	BB	IBB	HBP	BLK	WP	HR	S	P	ERA	WHIP										
Jimmy Key, L ERA: 2.65 (1, 1)	7.1	W	29	5	1	1	4	1	0	0	0	0	0	36	40	1.23	0.818										
Bill Caudill, R ERA: 3.15 (8, 1)	0.2		2	0	0	0	0	0	0	0	0	0	0	2	2	0.00	0.000										
Gary Lavelle, L ERA: 2.9 (9, 1)	1.0	S	5	2	0	0	0	0	0	0	0	0	0	5	5	0.00	2.000										

Batter	1	2	3	4	5	6	7	8	9	AB	R	H	RBI	BB	SO	LOB	BOTTOM										
Damaso Garcia, R OBP: 0.296, SLG: 0.358 (1, 4)	6-3		E3		G4-3-5			CS		4	0	1	0	0	0	1	Seattle Mariners @ Toronto Blue Jays Exhibition Stadium, Toronto, ON Wed Jul 24 1985, 7:05 PM EDT Att: 26,163 - Unknown livebaseballscorecards.com										
Lloyd Moseby, L OBP: 0.330, SLG: 0.376 (1, 8)	1-3		4-3		F9			K		4	0	0	0	0	1	2											
Jeff Burroughs, R OBP: 0.394, SLG: 0.417 (1, 10)										2	2	1	1	2	0	0											
Manuel Lee, S OBP: 0.143, SLG: 0.111 (6, PR)	6-3									0	0	0	0	0	0	0											
George Bell, R OBP: 0.324, SLG: 0.493 (1, 7)		CS			HR			BB		4	0	1	0	0	2	2											
Jesse Barfield, R OBP: 0.341, SLG: 0.483 (1, 9)		1B			K					3	1	2	2	0	1	1											
Cecil Fielder, R OBP: 0.444, SLG: 0.625 (1, 3)										3	0	1	0	0	2	1											
Willie Upshaw, L OBP: 0.325, SLG: 0.391 (7, 3)										0	0	0	0	0	0	0											
Garth Iorg, R OBP: 0.374, SLG: 0.433 (1, 5)										3	0	0	0	0	0	1											
Gary Allenson, R OBP: 0.273, SLG: 0.273 (1, 2)										3	0	1	0	0	0	1											
Tony Fernandez, S OBP: 0.329, SLG: 0.374 (1, 6)										2	0	0	0	1	1	1											
Inning Stats	R: 0 E: 0 K: 0 S: 3	H: 0 LOB: 0 BB: 0 P: 3	R: 0 E: 0 K: 1 S: 6	H: 2 LOB: 1 BB: 0 P: 6	R: 0 E: 1 K: 0 S: 4	H: 1 LOB: 1 BB: 0 P: 4	R: 2 E: 1 K: 2 S: 9	H: 1 LOB: 1 BB: 1 P: 13	R: 0 E: 0 K: 0 S: 2	H: 0 LOB: 0 BB: 1 P: 6	R: 1 E: 0 K: 2 S: 8	H: 2 LOB: 0 BB: 0 P: 8	R: 0 E: 0 K: 1 S: 5	H: 0 LOB: 0 BB: 0 P: 5	R: 0 E: 0 K: 1 S: 5	H: 1 LOB: 1 BB: 1 P: 9	R: 0 E: 0 K: 0 S: 3	H: 1 LOB: 1 BB: 1 P: 9	1B: 5 2B: 3 3B: 0 HR: 2	SF: 0 SAC: 0 DP: 3 HBP: 0	WP: 0 PB: 0 SB: 0 CS: 3	PA: 32					
PITCHER	IP	WLS	BF	H	R	ER	SO	BB	IBB	HBP	BLK	WP	HR	S	P	ERA	WHIP										
Matt Young, L ERA: 4.97 (1, 1)	7.2	L	30	7	3	3	7	3	0	0	0	0	0	2	41	3.52	1.304										
Roy Thomas, R ERA: 3.57 (8, 1)	0.1		1	0	0	0	0	0	0	0	0	0	0	1	1	0.00	0.000										

Batter	1	2	3	4	5	6	7	8	9	AB	R	H	RBI	BB	SO	LOB	TOP																		
Phil Bradley, R OBP: 0.365, SLG: 0.481 (1, 7)	0-3 K		0-0 4-3		0-0 4-3			0-3 K		4	0	0	0	0	2	0																			
Ivan Calderon, R OBP: 0.355, SLG: 0.526 (1, 3)	0-3 K		0-3 K			0-0 4-3		0-3 K		4	0	0	0	0	3	0																			
Al Cowens, R OBP: 0.284, SLG: 0.447 (1, 9)	0-0 2B		0-0 F7			0-0 F8			0-0 1B 1B	4	1	2	0	0	0	0																			
Gorman Thomas, R OBP: 0.356, SLG: 0.465 (1, 10)	0-0 F8			0-3 K		0-0 F8			0-0 F6	4	0	0	0	0	1	2																			
Jim Prestley, R OBP: 0.342, SLG: 0.537 (1, 5)		0-3 K		0-0 FC5-4 1B			0-0 4-3		4-0 1B 1B	3	1	1	0	1	1	0																			
Dave Henderson, R OBP: 0.315, SLG: 0.392 (1, 8)		0-0 F8		0-3 K			4-0 BB		0-0 FC5 1B	3	0	1	0	1	1	1																			
Darnell Coles, R OBP: 0.324, SLG: 0.448 (9, PH)				0-0 FC5-4 1-2			0-3 K		0-3 K	3	1	1	1	0	1	2																			
Bob Kearney, R OBP: 0.289, SLG: 0.394 (9, PH)				0-0 HR			0-0 F3		0-0 1B	3	0	1	0	0	0	1																			
Alvin Davis, L OBP: 0.383, SLG: 0.386 (9, FR)							0-0 F2		0-0 1B	1	0	1	2	0	0	0																			
Harold Reynolds, S OBP: 0.216, SLG: 0.111 (9, FR)									1-2 2-H 3-H	0	0	0	0	0	0	0																			
Domingo Ramos, R OBP: 0.224, SLG: 0.233 (9, PH)							0-3 K		0-0 FC5 2-3	3	0	0	0	0	2	1																			
Barry Bonnell, R OBP: 0.283, SLG: 0.307 (9, PH)										1	0	0	0	0	0	2																			
Inning Stats	R: 0 E: 0 K: 2 S: 8	H: 1 LOB: 1 BB: 0 P: 8	R: 1 E: 0 K: 1 S: 7	H: 2 LOB: 1 BB: 0 P: 7	R: 0 E: 0 K: 1 S: 5	H: 0 LOB: 0 BB: 0 P: 5	R: 0 E: 0 K: 2 S: 8	H: 1 LOB: 1 BB: 0 P: 8	R: 0 E: 0 K: 1 S: 5	H: 0 LOB: 0 BB: 0 P: 5	R: 0 E: 0 K: 0 S: 3	H: 0 LOB: 0 BB: 0 P: 3	R: 0 E: 0 K: 1 S: 5	H: 0 LOB: 1 BB: 1 P: 9	R: 0 E: 0 K: 3 S: 9	H: 0 LOB: 0 BB: 0 P: 9	R: 2 E: 0 K: 1 S: 8	H: 3 LOB: 2 BB: 1 P: 12	1B: 4 2B: 2 3B: 0 HR: 1	SF: 0 SAC: 0 DP: 0 HBP: 0	WP: 0 PB: 0 CS: 0	PA: 36													
PITCHER	IP WLS BF H R ER SO BB IBB HBP BLK WP HR S P ERA WHIP	6.0 W 22 4 1 1 7 0 0 0 0 0 1 36 36 1.50 0.667	2.1 L 11 2 2 2 4 2 0 0 0 0 0 17 25 7.71 1.714	0.2 S 3 1 0 0 1 0 0 0 0 0 0 5 5 0.00 1.500											PITCHER	IP WLS BF H R ER SO BB IBB HBP BLK WP HR S P ERA WHIP	6.0 L 28 6 3 3 6 4 0 0 0 0 0 2 2 0.00 3.000	1.1 R 7 1 2 2 1 2 0 0 0 0 0 7 15 13.50 2.250	0.1 L 2 1 0 0 0 0 0 0 0 0 0 0 2 2 0.00 3.000	0.1 L 1 0 0 0 0 0 0 0 0 0 0 0 1 1 0.00 0.000											PITCHER	IP WLS BF H R ER SO BB IBB HBP BLK WP HR S P ERA WHIP	6.0 L 28 6 3 3 6 4 0 0 0 0 0 2 2 0.00 3.000	1.1 R 7 1 2 2 1 2 0 0 0 0 0 7 15 13.50 2.250	0.1 L 1 0 0 0 0 0 0 0 0 0 0 0 1 1 0.00 0.000

Seattle Mariners @ Boston Red Sox
Fenway Park, Boston, MA
Thu Jul 25 1985, 7:05 PM EDT
Att: 24,471 - Unknown

AB 34
R 3
H 7
RBI 3
BB 2
SO 12
LOB 12



Batter	1	2	3	4	5	6	7	8	9	AB	R	H	RBI	BB	SO	LOB	BOTTOM			
Dwight Evans, R OBP: 0.381, SLG: 0.377 (1, 9)	0-0 4-3		0-0 5-3							4	1	2	1	0	0	0				
Wade Boggs, L OBP: 0.438, SLG: 0.445 (1, 5)	0-0 BB E 1B		0-3 K		0-0 G4-6-3 1B		0-0 F7		0-0 F7	5	1	1	0	0	1	3				
Rich Gedman, L OBP: 0.383, SLG: 0.495 (1, 2)	0-0 E BB 1-2 1B		0-0 F4		0-0 1B 2B		0-0 S 1B			4	2	3	0	0	0	0				
Jim Rice, R OBP: 0.324, SLG: 0.440 (1, 7)	4-0 E BB 1-2 2-3 BB		0-3 K		0-0 BB 1B		0-0 FC6-4 1B			3	0	2	3	1	1	0				
Mike Easter, L OBP: 0.331, SLG: 0.425 (1, 10)	0-0 E6 1-2 2-3 3-4 BB			0-0 4-3		4-0 BB 1B		0-3 K		3	0	0	1	1	1	3				
Dave Stapleton, R OBP: 0.357, SLG: 0.407 (1, 3)	0-3 K			0-0 5-3		0-3 K		0-0 FC6-4		4	0	0	0	0	2	6				
Marty Barrett, R OBP: 0.368, SLG: 0.348 (1, 4)	0-0 4-3			4-0 BLK BB		0-0 4-3		4-0 FC4-6 BB SF8 BB		2	1	0	0	2	0	3				
Steve Lyons, L OBP: 0.346, SLG: 0.366 (1, 8)		0-0 F7		4-0 BB		0-3 K		4-0 FC4-6 BB		2	0	0	0	2	1	0				
Jackie Gutierrez, R OBP: 0.273, SLG: 0.303 (1, 6)		0-0 F9		0-0 BB		0-3 K		0-0 FC4-6 SF8		4	0	0	0	0	1	4				
Inning Stats	R: 1 E: 1 K: 1 S: 8	H: 2 LOB: 3 BB: 1 P: 12	R: 0 E: 0 K: 0 S: 3	H: 0 LOB: 0 BB: 0 P: 3	R: 0 E: 0 K: 2 S: 7	H: 0 LOB: 0 BB: 0 P: 7	R: 0 E: 0 K: 0 S: 3	H: 0 LOB: 2 BB: 2 P: 11	R: 1 E: 0 K: 1 S: 7	H: 3 LOB: 1 BB: 1 P: 11	R: 0 E: 0 K: 2 S: 7	H: 0 LOB: 0 BB: 0 P: 7	R: 2 E: 0 K: 1 S: 8	H: 3 LOB: 1 BB: 0 P: 8	R: 1 E: 0 K: 0 S: 3	H: 0 LOB: 1 BB: 2 P: 11	1B: 7 2B: 1 3B: 0 HR: 0	SF: 1 SAC: 0 DP: 1 HBP: 0	WP: 0 PB: 0 CS: 0	PA: 38
PITCHER	IP WLS BF H R ER SO BB IBB HBP BLK WP HR S P ERA WHIP	6.0 L 28 6 3 3 6 4 0 0 0 0 0 2 2 0.00 3.000	0.1 L 2 1 0 0 0 0 0 0 0 0 0 0 2 2 0.00 3.000	1.1 R 7 1 2 2 1 2 0 0 0 0 0 7 15 13.50 2.250	0.1 L 1 0 0 0 0 0 0 0 0 0 0 0 1 1 0.00 0.000											PITCHER	IP WLS BF H R ER SO BB IBB HBP BLK WP HR S P ERA WHIP	6.0 L 28 6 3 3 6 4 0 0 0 0 0 2 2 0.00 3.000	1.1 R 7 1 2 2 1 2 0 0 0 0 0 7 15 13.50 2.250	0.1 L 1 0 0 0 0 0 0 0 0 0 0 0 1 1 0.00 0.000

Seattle Mariners @ Boston Red Sox
Fenway Park, Boston, MA
Thu Jul 25 1985, 7:05 PM EDT
Att: 24,471 - Unknown

AB 31
R 5
H 8
RBI 5
BB 6
SO 7
LOB 19



Batter	1	2	3	4	5	6	7	8	9	AB	R	H	RBI	BB	SO	LOB	TOP			
Domingo Ramos, R OBP: 0.235, SLG: 0.245	F4		FC1-5 1B		6-3			BB 1B		4	1	2	0	0	0	0				
Phil Bradley, R OBP: 0.362, SLG: 0.479	4-3		FC1-5 1-2 2-3F			K		BB 1B		4	1	1	0	0	1	2				
Alvin Davis, L OBP: 0.367, SLG: 0.388			F8			1B		1B		3	0	2	0	1	0	2				
Gorman Thomas, R OBP: 0.355, SLG: 0.462	6-3		F7			G4-6-3 1B		F5		4	0	1	0	0	0	6				
Al Cowens, R OBP: 0.293, SLG: 0.444		F6		5-3		G4-6-3 1B				4	0	1	2	0	0	2				
Jim Prestley, R OBP: 0.341, SLG: 0.532		4-0 BB		5-3			K	K		3	0	0	0	1	2	2				
Dave Henderson, R OBP: 0.311, SLG: 0.386		F4		6-3			1-3		5-3	4	0	0	0	0	0	1				
Bob Kearney, R OBP: 0.285, SLG: 0.388		5-3					F9		5-3	3	0	0	0	0	1	1				
Barry Bonnell, R OBP: 0.260, SLG: 0.303						K				1	0	0	0	0	0	0				
Harold Reynolds, S OBP: 0.221, SLG: 0.108			4-0 FC1-5 1B		4-3			L9	G3	2	0	0	0	1	0	0				
Ivan Calderon, R OBP: 0.354, SLG: 0.523										1	0	0	0	0	0	0				
Inning Stats	R: 0 E: 0 K: 0 S: 4	H: 1 LOB: 1 BB: 0 P: 4	R: 0 E: 0 K: 0 S: 3	H: 0 LOB: 1 BB: 1 P: 7	R: 0 E: 0 K: 0 S: 4	H: 1 LOB: 2 BB: 1 P: 8	R: 0 E: 0 K: 0 S: 3	H: 0 LOB: 0 BB: 0 P: 3	R: 0 E: 0 K: 1 S: 5	H: 2 LOB: 1 BB: 0 P: 6	R: 0 E: 0 K: 1 S: 5	H: 0 LOB: 0 BB: 0 P: 5	R: 0 E: 0 K: 1 S: 8	H: 3 LOB: 2 BB: 1 P: 12	R: 0 E: 0 K: 0 S: 3	H: 0 LOB: 0 BB: 0 P: 3	1B: 7 2B: 0 3B: 0 HR: 0	SF: 0 SAC: 0 DP: 1 HBP: 0	WP: 0 PB: 0 SB: 0 CS: 0	PA: 36
PITCHER	IP WLS BF H R ER SO BB IBB HBP BLK WP HR S P ERA WHIP	7.2 W 32 7 2 2 3 3 0 0 0 0 0 0 35 47 2.35 1.304	1.1 S 4 0 0 0 1 0 0 0 0 0 0 6 6 0.00 0.000																	

Seattle Mariners @ Boston Red Sox
Fenway Park, Boston, MA
Fri Jul 26 1985, 7:05 PM EDT
Att: 20,512 - Unknown

AB 33
R 2
H 7
RBI 2
BB 3
SO 4
LOB 16



Batter	1	2	3	4	5	6	7	8	9	AB	R	H	RBI	BB	SO	LOB	BOTTOM			
Dwight Evans, R OBP: 0.378, SLG: 0.372	F7		K	F9		L4				4	0	0	0	0	1	4				
Wade Boggs, L OBP: 0.437, SLG: 0.441	K		4-0 BB	K		F7				3	0	0	0	1	2	3				
Jim Rice, R OBP: 0.321, SLG: 0.435	6-3		F8		6-3	5-3				4	0	0	0	0	0	2				
Bill Buckner, L OBP: 0.317, SLG: 0.445		F5		BB 1B	HR 2B		4-3			4	2	2	0	0	0	0				
Dave Stapleton, R OBP: 0.357, SLG: 0.407				1B BB						0	0	0	0	0	0	0				
Mike Easter, L OBP: 0.332, SLG: 0.433		HR		1B BB	F7	K				3	2	1	1	1	1	1				
Rich Gedman, L OBP: 0.384, SLG: 0.493		L7		1B 1B	HR IBB		F7			3	1	1	1	1	0	0				
Marty Barrett, R OBP: 0.369, SLG: 0.360		L4		1B 1B	HR			K		4	1	2	3	0	1	0				
Steve Lyons, L OBP: 0.349, SLG: 0.368			4-3	1-2 2-3 3-H	1B	1B		4-3		4	0	2	1	0	0	0				
Jackie Gutierrez, R OBP: 0.273, SLG: 0.301			S 1B	K	G3-4-3			6-3		4	0	1	0	0	1	4				
Inning Stats	R: 0 E: 0 K: 1 S: 5	H: 0 LOB: 0 BB: 0 P: 5	R: 1 E: 0 K: 0 S: 4	H: 1 LOB: 0 BB: 0 P: 4	R: 0 E: 0 K: 1 S: 6	H: 1 LOB: 2 BB: 1 P: 10	R: 2 E: 0 K: 2 S: 11	H: 4 LOB: 3 BB: 1 P: 15	R: 3 E: 0 K: 0 S: 6	H: 3 LOB: 1 BB: 1 P: 10	R: 0 E: 0 K: 0 S: 3	H: 0 LOB: 0 BB: 0 P: 3	R: 0 E: 0 K: 1 S: 5	H: 0 LOB: 0 BB: 0 P: 5	R: 0 E: 0 K: 1 S: 5	H: 0 LOB: 0 BB: 0 P: 5	1B: 6 2B: 1 3B: 0 HR: 2	SF: 0 SAC: 0 DP: 0 HBP: 0	WP: 0 PB: 0 SB: 1 CS: 0	PA: 36
PITCHER	IP WLS BF H R ER SO BB IBB HBP BLK WP HR S P ERA WHIP	3.0 L 17 6 3 3 2 2 0 0 0 0 1 19 27 9.00 2.667	5.0 19 3 3 3 4 0 1 0 0 0 1 26 30 5.40 0.600																	

Seattle Mariners @ Boston Red Sox
Fenway Park, Boston, MA
Fri Jul 26 1985, 7:05 PM EDT
Att: 20,512 - Unknown

AB 33
R 6
H 9
RBI 6
BB 3
SO 6
LOB 14



Batter	1	2	3	4	5	6	7	8	9	AB	R	H	RBI	BB	SO	LOB	TOP								
Domingo Ramos, R OBP: 0.231, SLG: 0.232	F8	K		F9	F9				FC6-4	5	0	0	0	1	1	4									
Phil Bradley, R OBP: 0.362, SLG: 0.477	K	2B		CS	L4					4	1	1	0	1	1	2									
Al Cowens, R OBP: 0.289, SLG: 0.455	HR			F5						5	2	3	2	0	0	3									
Gorman Thomas, R OBP: 0.359, SLG: 0.486	HR	L7			E5					4	3	2	4	1	0	1									
Alvin Davis, L OBP: 0.367, SLG: 0.391				F8						5	1	2	1	0	1	1									
Jim Prestley, R OBP: 0.337, SLG: 0.524	K			5-3						5	0	0	0	0	1	3									
Ivan Calderon, R OBP: 0.355, SLG: 0.536					4-3					5	1	2	1	0	1	1									
Bob Kearney, R OBP: 0.294, SLG: 0.392				F6						3	1	2	1	0	0	0									
Donnie Scott, S OBP: 0.236, SLG: 0.300										1	0	0	0	0	0	0									
Harold Reynolds, S OBP: 0.256, SLG: 0.145				WP	G3					4	1	3	0	1	0	2									
Inning Stats	R: 2 E: 0 K: 2 S: 10	H: 3 LOB: 1 BB: 0 P: 10	R: 3 E: 0 K: 1 S: 7	H: 2 LOB: 1 BB: 2 P: 15	R: 0 E: 0 K: 0 S: 5	H: 2 LOB: 2 BB: 0 P: 5	R: 0 E: 0 K: 0 S: 3	H: 1 LOB: 0 BB: 0 P: 3	R: 2 E: 1 K: 0 S: 7	H: 3 LOB: 2 BB: 0 P: 7	R: 2 E: 0 K: 0 S: 5	H: 2 LOB: 0 BB: 0 P: 5	R: 1 E: 0 K: 0 S: 4	H: 1 LOB: 2 BB: 1 P: 9	R: 0 E: 0 K: 1 S: 4	H: 0 LOB: 0 BB: 1 P: 8	R: 0 E: 0 K: 1 S: 6	H: 1 LOB: 1 BB: 0 P: 6	1B: 9 2B: 3 3B: 0 HR: 3	SF: 0 SAC: 0 DP: 1 HBP: 1	WP: 2 PB: 0 SB: 1 CS: 1	PA: 46			
PITCHER	IP	WLS	BF	H	R	ER	SO	BB	IBB	HBP	BLK	WP	HR	S	P	ERA	WHIP								
Tim Lollar, L ERA: 5.06	1.2	L	11	4	5	5	3	2	0	0	0	1	2	15	23	27.00	3.600								
Mike Trujillo, R ERA: 5.48	4.2		25	10	5	3	0	0	0	1	0	0	1	24	25	5.79	2.143								
Tom McCarthy, R ERA: 10.8	2.2		10	1	0	0	2	2	0	0	0	1	0	12	20	0.00	1.125								

Seattle Mariners @ Boston Red Sox
Fenway Park, Boston, MA
Sat Jul 27 1985, 3:33 AM EDT
Att: 28,807 - Unknown

AB	41
R	10
H	15
RBI	9
BB	4
SO	5
LOB	17



Batter	1	2	3	4	5	6	7	8	9	AB	R	H	RBI	BB	SO	LOB	BOTTOM								
Dwight Evans, R OBP: 0.379, SLG: 0.372	HR									3	1	1	0	1	0	0									
Marty Barrett, R OBP: 0.365, SLG: 0.355	F9									4	0	0	0	0	1	3									
Bill Buckner, L OBP: 0.315, SLG: 0.442	K									3	0	0	0	0	2	1									
Dave Stapleton, R OBP: 0.345, SLG: 0.393	K									1	0	0	0	0	0	0									
Jim Rice, R OBP: 0.320, SLG: 0.441	HR									4	1	1	2	0	3	0									
Tony Armas, R OBP: 0.267, SLG: 0.531										4	1	2	1	0	2	0									
Rich Gedman, L OBP: 0.381, SLG: 0.488	F7									3	0	0	0	0	0	1									
Dave Sax, R OBP: 0.333, SLG: 0.381	F7									1	0	0	0	0	0	0									
Ed Jurak, R OBP: 0.167, SLG: 0.167										3	0	1	0	0	0	0									
Steve Lyons, L OBP: 0.344, SLG: 0.363										3	0	0	0	0	0	1									
Jackie Gutierrez, R OBP: 0.267, SLG: 0.295										3	0	0	0	0	1	1									
Inning Stats	R: 2 E: 0 K: 1 S: 8	H: 3 LOB: 1 BB: 0 P: 8	R: 0 E: 0 K: 0 S: 3	H: 0 LOB: 0 BB: 0 P: 3	R: 0 E: 0 K: 2 S: 7	H: 0 LOB: 0 BB: 0 P: 7	R: 0 E: 0 K: 2 S: 7	H: 0 LOB: 0 BB: 0 P: 7	R: 0 E: 0 K: 1 S: 6	H: 1 LOB: 2 BB: 1 P: 10	R: 0 E: 0 K: 2 S: 7	H: 0 LOB: 0 BB: 0 P: 7	R: 0 E: 0 K: 0 S: 3	H: 0 LOB: 0 BB: 0 P: 3	R: 0 E: 0 K: 0 S: 3	H: 0 LOB: 0 BB: 0 P: 3	R: 1 E: 0 K: 1 S: 6	H: 1 LOB: 0 BB: 0 P: 6	1B: 3 2B: 0 3B: 0 HR: 2	SF: 0 SAC: 0 DP: 0 HBP: 0	WP: 1 PB: 0 SB: 0 CS: 0	PA: 33			
PITCHER	IP	WLS	BF	H	R	ER	SO	BB	IBB	HBP	BLK	WP	HR	S	P	ERA	WHIP								
Mark Langston, L ERA: 4.06	0.2		21	1	0	0	7	1	0	0	0	1	0	34	38	0.00	0.316								
Roy Thomas, R ERA: 3.19	6.1	W	21	1	0	0	7	1	0	0	0	1	0	34	38	0.00	0.316								
Ed Nunez, R ERA: 2.7	2.0		7	1	1	1	1	0	0	0	0	0	1	9	9	4.50	0.500								

Seattle Mariners @ Boston Red Sox
Fenway Park, Boston, MA
Sat Jul 27 1985, 3:33 AM EDT
Att: 28,807 - Unknown

AB	32
R	3
H	5
RBI	3
BB	1
SO	9
LOB	7



Batter	1	2	3	4	5	6	7	8	9	AB	R	H	RBI	BB	SO	LOB	TOP					
Kirby Puckett, R OBP: 0.325, SLG: 0.387	5-3		5-3		F9		HR	4-3		5	1	1	3	0	0	2	Minnesota Twins @ Seattle Mariners The Kingdome, Seattle, WA Mon Jul 29 1985, 10:05 PM EDT Att: 16,571 - Unknown					
Gary Gaetti, R OBP: 0.316, SLG: 0.426	4-3	2B	6-3			6-3	1-3		1B	5	0	2	0	0	0	0						
Kent Hrbek, L OBP: 0.320, SLG: 0.393	4-3	2-3	4-3			K			F5	4	0	0	0	1	1	2						
Tom Brunansky, R OBP: 0.349, SLG: 0.491	FC5-4			CS	1B	HR	K		F3	4	1	2	0	1	1	2						
Dave Engle, R OBP: 0.369, SLG: 0.539	FC5-4			K	1B	HR			F8	5	2	1	2	0	1	4						
Tim Lincecum, R OBP: 0.353, SLG: 0.391		G3		1-2	BB	F9			1B	3	0	1	0	1	0	0						
Greg Gagne, R OBP: 0.313, SLG: 0.361			K						F6	3	1	1	0	0	2	1						
Roy Smalley, S OBP: 0.380, SLG: 0.415				K						1	0	0	0	0	0	2						
Dave Meier, R OBP: 0.313, SLG: 0.204					5-3					3	1	2	0	0	0	0						
Randy Bush, L OBP: 0.280, SLG: 0.474							HR		K	1	0	0	0	0	1	2						
Tim Lincecum, R OBP: 0.284, SLG: 0.425		G3			F9		K			4	0	1	1	0	1	3						
Inning Stats	R: 0 E: 0 K: 0 S: 4	H: 1 LOB: 2 BB: 1 P: 8	R: 0 E: 0 K: 1 S: 6	H: 1 LOB: 1 BB: 0 P: 6	R: 0 E: 0 K: 0 S: 3	H: 0 LOB: 0 BB: 0 P: 3	R: 0 E: 0 K: 2 S: 7	H: 1 LOB: 1 BB: 1 P: 11	R: 0 E: 0 K: 0 S: 3	H: 0 LOB: 0 BB: 0 P: 3	R: 2 E: 0 K: 1 S: 7	H: 2 LOB: 0 BB: 0 P: 7	R: 3 E: 0 K: 2 S: 10	H: 3 LOB: 1 BB: 1 P: 14	R: 1 E: 1 K: 1 S: 8	H: 2 LOB: 2 BB: 0 P: 8	R: 0 E: 0 K: 0 S: 4	H: 1 LOB: 1 BB: 0 P: 4	1B: 6 2B: 2 3B: 1 HR: 2	SF: 0 SAC: 0 DP: 0 HBP: 0	WP: 0 PB: 0 SB: 0 CS: 1	PA: 41
PITCHER	IP	WLS	BF	H	R	ER	SO	BB	IBB	HBP	BLK	WP	HR	S	P	ERA	WHIP					
Matt Young, L ERA: 5.06	(1, 1)	6.2	30	8	5	5	5	3	0	0	0	0	2	37	49	6.75	1.650					
Ed Nunez, R ERA: 2.6	(7, 1)	2.1	W	11	3	1	0	2	0	0	0	0	0	15	15	0.00	1.286					

Batter	1	2	3	4	5	6	7	8	9	AB	R	H	RBI	BB	SO	LOB	BOTTOM					
Domingo Ramos, R OBP: 0.237, SLG: 0.224				F9		K	G6-4-3			4	1	0	0	1	1	7	Minnesota Twins @ Seattle Mariners The Kingdome, Seattle, WA Mon Jul 29 1985, 10:05 PM EDT Att: 16,571 - Unknown					
Ivan Calderon, R OBP: 0.362, SLG: 0.545	1-3	1B	K	1-2	1B	5-3		F9		5	1	2	0	0	1	1						
Al Cowens, R OBP: 0.289, SLG: 0.447	2H	HR	G3	F7				BB	BB	4	1	2	2	1	0	2						
Gorman Thomas, R OBP: 0.360, SLG: 0.515	2H	HR	G5-6-3				5-3	F4		5	2	2	3	0	0	1						
Alvin Davis, L OBP: 0.373, SLG: 0.393	1B	4-3		6-3	5-3		HR			3	1	1	0	2	0	0						
Jim Prestley, R OBP: 0.346, SLG: 0.528	4-3		6-3	1B	5-3		HR	K		4	1	2	0	1	1	3						
Dave Henderson, R OBP: 0.312, SLG: 0.391	1B	IBB	6-3		5-3					3	1	1	3	1	0	2						
Bob Kearney, R OBP: 0.302, SLG: 0.404	1-2	2-3		1B	F8		1B	2B		4	0	3	0	0	0	1						
Harold Reynolds, S OBP: 0.256, SLG: 0.156	F4			F9		5-3		G6-4-3		4	0	2	0	0	0	4						
Inning Stats	R: 4 E: 0 K: 0 S: 7	H: 4 LOB: 3 BB: 3 P: 19	R: 0 E: 0 K: 1 S: 5	H: 0 LOB: 0 BB: 0 P: 5	R: 0 E: 0 K: 0 S: 3	H: 1 LOB: 0 BB: 0 P: 3	R: 0 E: 0 K: 0 S: 5	H: 2 LOB: 2 BB: 0 P: 5	R: 1 E: 0 K: 0 S: 5	H: 2 LOB: 1 BB: 0 P: 5	R: 0 E: 0 K: 1 S: 6	H: 2 LOB: 0 BB: 0 P: 6	R: 3 E: 0 K: 0 S: 6	H: 4 LOB: 1 BB: 1 P: 10	R: 0 E: 0 K: 1 S: 5	H: 0 LOB: 2 BB: 2 P: 13		R: 0 E: 0 K: 0 S: 4	H: 0 LOB: 2 BB: 0 P: 4	1B: 9 2B: 4 3B: 0 HR: 3	SF: 0 SAC: 0 DP: 2 HBP: 0	WP: 0 PB: 0 SB: 0 CS: 0
PITCHER	IP	WLS	BF	H	R	ER	SO	BB	IBB	HBP	BLK	WP	HR	S	P	ERA	WHIP					
Frank Viola, L ERA: 4.48	(1, 1)	4.1		9	5	5	1	2	1	0	0	0	0	8	8	0.00	1.200					
Rick Lysander, R ERA: 5.65	(5, 1)	1.2	6	2	0	0	1	0	0	0	0	0	0	8	8	0.00	1.200					
Frank Eufemia, R ERA: 2.17	(7, 1)	0.1	L	5	3	3	0	0	1	0	0	0	1	4	8	81.00	9.000					
Pete Filson, L ERA: 4.07	(7, 1)	1.0	4	1	0	0	0	1	0	0	0	0	0	3	7	0.00	2.000					
Ron Davis, R ERA: 3.83	(8, 1)	0.2	3	0	0	0	1	1	0	0	0	0	0	4	8	0.00	1.500					

Batter	1	2	3	4	5	6	7	8	9	AB	R	H	RBI	BB	SO	LOB	TOP								
Kirby Puckett, R OBP: 0.323, SLG: 0.383 (1, 8)	0-0 4-3		0-0 1-3	0-0 G3	0-0 5-3		0-0 6-3		4-0 WP BB	5	0	0	0	1	0	4									
Roy Smalley, S OBP: 0.384, SLG: 0.420 (1, 6)	0-0 F7		0-0 BB 1B	0-0 2B		4-0 HR BB	0-0 3-1		0-0 F9	4	2	2	1	1	0	1									
Greg Gagne, R OBP: 0.297, SLG: 0.359 (7, 6)			0-0 1B BB G3	0-0 2B		0-0 HR BB	0-0 3-1		0-0 K	5	2	4	3	1	1	1									
Kent Hrbek, L OBP: 0.328, SLG: 0.407 (1, 3)	0-0 1B		0-0 1B BB G3	0-0 1B		0-0 HR 1-H	0-0 1B																		
Tom Brunansky, R OBP: 0.349, SLG: 0.489 (1, 9)	0-0 4-3		4-0 G3 1B PB	0-3 K		0-0 6-3	0-0 1B			4	1	1	0	1	1	3									
Dave Engle, R OBP: 0.382, SLG: 0.532 (1, 10)		4-0 E 1B 6-3 BB	0-0 G3 PB 1B		4-0 E SF8 BB	0-0 L9	0-0 F2			3	3	1	1	2	0	2									
Randy Bush, L OBP: 0.285, SLG: 0.471 (1, 7)	0-0 E9		0-0 G3		0-0 F8	1-0 HR HBP		0-0 L6		3	0	1	1	0	0	3									
Dave Meier, R OBP: 0.308, SLG: 0.200 (6, PR) (6, 7)	0-0 4-3 1B		0-0 G3		0-0 F8			0-0 L6		1	1	0	0	0	0	0									
Gary Gaetti, R OBP: 0.315, SLG: 0.431 (1, 5)	0-0 6-3		0-0 K		0-0 E6 SF8 BB	0-0 HR		0-0 5-3		5	1	1	3	0	1	2									
Tim Teufel, R OBP: 0.350, SLG: 0.386 (1, 4)	0-0 4-3		0-0 6-3		4-0 6-3	0-0 F7		0-0 F8		4	0	0	0	1	0	2									
Mark Salas, L OBP: 0.357, SLG: 0.450 (1, 2)	0-0 4-3		0-0 G3 2B		0-0 SF8			0-0 3-1 6-3 1B BB		3	2	1	1	1	0	1									
Tim Laudner, R OBP: 0.284, SLG: 0.425 (9, 2)									0-0 3-1	0	0	0	0	0	0	0									
Inning Stats	R: 0 E: 0 K: 0 S: 4	H: 1 LOB: 1 BB: 0 P: 4	R: 1 E: 1 K: 0 S: 4	H: 1 LOB: 1 BB: 1 P: 8	R: 4 E: 0 K: 1 S: 8	H: 3 LOB: 0 BB: 1 P: 12	R: 1 E: 0 K: 1 S: 7	H: 2 LOB: 2 BB: 1 P: 11	R: 1 E: 1 K: 0 S: 4	H: 0 LOB: 2 BB: 2 P: 12	R: 4 E: 0 K: 0 S: 5	H: 2 LOB: 1 BB: 1 P: 10	R: 1 E: 0 K: 0 S: 5	H: 2 LOB: 2 BB: 1 P: 9	R: 0 E: 0 K: 0 S: 3	H: 0 LOB: 0 BB: 0 P: 3	R: 0 E: 0 K: 1 S: 5	H: 0 LOB: 1 BB: 1 P: 9	1B: 7 2B: 2 3B: 0 HR: 2	SF: 1 SAC: 0 DP: 0 HBP: 1	WP: 1 PB: 2 CS: 0	PA: 48			
PITCHER	IP	WLS	BF	H	R	ER	SO	BB	IBB	HBP	BLK	WP	HR	S	P	ERA	WHIP								
Bill Swift, R ERA: 5.12 (1, 1)	3.2	L	21	7	6	4	1	2	1	0	0	0	0	20	32	9.82	2.455								
Roy Thomas, R ERA: 3.75 (4, 1)	2.1		14	2	5	4	1	3	0	1	0	0	2	12	25	15.43	2.143								
Brian Snyder, L ERA: 6.37 (7, 1)	2.0		9	2	1	1	0	1	0	0	0	0	0	8	12	4.50	1.500								
Bob Long, R ERA: 2.31 (9, 1)	1.0		4	0	0	0	1	1	0	0	0	1	0	5	9	0.00	1.000								

Minnesota Twins @ Seattle Mariners
The Kingdome, Seattle, WA
Tue Jul 30 1985, 10:05 PM EDT
Att: 13,406 - Unknown

AB 38
R 12
H 11
RBI 10
BB 8
SO 3
LOB 20



Batter	1	2	3	4	5	6	7	8	9	AB	R	H	RBI	BB	SO	LOB	BOTTOM								
Domingo Ramos, R OBP: 0.236, SLG: 0.223 (1, 6)	0-0 6-3	0-0 FC5-4 1B		0-0 6-3		0-0 L9		0-0 2H 1B		5	0	1	1	0	0	3									
Phil Bradley, R OBP: 0.355, SLG: 0.477 (1, 7)	1-0 BB HBP	0-0 1B			0-0 FC6-4 1B		0-0 6-3	0-0 1-3		4	0	2	1	0	0	1									
Alvin Davis, L OBP: 0.373, SLG: 0.391 (1, 3)	0-0 F8	0-0 G3			4-0 FC6-4 BB		0-0 1B		0-0 F2	4	0	1	0	1	0	3									
Gorman Thomas, R OBP: 0.361, SLG: 0.509 (1, 10)	4-0 BB		4-0 FC4-6 BB		0-3 K		0-0 F9		0-3 K	3	0	0	0	2	2	3									
Ivan Calderon, R OBP: 0.353, SLG: 0.531 (1, 9)	0-3 K		0-0 FC4-6 5-3		0-0 FC6-4		0-3 K		0-3 K	5	0	0	0	0	3	6									
Jim Prestley, R OBP: 0.344, SLG: 0.524 (1, 5)			0-3 K		0-0 1-3					3	0	0	0	0	1	3									
Darnell Coles, R OBP: 0.338, SLG: 0.356 (7, 5)			0-0 K		0-0 1-3			1-0 2B HBP		0	1	0	0	0	0	0									
Dave Henderson, R OBP: 0.311, SLG: 0.387 (1, 8)		4-0 E 1B BB	0-0 F9		0-0 L7		0-0 F9			3	1	0	0	1	0	2									
Bob Kearney, R OBP: 0.304, SLG: 0.405 (1, 2)		0-0 E7 FC5-4 1B 1B		0-0 5-3		0-3 K		0-3 K		2	1	1	0	0	0	0									
Donnie Scott, S OBP: 0.233, SLG: 0.302 (6, PH) (7, 2)		0-0 FC5-4 1B 1B		0-0 5-3		0-0 K		0-0 K		2	0	0	0	0	2	1									
Harold Reynolds, S OBP: 0.277, SLG: 0.198 (1, 4)		0-0 FC5-4 1B		0-0 F9		0-0 1B		0-0 WP 1B 2B		4	1	3	2	0	0	0									
Inning Stats	R: 0 E: 0 K: 1 S: 5	H: 0 LOB: 2 BB: 1 P: 10	R: 2 E: 1 K: 1 S: 8	H: 3 LOB: 2 BB: 1 P: 12	R: 0 E: 0 K: 0 S: 3	H: 0 LOB: 0 BB: 0 P: 3	R: 0 E: 0 K: 1 S: 6	H: 1 LOB: 2 BB: 1 P: 10	R: 0 E: 0 K: 1 S: 6	H: 1 LOB: 1 BB: 0 P: 6	R: 0 E: 0 K: 1 S: 6	H: 1 LOB: 1 BB: 0 P: 6	R: 2 E: 0 K: 1 S: 7	H: 2 LOB: 1 BB: 0 P: 8	R: 0 E: 0 K: 2 S: 7	H: 0 LOB: 0 BB: 0 P: 7	1B: 7 2B: 1 3B: 0 HR: 0	SF: 0 SAC: 0 DP: 0 HBP: 2	WP: 1 PB: 0 CS: 0	PA: 41					
PITCHER	IP	WLS	BF	H	R	ER	SO	BB	IBB	HBP	BLK	WP	HR	S	P	ERA	WHIP								
Mike Smithson, R ERA: 4.42 (1, 1)	8.0	W	38	8	4	4	6	4	0	2	0	0	0	44	62	4.50	1.500								
Curt Wardle, L ERA: 5.51 (9, 1)	1.0		3	0	0	0	2	0	0	0	0	0	0	7	7	0.00	0.000								

Minnesota Twins @ Seattle Mariners
The Kingdome, Seattle, WA
Tue Jul 30 1985, 10:05 PM EDT
Att: 13,406 - Unknown

AB 35
R 4
H 8
RBI 4
BB 4
SO 8
LOB 22



Batter	1	2	3	4	5	6	7	8	9	AB	R	H	RBI	BB	SO	LOB	TOP									
Kirby Puckett, R OBP: 0.323, SLG: 0.382 Dave Meier, R OBP: 0.303, SLG: 0.196	0-0 FC6 1B		0-0 6-3		0-3 K			0-0 F7		3	0	1	0	0	1	0	Minnesota Twins @ Seattle Mariners The Kingdome, Seattle, WA Wed Jul 31 1985, 6:33 AM EDT Att: 12,229 - Unknown livebaseballscores.com									
Roy Smalley, S OBP: 0.382, SLG: 0.429 Ron Washington, R OBP: 0.270, SLG: 0.294	0-0 F8			0-0 1-3		0-0 HR		0-0 F8		4	1	1	1	0	0	1										
Kent Hrbek, L OBP: 0.327, SLG: 0.403	0-0 FC6 1-2			4-0 1B 2B BB		0-0 F6		0-0 F8		3	1	0	0	1	0	1										
Tom Brunansky, R OBP: 0.348, SLG: 0.486	0-0 F8			0-0 2B SF8 1B		0-3 K		0-0 4-3		4	1	1	0	0	1	1										
Dave Engle, R OBP: 0.376, SLG: 0.530		0-0 5-3		0-0 1-3 2H 2B		0-0 F7		0-0 5-3		4	0	1	1	0	0	0										
Randy Bush, L OBP: 0.286, SLG: 0.468		0-0 L4		0-0 SF8			4-0 G6-4-3 BB			1	0	0	1	1	0	0										
Gary Gaetti, R OBP: 0.312, SLG: 0.427			0-3 K		0-0 K		0-0 F8			3	0	0	0	0	2	2										
Tim Teufel, R OBP: 0.347, SLG: 0.383			0-0 L6		0-0 F9		0-0 G6-4-3 1-2			3	0	0	0	0	0	1										
Mark Salas, L OBP: 0.352, SLG: 0.443			0-0 F8		0-0 1-3			0-0 4-3		3	0	0	0	0	0	0										
Inning Stats	R: 0 E: 1 K: 0 S: 4	H: 1 LOB: 1 BB: 0 P: 4	R: 0 E: 0 K: 1 S: 5	H: 0 LOB: 0 BB: 0 P: 5	R: 0 E: 0 K: 0 S: 3	H: 0 LOB: 0 BB: 0 P: 3	R: 2 E: 0 K: 1 S: 7	H: 2 LOB: 1 BB: 1 P: 11	R: 0 E: 0 K: 1 S: 5	H: 0 LOB: 0 BB: 0 P: 5	R: 1 E: 0 K: 1 S: 6	H: 1 LOB: 0 BB: 0 P: 6	R: 0 E: 0 K: 0 S: 2	H: 0 LOB: 0 BB: 1 P: 6	R: 0 E: 0 K: 0 S: 3	H: 0 LOB: 0 BB: 0 P: 3		R: 0 E: 0 K: 0 S: 3	H: 0 LOB: 0 BB: 0 P: 3	1B: 2 2B: 1 3B: 0 HR: 1	SF: 1 SAC: 0 DP: 1 HBP: 0	WP: 0 PB: 0 CS: 0	PA: 32			
PITCHER	IP	WLS	BF	H	R	ER	SO	BB	IBB	HBP	BLK	WP	HR	S	P	ERA	WHIP									
Jim Beattie, R ERA: 7.76 Frank Willis, R ERA: 4.88	(1, 1)	5.0	W	19	3	2	2	3	1	0	0	0	0	0	24	28	3.60	0.800								
(6, 1)	4.0	S	13	1	1	1	1	1	0	0	0	0	1	14	18	2.25	0.500									

Batter	1	2	3	4	5	6	7	8	9	AB	R	H	RBI	BB	SO	LOB	BOTTOM									
Domingo Ramos, R OBP: 0.242, SLG: 0.233	0-0 4-3 HR 1B			0-0 1B 1B		0-0 FC6-4 1-2		0-0 G3		4	2	2	1	0	0	1	Minnesota Twins @ Seattle Mariners The Kingdome, Seattle, WA Wed Jul 31 1985, 6:33 AM EDT Att: 12,229 - Unknown livebaseballscores.com									
Phil Bradley, R OBP: 0.365, SLG: 0.486	0-0 G3 1-2			0-0 1B 5-3 1B		0-0 F8		0-0 SF8 3B		5	3	3	0	0	2											
Alvin Davis, L OBP: 0.376, SLG: 0.395	0-0 4-3 2-3			0-0 FC6-5 1-3 3H 1B		0-0 FC5-4 1B		0-0 SF8		4	0	3	3	0	0	1										
Gorman Thomas, R OBP: 0.358, SLG: 0.515	0-0 HR 3H		0-3 K		0-0 5-3 1-2 3H 1B		0-0 FC5-4 1B 1-2		0-0 F8		5	1	1	3	0	1		3								
Ivan Calderon, R OBP: 0.353, SLG: 0.528 Barry Bonnell, R OBP: 0.274, SLG: 0.297	0-0 5-3			0-0 2B WP 1B		0-0 FC6-5 HR 2-3		0-3 K		0-0 L5		3	2	1	0	0		1								
Jim Prestley, R OBP: 0.350, SLG: 0.540		0-0 1B 3B 1B		0-0 WP 1-3 2B		0-0 HR 1H		0-0 1B		4	2	4	2	0	0	0										
Dave Henderson, R OBP: 0.307, SLG: 0.382		0-0 F3 1B		0-0 F9 2-3 3H		0-0 F2		0-0 F8		4	0	0	0	0	0	4										
Bob Kearney, R OBP: 0.304, SLG: 0.404 Donnie Scott, S OBP: 0.231, SLG: 0.299		0-0 3B 1B		0-0 6-3		0-0 F3		0-0 F7		3	1	1	0	0	0	1										
Harold Reynolds, S OBP: 0.286, SLG: 0.226		0-0 SF8 1H 2H 3B		0-3 K		4-0 FC6-4 BB		0-0 4-3		3	1	1	2	1	1	1										
Inning Stats	R: 2 E: 0 K: 0 S: 5	H: 2 LOB: 0 BB: 0 P: 5	R: 4 E: 0 K: 1 S: 10	H: 5 LOB: 1 BB: 0 P: 10	R: 1 E: 0 K: 1 S: 7	H: 2 LOB: 0 BB: 0 P: 7	R: 4 E: 0 K: 0 S: 7	H: 4 LOB: 0 BB: 0 P: 7	R: 0 E: 0 K: 1 S: 3	H: 2 LOB: 2 BB: 0 P: 7	R: 0 E: 0 K: 0 S: 3	H: 0 LOB: 0 BB: 0 P: 3	R: 0 E: 0 K: 0 S: 4	H: 1 LOB: 0 BB: 0 P: 4	R: 1 E: 0 K: 0 S: 4	H: 1 LOB: 0 BB: 0 P: 4		1B: 10 2B: 2 3B: 2 HR: 2	SF: 2 SAC: 0 DP: 0 HBP: 0	WP: 1 PB: 0 CS: 0	PA: 41					
PITCHER	IP	WLS	BF	H	R	ER	SO	BB	IBB	HBP	BLK	WP	HR	S	P	ERA	WHIP									
John Butcher, R ERA: 4.76 Rick Lyander, R ERA: 6.02 Frank Eufemia, R ERA: 2.58 Mark Brown, R ERA: 6.75	(1, 1)	1.2	L	11	6	6	6	0	0	0	0	0	1	0	13	13	20.25	3.750								
(2, 1)	1.1	9	5	3	3	2	0	0	0	0	0	0	1	5	5	18.00	2.000									
(4, 1)	1.0	5	2	2	2	0	0	0	0	0	0	0	1	5	5	2.25	1.000									
(5, 1)	4.0	16	3	1	1	1	1	1	0	0	0	0	0	17	21	2.25	1.000									

Batter	1	2	3	4	5	6	7	8	9	AB	R	H	RBI	BB	SO	LOB	TOP										
Spike Owen, S (1, 6) OBP: 0.320, SLG: 0.358 Domingo Ramos, R (4, 6) OBP: 0.246, SLG: 0.231	0-0 6-3		0-0 6-3			0-0 F9		4-0 BB		2	0	0	1	0	0	1	Seattle Mariners @ Oakland Athletics Oakland-Alameda County Coliseum, Oakland, CA Fri Aug 02 1985, 7:05 PM PDT Att: 10,830 - Unknown										
Phil Bradley, R (1, 8) OBP: 0.307, SLG: 0.482	0-0 6-3		2-3 3-H 4-0 CS BB			0-0 5-3		0-0 G4-6-3 BB		3	0	0	0	1	0	1											
Al Cowens, R (1, 9) OBP: 0.285, SLG: 0.441	0-0 F4		0-0 CS BB	0-0 F8		0-0 F7			0-3 K	4	0	0	0	0	1	0											
Gorman Thomas, R (1, 10) OBP: 0.357, SLG: 0.509		0-0 6-3		0-0 5-3		4-0 BB			0-0 F8	3	0	0	0	1	0	0											
Alvin Davis, L (1, 3) OBP: 0.375, SLG: 0.397		0-0 4-3		0-0 2B		0-0 F7			0-0 1-3	4	0	1	0	0	0	1											
Jim Prestley, R (1, 5) OBP: 0.346, SLG: 0.536		0-0 5-3		0-0 F7		0-0 F9				3	0	0	0	0	0	2											
Ivan Calderon, R (1, 7) OBP: 0.357, SLG: 0.530			0-0 SH2-4 1B 6-3 1B		0-0 F3		0-0 1-3 1B			3	1	2	0	0	0	0											
Bob Kearney, R (1, 2) OBP: 0.304, SLG: 0.403			0-0 6-3 SH2-4 1-2 1B		0-0 F8		0-0 L8			3	0	1	0	0	0	2											
Harold Reynolds, S (1, 4) OBP: 0.280, SLG: 0.221			0-0 SH2-4 1-2 2-3		0-0 F9			0-0 4-3		2	0	0	0	0	0	0											
Inning Stats	R: 0 E: 0 K: 0 S: 3	H: 0 LOB: 0 BB: 0 P: 3	R: 0 E: 0 K: 0 S: 3	H: 0 LOB: 0 BB: 0 P: 3	R: 1 E: 0 K: 0 S: 4	H: 2 LOB: 1 BB: 1 P: 8	R: 0 E: 0 K: 0 S: 4	H: 1 LOB: 1 BB: 0 P: 4	R: 0 E: 0 K: 0 S: 3	H: 0 LOB: 0 BB: 0 P: 3	R: 0 E: 0 K: 0 S: 4	H: 1 LOB: 2 BB: 1 P: 8	R: 0 E: 0 K: 0 S: 2	H: 0 LOB: 0 BB: 1 P: 6	R: 0 E: 0 K: 1 S: 5	H: 0 LOB: 0 BB: 0 P: 5		1B: 3 2B: 1 3B: 0 HR: 0	SF: 0 SAC: 1 DP: 1 HBP: 0	WP: 0 PB: 0 SB: 0 CS: 1	PA: 33						
PITCHER	IP	WLS	BF	H	R	ER	SO	BB	IBB	HBP	BLK	WP	HR	S	P	ERA	WHIP										
Tommy John, L (1, 1) ERA: 3.99	3.0		11	2	1	1	0	1	0	0	0	0	0	10	14	3.00	1.000										
Rick Langford, R (4, 1) ERA: 3.73	3.0	W	10	1	0	0	0	0	0	0	0	0	0	10	10	0.00	0.333										
Steve Ontiveros, R (7, 1) ERA: 0.76	3.0	S	11	1	0	0	1	2	0	0	0	0	0	11	19	0.00	1.000										
Batter	1	2	3	4	5	6	7	8	9	AB	R	H	RBI	BB	SO	LOB	BOTTOM										
Alfredo Griffin, S (1, 6) OBP: 0.287, SLG: 0.331	0-0 4-3		4-0 S 1B BB		0-0 5-3			0-0 1-3		3	1	0	0	1	0	1	Seattle Mariners @ Oakland Athletics Oakland-Alameda County Coliseum, Oakland, CA Fri Aug 02 1985, 7:05 PM PDT Att: 10,830 - Unknown										
Dwayne Murphy, L (1, 8) OBP: 0.356, SLG: 0.418	0-0 BLK 1B		4-0 1B 1-2 BB		0-3 K		0-3 K			3	0	1	0	1	2	0											
Dusty Baker Jr., R (1, 3) OBP: 0.376, SLG: 0.531 (8, 7)	0-3 K 1-2		0-0 F8		0-0 FC4-6 1B		0-0 F7			4	0	1	0	0	1	3											
Dave Kingman, R (1, 10) OBP: 0.313, SLG: 0.445	4-0 BB		0-0 F8		0-0 FC4-6 1-2		4-0 BB			2	0	0	0	2	0	3											
Mike Heath, R (1, 2) OBP: 0.316, SLG: 0.421	0-0 F9		0-0 1-3 2-H 1B		0-0 5-3		0-0 F5			4	0	1	1	0	0	4											
Mike Davis, L (1, 9) OBP: 0.384, SLG: 0.530		0-0 1-3		0-0 L8		0-0 HR		0-3 K		4	1	1	1	0	1	2											
Steve Henderson, R (1, 7) OBP: 0.384, SLG: 0.384		0-0 1B		0-0 4-3		4-0 BB		0-3 K		2	0	1	0	1	0	0											
Bruce Bochte, L (8, 3) OBP: 0.388, SLG: 0.442								0-3 K		1	0	0	0	0	1	0											
Steve Kiefer, R (1, 5) OBP: 0.400, SLG: 0.800		0-3 K		0-0 SF7 3B		0-3 K		0-3 K		4	1	1	0	0	3	2											
Donnie Hill, S (1, 4) OBP: 0.299, SLG: 0.318		0-0 F4		0-0 SF7		0-0 F8				2	0	0	1	0	0	2											
Inning Stats	R: 0 E: 0 K: 1 S: 6	H: 1 LOB: 2 BB: 1 P: 10	R: 0 E: 0 K: 1 S: 6	H: 1 LOB: 1 BB: 0 P: 6	R: 1 E: 0 K: 0 S: 4	H: 1 LOB: 2 BB: 2 P: 12	R: 0 E: 0 K: 0 S: 4	H: 1 LOB: 0 BB: 0 P: 4	R: 0 E: 0 K: 1 S: 6	H: 1 LOB: 1 BB: 0 P: 6	R: 1 E: 0 K: 1 S: 6	H: 1 LOB: 1 BB: 1 P: 10	R: 0 E: 0 K: 1 S: 5	H: 0 LOB: 1 BB: 1 P: 9	R: 0 E: 0 K: 3 S: 9	H: 0 LOB: 0 BB: 0 P: 9	1B: 4 2B: 0 3B: 1 HR: 1	SF: 1 SAC: 0 DP: 0 HBP: 0	WP: 0 PB: 0 SB: 1 CS: 0	PA: 35							
PITCHER	IP	WLS	BF	H	R	ER	SO	BB	IBB	HBP	BLK	WP	HR	S	P	ERA	WHIP										
Mark Langston, L (1, 1) ERA: 4.1	6.0	L	28	6	3	3	4	4	0	0	1	1	0	32	48	4.50	1.667										
Bob Long, R (7, 1) ERA: 2.13	2.0		7	0	0	0	4	1	0	0	0	0	0	14	18	0.00	0.500										

Batter	1	2	3	4	5	6	7	8	9	AB	R	H	RBI	BB	SO	LOB	TOP			
Domingo Ramos, R OBP: 0.252, SLG: 0.240 (1, 6)										4	1	1	1	1	0	0				
Phil Bradley, R OBP: 0.369, SLG: 0.481 (1, 8)										3	1	1	2	2	0	0				
Al Cowens, R OBP: 0.281, SLG: 0.433 (1, 9)										5	0	0	0	0	1	5				
Gorman Thomas, R OBP: 0.358, SLG: 0.520 (1, 10)										4	2	2	2	0	1	0				
Alvin Davis, L OBP: 0.374, SLG: 0.393 (1, 3)										3	1	0	0	1	0	0				
Jim Prestley, R OBP: 0.347, SLG: 0.532 (1, 5)										4	0	1	0	0	0	2				
Ivan Calderon, R OBP: 0.355, SLG: 0.524 (1, 7)										4	1	1	1	0	2	1				
Bob Kearney, R OBP: 0.303, SLG: 0.397 (1, 2)										3	0	0	0	1	0	3				
Harold Reynolds, S OBP: 0.279, SLG: 0.213 (1, 4)										3	0	0	0	1	1	3				
Inning Stats	R: 1 E: 0 K: 0 S: 4	H: 2 LOB: 0 BB: 0 P: 4	R: 0 E: 0 K: 1 S: 6	H: 0 LOB: 2 BB: 1 P: 10	R: 0 E: 0 K: 0 S: 3	H: 0 LOB: 0 BB: 0 P: 3	R: 3 E: 0 K: 0 S: 5	H: 2 LOB: 3 BB: 4 P: 21	R: 0 E: 0 K: 1 S: 5	H: 0 LOB: 0 BB: 0 P: 5	R: 2 E: 0 K: 1 S: 6	H: 1 LOB: 0 BB: 1 P: 10	R: 0 E: 0 K: 1 S: 6	H: 1 LOB: 1 BB: 0 P: 6	R: 0 E: 0 K: 0 S: 3	H: 0 LOB: 0 BB: 0 P: 3	1B: 4 2B: 1 3B: 0 HR: 1	SF: 0 SAC: 0 DP: 1 HBP: 0	WP: 1 PB: 0 SB: 4 CS: 0	PA: 39
PITCHER	IP WLS BF H R ER SO BB IBB HBP BLK WP HR S P ERA WHIP	3.2 L 19 4 4 4 1 4 0 0 0 1 0 17 33 9.82 2.182	4.1 17 2 2 2 4 2 0 0 0 0 1 23 31 4.15 0.923	1.0 3 0 0 0 0 0 0 0 0 0 0 3 3 0.00 0.000																

Seattle Mariners @ Oakland Athletics
Oakland-Alameda County Coliseum, Oakland, CA

AB 33
R 6
H 6
RBI 6
BB 6
SO 5
LOB 14



Sat Aug 03 1985, 3:33 AM PDT
Att: 20,193 - Unknown

Batter	1	2	3	4	5	6	7	8	9	AB	R	H	RBI	BB	SO	LOB	BOTTOM			
Alfredo Griffin, S OBP: 0.287, SLG: 0.330 (1, 6)										4	1	1	0	0	0	3				
Dwayne Murphy, L OBP: 0.357, SLG: 0.416 (1, 8)										4	0	1	0	0	1	0				
Bruce Bochte, L OBP: 0.390, SLG: 0.443 (1, 3)										4	0	2	1	0	0	1				
Dave Kingman, R OBP: 0.310, SLG: 0.441 (1, 10)										4	0	0	0	0	1	3				
Mike Davis, L OBP: 0.360, SLG: 0.524 (1, 9)										4	0	0	0	0	0	3				
Dave Collins, S OBP: 0.286, SLG: 0.333 (1, 7)										4	0	0	0	0	1	0				
Mike Heath, R OBP: 0.318, SLG: 0.418 (1, 5) (8, 2)										2	1	0	0	1	0	0				
Mickey Tettleton, S OBP: 0.373, SLG: 0.385 Steve Kiefer, R OBP: 0.333, SLG: 0.667 (7, PR) (8, 5)										3	0	1	0	0	0	1				
Donnie Hill, S OBP: 0.303, SLG: 0.322 (1, 4)										3	0	2	1	0	0	0				
Inning Stats	R: 0 E: 0 K: 0 S: 3	H: 0 LOB: 0 BB: 0 P: 3	R: 0 E: 0 K: 0 S: 3	H: 0 LOB: 0 BB: 0 P: 3	R: 0 E: 0 K: 1 S: 6	H: 1 LOB: 1 BB: 0 P: 6	R: 0 E: 0 K: 0 S: 2	H: 0 LOB: 0 BB: 0 P: 3	R: 1 E: 0 K: 1 S: 7	H: 2 LOB: 1 BB: 0 P: 7	R: 1 E: 0 K: 0 S: 5	H: 2 LOB: 2 BB: 1 P: 9	R: 0 E: 0 K: 0 S: 4	H: 1 LOB: 1 BB: 0 P: 4	R: 0 E: 0 K: 1 S: 5	H: 0 LOB: 0 BB: 0 P: 5	1B: 7 2B: 0 3B: 0 HR: 0	SF: 0 SAC: 0 DP: 2 HBP: 1	WP: 0 PB: 0 SB: 0 CS: 0	PA: 35
PITCHER	IP WLS BF H R ER SO BB IBB HBP BLK WP HR S P ERA WHIP	9.0 W 35 7 2 2 3 1 0 1 0 0 0 39 44 2.00 0.889																		

Seattle Mariners @ Oakland Athletics
Oakland-Alameda County Coliseum, Oakland, CA

AB 33
R 2
H 7
RBI 2
BB 1
SO 3
LOB 11



Sat Aug 03 1985, 3:33 AM PDT
Att: 20,193 - Unknown

Batter	1	2	3	4	5	6	7	8	9	AB	R	H	RBI	BB	SO	LOB	TOP										
Domingo Ramos, R OBP: 0.245, SLG: 0.232	6-3	F9					1-3			4	0	0	0	0	1	2	Seattle Mariners @ Oakland Athletics Oakland-Alameda County Coliseum, Oakland, CA Sun Aug 04 1985, 3:33 AM PDT Att: 16,168 - Unknown livebaseballscorecards.com										
Phil Bradley, R OBP: 0.308, SLG: 0.478	K		F8			F9		G3-6 BB	3	0	0	0	1	1	0												
Alvin Davis, L OBP: 0.372, SLG: 0.395	F8		F8					G3-6 1-2	4	0	1	0	0	0	1												
Ken Phelps, L OBP: 0.321, SLG: 0.433		1B HR BB	F4					4-3	3	1	0	0	1	1	1												
Al Cowens, R OBP: 0.283, SLG: 0.438		1B HR						4-3	4	1	2	0	0	0	1												
Jim Prestey, R OBP: 0.346, SLG: 0.539		1B HR						K	3	1	1	3	1	2	1												
Ivan Calderon, R OBP: 0.349, SLG: 0.514			F9					K	4	0	0	0	0	1	2												
Bob Kearney, R OBP: 0.308, SLG: 0.405									3	0	2	0	0	0	1												
Harold Reynolds, S OBP: 0.274, SLG: 0.209									2	0	0	0	0	0	1												
Barry Bonnell, R OBP: 0.271, SLG: 0.293									1	0	0	0	0	0	1												
Jack Perconte, L OBP: 0.283, SLG: 0.307									0	0	0	0	0	0	0												
Inning Stats	R: 0 E: 0 K: 1 S: 5	H: 0 LOB: 0 BB: 0 P: 5	R: 3 E: 0 K: 0 S: 6	H: 3 LOB: 1 BB: 1 P: 10	R: 0 E: 0 K: 0 S: 3	H: 0 LOB: 0 BB: 0 P: 3	R: 0 E: 0 K: 0 S: 3	H: 1 LOB: 1 BB: 1 P: 7	R: 0 E: 0 K: 2 S: 8	H: 1 LOB: 1 BB: 0 P: 8	R: 0 E: 0 K: 0 S: 4	H: 1 LOB: 1 BB: 0 P: 4	R: 0 E: 0 K: 0 S: 2	H: 0 LOB: 0 BB: 1 P: 6	R: 0 E: 0 K: 2 S: 7	H: 0 LOB: 0 BB: 0 P: 7	1B: 2 2B: 3 3B: 0 HR: 1	SF: 0 SAC: 0 DP: 2 HBP: 0	WP: 0 PB: 1 SB: 0 CS: 0	PA: 34							
PITCHER	IP	WLS	BF	H	R	ER	SO	BB	IBB	HBP	BLK	WP	HR	S	P	ERA	WHIP										
Don Sutton, R ERA: 4.14	6.1	W	26	6	3	3	4	2	0	0	0	0	1	32	40	4.26	1.263										
Steve Ontiveros, R ERA: 0.73	1.2		5	0	0	0	0	1	0	0	0	0	0	4	8	0.00	0.600										
Jay Howell, R ERA: 1.96	1.0	S	3	0	0	0	2	0	0	0	0	0	0	7	7	0.00	0.000										

Batter	1	2	3	4	5	6	7	8	9	AB	R	H	RBI	BB	SO	LOB	BOTTOM										
Alfredo Griffin, S OBP: 0.292, SLG: 0.338			G3					SH3		3	0	2	1	1	0	0	Seattle Mariners @ Oakland Athletics Oakland-Alameda County Coliseum, Oakland, CA Sun Aug 04 1985, 3:33 AM PDT Att: 16,168 - Unknown livebaseballscorecards.com										
Dwayne Murphy, L OBP: 0.355, SLG: 0.411	K		2B 1B BB					K	4	1	0	0	1	3	6												
Dusty Baker Jr., R OBP: 0.372, SLG: 0.528	E6		1B 2B					F6	5	1	1	0	0	1	2												
Dave Kingman, R OBP: 0.314, SLG: 0.441	L8								2	1	1	2	2	0	1												
Mike Heath, R OBP: 0.317, SLG: 0.416			F8						4	0	1	0	0	1	2												
Mike Davis, L OBP: 0.361, SLG: 0.532									4	2	2	1	0	0	2												
Steve Henderson, R OBP: 0.374, SLG: 0.373									3	0	0	0	0	2	2												
Bruce Bochte, L OBP: 0.392, SLG: 0.443	K								0	0	0	0	1	0	0												
Steve Kiefer, R OBP: 0.300, SLG: 0.500			K2-3						4	0	1	1	0	2	3												
Donnie Hill, S OBP: 0.305, SLG: 0.322									3	0	1	0	1	0	0												
Inning Stats	R: 0 E: 1 K: 1 S: 6	H: 1 LOB: 1 BB: 0 P: 6	R: 1 E: 0 K: 2 S: 8	H: 1 LOB: 0 BB: 0 P: 8	R: 2 E: 0 K: 0 S: 5	H: 2 LOB: 1 BB: 1 P: 9	R: 0 E: 0 K: 1 S: 5	H: 0 LOB: 0 BB: 0 P: 5	R: 0 E: 0 K: 1 S: 6	H: 1 LOB: 1 BB: 0 P: 6	R: 2 E: 0 K: 2 S: 9	H: 2 LOB: 3 BB: 3 P: 21	R: 0 E: 0 K: 1 S: 6	H: 1 LOB: 3 BB: 2 P: 14	R: 0 E: 0 K: 1 S: 6	H: 1 LOB: 1 BB: 0 P: 6	1B: 6 2B: 1 3B: 1 HR: 1	SF: 0 SAC: 1 DP: 0 HBP: 0	WP: 1 PB: 0 SB: 0 CS: 1	PA: 39							
PITCHER	IP	WLS	BF	H	R	ER	SO	BB	IBB	HBP	BLK	WP	HR	S	P	ERA	WHIP										
Matt Young, L ERA: 5.17	5.2	L	26	7	5	5	7	2	0	0	0	0	0	38	46	7.94	1.588										
Roy Thomas, R ERA: 3.75	0.0		2	0	0	0	0	2	0	0	0	0	0	0	8												
Ed Vande Berg, L ERA: 3.97	0.1		1	0	0	0	0	0	0	0	0	0	0	1	1	0.00	0.000										
Bob Long, R ERA: 2.06	1.0		6	1	0	0	1	1	1	0	0	0	0	6	14	0.00	2.000										
Ed Nunez, R ERA: 2.57	1.0		4	1	0	0	1	0	0	0	0	1	0	6	6	0.00	1.000										

Batter	1	2	3	4	5	6	7	8	9	AB	R	H	RBI	BB	SO	LOB	TOP			
Domingo Ramos, R (1,6) OBP: 0.245, SLG: 0.233	4-3		G1-4-3 1B			6-3			K	4	0	1	0	0	1	0				
Phil Bradley, R (1,7) OBP: 0.369, SLG: 0.485	2B 1B		G1-4-3 1-2			HR			L3	4	1	2	1	0	0	1				
Alvin Davis, L (1,3) OBP: 0.371, SLG: 0.396	2B			F7		G3			L4	4	0	1	0	0	0	0				
Gorman Thomas, R (1,10) OBP: 0.355, SLG: 0.514	F8			L5					5-3	3	0	0	0	0	0	2				
Al Cowens, R (1,9) OBP: 0.281, SLG: 0.433	1-3			K					K	3	0	0	0	0	2	2				
Jim Prestey, R (1,5) OBP: 0.346, SLG: 0.537		6-3							4-3	3	0	1	0	0	0	0				
Dave Henderson, R (1,8) OBP: 0.305, SLG: 0.378		K				K			6-3	3	0	0	0	0	2	1				
Bob Kearney, R (1,2) OBP: 0.304, SLG: 0.400		K				6-3			6-3	3	0	0	0	0	1	0				
Harold Reynolds, S (1,4) OBP: 0.289, SLG: 0.204			4-3						F8	2	0	0	0	0	0	0				
Jack Perconte, L (8, PH) OBP: 0.282, SLG: 0.306						F9				1	0	0	0	0	0	0				
Inning Stats	R: 0 E: 0 K: 0 S: 5	H: 2 LOB: 2 BB: 0 P: 5	R: 0 E: 0 K: 2 S: 7	H: 0 LOB: 0 BB: 0 P: 7	R: 0 E: 0 K: 0 S: 3	H: 1 LOB: 0 BB: 0 P: 3	R: 0 E: 0 K: 1 S: 5	H: 0 LOB: 0 BB: 0 P: 5	R: 0 E: 0 K: 1 S: 4	H: 1 LOB: 0 BB: 0 P: 4	R: 0 E: 0 K: 1 S: 5	H: 0 LOB: 0 BB: 0 P: 5	R: 0 E: 0 K: 0 S: 3	H: 0 LOB: 0 BB: 0 P: 3	R: 0 E: 0 K: 1 S: 5	H: 0 LOB: 0 BB: 0 P: 5	1B: 3 2B: 2 3B: 0 HR: 1	SF: 0 SAC: 0 DP: 2 HBP: 0	WP: 0 PB: 0 SB: 0 CS: 1	PA: 30
PITCHER Mike Witt, R (1,1) ERA: 3.05	IP: 9.0 WLS: W BF: 30	H: 5 R: 1 ER: 1 SO: 6	BB: 0 IBB: 0 HBP: 0 BLK: 0	WP: 0 HR: 1 S: 42 P: 42	ERA: 1.00 WHIP: 0.556															

Seattle Mariners @ California Angels
Anaheim Stadium, Anaheim, CA
Mon Aug 05 1985, 10:05 PM EDT
Att: 31,197 - Unknown

AB 30
R 1
H 5
RBI 1
BB 0
SO 6
LOB 6



Batter	1	2	3	4	5	6	7	8	9	AB	R	H	RBI	BB	SO	LOB	BOTTOM			
Gary Pettis, S (1,8) OBP: 0.355, SLG: 0.324	B1-3	1-3 2H 1B			SH2-4 1-2	4-3				3	0	1	0	0	0	2				
Rod Carew, L (1,3) OBP: 0.350, SLG: 0.316	4-3		1-3		FC6-5 2-3		SH1-4 BB			3	0	0	0	1	0	1				
Brian Downing, R (1,7) OBP: 0.361, SLG: 0.398	1B		4-3 HBP		F9		SH1-4 1-2			2	0	1	0	0	0	1				
Ruppert Jones, L (1,10) OBP: 0.387, SLG: 0.548	F9		4-3			SH3-4 E 1B				3	1	1	0	0	0	2				
Juan Beniquez, R (7, PH) OBP: 0.342, SLG: 0.385			4-3				K			1	0	0	0	0	1	1				
Doug DeCinces, R (1,5) OBP: 0.329, SLG: 0.438		6-3	K			SH3-4 1-2				2	0	0	0	1	1	1				
Reggie Jackson, L (1,9) OBP: 0.371, SLG: 0.497		1B 2B			1-3					3	2	1	0	1	0	2				
Darrell Miller, R (8,9) OBP: 0.346, SLG: 0.440		1B 2B			1-3	E 1B IBB		F8		0	0	0	0	0	0	0				
Bobby Grich, R (1,4) OBP: 0.345, SLG: 0.341		4-3 1B 1B			1-4-3	E1 1B 1-3 2H				4	0	1	1	0	1	1				
Bob Boone, R (1,2) OBP: 0.303, SLG: 0.311		4-3			6-3			5-3		4	0	0	0	0	0	3				
Dick Schofield, R (1,6) OBP: 0.266, SLG: 0.315		1B HBP				E5 FC6-5 SH2-4				3	0	1	1	0	1	0				
Inning Stats	R: 0 E: 0 K: 0 S: 4	H: 1 LOB: 1 BB: 0 P: 4	R: 1 E: 0 K: 0 S: 5	H: 3 LOB: 2 BB: 0 P: 6	R: 0 E: 0 K: 1 S: 5	H: 0 LOB: 1 BB: 0 P: 6	R: 0 E: 0 K: 0 S: 3	H: 0 LOB: 0 BB: 0 P: 3	R: 0 E: 1 K: 0 S: 4	H: 0 LOB: 1 BB: 0 P: 4	R: 2 E: 1 K: 0 S: 6	H: 2 LOB: 2 BB: 1 P: 10	R: 0 E: 0 K: 1 S: 5	H: 0 LOB: 2 BB: 2 P: 13	R: 0 E: 0 K: 2 S: 7	H: 0 LOB: 0 BB: 0 P: 7	1B: 5 2B: 1 3B: 0 HR: 0	SF: 0 SAC: 3 DP: 0 HBP: 2	WP: 0 PB: 0 SB: 0 CS: 0	PA: 36
PITCHER Bill Swift, R (1,1) ERA: 4.76	IP: 6.1 WLS: L BF: 30	H: 6 R: 3 ER: 3 SO: 1	BB: 1 IBB: 1 HBP: 0 BLK: 0	WP: 0 HR: 0 S: 28 P: 38	ERA: 1.42 WHIP: 1.105															
Ed Yande Berg, L (7,1) ERA: 3.91	IP: 0.2 WLS: L BF: 3	H: 0 R: 0 ER: 0 SO: 1	BB: 0 IBB: 0 HBP: 0 BLK: 0	WP: 0 HR: 0 S: 4 P: 8	ERA: 0.00 WHIP: 0.000															
Bob Long, R (8,1) ERA: 1.98	IP: 1.0 WLS: L BF: 3	H: 0 R: 0 ER: 0 SO: 2	BB: 0 IBB: 0 HBP: 0 BLK: 0	WP: 0 HR: 0 S: 7 P: 7	ERA: 0.00 WHIP: 0.000															

Seattle Mariners @ California Angels
Anaheim Stadium, Anaheim, CA
Mon Aug 05 1985, 10:05 PM EDT
Att: 31,197 - Unknown

AB 28
R 3
H 6
RBI 2
BB 3
SO 4
LOB 14



Batter	1	2	3	4	5	6	7	8	9	AB	R	H	RBI	BB	SO	LOB	TOP				
Alfredo Griffin, S OBP: 0.290, SLG: 0.338 Mike Gallego, R (8, 6)	4-3		L7	F8		4-3		F8		5	0	0	0	0	0	3					
Dwayne Murphy, L OBP: 0.352, SLG: 0.402	1B BB		G1	G3			F7	G3		4	0	0	0	1	0	3					
Dusty Baker Jr., R OBP: 0.380, SLG: 0.540 Bruce Bochte, L OBP: 0.396, SLG: 0.450	1B						F4		F8	3	2	2	2	1	0	0					
Dave Kingman, R OBP: 0.312, SLG: 0.435	F4						F3		F8	5	1	1	0	0	0	2					
Mike Heath, R OBP: 0.322, SLG: 0.417	F9				3-1				F8	4	3	2	0	1	0	2					
Mike Davis, L OBP: 0.386, SLG: 0.532		4-3								5	2	3	2	0	0	0					
Steve Henderson, R OBP: 0.392, SLG: 0.387							K			4	1	3	3	1	1	0					
Donnie Hill, S OBP: 0.306, SLG: 0.324										5	1	2	2	0	0	3					
Steve Kiefer, R OBP: 0.222, SLG: 0.353										3	1	1	2	0	1	0					
Inning Stats	R: 0 E: 0 K: 0 S: 4	H: 1 LOB: 2 BB: 1 P: 8	R: 0 E: 0 K: 0 S: 2	H: 0 LOB: 0 BB: 1 P: 6	R: 0 E: 0 K: 0 S: 3	H: 0 LOB: 0 BB: 0 P: 3	R: 8 E: 0 K: 0 S: 9	H: 6 LOB: 0 BB: 2 P: 17	R: 0 E: 0 K: 1 S: 5	H: 0 LOB: 0 BB: 0 P: 5	R: 0 E: 0 K: 0 S: 3	H: 0 LOB: 0 BB: 0 P: 3	R: 0 E: 0 K: 0 S: 7	H: 4 LOB: 2 BB: 0 P: 7	R: 1 E: 0 K: 0 S: 6	H: 3 LOB: 2 BB: 0 P: 6	1B: 11 2B: 2 3B: 0 HR: 1	SF: 1 SAC: 0 DP: 1 HBP: 0	WP: 0 PB: 0 SB: 0 CS: 0	PA: 44	
PITCHER	IP	WLS	BF	H	R	ER	SO	BB	IBB	HBP	BLK	WP	HR	S	P	ERA	WHIP				
Mark Langston, L ERA: 4.52	3.0	L	16	4	5	5	0	4	0	0	0	0	0	12	28	15.00	2.667				
Frank Willis, R ERA: 5.09	3.0		12	3	3	3	2	0	0	0	0	0	1	16	16	9.00	1.000				
Jim Beattie, R ERA: 7.8	2.0		10	4	2	2	0	0	0	0	0	0	0	10	10	9.00	2.000				
Ed Nunez, R ERA: 2.66	1.0		6	3	1	1	0	0	0	0	0	0	0	6	6	9.00	3.000				

Oakland Athletics @ Seattle Mariners
The Kingdome, Seattle, WA
Thu Aug 08 1985, 10:05 PM EDT
Att: 9,374 - Unknown

AB 39
R 11
H 14
RBI 11
BB 4
SO 2
LOB 13



Batter	1	2	3	4	5	6	7	8	9	AB	R	H	RBI	BB	SO	LOB	BOTTOM				
Jack Perconte, L OBP: 0.278, SLG: 0.302	F9		L4		6-3			6-3		4	0	0	0	0	0	1					
Phil Bradley, R OBP: 0.371, SLG: 0.485	K							K		4	1	2	0	0	2	0					
Alvin Davis, L OBP: 0.370, SLG: 0.397	3-1							1-3		4	1	1	0	0	0	1					
Gorman Thomas, R OBP: 0.354, SLG: 0.509										3	0	0	0	1	1	0					
Al Cowens, R OBP: 0.283, SLG: 0.434										4	0	2	1	0	2	0					
Jim Prestey, R OBP: 0.345, SLG: 0.533										3	0	0	1	0	0	1					
Dave Henderson, R OBP: 0.304, SLG: 0.376										4	0	1	0	0	1	2					
Bob Kearney, R OBP: 0.299, SLG: 0.393										4	0	0	0	0	0	4					
Domingo Ramos, R OBP: 0.247, SLG: 0.235										3	0	1	0	0	0	0					
Inning Stats	R: 0 E: 0 K: 1 S: 5	H: 0 LOB: 0 BB: 0 P: 5	R: 0 E: 0 K: 1 S: 5	H: 0 LOB: 0 BB: 0 P: 5	R: 0 E: 0 K: 1 S: 6	H: 1 LOB: 1 BB: 0 P: 6	R: 2 E: 0 K: 0 S: 6	H: 3 LOB: 2 BB: 1 P: 10	R: 0 E: 0 K: 2 S: 7	H: 0 LOB: 0 BB: 0 P: 7	R: 0 E: 0 K: 0 S: 3	H: 0 LOB: 0 BB: 0 P: 3	R: 0 E: 0 K: 1 S: 5	H: 0 LOB: 0 BB: 0 P: 5	R: 0 E: 0 K: 0 S: 5	H: 2 LOB: 2 BB: 0 P: 5	1B: 6 2B: 1 3B: 0 HR: 0	SF: 1 SAC: 0 DP: 0 HBP: 0	WP: 0 PB: 0 SB: 0 CS: 0	PA: 35	
PITCHER	IP	WLS	BF	H	R	ER	SO	BB	IBB	HBP	BLK	WP	HR	S	P	ERA	WHIP				
Chris Codiroli, R ERA: 4.03	7.0	W	27	5	2	2	5	1	0	0	0	0	0	36	40	2.57	0.857				
Curt Young, L ERA: 8.31	1.0		3	0	0	0	1	0	0	0	0	0	0	5	5	0.00	0.000				
Rick Langford, R ERA: 3.62	1.0		5	2	0	0	0	0	0	0	0	0	0	5	5	0.00	2.000				

Oakland Athletics @ Seattle Mariners
The Kingdome, Seattle, WA
Thu Aug 08 1985, 10:05 PM EDT
Att: 9,374 - Unknown

AB 33
R 2
H 7
RBI 2
BB 1
SO 6
LOB 9



Batter	1	2	3	4	5	6	7	8	9	AB	R	H	RBI	BB	SO	LOB	TOP											
Alfredo Griffin, S OBP: 0.294, SLG: 0.344										5	1	3	0	0	0	0	Oakland Athletics @ Seattle Mariners The Kingdome, Seattle, WA Fri Aug 09 1985, 10:05 PM EDT Att: 10,271 - Unknown											
Dwayne Murphy, L OBP: 0.355, SLG: 0.412										4	2	2	2	1	0	3												
Bruce Bochte, L OBP: 0.392, SLG: 0.443										4	1	0	0	1	1	4												
Dave Kingman, R OBP: 0.311, SLG: 0.430										4	0	0	0	1	2	3												
Dusty Baker Jr., R OBP: 0.377, SLG: 0.531										4	0	0	1	1	1	4												
Mike Davis, L OBP: 0.365, SLG: 0.529										4	1	1	1	0	0	1												
Mike Heath, R OBP: 0.321, SLG: 0.419										4	1	1	0	0	2	2												
Donnie Hill, S OBP: 0.308, SLG: 0.326										4	0	2	1	0	0	1												
Steve Kiefer, R OBP: 0.273, SLG: 0.381										4	0	2	1	0	0	0												
Inning Stats	R: 3 E: 1 K: 0 S: 6	H: 3 LOB: 1 BB: 0 P: 6	R: 1 E: 0 K: 1 S: 8	H: 3 LOB: 2 BB: 0 P: 8	R: 0 E: 0 K: 2 S: 7	H: 0 LOB: 1 BB: 1 P: 11	R: 0 E: 0 K: 0 S: 3	H: 0 LOB: 0 BB: 0 P: 3	R: 1 E: 0 K: 1 S: 6	H: 1 LOB: 0 BB: 0 P: 6	R: 0 E: 0 K: 0 S: 4	H: 2 LOB: 2 BB: 0 P: 4	R: 0 E: 0 K: 0 S: 3	H: 0 LOB: 1 BB: 1 P: 7	R: 1 E: 1 K: 2 S: 8	H: 1 LOB: 3 BB: 2 P: 12	1B: 8 2B: 2 3B: 0 HR: 1	SF: 0 SAC: 0 DP: 0 HBP: 0	WP: 0 PB: 0 SB: 0 CS: 1	PA: 42								
PITCHER	IP	WLS	BF	H	R	ER	SO	BB	IBB	HBP	BLK	WP	HR	S	P	ERA	WHIP											
Mike Moore, R ERA: 3.35	(1, 1)	8.1	L	37	11	6	3	6	2	0	0	0	0	1	47	55	3.24	1.560										
Ed Vande Berg, L ERA: 3.88	(9, 1)	0.1	2	0	0	0	0	1	0	0	0	0	0	1	5	0.00	3.000											
Bob Long, R ERA: 1.95	(9, 1)	0.1	2	0	0	0	0	1	0	0	0	0	0	1	5	0.00	3.000											

AB	37
R	6
H	11
RBI	6
BB	4
SO	6
LOB	18



Batter	1	2	3	4	5	6	7	8	9	AB	R	H	RBI	BB	SO	LOB	BOTTOM											
Jack Perconte, L OBP: 0.281, SLG: 0.308										4	2	2	0	0	0	2	Oakland Athletics @ Seattle Mariners The Kingdome, Seattle, WA Fri Aug 09 1985, 10:05 PM EDT Att: 10,271 - Unknown											
Phil Bradley, R OBP: 0.307, SLG: 0.481										4	0	0	0	0	1	3												
Alvin Davis, L OBP: 0.371, SLG: 0.406										4	1	2	3	0	0	1												
Gorman Thomas, R OBP: 0.350, SLG: 0.502										4	0	0	0	0	0	2												
Al Cowens, R OBP: 0.280, SLG: 0.428										4	0	0	0	0	0	2												
Jim Prestley, R OBP: 0.344, SLG: 0.530										4	1	1	0	0	0	0												
Barry Bonnell, R OBP: 0.270, SLG: 0.302										4	0	1	0	0	1	0												
Bob Kearney, R OBP: 0.294, SLG: 0.386										4	0	0	0	0	0	1												
Domingo Ramos, R OBP: 0.248, SLG: 0.237										3	0	1	0	0	0	1												
Inning Stats	R: 2 E: 0 K: 1 S: 7	H: 2 LOB: 0 BB: 0 P: 7	R: 1 E: 1 K: 0 S: 5	H: 2 LOB: 1 BB: 0 P: 5	R: 0 E: 0 K: 0 S: 4	H: 1 LOB: 1 BB: 0 P: 4	R: 0 E: 0 K: 1 S: 5	H: 0 LOB: 0 BB: 0 P: 5	R: 0 E: 0 K: 0 S: 4	H: 1 LOB: 1 BB: 0 P: 4	R: 0 E: 0 K: 0 S: 3	H: 0 LOB: 0 BB: 0 P: 3	R: 0 E: 0 K: 0 S: 3	H: 0 LOB: 0 BB: 0 P: 3	R: 1 E: 1 K: 0 S: 5	H: 1 LOB: 1 BB: 0 P: 5	R: 0 E: 0 K: 0 S: 3	H: 0 LOB: 0 BB: 0 P: 3	1B: 4 2B: 2 3B: 0 HR: 1	SF: 0 SAC: 0 DP: 0 HBP: 0	WP: 0 PB: 0 SB: 1 CS: 0	PA: 35						
PITCHER	IP	WLS	BF	H	R	ER	SO	BB	IBB	HBP	BLK	WP	HR	S	P	ERA	WHIP											
Don Sutton, R ERA: 4.13	(1, 1)	7.0	W	27	6	3	3	2	0	0	0	0	0	1	31	31	3.86	0.857										
Steve Ontiveros, R ERA: 0.92	(8, 1)	2.0	S	8	1	1	1	0	0	0	0	0	0	8	8	4.50	0.500											

AB	35
R	4
H	7
RBI	3
BB	0
SO	2
LOB	12



Batter	1	2	3	4	5	6	7	8	9	AB	R	H	RBI	BB	SO	LOB	TOP											
Alfredo Griffin, S OBP: 0.292, SLG: 0.340										5	1	1	0	0	0	2												
Dwayne Murphy, L OBP: 0.356, SLG: 0.420										5	1	3	1	0	1	0												
Bruce Bochte, L OBP: 0.389, SLG: 0.437										4	1	0	0	1	1	2												
Dave Kingman, R OBP: 0.315, SLG: 0.436										5	0	2	1	0	1	2												
Mike Davis, L OBP: 0.372, SLG: 0.533										3	0	1	0	2	1	2												
Dave Collins, S OBP: 0.286, SLG: 0.336										4	1	1	1	0	0	5												
Dusty Baker Jr., R OBP: 0.383, SLG: 0.536										1	0	0	0	0	2													
Mike Heath, R OBP: 0.316, SLG: 0.411										4	1	1	1	0	0	3												
Donnie Hill, S OBP: 0.315, SLG: 0.332										4	1	1	1	0	0	2												
Steve Kiefer, R OBP: 0.226, SLG: 0.300										4	0	1	1	0	0	1												
Inning Stats	R: 6 E: 0 K: 1 S: 11	H: 6 LOB: 1 BB: 1 P: 15	R: 0 E: 0 K: 1 S: 6	H: 1 LOB: 2 BB: 1 P: 10	R: 0 E: 1 K: 0 S: 4	H: 0 LOB: 0 BB: 0 P: 4	R: 0 E: 0 K: 1 S: 5	H: 0 LOB: 0 BB: 0 P: 5	R: 0 E: 0 K: 0 S: 4	H: 1 LOB: 1 BB: 0 P: 4	R: 0 E: 0 K: 0 S: 3	H: 0 LOB: 0 BB: 0 P: 3	R: 0 E: 0 K: 1 S: 6	H: 1 LOB: 2 BB: 1 P: 10	R: 0 E: 0 K: 0 S: 3	H: 0 LOB: 2 BB: 0 P: 5	1B: 8 2B: 3 3B: 0 HR: 0	SF: 0 SAC: 0 DP: 0 HBP: 0	WP: 1 PB: 0 SB: 1 CS: 0	PA: 42								
PITCHER	IP	WLS	BF	H	R	ER	SO	BB	IBB	HBP	BLK	WP	HR	S	P	ERA	WHIP											
Bill Swift, R ERA: 4.98	(1, 1)	8.0	W	37	9	6	6	4	3	0	0	0	1	0	42	54	6.75	1.500										
Ed Vande Berg, L ERA: 3.97	(9, 1)	0.1	L	2	1	0	0	0	0	0	0	0	0	0	2	2	0.00	3.000										
Ed Nunez, R ERA: 2.63	(9, 1)	0.2	S	3	1	0	0	0	0	0	0	0	0	0	3	3	0.00	1.500										

Oakland Athletics @ Seattle Mariners
The Kingdome, Seattle, WA
Sun Aug 11, 1985, 6:33 AM EDT
Att: 7,711 - Unknown

AB 39
R 6
H 11
RBI 6
BB 3
SO 4
LOB 21



Batter	1	2	3	4	5	6	7	8	9	AB	R	H	RBI	BB	SO	LOB	BOTTOM											
Jack Perconte, L OBP: 0.282, SLG: 0.303										4	2	0	0	1	0	0												
Phil Bradley, R OBP: 0.370, SLG: 0.482										4	2	4	1	1	0	0												
Al Cowens, R OBP: 0.284, SLG: 0.438										5	1	2	2	0	0	3												
Gorman Thomas, R OBP: 0.346, SLG: 0.488										5	0	0	0	0	2	6												
Alvin Davis, L OBP: 0.373, SLG: 0.404										4	1	2	2	1	0	0												
Jim Prestley, R OBP: 0.346, SLG: 0.536										5	0	2	0	0	0	6												
Dave Henderson, R OBP: 0.303, SLG: 0.378										4	1	1	2	0	2													
Bob Kearney, R OBP: 0.290, SLG: 0.379										4	1	1	1	0	0	1												
Spike Owen, S OBP: 0.318, SLG: 0.354										4	1	1	0	0	0													
Inning Stats	R: 1 E: 1 K: 0 S: 6	H: 2 LOB: 2 BB: 0 P: 6	R: 0 E: 0 K: 0 S: 3	H: 0 LOB: 0 BB: 0 P: 3	R: 8 E: 2 K: 1 S: 13	H: 6 LOB: 2 BB: 2 P: 21	R: 0 E: 0 K: 0 S: 4	H: 1 LOB: 1 BB: 0 P: 4	R: 0 E: 0 K: 1 S: 6	H: 1 LOB: 1 BB: 0 P: 6	R: 0 E: 0 K: 0 S: 3	H: 0 LOB: 0 BB: 0 P: 3	R: 0 E: 0 K: 0 S: 4	H: 2 LOB: 2 BB: 1 P: 8	1B: 10 2B: 3 3B: 0 HR: 0	SF: 0 SAC: 0 DP: 0 HBP: 0	WP: 3 PB: 0 SB: 0 CS: 1	PA: 42										
PITCHER	IP	WLS	BF	H	R	ER	SO	BB	IBB	HBP	BLK	WP	HR	S	P	ERA	WHIP											
Bill Krueger, L ERA: 4.89	(1, 1)	2.2	L	16	5	6	1	1	0	0	0	0	0	0	18	18	3.38	1.875										
Rick Langford, R ERA: 3.59	(3, 1)	4.2	L	23	8	3	2	1	2	0	0	0	1	0	23	31	3.86	2.143										
Steve McCatty, R ERA: 5.79	(8, 1)	0.2	S	3	0	0	0	0	0	1	0	0	1	0	2	6	0.00	0.000										

Oakland Athletics @ Seattle Mariners
The Kingdome, Seattle, WA
Sun Aug 11, 1985, 6:33 AM EDT
Att: 7,711 - Unknown

AB 39
R 9
H 13
RBI 8
BB 3
SO 2
LOB 18



Batter	1	2	3	4	5	6	7	8	9	AB	R	H	RBI	BB	SO	LOB	TOP																		
Brian Downing, R OBP: 0.368, SLG: 0.410										4	1	2	0	0	1	0	California Angels @ Seattle Mariners The Kingdome, Seattle, WA Mon Aug 12 1985, 10:05 PM EDT Unknown																		
Gary Pettis, S OBP: 0.353, SLG: 0.326										4	0	0	0	0	0	2																			
Rod Carew, L OBP: 0.360, SLG: 0.329										4	0	3	0	0	1	0																			
Ruppert Jones, L OBP: 0.382, SLG: 0.543										4	1	0	1	0	1	3																			
Reggie Jackson, L OBP: 0.372, SLG: 0.494										2	2	2	2	2	0	0																			
Jack Howell, L OBP: 0.292, SLG: 0.317										3	1	1	2	0	1	1																			
Rob Wilfong, L OBP: 0.231, SLG: 0.256										3	0	0	0	0	3	1																			
Doug DeCinces, R OBP: 0.327, SLG: 0.431										0	0	0	0	1	0	0																			
Bobby Grich, R OBP: 0.341, SLG: 0.336										0	0	0	0	0	0	0																			
Bob Boone, R OBP: 0.307, SLG: 0.313										3	0	0	0	0	0	1																			
Jerry Narron, L OBP: 0.295, SLG: 0.408										1	0	0	0	0	0	2																			
Craig Gerber, L OBP: 0.243, SLG: 0.288										4	0	1	0	0	0	2																			
Inning Stats	R: 3 E: 0 K: 0 S: 6	H: 3 LOB: 0 BB: 0 P: 6	R: 0 E: 0 K: 1 S: 5	H: 1 LOB: 0 BB: 0 P: 5	R: 0 E: 0 K: 0 S: 4	H: 2 LOB: 1 BB: 0 P: 4	R: 0 E: 0 K: 2 S: 7	H: 0 LOB: 1 BB: 1 P: 11	R: 0 E: 0 K: 0 S: 3	H: 0 LOB: 0 BB: 0 P: 3	R: 2 E: 0 K: 2 S: 9	H: 2 LOB: 0 BB: 0 P: 9	R: 0 E: 0 K: 1 S: 5	H: 0 LOB: 0 BB: 0 P: 5	R: 0 E: 0 K: 1 S: 5	H: 1 LOB: 1 BB: 0 P: 5	R: 0 E: 0 K: 0 S: 3	H: 0 LOB: 2 BB: 2 P: 11	1B: 7 2B: 1 3B: 0 HR: 2	SF: 0 SAC: 1 DP: 1 HBP: 0	WP: 0 PB: 0 SB: 1 CS: 3	PA: 37													
PITCHER	IP WLS BF H R ER SO BB IBB HBP BLK WP HR S P ERA WHIP	7.0 1.1 0.2	28 6 2	8 1 0	5 0 0	5 0 0	6 1 0	6 1 0	0 0 0	0 0 0	0 0 0	0 0 0	2 6 2	39 14 2	43 14 2	6.43 0.00 0.00	1.286 1.500 0.000	PITCHER	IP WLS BF H R ER SO BB IBB HBP BLK WP HR S P ERA WHIP	7.0 1.1 0.2	28 6 2	8 1 0	5 0 0	5 0 0	6 1 0	6 1 0	0 0 0	0 0 0	0 0 0	0 0 0	2 6 2	39 14 2	43 14 2	6.43 0.00 0.00	1.286 1.500 0.000

Batter	1	2	3	4	5	6	7	8	9	AB	R	H	RBI	BB	SO	LOB	BOTTOM																
Jack Perconte, L OBP: 0.280, SLG: 0.301										5	0	1	0	0	0	0	California Angels @ Seattle Mariners The Kingdome, Seattle, WA Mon Aug 12 1985, 10:05 PM EDT Unknown																
Phil Bradley, R OBP: 0.365, SLG: 0.486										5	1	1	1	0	1	1																	
Alvin Davis, L OBP: 0.374, SLG: 0.415										4	1	2	1	0	0	0																	
Ken Phelps, L OBP: 0.333, SLG: 0.447										3	1	1	0	1	1	1																	
Jim Prestey, R OBP: 0.347, SLG: 0.535										4	1	2	0	0	1	2																	
Barry Bonnell, R OBP: 0.265, SLG: 0.320										4	1	1	2	0	3	5																	
Dave Henderson, R OBP: 0.306, SLG: 0.392										4	1	2	2	0	0	4																	
Bob Kearney, R OBP: 0.286, SLG: 0.373										4	0	0	0	0	2	3																	
Spike Owen, S OBP: 0.314, SLG: 0.348										4	0	0	0	0	0	0																	
Inning Stats	R: 0 E: 0 K: 1 S: 5	H: 0 LOB: 0 BB: 0 P: 5	R: 0 E: 0 K: 1 S: 7	H: 2 LOB: 2 BB: 0 P: 7	R: 0 E: 0 K: 0 S: 3	H: 0 LOB: 0 BB: 0 P: 3	R: 2 E: 0 K: 1 S: 8	H: 3 LOB: 1 BB: 0 P: 8	R: 0 E: 0 K: 2 S: 9	H: 1 LOB: 2 BB: 0 P: 9	R: 0 E: 0 K: 1 S: 6	H: 1 LOB: 1 BB: 0 P: 6	R: 0 E: 0 K: 2 S: 9	H: 1 LOB: 0 BB: 1 P: 13	R: 3 E: 0 K: 2 S: 9	H: 2 LOB: 0 BB: 1 P: 13		R: 1 E: 0 K: 0 S: 3	H: 1 LOB: 0 BB: 0 P: 3	1B: 4 2B: 2 3B: 0 HR: 4	SF: 0 SAC: 0 DP: 0 HBP: 0	WP: 0 PB: 0 SB: 0 CS: 0	PA: 38										
PITCHER	IP WLS BF H R ER SO BB IBB HBP BLK WP HR S P ERA WHIP	7.2 1.0	33 5	8 2	4 2	4 2	1 2	1 7	0 7	0 7	0 7	0 7	0 7	0 7	0 7	0 7	18.00 2.000	PITCHER	IP WLS BF H R ER SO BB IBB HBP BLK WP HR S P ERA WHIP	7.2 1.0	33 5	8 2	4 2	4 2	1 2	1 7	0 7	0 7	0 7	0 7	0 7	0 7	18.00 2.000

Batter	1	2	3	4	5	6	7	8	9	AB	R	H	RBI	BB	SO	LOB	TOP					
Brian Downing, R OBP: 0.376, SLG: 0.431 Rob Wilfong, L OBP: 0.231, SLG: 0.256	0-0 G5-4-3 1B		0-0 F8					0-0 FC4-6 1B		4	1	3	1	0	0	1	<p>California Angels @ Seattle Mariners</p> <p>The Kingdome, Seattle, WA</p> <p>Tue Aug 13 1985, 10:05 PM EDT</p> <p>Att: 9,444 - Unknown</p>					
Dick Schofield, R OBP: 0.271, SLG: 0.327	0-3 K			0-0 4-3	0-0 6-3			0-0 FC4-6 FC5-4 1-2f 3-H 0-3		4	0	0	1	0	1	2						
Bobby Grich, R OBP: 0.335, SLG: 0.329	0-0 G5-4-3 1-2f			0-0 4-3				0-0 K		4	0	0	0	0	1	2						
Doug DeCinces, R OBP: 0.325, SLG: 0.430		0-0 F8		0-0 BB 1B				0-0 FC5-4 1-2f		4	1	1	0	0	0	1						
Juan Beniquez, R OBP: 0.347, SLG: 0.387	0-0 G1-4-3 1B			4-0 1B BB				0-0 F9		3	0	1	0	1	0	0						
George Hendrick, R OBP: 0.276, SLG: 0.317	0-0 G1-4-3 1-2f			0-0 1-2 2-H 1B				0-0 HR		4	1	2	2	0	0	1						
Bob Boone, R OBP: 0.308, SLG: 0.314 Jerry Narron, L OBP: 0.297, SLG: 0.413			0-0 G5-4-3 1B	0-0 5-3				0-0 4-3		2	0	1	0	0	0	2						
Gary Pettis, S OBP: 0.354, SLG: 0.325			0-0 G5-4-3 1-2f		0-0 5-3			0-0 F3		2	0	0	0	0	0	0						
Jack Howell, L OBP: 0.308, SLG: 0.356			0-0 1B		0-0 4-3			0-0 1B FC4-6 2B		2	0	0	0	0	0	0						
Inning Stats	R: 0 E: 0 K: 1 S: 5	H: 1 LOB: 0 BB: 0 P: 5	R: 0 E: 0 K: 0 S: 3	H: 1 LOB: 0 BB: 0 P: 3	R: 0 E: 0 K: 0 S: 4	H: 2 LOB: 1 BB: 0 P: 4	R: 1 E: 0 K: 0 S: 5	H: 2 LOB: 2 BB: 1 P: 9	R: 1 E: 0 K: 0 S: 4	H: 1 LOB: 0 BB: 0 P: 4	R: 0 E: 0 K: 0 S: 3	H: 0 LOB: 0 BB: 0 P: 3	R: 0 E: 0 K: 0 S: 3	H: 0 LOB: 0 BB: 0 P: 3	R: 1 E: 0 K: 1 S: 7	H: 2 LOB: 1 BB: 0 P: 7		R: 1 E: 0 K: 0 S: 4	H: 1 LOB: 1 BB: 1 P: 8	1B: 7 2B: 1 3B: 0 HR: 2	SF: 0 SAC: 0 DP: 3 HBP: 0	WP: 0 PB: 0 SB: 0 CS: 0
PITCHER Mark Langston, L ERA: 4.47	IP: 9.0 WLS: W BF: 36 H: 10 R: 4 ER: 4 SO: 2 BB: 2 IBB: 0 HBP: 0 BLK: 0 WP: 0 HR: 2 S: 38 P: 46 ERA: 4.00 WHIP: 1.333																					

Batter	1	2	3	4	5	6	7	8	9	AB	R	H	RBI	BB	SO	LOB	BOTTOM			
Jack Perconte, L OBP: 0.298, SLG: 0.320 Harold Reynolds, S OBP: 0.266, SLG: 0.202	0-0 2B 1B			4-0 BB				0-0 F3		3	1	3	2	1	0	0	<p>California Angels @ Seattle Mariners</p> <p>The Kingdome, Seattle, WA</p> <p>Tue Aug 13 1985, 10:05 PM EDT</p> <p>Att: 9,444 - Unknown</p>			
Phil Bradley, R OBP: 0.307, SLG: 0.482	0-0 1B 2B	4-0 BB	1-3 2-H 2-H 1B	0-3 K			0-3 K			4	1	1	0	1	2	4				
Alvin Davis, L OBP: 0.371, SLG: 0.421	0-3 K	0-0 F9		0-0 F8	0-0 F6			0-0 HR		5	1	1	1	0	1	4				
Gorman Thomas, R OBP: 0.345, SLG: 0.495	4-0 1B SF8 BB		0-0 BLK 1B 2B	0-0 5-3	0-3 K			0-0 F9		4	2	1	0	1	1	0				
Al Cowens, R OBP: 0.285, SLG: 0.435	0-0 1-3 2-H 3-H 1B		0-0 6-3	4-0 1B BB			0-0 F2			4	1	1	2	1	0	1				
Jim Prestley, R OBP: 0.345, SLG: 0.530	0-0 SF8		0-3 K	0-0 1B 1B			0-0 F5			4	1	1	1	0	1	1				
Dave Henderson, R OBP: 0.304, SLG: 0.388	0-0 F2		0-0 1B 1B	0-0 1B 2B 1B			0-0 F8			4	2	2	2	0	0	1				
Bob Kearney, R OBP: 0.289, SLG: 0.375		0-3 K	0-0 1B 1B	0-0 1B 2B 1B			0-0 1-3 2-H 3-H 1B			4	2	2	1	0	1	0				
Spike Owen, S OBP: 0.313, SLG: 0.351 Domingo Ramos, R OBP: 0.247, SLG: 0.235		0-0 4-3	0-0 1B 1B	0-0 1-2 2-3 1B			0-0 F9			3	0	2	2	0	0	0				
Inning Stats	R: 3 E: 0 K: 1 S: 8	H: 3 LOB: 1 BB: 1 P: 12	R: 0 E: 0 K: 1 S: 6	H: 1 LOB: 2 BB: 1 P: 10	R: 3 E: 0 K: 1 S: 10	H: 5 LOB: 2 BB: 0 P: 10	R: 4 E: 0 K: 1 S: 9	H: 4 LOB: 2 BB: 2 P: 17	R: 0 E: 0 K: 1 S: 5	H: 0 LOB: 0 BB: 0 P: 5	R: 0 E: 0 K: 0 S: 3	H: 0 LOB: 0 BB: 0 P: 3	R: 0 E: 0 K: 1 S: 5	H: 0 LOB: 0 BB: 0 P: 5	R: 1 E: 0 K: 0 S: 4	H: 1 LOB: 0 BB: 0 P: 4		1B: 10 2B: 3 3B: 0 HR: 1	SF: 1 SAC: 0 DP: 0 HBP: 0	WP: 0 PB: 0 SB: 0 CS: 0
PITCHER Ron Romanick, R ERA: 3.71 Al Holland, L ERA: 3.18	IP: 3.2 WLS: L BF: 26 H: 12 R: 10 ER: 10 SO: 3 BB: 3 IBB: 0 HBP: 0 BLK: 1 WP: 0 HR: 0 S: 29 P: 41 ERA: 24.55 WHIP: 4.091																			

Batter	1	2	3	4	5	6	7	8	9	10	11	12	AB	R	H	RBI	BB	SO	LOB	TOP
Gary Pettis, S OBP: 0.350, SLG: 0.325 (1, 8)	0-0 6-3		0-0 5-3		0-0 4-3			0-0 F7		0-0 F3		0-0 2B	6	1	1	0	0	0	2	
Rod Carew, L OBP: 0.363, SLG: 0.332 (1, 3)	0-0 6-3		0-3 K		0-0 5-3			0-0 1-3 1B		0-0 L6		0-0 2B 5-3 1B 2B	6	1	2	1	0	1	2	
Doug DeCinces, R OBP: 0.320, SLG: 0.422 (1, 10)	0-0 F7		0-3 K			0-0 5-3		0-0 1-3		0-3 K		0-0 5-3	6	0	0	0	0	2	3	
Ruppert Jones, L OBP: 0.378, SLG: 0.529 (1, 7)		0-3 K		0-0 F4		0-0 L9		0-0 F8			0-3 K	0-0 1B	6	0	1	1	0	2	1	
Reggie Jackson, L OBP: 0.374, SLG: 0.495 Juan Beniquez, R OBP: 0.347, SLG: 0.387 (12, 9)		0-0 1B 2B		0-3 K		0-0 2B			0-0 5-3		4-0 2B BB	0-3 K	5	1	2	0	1	2	0	
Jack Howell, L OBP: 0.316, SLG: 0.360 (1, 5)		0-0 1B 2B		0-0 1B		0-0 L1			0-0 1-3		0-3 K		5	0	2	0	0	1	2	
Rob Wilfong, L OBP: 0.227, SLG: 0.253 Brian Downing, R OBP: 0.378, SLG: 0.431 Bobby Grich, R OBP: 0.337, SLG: 0.334 (9, PH)		0-3 K		0-3 K			0-3 K		0-3 K		0-0 2B		3	0	0	0	0	3	3	
Bob Boone, R OBP: 0.309, SLG: 0.313 (1, 2)		0-0 FC6-4 1B		0-0 F7			0-3 K		0-3 K		4-0 2B		4	0	1	1	1	2	1	
Dick Schofield, R OBP: 0.272, SLG: 0.331 (1, 6)	0-0 FC6-4		0-0 2B		0-0 F2		0-0 F2		0-0 1B		0-0 6-3		5	0	2	0	0	0	5	
Inning Stats	R: 0 E: 0 K: 0 S: 3	H: 0 LOB: 0 BB: 0 P: 3	R: 1 E: 0 K: 2 S: 10	H: 3 LOB: 2 BB: 0 P: 10	R: 0 E: 0 K: 2 S: 7	H: 0 LOB: 0 BB: 0 P: 7	R: 0 E: 0 K: 2 S: 8	H: 1 LOB: 1 BB: 0 P: 8	R: 0 E: 0 K: 0 S: 4	H: 1 LOB: 1 BB: 0 P: 4	R: 0 E: 0 K: 1 S: 5	H: 0 LOB: 1 BB: 0 P: 6	R: 0 E: 0 K: 2 S: 8	H: 1 LOB: 3 BB: 0 P: 7	R: 2 E: 0 K: 1 S: 7	H: 3 LOB: 0 BB: 0 P: 7	1B: 6 2B: 6 3B: 0 HR: 0	SF: 0 SAC: 0 DP: 0 HBP: 1	WP: 0 PB: 0 SB: 0 CS: 0	PA: 50
PITCHER	IP WLS BF H R ER SO BB IBB HBP BLK WP HR S P ERA WHIP	IP WLS BF H R ER SO BB IBB HBP BLK WP HR S P ERA WHIP																		
Mike Moore, R ERA: 3.18 Ed Nunez, R ERA: 2.83 (1, 1)	11.0 L 5 3 2 2 1 0 0 0 0 0 0 7 7 18.00 3.000																			

California Angels @ Seattle Mariners
The Kingdom, Seattle, WA
Wed Aug 14 1985, 6:33 AM EDT
Unknown

AB 47
R 3
H 12
RBI 3
BB 2
SO 13
LOB 19



Batter	1	2	3	4	5	6	7	8	9	10	11	12	AB	R	H	RBI	BB	SO	LOB	BOTTOM				
Jack Perconte, L OBP: 0.286, SLG: 0.319 Ken Phelps, L OBP: 0.328, SLG: 0.438 (11, PH)	0-0 4-3			0-0 F2			0-0 1B 7-2 1B	0-0 G3			0-3 K		4	0	1	0	0	0	1					
Phil Bradley, R OBP: 0.365, SLG: 0.479 (1, 7)	0-0 G3			0-0 L7			0-0 1B 1B		0-0 1-3		0-3 K		5	1	1	0	0	1	0					
Alvin Davis, L OBP: 0.371, SLG: 0.420 Harold Reynolds, S OBP: 0.266, SLG: 0.202 (11, PR)	0-0 F8			0-0 F5			0-0 1B 1B		0-3 K		0-0 1B		5	0	2	0	0	1	0					
Gorman Thomas, R OBP: 0.343, SLG: 0.490 (1, 10)		0-0 L4			0-3 K		0-0 7-2		0-0 1B		0-0 F5		5	0	1	0	0	1	4					
Al Cowens, R OBP: 0.290, SLG: 0.435 (1, 9)		0-0 4-3		4-0 G4-6-3 BB		0-0 1B	0-0 3-HF		0-3 K			0-0 1B	4	0	2	1	1	1	1					
Jim Presley, R OBP: 0.341, SLG: 0.523 (1, 5)		0-3 K		0-0 G4-6-3		0-0 4-3	0-0 1-2 2-3		0-0 1-3		0-0 1B		5	0	0	0	0	2	4					
Dave Henderson, R OBP: 0.303, SLG: 0.386 (1, 8)			0-0 E6		0-3 K		0-0 6-3		0-0 1B		0-0 F9		5	0	1	0	0	1	1					
Bob Kearney, R OBP: 0.285, SLG: 0.369 Donnie Scott, S OBP: 0.294, SLG: 0.324 (12, PH)			0-0 G5-4-3		0-0 F7		0-0 F8		0-3 K		0-3 K		4	0	0	0	0	1	2					
Spike Owen, S OBP: 0.312, SLG: 0.349 (1, 6)			0-0 L7		0-3 K		0-0 E9		0-0 F8				4	0	1	0	0	1	1					
Inning Stats	R: 0 E: 0 K: 0 S: 3	H: 0 LOB: 0 BB: 0 P: 3	R: 0 E: 0 K: 1 S: 5	H: 0 LOB: 0 BB: 0 P: 5	R: 0 E: 1 K: 0 S: 3	H: 0 LOB: 0 BB: 0 P: 3	R: 0 E: 0 K: 0 S: 3	H: 0 LOB: 0 BB: 0 P: 8	R: 0 E: 0 K: 2 S: 7	H: 0 LOB: 0 BB: 0 P: 7	R: 1 E: 0 K: 0 S: 6	H: 4 LOB: 2 BB: 0 P: 6	R: 0 E: 1 K: 1 S: 4	H: 1 LOB: 1 BB: 0 P: 4	R: 0 E: 0 K: 2 S: 8	H: 1 LOB: 1 BB: 0 P: 8	R: 0 E: 0 K: 2 S: 8	H: 1 LOB: 1 BB: 0 P: 8	R: 0 E: 0 K: 2 S: 8	H: 1 LOB: 1 BB: 0 P: 8	1B: 9 2B: 1 3B: 0 HR: 0	SF: 0 SAC: 0 DP: 3 HBP: 0	WP: 0 PB: 0 SB: 1 CS: 0	PA: 44
PITCHER	IP WLS BF H R ER SO BB IBB HBP BLK WP HR S P ERA WHIP	IP WLS BF H R ER SO BB IBB HBP BLK WP HR S P ERA WHIP																						
Kirk McCaskill, R ERA: 3.97 Stu Cliburn, R ERA: 1.88 Donnie Moore, R ERA: 1.66 (1, 1)	7.2 W 13 S 4 1 0 0 2 0 0 0 0 0 0 0 0.00 1.000																							

California Angels @ Seattle Mariners
The Kingdom, Seattle, WA
Wed Aug 14 1985, 6:33 AM EDT
Unknown

AB 43
R 1
H 9
RBI 1
BB 1
SO 11
LOB 15



Batter	1	2	3	4	5	6	7	8	9	AB	R	H	RBI	BB	SO	LOB	TOP										
Gary Pettis, S OBP: 0.346, SLG: 0.320 (1, 8)	F7		K		K		FC6			4	0	0	0	0	2	2	California Angels @ Seattle Mariners The Kingdome, Seattle, WA Wed Aug 14 1985, 6:38 AM EDT Att: 14,421 - Unknown livebaseballscorecards.com										
Rod Carew, L OBP: 0.364, SLG: 0.332 (1, 3)	BB		1B			F7		6-3		3	0	1	0	1	0	0											
Brian Downing, R OBP: 0.374, SLG: 0.427 (1, 7)	F9		CS	F7		4-3		F9		4	0	0	0	0	0	1											
Ruppert Jones, L OBP: 0.377, SLG: 0.529 (1, 9)	K			4-3			2B	F8		4	0	1	0	0	1	1											
Reggie Jackson, L OBP: 0.373, SLG: 0.491 (1, 10)		4-3				F8			1-3	3	0	0	0	1	0	1											
Doug DeCinces, R OBP: 0.319, SLG: 0.420 (1, 5)	K			F9				5-3	G1-6-3 1B	4	0	1	0	0	1	1											
Jerry Narron, L OBP: 0.303, SLG: 0.416 (1, 2)	E4 WP								G1-6-3 1B	4	1	2	0	0	0	1											
Bobby Grich, R OBP: 0.334, SLG: 0.331 (1, 4)	K				F8			5-4-3		3	0	0	0	0	1	3											
Dick Schofield, R OBP: 0.271, SLG: 0.329 (7, PH)				F4						2	0	0	0	0	0	1											
Jack Howell, L OBP: 0.328, SLG: 0.373 (7, PH)					F8					1	0	1	1	0	0	0											
Craig Gerber, L OBP: 0.243, SLG: 0.288 (7, 6)								FC6 1B		0	0	0	0	0	0	0											
Inning Stats	R: 0 E: 0 K: 1 S: 5	H: 0 LOB: 1 BB: 1 P: 9	R: 0 E: 1 K: 2 S: 8	H: 0 LOB: 1 BB: 0 P: 8	R: 0 E: 0 K: 1 S: 5	H: 1 LOB: 0 BB: 0 P: 5	R: 0 E: 0 K: 0 S: 3	H: 0 LOB: 1 BB: 1 P: 7	R: 0 E: 0 K: 1 S: 6	H: 1 LOB: 1 BB: 0 P: 6	R: 0 E: 0 K: 0 S: 4	H: 1 LOB: 1 BB: 0 P: 4	R: 1 E: 0 K: 0 S: 5	H: 2 LOB: 1 BB: 0 P: 5	R: 0 E: 0 K: 0 S: 3	H: 0 LOB: 0 BB: 0 P: 3	R: 0 E: 0 K: 0 S: 3	H: 1 LOB: 0 BB: 0 P: 3	1B: 5 2B: 1 3B: 0 HR: 0	SF: 0 SAC: 0 DP: 1 HBP: 0	WP: 1 PB: 0 SB: 1 CS: 1	PA: 35					
PITCHER	IP	WLS	BF	H	R	ER	SO	BB	IBB	HBP	BLK	WP	HR	S	P	ERA	WHIP										
Jim Beattie, R ERA: 7.11 (1, 1)	6.0	W	23	3	0	0	5	2	0	0	0	1	0	31	39	0.00	0.833										
Jack Lazorko, R ERA: (7, 1)	3.0	S	11	3	1	0	0	0	0	0	0	0	0	11	11	0.00	1.000										

Batter	1	2	3	4	5	6	7	8	9	AB	R	H	RBI	BB	SO	LOB	BOTTOM										
Domingo Ramos, R OBP: 0.240, SLG: 0.229 (1, 6)	6-3		SH 1B BB		6-3	5-3		G6-3		4	0	0	0	0	0	2	California Angels @ Seattle Mariners The Kingdome, Seattle, WA Wed Aug 14 1985, 6:38 AM EDT Att: 14,421 - Unknown livebaseballscorecards.com										
Phil Bradley, R OBP: 0.365, SLG: 0.484 (1, 7)	F9		1B BB		HR 1B		1B 3B			3	2	2	1	1	0	0											
Al Cowens, R OBP: 0.292, SLG: 0.445 (1, 9)	K		G5-4-3 1B		HR		1-3			4	1	2	3	0	1	1											
Gorman Thomas, R OBP: 0.340, SLG: 0.484 (1, 10)		K	K		E5		L5			4	0	0	0	0	2	4											
Jim Prestley, R OBP: 0.340, SLG: 0.521 (1, 5)	6-3		G5-4-3		5-3		1B			4	0	1	1	0	0	4											
Dave Henderson, R OBP: 0.302, SLG: 0.384 (1, 8)	4-3			L7	5-3		1B			4	0	1	0	0	0	1											
Barry Bonnell, R OBP: 0.284, SLG: 0.345 (1, 3)			2B 2B				F7			4	1	3	0	0	0	2											
Donnie Scott, S OBP: 0.264, SLG: 0.351 (1, 2)			SH BB 2B		K		WP 2B		G6-3 1B	3	1	2	1	0	1	1											
Bob Kearney, R OBP: 0.297, SLG: 0.372 (7, 2)										1	0	1	0	0	0	0											
Harold Reynolds, S OBP: 0.285, SLG: 0.196 (1, 4)			BB SH 1B BB		4-3			F7		3	1	0	0	1	1	3											
Inning Stats	R: 0 E: 0 K: 1 S: 5	H: 0 LOB: 0 BB: 0 P: 5	R: 0 E: 0 K: 1 S: 5	H: 0 LOB: 0 BB: 0 P: 5	R: 3 E: 1 K: 1 S: 8	H: 3 LOB: 2 BB: 2 P: 16	R: 0 E: 0 K: 1 S: 6	H: 1 LOB: 1 BB: 0 P: 6	R: 2 E: 1 K: 0 S: 6	H: 2 LOB: 1 BB: 0 P: 6	R: 0 E: 0 K: 1 S: 6	H: 2 LOB: 1 BB: 0 P: 6	R: 1 E: 0 K: 0 S: 6	H: 3 LOB: 2 BB: 0 P: 6	R: 0 E: 0 K: 0 S: 3	H: 1 LOB: 0 BB: 0 P: 3	1B: 6 2B: 4 3B: 1 HR: 1	SF: 0 SAC: 1 DP: 2 HBP: 0	WP: 1 PB: 0 SB: 0 CS: 1	PA: 37							
PITCHER	IP	WLS	BF	H	R	ER	SO	BB	IBB	HBP	BLK	WP	HR	S	P	ERA	WHIP										
Geoff Zahn, L ERA: 4.38 (1, 1)	4.1	L	22	6	5	4	4	2	0	0	0	1	0	8	8	0.00	1.200										
Jim Slaton, R ERA: 4.29 (5, 1)	1.2		6	2	0	0	1	0	0	0	0	0	0	8	8	0.00	1.200										
Luis Sanchez, R ERA: 5.19 (7, 1)	2.0		9	4	1	1	0	0	0	0	0	0	0	9	9	4.50	2.000										

Batter	1	2	3	4	5	6	7	8	9	AB	R	H	RBI	BB	SO	LOB	TOP					
Jack Perconte, L (1,4) OBP: 0.302, SLG: 0.324										5	1	3	1	0	1	1	Seattle Mariners @ Minnesota Twins Hubert H. Humphrey Metrodome, Minneapolis, MN Thu Aug 15 1985, 8:05 PM EDT Att: 18,576 - Unknown					
Phil Bradley, R (1,7) Harold Reynolds, S (9, PH) OBP: 0.263, SLG: 0.194										4	1	2	2	0	0	1						
Alvin Davis, L (1,3) Ken Phelps, L (6, PH) OBP: 0.336, SLG: 0.469										2	0	0	0	0	1	1						
Gorman Thomas, R (1,10) OBP: 0.335, SLG: 0.476										5	0	0	0	0	3	4						
Al Cowens, R (1,9) OBP: 0.295, SLG: 0.449										4	0	2	0	0	0	1						
Jim Prestey, R (1,5) OBP: 0.341, SLG: 0.520										4	0	2	0	0	0	1						
Dave Henderson, R (1,8) OBP: 0.302, SLG: 0.381										3	0	0	0	1	1	3						
Bob Kearney, R (1,2) Donnie Scott, S (5,2) OBP: 0.285, SLG: 0.369 OBP: 0.266, SLG: 0.353										2	0	0	0	0	2	0						
Spike Owen, S (1,6) Domingo Ramos, R (5,6) OBP: 0.314, SLG: 0.352 OBP: 0.242, SLG: 0.231										1	0	1	0	0	0	0						
Inning Stats	R: 0 E: 0 K: 2 S: 7	H: 0 LOB: 0 BB: 0 P: 7	R: 0 E: 0 K: 1 S: 6	H: 1 LOB: 1 BB: 0 P: 6	R: 0 E: 0 K: 1 S: 5	H: 1 LOB: 0 BB: 0 P: 5	R: 0 E: 0 K: 1 S: 6	H: 1 LOB: 1 BB: 0 P: 6	R: 0 E: 0 K: 1 S: 5	H: 0 LOB: 0 BB: 0 P: 5	R: 0 E: 0 K: 0 S: 4	H: 1 LOB: 2 BB: 1 P: 8	R: 0 E: 0 K: 0 S: 3	H: 1 LOB: 1 BB: 1 P: 7	R: 3 E: 0 K: 1 S: 10	H: 5 LOB: 2 BB: 0 P: 10		R: 2 E: 0 K: 1 S: 8	H: 3 LOB: 1 BB: 0 P: 8	1B: 10 2B: 1 3B: 0 HR: 2	SF: 0 SAC: 0 DP: 2 HBP: 0	WP: 1 PB: 0 CS: 1
PITCHER	IP WLS BF H R ER SO BB IBB HBP BLK WP HR S P ERA WHIP																					
John Butcher, R (1,1) ERA: 4.82	8.0 W 34 10 3 3 7 2 0 0 0 0 2 46 54 3.38 1.500																					
Frank Eufemia, R (9,1) ERA: 3.43	1.0 6 3 2 2 1 0 0 0 0 1 0 8 8 18.00 3.000																					

Batter	1	2	3	4	5	6	7	8	9	AB	R	H	RBI	BB	SO	LOB	BOTTOM			
Kirby Puckett, R (1,8) OBP: 0.311, SLG: 0.360										6	0	1	0	0	2	9	Seattle Mariners @ Minnesota Twins Hubert H. Humphrey Metrodome, Minneapolis, MN Thu Aug 15 1985, 8:05 PM EDT Att: 18,576 - Unknown			
Gary Gaetti, R (1,5) OBP: 0.312, SLG: 0.418										5	2	2	3	0	1	3				
Kent Hrbek, L (1,3) Tim Laudner, R (8,3) OBP: 0.351, SLG: 0.417 OBP: 0.284, SLG: 0.403										5	2	2	4	0	0	1				
Tom Brunansky, R (1,9) OBP: 0.337, SLG: 0.469										3	1	0	0	2	1	2				
Dave Engle, R (1,2) OBP: 0.369, SLG: 0.500										4	1	1	0	1	1	1				
Mickey Hatcher, R (1,10) Mike Stenhouse, L (5, PR) OBP: 0.322, SLG: 0.384 OBP: 0.351, SLG: 0.377										3	2	3	2	0	0	0				
Tim Teufel, R (1,4) Alvaro Espinoza, R (7,6) OBP: 0.351, SLG: 0.383 OBP: 0.154, SLG: 0.154										2	2	1	1	0	1	1				
Ron Washington, R (1,6) OBP: 0.324, SLG: 0.426										5	2	3	2	0	0	2				
Dave Meier, R (1,7) Randy Bush, L (8, PH) OBP: 0.358, SLG: 0.279 OBP: 0.302, SLG: 0.472										3	1	1	0	1	0	2				
Inning Stats	R: 0 E: 0 K: 0 S: 3	H: 1 LOB: 1 BB: 0 P: 3	R: 1 E: 0 K: 0 S: 5	H: 2 LOB: 1 BB: 0 P: 5	R: 0 E: 0 K: 2 S: 7	H: 0 LOB: 0 BB: 0 P: 7	R: 0 E: 0 K: 0 S: 10	H: 6 LOB: 1 BB: 2 P: 18	R: 5 E: 0 K: 1 S: 8	H: 3 LOB: 1 BB: 1 P: 13	R: 0 E: 0 K: 1 S: 7	H: 2 LOB: 3 BB: 1 P: 11	R: 0 E: 0 K: 0 S: 4	H: 1 LOB: 2 BB: 1 P: 8	R: 0 E: 0 K: 1 S: 6	H: 1 LOB: 2 BB: 1 P: 10		1B: 11 2B: 3 3B: 0 HR: 2	SF: 0 SAC: 1 DP: 0 HBP: 1	WP: 0 PB: 0 CS: 1
PITCHER	IP WLS BF H R ER SO BB IBB HBP BLK WP HR S P ERA WHIP																			
Matt Young, L (1,1) ERA: 5.45	3.0 L 17 7 7 7 2 3 0 1 0 0 2 20 24 18.00 2.667																			
Bob Long, R (4,1) ERA: 3.58	3.0 20 7 7 7 2 3 0 1 0 0 2 20 33 21.00 3.333																			
Ed Vande Berg, L (7,1) ERA: 3.75	1.0 5 1 0 0 0 1 0 0 0 0 0 4 8 0.00 2.000																			
Ed Nunez, R (8,1) ERA: 2.79	1.0 5 1 0 0 1 1 0 0 0 0 0 6 10 0.00 2.000																			

Batter	1	2	3	4	5	6	7	8	9	AB	R	H	RBI	BB	SO	LOB	TOP								
Jack Perconte, L (1,4) OBP: 0.304, SLG: 0.321 Harold Reynolds, S (8,4) OBP: 0.261, SLG: 0.192	4-0 S BB		0-0 F4			4-0 1B BB SF9 BB		0-0 F8	0-0 L5	2	1	0	0	2	0	0									
Phil Bradley, R (1,7) OBP: 0.370, SLG: 0.489	0-3 K		0-0 PO			4-0 SF9 1B FC5-4 BB		0-3 K	0-0 4-3	4	1	1	0	1	2	1									
Alvin Davis, L (1,3) OBP: 0.373, SLG: 0.423	0-3 K		0-0 PO	4-0 1B G6-4-3 BB		0-0 FC5-4 1B		0-0 1B		3	2	2	0	1	1	1									
Gorman Thomas, R (1,10) OBP: 0.337, SLG: 0.478	0-0 F3			0-0 G6-4-3 1B		0-0 SF9		0-0 2B		3	1	2	2	0	0	1									
Al Cowens, R (1,9) OBP: 0.294, SLG: 0.445 John Moses, S (9,8)		0-0 6-3		0-0 G6-4-3		0-0 FC5-4		4-0 2B WP		3	1	0	1	1	0	2									
Jim Prestley, R (1,5) OBP: 0.341, SLG: 0.520		0-0 5-3		0-3 K		0-0 F8		0-0 WP		4	0	1	1	0	1	1									
Dave Henderson, R (1,8) OBP: 0.304, SLG: 0.380					0-3 K			4-0 WP		3	0	1	0	1	1	0									
Bob Kearney, R (1,2) OBP: 0.283, SLG: 0.366 Donnie Scott, S (6,2) OBP: 0.264, SLG: 0.347		0-3 K				0-0 F5		0-3 K2-3		2	0	0	0	0	1	1									
Domingo Ramos, R (1,6) OBP: 0.236, SLG: 0.224						0-0 F9				4	0	0	0	0	0	0									
Inning Stats	R: 0 E: 0 K: 2 S: 7	H: 0 LOB: 1 BB: 1 P: 11	R: 0 E: 0 K: 1 S: 6	H: 1 LOB: 0 BB: 0 P: 6	R: 0 E: 0 K: 0 S: 3	H: 1 LOB: 0 BB: 0 P: 3	R: 1 E: 0 K: 1 S: 5	H: 1 LOB: 0 BB: 1 P: 9	R: 0 E: 0 K: 1 S: 5	H: 0 LOB: 0 BB: 0 P: 5	R: 2 E: 0 K: 0 S: 4	H: 1 LOB: 1 BB: 2 P: 12	R: 0 E: 0 K: 0 S: 3	H: 0 LOB: 0 BB: 0 P: 3	R: 3 E: 0 K: 2 S: 10	H: 3 LOB: 2 BB: 2 P: 18	R: 0 E: 0 K: 0 S: 3	H: 0 LOB: 0 BB: 0 P: 3	1B: 5 2B: 2 3B: 0 HR: 0	SF: 1 SAC: 0 DP: 1 HBP: 0	WP: 1 PB: 0 SB: 1 CS: 0	PA: 39			
PITCHER	IP	WLS	BF	H	R	ER	SO	BB	IBB	HBP	BLK	WP	HR	S	P	ERA	WHIP								
Ken Schrom, R (1,1) ERA: 5.08	5.0		20	3	3	3	5	4	0	0	0	0	0	26	42	5.40	1.400								
Steve Howe, L (6,1) ERA: 4.55	2.2	L	13	4	3	3	1	1	0	0	0	0	0	14	18	10.12	1.875								
Ron Davis, R (8,1) ERA: 3.47	1.1		5	0	0	0	1	1	0	0	0	1	0	6	10	0.00	0.750								

Seattle Mariners @ Minnesota Twins
Hubert H. Humphrey Metrodome, Minneapolis, MN
Fri Aug 16 1985, 8:05 PM EDT
Att: 14,182 - Unknown

AB 31
R 6
H 7
RBI 4
BB 6
SO 7
LOB 9



Batter	1	2	3	4	5	6	7	8	9	AB	R	H	RBI	BB	SO	LOB	BOTTOM								
Kirby Puckett, R (1,8) OBP: 0.310, SLG: 0.358	0-0 4-3				0-3 K	0-0 G4-6-3			0-0 G3	5	0	1	1	0	1	2									
Roy Smalley, S (1,6) OBP: 0.381, SLG: 0.429	0-0 WP 1B	2H 1B	0-0 4-3		4-0 1B BB		0-0 4-3		4-0 2B BB	3	2	1	0	2	0	1									
Kent Hrbek, L (1,3) OBP: 0.334, SLG: 0.417	0-0 1H BB 1B		0-0 WP 1B		0-0 F8		0-0 F7		4-0 2B 1-2 6-3 BB	4	2	2	1	1	0	1									
Tom Brunansky, R (1,9) OBP: 0.340, SLG: 0.472	4-0 FC6-4 BB		0-0 5-3		0-0 BB 1B		0-0 F7		0-0 6-3	4	0	2	1	1	0	1									
Randy Bush, L (1,7) OBP: 0.302, SLG: 0.467 Dave Meier, R (8,PH) OBP: 0.354, SLG: 0.275	0-0 FC6-4		0-0 F8		4-0 BB 1B			0-3 K	0-0 6-3	2	0	0	0	1	0	2									
Ron Washington, R (8,PH) OBP: 0.321, SLG: 0.422	1-2 2H		0-0 F8		4-0 BB			0-0 K	0-0 6-3	1	0	0	0	0	1	0									
Mickey Hatcher, R (1,10) OBP: 0.317, SLG: 0.378	0-0 G3		0-0 1-3		0-0 4-3			0-0 4-3	0-0 6-3	5	0	0	0	0	0	6									
Gary Gaetti, R (1,5) OBP: 0.316, SLG: 0.418		0-0 4-3		4-0 G4-6-3 BB		1-0 BB HBP		0-0 2B 1B		2	0	1	0	1	0	0									
Tim Teufel, R (1,4) OBP: 0.353, SLG: 0.386		0-0 6-3		0-3 K		4-0 G4-6-3 BB		0-0 2B		3	0	1	0	1	1	1									
Mark Salas, L (1,2) OBP: 0.338, SLG: 0.432 Dave Engle, R (8,PH) OBP: 0.369, SLG: 0.500 Mike Stenhouse, L (8,PH) OBP: 0.348, SLG: 0.374 Tim Laudner, R (9,2) OBP: 0.284, SLG: 0.403		0-0 E8 1B		0-0 G4-6-3		0-3 K		0-0 F7		3	1	1	0	0	1	3									
Inning Stats	R: 2 E: 1 K: 0 S: 5	H: 2 LOB: 1 BB: 1 P: 9	R: 1 E: 1 K: 0 S: 5	H: 2 LOB: 1 BB: 0 P: 5	R: 0 E: 0 K: 0 S: 4	H: 1 LOB: 0 BB: 1 P: 4	R: 0 E: 0 K: 1 S: 4	H: 0 LOB: 0 BB: 1 P: 8	R: 0 E: 0 K: 1 S: 6	H: 1 LOB: 3 BB: 2 P: 14	R: 0 E: 0 K: 1 S: 4	H: 0 LOB: 1 BB: 1 P: 9	R: 0 E: 0 K: 0 S: 3	H: 0 LOB: 0 BB: 0 P: 3	R: 0 E: 0 K: 1 S: 7	H: 2 LOB: 2 BB: 0 P: 7	R: 2 E: 0 K: 0 S: 4	H: 1 LOB: 1 BB: 2 P: 12	1B: 7 2B: 2 3B: 0 HR: 0	SF: 0 SAC: 0 DP: 2 HBP: 1	WP: 3 PB: 0 SB: 0 CS: 0	PA: 42			
PITCHER	IP	WLS	BF	H	R	ER	SO	BB	IBB	HBP	BLK	WP	HR	S	P	ERA	WHIP								
Bill Swift, R (1,1) ERA: 4.79	4.2		23	6	3	1	2	4	0	0	0	0	0	23	39	1.93	2.143								
Jack Lazorko, R (5,1) ERA	1.1		5	0	0	0	1	1	0	1	0	0	0	5	10	0.00	0.750								
Ed Vande Berg, L (7,1) ERA: 3.63	1.2	W	7	2	0	0	1	0	0	0	0	0	0	9	9	0.00	1.200								
Ed Nunez, R (8,1) ERA: 2.99	1.1	S	7	1	2	2	0	2	0	0	0	0	0	5	13	13.50	2.250								

Seattle Mariners @ Minnesota Twins
Hubert H. Humphrey Metrodome, Minneapolis, MN
Fri Aug 16 1985, 8:05 PM EDT
Att: 14,182 - Unknown


AB 34
R 5
H 9
RBI 4
BB 7
SO 4
LOB 20



Batter	1	2	3	4	5	6	7	8	9	AB	R	H	RBI	BB	SO	LOB	TOP					
Jack Perconte, L (1,4) OBP: 0.305, SLG: 0.319	0-0 3-1		4-0 BB		0-0 FC6			0-0 G5-4-3		2	0	0	0	1	0	1	Seattle Mariners @ Minnesota Twins Hubert H. Humphrey Metrodome, Minneapolis, MN Sat Aug 17 1985, 4:33 AM EDT Att: 15,665 - Unknown					
Gorman Thomas, R (8,PH) OBP: 0.336, SLG: 0.477			0-3 BB							4	0	1	0	0	2	2						
Harold Reynolds, S (8,4)										3	0	0	0	1	0	3						
Phil Bradley, R (1,7) OBP: 0.369, SLG: 0.489	0-0 F8		0-3 K						0-0 5-3	4	0	1	0	0	2	2						
Alvin Davis, L (1,3) OBP: 0.372, SLG: 0.420	0-0 F8		0-0 F8					0-0 F8	4-0 F9 1B	3	0	0	0	1	0	3						
Ken Phelps, L (1,10) OBP: 0.333, SLG: 0.461	0-0 F8				0-0 F9			0-0 G3	0-0 FC6 1B	4	0	1	0	0	0	1						
Al Cowens, R (1,9) OBP: 0.291, SLG: 0.440		0-3 K			0-0 F4			0-3 K	0-0 F9	4	0	0	0	0	2	2						
John Moses, S (1,8)		0-0 F6			0-3 K			0-3 K	0-0 FC6	3	0	0	0	0	2	0						
Jim Presley, R (9,PH) OBP: 0.340, SLG: 0.519									0-0 FC6	1	0	0	0	0	2							
Domingo Ramos, R (1,5) OBP: 0.232, SLG: 0.220		0-3 K			0-0 6-3			0-0 6-3		3	0	0	0	0	1	0						
Donnie Scott, S (1,2) OBP: 0.258, SLG: 0.339			0-3 K		0-0 F8			0-0 F9		3	0	0	0	0	1	0						
Spike Owen, S (1,6) OBP: 0.322, SLG: 0.354			0-0 BB		4-0 BB			4-0 BB		1	0	1	0	2	0	0						
Inning Stats	R: 0 E: 0 K: 0 S: 4	H: 1 LOB: 1 BB: 0 P: 4	R: 0 E: 0 K: 2 S: 7	H: 0 LOB: 0 BB: 0 P: 7	R: 0 E: 0 K: 2 S: 8	H: 1 LOB: 2 BB: 1 P: 12	R: 0 E: 0 K: 1 S: 5	H: 0 LOB: 0 BB: 0 P: 5	R: 0 E: 0 K: 2 S: 5	H: 0 LOB: 1 BB: 1 P: 7	R: 0 E: 0 K: 1 S: 5	H: 0 LOB: 0 BB: 0 P: 5	R: 0 E: 0 K: 2 S: 7	H: 0 LOB: 0 BB: 0 P: 7	R: 0 E: 0 K: 0 S: 2	H: 0 LOB: 1 BB: 1 P: 6	R: 0 E: 0 K: 0 S: 4	H: 1 LOB: 2 BB: 1 P: 8	1B: 2 2B: 1 3B: 0 HR: 0	SF: 0 SAC: 0 DP: 1 HBP: 0	WP: 0 PB: 0 CS: 0	PA: 33
PITCHER Bert Blyleven, R (1,1) ERA: 3.16	IP: 9.0 WLS: W BF: 33 H: 3 R: 0 ER: 0 SO: 8 BB: 4 IBB: 0 HBP: 0 BLK: 0 WP: 0 HR: 0 S: 45 P: 61 ERA: 0.00 WHIP: 0.778															PITCHER	IP: 9.0 WLS: W BF: 33 H: 3 R: 0 ER: 0 SO: 8 BB: 4 IBB: 0 HBP: 0 BLK: 0 WP: 0 HR: 0 S: 45 P: 61 ERA: 0.00 WHIP: 0.778					

Batter	1	2	3	4	5	6	7	8	9	AB	R	H	RBI	BB	SO	LOB	BOTTOM			
Kirby Puckett, R (1,8) OBP: 0.311, SLG: 0.359	0-0 BB		0-0 G3		0-0 HR			0-0 F9		4	1	2	0	0	0	0	Seattle Mariners @ Minnesota Twins Hubert H. Humphrey Metrodome, Minneapolis, MN Sat Aug 17 1985, 4:33 AM EDT Att: 15,665 - Unknown			
Mark Salas, L (1,2) OBP: 0.341, SLG: 0.437	0-0 5-3		0-0 BB		0-0 4-3			0-0 FC4-6		4	0	2	0	0	0	2				
Kent Hrbek, L (1,3) OBP: 0.335, SLG: 0.424	4-0 BB		0-0 5-3		0-0 HR			0-0 F8		3	1	1	2	1	0	2				
Tom Brunansky, R (1,9) OBP: 0.337, SLG: 0.469	0-0 L7		0-3 K		0-0 1-3			0-0 FC4-6		3	0	0	0	0	1	3				
Mickey Hatcher, R (6,7) OBP: 0.317, SLG: 0.377								0-0 FC4-6		1	0	0	0	0	0	1				
Randy Bush, L (1,7) OBP: 0.316, SLG: 0.475	4-0 BB				4-0 WP			0-0 BB		1	0	1	0	3	0	0				
Mike Stenhouse, L (1,10) OBP: 0.345, SLG: 0.364	0-0 F7				4-0 WP			0-0 F5		3	0	0	0	1	0	5				
Roy Smalley, S (1,5) OBP: 0.376, SLG: 0.425		0-0 F9			0-3 K			0-0 F8		3	0	0	0	0	1	2				
Gary Gaetti, R (8,5) OBP: 0.316, SLG: 0.417								0-0 F7		1	0	0	0	0	0	1				
Tim Teufel, R (1,4) OBP: 0.354, SLG: 0.383		0-0 F6			4-0 G6-4-3			4-0 FC6-4		2	0	0	0	2	0	0				
Ron Washington, R (1,6) OBP: 0.310, SLG: 0.406		0-0 F9			0-0 G6-4-3			0-0 FC6-4		4	0	0	0	0	1	5				
Inning Stats	R: 0 E: 0 K: 0 S: 4	H: 1 LOB: 3 BB: 2 P: 12	R: 0 E: 0 K: 0 S: 3	H: 0 LOB: 0 BB: 0 P: 3	R: 0 E: 0 K: 1 S: 6	H: 1 LOB: 1 BB: 0 P: 6	R: 0 E: 0 K: 1 S: 4	H: 0 LOB: 2 BB: 3 P: 16	R: 2 E: 0 K: 0 S: 5	H: 2 LOB: 1 BB: 1 P: 9	R: 0 E: 0 K: 1 S: 5	H: 0 LOB: 0 BB: 0 P: 5	R: 0 E: 0 K: 0 S: 4	H: 1 LOB: 1 BB: 0 P: 4	R: 0 E: 0 K: 0 S: 4	H: 1 LOB: 2 BB: 1 P: 8	1B: 3 2B: 2 3B: 0 HR: 1	SF: 0 SAC: 0 DP: 1 HBP: 0	WP: 1 PB: 0 SB: 0 CS: 0	PA: 36
PITCHER Frank Wills, R (1,1) ERA: 4.91	IP: 8.0 WLS: L BF: 36 H: 6 R: 2 ER: 2 SO: 3 BB: 6 IBB: 1 HBP: 0 BLK: 0 WP: 1 HR: 1 S: 35 P: 63 ERA: 2.25 WHIP: 1.500															PITCHER	IP: 8.0 WLS: L BF: 36 H: 6 R: 2 ER: 2 SO: 3 BB: 6 IBB: 1 HBP: 0 BLK: 0 WP: 1 HR: 1 S: 35 P: 63 ERA: 2.25 WHIP: 1.500			




Batter	1	2	3	4	5	6	7	8	9	AB	R	H	RBI	BB	SO	LOB	TOP										
Jack Perconte, L (1,4) OBP: 0.304, SLG: 0.318 Harold Reynolds, S (7,4) OBP: 0.259, SLG: 0.190	F4	FC4-6					G3	F8		4	0	1	0	0	0	2	Seattle Mariners @ Minnesota Twins Hubert H. Humphrey Metrodome, Minneapolis, MN Sun Aug 18 1985, 4:33 AM EDT Att: 15,632 - Unknown livebaseballscorecards.com										
Phil Bradley, R (1,7) OBP: 0.393, SLG: 0.492			5-3				F8	FC5-4		5	1	2	1	0	0	2											
Al Cowens, R (1,9) John Moses, S (8,8)	F9						L6			3	1	1	0	1	0	2											
Gorman Thomas, R (1,10) OBP: 0.334, SLG: 0.475	K		F7							5	1	1	2	0	1	2											
Alvin Davis, L (1,3) OBP: 0.376, SLG: 0.425		5-3	4-3				F5			4	2	3	0	1	0	1											
Jim Prestley, R (1,5) OBP: 0.336, SLG: 0.516		E6								4	1	1	2	0	0	2											
Dave Henderson, R (1,8) OBP: 0.303, SLG: 0.382		F8								4	0	1	0	0	1	3											
Bob Kearney, R (1,2) OBP: 0.283, SLG: 0.364		5-3					F9			4	0	1	0	0	1	3											
Spike Owen, S (1,6) OBP: 0.324, SLG: 0.356										4	1	2	2	0	0	1											
Inning Stats	R: 0 E: 0 K: 1 S: 6	H: 1 LOB: 1 BB: 0 P: 6	R: 2 E: 1 K: 0 S: 6	H: 2 LOB: 1 BB: 0 P: 6	R: 0 E: 0 K: 0 S: 4	H: 0 LOB: 0 BB: 0 P: 5	R: 0 E: 0 K: 1 S: 5	H: 1 LOB: 1 BB: 0 P: 4	R: 1 E: 0 K: 0 S: 5	H: 3 LOB: 1 BB: 0 P: 5	R: 4 E: 0 K: 1 S: 9	H: 4 LOB: 1 BB: 1 P: 13	R: 0 E: 0 K: 0 S: 4	H: 1 LOB: 1 BB: 1 P: 4	R: 0 E: 0 K: 1 S: 5	H: 0 LOB: 1 BB: 1 P: 9	1B: 8 2B: 4 3B: 1 HR: 0	SF: 1 SAC: 0 DP: 0 HBP: 0	WP: 0 PB: 0 CS: 0	PA: 42							
PITCHER	IP	WLS	BF	H	R	ER	SO	BB	IBB	HBP	BLK	WP	HR	S	P	ERA	WHIP										
Frank Viola, L (1,1) ERA: 4.14	6.0	L	27	9	4	2	2	0	0	0	0	0	0	31	31	3.00	1.500										
Steve Howe, L (7,1) ERA: 5.4	0.1		5	3	2	2	0	1	0	0	0	0	0	4	8	54.00	12.000										
Frank Eufemia, R (7,1) ERA: 3.23	2.2		10	1	1	1	2	1	0	0	0	0	0	13	17	3.38	0.750										


Batter	1	2	3	4	5	6	7	8	9	AB	R	H	RBI	BB	SO	LOB	BOTTOM										
Kirby Puckett, R (1,8) OBP: 0.314, SLG: 0.361	4-3								G4-6-3	5	0	3	0	0	0	2	Seattle Mariners @ Minnesota Twins Hubert H. Humphrey Metrodome, Minneapolis, MN Sun Aug 18 1985, 4:33 AM EDT Att: 15,632 - Unknown livebaseballscorecards.com										
Gary Gaetti, R (1,5) OBP: 0.313, SLG: 0.413	5-3		5-3				FC1-6	FC6-4		4	0	0	0	0	0	4											
Dave Engle, R (1,10) OBP: 0.365, SLG: 0.486			FC5-2							3	0	0	0	1	1	3											
Tom Brunansky, R (1,9) OBP: 0.337, SLG: 0.467	F9		F8				F8			4	0	1	0	0	0	3											
Mickey Hatcher, R (1,3) OBP: 0.317, SLG: 0.375 Kent Hrbek, L (8,PH) OBP: 0.335, SLG: 0.423			FC5-4				F9			2	0	0	0	1	0	0											
Tim Lincecum, R (1,4) OBP: 0.352, SLG: 0.380 Mark Salas, L (9,PH) OBP: 0.340, SLG: 0.435		FC5-4					F8			3	0	0	0	0	1	1											
Tim Lincecum, R (1,2) OBP: 0.299, SLG: 0.432 Randy Bush, L (9,PH) OBP: 0.319, SLG: 0.475										1	1	1	1	2	0	0											
Ron Washington, R (1,6) OBP: 0.303, SLG: 0.394 Mike Stenhouse, L (9,PH) OBP: 0.350, SLG: 0.370			G6-4-3							0	1	0	0	1	0	0											
Dave Meier, R (1,7) OBP: 0.353, SLG: 0.268 Roy Smalley, S (9,PH) OBP: 0.379, SLG: 0.427										2	0	0	0	1	0	0											
Inning Stats	R: 0 E: 0 K: 0 S: 3	H: 0 LOB: 1 BB: 1 P: 7	R: 0 E: 0 K: 0 S: 2	H: 0 LOB: 2 BB: 2 P: 10	R: 0 E: 0 K: 1 S: 5	H: 0 LOB: 1 BB: 1 P: 9	R: 0 E: 0 K: 1 S: 6	H: 0 LOB: 0 BB: 0 P: 3	R: 1 E: 0 K: 0 S: 5	H: 2 LOB: 1 BB: 0 P: 5	R: 0 E: 0 K: 0 S: 3	H: 1 LOB: 0 BB: 0 P: 3	R: 1 E: 1 K: 0 S: 4	H: 2 LOB: 1 BB: 1 P: 8	1B: 6 2B: 0 3B: 0 HR: 1	SF: 0 SAC: 0 DP: 3 HBP: 0	WP: 0 PB: 0 CS: 0	PA: 37									
PITCHER	IP	WLS	BF	H	R	ER	SO	BB	IBB	HBP	BLK	WP	HR	S	P	ERA	WHIP										
Mark Langston, L (1,1) ERA: 4.23	7.0	W	29	4	1	1	2	5	0	0	0	0	0	28	48	1.29	1.286										
Ed Nunez, R (8,1) ERA: 2.93	1.1		6	2	1	0	0	1	0	0	0	0	0	5	9	0.00	2.250										
Ed Vande Berg, L (9,1) ERA: 3.59	0.2		2	1	0	0	0	0	0	0	0	0	0	2	2	0.00	1.500										

Batter	1	2	3	4	5	6	7	8	9	AB	R	H	RBI	BB	SO	LOB	TOP			
Alan Wiggins, S (1,4) OBP: 0.309, SLG: 0.314										4	1	1	0	0	0	1	<p>Baltimore Orioles @ Seattle Mariners The Kingdome, Seattle, WA Tue Aug 20 1985, 10:05 PM EDT Att: 10,840 - Unknown</p>			
Wayne Gross, L (9,PH) OBP: 0.384, SLG: 0.452										1	0	0	0	0	0	1				
Rich Dauer, R (9,4) OBP: 0.285, SLG: 0.276										0	0	0	0	0	0	0				
Lee Lacy, R (1,9) OBP: 0.354, SLG: 0.438										4	0	0	1	0	0	0				
Cal Ripken Jr., R (1,6) OBP: 0.333, SLG: 0.445										4	0	1	0	0	0	0				
Eddie Murray, S (1,3) OBP: 0.374, SLG: 0.507										3	0	2	0	1	0	0				
Fred Lynn, L (1,8) OBP: 0.326, SLG: 0.438										4	0	0	0	0	2	4				
Mike Young, S (1,7) OBP: 0.347, SLG: 0.544										4	0	0	0	0	2	3				
Larry Sheets, L (1,10) OBP: 0.323, SLG: 0.459										4	1	2	1	0	0	0				
Floyd Rayford, R (1,5) OBP: 0.349, SLG: 0.503										4	0	1	0	0	1	0				
Rick Dempsey, R (1,2) OBP: 0.344, SLG: 0.395										3	1	1	1	1	0	2				
Inning Stats	R: 1 E: 0 K: 1 S: 7	H: 2 LOB: 1 BB: 0 P: 7	R: 0 E: 0 K: 0 S: 4	H: 2 LOB: 1 BB: 0 P: 4	R: 0 E: 0 K: 0 S: 3	H: 0 LOB: 0 BB: 0 P: 3	R: 0 E: 0 K: 1 S: 5	H: 0 LOB: 0 BB: 0 P: 5	R: 2 E: 0 K: 0 S: 5	H: 2 LOB: 1 BB: 1 P: 9	R: 0 E: 0 K: 0 S: 3	H: 0 LOB: 1 BB: 1 P: 7	R: 0 E: 0 K: 1 S: 7	H: 2 LOB: 2 BB: 0 P: 7	R: 0 E: 1 K: 1 S: 6	H: 0 LOB: 1 BB: 0 P: 6	1B: 5 2B: 1 3B: 0 HR: 2	SF: 0 SAC: 0 DP: 1 HBP: 0	WP: 0 PB: 0 SB: 1 CS: 0	PA: 37
PITCHER Mike Moore, R (1,1) ERA: 3.17	IP: 9.0 WLS: W BF: 37	H: 8 R: 3 ER: 3 SO: 5	BB: 2 IBB: 0 HBP: 0 BLK: 0	WP: 0 HR: 2 S: 45 P: 53	ERA: 3.00 WHIP: 1.111	PITCHER										IP: 9.0 WLS: W BF: 37	H: 8 R: 3 ER: 3 SO: 5	BB: 2 IBB: 0 HBP: 0 BLK: 0	WP: 0 HR: 2 S: 45 P: 53	ERA: 3.00 WHIP: 1.111

Batter	1	2	3	4	5	6	7	8	9	AB	R	H	RBI	BB	SO	LOB	BOTTOM			
Jack Perconte, L (1,4) OBP: 0.303, SLG: 0.317										5	1	1	0	0	1	1	<p>Baltimore Orioles @ Seattle Mariners The Kingdome, Seattle, WA Tue Aug 20 1985, 10:05 PM EDT Att: 10,840 - Unknown</p>			
Phil Bradley, R (1,7) OBP: 0.375, SLG: 0.503										4	1	3	1	0	0	0				
Al Cowens, R (1,9) OBP: 0.295, SLG: 0.440										4	0	1	0	1	0	2				
Gorman Thomas, R (1,10) OBP: 0.332, SLG: 0.470										4	0	0	1	1	1	2				
Alvin Davis, L (1,3) OBP: 0.375, SLG: 0.423										4	1	1	0	0	1	2				
Harold Reynolds, S (8,PR) OBP: 0.259, SLG: 0.190										0	0	0	0	0	0	0				
Domingo Ramos, R (9,3) OBP: 0.232, SLG: 0.220										0	0	0	0	0	0	0				
Jim Prestley, R (1,5) OBP: 0.340, SLG: 0.516										2	1	1	0	1	0	0				
Dave Henderson, R (1,8) OBP: 0.305, SLG: 0.379										2	0	0	0	2	0	3				
Bob Kearney, R (1,2) OBP: 0.282, SLG: 0.366										4	0	1	0	0	0	6				
Spike Owen, S (1,6) OBP: 0.323, SLG: 0.355										4	0	1	2	0	0	3				
Inning Stats	R: 0 E: 0 K: 1 S: 5	H: 0 LOB: 1 BB: 0 P: 6	R: 0 E: 0 K: 0 S: 4	H: 1 LOB: 2 BB: 1 P: 8	R: 1 E: 0 K: 0 S: 4	H: 2 LOB: 0 BB: 0 P: 4	R: 2 E: 1 K: 1 S: 8	H: 3 LOB: 1 BB: 0 P: 8	R: 0 E: 0 K: 0 S: 6	H: 1 LOB: 1 BB: 0 P: 6	R: 0 E: 0 K: 0 S: 3	H: 0 LOB: 0 BB: 1 P: 7	R: 0 E: 2 K: 0 S: 4	H: 0 LOB: 2 BB: 1 P: 8	R: 1 E: 0 K: 0 S: 3	H: 2 LOB: 3 BB: 2 P: 11	1B: 6 2B: 2 3B: 0 HR: 1	SF: 0 SAC: 1 DP: 1 HBP: 1	WP: 0 PB: 0 SB: 0 CS: 0	PA: 40
PITCHER Mike Flanagan, L (1,1) ERA: 4.95	IP: 7.0 WLS: L BF: 32	H: 7 R: 3 ER: 3 SO: 3	BB: 2 IBB: 0 HBP: 1 BLK: 0	WP: 0 HR: 1 S: 35 P: 44	ERA: 3.86 WHIP: 1.286	PITCHER										IP: 1.1 WLS: L BF: 8	H: 2 R: 1 ER: 1 SO: 0	BB: 2 IBB: 0 HBP: 0 BLK: 0	WP: 0 HR: 0 S: 5 P: 17	ERA: 6.75 WHIP: 3.000



Batter	1	2	3	4	5	6	7	8	9	AB	R	H	RBI	BB	SO	LOB	TOP								
Alan Wiggins, S OBP: 0.310, SLG: 0.311 (1, 4)	F7				F7		K		K	5	2	1	0	1	2	0	<p>Baltimore Orioles @ Seattle Mariners The Kingdome, Seattle, WA Wed Aug 21 1985, 10:05 PM EDT Att: 8,752 - Unknown</p> <p>livebaseballscorecards.com</p> <p>AB 39 R 11 H 13 RBI 9 BB 8 SO 7 LOB 14</p> 								
Lee Lacy, R OBP: 0.353, SLG: 0.435 (1, 9)	K				5-3			3-1	F7	5	2	1	2	1	1	0									
Cal Ripken Jr., R OBP: 0.338, SLG: 0.451 (1, 6)	2B							5-3		3	1	2	1	2	0	0									
Eddie Murray, S OBP: 0.377, SLG: 0.511 (1, 3)	1B				4-3				BB 2B 1B	5	2	3	3	0	0	2									
Fred Lynn, L OBP: 0.329, SLG: 0.436 (1, 8)		K							2B 1B	2	1	0	0	3	2	0									
Mike Young, S OBP: 0.348, SLG: 0.549 (1, 7)	1B						3-1			5	1	2	1	0	0	3									
Larry Sheets, L OBP: 0.328, SLG: 0.459 (1, 10)	F5						F7			4	1	2	1	1	0	1									
Floyd Rayford, R OBP: 0.350, SLG: 0.500 (1, 5)					G5-4-3				4-3	5	1	2	1	0	1	4									
Al Pardo, S OBP: 0.171, SLG: 0.154 Wayne Gross, L (9, PH) OBP: 0.383, SLG: 0.450 Rick Dempsey, R OBP: 0.344, SLG: 0.395 (1, 2)	4-3				F9		F6		K	4	0	0	0	0	0	4									
Inning Stats	R: 0 E: 0 K: 1 S: 6	H: 2 LOB: 2 BB: 0 P: 6	R: 0 E: 0 K: 1 S: 7	H: 2 LOB: 2 BB: 0 P: 7	R: 10 E: 1 K: 0 S: 10	H: 6 LOB: 2 BB: 5 P: 30	R: 0 E: 0 K: 0 S: 3	H: 1 LOB: 0 BB: 0 P: 3	R: 0 E: 0 K: 0 S: 3	H: 0 LOB: 1 BB: 1 P: 7	R: 0 E: 0 K: 2 S: 5	H: 0 LOB: 0 BB: 0 P: 5	R: 0 E: 0 K: 0 S: 7	H: 0 LOB: 0 BB: 0 P: 7	R: 1 E: 0 K: 0 S: 5	H: 2 LOB: 2 BB: 2 P: 13	R: 0 E: 0 K: 2 S: 7	H: 0 LOB: 0 BB: 0 P: 7	1B: 8 2B: 5 3B: 0 HR: 0	SF: 0 SAC: 0 DP: 1 HBP: 0	WP: 0 PB: 0 SB: 1 CS: 0	PA: 47			
PITCHER	IP	WLS	BF	H	R	ER	SO	BB	IBB	HBP	BLK	WP	HR	S	P	ERA	WHIP								
Jim Beattie, R ERA: 7.29 (1, 1)	2.0	L	12	4	3	3	2	3	0	0	0	0	0	13	25	13.50	3.500								
Frank Willis, R ERA: 5.34 (3, 1)	0.0		5	3	3	2	0	1	0	0	0	0	0	4	8	∞	∞								
Roy Thomas, R ERA: 3.9 (3, 1)	5.0		20	4	4	4	3	2	0	0	0	0	0	24	32	7.20	1.200								
Jack Lazorko, R ERA: 1.69 (8, 1)	1.0		7	2	1	1	0	1	1	0	0	0	0	5	13	9.00	3.000								
Bob Long, R ERA: 3.48 (9, 1)	1.0		3	0	0	0	2	0	0	0	0	0	0	7	7	0.00	0.000								

Batter	1	2	3	4	5	6	7	8	9	AB	R	H	RBI	BB	SO	LOB	BOTTOM								
Jack Perconte, L OBP: 0.306, SLG: 0.320 Harold Reynolds, S OBP: 0.259, SLG: 0.190 Ken Phelps, L (7, PH) OBP: 0.331, SLG: 0.456 Domingo Ramos, R OBP: 0.236, SLG: 0.220 (1, 4)	1-3									3	1	2	0	0	0	0	<p>Baltimore Orioles @ Seattle Mariners The Kingdome, Seattle, WA Wed Aug 21 1985, 10:05 PM EDT Att: 8,752 - Unknown</p> <p>livebaseballscorecards.com</p> <p>AB 35 R 8 H 10 RBI 8 BB 4 SO 9 LOB 21</p> 								
Phil Bradley, R OBP: 0.372, SLG: 0.500 (1, 7)										5	0	1	0	0	3	7									
Alvin Davis, L OBP: 0.373, SLG: 0.421 (1, 3)										5	0	1	2	0	1	4									
Gorman Thomas, R OBP: 0.331, SLG: 0.475 (1, 10)										5	1	1	3	0	2	3									
Al Cowens, R OBP: 0.297, SLG: 0.452 (1, 9)										4	2	2	1	0	0	0									
Jim Prestley, R OBP: 0.340, SLG: 0.516 (1, 5)										4	0	1	0	0	1	1									
Dave Henderson, R OBP: 0.307, SLG: 0.379 (1, 8)										3	1	1	0	0	0	2									
Bob Kearney, R OBP: 0.280, SLG: 0.363 Donnie Scott, S OBP: 0.269, SLG: 0.369 (1, 2)										2	0	0	0	0	1	1									
Bob Kearney, R OBP: 0.280, SLG: 0.363 Donnie Scott, S OBP: 0.269, SLG: 0.369 (7, 2)										1	2	1	2	1	0	0									
Spike Owen, S OBP: 0.326, SLG: 0.352 (1, 6)										2	1	0	0	2	0	0									
Inning Stats	R: 0 E: 0 K: 0 S: 3	H: 1 LOB: 0 BB: 0 P: 3	R: 0 E: 0 K: 1 S: 6	H: 1 LOB: 0 BB: 0 P: 6	R: 0 E: 0 K: 1 S: 6	H: 1 LOB: 0 BB: 0 P: 6	R: 0 E: 0 K: 0 S: 3	H: 0 LOB: 0 BB: 0 P: 3	R: 0 E: 0 K: 0 S: 2	H: 0 LOB: 0 BB: 0 P: 3	R: 4 E: 0 K: 2 S: 10	H: 3 LOB: 0 BB: 1 P: 14	R: 2 E: 0 K: 3 S: 11	H: 2 LOB: 2 BB: 2 P: 19	R: 2 E: 0 K: 0 S: 5	H: 2 LOB: 1 BB: 0 P: 5	R: 0 E: 0 K: 2 S: 7	H: 0 LOB: 1 BB: 1 P: 11	1B: 5 2B: 2 3B: 0 HR: 3	SF: 0 SAC: 0 DP: 2 HBP: 1	WP: 0 PB: 0 SB: 0 CS: 0	PA: 40			
PITCHER	IP	WLS	BF	H	R	ER	SO	BB	IBB	HBP	BLK	WP	HR	S	P	ERA	WHIP								
Dennis Martinez, R ERA: 5.07 (1, 1)	5.2	W	23	6	4	4	3	1	0	1	0	0	2	27	32	6.35	1.235								
Tippy Martinez, L ERA: 5.02 (6, 1)	0.1		4	1	2	2	1	2	0	0	0	0	0	4	12	54.00	9.000								
Don Aase, R ERA: 4.39 (7, 1)	3.0	S	13	3	2	2	5	1	0	0	0	0	1	22	26	6.00	1.333								

Batter	1	2	3	4	5	6	7	8	9	AB	R	H	RBI	BB	SO	LOB	TOP			
Alan Wiggins, S (1.4) OBP: 0.318, SLG: 0.320										4	0	3	0	0	0	0	<p>Baltimore Orioles @ Seattle Mariners The Kingdome, Seattle, WA Thu Aug 22 1985, 10:05 PM EDT Att: 8,568 - Unknown</p> <p>livebaseballscores.com</p> <p>AB 30 R 0 H 5 RBI 0 BB 3 SO 7 LOB 15</p>			
Lee Lacy, R (1.9) OBP: 0.352, SLG: 0.432										3	0	0	0	1	2					
Cal Ripken Jr., R (1.6) OBP: 0.335, SLG: 0.447										4	0	0	0	0	4					
Eddie Murray, S (1.3) OBP: 0.378, SLG: 0.509										3	0	1	0	1	0					
Fred Lynn, L (1.8) OBP: 0.328, SLG: 0.434										4	0	1	0	0	2					
Mike Young, S (1.10) OBP: 0.344, SLG: 0.541										4	0	0	0	0	2					
Floyd Rayford, R (1.5) OBP: 0.345, SLG: 0.492										3	0	0	0	0	2					
Gary Roenicke, R (1.7) OBP: 0.341, SLG: 0.443										2	0	0	0	1	0					
Rick Dempsey, R (1.2) OBP: 0.340, SLG: 0.391										3	0	0	0	0	1					
Inning Stats	R: 0 E: 0 K: 0 S: 3	H: 1 LOB: 0 BB: 0 P: 3	R: 0 E: 0 K: 1 S: 5	H: 0 LOB: 0 BB: 0 P: 5	R: 0 E: 0 K: 2 S: 7	H: 0 LOB: 0 BB: 2 P: 7	R: 0 E: 0 K: 0 S: 3	H: 1 LOB: 2 BB: 1 P: 11	R: 0 E: 0 K: 1 S: 5	H: 0 LOB: 1 BB: 1 P: 9	R: 0 E: 0 K: 2 S: 9	H: 2 LOB: 2 BB: 0 P: 9	R: 0 E: 0 K: 0 S: 4	H: 1 LOB: 1 BB: 0 P: 4	R: 0 E: 0 K: 0 S: 3	H: 0 LOB: 0 BB: 0 P: 3	1B: 5 2B: 0 3B: 0 HR: 0	SF: 0 SAC: 0 DP: 0 HBP: 0	WP: 0 PB: 0 SB: 1 CS: 3	PA: 34
PITCHER Matt Young, L (1.1) ERA: 5.14	IP: 9.0 WLS: W BF: 33 H: 5 R: 0 ER: 0 SO: 7 BB: 3 IBB: 0 HBP: 0 BLK: 0 WP: 0 HR: 0 S: 44 P: 56 ERA: 0.00 WHIP: 0.889															PITCHER				

Batter	1	2	3	4	5	6	7	8	9	AB	R	H	RBI	BB	SO	LOB	BOTTOM				
Jack Perconte, L (1.4) OBP: 0.311, SLG: 0.323										3	2	2	0	1	1	0	<p>Baltimore Orioles @ Seattle Mariners The Kingdome, Seattle, WA Thu Aug 22 1985, 10:05 PM EDT Att: 8,568 - Unknown</p> <p>livebaseballscores.com</p> <p>AB 31 R 4 H 9 RBI 4 BB 4 SO 3 LOB 14</p>				
Harold Reynolds, S (9.4) OBP: 0.259, SLG: 0.190										0	0	0	0	0	0	0					
Phil Bradley, R (1.7) OBP: 0.375, SLG: 0.508										4	1	2	3	0	1	2					
Al Cowens, R (1.9) OBP: 0.296, SLG: 0.448										3	0	0	1	1	0	1					
Gorman Thomas, R (1.10) OBP: 0.330, SLG: 0.470										3	0	0	0	1	1	1					
Alvin Davis, L (1.3) OBP: 0.374, SLG: 0.422										4	0	2	0	0	0	2					
Jim Prestley, R (1.5) OBP: 0.341, SLG: 0.514										2	0	0	0	1	0	3					
Dave Henderson, R (1.8) OBP: 0.307, SLG: 0.377										4	0	1	0	0	0	2					
Bob Kearney, R (1.2) OBP: 0.276, SLG: 0.358										4	0	0	0	0	0	3					
Spike Owen, S (1.6) OBP: 0.328, SLG: 0.354										4	1	2	0	0	0	0					
Inning Stats	R: 0 E: 0 K: 1 S: 5	H: 0 LOB: 1 BB: 1 P: 9	R: 0 E: 0 K: 0 S: 3	H: 1 LOB: 1 BB: 1 P: 7	R: 2 E: 0 K: 1 S: 7	H: 2 LOB: 0 BB: 0 P: 7	R: 0 E: 0 K: 0 S: 3	H: 1 LOB: 1 BB: 0 P: 4	R: 2 E: 0 K: 0 S: 6	H: 3 LOB: 2 BB: 1 P: 10	R: 0 E: 0 K: 1 S: 6	H: 1 LOB: 1 BB: 1 P: 10	R: 0 E: 0 K: 0 S: 4	H: 1 LOB: 1 BB: 0 P: 4	R: 0 E: 0 K: 0 S: 3	H: 0 LOB: 0 BB: 0 P: 3		1B: 7 2B: 1 3B: 0 HR: 1	SF: 0 SAC: 0 DP: 2 HBP: 1	WP: 0 PB: 0 SB: 0 CS: 0	PA: 36
PITCHER Scott McGregor, L (1.1) ERA: 4.91	IP: 4.2 WLS: L BF: 23 H: 7 R: 4 ER: 4 SO: 2 BB: 2 IBB: 1 HBP: 1 BLK: 0 WP: 0 HR: 1 S: 23 P: 36 ERA: 7.71 WHIP: 1.929															PITCHER					
PITCHER Sammy Stewart, R (5.1) ERA: 3.15	IP: 3.1 WLS: L BF: 13 H: 2 R: 0 ER: 0 SO: 1 BB: 1 IBB: 0 HBP: 0 BLK: 0 WP: 0 HR: 0 S: 14 P: 18 ERA: 0.00 WHIP: 0.900															PITCHER					

Batter	1	2	3	4	5	6	7	8	9	AB	R	H	RBI	BB	SO	LOB	TOP			
Rickey Henderson, R OBP: 0.431, SLG: 0.559	0-3 K	4-0 FC4-6 BB		0-0 F9			0-3 K			3	0	0	1	1	2	1				
Don Mattingly, L OBP: 0.376, SLG: 0.555	4-0 HBP BB	0-0 FC4-6		0-0 2B			0-0 F5			3	0	1	2	1	0	2				
Dave Winfield, R OBP: 0.334, SLG: 0.487	0-3 K	0-3 K			0-0 F6			0-0 6-3		4	0	0	0	0	2	3				
Don Baylor, R OBP: 0.344, SLG: 0.444	1-0 HBP	0-0 F7			0-0 5-3			0-0 F7		3	0	0	0	0	0	2				
Bill Sample, R OBP: 0.333, SLG: 0.351	0-0 P4		0-0 F8					0-0 F5		2	0	0	0	0	0	2				
Dan Pasqua, L OBP: 0.299, SLG: 0.393					0-0 F8					2	0	0	0	0	0	0				
Willie Randolph, R OBP: 0.376, SLG: 0.353		4-0 1B BB		0-0 F7		0-3 K		0-3 K		3	1	0	0	1	2	0				
Andre Robertson, R OBP: 0.432, SLG: 0.514		0-0 BB BB		0-0 F9		4-0 BB		0-0 G3		2	1	1	0	0	0	0				
Mike Pagliarulo, L OBP: 0.330, SLG: 0.461		1-3 BB 1B								1	0	0	0	1	0	0				
Butch Wynegar, S OBP: 0.357, SLG: 0.332		4-0 BB BB FC4-6 BB		4-0 F9 SH3-4 2B BB		0-0 F8		0-0 4-3		2	2	0	0	2	0	1				
Bobby Meacham, S OBP: 0.322, SLG: 0.278		4-0 FC4-6 BB		0-0 SH3-4		0-0 1-3		0-0 1-4-3		2	0	0	1	1	0	1				
Inning Stats	R: 0 E: 0 K: 2 S: 7	H: 0 LOB: 2 BB: 1 P: 12	R: 3 E: 0 K: 1 S: 6	H: 1 LOB: 2 BB: 4 P: 22	R: 0 E: 0 K: 0 S: 3	H: 0 LOB: 0 BB: 0 P: 3	R: 1 E: 0 K: 0 S: 3	H: 1 LOB: 1 BB: 1 P: 7	R: 0 E: 0 K: 1 S: 5	H: 0 LOB: 0 BB: 1 P: 9	R: 0 E: 0 K: 1 S: 5	H: 0 LOB: 0 BB: 0 P: 5	R: 0 E: 0 K: 1 S: 5	H: 0 LOB: 0 BB: 0 P: 5	R: 0 E: 0 K: 0 S: 3	H: 0 LOB: 0 BB: 0 P: 3	1B: 1 2B: 1 3B: 0 HR: 0	SF: 0 SAC: 1 DP: 0 HBP: 1	WP: 0 PB: 0 CS: 0	PA: 36
PITCHER	IP WLS BF H R ER SO BB IBB HBP BLK WP HR S P ERA WHIP	IP WLS BF H R ER SO BB IBB HBP BLK WP HR S P ERA WHIP																		
Mark Langston, L ERA: 4.42	(1, 1) 4.0 L 20 2 4 4 3 6 0 1 0 0 0 0 19 44 9.00 2.000	(5, 1) 5.0 16 0 0 0 3 1 0 0 0 0 0 0 21 25 0.00 0.200																		

New York Yankees @ Seattle Mariners
The Kingdome, Seattle, WA
Sat Aug 24 1985, 10:05 PM EDT
Att: 21,489 - Unknown

AB 27
R 4
H 2
RBI 4
BB 7
SO 6
LOB 12



Batter	1	2	3	4	5	6	7	8	9	AB	R	H	RBI	BB	SO	LOB	BOTTOM				
Jack Perconte, L OBP: 0.317, SLG: 0.323	0-0 L4		0-0 1-3		0-0 S 1B		4-0 BB SH5-3 BB	0-0 2-3 1B		4	0	2	0	1	0	0					
Phil Bradley, R OBP: 0.366, SLG: 0.499	0-0 4-3		0-0 F8		0-3 K		0-0 SH5-3	0-3 K		4	0	0	0	0	2	4					
Alvin Davis, L OBP: 0.380, SLG: 0.423	0-0 BB 1B			0-0 BB 1B G6-3 1B	4-0 G5-4-3 BB		4-0 BB IBB	0-0 F2		3	1	2	0	2	0	0					
Gorman Thomas, R OBP: 0.333, SLG: 0.468	4-0 BB			0-0 G6-3 BB 2B 1B	0-0 G5-4-3		0-3 K	0-0 6-3		4	1	1	0	1	1	5					
Al Cowens, R OBP: 0.295, SLG: 0.439	0-0 6-3			4-0 BB G6-3		0-0 6-3	4-0 BB	0-0 4-3		3	0	0	1	2	0	2					
Jim Prestley, R OBP: 0.342, SLG: 0.516		0-0 G6-4-3 1B		0-0 G6-3		0-0 5-3	0-0 1-3			4	0	1	0	0	0	5					
Dave Henderson, R OBP: 0.313, SLG: 0.376		0-0 G6-4-3		0-0 2B BB		4-0 BB		0-0 P4		2	0	0	0	2	0	1					
Bob Kearney, R OBP: 0.280, SLG: 0.367		0-0 6-3		0-0 6-3		0-3 K		0-0 1B 2B		4	0	2	1	0	1	1					
John Moses, S OBP: 0.267, SLG: 0.366				1-3 2B						0	0	0	0	0	0	0					
Donnie Scott, S OBP: 0.267, SLG: 0.366										0	0	0	0	0	0	0					
Spike Owen, S OBP: 0.326, SLG: 0.349			0-0 1-3		0-0 4-3		4-0 SH5-3 BB BB	0-0 F9		3	1	0	0	1	0	3					
Inning Stats	R: 0 E: 0 K: 0 S: 4	H: 1 LOB: 2 BB: 1 P: 8	R: 0 E: 0 K: 0 S: 3	H: 1 LOB: 0 BB: 0 P: 3	R: 0 E: 0 K: 0 S: 3	H: 0 LOB: 0 BB: 0 P: 3	R: 2 E: 0 K: 0 S: 5	H: 3 LOB: 2 BB: 2 P: 13	R: 0 E: 0 K: 1 S: 5	H: 1 LOB: 1 BB: 1 P: 9	R: 0 E: 0 K: 1 S: 5	H: 0 LOB: 3 BB: 4 P: 21	R: 0 E: 0 K: 1 S: 7	H: 2 LOB: 3 BB: 0 P: 7	R: 0 E: 0 K: 0 S: 3	H: 0 LOB: 0 BB: 0 P: 3	1B: 6 2B: 2 3B: 0 HR: 0	SF: 0 SAC: 1 DP: 3 HBP: 0	WP: 0 PB: 0 CS: 0	PA: 41	
PITCHER	IP WLS BF H R ER SO BB IBB HBP BLK WP HR S P ERA WHIP	IP WLS BF H R ER SO BB IBB HBP BLK WP HR S P ERA WHIP																			
Marty Bystrom, R ERA: 5.29	(1, 1) 6.0 W 27 6 3 3 2 6 0 0 0 0 0 0 25 49 4.50 2.000	(7, 1) 0.0 1 0 0 0 0 1 0 0 0 0 0 0 4 4 - -	(7, 1) 1.1 7 1 0 0 1 1 1 0 0 0 0 0 7 15 0.00 1.500	(8, 1) 0.1 2 1 0 0 0 0 0 0 0 0 0 0 2 2 0.00 3.000	(8, 1) 1.1 S 4 0 0 0 1 0 0 0 0 0 0 6 6 0.00 0.000																

New York Yankees @ Seattle Mariners
The Kingdome, Seattle, WA
Sat Aug 24 1985, 10:05 PM EDT
Att: 21,489 - Unknown

AB 31
R 3
H 8
RBI 2
BB 9
SO 4
LOB 21




Batter	1	2	3	4	5	6	7	8	9	AB R H RBI BB SO LOB	TOP											
Lou Whitaker, L (1,4) OBP: 0.383, SLG: 0.499										4 0 1 2 1 0 2	Detroit Tigers @ Seattle Mariners The Kingdome, Seattle, WA Mon Aug 26 1985, 10:05 PM EDT Att: 13,597 - Unknown											
Alan Trammell, R (1,6) OBP: 0.311, SLG: 0.380										4 1 0 0 1 1 5												
Kirk Gibson, L (1,9) OBP: 0.366, SLG: 0.521										4 1 2 1 0 0 1												
Lance Parrish, R (1,2) OBP: 0.324, SLG: 0.480										4 0 0 0 0 0 3												
Darrell Evans, L (1,10) OBP: 0.355, SLG: 0.503										4 1 2 2 0 1 1												
Nelson Simmons, S (1,7) OBP: 0.307, SLG: 0.447										3 0 1 0 0 1 2												
Larry Hemdon, R (7, PR) OBP: 0.295, SLG: 0.387										1 1 0 0 0 0 0												
Dave Bergman, L (1,3) OBP: 0.270, SLG: 0.257										4 1 2 0 0 0 1												
Chet Lemon, R (1,8) OBP: 0.322, SLG: 0.395										1 1 0 1 1 0 0												
Tom Brookens, R (1,5) OBP: 0.280, SLG: 0.374										4 0 1 0 0 2 3												
Inning Stats	R: 0 E: 0 K: 1 S: 5	H: 0 LOB: 1 BB: 1 P: 9	R: 0 E: 0 K: 0 S: 3	H: 1 LOB: 0 BB: 0 P: 3	R: 0 E: 0 K: 0 S: 3	H: 0 LOB: 0 BB: 0 P: 3	R: 1 E: 0 K: 1 S: 6	H: 1 LOB: 1 BB: 1 P: 10	R: 1 E: 0 K: 0 S: 4	H: 2 LOB: 0 BB: 0 P: 5	R: 0 E: 0 K: 1 S: 5	H: 0 LOB: 0 BB: 0 P: 5	R: 2 E: 0 K: 1 S: 8	H: 3 LOB: 2 BB: 0 P: 8	R: 2 E: 0 K: 0 S: 5	H: 2 LOB: 0 BB: 0 P: 5	R: 0 E: 0 K: 1 S: 5	H: 0 LOB: 1 BB: 1 P: 9	1B: 4 2B: 4 3B: 0 HR: 1	SF: 1 SAC: 0 DP: 1 HBP: 1	WP: 1 PB: 0 SB: 1 CS: 0	PA: 38
PITCHER	IP WLS BF H R ER SO BB IBB HBP BLK WP HR S P ERA WHIP											PITCHER	IP WLS BF H R ER SO BB IBB HBP BLK WP HR S P ERA WHIP									
Frank Wills, R (1,1) ERA: 5.4	7.1 L 31 8 5 5 4 2 0 1 0 1 0 36 45 6.14 1.364																					
Ed Vande Berg, L (8,1) ERA: 3.64	0.2 3 1 1 1 0 0 0 0 0 0 1 3 3 13.50 1.500																					
Jack Lazorko, R (9,1) ERA: 1.08	1.0 4 0 0 0 0 1 1 0 0 0 0 0 5 9 0.00 1.000																					

Batter	1	2	3	4	5	6	7	8	9	AB R H RBI BB SO LOB	BOTTOM											
Jack Perconte, L (1,4) OBP: 0.319, SLG: 0.326										4 0 1 1 1 1 2	Detroit Tigers @ Seattle Mariners The Kingdome, Seattle, WA Mon Aug 26 1985, 10:05 PM EDT Att: 13,597 - Unknown											
Phil Bradley, R (1,7) OBP: 0.365, SLG: 0.497										5 0 2 1 0 2 3												
Alvin Davis, L (1,3) OBP: 0.385, SLG: 0.433										2 1 1 0 3 0 2												
Gorman Thomas, R (1,10) OBP: 0.329, SLG: 0.460										4 0 0 0 0 1 6												
Al Cowens, R (1,9) OBP: 0.294, SLG: 0.435										4 0 0 0 0 1 4												
Jim Prestley, R (1,5) OBP: 0.340, SLG: 0.520										4 0 1 1 0 0 0												
Dave Henderson, R (1,8) OBP: 0.312, SLG: 0.377										4 1 1 0 0 2 1												
Bob Kearney, R (1,2) OBP: 0.277, SLG: 0.361										4 0 0 0 0 1 1												
Spike Owen, S (1,6) OBP: 0.333, SLG: 0.352										2 1 1 0 2 0 0												
Inning Stats	R: 0 E: 0 K: 1 S: 6	H: 1 LOB: 2 BB: 1 P: 10	R: 0 E: 0 K: 2 S: 7	H: 0 LOB: 0 BB: 0 P: 7	R: 0 E: 0 K: 1 S: 6	H: 1 LOB: 2 BB: 1 P: 10	R: 0 E: 0 K: 2 S: 7	H: 0 LOB: 0 BB: 0 P: 7	R: 0 E: 0 K: 1 S: 5	H: 0 LOB: 1 BB: 1 P: 9		R: 1 E: 0 K: 0 S: 5	H: 2 LOB: 1 BB: 0 P: 5	R: 0 E: 0 K: 1 S: 5	H: 0 LOB: 1 BB: 1 P: 9	R: 0 E: 0 K: 0 S: 2	H: 0 LOB: 0 BB: 1 P: 6	R: 2 E: 0 K: 0 S: 6	H: 3 LOB: 2 BB: 1 P: 10	1B: 3 2B: 3 3B: 1 HR: 0	SF: 0 SAC: 0 DP: 1 HBP: 0	WP: 0 PB: 0 SB: 1 CS: 0
PITCHER	IP WLS BF H R ER SO BB IBB HBP BLK WP HR S P ERA WHIP											PITCHER	IP WLS BF H R ER SO BB IBB HBP BLK WP HR S P ERA WHIP									
Juan Berenguer, R (1,1) ERA: 5.75	7.0 W 29 4 1 1 8 3 1 0 0 0 0 0 41 57 1.29 1.000																					
Chuck Gary, L (8,1) ERA: 4.15	1.2 8 2 2 2 0 2 0 0 0 0 0 0 6 14 10.80 2.400																					
Willie Hernandez, L (9,1) ERA: 3.03	0.1 S 2 1 0 0 0 0 0 0 0 0 0 0 2 2 0.00 3.000																					

Batter	1	2	3	4	5	6	7	8	9	AB	R	H	RBI	BB	SO	LOB	TOP					
Alan Trammell, R OBP: 0.311, SLG: 0.379 (1, 6)	0-0 6-3 1B		0-0 F4			0-0 5-3		0-0 F4		4	0	1	0	0	0	1						
Barbaro Carbey, R OBP: 0.301, SLG: 0.344 (1, 3)	0-0 6-3 1-2		0-0 6-3			0-0 6-3			0-3 K	4	0	0	0	0	1	2						
Kirk Gibson, L OBP: 0.363, SLG: 0.516 (1, 9) (6, 8)	0-3 K			0-0 6-3		0-3 K			0-3 K	4	0	0	0	0	3	1						
Lance Parrish, R OBP: 0.321, SLG: 0.476 (1, 2)	0-0 1-3			0-0 4-3				0-0 F8	0-0 6-3	4	0	0	0	0	0	1						
Nelson Simmons, S OBP: 0.302, SLG: 0.438 (1, 10)		0-0 F9		0-3 K					0-0 6-3	3	0	0	0	0	1	0						
Larry Hemdon, R OBP: 0.295, SLG: 0.387 (1, 7)		0-0 4-3				0-0 F9			0-0 1B	3	0	1	0	0	0	0						
Chet Lemon, R Alejandro Sanchez, R OBP: 0.323, SLG: 0.403 OBP: 0.242, SLG: 0.515 (1, 8) (6, 9)		0-0 F8				0-0 HR		0-3 K		2	1	1	1	0	0	0						
Tom Brookens, R OBP: 0.283, SLG: 0.382 (1, 5)			0-0 SH1-3 2B			0-0 F3-6 2B			0-0 F3	3	0	2	0	0	0	0						
Doug Flynn, R OBP: 0.217, SLG: 0.283 (1, 4)			0-0 SH1-3 2-3			0-0 F3-6 2-3			0-0 F5-3	2	0	0	0	0	0	1						
Inning Stats	R: 0 E: 0 K: 1 S: 6	H: 1 LOB: 1 BB: 0 P: 6	R: 0 E: 0 K: 0 S: 3	H: 0 LOB: 0 BB: 0 P: 3	R: 0 E: 0 K: 0 S: 4	H: 1 LOB: 1 BB: 0 P: 4	R: 0 E: 0 K: 1 S: 5	H: 0 LOB: 0 BB: 0 P: 5	R: 1 E: 0 K: 0 S: 4	H: 2 LOB: 0 BB: 0 P: 4	R: 0 E: 0 K: 1 S: 5	H: 0 LOB: 0 BB: 0 P: 5	R: 0 E: 0 K: 1 S: 6	H: 1 LOB: 1 BB: 0 P: 6	R: 0 E: 0 K: 0 S: 3	H: 0 LOB: 0 BB: 0 P: 3	R: 0 E: 0 K: 2 S: 7	H: 0 LOB: 0 BB: 0 P: 7	1B: 2 2B: 3 3B: 0 HR: 1	SF: 0 SAC: 1 DP: 1 HBP: 0	WP: 0 PB: 0 SB: 0 CS: 0	PA: 31
PITCHER Matt Young, L ERA: 4.91 (1, 1)	IP: 9.0 WLS: W BF: 31 H: 5 R: 1 ER: 1 SO: 6 BB: 0 IBB: 0 HBP: 0 BLK: 0 WP: 0 HR: 1 S: 43 P: 43 ERA: 1.00 WHIP: 0.556															PITCHER	IP: 9.0 WLS: W BF: 31 H: 5 R: 1 ER: 1 SO: 6 BB: 0 IBB: 0 HBP: 0 BLK: 0 WP: 0 HR: 1 S: 43 P: 43 ERA: 1.00 WHIP: 0.556					

Detroit Tigers @ Seattle Mariners
 The Kingdome, Seattle, WA
 Tue Aug 27 1985, 10:05 PM EDT
 Att: 11,296 - Unknown


AB 30
 R 1
 H 5
 RBI 1
 BB 0
 SO 6
 LOB 7



Batter	1	2	3	4	5	6	7	8	9	AB	R	H	RBI	BB	SO	LOB	BOTTOM			
Jack Perconte, L OBP: 0.316, SLG: 0.323 (1, 4)	0-0 6-3		0-3 K			0-0 6-3		0-0 F9		4	0	0	0	0	1	1				
Gorman Thomas, R OBP: 0.330, SLG: 0.459 (1, 10)	0-0 E 1B		4-0 E FC3-2 BB			0-0 F5		0-3 K		3	0	1	0	1	1	0				
Phil Bradley, R OBP: 0.364, SLG: 0.495 (1, 7)	0-3 K 1-3		0-0 E7 FC3-2 1-3 1B			0-0 F9		0-0 F8		4	0	1	0	0	1	1				
Al Cowens, R John Moses, S OBP: 0.298, SLG: 0.438 (1, 9) (9, 8)	4-0 IBB		4-0 FC3-2 IBB			0-0 1B 1B 2B		0-0 F4		2	1	1	0	2	0	0				
Alvin Davis, L OBP: 0.384, SLG: 0.431 (1, 3)	0-3 K		0-0 FC3-2 1-2 2-3 3-H			0-0 1B 2B 1B		0-0 6-3		4	1	1	0	0	1	5				
Jim Presley, R OBP: 0.336, SLG: 0.518 (1, 5)		0-0 FC5-4 1B	0-0 5-3			0-3 K		0-0 6-3		4	0	1	0	0	1	5				
Dave Henderson, R OBP: 0.311, SLG: 0.376 (1, 8) (9, 9)		0-3 K		0-0 F4-3		0-0 2B 1B		0-0 F9		4	1	1	1	0	1	1				
Donnie Scott, S OBP: 0.273, SLG: 0.378 (1, 2)		0-0 FC5-4 1-2		0-0 F6-4-3 1B		0-0 2B 1B				3	0	2	2	0	0	1				
Spike Owen, S OBP: 0.330, SLG: 0.348 (1, 6)		0-0 6-3		0-0 F6-4-3 1-2		0-0 F8				3	0	0	0	0	0	3				
Inning Stats	R: 0 E: 0 K: 2 S: 8	H: 1 LOB: 2 BB: 1 P: 12	R: 0 E: 0 K: 1 S: 6	H: 1 LOB: 1 BB: 0 P: 6	R: 0 E: 1 K: 1 S: 6	H: 1 LOB: 3 BB: 2 P: 14	R: 0 E: 0 K: 0 S: 3	H: 1 LOB: 0 BB: 0 P: 3	R: 3 E: 0 K: 1 S: 9	H: 4 LOB: 1 BB: 0 P: 9	R: 0 E: 0 K: 1 S: 5	H: 0 LOB: 0 BB: 0 P: 5	R: 0 E: 0 K: 0 S: 3	H: 0 LOB: 0 BB: 0 P: 3	R: 0 E: 0 K: 1 S: 3	H: 0 LOB: 0 BB: 0 P: 3	1B: 6 2B: 2 3B: 0 HR: 0	SF: 0 SAC: 0 DP: 1 HBP: 0	WP: 0 PB: 0 SB: 0 CS: 0	PA: 34
PITCHER Frank Tanana, L Randy O'Neal, R ERA: 4.32 ERA: 3.05 (1, 1) (8, 1)	IP: 7.0 WLS: L BF: 31 H: 8 R: 3 ER: 3 SO: 6 BB: 1 IBB: 3 HBP: 0 BLK: 0 WP: 0 HR: 0 S: 40 P: 52 ERA: 3.86 WHIP: 1.286															PITCHER	IP: 1.0 WLS: 3 BF: 3 H: 0 R: 0 ER: 0 SO: 3 BB: 0 IBB: 0 HBP: 0 BLK: 0 WP: 0 HR: 0 S: 3 P: 3 ERA: 0.00 WHIP: 0.000			

Detroit Tigers @ Seattle Mariners
 The Kingdome, Seattle, WA
 Tue Aug 27 1985, 10:05 PM EDT
 Att: 11,296 - Unknown

AB 31
 R 3
 H 8
 RBI 3
 BB 3
 SO 6
 LOB 17



Batter	1	2	3	4	5	6	7	8	9	AB	R	H	RBI	BB	SO	LOB	TOP			
Jack Perconte, L (1,4) OBP: 0.315, SLG: 0.322	F4			6-3 S 1B		F8		F8		4	0	1	0	0	0	1				
Gorman Thomas, R (1,10) OBP: 0.329, SLG: 0.459	K			K					K	4	0	1	0	0	3	1				
Phil Bradley, R (1,7) OBP: 0.362, SLG: 0.491	5-3			6-3		F8		F4		4	0	0	0	0	0	2				
Avin Davis, L (1,3) OBP: 0.387, SLG: 0.433		4-0 G3-6-3 BB		F8						3	0	2	0	1	0	1				
Al Cowens, R (1,9) OBP: 0.298, SLG: 0.439	F9				4-3 2B			F8		4	0	1	0	0	0	3				
Jim Prestey, R (1,5) OBP: 0.337, SLG: 0.514	G3-6-3 1-2f				4-3 2-3			K		3	0	0	0	0	1	2				
Dave Henderson, R (1,8) OBP: 0.309, SLG: 0.373			0-3 K		0-3 K			0-3 K		3	0	0	0	0	3	1				
Donnie Scott, S (1,2) OBP: 0.275, SLG: 0.377			0-3 K		0-3 K					3	0	1	0	0	2	1				
Spike Owen, S (1,6) OBP: 0.327, SLG: 0.345			0-0 5-3			4-3		F4		3	0	0	0	0	0	1				
Inning Stats	R: 0 E: 0 K: 1 S: 5	H: 0 LOB: 0 BB: 0 P: 5	R: 0 E: 0 K: 0 S: 2	H: 0 LOB: 0 BB: 1 P: 6	R: 0 E: 0 K: 2 S: 7	H: 0 LOB: 0 BB: 0 P: 7	R: 0 E: 0 K: 1 S: 6	H: 1 LOB: 1 BB: 0 P: 6	R: 0 E: 0 K: 2 S: 8	H: 1 LOB: 1 BB: 0 P: 8	R: 0 E: 0 K: 1 S: 4	H: 1 LOB: 1 BB: 0 P: 4	R: 0 E: 0 K: 1 S: 5	H: 1 LOB: 0 BB: 0 P: 5	R: 0 E: 0 K: 1 S: 6	H: 1 LOB: 1 BB: 0 P: 6	1B: 4 2B: 2 3B: 0 HR: 0	SF: 0 SAC: 0 DP: 2 HBP: 0	WP: 0 PB: 0 SB: 1 CS: 0	PA: 32
PITCHER Mike Boddicker, R (1,1) ERA: 4.08	IP: 9.0 WLS: W BF: 32 H: 6 R: 0 ER: 0 SO: 9 BB: 1 IBB: 0 HBP: 0 BLK: 0 WP: 0 HR: 0 S: 49 P: 53 ERA: 0.00 WHIP: 0.778																			

Seattle Mariners @ Baltimore Orioles
Memorial Stadium, Baltimore, MD
Thu Aug 29 1985, 7:05 PM EDT
Att: 18,915 - Unknown

AB 31
R 0
H 6
RBI 0
BB 1
SO 9
LOB 13



Batter	1	2	3	4	5	6	7	8	9	AB	R	H	RBI	BB	SO	LOB	BOTTOM			
Alan Wiggins, S (1,4) OBP: 0.308, SLG: 0.299	4-3		B2-3		F7	5-3		F6		5	0	0	0	0	0	0				
Lee Lacy, R (1,9) OBP: 0.357, SLG: 0.441	K		BB 1B		WP S BB 1B			F9	K	5	1	2	0	0	2	0				
Cal Ripken Jr., R (1,6) OBP: 0.342, SLG: 0.453	F3		4-0 BB 1-2 BB		4-0 BB WP 1B BB			E 2B 1B		2	2	1	0	2	0	0				
Eddie Murray, S (1,3) OBP: 0.383, SLG: 0.524		F5	4-3		4-0 BB 1B IBB			E8 2B 1B		3	2	1	0	1	0	2				
Mike Young, S (1,7) OBP: 0.352, SLG: 0.551		F8		HR	1-2 2-3 3-4 1B BB			2B 1B IBB		2	2	1	2	2	0	0				
Larry Sheets, L (1,10) OBP: 0.325, SLG: 0.449		1B 1B		F8	1-3 2-H 3-H 1B			1B 2B		4	0	3	4	0	0	0				
Floyd Rayford, R (1,5) OBP: 0.344, SLG: 0.502		1-2 1B		F9	1-3 2-H 3-H 1B			G6-4-3 1B		4	0	2	1	0	1	2				
John Shelby, S (1,8) OBP: 0.281, SLG: 0.393		3-1		F7		F8		G6-4-3 1-2f		4	0	0	0	0	0	4				
Al Pardo, S (1,2) OBP: 0.160, SLG: 0.146			F4		K	F6		4-3		4	0	0	0	0	1	0				
Inning Stats	R: 0 E: 0 K: 1 S: 5	H: 0 LOB: 0 BB: 0 P: 5	R: 0 E: 0 K: 0 S: 4	H: 2 LOB: 2 BB: 0 P: 5	R: 0 E: 0 K: 0 S: 4	H: 1 LOB: 2 BB: 1 P: 8	R: 1 E: 0 K: 0 S: 4	H: 1 LOB: 0 BB: 0 P: 4	R: 3 E: 0 K: 2 S: 9	H: 2 LOB: 2 BB: 3 P: 21	R: 0 E: 0 K: 0 S: 3	H: 0 LOB: 0 BB: 0 P: 3	R: 3 E: 1 K: 0 S: 6	H: 4 LOB: 1 BB: 1 P: 10	R: 0 E: 0 K: 1 S: 5	H: 0 LOB: 0 BB: 0 P: 5	1B: 8 2B: 1 3B: 0 HR: 1	SF: 0 SAC: 0 DP: 1 HBP: 0	WP: 1 PB: 0 SB: 1 CS: 0	PA: 38
PITCHER Bill Swift, R (1,1) ERA: 4.78 Roy Thomas, R (5,1) ERA: 3.88 Ed Nunez, R (8,1) ERA: 2.88	IP: 4.2 WLS: L BF: 24 H: 6 R: 4 ER: 4 SO: 4 BB: 3 IBB: 1 HBP: 0 BLK: 0 WP: 1 HR: 1 S: 24 P: 40 ERA: 7.71 WHIP: 1.929																			

Seattle Mariners @ Baltimore Orioles
Memorial Stadium, Baltimore, MD
Thu Aug 29 1985, 7:05 PM EDT
Att: 18,915 - Unknown

AB 33
R 7
H 10
RBI 7
BB 5
SO 4
LOB 8



Batter	1	2	3	4	5	6	7	8	9	AB	R	H	RBI	BB	SO	LOB	TOP			
Jack Perconte, L (1.4) OBP: 0.317, SLG: 0.322	F7			6-3		2B BB			G6-4-3 1B	3	0	1	0	1	0	0	Seattle Mariners @ Baltimore Orioles Memorial Stadium, Baltimore, MD Fri Aug 30 1985, 7:05 PM EDT Att: 21,860 - Unknown livebaseballscorecards.com			
Phil Bradley, R (1.7) OBP: 0.361, SLG: 0.491	L4			F7		1-3 2B			G6-4-3 1-2	4	0	1	0	0	0	1				
Alvin Davis, L (1.3) OBP: 0.384, SLG: 0.429	K			F9		F5			F8	4	0	0	0	0	1	2				
Ken Phelps, L (1.10) OBP: 0.321, SLG: 0.436		F8								3	0	1	0	0	0	0				
Al Cowens, R (1.9) OBP: 0.296, SLG: 0.435		6-3				L9			F4	3	0	0	0	0	0	1				
Jim Prestley, R (1.5) OBP: 0.335, SLG: 0.511		K				K			4-3	3	0	0	0	0	2	1				
John Moses, S (1.8)				F5		F8			F7	3	0	0	0	0	0	1				
Bob Kearney, R (1.2) OBP: 0.274, SLG: 0.358				K		6-3			K	3	0	0	0	0	2	0				
Spike Owen, S (1.6) OBP: 0.324, SLG: 0.341				6-3		3-1			L8	3	0	0	0	0	0	0				
Inning Stats	R: 0 E: 0 K: 1 S: 5	H: 0 LOB: 0 BB: 0 P: 5	R: 0 E: 0 K: 1 S: 5	H: 0 LOB: 0 BB: 0 P: 5	R: 0 E: 0 K: 1 S: 5	H: 0 LOB: 0 BB: 0 P: 5	R: 0 E: 0 K: 0 S: 3	H: 0 LOB: 0 BB: 0 P: 3	R: 0 E: 0 K: 1 S: 6	H: 1 LOB: 1 BB: 0 P: 6	R: 0 E: 0 K: 0 S: 4	H: 1 LOB: 2 BB: 1 P: 8	R: 0 E: 0 K: 0 S: 3	H: 0 LOB: 0 BB: 0 P: 3	R: 0 E: 0 K: 1 S: 5	H: 1 LOB: 0 BB: 0 P: 3	1B: 2 2B: 1 3B: 0 HR: 0	SF: 0 SAC: 0 DP: 1 HBP: 0	WP: 0 PB: 0 SB: 0 CS: 0	PA: 30
PITCHER Storm Davis, R (1.1) ERA: 4.67	IP: 9.0 WLS: W BF: 30 H: 3 R: 0 ER: 0 SO: 5 BB: 1 IBB: 0 HBP: 0 BLK: 0 WP: 0 HR: 0 S: 39 P: 43 ERA: 0.00 WHIP: 0.444																			

Batter	1	2	3	4	5	6	7	8	9	AB	R	H	RBI	BB	SO	LOB	BOTTOM			
Alan Wiggins, S (1.4) OBP: 0.321, SLG: 0.313	6-3 1B			K BB	FC6-4 BB	G6-4-3 1B		1-3 2B		3	0	3	0	2	0	0	Seattle Mariners @ Baltimore Orioles Memorial Stadium, Baltimore, MD Fri Aug 30 1985, 7:05 PM EDT Att: 21,860 - Unknown livebaseballscorecards.com			
Lee Lacy, R (1.9) OBP: 0.353, SLG: 0.435	6-3 1-2			K 1-2	FC6-4 1-2	G6-4-3 1-2		K		5	0	0	0	0	2	6				
Cal Ripken Jr., R (1.6) OBP: 0.342, SLG: 0.451	6-3			2B BB	L4	G4-6-3 1B		K		4	0	1	0	1	1	2				
Eddie Murray, S (1.3) OBP: 0.386, SLG: 0.529		PB 2B BB		1-3 2B	4-3 1B 2B	G4-6-3 1-2				3	2	2	0	1	0	1				
Mike Young, S (1.10) OBP: 0.351, SLG: 0.546		F9		F8	4-3	E BB				3	0	0	0	1	0	4				
Gary Roenicke, R (1.7) OBP: 0.330, SLG: 0.439		L9		1-3	3B 1B	E5				4	1	1	1	0	0	2				
Floyd Rayford, R (1.5) OBP: 0.346, SLG: 0.524		E5 1-2 2B		HR	3B	F7				4	2	2	2	0	0	3				
John Shelby, S (1.8) OBP: 0.288, SLG: 0.405		1-H 2-H 2B		F7	F6	FC5-4 1B				4	0	2	2	0	0	1				
Rick Dempsey, R (1.2) OBP: 0.340, SLG: 0.405		K		HR	G3	FC5-4 1-2 2B				4	1	1	1	0	1	2				
Inning Stats	R: 0 E: 0 K: 0 S: 3	H: 1 LOB: 0 BB: 0 P: 3	R: 2 E: 1 K: 1 S: 7	H: 1 LOB: 1 BB: 1 P: 11	R: 0 E: 0 K: 1 S: 5	H: 1 LOB: 2 BB: 2 P: 13	R: 2 E: 0 K: 0 S: 5	H: 2 LOB: 1 BB: 1 P: 9	R: 2 E: 0 K: 0 S: 6	H: 3 LOB: 1 BB: 0 P: 6	R: 0 E: 0 K: 0 S: 3	H: 1 LOB: 0 BB: 0 P: 3	R: 0 E: 1 K: 0 S: 4	H: 1 LOB: 2 BB: 1 P: 8	R: 0 E: 0 K: 2 S: 9	H: 2 LOB: 2 BB: 0 P: 9	1B: 5 2B: 4 3B: 1 HR: 2	SF: 0 SAC: 0 DP: 2 HBP: 0	WP: 0 PB: 1 SB: 0 CS: 0	PA: 39
PITCHER Mark Langston, L (1.1) ERA: 4.57 Jack Lazorko, R (5.1) ERA: 9.54 Paul Mirabella, L (8.1) ERA: Bob Long, R (8.1) ERA: 3.41	IP: 4.2 WLS: L BF: 24 H: 7 R: 6 ER: 4 SO: 2 BB: 4 IBB: 0 HBP: 0 BLK: 0 WP: 0 HR: 2 S: 24 P: 40 ERA: 7.71 WHIP: 2.357																			

Batter	1	2	3	4	5	6	7	8	9	AB	R	H	RBI	BB	SO	LOB	TOP				
Jack Perconte, L (1,4) OBP: 0.318, SLG: 0.321	0-0 4-3	0-0 1-2 3-H 1B		0-0 1-2	0-0 F9			0-0 1-2 BB		4	0	1	1	1	0	2	Seattle Mariners @ Baltimore Orioles Memorial Stadium, Baltimore, MD Sat Aug 31 1985, 7:05 PM EDT Att: 21,472 - Unknown				
Phil Bradley, R (1,7) OBP: 0.359, SLG: 0.488	0-0 FC6-4 1B	0-3 K		0-0 F8	0-0 F9			0-0 F6		5	0	1	0	0	1	6					
Al Cowens, R (1,9) OBP: 0.297, SLG: 0.435	0-0 FC6-4 HR	0-3 K			0-0 HR	0-0 1B		0-3 K		5	2	2	0	0	2	5					
Gorman Thomas, R (1,10) OBP: 0.333, SLG: 0.476	0-0 1-H HR		4-0 G6-4-3 BB		0-0 1-H HR	0-0 F3		0-0 G5-4-3 1B BLK		4	3	2	4	1	0	2					
Alvin Davis, L (1,3) OBP: 0.388, SLG: 0.432	0-0 1B		4-0 G6-4-3 BB		0-0 1B		0-0 F7	0-0 G5-4-3 1B		4	0	3	0	1	0	0					
Jim Prestley, R (1,5) OBP: 0.332, SLG: 0.505	0-0 F9		0-0 G6-4-3		0-3 K		0-0 F4	0-0 G5-4-3 1B		5	0	0	0	0	1	6					
Dave Henderson, R (1,8) OBP: 0.308, SLG: 0.373		0-0 1B 1B 2B	0-3 K		0-3 K		0-0 F5	0-0 4-3		5	1	1	0	0	2	2					
Bob Kearney, R (1,2) OBP: 0.274, SLG: 0.356		0-0 1B 1B	0-3 K		0-0 F9			0-0 5-3		4	0	1	0	0	1	1					
Domingo Ramos, R (1,6) OBP: 0.249, SLG: 0.229		0-3 K		0-0 4-3 1B		4-0 1B BB		0-0 BB 1B		3	0	2	0	1	1	2					
Inning Stats	R: 2 E: 0 K: 0 S: 6	H: 3 LOB: 1 BB: 0 P: 6	R: 1 E: 0 K: 3 S: 12	H: 3 LOB: 2 BB: 0 P: 12	R: 0 E: 0 K: 1 S: 4	H: 0 LOB: 1 BB: 2 P: 12	R: 0 E: 0 K: 1 S: 6	H: 1 LOB: 1 BB: 0 P: 6	R: 2 E: 0 K: 2 S: 10	H: 3 LOB: 1 BB: 0 P: 10	R: 0 E: 0 K: 0 S: 3	H: 0 LOB: 0 BB: 0 P: 3	R: 0 E: 0 K: 1 S: 6	H: 1 LOB: 2 BB: 1 P: 10	R: 1 E: 1 K: 0 S: 4	H: 1 LOB: 0 BB: 0 P: 4	1B: 10 2B: 1 3B: 0 HR: 2	SF: 0 SAC: 0 DP: 2 HBP: 0	WP: 0 PB: 0 SB: 0 CS: 0	PA: 43	
PITCHER	IP WLS BF H R ER SO BB IBB HBP BLK WP HR S P ERA WHIP	IP WLS BF H R ER SO BB IBB HBP BLK WP HR S P ERA WHIP	IP WLS BF H R ER SO BB IBB HBP BLK WP HR S P ERA WHIP	IP WLS BF H R ER SO BB IBB HBP BLK WP HR S P ERA WHIP	IP WLS BF H R ER SO BB IBB HBP BLK WP HR S P ERA WHIP	IP WLS BF H R ER SO BB IBB HBP BLK WP HR S P ERA WHIP	IP WLS BF H R ER SO BB IBB HBP BLK WP HR S P ERA WHIP	IP WLS BF H R ER SO BB IBB HBP BLK WP HR S P ERA WHIP	IP WLS BF H R ER SO BB IBB HBP BLK WP HR S P ERA WHIP	IP WLS BF H R ER SO BB IBB HBP BLK WP HR S P ERA WHIP	IP WLS BF H R ER SO BB IBB HBP BLK WP HR S P ERA WHIP	IP WLS BF H R ER SO BB IBB HBP BLK WP HR S P ERA WHIP	IP WLS BF H R ER SO BB IBB HBP BLK WP HR S P ERA WHIP	IP WLS BF H R ER SO BB IBB HBP BLK WP HR S P ERA WHIP	IP WLS BF H R ER SO BB IBB HBP BLK WP HR S P ERA WHIP	IP WLS BF H R ER SO BB IBB HBP BLK WP HR S P ERA WHIP	IP WLS BF H R ER SO BB IBB HBP BLK WP HR S P ERA WHIP	IP WLS BF H R ER SO BB IBB HBP BLK WP HR S P ERA WHIP	IP WLS BF H R ER SO BB IBB HBP BLK WP HR S P ERA WHIP	IP WLS BF H R ER SO BB IBB HBP BLK WP HR S P ERA WHIP	IP WLS BF H R ER SO BB IBB HBP BLK WP HR S P ERA WHIP
Mike Flanagan, L (1,1) ERA: 5.84	1.1	L	10	6	3	3	1	0	0	0	0	0	0	0	0	0	20.25	4.500			
Sammy Stewart, R (2,1) ERA: 3.21	7.2		33	7	3	2	7	4	0	0	1	0	0	1	43	59	2.35	1.435			

AB 39
R 6
H 13
RBI 5
BB 4
SO 8
LOB 26



Batter	1	2	3	4	5	6	7	8	9	AB	R	H	RBI	BB	SO	LOB	BOTTOM				
Alan Wiggins, S (1,4) OBP: 0.316, SLG: 0.307	0-0 4-3		0-0 F6		0-3 K			0-0 FC4-6		4	0	0	0	0	1	1	Seattle Mariners @ Baltimore Orioles Memorial Stadium, Baltimore, MD Sat Aug 31 1985, 7:05 PM EDT Att: 21,472 - Unknown				
Jim Dwyer, L (1,9) OBP: 0.348, SLG: 0.424	0-0 F9		0-0 G3		0-0 F8		0-3 K			4	0	0	0	0	1	1					
Cal Ripken Jr., R (1,6) OBP: 0.342, SLG: 0.449	0-0 1B		0-3 K		0-0 1-3			0-0 F9		4	0	1	0	0	1	0					
Eddie Murray, S (1,3) OBP: 0.383, SLG: 0.524	0-0 F7		0-3 K		0-0 3-1			0-0 4-3		4	0	0	0	0	1	1					
Mike Young, S (1,7) OBP: 0.350, SLG: 0.545		0-0 G3		0-3 K		0-0 G3		0-0 K 2B		4	0	1	0	0	1	0					
Larry Sheets, L (1,10) OBP: 0.328, SLG: 0.447		0-0 G3 1B 1B		4-0 BB		0-0 G3		0-3 K		3	0	1	0	1	1	1					
Floyd Rayford, R (1,5) OBP: 0.346, SLG: 0.522		0-0 G3 1B		0-3 K		0-3 K				3	0	1	0	0	2	1					
John Shelby, S (1,8) OBP: 0.281, SLG: 0.395		0-0 G3			0-0 F7			0-0 1-3		3	0	0	0	0	0	2					
Rick Dempsey, R (1,2) OBP: 0.340, SLG: 0.402		0-0 F7			0-0 F7			4-0 FC4-6 BB		2	0	0	0	1	0	2					
Inning Stats	R: 0 E: 0 K: 0 S: 4	H: 1 LOB: 1 BB: 0 P: 4	R: 0 E: 0 K: 0 S: 5	H: 2 LOB: 2 BB: 0 P: 5	R: 0 E: 0 K: 1 S: 5	H: 0 LOB: 0 BB: 0 P: 5	R: 0 E: 0 K: 3 S: 9	H: 0 LOB: 1 BB: 1 P: 13	R: 0 E: 0 K: 1 S: 5	H: 0 LOB: 0 BB: 0 P: 5	R: 0 E: 0 K: 0 S: 3	H: 0 LOB: 0 BB: 0 P: 3	R: 0 E: 0 K: 1 S: 5	H: 0 LOB: 1 BB: 1 P: 9	R: 0 E: 0 K: 1 S: 6	H: 1 LOB: 1 BB: 0 P: 6	1B: 3 2B: 1 3B: 0 HR: 0	SF: 0 SAC: 0 DP: 0 HBP: 0	WP: 0 PB: 0 SB: 0 CS: 0	PA: 33	
PITCHER	IP WLS BF H R ER SO BB IBB HBP BLK WP HR S P ERA WHIP	IP WLS BF H R ER SO BB IBB HBP BLK WP HR S P ERA WHIP	IP WLS BF H R ER SO BB IBB HBP BLK WP HR S P ERA WHIP	IP WLS BF H R ER SO BB IBB HBP BLK WP HR S P ERA WHIP	IP WLS BF H R ER SO BB IBB HBP BLK WP HR S P ERA WHIP	IP WLS BF H R ER SO BB IBB HBP BLK WP HR S P ERA WHIP	IP WLS BF H R ER SO BB IBB HBP BLK WP HR S P ERA WHIP	IP WLS BF H R ER SO BB IBB HBP BLK WP HR S P ERA WHIP	IP WLS BF H R ER SO BB IBB HBP BLK WP HR S P ERA WHIP	IP WLS BF H R ER SO BB IBB HBP BLK WP HR S P ERA WHIP	IP WLS BF H R ER SO BB IBB HBP BLK WP HR S P ERA WHIP	IP WLS BF H R ER SO BB IBB HBP BLK WP HR S P ERA WHIP	IP WLS BF H R ER SO BB IBB HBP BLK WP HR S P ERA WHIP	IP WLS BF H R ER SO BB IBB HBP BLK WP HR S P ERA WHIP	IP WLS BF H R ER SO BB IBB HBP BLK WP HR S P ERA WHIP	IP WLS BF H R ER SO BB IBB HBP BLK WP HR S P ERA WHIP	IP WLS BF H R ER SO BB IBB HBP BLK WP HR S P ERA WHIP	IP WLS BF H R ER SO BB IBB HBP BLK WP HR S P ERA WHIP	IP WLS BF H R ER SO BB IBB HBP BLK WP HR S P ERA WHIP	IP WLS BF H R ER SO BB IBB HBP BLK WP HR S P ERA WHIP	IP WLS BF H R ER SO BB IBB HBP BLK WP HR S P ERA WHIP
Mike Moore, R (1,1) ERA: 3.25	9.0	W	33	4	0	0	8	2	0	0	0	0	0	0	47	55	0.00	0.667			

AB 31
R 0
H 4
RBI 0
BB 2
SO 8
LOB 9



Batter	1	2	3	4	5	6	7	8	9	AB	R	H	RBI	BB	SO	LOB	TOP					
Jack Perconte, L (1,4) OBP: 0.326, SLG: 0.330 Harold Reynolds, S (9,4) OBP: 0.259, SLG: 0.190										6	2	5	1	0	0	1	<p>Seattle Mariners @ Baltimore Orioles Memorial Stadium, Baltimore, MD Sun Sep 01 1985, 3:33 AM EDT Att: 29,157 - Unknown</p> <p>AB 41 R 10 H 16 RBI 10 BB 5 SO 4 LOB 21</p>					
Phil Bradley, R (1,7) OBP: 0.361, SLG: 0.487										5	2	2	1	1	1	3						
Alvin Davis, L (1,3) OBP: 0.386, SLG: 0.436										5	1	1	3	0	0	6						
Gorman Thomas, R (1,10) OBP: 0.333, SLG: 0.473										3	0	0	0	2	1	2						
Al Cowens, R (1,9) OBP: 0.298, SLG: 0.437 John Moses, S (8,8)										5	1	2	1	0	0	1						
Jim Prestley, R (1,5) OBP: 0.333, SLG: 0.505										4	1	2	1	0	0	1						
Dave Henderson, R (1,8) OBP: 0.311, SLG: 0.374										4	2	2	0	1	1	2						
Donnie Scott, S (1,2) OBP: 0.272, SLG: 0.370										5	0	1	0	0	1	4						
Domingo Ramos, R (1,6) OBP: 0.253, SLG: 0.236										4	1	1	3	1	0	1						
Inning Stats	R: 2 E: 0 K: 0 S: 5	H: 2 LOB: 2 BB: 2 P: 13	R: 0 E: 0 K: 0 S: 5	H: 2 LOB: 2 BB: 0 P: 5	R: 0 E: 0 K: 0 S: 5	H: 3 LOB: 2 BB: 0 P: 5	R: 3 E: 1 K: 0 S: 6	H: 2 LOB: 1 BB: 1 P: 10	R: 2 E: 1 K: 1 S: 9	H: 3 LOB: 2 BB: 0 P: 9	R: 3 E: 0 K: 1 S: 8	H: 4 LOB: 1 BB: 1 P: 12	R: 0 E: 0 K: 0 S: 3	H: 0 LOB: 0 BB: 0 P: 3	R: 0 E: 0 K: 1 S: 5	H: 0 LOB: 0 BB: 0 P: 5	R: 0 E: 0 K: 1 S: 4	H: 0 LOB: 0 BB: 1 P: 8	1B: 13 2B: 2 3B: 0 HR: 1	SF: 1 SAC: 0 DP: 2 HBP: 0	WP: 0 PB: 0 SB: 1 CS: 0	PA: 47
PITCHER	IP WLS BF H R ER SO BB IBB HBP BLK WP HR S P ERA WHIP																					
Dennis Martinez, R (1,1) ERA: 5.04	3.1 L 19 8 3 3 0 2 0 0 0 0 0 0 17 25 8.10 3.000																					
Nate Snell, R (4,1) ERA: 2.37	1.0 10 4 4 2 0 1 0 0 0 0 0 1 9 13 18.00 5.000																					
Tippy Martinez, L (5,1) ERA: 5.53	3.2 15 4 3 3 3 1 0 0 0 0 0 0 20 24 7.36 1.364																					
Don Aase, R (9,1) ERA: 4.2	1.0 3 0 0 0 1 1 0 0 0 0 0 0 4 8 0.00 1.000																					

Batter	1	2	3	4	5	6	7	8	9	AB	R	H	RBI	BB	SO	LOB	BOTTOM					
Alan Wiggins, S (1,4) OBP: 0.315, SLG: 0.306										4	0	1	0	0	0	3	<p>Seattle Mariners @ Baltimore Orioles Memorial Stadium, Baltimore, MD Sun Sep 01 1985, 3:33 AM EDT Att: 29,157 - Unknown</p> <p>AB 33 R 2 H 7 RBI 2 BB 2 SO 1 LOB 19</p>					
Lee Lacy, R (1,9) OBP: 0.352, SLG: 0.433										4	0	1	0	0	0	0						
Cal Ripken Jr., R (1,6) OBP: 0.341, SLG: 0.448										4	0	1	0	0	0	2						
Eddie Murray, S (1,3) OBP: 0.380, SLG: 0.520										4	1	0	0	0	0	3						
Mike Young, S (1,7) OBP: 0.349, SLG: 0.551										4	1	1	1	0	0	4						
Floyd Rayford, R (1,5) OBP: 0.349, SLG: 0.522										4	0	2	0	0	0	0						
Gary Roenicke, R (1,10) OBP: 0.335, SLG: 0.440 Wayne Gross, L (9, PH) OBP: 0.381, SLG: 0.446										2	0	1	0	1	0	1						
John Shelby, S (1,8) OBP: 0.272, SLG: 0.382										4	0	0	0	0	1	5						
Rick Dempsey, R (1,2) OBP: 0.342, SLG: 0.402 Al Pardo, S (4,2) OBP: 0.154, SLG: 0.140										0	0	0	1	1	0	0						
Inning Stats	R: 0 E: 0 K: 0 S: 3	H: 0 LOB: 0 BB: 0 P: 3	R: 1 E: 1 K: 1 S: 7	H: 1 LOB: 3 BB: 2 P: 15	R: 0 E: 0 K: 0 S: 3	H: 0 LOB: 0 BB: 0 P: 3	R: 1 E: 0 K: 0 S: 4	H: 2 LOB: 0 BB: 0 P: 4	R: 0 E: 0 K: 0 S: 3	H: 0 LOB: 0 BB: 0 P: 3	R: 0 E: 0 K: 0 S: 3	H: 1 LOB: 0 BB: 0 P: 3	R: 0 E: 0 K: 0 S: 4	H: 1 LOB: 1 BB: 0 P: 4	R: 0 E: 0 K: 0 S: 5	H: 2 LOB: 2 BB: 0 P: 5	R: 0 E: 0 K: 0 S: 3	H: 0 LOB: 0 BB: 0 P: 3	1B: 6 2B: 0 3B: 0 HR: 1	SF: 0 SAC: 0 DP: 1 HBP: 0	WP: 0 PB: 0 SB: 0 CS: 1	PA: 35
PITCHER	IP WLS BF H R ER SO BB IBB HBP BLK WP HR S P ERA WHIP																					
Matt Young, L (1,1) ERA: 4.74	8.0 W 32 7 2 1 1 2 0 0 0 0 0 1 32 40 1.12 1.125																					
Jack Lazorko, R (9,1) ERA: 0.77	1.0 3 0 0 0 0 0 0 0 0 0 0 0 3 3 0.00 0.000																					

Batter	1	2	3	4	5	6	7	8	9	AB	R	H	RBI	BB	SO	LOB	TOP										
Jack Perconte, L (1,4) OBP: 0.324, SLG: 0.324	G3		K				3-1	FC5		5	0	1	0	0	1	4											
Phil Bradley, R (1,7) OBP: 0.356, SLG: 0.481	K		K				6-3	F2	K	5	0	0	0	0	3	3											
Alvin Davis, L (1,3) OBP: 0.386, SLG: 0.433	1-3				G3					3	1	1	0	2	0	0											
Gorman Thomas, R (1,10) OBP: 0.337, SLG: 0.472										2	0	0	0	2	0	2											
Al Cowens, R (1,9) OBP: 0.301, SLG: 0.438										5	1	2	0	0	2	3											
Jim Prestley, R (1,5) OBP: 0.333, SLG: 0.503										3	1	0	0	1	1	5											
Dave Henderson, R (1,8) OBP: 0.312, SLG: 0.382										3	0	0	1	1	1	3											
Danny Tartabull, R (1,6) OBP: 0.556, SLG: 0.667										2	0	1	1	2	0	0											
Bob Kearney, R (1,2) OBP: 0.276, SLG: 0.357										3	0	0	0	0	0	2											
Ken Phelps, L (8,PH) OBP: 0.326, SLG: 0.436										0	0	0	0	1	0	0											
Harold Reynolds, S (8,PR) OBP: 0.259, SLG: 0.190										0	0	0	0	0	0	0											
Donnie Scott, S (8,2) OBP: 0.272, SLG: 0.370										0	0	0	0	0	0	0											
Inning Stats	R: 0 E: 0 K: 1 S: 5	H: 0 LOB: 0 BB: 0 P: 5	R: 0 E: 0 K: 2 S: 7	H: 0 LOB: 1 BB: 1 P: 11	R: 0 E: 0 K: 2 S: 8	H: 1 LOB: 1 BB: 0 P: 8	R: 0 E: 0 K: 0 S: 3	H: 0 LOB: 1 BB: 1 P: 7	R: 0 E: 0 K: 1 S: 4	H: 1 LOB: 2 BB: 1 P: 8	R: 0 E: 0 K: 1 S: 6	H: 2 LOB: 2 BB: 0 P: 7	R: 0 E: 0 K: 0 S: 3	H: 0 LOB: 0 BB: 0 P: 3	R: 3 E: 0 K: 0 S: 4	H: 1 LOB: 3 BB: 5 P: 24	R: 0 E: 0 K: 2 S: 7	H: 0 LOB: 1 BB: 1 P: 11	1B: 4 2B: 2 3B: 0 HR: 0	SF: 0 SAC: 0 DP: 1 HBP: 1	WP: 1 PB: 2 CS: 0	PA: 41					
PITCHER	IP	WLS	BF	H	R	ER	SO	BB	IBB	HBP	BLK	WP	HR	S	P	ERA	WHIP										
Phil Niekro, R (1,1) ERA: 4.03	7.2	W	35	5	3	3	6	7	0	1	0	0	0	39	68	3.52	1.565										
Dave Righetti, L (8,1) ERA: 2.63	1.1	S	6	0	0	0	2	2	0	0	0	1	0	8	16	0.00	1.500										

Seattle Mariners @ New York Yankees
Yankee Stadium, Bronx, NY
Tue Sep 03 1985, 7:05 PM EDT
Att: 17,255 - Unknown

AB	31
R	3
H	5
RBI	2
BB	9
SO	8
LOB	22



Batter	1	2	3	4	5	6	7	8	9	AB	R	H	RBI	BB	SO	LOB	BOTTOM										
Rickey Henderson, R (1,8) OBP: 0.425, SLG: 0.534	F9									3	1	0	0	1	1	3											
Ken Griffey, L (1,10) OBP: 0.321, SLG: 0.387	F8									3	1	0	0	1	1	0											
Don Mattingly, L (1,3) OBP: 0.373, SLG: 0.554	F9									4	0	0	0	0	0	2											
Dave Winfield, R (1,9) OBP: 0.335, SLG: 0.480	FC									4	2	2	1	0	1	1											
Ron Hassey, L (1,2) OBP: 0.343, SLG: 0.493	F8									4	0	0	0	0	0	4											
Mike Pagliarulo, L (1,5) OBP: 0.328, SLG: 0.460										4	1	2	3	0	0	0											
Dan Pasqua, L (1,7) OBP: 0.320, SLG: 0.435										2	1	1	2	2	0	0											
Willie Randolph, R (1,4) OBP: 0.371, SLG: 0.341										4	0	1	0	0	2	4											
Bobby Meacham, S (1,6) OBP: 0.318, SLG: 0.283										3	0	1	0	1	0	1											
Inning Stats	R: 5 E: 0 K: 0 S: 6	H: 2 LOB: 0 BB: 2 P: 14	R: 0 E: 0 K: 1 S: 5	H: 0 LOB: 0 BB: 0 P: 5	R: 0 E: 0 K: 1 S: 5	H: 0 LOB: 0 BB: 0 P: 5	R: 0 E: 1 K: 1 S: 5	H: 1 LOB: 1 BB: 1 P: 9	R: 0 E: 0 K: 0 S: 3	H: 0 LOB: 0 BB: 0 P: 3	R: 1 E: 0 K: 2 S: 9	H: 2 LOB: 3 BB: 2 P: 17	R: 0 E: 0 K: 0 S: 4	H: 1 LOB: 1 BB: 0 P: 4	R: 0 E: 0 K: 0 S: 4	H: 1 LOB: 1 BB: 0 P: 4	1B: 4 2B: 2 3B: 0 HR: 1	SF: 0 SAC: 0 DP: 0 HBP: 0	WP: 0 PB: 0 CS: 1	PA: 37							
PITCHER	IP	WLS	BF	H	R	ER	SO	BB	IBB	HBP	BLK	WP	HR	S	P	ERA	WHIP										
Bill Swift, R (1,1) ERA: 5.08	5.1	L	24	5	6	6	3	3	0	0	1	1	27	39	10.12	1.500											
Roy Thomas, R (6,1) ERA: 3.73	2.2		12	2	0	0	2	1	1	0	0	0	0	14	22	0.00	1.125										

Seattle Mariners @ New York Yankees
Yankee Stadium, Bronx, NY
Tue Sep 03 1985, 7:05 PM EDT
Att: 17,255 - Unknown

AB	31
R	6
H	7
RBI	6
BB	5
SO	5
LOB	15



Batter	1	2	3	4	5	6	7	8	9	AB	R	H	RBI	BB	SO	LOB	TOP					
Jack Perconte, L OBP: 0.330, SLG: 0.327 (1, 4)	F7		E 1B		BB 1B		FC6-4 BB		1B BB	3	0	2	0	2	0	0	Seattle Mariners @ New York Yankees Yankee Stadium, Bronx, NY Wed Sep 04 1985, 7:05 PM EDT Att: 21,605 - Unknown					
Phil Bradley, R OBP: 0.360, SLG: 0.481 (1, 7)	S 2B 1B		F9		BB 1B		FC6-4		G6-4-3 1B	4	1	2	2	1	0	3						
Alvin Davis, L OBP: 0.384, SLG: 0.430 (1, 3)	F9		F4		F8				E7 F7 1B	5	0	1	0	0	0	7						
Gorman Thomas, R OBP: 0.336, SLG: 0.472 (1, 10)	1-H 2B			K		6-3			F3	4	0	1	1	0	1	1						
Al Cowens, R OBP: 0.300, SLG: 0.437 (1, 9)	F7			6-3		G5-4-3 1B			F7	4	0	1	0	0	0	2						
Jim Prestey, R OBP: 0.330, SLG: 0.499 (1, 5)		F7		5-3		G5-4-3 1B			4-3	4	0	0	0	0	0	2						
Dave Henderson, R OBP: 0.311, SLG: 0.381 (1, 8)		K			K		F7		FC6-4 1B	4	0	1	0	0	2	0						
Danny Tartabull, R OBP: 0.462, SLG: 0.500 (1, 6)		6-3			F8		BB 1B		FC6-4 BB 1B	4	1	1	0	0	0	1						
Bob Kearney, R OBP: 0.276, SLG: 0.355 (1, 2)			K		E5 BB 1B		K		BB 1B	4	1	1	0	0	2	1						
Inning Stats	R: 1 E: 0 K: 0 S: 5	H: 2 LOB: 1 BB: 0 P: 5	R: 0 E: 0 K: 1 S: 5	H: 0 LOB: 0 BB: 0 P: 5	R: 0 E: 1 K: 1 S: 6	H: 1 LOB: 1 BB: 0 P: 6	R: 0 E: 0 K: 1 S: 5	H: 0 LOB: 0 BB: 0 P: 5	R: 0 E: 1 K: 1 S: 7	H: 1 LOB: 3 BB: 1 P: 11	R: 0 E: 0 K: 0 S: 3	H: 1 LOB: 0 BB: 0 P: 3	R: 0 E: 0 K: 1 S: 6	H: 1 LOB: 2 BB: 1 P: 10	R: 0 E: 1 K: 0 S: 4	H: 1 LOB: 1 BB: 0 P: 4	R: 2 E: 0 K: 0 S: 5	H: 3 LOB: 1 BB: 1 P: 9	1B: 9 2B: 1 3B: 0 HR: 0	SF: 0 SAC: 0 DP: 2 HBP: 0	WP: 0 PB: 0 SB: 1 CS: 0	PA: 39
PITCHER	IP WLS BF H R ER SO BB IBB HBP BLK WP HR S P ERA WHIP	IP WLS BF H R ER SO BB IBB HBP BLK WP HR S P ERA WHIP																				
Rich Bordi, R ERA: 2.88 (1, 1)	6.2 W 28	6 1 1 5	2 0 0 0	0 0 0 0	0 0 0 0	0 0 0 0	0 0 0 0	0 0 0 0	0 0 0 0	0 0 0 0	0 0 0 0	0 0 0 0	0 0 0 0	0 0 0 0	0 0 0 0	0 0 0 0	1.35 1.200					
Neil Allen, R ERA: 4.99 (7, 1)	1.2 S 2	3 2 0 0	1 0 0 0	0 0 0 0	0 0 0 0	0 0 0 0	0 0 0 0	0 0 0 0	0 0 0 0	0 0 0 0	0 0 0 0	0 0 0 0	0 0 0 0	0 0 0 0	0 0 0 0	0 0 0 0	10.80 2.400					
Bob Shirley, L ERA: 2.83 (9, 1)	0.2 S 2	1 0 0 0	0 0 0 0	0 0 0 0	0 0 0 0	0 0 0 0	0 0 0 0	0 0 0 0	0 0 0 0	0 0 0 0	0 0 0 0	0 0 0 0	0 0 0 0	0 0 0 0	0 0 0 0	0 0 0 0	0.00 1.500					
Batter	1	2	3	4	5	6	7	8	9	AB	R	H	RBI	BB	SO	LOB	BOTTOM					
Rickey Henderson, R OBP: 0.424, SLG: 0.531 (1, 8)	K			HR BB	5-3		6-3			3	1	0	0	1	1	0	Seattle Mariners @ New York Yankees Yankee Stadium, Bronx, NY Wed Sep 04 1985, 7:05 PM EDT Att: 21,605 - Unknown					
Don Mattingly, L OBP: 0.372, SLG: 0.558 (1, 3)	4-3			HR	G3		K			4	1	1	2	0	1	0						
Dave Winfield, R OBP: 0.333, SLG: 0.476 (1, 9)	K			F8	5-3		K			4	0	0	0	0	2	0						
Don Baylor, R OBP: 0.343, SLG: 0.447 (1, 10)		L6		1-3 2B 1B		SH1-4 1B BB		6-3		3	2	1	0	1	0	0						
Bill Sample, R OBP: 0.341, SLG: 0.347 (1, 7)		F7		1-3		SH1-4		K		2	0	0	0	0	0	1						
Dan Pasqua, L OBP: 0.317, SLG: 0.431 (8, PH) (9, 7)				1-2				K		1	0	0	0	0	1	0						
Andre Robertson, R OBP: 0.416, SLG: 0.500 (1, 5)				1-2				F8		3	0	2	2	0	1	0						
Mike Pagliarulo, L OBP: 0.327, SLG: 0.458 (6, FR) (7, 5)		K		2H 2B		BB 1B		F8		1	0	0	0	0	0	0						
Willie Randolph, R OBP: 0.373, SLG: 0.341 (1, 4)				F3		BB IBB		BB		1	0	0	0	2	0	0						
Butch Wynegar, S OBP: 0.359, SLG: 0.337 (1, 2)				K		1-2 2-3 BB		F7		2	0	0	0	1	1	2						
Bobby Meacham, S OBP: 0.316, SLG: 0.281 (1, 6)				6-3		F3		F5		3	0	0	0	0	0	5						
Inning Stats	R: 0 E: 0 K: 2 S: 7	H: 0 LOB: 0 BB: 0 P: 7	R: 0 E: 0 K: 1 S: 5	H: 0 LOB: 0 BB: 0 P: 5	R: 0 E: 0 K: 1 S: 5	H: 0 LOB: 0 BB: 0 P: 5	R: 3 E: 0 K: 0 S: 6	H: 3 LOB: 3 BB: 3 P: 18	R: 0 E: 0 K: 0 S: 3	H: 0 LOB: 0 BB: 0 P: 3	R: 1 E: 0 K: 0 S: 4	H: 1 LOB: 2 BB: 2 P: 12	R: 0 E: 0 K: 2 S: 7	H: 0 LOB: 0 BB: 0 P: 7	R: 0 E: 0 K: 1 S: 5	H: 0 LOB: 0 BB: 0 P: 5	R: 0 E: 0 K: 0 S: 5	H: 0 LOB: 0 BB: 0 P: 9	1B: 2 2B: 1 3B: 0 HR: 1	SF: 0 SAC: 1 DP: 0 HBP: 0	WP: 0 PB: 0 SB: 0 CS: 0	PA: 33
PITCHER	IP WLS BF H R ER SO BB IBB HBP BLK WP HR S P ERA WHIP	IP WLS BF H R ER SO BB IBB HBP BLK WP HR S P ERA WHIP																				
Mark Langston, L ERA: 4.68 (1, 1)	5.1 L 25	4 4 4 4	4 4 4 4	4 4 4 4	4 4 4 4	1 0 0 0	28 48	6.75 1.500														
Jack Lazorko, R ERA: 1.39 (6, 1)	0.2 S 2	0 0 0 0	0 0 0 0	0 0 0 0	0 0 0 0	0 0 0 0	0 0 0 0	0.00 0.000														
Ed Nunez, R ERA: 2.77 (7, 1)	2.0 S 6	0 0 0 0	0 0 0 0	0 0 0 0	0 0 0 0	0 0 0 0	0 0 0 0	0.00 0.000														

Batter	1	2	3	4	5	6	7	8	9	AB	R	H	RBI	BB	SO	LOB	TOP																			
Jack Perconte, L OBP: 0.331, SLG: 0.328 Harold Reynolds, S OBP: 0.263, SLG: 0.196	F7	1-3		1B SF8		F4		F4		4	1	2	1	0	0	0																				
Phil Bradley, R OBP: 0.364, SLG: 0.485	2B BB		K BB SF8	1B CS		F4		K		5	2	2	0	0	2	3																				
Alvin Davis, L OBP: 0.388, SLG: 0.448	BB SF8		BB 1B	SF8			G3		F6	3	2	1	1	1	0	0																				
Gorman Thomas, R OBP: 0.338, SLG: 0.476	BB IBB		K	CS	G6-4-3 1B		F9		K	4	0	1	0	1	2	2																				
Al Cowens, R OBP: 0.307, SLG: 0.448 John Moses, S OBP: 0.125, SLG: 0.125	1-2 2-3 BB		1B BB	G6-4-3 1B						2	0	1	1	2	0	1																				
Jim Prestley, R OBP: 0.325, SLG: 0.497	SF8		SF8	F8			K		L8	3	0	0	2	0	1	2																				
Dave Henderson, R OBP: 0.311, SLG: 0.379	F3		FC5-4 1B			4-3		F8		4	0	1	1	0	0	2																				
Danny Tartabull, R OBP: 0.346, SLG: 0.409		K	FC5-4			1B 3B		1B BB		3	1	1	0	1	1	2																				
Dave Valle, R OBP: 0.192, SLG: 0.125		K		K		L5		1-2 1B		4	0	1	0	0	2	1																				
Inning Stats	R: 2 H: 2 E: 0 K: 0 S: 5	H: 2 R: 4 ER: 0 LOB: 2 BB: 2 P: 13	R: 0 H: 0 E: 0 K: 2 S: 7	H: 0 R: 4 ER: 0 LOB: 0 BB: 0 P: 7	R: 2 H: 1 E: 0 K: 2 S: 9	H: 1 R: 2 ER: 0 LOB: 2 BB: 2 P: 17	R: 1 H: 2 E: 0 K: 1 S: 6	H: 2 R: 0 ER: 0 LOB: 0 BB: 0 P: 6	R: 0 H: 1 E: 0 K: 0 S: 3	H: 1 R: 0 ER: 0 LOB: 1 BB: 1 P: 6	R: 0 H: 1 E: 0 K: 1 S: 6	H: 1 R: 0 ER: 0 LOB: 2 BB: 1 P: 10	R: 0 H: 1 E: 0 K: 1 S: 6	H: 1 R: 0 ER: 0 LOB: 1 BB: 0 P: 6	R: 0 H: 1 E: 0 K: 1 S: 6	H: 1 R: 0 ER: 0 LOB: 1 BB: 0 P: 6	1B: 9 2B: 1 3B: 1 HR: 0	SF: 3 SAC: 0 DP: 1 HBP: 0	WP: 1 PA: 43 PB: 0 SB: 1 CS: 1																	
PITCHER	IP	WLS	BF	H	R	ER	SO	BB	IBB	HBP	BLK	WP	HR	S	P	ERA	WHIP	PITCHER		IP	WLS	BF	H	R	ER	SO	BB	IBB	HBP	BLK	WP	HR	S	P	ERA	WHIP
Frank Tanana, L ERA: 4.7	2.1	L	14	2	4	4	4	3	1	0	0	1	0	18	34	15.43	2.143																			
Randy O'Neal, R ERA: 3.31	3.1		13	5	2	2	1	0	0	0	0	0	0	15	15	5.40	1.500																			
Chuck Cary, L ERA: 3.75	2.1		11	3	0	0	2	1	0	0	0	0	0	14	18	0.00	1.714																			
Willie Hernandez, L ERA: 2.82	1.0		4	1	0	0	1	0	0	0	0	0	0	6	6	0.00	1.000																			

Seattle Mariners @ Detroit Tigers
Tiger Stadium, Detroit, MI
Sun Sep 08 1985, 3:33 AM EDT
Att: 18,802 - Unknown

AB	34
R	6
H	11
RBI	6
BB	5
SO	8
LOB	15



Batter	1	2	3	4	5	6	7	8	9	AB	R	H	RBI	BB	SO	LOB	BOTTOM																			
Lou Whitaker, L OBP: 0.374, SLG: 0.476	4-3		4-3		G3		4-3			4	0	0	0	0	0	2																				
Alan Trammell, R OBP: 0.318, SLG: 0.388	FC4-6 1B		FC4-6 BB			FC4-6 1B		5-3		3	0	2	0	1	0	1																				
Kirk Gibson, L OBP: 0.362, SLG: 0.522	FC4-6		SF8			FC4-6 1B		F8		3	0	0	1	0	0	2																				
Lance Parrish, R OBP: 0.322, SLG: 0.482 Bob Melvin, R OBP: 0.192, SLG: 0.269	F7		F5			BB 1B		6-3		4	0	1	0	0	0	2																				
Darrell Evans, L OBP: 0.351, SLG: 0.498		HR			K		K		K	4	1	1	1	0	3	2																				
Chet Lemon, R OBP: 0.328, SLG: 0.430		K			K				K	3	0	0	0	1	3	0																				
Nelson Simmons, S OBP: 0.308, SLG: 0.409			G6-4-3 1B		2-3		F6		L8	4	0	1	0	0	0	3																				
Alejandro Sanchez, R OBP: 0.243, SLG: 0.495		G6-4-3			6-3		6-3		K	4	0	0	0	0	1	1																				
Tom Brookens, R OBP: 0.280, SLG: 0.383			4-3 SF8		F7		4-3 2B			3	1	2	0	0	0	0																				
Inning Stats	R: 0 H: 1 E: 0 K: 0 S: 4	H: 1 R: 4 ER: 0 LOB: 1 BB: 0 P: 4	R: 1 H: 2 E: 0 K: 1 S: 6	H: 2 R: 0 ER: 0 LOB: 0 BB: 0 P: 6	R: 1 H: 1 E: 0 K: 0 S: 4	H: 1 R: 0 ER: 0 LOB: 1 BB: 1 P: 8	R: 0 H: 0 E: 0 K: 2 S: 7	H: 0 R: 0 ER: 0 LOB: 0 BB: 0 P: 7	R: 0 H: 0 E: 0 K: 0 S: 3	H: 0 R: 1 ER: 0 LOB: 3 BB: 0 P: 3	R: 0 H: 2 E: 0 K: 1 S: 7	H: 1 R: 0 ER: 0 LOB: 1 BB: 1 P: 11	R: 0 H: 1 E: 0 K: 0 S: 4	H: 1 R: 0 ER: 0 LOB: 0 BB: 0 P: 4	R: 0 H: 0 E: 0 K: 1 S: 5	H: 0 R: 0 ER: 0 LOB: 0 BB: 0 P: 5	R: 0 H: 0 E: 0 K: 2 S: 7	H: 0 R: 0 ER: 0 LOB: 0 BB: 0 P: 7	1B: 4 2B: 2 3B: 0 HR: 1	SF: 1 SAC: 0 DP: 1 HBP: 0	WP: 0 PA: 35 PB: 0 SB: 0 CS: 0															
PITCHER	IP	WLS	BF	H	R	ER	SO	BB	IBB	HBP	BLK	WP	HR	S	P	ERA	WHIP	PITCHER		IP	WLS	BF	H	R	ER	SO	BB	IBB	HBP	BLK	WP	HR	S	P	ERA	WHIP
Bill Swift, R ERA: 5.14	2.1		11	4	2	2	1	1	0	0	0	0	0	12	16	7.71	2.143																			
Roy Thomas, R ERA: 3.51	4.2	W	18	3	0	0	3	1	0	0	0	0	0	23	27	0.00	0.857																			
Ed Vande Berg, L ERA: 3.56	1.0		3	0	0	0	1	0	0	0	0	0	0	5	5	0.00	0.000																			
Ed Nunez, R ERA: 2.67	1.0		3	0	0	0	2	0	0	0	0	0	0	7	7	0.00	0.000																			

Seattle Mariners @ Detroit Tigers
Tiger Stadium, Detroit, MI
Sun Sep 08 1985, 3:33 AM EDT
Att: 18,802 - Unknown

AB	32
R	2
H	7
RBI	2
BB	2
SO	7
LOB	13



Batter	1	2	3	4	5	6	7	8	9	10	11	12	AB	R	H	RBI	BB	SO	LOB	TOP
Brett Butler, L OBP: 0.377, SLG: 0.437 Otis Nixon, S OBP: 0.268, SLG: 0.317	F7	2B			6-3	6-3			K		4-3		4	0	1	0	0	0	1	
Julio Franco, R OBP: 0.339, SLG: 0.377	1B 2B BB	6-3			K		6-3		F7		4-3		5	1	0	0	1	1		
Joe Carter, R OBP: 0.288, SLG: 0.367	2B 1B			K		K	L8		F4			5-3	6	1	1	0	0	2	0	
Andre Thornton, R OBP: 0.289, SLG: 0.343 Mike Fischlin, R OBP: 0.271, SLG: 0.315	5-3 2B			FC5-4 1B		2B 6-3 1B	E5			6-3 G1-6-3 1B		4-3	5	2	4	2	0	0	0	
Benny Ayala, R OBP: 0.292, SLG: 0.412 Mike Hargrove, L OBP: 0.363, SLG: 0.328	5-3 2B			FC5-4 1B		6-3 HR 2B	4-3			G1-6-3		3-1	3	1	1	1	0	0	1	
Brook Jacoby, R OBP: 0.339, SLG: 0.423	5-3			K		6-3				6-3			5	0	0	1	0	1	4	
Tony Bernazard, S OBP: 0.362, SLG: 0.409		5-3			4-3	6-3			1-3 BB				3	0	0	0	2	0	1	
Carmen Castillo, R OBP: 0.285, SLG: 0.439 George Vukovich, L OBP: 0.291, SLG: 0.340		HR			G4-6-3 1B	HR			1-3		L7		4	2	3	0	0	1		
Jerry Willard, L OBP: 0.325, SLG: 0.333				K		G4-6-3 1B			4-3		G3		5	0	1	0	0	1	2	
Inning Stats	R: 3 E: 0 K: 5 S: 5	H: 2 LOB: 0 BB: 9	R: 1 E: 0 K: 1 S: 7	H: 2 LOB: 1 BB: 7	R: 0 E: 0 K: 2 S: 8	H: 1 LOB: 1 BB: 8	R: 0 E: 0 K: 0 S: 3	H: 1 LOB: 0 BB: 3	R: 0 E: 1 K: 4 S: 4	H: 0 LOB: 1 BB: 4	R: 0 E: 0 K: 0 S: 3	H: 1 LOB: 2 BB: 8	R: 0 E: 0 K: 0 S: 3	H: 0 LOB: 0 BB: 3	R: 0 E: 0 K: 0 S: 3	H: 0 LOB: 0 BB: 3	1B: 6 2B: 3 3B: 0 HR: 2	SF: 0 SAC: 0 DP: 1 HBP: 0	WP: 0 PB: 0 SB: 0 CS: 0	PA: 50
PITCHER	IP WLS BF H R ER SO BB IBB HBP BLK WP HR S P ERA WHIP	5.2 2 26 9 7 7 5 1 0 0 0 0 0 2 2 11.12 1.765						PITCHER	IP WLS BF H R ER SO BB IBB HBP BLK WP HR S P ERA WHIP	1.0 W 6 0 0 0 0 0 0 0 0 0 6 6 0.00 0.000										
Mark Langston, L ERA: 5.9								Ed Nunez, R ERA: 2.63												
Paul Mirabella, L ERA:								Dave Tobik, R ERA:												
Jack Lazorko, R ERA: 1.23																				
Ed Vande Berg, L ERA: 3.51																				
Bob Long, R ERA: 3.34																				

Cleveland Indians @ Seattle Mariners
The Kingdome, Seattle, WA
Mon Sep 09 1985, 10:05 PM EDT
Att. 6,614 - Unknown


AB 47
R 7
H 11
RBI 7
BB 3
SO 6
LOB 15

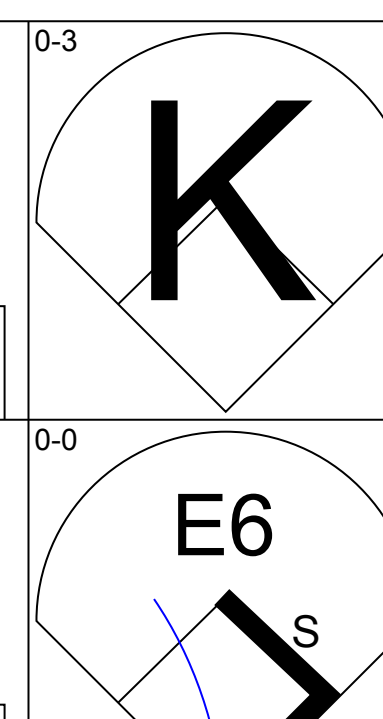
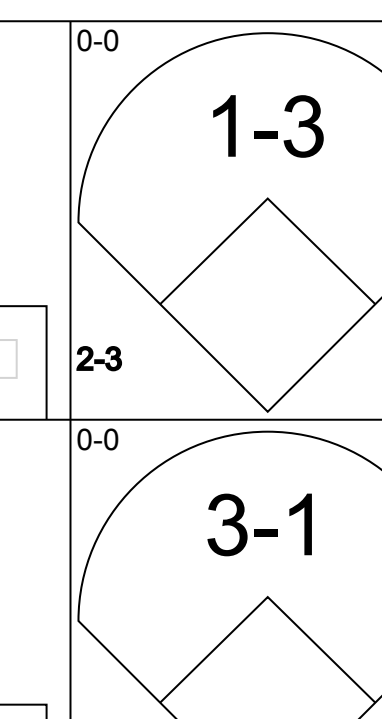
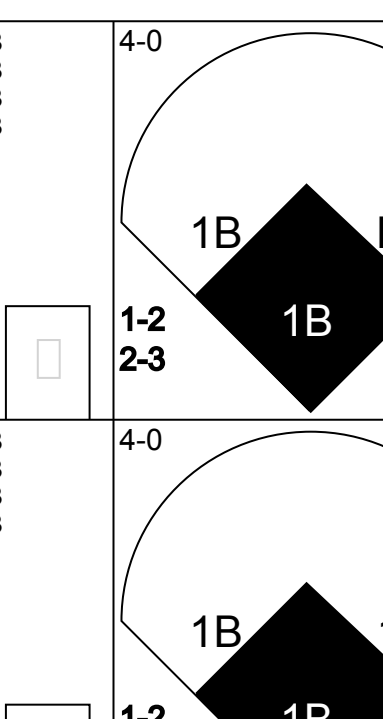
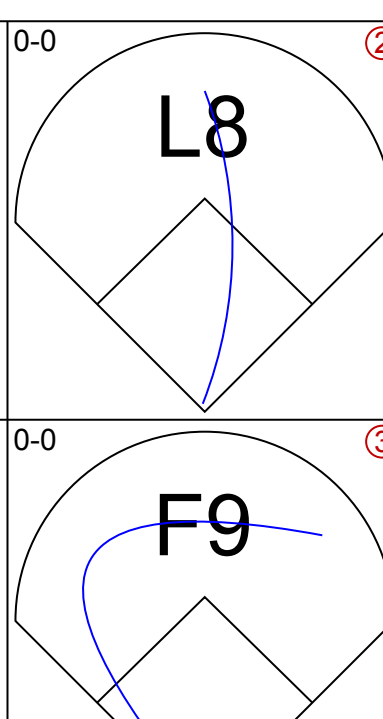
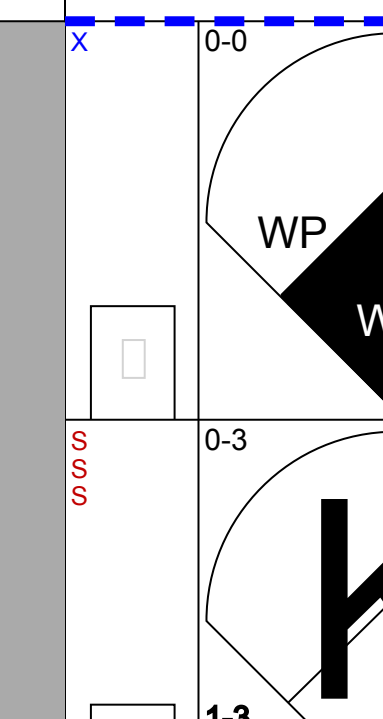
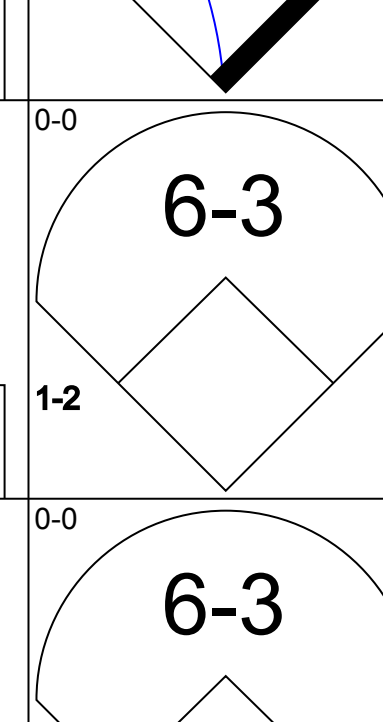



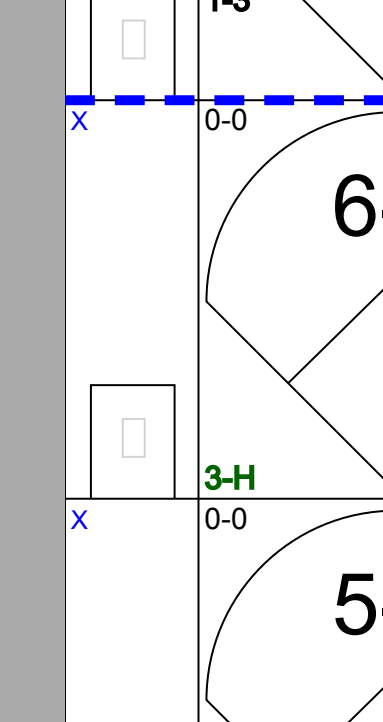

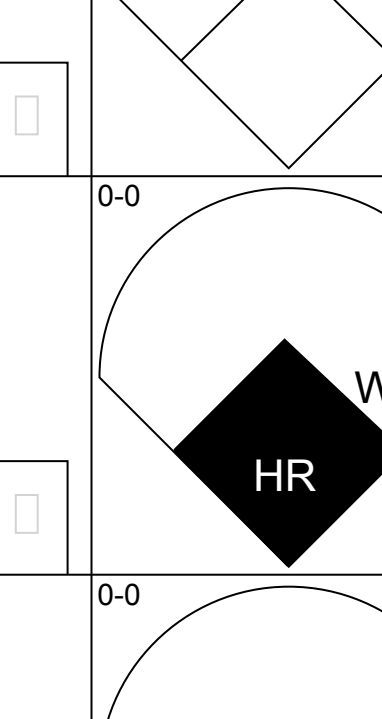



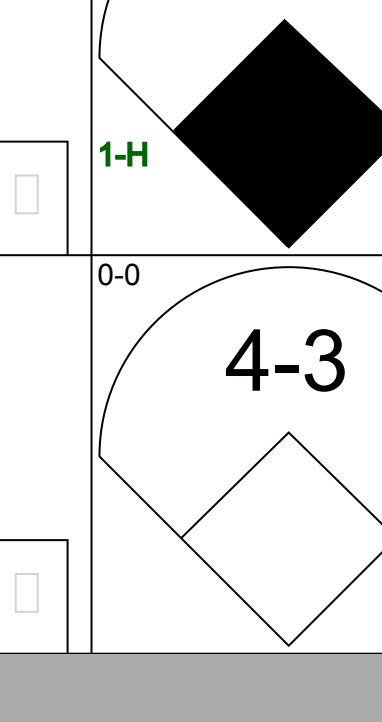
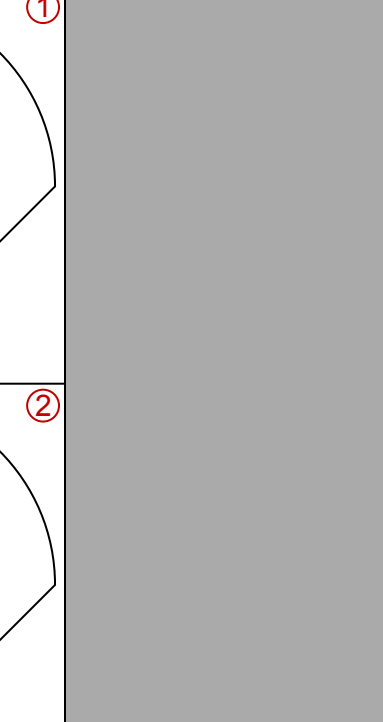
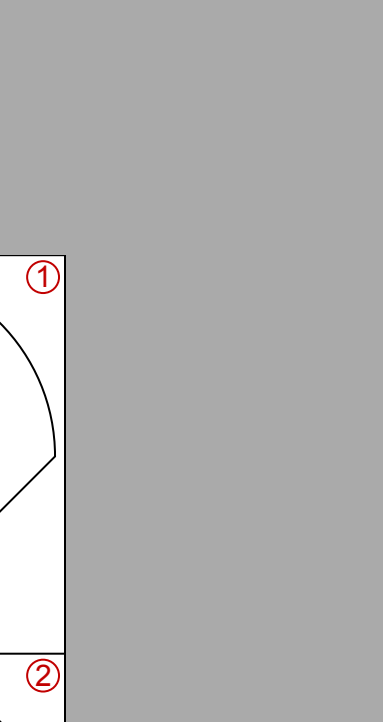
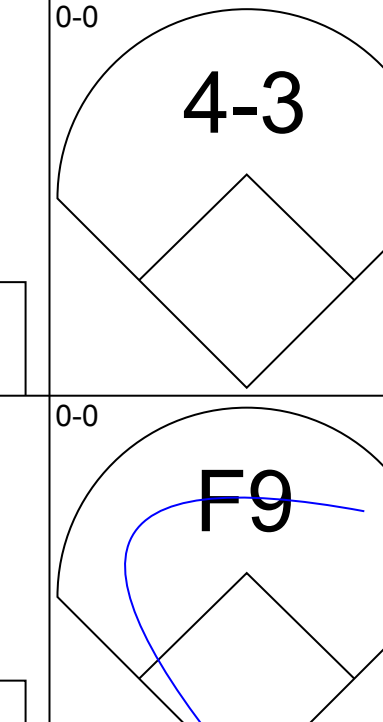
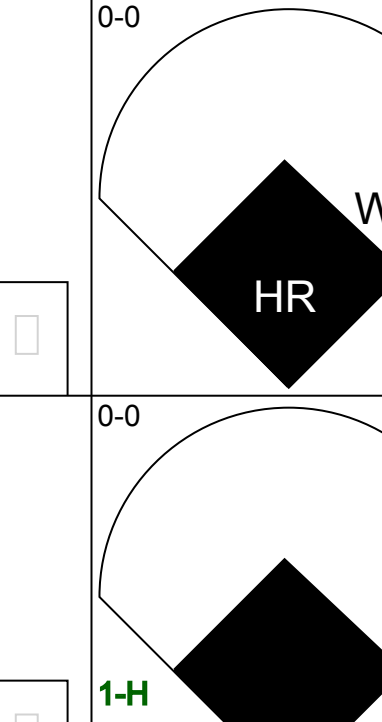

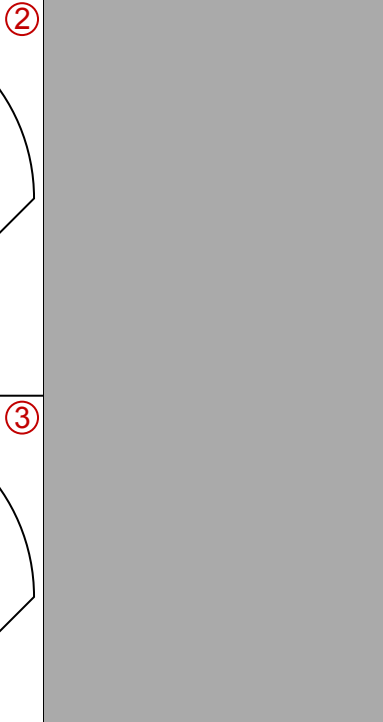




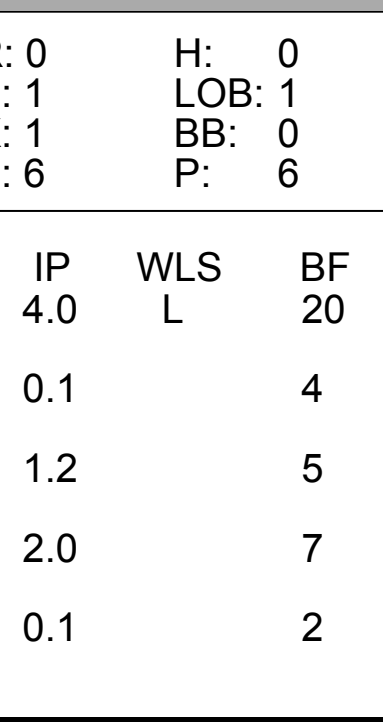
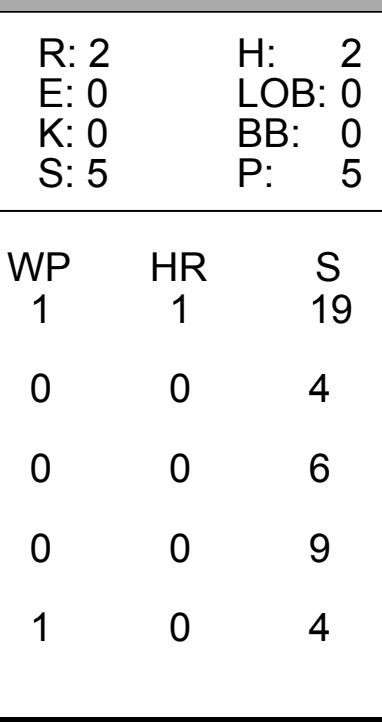
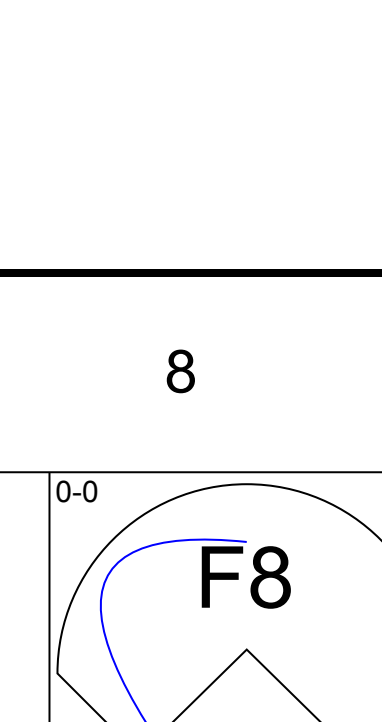
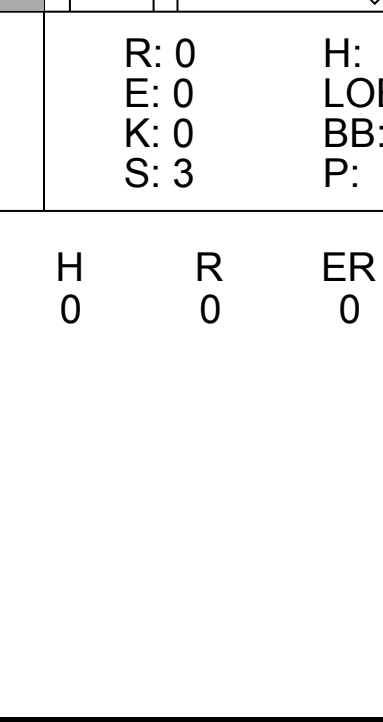
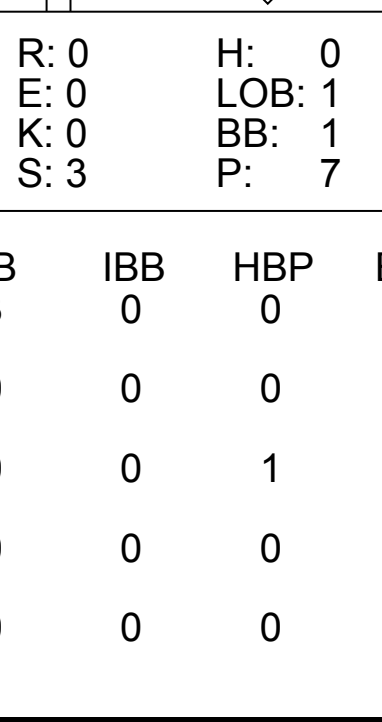

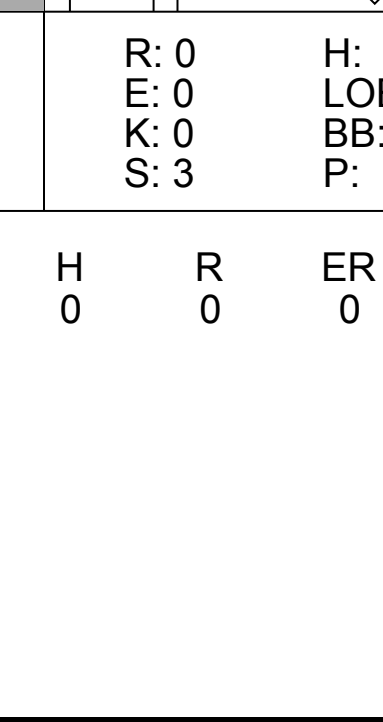
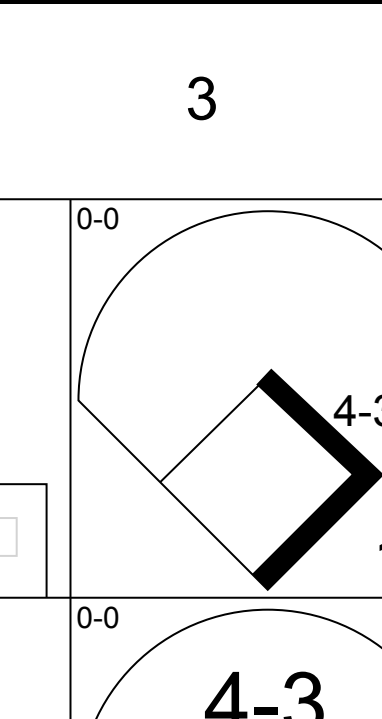

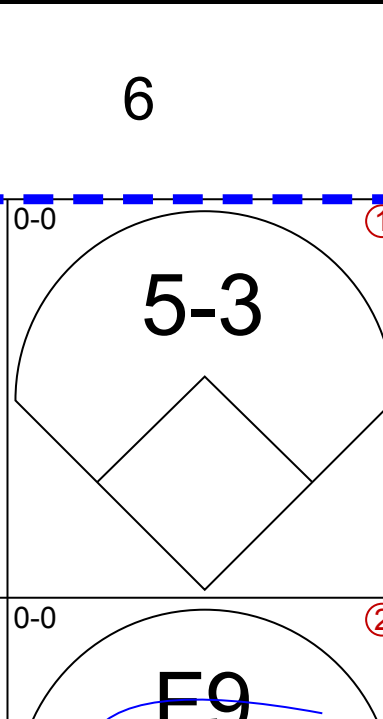
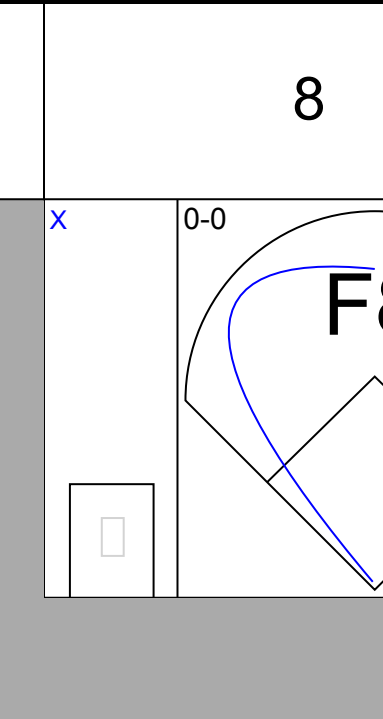
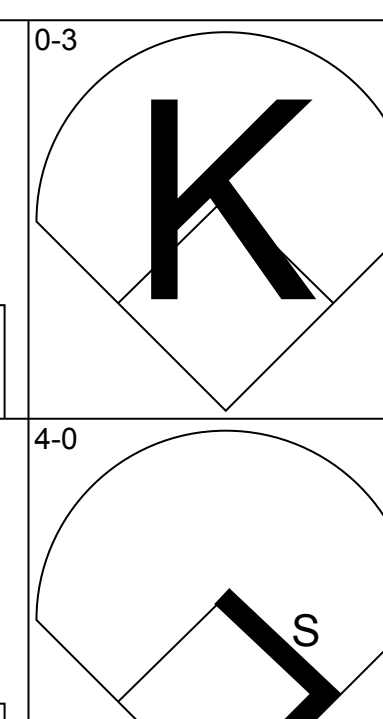
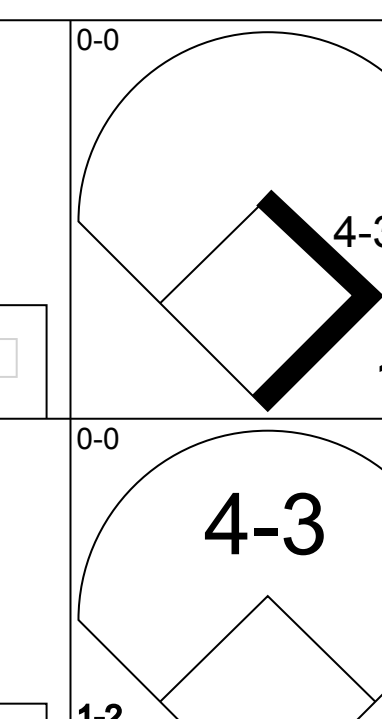
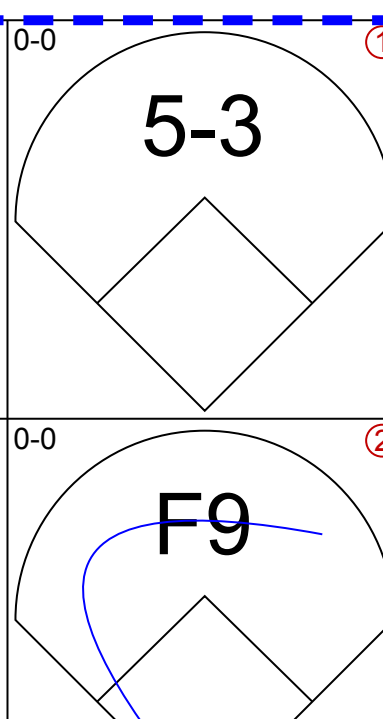
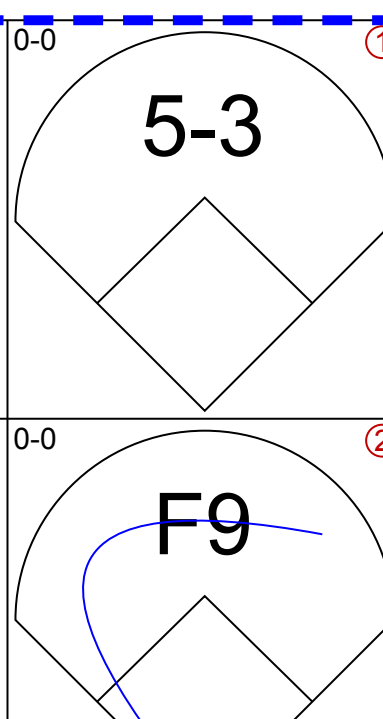
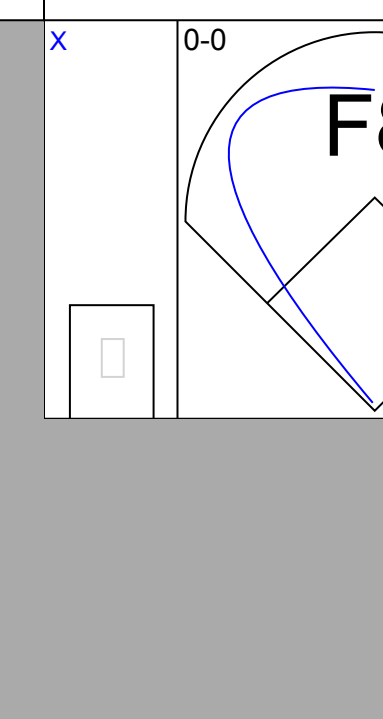
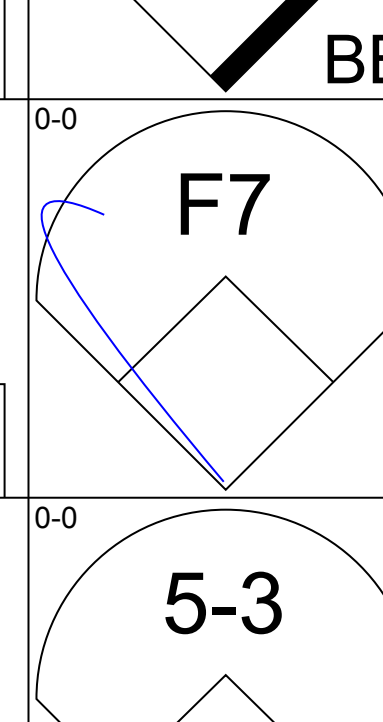
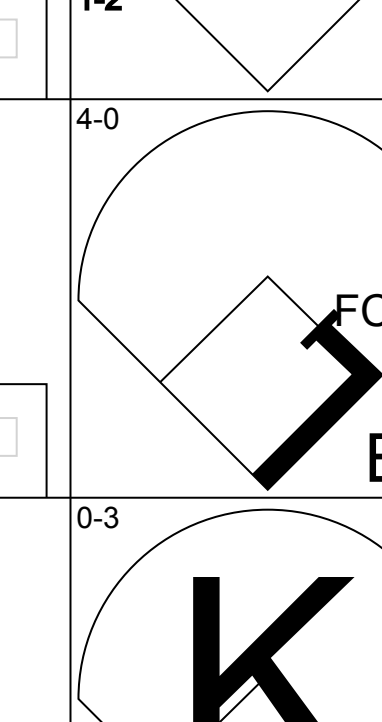
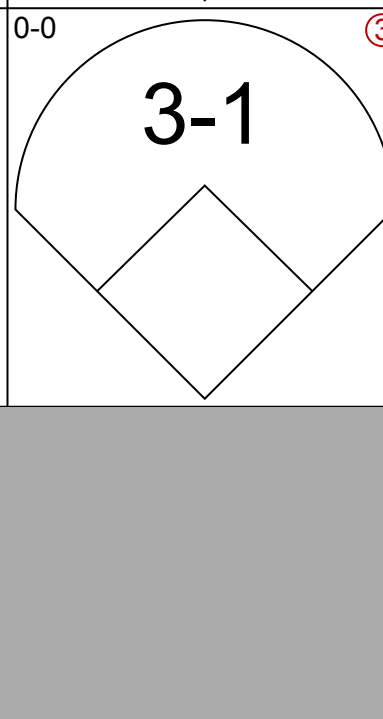
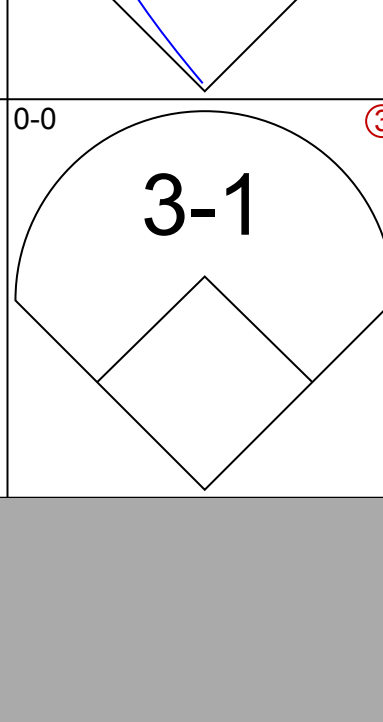
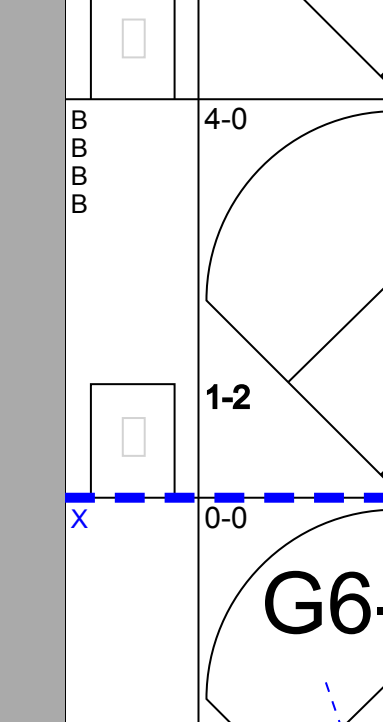

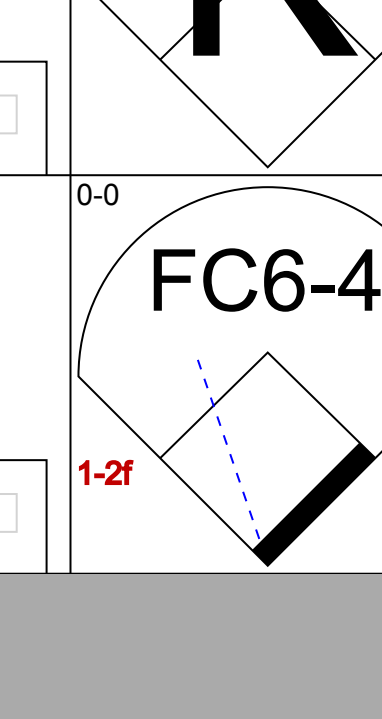


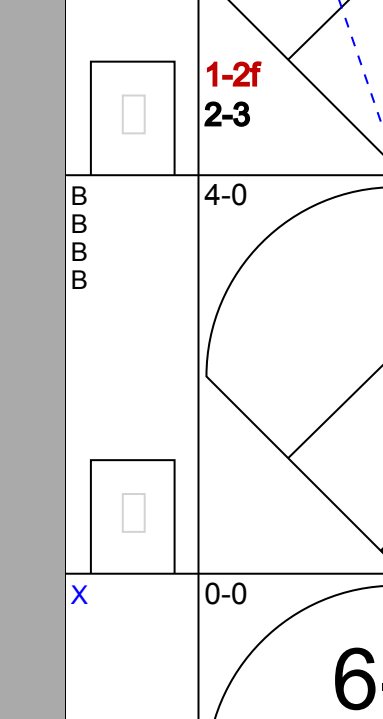

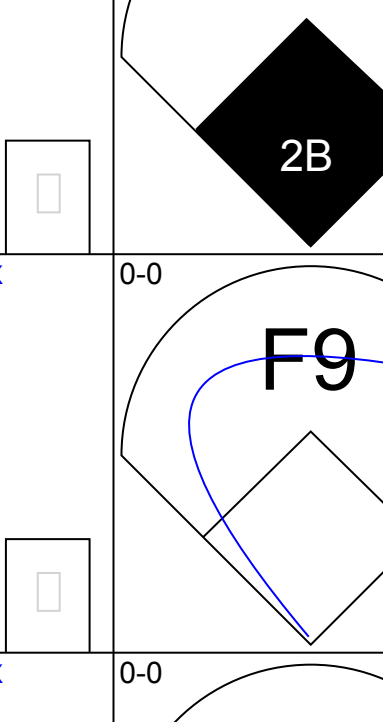
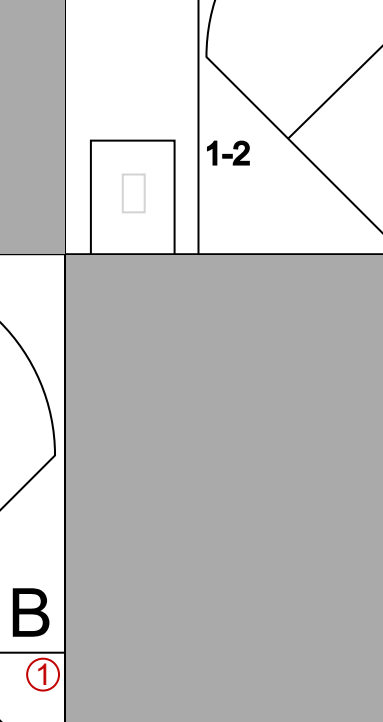


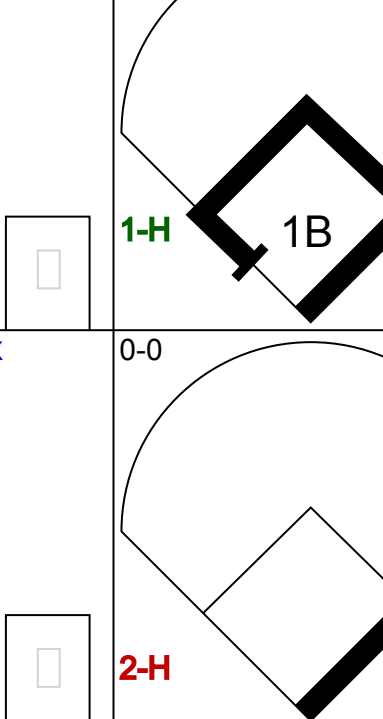
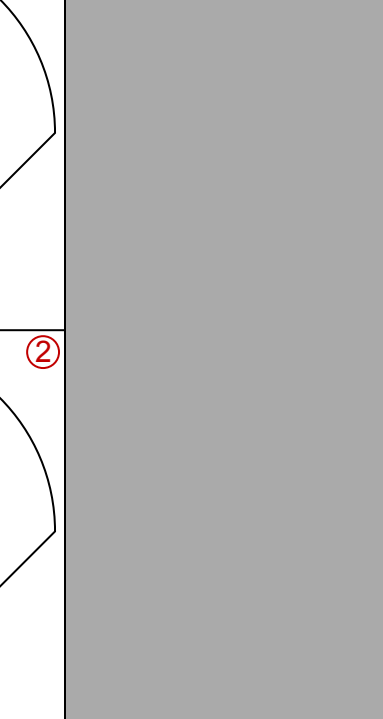
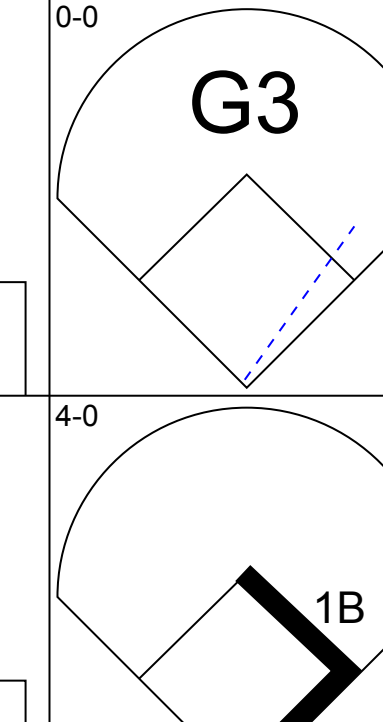

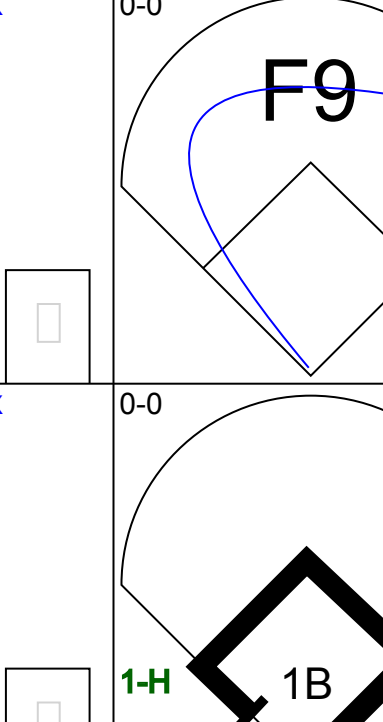
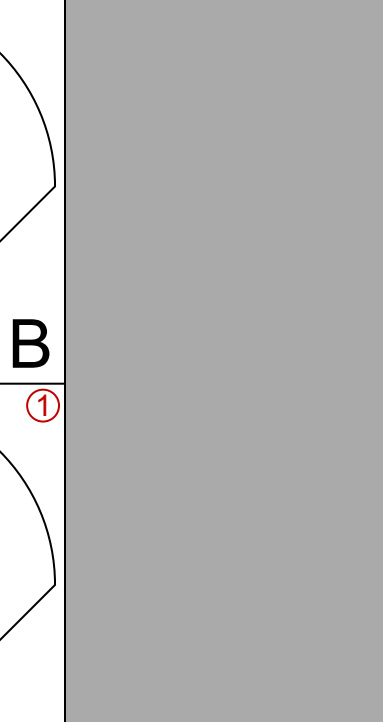






Batter	1	2	3	4	5	6	7	8	9	10	11	12	AB	R	H	RBI	BB	SO	LOB	BOTTOM	
Jack Perconte, L OBP: 0.329, SLG: 0.325	F4		G3				G3			L7		SH5-4	4	0	0	0	0	0	0		
Phil Bradley, R OBP: 0.365, SLG: 0.485	3-1 HR BB		F8		F8			L8 SF8 2B		6-3		BB IBB	4	2	1	0	2	0	1		
Alvin Davis, L OBP: 0.388, SLG: 0.452	3-1		G3					L8 HR		F9		FC7-4 BB	5	1	1	1	1	0	2		
Gorman Thomas, R OBP: 0.339, SLG: 0.487	HR				FC3-6 3B		F7		SF8		K	FC7-4	5	2	2	4	0	1	2		
Jim Presley, R OBP: 0.324, SLG: 0.500	HR			1-3		6-3		6-3		6-3		F9	5	1	1	1	0	0	1		
Dave Henderson, R OBP: 0.316, SLG: 0.391	K				FC3-6 BB						HR	BB BB	3	1	2	1	2	1	0		
John Moses, S ERA: 4.16 Ken Phelps, L OBP: 0.331, SLG: 0.436 Ricky Nelson, L ERA: 12.9			K		FC3-6 CS		L8			F8		BB	4	0	0	1	0	1	2		
Donnie Scott, S OBP: 0.274, SLG: 0.357 Dave Valle, R OBP: 0.166, SLG: 0.120		4-3		CS		F9		L8		4-3		F8	4	0	0	0	0	0	0		
Spike Owen, S OBP: 0.322, SLG: 0.337	L8							4-3				BB SH5-4 FC7-4 BB	4	1	0	0	1	1	0		
Inning Stats	R: 3 E: 0 K: 1 S: 7	H: 2 LOB: 0 BB: 11	R: 0 E: 0 K: 1 S: 5	H: 0 LOB: 0 BB: 0	R: 0 E: 0 K: 0 S: 3	H: 0 LOB: 0 BB: 3	R: 1 E: 0 K: 0 S: 3	H: 1 LOB: 1 BB: 1	R: 0 E: 0 K: 0 S: 3	H: 0 LOB: 0 BB: 0	R: 1 E: 0 K: 1 S: 6	H: 1 LOB: 0 BB: 0	R: 0 E: 0 K: 0 S: 5	R: 0 E: 0 K: 0 S: 5	H: 0 LOB: 3 BB: 3	R: 0 E: 0 K: 1 S: 2	H: 0 LOB: 2 BB: 2	1B: 0 2B: 2 3B: 1 HR: 4	SF: 1 SAC: 1 DP: 0 HBP: 1	WP: 0 PB: 0 SB: 1 CS: 1	PA: 50
PITCHER	IP WLS BF H R ER SO BB IBB HBP BLK WP HR S P ERA WHIP	5.1 1.1 24 5 5 5 2 2 0 0 0 0 0 3 5 7.94 1.235						Dave Vonohlen, L ERA: 3.12	0.2 W 4 0 0 0 0 1 1 0 0 0 2 10 0.00 1.500												
Tom Waddell, R ERA: 4.16																					
Jerry Reed, R ERA: 5.1																					
Ramon Romero, L ERA: 5.1																					
Vern Ruhle, R ERA: 4.42																					
Rich Thompson, R ERA: 6.03																					

Cleveland Indians @ Seattle Mariners
The Kingdome, Seattle, WA
Mon Sep 09 1985, 10:05 PM EDT
Att. 6,614 - Unknown

AB 39
R 8
H 7
RBI 8
BB 7
SO 4
LOB 10



Batter	1	2	3	4	5	6	7	8	9	AB R H RBI BB SO LOB	TOP												
Brett Butler, L OBP: 0.367, SLG: 0.435 (1, 8)										4 2 1 0 1 1 1	Cleveland Indians @ Seattle Mariners The Kingdome, Seattle, WA Tue Sep 10 1985, 10:05 PM EDT Att: 4,873 - Unknown												
Tony Bernazard, S OBP: 0.360, SLG: 0.405 (1, 4)										4 1 0 1 1 1 2													
Julio Franco, R OBP: 0.340, SLG: 0.377 (1, 6)										5 1 2 1 0 0 1													
Brook Jacoby, R OBP: 0.336, SLG: 0.421 (1, 5)										5 0 1 1 0 0 2													
Mike Hargrove, L OBP: 0.366, SLG: 0.332 (1, 3)										4 1 2 2 0 1 1													
Joe Carter, R OBP: 0.288, SLG: 0.373 (1, 7)										4 1 1 2 0 0 3													
George Vukovich, L OBP: 0.291, SLG: 0.337 (1, 9)										3 0 0 0 0 0 0													
Carmen Castillo, R OBP: 0.290, SLG: 0.437 (1, 10)										3 1 1 0 1 0 3													
Jerry Willard, L OBP: 0.324, SLG: 0.332 (1, 2)										4 1 1 0 0 1 1													
Inning Stats	R: 0 E: 1 K: 1 S: 6	H: 0 LOB: 1 BB: 0 P: 6	R: 0 E: 0 K: 0 S: 3	H: 0 LOB: 0 BB: 0 P: 3	R: 0 E: 0 K: 0 S: 3	H: 0 LOB: 1 BB: 1 P: 7	R: 2 E: 0 K: 0 S: 5	H: 2 LOB: 0 BB: 0 P: 5	R: 5 E: 0 K: 0 S: 7	H: 5 LOB: 2 BB: 2 P: 16		R: 0 E: 0 K: 1 S: 5	H: 0 LOB: 0 BB: 0 P: 5	R: 0 E: 0 K: 1 S: 6	H: 1 LOB: 1 BB: 0 P: 6	R: 0 E: 0 K: 0 S: 3	H: 0 LOB: 0 BB: 0 P: 3	R: 1 E: 0 K: 1 S: 6	H: 1 LOB: 0 BB: 0 P: 6	1B: 8 2B: 0 3B: 0 HR: 1	SF: 0 SAC: 0 DP: 1 HBP: 1	WP: 4 PB: 0 SB: 1 CS: 0	PA: 40
PITCHER	IP WLS BF H R ER SO BB IBB HBP BLK WP HR S P ERA WHIP											PITCHER	IP WLS BF H R ER SO BB IBB HBP BLK WP HR S P ERA WHIP										
Frank Wills, R ERA: 6.33	(1, 1) 4.0 L 20 4 6 6 1 3 0 0 0 0 1 1 19 31 13.50 1.750											Dave Tobik, R ERA:	(9, 1) 0.2										
Jack Lazorko, R ERA: 1.3	(5, 1) 0.1 4 3 1 1 0 0 0 0 0 0 0 0 4 4 27.00 9.000																						
Paul Mirabella, L ERA:	(5, 1) 1.2 5 0 0 0 1 0 0 0 1 0 0 0 6 7 0.00 0.000																						
Bill Swift, R ERA: 5.04	(7, 1) 2.0 7 1 0 0 1 0 0 0 0 0 0 0 9 9 0.00 0.500																						
Ed Yande Berg, L ERA: 3.65	(9, 1) 0.1 2 1 1 1 1 0 0 0 0 1 0 0 4 4 27.00 3.000																						
Batter	1	2	3	4	5	6	7	8	9	AB R H RBI BB SO LOB	BOTTOM												
Jack Perconte, L OBP: 0.328, SLG: 0.323 (1, 4)										5 0 1 0 0 1 2	Cleveland Indians @ Seattle Mariners The Kingdome, Seattle, WA Tue Sep 10 1985, 10:05 PM EDT Att: 4,873 - Unknown												
Phil Bradley, R OBP: 0.365, SLG: 0.484 (1, 7)										4 0 1 0 1 1 1													
Alvin Davis, L OBP: 0.390, SLG: 0.451 ERA: 1.3										3 1 1 0 2 0 1													
Harold Reynolds, S OBP: 0.263, SLG: 0.196 (9, PR)										0 0 0 0 0 0 0													
Gorman Thomas, R OBP: 0.336, SLG: 0.491 (1, 10)										5 1 1 2 0 1 5													
Al Cowens, R OBP: 0.308, SLG: 0.454										4 1 1 1 1 0 2													
John Moses, S OBP: 0.083, SLG: 0.083 (9, PR)										0 0 0 0 0 0 0													
Jim Prestley, R OBP: 0.325, SLG: 0.498 (1, 5)										4 1 1 0 1 1 2													
Dave Henderson, R OBP: 0.318, SLG: 0.391 (1, 8)										3 1 1 0 1 0 2													
Danny Tartabull, R OBP: 0.367, SLG: 0.462 (1, 6)										4 0 2 1 0 0 2													
Dave Valle, R OBP: 0.226, SLG: 0.207 (1, 2)										4 0 2 1 0 1 3													
Inning Stats	R: 0 E: 0 K: 1 S: 5	H: 0 LOB: 1 BB: 1 P: 9	R: 0 E: 0 K: 1 S: 6	H: 1 LOB: 2 BB: 1 P: 10	R: 0 E: 0 K: 1 S: 6	H: 1 LOB: 2 BB: 1 P: 10	R: 1 E: 0 K: 0 S: 4	H: 1 LOB: 1 BB: 1 P: 8	R: 4 E: 0 K: 1 S: 10	H: 6 LOB: 2 BB: 0 P: 10	R: 0 E: 0 K: 0 S: 3	H: 0 LOB: 0 BB: 0 P: 3	R: 0 E: 0 K: 1 S: 5	H: 0 LOB: 0 BB: 0 P: 5	R: 0 E: 0 K: 0 S: 4	H: 1 LOB: 1 BB: 0 P: 4	R: 0 E: 0 K: 0 S: 3	H: 1 LOB: 3 BB: 2 P: 11	1B: 7 2B: 2 3B: 0 HR: 2	SF: 0 SAC: 0 DP: 1 HBP: 0	WP: 0 PB: 0 SB: 1 CS: 0	PA: 42	
PITCHER	IP WLS BF H R ER SO BB IBB HBP BLK WP HR S P ERA WHIP											PITCHER	IP WLS BF H R ER SO BB IBB HBP BLK WP HR S P ERA WHIP										
Jamie Easterly, L ERA: 2.96	(1, 1) 4.1 23 6 4 4 4 4 0 0 0 0 0 0 27 43 8.31 2.308																						
Dave Vonohlen, L ERA: 3.39	(5, 1) 0.2 4 3 1 1 0 0 0 0 0 0 0 0 4 4 13.50 4.500																						
Bryan Clark, L ERA: 6.07	(6, 1) 3.0 W 12 2 0 0 1 1 0 0 0 0 0 0 13 17 0.00 1.000																						
Jerry Reed, R ERA: 5.01	(9, 1) 1.0 S 3 0 0 0 0 0 0 0 0 0 0 0 2 6 0.00 1.000																						


Batter	1	2	3	4	5	6	7	8	9	AB	R	H	RBI	BB	SO	LOB	TOP			
Brett Butler, L OBP: 0.367, SLG: 0.438 (1, 8)	1-3		1B G4-6-3 BB	4-3			3-1 3B		F9	4	2	1	1	1	0	0	Cleveland Indians @ Seattle Mariners The Kingdome, Seattle, WA Wed Sep 11 1985, 10:05 PM EDT Att: 5,367 - Unknown			
Tony Bernazard, S OBP: 0.399, SLG: 0.403 (1, 4)	K		G4-6-3 1-2 1B		F9		3-1		L3	5	0	1	1	0	1	0				
Julio Franco, R OBP: 0.340, SLG: 0.376 (1, 6)	CS BB		G4-6-3 1-2 2-3 1B		5-3		5-3		4-3	4	0	1	0	1	0	0				
Brook Jacoby, R OBP: 0.334, SLG: 0.418 (1, 5)	CS	6-3	G4-6-3 1-2 2-3 3-H		6-3		K			4	0	0	0	0	1	2				
Mike Hargrove, L OBP: 0.364, SLG: 0.330 (1, 3)		BB 1B 1B	L9				3-1		K	4	0	1	0	0	1	1				
Joe Carter, R OBP: 0.290, SLG: 0.375 (1, 7)		BB 1-2 1B		6-3		S 1B			F7	4	0	2	0	0	0	0				
George Vukovich, L OBP: 0.295, SLG: 0.340 (1, 9)		1-2 2-3 BB		HR 1B		K			1B 1B	3	1	2	0	1	1	1				
Carmen Castillo, R OBP: 0.289, SLG: 0.432 (1, 10)		F6		K		6-3			1-2 1B	4	0	1	0	0	1	5				
Jerry Willard, L OBP: 0.327, SLG: 0.345 (1, 2)	F7			HR			3B BB		4-3	3	2	1	2	1	0	5				
Inning Stats	R: 0 E: 0 K: 1 S: 4	H: 0 LOB: 0 BB: 1 P: 8	R: 0 E: 0 K: 0 S: 5	H: 2 LOB: 3 BB: 1 P: 9	R: 1 E: 0 K: 0 S: 4	H: 2 LOB: 1 BB: 1 P: 8	R: 2 E: 0 K: 1 S: 7	H: 2 LOB: 0 BB: 0 P: 7	R: 0 E: 0 K: 1 S: 6	H: 1 LOB: 1 BB: 0 P: 6	R: 2 E: 0 K: 1 S: 6	H: 1 LOB: 0 BB: 1 P: 10	R: 0 E: 0 K: 1 S: 7	H: 2 LOB: 2 BB: 0 P: 7	R: 0 E: 0 K: 0 S: 3	H: 0 LOB: 0 BB: 0 P: 3		1B: 8 2B: 0 3B: 1 HR: 1	SF: 0 SAC: 0 DP: 1 HBP: 0	WP: 0 PB: 0 SB: 1 CS: 1
PITCHER Mike Moore, R ERA: 3.36 (1, 1)	IP: 9.0 WLS: W BF: 39 H: 10 R: 5 ER: 5 SO: 5 BB: 4 IBB: 0 HBP: 0 BLK: 0 WP: 0 HR: 1 S: 45 P: 61 ERA: 5.00 WHIP: 1.556											PITCHER	IP: 9.0 WLS: W BF: 39 H: 10 R: 5 ER: 5 SO: 5 BB: 4 IBB: 0 HBP: 0 BLK: 0 WP: 0 HR: 1 S: 45 P: 61 ERA: 5.00 WHIP: 1.556							

Batter	1	2	3	4	5	6	7	8	9	AB	R	H	RBI	BB	SO	LOB	BOTTOM			
Jack Perconte, L OBP: 0.331, SLG: 0.334 (1, 4)	HR		BB S 1B		F8	SH5-4 1B	B2-4-6			5	2	3	1	0	0	1	Cleveland Indians @ Seattle Mariners The Kingdome, Seattle, WA Wed Sep 11 1985, 10:05 PM EDT Att: 5,367 - Unknown			
Domingo Ramos, R OBP: 0.257, SLG: 0.236 (9, 3)						1-2 1B				0	0	0	0	0	0	0				
Phil Bradley, R OBP: 0.325, SLG: 0.481 (1, 7)	F9		L7		3B BB	SH5-4	G3			3	1	0	0	1	0	1				
Alvin Davis, L OBP: 0.393, SLG: 0.459 (8, PR)	F8		BB BB		1-2 1B	1B 1B			1B	3	2	2	1	2	0	0				
Harold Reynolds, S OBP: 0.263, SLG: 0.196 (9, 4)					1-2 2-3 BB	1B BB			2B	0	1	0	0	0	0	0				
Gorman Thomas, R OBP: 0.339, SLG: 0.491 (1, 10)	S 1B		1-2 2-3 BB		4-3	1B E 1B			K	4	1	2	2	1	1	2				
Al Cowens, R OBP: 0.311, SLG: 0.455 (8, PR)	K		L4		BB 1B	E 1B			FC5-4 1B	5	1	3	2	0	1	4				
John Moses, S OBP: 0.083, SLG: 0.083 (9, 8)					1-2 2-3 1B	1-2 2-3 3-H 1B			FC4-6	0	0	0	0	0	0	0				
Jim Prestley, R OBP: 0.325, SLG: 0.496 (1, 5)		5-3		5-3	1B BB	E 1B			FC5-4 FC4-6	4	0	1	1	1	0	2				
Dave Henderson, R OBP: 0.317, SLG: 0.388 (9, 9)		L8		6-3	1-3 2-H 1B	1-2 2-3 3-H 1B			FC4-6	5	0	1	2	0	0	4				
Donnie Scott, S OBP: 0.273, SLG: 0.354 (1, 2)	F6				FC6-4 1B	K				4	0	1	0	0	1	5				
Dave Valle, R OBP: 0.225, SLG: 0.207 (8, 2)										0	0	0	0	0	0	0				
Spike Owen, S OBP: 0.324, SLG: 0.339 (1, 6)			F8	FC6-4		SH5-4 1B	B2-4-6 1B			4	1	2	0	0	0	1				
Inning Stats	R: 1 E: 0 K: 1 S: 7	H: 2 LOB: 1 BB: 0 P: 7	R: 0 E: 0 K: 0 S: 3	H: 0 LOB: 0 BB: 0 P: 3	R: 0 E: 0 K: 0 S: 4	H: 1 LOB: 2 BB: 2 P: 12	R: 0 E: 0 K: 0 S: 4	H: 1 LOB: 1 BB: 0 P: 4	R: 3 E: 0 K: 1 S: 8	H: 3 LOB: 2 BB: 2 P: 16	R: 4 E: 1 K: 0 S: 8	H: 5 LOB: 2 BB: 1 P: 12	R: 0 E: 0 K: 0 S: 3	H: 1 LOB: 0 BB: 0 P: 3	R: 1 E: 0 K: 1 S: 7	H: 2 LOB: 2 BB: 0 P: 7	1B: 12 2B: 2 3B: 1 HR: 1	SF: 0 SAC: 1 DP: 2 HBP: 0	WP: 0 PB: 0 SB: 2 CS: 0	PA: 43
PITCHER Roy Smith, R ERA: 5.27 (1, 1)	IP: 0.2 WLS: L BF: 4 H: 2 R: 2 ER: 2 SO: 1 BB: 0 IBB: 0 HBP: 0 BLK: 0 WP: 0 HR: 0 S: 6 P: 6 ERA: 27.00 WHIP: 3.000											PITCHER	IP: 0.2 WLS: L BF: 4 H: 2 R: 2 ER: 2 SO: 1 BB: 0 IBB: 0 HBP: 0 BLK: 0 WP: 0 HR: 0 S: 6 P: 6 ERA: 27.00 WHIP: 3.000							
Vern Riffe, R ERA: 4.56 (6, 1)	0.0	1	0	0	0	0	0	0	0	0	0	0	0	0	0	0				
Ramon Romero, L ERA: 6.41 (6, 1)	0.0	1	0	0	0	0	0	0	0	0	0	0	0	0	0	0				
Rich Thompson, R ERA: 6.06 (6, 1)	2.2	13	6	3	3	1	0	0	0	0	0	15	15	10.12	2.250					

Batter	1	2	3	4	5	6	7	8	9	AB	R	H	RBI	BB	SO	LOB	TOP								
Reid Nichols, R OBP: 0.323, SLG: 0.325 (1, 8)	4-0 BB 1-3		0-0 6-3			0-0 F4		0-0 L5		3	0	0	0	1	0	3									
Tim Hulett, R OBP: 0.324, SLG: 0.365 (1, 5)	0-0 4-3 1-2f			0-0 F8		0-0 6-3			0-0 1B 1B 1B	4	1	1	0	0	0	1									
Harold Baines, L OBP: 0.349, SLG: 0.458 (1, 9)	0-3 K			0-0 G6-4-3 1B			0-0 F8		0-0 1B 1B HR 1B	4	1	2	0	0	1	0									
Carlton Fisk, R OBP: 0.319, SLG: 0.505 (1, 2)		0-0 6-3		0-0 G6-4-3 1-2f			0-0 6-3		0-0 1B HR 1B	4	1	1	0	0	0	1									
Ron Kittle, R OBP: 0.291, SLG: 0.425 Greg Walker, L OBP: 0.310, SLG: 0.438 (9, 3)		0-0 HR			0-0 5-3				0-3 K	3	1	1	1	0	0	0									
Jerry Hairston, S OBP: 0.386, SLG: 0.352 Rudy Law, L OBP: 0.309, SLG: 0.371 Julio Cruz, S OBP: 0.299, SLG: 0.234 (8, 10)		0-0 F4			0-0 1B			0-0 2B 1B	1-2 2-3 3-H 1B	3	0	2	0	0	0	0									
Luis Salazar, R OBP: 0.251, SLG: 0.367 Joseph DeSa, L OBP: 0.227, SLG: 0.366 Daryl Boston, L OBP: 0.278, SLG: 0.344 (9, 8)		0-0 F9			0-0 F8			0-0 4-3 1-H 2B	1-H 2-H 3-H HR	3	0	1	0	0	0	1									
Scott Fletcher, R OBP: 0.328, SLG: 0.295 (8, 6)			0-0 F9		0-0 L7			4-0 BB 4-3	0-3 K	3	0	0	0	1	1	1									
Ozzie Guillen, L OBP: 0.292, SLG: 0.352 Joel Skinner, R OBP: 0.481, SLG: 0.609 Bryan Little, S OBP: 0.379, SLG: 0.377 (8, 4)			0-3 K			0-3 K		0-0 4-3 1-2 2-3	0-3 K	2	0	0	0	0	2	0									
Inning Stats	R: 0 E: 0 K: 1 S: 4	H: 0 LOB: 0 BB: 1 P: 8	R: 1 E: 0 K: 0 S: 4	H: 1 LOB: 0 BB: 4 P: 4	R: 0 E: 0 K: 1 S: 5	H: 0 LOB: 0 BB: 0 P: 5	R: 0 E: 0 K: 0 S: 3	H: 1 LOB: 0 BB: 0 P: 3	R: 0 E: 0 K: 0 S: 4	H: 1 LOB: 1 BB: 0 P: 4	R: 0 E: 0 K: 1 S: 5	H: 0 LOB: 0 BB: 0 P: 5	R: 0 E: 0 K: 0 S: 3	H: 0 LOB: 0 BB: 0 P: 3	R: 0 E: 0 K: 0 S: 4	H: 2 LOB: 3 BB: 1 P: 8	R: 5 E: 0 K: 3 S: 14	H: 5 LOB: 0 BB: 0 P: 14	1B: 7 2B: 2 3B: 0 HR: 2	SF: 0 SAC: 0 DP: 2 HBP: 0	WP: 0 PB: 0 SB: 0 CS: 0	PA: 36			
PITCHER	IP	WLS	BF	H	R	ER	SO	BB	IBB	HBP	BLK	WP	HR	S	P	ERA	WHIP								
Matt Young, L ERA: 4.79 (1, 1)	8.0	L	31	8	4	4	3	2	0	0	0	0	1	35	43	4.50	1.250								
Ed Nunez, R ERA: 2.92 (9, 1)	0.1		1	0	0	0	1	0	0	0	0	0	0	3	3	0.00	0.000								
Ed Vande Berg, L ERA: 3.81 (9, 1)	0.0		1	1	0	0	0	0	0	0	0	0	0	1	1	∞	∞								
Dave Tobik, R ERA: 2.7 (9, 1)	0.2		3	1	2	2	2	0	0	0	0	0	1	7	7	27.00	1.500								

Chicago White Sox @ Seattle Mariners
The Kingdome, Seattle, WA
Fri Sep 13, 1985, 10:05 PM EDT
Att: 8,156 - Unknown


AB 34
R 6
H 10
RBI 6
BB 2
SO 6
LOB 12



Batter	1	2	3	4	5	6	7	8	9	AB	R	H	RBI	BB	SO	LOB	BOTTOM								
Jack Perconte, L OBP: 0.330, SLG: 0.333 (1, 4)	0-0 L5		0-3 K			0-0 1-3		0-0 IBB 2-3 1B		4	0	1	0	0	1	0									
Phil Bradley, R OBP: 0.365, SLG: 0.482 (1, 7)	0-0 6-3			0-0 FC5-4 2B		0-3 K		4-0 G4-6-3 IBB		3	0	1	0	1	1	0									
Alvin Davis, L OBP: 0.390, SLG: 0.455 (1, 3)	0-0 F7			0-3 K		0-0 1-3		0-0 G4-6-3 1-2f		4	0	0	0	0	1	4									
Gorman Thomas, R OBP: 0.342, SLG: 0.491 (1, 10)		4-0 G6-4-3 BB		4-0 FC5-4 BB		0-3 K		0-0 1B 1B		2	0	1	0	2	1	0									
Al Cowens, R OBP: 0.308, SLG: 0.451 (1, 9)		0-0 G6-4-3 1-2f		0-0 FC5-4 1-2f 2-3		0-0 F8		0-0 F4		4	0	0	0	0	0	4									
Jim Prestley, R OBP: 0.327, SLG: 0.495 (1, 5)		0-0 L9		0-0 5-3		4-0 BB		0-0 1B		3	0	1	0	1	0	2									
Dave Henderson, R OBP: 0.314, SLG: 0.385 (1, 8)			0-0 F9		0-0 F8		0-3 K		0-3 K	4	0	0	0	0	2	3									
Donnie Scott, S OBP: 0.274, SLG: 0.353 John Moses, S OBP: 0.093, SLG: 0.083 Dave Valle, R OBP: 0.226, SLG: 0.207 Ken Phelps, L OBP: 0.328, SLG: 0.432 (8, 2)			0-0 F7		0-0 F6			0-0 1B SH5-3 1B	0-3 K	3	0	1	0	0	0	0									
Spike Owen, S OBP: 0.325, SLG: 0.350 (1, 6)			0-0 HR		0-0 4-3			0-0 SH5-3 1-2		2	1	1	1	0	0	0									
Inning Stats	R: 0 E: 0 K: 0 S: 3	H: 0 LOB: 0 BB: 0 P: 3	R: 0 E: 0 K: 0 S: 2	H: 0 LOB: 1 BB: 1 P: 6	R: 1 E: 0 K: 1 S: 6	H: 1 LOB: 0 BB: 0 P: 6	R: 0 E: 0 K: 1 S: 6	H: 1 LOB: 2 BB: 1 P: 10	R: 0 E: 0 K: 2 S: 7	H: 0 LOB: 0 BB: 1 P: 11	R: 0 E: 0 K: 0 S: 4	H: 2 LOB: 3 BB: 1 P: 8	R: 0 E: 0 K: 2 S: 9	H: 2 LOB: 2 BB: 0 P: 9	1B: 4 2B: 1 3B: 0 HR: 1	SF: 0 SAC: 1 DP: 2 HBP: 0	WP: 0 PB: 0 SB: 0 CS: 0	PA: 35							
PITCHER	IP	WLS	BF	H	R	ER	SO	BB	IBB	HBP	BLK	WP	HR	S	P	ERA	WHIP								
Dan Spillner, R ERA: 3.21 (1, 1)	5.0		18	2	1	1	2	2	0	0	0	0	0	20	28	1.80	0.800								
Juan Agosto, L ERA: 3.57 (6, 1)	1.0		3	0	0	0	1	0	0	0	0	0	0	5	5	0.00	0.000								
Dave Wehrmeister, R ERA: 2.95 (7, 1)	1.1		7	2	0	0	2	1	0	0	0	0	0	10	14	0.00	2.250								
Jerry Don Gleaton, L ERA: 6.46 (8, 1)	1.0	W	5	2	0	0	0	0	1	0	0	0	0	4	8	2.000	2.000								
Bob James, R ERA: 2.16 (9, 1)	0.2		2	0	0	0	2	0	0	0	0	0	0	6	6	0.00	0.000								

Chicago White Sox @ Seattle Mariners
The Kingdome, Seattle, WA
Fri Sep 13, 1985, 10:05 PM EDT
Att: 8,156 - Unknown


AB 30
R 1
H 6
RBI 1
BB 4
SO 7
LOB 15



Batter	1	2	3	4	5	6	7	8	9	AB	R	H	RBI	BB	SO	LOB	TOP								
Rudy Law, L OBP: 0.304, SLG: 0.365 (1,7)	G3		6-3		G3			1-3	L7	5	0	0	0	0	0	1									
Bryan Little, S OBP: 0.371, SLG: 0.367 (1,4)	F8		4-3		3-1			4-3		4	0	0	0	0	0	1									
Harold Baines, L OBP: 0.352, SLG: 0.465 (1,9)	3-1			FC3-6 1B		FC6-4 1B		HR		4	1	3	1	0	0	0									
Greg Walker, L OBP: 0.311, SLG: 0.444 (1,3)		HR		FC3-6 2B 1B		L8		1B HR 1B		4	2	2	1	0	0	2									
Carlton Fisk, R OBP: 0.322, SLG: 0.510 (1,2)		1B		1-3 2B		F7		1-2 HR 1B		4	1	3	0	0	0	1									
Ron Kittle, R OBP: 0.293, SLG: 0.436 (1,10)		F4		1-3 1B		FC6-4		1-2 HR		4	1	2	3	0	0	2									
Daryl Boston, L OBP: 0.278, SLG: 0.342 (1,8)		G3-6-3 1B		3-1			F7	F8		4	0	1	0	0	0	2									
Ozzie Guillen, L OBP: 0.289, SLG: 0.349 (1,6)		G3-6-3			F5		F7	F8		4	0	0	0	0	0	2									
Tim Lincecum, R OBP: 0.324, SLG: 0.365 (1,5)			6-3				F9	F8		3	0	1	0	0	0	0									
Jerry Hairston, S OBP: 0.384, SLG: 0.349 (9,PH)					G3 1B					1	0	0	0	0	0	0									
Inning Stats	R: 0 E: 0 K: 0 S: 3	H: 0 LOB: 0 BB: 0 P: 3	R: 1 E: 0 K: 0 S: 5	H: 3 LOB: 1 BB: 0 P: 5	R: 0 E: 0 K: 0 S: 3	H: 0 LOB: 0 BB: 0 P: 3	R: 0 E: 0 K: 0 S: 5	H: 3 LOB: 2 BB: 0 P: 5	R: 0 E: 0 K: 0 S: 4	H: 1 LOB: 1 BB: 0 P: 4	R: 0 E: 0 K: 0 S: 4	H: 1 LOB: 1 BB: 0 P: 4	R: 0 E: 0 K: 0 S: 3	H: 0 LOB: 0 BB: 0 P: 3	R: 4 E: 0 K: 0 S: 7	H: 4 LOB: 0 BB: 0 P: 7	R: 0 E: 0 K: 0 S: 3	H: 0 LOB: 0 BB: 0 P: 3	1B: 8 2B: 1 3B: 0 HR: 3	SF: 0 SAC: 0 DP: 1 HBP: 0	WP: 0 PB: 0 SB: 0 CS: 0	PA: 37			
PITCHER	IP	WLS	BF	H	R	ER	SO	BB	IBB	HBP	BLK	WP	HR	S	P	ERA	WHIP								
Bill Swift, R ERA: 5.02 (1,1)	7.2	W	32	11	4	4	0	0	0	0	0	0	2	32	32	4.70	1.435								
Ed Nunez, R ERA: 2.69 (8,1)	1.1	S	5	1	1	1	0	0	0	0	0	0	1	5	5	6.75	0.750								

Chicago White Sox @ Seattle Mariners
The Kingdome, Seattle, WA
Sat Sep 14 1985, 10:05 PM EDT
Att: 11,262 - Unknown

AB 37
R 5
H 12
RBI 5
BB 0
SO 0
LOB 11



Batter	1	2	3	4	5	6	7	8	9	AB	R	H	RBI	BB	SO	LOB	BOTTOM								
Jack Perconte, L OBP: 0.333, SLG: 0.339 (1,4)	1B			FC4-6 S			1B FC6-4	6-3		5	2	3	0	0	0	3									
Harold Reynolds, S OBP: 0.263, SLG: 0.196 (9,4)	2B			1-2 2-3			1B			0	0	0	0	0	0	0									
Phil Bradley, R OBP: 0.307, SLG: 0.482 (1,7)	S 2B			K			FC6-4 S HR 1B			4	2	2	1	0	2	4									
Al Cowens, R OBP: 0.310, SLG: 0.453 (1,9)	K			2B			FC6-4 IBB			3	0	1	0	1	1	1									
Gorman Thomas, R OBP: 0.342, SLG: 0.491 (1,10)	4-3 2B			K			FC6-4 HR			4	1	1	2	0	2	3									
Alvin Davis, L OBP: 0.389, SLG: 0.459 (1,3)	4-3 2-3			5-3			1-2 2-3 3-H HR			4	1	1	3	0	0	2									
Jim Prestley, R OBP: 0.324, SLG: 0.491 (1,5)	K			K			1-H 3-H HR			4	0	0	0	0	3	2									
Domingo Ramos, R OBP: 0.257, SLG: 0.236 (9,5)	K			K			6-3			0	0	0	0	0	0	0									
Dave Henderson, R OBP: 0.314, SLG: 0.382 (1,8)			6-3		FC1-5 1B HBP		F3			3	0	0	0	0	0	0									
Danny Tartabull, R OBP: 0.412, SLG: 0.517 (1,6)		E BB		FC4-6 FC1-5 1B			F8			3	0	2	0	1	0	0									
Dave Valle, R OBP: 0.200, SLG: 0.182 (1,2)		K		FC1-5 FC4-6			K			4	0	0	0	0	2	4									
Inning Stats	R: 2 E: 0 K: 2 S: 10	H: 3 LOB: 1 BB: 0 P: 10	R: 0 E: 1 K: 2 S: 8	H: 1 LOB: 2 BB: 1 P: 12	R: 0 E: 0 K: 2 S: 8	H: 1 LOB: 1 BB: 0 P: 8	R: 0 E: 0 K: 1 S: 6	H: 1 LOB: 2 BB: 0 P: 7	R: 0 E: 0 K: 1 S: 5	H: 0 LOB: 0 BB: 0 P: 5	R: 0 E: 0 K: 1 S: 5	H: 0 LOB: 0 BB: 0 P: 5	R: 4 E: 0 K: 1 S: 8	H: 3 LOB: 1 BB: 1 P: 12	R: 0 E: 0 K: 0 S: 4	H: 1 LOB: 1 BB: 0 P: 4	1B: 5 2B: 4 3B: 0 HR: 1	SF: 0 SAC: 0 DP: 0 HBP: 1	WP: 0 PB: 0 SB: 3 CS: 0	PA: 37					
PITCHER	IP	WLS	BF	H	R	ER	SO	BB	IBB	HBP	BLK	WP	HR	S	P	ERA	WHIP								
Floyd Bannister, L ERA: 5.0 (1,1)	6.2	L	32	9	6	6	10	1	1	1	0	0	1	49	58	8.10	1.500								
Bruce Tanner, R ERA: 5.82 (7,1)	1.0		4	1	0	0	0	0	0	0	0	0	0	4	4	0.00	1.000								
Jerry Don Gleaton, L ERA: 6.38 (8,1)	0.1		1	0	0	0	0	0	0	0	0	0	0	1	1	0.00	0.000								

Chicago White Sox @ Seattle Mariners
The Kingdome, Seattle, WA
Sat Sep 14 1985, 10:05 PM EDT
Att: 11,262 - Unknown

AB 34
R 6
H 10
RBI 6
BB 2
SO 10
LOB 19



Batter	1	2	3	4	5	6	7	8	9	AB	R	H	RBI	BB	SO	LOB	TOP										
Jack Perconte, L (1,4) OBP: 0.334, SLG: 0.343 Harold Reynolds, S (7,4) OBP: 0.263, SLG: 0.196	0-0 WP 3B	4-0 BB		0-0 F7			0-0 L9			3	1	1	0	1	0	1											
Phil Bradley, R (1,7) OBP: 0.367, SLG: 0.481	4-0 PB WP G5-4-3 BB	0-0 G3			0-3 K		0-3 K			3	1	0	0	1	2	2											
Alvin Davis, L (1,3) OBP: 0.393, SLG: 0.464	4-0 G5-4-3 1-3 3-H BB		4-0 E BB		0-3 K		0-0 L4-6 2B			2	1	1	0	2	1	0											
Gorman Thomas, R (1,10) OBP: 0.336, SLG: 0.482	0-0 G5-4-3		0-3 K		0-0 F4		0-0 6-3			4	0	0	0	0	1	3											
Al Cowens, R (1,9) OBP: 0.307, SLG: 0.448 John Moses, S (8,8) OBP: 0.133, SLG: 0.133	0-0 F8		0-0 F7		0-0 L7		0-0 L4-6			4	0	0	0	0	0	2											
Dave Henderson, R (1,8) OBP: 0.317, SLG: 0.387		0-0 HR 1B	0-0 E7 1-H 2B		0-0 1-3		0-3 K			4	1	2	1	0	1	0											
Danny Tartabull, R (1,6) OBP: 0.429, SLG: 0.583		0-0 HR	0-0 L6		0-0 6-3		0-0 1B 1B			4	1	2	2	0	0	1											
Domingo Ramos, R (1,5) OBP: 0.261, SLG: 0.247		0-0 L3		0-0 6-3		0-0 2B	0-0 G5-4-3 1B			4	0	2	0	0	0	0											
Dave Valle, R (1,2) OBP: 0.175, SLG: 0.158		0-0 6-3		0-0 6-3		0-0 6-3	0-0 G5-4-3			4	0	0	0	0	0	3											
Inning Stats	R: 2 E: 0 K: 0 S: 3	H: 1 LOB: 0 BB: 2 P: 11	R: 2 E: 0 K: 0 S: 5	H: 2 LOB: 1 BB: 1 P: 9	R: 1 E: 1 K: 1 S: 6	H: 1 LOB: 1 BB: 1 P: 10	R: 0 E: 0 K: 0 S: 3	H: 0 LOB: 0 BB: 0 P: 3	R: 0 E: 0 K: 1 S: 6	H: 1 LOB: 1 BB: 0 P: 6	R: 0 E: 0 K: 0 S: 3	H: 1 LOB: 0 BB: 0 P: 3	R: 0 E: 0 K: 1 S: 6	H: 2 LOB: 1 BB: 0 P: 6	1B: 3 2B: 4 3B: 1 HR: 1	SF: 0 SAC: 0 DP: 3 HBP: 0	WP: 1 PB: 1 CS: 0	PA: 36									
PITCHER	IP	WLS	BF	H	R	ER	SO	BB	IBB	HBP	BLK	WP	HR	S	P	ERA	WHIP										
Danny Jackson, L (1,1) ERA: 3.37	2.2	L	15	4	5	4	1	4	0	0	0	1	1	13	29	13.50	3.000										
Joe Beckwith, R (3,1) ERA: 4.33	4.1		14	1	0	0	3	0	0	0	0	0	0	20	20	0.00	0.231										
Mark Huisman, R (8,1) ERA: 3.86	2.0		7	3	0	0	1	0	0	0	0	0	0	9	9	0.00	1.500										

Seattle Mariners @ Kansas City Royals
 Royals Stadium, Kansas City, MO
 Mon Sep 16 1985, 8:05 PM EDT
 Att: 21,666 - Unknown

AB	32
R	5
H	8
RBI	3
BB	4
SO	5
LOB	12



Batter	1	2	3	4	5	6	7	8	9	AB	R	H	RBI	BB	SO	LOB	BOTTOM										
Omar Moreno, L (1,8) OBP: 0.259, SLG: 0.407	0-0 3-1		0-0 L6			0-0 1B 1B		0-3 K		4	0	1	0	0	1	0											
Lonnie Smith, R (1,7) OBP: 0.343, SLG: 0.371	0-0 6-3		0-0 1-3			0-0 G6-4-3 1B		0-0 BB BB 1B		4	0	2	0	0	0	0											
George Brett, L (1,5) OBP: 0.437, SLG: 0.576	0-0 1B 2B			0-0 F8		0-0 G6-4-3		4-0 1-2 BB BB		3	1	1	0	1	0	2											
Hal McRae, R (1,10) OBP: 0.354, SLG: 0.465	0-0 2-H 1B			4-0 WP BB		0-0 5-3		4-0 1-2 2-3 BB		2	0	1	1	2	0	1											
Frank White, R (1,4) OBP: 0.278, SLG: 0.410	0-0 F7			0-3 K		0-3 K		0-0 F5		4	0	0	0	0	2	5											
Darryl Motley, R (1,9) OBP: 0.263, SLG: 0.430		0-0 6-3		0-0 F4		0-0 5-3		0-0 F4		4	0	0	0	0	0	4											
Steve Balboni, R (1,3) OBP: 0.303, SLG: 0.480		0-3 K			0-0 F7		0-0 F7		0-0 F8		4	0	0	0	1	3											
Jamie Quirk, L (1,2) OBP: 0.314, SLG: 0.382		0-3 K			0-0 F5		0-0 G3			3	0	0	0	0	1	0											
Onix Conception, R (1,6) OBP: 0.259, SLG: 0.254 Jorge Orta, L (8,PH) OBP: 0.352, SLG: 0.376 Buddy Biancalana, S (9,6) OBP: 0.269, SLG: 0.264			0-0 6-3			0-0 F6		0-0 F8		2	0	0	0	0	0	0											
Inning Stats	R: 1 E: 0 K: 0 S: 5	H: 2 LOB: 1 BB: 0 P: 5	R: 0 E: 0 K: 2 S: 7	H: 0 LOB: 0 BB: 0 P: 7	R: 0 E: 0 K: 1 S: 5	H: 0 LOB: 0 BB: 1 P: 9	R: 0 E: 0 K: 0 S: 3	H: 0 LOB: 0 BB: 0 P: 3	R: 0 E: 0 K: 1 S: 5	H: 2 LOB: 1 BB: 0 P: 4	R: 0 E: 0 K: 1 S: 5	H: 0 LOB: 0 BB: 0 P: 5	R: 0 E: 0 K: 1 S: 5	H: 1 LOB: 3 BB: 2 P: 12	1B: 4 2B: 1 3B: 0 HR: 0	SF: 0 SAC: 0 DP: 1 HBP: 0	WP: 1 PB: 0 CS: 0	PA: 34									
PITCHER	IP	WLS	BF	H	R	ER	SO	BB	IBB	HBP	BLK	WP	HR	S	P	ERA	WHIP										
Mike Moore, R (1,1) ERA: 3.26	9.0	W	34	5	1	1	5	3	0	0	0	1	0	41	53	1.00	0.889										

Seattle Mariners @ Kansas City Royals
 Royals Stadium, Kansas City, MO
 Mon Sep 16 1985, 8:05 PM EDT
 Att: 21,666 - Unknown

AB	31
R	1
H	5
RBI	1
BB	3
SO	5
LOB	15



Batter	1	2	3	4	5	6	7	8	9	AB	R	H	RBI	BB	SO	LOB	TOP								
Jack Perconte, L (1, 4) OBP: 0.338, SLG: 0.342 Harold Reynolds, S (8, FH) OBP: 0.269, SLG: 0.196	4-0 HR BB		0-0 5-3		4-0 1B BB	4-0 BB BB		4-0 G1-6-3 BB		1 1 0 0 3 0 0 0 0 0 0 1 0 0							Seattle Mariners @ Kansas City Royals Royals Stadium, Kansas City, MO Tue Sep 17 1985, 8:05 PM EDT Att: 17,770 - Unknown								
Phil Bradley, R (1, 7) OBP: 0.486	0-0 HR		1-0 HBP		0-0 S 1B	0-3 K		0-0 G1-6-3		4 1 2 4 0 1 4															
Alvin Davis, L (1, 3) OBP: 0.391, SLG: 0.460	0-3 K		0-0 G3-6-3		0-3 K	4-0 BB		0-0 F7		4 0 0 1 1 2 3															
Gorman Thomas, R (1, 10) OBP: 0.333, SLG: 0.476	0-0 5-3			0-0 F5	0-0 F2	0-0 L5		0-0 F8		5 0 0 0 0 0 5															
Al Cowens, R (1, 9) OBP: 0.309, SLG: 0.449 John Moses, S (7, 8) OBP: 0.125, SLG: 0.125	0-0 1B			0-3 K		0-0 F8 1B 1B	0-0 6-3		0-3 K	4 1 2 0 0 1 0 1 0 0 0 0 1 0															
Dave Henderson, R (1, 8) OBP: 0.318, SLG: 0.390	0-0 F8			0-3 K		0-0 F8 1B	0-0 6-3 2B			4 1 2 0 0 1 1															
Danny Tartabull, R (1, 5) OBP: 0.419, SLG: 0.588 Domingo Ramos, R (3, 5) OBP: 0.262, SLG: 0.248		0-0 3-1			0-0 E 1B 1B	0-0 F8	0-0 6-3			1 0 0 0 0 0 0 3 1 1 0 0 0 3															
Dave Valle, R (1, 2) OBP: 0.182, SLG: 0.167	0-0 1-6-3				0-0 5-3	0-0 BB BB 1B	0-3 K			4 1 1 2 0 1 2															
Spike Owen, S (1, 6) OBP: 0.323, SLG: 0.346	0-0 G1				0-0 E6 BB 1B	0-0 BB BB 1B	0-0 6-3			4 1 1 0 0 0 1															
Inning Stats	R: 2 E: 0 K: 1 S: 7	H: 2 LOB: 1 BB: 1 P: 11	R: 0 E: 0 K: 0 S: 3	H: 0 LOB: 0 BB: 0 P: 3	R: 0 E: 0 K: 2 S: 2	H: 0 LOB: 0 BB: 0 P: 3	R: 0 E: 0 K: 2 S: 7	H: 0 LOB: 0 BB: 0 P: 7	R: 2 E: 1 K: 1 S: 8	H: 2 LOB: 2 BB: 1 P: 12	R: 3 E: 0 K: 1 S: 9	H: 4 LOB: 3 BB: 2 P: 17	R: 0 E: 0 K: 1 S: 6	H: 1 LOB: 1 BB: 0 P: 6	R: 0 E: 0 K: 0 S: 2	H: 0 LOB: 0 BB: 1 P: 6		R: 0 E: 0 K: 1 S: 5	H: 0 LOB: 0 BB: 0 P: 5	1B: 7 2B: 1 3B: 0 HR: 1	SF: 0 SAC: 0 DP: 2 HBP: 1	WP: 0 PB: 0 SB: 1 CS: 0	PA: 41		
PITCHER	IP WLS BF H R ER SO BB IBB HBP BLK WP HR S P ERA WHIP	4.1 L 20 4 4 3 3 2 0 1 0 0 1 23 32 6.23 1.385	2.2 15 5 3 3 3 2 0 0 0 0 0 19 27 10.12 2.625	2.0 6 0 0 0 1 1 0 0 0 0 0 7 11 0.00 0.500																					

AB	35
R	7
H	9
RBI	7
BB	5
SO	7
LOB	19



Batter	1	2	3	4	5	6	7	8	9	AB	R	H	RBI	BB	SO	LOB	BOTTOM								
Lonnie Smith, R (1, 7) OBP: 0.345, SLG: 0.372	0-3 K		0-0 G3			0-0 5-3 WP 1B			0-0 G5-4-3 1B	4 0 2 0 0 1 0							Seattle Mariners @ Kansas City Royals Royals Stadium, Kansas City, MO Tue Sep 17 1985, 8:05 PM EDT Att: 17,770 - Unknown								
Lynn Jones, R (1, 8) OBP: 0.287, SLG: 0.279	0-0 6-3			0-0 6-3		0-0 5-3		0-0 G5-4-3	4 0 0 0 0 0 2																
George Brett, L (1, 5) OBP: 0.438, SLG: 0.576	0-0 FC6 1B			0-0 G6-4-3 1B		0-0 6-3		0-0 E5	4 0 2 0 0 0 1																
Hal McRae, R (1, 10) OBP: 0.350, SLG: 0.459	0-0 FC6			0-0 G6-4-3		0-0 F9		0-0 F3	4 0 0 0 0 0 3																
Frank White, R (1, 4) OBP: 0.280, SLG: 0.414		0-0 F7			0-0 2B	0-0 G6-4-3 1B				3 0 2 0 0 0 0															
Steve Balboni, R (1, 3) OBP: 0.302, SLG: 0.478		0-0 6-3			0-0 6-3	0-0 G6-4-3		0-0 G6-4-3	3 0 0 0 0 0 2																
Darryl Motley, R (1, 9) OBP: 0.264, SLG: 0.429		0-0 F7			0-0 5-3			0-0 G6-4-3 1B	3 0 1 0 0 0 1																
Jim Sundberg, R (1, 2) OBP: 0.305, SLG: 0.381			0-0 5-3		0-0 6-3			0-0 G6-4-3	3 0 0 0 0 0 2																
Onix Conception, R (1, 6) OBP: 0.258, SLG: 0.252 John Wathan, R (8, FH) OBP: 0.333, SLG: 0.341 Buddy Biancalana, S (9, 6) OBP: 0.268, SLG: 0.264			0-0 5-3		0-0 5-3			0-0 F8	2 0 0 0 0 0 0 1 0 0 0 0 0 0 0 0 0 0 0 0 0																
Inning Stats	R: 0 E: 0 K: 1 S: 6	H: 1 LOB: 1 BB: 0 P: 6	R: 0 E: 0 K: 0 S: 3	H: 0 LOB: 0 BB: 0 P: 3	R: 0 E: 0 K: 0 S: 3	H: 1 LOB: 0 BB: 0 P: 3	R: 0 E: 0 K: 0 S: 4	H: 1 LOB: 1 BB: 0 P: 4	R: 0 E: 0 K: 0 S: 3	H: 1 LOB: 0 BB: 0 P: 3	R: 0 E: 0 K: 0 S: 3	H: 1 LOB: 0 BB: 0 P: 3	R: 0 E: 1 K: 0 S: 4	H: 1 LOB: 1 BB: 0 P: 4	R: 0 E: 0 K: 0 S: 3	H: 1 LOB: 0 BB: 0 P: 3		R: 0 E: 0 K: 0 S: 4	H: 1 LOB: 1 BB: 0 P: 4	1B: 6 2B: 1 3B: 0 HR: 0	SF: 0 SAC: 0 DP: 4 HBP: 0	WP: 1 PB: 0 SB: 0 CS: 0	PA: 31		
PITCHER	IP WLS BF H R ER SO BB IBB HBP BLK WP HR S P ERA WHIP	9.0 W 31 7 0 0 1 0 0 0 0 1 0 33 33 0.00 0.778																							



Batter	1	2	3	4	5	6	7	8	9	AB	R	H	RBI	BB	SO	LOB	TOP										
Jack Perconte, L (1,4) OBP: 0.338, SLG: 0.340 Harold Reynolds, S (8,4) OBP: 0.269, SLG: 0.196	4-0 PB BB	0-0 FC4-6 BB S 1-2 2-3		0-0 1-3		4-0 BB		0-0 F3		3	0	0	0	2	0	2											
Phil Bradley, R (1,7) OBP: 0.307, SLG: 0.483	0-3 K	4-0 BB BB 1-2		0-0 6-3		0-0 6-3			0-0 L4	4	0	0	0	1	1	2											
Alvin Davis, L (1,3) OBP: 0.393, SLG: 0.459	4-0 BB BB 1-2	4-0 BB BB 1-2 2-3 3-H		0-0 4-3			0-0 6-3		0-0 1B 1B	3	1	1	1	2	0	0											
Gorman Thomas, R (1,10) OBP: 0.333, SLG: 0.475	0-3 K	0-0 L4			0-0 1B 1B		0-0 F4		0-0 1B DI 1B	5	1	2	0	0	1	5											
Jim Prestley, R (1,5) OBP: 0.327, SLG: 0.493	0-0 F9		4-0 SH1-3 BB SF7		0-0 1B G6-4-3		0-0 1B 2B		0-0 6-3	4	2	2	0	1	0	4											
Dave Henderson, R (1,9) OBP: 0.323, SLG: 0.395		0-0 1B 2B	4-0 SH1-3 BB		0-0 1B F7		0-0 1B 2H		0-0 1B 2H 3-H	4	1	3	3	1	0	2											
John Moses, S (1,8) OBP: 0.150, SLG: 0.150		0-0 FC4-6 BB S 2-3	0-0 SH1-3		0-0 1B G6-4-3 1-2		0-0 1-3		0-0 1-3	4	1	1	0	0	0	4											
Donnie Scott, S (1,2) OBP: 0.271, SLG: 0.355 Dave Valle, R (7,2) OBP: 0.176, SLG: 0.163		0-0 L4	0-0 SF7		0-0 3-1			0-3 K		2	0	0	1	0	0	2											
Spike Owen, S (1,6) OBP: 0.322, SLG: 0.345		0-0 1B FC4-6 3-H	0-0 4-3		0-0 4-3			0-0 4-3		4	0	1	1	0	0	1											
Inning Stats	R: 0 E: 0 K: 2 S: 7	H: 0 LOB: 2 BB: 2 P: 15	R: 2 E: 0 K: 0 S: 6	H: 3 LOB: 3 BB: 2 P: 14	R: 1 E: 0 K: 0 S: 3	H: 0 LOB: 1 BB: 2 P: 11	R: 0 E: 0 K: 0 S: 3	H: 0 LOB: 0 BB: 0 P: 3	R: 0 E: 0 K: 0 S: 4	H: 2 LOB: 1 BB: 0 P: 4	R: 0 E: 0 K: 0 S: 3	H: 0 LOB: 1 BB: 1 P: 7	R: 1 E: 0 K: 0 S: 5	H: 2 LOB: 1 BB: 0 P: 5	R: 0 E: 0 K: 1 S: 5	H: 0 LOB: 0 BB: 0 P: 5	R: 2 E: 0 K: 0 S: 6	H: 3 LOB: 1 BB: 0 P: 6	1B: 8 2B: 2 3B: 0 HR: 0	SF: 1 SAC: 1 DP: 1 HBP: 0	WP: 0 PB: 1 SB: 2 CS: 0	PA: 43					
PITCHER	IP	WLS	BF	H	R	ER	SO	BB	IBB	HBP	BLK	WP	HR	S	P	ERA	WHIP										
Mark Gubicza, R (1,1) ERA: 3.89	2.0	L	15	3	3	3	2	6	0	0	0	0	0	13	37	13.50	4.500										
Mark Huisman, R (3,1) ERA: 3.0	5.0		19	4	1	1	0	1	0	0	0	0	0	18	22	1.80	1.000										
Dennis Leonard, R (8,1) ERA:	1.0		3	0	0	0	1	0	0	0	0	0	0	5	5	0.00	0.000										
Dan Quisenberry, R (9,1) ERA: 2.38	1.0		6	3	2	2	0	0	0	0	0	0	0	6	6	18.00	3.000										

Seattle Mariners @ Kansas City Royals
Royals Stadium, Kansas City, MO
Wed Sep 18 1985, 8:05 PM EDT
Att: 16,863 - Unknown

AB 34
R 6
H 10
RBI 6
BB 7
SO 3
LOB 22



Batter	1	2	3	4	5	6	7	8	9	AB	R	H	RBI	BB	SO	LOB	BOTTOM										
Willie Wilson, S (1,8) OBP: 0.320, SLG: 0.413	0-3 K		0-0 6-3			0-0 F8		0-0 FC4-6 1-2		4	0	0	0	0	1	2											
Lonnie Smith, R (1,7) OBP: 0.342, SLG: 0.369	0-3 K			0-0 F6		0-0 F9		0-0 5-3		4	0	0	0	0	1	2											
George Brett, L (1,5) OBP: 0.436, SLG: 0.573	0-0 6-3			0-3 K			0-0 6-3		0-0 1B	4	0	1	0	0	1	0											
Hal McRae, R (1,10) OBP: 0.346, SLG: 0.453		0-0 G3		0-0 F9			0-0 6-3		0-0 F9	4	0	0	0	0	0	1											
Frank White, R (1,4) OBP: 0.280, SLG: 0.411		0-0 L8			0-0 F3		4-0 BB BB		0-0 F8	3	0	0	0	1	0	1											
Steve Balboni, R (1,3) OBP: 0.303, SLG: 0.477		0-0 1B			0-3 K		4-0 BB BB		0-0 5-3	3	0	1	0	1	1	1											
Darryl Motley, R (1,9) OBP: 0.265, SLG: 0.429		0-0 5-3			0-0 CS 1B		0-3 K			3	0	1	0	0	1	3											
Jim Sundberg, R (1,2) OBP: 0.303, SLG: 0.378 Jamie Quirk, L (8,PH) OBP: 0.305, SLG: 0.371 (9,2)			0-3 K		0-0 CS		0-3 K		0-3 K	2	0	0	0	0	2	0											
Onix Conception, R (1,6) OBP: 0.257, SLG: 0.252 Omar Moreno, L (6,PH) OBP: 0.255, SLG: 0.407 Buddy Biancalana, S (7,6) OBP: 0.288, SLG: 0.284 Jorge Orta, L (8,PH) OBP: 0.324, SLG: 0.376 Jim Scranton, R (9,6)				0-0 4-3			4-0 BB		4-0 FC4-6 BB	1	0	0	0	0	0	0											
Inning Stats	R: 0 E: 0 K: 2 S: 7	H: 0 LOB: 0 BB: 0 P: 7	R: 0 E: 0 K: 0 S: 4	H: 1 LOB: 1 BB: 0 P: 4	R: 0 E: 0 K: 1 S: 5	H: 0 LOB: 0 BB: 0 P: 5	R: 0 E: 0 K: 1 S: 5	H: 0 LOB: 0 BB: 0 P: 5	R: 0 E: 0 K: 1 S: 5	H: 1 LOB: 1 BB: 1 P: 9	R: 0 E: 0 K: 1 S: 5	H: 0 LOB: 2 BB: 2 P: 13	R: 0 E: 0 K: 1 S: 5	H: 0 LOB: 1 BB: 1 P: 9	R: 0 E: 0 K: 0 S: 4	H: 1 LOB: 1 BB: 0 P: 4	1B: 3 2B: 0 3B: 0 HR: 0	SF: 0 SAC: 0 DP: 0 HBP: 0	WP: 0 PB: 0 SB: 0 CS: 1	PA: 34							
PITCHER	IP	WLS	BF	H	R	ER	SO	BB	IBB	HBP	BLK	WP	HR	S	P	ERA	WHIP										
Bill Swift, R (1,1) ERA: 4.88	3.0		10	1	0	0	5	4	0	0	0	0	0	23	39	0.00	1.154										
Roy Thomas, R (4,1) ERA: 3.32	4.1	W	17	1	0	0	5	4	0	0	0	0	0	6	6	0.00	0.600										
Ed Nunez, R (8,1) ERA: 2.64	1.2		6	1	0	0	0	0	0	0	0	0	0	6	6	0.00	0.600										

Seattle Mariners @ Kansas City Royals
Royals Stadium, Kansas City, MO
Wed Sep 18 1985, 8:05 PM EDT
Att: 16,863 - Unknown

AB 29
R 0
H 3
RBI 0
BB 4
SO 8
LOB 10



Batter	1	2	3	4	5	6	7	8	9	AB	R	H	RBI	BB	SO	LOB	TOP								
Jack Perconte, L (1,4) OBP: 0.340, SLG: 0.344	0-0 4-3		0-0 E3		0-0 E5		0-0 1B		0-0 L9	5	2	2	0	0	0	0									
Phil Bradley, R (1,7) OBP: 0.366, SLG: 0.486	0-0 5-3		0-0 E6		0-0 6-3		0-0 1B			4	0	1	2	0	0	1									
Alvin Davis, L (1,3) OBP: 0.394, SLG: 0.460	0-0 2B		0-0 F5		0-0 F7		0-0 F9			4	0	1	0	0	0	3									
Gorman Thomas, R (1,10) OBP: 0.340, SLG: 0.477	0-3 K		4-0 1-2		0-0 1B		0-3 K			3	0	1	0	1	2	2									
Jim Prestley, R (1,5) OBP: 0.329, SLG: 0.500		0-0 G2	0-3 K		0-0 F3			0-0 5-3		4	0	0	0	0	1	4									
Dave Henderson, R (1,9) OBP: 0.318, SLG: 0.396		0-0 5-3		0-0 4-3		0-0 F4		0-3 K		4	0	0	0	0	1	0									
John Moses, S (1,8) OBP: 0.294, SLG: 0.273		4-0 BB	0-0 1-3		0-0 1B		0-0 F8		0-0 B4-3	3	0	1	0	1	0	0									
Donnie Scott, S (1,2) OBP: 0.266, SLG: 0.346		0-0 F8		0-0 1-3		0-3 K			0-0 3-1	4	0	0	0	0	1	2									
Spike Owen, S (1,6) OBP: 0.320, SLG: 0.343			0-0 1-3		0-0 G3				0-0 1-3	2	0	0	0	0	0	1									
Al Chambers, L (7,PH)										1	0	0	0	0	1	0									
Domingo Ramos, R (7,6) OBP: 0.261, SLG: 0.247										1	0	0	0	0	0	0									
Inning Stats	R: 0 E: 0 K: 1 S: 6	H: 1 LOB: 1 BB: 0 P: 6	R: 0 E: 0 K: 0 S: 3	H: 0 LOB: 1 BB: 1 P: 7	R: 0 E: 2 K: 1 S: 7	H: 0 LOB: 3 BB: 1 P: 11	R: 0 E: 0 K: 0 S: 4	H: 1 LOB: 1 BB: 0 P: 4	R: 1 E: 1 K: 0 S: 5	H: 2 LOB: 1 BB: 0 P: 5	R: 0 E: 0 K: 1 S: 5	H: 0 LOB: 0 BB: 0 P: 5	R: 1 E: 0 K: 2 S: 9	H: 2 LOB: 1 BB: 0 P: 9	R: 0 E: 0 K: 1 S: 5	H: 0 LOB: 0 BB: 0 P: 5	R: 0 E: 0 K: 0 S: 3	H: 0 LOB: 0 BB: 0 P: 3	1B: 4 2B: 1 3B: 1 HR: 0	SF: 0 SAC: 0 DP: 0 HBP: 0	WP: 0 PB: 0 SB: 1 CS: 0	PA: 37			
PITCHER	IP	WLS	BF	H	R	ER	SO	BB	IBB	HBP	BLK	WP	HR	S	P	ERA	WHIP								
Jose Guzman, R (1,1) ERA: 4.5	6.0	W	26	4	1	0	3	2	0	0	0	0	0	30	38	0.00	1.000								
Greg Harris, R (7,1) ERA: 2.46	3.0	S	11	2	1	1	3	0	0	0	0	0	0	17	17	3.00	0.667								

Seattle Mariners @ Texas Rangers
Arlington Stadium, Arlington, TX
Sat Sep 21 1985, 8:05 PM EDT
Att: 9,122 - Unknown

AB 35
R 2
H 6
RBI 2
BB 2
SO 6
LOB 13



Batter	1	2	3	4	5	6	7	8	9	AB	R	H	RBI	BB	SO	LOB	BOTTOM								
Alan Bannister, R (1,7) OBP: 0.345, SLG: 0.364	0-0 G5-4-3		4-0 1B		0-3 K		0-3 K		0-0 SH	3	2	1	1	1	2	1									
Toby Harrah, R (1,4) OBP: 0.430, SLG: 0.382	4-0 G5-4-3		0-0 F5		0-0 F2		0-0 G3		0-0 G4-6-3	4	0	1	2	1	0	1									
Don Slaught, R (1,2) OBP: 0.331, SLG: 0.427	0-0 G5-4-3		0-0 1-3		0-0 BB		0-3 K		0-0 G4-6-3	5	0	2	0	0	1	4									
Larry Parrish, R (1,10) OBP: 0.317, SLG: 0.430	0-0 1B		0-0 6-3		4-0 BB		0-3 K			3	0	1	2	1	1										
Gary Ward, R (1,8) OBP: 0.325, SLG: 0.428	0-0 1B		0-0 F9		4-0 BB			0-0 1B		3	1	2	0	1	0	1									
Elvis Valentine, R (1,9) OBP: 0.250, SLG: 0.300	0-0 F6			0-0 5-3		0-0 3-1		4-0 1B		2	0	0	0	0	0	2									
Pete O'Brien, L (5,PH) OBP: 0.332, SLG: 0.436					0-0 3-1			HBP 1B		1	1	0	0	1	0	3									
Bill Stein, R (1,3) OBP: 0.276, SLG: 0.351		0-0 G3		0-3 K		0-0 G6-4-3		0-0 F7		2	0	0	0	0	1	0									
Bob Jones, L (6,9) OBP: 0.288, SLG: 0.363										1	0	1	0	0	0	0									
Wayne Tolleson, S (8,PH) OBP: 0.363, SLG: 0.402										1	0	0	0	0	0	2									
Dwayne Walker, L (9,9) OBP: 0.266, SLG: 0.333										0	0	0	0	0	0	0									
Steve Buechele, R (1,5) OBP: 0.277, SLG: 0.348		0-0 L7		0-0 HR		0-0 G6-4-3		0-0 SH		4	2	2	2	0	0	1									
Curtis Wilkerson, S (1,6) OBP: 0.293, SLG: 0.308		0-0 6-3		0-0 L8		0-0 1B		1-0 SH		3	1	1	0	0	0	0									
Inning Stats	R: 1 E: 0 K: 0 S: 5	H: 3 LOB: 2 BB: 1 P: 9	R: 0 E: 0 K: 0 S: 3	H: 0 LOB: 0 BB: 0 P: 3	R: 1 E: 0 K: 0 S: 4	H: 1 LOB: 1 BB: 1 P: 8	R: 1 E: 0 K: 1 S: 6	H: 1 LOB: 0 BB: 0 P: 6	R: 0 E: 0 K: 1 S: 6	H: 1 LOB: 3 BB: 2 P: 14	R: 0 E: 0 K: 1 S: 6	H: 2 LOB: 1 BB: 0 P: 6	R: 0 E: 0 K: 2 S: 7	H: 0 LOB: 0 BB: 0 P: 7	R: 4 E: 0 K: 0 S: 6	H: 3 LOB: 1 BB: 1 P: 11	1B: 8 2B: 2 3B: 0 HR: 1	SF: 0 SAC: 1 DP: 3 HBP: 1	WP: 0 PB: 0 SB: 0 CS: 0	PA: 39					
PITCHER	IP	WLS	BF	H	R	ER	SO	BB	IBB	HBP	BLK	WP	HR	S	P	ERA	WHIP								
Matt Young, L (1,1) ERA: 4.6	4.2	L	23	6	3	3	2	4	0	0	0	0	0	23	39	5.79	2.143								
Roy Thomas, R (5,1) ERA: 3.33	2.1		9	3	1	1	3	0	0	0	0	0	0	15	15	3.86	1.286								
Ed Vande Berg, L (8,1) ERA: 3.88	0.1		2	0	0	0	0	1	0	0	0	0	0	1	5	0.00	3.000								
Jack Lazorko, R (8,1) ERA: 2.7	0.2		5	2	3	3	0	0	0	1	0	0	0	4	5	40.50	3.000								

Seattle Mariners @ Texas Rangers
Arlington Stadium, Arlington, TX
Sat Sep 21 1985, 8:05 PM EDT
Att: 9,122 - Unknown

AB 32
R 7
H 11
RBI 7
BB 5
SO 5
LOB 16



Batter	1	2	3	4	5	6	7	8	9	AB	R	H	RBI	BB	SO	LOB	TOP					
Jack Perconte, L (1.4) OBP: 0.339, SLG: 0.343	F9		K			G3				4	0	1	0	0	1	2						
Phil Bradley, R (1.7) OBP: 0.367, SLG: 0.486	G4-6-3 1B		K							4	0	2	0	0	2	4						
Alvin Davis, L (1.3) OBP: 0.391, SLG: 0.457	G4-6-3 1-2					K				4	0	0	0	0	2	2						
Gorman Thomas, R (1.10) OBP: 0.340, SLG: 0.475						K				4	0	1	0	0	2	0						
Jim Prestley, R (1.5) OBP: 0.326, SLG: 0.496	G4-3-6-3 1-2					1-3				4	0	0	0	0	1	1						
Dave Henderson, R (1.9) OBP: 0.316, SLG: 0.394										3	0	0	0	0	2	0						
John Moses, S (1.8) OBP: 0.270, SLG: 0.250										3	0	0	0	0	0	0						
Domingo Ramos, R (1.6) OBP: 0.267, SLG: 0.250										2	0	1	0	1	0	0						
Dave Valle, R (1.2) OBP: 0.204, SLG: 0.192										3	0	1	0	0	1	1						
Inning Stats	R: 0 E: 0 K: 0 S: 3	H: 1 LOB: 0 BB: 0 P: 3	R: 0 E: 0 K: 1 S: 5	H: 1 LOB: 0 BB: 0 P: 5	R: 0 E: 0 K: 2 S: 9	H: 2 LOB: 2 BB: 0 P: 9	R: 0 E: 0 K: 1 S: 5	H: 0 LOB: 0 BB: 0 P: 5	R: 0 E: 0 K: 0 S: 3	H: 0 LOB: 0 BB: 0 P: 3	R: 0 E: 0 K: 1 S: 6	H: 1 LOB: 1 BB: 0 P: 6	R: 0 E: 0 K: 2 S: 7	H: 0 LOB: 0 BB: 0 P: 7	R: 0 E: 0 K: 2 S: 8	H: 1 LOB: 2 BB: 1 P: 12	R: 0 E: 0 K: 2 S: 7	H: 0 LOB: 0 BB: 0 P: 7	1B: 6 2B: 0 3B: 0 HR: 0	SF: 0 SAC: 0 DP: 2 HBP: 0	WP: 0 PB: 0 SB: 0 CS: 0	PA: 32
PITCHER Mike Mason, L (1.1) ERA: 4.81	IP: 9.0 WLS: W BF: 32 H: 6 R: 0 ER: 0 SO: 11 BB: 1 IBB: 0 HBP: 0 BLK: 0 WP: 0 HR: 0 S: 53 P: 57 ERA: 0.00 WHIP: 0.778															PITCHER	IP: WLS: BF: H: R: ER: SO: BB: IBB: HBP: BLK: WP: HR: S: P: ERA: WHIP:					

Seattle Mariners @ Texas Rangers
Arlington Stadium, Arlington, TX
Sun Sep 22 1985, 8:05 PM EDT
Att: 6,175 - Unknown

AB 31
R 0
H 6
RBI 0
BB 1
SO 11
LOB 10



Batter	1	2	3	4	5	6	7	8	9	AB	R	H	RBI	BB	SO	LOB	BOTTOM			
Curtis Wilkerson, S (1.6) OBP: 0.292, SLG: 0.307	6-3		SF7							2	0	0	1	0	0	0				
Toby Harrah, R (1.4) OBP: 0.429, SLG: 0.383	F7		E							4	1	1	0	0	0	2				
Pete O'Brien, L (1.3) OBP: 0.334, SLG: 0.445	HR		E4							3	1	3	3	0	0	0				
Larry Parrish, R (1.10) OBP: 0.313, SLG: 0.424	F4		4-3							4	0	0	0	0	0	4				
Gary Ward, R (1.8) OBP: 0.325, SLG: 0.426			K							4	1	1	0	0	1	2				
Duane Walker, L (1.9) OBP: 0.266, SLG: 0.337			K							4	1	1	1	0	1	0				
Bob Jones, L (1.7) OBP: 0.278, SLG: 0.349			G3							4	0	0	0	0	1	1				
Geno Petralli, L (1.2) OBP: 0.314, SLG: 0.272										2	1	1	1	0	1	0				
Steve Buechele, R (1.5) OBP: 0.273, SLG: 0.342			1-3							3	1	0	0	0	0	1				
Inning Stats	R: 1 E: 0 K: 0 S: 4	H: 1 LOB: 0 BB: 0 P: 4	R: 0 E: 0 K: 2 S: 7	H: 0 LOB: 0 BB: 0 P: 7	R: 2 E: 1 K: 0 S: 6	H: 3 LOB: 1 BB: 0 P: 6	R: 2 E: 0 K: 0 S: 5	H: 2 LOB: 0 BB: 0 P: 5	R: 0 E: 0 K: 1 S: 5	H: 1 LOB: 2 BB: 0 P: 5	R: 0 E: 0 K: 1 S: 5	H: 0 LOB: 0 BB: 0 P: 5	R: 1 E: 1 K: 0 S: 4	H: 0 LOB: 1 BB: 0 P: 5	R: 0 E: 0 K: 1 S: 5	H: 0 LOB: 0 BB: 0 P: 5	1B: 4 2B: 2 3B: 0 HR: 1	SF: 3 SAC: 0 DP: 0 HBP: 1	WP: 1 PB: 0 SB: 0 CS: 0	PA: 34
PITCHER Frank Wills, R (1.1) ERA: 6.28 Paul Mirabella, L (5.1) ERA:	IP: 4.0 WLS: L BF: 16 H: 1 R: 1 ER: 0 SO: 2 BB: 0 IBB: 0 HBP: 1 BLK: 0 WP: 0 HR: 0 S: 19 P: 20 ERA: 0.00 WHIP: 0.250															PITCHER	IP: WLS: BF: H: R: ER: SO: BB: IBB: HBP: BLK: WP: HR: S: P: ERA: WHIP:			

Seattle Mariners @ Texas Rangers
Arlington Stadium, Arlington, TX
Sun Sep 22 1985, 8:05 PM EDT
Att: 6,175 - Unknown

AB 30
R 6
H 7
RBI 6
BB 0
SO 4
LOB 10



Batter	1	2	3	4	5	6	7	8	9	AB	R	H	RBI	BB	SO	LOB	TOP					
Jack Perconte, L (1,4) Harold Reynolds, S (8,FR) OBP: 0.338, SLG: 0.345 OBP: 0.269, SLG: 0.196	6-3		4-3 2B		E6			E6 G5-4-3		4	0	1	1	0	0	0	Seattle Mariners @ Texas Rangers Arlington Stadium, Arlington, TX Mon Sep 23 1985, 8:05 PM EDT Att: 5,419 - Unknown					
Phil Bradley, R (1,7) OBP: 0.367, SLG: 0.483			5-3		L6			G5-4-3		3	0	0	0	1	0	3						
Alvin Davis, L (1,3) Domingo Ramos, R (8,3) OBP: 0.369, SLG: 0.453 OBP: 0.267, SLG: 0.250			4-3		K			K		4	0	0	0	0	3	4						
Gorman Thomas, R (1,10) OBP: 0.339, SLG: 0.480	F7		F7		F7					4	1	1	1	0	0	2						
Jim Prestley, R (1,5) Ricky Nelson, L (9,PH) OBP: 0.325, SLG: 0.493		6-3		F4		6-3			K	3	0	0	0	0	0	0						
Dave Henderson, R (1,9) Al Chambers, L (9,PH) OBP: 0.314, SLG: 0.391		K		K		K			K	3	0	0	0	0	3	0						
John Moses, S (1,8) OBP: 0.244, SLG: 0.225		K2-3		K					F7	4	0	0	0	0	2	0						
Donnie Scott, S (1,2) OBP: 0.267, SLG: 0.352					1-3				L5	3	1	1	0	0	0	0						
Spike Owen, S (1,6) OBP: 0.323, SLG: 0.361									F8	3	2	2	2	0	0	0						
Inning Stats	R: 0 E: 0 K: 1 S: 5	H: 0 LOB: 1 BB: 1 P: 9	R: 0 E: 0 K: 2 S: 7	H: 0 LOB: 0 BB: 0 P: 7	R: 2 E: 0 K: 0 S: 6	H: 3 LOB: 1 BB: 0 P: 6	R: 0 E: 0 K: 2 S: 7	H: 0 LOB: 0 BB: 0 P: 7	R: 1 E: 1 K: 1 S: 7	H: 1 LOB: 1 BB: 0 P: 7	R: 0 E: 0 K: 1 S: 5	H: 0 LOB: 0 BB: 0 P: 5	R: 0 E: 0 K: 0 S: 3	H: 0 LOB: 0 BB: 0 P: 3	R: 0 E: 1 K: 1 S: 5	H: 0 LOB: 1 BB: 0 P: 5		R: 1 E: 0 K: 2 S: 8	H: 1 LOB: 0 BB: 0 P: 8	1B: 0 2B: 2 3B: 1 HR: 2	SF: 0 SAC: 0 DP: 1 HBP: 0	WP: 0 PB: 0 SB: 2 CS: 0
PITCHER	IP	WLS	BF	H	R	ER	SO	BB	IBB	HBP	BLK	WP	HR	S	P	ERA	WHIP					
Dave Schmidt, R (1,1) ERA: 3.39	5.0	W	21	4	3	3	6	1	0	0	0	0	1	32	36	5.40	1.000					
Dave Rozema, R (6,1) ERA: 4.19	4.0	S	13	1	1	1	4	0	0	0	0	0	1	21	21	2.25	0.250					

AB	33
R	4
H	5
RBI	4
BB	1
SO	10
LOB	9



Batter	1	2	3	4	5	6	7	8	9	AB	R	H	RBI	BB	SO	LOB	BOTTOM				
Alan Bannister, R (1,7) Duane Walker, L (7,PH) OBP: 0.342, SLG: 0.359 OBP: 0.264, SLG: 0.335	K		E S 1B	F3		F6	F6			4	0	1	0	0	1	2	Seattle Mariners @ Texas Rangers Arlington Stadium, Arlington, TX Mon Sep 23 1985, 8:05 PM EDT Att: 5,419 - Unknown				
Toby Harrah, R (1,4) Curtis Wilkerson, S (8,PH) OBP: 0.431, SLG: 0.388 OBP: 0.294, SLG: 0.312			5-3 1B			1B	1B			3	3	2	0	1	0	1					
Pete O'Brien, L (1,3) OBP: 0.337, SLG: 0.447			F4		1B	SF9 1B	1B			5	2	3	2	0	1	2					
Larry Parrish, R (1,10) Oddibe McDowell, L (6,PH) OBP: 0.316, SLG: 0.425 OBP: 0.314, SLG: 0.440			1-3			1B	1B			2	2	1	0	1	0	1					
Gary Ward, R (1,8) Bob Jones, L (6,PH) OBP: 0.327, SLG: 0.434 OBP: 0.282, SLG: 0.352					2B	SF7 1B	SF9 1B			2	2	2	4	0	0	0					
Ellis Valentine, R (1,9) OBP: 0.270, SLG: 0.429			F7			1B	HR			5	1	2	2	0	1	3					
Don Slaught, R (1,2) Glenn Brummer, R (9,2) OBP: 0.327, SLG: 0.421 OBP: 0.350, SLG: 0.315			F8		K		F6			4	0	0	0	0	1	2					
Steve Buechele, R (1,5) OBP: 0.272, SLG: 0.337			K				K			3	0	0	0	1	2	0					
Wayne Tolleson, S (1,6) OBP: 0.362, SLG: 0.401			L9		SF7		4-3			3	0	1	1	0	0	0					
Inning Stats	R: 3 E: 0 K: 2 S: 8	H: 1 LOB: 0 BB: 2 P: 16	R: 0 E: 0 K: 1 S: 5	H: 0 LOB: 0 BB: 0 P: 5	R: 0 E: 0 K: 0 S: 4	H: 1 LOB: 1 BB: 0 P: 4	R: 1 E: 0 K: 1 S: 7	H: 2 LOB: 2 BB: 1 P: 11	R: 4 E: 0 K: 1 S: 9	H: 4 LOB: 0 BB: 0 P: 9	R: 2 E: 0 K: 1 S: 9	H: 4 LOB: 2 BB: 0 P: 9	R: 0 E: 0 K: 0 S: 4	H: 1 LOB: 1 BB: 0 P: 4	R: 0 E: 0 K: 1 S: 7	H: 2 LOB: 1 BB: 0 P: 7		1B: 10 2B: 3 3B: 0 HR: 2	SF: 2 SAC: 0 DP: 0 HBP: 0	WP: 0 PB: 0 SB: 1 CS: 0	PA: 42
PITCHER	IP	WLS	BF	H	R	ER	SO	BB	IBB	HBP	BLK	WP	HR	S	P	ERA	WHIP				
Mark Langston, L (1,1) ERA: 5.47	4.0	L	22	7	7	7	4	2	1	0	0	0	1	12	12	15.75	2.250				
Dave Tobik, R (5,1) ERA: 5.63	1.2		10	5	3	3	1	0	0	0	0	0	1	12	12	16.20	3.000				
Bob Long, R (6,1) ERA: 3.68	1.1		5	1	0	0	1	0	0	0	0	0	0	7	7	0.00	0.750				
Ed Vande Berg, L (8,1) ERA: 3.97	1.0		5	2	1	1	1	0	0	0	0	0	0	7	7	9.00	2.000				

AB	37
R	11
H	15
RBI	11
BB	3
SO	7
LOB	14



Batter	1	2	3	4	5	6	7	8	9	AB	R	H	RBI	BB	SO	LOB	TOP					
Willie Wilson, S OBP: 0.311, SLG: 0.400 (1, 8)	3-1		F8		F5		F5-4			4	0	0	0	0	0	2	Kansas City Royals @ Seattle Mariners The Kingdome, Seattle, WA Tue Sep 24 1985, 10:05 PM EDT Att: 6,433 - Unknown livebaseballscorecards.com					
Lonnie Smith, R OBP: 0.341, SLG: 0.372 (1, 7)	1B		5-3		B2-3			6-3		4	0	1	0	0	0	1						
George Brett, L OBP: 0.439, SLG: 0.567 (1, 5)	F7			G3		L5		1B		4	0	1	0	0	0	1						
Jorge Orta, L OBP: 0.328, SLG: 0.385 (1, 10)	K			2B 1B		1B BB		K		3	1	1	0	1	2	2						
Steve Balboni, R OBP: 0.305, SLG: 0.479 (1, 3)		F4		K		K		K		4	0	0	0	0	3	3						
Frank White, R OBP: 0.283, SLG: 0.413 (1, 4)	K			1B 2B		1B		5-3		4	1	2	0	0	1	0						
Omar Moreno, L OBP: 0.262, SLG: 0.405 (1, 9)	K			1B		F7		F9		4	0	1	2	0	1	2						
Jamie Quirk, L OBP: 0.292, SLG: 0.326 (1, 2)			3-1	1-3		F6		F6		4	0	0	0	0	0	1						
Buddy Biancalana, S OBP: 0.274, SLG: 0.273 (1, 6)				1B		4-3		F5-4 BB		2	0	1	0	1	0	0						
Inning Stats	R: 0 E: 0 K: 1 S: 6	H: 1 LOB: 1 BB: 0 P: 6	R: 0 E: 0 K: 2 S: 7	H: 0 LOB: 0 BB: 0 P: 7	R: 0 E: 0 K: 0 S: 4	H: 1 LOB: 1 BB: 0 P: 4	R: 2 E: 0 K: 1 S: 8	H: 3 LOB: 1 BB: 0 P: 8	R: 0 E: 0 K: 0 S: 3	H: 0 LOB: 0 BB: 0 P: 3	R: 0 E: 0 K: 1 S: 6	H: 1 LOB: 0 BB: 1 P: 10	R: 0 E: 0 K: 0 S: 2	H: 0 LOB: 0 BB: 1 P: 6	R: 0 E: 0 K: 2 S: 8	H: 1 LOB: 1 BB: 0 P: 8		R: 0 E: 0 K: 0 S: 3	H: 0 LOB: 0 BB: 0 P: 3	1B: 6 2B: 2 3B: 0 HR: 0	SF: 0 SAC: 0 DP: 1 HBP: 0	WP: 0 PB: 0 SB: 0 CS: 0
PITCHER Mike Moore, R ERA: 3.34 (1, 1)	IP: 9.0 WLS: W BF: 35 H: 7 R: 2 ER: 2 SO: 7 BB: 2 IBB: 0 HBP: 0 BLK: 0 WP: 0 HR: 0 S: 47 P: 55 ERA: 2.00 WHIP: 1.000															PITCHER						

Batter	1	2	3	4	5	6	7	8	9	AB	R	H	RBI	BB	SO	LOB	BOTTOM			
Jack Perconte, L OBP: 0.336, SLG: 0.342 (1, 4)	F6		F5			F7		HR 1B		3	0	0	0	0	0	1	Kansas City Royals @ Seattle Mariners The Kingdome, Seattle, WA Tue Sep 24 1985, 10:05 PM EDT Att: 6,433 - Unknown livebaseballscorecards.com			
Ken Phelps, L OBP: 0.336, SLG: 0.439 (8, FH)			F1			HR		HR		4	2	2	4	0	0	1				
Harold Reynolds, S OBP: 0.269, SLG: 0.196 (8, PR)						HR		HR		4	0	2	0	0	0	1				
Phil Bradley, R OBP: 0.307, SLG: 0.493 (1, 7)	L7					1B		F7		4	0	0	0	0	1	3				
Alvin Davis, L OBP: 0.389, SLG: 0.454 (1, 3)	L6			FC6-4 1B		G5-4-3 1B		1-3		4	0	0	0	0	1	3				
Gorman Thomas, R OBP: 0.336, SLG: 0.475 (1, 10)		F6		K		G5-4-3		1-3		4	0	0	0	0	1	3				
Jim Prestley, R OBP: 0.325, SLG: 0.492 (1, 5)		9-6 WP BB		FC6-4		6-3		6-3		2	0	0	0	1	0	1				
Dave Henderson, R OBP: 0.313, SLG: 0.389 (1, 9)		9-6		F5		K		K		3	0	0	0	0	1	2				
John Moses, S OBP: 0.227, SLG: 0.209 (1, 8)			G3			F7		F7		3	0	0	0	0	0	0				
Dave Valle, R OBP: 0.211, SLG: 0.200 (1, 2)				3B 1B		F4		F4		3	1	1	0	0	0	0				
Spike Owen, S OBP: 0.326, SLG: 0.368 (1, 6)				1B 3B		F7		1B HR BB		2	1	1	1	1	0	0				
Inning Stats	R: 0 E: 0 K: 0 S: 3	H: 0 LOB: 0 BB: 0 P: 3	R: 0 E: 0 K: 0 S: 2	H: 0 LOB: 1 BB: 1 P: 6	R: 1 E: 0 K: 0 S: 5	H: 2 LOB: 1 BB: 0 P: 5	R: 0 E: 0 K: 1 S: 6	H: 1 LOB: 1 BB: 0 P: 6	R: 0 E: 0 K: 0 S: 3	H: 0 LOB: 0 BB: 0 P: 3	R: 1 E: 0 K: 0 S: 4	H: 2 LOB: 0 BB: 0 P: 4	R: 0 E: 0 K: 1 S: 5	H: 0 LOB: 0 BB: 0 P: 5	R: 3 E: 0 K: 0 S: 5	H: 2 LOB: 1 BB: 1 P: 9	1B: 4 2B: 1 3B: 1 HR: 2	SF: 0 SAC: 0 DP: 2 HBP: 0	WP: 1 PB: 0 SB: 0 CS: 0	PA: 31
PITCHER Mark Gubicza, R ERA: 3.94 (1, 1)	IP: 7.1 WLS: L BF: 28 H: 6 R: 4 ER: 4 SO: 2 BB: 2 IBB: 0 HBP: 0 BLK: 0 WP: 1 HR: 1 S: 30 P: 38 ERA: 4.91 WHIP: 1.091															PITCHER				
Dan Quisenberry, R ERA: 2.54 (8, 1)	IP: 0.2 WLS: L BF: 3 H: 1 R: 1 ER: 1 SO: 0 BB: 0 IBB: 0 HBP: 0 BLK: 0 WP: 0 HR: 1 S: 3 P: 3 ERA: 13.50 WHIP: 1.500															PITCHER				

Batter	1	2	3	4	5	6	7	8	9	AB	R	H	RBI	BB	SO	LOB	TOP							
Willie Wilson, S OBP: 0.313, SLG: 0.400 (1, 8)										3	1	0	0	2	0	4	Kansas City Royals @ Seattle Mariners The Kingdome, Seattle, WA Thu Sep 26 1985, 10:05 PM EDT Att: 6,840 - Unknown							
Lonnie Smith, R OBP: 0.344, SLG: 0.375 (1, 7)										5	0	2	1	0	3	2								
George Brett, L OBP: 0.438, SLG: 0.565 (1, 5)										4	0	1	1	0	1	3								
Jorge Orta, L OBP: 0.322, SLG: 0.379 (1, 10)										5	0	0	0	0	2	3								
Frank White, R OBP: 0.286, SLG: 0.414 (1, 4)										3	2	0	1	1	1									
Steve Balboni, R OBP: 0.306, SLG: 0.481 (1, 3)										3	1	1	2	1	1	1								
Omar Moreno, L OBP: 0.262, SLG: 0.400 (1, 9)										4	0	1	0	0	1	3								
Jim Sundberg, R OBP: 0.302, SLG: 0.372 (1, 2)										3	1	0	0	1	1	3								
Buddy Biancalana, S OBP: 0.281, SLG: 0.280 Dane Iorg, L OBP: 0.262, SLG: 0.320 Onix Concepcion, R OBP: 0.259, SLG: 0.249 (1, 6) (4, PH) (4, 6)										1	0	0	0	0	1	0								
Inning Stats	R: 1 E: 0 K: 2 S: 8	H: 1 LOB: 1 BB: 1 P: 12	R: 0 E: 0 K: 2 S: 7	H: 0 LOB: 0 BB: 0 P: 7	R: 0 E: 0 K: 2 S: 7	H: 0 LOB: 2 BB: 1 P: 12	R: 1 E: 1 K: 0 S: 5	H: 1 LOB: 0 BB: 1 P: 9	R: 0 E: 0 K: 1 S: 5	H: 1 LOB: 0 BB: 0 P: 5	R: 3 E: 0 K: 0 S: 6	H: 3 LOB: 2 BB: 2 P: 14	R: 0 E: 0 K: 2 S: 8	H: 1 LOB: 1 BB: 0 P: 8	R: 0 E: 0 K: 0 S: 3	H: 0 LOB: 0 BB: 0 P: 3	R: 0 E: 0 K: 2 S: 7	H: 0 LOB: 0 BB: 0 P: 7	1B: 4 2B: 2 3B: 0 HR: 1	SF: 0 SAC: 0 DP: 0 HBP: 1	WP: 0 PB: 0 SB: 3 CS: 1	PA: 40		
PITCHER	IP WLS BF H R ER SO BB IBB HBP BLK WP HR S P ERA WHIP	IP WLS BF H R ER SO BB IBB HBP BLK WP HR S P ERA WHIP	IP WLS BF H R ER SO BB IBB HBP BLK WP HR S P ERA WHIP	IP WLS BF H R ER SO BB IBB HBP BLK WP HR S P ERA WHIP	IP WLS BF H R ER SO BB IBB HBP BLK WP HR S P ERA WHIP	IP WLS BF H R ER SO BB IBB HBP BLK WP HR S P ERA WHIP	IP WLS BF H R ER SO BB IBB HBP BLK WP HR S P ERA WHIP	IP WLS BF H R ER SO BB IBB HBP BLK WP HR S P ERA WHIP	IP WLS BF H R ER SO BB IBB HBP BLK WP HR S P ERA WHIP	IP WLS BF H R ER SO BB IBB HBP BLK WP HR S P ERA WHIP	IP WLS BF H R ER SO BB IBB HBP BLK WP HR S P ERA WHIP	IP WLS BF H R ER SO BB IBB HBP BLK WP HR S P ERA WHIP	IP WLS BF H R ER SO BB IBB HBP BLK WP HR S P ERA WHIP	IP WLS BF H R ER SO BB IBB HBP BLK WP HR S P ERA WHIP	IP WLS BF H R ER SO BB IBB HBP BLK WP HR S P ERA WHIP	IP WLS BF H R ER SO BB IBB HBP BLK WP HR S P ERA WHIP	IP WLS BF H R ER SO BB IBB HBP BLK WP HR S P ERA WHIP	IP WLS BF H R ER SO BB IBB HBP BLK WP HR S P ERA WHIP	IP WLS BF H R ER SO BB IBB HBP BLK WP HR S P ERA WHIP	IP WLS BF H R ER SO BB IBB HBP BLK WP HR S P ERA WHIP	IP WLS BF H R ER SO BB IBB HBP BLK WP HR S P ERA WHIP	IP WLS BF H R ER SO BB IBB HBP BLK WP HR S P ERA WHIP	IP WLS BF H R ER SO BB IBB HBP BLK WP HR S P ERA WHIP	IP WLS BF H R ER SO BB IBB HBP BLK WP HR S P ERA WHIP


AB	34
R	5
H	7
RBI	5
BB	5
SO	11
LOB	24



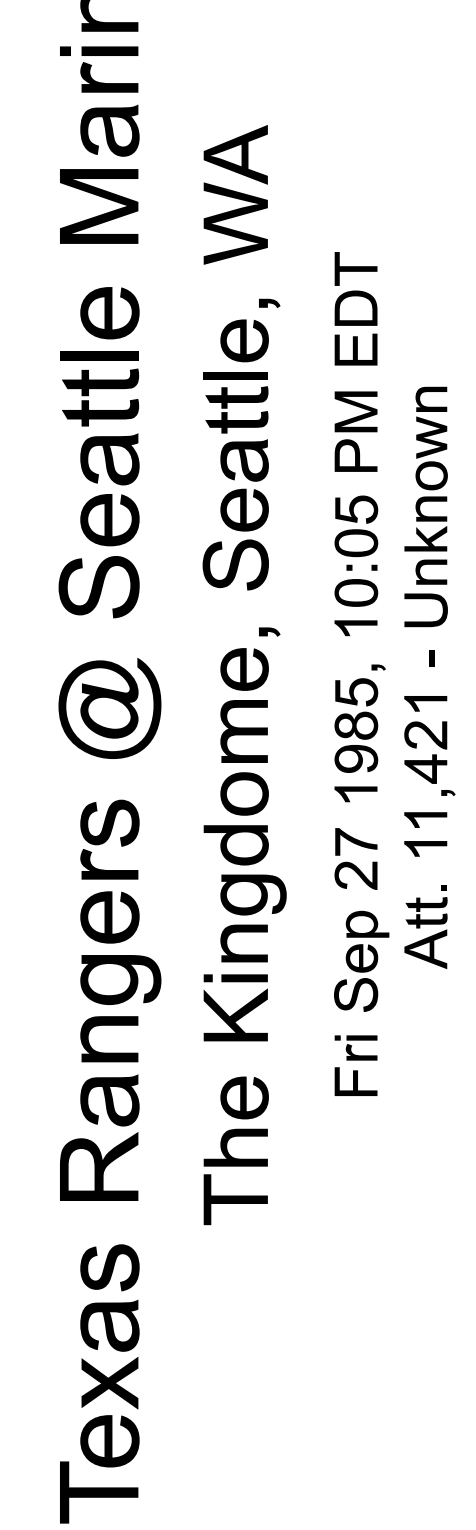
Batter	1	2	3	4	5	6	7	8	9	AB	R	H	RBI	BB	SO	LOB	BOTTOM						
Jack Perconte, L OBP: 0.334, SLG: 0.338 (1, 4)										4	0	1	0	0	0	1	Kansas City Royals @ Seattle Mariners The Kingdome, Seattle, WA Thu Sep 26 1985, 10:05 PM EDT Att: 6,840 - Unknown						
Phil Bradley, R OBP: 0.307, SLG: 0.494 (1, 7)										4	1	1	0	0	0	1							
Alvin Davis, L OBP: 0.386, SLG: 0.448 (1, 3)										4	0	0	1	0	0	2							
Gorman Thomas, R OBP: 0.337, SLG: 0.473 (1, 10)										3	0	1	1	1	1	0							
Jim Prestley, R OBP: 0.325, SLG: 0.492 (1, 5)										4	0	1	0	0	0	3							
Dave Henderson, R OBP: 0.313, SLG: 0.393 (1, 9) (8, 8)										4	0	1	0	0	1	0							
Danny Tartabull, R OBP: 0.418, SLG: 0.571 (1, 6)										4	0	2	0	0	0	0							
John Moses, S OBP: 0.208, SLG: 0.191 Al Cowens, R OBP: 0.308, SLG: 0.448 Ricky Nelson, L (1, 8) (7, PH) (8, 9)										2	0	0	0	0	0	0							
Dave Valle, R OBP: 0.211, SLG: 0.200 Donnie Scott, S OBP: 0.266, SLG: 0.343 (1, 2) (1, 2)										0	0	0	0	0	0	0							
Inning Stats	R: 0 E: 0 K: 0 S: 4	H: 1 LOB: 2 BB: 1 P: 8	R: 0 E: 0 K: 0 S: 3	H: 0 LOB: 0 BB: 0 P: 3	R: 0 E: 0 K: 0 S: 3	H: 0 LOB: 0 BB: 0 P: 3	R: 0 E: 0 K: 0 S: 3	H: 0 LOB: 0 BB: 0 P: 3	R: 0 E: 0 K: 1 S: 8	H: 3 LOB: 3 BB: 0 P: 8	R: 2 E: 0 K: 0 S: 6	H: 3 LOB: 1 BB: 0 P: 6	R: 0 E: 0 K: 1 S: 6	H: 1 LOB: 1 BB: 0 P: 6	1B: 6 2B: 2 3B: 0 HR: 0	SF: 0 SAC: 0 DP: 0 HBP: 0	WP: 0 PB: 0 SB: 1 CS: 0	PA: 36					
PITCHER	IP WLS BF H R ER SO BB IBB HBP BLK WP HR S P ERA WHIP	IP WLS BF H R ER SO BB IBB HBP BLK WP HR S P ERA WHIP	IP WLS BF H R ER SO BB IBB HBP BLK WP HR S P ERA WHIP	IP WLS BF H R ER SO BB IBB HBP BLK WP HR S P ERA WHIP	IP WLS BF H R ER SO BB IBB HBP BLK WP HR S P ERA WHIP	IP WLS BF H R ER SO BB IBB HBP BLK WP HR S P ERA WHIP	IP WLS BF H R ER SO BB IBB HBP BLK WP HR S P ERA WHIP	IP WLS BF H R ER SO BB IBB HBP BLK WP HR S P ERA WHIP	IP WLS BF H R ER SO BB IBB HBP BLK WP HR S P ERA WHIP	IP WLS BF H R ER SO BB IBB HBP BLK WP HR S P ERA WHIP	IP WLS BF H R ER SO BB IBB HBP BLK WP HR S P ERA WHIP	IP WLS BF H R ER SO BB IBB HBP BLK WP HR S P ERA WHIP	IP WLS BF H R ER SO BB IBB HBP BLK WP HR S P ERA WHIP	IP WLS BF H R ER SO BB IBB HBP BLK WP HR S P ERA WHIP	IP WLS BF H R ER SO BB IBB HBP BLK WP HR S P ERA WHIP	IP WLS BF H R ER SO BB IBB HBP BLK WP HR S P ERA WHIP	IP WLS BF H R ER SO BB IBB HBP BLK WP HR S P ERA WHIP	IP WLS BF H R ER SO BB IBB HBP BLK WP HR S P ERA WHIP	IP WLS BF H R ER SO BB IBB HBP BLK WP HR S P ERA WHIP	IP WLS BF H R ER SO BB IBB HBP BLK WP HR S P ERA WHIP	IP WLS BF H R ER SO BB IBB HBP BLK WP HR S P ERA WHIP	IP WLS BF H R ER SO BB IBB HBP BLK WP HR S P ERA WHIP	IP WLS BF H R ER SO BB IBB HBP BLK WP HR S P ERA WHIP

AB	35
R	2
H	8
RBI	2
BB	1
SO	2
LOB	12



Batter	1	2	3	4	5	6	7	8	9	AB	R	H	RBI	BB	SO	LOB	TOP										
Wayne Tolleson, S (1, 6) OBP: 0.356, SLG: 0.391	L7		1-3		G3			F7		4	0	0	0	0	0	2	Texas Rangers @ Seattle Mariners The Kingdome, Seattle, WA Fri Sep 27 1985, 10:05 PM EDT Att: 11,421 - Unknown										
Curtis Wilkerson, S (1, 4) OBP: 0.265, SLG: 0.310	4-3 BB		F8				F7	6-3		3	0	0	0	1	0												
Pete O'Brien, L (1, 3) OBP: 0.339, SLG: 0.453	4-3				1-3 BB				0-3 K	2	0	0	0	2	1												
Oddibe McDowell, L (1, 10) OBP: 0.308, SLG: 0.436	3-1				1-3 BB				0-3 K	2	4	0	0	0	1	3											
Gary Ward, R (1, 7) OBP: 0.328, SLG: 0.433									0-3 CS	3	4	0	1	0	0	1											
Bob Jones, L (1, 9) OBP: 0.277, SLG: 0.336	4-3								4-0 WP BB	3	2	0	0	0	1	0											
Bill Stein, R (9, PH) OBP: 0.269, SLG: 0.342									0-0 FC6-4 1B	3	1	0	0	0	0	1											
Don Slaughter, R (1, 2) OBP: 0.324, SLG: 0.413									0-0 FC6-4 1B	3	2	0	0	0	1	0											
George Wright, S (1, 8) OBP: 0.243, SLG: 0.247	L4								0-3 K	3	3	0	0	0	0	1	AB 27 R 0 H 2 RBI 0 BB 5 SO 5 LOB 14										
Steve Buechele, R (1, 5) OBP: 0.269, SLG: 0.328									0-0 F9	1	2	0	0	0	1	0											
Inning Stats	R: 0 E: 0 K: 0 S: 3	H: 0 LOB: 1 BB: 1 P: 7	R: 0 E: 0 K: 0 S: 3	H: 0 LOB: 1 BB: 0 P: 4	R: 0 E: 0 K: 0 S: 2	H: 0 LOB: 0 BB: 1 P: 6	R: 0 E: 0 K: 1 S: 5	H: 0 LOB: 1 BB: 1 P: 9	R: 0 E: 0 K: 1 S: 6	H: 1 LOB: 1 BB: 0 P: 6	R: 0 E: 0 K: 1 S: 4	H: 0 LOB: 0 BB: 1 P: 8	R: 0 E: 0 K: 1 S: 5	H: 0 LOB: 1 BB: 1 P: 9	R: 0 E: 0 K: 0 S: 3	H: 0 LOB: 0 BB: 0 P: 3	R: 0 E: 0 K: 1 S: 6	H: 1 LOB: 1 BB: 0 P: 6	1B: 1 2B: 1 3B: 0 HR: 0	SF: 0 SAC: 0 DP: 0 HBP: 1	WP: 1 PB: 0 SB: 2 CS: 2	PA: 34					
PITCHER	IP	WLS	BF	H	R	ER	SO	BB	IBB	HBP	BLK	WP	HR	S	P	ERA	WHIP										
Frank Wills, R (1, 1) ERA: 5.84	8.0	W	29	1	0	0	4	5	0	1	0	1	0	31	52	0.00	0.750										
Ed Vande Berg, L (9, 1) ERA: 3.73	1.0		4	1	0	0	1	0	0	0	0	0	0	6	6	0.00	1.000										

Batter	1	2	3	4	5	6	7	8	9	AB	R	H	RBI	BB	SO	LOB	BOTTOM											
Jack Perconte, L (1, 4) OBP: 0.335, SLG: 0.338	F9		4-3							3	1	1	1	1	0	1	Texas Rangers @ Seattle Mariners The Kingdome, Seattle, WA Fri Sep 27 1985, 10:05 PM EDT Att: 11,421 - Unknown											
Harold Reynolds, S (9, 4) OBP: 0.269, SLG: 0.196			2-3 3-H		1B			E 2B BB		0	0	0	0	0	0	0												
Phil Bradley, R (1, 7) OBP: 0.365, SLG: 0.491	K		6-3		F6			6-3		4	0	0	0	0	1	4												
Alvin Davis, L (1, 3) OBP: 0.367, SLG: 0.452	F7									4	0	2	1	0	0	2												
Domingo Ramos, R (6, PR) OBP: 0.267, SLG: 0.250										0	1	0	0	0	0	0												
Gorman Thomas, R (1, 10) OBP: 0.336, SLG: 0.469					2B			1B 2B		3	1	0	0	1	1	1												
Jim Prestley, R (1, 5) OBP: 0.327, SLG: 0.491	F3							1B HR IBB		3	1	1	1	1	0	0												
Dave Henderson, R (1, 9) OBP: 0.313, SLG: 0.398	F4				BB			1B HR		4	1	1	3	0	2	2												
Danny Tartabull, R (1, 6) OBP: 0.324, SLG: 0.549										2	1	0	0	2	1	3												
Spike Owen, S (9, 6) OBP: 0.326, SLG: 0.368			SH5-3 1B 4-3 BB		F3			K		0	0	0	0	0	0	0	AB 29 R 6 H 7 RBI 6 BB 5 SO 5 LOB 16											
John Moses, S (1, 8) OBP: 0.212, SLG: 0.196			4-3 SH5-3 1B					F7		4	0	1	0	0	0	2												
Donnie Scott, S (1, 2) OBP: 0.268, SLG: 0.345			SH5-3					1B		2	0	1	0	0	0	1												
Inning Stats	R: 0 E: 0 K: 1 S: 5	H: 0 LOB: 0 BB: 0 P: 5	R: 0 E: 0 K: 1 S: 5	H: 0 LOB: 0 BB: 0 P: 5	R: 1 E: 0 K: 0 S: 4	H: 1 LOB: 1 BB: 1 P: 8	R: 0 E: 0 K: 1 S: 6	H: 1 LOB: 2 BB: 1 P: 10	R: 0 E: 0 K: 0 S: 5	H: 2 LOB: 2 BB: 0 P: 5	R: 0 E: 0 K: 1 S: 5	H: 0 LOB: 0 BB: 0 P: 5	R: 0 E: 0 K: 0 S: 2	H: 0 LOB: 0 BB: 1 P: 6	R: 5 E: 0 K: 1 S: 8	H: 3 LOB: 1 BB: 2 P: 16	1B: 4 2B: 2 3B: 0 HR: 1	SF: 0 SAC: 1 DP: 0 HBP: 0	WP: 0 PB: 0 SB: 0 CS: 1	PA: 35								
PITCHER	IP	WLS	BF	H	R	ER	SO	BB	IBB	HBP	BLK	WP	HR	S	P	ERA	WHIP											
Mike Mason, L (1, 1) ERA: 4.82	7.1	L	31	5	4	4	4	4	4	4	4	4	0	0	34	54	4.91	1.227										
Rick Sutthoff, R (8, 1) ERA: 4.7	0.2		4	2	2	2	1	0	0	0	0	0	1	6	6	27.00	3.000											



Batter	1	2	3	4	5	6	7	8	9	AB	R	H	RBI	BB	SO	LOB	TOP
Wayne Tolleson, S (1, 6) OBP: 0.352, SLG: 0.386	0-3 K		0-3 K		0-0 F8			0-0 6-3		4	0	0	0	0	2	2	
Geno Petralli, L (1, 2) OBP: 0.309, SLG: 0.268	0-3 K		0-0 1B		0-0 F7			0-3 K		4	0	1	0	0	2	1	
Pete O'Brien, L (1, 3) OBP: 0.339, SLG: 0.451	4-0 FC6-4 BB		0-0 G3		0-0 F6			0-0 F8		3	0	0	0	1	0	1	
Larry Parrish, R (1, 10) Glenn Brummer, R (9, PR) OBP: 0.321, SLG: 0.442 OBP: 0.350, SLG: 0.315	0-0 FC6-4 1-2		0-0 4-3 2B		0-0 HR			0-0 G4-6-3 1B		4	2	3	1	0	0	1	
Gary Ward, R (1, 8) OBP: 0.326, SLG: 0.430		0-0 5-3		0-0 4-3		0-0 F9		0-0 G4-6-3 1B		4	0	0	0	0	0	2	
Bob Jones, L (1, 9) OBP: 0.269, SLG: 0.325		0-0 L6		0-0 4-3		0-0 4-3		0-0 G3		4	0	0	1	0	0	1	
Alan Bannister, R (1, 7) OBP: 0.350, SLG: 0.361		0-0 1B		0-0 G4-1		4-0 G6-4-3 BB				2	0	1	0	1	0	0	
Steve Buechele, R (1, 5) OBP: 0.270, SLG: 0.328		0-0 4-3			0-0 1B	0-0 G6-4-3		0-0 1-2		3	0	1	0	0	0	2	
Curtis Wilkerson, S (1, 4) OBP: 0.295, SLG: 0.310			0-0 1B		0-0 F7	0-0 F8		0-0 F8		3	0	1	0	0	0	1	
Inning Stats	R: 0 E: 0 K: 2 S: 7	H: 0 LOB: 1 BB: 1 P: 11	R: 0 E: 0 K: 0 S: 4	H: 1 LOB: 1 BB: 0 P: 4	R: 0 E: 0 K: 1 S: 6	H: 2 LOB: 1 BB: 0 P: 6	R: 1 E: 0 K: 0 S: 4	H: 1 LOB: 1 BB: 0 P: 4	R: 0 E: 0 K: 0 S: 2	H: 0 LOB: 0 BB: 1 P: 6	R: 0 E: 0 K: 1 S: 5	H: 0 LOB: 0 BB: 0 P: 5	R: 0 E: 0 K: 0 S: 3	H: 1 LOB: 1 BB: 0 P: 3	1B: 5 2B: 1 3B: 0 HR: 1	SF: 0 SAC: 0 DP: 2 HBP: 0	WP: 0 PA: 33 PB: 0 SB: 0 CS: 0
PITCHER Mike Moore, R (1, 1) ERA: 3.29	IP: 9.0 WLS: W BF: 33 H: 7 R: 2 ER: 2 SO: 4 BB: 2 IBB: 0 HBP: 0 BLK: 0 WP: 0 HR: 1 S: 39 P: 47 ERA: 2.00 WHIP: 1.000																

Texas Rangers @ Seattle Mariners
The Kingdome, Seattle, WA
Sat Sep 28 1985, 10:05 PM EDT
Att: 16,528 - Unknown


AB 31
R 2
H 7
RBI 2
BB 2
SO 4
LOB 11



Batter	1	2	3	4	5	6	7	8	9	AB	R	H	RBI	BB	SO	LOB	BOTTOM		
Jack Perconte, L (1, 4) OBP: 0.333, SLG: 0.335	0-3 K		0-0 3-1		0-3 K			0-0 G3		4	0	0	0	0	2	1			
Al Cowens, R (8, PH) Ken Phelps, L (8, PH) Harold Reynolds, S (9, 4) OBP: 0.308, SLG: 0.448 OBP: 0.338, SLG: 0.466 OBP: 0.269, SLG: 0.196						1-3				0	0	0	0	0	0	0			
Phil Bradley, R (1, 7) OBP: 0.365, SLG: 0.495	0-0 5-3		0-0 HR		4-0 1-2 BB			0-0 6-3		3	1	1	1	1	0	0			
Alvin Davis, L (1, 3) OBP: 0.387, SLG: 0.457			4-0 FC3-6 1B		0-0 L6			0-3 K		3	2	1	1	1	1	2			
Gorman Thomas, R (1, 10) OBP: 0.338, SLG: 0.467	4-0 BB		4-0 FC3-6 BB		0-3 K			0-0 5-3		2	0	0	0	2	1	0			
Jim Prestley, R (1, 5) OBP: 0.326, SLG: 0.488	0-0 F8		0-0 FC3-6 1B		0-0 L8			4-0 BB		3	0	0	0	1	0	3			
Dave Henderson, R (1, 9) OBP: 0.314, SLG: 0.397		0-0 F7		0-0 1B		4-0 1B		0-0 F9		3	0	1	1	1	0	1			
John Moses, S (1, 8) OBP: 0.232, SLG: 0.204		0-0 4-3		0-0 G3		0-0 1B		4-0 S BB		3	0	1	0	1	0	2			
Donnie Scott, S (1, 2) Dave Valle, R (9, 2) OBP: 0.268, SLG: 0.339 OBP: 0.211, SLG: 0.200		4-0 BB		0-3 K		0-0 G3		0-3 K		3	0	0	0	1	2	3			
Spike Owen, S (1, 6) Danny Tartabull, R (6, PH) OBP: 0.327, SLG: 0.369 OBP: 0.410, SLG: 0.528		0-0 4-3		0-0 BB 1B		0-0 F9		0-3 K		2	0	1	0	0	0	1			
Inning Stats	R: 1 E: 0 K: 1 S: 6	H: 1 LOB: 1 BB: 1 P: 10	R: 0 E: 0 K: 0 S: 3	H: 0 LOB: 1 BB: 1 P: 7	R: 2 E: 0 K: 0 S: 5	H: 2 LOB: 2 BB: 2 P: 13	R: 0 E: 0 K: 2 S: 8	H: 1 LOB: 2 BB: 1 P: 12	R: 0 E: 0 K: 1 S: 6	H: 1 LOB: 2 BB: 1 P: 10	R: 0 E: 0 K: 0 S: 3	H: 0 LOB: 0 BB: 0 P: 3	R: 0 E: 0 K: 1 S: 5	H: 0 LOB: 1 BB: 1 P: 9	R: 0 E: 0 K: 2 S: 7	H: 0 LOB: 1 BB: 1 P: 11	1B: 3 2B: 0 3B: 0 HR: 2	SF: 0 SAC: 0 DP: 0 HBP: 0	WP: 0 PA: 37 PB: 0 SB: 1 CS: 0
PITCHER Dave Schmidt, R (1, 1) ERA: 3.52 Ricky Wright, L (6, 1) ERA: 6.35 Greg Harris, R (8, 1) ERA: 2.45	IP: 5.0 WLS: L BF: 26 H: 5 R: 3 ER: 3 SO: 4 BB: 6 IBB: 3 HBP: 3 BLK: 4 WP: 0 HR: 2 S: 28 P: 52 ERA: 5.40 WHIP: 2.200																		

Texas Rangers @ Seattle Mariners
The Kingdome, Seattle, WA
Sat Sep 28 1985, 10:05 PM EDT
Att: 16,528 - Unknown

AB 29
R 3
H 5
RBI 3
BB 8
SO 7
LOB 15



Batter	1	2	3	4	5	6	7	8	9	AB	R	H	RBI	BB	SO	LOB	TOP										
Toby Harrah, R OBP: 0.433, SLG: 0.392 (1, 4)	L8							6-3		4	0	2	0	1	0	1	Texas Rangers @ Seattle Mariners The Kingdome, Seattle, WA Sun Sep 29 1985, 6:33 AM EDT Att: 7,030 - Unknown										
Alan Bannister, R OBP: 0.344, SLG: 0.354 (1, 7) (8, 5)	1-4-3		L6				4-3		K	5	0	1	1	0	1	2											
Pete O'Brien, L OBP: 0.339, SLG: 0.449 (1, 3)									K	4	0	1	0	1	2	3											
Larry Parrish, R OBP: 0.319, SLG: 0.438 (1, 10)	K		4-3						F3	5	0	1	0	0	2	3											
Gary Ward, R OBP: 0.327, SLG: 0.431 (1, 8)		6-3								3	2	1	0	1	0	0											
Don Slaught, R OBP: 0.326, SLG: 0.412 (1, 2)		5-3								3	2	1	0	0	1	0											
George Wright, S OBP: 0.243, SLG: 0.247 (1, 9)										4	0	1	0	0	0	4											
Steve Buechele, R OBP: 0.266, SLG: 0.323 (8, PH)										3	0	0	0	0	1	3											
Bob Jones, L OBP: 0.274, SLG: 0.325 (8, 7)										0	1	0	0	1	0	0											
Curtis Wilkerson, S OBP: 0.295, SLG: 0.310 (8, PH)										3	0	1	1	0	1	0											
Oddibe McDowell, L OBP: 0.259, SLG: 0.456 (8, PH)										0	0	0	0	0	0	0											
Bill Stein, R OBP: 0.279, SLG: 0.364 (8, PH)										1	0	1	3	0	0	0											
Wayne Tolleson, S OBP: 0.352, SLG: 0.386 (8, 6)										0	0	0	0	0	0	0											
Inning Stats	R: 0 E: 0 K: 1 S: 6	H: 1 LOB: 1 BB: 0 P: 6	R: 0 E: 0 K: 0 S: 4	H: 1 LOB: 1 BB: 0 P: 4	R: 0 E: 0 K: 0 S: 4	H: 1 LOB: 2 BB: 1 P: 8	R: 2 E: 0 K: 0 S: 7	H: 4 LOB: 3 BB: 1 P: 11	R: 0 E: 0 K: 2 S: 7	H: 0 LOB: 0 BB: 0 P: 7	R: 0 E: 0 K: 1 S: 5	H: 1 LOB: 0 BB: 0 P: 5	R: 3 E: 0 K: 0 S: 4	H: 2 LOB: 1 BB: 2 P: 13	R: 0 E: 0 K: 2 S: 7	H: 0 LOB: 0 BB: 0 P: 7	1B: 7 2B: 3 3B: 0 HR: 0	SF: 0 SAC: 0 DP: 0 HBP: 1	WP: 0 PB: 0 SB: 1 CS: 1	PA: 40							
PITCHER	IP	WLS	BF	H	R	ER	SO	BB	IBB	HBP	BLK	WP	HR	S	P	ERA	WHIP										
Matt Young, L ERA: 4.65 (1, 1)	7.1	L	33	9	4	4	6	3	0	1	0	0	0	41	54	4.91	1.636										
Ed Vande Berg, L ERA: 3.71 (8, 1)	0.1		1	0	0	0	0	0	0	0	0	0	0	1	1	0.00	0.000										
Roy Thomas, R ERA: 3.34 (8, 1)	0.0		1	0	0	0	0	0	1	0	0	0	0	4	4	∞	∞										
Paul Mirabella, L ERA: 2.77 (8, 1)	0.1		2	1	1	1	0	0	0	0	0	0	0	2	2	27.00	3.000										
Ed Nunez, R ERA: 2.77 (9, 1)	1.0		3	0	0	0	2	0	0	0	0	0	0	7	7	0.00	0.000										
Batter	1	2	3	4	5	6	7	8	9	AB	R	H	RBI	BB	SO	LOB	BOTTOM										
Jack Perconte, L OBP: 0.333, SLG: 0.340 (1, 4)	L3								F7	5	2	2	0	0	0	1	Texas Rangers @ Seattle Mariners The Kingdome, Seattle, WA Sun Sep 29 1985, 6:33 AM EDT Att: 7,030 - Unknown										
Phil Bradley, R OBP: 0.365, SLG: 0.497 (1, 7)										4	0	3	1	1	1	0											
Alvin Davis, L OBP: 0.387, SLG: 0.455 (1, 3)										4	0	1	0	1	2	4											
Domingo Ramos, R OBP: 0.267, SLG: 0.250 (9, PR)										0	0	0	0	0	0	0											
Gorman Thomas, R OBP: 0.340, SLG: 0.467 (1, 10)										3	0	1	0	2	1	3											
Dave Henderson, R OBP: 0.313, SLG: 0.394 (1, 9)										4	0	0	1	1	0	7											
Danny Tartabull, R OBP: 0.400, SLG: 0.509 (1, 5)										4	0	1	0	0	1	5											
John Moses, S OBP: 0.217, SLG: 0.190 (1, 8)										4	0	0	0	0	0	1											
Dave Valle, R OBP: 0.197, SLG: 0.186 (1, 2)										4	0	0	0	0	1	1											
Spike Owen, S OBP: 0.326, SLG: 0.370 (1, 6)										4	0	1	0	0	1	1											
Inning Stats	R: 0 E: 0 K: 0 S: 5	H: 2 LOB: 2 BB: 0 P: 5	R: 0 E: 0 K: 0 S: 4	H: 1 LOB: 1 BB: 0 P: 4	R: 1 E: 0 K: 1 S: 7	H: 2 LOB: 2 BB: 1 P: 11	R: 0 E: 0 K: 0 S: 4	H: 1 LOB: 1 BB: 0 P: 4	R: 0 E: 0 K: 2 S: 8	H: 0 LOB: 0 BB: 0 P: 8	R: 0 E: 0 K: 1 S: 5	H: 0 LOB: 0 BB: 0 P: 5	R: 1 E: 0 K: 2 S: 9	H: 2 LOB: 3 BB: 2 P: 17	R: 0 E: 0 K: 1 S: 5	H: 0 LOB: 2 BB: 0 P: 5	R: 0 E: 0 K: 0 S: 3	H: 0 LOB: 2 BB: 2 P: 11	1B: 7 2B: 1 3B: 1 HR: 0	SF: 0 SAC: 0 DP: 0 HBP: 0	WP: 1 PB: 0 SB: 0 CS: 0	PA: 41					
PITCHER	IP	WLS	BF	H	R	ER	SO	BB	IBB	HBP	BLK	WP	HR	S	P	ERA	WHIP										
Matt Williams, R ERA: 1.89 (1, 1)	6.0		26	7	1	1	4	1	0	0	0	0	0	33	37	1.50	1.333										
Greg Harris, R ERA: 2.47 (7, 1)	3.0	W	15	2	1	1	3	4	0	0	0	0	0	17	33	3.00	2.000										

Batter	1	2	3	4	5	6	7	8	9	AB	R	H	RBI	BB	SO	LOB	TOP				
Jack Perconte, L (1,4) OBP: 0.333, SLG: 0.342	6-3			1B		G3		1-3		4	1	1	0	0	0	0	Seattle Mariners @ Cleveland Indians Cleveland Municipal Stadium, Cleveland, OH Tue Oct 01 1985, 7:05 PM EDT Att: 3,919 - Unknown livebaseballscorecards.com				
Phil Bradley, R (1,7) OBP: 0.369, SLG: 0.502	K			SH1-3 2H		F9		HR		4	2	2	2	0	1	0					
Alvin Davis, L (1,3) OBP: 0.388, SLG: 0.455	K			SH1-3 1B		3-1		1B		3	0	1	0	1	1	0					
Domingo Ramos, R (8, PR) OBP: 0.267, SLG: 0.250	K			SH1-3 BB				1B		0	0	0	0	0	0	0					
Gorman Thomas, R (1,10) OBP: 0.340, SLG: 0.465		K		SH1-3				K		2	0	0	0	1	2	1					
Al Cowens, R (1,9) OBP: 0.306, SLG: 0.444		L9		6-3				F8		4	0	0	1	0	0	2					
Jim Prestey, R (1,5) OBP: 0.326, SLG: 0.486		5-3		L4				F9		4	0	1	0	0	0	1					
Dave Henderson, R (1,8) OBP: 0.311, SLG: 0.391			5-3		6-3			K		4	0	0	0	0	2	2					
Donnie Scott, S (1,2) OBP: 0.264, SLG: 0.333			K		F4			F7		3	0	0	0	0	1	2					
Dave Valle, R (7,2) OBP: 0.197, SLG: 0.186			K							0	0	0	0	0	0	0					
Spike Owen, S (1,6) OBP: 0.324, SLG: 0.367			6-3		4-3			F8		3	0	0	0	0	0	0					
Inning Stats	R: 0 E: 0 K: 2 S: 7	H: 0 LOB: 0 BB: 0 P: 7	R: 0 E: 0 K: 1 S: 5	H: 0 LOB: 0 BB: 0 P: 5	R: 0 E: 0 K: 1 S: 5	H: 0 LOB: 0 BB: 0 P: 5	R: 2 E: 0 K: 0 S: 5	H: 2 LOB: 1 BB: 0 P: 9	R: 0 E: 0 K: 0 S: 3	H: 0 LOB: 0 BB: 0 P: 3	R: 0 E: 0 K: 1 S: 6	H: 1 LOB: 2 BB: 1 P: 10	R: 1 E: 0 K: 1 S: 7	H: 2 LOB: 1 BB: 0 P: 7	R: 0 E: 0 K: 1 S: 5	H: 0 LOB: 0 BB: 0 P: 5	1B: 3 2B: 1 3B: 0 HR: 1	SF: 0 SAC: 1 DP: 0 HBP: 0	WP: 0 PB: 0 SB: 1 CS: 0	PA: 34	
PITCHER	IP	WLS	BF	H	R	ER	SO	BB	IBB	HBP	BLK	WP	HR	S	P	ERA	WHIP				
Don Schultze, R (1,1) ERA: 5.94	7.0	W	26	3	2	2	5	2	0	0	0	0	0	34	42	2.57	0.714				
Jerry Reed, R (8,1) ERA: 4.11	2.0	S	8	2	1	1	2	0	0	0	0	0	1	12	12	4.50	1.000				

Batter	1	2	3	4	5	6	7	8	9	AB	R	H	RBI	BB	SO	LOB	BOTTOM				
Brett Butler, L (1,8) OBP: 0.371, SLG: 0.427	3-1			1B		K		K		4	0	1	0	0	2	0	Seattle Mariners @ Cleveland Indians Cleveland Municipal Stadium, Cleveland, OH Tue Oct 01 1985, 7:05 PM EDT Att: 3,919 - Unknown livebaseballscorecards.com				
Tony Bemazard, S (1,4) OBP: 0.383, SLG: 0.406				1B				BB		3	0	2	0	1	0	0					
Otis Nixon, S (8, PR) OBP: 0.271, SLG: 0.315				S		L7		BB		0	1	0	0	0	0	0					
Julio Franco, R (1,6) OBP: 0.349, SLG: 0.385	G1-6-3			1B				BB		3	2	1	0	1	0	3					
Andre Thornton, R (1,10) OBP: 0.298, SLG: 0.396		K		1B		HR		BB		3	3	2	2	1	1	0					
Mike Hargrove, L (1,3) OBP: 0.371, SLG: 0.351		K		1B		HR		BB		3	0	1	0	0	1	0					
Benny Ayala, R (8, PH) OBP: 0.288, SLG: 0.427		K		G6-4-3		3-1		HR		1	0	1	2	0	0	0					
Mike Fischlin, R (8, PR) OBP: 0.270, SLG: 0.310		K		1B				HR		0	1	0	0	0	0	0					
Brook Jacoby, R (1,5) OBP: 0.323, SLG: 0.423		F9		1B		5-3		HR		4	1	2	4	0	0	0					
George Vukovich, L (1,9) OBP: 0.292, SLG: 0.337				F7		K		F8		4	0	0	0	0	1	4					
Joe Carter, R (1,7) OBP: 0.293, SLG: 0.403				F8		F9		5-3		4	0	0	0	0	0	3					
Jerry Willard, L (1,2) OBP: 0.331, SLG: 0.382				HR		L5		L4		4	1	1	1	0	0	2					
Inning Stats	R: 0 E: 0 K: 0 S: 3	H: 1 LOB: 0 BB: 0 P: 3	R: 0 E: 0 K: 2 S: 7	H: 0 LOB: 0 BB: 0 P: 7	R: 1 E: 0 K: 0 S: 6	H: 3 LOB: 2 BB: 0 P: 6	R: 1 E: 0 K: 0 S: 5	H: 3 LOB: 1 BB: 0 P: 5	R: 0 E: 0 K: 1 S: 7	H: 0 LOB: 0 BB: 0 P: 7	R: 0 E: 0 K: 1 S: 5	H: 0 LOB: 0 BB: 0 P: 5	R: 5 E: 0 K: 0 S: 5	H: 2 LOB: 2 BB: 3 P: 17	R: 0 E: 0 K: 1 S: 5	H: 0 LOB: 0 BB: 0 P: 5	1B: 6 2B: 2 3B: 0 HR: 3	SF: 0 SAC: 0 DP: 2 HBP: 0	WP: 0 PB: 1 SB: 2 CS: 0	PA: 36	
PITCHER	IP	WLS	BF	H	R	ER	SO	BB	IBB	HBP	BLK	WP	HR	S	P	ERA	WHIP				
Frank Wills, R (1,1) ERA: 5.85	6.0	L	25	9	4	4	4	0	0	0	0	0	2	33	33	6.00	1.500				
Roy Thomas, R (7,1) ERA: 3.51	1.0		6	0	3	3	1	3	0	0	0	0	0	5	17	27.00	3.000				
Ed Vande Berg, L (8,1) ERA: 3.94	1.0		5	2	2	2	0	0	0	0	0	0	1	5	5	18.00	2.000				

Batter	1	2	3	4	5	6	7	8	9	AB	R	H	RBI	BB	SO	LOB	TOP																					
Jack Perconte, L (1,4) Harold Reynolds, S (8,4) OBP: 0.330, SLG: 0.339	6-3		F8		K			F7		4	0	0	0	0	1	1																						
Phil Bradley, R (1,7) OBP: 0.369, SLG: 0.500	L4			G3 2B	K			K		4	1	1	0	0	2	1																						
Alvin Davis, L (1,3) Domingo Ramos, R (8,3) OBP: 0.267, SLG: 0.250	K			G3 1-2		E4		F8		4	0	0	0	0	1	1																						
Gorman Thomas, R (1,10) OBP: 0.338, SLG: 0.461		K		6-3		K			5-3	4	0	0	0	0	2	2																						
Al Cowens, R (1,9) OBP: 0.309, SLG: 0.450				2B 2B		F9			G5-4-3 BB	3	1	2	1	1	0	1																						
Jim Prestey, R (1,5) OBP: 0.325, SLG: 0.487	F8			2B 2B		F6			G5-4-3 1-2	4	0	1	1	0	0	3																						
Dave Henderson, R (1,8) OBP: 0.309, SLG: 0.389	K			F9			F4			3	0	0	0	0	1	2																						
Dave Valle, R (1,2) OBP: 0.188, SLG: 0.177			F9		F4		6-3			3	0	0	0	0	0	0																						
Spike Owen, S (1,6) OBP: 0.324, SLG: 0.367			F9				G3			3	0	1	0	0	0	0																						
Inning Stats	R: 0 E: 0 K: 1 S: 5	H: 0 LOB: 0 BB: 0 P: 5	R: 0 E: 0 K: 2 S: 8	H: 1 LOB: 1 BB: 0 P: 8	R: 0 E: 0 K: 0 S: 3	H: 0 LOB: 0 BB: 0 P: 3	R: 2 E: 0 K: 0 S: 6	H: 3 LOB: 1 BB: 0 P: 6	R: 0 E: 0 K: 2 S: 8	H: 1 LOB: 0 BB: 0 P: 8	R: 0 E: 1 K: 1 S: 6	H: 0 LOB: 1 BB: 0 P: 6	R: 0 E: 0 K: 0 S: 3	H: 0 LOB: 0 BB: 0 P: 3	R: 0 E: 0 K: 1 S: 5	H: 0 LOB: 0 BB: 1 P: 5	R: 0 E: 0 K: 0 S: 2	H: 0 LOB: 0 BB: 1 P: 6	1B: 2 2B: 3 3B: 0 HR: 0	SF: 0 SAC: 0 DP: 1 HBP: 0	WP: 0 PB: 0 SB: 0 CS: 0	PA: 33																
PITCHER	IP	WLS	BF	H	R	ER	SO	BB	IBB	HBP	BLK	WP	HR	S	P	ERA	WHIP	PITCHER				IP	WLS	BF	H	R	ER	SO	BB	IBB	HBP	BLK	WP	HR	S	P	ERA	WHIP
Keith Creel, R (1,1) ERA: 4.95	8.0	W	30	5	2	2	7	0	0	0	0	0	0	44	44	2.25	0.625																					
Jamie Easterly, L (9,1) ERA: 3.73	1.0		3	0	0	0	0	1	0	0	0	0	0	2	6	0.00	1.000																					

Seattle Mariners @ Cleveland Indians
Cleveland Municipal Stadium, Cleveland, OH

Wed Oct 02 1985, 7:05 PM EDT
Att: 5,179 - Unknown

AB 32
R 2
H 5
RBI 2
BB 1
SO 7
LOB 11



Batter	1	2	3	4	5	6	7	8	9	AB	R	H	RBI	BB	SO	LOB	BOTTOM																					
Brett Butler, L (1,8) Otis Nixon, S (8, PR) OBP: 0.374, SLG: 0.431	HR 4-3 BB		F7	SH3	FC6-4 1B					4	1	3	1	1	0	0																						
Tony Bernazard, S (1,4) Benny Ayala, R (5, PH) Mike Fischlin, R (6,4) OBP: 0.284, SLG: 0.421	F6			2B 1B	K		E6 G6-4-3	K		3	1	2	1	0	0	1																						
Julio Franco, R (1,6) OBP: 0.348, SLG: 0.385	4-3 1-2			2B 2B	FC6-4 1-2		G6-4-3 1-2			5	1	1	1	0	1	7																						
Andre Thornton, R (1,10) Carmen Castillo, R (8, PH) OBP: 0.301, SLG: 0.403	HR 2H			2B BB		1B S BB		6-3		2	2	1	2	2	1	1																						
Mike Hargrove, L (1,3) OBP: 0.381, SLG: 0.364				BB 2B		E S 1B		3B 1B		4	2	4	1	1	0	0																						
Brook Jacoby, R (1,5) OBP: 0.324, SLG: 0.426	4-3			BB K		K		HR 3B		5	1	2	1	0	2	5																						
George Vukovich, L (1,9) OBP: 0.293, SLG: 0.345				FC3-6 2B 1B	K	K		HR		5	2	2	2	0	2	4																						
Joe Carter, R (1,7) OBP: 0.294, SLG: 0.403		FC6-4 4-3		1B SH3 2B	E9 1B	5-3		1B BB		4	1	1	1	1	0	2																						
Jerry Willard, L (1,2) OBP: 0.332, SLG: 0.381	4-3			SH3 1B	1B BB		L7	K		4	1	1	1	1	1	2																						
Inning Stats	R: 2 E: 0 K: 0 S: 5	H: 2 LOB: 1 BB: 1 P: 9	R: 0 E: 0 K: 0 S: 3	H: 1 LOB: 0 BB: 0 P: 3	R: 0 E: 0 K: 2 S: 8	H: 1 LOB: 1 BB: 0 P: 8	R: 6 E: 0 K: 1 S: 11	H: 6 LOB: 2 BB: 2 P: 19	R: 0 E: 1 K: 2 S: 9	H: 1 LOB: 3 BB: 1 P: 13	R: 1 E: 0 K: 2 S: 8	H: 1 LOB: 1 BB: 1 P: 12	R: 0 E: 0 K: 0 S: 4	H: 1 LOB: 1 BB: 0 P: 4	R: 3 E: 0 K: 2 S: 11	H: 4 LOB: 2 BB: 1 P: 15	1B: 10 2B: 4 3B: 1 HR: 2	SF: 0 SAC: 1 DP: 1 HBP: 0	WP: 0 PB: 0 SB: 2 CS: 0	PA: 47																		
PITCHER	IP	WLS	BF	H	R	ER	SO	BB	IBB	HBP	BLK	WP	HR	S	P	ERA	WHIP	PITCHER				IP	WLS	BF	H	R	ER	SO	BB	IBB	HBP	BLK	WP	HR	S	P	ERA	WHIP
Mike Moore, R (1,1) ERA: 3.5	3.2	L	20	8	7	7	2	2	0	0	0	0	0	5	9	27.00	9.000																					
Dave Tobik, R (4,1) ERA: 6.48	0.1		4	2	1	1	1	1	0	0	0	0	0	5	9	27.00	9.000																					
Paul Mirabella, L (5,1) ERA: 3.76	0.1		4	1	0	0	1	1	0	0	0	0	0	5	9	0.00	6.000																					
Bob Long, R (5,1) ERA: 3.76	1.2		7	1	1	1	3	1	0	0	0	0	0	12	16	5.40	1.200																					
Jack Lazorko, R (7,1) ERA: 3.54	1.0		4	1	0	0	0	0	0	0	0	0	0	4	4	0.00	1.000																					

Seattle Mariners @ Cleveland Indians
Cleveland Municipal Stadium, Cleveland, OH

Wed Oct 02 1985, 7:05 PM EDT
Att: 5,179 - Unknown

AB 40
R 12
H 17
RBI 11
BB 6
SO 9
LOB 28



Batter	1	2	3	4	5	6	7	8	9	AB	R	H	RBI	BB	SO	LOB	TOP				
Jack Perconte, L (1, 4) OBP: 0.330, SLG: 0.338 Dave Valle, R (8, 2) OBP: 0.188, SLG: 0.177	4-0 BB		F9			4-3		SF8		2	0	0	1	1	0	0					
Phil Bradley, R (1, 7) OBP: 0.307, SLG: 0.497	0-3 K		F9			F9		6-3		4	0	0	0	0	0	0					
Alvin Davis, L (1, 3) OBP: 0.383, SLG: 0.448	0-0 G4-6-3			F6			L4		4-3	4	0	0	0	0	0	1					
Gorman Thomas, R (1, 10) OBP: 0.335, SLG: 0.457		2-3		4-3			F8		K	4	0	0	0	0	1	0					
Al Cowens, R (1, 9) OBP: 0.307, SLG: 0.447 John Moses, S (8, 8) OBP: 0.213, SLG: 0.186		5-3		4-3			4-3		5-3	3	0	0	0	0	0	0					
Jim Prestley, R (1, 5) OBP: 0.324, SLG: 0.484	0-3 K				4-3			K		3	0	0	0	0	2	0					
Dave Henderson, R (1, 8) OBP: 0.309, SLG: 0.390			K		6-3			2B 1B 2B		3	1	1	0	0	1	0					
Donnie Scott, S (1, 2) OBP: 0.270, SLG: 0.341 Harold Reynolds, S (8, FR) OBP: 0.269, SLG: 0.196			4-0 HR BB		4-3			E 2B		2	1	1	0	1	0	0					
Spike Owen, S (1, 6) OBP: 0.326, SLG: 0.378			0-0 1-H HR			F8		E2 SF8 1B		3	2	2	3	0	0	0					
Inning Stats	R: 0 E: 0 K: 1 S: 4	H: 0 LOB: 0 BB: 1 P: 8	R: 0 E: 0 K: 1 S: 5	H: 0 LOB: 0 BB: 0 P: 5	R: 2 E: 0 K: 1 S: 6	H: 1 LOB: 0 BB: 1 P: 10	R: 0 E: 0 K: 0 S: 3	H: 0 LOB: 0 BB: 0 P: 3	R: 0 E: 0 K: 0 S: 3	H: 0 LOB: 0 BB: 0 P: 3	R: 0 E: 0 K: 0 S: 3	H: 0 LOB: 0 BB: 0 P: 3	R: 0 E: 0 K: 1 S: 8	H: 3 LOB: 1 BB: 0 P: 8	R: 0 E: 0 K: 1 S: 5	H: 0 LOB: 0 BB: 0 P: 5	1B: 1 2B: 2 3B: 0 HR: 1	SF: 1 SAC: 0 DP: 1 HBP: 0	WP: 0 PB: 0 SB: 0 CS: 0	PA: 32	
PITCHER	IP	WLS	BF	H	R	ER	SO	BB	IBB	HBP	BLK	WP	HR	S	P	ERA	WHIP				
Gene Nelson, R (1, 1) ERA: 4.26	7.1		25	2	3	3	4	2	0	0	0	0	1	31	39	3.68	0.545				
Bob James, R (8, 1) ERA: 2.21	0.2	L	4	2	2	1	0	0	0	0	0	0	0	4	4	13.50	3.000				
Juan Agosto, L (9, 1) ERA: 3.58	1.0		3	0	0	0	1	0	0	0	0	0	0	5	5	0.00	0.000				

Seattle Mariners @ Chicago White Sox
Comiskey Park, Chicago, IL
Thu Oct 03 1985, 8:05 PM EDT
Att: 9,666 - Unknown

AB 29
R 5
H 4
RBI 4
BB 2
SO 5
LOB 3



Batter	1	2	3	4	5	6	7	8	9	AB	R	H	RBI	BB	SO	LOB	BOTTOM				
Rudy Law, L (1, 8) OBP: 0.308, SLG: 0.370	0-0 F8		4-3					K2-3		3	0	0	0	0	1	0					
Reid Nichols, R (8, PH) OBP: 0.337, SLG: 0.349	0-0 F8				K			1B	1-2	2	0	1	0	0	1	1					
Bryan Little, S (1, 4) OBP: 0.341, SLG: 0.335 Julio Cruz, S (8, PH) OBP: 0.300, SLG: 0.233	0-0 G3			G3				F9		3	0	1	0	0	0	0					
Scott Fletcher, R (9, PH) OBP: 0.329, SLG: 0.302	0-0 G3			4-0 BB 1B		G6-4-3 1B		BB BB		1	0	0	0	0	2	2					
Harold Baines, L (1, 9) OBP: 0.353, SLG: 0.476	0-0 1B			4-0 BB 1B		G6-4-3 1-2 2-H		BB BB		2	1	1	0	2	0	1					
Greg Walker, L (1, 3) OBP: 0.311, SLG: 0.459	0-3 K			4-0 1B BB		G3		K		3	1	0	0	1	2	4					
Carlton Fisk, R (1, 10) OBP: 0.321, SLG: 0.494		4-3		1B CS 1B			6-3 5-3 BB	F5		3	1	1	1	1	0	3					
Ron Kittle, R (1, 7) OBP: 0.293, SLG: 0.455 Daryl Boston, L (8, 8) OBP: 0.275, SLG: 0.339	0-0 F8			1-3 2-H 1B			5-3	F8		3	0	1	1	0	0	1					
Tim Hulett, R (1, 5) OBP: 0.322, SLG: 0.371	0-0 5-3			1-2 3-H 1B			6-3	F8		4	0	1	0	0	0	1					
Ozzie Guillen, L (1, 6) OBP: 0.290, SLG: 0.354			5-3	CS	4-3			G3		4	1	1	0	0	0	1					
Joel Skinner, R (1, 2) OBP: 0.435, SLG: 0.585 Jerry Hairston, S (8, PH) OBP: 0.374, SLG: 0.346 Marc Hill, R (9, 2) OBP: 0.256, SLG: 0.162 Joseph DeSa, L (9, PH) OBP: 0.234, SLG: 0.364			K					BB 2B		2	0	0	0	0	2	0					
Inning Stats	R: 0 E: 0 K: 1 S: 6	H: 1 LOB: 1 BB: 0 P: 6	R: 0 E: 0 K: 0 S: 3	H: 0 LOB: 0 BB: 0 P: 3	R: 0 E: 0 K: 1 S: 5	H: 0 LOB: 0 BB: 0 P: 5	R: 3 E: 0 K: 0 S: 4	H: 3 LOB: 2 BB: 2 P: 12	R: 0 E: 0 K: 2 S: 7	H: 0 LOB: 0 BB: 0 P: 7	R: 0 E: 0 K: 0 S: 3	H: 1 LOB: 1 BB: 1 P: 3	R: 0 E: 0 K: 2 S: 8	H: 1 LOB: 3 BB: 2 P: 16	R: 0 E: 0 K: 0 S: 6	H: 3 LOB: 2 BB: 0 P: 6	1B: 7 2B: 1 3B: 1 HR: 0	SF: 0 SAC: 0 DP: 1 HBP: 0	WP: 0 PB: 0 SB: 0 CS: 3	PA: 39	
PITCHER	IP	WLS	BF	H	R	ER	SO	BB	IBB	HBP	BLK	WP	HR	S	P	ERA	WHIP				
Bill Swift, R (1, 1) ERA: 4.77	7.0		27	6	3	3	4	3	0	0	0	0	0	32	44	3.86	1.286				
Ed Yarde Berg, L (8, 1) ERA: 3.92	0.1		3	0	0	0	1	2	0	0	0	0	0	3	11	0.00	6.000				
Ed Nunez, R (8, 1) ERA: 3.09	1.2	S	8	3	1	1	1	0	0	0	0	0	0	10	10	5.40	1.800				

Seattle Mariners @ Chicago White Sox
Comiskey Park, Chicago, IL
Thu Oct 03 1985, 8:05 PM EDT
Att: 9,666 - Unknown

AB 33
R 4
H 9
RBI 3
BB 5
SO 6
LOB 14



Batter	1	2	3	4	5	6	7	8	9	AB	R	H	RBI	BB	SO	LOB	TOP								
Jack Perconte, L (1.4) OBP: 0.330, SLG: 0.337	0-0 4-3		0-0 1B	4-0 BB		0-0 F9			0-0 6-3	4	0	1	0	1	0	1									
Phil Bradley, R (1.7) OBP: 0.397, SLG: 0.592	0-0 HR		0-0 1-2 1B	0-0 F8			0-3 K			4	1	2	1	0	1	1									
Alvin Davis, L (1.3) OBP: 0.381, SLG: 0.445	0-3 K		0-3 K		0-0 6-3		0-3 K			4	0	0	0	0	3	2									
Gorman Thomas, R (1.10) OBP: 0.335, SLG: 0.457	0-3 K			0-0 1B SF9 2B	0-3 K		0-0 F7			4	1	1	0	0	2	0									
Al Cowens, R (1.9) OBP: 0.309, SLG: 0.449		0-0 G3		0-0 1B HR 1B	0-0 2B			0-0 6-3		4	1	2	0	0	0	0									
Jim Prestley, R (1.5) OBP: 0.321, SLG: 0.481	0-0 6-3			0-0 SF9	0-0 F9			0-3 K		3	0	0	1	0	1	1									
Dave Henderson, R (1.8) OBP: 0.309, SLG: 0.389	0-3 K			0-0 3-H 0-0 HR 1B		0-0 F8		0-0 L8		4	1	1	0	0	1	0									
Donnie Scott, S (1.2) OBP: 0.275, SLG: 0.357			0-3 K	0-0 1-H 3-H HR	4-0 G3 BB			0-0 3-1		3	1	1	3	1	1	0									
Spike Owen, S (1.6) OBP: 0.323, SLG: 0.374			0-3 K	0-0 F8		0-0 G3		0-0 F9		4	0	0	0	0	1	1									
Inning Stats	R: 1 E: 0 K: 2 S: 8	H: 1 LOB: 0 BB: 0 P: 8	R: 0 E: 0 K: 1 S: 5	H: 0 LOB: 0 BB: 0 P: 5	R: 0 E: 0 K: 3 S: 11	H: 2 LOB: 2 BB: 0 P: 11	R: 4 E: 0 K: 0 S: 7	H: 4 LOB: 1 BB: 1 P: 11	R: 0 E: 0 K: 1 S: 6	H: 1 LOB: 1 BB: 0 P: 6	R: 0 E: 0 K: 0 S: 7	H: 0 LOB: 0 BB: 0 P: 7	R: 0 E: 0 K: 1 S: 5	H: 0 LOB: 0 BB: 0 P: 5	R: 0 E: 0 K: 0 S: 3	H: 0 LOB: 0 BB: 0 P: 3	R: 0 E: 0 K: 0 S: 3	H: 0 LOB: 0 BB: 0 P: 3	1B: 4 2B: 2 3B: 0 HR: 2	SF: 1 SAC: 0 DP: 0 HBP: 0	WP: 0 PB: 0 SB: 0 CS: 0	PA: 37			
PITCHER	IP	WLS	BF	H	R	ER	SO	BB	IBB	HBP	BLK	WP	HR	S	P	ERA	WHIP								
Tom Seaver, R (1.1) ERA: 3.17	5.0	W	24	8	5	5	7	1	0	0	0	0	2	37	41	9.00	1.800								
Dave Wehmeister, R (6.1) ERA: 3.43	4.0	S	13	0	0	0	3	1	0	0	0	0	0	18	22	0.00	0.250								

Seattle Mariners @ Chicago White Sox
Comiskey Park, Chicago, IL
Fri Oct 04 1985, 8:05 PM EDT
Att: 11,974 - Unknown

AB 34
R 5
H 8
RBI 5
BB 2
SO 10
LOB 6



Batter	1	2	3	4	5	6	7	8	9	AB	R	H	RBI	BB	SO	LOB	BOTTOM								
Reid Nichols, R (1.8) OBP: 0.347, SLG: 0.380	0-0 2B 3B	0-0 1B 2B		0-0 5-3			0-0 G6-4-3 1B			4	2	3	0	0	0	0									
Scott Fletcher, R (1.6) OBP: 0.331, SLG: 0.308 (7.4)	0-0 WP 1B 2B	0-0 PB 1B 1B		0-0 L6		0-0 G6-4-3	0-0 1-2			4	2	2	1	0	0	1									
Harold Baines, L (1.9) OBP: 0.351, SLG: 0.473	0-0 F7	0-3 K		0-0 4-3			0-0 F7			4	0	0	0	0	1	3									
Carlton Fisk, R (1.2) OBP: 0.321, SLG: 0.493	0-0 F3	0-0 HR 1B			0-3 K			0-3 K		4	1	1	2	0	2	1									
Ron Kittle, R (1.7) OBP: 0.295, SLG: 0.462	4-0 S 1B BB	0-0 1-H HR			0-0 6-3			0-3 K		3	2	1	2	1	1	0									
Rudy Law, L (9.7) OBP: 0.308, SLG: 0.370										0	0	0	0	0	0	0									
Jerry Hairston, S (1.10) OBP: 0.371, SLG: 0.343	0-0 1B 1B	0-0 6-3			0-0 5-3			0-0 4-3		4	0	1	2	0	0	0									
Tim Hulett, R (1.5) OBP: 0.322, SLG: 0.371	0-0 1-3 1B				0-0 6-3			0-0 5-3		3	0	1	0	0	0	0									
Greg Walker, L (1.3) OBP: 0.310, SLG: 0.456	0-3 K				0-3 K			0-0 4-3		3	0	0	0	0	2	2									
Julio Cruz, S (1.4) OBP: 0.297, SLG: 0.231		0-0 4-3			0-0 4-3			0-0 3-1		2	0	0	0	0	0	0									
Ozzie Guillen, L (6.7) OBP: 0.289, SLG: 0.353 (7.6)										1	0	0	0	0	0	0									
Inning Stats	R: 3 E: 0 K: 1 S: 9	H: 4 LOB: 2 BB: 1 P: 13	R: 4 E: 0 K: 1 S: 9	H: 4 LOB: 0 BB: 0 P: 9	R: 0 E: 0 K: 1 S: 5	H: 0 LOB: 0 BB: 0 P: 5	R: 0 E: 0 K: 0 S: 3	H: 0 LOB: 0 BB: 0 P: 3	R: 0 E: 0 K: 0 S: 3	H: 0 LOB: 0 BB: 0 P: 3	R: 0 E: 0 K: 0 S: 3	H: 1 LOB: 0 BB: 0 P: 3	R: 0 E: 0 K: 2 S: 7	H: 0 LOB: 0 BB: 0 P: 7	R: 0 E: 0 K: 0 S: 3	H: 0 LOB: 0 BB: 0 P: 7	1B: 5 2B: 2 3B: 1 HR: 1	SF: 0 SAC: 0 DP: 1 HBP: 0	WP: 1 PB: 1 SB: 1 CS: 0	PA: 33					
PITCHER	IP	WLS	BF	H	R	ER	SO	BB	IBB	HBP	BLK	WP	HR	S	P	ERA	WHIP								
Matt Young, L (1.1) ERA: 4.91	1.2	L	14	8	7	7	2	1	0	0	0	0	1	17	21	37.80	5.400								
Roy Thomas, R (2.1) ERA: 3.36	6.1		19	1	0	0	4	0	0	0	0	0	0	27	27	0.00	0.158								

Seattle Mariners @ Chicago White Sox
Comiskey Park, Chicago, IL
Fri Oct 04 1985, 8:05 PM EDT
Att: 11,974 - Unknown

AB 32
R 7
H 9
RBI 7
BB 1
SO 6
LOB 7



Batter	1	2	3	4	5	6	7	8	9	AB	R	H	RBI	BB	SO	LOB	TOP										
Jack Perconte, L (1, 4) OBP: 0.333, SLG: 0.337	4-0 SH1-3 BB	4-0 BB		0-0 4-3			0-0 G5-4-3 1B			2	0	1	0	2	0	1											
Phil Bradley, R (1, 7) OBP: 0.366, SLG: 0.499	0-0 SH1-3	0-3 K			0-0 F9		0-0 G5-4-3			3	0	0	0	0	1	3											
Alvin Davis, L (1, 3) OBP: 0.379, SLG: 0.442	0-3 K		0-3 K		0-0 F7		0-0 G4-1			4	0	0	0	0	2	1											
Gorman Thomas, R (1, 10) OBP: 0.332, SLG: 0.453	0-0 L7		0-3 K		0-0 F5			0-0 F7		4	0	0	0	0	1	1											
Al Cowens, R (1, 9) OBP: 0.308, SLG: 0.452		0-0 6-3	0-3 K			0-0 2B 3B		0-0 5-3		4	1	1	0	0	1	0											
Jim Prestey, R (1, 5) OBP: 0.324, SLG: 0.484		4-0 2B 1B BB		0-0 G5-4-3 1B		0-0 2B		0-0 F9		3	1	2	1	1	0	0											
Dave Henderson, R (1, 8) OBP: 0.309, SLG: 0.390		0-0 1B 2B		0-0 G5-4-3		0-0 6-3		0-3 K		4	1	1	0	0	1	2											
Danny Tartabull, R (1, 6) OBP: 0.406, SLG: 0.525		0-0 1B		0-0 1B 2B		0-0 F7		0-3 K		4	1	2	2	0	1	1											
Dave Valle, R (1, 2) OBP: 0.191, SLG: 0.182	0-3 K		0-0 1B		0-0 6-3			0-0 F3		4	0	1	1	0	1	2											
Inning Stats	R: 0 E: 0 K: 1 S: 5	H: 0 LOB: 1 BB: 1 P: 9	R: 2 E: 0 K: 2 S: 9	H: 2 LOB: 2 BB: 2 P: 17	R: 0 E: 0 K: 3 S: 9	H: 0 LOB: 0 BB: 0 P: 9	R: 1 E: 0 K: 0 S: 5	H: 3 LOB: 1 BB: 0 P: 5	R: 0 E: 0 K: 0 S: 3	H: 0 LOB: 0 BB: 0 P: 3	R: 1 E: 0 K: 0 S: 5	H: 2 LOB: 1 BB: 0 P: 5	R: 0 E: 0 K: 0 S: 3	H: 1 LOB: 0 BB: 0 P: 3	R: 0 E: 0 K: 2 S: 7	H: 0 LOB: 0 BB: 0 P: 7	1B: 4 2B: 3 3B: 1 HR: 0	SF: 0 SAC: 1 DP: 2 HBP: 0	WP: 0 PB: 0 SB: 2 CS: 0	PA: 36							
PITCHER	IP	WLS	BF	H	R	ER	SO	BB	IBB	HBP	BLK	WP	HR	S	P	ERA	WHIP										
Floyd Bannister, L (1, 1) ERA: 4.87	5.0	W	24	7	4	4	6	3	0	0	0	0	0	33	45	7.20	2.000										
Dan Spillner, R (6, 1) ERA: 3.44	1.0		3	0	0	0	0	0	0	0	0	0	0	3	3	0.00	0.000										
Bob James, R (7, 1) ERA: 2.15	3.0	S	9	1	0	0	2	0	0	0	0	0	0	13	13	0.00	0.333										

Seattle Mariners @ Chicago White Sox
Comiskey Park, Chicago, IL
Sat Oct 05 1985, 8:05 PM EDT
Att: 15,649 - Unknown

AB 32
R 4
H 8
RBI 4
BB 3
SO 8
LOB 11



Batter	1	2	3	4	5	6	7	8	9	AB	R	H	RBI	BB	SO	LOB	BOTTOM										
Rudy Law, L (1, 7) OBP: 0.311, SLG: 0.374	4-0 E WP BB		0-0 1B 2B	0-0 FC4-2	0-0 1B		0-0 L6			4	2	2	1	1	0	1											
Bryan Little, S (1, 4) OBP: 0.341, SLG: 0.335	0-0 F7		0-0 BB	0-3 K	0-0 1B			0-0 6-3		3	0	1	2	0	1	2											
Scott Fletcher, R (5, FH) OBP: 0.332, SLG: 0.309	1-3 F7		0-0 BB	0-3 K	0-0 1B			0-0 6-3		2	0	1	2	0	0	0											
Harold Baines, L (1, 9) OBP: 0.350, SLG: 0.470	0-0 L4		0-0 F4		0-0 1B		0-0 6-3			4	1	0	0	1	0	3											
Greg Walker, L (1, 3) OBP: 0.311, SLG: 0.457	0-3 K		4-0 BB	0-0 E 2B	0-0 K		0-0 4-3			4	1	1	0	1	2	0											
Carlton Fisk, R (1, 2) OBP: 0.322, SLG: 0.491		0-0 F4	0-0 F8	4-0 E SF8 IBB	4-0 WP BB			0-0 6-3		2	1	0	0	2	0	2											
Ron Kittle, R (1, 10) OBP: 0.295, SLG: 0.460		0-0 G4-3-6 1B	0-0 F5	0-0 E6 1B 1B	0-0 6-3			0-0 6-3		4	1	1	1	0	0	4											
Daryl Boston, L (1, 8) OBP: 0.275, SLG: 0.336	0-0 G4-3-6 1B		0-0 2B BB	4-0 2B BB	0-0 SF8		0-0 F3			2	1	0	1	1	0	2											
Tim Hulett, R (1, 5) OBP: 0.324, SLG: 0.375			0-0 1B 2B	0-0 SH3-4 FC4-2 2B	0-0 F9		0-0 L8			4	1	2	1	0	0	1											
Ozzie Guillen, L (1, 6) OBP: 0.291, SLG: 0.355			0-0 2B 1B	0-0 SH3-4	0-0 F1					3	2	2	0	0	0	0											
Inning Stats	R: 1 E: 1 K: 1 S: 5	H: 0 LOB: 0 BB: 1 P: 9	R: 0 E: 0 K: 0 S: 3	H: 1 LOB: 0 BB: 0 P: 3	R: 3 E: 0 K: 0 S: 7	H: 4 LOB: 2 BB: 1 P: 11	R: 1 E: 0 K: 1 S: 6	H: 1 LOB: 1 BB: 1 P: 10	R: 5 E: 1 K: 0 S: 8	H: 4 LOB: 2 BB: 2 P: 16	R: 0 E: 0 K: 1 S: 5	H: 0 LOB: 1 BB: 1 P: 9	R: 0 E: 0 K: 0 S: 3	H: 0 LOB: 0 BB: 0 P: 3	R: 0 E: 0 K: 0 S: 3	H: 0 LOB: 0 BB: 0 P: 3	1B: 7 2B: 3 3B: 0 HR: 0	SF: 1 SAC: 1 DP: 1 HBP: 0	WP: 2 PB: 0 SB: 0 CS: 0	PA: 40							
PITCHER	IP	WLS	BF	H	R	ER	SO	BB	IBB	HBP	BLK	WP	HR	S	P	ERA	WHIP										
Frank Wills, R (1, 1) ERA: 6.0	3.0	L	17	6	5	4	1	3	0	0	0	0	0	16	28	12.00	3.000										
Paul Mirabella, L (4, 1) ERA: 1.32	1.0		6	1	3	2	1	1	1	0	0	0	0	6	14	18.00	2.000										
Dave Tobik, R (5, 1) ERA: 6.0	0.2		4	1	0	0	0	0	0	0	0	0	0	4	4	0.00	1.500										
Ed Vande Berg, L (5, 1) ERA: 3.72	3.1		13	2	2	0	1	1	0	0	0	1	0	14	18	0.00	0.900										

Seattle Mariners @ Chicago White Sox
Comiskey Park, Chicago, IL
Sat Oct 05 1985, 8:05 PM EDT
Att: 15,649 - Unknown

AB 32
R 10
H 10
RBI 8
BB 6
SO 3
LOB 15



Batter	1	2	3	4	5	6	7	8	9	AB	R	H	RBI	BB	SO	LOB	TOP										
Jack Perconte, L (1,4) OBP: 0.335, SLG: 0.340 Harold Reynolds, S (5, FR) OBP: 0.264, SLG: 0.192	4-0 BB		0-0 6-3		0-0 1B G6-4-3 2B		0-3 K		0-3 K	2	0	1	0	1	0	0	Seattle Mariners @ Chicago White Sox Comiskey Park, Chicago, IL Sun Oct 06 1985, 4:33 AM EDT Att: 16,231 - Unknown										
Phil Bradley, R (1,7) OBP: 0.395, SLG: 0.498 John Moses, S (4,7)	0-3 K		0-3 K		0-0 G6-4-3 2-3 1B		0-0 L6		0-0 G4-3 1-2	2	0	0	0	0	2	1											
Alvin Davis, L (1,3) OBP: 0.381, SLG: 0.441 Domingo Ramos, R (7, FR) OBP: 0.267, SLG: 0.250	0-3 K			4-0 1B 2B	4-0 1-2 BB		4-0 BB		4-0 BB	1	1	0	0	3	1	1											
Gorman Thomas, R (1,10) OBP: 0.330, SLG: 0.450 Ken Phelps, L (7, PH) OBP: 0.343, SLG: 0.466	0-3 K			0-3 1B BB	0-0 G6-4-3 1-2 BB		4-0 BB		4-0 BB	3	0	0	0	0	2	4											
Al Cowens, R (1,9) OBP: 0.310, SLG: 0.451 Ricky Nelson, L (7,9)		0-0 F9		0-0 2B 1-2 1B	0-0 BB		0-3 K			3	0	1	0	1	1	2											
Jim Prestley, R (1,5) OBP: 0.324, SLG: 0.484		0-0 G3		0-0 1-3 2-H 2B	0-0 F9			0-3 K		4	0	1	1	0	1	3											
Dave Henderson, R (1,8) OBP: 0.310, SLG: 0.388		4-0 FC6-4 BB		4-0 BB		0-0 F9		0-0 5-3		2	0	0	0	2	0	0											
Dave Valle, R (1,2) OBP: 0.181, SLG: 0.171		0-0 FC6-4 1-2		0-3 K		0-0 6-3		0-3 K		4	0	0	0	0	2	4											
Spike Owen, S (1,6) OBP: 0.322, SLG: 0.372			0-0 F8	0-0 F8		0-0 4-3			0-0 G4-3 1B	4	0	1	0	0	0	3											
Inning Stats	R: 0 E: 0 K: 3 S: 9	H: 0 LOB: 1 BB: 1 P: 13	R: 0 E: 0 K: 0 S: 3	H: 0 LOB: 1 BB: 1 P: 7	R: 0 E: 0 K: 1 S: 5	H: 0 LOB: 0 BB: 0 P: 5	R: 1 E: 0 K: 2 S: 9	H: 2 LOB: 3 BB: 2 P: 17	R: 1 E: 0 K: 0 S: 4	H: 2 LOB: 0 BB: 0 P: 12	R: 0 E: 0 K: 0 S: 3	H: 0 LOB: 0 BB: 0 P: 3	R: 0 E: 0 K: 2 S: 7	H: 0 LOB: 2 BB: 2 P: 15	R: 0 E: 0 K: 2 S: 7	H: 0 LOB: 0 BB: 0 P: 7		R: 0 E: 0 K: 1 S: 5	H: 1 LOB: 0 BB: 0 P: 5	1B: 3 2B: 2 3B: 0 HR: 0	SF: 0 SAC: 0 DP: 2 HBP: 0	WP: 0 PB: 0 SB: 0 CS: 0	PA: 38				
PITCHER	IP	WLS	BF	H	R	ER	SO	BB	IBB	HBP	BLK	WP	HR	S	P	ERA	WHIP										
Ed Correa, R (1,1) ERA: 6.97	5.0	W	24	4	2	2	6	6	0	0	0	0	0	30	54	3.60	2.000										
Joel Davis, R (6,1) ERA: 4.16	3.0		11	0	0	0	4	2	0	0	0	0	0	17	25	0.00	0.667										
Bob James, R (9,1) ERA: 2.13	1.0	S	3	1	0	0	1	0	0	0	0	0	0	5	5	0.00	1.000										

Batter	1	2	3	4	5	6	7	8	9	AB	R	H	RBI	BB	SO	LOB	BOTTOM										
Ozzie Guillen, L (1,6) OBP: 0.291, SLG: 0.358	0-0 1B 3B		0-3 K		0-0 B5-3			0-0 B1-3		4	1	1	0	0	1	0	Seattle Mariners @ Chicago White Sox Comiskey Park, Chicago, IL Sun Oct 06 1985, 4:33 AM EDT Att: 16,231 - Unknown										
Bryan Little, S (1,4) OBP: 0.345, SLG: 0.340 Marc Hill, R (8, PH) OBP: 0.253, SLG: 0.160 Scott Fletcher, R (9,4) OBP: 0.332, SLG: 0.309	0-0 F8 3-H 1B		0-0 E4 6-3 1B		0-0 3-1		0-0 F4		0-0 5-3	3	0	2	1	0	0	0											
Harold Baines, L (1,9) OBP: 0.348, SLG: 0.467	0-0 F8 1-3		0-0 6-3		0-0 5-3			0-0 5-3		4	0	0	0	0	0	2											
Greg Walker, L (1,3) OBP: 0.309, SLG: 0.454	0-3 K		0-0 F6		0-0 L6					3	0	0	0	0	1	2											
Carlton Fisk, R (1,10) OBP: 0.320, SLG: 0.488	0-0 F6			0-3 K		0-3 K		0-3 K		3	0	0	0	0	2	1											
Ron Kittle, R (1,7) OBP: 0.295, SLG: 0.467 Rudy Law, L (9,7) OBP: 0.311, SLG: 0.374		0-0 HR		0-0 E9 1B		0-0 6-3				3	2	1	1	0	0	0											
Daryl Boston, L (1,8) OBP: 0.271, SLG: 0.332		0-0 F5		0-0 5-3			0-3 K			3	0	0	0	0	1	1											
Tim Hulett, R (1,5) OBP: 0.324, SLG: 0.375		0-0 6-3		0-0 1B			0-0 F4			3	0	1	1	0	0	0											
Joel Skinner, R (1,2) OBP: 0.408, SLG: 0.545		0-0 1-3		0-0 F9			0-3 K			3	0	0	0	0	1	1											
Inning Stats	R: 1 E: 0 K: 1 S: 7	H: 2 LOB: 1 BB: 0 P: 7	R: 1 E: 0 K: 0 S: 4	H: 1 LOB: 0 BB: 0 P: 4	R: 0 E: 1 K: 1 S: 6	H: 1 LOB: 1 BB: 0 P: 6	R: 1 E: 1 K: 1 S: 7	H: 1 LOB: 1 BB: 0 P: 7	R: 0 E: 0 K: 0 S: 3	H: 0 LOB: 0 BB: 0 P: 3	R: 0 E: 0 K: 1 S: 5	H: 0 LOB: 0 BB: 0 P: 5	R: 0 E: 0 K: 2 S: 7	H: 0 LOB: 0 BB: 0 P: 7	R: 0 E: 0 K: 0 S: 3	H: 0 LOB: 0 BB: 0 P: 3		R: 0 E: 0 K: 0 S: 3	H: 0 LOB: 0 BB: 0 P: 3	1B: 3 2B: 0 3B: 1 HR: 1	SF: 0 SAC: 0 DP: 0 HBP: 0	WP: 1 PB: 0 SB: 0 CS: 0	PA: 30				
PITCHER	IP	WLS	BF	H	R	ER	SO	BB	IBB	HBP	BLK	WP	HR	S	P	ERA	WHIP										
Mike Moore, R (1,1) ERA: 3.46	8.0	L	30	5	3	2	6	0	0	0	0	1	1	42	42	2.25	0.625										