

# Seattle Mariners - 1986



Batter	1	2	3	4	5	6	7	8	9	10	AB R H RBI BB SO LOB	TOP								
<b>Bobby Grich, R</b> OBP: 0.400, SLG: 1.000 (1, 4) X	0-0 HR	0-0 F9		H 1-0 HBP			0-0 F1	0-0 F7			4 1 1 1 0 0 1									
<b>Ruppert Jones, L</b> (1, 9) B (9, 7) B	4-0 HR BB	0-0 6-3		0-3 K			4-0 2B HBP BB	0-3 K			3 2 0 0 2 2 3									
<b>Wally Joyner, L</b> OBP: 0.200, SLG: 0.400 (1, 3) X	0-0 F5		X 0-0 4-3		X 0-0 F7		X 0-0 HBP 1-3 2B	X 0-0 G3			5 0 1 0 0 0 1									
<b>Reggie Jackson, L</b> OBP: 0.600, SLG: 1.500 (1, 10) X	0-0 HR		X 0-0 K 2B		X 0-0 4-3		4-0 HBP IBB	0-3 K			4 1 2 2 1 1 0									
<b>Doug DeCinces, R</b> OBP: 0.200, SLG: 0.200 (1, 5) X	0-0 5-3		0-3 K 2-3		X 0-0 1B		X 0-0 F4	X 0-0 L8			5 0 1 0 0 1 4									
<b>Brian Downing, R</b> <b>Darrell Miller, R</b> (1, 7) B (9, 9) B	4-0 1B BB		X 0-0 F7		X 0-3 K		H 1-0 HBP		X 0-0 5-3		2 0 0 1 1 1 2 1 0 0 0 0 0 0									
<b>Rick Burleson, R</b> OBP: 0.200, SLG: 0.200 (1, 6) X	0-0 1-2 1B		X 0-0 F8		X 0-0 L8		X 0-0 5-3		X 0-0 F8		5 0 1 0 0 0 3									
<b>Bob Boone, R</b> OBP: 0.600, SLG: 0.500 (1, 2) X	0-0 F8		X 0-0 HBP 1B		X 0-0 1B		X 0-0 1B		X 0-0 4-3		4 0 2 0 1 0 2									
<b>Gary Pettis, S</b> (1, 8) X		X 0-0 1-3		X 0-0 F7		X 0-0 G3		X 0-0 E S BB		X 0-0 4-3	4 0 0 0 1 0 2									
<b>Inning Stats</b>	R: 3 E: 0 K: 0 S: 6	H: 3 LOB: 2 BB: 2 P: 14	R: 0 E: 0 K: 0 S: 3	H: 0 LOB: 0 BB: 0 P: 3	R: 0 E: 0 K: 1 S: 6	H: 1 LOB: 1 BB: 0 P: 6	R: 0 E: 0 K: 1 S: 6	H: 1 LOB: 0 BB: 0 P: 6	R: 0 E: 0 K: 0 S: 3	H: 1 LOB: 3 BB: 2 P: 13	R: 0 E: 0 K: 1 S: 5	H: 0 LOB: 1 BB: 1 P: 9	R: 0 E: 0 K: 1 S: 5	H: 0 LOB: 0 BB: 0 P: 5	R: 0 E: 0 K: 0 S: 3	H: 0 LOB: 1 BB: 1 P: 7	1B: 4 2B: 2 3B: 0 HR: 2	SF: 0 SAC: 0 DP: 0 HBP: 2	WP: 0 PB: 0 SB: 1 CS: 0	PA: 45
<b>PITCHER</b>	IP WLS BF H R ER SO BB IBB HBP BLK WP HR S P ERA WHIP																			
<b>Mike Moore, R</b> ERA: 4.7 (1, 1)	7.2																			
<b>Paul Mirabella, L</b> ERA: (8, 1)	1.0																			
<b>Pete Ladd, R</b> ERA: (9, 1)	1.1	W																		

California Angels @ Seattle Mariners  
The Kingdome, Seattle, WA  
Tue Apr 08 1986, 9:05 PM EST  
Att. 42,121 - Unknown

livebaseballscorecards.com

AB 37  
R 4  
H 8  
RBI 4  
BB 6  
SO 5  
LOB 18



BOTTOM

California Angels @ Seattle Mariners  
The Kingdome, Seattle, WA  
Tue Apr 08 1986, 9:05 PM EST  
Att: 42,121 - Unknown

livebaseballscorecards.com



AB R H RBI BB SO LOB

5	0	0	0	0	3	1
4	1	0	0	1	1	1
4	1	2	0	1	1	0
4	2	1	1	1	3	2
4	0	1	0	0	0	0
1	1	0	0	0	0	3
4	2	3	6	0	1	0
4	1	1	0	0	1	4
2	0	1	0	0	0	0
0	0	0	0	1	0	0
1	0	0	0	0	1	1
4	0	1	0	0	0	5
1B: 4	SF: 0	2B: 3	SAC: 0	3B: 1	DP: 3	HR: 3
HBP: 1	WP: 1	PA: 42				

AB 37  
R 8  
H 10  
RBI 7  
BB 4  
SO 11  
LOB 17

R: 0 H: 0 R: 0 H: 1 R: 0 H: 1 R: 1 H: 2 R: 0 H: 0 R: 0 H: 1 R: 2 H: 2 R: 4 H: 2  
E: 0 LOB: 1 E: 0 LOB: 1 E: 0 LOB: 0 E: 0 LOB: 0 E: 1 LOB: 2 E: 0 LOB: 1 E: 0 LOB: 1 E: 0 LOB: 0  
K: 2 BB: 1 K: 1 BB: 0 K: 1 BB: 0 K: 3 BB: 0 K: 0 BB: 1 K: 1 BB: 0 K: 1 BB: 2 K: 1 BB: 2  
S: 7 P: 11 S: 5 P: 5 S: 6 P: 6 S: 4 P: 4 S: 9 P: 9 S: 3 P: 8 S: 6 P: 6 S: 7 P: 7 S: 6 P: 14

IP WLS BF H R ER SO BB IBB HBP BLK WP HR S P ERA WHIP  
Mike Witt, R (1, 1) 7.1 28 5 2 2 8 2 0 1 0 1 1 41 50 2.46 0.955  
Donnie Moore, R (8, 1) 1.2 8 3 2 2 2 0 0 0 0 0 1 12 12 10.80 1.800  
Ken Forsch, R (10, 1) 0.2 L 6 2 4 4 1 2 0 0 0 0 0 1 6 14 54.00 6.000

Batter	1	2	3	4	5	6	7	8	9	10
Danny Tartabull, R (1, 4) 0.0/0.0	0-3 K ①		0-3 K ②		0-0 L3 ③			0-0 5-3 ①		0-3 K ①
Phil Bradley, R (1, 7) X	0-0 F9 ②		0-0 F3 ③			0-3 K ①		0-0 F8 ②		4-0 1B HR BB
Ivan Calderon, R (1, 9) OBP: 0.600, SLG: 0.500 B B B B	4-0 BB			0-0 F2 ①		0-3 K ②		0-0 1B		0-0 1-3 HR 1B
Gorman Thomas, R (1, 10) OBP: 0.400, SLG: 1.000 S S S S	0-3 K ③			0-0 HR		0-3 K ③		0-3 K ③		4-0 1-2 HR BB
Alvin Davis, L (1, 3) OBP: 0.250, SLG: 0.500 Barry Bonnell, R (9, PR) (10, 3)		0-0 1-3 ①		0-0 L5 ②			0-0 E1 WP HBP		0-0 HR 2B	0-0 F5 ②
Jim Presley, R (1, 5) OBP: 0.800, SLG: 2.250		0-0 CS 1B		0-3 K ③			1-0 FC3-2 WP HBP		0-0 HR 2-H	0-0 HR 1-H 2-H 3-H
Dave Henderson, R (1, 8) OBP: 0.250, SLG: 0.500 S S S S		0-3 K ② ③			0-0 1B G6-4-3 2B		0-0 B1		0-0 F6 ①	
Steve Yeager, R (1, 2) OBP: 0.500, SLG: 0.500 Ken Phelps, L (7, PH) Bob Kearney, R (7, PR) (8, 2)			0-0 6-3 ①		0-0 G6-4-3 1B		4-0 FC3-2 BB		0-3 K2-3 ②	
Spike Owen, S (1, 6) OBP: 0.250, SLG: 0.750 X			0-0 3B		0-0 G6-4-3 1-2f 3-H ① ②		0-0 FC3-2 ② ③		0-0 L8 ③	

Inning Stats R: 0 H: 0 R: 0 H: 1 R: 0 H: 1 R: 1 H: 2 R: 0 H: 0 R: 0 H: 1 R: 2 H: 2 R: 4 H: 2  
E: 0 LOB: 1 E: 0 LOB: 1 E: 0 LOB: 0 E: 0 LOB: 0 E: 1 LOB: 2 E: 0 LOB: 1 E: 0 LOB: 1 E: 0 LOB: 0  
K: 2 BB: 1 K: 1 BB: 0 K: 1 BB: 0 K: 3 BB: 0 K: 0 BB: 1 K: 1 BB: 2 K: 1 BB: 2  
S: 7 P: 11 S: 5 P: 5 S: 6 P: 6 S: 4 P: 4 S: 9 P: 9 S: 3 P: 8 S: 6 P: 6 S: 7 P: 7 S: 6 P: 14

IP WLS BF H R ER SO BB IBB HBP BLK WP HR S P ERA WHIP  
Mike Witt, R (1, 1) 7.1 28 5 2 2 8 2 0 1 0 1 1 41 50 2.46 0.955  
Donnie Moore, R (8, 1) 1.2 8 3 2 2 2 0 0 0 0 0 1 12 12 10.80 1.800  
Ken Forsch, R (10, 1) 0.2 L 6 2 4 4 1 2 0 0 0 0 0 1 6 14 54.00 6.000



Batter	1	2	3	4	5	6	7	8	9	AB R H RBI BB SO LOB	TOP						
<b>Bobby Grich, R</b> (1, 4) OBP: 0.364, SLG: 0.500	0-0 E3 1B SF8		0-0 HR BB FC6-4		0-0 FC6-4 1-2 2-3		4-0 BB BB BB 1-2 BB		0-0 F9	4 2 0 0 2 0 5							
<b>Wally Joyner, L</b> (1, 3) OBP: 0.364, SLG: 0.727	0-0 SF8 1-3 1B		0-0 1-H HR	0-0 BB 1B	0-3 K		0-0 G3		0-3 K	6 1 3 2 0 2 4							
<b>Doug DeCinces, R</b> (1, 5) OBP: 0.273, SLG: 0.400	0-0 SF8 2-3 3-H		0-0 HR 2B	0-0 F4		0-0 F6		0-0 HR 1B	0-0 5-3	5 2 2 1 0 0 1							
<b>Brian Downing, R</b> (1, 10) OBP: 0.667, SLG: 1.600	0-3 K		0-0 2-H HR	4-0 1-2 BB		4-0 BB BB BB FC1-6 BB		0-0 1-H HR		3 2 2 4 2 1 1							
<b>George Hendrick, R</b> (1, 9) OBP: 0.200, SLG: 0.200	0-0 F9		0-0 BB WP FC6-4 1B	0-3 K		0-0 FC1-6 1-2		0-0 F9		5 1 1 0 0 1 4							
<b>Darrell Miller, R</b> (1, 7) OBP: 0.333, SLG: 0.400		0-3 K	4-0 FC6-4 BB 1-2 BB	0-0 4-3		0-0 L8		0-0 1B 2B		4 1 1 0 1 1 3							
<b>Rick Burleson, R</b> (1, 6) OBP: 0.500, SLG: 0.286		0-0 F9	4-0 FC6-4 BB 1-2 2-3 BB		4-0 FC6-4 SH3-4 BB		4-0 BB BB BB 1B SH2-4 BB	0-0 2-H FC8-4 1B		2 0 1 1 3 0 0							
<b>Bob Boone, R</b> (1, 2) OBP: 0.375, SLG: 0.286		0-0 F8	0-0 FC6-4 BB 1-2 2-3 3-H		0-0 SH3-4		0-0 SH2-4	0-0 FC8-4		3 0 0 1 0 0 3							
<b>Gary Pettis, S</b> (1, 8) OBP: 0.400, SLG: 0.143			0-0 K FC6-4 BB		4-0 SH3-4 BB		0-0 CS 1B	0-3 K		3 0 1 0 2 2 1							
<b>Inning Stats</b>	R: 1 E: 1 K: 1 S: 7 H: 1 LOB: 1 BB: 0 P: 7	R: 0 E: 0 K: 1 S: 5 H: 0 LOB: 0 BB: 0 P: 5	R: 5 E: 0 K: 1 S: 9 H: 4 LOB: 3 BB: 4 P: 25	R: 0 E: 0 K: 1 S: 6 H: 1 LOB: 2 BB: 1 P: 10	R: 0 E: 0 K: 1 S: 5 H: 0 LOB: 2 BB: 2 P: 13	R: 0 E: 0 K: 0 S: 3 H: 0 LOB: 1 BB: 1 P: 7	R: 0 E: 0 K: 0 S: 3 H: 1 LOB: 2 BB: 2 P: 11	R: 3 E: 0 K: 1 S: 9 H: 4 LOB: 1 BB: 0 P: 9	R: 0 E: 0 K: 1 S: 5 H: 0 LOB: 0 BB: 0 P: 5	1B: 6 2B: 2 3B: 0 HR: 3 SF: 1 SAC: 2 DP: 0 HBP: 0	WP: 1 PB: 0 SB: 0 CS: 1 PA: 48						
<b>PITCHER</b>	IP WLS BF H R ER SO BB IBB HBP BLK WP HR S P ERA WHIP												<b>PITCHER</b>	IP WLS BF H R ER SO BB IBB HBP BLK WP HR S P ERA WHIP			
<b>Mark Langston, L</b> (1, 1) ERA: 19.29	2.1 L	15 5 6 5 3	2 0 0 0	1 2 19 27	19.29 3.000												
<b>Bill Swift, R</b> (3, 1) ERA:	2.2	14 1 0 0 2	5 0 0 0	0 0 13 33	0.00 2.250												
<b>Mike Morgan, R</b> (6, 1) ERA:	1.2	8 1 0 0 0	3 0 0 0	0 0 5 17	0.00 2.400												
<b>Paul Mirabella, L</b> (7, 1) ERA: 16.2	0.2	6 4 3 3 0	0 0 0 0	0 1 6 6	40.50 6.000												
<b>Lee Guetterman, L</b> (8, 1) ERA:	1.2	5 0 0 0 2	0 0 0 0	0 0 9 9	0.00 0.000												

California Angels @ Seattle Mariners  
The Kingdome, Seattle, WA  
Wed Apr 09 1986, 9:05 PM EST  
Att. 12,199 - Unknown

livebaseballscorecards.com

AB	35
R	9
H	11
RBI	9
BB	10
SO	7
LOB	22



Batter	1	2	3	4	5	6	7	8	9	AB R H RBI BB SO LOB
Danny Tartabull, R (1, 4) OBP: 0.400, SLG: 0.500	0-0 E8 1B 2B	0-0 3-H 1B		0-0 2-H CS 1B			0-0 SH5-4 1B		0-0 2-3	5 1 4 2 0 0 0
Phil Bradley, R (1, 7) OBP: 0.250, SLG: 0.143	0-0 G5-4-3 1B	0-0 1-3		0-0 1-2 CS	0-0 1-3		0-0 SH5-4 1-2			3 0 1 1 0 0 1
Ivan Calderon, R (1, 9) OBP: 0.556, SLG: 0.571	0-0 F9		0-0 2B		4-0 1B BB		0-0 6-3			3 0 1 0 1 0 2
Gorman Thomas, R (1, 10) OBP: 0.333, SLG: 0.625	0-0 G5-4-3 1-2		0-0 F8		0-0 1-2 1B		0-3 K			4 0 1 0 0 1 3
Jim Presley, R (1, 5) OBP: 0.556, SLG: 1.250		0-0 5-3 BB 1B	0-0 6-3		0-3 K		0-3 K			4 0 1 0 0 2 3
Dave Henderson, R (1, 8) OBP: 0.250, SLG: 0.286		4-0 5-3 1B BB	0-0 5-3		0-0 F3		0-3 K			3 1 0 0 1 1 3
Barry Bonnell, R (1, 3) OBP: 0.200, SLG: 0.200		0-0 5-3 1-3 2-3		0-0 E 1B 1B		0-0 F8		0-0 6-3		4 1 1 0 0 0 2
Steve Yeager, R (1, 2) OBP: 0.400, SLG: 0.400 Ken Phelps, L (9, PH)		0-0 2B 1B		0-0 F8		0-0 F6		0-0 F9		3 1 1 1 0 0 1 1 0 0 0 0 0 0
Spike Owen, S (1, 6) OBP: 0.250, SLG: 0.625		0-0 1B 2B		0-0 F7 1-2		0-0 4-3		0-0 F8		4 1 1 1 0 0 1

Inning Stats	R: 1 E: 1 K: 0 S: 4	H: 2 LOB: 0 BB: 0 P: 4	R: 3 E: 0 K: 0 S: 6	H: 4 LOB: 1 BB: 1 P: 10	R: 0 E: 0 K: 0 S: 4	H: 1 LOB: 1 BB: 0 P: 4	R: 1 E: 1 K: 0 S: 4	H: 2 LOB: 0 BB: 0 P: 4	R: 0 E: 0 K: 1 S: 6	H: 1 LOB: 2 BB: 1 P: 10	R: 0 E: 0 K: 0 S: 3	H: 0 LOB: 0 BB: 0 P: 3	R: 0 E: 0 K: 1 S: 6	H: 1 LOB: 1 BB: 0 P: 6	R: 0 E: 0 K: 2 S: 7	H: 0 LOB: 0 BB: 0 P: 7	R: 0 E: 0 K: 0 S: 3	H: 0 LOB: 0 BB: 0 P: 3	1B: 8 2B: 3 3B: 0 HR: 0	SF: 0 SAC: 1 DP: 1 HBP: 0	WP: 0 PB: 0 SB: 1 CS: 1	PA: 38
--------------	------------------------------	---------------------------------	------------------------------	----------------------------------	------------------------------	---------------------------------	------------------------------	---------------------------------	------------------------------	----------------------------------	------------------------------	---------------------------------	------------------------------	---------------------------------	------------------------------	---------------------------------	------------------------------	---------------------------------	----------------------------------	------------------------------------	----------------------------------	--------

PITCHER	IP	WLS	BF	H	R	ER	SO	BB	IBB	HBP	BLK	WP	HR	S	P	ERA	WHIP	IP	WLS	BF	H	R	ER	SO	BB	IBB	HBP	BLK	WP	HR	S	P	ERA	WHIP	
John Candelaria, L (1, 1) ERA: 18.0	2.0		11	6	4	4	0	1	0	0	0	0	0	10	14	18.00	3.500																		
Jim Staton, R (3, 1) ERA:	7.0	W	26	5	1	0	4	1	0	0	0	0	0	33	37	0.00	0.857																		

BOTTOM

California Angels @ Seattle Mariners  
The Kingdome, Seattle, WA  
Wed Apr 09 1986, 9:05 PM EST  
Att. 12,199 - Unknown

livebaseballscores.com

AB	34
R	5
H	11
RBI	5
BB	2
SO	4
LOB	16





Batter	1	2	3	4	5	6	7	8	9	AB R H RBI BB SO LOB	TOP												
<b>Bobby Grich, R</b> OBP: 0.333, SLG: 0.417 (1, 4)	0-3 <b>K</b>			x 0-0 <b>F8</b>		x 0-0 <b>E9</b> 1B		x 0-0 <b>FC6-4</b> 1-2 2-3		4 0 1 0 0 1 2													
<b>Wally Joyner, L</b> OBP: 0.267, SLG: 0.533 (1, 3)	0-0 <b>L4</b>			x 0-0 <b>4-3</b>		x 0-3 <b>K</b>		x 0-0 <b>F4</b>		4 0 0 0 0 1 3													
<b>Doug DeCinces, R</b> OBP: 0.267, SLG: 0.308 (1, 5)	0-0 <b>6-3</b>			x 0-0 <b>F5</b>			BB 4-0 <b>BB</b>	x 0-0 <b>F8</b>		3 0 0 0 1 0 2													
<b>Brian Downing, R</b> OBP: 0.538, SLG: 1.000 (1, 10)		BB BB BB 4-0 <b>G5-4-3</b> <b>BB</b>		x 0-0 <b>3-1</b>		x 0-0 <b>L7</b>		x 0-0 <b>5-3</b>		3 0 0 0 1 0 1													
<b>George Hendrick, R</b> OBP: 0.333, SLG: 0.667 (1, 9)		x 0-0 <b>G5-4-3</b> 1-2f		x 0-0 <b>1B</b>		x 0-3 <b>K</b>		x 0-0 <b>HR</b>		4 1 2 1 0 1 2													
<b>Darrell Miller, R</b> OBP: 0.200, SLG: 0.222 (1, 7)		x 0-0 <b>F9</b>		x 0-0 <b>L9</b>		x 0-0 <b>F8</b>		x 0-0 <b>F8</b>		4 0 0 0 0 0 2													
<b>Dick Schofield, R</b> OBP: 0.250, SLG: 0.500 (1, 6)			x 0-0 <b>5-3</b>		x 0-0 <b>L4</b>		x 0-0 <b>E9</b> 1B 2B	x 0-0 <b>4-3</b>		4 1 1 0 0 0 1													
<b>Gary Pettis, S</b> OBP: 0.385, SLG: 0.200 (1, 8)			BB BB 0-3 <b>K</b>		x 0-0 <b>6-3</b>		x 0-0 <b>FC6-4</b> 1B 3-H 1B			3 0 1 1 0 1 0													
<b>Bob Boone, R</b> OBP: 0.364, SLG: 0.300 (1, 2)			x 0-0 <b>6-3</b>		x 0-0 <b>F8</b>		x 0-0 <b>FC6-4</b> 1B 1-2			3 0 1 0 0 0 0													
<b>Inning Stats</b>	R: 0 E: 0 K: 1 S: 5	H: 0 LOB: 0 BB: 0 P: 5	R: 0 E: 0 K: 0 S: 2	H: 0 LOB: 0 BB: 1 P: 6	R: 0 E: 0 K: 1 S: 5	H: 0 LOB: 0 BB: 0 P: 5	R: 0 E: 0 K: 0 S: 3	H: 0 LOB: 0 BB: 0 P: 3	R: 0 E: 0 K: 0 S: 4	H: 1 LOB: 1 BB: 0 P: 4	R: 0 E: 0 K: 1 S: 6	H: 1 LOB: 1 BB: 0 P: 6	R: 0 E: 0 K: 1 S: 5	H: 0 LOB: 1 BB: 1 P: 9	R: 1 E: 1 K: 0 S: 6	H: 3 LOB: 2 BB: 0 P: 6	R: 1 E: 0 K: 0 S: 4	H: 1 LOB: 0 BB: 0 P: 4	1B: 4 2B: 1 3B: 0 HR: 1	SF: 0 SAC: 0 DP: 1 HBP: 0	WP: 0 PB: 0 SB: 0 CS: 0	PA: 34	
<b>PITCHER</b> <b>Matt Young, L</b> ERA: 2.0 (1, 1)	IP 9.0	WLS W	BF 34	H 6	R 2	ER 2	SO 4	BB 2	IBB 0	HBP 0	BLK 0	WP 0	HR 1	S 40	P 48	ERA 2.00	WHIP 0.889						<b>PITCHER</b> IP WLS BF H R ER SO BB IBB HBP BLK WP HR S P ERA WHIP

California Angels @ Seattle Mariners  
The Kingdome, Seattle, WA  
Thu Apr 10 1986, 9:05 PM EST  
Att: 10,780 - Unknown

livebaseballscorecards.com

AB	32
R	2
H	6
RBI	2
BB	2
SO	4
LOB	13



Batter	1	2	3	4	5	6	7	8	9
<b>Danny Tartabull, R</b> OBP: 0.286, SLG: 0.357 (1, 4)	0-3 K		0-3 K	0-0 L7			0-0 4-3		
<b>Phil Bradley, R</b> OBP: 0.333, SLG: 0.273 (1, 7)	0-3 K		0-0 1B 1B		0-0 1B		0-3 K		
<b>Ivan Calderon, R</b> OBP: 0.462, SLG: 0.455 (1, 9)	0-0 F9		0-0 1B 1B		0-0 F9		0-0 6-3		
<b>Gorman Thomas, R</b> OBP: 0.385, SLG: 0.818 (1, 10)		0-0 HR	0-3 K		0-0 F9		4-0 3B BB		
<b>Alvin Davis, L</b> OBP: 0.500, SLG: 1.250 (1, 3)		0-0 HR	0-0 1B 1B		0-3 K		0-0 1H 3B		
<b>Jim Presley, R</b> OBP: 0.462, SLG: 0.917 (1, 5)		0-3 K	0-0 1B 1B		0-0 6-3		0-3 K		
<b>Dave Henderson, R</b> OBP: 0.167, SLG: 0.182 (1, 8)		0-0 5-3	0-3 K		0-0 5-3		0-0 F8		
<b>Steve Yeager, R</b> OBP: 0.375, SLG: 0.375 (1, 2)		0-0 1B		0-3 K		0-0 6-3			
<b>Spike Owen, S</b> OBP: 0.182, SLG: 0.455 (1, 6)		0-0 1-3		0-0 F7		0-0 F5			

AB	R	H	RBI	BB	SO	LOB
4	0	0	0	0	2	0
4	1	2	0	0	2	0
4	1	1	0	0	0	1
3	2	1	1	1	1	3
4	1	3	3	0	1	1
4	0	1	1	0	2	1
4	0	0	0	0	1	3
3	0	1	0	0	1	0
3	0	0	0	0	0	1

**BOTTOM**

**California Angels @ Seattle Mariners**  
The Kingdome, Seattle, WA

Thu Apr 10 1986, 9:05 PM EST  
Att. 10,780 - Unknown

livebaseballscorecards.com

<b>AB</b>	<b>33</b>
<b>R</b>	<b>5</b>
<b>H</b>	<b>9</b>
<b>RBI</b>	<b>5</b>
<b>BB</b>	<b>1</b>
<b>SO</b>	<b>10</b>
<b>LOB</b>	<b>10</b>



Inning Stats		R: 0	H: 0	E: 0	K: 2	S: 7	R: 2	H: 3	E: 0	K: 1	S: 8	R: 2	H: 4	E: 0	K: 3	S: 13	R: 0	H: 0	E: 0	K: 1	S: 5	R: 0	H: 1	E: 0	K: 1	S: 6	R: 0	H: 0	E: 0	K: 0	S: 3	R: 0	H: 0	E: 0	K: 1	S: 5	R: 1	H: 1	E: 0	K: 1	S: 6									
<b>PITCHER</b>	<b>IP</b>	<b>WLS</b>	<b>BF</b>	<b>H</b>	<b>R</b>	<b>ER</b>	<b>SO</b>	<b>BB</b>	<b>IBB</b>	<b>HBP</b>	<b>BLK</b>	<b>WP</b>	<b>HR</b>	<b>S</b>	<b>P</b>	<b>ERA</b>	<b>WHIP</b>													<b>PITCHER</b>	<b>IP</b>	<b>WLS</b>	<b>BF</b>	<b>H</b>	<b>R</b>	<b>ER</b>	<b>SO</b>	<b>BB</b>	<b>IBB</b>	<b>HBP</b>	<b>BLK</b>	<b>WP</b>	<b>HR</b>	<b>S</b>	<b>P</b>	<b>ERA</b>	<b>WHIP</b>			
<b>Don Sutton, R</b> ERA: 9.0 (1, 1)	4.0	L	20	8	4	4	7	0	0	0	0	0	2	34	34	9.00	2.000																																	
<b>T.R. Bryden, R</b> ERA: 2.25 (5, 1)	4.0		14	1	1	1	3	1	0	0	0	0	0	19	23	2.25	0.500																																	

<b>WP: 0</b>	<b>PA: 34</b>
<b>PB: 0</b>	
<b>SB: 0</b>	
<b>CS: 0</b>	



Batter	1	2	3	4	5	6	7	8	9	AB R H RBI BB SO LOB	TOP											
Danny Tartabull, R (1, 4) OBP: 0.278, SLG: 0.333	0-0 L9		0-0 6-3			0-0 BB 1B		0-3 K		4 0 1 0 0 1 2												
Phil Bradley, R (1, 7) OBP: 0.438, SLG: 0.357	0-0 CS 1B		0-0 L6			4-0 BB BB		0-0 1B 1B		3 0 2 0 1 0 1												
Ivan Calderon, R (1, 9) OBP: 0.412, SLG: 0.400	0-0 5-3 1-2			0-0 6-3		0-0 F8		0-0 1B 1B		4 0 1 0 0 0 3												
Gorman Thomas, R (1, 10) OBP: 0.412, SLG: 0.714		0-3 K		0-0 6-3		4-0 BB		0-0 1B		3 0 1 1 1 1 0												
Alvin Davis, L (1, 3) OBP: 0.417, SLG: 0.917		0-0 1B		0-3 K		0-3 K		0-0 F3		4 0 1 0 0 2 6												
Jim Presley, R (1, 5) OBP: 0.412, SLG: 0.750		0-0 F9		0-0 6-3		0-0 G5-4-3 1B		0-0 G3		4 0 1 0 0 0 4												
Dave Henderson, R (1, 8) OBP: 0.133, SLG: 0.143 Ken Phelps, L (9, PH)		0-0 F7		0-0 6-3		0-0 F9			0-0 F9	3 0 0 0 0 0 2 1 0 0 0 0 0 0	AB 33 R 1 H 8 RBI 1 BB 3 SO 4 LOB 19											
Bob Kearney, R (1, 2) Al Cowens, R (9, PH)			0-0 L9		0-0 F6		0-0 G5-4-3		0-0 5-3	3 0 0 0 0 0 1 1 0 0 0 0 0 0												
Spike Owen, S (1, 6) OBP: 0.267, SLG: 0.500			0-0 2B		0-0 G3			4-0 1B 1B BB	0-0 G3	3 1 1 0 1 0 0												
<b>Inning Stats</b>	R: 0 E: 0 K: 0 S: 3	H: 1 LOB: 0 BB: 0 P: 3	R: 0 E: 0 K: 1 S: 6	H: 1 LOB: 1 BB: 0 P: 6	R: 0 E: 0 K: 0 S: 4	H: 1 LOB: 1 BB: 0 P: 4	R: 0 E: 0 K: 1 S: 5	H: 0 LOB: 0 BB: 0 P: 5	R: 0 E: 0 K: 0 S: 3	H: 0 LOB: 0 BB: 0 P: 3	R: 0 E: 0 K: 1 S: 6	H: 1 LOB: 3 BB: 2 P: 14	R: 0 E: 0 K: 0 S: 3	H: 1 LOB: 0 BB: 0 P: 3	R: 1 E: 0 K: 1 S: 8	H: 3 LOB: 3 BB: 1 P: 12	R: 0 E: 0 K: 0 S: 3	H: 0 LOB: 0 BB: 0 P: 3	1B: 7 2B: 1 3B: 0 HR: 0	SF: 0 SAC: 0 DP: 1 HBP: 0	WP: 0 PB: 0 SB: 0 CS: 1	PA: 36
<b>PITCHER</b>	IP WLS BF H R ER SO BB IBB HBP BLK WP HR S P ERA WHIP												<b>PITCHER</b>	IP WLS BF H R ER SO BB IBB HBP BLK WP HR S P ERA WHIP								
Bert Blyleven, R (1, 1) ERA: 1.17	7.2 W 32 8 1 1 4 3 0 0 0 0 0 0 37 49 1.17 1.435																					
Ron Davis, R (8, 1) ERA:	1.1 S 4 0 0 0 0 0 0 0 0 0 0 0 4 4 0.00 0.000																					

Seattle Mariners @ Minnesota Twins  
 Hubert H. Humphrey Metrodome, Minneapolis, MN  
 Fri Apr 11 1986, 7:05 PM EST  
 Att: 42,871 - Unknown

livebaseballscorecards.com







Batter	1	2	3	4	5	6	7	8	9	AB R H RBI BB SO LOB	TOP											
Danny Tartabull, R (1, 4) OBP: 0.348, SLG: 0.500	0-3 K		0-0 S 1B		0-0 1-H HR		0-0 2B BB	0-3 K		4 2 2 3 1 2 1												
Phil Bradley, R (1, 7) OBP: 0.476, SLG: 0.474	0-0 CS 1B		0-3 K		0-0 S 1B		0-0 1-3 2B 2B		0-0 F4	5 1 3 1 0 1 2												
Ivan Calderon, R (1, 9) OBP: 0.409, SLG: 0.421	0-3 K		0-0 F8		0-0 4-3		0-0 HR 2B		4-0 E S 1B BB	4 2 1 2 1 1 4												
Gorman Thomas, R (1, 10) OBP: 0.455, SLG: 0.833		4-0 CS 5-3 BB		0-0 F7		0-0 4-3	0-0 2-H HR		0-0 1B 1B	4 2 2 3 1 0 0												
Alvin Davis, L (1, 3) OBP: 0.353, SLG: 0.706		0-0 5-3		0-0 F8		0-0 F2	0-0 L7		0-0 FC5 1B	5 0 1 0 0 0 1												
Jim Presley, R (1, 5) OBP: 0.409, SLG: 0.667		0-3 K		0-3 K		0-0 1B	0-0 F8		0-0 FC5 1B	5 0 2 1 0 2 1												
Dave Henderson, R (1, 8) OBP: 0.150, SLG: 0.158			0-0 SH3-4 1B 1B		0-3 K	0-0 5-3		0-0 4-3	0-0 FC5	5 1 1 0 0 1 3	AB 40 R 10 H 16 RBI 10 BB 3 SO 8 LOB 15											
Bob Kearney, R (1, 2) OBP: 0.222, SLG: 0.222			0-0 1B SH3-4 1B		0-0 HR 1B		0-3 K	0-0 6-3	0-0 6-3	5 1 2 0 0 1 2												
Spike Owen, S (1, 6) OBP: 0.333, SLG: 0.529			0-0 SH3-4		0-0 F8		0-0 BB 2B 1B	0-0 1B		3 1 2 0 0 0 1												
Inning Stats	R: 0 E: 0 K: 2 S: 7	H: 1 LOB: 1 BB: 0 P: 7	R: 0 E: 0 K: 1 S: 4	H: 0 LOB: 0 BB: 1 P: 8	R: 1 E: 0 K: 1 S: 8	H: 3 LOB: 2 BB: 0 P: 8	R: 0 E: 0 K: 1 S: 5	H: 0 LOB: 0 BB: 0 P: 5	R: 2 E: 0 K: 1 S: 8	H: 3 LOB: 1 BB: 0 P: 8	R: 0 E: 0 K: 0 S: 4	H: 1 LOB: 1 BB: 0 P: 4	R: 5 E: 0 K: 1 S: 9	H: 4 LOB: 0 BB: 1 P: 13	R: 0 E: 0 K: 1 S: 6	H: 1 LOB: 1 BB: 0 P: 6	R: 2 E: 0 K: 0 S: 6	H: 3 LOB: 2 BB: 1 P: 10	1B: 12 2B: 3 3B: 0 HR: 2	SF: 0 SAC: 1 DP: 1 HBP: 0	WP: 0 PB: 0 SB: 3 CS: 2	PA: 44
PITCHER	IP WLS BF H R ER SO BB IBB HBP BLK WP HR S P ERA WHIP																					
Frank Viola, L (1, 1) ERA: 4.73	6.1 L 28 9 5 5 7 2 0 0 0 0 0 1 40 48 7.11 1.737																					
Dennis Burtt, R (7, 1) ERA: 27.0	0.0 3 3 3 3 0 0 0 0 0 0 0 1 3 3 ∞ ∞																					
Pete Filson, L (7, 1) ERA: 6.75	2.2 13 4 2 2 1 1 0 0 0 0 0 0 14 18 6.75 1.875																					

Seattle Mariners @ Minnesota Twins  
 Hubert H. Humphrey Metrodome, Minneapolis, MN  
 Sat Apr 12 1986, 4:33 AM EST  
 Att. 14,708 - Unknown

livebaseballscorecards.com



**BOTTOM**

**Seattle Mariners @ Minnesota Twins**  
 Hubert H. Humphrey Metrodome, Minneapolis, MN

Sat Apr 12 1986, 4:33 AM EST  
 Att. 14,708 - Unknown

livebaseballscores.com

<b>AB</b>	<b>35</b>
<b>R</b>	<b>4</b>
<b>H</b>	<b>9</b>
<b>RBI</b>	<b>4</b>
<b>BB</b>	<b>5</b>
<b>SO</b>	<b>5</b>
<b>LOB</b>	<b>15</b>



AB R H RBI BB SO LOB

3	0	0	0	2	0	1
5	1	1	0	0	1	3
5	0	2	0	0	0	0
4	1	2	2	1	1	1
4	0	0	0	0	1	4
3	1	1	0	1	1	1
4	0	3	2	0	0	0
2	0	0	0	0	0	1
0	0	0	0	0	0	0
1	0	0	0	0	1	2
1	0	0	0	0	0	1
3	1	0	0	1	0	1

1B: 7 SF: 0  
 2B: 3 SAC: 0  
 3B: 0 DP: 2  
 HR: 0 HBP: 0

WP: 0 PA: 40  
 PB: 0  
 SB: 1  
 CS: 0

PITCHER	IP	WLS	BF	H	R	ER	SO	BB	IBB	HBP	BLK	WP	HR	S	P	ERA	WHIP
Mike Morgan, R	(1, 1)	5.2	W	25	4	2	2	2	4	0	0	0	0	25	41	3.18	1.412
Paul Mirabella, L	(6, 1)	0.1		1	0	0	0	1	0	0	0	0	0	3	3	0.00	0.000
Bill Swift, R	(7, 1)	2.0		10	4	2	2	0	1	0	0	0	0	9	13	9.00	2.500
Pete Ladd, R	(9, 1)	1.0		4	1	0	0	2	0	0	0	0	0	8	8	0.00	1.000

Batter	1	2	3	4	5	6	7	8	9
Kirby Puckett, R OBP: 0.409, SLG: 0.368 (1, 8)	4-0 G1-6-3 BB		0-0 4-3		4-0 FC6-4 BB		0-0 L8		0-0 F4
Mickey Hatcher, R OBP: 0.063, SLG: 0.063 (1, 7)	0-0 G1-6-3 1-2f		0-0 6-3		0-0 FC6-4 1-2f		0-0 1B 1B		0-3 K
Kent Hrbek, L OBP: 0.455, SLG: 0.556 (1, 3)	0-0 F7			0-0 F7		0-0 6-3	0-0 1B 1B		0-0 2B
Tom Brunansky, R OBP: 0.286, SLG: 0.421 (1, 9)		0-0 5-3		4-0 4-3 BB		0-0 3-1 1B	0-0 1B 1B		0-3 K
Mark Salas, L OBP: 0.211, SLG: 0.167 (1, 2)		0-3 K		0-0 4-3		0-0 3-1	0-0 3		
Gary Gaetti, R OBP: 0.500, SLG: 0.667 (1, 5)		0-0 2B 1B		0-3 K		4-0 1B BB		0-0 5-3	
Roy Smalley, S OBP: 0.550, SLG: 0.611 (1, 10)		0-0 1-H 2B		0-0 F8		0-0 1-3 2-H 1B		0-0 1B	
Greg Gagne, R OBP: 0.133, SLG: 0.071 (1, 6)		0-0 5-3		0-0 4-3		0-3 K		0-0 F7	
Randy Bush, L OBP: 0.714, SLG: 1.000 (6, PH)									
Alejandro Sanchez, R (6, PH)									
Chris Pittaro, S (7, 6)									
Steve Lombardozzi, R (1, 4)			0-0 5-3		0-0 E4		4-0 1B 1B BB		0-0 G3

Inning Stats	R: 0	H: 0	E: 0	K: 0	S: 2	H: 0	LOB: 0	BB: 1	P: 6	R: 1	H: 2	E: 0	K: 1	S: 7	R: 0	H: 0	E: 0	K: 0	S: 3	R: 0	H: 0	E: 0	K: 1	S: 5	R: 0	H: 0	E: 1	K: 0	S: 4	R: 1	H: 2	E: 0	K: 1	S: 7	R: 2	H: 3	E: 0	K: 0	S: 5	R: 0	H: 1	E: 0	K: 0	S: 4	R: 0	H: 1	E: 0	K: 2	S: 8
--------------	------	------	------	------	------	------	--------	-------	------	------	------	------	------	------	------	------	------	------	------	------	------	------	------	------	------	------	------	------	------	------	------	------	------	------	------	------	------	------	------	------	------	------	------	------	------	------	------	------	------

PITCHER	IP	WLS	BF	H	R	ER	SO	BB	IBB	HBP	BLK	WP	HR	S	P	ERA	WHIP
Mike Morgan, R	(1, 1)	5.2	W	25	4	2	2	2	4	0	0	0	0	25	41	3.18	1.412
Paul Mirabella, L	(6, 1)	0.1		1	0	0	0	1	0	0	0	0	0	3	3	0.00	0.000
Bill Swift, R	(7, 1)	2.0		10	4	2	2	0	1	0	0	0	0	9	13	9.00	2.500
Pete Ladd, R	(9, 1)	1.0		4	1	0	0	2	0	0	0	0	0	8	8	0.00	1.000



Batter	1	2	3	4	5	6	7	8	9	AB R H RBI BB SO LOB	TOP
Danny Tartabull, R (1, 4) OBP: 0.407, SLG: 0.731	0-0 F9 6-3 2B		0-0 G6-4-3 1-2f			0-0 1-H 2B		0-0 2-H HR		4 2 3 3 0 0 1	
Phil Bradley, R (1, 7) OBP: 0.400, SLG: 0.391	0-0 F9 2-3			0-0 6-3		0-3 K		0-0 5-3		4 0 0 0 0 1 3	
Ivan Calderon, R (1, 8) OBP: 0.346, SLG: 0.348 (9, 9)	0-0 6-3			0-0 L8		0-0 F8		0-0 L7		4 0 0 1 0 0 2	
Gorman Thomas, R (1, 10) OBP: 0.423, SLG: 0.727	0-3 K			0-0 1B		0-0 F8			0-3 K	4 0 1 0 0 2 1	
Alvin Davis, L (1, 3) OBP: 0.286, SLG: 0.571		0-0 L5		0-0 F9		0-0 F9			0-0 L9	4 0 0 0 0 0 1	
Al Cowens, R (1, 9) Dave Henderson, R (9, 8) OBP: 0.150, SLG: 0.158		0-0 F8			0-0 4-3		0-3 K		0-3 K	4 0 0 0 0 2 0 0 0 0 0 0 0 0	
Jim Presley, R (1, 5) OBP: 0.360, SLG: 0.583		0-3 K			0-3 K		0-3 K			3 0 0 0 0 3 0	
Steve Yeager, R (1, 2) OBP: 0.300, SLG: 0.300 Ken Phelps, L (8, PH) Bob Kearney, R (8, PR) OBP: 0.222, SLG: 0.222 (8, 2)			0-3 K		0-0 F9			4-0 SH5-3 HR BB		2 0 0 0 0 1 0 0 0 0 0 1 0 0 0 1 0 0 0 0 0	
Spike Owen, S (1, 6) OBP: 0.400, SLG: 0.579			0-0 G6-4-3 1B			0-0 2B 1B		0-0 SH5-3		2 1 2 0 0 0 0	
<b>Inning Stats</b>	R: 1 H: 1 E: 0 LOB: 0 K: 1 BB: 0 S: 6 P: 6	R: 0 H: 0 E: 0 LOB: 0 K: 1 BB: 0 S: 5 P: 5	R: 0 H: 1 E: 0 LOB: 0 K: 1 BB: 0 S: 5 P: 5	R: 0 H: 1 E: 0 LOB: 1 K: 0 BB: 0 S: 4 P: 4	R: 0 H: 0 E: 0 LOB: 0 K: 1 BB: 0 S: 5 P: 5	R: 1 H: 2 E: 0 LOB: 1 K: 1 BB: 0 S: 7 P: 7	R: 0 H: 0 E: 0 LOB: 0 K: 2 BB: 0 S: 7 P: 7	R: 2 H: 1 E: 0 LOB: 1 K: 0 BB: 1 S: 4 P: 8	R: 0 H: 0 E: 0 LOB: 0 K: 2 BB: 0 S: 7 P: 7	1B: 3 SF: 0 2B: 2 SAC: 1 3B: 0 DP: 1 HR: 1 HBP: 0	WP: 0 PA: 33 PB: 0 SB: 0 CS: 0
<b>PITCHER</b> Mike Smithson, R (1, 1) ERA: 3.0	IP WLS BF H R ER SO BB IBB HBP BLK WP HR S P ERA WHIP										
	9.0 L 33 6 4 4 9 1 0 0 0 0 0 1 50 54 4.00 0.778										

Seattle Mariners @ Minnesota Twins  
 Hubert H. Humphrey Metrodome, Minneapolis, MN  
 Sun Apr 13 1986, 4:33 AM EST  
 Att: 11,222 - Unknown

livebaseballscorecards.com

AB 31  
 R 4  
 H 6  
 RBI 4  
 BB 1  
 SO 9  
 LOB 8



Batter	1	2	3	4	5	6	7	8	9	AB R H RBI BB SO LOB
Kirby Puckett, R OBP: 0.423, SLG: 0.435 (1, 8)	0-0 HR 1B		0-0 4-3			0-0 2B			0-0 B2	4 1 2 0 0 0 0
Randy Bush, L OBP: 0.636, SLG: 1.111 (1, 7)	0-0 HR		0-0 F9			0-3 K			4-0 1B BB	3 1 1 2 1 1 0
Kent Hrbek, L OBP: 0.423, SLG: 0.500 (1, 3) Ron Washington, R (9, PR)	0-3 K		0-0 G3			0-3 K			0-0 1B	4 0 1 0 0 2 0 0 0 0 0 0 0 0
Tom Brunansky, R OBP: 0.280, SLG: 0.391 (1, 9)	0-0 F8			0-0 FC4-6 1B			0-0 5-3		0-3 K	4 0 1 0 0 1 2
Mark Salas, L OBP: 0.174, SLG: 0.136 (1, 2)	0-0 L6			0-0 FC4-6 G4-6-3 1-2f			0-0 F4		0-0 F6	4 0 0 0 0 0 3
Roy Smalley, S OBP: 0.522, SLG: 0.619 (1, 10)		0-0 G3 2B		0-0 G4-6-3 1-2f			0-0 1-3			3 0 1 0 0 0 1
Gary Gaetti, R OBP: 0.435, SLG: 0.571 (1, 5)		0-0 6-3			0-0 6-3			0-0 6-3		3 0 0 0 0 0 1
Chris Pittaro, S (1, 4)		0-0 G3 2-3			0-0 F8			0-3 K		3 0 0 0 0 1 1
Greg Gagne, R OBP: 0.111, SLG: 0.059 (1, 6)		0-0 F8			0-0 F9			0-0 1-3		3 0 0 0 0 0 1

Inning Stats	R: 2 E: 0 K: 1 S: 7	H: 2 LOB: 0 BB: 0 P: 7	R: 0 E: 0 K: 0 S: 4	H: 1 LOB: 1 BB: 0 P: 4	R: 0 E: 0 K: 0 S: 3	H: 0 LOB: 0 BB: 0 P: 3	R: 0 E: 0 K: 0 S: 3	H: 1 LOB: 0 BB: 0 P: 3	R: 0 E: 0 K: 2 S: 7	H: 1 LOB: 0 BB: 0 P: 7	R: 0 E: 0 K: 0 S: 3	H: 0 LOB: 0 BB: 0 P: 3	R: 0 E: 0 K: 1 S: 5	H: 0 LOB: 0 BB: 0 P: 5	R: 0 E: 0 K: 1 S: 6	H: 1 LOB: 2 BB: 1 P: 10	1B: 3 2B: 2 3B: 0 HR: 1	SF: 0 SAC: 0 DP: 1 HBP: 0	WP: 0 PB: 0 SB: 0 CS: 0	PA: 32
--------------	------------------------------	---------------------------------	------------------------------	---------------------------------	------------------------------	---------------------------------	------------------------------	---------------------------------	------------------------------	---------------------------------	------------------------------	---------------------------------	------------------------------	---------------------------------	------------------------------	----------------------------------	----------------------------------	------------------------------------	----------------------------------	--------

PITCHER	IP	WLS	BF	H	R	ER	SO	BB	IBB	HBP	BLK	WP	HR	S	P	ERA	WHIP
Mike Moore, R ERA: 3.24 (1, 1)	9.0	W	32	6	2	2	5	1	0	0	0	0	1	41	45	2.00	0.778


**BOTTOM**

**Seattle Mariners @ Minnesota Twins**  
 Hubert H. Humphrey Metrodome, Minneapolis, MN

Sun Apr 13 1986, 4:33 AM EST  
 Att. 11,222 - Unknown

livebaseballscorecards.com

AB	31
R	2
H	6
RBI	2
BB	1
SO	5
LOB	9





# Seattle Mariners @ California Angels

## Anaheim Stadium, Anaheim, CA

Mon Apr 14 1986, 6:33 AM EST  
Att: 37,489 - Unknown

AB	33
R	6
H	11
RBI	6
BB	4
SO	7
LOB	11



WP:	0	PA:	39
PB:	0		
SB:	1		
CS:	2		

AB R H RBI BB SO LOB

5	1	1	2	0	2	1
4	1	2	0	1	1	0
5	1	2	0	0	1	1
3	1	1	1	1	1	2
3	0	0	0	1	0	1
3	1	1	1	0	0	1
0	0	0	0	0	0	0
3	0	1	0	1	0	1
3	0	1	2	0	1	0
4	1	2	0	0	1	4

Batter	1	2	3	4	5	6	7	8	9
<b>Danny Tartabull, R</b> (1, 4) OBP: 0.375, SLG: 0.742	0-0 F9		0-0 1-H HR		0-3 1-2 K		0-3 K		0-0 6-3
<b>Phil Bradley, R</b> (1, 7) OBP: 0.433, SLG: 0.407	0-0 F6		0-0 CS 1B			0-0 1B 1B	4-0 S BB		0-3 K
<b>Ivan Calderon, R</b> (1, 8) (8, 9) OBP: 0.355, SLG: 0.393	0-3 K		0-0 1-2 2B			0-0 1B SF8 1B	0-0 F4		0-0 F9
<b>Gorman Thomas, R</b> (1, 10) OBP: 0.433, SLG: 0.680		4-0 FC4-6 BB	0-0 5-3			0-0 SF8 1B 1B	0-3 K		
<b>Alvin Davis, L</b> (1, 3) OBP: 0.280, SLG: 0.500		0-0 FC4-6 FC6-4 1-2f		0-0 F8		4-0 1B BB IBB		0-0 F9	
<b>Al Cowens, R</b> (1, 9) <b>Dave Henderson, R</b> (8, 8) OBP: 0.111, SLG: 0.125 OBP: 0.150, SLG: 0.158		0-0 FC6-4 1-2f		0-0 F9		0-0 SF8		0-0 1B SF8 1B	
<b>Jim Presley, R</b> (1, 5) OBP: 0.379, SLG: 0.556		0-0 L8		0-0 6-3		4-0 1B BB		0-0 1B	
<b>Steve Yeager, R</b> (1, 2) OBP: 0.286, SLG: 0.308			0-0 F6		0-3 K	0-0 G1-4-3 1B		0-0 SF8	
<b>Spike Owen, S</b> (1, 6) OBP: 0.417, SLG: 0.565			0-0 HR 1B		0-0 CS 1B	0-0 G1-4-3		0-3 K	

Inning Stats	R: 0	H: 0	E: 0	K: 1	S: 5	R: 0	H: 0	E: 0	K: 0	S: 3	R: 2	H: 4	E: 0	K: 0	S: 6	R: 0	H: 0	E: 0	K: 0	S: 3	R: 0	H: 1	E: 0	K: 2	S: 7	R: 3	H: 4	E: 0	K: 0	S: 6	R: 0	H: 0	E: 0	K: 2	S: 7	R: 1	H: 2	E: 0	K: 1	S: 7	R: 0	H: 0	E: 0	K: 1	S: 5	1B: 9	SF: 2	2B: 2	3B: 0	HR: 1	WP: 0	PA: 39
	0	0	0	0	5	0	0	0	0	1	0	1	0	0	6	0	0	0	0	3	0	1	0	0	7	3	4	0	0	6	0	0	0	1	7	1	2	0	1	7	0	0	0	0	5	9	2	0	0	1	0	39

PITCHER	IP	WLS	BF	H	R	ER	SO	BB	IBB	HBP	BLK	WP	HR	S	P	ERA	WHIP
<b>Jim Staton, R</b> (1, 1) ERA: 3.65	5.1		25	8	5	5	3	2	1	0	0	0	1	28	40	8.44	1.875
<b>Ken Forsch, R</b> (6, 1) ERA: 7.11	2.2		11	3	1	1	3	1	0	0	0	0	0	16	20	3.38	1.500
<b>Donnie Moore, R</b> (9, 1) ERA: 4.91	1.0	W	3	0	0	0	1	0	0	0	0	0	0	5	5	0.00	0.000

Batter	1	2	3	4	5	6	7	8	9	AB	R	H	RBI	BB	SO	LOB
<b>Bobby Grich, R</b> OBP: 0.360, SLG: 0.571 (1, 4)	0-0 4-3		0-0 1-3		0-0 SH3-4 1B	0-3 K		0-0 4-3 2B		5	0	2	1	0	1	1
<b>Wally Joyner, L</b> OBP: 0.382, SLG: 0.452 (1, 3)	0-0 4-3		0-0 G1-6-3 1B		0-0 SH3-4 1-2		0-3 K	0-0 4-3		4	0	1	0	0	1	1
<b>Doug DeCinces, R</b> OBP: 0.286, SLG: 0.323 (1, 5)	4-0 BB 1B BB		0-0 G1-6-3 1-2f		0-0 6-3		0-0 L8	0-0 6-3		4	1	0	0	1	0	3
<b>Brian Downing, R</b> OBP: 0.545, SLG: 0.913 (1, 10)	4-0 1-2 1B BB			0-0 1B SF9 2B	0-0 6-3		0-0 E4 3B		H 1-0 E 1B HBP	3	3	2	0	1	0	1
<b>George Hendrick, R</b> OBP: 0.533, SLG: 0.923 (1, 9)	0-0 1-2 2-H 1B			0-0 BB 2-3 1B		0-0 HR	4-0 1B BB		0-0 E6 1B 1-3	4	1	3	2	1	0	1
<b>Darrell Miller, R</b> OBP: 0.267, SLG: 0.308 (1, 7) (9, 2)	0-0 F8			0-0 SF9 3-H		0-0 F8	0-0 1-3 1B		0-0 1-2 3-H 1B	4	0	2	2	0	0	2
<b>Rick Burleson, R</b> OBP: 0.444, SLG: 0.364 (1, 6)		0-0 6-3		4-0 E 1B 1-2 BB		0-0 1B 2B	0-3 K			3	1	1	0	1	1	2
<b>Bob Boone, R</b> OBP: 0.333, SLG: 0.409 (1, 2)		0-0 F7		0-0 E 1B 1-2		0-3 K		4-0 4-3 2B BB		3	0	1	0	0	1	1
<b>Ruppert Jones, L</b> OBP: 0.263, SLG: 0.071 (8, PH) (9, 7)		0-0 F9		0-0 6-3 1-2 2-3		0-0 2-H 1B		0-0 4-3 1-2		0	1	0	0	1	0	0
<b>Gary Pettis, S</b> OBP: 0.355, SLG: 0.280 (1, 8)										4	0	1	1	0	0	3

Inning Stats	R: 1	H: 1	E: 0	K: 0	S: 4	H: 1	LOB: 2	BB: 2	P: 12	R: 0	H: 0	E: 0	K: 0	S: 3	H: 0	LOB: 0	BB: 0	P: 3	R: 0	H: 1	E: 0	K: 0	S: 3	R: 1	H: 3	E: 1	K: 0	S: 5	H: 1	LOB: 2	BB: 1	P: 9	R: 0	H: 1	E: 0	K: 0	S: 4	H: 3	LOB: 1	BB: 0	P: 4	R: 2	H: 3	E: 0	K: 2	S: 10	H: 1	LOB: 1	BB: 0	P: 10	R: 1	H: 2	E: 1	K: 2	S: 9	H: 2	LOB: 2	BB: 1	P: 13	R: 1	H: 1	E: 0	K: 0	S: 4	H: 1	LOB: 1	BB: 1	P: 8	R: 1	H: 1	E: 1	K: 0	S: 2	H: 1	LOB: 2	BB: 0	P: 3	1B: 8	2B: 3	3B: 1	HR: 1	SF: 1	SAC: 1	DP: 1	HBP: 1	WP: 0	PB: 0	SB: 0	CS: 0
--------------	------	------	------	------	------	------	--------	-------	-------	------	------	------	------	------	------	--------	-------	------	------	------	------	------	------	------	------	------	------	------	------	--------	-------	------	------	------	------	------	------	------	--------	-------	------	------	------	------	------	-------	------	--------	-------	-------	------	------	------	------	------	------	--------	-------	-------	------	------	------	------	------	------	--------	-------	------	------	------	------	------	------	------	--------	-------	------	-------	-------	-------	-------	-------	--------	-------	--------	-------	-------	-------	-------

PITCHER	IP	WLS	BF	H	R	ER	SO	BB	IBB	HBP	BLK	WP	HR	S	P	ERA	WHIP
<b>Mark Langston, L</b> ERA: 10.13 (1, 1)	5.2		27	9	4	4	1	3	0	0	0	0	0	26	38	6.35	2.118
<b>Bill Swift, R</b> ERA: 4.5 (6, 1)	1.1		7	2	1	1	3	1	0	0	0	0	0	12	16	6.75	2.250
<b>Lee Guetterman, L</b> ERA: 1.29 (8, 1)	0.2		4	1	1	1	0	1	0	0	0	0	0	3	7	13.50	3.000
<b>Pete Ladd, R</b> ERA: (8, 1)	0.1	L	4	1	1	0	0	0	0	1	0	0	0	3	4	0.00	3.000

**BOTTOM**

**Seattle Mariners @ California Angels**  
Anaheim Stadium, Anaheim, CA

Mon Apr 14 1986, 6:33 AM EST  
Att. 37,489 - Unknown

<b>AB</b>	<b>34</b>
<b>R</b>	<b>7</b>
<b>H</b>	<b>13</b>
<b>RBI</b>	<b>6</b>
<b>BB</b>	<b>5</b>
<b>SO</b>	<b>4</b>
<b>LOB</b>	<b>15</b>



WP	HR	S	P	ERA	WHIP
0	0	0	42		



Batter	1	2	3	4	5	6	7	8	9	AB R H RBI BB SO LOB	TOP									
Danny Tartabull, R OBP: 0.405, SLG: 0.794 (1, 4)	6-3 HR			6-3			4-0 1B BB	4-0 BB		3 2 1 4 2 0 0										
Phil Bradley, R OBP: 0.457, SLG: 0.452 (1, 7)	HR 2B			F8			0-0 1-2 1B 1B	4-0 1-2 2-3 BB		4 1 2 0 1 0 0										
Ivan Calderon, R OBP: 0.333, SLG: 0.455 (1, 9)	0-0 2-H HR		0-0 F3	0-0 5-3			0-3 K	0-0 F9		5 1 1 2 0 1 5										
Gorman Thomas, R OBP: 0.457, SLG: 0.643 (1, 10)	0-0 F8		4-0 BB			4-0 G4-6-3 BB	0-0 1-2 2-H 1B		0-3 K	3 0 1 1 2 1 0										
Alvin Davis, L OBP: 0.267, SLG: 0.448 (1, 3)	0-0 1B 2B 1B		0-0 F8			0-0 G4-6-3 1-2f	0-0 F8		0-0 F8	5 1 1 0 0 0 4										
Jim Presley, R OBP: 0.353, SLG: 0.500 (1, 5)	0-0 1-2 2B 1B		0-3 K			0-3 K	0-3 K		0-0 F7	5 1 1 0 0 3 3										
Dave Henderson, R OBP: 0.167, SLG: 0.217 (1, 8)	0-0 1-H 2-H BB HR 2B		0-3 K				0-0 F4		0-0 F8	4 1 1 2 0 1 0										
Steve Yeager, R OBP: 0.278, SLG: 0.250 (1, 2)	4-0 BB HR BB		0-0 F8				0-0 6-3		0-0 6-3	3 1 0 0 1 0 0										
Spike Owen, S OBP: 0.429, SLG: 0.538 (1, 6)	4-0 1-2 2-3 HR BB		0-0 5-3				0-0 4-3		0-0 BB BB 1B	3 1 1 0 1 0 0										
<b>Inning Stats</b>	R: 8 E: 0 K: 0 S: 9	H: 6 LOB: 0 BB: 2 P: 17	R: 0 E: 0 K: 1 S: 5	H: 0 LOB: 1 BB: 1 P: 9	R: 0 E: 0 K: 1 S: 5	H: 0 LOB: 0 BB: 0 P: 5	R: 0 E: 0 K: 0 S: 3	H: 0 LOB: 0 BB: 0 P: 3	R: 0 E: 0 K: 1 S: 4	H: 0 LOB: 0 BB: 1 P: 8	R: 1 E: 0 K: 2 S: 9	H: 2 LOB: 2 BB: 1 P: 13	R: 0 E: 0 K: 0 S: 4	H: 1 LOB: 3 BB: 2 P: 12	R: 0 E: 0 K: 1 S: 5	H: 0 LOB: 0 BB: 0 P: 5	1B: 5 2B: 2 3B: 0 HR: 2	SF: 0 SAC: 0 DP: 1 HBP: 0	WP: 0 PB: 0 SB: 0 CS: 0	PA: 42
<b>PITCHER</b>	IP WLS BF H R ER SO BB IBB HBP BLK WP HR S P ERA WHIP																			
Don Sutton, R ERA: 23.14 (1, 1)	0.2 L 10 6 8 8 0 2 2 0 0 0 0 2 8 16 108.00 12.000																			
Doug Corbett, R ERA: 1.23 (1, 1)	5.1 19 1 1 1 3 3 0 0 0 0 0 0 22 34 1.69 0.750																			
T.R. Bryden, R ERA: 4.15 (7, 1)	3.0 13 2 0 0 3 2 0 0 0 0 0 0 17 25 0.00 1.333																			

Seattle Mariners @ California Angels  
Anaheim Stadium, Anaheim, CA

Tue Apr 15 1986, 9:05 PM EST  
Att. 24,422 - Unknown

AB	35
R	9
H	9
RBI	9
BB	7
SO	6
LOB	12









Batter	1	2	3	4	5	6	7	8	9
<b>Gary Pettis, S</b> OBP: 0.385, SLG: 0.313 (1, 8)	0-0 K 1B		0-0 L8		0-0 CS 1B		0-0 BB 1B		
<b>Ruppert Jones, L</b> OBP: 0.375, SLG: 0.176 (1, 9)	0-3 K 1-2			0-0 1B SF7 1B	0-0 CS 1-2	0-0 SH2-4 1B	4-0 BB BB BB BB 1-2 2-3 BB		
<b>Wally Joyner, L</b> OBP: 0.381, SLG: 0.513 (1, 3)	0-0 HR			0-0 F9		0-0 SH2-4 1-2	0-3 K		
<b>Reggie Jackson, L</b> OBP: 0.560, SLG: 1.000 (1, 10)	0-0 4-3			0-0 1B 1B 1B		4-0 BB	0-3 K		
<b>Brian Downing, R</b> OBP: 0.500, SLG: 0.767 (1, 7)		4-0 BB BB BB BB		0-0 SF7		0-0 F3		0-0 E4	
<b>Doug DeCinces, R</b> OBP: 0.318, SLG: 0.410 (1, 5)		0-0 G4-6-3 1-2f		0-0 1B 1-2 1B		0-0 F6		0-0 F2	
<b>Rob Wilfong, L</b> OBP: 0.412, SLG: 0.563 (1, 4)		0-0 F6		0-0 1B 1-3 2-H			4-0 E SH3-4 1B BB	0-0 F8	
<b>Rick Burleson, R</b> OBP: 0.429, SLG: 0.321 (1, 6)			0-3 K		0-0 F5		0-0 SH3-4 1-2	4-0 BB	
<b>Bob Boone, R</b> OBP: 0.258, SLG: 0.310 (1, 2)			0-3 K		0-0 6-3		0-0 FC BB 1B 2-3	0-0 F4	

Inning Stats	R: 1	H: 2	E: 0	K: 1	S: 6	LOB: 0	BB: 0	P: 6	R: 0	H: 0	E: 0	K: 0	S: 2	LOB: 0	BB: 1	P: 6	R: 0	H: 0	E: 0	K: 2	S: 7	LOB: 0	BB: 0	P: 7	R: 2	H: 4	E: 0	K: 0	S: 6	LOB: 2	BB: 0	P: 6	R: 0	H: 1	E: 0	K: 0	S: 3	LOB: 0	BB: 0	P: 3	R: 0	H: 1	E: 0	K: 0	S: 4	LOB: 2	BB: 1	P: 8	R: 1	H: 1	E: 1	K: 2	S: 9	LOB: 3	BB: 2	P: 17	R: 0	H: 0	E: 1	K: 0	S: 4	LOB: 2	BB: 1	P: 8
--------------	------	------	------	------	------	--------	-------	------	------	------	------	------	------	--------	-------	------	------	------	------	------	------	--------	-------	------	------	------	------	------	------	--------	-------	------	------	------	------	------	------	--------	-------	------	------	------	------	------	------	--------	-------	------	------	------	------	------	------	--------	-------	-------	------	------	------	------	------	--------	-------	------

AB	R	H	RBI	BB	SO	LOB
4	0	3	1	0	0	0
3	1	2	0	1	1	1
3	1	1	1	0	1	4
3	1	1	0	1	1	3
2	0	0	1	1	0	2
4	0	1	0	0	0	4
3	1	1	1	1	0	1
2	0	0	0	1	1	0
4	0	0	0	0	1	3

**BOTTOM**

**Seattle Mariners @ California Angels**  
Anaheim Stadium, Anaheim, CA  
Wed Apr 16 1986, 9:05 PM EST  
Att. 22,510 - Unknown

livebaseballscorecards.com

<b>AB</b>	<b>28</b>
<b>R</b>	<b>4</b>
<b>H</b>	<b>9</b>
<b>RBI</b>	<b>4</b>
<b>BB</b>	<b>5</b>
<b>SO</b>	<b>5</b>
<b>LOB</b>	<b>18</b>



PITCHER	IP	WLS	BF	H	R	ER	SO	BB	IBB	HBP	BLK	WP	HR	S	P	ERA	WHIP
<b>Milt Wilcox, R</b> ERA: 9.0 (1, 1)	4.2	L	19	7	3	3	3	1	0	0	0	0	1	24	28	5.79	1.714
<b>Lee Guetterman, L</b> ERA: 1.13 (5, 1)	1.0		4	1	0	0	0	1	0	0	0	0	0	3	7	0.00	2.000
<b>Bill Swift, R</b> ERA: 4.05 (6, 1)	0.2		4	0	1	0	0	1	0	0	0	0	0	3	7	0.00	1.500
<b>Paul Mirabella, L</b> ERA: 10.13 (7, 1)	0.2		4	1	0	0	2	1	0	0	0	0	0	7	11	0.00	3.000
<b>Pete Ladd, R</b> ERA: (8, 1)	1.0		5	0	0	0	0	1	0	0	0	0	0	4	8	0.00	1.000

WP	HR	S	P	ERA	WHIP
0	1	7	28	5.79	1.714
0	0	3	7	0.00	2.000
0	0	3	7	0.00	1.500
0	0	7	11	0.00	3.000
0	0	4	8	0.00	1.000



Batter	1	2	3	4	5	6	7	8	9	AB R H RBI BB SO LOB	TOP											
Tony Phillips, S (1, 4) OBP: 0.413, SLG: 0.342	0-0 3-1		0-0 1-3	0-0 F8			0-0 4-3			4 0 0 0 0 0 4												
Bruce Bochte, L (1, 3) OBP: 0.378, SLG: 0.387	0-3 K		4-0 S BB 1B BB		0-0 G3			0-0 E 1B		3 1 1 0 1 1 0												
Dwayne Murphy, L (1, 8) OBP: 0.477, SLG: 0.364	0-0 6-3		4-0 E 1B BB 1-2 2-3 3-H		0-0 6-3			0-0 F7		3 1 0 1 1 0 1												
Dave Kingman, R (1, 10) OBP: 0.182, SLG: 0.188		0-0 F6	0-0 1B		0-0 6-3			0-0 6-3		4 0 1 2 0 0 1												
Dusty Baker Jr., R (1, 7) OBP: 0.261, SLG: 0.227	0-3 K		0-0 F7		0-0 6-3			0-0 4-3		4 0 0 0 0 1 2												
Rick Peters, S (8, 7) OBP: 0.333, SLG: 0.333										0 0 0 0 0 0 0												
Carney Lansford, R (1, 5) OBP: 0.349, SLG: 0.316	0-0 6-3			0-3 K		0-0 4-3			0-0 F8	4 0 0 0 0 1 0												
Jose Canseco, R (1, 9) OBP: 0.286, SLG: 0.378			0-3 K 2B BB	0-0 BB 1B		0-3 K		0-3 K		4 1 1 0 0 3 0												
Alfredo Griffin, S (1, 6) OBP: 0.381, SLG: 0.368			0-0 BB S 2B	4-0 BB 1-2 BB		0-0 2-3		0-0 F8		3 1 1 0 1 0 0												
Mickey Tettleton, S (1, 2) OBP: 0.226, SLG: 0.148			0-0 1-3 2B	0-0 1-2 BB		0-0 F5		0-0 6-3		3 0 0 0 0 0 4												
<b>Inning Stats</b>	R: 0 E: 0 K: 1 S: 5	H: 0 LOB: 0 BB: 0 P: 5	R: 0 E: 0 K: 1 S: 5	H: 0 LOB: 0 BB: 0 P: 5	R: 4 E: 0 K: 1 S: 8	H: 2 LOB: 1 BB: 2 P: 16	R: 0 E: 0 K: 1 S: 6	H: 1 LOB: 2 BB: 1 P: 10	R: 0 E: 0 K: 1 S: 3	H: 0 LOB: 0 BB: 0 P: 3	R: 0 E: 0 K: 0 S: 5	H: 0 LOB: 0 BB: 0 P: 5	R: 0 E: 1 K: 0 S: 4	H: 0 LOB: 0 BB: 0 P: 3	R: 0 E: 1 K: 0 S: 4	H: 1 LOB: 1 BB: 0 P: 4	R: 0 E: 0 K: 1 S: 5	H: 0 LOB: 0 BB: 0 P: 5	1B: 3 2B: 1 3B: 0 HR: 0	SF: 0 SAC: 0 DP: 0 HBP: 0	WP: 0 PB: 1 SB: 2 CS: 0	PA: 35
<b>PITCHER</b> Mike Moore, R (1, 1) ERA: 2.1	IP: 9.0 WLS: L BF: 35 H: 4 R: 4 ER: 0 SO: 6 BB: 3 IBB: 0 HBP: 0 BLK: 0 WP: 0 HR: 0 S: 44 P: 56 ERA: 0.00 WHIP: 0.778																					

Oakland Athletics @ Seattle Mariners  
The Kingdome, Seattle, WA  
Fri Apr 18 1986, 9:05 PM EST  
Att. 16,740 - Unknown

livebaseballscorecards.com

AB	32
R	4
H	4
RBI	3
BB	3
SO	6
LOB	12



Batter	1	2	3	4	5	6	7	8	9	AB	R	H	RBI	BB	SO	LOB
<b>Domingo Ramos, R</b> (1, 4) OBP: 0.200, SLG: 0.200	0-0 F8		0-0 6-3			0-0 4-3		0-0 1B		4	0	1	0	0	0	0
<b>Phil Bradley, R</b> (1, 7) OBP: 0.465, SLG: 0.417	4-0 6-3 BB		0-0 6-3			0-0 F8		0-0 1-2 1B		3	0	1	0	1	0	0
<b>Ivan Calderon, R</b> (1, 9) OBP: 0.295, SLG: 0.390	0-0 6-3 1-2				0-3 K	0-0 F8		0-3 K		4	0	0	0	0	2	3
<b>Gorman Thomas, R</b> (1, 10) OBP: 0.419, SLG: 0.543	4-0 FC4-6 BB				0-3 K		0-0 1-3		0-0 F3	3	0	0	0	1	1	0
<b>Alvin Davis, L</b> (1, 3) OBP: 0.211, SLG: 0.351	0-0 FC4-6 1-2f				0-0 F9		0-0 5-3		0-3 K	4	0	0	0	0	1	2
<b>Jim Presley, R</b> (1, 5) OBP: 0.310, SLG: 0.450		0-0 4-3			0-0 F8		0-0 2B		0-0 5-3	4	0	1	0	0	0	0
<b>Dave Henderson, R</b> (1, 8) OBP: 0.233, SLG: 0.333		0-0 F9			0-0 HR		0-3 K			3	1	1	1	0	1	1
<b>Steve Yeager, R</b> (1, 2) OBP: 0.250, SLG: 0.222		0-3 K			0-0 F7			0-0 4-3		2	0	0	0	0	1	0
<b>Al Cowens, R</b> (8, PH) OBP: 0.100, SLG: 0.111										1	0	0	0	0	0	0
<b>Bob Kearney, R</b> (9, 2) OBP: 0.182, SLG: 0.182										0	0	0	0	0	0	0
<b>Spike Owen, S</b> (1, 6) OBP: 0.364, SLG: 0.452			0-0 F3			0-0 5-3		0-0 4-3		3	0	0	0	0	0	0

Inning Stats	R: 0	H: 0	E: 0	K: 3	S: 3	R: 0	H: 0	E: 0	K: 1	S: 5	R: 0	H: 0	E: 0	K: 0	S: 3	R: 0	H: 0	E: 0	K: 2	S: 7	R: 1	H: 1	E: 0	K: 0	S: 4	R: 0	H: 0	E: 0	K: 0	S: 3	R: 0	H: 1	E: 0	K: 1	S: 6	R: 0	H: 2	E: 0	K: 1	S: 7	R: 0	H: 0	E: 0	K: 1	S: 5	1B: 2	SF: 0	2B: 1	SAC: 0	3B: 0	DP: 0	HR: 1	HBP: 0	WP: 0	PA: 33									
<b>PITCHER</b>	IP	WLS	BF	H	R	ER	SO	BB	IBB	HBP	BLK	WP	HR	S	P	ERA	WHIP																			IP	WLS	BF	H	R	ER	SO	BB	IBB	HBP	BLK	WP	HR	S	P	ERA	WHIP												
<b>Chris Codiroli, R</b> (1, 1) ERA: 2.55	7.2	W	29	4	1	1	4	2	0	0	0	0	0	35	43	1.17	0.783																																															
<b>Jay Howell, R</b> (8, 1) ERA: 3.12	1.1	S	4	0	0	0	2	0	0	0	0	0	0	8	8	0.00	0.000																																															

**BOTTOM**

**Oakland Athletics @ Seattle Mariners**  
The Kingdome, Seattle, WA  
Fri Apr 18 1986, 9:05 PM EST  
Att. 16,740 - Unknown

AB	31
R	1
H	4
RBI	1
BB	2
SO	6
LOB	6



WP: 0	PA: 33
PB: 0	CS: 0

livebaseballscorecards.com



Batter	1	2	3	4	5	6	7	8	9	AB R H RBI BB SO LOB	TOP		
Tony Phillips, S OBP: 0.451, SLG: 0.419 (1, 4) (9, 5)	0-0 E HR 1B		0-0 HR 2B	0-0 FC1-6 1B		0-0 2-H 1B			0-3 K	5 2 4 1 0 1 0			
Dwayne Murphy, L OBP: 0.449, SLG: 0.324 (1, 8) S S S	0-3 K		0-0 F8	0-0 FC1-6 BB		0-3 K		4-0 FC4-6 BB	4 0 0 1 1 2 4				
Dusty Baker Jr., R OBP: 0.296, SLG: 0.208 Rick Peters, S OBP: 0.250, SLG: 0.250 (1, 7) (7, 7)	0-0 F8 1-3		4-0 HR BB	4-0 BB		0-3 K		0-0 FC4-6 1-2f	2 1 0 0 2 1 2 1 0 0 0 0 0 1				
Dave Kingman, R OBP: 0.211, SLG: 0.378 (1, 10) X	0-0 HR 3-H		0-0 HR 1-H 2-H	0-0 F8			0-3 K	0-0 5-3	5 2 2 5 0 1 3				
Jose Canseco, R OBP: 0.283, SLG: 0.350 (1, 9) B B B	4-0 BB		0-3 K		0-3 K		0-0 G3		3 0 0 0 1 2 0				
Carney Lansford, R OBP: 0.319, SLG: 0.286 (1, 5) (9, 3) S S S	0-3 K		0-0 E6		0-0 6-3		0-0 F3		4 0 0 0 0 1 1				
Bruce Bochte, L OBP: 0.341, SLG: 0.343 Donnie Hill, S OBP: 0.750, SLG: 1.500 (1, 3) (9, 4)		0-0 4-3	0-3 K 1-2		0-0 1-3			0-0 4-3	4 0 0 0 0 1 1 0 0 0 0 0 0 0				
Alfredo Griffin, S OBP: 0.391, SLG: 0.366 (1, 6) X		0-0 4-3		0-0 1B FC1-6 1B		4-0 G3 1B BB		0-3 K	3 2 1 0 1 1 0				
Bill Bathe, R OBP: 0.222, SLG: 0.333 (1, 2) S S S		0-3 K		0-3 K		0-0 G3		0-0 5-3	4 0 0 0 0 2 2				
<b>Inning Stats</b>	R: 2 E: 1 K: 2 S: 9 H: 2 LOB: 1 BB: 1 P: 13	R: 0 E: 0 K: 1 S: 5 H: 0 LOB: 0 BB: 0 P: 5	R: 3 E: 1 K: 2 S: 10 H: 2 LOB: 1 BB: 1 P: 14	R: 1 E: 0 K: 1 S: 7 H: 2 LOB: 2 BB: 1 P: 11	R: 0 E: 0 K: 1 S: 5 H: 0 LOB: 0 BB: 0 P: 5	R: 1 E: 0 K: 2 S: 8 H: 1 LOB: 1 BB: 1 P: 12	R: 0 E: 0 K: 1 S: 5 H: 0 LOB: 0 BB: 0 P: 5	R: 0 E: 0 K: 1 S: 5 H: 0 LOB: 0 BB: 0 P: 5	R: 0 E: 0 K: 1 S: 5 H: 0 LOB: 1 BB: 1 P: 9	1B: 4 2B: 1 3B: 0 HR: 2 SF: 0 SAC: 0 DP: 0 HBP: 0	WP: 0 PB: 0 SB: 2 CS: 0 PA: 40		
<b>PITCHER</b>	IP WLS BF H R ER SO BB IBB HBP BLK WP HR S P ERA WHIP											<b>PITCHER</b>	IP WLS BF H R ER SO BB IBB HBP BLK WP HR S P ERA WHIP
Mark Langston, L ERA: 11.45 (1, 1)	3.0 L 16 4 5 5 5 2 0 0 0 0 2 24 32 15.00 2.000												
Bill Swift, R ERA: 4.22 (4, 1)	4.0 17 3 2 2 5 2 0 0 0 0 0 0 25 33 4.50 1.250												
Mike Morgan, R ERA: 2.92 (8, 1)	1.0 3 0 0 0 1 0 0 0 0 0 0 0 5 5 0.00 0.000												
Karl Best, R ERA: (9, 1)	1.0 4 0 0 0 1 1 0 0 0 0 0 0 5 9 0.00 1.000												

Oakland Athletics @ Seattle Mariners  
The Kingdome, Seattle, WA  
Sat Apr 19 1986, 9:05 PM EST  
Att. 31,584 - Unknown

livebaseballscorecards.com

AB 35  
R 7  
H 7  
RBI 7  
BB 5  
SO 12  
LOB 14



Batter	1	2	3	4	5	6	7	8	9	AB	R	H	RBI	BB	SO	LOB
Danny Tartabull, R OBP: 0.370, SLG: 0.659 (1, 4)	0-3 K		0-3 K		4-0 BB			0-3 K	0-3 K	4	0	0	0	1	4	3
Phil Bradley, R OBP: 0.426, SLG: 0.375 (1, 7)	0-0 4-3		0-3 K		0-0 4-3			0-0 F8		4	0	0	0	0	1	3
Ivan Calderon, R OBP: 0.313, SLG: 0.400 (1, 9)	0-0 E9 1B			0-3 K		0-3 K		0-0 3-H 1B		4	0	2	1	0	2	0
Gorman Thomas, R OBP: 0.383, SLG: 0.487 (1, 10)	0-3 K			0-3 K		0-3 K		0-3 K		4	0	0	0	0	4	2
Alvin Davis, L OBP: 0.262, SLG: 0.359 (1, 3)		0-0 FC5-4 1B		4-0 BB		0-0 G4-1			4-0 BB FC4-6 BB	2	1	1	0	2	0	0
Jim Presley, R OBP: 0.304, SLG: 0.432 (1, 5)		0-0 FC5-4 BLK		0-3 K			0-0 6-3		0-0 FC4-6 BB 1B	4	0	1	0	0	1	2
Dave Henderson, R OBP: 0.235, SLG: 0.300 (1, 8)		0-3 K		4-0 BB BB		0-3 K		0-3 K	0-3 K	3	0	0	0	1	3	3
Steve Yeager, R OBP: 0.217, SLG: 0.190 Ken Phelps, L (9, PH)		0-0 4-3		0-3 K		0-3 K		0-3 K	4-0 FC4-6 BB	3	0	0	0	0	2	2
Spike Owen, S OBP: 0.361, SLG: 0.471 Al Cowens, R OBP: 0.091, SLG: 0.100 (9, PH)			0-3 K		0-0 F9			0-0 F8 1B 2B	0-0 FC4-6	3	1	1	0	0	1	1
									1-2 2-3 3-H	1	0	0	1	0	0	2

Inning Stats	R: 0	H: 1	E: 1	LOB: 1	K: 2	BB: 0	S: 8	P: 8	R: 0	H: 1	E: 0	LOB: 1	K: 1	BB: 0	S: 6	P: 6	R: 0	H: 0	E: 0	LOB: 0	K: 3	BB: 0	S: 9	P: 9	R: 0	H: 0	E: 0	LOB: 1	K: 3	BB: 1	S: 9	P: 13	R: 0	H: 0	E: 0	LOB: 2	K: 1	BB: 2	S: 5	P: 13	R: 0	H: 0	E: 0	LOB: 0	K: 2	BB: 0	S: 7	P: 7	R: 0	H: 0	E: 0	LOB: 0	K: 2	BB: 0	S: 7	P: 7	R: 1	H: 2	E: 0	LOB: 1	K: 2	BB: 0	S: 9	P: 9	R: 1	H: 1	E: 0	LOB: 2	K: 2	BB: 2	S: 8	P: 16	1B: 4	SF: 0	2B: 1	SAC: 0	3B: 0	DP: 0	HR: 0	HBP: 0	WP: 0	PA: 37
PITCHER	IP	WLS	BF	H	R	ER	SO	BB	IBB	HBP	BLK	WP	HR	S	P	ERA	WHIP																																																																	
Jose Rijo, R ERA: 5.03 (1, 1)	8.0	W	33	5	2	2	16	4	0	0	1	0	0	61	77	2.25	1.125																																																																	
Bill Mooneyham, R ERA: (9, 1)	1.0		4	0	0	0	2	1	0	0	0	0	0	7	11	0.00	1.000																																																																	

BOTTOM

Oakland Athletics @ Seattle Mariners  
The Kingdome, Seattle, WA  
Sat Apr 19 1986, 9:05 PM EST  
Att. 31,584 - Unknown

livebaseballscores.com

AB	32
R	2
H	5
RBI	2
BB	5
SO	18
LOB	18





Batter	1	2	3	4	5	6	7	8	9	AB R H RBI BB SO LOB	TOP											
<b>Tony Phillips, S</b> (1, 5) OBP: 0.491, SLG: 0.447	4-0 1B 2B BB	0-0 4-3 1-2		1-0 E 1B HBP		0-0 E5 2B 1B	0-0 SF8 1B		0-0 1-3 1B	4 3 3 0 1 0 1												
<b>Dwayne Murphy, L</b> (1, 8) OBP: 0.463, SLG: 0.390	0-0 2B SF8 1B	0-0 F4		0-0 E4 1B 1B		0-0 1B SF8 2B	0-0 SF8 2B		0-0 1-2 1B	4 2 3 3 0 0 1												
<b>Jose Canseco, R</b> (1, 9) OBP: 0.314, SLG: 0.400	0-0 SF8 2B		0-3 K	0-0 1-2 1B		0-0 2-3 1B	0-3 K			5 0 3 2 0 2 1												
<b>Dave Kingman, R</b> (1, 10) OBP: 0.209, SLG: 0.341	0-0 5-3		4-0 5-3 BB	0-0 F2		0-0 F3		0-3 K		4 0 0 0 1 1 6												
<b>Carney Lansford, R</b> (1, 3) OBP: 0.346, SLG: 0.356	4-0 FC4 BB		0-0 5-3		0-0 3B	0-0 SF8		0-0 G4-6-3 1B		3 0 2 1 1 0 1												
<b>Steve Henderson, R</b> (1, 7) <b>Rick Peters, S</b> (6, 7) OBP: 0.200, SLG: 0.200	0-0 SF8		0-0 5-3		0-0 5-3	0-3 K		0-0 G4-6-3		3 0 0 1 0 1 3 1 0 0 0 0 0 1												
<b>Donnie Hill, S</b> (1, 4) OBP: 0.556, SLG: 1.250	0-0 FC4 1-2f		0-3 K	4-0 G6-4-3 BB			0-0 HR		0-0 F9	4 1 1 1 1 1 2												
<b>Alfredo Griffin, S</b> (1, 6) OBP: 0.373, SLG: 0.348		0-0 4-3 1B		0-0 5-3	0-0 G6-4-3		0-0 5-3		0-0 6-3	5 0 1 0 0 0 2												
<b>Mickey Tettleton, S</b> (1, 2) OBP: 0.278, SLG: 0.194		0-0 F2		0-0 1B HBP E 1B		0-0 E6 2B	0-0 1B SF8 1B		4-0 1B BB	4 3 2 0 1 0 1												
<b>Inning Stats</b>	R: 2 E: 0 K: 0 S: 5	H: 2 LOB: 2 BB: 2 P: 13	R: 0 E: 0 K: 0 S: 4	H: 1 LOB: 1 BB: 0 P: 4	R: 0 E: 0 K: 1 S: 5	H: 0 LOB: 1 BB: 1 P: 9	R: 2 E: 1 K: 1 S: 8	H: 3 LOB: 2 BB: 0 P: 9	R: 0 E: 0 K: 0 S: 3	H: 1 LOB: 1 BB: 1 P: 7	R: 3 E: 2 K: 1 S: 9	H: 3 LOB: 1 BB: 0 P: 9	R: 2 E: 0 K: 1 S: 8	H: 3 LOB: 1 BB: 0 P: 8	R: 0 E: 0 K: 1 S: 5	H: 1 LOB: 0 BB: 0 P: 5	R: 0 E: 0 K: 0 S: 3	H: 1 LOB: 2 BB: 1 P: 7	1B: 11 2B: 2 3B: 1 HR: 1	SF: 3 SAC: 0 DP: 2 HBP: 1	WP: 0 PB: 0 SB: 0 CS: 0	PA: 46
<b>PITCHER</b>	IP WLS BF H R ER SO BB IBB HBP BLK WP HR S P ERA WHIP																					
<b>Matt Young, L</b> (1, 1) ERA: 4.08	3.2 L 21 6 4 4 2 3 0 1 0 0 0 0 21 34 9.82 2.455																					
<b>Lee Guetterman, L</b> (4, 1) ERA: 1.93	1.1 9 4 3 1 0 1 0 0 0 0 0 0 8 12 6.75 3.750																					
<b>Pete Ladd, R</b> (6, 1) ERA: 2.7	3.0 12 4 2 2 3 0 0 0 0 0 0 1 18 18 6.00 1.333																					
<b>Paul Mirabella, L</b> (9, 1) ERA: 7.36	1.0 4 1 0 0 0 1 0 0 0 0 0 0 3 7 0.00 2.000																					

Oakland Athletics @ Seattle Mariners  
The Kingdome, Seattle, WA  
Sun Apr 20 1986, 6:33 AM EST  
Att. 12,027 - Unknown

livebaseballscorecards.com

AB	37
R	9
H	15
RBI	8
BB	5
SO	5
LOB	19



Batter	1	2	3	4	5	6	7	8	9	AB	R	H	RBI	BB	SO	LOB
Domingo Ramos, R (1, 4) OBP: 0.222, SLG: 0.222	0-0 F8		0-0 1-3			0-0 F9		0-0 SF8		4	1	1	0	0	0	2
Phil Bradley, R (1, 8) OBP: 0.412, SLG: 0.386	0-0 F9		0-3 K			0-3 K		0-0 2B		4	0	1	1	0	2	2
Ivan Calderon, R (1, 7) OBP: 0.300, SLG: 0.383 Barry Bonnell, R (6, PH) OBP: 0.143, SLG: 0.167 (7, 7)	0-0 4-3				0-0 F8	0-0 4-3		0-0 SF8		2	0	0	0	0	0	0
Gorman Thomas, R (1, 10) OBP: 0.392, SLG: 0.500		0-0 G3		0-3 K		0-3 K	1-0 G1-6-3	0-3 K		3	1	1	0	0	2	1
Ken Phelps, L (1, 3)		0-0 G3		0-3 K			4-0 G1-6-3		0-0 G3	3	0	0	0	1	1	1
Al Cowens, R (1, 9) OBP: 0.133, SLG: 0.214		0-0 6-3			0-0 4-3		0-0 G1-6-3		0-0 2B	4	0	1	1	0	0	2
Jim Presley, R (1, 5) OBP: 0.300, SLG: 0.404		0-0 F2			0-3 K		0-0 F8		4-0 BB	3	0	0	0	1	1	1
Bob Kearney, R (1, 2) OBP: 0.200, SLG: 0.267			0-0 SH1-3		0-0 G3			0-3 K	0-0 F2	4	0	1	0	0	1	2
Spike Owen, S (1, 6) OBP: 0.385, SLG: 0.457			0-0 SH1-3			4-0 BB		4-0 2B	0-0 F8	1	1	0	0	2	0	2

Inning Stats	R: 0	H: 0	E: 0	K: 0	S: 3	R: 1	H: 1	E: 0	K: 0	S: 4	R: 0	H: 1	E: 0	K: 1	S: 6	R: 0	H: 0	E: 0	K: 2	S: 7	R: 0	H: 0	E: 0	K: 1	S: 5	R: 0	H: 0	E: 0	K: 0	S: 2	R: 2	H: 2	E: 0	K: 2	S: 9	R: 0	H: 1	E: 0	K: 0	S: 4	1B: 1	2B: 4	3B: 0	HR: 0	SF: 1	SAC: 1	DP: 1	HBP: 1	WP: 0	PB: 0	SB: 0	CS: 0	PA: 36
--------------	------	------	------	------	------	------	------	------	------	------	------	------	------	------	------	------	------	------	------	------	------	------	------	------	------	------	------	------	------	------	------	------	------	------	------	------	------	------	------	------	-------	-------	-------	-------	-------	--------	-------	--------	-------	-------	-------	-------	--------

PITCHER	IP	WLS	BF	H	R	ER	SO	BB	IBB	HBP	BLK	WP	HR	S	P	ERA	WHIP
Moose Haas, R (1, 1) ERA: 1.14	7.0	W	25	2	1	1	5	2	0	1	0	0	0	32	41	1.29	0.571
Keith Atherton, R (8, 1) ERA: 6.14	2.0		11	3	2	2	2	2	0	0	0	0	0	13	21	9.00	2.500

BOTTOM

Oakland Athletics @ Seattle Mariners  
The Kingdome, Seattle, WA  
Sun Apr 20 1986, 6:33 AM EST  
Att. 12,027 - Unknown

livebaseballscorecards.com

AB	29
R	3
H	5
RBI	3
BB	4
SO	7
LOB	14





Batter	1	2	3	4	5	6	7	8	9	AB R H RBI BB SO LOB	TOP																
<b>Kirby Puckett, R</b> (1, 8) OBP: 0.349, SLG: 0.559	0-3 		0-3 		0-0 		0-0 	0-0 		5 1 1 0 0 2 0																	
<b>Randy Bush, L</b> (1, 7) OBP: 0.455, SLG: 0.615	4-0 		4-0 		0-0 		0-0 		0-0 	3 1 1 0 2 0 1																	
<b>Kent Hrbek, L</b> (1, 3) OBP: 0.417, SLG: 0.458	0-0 		0-0 			4-0 	0-3 		0-0 	4 1 0 0 1 1 4																	
<b>Tom Brunansky, R</b> (1, 9) OBP: 0.305, SLG: 0.527	0-0 			0-0 		0-0 	0-0 		4-0 	4 0 2 2 1 0 1																	
<b>Roy Smalley, S</b> (1, 10) OBP: 0.386, SLG: 0.460	0-3 			0-0 		0-3 	4-0 		0-0 	4 1 1 1 1 2 3																	
<b>Gary Gaetti, R</b> (1, 5) OBP: 0.364, SLG: 0.538		0-0 		0-0 		4-0 	0-0 			3 1 1 0 1 0 3																	
<b>Mark Salas, L</b> (1, 2) OBP: 0.250, SLG: 0.373		0-0 		0-0 		0-0 	0-0 			4 0 2 1 0 0 3																	
<b>Greg Gagne, R</b> (1, 6) OBP: 0.238, SLG: 0.250		0-0 			0-3 	4-0 		0-0 		3 0 1 0 1 1 1																	
<b>Steve Lombardozzi, R</b> (1, 4) OBP: 0.188, SLG: 0.167		0-3 			0-0 	0-0 		0-0 		2 0 0 0 0 1 1																	
<b>Mickey Hatcher, R</b> (6, PH) OBP: 0.063, SLG: 0.065										1 0 0 0 0 0 2																	
<b>Chris Pittaro, S</b> (6, 4) OBP: 0.071, SLG: 0.071										1 0 0 0 0 0 0																	
<b>Inning Stats</b>	R: 1 E: 0 K: 2 S: 8	H: 1 LOB: 1 BB: 1 P: 12	R: 0 E: 0 K: 1 S: 6	H: 2 LOB: 1 BB: 0 P: 6	R: 0 E: 0 K: 1 S: 4	H: 0 LOB: 0 BB: 1 P: 8	R: 1 E: 0 K: 0 S: 4	H: 1 LOB: 0 BB: 0 P: 4	R: 0 E: 0 K: 1 S: 6	H: 1 LOB: 1 BB: 0 P: 6	R: 2 E: 0 K: 1 S: 6	H: 1 LOB: 2 BB: 3 P: 18	R: 1 E: 1 K: 1 S: 8	H: 2 LOB: 3 BB: 1 P: 12	R: 0 E: 0 K: 0 S: 3	H: 1 LOB: 0 BB: 0 P: 3	R: 0 E: 0 K: 0 S: 3	H: 0 LOB: 1 BB: 1 P: 7	1B: 6 2B: 2 3B: 0 HR: 1	SF: 0 SAC: 0 DP: 1 HBP: 0	WP: 0 PB: 1 SB: 1 CS: 1	PA: 41					
<b>PITCHER</b>	IP	WLS	BF	H	R	ER	SO	BB	IBB	HBP	BLK	WP	HR	S	P	ERA	WHIP										
<b>Milt Wilcox, R</b> (1, 1) ERA: 7.24	5.2	L	24	5	4	3	6	4	0	0	0	0	1	32	48	4.76	1.588										
<b>Paul Mirabella, L</b> (6, 1) ERA: 7.36	0.0		1	1	0	0	0	0	0	0	0	0	0	1	1	∞	∞										
<b>Bill Swift, R</b> (6, 1) ERA: 3.21	3.1		16	3	1	0	1	2	1	0	0	0	0	15	27	0.00	1.500										

**Minnesota Twins @ Seattle Mariners**  
The Kingdome, Seattle, WA  
Mon Apr 21 1986, 9:05 PM EST  
Att. 13,106 - Unknown

[livebaseballscorecards.com](http://livebaseballscorecards.com)

<b>AB</b>	<b>34</b>
<b>R</b>	<b>5</b>
<b>H</b>	<b>9</b>
<b>RBI</b>	<b>4</b>
<b>BB</b>	<b>7</b>
<b>SO</b>	<b>7</b>
<b>LOB</b>	<b>19</b>




Batter	1	2	3	4	5	6	7	8	9	AB	R	H	RBI	BB	SO	LOB
Danny Tartabull, R OBP: 0.380, SLG: 0.628 (1, 4)	0-3 K		0-0 F8			4-0 BB		4-0 BB		2	0	0	0	2	1	0
Phil Bradley, R OBP: 0.382, SLG: 0.354 (1, 7)	0-3 K			0-3 K		0-0 FC1-5-4 1B		0-0 G6-4-3		4	0	0	0	0	2	3
Ivan Calderon, R OBP: 0.296, SLG: 0.373 (1, 9)	0-3 K			0-0 F9		0-3 K			0-0 G6-4-3 1B	4	0	1	0	0	2	2
Gorman Thomas, R OBP: 0.418, SLG: 0.578 (1, 10)		4-0 CS BB		0-0 HR		0-0 E5 1B		0-0 G6-4-3	3	1	2	2	1	0	1	
Jim Presley, R OBP: 0.278, SLG: 0.373 (1, 5)		0-3 K		0-0 F4		0-3 K		0-3 K	4	0	0	0	0	3	3	
Dave Henderson, R OBP: 0.270, SLG: 0.290 (1, 8)		4-0 BB			0-3 K		4-0 G4-6-3 BB			1	0	0	0	2	1	0
Barry Bonnell, R OBP: 0.100, SLG: 0.111 (1, 3)		0-0 F3			0-0 5-3		0-0 G4-6-3			3	0	0	0	0	0	2
Steve Yeager, R OBP: 0.192, SLG: 0.167 (1, 2)			0-0 F3		0-0 6-3		0-0 F4			3	0	0	0	0	0	0
Spike Owen, S OBP: 0.381, SLG: 0.447 (1, 6)			0-0 F7			0-0 FC1-5-4 1B		0-0 6-3		3	1	1	0	0	0	0

Inning Stats	R: 0	H: 0	E: 0	LOB: 0	K: 3	BB: 0	S: 9	P: 9	R: 0	H: 0	E: 0	LOB: 1	K: 1	BB: 2	S: 4	P: 12	R: 0	H: 0	E: 0	LOB: 0	K: 0	BB: 0	S: 3	P: 3	R: 1	H: 1	E: 0	LOB: 0	K: 1	BB: 0	S: 6	P: 6	R: 0	H: 0	E: 0	LOB: 0	K: 1	BB: 0	S: 5	P: 5	R: 1	H: 2	E: 1	LOB: 2	K: 2	BB: 1	S: 9	P: 13	R: 0	H: 0	E: 0	LOB: 0	K: 0	BB: 1	S: 2	P: 6	R: 0	H: 0	E: 0	LOB: 0	K: 0	BB: 1	S: 2	P: 6	R: 0	H: 1	E: 0	LOB: 0	K: 1	BB: 0	S: 5	P: 5	1B: 3	SF: 0	2B: 1	SAC: 0	3B: 0	DP: 4	HR: 1	HBP: 0	WP: 0	PA: 32	PB: 0	SB: 0	CS: 1	ERA	WHIP
PITCHER Frank Viola, L ERA: 2.87 (1, 1)	IP	WLS	BF	H	R	ER	SO	BB	IBB	HBP	BLK	WP	HR	S	P	ERA	WHIP	IP	WLS	BF	H	R	ER	SO	BB	IBB	HBP	BLK	WP	HR	S	P	ERA	WHIP	IP	WLS	BF	H	R	ER	SO	BB	IBB	HBP	BLK	WP	HR	S	P	ERA	WHIP																																				

**MINNESOTA TWINS @ SEATTLE MARINERS**  
The Kingdom, Seattle, WA  
Mon Apr 21 1986, 9:05 PM EST  
Att. 13,106 - Unknown

AB 27  
R 2  
H 4  
RBI 2  
BB 5  
SO 9  
LOB 11



WP	PA	PB	SB	CS	ERA	WHIP
0	32	0	0	1		



Batter	1	2	3	4	5	6	7	8	9	AB R H RBI BB SO LOB	TOP									
<b>Kirby Puckett, R</b> (1, 8) OBP: 0.343, SLG: 0.587	0-0 6-3			0-0 1-3			0-0 HR	0-0 F7		4 1 1 1 0 0 0	<b>Minnesota Twins @ Seattle Mariners</b> The Kingdome, Seattle, WA Tue Apr 22 1986, 9:05 PM EST Att. 7,044 - Unknown									
<b>Roy Smalley, S</b> (1, 10) OBP: 0.377, SLG: 0.500	0-0 G3			0-0 F8			0-0 F6	0-0 HR		4 1 1 1 0 0 0										
<b>Kent Hrbek, L</b> (1, 3) OBP: 0.406, SLG: 0.442	0-0 4-3			0-0 F8			0-0 E 1B 3B 1B	0-0 F9		4 1 1 0 0 0 0										
<b>Tom Brunansky, R</b> (1, 9) OBP: 0.286, SLG: 0.492		0-0 6-3		0-0 5-3			0-3 K	0-3 K		4 0 0 0 0 2 1										
<b>Gary Gaetti, R</b> (1, 5) OBP: 0.356, SLG: 0.518		0-0 F7		0-0 F8			0-0 E 3B 1B	0-3 K		4 1 1 0 0 1 0										
<b>Billy Beane, R</b> (1, 7) <b>Randy Bush, L</b> (7, PH) OBP: 0.429, SLG: 0.571 (7, 7)		0-3 K		0-3 K			0-0 E4 3B	0-0 F5		2 0 0 0 0 2 0 2 1 0 0 0 0 2										
<b>Mark Salas, L</b> (1, 2) OBP: 0.286, SLG: 0.491			0-0 F5		0-0 FC6-4 1B		0-0 E 3B	0-0 HR		4 2 3 4 0 0 0										
<b>Greg Gagne, R</b> (1, 6) OBP: 0.217, SLG: 0.227			0-0 L5		0-0 FC6-4 G5-4-3 1-2f		0-0 E6 S	0-3 K		4 0 0 0 0 1 1										
<b>Steve Lombardozzi, R</b> (1, 4) OBP: 0.171, SLG: 0.152			0-0 F3		0-0 G5-4-3 1-2f		0-0 F7			3 0 0 0 0 0 2										
<b>Inning Stats</b>	R: 0 E: 0 K: 0 S: 3	H: 0 LOB: 0 BB: 0 P: 3	R: 0 E: 0 K: 1 S: 5	H: 0 LOB: 0 BB: 0 P: 5	R: 0 E: 0 K: 0 S: 3	H: 0 LOB: 0 BB: 0 P: 3	R: 0 E: 0 K: 0 S: 3	H: 0 LOB: 0 BB: 0 P: 3	R: 0 E: 0 K: 1 S: 5	H: 1 LOB: 0 BB: 0 P: 3		R: 5 E: 2 K: 1 S: 11	H: 4 LOB: 1 BB: 0 P: 11	R: 1 E: 0 K: 1 S: 6	H: 1 LOB: 0 BB: 0 P: 6	R: 1 E: 0 K: 2 S: 8	H: 1 LOB: 0 BB: 0 P: 8	1B: 3 2B: 0 3B: 1 HR: 3	SF: 0 SAC: 0 DP: 1 HBP: 0	WP: 0 PB: 0 SB: 1 CS: 0
<b>PITCHER</b>	IP WLS BF H R ER SO BB IBB HBP BLK WP HR S P ERA WHIP																			
<b>Mike Morgan, R</b> (1, 1) ERA: 2.37	6.2 L 24 4 4 1 3 0 0 0 0 0 0 1 30 30 1.35 0.600																			
<b>Paul Mirabella, L</b> (7, 1) ERA: 7.36	0.0 1 1 0 0 0 0 0 0 0 0 0 0 1 1 ∞ ∞																			
<b>Pete Ladd, R</b> (7, 1) ERA: 4.0	2.1 10 2 3 2 3 0 0 0 0 0 0 2 16 16 7.71 0.857																			

livebaseballscorecards.com

<b>AB</b>	35
<b>R</b>	7
<b>H</b>	7
<b>RBI</b>	6
<b>BB</b>	0
<b>SO</b>	6
<b>LOB</b>	6



Batter	1	2	3	4	5	6	7	8	9	AB R H RBI BB SO LOB
Danny Tartabull, R OBP: 0.370, SLG: 0.596 (1, 4) X	0-0 5-3 ①		0-3 K ③		0-3 K ③			0-0 4-3 1B ①		4 0 1 0 0 2 1
Phil Bradley, R OBP: 0.373, SLG: 0.365 (1, 7) X	0-0 1-3 ②			0-0 F9 FC3-2 2B ①		0-0 E6 WP ①		0-0 4-3 1-2 ②		4 0 1 0 0 0 1
Ivan Calderon, R OBP: 0.293, SLG: 0.352 (1, 9) X	0-0 6-3 ③			4-0 FC3-2 BB ①		0-3 K2-3 ①		0-0 5-3 ③		3 0 0 0 1 1 2
Gorman Thomas, R OBP: 0.390, SLG: 0.531 (1, 10)		0-3 K ①		0-0 F9 2-3 ①		0-0 1-3 2-3 ②		0-0 F7 ①		4 0 0 0 0 1 3
Alvin Davis, L OBP: 0.261, SLG: 0.419 (1, 3) X		0-0 HR ①		0-0 FC3-2 FC5-4 1-2 3-H ②		0-0 4-3 ③		0-0 F8 ②		4 1 1 1 0 0 3
Jim Presley, R OBP: 0.259, SLG: 0.345 (1, 5)		0-3 K ②		0-0 FC5-4 1-2f ③			0-0 5-3 ①		0-0 6-3 ③	4 0 0 0 0 1 2
Dave Henderson, R OBP: 0.275, SLG: 0.294 (1, 8)		0-3 K ③			0-0 G3 SH3-4 1B ②		0-0 F8 ②			3 0 1 0 0 1 0
Bob Kearney, R OBP: 0.176, SLG: 0.235 (1, 2) X			0-0 L4 ①		0-0 SH3-4 1-2 ①		0-3 K ③			2 0 0 0 0 1 0
Spike Owen, S OBP: 0.356, SLG: 0.415 (1, 6) X			0-0 G3 ②		0-0 G3 2-3 ②			0-0 1-3 ①		3 0 0 0 0 0 1

Inning Stats	R: 0	H: 0	E: 0	K: 0	S: 3	P: 3	R: 1	H: 1	E: 0	K: 3	S: 10	R: 0	H: 0	E: 0	K: 1	S: 5	R: 0	H: 1	E: 0	K: 0	S: 4	R: 0	H: 1	E: 0	K: 1	S: 6	R: 0	H: 0	E: 1	K: 1	S: 6	R: 0	H: 0	E: 0	K: 1	S: 5	R: 0	H: 1	E: 0	K: 0	S: 4	R: 0	H: 0	E: 0	K: 0	S: 3	1B: 2	SF: 0	2B: 1	SAC: 1	3B: 0	DP: 0	HR: 1	HBP: 0	WP: 1	PA: 33
PITCHER Mike Smithson, R ERA: 3.06 (1, 1)	IP	WLS	BF	H	R	ER	SO	BB	IBB	HBP	BLK	WP	HR	S	P	ERA	WHIP	IP	WLS	BF	H	R	ER	SO	BB	IBB	HBP	BLK	WP	HR	S	P	ERA	WHIP																						


**BOTTOM**

**Minnesota Twins @ Seattle Mariners**  
The Kingdome, Seattle, WA

Tue Apr 22 1986, 9:05 PM EST  
Att. 7,044 - Unknown

livebaseballscorecards.com

**AB 31**  
**R 1**  
**H 4**  
**RBI 1**  
**BB 1**  
**SO 7**  
**LOB 13**





Batter	1	2	3	4	5	6	7	8	9	10	AB R H RBI BB SO LOB	TOP													
Kirby Puckett, R (1, 8) OBP: 0.361, SLG: 0.627	0-0 HR		0-3 K			0-0 FC1-6 1B	0-0 F8			1-0 SH1-4 1B HBP	4 2 2 1 0 1 1														
Randy Bush, L (1, 7) OBP: 0.410, SLG: 0.531	0-3 K			0-0 G5-4-3 1B		0-0 FC1-6 BB 1B		0-0 3-1		0-0 SH1-4	4 1 1 0 0 1 1														
Kent Hrbek, L (1, 3) OBP: 0.420, SLG: 0.446	0-0 F8			0-0 G5-4-3 1B		4-0 BB 1B		0-0 F6		0-0 BB 1B	4 0 2 1 1 0 0														
Tom Brunansky, R (1, 9) OBP: 0.309, SLG: 0.500	0-0 1B			0-0 G5-4-3 1-2 2-3		0-0 BB 1B		0-0 2B 1B		0-3 K	5 0 3 1 0 1 3														
Roy Smalley, S (1, 10) OBP: 0.394, SLG: 0.509		0-0 F7		0-3 K		4-0 BB 1B		0-0 2B		4-0 BB	3 0 1 0 2 1 1														
Gary Gaetti, R (1, 5) OBP: 0.344, SLG: 0.492		0-0 F4			0-0 5-3		0-0 G3		0-0 CS 1B	0-0 F4	5 0 1 0 0 0 5														
Mark Salas, L (1, 2) OBP: 0.267, SLG: 0.458		0-0 G3			0-3 K			0-0 F8		0-0 F8	4 0 0 0 0 1 1														
Greg Gagne, R (1, 6) OBP: 0.240, SLG: 0.250			0-0 F5		0-0 CS 1B		0-0 5-3		0-0 1B		4 0 2 0 0 0 0														
Chris Pittaro, S (1, 4) OBP: 0.118, SLG: 0.118			0-0 1-3		0-0 CS	0-3 K	0-0 1B		0-0 F4		3 0 1 0 0 1 0														
Mickey Hatcher, R (9, PH) OBP: 0.061, SLG: 0.063					1-2 CS						1 0 0 0 0 0 1														
Steve Lombardozzi, R (9, 4) OBP: 0.171, SLG: 0.152											0 0 0 0 0 0 0														
<b>Inning Stats</b>	R: 1 E: 0 K: 1 S: 6	H: 2 LOB: 1 BB: 0 P: 6	R: 0 E: 0 K: 0 S: 3	H: 0 LOB: 0 BB: 0 P: 3	R: 0 E: 0 K: 1 S: 5	H: 0 LOB: 0 BB: 0 P: 5	R: 0 E: 0 K: 1 S: 6	H: 2 LOB: 1 BB: 0 P: 6	R: 0 E: 0 K: 1 S: 5	H: 1 LOB: 0 BB: 0 P: 5	R: 1 E: 0 K: 1 S: 7	H: 2 LOB: 3 BB: 2 P: 15	R: 0 E: 0 K: 0 S: 4	H: 1 LOB: 1 BB: 0 P: 4	R: 0 E: 0 K: 0 S: 4	H: 2 LOB: 2 BB: 0 P: 4	R: 0 E: 0 K: 0 S: 4	H: 2 LOB: 1 BB: 0 P: 4	R: 1 E: 0 K: 1 S: 6	H: 1 LOB: 2 BB: 1 P: 11	1B: 11 2B: 1 3B: 0 HR: 1	SF: 0 SAC: 1 DP: 1 HBP: 1	WP: 0 PB: 0 SB: 0 CS: 2	PA: 43	
<b>PITCHER</b>	IP WLS BF H R ER SO BB IBB HBP BLK WP HR S P ERA WHIP																								
Mike Moore, R (1, 1) ERA: 2.08	9.0																								
Lee Guetterman, L (10, 1) ERA: 2.79	0.1	W	3	1	1	1	0	0	0	1	0	0	0	2	3	27.00	3.000								
Karl Best, R (10, 1) ERA:	0.2		3	0	0	0	1	1	0	0	0	0	0	4	8	0.00	1.500								

Minnesota Twins @ Seattle Mariners  
The Kingdome, Seattle, WA  
Wed Apr 23 1986, 6:33 AM EST  
Att: 7,547 - Unknown

livebaseballscores.com

AB 37  
R 3  
H 13  
RBI 3  
BB 3  
SO 6  
LOB 13



Batter	1	2	3	4	5	6	7	8	9	10	AB	R	H	RBI	BB	SO	LOB
Phil Bradley, R (1, 7) OBP: 0.365, SLG: 0.375	0-1 CI FC5 S	0-0 F9			0-0 F9 WP 2B		0-3 K		0-0 6-3		4	1	1	0	0	1	2
Al Cowens, R (1, 9) OBP: 0.150, SLG: 0.211	0-3 K 1-2		0-0 WP 1B		0-0 F9 2-3		0-0 F7		0-0 1-3		5	0	1	0	0	1	2
Alvin Davis, L (1, 3) OBP: 0.314, SLG: 0.489	4-0 FC5 BB		0-0 5-3 1-2		4-0 1B 3-H BB		0-0 HR		4-0 BB		2	1	1	1	3	0	1
Gorman Thomas, R (1, 10) OBP: 0.359, SLG: 0.481	0-0 FC5 1-2 2-3f		0-3 K		0-0 F3		0-0 L5		0-0 F2		5	0	0	0	0	1	5
Danny Tartabull, R (1, 4) OBP: 0.390, SLG: 0.580	0-0 1-3		4-0 BB		0-0 1-3 1B			0-0 E5 PB SH1-3		4-0 SH1-3 HR BB	3	1	1	0	2	0	2
Jim Presley, R (1, 5) OBP: 0.246, SLG: 0.328		0-3 K	0-3 K		0-0 F8			0-0 SH1-3 1-2		0-0 SH1-3 1-2	3	0	0	0	0	2	4
Dave Henderson, R (1, 8) OBP: 0.311, SLG: 0.378		4-0 CI BB		0-3 K		0-3 K		4-0 PB IBB		0-0 HR 2-H	3	1	1	2	2	2	0
Steve Yeager, R (1, 2) OBP: 0.179, SLG: 0.154		0-1 CI		0-0 F2		0-0 6-3		0-0 F6			2	0	0	0	0	0	0
Ivan Calderon, R (8, PH) OBP: 0.288, SLG: 0.345		1-2 CI		0-0 F2		0-0 6-3		0-0 F6			1	0	0	0	0	0	2
Bob Kearney, R (9, 2) OBP: 0.176, SLG: 0.235		1-2 CI		0-0 F2		0-0 6-3		0-0 F6			0	0	0	0	0	0	0
Spike Owen, S (1, 6) OBP: 0.327, SLG: 0.378		0-0 F5		0-0 F8		0-0 F8		0-0 F9 1-2 2-3			4	0	0	0	0	0	4

Inning Stats	R: 0	H: 0	R: 0	H: 0	R: 0	H: 1	R: 0	H: 0	R: 1	H: 2	R: 0	H: 0	R: 1	H: 1	R: 0	H: 0	R: 0	H: 0	R: 2	H: 1	1B: 2	SF: 0	WP: 2	PA: 43
E: 1	LOB: 2	E: 1	LOB: 2	E: 0	LOB: 2	E: 0	LOB: 0	E: 0	LOB: 0	E: 0	LOB: 2	E: 1	LOB: 2	E: 1	LOB: 2	E: 0	LOB: 1	E: 0	LOB: 0	E: 0	LOB: 0	2B: 1	SAC: 2	PB: 1
K: 1	BB: 1	K: 1	BB: 1	K: 2	BB: 1	K: 1	BB: 0	K: 1	BB: 0	K: 1	BB: 1	K: 0	BB: 0	K: 1	BB: 0	K: 0	BB: 1	K: 0	BB: 1	K: 0	BB: 1	3B: 0	DP: 0	SB: 1
S: 6	P: 10	S: 6	P: 10	S: 8	P: 12	S: 5	P: 5	S: 5	P: 5	S: 6	P: 6	S: 4	P: 8	S: 3	P: 7	S: 2	P: 6	S: 2	P: 6	S: 2	P: 6	HR: 2	HBP: 0	CS: 0


PITCHER	IP	WLS	BF	H	R	ER	SO	BB	IBB	HBP	BLK	WP	HR	S	P	ERA	WHIP
John Butcher, R (1, 1) ERA: 4.2	9.0		40	4	2	2	7	5	1	0	0	2	1	48	72	2.00	1.000
Mark Portugal, R (10, 1) ERA: 18.0	0.1	L	3	1	2	2	0	1	0	0	0	0	1	2	6	54.00	6.000

PITCHER	IP	WLS	BF	H	R	ER	SO	BB	IBB	HBP	BLK	WP	HR	S	P	ERA	WHIP

**MINNESOTA TWINS @ SEATTLE MARINERS**  
The Kingdome, Seattle, WA  
Wed Apr 23 1986, 6:33 AM EST  
Att. 7,547 - Unknown

livebaseballscorecards.com

AB 32  
R 4  
H 5  
RBI 3  
BB 7  
SO 7  
LOB 22





Batter	1	2	3	4	5	6	7	8	9	AB R H RBI BB SO LOB	TOP
Phil Bradley, R (1, 7) OBP: 0.358, SLG: 0.356	0-3 K			0-3 K		4-0 S BB		0-3 K		3 0 0 0 1 3 0	<b>Seattle Mariners @ Oakland Athletics</b> Oakland-Alameda County Coliseum, Oakland, CA Thu Apr 24 1986, 6:05 PM PST Att. 12,289 - Unknown <a href="http://livebaseballscorecards.com">livebaseballscorecards.com</a>
Al Cowens, R (1, 9) OBP: 0.167, SLG: 0.182	0-0 4-3			4-0 HR BB		0-3 K 1-2		0-0 6-3		3 1 0 0 1 1 1	
Alvin Davis, L (1, 3) OBP: 0.309, SLG: 0.531	0-3 K			0-0 1-H HR		0-3 K		0-0 4-3		4 1 1 2 0 2 1	
Ken Phelps, L (1, 10) OBP: 0.429, SLG: 0.444				0-3 K		4-0 IBB		0-0 HR		3 1 1 1 1 2 0	
Danny Tartabull, R (1, 4) OBP: 0.381, SLG: 0.547				0-3 K		0-3 K		0-3 K		3 0 0 0 1 3 2	
Jim Presley, R (1, 5) OBP: 0.231, SLG: 0.306				0-3 K		0-0 F9		0-3 K		4 0 0 0 0 2 1	
Dave Henderson, R (1, 8) OBP: 0.292, SLG: 0.350				0-3 K		0-0 F8		0-3 K		3 0 0 0 0 2 0	
Bob Kearney, R (1, 2) OBP: 0.200, SLG: 0.211				0-0 6-3		4-0 CS BB		0-0 6-3		2 0 0 0 1 0 0	
Spike Owen, S (1, 6) OBP: 0.308, SLG: 0.354				0-0 G1-4-3		0-3 K 1-2		0-0 F7		3 0 0 0 0 1 1	
<b>Inning Stats</b>	R: 0 E: 0 K: 2 S: 7 H: 0 LOB: 0 BB: 0 P: 7	R: 0 E: 0 K: 3 S: 9 H: 0 LOB: 0 BB: 0 P: 9	R: 0 E: 0 K: 1 S: 5 H: 0 LOB: 0 BB: 0 P: 5	R: 2 E: 0 K: 2 S: 8 H: 1 LOB: 1 BB: 2 P: 16	R: 0 E: 0 K: 1 S: 4 H: 0 LOB: 0 BB: 1 P: 8	R: 0 E: 0 K: 3 S: 9 H: 0 LOB: 2 BB: 2 P: 17	R: 0 E: 0 K: 1 S: 5 H: 0 LOB: 0 BB: 0 P: 5	R: 0 E: 0 K: 2 S: 8 H: 0 LOB: 0 BB: 0 P: 8	R: 1 E: 0 K: 2 S: 8 H: 1 LOB: 0 BB: 0 P: 8	1B: 0 2B: 0 3B: 0 HR: 2 SF: 0 SAC: 0 DP: 0 HBP: 0	WP: 0 PB: 0 SB: 1 CS: 1 PA: 33
<b>PITCHER</b>	IP WLS BF H R ER SO BB IBB HBP BLK WP HR S P ERA WHIP	IP WLS BF H R ER SO BB IBB HBP BLK WP HR S P ERA WHIP	IP WLS BF H R ER SO BB IBB HBP BLK WP HR S P ERA WHIP	IP WLS BF H R ER SO BB IBB HBP BLK WP HR S P ERA WHIP	IP WLS BF H R ER SO BB IBB HBP BLK WP HR S P ERA WHIP	IP WLS BF H R ER SO BB IBB HBP BLK WP HR S P ERA WHIP	IP WLS BF H R ER SO BB IBB HBP BLK WP HR S P ERA WHIP	IP WLS BF H R ER SO BB IBB HBP BLK WP HR S P ERA WHIP	IP WLS BF H R ER SO BB IBB HBP BLK WP HR S P ERA WHIP	IP WLS BF H R ER SO BB IBB HBP BLK WP HR S P ERA WHIP	IP WLS BF H R ER SO BB IBB HBP BLK WP HR S P ERA WHIP
Jose Rijo, R (1, 1) ERA: 4.5	8.1 L 31 2 3 3 14 4 1 0 0 0 2 54 74 3.24 0.720										
Steve Ontiveros, R (9, 1) ERA: 2.19	0.2 2 0 0 0 2 0 0 0 0 0 0 0 6 6 0.00 0.000										



Batter	1	2	3	4	5	6	7	8	9	AB	R	H	RBI	BB	SO	LOB
Tony Phillips, S OBP: 0.459, SLG: 0.383 (1, 5)	0-0 4-3		4-0 BB		1-0 2-3 HBP		0-0 5-3		0-0 1B 1B	3	0	1	0	1	0	1
Dwayne Murphy, L OBP: 0.403, SLG: 0.368 (1, 8)	4-0 BB		0-0 1-3		0-0 2-3		0-0 F7		0-0 F6	4	0	0	0	1	0	6
Jose Canseco, R OBP: 0.333, SLG: 0.467 (1, 9)	0-0 F8			4-0 G6-4-3 BB	0-3 K			0-0 1B 1B	0-0 1B 1B	4	0	2	1	1	1	3
Dave Kingman, R OBP: 0.211, SLG: 0.283 (1, 10)	0-0 F6			0-0 G6-4-3 1-2f		0-0 F8		0-3 K	0-0 1-3	5	0	0	0	0	1	5
Dusty Baker Jr., R OBP: 0.314, SLG: 0.226 (1, 7)		0-0 G6-4-3 1B		4-0 BB BB		0-0 5-3		0-0 F9		3	0	1	0	1	0	1
Carney Lansford, R OBP: 0.358, SLG: 0.373 (1, 3)		0-0 G6-4-3 1-2f		4-0 BB		0-0 2B		0-0 1B		3	0	2	0	1	0	1
Donnie Hill, S OBP: 0.429, SLG: 0.833 (1, 4)		0-0 1-3		0-0 1-3		0-3 K		0-0 F4		4	0	0	0	0	1	5
Alfredo Griffin, S OBP: 0.400, SLG: 0.379 (1, 6)			0-3 K		0-0 F6		0-0 F7 2B		0-0 5-3	4	0	1	0	0	1	0
Bill Bathe, R OBP: 0.200, SLG: 0.267 (1, 2)			0-0 1-3		0-0 2-3 HBP 1B			0-0 F7		3	0	1	0	0	0	1
Rick Peters, S OBP: 0.500, SLG: 0.625 (9, PH)									0-0 1B 1B 1B	1	1	1	0	0	0	0

Inning Stats	R: 0	H: 0	E: 0	K: 0	S: 3	R: 0	H: 1	E: 0	K: 0	S: 3	R: 0	H: 0	E: 0	K: 1	S: 5	R: 0	H: 0	E: 0	K: 0	S: 2	R: 0	H: 1	E: 0	K: 1	S: 6	R: 0	H: 1	E: 0	K: 1	S: 6	R: 0	H: 2	E: 0	K: 1	S: 7	R: 1	H: 3	E: 0	K: 0	S: 6	1B: 7	2B: 2	3B: 0	HR: 0	SF: 0	SAC: 0	DP: 2	HBP: 1	WP: 0	PA: 40									
PITCHER	IP	WLS	BF	H	R	ER	SO	BB	IBB	HBP	BLK	WP	HR	S	P	ERA	WHIP													PITCHER	IP	WLS	BF	H	R	ER	SO	BB	IBB	HBP	BLK	WP	HR	S	P	ERA	WHIP												
Mark Langston, L ERA: 6.75 (1, 1)	7.2	W	33	6	0	0	4	5	0	1	0	0	0	35	56	0.00	1.435																																										
Karl Best, R ERA: 3.0 (8, 1)	1.1	S	7	3	1	1	0	0	0	0	0	0	0	7	7	6.75	2.250																																										

**BOTTOM**

**Seattle Mariners @ Oakland Athletics**  
Oakland-Alameda County Coliseum, Oakland, CA

Thu Apr 24 1986, 6:05 PM PST  
Att. 12,289 - Unknown

livebaseballscorecards.com

AB	34
R	1
H	9
RBI	1
BB	5
SO	4
LOB	23





Batter	1	2	3	4	5	6	7	8	9	AB R H RBI BB SO LOB	TOP											
Phil Bradley, R (1, 7) OBP: 0.347, SLG: 0.344	0-3 K	0-3 K			0-0 5-3		0-3 K		0-0 FC4-6 1B	5 0 1 0 0 3 4												
Al Cowens, R (1, 9) OBP: 0.172, SLG: 0.185	0-0 S 1B		0-0 5-3		0-0 6-3		0-0 F3		0-0 FC4-6 BB 1-2f	5 0 1 0 0 0 3												
Alvin Davis, L (1, 3) OBP: 0.333, SLG: 0.577	0-3 K 1-2		0-0 HR				4-0 BB 1-2 2-3		4-0 G4-3-6 BB 1-2	3 1 1 1 2 2 1												
Ken Phelps, L (1, 10) OBP: 0.471, SLG: 0.455 Gorman Thomas, R (7, PH) OBP: 0.354, SLG: 0.473 Barry Bonnell, R (9, PH) OBP: 0.091, SLG: 0.100	4-0 BB		0-3 K		0-0 2B 1B		0-0 1-3		0-0 G4-3-6 1-2f	2 1 1 0 1 1 0 1 0 0 0 0 0 3 1 0 0 0 0 0 2												
Danny Tartabull, R (1, 4) OBP: 0.358, SLG: 0.509	0-3 K		0-0 6-3		0-3 K		0-3 K		0-3 K	4 0 0 0 0 3 3												
Jim Presley, R (1, 5) OBP: 0.246, SLG: 0.333		0-0 1B 1B		0-0 F9		0-0 2B 1-H		0-3 K		4 0 2 1 0 1 0												
Dave Henderson, R (1, 8) OBP: 0.308, SLG: 0.333		0-3 K		4-0 CS BB		0-0 F2		4-0 E 1B BB		2 0 0 0 2 1 2												
Steve Yeager, R (1, 2) OBP: 0.194, SLG: 0.143 Ivan Calderon, R (8, PH) OBP: 0.300, SLG: 0.357 Bob Kearney, R (8, 2) OBP: 0.200, SLG: 0.211		0-0 F9		0-0 F9		4-0 BB BB BB		0-0 E9 1-3 1B		2 0 0 0 1 0 2 1 0 1 0 0 0 0 0 0 0 0 0 0 0												
Spike Owen, S (1, 6) OBP: 0.321, SLG: 0.353		0-0 1-3 1B		0-0 CS 1-2	0-0 F8		4-0 BB BB		0-0 1-3	3 0 1 0 1 0 2												
<b>Inning Stats</b>	R: 0 E: 0 K: 3 S: 10	H: 1 LOB: 2 BB: 1 P: 14	R: 0 E: 0 K: 2 S: 9	H: 2 LOB: 2 BB: 0 P: 9	R: 1 E: 0 K: 1 S: 6	H: 1 LOB: 0 BB: 0 P: 6	R: 0 E: 0 K: 0 S: 2	H: 0 LOB: 0 BB: 1 P: 6	R: 0 E: 0 K: 0 S: 3	H: 0 LOB: 0 BB: 0 P: 3	R: 1 E: 0 K: 2 S: 9	H: 2 LOB: 1 BB: 0 P: 9	R: 0 E: 0 K: 1 S: 5	H: 0 LOB: 3 BB: 3 P: 17	R: 0 E: 1 K: 2 S: 8	H: 1 LOB: 2 BB: 1 P: 12	R: 0 E: 0 K: 0 S: 3	H: 1 LOB: 1 BB: 1 P: 7	1B: 6 2B: 1 3B: 0 HR: 1	SF: 0 SAC: 0 DP: 1 HBP: 0	WP: 0 PB: 0 SB: 1 CS: 1	PA: 41
<b>PITCHER</b>	IP WLS BF H R ER SO BB IBB HBP BLK WP HR S P ERA WHIP																					
Moose Haas, R (1, 1) ERA: 1.26	5.0 W 20 4 1 1 6 2 0 0 0 0 0 1 30 38 1.80 1.200																					
Steve Ontiveros, R (6, 1) ERA: 2.7	1.0 6 2 1 1 2 1 0 0 0 0 0 0 9 13 9.00 3.000																					
Keith Atherton, R (7, 1) ERA: 5.63	0.2 3 0 0 0 1 1 0 0 0 0 0 0 4 8 0.00 1.500																					
Bill Krueger, L (7, 1) ERA: 2.25	0.0 1 0 0 0 0 1 0 0 0 0 0 0 0 4 ∞ ∞																					
Bill Mooneyham, R (7, 1) ERA:	2.1 10 2 0 0 2 2 0 0 0 0 0 0 12 20 0.00 1.714																					

Seattle Mariners @ Oakland Athletics  
Oakland-Alameda County Coliseum, Oakland, CA

AB	33
R	2
H	8
RBI	2
BB	7
SO	11
LOB	22



WP: 0	PA: 41
-------	--------

Fri Apr 25 1986, 6:05 PM PST  
Att. 10,303 - Unknown

livebaseballscorecards.com

Batter	1	2	3	4	5	6	7	8	9	AB	R	H	RBI	BB	SO	LOB
Tony Phillips, S OBP: 0.468, SLG: 0.381 (1, 5)	4-0 BB BB FC4-6 BB	0-3 K			4-0 S 1B BB	0-0 FC1-6		0-0 BB 1B		3	3	1	1	2	1	2
Dwayne Murphy, L OBP: 0.416, SLG: 0.356 (1, 8)	4-0 FC4-6 BB 1-2 2B BB	4-0 G6-4-3 1-2 BB			0-3 K	0-0 4-3		4-0 BB 1B BB		2	2	0	0	3	1	2
Jose Canseco, R OBP: 0.351, SLG: 0.469 (1, 9)	4-0 FC4-6 1-2 2-3 BB	0-0 G6-4-3			0-0 CS 1B		0-0 F8	0-0 1B 1B		4	0	2	2	1	0	2
Dusty Baker Jr., R OBP: 0.300, SLG: 0.222 (1, 10)	0-3 K		0-0 F6		0-3 K		0-0 6-3	0-0 1-3 2-H WP 1B		5	0	1	1	0	2	4
Carney Lansford, R OBP: 0.361, SLG: 0.375 (1, 3)	0-0 FC4-6 2B WP		0-0 F8		0-0 1B 1B		0-0 1B	0-3 K		5	2	2	1	0	1	4
Steve Henderson, R OBP: 0.100, SLG: 0.222 Rick Peters, S OBP: 0.500, SLG: 0.600 (1, 7) (6, PH) (7, 7)	0-0 1B 2B		0-0 1-3		0-0 1B 4-3 1B		0-0 4-3			2	1	1	2	0	0	0
Donnie Hill, S OBP: 0.500, SLG: 0.875 (1, 4)	0-0 1B			0-0 6-3		0-0 1-3 3-H E 1B		0-0 5-3 1B 2B		4	2	3	2	0	0	0
Alfredo Griffin, S OBP: 0.377, SLG: 0.355 (1, 6)	0-0 F7		0-0 F4		0-0 4-3		0-0 5-3			4	0	0	1	0	0	3
Mickey Tettleton, S OBP: 0.289, SLG: 0.211 (1, 2)		4-0 S BB		0-0 5-3		0-0 FC1-6 BB		0-0 5-3		2	0	0	0	2	0	1

Inning Stats	R: 4	H: 2	E: 0	K: 1	S: 7	LOB: 1	BB: 3	P: 19	R: 0	H: 0	E: 0	K: 1	S: 4	LOB: 1	BB: 2	P: 12	R: 0	H: 0	E: 0	K: 0	S: 3	LOB: 0	BB: 0	P: 3	R: 0	H: 0	E: 0	K: 0	S: 3	LOB: 0	BB: 0	P: 3	R: 1	H: 1	E: 0	K: 2	S: 7	LOB: 0	BB: 1	P: 11	R: 3	H: 3	E: 1	K: 0	S: 6	LOB: 1	BB: 1	P: 10	R: 0	H: 1	E: 0	K: 0	S: 4	LOB: 1	BB: 0	P: 4	R: 3	H: 4	E: 0	K: 1	S: 9	LOB: 2	BB: 1	P: 13
--------------	------	------	------	------	------	--------	-------	-------	------	------	------	------	------	--------	-------	-------	------	------	------	------	------	--------	-------	------	------	------	------	------	------	--------	-------	------	------	------	------	------	------	--------	-------	-------	------	------	------	------	------	--------	-------	-------	------	------	------	------	------	--------	-------	------	------	------	------	------	------	--------	-------	-------

PITCHER	IP	WLS	BF	H	R	ER	SO	BB	IBB	HBP	BLK	WP	HR	S	P	ERA	WHIP
Matt Young, L ERA: 5.89 (1, 1)	0.2	L	7	2	4	4	1	3	0	0	0	1	0	6	18	54.00	7.500
Bill Swift, R ERA: 3.86 (1, 1)	4.2		20	4	4	3	3	4	0	0	0	0	0	22	38	5.79	1.714
Paul Mirabella, L ERA: 8.53 (6, 1)	2.2		14	5	3	3	1	1	0	0	0	1	0	15	19	10.12	2.250


**BOTTOM**

**Seattle Mariners @ Oakland Athletics**  
Oakland-Alameda County Coliseum, Oakland, CA

Fri Apr 25 1986, 6:05 PM PST  
Att. 10,303 - Unknown

livebaseballscorecards.com

AB	33
R	11
H	11
RBI	10
BB	8
SO	5
LOB	19



1B: 9	SF: 0	WP: 2	PA: 41
2B: 2	SAC: 0	PB: 0	
3B: 0	DP: 1	SB: 2	
HR: 0	HBP: 0	CS: 1	



Batter	1	2	3	4	5	6	7	8	9	AB R H RBI BB SO LOB	TOP											
Phil Bradley, R (1, 7) OBP: 0.342, SLG: 0.328	4-0 WP S G3 BB		0-3 K			0-0 F8			0-0 F8	3 1 0 0 1 1 0												
Ivan Calderon, R (1, 9) OBP: 0.297, SLG: 0.350	0-3 K			0-0 6-3		0-3 K			0-0 1B	4 0 1 0 0 2 1												
Alvin Davis, L (1, 3) OBP: 0.313, SLG: 0.536	0-0 G3			0-0 F6		0-0 F7			0-3 K	4 0 0 1 0 1 1												
Gorman Thomas, R (1, 10) OBP: 0.333, SLG: 0.441	0-0 F2			0-3 K		0-0 G1-6-3			0-3 K	4 0 0 0 0 2 1												
Danny Tartabull, R (1, 4) OBP: 0.343, SLG: 0.483		0-3 K			0-0 F9			0-0 5-3		3 0 0 0 0 1 0												
Jim Presley, R (1, 5) OBP: 0.250, SLG: 0.333		0-0 F9			0-0 F6			0-0 HR 1B		3 1 1 0 0 0 0												
Dave Henderson, R (1, 8) OBP: 0.291, SLG: 0.311		0-3 K			0-0 F8			0-0 F9		3 0 0 0 0 1 1												
Bob Kearney, R (1, 2) OBP: 0.227, SLG: 0.238			0-0 G3-6-3 1B			0-0 F3		0-0 HR		2 0 1 0 0 0 0												
Ken Phelps, L (8, PH) OBP: 0.500, SLG: 0.750										1 1 1 2 0 0 0												
Steve Yeager, R (8, 2) OBP: 0.194, SLG: 0.143										0 0 0 0 0 0 0												
Spike Owen, S (1, 6) OBP: 0.305, SLG: 0.333			0-0 G3-6-3			0-0 G3		0-0 F7		3 0 0 0 0 0 1												
<b>Inning Stats</b>	R: 1 E: 0 K: 1 S: 5	H: 0 LOB: 0 BB: 1 P: 9	R: 0 E: 0 K: 2 S: 7	H: 0 LOB: 0 BB: 0 P: 7	R: 0 E: 0 K: 1 S: 5	H: 1 LOB: 0 BB: 0 P: 5	R: 0 E: 0 K: 1 S: 5	H: 0 LOB: 0 BB: 0 P: 5	R: 0 E: 0 K: 0 S: 3	H: 0 LOB: 0 BB: 0 P: 3	R: 0 E: 0 K: 0 S: 3	H: 0 LOB: 0 BB: 0 P: 3	R: 0 E: 0 K: 1 S: 5	H: 0 LOB: 0 BB: 0 P: 5	R: 2 E: 0 K: 2 S: 5	H: 2 LOB: 0 BB: 0 P: 5	R: 0 E: 0 K: 2 S: 8	H: 1 LOB: 1 BB: 0 P: 8	1B: 3 2B: 0 3B: 0 HR: 1	SF: 0 SAC: 0 DP: 1 HBP: 0	WP: 1 PB: 0 SB: 1 CS: 0	PA: 31
<b>PITCHER</b>	IP WLS BF H R ER SO BB IBB HBP BLK WP HR S P ERA WHIP																					
Joaquin Andujar, R (1, 1) ERA: 4.43	6.0 W 19 1 1 1 5 1 0 0 0 1 0 28 32 1.50 0.333																					
Steve Ontiveros, R (7, 1) ERA: 2.51	1.0 3 0 0 0 1 0 0 0 0 0 0 5 5 0.00 0.000																					
Jay Howell, R (8, 1) ERA: 3.86	2.0 9 3 2 2 2 0 0 0 0 0 1 13 13 9.00 1.500																					

Seattle Mariners @ Oakland Athletics  
Oakland-Alameda County Coliseum, Oakland, CA

Sat Apr 26 1986, 3:33 AM PST  
Att. 20,109 - Unknown

livebaseballscorecards.com

AB	30
R	3
H	4
RBI	3
BB	1
SO	8
LOB	5



Batter	1	2	3	4	5	6	7	8	9	AB	R	H	RBI	BB	SO	LOB
Tony Phillips, S OBP: 0.464, SLG: 0.364 (1, 4)	4-0 BB BB		0-3 K	4-0 1B BB		6-3	0-3 K			3	1	0	0	2	2	1
Dwayne Murphy, L OBP: 0.427, SLG: 0.355 (1, 8)	4-0 FC6-4 BB		0-0 F7	0-0 1B BB		4-0 S BB		0-0 F8		3	0	1	0	2	0	0
Jose Canseco, R OBP: 0.367, SLG: 0.463 (1, 7)	0-3 K		4-0 E 1B BB	0-0 1-3 2-H 1B		4-0 1-2 BB		0-3 K		3	1	1	1	2	2	2
Mike Davis, L OBP: 0.261, SLG: 0.302 (1, 9)	0-0 F6		0-0 E4 1B	0-0 4-3		0-0 5-3		0-0 4-3		5	1	0	0	0	0	7
Dusty Baker Jr., R OBP: 0.295, SLG: 0.225 (1, 10)	0-0 FC6-4		0-0 1-2 3-H 1B			0-0 F7		0-0 F8		4	0	1	1	0	0	2
Carney Lansford, R OBP: 0.368, SLG: 0.397 (1, 5)		0-0 L5	0-0 1-2 2-H 1B			0-0 6-3		0-0 1B 2B		4	1	2	1	0	0	0
Bruce Bochte, L OBP: 0.327, SLG: 0.298 (1, 3)		4-0 FC4 BB	0-0 F8			4-0 S BB		0-0 2-H E 1B		2	1	1	1	2	0	2
Alfredo Griffin, S OBP: 0.356, SLG: 0.333 (1, 6)		0-0 F4		0-0 4-3		0-0 L6		0-0 6-3		4	0	0	0	0	0	3
Bill Bathe, R OBP: 0.158, SLG: 0.211 (1, 2)		0-0 FC4		0-0 4-3		0-0 F8		0-0 2-H E9		4	0	0	0	0	0	1

Inning Stats	R: 0	H: 0	E: 0	K: 1	S: 5	R: 0	H: 0	E: 0	K: 0	S: 3	R: 2	H: 2	E: 1	K: 1	S: 8	R: 0	H: 0	E: 0	K: 0	S: 3	R: 0	H: 0	E: 1	K: 1	S: 8	R: 0	H: 0	E: 0	K: 1	S: 5
	LOB: 2	BB: 2	P: 13			LOB: 1	BB: 1	P: 7			LOB: 2	BB: 1	P: 12			LOB: 1	BB: 1	P: 7			LOB: 2	BB: 2	P: 11			LOB: 0	BB: 0	P: 5		

PITCHER	IP	WLS	BF	H	R	ER	SO	BB	IBB	HBP	BLK	WP	HR	S	P	ERA	WHIP
Milt Wilcox, R ERA: 5.59 (1, 1)	5.2	L	30	4	3	1	2	8	0	0	0	0	0	26	58	1.59	2.118
Lee Guetterman, L ERA: 3.38 (6, 1)	1.0		5	2	2	1	0	0	0	0	0	0	0	5	5	9.00	2.000
Pete Ladd, R ERA: 3.48 (7, 1)	1.1		5	0	0	0	2	0	0	0	0	0	0	9	9	0.00	0.000


**BOTTOM**

**Seattle Mariners @ Oakland Athletics**  
Oakland-Alameda County Coliseum, Oakland, CA

Sat Apr 26 1986, 3:33 AM PST  
Att. 20,109 - Unknown

livebaseballscorecards.com

AB	32
R	5
H	6
RBI	4
BB	8
SO	4
LOB	18



1B:	5	SF:	0	WP:	0	PA:	40
2B:	1	SAC:	0	PB:	0		
3B:	0	DP:	0	SB:	2		
HR:	0	HBP:	0	CS:	0		



Batter	1	2	3	4	5	6	7	8	9	AB	R	H	RBI	BB	SO	LOB	TOP								
Phil Bradley, R (1, 7) OBP: 0.325, SLG: 0.310	0-3 K		0-0 F8			0-0 F9			0-3 K	4	0	0	0	0	2	2									
Ivan Calderon, R (1, 9) OBP: 0.294, SLG: 0.344	0-3 K			0-0 6-3		0-0 F7			0-0 1B	4	0	1	0	0	1	1									
Alvin Davis, L (1, 3) OBP: 0.303, SLG: 0.517 Barry Bonnell, R (6, 3) OBP: 0.077, SLG: 0.083	0-3 K2-3			0-3 K			0-0 F7		0-0 6-3	2	0	0	0	0	2	0									
										2	0	0	0	0	0	1									
Ken Phelps, L (1, 10) OBP: 0.429, SLG: 0.600		0-0 F9		0-0 4-3				0-3 K		3	0	0	0	0	1	0									
Jim Presley, R (1, 5) OBP: 0.240, SLG: 0.319		0-0 6-3				0-3 K			0-0 6-3	3	0	0	0	0	1	0									
Danny Tartabull, R (1, 4) OBP: 0.342, SLG: 0.468		0-0 6-3				4-0 BB CS				2	0	0	0	1	1	0									
Dave Henderson, R (1, 8) OBP: 0.293, SLG: 0.298			4-0 4-3 6-3 BB		0-3 K 1-2				0-3 K	2	0	0	0	1	2	1									
Steve Yeager, R (1, 2) OBP: 0.182, SLG: 0.133 Al Cowens, R (8, PH) OBP: 0.167, SLG: 0.179 Bob Kearney, R (8, 2) OBP: 0.227, SLG: 0.238			0-0 6-3		0-0 6-3		0-0 5-3		0-3 K	2	0	0	0	0	0	1									
			1-2							1	0	0	0	0	1	0									
										0	0	0	0	0	0	0									
Spike Owen, S (1, 6) OBP: 0.306, SLG: 0.333			0-0 4-3				0-0 1B		0-3 K	3	0	1	0	0	1	1									
			2-3																						
<b>Inning Stats</b>	R: 0 E: 0 K: 3 S: 9	H: 0 LOB: 0 BB: 0 P: 9	R: 0 E: 0 K: 0 S: 3	H: 0 LOB: 0 BB: 0 P: 3	R: 0 E: 0 K: 0 S: 3	H: 0 LOB: 1 BB: 1 P: 7	R: 0 E: 0 K: 1 S: 5	H: 0 LOB: 0 BB: 0 P: 5	R: 0 E: 0 K: 1 S: 6	H: 0 LOB: 1 BB: 1 P: 10	R: 0 E: 0 K: 0 S: 4	H: 1 LOB: 1 BB: 0 P: 4	R: 0 E: 0 K: 1 S: 5	H: 0 LOB: 0 BB: 0 P: 5	R: 0 E: 0 K: 3 S: 9	H: 0 LOB: 0 BB: 0 P: 9	R: 0 E: 0 K: 2 S: 8	H: 1 LOB: 1 BB: 0 P: 8	1B: 2 2B: 1 3B: 0 HR: 0	SF: 0 SAC: 0 DP: 1 HBP: 0	WP: 0 PB: 0 SB: 0 CS: 1	PA: 30			
<b>PITCHER</b>	IP WLS BF H R ER SO BB IBB HBP BLK WP HR S P ERA WHIP	IP WLS BF H R ER SO BB IBB HBP BLK WP HR S P ERA WHIP																							
Rick Langford, R (1, 1) ERA: 4.32	7.0	W	23	1	0	0	7	2	0	0	0	0	0	0	35	43	0.00	0.429							
Jay Howell, R (8, 1) ERA: 3.29	2.0	S	7	1	0	0	5	0	0	0	0	0	0	17	17	0.00	0.500								

# Seattle Mariners @ Oakland Athletics

Oakland-Alameda County Coliseum, Oakland, CA  
Sun Apr 27 1986, 3:33 AM PDT  
Att. 16,228 - Unknown

livebaseballscorecards.com

AB	28
R	0
H	2
RBI	0
BB	2
SO	12
LOB	7



Batter	1	2	3	4	5	6	7	8	9	AB	R	H	RBI	BB	SO	LOB
<b>Rick Peters, S</b> (1, 7) OBP: 0.571, SLG: 0.615	4-0 BB G6-4-3		0-0 6-3		0-0 FC6-4 1B		0-0 BB 1B			3	0	2	0	1	0	0
<b>Dwayne Murphy, L</b> (1, 8) OBP: 0.430, SLG: 0.354	0-0 G6-4-3 1-2f		0-0 BB BB 1B		0-0 FC6-4 1B 1-2f		4-0 BB BB 1-2 BB			3	0	1	0	1	0	2
<b>Jose Canseco, R</b> (1, 9) OBP: 0.373, SLG: 0.457	0-3 K		4-0 BB 1-2 BB		0-0 1-2 1B		0-0 1-3			3	0	1	0	1	1	2
<b>Dusty Baker Jr., R</b> (1, 10) OBP: 0.292, SLG: 0.209		0-0 F3	4-0 BB 1-2 2-3 BB		0-0 F3		0-0 F5			3	0	0	0	1	0	2
<b>Carney Lansford, R</b> (1, 5) OBP: 0.375, SLG: 0.403		0-0 1B G3 1B	0-0 5-3		0-0 F7		0-0 G6-4-3 1B			4	1	2	0	0	0	3
<b>Bruce Bochte, L</b> (1, 3) OBP: 0.322, SLG: 0.294		0-0 G3 1-3 1B		0-0 G3		0-0 G3		0-0 G6-4-3		4	0	1	0	0	0	1
<b>Donnie Hill, S</b> (1, 4) OBP: 0.476, SLG: 0.789		0-0 G3 1-2 3-H		0-0 F4 1B		0-0 F8				3	0	1	1	0	0	1
<b>Alfredo Griffin, S</b> (1, 6) OBP: 0.342, SLG: 0.319		0-0 F6		0-0 F4 1-2		0-0 1-3				3	0	0	0	0	0	2
<b>Mickey Tettleton, S</b> (1, 2) OBP: 0.271, SLG: 0.195			0-0 4-3		0-0 6-3		0-3 K			3	0	0	0	0	1	0

Inning Stats	R: 0	H: 0	E: 0	K: 1	S: 4	P: 8	R: 1	H: 2	E: 0	K: 0	S: 5	R: 0	H: 1	E: 0	K: 0	S: 4	R: 0	H: 1	E: 0	K: 0	S: 3	R: 0	H: 2	E: 0	K: 0	S: 5	R: 0	H: 0	E: 0	K: 1	S: 6	R: 0	H: 1	E: 0	K: 0	S: 3	R: 0	H: 1	E: 0	K: 0	S: 3
	0	0	0	1	4	8	1	2	0	0	5	0	1	0	0	4	0	2	0	0	3	0	2	0	0	0	5	0	0	0	1	6	0	1	0	3	0	1	0	0	3

**BOTTOM**

**Seattle Mariners @ Oakland Athletics**  
Oakland-Alameda County Coliseum, Oakland, CA

Sun Apr 27 1986, 3:33 AM PDT  
Att. 16,228 - Unknown

livebaseballscorecards.com

<b>AB</b>	<b>29</b>
<b>R</b>	<b>1</b>
<b>H</b>	<b>8</b>
<b>RBI</b>	<b>1</b>
<b>BB</b>	<b>4</b>
<b>SO</b>	<b>2</b>
<b>LOB</b>	<b>13</b>



WP: 0	PA: 33
PB: 0	SB: 0
CS: 0	

PITCHER	IP	WLS	BF	H	R	ER	SO	BB	IBB	HBP	BLK	WP	HR	S	P	ERA	WHIP
<b>Mike Morgan, R</b> (1, 1) ERA: 2.0	8.0	L	33	8	1	1	2	4	0	0	0	0	0	33	49	1.12	1.500



Batter	1	2	3	4	5	6	7	8	9	AB R H RBI BB SO LOB	TOP																					
<b>Spike Owen, S</b> (1, 6) OBP: 0.303, SLG: 0.328	0-3 K			0-0 1B		0-0 F8			0-3 K	4 0 1 0 0 2 0																						
<b>Phil Bradley, R</b> (1, 7) OBP: 0.310, SLG: 0.293	0-3 K			0-3 K				0-3 K	0-3 K	4 0 0 0 0 4 1																						
<b>Ken Phelps, L</b> (1, 3) OBP: 0.360, SLG: 0.474	0-3 K			0-3 K				0-3 K	0-0 6-3	4 0 0 0 0 3 1																						
<b>Gorman Thomas, R</b> (1, 10) OBP: 0.333, SLG: 0.484			0-0 L7	0-3 K				0-0 HR		3 1 1 1 0 1 1																						
<b>Jim Presley, R</b> (1, 5) OBP: 0.231, SLG: 0.307			0-3 K		0-3 K			0-0 3-1		3 0 0 0 0 2 0																						
<b>Ivan Calderon, R</b> (1, 9) OBP: 0.282, SLG: 0.328			0-3 K		0-3 K			0-3 K		3 0 0 0 0 3 0																						
<b>Danny Tartabull, R</b> (1, 4) OBP: 0.342, SLG: 0.462			0-0 4-3		0-3 K			0-0 1B		3 0 1 0 0 1 0																						
<b>Dave Henderson, R</b> (1, 8) OBP: 0.279, SLG: 0.280			0-3 K		0-3 K			0-3 K		3 0 0 0 0 3 1																						
<b>Steve Yeager, R</b> (1, 2) OBP: 0.171, SLG: 0.125			0-0 F8		0-3 K			0-0 F8		2 0 0 0 0 1 0																						
<b>Al Cowens, R</b> (8, PH) OBP: 0.161, SLG: 0.172										1 0 0 0 0 0 1																						
<b>Bob Kearney, R</b> (8, 2) OBP: 0.227, SLG: 0.238										0 0 0 0 0 0 0																						
<b>Inning Stats</b>	R: 0 E: 0 K: 3 S: 9	H: 0 LOB: 0 BB: 0 P: 9	R: 0 E: 0 K: 2 S: 7	H: 0 LOB: 0 BB: 0 P: 7	R: 0 E: 0 K: 1 S: 5	H: 0 LOB: 0 BB: 0 P: 5	R: 0 E: 0 K: 3 S: 10	H: 1 LOB: 1 BB: 0 P: 10	R: 0 E: 0 K: 3 S: 9	H: 0 LOB: 0 BB: 0 P: 9	R: 1 E: 0 K: 2 S: 8	H: 1 LOB: 0 BB: 0 P: 8	R: 0 E: 0 K: 2 S: 8	H: 1 LOB: 1 BB: 0 P: 8	R: 0 E: 0 K: 2 S: 7	H: 0 LOB: 0 BB: 0 P: 7	1B: 2 2B: 0 3B: 0 HR: 1	SF: 0 SAC: 0 DP: 0 HBP: 0	WP: 0 PB: 0 SB: 0 CS: 0	PA: 30												
<b>PITCHER</b> <b>Roger Clemens, R</b> (1, 1) ERA: 1.62	IP 9.0	WLS W	BF 30	H 3	R 1	ER 1	SO 20	BB 0	IBB 0	HBP 0	BLK 0	WP 0	HR 1	S 70	P 70	ERA 1.00	WHIP 0.333															
											<b>PITCHER</b>	IP	WLS	BF	H	R	ER	SO	BB	IBB	HBP	BLK	WP	HR	S	P	ERA	WHIP				

**Seattle Mariners @ Boston Red Sox**  
**Fenway Park, Boston, MA**  
 Tue Apr 29 1986, 7:05 PM EDT  
 Att. 13,414 - Unknown

[livebaseballscorecards.com](http://livebaseballscorecards.com)

<b>AB</b>	<b>30</b>
<b>R</b>	<b>1</b>
<b>H</b>	<b>3</b>
<b>RBI</b>	<b>1</b>
<b>BB</b>	<b>0</b>
<b>SO</b>	<b>20</b>
<b>LOB</b>	<b>5</b>



Batter	1	2	3	4	5	6	7	8	9
Dwight Evans, R OBP: 0.361, SLG: 0.429 (1, 9)	0-3 K		0-0 1B			0-0 E4 CS	0-0 HR		
Wade Boggs, L OBP: 0.422, SLG: 0.493 (1, 5)	0-0 6-3		0-0 F7			4-0 2B 1-2 BB	0-0 F7		
Bill Buckner, L OBP: 0.263, SLG: 0.378 (1, 10)	0-0 F8			0-0 6-3		0-0 2B 1-3		0-0 6-3 1B	
Jim Rice, R OBP: 0.295, SLG: 0.417 (1, 7)		0-0 F9		0-0 1B CS		0-0 6-3		0-0 6-3	
Don Baylor, R OBP: 0.329, SLG: 0.418 Dave Stapleton, R (9, 3)		0-0 1B 4-3		0-3 K 1-2		0-3 K		4-0 BB	
Rich Gedman, L OBP: 0.313, SLG: 0.452 (1, 2)		0-0 1B 4-3 1-2			0-0 1B		0-0 F5	0-0 F8	
Marty Barrett, R OBP: 0.394, SLG: 0.466 (1, 4)		0-0 F8			4-0 BB FC5-4 BB		0-0 6-3	0-3 K	
Steve Lyons, L OBP: 0.250, SLG: 0.250 (1, 8)			0-0 F8		0-0 F8		0-0 BB HR 1B		
Glenn Hoffman, R OBP: 0.250, SLG: 0.111 Ed Romero, R OBP: 0.306, SLG: 0.318 (7, PR) (8, 6)			0-3 K		0-0 FC5-4 1-2		4-0 BB HR BB		

AB	R	H	RBI	BB	SO	LOB
4	1	2	3	0	1	0
3	0	0	0	1	0	2
4	0	2	0	0	0	0
4	0	1	0	0	0	3
3	0	1	0	1	2	3
0	0	0	0	0	0	0
4	0	1	0	0	0	3
3	0	0	0	1	1	3
3	1	1	0	0	0	1
2	0	0	0	1	1	1
0	1	0	0	0	0	0

**BOTTOM**

**Seattle Mariners @ Boston Red Sox**  
 Fenway Park, Boston, MA  
 Tue Apr 29 1986, 7:05 PM EDT  
 Att. 13,414 - Unknown

[livebaseballscorecards.com](http://livebaseballscorecards.com)

<b>AB</b>	<b>30</b>
<b>R</b>	<b>3</b>
<b>H</b>	<b>8</b>
<b>RBI</b>	<b>3</b>
<b>BB</b>	<b>4</b>
<b>SO</b>	<b>5</b>
<b>LOB</b>	<b>16</b>



1B: 6	SF: 0	WP: 0	PA: 34
2B: 2	SAC: 0	PB: 0	
3B: 0	DP: 1	SB: 0	
HR: 1	HBP: 0	CS: 2	

Inning Stats														Inning Stats																																																																						
R: 0	H: 0	E: 0	K: 1	S: 5	R: 0	H: 1	E: 0	K: 0	S: 4	R: 0	H: 1	E: 0	K: 1	S: 6	R: 0	H: 1	E: 0	K: 1	S: 5	R: 0	H: 1	E: 0	K: 0	S: 3	R: 0	H: 1	E: 1	K: 1	S: 6	R: 3	H: 2	E: 0	K: 0	S: 5	R: 0	H: 1	E: 0	K: 1	S: 6																																													
IP: 7.1	WLS: L	BF: 32	H: 8	R: 3	ER: 3	SO: 4	BB: 4	IBB: 0	HBP: 0	BLK: 0	WP: 0	HR: 1	S: 36	P: 52	ERA: 3.68	WHIP: 1.636	IP: 0.1	WLS: L	BF: 1	H: 0	R: 0	ER: 0	SO: 0	BB: 0	IBB: 0	HBP: 0	BLK: 0	WP: 0	HR: 0	S: 1	P: 1	ERA: 0.00	WHIP: 0.000	IP: 0.1	WLS: L	BF: 1	H: 0	R: 0	ER: 0	SO: 1	BB: 0	IBB: 0	HBP: 0	BLK: 0	WP: 0	HR: 0	S: 3	P: 3	ERA: 0.00	WHIP: 0.000	IP: 0.1	WLS: L	BF: 1	H: 0	R: 0	ER: 0	SO: 0	BB: 0	IBB: 0	HBP: 0	BLK: 0	WP: 0	HR: 0	S: 0	P: 0	ERA: 0.00	WHIP: 0.000	IP: 0.1	WLS: L	BF: 1	H: 0	R: 0	ER: 0	SO: 0	BB: 0	IBB: 0	HBP: 0	BLK: 0	WP: 0	HR: 0	S: 0	P: 0	ERA: 0.00	WHIP: 0.000

PITCHER														PITCHER																																			
IP	WLS	BF	H	R	ER	SO	BB	IBB	HBP	BLK	WP	HR	S	P	ERA	WHIP	IP	WLS	BF	H	R	ER	SO	BB	IBB	HBP	BLK	WP	HR	S	P	ERA	WHIP																
Mike Moore, R ERA: 2.36 (1, 1)	7.1	L	32	8	3	3	4	4	0	0	0	1	36	52	3.68	1.636	Matt Young, L ERA: 5.79 (8, 1)	0.1	L	1	0	0	0	0	0	0	0	1	1	0.00	0.000	Karl Best, R ERA: 2.7 (8, 1)	0.1	L	1	0	0	0	1	0	0	0	0	0	0	3	3	0.00	0.000



Batter	1	2	3	4	5	6	7	8	9	AB R H RBI BB SO LOB	TOP																															
Spike Owen, S (1, 6) OBP: 0.296, SLG: 0.318	0-0 F3		0-0 L7		0-3 K		0-0 F8		0-0 BB 1-2 1B	5 0 1 0 0 1 0																																
Phil Bradley, R (1, 7) OBP: 0.303, SLG: 0.278	0-3 K			0-0 F9		0-0 L4	0-3 K		4-0 BB 1-2 2-3 BB	4 0 0 0 1 2 0																																
Ivan Calderon, R (1, 9) OBP: 0.289, SLG: 0.347	0-0 1B			0-0 2B 2B		0-3 K	0-3 K		0-3 K	5 1 2 0 0 3 3																																
Gorman Thomas, R (1, 10) OBP: 0.351, SLG: 0.469	0-3 K			4-0 2B BB		4-0 BB 1B BB		4-0 BB	0-3 K	2 2 0 0 3 2 4																																
Jim Presley, R (1, 5) OBP: 0.244, SLG: 0.308		4-0 CS BB		0-3 K		0-0 1-2 1B BB		0-3 K		3 1 1 0 1 2 3																																
Danny Tartabull, R (1, 4) OBP: 0.350, SLG: 0.471		0-3 K 1-2		0-0 1-1 2-1 2B		4-0 1B BB		0-3 K		3 0 1 2 1 2 2																																
Barry Bonnell, R (1, 3) OBP: 0.125, SLG: 0.133 Ken Phelps, L (8, PH) OBP: 0.346, SLG: 0.450		0-3 K		0-0 F5		0-0 1-3 2-1 3-1 BB 1B		0-3 K		3 0 1 2 0 1 1 1 0 0 0 0 1 1																																
Dave Henderson, R (1, 8) OBP: 0.277, SLG: 0.264			0-0 4-3		0-0 1-3		4-0 1-2 BB		0-0 F9	3 0 0 0 1 0 0																																
Bob Kearney, R (1, 2) OBP: 0.200, SLG: 0.208 Al Cowens, R (9, PH) OBP: 0.188, SLG: 0.172			0-3 K		0-0 6-3		0-3 K		4-0 BB 1B BB	3 0 0 0 0 2 3 0 0 0 0 1 0 0																																
Inning Stats	R: 0 E: 0 K: 2 S: 8	H: 1 LOB: 1 BB: 0 P: 8	R: 0 E: 0 K: 2 S: 6	H: 0 LOB: 0 BB: 1 P: 10	R: 0 E: 0 K: 1 S: 5	H: 0 LOB: 0 BB: 0 P: 5	R: 2 E: 0 K: 1 S: 7	H: 2 LOB: 1 BB: 1 P: 11	R: 0 E: 0 K: 1 S: 5	H: 0 LOB: 0 BB: 0 P: 5	R: 2 E: 0 K: 2 S: 9	H: 2 LOB: 3 BB: 3 P: 21	R: 0 E: 0 K: 2 S: 7	H: 0 LOB: 0 BB: 0 P: 7	R: 0 E: 0 K: 3 S: 9	H: 0 LOB: 1 BB: 1 P: 13	R: 0 E: 0 K: 2 S: 8	H: 1 LOB: 3 BB: 2 P: 16	1B: 4 2B: 2 3B: 0 HR: 0	SF: 0 SAC: 0 DP: 0 HBP: 0	WP: 0 PB: 0 SB: 0 CS: 1	PA: 40																				
PITCHER	IP	WLS	BF	H	R	ER	SO	BB	IBB	HBP	BLK	WP	HR	S	P	ERA	WHIP								PITCHER	IP	WLS	BF	H	R	ER	SO	BB	IBB	HBP	BLK	WP	HR	S	P	ERA	WHIP
Bruce Hurst, L (1, 1) ERA: 3.78	5.2		25	5	4	4	8	4	0	0	0	0	0	37	53	6.35	1.588																									
Sammy Stewart, R (6, 1) ERA: 2.25	2.2	W	13	1	0	0	6	4	0	0	0	0	0	21	37	0.00	1.875																									
Bob Stanley, R (9, 1) ERA: 4.7	0.2	S	2	0	0	0	2	0	0	0	0	0	0	6	6	0.00	0.000																									

Seattle Mariners @ Boston Red Sox  
Fenway Park, Boston, MA  
Wed Apr 30 1986, 7:05 PM EDT  
Att: 13,161 - Unknown

AB	32
R	4
H	6
RBI	4
BB	8
SO	16
LOB	17



Batter	1	2	3	4	5	6	7	8	9
Dwight Evans, R OBP: 0.382, SLG: 0.425 (1, 9)	0-3 K	0-0 BB 1B			4-0 G3 1B BB	0-0 F9	4-0 1B BB	4-0 FC6-4 BB	
Wade Boggs, L OBP: 0.438, SLG: 0.486 (1, 5)	4-0 FC3 BB	4-0 1-2 BB			4-0 G3 1B BB		E6 1B	0-0 FC6-4 1-2f	
Bill Buckner, L OBP: 0.259, SLG: 0.380 (1, 10)	0-0 FC3 2B 1-2f	0-3 K			0-0 G3		0-0 1B 2B F3		
Jim Rice, R OBP: 0.313, SLG: 0.442 (1, 7)	0-0 1-3 2B		0-3 K		0-0 BB 1B		0-0 E 2B 1B 2-3 3-H	0-0 5-3	
Don Baylor, R OBP: 0.333, SLG: 0.408 (1, 3)	4-0 IBB		0-3 K		0-0 F7		0-0 F5	0-0 1B G3-4-1 1B	
Dave Stapleton, R (9, 3)									
Rich Gedman, L OBP: 0.333, SLG: 0.455 (1, 2)	0-0 3-1		0-0 1-3		4-0 1-2 BB		0-0 E7 2B 1B 3-H	0-0 G3-4-1 3B 1B	
Marty Barrett, R OBP: 0.380, SLG: 0.444 (1, 4)		0-0 1-3		0-0 CS 1B	0-0 F8		0-0 4-3	0-0 G3-4-1 1-2 3-H	
Steve Lyons, L OBP: 0.308, SLG: 0.417 (1, 8)		0-3 K2-3		0-3 K 1-2		0-0 F9	4-0 2B 1B IBB	0-0 3B	
Ed Romero, R OBP: 0.333, SLG: 0.354 (1, 6)		0-0 1B 1B		0-0 F8		0-0 F7	0-0 1B 2B 1-3 2-H 3-H	4-0 BB BB	

Inning Stats	R: 0	H: 1	E: 1	K: 1	S: 6	LOB: 3	BB: 2	P: 14	R: 0	H: 2	E: 0	K: 2	S: 9	LOB: 3	BB: 1	P: 13	R: 0	H: 0	E: 0	K: 2	S: 7	LOB: 0	BB: 0	P: 7	R: 0	H: 1	E: 0	K: 1	S: 5	LOB: 0	BB: 0	P: 5	R: 2	H: 1	E: 0	K: 0	S: 4	LOB: 2	BB: 3	P: 16	R: 0	H: 0	E: 0	K: 0	S: 3	LOB: 0	BB: 0	P: 3	R: 5	H: 5	E: 2	K: 0	S: 9	LOB: 3	BB: 2	P: 17	R: 2	H: 3	E: 0	K: 0	S: 6	LOB: 3	BB: 2	P: 14
--------------	------	------	------	------	------	--------	-------	-------	------	------	------	------	------	--------	-------	-------	------	------	------	------	------	--------	-------	------	------	------	------	------	------	--------	-------	------	------	------	------	------	------	--------	-------	-------	------	------	------	------	------	--------	-------	------	------	------	------	------	------	--------	-------	-------	------	------	------	------	------	--------	-------	-------

PITCHER	IP	WLS	BF	H	R	ER	SO	BB	IBB	HBP	BLK	WP	HR	S	P	ERA	WHIP
Mark Langston, L ERA: 6.2 (1, 1)	6.0		30	6	4	4	6	5	1	0	0	0	0	36	60	6.00	1.833
Ed Nunez, R ERA: 54.0 (7, 1)	0.1	L	3	2	0	0	0	0	0	0	0	0	0	3	3	0.00	6.000
Karl Best, R ERA: 4.91 (7, 1)	0.1		4	1	2	1	0	1	1	0	0	0	0	2	10	27.00	6.000
Matt Young, L ERA: 6.3 (7, 1)	1.1		10	4	3	3	0	2	0	0	0	0	0	8	16	20.25	4.500

**BOTTOM**

**Seattle Mariners @ Boston Red Sox**  
Fenway Park, Boston, MA  
Wed Apr 30 1986, 7:05 PM EDT  
Att. 13,161 - Unknown

AB	R	H	RBI	BB	SO	LOB
3	1	1	0	3	1	0
3	2	1	1	3	0	3
5	1	1	0	0	1	9
5	1	3	3	0	1	0
4	1	1	0	1	1	3
0	0	0	0	0	0	0
4	2	2	1	1	0	3
5	0	1	1	0	0	5
4	1	1	1	1	2	1
4	0	2	2	1	0	0

AB	37
R	9
H	13
RBI	9
BB	10
SO	6
LOB	24



WP	PA
0	47
PB	0
SB	0
CS	1

PITCHER	IP	WLS	BF	H	R	ER	SO	BB	IBB	HBP	BLK	WP	HR	S	P	ERA	WHIP
---------	----	-----	----	---	---	----	----	----	-----	-----	-----	----	----	---	---	-----	------



Batter	1	2	3	4	5	6	7	8	9	AB R H RBI BB SO LOB	TOP											
Danny Tartabull, R OBP: 0.345, SLG: 0.458 (1, 4)	0-3 K		0-0 1B		0-0 5-3		0-0 5-3			4 1 1 0 0 1 1												
Phil Bradley, R OBP: 0.325, SLG: 0.301 (1, 7)	0-0 FC1-6 1B		0-0 1B		0-0 1B			0-0 5-3		4 0 3 0 0 0 0												
Alvin Davis, L OBP: 0.300, SLG: 0.500 (1, 3)	0-0 FC1-6 1-2f		0-0 1B		0-0 4-3			0-0 F7		4 0 1 1 0 0 2												
Gorman Thomas, R OBP: 0.346, SLG: 0.456 (1, 10)	0-3 K		0-0 F5			0-0 F3		0-0 FC5-4 1B		4 0 1 0 0 1 3												
Al Cowens, R OBP: 0.167, SLG: 0.152 (1, 9)		0-0 F8		0-0 4-3		0-3 K		0-0 FC5-4 1-2f		4 0 0 0 0 1 1												
Jim Presley, R OBP: 0.233, SLG: 0.293 (1, 5)		0-0 5-3		0-0 F7		0-0 5-3		0-0 6-3		4 0 0 0 0 0 0												
Dave Henderson, R OBP: 0.275, SLG: 0.263 (1, 8)		0-0 F8		0-0 F3			0-3 K	0-0 G5-4-3 1B		4 0 1 0 0 1 0												
Domingo Ramos, R OBP: 0.231, SLG: 0.231 (1, 6)			0-0 G5-4-3 1B		0-3 K		0-0 5-3	0-0 G5-4-3 1-2f		4 0 1 0 0 1 1												
Steve Yeager, R OBP: 0.211, SLG: 0.235 (1, 2)			0-0 G5-4-3 1-2f		0-0 HR		4-0 BB			2 1 1 1 1 0 1												
<b>Inning Stats</b>	R: 0 E: 0 K: 2 S: 8	H: 1 LOB: 1 BB: 0 P: 8	R: 0 E: 0 K: 0 S: 3	H: 0 LOB: 0 BB: 0 P: 3	R: 1 E: 0 K: 0 S: 6	H: 4 LOB: 2 BB: 0 P: 6	R: 0 E: 0 K: 0 S: 3	H: 0 LOB: 0 BB: 0 P: 3	R: 1 E: 0 K: 1 S: 7	H: 2 LOB: 1 BB: 0 P: 7	R: 0 E: 0 K: 1 S: 5	H: 0 LOB: 0 BB: 0 P: 5	R: 0 E: 0 K: 1 S: 5	H: 0 LOB: 1 BB: 1 P: 9	R: 0 E: 0 K: 0 S: 4	H: 1 LOB: 1 BB: 0 P: 4	R: 0 E: 0 K: 0 S: 3	H: 1 LOB: 0 BB: 0 P: 3	1B: 8 2B: 0 3B: 0 HR: 1	SF: 0 SAC: 0 DP: 2 HBP: 0	WP: 0 PB: 0 SB: 0 CS: 0	PA: 35
<b>PITCHER</b> Oil Can Boyd, R ERA: 4.03 (1, 1)	IP: 9.0 WLS: W BF: 35 H: 9 R: 2 ER: 2 SO: 5 BB: 1 IBB: 0 HBP: 0 BLK: 0 WP: 0 HR: 1 S: 44 P: 48 ERA: 2.00 WHIP: 1.111											<b>PITCHER</b>	IP: 9.0 WLS: W BF: 35 H: 9 R: 2 ER: 2 SO: 5 BB: 1 IBB: 0 HBP: 0 BLK: 0 WP: 0 HR: 1 S: 44 P: 48 ERA: 2.00 WHIP: 1.111									

Seattle Mariners @ Boston Red Sox  
Fenway Park, Boston, MA  
Thu May 01 1986, 7:05 PM EDT  
Att: 13,109 - Unknown

livebaseballscorecards.com

AB	34
R	2
H	9
RBI	2
BB	1
SO	5
LOB	9



Batter	1	2	3	4	5	6	7	8	9	AB	R	H	RBI	BB	SO	LOB
Dwight Evans, R OBP: 0.372, SLG: 0.403 (1, 9)	4-0 BB 1-3 HBP BB	0-0 5-3		0-3 K		0-0 E4 HR	0-0 F9			4	2	0	0	1	1	5
Wade Boggs, L OBP: 0.447, SLG: 0.545 (1, 5)	0-0 1-3 1-2		0-0 L5	0-0 E4 2B 1B		0-0 HR		0-0 SF8 2B		5	3	3	3	0	0	1
Bill Buckner, L OBP: 0.267, SLG: 0.386 (1, 3)	4-0 HBP FC3-6 BB		0-0 L4	0-0 CS 2B		0-0 4-3		0-0 4-3		4	1	1	2	1	0	1
Jim Rice, R OBP: 0.318, SLG: 0.438 (1, 7)	4-0 FC3-6 HBP BB		0-0 L5	0-0 CS 2B		0-0 F4 1B		0-0 SF8		3	0	1	1	1	0	0
Don Baylor, R OBP: 0.337, SLG: 0.392 (1, 10)	1-0 FC3-6 HBP			1-0 1B 1B HBP		0-3 K	0-0 F8			3	1	0	1	0	2	1
Rich Gedman, L OBP: 0.329, SLG: 0.443 (1, 2)	0-0 FC3-6			0-0 1B 1B 1B		0-0 4-3		0-0 F2		4	1	1	1	0	0	2
Marty Barrett, R OBP: 0.400, SLG: 0.463 (1, 4)	0-0 L4			0-0 1B 1B E 1B		0-0 3B 1B	0-0 1B			4	2	3	0	0	0	2
Steve Lyons, L OBP: 0.412, SLG: 0.625 (1, 8)		0-0 B5		0-0 E 2B 1B		0-0 SF8 3B	0-0 1B			4	2	3	2	0	0	0
Ed Romero, R OBP: 0.310, SLG: 0.333 (1, 6)		0-0 F6		0-0 F3		0-0 SF8	0-0 F8			3	0	0	1	0	0	5

<b>Inning Stats</b>	R: 2 E: 0 K: 0 S: 3	H: 0 LOB: 2 BB: 3 P: 16	R: 0 E: 0 K: 0 S: 3	H: 0 LOB: 0 BB: 0 P: 3	R: 0 E: 0 K: 0 S: 3	H: 0 LOB: 0 BB: 0 P: 3	R: 5 E: 1 K: 1 S: 9	H: 5 LOB: 0 BB: 0 P: 10	R: 0 E: 0 K: 1 S: 5	H: 0 LOB: 0 BB: 0 P: 5	R: 4 E: 1 K: 0 S: 8	H: 4 LOB: 1 BB: 0 P: 8	R: 0 E: 0 K: 0 S: 5	H: 2 LOB: 2 BB: 0 P: 5	R: 1 E: 0 K: 1 S: 6	H: 1 LOB: 0 BB: 0 P: 6	1B: 8 2B: 2 3B: 1 HR: 1	SF: 2 SAC: 0 DP: 0 HBP: 2	WP: 0 PB: 0 SB: 0 CS: 1	PA: 42
<b>PITCHER</b>	IP	WLS	BF	H	R	ER	SO	BB	IBB	HBP	BLK	WP	HR	S	P	ERA	WHIP			
Bill Swift, R ERA: 5.56 (1, 1)	4.0	L	21	5	7	6	1	3	0	2	0	0	0	18	32	13.50	2.000			
Lee Guetterman, L ERA: 4.61 (5, 1)	3.0		16	6	4	3	1	0	0	0	0	0	1	18	18	9.00	2.000			
Pete Ladd, R ERA: 3.97 (8, 1)	1.0		4	1	1	1	1	0	0	0	0	0	0	6	6	9.00	1.000			

**Seattle Mariners @ Boston Red Sox**  
**Fenway Park, Boston, MA**  
 Thu May 01 1986, 7:05 PM EDT  
 Att. 13,109 - Unknown

livebaseballscorecards.com

<b>AB</b>	<b>34</b>
<b>R</b>	<b>12</b>
<b>H</b>	<b>12</b>
<b>RBI</b>	<b>11</b>
<b>BB</b>	<b>3</b>
<b>SO</b>	<b>3</b>
<b>LOB</b>	<b>17</b>





Batter	1	2	3	4	5	6	7	8	9	10	11	AB R H RBI BB SO LOB	TOP												
Danny Tartabull, R OBP: 0.356, SLG: 0.494 (1, 4)	0-3 K		X 0-0 HR		X 0-0 F3		B B B B 4-0 BB		S S S 0-3 K		X 0-0 BB S 1B	5 2 2 1 1 2 0													
Phil Bradley, R OBP: 0.333, SLG: 0.341 (1, 8) (8, 7)	0-0 6-3		X 0-0 F7		X 0-0 HR		B B B B 4-0 BB		X 0-0 E BB 1B		S S S 0-3 K	5 1 2 1 1 1 1													
Alvin Davis, L OBP: 0.316, SLG: 0.485 (1, 3)	0-0 E5		X 0-0 BB 1B		S S S 0-3 K		X 0-0 F6		B B B B 4-0 E BB		I 4-0 BB 1B IBB	4 0 1 0 2 1 3													
Gorman Thomas, R OBP: 0.356, SLG: 0.458 (1, 10)	0-0 F8		B B B B 4-0 BB		X 0-0 5-3		X 0-0 1B 2B		X 0-0 E6		B B B B 4-0 BB 1B BB	4 0 1 0 2 0 3													
Al Cowens, R OBP: 0.214, SLG: 0.205 (1, 9)		X 0-0 1B	X 0-0 F9		X 0-0 G3		X 0-0 BB 1B		S S S 0-3 K		X 0-0 BB 1B BB	6 0 3 1 0 1 5													
Jim Presley, R OBP: 0.217, SLG: 0.273 (1, 5)		X 0-0 F8		X 0-0 F7		S S S 0-3 K		S S S 0-3 K		S S S 0-3 K		X 0-0 F9	6 0 0 0 0 3 6												
Barry Bonnell, R OBP: 0.105, SLG: 0.111 Ken Phelps, L OBP: 0.370, SLG: 0.450 Dave Henderson, R OBP: 0.271, SLG: 0.259 (1, 7) (8, PH) (8, PR) (8, 8)		S S S 0-3 K		S S S 0-3 K		X 0-0 3-1		X 4-0 BB G6-4-3		X 0-0 2-3			3 0 0 0 0 2 1 0 0 0 0 1 0 0 1 0 0 0 0 0 0	AB 44 R 3 H 10 RBI 3 BB 7 SO 13 LOB 24											
Domingo Ramos, R OBP: 0.222, SLG: 0.222 (1, 6)		X 0-0 F8		S S S 0-3 K		X 0-0 FC8-4 1B		X 0-0 G6-4-3		X 0-0 4-3			5 0 1 0 0 1 4												
Bob Kearney, R OBP: 0.167, SLG: 0.172 (1, 2)			S S S 0-3 K		X 0-0 6-3		X 0-0 FC8-4 BB 1-2f		S S S 0-3 K		X 0-0 5-3	5 0 0 0 0 2 1													
<b>Inning Stats</b>	R: 0 E: 1 K: 1 S: 6	H: 0 LOB: 1 BB: 0 P: 6	R: 0 E: 0 K: 1 S: 6	H: 1 LOB: 1 BB: 0 P: 6	R: 1 E: 0 K: 1 S: 7	H: 2 LOB: 2 BB: 1 P: 11	R: 0 E: 0 K: 2 S: 7	H: 0 LOB: 0 BB: 0 P: 7	R: 1 E: 0 K: 1 S: 6	H: 1 LOB: 0 BB: 0 P: 6	R: 0 E: 0 K: 1 S: 5	H: 0 LOB: 0 BB: 0 P: 5	R: 0 E: 0 K: 1 S: 5	H: 2 LOB: 3 BB: 1 P: 10	R: 0 E: 1 K: 3 S: 11	H: 1 LOB: 3 BB: 1 P: 15	R: 0 E: 0 K: 1 S: 5	H: 0 LOB: 0 BB: 0 P: 5	R: 1 E: 0 K: 1 S: 7	H: 2 LOB: 3 BB: 2 P: 15	1B: 7 2B: 1 3B: 0 HR: 2	SF: 0 SAC: 0 DP: 1 HBP: 0	WP: 0 PB: 0 SB: 1 CS: 0	PA: 51	
<b>PITCHER</b>	IP WLS BF H R ER SO BB IBB HBP BLK WP HR S P ERA WHIP																								
Jim Clancy, R ERA: 2.91 Mark Eichhorn, R ERA: 0.81 Don Gordon, R ERA: 2.92 (1, 1) (8, 1) (11, 1)	7.0 L 2	32 17 2	7 2 1	2 1 0	2 1 0	7 6 0	3 3 0	0 1 0	0 0 0	0 0 0	0 0 0	0 0 0	0 0 0	2 25 2	55 41 2	2.57 2.46 0.00	1.429 1.364 3.000								

Seattle Mariners @ Toronto Blue Jays  
Exhibition Stadium, Toronto, ON  
Fri May 02 1986, 7:05 PM EDT  
Att. 18,134 - Unknown

livebaseballscorecards.com



Batter	1	2	3	4	5	6	7	8	9	10	11	AB R H RBI BB SO LOB
Lloyd Moseby, L (1, 8) OBP: 0.337, SLG: 0.432	0-3 K (1)		x 0-0 S 1B		x 0-0 F7 (3)			x 0-0 G6-3 1B		0-3 K (1)		5 0 2 0 0 2 1
Tony Fernandez, S (1, 6) OBP: 0.316, SLG: 0.326	0-0 CS 1B		B B B B 4-0 1B			x 0-0 FC4-6 1B		x 0-0 G1		0-0 4-3 (2)		4 0 2 0 1 0 1
Rance Mulliniks, L (1, 5) OBP: 0.299, SLG: 0.293 Garth Iorg, R (8, PH) OBP: 0.293, SLG: 0.237 (9, 5)	0-0 F7 (2, 3)		x 0-0 F9 (3)			x 0-0 FC4-6 1-2f		x 0-0 G6-3 1-2f		0-3 K (3)		3 0 0 0 0 0 4 2 0 0 0 0 1 1
Willie Upshaw, L (1, 3) OBP: 0.400, SLG: 0.392		x 0-0 4-3 (1)		S S S 0-3 K (1)		x 0-0 F7 (2)			S S S 0-3 K (1)		S S S 0-3 K (1)	5 0 0 0 0 3 1
George Bell, R (1, 7) OBP: 0.395, SLG: 0.570		x 0-0 F9 (2)		x 0-0 4-3 (2)		x 0-0 1-3 (3)			B B B B 4-0 WP S 1B BB		x 0-0 G6-4-3 1B	4 1 1 0 1 0 1
Jesse Barfield, R (1, 9) OBP: 0.303, SLG: 0.476		x 0-0 HR		x 0-0 F8 (3)			S S S 0-3 K (1)		S S S 0-3 K (2)		x 0-0 G6-4-3 (2, 3)	5 1 1 1 0 2 2
Cliff Johnson, R (1, 10) OBP: 0.411, SLG: 0.458 Damaso Garcia, R (9, PR) OBP: 0.261, SLG: 0.233		x 0-0 1-3 (3)		x 0-0 F4 (1)			x 0-0 6-3 (2)		x 0-0 S BB 1B			4 0 1 1 0 0 0 0 0 0 0 0 0 0
Ernie Whitt, L (1, 2) OBP: 0.118, SLG: 0.353 Buck Martinez, R (9, PH) OBP: 0.258, SLG: 0.192 (10, 2)			x 0-0 F7 (1)		x 0-0 F9 (2)		x 0-0 2B		B B B B 4-0 1-2 BB			3 0 1 0 0 0 0 0 0 0 0 1 0 0
Kelly Gruber, R (1, 4) OBP: 0.280, SLG: 0.600			x 0-0 6-3 (2)		x 0-0 3B		x 0-0 5-3 (3)		x 0-0 F3 2-3			4 0 1 0 0 0 3

Inning Stats	R: 0	H: 1	E: 0	LOB: 0	K: 1	BB: 0	S: 5	P: 5	R: 1	H: 1	E: 0	LOB: 0	K: 0	BB: 0	S: 4	P: 4	R: 0	H: 1	E: 0	LOB: 2	K: 0	BB: 1	S: 4	P: 8	R: 0	H: 0	E: 0	LOB: 0	K: 1	BB: 0	S: 5	P: 5	R: 0	H: 1	E: 0	LOB: 1	K: 0	BB: 0	S: 4	P: 4	R: 0	H: 1	E: 0	LOB: 1	K: 1	BB: 0	S: 6	P: 6	R: 0	H: 1	E: 0	LOB: 0	K: 0	BB: 0	S: 3	P: 3	R: 1	H: 1	E: 0	LOB: 2	K: 2	BB: 2	S: 8	P: 16	R: 0	H: 0	E: 0	LOB: 0	K: 2	BB: 0	S: 7	P: 7	R: 0	H: 1	E: 0	LOB: 0	K: 1	BB: 0	S: 5	P: 5	1B: 6	SF: 0	2B: 1	SAC: 0	3B: 1	DP: 2	HR: 1	HBP: 0
--------------	------	------	------	--------	------	-------	------	------	------	------	------	--------	------	-------	------	------	------	------	------	--------	------	-------	------	------	------	------	------	--------	------	-------	------	------	------	------	------	--------	------	-------	------	------	------	------	------	--------	------	-------	------	------	------	------	------	--------	------	-------	------	------	------	------	------	--------	------	-------	------	-------	------	------	------	--------	------	-------	------	------	------	------	------	--------	------	-------	------	------	-------	-------	-------	--------	-------	-------	-------	--------

PITCHER	IP	WLS	BF	H	R	ER	SO	BB	IBB	HBP	BLK	WP	HR	S	P	ERA	WHIP
Milt Wilcox, R (1, 1) ERA: 4.44	7.0		27	6	1	1	3	1	0	0	0	0	1	32	36	1.29	1.000
Matt Young, L (8, 1) ERA: 5.91	1.1		4	1	0	0	1	0	0	0	0	0	0	6	6	0.00	0.750
Karl Best, R (9, 1) ERA: 6.75	0.1		3	1	1	1	1	1	0	0	0	1	0	4	8	27.00	6.000
Lee Guetterman, L (9, 1) ERA: 4.61	0.0		1	0	0	0	0	1	0	0	0	0	0	4		∞	∞
Pete Ladd, R (9, 1) ERA: 3.29	2.1	W	7	1	0	0	3	0	0	0	0	0	0	13	13	0.00	0.429

BOTTOM

Seattle Mariners @ Toronto Blue Jays  
Exhibition Stadium, Toronto, ON  
Fri May 02 1986, 7:05 PM EDT  
Att. 18,134 - Unknown

livebaseballscores.com

AB	39
R	2
H	9
RBI	2
BB	3
SO	8
LOB	14



WP: 1	PA: 42
PB: 0	
SB: 3	
CS: 1	



Batter	1	2	3	4	5	6	7	8	9	AB R H RBI BB SO LOB	TOP											
<b>Spike Owen, S</b> (1, 6) OBP: 0.276, SLG: 0.296	0-0 F9		0-0 1-3		0-0 FC3-6		0-0 1-3		0-0 6-3	5 0 0 0 0 0 3												
<b>Phil Bradley, R</b> (1, 8) OBP: 0.340, SLG: 0.359	0-3 K			0-0 2B	0-0 CS	0-0 1-3		0-0 1B S		4 2 2 0 0 1 0												
<b>Alvin Davis, L</b> (1, 3) OBP: 0.350, SLG: 0.529	0-0 1B			0-0 2B		0-0 1B		0-0 1B		4 1 4 1 0 0 0												
<b>Gorman Thomas, R</b> (1, 10) OBP: 0.363, SLG: 0.474	0-0 F5			0-0 SF9	0-0 F9	0-0 F9		0-0 1B		4 1 2 2 0 0 2												
<b>Al Cowens, R</b> (1, 9) OBP: 0.196, SLG: 0.186		0-0 F8		0-0 F8	0-3 K			0-3 K		4 0 0 0 0 2 4												
<b>Danny Tartabull, R</b> (1, 4) OBP: 0.351, SLG: 0.481		0-3 K		0-0 SF9		4-0 BB		0-0 F4		2 0 0 1 1 1 2												
<b>Jim Presley, R</b> (1, 5) OBP: 0.208, SLG: 0.261		0-3 K		0-0 6-3		0-3 K		0-3 K		4 0 0 0 0 3 3												
<b>Barry Bonnell, R</b> (1, 7) OBP: 0.087, SLG: 0.091			0-3 K		0-0 5-3		0-3 K		0-3 K	4 0 0 0 0 3 1												
<b>Steve Yeager, R</b> (1, 2) OBP: 0.244, SLG: 0.250			0-0 F7		0-0 FC3-6		4-0 BB		0-0 F9	2 0 1 0 1 0 0												
<b>Bob Kearney, R</b> (8, 2) OBP: 0.161, SLG: 0.167										1 0 0 0 0 0 0												
<b>Inning Stats</b>	R: 0 E: 0 K: 1 S: 6	H: 1 LOB: 1 BB: 0 P: 6	R: 0 E: 0 K: 2 S: 7	H: 0 LOB: 0 BB: 0 P: 7	R: 0 E: 0 K: 1 S: 5	H: 0 LOB: 0 BB: 0 P: 5	R: 3 E: 0 K: 0 S: 6	H: 3 LOB: 0 BB: 0 P: 6	R: 0 E: 0 K: 0 S: 3	H: 1 LOB: 0 BB: 0 P: 3	R: 0 E: 0 K: 1 S: 6	H: 1 LOB: 1 BB: 0 P: 6	R: 0 E: 0 K: 2 S: 7	H: 0 LOB: 2 BB: 2 P: 15	R: 1 E: 0 K: 2 S: 10	H: 3 LOB: 2 BB: 0 P: 10	R: 0 E: 0 K: 1 S: 5	H: 0 LOB: 0 BB: 0 P: 5	1B: 6 2B: 3 3B: 0 HR: 0	SF: 1 SAC: 0 DP: 0 HBP: 0	WP: 0 PB: 0 SB: 2 CS: 1	PA: 38
<b>PITCHER</b>	IP WLS BF H R ER SO BB IBB HBP BLK WP HR S P ERA WHIP																					
<b>Jim Acker, R</b> (1, 1) ERA: 2.84	6.0 L 23 6 3 3 5 0 0 0 0 0 0 0 33 33 4.50 1.000																					
<b>Dennis Lamp, R</b> (7, 1) ERA: 7.64	1.0 7 2 1 1 2 2 0 0 0 0 0 0 9 17 9.00 4.000																					
<b>Tom Henke, R</b> (8, 1) ERA: 8.1	2.0 7 1 0 0 3 0 0 0 0 0 0 0 13 13 0.00 0.500																					

Seattle Mariners @ Toronto Blue Jays  
Exhibition Stadium, Toronto, ON  
Sat May 03 1986, 3:33 AM EDT  
Att: 27,115 - Unknown

livebaseballscorecards.com

AB	34
R	4
H	9
RBI	4
BB	2
SO	10
LOB	15



BOTTOM

Seattle Mariners @ Toronto Blue Jays  
Exhibition Stadium, Toronto, ON  
Sat May 03 1986, 3:33 AM EDT  
Att. 27,115 - Unknown

livebaseballscorecards.com

AB	36
R	2
H	10
RBI	2
BB	4
SO	4
LOB	22



WP:	0	PA:	41
PB:	0		
SB:	2		
CS:	1		

AB R H RBI BB SO LOB

4	0	2	0	1	0	0
5	0	1	0	0	0	3
4	0	0	0	1	2	5
4	1	1	0	1	0	3
4	0	1	0	0	0	2
4	0	0	0	0	0	3
3	1	3	1	0	0	0
0	0	0	0	1	0	0
0	0	0	0	0	0	0
3	0	2	1	0	0	1
1	0	0	0	0	0	2
2	0	0	0	0	1	2
1	0	0	0	0	0	1
1	0	0	0	0	1	0

Batter	1	2	3	4	5	6	7	8	9
Lloyd Moseby, L OBP: 0.349, SLG: 0.434 (1, 8)	0-0 F5 1B		4-0 G6-4-3 1B BB		0-0 F9 1B		0-0 G3 1B		0-0 S 4-3 1B
Tony Fernandez, S OBP: 0.311, SLG: 0.320 (1, 6)	0-0 G3 1B		0-0 G6-4-3 1B		0-0 E7 1B		0-0 G3 1B		0-0 4-3 1B
Cliff Johnson, R OBP: 0.393, SLG: 0.423 (1, 10)	0-3 K 1B		0-0 G6-4-3 1-2f 2-3		0-0 4-3		0-3 K		4-0 2-3 BB
Willie Upshaw, L OBP: 0.400, SLG: 0.386 (1, 3)		0-0 4-3 1B 1B	0-0 F9 1B		4-0 FC3-6 BB		0-0 4-1 1B		0-0 F6 1B
George Bell, R OBP: 0.389, SLG: 0.578 (1, 7)		0-0 4-3 1-2		0-0 6-3 1B		0-0 FC3-6 CS 1-2f		0-0 3B	
Jesse Barfield, R OBP: 0.290, SLG: 0.455 (1, 9)		0-0 F9 1B		0-0 F7 1B		0-0 F3 1B		0-0 1-3 1B	
Rance Mulliniks, L OBP: 0.329, SLG: 0.344 (8, PH) Cecil Fielder, R OBP: 0.162, SLG: 0.333 (8, PR) Damaso Garcia, R OBP: 0.261, SLG: 0.233 (9, 4)		0-0 1B 2-H		0-0 1B		0-0 CS 1-2	0-0 1B 2B	4-0 S BB	
Ernie Whitt, L OBP: 0.200, SLG: 0.400 (8, PH) Buck Martinez, R OBP: 0.250, SLG: 0.185 (9, 2)		0-0 FC6-4 1B		0-0 4-3		0-0 G3 1B 2-H	0-0 G3 1B 1B	0-0 6-3 1-2	
Kelly Gruber, R OBP: 0.259, SLG: 0.556 (7, PH) Rick Leach, L OBP: 0.375, SLG: 0.348 (8, 4) Garth Iorg, R OBP: 0.286, SLG: 0.231 (9, 5)		0-0 FC6-4 1-2f		0-3 K		0-0 F9 1B		0-3 K	

Inning Stats	R: 0	H: 0	E: 0	K: 1	S: 5	LOB: 0	BB: 0	P: 5
	R: 1	H: 3	E: 0	K: 0	S: 6	LOB: 2	BB: 0	P: 6
	R: 0	H: 1	E: 0	K: 0	S: 3	LOB: 1	BB: 1	P: 7
	R: 0	H: 1	E: 0	K: 0	S: 4	LOB: 1	BB: 0	P: 4
	R: 0	H: 0	E: 1	K: 1	S: 6	LOB: 1	BB: 0	P: 6
	R: 0	H: 0	E: 0	K: 0	S: 2	LOB: 0	BB: 1	P: 6
	R: 1	H: 3	E: 0	K: 1	S: 8	LOB: 2	BB: 0	P: 8
	R: 0	H: 1	E: 0	K: 0	S: 4	LOB: 3	BB: 1	P: 8
	R: 0	H: 1	E: 0	K: 1	S: 6	LOB: 2	BB: 1	P: 10

PITCHER	IP	WLS	BF	H	R	ER	SO	BB	IBB	HBP	BLK	WP	HR	S	P	ERA	WHIP
Mike Morgan, R ERA: 2.12 (1, 1)	7.0		30	8	2	2	3	2	0	0	0	0	0	34	42	2.57	1.429
Jerry Reed, R ERA: (8, 1)	0.2		3	1	0	0	0	0	0	0	0	0	0	3	3	0.00	1.500
Matt Young, L ERA: 5.91 (8, 1)	0.0		1	0	0	0	0	1	0	0	0	0	0	4	∞	∞	∞
Pete Ladd, R ERA: 3.0 (8, 1)	1.1	S	6	1	0	0	1	1	0	0	0	0	0	7	11	0.00	1.500

1B:	8	SF:	0
2B:	1	SAC:	0
3B:	1	DP:	1
HR:	0	HBP:	0



Batter	1	2	3	4	5	6	7	8	9	AB R H RBI BB SO LOB	TOP																									
<b>Spike Owen, S</b> (1, 6) OBP: 0.288, SLG: 0.311	0-0 K 2B		0-3 K			4-0 BB		0-0 G3		3 0 1 0 1 1 2																										
<b>Phil Bradley, R</b> (1, 8) OBP: 0.327, SLG: 0.344	0-3 K		0-3 K			0-0 L9		0-3 K		4 0 0 0 0 3 4																										
<b>Alvin Davis, L</b> (1, 3) OBP: 0.369, SLG: 0.528	4-0 1B BB				4-0 G1-6-3 BB				0-0 FC6-4 1B	2 0 1 0 2 1 1 0 0 0 0 0 0 0																										
<b>Dave Henderson, R</b> (9, PR) OBP: 0.271, SLG: 0.259																																				
<b>Gorman Thomas, R</b> (1, 10) OBP: 0.358, SLG: 0.463	0-0 1-2 1B				0-3 K		0-0 6-3		0-0 F9	4 0 1 0 0 1 2																										
<b>Al Cowens, R</b> (1, 9) OBP: 0.200, SLG: 0.174	0-0 G3				0-0 G1-6-3		4-0 G6-4-3 BB		0-0 FC6-4 2B	3 1 0 0 1 0 4																										
<b>Danny Tartabull, R</b> (1, 4) OBP: 0.347, SLG: 0.482		0-0 5-3			0-3 K		0-0 G6-4-3		0-0 2B	4 1 1 1 0 1 1																										
<b>Barry Bonnell, R</b> (1, 7) OBP: 0.185, SLG: 0.231		0-3 K			0-0 G6-3 1B			0-0 G3 1B	0-0 2B	4 0 3 1 0 1 0																										
<b>Domingo Ramos, R</b> (1, 5) OBP: 0.200, SLG: 0.200		0-0 F6			0-0 G6-3			0-0 F8	0-0 F6	2 0 0 0 0 0 1 1 0 0 0 0 0 1 1 0 0 0 0 0 2																										
<b>Ken Phelps, L</b> (8, PH) OBP: 0.357, SLG: 0.429																																				
<b>Jim Presley, R</b> (8, 5) OBP: 0.206, SLG: 0.258																																				
<b>Steve Yeager, R</b> (1, 2) OBP: 0.233, SLG: 0.237			0-0 F9				0-0 F8			2 0 0 0 0 0 0 1 0 1 0 0 0 0 0 0 0 0 0 0 0																										
<b>Ivan Calderon, R</b> (8, PH) OBP: 0.299, SLG: 0.356								0-0 G3 1B																												
<b>Bob Kearney, R</b> (8, 2) OBP: 0.161, SLG: 0.167																																				
<b>Inning Stats</b>	R: 0 E: 0 K: 1 S: 6	H: 2 LOB: 2 BB: 1 P: 10	R: 0 E: 0 K: 1 S: 5	H: 0 LOB: 0 BB: 0 P: 5	R: 0 E: 0 K: 2 S: 7	H: 0 LOB: 0 BB: 0 P: 7	R: 0 E: 0 K: 1 S: 4	H: 1 LOB: 0 BB: 1 P: 8	R: 0 E: 0 K: 1 S: 5	H: 0 LOB: 1 BB: 1 P: 9	R: 0 E: 0 K: 0 S: 2	H: 0 LOB: 0 BB: 1 P: 6	R: 0 E: 0 K: 1 S: 7	H: 2 LOB: 2 BB: 0 P: 7	R: 2 E: 0 K: 0 S: 6	H: 3 LOB: 2 BB: 0 P: 6	1B: 5 2B: 3 3B: 0 HR: 0	SF: 0 SAC: 0 DP: 3 HBP: 0	WP: 0 PB: 0 SB: 0 CS: 0	PA: 35																
<b>PITCHER</b>	IP WLS BF H R ER SO BB IBB HBP BLK WP HR S P ERA WHIP																																			
<b>Dave Stieb, R</b> (1, 1) ERA: 5.6	8.2	34	8	2	2	8	4	0	0	0	0	0	0	46	62	2.08	1.385																			
<b>Tom Henke, R</b> (9, 1) ERA: 7.84	0.1	W	1	0	0	0	0	0	0	0	0	0	0	1	1	0.00	0.000																			

Seattle Mariners @ Toronto Blue Jays  
Exhibition Stadium, Toronto, ON  
Sun May 04 1986, 3:33 AM EDT  
Att: 22,154 - Unknown

livebaseballscorecards.com

AB	31
R	2
H	8
RBI	2
BB	4
SO	8
LOB	18



BOTTOM

Seattle Mariners @ Toronto Blue Jays  
Exhibition Stadium, Toronto, ON  
Sun May 04 1986, 3:33 AM EDT  
Att. 22,154 - Unknown

livebaseballscorecards.com

AB	34
R	3
H	8
RBI	3
BB	5
SO	2
LOB	20



WP:	0	PA:	40
PB:	0	SB:	2
CS:	0		

AB R H RBI BB SO LOB

3	0	2	0	2	0	0
5	0	1	0	0	0	4
3	0	0	0	2	0	3
5	0	2	1	0	1	4
4	0	0	0	0	0	3
4	1	1	0	0	0	2
4	1	2	1	0	0	2
3	0	0	1	1	0	1
0	1	0	0	0	0	0
2	0	0	0	0	1	1
1	0	0	0	0	0	0

Batter	1	2	3	4	5	6	7	8	9
Lloyd Moseby, L OBP: 0.369, SLG: 0.441 (1, 8)	0-0 F9 1B 1B		0-0 F3 1B		4-0 4-3 1-6-3 BB		0-0 S 1B		4-0 FC3-6 1B IBB
Tony Fernandez, S OBP: 0.306, SLG: 0.314 (1, 6)	0-0 S 1-2 1B		0-0 5-3		0-0 1-6-3 1-2		0-0 F6 1-2		0-0 FC3-6 1B IBB 1-2f 2-3
Rance Mulliniks, L OBP: 0.333, SLG: 0.328 (1, 5)	0-0 F9 2-3		4-0 BB		0-0 4-3 2-3			0-0 F7	4-0 1B 1-2 IBB
Willie Upshaw, L OBP: 0.400, SLG: 0.398 (1, 3)	0-3 K 1-2		0-0 F7		0-0 1-3			0-0 FC6-4 2B	0-0 1-2 2-3 3-H 1B
George Bell, R OBP: 0.372, SLG: 0.552 (1, 7)	0-0 F3			0-0 5-3		0-0 5-3		0-0 E5 FC6-4	
Jesse Barfield, R OBP: 0.289, SLG: 0.446 (1, 9)		0-0 F4		0-0 1B FC4-6 1B		0-0 F8		0-0 FC6-4 1-2f 2-3	
Cliff Johnson, R OBP: 0.400, SLG: 0.482 (1, 10)		0-0 HR		0-0 1-3 FC4-6 1B		0-0 4-3		0-0 F8	
Ernie Whitt, L OBP: 0.208, SLG: 0.348 (1, 2)		0-0 F8		0-0 FC4-6 1-2f 3-H		0-0 1-3			4-0 FC3-6 SH1-3 1B BB
Damaso Garcia, R OBP: 0.261, SLG: 0.233 (9, PR)									
Garth Iorg, R OBP: 0.273, SLG: 0.220 (1, 4)		0-3 K		0-0 5-3			0-0 F6		0-0 SH1-3 1-2
Kelly Gruber, R OBP: 0.250, SLG: 0.536 (5, 4)									

Inning Stats	R: 0 E: 0 K: 1 S: 7	H: 2 LOB: 2 BB: 0 P: 7	R: 1 E: 0 K: 1 S: 6	H: 1 LOB: 0 BB: 0 P: 6	R: 0 E: 0 K: 0 S: 3	H: 0 LOB: 1 BB: 1 P: 7	R: 1 E: 0 K: 0 S: 5	H: 2 LOB: 1 BB: 0 P: 5	R: 0 E: 0 K: 0 S: 3	H: 0 LOB: 1 BB: 1 P: 7	R: 0 E: 0 K: 0 S: 3	H: 0 LOB: 0 BB: 0 P: 3	R: 0 E: 0 K: 0 S: 4	H: 1 LOB: 1 BB: 0 P: 4	R: 0 E: 2 K: 0 S: 5	H: 1 LOB: 2 BB: 0 P: 5	R: 1 E: 0 K: 0 S: 3	H: 1 LOB: 3 BB: 3 P: 15
--------------	------------------------------	---------------------------------	------------------------------	---------------------------------	------------------------------	---------------------------------	------------------------------	---------------------------------	------------------------------	---------------------------------	------------------------------	---------------------------------	------------------------------	---------------------------------	------------------------------	---------------------------------	------------------------------	----------------------------------

PITCHER	IP	WLS	BF	H	R	ER	SO	BB	IBB	HBP	BLK	WP	HR	S	P	ERA	WHIP
Mike Moore, R ERA: 2.49 (1, 1)	8.2	L	40	8	3	3	2	3	2	0	0	0	1	39	59	3.12	1.269

PITCHER	IP	WLS	BF	H	R	ER	SO	BB	IBB	HBP	BLK	WP	HR	S	P	ERA	WHIP
---------	----	-----	----	---	---	----	----	----	-----	-----	-----	----	----	---	---	-----	------



Batter	1	2	3	4	5	6	7	8	9	AB R H RBI BB SO LOB	TOP		
<b>Spike Owen, S</b> (1, 6) OBP: 0.277, SLG: 0.299	0-0 F8		0-0 F8			0-0 F9		0-0 SH3-4		3 0 0 0 0 0 0	<b>Seattle Mariners @ Milwaukee Brewers</b> <b>Milwaukee County Stadium, Milwaukee, WI</b> Mon May 05 1986, 8:05 PM EDT Att. 6,846 - Unknown <a href="http://livebaseballscorecards.com">livebaseballscorecards.com</a>		
<b>Phil Bradley, R</b> (1, 8) OBP: 0.315, SLG: 0.330	0-3 K		0-3 K			0-0 5-3		0-0 5-3		4 0 0 0 0 2 1			
<b>Alvin Davis, L</b> (1, 3) OBP: 0.386, SLG: 0.527 <b>Dave Henderson, R</b> (8, PR) OBP: 0.271, SLG: 0.259	0-0 FC6-4 1B				4-0 BB	0-0 F8		4-0 BB		2 0 1 0 2 0 0 0 0 0 0 0 0 0			
<b>Gorman Thomas, R</b> (1, 10) OBP: 0.354, SLG: 0.488	0-0 FC6-4				0-3 K		0-0 HR	0-3 K		4 1 1 1 0 2 4			
<b>Ivan Calderon, R</b> (1, 9) OBP: 0.309, SLG: 0.364		0-0 S 1B			0-3 K		0-0 S 1B		0-3 K	4 0 2 0 0 2 1			
<b>Danny Tartabull, R</b> (1, 4) OBP: 0.333, SLG: 0.460		0-0 F9			0-0 F8		0-3 K		0-3 K	4 0 0 0 0 2 3			
<b>Barry Bonnell, R</b> (1, 7) OBP: 0.161, SLG: 0.200		0-0 5-3				0-0 6-3		0-0 5-3		4 0 0 0 0 0 2			
<b>Domingo Ramos, R</b> (1, 5) OBP: 0.174, SLG: 0.174		0-0 F9				0-3 K		0-0 L1		3 0 0 0 0 1 2			
<b>Bob Kearney, R</b> (1, 2) OBP: 0.152, SLG: 0.156 <b>Al Cowens, R</b> (8, PH) OBP: 0.216, SLG: 0.191 <b>Steve Yeager, R</b> (8, 2) OBP: 0.233, SLG: 0.237			0-0 F8			0-0 F7		0-0 SH3-4 1B		2 0 0 0 0 0 0 1 0 1 0 0 0 0 0 0 0 0 0 0 0			
<b>Inning Stats</b>	R: 0 E: 0 K: 1 S: 6 H: 1 LOB: 1 BB: 0 P: 6	R: 0 E: 0 K: 0 S: 4 H: 1 LOB: 1 BB: 0 P: 4	R: 0 E: 0 K: 1 S: 5 H: 0 LOB: 0 BB: 0 P: 5	R: 0 E: 0 K: 2 S: 7 H: 0 LOB: 1 BB: 1 P: 11	R: 0 E: 0 K: 1 S: 5 H: 0 LOB: 0 BB: 0 P: 5	R: 0 E: 0 K: 0 S: 3 H: 0 LOB: 0 BB: 0 P: 3	R: 1 E: 0 K: 1 S: 7 H: 2 LOB: 1 BB: 0 P: 7	R: 0 E: 0 K: 1 S: 6 H: 1 LOB: 2 BB: 1 P: 10	R: 0 E: 0 K: 2 S: 7 H: 0 LOB: 0 BB: 0 P: 7	1B: 4 2B: 0 3B: 0 HR: 1 SF: 0 SAC: 1 DP: 0 HBP: 0		WP: 0 PB: 0 SB: 2 CS: 0 PA: 34	
<b>PITCHER</b>	IP WLS BF H R ER SO BB IBB HBP BLK WP HR S P ERA WHIP											<b>PITCHER</b>	IP WLS BF H R ER SO BB IBB HBP BLK WP HR S P ERA WHIP
<b>Tim Leary, R</b> (1, 1) ERA: 4.5	7.0 W 27 5 1 1 6 1 0 0 0 0 0 1 38 42 1.29 0.857												
<b>Dan Plesac, L</b> (8, 1) ERA: 4.5	2.0 S 7 0 0 0 3 1 0 0 0 0 0 0 12 16 0.00 0.500												



Batter	1	2	3	4	5	6	7	8	9	AB	R	H	RBI	BB	SO	LOB					
Paul Molitor, R OBP: 0.394, SLG: 0.466 (1, 5)	0-0 F2		4-0 BB		0-0 1B			0-0 HR		3	1	2	2	1	0	0					
Randy Ready, R OBP: 0.205, SLG: 0.189 (1, 4) Jim Gantner, L OBP: 0.375, SLG: 0.448 (8, 4)	0-0 6-3		0-0 L1		0-0 1B			0-0 4-3		3	0	1	1	0	0	2					
Billy Jo Robidoux, L OBP: 0.410, SLG: 0.390 (1, 3)	0-0 F7			0-0 5-3	0-3 K			0-3 K		4	0	0	0	0	2	2					
Robin Yount, R OBP: 0.434, SLG: 0.477 (1, 8)		0-0 F9		0-0 2-3		0-0 6-3		0-3 K		4	0	0	0	0	1	0					
Bill Schroeder, R (1, 10)		0-3 K		0-3 K		0-3 K				3	0	0	0	0	3	0					
Ernest Riles, L OBP: 0.255, SLG: 0.315 (1, 6)		0-0 G3			0-0 5-3	0-0 F7				3	0	0	0	0	0	0					
Rob Deer, R OBP: 0.315, SLG: 0.453 (1, 9)			0-3 K		4-0 BB 1B BB		0-0 3-1			2	1	0	0	1	1	0					
Paul Householder, S OBP: 0.244, SLG: 0.243 (1, 7)			0-0 5-3		4-0 1B 1B BB		0-0 F5			2	1	0	0	1	0	0					
Rick Cerone, R OBP: 0.180, SLG: 0.149 (1, 2)			0-0 E6 BB		0-0 F6		0-3 K			3	0	0	0	0	1	2					
<b>Inning Stats</b>	R: 0 E: 0 K: 0 S: 3	H: 0 LOB: 0 BB: 0 P: 3	R: 0 E: 0 K: 1 S: 5	H: 0 LOB: 0 BB: 0 P: 5	R: 0 E: 1 K: 1 S: 6	H: 0 LOB: 2 BB: 1 P: 10	R: 0 E: 0 K: 1 S: 5	H: 0 LOB: 0 BB: 0 P: 5	R: 2 E: 0 K: 1 S: 7	H: 2 LOB: 2 BB: 2 P: 15	R: 0 E: 0 K: 1 S: 5	H: 0 LOB: 0 BB: 0 P: 5	R: 0 E: 0 K: 1 S: 5	H: 0 LOB: 0 BB: 0 P: 5	R: 1 E: 0 K: 2 S: 8	H: 1 LOB: 0 BB: 0 P: 8	1B: 2 2B: 0 3B: 0 HR: 1	SF: 0 SAC: 0 DP: 0 HBP: 0	WP: 0 PB: 0 SB: 0 CS: 0	PA: 31	
<b>PITCHER</b> Mark Langston, L ERA: 5.51 (1, 1)	IP 8.0	WLS L	BF 31	H 3	R 3	ER 3	SO 8	BB 3	IBB 0	HBP 0	BLK 0	WP 0	HR 1	S 44	P 56	ERA 3.38	WHIP 0.750				

**BOTTOM**

**Seattle Mariners @ Milwaukee Brewers**  
**Milwaukee County Stadium, Milwaukee, WI**  
 Mon May 05 1986, 8:05 PM EDT  
 Att. 6,846 - Unknown

[livebaseballscorecards.com](http://livebaseballscorecards.com)

<b>AB</b>	<b>28</b>
<b>R</b>	<b>3</b>
<b>H</b>	<b>3</b>
<b>RBI</b>	<b>3</b>
<b>BB</b>	<b>3</b>
<b>SO</b>	<b>8</b>
<b>LOB</b>	<b>6</b>





Batter	1	2	3	4	5	6	7	8	9	AB R H RBI BB SO LOB	TOP
<b>Spike Owen, S</b> (1, 6) OBP: 0.284, SLG: 0.305	0-0 F3		0-0 FC5 1B		0-0 BB BB 1B		0-0 F9		0-0 F3	5 0 2 0 0 0 1	
<b>Phil Bradley, R</b> (1, 7) OBP: 0.322, SLG: 0.330	0-0 5-3		0-0 FC5 1B		0-0 F9		4-0 BB			3 0 1 0 1 0 1	
<b>Alvin Davis, L</b> (1, 3) OBP: 0.391, SLG: 0.519	0-0 1B		0-3 K		4-0 BB BB		0-0 F7			3 0 1 0 1 1 3	
<b>Gorman Thomas, R</b> (1, 10) OBP: 0.350, SLG: 0.471	0-3 K		0-0 FC5		4-0 BB			0-0 F6		3 0 0 0 1 1 3	
<b>Ivan Calderon, R</b> (1, 9) OBP: 0.294, SLG: 0.346		0-0 F4		0-0 F9		0-3 K		0-0 F4		4 0 0 0 0 1 3	
<b>Danny Tartabull, R</b> (1, 4) OBP: 0.321, SLG: 0.440		0-0 F8		0-0 5-3		0-0 F7		0-3 K		4 0 0 0 0 1 0	
<b>Jim Presley, R</b> (1, 5) OBP: 0.228, SLG: 0.271		0-0 FC6-4 1B		0-0 1B		0-0 6-3		4-0 BB BB		3 0 2 0 1 0 0	
<b>Dave Henderson, R</b> (1, 8) OBP: 0.270, SLG: 0.246		0-0 FC6-4		0-0 F3		0-0 F8		4-0 BB BB		3 0 0 0 1 0 2	
<b>Steve Yeager, R</b> (1, 2) OBP: 0.213, SLG: 0.214			0-0 F4		0-0 5-3		0-0 F5		0-0 G5-4-3	4 0 0 0 0 0 2	
<b>Inning Stats</b>	R: 0 E: 0 K: 1 S: 6 H: 1 LOB: 1 BB: 0 P: 6	R: 0 E: 0 K: 0 S: 4 H: 1 LOB: 1 BB: 0 P: 4	R: 0 E: 0 K: 1 S: 7 H: 2 LOB: 2 BB: 0 P: 7	R: 0 E: 0 K: 0 S: 4 H: 1 LOB: 1 BB: 0 P: 4	R: 0 E: 0 K: 1 S: 6 H: 1 LOB: 3 BB: 2 P: 14	R: 0 E: 0 K: 0 S: 3 H: 0 LOB: 0 BB: 0 P: 3	R: 0 E: 0 K: 0 S: 3 H: 0 LOB: 1 BB: 1 P: 7	R: 0 E: 0 K: 1 S: 5 H: 0 LOB: 0 BB: 0 P: 5	R: 0 E: 0 K: 0 S: 2 H: 0 LOB: 1 BB: 2 P: 10	1B: 6 2B: 0 3B: 0 HR: 0 SF: 0 SAC: 0 DP: 1 HBP: 0	WP: 0 PB: 0 SB: 0 CS: 0 PA: 37
<b>PITCHER</b> <b>Juan Nieves, L</b> (1, 1) ERA: 3.23	IP: 9.0 WLS: W BF: 37 H: 6 R: 0 ER: 0 SO: 4 BB: 5 IBB: 0 HBP: 0 BLK: 0 WP: 0 HR: 0 S: 40 P: 60 ERA: 0.00 WHIP: 1.222	<b>PITCHER</b> IP WLS BF H R ER SO BB IBB HBP BLK WP HR S P ERA WHIP									

Seattle Mariners @ Milwaukee Brewers  
Milwaukee County Stadium, Milwaukee, WI

Tue May 06 1986 - 4:33 AM EDT  
Att. 8,947 - Unknown

livebaseballscorecards.com

AB 32  
R 0  
H 6  
RBI 0  
BB 5  
SO 4  
LOB 15



Batter	1	2	3	4	5	6	7	8	9	AB	R	H	RBI	BB	SO	LOB
Paul Molitor, R OBP: 0.394, SLG: 0.489 (1, 5)	0-0 5-3	0-0 F9		4-0 BB	0-3 K		0-0 HR			4	1	1	2	1	1	3
Ernest Riles, L OBP: 0.253, SLG: 0.309 (1, 6)	0-0 1B PB 1B		0-0 G3	0-0 G4-6-3 1-2f		0-0 4-3	0-0 F9			5	1	1	0	0	0	3
Cecil Cooper, L OBP: 0.269, SLG: 0.293 (1, 10)	0-0 F7		0-0 1B 1B		4-0 2B BB	0-3 K		0-3 K		4	1	1	0	1	2	1
Robin Yount, R OBP: 0.452, SLG: 0.495 (1, 8)	0-0 PB 2B 1B		0-0 1B	0-0 G6-4-3 1B	0-0 F8	0-0 1B		0-0 FC3-6 1B		5	1	4	0	0	0	1
Billy Jo Robidoux, L OBP: 0.410, SLG: 0.384 (1, 3)	4-0 2B BB		0-0 G6-4-3		0-0 F7	0-0 F8		0-0 FC3-6 1B		4	1	1	0	1	0	4
Ben Oglivie, L OBP: 0.360, SLG: 0.478 (1, 7)	0-0 2B			0-0 G3	0-0 BB 2B		0-0 1B 1B	0-0 FC3-6		4	1	3	2	0	0	0
Rick Manning, L OBP: 0.286, SLG: 0.286 (7, PR) (8, 7)	1-H 2-H				1-3 BB 2B		0-0 1B 1B	1-2f 2-3		1	1	0	0	0	0	2
Rob Deer, R OBP: 0.321, SLG: 0.441 (1, 9)	0-3 K			0-0 E6 2B 2B	4-0 BB IBB		0-0 G4-6-3 1B 1B	0-0 F7		4	2	1	0	1	1	3
Jim Gantner, L OBP: 0.397, SLG: 0.475 (1, 4)		0-0 4-3		0-0 2B	4-0 BB BB		0-0 G4-6-3 1B			3	1	2	2	1	0	0
Charlie Moore, R OBP: 0.457, SLG: 0.621 (1, 2)		0-0 F4		0-0 2B	4-0 BB BB		0-0 G4-6-3			3	0	1	3	1	0	2

Inning Stats	R: 3	H: 3	E: 0	K: 1	S: 8	LOB: 1	BB: 1	P: 12	R: 0	H: 0	E: 0	K: 0	S: 3	LOB: 0	BB: 0	P: 3	R: 0	H: 2	E: 0	K: 0	S: 4	LOB: 1	BB: 0	P: 4	R: 2	H: 2	E: 1	K: 0	S: 5	LOB: 1	BB: 1	P: 9	R: 2	H: 1	E: 0	K: 1	S: 6	LOB: 3	BB: 4	P: 22	R: 0	H: 1	E: 0	K: 1	S: 6	LOB: 1	BB: 0	P: 6	R: 3	H: 4	E: 0	K: 0	S: 6	LOB: 1	BB: 0	P: 6	R: 0	H: 2	E: 0	K: 1	S: 7	LOB: 2	BB: 0	P: 7
--------------	------	------	------	------	------	--------	-------	-------	------	------	------	------	------	--------	-------	------	------	------	------	------	------	--------	-------	------	------	------	------	------	------	--------	-------	------	------	------	------	------	------	--------	-------	-------	------	------	------	------	------	--------	-------	------	------	------	------	------	------	--------	-------	------	------	------	------	------	------	--------	-------	------

PITCHER																	1B: 10	SF: 0	WP: 0	PA: 43
IP	WLS	BF	H	R	ER	SO	BB	IBB	HBP	BLK	WP	HR	S	P	ERA	WHIP	2B: 4	SAC: 0	PB: 1	
IP	WLS	BF	H	R	ER	SO	BB	IBB	HBP	BLK	WP	HR	S	P	ERA	WHIP	3B: 0	DP: 3	SB: 0	
IP	WLS	BF	H	R	ER	SO	BB	IBB	HBP	BLK	WP	HR	S	P	ERA	WHIP	HR: 1	HBP: 0	CS: 0	
Bill Swift, R ERA: 6.23 (1, 1)	3.1	L	19	7	5	4	1	2	0	0	0	0	19	27	10.80	2.700				
Lee Guetterman, L ERA: 5.4 (4, 1)	1.1		7	1	2	2	0	2	1	0	0	0	4	16	13.50	2.250				
Jerry Reed, R ERA: 9.0 (5, 1)	2.1		12	5	3	3	2	1	0	0	0	0	15	19	11.57	2.571				
Karl Best, R ERA: 5.4 (8, 1)	1.0		5	2	0	0	1	0	0	0	0	0	7	7	0.00	2.000				

**BOTTOM**

**Seattle Mariners @ Milwaukee Brewers**  
**Milwaukee County Stadium, Milwaukee, WI**

Tue May 06 1986, 4:33 AM EDT  
 Att. 8,947 - Unknown

AB	37
R	10
H	15
RBI	9
BB	6
SO	4
LOB	19





Batter	1	2	3	4	5	6	7	8	9	AB R H RBI BB SO LOB	TOP											
Dwight Evans, R (1, 9) OBP: 0.364, SLG: 0.406	0-0 F3	0-3 K			0-0 L4	4-0 WP BB	0-0 F7		0-3 K	5 0 0 0 1 2 6												
Wade Boggs, L (1, 5) OBP: 0.483, SLG: 0.567	0-0 BB 2B 1B		0-0 L7		0-0 HR 1B	0-0 4-3		0-0 HR 2B	0-0 G3	6 3 3 1 0 0 3												
Bill Buckner, L (1, 10) OBP: 0.263, SLG: 0.375 Tony Armas, R (8, PH) OBP: 0.275, SLG: 0.313	4-0 2B E BB		4-0 FC4-6 BB		0-0 HR 1B	0-3 K		0-0 L5		2 2 1 3 2 1 1 1 0 0 0 0 0 1												
Jim Rice, R (1, 7) OBP: 0.354, SLG: 0.538	0-0 1-3 2-H 2B		0-0 FC4-6 FC5-4		4-0 G5-4-3 BB		0-0 WP 1B 2B 1B	0-0 HR		4 2 3 3 1 0 1												
Don Baylor, R (1, 3) OBP: 0.306, SLG: 0.323	0-0 F9		0-0 FC5-4		0-0 G5-4-3		0-0 2B WP 1B	0-0 F4		5 0 1 0 0 0 3												
Rich Gedman, L (1, 2) OBP: 0.297, SLG: 0.372 Marc Sullivan, R (5, 2) OBP: 0.357, SLG: 0.385	4-0 BB			0-0 1-3		0-0 1B FC3-2-5 2B	0-3 K	0-0 F8		1 0 0 0 1 0 0 3 0 1 0 0 1 2												
Marty Barrett, R (1, 4) OBP: 0.394, SLG: 0.461	0-3 K			0-0 F8		0-0 FC3-2-5 1B 1B	0-0 2B		0-0 BB 1B	5 1 3 1 0 1 2												
Steve Lyons, L (1, 8) OBP: 0.282, SLG: 0.294		0-0 6-3		0-0 F8		0-0 FC3-2-5 1B	4-0 IBB		0-3 K	4 1 0 0 1 1 3												
Ed Romero, R (1, 6) OBP: 0.304, SLG: 0.300		0-0 6-3			1-0 1B HR HBP	0-0 WP 4-3 1B	0-0 L7		4-0 BB	3 2 1 2 1 0 3												
<b>Inning Stats</b>	R: 2 E: 1 K: 1 S: 7	H: 2 LOB: 2 BB: 2 P: 15	R: 0 E: 0 K: 1 S: 5	H: 0 LOB: 0 BB: 0 P: 5	R: 0 E: 0 K: 0 S: 3	H: 0 LOB: 1 BB: 1 P: 7	R: 0 E: 0 K: 0 S: 3	H: 0 LOB: 0 BB: 0 P: 3	R: 3 E: 0 K: 0 S: 4	H: 2 LOB: 0 BB: 1 P: 9	R: 3 E: 0 K: 1 S: 8	H: 3 LOB: 1 BB: 1 P: 12	R: 1 E: 0 K: 1 S: 8	H: 3 LOB: 3 BB: 1 P: 12	R: 2 E: 0 K: 0 S: 5	H: 2 LOB: 0 BB: 0 P: 5	R: 0 E: 0 K: 2 S: 8	H: 1 LOB: 2 BB: 1 P: 12	1B: 7 2B: 4 3B: 0 HR: 2	SF: 0 SAC: 0 DP: 1 HBP: 1	WP: 2 PB: 0 SB: 0 CS: 0	PA: 47
<b>PITCHER</b>	IP WLS BF H R ER SO BB IBB HBP BLK WP HR S P ERA WHIP																					
Milt Wilcox, R (1, 1) ERA: 5.46	5.0 L 25 6 7 6 2 4 0 1 0 0 1 24 41 10.80 2.000																					
Matt Young, L (6, 1) ERA: 6.45	1.0 7 3 2 2 1 1 0 0 0 1 0 8 12 18.00 4.000																					
Pete Ladd, R (7, 1) ERA: 3.71	2.0 10 3 2 2 1 0 1 0 0 1 1 11 15 9.00 1.500																					
Jerry Reed, R (9, 1) ERA: 6.75	1.0 5 1 0 0 2 1 0 0 0 0 0 8 12 0.00 2.000																					

**Boston Red Sox @ Seattle Mariners**  
The Kingdome, Seattle, WA  
Wed May 07 1986, 10:05 PM EDT  
Att. 8,523 - Unknown

[livebaseballscorecards.com](http://livebaseballscorecards.com)

**AB 39**  
**R 11**  
**H 13**  
**RBI 10**  
**BB 7**  
**SO 6**  
**LOB 25**



Batter	1	2	3	4	5	6	7	8	9	AB R H RBI BB SO LOB
Spike Owen, S OBP: 0.280, SLG: 0.299 (1, 6)	0-3 K		0-0 G3-6-1		0-0 BB HBP PB 1B		0-0 2-3		0-0 4-3	5 1 1 0 0 1 2
Phil Bradley, R OBP: 0.331, SLG: 0.343 Al Cowens, R OBP: 0.226, SLG: 0.224 (5, PR) (6, 9)	0-0 2B		0-0 E5 HR		1-0 PB BB HBP		0-0 1B 2-3 2B		0-3 K	2 1 1 0 0 0 0 2 0 1 0 0 1 0
Alvin Davis, L OBP: 0.417, SLG: 0.570 (1, 3)	4-0 BB		0-0 1-H HR		4-0 PB BB		0-0 FC6-4 1B			2 1 2 3 2 0 0
Gorman Thomas, R OBP: 0.336, SLG: 0.451 (1, 10)	0-0 F9		0-3 K		0-0 F9		0-3 K			4 0 0 0 0 2 6
Ivan Calderon, R OBP: 0.281, SLG: 0.329 (1, 9) (6, 7)	0-0 F8			0-0 F8	0-0 F9		0-0 FC6-4			4 0 0 0 0 0 7
Danny Tartabull, R OBP: 0.309, SLG: 0.421 (1, 4)		0-0 F8		0-3 K		0-3 K		0-3 K		4 0 0 0 0 3 0
Jim Presley, R OBP: 0.219, SLG: 0.260 (1, 5)		0-0 F9		0-0 4-3		0-0 F9		0-0 1-3		4 0 0 0 0 0 0
Dave Henderson, R OBP: 0.269, SLG: 0.292 (1, 8)		0-0 F4			0-0 HR	0-3 K		0-0 F9		4 1 1 1 0 1 0
Bob Kearney, R OBP: 0.189, SLG: 0.222 (1, 2)			0-0 G3-6-1 1B		0-3 K		0-0 2B 1B 2B		0-0 F9	4 1 2 0 0 1 0

Inning Stats	R: 0	H: 1	E: 0	K: 1	S: 6	LOB: 2	BB: 1	P: 10	R: 0	H: 0	E: 0	K: 0	S: 3	LOB: 0	BB: 0	P: 3	R: 2	H: 2	E: 1	K: 1	S: 7	LOB: 0	BB: 0	P: 7	R: 0	H: 0	E: 0	K: 1	S: 5	LOB: 0	BB: 0	P: 5	R: 2	H: 2	E: 0	K: 1	S: 7	LOB: 3	BB: 1	P: 12	R: 0	H: 0	E: 0	K: 2	S: 7	LOB: 0	BB: 0	P: 7	R: 1	H: 3	E: 0	K: 1	S: 8	LOB: 2	BB: 0	P: 8	R: 0	H: 0	E: 0	K: 1	S: 5	LOB: 0	BB: 0	P: 5	R: 0	H: 0	E: 0	K: 1	S: 5	LOB: 0	BB: 0	P: 5	1B: 3	SF: 0	2B: 3	SAC: 0	3B: 0	DP: 1	HR: 2	HBP: 1	WP: 0	PA: 38
--------------	------	------	------	------	------	--------	-------	-------	------	------	------	------	------	--------	-------	------	------	------	------	------	------	--------	-------	------	------	------	------	------	------	--------	-------	------	------	------	------	------	------	--------	-------	-------	------	------	------	------	------	--------	-------	------	------	------	------	------	------	--------	-------	------	------	------	------	------	------	--------	-------	------	------	------	------	------	------	--------	-------	------	-------	-------	-------	--------	-------	-------	-------	--------	-------	--------

PITCHER	IP	WLS	BF	H	R	ER	SO	BB	IBB	HBP	BLK	WP	HR	S	P	ERA	WHIP
Al Nipper, R ERA: 2.64 (1, 1)	6.1	W	29	7	5	2	6	2	0	1	0	0	2	38	47	2.84	1.421
Steve Crawford, R ERA: 2.7 (7, 1)	2.2		9	1	0	0	3	0	0	0	0	0	0	15	15	0.00	0.375

**BOTTOM**

**Boston Red Sox @ Seattle Mariners**  
The Kingdome, Seattle, WA  
Wed May 07 1986, 10:05 PM EDT  
Att. 8,523 - Unknown

livebaseballscorecards.com

<b>AB</b>	<b>35</b>
<b>R</b>	<b>5</b>
<b>H</b>	<b>8</b>
<b>RBI</b>	<b>4</b>
<b>BB</b>	<b>2</b>
<b>SO</b>	<b>9</b>
<b>LOB</b>	<b>15</b>





Batter	1	2	3	4	5	6	7	8	9	AB R H RBI BB SO LOB	TOP		
Dwight Evans, R (1, 9) OBP: 0.373, SLG: 0.419	0-0 2B		0-0 FC4-6 BB 1B		4-0 G4-6-3 BB		0-0 F9	0-0 F8		4 0 2 0 1 0 0			
Wade Boggs, L (1, 5) OBP: 0.496, SLG: 0.574	0-0 1-3		4-0 FC4-6 1-2 BB		0-0 G4-6-3 1-2 1B		0-0 1B 1B	0-0 1B 1B		4 1 3 0 1 0 1			
Bill Buckner, L (1, 3) OBP: 0.269, SLG: 0.376	0-0 L4		0-0 FC4-6 1-2f 2-3		0-0 G4-6-3 1-2f 2-3		0-0 1B 1B	0-0 1B 1B		5 1 2 0 0 0 5			
Jim Rice, R (1, 7) OBP: 0.347, SLG: 0.523	0-3 K		0-3 K		0-0 4-3		0-0 F8 1-2 3-H 1B 1B	0-0 F9		5 1 1 1 0 2 6			
Don Baylor, R (1, 10) OBP: 0.310, SLG: 0.327		0-0 G3		0-0 SH5-3 1B		0-3 K	0-0 1-2 2-H 3B 1B	0-0 F7		5 1 2 1 0 1 0			
Rich Gedman, L (1, 2) OBP: 0.302, SLG: 0.385		0-0 2B		0-0 E4 SH5-3 1-2		0-0 2B FC1-6 1B	0-0 F8 2-3	0-3 K		5 0 2 0 0 1 3			
Marty Barrett, R (1, 4) OBP: 0.398, SLG: 0.495		0-0 F9		0-0 SH5-3 1-2 2-3		0-0 FC1-6 1-3 2B	0-0 1-H 3-H 3B	0-0 5-3		4 0 2 2 0 0 1			
Steve Lyons, L (1, 8) OBP: 0.256, SLG: 0.263		0-0 F5		0-3 K		0-0 FC1-6 2-3 3-H WP K	0-3 K			4 0 0 0 0 2 6			
Ed Romero, R (1, 6) OBP: 0.288, SLG: 0.281			0-0 6-3		0-3 K	0-0 5-3 1-2		0-0 F9		4 0 0 0 0 1 4			
<b>Inning Stats</b>	R: 0 E: 0 K: 1 S: 6 H: 1 LOB: 1 BB: 0 P: 6	R: 0 E: 0 K: 0 S: 4 H: 1 LOB: 1 BB: 0 P: 4	R: 0 E: 0 K: 1 S: 6 H: 1 LOB: 2 BB: 1 P: 10	R: 0 E: 1 K: 2 S: 9 H: 1 LOB: 2 BB: 0 P: 9	R: 0 E: 0 K: 0 S: 3 H: 1 LOB: 1 BB: 1 P: 7	R: 0 E: 0 K: 1 S: 7 H: 2 LOB: 2 BB: 0 P: 7	R: 4 E: 0 K: 1 S: 10 H: 5 LOB: 1 BB: 0 P: 10	R: 0 E: 0 K: 0 S: 5 H: 2 LOB: 2 BB: 0 P: 5	R: 0 E: 0 K: 1 S: 5 H: 0 LOB: 0 BB: 0 P: 5	1B: 10 2B: 3 3B: 1 HR: 0 SF: 0 SAC: 1 DP: 1 HBP: 0	WP: 1 PB: 0 SB: 1 CS: 0 PA: 43		
<b>PITCHER</b>	IP WLS BF H R ER SO BB IBB HBP BLK WP HR S P ERA WHIP											<b>PITCHER</b>	IP WLS BF H R ER SO BB IBB HBP BLK WP HR S P ERA WHIP
Mike Morgan, R (1, 1) ERA: 2.68	6.1 L 32 11 4 4 5 2 0 0 0 1 0 40 48 5.68 2.053												
Matt Young, L (7, 1) ERA: 6.35	0.1 1 0 0 0 0 0 0 0 0 0 0 1 1 0.00 0.000												
Karl Best, R (7, 1) ERA: 3.68	2.1 10 3 0 0 2 0 0 0 0 0 0 14 14 0.00 1.286												

**Boston Red Sox @ Seattle Mariners**  
The Kingdom, Seattle, WA  
Thu May 08 1986, 10:05 PM EDT  
Att. 8,319 - Unknown

livebaseballscorecards.com

**AB 40**  
**R 4**  
**H 14**  
**RBI 4**  
**BB 2**  
**SO 7**  
**LOB 26**



Batter	1	2	3	4	5	6	7	8	9	AB	R	H	RBI	BB	SO	LOB
<b>Spike Owen, S</b> OBP: 0.278, SLG: 0.319 (1, 6) X	0-0 E 3B	0-3 K			0-0 4-3			0-0 1-3		4	1	1	0	0	1	1
<b>Phil Bradley, R</b> OBP: 0.344, SLG: 0.340 (1, 7) BBB	4-0 E BB		4-0 1B BB		0-3 K			4-0 G3 BB		1	0	0	0	3	1	0
<b>Alvin Davis, L</b> OBP: 0.410, SLG: 0.554 (1, 3) X	0-0 E3 1-3 3-H		0-0 CS 1B		0-0 F8			0-0 G3 1-2		4	0	1	1	0	0	2
<b>Gorman Thomas, R</b> OBP: 0.324, SLG: 0.432 (1, 10) X	0-0 1-3		0-3 K 1-2		0-3 K			0-0 F8		4	0	0	0	0	2	5
<b>Ivan Calderon, R</b> OBP: 0.280, SLG: 0.326 (1, 9) X	0-0 5-3		0-3 K		0-0 CS 1B			0-0 F8		4	0	1	0	0	1	3
<b>Danny Tartabull, R</b> OBP: 0.316, SLG: 0.465 (1, 4) X	0-0 F9			0-0 HR		0-3 K 1-2		0-0 4-3 2B		4	1	2	1	0	1	3
<b>Jim Presley, R</b> OBP: 0.220, SLG: 0.269 (1, 5) X		0-0 2B		0-3 K		0-0 F7		0-0 4-3		4	0	1	0	0	1	1
<b>Dave Henderson, R</b> OBP: 0.259, SLG: 0.279 <b>Ken Phelps, L</b> OBP: 0.345, SLG: 0.409 (9, PH)		0-0 F4		0-0 F8		0-0 F9		0-3 K		3	0	0	0	0	0	1
<b>Bob Kearney, R</b> OBP: 0.175, SLG: 0.205 (1, 2) X		0-0 F6		0-0 F3		0-3 K				1	0	0	0	0	1	1


Inning Stats	R: 1	H: 1	E: 1	K: 0	S: 5	LOB: 2	BB: 1	P: 9	R: 0	H: 1	E: 0	K: 1	S: 6	LOB: 1	BB: 0	P: 6	R: 0	H: 1	E: 0	K: 2	S: 7	LOB: 0	BB: 0	P: 5	R: 0	H: 0	E: 0	K: 1	S: 5	LOB: 0	BB: 0	P: 5	R: 0	H: 1	E: 0	K: 2	S: 7	LOB: 0	BB: 0	P: 7	R: 0	H: 0	E: 0	K: 1	S: 5	LOB: 0	BB: 0	P: 5	R: 0	H: 0	E: 0	K: 0	S: 3	LOB: 1	BB: 1	P: 7	R: 0	H: 1	E: 0	K: 1	S: 6	LOB: 1	BB: 0	P: 6	1B: 2	2B: 3	3B: 1	SF: 0	SAC: 0	DP: 1	HBP: 0	WP: 0	PB: 0	SB: 0	CS: 2	PA: 35
<b>PITCHER</b>	IP	WLS	BF	H	R	ER	SO	BB	IBB	HBP	BLK	WP	HR	S	P	ERA	WHIP																																																											
<b>Mike Brown, R</b> ERA: 3.2 (1, 1)	7.1	W	29	5	2	2	8	3	0	0	0	0	1	42	54	2.46	1.091																																																											
<b>Joe Sambito, L</b> ERA: 3.38 (8, 1)	0.1		1	0	0	0	0	0	0	0	0	0	0	1	1	0.00	0.000																																																											
<b>Bob Stanley, R</b> ERA: 3.38 (8, 1)	1.1	S	5	1	0	0	1	0	0	0	0	0	0	7	7	0.00	0.750																																																											

**BOTTOM**

**Boston Red Sox @ Seattle Mariners**  
The Kingdom, Seattle, WA  
Thu May 08 1986, 10:05 PM EDT  
Att. 8,319 - Unknown

livebaseballscorecards.com

<b>AB</b>	<b>32</b>
<b>R</b>	<b>2</b>
<b>H</b>	<b>6</b>
<b>RBI</b>	<b>2</b>
<b>BB</b>	<b>3</b>
<b>SO</b>	<b>9</b>
<b>LOB</b>	<b>18</b>





Batter	1	2	3	4	5	6	7	8	9	AB R H RBI BB SO LOB	TOP	
<b>Damaso Garcia, R</b> (1, 4) OBP: 0.277, SLG: 0.246	4-0 E 1B BB	0-0 6-3			0-0 G4-6-3 1-2f			0-0 G6-4-3 1B		3 1 1 0 1 0 1		
<b>Lloyd Moseby, L</b> (1, 8) OBP: 0.371, SLG: 0.437	0-0 E4 1B 1-3		0-0 F8			0-0 FC6-4 1B		0-0 F7		4 0 1 0 0 0 2		
<b>Rance Mulliniks, L</b> (1, 5) OBP: 0.303, SLG: 0.299	0-0 5-3		0-3 K			0-0 F8		0-0 G6-4-3 1-2f		4 0 0 0 0 1 4		
<b>Willie Upshaw, L</b> (1, 3) OBP: 0.397, SLG: 0.407	0-0 2-3 3-H 1B		0-0 F8			0-0 F8			0-0 G6-4-3 1B	4 0 2 1 0 0 1		
<b>George Bell, R</b> (1, 7) OBP: 0.365, SLG: 0.523	0-3 K			0-0 E9 FC4-6		0-0 FC6-4 1-2f			0-0 G6-4-3 1-2f	4 0 0 0 0 1 4		
<b>Jesse Barfield, R</b> (1, 9) OBP: 0.308, SLG: 0.509	0-0 4-3			0-0 FC4-6 1-2f CS			0-0 HR		0-0 6-3	4 1 1 1 0 0 3		
<b>Ernie Whitt, L</b> (1, 2) OBP: 0.175, SLG: 0.324		0-0 4-3		0-0 F6 1-2			0-3 K			3 0 0 0 0 1 1		
<b>Cecil Fielder, R</b> (1, 10) OBP: 0.209, SLG: 0.400					H 1-0		0-3 K			2 1 1 1 0 1 0		
<b>Tony Fernandez, S</b> (1, 6) OBP: 0.289, SLG: 0.295		0-0 F7			0-0 FC4 1-2f G4-6-3		0-0 6-3			3 0 0 0 0 0 1		
<b>Inning Stats</b>	R: 1 E: 1 K: 1 S: 7 H: 1 LOB: 2 BB: 1 P: 11	R: 1 E: 0 K: 0 S: 4 H: 1 LOB: 0 BB: 0 P: 4	R: 0 E: 0 K: 1 S: 5 H: 0 LOB: 0 BB: 0 P: 5	R: 0 E: 1 K: 0 S: 3 H: 0 LOB: 0 BB: 0 P: 3	R: 0 E: 0 K: 0 S: 2 H: 0 LOB: 0 BB: 0 P: 3	R: 0 E: 0 K: 2 S: 4 H: 1 LOB: 1 BB: 0 P: 4	R: 1 E: 0 K: 2 S: 8 H: 1 LOB: 0 BB: 0 P: 8	R: 0 E: 0 K: 0 S: 3 H: 1 LOB: 0 BB: 0 P: 3	R: 0 E: 0 K: 0 S: 3 H: 1 LOB: 0 BB: 0 P: 3	1B: 4 2B: 0 3B: 0 HR: 2 SF: 0 SAC: 0 DP: 3 HBP: 1	WP: 0 PB: 0 SB: 0 CS: 1 PA: 33	
<b>PITCHER</b> <b>Mike Moore, R</b> (1, 1) ERA: 2.41	IP WLS BF H R ER SO BB IBB HBP BLK WP HR S P ERA WHIP	9.0 W 33 6 3 2 4 1 0 1 0 0 2 39 44 2.00 0.778										

**Toronto Blue Jays @ Seattle Mariners**  
 The Kingdome, Seattle, WA  
 Fri May 09 1986, 10:05 PM EDT  
 Att. 12,026 - Unknown

[livebaseballscorecards.com](http://livebaseballscorecards.com)

**AB 31**  
**R 3**  
**H 6**  
**RBI 3**  
**BB 1**  
**SO 4**  
**LOB 17**



Batter	1	2	3	4	5	6	7	8	9
<b>Spike Owen, S</b> OBP: 0.294, SLG: 0.330 (1, 6)	4-0 BB HR BB	0-0 1B 2B		0-0 F9-3 1-2			4-0 E HR BB	0-0 G3	
<b>Phil Bradley, R</b> OBP: 0.354, SLG: 0.382 (1, 7)	4-0 HR BB	0-3 K			0-0 HR		0-0 E3 HR	0-0 HR 2B	
<b>Alvin Davis, L</b> OBP: 0.429, SLG: 0.632 (1, 3)	0-0 HR	0-0 1B			0-0 F9		0-0 HR	4-0 HR BB	
<b>Gorman Thomas, R</b> OBP: 0.328, SLG: 0.460 (1, 10)	0-3 K	0-0 5-3			0-3 K		0-0 BB 2B 1B	0-0 HR	
<b>Ivan Calderon, R</b> OBP: 0.276, SLG: 0.319 (1, 9)	0-0 BB 1B			0-0 F8		0-0 5-3	0-0 F4	0-0 F4	
<b>Danny Tartabull, R</b> OBP: 0.328, SLG: 0.461 (1, 4)	4-0 BB 1-2			0-0 CS 1B		0-0 F8	4-0 2B BB	0-0 F3	
<b>Jim Presley, R</b> OBP: 0.221, SLG: 0.278 (1, 5)	0-3 K			0-3 K		0-0 G3	0-0 2B		
<b>Dave Henderson, R</b> OBP: 0.247, SLG: 0.264 (1, 8)	0-3 K			0-0 CS	0-0 F5	0-0 5-3	0-0 6-3		
<b>Steve Yeager, R</b> OBP: 0.235, SLG: 0.205 (1, 2)		0-0 L6		4-0 F9-3 BB					

AB	R	H	RBI	BB	SO	LOB
3	3	1	0	2	0	1
4	4	2	1	1	1	3
4	3	3	8	1	0	0
5	2	2	3	0	2	1
5	0	1	0	0	0	1
3	0	1	0	2	0	0
4	0	1	1	0	2	3
4	0	0	0	0	1	4
2	1	0	0	2	0	2

**BOTTOM**

**Toronto Blue Jays @ Seattle Mariners**  
The Kingdome, Seattle, WA  
Fri May 09 1986, 10:05 PM EDT  
Att. 12,026 - Unknown

AB	34
R	13
H	11
RBI	13
BB	8
SO	6
LOB	15



1B:	4	SF:	0
2B:	4	SAC:	0
3B:	0	DP:	1
HR:	4	HBP:	0

WP:	0	PA:	43
PB:	0		
SB:	0		
CS:	1		

Inning Stats	R	H	E	K	S	P	R	H	E	K	S	P	R	H	E	K	S	P	R	H	E	K	S	P
<b>1</b>	3	2	0	3	11		1	2	0	1	7		0	1	0	1	5		0	1	0	2	6	
<b>2</b>	1	2	0	1	7		0	2	0	1	7		0	2	0	1	7		0	2	0	6		
<b>3</b>	0	1	0	1	5		0	1	0	0	5		1	0	0	0	5		1	0	0	6		
<b>4</b>	0	0	0	0	2		0	0	0	0	2		0	0	0	0	2		0	0	0	6		
<b>5</b>	1	1	0	1	6		0	0	0	0	6		0	0	0	0	6		0	0	0	6		
<b>6</b>	0	0	0	0	3		0	0	0	0	3		0	0	0	0	3		0	0	0	3		
<b>7</b>	5	3	1	0	7		3	2	0	19			5	2	0	0	19		3	2	0	19		
<b>8</b>	3	2	0	0	5		0	0	0	5			0	0	0	0	5		0	0	0	5		

PITCHER	IP	WLS	BF	H	R	ER	SO	BB	IBB	HBP	BLK	WP	HR	S	P	ERA	WHIP
<b>Dave Stieb, R</b> ERA: 6.02 (1, 1)	5.0	L	23	6	5	5	6	4	0	0	0	0	2	31	47	9.00	2.000
<b>Don Gordon, R</b> ERA: 5.29 (6, 1)	1.0		8	2	5	4	0	2	0	0	0	0	1	6	14	36.00	4.000
<b>Bill Caudill, R</b> ERA: 7.71 (7, 1)	2.0		11	3	3	3	0	2	0	0	0	0	1	9	17	13.50	2.500

PITCHER	IP	WLS	BF	H	R	ER	SO	BB	IBB	HBP	BLK	WP	HR	S	P	ERA	WHIP
<b>1</b>	5.0	L	23	6	5	5	6	4	0	0	0	0	2	31	47	9.00	2.000
<b>2</b>	1.0		8	2	5	4	0	2	0	0	0	0	1	6	14	36.00	4.000
<b>3</b>	2.0		11	3	3	3	0	2	0	0	0	0	1	9	17	13.50	2.500



Batter	1	2	3	4	5	6	7	8	9	10	11	AB R H RBI BB SO LOB	TOP														
<b>Damaso Garcia, R</b> (1, 4) OBP: 0.296, SLG: 0.258	4-0 WP 1B BB	0-3 K		0-0 F7			0-0 1B		0-0 HBP 1B		0-0 6-3	5 1 2 0 1 1 2															
<b>Lloyd Moseby, L</b> (1, 8) OBP: 0.384, SLG: 0.468	0-3 K		0-0 F9		0-0 FC4-6 1B		0-0 G6-4-3 1B		1-2 2-3 HBP 1B		0-0 HR	5 1 3 2 0 1 1															
<b>George Bell, R</b> (1, 7) OBP: 0.364, SLG: 0.505	4-0 1B 2B BB		4-0 CS BB		0-0 FC4-6 FC1-6 1-2f		0-0 G6-4-3 1-2f		0-0 F4		0-0 F8	4 1 0 0 2 0 6															
<b>Jesse Barfield, R</b> (1, 9) OBP: 0.303, SLG: 0.500	0-0 2B 4-3 1B		0-0 F3 1-2		0-0 FC1-6 1-2f			0-0 G1-6-3	0-0 SF8 3-H			4 1 1 2 0 0 2															
<b>Willie Upshaw, L</b> (1, 3) OBP: 0.397, SLG: 0.416	0-0 1-3 3-H 2B			0-0 1B SF9 1B		0-0 6-3		0-3 K	0-0 F5			5 1 2 1 0 1 3															
<b>Cecil Fielder, R</b> (1, 10) OBP: 0.213, SLG: 0.372	0-0 4-3		0-3 K 1-2		0-3 K		0-3 K	4-0 BB		0-3 K		3 0 0 1 1 2 2															
<b>Kelly Gruber, R</b> (8, PR) OBP: 0.233, SLG: 0.500												0 0 0 0 0 0 0															
<b>Rick Leach, L</b> (10, PH) OBP: 0.379, SLG: 0.407												1 0 0 0 0 1 0															
<b>Garth Iorg, R</b> (1, 5) OBP: 0.315, SLG: 0.275	0-0 5-3		0-0 SF9 BB 1B		0-3 K		0-3 K	0-0 F3		0-0 F7		4 0 1 0 0 1 2															
<b>Rance Mulliniks, L</b> (10, PH) OBP: 0.300, SLG: 0.295			2-3 1B		0-0 K		0-0 K					1 0 0 0 0 0 0															
<b>Buck Martinez, R</b> (1, 2) OBP: 0.263, SLG: 0.188		0-0 F8		4-0 K 1-2 BB		0-0 5-3			0-0 1B HBP 1B	0-0 F3		2 0 0 0 1 0 0															
<b>Cliff Johnson, R</b> (9, PH) OBP: 0.397, SLG: 0.477												1 0 1 0 0 0 0															
<b>Dave Stieb, R</b> (9, PR) OBP: 0.397, SLG: 0.477												0 1 0 0 0 0 0															
<b>Ernie Whitt, L</b> (9, 2) OBP: 0.171, SLG: 0.316												1 0 0 0 0 0 0															
<b>Tony Fernandez, S</b> (1, 6) OBP: 0.286, SLG: 0.294		0-0 F8		0-0 SF9 2-3 3-H			0-0 F9		0-0 HBP 1B SF8 1B		0-0 F7	4 1 1 1 0 0 0															
<b>Inning Stats</b>	R: 3 E: 0 K: 1 S: 7	H: 2 LOB: 1 BB: 2 P: 15	R: 0 E: 0 K: 1 S: 5	H: 0 LOB: 0 BB: 0 P: 5	R: 0 E: 0 K: 0 S: 2	H: 0 LOB: 1 BB: 1 P: 6	R: 1 E: 0 K: 1 S: 7	H: 2 LOB: 2 BB: 1 P: 11	R: 0 E: 0 K: 0 S: 4	H: 1 LOB: 1 BB: 0 P: 4	R: 0 E: 0 K: 2 S: 7	H: 0 LOB: 0 BB: 0 P: 7	R: 0 E: 0 K: 0 S: 4	H: 2 LOB: 1 BB: 0 P: 4	R: 0 E: 0 K: 1 S: 5	H: 0 LOB: 1 BB: 1 P: 9	R: 2 E: 0 K: 0 S: 6	H: 3 LOB: 2 BB: 0 P: 7	R: 0 E: 0 K: 1 S: 5	H: 0 LOB: 0 BB: 0 P: 5	R: 1 E: 0 K: 0 S: 4	H: 1 LOB: 0 BB: 0 P: 4	1B: 9 2B: 1 3B: 0 HR: 1	SF: 2 SAC: 0 DP: 1 HBP: 1	WP: 1 PB: 0 SB: 1 CS: 1	PA: 48	
<b>PITCHER</b>	IP	WLS	BF	H	R	ER	SO	BB	IBB	HBP	BLK	WP	HR	S	P	ERA	WHIP										
<b>Mark Langston, L</b> (1, 1) ERA: 5.75	8.0		37	10	6	6	6	5	0	0	0	1	0	44	64	6.75	1.875										
<b>Matt Young, L</b> (9, 1) ERA: 6.35	0.0		1	0	0	0	0	0	0	1	0	0	0	0	1	∞	∞										
<b>Pete Ladd, R</b> (9, 1) ERA: 3.6	3.0	W	10	1	1	1	1	0	0	0	0	0	1	12	12	3.00	0.333										

Toronto Blue Jays @ Seattle Mariners  
The Kingdome, Seattle, WA  
Sat May 10 1986, 10:05 PM EDT  
Att. 20,155 - Unknown

livebaseballscorecards.com

AB	40
R	7
H	11
RBI	7
BB	5
SO	7
LOB	18



Batter	1	2	3	4	5	6	7	8	9	10	11	AB	R	H	RBI	BB	SO	LOB
<b>Spike Owen, S</b> (1, 6) OBP: 0.280, SLG: 0.313	0-0 F7			0-0 F8	0-0 G3-6-3		0-0 G3			0-3 K		5	0	0	0	0	1	1
<b>Phil Bradley, R</b> (1, 7) OBP: 0.356, SLG: 0.377	0-3 K			0-0 2B	4-0 1B BB		0-0 6-3			0-3 K		4	1	1	0	1	2	0
<b>Alvin Davis, L</b> (1, 3) OBP: 0.427, SLG: 0.630	0-3 K			0-0 HR	0-0 1-3 1B				0-0 L3	0-0 2-3		5	1	2	1	0	1	0
<b>Ken Phelps, L</b> (1, 10) OBP: 0.353, SLG: 0.500 <b>Domingo Ramos, R</b> (11, PR) OBP: 0.174, SLG: 0.174		0-0 F7		0-0 HR	0-3 K				0-0 4-3		4-0 2B BB	4	1	1	2	1	1	2
<b>Ivan Calderon, R</b> (1, 9) OBP: 0.272, SLG: 0.343		0-0 6-3		0-0 HR		0-0 5-3			0-3 K		0-3 K BB	5	1	1	1	0	2	1
<b>Danny Tartabull, R</b> (1, 4) OBP: 0.315, SLG: 0.439		0-0 6-3		0-0 F8		0-0 6-3				0-3 K		5	0	0	0	0	2	1
<b>Jim Presley, R</b> (1, 5) OBP: 0.237, SLG: 0.336			0-0 6-3	0-0 HR		0-0 2B			0-3 K		0-0 1B 2B	5	2	3	2	0	1	0
<b>Dave Henderson, R</b> (1, 8) OBP: 0.256, SLG: 0.303			0-3 K	0-0 1-3		0-0 F5			0-0 HR		4-0 1B IBB	4	1	1	1	1	1	1
<b>Steve Yeager, R</b> (1, 2) OBP: 0.241, SLG: 0.213 <b>Gorman Thomas, R</b> (9, PH) OBP: 0.325, SLG: 0.455 <b>Bob Kearney, R</b> (10, 2) OBP: 0.195, SLG: 0.225			0-0 F9		0-0 G3-6-3 1B		0-0 5-3		0-3 K		0-0 1B	3	0	1	0	0	0	0

Inning Stats	R: 0	H: 0	R: 0	H: 0	R: 0	H: 0	R: 5	H: 5	R: 0	H: 2	R: 0	H: 0	R: 1	H: 1	R: 0	H: 0	R: 2	H: 2	1B: 4	SF: 0	WP: 0	PA: 45
E: 0	LOB: 0	E: 0	LOB: 0	E: 0	LOB: 0	E: 0	LOB: 0	E: 0	LOB: 2	E: 0	LOB: 0	E: 0	LOB: 0	E: 0	LOB: 0	E: 0	LOB: 2	E: 0	LOB: 2	2B: 3	SAC: 0	PB: 0
K: 2	BB: 0	K: 0	BB: 0	K: 1	BB: 0	K: 0	BB: 0	K: 1	BB: 1	K: 0	BB: 0	K: 1	BB: 0	K: 3	BB: 0	K: 2	BB: 2	K: 2	BB: 2	3B: 0	DP: 1	SB: 0
S: 7	P: 7	S: 3	P: 3	S: 5	P: 5	S: 8	P: 8	S: 6	P: 10	S: 4	P: 4	S: 5	P: 5	S: 10	P: 10	S: 7	P: 7	S: 8	P: 16	HR: 4	HBP: 0	CS: 0

PITCHER	IP	WLS	BF	H	R	ER	SO	BB	IBB	HBP	BLK	WP	HR	S	P	ERA	WHIP
<b>Doyle Alexander, R</b> (1, 1) ERA: 3.6	5.0		22	7	5	5	4	1	0	0	0	0	3	29	33	9.00	1.600
<b>Jim Acker, R</b> (6, 1) ERA: 4.18	2.0		7	1	0	0	0	0	0	0	0	0	0	7	7	0.00	0.500
<b>Mark Eichhorn, R</b> (8, 1) ERA: 0.86	1.0		3	0	0	0	1	0	0	0	0	0	0	5	5	0.00	0.000
<b>Tom Henke, R</b> (9, 1) ERA: 8.1	2.2	L	12	2	3	3	7	1	1	0	0	0	1	24	32	10.12	1.125
<b>Dennis Lamp, R</b> (11, 1) ERA: 8.24	0.0		1	1	0	0	0	0	0	0	0	0	0	1	1	∞	∞

BOTTOM

Toronto Blue Jays @ Seattle Mariners  
The Kingdome, Seattle, WA  
Sat May 10 1986, 10:05 PM EDT  
Att. 20,155 - Unknown

livebaseballscores.com

AB	42
R	8
H	11
RBI	8
BB	3
SO	12
LOB	6





Batter	1	2	3	4	5	6	7	8	9	AB R H RBI BB SO LOB	TOP		
<b>Damaso Garcia, R</b> (1, 4) OBP: 0.289, SLG: 0.254	0-0 6-3		0-0 4-3	0-0 FC4-6 1B			0-0 6-3		0-0 L7	5 0 1 3 0 0 2			
<b>Lloyd Moseby, L</b> (1, 8) OBP: 0.392, SLG: 0.469	4-0 CS 2-3 BB		0-0 3-H 1B	0-0 FC4-6 1-2f			0-0 G3		0-0 WP 1B	4 0 2 1 1 0 2			
<b>Rance Mulliniks, L</b> (1, 5) OBP: 0.312, SLG: 0.300 <b>Garth Iorg, R</b> (7, PH) OBP: 0.321, SLG: 0.283	0-0 2-3 1-2		4-0 3-H 1B		0-0 2-3 1B		0-0 1B		0-0 6-3 1-2	2 0 1 0 1 0 1 2 0 1 0 0 0 2			
<b>Willie Upshaw, L</b> (1, 3) OBP: 0.385, SLG: 0.402	0-0 CS 2-3	0-0 6-3	0-3 K		0-0 F5		0-0 F6			4 0 0 0 0 1 4			
<b>George Bell, R</b> (1, 7) OBP: 0.352, SLG: 0.487		0-0 L6		0-0 F8	0-0 2-3			0-0 L5		4 0 0 0 0 0 1			
<b>Jesse Barfield, R</b> (1, 9) OBP: 0.310, SLG: 0.491		1-0 CS HBP		0-0 F9	0-0 6-3			1-0 G4-6-3 HBP		2 0 0 0 0 0 1			
<b>Ernie Whitt, L</b> (1, 2) OBP: 0.178, SLG: 0.310		0-0 CS 1-2	0-3 K	0-0 1B 1B		0-0 G3		0-0 G4-6-3 1-2f		4 1 1 0 0 1 1			
<b>Rick Leach, L</b> (1, 10) OBP: 0.419, SLG: 0.448 <b>Cecil Fielder, R</b> (6, PH) OBP: 0.224, SLG: 0.378 <b>Kelly Gruber, R</b> (9, PR) OBP: 0.233, SLG: 0.500			0-0 2B 4-3 1B	0-0 1B 1B		0-3 K			0-0 1B 1B	2 2 2 0 0 0 0 2 0 1 0 0 1 0 0 0 0 0 0 0 0			
<b>Tony Fernandez, S</b> (1, 6) OBP: 0.292, SLG: 0.308			0-0 4-3 1B 2B	0-0 1B 1-2 2-3 1B		0-0 1-3		0-3 K		4 1 2 0 0 1 1			
<b>Inning Stats</b>	R: 0 E: 0 K: 0 S: 2 H: 0 LOB: 0 BB: 1 P: 6	R: 0 E: 0 K: 2 S: 2 H: 0 LOB: 0 BB: 0 P: 3	R: 2 E: 0 K: 2 S: 10 H: 3 LOB: 2 BB: 1 P: 14	R: 2 E: 0 K: 0 S: 7 H: 4 LOB: 2 BB: 0 P: 7	R: 0 E: 0 K: 0 S: 4 H: 1 LOB: 1 BB: 0 P: 4	R: 0 E: 0 K: 1 S: 5 H: 0 LOB: 0 BB: 0 P: 5	R: 0 E: 0 K: 0 S: 4 H: 1 LOB: 1 BB: 0 P: 4	R: 0 E: 0 K: 0 S: 2 H: 0 LOB: 0 BB: 0 P: 3	R: 0 E: 0 K: 1 S: 7 H: 2 LOB: 3 BB: 0 P: 7	1B: 10 2B: 1 3B: 0 HR: 0 SF: 0 SAC: 0 DP: 1 HBP: 2	WP: 1 PB: 0 SB: 1 CS: 2 PA: 41		
<b>PITCHER</b>	IP WLS BF H R ER SO BB IBB HBP BLK WP HR S P ERA WHIP											<b>PITCHER</b>	IP WLS BF H R ER SO BB IBB HBP BLK WP HR S P ERA WHIP
<b>Bill Swift, R</b> (1, 1) ERA: 6.67	3.2 L 19 7 4 4 2 2 0 1 0 0 0 20 29 9.82 2.455												
<b>Lee Guetterman, L</b> (4, 1) ERA: 4.05	5.0 19 4 0 0 2 0 0 0 1 0 0 0 22 23 0.00 0.800												
<b>Karl Best, R</b> (9, 1) ERA: 3.52	0.1 1 0 0 0 0 0 0 0 0 0 1 0 1 1 0.00 0.000												

**Toronto Blue Jays @ Seattle Mariners**  
The Kingdom, Seattle, WA  
Sun May 11 1986, 6:33 AM EDT  
Att. 10,172 - Unknown

[livebaseballscorecards.com](http://livebaseballscorecards.com)

<b>AB</b>	35
<b>R</b>	4
<b>H</b>	11
<b>RBI</b>	4
<b>BB</b>	2
<b>SO</b>	4
<b>LOB</b>	15



Batter	1	2	3	4	5	6	7	8	9	AB R H RBI BB SO LOB
Spike Owen, S (1, 6) OBP: 0.279, SLG: 0.304	0-0 L9		4-0 2B BB		0-0 4-3		0-0 F4			3 1 0 0 1 0 2
Phil Bradley, R (1, 7) OBP: 0.353, SLG: 0.381	0-0 L5		0-0 1B 2B		0-0 4-3			0-0 F9		4 1 1 1 0 0 1
Alvin Davis, L (1, 3) OBP: 0.430, SLG: 0.625	0-3 K		0-0 1B			0-0 1B		0-0 6-3		4 0 2 1 0 1 0
Gorman Thomas, R (1, 10) OBP: 0.314, SLG: 0.438		0-3 K	0-0 5-3			0-0 F5		0-0 L3		4 0 0 0 0 1 2
Ivan Calderon, R (1, 9) OBP: 0.262, SLG: 0.330		0-0 L1			0-0 F9		0-0 F7		0-3 K	4 0 0 0 0 1 1
Danny Tartabull, R (1, 4) OBP: 0.307, SLG: 0.427		0-0 6-3			0-3 K		0-0 F4		4-0 FC5-4 BB	3 0 0 0 0 1 1
Ken Phelps, L (9, PH) OBP: 0.371, SLG: 0.500										0 0 0 0 1 0 0
Domingo Ramos, R (9, PR) OBP: 0.174, SLG: 0.174										0 0 0 0 0 0 0
Jim Presley, R (1, 5) OBP: 0.238, SLG: 0.342			0-0 1B SF8 2B		0-0 F8		0-0 F7		0-0 FC5-4	4 1 1 0 0 0 1
Dave Henderson, R (1, 8) OBP: 0.266, SLG: 0.313			0-0 1B		0-0 FC5-4 1B		0-3 K2-3		0-3 K	4 0 2 0 0 2 1
Bob Kearney, R (1, 2) OBP: 0.205, SLG: 0.220			0-0 SF8		0-0 FC5-4 4-3		4-0 BB			1 0 0 1 1 0 1

Inning Stats	R: 0	H: 0	E: 0	K: 1	S: 5	R: 0	H: 0	E: 0	K: 1	S: 5	R: 3	H: 4	E: 0	K: 0	S: 6	R: 0	H: 0	E: 0	K: 1	S: 5	R: 0	H: 1	E: 0	K: 0	S: 4	R: 0	H: 0	E: 0	K: 1	S: 5	R: 0	H: 0	E: 0	K: 0	S: 3	R: 0	H: 0	E: 0	K: 2	S: 7	R: 0	H: 0	E: 0	K: 1	S: 7	1B: 4	SF: 1	2B: 2	3B: 0	HR: 0					
	LOB: 0	BB: 0	P: 5	LOB: 0	BB: 0	P: 5	LOB: 1	BB: 1	P: 10	LOB: 0	BB: 0	P: 5	LOB: 1	BB: 0	P: 4	LOB: 1	BB: 0	P: 4	LOB: 1	BB: 0	P: 4	LOB: 1	BB: 1	P: 9	LOB: 0	BB: 1	P: 3	LOB: 1	BB: 1	P: 11	LOB: 0	BB: 0	P: 3	LOB: 0	BB: 0	P: 3	LOB: 1	BB: 1	P: 11	DP: 0	HBP: 0	WP: 0	PA: 35	ERA	WHIP										
PITCHER	IP	WLS	BF	H	R	ER	SO	BB	IBB	HBP	BLK	WP	HR	S	P	ERA	WHIP																IP	WLS	BF	H	R	ER	SO	BB	IBB	HBP	BLK	WP	HR	S	P	ERA	WHIP						
Jimmy Key, L (1, 1) ERA: 10.41	7.2	W	30	6	3	3	4	2	0	0	0	0	0	36	44	3.52	1.043																																						
Mark Eichhorn, R (8, 1) ERA: 0.83	1.1	S	5	0	0	0	2	1	0	0	0	0	0	8	12	0.00	0.750																																						

BOTTOM

Toronto Blue Jays @ Seattle Mariners  
The Kingdome, Seattle, WA  
Sun May 11 1986, 6:33 AM EDT  
Att. 10,172 - Unknown

livebaseballscorecards.com

AB	31
R	3
H	6
RBI	3
BB	3
SO	6
LOB	10





Batter	1	2	3	4	5	6	7	8	9	AB R H RBI BB SO LOB	TOP
<b>Jim Gantner, L</b> (1, 4) <small>OBP: 0.387, SLG: 0.434</small> <b>Randy Ready, R</b> (5, PR) <small>OBP: 0.222, SLG: 0.269</small> (5, 4)	0-0 		0-0 		1-0 		0-0 			2 0 0 0 0 0 0 1 0 0 0 0 0 1	
<b>Ernest Riles, L</b> (1, 6) <small>OBP: 0.283, SLG: 0.347</small>	4-0 		4-0 		0-0 			0-3 		2 0 0 0 2 1 3	
<b>Cecil Cooper, L</b> (1, 10) <small>OBP: 0.305, SLG: 0.366</small>	0-0 		0-0 	4-0 		0-0 		0-3 		3 0 0 0 1 1 1	
<b>Robin Yount, R</b> (1, 8) <small>OBP: 0.443, SLG: 0.470</small>	0-0 			0-3 		4-0 		0-3 		3 0 0 0 1 2 2	
<b>Billy Jo Robidoux, L</b> (1, 3) <small>OBP: 0.412, SLG: 0.393</small>		4-0 		0-0 		0-3 			0-0 	3 0 0 0 1 1 2	
<b>Ben Oglivie, L</b> (1, 7) <small>OBP: 0.354, SLG: 0.409</small>		0-0 			0-0 	0-0 			0-0 	4 0 1 0 0 0 1	
<b>Rob Deer, R</b> (1, 9) <small>OBP: 0.300, SLG: 0.375</small>			0-3 		4-0 	0-3 			0-0 	3 0 0 0 1 2 3	
<b>Dale Sveum, S</b> (1, 5) <small>OBP: 0.667, SLG: 1.000</small>			0-3 		0-0 		0-0 			3 0 2 0 0 1 1	
<b>Charlie Moore, R</b> (1, 2) <small>OBP: 0.391, SLG: 0.525</small>			0-0 		0-3 		0-3 			3 0 0 0 0 2 3	
<b>Inning Stats</b>	R: 0 H: 0 E: 0 LOB: 1 K: 0 BB: 1 S: 3 P: 7	R: 0 H: 0 E: 0 LOB: 1 K: 2 BB: 1 S: 7 P: 11	R: 0 H: 0 E: 0 LOB: 0 K: 0 BB: 1 S: 2 P: 6	R: 0 H: 0 E: 0 LOB: 0 K: 1 BB: 1 S: 4 P: 8	R: 0 H: 1 E: 0 LOB: 3 K: 1 BB: 1 S: 6 P: 11	R: 0 H: 1 E: 0 LOB: 2 K: 2 BB: 1 S: 8 P: 12	R: 0 H: 1 E: 0 LOB: 0 K: 1 BB: 0 S: 5 P: 5	R: 0 H: 0 E: 0 LOB: 0 K: 3 BB: 0 S: 9 P: 9	R: 0 H: 0 E: 0 LOB: 0 K: 0 BB: 0 S: 3 P: 3	1B: 2 SF: 0 2B: 1 SAC: 0 3B: 0 DP: 2 HR: 0 HBP: 1	WP: 0 PA: 35 PB: 0 SB: 0 CS: 1
<b>PITCHER</b> <b>Milt Wilcox, R</b> (1, 1) <small>ERA: 5.13</small> <b>Matt Young, L</b> (3, 1) <small>ERA: 4.85</small>	IP WLS BF H R ER SO BB IBB HBP BLK WP HR S P ERA WHIP 2.0 8 0 0 0 2 2 0 0 0 0 0 0 10 18 0.00 1.000 7.0 W 26 3 0 0 8 4 0 1 0 0 0 0 37 54 0.00 1.000	<b>PITCHER</b> IP WLS BF H R ER SO BB IBB HBP BLK WP HR S P ERA WHIP									

**Milwaukee Brewers @ Seattle Mariners**  
 The Kingdome, Seattle, WA  
 Mon May 12 1986, 10:05 PM EDT  
 Att. 13,129 - Unknown

[livebaseballscorecards.com](http://livebaseballscorecards.com)

<b>AB</b>	27
<b>R</b>	0
<b>H</b>	3
<b>RBI</b>	0
<b>BB</b>	6
<b>SO</b>	10
<b>LOB</b>	17



Batter	1	2	3	4	5	6	7	8	9
<b>Spike Owen, S</b> OBP: 0.293, SLG: 0.321 (1, 6)	0-0 BB 1B 1B	0-0 3-1			0-0 2B	H 1-0 HBP		0-0 F7	
<b>Phil Bradley, R</b> OBP: 0.350, SLG: 0.377 (1, 7)	0-0 BB 1-2 1B		0-3 K		0-3 K	0-3 K			
<b>Alvin Davis, L</b> OBP: 0.432, SLG: 0.626 (1, 3)	4-0 1-2 2-3 BB		0-0 F7		0-0 2B			0-0 F7	
<b>Gorman Thomas, R</b> OBP: 0.304, SLG: 0.422 (1, 10)	0-3 K		0-3 K		0-0 5-3			0-3 K	
<b>Ivan Calderon, R</b> OBP: 0.261, SLG: 0.321 (1, 9)	0-3 K			H 1-0 1B HBP		0-0 F3		0-0 F4	
<b>Jim Presley, R</b> OBP: 0.238, SLG: 0.347 (1, 5)	0-3 K		0-3 K		0-0 F9 HR 2B			0-0 5-3	
<b>Dave Henderson, R</b> OBP: 0.276, SLG: 0.393 (1, 8)		0-0 HR		0-3 K		0-0 F9		0-0 HR	
<b>Domingo Ramos, R</b> OBP: 0.222, SLG: 0.192 (1, 4)		0-0 6-3		0-0 1B		4-0 HR BB		0-0 5-3	
<b>Steve Yeager, R</b> OBP: 0.259, SLG: 0.294 (1, 2)		0-0 5-3			0-3 K	0-0 HR		0-0 1B	

AB	R	H	RBI	BB	SO	LOB
4	1	2	0	0	0	1
4	0	1	0	0	3	2
3	0	1	1	1	0	0
4	0	0	0	0	3	4
3	0	0	0	0	1	3
4	1	1	0	0	2	4
4	2	2	2	0	1	2
3	1	1	0	1	0	0
4	1	2	3	0	1	0

**BOTTOM**

**Milwaukee Brewers @ Seattle Mariners**  
The Kingdome, Seattle, WA  
Mon May 12 1986, 10:05 PM EDT  
Att. 13,129 - Unknown

[livebaseballscorecards.com](http://livebaseballscorecards.com)

<b>AB</b>	<b>33</b>
<b>R</b>	<b>6</b>
<b>H</b>	<b>10</b>
<b>RBI</b>	<b>6</b>
<b>BB</b>	<b>2</b>
<b>SO</b>	<b>11</b>
<b>LOB</b>	<b>16</b>



Inning Stats	R: 0	H: 2	E: 0	K: 3	S: 11	H: 2	LOB: 3	BB: 1	P: 15	R: 1	H: 1	E: 0	K: 0	S: 4	R: 0	H: 0	E: 0	K: 2	S: 7	R: 0	H: 1	E: 0	K: 2	S: 7	R: 1	H: 2	E: 0	K: 2	S: 9	R: 3	H: 2	E: 0	K: 1	S: 7	R: 0	H: 0	E: 0	K: 1	S: 5	R: 1	H: 2	E: 0	K: 0	S: 5
--------------	------	------	------	------	-------	------	--------	-------	-------	------	------	------	------	------	------	------	------	------	------	------	------	------	------	------	------	------	------	------	------	------	------	------	------	------	------	------	------	------	------	------	------	------	------	------

PITCHER	IP	WLS	BF	H	R	ER	SO	BB	IBB	HBP	BLK	WP	HR	S	P	ERA	WHIP
<b>Teddy Higuera, L</b> ERA: 2.93 (1, 1)	5.2	L	28	8	5	5	9	2	0	2	0	0	2	42	52	7.94	1.765
<b>Danny Darwin, R</b> ERA: 2.6 (6, 1)	1.1		4	0	0	0	2	0	0	0	0	0	0	8	8	0.00	0.000
<b>Bob McClure, L</b> ERA: 0.93 (8, 1)	1.0		5	2	1	1	0	0	0	0	0	0	1	5	5	9.00	2.000

WP	HR	S	P	ERA	WHIP
0	0	0	0	0	0



**Milwaukee Brewers @ Seattle Mariners**  
 The Kingdome, Seattle, WA  
 Tue May 13 1986, 10:05 PM EDT  
 Att. 8,421 - Unknown

[livebaseballscorecards.com](http://livebaseballscorecards.com)

AB	32
R	5
H	7
RBI	5
BB	6
SO	5
LOB	15



WP:	0	PA:	38
PB:	0		
SB:	1		
CS:	0		

Batter	1	2	3	4	5	6	7	8	9	AB	R	H	RBI	BB	SO	LOB
Randy Ready, R (1, 4) OBP: 0.237, SLG: 0.255	4-0 BB FC3-6-1-2-4		4-0 BB FC3-2		0-0 G3		0-0 F6		0-0 F7	3	0	0	0	2	0	2
Ernest Riles, L (1, 6) OBP: 0.280, SLG: 0.336	4-0 BB FC3-6-1-2-4		0-0 FC3-2				0-0 F8		0-0 F8	4	0	0	0	1	0	4
Cecil Cooper, L (1, 10) OBP: 0.293, SLG: 0.349	0-0 FC3-6-1-2-4		0-0 F7				0-0 4-3		0-3 K	4	0	0	0	0	1	5
Robin Yount, R (1, 3) OBP: 0.444, SLG: 0.479		0-3 K		0-0 5-3			0-0 BB 1B 1B		0-0 F9 2B	4	1	2	0	0	1	0
Ben Oglivie, L (1, 7) OBP: 0.346, SLG: 0.396		0-0 F8		0-0 F9			0-0 BB 1B 1B		0-0 F9	4	1	1	0	0	0	1
Rob Deer, R (1, 9) OBP: 0.298, SLG: 0.363		0-0 F9		0-3 K			4-0 BB 1B HR BB		0-0 F3	3	1	0	0	1	1	1
Rick Manning, L (1, 8) OBP: 0.357, SLG: 0.308			0-0 4-3		0-0 F9		0-0 HR 1B		0-0 F8	4	1	1	2	0	0	1
Bill Schroeder, R (1, 2) OBP: 0.500, SLG: 0.818			0-0 BB FC3-2 1B		4-0 BB		0-0 HR		0-0 5-3	3	1	2	3	1	0	0
Dale Sveum, S (1, 5) OBP: 0.571, SLG: 0.667			4-0 FC3-2 BB 1-2 BB		0-3 K		0-3 K		0-0 1B	3	0	1	0	1	2	1

Inning	1	2	3	4	5	6	7	8	9
R:	0	0	0	0	0	5	0	0	0
H:	0	0	1	0	0	4	0	1	1
E:	0	0	0	0	0	0	0	0	0
K:	0	1	0	1	1	1	0	0	0
S:	1	5	4	5	5	9	5	4	4
LOB:	0	0	3	0	1	0	1	1	1
BB:	2	0	2	0	1	1	0	0	0
P:	9	5	12	5	9	13	5	4	4

PITCHER	IP	WLS	BF	H	R	ER	SO	BB	IBB	HBP	BLK	WP	HR	S	P	ERA	WHIP
Mike Morgan, R (1, 1) ERA: 3.33	5.2	W	26	5	5	5	3	6	0	0	0	0	1	26	50	7.94	1.941
Pete Ladd, R (6, 1) ERA: 3.09	3.1	S	12	2	0	0	2	0	0	0	0	0	0	16	16	0.00	0.600

Batter	1	2	3	4	5	6	7	8	9
Danny Tartabull, R OBP: 0.326, SLG: 0.478 (1, 4)	0-0 1B 3B		0-0 G3 1B		0-0 F8 1B	0-3 K		0-0 2-H 3-H 3B	
Phil Bradley, R OBP: 0.354, SLG: 0.376 (1, 7)	0-0 1-3		0-0 G3 1-2		0-0 BB 1B		4-0 7-4 BB		
Alvin Davis, L OBP: 0.434, SLG: 0.618 (1, 3)	0-0 1B 3-H		0-0 4-3		0-0 F8 2-3		4-0 1-2 BB		
Ken Phelps, L OBP: 0.421, SLG: 0.643 Gorman Thomas, R OBP: 0.302, SLG: 0.418 (1, 10) (7, PH)	0-0 1-3 G4-3 1B			0-0 HR	4-0 WP 1B		0-0 F4		
Ivan Calderon, R OBP: 0.270, SLG: 0.327 (1, 9)	0-0 G4-3 1-2f			0-0 WP 2B	0-0 WP 1B		0-0 7-4 2-3f		
Jim Presley, R OBP: 0.246, SLG: 0.360 (1, 5)		0-3 K		0-0 1B FC6-4	0-3 K		0-0 SH1-3 3B 1B		
Dave Henderson, R OBP: 0.284, SLG: 0.398 (1, 8)		0-3 K2-3		0-0 FC6-4 1B	0-3 K		0-0 1-2 3B 1B		
Domingo Ramos, R OBP: 0.200, SLG: 0.172 (1, 6)		0-0 5-3		0-0 FC6-4 CS 1-2f 3-H		0-0 F9	0-0 SH1-3		
Bob Kearney, R OBP: 0.188, SLG: 0.200 (1, 2)			0-0 5-3	0-3 K		0-0 F7	0-0 F3		

AB	R	H	RBI	BB	SO	LOB
5	2	4	2	0	1	0
3	1	1	0	1	0	2
3	0	1	1	1	0	3
2	1	2	1	1	0	0
1	0	0	0	0	0	2
4	1	2	2	0	0	4
4	2	2	1	0	2	2
4	1	2	0	0	2	2
3	0	0	1	0	0	1
4	0	0	0	0	1	3

**BOTTOM**

**Milwaukee Brewers @ Seattle Mariners**  
**The Kingdom, Seattle, WA**  
 Tue May 13 1986, 10:05 PM EDT  
 Att. 8,421 - Unknown

[livebaseballscores.com](http://livebaseballscores.com)

<b>AB</b>	<b>33</b>
<b>R</b>	<b>8</b>
<b>H</b>	<b>14</b>
<b>RBI</b>	<b>8</b>
<b>BB</b>	<b>3</b>
<b>SO</b>	<b>6</b>
<b>LOB</b>	<b>19</b>



1B: 10	SF: 0	WP: 2	PA: 37
2B: 2	SAC: 1	PB: 0	
3B: 2	DP: 2	SB: 0	
HR: 1	HBP: 0	CS: 1	

Inning Stats	R	H	E	K	S	P	IP	WLS	BF	H	R	ER	SO	BB	IBB	HBP	BLK	WP	HR	S	P	ERA	WHIP
Tim Leary, R ERA: 5.73 (1, 1)	1	3	0	0	5	5	4.0		20	10	6	6	3	0	0	0	0	1	1	26	26	13.50	2.500
Jaime Cocanower, R ERA: 3.86 (5, 1)	0	0	0	0	0	0	2.0		9	1	0	0	3	2	0	0	0	1	0	13	21	0.00	1.500
Bob McClure, L ERA: 0.93 (7, 1)	0	0	0	0	0	0	0.0		1	0	0	0	0	1	0	0	0	0	0	0	4	∞	∞
Danny Darwin, R ERA: 3.26 (7, 1)	0	0	0	0	0	0	2.0		7	3	2	2	0	0	0	0	0	0	0	7	7	9.00	1.500



Batter	1	2	3	4	5	6	7	8	9	AB R H RBI BB SO LOB	TOP																											
Robin Yount, R OBP: 0.433, SLG: 0.460 (1, 3) (6, 8)	0-0 F4	0-0 F6		0-0 FC4-6 1B	4-0 BB BB		0-0 5-3		0-3 K	5 1 0 1 1 1 4																												
Charlie Moore, R OBP: 0.431, SLG: 0.535 (1, 2)	0-0 E8 WP 3-1		4-0 1B G4-6-3 BB	0-0 1B	4-0 BB		0-0 FC6-4 1B			3 3 2 2 2 0 0																												
Cecil Cooper, L OBP: 0.298, SLG: 0.352 (1, 10)	0-0 3-1		0-0 G4-6-3 1B	0-0 1B	0-0 F8		0-0 FC6-4			5 0 2 2 0 0 4																												
Ben Oglivie, L OBP: 0.357, SLG: 0.392 Juan Castillo, S OBP: 0.381, SLG: 0.188 (1, 7) (6, PR) (6, 4)	4-0 FC6-4 BB		0-0 G4-6-3	0-0 4-3		0-0 SH1-4 E 1B		0-0 G3		3 0 1 0 1 0 2 1 0 0 0 0 0 0																												
Randy Ready, R OBP: 0.238, SLG: 0.271 Bill Schroeder, R OBP: 0.467, SLG: 0.750 (1, 4) (6, 3)	0-0 FC6-4		0-3 K		0-0 4-3 1B 2B	0-0 E1 SH1-4		0-3 K		4 1 1 0 0 1 2 1 0 0 0 0 1 0																												
Ernest Riles, L OBP: 0.279, SLG: 0.341 (1, 6)		0-0 1B 2B		0-0 G3	0-0 4-3	0-0 SH1-4		0-0 F5		4 1 1 0 0 0 1																												
Rick Manning, L OBP: 0.368, SLG: 0.294 (1, 8) (6, 7)		0-0 F8		0-0 BB WP FC4-6 1B	4-0 1B 5-3 BB	0-3 K		0-0 F8		4 2 1 0 1 1 3	AB 37 R 9 H 10 RBI 8 BB 7 SO 6 LOB 21																											
Paul Householder, S OBP: 0.260, SLG: 0.227 (1, 9)		0-3 K		1-0 FC4-6 BB 1B HBP	0-0 BB 5-3 1B	0-3 K		4-0 K BB		3 1 1 1 1 2 3																												
Dale Sveum, S OBP: 0.500, SLG: 0.500 (1, 5)		0-0 1B		4-0 FC4-6 BB	0-0 5-3		0-0 4-3	0-0 F7		4 0 1 2 1 0 2																												
Inning Stats	R: 1 E: 1 K: 0 S: 4	H: 0 LOB: 1 BB: 1 P: 8	R: 1 E: 0 K: 1 S: 7	H: 2 LOB: 1 BB: 0 P: 7	R: 1 E: 0 K: 1 S: 5	H: 1 LOB: 0 BB: 1 P: 9	R: 4 E: 0 K: 0 S: 6	H: 3 LOB: 1 BB: 1 P: 11	R: 2 E: 0 K: 0 S: 5	H: 2 LOB: 3 BB: 3 P: 17	R: 0 E: 1 K: 2 S: 9	H: 1 LOB: 2 BB: 0 P: 9	R: 0 E: 0 K: 0 S: 4	H: 1 LOB: 1 BB: 0 P: 4	R: 0 E: 0 K: 1 S: 5	H: 0 LOB: 0 BB: 0 P: 5	R: 0 E: 0 K: 1 S: 5	H: 0 LOB: 1 BB: 1 P: 9	1B: 8 2B: 2 3B: 0 HR: 0	SF: 0 SAC: 1 DP: 1 HBP: 1	WP: 2 PB: 0 SB: 2 CS: 0	PA: 46																
PITCHER	IP	WLS	BF	H	R	ER	SO	BB	IBB	HBP	BLK	WP	HR	S	P	ERA	WHIP	PITCHER	IP	WLS	BF	H	R	ER	SO	BB	IBB	HBP	BLK	WP	HR	S	P	ERA	WHIP			
Mike Moore, R ERA: 3.13 (1, 1)	3.2	L	21	6	7	6	2	3	0	1	0	2	0	21	34	14.73	2.455																					
Lee Guetterman, L ERA: 4.64 (4, 1)	1.1		9	2	2	2	0	3	0	0	0	0	0	6	18	13.50	3.750																					
Bill Swift, R ERA: 6.25 (6, 1)	2.0		9	2	0	0	2	0	0	0	0	0	0	13	13	0.00	1.000																					
Karl Best, R ERA: 2.79 (8, 1)	2.0		7	0	0	0	2	1	0	0	0	0	0	10	14	0.00	0.500																					

Milwaukee Brewers @ Seattle Mariners  
The Kingdome, Seattle, WA  
Wed May 14 1986, 6:33 AM EDT  
Att. 9,714 - Unknown

livebaseballscorecards.com



Batter	1	2	3	4	5	6	7	8	9	AB	R	H	RBI	BB	SO	LOB
<b>Harold Reynolds, S</b> (1, 4) OBP: 0.352, SLG: 0.373	0-0 5-3 SUS	0-3 K		4-0 1-2 BB		0-0 F8		0-0 F9		4	0	0	0	1	1	1
<b>Phil Bradley, R</b> (1, 7) OBP: 0.352, SLG: 0.373 <b>Barry Bonnell, R</b> (2, PH) OBP: 0.171, SLG: 0.206	0-0 G3	0-0 F8		0-0 4-3		0-0 1B		0-3 K		1	0	0	0	0	0	0
<b>Alvin Davis, L</b> (1, 3) OBP: 0.441, SLG: 0.619	4-0 1B BB			4-0 FC5-4 BB		0-0 2B		0-0 F8		3	2	1	0	2	0	1
<b>Al Cowens, R</b> (1, 10) OBP: 0.224, SLG: 0.222	0-0 1B 1-2			0-0 F3		0-3 K		0-3 K		5	1	1	0	0	2	3
<b>Ivan Calderon, R</b> (1, 9) OBP: 0.275, SLG: 0.325	0-0 1B 1-3 2-H			0-0 F9		4-0 2B SF8 BB		0-0 F8		4	2	1	1	1	0	1
<b>Jim Presley, R</b> (1, 5) OBP: 0.261, SLG: 0.380	0-0 1B 2-H 3-H			0-0 FC5-4 1-2f		0-0 2B SF8 1-3 2-H		0-0 1B FC6-4		4	1	3	3	0	0	1
<b>Dave Henderson, R</b> (1, 8) OBP: 0.283, SLG: 0.396	0-3 K			0-0 1B BB		0-0 2B SF8 2-3 3-H		0-3 K		3	0	1	1	0	2	2
<b>Domingo Ramos, R</b> (1, 6) OBP: 0.206, SLG: 0.212				0-0 F8		0-0 2B F8 3-H		0-0 FC6-4 1-2f		4	0	1	1	0	0	2
<b>Steve Yeager, R</b> (1, 2) OBP: 0.258, SLG: 0.291				0-0 1B		0-3 K		0-0 F8		4	0	1	0	0	1	2

Inning Stats	R: 3	H: 3	E: 0	K: 1	S: 8	LOB: 1	BB: 1	P: 12	R: 0	H: 1	E: 0	K: 1	S: 6	LOB: 1	BB: 0	P: 6	R: 0	H: 0	E: 0	K: 0	S: 3	LOB: 1	BB: 1	P: 7	R: 0	H: 1	E: 0	K: 1	S: 6	LOB: 2	BB: 1	P: 10	R: 3	H: 3	E: 0	K: 1	S: 8	LOB: 1	BB: 1	P: 12	R: 0	H: 1	E: 0	K: 1	S: 6	LOB: 1	BB: 0	P: 6	R: 0	H: 1	E: 0	K: 1	S: 6	LOB: 1	BB: 0	P: 6	R: 0	H: 0	E: 0	K: 1	S: 5	LOB: 0	BB: 0	P: 5	R: 0	H: 0	E: 0	K: 0	S: 3	LOB: 0	BB: 3	P: 3	1B: 7	2B: 3	3B: 0	HR: 0	SF: 1	SAC: 0	DP: 0	HBP: 0	WP: 0	PB: 0	SB: 0	CS: 0	PA: 41
<b>PITCHER</b>	IP	WLS	BF	H	R	ER	SO	BB	IBB	HBP	BLK	WP	HR	S	P	ERA	WHIP																																																																				
<b>Juan Nieves, L</b> (1, 1) ERA: 3.99	4.2		26	8	6	6	4	4	0	0	0	0	0	30	46	11.57	2.571																																																																				
<b>Dan Plesac, L</b> (5, 1) ERA: 2.95	4.1	W	15	2	0	0	3	0	0	0	0	0	0	21	21	0.00	0.462																																																																				

**BOTTOM**

**Milwaukee Brewers @ Seattle Mariners**  
The Kingdome, Seattle, WA  
Wed May 14 1986, 6:33 AM EDT  
Att. 9,714 - Unknown

livebaseballscorecards.com

<b>AB</b>	<b>36</b>
<b>R</b>	<b>6</b>
<b>H</b>	<b>10</b>
<b>RBI</b>	<b>6</b>
<b>BB</b>	<b>4</b>
<b>SO</b>	<b>7</b>
<b>LOB</b>	<b>16</b>







Batter	1	2	3	4	5	6	7	8	9	AB	R	H	RBI	BB	SO	LOB
Rickey Henderson, R OBP: 0.343, SLG: 0.434 (1, 8)	0-3 K		0-0 FC4-6 1B		0-0 F9		0-0 F8		0-0 F8	5	0	1	0	0	1	1
Willie Randolph, R OBP: 0.441, SLG: 0.352 (1, 4)	4-0 G3 BB		0-0 F9		0-3 K		0-0 6-3		0-0 1B	4	0	1	1	1	1	2
Don Mattingly, L OBP: 0.366, SLG: 0.472 (1, 3)	0-0 G3		0-0 FC4-6		0-0 2B			0-0 3B 2B	0-0 1B	5	1	3	0	0	0	3
Dave Winfield, R OBP: 0.358, SLG: 0.391 (1, 9)	0-3 K		0-0 F6		0-0 4-3			0-0 SF8 3B	0-0 FC5-4	5	1	1	1	0	1	6
Gary Roenicke, R OBP: 0.457, SLG: 0.294 (1, 10)		0-0 FC6-4 1B		0-3 K		0-0 G5-4-3 1B		0-3 K		4	0	2	0	0	2	1
Henry Cotto, R OBP: 0.200, SLG: 0.211 (1, 7)		0-0 F3		0-0 F9		0-0 G5-4-3		0-0 SF8		3	0	0	1	0	0	2
Dale Berra, R OBP: 0.433, SLG: 0.462 (1, 5)		0-0 F7		0-0 2B		4-0 BB		0-0 4-3		3	0	1	0	1	0	1
Butch Wynegar, S OBP: 0.324, SLG: 0.397 (1, 2)		0-0 FC6-4		4-0 BB		0-0 F3			0-0 G5-6-3	3	0	0	0	1	0	2
Bobby Meacham, S OBP: 0.328, SLG: 0.296 (1, 6)			4-0 FC4-6 1B BB		0-0 F5		0-0 F9		0-0 F8 1B 2B	3	1	1	0	1	0	2

Inning Stats	R: 0	H: 0	E: 0	K: 2	S: 7	R: 0	H: 1	E: 0	K: 0	S: 4	R: 0	H: 1	E: 0	K: 0	S: 4	R: 0	H: 1	E: 0	K: 1	S: 6	R: 0	H: 1	E: 0	K: 1	S: 6	R: 0	H: 1	E: 0	K: 0	S: 3	R: 0	H: 0	E: 0	K: 0	S: 3	R: 2	H: 2	E: 0	K: 1	S: 7	R: 1	H: 3	E: 0	K: 0	S: 6	1B: 5	SF: 1	2B: 4	SAC: 0	3B: 1	DP: 1	HR: 0	HBP: 0	WP: 0	PA: 40
--------------	------	------	------	------	------	------	------	------	------	------	------	------	------	------	------	------	------	------	------	------	------	------	------	------	------	------	------	------	------	------	------	------	------	------	------	------	------	------	------	------	------	------	------	------	------	-------	-------	-------	--------	-------	-------	-------	--------	-------	--------

PITCHER	IP	WLS	BF	H	R	ER	SO	BB	IBB	HBP	BLK	WP	HR	S	P	ERA	WHIP
Mark Langston, L ERA: 5.29 (1, 1)	8.2	W	39	10	3	3	5	4	0	0	0	0	0	45	61	3.12	1.615
Pete Ladd, R ERA: 3.04 (9, 1)	0.1	S	1	0	0	0	0	0	0	0	0	0	0	1	1	0.00	0.000


**BOTTOM**

**Seattle Mariners @ New York Yankees**  
Yankee Stadium, Bronx, NY

Fri May 16 1986, 7:05 PM EDT  
Att. 18,321 - Unknown

livebaseballscorecards.com

<b>AB</b>	<b>35</b>
<b>R</b>	<b>3</b>
<b>H</b>	<b>10</b>
<b>RBI</b>	<b>3</b>
<b>BB</b>	<b>4</b>
<b>SO</b>	<b>5</b>
<b>LOB</b>	<b>20</b>





Batter	1	2	3	4	5	6	7	8	9	AB R H RBI BB SO LOB	TOP									
Harold Reynolds, S OBP: 0.200, SLG: 0.214 (1, 4) X	0-0 G3	0-0 F4			0-0 F8		0-0 G3		0-0 F9	5 0 0 0 0 0 2										
Spike Owen, S OBP: 0.310, SLG: 0.333 (1, 6) X	0-0 BB 1B		4-0 G1-6-3 BB		0-0 4-3			4-0 BB 2B	0-0 F7	3 1 1 0 2 0 0										
Phil Bradley, R OBP: 0.360, SLG: 0.372 (1, 7) B B B	4-0 BB 1-2		0-0 G1-6-3			0-0 1B		0-3 K	4-0 BB 1B	3 1 1 0 2 1 2										
Alvin Davis, L OBP: 0.453, SLG: 0.613 (1, 3) X	0-0 F7		0-0 2B		0-0 F8		0-0 F8	4-0 BB 2B	0-0 BB 1B	4 1 2 0 1 0 3										
Gorman Thomas, R OBP: 0.309, SLG: 0.420 (1, 10) S S S	0-3 K		0-0 F8		0-0 F7		0-0 F7	0-0 BB 2B	0-0 BB 1B	5 1 2 2 0 1 4										
Ivan Calderon, R OBP: 0.279, SLG: 0.328 (1, 9) S S S		0-3 K		0-0 4-3	0-3 K		0-0 K	0-0 BB 2B	0-0 BB 1B	5 1 1 2 0 2 3										
Jim Presley, R OBP: 0.266, SLG: 0.380 (1, 5) X		0-0 6-3		0-0 6-3			0-0 6-3	0-0 BB 1B		4 0 1 1 0 0 0										
Dave Henderson, R OBP: 0.272, SLG: 0.367 (1, 8) X		0-0 E1 1B		0-0 F8			0-3 K	0-0 BB F9		4 1 0 0 0 1 1										
Bob Kearney, R OBP: 0.212, SLG: 0.224 (1, 2) X		0-0 BB 1B		0-0 6-3			0-0 BB 1B	0-0 BB F9		4 0 2 1 0 0 1										
<b>Inning Stats</b>	R: 0 E: 0 K: 1 S: 6	H: 1 LOB: 2 BB: 1 P: 10	R: 1 E: 1 K: 1 S: 7	H: 1 LOB: 1 BB: 0 P: 7	R: 0 E: 0 K: 0 S: 3	H: 1 LOB: 1 BB: 1 P: 7	R: 0 E: 0 K: 0 S: 3	H: 0 LOB: 0 BB: 0 P: 3	R: 0 E: 0 K: 1 S: 6	H: 1 LOB: 1 BB: 0 P: 6	R: 0 E: 0 K: 1 S: 6	H: 1 LOB: 1 BB: 0 P: 6	R: 4 E: 0 K: 1 S: 8	H: 3 LOB: 1 BB: 2 P: 16	R: 1 E: 0 K: 0 S: 5	H: 2 LOB: 2 BB: 1 P: 9	1B: 7 2B: 3 3B: 0 HR: 0	SF: 0 SAC: 0 DP: 1 HBP: 0	WP: 0 PB: 0 SB: 0 CS: 0	PA: 42
<b>PITCHER</b>	IP WLS BF H R ER SO BB IBB HBP BLK WP HR S P ERA WHIP																			
Bob Tewksbury, R ERA: 4.15 (1, 1)	7.0 W 28 5 1 0 4 2 0 0 0 0 0 0 34 42 0.00 1.000																			
Al Holland, L ERA: 19.29 (8, 1)	0.1 5 2 4 4 1 2 0 0 0 0 0 0 5 13 108.00 12.000																			
Brian Fisher, R ERA: 5.11 (8, 1)	1.2 9 3 1 1 0 1 0 0 0 0 0 0 8 12 5.40 2.400																			

Seattle Mariners @ New York Yankees  
 Yankee Stadium, Bronx, NY  
 Sat May 17 1986, 3:33 AM EDT  
 Att: 18,324 - Unknown

livebaseballscorecards.com

AB	37
R	6
H	10
RBI	6
BB	5
SO	5
LOB	16



Batter	1	2	3	4	5	6	7	8	9
Rickey Henderson, R (1, 8) Ken Griffey, L (8, 7) OBP: 0.347, SLG: 0.432 OBP: 0.350, SLG: 0.417	0-0 F3 BBB	4-0 HR BB		0-0 G6-4-3 1-2f		0-0 1B 1B		0-0 HR	
Don Mattingly, L (1, 3) OBP: 0.380, SLG: 0.517	0-0 2B 2B	0-0 E3 HR		0-0 2B		0-0 1B 1B		0-0 HR	
Dave Winfield, R (1, 9) OBP: 0.366, SLG: 0.429	0-0 1B 2B	0-0 HR		0-0 1-3		0-0 1B		0-0 F7	
Gary Roenicke, R (1, 10) OBP: 0.480, SLG: 0.421	0-0 1B HR	0-0 HR			0-0 1B	0-0 F8			
Henry Cotto, R (1, 7) (8, 8) OBP: 0.182, SLG: 0.190	0-0 G4-6-3 1-2f	0-0 5-3			0-3 K		0-3 K		
Willie Randolph, R (1, 4) Mike Fischlin, R (8, 4) OBP: 0.436, SLG: 0.344 OBP: 0.364, SLG: 0.300		4-0 BB E BB 6-3	0-0 4-3		0-0 F8		0-0 F9		
Butch Wynegar, S (1, 2) OBP: 0.307, SLG: 0.371		0-0 6-3	0-0 F8		0-0 F8		0-0 F6		
Mike Pagliarulo, L (1, 5) OBP: 0.298, SLG: 0.385		4-0 E BB HR BB BB	0-3 K			0-0 F8		0-0 4-3	
Bobby Meacham, S (1, 6) OBP: 0.325, SLG: 0.295		0-0 F4		0-0 G6-4-3 1B		0-0 F7		0-0 F9	

AB	R	H	RBI	BB	SO	LOB
3	2	1	0	1	0	1
1	1	1	1	0	0	0
5	3	4	1	0	0	2
5	2	3	6	0	0	1
4	1	3	2	0	0	2
4	0	0	0	0	2	2
3	1	0	0	1	0	1
0	0	0	0	0	0	0
4	0	0	0	0	0	2
3	1	0	0	1	1	0
4	0	1	0	0	0	2

**BOTTOM**

**Seattle Mariners @ New York Yankees**  
Yankee Stadium, Bronx, NY

Sat May 17 1986, 3:33 AM EDT  
Att. 18,324 - Unknown

livebaseballscorecards.com

<b>AB</b>	<b>36</b>
<b>R</b>	<b>11</b>
<b>H</b>	<b>13</b>
<b>RBI</b>	<b>10</b>
<b>BB</b>	<b>3</b>
<b>SO</b>	<b>3</b>
<b>LOB</b>	<b>13</b>



Inning Stats	R: 2	H: 3	E: 0	K: 0	S: 5	H: 3	LOB: 0	BB: 0	P: 5	R: 6	H: 2	E: 1	K: 0	S: 6	R: 0	H: 0	E: 0	K: 1	S: 5	R: 0	H: 2	E: 0	K: 0	S: 4	R: 0	H: 1	E: 0	K: 1	S: 6	R: 1	H: 3	E: 0	K: 0	S: 6	R: 0	H: 0	E: 0	K: 1	S: 5	R: 2	H: 2	E: 0	K: 0	S: 5																		
<b>PITCHER</b>	<b>IP</b>	<b>WLS</b>	<b>BF</b>	<b>H</b>	<b>R</b>	<b>ER</b>	<b>SO</b>	<b>BB</b>	<b>IBB</b>	<b>HBP</b>	<b>BLK</b>	<b>WP</b>	<b>HR</b>	<b>S</b>	<b>P</b>	<b>ERA</b>	<b>WHIP</b>																			<b>PITCHER</b>	<b>IP</b>	<b>WLS</b>	<b>BF</b>	<b>H</b>	<b>R</b>	<b>ER</b>	<b>SO</b>	<b>BB</b>	<b>IBB</b>	<b>HBP</b>	<b>BLK</b>	<b>WP</b>	<b>HR</b>	<b>S</b>	<b>P</b>	<b>ERA</b>	<b>WHIP</b>									
Matt Young, L (1, 1) ERA: 5.17	1.2	L	13	5	8	2	0	3	0	0	0	0	2	10	22	10.80	4.800																																													
Bill Swift, R (2, 1) ERA: 5.75	4.1		18	6	1	1	2	0	0	0	0	0	0	22	22	2.08	1.385																																													
Ed Nunez, R (7, 1) ERA: 15.43	2.0		8	2	2	2	1	0	0	0	0	0	0	10	10	9.00	1.000																																													

<b>WP:</b> 0	<b>PA:</b> 39
<b>PB:</b> 0	
<b>SB:</b> 0	
<b>CS:</b> 0	



Batter	1	2	3	4	5	6	7	8	9	AB R H RBI BB SO LOB	TOP											
Harold Reynolds, S (1, 4) OBP: 0.263, SLG: 0.278	0-0 FC6-4 1B	0-0 1-3 2-H 1B		0-0 4-3			0-0 F7			4 1 2 1 0 0 2												
Spike Owen, S (1, 6) OBP: 0.308, SLG: 0.331	0-0 FC6-4 1B	0-3 K				0-0 F8	0-3 K			4 0 1 0 0 2 2												
Phil Bradley, R (1, 7) OBP: 0.357, SLG: 0.364	0-0 FC6-4 1-2 3-H 1B		0-3 K			0-0 F8		4-0 BB		3 0 0 1 1 1 1												
Alvin Davis, L (1, 3) OBP: 0.440, SLG: 0.591	0-3 K		0-3 K			0-0 4-3		0-0 F7		4 0 0 0 0 2 2												
Gorman Thomas, R (1, 10) OBP: 0.300, SLG: 0.407	0-0 F8		0-0 F6			0-0 F7		0-3 K		4 0 0 0 0 1 2												
Ivan Calderon, R (1, 9) OBP: 0.271, SLG: 0.317		0-0 F9		0-0 E5 G4-6-3		0-3 K		0-3 K		4 0 0 0 0 2 1												
Jim Presley, R (1, 5) OBP: 0.267, SLG: 0.397		0-3 K		0-0 G4-6-3 1-2f		0-0 HR		0-0 4-3		4 1 1 1 0 1 1												
Dave Henderson, R (1, 8) OBP: 0.280, SLG: 0.373		0-0 1B		0-0 2B		0-0 F8		0-0 F9		4 1 2 0 0 0 0												
Steve Yeager, R (1, 2) OBP: 0.271, SLG: 0.317		0-0 1B		0-0 2B		0-0 F4		0-0 1B		4 0 3 0 0 0 0												
<b>Inning Stats</b>	R: 1 E: 0 K: 1 S: 7	H: 2 LOB: 1 BB: 0 P: 7	R: 1 E: 0 K: 2 S: 10	H: 3 LOB: 2 BB: 0 P: 10	R: 0 E: 0 K: 2 S: 7	H: 0 LOB: 0 BB: 0 P: 7	R: 0 E: 1 K: 0 S: 5	H: 2 LOB: 2 BB: 0 P: 5	R: 0 E: 0 K: 0 S: 3	H: 0 LOB: 0 BB: 0 P: 3	R: 1 E: 0 K: 1 S: 6	H: 1 LOB: 0 BB: 0 P: 6	R: 0 E: 0 K: 1 S: 5	H: 0 LOB: 0 BB: 0 P: 5	R: 0 E: 0 K: 2 S: 7	H: 0 LOB: 1 BB: 1 P: 11	R: 0 E: 0 K: 0 S: 3	H: 1 LOB: 1 BB: 0 P: 3	1B: 7 2B: 1 3B: 0 HR: 1	SF: 0 SAC: 0 DP: 1 HBP: 0	WP: 0 PB: 0 SB: 2 CS: 0	PA: 36
<b>PITCHER</b>	IP WLS BF H R ER SO BB IBB HBP BLK WP HR S P ERA WHIP																					
Dennis Rasmussen, L (1, 1) ERA: 4.14	7.0 W 29 8 3 3 7 0 0 0 0 0 1 43 43 3.86 1.143																					
Dave Righetti, L (8, 1) ERA: 2.7	1.0 4 0 0 0 2 1 0 0 0 0 0 7 11 0.00 1.000																					
Tommy John, L (9, 1) ERA: 2.6	1.0 3 1 0 0 0 0 0 0 0 0 0 3 3 0.00 1.000																					

Seattle Mariners @ New York Yankees  
 Yankee Stadium, Bronx, NY  
 Sun May 18 1986, 3:33 AM EDT  
 Att. 40,182 - Unknown

livebaseballscorecards.com

AB	35
R	3
H	9
RBI	3
BB	1
SO	9
LOB	11



BOTTOM

Seattle Mariners @ New York Yankees  
Yankee Stadium, Bronx, NY  
Sun May 18 1986, 3:33 AM EDT  
Att. 40,182 - Unknown

livebaseballscores.com

AB	39
R	11
H	16
RBI	11
BB	5
SO	6
LOB	21



WP:	1	PA:	44
PB:	1		
SB:	1		
CS:	0		

AB	R	H	RBI	BB	SO	LOB
5	1	1	2	0	2	4
4	0	3	1	1	0	0
4	1	2	1	1	0	3
4	1	2	0	1	1	3
5	1	0	0	0	1	7
2	2	2	0	0	0	0
1	1	1	2	0	0	0
2	1	1	1	0	0	0
4	0	0	0	1	2	2
4	1	1	2	1	0	2
4	2	3	2	0	0	0
1B:	12	SF:	0			
2B:	3	SAC:	0			
3B:	0	DP:	1			
HR:	1	HBP:	0			

Batter	1	2	3	4	5	6	7	8	9	AB	R	H	RBI	BB	SO	LOB						
Rickey Henderson, R OBP: 0.343, SLG: 0.425	0-3 K	0-3 K		0-0 FC1-6-2 1B S		0-0 F9	0-0 BB 2B 1B			5	1	1	2	0	2	4						
Willie Randolph, R OBP: 0.447, SLG: 0.357	0-0 BB 1B		0-0 WP 1B	0-0 1-3 1B		0-0 F8	4-0 1-2 2B BB			4	0	3	1	1	0	0						
Don Mattingly, L OBP: 0.386, SLG: 0.523	4-0 G5-4-3 BB		0-0 F7	0-0 F9			0-0 1B			4	1	2	1	1	0	3						
Dave Winfield, R OBP: 0.373, SLG: 0.431	0-0 G5-4-3		0-3 K		0-0 FC4-6 1B		0-0 FC3-6 1B			4	1	2	0	1	1	3						
Ken Griffey, L OBP: 0.336, SLG: 0.398		0-0 F4	0-0 F8		0-0 FC4-6 HR		0-0 K			5	1	0	0	0	1	7						
Mike Easler, L OBP: 0.333, SLG: 0.386		0-0		0-0	0-0	0-0	0-0	0-0	0-0	2	2	2	0	0	0	0						
Gary Roenicke, R OBP: 0.490, SLG: 0.513		0-0 1B 2B		0-0 4-3 2B 1B	0-0 1-1 HR		0-0 FC3-6 BB 1B 1B		0-0 F2	1	1	1	2	0	0	0						
Ron Hassey, L OBP: 0.324, SLG: 0.302		0-3 K		0-0 4-3	0-3 K		4-0 1-2 FC3-6 BB		0-0 G3	2	1	1	1	0	0	0						
Mike Pagliarulo, L OBP: 0.294, SLG: 0.370		0-3 K		0-0 1-2	0-3 K		0-0 1-2 FC3-6 BB		0-0 5-3	4	0	0	0	1	2	2						
Butch Wynegar, S OBP: 0.313, SLG: 0.364		0-0 1B 1B		4-0 2B BB	0-0 1-3		0-0 1B 1B		0-0	4	1	1	2	1	0	2						
Bobby Meacham, S OBP: 0.338, SLG: 0.319		0-0 1B		0-0 FC1-6-2 1B 2B		0-0 F9	0-0 1-3 PB 1B 1B			4	2	3	2	0	0	0						
Inning Stats	R: 0 E: 0 K: 1 S: 5	H: 1 LOB: 1 BB: 1 P: 9	R: 1 E: 0 K: 2 S: 10	H: 3 LOB: 2 BB: 0 P: 10	R: 0 E: 0 K: 1 S: 6	H: 1 LOB: 1 BB: 0 P: 6	R: 2 E: 0 K: 0 S: 6	H: 3 LOB: 2 BB: 1 P: 10	R: 2 E: 0 K: 1 S: 7	H: 2 LOB: 0 BB: 0 P: 7	R: 0 E: 0 K: 0 S: 3	H: 0 LOB: 0 BB: 0 P: 3	R: 6 E: 0 K: 1 S: 11	H: 6 LOB: 3 BB: 3 P: 23	R: 0 E: 0 K: 0 S: 3	H: 0 LOB: 0 BB: 0 P: 3	1B: 12 2B: 3 3B: 0 HR: 1	SF: 0 SAC: 0 DP: 1 HBP: 0	WP: 1 PB: 1 SB: 1 CS: 0	PA: 44	ERA WHIP	
PITCHER	IP	WLS	BF	H	R	ER	SO	BB	IBB	HBP	BLK	WP	HR	S	P	ERA	WHIP					
Mike Morgan, R ERA: 3.65	(1, 1)	3.1	L	18	7	3	3	4	2	0	0	0	0	24	32	8.10	2.700					
Ed Nunez, R ERA: 13.5	(4, 1)	0.1		2	1	0	0	0	0	0	0	0	0	2	2	0.00	3.000					
Lee Guetterman, L ERA: 5.63	(4, 1)	2.2		12	4	4	4	2	0	0	0	0	1	16	16	13.50	1.500					
Karl Best, R ERA: 6.3	(7, 1)	0.1		6	3	3	3	0	2	0	0	0	0	4	12	81.00	15.000					
Matt Young, L ERA: 4.96	(7, 1)	1.1		6	1	1	1	0	0	1	0	0	0	5	9	6.75	0.750					



Batter	1	2	3	4	5	6	7	8	9	AB R H RBI BB SO LOB	TOP											
Harold Reynolds, S (1, 4) OBP: 0.217, SLG: 0.227	0-0 1-3	0-0 4-3			0-0 F5		0-0 FC3-6			4 0 0 0 0 0 2	<b>Seattle Mariners @ Detroit Tigers</b> Tiger Stadium, Detroit, MI Tue May 20 1986, 7:05 PM EDT Att. 12,660 - Unknown <a href="http://livebaseballscorecards.com">livebaseballscorecards.com</a>											
Spike Owen, S (1, 6) OBP: 0.306, SLG: 0.322	4-0 1B BB		0-0 F7		0-0 F9		0-0 F7			3 0 0 0 1 0 1												
Phil Bradley, R (1, 7) OBP: 0.354, SLG: 0.360	0-0 1B 1-2		0-0 6-3		0-0 F8		0-0 G3			4 0 1 0 0 0 1												
Alvin Davis, L (1, 3) OBP: 0.441, SLG: 0.585	0-0 1B 1-3 2-3		0-0 4-3			4-0 FC6-4 BB		0-0 F6		3 0 1 0 1 0 0												
Ken Phelps, L (1, 10) OBP: 0.429, SLG: 0.600	4-0 BB			4-0 G5-4-3 BB		0-0 F7		0-0 F2		2 0 0 0 2 0 1												
Jim Presley, R (1, 5) OBP: 0.260, SLG: 0.386	0-3 K		0-0 G5-4-3 1-2f		0-0 FC6-4 1B 1-2f		0-0 6-3			4 0 0 0 0 1 5												
Ivan Calderon, R (1, 9) OBP: 0.277, SLG: 0.323		0-0 1-3		0-0 1B 1B		0-0 1-2 1B		0-0 F7		4 0 2 0 0 0 0												
Dave Henderson, R (1, 8) OBP: 0.287, SLG: 0.371		4-0 BB		0-0 1-2 1B		0-3 K		0-0 F9		3 0 1 0 1 1 2												
Steve Yeager, R (1, 2) OBP: 0.270, SLG: 0.303		0-0 F8		0-3 K		4-0 FC3-6 BB		0-0 5-3		3 0 0 0 1 1 3												
<b>Inning Stats</b>	R: 0 E: 0 K: 1 S: 6	H: 2 LOB: 3 BB: 2 P: 14	R: 0 E: 0 K: 0 S: 3	H: 0 LOB: 1 BB: 1 P: 7	R: 0 E: 0 K: 0 S: 3	H: 0 LOB: 0 BB: 0 P: 3	R: 0 E: 0 K: 1 S: 6	H: 2 LOB: 2 BB: 1 P: 10	R: 0 E: 0 K: 0 S: 3	H: 0 LOB: 0 BB: 0 P: 3	R: 0 E: 0 K: 0 S: 3	H: 1 LOB: 2 BB: 1 P: 10	R: 0 E: 0 K: 0 S: 3	H: 0 LOB: 1 BB: 1 P: 7	R: 0 E: 0 K: 0 S: 3	H: 0 LOB: 0 BB: 0 P: 3	R: 0 E: 0 K: 0 S: 3	H: 0 LOB: 0 BB: 0 P: 3	1B: 5 2B: 0 3B: 0 HR: 0	SF: 0 SAC: 0 DP: 1 HBP: 0	WP: 0 PB: 0 SB: 0 CS: 0	PA: 36
<b>PITCHER</b> Walt Terrell, R (1, 1) ERA: 4.28	IP 9.0 WLS W BF 36 H 5 R 0 ER 0 SO 3 BB 6 IBB 0 HBP 0 BLK 0 WP 0 HR 0 S 36 P 60 ERA 0.00 WHIP 1.222											<b>PITCHER</b>	IP WLS BF H R ER SO BB IBB HBP BLK WP HR S P ERA WHIP									



**BOTTOM**

**Seattle Mariners @ Detroit Tigers**

Tiger Stadium, Detroit, MI

Tue May 20 1986, 7:05 PM EDT

Att. 12,660 - Unknown

[livebaseballscorecards.com](http://livebaseballscorecards.com)

<b>AB</b>	<b>36</b>
<b>R</b>	<b>12</b>
<b>H</b>	<b>15</b>
<b>RBI</b>	<b>12</b>
<b>BB</b>	<b>6</b>
<b>SO</b>	<b>3</b>
<b>LOB</b>	<b>17</b>



WP: 0	PA: 43
PB: 1	
SB: 1	
CS: 0	

AB	R	H	RBI	BB	SO	LOB
4	3	3	3	1	0	1
0	0	0	0	0	0	0

4	1	2	0	1	1	3
---	---	---	---	---	---	---

3	1	2	2	1	0	0
1	0	0	0	0	0	0

5	1	1	1	0	0	3
---	---	---	---	---	---	---

5	2	2	1	0	1	3
---	---	---	---	---	---	---

4	1	1	3	1	1	1
---	---	---	---	---	---	---

3	2	0	0	2	0	4
---	---	---	---	---	---	---

3	0	2	1	0	0	0
---	---	---	---	---	---	---

2	0	1	0	0	0	0
2	1	1	1	0	0	2

1B: 12	SF: 1
2B: 2	SAC: 0
3B: 0	DP: 1
HR: 2	HBP: 0

Batter	1	2	3	4	5	6	7	8	9
Lou Whitaker, L (1, 4) Tom Brookens, R (8, 4) OBP: 0.324, SLG: 0.449 OBP: 0.387, SLG: 0.448	0-0 S 1B	4-0 BB		0-0 FC1-4-6 1B	0-0 1-2 2-H 1B		0-0 2-H HR		
Alan Trammell, R (1, 6) OBP: 0.304, SLG: 0.426	4-0 1B 5-3 BB	0-0 F7		0-0 FC6-4 1B	0-3 K		0-0 1B		
Johnny Grubb, L (1, 9) Pat Sheridan, L (8, 9) OBP: 0.625, SLG: 0.833 OBP: 0.192, SLG: 0.340	0-0 5-3 1-3 2-H 1B		4-0 PB 1B 2B BB	0-0 FC6-4 1B		0-0 3-1		0-0 F7	
Lance Parrish, R (1, 2) OBP: 0.303, SLG: 0.395	0-0 5-3 1-2 3-H		0-0 2B PB FC3 1B	0-0 FC6-4 1B		0-0 F9		0-0 F6	
Darrell Evans, L (1, 10) OBP: 0.316, SLG: 0.458	0-3 K		0-0 FC3 SF9-3 2B	0-0 L4		0-0 4-3		0-0 HR 1B	
Darnell Coles, R (1, 5) OBP: 0.356, SLG: 0.484	4-0 BB		0-0 FC3 SF9-3		0-3 K		0-0 5-3 1-H HR		
Dave Bergman, L (1, 3) OBP: 0.400, SLG: 0.423	0-0 F8		0-0 F4		4-0 1B 1B BB		4-0 1B 1B BB	0-0 6-3	
Chet Lemon, R (1, 8) OBP: 0.372, SLG: 0.466		0-0 6-3	0-0 SF9-3		0-0 1B 1-2 1B		0-0 1B 1-2 1B		
Dave Collins, S (1, 7) Larry Herndon, R (5, PH) Ed Nunez, R (6, 7) OBP: 0.405, SLG: 0.392 OBP: 0.245, SLG: 0.292		0-0 1-3		0-0 FC1-4-6 1B		0-0 F9		0-0 1-3 2-H HR 1B	

Inning Stats	R: 2	H: 2	E: 0	K: 1	S: 7	R: 0	H: 0	E: 0	K: 0	S: 3	R: 3	H: 2	E: 0	K: 0	S: 5	R: 1	H: 3	E: 0	K: 0	S: 6	R: 1	H: 2	E: 0	K: 2	S: 9	R: 0	H: 0	E: 0	K: 0	S: 3	R: 3	H: 4	E: 0	K: 0	S: 5	R: 2	H: 2	E: 0	K: 0	S: 5
--------------	------	------	------	------	------	------	------	------	------	------	------	------	------	------	------	------	------	------	------	------	------	------	------	------	------	------	------	------	------	------	------	------	------	------	------	------	------	------	------	------

PITCHER	IP	WLS	BF	H	R	ER	SO	BB	IBB	HBP	BLK	WP	HR	S	P	ERA	WHIP
Mike Moore, R (1, 1) ERA: 3.74	4.0	L	23	7	6	6	1	4	0	0	0	0	0	21	37	13.50	2.750
Lee Guetterman, L (5, 1) ERA: 6.33	3.0		15	6	4	4	2	2	0	0	0	0	1	17	25	12.00	2.667
Ed Nunez, R (8, 1) ERA: 14.73	1.0		5	2	2	2	0	0	0	0	0	0	1	5	5	18.00	2.000



Batter	1	2	3	4	5	6	7	8	9	AB R H RBI BB SO LOB	TOP						
Harold Reynolds, S (1, 4) OBP: 0.259, SLG: 0.240	0-0 E S 1B	0-3 K		0-0 F6			4-0 CS BB			3 1 1 0 1 1 0							
Spike Owen, S (1, 6) OBP: 0.304, SLG: 0.320	0-0 3-1 1H 1B		0-0 F8		0-0 4-3		0-0 G3			4 0 1 1 0 0 1							
Phil Bradley, R (1, 7) OBP: 0.352, SLG: 0.357	0-0 3-1 1-2 1B		0-0 F8		0-0 5-3			0-3 K		4 0 1 0 0 1 0							
Alvin Davis, L (1, 3) OBP: 0.436, SLG: 0.574	0-0 3-1 1-2 2-3		0-3 K		0-0 1B			0-3 K		4 0 1 0 0 2 2							
Gorman Thomas, R (1, 10) OBP: 0.306, SLG: 0.429	4-0 IBB			0-0 HR		0-0 F5		0-0 5-3		3 1 1 1 1 0 1							
Jim Presley, R (1, 5) OBP: 0.260, SLG: 0.403	0-3 K			0-0 HR		0-0 F8			0-0 F8	4 1 1 1 0 1 3							
Al Cowens, R (1, 9) OBP: 0.226, SLG: 0.241	0-3 K			0-0 E9 4-3 2B		0-0 6-3			0-0 F8	4 1 1 0 0 1 3							
Dave Henderson, R (1, 8) OBP: 0.278, SLG: 0.358		0-3 K		0-0 4-3		0-0 F9			0-0 6-3	4 0 0 1 0 1 0							
Bob Kearney, R (1, 2) OBP: 0.200, SLG: 0.212			0-0 4-3		0-0 F6		0-0 6-3			3 0 0 0 0 0 0							
<b>Inning Stats</b>	R: 1 H: 3 E: 0 LOB: 3 K: 2 BB: 1 S: 10 P: 14	R: 0 H: 0 E: 0 LOB: 0 K: 2 BB: 0 S: 7 P: 7	R: 0 H: 0 E: 0 LOB: 0 K: 1 BB: 0 S: 5 P: 5	R: 3 H: 3 E: 1 LOB: 0 K: 0 BB: 0 S: 6 P: 6	R: 0 H: 1 E: 0 LOB: 1 K: 0 BB: 0 S: 4 P: 4	R: 0 H: 0 E: 0 LOB: 0 K: 0 BB: 0 S: 3 P: 3	R: 0 H: 0 E: 0 LOB: 0 K: 0 BB: 1 S: 2 P: 6	R: 0 H: 0 E: 0 LOB: 0 K: 2 BB: 0 S: 7 P: 7	R: 0 H: 0 E: 0 LOB: 0 K: 0 BB: 0 S: 3 P: 3	1B: 4 SF: 0 2B: 1 SAC: 0 3B: 0 DP: 0 HR: 2 HBP: 0	WP: 0 PA: 35 PB: 0 SB: 1 CS: 1						
<b>PITCHER</b>	IP WLS BF H R ER SO BB IBB HBP BLK WP HR S P ERA WHIP																
Frank Tanana, L (1, 1) ERA: 5.33	3.0	16	6	4	3	5	0	1	0	0	0	0	2	25	29	9.00	2.000
Eric King, R (4, 1) ERA:	6.0	W	19	1	0	0	2	1	0	0	0	0	0	22	26	0.00	0.333

Seattle Mariners @ Detroit Tigers  
Tiger Stadium, Detroit, MI  
Wed May 21 1986, 7:05 PM EDT  
Att. 13,117 - Unknown

livebaseballscorecards.com

AB 33  
R 4  
H 7  
RBI 4  
BB 2  
SO 7  
LOB 10







Batter	1	2	3	4	5	6	7	8	9	AB R H RBI BB SO LOB	TOP		
Harold Reynolds, S (1, 4) OBP: 0.250, SLG: 0.233	0-3 K	0-0 F7			0-0 G3		0-0 B4	0-0 S 1B		5 0 1 1 0 1 2			
Spike Owen, S (1, 6) OBP: 0.308, SLG: 0.326	0-0 4-3		0-0 F9 1B 2B		4-0 BB		0-0 L4	0-3 K		4 1 1 0 1 1 2			
Phil Bradley, R (1, 7) OBP: 0.353, SLG: 0.354	0-0 4-3		0-0 F9 2-3		0-0 F8		0-0 1B		4-0 BB	4 0 1 0 1 0 2			
Alvin Davis, L (1, 3) OBP: 0.435, SLG: 0.567		0-0 1B 1B	0-0 1B	0-0 1B 3-H	1-3		0-0 4-3		0-3 K	5 1 2 1 0 1 3			
Ken Phelps, L (1, 10) OBP: 0.426, SLG: 0.559		0-0 F8 1B FC6-4 1B	0-0 F7			0-0 3-1		4-0 SH3-4 CS 1B BB	0-3 K	4 1 1 0 1 1 2			
Jim Presley, R (1, 5) OBP: 0.264, SLG: 0.403		0-0 FC6-4 1B 1-2 2-H	0-3 K			0-0 5-3		0-0 CS SH3-4 1B E	0-3 K	5 1 2 1 0 2 2			
Al Cowens, R (1, 9) OBP: 0.231, SLG: 0.246		0-0 F8 2-3		0-0 5-3		0-0 1B 1B		0-0 SH3-4		3 0 1 0 0 0 2			
Dave Henderson, R (1, 8) OBP: 0.285, SLG: 0.357		0-0 FC6-4 1B 1-2 3-H		0-0 4-3		0-0 1B 1B		4-0 BLK E 1B IBB		3 1 1 1 1 0 1			
Steve Yeager, R (1, 2) OBP: 0.269, SLG: 0.300		0-0 1B 1-2		0-3 K2-3		0-0 F5		0-0 E5 1B BLK 1-2 2-H 3-H		4 0 1 0 0 1 4			
<b>Inning Stats</b>	R: 0 E: 0 K: 1 S: 5 H: 0 LOB: 0 BB: 0 P: 5	R: 2 E: 0 K: 0 S: 7 H: 4 LOB: 2 BB: 0 P: 7	R: 1 E: 0 K: 1 S: 7 H: 2 LOB: 1 BB: 0 P: 7	R: 0 E: 0 K: 1 S: 5 H: 0 LOB: 0 BB: 0 P: 5	R: 0 E: 0 K: 0 S: 3 H: 0 LOB: 1 BB: 1 P: 7	R: 0 E: 0 K: 0 S: 5 H: 2 LOB: 2 BB: 0 P: 5	R: 0 E: 0 K: 0 S: 4 H: 1 LOB: 1 BB: 0 P: 4	R: 2 E: 1 K: 1 S: 7 H: 2 LOB: 2 BB: 2 P: 15	R: 0 E: 0 K: 3 S: 9 H: 0 LOB: 1 BB: 1 P: 13	1B: 10 2B: 1 3B: 0 HR: 0 SF: 0 SAC: 1 DP: 0 HBP: 0	WP: 0 PB: 0 SB: 1 CS: 2 PA: 42		
<b>PITCHER</b>	IP WLS BF H R ER SO BB IBB HBP BLK WP HR S P ERA WHIP											<b>PITCHER</b>	IP WLS BF H R ER SO BB IBB HBP BLK WP HR S P ERA WHIP
Dan Petry, R (1, 1) ERA: 5.02	7.2 L 36 10 5 3 3 2 1 0 0 0 0 0 39 51 3.52 1.565												
Willie Hernandez, L (8, 1) ERA: 4.5	0.1 2 1 0 0 1 0 0 0 0 1 0 0 4 4 0.00 3.000												
Bill Scherrer, L (9, 1) ERA: 5.14	1.0 4 0 0 0 3 1 0 0 0 0 0 0 9 13 0.00 1.000												

Seattle Mariners @ Detroit Tigers  
Tiger Stadium, Detroit, MI  
Thu May 22 1986, 3:33 AM EDT  
Att. 18,953 - Unknown

livebaseballscorecards.com

AB	37
R	5
H	11
RBI	4
BB	4
SO	7
LOB	20



BOTTOM

Seattle Mariners @ Detroit Tigers  
Tiger Stadium, Detroit, MI  
Thu May 22 1986, 3:33 AM EDT  
Att. 18,953 - Unknown

livebaseballscorecards.com

AB 39  
R 3  
H 13  
RBI 3  
BB 2  
SO 4  
LOB 21



WP: 0 PA: 41  
PB: 0  
SB: 0  
CS: 0

AB R H RBI BB SO LOB

5 0 2 0 0 1 1

5 1 1 0 0 0 2

2 0 0 0 1 0 1  
2 0 2 1 0 0 0

5 1 2 2 0 0 3

5 0 1 0 0 2 4

3 0 2 0 0 0 0  
0 0 0 0 1 0 0

2 0 1 0 0 1 2  
2 0 0 0 0 0 1

3 0 1 0 0 0 4  
1 0 0 0 0 0 0

4 1 1 0 0 0 3

1B: 10 SF: 0  
2B: 2 SAC: 0  
3B: 0 DP: 1  
HR: 1 HBP: 0

Batter	1	2	3	4	5	6	7	8	9
Lou Whitaker, L (1, 4) OBP: 0.336, SLG: 0.444	0-0 F6		0-0 1B		0-0 BLK BB 1B		0-0 5-3		0-3 K
Alan Trammell, R (1, 6) OBP: 0.297, SLG: 0.406	0-0 6-3		0-0 F8		0-0 F9		0-0 5-3		0-0 1B 2B 1B
Johnny Grubb, L (1, 9) OBP: 0.545, SLG: 0.625 Brian Harper, R (7, PH) OBP: 0.172, SLG: 0.111	0-0 4-3		0-0 F6		4-0 BLK BB 1-2		0-0 1B		0-0 2B 1B 1-2 3-H
Darrell Evans, L (1, 10) OBP: 0.324, SLG: 0.488		0-0 4-3		0-0 HR	0-0 F6 1-2 2-3		0-0 F6		0-0 1-3 2-H 2B
Darnell Coles, R (1, 5) OBP: 0.354, SLG: 0.477		0-3 K		0-0 F8 1B 1B	0-3 K			0-0 L4	0-0 5-3
Dave Bergman, L (1, 3) OBP: 0.424, SLG: 0.448 Larry Herndon, R (8, PH) OBP: 0.271, SLG: 0.343		0-0 2B 1B		0-0 1-2 1B		0-0 4-3		4-0 BB G5-4-3 BB	
Pat Sheridan, L (1, 8) OBP: 0.204, SLG: 0.365 Tom Brookens, R (6, PH) OBP: 0.351, SLG: 0.400		0-0 1-3 2B		0-3 K		0-0 6-3		0-0 G5-4-3 1-2f	
Dwight Lowry, L (1, 2) OBP: 0.333, SLG: 0.333 Lance Parrish, R (9, PH) OBP: 0.300, SLG: 0.388		0-0 3-1		0-0 F8 2-3		0-0 1B			0-0 4-3
Dave Collins, S (1, 7) OBP: 0.400, SLG: 0.386			0-0 F7		0-0 1-3		0-0 F8		0-0 1B 1B 1B

Inning Stats	R: 0	H: 0	E: 0	K: 0	S: 3	H: 2	LOB: 0	BB: 0	P: 3	R: 0	H: 2	E: 0	K: 1	S: 7	R: 1	H: 3	E: 0	K: 1	S: 8	R: 0	H: 1	E: 0	K: 1	S: 6	R: 0	H: 1	E: 0	K: 0	S: 4	R: 0	H: 0	E: 0	K: 0	S: 2	R: 2	H: 4	E: 0	K: 1	S: 9	1B: 10	SF: 0	2B: 2	SAC: 0	3B: 0	DP: 1	HR: 1	HBP: 0	WP: 0	PA: 41
--------------	------	------	------	------	------	------	--------	-------	------	------	------	------	------	------	------	------	------	------	------	------	------	------	------	------	------	------	------	------	------	------	------	------	------	------	------	------	------	------	------	--------	-------	-------	--------	-------	-------	-------	--------	-------	--------

PITCHER	IP	WLS	BF	H	R	ER	SO	BB	IBB	HBP	BLK	WP	HR	S	P	ERA	WHIP
Milt Wilcox, R (1, 1) ERA: 4.78	4.1		21	7	1	1	2	1	0	0	0	0	1	24	28	2.08	1.846
Matt Young, L (5, 1) ERA: 4.86	4.1	W	19	6	2	2	2	1	0	0	1	0	0	22	26	4.15	1.615
Pete Ladd, R (9, 1) ERA: 2.88	0.1	S	1	0	0	0	0	0	0	0	0	0	0	1	1	0.00	0.000



Batter	1	2	3	4	5	6	7	8	9	AB R H RBI BB SO LOB	TOP											
<b>Alan Wiggins, S</b> (1, 4) <small>OBP: 0.343, SLG: 0.323</small> <b>Rex Hudler, R</b> (8, 4)										4 1 2 0 1 0 2 0 0 0 0 0 0 0												
<b>Lee Lacy, R</b> (1, 9) <small>OBP: 0.336, SLG: 0.378</small>										5 1 3 3 0 1 1												
<b>Fred Lynn, L</b> (1, 8) <small>OBP: 0.388, SLG: 0.484</small>										5 1 2 4 0 0 2												
<b>Eddie Murray, S</b> (1, 3) <small>OBP: 0.372, SLG: 0.465</small>										4 0 0 0 1 1 4												
<b>Cal Ripken Jr., R</b> (1, 6) <small>OBP: 0.339, SLG: 0.411</small>										5 0 2 0 0 0 0												
<b>Larry Sheets, L</b> (1, 10) <small>OBP: 0.350, SLG: 0.506</small>										4 0 1 0 1 2 5												
<b>Juan Beniquez, R</b> (1, 5) <small>OBP: 0.370, SLG: 0.344</small>										3 2 1 0 2 0 1												
<b>Mike Young, S</b> (1, 7) <small>OBP: 0.395, SLG: 0.363</small> <b>John Shelby, S</b> (8, PR) <small>OBP: 0.222, SLG: 0.263</small> (8, 7)										3 1 2 0 1 1 2 1 1 0 0 0 1 0												
<b>Floyd Rayford, R</b> (1, 2) <small>OBP: 0.208, SLG: 0.209</small>										4 0 0 0 0 2 6												
<b>Inning Stats</b>	R: 0 E: 1 K: 1 S: 6	H: 1 LOB: 1 BB: 0 P: 6	R: 0 E: 0 K: 0 S: 5	H: 2 LOB: 2 BB: 0 P: 5	R: 0 E: 0 K: 0 S: 3	H: 0 LOB: 0 BB: 0 P: 3	R: 0 E: 0 K: 1 S: 5	H: 0 LOB: 0 BB: 0 P: 5	R: 2 E: 0 K: 0 S: 6	H: 3 LOB: 2 BB: 1 P: 10	R: 0 E: 0 K: 2 S: 7	H: 0 LOB: 2 BB: 2 P: 15	R: 0 E: 0 K: 1 S: 6	H: 2 LOB: 3 BB: 2 P: 14	R: 5 E: 0 K: 2 S: 12	H: 5 LOB: 2 BB: 1 P: 16	R: 0 E: 0 K: 1 S: 5	H: 0 LOB: 0 BB: 0 P: 5	1B: 10 2B: 2 3B: 0 HR: 1	SF: 0 SAC: 1 DP: 0 HBP: 0	WP: 0 PB: 0 SB: 0 CS: 0	PA: 45
<b>PITCHER</b>	IP WLS BF H R ER SO BB IBB HBP BLK WP HR S P ERA WHIP																					
<b>Mike Morgan, R</b> (1, 1) <small>ERA: 3.83</small>	7.0 L 35 9 4 4 5 5 1 0 0 0 0 0 39 63 5.14 2.000																					
<b>Karl Best, R</b> (8, 1) <small>ERA: 6.1</small>	0.1 1 0 0 0 1 0 0 0 0 0 0 0 3 3 0.00 0.000																					
<b>Ed Nunez, R</b> (8, 1) <small>ERA: 19.64</small>	0.0 2 2 0 0 0 0 0 0 0 0 0 0 2 2 ∞ ∞																					
<b>Matt Young, L</b> (8, 1) <small>ERA: 5.02</small>	0.2 4 2 3 3 1 0 0 0 0 0 1 6 6 40.50 3.000																					
<b>Mark Huismann, R</b> (9, 1) <small>ERA: 3.93</small>	1.0 3 0 0 0 0 1 0 0 0 0 0 0 5 5 0.00 0.000																					

**Baltimore Orioles @ Seattle Mariners**  
 The Kingdome, Seattle, WA  
 Fri May 23 1986, 10:05 PM EDT  
 Att. 12,266 - Unknown

livebaseballscorecards.com

<b>AB</b>	<b>38</b>
<b>R</b>	<b>7</b>
<b>H</b>	<b>13</b>
<b>RBI</b>	<b>7</b>
<b>BB</b>	<b>6</b>
<b>SO</b>	<b>8</b>
<b>LOB</b>	<b>23</b>



Batter	1	2	3	4	5	6	7	8	9	AB	R	H	RBI	BB	SO	LOB	
Harold Reynolds, S (1, 4) OBP: 0.222, SLG: 0.206	0-3 K		0-0 3-1			0-0 5-3		0-0 F7		4	0	0	0	0	1	1	
Spike Owen, S (1, 6) OBP: 0.306, SLG: 0.331	0-0 5-3 2B			0-0 G3		0-3 K			0-0 G3	4	0	1	0	0	1	1	
Phil Bradley, R (1, 7) OBP: 0.351, SLG: 0.365	0-0 5-3			0-0 6-3			0-0 F9		0-0 1B 3B	4	1	1	0	0	0	1	
Alvin Davis, L (1, 3) OBP: 0.430, SLG: 0.557	0-0 1-3			0-0 F9			0-0 F7		0-0 3B 1B	4	1	1	1	0	0	1	
Ken Phelps, L (1, 10) OBP: 0.431, SLG: 0.684		0-3 K			0-3 K		0-0 HR		0-0 1B 3B	4	2	2	2	0	2	0	
Jim Presley, R (1, 5) OBP: 0.258, SLG: 0.392		0-0 F7			0-3 K		0-3 K		0-0 1-3	4	0	0	0	0	2	1	
Al Cowens, R (1, 9) OBP: 0.232, SLG: 0.246		0-0 F6			0-0 6-3			0-0 G3	0-0 1B 1B	4	0	1	1	0	0	0	
Dave Henderson, R (1, 8) OBP: 0.291, SLG: 0.388			0-0 1-3			0-0 F4		0-0 HR	0-0 1-2 1B	4	1	2	1	0	0	0	
Steve Yeager, R (1, 2) OBP: 0.272, SLG: 0.292 Ivan Calderon, R (9, PH) OBP: 0.275, SLG: 0.321			0-0 F7			4-0 5-3 BB		0-0 1-3	0-3 K	2	0	0	0	0	1	0	0
										1	0	0	0	0	1	2	

Inning Stats	R: 0	H: 1	E: 0	K: 1	S: 6	LOB: 1	BB: 0	P: 6	R: 0	H: 0	E: 0	K: 1	S: 5	LOB: 0	BB: 0	P: 5	R: 0	H: 0	E: 0	K: 0	S: 3	LOB: 0	BB: 0	P: 3	R: 0	H: 0	E: 0	K: 2	S: 7	LOB: 0	BB: 0	P: 7	R: 1	H: 1	E: 0	K: 1	S: 6	LOB: 0	BB: 0	P: 6	R: 1	H: 1	E: 0	K: 0	S: 4	LOB: 0	BB: 0	P: 4	R: 3	H: 5	E: 0	K: 1	S: 10	LOB: 2	BB: 0	P: 10	1B: 3	SF: 0	2B: 1	SAC: 0	3B: 2	DP: 0	HR: 2	HBP: 0	WP: 0	PA: 36
--------------	------	------	------	------	------	--------	-------	------	------	------	------	------	------	--------	-------	------	------	------	------	------	------	--------	-------	------	------	------	------	------	------	--------	-------	------	------	------	------	------	------	--------	-------	------	------	------	------	------	------	--------	-------	------	------	------	------	------	-------	--------	-------	-------	-------	-------	-------	--------	-------	-------	-------	--------	-------	--------

PITCHER	IP	WLS	BF	H	R	ER	SO	BB	IBB	HBP	BLK	WP	HR	S	P	ERA	WHIP
Ken Dixon, R (1, 1) ERA: 3.42	8.1	W	30	4	3	3	6	1	0	0	0	0	2	41	45	3.24	0.600
Brad Havens, L (9, 1) ERA: 7.32	0.0		2	2	1	1	0	0	0	0	0	0	0	2	2	∞	∞
Don Aase, R (9, 1) ERA: 0.86	0.2	S	4	2	1	1	1	0	0	0	0	0	0	6	6	13.50	3.000


**BOTTOM**

**Baltimore Orioles @ Seattle Mariners**  
The Kingdome, Seattle, WA

Fri May 23 1986, 10:05 PM EDT  
Att. 12,266 - Unknown

livebaseballscorecards.com

AB	35
R	5
H	8
RBI	5
BB	1
SO	7
LOB	7





Batter	1	2	3	4	5	6	7	8	9	10	AB R H RBI BB SO LOB	TOP												
Alan Wiggins, S (1, 4) OBP: 0.345, SLG: 0.326	0-0 F9 1B		0-0 5-3	0-0 FC6-4 1B		0-0 6-3			0-0 F6		5 0 2 0 0 0 0	<p><b>Baltimore Orioles @ Seattle Mariners</b> The Kingdom, Seattle, WA</p> <p>Sat May 24 1986, 10:05 PM EDT Att. 16,230 - Unknown</p>												
Lee Lacy, R (1, 9) OBP: 0.324, SLG: 0.364	0-0 F3 1-2		0-0 F9	0-0 FC6-4 1B		0-0 F9			0-0 5-3		5 1 0 1 0 0 3													
Fred Lynn, L (1, 8) OBP: 0.395, SLG: 0.485	0-0 F9 2-3		0-0 1B 1B	4-0 1B 1B		0-0 1-3			0-0 1B		4 0 2 0 1 0 1													
Eddie Murray, S (1, 3) OBP: 0.373, SLG: 0.463	0-0 F8		0-0 1B	0-0 FC6-4 1B		0-0 F8			0-0 G3		5 0 2 2 0 0 2													
Cal Ripken Jr., R (1, 6) OBP: 0.341, SLG: 0.432		0-0 E5 1B	0-3 K	0-0 FC6-4 1B		0-0 1B			0-0 HR		5 1 2 1 0 1 4													
Larry Sheets, L (1, 10) OBP: 0.341, SLG: 0.500		0-0 F7		0-0 1B 2B	0-0 4-3		0-3 K		0-3 K		5 1 1 0 0 2 2													
Juan Beniquez, R (1, 5) OBP: 0.372, SLG: 0.348		0-0 F4		0-0 1B FC6-4 1B	0-0 F8		0-0 F6		0-0 1B		5 1 2 0 0 0 1													
Mike Young, S (1, 7) OBP: 0.403, SLG: 0.368		0-0 1B		0-0 FC6-4 1B 1B	0-3 K		0-3 K		4-0 G3-6-1 BB		4 1 2 1 1 2 0													
Rick Dempsey, R (1, 2) OBP: 0.264, SLG: 0.366		0-0 F5		0-3 K		0-3 K		0-3 K	0-0 G3-6-1 BB		4 0 0 0 0 3 4													
Jim Dwyer, L (10, PH) OBP: 0.302, SLG: 0.513									1-2f		1 0 0 0 0 0 2													
Floyd Rayford, R (10, 2) OBP: 0.208, SLG: 0.209											0 0 0 0 0 0 0													
<b>Inning Stats</b>	R: 0 E: 0 K: 0 S: 4	H: 1 LOB: 1 BB: 0 P: 4	R: 0 E: 1 K: 0 S: 5	H: 1 LOB: 2 BB: 0 P: 5	R: 0 E: 0 K: 1 S: 7	H: 2 LOB: 2 BB: 0 P: 7	R: 4 E: 0 K: 1 S: 10	H: 5 LOB: 2 BB: 1 P: 14	R: 0 E: 0 K: 1 S: 5	H: 0 LOB: 0 BB: 0 P: 5	R: 0 E: 0 K: 1 S: 5	H: 1 LOB: 1 BB: 0 P: 6	R: 0 E: 0 K: 2 S: 7	H: 0 LOB: 0 BB: 0 P: 7	R: 0 E: 0 K: 0 S: 4	H: 1 LOB: 1 BB: 0 P: 4	R: 1 E: 0 K: 1 S: 6	H: 2 LOB: 1 BB: 1 P: 10	1B: 11 2B: 1 3B: 0 HR: 1	SF: 0 SAC: 0 DP: 1 HBP: 0	WP: 0 PB: 0 SB: 1 CS: 0	PA: 45		
<b>PITCHER</b>	IP WLS BF H R ER SO BB IBB HBP BLK WP HR S P ERA WHIP																							
Bill Swift, R (1, 1) ERA: 6.13	3.2																							
Ed Nunez, R (4, 1) ERA: 10.29	3.1		11	1	0	0	3	0	0	0	0	0	0	17	17	0.00	0.300							
Mark Huismann, R (8, 1) ERA: 3.8	3.0	L	12	3	1	1	3	1	0	0	0	0	1	17	21	3.00	1.333							

AB	43
R	5
H	13
RBI	5
BB	2
SO	8
LOB	19



livebaseballscorecards.com

Batter	1	2	3	4	5	6	7	8	9	10	AB	R	H	RBI	BB	SO	LOB
Harold Reynolds, S (1, 4) OBP: 0.205, SLG: 0.189	6-3			5-3		4-3		G3		SH1-4	3	0	0	0	0	0	0
Ivan Calderon, R (8, PH) OBP: 0.275, SLG: 0.321	6-3			4-3		F9		K		5-3	0	0	0	0	0	0	0
Ken Phelps, L (8, PH) OBP: 0.423, SLG: 0.667	6-3			F9						6-3	1	0	0	0	0	0	1
Domingo Ramos, R (9, 4) OBP: 0.206, SLG: 0.212	6-3					BB			HR		0	0	0	0	0	0	0
Spike Owen, S (1, 6) OBP: 0.296, SLG: 0.319	6-3			4-3		F9		K		5-3	5	0	0	0	0	1	2
Phil Bradley, R (1, 7) OBP: 0.352, SLG: 0.358	6-3			F9					BB	6-3	3	1	0	0	2	0	1
Alvin Davis, L (1, 3) OBP: 0.420, SLG: 0.541		F8			1-3	4-3			K		4	0	0	0	0	1	2
Gorman Thomas, R (1, 10) OBP: 0.311, SLG: 0.450		K			4-0	1B 2B BB		5-3		HR	3	2	1	2	1	1	0
Jim Presley, R (1, 5) OBP: 0.263, SLG: 0.395		K			0-0	2B 4-3 1B		K		FC6-4 1B	4	1	2	0	0	2	0
Al Cowens, R (1, 9) OBP: 0.233, SLG: 0.261				5-3		4-3 2B		K		FC6-4	4	0	1	1	0	1	1
Dave Henderson, R (1, 8) OBP: 0.290, SLG: 0.378				G4-6-3 BB		4-3		G1		F4	3	0	0	1	1	0	2
Steve Yeager, R (1, 2) OBP: 0.282, SLG: 0.303				G4-6-3		K		G3		SH1-4 1B	4	0	2	0	0	1	2


**BOTTOM**

**Baltimore Orioles @ Seattle Mariners**  
The Kingdome, Seattle, WA

Sat May 24 1986, 10:05 PM EDT  
Att: 16,230 - Unknown

livebaseballscorecards.com

AB	34
R	4
H	6
RBI	4
BB	4
SO	7
LOB	11



Inning Stats	R: 0	H: 0	E: 0	K: 0	S: 3	R: 0	H: 0	E: 0	K: 2	S: 7	R: 0	H: 0	E: 0	K: 0	S: 2	R: 0	H: 0	E: 0	K: 0	S: 3	R: 2	H: 2	E: 0	K: 1	S: 7	R: 0	H: 0	E: 0	K: 2	S: 7	R: 0	H: 1	E: 0	K: 1	S: 6	R: 2	H: 2	E: 0	K: 1	S: 7	R: 0	H: 1	E: 0	K: 0	S: 4	1B: 4	SF: 0	2B: 1	3B: 0	HR: 1	WP: 0	PA: 39
IP	7.1	WLS	BF	H	R	ER	SO	BB	IBB	HBP	BLK	WP	HR	S	P	ERA	WHIP																																			
Mike Flanagan, L (1, 1) ERA: 4.23	7.1		27	3	2	2	5	3	0	0	0	0	0	34	46	2.46	0.818																																			
Rich Bordi, R (8, 1) ERA: 2.64	0.2		3	0	1	1	1	1	0	0	0	0	0	4	8	13.50	1.500																																			
Don Aase, R (9, 1) ERA: 1.27	0.1		3	2	1	1	1	0	0	0	0	0	1	5	5	27.00	6.000																																			
Nate Snell, R (9, 1) ERA: 3.06	1.2	W	6	1	0	0	0	0	0	0	0	0	0	6	6	0.00	0.600																																			



Batter	1	2	3	4	5	6	7	8	9	AB R H RBI BB SO LOB	TOP
<b>Alan Wiggins, S</b> (1, 4) <small>OBP: 0.340, SLG: 0.316</small> <b>John Shelby, S</b> (9, 9) <small>OBP: 0.222, SLG: 0.263</small>	4-0  BB	0-0 4-3  2-3 3-H			0-0 L6  L6	0-0 4-3  4-3			0-0 L6  L6	4 0 0 1 1 0 2 0 0 0 0 0 0 0	
<b>Lee Lacy, R</b> (1, 9) <small>OBP: 0.319, SLG: 0.358</small> <b>Jim Dwyer, L</b> (2, 9) <small>OBP: 0.326, SLG: 0.548</small> <b>Rex Hudler, R</b> (9, PR) (9, 4)	0-0 G4-6-3  1-2f	0-3 K  K			0-0 F9  F9		0-0  G4-6-3 1B	0-0 F9  F9 1B 2B	2 0 0 0 0 1 2 3 0 2 0 0 0 1 0 1 0 0 0 0 0		
<b>Fred Lynn, L</b> (1, 8) <small>OBP: 0.395, SLG: 0.504</small>	0-0  BB 1B		0-0 6-3  6-3		0-0  1-H HR		0-0 G4-6-3  G4-6-3 1-2f	0-0 F9  F9 2-3	5 1 2 2 0 0 2		
<b>Eddie Murray, S</b> (1, 3) <small>OBP: 0.379, SLG: 0.467</small>	0-0  1-2 BB 1B		0-0 4-3  4-3		0-0  1B		0-0 6-3  6-3	0-0  3-H 1B	5 0 3 1 0 0 0		
<b>Cal Ripken Jr., R</b> (1, 6) <small>OBP: 0.343, SLG: 0.427</small>	4-0  1-2 2-3 BB		0-0 L9  L9		0-0 L7  L7			0-0  SH 1B	4 0 1 0 1 0 3		
<b>Larry Sheets, L</b> (1, 10) <small>OBP: 0.341, SLG: 0.494</small>	0-0 G3  G3		0-0  G4-6-3 1B		0-0 3-1  3-1			0-0 SH  SH 1-2	3 0 1 0 0 0 3		
<b>Juan Beniquez, R</b> (1, 5) <small>OBP: 0.366, SLG: 0.343</small>		0-0  SH3-4 BB 4-3 1B	0-3 K  K		0-0 F7  F7			0-0 F4  F4	4 1 1 0 0 1 3		
<b>Mike Young, S</b> (1, 7) <small>OBP: 0.406, SLG: 0.376</small>		4-0  4-3 SH3-4 BB	0-0 G4-6-3  G4-6-3 1-2f		0-0  HR 2B			0-0 F8  F8	3 1 1 0 1 0 3		
<b>Rick Dempsey, R</b> (1, 2) <small>OBP: 0.274, SLG: 0.404</small>		0-0 SH3-4  SH3-4 1-2 2-3		0-0  HR 1B		0-0  2-H HR		0-0 F8  F8	3 2 2 2 0 0 2		
<b>Inning Stats</b>	R: 0 H: 2 E: 0 LOB: 3 K: 0 BB: 2 S: 4 P: 12	R: 1 H: 1 E: 0 LOB: 1 K: 1 BB: 1 S: 6 P: 10	R: 0 H: 0 E: 0 LOB: 0 K: 0 BB: 0 S: 3 P: 3	R: 0 H: 1 E: 0 LOB: 0 K: 1 BB: 0 S: 5 P: 5	R: 2 H: 3 E: 0 LOB: 1 K: 0 BB: 0 S: 6 P: 6	R: 2 H: 2 E: 0 LOB: 0 K: 0 BB: 0 S: 5 P: 5	R: 0 H: 1 E: 0 LOB: 0 K: 0 BB: 0 S: 3 P: 3	R: 0 H: 1 E: 0 LOB: 2 K: 0 BB: 0 S: 5 P: 5	R: 1 H: 2 E: 0 LOB: 2 K: 0 BB: 0 S: 5 P: 5	1B: 9 SF: 0 2B: 2 SAC: 2 3B: 0 DP: 3 HR: 2 HBP: 0	WP: 0 PA: 41 PB: 0 SB: 0 CS: 0
<b>PITCHER</b> <b>Mike Moore, R</b> (1, 1) <small>ERA: 4.05</small> <b>Milt Wilcox, R</b> (7, 1) <small>ERA: 4.65</small>	IP WLS BF H R ER SO BB IBB HBP BLK WP HR S P ERA WHIP 6.0 L 29 10 5 5 2 3 0 0 0 0 0 2 30 42 7.50 2.167 3.0 12 3 1 1 0 0 0 0 0 0 0 0 12 12 3.00 1.000	<b>PITCHER</b> IP WLS BF H R ER SO BB IBB HBP BLK WP HR S P ERA WHIP									

**Baltimore Orioles @ Seattle Mariners**  
 The Kingdome, Seattle, WA  
 Sun May 25 1986, 10:05 PM EDT  
 Att: 11,614 - Unknown

[livebaseballscorecards.com](http://livebaseballscorecards.com)

**AB** 36  
**R** 6  
**H** 13  
**RBI** 6  
**BB** 3  
**SO** 2  
**LOB** 21



Batter	1	2	3	4	5	6	7	8	9	AB R H RBI BB SO LOB
<b>Harold Reynolds, S</b> (1, 4) OBP: 0.205, SLG: 0.190	0-0 G3	0-0 E 1B		0-0 F8			0-0 B4-3		0-0 FC6 1-2f	5 0 1 0 0 0 2
<b>Phil Bradley, R</b> (1, 7) OBP: 0.356, SLG: 0.361	0-0 2B 1B	0-0 F4 1-3			0-0 1B		0-0 F9			4 1 2 0 0 0 1
<b>Alvin Davis, L</b> (1, 3) OBP: 0.416, SLG: 0.540	0-0 1-3 1B 2B		0-0 L5		0-0 F8			0-0 1-3		4 1 1 0 0 0 1
<b>Ken Phelps, L</b> (1, 10) OBP: 0.429, SLG: 0.651	0-0 2-H 3-H 1B		0-0 1B		0-3 K			0-0 F7		4 0 2 2 0 1 1
<b>Jim Presley, R</b> (1, 5) OBP: 0.263, SLG: 0.392	0-0 F6		0-3 K		0-3 K			0-0 1B		4 0 1 0 0 2 3
<b>Al Cowens, R</b> (1, 9) OBP: 0.221, SLG: 0.247	0-0 1-3		0-3 K			0-0 L4		0-3 K		4 0 0 0 0 2 3
<b>Dave Henderson, R</b> (1, 8) OBP: 0.303, SLG: 0.393		0-0 2B 1B		0-0 SH1-3 2B		0-3 K			4-0 FC4-6 BB	3 1 2 0 1 1 0
<b>Steve Yeager, R</b> (1, 2) OBP: 0.273, SLG: 0.291		0-3 K		0-0 SH1-3 2-3		0-0 F7			0-0 F8	3 0 0 0 0 1 2
<b>Spike Owen, S</b> (1, 6) OBP: 0.295, SLG: 0.324		0-0 1-H 2B		0-0 4-3			0-0 F5		0-0 FC4-6 1-2f	4 0 1 1 0 0 2


Inning Stats	R: 2	H: 3	E: 0	LOB: 1	K: 0	BB: 0	S: 6	P: 6	R: 1	H: 3	E: 1	LOB: 1	K: 1	BB: 0	S: 7	P: 7	R: 0	H: 1	E: 0	LOB: 1	K: 2	BB: 0	S: 8	P: 8	R: 0	H: 1	E: 0	LOB: 1	K: 2	BB: 0	S: 8	P: 8	R: 0	H: 0	E: 0	LOB: 0	K: 1	BB: 0	S: 5	P: 5	R: 0	H: 0	E: 0	LOB: 0	K: 0	BB: 0	S: 3	P: 3	R: 0	H: 1	E: 0	LOB: 1	K: 1	BB: 0	S: 6	P: 6	R: 0	H: 0	E: 0	LOB: 1	K: 0	BB: 1	S: 3	P: 7	1B: 7	SF: 0	2B: 3	SAC: 1	3B: 0	DP: 0	HR: 0	HBP: 0	WP: 0	PA: 37
<b>PITCHER</b> <b>Mike Boddicker, R</b> (1, 1) ERA: 3.35	IP	WLS	BF	H	R	ER	SO	BB	IBB	HBP	BLK	WP	HR	S	P	ERA	WHIP	IP	WLS	BF	H	R	ER	SO	BB	IBB	HBP	BLK	WP	HR	S	P	ERA	WHIP																																								

**BOTTOM**

**Baltimore Orioles @ Seattle Mariners**  
The Kingdome, Seattle, WA  
Sun May 25 1986, 10:05 PM EDT  
Att. 11,614 - Unknown

livebaseballscorecards.com

**AB 35**  
**R 3**  
**H 10**  
**RBI 3**  
**BB 1**  
**SO 7**  
**LOB 15**






Batter	1	2	3	4	5	6	7	8	9	AB R H RBI BB SO LOB
<b>John Shelby, S</b> (1, 8) OBP: 0.221, SLG: 0.280	0-0 L7		0-0 FC5-4 CS 1-2f		0-0 F9 2-3		0-0 E8 3B	0-0 5-3		5 1 1 0 0 0 3
<b>Lee Lacy, R</b> (1, 9) OBP: 0.315, SLG: 0.360	0-0 F8		0-0 6-3 1-2		0-0 L4		0-0 1B 2B		0-0 6-3	5 1 1 0 0 0 3
<b>Cal Ripken Jr., R</b> (1, 6) OBP: 0.350, SLG: 0.432	0-0 1B			0-0 1B 1B		0-0 2B 1B	0-0 6-3		0-0 6-3	5 1 3 0 0 0 1
<b>Eddie Murray, S</b> (1, 3) OBP: 0.391, SLG: 0.481		4-0 BB		0-0 F8		0-0 1B 2B	0-0 2B 1B		0-0 1B 1B	4 2 3 0 1 0 1
<b>Juan Beniquez, R</b> (1, 10) OBP: 0.368, SLG: 0.347		0-3 K		0-0 1B G1-6-3		0-0 1-3	0-3 K		0-0 1B 1B	5 0 2 0 0 2 5
<b>Mike Young, S</b> (1, 7) OBP: 0.406, SLG: 0.386		0-0 F6		0-0 G1-6-3 1-2f		0-3 K	0-0 WP 2B		0-0 FC6-4 1B	5 0 2 3 0 1 5
<b>Juan Bonilla, R</b> (1, 4) OBP: 0.361, SLG: 0.396		0-3 K			4-0 F9 BB	0-0 FC5-4 1B	0-3 K		0-0 FC6-4	2 0 1 1 1 1 1
<b>Fred Lynn, L</b> (7, PH) OBP: 0.392, SLG: 0.500						2-3 3-H				1 0 0 0 0 1 1
<b>Alan Wiggins, S</b> (7, 4) OBP: 0.338, SLG: 0.313										1 0 0 0 0 0 2
<b>Floyd Rayford, R</b> (1, 5) OBP: 0.197, SLG: 0.197			0-0 F8		0-0 F8	0-0 FC5-4 1-2f			0-0 L8	4 0 0 0 0 0 3
<b>Rick Dempsey, R</b> (1, 2) OBP: 0.291, SLG: 0.439			0-0 FC5-4 1B		4-0 BB		0-0 HR		0-0 4-3	3 1 2 1 1 0 0

Inning Stats	R: 0 E: 0 K: 0 S: 3	H: 1 LOB: 1 BB: 0 P: 3	R: 0 E: 0 K: 2 S: 7	H: 0 LOB: 1 BB: 1 P: 11	R: 0 E: 0 K: 0 S: 4	H: 1 LOB: 1 BB: 0 P: 4	R: 0 E: 0 K: 0 S: 4	H: 2 LOB: 1 BB: 0 P: 4	R: 0 E: 0 K: 0 S: 3	H: 0 LOB: 2 BB: 2 P: 11	R: 1 E: 0 K: 1 S: 8	H: 3 LOB: 2 BB: 0 P: 8	R: 4 E: 1 K: 2 S: 12	H: 5 LOB: 1 BB: 0 P: 12	R: 0 E: 0 K: 0 S: 3	H: 0 LOB: 0 BB: 0 P: 3	R: 1 E: 0 K: 0 S: 6	H: 3 LOB: 2 BB: 0 P: 6	1B: 10 2B: 3 3B: 1 HR: 1	SF: 0 SAC: 0 DP: 1 HBP: 0	WP: 1 PB: 0 SB: 1 CS: 1	PA: 43
--------------	------------------------------	---------------------------------	------------------------------	----------------------------------	------------------------------	---------------------------------	------------------------------	---------------------------------	------------------------------	----------------------------------	------------------------------	---------------------------------	-------------------------------	----------------------------------	------------------------------	---------------------------------	------------------------------	---------------------------------	-----------------------------------	------------------------------------	----------------------------------	--------

PITCHER	IP	WLS	BF	H	R	ER	SO	BB	IBB	HBP	BLK	WP	HR	S	P	ERA	WHIP
<b>Mark Langston, L</b> (1, 1) ERA: 5.34	6.0	W	28	9	3	3	3	3	0	0	0	0	1	31	43	4.50	2.000
<b>Pete Ladd, R</b> (7, 1) ERA: 3.51	0.2		5	3	2	2	1	0	0	0	0	0	0	7	7	27.00	4.500
<b>Matt Young, L</b> (7, 1) ERA: 4.95	2.1	S	10	3	1	1	1	0	0	0	0	1	0	12	12	3.86	1.286

**Baltimore Orioles @ Seattle Mariners**  
The Kingdome, Seattle, WA  
Mon May 26 1986, 6:33 AM EDT  
Att. 14,344 - Unknown

<b>AB</b>	<b>40</b>
<b>R</b>	<b>6</b>
<b>H</b>	<b>15</b>
<b>RBI</b>	<b>5</b>
<b>BB</b>	<b>3</b>
<b>SO</b>	<b>5</b>
<b>LOB</b>	<b>25</b>



Batter	1	2	3	4	5	6	7	8	9
Harold Reynolds, S (1, 4) OBP: 0.250, SLG: 0.283	0-0 FC6-2 1B		0-0 E 2B	0-0 F7		0-0 1-3 2-H 3-H 2B			
John Moses, S (1, 8) OBP: 0.250, SLG: 0.750	0-0 L7		0-0 E3 3B		0-3 K	0-0 4-3-6-2			
Al Cowens, R (7, 9) OBP: 0.221, SLG: 0.247	1-2		2-H		B B B B	3-Hf			
Phil Bradley, R (1, 7) OBP: 0.353, SLG: 0.354	0-0 FC6-2 2-H		0-0 6-3		4-0 6-3 BB		0-0 5-3		
Alvin Davis, L (1, 3) OBP: 0.412, SLG: 0.528	0-0 F8		4-0 BB		0-0 6-3		0-3 K		
Ken Phelps, L (1, 10) OBP: 0.400, SLG: 0.596		0-0 F7	0-0 5-3		0-0 F9		0-0 6-3		
Dave Henderson, R (1, 9) OBP: 0.315, SLG: 0.405		0-0 G6-4-3 1B		0-0 HR 1B		0-0 SH1-4 2B 1B		0-0 5-3	
Jim Presley, R (1, 5) OBP: 0.269, SLG: 0.412		0-0 G6-4-3 1-2f		0-0 1-H HR		0-0 1-2 2B 1B		0-3 K	
Spike Owen, S (1, 6) OBP: 0.302, SLG: 0.340			0-0 2B 3B	0-3 K		0-0 SH1-4		4-0 BB	
Bob Kearney, R (1, 2) OBP: 0.203, SLG: 0.200			0-0 1-3	0-0 G3		4-0 2B 4-3-6-2 IBB		0-0 F5	

Inning Stats	R: 0	H: 1	E: 0	LOB: 1	K: 0	S: 4	P: 4	R: 0	H: 1	E: 0	LOB: 0	K: 0	S: 3	P: 3	R: 3	H: 3	E: 1	LOB: 1	K: 0	S: 6	P: 10	R: 2	H: 2	E: 0	LOB: 0	K: 1	S: 7	P: 7	R: 0	H: 0	E: 0	LOB: 1	K: 1	S: 5	P: 9	R: 2	H: 3	E: 0	LOB: 1	K: 0	S: 5	P: 9	R: 0	H: 0	E: 0	LOB: 0	K: 1	S: 5	P: 5	R: 0	H: 0	E: 0	LOB: 1	K: 1	S: 5	P: 9	R: 0	H: 0	E: 0	LOB: 0	K: 1	S: 5	P: 9
--------------	------	------	------	--------	------	------	------	------	------	------	--------	------	------	------	------	------	------	--------	------	------	-------	------	------	------	--------	------	------	------	------	------	------	--------	------	------	------	------	------	------	--------	------	------	------	------	------	------	--------	------	------	------	------	------	------	--------	------	------	------	------	------	------	--------	------	------	------

PITCHER	IP	WLS	BF	H	R	ER	SO	BB	IBB	HBP	BLK	WP	HR	S	P	ERA	WHIP
Storm Davis, R (1, 1) ERA: 3.81	5.0	L	25	9	7	7	2	2	0	0	0	0	1	27	35	12.60	2.200
Nate Snell, R (6, 1) ERA: 2.61	3.0		11	1	0	0	2	1	1	0	0	0	0	13	21	0.00	0.667


**BOTTOM**

**Baltimore Orioles @ Seattle Mariners**  
The Kingdome, Seattle, WA

Mon May 26 1986, 6:33 AM EDT  
Att. 14,344 - Unknown

livebaseballscorecards.com

AB	31
R	7
H	10
RBI	6
BB	4
SO	4
LOB	11



1B: 5	SF: 0	WP: 0	PA: 36
2B: 3	SAC: 1	PB: 0	
3B: 2	DP: 2	SB: 2	
HR: 1	HBP: 0	CS: 0	






Batter	1	2	3	4	5	6	7	8	9	AB	R	H	RBI	BB	SO	LOB
Harold Reynolds, S (1, 4) OBP: 0.245, SLG: 0.294	0-3 K		0-0 1B 2B	0-0 F7		0-0 G3		0-0 F9		5	1	1	0	0	1	2
John Moses, S (1, 8) OBP: 0.222, SLG: 0.375	0-0 E4 4-3 WP		0-0 F9		0-0 4-3	4-0 S BB		0-0 FC6-4		4	1	0	0	0	1	0
Alvin Davis, L (1, 3) OBP: 0.417, SLG: 0.527	0-0 4-3		0-0 BB 1B		0-0 HR 1B	4-0 BB			0-3 K	4	1	2	1	1	1	1
Ken Phelps, L (1, 10) OBP: 0.429, SLG: 0.735 Gorman Thomas, R (6, PH) OBP: 0.307, SLG: 0.443	0-0 HR		4-0 BB		0-0 HR	0-0 F3			0-0 F3	2	2	2	3	1	0	0
Dave Henderson, R (1, 9) OBP: 0.311, SLG: 0.397	0-0 1B		0-0 F9		0-3 K				0-0 F4	5	0	1	0	0	1	2
Jim Presley, R (1, 5) OBP: 0.288, SLG: 0.405	0-0 6-3		0-3 K		4-0 BB BB				0-0 F3	3	0	0	0	1	1	3
Spike Owen, S (1, 6) OBP: 0.307, SLG: 0.340					0-0 F9	4-0 BB			0-0 F7	3	0	1	0	1	0	0
Barry Bonnell, R (1, 7) OBP: 0.163, SLG: 0.214			0-3 K		0-0 2B	0-3 K			0-0 F8	4	0	1	0	0	2	3
Bob Kearney, R (1, 2) OBP: 0.206, SLG: 0.203			0-0 G4-6-3		0-3 K				0-0 L5 FC6-4 1B	4	0	1	0	0	1	2

Inning Stats	R: 2	H: 2	E: 1	K: 1	S: 8	LOB: 1	BB: 0	P: 8	R: 0	H: 1	E: 0	K: 1	S: 5	LOB: 0	BB: 0	P: 5	R: 1	H: 2	E: 0	K: 1	S: 7	LOB: 2	BB: 1	P: 11	R: 0	H: 1	E: 0	K: 1	S: 6	LOB: 1	BB: 0	P: 6	R: 2	H: 2	E: 0	K: 2	S: 9	LOB: 2	BB: 2	P: 17	R: 0	H: 0	E: 0	K: 0	S: 3	LOB: 2	BB: 2	P: 11	R: 0	H: 0	E: 0	K: 0	S: 3	LOB: 0	BB: 0	P: 3	R: 0	H: 1	E: 0	K: 0	S: 4	LOB: 1	BB: 0	P: 4	R: 0	H: 0	E: 0	K: 1	S: 5	LOB: 0	BB: 0	P: 5	1B: 5	2B: 2	3B: 0	HR: 2	SF: 0	SAC: 0	DP: 1	HBP: 0	WP: 2	PB: 0	SB: 1	CS: 0	PA: 41
--------------	------	------	------	------	------	--------	-------	------	------	------	------	------	------	--------	-------	------	------	------	------	------	------	--------	-------	-------	------	------	------	------	------	--------	-------	------	------	------	------	------	------	--------	-------	-------	------	------	------	------	------	--------	-------	-------	------	------	------	------	------	--------	-------	------	------	------	------	------	------	--------	-------	------	------	------	------	------	------	--------	-------	------	-------	-------	-------	-------	-------	--------	-------	--------	-------	-------	-------	-------	--------

PITCHER	IP	WLS	BF	H	R	ER	SO	BB	IBB	HBP	BLK	WP	HR	S	P	ERA	WHIP
Bob Tewksbury, R (1, 1) ERA: 4.14	2.1		12	5	3	1	2	0	0	0	0	2	1	16	16	3.86	2.143
Ed Whitson, R (3, 1) ERA: 5.25	3.1	W	18	3	2	2	4	5	0	0	0	0	1	21	41	5.40	2.400
Al Holland, L (6, 1) ERA: 6.23	2.1		8	1	0	0	0	0	0	0	0	0	0	8	8	0.00	0.429
Dave Righetti, L (9, 1) ERA: 3.07	1.0	S	3	0	0	0	1	0	0	0	0	0	0	5	5	0.00	0.000

**NEW YORK YANKEES @ SEATTLE MARINERS**  
The Kingdome, Seattle, WA  
Wed May 28 1986, 10:05 PM EDT  
Att. 12,890 - Unknown

<b>AB</b>	<b>36</b>
<b>R</b>	<b>5</b>
<b>H</b>	<b>9</b>
<b>RBI</b>	<b>4</b>
<b>BB</b>	<b>5</b>
<b>SO</b>	<b>7</b>
<b>LOB</b>	<b>17</b>





**New York Yankees @ Seattle Mariners**  
 The Kingdom, Seattle, WA  
 Thu May 29 1986, 10:05 PM EDT  
 Att. 13,889 - Unknown

livebaseballscorecards.com

<b>AB</b>	32
<b>R</b>	2
<b>H</b>	8
<b>RBI</b>	2
<b>BB</b>	4
<b>SO</b>	5
<b>LOB</b>	10



Batter	1	2	3	4	5	6	7	8	9	AB	R	H	RBI	BB	SO	LOB
Rickey Henderson, R OBP: 0.350, SLG: 0.476 (1, 8)	0-0 F8		0-0 F7		4-0 S S BB		0-0 F4			3	0	0	0	1	0	0
Willie Randolph, R OBP: 0.448, SLG: 0.358 (1, 4)	0-0 L6		0-0 6-3		0-0 F8		0-0 F7			4	0	0	0	0	0	1
Don Mattingly, L OBP: 0.393, SLG: 0.534 (1, 3)	0-0 1B		0-0 PB 1B		4-0 IBB			0-0 4-3		3	0	2	0	1	0	0
Mike Easler, L OBP: 0.367, SLG: 0.474 (1, 10)	0-3 K		0-0 PB 1B		0-0 F9			0-0 G3		4	0	1	0	0	1	3
Dave Winfield, R OBP: 0.367, SLG: 0.450 (1, 9)		0-0 L8	0-0 6-3		0-0 F3			4-0 BB		3	0	0	0	1	0	2
Dan Pasqua, L OBP: 0.500, SLG: 0.769 Gary Roenicke, R OBP: 0.492, SLG: 0.477 (8, PH) (8, 7)		0-0 1B		0-3 K		0-0 L9		0-3 K		3	0	1	0	0	1	0
Ron Hassey, L OBP: 0.330, SLG: 0.333 (1, 2)		4-0 2B BB		0-0 G4-6-3 1B		0-0 6-3			0-3 K	3	1	1	0	1	1	0
Mike Pagliarulo, L OBP: 0.315, SLG: 0.472 (1, 5)		0-0 1-H 2B		0-0 G4-6-3			0-0 HR		0-0 G5-4-3 1B	4	1	3	2	0	0	1
Bobby Meacham, S OBP: 0.317, SLG: 0.294 (1, 6)		0-0 5-3		0-3 K			0-0 1-3		0-0 G5-4-3	4	0	0	0	0	1	2

Inning Stats	R: 0	H: 1	E: 0	K: 1	S: 6	P: 6	R: 1	H: 2	E: 0	K: 0	S: 4	P: 8	R: 0	H: 2	E: 0	K: 0	S: 5	P: 5	R: 0	H: 1	E: 0	K: 1	S: 5	P: 5	R: 0	H: 0	E: 0	K: 1	S: 5	P: 13	R: 0	H: 0	E: 0	K: 0	S: 3	P: 3	R: 1	H: 1	E: 0	K: 0	S: 4	P: 4	R: 0	H: 0	E: 0	K: 1	S: 5	P: 9	R: 0	H: 1	E: 0	K: 1	S: 5	P: 5	1B: 6	2B: 1	3B: 0	HR: 1	SF: 0	SAC: 0	DP: 2	HBP: 0	WP: 0	PA: 36
--------------	------	------	------	------	------	------	------	------	------	------	------	------	------	------	------	------	------	------	------	------	------	------	------	------	------	------	------	------	------	-------	------	------	------	------	------	------	------	------	------	------	------	------	------	------	------	------	------	------	------	------	------	------	------	------	-------	-------	-------	-------	-------	--------	-------	--------	-------	--------

PITCHER	IP	WLS	BF	H	R	ER	SO	BB	IBB	HBP	BLK	WP	HR	S	P	ERA	WHIP
Milt Wilcox, R ERA: 4.34 (1, 1)	7.0	L	29	7	2	2	3	2	1	0	0	0	1	32	44	2.57	1.286
Matt Young, L ERA: 4.71 (8, 1)	2.0		7	1	0	0	2	1	0	0	0	0	0	10	14	0.00	1.000

Batter	1	2	3	4	5	6	7	8	9	AB R H RBI BB SO LOB
Harold Reynolds, S (1, 4) OBP: 0.246, SLG: 0.278	0-0 3-1		0-0 L8			4-0 BB			0-0 6-3	3 0 0 0 1 0 0
John Moses, S (1, 8) OBP: 0.154, SLG: 0.250	0-0 F8		0-0 F8			0-0 1-3			0-3 K	4 0 0 0 0 1 1
Alvin Davis, L (1, 3) OBP: 0.419, SLG: 0.523	0-0 F4			0-0 FC6-4 1B		0-0 F7			4-0 FC5-4 BB	3 0 1 0 1 0 0
Gorman Thomas, R (1, 10) OBP: 0.305, SLG: 0.437		0-0 1B		0-0 F3		0-0 F9			0-0 FC5-4	4 0 1 0 0 0 2
Dave Henderson, R (1, 9) OBP: 0.305, SLG: 0.388		0-3 K		0-0 FC6-4 FC5-4		0-0 G1-6-3				3 0 0 0 0 1 2
Jim Presley, R (1, 5) OBP: 0.264, SLG: 0.398		0-3 K		0-0 FC5-4		0-0 F8				3 0 0 0 0 1 2
Al Cowens, R (1, 7) OBP: 0.225, SLG: 0.250		0-0 1-3 1B			0-0 F7				0-0 F9	3 0 1 0 0 0 0
Spike Owen, S (1, 6) OBP: 0.301, SLG: 0.333		0-3 K			0-0 F8				0-0 F9	3 0 0 0 0 1 2
Steve Yeager, R (1, 2) OBP: 0.264, SLG: 0.280			0-3 K		0-0 F7				0-0 F6	3 0 0 0 0 1 0

**BOTTOM**

**New York Yankees @ Seattle Mariners**  
 The Kingdome, Seattle, WA  
 Thu May 29 1986, 10:05 PM EDT  
 Att. 13,889 - Unknown

[livebaseballscorecards.com](http://livebaseballscorecards.com)

<b>AB</b>	<b>29</b>
<b>R</b>	<b>0</b>
<b>H</b>	<b>3</b>
<b>RBI</b>	<b>0</b>
<b>BB</b>	<b>2</b>
<b>SO</b>	<b>5</b>
<b>LOB</b>	<b>9</b>



Inning Stats		R: 0	H: 0	E: 0	K: 0	S: 3	R: 0	H: 2	E: 0	K: 3	S: 11	R: 0	H: 0	E: 0	K: 1	S: 5	R: 0	H: 1	E: 0	K: 0	S: 4	R: 0	H: 0	E: 0	K: 0	S: 3	R: 0	H: 0	E: 0	K: 0	S: 2	R: 0	H: 0	E: 0	K: 0	S: 3	R: 0	H: 0	E: 0	K: 1	S: 5	R: 0	H: 0	E: 0	K: 0	S: 3	R: 0	H: 0	E: 0	K: 0	S: 5	1B: 3	2B: 0	3B: 0	HR: 0	SF: 0	SAC: 0	DP: 0	HBP: 0	WP: 0	PB: 0	SB: 0	CS: 1	PA: 31
<b>PITCHER</b>		<b>IP</b>	<b>WLS</b>	<b>BF</b>	<b>H</b>	<b>R</b>	<b>ER</b>	<b>SO</b>	<b>BB</b>	<b>IBB</b>	<b>HBP</b>	<b>BLK</b>	<b>WP</b>	<b>HR</b>	<b>S</b>	<b>P</b>	<b>ERA</b>	<b>WHIP</b>	<b>PITCHER</b>		<b>IP</b>	<b>WLS</b>	<b>BF</b>	<b>H</b>	<b>R</b>	<b>ER</b>	<b>SO</b>	<b>BB</b>	<b>IBB</b>	<b>HBP</b>	<b>BLK</b>	<b>WP</b>	<b>HR</b>	<b>S</b>	<b>P</b>	<b>ERA</b>	<b>WHIP</b>																											
Dennis Rasmussen, L (1, 1) ERA: 3.95		8.2	W	30	3	0	0	5	2	0	0	0	0	0	38	46	0.00	0.577	Dave Righetti, L (9, 1) ERA: 3.03		0.1	S	1	0	0	0	0	0	0	0	0	0	0	0	0.00	0.000																												



Batter	1	2	3	4	5	6	7	8	9	10	11	12	AB R H RBI BB SO LOB	TOP																	
Lou Whitaker, L OBP: 0.331, SLG: 0.461 (1, 4)	0-0 F7		0-0 3-1		0-0 G3-6-3		0-0 HR		0-0 F6			4-0 BB	5 1 1 2 1 0 1																		
Dave Collins, S OBP: 0.385, SLG: 0.377 (1, 7)	4-0 BB		0-0 6-3			0-0 F9	4-0 BB		0-0 F8			0-0 G4-6-3	4 0 0 0 2 0 1																		
Darrell Evans, L OBP: 0.316, SLG: 0.431 (1, 3)	0-0 9-3		0-0 3-1			0-0 1B	4-0 BB			0-0 F8		0-0 6-3	5 0 1 0 1 0 1																		
Lance Parrish, R OBP: 0.341, SLG: 0.465 (1, 2)		4-0 HR		0-0 5-3		0-3 K	0-3 K2-3			0-3 K			4 1 0 0 1 3 3																		
Harry Spilman, L OBP: 0.326, SLG: 0.535 (1, 10)		0-0 HR		0-3 K		0-0 F9		0-0 4-3		0-0 F8			5 1 1 2 0 1 1																		
Darnell Coles, R OBP: 0.358, SLG: 0.522 (1, 5)		0-0 6-3		0-0 6-3			0-0 HR	0-0 6-3		0-3 K			5 2 2 1 0 1 0																		
Chet Lemon, R OBP: 0.373, SLG: 0.478 (1, 8)		0-0 6-3			0-0 1B		0-0 HR	4-0 BB		0-3 K			4 2 2 1 1 1 0																		
Pat Sheridan, L OBP: 0.173, SLG: 0.260 (1, 9)		0-0 4-3		0-3 K		0-3 K	0-0 F5		0-0 F5		0-0 E6		5 0 0 0 0 2 3																		
Alan Trammell, R OBP: 0.290, SLG: 0.393 (1, 6)		0-3 K		0-0 G3-6-3		0-0 F7		0-0 F7		0-0 F8		0-0 F2	5 0 1 1 0 1 2																		
<b>Inning Stats</b>	R: 0 E: 0 K: 0 S: 2	H: 0 LOB: 0 BB: 1 P: 6	R: 3 E: 0 K: 1 S: 7	H: 2 LOB: 0 BB: 1 P: 11	R: 0 E: 0 K: 0 S: 3	H: 0 LOB: 0 BB: 0 P: 3	R: 0 E: 0 K: 1 S: 5	H: 0 LOB: 0 BB: 0 P: 5	R: 1 E: 0 K: 1 S: 6	H: 2 LOB: 0 BB: 0 P: 6	R: 0 E: 0 K: 1 S: 6	H: 1 LOB: 1 BB: 0 P: 6	R: 3 E: 0 K: 2 S: 10	H: 3 LOB: 2 BB: 2 P: 18	R: 0 E: 0 K: 0 S: 3	H: 0 LOB: 1 BB: 1 P: 7	R: 0 E: 0 K: 0 S: 3	H: 0 LOB: 0 BB: 0 P: 3	R: 0 E: 0 K: 1 S: 5	H: 0 LOB: 0 BB: 0 P: 5	R: 0 E: 1 K: 2 S: 8	H: 0 LOB: 1 BB: 0 P: 8	R: 0 E: 0 K: 0 S: 2	H: 0 LOB: 0 BB: 1 P: 6	1B: 3 2B: 2 3B: 1 HR: 3	SF: 0 SAC: 0 DP: 3 HBP: 0	WP: 1 PB: 0 SB: 1 CS: 0	PA: 48			
<b>PITCHER</b>	IP WLS BF H R ER SO BB IBB HBP BLK WP HR S P ERA WHIP																														
Mike Moore, R ERA: 4.5 (1, 1)	6.2		29	8	7	7	5	3	0	0	0	0	0	3	7	0.00	3.000														
Matt Young, L ERA: 4.68 (7, 1)	0.1		2	0	0	0	1	1	0	0	0	0	0	3	7	0.00	3.000														
Pete Ladd, R ERA: 3.14 (8, 1)	3.0		10	0	0	0	1	1	0	0	0	0	0	11	15	0.00	0.333														
Mark Huisman, R ERA: 3.67 (11, 1)	2.0	W	7	0	0	0	2	1	0	0	0	1	0	10	14	0.00	0.500														

Detroit Tigers @ Seattle Mariners  
 The Kingdome, Seattle, WA  
 Fri May 30 1986, 10:05 PM EDT  
 Att. 17,471 - Unknown

livebaseballscores.com

AB	42
R	7
H	8
RBI	7
BB	6
SO	9
LOB	12



Batter	1	2	3	4	5	6	7	8	9	10	11	12
Harold Reynolds, S OBP: 0.238, SLG: 0.254	0-3 K		0-0 6-3		0-0 4-3		0-3 K	0-3 K		4-0 S BB		
John Moses, S OBP: 0.263, SLG: 0.250	0-0 4-3		0-3 K			0-0 FC4-6 1B	4-0 BLK BB		4-0 BB SH1 BB	0-0 6-3		
Alvin Davis, L OBP: 0.418, SLG: 0.536	0-0 HR		0-0 F8			0-0 FC4-6 1B	4-0 BLK BB		0-0 SH1		0-0 L9	
Ken Phelps, L OBP: 0.409, SLG: 0.692 Gorman Thomas, R (7, PH) OBP: 0.306, SLG: 0.431	0-3 K			0-3 K		0-3 K	0-0 F3		4-0 BB IBB		0-0 F5	
Danny Tartabull, R OBP: 0.341, SLG: 0.504		0-0 HR		0-3 K		4-0 1B BB	0-3 K		4-0 BB		0-0 1B	
Dave Henderson, R OBP: 0.313, SLG: 0.400		0-0 4-3 2B		0-3 K		0-0 FC5 1B		0-0 1B G6-4-3 1B	0-3 K		0-0 F8	
Jim Presley, R OBP: 0.277, SLG: 0.412		0-0 4-3			0-0 1B	0-0 1B		0-0 G6-4-3 1B	0-0 F7			0-0 2B
Domingo Ramos, R OBP: 0.200, SLG: 0.205		0-3 K		0-3 K		0-0 FC5		0-0 G6-4-3 1B		0-3 K		0-0 G3
Steve Yeager, R OBP: 0.266, SLG: 0.274 Al Cowens, R (8, PH) OBP: 0.222, SLG: 0.247 Bob Kearney, R (9, 2) OBP: 0.215, SLG: 0.230	0-3 K		0-3 K		0-0 F2		4-0 BB BB	0-0 G6-4-3		0-0 F8		0-0 2B

AB	R	H	RBI	BB	SO	LOB
5	0	0	0	1	3	2
4	0	1	0	2	1	1
4	2	1	1	1	0	1
3	0	0	0	0	3	1
2	0	0	0	1	0	3
4	2	2	1	2	2	2
6	1	3	1	0	2	4
6	2	4	1	0	0	4
6	0	1	0	0	3	5
2	1	0	0	1	1	2
1	0	0	0	0	0	2
2	0	1	1	0	0	0

AB	R	H	RBI	BB	SO	LOB
45	8	13	5	8	15	27

Inning Stats	R	H	E	K	S	P	ERA	WHIP
1	1	1	0	2	8	1	6.00	1.333
2	2	1	0	9	2	3	27.00	9.000
3	0	0	0	5	0	0	10.80	1.800
4	0	0	0	9	0	0	2.70	1.800

PITCHER	IP	WLS	BF	H	R	ER	SO	BB	IBB	HBP	BLK	WP	HR	S	P	ERA	WHIP
Jack Morris, R	6.0		26	7	4	4	10	1	0	0	0	0	2	45	49	6.00	1.333
Bill Scherrer, L	0.1		4	0	1	1	1	3	0	0	0	0	0	3	15	27.00	9.000
Eric King, R	1.2		7	3	2	2	2	0	0	0	2	0	0	11	11	10.80	1.800
Chuck Cary, L	3.1	L	17	3	1	1	2	3	1	0	0	0	0	17	33	2.70	1.800

**Detroit Tigers @ Seattle Mariners**  
 The Kingdome, Seattle, WA  
 Fri May 30 1986, 10:05 PM EDT  
 Att: 17,471 - Unknown

[livebaseballscorecards.com](http://livebaseballscorecards.com)





Batter	1	2	3	4	5	6	7	8	9	AB R H RBI BB SO LOB	TOP											
Dave Collins, S (1, 9) OBP: 0.379, SLG: 0.370	0-0 G5-4-3 S 1B		0-3 K			0-0 L7		0-0 F2	0-0 FC6	5 0 1 0 0 1 5												
Alan Trammell, R (1, 6) OBP: 0.302, SLG: 0.399	4-0 G5-4-3 BB		0-0 CS 1B			0-0 L8		0-0 HR 1B		3 1 2 0 1 0 1												
Darnell Coles, R (1, 5) OBP: 0.356, SLG: 0.533	0-0 G5-4-3 1-2f 2-3		0-0 CS 1-2	0-0 6-3		0-0 6-3		0-0 HR 1-H 2-H 3-H		4 1 1 4 0 0 3												
Lance Parrish, R (1, 10) OBP: 0.339, SLG: 0.460	0-3 K		0-3 K	0-3 K		0-3 K		0-0 1B G4-6-3		4 0 1 0 0 3 1												
Chet Lemon, R (1, 8) OBP: 0.369, SLG: 0.479		0-0 2B 3-2 2B		0-0 G3		0-0 L9		0-0 G4-6-3 1-2f		4 0 1 0 0 0 1												
Larry Herndon, R (1, 7) OBP: 0.289, SLG: 0.360		0-3 K		0-0 6-3		0-0 1B		0-0 F9		3 0 1 0 0 1 1												
Dave Bergman, L (9, PH) OBP: 0.378, SLG: 0.359										1 0 0 0 0 0 0												
Tom Brookens, R (1, 4) OBP: 0.393, SLG: 0.418										3 0 2 0 0 0 1												
Lou Whitaker, L (9, PH) OBP: 0.335, SLG: 0.464		0-0 2-3 2B		0-0 G6-4-3 1B		0-0 F8			0-0 BB 1B	1 0 1 0 0 0 0	AB 33 R 4 H 10 RBI 4 BB 3 SO 5 LOB 18											
Brian Harper, R (1, 3) OBP: 0.205, SLG: 0.171		0-0 3-2		0-0 G6-4-3 1-2f				4-0 1B HR BB	0-0 F8	2 1 0 0 1 0 3												
Harry Spilman, L (9, PH) OBP: 0.319, SLG: 0.523										1 0 0 0 0 0 1												
Dwight Lowry, L (1, 2) OBP: 0.333, SLG: 0.200			0-0 1-3			1-0 WP HBP		0-0 E5 1B HR	4-0 FC6 BB	2 1 0 0 0 0 1												
Darrell Evans, L (9, PH) OBP: 0.320, SLG: 0.431										0 0 0 0 1 0 0												
<b>Inning Stats</b>	R: 0 E: 0 K: 1 S: 5	H: 1 LOB: 1 BB: 1 P: 9	R: 0 E: 0 K: 1 S: 6	H: 2 LOB: 1 BB: 0 P: 6	R: 0 E: 0 K: 1 S: 5	H: 1 LOB: 0 BB: 0 P: 5	R: 0 E: 0 K: 1 S: 5	H: 0 LOB: 0 BB: 0 P: 5	R: 0 E: 0 K: 0 S: 3	H: 1 LOB: 0 BB: 0 P: 3	R: 0 E: 0 K: 0 S: 3	H: 0 LOB: 1 BB: 0 P: 4	R: 0 E: 0 K: 1 S: 6	H: 1 LOB: 1 BB: 0 P: 6	R: 4 E: 1 K: 0 S: 6	H: 3 LOB: 0 BB: 1 P: 10	R: 0 E: 0 K: 0 S: 4	H: 1 LOB: 2 BB: 1 P: 8	1B: 7 2B: 3 3B: 0 HR: 1	SF: 0 SAC: 0 DP: 4 HBP: 1	WP: 1 PB: 0 SB: 1 CS: 1	PA: 38
<b>PITCHER</b>	IP WLS BF H R ER SO BB IBB HBP BLK WP HR S P ERA WHIP																					
Mark Langston, L (1, 1) ERA: 5.17	7.1 W 30 8 4 3 5 2 0 1 0 1 1 37 46 3.68 1.364																					
Mark Huismann, R (8, 1) ERA: 3.54	1.0 4 2 0 0 0 0 0 0 0 0 0 4 4 0.00 2.000																					
Matt Young, L (9, 1) ERA: 4.6	0.2 S 3 0 0 0 0 1 0 0 0 0 0 2 6 0.00 1.500																					

**Detroit Tigers @ Seattle Mariners**  
 The Kingdome, Seattle, WA  
 Sat May 31 1986, 10:05 PM EDT  
 Att: 27,841 - Unknown

livebaseballscorecards.com







Batter	1	2	3	4	5	6	7	8	9	AB R H RBI BB SO LOB	TOP																						
Lou Whitaker, L (1, 4) OBP: 0.337, SLG: 0.459	0-0 G3		0-0 G4-6-3		4-0 1B BB		0-0 G3-6-3		0-0 1B	4 0 1 0 1 0 2	<b>Detroit Tigers @ Seattle Mariners</b> The Kingdome, Seattle, WA Sun Jun 01 1986, 6:33 AM EDT Att. 8,691 - Unknown																						
Dave Collins, S (1, 9) OBP: 0.382, SLG: 0.381 Brian Harper, R (8, 9) OBP: 0.200, SLG: 0.167	0-0 F6		0-0 1B 2B		0-0 1B		0-0 F8		0-0 6-3	4 0 2 0 0 0 0 1 0 0 0 0 0 1																							
Darrell Evans, L (1, 3) OBP: 0.324, SLG: 0.433	0-0 1B		0-0 1B		0-0 F6		0-3 K			4 0 2 0 0 1 3																							
Darnell Coles, R (1, 5) OBP: 0.353, SLG: 0.524	0-3 K				0-0 F9		0-0 F4		4-0 BB	3 0 0 0 1 1 4																							
Harry Spilman, L (1, 10) OBP: 0.294, SLG: 0.479		0-0 F3		0-3 K		0-0 3-1		0-0 F9		4 0 0 0 0 1 1																							
Alan Trammell, R (1, 6) OBP: 0.307, SLG: 0.401		0-0 5-3		0-0 1B		0-0 FC4-6 1B		0-0 F9		4 0 2 0 0 0 1																							
Pat Sheridan, L (1, 8) OBP: 0.188, SLG: 0.309		0-0 1B		0-0 4-3		0-0 FC4-6			0-0 HR	4 1 2 1 0 0 2																							
Larry Herndon, R (1, 7) OBP: 0.280, SLG: 0.348		0-0 1-3			0-0 6-3		0-0 F8		0-0 6-3	4 0 0 0 0 0 2																							
Dwight Lowry, L (1, 2) OBP: 0.500, SLG: 0.444			0-0 1B		0-0 1B BB		0-0 1B		0-0 E4	4 0 3 0 0 0 0																							
<b>Inning Stats</b>	R: 0 E: 0 K: 1 S: 6	H: 1 LOB: 1 BB: 0 P: 6	R: 0 E: 0 K: 0 S: 4	H: 1 LOB: 1 BB: 0 P: 4	R: 0 E: 0 K: 0 S: 4	H: 3 LOB: 2 BB: 0 P: 4	R: 0 E: 0 K: 1 S: 6	H: 1 LOB: 1 BB: 0 P: 6	R: 0 E: 0 K: 0 S: 5	H: 2 LOB: 3 BB: 1 P: 9		R: 0 E: 0 K: 0 S: 4	H: 1 LOB: 1 BB: 0 P: 4	R: 0 E: 0 K: 0 S: 3	H: 1 LOB: 0 BB: 0 P: 3	R: 0 E: 0 K: 1 S: 5	H: 0 LOB: 1 BB: 1 P: 9	R: 1 E: 1 K: 0 S: 5	H: 2 LOB: 1 BB: 0 P: 5	1B: 10 2B: 1 3B: 0 HR: 1	SF: 0 SAC: 0 DP: 2 HBP: 0	WP: 0 PB: 0 SB: 1 CS: 0	PA: 38										
<b>PITCHER</b> Bill Swift, R (1, 1) ERA: 4.86 Mark Huismann, R (6, 1) ERA: 3.41	IP 5.1	WLS W	BF 24	H 9	R 0	ER 0	SO 2	BB 1	IBB 0	HBP 0	BLK 0	WP 0	HR 0	S 27	P 31	ERA 0.00	WHIP 1.875																
											<b>PITCHER</b>	IP	WLS	BF	H	R	ER	SO	BB	IBB	HBP	BLK	WP	HR	S	P	ERA	WHIP					

livebaseballscorecards.com

<b>AB</b>	36
<b>R</b>	1
<b>H</b>	12
<b>RBI</b>	1
<b>BB</b>	2
<b>SO</b>	3
<b>LOB</b>	16




Batter	1	2	3	4	5	6	7	8	9
Harold Reynolds, S (1, 4) OBP: 0.315, SLG: 0.358	1-0 E S 1B HBP		X 0-0 S 1-2 1B		B B B B 4-0 1B BB		X 0-0 1B 1B 2B	X 0-0 5-3	
John Moses, S (1, 8) OBP: 0.357, SLG: 0.333	X 0-0 1-H CS 1B		X 0-0 F8		X 0-0 1-2 2-H 1B		X 0-0 F9 1B 1B	X 0-0 4-3	
Alvin Davis, L (1, 3) OBP: 0.415, SLG: 0.522	X 0-0 6-3 1-2		B B B B 4-0 1-2 BB		X 0-0 L3		X 0-0 1-2 3-H 1B 1B		
Gorman Thomas, R (1, 10) OBP: 0.302, SLG: 0.418	X 0-0 F3		S S S S 0-3 K		X 0-0 5-3		X 0-0 F4		
Danny Tartabull, R (1, 7) OBP: 0.340, SLG: 0.508		0-3 K		X 0-0 6-3		X 0-0 HR 1B	X 0-0 F9		
Dave Henderson, R (1, 9) OBP: 0.321, SLG: 0.439		X 0-0 F8		X 0-0 6-3		X 0-0 1-H HR	X 0-0 1-2 3-H HR 1B		
Jim Presley, R (1, 5) OBP: 0.291, SLG: 0.442		0-3 K		X 0-0 6-3		X 0-0 5-3 2B	X 0-0 1-H 2-H HR		
Spike Owen, S (1, 6) OBP: 0.310, SLG: 0.357			X 0-0 F8 1B 1B		X 0-0 F8	X 0-0 5-3	X 0-0 4-3		
Domingo Ramos, R (9, 6) OBP: 0.200, SLG: 0.205					X 0-0 1B 2B	X 0-0 2-3			
Bob Kearney, R (1, 2) OBP: 0.217, SLG: 0.246			X 0-0 F9		X 0-0 1B 2B	X 0-0 F8		X 0-0 6-3	

Inning Stats	R: 1	H: 1	E: 0	K: 0	S: 3	LOB: 0	BB: 0	P: 4	R: 0	H: 0	E: 0	K: 2	S: 7	LOB: 0	BB: 0	P: 7	R: 0	H: 2	E: 0	K: 1	S: 7	LOB: 3	BB: 1	P: 11	R: 0	H: 0	E: 0	K: 0	S: 3	LOB: 0	BB: 0	P: 3	R: 1	H: 2	E: 0	K: 0	S: 5	LOB: 2	BB: 1	P: 9	R: 2	H: 3	E: 0	K: 0	S: 5	LOB: 0	BB: 0	P: 5	R: 5	H: 5	E: 0	K: 0	S: 8	LOB: 0	BB: 0	P: 8	R: 0	H: 0	E: 0	K: 0	S: 3	LOB: 0	BB: 0	P: 3
1B: 8	SF: 0	2B: 3	SAC: 0	3B: 0	DP: 0	HR: 2	HBP: 1	WP: 0	PA: 38																																																							

**DETROIT TIGERS @ SEATTLE MARINERS**  
**The Kingdom, Seattle, WA**  
 Sun Jun 01 1986, 6:33 AM EDT  
 Att. 8,691 - Unknown

AB	35
R	9
H	13
RBI	9
BB	2
SO	3
LOB	16



PITCHER	IP	WLS	BF	H	R	ER	SO	BB	IBB	HBP	BLK	WP	HR	S	P	ERA	WHIP
Frank Tanana, L (1, 1) ERA: 5.46	5.0	L	25	8	4	4	3	2	0	1	0	0	1	28	37	7.20	2.000
Chuck Cary, L (6, 1) ERA: 5.12	1.2		9	5	5	5	0	0	0	0	0	0	1	9	9	27.00	3.000
Bill Scherrer, L (7, 1) ERA: 4.5	1.1		4	0	0	0	0	0	0	0	0	0	0	4	4	0.00	0.000



Batter	1	2	3	4	5	6	7	8	9	AB R H RBI BB SO LOB	TOP											
<b>Harold Reynolds, S</b> (1, 4) <small>OBP: 0.338, SLG: 0.371</small> <b>Gorman Thomas, R</b> (9, PH) <small>OBP: 0.301, SLG: 0.415</small>	0-0 S 1B	0-0 G1-4-3 1-2			0-0 S 1B		H 1-0 CS HBP		0-3 K	3 0 2 0 0 0 1 1 0 0 0 0 1 1												
<b>John Moses, S</b> (1, 8) <small>OBP: 0.344, SLG: 0.296</small>	0-3 K		0-3 K		4-0 BB		0-3 K			3 0 0 0 1 3 2												
<b>Alvin Davis, L</b> (1, 3) <small>OBP: 0.406, SLG: 0.509</small>	0-0 F7 1-2		0-0 6-3		0-0 F7			0-0 4-3		4 0 0 0 0 0 3												
<b>Ken Phelps, L</b> (1, 10) <small>OBP: 0.419, SLG: 0.643</small>	0-0 F8		0-0 F9		4-0 BB BB			0-3 K		3 0 0 0 1 1 1												
<b>Danny Tartabull, R</b> (1, 7) <small>OBP: 0.338, SLG: 0.496</small>		0-3 K		0-0 L9		0-3 K		4-0 BB		3 0 0 0 1 2 1												
<b>Dave Henderson, R</b> (1, 9) <small>OBP: 0.320, SLG: 0.441</small>		0-0 HR 2B		0-3 K		0-3 K		0-3 K		4 1 1 0 0 3 2												
<b>Jim Presley, R</b> (1, 5) <small>OBP: 0.295, SLG: 0.456</small>		0-0 HR 2-H		0-3 K		4-0 BB		0-3 K		3 1 1 2 1 2 0												
<b>Spike Owen, S</b> (1, 6) <small>OBP: 0.309, SLG: 0.354</small>		0-0 1B		0-0 F6		0-0 1-3		0-0 1-3		4 0 1 0 0 0 2												
<b>Steve Yeager, R</b> (1, 2) <small>OBP: 0.265, SLG: 0.264</small>		4-0 WP BB		0-0 5-3			0-0 F6		0-0 1B	3 0 1 0 1 0 0												
<b>Inning Stats</b>	R: 0 E: 0 K: 1 S: 6	H: 1 LOB: 1 BB: 0 P: 6	R: 2 E: 0 K: 1 S: 7	H: 3 LOB: 1 BB: 1 P: 11	R: 0 E: 0 K: 1 S: 5	H: 0 LOB: 0 BB: 0 P: 5	R: 0 E: 0 K: 2 S: 7	H: 0 LOB: 0 BB: 0 P: 7	R: 0 E: 0 K: 0 S: 4	H: 1 LOB: 2 BB: 1 P: 8	R: 0 E: 0 K: 2 S: 7	H: 0 LOB: 2 BB: 2 P: 15	R: 0 E: 0 K: 1 S: 4	H: 0 LOB: 0 BB: 0 P: 5	R: 0 E: 0 K: 2 S: 7	H: 0 LOB: 1 BB: 1 P: 11	R: 0 E: 0 K: 2 S: 8	H: 1 LOB: 1 BB: 0 P: 8	1B: 4 2B: 1 3B: 0 HR: 1	SF: 0 SAC: 0 DP: 0 HBP: 1	WP: 1 PB: 0 SB: 2 CS: 1	PA: 37
<b>PITCHER</b>	IP WLS BF H R ER SO BB IBB HBP BLK WP HR S P ERA WHIP																					
<b>Mike Boddicker, R</b> (1, 1) <small>ERA: 3.26</small> <b>Don Aase, R</b> (8, 1) <small>ERA: 1.04</small>	7.0 W 29 5 2 2 8 4 0 1 0 1 1 40 57 2.57 1.286																					
	2.0 S 8 1 0 0 4 1 0 0 0 0 0 15 19 0.00 1.000																					

Seattle Mariners @ Baltimore Orioles  
 Memorial Stadium, Baltimore, MD  
 Tue Jun 03 1986, 7:05 PM EDT  
 Att. 14,446 - Unknown

livebaseballscorecards.com

AB 31  
 R 2  
 H 6  
 RBI 2  
 BB 5  
 SO 12  
 LOB 13



Batter	1	2	3	4	5	6	7	8	9
<b>Alan Wiggins, S</b> (1, 4) <small>OBP: 0.335, SLG: 0.311</small> <b>Tom O'Malley, L</b> (9, 5)	0-3 <b>K</b>	0-0 <b>6-3</b>		0-0 <b>FC3-2</b> <small>G6-4-3</small>		0-0 <b>6-3</b>			
<b>Lee Lacy, R</b> (1, 9) <small>OBP: 0.309, SLG: 0.367</small>	0-0 <b>F9</b> <b>BB</b> <b>1B</b>		0-3 <b>K</b>	0-0 <b>G6-4-3</b> <small>1-2f</small>			0-0 <b>FC5-4</b> <b>1B</b>		
<b>Fred Lynn, L</b> (1, 8) <small>OBP: 0.403, SLG: 0.503</small>	4-0 <b>BB</b> <b>1-2</b> <b>BB</b> <b>1B</b>		0-0 <b>1B</b>		0-0 <b>HR</b>		0-0 <b>F6</b>		
<b>Eddie Murray, S</b> (1, 3) <small>OBP: 0.395, SLG: 0.459</small>	0-0 <b>F9</b> <b>2-3</b>		0-0 <b>L8</b>		0-0 <b>1B</b>		0-0 <b>F3</b>		
<b>Cal Ripken Jr., R</b> (1, 6) <small>OBP: 0.354, SLG: 0.425</small>	4-0 <b>1B</b> <b>1-2</b> <b>BB</b>		0-0 <b>5-3</b>		0-0 <b>F7</b>		0-0 <b>FC5-4</b> <small>1-2f</small>		
<b>Larry Sheets, L</b> (1, 10) <small>OBP: 0.373, SLG: 0.606</small>	0-0 <b>1B</b> <small>1-3 2-H 3-H</small>			0-0 <b>HR</b>	0-0 <b>F5</b>		0-0 <b>1B</b>		
<b>Juan Beniquez, R</b> (1, 5) <small>OBP: 0.383, SLG: 0.376</small> <b>Rex Hudler, R</b> (9, 4)	0-0 <b>F6</b>			0-0 <b>1B</b> <b>1B</b> <b>FC3-2</b> <b>1B</b>	0-3 <b>K</b>		0-3 <b>K</b>		
<b>John Shelby, S</b> (1, 7) <small>OBP: 0.230, SLG: 0.339</small>			0-0 <b>4-3</b>	0-0 <b>FC3-2</b> <b>1B</b> <b>1-2</b> <b>1B</b>		0-3 <b>K</b>	0-3 <b>K</b>		
<b>Rick Dempsey, R</b> (1, 2) <small>OBP: 0.295, SLG: 0.412</small>			0-0 <b>6-3</b>	0-0 <b>FC3-2</b> <b>1B</b> <small>1-2 2-3</small>		0-0 <b>6-3</b>	0-3 <b>K</b>		

AB	R	H	RBI	BB	SO	LOB
4	0	0	0	0	1	3
0	0	0	0	0	0	0
4	1	2	0	0	1	3
3	2	2	1	1	0	1
4	0	1	0	0	0	4
3	0	0	0	1	0	3
4	1	3	3	0	0	1
4	0	1	0	0	2	4
0	0	0	0	0	0	0
4	0	1	0	0	2	1
4	0	1	0	0	1	1

AB	R	H	RBI	BB	SO	LOB
34	4	11	4	2	7	21

Inning Stats	R: 2	H: 2	E: 0	K: 1	S: 7	LOB: 2	BB: 2	P: 15
	R: 0	H: 0	E: 0	K: 0	S: 3 <td>LOB: 0</td> <td>BB: 0</td> <td>P: 3 </td>	LOB: 0	BB: 0	P: 3
	R: 0	H: 1	E: 0	K: 1	S: 6 <td>LOB: 1</td> <td>BB: 0</td> <td>P: 6 </td>	LOB: 1	BB: 0	P: 6
	R: 1	H: 4	E: 0	K: 0	S: 6 <td>LOB: 2</td> <td>BB: 0</td> <td>P: 6 </td>	LOB: 2	BB: 0	P: 6
	R: 0	H: 0	E: 0	K: 1	S: 5 <td>LOB: 0</td> <td>BB: 0</td> <td>P: 5 </td>	LOB: 0	BB: 0	P: 5
	R: 0	H: 1	E: 0	K: 0	S: 4 <td>LOB: 1</td> <td>BB: 0</td> <td>P: 4 </td>	LOB: 1	BB: 0	P: 4
	R: 0	H: 1	E: 0	K: 3	S: 10 <td>LOB: 1</td> <td>BB: 0</td> <td>P: 10 </td>	LOB: 1	BB: 0	P: 10

WP	HR	S	P	ERA	WHIP
0	0	24	32	9.00	2.750
0	0	24	24	0.00	0.500

**BOTTOM**

**Seattle Mariners @ Baltimore Orioles**  
**Memorial Stadium, Baltimore, MD**  
 Tue Jun 03 1986, 7:05 PM EDT  
 Att. 14,446 - Unknown

[livebaseballscorecards.com](http://livebaseballscorecards.com)

AB	34
R	4
H	11
RBI	4
BB	2
SO	7
LOB	21





Batter	1	2	3	4	5	6	7	8	9	AB R H RBI BB SO LOB	TOP	
Harold Reynolds, S (1, 4) OBP: 0.329, SLG: 0.360	0-0 SH5-3 1B	0-0 G1-6-3			0-0 F7		0-0 4-3	0-0 L8		5 0 1 0 0 0 3		
John Moses, S (1, 8) OBP: 0.333, SLG: 0.387	0-0 SH5-3		0-3 K		0-0 F8		0-0 4-3 HR	0-0 4-3		4 1 1 1 0 1 1		
Alvin Davis, L (1, 3) OBP: 0.406, SLG: 0.521	0-0 F2		0-0 HR		0-0 F8		4-0 1B BB		0-0 F7	4 2 1 1 1 0 1		
Ken Phelps, L (1, 10) OBP: 0.416, SLG: 0.621 Gorman Thomas, R (7, PH) OBP: 0.303, SLG: 0.413	4-0 BB		0-0 F7		0-0 F6		4-0 1B BB		0-0 1-3	2 0 0 0 1 0 0 1 0 0 0 1 0 0		
Jim Presley, R (1, 5) OBP: 0.268, SLG: 0.444	0-0 F7		0-0 L6		0-3 K		0-3 K		0-0 F7	5 0 0 0 0 2 4		
Danny Tartabull, R (1, 7) OBP: 0.355, SLG: 0.504		0-0 1B 1B		4-0 CS BB		4-0 1B BB		0-0 1-2 2-H 1B		2 2 2 1 2 0 0		
Dave Henderson, R (1, 9) OBP: 0.324, SLG: 0.439		0-0 1B 1B		0-3 K		4-0 1B BB		0-0 F8		3 0 1 0 1 1 3		
Spike Owen, S (1, 6) OBP: 0.324, SLG: 0.370		0-0 G1-6-3 1B		0-0 1-2 1B		0-0 FC5-4 1B		0-0 1B		4 0 4 2 0 0 0		
Bob Kearney, R (1, 2) OBP: 0.205, SLG: 0.232		0-0 B5		0-0 F5		0-0 FC5-4		0-3 K		4 0 0 0 0 1 6		
<b>Inning Stats</b>	R: 0 H: 1 E: 0 LOB: 2 K: 0 BB: 1 S: 4 P: 8	R: 1 H: 3 E: 0 LOB: 1 K: 0 BB: 0 S: 5 P: 5	R: 1 H: 1 E: 0 LOB: 0 K: 1 BB: 0 S: 6 P: 6	R: 0 H: 1 E: 0 LOB: 1 K: 1 BB: 1 S: 5 P: 9	R: 0 H: 0 E: 0 LOB: 0 K: 0 BB: 0 S: 3 P: 3	R: 1 H: 1 E: 0 LOB: 2 K: 1 BB: 2 S: 6 P: 14	R: 2 H: 2 E: 0 LOB: 2 K: 1 BB: 2 S: 7 P: 15	R: 0 H: 1 E: 0 LOB: 1 K: 1 BB: 0 S: 6 P: 6	R: 0 H: 0 E: 0 LOB: 0 K: 0 BB: 0 S: 3 P: 3	1B: 8 SF: 0 2B: 0 SAC: 1 3B: 0 DP: 1 HR: 2 HBP: 0	WP: 0 PA: 41 PB: 0 SB: 1 CS: 1	
<b>PITCHER</b>	IP WLS BF H R ER SO BB IBB HBP BLK WP HR S P ERA WHIP											
Ken Dixon, R (1, 1) ERA: 4.26	6.1 L 29 8 4 4 3 4 0 0 0 0 0 2 31 47 5.68 1.895											
Tippy Martinez, L (7, 1) ERA: 11.25	0.0 1 0 0 0 0 1 0 0 0 0 0 0 0 4 ∞ ∞											
Rich Bardi, R (7, 1) ERA: 2.63	2.2 11 2 1 1 2 1 0 0 0 0 0 0 14 18 3.38 1.125											

Seattle Mariners @ Baltimore Orioles  
 Memorial Stadium, Baltimore, MD  
 Wed Jun 04 1986, 7:05 PM EDT  
 Att: 18,047 - Unknown

livebaseballscorecards.com

AB 34  
 R 5  
 H 10  
 RBI 5  
 BB 6  
 SO 5  
 LOB 18



Batter	1	2	3	4	5	6	7	8	9	AB R H RBI BB SO LOB
Alan Wiggins, S OBP: 0.339, SLG: 0.311 (1, 4) X	0-0 B2-3 ①		4-0 1B BB		0-0 F7 ②			0-0 4-3 1B		3 1 1 0 1 0 1
John Shelby, S OBP: 0.231, SLG: 0.336 (1, 8) X	0-0 F8 ②		0-0 1B 1-H		0-0 F8 ③			0-0 4-3 1-2		4 0 1 1 0 0 2
Cal Ripken Jr., R OBP: 0.348, SLG: 0.416 (1, 6) X	0-0 F4 ③		0-0 5-3 ③			0-0 5-3 ①		0-0 F4 ②		4 0 0 0 0 0 2
Eddie Murray, S OBP: 0.392, SLG: 0.455 (1, 3) X		0-0 FC5-4 1B		0-0 L4 ①		0-0 G3 ②		0-0 G3 ③		4 0 1 0 0 0 1
Larry Sheets, L OBP: 0.377, SLG: 0.602 (1, 10) X		0-0 L9 ①		0-0 WP 1B		0-0 3-1 ③		0-0 G6-3 1B		4 0 2 0 0 0 1
Juan Beniquez, R OBP: 0.369, SLG: 0.361 (1, 9) X		0-0 FC5-4 FC4-6 1-2f	0-3 K 1-2	0-3 K ②		0-0 6-3 ①		0-0 G6-3 1-2f		4 0 0 0 0 1 3
Mike Young, S OBP: 0.391, SLG: 0.379 (1, 7) X		0-0 FC4-6 1-2f	0-0 F9 ③			0-0 4-3 ②		0-0 F7 ③		4 0 0 0 0 0 2
Tom O'Malley, L OBP: 0.667, SLG: 0.667 (1, 5) X			0-0 L5 ①		0-0 5-3 1B		0-0 1B			3 0 2 0 0 0 0
Rick Dempsey, R OBP: 0.289, SLG: 0.402 (1, 2) X			0-0 F3 ②		0-0 5-3 1-2 ①		0-0 B1 ③			3 0 0 0 0 0 2

<b>Inning Stats</b>	R: 0 E: 0 K: 0 S: 3	H: 0 LOB: 0 BB: 0 P: 3	R: 0 E: 0 K: 0 S: 4	H: 1 LOB: 1 BB: 0 P: 4	R: 1 E: 0 K: 0 S: 4	H: 1 LOB: 1 BB: 1 P: 8	R: 0 E: 0 K: 1 S: 6	H: 1 LOB: 1 BB: 0 P: 6	R: 0 E: 0 K: 0 S: 4	H: 1 LOB: 1 BB: 0 P: 4	R: 0 E: 0 K: 0 S: 3	H: 0 LOB: 0 BB: 0 P: 3	R: 0 E: 0 K: 0 S: 4	H: 1 LOB: 1 BB: 0 P: 4	R: 0 E: 0 K: 0 S: 4	H: 1 LOB: 0 BB: 0 P: 3	R: 0 E: 0 K: 0 S: 3	H: 1 LOB: 0 BB: 0 P: 3	1B: 7 2B: 0 3B: 0 HR: 0	SF: 0 SAC: 0 DP: 1 HBP: 0	WP: 1 PB: 0 SB: 1 CS: 0	PA: 34
<b>PITCHER</b> Mike Moore, R ERA: 4.15 (1, 1)	IP 9.0	WLS W	BF 34	H 7	R 1	ER 1	SO 1	BB 1	IBB 0	HBP 0	BLK 0	WP 1	HR 0	S 35	P 39	ERA 1.00	WHIP 0.889					

**BOTTOM**

**Seattle Mariners @ Baltimore Orioles**  
Memorial Stadium, Baltimore, MD

Wed Jun 04 1986, 7:05 PM EDT  
Att. 18,047 - Unknown

livebaseballscorecards.com

<b>AB</b>	<b>33</b>
<b>R</b>	<b>1</b>
<b>H</b>	<b>7</b>
<b>RBI</b>	<b>1</b>
<b>BB</b>	<b>1</b>
<b>SO</b>	<b>1</b>
<b>LOB</b>	<b>14</b>





Batter	1	2	3	4	5	6	7	8	9	AB R H RBI BB SO LOB	TOP											
Harold Reynolds, S (1, 4) OBP: 0.326, SLG: 0.367	0-0 5-3		0-0 6-3			0-0 2B		0-0 L4		4 0 1 0 0 0 2												
John Moses, S (1, 8) OBP: 0.325, SLG: 0.371	0-0 6-3			0-0 CS 1B		0-0 F7		0-3 K		4 0 1 0 0 1 2												
Alvin Davis, L (1, 3) OBP: 0.398, SLG: 0.509	0-0 6-3			0-0 F8 1-2			0-0 F7	0-0 6-3		4 0 0 0 0 0 2												
Ken Phelps, L (1, 10) OBP: 0.407, SLG: 0.645		0-0 L4		0-0 F4			0-0 HR		0-0 1-3	4 1 1 1 0 0 0												
Jim Presley, R (1, 5) OBP: 0.262, SLG: 0.436		0-3 K			0-0 5-3		0-0 E5 1B		0-3 K	4 0 0 0 0 2 0												
Danny Tartabull, R (1, 7) OBP: 0.352, SLG: 0.496		0-3 K			0-0 G3		0-0 FC6-4 1B		0-0 F8	4 0 1 0 0 1 0												
Dave Henderson, R (1, 9) OBP: 0.324, SLG: 0.437			0-0 G6-4-3 1B 1B		0-0 5-3		0-3 K			3 0 1 0 0 1 2												
Spike Owen, S (1, 6) OBP: 0.326, SLG: 0.371			0-0 G6-4-3 1B			0-0 L4	0-0 FC6-4			2 0 1 0 0 0 0												
Domingo Ramos, R (6, 6) OBP: 0.195, SLG: 0.200			1-2 G6-4-3 1B			0-0 K	1-2 K			1 0 0 0 0 0 2												
Steve Yeager, R (1, 2) OBP: 0.267, SLG: 0.266			0-0 G6-4-3 1-2f 2-3			0-3 K		0-0 1B		3 0 1 0 0 1 2												
<b>Inning Stats</b>	R: 0 E: 0 K: 0 S: 3	H: 0 LOB: 0 BB: 0 P: 3	R: 0 E: 0 K: 2 S: 7	H: 0 LOB: 0 BB: 0 P: 7	R: 0 E: 0 K: 0 S: 4	H: 2 LOB: 1 BB: 0 P: 4	R: 0 E: 0 K: 0 S: 3	H: 1 LOB: 0 BB: 0 P: 3	R: 0 E: 0 K: 0 S: 3	H: 0 LOB: 0 BB: 0 P: 3	R: 0 E: 0 K: 1 S: 6	H: 1 LOB: 1 BB: 0 P: 6	R: 1 E: 1 K: 1 S: 8	H: 2 LOB: 2 BB: 0 P: 8	R: 0 E: 0 K: 1 S: 6	H: 1 LOB: 1 BB: 0 P: 6	R: 0 E: 0 K: 1 S: 5	H: 0 LOB: 0 BB: 0 P: 5	1B: 5 2B: 1 3B: 0 HR: 1	SF: 0 SAC: 0 DP: 1 HBP: 0	WP: 0 PB: 0 SB: 0 CS: 1	PA: 33
<b>PITCHER</b>	IP WLS BF H R ER SO BB IBB HBP BLK WP HR S P ERA WHIP																					
Storm Davis, R (1, 1) ERA: 3.36	8.0 W 30 7 1 1 5 0 0 0 0 0 0 1 40 40 1.12 0.875																					
Nate Snell, R (9, 1) ERA: 1.95	1.0 3 0 0 0 1 0 0 0 0 0 0 0 5 5 0.00 0.000																					

Seattle Mariners @ Baltimore Orioles  
 Memorial Stadium, Baltimore, MD  
 Thu Jun 05 1986, 7:05 PM EDT  
 Att. 20,130 - Unknown

livebaseballscorecards.com

AB 33  
 R 1  
 H 7  
 RBI 1  
 BB 0  
 SO 6  
 LOB 12



Batter	1	2	3	4	5	6	7	8	9	AB R H RBI BB SO LOB
John Shelby, S OBP: 0.231, SLG: 0.333 (1, 8)	0-0 F4			0-0 2B 1B	0-0 F4		0-0 4-3			4 1 1 0 0 0 1
Lee Lacy, R OBP: 0.313, SLG: 0.376 (1, 9)	0-0 6-3			0-0 1B 2B	0-0 1B 1B		0-0 6-3			4 1 2 2 0 0 0
Cal Ripken Jr., R OBP: 0.350, SLG: 0.418 (1, 6)	0-0 3-1			0-0 1B	0-0 1B PB		0-0 4-3			4 1 2 0 0 0 0
Eddie Murray, S OBP: 0.390, SLG: 0.450 (1, 3)		0-0 L7		0-0 F6	0-0 F9 PB 1B		0-0 F7			4 0 1 1 0 0 2
Juan Beniquez, R OBP: 0.372, SLG: 0.364 (1, 10)		0-0		0-3 K	0-0 F9		0-0 6-3			2 0 1 0 0 1 2
Jim Dwyer, L OBP: 0.340, SLG: 0.612 (5, PH)		G6-4-3 1B			1-3 3-H					1 0 0 0 0 0 1
Floyd Rayford, R OBP: 0.172, SLG: 0.171 (8, PH)					0-0					1 0 0 0 0 0 0
Mike Young, S OBP: 0.388, SLG: 0.397 (1, 7)		0-0 G6-4-3		0-0 F5	0-0 F7		0-0 HR			4 1 1 1 0 0 4
Rick Dempsey, R OBP: 0.295, SLG: 0.395 (1, 2)			0-0 6-3		4-0 1B 2B BLK BB	0-3 K	4-0 1B BB			2 1 0 0 2 1 0
Juan Bonilla, R OBP: 0.369, SLG: 0.404 (1, 4)			0-0 F8		0-0 2B WP 1B	0-0 3-1	0-0 FC4 1B			4 1 2 0 0 0 0
Tom O'Malley, L OBP: 0.429, SLG: 0.571 (1, 5)			0-0 F7		0-0 WP 1B 2B	0-0 F9	0-0 FC4			4 1 1 1 0 0 2

Inning Stats	R: 0	H: 0	E: 0	K: 0	S: 3	L: 0	LOB: 0	BB: 0	P: 3	R: 0	H: 1	E: 0	K: 0	S: 3	L: 0	LOB: 0	BB: 0	P: 3	R: 0	H: 0	E: 0	K: 0	S: 3	R: 1	H: 3	E: 0	K: 1	S: 8	R: 5	H: 5	E: 0	K: 0	S: 8	R: 0	H: 0	E: 0	K: 1	S: 5	R: 0	H: 0	E: 0	K: 0	S: 3	R: 1	H: 2	E: 0	K: 0	S: 5	L: 2	LOB: 2	BB: 1	P: 9	1B: 8	2B: 2	3B: 0	HR: 1	SF: 0	SAC: 0	DP: 1	HBP: 0	WP: 1	PB: 1	SB: 0	CS: 0	PA: 36
--------------	------	------	------	------	------	------	--------	-------	------	------	------	------	------	------	------	--------	-------	------	------	------	------	------	------	------	------	------	------	------	------	------	------	------	------	------	------	------	------	------	------	------	------	------	------	------	------	------	------	------	------	--------	-------	------	-------	-------	-------	-------	-------	--------	-------	--------	-------	-------	-------	-------	--------


PITCHER	IP	WLS	BF	H	R	ER	SO	BB	IBB	HBP	BLK	WP	HR	S	P	ERA	WHIP
Mark Langston, L ERA: 5.59 (1, 1)	4.1	L	22	9	6	6	1	1	0	0	1	1	0	23	27	12.46	2.308
Mark Huisman, R ERA: 3.34 (5, 1)	0.2		2	0	0	0	0	0	0	0	0	0	0	2	2	0.00	0.000
Karl Best, R ERA: 5.11 (6, 1)	2.0		6	0	0	0	1	0	0	0	0	0	0	8	8	0.00	0.000
Matt Young, L ERA: 4.7 (8, 1)	1.0		6	2	1	1	0	1	0	0	0	0	1	5	9	9.00	3.000

**BOTTOM**

**Seattle Mariners @ Baltimore Orioles**  
**Memorial Stadium, Baltimore, MD**

Thu Jun 05 1986, 7:05 PM EDT  
 Att. 20,130 - Unknown

AB	34
R	7
H	11
RBI	5
BB	2
SO	2
LOB	12



PITCHER	IP	WLS	BF	H	R	ER	SO	BB	IBB	HBP	BLK	WP	HR	S	P	ERA	WHIP
---------	----	-----	----	---	---	----	----	----	-----	-----	-----	----	----	---	---	-----	------



Batter	1	2	3	4	5	6	7	8	9	10	AB	R	H	RBI	BB	SO	LOB	TOP							
Harold Reynolds, S OBP: 0.319, SLG: 0.357 (1, 4)	0-3 K		0-0 5-3		0-0 BB 1B 1-2 2-H 1B		0-3 K	0-0 F7			5	0	1	1	0	2	3								
John Moses, S OBP: 0.311, SLG: 0.350 (1, 8)	0-3 K			0-0 F9	0-0 BB 1-2 2-3 1B		0-0 4-3		0-3 K		5	0	1	0	0	2	1								
Alvin Davis, L OBP: 0.403, SLG: 0.503 (1, 3)	4-0 BB			0-3 K	4-0 BB 1-2 2-3 3-H BB		4-0 1B IBB		0-0 5-3		2	0	0	1	3	1	0								
Gorman Thomas, R OBP: 0.306, SLG: 0.408 (1, 10)	0-3 K			0-0 6-3	0-3 K		0-0 1-2 2-H 1B		4-0 BB		4	0	1	1	1	2	4								
Jim Presley, R OBP: 0.276, SLG: 0.425 (1, 5)		0-0 5-3			0-0 5-3 L8		0-0 F7		0-0 L5		5	0	0	0	0	0	6								
Danny Tartabull, R OBP: 0.354, SLG: 0.493 (1, 7)		0-0 5-3			0-0 HR 1B	0-0 6-3		0-0 2B 1B		0-3 K	5	1	2	0	0	1	0								
Dave Henderson, R OBP: 0.326, SLG: 0.460 (1, 9)		0-0 6-3			0-0 1-H HR	0-3 K		0-0 1-3 2B		0-0 5-3	5	1	2	2	0	1	0								
Spike Owen, S OBP: 0.328, SLG: 0.374 (1, 6)			0-0 6-3		4-0 1B BB	0-0 1-3		0-0 1-3		0-0 2B	4	1	1	0	1	0	2								
Bob Kearney, R OBP: 0.205, SLG: 0.230 (1, 2)			0-0 F9		0-0 E5 1B BB 1-2		0-0 1B 4-3 1B		0-0 F9		5	2	1	0	0	1	4								
<b>Inning Stats</b>	R: 0 E: 0 K: 3 S: 9	H: 0 LOB: 1 BB: 1 P: 13	R: 0 E: 0 K: 0 S: 3	H: 0 LOB: 0 BB: 0 P: 3	R: 0 E: 0 K: 0 S: 3	H: 0 LOB: 0 BB: 0 P: 3	R: 0 E: 0 K: 1 S: 5	H: 0 LOB: 0 BB: 0 P: 5	R: 4 E: 1 K: 1 S: 10	H: 4 LOB: 3 BB: 2 P: 18	R: 0 E: 0 K: 1 S: 5	H: 0 LOB: 0 BB: 0 P: 5	R: 1 E: 0 K: 1 S: 7	H: 2 LOB: 2 BB: 1 P: 11	R: 0 E: 0 K: 0 S: 5	H: 2 LOB: 2 BB: 0 P: 5	R: 0 E: 0 K: 1 S: 5	H: 0 LOB: 1 BB: 1 P: 9	R: 0 E: 0 K: 2 S: 8	H: 1 LOB: 1 BB: 0 P: 8	1B: 6 2B: 2 3B: 0 HR: 1	SF: 0 SAC: 0 DP: 0 HBP: 0	WP: 0 PB: 0 SB: 0 CS: 0	PA: 45	
<b>PITCHER</b>	IP	WLS	BF	H	R	ER	SO	BB	IBB	HBP	BLK	WP	HR	S	P	ERA	WHIP								
Mike Mason, L ERA: 4.24 (1, 1)	4.1		18	2	4	3	4	2	0	0	0	0	1	24	32	6.23	0.923								
Ricky Wright, L ERA: 4.41 (5, 1)	0.0		3	2	0	0	0	1	0	0	0	0	0	2	6	∞	∞								
Dale Mohorcic, R ERA: 2.7 (5, 1)	2.2		13	4	1	1	3	0	1	0	0	0	0	18	22	3.38	1.500								
Greg Harris, R ERA: 3.38 (8, 1)	1.0		3	0	0	0	0	0	0	0	0	0	0	3	3	0.00	0.000								
Mitch Williams, L ERA: 1.78 (9, 1)	2.0	W	8	1	0	0	3	1	0	0	0	0	0	13	17	0.00	1.000								

Seattle Mariners @ Texas Rangers  
Arlington Stadium, Arlington, TX  
Fri Jun 06 1986, 8:05 PM EDT  
Att. 24,814 - Unknown

livebaseballscorecards.com

AB 40  
R 5  
H 9  
RBI 5  
BB 5  
SO 10  
LOB 20







Batter	1	2	3	4	5	6	7	8	9	AB R H RBI BB SO LOB	TOP											
Harold Reynolds, S (1, 4) OBP: 0.313, SLG: 0.348	0-3 K		0-0 2B 1-2 2B 1B	0-0 4-3		0-0 P4			0-0 5-3	5 1 1 0 0 1 1												
John Moses, S (1, 8) OBP: 0.286, SLG: 0.318 Gorman Thomas, R (9, PH) OBP: 0.304, SLG: 0.405	0-0 4-3		0-0 F7	0-0 F8			0-0 F8		0-3 K	4 0 0 0 0 0 2 1 0 0 0 0 1 0												
Alvin Davis, L (1, 3) OBP: 0.407, SLG: 0.506	0-0 F8		0-0 2B		4-0 BB		4-0 HR BB		0-0 4-3	3 2 1 1 2 0 0												
Ken Phelps, L (1, 10) OBP: 0.412, SLG: 0.677		0-3 K	4-0 2B BB		0-0 G4-6-3 1-2f		0-0 HR			3 1 1 2 1 1 1												
Jim Presley, R (1, 5) OBP: 0.264, SLG: 0.433		4-0 WP 1B BB	0-0 2B		0-0 1B		0-0 F9			3 0 2 2 1 0 0												
Danny Tartabull, R (1, 7) OBP: 0.351, SLG: 0.486		0-0 WP 1B	0-0 1-3 2-H 3-H 2B		0-3 K		0-0 F9			4 0 1 0 0 1 3												
Dave Henderson, R (1, 9) OBP: 0.324, SLG: 0.452		0-0 F8	4-0 BB			0-3 K		0-0 6-3		3 0 0 0 1 1 2												
Spike Owen, S (1, 6) OBP: 0.321, SLG: 0.366		0-0 6-3	0-0 3-1			0-0 4-3		0-3 K		4 0 0 0 0 1 5												
Bob Kearney, R (1, 2) OBP: 0.220, SLG: 0.244			0-0 2B 1B		0-0 5-3		0-0 1B		0-0 6-3	4 1 2 0 0 0 0												
<b>Inning Stats</b>	R: 0 E: 0 K: 1 S: 5	H: 0 LOB: 0 BB: 0 P: 5	R: 0 E: 0 K: 1 S: 6	H: 1 LOB: 2 BB: 1 P: 10	R: 3 E: 0 K: 0 S: 7	H: 4 LOB: 3 BB: 2 P: 15	R: 0 E: 0 K: 0 S: 3	H: 0 LOB: 0 BB: 0 P: 3	R: 0 E: 0 K: 1 S: 5	H: 1 LOB: 1 BB: 1 P: 9	R: 0 E: 0 K: 1 S: 6	H: 1 LOB: 1 BB: 0 P: 6	R: 2 E: 0 K: 0 S: 4	H: 1 LOB: 0 BB: 1 P: 8	R: 0 E: 0 K: 1 S: 5	H: 0 LOB: 0 BB: 0 P: 5	R: 0 E: 0 K: 1 S: 5	H: 0 LOB: 0 BB: 0 P: 5	1B: 5 2B: 2 3B: 0 HR: 1	SF: 0 SAC: 0 DP: 1 HBP: 0	WP: 1 PB: 0 SB: 0 CS: 0	PA: 39
<b>PITCHER</b>	IP WLS BF H R ER SO BB IBB HBP BLK WP HR S P ERA WHIP											<b>PITCHER</b>	IP WLS BF H R ER SO BB IBB HBP BLK WP HR S P ERA WHIP									
Jose Guzman, R (1, 1) ERA: 4.15	7.0 W 33 8 5 5 4 5 0 0 0 1 1 36 56 6.43 1.857											Greg Harris, R (8, 1) ERA: 3.21	2.0 S 6 0 0 0 2 0 0 0 0 0 0 10 10 0.00 0.000									

Seattle Mariners @ Texas Rangers  
Arlington Stadium, Arlington, TX  
Sat Jun 07 1986, 4:33 AM EDT  
Unknown

livebaseballscorecards.com

AB	34
R	5
H	8
RBI	5
BB	5
SO	6
LOB	14



Batter	1	2	3	4	5	6	7	8	9
<b>Oddibe McDowell, L</b> OBP: 0.356, SLG: 0.461 (1, 8)	0-0 HR	0-0 G4-6-3 1-2f			0-3 K		0-0 FC3 1B CS	0-0 1-3	
<b>Scott Fletcher, R</b> OBP: 0.381, SLG: 0.413 (1, 6)	0-0 6-3 4-3 2B		0-0 G1-6-3 1B		0-0 FC5-4 1B		0-0 WP 1B		
<b>Pete O'Brien, L</b> OBP: 0.370, SLG: 0.475 (1, 3)	0-0 6-3 2-3		0-0 G1-6-3 1-2f		0-0 P6		4-0 WP 2-3 BB		
<b>Pete Incaviglia, R</b> OBP: 0.328, SLG: 0.532 (1, 10)	4-0 WP 4-3 BB		0-3 K		0-0 FC5-4 1-2f		4-0 1-3 3-H BB		
<b>Ruben Sierra, S</b> OBP: 0.292, SLG: 0.696 (1, 9)	0-0 4-3 1-2 3-H			0-0 P6		0-3 K	0-0 F7		
<b>George Wright, S</b> OBP: 0.227, SLG: 0.337 (1, 7)	0-3 K 2-3			1-0 1B HBP		0-0 CS 1B		0-0 HR	
<b>Geno Petralli, L</b> OBP: 0.233, SLG: 0.276 (1, 2)		0-0 E7 1B		0-0 1B		0-0 F9 1-2		0-0 6-3	
<b>Orlando Mercado, R</b> OBP: 0.263, SLG: 0.222 (8, 2)				1-3 1B					
<b>Steve Buechele, R</b> OBP: 0.307, SLG: 0.445 (1, 5)		0-0 CS 1B 3-H		0-0 G6-4-3 1-2 3-H 1B			0-0 L8	0-0 6-3 1B	
<b>Curtis Wilkerson, S</b> OBP: 0.268, SLG: 0.280 (1, 4)		0-0 G4-6-3 1-2 1B		0-0 G6-4-3 1-2f			0-0 CS E 1B	0-0 6-3 1-2	

Inning Stats	R: 2 E: 0 K: 1 S: 7	H: 2 LOB: 1 BB: 1 P: 11	R: 1 E: 1 K: 0 S: 4	H: 2 LOB: 0 BB: 0 P: 4	R: 0 E: 0 K: 1 S: 5	H: 1 LOB: 0 BB: 0 P: 5	R: 1 E: 0 K: 0 S: 4	H: 2 LOB: 1 BB: 0 P: 5	R: 0 E: 0 K: 1 S: 6	H: 1 LOB: 1 BB: 0 P: 6	R: 0 E: 0 K: 1 S: 5	H: 1 LOB: 0 BB: 0 P: 5	R: 2 E: 1 K: 0 S: 5	H: 2 LOB: 2 BB: 2 P: 13	R: 1 E: 0 K: 0 S: 5	H: 2 LOB: 1 BB: 0 P: 5
1B: 10 2B: 1 3B: 0 HR: 2	SF: 0 SAC: 0 DP: 3 HBP: 1	WP: 4 PB: 0 SB: 0 CS: 4	PA: 37													

PITCHER	IP	WLS	BF	H	R	ER	SO	BB	IBB	HBP	BLK	WP	HR	S	P	ERA	WHIP
<b>Mike Morgan, R</b> ERA: 4.3 (1, 1)	6.1		27	10	5	5	4	1	0	0	0	1	0	33	38	7.11	1.737
<b>Matt Young, L</b> ERA: 5.0 (7, 1)	0.1	L	3	1	0	0	0	1	0	0	0	1	0	2	6	0.00	6.000
<b>Mark Huismann, R</b> ERA: 3.48 (7, 1)	1.1		7	2	2	1	0	1	0	0	0	1	1	6	10	6.75	2.250


**BOTTOM**

**Seattle Mariners @ Texas Rangers**  
Arlington Stadium, Arlington, TX

Sat Jun 07 1986, 4:33 AM EDT  
Unknown

livebaseballscores.com

<b>AB</b>	<b>33</b>
<b>R</b>	<b>7</b>
<b>H</b>	<b>13</b>
<b>RBI</b>	<b>6</b>
<b>BB</b>	<b>3</b>
<b>SO</b>	<b>4</b>
<b>LOB</b>	<b>15</b>





Batter	1	2	3	4	5	6	7	8	9	AB R H RBI BB SO LOB	TOP											
Harold Reynolds, S (1, 4) OBP: 0.310, SLG: 0.344	0-0 4-3		0-3 K			0-0 F7		0-0 PB 1B		4 1 1 0 0 1 0	<b>Seattle Mariners @ Texas Rangers</b> Arlington Stadium, Arlington, TX Sat Jun 07 1986, 8:05 PM EDT Att. 34,735 - Unknown											
Danny Tartabull, R (1, 9) OBP: 0.355, SLG: 0.483	4-0 BB			0-0 F9		0-0 F8		0-0 1B 1B		3 0 1 1 1 0 0												
Alvin Davis, L (1, 3) OBP: 0.409, SLG: 0.511	0-0 F8			0-0 2B		0-0 F8		0-0 1-2 1B		4 0 2 0 0 0 1												
Ken Phelps, L (1, 10) OBP: 0.398, SLG: 0.647 Gorman Thomas, R (8, PH) OBP: 0.302, SLG: 0.403	0-0 4-3			0-0 L5		0-0 4-3		0-0 F2		3 0 0 0 0 0 2 1 0 0 0 0 0 2												
Jim Presley, R (1, 5) OBP: 0.264, SLG: 0.444		0-0 6-3		0-0 F7		0-0 HR		0-3 K		4 1 1 1 0 1 1												
Dave Henderson, R (1, 8) OBP: 0.328, SLG: 0.450		0-0 F8			4-0 BB G6-4-3		0-0 1B		0-0 F8	3 0 1 0 1 0 0												
Barry Bonnell, R (1, 7) OBP: 0.149, SLG: 0.196		0-3 K			0-0 F5		0-0 L4		0-3 K	4 0 0 0 0 2 2												
Domingo Ramos, R (1, 6) OBP: 0.182, SLG: 0.186			0-0 6-3		0-0 G6-4-3			0-3 K		3 0 0 0 0 1 1												
Steve Yeager, R (1, 2) OBP: 0.259, SLG: 0.258			0-0 5-3			0-0 5-3		0-0 F2		3 0 0 0 0 0 0												
<b>Inning Stats</b>	R: 0 E: 0 K: 0 S: 3	H: 0 LOB: 1 BB: 1 P: 7	R: 0 E: 0 K: 1 S: 5	H: 0 LOB: 0 BB: 0 P: 5	R: 0 E: 0 K: 1 S: 5	H: 0 LOB: 0 BB: 0 P: 5	R: 0 E: 0 K: 0 S: 4	H: 1 LOB: 1 BB: 0 P: 4	R: 0 E: 0 K: 0 S: 2	H: 0 LOB: 0 BB: 1 P: 6		R: 0 E: 0 K: 0 S: 3	H: 0 LOB: 0 BB: 0 P: 3	R: 1 E: 0 K: 0 S: 5	H: 2 LOB: 1 BB: 0 P: 5	R: 1 E: 0 K: 1 S: 8	H: 3 LOB: 2 BB: 0 P: 8	R: 0 E: 0 K: 2 S: 7	H: 0 LOB: 0 BB: 0 P: 7	1B: 4 2B: 1 3B: 0 HR: 1	SF: 0 SAC: 0 DP: 1 HBP: 0	WP: 0 PB: 1 SB: 0 CS: 0
<b>PITCHER</b>	IP WLS BF H R ER SO BB IBB HBP BLK WP HR S P ERA WHIP																					
Charlie Hough, R (1, 1) ERA: 3.83	7.2 W 29 5 2 2 3 2 0 0 0 0 0 1 33 41 2.35 0.913																					
Mitch Williams, L (8, 1) ERA: 1.78	0.0 1 1 0 0 0 0 0 0 0 0 0 0 1 1 ∞ ∞																					
Greg Harris, R (8, 1) ERA: 3.12	1.1 S 4 0 0 0 2 0 0 0 0 0 0 0 8 8 0.00 0.000																					

livebaseballscorecards.com

AB	32
R	2
H	6
RBI	2
BB	2
SO	5
LOB	9



Batter	1	2	3	4	5	6	7	8	9	AB	R	H	RBI	BB	SO	LOB
Scott Fletcher, R (1, 6) OBP: 0.372, SLG: 0.403	0-3 K ①		0-3 K ①		0-0 G1-6-3 ②		0-0 L6 ①			4	0	0	0	0	2	1
George Wright, S (1, 8) OBP: 0.239, SLG: 0.337	0-0 F3 ②		0-0 1B ②		4-0 BB ②		0-0 5-3 ②			3	0	1	0	1	0	0
Ruben Sierra, S (1, 9) OBP: 0.250, SLG: 0.593	0-3 K ③		0-0 P6 ②		0-0 F9 ③		0-0 P3 ③			4	0	0	0	0	1	3
Pete Incaviglia, R (1, 10) OBP: 0.332, SLG: 0.537		0-0 2B 1B ③	0-3 K ③			0-0 1B SF8 2B ①		0-3 K ①		4	2	2	0	0	2	1
Gary Ward, R (1, 7) OBP: 0.348, SLG: 0.359		0-0 5-3 2B ①		0-0 5-3 ①		0-3 K ①		0-0 P6 ②		4	1	1	1	0	1	1
Tom Paciorek, R (1, 3) OBP: 0.296, SLG: 0.325		0-0 L4 ①		0-0 F7 ②		0-0 SF8 1B ②		0-0 F7 ③		4	0	1	0	0	0	1
Pete O'Brien, L (9, 3) OBP: 0.370, SLG: 0.475										0	0	0	0	0	0	0
Steve Buechele, R (1, 5) OBP: 0.308, SLG: 0.439		0-0 5-3 ②		0-0 F8 ③		4-0 IBB ③				2	0	0	1	1	0	0
Orlando Mercado, R (1, 2) OBP: 0.268, SLG: 0.237		0-0 1B ②			0-3 K ①	0-0 SF8 ②				2	0	1	1	0	1	0
Curtis Wilkerson, S (1, 4) OBP: 0.261, SLG: 0.273		0-0 5-3 ③			0-0 E6 ①	0-0 5-3 ③				3	0	0	0	0	0	3

Inning Stats	R: 0	H: 0	E: 0	LOB: 0	K: 2	BB: 0	S: 7	R: 2	H: 3	E: 0	LOB: 1	K: 0	BB: 0	S: 6	R: 0	H: 1	E: 0	LOB: 1	K: 2	BB: 0	S: 8	R: 0	H: 0	E: 0	LOB: 0	K: 0	BB: 0	S: 3	R: 0	H: 0	E: 1	LOB: 2	K: 1	BB: 1	S: 6	R: 1	H: 2	E: 0	LOB: 2	K: 1	BB: 1	S: 7	R: 0	H: 0	E: 0	LOB: 0	K: 0	BB: 0	S: 3	R: 0	H: 0	E: 0	LOB: 0	K: 1	BB: 0	S: 5
	0	0	0	0	2	0	7	2	3	0	1	0	0	6	0	1	0	0	1	2	0	8	0	0	0	0	0	3	0	0	1	2	0	2	6	1	2	0	2	7	0	2	0	3	0	0	3	0	0	5	0	0	0	5		

PITCHER	IP	WLS	BF	H	R	ER	SO	BB	IBB	HBP	BLK	WP	HR	S	P	ERA	WHIP
Lee Guetterman, L (1, 1) ERA: 5.66	8.0	L	33	6	3	3	7	1	1	0	0	0	0	45	53	3.38	0.875

**BOTTOM**

**Seattle Mariners @ Texas Rangers**  
Arlington Stadium, Arlington, TX  
Sat Jun 07 1986, 8:05 PM EDT  
Att. 34,735 - Unknown

[livebaseballscorecards.com](http://livebaseballscorecards.com)

<b>AB</b>	<b>30</b>
<b>R</b>	<b>3</b>
<b>H</b>	<b>6</b>
<b>RBI</b>	<b>3</b>
<b>BB</b>	<b>2</b>
<b>SO</b>	<b>7</b>
<b>LOB</b>	<b>10</b>



WP	PA	ERA	WHIP
0	33		









Batter	1	2	3	4	5	6	7	8	9	AB R H RBI BB SO LOB	TOP	
Harold Reynolds, S (1, 4) OBP: 0.300, SLG: 0.340	0-3 K 3-1 S 2B		0-0 4-3	0-0 G3		0-0 2B			0-0 6-3	5 1 1 0 0 1 2	<b>Seattle Mariners @ Kansas City Royals</b> Royals Stadium, Kansas City, MO Mon Jun 09 1986, 8:05 PM EDT Att. 28,242 - Unknown <a href="http://livebaseballscorecards.com">livebaseballscorecards.com</a>	
John Moses, S (1, 8) OBP: 0.296, SLG: 0.327	0-0 3-1		0-0 G3		0-0 F7 S 1B	0-0 6-3		0-0 CS 1B	5 0 2 0 0 0 2			
Alvin Davis, L (1, 3) OBP: 0.402, SLG: 0.500	0-0 2B		0-0 3-1		0-0 F8 1-2		0-3 K	0-0 CS 1-2	4 0 1 1 0 1 1			
Jim Presley, R (1, 5) OBP: 0.290, SLG: 0.455	0-0 F9			0-0 E5 2B 1B	0-0 F7 2-3		0-0 5-3		4 1 1 0 0 0 2			
Ken Phelps, L (1, 10) OBP: 0.400, SLG: 0.635 Gorman Thomas, R (7, PH) OBP: 0.305, SLG: 0.400	0-3 K			0-0 2B 2B	0-0 F9		0-0 5-3		3 1 1 1 0 1 2 1 0 0 0 0 0 0			
Danny Tartabull, R (1, 7) OBP: 0.365, SLG: 0.494		0-0 1-4-3		4-0 2B BB		0-0 F3		4-0 CS BB	2 0 0 0 2 0 0			
Dave Henderson, R (1, 9) OBP: 0.333, SLG: 0.452		0-0 E7 4-3 1B		0-0 1-3 2-H 2B		0-0 F8		0-0 6-3 1-2	4 0 2 1 0 0 1			
Spike Owen, S (1, 6) OBP: 0.312, SLG: 0.353		0-0 4-3		0-0 L7		0-0 HR 1B		0-3 K	4 1 1 0 0 1 3			
Bob Kearney, R (1, 2) OBP: 0.222, SLG: 0.279		0-0 F7		0-0 6-3		0-0 HR		0-3 K	4 1 1 2 0 1 3			
<b>Inning Stats</b>	R: 1 H: 1 E: 0 LOB: 1 K: 2 BB: 0 S: 9 P: 9	R: 0 H: 1 E: 1 LOB: 1 K: 0 BB: 0 S: 4 P: 4	R: 0 H: 0 E: 0 LOB: 0 K: 0 BB: 0 S: 3 P: 3	R: 2 H: 3 E: 1 LOB: 2 K: 0 BB: 1 S: 6 P: 10	R: 0 H: 1 E: 0 LOB: 1 K: 0 BB: 0 S: 4 P: 4	R: 2 H: 3 E: 0 LOB: 1 K: 0 BB: 0 S: 6 P: 6	R: 0 H: 0 E: 0 LOB: 0 K: 1 BB: 0 S: 5 P: 5	R: 0 H: 0 E: 0 LOB: 0 K: 1 BB: 1 S: 4 P: 8	R: 0 H: 1 E: 0 LOB: 0 K: 1 BB: 0 S: 5 P: 5	1B: 5 SF: 0 2B: 4 SAC: 0 3B: 0 DP: 0 HR: 1 HBP: 0	WP: 1 PA: 39 PB: 0 SB: 2 CS: 2	
<b>PITCHER</b> Dennis Leonard, R (1, 1) ERA: 2.6 Bud Black, L (6, 1) ERA: 4.42	IP WLS BF H R ER SO BB IBB HBP BLK WP HR S P ERA WHIP											<b>PITCHER</b> IP WLS BF H R ER SO BB IBB HBP BLK WP HR S P ERA WHIP
	5.2 L 28 9 5 5 2 1 0 0 0 1 1 31 35 7.94 1.765											
	3.1 10 1 0 0 3 1 0 0 0 0 0 15 19 0.00 0.600											

**Seattle Mariners @ Kansas City Royals**  
 Royals Stadium, Kansas City, MO  
 Mon Jun 09 1986, 8:05 PM EDT  
 Att. 28,242 - Unknown

AB	36
R	5
H	10
RBI	5
BB	2
SO	5
LOB	16







Batter	1	2	3	4	5	6	7	8	9	AB R H RBI BB SO LOB	TOP	
Harold Reynolds, S (1, 4) OBP: 0.298, SLG: 0.330	1-0 S 1B 4-3 HBP		X 0-0 SH5-3 1-2		X 0-0 5-3	0-3 K			X 0-0 F8	3 1 0 0 0 1 1		
John Moses, S (1, 8) OBP: 0.305, SLG: 0.333	0-0 4-3 S 1-2 1B		X 0-0 S 2B 1B		X 0-0 4-3	0-0 1-3		X 0-0 6-3	5 2 2 0 0 0 1			
Alvin Davis, L (1, 3) OBP: 0.406, SLG: 0.505	0-0 4-3 1-3 2-H		X 0-0 1-H 3-H 2B		BB BB 4-0 BB 1B BB		X 0-0 1B	X 0-0 G1-4-3	4 0 2 3 1 0 1			
Jim Presley, R (1, 5) OBP: 0.294, SLG: 0.456	0-0 CS 1B 3-H		X 0-0 6-3		X 0-0 1B 1-2 BB		0-3 K		4 0 2 1 0 1 2			
Ken Phelps, L (1, 10) OBP: 0.392, SLG: 0.618 Gorman Thomas, R (5, PH) OBP: 0.307, SLG: 0.397	0-3 K 1-2		X 0-3 K		BB BB 4-0 1-2 2-3 BB		0-3 K		2 0 0 0 0 2 2 1 0 0 0 1 1 1			
Danny Tartabull, R (1, 7) OBP: 0.362, SLG: 0.488		X 0-0 F8		X 0-0 G3 1B		X 0-3 K		X 0-0 L5	4 0 1 0 0 1 4			
Dave Henderson, R (1, 9) OBP: 0.332, SLG: 0.464		0-3 K		X 0-0 F2		X 0-0 HR		X 0-0 F8	4 1 1 1 0 1 1			
Spike Owen, S (1, 6) OBP: 0.311, SLG: 0.351		X 0-0 4-3		X 0-0 G3 1-2		X 0-0 1B		X 0-0 F7	4 0 1 0 0 0 1			
Bob Kearney, R (1, 2) OBP: 0.223, SLG: 0.278			X 0-0 1B SH5-3 2B 1B		X 0-0 6-3		X 0-3 K	X 0-0 F9	4 1 1 0 0 1 2			
<b>Inning Stats</b>	R: 2 H: 2 E: 0 LOB: 1 K: 1 BB: 0 S: 6 P: 7	R: 0 H: 0 E: 0 LOB: 0 K: 1 BB: 0 S: 5 P: 5	R: 2 H: 3 E: 0 LOB: 1 K: 1 BB: 0 S: 8 P: 8	R: 0 H: 1 E: 0 LOB: 1 K: 0 BB: 0 S: 4 P: 4	R: 0 H: 1 E: 0 LOB: 3 K: 1 BB: 2 S: 6 P: 14	R: 1 H: 2 E: 0 LOB: 1 K: 2 BB: 0 S: 9 P: 9	R: 0 H: 1 E: 0 LOB: 1 K: 2 BB: 0 S: 8 P: 8	R: 0 H: 0 E: 0 LOB: 0 K: 0 BB: 0 S: 3 P: 3	R: 0 H: 0 E: 0 LOB: 0 K: 0 BB: 0 S: 3 P: 3	1B: 8 SF: 0 2B: 2 SAC: 1 3B: 0 DP: 1 HR: 1 HBP: 1	WP: 0 PA: 39 PB: 0 SB: 3 CS: 1	
<b>PITCHER</b> Scott Bankhead, R (1, 1) ERA: 2.89 Steve Farr, R (5, 1) ERA: 2.03	IP WLS BF H R ER SO BB IBB HBP BLK WP HR S P ERA WHIP	4.2 23 7 4 4 3 2 0 1 0 0 0 26 35 7.71 1.929	4.1 16 3 1 1 5 0 0 0 0 0 1 26 26 2.08 0.692	<b>PITCHER</b> IP WLS BF H R ER SO BB IBB HBP BLK WP HR S P ERA WHIP								

Seattle Mariners @ Kansas City Royals  
Royals Stadium, Kansas City, MO  
Tue Jun 10 1986, 8:05 PM EDT  
Att. 23,319 - Unknown

livebaseballscorecards.com

AB	35
R	5
H	10
RBI	5
BB	2
SO	8
LOB	16



Batter	1	2	3	4	5	6	7	8	9	AB	R	H	RBI	BB	SO	LOB
Willie Wilson, S OBP: 0.328, SLG: 0.365 (1, 8)	0-0 4-3 BB	4-0 1-3 CS BB		0-0 4-3	0-0 1-3		4-0 BB			3	0	0	0	2	0	2
Lonnie Smith, R OBP: 0.300, SLG: 0.278 Lynn Jones, R OBP: 0.250, SLG: 0.118 (1, 7) (9, 9)	0-0 G3 1B	0-0 CS 1-2	0-0 1B	0-0 2B		0-0 6-3	0-0 5-3			5	2	3	0	0	0	1
Rudy Law, L OBP: 0.357, SLG: 0.441 (1, 9) (9, 7)	0-0 G3 1-3		0-0 1B	0-0 3-1		0-0 L3		0-0 4-3		5	1	1	1	0	0	2
George Brett, L OBP: 0.423, SLG: 0.477 (1, 5)	0-0 1B		0-0 1B		0-0 2B	0-0 2B	0-0 2B	0-0 1B		5	3	5	1	0	0	0
Frank White, R OBP: 0.310, SLG: 0.440 (1, 4)	0-0 5-3		0-0 F4		0-0 L8	0-0 2B	0-0 1B	0-0 1B		5	1	2	1	0	0	4
Jorge Orta, L OBP: 0.376, SLG: 0.448 (1, 10)		0-0 1B	0-0 1B		0-0 2B	0-0 1B	0-0 1B	0-0 G4-6-3		5	2	4	3	0	0	2
Steve Balboni, R OBP: 0.300, SLG: 0.433 (1, 3)		0-0 1B	0-0 1B		0-3 K	0-3 K				3	0	1	2	0	2	2
Jim Sundberg, R OBP: 0.283, SLG: 0.291 (1, 2)		0-3 K	0-0 FC5-4		0-0 1B	0-0 1B	0-0 L4			4	0	1	1	0	1	2
Angel Salazar, R OBP: 0.282, SLG: 0.302 (1, 6)		0-3 K		0-0 F9	0-0 1B		0-0 F8			4	0	1	0	0	1	1

Inning Stats	R: 1	H: 2	E: 0	K: 0	S: 5	LOB: 1	BB: 0	P: 5	R: 1	H: 2	E: 0	K: 2	S: 8	LOB: 1	BB: 1	P: 12	R: 3	H: 4	E: 0	K: 0	S: 7	LOB: 1	BB: 0	P: 7	R: 0	H: 1	E: 0	K: 0	S: 4	LOB: 1	BB: 0	P: 4	R: 2	H: 4	E: 0	K: 1	S: 9	LOB: 2	BB: 0	P: 9	R: 2	H: 3	E: 0	K: 1	S: 8	LOB: 1	BB: 0	P: 8	R: 0	H: 0	E: 0	K: 0	S: 3	LOB: 1	BB: 1	P: 7	R: 0	H: 2	E: 0	K: 0	S: 4	LOB: 1	BB: 0	P: 4
--------------	------	------	------	------	------	--------	-------	------	------	------	------	------	------	--------	-------	-------	------	------	------	------	------	--------	-------	------	------	------	------	------	------	--------	-------	------	------	------	------	------	------	--------	-------	------	------	------	------	------	------	--------	-------	------	------	------	------	------	------	--------	-------	------	------	------	------	------	------	--------	-------	------

PITCHER	IP	WLS	BF	H	R	ER	SO	BB	IBB	HBP	BLK	WP	HR	S	P	ERA	WHIP
Bill Swift, R ERA: 5.13 (1, 1)	2.0		12	6	4	4	2	1	0	0	1	0	0	15	19	18.00	3.500
Milt Wilcox, R ERA: 5.2 (3, 1)	3.2	L	20	9	5	5	1	0	0	0	0	0	0	22	22	12.27	2.455
Lee Guetterman, L ERA: 5.6 (6, 1)	0.1		2	1	0	0	1	0	0	0	0	0	0	4	4	0.00	3.000
Pete Ladd, R ERA: 3.41 (7, 1)	2.0		8	2	0	0	0	1	0	0	0	0	0	7	11	0.00	1.500


**BOTTOM**

**Seattle Mariners @ Kansas City Royals**  
**Royals Stadium, Kansas City, MO**

Tue Jun 10 1986, 8:05 PM EDT  
 Att. 23,319 - Unknown

AB	39
R	9
H	18
RBI	9
BB	2
SO	4
LOB	16

WP: 0 PA: 43  
 PB: 1 SB: 2 CS: 1  
 1B: 13 SF: 1  
 2B: 5 SAC: 0  
 3B: 0 DP: 1  
 HR: 0 HBP: 0



PITCHER	IP	WLS	BF	H	R	ER	SO	BB	IBB	HBP	BLK	WP	HR	S	P	ERA	WHIP
---------	----	-----	----	---	---	----	----	----	-----	-----	-----	----	----	---	---	-----	------



Batter	1	2	3	4	5	6	7	8	9	AB R H RBI BB SO LOB	TOP	
Harold Reynolds, S (1, 4) OBP: 0.308, SLG: 0.339	0-0 F8	0-0 E5 2B 1B	0-0 E7 2B 1B		0-0 3-1 1B		0-0 6-3		0-0 1B 1B	6 2 3 2 0 0 2		
John Moses, S (1, 8) OBP: 0.323, SLG: 0.383	0-0 4-3	0-0 1B 2B	0-0 2B 2B		0-0 3-1		0-0 E5		0-0 1B	6 2 3 3 0 0 3		
Alvin Davis, L (1, 3) OBP: 0.403, SLG: 0.500 Ken Phelps, L (7, PH) OBP: 0.384, SLG: 0.603	0-0 F9	0-0 1B	0-0 6-3		0-3 K		0-0 F7		0-3 K	4 0 1 2 0 1 3 2 0 0 0 0 1 4		
Jim Presley, R (1, 5) OBP: 0.296, SLG: 0.459		E8 1B	0-0 F9 2B		0-0 F9			0-0 5-3		5 1 2 1 0 0 3		
Danny Tartabull, R (1, 7) OBP: 0.358, SLG: 0.479		5-3 K	0-0 F8		0-0 6-3			0-0 FC4-6 1B		5 0 1 0 0 1 3		
Dave Henderson, R (1, 9) OBP: 0.333, SLG: 0.462		0-0 1B 3B 1B	0-0 1B 1B	0-3 K	0-0 F6			0-0 FC4-6 1-2f		5 2 2 1 0 1 1		
Gorman Thomas, R (1, 10) OBP: 0.304, SLG: 0.391		0-0 3B 1B	0-0 L7	0-3 K	0-0 F7			0-0 F9		5 1 1 0 0 1 2		
Spike Owen, S (1, 6) OBP: 0.316, SLG: 0.366 Domingo Ramos, R (6, 6) OBP: 0.196, SLG: 0.200		0-0 1B 3B	0-0 1B BB 1B	0-0 F8			0-0 E 6-3 1B		0-0 1-3	3 2 2 2 0 0 0 2 0 1 0 0 0 0		
Steve Yeager, R (1, 2) OBP: 0.274, SLG: 0.267		0-0 2B 1B	4-0 E 1B 2B BB		0-0 3-1 1B 1B		0-0 6-3		0-3 K	4 2 2 1 1 1 1		
<b>Inning Stats</b>	R: 0 E: 0 K: 0 S: 3 H: 0 LOB: 0 P: 3	R: 7 E: 2 K: 1 S: 13 H: 7 LOB: 1 BB: 0 P: 13	R: 5 E: 1 K: 0 S: 8 H: 5 LOB: 1 BB: 1 P: 12	R: 0 E: 0 K: 2 S: 7 H: 0 LOB: 0 BB: 0 P: 7	R: 0 E: 0 K: 1 S: 7 H: 2 LOB: 2 BB: 0 P: 7	R: 0 E: 0 K: 0 S: 3 H: 0 LOB: 0 BB: 0 P: 3	R: 0 E: 1 K: 0 S: 5 H: 1 LOB: 2 BB: 0 P: 5	R: 0 E: 0 K: 0 S: 4 H: 1 LOB: 1 BB: 0 P: 4	R: 0 E: 0 K: 2 S: 9 H: 2 LOB: 2 BB: 0 P: 9	1B: 14 2B: 3 3B: 1 HR: 0 SF: 0 SAC: 0 DP: 0 HBP: 0	WP: 0 PB: 0 SB: 0 CS: 0 PA: 48	
<b>PITCHER</b>	IP WLS BF H R ER SO BB IBB HBP BLK WP HR S P ERA WHIP											
Charlie Leibrandt, L (1, 1) ERA: 4.01	1.1 L 12 7 7 6 0 0 0 0 0 0 0 0 0 12 12 40.50 5.250											
David Cone, R (2, 1) ERA: 9.53	4.2 22 7 5 5 4 1 0 0 0 0 0 0 0 29 33 9.64 1.714											
Dan Quisenberry, R (7, 1) ERA: 2.4	3.0 14 4 0 0 0 2 0 0 0 0 0 0 0 18 18 0.00 1.333											

Seattle Mariners @ Kansas City Royals  
Royals Stadium, Kansas City, MO  
Wed Jun 11 1986, 8:05 PM EDT  
Att: 26,230 - Unknown

livebaseballscorecards.com

AB	47
R	12
H	18
RBI	12
BB	1
SO	6
LOB	22



BOTTOM

Seattle Mariners @ Kansas City Royals  
Royals Stadium, Kansas City, MO  
Wed Jun 11 1986, 8:05 PM EDT  
Att. 26,230 - Unknown

livebaseballscorecards.com

AB	33
R	2
H	8
RBI	2
BB	3
SO	3
LOB	15



WP:	0	PA:	36
PB:	0		
SB:	0		
CS:	0		

AB R H RBI BB SO LOB

4	0	0	0	0	0	2
4	0	0	0	0	0	2
3	0	0	0	1	0	0
4	1	2	0	0	0	1
4	1	3	2	0	0	1
4	0	0	0	0	2	3
3	0	0	0	1	1	1
3	0	2	0	1	0	0
3	0	1	0	0	0	2
1	0	0	0	0	0	3

Batter	1	2	3	4	5	6	7	8	9
Willie Wilson, S OBP: 0.323, SLG: 0.359 (1, 8)	F8		F8		L6			F8	
Lonnie Smith, R OBP: 0.291, SLG: 0.269 (1, 7)	F4		F9			5-3		4-3	
George Brett, L OBP: 0.421, SLG: 0.470 (1, 5)	6-3			F2		G4-6-3 BB		L3	
Jorge Orta, L OBP: 0.381, SLG: 0.450 (1, 10)		G6-4-3 1B		HR 1B		G4-6-3 1-2f		F9	
Frank White, R OBP: 0.318, SLG: 0.464 (1, 4)		F9		HR			1B 1B	BB 2B	
Steve Balboni, R OBP: 0.294, SLG: 0.425 (1, 3)		G6-4-3 1-2f		K			K	6-3	
Mike Brewer, R (1, 9)			6-3	K			F4	BB BB	
Jim Sundberg, R OBP: 0.292, SLG: 0.297 (1, 2)			1B 1B		L9		1-2 1B	FC5-4 BB	
Angel Salazar, R OBP: 0.283, SLG: 0.303 (1, 6)			1B		6-3		F4	FC5-4 1-2f	
Hal McRae, R OBP: 0.278, SLG: 0.388 (9, PH)			1B						

<b>Inning Stats</b>	R: 0 E: 0 K: 0 S: 3	H: 0 LOB: 0 BB: 0 P: 3	R: 0 E: 0 K: 0 S: 3	H: 1 LOB: 0 BB: 0 P: 3	R: 0 E: 0 K: 0 S: 5	H: 2 LOB: 2 BB: 0 P: 5	R: 2 E: 0 K: 2 S: 9	H: 2 LOB: 0 BB: 0 P: 9	R: 0 E: 0 K: 0 S: 3	H: 0 LOB: 0 BB: 0 P: 3	R: 0 E: 0 K: 0 S: 2	H: 0 LOB: 0 BB: 1 P: 6	R: 0 E: 0 K: 1 S: 7	H: 2 LOB: 2 BB: 0 P: 7	R: 0 E: 0 K: 0 S: 3	H: 0 LOB: 0 BB: 0 P: 3	R: 0 E: 0 K: 0 S: 4	H: 1 LOB: 3 BB: 2 P: 12	1B: 6 2B: 1 3B: 0 HR: 1	SF: 0 SAC: 0 DP: 2 HBP: 0
---------------------	------------------------------	---------------------------------	------------------------------	---------------------------------	------------------------------	---------------------------------	------------------------------	---------------------------------	------------------------------	---------------------------------	------------------------------	---------------------------------	------------------------------	---------------------------------	------------------------------	---------------------------------	------------------------------	----------------------------------	----------------------------------	------------------------------------

<b>PITCHER</b> Mike Morgan, R ERA: 4.03 (1, 1)	IP: 9.0 WLS: W BF: 36 H: 8 R: 2 ER: 2 SO: 3 BB: 3 IBB: 0 HBP: 0 BLK: 0 WP: 0 HR: 1 S: 39 P: 51 ERA: 2.00 WHIP: 1.222	<b>PITCHER</b>	IP: 9.0 WLS: W BF: 36 H: 8 R: 2 ER: 2 SO: 3 BB: 3 IBB: 0 HBP: 0 BLK: 0 WP: 0 HR: 1 S: 39 P: 51 ERA: 2.00 WHIP: 1.222
--	--	----------------	--





Batter	1	2	3	4	5	6	7	8	9	AB	R	H	RBI	BB	SO	LOB
Harold Reynolds, S (1, 4) OBP: 0.298, SLG: 0.328	0-3 K		0-0 1-3		0-0 3-1			0-0 4-3		4	0	0	0	0	1	0
John Moses, S (1, 8) OBP: 0.304, SLG: 0.359	0-3 K		0-0 5-3			0-0 L4		0-0 4-3		4	0	0	0	0	1	0
Phil Bradley, R (1, 7) OBP: 0.346, SLG: 0.346	0-3 K		0-0 5-3			0-0 6-3		0-3 K		4	0	0	0	0	2	0
Alvin Davis, L (1, 3) OBP: 0.401, SLG: 0.500		0-0 1B 2B 2B		0-0 F8		0-3 K		0-0 F8		4	1	1	0	0	1	0
Jim Presley, R (1, 5) OBP: 0.303, SLG: 0.477		0-0 2B SH 2B		0-0 HR		0-0 F8		0-0 1B 1B		4	2	3	1	0	0	0
Danny Tartabull, R (1, 10) OBP: 0.361, SLG: 0.485		0-0 SH CS 2B		0-0 F2		0-3 K		0-0 1B G6-4-3		4	0	2	1	0	1	0
Dave Henderson, R (1, 9) OBP: 0.332, SLG: 0.463		0-0 1-3 K		0-3 K		0-0 2B 2B		0-0 G6-4-3 1-2f		4	1	1	0	0	1	4
Spike Owen, S (1, 6) OBP: 0.318, SLG: 0.373		0-0 SH CS 2B		0-0 1-3		0-0 2B 2B		0-0 2B 2B		2	0	1	2	0	0	0
Steve Yeager, R (1, 2) OBP: 0.267, SLG: 0.260		0-0 F7 1-2 3-H		0-0 F9		0-0 F7				3	0	0	0	0	0	3

Inning Stats	R: 0	H: 0	E: 0	K: 3	S: 9	LOB: 0	BB: 0	P: 9	R: 2	H: 3	E: 1	K: 0	S: 6	LOB: 1	BB: 0	P: 6	R: 0	H: 0	E: 0	K: 0	S: 3	LOB: 0	BB: 0	P: 3	R: 1	H: 1	E: 0	K: 1	S: 6	LOB: 0	BB: 0	P: 6	R: 0	H: 0	E: 0	K: 0	S: 3	LOB: 0	BB: 0	P: 3	R: 0	H: 0	E: 0	K: 1	S: 5	LOB: 0	BB: 0	P: 5	R: 1	H: 2	E: 0	K: 1	S: 7	LOB: 1	BB: 0	P: 7	R: 0	H: 0	E: 0	K: 1	S: 5	LOB: 0	BB: 0	P: 5	R: 0	H: 2	E: 0	K: 0	S: 4	LOB: 1	BB: 0	P: 4	1B: 3	2B: 4	3B: 0	HR: 1	SF: 0	SAC: 1	DP: 1	HBP: 0	WP: 0	PB: 0	SB: 0	CS: 2	PA: 34
--------------	------	------	------	------	------	--------	-------	------	------	------	------	------	------	--------	-------	------	------	------	------	------	------	--------	-------	------	------	------	------	------	------	--------	-------	------	------	------	------	------	------	--------	-------	------	------	------	------	------	------	--------	-------	------	------	------	------	------	------	--------	-------	------	------	------	------	------	------	--------	-------	------	------	------	------	------	------	--------	-------	------	-------	-------	-------	-------	-------	--------	-------	--------	-------	-------	-------	-------	--------

PITCHER	IP	WLS	BF	H	R	ER	SO	BB	IBB	HBP	BLK	WP	HR	S	P	ERA	WHIP
Joe Cowley, R (1, 1) ERA: 4.5	8.0	W	30	6	4	4	7	0	0	0	0	0	1	44	44	4.50	0.750
Bob James, R (9, 1) ERA: 5.82	1.0		4	2	0	0	0	0	0	0	0	0	0	4	4	0.00	2.000


**BOTTOM**

**Chicago White Sox @ Seattle Mariners**  
The Kingdome, Seattle, WA

Thu Jun 12 1986, 10:05 PM EDT  
Att. 8,439 - Unknown

livebaseballscorecards.com

<b>AB</b>	<b>33</b>
<b>R</b>	<b>4</b>
<b>H</b>	<b>8</b>
<b>RBI</b>	<b>4</b>
<b>BB</b>	<b>0</b>
<b>SO</b>	<b>7</b>
<b>LOB</b>	<b>7</b>





Batter	1	2	3	4	5	6	7	8	9	AB R H RBI BB SO LOB	TOP																
<b>John Cangelosi, S</b> (1, 8) OBP: 0.372, SLG: 0.275	0-0 4-3		0-0 F8	0-0 1B	0-0 1B		0-0 9-3-2 E BB			4 0 2 2 1 0 1																	
<b>Carlton Fisk, R</b> (1, 2) OBP: 0.290, SLG: 0.318	0-3 K		0-0 4-3	0-0 6-3	0-0 1B		0-0 SF9			4 0 1 2 0 1 3																	
<b>Harold Baines, L</b> (1, 9) OBP: 0.348, SLG: 0.485	0-0 F7			0-0 1B	0-0 1B		0-0 9-3-2 1-H	0-0 5-3		5 2 2 0 0 0 2																	
<b>Greg Walker, L</b> (1, 3) OBP: 0.376, SLG: 0.550		0-0 3-1		0-0 L4	0-0 G3	0-0 4-3		0-3 K		5 0 0 0 0 1 2																	
<b>Jerry Hairston, S</b> (1, 7) OBP: 0.345, SLG: 0.356		4-0 FC6-4 BB		4-0 1B	0-0 HR	0-3 K		0-0 5-3		3 2 1 1 2 1 0																	
<b>Bobby Bonilla, S</b> (8, 7) OBP: 0.353, SLG: 0.355				1-2 2B BB	3-H 1B					0 0 0 0 0 0 0																	
<b>Ron Kittle, R</b> (1, 10) OBP: 0.262, SLG: 0.358		0-3 K		0-0 2B 1B	0-0 HR	4-0 FC6 BB				4 2 2 3 1 1 1																	
<b>Tim Hulett, R</b> (1, 5) OBP: 0.311, SLG: 0.442		0-0 FC6-4		0-3 K	0-3 K	0-0 FC6				5 0 0 0 0 3 4																	
<b>Ozzie Guillen, L</b> (1, 6) OBP: 0.262, SLG: 0.333			0-0 F8	0-0 1B 2B	0-0 HR		0-0 4-3 S SF9 1B			5 3 3 2 0 1 0																	
<b>Julio Cruz, S</b> (1, 4) OBP: 0.338, SLG: 0.250			0-0 F8	4-0 1B BB	4-0 1B BB		0-0 4-3			2 1 1 0 2 0 1																	
<b>Inning Stats</b>	R: 0 E: 0 K: 1 S: 5	H: 0 LOB: 0 BB: 0 P: 5	R: 0 E: 0 K: 1 S: 5	H: 0 LOB: 1 BB: 1 P: 9	R: 0 E: 0 K: 0 S: 4	H: 1 LOB: 1 BB: 0 P: 4	R: 4 E: 0 K: 1 S: 9	H: 4 LOB: 2 BB: 2 P: 17	R: 5 E: 0 K: 1 S: 11	H: 6 LOB: 2 BB: 1 P: 15	R: 0 E: 0 K: 1 S: 5	H: 0 LOB: 1 BB: 1 P: 9	R: 1 E: 1 K: 0 S: 3	H: 1 LOB: 1 BB: 1 P: 7	R: 0 E: 0 K: 1 S: 5	H: 0 LOB: 0 BB: 0 P: 5	R: 0 E: 0 K: 2 S: 7	H: 0 LOB: 0 BB: 0 P: 7	1B: 7 2B: 3 3B: 0 HR: 2	SF: 1 SAC: 0 DP: 0 HBP: 0	WP: 0 PB: 0 SB: 1 CS: 0	PA: 44					
<b>PITCHER</b>	IP WLS BF H R ER SO BB IBB HBP BLK WP HR S P ERA WHIP																										
<b>Mike Moore, R</b> (1, 1) ERA: 4.73	4.2		27	9	9	9	4	4	0	0	0	0	2	31	47	17.36	2.786										
<b>Lee Guetterman, L</b> (5, 1) ERA: 6.03	1.2		10	3	1	1	1	2	0	0	0	0	0	10	18	5.40	3.000										
<b>Mark Huisman, R</b> (7, 1) ERA: 3.82	0.1		1	0	0	0	0	0	0	0	0	0	0	1	1	0.00	0.000										
<b>Matt Young, L</b> (7, 1) ERA: 4.69	2.1	W	7	0	0	0	3	0	0	0	0	0	0	12	12	0.00	0.000										

**Chicago White Sox @ Seattle Mariners**  
The Kingdome, Seattle, WA  
Fri Jun 13 1986, 10:05 PM EDT  
Att: 10,242 - Unknown

[livebaseballscorecards.com](http://livebaseballscorecards.com)

AB	37
R	10
H	12
RBI	10
BB	6
SO	8
LOB	14







Batter	1	2	3	4	5	6	7	8	9	AB R H RBI BB SO LOB	TOP																
<b>John Cangelosi, S</b> (1, 8) OBP: 0.368, SLG: 0.273	0-3 K			0-3 K		0-0 HR 1B	0-3 K		0-0 6-3	5 1 1 0 0 3 1																	
<b>Carlton Fisk, R</b> (1, 10) OBP: 0.289, SLG: 0.330	0-3 K			0-0 6-3		0-0 HR 1B	0-0 5-3			4 1 1 3 0 1 1																	
<b>Harold Baines, L</b> (1, 9) OBP: 0.350, SLG: 0.485	0-3 K			0-0 BB 1B		0-0 F8		0-0 2B 1B		4 0 2 0 0 1 0																	
<b>Ron Kittle, R</b> (1, 7) OBP: 0.266, SLG: 0.364		0-0 G3		4-0 BB 1B		0-0 5-3		0-0 2B		3 0 1 0 1 0 0																	
<b>Bobby Bonilla, S</b> (1, 3) OBP: 0.352, SLG: 0.351		0-3 K		0-3 K		4-0 1B BB		0-0 F9		2 0 0 0 1 2 2																	
<b>Ozzie Guillen, L</b> (6, 6) OBP: 0.261, SLG: 0.331										1 0 0 0 0 0 2																	
<b>Tim Lincecum, R</b> (1, 5) OBP: 0.310, SLG: 0.438		0-0 F9			0-0 5-3	0-0 1B		0-3 K		4 0 1 0 0 1 2																	
<b>Wayne Tolleson, S</b> (1, 6) OBP: 0.335, SLG: 0.354			0-3 K		0-0 CS 1B	0-0 4-3		0-0 1-3		2 0 1 0 0 1 0																	
<b>Greg Walker, L</b> (6, PH) OBP: 0.373, SLG: 0.546										1 0 0 0 0 0 2																	
<b>Jerry Hairston, S</b> (8, PH) OBP: 0.341, SLG: 0.351										1 0 0 0 0 0 2																	
<b>Joel Skinner, R</b> (1, 2) OBP: 0.245, SLG: 0.264			0-3 K		0-3 K		0-0 6-3		0-0 6-3	4 0 0 0 0 2 1																	
<b>Julio Cruz, S</b> (1, 4) OBP: 0.345, SLG: 0.264			0-3 K			0-0 HR 1B	0-0 S 1B		0-3 K	4 1 2 0 0 2 0																	
<b>Inning Stats</b>	R: 0 E: 0 K: 3 S: 9	H: 0 LOB: 0 BB: 0 P: 9	R: 0 E: 0 K: 1 S: 5	H: 0 LOB: 0 BB: 0 P: 5	R: 0 E: 0 K: 3 S: 9	H: 0 LOB: 0 BB: 0 P: 9	R: 0 E: 0 K: 2 S: 8	H: 1 LOB: 2 BB: 1 P: 12	R: 0 E: 0 K: 1 S: 5	H: 1 LOB: 1 BB: 0 P: 5	R: 3 E: 0 K: 0 S: 7	H: 4 LOB: 2 BB: 1 P: 11	R: 0 E: 0 K: 1 S: 6	H: 1 LOB: 1 BB: 0 P: 6	R: 0 E: 0 K: 1 S: 7	H: 2 LOB: 2 BB: 0 P: 7	R: 0 E: 0 K: 1 S: 5	H: 0 LOB: 0 BB: 0 P: 5	1B: 7 2B: 2 3B: 0 HR: 1	SF: 0 SAC: 0 DP: 1 HBP: 0	WP: 0 PB: 0 SB: 1 CS: 1	PA: 37					
<b>PITCHER</b>	IP	WLS	BF	H	R	ER	SO	BB	IBB	HBP	BLK	WP	HR	S	P	ERA	WHIP										
<b>Mark Langston, L</b> (1, 1) ERA: 5.24	5.2	W	24	6	3	3	10	2	0	0	0	0	1	42	50	4.76	1.412										
<b>Mark Huismann, R</b> (6, 1) ERA: 3.62	2.0		9	3	0	0	2	0	0	0	0	0	0	13	13	0.00	1.500										
<b>Matt Young, L</b> (8, 1) ERA: 4.56	1.1	S	4	0	0	0	1	0	0	0	0	0	0	6	6	0.00	0.000										

**Chicago White Sox @ Seattle Mariners**  
The Kingdome, Seattle, WA  
Sat Jun 14 1986, 10:05 PM EDT  
Att: 21,304 - Unknown

AB	35
R	3
H	9
RBI	3
BB	2
SO	13
LOB	13



Batter	1	2	3	4	5	6	7	8	9
Harold Reynolds, S (1, 4) OBP: 0.296, SLG: 0.317	0-0 4-3 S 4-3 1B		0-0 F7	0-0 4-3		0-0 4-3		0-0 6-3	
John Moses, S (1, 8) OBP: 0.338, SLG: 0.405	0-0 4-3 1-3		0-0 6-3	0-0 1B 1B		0-0 F8		0-0 2-3 S 1B	
Phil Bradley, R (1, 7) OBP: 0.343, SLG: 0.355	0-0 4-3 3-H		0-0 L9	0-0 BB 1-3 1B		0-0 4-3		0-0 3-H 6-3 1-2	
Alvin Davis, L (1, 3) OBP: 0.406, SLG: 0.495	4-0 FC6-4 BB			0-0 2B HR 1B		0-0 L5			
Danny Tartabull, R (1, 5) OBP: 0.359, SLG: 0.486	0-0 FC6-4 1-2f			0-0 HR 2B		0-3 K			
Ken Phelps, L (1, 10) OBP: 0.407, SLG: 0.639		0-3 K		0-0 2-H 3-H HR	0-0 F6		4-0 BB		
Dave Henderson, R (1, 9) OBP: 0.332, SLG: 0.465		4-0 BB		0-0 3B 1B	0-3 K		0-3 K		
Spike Owen, S (1, 6) OBP: 0.332, SLG: 0.398		0-0 F7		0-0 1-H 1B 3B	0-0		4-0 6-3 SH1-4 1B BB		
Bob Kearney, R (1, 2) OBP: 0.230, SLG: 0.274		0-0 F8		0-0 F4	0-3 K		0-0 SH1-4 1-2		

Inning Stats	R: 1	H: 1	E: 0	LOB: 1	K: 0	S: 4	P: 8	R: 0	H: 0	E: 0	LOB: 1	K: 1	S: 5	R: 0	H: 0	E: 0	LOB: 0	K: 0	S: 3	R: 5	H: 7	E: 0	LOB: 3	K: 0	S: 10	R: 0	H: 1	E: 0	LOB: 1	K: 2	S: 8	R: 0	H: 0	E: 0	LOB: 1	K: 2	S: 7	R: 1	H: 1	E: 0	LOB: 1	K: 0	S: 4	R: 0	H: 0	E: 0	LOB: 0	K: 0	S: 3	R: 0	H: 0	E: 0	LOB: 1	K: 2	S: 11	R: 1	H: 1	E: 0	LOB: 1	K: 0	S: 4	R: 0	H: 0	E: 0	LOB: 0	K: 0	S: 0
--------------	------	------	------	--------	------	------	------	------	------	------	--------	------	------	------	------	------	--------	------	------	------	------	------	--------	------	-------	------	------	------	--------	------	------	------	------	------	--------	------	------	------	------	------	--------	------	------	------	------	------	--------	------	------	------	------	------	--------	------	-------	------	------	------	--------	------	------	------	------	------	--------	------	------

PITCHER	IP	WLS	BF	H	R	ER	SO	BB	IBB	HBP	BLK	WP	HR	S	P	ERA	WHIP
Tom Seaver, R (1, 1) ERA: 4.35	7.0	L	34	9	6	6	5	4	0	0	0	0	1	40	56	7.71	1.857
Bob James, R (8, 1) ERA: 5.91	1.0		5	1	1	1	0	1	0	0	0	0	0	4	8	9.00	2.000

**BOTTOM**


**Chicago White Sox @ Seattle Mariners**  
The Kingdome, Seattle, WA

Sat Jun 14 1986, 10:05 PM EDT  
Att. 21,304 - Unknown

AB	R	H	RBI	BB	SO	LOB
5	1	1	0	0	0	2
5	0	2	2	0	0	1
5	0	1	1	0	0	1
2	1	1	0	2	0	0
4	1	1	0	0	1	4
3	1	1	3	1	1	0
3	1	1	0	1	2	1
3	2	2	1	1	0	1
3	0	0	0	0	1	3

AB	33
R	7
H	10
RBI	7
BB	5
SO	5
LOB	13

WP: 0 PA: 39  
PB: 0  
SB: 2  
CS: 0




WP	HR	S	P	ERA	WHIP
0	0	0	0	7.71	1.857
0	0	0	0	9.00	2.000



Batter	1	2	3	4	5	6	7	8	9	AB R H RBI BB SO LOB	TOP																									
<b>John Cangelosi, S</b> (1, 8) OBP: 0.370, SLG: 0.274	0-0 1-3			1-0 HR HBP	0-0 E S 1B		0-0 G3			3 1 1 0 0 0 0																										
<b>Carlton Fisk, R</b> (1, 2) OBP: 0.293, SLG: 0.330	0-0 F5			4-0 3-1 HR BB	0-0 6-3		0-0 CS 1B			3 1 1 0 1 0 1																										
<b>Harold Baines, L</b> (1, 9) OBP: 0.345, SLG: 0.477	0-0 L6			0-0 3-1		0-0 4-3	0-3 K			4 0 0 0 0 1 3																										
<b>Greg Walker, L</b> (1, 3) OBP: 0.383, SLG: 0.568		4-0 BB G4-6-3 BB		0-0 HR		4-0 2B BB		0-0 F7		2 2 1 3 2 0 0																										
<b>Jerry Hairston, S</b> (1, 7) OBP: 0.359, SLG: 0.385		0-0 G4-6-3		0-0 4-3 1B		0-0 4-3 1B 2B		0-0 G4-6-3 1B		4 1 3 1 0 0 1																										
<b>Bobby Bonilla, S</b> (8, PR) OBP: 0.352, SLG: 0.351										0 0 0 0 0 0 0																										
<b>Ron Kittle, R</b> (1, 10) OBP: 0.261, SLG: 0.356		0-0 6-3		0-0 4-3		0-0 4-3		0-0 G4-6-3		4 0 0 0 0 0 3																										
<b>Ozzie Guillen, L</b> (1, 6) OBP: 0.262, SLG: 0.331			0-0 G3		0-0 G3		0-0 BB 1B		0-3 K	3 0 1 1 0 0 1																										
<b>Tim Hulett, R</b> (9, PH) OBP: 0.309, SLG: 0.435										1 0 0 0 0 1 0	<b>AB 31</b>																									
<b>Wayne Tolleson, S</b> (1, 5) OBP: 0.338, SLG: 0.354		0-0 FC			0-0 G4-6-3 1B		4-0 1-2 BB		0-0 3-1	3 0 1 0 1 0 0	<b>R 5</b>																									
<b>Julio Cruz, S</b> (1, 4) OBP: 0.330, SLG: 0.250			0-0 F7		0-0 G4-6-3		0-0 4-3		0-0 6-3	4 0 0 0 0 0 3	<b>H 8</b>																									
<b>Inning Stats</b>	R: 0 E: 0 K: 0 S: 3	H: 0 LOB: 0 BB: 0 P: 3	R: 0 E: 0 K: 0 S: 2	H: 0 LOB: 0 BB: 1 P: 6	R: 0 E: 0 K: 0 S: 3	H: 0 LOB: 0 BB: 0 P: 3	R: 3 E: 0 K: 0 S: 5	H: 2 LOB: 1 BB: 1 P: 10	R: 0 E: 0 K: 0 S: 4	H: 2 LOB: 1 BB: 0 P: 4	R: 2 E: 0 K: 0 S: 5	H: 2 LOB: 2 BB: 2 P: 13	R: 0 E: 0 K: 1 S: 5	H: 1 LOB: 0 BB: 0 P: 5	R: 0 E: 0 K: 0 S: 3	H: 1 LOB: 1 BB: 0 P: 3	R: 0 E: 0 K: 1 S: 5	H: 0 LOB: 0 BB: 0 P: 5	1B: 6 2B: 1 3B: 0 HR: 1	SF: 0 SAC: 0 DP: 3 HBP: 1	WP: 0 PB: 0 SB: 2 CS: 1	PA: 36														
<b>PITCHER</b>	IP WLS BF H R ER SO BB IBB HBP BLK WP HR S P ERA WHIP																																			
<b>Bill Swift, R</b> (1, 1) ERA: 5.4	5.1		23	5	5	5	0	3	0	1	0	0	1	19	32	8.44	1.500																			
<b>Steve Fireovid, R</b> (6, 1) ERA:	2.2	W	10	3	0	0	1	1	0	0	0	0	0	11	15	0.00	1.500																			
<b>Lee Guetterman, L</b> (9, 1) ERA: 5.87	1.0		3	0	0	0	1	0	0	0	0	0	0	5	5	0.00	0.000																			

**Chicago White Sox @ Seattle Mariners**  
The Kingdome, Seattle, WA  
Sun Jun 15 1986, 6:33 AM EDT  
Att. 18,190 - Unknown

<b>AB</b>	31
<b>R</b>	5
<b>H</b>	8
<b>RBI</b>	5
<b>BB</b>	4
<b>SO</b>	2
<b>LOB</b>	12



livebaseballscorecards.com





Batter	1	2	3	4	5	6	7	8	9	AB R H RBI BB SO LOB	TOP											
Harold Reynolds, S (1, 4) OBP: 0.283, SLG: 0.301	0-0 6-3	0-0 6-3		0-0 4-3		0-0 F4		0-0 CS 1B		5 0 1 0 0 0 3												
John Moses, S (1, 8) OBP: 0.348, SLG: 0.395	0-0 1-3		0-0 G3		4-0 BB	0-0 F7		0-0 CS 1B		4 0 1 0 1 0 0												
Phil Bradley, R (1, 7) OBP: 0.353, SLG: 0.363	0-0 CS 1B		0-0 1B 1B		0-0 FC1-4-6 1B 1B		0-3 K	0-0 CS 1-2	4-0 1B BB	4 1 2 0 1 1 1												
Alvin Davis, L (1, 3) OBP: 0.419, SLG: 0.509	0-0 CS 1-2	0-0 1B HR 2B	0-0 G6-4-3 1B		0-0 E7 BB 1B SF7 1B		0-0 BB 1B 1B		0-0 1B 1-2	5 2 5 0 0 0 0												
Jim Presley, R (1, 5) OBP: 0.313, SLG: 0.490		0-0 HR 1B	0-0 G6-4-3 1-2f		0-0 BB 1-2 1B		0-0 F8		0-3 K	5 1 2 1 0 1 5												
Gorman Thomas, R (1, 10) OBP: 0.310, SLG: 0.410		0-0 HR 1-H 3-H		0-0 F9		4-0 FC6-4 BB 1-2 2-3		0-0 BB 1-2 1B	0-0 F8	4 1 2 3 1 0 2												
Danny Tartabull, R (1, 9) OBP: 0.358, SLG: 0.480		0-0 5-3		0-0 4-3 1B		0-0 SF7 3-H		4-0 BB 1-2 2-3	0-0 6-3	3 0 1 1 1 0 2												
Spike Owen, S (1, 6) OBP: 0.325, SLG: 0.394		0-0 F4		0-0 4-3		0-0 FC6-4 1-2f		0-3 K		4 0 0 0 0 1 6												
Steve Yeager, R (1, 2) OBP: 0.287, SLG: 0.284		0-0 2B		4-0 BB		0-0 5-3		0-3 K		3 0 1 0 1 1 0												
<b>Inning Stats</b>	R: 0 E: 0 K: 0 S: 3	H: 1 LOB: 0 BB: 0 P: 3	R: 3 E: 0 K: 0 S: 7	H: 4 LOB: 1 BB: 0 P: 7	R: 0 E: 0 K: 0 S: 4	H: 2 LOB: 1 BB: 0 P: 4	R: 0 E: 0 K: 0 S: 4	H: 1 LOB: 2 BB: 1 P: 8	R: 2 E: 1 K: 0 S: 5	H: 2 LOB: 2 BB: 2 P: 13	R: 0 E: 0 K: 0 S: 3	H: 0 LOB: 0 BB: 0 P: 3	R: 0 E: 0 K: 2 S: 9	H: 2 LOB: 3 BB: 1 P: 13	R: 0 E: 0 K: 1 S: 5	H: 2 LOB: 0 BB: 0 P: 5	R: 0 E: 0 K: 1 S: 6	H: 1 LOB: 2 BB: 1 P: 10	1B: 12 2B: 2 3B: 0 HR: 1	SF: 1 SAC: 0 DP: 1 HBP: 0	WP: 0 PB: 0 SB: 0 CS: 3	PA: 45
<b>PITCHER</b>	IP WLS BF H R ER SO BB IBB HBP BLK WP HR S P ERA WHIP																					
Phil Niekro, R (1, 1) ERA: 5.03	4.1 L 24 10 5 5 0 3 3 0 0 0 0 1 21 33 10.38 3.000																					
Rich Yett, R (5, 1) ERA: 4.18	3.2 16 5 0 0 3 2 0 0 0 0 0 0 20 28 0.00 1.909																					
Scott Bailes, L (9, 1) ERA: 4.91	1.0 3 0 0 0 0 1 0 0 0 0 0 0 5 5 0.00 0.000																					

Seattle Mariners @ Cleveland Indians  
Cleveland Municipal Stadium, Cleveland, OH  
Tue Jun 17 1986, 7:05 PM EDT  
Att. 7,053 - Unknown

livebaseballscorecards.com

AB	37
R	5
H	15
RBI	5
BB	5
SO	4
LOB	19







Batter	1	2	3	4	5	6	7	8	9	AB R H RBI BB SO LOB	TOP
Harold Reynolds, S (1, 4) OBP: 0.275, SLG: 0.293	0-0 4-3		0-0 B1			0-0 F6		0-0 6-3		4 0 0 0 0 0 0	
John Moses, S (1, 8) OBP: 0.344, SLG: 0.388	0-3 K		0-0 G3			0-0 6-3 1B		0-0 L6		4 0 1 0 0 1 0	
Phil Bradley, R (1, 7) OBP: 0.351, SLG: 0.377	0-0 HR				0-3 K	0-0 6-3 1-2		0-0 1-3		4 1 1 1 0 1 1	
Alvin Davis, L (1, 3) OBP: 0.420, SLG: 0.505	0-0 F7				4-0 BB	0-0 F8			4-0 G5-4-3 BB	2 0 0 0 2 0 1	
Jim Presley, R (1, 5) OBP: 0.308, SLG: 0.482			0-0 F8		0-3 K		0-0 6-3		0-0 G5-4-3 1-2f	4 0 0 0 0 1 2	
Gorman Thomas, R (1, 10) OBP: 0.314, SLG: 0.405			4-0 BB		0-0 F8		4-0 FC5 1B BB		0-0 6-3	2 0 0 0 2 0 1	
Danny Tartabull, R (1, 9) OBP: 0.357, SLG: 0.478			0-3 K		0-0 5-3		0-0 1-2 1B			3 0 1 0 0 1 1	
Spike Owen, S (1, 6) OBP: 0.320, SLG: 0.389			0-0 G3		0-0 F8		0-0 F8			3 0 0 0 0 0 3	
Bob Kearney, R (1, 2) OBP: 0.219, SLG: 0.260			0-0 5-3		0-0 L4		0-0 FC5 2-3f			3 0 0 0 0 0 2	
<b>Inning Stats</b>	R: 1 E: 0 K: 1 S: 6 H: 1 LOB: 0 BB: 0 P: 6	R: 0 E: 0 K: 1 S: 5 H: 0 LOB: 1 BB: 1 P: 9	R: 0 E: 0 K: 0 S: 3 H: 0 LOB: 0 BB: 0 P: 3	R: 0 E: 0 K: 2 S: 7 H: 0 LOB: 1 BB: 1 P: 11	R: 0 E: 0 K: 0 S: 3 H: 0 LOB: 0 BB: 0 P: 3	R: 0 E: 0 K: 0 S: 4 H: 1 LOB: 1 BB: 0 P: 4	R: 0 E: 0 K: 0 S: 4 H: 1 LOB: 2 BB: 1 P: 8	R: 0 E: 0 K: 0 S: 3 H: 0 LOB: 0 BB: 0 P: 3	R: 0 E: 0 K: 0 S: 2 H: 0 LOB: 0 BB: 1 P: 6	1B: 2 2B: 0 3B: 0 HR: 1 SF: 0 SAC: 0 DP: 1 HBP: 0	WP: 0 PB: 0 SB: 0 CS: 0 PA: 33
<b>PITCHER</b>	IP WLS BF H R ER SO BB IBB HBP BLK WP HR S P ERA WHIP										
Ken Schrom, R (1, 1) ERA: 3.63	7.0 W 27 3 1 1 4 3 0 0 0 0 1 32 44 1.29 0.857										
Scott Bailes, L (8, 1) ERA: 4.68	2.0 S 6 0 0 0 0 1 0 0 0 0 0 5 9 0.00 0.500										

Seattle Mariners @ Cleveland Indians  
Cleveland Municipal Stadium, Cleveland, OH  
Wed Jun 18 1986, 7:05 PM EDT  
Att. 8,545 - Unknown

livebaseballscorecards.com

AB	29
R	1
H	3
RBI	1
BB	4
SO	4
LOB	11







Batter	1	2	3	4	5	6	7	8	9	AB R H RBI BB SO LOB	TOP
Harold Reynolds, S (1, 4) OBP: 0.281, SLG: 0.299	0-3 K		0-0 BB 1B		0-0 F4			0-0 G1-6-3 1B		4 0 2 0 0 1 0	
John Moses, S (1, 8) OBP: 0.351, SLG: 0.386	0-0 S 1B		4-0 1-2 BB			0-0 F7		0-0 G1-6-3 1-2f		3 0 1 0 1 0 1	
Phil Bradley, R (1, 7) OBP: 0.349, SLG: 0.371	0-0 F8		0-0 F4			4-0 CS BB			0-3 K	3 0 0 0 1 1 3	
Alvin Davis, L (1, 3) OBP: 0.414, SLG: 0.495	0-0 4-3 1-2		0-0 G3			0-3 K 1-2			0-0 F7	4 0 0 0 0 1 4	
Jim Presley, R (1, 5) OBP: 0.307, SLG: 0.476		0-3 K		0-3 K			4-0 G6-4-3 BB		0-0 6-3	3 0 0 0 1 2 0	
Ken Phelps, L (1, 10) OBP: 0.409, SLG: 0.644		0-0 F9		0-3 K			0-0 F9			3 0 0 0 0 1 1	
Dave Henderson, R (1, 9) OBP: 0.339, SLG: 0.488		0-0 2B		0-3 K			0-0 G6-4-3 1-2f			3 0 1 0 0 1 1	
Spike Owen, S (1, 6) OBP: 0.316, SLG: 0.383		0-3 K			0-0 F8			0-3 K		3 0 0 0 0 2 1	
Bob Kearney, R (1, 2) OBP: 0.222, SLG: 0.291			0-0 4-3		0-0 5-3			0-0 HR		3 1 1 1 0 0 0	
<b>Inning Stats</b>	R: 0 E: 0 K: 1 S: 6 H: 1 LOB: 1 BB: 0 P: 6	R: 0 E: 0 K: 2 S: 8 H: 1 LOB: 1 BB: 0 P: 8	R: 0 E: 0 K: 0 S: 4 H: 1 LOB: 2 BB: 1 P: 8	R: 0 E: 0 K: 3 S: 9 H: 0 LOB: 0 BB: 0 P: 9	R: 0 E: 0 K: 0 S: 3 H: 0 LOB: 0 BB: 0 P: 3	R: 0 E: 0 K: 1 S: 4 H: 0 LOB: 1 BB: 1 P: 8	R: 0 E: 0 K: 0 S: 2 H: 0 LOB: 0 BB: 1 P: 6	R: 1 E: 0 K: 1 S: 6 H: 2 LOB: 0 BB: 0 P: 6	R: 0 E: 0 K: 1 S: 5 H: 0 LOB: 0 BB: 0 P: 5	1B: 3 2B: 2 3B: 0 HR: 1 SF: 0 SAC: 0 DP: 3 HBP: 0	WP: 0 PB: 0 SB: 1 CS: 1 PA: 32
<b>PITCHER</b> Tom Candiotti, R (1, 1) ERA: 3.7	IP: 9.0 WLS: W BF: 32 H: 5 R: 1 ER: 1 SO: 9 BB: 3 IBB: 0 HBP: 0 BLK: 0 WP: 0 HR: 1 S: 47 P: 59 ERA: 1.00 WHIP: 0.889										

Seattle Mariners @ Cleveland Indians  
Cleveland Municipal Stadium, Cleveland, OH

Thu Jun 19 1986, 7:05 PM EDT  
Att. 8,791 - Unknown

livebaseballscorecards.com

AB	29
R	1
H	5
RBI	1
BB	3
SO	9
LOB	11



Batter	1	2	3	4	5	6	7	8	9
<b>Brett Butler, L</b> OBP: 0.335, SLG: 0.336 (1, 8) X	0-0 G3	0-0 SH1-3			0-0 F8		0-0 1-3		
<b>Tony Bernazard, S</b> OBP: 0.360, SLG: 0.421 (1, 4) X	0-0 HR	0-0 4-3			0-0 FC5-4 1B		0-0 3-1		
<b>Joe Carter, R</b> OBP: 0.346, SLG: 0.490 (1, 3) X	0-0 HR	0-0 6-3			0-0 FC5-4 1-2f		0-0 1B S 1B 1B		
<b>Andre Thornton, R</b> OBP: 0.337, SLG: 0.402 (1, 10) B B B B	4-0 HR BB		0-0 5-3		0-0 F4		0-0 F9		
<b>Mel Hall, L</b> OBP: 0.343, SLG: 0.549 (1, 7) X	0-0 HR		0-3 K		0-0 6-3		0-0 1B 3B 1B		
<b>Otis Nixon, S</b> OBP: 0.256, SLG: 0.220 (9, 7) X	1-H HR		0-0 4-3		4-0 1B CS BB		0-0 1-3 3B 1B		
<b>Brook Jacoby, R</b> OBP: 0.342, SLG: 0.440 (1, 5) X	0-0 FC4 1B		0-0 4-3		0-0 F9		0-0 1-3 3-H 3B		
<b>Julio Franco, R</b> OBP: 0.302, SLG: 0.381 (1, 6) X	0-0 FC4 1-2f			0-0 5-3	0-0 F9		0-0 1-3 CS 1B		
<b>Cory Snyder, R</b> OBP: 0.174, SLG: 0.522 (1, 9) X	0-0 5-3			0-0 5-3	0-3 K		0-3 K		
<b>Andy Allanson, R</b> OBP: 0.283, SLG: 0.318 (1, 2) X		0-0 4-3 SH1-3 1B		0-0 F8		0-0 6-3	0-0 F8		

Inning Stats	R: 4	H: 4	E: 0	K: 0	S: 7	LOB: 1	BB: 1	P: 11
	R: 0	H: 1	E: 0	K: 0	S: 4	LOB: 1	BB: 0	P: 4
	R: 0	H: 0	E: 0	K: 1	S: 5	LOB: 0	BB: 0	P: 5
	R: 0	H: 0	E: 0	K: 0	S: 3	LOB: 0	BB: 0	P: 3
	R: 0	H: 1	E: 0	K: 0	S: 4	LOB: 1	BB: 0	P: 4
	R: 1	H: 1	E: 0	K: 1	S: 5	LOB: 2	BB: 1	P: 9
	R: 0	H: 0	E: 0	K: 0	S: 3	LOB: 0	BB: 0	P: 3
	R: 3	H: 4	E: 0	K: 1	S: 9	LOB: 1	BB: 0	P: 9

AB	R	H	RBI	BB	SO	LOB
3	0	0	0	0	0	0
4	1	2	1	0	0	1
4	2	2	1	0	0	2
3	1	0	0	1	0	2
4	2	2	2	0	1	0
0	0	0	0	0	0	0
3	2	2	1	1	0	0
4	0	2	2	0	0	1
4	0	0	0	0	2	3
4	0	1	0	0	0	1

PITCHER	IP	WLS	BF	H	R	ER	SO	BB	IBB	HBP	BLK	WP	HR	S	P	ERA	WHIP
<b>Mike Moore, R</b> ERA: 4.84 (1, 1)	7.0	L	29	7	5	5	2	2	0	0	0	0	3	31	39	6.43	1.286
<b>Pete Ladd, R</b> ERA: 4.36 (8, 1)	1.0		7	4	3	3	1	0	0	0	0	0	0	9	9	27.00	4.000

**BOTTOM**

**Seattle Mariners @ Cleveland Indians**  
Cleveland Municipal Stadium, Cleveland, OH  
Thu Jun 19 1986, 7:05 PM EDT  
Att. 8,791 - Unknown

[livebaseballscorecards.com](http://livebaseballscorecards.com)

<b>AB</b>	<b>33</b>
<b>R</b>	<b>8</b>
<b>H</b>	<b>11</b>
<b>RBI</b>	<b>7</b>
<b>BB</b>	<b>2</b>
<b>SO</b>	<b>3</b>
<b>LOB</b>	<b>10</b>



WP	PA
0	36

1B	SF	WP	PA
7	0	0	36
2B	0	PB	0
3B	1	SB	1
HR	3	CS	2



Batter	1	2	3	4	5	6	7	8	9	AB R H RBI BB SO LOB	TOP									
<b>Harold Reynolds, S</b> (1, 4) OBP: 0.285, SLG: 0.293	4-0 S BB	4-0 1B BB		0-0 3-1 K			0-0 5-3 K		0-3 K	3 0 0 0 2 1 2										
<b>John Moses, S</b> (1, 8) OBP: 0.337, SLG: 0.374	0-0 L6 1-2	0-0 SF7 3-H		0-3 K			0-0 4-3 K			3 0 0 1 0 1 1										
<b>Phil Bradley, R</b> (1, 7) OBP: 0.347, SLG: 0.368	0-3 K	0-0 1B 1-3 2-H					0-3 K	0-3 K		4 0 1 1 0 3 1										
<b>Alvin Davis, L</b> (1, 3) OBP: 0.408, SLG: 0.487	0-0 F8	0-3 K				0-0 F6		0-0 F8		4 0 0 0 0 1 3										
<b>Jim Presley, R</b> (1, 5) OBP: 0.310, SLG: 0.492		0-0 2B 2B	0-0 HR			0-0 F8		0-3 K		4 2 2 1 0 1 0										
<b>Ken Phelps, L</b> (1, 10) OBP: 0.414, SLG: 0.659		0-0 1B E 2B	0-3 K			0-0 F9			0-0 2B 1B	1 0 1 1 0 0 0 3 1 1 0 0 1 0										
<b>Gorman Thomas, R</b> (2, PR) OBP: 0.314, SLG: 0.404																				
<b>Dave Henderson, R</b> (1, 9) OBP: 0.338, SLG: 0.488		0-0 6-3	0-0 4-3			0-0 F8			0-0 1B 2B	4 0 1 0 0 0 1										
<b>Spike Owen, S</b> (1, 6) OBP: 0.315, SLG: 0.381		0-0 E SF7 1B	0-0 F7			0-0 L9			0-0 F7	4 1 1 0 0 0 2										
<b>Bob Kearney, R</b> (1, 2) OBP: 0.214, SLG: 0.280		0-0 E5 1B		0-0 5-3 K			0-3 K		0-0 5-3 K	4 1 0 1 0 1 3										
<b>Inning Stats</b>	R: 0 E: 0 K: 1 S: 5	H: 0 LOB: 1 BB: 1 P: 9	R: 4 E: 1 K: 1 S: 10	H: 4 LOB: 2 BB: 1 P: 14	R: 1 E: 0 K: 1 S: 6	H: 1 LOB: 0 BB: 0 P: 6	R: 0 E: 0 K: 1 S: 5	H: 0 LOB: 0 BB: 0 P: 5	R: 0 E: 0 K: 0 S: 3	H: 0 LOB: 0 BB: 0 P: 3	R: 0 E: 0 K: 1 S: 5	H: 0 LOB: 0 BB: 0 P: 5	R: 0 E: 0 K: 2 S: 7	H: 0 LOB: 0 BB: 0 P: 7	R: 0 E: 0 K: 1 S: 7	H: 2 LOB: 2 BB: 0 P: 7	1B: 3 2B: 3 3B: 0 HR: 1	SF: 1 SAC: 0 DP: 0 HBP: 0	WP: 0 PB: 0 SB: 1 CS: 0	PA: 37
<b>PITCHER</b>	IP WLS BF H R ER SO BB IBB HBP BLK WP HR S P ERA WHIP																			
<b>Tom Seaver, R</b> (1, 1) ERA: 4.3	7.0 L 29 5 5 3 6 2 0 0 0 0 0 1 39 47 3.86 1.000																			
<b>Gene Nelson, R</b> (8, 1) ERA: 3.32	2.0 8 2 0 0 3 0 0 0 0 0 0 0 14 14 0.00 1.000																			

**Seattle Mariners @ Chicago White Sox**  
Comiskey Park, Chicago, IL  
Fri Jun 20 1986, 8:05 PM EDT  
Att. 26,391 - Unknown

[livebaseballscorecards.com](http://livebaseballscorecards.com)

<b>AB</b>	34
<b>R</b>	5
<b>H</b>	7
<b>RBI</b>	5
<b>BB</b>	2
<b>SO</b>	9
<b>LOB</b>	13



Batter	1	2	3	4	5	6	7	8	9	AB R H RBI BB SO LOB
<b>John Cangelosi, S</b> OBP: 0.389, SLG: 0.315 (1, 8)	0-3 K		4-0 FC4-6 1-2 BB		0-0 F9		0-0 E 1-2 2-H 1B		0-0 2B	4 0 2 1 1 1 0
<b>Wayne Tolleson, S</b> OBP: 0.325, SLG: 0.338 (1, 6) (9, 5)	0-0 F9		0-0 FC4-6 P3 1B E 1-2f 2-3		0-3 K		0-0 E3 FC6-4		0-3 K	5 1 0 0 0 2 5
<b>Carlton Fisk, R</b> OBP: 0.293, SLG: 0.336 (1, 2)	0-0 F9		0-0 E 1-2 3-H 1B		0-0 F6		0-3 K		0-0 4-3	5 0 1 1 0 1 4
<b>Ron Kittle, R</b> OBP: 0.276, SLG: 0.405 (1, 7)		4-0 FC4-6 BB	0-0 P3		0-3 K		0-0 FC6-4 1-2f			3 0 0 0 1 1 5
<b>Greg Walker, L</b> OBP: 0.359, SLG: 0.527 (1, 3)		0-0 FC4-6 1B 1-2f	0-0 E4 1-3 3-H		0-3 K		0-0 F8			4 0 0 0 0 1 2
<b>Jerry Hairston, S</b> OBP: 0.360, SLG: 0.395 (1, 10)		0-0 1B	0-3 K		0-0 F7		0-0 G1			4 0 1 0 0 1 2
<b>Bobby Bonilla, S</b> OBP: 0.359, SLG: 0.350 (1, 9)		0-3 K		0-0 4-3		0-3 K	0-0 BB 1B	4-0 BB		3 0 0 0 1 2 2
<b>Tim Hulett, R</b> OBP: 0.303, SLG: 0.419 <b>Harold Baines, L</b> OBP: 0.347, SLG: 0.474 <b>Ozzie Guillen, L</b> OBP: 0.263, SLG: 0.328 (1, 5) (8, PH) (9, 6)	0-0 F8		0-0 F8		0-0 F8		0-0 BB 1B	0-3 K		3 1 1 0 0 0 2 1 0 0 0 0 1 1 0 0 0 0 0 0 0
<b>Julio Cruz, S</b> OBP: 0.362, SLG: 0.270 (1, 4)			4-0 FC4-6 BB 1B BB	0-0 L4		4-0 E 1B BB		0-0 F9		2 1 0 0 2 0 0

Inning Stats	R: 0	H: 0	E: 0	K: 1	S: 5	R: 0	H: 1	E: 0	K: 1	S: 6	R: 2	H: 1	E: 1	K: 1	S: 7	R: 0	H: 0	E: 0	K: 0	S: 3	R: 0	H: 0	E: 0	K: 1	S: 5	R: 0	H: 0	E: 0	K: 2	S: 7	R: 1	H: 2	E: 1	K: 2	S: 10	R: 0	H: 0	E: 0	K: 1	S: 5	R: 0	H: 1	E: 0	K: 1	S: 6	1B: 4	SF: 0	2B: 1	SAC: 0	3B: 0	DP: 0	HR: 0	HBP: 0	WP: 0	PA: 39
--------------	------	------	------	------	------	------	------	------	------	------	------	------	------	------	------	------	------	------	------	------	------	------	------	------	------	------	------	------	------	------	------	------	------	------	-------	------	------	------	------	------	------	------	------	------	------	-------	-------	-------	--------	-------	-------	-------	--------	-------	--------

PITCHER	IP	WLS	BF	H	R	ER	SO	BB	IBB	HBP	BLK	WP	HR	S	P	ERA	WHIP
<b>Mark Langston, L</b> ERA: 5.07 (1, 1)	6.1	W	29	4	3	2	7	4	0	0	0	0	0	39	55	2.84	1.263
<b>Mark Huismann, R</b> ERA: 3.6 (7, 1)	1.1		5	0	0	0	1	1	0	0	0	0	0	6	10	0.00	0.750
<b>Matt Young, L</b> ERA: 4.44 (8, 1)	1.1	S	5	1	0	0	2	0	0	0	0	0	0	9	9	0.00	0.750

**BOTTOM**

**Seattle Mariners @ Chicago White Sox**  
Comiskey Park, Chicago, IL

Fri Jun 20 1986, 8:05 PM EDT  
Att. 26,391 - Unknown

AB 34  
R 3  
H 5  
RBI 2  
BB 5  
SO 10  
LOB 23



PITCHER	IP	WLS	BF	H	R	ER	SO	BB	IBB	HBP	BLK	WP	HR	S	P	ERA	WHIP
---------	----	-----	----	---	---	----	----	----	-----	-----	-----	----	----	---	---	-----	------





Batter	1	2	3	4	5	6	7	8	9	AB	R	H	RBI	BB	SO	LOB
John Cangelosi, S OBP: 0.390, SLG: 0.316 (1, 8)	0-0 4-3 S SF8 1B	0-0 G4-6-3 1-2f		4-0 1B BB		0-3 K 1-2				3	1	1	0	1	1	2
Carlton Fisk, R OBP: 0.293, SLG: 0.335 (1, 10)	0-0 4-3 1-3		0-0 5-3	0-0 G5-4-3 1B		0-0 F9				4	0	1	2	0	0	2
Harold Baines, L OBP: 0.345, SLG: 0.471 (1, 9)	0-0 SF8 3-H		0-0 3-1	0-0 G5-4-3 1-2f			4-0 FC6 BB			2	0	0	1	1	0	2
Greg Walker, L OBP: 0.362, SLG: 0.523 (1, 3)	1-0 E HBP		0-0 F7		0-0 FC5-4 1B		0-0 FC6 1-2f			3	1	1	0	0	0	1
Jerry Hairston, S OBP: 0.356, SLG: 0.382 (1, 7)	0-0 E8 1B 1-H			4-0 BB 2B BB		0-0 F9		0-0 F8		3	2	0	0	1	0	2
Tim Hulett, R OBP: 0.307, SLG: 0.418 (1, 4)	0-0 1B 3-H			4-0 2B 1B BB		0-0 F3		0-3 K		3	1	1	1	1	1	2
Joel Skinner, R OBP: 0.245, SLG: 0.273 (1, 2)	0-0 5-3			0-0 1B 2B 1-3 2-H		0-0 FC5-4 1-2f		0-3 K		4	1	1	1	0	1	2
Ozzie Guillen, L OBP: 0.262, SLG: 0.327 (1, 6)		0-0 4-3		0-0 SH1-3 1B 1B 2-3 3-H		0-0 G3		0-3 K		4	1	1	1	0	1	0
Wayne Tolleson, S OBP: 0.329, SLG: 0.340 (1, 5)		4-0 G4-6-3 BB		0-0 SH1-3 1-2		0-0 S 1B		0-0 4-3		2	0	1	0	1	0	0

Inning Stats	R: 3	H: 2	E: 1	K: 0	S: 6	LOB: 1	BB: 0	P: 7	R: 0	H: 0	E: 0	K: 0	S: 2	LOB: 0	BB: 1	P: 6	R: 0	H: 0	E: 0	K: 0	S: 3	LOB: 0	BB: 0	P: 3	R: 4	H: 3	E: 0	K: 0	S: 5	LOB: 1	BB: 3	P: 17	R: 0	H: 1	E: 0	K: 0	S: 4	LOB: 1	BB: 0	P: 4	R: 0	H: 1	E: 0	K: 1	S: 6	LOB: 1	BB: 0	P: 6	R: 0	H: 0	E: 1	K: 1	S: 5	LOB: 1	BB: 1	P: 9	R: 0	H: 0	E: 0	K: 2	S: 7	LOB: 0	BB: 0	P: 7
--------------	------	------	------	------	------	--------	-------	------	------	------	------	------	------	--------	-------	------	------	------	------	------	------	--------	-------	------	------	------	------	------	------	--------	-------	-------	------	------	------	------	------	--------	-------	------	------	------	------	------	------	--------	-------	------	------	------	------	------	------	--------	-------	------	------	------	------	------	------	--------	-------	------

PITCHER	IP	WLS	BF	H	R	ER	SO	BB	IBB	HBP	BLK	WP	HR	S	P	ERA	WHIP
Bill Swift, R ERA: 5.69 (1, 1)	3.0	L	16	3	6	4	0	3	0	1	0	0	0	12	25	12.00	2.000
Lee Guetterman, L ERA: 5.71 (4, 1)	2.2		12	4	1	1	1	1	0	0	0	0	0	13	17	3.38	1.875
Steve Fireovid, R ERA: (6, 1)	0.1		1	0	0	0	0	0	0	0	0	0	0	1	1	0.00	0.000
Matt Young, L ERA: 4.27 (7, 1)	2.0		7	0	0	0	3	1	0	0	0	0	0	12	16	0.00	0.500

**BOTTOM**

**Seattle Mariners @ Chicago White Sox**  
Comiskey Park, Chicago, IL

Sat Jun 21 1986, 4:33 AM EDT  
Att. 21,934 - Unknown

AB	28
R	7
H	7
RBI	6
BB	5
SO	4
LOB	13



WP: 0	PA: 36
PB: 0	
SB: 2	
CS: 0	

PITCHER	IP	WLS	BF	H	R	ER	SO	BB	IBB	HBP	BLK	WP	HR	S	P	ERA	WHIP
---------	----	-----	----	---	---	----	----	----	-----	-----	-----	----	----	---	---	-----	------



Batter	1	2	3	4	5	6	7	8	9	AB R H RBI BB SO LOB	TOP	
John Moses, S OBP: 0.336, SLG: 0.370 (1, 8) X	0-0 4-3		0-0 FC1-4 1B		0-0 F7		0-0 2-3		0-0 G6-4-3	5 0 1 0 0 0 2		
Phil Bradley, R OBP: 0.352, SLG: 0.389 (1, 7) X	0-0 F9		0-0 FC1-4 1B 3B		0-0 F8 1B		0-0 2-3 1B			4 1 2 0 0 0 2		
Alvin Davis, L OBP: 0.400, SLG: 0.476 (1, 3) X	0-0 6-3		0-0 3B 1B		0-0 F8		0-0 SF9			3 1 1 2 0 0 1		
Jim Presley, R OBP: 0.315, SLG: 0.496 (1, 5) X		0-0 1-3	0-0 3B		0-0 4-3		0-0 5-3			4 0 1 2 0 0 2		
Ken Phelps, L OBP: 0.405, SLG: 0.632 (1, 10) X		0-0 E3	4-0 FC6-4 BB		0-3 K		0-0 4-3			3 0 0 0 1 1 0		
Dave Henderson, R OBP: 0.331, SLG: 0.479 (1, 9) X		0-3 K	0-0 FC6-4		0-0 F8		0-0 F9			4 0 0 0 0 1 3		
Spike Owen, S OBP: 0.313, SLG: 0.376 (1, 6) X		0-0 F7		0-0 F6		0-0 1B		0-0 6-3		4 0 1 0 0 0 1		
Dave Valle, R OBP: 0.500, SLG: 0.333 (1, 2) X			0-0 FC1-4 1B 1B		0-0 F9		0-0 6-3		4-0 G6-4-3 BB	3 1 1 0 1 0 1		
Harold Reynolds, S OBP: 0.277, SLG: 0.284 (1, 4) X			0-3 K	0-3 K		0-0 1B 2-3 SF9 1B		0-0 F8		4 1 1 0 0 2 2		
<b>Inning Stats</b>	R: 0 E: 0 K: 0 S: 3 H: 0 LOB: 0 BB: 0 P: 3	R: 0 E: 2 K: 1 S: 6 H: 0 LOB: 1 BB: 0 P: 6	R: 3 E: 0 K: 1 S: 9 H: 4 LOB: 2 BB: 1 P: 13	R: 0 E: 0 K: 1 S: 5 H: 0 LOB: 0 BB: 0 P: 5	R: 0 E: 0 K: 0 S: 4 H: 1 LOB: 1 BB: 0 P: 4	R: 0 E: 0 K: 1 S: 6 H: 1 LOB: 1 BB: 0 P: 6	R: 1 E: 0 K: 0 S: 5 H: 2 LOB: 1 BB: 0 P: 5	R: 0 E: 0 K: 0 S: 3 H: 0 LOB: 0 BB: 0 P: 3	R: 0 E: 0 K: 0 S: 2 H: 0 LOB: 0 BB: 1 P: 6	1B: 7 2B: 0 3B: 1 HR: 0 SF: 1 SAC: 0 DP: 1 HBP: 0	WP: 0 PB: 0 SB: 1 CS: 0	PA: 37
<b>PITCHER</b>	IP WLS BF H R ER SO BB IBB HBP BLK WP HR S P ERA WHIP											
Richard Dotson, R ERA: 5.76 (1, 1)	6.1 W 29 8 4 4 4 1 0 0 0 0 0 0 36 40 5.68 1.421											
Joel McKeon, L ERA: 3.44 (7, 1)	2.2 8 0 0 0 0 1 0 0 0 0 0 0 7 11 0.00 0.375											

Seattle Mariners @ Chicago White Sox  
Comiskey Park, Chicago, IL  
Sun Jun 22 1986, 4:33 AM EDT  
Att. 25,522 - Unknown

AB	34
R	4
H	8
RBI	4
BB	2
SO	4
LOB	14



Batter	1	2	3	4	5	6	7	8	9	AB	R	H	RBI	BB	SO	LOB
<b>John Cangelosi, S</b> OBP: 0.398, SLG: 0.325 (1, 8)	4-0 G3 SF7 BB	0-0 1B		0-0 F4		0-0 CS 2B		1-0 E HBP		3	1	2	1	1	0	0
<b>Carlton Fisk, R</b> OBP: 0.291, SLG: 0.332 (1, 2)	0-0 G3	0-0 1B			0-0 6-3	0-3 K		0-0 E3		5	0	1	1	0	1	3
<b>Harold Baines, L</b> OBP: 0.346, SLG: 0.475 (1, 9)	0-0 SF7	0-0 F7			0-0 1B 2B		0-0 3-1 SF7 2B	0-0 F8		4	2	2	1	0	0	4
<b>Greg Walker, L</b> OBP: 0.360, SLG: 0.516 (1, 3)	0-0 F7	0-0 F7			0-0 2B 1B		0-0 3-1			4	1	1	0	0	0	3
<b>Ron Kittle, R</b> OBP: 0.276, SLG: 0.401 (1, 10)		4-0 FC6-4 BB	0-0 F8		0-0 F8		0-0 SF7			2	0	0	1	1	0	2
<b>Bobby Bonilla, S</b> OBP: 0.357, SLG: 0.354 (1, 7)		0-0 FC6-4 E 1B	0-0 F7		0-0 2B		0-0 F8			4	1	1	2	0	0	1
<b>Tim Hulett, R</b> OBP: 0.306, SLG: 0.415 (1, 5)		0-0 E5 1B	0-0 F8		0-0 F7			0-0 3 1B		4	1	1	0	0	0	2
<b>Ozzie Guillen, L</b> OBP: 0.267, SLG: 0.335 (1, 6)		0-0 1B WP 1B		0-0 G4-1		0-0 6-3 2B		0-0 3		4	2	2	2	0	0	1
<b>Julio Cruz, S</b> OBP: 0.367, SLG: 0.264 (1, 4)		4-0 WP 1B BB		0-0 B1-3		0-0 6-3		4-0 E BB		2	2	0	0	2	0	1

Inning Stats		R: 1	H: 0	E: 0	K: 0	S: 3	R: 4	H: 3	E: 1	K: 0	S: 7	R: 0	H: 0	E: 0	K: 0	S: 3	R: 2	H: 3	E: 0	K: 0	S: 6	R: 1	H: 1	E: 0	K: 0	S: 4	R: 1	H: 1	E: 2	K: 0	S: 4					
PITCHER		IP	WLS	BF	H	R	ER	SO	BB	IBB	HBP	BLK	WP	HR	S	P	ERA	WHIP																		
<b>Mike Morgan, R</b> ERA: 4.17 (1, 1)		1.1	L	11	3	5	4	0	3	0	0	0	1	0	8	20	27.00	4.500																		
<b>Steve Fireovid, R</b> ERA: 3.52 (2, 1)		4.2		18	5	3	3	1	0	0	0	0	0	0	20	20	5.79	1.071																		
<b>Pete Ladd, R</b> ERA: 4.37 (7, 1)		2.0		10	2	2	1	0	1	0	1	0	0	0	8	13	4.50	1.500																		

**BOTTOM**

**Seattle Mariners @ Chicago White Sox**  
Comiskey Park, Chicago, IL

Sun Jun 22 1986, 4:33 AM EDT  
Att. 25,522 - Unknown

livebaseballscorecards.com

<b>AB</b>	<b>32</b>
<b>R</b>	<b>10</b>
<b>H</b>	<b>10</b>
<b>RBI</b>	<b>8</b>
<b>BB</b>	<b>4</b>
<b>SO</b>	<b>1</b>
<b>LOB</b>	<b>17</b>



WP: 1	PA: 39
PB: 0	
SB: 1	
CS: 1	



Batter	1	2	3	4	5	6	7	8	9	AB R H RBI BB SO LOB	TOP											
Tony Bernazard, S (1, 4) OBP: 0.367, SLG: 0.438	0-0 G3 1B		0-0 4-3	0-0 HR		0-0 F8		4-0 BB		4 2 2 1 1 0 0												
Brett Butler, L (1, 8) OBP: 0.325, SLG: 0.332	0-0 G3 1-2		0-0 G3	0-0 6-3		0-0 E1 FC6-4		0-0 F5		5 0 0 0 0 0 2												
Joe Carter, R (1, 3) OBP: 0.341, SLG: 0.492	0-0 1-3 2-H 1B		0-0 6-3	0-0 5-3		0-0 FC6-4 1-2f				5 0 2 1 0 0 1												
Andre Thornton, R (1, 10) OBP: 0.337, SLG: 0.393	4-0 1-3 BB			0-0 6-3	0-3 K	0-0 F5				4 0 0 0 1 2 2												
Mel Hall, L (1, 7) Otis Nixon, S (9, PR) OBP: 0.256, SLG: 0.220	0-0 1-3 1-2 2-3			0-0 2B 1B	4-0 1B BB					3 2 1 0 2 0 2 0 0 0 0 0 0 0												
Brook Jacoby, R (1, 5) OBP: 0.345, SLG: 0.444	0-0 F8			0-0 2B 2B	0-0 F8		4-0 G6-4-3 BB			4 1 1 0 1 1 5												
Julio Franco, R (1, 6) OBP: 0.301, SLG: 0.370		0-0 F8		4-0 2B IBB	0-0 1B 1-2		0-0 G6-4-3 1-2f			4 1 1 0 1 0 3												
Cory Snyder, R (1, 9) OBP: 0.263, SLG: 0.553		0-0 4-3		0-0 HR 2B	0-0 FC6 1B			0-0 F8		4 1 2 4 0 0 0												
Andy Allanson, R (1, 2) OBP: 0.283, SLG: 0.342		0-0 1-3		0-0 HR	0-0 FC6			0-0 F3		4 1 1 2 0 0 2												
<b>Inning Stats</b>	R: 1 E: 0 K: 0 S: 5	H: 2 LOB: 2 BB: 1 P: 9	R: 0 E: 0 K: 0 S: 3	H: 0 LOB: 0 BB: 0 P: 3	R: 0 E: 0 K: 0 S: 3	H: 0 LOB: 0 BB: 0 P: 3	R: 6 E: 0 K: 0 S: 8	H: 5 LOB: 0 BB: 1 P: 12	R: 1 E: 0 K: 1 S: 7	H: 2 LOB: 2 BB: 1 P: 11	R: 0 E: 1 K: 0 S: 4	H: 0 LOB: 1 BB: 0 P: 4	R: 0 E: 0 K: 0 S: 2	H: 0 LOB: 0 BB: 1 P: 6	R: 0 E: 0 K: 0 S: 3	H: 0 LOB: 1 BB: 1 P: 7	R: 0 E: 0 K: 2 S: 8	H: 1 LOB: 2 BB: 1 P: 12	1B: 5 2B: 3 3B: 0 HR: 2	SF: 0 SAC: 0 DP: 1 HBP: 0	WP: 0 PB: 0 SB: 0 CS: 0	PA: 43
<b>PITCHER</b>	IP WLS BF H R ER SO BB IBB HBP BLK WP HR S P ERA WHIP																					
Jim Beattie, R (1, 1) ERA: 5.6	4.0 L 21 7 7 7 0 1 1 0 0 0 2 19 27 15.75 2.000																					
Lee Guetterman, L (5, 1) ERA: 5.52	3.0 13 2 1 1 1 2 0 0 0 0 0 13 21 3.00 1.333																					
Pete Ladd, R (8, 1) ERA: 4.14	2.0 9 1 0 0 2 1 1 0 0 0 0 11 19 0.00 1.000																					

Cleveland Indians @ Seattle Mariners  
The Kingdome, Seattle, WA  
Mon Jun 23 1986, 10:05 PM EDT  
Att. 12,259 - Unknown

livebaseballscorecards.com

AB	37
R	8
H	10
RBI	8
BB	6
SO	3
LOB	17



Batter	1	2	3	4	5	6	7	8	9	AB	R	H	RBI	BB	SO	LOB
John Moses, S (1, 8) OBP: 0.333, SLG: 0.359 Gorman Thomas, R (7, PH) OBP: 0.313, SLG: 0.401 Harold Reynolds, S (8, 4) OBP: 0.277, SLG: 0.284	0-0 6-3	0-0 FC6-4		0-0 6-3		1-2 BB	0-0 FC6-5			3	0	0	0	1	0	3
Phil Bradley, R (1, 7) OBP: 0.349, SLG: 0.389	0-0 F9		0-0 F9		0-0 BB 2B	0-0 F9		0-3 K		5	0	1	0	0	1	2
Alvin Davis, L (1, 10) OBP: 0.400, SLG: 0.485	0-0 F5		0-0 4-3		4-0 BB BB	0-0 F3		0-0 HR		4	1	1	1	1	0	2
Jim Presley, R (1, 5) OBP: 0.317, SLG: 0.506		0-0 HR	0-0 F4		0-0 F6		0-0 1B FC5-4 1B	0-0 5-3		5	2	2	1	0	0	2
Ken Phelps, L (1, 3) OBP: 0.421, SLG: 0.670		0-0 HR		0-0 HR 1B	0-0 F7		0-0 FC5-4 1B FC1-2 1B	0-0 FC4-6 1B		5	2	4	1	0	0	2
Danny Tartabull, R (1, 9) OBP: 0.361, SLG: 0.487		0-3 K		0-0 HR	4-0 BB		0-0 FC5-4 1B	0-0 FC4-6		4	1	2	2	1	1	1
Spike Owen, S (1, 6) OBP: 0.311, SLG: 0.372		0-0 1B 1B		0-0 F8	0-0 F7		0-0 FC5-4 FC1-2 BB		0-3 K	5	0	1	1	0	1	5
Dave Valle, R (1, 2) OBP: 0.556, SLG: 0.200		0-3 K		4-0 FC6-4 BB		4-0 BB BB	4-0 FC6-5 FC1-2 BB		0-0 4-3	2	0	0	0	3	1	1
Domingo Ramos, R (1, 4) OBP: 0.196, SLG: 0.200 Dave Henderson, R (7, PH) OBP: 0.328, SLG: 0.475		0-0 FC6-4 1B		0-0 FC6-4		0-0 F9	0-0 FC1-2		0-3 K	3	0	1	0	0	0	2
										2	0	0	0	0	1	3

Inning Stats	R: 0	H: 0	E: 0	K: 0	S: 3	H: 0	LOB: 0	BB: 0	P: 3	R: 2	H: 4	E: 0	K: 2	S: 11	R: 0	H: 0	E: 0	K: 0	S: 3	R: 2	H: 2	E: 0	K: 0	S: 5	R: 0	H: 1	E: 0	K: 0	S: 4	R: 0	H: 0	E: 0	K: 0	S: 3	R: 1	H: 3	E: 0	K: 0	S: 6	R: 1	H: 2	E: 0	K: 1	S: 7	R: 0	H: 0	E: 0	K: 2	S: 7	R: 0	H: 0	E: 0	K: 2	S: 7	1B: 7	2B: 1	3B: 0	HR: 4	SF: 0	SAC: 0	DP: 0	HBP: 0	WP: 0	PB: 0	SB: 0	CS: 0	PA: 45
--------------	------	------	------	------	------	------	--------	-------	------	------	------	------	------	-------	------	------	------	------	------	------	------	------	------	------	------	------	------	------	------	------	------	------	------	------	------	------	------	------	------	------	------	------	------	------	------	------	------	------	------	------	------	------	------	------	-------	-------	-------	-------	-------	--------	-------	--------	-------	-------	-------	-------	--------

PITCHER	IP	WLS	BF	H	R	ER	SO	BB	IBB	HBP	BLK	WP	HR	S	P	ERA	WHIP
Ken Schrom, R (1, 1) ERA: 3.82	5.0		25	7	4	4	2	3	0	0	0	0	0	26	38	7.20	2.000
Bryan Oelkers, L (6, 1) ERA: 3.15	1.0		7	2	1	1	0	2	0	0	0	0	0	5	13	9.00	4.000
Scott Bailes, L (7, 1) ERA: 4.6	0.1		3	1	0	0	0	1	0	0	0	0	0	2	6	0.00	6.000
Dickie Noles, R (7, 1) ERA: 13.5	1.0		4	1	1	1	1	0	0	0	0	0	1	6	6	9.00	1.000
Ernie Camacho, R (8, 1) ERA: 3.91	1.2	S	6	1	0	0	2	0	0	0	0	0	0	10	10	0.00	0.600

**BOTTOM**

**Cleveland Indians @ Seattle Mariners**

The Kingdome, Seattle, WA

Mon Jun 23 1986, 10:05 PM EDT  
Att. 12,259 - Unknown

AB 39  
R 6  
H 12  
RBI 6  
BB 6  
SO 5  
LOB 26



PITCHER	IP	WLS	BF	H	R	ER	SO	BB	IBB	HBP	BLK	WP	HR	S	P	ERA	WHIP
---------	----	-----	----	---	---	----	----	----	-----	-----	-----	----	----	---	---	-----	------



Batter	1	2	3	4	5	6	7	8	9	AB R H RBI BB SO LOB	TOP																																
<b>Tony Bernazard, S</b> (1, 4) OBP: 0.371, SLG: 0.441	4-0 5-3 2B BB	0-0 L9			4-0 1-2 FC5-4 BB		0-0 1-3 FC5 2B	0-0 3-1		3 1 1 0 2 0 1																																	
<b>Brett Butler, L</b> (1, 8) OBP: 0.326, SLG: 0.331	0-0 5-3 1-2		0-0 F6		0-0 F8		0-0 FC5 1B	4-0 CS BB		4 0 1 1 1 0 3																																	
<b>Joe Carter, R</b> (1, 3) OBP: 0.345, SLG: 0.500	0-0 F9 2-H 2B		1-0 CS HBP		0-0 FC5-4 1-2f		0-0 FC5 G4-6-3 1-2 2-3f	0-0 2B 1-2		4 0 2 1 0 0 4																																	
<b>Brook Jacoby, R</b> (1, 5) OBP: 0.339, SLG: 0.435	0-0 F9 2-3		0-3 K 1-2		0-0 F8		0-0 G4-6-3 1-2f	0-3 K 2		5 0 0 0 0 2 5																																	
<b>Mel Hall, L</b> (1, 7) OBP: 0.355, SLG: 0.575 <b>Andre Thornton, R</b> (9, PH) OBP: 0.336, SLG: 0.391 <b>Otis Nixon, S</b> (9, 7) OBP: 0.256, SLG: 0.220	0-0 G3			0-0 G5-4-3 1B		0-0 PB 5-3 1B		0-0 HR	0-3 K 3	4 2 3 1 0 0 1 1 0 0 0 0 1 1 0 0 0 0 0 0 0																																	
<b>Julio Franco, R</b> (1, 6) OBP: 0.304, SLG: 0.372		0-0 1-3		0-0 G5-4-3 1-2f		0-0 5-3 PB 1B		0-0 HR 1B		4 1 2 0 0 0 1																																	
<b>Carmen Castillo, R</b> (1, 10) OBP: 0.323, SLG: 0.456		0-0 2B SF8 1B		0-0 5-3		0-0 5-3 1-3 2-H		0-0 HR 1B		4 2 2 3 0 0 1																																	
<b>Cory Snyder, R</b> (1, 9) OBP: 0.262, SLG: 0.548		0-0 1-3 2B			0-0 L9		0-3 K 3	0-0 5-3		4 0 1 0 0 1 1																																	
<b>Andy Allanson, R</b> (1, 2) OBP: 0.288, SLG: 0.344		0-0 SF8 3-H			4-0 BB BB		0-0 2B 1B	0-3 K 2		2 1 1 1 1 1 0																																	
<b>Inning Stats</b>	R: 1 E: 0 K: 0 S: 4	H: 1 LOB: 1 BB: 1 P: 8	R: 1 E: 0 K: 0 S: 5	H: 2 LOB: 1 BB: 0 P: 5	R: 0 E: 0 K: 1 S: 4	H: 0 LOB: 0 BB: 0 P: 5	R: 0 E: 0 K: 0 S: 3	H: 1 LOB: 0 BB: 0 P: 3	R: 0 E: 0 K: 0 S: 3	H: 0 LOB: 2 BB: 2 P: 11	R: 1 E: 0 K: 1 S: 7	H: 2 LOB: 1 BB: 0 P: 7	R: 1 E: 0 K: 0 S: 5	H: 3 LOB: 1 BB: 0 P: 5	R: 3 E: 0 K: 1 S: 8	H: 3 LOB: 0 BB: 0 P: 8	R: 0 E: 0 K: 2 S: 7	H: 1 LOB: 1 BB: 1 P: 11	1B: 7 2B: 4 3B: 0 HR: 2	SF: 1 SAC: 0 DP: 2 HBP: 1	WP: 0 PB: 1 SB: 0 CS: 2	PA: 41																					
<b>PITCHER</b>	IP	WLS	BF	H	R	ER	SO	BB	IBB	HBP	BLK	WP	HR	S	P	ERA	WHIP	<b>PITCHER</b>								IP	WLS	BF	H	R	ER	SO	BB	IBB	HBP	BLK	WP	HR	S	P	ERA	WHIP	
<b>Mike Moore, R</b> (1, 1) ERA: 4.82	6.0		29	9	4	3	2	3	0	1	0	0	0	29	42	4.50	2.000																										
<b>Mark Huismann, R</b> (7, 1) ERA: 4.07	2.0		9	3	3	3	1	1	0	0	0	0	2	10	14	13.50	2.000																										
<b>Pete Ladd, R</b> (9, 1) ERA: 4.06	0.2		2	1	0	0	1	0	0	0	0	0	0	4	4	0.00	1.500																										
<b>Matt Young, L</b> (9, 1) ERA: 4.25	0.1	W	1	0	0	0	1	0	0	0	0	0	0	3	3	0.00	0.000																										

**Cleveland Indians @ Seattle Mariners**  
The Kingdome, Seattle, WA  
Tue Jun 24 1986, 10:05 PM EDT  
Att. 6,968 - Unknown

[livebaseballscorecards.com](http://livebaseballscorecards.com)

<b>AB</b>	<b>35</b>
<b>R</b>	<b>7</b>
<b>H</b>	<b>13</b>
<b>RBI</b>	<b>7</b>
<b>BB</b>	<b>4</b>
<b>SO</b>	<b>5</b>
<b>LOB</b>	<b>18</b>



BOTTOM

Cleveland Indians @ Seattle Mariners  
The Kingdome, Seattle, WA  
Tue Jun 24 1986, 10:05 PM EDT  
Att. 6,968 - Unknown

livebaseballscorecards.com

AB	33
R	8
H	9
RBI	6
BB	6
SO	11
LOB	18



WP	3	PA	40
PB	3		
SB	2		
CS	0		

AB R H RBI BB SO LOB

4	3	2	0	1	2	1
4	2	2	3	1	1	3
0	0	0	0	1	0	0
3	0	0	0	0	2	1
5	0	1	2	0	3	3
2	0	0	0	2	0	1
4	1	1	0	0	2	3
4	0	0	0	0	0	2
3	2	3	1	1	0	0
3	0	0	0	0	0	3
1	0	0	0	0	1	1
0	0	0	0	0	0	0

Batter	1	2	3	4	5	6	7	8	9
John Moses, S (1, 8) OBP: 0.345, SLG: 0.364	0-0 WP S E 1B	0-3 K 2-H		0-3 K 1-2 HR		0-0 G6-4-3 1-2 1B			4-0 SH3-4 BB 2B
Phil Bradley, R (1, 7) OBP: 0.354, SLG: 0.406	0-3 K		0-0 WP S 1B	0-0 HR 1-H 2-H		0-0 G6-4-3 1-2f			4-0 SH3-4 2B BB
Alvin Davis, L (1, 10) OBP: 0.402, SLG: 0.485 Gorman Thomas, R (1, PR) OBP: 0.308, SLG: 0.394	4-0 BB 1-3		0-3 K	0-3 K			0-0 3-1		0-0 SH3-4 1-2 2-3
Jim Presley, R (1, 5) OBP: 0.315, SLG: 0.504	0-3 K		0-3 K 1-2		0-0 F8		0-3 K		0-0 BB 2B 2-H 3-H
Ken Phelps, L (1, 3) OBP: 0.423, SLG: 0.657	0-0 F8 1-2 3-H		4-0 WP BB		4-0 FC4-6 BB		0-0 F8		
Danny Tartabull, R (1, 9) OBP: 0.359, SLG: 0.487		0-0 4-3 1B 2B	0-3 K 1-2 2-3		0-3 K			0-0 6-3	
Spike Owen, S (1, 6) OBP: 0.306, SLG: 0.366		0-0 4-3 2-3		0-0 F6	0-0 FC4-6 1-2f			0-0 6-3	
Bob Kearney, R (1, 2) OBP: 0.237, SLG: 0.295		0-0 G3 PB 1B 3-H		0-0 WP HR 1B		0-0 1B 1B		4-0 BB	
Harold Reynolds, S (1, 4) OBP: 0.272, SLG: 0.278 Dave Henderson, R (8, PH) OBP: 0.327, SLG: 0.473 Domingo Ramos, R (9, 4) OBP: 0.196, SLG: 0.200		0-0 G3 1-2		0-0 L8		0-0 F7		0-3 K	

Inning Stats	R: 1	H: 1	E: 0	K: 2	S: 8	R: 2	H: 2	E: 0	K: 1	S: 7	R: 0	H: 1	E: 0	K: 3	S: 10	R: 3	H: 2	E: 0	K: 2	S: 10	R: 0	H: 0	E: 0	K: 1	S: 5	R: 0	H: 2	E: 0	K: 0	S: 4	R: 0	H: 0	E: 0	K: 1	S: 5	R: 0	H: 0	E: 0	K: 1	S: 5	R: 2	H: 1	E: 0	K: 0	S: 2	R: 0	H: 0	E: 0	K: 1	S: 5	R: 0	H: 0	E: 0	K: 0	S: 2	1B: 6	SF: 0	2B: 2	SAC: 1	3B: 0	DP: 1	HR: 1	HBP: 0	WP: 3	PA: 40
--------------	------	------	------	------	------	------	------	------	------	------	------	------	------	------	-------	------	------	------	------	-------	------	------	------	------	------	------	------	------	------	------	------	------	------	------	------	------	------	------	------	------	------	------	------	------	------	------	------	------	------	------	------	------	------	------	------	-------	-------	-------	--------	-------	-------	-------	--------	-------	--------

PITCHER	IP	WLS	BF	H	R	ER	SO	BB	IBB	HBP	BLK	WP	HR	S	P	ERA	WHIP
Tom Candiotti, R (1, 1) ERA: 3.78	7.2		35	8	6	4	10	4	0	0	0	3	1	51	67	4.70	1.565
Ernie Camacho, R (8, 1) ERA: 4.56	0.2	L	5	1	2	2	1	2	0	0	0	0	0	5	13	27.00	4.500

PITCHER	IP	WLS	BF	H	R	ER	SO	BB	IBB	HBP	BLK	WP	HR	S	P	ERA	WHIP
---------	----	-----	----	---	---	----	----	----	-----	-----	-----	----	----	---	---	-----	------



Batter	1	2	3	4	5	6	7	8	9	AB R H RBI BB SO LOB	TOP	
Tony Bernazard, S (1, 4) OBP: 0.373, SLG: 0.444	0-0 5-3		4-0 BB		0-0 L7		0-0 1-3 2-H 2B			3 0 1 1 1 0 1		
Julio Franco, R (1, 6) OBP: 0.307, SLG: 0.369	4-0 BLK BB		0-3 K			4-0 S BB	0-0 F9			2 0 0 0 2 1 3		
Joe Carter, R (1, 3) OBP: 0.344, SLG: 0.494	0-3 K		0-3 K			0-3 1-2 K		4-0 G5-4-3 BB		3 0 0 0 1 3 3		
Andre Thornton, R (1, 10) OBP: 0.331, SLG: 0.385	0-0 1-2 6-3			0-3 K		0-3 K		0-0 G5-4-3 1-2f		4 0 0 0 0 2 3		
Carmen Castillo, R (1, 9) OBP: 0.310, SLG: 0.436		0-3 K		0-3 K		0-3 K		0-3 K		4 0 0 0 0 4 1		
Brook Jacoby, R (1, 5) OBP: 0.338, SLG: 0.432		0-0 1B		0-0 6-3			0-0 G1		0-0 6-3	4 0 1 0 0 0 0		
Cory Snyder, R (1, 7) OBP: 0.261, SLG: 0.543		0-3 K			0-0 2B		0-3 K		0-0 5-3	4 0 1 0 0 2 1		
Andy Allanson, R (1, 2) OBP: 0.289, SLG: 0.340 Fran Mullins, R (9, PH) OBP: 0.143, SLG: 0.231		0-3 K			0-3 K		4-0 E 2B BB		0-3 K	2 1 0 0 1 2 2 1 0 0 0 0 1 0		
Otis Nixon, S (1, 8) OBP: 0.239, SLG: 0.205			0-0 F9		0-0 L4		0-0 E1 2B			3 0 0 0 0 0 2		
<b>Inning Stats</b>	R: 0 E: 0 K: 1 S: 5 H: 0 LOB: 1 BB: 1 P: 9	R: 0 E: 0 K: 3 S: 10 H: 1 LOB: 1 BB: 0 P: 10	R: 0 E: 0 K: 2 S: 7 H: 0 LOB: 1 BB: 1 P: 11	R: 0 E: 0 K: 2 S: 7 H: 0 LOB: 0 BB: 0 P: 7	R: 0 E: 0 K: 1 S: 6 H: 1 LOB: 1 BB: 0 P: 6	R: 0 E: 0 K: 3 S: 9 H: 0 LOB: 1 BB: 1 P: 13	R: 1 E: 1 K: 1 S: 7 H: 1 LOB: 2 BB: 1 P: 11	R: 0 E: 0 K: 1 S: 4 H: 0 LOB: 0 BB: 1 P: 8	R: 0 E: 0 K: 1 S: 5 H: 0 LOB: 0 BB: 0 P: 5	1B: 1 2B: 2 3B: 0 HR: 0 SF: 0 SAC: 0 DP: 1 HBP: 0	WP: 0 PB: 0 SB: 1 CS: 0 PA: 35	
<b>PITCHER</b> Mark Langston, L (1, 1) ERA: 4.63	IP WLS BF H R ER SO BB IBB HBP BLK WP HR S P ERA WHIP	9.0 W 35 3 1 0 15 5 0 0 1 0 0 60 80 0.00 0.889										

Cleveland Indians @ Seattle Mariners  
The Kingdome, Seattle, WA  
Wed Jun 25 1986, 6:33 AM EDT  
Att. 8,372 - Unknown

livebaseballscorecards.com

AB	30
R	1
H	3
RBI	1
BB	5
SO	15
LOB	16



BOTTOM

Cleveland Indians @ Seattle Mariners

The Kingdome, Seattle, WA

Wed Jun 25 1986, 6:33 AM EDT

Att. 8,372 - Unknown

livebaseballscorecards.com

AB 35
R 6
H 13
RBI 6
BB 3
SO 2
LOB 15



WP: 0 PA: 40
PB: 0
SB: 1
CS: 1

AB R H RBI BB SO LOB

Table with 7 columns (AB, R, H, RBI, BB, SO, LOB) and 9 rows (batters 1-9 and Inning Stats)

Main scorecard area containing batter names, statistics, and play diagrams for each batter in each inning.

Pitcher statistics table with columns for PITCHER, IP, WLS, BF, H, R, ER, SO, BB, IBB, HBP, BLK, WP, HR, S, P, ERA, WHIP



Texas Rangers @ Seattle Mariners  
 The Kingdome, Seattle, WA  
 Thu Jun 26 1986, 10:05 PM EDT  
 Att. 8,127 - Unknown

livebaseballscorecards.com

AB	43
R	10
H	18
RBI	10
BB	2
SO	6
LOB	17



WP:	0	PA:	45
PB:	0		
SB:	0		
CS:	0		

AB R H RBI BB SO LOB

4	1	1	1	0	1	2
1	0	0	0	0	0	0
5	1	3	0	0	0	2
5	2	2	0	0	0	2
4	1	1	2	1	1	1
5	1	1	2	0	3	3
5	3	4	1	0	0	0
4	1	2	3	1	0	2
4	0	2	0	0	1	2
1	0	1	1	0	0	0
5	0	1	0	0	0	3

Batter	1	2	3	4	5	6	7	8	9
Oddibe McDowell, L (1, 8) OBP: 0.344, SLG: 0.461 Bob Jones, L (7, 7) OBP: 0.143, SLG: 0.053	1-3 K			HR		F7		3-1	
Scott Fletcher, R (1, 6) OBP: 0.372, SLG: 0.402	1B 1B			1B		3B		F8	
Ruben Sierra, S (1, 7) OBP: 0.245, SLG: 0.404	1-2 2B 1B	4-3		P4		F2		BB 2B 1B	
Pete Incaviglia, R (1, 9) OBP: 0.328, SLG: 0.489	1-H 2-H HR 2B	6-3		F3		K		4-0 2B 1-2 FC6-2 BB	
Larry Parrish, R (1, 10) OBP: 0.309, SLG: 0.503	2-H HR	K		1-3		K		0-3 K	
Tom Paciorek, R (1, 3) OBP: 0.324, SLG: 0.381	HR 1B			2B 1B		F8		0-0 FC5 2B	
Steve Buechele, R (1, 4) OBP: 0.314, SLG: 0.467	1-H HR			1-H 2B		F7		4-0 BB BB	
Mike Stanley, R (1, 5) OBP: 0.222, SLG: 0.333 Curtis Wilkerson, S (7, 4) OBP: 0.277, SLG: 0.291	1B 2B			G6-3 1B		K		0-0 FC6-2 1B	
Orlando Mercado, R (1, 2) OBP: 0.297, SLG: 0.269	2-3 1B			G6-3 1-2f		F3		0-0 5-3 1B	

Inning Stats	R: 6	H: 8	E: 0	LOB: 2	K: 1	BB: 0	S: 13	P: 13	R: 0	H: 0	E: 0	LOB: 0	K: 1	BB: 0	S: 5	P: 5	R: 1	H: 3	E: 0	LOB: 0	K: 0	BB: 0	S: 4	P: 4	R: 1	H: 2	E: 0	LOB: 1	K: 0	BB: 0	S: 5	P: 5	R: 0	H: 0	E: 0	LOB: 0	K: 1	BB: 0	S: 5	P: 5	R: 0	H: 1	E: 0	LOB: 1	K: 0	BB: 0	S: 4	P: 4	R: 0	H: 1	E: 0	LOB: 2	K: 2	BB: 1	S: 8	P: 12	R: 0	H: 0	E: 0	LOB: 0	K: 0	BB: 0	S: 3	P: 3	R: 2	H: 3	E: 0	LOB: 2	K: 1	BB: 1	S: 8	P: 12
--------------	------	------	------	--------	------	-------	-------	-------	------	------	------	--------	------	-------	------	------	------	------	------	--------	------	-------	------	------	------	------	------	--------	------	-------	------	------	------	------	------	--------	------	-------	------	------	------	------	------	--------	------	-------	------	------	------	------	------	--------	------	-------	------	-------	------	------	------	--------	------	-------	------	------	------	------	------	--------	------	-------	------	-------

PITCHER	IP	WLS	BF	H	R	ER	SO	BB	IBB	HBP	BLK	WP	HR	S	P	ERA	WHIP
Lee Guetterman, L (1, 1) ERA: 6.7	0.1	L	7	6	6	6	0	0	0	0	0	0	2	7	7	162.00	18.000
Steve Fireovid, R (1, 1) ERA: 4.35	2.2		12	6	2	2	2	0	0	0	0	0	1	16	16	6.75	2.250
Jerry Reed, R (4, 1) ERA: 3.0	5.0		19	3	0	0	3	1	0	0	0	0	0	24	28	0.00	0.800
Mark Huismann, R (9, 1) ERA: 4.4	1.0		7	3	2	2	1	1	0	0	0	0	0	8	12	18.00	4.000

PITCHER	IP	WLS	BF	H	R	ER	SO	BB	IBB	HBP	BLK	WP	HR	S	P	ERA	WHIP
---------	----	-----	----	---	---	----	----	----	-----	-----	-----	----	----	---	---	-----	------

Batter	1	2	3	4	5	6	7	8	9	AB	R	H	RBI	BB	SO	LOB
John Moses, S (1, 8) OBP: 0.326, SLG: 0.342	0-0 F7	0-0 1-3			0-3 K		0-0 G3		0-0 F7	5	0	0	0	0	1	3
Phil Bradley, R (1, 7) OBP: 0.362, SLG: 0.421	4-0 S BB		0-0 G6-4-3 1B		0-0 5-3			0-0 F9		3	0	1	0	1	0	0
Jim Presley, R (1, 5) OBP: 0.319, SLG: 0.496	0-0 6-3		0-0 G6-4-3 1-2f		0-3 K		4-0 BB BB			3	0	0	0	1	1	2
Ken Phelps, L (1, 3) OBP: 0.417, SLG: 0.624	0-0 G3		0-0 4-3		0-0 F3		4-0 FC4-6 BB			3	0	0	0	1	0	1
Danny Tartabull, R (1, 9) OBP: 0.360, SLG: 0.497		0-0 1B HR 1B		0-0 F3		0-0 F7		0-0 F9		4	1	1	0	0	0	2
Dave Henderson, R (1, 10) OBP: 0.332, SLG: 0.467		0-0 F9		4-0 BB		4-0 1B PB BB		0-0 FC4-6		2	0	0	0	2	0	3
Spike Owen, S (1, 6) OBP: 0.312, SLG: 0.370		0-0 1-2 HR 1B		0-3 K		0-0 P6			0-0 G4-6-3 1B 1B	4	1	2	0	0	1	2
Bob Kearney, R (1, 2) OBP: 0.262, SLG: 0.350		0-0 1-H 2-H HR		0-0 5-3		0-0 2-3 1B			0-0 G4-6-3 1B	4	1	3	3	0	0	1
Harold Reynolds, S (1, 4) OBP: 0.269, SLG: 0.274 Ricky Nelson, L (7, PH) Domingo Ramos, R (8, 4) OBP: 0.192, SLG: 0.196		0-0 1-3		0-0 4-3		0-3 K			0-0 G4-6-3 1-2f 2-3	2	0	0	0	0	0	0

Inning Stats	R: 0	H: 0	E: 0	K: 0	S: 3	R: 3	H: 3	E: 0	K: 0	S: 6	R: 0	H: 1	E: 0	K: 0	S: 3	R: 0	H: 0	E: 0	K: 1	S: 5	R: 0	H: 0	E: 0	K: 1	S: 5	R: 0	H: 0	E: 0	K: 1	S: 5	R: 0	H: 1	E: 0	K: 0	S: 6	R: 0	H: 0	E: 0	K: 0	S: 3	R: 0	H: 2	E: 0	K: 0	S: 4	R: 0	H: 2	E: 0	K: 0	S: 4	1B: 6	2B: 0	3B: 0	HR: 1	SF: 0	SAC: 0	DP: 2	HBP: 0	WP: 0	PB: 1	SB: 1	CS: 0	PA: 37
--------------	------	------	------	------	------	------	------	------	------	------	------	------	------	------	------	------	------	------	------	------	------	------	------	------	------	------	------	------	------	------	------	------	------	------	------	------	------	------	------	------	------	------	------	------	------	------	------	------	------	------	-------	-------	-------	-------	-------	--------	-------	--------	-------	-------	-------	-------	--------

PITCHER	IP	WLS	BF	H	R	ER	SO	BB	IBB	HBP	BLK	WP	HR	S	P	ERA	WHIP
Charlie Hough, R (1, 1) ERA: 2.87	7.0	W	28	5	3	3	4	3	0	0	0	0	1	33	45	3.86	1.143
Dale Mohorcic, R (8, 1) ERA: 1.65	2.0		9	2	0	0	0	2	0	0	0	0	0	7	15	0.00	2.000

**BOTTOM**

**Texas Rangers @ Seattle Mariners**  
The Kingdome, Seattle, WA  
Thu Jun 26 1986, 10:05 PM EDT  
Att. 8,127 - Unknown

livebaseballscorecards.com

AB	32
R	3
H	7
RBI	3
BB	5
SO	4
LOB	18





Batter	1	2	3	4	5	6	7	8	9	AB R H RBI BB SO LOB	TOP																
Oddibe McDowell, L (1, 8) OBP: 0.352, SLG: 0.465	0-0 1B 1B		0-0 1B 1B	0-0 CS 1B		4-0 IBB		0-3 K		4 2 3 0 1 1 1																	
Scott Fletcher, R (1, 6) OBP: 0.368, SLG: 0.397	0-0 1B 1B		0-3 K 1-2	0-0 G3 1-2		0-0 F9		0-0 6-3		5 0 1 0 0 1 5																	
Pete O'Brien, L (1, 3) OBP: 0.385, SLG: 0.469	0-0 1B 1-2 3-H		0-0 BB E 1B 2-H		4-0 BB BB		0-0 F7		0-3 K	4 1 2 2 1 1 0																	
Pete Incaviglia, R (1, 9) OBP: 0.330, SLG: 0.485	0-3 K		4-0 E S BB 1-2		0-0 P3		0-0 F9 1B 1B		0-3 K	4 1 1 0 1 2 3																	
Larry Parrish, R (1, 10) OBP: 0.306, SLG: 0.494	0-3 K		0-3 K		0-0 P4		0-0 FC5-4 1B 1-2		0-0 1-3	5 0 1 0 0 2 5																	
Ruben Sierra, S (1, 7) OBP: 0.235, SLG: 0.388	0-0 F7		0-0 E4 S 1B 1-3 2-H		0-0 G4-1		0-0 F9 2-3			4 1 0 0 0 0 6																	
Geno Petrali, L (1, 2) OBP: 0.275, SLG: 0.358		0-0 F7	0-0			0-0 E9 2B		0-0 FC5-4		3 0 2 1 0 0 0																	
Tom Pacionek, R (7, PH) OBP: 0.321, SLG: 0.377			1-H 3-H 1B							1 0 0 0 0 0 2																	
Orlando Mercado, R (7, 2) OBP: 0.297, SLG: 0.269										0 0 0 0 0 0 0																	
Steve Buechele, R (1, 5) OBP: 0.313, SLG: 0.467		0-0 F9	0-3 K			0-0 E9 2-H				4 0 1 0 0 1 2																	
Curtis Wilkerson, S (1, 4) OBP: 0.272, SLG: 0.286		0-0 F8								3 0 0 0 0 0 1																	
Mike Stanley, R (8, PH) OBP: 0.200, SLG: 0.300				0-0 4-3			0-0 F8		0-3 K	1 0 0 0 0 1 1																	
<b>Inning Stats</b>	R: 1 H: 3 E: 0 LOB: 2 K: 2 BB: 0 S: 10 P: 10	R: 0 H: 0 E: 0 LOB: 0 K: 0 BB: 0 S: 3 P: 3	R: 4 H: 3 E: 1 LOB: 1 K: 3 BB: 1 S: 13 P: 17	R: 0 H: 1 E: 0 LOB: 0 K: 0 BB: 0 S: 3 P: 3	R: 0 H: 0 E: 0 LOB: 1 K: 0 BB: 1 S: 3 P: 7	R: 0 H: 1 E: 1 LOB: 2 K: 0 BB: 1 S: 4 P: 8	R: 0 H: 2 E: 0 LOB: 2 K: 0 BB: 0 S: 5 P: 5	R: 0 H: 1 E: 0 LOB: 1 K: 2 BB: 0 S: 8 P: 8	R: 0 H: 0 E: 0 LOB: 0 K: 2 BB: 0 S: 7 P: 7	1B: 9 SF: 0 2B: 2 SAC: 0 3B: 0 DP: 0 HR: 0 HBP: 0	WP: 0 PA: 41 PB: 0 SB: 3 CS: 1																
<b>PITCHER</b>	IP WLS BF H R ER SO BB IBB HBP BLK WP HR S P ERA WHIP											<b>PITCHER</b>	IP WLS BF H R ER SO BB IBB HBP BLK WP HR S P ERA WHIP														
Mike Morgan, R (1, 1) ERA: 4.08	6.1	32	10	5	2	5	2	1	0	0	0	0	0	39	51	2.84	1.895										
Matt Young, L (7, 1) ERA: 4.04	2.2	W	9	1	0	0	4	0	0	0	0	0	0	17	17	0.00	0.375										

Texas Rangers @ Seattle Mariners  
The Kingdome, Seattle, WA  
Fri Jun 27 1986, 10:05 PM EDT  
Att. 8,324 - Unknown

livebaseballscorecards.com

AB 38  
R 5  
H 11  
RBI 3  
BB 3  
SO 9  
LOB 26



Batter	1	2	3	4	5	6	7	8	9	AB	R	H	RBI	BB	SO	LOB
John Moses, S (1, 8) OBP: 0.331, SLG: 0.342	4-0 WP S 1B BB		0-0 6-3	0-0 CS 1B		0-3 K				3	1	1	1	1	1	1
Phil Bradley, R (1, 7) OBP: 0.360, SLG: 0.415	0-3 K 1-3		4-0 FC6-4 BB	0-0 CS 1-2	0-3 K		0-3 K			3	0	0	0	1	3	1
Jim Presley, R (1, 5) OBP: 0.324, SLG: 0.509	0-0 1B		0-0 FC6-4 1-2f		4-0 BB BB		0-0 HR			3	1	2	2	1	0	1
Ken Phelps, L (1, 3) OBP: 0.420, SLG: 0.616	0-3 K			0-0 1B 1B	4-0 1-2 BB		0-0 F7			3	1	1	0	1	1	1
Danny Tartabull, R (1, 9) OBP: 0.358, SLG: 0.493	0-3 K			0-0 1B 1-2 1B	0-3 K		0-0 F8			4	1	1	0	0	2	3
Dave Henderson, R (1, 10) OBP: 0.331, SLG: 0.463		0-0 F8		0-0 BB 1B G4-6-3 1B	0-3 K		0-3 K2-3			4	1	1	1	0	2	2
Spike Owen, S (1, 6) OBP: 0.315, SLG: 0.370		4-0 G4-3 BB		0-0 G4-6-3 BB 1-2 1B 1B		0-0 F7		0-0 1-3		3	1	1	1	1	0	0
Bob Kearney, R (1, 2) OBP: 0.262, SLG: 0.341		0-0 G4-3 1-2f		4-0 1-2 2-3 BB		0-0 2-3		0-0 F9		3	0	0	0	1	0	1
Harold Reynolds, S (1, 4) OBP: 0.267, SLG: 0.273			0-0 1-3		0-0 G4-6-3		0-0 E3			1	0	0	0	0	0	0
Scott Bradley, L (4, PH) OBP: 0.360, SLG: 0.273				1-2f 2-3 3-H						1	0	0	0	0	0	2
Domingo Ramos, R (5, 4) OBP: 0.189, SLG: 0.192										1	0	0	0	0	0	0

Inning Stats	R: 1	H: 1	E: 0	K: 3	S: 10	P: 14	R: 0	H: 0	E: 0	K: 0	S: 2	P: 6	R: 0	H: 0	E: 0	K: 0	S: 3	P: 7	R: 4	H: 5	E: 0	K: 0	S: 6	P: 10	R: 0	H: 0	E: 0	K: 3	S: 9	P: 17	R: 0	H: 0	E: 1	K: 1	S: 6	P: 6	R: 1	H: 1	E: 0	K: 1	S: 5	P: 5	R: 0	H: 0	E: 0	K: 1	S: 5	P: 5				
	1B: 6	SF: 0	2B: 0	SAC: 0	3B: 0	DP: 2	HR: 1	HBP: 0	WP: 1	PA: 36																																										
PITCHER	IP	WLS	BF	H	R	ER	SO	BB	IBB	HBP	BLK	WP	HR	S	P	ERA	WHIP																																			
Mike Mason, L (1, 1) ERA: 4.69	3.0		16	5	5	5	3	3	0	0	0	1	0	19	31	15.00	2.667																																			
Jeff Russell, R (4, 1) ERA: 5.17	5.0	L	19	2	1	1	6	3	0	0	0	0	1	28	40	1.80	1.000																																			

BOTTOM

Texas Rangers @ Seattle Mariners  
The Kingdome, Seattle, WA  
Fri Jun 27 1986, 10:05 PM EDT  
Att. 8,324 - Unknown

livebaseballscorecards.com

AB	29
R	6
H	7
RBI	5
BB	6
SO	9
LOB	12





Batter	1	2	3	4	5	6	7	8	9	AB R H RBI BB SO LOB	TOP
<b>Oddibe McDowell, L</b> (1, 8) OBP: 0.352, SLG: 0.464	0-0 1B BB 1B	0-0 1-3 S 1B		0-3 K		0-0 G4-1		0-0 F9		5 0 2 0 0 1 1	
<b>Ruben Sierra, S</b> (1, 7) OBP: 0.243, SLG: 0.382	4-0 1B 1-2 BB	0-3 K		0-0 G3		0-3 K		0-0 FC5-4 1B		4 0 1 0 1 2 3	
<b>Pete O'Brien, L</b> (1, 3) OBP: 0.382, SLG: 0.471	0-0 F6			0-0 3-1			0-0 G3	0-0 F5		5 1 1 0 0 0 3	
<b>Pete Incaviglia, R</b> (1, 9) OBP: 0.331, SLG: 0.485 <b>Bob Jones, L</b> (8, 9) OBP: 0.143, SLG: 0.053	0-0 1-2 2-3 1B			0-0 SF7 3-H		0-0 F6	0-0 E 1B 1B	0-0 FC5-4 1-2f		4 1 2 1 0 0 1 0 0 0 0 0 0 0	
<b>Larry Parrish, R</b> (1, 10) OBP: 0.303, SLG: 0.485	0-0 F3			0-3 K		0-3 K	0-0 E1 1B 1B SF9		0-0 G6-3 1B	5 1 1 0 0 2 4	
<b>Tom Paciorek, R</b> (1, 5) OBP: 0.336, SLG: 0.418 <b>Scott Fletcher, R</b> (7, 6) OBP: 0.367, SLG: 0.395	0-0 F9			0-0 1B 1B		0-0 HR	0-0 SF9 1-2 3-H 1B 1B		0-0 G6-3 1-2f	4 1 3 2 0 0 3 1 0 0 0 0 0 1	
<b>Steve Buechele, R</b> (1, 4) OBP: 0.319, SLG: 0.475 (7, 5)				0-3 K		0-0 1-2 1B	0-0 1-2 2-3 1B		0-0 5-3	5 0 3 0 0 1 0	
<b>Orlando Mercado, R</b> (1, 2) OBP: 0.282, SLG: 0.257				0-0 5-3		0-0 F8	0-0 F4		0-0 SF9	3 0 0 1 0 0 3	
<b>Curtis Wilkerson, S</b> (1, 6) OBP: 0.277, SLG: 0.291 (7, 4)				0-0 1B 1B		0-0 G3 S WP 1B		0-0 G3	0-0 F8	4 1 2 0 0 0 2	
<b>Inning Stats</b>	R: 0 E: 0 K: 0 S: 5 H: 2 LOB: 3 BB: 1 P: 9	R: 0 E: 0 K: 2 S: 9 H: 2 LOB: 2 BB: 0 P: 9	R: 1 E: 0 K: 1 S: 8 H: 3 LOB: 2 BB: 0 P: 8	R: 1 E: 0 K: 1 S: 6 H: 1 LOB: 0 BB: 0 P: 6	R: 1 E: 0 K: 1 S: 7 H: 2 LOB: 1 BB: 0 P: 7	R: 0 E: 0 K: 1 S: 5 H: 0 LOB: 0 BB: 0 P: 5	R: 2 E: 1 K: 0 S: 7 H: 3 LOB: 2 BB: 0 P: 7	R: 0 E: 0 K: 0 S: 4 H: 1 LOB: 1 BB: 0 P: 4	R: 0 E: 0 K: 0 S: 3 H: 1 LOB: 0 BB: 0 P: 3	1B: 12 2B: 1 3B: 1 HR: 1 SF: 2 SAC: 0 DP: 1 HBP: 0	WP: 1 PB: 0 SB: 2 CS: 0 PA: 43
<b>PITCHER</b>	IP WLS BF H R ER SO BB IBB HBP BLK WP HR S P ERA WHIP										
<b>Jim Beattie, R</b> (1, 1) ERA: 5.56	5.0 L 26 10 3 3 5 1 0 0 0 0 1 1 35 39 5.40 2.200										
<b>Lee Guetterman, L</b> (6, 1) ERA: 6.7	1.1 5 1 1 1 1 0 0 0 0 0 0 0 7 7 6.75 0.750										
<b>Steve Fireovid, R</b> (7, 1) ERA: 4.35	0.0 3 2 0 0 0 0 0 0 0 0 0 0 3 3 ∞ ∞										
<b>Mark Huismann, R</b> (7, 1) ERA: 4.14	2.2 9 2 1 0 0 0 0 0 0 0 0 0 9 9 0.00 0.750										

**Texas Rangers @ Seattle Mariners**  
The Kingdome, Seattle, WA  
Sat Jun 28 1986, 10:05 PM EDT  
Att: 10,606 - Unknown

[livebaseballscorecards.com](http://livebaseballscorecards.com)

<b>AB</b>	40
<b>R</b>	5
<b>H</b>	15
<b>RBI</b>	4
<b>BB</b>	1
<b>SO</b>	6
<b>LOB</b>	21



Batter	1	2	3	4	5	6	7	8	9	AB R H RBI BB SO LOB
John Moses, S (1, 8) OBP: 0.336, SLG: 0.341	4-0 BB G6-4-3		0-0 B5-3			0-0 F7		0-0 1B		3 0 1 0 1 0 1
Phil Bradley, R (1, 7) OBP: 0.354, SLG: 0.407	0-0 G6-4-3 1-2f		0-0 F9			0-3 K		0-0 F9		4 0 0 0 0 1 3
Jim Presley, R (1, 5) OBP: 0.323, SLG: 0.504	0-0 5-3				0-0 F4	4-0 BB			0-3 K	3 0 0 0 1 1 0
Ken Phelps, L (1, 3) OBP: 0.415, SLG: 0.603		0-0 FC6-4 1B		0-0 G3		0-3 K			0-0 6-3	4 0 1 0 0 1 2
Danny Tartabull, R (1, 9) OBP: 0.356, SLG: 0.502		0-0 FC6-4 1-2f		0-0 5-3		0-3 K			0-0 HR	4 1 1 1 0 1 1
Scott Bradley, L (1, 10) OBP: 0.345, SLG: 0.269		0-0 F8			0-0 G6-4-3 1B		0-0 4-3		0-0 3-1	4 0 1 0 0 0 1
Spike Owen, S (1, 6) OBP: 0.311, SLG: 0.365		0-0 F8			0-0 F8		0-0 6-3			3 0 0 0 0 0 2
Dave Valle, R (1, 2) OBP: 0.500, SLG: 0.625			0-0 HR		0-0 G6-4-3 1-2f			0-3 K		3 1 1 1 0 1 1
Harold Reynolds, S (1, 4) OBP: 0.268, SLG: 0.280			0-0 1-3			0-0 2B		0-0 6-3		3 0 1 0 0 0 0

Inning Stats	R: 0 E: 0 K: 0 S: 2	H: 0 LOB: 0 BB: 1 P: 6	R: 0 E: 0 K: 0 S: 4	H: 1 LOB: 1 BB: 0 P: 4	R: 1 E: 0 K: 0 S: 4	H: 1 LOB: 0 BB: 0 P: 4	R: 0 E: 0 K: 0 S: 3	H: 0 LOB: 0 BB: 0 P: 3	R: 0 E: 0 K: 0 S: 3	H: 1 LOB: 0 BB: 0 P: 3	R: 0 E: 0 K: 2 S: 8	H: 1 LOB: 2 BB: 1 P: 12	R: 0 E: 0 K: 1 S: 5	H: 0 LOB: 0 BB: 0 P: 5	R: 0 E: 0 K: 1 S: 6	H: 1 LOB: 1 BB: 0 P: 6	R: 1 E: 0 K: 1 S: 6	H: 1 LOB: 0 BB: 0 P: 6	1B: 3 2B: 1 3B: 0 HR: 2	SF: 0 SAC: 0 DP: 2 HBP: 0	WP: 0 PB: 0 SB: 0 CS: 0	PA: 33
--------------	------------------------------	---------------------------------	------------------------------	---------------------------------	------------------------------	---------------------------------	------------------------------	---------------------------------	------------------------------	---------------------------------	------------------------------	----------------------------------	------------------------------	---------------------------------	------------------------------	---------------------------------	------------------------------	---------------------------------	----------------------------------	------------------------------------	----------------------------------	--------

PITCHER	IP	WLS	BF	H	R	ER	SO	BB	IBB	HBP	BLK	WP	HR	S	P	ERA	WHIP
Jose Guzman, R (1, 1) ERA: 4.03	9.0	W	33	6	2	2	5	2	0	0	0	0	2	41	49	2.00	0.889

**BOTTOM**

**Texas Rangers @ Seattle Mariners**  
The Kingdome, Seattle, WA

Sat Jun 28 1986, 10:05 PM EDT  
Att. 10,606 - Unknown

AB 31  
R 2  
H 6  
RBI 2  
BB 2  
SO 5  
LOB 11



PITCHER	IP	WLS	BF	H	R	ER	SO	BB	IBB	HBP	BLK	WP	HR	S	P	ERA	WHIP
---------	----	-----	----	---	---	----	----	----	-----	-----	-----	----	----	---	---	-----	------



Batter	1	2	3	4	5	6	7	8	9	AB R H RBI BB SO LOB	TOP	
<b>Oddibe McDowell, L</b> (1, 8) OBP: 0.358, SLG: 0.480	0-0 1B 1B		0-0 1B 3B		0-0 2B		0-0 F5			4 2 3 0 0 0 1		
<b>Gary Ward, R</b> (1, 7) OBP: 0.358, SLG: 0.404	0-0 F9		0-0 G3-6-3 1B		0-3 K			0-0 G1-4-3		4 0 1 1 0 1 2		
<b>Pete O'Brien, L</b> (1, 3) OBP: 0.377, SLG: 0.464	0-0 F8		0-0 G3-6-3 1-2f		0-0 F5			0-0 F8		4 0 0 0 0 0 2		
<b>Pete Incaviglia, R</b> (1, 10) OBP: 0.330, SLG: 0.481	0-0 1B 1-3 1B		0-3 K		0-3 K			0-0 6-3		4 0 1 0 0 2 0		
<b>Tom Paciorek, R</b> (1, 5) OBP: 0.333, SLG: 0.412	0-0 1-2 3-H 1B			0-0 F6		0-3 K			0-0 F9	4 0 1 1 0 1 0		
<b>Ruben Sierra, S</b> (1, 9) OBP: 0.234, SLG: 0.368	0-3 K			0-0 F8			0-0 F9		0-0 F7	4 0 0 0 0 1 2		
<b>Steve Buechele, R</b> (1, 4) OBP: 0.318, SLG: 0.475		0-0 6-3		0-0 6-3			0-0 1B FC4-6 2B		0-3 K	4 1 1 0 0 1 0		
<b>Orlando Mercado, R</b> (1, 2) OBP: 0.275, SLG: 0.250 <b>Geno Petrali, L</b> (7, PH) OBP: 0.286, SLG: 0.368		0-0 5-3			0-0 1-3		0-0 FC4-6 1B			2 0 0 0 0 0 0 1 0 1 0 0 0 0		
<b>Scott Fletcher, R</b> (1, 6) OBP: 0.362, SLG: 0.390		0-3 K			0-0 6-3		0-0 FC4-6 1-2f 3-H			3 0 0 1 0 1 1		
<b>Inning Stats</b>	R: 1 E: 0 K: 1 S: 8 H: 3 LOB: 2 BB: 0 P: 8	R: 0 E: 0 K: 1 S: 5 H: 0 LOB: 0 BB: 0 P: 5	R: 1 E: 0 K: 1 S: 6 H: 2 LOB: 0 BB: 0 P: 6	R: 0 E: 0 K: 0 S: 3 H: 0 LOB: 0 BB: 0 P: 3	R: 0 E: 0 K: 1 S: 6 H: 1 LOB: 1 BB: 0 P: 6	R: 0 E: 0 K: 2 S: 7 H: 0 LOB: 0 BB: 0 P: 7	R: 1 E: 1 K: 0 S: 5 H: 2 LOB: 1 BB: 0 P: 5	R: 0 E: 0 K: 0 S: 3 H: 0 LOB: 0 BB: 0 P: 3	R: 0 E: 0 K: 1 S: 5 H: 0 LOB: 0 BB: 0 P: 5	1B: 5 2B: 2 3B: 1 HR: 0 SF: 0 SAC: 0 DP: 1 HBP: 0	WP: 0 PB: 0 SB: 0 CS: 0 PA: 34	
<b>PITCHER</b> <b>Mike Moore, R</b> (1, 1) ERA: 4.69	IP WLS BF H R ER SO BB IBB HBP BLK WP HR S P ERA WHIP	9.0 W 34 8 3 3 7 0 0 0 0 0 0 0 48 48 3.00 0.889										

**Texas Rangers @ Seattle Mariners**  
The Kingdom, Seattle, WA  
Sun Jun 29 1986, 6:33 AM EDT  
Att. 12,799 - Unknown

[livebaseballscorecards.com](http://livebaseballscorecards.com)

AB	34
R	3
H	8
RBI	3
BB	0
SO	7
LOB	8



Batter	1	2	3	4	5	6	7	8	9
<b>John Moses, S</b> OBP: 0.338, SLG: 0.344 (1, 8) X	0-0 S 2B 1B	0-3 K		0-3 K		0-0 S 1B		0-0 G1-6-3 1-2f	
<b>Phil Bradley, R</b> OBP: 0.359, SLG: 0.406 (1, 7) BBB	4-0 2B 1-2 BB	4-0 WP 5-3 1-2 2-3 BB		0-3 K		0-3 K 3-H		0-0 1B	
<b>Jim Presley, R</b> OBP: 0.325, SLG: 0.516 (1, 5) X	0-0 G3 1-H 2-H 2B	0-0 5-3 1-2 2-3 3-H		0-3 K		0-0 K HR		0-3 K	
<b>Ken Phelps, L</b> OBP: 0.411, SLG: 0.588 (1, 3) X	0-0 G3 2-3	0-0 F9 2-3 3-H		0-3 K		0-3 K		1-0 HR HBP	
<b>Danny Tartabull, R</b> OBP: 0.358, SLG: 0.514 (1, 9) BBB	4-0 FC1-2-5 BB		0-0 6-3		0-3 K		0-0 K 1-H HR		
<b>Dave Henderson, R</b> OBP: 0.330, SLG: 0.459 (1, 10) X	0-0 FC1-2-5 1-2 3-H 1B		0-0 WP 1B		0-0 G1-4-3		0-0 F7		
<b>Spike Owen, S</b> OBP: 0.310, SLG: 0.368 (1, 6) X	0-0 4-3		0-3 K 1-2		0-0 2B		0-0 L7		
<b>Dave Valle, R</b> OBP: 0.500, SLG: 0.636 (1, 2) BBB		4-0 BB 1B 5-3 BB	0-0 F9		0-0 1B 2B 2-H		0-0 F9		
<b>Harold Reynolds, S</b> OBP: 0.279, SLG: 0.287 (1, 4) X		0-0 5-3 WP 1B		0-0 4-3		0-0 1B		4-0 G1-6-3 BB	

Inning Stats	R: 2 E: 0 K: 0 S: 5	H: 2 LOB: 2 BB: 2 P: 13	R: 2 E: 0 K: 1 S: 6	H: 1 LOB: 1 BB: 2 P: 14	R: 0 E: 0 K: 1 S: 6	H: 1 LOB: 1 BB: 0 P: 6	R: 0 E: 0 K: 2 S: 7	H: 0 LOB: 0 BB: 0 P: 7	R: 0 E: 0 K: 3 S: 9	H: 0 LOB: 0 BB: 0 P: 9	R: 2 E: 0 K: 1 S: 8	H: 4 LOB: 1 BB: 0 P: 8	R: 3 E: 0 K: 0 S: 5	H: 2 LOB: 0 BB: 0 P: 6	R: 0 E: 0 K: 1 S: 5	H: 1 LOB: 1 BB: 1 P: 9
--------------	------------------------------	----------------------------------	------------------------------	----------------------------------	------------------------------	---------------------------------	------------------------------	---------------------------------	------------------------------	---------------------------------	------------------------------	---------------------------------	------------------------------	---------------------------------	------------------------------	---------------------------------

PITCHER	IP	WLS	BF	H	R	ER	SO	BB	IBB	HBP	BLK	WP	HR	S	P	ERA	WHIP
<b>Ed Correa, R</b> ERA: 3.9 (1, 1)	5.2	L	28	8	6	6	7	4	0	0	0	2	0	38	54	9.53	2.118
<b>Mitch Williams, L</b> ERA: 2.61 (6, 1)	1.1		7	2	3	3	1	0	0	1	0	0	2	8	9	20.25	1.500
<b>Greg Harris, R</b> ERA: 2.94 (8, 1)	1.0		4	1	0	0	1	1	0	0	0	0	0	5	9	0.00	2.000

**AB R H RBI BB SO LOB**

**5 1 2 1 0 2 3**

**3 1 1 0 2 2 1**

**5 1 2 4 0 2 3**

**3 1 0 0 0 1 2**

**3 1 1 2 1 1 0**

**4 0 1 0 0 0 2**

**4 1 1 0 0 1 3**

**3 2 1 1 1 0 1**

**3 1 2 0 1 0 0**

**AB 33**

**R 9**

**H 11**

**RBI 8**

**BB 5**

**SO 9**

**LOB 15**

**WP: 2 PA: 39**

**PB: 0**

**SB: 2**

**CS: 0**

**livebaseballscorecards.com**



**Texas Rangers @ Seattle Mariners**

**The Kingdome, Seattle, WA**

Sun Jun 29 1986, 6:33 AM EDT

Att. 12,799 - Unknown



Batter	1	2	3	4	5	6	7	8	9	AB R H RBI BB SO LOB	TOP	
Willie Wilson, S (1, 8) OBP: 0.315, SLG: 0.349	0-3 K	0-0 5-3			0-0 1-3	0-0 F7			0-3 K	5 0 0 0 0 2 2		
Lonnie Smith, R (1, 7) OBP: 0.350, SLG: 0.377	4-0 BB		0-0 F9		4-0 BB 1B		0-0 4-3 S 1B	0-0 1B	3 0 2 0 2 0 0			
George Brett, L (1, 5) OBP: 0.422, SLG: 0.447	0-0 F7		0-3 K		0-0 F8		0-0 4-3 1-3	0-0 F8	5 0 0 0 0 1 4			
Frank White, R (1, 4) OBP: 0.316, SLG: 0.443	0-0 5-3		0-0 S 1B		0-0 BB 1B		0-0 F3		4 0 2 0 0 0 2			
Hal McRae, R (1, 10) OBP: 0.285, SLG: 0.393		0-3 K	0-3 K		4-0 1-2 2-3 BB		0-0 F9		3 0 0 0 1 2 2			
Steve Balboni, R (1, 3) OBP: 0.282, SLG: 0.429		4-0 1B 3B BB		0-3 K	0-3 K		0-0 F9		3 1 0 0 1 2 3			
Lynn Jones, R (1, 9) OBP: 0.286, SLG: 0.172		0-0 F9		4-0 BB		0-0 5-3		0-0 4-3	3 0 0 0 1 0 1			
Jim Sundberg, R (1, 2) OBP: 0.287, SLG: 0.277		0-0 3B 1B		0-0 P6		0-3 K		0-0 F3	4 1 1 0 0 1 1			
Angel Salazar, R (1, 6) OBP: 0.277, SLG: 0.319		0-0 1-H 2-H 3B		0-3 K		0-0 2B		0-0 4-3	4 0 2 2 0 1 1			
<b>Inning Stats</b>	R: 0 H: 0 E: 0 LOB: 1 K: 1 BB: 1 S: 5 P: 9	R: 2 H: 2 E: 0 LOB: 1 K: 1 BB: 1 S: 7 P: 11	R: 0 H: 1 E: 0 LOB: 1 K: 2 BB: 0 S: 8 P: 8	R: 0 H: 0 E: 0 LOB: 1 K: 2 BB: 1 S: 7 P: 11	R: 0 H: 1 E: 0 LOB: 3 K: 1 BB: 2 S: 6 P: 14	R: 0 H: 1 E: 0 LOB: 1 K: 1 BB: 0 S: 6 P: 6	R: 0 H: 1 E: 0 LOB: 1 K: 0 BB: 0 S: 4 P: 4	R: 0 H: 0 E: 0 LOB: 0 K: 0 BB: 0 S: 3 P: 3	R: 0 H: 1 E: 0 LOB: 1 K: 1 BB: 0 S: 6 P: 6	1B: 5 SF: 0 2B: 1 SAC: 0 3B: 1 DP: 0 HR: 0 HBP: 0	WP: 0 PA: 39 PB: 0 SB: 2 CS: 0	
<b>PITCHER</b>	IP WLS BF H R ER SO BB IBB HBP BLK WP HR S P ERA WHIP											
Mark Langston, L (1, 1) ERA: 4.5	7.0 W 32 6 2 2 8 5 0 0 0 0 0 0 43 63 2.57 1.571											
Matt Young, L (8, 1) ERA: 3.9	2.0 S 7 1 0 0 1 0 0 0 0 0 0 0 9 9 0.00 0.500											

**Kansas City Royals @ Seattle Mariners**  
 The Kingdome, Seattle, WA  
 Mon Jun 30 1986, 10:05 PM EDT  
 Att. 20,611 - Unknown

[livebaseballscorecards.com](http://livebaseballscorecards.com)

**AB 34**  
**R 2**  
**H 7**  
**RBI 2**  
**BB 5**  
**SO 9**  
**LOB 16**



Batter	1	2	3	4	5	6	7	8	9	AB	R	H	RBI	BB	SO	LOB
<b>John Moses, S</b> OBP: 0.336, SLG: 0.336 (1, 8) X	0-0 5-3		4-0 BB		0-0 1-3		0-0 F8			3	0	0	0	1	0	0
<b>Phil Bradley, R</b> OBP: 0.357, SLG: 0.404 (1, 7) X	0-0 F9		0-0 6-3		0-0 CS 1B 1B			0-0 6-3		4	0	1	0	0	0	1
<b>Jim Presley, R</b> OBP: 0.327, SLG: 0.519 (1, 5) S S	0-3 K			0-0 2B	0-0 1B			0-0 5-3		4	1	2	0	0	1	0
<b>Ken Phelps, L</b> OBP: 0.413, SLG: 0.579 (1, 3) X		0-0 4-3		4-0 2B BB	0-3 K			4-0 FC6-4 BB		2	1	0	0	2	1	2
<b>Danny Tartabull, R</b> OBP: 0.357, SLG: 0.509 (1, 9) X		0-0 FC4-6 1B		0-0 F8				0-0 5-3		4	0	1	0	0	0	3
<b>Scott Bradley, L</b> OBP: 0.344, SLG: 0.310 (1, 2) X		0-0 FC4-6 1-2f		0-0 1B 2B	1-H 2-H			0-0 F5		3	1	1	2	0	0	1
<b>Dave Henderson, R</b> OBP: 0.326, SLG: 0.453 (1, 10) X		0-0 F9		0-0 L5				0-3 K		3	0	0	0	0	1	2
<b>Spike Owen, S</b> OBP: 0.310, SLG: 0.367 (1, 6) S S			0-3 K	0-0 1B				0-0 F7		3	0	1	1	0	1	0
<b>Harold Reynolds, S</b> OBP: 0.274, SLG: 0.282 (1, 4) X			0-0 F4	0-0 F8				0-0 F7		3	0	0	0	0	0	1

Inning Stats	R: 0	H: 0	E: 0	K: 1	S: 5	R: 0	H: 1	E: 0	K: 0	S: 4	R: 0	H: 0	E: 0	K: 1	S: 5	R: 3	H: 3	E: 0	K: 0	S: 6	R: 0	H: 2	E: 0	K: 1	S: 6	R: 0	H: 0	E: 0	K: 1	S: 5	R: 0	H: 0	E: 0	K: 0	S: 3	R: 0	H: 0	E: 0	K: 0	S: 3	R: 0	H: 0	E: 0	K: 0	S: 3
	LOB: 0	BB: 0	P: 5	LOB: 1	BB: 0	P: 4	LOB: 1	BB: 1	P: 4	LOB: 1	BB: 1	P: 4	LOB: 1	BB: 1	P: 4	LOB: 1	BB: 1	P: 4	LOB: 1	BB: 1	P: 4	LOB: 2	BB: 0	P: 6	LOB: 0	BB: 0	P: 5	LOB: 0	BB: 0	P: 5	LOB: 0	BB: 0	P: 5	LOB: 0	BB: 0	P: 3	LOB: 1	BB: 1	P: 7	LOB: 1	BB: 1	P: 7			


PITCHER	IP	WLS	BF	H	R	ER	SO	BB	IBB	HBP	BLK	WP	HR	S	P	ERA	WHIP
<b>Dennis Leonard, R</b> ERA: 3.31 (1, 1)	8.0	L	32	6	3	3	4	3	0	0	0	0	0	37	49	3.38	1.125

**BOTTOM**

**Kansas City Royals @ Seattle Mariners**  
The Kingdom, Seattle, WA  
Mon Jun 30 1986, 10:05 PM EDT  
Att. 20,611 - Unknown

livebaseballscorecards.com

<b>AB</b>	<b>29</b>
<b>R</b>	<b>3</b>
<b>H</b>	<b>6</b>
<b>RBI</b>	<b>3</b>
<b>BB</b>	<b>3</b>
<b>SO</b>	<b>4</b>
<b>LOB</b>	<b>10</b>



WP: 0	PA: 32
PB: 0	SB: 0
CS: 1	



Batter	1	2	3	4	5	6	7	8	9	AB R H RBI BB SO LOB	TOP																	
Willie Wilson, S (1, 8) OBP: 0.317, SLG: 0.349	0-0 G6-4-3 1B			0-0 6-3		0-0 F9		0-0 1B 1B	0-3 K	5 1 2 0 0 1 1																		
Lonnie Smith, R (1, 7) OBP: 0.356, SLG: 0.385	0-0 G6-4-3 1-2f		0-0 S BB				0-0 1B SF9 2B	0-0 1B 1B	0-0 6-3	4 2 2 0 1 0 2																		
George Brett, L (1, 5) OBP: 0.423, SLG: 0.448	0-0 F8		0-0 K	0-3 K			0-0 FC6-4 1B 1B	0-0 1B 1B		4 1 2 1 0 1 1																		
Frank White, R (1, 4) OBP: 0.315, SLG: 0.442		0-0 F9		0-0 P3			0-0 SF9	0-0 1B		3 0 1 2 0 0 1																		
Hal McRae, R (1, 10) OBP: 0.286, SLG: 0.392			0-3 K		0-0 1-3		0-0 FC6-4 1B	0-3 K		3 0 1 0 0 1 0																		
Jorge Orta, L (8, PH) OBP: 0.359, SLG: 0.417							1-2 1B			1 0 0 0 0 1 2																		
Rudy Law, L (1, 9) OBP: 0.340, SLG: 0.406			0-0 4-3		0-0 P6		0-0 FC6-4 WP 1B	0-3 K		4 0 0 0 0 1 4																		
Steve Balboni, R (1, 3) OBP: 0.288, SLG: 0.437				0-0 G5-4-3 1B		0-0 F8		0-0 WP 1B	0-0 2B 2B	4 1 3 1 0 0 0																		
Jim Sundberg, R (1, 2) OBP: 0.283, SLG: 0.273			0-0 G5-4-3			0-3 K	0-0 5-3		0-3 K	3 0 0 0 0 1 3																		
Jamie Quirk, L (9, PH) OBP: 0.284, SLG: 0.333			1-2f				1-2 2-3			1 0 0 0 0 1 1																		
Angel Salazar, R (1, 6) OBP: 0.277, SLG: 0.324			0-3 K		0-0 5-3			0-0 4-3	0-0 2B	4 0 1 1 0 1 0																		
<b>Inning Stats</b>	R: 0 E: 0 K: 0 S: 3	H: 1 LOB: 0 BB: 0 P: 3	R: 0 E: 0 K: 1 S: 5	H: 0 LOB: 0 BB: 0 P: 5	R: 0 E: 0 K: 1 S: 5	H: 1 LOB: 0 BB: 0 P: 5	R: 0 E: 0 K: 1 S: 5	H: 0 LOB: 1 BB: 1 P: 9	R: 0 E: 0 K: 0 S: 3	H: 0 LOB: 0 BB: 0 P: 3	R: 0 E: 0 K: 1 S: 5	H: 0 LOB: 0 BB: 0 P: 5	R: 2 E: 0 K: 0 S: 7	H: 4 LOB: 2 BB: 0 P: 7	R: 2 E: 0 K: 2 S: 11	H: 4 LOB: 2 BB: 0 P: 11	R: 1 E: 0 K: 2 S: 9	H: 2 LOB: 1 BB: 0 P: 9	1B: 9 2B: 3 3B: 0 HR: 0	SF: 1 SAC: 0 DP: 2 HBP: 0	WP: 1 PB: 0 SB: 1 CS: 0	PA: 38						
<b>PITCHER</b>	IP WLS BF H R ER SO BB IBB HBP BLK WP HR S P ERA WHIP																											
Lee Guetterman, L (1, 1) ERA: 6.23	6.1		23	5	2	2	4	1	0	0	0	0	0	0	30	34	2.84	0.947										
Matt Young, L (7, 1) ERA: 4.14	1.0		7	4	2	2	0	0	0	0	0	1	0	7	7	18.00	4.000											
Pete Ladd, R (8, 1) ERA: 4.12	1.2	W	8	3	1	1	4	0	0	0	0	0	0	16	16	5.40	1.800											

**Kansas City Royals @ Seattle Mariners**  
 The Kingdome, Seattle, WA  
 Tue Jul 01 1986, 10:05 PM EDT  
 Att. 9,966 - Unknown

livebaseballscorecards.com

AB	36
R	5
H	12
RBI	5
BB	1
SO	8
LOB	15



Batter	1	2	3	4	5	6	7	8	9
<b>John Moses, S</b> (1, 8) OBP: 0.333, SLG: 0.333	0-0 F8		0-0 SH5-3		0-0 L4		0-0 P9	0-0 1B	
<b>Phil Bradley, R</b> (1, 7) OBP: 0.358, SLG: 0.403	0-3 K		0-0 P4		0-0 1B		0-0 1-3	0-0 1B	
<b>Jim Presley, R</b> (1, 5) OBP: 0.328, SLG: 0.515	0-0 F7		4-0 2B		0-3 K		0-0 1B	0-0 FC6-4	
<b>Ken Phelps, L</b> (1, 3) OBP: 0.421, SLG: 0.585		1-0 HBP	0-0 1B		4-0 1B		0-3 K		
<b>Danny Tartabull, R</b> (1, 9) OBP: 0.359, SLG: 0.509		0-3 K	0-0 1B		0-3 K			0-0 1B	
<b>Dave Henderson, R</b> (1, 10) OBP: 0.322, SLG: 0.448		0-0 F7	0-0 F7			0-0 5-3		0-0 SH3-4	
<b>Spike Owen, S</b> (1, 6) OBP: 0.310, SLG: 0.365		0-0 4-3			0-0 F9		0-0 1B	0-0 F8	
<b>Dave Valle, R</b> (1, 2) OBP: 0.474, SLG: 0.571			0-0 SH5-3		0-3 K		0-3 K	4-0 1B	
<b>Scott Bradley, L</b> (8, PH) OBP: 0.364, SLG: 0.310								1B	
<b>Harold Reynolds, S</b> (1, 4) OBP: 0.275, SLG: 0.282			0-0 SH5-3		0-0 1-3		0-0 F3	0-0 1B	
<b>Ricky Nelson, L</b> (8, PH) OBP: 0.500, SLG: 0.500								1-3 2-H	
<b>Domingo Ramos, R</b> (9, 4) OBP: 0.189, SLG: 0.192			1-2 2B					1B	

AB	R	H	RBI	BB	SO	LOB
4	1	1	2	0	0	0
5	0	2	1	0	1	2
4	1	1	0	1	1	2
2	1	1	3	1	1	1
4	1	2	1	0	2	3
3	0	0	0	0	0	2
4	0	1	0	0	0	2
3	1	1	0	0	2	1
0	1	0	0	1	0	0
3	1	1	0	0	0	1
1	1	1	1	0	0	0
0	0	0	0	0	0	0

**BOTTOM**

**Kansas City Royals @ Seattle Mariners**  
The Kingdom, Seattle, WA  
Tue Jul 01 1986, 10:05 PM EDT  
Att. 9,966 - Unknown

[livebaseballscorecards.com](http://livebaseballscorecards.com)

<b>AB</b>	<b>33</b>
<b>R</b>	<b>8</b>
<b>H</b>	<b>11</b>
<b>RBI</b>	<b>8</b>
<b>BB</b>	<b>3</b>
<b>SO</b>	<b>7</b>
<b>LOB</b>	<b>14</b>



1B: 10	SF: 0	WP: 0	PA: 39
2B: 1	SAC: 2	PB: 0	
3B: 0	DP: 0	SB: 2	
HR: 0	HBP: 1	CS: 0	

Inning Stats															PITCHER																					
R	H	E	K	S	H	LOB	BB	P	R	H	E	K	S	R	H	E	K	S	IP	WLS	BF	H	R	ER	SO	BB	IBB	HBP	BLK	WP	HR	S	P	ERA	WHIP	
0	0	0	1	5	0	0	0	5	0	0	0	0	7	0	0	0	0	5	6.2		30	7	4	4	6	2	0	0	0	0	0	0	39	48	5.40	1.350
0	0	0	0	5	0	1	0	6	0	0	0	0	7	0	0	0	0	7	0.1		1	0	0	0	1	0	0	0	0	0	3	3	0.00	0.000		
0	0	0	0	5	0	0	0	6	0	0	0	0	7	0	L	6	3	4	4	0	0	0	0	0	0	0	0	0	5	9	54.00	4.500				
0	0	0	0	5	0	0	0	6	0	0	0	0	7	0		2	1	0	0	0	0	0	0	0	0	0	0	0	2	2	0.00	3.000				



Batter	1	2	3	4	5	6	7	8	9	AB R H RBI BB SO LOB	TOP			
Willie Wilson, S (1, 8) OBP: 0.313, SLG: 0.345	0-0 4-3		0-0 F8		0-0 FC4-6		0-0 FC4-6			4 0 0 0 0 0 2				
Lonnie Smith, R (1, 7) OBP: 0.359, SLG: 0.393	0-0 4-3 2B		0-0 F3			0-0 SF9 1B		0-0 5-3		4 1 2 0 0 0 0				
Rudy Law, L (1, 9) OBP: 0.335, SLG: 0.399	0-0 4-3 2-3			0-0 6-3		0-3 K		0-0 F7		4 0 0 0 0 1 2				
Frank White, R (1, 4) OBP: 0.314, SLG: 0.444	0-0 5-3			0-0 WP 2B		0-0 SF9 1-H		0-0 5-3		3 0 1 1 0 0 1				
Jorge Orta, L (1, 10) OBP: 0.362, SLG: 0.444		0-0 F7		0-0 5-3 2-3		0-0 IHR			0-0 1B FC5-4 2B	4 2 2 1 0 0 1				
Steve Balboni, R (1, 3) OBP: 0.288, SLG: 0.434		0-0 F4		0-0 F8		0-0 F7			0-0 FC5-4 2-3 1B	4 0 1 0 0 0 1				
Greg Pryor, R (1, 5) OBP: 0.240, SLG: 0.320		0-0 2B			0-3 K		0-3 K		0-0 FC5-4 FC6-4	3 0 1 0 0 2 0	AB 35			
George Brett, L (9, PH) OBP: 0.423, SLG: 0.448									1-2f	0 0 0 0 0 0 0	R 3			
Hal McRae, R (9, PH) OBP: 0.284, SLG: 0.389									3-H	1 0 0 1 0 0 1	H 9			
Jamie Quirk, L (1, 2) OBP: 0.275, SLG: 0.321		0-0 3-1			0-0 F8		0-0 F8		0-0 FC6-4	3 0 0 0 0 0 1	RBI 3			
Jim Sundberg, R (9, PH) OBP: 0.282, SLG: 0.272									1-2f	1 0 0 0 0 0 1	BB 0			
Angel Salazar, R (1, 6) OBP: 0.283, SLG: 0.329			0-0 5-3		0-0 FC4-6 1B		0-0 FC4-6 1B		0-3 K	3 0 2 0 0 0 0	SO 4			
Mike Brewer, R (9, PH) OBP: 0.250, SLG: 0.222									1-2f	1 0 0 0 0 1 1	LOB 11			
<b>Inning Stats</b>	R: 0 H: 1 E: 0 LOB: 1 K: 0 BB: 0 S: 4 P: 4	R: 0 H: 1 E: 0 LOB: 1 K: 0 BB: 0 S: 4 P: 4	R: 0 H: 0 E: 0 LOB: 0 K: 0 BB: 0 S: 3 P: 3	R: 0 H: 1 E: 0 LOB: 1 K: 0 BB: 0 S: 4 P: 4	R: 0 H: 1 E: 0 LOB: 1 K: 1 BB: 0 S: 6 P: 6	R: 2 H: 2 E: 0 LOB: 0 K: 1 BB: 0 S: 7 P: 7	R: 0 H: 1 E: 0 LOB: 1 K: 1 BB: 0 S: 6 P: 6	R: 0 H: 0 E: 0 LOB: 0 K: 0 BB: 0 S: 3 P: 3	R: 1 H: 2 E: 0 LOB: 1 K: 1 BB: 0 S: 7 P: 7	1B: 4 SF: 1 2B: 4 SAC: 0 3B: 0 DP: 0 HR: 1 HBP: 0	WP: 1 PA: 36 PB: 0 SB: 1 CS: 0			
<b>PITCHER</b>	IP WLS BF H R ER SO BB IBB HBP BLK WP HR S P ERA WHIP												<b>PITCHER</b>	IP WLS BF H R ER SO BB IBB HBP BLK WP HR S P ERA WHIP
Mike Morgan, R (1, 1) ERA: 4.02	8.0 W 33 9 3 3 3 0 0 0 0 1 0 39 39 3.38 1.125													
Matt Young, L (9, 1) ERA: 4.07	1.0 S 3 0 0 0 1 0 0 0 0 0 0 5 5 0.00 0.000													

**Kansas City Royals @ Seattle Mariners**  
 The Kingdome, Seattle, WA  
 Wed Jul 02 1986, 10:05 PM EDT  
 Att: 13,976 - Unknown

livebaseballscorecards.com



Batter	1	2	3	4	5	6	7	8	9	AB	R	H	RBI	BB	SO	LOB
John Moses, S OBP: 0.331, SLG: 0.326 (1, 8)	0-0 5-3		0-0 E6 SF8		0-0 4-3		4-0 G6-4-3 IBB			3	1	0	0	1	0	0
Phil Bradley, R OBP: 0.357, SLG: 0.400 (1, 7)	4-0 CS BB		0-0 SF8			0-3 K	0-0 G6-4-3 1-2f			2	0	0	1	1	1	3
Jim Presley, R OBP: 0.327, SLG: 0.518 (1, 5)	0-3 K 1-2		0-0 L6			0-0 1B 3B		0-0 5-3		4	1	1	0	0	1	1
Ken Phelps, L OBP: 0.423, SLG: 0.603 (1, 3)		0-0 HR		0-3 K		0-0 G3		4-0 3B BB		3	2	1	1	1	1	1
Danny Tartabull, R OBP: 0.365, SLG: 0.520 (1, 9)		4-0 G3 BB		0-0 5-3		0-0 1B		0-0 1H 3B		3	0	2	2	1	0	0
Scott Bradley, L OBP: 0.378, SLG: 0.406 (1, 2)		0-0 G3 1-2		0-0 HR		0-0 F8		4-0 IBB		3	1	1	1	1	0	2
Dave Henderson, R OBP: 0.321, SLG: 0.442 (1, 10)		0-3 K		0-0 3-1			4-0 CS BB	0-3 K		3	0	0	0	1	2	3
Spike Owen, S OBP: 0.309, SLG: 0.361 (1, 6)		0-0 F2			0-0 G3		4-0 2B BB 1-2	0-0 4-3		3	0	0	0	1	0	3
Harold Reynolds, S OBP: 0.276, SLG: 0.289 (1, 4)			0-0 F9		0-0 F7		0-0 2B			3	0	1	0	0	0	0

Inning Stats	R: 0	H: 0	E: 0	K: 1	S: 4	LOB: 1	BB: 1	P: 8	R: 1	H: 1	E: 0	K: 1	S: 6	LOB: 1	BB: 1	P: 10	R: 1	H: 0	E: 1	K: 0	S: 4	LOB: 0	BB: 0	P: 4	R: 1	H: 1	E: 0	K: 1	S: 6	LOB: 0	BB: 0	P: 6	R: 0	H: 2	E: 0	K: 1	S: 7	LOB: 1	BB: 0	P: 7	R: 0	H: 1	E: 0	K: 0	S: 2	LOB: 2	BB: 3	P: 14	R: 1	H: 1	E: 0	K: 1	S: 6	LOB: 2	BB: 2	P: 14
--------------	------	------	------	------	------	--------	-------	------	------	------	------	------	------	--------	-------	-------	------	------	------	------	------	--------	-------	------	------	------	------	------	------	--------	-------	------	------	------	------	------	------	--------	-------	------	------	------	------	------	------	--------	-------	-------	------	------	------	------	------	--------	-------	-------

PITCHER	IP	WLS	BF	H	R	ER	SO	BB	IBB	HBP	BLK	WP	HR	S	P	ERA	WHIP
Scott Bankhead, R ERA: 3.35 (1, 1)	6.0	L	25	4	4	3	4	3	0	0	0	0	2	30	42	4.50	1.167
Steve Farr, R ERA: 1.86 (7, 1)	2.0		10	2	1	1	1	2	2	0	0	0	0	8	24	4.50	2.000

**BOTTOM**

**Kansas City Royals @ Seattle Mariners**  
 The Kingdom, Seattle, WA  
 Wed Jul 02 1986, 10:05 PM EDT  
 Att. 13,976 - Unknown

[livebaseballscorecards.com](http://livebaseballscorecards.com)

AB	27
R	5
H	6
RBI	5
BB	7
SO	5
LOB	13



WP	HR	S	P	ERA	WHIP
0	0	0	0	0	0



Batter	1	2	3	4	5	6	7	8	9	AB R H RBI BB SO LOB	TOP									
<b>John Moses, S</b> (1, 8) OBP: 0.333, SLG: 0.331	0-0 BB 2B		0-0 4-3		0-0 5-3		0-0 FC6-4 1-2f		4-0 HR BB	4 1 1 0 1 0 1										
<b>Phil Bradley, R</b> (1, 7) OBP: 0.357, SLG: 0.395	0-3 K		4-0 S BB		0-0 F8			4-0 HR BB	0-0 F4	3 1 0 0 2 1 2										
<b>Jim Presley, R</b> (1, 5) OBP: 0.328, SLG: 0.526	0-0 F9		0-0 F9 1-2			0-0 1B		0-0 F8	0-0 HR	5 1 2 2 0 0 3										
<b>Ken Phelps, L</b> (1, 3) OBP: 0.423, SLG: 0.589	4-0 BB BB		0-0 F8			0-0 F9		4-0 HR BB	0-0 F9	3 1 0 0 2 0 2										
<b>Danny Tartabull, R</b> (1, 9) OBP: 0.367, SLG: 0.531	4-0 1-2 2-3 BB			0-3 K		0-3 K		0-0 HR 1-H 2-H		3 1 1 3 1 2 1										
<b>Scott Bradley, L</b> (1, 2) OBP: 0.350, SLG: 0.371	0-0 L7			0-0 6-3		0-0 L6		0-0 5-3		3 0 0 0 0 0 4										
<b>Bob Kearney, R</b> (8, PH) OBP: 0.260, SLG: 0.339										1 0 0 0 0 0 0										
<b>Dave Henderson, R</b> (1, 10) OBP: 0.324, SLG: 0.443					0-0 5-3					4 0 2 0 0 1 0										
<b>Spike Owen, S</b> (1, 6) OBP: 0.308, SLG: 0.360					0-0 1B					4 0 1 0 0 0 2										
<b>Harold Reynolds, S</b> (1, 4) OBP: 0.270, SLG: 0.283					0-0 G4-1															
					0-0 6-3					4 0 0 0 0 0 1										
<b>Inning Stats</b>	R: 0 E: 0 K: 1 S: 6	H: 1 LOB: 3 BB: 2 P: 14	R: 0 E: 0 K: 0 S: 3	H: 0 LOB: 0 BB: 0 P: 3	R: 0 E: 0 K: 0 S: 3	H: 0 LOB: 1 BB: 1 P: 7	R: 0 E: 0 K: 1 S: 6	H: 1 LOB: 1 BB: 0 P: 6	R: 0 E: 0 K: 1 S: 6	H: 1 LOB: 1 BB: 0 P: 6	R: 0 E: 0 K: 1 S: 6	H: 1 LOB: 1 BB: 0 P: 6	R: 3 E: 0 K: 0 S: 5	H: 2 LOB: 1 BB: 2 P: 13	R: 2 E: 0 K: 0 S: 4	H: 1 LOB: 0 BB: 1 P: 8	1B: 4 2B: 1 3B: 0 HR: 2	SF: 0 SAC: 0 DP: 0 HBP: 0	WP: 0 PB: 0 SB: 1 CS: 0	PA: 40
<b>PITCHER</b>	IP WLS BF H R ER SO BB IBB HBP BLK WP HR S P ERA WHIP																			
<b>Jeff Sellers, R</b> (1, 1) ERA: 3.53	7.1 W 32 5 3 3 4 5 0 0 0 0 1 35 55 3.68 1.364																			
<b>Joe Sambito, L</b> (8, 1) ERA: 2.74	1.2 S 8 2 2 2 0 1 0 0 0 0 1 7 11 10.80 1.800																			

**Seattle Mariners @ Boston Red Sox**  
**Fenway Park, Boston, MA**  
 Fri Jul 04 1986, 3:33 AM EDT  
 Att: 19,237 - Unknown

AB	34
R	5
H	7
RBI	5
BB	6
SO	4
LOB	16



Batter	1	2	3	4	5	6	7	8	9	AB	R	H	RBI	BB	SO	LOB
Marty Barrett, R OBP: 0.350, SLG: 0.401 (1, 4)	0-0 G1-6-3 1B		0-0 L4-6 2B	0-3 K			0-0 1-3			4	0	2	0	0	1	0
Wade Boggs, L OBP: 0.480, SLG: 0.519 (1, 5)	0-0 G1-6-3 1B		0-0 L8		0-0 L4		0-0 1B 2B			4	1	2	0	0	0	1
Bill Buckner, L OBP: 0.262, SLG: 0.381 (1, 3)	0-0 G1-6-3 1-2f 2-3		0-0 L4-6 2-3		0-0 6-3		0-0 2-H 1B			4	0	1	1	0	0	3
Jim Rice, R OBP: 0.387, SLG: 0.505 (1, 7)	0-0 L9			0-0 E6 1B HR	0-0 3B		0-0 1B 2B			4	2	2	0	0	0	1
Don Baylor, R OBP: 0.368, SLG: 0.467 (1, 10)		1-0 G5-3 1B HBP		0-0 1-3 HR 1B	0-3 K		0-0 2-H 1B			3	1	2	1	0	1	1
Dwight Evans, R OBP: 0.363, SLG: 0.444 (1, 9)		0-0 G5-3 1B		0-0 1-H 3-H HR		0-0 F8		0-0 F9		4	1	2	3	0	0	0
Tony Armas, R OBP: 0.333, SLG: 0.391 (1, 8)		0-0 G5-3		0-0 5-3		0-0 PB 2B		0-0 E 1B		4	0	2	0	0	0	2
Kevin Romine, R OBP: 0.273, SLG: 0.364 (8, PR) (9, 8)		1-2 2-3f		0-0 1B		0-0 6-3		0-0 F8		0	0	0	0	0	0	0
Rich Gedman, L OBP: 0.325, SLG: 0.400 (1, 2)		4-0 IBB		0-0 HR		0-0 6-3		0-0 1-3 6-3		3	1	1	1	1	0	2
Rey Quinones, R OBP: 0.296, SLG: 0.275 (1, 6)		0-3 K		0-0 6-3		0-0 2-3 6-3		0-0 6-3		4	0	0	0	0	1	5


Inning Stats	R: 0	H: 2	E: 0	LOB: 1	K: 0	BB: 0	S: 4	P: 4	R: 0	H: 1	E: 0	LOB: 2	K: 1	BB: 1	S: 5	P: 10	R: 0	H: 1	E: 0	LOB: 0	K: 0	BB: 0	S: 3	P: 3	R: 4	H: 3	E: 1	LOB: 0	K: 1	BB: 0	S: 9	P: 9	R: 0	H: 1	E: 0	LOB: 1	K: 1	BB: 0	S: 6	P: 6	R: 0	H: 1	E: 0	LOB: 1	K: 0	BB: 0	S: 4	P: 4	R: 2	H: 4	E: 0	LOB: 1	K: 0	BB: 0	S: 5	P: 5	R: 0	H: 1	E: 1	LOB: 2	K: 0	BB: 0	S: 4	P: 4
--------------	------	------	------	--------	------	-------	------	------	------	------	------	--------	------	-------	------	-------	------	------	------	--------	------	-------	------	------	------	------	------	--------	------	-------	------	------	------	------	------	--------	------	-------	------	------	------	------	------	--------	------	-------	------	------	------	------	------	--------	------	-------	------	------	------	------	------	--------	------	-------	------	------

PITCHER	IP	WLS	BF	H	R	ER	SO	BB	IBB	HBP	BLK	WP	HR	S	P	ERA	WHIP
Jim Beattie, R ERA: 5.76 (1, 1)	7.0	L	32	13	6	5	3	0	0	1	0	0	2	36	41	6.43	1.857
Jerry Reed, R ERA: 2.7 (8, 1)	1.0		4	1	0	0	0	0	0	0	0	0	0	4	4	0.00	1.000

**BOTTOM**

**Seattle Mariners @ Boston Red Sox**  
 Fenway Park, Boston, MA  
 Fri Jul 04 1986, 3:33 AM EDT  
 Att. 19,237 - Unknown

AB	34
R	6
H	14
RBI	6
BB	1
SO	3
LOB	15



WP	HR	S	P	ERA	WHIP
0	0	3	0	0.00	1.000



Batter	1	2	3	4	5	6	7	8	9	AB	R	H	RBI	BB	SO	LOB	TOP										
John Moses, S (1, 8) OBP: 0.327, SLG: 0.331	0-0 2B	0-0 F5		0-3 K		0-0 4-3		0-0 B3	0-3 K	6	0	1	0	0	2	6											
Phil Bradley, R (1, 7) OBP: 0.358, SLG: 0.399	0-0 L4		0-0 F9 HR 2B		0-3 K		0-0 2B 2B 1B	0-3 K		5	2	2	0	0	2	1											
Jim Presley, R (1, 5) OBP: 0.329, SLG: 0.527	0-0 1-3		0-0 F9		0-0 G3 1B		0-0 2B 2B	0-0 F9		5	1	2	0	0	0	2											
Ken Phelps, L (1, 3) OBP: 0.422, SLG: 0.602	0-0 F7		0-3 K		0-0 G3		4-0 2B SF7 BB		0-0 HR	4	2	1	1	1	1	3											
Danny Tartabull, R (1, 9) OBP: 0.368, SLG: 0.541		0-0 1B 1B	0-0 HR		0-3 K		0-3 K		0-3 K	5	2	2	2	0	3	4											
Dave Henderson, R (1, 10) OBP: 0.329, SLG: 0.450		0-3 K	0-0 F3			0-0 1B 1B	0-0 1B 2B		0-0 2B 1B	5	1	3	2	0	1	1											
Spike Owen, S (1, 6) OBP: 0.316, SLG: 0.369		0-0 1B 1B		0-0 3-1		0-0 1B	4-0 1B IBB		0-0 6-3 1B 2B	4	1	3	1	1	0	0											
Steve Yeager, R (1, 2) OBP: 0.288, SLG: 0.286 Scott Bradley, L (7, PH) OBP: 0.333, SLG: 0.361		0-0 F3		0-0 FC6-4 1B		0-0 B1	0-0 SF7		0-0 6-3	3	0	1	0	0	0	4											
Harold Reynolds, S (1, 4) OBP: 0.274, SLG: 0.286		0-0 S 1B		0-0 FC6-4 E		0-0 F8	0-0 F9		0-0 E 1B	5	0	2	2	0	0	5											
Inning Stats	R: 0 E: 0 K: 0 S: 4	H: 1 LOB: 1 BB: 0 P: 4	R: 1 E: 0 K: 1 S: 8	H: 3 LOB: 2 BB: 0 P: 8	R: 2 E: 0 K: 1 S: 7	H: 2 LOB: 0 BB: 0 P: 7	R: 0 E: 1 K: 1 S: 6	H: 1 LOB: 1 BB: 0 P: 6	R: 0 E: 0 K: 2 S: 8	H: 1 LOB: 1 BB: 0 P: 8	R: 0 E: 0 K: 0 S: 5	H: 2 LOB: 2 BB: 0 P: 5	R: 3 E: 0 K: 1 S: 8	H: 3 LOB: 2 BB: 2 P: 16	R: 0 E: 0 K: 1 S: 5	H: 0 LOB: 0 BB: 0 P: 5	R: 3 E: 1 K: 2 S: 11	H: 4 LOB: 1 BB: 0 P: 11	1B: 10 2B: 5 3B: 0 HR: 2	SF: 1 SAC: 0 DP: 0 HBP: 0	WP: 0 PB: 0 SB: 1 CS: 0	PA: 46					
PITCHER	IP	WLS	BF	H	R	ER	SO	BB	IBB	HBP	BLK	WP	HR	S	P	ERA	WHIP										
Al Nipper, R (1, 1) ERA: 4.8	6.0	L	30	12	5	5	5	0	0	0	0	0	1	40	40	7.50	2.000										
Steve Crawford, R (7, 1) ERA: 4.41	1.0		6	1	1	1	1	1	1	0	0	0	0	6	14	9.00	2.000										
Bob Stanley, R (8, 1) ERA: 4.22	2.0		10	4	3	3	3	0	0	0	0	0	1	16	16	13.50	2.000										

Seattle Mariners @ Boston Red Sox  
Fenway Park, Boston, MA  
Sat Jul 05 1986, 3:33 AM EDT  
Att. 26,224 - Unknown

AB	43
R	9
H	17
RBI	9
BB	2
SO	9
LOB	27



Batter	1	2	3	4	5	6	7	8	9	AB	R	H	RBI	BB	SO	LOB
Marty Barrett, R OBP: 0.351, SLG: 0.404 (1, 4)	0-0 F8	0-0 5-3			0-0 FC6-4 1B		0-0 1B 2B		0-0 F9	5	1	2	1	0	0	1
Wade Boggs, L OBP: 0.479, SLG: 0.517 (1, 5)	0-0 1-3 2B 1B		0-0 F7		0-0 FC6-4 1B		0-0 1B 1B		0-3 K	5	1	2	2	0	1	2
Bill Buckner, L OBP: 0.264, SLG: 0.382 (1, 3)	0-0 1-3 1-2		0-0 G3		0-0 1B		0-0 1B		0-0 F9	5	0	2	0	0	0	2
Jim Rice, R OBP: 0.386, SLG: 0.505 (1, 7)	0-0 1B 2B		0-0 F9				0-0 F8		0-0 4-3	4	1	1	1	0	0	2
Don Baylor, R OBP: 0.369, SLG: 0.465 (1, 10)	4-0 1B BB			0-0 4-3			0-3 K		0-0 SH3-4 1B	3	0	1	0	1	1	0
Dwight Evans, R OBP: 0.363, SLG: 0.442 (1, 9)	0-0 FC6-4 1B		0-0 F7				0-0 F3		0-0 SH3-4 1-2	3	0	1	1	0	0	0
Tony Armas, R OBP: 0.326, SLG: 0.382 (1, 8)	0-0 FC6-4 1-2f		0-3 K				0-0 F8		0-0 F3	4	0	0	0	0	1	3
Rich Gedman, L OBP: 0.324, SLG: 0.397 (1, 2)		0-0 F5			0-0 F8		0-0 2B 1B		0-0 1-3	4	1	1	0	0	0	1
Rey Quinones, R OBP: 0.297, SLG: 0.286 (1, 6)		0-0 F9			0-0 1B 2B		0-3 K		0-0 1B	3	1	1	0	0	1	1
Dave Stapleton, R OBP: 0.400, SLG: 0.444 (9, PH)										1	0	1	0	0	0	0

**BOTTOM**

**Seattle Mariners @ Boston Red Sox**  
 Fenway Park, Boston, MA  
 Sat Jul 05 1986, 3:33 AM EDT  
 Att. 26,224 - Unknown

<b>AB</b>	<b>37</b>
<b>R</b>	<b>5</b>
<b>H</b>	<b>12</b>
<b>RBI</b>	<b>5</b>
<b>BB</b>	<b>1</b>
<b>SO</b>	<b>4</b>
<b>LOB</b>	<b>12</b>



<b>Inning Stats</b>	R: 2 H: 3 E: 0 K: 6 S: 6	H: 3 LOB: 2 BB: 1 P: 10	R: 0 H: 0 E: 0 K: 3 S: 3	H: 0 LOB: 0 BB: 0 P: 3	R: 0 H: 0 E: 0 K: 3 S: 5	H: 0 LOB: 0 BB: 0 P: 5	R: 1 H: 3 E: 0 K: 5 S: 5	H: 3 LOB: 2 BB: 0 P: 5	R: 0 H: 0 E: 0 K: 5 S: 5	H: 0 LOB: 0 BB: 0 P: 5	R: 2 H: 4 E: 0 K: 9 S: 9	H: 1 LOB: 1 BB: 0 P: 4	R: 0 H: 1 E: 0 K: 6 S: 6	H: 1 LOB: 1 BB: 0 P: 6	1B: 9 2B: 3 3B: 0 HR: 0	SF: 0 SAC: 1 DP: 0 HBP: 0	WP: 0 PB: 0 SB: 0 CS: 0	PA: 39
---------------------	--------------------------	-------------------------	--------------------------	------------------------	--------------------------	------------------------	--------------------------	------------------------	--------------------------	------------------------	--------------------------	------------------------	--------------------------	------------------------	-------------------------	---------------------------	-------------------------	--------

<b>PITCHER</b>	IP	WLS	BF	H	R	ER	SO	BB	IBB	HBP	BLK	WP	HR	S	P	ERA	WHIP
Mike Moore, R ERA: 4.8 (1, 1)	6.2	W	29	9	5	5	3	1	0	0	0	0	0	34	38	6.75	1.500
Matt Young, L ERA: 3.92 (7, 1)	2.1	S	10	3	0	0	1	0	0	0	0	0	0	12	12	0.00	1.286

livebaseballscorecards.com



Batter	1	2	3	4	5	6	7	8	9	AB R H RBI BB SO LOB	TOP											
John Moses, S (1, 8) OBP: 0.325, SLG: 0.331	0-0 F7		0-0 S 1B		0-0 SF7			0-0 L9		3 0 1 1 0 0 0												
Phil Bradley, R (1, 7) OBP: 0.357, SLG: 0.397	0-3 K		0-0 L3		0-3 K			0-0 E4 HR 1B		4 1 1 0 0 2 2												
Jim Presley, R (1, 5) OBP: 0.328, SLG: 0.533	0-3 K		0-0 5-3					0-0 HR		4 1 1 2 0 2 1												
Ken Phelps, L (1, 3) OBP: 0.424, SLG: 0.596		0-0 F7 BB 1B		0-0 F8				3-H 4-0 BB		3 0 1 0 1 0 0												
Danny Tartabull, R (1, 9) OBP: 0.366, SLG: 0.534		4-0 BB 1-2 BB		0-0 F8				0-3 K		3 0 0 0 1 1 1												
Scott Bradley, L (1, 2) OBP: 0.304, SLG: 0.325		0-0 F7 2-3		0-0 F8				0-0 F8		4 0 0 0 0 0 2												
Dave Henderson, R (1, 10) OBP: 0.327, SLG: 0.447		0-0 F3			0-0 F4			0-0 L7		4 0 1 0 0 0 2												
Spike Owen, S (1, 6) OBP: 0.315, SLG: 0.367		0-3 K			0-0 E SF7 1B			0-0 4-3		4 1 1 0 0 1 3												
Harold Reynolds, S (1, 4) OBP: 0.275, SLG: 0.286			0-0 F8					0-0 1-3		3 0 1 0 0 0 0												
Ricky Nelson, L (9, PH) OBP: 0.333, SLG: 0.333					0-0 SF7 1-3 1B			0-0 6-3		1 0 0 0 0 0 1												
<b>Inning Stats</b>	R: 0 E: 0 K: 2 S: 7	H: 0 LOB: 0 BB: 0 P: 7	R: 0 E: 0 K: 1 S: 6	H: 1 LOB: 2 BB: 1 P: 10	R: 0 E: 0 K: 0 S: 4	H: 1 LOB: 1 BB: 0 P: 4	R: 0 E: 0 K: 0 S: 3	H: 0 LOB: 0 BB: 0 P: 3	R: 1 E: 1 K: 1 S: 7	H: 2 LOB: 1 BB: 0 P: 7	R: 0 E: 0 K: 1 S: 5	H: 0 LOB: 0 BB: 0 P: 5	R: 0 E: 0 K: 0 S: 3	H: 0 LOB: 0 BB: 0 P: 3	R: 2 E: 1 K: 1 S: 7	H: 2 LOB: 1 BB: 1 P: 11	R: 0 E: 0 K: 0 S: 4	H: 1 LOB: 1 BB: 0 P: 4	1B: 6 2B: 0 3B: 0 HR: 1	SF: 1 SAC: 0 DP: 0 HBP: 0	WP: 0 PB: 0 SB: 1 CS: 0	PA: 36
<b>PITCHER</b>	IP WLS BF H R ER SO BB IBB HBP BLK WP HR S P ERA WHIP																					
Tom Seaver, R (1, 1) ERA: 4.08	7.0 W 26 4 1 0 5 1 0 0 0 0 0 0 35 39 0.00 0.714																					
Joe Sambito, L (8, 1) ERA: 3.42	0.2 5 2 2 2 0 1 0 0 0 0 0 1 4 8 27.00 4.500																					
Bob Stanley, R (8, 1) ERA: 4.09	1.1 S 5 1 0 0 1 0 0 0 0 0 0 0 7 7 0.00 0.750																					

Seattle Mariners @ Boston Red Sox  
 Fenway Park, Boston, MA  
 Sun Jul 06 1986, 3:33 AM EDT  
 Att. 27,625 - Unknown

livebaseballscorecards.com

AB	33
R	3
H	7
RBI	3
BB	2
SO	6
LOB	12







Batter	1	2	3	4	5	6	7	8	9	AB R H RBI BB SO LOB	TOP											
<b>John Moses, S</b> (1, 8) OBP: 0.328, SLG: 0.335	0-0 4-3		0-3 K		0-0 CS	4-0 BB		0-0 1B SF8 2B	0-3 K	4 1 1 0 1 2 1												
<b>Phil Bradley, R</b> (1, 7) OBP: 0.354, SLG: 0.393	0-3 K		0-0 4-3			0-3 K		0-0 BB 1B 1B	0-3 K	5 1 1 0 0 3 2												
<b>Jim Presley, R</b> (1, 5) OBP: 0.326, SLG: 0.536	0-3 K			0-0 SF9 3B		0-3 K		0-0 SF8	0-3 K	4 1 1 1 0 3 2												
<b>Ken Phelps, L</b> (1, 3) OBP: 0.420, SLG: 0.587		0-3 K		0-0 SF9		0-3 K		4-0 1B BB		2 1 0 1 1 2 1												
<b>Danny Tartabull, R</b> (1, 9) OBP: 0.372, SLG: 0.545		4-0 1B BB		0-0 F3 2B			0-0 2B 2B	0-3 K		3 1 2 0 1 1 2												
<b>Dave Henderson, R</b> (1, 10) OBP: 0.330, SLG: 0.446		0-0 1B		0-0 F3			0-0 F8	4-0 1B BB		3 0 1 0 1 0 2												
<b>Spike Owen, S</b> (1, 6) OBP: 0.312, SLG: 0.363		0-0 3-1		0-0 3-1		0-3 K		0-0 1B		3 0 0 0 0 1 3												
<b>Scott Bradley, L</b> (8, PH) OBP: 0.319, SLG: 0.341		1-2 2-3					0-0 F3	1-3 2-H 3-H		1 0 1 2 0 0 0	<b>AB 32</b>											
<b>Bob Kearney, R</b> (1, 2) OBP: 0.261, SLG: 0.346		0-0 5-3				0-3 K		0-0 F2		3 0 1 1 0 1 2	<b>R 5</b>											
<b>Ricky Nelson, L</b> (8, PH) OBP: 0.250, SLG: 0.250							2-H			1 0 0 0 0 0 2	<b>H 9</b>											
<b>Domingo Ramos, R</b> (8, 6) OBP: 0.189, SLG: 0.192										0 0 0 0 0 0 0	<b>RBI 5</b>											
<b>Harold Reynolds, S</b> (1, 4) OBP: 0.279, SLG: 0.287			0-0 L8		0-0 CS 1B				4-0 BB	3 0 1 0 1 1 1	<b>BB 5</b>											
<b>Inning Stats</b>	R: 0 E: 0 K: 2 S: 7	H: 0 LOB: 0 BB: 0 P: 7	R: 0 E: 0 K: 1 S: 6	H: 1 LOB: 2 BB: 1 P: 10	R: 0 E: 0 K: 1 S: 5	H: 0 LOB: 0 BB: 0 P: 5	R: 1 E: 0 K: 0 S: 4	H: 2 LOB: 0 BB: 0 P: 4	R: 0 E: 0 K: 2 S: 7	H: 1 LOB: 0 BB: 0 P: 7	R: 0 E: 0 K: 3 S: 9	H: 0 LOB: 1 BB: 1 P: 13	R: 1 E: 0 K: 1 S: 7	H: 2 LOB: 1 BB: 0 P: 7	R: 3 E: 0 K: 1 S: 8	H: 3 LOB: 2 BB: 2 P: 16	R: 0 E: 0 K: 3 S: 9	H: 0 LOB: 1 BB: 1 P: 13	1B: 4 2B: 4 3B: 1 HR: 0	SF: 2 SAC: 0 DP: 0 HBP: 0	WP: 0 PB: 0 SB: 0 CS: 1	PA: 40
<b>PITCHER</b>	IP WLS BF H R ER SO BB IBB HBP BLK WP HR S P ERA WHIP																					
<b>Jimmy Key, L</b> (1, 1) ERA: 4.49	7.0 W 29 8 4 4 10 2 0 0 0 0 0 0 47 55 5.14 1.429																					
<b>Tom Henke, R</b> (8, 1) ERA: 4.09	0.2 5 1 1 1 1 2 0 0 0 0 0 0 5 13 13.50 4.500																					
<b>Bill Caudill, R</b> (8, 1) ERA: 4.22	1.1 S 5 0 0 0 3 1 0 0 0 0 0 0 10 14 0.00 0.750																					

Seattle Mariners @ Toronto Blue Jays  
Exhibition Stadium, Toronto, ON  
Mon Jul 07 1986, 7:05 PM EDT  
Att: 26,208 - Unknown

livebaseballscorecards.com



BOTTOM

Seattle Mariners @ Toronto Blue Jays  
Exhibition Stadium, Toronto, ON  
Mon Jul 07 1986, 7:05 PM EDT  
Att. 26,208 - Unknown

livebaseballscorecards.com

AB 37  
R 7  
H 13  
RBI 7  
BB 3  
SO 2  
LOB 20



WP: 1 PA: 41  
PB: 0  
SB: 3  
CS: 0

AB R H RBI BB SO LOB

4 2 3 0 0 0 0

5 1 2 1 0 0 2

5 1 2 2 0 0 3

5 1 2 1 0 0 2

4 1 1 1 1 0 1

3 0 1 1 1 0 3

4 1 1 0 0 0 6

3 0 1 1 1 0 0

4 0 0 0 0 2 3

1B: 7 SF: 0  
2B: 4 SAC: 0  
3B: 1 DP: 0  
HR: 1 HBP: 1

Batter	1	2	3	4	5	6	7	8	9
Tony Fernandez, S OBP: 0.347, SLG: 0.424 (1, 6)	1-0 1B 2B HBP	0-0 E S 1B		0-0 1B		0-0 3B 1B	0-0 F8		
Willie Upshaw, L OBP: 0.363, SLG: 0.360 (1, 3)	0-0 2B 1-2 FC3-2 1B	0-0 4-3		0-0 L9		0-0 1B 3B		0-0 3-1	
Lloyd Moseby, L OBP: 0.369, SLG: 0.463 (1, 8)	0-0 L8		0-0 1-3	0-0 F7		0-0 3B 1B		0-0 HR	
George Bell, R OBP: 0.349, SLG: 0.530 (1, 10)	0-0 FC3-2 1-3 2-H 2B		0-0 2B 1B	0-0 F9		0-0 F9		0-0 F8	
Jesse Barfield, R OBP: 0.359, SLG: 0.564 (1, 9)	4-0 FC3-2 BB		0-0 1-H 2B 2B		0-0 4-3	0-0 F5		0-0 5-3	
Ernie Whitt, L OBP: 0.329, SLG: 0.432 (1, 2)	0-0 FC3-2		0-0 WP 2-H 2B		0-0 1-3	4-0 BB			
Rick Leach, L OBP: 0.330, SLG: 0.452 (1, 7)	0-0 F5		0-0 4-3		0-0 2B 1B	0-0 F9			
Garth Iorg, R OBP: 0.305, SLG: 0.333 (1, 4)		0-0 L6	4-0 2-3 BB		0-0 1-H 2B		0-0 6-3		
Kelly Gruber, R OBP: 0.169, SLG: 0.297 (1, 5)		0-0 6-3	0-3 K		0-0 F8		0-3 K		

Inning Stats	R: 1	H: 2	E: 0	K: 0	S: 5	LOB: 3	BB: 1	P: 10
	R: 0	H: 1	E: 0	K: 0	S: 4	LOB: 1	BB: 0	P: 4
	R: 2	H: 3	E: 0	K: 1	S: 8	LOB: 2	BB: 1	P: 12
	R: 0	H: 1	E: 0	K: 0	S: 4	LOB: 1	BB: 0	P: 4
	R: 1	H: 2	E: 0	K: 0	S: 5	LOB: 1	BB: 0	P: 5
	R: 2	H: 3	E: 0	K: 0	S: 6	LOB: 2	BB: 1	P: 10
	R: 0	H: 0	E: 0	K: 1	S: 5	LOB: 0	BB: 0	P: 5
	R: 1	H: 1	E: 0	K: 0	S: 4	LOB: 0	BB: 0	P: 4

PITCHER	IP	WLS	BF	H	R	ER	SO	BB	IBB	HBP	BLK	WP	HR	S	P	ERA	WHIP
Mike Morgan, R ERA: 4.34 (1, 1)	5.0	L	29	11	6	6	1	2	0	1	0	1	0	28	37	10.80	2.600
Jerry Reed, R ERA: 2.77 (6, 1)	3.0		12	2	1	1	1	1	0	0	0	0	1	13	17	3.00	1.000



Batter	1	2	3	4	5	6	7	8	9	AB R H RBI BB SO LOB	TOP											
<b>John Moses, S</b> (1, 8) OBP: 0.335, SLG: 0.340	0-0 S 1B	0-0 E 1B	0-3 K			0-3 K			4-0 CS BB	4 1 2 2 1 2 2												
<b>Danny Tartabull, R</b> (1, 7) OBP: 0.365, SLG: 0.533	0-0 F9	0-0 E5 1B		0-0 5-3		0-3 K			0-3 K	5 1 0 0 0 2 3												
<b>Jim Presley, R</b> (1, 5) OBP: 0.328, SLG: 0.534	0-3 K	0-0 2B 1B		0-3 K		0-3 K			0-0 1-2 1B	5 1 2 2 0 3 1												
<b>Ken Phelps, L</b> (1, 3) OBP: 0.414, SLG: 0.580	0-0 G3	0-0 1-H 2B		0-0 F5		0-0 G3			0-3 K	5 0 1 1 0 1 2												
<b>Dave Henderson, R</b> (1, 9) OBP: 0.332, SLG: 0.444		0-0 F8	4-0 HBP 1B PB BB		0-3 K			0-0 SH5-4 1B 1B		3 2 1 0 1 1 0												
<b>Barry Bonnell, R</b> (1, 10) OBP: 0.196, SLG: 0.224		4-0 1B 1B BB	0-0 PB HBP CS 1B		0-0 5-3			0-0 SH5-4 1-2 1B 1B		3 1 2 0 1 0 0												
<b>Steve Yeager, R</b> (1, 2) OBP: 0.281, SLG: 0.278		0-0 F8	0-3 K		0-3 K			0-0 SH5-4 1-2 2-3		3 0 0 0 0 2 3												
<b>Domingo Ramos, R</b> (1, 6) OBP: 0.211, SLG: 0.200		0-0 1B 1-2 1B 1B	H 1-0 PB HBP		0-0 4-3			0-0 6-3		3 1 1 0 0 0 2												
<b>Harold Reynolds, S</b> (1, 4) OBP: 0.288, SLG: 0.293		0-0 1-3 2-H 1B 1B	BB 4-0 1-2 2-3 BB		0-0 F7			0-0 2-H 3-H 1B		3 1 2 2 1 0 0												
<b>Inning Stats</b>	R: 0 E: 0 K: 1 S: 6	H: 1 LOB: 1 BB: 0 P: 6	R: 6 E: 1 K: 0 S: 8	H: 5 LOB: 1 BB: 1 P: 12	R: 1 E: 0 K: 2 S: 7	H: 1 LOB: 2 BB: 2 P: 16	R: 0 E: 0 K: 1 S: 5	H: 0 LOB: 0 BB: 0 P: 5	R: 0 E: 0 K: 2 S: 7	H: 0 LOB: 0 BB: 0 P: 7	R: 0 E: 0 K: 1 S: 5	H: 0 LOB: 0 BB: 0 P: 5	R: 0 E: 0 K: 2 S: 7	H: 0 LOB: 0 BB: 0 P: 7	R: 1 E: 0 K: 0 S: 5	H: 3 LOB: 2 BB: 0 P: 5	R: 0 E: 0 K: 2 S: 7	H: 1 LOB: 1 BB: 1 P: 11	1B: 10 2B: 1 3B: 0 HR: 0	SF: 0 SAC: 1 DP: 0 HBP: 1	WP: 0 PB: 1 SB: 1 CS: 2	PA: 40
<b>PITCHER</b>	IP WLS BF H R ER SO BB IBB HBP BLK WP HR S P ERA WHIP																					
<b>John Cerutti, L</b> (1, 1) ERA: 4.23	2.0 L 13 6 6 3 1 1 0 0 0 0 0 0 14 18 13.50 3.500																					
<b>Mark Eichhorn, R</b> (3, 1) ERA: 1.53	6.0 23 4 2 2 8 2 0 1 0 0 0 0 36 45 3.00 1.000																					
<b>Stan Clarke, L</b> (9, 1) ERA: 22.5	1.0 4 1 0 0 2 1 0 0 0 0 0 0 7 11 0.00 2.000																					

Seattle Mariners @ Toronto Blue Jays  
Exhibition Stadium, Toronto, ON  
Tue Jul 08 1986, 7:05 PM EDT  
Att. 28,241 - Unknown

AB	34
R	8
H	11
RBI	7
BB	4
SO	11
LOB	13



BOTTOM

Seattle Mariners @ Toronto Blue Jays  
Exhibition Stadium, Toronto, ON  
Tue Jul 08 1986, 7:05 PM EDT  
Att. 28,241 - Unknown

livebaseballscorecards.com

AB	39
R	5
H	13
RBI	5
BB	3
SO	5
LOB	25



WP	0	PA	43
PB	0	SB	0
CS	0		

AB R H RBI BB SO LOB

5	1	3	1	0	0	1
5	2	2	1	0	0	3
4	0	2	1	1	0	0
4	0	1	0	1	1	3
3	0	1	1	0	0	1
2	0	0	0	0	1	3
5	1	1	0	0	0	6
1	0	0	0	0	0	1
3	1	1	0	1	1	2
1	0	1	0	0	0	0
3	0	1	0	0	1	3
0	0	0	1	0	0	0
3	0	0	0	0	1	2
1B	7	SF	1			
2B	4	SAC	0			
3B	2	DP	0			
HR	0	HBP	0			

Batter	1	2	3	4	5	6	7	8	9
Tony Fernandez, S OBP: 0.350, SLG: 0.435 (1, 6)	0-0 3B 1B	0-0 FC6-4 1-2f		0-0 3B 3-H		0-0 6-3		0-0 2B 1-3	
Willie Upshaw, L OBP: 0.364, SLG: 0.367 (1, 3)	0-0 6-3 3B 1-H		0-0 2B 6-3 1B	0-0 F8		0-0 G1-6-3		0-0 F5	
Jesse Barfield, R OBP: 0.362, SLG: 0.566 (1, 8)	0-0 6-3		0-0 6-3 2B 1-3		0-0 F4		0-0 4-3 1B	4-0 1B BB	
George Bell, R OBP: 0.350, SLG: 0.527 (1, 7)	0-0 F9 3-H		0-3 K S		4-0 BB 1B BB		0-0 F8	0-0 1-2 1B	
Damaso Garcia, R OBP: 0.330, SLG: 0.388 Lloyd Moseby, L OBP: 0.367, SLG: 0.461 (1, 10) (7, PH)	0-0 F9		0-0 6-3 2-3 3-H		0-0 BB 1B		0-0 4-3 1-2	0-3 K S	
Garth Iorg, R OBP: 0.301, SLG: 0.336 (1, 4)		0-0 1B SF9 2B	0-0 1-3		0-0 F8		0-0 1-6-3	0-0 F8	
Buck Martinez, R OBP: 0.272, SLG: 0.293 Rance Mulliniks, L OBP: 0.352, SLG: 0.457 (1, 2) (4, PH) (5, 5)		0-0 L7		0-0 1B 3B 2B		4-0 FC6-4 BB 1-2 2-3		0-0 6-3 S	0-3 K S
Ron Shepherd, R OBP: 0.429, SLG: 0.429 Rick Leach, L OBP: 0.330, SLG: 0.449 (1, 9) (4, PH) (5, 9)		0-0 FC6-4 1B 2-3		0-0 K 1B 2-3		0-0 FC6-4 1-2f		0-3 K S	
Kelly Gruber, R OBP: 0.167, SLG: 0.297 Ernie Whitt, L OBP: 0.324, SLG: 0.425 (1, 5) (4, PH) (5, 2)		0-0 SF9 3-H		0-3 K 1-2		0-0 F9		0-0 E1 2B	

Inning Stats	R: 2 E: 0 K: 0 S: 5	H: 2 LOB: 0 BB: 0 P: 5	R: 1 E: 0 K: 0 S: 5	H: 2 LOB: 1 BB: 0 P: 5	R: 1 E: 0 K: 1 S: 7	H: 2 LOB: 1 BB: 0 P: 7	R: 1 E: 0 K: 1 S: 7	H: 3 LOB: 1 BB: 0 P: 7	R: 0 E: 0 K: 0 S: 4	H: 1 LOB: 3 BB: 2 P: 12	R: 0 E: 0 K: 0 S: 3	H: 0 LOB: 0 BB: 0 P: 3	R: 0 E: 0 K: 0 S: 4	H: 1 LOB: 1 BB: 0 P: 4	R: 0 E: 1 K: 1 S: 7	H: 1 LOB: 2 BB: 0 P: 7	R: 0 E: 0 K: 2 S: 8	H: 1 LOB: 2 BB: 1 P: 12	1B: 7 2B: 4 3B: 2 HR: 0	SF: 1 SAC: 0 DP: 0 HBP: 0
--------------	------------------------------	---------------------------------	------------------------------	---------------------------------	------------------------------	---------------------------------	------------------------------	---------------------------------	------------------------------	----------------------------------	------------------------------	---------------------------------	------------------------------	---------------------------------	------------------------------	---------------------------------	------------------------------	----------------------------------	----------------------------------	------------------------------------

PITCHER	IP	WLS	BF	H	R	ER	SO	BB	IBB	HBP	BLK	WP	HR	S	P	ERA	WHIP
Lee Guetterman, L ERA: 6.67 (1, 1)	2.0		12	6	4	4	0	0	0	0	0	0	0	12	12	18.00	3.000
Mark Huismann, R ERA: 3.96 (3, 1)	4.1	W	19	5	1	1	2	2	0	0	0	0	0	21	29	2.08	1.615
Matt Young, L ERA: 3.76 (7, 1)	2.2	S	12	2	0	0	3	1	0	0	0	0	0	17	21	0.00	1.125











**BOTTOM**

**Seattle Mariners @ Milwaukee Brewers**  
 Milwaukee County Stadium, Milwaukee, WI

Thu Jul 10 1986, 8:05 PM EDT  
 Att. 8,963 - Unknown

livebaseballscorecards.com

<b>AB</b>	<b>33</b>
<b>R</b>	<b>1</b>
<b>H</b>	<b>9</b>
<b>RBI</b>	<b>1</b>
<b>BB</b>	<b>1</b>
<b>SO</b>	<b>6</b>
<b>LOB</b>	<b>9</b>



AB R H RBI BB SO LOB

3	1	2	0	1	0	0
4	0	2	0	0	0	4
4	0	1	1	0	2	1
3	0	1	0	0	0	0
4	0	0	0	0	1	3
4	0	1	0	0	0	0
4	0	0	0	0	2	0
4	0	1	0	0	0	0
3	0	1	0	0	1	1

Batter	1	2	3	4	5	6	7	8	9
<b>Paul Molitor, R</b> OBP: 0.385, SLG: 0.472 (1, 10) X	0-0 1B 2B	4-0 FC5-4 BB			0-0 L8		0-0 1-3 2B		
<b>Robin Yount, R</b> OBP: 0.414, SLG: 0.460 (1, 8) X	0-0 CS 1B 2-3 1B	0-0 FC5-4 1-2f			0-0 1B		0-0 6-3		
<b>Cecil Cooper, L</b> OBP: 0.314, SLG: 0.387 (1, 3) X	0-0 HBP 1-2 3-H 1B 1B		0-3 K		0-3 K			0-0 L8	
<b>Bill Schroeder, R</b> OBP: 0.284, SLG: 0.355 (1, 2) H	1-0 1-2 2-3 HBP 1B		0-0 F7			0-0 G5-4-3 1B		0-0 6-3	
<b>Rob Deer, R</b> OBP: 0.306, SLG: 0.443 (1, 9) X	0-0 F9 1B		0-3 K			0-0 G5-4-3 1-2f 1B		0-0 F6	
<b>Dale Sveum, S</b> OBP: 0.319, SLG: 0.372 (1, 5) X	0-0 1-2 2-H 1B			0-0 F4		0-0 4-3		0-0 F8	
<b>Ernest Riles, L</b> OBP: 0.330, SLG: 0.359 (1, 6)		0-3 K		0-0 4-3			0-0 6-3	0-3 K	
<b>Mike Felder, S</b> OBP: 0.289, SLG: 0.323 (1, 7)		0-0 3-1 1B		0-0 6-3			0-0 3-1	0-0 F8	
<b>Jim Gantner, L</b> OBP: 0.319, SLG: 0.354 (1, 4) X		0-0 3-1 1-2			0-3 K		0-0 2B 1B		

Inning Stats	R: 1	H: 4	E: 0	K: 0	S: 5	LOB: 2	BB: 0	P: 6
	R: 0	H: 1	E: 0	K: 1	S: 6	LOB: 2	BB: 1	P: 10
	R: 0	H: 0	E: 0	K: 2	S: 7	LOB: 0	BB: 0	P: 7
	R: 0	H: 0	E: 0	K: 0	S: 3	LOB: 0	BB: 0	P: 3
	R: 0	H: 1	E: 0	K: 2	S: 8	LOB: 1	BB: 0	P: 8
	R: 0	H: 1	E: 0	K: 0	S: 3	LOB: 0	BB: 0	P: 3
	R: 0	H: 2	E: 0	K: 0	S: 5	LOB: 2	BB: 0	P: 5
	R: 0	H: 0	E: 0	K: 0	S: 3	LOB: 0	BB: 0	P: 3
	R: 0	H: 0	E: 0	K: 1	S: 5	LOB: 0	BB: 0	P: 5

1B: 7	SF: 0
2B: 2	SAC: 0
3B: 0	DP: 1
HR: 0	HBP: 1

WP: 0	PA: 35
PB: 0	
SB: 0	
CS: 1	

PITCHER	IP	WLS	BF	H	R	ER	SO	BB	IBB	HBP	BLK	WP	HR	S	P	ERA	WHIP
<b>Mark Langston, L</b> ERA: 4.65 (1, 1)	4.0		17	5	1	1	3	1	0	1	0	0	0	21	26	2.25	1.500
<b>Steve Fireovid, R</b> ERA: 3.46 (5, 1)	2.2	W	11	4	0	0	2	0	0	0	0	0	0	15	15	0.00	1.500
<b>Pete Ladd, R</b> ERA: 3.86 (7, 1)	2.1	S	7	0	0	0	1	0	0	0	0	0	0	9	9	0.00	0.000

WP: 0	PA: 35
ERA	WHIP



Batter	1	2	3	4	5	6	7	8	9	AB R H RBI BB SO LOB	TOP	
John Moses, S OBP: 0.345, SLG: 0.343 (1, 8) X	0-0 S 1B	0-0 S 1B		0-0 WP S 1B 1-3 2-H		0-0 4-3 1-2 2-3		0-0 6-3 1	0-0 F8 3	6 1 3 1 0 0 3		
Phil Bradley, R OBP: 0.362, SLG: 0.396 (1, 7) X	0-0 G6-4-3 1-H 1B	0-0 G1 1-2		4-0 1-3 3-H BB		0-0 1B 2-H 3-H 1B		0-0 FC5-4 1B		4 0 3 3 1 0 1		
Jim Presley, R OBP: 0.320, SLG: 0.521 (1, 5) X	0-0 G6-4-3 1-2f		0-0 4-3 1	0-0 F4 3		0-0 1-3 1B		0-0 FC5-4 BB 1-2f		5 0 1 0 0 0 4		
Ken Phelps, L OBP: 0.417, SLG: 0.586 (1, 3) B B B	4-0 HR BB		0-0 F8 2		0-0 F8 1 S S S	0-3 K 3		4-0 1-2 BB		3 1 0 0 2 1 2		
Danny Tartabull, R OBP: 0.359, SLG: 0.530 (1, 9) X	0-0 1-H HR		0-0 F9 3		0-3 K 2		0-0 F6 1	0-0 F9 3		5 1 1 2 0 1 2		
Scott Bradley, L OBP: 0.309, SLG: 0.327 (1, 2) X	0-0 FC5-4 1B		0-0 FC5-4 1B		0-0 F9 3		0-0 F7 2		0-0 F9 1	5 0 2 0 0 0 0		
Dave Henderson, R OBP: 0.338, SLG: 0.467 (1, 10) X	0-0 FC5-4 1-2f		0-0 FC5-4 1B 1-2f		0-3 K 1 S S S	0-0 K 1 X	0-0 1B 2B		0-0 HR	5 3 2 1 0 1 2		
Spike Owen, S OBP: 0.316, SLG: 0.365 (1, 6) X		0-0 F7 1		0-0 L9 2		4-0 4-3 BB 1B BB	0-0 2-H 1B		0-0 F9 2	4 1 1 1 1 0 1		
Harold Reynolds, S OBP: 0.293, SLG: 0.292 (1, 4) X		0-0 5-3 2		0-0 1B 1-2 WP 1B		4-0 1-2 1B BB	0-0 F7 3		4-0 BB	3 2 1 0 2 0 1		
<b>Inning Stats</b>	R: 3 E: 0 K: 0 S: 6 H: 4 LOB: 1 BB: 1 P: 10	R: 0 E: 0 K: 0 S: 4 H: 1 LOB: 1 BB: 0 P: 4	R: 0 E: 0 K: 0 S: 3 H: 0 LOB: 0 BB: 0 P: 3	R: 2 E: 0 K: 0 S: 6 H: 3 LOB: 2 BB: 1 P: 10	R: 0 E: 0 K: 1 S: 5 H: 0 LOB: 0 BB: 0 P: 5	R: 2 E: 0 K: 2 S: 9 H: 2 LOB: 2 BB: 2 P: 17	R: 1 E: 0 K: 0 S: 5 H: 2 LOB: 1 BB: 0 P: 5	R: 0 E: 0 K: 0 S: 4 H: 1 LOB: 2 BB: 1 P: 8	R: 1 E: 0 K: 0 S: 4 H: 1 LOB: 1 BB: 1 P: 8	1B: 11 2B: 1 3B: 0 HR: 2 SF: 0 SAC: 0 DP: 1 HBP: 0	WP: 1 PB: 0 SB: 3 CS: 0 PA: 46	
<b>PITCHER</b>	IP WLS BF H R ER SO BB IBB HBP BLK WP HR S P ERA WHIP											
Tim Leary, R ERA: 4.86 (1, 1)	3.2 L 19 8 5 5 0 1 0 0 0 0 0 1 18 22 12.27 2.455											
Bob Gibson, R ERA: 2.63 (4, 1)	2.0 11 2 2 2 2 3 0 0 0 1 0 12 24 9.00 2.500											
Ray Searage, L ERA: 6.95 (6, 1)	3.1 16 4 2 2 1 2 0 0 0 0 0 1 16 24 5.40 1.800											

Seattle Mariners @ Milwaukee Brewers  
Milwaukee County Stadium, Milwaukee, WI

Fri Jul 11 1986, 8:05 PM EDT  
Att: 18,290 - Unknown

AB	40
R	9
H	14
RBI	8
BB	6
SO	3
LOB	16



livebaseballscorecards.com

Batter	1	2	3	4	5	6	7	8	9	AB	R	H	RBI	BB	SO	LOB
<b>Paul Molitor, R</b> OBP: 0.388, SLG: 0.473 (1, 10) X	0-0 6-3 4-3 1B		0-0 4-3			0-0 6-3		0-0 5-3 1B		4	0	2	0	0	0	0
<b>Robin Yount, R</b> OBP: 0.415, SLG: 0.466 (1, 8) X	0-0 4-3 1-2			0-0 1B 3B		4-0 FC4-6 BB		0-0 F7		3	1	1	0	1	0	2
<b>Cecil Cooper, L</b> OBP: 0.313, SLG: 0.385 (1, 3) X	0-0 6-3 2-3			0-0 G6-4-3 1B 3-H		0-0 FC4-6 1-2f		0-0 5-3 1-2		4	0	1	1	0	0	3
<b>Bill Schroeder, R</b> OBP: 0.275, SLG: 0.342 (1, 2) X	0-0 6-3			0-0 G6-4-3 1-2f		0-0 F6		0-0 F2		4	0	0	0	0	0	4
<b>Ernest Riles, L</b> OBP: 0.329, SLG: 0.357 (1, 6) X		0-0 F7		0-0 6-3			0-0 E 1B		0-0 6-3		4	1	1	0	0	0
<b>Rob Deer, R</b> OBP: 0.305, SLG: 0.453 (1, 9) X		0-0 5-3			0-0 F4		0-0 F3		0-0 HR		4	1	1	1	0	1
<b>Rick Manning, L</b> OBP: 0.287, SLG: 0.340 (1, 7) X		0-0 G2			4-0 1B BB		0-0 E1 1-H		0-0 3-1		3	0	0	0	1	0
<b>Jim Gantner, L</b> OBP: 0.318, SLG: 0.352 (1, 4) X			0-0 F7		0-0 G5-4-3 1B		0-3 K		0-0 5-3		4	0	1	0	0	1
<b>Dale Sveum, S</b> OBP: 0.314, SLG: 0.366 (1, 5) X			0-3 K		0-0 G5-4-3 1-2f		0-0 F4				3	0	0	0	0	1

<b>Inning Stats</b>	R: 0 E: 0 K: 0 S: 4	H: 1 LOB: 1 BB: 0 P: 4	R: 0 E: 0 K: 0 S: 3	H: 0 LOB: 0 BB: 0 P: 3	R: 0 E: 0 K: 1 S: 5	H: 0 LOB: 0 BB: 0 P: 5	R: 1 E: 0 K: 0 S: 4	H: 2 LOB: 0 BB: 0 P: 4	R: 0 E: 0 K: 0 S: 3	H: 1 LOB: 1 BB: 1 P: 7	R: 0 E: 0 K: 0 S: 3	H: 0 LOB: 1 BB: 1 P: 7	R: 1 E: 1 K: 1 S: 7	H: 1 LOB: 1 BB: 0 P: 7	R: 0 E: 0 K: 0 S: 4	H: 1 LOB: 1 BB: 0 P: 4	R: 1 E: 0 K: 0 S: 4	H: 1 LOB: 0 BB: 0 P: 4	1B: 5 2B: 0 3B: 1 HR: 1	SF: 0 SAC: 0 DP: 2 HBP: 0	WP: 0 PB: 0 SB: 0 CS: 0	PA: 35												
<b>PITCHER</b> <b>Mike Morgan, R</b> ERA: 4.16 (1, 1)	IP 9.0	WLS W	BF 35	H 7	R 3	ER 2	SO 2	BB 2	IBB 0	HBP 0	BLK 0	WP 0	HR 1	S 37	P 45	ERA 2.00	WHIP 1.000																	
																	<b>PITCHER</b>	IP	WLS	BF	H	R	ER	SO	BB	IBB	HBP	BLK	WP	HR	S	P	ERA	WHIP


**BOTTOM**

**Seattle Mariners @ Milwaukee Brewers**  
Milwaukee County Stadium, Milwaukee, WI

Fri Jul 11 1986, 8:05 PM EDT  
Att. 18,290 - Unknown

livebaseballscorecards.com

<b>AB</b>	<b>33</b>
<b>R</b>	<b>3</b>
<b>H</b>	<b>7</b>
<b>RBI</b>	<b>2</b>
<b>BB</b>	<b>2</b>
<b>SO</b>	<b>2</b>
<b>LOB</b>	<b>14</b>





Batter	1	2	3	4	5	6	7	8	9	AB R H RBI BB SO LOB	TOP	
John Moses, S (1, 8) OBP: 0.354, SLG: 0.352 Ricky Nelson, L (6, 8) OBP: 0.200, SLG: 0.200	0-0 4-3		0-0 1B		0-0 L3		0-3 K		0-3 K	4 1 3 3 0 0 0 2 0 0 0 0 2 0		
Phil Bradley, R (1, 7) OBP: 0.365, SLG: 0.410	0-0 1B 2B 1B		0-0 1B		0-0 L3		0-0 HR		0-0 F9	6 3 3 1 0 0 2		
Jim Presley, R (1, 5) OBP: 0.322, SLG: 0.520 Domingo Ramos, R (6, PR) OBP: 0.238, SLG: 0.230	0-0 1-2 2B 1B		0-0 F8		0-0 E5 FC5 BB		0-0 FC5-4 1B		0-0 6-3	4 1 2 0 0 0 2 2 0 1 0 0 0 0		
Ken Phelps, L (1, 3) OBP: 0.419, SLG: 0.581 Barry Bonnell, R (6, 3) OBP: 0.208, SLG: 0.235	0-3 K		0-0 1B E 1B		4-0 FC5 6-3 BB		0-3 K		0-0 1B WP SF8 1B	3 2 1 0 1 2 3 2 1 1 0 0 1 1		
Danny Tartabull, R (1, 9) OBP: 0.363, SLG: 0.535	0-0 1-H 2-H 2B		0-0 E 1B		0-0 FC5 1B		0-0 FC5-4 3B		0-0 2B 1-3 1B	5 3 3 4 0 0 3		
Scott Bradley, L (1, 2) OBP: 0.317, SLG: 0.377	0-0 F6		0-0 E 1B		0-0 6-3		0-0 1-H 3B		0-0 SF8	4 1 2 4 0 0 2		
Dave Henderson, R (1, 10) OBP: 0.342, SLG: 0.466			0-0 E 1B BB		0-0 2-H 1B		4-0 BB BB BB BB		0-0 F4	3 1 1 1 2 0 1		
Spike Owen, S (1, 6) OBP: 0.317, SLG: 0.367			0-0 FC1 1B		4-0 BB 5-3 1B BB		0-0 F5		0-0 1-3 2B	4 2 1 0 1 0 3		
Harold Reynolds, S (1, 4) OBP: 0.287, SLG: 0.285			0-0 L8		0-0 L7		0-0 1-2 5-3		0-0 G3	5 0 0 0 0 0 5		
<b>Inning Stats</b>	R: 2 H: 3 E: 0 LOB: 1 K: 1 BB: 0 S: 8 P: 8	R: 0 H: 0 E: 0 LOB: 0 K: 0 BB: 0 S: 3 P: 3	R: 7 H: 6 E: 2 LOB: 1 K: 0 BB: 1 S: 10 P: 14	R: 2 H: 1 E: 2 LOB: 1 K: 0 BB: 1 S: 4 P: 8	R: 1 H: 1 E: 0 LOB: 0 K: 0 BB: 1 S: 3 P: 7	R: 1 H: 2 E: 0 LOB: 2 K: 1 BB: 1 S: 7 P: 11	R: 1 H: 1 E: 0 LOB: 0 K: 1 BB: 0 S: 6 P: 6	R: 1 H: 3 E: 0 LOB: 2 K: 0 BB: 0 S: 6 P: 6	R: 0 H: 1 E: 0 LOB: 1 K: 2 BB: 0 S: 8 P: 8	1B: 14 SF: 1 2B: 3 SAC: 0 3B: 1 DP: 1 HR: 1 HBP: 0	WP: 1 PA: 49 PB: 0 SB: 0 CS: 0	
<b>PITCHER</b>	IP WLS BF H R ER SO BB IBB HBP BLK WP HR S P ERA WHIP											
Bill Wegman, R (1, 1) ERA: 4.96	2.1 L 15 8 7 5 1 0 0 0 0 0 0 0 17 17 19.29 3.429											
Jaime Cocanower, R (3, 1) ERA: 4.43	2.2 14 3 5 1 0 3 0 0 0 0 0 0 11 23 3.38 2.250											
Bob Gibson, R (6, 1) ERA: 3.78	3.0 16 6 3 3 2 1 0 0 0 0 1 1 19 23 9.00 2.333											
Mark Clear, R (9, 1) ERA: 1.6	1.0 4 1 0 0 0 2 0 0 0 0 0 0 8 8 0.00 1.000											

Seattle Mariners @ Milwaukee Brewers  
Milwaukee County Stadium, Milwaukee, WI

Sat Jul 12 1986, 8:05 PM EDT  
Att: 25,946 - Unknown

AB	44
R	15
H	18
RBI	13
BB	4
SO	5
LOB	22



livebaseballscorecards.com

BOTTOM

Seattle Mariners @ Milwaukee Brewers  
Milwaukee County Stadium, Milwaukee, WI

Sat Jul 12 1986, 8:05 PM EDT  
Att. 25,946 - Unknown

livebaseballscorecards.com

AB	43
R	9
H	15
RBI	8
BB	4
SO	4
LOB	21



WP	2	PA	47
PB	0		
SB	1		
CS	0		

AB R H RBI BB SO LOB

6 1 3 3 0 0 1

3 2 2 0 1 0 1

2 0 0 0 0 1 0

5 1 3 1 0 0 4

5 0 0 0 0 0 4

4 0 1 1 1 0 1

4 2 2 1 1 1 1

5 1 1 0 0 0 4

4 2 3 2 1 0 0

4 0 0 0 0 1 3

1 0 0 0 0 1 2

1B	9	SF	0
2B	5	SAC	0
3B	0	DP	0
HR	1	HBP	0

Batter	1	2	3	4	5	6	7	8	9
Paul Molitor, R OBP: 0.392, SLG: 0.496 (1, 10)	0-0 F8 1B	0-0 S 1B		0-0 E 1B		0-0 F3 1B	0-0 FC6-4 1-2f		0-0 HR 2-H 3-H
Charlie Moore, R OBP: 0.367, SLG: 0.444 Bill Schroeder, R OBP: 0.270, SLG: 0.336 (1, 2) (7, 2)	0-0 1B BB 2B	4-0 1-2 BB		0-0 E6 1-3 3-H		0-0 1B 2B		0-0 5-3	0-3 K
Cecil Cooper, L OBP: 0.318, SLG: 0.389 (1, 3)	0-0 BB BB 1B	0-0 F7		0-0 F8		0-0 WP 2B 1B		0-0 1B	
Robin Yount, R OBP: 0.408, SLG: 0.457 (1, 8)	0-0 F3		0-0 L5		0-0 F9	0-0 F9 1-2		0-0 F8	
Ben Oglivie, L OBP: 0.344, SLG: 0.402 (1, 7)	4-0 BB 1-2 BB		0-0 G3		0-0 F8	0-0 2B 2B		0-0 F6	
Rob Deer, R OBP: 0.310, SLG: 0.454 (1, 9)	4-0 1-2 2-3 3-H BB		0-0 5-3		0-0 2B 1B	0-3 K			0-0 E HR 1B
Ernest Riles, L OBP: 0.328, SLG: 0.358 (1, 6)	0-0 G3			0-0 4-3	0-0 2B 2B		0-0 6-3		0-0 F7
Dale Sveum, S OBP: 0.326, SLG: 0.379 (1, 5)		0-0 4-3		0-0 1B E 1B	0-0 WP 2B 2B		4-0 FC6-4 BB		0-0 E8 HR 1B
Jim Gantner, L OBP: 0.314, SLG: 0.347 Juan Castillo, S OBP: 0.250, SLG: 0.204 (1, 4) (8, 4)		0-0 L7		0-0 4-1 1-2	0-3 K		0-0 F8		0-3 K

Inning Stats	R: 1 E: 0 K: 0 S: 5	H: 2 LOB: 3 BB: 2 P: 13	R: 0 E: 0 K: 0 S: 4	H: 1 LOB: 2 BB: 1 P: 8	R: 0 E: 0 K: 0 S: 3	H: 0 LOB: 0 BB: 0 P: 3	R: 1 E: 1 K: 0 S: 6	H: 2 LOB: 2 BB: 0 P: 6	R: 2 E: 0 K: 1 S: 8	H: 3 LOB: 1 BB: 0 P: 8	R: 2 E: 0 K: 1 S: 8	H: 3 LOB: 1 BB: 0 P: 8	R: 0 E: 0 K: 0 S: 3	H: 0 LOB: 1 BB: 1 P: 7	R: 0 E: 0 K: 0 S: 4	H: 1 LOB: 1 BB: 0 P: 4	R: 3 E: 1 K: 2 S: 10	H: 3 LOB: 0 BB: 0 P: 10	1B: 9 2B: 5 3B: 0 HR: 1	SF: 0 SAC: 0 DP: 0 HBP: 0	WP: 2 PB: 0 SB: 1 CS: 0	PA: 47
--------------	------------------------------	----------------------------------	------------------------------	---------------------------------	------------------------------	---------------------------------	------------------------------	---------------------------------	------------------------------	---------------------------------	------------------------------	---------------------------------	------------------------------	---------------------------------	------------------------------	---------------------------------	-------------------------------	----------------------------------	----------------------------------	------------------------------------	----------------------------------	--------

PITCHER	IP	WLS	BF	H	R	ER	SO	BB	IBB	HBP	BLK	WP	HR	S	P	ERA	WHIP
Jerry Reed, R ERA: 3.5 (1, 1)	5.0	W	27	8	4	3	1	3	0	0	0	1	0	26	38	5.40	2.200
Mark Huismann, R ERA: 4.5 (6, 1)	4.0	S	20	7	5	5	3	1	0	0	0	1	1	25	29	11.25	2.000



Batter	1	2	3	4	5	6	7	8	9	AB R H RBI BB SO LOB	TOP	
John Moses, S (1, 8) OBP: 0.361, SLG: 0.358	0-0 CS 1B		4-0 CS BB			0-0 5-3		0-0 BB 1B		3 0 2 0 1 0 0		
Phil Bradley, R (1, 7) OBP: 0.367, SLG: 0.407	4-0 BB BB 1-2 BB		0-3 K 1-2			0-0 F4		4-0 BB 1-2 2-3		2 0 0 0 2 1 1		
Jim Presley, R (1, 5) OBP: 0.319, SLG: 0.514	0-0 F4		0-3 K			0-3 K		0-3 K		4 0 0 0 0 3 4		
Ken Phelps, L (1, 3) OBP: 0.415, SLG: 0.570	4-0 BB 1-2 BB			0-3 K			0-3 K		0-3 K	3 0 0 0 1 3 0		
Danny Tartabull, R (1, 9) OBP: 0.361, SLG: 0.531	0-3 K			0-0 F7			0-3 K		0-0 BB 1B	4 0 1 0 0 2 2		
Dave Henderson, R (1, 10) OBP: 0.338, SLG: 0.459		0-0 6-3		0-0 6-3			0-0 F9		0-0 F8	4 0 0 0 0 0 1		
Spike Owen, S (1, 6) OBP: 0.313, SLG: 0.362		0-0 6-3			0-3 K			0-0 6-3	0-0 F7	4 0 0 0 0 1 1		
Bob Kearney, R (1, 2) OBP: 0.264, SLG: 0.341		0-0 FC6-4 1B			0-3 K			0-0 6-3		3 0 1 0 0 1 0		
Harold Reynolds, S (1, 4) OBP: 0.284, SLG: 0.282 Domingo Ramos, R (8, PH) OBP: 0.250, SLG: 0.230 (8, 4)		0-0 FC6-4 1-2f			0-3 K			4-0 BB 1B BB		2 0 0 0 0 1 1 0 0 0 0 1 0 0		
<b>Inning Stats</b>	R: 0 H: 1 E: 0 LOB: 2 K: 1 BB: 2 S: 5 P: 13	R: 0 H: 1 E: 0 LOB: 1 K: 0 BB: 0 S: 4 P: 4	R: 0 H: 0 E: 0 LOB: 0 K: 2 BB: 1 S: 6 P: 10	R: 0 H: 0 E: 0 LOB: 0 K: 1 BB: 0 S: 5 P: 5	R: 0 H: 0 E: 0 LOB: 0 K: 3 BB: 0 S: 9 P: 9	R: 0 H: 0 E: 0 LOB: 0 K: 1 BB: 0 S: 5 P: 5	R: 0 H: 0 E: 0 LOB: 0 K: 2 BB: 0 S: 7 P: 7	R: 0 H: 1 E: 0 LOB: 3 K: 1 BB: 2 S: 6 P: 14	R: 0 H: 1 E: 0 LOB: 1 K: 1 BB: 0 S: 6 P: 6	1B: 4 SF: 0 2B: 1 SAC: 0 3B: 0 DP: 1 HR: 0 HBP: 0	WP: 0 PA: 34 PB: 0 SB: 0 CS: 2	
<b>PITCHER</b> Juan Nieves, L (1, 1) ERA: 3.91	IP WLS BF H R ER SO BB IBB HBP BLK WP HR S P ERA WHIP	9.0 W 34 4 0 0 12 5 0 0 0 0 0 0 53 73 0.00 1.000										

Seattle Mariners @ Milwaukee Brewers  
Milwaukee County Stadium, Milwaukee, WI

Sun Jul 13 1986, 8:05 PM EDT  
Att: 10,532 - Unknown

livebaseballscorecards.com

AB 29  
R 0  
H 4  
RBI 0  
BB 5  
SO 12  
LOB 10



Batter	1	2	3	4	5	6	7	8	9
<b>Paul Molitor, R</b> OBP: 0.393, SLG: 0.493 (1, 10) X	0-0 CS 1B		0-0 4-3		0-0 BB 1B		0-3 K	0-0 E5 1-3	
<b>Robin Yount, R</b> OBP: 0.405, SLG: 0.451 (1, 8) X	0-0 F8		0-0 5-3		4-0 BB 1-2 BB		0-0 F8	0-0 F8	
<b>Cecil Cooper, L</b> OBP: 0.314, SLG: 0.384 (1, 3) S S S	0-3 K		0-0 4-3		0-0 F7		0-0 G3		
<b>Ben Oglivie, L</b> OBP: 0.351, SLG: 0.410 (1, 7) X	0-0 CS	0-0 1B SF8 2B		0-0 1B SF7 1B	0-3 K		4-0 E HR BB		
<b>Mike Felder, S</b> OBP: 0.269, SLG: 0.323 (8, PR) (9, 7)	1-2								
<b>Ernest Riles, L</b> OBP: 0.330, SLG: 0.359 (1, 6) B B B B		4-0 1B BB		0-0 1-3 CS 1B	0-0 3-1		0-0 SH 1-3 HR		
<b>Rob Deer, R</b> OBP: 0.313, SLG: 0.470 (1, 9) X		0-0 1-2 2-3 1B		0-0 SF7 3-H		0-0 6-3	0-0 1-H 3-H HR		
<b>Dale Sveum, S</b> OBP: 0.324, SLG: 0.376 (1, 5) X		0-0 F5		0-0 1B 1-2 1B	0-3 K		0-3 K		
<b>Jim Gantner, L</b> OBP: 0.316, SLG: 0.351 (1, 4) X		0-0 SF8 3-H		0-0 1-2 1B	0-0 FC6-4 1B		0-0 4-3		
<b>Rick Cerone, R</b> OBP: 0.275, SLG: 0.351 (1, 2) X		0-0 6-3		0-0 5-3	0-0 FC6-4 1-2f		0-0 E 1B		

AB	R	H	RBI	BB	SO	LOB
5	0	2	0	0	1	1
4	0	0	0	1	0	3
4	0	0	0	0	1	3
3	2	2	0	1	1	2
0	1	0	0	0	0	0
2	1	1	0	1	0	2
3	1	2	4	0	0	0
4	0	1	0	0	2	4
3	0	2	1	0	0	1
4	0	1	0	0	0	5
1B: 9	SF: 2					
2B: 1	SAC: 1					
3B: 0	DP: 0					
HR: 1	HBP: 0					


**BOTTOM**

**Seattle Mariners @ Milwaukee Brewers**  
Milwaukee County Stadium, Milwaukee, WI

Sun Jul 13 1986, 8:05 PM EDT  
Att. 10,532 - Unknown

livebaseballscorecards.com

<b>AB</b>	<b>32</b>
<b>R</b>	<b>5</b>
<b>H</b>	<b>11</b>
<b>RBI</b>	<b>5</b>
<b>BB</b>	<b>3</b>
<b>SO</b>	<b>5</b>
<b>LOB</b>	<b>21</b>



Inning Stats	R: 0	H: 1	E: 0	LOB: 0	K: 1	BB: 0	S: 5	P: 5									
<b>Mike Moore, R</b> ERA: 4.8 (1, 1) PITCHER	IP: 8.0	WLS: L	BF: 38	H: 11	R: 5	ER: 4	SO: 5	BB: 3	IBB: 0	HBP: 0	BLK: 0	WP: 0	HR: 1	S: 45	P: 57	ERA: 4.50	WHIP: 1.750

WP	PA	ERA	WHIP
0	39		
0			
0			



Batter	1	2	3	4	5	6	7	8	9	10	11	AB R H RBI BB SO LOB	TOP				
Marty Barrett, R OBP: 0.349, SLG: 0.393 (1, 4)	4-0 		0-3 K		0-0 5-3		4-0 WP BB		0-0 F9			3 0 0 0 2 1 0					
Wade Boggs, L OBP: 0.470, SLG: 0.497 (1, 5)	0-0 		0-0 4-3		4-0 FC3-6 BB		0-0 4-3		0-0 			4 0 2 0 1 0 2					
Bill Buckner, L OBP: 0.286, SLG: 0.396 (1, 3)	0-3 K		0-3 K		0-0 FC3-6		0-0 4-3		0-0 F4			5 0 0 0 0 2 4					
Jim Rice, R OBP: 0.383, SLG: 0.501 (1, 7)	0-0 F9			0-3 K		0-0 F8		0-3 K				5 0 1 0 0 2 2					
Don Baylor, R OBP: 0.350, SLG: 0.426 (1, 10)	0-0 F9			0-3 K 2B SF9		0-3 K		0-0 F7				5 1 0 0 0 3 3					
Dwight Evans, R OBP: 0.366, SLG: 0.440 (1, 9)		0-3 K		0-0 SF9 1-3 2B		0-0 F9			0-0 F9			5 0 2 0 0 1 0					
Rich Gedman, L OBP: 0.316, SLG: 0.389 (1, 2)		0-3 K		0-0 SF9			0-0 6-3		0-3 K			4 0 0 1 0 2 2					
Rey Quinones, R OBP: 0.329, SLG: 0.356 (1, 6)		4-0 		0-0 F8			0-0 5-3		0-3 K			4 0 0 0 1 1 3					
Kevin Romine, R OBP: 0.280, SLG: 0.261 (1, 8)	0-0 FC6				0-0 L4		0-0 WP S 1B		0-0 5-3			4 0 1 0 0 0 1					
<b>Inning Stats</b>	R: 0 H: 1 E: 0 LOB: 2 K: 1 BB: 1 S: 6 P: 10	R: 0 H: 0 E: 0 LOB: 1 K: 2 BB: 1 S: 7 P: 11	R: 0 H: 0 E: 0 LOB: 0 K: 2 BB: 0 S: 7 P: 7	R: 1 H: 1 E: 0 LOB: 1 K: 2 BB: 0 S: 9 P: 9	R: 0 H: 0 E: 0 LOB: 1 K: 0 BB: 1 S: 3 P: 7	R: 0 H: 0 E: 0 LOB: 0 K: 1 BB: 0 S: 5 P: 5	R: 0 H: 1 E: 0 LOB: 2 K: 0 BB: 1 S: 4 P: 8	R: 0 H: 0 E: 0 LOB: 0 K: 1 BB: 0 S: 5 P: 5	R: 0 H: 0 E: 0 LOB: 0 K: 2 BB: 0 S: 7 P: 7	R: 0 H: 1 E: 0 LOB: 1 K: 0 BB: 0 S: 4 P: 4	R: 0 H: 2 E: 0 LOB: 2 K: 1 BB: 0 S: 7 P: 7	1B: 5 SF: 1 2B: 1 SAC: 0 3B: 0 DP: 0 HR: 0 HBP: 0	WP: 1 PA: 44 PB: 1 SB: 1 CS: 0				
<b>PITCHER</b>	IP WLS BF H R ER SO BB IBB HBP BLK WP HR S P ERA WHIP																
Mark Langston, L ERA: 4.3 (1, 1)	10.0	39	4	1	0	11	4	0	0	0	0	1	0	57	73	0.00	0.800
Pete Ladd, R ERA: 3.77 (11, 1)	1.0	W	5	2	0	0	1	0	0	0	0	0	0	7	7	0.00	2.000

**Boston Red Sox @ Seattle Mariners**  
The Kingdome, Seattle, WA  
Thu Jul 17 1986, 10:05 PM EDT  
Att. 14,688 - Unknown

AB	39
R	1
H	6
RBI	1
BB	4
SO	12
LOB	17



BOTTOM

Boston Red Sox @ Seattle Mariners  
The Kingdome, Seattle, WA

Thu Jul 17 1986, 10:05 PM EDT  
Att. 14,688 - Unknown

livebaseballscores.com

AB	44
R	5
H	11
RBI	5
BB	4
SO	8
LOB	25



WP:	3	PA:	48
PB:	1		
SB:	3		
CS:	1		

AB R H RBI BB SO LOB

5	1	1	0	1	1	3
4	1	0	0	2	2	4
6	1	1	4	0	1	2
4	1	1	0	1	1	0
5	0	3	0	0	1	3
5	0	2	1	0	0	4
5	0	2	0	0	0	4
5	0	0	0	0	2	4
5	1	1	0	0	0	1

1B:	10	SF:	0
2B:	1	SAC:	0
3B:	0	DP:	1
HR:	1	HBP:	0

11	4-0	BB	HR	IBB	
11	4-0	HR	BB		
11	0-0	HR			
11	0-0	1-3			
11	0-3	K			
11	0-0	E6	BB	HR	S

10	0-0	6-3			
10	0-3	K			
10	0-0	WP	1B		
10	0-0	F9			
10	0-0	H: 1	LOB: 0	BB: 2	P: 14

9	0-0	CS	1B		
9	0-3	K			
9	0-0	F8			
9	0-0	L1-6	WP	1B	
9	0-0	L1-6			
9	0-0	B3			
9	0-0	H: 1	LOB: 0	BB: 0	P: 5

8	0-0	6-3			
8	0-0	4-3			
8	0-0	L7			
8	0-0	F8			
8	0-0	L1-6	WP	1B	
8	0-0	L1-6			
8	0-0	H: 1	LOB: 0	BB: 0	P: 3

7	0-0	6-3			
7	0-0	4-3			
7	0-0	L7			
7	0-0	F8			
7	0-0	L1-6	WP	1B	
7	0-0	L1-6			
7	0-0	H: 0	LOB: 0	BB: 0	P: 5

6	0-3	K			
6	0-0	F9			
6	0-3	K			
6	0-0	G3	1B		
6	0-0	G3	1B		
6	0-0	G3	1B		
6	0-0	F9			
6	0-0	H: 0	LOB: 0	BB: 0	P: 3

5	0-3	K			
5	0-3	K			
5	0-3	K			
5	0-0	G3	1B		
5	0-0	G3	1B		
5	0-0	G3	1B		
5	0-0	F9			
5	0-0	H: 3	LOB: 2	BB: 0	P: 8

4	0-0	F5			
4	0-3	K			
4	0-0	F7			
4	0-0	F7			
4	0-0	F7			
4	0-0	F5			
4	0-0	F4			
4	0-0	G1			
4	0-0	F4			
4	0-0	H: 1	LOB: 1	BB: 0	P: 6

3	0-0	F9			
3	0-0	F9			
3	0-0	F9			
3	0-0	F7			
3	0-0	F7			
3	0-0	F7			
3	0-0	F5			
3	0-0	F5			
3	0-0	F5			
3	0-0	H: 2	LOB: 2	BB: 0	P: 5

2	0-0	6-3			
2	0-0	6-3			
2	0-0	6-3			
2	0-0	6-3			
2	0-0	6-3			
2	0-0	6-3			
2	0-0	6-3			
2	0-0	6-3			
2	0-0	6-3			
2	0-0	H: 1	LOB: 2	BB: 0	P: 7

1	0-0	E1			
1	4-0	PB	BB		
1	0-0	F9			
1	4-0	BB			
1	0-3	K			
1	0-3	K			
1	0-0	6-3			
1	0-0	6-3			
1	0-0	6-3			
1	0-0	6-3			
1	0-0	H: 0	LOB: 3	BB: 2	P: 14

Batter	1	2	3	4	5	6	7	8	9	10	11	AB	R	H	RBI	BB	SO	LOB
John Moses, S	(1, 8)											5	1	1	0	1	1	3
Phil Bradley, R	(1, 7)											4	1	0	0	2	2	4
Jim Presley, R	(1, 5)											6	1	1	4	0	1	2
Ken Phelps, L	(1, 3)											4	1	1	0	1	1	0
Alvin Davis, L	(1, 10)											5	0	3	0	0	1	3
Danny Tartabull, R	(1, 9)											5	0	2	1	0	0	4
Scott Bradley, L	(1, 2)											5	0	2	0	0	0	4
Spike Owen, S	(1, 6)											5	0	0	0	0	2	4
Harold Reynolds, S	(1, 4)											5	1	1	0	0	0	1

Inning Stats	R: 0	H: 0	E: 1	K: 1	S: 6	H: 0	LOB: 3	BB: 2	P: 14	R: 0	H: 1	E: 1	K: 1	S: 7	H: 1	LOB: 2	BB: 0	P: 7	R: 0	H: 2	E: 0	K: 0	S: 5	H: 2	LOB: 2	BB: 0	P: 5	R: 0	H: 1	E: 0	K: 1	S: 6	H: 1	LOB: 1	BB: 0	P: 6	R: 1	H: 3	E: 0	K: 1	S: 8	H: 3	LOB: 2	BB: 0	P: 8	R: 0	H: 0	E: 0	K: 1	S: 5	H: 0	LOB: 0	BB: 0	P: 5	R: 0	H: 0	E: 0	K: 0	S: 3	H: 0	LOB: 0	BB: 0	P: 3	R: 0	H: 1	E: 0	K: 0	S: 3	H: 1	LOB: 0	BB: 0	P: 3	R: 0	H: 1	E: 0	K: 1	S: 5	H: 1	LOB: 0	BB: 0	P: 5	R: 0	H: 1	E: 1	K: 1	S: 6	H: 1	LOB: 0	BB: 2	P: 14	1B: 10	SF: 0	2B: 1	SAC: 0	3B: 0	DP: 1	HR: 1	HBP: 0	WP: 3	PA: 48
--------------	------	------	------	------	------	------	--------	-------	-------	------	------	------	------	------	------	--------	-------	------	------	------	------	------	------	------	--------	-------	------	------	------	------	------	------	------	--------	-------	------	------	------	------	------	------	------	--------	-------	------	------	------	------	------	------	------	--------	-------	------	------	------	------	------	------	------	--------	-------	------	------	------	------	------	------	------	--------	-------	------	------	------	------	------	------	------	--------	-------	------	------	------	------	------	------	------	--------	-------	-------	--------	-------	-------	--------	-------	-------	-------	--------	-------	--------

PITCHER	IP	WLS	BF	H	R	ER	SO	BB	IBB	HBP	BLK	WP	HR	S	P	ERA	WHIP
Tom Seaver, R	(1, 1)	6.0	29	7	1	1	5	2	0	0	0	1	0	37	45	1.50	1.500
Steve Crawford, R	(7, 1)	2.0	6	1	0	0	0	0	0	0	0	1	0	6	6	0.00	0.500
Bob Stanley, R	(9, 1)	2.2	L 13	3	4	0	3	1	1	0	0	1	1	17	25	0.00	1.500

PITCHER	IP	WLS	BF	H	R	ER	SO	BB	IBB	HBP	BLK	WP	HR	S	P	ERA	WHIP
---------	----	-----	----	---	---	----	----	----	-----	-----	-----	----	----	---	---	-----	------



Batter	1	2	3	4	5	6	7	8	9	AB R H RBI BB SO LOB	TOP			
Marty Barrett, R (1, 4) OBP: 0.347, SLG: 0.390	0-0 G6-4-3 1B	0-3 K		0-0 4-3		0-0 F9		0-0 L9		5 0 1 0 0 1 3				
Wade Boggs, L (1, 5) OBP: 0.469, SLG: 0.494	0-0 G6-4-3 1-2f	4-0 IBB			0-0 FC6-4 E 1B	0-0 6-3		0-0 4-3		4 1 1 0 1 0 2				
Bill Buckner, L (1, 3) OBP: 0.287, SLG: 0.394	0-0 BB 1B	0-0 F8			4-0 BB FC6-4 BB 1-2		0-0 1-3		0-0 F5	4 0 1 0 1 0 3				
Jim Rice, R (1, 7) OBP: 0.383, SLG: 0.499	4-0 1-2 BB		0-0 F8		0-0 FC6-4 E HBP 1-2f 2-3		0-0 4-3 1B		0-0 4-3	4 0 1 0 1 0 2				
Don Baylor, R (1, 10) OBP: 0.348, SLG: 0.421	0-0 G1-6-3		0-0 6-3		1-0 H E HBP 1-2		0-0 4-3		0-3 K	4 0 0 0 0 1 3				
Dwight Evans, R (1, 9) OBP: 0.367, SLG: 0.450		0-0 1B 2B 1B	0-0 HR		0-0 E5 FC5-4 1-2 2-3 3-H		0-3 K			4 2 2 2 0 1 3				
Rich Gedman, L (1, 2) OBP: 0.318, SLG: 0.391		0-0 2B 1B 1-2	0-0 L7		0-0 F7			0-0 2B 4-3 1B		4 1 2 0 0 0 3				
Rey Quinones, R (1, 6) OBP: 0.333, SLG: 0.373		0-0 2B 1-3 2-H		0-0 L6	0-0 FC5-4 1-2f			0-0 4-3 2B		4 0 2 1 0 0 3				
La Schelle Tarver, L (1, 8) Kevin Romine, R (8, PH) OBP: 0.269, SLG: 0.250		0-0 5-3		0-0 L5		0-0 6-3		0-0 4-3	2-3 3-H	3 0 0 0 0 0 2 1 0 0 1 0 0 1				
<b>Inning Stats</b>	R: 0 H: 2 E: 0 LOB: 2 K: 0 BB: 1 S: 4 P: 8	R: 1 H: 3 E: 0 LOB: 3 K: 1 BB: 1 S: 8 P: 12	R: 1 H: 1 E: 0 LOB: 0 K: 0 BB: 0 S: 4 P: 4	R: 0 H: 0 E: 0 LOB: 0 K: 0 BB: 0 S: 3 P: 3	R: 1 H: 1 E: 1 LOB: 3 K: 0 BB: 1 S: 5 P: 10	R: 0 H: 0 E: 0 LOB: 0 K: 0 BB: 0 S: 3 P: 3	R: 0 H: 1 E: 0 LOB: 1 K: 1 BB: 0 S: 6 P: 6	R: 1 H: 2 E: 0 LOB: 1 K: 0 BB: 0 S: 5 P: 5	R: 0 H: 0 E: 0 LOB: 0 K: 1 BB: 0 S: 5 P: 5	1B: 7 SF: 0 2B: 2 SAC: 0 3B: 0 DP: 1 HR: 1 HBP: 1	WP: 0 PA: 41 PB: 0 SB: 0 CS: 0			
<b>PITCHER</b>	IP WLS BF H R ER SO BB IBB HBP BLK WP HR S P ERA WHIP												<b>PITCHER</b>	IP WLS BF H R ER SO BB IBB HBP BLK WP HR S P ERA WHIP
Mike Moore, R (1, 1) ERA: 4.81	7.0 W 35 10 4 4 2 2 1 1 0 0 1 35 48 5.14 1.714													
Matt Young, L (8, 1) ERA: 3.61	2.0 6 0 0 0 1 0 0 0 0 0 0 8 8 0.00 0.000													

**Boston Red Sox @ Seattle Mariners**  
The Kingdom, Seattle, WA  
Fri Jul 18 1986, 10:05 PM EDT  
Att: 20,830 - Unknown

[livebaseballscorecards.com](http://livebaseballscorecards.com)

AB	37
R	4
H	10
RBI	4
BB	3
SO	3
LOB	25



Batter	1	2	3	4	5	6	7	8	9
<b>John Moses, S</b> OBP: 0.362, SLG: 0.370 (1, 8) X	0-0 E6 F8 1B E	0-0 L7		0-0 4-3		0-0 6-3 2-H 2B		0-0 4-3 3B	
<b>Phil Bradley, R</b> OBP: 0.366, SLG: 0.404 (1, 7) X	0-0 HR 1-2 1B	0-0 2B 2B		0-0 F9		0-0 6-3 2-3		0-0 4-3 3-H	
<b>Jim Presley, R</b> OBP: 0.315, SLG: 0.515 (1, 5) X	0-0 F7	0-0 2B 2-H		0-0 L7		0-0 F3		0-3 K 3-H	
<b>Ken Phelps, L</b> OBP: 0.410, SLG: 0.557 (1, 3) X	0-0 F8 2-3	0-0 F8			0-0 F7		0-0 F7	0-0 2B	
<b>Alvin Davis, L</b> OBP: 0.405, SLG: 0.484 (1, 10) X	0-0 E5 1-2 HR 3-H		0-0 G4-6-3 BB 1B		0-0 F8		4-0 3-1 1B BB	0-0 F8	
<b>Danny Tartabull, R</b> OBP: 0.367, SLG: 0.541 (1, 9) X	0-0 HR 1-H 2-H		4-0 G4-6-3 BB 1-2		0-3 K		0-0 1B 3-1 1-2 1B		
<b>Scott Bradley, L</b> OBP: 0.333, SLG: 0.403 (1, 2) X	0-0 2B		0-0 G4-6-3 1-2 2-3			0-0 G3 2B 1B	0-0 3-1 1-2 2-3		
<b>Spike Owen, S</b> OBP: 0.311, SLG: 0.358 (1, 6) X	0-0 5-3		0-0 1B 3-H			0-0 G3 1-2	0-0 1B 2-3 3-H		
<b>Harold Reynolds, S</b> OBP: 0.282, SLG: 0.284 (1, 4) X		0-0 G3	0-0 1-3			0-0 2B 2-H	0-0 F8		

AB	R	H	RBI	BB	SO	LOB
5	2	2	1	0	0	0
5	2	2	1	0	0	1
5	0	1	1	0	1	3
5	0	1	0	0	0	3
4	3	1	0	1	0	2
3	1	2	3	1	1	0
4	1	2	0	0	0	4
4	0	2	2	0	0	2
4	1	1	1	0	0	3

**BOTTOM**

**Boston Red Sox @ Seattle Mariners**  
The Kingdome, Seattle, WA  
Fri Jul 18 1986, 10:05 PM EDT  
Att. 20,830 - Unknown

<b>AB</b>	<b>39</b>
<b>R</b>	<b>10</b>
<b>H</b>	<b>14</b>
<b>RBI</b>	<b>9</b>
<b>BB</b>	<b>2</b>
<b>SO</b>	<b>2</b>
<b>LOB</b>	<b>18</b>



1B: 6	SF: 0	WP: 0	PA: 41
2B: 6	SAC: 0	PB: 0	
3B: 1	DP: 1	SB: 0	
HR: 1	HBP: 0	CS: 0	

Inning Stats														
R	H	E	K	S	P	IP	WLS	BF	H	R	ER	SO	BB	IBB
4	3	2	0	8	5	6.0	L	30	10	8	4	1	1	0
1	2	0	5	5	5	1.0		6	2	1	1	0	1	0
1	2	0	4	5	5	1.0		5	2	1	1	1	0	0
0	0	0	3	3	5	6.0		35	31	3	6.00	1.833		
0	0	0	1	1	1	1.0		5	9	9.00	3.000			
0	0	0	7	7	7	1.0		7	7	9.00	2.000			

PITCHER														
IP	WLS	BF	H	R	ER	SO	BB	IBB	HBP	BLK	WP	HR	S	P
6.0	L	30	10	8	4	1	1	0	0	0	0	1	31	35
1.0		6	2	1	1	0	1	0	0	0	0	0	5	9
1.0		5	2	1	1	1	0	0	0	0	0	0	7	7

ERA	WHIP
6.00	1.833
9.00	3.000
9.00	2.000



Batter	1	2	3	4	5	6	7	8	9	AB R H RBI BB SO LOB	TOP											
Marty Barrett, R OBP: 0.349, SLG: 0.392 (1, 4)	0-0 L6	0-0 WP S 1B		0-0 FC4-6 1B	0-0 2-H 3-H 1B		0-0 F9		0-0 L9	6 1 3 2 0 0 0												
Wade Boggs, L OBP: 0.489, SLG: 0.495 (1, 5)	0-0 2B	4-0 1B BB		0-0 FC4-6 1B	0-0 F7		0-0 1B		0-0 4-3	5 1 2 1 1 0 2												
Bill Buckner, L OBP: 0.292, SLG: 0.401 Dave Stapleton, R OBP: 0.267, SLG: 0.286 (1, 3) (6, PR) (6, 3)	0-0 L8	0-0 FC6-4 1B		0-0 G1-6-3 1B		0-0 1-3 1B 2B	0-0 F8			4 0 3 1 0 0 1 1 1 0 0 0 0 1												
Jim Rice, R OBP: 0.386, SLG: 0.497 Kevin Romine, R OBP: 0.269, SLG: 0.250 (1, 7) (8, PR) (8, 8)	4-0 2B 1B BB	0-0 FC6-4		0-0 G1-6-3		4-0 1B 1-3 BB		0-0 BB 1B		3 1 1 0 2 0 4 0 0 0 0 0 0 0												
Don Baylor, R OBP: 0.346, SLG: 0.420 (1, 10)	0-0 1-3 2-H 1B 2B		0-0 F8		0-3 K	0-0 1-3		0-0 F4		5 1 1 1 0 1 3												
Dwight Evans, R OBP: 0.376, SLG: 0.454 (1, 9)	0-0 FC4-6 1B		4-0 WP BB		1-0 1B HBP	0-0 2-3 3-H 1B		4-0 1-2 BB		2 1 2 3 2 0 0												
Rich Gedman, L OBP: 0.313, SLG: 0.383 (1, 2)	0-0 FC4-6		0-0 F5		0-0 F6	0-3 K		0-0 F8		5 0 0 0 0 1 8												
Rey Quinones, R OBP: 0.329, SLG: 0.368 (1, 6)		0-0 F3		0-0 6-3	0-0 1B 1B	0-0 F3		0-3 K		5 1 1 0 0 1 6												
La Schelle Tarver, L OBP: 0.091, SLG: 0.091 (1, 8) (8, 7)		0-0 F3		0-0 E3 1B FC4-6	0-0 1-3 2-H 1B		0-0 1-3		0-0 6-3	5 2 1 1 0 0 0												
<b>Inning Stats</b>	R: 3 E: 0 K: 0 S: 6	H: 3 LOB: 1 BB: 1 P: 10	R: 1 E: 0 K: 0 S: 5	H: 2 LOB: 2 BB: 1 P: 9	R: 0 E: 0 K: 0 S: 3	H: 0 LOB: 1 BB: 1 P: 7	R: 1 E: 1 K: 0 S: 5	H: 2 LOB: 1 BB: 0 P: 5	R: 3 E: 0 K: 1 S: 8	H: 3 LOB: 1 BB: 0 P: 9	R: 1 E: 0 K: 1 S: 7	H: 2 LOB: 3 BB: 1 P: 11	R: 0 E: 0 K: 0 S: 4	H: 1 LOB: 1 BB: 0 P: 4	R: 0 E: 0 K: 1 S: 6	H: 1 LOB: 2 BB: 1 P: 10	R: 0 E: 0 K: 0 S: 3	H: 0 LOB: 0 BB: 0 P: 3	1B: 11 2B: 3 3B: 0 HR: 0	SF: 0 SAC: 0 DP: 1 HBP: 1	WP: 2 PB: 0 SB: 1 CS: 0	PA: 47
<b>PITCHER</b>	IP WLS BF H R ER SO BB IBB HBP BLK WP HR S P ERA WHIP												<b>PITCHER</b>	IP WLS BF H R ER SO BB IBB HBP BLK WP HR S P ERA WHIP								
Mike Morgan, R ERA: 4.53 (1, 1)	4.2 L 27 9 8 7 1 3 0 1 0 2 0 25 38 13.50 2.571																					
Karl Best, R ERA: 5.4 (5, 1)	2.1 12 4 1 1 1 1 0 0 0 0 0 13 17 3.86 2.143																					
Lee Guetterman, L ERA: 6.43 (8, 1)	2.0 8 1 0 0 0 1 1 0 0 0 0 9 13 0.00 1.000																					

**Boston Red Sox @ Seattle Mariners**  
The Kingdome, Seattle, WA  
Sat Jul 19 1986, 10:05 PM EDT  
Att: 31,703 - Unknown

[livebaseballscorecards.com](http://livebaseballscorecards.com)

**AB** 41  
**R** 9  
**H** 14  
**RBI** 9  
**BB** 5  
**SO** 3  
**LOB** 25



Batter	1	2	3	4	5	6	7	8	9	AB	R	H	RBI	BB	SO	LOB
John Moses, S OBP: 0.355, SLG: 0.363 (1, 8)	0-3 K		0-0 F5		0-0 F5			0-0 6-3		4	0	0	0	0	1	2
Phil Bradley, R OBP: 0.365, SLG: 0.402 (1, 7)	0-0 3-1			0-3 K		0-0 G5-4-3 1B		0-3 K		4	0	1	0	0	2	0
Jim Presley, R OBP: 0.312, SLG: 0.510 (1, 5)	0-3 K			0-3 K		0-0 G5-4-3 1-2f		0-0 L7		4	0	0	0	0	2	1
Ken Phelps, L OBP: 0.412, SLG: 0.553 (1, 3)		0-3 K		0-0 HR 1B		1-0 HBP		0-0 F3		3	1	1	0	0	1	0
Alvin Davis, L OBP: 0.407, SLG: 0.496 (1, 10)		0-0 F4		0-0 HR		0-3 K2-3		0-0 BB 1B 1B		4	1	2	2	0	1	1
Danny Tartabull, R OBP: 0.366, SLG: 0.535 (1, 9)		0-0 5-3		0-0 6-3		4-0 FC3-6 BB		0-3 K		3	0	0	0	1	1	1
Scott Bradley, L OBP: 0.347, SLG: 0.446 (1, 2)			0-0 FC6-4 3B		0-0 4-3 1B		0-0 FC3-6 G4-6-3		0-0 BB 1B	3	1	2	0	0	0	1
Dave Henderson, R OBP: 0.340, SLG: 0.461 (9, PH)						0-3 K		1-2 BB 1B		1	0	1	0	0	0	0
Spike Owen, S OBP: 0.313, SLG: 0.355 (1, 6)			4-0 FC6-4 BB		0-3 K		0-0 G4-6-3		4-0 BB 1B	2	0	0	0	2	1	2
Harold Reynolds, S OBP: 0.282, SLG: 0.293 (1, 4)			0-0 FC6-4 CS		0-0 4-3		0-0 4-3		0-3 K	4	1	1	1	0	1	5

Inning Stats	R: 0	H: 0	E: 0	K: 2	S: 7	R: 0	H: 0	E: 0	K: 1	S: 5	R: 1	H: 1	E: 0	K: 0	S: 3	R: 2	H: 2	E: 0	K: 2	S: 9	R: 0	H: 1	E: 0	K: 1	S: 6	R: 0	H: 1	E: 0	K: 0	S: 5	R: 0	H: 0	E: 0	K: 0	S: 2	R: 1	H: 1	E: 0	K: 1	S: 6	R: 0	H: 2	E: 0	K: 2	S: 9	R: 0	H: 2	E: 0	K: 2	S: 9	1B: 5	2B: 0	3B: 2	HR: 1	SF: 0	SAC: 0	DP: 2	HBP: 1	WP: 0	PB: 1	SB: 0	CS: 1	PA: 36
--------------	------	------	------	------	------	------	------	------	------	------	------	------	------	------	------	------	------	------	------	------	------	------	------	------	------	------	------	------	------	------	------	------	------	------	------	------	------	------	------	------	------	------	------	------	------	------	------	------	------	------	-------	-------	-------	-------	-------	--------	-------	--------	-------	-------	-------	-------	--------

PITCHER	IP	WLS	BF	H	R	ER	SO	BB	IBB	HBP	BLK	WP	HR	S	P	ERA	WHIP
Roger Clemens, R ERA: 2.59 (1, 1)	8.0	W	30	6	4	4	8	2	0	1	0	0	1	43	52	4.50	1.000
Joe Sambito, L ERA: 3.72 (9, 1)	1.0		6	2	0	0	2	1	0	0	0	0	0	9	13	0.00	3.000

**BOTTOM**

**Boston Red Sox @ Seattle Mariners**  
The Kingdom, Seattle, WA

Sat Jul 19 1986, 10:05 PM EDT  
Att. 31,703 - Unknown

livebaseballscorecards.com

AB	32
R	4
H	8
RBI	3
BB	3
SO	10
LOB	13





Batter	1	2	3	4	5	6	7	8	9	AB R H RBI BB SO LOB	TOP	
Marty Barrett, R (1, 4) OBP: 0.345, SLG: 0.386	0-0 L8	0-0 F8		0-0 F9			0-0 L8		0-0 5-3	5 0 0 0 0 0 1		
Wade Boggs, L (1, 5) OBP: 0.489, SLG: 0.494	0-0 2B 1B	0-0 F7			0-0 PB G3 1B		0-0 G6-4-3		0-0 F7	5 1 2 0 0 0 1		
Bill Buckner, L (1, 10) OBP: 0.294, SLG: 0.404	0-0 F9		0-0 2B 6-3 1B		0-0 G3			0-0 HR 2B		4 2 2 0 0 0 2		
Don Baylor, R (1, 7) OBP: 0.348, SLG: 0.433	0-0 1B 2B		0-0 L7		0-0 6-3			0-0 HR 2B		4 2 2 2 0 0 2		
Dwight Evans, R (1, 9) OBP: 0.377, SLG: 0.458	0-0 BB 1B 1B		0-0 6-3 2B		0-3 K			0-3 K		4 0 2 2 0 2 1		
Rich Gedman, L (1, 2) OBP: 0.319, SLG: 0.393	0-0 BB 1B		0-0 6-3		0-0 G6-4-3 1B			0-0 2B		4 0 3 1 0 0 1		
Mike Stenhouse, L (1, 3) OBP: 0.458, SLG: 0.200	4-0 1B 2B BB		0-0 L9		0-0 F4			4-0 G5-4-3 BB		2 0 0 0 2 0 2		
Rey Quinones, R (1, 6) OBP: 0.322, SLG: 0.358	0-0 F5		0-0 4-3		0-0 G6-4-3			0-0 G5-4-3		4 0 0 0 0 0 6		
La Schelle Tarver, L (1, 8) OBP: 0.133, SLG: 0.133		0-0 6-3		0-0 L8			0-0 G6-4-3 1B		0-0 6-3	4 0 1 0 0 0 0		
<b>Inning Stats</b>	R: 2 H: 4 E: 0 LOB: 3 K: 0 BB: 1 S: 7 P: 11	R: 0 H: 0 E: 0 LOB: 0 K: 0 BB: 0 S: 3 P: 3	R: 1 H: 2 E: 0 LOB: 1 K: 0 BB: 0 S: 5 P: 5	R: 0 H: 0 E: 0 LOB: 0 K: 0 BB: 0 S: 3 P: 3	R: 0 H: 1 E: 0 LOB: 1 K: 1 BB: 0 S: 6 P: 6	R: 0 H: 1 E: 0 LOB: 0 K: 0 BB: 0 S: 3 P: 3	R: 0 H: 1 E: 0 LOB: 0 K: 0 BB: 0 S: 3 P: 3	R: 2 H: 3 E: 0 LOB: 1 K: 1 BB: 1 S: 7 P: 11	R: 0 H: 0 E: 0 LOB: 0 K: 0 BB: 0 S: 3 P: 3	1B: 7 SF: 0 2B: 4 SAC: 0 3B: 0 DP: 3 HR: 1 HBP: 0	WP: 0 PA: 38 PB: 1 SB: 0 CS: 0	
<b>PITCHER</b>	IP WLS BF H R ER SO BB IBB HBP BLK WP HR S P ERA WHIP											
Jerry Reed, R (1, 1) ERA: 3.91	5.0 W 23 7 3 3 1 1 0 0 0 0 0 0 24 28 5.40 1.600											
Lee Guetterman, L (6, 1) ERA: 6.36	2.0 7 3 1 1 0 0 0 0 0 0 0 0 7 7 4.50 1.500											
Pete Ladd, R (8, 1) ERA: 3.8	2.0 8 2 1 1 1 1 0 0 0 0 0 1 9 13 4.50 1.500											

**Boston Red Sox @ Seattle Mariners**

The Kingdom, Seattle, WA

Sun Jul 20 1986, 6:33 AM EDT

Att. 12,873 - Unknown

[livebaseballscorecards.com](http://livebaseballscorecards.com)

AB	36
R	5
H	12
RBI	5
BB	2
SO	2
LOB	16



Batter	1	2	3	4	5	6	7	8	9
John Moses, S OBP: 0.356, SLG: 0.357 (1, 8)	4-0 BB 1B BB		0-0 G4-6-3 1-2f	0-0 F7		0-3 K		4-0 FC6-4 IBB	
Phil Bradley, R OBP: 0.369, SLG: 0.404 (1, 7)	0-0 BB 1-2 1B		4-0 BB		0-0 6-3	0-0 1B		0-0 FC6-4 1-2f 2-3	
Jim Presley, R OBP: 0.307, SLG: 0.503 (1, 5)	0-3 K		0-0 F8		0-0 F8	0-0 F8		0-0 F9	
Ken Phelps, L OBP: 0.409, SLG: 0.543 (1, 3)	4-0 G4-6-3 1-2 2-3 BB			0-3 K	0-0 F8	0-3 K			
Alvin Davis, L OBP: 0.409, SLG: 0.498 (1, 10)	0-0 G4-6-3 1-2f			0-0 1B 1B		0-0 1B 1B	0-0 4-3		
Ricky Nelson, L OBP: 0.182, SLG: 0.182 (6, PR)									
Danny Tartabull, R OBP: 0.367, SLG: 0.534 (1, 9)		0-0 6-3		0-0 1B 1-3 HR 1B		0-0 1B 1-2 1B	0-3 K		
Spike Owen, S OBP: 0.315, SLG: 0.357 (1, 6)		0-0 L8		0-0 1B 1-2 HR 1B		0-0 1B 1-2 2-3 1B	0-0 F8		
Bob Kearney, R OBP: 0.262, SLG: 0.338 (1, 2)		0-0 F8		0-0 HR		0-0 1B 1-3 2-H 3-H 1B	0-0 FC6-4 SH5-3 1B		
Scott Bradley, L OBP: 0.373, SLG: 0.515 (4, PH)									
Harold Reynolds, S OBP: 0.286, SLG: 0.294 (1, 4)			4-0 G4-6-3 BB	0-0 F7		0-0 PB 1B	0-0 SH5-3		

AB	R	H	RBI	BB	SO	LOB
3	0	0	0	2	1	3
4	0	2	1	1	0	2
5	0	0	0	0	1	7
3	0	0	0	1	2	2
3	1	2	0	0	0	3
1	1	0	0	0	0	0
4	2	2	0	0	1	0
4	2	2	1	0	0	0
1	0	0	0	0	0	0
3	2	3	5	0	0	0
2	1	1	1	1	0	0


**BOTTOM**

**Boston Red Sox @ Seattle Mariners**  
The Kingdom, Seattle, WA

Sun Jul 20 1986, 6:33 AM EDT  
Att. 12,873 - Unknown

livebaseballscorecards.com

AB	33
R	9
H	12
RBI	8
BB	5
SO	5
LOB	17



Inning Stats		R: 0	H: 1	E: 0	K: 1	S: 5	LOB: 2	BB: 2	P: 13
R: 0	H: 0	E: 0	K: 0	S: 3	LOB: 0	BB: 0	P: 3		
R: 0	H: 0	E: 0	K: 0	S: 2	LOB: 1	BB: 2	P: 10		
R: 4	H: 4	E: 0	K: 1	S: 9	LOB: 0	BB: 0	P: 9		
R: 0	H: 0	E: 0	K: 0	S: 3	LOB: 0	BB: 0	P: 3		
R: 5	H: 6	E: 0	K: 2	S: 13	LOB: 2	BB: 0	P: 13		
R: 0	H: 0	E: 0	K: 1	S: 5	LOB: 0	BB: 0	P: 5		
R: 0	H: 1	E: 0	K: 0	S: 4	LOB: 2	BB: 1	P: 8		

Inning Stats		R: 0 <th>H: 0 <th>E: 0 <th>K: 1 <th>S: 9 <th>LOB: 0 <th>BB: 0 <th>P: 9 </th></th></th></th></th></th></th>	H: 0 <th>E: 0 <th>K: 1 <th>S: 9 <th>LOB: 0 <th>BB: 0 <th>P: 9 </th></th></th></th></th></th>	E: 0 <th>K: 1 <th>S: 9 <th>LOB: 0 <th>BB: 0 <th>P: 9 </th></th></th></th></th>	K: 1 <th>S: 9 <th>LOB: 0 <th>BB: 0 <th>P: 9 </th></th></th></th>	S: 9 <th>LOB: 0 <th>BB: 0 <th>P: 9 </th></th></th>	LOB: 0 <th>BB: 0 <th>P: 9 </th></th>	BB: 0 <th>P: 9 </th>	P: 9
R: 0	H: 0	E: 0	K: 0	S: 3	LOB: 0	BB: 0	P: 3		
R: 0	H: 0	E: 0	K: 0	S: 2	LOB: 1	BB: 2	P: 10		
R: 4	H: 4	E: 0	K: 1	S: 9	LOB: 0	BB: 0	P: 9		
R: 0	H: 0	E: 0	K: 0	S: 3	LOB: 0	BB: 0	P: 3		
R: 5	H: 6	E: 0	K: 2	S: 13	LOB: 2	BB: 0	P: 13		
R: 0	H: 0	E: 0	K: 1	S: 5	LOB: 0	BB: 0	P: 5		
R: 0	H: 1	E: 0	K: 0	S: 4	LOB: 2	BB: 1	P: 8		

PITCHER	IP	WLS	BF	H	R	ER	SO	BB	IBB	HBP	BLK	WP	HR	S	P	ERA	WHIP
Jeff Sellers, R ERA: 4.25 (1, 1)	5.0	L	26	9	9	9	2	4	0	0	0	0	1	26	42	16.20	2.600
Calvin Schiraldi, R ERA: 3.86 (6, 1)	2.1		11	3	0	0	3	0	1	0	0	0	0	16	20	0.00	1.286
Bob Stanley, R ERA: 4.05 (8, 1)	0.2		2	0	0	0	0	0	0	0	0	0	0	2	2	0.00	0.000

WP	PA	ERA	WHIP
0	39		
1			
1			
0			



Batter	1	2	3	4	5	6	7	8	9	AB R H RBI BB SO LOB	TOP
--------	---	---	---	---	---	---	---	---	---	----------------------	-----

<b>Tony Fernandez, S</b> (1, 6) <small>OBP: 0.349, SLG: 0.433</small>	0-0 		0-0 4-3 	0-0 		0-0 4-3 BLK 		0-0 F3 		5 1 3 0 0 0 0	
<b>Rance Mulliniks, L</b> (1, 5) <small>OBP: 0.361, SLG: 0.464</small>	0-0 		0-3 K 	4-0 		0-0 F8 		0-0 		4 0 2 1 1 1 1	
<b>Lloyd Moseby, L</b> (1, 8) <small>OBP: 0.353, SLG: 0.442</small>	0-0 G4-6-3 		0-0 3-1 	0-3 K 		0-0 4-3 		0-3 K 		5 0 0 0 0 2 6	
<b>George Bell, R</b> (1, 7) <small>OBP: 0.368, SLG: 0.582</small>	0-0 			0-0 		0-0 F3 		0-0 		5 2 3 2 0 0 4	
<b>Jesse Barfield, R</b> (1, 9) <small>OBP: 0.382, SLG: 0.580</small>	0-3 K 			0-0 	4-0 F8 		0-0 	0-3 K 		4 2 2 2 1 2 2	
<b>Willie Upshaw, L</b> (1, 3) <small>OBP: 0.367, SLG: 0.369</small>		0-0 4-3 		0-0 	0-0 F8 		4-0 	0-3 K 		4 1 1 0 1 1 1	
<b>Ernie Whitt, L</b> (1, 2) <small>OBP: 0.305, SLG: 0.385</small>		0-0 3-1 		0-0 E1 		0-0 		0-0 4-3 		5 1 1 0 0 0 1	
<b>Rick Leach, L</b> (1, 10) <small>OBP: 0.326, SLG: 0.458</small> <b>Ron Shepherd, R</b> (9, PH) <small>OBP: 0.400, SLG: 0.571</small>		0-0 		0-0 		0-0 F6 		0-3 K 		4 1 3 1 0 0 2 1 0 0 0 0 1 0	
<b>Damaso Garcia, R</b> (1, 4) <small>OBP: 0.326, SLG: 0.393</small>		0-0 F2 		0-0 		0-0 1-3 		0-0 F2 		4 0 1 0 0 0 4	

Inning Stats	R: 2 E: 0 K: 1 S: 7	H: 3 LOB: 0 BB: 0 P: 7	R: 0 E: 0 K: 0 S: 4	H: 1 LOB: 1 BB: 0 P: 4	R: 0 E: 0 K: 1 S: 5	H: 0 LOB: 0 BB: 0 P: 5	R: 5 E: 1 K: 1 S: 11	H: 6 LOB: 2 BB: 1 P: 15	R: 0 E: 0 K: 0 S: 4	H: 1 LOB: 2 BB: 1 P: 8	R: 0 E: 0 K: 0 S: 4	H: 1 LOB: 1 BB: 0 P: 4	R: 1 E: 0 K: 0 S: 4	H: 2 LOB: 1 BB: 1 P: 8	R: 0 E: 0 K: 2 S: 9	H: 2 LOB: 2 BB: 0 P: 9	R: 0 E: 0 K: 2 S: 7	H: 0 LOB: 0 BB: 0 P: 7	1B: 8 2B: 3 3B: 1 HR: 4	SF: 0 SAC: 0 DP: 3 HBP: 0	WP: 0 PB: 0 SB: 1 CS: 0	PA: 44
--------------	------------------------------	---------------------------------	------------------------------	---------------------------------	------------------------------	---------------------------------	-------------------------------	----------------------------------	------------------------------	---------------------------------	------------------------------	---------------------------------	------------------------------	---------------------------------	------------------------------	---------------------------------	------------------------------	---------------------------------	----------------------------------	------------------------------------	----------------------------------	--------

PITCHER	IP	WLS	BF	H	R	ER	SO	BB	IBB	HBP	BLK	WP	HR	S	P	ERA	WHIP
<b>Mark Huisman, R</b> (1, 1) <small>ERA: 5.05</small>	3.0	L	16	7	6	6	2	0	0	0	0	0	3	20	20	18.00	2.333
<b>Jim Beattie, R</b> (4, 1) <small>ERA: 6.07</small>	0.0		4	3	1	0	0	1	0	0	0	0	0	3	7	∞	∞
<b>Lee Guetterman, L</b> (4, 1) <small>ERA: 6.15</small>	2.0		7	1	0	0	1	1	0	0	0	0	0	8	12	0.00	1.000
<b>Karl Best, R</b> (6, 1) <small>ERA: 5.29</small>	2.0		9	3	1	1	0	1	0	0	1	0	1	8	12	4.50	2.000
<b>Pete Ladd, R</b> (8, 1) <small>ERA: 3.72</small>	1.0		5	2	0	0	2	0	0	0	0	0	0	9	9	0.00	2.000

**Toronto Blue Jays @ Seattle Mariners**  
The Kingdom, Seattle, WA  
Mon Jul 21 1986, 10:05 PM EDT  
Att: 17,823 - Unknown

[livebaseballscorecards.com](http://livebaseballscorecards.com)

AB	41
R	8
H	16
RBI	6
BB	3
SO	7
LOB	21







Batter	1	2	3	4	5	6	7	8	9	10	11	12	AB	R	H	RBI	BB	SO	LOB	TOP						
<b>Tony Fernandez, S</b> OBP: 0.354, SLG: 0.444 (1, 6)	4-0 BB 1B BB	0-0 FC4-6 1B		0-0 SF8 3-H		0-0 PB 2B		0-0 5-3 1-2 2-3		0-0 1-H 3B			4	1	3	1	1	0	2							
<b>Damaso Garcia, R</b> OBP: 0.322, SLG: 0.386 (1, 4)	4-0 1B HR BB	0-0 FC4-6 1-2f		0-0 FC6-4 1-2f		0-0 5-3 2-3		0-0 1-3			0-0 6-3		5	1	0	0	1	0	7							
<b>Lloyd Moseby, L</b> OBP: 0.350, SLG: 0.437 (1, 8)	0-3 K		0-0 F3		0-0 F8		0-3 K		0-0 FC1-6 1B		0-0 1-3		6	0	1	0	0	2	2							
<b>George Bell, R</b> OBP: 0.367, SLG: 0.580 (1, 7)	0-0 1-2 2-H HR 1B		0-0 F3		0-0 2B		0-0 6-3		0-0 FC1-6 1-2f		0-0 F7		6	1	2	1	0	0	1							
<b>Jesse Barfield, R</b> OBP: 0.384, SLG: 0.584 (1, 9)	0-0 1-H 2-H HR		0-3 K		4-0 G6-4-3 BB		0-0 F3		0-3 K			4-0 FC3-6 BB	4	1	1	3	2	2	1							
<b>Cliff Johnson, R</b> OBP: 0.370, SLG: 0.476 (1, 10)	0-3 K		4-0 BB SF8 1B BB		0-0 G6-4-3 1-2f		0-3 K		0-0 4-3			0-3 K	5	1	0	0	1	3	4							
<b>Willie Upshaw, L</b> OBP: 0.367, SLG: 0.377 (1, 3)	0-0 F5		0-0 BB 1B		0-3 K		0-0 HR		0-0 6-3			0-0 FC3-6 CS	6	1	2	1	0	1	1							
<b>Garth Iorg, R</b> OBP: 0.298, SLG: 0.321 (1, 5)		0-3 K		0-3 K		0-3 K		0-0 5-3 1B 1B		4-0 3B BB		0-0 CS	4	0	1	0	1	3	2							
<b>Rance Mulliniks, L</b> OBP: 0.361, SLG: 0.464 (12, PH) (12, 5)												1-2f	0	0	0	0	0	0	0							
<b>Buck Martinez, R</b> OBP: 0.276, SLG: 0.323 (1, 2)		0-3 K		4-0 FC6-4 1-2 2-3 BB		0-0 HR		0-0 5-3 1B		0-3 K			3	1	2	1	1	1	0							
<b>Ron Shepherd, R</b> OBP: 0.400, SLG: 0.571 (8, PR)													0	0	0	0	0	0	0							
<b>Ernie Whitt, L</b> OBP: 0.303, SLG: 0.384 (8, 2)													1	0	0	0	0	1	1							
<b>Inning Stats</b>	R: 4 E: 0 K: 2 S: 9	H: 2 LOB: 0 BB: 2 P: 17	R: 0 E: 0 K: 2 S: 8	H: 1 LOB: 1 BB: 0 P: 8	R: 0 E: 0 K: 1 S: 5	H: 0 LOB: 0 BB: 0 P: 5	R: 1 E: 0 K: 1 S: 6	H: 1 LOB: 2 BB: 2 P: 14	R: 0 E: 0 K: 0 S: 3	H: 1 LOB: 1 BB: 1 P: 7	R: 1 E: 0 K: 2 S: 9	H: 2 LOB: 1 BB: 0 P: 9	R: 0 E: 0 K: 1 S: 5	H: 0 LOB: 0 BB: 0 P: 5	R: 1 E: 0 K: 1 S: 8	H: 3 LOB: 3 BB: 0 P: 8	R: 0 E: 0 K: 1 S: 6	H: 1 LOB: 1 BB: 0 P: 6	R: 0 E: 0 K: 0 S: 3	H: 0 LOB: 0 BB: 0 P: 3	R: 0 E: 0 K: 1 S: 4	H: 0 LOB: 0 BB: 1 P: 8	1B: 6 2B: 2 3B: 1 HR: 3	SF: 1 SAC: 0 DP: 1 HBP: 0	WP: 0 PB: 1 SB: 0 CS: 1	PA: 53
<b>PITCHER</b>	IP	WLS	BF	H	R	ER	SO	BB	IBB	HBP	BLK	WP	HR	S	P	ERA	WHIP									
<b>Mark Langston, L</b> ERA: 4.49 (1, 1)	6.1		30	7	6	6	9	5	0	0	0	0	2	43	63	8.53	1.895									
<b>Pete Ladd, R</b> ERA: 3.64 (7, 1)	1.0		3	0	0	0	1	0	0	0	0	0	0	5	5	0.00	0.000									
<b>Matt Young, L</b> ERA: 3.55 (8, 1)	2.2		13	5	1	1	2	1	0	0	0	0	1	16	20	3.38	2.250									
<b>Jerry Reed, R</b> ERA: 3.6 (11, 1)	2.0	W	6	0	0	0	1	1	0	0	0	0	0	7	11	0.00	0.500									

**Toronto Blue Jays @ Seattle Mariners**  
 The Kingdome, Seattle, WA  
 Tue Jul 22 1986, 10:05 PM EDT  
 Att. 10,152 - Unknown

livebaseballscorecards.com


AB	44
R	7
H	12
RBI	7
BB	7
SO	13
LOB	21



Batter	1	2	3	4	5	6	7	8	9	10	11	12	AB	R	H	RBI	BB	SO	LOB							
John Moses, S (1, 8) OBP: 0.351, SLG: 0.351 Ken Phelps, L (10, PH) OBP: 0.407, SLG: 0.540 Jerry Reed, R (11, 1) Domingo Ramos, R (12, PH) OBP: 0.282, SLG: 0.230	0-0 4-3		0-0 6-3	0-0 6-3		0-0 S 1B		0-3 K 1-2		0-3 K		0-0 BB BB BB 1B BB	5 1 0 0 0 0 0	0	1	0	0	1	1							
Phil Bradley, R (1, 7) OBP: 0.374, SLG: 0.403	0-0 4-3		0-3 K	0-0 6-3		0-3 K 1-2			H 1-0 SH3-4 HBP	0-3 K		0-0 1-2 2-H 1B	6 0 1 1 0 3 3													
Jim Presley, R (1, 5) OBP: 0.306, SLG: 0.501	0-0 F9		0-0 1B		0-0 5-3 1B 2B		0-3 K		X 0-0 SH3-4 1-2		X 0-0 F4		5 1 2 0 0 1 1													
Danny Tartabull, R (1, 9) OBP: 0.362, SLG: 0.524		0-0 FC4-6 1B	0-3 K		0-0 5-3		0-3 K		X 0-0 F8		X 0-0 FC5-4 1B		6 0 2 0 0 2 3													
Alvin Davis, L (1, 3) OBP: 0.406, SLG: 0.487		0-0 FC4-6 1-2f HR		0-0 2B 1B	1-0 1B BB HBP		0-0 G4-1			4-0 IBB		0-0 FC5-4 1-2f	4 2 1 0 1 0 2													
Dave Henderson, R (1, 10) OBP: 0.348, SLG: 0.483 (11, 8)		0-0 1-H HR		0-0 1B 2B	4-0 1B 1-2 BB		0-0 1B		X 0-0 1B		0-3 K		5 2 3 2 1 2 3													
Spike Owen, S (1, 6) OBP: 0.327, SLG: 0.372		0-0 2B		0-0 2B E 1B	1-2 2-3 3-H 1B		0-0 G4-6-3 1B		S 0-3 K2-3		B BB BB BB BB SH5-4 BB	X 0-0 SH3-4 1B	5 2 4 3 1 1 1													
Steve Yeager, R (1, 2) OBP: 0.285, SLG: 0.282 Scott Bradley, L (5, PH) OBP: 0.377, SLG: 0.514 (6, 2)		0-0 F8		0-0 E7 SH3-4 1B	0-0 G4-6-3		0-0 G4-6-3		X 0-0 FC3-6 1B		X 0-0 SH5-4		X 0-0 SH3-4	2 1 1 0 0 0 1												
Ricky Nelson, L (8, PR) OBP: 0.182, SLG: 0.182 Bob Kearney, R (9, 2) OBP: 0.269, SLG: 0.343		0-0 1-2f HR		0-0 SH3-4 1B	1-2f		0-0 G4-6-3					1-2 1B	0 0 0 0 0 0 0													
Harold Reynolds, S (1, 4) OBP: 0.280, SLG: 0.285		0-0 1-6-3		0-0 SH3-4		0-0 G3		X 0-0 FC3-6 1-2f CS		B BB BB BB BB 4-0 BB	X 0-0 F3	4 0 0 1 1 0 3														
<b>Inning Stats</b>	R: 0 E: 0 K: 0 S: 3	H: 0 LOB: 0 BB: 0 P: 3	R: 2 E: 0 K: 0 S: 6	H: 3 LOB: 1 BB: 0 P: 6	R: 0 E: 0 K: 2 S: 8	H: 1 LOB: 1 BB: 0 P: 8	R: 4 E: 1 K: 0 S: 7	H: 4 LOB: 0 BB: 0 P: 7	R: 1 E: 0 K: 0 S: 4	H: 2 LOB: 2 BB: 1 P: 9	R: 0 E: 0 K: 2 S: 8	H: 1 LOB: 1 BB: 0 P: 8	R: 0 E: 0 K: 1 S: 5	H: 1 LOB: 1 BB: 0 P: 5	R: 0 E: 0 K: 1 S: 5	H: 0 LOB: 2 BB: 1 P: 10	R: 0 E: 0 K: 2 S: 7	H: 0 LOB: 2 BB: 2 P: 15	R: 0 E: 0 K: 1 S: 6	H: 1 LOB: 1 BB: 0 P: 6	R: 1 E: 0 K: 0 S: 4	H: 2 LOB: 2 BB: 1 P: 8	1B: 12 2B: 3 3B: 0 HR: 1	SF: 0 SAC: 4 DP: 1 HBP: 2	WP: 0 PB: 0 SB: 1 CS: 1	PA: 56

**Toronto Blue Jays @ Seattle Mariners**  
The Kingdome, Seattle, WA  
Tue Jul 22 1986, 10:05 PM EDT  
Att: 10,152 - Unknown

AB 45  
R 8  
H 16  
RBI 7  
BB 5  
SO 11  
LOB 23



PITCHER	IP	WLS	BF	H	R	ER	SO	BB	IBB	HBP	BLK	WP	HR	S	P	ERA	WHIP
Jimmy Key, L (1, 1) ERA: 4.52	4.0		20	8	6	5	2	0	0	0	0	0	1	24	24	11.25	2.000
Mark Eichhorn, R (5, 1) ERA: 1.97	3.0		15	5	1	1	4	1	0	1	0	0	0	21	26	3.00	2.000
Tom Henke, R (8, 1) ERA: 3.93	3.0		12	0	0	0	4	2	1	1	0	0	0	16	29	0.00	0.667
Bill Caudill, R (11, 1) ERA: 5.54	1.1	L	6	2	1	1	1	0	0	0	0	0	0	8	8	6.75	1.500
Stan Clarke, L (12, 1) ERA: 10.29	0.1		3	1	0	0	0	1	0	0	0	0	0	2	6	0.00	6.000



Batter	1	2	3	4	5	6	7	8	9	AB R H RBI BB SO LOB	TOP	
Tony Fernandez, S (1, 6) OBP: 0.354, SLG: 0.443	0-0 6-3		0-0 1B 1B			0-0 E1 G3	0-0 2-H 1B		0-0 G3	5 0 2 1 0 0 0		
Rance Mulliniks, L (1, 5) OBP: 0.361, SLG: 0.462 Garth Iorg, R (8, PH) OBP: 0.302, SLG: 0.321 (8, 5)	0-0 6-3		0-0 1-2 3-H 1B			0-0 G3		4-0 HR BB		3 0 1 1 0 0 1 0 1 0 0 1 0 0		
Lloyd Moseby, L (1, 8) OBP: 0.347, SLG: 0.433	0-0 3-1		0-0 F7			0-0 F7		0-0 F9		4 0 0 0 0 0 4		
George Bell, R (1, 10) OBP: 0.364, SLG: 0.574		0-3 K		0-3 K2-3		0-0 4-3		0-3 K		4 0 0 0 0 3 2		
Jesse Barfield, R (1, 9) OBP: 0.383, SLG: 0.589		0-0 1-3		0-3 K			0-3 K	0-0 1-H HR		4 1 1 2 0 2 0		
Willie Upshaw, L (1, 3) OBP: 0.365, SLG: 0.379		0-0 4-3		0-0 4-3			0-0 F8	0-0 2B		4 0 1 0 0 0 0		
Ernie Whitt, L (1, 2) OBP: 0.304, SLG: 0.387 Ron Shepherd, R (7, PR) OBP: 0.400, SLG: 0.571 Buck Martinez, R (7, 2) OBP: 0.274, SLG: 0.319			0-0 4-3		0-0 4-3		0-0 1B 2B	0-0 F5		3 0 1 0 0 0 0 0 1 0 0 0 0 0 1 0 0 0 0 0 1		
Rick Leach, L (1, 7) OBP: 0.324, SLG: 0.452			0-0 L4		0-0 F7		0-0 2-H E 1B		0-0 4-3	4 1 1 1 0 0 0		
Damaso Garcia, R (1, 4) OBP: 0.322, SLG: 0.384			0-0 1B 1B		0-3 K		0-0 1-H E5 1B		0-0 L3	4 2 1 0 0 1 1		
<b>Inning Stats</b>	R: 0 E: 0 K: 0 S: 3 H: 0 LOB: 0 BB: 0 P: 3	R: 0 E: 0 K: 1 S: 5 H: 0 LOB: 0 BB: 0 P: 5	R: 1 E: 0 K: 0 S: 6 H: 3 LOB: 2 BB: 0 P: 6	R: 0 E: 0 K: 2 S: 7 H: 0 LOB: 0 BB: 0 P: 7	R: 0 E: 0 K: 1 S: 5 H: 0 LOB: 0 BB: 0 P: 5	R: 0 E: 1 K: 0 S: 4 H: 0 LOB: 1 BB: 0 P: 4	R: 3 E: 1 K: 1 S: 8 H: 3 LOB: 2 BB: 0 P: 8	R: 2 E: 0 K: 1 S: 7 H: 2 LOB: 1 BB: 1 P: 11	R: 0 E: 0 K: 0 S: 3 H: 0 LOB: 0 BB: 0 P: 3	1B: 5 2B: 2 3B: 0 HR: 1 SF: 0 SAC: 0 DP: 0 HBP: 0	WP: 0 PB: 0 SB: 0 CS: 0 PA: 37	
<b>PITCHER</b>	IP WLS BF H R ER SO BB IBB HBP BLK WP HR S P ERA WHIP											
Mike Moore, R (1, 1) ERA: 4.81	7.2 L 33 8 6 4 6 1 0 0 0 0 0 1 44 48 4.70 1.174											
Pete Ladd, R (8, 1) ERA: 3.61	0.1 1 0 0 0 0 0 0 0 0 0 0 0 1 1 0.00 0.000											
Karl Best, R (9, 1) ERA: 5.0	1.0 3 0 0 0 0 0 0 0 0 0 0 0 3 3 0.00 0.000											

Toronto Blue Jays @ Seattle Mariners  
The Kingdome, Seattle, WA  
Wed Jul 23 1986, 6:33 AM EDT  
Att: 11,485 - Unknown

livebaseballscorecards.com

AB 36  
R 6  
H 8  
RBI 5  
BB 1  
SO 6  
LOB 9



Batter	1	2	3	4	5	6	7	8	9	AB R H RBI BB SO LOB
John Moses, S OBP: 0.345, SLG: 0.344 (1, 8)	0-3 K		0-0 L7			0-0 F8		0-0 L8		4 0 0 0 0 1 2
Phil Bradley, R OBP: 0.373, SLG: 0.401 (1, 7)	0-0 6-3		0-0 G3			0-0 4-3		0-0 1B		4 0 1 0 0 0 0
Jim Presley, R OBP: 0.310, SLG: 0.501 (1, 5)	0-0 HR				0-0 FC3-6	0-3 K		0-3 K		4 1 2 0 0 2 3
Ken Phelps, L OBP: 0.409, SLG: 0.556 (1, 3)	0-0 HR				0-0 FC3-6	0-0 G1-4-3		0-0 4-3		4 1 2 2 0 0 1
Alvin Davis, L OBP: 0.404, SLG: 0.481 (1, 10)	0-0 F2				0-0 F9	0-3 K		4-0 BB		3 0 0 0 1 1 2
Danny Tartabull, R OBP: 0.358, SLG: 0.517 (1, 9)		0-0 6-3			0-0 FC5-4	0-0 G1-4-3		0-0 G6-4-3		4 0 0 0 0 0 3
Scott Bradley, L OBP: 0.375, SLG: 0.500 (1, 2)		4-0 BB			0-0 4-3			0-0 F7		2 0 0 0 1 0 0
Spike Owen, S OBP: 0.327, SLG: 0.372 (1, 6)		0-0 G6-3			0-0 L4			0-0 1B		3 0 1 0 0 0 1
Harold Reynolds, S OBP: 0.281, SLG: 0.282 (1, 4)			0-3 K		0-0 L4			4-0 BB		2 0 0 0 1 1 0

Inning Stats	R: 2	H: 2	E: 0	LOB: 0	K: 1	BB: 0	S: 7	P: 7	R: 0	H: 0	E: 0	LOB: 0	K: 0	BB: 1	S: 2	P: 6	R: 0	H: 0	E: 0	LOB: 0	K: 1	BB: 0	S: 5	P: 5	R: 0	H: 1	E: 0	LOB: 1	K: 0	BB: 0	S: 4	P: 4	R: 0	H: 0	E: 0	LOB: 0	K: 0	BB: 0	S: 3	P: 3	R: 0	H: 0	E: 0	LOB: 0	K: 1	BB: 0	S: 5	P: 5	R: 0	H: 1	E: 0	LOB: 0	K: 1	BB: 0	S: 5	P: 5	R: 0	H: 2	E: 0	LOB: 3	K: 1	BB: 1	S: 7	P: 11	R: 0	H: 0	E: 0	LOB: 0	K: 0	BB: 1	S: 2	P: 6	1B: 5	2B: 0	3B: 0	HR: 1	SF: 0	SAC: 0	DP: 3	HBP: 0	WP: 0	PA: 33
PITCHER	IP	WLS	BF	H	R	ER	SO	BB	IBB	HBP	BLK	WP	HR	S	P	ERA	WHIP																																																																	
Jim Clancy, R ERA: 3.74 (1, 1)	7.2	W	29	6	2	2	4	2	0	0	0	0	1	35	43	2.35	1.043																																																																	
Dave Stieb, R ERA: 5.71 (8, 1)	1.1	S	4	0	0	0	1	1	0	0	0	0	0	5	9	0.00	0.750																																																																	

BOTTOM

Toronto Blue Jays @ Seattle Mariners  
The Kingdom, Seattle, WA  
Wed Jul 23 1986, 6:33 AM EDT  
Att. 11,485 - Unknown

AB	30
R	2
H	6
RBI	2
BB	3
SO	5
LOB	12



WP: 0	PA: 33
PB: 0	ERA
SB: 0	WHIP
CS: 0	

livebaseballscorecards.com



Milwaukee Brewers @ Seattle Mariners  
 The Kingdome, Seattle, WA  
 Fri Jul 25 1986, 10:05 PM EDT  
 Att: 17,001 - Unknown

livebaseballscorecards.com

AB	33
R	4
H	10
RBI	4
BB	4
SO	4
LOB	14



WP:	0	PA:	38
PB:	0		
SB:	0		
CS:	0		

Batter	1	2	3	4	5	6	7	8	9	AB	R	H	RBI	BB	SO	LOB
Paul Molitor, R (1, 5) OBP: 0.372, SLG: 0.468	0-0 2B	0-0 2-H 1B			0-3 K	4-0 BB			0-0 5-3	4	0	2	0	1	1	0
Robin Yount, R (1, 8) OBP: 0.399, SLG: 0.435	0-3 K		0-0 F3		0-0 1B 2B	0-3 K			0-0 6-3	5	1	1	0	0	2	3
Cecil Cooper, L (1, 3) OBP: 0.318, SLG: 0.385	0-0 L8		0-0 FC6-5 2B		0-0 1B 1B			0-0 F4		4	1	2	1	0	0	1
Gorman Thomas, R (1, 10) OBP: 0.317, SLG: 0.402	0-0 6-3		0-0 FC6-5 2-3		0-0 1B 1B			4-0 G1-6-3 BB		3	0	1	0	1	0	2
Ernest Riles, L (1, 6) OBP: 0.324, SLG: 0.353		4-0 E 1B 2B BB	0-0 4-3		0-0 1B 1B			0-0 G1-6-3 1-2f		3	1	1	1	1	0	2
Rob Deer, R (1, 9) OBP: 0.316, SLG: 0.465		0-0 F4		0-0 F9	0-0 6-3			0-3 K		4	0	0	0	0	1	2
Glenn Braggs, R (1, 7) OBP: 0.240, SLG: 0.250		0-0 E 2B 1B		0-0 1B		0-0 5-3		0-0 F4		4	1	2	0	0	0	0
Jim Gantner, L (1, 4) OBP: 0.329, SLG: 0.372		0-0 E4 2B		4-0 FC5-4 BB		1-0 6-3 HBP		0-0 F5		2	0	0	0	1	0	2
Charlie Moore, R (1, 2) OBP: 0.350, SLG: 0.426		0-0 1B 2B		0-0 FC5-4 1-2f		0-0 6-3		0-0 F7		4	0	1	2	0	0	2

Inning Stats	R: 0 E: 0 K: 1 S: 6	H: 1 LOB: 1 BB: 0 P: 6	R: 2 E: 1 K: 0 S: 5	H: 3 LOB: 2 BB: 1 P: 9	R: 0 E: 0 K: 0 S: 4	H: 1 LOB: 1 BB: 0 P: 4	R: 0 E: 0 K: 0 S: 3	H: 1 LOB: 1 BB: 1 P: 7	R: 2 E: 0 K: 1 S: 8	H: 4 LOB: 1 BB: 0 P: 8	R: 0 E: 0 K: 1 S: 5	H: 0 LOB: 2 BB: 1 P: 10	R: 0 E: 0 K: 0 S: 2	H: 0 LOB: 0 BB: 1 P: 6	R: 0 E: 0 K: 1 S: 5	H: 0 LOB: 0 BB: 0 P: 5	R: 0 E: 0 K: 0 S: 3	H: 0 LOB: 0 BB: 0 P: 3	1B: 6 2B: 4 3B: 0 HR: 0	SF: 0 SAC: 0 DP: 1 HBP: 1	WP: 0 PB: 0 SB: 0 CS: 0	PA: 38
--------------	------------------------------	---------------------------------	------------------------------	---------------------------------	------------------------------	---------------------------------	------------------------------	---------------------------------	------------------------------	---------------------------------	------------------------------	----------------------------------	------------------------------	---------------------------------	------------------------------	---------------------------------	------------------------------	---------------------------------	----------------------------------	------------------------------------	----------------------------------	--------

PITCHER	IP	WLS	BF	H	R	ER	SO	BB	IBB	HBP	BLK	WP	HR	S	P	ERA	WHIP
Mike Morgan, R (1, 1) ERA: 4.56	5.0	L	24	10	4	3	2	2	0	0	0	0	0	26	34	5.40	2.400
Jim Beattie, R (6, 1) ERA: 5.68	2.0		8	0	0	0	1	2	0	1	0	0	0	7	16	0.00	1.000
Karl Best, R (8, 1) ERA: 4.5	2.0		6	0	0	0	1	0	0	0	0	0	0	8	8	0.00	0.000





Batter	1	2	3	4	5	6	7	8	9	AB R H RBI BB SO LOB	TOP											
Paul Molitor, R (1, 5) OBP: 0.365, SLG: 0.458	0-3 K	0-0 G5-4-3			0-0 G6-4-3		0-0 F8			4 0 0 0 0 1 4												
Robin Yount, R (1, 8) OBP: 0.403, SLG: 0.436	0-0 1B		0-0 F8			4-0 1B BB		4-0 G6-4-3 BB		2 0 1 0 2 0 0												
Cecil Cooper, L (1, 3) OBP: 0.314, SLG: 0.380	0-0 F8		0-0 F7			0-0 F7		0-0 G6-4-3		4 0 0 0 0 0 3												
Ben Oglivie, L (1, 10) OBP: 0.355, SLG: 0.409	0-3 K		0-0 4-3			0-0 1-3 1B		0-0 1B		4 0 2 0 0 1 1												
Ernest Riles, L (1, 6) OBP: 0.324, SLG: 0.351		4-0 HR BB		0-3 K		0-3 K		0-3 K		2 1 0 0 1 2 2												
Gorman Thomas, R (8, PH) OBP: 0.315, SLG: 0.400										1 0 0 0 0 1 1												
Rick Cerone, R (8, 2) OBP: 0.267, SLG: 0.341										0 0 0 0 0 0 0												
Rob Deer, R (1, 9) OBP: 0.319, SLG: 0.477		0-0 HR		0-0 L9		0-3 K			0-0 G6-4-3 1B	4 1 2 2 0 1 2												
Glenn Braggs, R (1, 7) OBP: 0.276, SLG: 0.286		0-0 BB 1B		0-0 4-3			0-0 F9		0-0 G6-4-3 1B	4 0 2 0 0 0 0												
Jim Gantner, L (1, 4) OBP: 0.325, SLG: 0.368		0-0 F9			0-0 4-3		0-0 5-3		0-0 G6-4-3	4 0 0 0 0 0 3												
Charlie Moore, R (1, 2) OBP: 0.359, SLG: 0.427		4-0 G5-4-3 BB			4-0 G6-4-3 BB		0-0 1B		0-0 F8	2 0 1 0 2 0 1												
<b>Inning Stats</b>	R: 0 E: 0 K: 2 S: 8	H: 1 LOB: 1 BB: 0 P: 8	R: 2 E: 0 K: 0 S: 4	H: 2 LOB: 1 BB: 2 P: 12	R: 0 E: 0 K: 0 S: 3	H: 0 LOB: 0 BB: 0 P: 3	R: 0 E: 0 K: 1 S: 5	H: 0 LOB: 0 BB: 0 P: 5	R: 0 E: 0 K: 0 S: 2	H: 0 LOB: 0 BB: 1 P: 6	R: 0 E: 0 K: 2 S: 8	H: 1 LOB: 2 BB: 1 P: 12	R: 0 E: 0 K: 0 S: 4	H: 1 LOB: 1 BB: 0 P: 4	R: 0 E: 0 K: 1 S: 5	H: 1 LOB: 1 BB: 1 P: 9	R: 0 E: 0 K: 0 S: 4	H: 2 LOB: 1 BB: 0 P: 4	1B: 7 2B: 0 3B: 0 HR: 1	SF: 0 SAC: 0 DP: 4 HBP: 0	WP: 0 PB: 0 SB: 0 CS: 0	PA: 36
<b>PITCHER</b>	IP WLS BF H R ER SO BB IBB HBP BLK WP HR S P ERA WHIP																					
Jerry Reed, R (1, 1) ERA: 3.56	5.1 W 22 4 2 2 3 4 0 0 0 0 1 24 40 3.38 1.500																					
Matt Young, L (6, 1) ERA: 3.38	3.2 S 14 4 0 0 3 1 0 0 0 0 0 19 23 0.00 1.364																					

Milwaukee Brewers @ Seattle Mariners  
The Kingdome, Seattle, WA  
Sat Jul 26 1986, 10:05 PM EDT  
Att. 14,570 - Unknown

AB	31
R	2
H	8
RBI	2
BB	5
SO	6
LOB	17



Batter	1	2	3	4	5	6	7	8	9	AB R H RBI BB SO LOB
John Moses, S OBP: 0.336, SLG: 0.335 (1, 8) X	0-0 F8 X	0-0 F8 S		0-0 G3 S	0-3 K S			0-0 F7 X		5 0 0 0 0 1 2
Phil Bradley, R OBP: 0.380, SLG: 0.403 (1, 7) X	0-0 E6 1B 1B		0-0 FC1-6-4 1B	4-0 BB BB		4-0 CS BB		0-0 4-3 X		3 1 1 0 2 0 0
Jim Presley, R OBP: 0.303, SLG: 0.490 (1, 5) X	0-0 F9 S		0-0 FC1-6-4 1B 1-2f	0-0 L8		0-0 E5 BB 1-2		0-3 K S S		5 1 0 0 0 1 4
Ken Phelps, L OBP: 0.419, SLG: 0.561 (1, 10) X	0-0 1B BB 1B 1-3		0-0 1B HR 1B 1-3	4-0 BB 1-2		4-0 BB 1-2				2 1 2 0 2 0 0
Alvin Davis, L OBP: 0.409, SLG: 0.480 (1, 3) B B B	4-0 1B BB 1-2		0-0 1B HR 1B 1-2 3-H	0-0 G3 S		0-0 F7 S				3 1 1 1 1 0 4
Danny Tartabull, R OBP: 0.358, SLG: 0.523 (1, 9) X	0-0 1B 1-2 2-3 3-H		0-0 HR 1-H 2-H		0-3 K S	0-0 F3 S				4 1 2 4 0 1 2
Scott Bradley, L OBP: 0.369, SLG: 0.487 (1, 2) X	0-0 F8 S		0-0 F7 S		0-0 BB 1B		0-0 L3 X			4 0 1 0 0 0 3
Spike Owen, S OBP: 0.325, SLG: 0.370 (1, 6) X		0-0 L3 X	0-0 2B		4-0 BB 1-2		0-0 F8 S			3 0 1 0 1 0 0
Harold Reynolds, S OBP: 0.273, SLG: 0.274 (1, 4) X		0-0 F8 S	0-0 F9 S		0-0 F6 S		0-0 B1-3 S			4 0 0 0 0 0 3

Inning Stats	R: 1	H: 2	E: 1	K: 0	S: 6	LOB: 3	BB: 1	P: 10	R: 0	H: 0	E: 0	K: 0	S: 3	LOB: 0	BB: 0	P: 3	R: 4	H: 5	E: 0	K: 0	S: 8	LOB: 1	BB: 0	P: 8	R: 0	H: 0	E: 0	K: 0	S: 3	LOB: 2	BB: 2	P: 11	R: 0	H: 1	E: 0	K: 2	S: 8	LOB: 2	BB: 1	P: 12	R: 0	H: 0	E: 1	K: 0	S: 3	LOB: 2	BB: 2	P: 11	R: 0	H: 0	E: 0	K: 0	S: 3	LOB: 0	BB: 0	P: 3	R: 0	H: 0	E: 0	K: 1	S: 5	LOB: 0	BB: 0	P: 5
PITCHER	IP	WLS	BF	H	R	ER	SO	BB	IBB	HBP	BLK	WP	HR	S	P	ERA	WHIP																																															
Bill Wegman, R ERA: 5.08 (1, 1)	2.1	L	15	6	5	4	0	1	0	0	0	0	0	14	18	15.43	3.000																																															
Bob Gibson, R ERA: 2.59 (3, 1)	5.2		24	2	0	0	3	5	0	0	0	0	0	25	45	0.00	1.235																																															

**BOTTOM**

**Milwaukee Brewers @ Seattle Mariners**

The Kingdom, Seattle, WA

Sat Jul 26 1986, 10:05 PM EDT  
Att. 14,570 - Unknown

livebaseballscores.com

AB	33
R	5
H	8
RBI	5
BB	6
SO	3
LOB	18



WP: 0	PA: 39
PB: 0	
SB: 0	
CS: 1	









Batter	1	2	3	4	5	6	7	8	9	10	11	AB R H RBI BB SO LOB	TOP																		
John Moses, S OBP: 0.336, SLG: 0.332 (1, 8)	0-0 1-3		4-0 2B BB		0-3 K			0-0 6-3 WP 1B	0-0 FC3-6 1B		0-3 K	5 2 1 0 1 2 2																			
Phil Bradley, R OBP: 0.379, SLG: 0.404 (1, 7)	0-0 G3		0-0 2B			0-3 K		0-0 6-3	0-0 1-3 1B			5 0 2 2 0 1 1																			
Jim Presley, R OBP: 0.301, SLG: 0.489 (1, 5)	0-0 F7			0-0 F9		0-0 2B		0-3 K	0-0 F9			5 0 1 0 0 1 2																			
Ken Phelps, L OBP: 0.424, SLG: 0.575 (1, 3)		0-0 HR		0-0 1B 2B		4-0 1B IBB		4-0 1B BB		4-0 S BB		2 2 2 1 3 0 0																			
Alvin Davis, L OBP: 0.408, SLG: 0.477 Ricky Nelson, L OBP: 0.167, SLG: 0.167 (8, PR)		0-0 F7		0-0 1B 1B		0-0 G3-6-3		0-0 1-2 1B		0-3 K		4 0 2 0 0 0 2 1 0 0 0 0 1 1																			
Danny Tartabull, R OBP: 0.353, SLG: 0.513 Dave Henderson, R OBP: 0.345, SLG: 0.477 (9, 9)		0-0 F8		0-0 1B		1-2 1B		0-3 K	0-0 F3		0-3 K	4 0 1 1 0 1 2 1 0 0 0 0 1 1																			
Scott Bradley, L OBP: 0.348, SLG: 0.452 Bob Kearney, R OBP: 0.268, SLG: 0.348 (9, 2)		0-0 1-3		0-0 G6-4-3		0-0 G6-4-3		0-3 K		0-0 FC3-6 1B	0-0 F7	4 0 1 0 0 1 3 1 1 0 0 0 0 1																			
Spike Owen, S OBP: 0.320, SLG: 0.363 (1, 6)			0-0 3-1		0-0 4-3		0-0 F8		0-0 FC3-6 1B		0-0 F3	5 0 1 0 0 0 1																			
Harold Reynolds, S OBP: 0.276, SLG: 0.281 (1, 4)			0-0 1B		0-0 1-3		0-0 G3		0-0 F1		0-0 F9	5 0 1 0 0 0 3																			
<b>Inning Stats</b>	R: 0 E: 0 K: 0 S: 3	H: 0 LOB: 0 BB: 0 P: 3	R: 1 E: 0 K: 0 S: 4	H: 1 LOB: 0 BB: 0 P: 4	R: 1 E: 0 K: 0 S: 3	H: 2 LOB: 1 BB: 1 P: 7	R: 1 E: 0 K: 0 S: 5	H: 3 LOB: 1 BB: 0 P: 5	R: 0 E: 0 K: 1 S: 5	H: 0 LOB: 0 BB: 0 P: 5	R: 0 E: 0 K: 1 S: 5	H: 1 LOB: 1 BB: 1 P: 9	R: 0 E: 0 K: 2 S: 8	H: 0 LOB: 1 BB: 0 P: 8	R: 1 E: 0 K: 1 S: 7	H: 2 LOB: 2 BB: 1 P: 11	R: 1 E: 0 K: 0 S: 6	H: 3 LOB: 2 BB: 0 P: 6	R: 0 E: 0 K: 2 S: 7	H: 0 LOB: 1 BB: 1 P: 11	R: 0 E: 0 K: 1 S: 5	H: 0 LOB: 0 BB: 0 P: 5	1B: 8 2B: 3 3B: 0 HR: 1	SF: 0 SAC: 0 DP: 2 HBP: 0	WP: 2 PB: 0 SB: 2 CS: 1	PA: 46					
<b>PITCHER</b>	IP WLS BF H R ER SO BB IBB HBP BLK WP HR S P ERA WHIP															IP WLS BF H R ER SO BB IBB HBP BLK WP HR S P ERA WHIP															
Mike Smithson, R ERA: 5.12 (1, 1)	7.2	31	8	4	4	5	2	1	0	0	0	2	1	38	50	4.70	1.304														
Juan Agosto, L ERA: 9.13 (8, 1)	0.0	1	1	0	0	0	0	0	0	0	0	0	0	1	1	∞	∞														
Frank Pastore, R ERA: 3.69 (8, 1)	0.1	1	0	0	0	0	0	0	0	0	0	0	0	1	1	0.00	0.000														
Keith Atherton, R ERA: 3.71 (9, 1)	3.0	W	13	3	1	1	3	1	0	0	0	0	0	18	22	3.00	1.333														

Seattle Mariners @ Minnesota Twins  
 Hubert H. Humphrey Metrodome, Minneapolis, MN  
 Mon Jul 28 1986, 8:05 PM EDT  
 Att. 14,879 - Unknown

AB	42
R	5
H	12
RBI	4
BB	4
SO	8
LOB	19



Batter	1	2	3	4	5	6	7	8	9	10	11	AB R H RBI BB SO LOB
Kirby Puckett, R (1, 8) OBP: 0.369, SLG: 0.548	0-3 K		0-0 F3			0-0 1B		0-0 HR	0-0 6-3		0-0 1B	6 1 3 4 0 1 1
Roy Smalley, S (1, 10) OBP: 0.350, SLG: 0.508	0-0 2B		0-0 F7			0-0 1B		0-0 1B	0-0 1B			4 1 3 0 1 0 0
Kent Hrbek, L (1, 3) OBP: 0.382, SLG: 0.548	0-0 F8			0-0 4-3		0-0 F8		0-0 4-3	0-0 1B			5 0 1 1 0 0 4
Tom Brunansky, R (1, 9) OBP: 0.319, SLG: 0.461	0-0 6-3			0-0 6-3		0-0 G5-4-3		0-0 6-3	0-0 F4			5 0 0 0 0 0 7
Randy Bush, L (1, 7) OBP: 0.339, SLG: 0.435		0-0 G3		4-0 BB			0-0 F8			0-0 F7		2 0 0 0 1 0 0
Mickey Hatcher, R (8, PH) OBP: 0.277, SLG: 0.307								2-H BB 1B				2 0 1 1 0 0 0
Gary Gaetti, R (1, 5) OBP: 0.333, SLG: 0.500		0-0 F7		0-0 F3			0-3 K	4-0 BB 1B		0-0 F3		4 0 0 0 1 1 1
Tim Laudner, R (1, 2) OBP: 0.368, SLG: 0.482		1-0 HBP			0-0 F8		0-0 F6	0-0 1-3 BB		0-0 F9		4 0 0 0 0 0 2
Greg Gagne, R (1, 6) OBP: 0.294, SLG: 0.350		0-0 F9			0-0 F9			1-0 1B HR HBP	0-0 F7			4 2 1 0 0 0 1
Alvaro Espinoza, R (1, 4) Mark Salas, L (8, PH) Ron Washington, R (8, PR) Steve Lombardozzi, R (9, 4) OBP: 0.336, SLG: 0.409			0-0 6-3		0-0 4-3			0-0 HR 1B	0-0 1B 2B		0-0 SH3	2 0 0 0 0 0 0 1 0 1 0 0 0 0 0 1 0 0 0 0 0 1 1 1 0 0 0 0

Inning Stats	R: 0	H: 1	R: 0	H: 0	R: 0	H: 0	R: 0	H: 0	R: 0	H: 2	R: 0	H: 0	R: 4	H: 4	R: 1	H: 2	R: 0	H: 0	R: 1	H: 2	1B: 8	SF: 0	WP: 1	PA: 46
E: 0	LOB: 1	E: 0	LOB: 1	E: 0	LOB: 0	E: 0	LOB: 1	E: 0	LOB: 0	E: 0	LOB: 1	E: 0	LOB: 2	E: 0	LOB: 0	E: 0	LOB: 0	E: 0	LOB: 1	E: 0	LOB: 0	2B: 2	SAC: 1	PB: 0
K: 1	BB: 0	K: 0	BB: 0	K: 0	BB: 0	K: 0	BB: 1	K: 0	BB: 0	K: 1	BB: 0	K: 0	BB: 1	K: 0	BB: 0	K: 0	BB: 1	K: 0	BB: 0	K: 0	BB: 0	3B: 0	DP: 1	SB: 0
S: 6	P: 6	S: 3	P: 4	S: 3	P: 3	S: 3	P: 7	S: 3	P: 3	S: 4	P: 4	S: 5	P: 5	S: 7	P: 12	S: 5	P: 9	S: 3	P: 3	S: 3	P: 3	HR: 1	HBP: 2	CS: 0

PITCHER	IP	WLS	BF	H	R	ER	SO	BB	IBB	HBP	BLK	WP	HR	S	P	ERA	WHIP
Mike Moore, R (1, 1) ERA: 4.77	7.0		28	5	4	4	2	1	0	2	0	0	1	29	35	5.14	0.857
Matt Young, L (8, 1) ERA: 3.46	0.2		5	2	0	0	0	1	0	0	0	1	0	4	8	0.00	4.500
Pete Ladd, R (8, 1) ERA: 3.72	1.0		4	1	1	1	0	0	0	0	0	0	0	4	4	9.00	1.000
Lee Guetterman, L (9, 1) ERA: 6.15	0.0		2	1	0	0	0	1	0	0	0	0	0	1	5	∞	∞
Karl Best, R (9, 1) ERA: 4.37	1.2	L	7	2	1	1	0	0	0	0	0	0	0	7	7	5.40	1.200

PITCHER	IP	WLS	BF	H	R	ER	SO	BB	IBB	HBP	BLK	WP	HR	S	P	ERA	WHIP

BOTTOM

Seattle Mariners @ Minnesota Twins  
 Hubert H. Humphrey Metrodome, Minneapolis, MN  
 Mon Jul 28 1986, 8:05 PM EDT  
 Att. 14,879 - Unknown

livebaseballscores.com

AB	40
R	6
H	11
RBI	6
BB	3
SO	2
LOB	16





Batter	1	2	3	4	5	6	7	8	9	AB R H RBI BB SO LOB	TOP											
John Moses, S (1, 8) OBP: 0.341, SLG: 0.335	0-3 K		0-0 F7			0-0 1B	0-0 1B		4-0 1B BB	4 0 2 1 1 1 0												
Phil Bradley, R (1, 7) OBP: 0.379, SLG: 0.404	0-0 F9			0-0 F9		0-0 1B	0-0 4-3		0-0 1B	5 0 2 0 0 0 2												
Jim Presley, R (1, 5) OBP: 0.298, SLG: 0.483	0-3 K			0-0 F9		0-0 F3		0-0 F9	0-3 K	5 0 0 0 0 2 4												
Danny Tartabull, R (1, 9) OBP: 0.352, SLG: 0.510		0-0 F6		0-0 FC6-4 1B		0-3 K		0-0 F8		4 0 1 0 0 1 2												
Dave Henderson, R (1, 10) OBP: 0.347, SLG: 0.483		0-3 K		0-0 FC6-4			0-0 WP 1B	0-0 3B		4 1 2 0 0 1 1												
Ken Phelps, L (1, 3) OBP: 0.425, SLG: 0.569		4-0 BB			0-0 F6		0-3 K	4-0 FC6-4 BB		2 0 0 0 2 1 1												
Spike Owen, S (1, 6) OBP: 0.316, SLG: 0.359		0-0 F1			0-0 6-3		0-3 K	0-0 FC6-4		4 0 0 0 0 1 4												
Steve Yeager, R (1, 2) OBP: 0.286, SLG: 0.283			0-0 F3		0-0 F6		0-0 E 1B		0-0 4-3	3 1 1 1 0 0 0												
Scott Bradley, L (9, PH) OBP: 0.344, SLG: 0.447										1 0 0 0 0 0 0												
Harold Reynolds, S (1, 4) OBP: 0.273, SLG: 0.278			0-0 F7			0-0 4-3			0-0 4-3	3 0 0 0 0 0 1												
Alvin Davis, L (9, PH) OBP: 0.407, SLG: 0.475							0-0 E5 1B			1 0 0 0 0 0 0												
<b>Inning Stats</b>	R: 0 E: 0 K: 2 S: 7	H: 0 LOB: 0 BB: 0 P: 7	R: 0 E: 0 K: 1 S: 5	H: 0 LOB: 1 BB: 1 P: 9	R: 0 E: 0 K: 0 S: 3	H: 0 LOB: 0 BB: 0 P: 3	R: 0 E: 0 K: 0 S: 4	H: 1 LOB: 1 BB: 0 P: 4	R: 0 E: 0 K: 0 S: 3	H: 0 LOB: 0 BB: 0 P: 3	R: 0 E: 0 K: 1 S: 7	H: 2 LOB: 2 BB: 0 P: 7	R: 2 E: 1 K: 2 S: 11	H: 3 LOB: 2 BB: 0 P: 11	R: 0 E: 0 K: 0 S: 4	H: 1 LOB: 2 BB: 1 P: 8	R: 0 E: 0 K: 1 S: 6	H: 1 LOB: 2 BB: 1 P: 10	1B: 7 2B: 0 3B: 1 HR: 0	SF: 0 SAC: 0 DP: 0 HBP: 0	WP: 1 PB: 0 SB: 1 CS: 0	PA: 39
<b>PITCHER</b>	IP WLS BF H R ER SO BB IBB HBP BLK WP HR S P ERA WHIP																					
Frank Viola, L (1, 1) ERA: 4.69	6.2 W 28 6 2 1 6 1 0 0 0 1 0 39 43 1.35 1.050																					
Roy Lee Jackson, R (7, 1) ERA: 2.67	2.1 S 11 2 0 0 1 2 0 0 0 0 0 0 11 19 0.00 1.714																					

Seattle Mariners @ Minnesota Twins  
 Hubert H. Humphrey Metrodome, Minneapolis, MN

Tue Jul 29 1986, 8:05 PM EDT  
 Att. 10,991 - Unknown

livebaseballscorecards.com

AB 36  
 R 2  
 H 8  
 RBI 2  
 BB 3  
 SO 7  
 LOB 15







Batter	1	2	3	4	5	6	7	8	9	AB R H RBI BB SO LOB	TOP		
<b>John Moses, S</b> (1, 8) OBP: 0.342, SLG: 0.345	0-0 E9 6-3 2B		0-0 6-3		0-0 6-3		0-0 1-3		0-0 2B	5 1 2 0 0 0 0			
<b>Domingo Ramos, R</b> (1, 5) OBP: 0.271, SLG: 0.231	0-0 5-3		0-0 1B 1B			4-0 SH1-4 1B BB	0-0 5-3		0-0 F8	4 1 1 0 1 0 2			
<b>Phil Bradley, R</b> (1, 7) OBP: 0.383, SLG: 0.408	0-0 6-3		0-0 1B 1-2			0-0 BB SH1-4 1B	0-0 FC6-4 1B			4 1 3 1 0 0 0			
<b>Danny Tartabull, R</b> (1, 9) OBP: 0.349, SLG: 0.505	0-0 F9 3-H		0-0 F7			0-0 SH1-4 1-2 2-3	0-0 FC6-4 1-2f			3 0 0 0 0 0 3			
<b>Dave Henderson, R</b> (1, 10) OBP: 0.346, SLG: 0.479		0-3 K S S		0-3 K S S		4-0 BB 1B IBB		0-0 F8		3 1 0 0 1 2 0			
<b>Ken Phelps, L</b> (1, 3) OBP: 0.426, SLG: 0.565		0-0 1B		0-0 3-1		4-0 1B BB		0-3 K		3 0 1 1 1 1 0			
<b>Spike Owen, S</b> (1, 6) OBP: 0.316, SLG: 0.358		0-0 F8		0-0 F8		0-0 1B 1-3 2-3 3-H		0-0 F7		4 0 1 2 0 0 1			
<b>Bob Kearney, R</b> (1, 2) OBP: 0.265, SLG: 0.343		0-0 F9				0-0 F8	0-0 F2		0-0 F8	2 0 0 0 0 0 1			
<b>Scott Bradley, L</b> (6, PH) OBP: 0.337, SLG: 0.437						0-0 F8				2 0 0 0 0 0 2			
<b>Harold Reynolds, S</b> (1, 4) OBP: 0.270, SLG: 0.274			0-0 F4		0-0 6-3	0-0 F7		0-0 4-3		4 0 0 0 0 0 2			
<b>Inning Stats</b>	R: 1 E: 1 K: 0 S: 4 H: 1 LOB: 0 BB: 0 P: 4	R: 0 E: 0 K: 1 S: 6 H: 1 LOB: 1 BB: 0 P: 6	R: 0 E: 0 K: 0 S: 5 H: 2 LOB: 2 BB: 0 P: 5	R: 0 E: 0 K: 1 S: 5 H: 0 LOB: 0 BB: 0 P: 5	R: 0 E: 0 K: 0 S: 3 H: 0 LOB: 0 BB: 0 P: 3	R: 3 E: 0 K: 0 S: 5 H: 2 LOB: 2 BB: 3 P: 17	R: 0 E: 0 K: 0 S: 4 H: 1 LOB: 1 BB: 0 P: 4	R: 0 E: 0 K: 1 S: 5 H: 0 LOB: 0 BB: 0 P: 5	R: 0 E: 0 K: 0 S: 4 H: 1 LOB: 1 BB: 0 P: 4	1B: 6 2B: 2 3B: 0 HR: 0 SF: 0 SAC: 1 DP: 0 HBP: 0	WP: 0 PB: 0 SB: 0 CS: 0 PA: 38		
<b>PITCHER</b>	IP WLS BF H R ER SO BB IBB HBP BLK WP HR S P ERA WHIP											<b>PITCHER</b>	IP WLS BF H R ER SO BB IBB HBP BLK WP HR S P ERA WHIP
<b>Neal Heaton, L</b> (1, 1) ERA: 3.77	5.1 L 25 6 4 3 2 2 1 0 0 0 0 0 26 38 5.06 1.500												
<b>Frank Pastore, R</b> (6, 1) ERA: 3.38	3.2 13 2 0 0 1 0 0 0 0 0 0 0 0 15 15 0.00 0.545												

**Seattle Mariners @ Minnesota Twins**  
 Hubert H. Humphrey Metrodome, Minneapolis, MN  
 Wed Jul 30 1986, 8:05 PM EDT  
 Att: 10,396 - Unknown

AB	34
R	4
H	8
RBI	4
BB	3
SO	3
LOB	11



Batter	1	2	3	4	5	6	7	8	9	AB	R	H	RBI	BB	SO	LOB
Kirby Puckett, R OBP: 0.375, SLG: 0.557 (1, 8)	0-0 F1		0-0 BB S 1B		0-0 BB 1B		0-0 G5-3		0-0 G6-3 1B	5	0	3	1	0	0	2
Roy Smalley, S OBP: 0.350, SLG: 0.498 (1, 10)	4-0 CS BB		4-0 BB 1-2 BB		4-0 BB 1-2 BB		0-3 K		0-0 G6-3 1-2f	2	0	0	0	3	1	3
Kent Hrbek, L OBP: 0.380, SLG: 0.548 (1, 3)	0-0 F7		4-0 1-2 2-3 BB		0-0 F9		0-0 F9		0-0 3-1	3	0	0	0	1	0	3
Tom Brunansky, R OBP: 0.317, SLG: 0.457 (1, 9)	0-0 CS 1-2	0-0 F9	0-0 4-3		0-0 F4		0-0 F4		0-0 1B 1B	4	0	1	0	0	0	5
Randy Bush, L OBP: 0.340, SLG: 0.432 (1, 7)		0-0 4-3		0-0 L3		4-0 BB G5-4-3		0-0 1B 1-3	3	0	1	0	1	0	0	
Gary Gaetti, R OBP: 0.329, SLG: 0.497 (1, 5)		0-0 F8		0-0 6-3		0-0 G5-4-3 1-2f		0-0 F5	4	0	0	0	0	0	3	
Tim Laudner, R OBP: 0.364, SLG: 0.500 (1, 2)			0-3 K	0-0 HR		0-0 5-3		0-3 K	4	1	1	1	0	2	2	
Steve Lombardozzi, R OBP: 0.338, SLG: 0.416 (1, 4)			0-0 1B 2B	0-0 F9		0-0 G5-3 1B 1B		0-0 F7	4	1	2	0	0	0	0	
Greg Gagne, R OBP: 0.295, SLG: 0.353 (1, 6)			0-0 F4		0-0 G1		0-0 G5-3 1B		0-0 1B 1B	3	0	1	0	0	0	1
Mark Salas, L OBP: 0.297, SLG: 0.366 (9, PH)										1	0	1	0	0	0	0
Alvaro Espinoza, R OBP: 0.297, SLG: 0.366 (9, PR)										0	0	0	0	0	0	0

**BOTTOM**

**Seattle Mariners @ Minnesota Twins**  
 Hubert H. Humphrey Metrodome, Minneapolis, MN  
 Wed Jul 30 1986, 8:05 PM EDT  
 Att. 10,396 - Unknown

[livebaseballscorecards.com](http://livebaseballscorecards.com)

<b>AB</b>	<b>33</b>
<b>R</b>	<b>2</b>
<b>H</b>	<b>10</b>
<b>RBI</b>	<b>2</b>
<b>BB</b>	<b>5</b>
<b>SO</b>	<b>3</b>
<b>LOB</b>	<b>19</b>



Inning Stats	R: 0	H: 0	E: 0	K: 0	S: 2	R: 0	H: 0	E: 0	K: 0	S: 3	R: 1	H: 2	E: 0	K: 1	S: 7	R: 1	H: 1	E: 0	K: 0	S: 4	R: 0	H: 1	E: 0	K: 0	S: 4	R: 0	H: 0	E: 0	K: 0	S: 2	R: 0	H: 2	E: 0	K: 1	S: 6	R: 0	H: 2	E: 0	K: 1	S: 7	R: 0	H: 2	E: 0	K: 1	S: 7	R: 0	H: 2	E: 0	K: 0	S: 4	1B: 8	SF: 0	2B: 1	SAC: 0	3B: 0	DP: 3	HR: 1	HBP: 0	WP: 0	PA: 39
--------------	------	------	------	------	------	------	------	------	------	------	------	------	------	------	------	------	------	------	------	------	------	------	------	------	------	------	------	------	------	------	------	------	------	------	------	------	------	------	------	------	------	------	------	------	------	------	------	------	------	------	-------	-------	-------	--------	-------	-------	-------	--------	-------	--------

PITCHER	IP	WLS	BF	H	R	ER	SO	BB	IBB	HBP	BLK	WP	HR	S	P	ERA	WHIP
Mike Morgan, R ERA: 4.52 (1, 1)	5.0	W	23	4	2	2	1	5	0	0	0	0	0	20	40	3.60	1.800
Pete Ladd, R ERA: 3.48 (6, 1)	3.1		14	6	0	0	2	0	0	0	0	0	0	18	18	0.00	1.800
Matt Young, L ERA: 3.38 (9, 1)	0.2	S	1	0	0	0	0	0	0	0	0	0	0	1	1	0.00	0.000



Batter	1	2	3	4	5	6	7	8	9	AB R H RBI BB SO LOB	TOP
<b>Bobby Grich, R</b> OBP: 0.348, SLG: 0.415 (1, 4)	0-3 K			0-3 K		0-0 BB BB 1B		4-0 BB BB 1-2 BB		3 0 1 0 1 2 0	<b>California Angels @ Seattle Mariners</b> The Kingdome, Seattle, WA Fri Aug 01 1986, 6:33 AM EDT Att: 11,588 - Unknown
<b>Wally Joyner, L</b> OBP: 0.359, SLG: 0.520 (1, 3)	0-0 6-3			0-0 6-3		0-0 F9		0-0 L8		4 0 0 0 0 0 3	
<b>Doug DeCinces, R</b> OBP: 0.315, SLG: 0.421 (1, 5)	0-0 F9			0-0 HR		4-0 BB BB 1-2 BB		0-0 F6		3 1 1 1 1 0 2	
<b>Brian Downing, R</b> OBP: 0.396, SLG: 0.452 (1, 7)		0-3 K		4-0 HR BB		4-0 BB BB 1-2 2-3 BB		0-3 K		2 1 0 0 2 2 2	
<b>George Hendrick, R</b> OBP: 0.333, SLG: 0.462 (1, 9)		0-3 K		0-0 HR		0-0 G4-6-3		0-0 SH3-4 1B		4 1 2 2 0 1 3	
<b>Rick Burleson, R</b> OBP: 0.381, SLG: 0.434 (1, 10)		0-0 6-3		0-0 5-3		0-0 5-3		0-0 SH3-4 1-2		3 0 0 0 0 0 0	
<b>Dick Schofield, R</b> OBP: 0.316, SLG: 0.377 (1, 6)			0-0 F7		0-3 K		0-0 6-3		0-0 F7	4 0 0 0 0 1 1	
<b>Bob Boone, R</b> OBP: 0.267, SLG: 0.282 (1, 2)			0-0 G6-4-3 1B		0-0 F7		0-0 6-3		0-0 1-3	4 0 1 0 0 0 1	
<b>Gary Pettis, S</b> OBP: 0.322, SLG: 0.327 (1, 8)			0-0 G6-4-3		0-3 K			0-0 BLK 1B		3 0 1 0 0 1 1	
<b>Inning Stats</b>	R: 0 E: 0 K: 1 S: 5 H: 0 LOB: 0 BB: 0 P: 5	R: 0 E: 0 K: 2 S: 7 H: 0 LOB: 0 BB: 0 P: 7	R: 0 E: 0 K: 0 S: 3 H: 1 LOB: 0 BB: 0 P: 3	R: 3 E: 0 K: 1 S: 7 H: 2 LOB: 0 BB: 1 P: 11	R: 0 E: 0 K: 2 S: 7 H: 0 LOB: 0 BB: 0 P: 7	R: 0 E: 0 K: 0 S: 3 H: 1 LOB: 2 BB: 2 P: 11	R: 0 E: 0 K: 0 S: 3 H: 0 LOB: 0 BB: 0 P: 3	R: 0 E: 0 K: 1 S: 6 H: 1 LOB: 2 BB: 1 P: 10	R: 0 E: 0 K: 0 S: 4 H: 1 LOB: 1 BB: 0 P: 4	1B: 4 2B: 0 3B: 0 HR: 2 SF: 0 SAC: 1 DP: 2 HBP: 0	
<b>PITCHER</b> <b>Mark Langston, L</b> ERA: 4.67 (1, 1)	IP: 9.0 WLS: L BF: 35 H: 6 R: 3 ER: 3 SO: 7 BB: 4 IBB: 0 HBP: 0 BLK: 1 WP: 0 HR: 2 S: 45 P: 61 ERA: 3.00 WHIP: 1.111										

livebaseballscorecards.com

<b>AB</b>	30
<b>R</b>	3
<b>H</b>	6
<b>RBI</b>	3
<b>BB</b>	4
<b>SO</b>	7
<b>LOB</b>	13



Batter	1	2	3	4	5	6	7	8	9	AB	R	H	RBI	BB	SO	LOB
<b>John Moses, S</b> (1, 8) OBP: 0.341, SLG: 0.343	0-0 3-1		0-0 F8			0-0 4-3 3B 1B		0-0 6-3		4	1	1	0	0	0	0
<b>Phil Bradley, R</b> (1, 7) OBP: 0.385, SLG: 0.412	0-0 BB 2B		0-0 G6-4-3 1B			0-0 4-3 1-2		0-3 K		4	0	2	0	0	1	1
<b>Jim Presley, R</b> (1, 5) OBP: 0.300, SLG: 0.486	0-3 K		0-0 G6-4-3 1-2f			0-0 2-H 1B 3B		4-0 BB		3	1	1	1	1	1	2
<b>Ken Phelps, L</b> (1, 3) OBP: 0.427, SLG: 0.562	4-0 BB BB			0-0 G3		0-0 CS 1B		0-0 F9		3	0	1	1	1	0	1
<b>Alvin Davis, L</b> (1, 10) OBP: 0.405, SLG: 0.470	4-0 1-2 2-3 BB			0-0 F8		0-3 3-H K		0-3 K		3	0	0	0	1	2	1
<b>Danny Tartabull, R</b> (1, 9) OBP: 0.345, SLG: 0.498	0-3 K			0-3 K			0-3 K		0-0 6-3	4	0	0	0	0	3	3
<b>Scott Bradley, L</b> (1, 2) OBP: 0.343, SLG: 0.451		0-0 F7			0-0 G6-3 1B		0-0 2B		0-0 F8	4	0	2	0	0	0	0
<b>Spike Owen, S</b> (1, 6) OBP: 0.313, SLG: 0.354		0-0 F5			0-0 G6-3 1-2f		0-0 F2			3	0	0	0	0	0	2
<b>Harold Reynolds, S</b> (1, 4) OBP: 0.268, SLG: 0.272 <b>Dave Henderson, R</b> (7, PH) OBP: 0.345, SLG: 0.477 <b>Domingo Ramos, R</b> (8, 4) OBP: 0.271, SLG: 0.231		0-0 3-1			0-3 K		0-0 F8			2	0	0	0	0	1	0
										1	0	0	0	0	0	1
										0	0	0	0	0	0	0

**BOTTOM**

**California Angels @ Seattle Mariners**  
The Kingdome, Seattle, WA  
Fri Aug 01 1986, 6:33 AM EDT  
Att. 11,588 - Unknown

<b>AB</b>	<b>31</b>
<b>R</b>	<b>2</b>
<b>H</b>	<b>7</b>
<b>RBI</b>	<b>2</b>
<b>BB</b>	<b>3</b>
<b>SO</b>	<b>8</b>
<b>LOB</b>	<b>11</b>



Inning Stats	R	H	E	K	S	H	LOB	BB	P	R	H	E	K	S	H	LOB	BB	P	1B	2B	3B	HR	SF	SAC	DP	HBP	WP	PB	SB	CS	PA
<b>Don Sutton, R</b> (1, 1) ERA: 4.3	0	1	0	2	8	0	3	0	5	0	0	0	1	5	0	1	0	6	0	0	0	0	0	0	0	0	0	0	0	0	34
<b>Donnie Moore, R</b> (8, 1) ERA: 3.25	0	0	0	0	0	0	0	1	0	0	0	0	0	10	0	0	0	2	1	0	0	0	0	0	0	0	0	0	0	0	

PITCHER	IP	WLS	BF	H	R	ER	SO	BB	IBB	HBP	BLK	WP	HR	S	P	ERA	WHIP
<b>Don Sutton, R</b>	7.0	W	27	7	2	2	6	2	0	0	0	0	0	37	45	2.57	1.286
<b>Donnie Moore, R</b>	2.0	S	7	0	0	0	2	1	0	0	0	0	0	10	14	0.00	0.500



Batter	1	2	3	4	5	6	7	8	9	AB R H RBI BB SO LOB	TOP																									
<b>Bobby Grich, R</b> (1, 4) OBP: 0.340, SLG: 0.404	0-0 L6		0-0 F4	0-3 K			0-0 L4		0-0 FC5-4	5 0 0 0 0 1 3																										
<b>Wally Joyner, L</b> (1, 3) OBP: 0.358, SLG: 0.516	0-0 G3		4-0 FC5-4 BB	0-3 K			0-0 4-3			3 0 0 0 1 1 2																										
<b>Doug DeCinces, R</b> (1, 5) OBP: 0.317, SLG: 0.418	4-0 FC6-4 BB		0-0 FC5-4		4-0 G6-4-3 BB		0-0 F3			2 0 0 0 2 0 1																										
<b>Reggie Jackson, L</b> (1, 10) OBP: 0.408, SLG: 0.414 <b>Rick Burleson, R</b> (8, PH) OBP: 0.379, SLG: 0.432	0-0 FC6-4		0-3 K		0-0 G6-4-3		0-3 K			3 0 0 0 0 1 3 1 0 0 0 0 1 0																										
<b>Jack Howell, L</b> (1, 7) OBP: 0.286, SLG: 0.396 <b>Brian Downing, R</b> (8, PH) OBP: 0.397, SLG: 0.452 (8, 7)		0-0 6-3		4-0 BB 1B BB		0-0 L6		1-0 G6-4-3 HBP		2 1 0 0 1 0 0 0 0 0 0 0 0 0																										
<b>Ruppert Jones, L</b> (1, 9) OBP: 0.349, SLG: 0.459 <b>George Hendrick, R</b> (8, PH) OBP: 0.332, SLG: 0.459 (8, 9)		0-0 2-3 BB 1B		4-0 1B BB		0-0 F7		0-0 G6-4-3		2 1 1 0 1 0 0 1 0 0 0 0 0 1																										
<b>Gary Pettis, S</b> (1, 8) OBP: 0.324, SLG: 0.327		4-0 2-3 BB		0-0 S 1B 1B		0-0 F7		0-3 K		3 0 1 1 1 1 0	<b>AB 29</b>																									
<b>Dick Schofield, R</b> (1, 6) OBP: 0.319, SLG: 0.389		0-0 2-3		0-0 S 1B		0-0 HR		0-0 L4		4 1 2 2 0 0 2	<b>R 3</b>																									
<b>Bob Boone, R</b> (1, 2) OBP: 0.266, SLG: 0.280 <b>Jerry Narron, L</b> (6, PH) OBP: 0.311, SLG: 0.340 (6, 2)		0-0 5-3		0-0 L9		0-0 6-3		4-0 FC5-4 BB		2 0 0 0 0 0 4 1 0 0 0 1 0 0	<b>H 4</b>																									
<b>Inning Stats</b>	R: 0 E: 0 K: 0 S: 3	H: 0 LOB: 1 BB: 1 P: 7	R: 0 E: 0 K: 0 S: 4	H: 1 LOB: 2 BB: 1 P: 8	R: 0 E: 0 K: 1 S: 5	H: 0 LOB: 1 BB: 1 P: 9	R: 2 E: 0 K: 2 S: 9	H: 2 LOB: 2 BB: 2 P: 17	R: 0 E: 0 K: 0 S: 2	H: 0 LOB: 0 BB: 1 P: 6	R: 1 E: 0 K: 0 S: 4	H: 1 LOB: 0 BB: 0 P: 4	R: 0 E: 0 K: 0 S: 3	H: 0 LOB: 0 BB: 0 P: 3	R: 0 E: 0 K: 1 S: 4	H: 0 LOB: 0 BB: 0 P: 5	R: 0 E: 0 K: 1 S: 5	H: 0 LOB: 1 BB: 1 P: 9	1B: 3 2B: 0 3B: 0 HR: 1	SF: 0 SAC: 0 DP: 2 HBP: 1	WP: 0 PB: 0 SB: 3 CS: 0	PA: 37														
<b>PITCHER</b>	IP WLS BF H R ER SO BB IBB HBP BLK WP HR S P ERA WHIP																																			
<b>Mike Moore, R</b> (1, 1) ERA: 4.79	3.0		17	3	2	2	1	5	0	0	0	0	0	14	34	6.00	2.667																			
<b>Mark Huismann, R</b> (4, 1) ERA: 4.66	4.0	W	13	1	1	1	2	1	0	0	0	0	1	16	20	2.25	0.500																			
<b>Matt Young, L</b> (8, 1) ERA: 3.29	2.0		7	0	0	0	2	1	0	1	0	0	0	9	14	0.00	0.500																			


California Angels @ Seattle Mariners  
The Kingdome, Seattle, WA  
Sat Aug 02 1986, 10:05 PM EDT  
Att: 16,447 - Unknown

livebaseballscorecards.com







Batter	1	2	3	4	5	6	7	8	9	AB R H RBI BB SO LOB	TOP																								
Gary Pettis, S (1, 8) OBP: 0.325, SLG: 0.326	0-3 K		0-0 4-3		0-0 1-3 1B		4-0 CS BB		0-0 L8	4 0 1 0 1 1 2	<b>California Angels @ Seattle Mariners</b> The Kingdome, Seattle, WA Sun Aug 03 1986, 6:33 AM EDT Att. 8,906 - Unknown																								
Reggie Jackson, L (1, 10) OBP: 0.403, SLG: 0.408	0-3 K		0-0 4-3		0-0 1-3		0-3 K			4 0 0 0 0 2 4																									
Brian Downing, R (1, 7) OBP: 0.393, SLG: 0.446	0-0 4-3			0-0 F8	0-0 L7		0-0 6-3			4 0 0 0 0 0 2																									
Wally Joyner, L (1, 3) OBP: 0.357, SLG: 0.514 Bobby Grich, R (2, 3) OBP: 0.344, SLG: 0.408		0-0 F4		0-0 FC3-6 1B		0-0 2B SF8 1B		0-0 4-3		1 0 0 0 0 0 0 3 1 2 0 0 0 0																									
Jack Howell, L (1, 5) OBP: 0.294, SLG: 0.410		0-0 1B		0-0 FC3-6 1B		0-0 SF8 HR 2B		0-0 F8		4 1 2 0 0 0 1																									
Dick Schofield, R (1, 6) OBP: 0.318, SLG: 0.389		0-0 L8		0-0 1-2 1B		0-0 SF8		0-0 F7		3 0 1 1 0 0 1																									
Ruppert Jones, L (1, 9) OBP: 0.348, SLG: 0.467		0-0 L7		0-0 F9		0-0 HR		0-3 K	4 1 1 2 0 1 3	<b>AB 35</b> <b>R 3</b> <b>H 10</b> <b>RBI 3</b> <b>BB 1</b> <b>SO 5</b> <b>LOB 15</b>																									
Rob Wilfong, L (1, 4) OBP: 0.296, SLG: 0.352			0-0 F9		0-0 1-3 1B	0-0 F7		0-0 FC3-6 1B	4 0 2 0 0 0 0																										
Bob Boone, R (1, 2) OBP: 0.266, SLG: 0.281 Jerry Narron, L (9, PH) OBP: 0.306, SLG: 0.333			0-0 4-3 1B		0-0 F9	0-3 K		0-0 FC3-6	3 0 1 0 0 1 1 1 0 0 0 0 0 1																										
<b>Inning Stats</b>	R: 0 E: 0 K: 2 S: 7	H: 0 LOB: 0 BB: 0 P: 7	R: 0 E: 0 K: 0 S: 4	H: 1 LOB: 1 BB: 0 P: 4	R: 0 E: 0 K: 0 S: 4	H: 1 LOB: 1 BB: 0 P: 4	R: 0 E: 0 K: 0 S: 5	H: 2 LOB: 2 BB: 0 P: 5	R: 0 E: 0 K: 0 S: 5	H: 2 LOB: 2 BB: 0 P: 5		R: 3 E: 0 K: 1 S: 8	H: 3 LOB: 0 BB: 0 P: 8	R: 0 E: 0 K: 1 S: 4	H: 0 LOB: 0 BB: 1 P: 8	R: 0 E: 0 K: 0 S: 3	H: 0 LOB: 0 BB: 0 P: 3	R: 0 E: 0 K: 1 S: 6	H: 1 LOB: 1 BB: 0 P: 6	1B: 8 2B: 2 3B: 0 HR: 1	SF: 1 SAC: 0 DP: 1 HBP: 0	WP: 0 PB: 0 SB: 0 CS: 1	PA: 37												
<b>PITCHER</b>	IP WLS BF H R ER SO BB IBB HBP BLK WP HR S P ERA WHIP																																		
Jerry Reed, R (1, 1) ERA: 3.12	4.1		19	6	0	0	2	0	0	0	0	0	23	23	0.00	1.385																			
Lee Guetterman, L (5, 1) ERA: 6.12	0.1		1	0	0	0	0	0	0	0	0	0	1	1	0.00	0.000																			
Karl Best, R (5, 1) ERA: 5.4	0.2		5	3	3	3	0	0	0	0	0	1	5	5	40.50	4.500																			
Pete Ladd, R (6, 1) ERA: 3.25	3.2	W	12	1	0	0	3	1	0	0	0	0	17	21	0.00	0.545																			
Pete Ladd, R (9, 1) ERA: 3.25	3.2	W	12	1	0	0	3	1	0	0	0	0	17	21	0.00	0.545																			

livebaseballscorecards.com

Batter	1	2	3	4	5	6	7	8	9
<b>Spike Owen, S</b> OBP: 0.309, SLG: 0.349 (1, 6)	0-0 1B 1B	0-0 3-1		0-0 3-1			0-0 F5	0-0 FC3-2	
<b>Phil Bradley, R</b> OBP: 0.383, SLG: 0.410 (1, 7)	0-0 BB 1B 1B	0-0 6-3			0-0 L9		0-0 G6-4-3 1B	0-3 K	
<b>Jim Presley, R</b> OBP: 0.303, SLG: 0.493 (1, 5)	0-0 BB 1B 1B	0-3 K			0-0 1B 1B		0-0 G6-4-3		
<b>Ken Phelps, L</b> OBP: 0.430, SLG: 0.575 (1, 3)	4-0 1B BB		0-0 1-3 2B		0-0 F4		4-0 3-1 1B BB		
<b>John Moses, S</b> OBP: 0.340, SLG: 0.339 (8, PR) (9, 8)	1-2 2-3								
<b>Alvin Davis, L</b> OBP: 0.408, SLG: 0.481 (1, 10) (9, 3)	0-0 FC1-6 1B		0-0 1-3		0-0 1-3 1B		0-0 3-1		
<b>Danny Tartabull, R</b> OBP: 0.343, SLG: 0.492 (1, 9)	0-0 FC1-6 1B		0-0 F3		0-0 F8		0-0 1B 1B		
<b>Pete Ladd, R</b> (9, 1)	1-2f								
<b>Dave Henderson, R</b> OBP: 0.344, SLG: 0.474 (1, 8) (9, 9)	0-3 K		0-3 K			0-0 1-3	0-0 BB 1B FC3-2 1B		
<b>Steve Yeager, R</b> OBP: 0.287, SLG: 0.285 (1, 2)	0-0 1B			0-0 6-3		0-0 F4	0-0 FC3-2 BB 1B		
<b>Scott Bradley, L</b> OBP: 0.346, SLG: 0.448 (8, PH) (9, 2)	1-3 3-H						1-2 3-H		
<b>Harold Reynolds, S</b> OBP: 0.268, SLG: 0.269 (1, 4)	0-0 G3			0-0 6-3		0-0 3-1	4-0 FC3-2 BB		

Inning Stats	R: 4 E: 0 K: 1 S: 10	H: 5 LOB: 2 BB: 1 P: 14	R: 0 E: 0 K: 1 S: 5	H: 0 LOB: 0 BB: 0 P: 5	R: 0 E: 0 K: 1 S: 6	H: 1 LOB: 1 BB: 0 P: 6	R: 0 E: 0 K: 0 S: 3	H: 0 LOB: 0 BB: 0 P: 3	R: 0 E: 0 K: 0 S: 5	H: 2 LOB: 2 BB: 0 P: 5	R: 0 E: 0 K: 0 S: 3	H: 0 LOB: 0 BB: 0 P: 3	R: 0 E: 0 K: 0 S: 3	H: 1 LOB: 0 BB: 0 P: 3	R: 2 E: 0 K: 1 S: 8	H: 3 LOB: 3 BB: 2 P: 16
--------------	-------------------------------	----------------------------------	------------------------------	---------------------------------	------------------------------	---------------------------------	------------------------------	---------------------------------	------------------------------	---------------------------------	------------------------------	---------------------------------	------------------------------	---------------------------------	------------------------------	----------------------------------

PITCHER	IP	WLS	BF	H	R	ER	SO	BB	IBB	HBP	BLK	WP	HR	S	P	ERA	WHIP
<b>Ray Chadwick, R</b> ERA: 9.0 (1, 1)	0.0	L	5	4	4	4	0	1	0	0	0	0	0	4	8	∞	∞
<b>Vern Ruhle, R</b> ERA: 1.84 (1, 1)	7.0		25	5	0	0	3	0	0	0	0	0	0	31	31	0.00	0.714
<b>Gary Lucas, L</b> ERA: 2.53 (8, 1)	0.1		3	1	2	2	0	1	0	0	0	0	0	2	6	54.00	6.000
<b>Doug Corbett, R</b> ERA: 3.6 (8, 1)	0.2		5	2	0	0	1	1	0	0	0	0	0	6	10	0.00	4.500

**BOTTOM**

**California Angels @ Seattle Mariners**  
The Kingdome, Seattle, WA

Sun Aug 03 1986, 6:33 AM EDT  
Att. 8,906 - Unknown

AB	R	H	RBI	BB	SO	LOB
5	1	1	0	0	0	3
5	1	2	0	0	1	3
4	1	2	1	0	1	1
2	1	1	0	2	0	1
0	1	0	0	0	0	0
4	0	2	2	0	0	2
4	1	1	1	0	0	5
0	0	0	0	0	0	0
4	0	1	0	0	2	3
3	0	1	1	0	0	0
1	0	1	1	0	0	0
3	0	0	0	1	0	2

AB	35
R	6
H	12
RBI	6
BB	3
SO	4
LOB	20

livebaseballscorecards.com



WP: 0	PA: 38
PB: 0	
SB: 1	
CS: 0	



Batter	1	2	3	4	5	6	7	8	9	AB R H RBI BB SO LOB	TOP																
Tony Phillips, S (1, 4) OBP: 0.361, SLG: 0.339	0-3 K		0-0 5-3		0-0 HR		4-0 2B	0-0 F8		4 2 1 1 1 1 2																	
Dwayne Murphy, L (1, 8) OBP: 0.351, SLG: 0.354	0-0 F8		0-3 K		0-0 HR		0-3 K		0-0 F6	5 1 1 2 0 2 3																	
Jose Canseco, R (1, 7) OBP: 0.346, SLG: 0.490	0-0 2B			0-0 FC6-4	0-0 F8		0-0 HR		0-0 F9	5 1 3 2 0 0 0																	
Bruce Bochte, L (1, 3) OBP: 0.373, SLG: 0.361	0-0 5-3			0-0 FC6-4	0-0 G3		4-0 HR		0-0 G3	4 1 1 0 1 0 1																	
Dave Kingman, R (1, 10) OBP: 0.247, SLG: 0.422		0-0 6-3		0-0 F5		0-3 K	0-0 HR			4 1 1 3 0 1 2																	
Carney Lansford, R (1, 5) OBP: 0.319, SLG: 0.388		0-0 F9		0-0 FC6-4		0-0 F3	0-0 F4			4 0 0 0 0 0 2																	
Mike Davis, L (1, 9) OBP: 0.300, SLG: 0.417		0-0 2B		0-0 1-3		0-3 K		0-0 F7		4 0 1 0 0 1 2																	
Jerry Willard, L (1, 2) OBP: 0.384, SLG: 0.389		0-3 K			0-0 4-3		0-0 1-3	0-0 1B	4-0 BB	3 0 0 0 1 1 1																	
Rusty Tillman, R (8, PR)										0 0 0 0 0 0 0																	
Mickey Tettleton, S (8, 2) OBP: 0.313, SLG: 0.281										0 0 0 0 0 0 0																	
Alfredo Griffin, S (1, 6) OBP: 0.330, SLG: 0.359			0-0 CS		4-0 1B		0-0 2B	0-0 1B		3 2 3 0 1 0 0																	
<b>Inning Stats</b>	R: 0 E: 0 K: 1 S: 6	H: 1 LOB: 1 BB: 0 P: 6	R: 0 E: 0 K: 1 S: 6	H: 1 LOB: 1 BB: 0 P: 6	R: 0 E: 0 K: 1 S: 5	H: 1 LOB: 1 BB: 0 P: 5	R: 0 E: 0 K: 0 S: 5	H: 2 LOB: 2 BB: 0 P: 5	R: 3 E: 0 K: 0 S: 5	H: 2 LOB: 0 BB: 1 P: 9	R: 0 E: 0 K: 2 S: 7	H: 0 LOB: 0 BB: 0 P: 7	R: 5 E: 0 K: 1 S: 8	H: 3 LOB: 0 BB: 2 P: 16	R: 0 E: 0 K: 0 S: 3	H: 1 LOB: 1 BB: 1 P: 7	R: 0 E: 0 K: 0 S: 3	H: 0 LOB: 0 BB: 0 P: 3	1B: 6 2B: 4 3B: 0 HR: 2	SF: 0 SAC: 0 DP: 1 HBP: 0	WP: 0 PB: 0 SB: 2 CS: 1	PA: 40					
<b>PITCHER</b>	IP WLS BF H R ER SO BB IBB HBP BLK WP HR S P ERA WHIP																										
Mike Morgan, R (1, 1) ERA: 4.58	6.1		27	8	4	4	5	1	0	0	0	0	1	36	40	5.68	1.421										
Matt Young, L (7, 1) ERA: 3.71	0.2		6	2	4	4	1	2	0	0	0	0	1	6	14	54.00	6.000										
Karl Best, R (8, 1) ERA: 5.18	1.0	W	4	1	0	0	0	1	0	0	0	0	0	3	7	0.00	2.000										
Mike Moore, R (9, 1) ERA: 4.76	1.0	S	3	0	0	0	0	0	0	0	0	0	0	3	3	0.00	0.000										

Oakland Athletics @ Seattle Mariners  
The Kingdome, Seattle, WA  
Mon Aug 04 1986, 10:05 PM EDT  
Att: 17,229 - Unknown

livebaseballscorecards.com

AB	36
R	8
H	11
RBI	8
BB	4
SO	6
LOB	13







Batter	1	2	3	4	5	6	7	8	9	AB R H RBI BB SO LOB	TOP									
Tony Phillips, S (1, 4) OBP: 0.362, SLG: 0.338	0-3 K	0-0 PO	0-3 K	4-0 BB			0-0 HR	0-0 3-1		4 1 1 0 1 2 0										
Dwayne Murphy, L (1, 8) OBP: 0.356, SLG: 0.363	0-0 1B		4-0 BB	4-3 BB			0-0 HR	0-0 G3		4 2 2 0 1 0 3										
Jose Canseco, R (1, 7) Rusty Tillman, R (9, 7) OBP: 0.347, SLG: 0.495	4-0 1B		0-0 L8		4-3 4-3		0-0 HR	0-3 K		4 2 1 3 1 1 1 0 0 0 0 0 0 0										
Bruce Bochte, L (1, 3) OBP: 0.371, SLG: 0.358	0-0 1B		0-3 K		0-0 3-1		0-0 4-3		0-0 3-1	5 0 1 1 0 1 1										
Dave Kingman, R (1, 10) OBP: 0.251, SLG: 0.442	0-0 SF8			0-0 HR	0-0 F8		0-0 PB		0-0 HR	4 3 3 3 0 0 0										
Mike Davis, L (1, 9) OBP: 0.301, SLG: 0.423	0-0 F8			0-0 SH3	0-0 F7		0-0 IHR		0-0 F9	5 1 2 1 0 0 1										
Donnie Hill, S (1, 5) OBP: 0.335, SLG: 0.392		4-0 FC3-6		0-0 SH3	0-0 2B		0-0 1-3		0-0 1B	3 0 2 0 1 0 1										
Mickey Tettleton, S (1, 2) OBP: 0.309, SLG: 0.302		0-3 K		0-0 FC4-2	0-3 K		0-0 IHR		0-0 4-3	5 1 1 2 0 2 4										
Alfredo Griffin, S (1, 6) OBP: 0.329, SLG: 0.358		0-0 FC3-6		0-0 BB	0-0 4-3		0-0 4-3			4 0 1 0 0 0 2										
<b>Inning Stats</b>	R: 2 E: 0 K: 1 S: 7	H: 2 LOB: 1 BB: 1 P: 11	R: 0 E: 0 K: 1 S: 4	H: 0 LOB: 0 BB: 1 P: 8	R: 0 E: 0 K: 2 S: 7	H: 0 LOB: 1 BB: 1 P: 11	R: 1 E: 0 K: 0 S: 6	H: 3 LOB: 3 BB: 1 P: 10	R: 0 E: 0 K: 1 S: 6	H: 1 LOB: 1 BB: 0 P: 6	R: 6 E: 0 K: 0 S: 9	H: 6 LOB: 0 BB: 0 P: 9	R: 0 E: 0 K: 1 S: 5	H: 0 LOB: 0 BB: 0 P: 5	R: 1 E: 0 K: 0 S: 5	H: 2 LOB: 1 BB: 0 P: 5	1B: 6 2B: 4 3B: 0 HR: 4	SF: 1 SAC: 1 DP: 0 HBP: 0	WP: 0 PB: 1 SB: 0 CS: 0	PA: 45
<b>PITCHER</b>	IP WLS BF H R ER SO BB IBB HBP BLK WP HR S P ERA WHIP																			
Jim Beattie, R (1, 1) ERA: 6.02	3.2 L 19 5 3 3 4 4 0 0 0 0 1 23 39 7.36 2.455																			
Lee Guetterman, L (4, 1) ERA: 6.64	3.1 17 7 6 6 1 0 0 0 0 0 1 19 19 16.20 2.100																			
Mark Huismann, R (8, 1) ERA: 4.65	2.0 8 2 1 1 1 0 0 0 0 0 1 10 10 4.50 1.000																			

Oakland Athletics @ Seattle Mariners  
The Kingdome, Seattle, WA  
Tue Aug 05 1986, 10:05 PM EDT  
Att. 8,902 - Unknown

livebaseballscorecards.com

AB 38  
R 10  
H 14  
RBI 10  
BB 4  
SO 6  
LOB 13



Batter	1	2	3	4	5	6	7	8	9	AB	R	H	RBI	BB	SO	LOB
<b>John Moses, S</b> OBP: 0.335, SLG: 0.337 (1, 8)	0-0 F9	0-0 6-3			0-0 2B 1B		0-0 L3	0-0 FC6		5	1	1	0	0	0	1
<b>Phil Bradley, R</b> OBP: 0.391, SLG: 0.430 (1, 7)	4-0 E BB		0-0 5-3		0-3 K		0-0 1B 1B		0-0 HR	4	2	2	1	1	1	1
<b>Jim Presley, R</b> OBP: 0.303, SLG: 0.491 (1, 5)	0-3 K		0-0 5-3		0-0 E7 2B		0-3 K		0-3 K	5	0	1	1	0	3	2
<b>Danny Tartabull, R</b> OBP: 0.349, SLG: 0.513 (1, 9)	0-0 E5 BB		0-3 K		0-0 F3		0-0 1B 1B		0-0 2B 1B	5	0	2	0	0	1	2
<b>Dave Henderson, R</b> OBP: 0.350, SLG: 0.481 (1, 10)	4-0 1-2 BB				0-0 1B 1B		0-0 F8		0-0 1-2 2-H 1B	4	0	3	1	1	0	1
<b>Ken Phelps, L</b> OBP: 0.425, SLG: 0.560 (1, 3)	0-3 K				0-0 1-2 1B		0-0 4-3		0-0 F8	5	0	1	0	0	2	7
<b>Spike Owen, S</b> OBP: 0.311, SLG: 0.347 (1, 6)		4-0 1B G6-4-3 BB			0-3 K		0-0 G3		0-0 FC5-4 1B	4	1	1	0	1	1	4
<b>Bob Kearney, R</b> OBP: 0.274, SLG: 0.365 (1, 2)		0-0 G6-4-3 1B			0-0 F4		4-0 BB		0-0 FC5-4 FC6-4	3	0	1	0	1	0	3
<b>Harold Reynolds, S</b> OBP: 0.265, SLG: 0.266 (1, 4)		0-0 G6-4-3			0-0 L4		0-0 B5-3		0-0 FC6-4	4	0	0	0	0	0	5

Inning Stats	R: 0	H: 0	E: 1	K: 2	S: 8	LOB: 3	BB: 2	P: 16	R: 1	H: 1	E: 0	K: 0	S: 3	LOB: 0	BB: 1	P: 7	R: 0	H: 0	E: 0	K: 1	S: 5	LOB: 0	BB: 0	P: 5	R: 0	H: 2	E: 1	K: 1	S: 7	LOB: 2	BB: 0	P: 7	R: 1	H: 2	E: 1	K: 1	S: 7	LOB: 1	BB: 0	P: 7	R: 0	H: 0	E: 0	K: 0	S: 3	LOB: 1	BB: 1	P: 7	R: 1	H: 3	E: 0	K: 1	S: 8	LOB: 2	BB: 0	P: 8	R: 0	H: 1	E: 0	K: 0	S: 4	LOB: 1	BB: 0	P: 4	R: 1	H: 3	E: 0	K: 2	S: 10	LOB: 2	BB: 0	P: 10	1B: 9	SF: 0	2B: 2	SAC: 0	3B: 0	DP: 1	HR: 1	HBP: 0	WP: 0	PA: 43
<b>PITCHER</b>	IP	WLS	BF	H	R	ER	SO	BB	IBB	HBP	BLK	WP	HR	S	P	ERA	WHIP																																																																	
<b>Curt Young, L</b> ERA: 3.86 (1, 1)	7.0	W	33	8	3	3	6	4	0	0	0	0	0	41	57	3.86	1.714																																																																	
<b>Doug Bair, R</b> ERA: 2.23 (8, 1)	2.0		10	4	1	1	2	0	0	0	0	0	1	14	14	4.50	2.000																																																																	

**BOTTOM**

**Oakland Athletics @ Seattle Mariners**  
The Kingdome, Seattle, WA  
Tue Aug 05 1986, 10:05 PM EDT  
Att. 8,902 - Unknown

<b>AB</b>	<b>39</b>
<b>R</b>	<b>4</b>
<b>H</b>	<b>12</b>
<b>RBI</b>	<b>3</b>
<b>BB</b>	<b>4</b>
<b>SO</b>	<b>8</b>
<b>LOB</b>	<b>26</b>



<b>WP: 0</b>	<b>PA: 43</b>
<b>PB: 0</b>	<b>ERA</b>
<b>SB: 0</b>	<b>WHIP</b>
<b>CS: 0</b>	

livebaseballscorecards.com



Batter	1	2	3	4	5	6	7	8	9	AB R H RBI BB SO LOB	TOP																
Tony Phillips, S (1, 4) OBP: 0.364, SLG: 0.340	4-0 FC6-4 BB	0-0 E4			0-0 1B E 1B	0-0 1B		0-0 L7		4 1 2 0 1 0 2																	
Alfredo Griffin, S (1, 6) OBP: 0.333, SLG: 0.361	0-0 FC6-4 S 1-2f	0-0 F8			0-0 SF9 E 1-3 1B	0-0 1B			0-0 E4 2B 1B	5 2 3 0 0 0 3																	
Jose Canseco, R (1, 7) OBP: 0.345, SLG: 0.495	0-0 F7		0-3 K		0-0 SF9 1-H 3-H 1B	0-0 F5			0-0 F8 2B 1B	4 1 1 2 0 1 3																	
Dave Kingman, R (1, 10) OBP: 0.253, SLG: 0.448	4-0 1-2 BB		0-0 F5		0-0 HR		0-0 F6		0-0 F8	4 1 1 1 1 0 1																	
Carney Lansford, R (1, 3) OBP: 0.320, SLG: 0.386	0-3 K		0-3 K		4-0 5-3 BB		0-0 6-3		0-0 CS 1B	4 0 1 1 1 2 2																	
Dusty Baker Jr., R (1, 9) OBP: 0.318, SLG: 0.328		0-0 G5-4-3 E 2B		0-0 1B 2B	0-0 5-3		0-3 K		0-0 F8	5 2 2 0 0 1 2																	
Dwayne Murphy, L (1, 8) OBP: 0.355, SLG: 0.357		4-0 G5-4-3 BB		0-0 B3-4	0-0 4-3			0-0 1-3		3 0 0 0 1 0 2																	
Donnie Hill, S (1, 5) OBP: 0.333, SLG: 0.389		0-0 G5-4-3		0-0 F7			0-0 4-3		0-0 1B	4 0 1 0 0 0 3																	
Mickey Tettleton, S (1, 2) OBP: 0.316, SLG: 0.305 Bruce Bochte, L (8, PH) OBP: 0.370, SLG: 0.356 Jerry Willard, L (8, 2) OBP: 0.384, SLG: 0.389		4-0 E BB		0-0 2-H 1B		0-3 K		0-0 F6		2 0 1 1 1 1 0 1 0 0 0 0 0 1 0 0 0 0 0 0 0																	
Inning Stats	R: 0 E: 0 K: 1 S: 5	H: 0 LOB: 2 BB: 2 P: 13	R: 1 E: 1 K: 0 S: 4	H: 1 LOB: 2 BB: 2 P: 12	R: 0 E: 0 K: 2 S: 7	H: 0 LOB: 0 BB: 0 P: 7	R: 1 E: 0 K: 0 S: 4	H: 2 LOB: 1 BB: 0 P: 4	R: 3 E: 1 K: 0 S: 6	H: 3 LOB: 1 BB: 1 P: 10	R: 0 E: 0 K: 1 S: 7	H: 2 LOB: 2 BB: 0 P: 7	R: 0 E: 0 K: 1 S: 5	H: 0 LOB: 0 BB: 0 P: 5	R: 0 E: 0 K: 0 S: 4	H: 1 LOB: 1 BB: 0 P: 4	R: 2 E: 1 K: 0 S: 5	H: 3 LOB: 0 BB: 0 P: 5	1B: 8 2B: 3 3B: 0 HR: 1	SF: 1 SAC: 0 DP: 1 HBP: 0	WP: 0 PB: 0 SB: 1 CS: 1	PA: 42					
PITCHER	IP	WLS	BF	H	R	ER	SO	BB	IBB	HBP	BLK	WP	HR	S	P	ERA	WHIP										
Mark Langston, L (1, 1) ERA: 4.75	5.0		25	6	5	4	3	5	0	0	0	0	1	26	46	7.20	2.200										
Mark Huismann, R (6, 1) ERA: 4.5	2.1		10	3	0	0	2	0	0	0	0	0	0	14	14	0.00	1.286										
Matt Young, L (8, 1) ERA: 3.79	0.2	L	3	1	1	1	0	0	0	0	0	0	0	3	3	13.50	1.500										
Pete Ladd, R (9, 1) ERA: 3.36	1.0		4	2	1	1	0	0	0	0	0	0	0	4	4	9.00	2.000										

Oakland Athletics @ Seattle Mariners  
The Kingdome, Seattle, WA  
Wed Aug 06 1986, 10:05 PM EDT  
Att. 9,863 - Unknown

livebaseballscorecards.com

AB 36  
R 7  
H 12  
RBI 5  
BB 5  
SO 5  
LOB 19



Batter	1	2	3	4	5	6	7	8	9	AB R H RBI BB SO LOB
<b>John Moses, S</b> OBP: 0.332, SLG: 0.335 (1, 8) (6, 3)	0-3 K		0-0 F7		0-0 1B		0-0 4-3		0-0 6-3	5 1 1 0 0 1 0
<b>Phil Bradley, R</b> OBP: 0.394, SLG: 0.429 (1, 7) (6, 3)	4-0 BB 1B BB		0-3 K		4-0 1B 2B BB		0-0 1B		0-0 4-3	3 2 1 0 2 1 0
<b>Jim Presley, R</b> OBP: 0.304, SLG: 0.489 (1, 5) (6, 9)	0-0 F8		0-0 E5		0-0 2B 1B		0-0 F8		0-0 1B	5 0 2 2 0 0 2
<b>Ken Phelps, L</b> OBP: 0.425, SLG: 0.557 <b>Danny Tartabull, R</b> OBP: 0.349, SLG: 0.515 (1, 3) (5, PH) (6, 9)	4-0 1B 1-2 WP BB		0-0 4-3		0-0 1-3 2-H 3-H 0-0 1B 1-H 2B		0-0 F4		0-3 K	1 1 0 0 1 0 1 3 0 1 1 0 1 2
<b>Alvin Davis, L</b> OBP: 0.406, SLG: 0.475 (1, 10) (6, 8)	0-0 WP 1-3 2-H 1B			0-0 L6		0-0 G3		0-0 L9		4 0 1 1 0 0 1
<b>Dave Henderson, R</b> OBP: 0.346, SLG: 0.475 (1, 9) (6, 8)	0-0 F4 1-2 3-H			0-0 4-3		0-0 F9		0-0 F4		4 0 0 0 0 0 1
<b>Scott Bradley, L</b> OBP: 0.351, SLG: 0.466 <b>Bob Kearney, R</b> OBP: 0.274, SLG: 0.365 (1, 2) (8, PR) (9, 2)		0-0 F5		0-0 6-3		0-0 3B		0-0 BB 1B		4 0 2 0 0 0 0 0 0 0 0 0 0 0
<b>Spike Owen, S</b> OBP: 0.311, SLG: 0.344 (1, 6) (6, 9)		0-0 L7		0-0 4-3		0-0 6-3		4-0 BB FC6 1-2 BB		3 0 0 0 1 0 1
<b>Harold Reynolds, S</b> OBP: 0.265, SLG: 0.263 (1, 4) (6, 9)		0-0 F6		4-0 BB 1B BB		0-0 L4		0-0 FC6 1-2f		3 1 0 0 1 0 3

Inning Stats	R: 2 E: 0 K: 1 S: 6	H: 1 LOB: 1 BB: 2 P: 14	R: 0 E: 0 K: 0 S: 3	H: 0 LOB: 0 BB: 0 P: 3	R: 0 E: 1 K: 1 S: 6	H: 0 LOB: 1 BB: 0 P: 6	R: 0 E: 0 K: 0 S: 3	H: 0 LOB: 0 BB: 0 P: 3	R: 3 E: 0 K: 0 S: 5	H: 3 LOB: 1 BB: 2 P: 13	R: 0 E: 0 K: 0 S: 4	H: 1 LOB: 1 BB: 0 P: 4	R: 0 E: 0 K: 0 S: 4	H: 1 LOB: 1 BB: 0 P: 4	R: 0 E: 0 K: 0 S: 4	H: 1 LOB: 2 BB: 1 P: 8	R: 0 E: 0 K: 1 S: 6	H: 1 LOB: 1 BB: 0 P: 6	1B: 6 2B: 1 3B: 1 HR: 0	SF: 0 SAC: 0 DP: 0 HBP: 0	WP: 1 PB: 0 SB: 0 CS: 0	PA: 40
--------------	------------------------------	----------------------------------	------------------------------	---------------------------------	------------------------------	---------------------------------	------------------------------	---------------------------------	------------------------------	----------------------------------	------------------------------	---------------------------------	------------------------------	---------------------------------	------------------------------	---------------------------------	------------------------------	---------------------------------	----------------------------------	------------------------------------	----------------------------------	--------

PITCHER	IP	WLS	BF	H	R	ER	SO	BB	IBB	HBP	BLK	WP	HR	S	P	ERA	WHIP
<b>Eric Plunk, R</b> ERA: 5.48 (1, 1)	4.1		21	3	5	5	2	4	0	0	0	1	0	21	37	10.38	1.615
<b>Dave Vonohlen, L</b> ERA: (5, 1)	2.0		8	3	0	0	0	0	0	0	0	0	0	8	8	0.00	1.500
<b>Jay Howell, R</b> ERA: 4.0 (7, 1)	2.2	W	11	2	0	0	1	1	0	0	0	0	0	12	16	0.00	1.125

**BOTTOM**

**Oakland Athletics @ Seattle Mariners**  
The Kingdome, Seattle, WA  
Wed Aug 06 1986, 10:05 PM EDT  
Att. 9,863 - Unknown

livebaseballscores.com

<b>AB</b>	<b>35</b>
<b>R</b>	<b>5</b>
<b>H</b>	<b>8</b>
<b>RBI</b>	<b>4</b>
<b>BB</b>	<b>5</b>
<b>SO</b>	<b>3</b>
<b>LOB</b>	<b>11</b>





Batter	1	2	3	4	5	6	7	8	9	10	11	AB R H RBI BB SO LOB	TOP											
<b>John Moses, S</b> OBP: 0.333, SLG: 0.336 (1, 8)	0-0 3-1			0-0 4-3 SF8 1B		0-0 1B		0-0 B1-3		0-0 F7		5 1 2 0 0 0 0	<b>Seattle Mariners @ California Angels</b> Anaheim Stadium, Anaheim, CA Thu Aug 07 1986, 10:05 PM EDT Att. 27,970 - Unknown											
<b>Phil Bradley, R</b> OBP: 0.394, SLG: 0.429 (1, 7)	0-0 CS 1B			0-0 4-3		0-0 F9		0-3 K		0-0 S 1B		5 0 2 0 0 1 2												
<b>Jim Presley, R</b> OBP: 0.303, SLG: 0.486 (1, 5)	0-3 K 1-2			0-0 SF8		0-0 F8		4-0 BB		0-0 F4 1-2		3 0 0 1 1 1 3												
<b>Ken Phelps, L</b> OBP: 0.421, SLG: 0.553 (1, 3)				0-0 F7		0-0 G3		0-0 F8 1B 2B		0-3 K		5 1 1 0 0 1 2												
<b>Alvin Davis, L</b> OBP: 0.400, SLG: 0.467 (1, 10)				0-0 5-3		0-0 4-3		0-0 F7		0-3 K		5 0 0 0 0 1 1												
<b>Dave Henderson, R</b> OBP: 0.350, SLG: 0.484 (1, 9)				0-0 L9		0-0 FC3-6 1B		0-0 F8 2-3		0-0 HR		4 1 2 1 1 0 1												
<b>Scott Bradley, L</b> OBP: 0.351, SLG: 0.462 (1, 2)				0-0 4-3		0-0 FC3-6 1-2f		0-0 FC5 BB 1B		0-0 F9		3 0 1 1 0 0 1												
<b>Bob Kearney, R</b> OBP: 0.277, SLG: 0.367 (7, PR) (7, 2)						0-0 1-2f		0-0 3-H 4-0 BB 1B		0-0 G6-4-3 1B		2 0 1 0 0 0 0												
<b>Spike Owen, S</b> OBP: 0.312, SLG: 0.343 (1, 6)				0-0 4-3		0-0 L8		0-0 1-2 BB		0-0 S 1B		4 0 1 0 1 0 3												
<b>Harold Reynolds, S</b> OBP: 0.261, SLG: 0.260 (1, 4)				0-0 L4		0-3 K		0-0 FC5 2-3f		0-0 G3 1-2		4 0 0 0 0 1 3												
<b>Inning Stats</b>	R: 0 E: 0 K: 1 S: 5	H: 1 LOB: 1 BB: 0 P: 5	R: 0 E: 0 K: 0 S: 3	H: 0 LOB: 0 BB: 0 P: 3	R: 0 E: 0 K: 0 S: 3	H: 0 LOB: 0 BB: 0 P: 3	R: 1 E: 0 K: 0 S: 4	H: 1 LOB: 0 BB: 0 P: 4	R: 0 E: 0 K: 1 S: 6	H: 1 LOB: 1 BB: 0 P: 6	R: 1 E: 0 K: 1 S: 5	H: 2 LOB: 2 BB: 1 P: 9		R: 0 E: 0 K: 1 S: 5	H: 0 LOB: 1 BB: 1 P: 9	R: 1 E: 0 K: 1 S: 7	H: 2 LOB: 1 BB: 0 P: 7	R: 0 E: 0 K: 1 S: 6	H: 1 LOB: 1 BB: 0 P: 6	R: 0 E: 0 K: 0 S: 3	H: 1 LOB: 1 BB: 1 P: 7	1B: 8 2B: 2 3B: 0 HR: 1	SF: 1 SAC: 0 DP: 2 HBP: 0	WP: 0 PB: 0 SB: 3 CS: 1
<b>PITCHER</b>	IP WLS BF H R ER SO BB IBB HBP BLK WP HR S P ERA WHIP												IP WLS BF H R ER SO BB IBB HBP BLK WP HR S P ERA WHIP											
<b>Kirk McCaskill, R</b> ERA: 3.41 (1, 1)	9.0	W	36	8	3	3	4	2	0	0	0	0	0	0	1	42	50	3.00	1.111					
<b>Donnie Moore, R</b> ERA: 3.18 (10, 1)	2.0	W	8	2	0	0	1	1	0	0	0	0	0	0	9	13	0.00	1.500						

livebaseballscorecards.com

AB	40
R	3
H	10
RBI	3
BB	3
SO	5
LOB	16



Batter	1	2	3	4	5	6	7	8	9	10	11	AB	R	H	RBI	BB	SO	LOB	BOTTOM								
<b>Gary Pettis, S</b> (1, 8) OBP: 0.331, SLG: 0.329	4-0 2B BB	0-0 FC1			0-0 F8		0-0 1-3		0-0 SH5-4			3	1	0	0	1	0	1									
<b>Reggie Jackson, L</b> (1, 10) OBP: 0.400, SLG: 0.416	0-0 BB	0-0 L8			0-3 K		0-3 K		0-0 FC6-4 1B			4	1	1	0	0	2	1									
<b>George Hendrick, R</b> (9, PH) OBP: 0.327, SLG: 0.448	1-3 BB SF8 2B								3-H 0-0 FC6-4 BB			1	0	1	1	0	0	0									
<b>Doug DeCinces, R</b> (1, 5) OBP: 0.321, SLG: 0.432	4-0 SF8 BB BB				0-0 5-3		0-0 BB 1B		0-0 F7			4	0	1	0	1	0	1									
<b>Wally Joyner, L</b> (1, 3) OBP: 0.360, SLG: 0.517	4-0 S BB				0-0 F6		0-0 BB 1B		4-0 BB G5-4-3 BB			2	0	1	1	3	0	0									
<b>Brian Downing, R</b> (1, 7) OBP: 0.392, SLG: 0.444	0-0 SF8				0-3 K		4-0 BB 1B		0-0 G5-4-3 1-2f			3	0	0	1	1	1	3									
<b>Jerry Naron, L</b> (10, 2) OBP: 0.308, SLG: 0.333	2-3 3-H				1-2 2-3 BB		1-2 2-3 BB		0-0 1-3			0	0	0	0	0	0	0									
<b>Ruppert Jones, L</b> (1, 9) OBP: 0.339, SLG: 0.446	0-3 K				0-0 F9		0-0 F9		0-0 2B 1B			4	0	1	0	1	2	5									
<b>Bobby Grich, R</b> (1, 4) OBP: 0.350, SLG: 0.419	0-3 K				0-0 SH1-4 BB		0-0 6-3		0-0 1-3 2B			4	0	1	0	0	1	2									
<b>Dick Schofield, R</b> (1, 6) OBP: 0.318, SLG: 0.397					4-0 G6-4-3 BB		0-0 5-3		0-0 4-3			4	0	0	0	1	0	2									
<b>Bob Boone, R</b> (1, 2) OBP: 0.277, SLG: 0.291					0-0 G6-4-3		0-0 5-3		0-0 SH5-4 1B 2B			3	0	1	0	0	0	2									
<b>Jack Howell, L</b> (9, PH) OBP: 0.301, SLG: 0.452					0-0 FC1 2B		1-2f					2	2	2	1	0	0	0									
<b>Inning Stats</b>	R: 2 E: 0 K: 2 S: 8	H: 1 LOB: 2 BB: 3 P: 20	R: 0 E: 0 K: 0 S: 4	H: 1 LOB: 1 BB: 0 P: 4	R: 0 E: 0 K: 1 S: 5	H: 0 LOB: 0 BB: 0 P: 5	R: 0 E: 0 K: 0 S: 2	H: 0 LOB: 1 BB: 2 P: 10	R: 0 E: 0 K: 1 S: 7	H: 2 LOB: 3 BB: 1 P: 11	R: 0 E: 0 K: 0 S: 3	H: 0 LOB: 0 BB: 0 P: 3	R: 0 E: 0 K: 1 S: 5	H: 0 LOB: 0 BB: 0 P: 5	R: 0 E: 0 K: 0 S: 4	H: 2 LOB: 2 BB: 1 P: 8	R: 1 E: 0 K: 0 S: 5	H: 2 LOB: 2 BB: 1 P: 9	R: 0 E: 0 K: 1 S: 5	H: 0 LOB: 0 BB: 0 P: 5	R: 1 E: 0 K: 0 S: 1	H: 1 LOB: 0 BB: 0 P: 1	1B: 4 2B: 4 3B: 0 HR: 1	SF: 1 SAC: 2 DP: 2 HBP: 0	WP: 0 PB: 0 SB: 1 CS: 0	PA: 45	
<b>PITCHER</b>	IP	WLS	BF	H	R	ER	SO	BB	IBB	HBP	BLK	WP	HR	S	P	ERA	WHIP										
<b>Mike Moore, R</b> (1, 1) ERA: 4.7	8.0		36	7	3	3	5	7	0	0	0	0	0	39	67	3.38	1.750										
<b>Matt Young, L</b> (9, 1) ERA: 3.76	0.2		4	1	0	0	0	1	0	0	0	0	0	3	7	0.00	3.000										
<b>Pete Ladd, R</b> (9, 1) ERA: 3.43	1.1	L	5	1	1	1	1	0	0	0	0	0	1	7	7	6.75	0.750										

Seattle Mariners @ California Angels  
Anaheim Stadium, Anaheim, CA  
Thu Aug 07 1986, 10:05 PM EDT  
Att. 27,970 - Unknown

livebaseballscores.com

AB	34
R	4
H	9
RBI	4
BB	8
SO	6
LOB	17





Batter	1	2	3	4	5	6	7	8	9	AB R H RBI BB SO LOB	TOP	
John Moses, S (1, 8) OBP: 0.329, SLG: 0.331	0-0 6-3		0-0 4-3			0-3 K		0-3 K		4 0 0 0 0 2 1		
Phil Bradley, R (1, 7) OBP: 0.395, SLG: 0.426	4-0 S 1B BB		0-0 3-1			0-0 L4		4-0 1B 1-2 BB		2 2 0 0 2 0 0		
Alvin Davis, L (1, 10) OBP: 0.401, SLG: 0.467	0-3 K 1-2			0-0 1B G6-4-3 1B		0-0 4-3		0-0 FC5-4 1-3 2-H 1B		4 1 2 1 0 1 1		
Ken Phelps, L (1, 3) OBP: 0.430, SLG: 0.560	0-0 2-H 1B			0-0 G6-4-3 1-3 1B			4-0 FC5-4 BB 1B	0-0 FC5-4 1-2 3-H 1B		3 0 3 2 1 0 0		
Jim Presley, R (1, 5) OBP: 0.301, SLG: 0.482	0-0 L4			0-0 G6-4-3 1-2f 3-H			0-3 K 1-2f 2-3	0-0 FC5-4 1-2f 2-3		4 0 0 0 0 1 5		
Scott Bradley, L (1, 2) OBP: 0.347, SLG: 0.455		0-0 4-3		0-0 4-3			0-0 FC5-4 1-2 1B	0-0 4-3		4 0 1 0 0 0 2		
Dave Henderson, R (1, 9) OBP: 0.346, SLG: 0.479		0-3 K			0-0 4-3		0-0 FC5-4 1-2 2-3	0-3 K		4 0 0 0 0 2 2		
Spike Owen, S (1, 6) OBP: 0.309, SLG: 0.340		0-0 4-3			0-0 6-3		0-0 4-3		0-0 G3	4 0 0 0 0 0 2		
Domingo Ramos, R (1, 4) OBP: 0.270, SLG: 0.232			0-0 5-3		0-0 6-3			0-0 BB 1B	0-0 6-3	4 1 1 0 0 0 0		
<b>Inning Stats</b>	R: 1 E: 0 K: 1 S: 6 H: 1 LOB: 1 BB: 1 P: 10	R: 0 E: 0 K: 1 S: 5 H: 0 LOB: 0 BB: 0 P: 5	R: 0 E: 0 K: 0 S: 3 H: 0 LOB: 0 BB: 0 P: 3	R: 1 E: 0 K: 0 S: 4 H: 2 LOB: 0 BB: 0 P: 4	R: 0 E: 0 K: 0 S: 3 H: 0 LOB: 0 BB: 0 P: 3	R: 0 E: 0 K: 1 S: 5 H: 0 LOB: 0 BB: 0 P: 5	R: 0 E: 0 K: 1 S: 6 H: 1 LOB: 2 BB: 1 P: 10	R: 2 E: 0 K: 1 S: 8 H: 3 LOB: 2 BB: 1 P: 12	R: 0 E: 0 K: 1 S: 5 H: 0 LOB: 0 BB: 0 P: 5	1B: 7 2B: 0 3B: 0 HR: 0 SF: 0 SAC: 0 DP: 1 HBP: 0	WP: 0 PB: 0 SB: 1 CS: 0 PA: 36	
<b>PITCHER</b>	IP WLS BF H R ER SO BB IBB HBP BLK WP HR S P ERA WHIP											
Vern Ruhle, R (1, 1) ERA: 2.49	7.0 W 27 5 3 3 4 2 0 0 0 0 0 0 33 41 3.86 1.000											
Gary Lucas, L (8, 1) ERA: 3.27	0.1 4 2 1 1 1 1 0 0 0 0 0 0 5 9 27.00 9.000											
Doug Corbett, R (8, 1) ERA: 3.32	1.2 S 5 0 0 0 1 0 0 0 0 0 0 0 7 7 0.00 0.000											

Seattle Mariners @ California Angels  
Anaheim Stadium, Anaheim, CA  
Fri Aug 08 1986, 10:05 PM EDT  
Att: 29,950 - Unknown

livebaseballscorecards.com

AB	33
R	4
H	7
RBI	3
BB	3
SO	6
LOB	13







Batter	1	2	3	4	5	6	7	8	9	AB R H RBI BB SO LOB	TOP									
Mickey Brantley, R (1, 8) OBP: 0.250, SLG: 0.750	0-0 3B	0-0 F9			0-3 K			0-0 6-3		4 0 1 0 0 1 2										
Phil Bradley, R (1, 7) OBP: 0.391, SLG: 0.421	0-3 K		0-3 K2-3			0-3 K		0-3 K		4 0 0 0 0 4 1										
Jim Presley, R (1, 5) OBP: 0.298, SLG: 0.477	0-3 K		0-0 L8			0-3 K			0-0 4-3	4 0 0 0 0 2 1										
Dave Henderson, R (1, 9) OBP: 0.348, SLG: 0.477	4-0 BB		0-0 F8			0-0 1B			0-0 3-1	3 0 1 0 1 0 0										
Ken Phelps, L (1, 3) OBP: 0.424, SLG: 0.550	0-0 F9			0-3 K		0-0 L4			0-0 F7	4 0 0 0 0 1 3										
Alvin Davis, L (1, 10) OBP: 0.401, SLG: 0.466		0-0 6-3 SH1-4 1B			0-0 F7			0-0 F7		3 0 1 0 0 0 0										
Spike Owen, S (1, 6) OBP: 0.307, SLG: 0.338		0-0 SH1-4 1-2			0-0 F5			0-3 K		2 0 0 0 0 1 0										
Steve Yeager, R (1, 2) OBP: 0.281, SLG: 0.278		0-0 6-3 2-3			0-0 F8			0-0 F9		3 0 0 0 0 0 1										
Domingo Ramos, R (1, 4) OBP: 0.273, SLG: 0.225		4-0 BB			0-0 6-3			0-3 K		2 0 0 0 1 1 0										
<b>Inning Stats</b>	R: 0 E: 0 K: 2 S: 8	H: 1 LOB: 2 BB: 1 P: 12	R: 0 E: 0 K: 0 S: 4	H: 1 LOB: 2 BB: 1 P: 8	R: 0 E: 0 K: 1 S: 5	H: 0 LOB: 0 BB: 0 P: 5	R: 0 E: 0 K: 1 S: 5	H: 0 LOB: 0 BB: 0 P: 5	R: 0 E: 0 K: 2 S: 8	H: 1 LOB: 1 BB: 0 P: 8	R: 0 E: 0 K: 1 S: 5	H: 0 LOB: 0 BB: 0 P: 5	R: 0 E: 0 K: 2 S: 7	H: 0 LOB: 0 BB: 0 P: 7	R: 0 E: 0 K: 0 S: 3	H: 0 LOB: 0 BB: 0 P: 3	1B: 2 2B: 0 3B: 1 HR: 0	SF: 0 SAC: 1 DP: 0 HBP: 0	WP: 0 PB: 0 SB: 0 CS: 0	PA: 32
<b>PITCHER</b> John Candelaria, L (1, 1) ERA: 3.22	IP: 9.0 WLS: W BF: 32 H: 3 R: 0 ER: 0 SO: 10 BB: 2 IBB: 0 HBP: 0 BLK: 0 WP: 0 HR: 0 S: 50 P: 58 ERA: 0.00 WHIP: 0.556																			
<b>PITCHER</b>	IP	WLS	BF	H	R	ER	SO	BB	IBB	HBP	BLK	WP	HR	S	P	ERA	WHIP			

Seattle Mariners @ California Angels  
Anaheim Stadium, Anaheim, CA  
Sat Aug 09 1986, 10:05 PM EDT  
Att: 37,373 - Unknown

livebaseballscorecards.com

AB 29  
R 0  
H 3  
RBI 0  
BB 2  
SO 10  
LOB 8



Batter	1	2	3	4	5	6	7	8	9	AB R H RBI BB SO LOB
<b>Bobby Grich, R</b> OBP: 0.352, SLG: 0.417 (1, 4) X	0-0 SH3-4 2B 1B		0-0 6-3		H 1-0 1B HBP		X 0-0 F7			3 2 1 0 0 0 0
<b>Gary Pettis, S</b> OBP: 0.326, SLG: 0.324 (1, 8) X	0-0 SH3-4 1-2		X 0-0 1-3		S S 0-3 K		X 0-0 G3			3 0 0 0 0 1 1
<b>Reggie Jackson, L</b> OBP: 0.397, SLG: 0.410 (1, 10) X	0-0 L6		S S 0-3 K		B B B B 4-0 1B 1-2 1B BB		X 0-0 F7			3 1 0 0 1 1 1
<b>Wally Joyner, L</b> OBP: 0.363, SLG: 0.516 (1, 3) X	0-0 2-H 2B		X 0-0 F5		X 0-0 1B 1-3 2-H 1B		S S 0-3 K			4 0 2 2 0 1 0
<b>Doug DeCinces, R</b> OBP: 0.326, SLG: 0.453 (1, 5) X	0-0 F8		X 0-0 HR		X 0-0 1-3 3-H 1B		X 0-0 HR			4 2 3 3 0 0 1
<b>Ruppert Jones, L</b> OBP: 0.343, SLG: 0.445 (1, 7) S S		0-3 K	X 0-0 FC6-4 1B		X 0-0 4-3		X 0-0 3-1			4 0 1 0 0 1 2
<b>George Hendrick, R</b> OBP: 0.326, SLG: 0.441 (1, 9) B B B B		4-0 5-3 BB	X 0-0 FC6-4 1B		S S 0-3 K		S S 0-3 K			3 0 0 0 1 2 1
<b>Dick Schofield, R</b> OBP: 0.314, SLG: 0.401 (1, 6) X		0-0 5-3 1-2	X 0-0 FC5-4		X 0-0 6-3		X 0-0			3 0 0 0 0 0 2
<b>Bob Boone, R</b> OBP: 0.274, SLG: 0.288 (1, 2) S S		0-3 K	X 0-0		X 0-0 6-3		X 0-0 F7			3 0 0 0 0 1 1

Inning Stats	R: 1	H: 2	E: 0	K: 5	S: 5	LOB: 1	BB: 0	P: 5	R: 0	H: 0	E: 0	K: 2	S: 7	LOB: 1	BB: 1	P: 11	R: 0	H: 0	E: 0	K: 1	S: 5	LOB: 0	BB: 0	P: 5	R: 1	H: 2	E: 0	K: 0	S: 5	LOB: 1	BB: 0	P: 5	R: 2	H: 2	E: 0	K: 1	S: 7	LOB: 2	BB: 1	P: 12	R: 0	H: 0	E: 0	K: 1	S: 5	LOB: 0	BB: 0	P: 5	R: 0	H: 0	E: 0	K: 0	S: 3	LOB: 0	BB: 0	P: 3	R: 1	H: 1	E: 0	K: 2	S: 8	LOB: 0	BB: 0	P: 8
1B: 4	SF: 0	2B: 1	SAC: 1	3B: 0	DP: 0	HR: 2	HBP: 1	WP: 0	PA: 34																																																							

PITCHER	IP	WLS	BF	H	R	ER	SO	BB	IBB	HBP	BLK	WP	HR	S	P	ERA	WHIP
<b>Mike Morgan, R</b> ERA: 4.68 (1, 1)	4.2	L	23	6	4	4	4	2	0	1	0	0	1	28	37	7.71	1.714
<b>Mark Huismann, R</b> ERA: 4.42 (5, 1)	3.1		11	1	1	1	3	0	0	0	0	0	1	17	17	2.70	0.300

**BOTTOM**

**Seattle Mariners @ California Angels**  
Anaheim Stadium, Anaheim, CA

Sat Aug 09 1986, 10:05 PM EDT  
Att. 37,373 - Unknown

livebaseballscorecards.com

<b>AB</b>	<b>30</b>
<b>R</b>	<b>5</b>
<b>H</b>	<b>7</b>
<b>RBI</b>	<b>5</b>
<b>BB</b>	<b>2</b>
<b>SO</b>	<b>7</b>
<b>LOB</b>	<b>9</b>







BOTTOM

Seattle Mariners @ California Angels  
Anaheim Stadium, Anaheim, CA  
Sun Aug 10 1986, 6:33 AM EDT  
Att. 28,939 - Unknown

livebaseballscorecards.com

AB 30  
R 4  
H 7  
RBI 4  
BB 7  
SO 5  
LOB 20



WP: 0 PA: 38  
PB: 0  
SB: 0  
CS: 0

AB R H RBI BB SO LOB

3 1 2 0 1 1 0

4 1 0 0 1 2 3

2 1 1 1 2 0 1

4 0 1 2 0 1 4

2 0 1 1 2 0 0

3 0 0 0 0 0 3

1 0 0 0 0 0 2

3 0 1 0 1 0 2

4 0 0 0 0 0 3

4 1 1 0 0 1 2

1B: 3 SF: 0  
2B: 4 SAC: 1  
3B: 0 DP: 0  
HR: 0 HBP: 0

Batter	1	2	3	4	5	6	7	8	9
Bobby Grich, R OBP: 0.359, SLG: 0.431 (1, 4)	0-0 1B 2B		0-3 K		0-0 2B		0-0 SH1-4 1-2	4-0 BB	
Wally Joyner, L OBP: 0.361, SLG: 0.512 (1, 3)	0-0 B2		0-3 K		0-0 F7		4-0 2B BB	0-3 K	
Doug DeCinces, R OBP: 0.330, SLG: 0.456 (1, 5)	4-0 1B BB		4-0 BB		0-0 F7		0-0 2B 2B		
Brian Downing, R OBP: 0.390, SLG: 0.443 (1, 7)	0-0 F7		0-0 F9		0-3 K		0-0 2B 2B		
George Hendrick, R OBP: 0.333, SLG: 0.442 (1, 9)	0-0 1-2 2-H 1B			4-0 1B BB		0-0 F7	4-0 4-3 BB		
Rick Burleson, R OBP: 0.379, SLG: 0.440 Reggie Jackson, L OBP: 0.396, SLG: 0.408 (1, 10) (7, PH)	0-0 5-3			0-0 F8		0-0 F7	0-0 4-3		
Dick Schofield, R OBP: 0.316, SLG: 0.401 (1, 6)		0-0 5-3		0-0 1-2 1B		4-0 BB	0-0 F9		
Bob Boone, R OBP: 0.271, SLG: 0.284 (1, 2)		0-0 F7		0-0 F9		0-0 F5		0-0 5-3	
Gary Pettis, S OBP: 0.325, SLG: 0.323 (1, 8)		0-3 K		0-0 F9			0-0 SH1-4 2B 1B	0-0 F8	

Inning Stats	R: 1	H: 2	E: 0	K: 5	S: 5	LOB: 2	BB: 1	P: 9
	R: 0	H: 0	E: 0	K: 1	S: 5	LOB: 0	BB: 0	P: 5
	R: 0	H: 0	E: 0	K: 2	S: 7	LOB: 1	BB: 1	P: 11
	R: 0	H: 1	E: 0	K: 0	S: 4	LOB: 2	BB: 1	P: 8
	R: 0	H: 1	E: 0	K: 1	S: 6	LOB: 1	BB: 0	P: 6
	R: 0	H: 0	E: 0	K: 0	S: 3	LOB: 1	BB: 1	P: 7
	R: 3	H: 3	E: 0	K: 0	S: 6	LOB: 2	BB: 2	P: 14
	R: 0	H: 0	E: 0	K: 1	S: 5	LOB: 1	BB: 1	P: 9

PITCHER	IP	WLS	BF	H	R	ER	SO	BB	IBB	HBP	BLK	WP	HR	S	P	ERA	WHIP
Mark Langston, L ERA: 4.79 (1, 1)	6.1	L	30	6	4	4	4	5	0	0	0	0	0	33	53	5.68	1.737
Pete Ladd, R ERA: 3.43 (7, 1)	0.0		2	1	0	0	0	1	0	0	0	0	0	1	5	∞	∞
Matt Young, L ERA: 3.69 (7, 1)	1.2		6	0	0	0	1	1	0	0	0	0	0	7	11	0.00	0.600



Batter	1	2	3	4	5	6	7	8	9	AB R H RBI BB SO LOB	TOP																									
Harold Reynolds, S (1, 4) OBP: 0.261, SLG: 0.260	0-0 4-3			0-0 B3		0-0 1-3		0-0 1-3	0-0 F8	5 0 0 0 0 0 3																										
Mickey Brantley, R (1, 8) OBP: 0.167, SLG: 0.273	0-3 K			0-3 K			0-0 F4	0-3 K		4 0 0 0 0 3 0																										
Phil Bradley, R (1, 7) OBP: 0.391, SLG: 0.417	0-3 K			0-0 PO 1B			4-0 1B WP HR BB		0-3 K	3 1 1 0 1 2 0																										
Alvin Davis, L (1, 10) John Moses, S (7, PR) OBP: 0.396, SLG: 0.459 OBP: 0.331, SLG: 0.333		0-0 F7		0-0 PO 1-2	0-0 6-3		0-0 BB HR 1B		0-0 FC4-6 1B	3 0 1 0 0 0 0 1 1 1 0 0 0 0																										
Ken Phelps, L (1, 3) OBP: 0.416, SLG: 0.533		0-3 K			0-0 4-3		4-0 1-2 HR BB		0-0 FC4-6 BB 1-2f BB	3 2 0 0 1 1 1																										
Danny Tartabull, R (1, 9) OBP: 0.355, SLG: 0.529		0-3 K			4-0 BB		0-0 1-H 2-H 3-H HR		4-0 BB BB 1-2 BB BB	2 2 1 4 2 1 0																										
Scott Bradley, L (1, 2) Bob Kearney, R (7, 2) OBP: 0.347, SLG: 0.443 OBP: 0.281, SLG: 0.367			0-0 G4-3 1B		0-0 F8		0-0 F8		4-0 BB BB 1-2 2-3 BB	3 0 1 0 0 0 2 0 0 0 0 1 0 0																										
Spike Owen, S (1, 6) OBP: 0.305, SLG: 0.332			0-0 G4-3 1-2f		0-0 F5		0-0 6-3		4-0 BB BB 1-2 2-3 3-H BB	3 0 0 1 1 0 2																										
Domingo Ramos, R (1, 5) OBP: 0.268, SLG: 0.213			0-3 K		0-0 6-3			0-0 F9	4-0 BB BB 1-2 2-3 3-H BB	3 0 0 1 1 1 0																										
<b>Inning Stats</b>	R: 0 E: 0 K: 2 S: 7	H: 0 LOB: 0 BB: 0 P: 7	R: 0 E: 0 K: 2 S: 7	H: 0 LOB: 0 BB: 0 P: 7	R: 0 E: 0 K: 1 S: 5	H: 1 LOB: 0 BB: 0 P: 5	R: 0 E: 0 K: 1 S: 5	H: 1 LOB: 0 BB: 0 P: 5	R: 0 E: 0 K: 0 S: 3	H: 0 LOB: 1 BB: 1 P: 7	R: 4 E: 0 K: 0 S: 5	H: 2 LOB: 1 BB: 2 P: 13	R: 0 E: 0 K: 1 S: 5	H: 0 LOB: 0 BB: 0 P: 5	R: 2 E: 0 K: 1 S: 6	H: 1 LOB: 3 BB: 4 P: 22	1B: 4 2B: 0 3B: 0 HR: 1	SF: 0 SAC: 0 DP: 1 HBP: 0	WP: 1 PB: 0 SB: 0 CS: 0	PA: 38																
<b>PITCHER</b>	IP WLS BF H R ER SO BB IBB HBP BLK WP HR S P ERA WHIP																																			
Eric Plunk, R (1, 1) ERA: 5.4	6.1		23	3	3	3	6	3	0	0	0	1	0	32	44	4.26	0.947																			
Doug Bair, R (7, 1) ERA: 2.41	2.0	L	8	2	2	2	2	0	0	0	0	0	1	12	12	9.00	1.000																			
Dave Vonohlen, L (9, 1) ERA: 1.08	0.1		2	0	0	0	0	1	0	0	0	0	0	1	5	0.00	3.000																			
Fernando Arroyo, R (9, 1) ERA:	0.0		3	0	1	1	0	3	0	0	0	0	0	0	12	∞	∞																			
Dave Leiper, L (9, 1) ERA: 4.85	0.1		1	0	0	0	0	0	0	0	0	0	0	1	1	0.00	0.000																			

Seattle Mariners @ Oakland Athletics  
Oakland-Alameda County Coliseum, Oakland, CA

Mon Aug 11 1986, 7:05 PM PDT  
Att: 13,547 - Unknown

AB	30
R	6
H	5
RBI	6
BB	7
SO	8
LOB	8



Batter	1	2	3	4	5	6	7	8	9	AB	R	H	RBI	BB	SO	LOB
Tony Phillips, S OBP: 0.362, SLG: 0.336 (1, 4)	0-0 1B		0-0 4-3		0-3 K		0-0 SF9			3	0	1	1	0	1	1
Dwayne Murphy, L OBP: 0.353, SLG: 0.359 (1, 8)	0-0 F7			4-0 FC4 BB		4-0 G4-6-3 BB		0-0 6-3		2	0	0	0	2	0	2
Jose Canseco, R OBP: 0.341, SLG: 0.492 (1, 7)	0-0 F6			0-0 FC4 1-2f		0-0 G4-6-3 1-2f		0-0 F7		4	0	0	0	0	0	3
Bruce Bochte, L OBP: 0.362, SLG: 0.348 (1, 3)	0-0 F8			0-3 K		0-0 1B		0-0 1-3		4	0	1	0	0	1	2
Dave Kingman, R OBP: 0.258, SLG: 0.449 (1, 10)		0-0 F6		0-0 F4		0-0 F8		0-0 F7		4	0	0	0	0	0	2
Carney Lansford, R OBP: 0.332, SLG: 0.398 (1, 5)		0-0 G4-6-3 1B			0-0 SH1-4 1B 1B		0-0 1B 1B		0-0 F9	4	2	3	0	0	0	0
Mike Davis, L OBP: 0.308, SLG: 0.421 (1, 9)		0-0 G4-6-3 1-2f			0-0 SH1-4 1B 1B		0-0 S 1B SF9 1B		0-3 K	4	2	2	0	0	1	1
Mickey Tettleton, S OBP: 0.323, SLG: 0.316 (1, 2)			0-0 6-3		0-0 SH1-4		0-0 S 1B		0-0 F2	2	0	1	1	0	0	0
Donnie Hill, S OBP: 0.337, SLG: 0.388 (9, PH)					1-2 2-3		1-2 3-H 1B			1	0	0	0	0	0	0
Alfredo Griffin, S OBP: 0.327, SLG: 0.355 (1, 6)			0-0 4-3		0-0 CS 1B		0-3 K			3	0	1	2	0	1	2

Inning Stats	R: 0	H: 1	E: 0	LOB: 1	K: 0	BB: 0	S: 4	P: 4	R: 0	H: 1	E: 0	LOB: 0	K: 0	BB: 0	S: 3	P: 3	R: 0	H: 0	E: 0	LOB: 0	K: 0	BB: 0	S: 3	P: 3	R: 0	H: 0	E: 0	LOB: 1	K: 1	BB: 1	S: 5	P: 9	R: 2	H: 3	E: 0	LOB: 1	K: 1	BB: 0	S: 7	P: 7	R: 0	H: 1	E: 0	LOB: 1	K: 0	BB: 1	S: 3	P: 7	R: 2	H: 3	E: 0	LOB: 1	K: 1	BB: 0	S: 8	P: 8	R: 0	H: 0	E: 0	LOB: 0	K: 0	BB: 0	S: 3	P: 3	R: 0	H: 0	E: 0	LOB: 0	K: 1	BB: 0	S: 5	P: 5	1B: 9	SF: 1	2B: 1	SAC: 1	3B: 0	DP: 3	HR: 0	HBP: 0	WP: 0	PA: 35
--------------	------	------	------	--------	------	-------	------	------	------	------	------	--------	------	-------	------	------	------	------	------	--------	------	-------	------	------	------	------	------	--------	------	-------	------	------	------	------	------	--------	------	-------	------	------	------	------	------	--------	------	-------	------	------	------	------	------	--------	------	-------	------	------	------	------	------	--------	------	-------	------	------	------	------	------	--------	------	-------	------	------	-------	-------	-------	--------	-------	-------	-------	--------	-------	--------

PITCHER	IP	WLS	BF	H	R	ER	SO	BB	IBB	HBP	BLK	WP	HR	S	P	ERA	WHIP
Mike Moore, R ERA: 4.69 (1, 1)	6.0		24	7	3	3	2	2	0	0	0	0	0	26	34	4.50	1.500
Matt Young, L ERA: 3.75 (7, 1)	1.0		5	2	1	1	1	0	0	0	0	0	0	7	7	9.00	2.000
Pete Ladd, R ERA: 3.32 (8, 1)	2.0	W	6	0	0	0	1	0	0	0	0	0	0	8	8	0.00	0.000

BOTTOM

Seattle Mariners @ Oakland Athletics  
Oakland-Alameda County Coliseum, Oakland, CA  
Mon Aug 11 1986, 7:05 PM PDT  
Att. 13,547 - Unknown

livebaseballscorecards.com

AB	31
R	4
H	9
RBI	4
BB	2
SO	4
LOB	13












Batter	1	2	3	4	5	6	7	8	9	AB R H RBI BB SO LOB	TOP														
John Moses, S (1, 3) OBP: 0.330, SLG: 0.332	0-3 K		0-3 K		0-0 L3			0-0 1B		4 0 1 0 0 2 0	<p><b>Seattle Mariners @ Oakland Athletics</b> Oakland-Alameda County Coliseum, Oakland, CA</p> <p>Wed Aug 13 1986, 3:33 AM PDT Att: 11,170 - Unknown</p> <p>livebaseballscorecards.com</p> <table border="1"> <tr><td>AB</td><td>30</td></tr> <tr><td>R</td><td>1</td></tr> <tr><td>H</td><td>4</td></tr> <tr><td>RBI</td><td>1</td></tr> <tr><td>BB</td><td>5</td></tr> <tr><td>SO</td><td>12</td></tr> <tr><td>LOB</td><td>12</td></tr> </table> 	AB	30	R	1	H	4	RBI	1	BB	5	SO	12	LOB	12
AB	30																								
R	1																								
H	4																								
RBI	1																								
BB	5																								
SO	12																								
LOB	12																								
Mickey Brantley, R (1, 8) OBP: 0.190, SLG: 0.368	0-0 F3		0-3 K			0-0 6-3		0-0 L6		4 0 0 0 0 1 1															
Phil Bradley, R (1, 7) OBP: 0.392, SLG: 0.423	4-0 BB		0-3 K			0-3 K		0-0 L3		3 0 0 0 1 2 1															
Ken Phelps, L (1, 10) OBP: 0.418, SLG: 0.526	0-3 K			4-0 BB		4-0 BB		0-3 K		2 0 0 0 2 2 2															
Danny Tartabull, R (1, 9) OBP: 0.358, SLG: 0.533		0-0 HR		0-0 F8		0-3 K		0-3 K		4 1 1 1 0 2 2															
Jim Presley, R (1, 5) OBP: 0.294, SLG: 0.471		0-3 K		0-0 F8		0-0 F3		0-3 K		4 0 0 0 0 2 1															
Spike Owen, S (1, 6) OBP: 0.304, SLG: 0.329		0-0 F5		0-0 G3		0-0 L7-4 1B		4-0 BB		3 0 1 0 1 0 1															
Bob Kearney, R (1, 2) OBP: 0.284, SLG: 0.364 Scott Bradley, L (7, PH) OBP: 0.346, SLG: 0.433 (7, 2)		4-0 FC6-4 BB		0-3 K		0-0 1-2 1B		0-0 F7		1 0 0 0 1 1 0 2 0 1 0 0 0 1															
Harold Reynolds, S (1, 4) OBP: 0.262, SLG: 0.258 Alvin Davis, L (7, PH) OBP: 0.392, SLG: 0.453 Domingo Ramos, R (7, 4) OBP: 0.256, SLG: 0.203		0-0 FC6-4		0-0 L5		0-0 L7-4				2 0 0 0 0 0 1 1 0 0 0 0 0 2 0 0 0 0 0 0 0															
<b>Inning Stats</b>	R: 0 E: 0 K: 2 S: 7	H: 0 LOB: 1 BB: 1 P: 11	R: 1 E: 0 K: 1 S: 6	H: 1 LOB: 1 BB: 1 P: 10	R: 0 E: 0 K: 3 S: 9	H: 0 LOB: 0 BB: 0 P: 9	R: 0 E: 0 K: 0 S: 3	H: 0 LOB: 1 BB: 1 P: 7	R: 0 E: 0 K: 1 S: 5	H: 0 LOB: 0 BB: 0 P: 5	R: 0 E: 0 K: 2 S: 7	H: 0 LOB: 1 BB: 1 P: 11	R: 0 E: 0 K: 0 S: 4	H: 2 LOB: 1 BB: 0 P: 4	R: 0 E: 0 K: 1 S: 6	H: 1 LOB: 1 BB: 0 P: 6	R: 0 E: 0 K: 2 S: 7	H: 0 LOB: 1 BB: 1 P: 11	1B: 3 2B: 1 3B: 0 HR: 1	SF: 0 SAC: 0 DP: 1 HBP: 0	WP: 0 PB: 0 SB: 0 CS: 0	PA: 35			
<b>PITCHER</b>	IP WLS BF H R ER SO BB IBB HBP BLK WP HR S P ERA WHIP	IP WLS BF H R ER SO BB IBB HBP BLK WP HR S P ERA WHIP																							
Dave Stewart, R (1, 1) ERA: 4.36	7.0 W 28 4 1 1 9 4 0 0 0 0 1 42 58 1.29 1.143																								
Jay Howell, R (8, 1) ERA: 3.34	2.0 S 7 0 0 0 3 1 0 0 0 0 0 0 12 16 0.00 0.500																								

Batter	1	2	3	4	5	6	7	8	9
<b>Tony Phillips, S</b> (1, 4) <small>OBP: 0.367, SLG: 0.345</small> <b>Donnie Hill, S</b> (4, 4) <small>OBP: 0.333, SLG: 0.383</small>	4-0 E 1B BB		0-0 L3 1B		0-3 K			0-0 F7	
<b>Dwayne Murphy, L</b> (1, 8) <small>OBP: 0.349, SLG: 0.351</small>	0-0 E 1-2 1B		0-0 L3 1-2			0-0 4-3		0-3 K	
<b>Jose Canseco, R</b> (1, 7) <small>OBP: 0.337, SLG: 0.484</small>	0-3 K		0-0 4-3			0-3 K		4-0 1B BB	
<b>Bruce Bochte, L</b> (1, 3) <small>OBP: 0.363, SLG: 0.357</small>	0-0 E4 1-2 2-3			0-0 L9		0-0 HR		0-0 1B 1B	
<b>Dave Kingman, R</b> (1, 10) <small>OBP: 0.260, SLG: 0.447</small>	0-3 K			0-0 F9		0-0 1B		0-0 1B 1B	
<b>Carney Lansford, R</b> (1, 5) <small>OBP: 0.328, SLG: 0.393</small>	0-0 F9			0-0 6-3		0-0 5-3		0-0 1B 1-3 2-H	
<b>Mike Davis, L</b> (1, 9) <small>OBP: 0.307, SLG: 0.436</small>		0-0 4-3			0-0 HR		0-0 E3 L6 SH3		
<b>Mickey Tettleton, S</b> (1, 2) <small>OBP: 0.321, SLG: 0.321</small>		0-3 K			0-3 K		0-0 SH3 1-2		
<b>Alfredo Griffin, S</b> (1, 6) <small>OBP: 0.327, SLG: 0.355</small>		0-0 4-3			0-0 L7		0-0 L6 2-3		

Inning Stats	R: 0	H: 1	E: 1	LOB: 3	K: 2	BB: 1	S: 9	P: 13
	R: 0	H: 0	E: 0	LOB: 0	K: 1	BB: 0	S: 5	P: 5
	R: 0	H: 1	E: 0	LOB: 0	K: 0	BB: 0	S: 3	P: 3
	R: 0	H: 0	E: 0	LOB: 0	K: 0	BB: 0	S: 3	P: 3
	R: 1	H: 1	E: 0	LOB: 0	K: 2	BB: 0	S: 8	P: 8
	R: 1	H: 2	E: 0	LOB: 1	K: 1	BB: 0	S: 7	P: 7
	R: 0	H: 0	E: 1	LOB: 0	K: 0	BB: 0	S: 3	P: 3
	R: 2	H: 3	E: 0	LOB: 2	K: 1	BB: 1	S: 7	P: 11

PITCHER	IP	WLS	BF	H	R	ER	SO	BB	IBB	HBP	BLK	WP	HR	S	P	ERA	WHIP
<b>Mike Morgan, R</b> (1, 1) <small>ERA: 4.67</small>	8.0	L	33	8	4	4	7	2	0	0	0	0	2	45	53	4.50	1.250

**BOTTOM**

AB	R	H	RBI	BB	SO	LOB
1	0	1	0	1	0	0
2	0	0	0	0	1	0
4	0	1	0	0	1	1
3	1	0	0	1	2	2
4	2	2	1	0	0	2
4	0	2	1	0	1	3
4	0	1	1	0	0	4
3	1	1	1	0	0	0
2	0	0	0	0	2	0
3	0	0	0	0	0	1

**AB 30**  
**R 4**  
**H 8**  
**RBI 4**  
**BB 2**  
**SO 7**  
**LOB 13**



WP	HR	S	P	ERA	WHIP
0	2	4	5	4.50	1.250

**WP: 0** **PA: 33**  
**PB: 0**  
**SB: 0**  
**CS: 0**

**Seattle Mariners @ Oakland Athletics**  
**Oakland-Alameda County Coliseum, Oakland, CA**  
 Wed Aug 13 1986, 3:33 AM PDT  
 Att. 11,170 - Unknown



**Minnesota Twins @ Seattle Mariners**  
 The Kingdome, Seattle, WA  
 Thu Aug 14 1986, 10:05 PM EDT  
 Att. 8,743 - Unknown

[livebaseballscorecards.com](http://livebaseballscorecards.com)



WP: 0 PA: 49  
 PB: 0  
 SB: 0  
 CS: 1

AB R H RBI BB SO LOB

5	2	2	0	0	1	2	0	0	0	0	1	0	0
5	3	3	5	1	0	0	5	1	0	1	1	2	4
4	1	2	2	0	0	0	4	0	2	2	0	1	1
1	0	0	0	0	0	0	5	1	3	1	0	1	2
4	2	1	0	1	1	3	4	2	1	0	1	1	3
5	1	1	0	0	1	4	5	1	1	0	0	1	4
3	3	1	2	1	1	1	3	3	1	2	1	1	1
1	0	0	0	0	0	0	1	0	0	0	0	0	0

AB 42  
 R 14  
 H 15  
 RBI 13  
 BB 5  
 SO 8  
 LOB 17

1B: 11 SF: 1  
 2B: 4 SAC: 0  
 3B: 0 DP: 0  
 HR: 0 HBP: 0

Batter	1	2	3	4	5	6	7	8	9
<b>Kirby Puckett, R</b> (1, 8) OBP: 0.382, SLG: 0.563 <b>Randy Bush, L</b> (7, 7) OBP: 0.353, SLG: 0.435	0-3 K		0-0 F8	0-0 BB 1B	0-0 1B		0-0 5-3		4-0 BB
<b>Mickey Hatcher, R</b> (1, 10) OBP: 0.310, SLG: 0.348	0-0 F3		0-0 E	0-0 BB 1B	0-0 1B 1-3		0-0 F9		4-0 BB
<b>Kent Hrbek, L</b> (1, 3) OBP: 0.371, SLG: 0.518	0-3 K		0-3 K	4-0 1B BB	0-0 1-3		0-0 4-3		0-0 4-3
<b>Gary Gaetti, R</b> (1, 5) OBP: 0.343, SLG: 0.508 <b>Roy Smalley, S</b> (7, 5) OBP: 0.339, SLG: 0.475		0-0 F7	0-0 E6	0-0 1B 2B	0-0 1B		0-0 F4		
<b>Tom Brunansky, R</b> (1, 9) OBP: 0.326, SLG: 0.456		0-0 F6	0-3 K	0-0 2B 1B	0-0 SF8		0-0 2B		
<b>Billy Beane, R</b> (1, 7) OBP: 0.234, SLG: 0.230 (7, 8)		0-0 CS 1B		0-0 BB 1B			0-0 F9		0-3 K
<b>Steve Lombardozzi, R</b> (1, 4) OBP: 0.335, SLG: 0.395	0-0 CS		0-0 1B E 2B		0-0 F8		0-3 K		0-0 5-3
<b>Tim Laudner, R</b> (1, 2) OBP: 0.349, SLG: 0.476			0-0 F8 E 2B 1B		0-0 K		0-0 F5		0-0 F5
<b>Greg Gagne, R</b> (1, 6) OBP: 0.289, SLG: 0.348 <b>Alvaro Espinoza, R</b> (6, 6) OBP: 0.077, SLG: 0.077			0-0 E4 F8 2B	0-0 1B 1B	4-0 1B BB		0-3 K		0-0 F3

Inning Stats	R: 0	H: 0	E: 0	K: 2	S: 7	P: 7	R: 0	H: 1	E: 0	K: 0	S: 3	P: 3	R: 4	H: 3	E: 2	K: 2	S: 12	P: 12	R: 7	H: 7	E: 0	K: 1	S: 12	P: 20	R: 3	H: 3	E: 0	K: 0	S: 6	P: 10	R: 0	H: 0	E: 0	K: 2	S: 7	P: 7	R: 0	H: 0	E: 0	K: 0	S: 3	P: 3	R: 0	H: 1	E: 0	K: 1	S: 6	P: 6	R: 0	H: 0	E: 0	K: 0	S: 3	P: 11	R: 0	H: 0	E: 0	K: 0	S: 3	P: 11
--------------	------	------	------	------	------	------	------	------	------	------	------	------	------	------	------	------	-------	-------	------	------	------	------	-------	-------	------	------	------	------	------	-------	------	------	------	------	------	------	------	------	------	------	------	------	------	------	------	------	------	------	------	------	------	------	------	-------	------	------	------	------	------	-------

PITCHER	IP	WLS	BF	H	R	ER	SO	BB	IBB	HBP	BLK	WP	HR	S	P	ERA	WHIP
<b>Mark Langston, L</b> (1, 1) ERA: 5.07	3.1	L	20	8	9	7	5	1	0	0	0	0	0	29	33	18.90	2.700
<b>Lee Guetterman, L</b> (4, 1) ERA: 7.13	1.0		11	6	5	5	0	2	0	0	0	0	0	9	17	45.00	8.000
<b>Karl Best, R</b> (5, 1) ERA: 4.11	4.2		17	1	0	0	3	2	0	0	0	0	0	21	29	0.00	0.643





**Minnesota Twins @ Seattle Mariners**  
 The Kingdome, Seattle, WA  
 Fri Aug 15 1986, 10:05 PM EDT  
 Att. 7,726 - Unknown

[livebaseballscorecards.com](http://livebaseballscorecards.com)

<b>AB</b>	27
<b>R</b>	0
<b>H</b>	2
<b>RBI</b>	0
<b>BB</b>	2
<b>SO</b>	3
<b>LOB</b>	5



AB	R	H	RBI	BB	SO	LOB
4	0	1	0	0	0	0
3	0	0	0	1	0	0
4	0	0	0	0	1	1
2	0	0	0	1	0	0
3	0	0	0	0	1	1
3	0	0	0	0	0	0
2	0	0	0	0	0	0
3	0	1	0	0	0	1
2	0	0	0	0	1	1
1	0	0	0	0	0	1
0	0	0	0	0	0	0

Batter	1	2	3	4	5	6	7	8	9
<b>Kirby Puckett, R</b> OBP: 0.381, SLG: 0.560 (1, 8) X	0-0 5-3		0-0 1-2 1B			0-0 F9			0-0 F7
<b>Roy Smalley, S</b> OBP: 0.338, SLG: 0.471 (1, 10) X	0-0 L9		0-0 PO	0-0 L3			4-0 G3-6-3 BB		0-0 3-1
<b>Kent Hrbek, L</b> OBP: 0.368, SLG: 0.513 (1, 3) X	0-0 F3			0-0 1-3			0-0 G3-6-3 1-2f		0-3 K
<b>Gary Gaetti, R</b> OBP: 0.343, SLG: 0.506 (1, 5) X		0-0 L7		0-0 F8			4-0 BB		
<b>Tom Brunansky, R</b> OBP: 0.324, SLG: 0.453 (1, 9) X		0-0 5-3			0-0 F7		0-3 K		
<b>Randy Bush, L</b> OBP: 0.349, SLG: 0.430 (1, 7) X		0-0 F5			0-0 4-3			0-0 E3 SH1	
<b>Steve Lombardozzi, R</b> OBP: 0.333, SLG: 0.393 (1, 4) X			0-0 L7		0-0 6-3			0-0 SH1 1-2	
<b>Mark Salas, L</b> OBP: 0.283, SLG: 0.348 (1, 2) X			0-0 PO 1B 1B			0-0 F9		0-0 F4	
<b>Greg Gagne, R</b> OBP: 0.288, SLG: 0.346 (1, 6) X			0-3 K			0-0 F8		0-0 F4	
<b>Billy Beane, R</b> OBP: 0.231, SLG: 0.228 (8, PH) X									
<b>Alvaro Espinoza, R</b> OBP: 0.077, SLG: 0.077 (8, 6) X									

PITCHER	IP	WLS	BF	H	R	ER	SO	BB	IBB	HBP	BLK	WP	HR	S	P	ERA	WHIP
<b>Mike Moore, R</b> ERA: 4.48 (1, 1)	9.0	W	30	2	0	0	3	2	0	0	0	0	0	34	42	0.00	0.444

PITCHER	IP	WLS	BF	H	R	ER	SO	BB	IBB	HBP	BLK	WP	HR	S	P	ERA	WHIP

Inning Stats	R: 0	H: 0	E: 0	K: 0	S: 3	P: 3	R: 0	H: 0	E: 0	K: 0	S: 3	P: 3	R: 0	H: 2	E: 0	K: 1	S: 6	P: 6	R: 0	H: 0	E: 0	K: 0	S: 3	P: 3	R: 0	H: 0	E: 0	K: 0	S: 3	P: 3	R: 0	H: 0	E: 0	K: 1	S: 4	P: 12	R: 0	H: 0	E: 1	K: 0	S: 4	P: 4	R: 0	H: 0	E: 0	K: 1	S: 5	P: 5	1B: 2	2B: 0	3B: 0	HR: 0	SF: 0	SAC: 1	DP: 1	HBP: 0	WP: 0	PB: 0	SB: 0	CS: 0	PA: 31
--------------	------	------	------	------	------	------	------	------	------	------	------	------	------	------	------	------	------	------	------	------	------	------	------	------	------	------	------	------	------	------	------	------	------	------	------	-------	------	------	------	------	------	------	------	------	------	------	------	------	-------	-------	-------	-------	-------	--------	-------	--------	-------	-------	-------	-------	--------

Batter	1	2	3	4	5	6	7	8	9	AB R H RBI BB SO LOB
John Moses, S OBP: 0.327, SLG: 0.326 (1, 8)	0-3 K		0-0 6-3		0-0 FC5-4			0-3 K		4 0 0 0 0 2 1
Phil Bradley, R OBP: 0.391, SLG: 0.420 (1, 7)	4-0 BB		0-0 L7		0-0 5-3			0-0 5-3		3 0 0 0 1 0 1
Jim Presley, R OBP: 0.298, SLG: 0.471 (1, 5)	4-0 1-2 BB		0-3 K				0-0 SH1 2B	0-0 5-3		3 0 1 0 1 1 0
Danny Tartabull, R OBP: 0.354, SLG: 0.524 (1, 9)	0-0 L8			4-0 BB		0-0 SH1		0-3 K		2 0 0 0 1 1 2
Alvin Davis, L OBP: 0.389, SLG: 0.458 (1, 3)	0-0 L7			0-0 BB		0-3 K		0-0 HR		4 1 1 1 0 1 4
Dave Henderson, R OBP: 0.345, SLG: 0.473 (1, 10)		0-0 L6		0-3 K		0-0 F2				3 0 0 0 0 1 2
Spike Owen, S OBP: 0.306, SLG: 0.330 (1, 6)		0-0		4-0 FC5-4 1-2 BB			0-3 K			2 0 1 0 1 1 0
Bob Kearney, R OBP: 0.285, SLG: 0.364 (1, 2)		0-0 F9		0-0 FC5-4			0-0 CS 1B			3 0 1 0 0 0 3
Harold Reynolds, S OBP: 0.262, SLG: 0.259 (1, 4)		0-0 F8			0-0 FC5-4 1B		0-0 F3			3 0 1 0 0 0 2

Inning Stats	R: 0 E: 0 K: 1 S: 5	H: 0 LOB: 2 BB: 2 P: 13	R: 0 E: 0 K: 0 S: 4	H: 1 LOB: 1 BB: 0 P: 4	R: 0 E: 0 K: 1 S: 5	H: 0 LOB: 0 BB: 0 P: 5	R: 0 E: 0 K: 1 S: 5	H: 0 LOB: 2 BB: 2 P: 13	R: 0 E: 0 K: 0 S: 3	H: 1 LOB: 0 BB: 0 P: 3	R: 0 E: 0 K: 1 S: 6	H: 1 LOB: 1 BB: 0 P: 6	R: 0 E: 0 K: 1 S: 5	H: 1 LOB: 0 BB: 0 P: 5	R: 0 E: 0 K: 1 S: 5	H: 0 LOB: 0 BB: 0 P: 5	R: 1 E: 0 K: 1 S: 4	H: 1 LOB: 0 BB: 0 P: 4	1B: 3 2B: 1 3B: 0 HR: 1	SF: 0 SAC: 1 DP: 0 HBP: 0	WP: 0 PB: 0 SB: 0 CS: 2	PA: 32	
PITCHER	IP	WLS	BF	H	R	ER	SO	BB	IBB	HBP	BLK	WP	HR	S	P	ERA	WHIP						
Neal Heaton, L ERA: 3.72 (1, 1)	8.0		30	4	0	0	6	4	0	0	0	0	0	38	54	0.00	1.000						
Keith Atherton, R ERA: 3.92 (9, 1)	0.1	L	2	1	1	1	1	0	0	0	0	0	1	4	4	27.00	3.000						

**MINNESOTA TWINS @ SEATTLE MARINERS**  
 The Kingdome, Seattle, WA  
 Fri Aug 15 1986, 10:05 PM EDT  
 Att. 7,726 - Unknown

AB	27
R	1
H	5
RBI	1
BB	4
SO	7
LOB	15



WP: 0	PA: 32
PB: 0	
SB: 0	
CS: 2	

ERA	WHIP
-----	------



Batter	1	2	3	4	5	6	7	8	9	AB R H RBI BB SO LOB	TOP																
<b>Kirby Puckett, R</b> (1, 8) OBP: 0.385, SLG: 0.562	4-0 FC4-6 BB	0-0 S 1B			0-3 K		0-0 1B 1B 1B	0-0 1B		4 1 3 1 1 1 0																	
<b>Roy Smalley, S</b> (1, 10) OBP: 0.339, SLG: 0.468	0-0 FC4-6 1B	4-0 1B			0-0 L8		0-0 1B 1B SF8	0-3 K		4 2 1 1 1 1 3																	
<b>Kent Hrbek, L</b> (1, 3) OBP: 0.368, SLG: 0.511	0-0 1B	0-0 4-3			0-0 6-3		0-0 SF8 1B WP		0-0 4-3	5 1 2 0 0 0 2																	
<b>Gary Gaetti, R</b> (1, 5) OBP: 0.346, SLG: 0.507	0-0 FC4-6 1B		0-0 E3			0-0 G4-6-3 1B	0-0 WP 1B		0-0 1-3	5 0 3 2 0 0 0																	
<b>Tom Brunansky, R</b> (1, 9) OBP: 0.321, SLG: 0.449	0-0 P3		0-0 4-6			0-0 G4-6-3 1B	0-0 SF8		0-0 P4	4 0 0 1 0 0 4																	
<b>Randy Bush, L</b> (1, 7) OBP: 0.349, SLG: 0.429	0-0 FC4-6		0-0 1-3			0-0 1B	0-3 K			3 0 1 0 0 0 2																	
<b>Mickey Hatcher, R</b> (7, PH) OBP: 0.308, SLG: 0.346	0-0 FC4-6									1 0 0 0 0 1 1																	
<b>Steve Lombardozzi, R</b> (1, 4) OBP: 0.330, SLG: 0.388		0-0 5-3		0-0 6-3		0-3 K		0-0 5-3		4 0 0 0 0 1 1																	
<b>Jeff Reed, L</b> (1, 2) OBP: 0.290, SLG: 0.311		0-0 L3		0-0 G6-4-3 1B			0-0 F7	0-0 1B		4 0 2 0 0 0 0																	
<b>Greg Gagne, R</b> (1, 6) OBP: 0.290, SLG: 0.348		0-0 1B		0-0 G6-4-3			1-0 1B	0-3 K		3 2 1 0 0 1 2																	
<b>Inning Stats</b>	R: 1 E: 0 K: 0 S: 5	H: 2 LOB: 2 BB: 1 P: 9	R: 1 E: 0 K: 0 S: 5	H: 2 LOB: 2 BB: 1 P: 9	R: 0 E: 1 K: 0 S: 3	H: 0 LOB: 0 BB: 0 P: 3	R: 0 E: 0 K: 0 S: 3	H: 1 LOB: 0 BB: 0 P: 3	R: 0 E: 0 K: 1 S: 5	H: 0 LOB: 0 BB: 0 P: 5	R: 0 E: 0 K: 1 S: 6	H: 2 LOB: 1 BB: 0 P: 6	R: 4 E: 0 K: 1 S: 9	H: 4 LOB: 1 BB: 0 P: 10	R: 0 E: 0 K: 2 S: 9	H: 2 LOB: 2 BB: 0 P: 9	R: 0 E: 0 K: 0 S: 3	H: 0 LOB: 0 BB: 0 P: 3	1B: 12 2B: 2 3B: 0 HR: 0	SF: 1 SAC: 0 DP: 3 HBP: 1	WP: 1 PB: 0 SB: 1 CS: 0	PA: 41					
<b>PITCHER</b>	IP WLS BF H R ER SO BB IBB HBP BLK WP HR S P ERA WHIP																										
<b>Bill Swift, R</b> (1, 1) ERA: 5.99	6.1		29	9	5	5	2	2	0	1	0	0	0	30	39	7.11	1.737										
<b>Matt Young, L</b> (7, 1) ERA: 3.81	0.2		4	2	1	1	1	0	0	0	0	1	0	6	6	13.50	3.000										
<b>Mark Huisman, R</b> (8, 1) ERA: 4.26	0.2		4	2	0	0	1	0	0	0	0	0	0	6	6	0.00	3.000										
<b>Lee Guetterman, L</b> (8, 1) ERA: 7.06	0.2		2	0	0	0	1	0	0	0	0	0	0	4	4	0.00	0.000										
<b>Pete Ladd, R</b> (9, 1) ERA: 3.36	0.2	W	2	0	0	0	0	0	0	0	0	0	0	2	2	0.00	0.000										

**Minnesota Twins @ Seattle Mariners**  
The Kingdome, Seattle, WA  
Sat Aug 16 1986, 10:05 PM EDT  
Att: 15,535 - Unknown

<b>AB</b>	37
<b>R</b>	6
<b>H</b>	13
<b>RBI</b>	5
<b>BB</b>	2
<b>SO</b>	5
<b>LOB</b>	15




Batter	1	2	3	4	5	6	7	8	9	AB R H RBI BB SO LOB
John Moses, S (1, 8) OBP: 0.327, SLG: 0.326 Mickey Brantley, R (7, PH) OBP: 0.148, SLG: 0.280 Domingo Ramos, R (8, 4) OBP: 0.250, SLG: 0.198	0-0 4-3 BB 1B		0-3 K		0-0 P5		0-3 K		0-0 F9	3 0 1 0 0 1 0 1 0 0 0 0 1 3 1 0 0 0 0 0 0
Phil Bradley, R (1, 7) OBP: 0.394, SLG: 0.429	4-0 4-3 BB 1-2		0-0 2B			0-0 6-3	0-0 3B		0-3 K	4 0 2 3 1 1 0
Alvin Davis, L (1, 3) OBP: 0.389, SLG: 0.464	0-0 4-3 1-2 2-3		0-3 K			0-0 F9	4-0 BB		0-0 HR	4 1 1 1 1 1 3
Ken Phelps, L (1, 10) OBP: 0.410, SLG: 0.513	0-0 F5			0-0 3-1		0-0 F8	0-3 K			4 0 0 0 0 1 4
Danny Tartabull, R (1, 9) OBP: 0.353, SLG: 0.529	0-0 F9			0-0 HR			0-0 P8	0-0 F7		4 1 1 1 0 0 2
Jim Presley, R (1, 5) OBP: 0.301, SLG: 0.476		0-3 K		0-0 1B			0-0 2B	0-0 2B		4 2 3 0 0 1 0
Scott Bradley, L (1, 2) OBP: 0.358, SLG: 0.444 Bob Kearney, R (8, PH) OBP: 0.283, SLG: 0.361		0-0 4-3		0-0 1B			0-0 3B	0-0 F2		3 1 1 0 0 0 1 1 0 0 0 0 0 1
Spike Owen, S (1, 6) OBP: 0.306, SLG: 0.332		0-0 4-3			0-3 K		0-0 E6	0-0 E7		4 1 1 1 0 1 1
Harold Reynolds, S (1, 4) OBP: 0.261, SLG: 0.257 Dave Henderson, R (7, PH) OBP: 0.346, SLG: 0.473			0-0 F9		0-0 6-3		0-0 3B	0-3 K		2 0 0 0 0 0 0 2 1 1 0 0 1 1

Inning Stats	R: 0 E: 0 K: 0 S: 4	H: 1 LOB: 2 BB: 1 P: 8	R: 0 E: 0 K: 1 S: 5	H: 0 LOB: 0 BB: 0 P: 5	R: 0 E: 0 K: 2 S: 8	H: 1 LOB: 1 BB: 0 P: 8	R: 1 E: 0 K: 0 S: 4	H: 2 LOB: 0 BB: 0 P: 4	R: 0 E: 0 K: 1 S: 5	H: 0 LOB: 0 BB: 0 P: 5	R: 0 E: 0 K: 0 S: 3	H: 0 LOB: 0 BB: 0 P: 3	R: 4 E: 1 K: 2 S: 12	H: 4 LOB: 2 BB: 1 P: 16	R: 1 E: 1 K: 1 S: 7	H: 2 LOB: 1 BB: 0 P: 7	R: 1 E: 0 K: 1 S: 5	H: 1 LOB: 0 BB: 0 P: 5	1B: 4 2B: 4 3B: 1 HR: 2	SF: 0 SAC: 0 DP: 1 HBP: 0	WP: 0 PB: 0 SB: 0 CS: 0	PA: 39	
PITCHER	IP	WLS	BF	H	R	ER	SO	BB	IBB	HBP	BLK	WP	HR	S	P	ERA	WHIP					WP: 0	PA: 39
Bert Blyleven, R (1, 1) ERA: 4.13	6.2		29	8	5	2	5	1	0	0	0	0	1	38	42	2.70	1.350						
Ray Fontenot, L (7, 1) ERA: 3.81	0.2		4	1	1	0	1	1	0	0	0	0	0	5	9	0.00	3.000						
Keith Atherton, R (8, 1) ERA: 3.97	1.1	L	6	2	1	1	2	0	0	0	0	0	1	10	10	6.75	1.500						

**MINNESOTA TWINS @ SEATTLE MARINERS**  
The Kingdome, Seattle, WA  
Sat Aug 16 1986, 10:05 PM EDT  
Att. 15,535 - Unknown

AB	37
R	7
H	11
RBI	6
BB	2
SO	8
LOB	16





Batter	1	2	3	4	5	6	7	8	9	AB R H RBI BB SO LOB	TOP											
<b>Kirby Puckett, R</b> (1, 8) OBP: 0.387, SLG: 0.569	4-0 BB G4-6-3		0-0 5-3			0-0 HR		0-0 1B FC4-6		3 1 2 1 1 0 1												
<b>Roy Smalley, S</b> (1, 6) OBP: 0.336, SLG: 0.463	0-0 G4-6-3 1-2f		0-3 K			0-0 F7		0-0 FC4-6 1-2f 2-3		4 0 0 0 0 1 4												
<b>Kent Hrbek, L</b> (1, 3) OBP: 0.367, SLG: 0.507	0-0 3-1			4-0 BB G5-4-3		0-0 F8		0-3 K		3 0 0 0 1 1 2												
<b>Tom Brunansky, R</b> (1, 9) OBP: 0.318, SLG: 0.445		0-0 L8		0-0 F8		0-0 F9		0-0 F9		4 0 0 0 0 0 1												
<b>Randy Bush, L</b> (1, 10) OBP: 0.351, SLG: 0.433		0-0 2B		0-0 G5-4-3 1-2f			0-3 K	0-0 1B		4 0 2 0 0 1 1												
<b>Gary Gaetti, R</b> (1, 5) OBP: 0.343, SLG: 0.502		0-0 F3			0-0 F5		0-0 F4	0-3 K		4 0 0 0 0 1 2												
<b>Mark Salas, L</b> (1, 2) OBP: 0.279, SLG: 0.343		0-0 F3			0-3 K		0-3 K	0-0 F4		3 0 0 0 0 2 1												
<b>Steve Lombardozzi, R</b> (8, 4) OBP: 0.329, SLG: 0.387										1 0 0 0 0 0 1												
<b>Billy Beane, R</b> (1, 7) OBP: 0.243, SLG: 0.243			4-0 SH3-4 BB		0-0 2B			0-3 K		2 0 1 0 1 1 0												
<b>Alvaro Espinoza, R</b> (1, 4) OBP: 0.071, SLG: 0.071			0-0 SH3-4		0-0 5-3			0-0 1B FC4-6		1 0 0 0 0 0 1												
<b>Jeff Reed, L</b> (8, PH) OBP: 0.297, SLG: 0.319			1-2							1 0 1 0 0 0 0												
<b>Inning Stats</b>	R: 0 E: 0 K: 0 S: 2	H: 0 LOB: 0 BB: 1 P: 6	R: 0 E: 0 K: 0 S: 4	H: 1 LOB: 1 BB: 0 P: 4	R: 0 E: 0 K: 1 S: 5	H: 0 LOB: 1 BB: 1 P: 9	R: 0 E: 0 K: 0 S: 2	H: 0 LOB: 0 BB: 1 P: 6	R: 0 E: 0 K: 1 S: 6	H: 1 LOB: 1 BB: 0 P: 6	R: 1 E: 0 K: 0 S: 4	H: 1 LOB: 0 BB: 0 P: 4	R: 0 E: 0 K: 2 S: 7	H: 0 LOB: 0 BB: 0 P: 7	R: 0 E: 0 K: 2 S: 9	H: 2 LOB: 2 BB: 0 P: 9	R: 0 E: 0 K: 1 S: 6	H: 1 LOB: 1 BB: 0 P: 6	1B: 3 2B: 2 3B: 0 HR: 1	SF: 0 SAC: 1 DP: 2 HBP: 0	WP: 0 PB: 0 SB: 0 CS: 0	PA: 34
<b>PITCHER</b> <b>Mike Morgan, R</b> (1, 1) ERA: 4.46	IP: 9.0 WLS: W BF: 34 H: 6 R: 1 ER: 1 SO: 7 BB: 3 IBB: 0 HBP: 0 BLK: 0 WP: 0 HR: 1 S: 45 P: 57 ERA: 1.00 WHIP: 1.000											<b>PITCHER</b> IP: WLS: BF: H: R: ER: SO: BB: IBB: HBP: BLK: WP: HR: S: P: ERA: WHIP										

**Minnesota Twins @ Seattle Mariners**  
The Kingdome, Seattle, WA  
Sun Aug 17 1986, 6:33 AM EDT  
Att. 8,253 - Unknown

[livebaseballscorecards.com](http://livebaseballscorecards.com)

<b>AB</b>	<b>30</b>
<b>R</b>	<b>1</b>
<b>H</b>	<b>6</b>
<b>RBI</b>	<b>1</b>
<b>BB</b>	<b>3</b>
<b>SO</b>	<b>7</b>
<b>LOB</b>	<b>14</b>



Batter	1	2	3	4	5	6	7	8	9
John Moses, S (1, 8) OBP: 0.328, SLG: 0.325	4-0 WP BB		0-0 B1-3		0-0 F8		0-0 G3	0-0 E 1B	
Phil Bradley, R (1, 7) OBP: 0.391, SLG: 0.428	0-0 4-3 1-2		0-0 6-3		0-0 1-3		0-0 5-3	0-0 E8 1B 2B	
Alvin Davis, L (1, 3) OBP: 0.392, SLG: 0.473	0-0 4-3 2-3			0-0 HR		0-0 L4	4-0 HR IBB	0-0 G4-6-3 1B	
Ken Phelps, L (1, 10) OBP: 0.407, SLG: 0.518	0-0 F7 3-H			0-3 K		0-0 4-3	0-0 HR	0-0 G4-6-3 1-2f	
Dave Henderson, R (1, 9) OBP: 0.350, SLG: 0.481		0-0 F9 2B		0-0 2B		1-0 1B HBP	0-3 K		
Jim Presley, R (1, 5) OBP: 0.303, SLG: 0.475		0-0 F9 2-3		0-0 F9		4-0 1B BB		0-0 HR 1B	
Scott Bradley, L (1, 2) OBP: 0.362, SLG: 0.469		0-0 G3		0-3 K		0-0 1-3 2-H 1B		0-0 HR	
Spike Owen, S (1, 6) OBP: 0.305, SLG: 0.331		0-0 4-3			0-0 1B	0-0 F8		0-0 F7	
Harold Reynolds, S (1, 4) OBP: 0.263, SLG: 0.256			0-0 F8		0-3 K		4-0 HR BB	4-0 E BB	

Inning Stats	R: 1	H: 0	E: 0	K: 0	S: 3	R: 0	H: 1	E: 0	K: 0	S: 4	R: 0	H: 0	E: 0	K: 0	S: 3	R: 1	H: 2	E: 0	K: 2	S: 9	R: 0	H: 1	E: 0	K: 1	S: 6	R: 1	H: 1	E: 0	K: 0	S: 4	R: 3	H: 1	E: 0	K: 1	S: 6	R: 5	H: 5	E: 1	K: 0	S: 7
	LOB: 0	BB: 1	P: 7	LOB: 1	BB: 0	P: 4	LOB: 0	BB: 0	P: 3	LOB: 1	BB: 0	P: 9	LOB: 1	BB: 0	P: 6	LOB: 2	BB: 1	P: 9	LOB: 0	BB: 2	P: 14	LOB: 0	BB: 1	P: 11	LOB: 0	BB: 1	P: 11	LOB: 0	BB: 1	P: 11	LOB: 0	BB: 1	P: 11	LOB: 0	BB: 1	P: 11	LOB: 0	BB: 1	P: 11	

PITCHER															PITCHER																											
IP	WLS	BF	H	R	ER	SO	BB	IBB	HBP	BLK	WP	HR	S	P	ERA	WHIP	IP	WLS	BF	H	R	ER	SO	BB	IBB	HBP	BLK	WP	HR	S	P	ERA	WHIP									
Mike Smithson, R (1, 1) ERA: 4.89	6.2	L	31	6	6	6	3	3	1	0	0	1	2	32	49	8.10	1.350																									
Roy Lee Jackson, R (7, 1) ERA: 3.48	0.2		7	4	5	4	1	1	0	0	0	0	1	8	12	54.00	7.500																									
Allan Anderson, L (8, 1) ERA: 6.17	0.2		2	1	0	0	0	0	0	0	0	0	0	2	2	0.00	1.500																									

AB R H RBI BB SO LOB

4	2	1	0	1	0	2
5	1	1	2	0	0	3
4	2	2	2	1	0	1
5	1	1	3	0	1	1
3	1	2	0	0	1	0
3	1	1	0	1	0	2
4	1	2	3	0	1	2
4	0	1	0	0	0	3
2	2	0	0	2	1	1

1B: 5	SF: 0	WP: 1	PA: 40
2B: 3	SAC: 0	PB: 0	
3B: 0	DP: 1	SB: 0	
HR: 3	HBP: 1	CS: 0	

**Minnesota Twins @ Seattle Mariners**  
The Kingdome, Seattle, WA  
Sun Aug 17 1986, 6:33 AM EDT  
Att. 8,253 - Unknown

AB	34
R	11
H	11
RBI	10
BB	5
SO	4
LOB	15











Batter	1	2	3	4	5	6	7	8	9	AB R H RBI BB SO LOB	TOP									
Rey Quinones, R OBP: 0.311, SLG: 0.338 (1, 6) X	0-0 F9		0-0 F8		0-0 F4		0-3 K			4 0 0 0 0 1 2	<b>Seattle Mariners @ New York Yankees</b> Yankee Stadium, Bronx, NY Wed Aug 20 1986, 3:33 AM EDT Att: 26,205 - Unknown <a href="http://livebaseballscorecards.com">livebaseballscorecards.com</a>									
John Moses, S OBP: 0.328, SLG: 0.325 (1, 3) X	0-0 F7			0-0 F8	0-0 1B	0-0 F8				4 0 1 0 0 0 1										
Phil Bradley, R OBP: 0.398, SLG: 0.438 (1, 7) B B B	4-0 S BB			0-0 HR 1B	4-0 BB			0-0 6-3 1B		2 1 2 0 2 0 0										
Danny Tartabull, R OBP: 0.354, SLG: 0.542 (1, 9) S S S	0-3 K 1-2			0-0 HR 1-H	0-3 K			0-3 K		4 1 1 2 0 3 5										
Jim Presley, R OBP: 0.302, SLG: 0.471 (1, 5) S S S		0-3 K		0-0 1B		0-0 6-3		0-0 6-3 1-2		4 0 1 0 0 1 1										
Ken Phelps, L OBP: 0.400, SLG: 0.506 (1, 10) S S S		0-3 K		0-3 K		0-0 F9		0-3 K		4 0 0 0 0 3 2										
Scott Bradley, L OBP: 0.352, SLG: 0.455 (1, 2) X		0-0 F8		0-0 F7		0-0 4-3			0-0 F9	4 0 0 0 0 0 1										
Mickey Brantley, R OBP: 0.222, SLG: 0.303 (1, 8) X			0-0 L3 1B		0-0 F8		4-0 FC6-4 BB		0-0 6-3	3 0 1 0 1 0 0										
Harold Reynolds, S OBP: 0.261, SLG: 0.253 (1, 4) X			0-0 L3 1-2		0-0 1B 1B		0-0 FC6-4 1-2		0-3 K	4 0 1 0 0 1 2										
<b>Inning Stats</b>	R: 0 H: 0 E: 0 K: 1 S: 5	H: 0 LOB: 1 BB: 1 P: 9	R: 0 H: 0 E: 0 K: 2 S: 7	H: 0 LOB: 0 BB: 0 P: 7	R: 0 H: 1 E: 0 K: 0 S: 3	H: 1 LOB: 0 BB: 0 P: 3	R: 2 H: 3 E: 0 K: 1 S: 8	H: 3 LOB: 1 BB: 0 P: 8	R: 0 H: 2 E: 0 K: 1 S: 7	H: 2 LOB: 3 BB: 1 P: 11	R: 0 H: 0 E: 0 K: 1 S: 3	H: 0 LOB: 0 BB: 0 P: 3	R: 0 H: 0 E: 0 K: 1 S: 5	H: 0 LOB: 1 BB: 1 P: 9	R: 0 H: 1 E: 0 K: 2 S: 8	H: 1 LOB: 1 BB: 0 P: 8	R: 0 H: 0 E: 0 K: 1 S: 5	H: 0 LOB: 0 BB: 0 P: 5	1B: 6 SF: 0 2B: 1 SAC: 0 3B: 0 DP: 1 HR: 1 HBP: 0	WP: 0 PA: 36 PB: 0 SB: 1 CS: 0
<b>PITCHER</b> Doug Drabek, R ERA: 4.76 Tim Stoddard, R ERA: 3.64 Dave Righetti, L ERA: 2.69	IP WLS BF H R ER SO BB IBB HBP BLK WP HR S P ERA WHIP	4.2 21 6 2 2 4 2 0 0 0 0 1 27 35 3.86 1.714	(5, 1) 2.1 W 8 0 0 0 2 1 0 0 0 0 0 11 15 0.00 0.429	(8, 1) 2.0 S 7 1 0 0 3 0 0 0 0 0 0 13 13 0.00 0.500	<b>PITCHER</b> IP WLS BF H R ER SO BB IBB HBP BLK WP HR S P ERA WHIP															





Batter	1	2	3	4	5	6	7	8	9	AB R H RBI BB SO LOB	TOP
<b>Rey Quinones, R</b> (1, 6) <small>OBP: 0.310, SLG: 0.333</small>	0-0 		4-0 		0-0 		0-0 			3 0 0 0 1 0 0	
<b>Phil Bradley, R</b> (1, 7) <small>OBP: 0.397, SLG: 0.435</small>	0-0 		0-3 		1-0 			0-0 		3 0 0 0 0 1 1	
<b>Alvin Davis, L</b> (1, 10) <small>OBP: 0.391, SLG: 0.471</small>	0-3 		0-0 		0-0 			0-0 		4 0 1 0 0 1 2	
<b>Danny Tartabull, R</b> (1, 9) <small>OBP: 0.350, SLG: 0.536</small>	0-0 		0-0 		0-0 			0-0 		4 0 0 0 0 0 4	
<b>Jim Presley, R</b> (1, 5) <small>OBP: 0.300, SLG: 0.467</small>		0-0 		0-0 		0-0 			0-0 	4 0 0 0 0 0 0	
<b>Ken Phelps, L</b> (1, 3) <small>OBP: 0.401, SLG: 0.504</small>		0-0 		1-0 		0-0 			0-3 	3 0 1 0 0 1 0	
<b>Scott Bradley, L</b> (1, 2) <small>OBP: 0.356, SLG: 0.478</small>		0-0 		0-0 		0-3 			0-0 	4 1 2 1 0 1 0	
<b>Mickey Brantley, R</b> (1, 8) <small>OBP: 0.231, SLG: 0.286</small>		0-0 		4-0 			0-0 			2 0 0 0 1 0 2	
<b>Harold Reynolds, S</b> (1, 4) <small>OBP: 0.259, SLG: 0.251</small>			0-0 	0-0 			0-0 			3 0 0 0 0 0 1	
<b>Inning Stats</b>	R: 0 H: 0 E: 1 LOB: 1 K: 1 BB: 0 S: 6 P: 6	R: 0 H: 2 E: 0 LOB: 1 K: 0 BB: 0 S: 4 P: 4	R: 0 H: 1 E: 0 LOB: 2 K: 1 BB: 1 S: 6 P: 10	R: 1 H: 1 E: 0 LOB: 1 K: 0 BB: 1 S: 3 P: 8	R: 0 H: 0 E: 0 LOB: 1 K: 0 BB: 0 S: 3 P: 4	R: 0 H: 0 E: 0 LOB: 0 K: 1 BB: 0 S: 5 P: 5	R: 0 H: 0 E: 0 LOB: 0 K: 0 BB: 0 S: 3 P: 3	R: 0 H: 0 E: 0 LOB: 0 K: 0 BB: 0 S: 3 P: 3	R: 0 H: 0 E: 0 LOB: 0 K: 1 BB: 0 S: 5 P: 5	1B: 3 SF: 0 2B: 0 SAC: 0 3B: 0 DP: 1 HR: 1 HBP: 2	WP: 0 PA: 34 PB: 0 SB: 1 CS: 1
<b>PITCHER</b> <b>Eric King, R</b> (1, 1) <small>ERA: 3.48</small>	IP: 9.0 WLS: W BF: 34 H: 4 R: 1 ER: 1 SO: 4 BB: 2 IBB: 0 HBP: 2 BLK: 0 WP: 0 HR: 1 S: 38 P: 48 ERA: 1.00 WHIP: 0.667										

**Seattle Mariners @ Detroit Tigers**  
 Tiger Stadium, Detroit, MI  
 Fri Aug 22 1986, 7:05 PM EDT  
 Att: 22,013 - Unknown

livebaseballscorecards.com

**AB** 30  
**R** 1  
**H** 4  
**RBI** 1  
**BB** 2  
**SO** 4  
**LOB** 10



Batter	1	2	3	4	5	6	7	8	9
Lou Whitaker, L (1, 4) OBP: 0.341, SLG: 0.457	4-0 G4-3 BB	0-0 1-2 1B			4-0 FC5-4 BB	0-3 K		0-0 F7	
Alan Trammell, R (1, 6) OBP: 0.342, SLG: 0.441	0-0 G4-3 1-2f	0-0 F7			0-0 FC5-4 1B		0-0 HR		
Kirk Gibson, L (1, 9) OBP: 0.379, SLG: 0.469	4-0 E S BB	0-0 G3			0-3 K		4-0 G3 S BB		
Johnny Crubb, L (1, 10) OBP: 0.411, SLG: 0.650 Larry Herndon, R (7, PH) OBP: 0.310, SLG: 0.377	0-0 E4 BB 1-3		0-0 F8		0-0 BB 1B 2-H		0-0 F9		
Darrell Evans, L (1, 3) OBP: 0.367, SLG: 0.455	4-0 FC5-4 BB 1-2		0-0 F8		4-0 1B BB 1-2		0-0 G3 1-3		
Darnell Coles, R (1, 5) OBP: 0.326, SLG: 0.437	0-0 FC5-4 1-2f		0-0 F8		0-0 1B 1-2 2-H		0-0 F6		
Dave Collins, S (1, 7) OBP: 0.353, SLG: 0.344		0-0 6-3 1B 2B		0-0 G3	0-0 F7		0-0 1-3		
Chet Lemon, R (1, 8) OBP: 0.312, SLG: 0.371		0-0 6-3 2-3		0-0 6-3		0-0 G1-4-3	4-0 S BB		
Mike Heath, R (1, 2) OBP: 0.291, SLG: 0.330		0-0 1B 3-H 1B		0-0 F3		0-0 F7	0-0 F7 1-2		

Inning Stats	R: 0	H: 0	E: 1	K: 0	S: 3	LOB: 3	BB: 3	P: 15
	R: 1	H: 3	E: 0	K: 0	S: 6 <td>LOB: 2</td> <td>BB: 0</td> <td>P: 6 </td>	LOB: 2	BB: 0	P: 6
	R: 0	H: 0	E: 0	K: 0	S: 3 <td>LOB: 0</td> <td>BB: 0</td> <td>P: 3 </td>	LOB: 0	BB: 0	P: 3
	R: 0	H: 0	E: 0	K: 0	S: 3 <td>LOB: 0</td> <td>BB: 0</td> <td>P: 3 </td>	LOB: 0	BB: 0	P: 3
	R: 2	H: 2	E: 1	K: 1	S: 7 <td>LOB: 2</td> <td>BB: 2</td> <td>P: 15 </td>	LOB: 2	BB: 2	P: 15
	R: 0	H: 0	E: 0	K: 1	S: 5 <td>LOB: 0</td> <td>BB: 0</td> <td>P: 5 </td>	LOB: 0	BB: 0	P: 5
	R: 1	H: 1	E: 0	K: 0	S: 4 <td>LOB: 1</td> <td>BB: 1</td> <td>P: 8 </td>	LOB: 1	BB: 1	P: 8
	R: 0	H: 0	E: 0	K: 0	S: 3 <td>LOB: 1</td> <td>BB: 1</td> <td>P: 7 </td>	LOB: 1	BB: 1	P: 7

PITCHER	IP	WLS	BF	H	R	ER	SO	BB	IBB	HBP	BLK	WP	HR	S	P	ERA	WHIP
Mike Morgan, R (1, 1) ERA: 4.5	4.2	L	24	5	3	3	1	5	0	0	0	0	0	21	41	5.79	2.143
Bill Swift, R (5, 1) ERA: 6.0	1.1		6	1	1	1	1	1	0	0	0	0	1	7	11	6.75	1.500
Matt Young, L (7, 1) ERA: 3.77	1.0		3	0	0	0	0	0	0	0	0	0	0	3	3	0.00	0.000
Mike Trujillo, R (8, 1) ERA: 8.1	1.0		4	0	0	0	0	1	0	0	0	0	0	3	7	0.00	1.000

AB R H RBI BB SO LOB

3	0	1	0	2	1	1
4	2	1	1	0	0	4
2	0	0	0	2	1	3
3	1	1	1	0	0	1
1	0	0	0	0	0	1
2	0	0	0	2	0	1
4	0	1	1	0	0	4
4	1	1	0	0	0	2
3	0	0	0	1	0	1
4	0	1	1	0	0	1

AB	30
R	4
H	6
RBI	4
BB	7
SO	2
LOB	19



Seattle Mariners @ Detroit Tigers  
Tiger Stadium, Detroit, MI  
Fri Aug 22 1986, 7:05 PM EDT  
Att. 22,013 - Unknown

livebaseballscores.com

AB	30
R	4
H	6
RBI	4
BB	7
SO	2
LOB	19

WP	0
PA	37
PB	0
SB	3
CS	0





BOTTOM

Seattle Mariners @ Detroit Tigers  
Tiger Stadium, Detroit, MI  
Sat Aug 23 1986, 7:05 PM EDT  
Att. 25,712 - Unknown

AB	37
R	14
H	14
RBI	13
BB	10
SO	6
LOB	22



WP	1	PA	47
PB	0		
SB	3		
CS	0		

AB	2	R	1	H	0	RBI	0	BB	1	SO	2	LOB	3
	1	1	1	0	2	0	0						

5	3	2	2	1	0	4
---	---	---	---	---	---	---

3	3	2	3	2	1	2
---	---	---	---	---	---	---

4	2	3	3	1	0	2
---	---	---	---	---	---	---

3	0	1	0	0	1	5
2	1	1	0	0	0	0

5	0	2	5	0	0	2
---	---	---	---	---	---	---

3	1	1	0	0	0	0
2	0	0	0	0	2	1

3	2	1	0	2	0	0
---	---	---	---	---	---	---

4	0	0	0	1	0	3
---	---	---	---	---	---	---

1B	10	SF	0
2B	2	SAC	0
3B	1	DP	0
HR	1	HBP	0

WP	1	PA	47
PB	0		
SB	3		
CS	0		

IP	WLS	BF	H	R	ER	SO	BB	IBB	HBP	BLK	WP	HR	S	P	ERA	WHIP
----	-----	----	---	---	----	----	----	-----	-----	-----	----	----	---	---	-----	------

Mike Brown, R	(1, 1)	1.2	L	12	5	6	6	2	3	0	0	0	0	0	0	0	32.40	4.800
Karl Best, R	(2, 1)	1.0		10	3	3	0	1	3	0	0	0	0	9	21	0.00	6.000	
Mike Trujillo, R	(3, 1)	2.1		9	1	0	0	1	1	0	0	0	0	10	14	0.00	0.857	
Steve Fireovid, R	(6, 1)	3.0		16	5	5	5	2	3	0	0	0	1	0	17	29	15.00	2.667

Batter	1	2	3	4	5	6	7	8	9
Lou Whitaker, L (1, 4) Dave Bergman, L (4, 3) OBP: 0.341, SLG: 0.455 OBP: 0.358, SLG: 0.348	4-0 1B 2B BB	0-3 K	0-3 K		0-0 1-2 2-3 1B		4-0 3B BB	4-0 BB	
Alan Trammell, R (1, 6) OBP: 0.344, SLG: 0.445	0-0 B5	0-0 HR 1B	4-0 1B BB		0-0 F4		0-0 WP 3B	0-0 F8	
Kirk Gibson, L (1, 9) OBP: 0.384, SLG: 0.480	0-0 2B 1B	0-0 HR	4-0 1B BB		0-3 K		4-0 WP 1B BB		
Johnny Grubb, L (1, 10) OBP: 0.423, SLG: 0.653	4-0 2B BB	0-0 1B	0-0 1B		0-0 F6		0-0 1B 1B		
Darrell Evans, L (1, 3) Tom Brookens, R (4, 4) OBP: 0.367, SLG: 0.454 OBP: 0.318, SLG: 0.338	0-3 K	0-0 1B	0-0 F7		0-0 5-3		0-0 1B 1B		
Darnell Coles, R (1, 5) OBP: 0.326, SLG: 0.439	0-0 1B 2B	0-0 F4		0-0 F8		0-0 5-3	0-0 1B		
Dave Collins, S (1, 7) Pat Sheridan, L (5, 7) OBP: 0.353, SLG: 0.344 OBP: 0.286, SLG: 0.352	0-0 1B		0-0 E3 BB	0-0 4-3		0-3 K	0-3 K		
Chet Lemon, R (1, 8) OBP: 0.316, SLG: 0.374		4-0 1B BB	4-0 1B BB	0-0 F2		0-0 F8	0-0 2B		
Dwight Lowry, L (1, 2) OBP: 0.381, SLG: 0.398		0-0 4-3	0-0 F7		4-0 1B BB		0-0 3-1	0-0 5-3	

Inning Stats	R: 3 E: 0 K: 1 S: 7	H: 3 LOB: 2 BB: 2 P: 15	R: 3 E: 0 K: 1 S: 9	H: 4 LOB: 2 BB: 1 P: 13	R: 3 E: 1 K: 1 S: 7	H: 1 LOB: 2 BB: 3 P: 19	R: 0 E: 0 K: 0 S: 3	H: 0 LOB: 0 BB: 0 P: 3	R: 0 E: 0 K: 1 S: 6	H: 1 LOB: 2 BB: 1 P: 10	R: 0 E: 0 K: 1 S: 5	H: 0 LOB: 0 BB: 0 P: 5	R: 5 E: 0 K: 1 S: 9	H: 4 LOB: 1 BB: 2 P: 17	R: 0 E: 0 K: 0 S: 3	H: 1 LOB: 1 BB: 1 P: 7
--------------	------------------------------	----------------------------------	------------------------------	----------------------------------	------------------------------	----------------------------------	------------------------------	---------------------------------	------------------------------	----------------------------------	------------------------------	---------------------------------	------------------------------	----------------------------------	------------------------------	---------------------------------

PITCHER	IP	WLS	BF	H	R	ER	SO	BB	IBB	HBP	BLK	WP	HR	S	P	ERA	WHIP
Mike Brown, R (1, 1) ERA: 6.1	1.2	L	12	5	6	6	2	3	0	0	0	0	0	0	0	32.40	4.800
Karl Best, R (2, 1) ERA: 3.98	1.0		10	3	3	0	1	3	0	0	0	0	0	9	21	0.00	6.000
Mike Trujillo, R (3, 1) ERA: 6.0	2.1		9	1	0	0	1	1	0	0	0	0	0	10	14	0.00	0.857
Steve Fireovid, R (6, 1) ERA: 4.74	3.0		16	5	5	5	2	3	0	0	0	1	0	17	29	15.00	2.667

PITCHER	IP	WLS	BF	H	R	ER	SO	BB	IBB	HBP	BLK	WP	HR	S	P	ERA	WHIP
---------	----	-----	----	---	---	----	----	----	-----	-----	-----	----	----	---	---	-----	------



Batter	1	2	3	4	5	6	7	8	9	AB R H RBI BB SO LOB	TOP	
John Moses, S (1, 8) OBP: 0.323, SLG: 0.320	0-0 G3		0-0 4-3		0-0 F8		0-0 CS	0-0 E6 1-4-3 1B	0-0 FC4-6	5 1 0 0 0 0 2		
Phil Bradley, R (1, 7) OBP: 0.396, SLG: 0.436	0-0 5-3		0-0 1B 3-H 2B		0-0 1B			0-0 1-4-3		4 0 2 1 0 0 1		
Alvin Davis, L (1, 10) OBP: 0.393, SLG: 0.479	0-0 HR		0-0 1B		0-0 F5			4-0 1B IBB		3 1 2 1 1 0 1		
Danny Tartabull, R (1, 9) OBP: 0.351, SLG: 0.531	4-0 BB		0-3 K		0-0 6-3			0-0 1-2 2-H 1B		3 0 1 1 1 1 2		
Ken Phelps, L (1, 3) OBP: 0.398, SLG: 0.496	0-3 K		0-0 F9		0-0 3-1			0-3 K		4 0 0 0 0 2 5		
Jim Presley, R (1, 5) OBP: 0.297, SLG: 0.460		0-3 K		0-0 L4		0-0 F8		0-0 F8		4 0 0 0 0 1 2		
Rey Quinones, R (1, 6) OBP: 0.303, SLG: 0.325		0-0 F7		0-0 5-3		0-0 E6 CS 1B		0-0 F8		4 0 0 0 0 0 0		
Bob Kearney, R (1, 2) OBP: 0.293, SLG: 0.380		0-3 K		0-0 F8		0-0 FC4-6 1-2 1B		0-0 FC4-6 1B		4 0 2 0 0 1 0		
Harold Reynolds, S (1, 4) OBP: 0.256, SLG: 0.252			0-0 4-3 2B		0-0 1-3		0-0 FC4-6 1-2f 2-3 CS		0-0 F7	4 1 1 0 0 0 3		
<b>Inning Stats</b>	R: 1 E: 0 K: 1 S: 6 H: 1 LOB: 1 BB: 1 P: 10	R: 0 E: 0 K: 2 S: 7 H: 0 LOB: 0 BB: 0 P: 7	R: 1 E: 0 K: 1 S: 8 H: 3 LOB: 2 BB: 0 P: 8	R: 0 E: 0 K: 0 S: 3 H: 0 LOB: 0 BB: 0 P: 3	R: 0 E: 0 K: 0 S: 4 H: 1 LOB: 1 BB: 0 P: 4	R: 0 E: 0 K: 0 S: 3 H: 0 LOB: 0 BB: 0 P: 3	R: 0 E: 1 K: 0 S: 3 H: 1 LOB: 0 BB: 0 P: 3	R: 1 E: 1 K: 1 S: 7 H: 1 LOB: 2 BB: 1 P: 11	R: 0 E: 0 K: 0 S: 4 H: 1 LOB: 1 BB: 0 P: 4	1B: 5 2B: 2 3B: 0 HR: 1 SF: 0 SAC: 0 DP: 0 HBP: 0	WP: 0 PB: 0 SB: 0 CS: 2 PA: 38	
<b>PITCHER</b>	IP WLS BF H R ER SO BB IBB HBP BLK WP HR S P ERA WHIP											
Dan Petry, R (1, 1) ERA: 4.64	7.1 L 31 7 3 2 4 1 1 0 0 0 1 37 45 2.46 1.091											
Mark Thurmond, L (8, 1) ERA: 5.01	0.1 1 0 0 0 1 0 0 0 0 0 0 3 3 0.00 0.000											
Randy O'Neal, R (8, 1) ERA: 4.47	1.1 5 1 0 0 0 0 0 0 0 0 0 5 5 0.00 0.750											

Seattle Mariners @ Detroit Tigers  
Tiger Stadium, Detroit, MI  
Sun Aug 24 1986, 3:33 AM EDT  
Att: 33,777 - Unknown

livebaseballscorecards.com

AB	35
R	3
H	8
RBI	3
BB	2
SO	5
LOB	16



Batter	1	2	3	4	5	6	7	8	9	AB R H RBI BB SO LOB
Lou Whitaker, L (1, 4) OBP: 0.340, SLG: 0.452	0-0 4-3		0-3 K		0-0 F7		0-0 1B		0-3 K	5 0 1 0 0 2 3
Alan Trammell, R (1, 6) OBP: 0.341, SLG: 0.441	0-0 6-3		0-0 F4		0-0 F4		0-3 K			4 0 0 0 0 1 5
Kirk Gibson, L (1, 9) OBP: 0.383, SLG: 0.476	4-0 BB		0-0 F7		0-0 CS	0-0 4-3	0-3 K			3 0 0 0 1 1 4
Larry Herndon, R (1, 7) OBP: 0.310, SLG: 0.374	0-3 K			0-0 6-3		0-0 6-3		0-0 1B		4 0 1 0 0 1 1
Darnell Coles, R (1, 10) OBP: 0.326, SLG: 0.437		0-3 K		0-0 F9		4-0 BB		0-3 K		2 0 0 0 1 1 0
Johnny Grubb, L (8, PH) OBP: 0.421, SLG: 0.648						BB				1 0 0 0 0 1 1
Chet Lemon, R (1, 8) OBP: 0.315, SLG: 0.370		0-0 5-3		0-0 E9		4-0 BB		0-0 F9		3 0 0 0 1 0 1
Darrell Evans, L (1, 3) OBP: 0.363, SLG: 0.449		0-3 K		0-3 K		0-3 K		0-3 K		4 0 0 0 0 4 4
Mike Heath, R (1, 2) OBP: 0.295, SLG: 0.333			0-0 S		0-0 E		0-0 F4		0-0 L1	4 1 2 0 0 0 0
Tom Brookens, R (1, 5) OBP: 0.325, SLG: 0.346			0-0 1B		0-0 1B		0-0 1B		0-3 K	4 0 3 1 0 1 0


Inning Stats	R: 0	H: 0	E: 0	K: 1	S: 5	LOB: 1	BB: 1	P: 9	R: 0	H: 0	E: 0	K: 2	S: 7	LOB: 0	BB: 0	P: 7	R: 0	H: 2	E: 0	K: 1	S: 7	LOB: 2	BB: 0	P: 7	R: 0	H: 0	E: 1	K: 1	S: 6	LOB: 1	BB: 0	P: 6	R: 1	H: 2	E: 1	K: 0	S: 4	LOB: 0	BB: 0	P: 4	R: 0	H: 0	E: 0	K: 1	S: 5	LOB: 2	BB: 2	P: 13	R: 0	H: 2	E: 0	K: 2	S: 9	LOB: 2	BB: 0	P: 9	R: 0	H: 1	E: 0	K: 2	S: 8	LOB: 1	BB: 0	P: 8	R: 0	H: 0	E: 0	K: 2	S: 7	LOB: 0	BB: 0	P: 7	1B: 7	SF: 0	2B: 0	3B: 0	HR: 0	SAC: 0	DP: 0	HBP: 0
--------------	------	------	------	------	------	--------	-------	------	------	------	------	------	------	--------	-------	------	------	------	------	------	------	--------	-------	------	------	------	------	------	------	--------	-------	------	------	------	------	------	------	--------	-------	------	------	------	------	------	------	--------	-------	-------	------	------	------	------	------	--------	-------	------	------	------	------	------	------	--------	-------	------	------	------	------	------	------	--------	-------	------	-------	-------	-------	-------	-------	--------	-------	--------

PITCHER	IP	WLS	BF	H	R	ER	SO	BB	IBB	HBP	BLK	WP	HR	S	P	ERA	WHIP
Mark Langston, L (1, 1) ERA: 4.77	7.0	W	31	7	1	0	8	3	0	0	0	0	0	44	56	0.00	1.429
Pete Ladd, R (8, 1) ERA: 3.32	0.2		2	0	0	0	1	0	0	0	0	0	0	4	4	0.00	0.000
Matt Young, L (8, 1) ERA: 3.71	1.1	S	4	0	0	0	3	0	0	0	0	0	0	10	10	0.00	0.000

**BOTTOM**

**Seattle Mariners @ Detroit Tigers**  
Tiger Stadium, Detroit, MI  
Sun Aug 24 1986, 3:33 AM EDT  
Att. 33,777 - Unknown

<b>AB</b>	<b>34</b>
<b>R</b>	<b>1</b>
<b>H</b>	<b>7</b>
<b>RBI</b>	<b>1</b>
<b>BB</b>	<b>3</b>
<b>SO</b>	<b>12</b>
<b>LOB</b>	<b>19</b>



WP	PA	ERA	WHIP
0	38		



Batter	1	2	3	4	5	6	7	8	9	AB R H RBI BB SO LOB	TOP											
Lee Lacy, R (1, 9) OBP: 0.341, SLG: 0.408	0-0 1B E 1B	0-3 K			0-0 F9		0-0 F9			4 1 1 0 0 1 2												
Fred Lynn, L (1, 8) OBP: 0.383, SLG: 0.516	0-0 1B E 1B		0-0 1B		0-0 4-3			0-0 F7		4 0 2 0 0 0 0												
Cal Ripken Jr., R (1, 6) OBP: 0.376, SLG: 0.484	0-0 E6 1-2 3-H		0-0 F5			0-0 HR		0-0 HBP 1B		4 1 2 2 0 0 2												
Eddie Murray, S (1, 10) OBP: 0.395, SLG: 0.449	0-0 F5		0-0 1B G4-6-3		0-0 4-3			0-0 HBP 1B		4 0 2 0 0 0 2												
Jim Traber, L (1, 3) OBP: 0.385, SLG: 0.597	0-0 F6		0-0 G4-6-3 1-2f		0-3 K2-3			1-0 HBP G6-3		3 0 0 0 0 1 4												
Larry Sheets, L (1, 7) OBP: 0.336, SLG: 0.550	0-0 G3				0-0 4-3		0-3 K	0-0 HBP G6-3 1-2f		3 0 0 0 0 1 2												
Juan Beniquez, R (8, PH) OBP: 0.361, SLG: 0.398										1 0 0 0 0 0 3												
Rick Dempsey, R (1, 2) OBP: 0.308, SLG: 0.376		0-0 F3		0-0 6-3			0-0 5-3		0-0 F8	4 0 0 0 0 0 0												
Floyd Rayford, R (1, 5) OBP: 0.188, SLG: 0.213		0-3 K		0-3 K			0-0 4-3		0-0 6-3	4 0 0 0 0 2 0												
Jackie Gutierrez, R (1, 4) OBP: 0.222, SLG: 0.233		0-0 S 1B			0-0 F3		0-0 1B		0-0 6-3	4 0 2 0 0 0 0												
<b>Inning Stats</b>	R: 1 E: 1 K: 0 S: 6	H: 2 LOB: 2 BB: 0 P: 6	R: 0 E: 0 K: 2 S: 8	H: 1 LOB: 1 BB: 0 P: 8	R: 0 E: 0 K: 0 S: 4	H: 2 LOB: 1 BB: 0 P: 4	R: 0 E: 0 K: 1 S: 5	H: 0 LOB: 0 BB: 0 P: 5	R: 0 E: 0 K: 0 S: 3	H: 0 LOB: 0 BB: 0 P: 3	R: 1 E: 0 K: 2 S: 8	H: 1 LOB: 0 BB: 0 P: 8	R: 0 E: 0 K: 0 S: 4	H: 1 LOB: 1 BB: 0 P: 4	R: 0 E: 0 K: 0 S: 4	H: 2 LOB: 2 BB: 0 P: 5	R: 0 E: 0 K: 0 S: 3	H: 0 LOB: 0 BB: 0 P: 3	1B: 8 2B: 0 3B: 0 HR: 1	SF: 0 SAC: 0 DP: 2 HBP: 1	WP: 0 PB: 0 SB: 1 CS: 0	PA: 36
<b>PITCHER</b>	IP WLS BF H R ER SO BB IBB HBP BLK WP HR S P ERA WHIP																					
Mike Moore, R (1, 1) ERA: 4.51	7.1 W 31 9 2 2 5 0 0 0 0 0 0 1 41 41 2.46 1.227																					
Matt Young, L (8, 1) ERA: 3.64	1.2 S 5 0 0 0 0 0 0 0 1 0 0 0 4 5 0.00 0.000																					

Baltimore Orioles @ Seattle Mariners  
The Kingdome, Seattle, WA  
Tue Aug 26 1986, 10:05 PM EDT  
Att. 8,111 - Unknown

livebaseballscorecards.com

AB 35  
R 2  
H 9  
RBI 2  
BB 0  
SO 5  
LOB 15



Batter	1	2	3	4	5	6	7	8	9
Mickey Brantley, R OBP: 0.277, SLG: 0.349 (1, 8)	0-0 L3 1B		0-3 K		0-0 2B 2B		0-0 FC6 1B		
Phil Bradley, R OBP: 0.395, SLG: 0.437 (1, 7)	0-3 K			0-0 6-3	0-0 E 2B		0-3 K		
Alvin Davis, L OBP: 0.394, SLG: 0.477 (1, 10)	0-0 L3 1-2			4-0 BB	0-0 E9 2-H		0-0 1B		
Danny Tartabull, R OBP: 0.347, SLG: 0.525 (1, 9)		0-3 K		0-3 K	0-0 5-3		0-3 K		
Ken Phelps, L OBP: 0.396, SLG: 0.496 (1, 3)		0-0 4-3		0-0 4-3		0-0 2B		0-3 K	
Jim Presley, R OBP: 0.297, SLG: 0.465 (1, 5)		0-0 HR			0-0 F3	0-0 L4		0-0 F9	
Scott Bradley, L OBP: 0.353, SLG: 0.479 (1, 2)		0-0 F9			0-0 2B 2B	0-0 6-3		0-0 F7	
Rey Quinones, R OBP: 0.300, SLG: 0.321 (1, 6)			0-0 6-3		0-0 F9	0-0 6-3			
Harold Reynolds, S OBP: 0.260, SLG: 0.253 (1, 4)			0-0 L3		4-0 2B BB		0-0 FC6 1B		

Inning Stats	R: 0	H: 1	E: 0	LOB: 0	K: 1	BB: 0	S: 5	P: 5
	R: 1	H: 1	E: 0	LOB: 0	K: 1	BB: 0	S: 6	P: 6
	R: 0	H: 0	E: 0	LOB: 0	K: 1	BB: 0	S: 5	P: 5
	R: 0	H: 0	E: 0	LOB: 1	K: 1	BB: 1	S: 5	P: 9
	R: 4	H: 3	E: 1	LOB: 1	K: 0	BB: 1	S: 7	P: 11
	R: 0	H: 1	E: 0	LOB: 1	K: 0	BB: 0	S: 4	P: 4
	R: 0	H: 2	E: 0	LOB: 2	K: 2	BB: 0	S: 9	P: 9
	R: 0	H: 0	E: 0	LOB: 0	K: 1	BB: 0	S: 5	P: 5

PITCHER	IP	WLS	BF	H	R	ER	SO	BB	IBB	HBP	BLK	WP	HR	S	P	ERA	WHIP
Ken Dixon, R ERA: 4.26 (1, 1)	4.2	L	21	5	5	4	4	2	0	0	0	0	1	27	35	7.71	1.500
Odell Jones, R ERA: 2.38 (5, 1)	3.1		13	3	0	0	3	0	0	0	0	0	0	19	19	0.00	0.900

**BOTTOM**

AB	R	H	RBI	BB	SO	LOB
4	1	2	2	0	1	1
4	1	1	1	0	2	2
3	0	1	0	1	0	1
4	0	0	0	0	3	4
4	0	1	0	0	1	1
4	1	1	1	0	0	1
4	1	1	0	0	0	1
3	0	0	0	0	0	2
2	1	1	0	1	0	0

<b>AB</b>	<b>32</b>
<b>R</b>	<b>5</b>
<b>H</b>	<b>8</b>
<b>RBI</b>	<b>4</b>
<b>BB</b>	<b>2</b>
<b>SO</b>	<b>7</b>
<b>LOB</b>	<b>13</b>



WP	PA	ERA	WHIP
0	34		

**Baltimore Orioles @ Seattle Mariners**  
The Kingdome, Seattle, WA  
Tue Aug 26 1986, 10:05 PM EDT  
Att. 8,111 - Unknown

[livebaseballscorecards.com](http://livebaseballscorecards.com)



Batter	1	2	3	4	5	6	7	8	9	AB R H RBI BB SO LOB	TOP							
Juan Bonilla, R (1, 5) OBP: 0.316, SLG: 0.303	0-0 F7		0-0 G6-4-3 1B		0-0 G6-4-3 1-2f			0-0 1-3		4 0 1 0 0 0 1								
Lee Lacy, R (1, 9) OBP: 0.338, SLG: 0.404	0-0 4-3		0-0 G6-4-3			0-0 4-3		0-0 4-3		4 0 0 0 0 0 2								
Fred Lynn, L (1, 8) OBP: 0.381, SLG: 0.511	4-0 BB		0-0 G3			0-0 4-3		0-3 K		3 0 0 0 1 1 1								
Eddie Murray, S (1, 10) OBP: 0.394, SLG: 0.449	0-0 F7			0-0 F8		0-0 2B		0-0 4-3		4 0 1 0 0 0 1								
Cal Ripken Jr., R (1, 6) OBP: 0.373, SLG: 0.480		0-0 L8		0-0 6-3		0-0 4-3		0-0 5-3		4 0 0 0 0 0 1								
Jim Traber, L (1, 3) OBP: 0.381, SLG: 0.586		0-0 F8		0-0 1B		0-3 K		0-0 4-3		4 0 1 0 0 1 0								
Larry Sheets, L (1, 7) OBP: 0.332, SLG: 0.544		0-0 4-3		0-0 4-3		0-0 4-3				3 0 0 0 0 0 1								
John Stefero, L (1, 2) OBP: 0.292, SLG: 0.339			0-0 1B G6-4-3 1B		0-0 G6-4-3 1B		0-0 1B			3 1 3 0 0 0 0								
Jackie Gutierrez, R (1, 4) OBP: 0.227, SLG: 0.238			0-0 G6-4-3 1B		0-0 F8		0-3 K2-3			3 0 1 0 0 1 2								
<b>Inning Stats</b>	R: 0 E: 0 K: 0 S: 3	H: 0 LOB: 1 BB: 1 P: 7	R: 0 E: 0 K: 0 S: 3	H: 0 LOB: 0 BB: 0 P: 3	R: 1 E: 0 K: 0 S: 5	H: 3 LOB: 1 BB: 0 P: 5	R: 0 E: 0 K: 0 S: 4	H: 1 LOB: 1 BB: 0 P: 4	R: 0 E: 0 K: 2 S: 8	H: 1 LOB: 1 BB: 0 P: 8	R: 0 E: 0 K: 1 S: 5	H: 0 LOB: 0 BB: 0 P: 5	R: 0 E: 0 K: 0 S: 3	H: 0 LOB: 0 BB: 0 P: 3	1B: 6 2B: 1 3B: 0 HR: 0	SF: 0 SAC: 0 DP: 2 HBP: 0	WP: 0 PB: 0 SB: 0 CS: 0	PA: 33
<b>PITCHER</b>	IP WLS BF H R ER SO BB IBB HBP BLK WP HR S P ERA WHIP																	
Mike Trujillo, R (1, 1) ERA: 4.5	5.0 W 19 5 1 1 0 1 0 0 0 0 0 0 18 22 1.80 1.200																	
Mark Huismann, R (6, 1) ERA: 4.06	4.0 S 14 2 0 0 3 0 0 0 0 0 0 0 20 20 0.00 0.500																	

**Baltimore Orioles @ Seattle Mariners**  
 The Kingdome, Seattle, WA  
 Wed Aug 27 1986, 10:05 PM EDT  
 Att. 7,628 - Unknown

[livebaseballscorecards.com](http://livebaseballscorecards.com)

<b>AB</b>	32
<b>R</b>	1
<b>H</b>	7
<b>RBI</b>	0
<b>BB</b>	1
<b>SO</b>	3
<b>LOB</b>	9



Batter	1	2	3	4	5	6	7	8	9
Mickey Brantley, R OBP: 0.275, SLG: 0.340 (1, 8) X	0-0 1B 2B 1B	0-0 1-2 5-3			0-0 F8		0-3 K 1-2		
Phil Bradley, R OBP: 0.394, SLG: 0.435 (1, 7) X	0-0 1-2 2B 1B	0-0 2-3 6-3			0-0 4-3		0-0 6-3		
Alvin Davis, L OBP: 0.393, SLG: 0.478 (1, 10) X	0-0 1-H 2-H HR 2B	0-3 K			0-3 K			0-0 6-3	
Danny Tartabull, R OBP: 0.347, SLG: 0.521 (1, 9) S S S	0-3 K		0-3 K		4-0 7-5 1B BB		0-3 K	0-3 K	
Ken Phelps, L OBP: 0.397, SLG: 0.506 (1, 3) X	0-0 2-H HR		4-0 G4-6-3 BB		0-3 K		0-3 K		
Jim Presley, R OBP: 0.299, SLG: 0.466 (1, 5) X	0-0 1B		0-0 G4-6-3 1-2f		0-0 1-2 1B		0-0 1-2 1B		
Scott Bradley, L OBP: 0.346, SLG: 0.469 (1, 2) X	0-0 F3			0-0 4-3		0-0 7-5 2-3f			
Rey Quinones, R OBP: 0.296, SLG: 0.316 (1, 6) S S S	0-3 K			0-3 K			0-0 F3		
Harold Reynolds, S OBP: 0.263, SLG: 0.257 (1, 4) X		0-0 6-3 5-3 1B		0-0 L5			0-0 S 1B		

Inning Stats	R: 4	H: 5	E: 0	LOB: 1	K: 2	BB: 0	S: 12	P: 12
	R: 0	H: 1	E: 0	LOB: 1	K: 1	BB: 0	S: 6	P: 6
	R: 0	H: 0	E: 0	LOB: 0	K: 1	BB: 1	S: 4	P: 8
	R: 0	H: 0	E: 0	LOB: 0	K: 1	BB: 0	S: 5	P: 5
	R: 0	H: 0	E: 0	LOB: 0	K: 1	BB: 0	S: 5	P: 5
	R: 0	H: 1	E: 0	LOB: 1	K: 1	BB: 1	S: 5	P: 9
	R: 0	H: 1	E: 0	LOB: 1	K: 1	BB: 0	S: 6	P: 6
	R: 0	H: 0	E: 0	LOB: 0	K: 2	BB: 0	S: 7	P: 7

PITCHER	IP	WLS	BF	H	R	ER	SO	BB	IBB	HBP	BLK	WP	HR	S	P	ERA	WHIP
Mike Boddicker, R ERA: 4.26 (1, 1)	8.0	L	32	8	4	4	10	2	0	0	0	0	1	50	58	4.50	1.250

AB R H RBI BB SO LOB

BOTTOM	AB	R	H	RBI	BB	SO	LOB
	4	1	1	0	0	1	2
	4	1	1	0	0	0	2
	4	1	1	2	0	2	1
	3	0	0	0	1	3	1
	3	1	1	2	1	2	1
	3	0	2	0	0	0	1
	3	0	0	0	0	0	3
	3	0	0	0	0	2	1
	3	0	2	0	0	0	0

AB	30
R	4
H	8
RBI	4
BB	2
SO	10
LOB	12



Baltimore Orioles @ Seattle Mariners  
The Kingdome, Seattle, WA  
Wed Aug 27 1986, 10:05 PM EDT  
Att. 7,628 - Unknown

livebaseballscorecards.com

WP	PA	3B	DP	HR	HBP
0	32	0	2	1	0



Batter	1	2	3	4	5	6	7	8	9	AB R H RBI BB SO LOB	TOP
Rickey Henderson, R OBP: 0.358, SLG: 0.474 (1, 8) X	0-0 HR		0-0 F9		0-0 SF8 1B		0-0 5-3			4 2 2 1 0 0 0	
Willie Randolph, R OBP: 0.391, SLG: 0.332 (1, 4) X	0-0 6-3		0-0 L9		0-0 F9 1-3			0-0 6-3		4 0 0 0 0 0 1	
Don Mattingly, L OBP: 0.380, SLG: 0.550 (1, 3) X	0-0 4-3		0-0 1B 2B		0-0 SF8 3-H			0-0 4-3		3 1 1 1 0 0 0	
Dan Pasqua, L OBP: 0.390, SLG: 0.533 (1, 7) X	0-0 HR		4-0 1B IBB		0-3 K			0-0 F7		3 1 1 1 1 1 0	
Dave Winfield, R OBP: 0.354, SLG: 0.464 (1, 9) X	0-0 CS 1B		0-0 1-2 2-H 1B		0-0 5-3			0-3 K		4 0 2 1 0 1 0	
Mike Easler, L OBP: 0.365, SLG: 0.453 (1, 10) X	0-0 CS 1-2	0-0 4-3	0-3 K		4-0 G4-3 BB			0-0 3-1		3 0 0 0 1 1 2	
Wayne Tolleson, S OBP: 0.338, SLG: 0.338 (1, 5) X		0-0 1B		0-3 K	0-0 G4-3 1-2f			0-0 5-3		4 0 1 0 0 1 1	
Joel Skinner, R OBP: 0.245, SLG: 0.312 (1, 2) X		0-0 F8		0-3 K		0-3 K		0-3 K		3 0 0 0 0 2 1	
Mike Fischlin, R OBP: 0.260, SLG: 0.227 (1, 6) X		0-3 K		0-3 K		0-0 6-3				3 0 0 0 0 2 1	
<b>Inning Stats</b>	R: 2 H: 3 E: 0 LOB: 0 K: 0 BB: 0 S: 5 P: 5	R: 0 H: 1 E: 0 LOB: 1 K: 1 BB: 0 S: 6 P: 6	R: 1 H: 2 E: 0 LOB: 2 K: 1 BB: 1 S: 7 P: 11	R: 0 H: 0 E: 0 LOB: 0 K: 3 BB: 0 S: 9 P: 9	R: 1 H: 1 E: 0 LOB: 0 K: 1 BB: 0 S: 6 P: 6	R: 0 H: 0 E: 0 LOB: 0 K: 0 BB: 1 S: 2 P: 6	R: 0 H: 0 E: 0 LOB: 0 K: 1 BB: 0 S: 5 P: 5	R: 0 H: 0 E: 0 LOB: 0 K: 0 BB: 0 S: 3 P: 3	R: 0 H: 0 E: 0 LOB: 0 K: 1 BB: 0 S: 5 P: 5	1B: 4 SF: 1 2B: 1 SAC: 0 3B: 0 DP: 1 HR: 2 HBP: 0	WP: 0 PA: 35 PB: 0 SB: 1 CS: 1
<b>PITCHER</b> Mike Morgan, R (1, 1) ERA: 4.47	IP WLS BF H R ER SO BB IBB HBP BLK WP HR S P ERA WHIP										
	9.0 L 34 7 4 4 8 1 1 0 0 0 2 48 56 4.00 0.889										

**New York Yankees @ Seattle Mariners**  
The Kingdom, Seattle, WA  
Thu Aug 28 1986, 10:05 PM EDT  
Att: 13,343 - Unknown

livebaseballscorecards.com

**AB 31**  
**R 4**  
**H 7**  
**RBI 4**  
**BB 2**  
**SO 8**  
**LOB 6**



Batter	1	2	3	4	5	6	7	8	9	AB	R	H	RBI	BB	SO	LOB
<b>John Moses, S</b> OBP: 0.324, SLG: 0.324 (1, 3)	0-0 4-3		0-0 HR 2B		0-0 F8			0-0 FC4 1B	0-0 4-3	5	1	2	0	0	0	3
<b>Mickey Brantley, R</b> OBP: 0.273, SLG: 0.392 (1, 8)	0-0 6-3		0-0 2-H HR			0-0 6-3		0-0 F8		4	1	1	2	0	0	1
<b>Phil Bradley, R</b> OBP: 0.395, SLG: 0.438 (1, 7)	0-0 1B		0-0 6-3			0-0 2B		0-0 FC4 BB 1-2f		4	0	2	0	0	0	1
<b>Jim Presley, R</b> OBP: 0.300, SLG: 0.465 (1, 5)	0-0 L6			0-0 G6-4-3 1B		0-0 4-3		4-0 FC4 BB 1-2		3	0	1	0	1	0	2
<b>Danny Tartabull, R</b> OBP: 0.343, SLG: 0.515 (1, 9)		0-3 K		0-3 K		0-0 6-3		0-0 FC4 1-2f		4	0	0	0	0	2	4
<b>Alvin Davis, L</b> OBP: 0.392, SLG: 0.475 (1, 10)		0-0 F8		0-0 G6-4-3 1-2f			0-0 F8		0-0 1B 1B	4	0	1	0	0	0	1
<b>Bob Kearney, R</b> OBP: 0.292, SLG: 0.383 (1, 2)		0-3 K			0-0 F7		0-0 2B		0-0 F4 1B	4	0	1	0	0	1	1
<b>Rey Quinones, R</b> OBP: 0.295, SLG: 0.315 (1, 6)			0-0 F8		0-0 F3		0-0 6-3		0-0 1B 1B	4	0	1	0	0	0	1
<b>Harold Reynolds, S</b> OBP: 0.264, SLG: 0.257 (1, 4) <b>Ken Phelps, L</b> OBP: 0.396, SLG: 0.504 (9, PH)			0-0 F6		0-0 1B		0-0 F7		0-0 F5	3 1	0 0	1 0	0 0	0 0	0 0	1 2

Inning Stats	R: 0	H: 1	E: 0	LOB: 1	K: 0	BB: 0	S: 4	R: 0	H: 0	E: 0	LOB: 0	K: 2	BB: 0	S: 7	R: 2	H: 2	E: 0	LOB: 0	K: 0	BB: 0	S: 5	R: 0	H: 1	E: 0	LOB: 0	K: 1	BB: 0	S: 5	R: 0	H: 1	E: 0	LOB: 1	K: 0	BB: 0	S: 4	R: 0	H: 1	E: 0	LOB: 1	K: 0	BB: 0	S: 4	R: 0	H: 1	E: 0	LOB: 1	K: 0	BB: 0	S: 4	R: 0	H: 1	E: 0	LOB: 2	K: 0	BB: 1	S: 4	R: 0	H: 2	E: 0	LOB: 2	K: 0	BB: 0	S: 5	R: 0	H: 2	E: 0	LOB: 2	K: 0	BB: 0	S: 5	1B: 6	SF: 0	2B: 3	SAC: 0	3B: 0	DP: 1	HR: 1	HBP: 0	WP: 0	PA: 37
--------------	------	------	------	--------	------	-------	------	------	------	------	--------	------	-------	------	------	------	------	--------	------	-------	------	------	------	------	--------	------	-------	------	------	------	------	--------	------	-------	------	------	------	------	--------	------	-------	------	------	------	------	--------	------	-------	------	------	------	------	--------	------	-------	------	------	------	------	--------	------	-------	------	------	------	------	--------	------	-------	------	-------	-------	-------	--------	-------	-------	-------	--------	-------	--------

PITCHER	IP	WLS	BF	H	R	ER	SO	BB	IBB	HBP	BLK	WP	HR	S	P	ERA	WHIP
<b>Dennis Rasmussen, L</b> ERA: 3.55 (1, 1)	6.1	W	25	7	2	2	3	0	0	0	0	0	1	31	31	2.84	1.105
<b>Rod Scurry, L</b> ERA: 2.37 (7, 1)	0.2		3	1	0	0	0	0	0	0	0	0	0	3	3	0.00	1.500
<b>Dave Righetti, L</b> ERA: 2.67 (8, 1)	2.0	S	9	2	0	0	0	1	0	0	0	0	0	8	12	0.00	1.500


**BOTTOM**

**New York Yankees @ Seattle Mariners**  
The Kingdome, Seattle, WA

Thu Aug 28 1986, 10:05 PM EDT  
Att. 13,343 - Unknown

livebaseballscorecards.com

<b>AB</b>	<b>36</b>
<b>R</b>	<b>2</b>
<b>H</b>	<b>10</b>
<b>RBI</b>	<b>2</b>
<b>BB</b>	<b>1</b>
<b>SO</b>	<b>3</b>
<b>LOB</b>	<b>17</b>





Batter	1	2	3	4	5	6	7	8	9	AB R H RBI BB SO LOB	TOP																
Rickey Henderson, R OBP: 0.360, SLG: 0.486 (1, 8) BBB	4-0 HR BB	0-0 HR			0-0 HR			0-0 F7		4 3 2 3 1 0 1																	
Willie Randolph, R OBP: 0.389, SLG: 0.329 (1, 4) BBB	4-0 HR BB	0-0 F8			0-0 5-3	0-0 4-3		0-0 F9		4 1 0 0 1 0 0																	
Don Mattingly, L OBP: 0.380, SLG: 0.553 (1, 3) (5, 5) X	0-0 HR	0-0 G3			4-0 2B BB	0-0 F5		0-0 4-3		4 2 1 3 1 0 0																	
Dave Winfield, R OBP: 0.357, SLG: 0.467 (1, 9) SSS	0-3 K		0-0 F1		4-0 2B 1B BB	0-0 2B		0-0 BB 2B		4 2 2 0 1 1 0																	
Ron Kittle, R OBP: 0.279, SLG: 0.411 (1, 10) X	0-0 2B		0-0 6-3		0-0 1B 2B	0-3 K		0-0 F8		5 1 2 1 0 1 2																	
Gary Roenicke, R OBP: 0.398, SLG: 0.379 (1, 7) SSS	0-3 K		0-0 5-3		0-0 G4-1 E 1B		0-0 HR	4-0 2B BB		2 0 0 0 0 1 1 2 2 2 3 1 0 0																	
Dan Pasqua, L OBP: 0.306, SLG: 0.444 (5, PH) (5, 3)					2-H 3-H			1-2 BB																			
Wayne Tolleson, S OBP: 0.334, SLG: 0.333 (1, 5) (5, 6) X	0-0 F9		0-3 K		0-0 E1 G4-1 E		0-3 K	0-0 F7		5 1 0 0 0 2 4																	
Joel Skinner, R OBP: 0.242, SLG: 0.309 (1, 2) SSS		0-3 K	0-3 K		0-0 G4-1		0-3 K	0-0 2B		2 0 0 0 0 2 0 1 0 0 0 0 0 2 2 0 1 1 0 1 0																	
Claudell Washington, L OBP: 0.306, SLG: 0.444 (5, PH) (5, 2)					1-2 2-3			1-3 2-H																			
Juan Espino, R OBP: 0.273, SLG: 0.350 (5, 2)																											
Mike Fischlin, R OBP: 0.265, SLG: 0.225 (1, 6) SSS		4-0 HR BB	0-3 K		0-0 E8		0-3 K	0-0 G3		1 1 0 0 1 1 0 3 0 0 0 0 1 2																	
Mike Easler, L OBP: 0.362, SLG: 0.449 (5, PH) (5, 7)					2-H 3-H																						
Inning Stats	R: 3 E: 0 K: 2 S: 9	H: 2 LOB: 1 BB: 2 P: 17	R: 2 E: 0 K: 1 S: 6	H: 1 LOB: 0 BB: 1 P: 10	R: 0 E: 0 K: 0 S: 3	H: 0 LOB: 0 BB: 0 P: 3	R: 0 E: 0 K: 3 S: 9	H: 0 LOB: 0 BB: 0 P: 9	R: 6 E: 2 K: 0 S: 8	H: 3 LOB: 1 BB: 2 P: 16	R: 0 E: 0 K: 1 S: 6	H: 1 LOB: 1 BB: 0 P: 6	R: 1 E: 0 K: 3 S: 10	H: 1 LOB: 0 BB: 0 P: 10	R: 0 E: 0 K: 0 S: 3	H: 0 LOB: 0 BB: 0 P: 3	R: 1 E: 0 K: 0 S: 5	H: 2 LOB: 2 BB: 1 P: 9	1B: 2 2B: 4 3B: 0 HR: 4	SF: 0 SAC: 0 DP: 0 HBP: 0	WP: 0 PB: 0 SB: 0 CS: 0	PA: 45					
PITCHER	IP	WLS	BF	H	R	ER	SO	BB	IBB	HBP	BLK	WP	HR	S	P	ERA	WHIP										
Mark Langston, L ERA: 5.1 (1, 1)	4.1		23	5	9	9	6	5	0	0	0	0	3	30	50	18.69	2.308										
Mark Huismann, R ERA: 4.02 (5, 1)	0.2		5	1	2	0	0	0	0	0	0	0	0	5	5	0.00	1.500										
Karl Best, R ERA: 4.04 (6, 1)	4.0	L	17	4	2	2	4	1	0	0	0	0	1	24	28	4.50	1.250										

New York Yankees @ Seattle Mariners  
The Kingdome, Seattle, WA  
Fri Aug 29 1986, 10:05 PM EDT  
Att. 14,211 - Unknown

livebaseballscorecards.com

AB	39
R	13
H	10
RBI	11
BB	6
SO	10
LOB	12



BOTTOM

New York Yankees @ Seattle Mariners  
The Kingdome, Seattle, WA  
Fri Aug 29 1986, 10:05 PM EDT  
Att. 14,211 - Unknown

livebaseballscorecards.com

AB 41  
R 12  
H 16  
RBI 12  
BB 4  
SO 3  
LOB 12



WP: 0 PA: 45  
PB: 0  
SB: 0  
CS: 1

AB R H RBI BB SO LOB

5 1 2 0 0 0 0

3 2 1 1 2 1 0

4 1 2 0 1 0 0

5 2 2 2 0 0 3

5 2 2 1 0 1 2

5 1 2 3 0 1 2

4 2 2 5 1 0 2

5 0 2 0 0 0 1

4 1 1 0 0 0 1

1 0 0 0 0 0 1

1B: 11 SF: 0  
2B: 3 SAC: 0  
3B: 0 DP: 1  
HR: 2 HBP: 0

Batter	1	2	3	4	5	6	7	8	9
John Moses, S (1, 10) OBP: 0.325, SLG: 0.326	0-0 6-3	0-0 1B 1B 1B	0-0 6-3		0-0 CS 1B		0-0 F7		
Mickey Brantley, R (1, 8) OBP: 0.300, SLG: 0.389	0-3 K	0-0 1B 1B FC4-6 1B		4-0 1B FC6-4 BB	4-0 1B BB		0-0 F8		
Phil Bradley, R (1, 7) OBP: 0.397, SLG: 0.439	0-0 5-3	4-0 FC4-6 1B 1B BB		0-0 1B FC6-4 1B	0-0 1B G5-4-3		0-0 5-3		
Jim Presley, R (1, 5) OBP: 0.301, SLG: 0.464		0-0 1B 1B		0-0 FC6-4 2B HR	0-0 G5-4-3 1-2f		0-0 5-3		
Danny Tartabull, R (1, 9) OBP: 0.344, SLG: 0.519		0-0 1B 2B FC4-6 1B		0-0 HR 2B		0-0 5-3			
Alvin Davis, L (1, 3) OBP: 0.392, SLG: 0.474		0-0 HR 1B		0-3 K		0-0 F7		0-0 5-3	
Bob Kearney, R (1, 2) OBP: 0.301, SLG: 0.421		0-0 HR F9		0-0 HR		4-0 BB		0-0 F7	
Rey Quinones, R (1, 6) OBP: 0.297, SLG: 0.321		0-0 1-3	0-0 5-3	0-0 2B		0-0 5-3		0-0 1B	
Harold Reynolds, S (1, 4) OBP: 0.264, SLG: 0.257 Steve Yeager, R (9, PH) OBP: 0.273, SLG: 0.269		0-0 1B 1B	0-0 4-3	0-0 F9		0-0 F7		0-0 F9	

Inning Stats	R: 0	H: 0	E: 0	K: 1	S: 5	LOB: 0	BB: 0	P: 5	R: 8	H: 9	E: 0	K: 0	S: 12	LOB: 2	BB: 1	P: 16	R: 0	H: 0	E: 0	K: 0	S: 3	LOB: 0	BB: 0	P: 3	R: 4	H: 4	E: 0	K: 1	S: 9	LOB: 1	BB: 1	P: 13	R: 0	H: 2	E: 0	K: 0	S: 3	LOB: 1	BB: 1	P: 7	R: 0	H: 0	E: 0	K: 0	S: 3	LOB: 0	BB: 0	P: 3	R: 0	H: 0	E: 0	K: 0	S: 5	LOB: 0	BB: 0	P: 5	R: 0	H: 1	E: 0	K: 0	S: 4	LOB: 1	BB: 0	P: 4	1B: 11	SF: 0	2B: 3	SAC: 0	3B: 0	DP: 1	HR: 2	HBP: 0	WP: 0	PA: 45
--------------	------	------	------	------	------	--------	-------	------	------	------	------	------	-------	--------	-------	-------	------	------	------	------	------	--------	-------	------	------	------	------	------	------	--------	-------	-------	------	------	------	------	------	--------	-------	------	------	------	------	------	------	--------	-------	------	------	------	------	------	------	--------	-------	------	------	------	------	------	------	--------	-------	------	--------	-------	-------	--------	-------	-------	-------	--------	-------	--------

PITCHER	IP	WLS	BF	H	R	ER	SO	BB	IBB	HBP	BLK	WP	HR	S	P	ERA	WHIP
Ron Guidry, L ERA: 4.23	1.1		9	5	5	5	1	0	0	0	0	0	1	11	11	33.75	3.750
Brian Fisher, R ERA: 4.96	0.2		7	4	3	3	0	1	0	0	0	0	0	6	10	40.50	7.500
Bob Shirley, L ERA: 6.09	2.0		12	5	4	4	1	1	0	0	0	0	1	13	17	18.00	3.000
Tim Stoddard, R ERA: 3.39	4.0	W	13	1	0	0	1	2	0	0	0	0	0	13	21	0.00	0.750
Dave Righetti, L ERA: 2.63	1.0	S	4	1	0	0	0	0	0	0	0	0	0	4	4	0.00	1.000



Batter	1	2	3	4	5	6	7	8	9	AB R H RBI BB SO LOB	TOP	
Rickey Henderson, R OBP: 0.358, SLG: 0.482 (1, 7) (6, 8)	0-0 6-3		0-0 E6			0-3 K		0-0 F4		4 0 0 0 0 1 1		
Claudell Washington, L OBP: 0.303, SLG: 0.438 Mike Fischlin, R OBP: 0.265, SLG: 0.225 Mike Pagliarulo, L OBP: 0.330, SLG: 0.527 (1, 8) (6, 6) (9, PH)	0-0 4-3		0-0 1-5-3			0-0 F5			0-3 K	3 0 0 0 0 0 1 0 0 0 0 0 0 0 1 0 0 0 0 1 0		
Don Mattingly, L OBP: 0.377, SLG: 0.549 (1, 5) (6, 3)	0-0 3-1			0-0 4-3		0-0 F7			0-0 4-3	4 0 0 0 0 0 0		
Dan Pasqua, L OBP: 0.400, SLG: 0.547 (1, 3) (6, 7)		4-0 G6-3 BB		0-0 F7		0-0 4-3			4-0 1B BB	2 0 0 0 2 0 0		
Dave Winfield, R OBP: 0.356, SLG: 0.465 (1, 9)		0-0 G6-3 1-2f		0-0 L6		0-0 F4			0-0 1B 1-2	4 0 1 0 0 0 1		
Mike Easler, L OBP: 0.362, SLG: 0.447 Ron Kittle, R OBP: 0.278, SLG: 0.409 (1, 10) (9, PH)		4-0 BB			0-3 K		0-3 K		0-0 L4	2 0 0 0 1 2 0 1 0 0 0 0 0 2		
Willie Randolph, R OBP: 0.388, SLG: 0.327 (1, 4)		0-3 K			4-0 BB			0-0 4-3		2 0 0 0 1 1 1		
Joel Skinner, R OBP: 0.239, SLG: 0.305 (1, 2)			0-3 K		0-3 K			0-0 5-3		3 0 0 0 0 2 1		
Wayne Tolleson, S OBP: 0.334, SLG: 0.333 (1, 6) (6, 5)			0-0 6-3		0-0 1-3			0-0 S 1B		3 0 1 0 0 0 1		
<b>Inning Stats</b>	R: 0 E: 0 K: 0 S: 3 H: 0 LOB: 0 BB: 0 P: 3	R: 0 E: 0 K: 1 S: 4 H: 0 LOB: 1 BB: 2 P: 12	R: 0 E: 1 K: 1 S: 6 H: 0 LOB: 1 BB: 0 P: 6	R: 0 E: 0 K: 0 S: 3 H: 0 LOB: 0 BB: 0 P: 3	R: 0 E: 0 K: 2 S: 7 H: 0 LOB: 1 BB: 1 P: 11	R: 0 E: 0 K: 1 S: 5 H: 0 LOB: 0 BB: 0 P: 5	R: 0 E: 0 K: 1 S: 5 H: 0 LOB: 0 BB: 0 P: 5	R: 0 E: 0 K: 0 S: 4 H: 1 LOB: 1 BB: 0 P: 4	R: 0 E: 0 K: 1 S: 6 H: 1 LOB: 2 BB: 1 P: 10	1B: 2 2B: 0 3B: 0 HR: 0 SF: 0 SAC: 0 DP: 1 HBP: 0	WP: 0 PB: 0 SB: 1 CS: 0 PA: 33	
<b>PITCHER</b> Bill Swift, R ERA: 5.42 Matt Young, L ERA: 3.63 (1, 1) (9, 1)	IP 8.2 WLS W BF 32 H 2 R 0 ER 0 SO 7 BB 4 IBB 0 HBP 0 BLK 0 WP 0 HR 0 S 42 P 58 ERA 0.00 WHIP 0.692											<b>PITCHER</b> IP 0.1 WLS S BF 1 H 0 R 0 ER 0 SO 0 BB 0 IBB 0 HBP 0 BLK 0 WP 0 HR 0 S 1 P 1 ERA 0.00 WHIP 0.000

**New York Yankees @ Seattle Mariners**  
The Kingdome, Seattle, WA  
Sat Aug 30 1986, 6:33 AM EDT  
Unknown

livebaseballscorecards.com

<b>AB</b>	29
<b>R</b>	0
<b>H</b>	2
<b>RBI</b>	0
<b>BB</b>	4
<b>SO</b>	7
<b>LOB</b>	8



Batter	1	2	3	4	5	6	7	8	9	AB	R	H	RBI	BB	SO	LOB
<b>John Moses, S</b> (1, 10) OBP: 0.324, SLG: 0.325	0-0 E5 G5-4-3		0-3 K		0-0 6-3			0-0 F9 SH3-4 1B		4	1	1	0	0	1	4
<b>Mickey Brantley, R</b> (1, 8) OBP: 0.286, SLG: 0.368	0-0 G5-4-3 1-2f		0-0 6-3			0-0 4-3		0-0 SH3-4 1-2		3	0	0	0	0	0	3
<b>Phil Bradley, R</b> (1, 7) OBP: 0.395, SLG: 0.437	0-3 K			0-0 6-3		0-0 1B 1B		0-0 F9 2-3		4	0	1	0	0	1	1
<b>Jim Presley, R</b> (1, 5) OBP: 0.303, SLG: 0.465		0-0 G3		0-3 K		0-0 1B 1B		0-0 1B		4	0	2	1	0	1	0
<b>Danny Tartabull, R</b> (1, 9) OBP: 0.343, SLG: 0.516		0-0 1B		0-0 6-3		0-0 G6-4-3 1-2f		0-3 K		4	0	1	0	0	1	3
<b>Alvin Davis, L</b> (1, 3) OBP: 0.394, SLG: 0.474		0-0 G4-6-3 1-2f			1-0 FC2-5 HBP			0-0 SH5-4 1B		2	0	1	0	0	0	1
<b>Bob Kearney, R</b> (1, 2) OBP: 0.308, SLG: 0.428			0-0 SH2-4 BB 1B		0-0 1-3 FC2-5 1-2 1B			0-0 SH5-4 1-2		2	0	2	0	0	0	0
<b>Rey Quinones, R</b> (1, 6) OBP: 0.298, SLG: 0.319			4-0 SH2-4 BB 1-2		0-0 FC2-5 1-3 1-2 2-3f			0-0 6-3		2	0	0	0	1	0	3
<b>Harold Reynolds, S</b> (1, 4) OBP: 0.262, SLG: 0.256			0-0 SH2-4 1-2 2-3		0-0 1-3 1-2 2-3			0-0 1-3		2	0	0	0	0	0	3

Inning Stats	R: 0	H: 0	E: 1	LOB: 0	K: 1	S: 5	P: 5	R: 0	H: 1	E: 0	LOB: 0	K: 0	BB: 0	S: 3	P: 3	R: 0	H: 1	E: 0	LOB: 2	K: 1	BB: 1	S: 6	P: 10	R: 0	H: 0	E: 0	LOB: 0	K: 1	BB: 0	S: 5	P: 5	R: 0	H: 2	E: 0	LOB: 1	K: 0	BB: 0	S: 4	P: 4	R: 0	H: 1	E: 0	LOB: 1	K: 0	BB: 0	S: 4	P: 4	R: 1	H: 2	E: 0	LOB: 1	K: 1	BB: 0	S: 7	P: 7
--------------	------	------	------	--------	------	------	------	------	------	------	--------	------	-------	------	------	------	------	------	--------	------	-------	------	-------	------	------	------	--------	------	-------	------	------	------	------	------	--------	------	-------	------	------	------	------	------	--------	------	-------	------	------	------	------	------	--------	------	-------	------	------

PITCHER	IP	WLS	BF	H	R	ER	SO	BB	IBB	HBP	BLK	WP	HR	S	P	ERA	WHIP
<b>Tommy John, L</b> (1, 1) ERA: 2.93	8.0	L	32	8	1	1	4	1	0	1	0	0	0	38	43	1.12	1.125

**BOTTOM**

**New York Yankees @ Seattle Mariners**  
The Kingdome, Seattle, WA  
Sat Aug 30 1986, 6:33 AM EDT  
Unknown

<b>AB</b>	<b>27</b>
<b>R</b>	<b>1</b>
<b>H</b>	<b>8</b>
<b>RBI</b>	<b>1</b>
<b>BB</b>	<b>1</b>
<b>SO</b>	<b>4</b>
<b>LOB</b>	<b>18</b>



<b>1B:</b> 8	<b>SF:</b> 0	<b>WP:</b> 0	<b>PA:</b> 32
<b>2B:</b> 0	<b>SAC:</b> 3	<b>PB:</b> 0	
<b>3B:</b> 0	<b>DP:</b> 3	<b>SB:</b> 0	
<b>HR:</b> 0	<b>HBP:</b> 1	<b>CS:</b> 0	

PITCHER	IP	WLS	BF	H	R	ER	SO	BB	IBB	HBP	BLK	WP	HR	S	P	ERA	WHIP
---------	----	-----	----	---	---	----	----	----	-----	-----	-----	----	----	---	---	-----	------



Batter	1	2	3	4	5	6	7	8	9	AB R H RBI BB SO LOB	TOP
Rickey Henderson, R OBP: 0.356, SLG: 0.478 (1, 7) X	0-0 L8		4-0 CS BB		0-3 K			0-0 F7	0-0 F5	4 0 0 0 1 1 2	
Willie Randolph, R OBP: 0.387, SLG: 0.326 (1, 4) X	0-0 6-3		0-0 CS	0-0 1-3		0-0 1B		0-0 F8		4 0 1 0 0 0 0	
Don Mattingly, L OBP: 0.376, SLG: 0.552 (1, 3) X	0-0 F8			0-0 HR		0-0 F7		0-3 K BB		4 1 1 1 0 1 1	
Dan Pasqua, L OBP: 0.406, SLG: 0.547 (1, 9) X		0-0 G4-6-3 BB 1B		4-0 WP BB		0-0 F7		4-0 BB		2 0 1 0 2 0 1	
Dave Winfield, R OBP: 0.355, SLG: 0.462 (1, 10) X		4-0 G4-6-3 BB		0-0 6-3		0-0 4-3		0-3 K		3 0 0 0 1 1 4	
Claudell Washington, L OBP: 0.306, SLG: 0.434 (1, 8) X		0-0 G4-6-3		0-0 F8		4-0 S 1-6-3 BB		4-0 E 4-3 FC6-4 BB		2 2 0 0 2 0 3	
Wayne Tolleson, S OBP: 0.333, SLG: 0.331 (1, 5) X		0-0 G1-6-3			4-0 BLK BB		0-0 1-6-3		0-0 4-3	3 0 0 0 1 0 3	AB 30 R 3 H 3 RBI 3 BB 7 SO 4 LOB 18
Juan Espino, R OBP: 0.231, SLG: 0.292 (1, 2) X			0-0 5-3		0-0 F4		0-0 1-3		0-0 E9 FC6-4	4 0 0 1 0 0 2	
Mike Fischlin, R OBP: 0.255, SLG: 0.215 (1, 6) X			0-0 4-3		0-0 6-3		0-3 K		0-0 FC6-4	4 0 0 1 0 1 2	
Inning Stats	R: 0 H: 0 E: 0 LOB: 0 K: 0 BB: 0 S: 3 P: 3	R: 0 H: 1 E: 0 LOB: 1 K: 0 BB: 1 S: 3 P: 7	R: 0 H: 0 E: 0 LOB: 0 K: 0 BB: 1 S: 2 P: 6	R: 1 H: 1 E: 0 LOB: 1 K: 0 BB: 1 S: 4 P: 8	R: 0 H: 0 E: 0 LOB: 1 K: 1 BB: 1 S: 5 P: 9	R: 0 H: 1 E: 0 LOB: 1 K: 0 BB: 0 S: 4 P: 4	R: 1 H: 0 E: 0 LOB: 0 K: 1 BB: 1 S: 5 P: 9	R: 0 H: 0 E: 0 LOB: 2 K: 2 BB: 1 S: 8 P: 12	R: 1 H: 0 E: 1 LOB: 1 K: 0 BB: 1 S: 4 P: 8	1B: 2 SF: 0 2B: 0 SAC: 0 3B: 0 DP: 1 HR: 1 HBP: 0	WP: 2 PA: 38 PB: 0 SB: 2 CS: 1
PITCHER Mike Brown, R (1, 1) ERA: 5.73 Pete Ladd, R (8, 1) ERA: 3.22	IP WLS BF H R ER SO BB IBB HBP BLK WP HR S P ERA WHIP										

New York Yankees @ Seattle Mariners  
The Kingdome, Seattle, WA  
Sat Aug 30 1986, 10:05 PM EDT  
Att. 26,065 - Unknown

livebaseballscorecards.com



Batter	1	2	3	4	5	6	7	8	9	AB R H RBI BB SO LOB
Mickey Brantley, R OBP: 0.284, SLG: 0.350 (1, 8)	4-0 G1-6-3 1B BB		0-0 6-3 1-2		0-0 G5-3 3-Hr			0-0 5-3		3 0 0 0 1 0 2
Phil Bradley, R OBP: 0.398, SLG: 0.440 (1, 7)	0-0 G1-6-3 1B		0-0 WP 2-H 1B			0-3 K		0-0 1B		4 0 3 0 0 1 0
Alvin Davis, L OBP: 0.390, SLG: 0.469 (1, 3)	0-0 G1-6-3 1-2f 2-3		0-0 G3 2-3			0-3 K		0-3 K		4 0 0 0 0 2 4
Jim Presley, R OBP: 0.304, SLG: 0.464 (1, 5)	4-0 BB			0-0 F8		0-0 P4			0-0 HBP 1B	3 0 1 0 1 0 0
Ken Phelps, L OBP: 0.397, SLG: 0.500 (1, 10)	0-3 K			4-0 BB			0-0 G3		1-0 HBP 1B	2 0 0 0 1 1 2
Danny Tartabull, R OBP: 0.342, SLG: 0.513 (1, 9)		4-0 G6-4-3 BB		0-3 K			0-0 6-3		0-3 K	3 0 0 0 1 2 3
Scott Bradley, L OBP: 0.346, SLG: 0.466 (1, 2)		0-0 F2		0-0 G3			0-0 FC6-4 1B		0-3 K	3 0 1 0 0 0 2 1 0 0 0 0 1 2
Bob Kearney, R OBP: 0.306, SLG: 0.425 (9, PH)										
Domingo Ramos, R OBP: 0.253, SLG: 0.214 (1, 6)		0-0 G6-4-3 1-2f			0-0 F9 G5-3 2B		0-0 FC6-4 1-2f		0-0 F8	3 0 1 0 0 0 2 1 0 0 0 0 0 2
Rey Quinones, R OBP: 0.296, SLG: 0.317 (8, 6)										
Harold Reynolds, S OBP: 0.263, SLG: 0.257 (1, 4)			0-0 S 1B 1B		0-0 F9 2-3			0-3 K		3 0 1 0 0 1 1

Inning Stats	R: 0 E: 0 K: 1 S: 5	H: 1 LOB: 2 BB: 2 P: 13	R: 0 E: 0 K: 0 S: 2	H: 0 LOB: 0 BB: 1 P: 6	R: 0 E: 0 K: 0 S: 4	H: 2 LOB: 1 BB: 0 P: 4	R: 0 E: 0 K: 1 S: 5	H: 0 LOB: 1 BB: 1 P: 9	R: 0 E: 0 K: 0 S: 3	H: 1 LOB: 0 BB: 0 P: 3	R: 0 E: 0 K: 2 S: 7	H: 0 LOB: 0 BB: 0 P: 7	R: 0 E: 0 K: 0 S: 4	H: 1 LOB: 1 BB: 0 P: 4	R: 0 E: 0 K: 2 S: 8	H: 1 LOB: 1 BB: 0 P: 8	R: 0 E: 0 K: 2 S: 8	H: 1 LOB: 2 BB: 0 P: 9	1B: 6 2B: 2 3B: 0 HR: 0	SF: 0 SAC: 0 DP: 3 HBP: 1	WP: 1 PB: 0 SB: 1 CS: 0	PA: 35
--------------	------------------------------	----------------------------------	------------------------------	---------------------------------	------------------------------	---------------------------------	------------------------------	---------------------------------	------------------------------	---------------------------------	------------------------------	---------------------------------	------------------------------	---------------------------------	------------------------------	---------------------------------	------------------------------	---------------------------------	----------------------------------	------------------------------------	----------------------------------	--------

PITCHER	IP	WLS	BF	H	R	ER	SO	BB	IBB	HBP	BLK	WP	HR	S	P	ERA	WHIP
Joe Niekro, R ERA: 4.74 (1, 1)	5.0	W	19	4	0	0	2	4	0	0	0	1	0	19	35	0.00	1.600
Rod Scurry, L ERA: 2.16 (6, 1)	3.0		12	3	0	0	4	0	0	0	0	0	0	20	20	0.00	1.000
Dave Righetti, L ERA: 2.6 (9, 1)	1.0	S	4	0	0	0	2	0	0	1	0	0	0	7	8	0.00	0.000


**BOTTOM**

**New York Yankees @ Seattle Mariners**  
The Kingdome, Seattle, WA

Sat Aug 30 1986, 10:05 PM EDT  
Att. 26,065 - Unknown

livebaseballscorecards.com

AB	30
R	0
H	7
RBI	0
BB	4
SO	8
LOB	20





Batter	1	2	3	4	5	6	7	8	9	AB R H RBI BB SO LOB	TOP
Rickey Henderson, R OBP: 0.355, SLG: 0.474 (1, 7) X	0-0 4-3		4-0 FC3-6 BB		0-3 K			0-3 K	0-0 G5-4-3	4 0 0 0 1 2 2	
Claudell Washington, L OBP: 0.305, SLG: 0.431 (1, 8) X	0-0 BLK 1B		0-0 FC3-6 E 1-2f 2-3		0-0 4-3			0-3 K		4 0 1 0 0 1 2	
Don Mattingly, L OBP: 0.377, SLG: 0.552 (1, 5) X	0-0 1-3		0-0 L4			0-0 FC4 1B		0-0 1B 1B		4 1 2 0 0 0 2	
Dan Pasqua, L OBP: 0.403, SLG: 0.541 (1, 3) S S S	0-3 K		0-0 4-3			0-0 FC4 1-2f		0-0 1B 1B		4 0 1 0 0 1 3	
Dave Winfield, R OBP: 0.356, SLG: 0.462 (1, 9) X		0-0 CS 1B		0-0 E3 6-3 S		0-3 K		0-0 1-2 2-H 1B		4 0 2 1 0 1 1	
Mike Easler, L OBP: 0.359, SLG: 0.443 (1, 10) X		0-0 F8		0-0 L6		0-3 K		0-0 4-3		4 0 0 0 0 1 5	
Wayne Tolleson, S OBP: 0.333, SLG: 0.328 (1, 4) B B B		4-0 1-2 BB		0-0 6-3			0-3 K		0-0 4-3	3 0 0 0 1 1 1	
Juan Espino, R OBP: 0.233, SLG: 0.286 (1, 2) S S S		0-3 K		0-0 6-3			0-0 4-3		0-0 1B 1B	4 0 1 0 0 1 2	
Mike Fischlin, R OBP: 0.257, SLG: 0.219 (1, 6) X			0-0 FC3-6 BB E 1B		0-3 K				0-0 1-2 1B	3 1 1 0 0 2 0	
Ron Kittle, R OBP: 0.280, SLG: 0.411 (9, PH) S S S							0-3 K			1 0 1 0 0 0 0	
<b>Inning Stats</b>	R: 0 E: 0 K: 1 S: 6 H: 1 LOB: 1 BB: 0 P: 6	R: 0 E: 0 K: 1 S: 5 H: 1 LOB: 1 BB: 1 P: 9	R: 1 E: 1 K: 0 S: 4 H: 1 LOB: 1 BB: 1 P: 8	R: 0 E: 1 K: 0 S: 4 H: 0 LOB: 1 BB: 0 P: 4	R: 0 E: 0 K: 2 S: 7 H: 0 LOB: 0 BB: 0 P: 7	R: 0 E: 0 K: 2 S: 8 H: 1 LOB: 1 BB: 0 P: 8	R: 0 E: 0 K: 2 S: 7 H: 0 LOB: 0 BB: 0 P: 7	R: 1 E: 0 K: 2 S: 10 H: 3 LOB: 2 BB: 0 P: 10	R: 0 E: 0 K: 0 S: 4 H: 2 LOB: 1 BB: 0 P: 4	1B: 9 2B: 0 3B: 0 HR: 0 SF: 0 SAC: 0 DP: 1 HBP: 0	WP: 0 PB: 0 SB: 1 CS: 1 PA: 37
<b>PITCHER</b> Mike Moore, R ERA: 4.37 (1, 1)	IP 9.0 WLS W BF 37 H 9 R 2 ER 1 SO 10 BB 2 IBB 0 HBP 0 BLK 1 WP 0 HR 0 S 55 P 63 ERA 1.00 WHIP 1.222	<b>PITCHER</b> IP WLS BF H R ER SO BB IBB HBP BLK WP HR S P ERA WHIP									

**New York Yankees @ Seattle Mariners**  
The Kingdome, Seattle, WA  
Sun Aug 31 1986, 10:05 PM EDT  
Att. 11,944 - Unknown

livebaseballscorecards.com

<b>AB</b>	35
<b>R</b>	2
<b>H</b>	9
<b>RBI</b>	1
<b>BB</b>	2
<b>SO</b>	10
<b>LOB</b>	18



Batter	1	2	3	4	5	6	7	8	9
Mickey Brantley, R OBP: 0.264, SLG: 0.323 (1, 8)	0-0 1-5-3		0-0 F8	0-0 F9		0-0 FC5-4		0-3 K	
Phil Bradley, R OBP: 0.398, SLG: 0.438 (1, 7)	0-3 K		0-0 G6-4-3 1B		0-3 K		0-0 1-3	4-0 WP BB BB	
Alvin Davis, L OBP: 0.395, SLG: 0.476 (1, 3)	4-0 BB BB		0-0 G6-4-3 1-2f		0-0 3B 2B		0-0 1B 2B	4-0 1-2 2-3 WP BB	
Ken Phelps, L OBP: 0.403, SLG: 0.509 (1, 10)	4-0 1-2 BB			0-0 2B 1B	0-0 SF9 3B		4-0 1B BB	0-0 F8 1-2 2-3 3-H	
Jim Presley, R OBP: 0.306, SLG: 0.467 (1, 5)	0-0 F8			0-0 2B 2B	0-0 SF9		0-0 1-3 2-H 1B		
Danny Tartabull, R OBP: 0.339, SLG: 0.507 (1, 9)		0-0 5-3		0-3 K	0-3 K		0-3 K		
Scott Bradley, L OBP: 0.350, SLG: 0.464 (1, 2)		0-0 F8		4-0 2B IBB		0-0 FC5-4 1B	0-0 F8		
Rey Quinones, R OBP: 0.300, SLG: 0.320 (1, 6)		0-0 1B		0-3 K		0-0 F8		0-0 BB SH5-4 WP 1B	
Harold Reynolds, S OBP: 0.263, SLG: 0.260 (1, 4)		0-0 G3		0-0 1-3 2-H 3-H 2B		0-0 F8		0-0 SH5-4 1-2	

Inning Stats	R: 0 E: 0 K: 1 S: 5	H: 0 LOB: 2 BB: 2 P: 13	R: 0 E: 0 K: 0 S: 4	H: 1 LOB: 1 BB: 0 P: 4	R: 0 E: 0 K: 0 S: 3	H: 1 LOB: 0 BB: 0 P: 3	R: 2 E: 0 K: 2 S: 10	H: 3 LOB: 2 BB: 1 P: 14	R: 2 E: 0 K: 2 S: 9	H: 2 LOB: 0 BB: 0 P: 9	R: 0 E: 0 K: 0 S: 4	H: 1 LOB: 1 BB: 0 P: 4	R: 1 E: 0 K: 1 S: 7	H: 2 LOB: 2 BB: 1 P: 11	R: 1 E: 0 K: 1 S: 6	H: 1 LOB: 2 BB: 2 P: 14
1B: 6 2B: 4 3B: 1 HR: 0	SF: 1 SAC: 1 DP: 1 HBP: 0	WP: 1 PB: 0 SB: 0 CS: 0	PA: 40													

PITCHER	IP	WLS	BF	H	R	ER	SO	BB	IBB	HBP	BLK	WP	HR	S	P	ERA	WHIP
Doug Drabek, R ERA: 4.78 (1, 1)	7.1	L	36	11	6	6	6	3	1	0	0	0	0	44	60	7.36	1.909
Brian Fisher, R ERA: 4.94 (8, 1)	0.1		2	0	0	0	1	1	0	0	0	0	0	3	7	0.00	3.000
Rod Scurry, L ERA: 2.14 (8, 1)	0.1		2	0	0	0	0	1	0	0	0	1	0	1	5	0.00	3.000

**BOTTOM**

**New York Yankees @ Seattle Mariners**  
The Kingdome, Seattle, WA

Sun Aug 31 1986, 10:05 PM EDT  
Att. 11,944 - Unknown

AB R H RBI BB SO LOB

5 0 0 0 0 1 4

4 0 1 0 1 2 0

3 2 2 0 2 0 1

3 2 2 1 2 0 2

3 1 2 2 0 0 2


4 0 0 0 0 3 4

3 0 1 0 1 0 2


4 1 2 0 0 1 4

3 0 1 2 0 0 2

AB 32  
R 6  
H 11  
RBI 5  
BB 6  
SO 7  
LOB 21





Batter	1	2	3	4	5	6	7	8	9	AB R H RBI BB SO LOB	TOP	
Lou Whitaker, L (1, 4) OBP: 0.335, SLG: 0.446	0-3 K		0-0 4-3	0-0 4-3		0-0 1-H HR		0-3 K		5 1 1 2 0 2 3		
Alan Trammell, R (1, 6) OBP: 0.340, SLG: 0.460	0-0 6-3		0-0 HR		0-0 HR	0-0 L6		0-0 1-3 3-H 2B		5 2 3 3 0 0 0		
Kirk Gibson, L (1, 9) OBP: 0.375, SLG: 0.461	0-0 1B 1B		0-0 4-3		0-0 4-3		0-0 CS 1B	0-3 K		5 0 2 0 0 1 2		
Johnny Grubb, L (1, 10) OBP: 0.426, SLG: 0.675	0-0 1-2 1B		4-0 BB BB		0-0 HR		4-0 1-2 FC6-4 BB	0-0 2B		3 1 3 1 2 0 0		
Darrell Evans, L (1, 3) OBP: 0.364, SLG: 0.474	0-0 L9		4-0 1-2 BB		0-3 K		0-3 K	0-0 F6		4 0 0 0 1 2 4		
Dave Collins, S (1, 7) OBP: 0.347, SLG: 0.339		4-0 BB BB BB FC6-4 BB	0-3 K		0-0 4-3		0-0 1-2f FC6-4	0-0 6-3		4 0 0 0 1 1 4		
Darnell Coles, R (1, 5) OBP: 0.321, SLG: 0.443		0-0 FC6-4		0-0 F4		0-0 4-3		0-0 L9	4-0 IBB	4 0 0 0 1 0 1	AB 36 R 6 H 10 RBI 6 BB 6 SO 10 LOB 19	
Pat Sheridan, L (1, 8) OBP: 0.284, SLG: 0.345		0-0 F7		0-0 S 1B		0-3 K		1-0 E 2B HBP	0-3 K	4 1 1 0 0 2 3		
Dwight Lowry, L (1, 2) OBP: 0.395, SLG: 0.406		0-3 K		0-3 1-2 K		4-0 HR BB		1-0 2B 1-3 HBP		2 1 0 0 1 2 2		
<b>Inning Stats</b>	R: 0 E: 0 K: 1 S: 7 H: 2 LOB: 2 BB: 0 P: 7	R: 0 E: 0 K: 1 S: 5 H: 0 LOB: 1 BB: 1 P: 9	R: 1 E: 0 K: 1 S: 6 H: 1 LOB: 2 BB: 2 P: 14	R: 0 E: 0 K: 1 S: 6 H: 1 LOB: 1 BB: 0 P: 6	R: 2 E: 0 K: 1 S: 7 H: 2 LOB: 0 BB: 0 P: 7	R: 2 E: 0 K: 1 S: 6 H: 1 LOB: 0 BB: 1 P: 10	R: 0 E: 0 K: 1 S: 5 H: 1 LOB: 1 BB: 1 P: 9	R: 1 E: 1 K: 2 S: 8 H: 1 LOB: 2 BB: 0 P: 10	R: 0 E: 0 K: 1 S: 6 H: 1 LOB: 2 BB: 1 P: 10	1B: 4 2B: 2 3B: 0 HR: 4 SF: 0 SAC: 0 DP: 0 HBP: 2	WP: 0 PB: 0 SB: 1 CS: 1 PA: 44	
<b>PITCHER</b>	IP WLS BF H R ER SO BB IBB HBP BLK WP HR S P ERA WHIP											
Mike Morgan, R (1, 1) ERA: 4.58	6.0 L 29 7 5 5 6 4 0 0 0 0 0 4 37 53 7.50 1.833											
Mike Trujillo, R (7, 1) ERA: 4.4	0.1 2 1 0 0 0 1 0 0 0 0 0 0 1 5 0.00 6.000											
Matt Young, L (7, 1) ERA: 3.62	2.2 13 2 1 1 4 0 1 2 0 0 0 0 18 24 3.38 0.750											

**Detroit Tigers @ Seattle Mariners**  
 The Kingdome, Seattle, WA  
 Mon Sep 01 1986, 6:33 AM EDT  
 Att: 13,410 - Unknown

livebaseballscorecards.com







**BOTTOM**

**Detroit Tigers @ Seattle Mariners**  
 The Kingdom, Seattle, WA  
 Tue Sep 02 1986, 10:05 PM EDT  
 Att. 6,108 - Unknown

livebaseballscorecards.com

<b>AB</b>	<b>36</b>
<b>R</b>	<b>5</b>
<b>H</b>	<b>11</b>
<b>RBI</b>	<b>5</b>
<b>BB</b>	<b>5</b>
<b>SO</b>	<b>4</b>
<b>LOB</b>	<b>18</b>



WP: 1	PA: 43
PB: 0	
SB: 1	
CS: 0	

AB R H RBI BB SO LOB

5 2 2 1 0 1 2

5 1 2 0 0 1 2

5 1 2 3 0 0 1

5 0 0 0 0 1 2

5 0 3 0 0 0 1

1 0 0 0 4 0 1

3 1 0 0 1 1 4

1 0 0 0 0 0 2

3 0 1 0 0 0 2

3 0 1 1 0 0 1

Batter	1	2	3	4	5	6	7	8	9
Mickey Brantley, R OBP: 0.268, SLG: 0.365 (1, 8)	0-0 5-3 1B		0-0 1B 1B 2B		0-0 HR	0-0 5-3		0-3 K	
Phil Bradley, R OBP: 0.394, SLG: 0.432 (1, 7)	0-0 BLK 1B		0-0 S 1B 1B		0-0 F9	0-3 K		0-0 6-3	
Alvin Davis, L OBP: 0.391, SLG: 0.478 (1, 3)	0-0 F7 1-2		0-0 FC6-4 1B		0-0 HR		0-0 4-3	0-0 L5	
Ken Phelps, L OBP: 0.398, SLG: 0.496 (1, 10)	0-3 K		0-0 F2		0-0 F8		0-0 F6	0-0 5-3	
Jim Presley, R OBP: 0.312, SLG: 0.488 (1, 5)		0-0 F9	0-0 FC6-4 1-2f		0-0 BB 1B		0-0 FC5-4 1B	0-0 BB 1B	
Danny Tartabull, R OBP: 0.346, SLG: 0.507 (1, 9)		4-0 BB		4-0 WP BB	4-0 FC6-4 BB		0-0 FC5-4 1-2f	4-0 BB	
Bob Kearney, R OBP: 0.305, SLG: 0.418 Scott Bradley, L OBP: 0.345, SLG: 0.455 (9, PH)		0-3 K		0-0 F7	0-0 FC6-4 1-2f		4-0 SH3-4 BB	0-0 F7	
Rey Quinones, R OBP: 0.300, SLG: 0.325 (1, 6)		0-0 F7		0-0 F9		0-0 SH3-4 2B		0-0 SH3-4	
Harold Reynolds, S OBP: 0.264, SLG: 0.266 (1, 4)			0-0 4-3	0-0 4-3		0-0 SH3-4 2-3		0-0 3B	


Inning Stats	R: 0	H: 1	E: 0	K: 1	S: 6	LOB: 1	BB: 0	P: 6	R: 0	H: 0	E: 0	K: 1	S: 5	LOB: 1	BB: 1	P: 9	R: 2	H: 3	E: 0	K: 0	S: 6	LOB: 1	BB: 0	P: 6	R: 0	H: 0	E: 0	K: 0	S: 3	LOB: 1	BB: 1	P: 7	R: 2	H: 3	E: 0	K: 0	S: 6	LOB: 2	BB: 1	P: 10	R: 0	H: 1	E: 0	K: 1	S: 6	LOB: 1	BB: 0	P: 6	R: 0	H: 1	E: 0	K: 0	S: 4	LOB: 1	BB: 0	P: 4	R: 1	H: 1	E: 0	K: 1	S: 6	LOB: 1	BB: 1	P: 10	R: 0	H: 1	E: 0	K: 0	S: 4	LOB: 2	BB: 1	P: 8	1B: 6	SF: 0	2B: 2	SAC: 2	3B: 1	DP: 0	HR: 2	HBP: 0	WP: 1	PA: 43
<b>PITCHER</b>	IP	WLS	BF	H	R	ER	SO	BB	IBB	HBP	BLK	WP	HR	S	P	ERA	WHIP																																																																	
Eric King, R ERA: 3.76 (1, 1)	4.2		24	7	4	4	2	3	0	0	1	1	2	25	37	7.71	2.143																																																																	
Randy O'Neal, R ERA: 4.84 (5, 1)	1.1		5	1	0	0	1	0	0	0	0	0	0	7	7	0.00	0.750																																																																	
Mark Thurmond, L ERA: 4.91 (7, 1)	0.2		2	0	0	0	0	0	0	0	0	0	0	2	2	0.00	0.000																																																																	
Bryan Kelly, R ERA: (7, 1)	0.1		2	1	0	0	0	0	0	0	0	0	0	2	2	0.00	3.000																																																																	
Bill Campbell, R ERA: 4.25 (8, 1)	1.0	W	5	1	1	1	1	1	0	0	0	0	0	6	10	9.00	2.000																																																																	
<b>PITCHER</b>	IP	WLS	BF	H	R	ER	SO	BB	IBB	HBP	BLK	WP	HR	S	P	ERA	WHIP																																																																	
Chuck Cary, L ERA: 3.56 (9, 1)	0.2		3	1	0	0	0	0	0	0	0	0	0	3	3	0.00	1.500																																																																	
Jim Slaton, R ERA: 4.86 (9, 1)	0.1	S	2	0	0	0	0	1	0	0	0	0	0	1	5	0.00	3.000																																																																	









Batter	1	2	3	4	5	6	7	8	9	AB R H RBI BB SO LOB	TOP											
Mickey Brantley, R (1, 8) OBP: 0.273, SLG: 0.354	4-0 BB		0-0 1B BB		0-0 6-3	0-0 F6		0-0 F8	0-0 F9	5 1 1 0 1 0 1												
Phil Bradley, R (1, 7) OBP: 0.399, SLG: 0.441	0-3 K		4-0 WP 1B BB		0-0 HR	0-3 K2-3		1-0 BB 1B HBP		3 2 1 1 1 2 1												
Alvin Davis, L (1, 3) OBP: 0.388, SLG: 0.471	0-0 F8		0-0 F5		0-0 BB 1B 1B	0-0 G4-1		4-0 1B BB		4 1 1 0 1 0 4												
Jim Presley, R (1, 5) OBP: 0.310, SLG: 0.484	0-3 K		0-0 WP 1B		0-3 K		0-0 BB 1B	0-0 F3		5 1 2 2 0 2 4												
Ken Phelps, L (1, 10) OBP: 0.405, SLG: 0.510		0-0 F9	4-0 1B IBB		0-0 BB 1B		4-0 FC4-6 1B BB	0-0 1B		3 1 2 1 2 0 0												
Danny Tartabull, R (1, 9) OBP: 0.345, SLG: 0.510		0-3 K	0-3 K		4-0 1B 1B BB		0-0 FC4-6 1B	0-0 F6		4 1 1 1 1 2 5												
Scott Bradley, L (1, 2) OBP: 0.347, SLG: 0.453		0-0 F8		0-0 G4-6-3 1B		0-0 1B 1B		0-0 FC4-6	0-0 F8	5 0 2 2 0 0 2	AB 38 R 8 H 12 RBI 8 BB 7 SO 9 LOB 26											
Rey Quinones, R (1, 6) OBP: 0.299, SLG: 0.320			4-0 BB 1B BB		0-3 K	0-0 1B		0-3 K	0-0 6-3	4 1 1 1 1 2 3												
Harold Reynolds, S (1, 4) OBP: 0.261, SLG: 0.263			0-3 K	0-0 G4-6-3		0-0 F8		0-0 L3	0-0 1B	5 0 1 0 0 1 6												
Inning Stats	R: 0 E: 0 K: 2 S: 7	H: 0 LOB: 1 BB: 1 P: 11	R: 0 E: 0 K: 1 S: 5	H: 0 LOB: 0 BB: 0 P: 5	R: 2 E: 0 K: 2 S: 9	H: 2 LOB: 3 BB: 3 P: 21	R: 0 E: 0 K: 1 S: 5	H: 1 LOB: 0 BB: 0 P: 5	R: 4 E: 0 K: 1 S: 10	H: 5 LOB: 2 BB: 1 P: 14	R: 0 E: 0 K: 1 S: 5	H: 0 LOB: 0 BB: 0 P: 5	R: 1 E: 0 K: 1 S: 7	H: 2 LOB: 2 BB: 1 P: 11	R: 1 E: 0 K: 0 S: 4	H: 1 LOB: 2 BB: 1 P: 9	R: 0 E: 0 K: 0 S: 4	H: 1 LOB: 1 BB: 0 P: 4	1B: 11 2B: 0 3B: 0 HR: 1	SF: 0 SAC: 0 DP: 1 HBP: 1	WP: 1 PB: 0 SB: 0 CS: 0	PA: 46
PITCHER	IP WLS BF H R ER SO BB IBB HBP BLK WP HR S P ERA WHIP												PITCHER	IP WLS BF H R ER SO BB IBB HBP BLK WP HR S P ERA WHIP								
Ken Dixon, R (1, 1) ERA: 4.56	4.2 L 24 6 6 6 7 4 1 0 0 1 1 33 53 11.57 2.143																					
Rich Bardi, R (5, 1) ERA: 4.22	3.1 18 5 2 2 2 2 0 1 0 0 0 19 28 5.40 2.100																					
Brad Havens, L (9, 1) ERA: 4.69	1.0 4 1 0 0 0 0 0 0 0 0 0 4 4 0.00 1.000																					

Seattle Mariners @ Baltimore Orioles  
 Memorial Stadium, Baltimore, MD  
 Fri Sep 05 1986, 7:05 PM EDT  
 Att: 31,203 - Unknown

livebaseballscorecards.com

Batter	1	2	3	4	5	6	7	8	9	AB	R	H	RBI	BB	SO	LOB
Jackie Gutierrez, R (1, 4) OBP: 0.211, SLG: 0.218 Jim Dwyer, L (9, PH) OBP: 0.347, SLG: 0.538	0-0 1B BB FC3-6 1B	0-3 K			0-0 FC6-4 1-2f		0-0 1-3 1B		0-3 K	4	1	2	0	0	1	2
Fred Lynn, L (1, 8) OBP: 0.375, SLG: 0.503	4-0 FC3-6 1B 1-2 BB	0-0 L3			0-0 F7		0-0 1-3		0-0 F8	4	0	0	0	1	0	4
Cal Ripken Jr., R (1, 6) OBP: 0.372, SLG: 0.476	0-0 FC3-6 1-2 2-3 1B		0-0 L8		0-0 F7			0-0 BB 1B		4	1	2	0	0	0	1
Eddie Murray, S (1, 3) OBP: 0.391, SLG: 0.451	0-0 FC3-6 1-2f 2-3 3-H BB		0-0 4-3			0-0 4-3		BB BB BB 1-2 BB		3	0	0	1	1	0	2
Larry Sheets, L (1, 9) OBP: 0.329, SLG: 0.517	4-0 1-2 BB		0-0 F7			0-3 K		0-0 F7		3	0	0	0	1	1	2
Jim Traber, L (1, 10) OBP: 0.330, SLG: 0.516	0-0 F6			0-0 F4		0-0 F5		0-0 1-2 2-H 1B		4	0	1	1	0	0	3
Juan Beniquez, R (1, 5) OBP: 0.357, SLG: 0.382	0-0 F2			0-0 F4			0-3 K	0-3 K		4	0	0	0	0	2	5
Mike Young, S (1, 7) OBP: 0.330, SLG: 0.342		H 1-0 SH3 HBP		0-0 3-1			0-0 1-3	0-0 4-3		3	0	0	0	0	0	2
Rick Dempsey, R (1, 2) OBP: 0.309, SLG: 0.374 John Stefero, L (9, 2) OBP: 0.301, SLG: 0.315		X 0-0 SH3			BB BB BB 4-0 FC6-4 BB		0-0 1B WP 1B		0-0 G3	1	0	1	0	1	0	0
										1	0	0	0	0	0	0

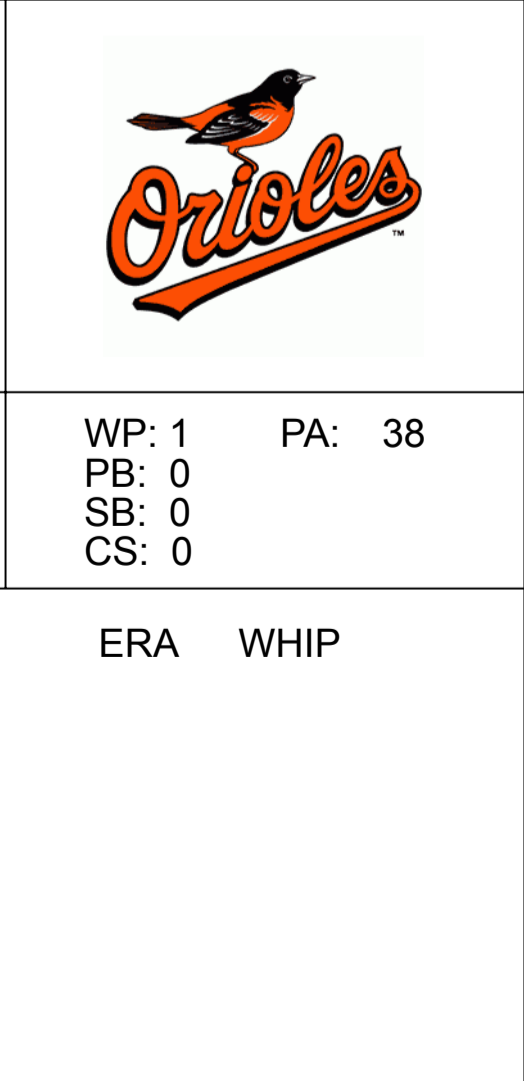
Inning Stats	R: 1	H: 2	E: 0	K: 0	S: 5	LOB: 3	BB: 2	P: 13	R: 0	H: 0	E: 0	K: 1	S: 5	LOB: 0	BB: 0	P: 6	R: 0	H: 0	E: 0	K: 0	S: 3	LOB: 0	BB: 0	P: 3	R: 0	H: 0	E: 0	K: 0	S: 3	LOB: 1	BB: 1	P: 7	R: 0	H: 0	E: 0	K: 1	S: 5	LOB: 0	BB: 0	P: 5	R: 0	H: 2	E: 0	K: 1	S: 7	LOB: 2	BB: 0	P: 7	R: 1	H: 2	E: 0	K: 1	S: 7	LOB: 2	BB: 1	P: 11	R: 0	H: 0	E: 0	K: 1	S: 5	LOB: 0	BB: 0	P: 5	1B: 6	2B: 0	3B: 0	HR: 0	SF: 0	SAC: 1	DP: 0	HBP: 1	WP: 1	PB: 0	SB: 0	CS: 0	PA: 38
PITCHER Mike Moore, R (1, 1) ERA: 4.27	IP	WLS	BF	H	R	ER	SO	BB	IBB	HBP	BLK	WP	HR	S	P	ERA	WHIP	IP	WLS	BF	H	R	ER	SO	BB	IBB	HBP	BLK	WP	HR	S	P	ERA	WHIP																																											

**BOTTOM**

**Seattle Mariners @ Baltimore Orioles**  
Memorial Stadium, Baltimore, MD

Fri Sep 05 1986, 7:05 PM EDT  
Att. 31,203 - Unknown

AB	32
R	2
H	6
RBI	2
BB	4
SO	5
LOB	21





Batter	1	2	3	4	5	6	7	8	9	AB R H RBI BB SO LOB	TOP											
Mickey Brantley, R (1, 8) OBP: 0.269, SLG: 0.369	0-0 5-3 3B	0-3 K		0-3 K	0-3 K			0-0 5-3		5 1 1 0 0 3 4												
Phil Bradley, R (1, 7) OBP: 0.397, SLG: 0.439	0-0 5-3	0-0 1B		0-0 5-3				0-0 5-3		5 1 1 2 0 1 0												
Alvin Davis, L (1, 3) OBP: 0.388, SLG: 0.469	0-0 BB 1B	4-0 1B IBB		0-3 K						4 0 1 0 1 2 0												
Jim Presley, R (1, 5) OBP: 0.309, SLG: 0.481	0-3 K	0-0 1B			0-0 F8			0-0 F8		5 0 1 2 0 1 1												
Ken Phelps, L (1, 10) OBP: 0.405, SLG: 0.517	4-0 1-2 BB	0-0 4-3			0-0 HR			0-3 K		4 1 1 1 1 2 2												
Danny Tartabull, R (1, 9) OBP: 0.349, SLG: 0.510	0-3 K			4-0 SH1 BB	4-0 1B BB			0-0 FC3-6 1B		2 1 1 0 2 1 2												
Scott Bradley, L (1, 2) OBP: 0.347, SLG: 0.451		0-0 1B 1B		0-0 SH1	0-0 F7			0-0 FC3-6		3 0 1 0 0 0 2												
Rey Quinones, R (1, 6) OBP: 0.302, SLG: 0.323		0-0 1B 1B		0-3 K	0-0 1B 1B			0-3 K		4 1 2 0 0 2 2												
Harold Reynolds, S (1, 4) OBP: 0.263, SLG: 0.266		0-0 1B 1B		0-0 F8	0-0 S 1B			0-3 K		4 1 2 1 0 1 1												
<b>Inning Stats</b>	R: 1 E: 0 K: 2 S: 9	H: 2 LOB: 2 BB: 1 P: 13	R: 3 E: 0 K: 1 S: 9	H: 5 LOB: 2 BB: 1 P: 13	R: 0 E: 0 K: 1 S: 5	H: 0 LOB: 1 BB: 1 P: 9	R: 0 E: 0 K: 2 S: 7	H: 0 LOB: 0 BB: 0 P: 7	R: 2 E: 0 K: 1 S: 8	H: 3 LOB: 2 BB: 1 P: 12	R: 0 E: 0 K: 2 S: 7	H: 0 LOB: 0 BB: 0 P: 7	R: 0 E: 0 K: 2 S: 8	H: 1 LOB: 1 BB: 0 P: 8	R: 0 E: 0 K: 1 S: 5	H: 0 LOB: 0 BB: 0 P: 5	R: 0 E: 0 K: 1 S: 5	H: 0 LOB: 0 BB: 0 P: 5	1B: 9 2B: 0 3B: 1 HR: 1	SF: 0 SAC: 1 DP: 0 HBP: 0	WP: 0 PB: 0 SB: 1 CS: 0	PA: 41
<b>PITCHER</b>	IP WLS BF H R ER SO BB IBB HBP BLK WP HR S P ERA WHIP																					
Mike Boddicker, R (1, 1) ERA: 4.48	1.2 L 13 7 4 4 3 1 1 0 0 0 0 17 25 21.60 4.800																					
Brad Havens, L (2, 1) ERA: 4.52	6.1 25 4 2 2 9 2 0 0 0 0 1 41 49 2.84 0.947																					
Don Aase, R (9, 1) ERA: 2.42	1.0 3 0 0 0 1 0 0 0 0 0 0 5 5 0.00 0.000																					

Seattle Mariners @ Baltimore Orioles  
 Memorial Stadium, Baltimore, MD  
 Sat Sep 06 1986, 7:05 PM EDT  
 Att. 25,586 - Unknown

livebaseballscorecards.com

AB	36
R	6
H	11
RBI	6
BB	4
SO	13
LOB	14



Batter	1	2	3	4	5	6	7	8	9	AB	R	H	RBI	BB	SO	LOB
Jackie Gutierrez, R OBP: 0.223, SLG: 0.222 (1, 4)	0-0 FC5-4 1B	0-3 K			4-0 G1-6-3 BB		0-0 F8			3	0	1	0	1	1	1
Fred Lynn, L OBP: 0.371, SLG: 0.497 (1, 8)	0-0 FC5-4 BB 1-2f		0-0 6-3		0-0 G1-6-3 1-2f 2-3			0-0 6-3		4	0	0	0	0	0	3
Cal Ripken Jr., R OBP: 0.371, SLG: 0.475 (1, 6)	0-3 K		0-0 6-3		0-0 E6 3-H			0-0 4-3 1B		4	0	1	0	0	1	1
Eddie Murray, S OBP: 0.390, SLG: 0.448 (1, 3)	4-0 1-2 BB		0-0 F6		0-0 5-3			0-0 4-3 1-2		3	0	0	0	1	0	2
Jim Traber, L OBP: 0.322, SLG: 0.503 (1, 10)	0-0 3-1			0-0 F7		0-3 K		0-0 F8		4	0	0	0	0	1	3
Larry Sheets, L OBP: 0.328, SLG: 0.514 (1, 9)		0-3 K		0-3 K		0-0 4-3		0-0 1B		4	0	1	0	0	2	0
Mike Young, S OBP: 0.332, SLG: 0.342 (1, 7)		4-0 2B BB		0-0 1B		0-0 4-3		0-0 F7		3	1	1	0	1	0	1
John Stefero, L OBP: 0.299, SLG: 0.325 (1, 2)		0-0 1-H 2B		0-0 4-3		0-0 F8		0-0 F7		4	0	1	1	0	0	2
Floyd Rayford, R OBP: 0.200, SLG: 0.218 (1, 5)		0-0 F3			4-0 G1-6-3 BB E BB		0-0 6-3		0-0 G3		2	1	0	0	1	0
Jim Dwyer, L OBP: 0.345, SLG: 0.535 (9, PH)										1	0	0	0	0	0	1

<b>Inning Stats</b>	R: 0 E: 0 K: 1 S: 6	H: 1 LOB: 2 BB: 1 P: 10	R: 1 E: 0 K: 2 S: 8	H: 1 LOB: 1 BB: 1 P: 12	R: 0 E: 0 K: 0 S: 3	H: 0 LOB: 0 BB: 0 P: 3	R: 0 E: 0 K: 1 S: 6	H: 1 LOB: 1 BB: 0 P: 6	R: 1 E: 1 K: 0 S: 3	H: 0 LOB: 1 BB: 2 P: 11	R: 0 E: 0 K: 1 S: 5	H: 0 LOB: 0 BB: 0 P: 5	R: 0 E: 0 K: 0 S: 3	H: 0 LOB: 0 BB: 0 P: 3	R: 0 E: 0 K: 0 S: 4	H: 1 LOB: 1 BB: 0 P: 4	R: 0 E: 0 K: 0 S: 4	H: 1 LOB: 1 BB: 0 P: 4	1B: 4 2B: 1 3B: 0 HR: 0	SF: 0 SAC: 0 DP: 1 HBP: 0	WP: 0 PB: 0 SB: 0 CS: 0	PA: 36											
<b>PITCHER</b> Mike Morgan, R ERA: 4.4 (1, 1)	IP 9.0	WLS W	BF 36	H 5	R 2	ER 1	SO 5	BB 4	IBB 0	HBP 0	BLK 0	WP 0	HR 0	S 42	P 58	ERA 1.00	WHIP 1.000																
<b>PITCHER</b>																	IP	WLS	BF	H	R	ER	SO	BB	IBB	HBP	BLK	WP	HR	S	P	ERA	WHIP

**Seattle Mariners @ Baltimore Orioles**  
**Memorial Stadium, Baltimore, MD**  
 Sat Sep 06 1986, 7:05 PM EDT  
 Att. 25,586 - Unknown

livebaseballscorecards.com

<b>AB</b>	<b>32</b>
<b>R</b>	<b>2</b>
<b>H</b>	<b>5</b>
<b>RBI</b>	<b>1</b>
<b>BB</b>	<b>4</b>
<b>SO</b>	<b>5</b>
<b>LOB</b>	<b>15</b>





Batter	1	2	3	4	5	6	7	8	9	AB R H RBI BB SO LOB	TOP																					
Mickey Brantley, R OBP: 0.268, SLG: 0.364 (1, 8) (6, 7)	0-3 K		0-0 4-3			0-0 G4-3 1B		0-0 F3		4 0 1 0 0 1 1																						
Phil Bradley, R OBP: 0.397, SLG: 0.438 John Moses, S OBP: 0.322, SLG: 0.322 (1, 7) (6, 8)	0-0 1B		0-0 F3			0-0 G4-3 1-2f		0-0 F9		3 0 1 0 0 0 1 1 0 0 0 0 0 1																						
Alvin Davis, L OBP: 0.385, SLG: 0.464 (1, 3)	0-3 K			0-0 G3			0-0 4-3		0-0 4-3	4 0 0 0 0 1 1																						
Jim Presley, R OBP: 0.309, SLG: 0.481 (1, 5)	0-0 1-3			0-3 K			0-0 E3 1B		0-0 2B	4 0 1 0 0 1 1																						
Danny Tartabull, R OBP: 0.350, SLG: 0.514 (1, 9)		0-0 3B		0-3 K			0-0 FC5-4 1B		0-3 K	4 0 2 0 0 2 1																						
Dave Hengel, R (1, 10)		0-3 K			0-0 F7		0-0 F4		0-3 K	4 0 0 0 0 2 4																						
Bob Kearney, R OBP: 0.301, SLG: 0.410 (1, 2)					0-0 F9		0-0 FC5-4 1-2f			3 0 0 0 0 0 3																						
Rey Quinones, R OBP: 0.302, SLG: 0.323 (1, 6)		0-0 L8			0-0 F8			0-0 1B		3 0 1 0 0 0 1																						
Harold Reynolds, S OBP: 0.262, SLG: 0.264 Ross Jones, R (1, 4) (6, 4)			0-0 F8			0-0 F8		0-0 F4		2 0 0 0 0 0 0 1 0 0 0 0 0 1																						
<b>Inning Stats</b>	R: 0 E: 0 K: 2 S: 8	H: 1 LOB: 1 BB: 0 P: 8	R: 0 E: 0 K: 1 S: 6	H: 1 LOB: 1 BB: 0 P: 6	R: 0 E: 0 K: 0 S: 3	H: 0 LOB: 0 BB: 0 P: 3	R: 0 E: 0 K: 2 S: 7	H: 0 LOB: 0 BB: 0 P: 7	R: 0 E: 0 K: 0 S: 3	H: 0 LOB: 0 BB: 0 P: 3	R: 0 E: 1 K: 0 S: 5	H: 1 LOB: 2 BB: 0 P: 5	R: 0 E: 0 K: 0 S: 4	H: 1 LOB: 1 BB: 0 P: 4	R: 0 E: 0 K: 2 S: 8	H: 1 LOB: 1 BB: 0 P: 8	1B: 4 2B: 1 3B: 1 HR: 0	SF: 0 SAC: 0 DP: 1 HBP: 0	WP: 0 PB: 0 SB: 0 CS: 0	PA: 33												
<b>PITCHER</b> Scott McGregor, L ERA: 4.42 (1, 1)	IP 9.0	WLS W	BF 33	H 6	R 0	ER 0	SO 7	BB 0	IBB 0	HBP 0	BLK 0	WP 0	HR 0	S 47	P 47	ERA 0.00	WHIP 0.667															
											<b>PITCHER</b>	IP	WLS	BF	H	R	ER	SO	BB	IBB	HBP	BLK	WP	HR	S	P	ERA	WHIP				

Seattle Mariners @ Baltimore Orioles  
Memorial Stadium, Baltimore, MD  
Sun Sep 07 1986, 3:33 AM EDT  
Att: 19,892 - Unknown

livebaseballscorecards.com

AB 33  
R 0  
H 6  
RBI 0  
BB 0  
SO 7  
LOB 15



Batter	1	2	3	4	5	6	7	8	9	AB	R	H	RBI	BB	SO	LOB
John Shelby, S OBP: 0.263, SLG: 0.367 (1, 8)	0-0 HR	0-0 5-3		0-3 K	0-0 4-3			0-0 F8		5	1	1	1	0	1	2
Lee Lacy, R OBP: 0.335, SLG: 0.398 (1, 9)	0-3 K		0-0 F9 1B	0-0 FC4-6 1B		0-0 F9		0-0 2B 1B		5	2	3	0	0	1	0
Cal Ripken Jr., R OBP: 0.373, SLG: 0.480 (1, 6)	0-0 1B 2B		0-0 F9	0-0 FC4-6 1B		0-0 6-3		0-0 1B 2B		5	1	3	0	0	0	1
Eddie Murray, S OBP: 0.392, SLG: 0.450 (1, 3)	0-0 F4		0-0 1B	0-0 FC4-6 1B		0-0 1B		0-0 L3-6 1B		5	0	3	3	0	0	3
Juan Beniquez, R OBP: 0.357, SLG: 0.380 (1, 7)	4-0 1B BB		0-0 F8	0-3 K		0-0 F9		0-0 1B		4	0	1	1	1	1	4
Mike Young, S OBP: 0.336, SLG: 0.357 (1, 10)	0-0 1-2 2-3 1B		0-3 K		0-0 HR		0-0 G5-4-3 1B	0-0 L3-6		5	1	3	1	0	1	3
Rick Dempsey, R OBP: 0.312, SLG: 0.373 (1, 2)	0-0 F9			4-0 HR BB	0-0 4-3 1B		0-0 F7			3	1	1	0	1	0	4
Floyd Rayford, R OBP: 0.201, SLG: 0.238 (1, 5)		0-0 F8		0-0 HR	0-3 K		0-0 G5-4-3			4	1	1	2	0	1	2
Ricky Jones, R OBP: 0.429, SLG: 0.200 (1, 4)		0-0 F6		4-0 1B FC4-6 BB	0-0 4-3		0-0 L5			3	1	0	0	1	0	2

Inning Stats	R: 1	H: 3	E: 0	K: 1	S: 8	L: 12	R: 0	H: 0	E: 0	K: 0	S: 3	R: 1	H: 2	E: 0	K: 1	S: 7	R: 3	H: 3	E: 0	K: 2	S: 10	R: 1	H: 2	E: 0	K: 1	S: 7	R: 0	H: 1	E: 0	K: 0	S: 4	R: 0	H: 1	E: 0	K: 0	S: 4	R: 2	H: 4	E: 0	K: 0	S: 6
	LOB: 3	BB: 1	P: 12	LOB: 0	BB: 0	P: 3	LOB: 1	BB: 0	P: 7	LOB: 2	BB: 2	LOB: 1	BB: 0	P: 7	LOB: 1	BB: 0	LOB: 1	BB: 0	P: 4	LOB: 1	BB: 0	P: 6	LOB: 1	BB: 0	P: 6	LOB: 1	BB: 0	P: 6	LOB: 1	BB: 0	P: 6	LOB: 1	BB: 0	P: 6	LOB: 1	BB: 0	P: 6	LOB: 1	BB: 0	P: 6	

PITCHER	IP	WLS	BF	H	R	ER	SO	BB	IBB	HBP	BLK	WP	HR	S	P	ERA	WHIP
Mark Langston, L ERA: 5.18 (1, 1)	3.1	L	20	7	5	5	3	3	0	0	0	0	2	23	35	13.50	3.000
Mark Huisman, R ERA: 4.06 (4, 1)	1.2		8	3	1	1	2	0	0	0	0	0	1	12	12	5.40	1.800
Steve Fireovid, R ERA: 4.5 (6, 1)	1.0		4	1	0	0	0	0	0	0	0	0	0	4	4	0.00	1.000
Mike Brown, R ERA: 5.64 (7, 1)	1.0		4	1	0	0	0	0	0	0	0	0	0	4	4	0.00	1.000
Lee Guetterman, L ERA: 7.13 (8, 1)	1.0		6	4	2	2	0	0	0	0	0	0	0	6	6	18.00	4.000


**BOTTOM**

**Seattle Mariners @ Baltimore Orioles**  
**Memorial Stadium, Baltimore, MD**

Sun Sep 07 1986, 3:33 AM EDT  
 Att. 19,892 - Unknown


AB	39
R	8
H	16
RBI	8
BB	3
SO	5
LOB	21

livebaseballscorecards.com



WP: 0	PA: 42
PB: 0	
SB: 0	
CS: 0	



Batter	1	2	3	4	5	6	7	8	9	AB R H RBI BB SO LOB	TOP											
Mickey Brantley, R (1, 8) OBP: 0.277, SLG: 0.380	0-0 5-3		0-0 G4-6-3 BB 1B		0-3 K			0-0 1B 2B		4 1 2 0 0 1 0												
Phil Bradley, R (1, 7) OBP: 0.398, SLG: 0.437	0-3 K		4-0 G4-6-3 BB 1-2			0-0 1B G4-6-3		0-0 5-3		3 0 1 0 1 1 1												
Alvin Davis, L (1, 3) OBP: 0.386, SLG: 0.463	1-0 HR HBP		0-0 G4-6-3 1-2f 2-3			0-0 G4-6-3 1-2f		0-0 BB 2-H 1B		3 1 1 1 0 0 3												
Jim Presley, R (1, 5) OBP: 0.312, SLG: 0.487	0-0 1-H HR		0-0 6-3			4-0 BB BB		4-0 BB IBB		2 1 1 2 2 0 1												
Ken Phelps, L (1, 10) OBP: 0.404, SLG: 0.512	0-0 G3			0-0 F8		0-0 G3		4-0 1-2 2-3 BB		3 0 0 0 1 0 1												
Danny Tartabull, R (1, 9) OBP: 0.351, SLG: 0.513		0-0 1B		0-0 F9			4-0 G4-6-3 BB	0-3 K		3 0 1 0 1 1 3												
Scott Bradley, L (1, 2) OBP: 0.339, SLG: 0.440		0-0 L7		0-0 4-3			0-0 G4-6-3 1-2f		0-0 F6	4 0 0 0 0 0 2	AB 30 R 3 H 6 RBI 3 BB 5 SO 3 LOB 13											
Rey Quinones, R (1, 6) OBP: 0.298, SLG: 0.318		0-0 L8			0-0 6-3		0-0 6-3		0-0 4-3	4 0 0 0 0 0 1												
Harold Reynolds, S (1, 4) OBP: 0.259, SLG: 0.261		0-0 L7			0-0 L7			0-0 5-3	0-0 G3	4 0 0 0 0 0 1												
<b>Inning Stats</b>	R: 2 E: 0 K: 1 S: 6	H: 1 LOB: 0 BB: 0 P: 7	R: 0 E: 0 K: 0 S: 4	H: 1 LOB: 1 BB: 0 P: 4	R: 0 E: 0 K: 0 S: 3	H: 1 LOB: 1 BB: 1 P: 7	R: 0 E: 0 K: 0 S: 3	H: 0 LOB: 0 BB: 0 P: 3	R: 0 E: 0 K: 1 S: 5	H: 0 LOB: 0 BB: 0 P: 5	R: 0 E: 0 K: 0 S: 3	H: 1 LOB: 1 BB: 1 P: 7	R: 0 E: 0 K: 0 S: 2	H: 0 LOB: 0 BB: 1 P: 6	R: 1 E: 0 K: 1 S: 7	H: 2 LOB: 3 BB: 2 P: 15	R: 0 E: 0 K: 0 S: 3	H: 0 LOB: 0 BB: 0 P: 3	1B: 4 2B: 1 3B: 0 HR: 1	SF: 0 SAC: 0 DP: 3 HBP: 1	WP: 0 PB: 0 SB: 0 CS: 0	PA: 36
<b>PITCHER</b>	IP WLS BF H R ER SO BB IBB HBP BLK WP HR S P ERA WHIP																					
Jose Guzman, R (1, 1) ERA: 4.32	7.1 L 28 5 3 3 2 3 0 1 0 0 1 28 41 3.68 1.091																					
Dale Mohoric, R (8, 1) ERA: 2.39	0.1 1 0 0 0 0 0 0 0 0 0 0 0 1 1 0.00 0.000																					
Mitch Williams, L (8, 1) ERA: 3.12	0.0 3 1 0 0 0 0 1 1 0 0 0 0 1 9 ∞ ∞																					
Greg Harris, R (8, 1) ERA: 2.86	1.1 4 0 0 0 0 1 0 0 0 0 0 0 6 6 0.00 0.000																					

Seattle Mariners @ Texas Rangers  
Arlington Stadium, Arlington, TX  
Tue Sep 09 1986, 8:05 PM EDT  
Att. 8,222 - Unknown

livebaseballscorecards.com

Batter	1	2	3	4	5	6	7	8	9	AB R H RBI BB SO LOB
Oddibe McDowell, L (1, 8) OBP: 0.338, SLG: 0.438	0-0 F9		0-0 F6			0-3 K		0-0 4-3		4 0 0 0 0 1 0
Scott Fletcher, R (1, 6) OBP: 0.369, SLG: 0.412	0-0 L8-3 1B			0-0 B5-3		0-0 5-3		4-0 BB		3 0 1 0 1 0 0
Ruben Sierra, S (1, 7) OBP: 0.301, SLG: 0.479	0-0 L8-3 1-2			0-3 K		0-0 F7		0-3 K		4 0 0 0 0 2 2
Pete O'Brien, L (1, 3) OBP: 0.372, SLG: 0.468		0-0 F7		0-0 4-3		0-3 K		0-0 4-3 1-2		4 0 0 0 0 1 1
Larry Parrish, R (1, 10) OBP: 0.344, SLG: 0.524		0-0 5-3			0-0 F3		0-0 HR	0-0 L5		4 1 1 1 0 0 1
Pete Incaviglia, R (1, 9) OBP: 0.322, SLG: 0.450		4-0 BB			0-3 K		0-0 F6			2 0 0 0 1 1 0
Darrell Porter, L (1, 2) OBP: 0.328, SLG: 0.504		0-3 K			0-0 1B 1B		0-0 3-1			3 0 1 0 0 1 1
Steve Buechele, R (1, 5) OBP: 0.313, SLG: 0.410			0-0 5-3		0-0 1B 1-2 1B		0-3 K			3 0 1 0 0 1 0
Toby Harrah, R (1, 4) OBP: 0.325, SLG: 0.380			0-0 F7		0-0 F8		0-0 5-3			3 0 0 0 0 0 2

Inning Stats	R: 0	H: 1	E: 0	K: 0	S: 3	LOB: 0	BB: 0	P: 3	R: 0	H: 0	E: 0	K: 1	S: 5	LOB: 1	BB: 1	P: 9	R: 0	H: 0	E: 0	K: 0	S: 3	LOB: 0	BB: 0	P: 3	R: 0	H: 0	E: 0	K: 1	S: 5	LOB: 0	BB: 0	P: 5	R: 0	H: 2	E: 0	K: 1	S: 7	LOB: 2	BB: 0	P: 7	R: 1	H: 1	E: 0	K: 1	S: 6	LOB: 0	BB: 0	P: 6	R: 0	H: 0	E: 0	K: 1	S: 5	LOB: 0	BB: 0	P: 5	R: 0	H: 0	E: 0	K: 1	S: 5	LOB: 1	BB: 1	P: 9	R: 0	H: 0	E: 0	K: 1	S: 5	LOB: 1	BB: 1	P: 9	1B: 3	SF: 0	2B: 1	SAC: 0	3B: 0	DP: 1	HR: 1	HBP: 0	WP: 0	PA: 32
--------------	------	------	------	------	------	--------	-------	------	------	------	------	------	------	--------	-------	------	------	------	------	------	------	--------	-------	------	------	------	------	------	------	--------	-------	------	------	------	------	------	------	--------	-------	------	------	------	------	------	------	--------	-------	------	------	------	------	------	------	--------	-------	------	------	------	------	------	------	--------	-------	------	------	------	------	------	------	--------	-------	------	-------	-------	-------	--------	-------	-------	-------	--------	-------	--------

PITCHER	IP	WLS	BF	H	R	ER	SO	BB	IBB	HBP	BLK	WP	HR	S	P	ERA	WHIP
Ed Nunez, R (1, 1) ERA: 6.0	5.0	W	18	3	0	0	3	1	0	0	0	0	0	23	27	0.00	0.800
Mike Trujillo, R (6, 1) ERA: 3.09	4.0	S	14	1	1	1	4	1	0	0	0	0	1	21	25	2.25	0.500

**BOTTOM**

**Seattle Mariners @ Texas Rangers**  
Arlington Stadium, Arlington, TX  
Tue Sep 09 1986, 8:05 PM EDT  
Att. 8,222 - Unknown

[livebaseballscorecards.com](http://livebaseballscorecards.com)

<b>AB</b>	<b>30</b>
<b>R</b>	<b>1</b>
<b>H</b>	<b>4</b>
<b>RBI</b>	<b>1</b>
<b>BB</b>	<b>2</b>
<b>SO</b>	<b>7</b>
<b>LOB</b>	<b>7</b>





Batter	1	2	3	4	5	6	7	8	9	10	AB R H RBI BB SO LOB	TOP															
Mickey Brantley, R (1, 8) OBP: 0.283, SLG: 0.375	4-0 BB		0-0 6-3		0-0 1-2 1B		0-3 1-2 K		0-0 5-3		4 0 1 0 1 1 1																
Phil Bradley, R (1, 7) OBP: 0.394, SLG: 0.433	0-3 K		0-0 B1-3		0-3 K		0-0 L8		0-0 F8		5 0 0 0 0 2 3																
Alvin Davis, L (1, 3) OBP: 0.384, SLG: 0.458	0-3 K		0-0 F8		0-0 5-3			0-0 6-3		4-0 CS BB	4 0 0 0 1 1 3																
Ross Jones, R (10, PR)	1-2 K										0 0 0 0 0 0 0																
Matt Young, L (10, 1)	1-2 K										0 0 0 0 0 0 0																
Jim Presley, R (1, 5) OBP: 0.313, SLG: 0.492	0-3 K			0-0 4-3		0-0 HR		0-0 HBP 1B		0-3 K	5 2 2 1 0 2 2																
Ken Phelps, L (1, 10) OBP: 0.405, SLG: 0.508		0-3 K		0-0 F8		4-0 1-3 BB		1-0 1B HBP		0-3 K	2 0 0 0 1 1 0																
John Moses, S (8, PR) OBP: 0.321, SLG: 0.321								1-2 HBP		1-2 K	1 0 0 0 0 1 1																
Danny Tartabull, R (1, 9) OBP: 0.351, SLG: 0.510		0-0 F8		0-0 S 1B		0-3 K		0-3 K			4 0 1 0 0 2 3																
Scott Bradley, L (1, 2) OBP: 0.342, SLG: 0.439		4-0 1B BB		0-0 G3		0-0 1-3		0-0 1-3 2-H 1B			3 0 1 1 1 0 2																
Rey Quinones, R (1, 6) OBP: 0.297, SLG: 0.317		0-0 1-2 1B		0-3 K		0-3 K		0-3 K			4 0 1 0 0 3 3																
Harold Reynolds, S (1, 4) OBP: 0.262, SLG: 0.262		0-0 5-3		4-0 1B BB		0-0 CS 1B		0-0 G4			3 0 1 0 1 0 2																
<b>Inning Stats</b>	R: 0 E: 0 K: 3 S: 9	H: 0 LOB: 1 BB: 1 P: 13	R: 0 E: 0 K: 1 S: 6	H: 1 LOB: 2 BB: 1 P: 10	R: 0 E: 0 K: 0 S: 3	H: 0 LOB: 0 BB: 0 P: 3	R: 0 E: 0 K: 0 S: 4	H: 1 LOB: 1 BB: 0 P: 4	R: 0 E: 0 K: 2 S: 8	H: 1 LOB: 2 BB: 1 P: 12	R: 1 E: 0 K: 2 S: 8	H: 1 LOB: 1 BB: 1 P: 12	R: 0 E: 0 K: 1 S: 5	H: 1 LOB: 0 BB: 0 P: 5	R: 1 E: 0 K: 2 S: 9	H: 2 LOB: 3 BB: 0 P: 10	R: 0 E: 0 K: 0 S: 3	H: 0 LOB: 0 BB: 0 P: 3	R: 0 E: 0 K: 2 S: 6	H: 0 LOB: 1 BB: 1 P: 10	1B: 6 2B: 0 3B: 0 HR: 1	SF: 0 SAC: 0 DP: 0 HBP: 1	WP: 0 PB: 0 SB: 3 CS: 2	PA: 41			
<b>PITCHER</b>	IP WLS BF H R ER SO BB IBB HBP BLK WP HR S P ERA WHIP																										
Bobby Witt, R (1, 1) ERA: 5.71	6.0		5	1	1	8	4	0	0	0	0	0	0	0	1.50	1.500											
Dale Mohorcic, R (7, 1) ERA: 2.35	1.0	2	0	0	0	1	0	0	0	0	0	0	0	4	0.00	0.000											
Mitch Williams, L (8, 1) ERA: 3.21	0.1	3	1	1	1	0	0	0	1	0	0	0	0	2	27.00	3.000											
Greg Harris, R (8, 1) ERA: 2.78	2.2	W 9	1	0	0	4	1	0	0	0	0	0	0	16	0.00	0.750											

Seattle Mariners @ Texas Rangers  
Arlington Stadium, Arlington, TX  
Wed Sep 10 1986, 8:05 PM EDT  
Att: 9,246 - Unknown

livebaseballscorecards.com

AB 35  
R 2  
H 7  
RBI 2  
BB 5  
SO 13  
LOB 20



**BOTTOM**

**Seattle Mariners @ Texas Rangers**  
 Arlington Stadium, Arlington, TX  
 Wed Sep 10 1986, 8:05 PM EDT  
 Att. 9,246 - Unknown

[livebaseballscorecards.com](http://livebaseballscorecards.com)

<b>AB</b>	<b>34</b>
<b>R</b>	<b>3</b>
<b>H</b>	<b>9</b>
<b>RBI</b>	<b>3</b>
<b>BB</b>	<b>4</b>
<b>SO</b>	<b>6</b>
<b>LOB</b>	<b>16</b>



<b>WP:</b>	0	<b>PA:</b>	41
<b>PB:</b>	0		
<b>SB:</b>	1		
<b>CS:</b>	1		

AB R H RBI BB SO LOB

5 0 2 0 0 1 3

5 1 1 0 0 2 2

5 1 2 1 0 1 2

2 0 1 0 2 0 1

3 0 1 2 0 0 3

4 0 0 0 0 0 2

3 0 0 0 1 1 2

0 0 0 0 0 0 0

0 0 0 0 0 0 0

4 0 1 0 0 1 1

3 0 1 0 1 0 0

0 1 0 0 0 0 0

1B: 7 SF: 1

2B: 3 SAC: 0

3B: 0 DP: 1

HR: 0 HBP: 0

1B: 7 SF: 1

2B: 3 SAC: 0

3B: 0 DP: 1

HR: 0 HBP: 0

1B: 7 SF: 1

2B: 3 SAC: 0

3B: 0 DP: 1

HR: 0 HBP: 0

1B: 7 SF: 1

2B: 3 SAC: 0

3B: 0 DP: 1

HR: 0 HBP: 0

1B: 7 SF: 1

2B: 3 SAC: 0

3B: 0 DP: 1

HR: 0 HBP: 0

1B: 7 SF: 1

2B: 3 SAC: 0

3B: 0 DP: 1

HR: 0 HBP: 0

1B: 7 SF: 1

2B: 3 SAC: 0

3B: 0 DP: 1

HR: 0 HBP: 0

1B: 7 SF: 1

2B: 3 SAC: 0

3B: 0 DP: 1

HR: 0 HBP: 0

1B: 7 SF: 1

2B: 3 SAC: 0

3B: 0 DP: 1

HR: 0 HBP: 0

1B: 7 SF: 1

2B: 3 SAC: 0

3B: 0 DP: 1

HR: 0 HBP: 0

1B: 7 SF: 1

2B: 3 SAC: 0

3B: 0 DP: 1

HR: 0 HBP: 0

1B: 7 SF: 1

2B: 3 SAC: 0

3B: 0 DP: 1

HR: 0 HBP: 0

1B: 7 SF: 1

2B: 3 SAC: 0

3B: 0 DP: 1

HR: 0 HBP: 0

1B: 7 SF: 1

2B: 3 SAC: 0

3B: 0 DP: 1

HR: 0 HBP: 0

1B: 7 SF: 1

2B: 3 SAC: 0

3B: 0 DP: 1

HR: 0 HBP: 0

1B: 7 SF: 1

2B: 3 SAC: 0

3B: 0 DP: 1

HR: 0 HBP: 0

1B: 7 SF: 1

2B: 3 SAC: 0

3B: 0 DP: 1

HR: 0 HBP: 0

1B: 7 SF: 1

2B: 3 SAC: 0

3B: 0 DP: 1

HR: 0 HBP: 0

1B: 7 SF: 1

2B: 3 SAC: 0

3B: 0 DP: 1

HR: 0 HBP: 0

1B: 7 SF: 1

2B: 3 SAC: 0

3B: 0 DP: 1

HR: 0 HBP: 0

1B: 7 SF: 1

2B: 3 SAC: 0

3B: 0 DP: 1

HR: 0 HBP: 0

1B: 7 SF: 1

2B: 3 SAC: 0

3B: 0 DP: 1

HR: 0 HBP: 0

1B: 7 SF: 1

2B: 3 SAC: 0

3B: 0 DP: 1

HR: 0 HBP: 0

1B: 7 SF: 1

2B: 3 SAC: 0

3B: 0 DP: 1

HR: 0 HBP: 0

1B: 7 SF: 1

2B: 3 SAC: 0

3B: 0 DP: 1

HR: 0 HBP: 0

1B: 7 SF: 1

2B: 3 SAC: 0

3B: 0 DP: 1

HR: 0 HBP: 0

1B: 7 SF: 1

2B: 3 SAC: 0

3B: 0 DP: 1

HR: 0 HBP: 0

1B: 7 SF: 1

2B: 3 SAC: 0

3B: 0 DP: 1

HR: 0 HBP: 0

1B: 7 SF: 1

2B: 3 SAC: 0

3B: 0 DP: 1

HR: 0 HBP: 0

1B: 7 SF: 1

2B: 3 SAC: 0

3B: 0 DP: 1

HR: 0 HBP: 0

1B: 7 SF: 1

2B: 3 SAC: 0

3B: 0 DP: 1

HR: 0 HBP: 0

1B: 7 SF: 1

2B: 3 SAC: 0

3B: 0 DP: 1

HR: 0 HBP: 0

1B: 7 SF: 1

2B: 3 SAC: 0

3B: 0 DP: 1

HR: 0 HBP: 0

1B: 7 SF: 1

2B: 3 SAC: 0

3B: 0 DP: 1

HR: 0 HBP: 0

1B: 7 SF: 1

2B: 3 SAC: 0

3B: 0 DP: 1

HR: 0 HBP: 0

1B: 7 SF: 1

2B: 3 SAC: 0

3B: 0 DP: 1

HR: 0 HBP: 0

1B: 7 SF: 1

2B: 3 SAC: 0

3B: 0 DP: 1

HR: 0 HBP: 0

1B: 7 SF: 1

2B: 3 SAC: 0

3B: 0 DP: 1

HR: 0 HBP: 0

1B: 7 SF: 1

2B: 3 SAC: 0

3B: 0 DP: 1

HR: 0 HBP: 0

1B: 7 SF: 1

2B: 3 SAC: 0

3B: 0 DP: 1

HR: 0 HBP: 0

1B: 7 SF: 1

2B: 3 SAC: 0

3B: 0 DP: 1

HR: 0 HBP: 0

1B: 7 SF: 1

2B: 3 SAC: 0

3B: 0 DP: 1

HR: 0 HBP: 0

1B: 7 SF: 1

2B: 3 SAC: 0

3B: 0 DP: 1

HR: 0 HBP: 0

1B: 7 SF: 1

2B: 3 SAC: 0

3B: 0 DP: 1

HR: 0 HBP: 0

1B: 7 SF: 1

2B: 3 SAC: 0

3B: 0 DP: 1

HR: 0 HBP: 0

1B: 7 SF: 1

2B: 3 SAC: 0

3B: 0 DP: 1

HR: 0 HBP: 0

1B: 7 SF: 1

2B: 3 SAC: 0

3B: 0 DP: 1

HR: 0 HBP: 0

1B: 7 SF: 1

2B: 3 SAC: 0

3B: 0 DP: 1

HR: 0 HBP: 0

1B: 7 SF: 1

2B: 3 SAC: 0

3B: 0 DP: 1

HR: 0 HBP: 0

1B: 7 SF: 1

2B: 3 SAC: 0

3B: 0 DP: 1

HR: 0 HBP: 0

1B: 7 SF: 1

2B: 3 SAC: 0

3B: 0 DP: 1

HR: 0 HBP: 0

1B: 7 SF: 1

2B: 3 SAC: 0

3B: 0 DP: 1

HR: 0 HBP: 0

1B: 7 SF: 1

2B: 3 SAC: 0

3B: 0 DP: 1

HR: 0 HBP: 0

1B: 7 SF: 1

2B: 3 SAC: 0

3B: 0 DP: 1

HR: 0 HBP: 0

1B: 7 SF: 1

2B: 3 SAC: 0

3B: 0 DP: 1

HR: 0 HBP: 0

1B: 7 SF: 1

2B: 3 SAC: 0

3B: 0 DP: 1

HR: 0 HBP: 0

1B: 7 SF: 1

2B: 3 SAC: 0

3B: 0 DP: 1

HR: 0 HBP: 0

1B: 7 SF: 1

2B: 3 SAC: 0

3B: 0 DP: 1



Batter	1	2	3	4	5	6	7	8	9	10	AB	R	H	RBI	BB	SO	LOB	TOP							
Mickey Brantley, R OBP: 0.270, SLG: 0.356 (1, 8)	F4	K			1-3	F7		1-3			5	0	0	0	0	1	2								
Phil Bradley, R OBP: 0.396, SLG: 0.437 (1, 7)	2B 1B		4-3		1B		3B 2B	F8			5	2	3	0	0	0	1								
Alvin Davis, L OBP: 0.386, SLG: 0.462 John Moses, S OBP: 0.321, SLG: 0.321 (9, PR) (9, 3)	1B 2B		1B		K		1-3		1B 1B		5	1	3	1	0	1	2								
Jim Presley, R OBP: 0.312, SLG: 0.489 (1, 5)	1B 1B		K		L8		K		K		5	0	1	1	0	3	4								
Danny Tartabull, R OBP: 0.355, SLG: 0.512 (1, 9)	FC6-4 1B		K			SH3-4 1B BB	3B BB		G1-6-3 1B		3	2	2	0	2	1	1								
Dave Hengel, R OBP: 0.100, SLG: 0.100 Ken Phelps, L OBP: 0.405, SLG: 0.515 (1, 10) (7, PH)	F7		F7		1B SH3-4	1B	3B		G1-6-3		3	1	1	0	0	0	2								
Bob Kearney, R OBP: 0.302, SLG: 0.409 Scott Bradley, L OBP: 0.341, SLG: 0.436 (1, 2) (10, PH) (10, 2)	FC6-4		FC5-4 1B		SH3-4	1-2 2-3	K		F8		3	0	1	0	0	1	3								
Rey Quinones, R OBP: 0.292, SLG: 0.311 (1, 6)		F7		L7		F3		K		5-3	5	0	0	0	0	1	3								
Harold Reynolds, S OBP: 0.264, SLG: 0.264 (1, 4)		F7		FC5-4		1B		1-3 1B		6-3	5	0	2	2	0	0	1								
<b>Inning Stats</b>	R: 2 E: 0 K: 0 S: 7	H: 4 LOB: 2 BB: 0 P: 7	R: 0 E: 0 K: 1 S: 5	H: 0 LOB: 0 BB: 0 P: 5	R: 0 E: 0 K: 2 S: 8	H: 1 LOB: 1 BB: 0 P: 8	R: 0 E: 0 K: 0 S: 4	H: 1 LOB: 1 BB: 0 P: 4	R: 0 E: 0 K: 1 S: 6	H: 1 LOB: 1 BB: 0 P: 6	R: 2 E: 0 K: 0 S: 5	H: 2 LOB: 1 BB: 1 P: 9	R: 2 E: 0 K: 2 S: 9	H: 2 LOB: 1 BB: 1 P: 13	R: 0 E: 0 K: 1 S: 6	H: 1 LOB: 1 BB: 0 P: 6	R: 0 E: 0 K: 1 S: 6	H: 2 LOB: 2 BB: 0 P: 6	R: 0 E: 0 K: 0 S: 3	H: 0 LOB: 0 BB: 0 P: 3	1B: 11 2B: 2 3B: 1 HR: 0	SF: 0 SAC: 1 DP: 1 HBP: 0	WP: 0 PB: 0 SB: 0 CS: 0	PA: 45	
<b>PITCHER</b>	IP	WLS	BF	H	R	ER	SO	BB	IBB	HBP	BLK	WP	HR	S	P	ERA	WHIP								
Charlie Leibrandt, L ERA: 4.22 (1, 1)	5.2		27	9	4	4	4	1	0	0	0	0	0	34	38	6.35	1.765								
Steve Farr, R ERA: 2.74 (6, 1)	2.1		11	3	2	2	3	1	0	0	0	0	0	16	20	7.71	1.714								
Dan Quisenberry, R ERA: 2.34 (9, 1)	2.0	W	7	2	0	0	1	0	0	0	0	0	0	9	9	0.00	1.000								

Seattle Mariners @ Kansas City Royals  
Royals Stadium, Kansas City, MO  
Thu Sep 11 1986, 8:05 PM EDT  
Att. 20,419 - Unknown

livebaseballscorecards.com



Seattle Mariners @ Kansas City Royals  
 Royals Stadium, Kansas City, MO

Thu Sep 11 1986, 8:05 PM EDT  
 Att: 20,419 - Unknown

livebaseballscorecards.com

AB	45
R	7
H	18
RBI	7
BB	1
SO	6
LOB	24



WP	0	PA	46
PB	1		
SB	1		
CS	1		

Batter	1	2	3	4	5	6	7	8	9	10	AB	R	H	RBI	BB	SO	LOB
Willie Wilson, S OBP: 0.318, SLG: 0.359 (1, 8)											6	0	3	1	0	0	1
Lonnie Smith, R OBP: 0.356, SLG: 0.392 (1, 10)											5	0	2	1	0	0	2
Kevin Seitzer, R OBP: 0.375, SLG: 0.391 (1, 7) (7, 5)											5	1	1	0	0	2	3
Jamie Quirk, L OBP: 0.282, SLG: 0.360 (1, 3)											5	0	0	0	0	1	5
Frank White, R OBP: 0.319, SLG: 0.451 (1, 4) (9, 6)											5	2	3	0	0	1	0
Bo Jackson, R OBP: 0.400, SLG: 0.450 (1, 9)											5	1	4	1	0	1	0
Jim Sundberg, R OBP: 0.303, SLG: 0.307 (1, 2)											5	1	4	4	0	1	0
Greg Pryor, R OBP: 0.192, SLG: 0.206 (1, 5) Rudy Law, L OBP: 0.322, SLG: 0.379 (6, PH) (7, 7)											2	0	0	0	0	0	4
Buddy Biancalana, S OBP: 0.326, SLG: 0.317 (1, 6) Hal McRae, R OBP: 0.300, SLG: 0.375 (8, PH) Rondin Johnson, S OBP: 0.250, SLG: 0.250 (8, PR) (9, 4)											2	0	0	0	1	0	5
											1	0	1	0	0	0	0
											1	1	0	0	0	0	1

Inning Stats	R: 0	H: 1	R: 0	H: 2	R: 0	H: 0	R: 2	H: 4	R: 0	H: 0	R: 0	H: 3	R: 0	H: 1	R: 4	H: 6	R: 0	H: 0	R: 1	H: 1	R: 1	H: 1	1B: 14	SF: 0	WP: 0	PA: 46
	E: 0	LOB: 0	E: 0	LOB: 2	E: 0	LOB: 0	E: 0	LOB: 2	E: 0	LOB: 0	E: 0	LOB: 3	E: 0	LOB: 1	E: 0	LOB: 3	E: 0	LOB: 0	E: 1	LOB: 1	E: 0	LOB: 0	2B: 2 <td>SAC: 0</td> <td>PB: 1</td> <td></td>	SAC: 0	PB: 1	
	K: 1	BB: 0	K: 1	BB: 0	K: 0	BB: 1	K: 0	BB: 0	K: 0	BB: 0	K: 0	BB: 0	K: 0	BB: 0	K: 1	BB: 0	K: 3	BB: 0	K: 0	BB: 0	K: 0	BB: 0	3B: 1	DP: 1	SB: 1	
	S: 5	P: 5	S: 7	P: 7	S: 2	P: 6	S: 7	P: 7	S: 3	P: 3	S: 6	P: 6	S: 4	P: 4	S: 11	P: 11	S: 9	P: 9	S: 3	P: 3	S: 3	P: 3	HR: 1	HBP: 0	CS: 1	

PITCHER	IP	WLS	BF	H	R	ER	SO	BB	IBB	HBP	BLK	WP	HR	S	P	ERA	WHIP
Mike Morgan, R ERA: 4.43 (1, 1)	7.0		33	13	4	4	2	1	0	0	0	0	0	36	40	5.14	2.000
Pete Ladd, R ERA: 3.46 (8, 1)	0.0		1	1	1	1	0	0	0	0	0	0	1	1	1	∞	∞
Matt Young, L ERA: 3.77 (8, 1)	0.1		3	2	0	0	0	0	0	0	0	0	0	3	3	0.00	6.000
Mark Huismann, R ERA: 3.97 (8, 1)	2.0	L	9	2	2	1	4	0	0	0	0	0	0	17	17	4.50	1.000



Batter	1	2	3	4	5	6	7	8	9	10	AB R H RBI BB SO LOB	TOP															
John Moses, S (1, 8) OBP: 0.319, SLG: 0.319	0-0 G3		0-0 1B		0-3 K		0-0 4-3		0-0 6-3		5 0 1 0 0 1 3	<b>Seattle Mariners @ Kansas City Royals</b> Royals Stadium, Kansas City, MO Fri Sep 12 1986, 8:05 PM EDT Att. 22,169 - Unknown															
Phil Bradley, R (1, 7) OBP: 0.396, SLG: 0.436	0-3 K		0-0 6-3			0-0 1B	0-0 5-3		0-0 1B	5 2 2 0 0 1 2																	
Alvin Davis, L (1, 3) OBP: 0.390, SLG: 0.463	4-0 BB			4-0 1B		4-0 1B		0-0 F7	0-0 1B	2 1 1 0 3 0 0																	
Jim Presley, R (1, 5) OBP: 0.314, SLG: 0.490	0-0 F9			0-0 1B		0-3 K		0-0 1B	0-0 1B	5 1 3 1 0 1 3																	
Danny Tartabull, R (1, 9) OBP: 0.354, SLG: 0.507		0-0 F4		0-0 G3-6		4-0 1B		0-3 K	0-0 F9	4 0 0 0 1 1 5																	
Dave Hengel, R (1, 10) OBP: 0.133, SLG: 0.133		0-0 3-1		0-0 1-3		0-0 1B		0-0 F8	0-0 F3	5 0 1 1 0 0 4																	
Bob Kearney, R (1, 2) OBP: 0.299, SLG: 0.403		0-3 K			0-3 K	0-0 G5-4-3			0-0 5-3	5 0 1 2 0 2 3																	
Ross Jones, R (1, 6) OBP: 0.167, SLG: 0.167			0-0 F8		0-3 K		0-0 6-3		0-0 FC6-4	5 0 1 0 0 2 1																	
Harold Reynolds, S (1, 4) OBP: 0.266, SLG: 0.272			0-0 6-3		0-0 2B		0-0 4-3		0-0 FC6-4	4 0 2 0 0 0 1																	
<b>Inning Stats</b>	R: 0 E: 0 K: 1 S: 5	H: 0 LOB: 1 BB: 1 P: 9	R: 0 E: 0 K: 1 S: 5	H: 0 LOB: 0 BB: 0 P: 5	R: 0 E: 0 K: 0 S: 4	H: 1 LOB: 1 BB: 0 P: 4	R: 0 E: 1 K: 0 S: 3	H: 1 LOB: 1 BB: 1 P: 7	R: 0 E: 0 K: 3 S: 10	H: 1 LOB: 1 BB: 0 P: 10	R: 1 E: 0 K: 1 S: 6		H: 2 LOB: 2 BB: 2 P: 14	R: 0 E: 0 K: 0 S: 4	H: 1 LOB: 1 BB: 0 P: 4	R: 0 E: 0 K: 1 S: 6	H: 1 LOB: 1 BB: 0 P: 6	R: 0 E: 0 K: 0 S: 4	H: 1 LOB: 1 BB: 0 P: 4	R: 3 E: 0 K: 1 S: 9	H: 4 LOB: 1 BB: 0 P: 9	1B: 10 2B: 2 3B: 0 HR: 0	SF: 0 SAC: 0 DP: 2 HBP: 0	WP: 0 PB: 0 SB: 2 CS: 0	PA: 44		
<b>PITCHER</b>	IP WLS BF H R ER SO BB IBB HBP BLK WP HR S P ERA WHIP																										
Danny Jackson, L (1, 1) ERA: 3.49	9.0																										
Dan Quisenberry, R (10, 1) ERA: 2.69	1.0	L	7	4	3	3	1	0	0	0	0	0	0	0	0	0	0	0	0	0	0	0	0	0	0	27.00	4.000

AB	40
R	4
H	12
RBI	4
BB	4
SO	8
LOB	22









Batter	1	2	3	4	5	6	7	8	9	AB	R	H	RBI	BB	SO	LOB
Willie Wilson, S OBP: 0.315, SLG: 0.360 (1, 8)	0-0 1-3		0-0 FC5-4		0-0 3-1		0-0 F8			4	0	0	0	0	0	2
Lonnie Smith, R OBP: 0.360, SLG: 0.394 Lynn Jones, R OBP: 0.216, SLG: 0.156 (1, 7) (9, 7)	0-0 1B		0-0 1-3		0-0 5-3		0-0 1B			4	0	2	0	0	0	2
Rudy Law, L OBP: 0.324, SLG: 0.378 (1, 9)	0-0 1B			0-0 G3		4-0 E3	0-0 F6			3	0	1	0	1	0	1
Jorge Orta, L OBP: 0.325, SLG: 0.403 (1, 10)	0-0 1B			0-3 K		0-0 E3	0-0 F6			4	1	0	0	0	1	4
Frank White, R OBP: 0.320, SLG: 0.452 (1, 4)		0-3 K		0-3 K		0-0 E	0-0 F6			4	1	1	0	0	2	0
Kevin Seitzer, R OBP: 0.394, SLG: 0.400 (1, 3)		0-0 4-3			0-0 1B	4-0 BB	0-0 2B			3	1	2	0	1	0	0
Jamie Quirk, L OBP: 0.280, SLG: 0.361 (1, 5)		0-0 3-1			0-0 2B	0-0 BB	0-0 2B			4	2	1	2	0	0	3
Jim Sundberg, R OBP: 0.298, SLG: 0.300 (1, 2)			0-0 6-3		0-0 5-3	0-0 E9	0-3 K			4	0	0	0	0	1	2
Buddy Biancalana, S OBP: 0.336, SLG: 0.328 (1, 6)			0-0 1B		0-0 1B	0-0 L8				3	0	2	0	0	0	1

Inning Stats	R: 0	H: 2	E: 0	LOB: 1	K: 0	BB: 0	S: 4	P: 4	R: 0	H: 0	E: 0	LOB: 0	K: 1	BB: 0	S: 5	P: 5	R: 0	H: 1	E: 0	LOB: 1	K: 0	BB: 0	S: 4	P: 4	R: 0	H: 0	E: 0	LOB: 0	K: 2	BB: 0	S: 7	P: 7	R: 2	H: 3	E: 1	LOB: 1	K: 0	BB: 0	S: 6	P: 6	R: 3	H: 1	E: 2	LOB: 1	K: 0	BB: 2	S: 5	P: 13	R: 0	H: 1	E: 0	LOB: 1	K: 0	BB: 0	S: 4	P: 4	R: 0	H: 1	E: 0	LOB: 1	K: 1	BB: 0	S: 6	P: 6
--------------	------	------	------	--------	------	-------	------	------	------	------	------	--------	------	-------	------	------	------	------	------	--------	------	-------	------	------	------	------	------	--------	------	-------	------	------	------	------	------	--------	------	-------	------	------	------	------	------	--------	------	-------	------	-------	------	------	------	--------	------	-------	------	------	------	------	------	--------	------	-------	------	------

PITCHER	IP	WLS	BF	H	R	ER	SO	BB	IBB	HBP	BLK	WP	HR	S	P	ERA	WHIP
Bill Swift, R ERA: 5.33 (1, 1)	6.0	L	27	7	5	3	3	2	0	0	0	0	0	31	39	4.50	1.500
Ed Nunez, R ERA: 5.14 (7, 1)	2.0		8	2	0	0	1	0	0	0	0	0	0	10	10	0.00	1.000

**BOTTOM**

**Seattle Mariners @ Kansas City Royals**  
**Royals Stadium, Kansas City, MO**

[livebaseballscores.com](http://livebaseballscores.com)

<b>AB</b>	<b>33</b>
<b>R</b>	<b>5</b>
<b>H</b>	<b>9</b>
<b>RBI</b>	<b>2</b>
<b>BB</b>	<b>2</b>
<b>SO</b>	<b>4</b>
<b>LOB</b>	<b>15</b>



WP	PA	ERA	WHIP
0	35		

Sat Sep 13 1986, 8:05 PM EDT  
 Att. 31,138 - Unknown



Batter	1	2	3	4	5	6	7	8	9	AB R H RBI BB SO LOB	TOP											
<b>John Moses, S</b> (1, 8) OBP: 0.317, SLG: 0.317	0-0 6-3		0-0 S 1B		0-0 F8		0-0 F5		0-0 G4-6-3 1-2f	5 0 1 0 0 0 2												
<b>Phil Bradley, R</b> (1, 7) OBP: 0.396, SLG: 0.433	0-3 K		0-3 K		0-0 1-2 3-1 1B		0-3 K			4 1 1 0 0 3 2												
<b>Alvin Davis, L</b> (1, 3) OBP: 0.394, SLG: 0.462	0-0 4-3		4-0 BB		0-0 3-1			0-0 F7		3 0 0 0 1 0 2												
<b>Jim Presley, R</b> (1, 5) OBP: 0.313, SLG: 0.486		0-0 F3	0-3 K		0-0 1B			4-0 WP 2B BB		3 1 1 2 1 1 3												
<b>Ken Phelps, L</b> (1, 10) OBP: 0.406, SLG: 0.526		0-0 1B	0-0 L4		0-3 K			0-0 1-H 2B		4 0 2 1 0 1 4												
<b>Scott Bradley, L</b> (1, 2) OBP: 0.346, SLG: 0.441		0-0 1B		0-0 F5		1-0 G6-4-3 HBP		0-0 F2		2 0 1 0 0 0 0												
<b>Dave Valle, R</b> (6, 2) OBP: 0.429, SLG: 0.500										1 0 0 0 0 0 1												
<b>Dave Hengel, R</b> (1, 9) OBP: 0.100, SLG: 0.100		0-3 K		0-0 F8		0-0 G6-4-3 1-2f		0-0 2-3		4 0 0 0 0 1 4												
<b>Ross Jones, R</b> (1, 6) OBP: 0.091, SLG: 0.091		0-0 F3		0-0 F4		0-0 4-3			0-0 5-3	4 0 0 0 0 0 2												
<b>Harold Reynolds, S</b> (1, 4) OBP: 0.271, SLG: 0.275			0-0 1B S 1B		4-0 3-1 1B BB		0-0 6-3		0-0 G4-6-3 1B	3 1 2 0 1 0 0												
<b>Inning Stats</b>	R: 0 E: 0 K: 1 S: 5	H: 0 LOB: 0 BB: 0 P: 5	R: 0 E: 0 K: 1 S: 7	H: 2 LOB: 2 BB: 0 P: 7	R: 0 E: 0 K: 2 S: 9	H: 2 LOB: 3 BB: 1 P: 13	R: 0 E: 0 K: 0 S: 3	H: 0 LOB: 0 BB: 0 P: 3	R: 2 E: 0 K: 1 S: 7	H: 2 LOB: 1 BB: 1 P: 11	R: 0 E: 0 K: 0 S: 2	H: 0 LOB: 0 BB: 0 P: 3	R: 0 E: 0 K: 1 S: 5	H: 0 LOB: 0 BB: 0 P: 5	R: 1 E: 0 K: 0 S: 4	H: 1 LOB: 1 BB: 1 P: 8	R: 0 E: 0 K: 0 S: 3	H: 1 LOB: 0 BB: 0 P: 3	1B: 7 2B: 1 3B: 0 HR: 0	SF: 0 SAC: 0 DP: 2 HBP: 1	WP: 2 PB: 0 SB: 2 CS: 0	PA: 37
<b>PITCHER</b>	IP WLS BF H R ER SO BB IBB HBP BLK WP HR S P ERA WHIP																					
<b>Mark Gubicza, R</b> (1, 1) ERA: 3.88	6.0 W 26 6 2 2 5 2 0 1 0 0 0 0 33 42 3.00 1.333																					
<b>David Cone, R</b> (7, 1) ERA: 6.57	2.0 8 1 1 1 1 1 0 0 0 1 0 9 13 4.50 1.000																					
<b>Bret Saberhagen, R</b> (9, 1) ERA: 4.2	1.0 3 1 0 0 0 0 0 0 0 0 0 0 3 3 0.00 1.000																					

Seattle Mariners @ Kansas City Royals  
 Royals Stadium, Kansas City, MO  
 Sun Sep 14 1986, 4:33 AM EDT  
 Att: 22,063 - Unknown

AB	33
R	3
H	8
RBI	3
BB	3
SO	6
LOB	20







Batter	1	2	3	4	5	6	7	8	9	AB R H RBI BB SO LOB	TOP									
Daryl Boston, L (1, 8) OBP: 0.352, SLG: 0.425	0-0 4-3		0-0 E3 BLK			0-3 K		0-0 F7		4 0 0 0 0 1 1										
Ozzie Guillen, L (1, 6) OBP: 0.265, SLG: 0.306	0-0 3-1		0-0 6-3			0-0 FC6-4			0-0 6-3 1B	4 0 1 0 0 0 2										
Harold Baines, L (1, 9) OBP: 0.332, SLG: 0.456	0-0 1B			0-0 F8		0-0 4-3			0-0 6-3 1-2f	4 0 1 0 0 0 2										
Ron Hassey, L (1, 10) OBP: 0.405, SLG: 0.491	0-3 K			0-0 4-3			0-0 G4-6-3 1B		0-0 F7	4 0 1 0 0 1 1										
Jerry Hairston, S (1, 3) OBP: 0.348, SLG: 0.386		0-3 K		0-3 K			0-0 G4-6-3 1-2f			3 0 0 0 0 2 1										
Dave Cochrane, S (1, 5) OBP: 0.250, SLG: 0.310		0-0 F8			0-3 K		0-0 E4			3 0 0 0 0 1 0										
Reid Nichols, R (1, 7) OBP: 0.270, SLG: 0.248		0-0 4-3			0-0 E6 G4-6-3		0-0 F8			3 0 0 0 0 0 1										
Jack Perconte, L (1, 4) OBP: 0.362, SLG: 0.231			0-0 1-3		0-0 G4-6-3 1-2f			0-0 4-3		3 0 0 0 0 0 1										
Ron Karkovice, R (1, 2) OBP: 0.238, SLG: 0.310			0-3 K			0-0 FC6-4 1B		0-0 5-3		3 0 1 0 0 1 0										
<b>Inning Stats</b>	R: 0 E: 0 K: 1 S: 6	H: 1 LOB: 1 BB: 0 P: 6	R: 0 E: 0 K: 1 S: 5	H: 0 LOB: 0 BB: 0 P: 5	R: 0 E: 1 K: 1 S: 6	H: 0 LOB: 1 BB: 0 P: 6	R: 0 E: 0 K: 1 S: 5	H: 0 LOB: 0 BB: 0 P: 5	R: 0 E: 0 K: 1 S: 6	H: 1 LOB: 1 BB: 0 P: 6	R: 0 E: 1 K: 0 S: 4	H: 1 LOB: 1 BB: 0 P: 4	R: 0 E: 0 K: 0 S: 3	H: 0 LOB: 0 BB: 0 P: 3	R: 0 E: 0 K: 0 S: 3	H: 1 LOB: 0 BB: 0 P: 3	1B: 4 2B: 1 3B: 0 HR: 0	SF: 0 SAC: 0 DP: 3 HBP: 0	WP: 0 PB: 0 SB: 0 CS: 0	PA: 31
<b>PITCHER</b> Mike Morgan, R (1, 1) ERA: 4.23	IP: 9.0 WLS: W BF: 31 H: 4 R: 0 ER: 0 SO: 6 BB: 0 IBB: 0 HBP: 0 BLK: 1 WP: 0 HR: 0 S: 43 P: 43 ERA: 0.00 WHIP: 0.444																			

Chicago White Sox @ Seattle Mariners  
The Kingdome, Seattle, WA  
Tue Sep 16 1986, 10:05 PM EDT  
Att. 5,818 - Unknown

livebaseballscorecards.com

AB	31
R	0
H	4
RBI	0
BB	0
SO	6
LOB	9



Batter	1	2	3	4	5	6	7	8	9	AB	R	H	RBI	BB	SO	LOB
John Moses, S OBP: 0.318, SLG: 0.318 (1, 8)	0-0 2B 1B	0-0 F6		0-0 3-1	0-0 BB 1-2 1B		0-0 F9			5	1	2	0	0	0	1
Phil Bradley, R OBP: 0.397, SLG: 0.433 (1, 7)	0-3 K		0-0 BB S 1B		WP 1B		0-0 F9			4	1	2	0	1	1	1
Alvin Davis, L OBP: 0.390, SLG: 0.456 (1, 3)	0-0 F7		0-0 F7		L4			0-3 K		5	0	0	0	0	1	6
Jim Presley, R OBP: 0.318, SLG: 0.489 (1, 5)	0-0 1-H 2B		4-0 BB 1-2 BB		WP BB 1B	0-0 5-3		0-0 BB 1B		4	1	3	2	1	0	0
Ken Phelps, L OBP: 0.411, SLG: 0.524 (1, 10)	4-0 FC6-4 BB		4-0 1-2 2-3 BB		WP BB 1B	0-0 E6 1B		4-0 1-2 BB		1	1	0	0	4	0	0
Danny Tartabull, R OBP: 0.351, SLG: 0.501 (1, 9)	0-0 FC6-4 1-2f		0-3 K		1-H 2-H HR 1B	0-0 G4-6-3 1B		0-0 F7		5	1	2	2	0	1	7
Scott Bradley, L OBP: 0.342, SLG: 0.451 (1, 2)		0-0 E6	0-0 4-3		1-H HR	0-0 G4-6-3		0-0 F9		5	1	1	2	0	0	7
Rey Quinones, R OBP: 0.289, SLG: 0.304 (1, 6)		0-0 F9		0-0 F4	0-0 F6		0-0 F6			4	0	0	0	0	0	1
Harold Reynolds, S OBP: 0.273, SLG: 0.285 (1, 4)		0-0 F5		0-0 G3	0-0 BB 1B		0-0 HR			4	1	2	1	0	0	1

Inning Stats	R: 1	H: 2	E: 0	K: 1	S: 7	LOB: 2	BB: 1	P: 11	R: 0	H: 0	E: 1	K: 0	S: 4	LOB: 1	BB: 0	P: 4	R: 0	H: 1	E: 0	K: 1	S: 6	LOB: 3	BB: 2	P: 14	R: 0	H: 0	E: 0	K: 0	S: 3	LOB: 0	BB: 0	P: 3	R: 5	H: 6	E: 0	K: 0	S: 9	LOB: 3	BB: 2	P: 17	R: 0	H: 1	E: 1	K: 0	S: 4	LOB: 1	BB: 0	P: 4	R: 1	H: 1	E: 0	K: 0	S: 4	LOB: 0	BB: 0	P: 4	R: 0	H: 1	E: 0	K: 1	S: 6	LOB: 2	BB: 1	P: 10
1B: 9	SF: 0	2B: 1	SAC: 0	3B: 0	DP: 1	HR: 2	HBP: 0	WP: 2	PA: 43	PB: 0	SB: 1	CS: 0																																																				

PITCHER	IP	WLS	BF	H	R	ER	SO	BB	IBB	HBP	BLK	WP	HR	S	P	ERA	WHIP
Richard Dotson, R ERA: 5.43 (1, 1)	4.1	L	25	7	6	6	2	4	0	0	0	2	1	25	41	12.46	2.538
Pete Filson, L ERA: 6.92 (5, 1)	3.2		18	5	1	1	1	2	0	0	0	0	1	18	26	2.46	1.909

BOTTOM

Chicago White Sox @ Seattle Mariners  
The Kingdome, Seattle, WA  
Tue Sep 16 1986, 10:05 PM EDT  
Att. 5,818 - Unknown

AB	37
R	7
H	12
RBI	7
BB	6
SO	3
LOB	24



WP	PA	ERA	WHIP
2	43		



Batter	1	2	3	4	5	6	7	8	9	AB R H RBI BB SO LOB	TOP							
<b>Kenny Williams, R</b> OBP: 0.083, SLG: 0.083 (1, 8) X	0-0 F8		0-3 K			0-3 K		0-0 F7		4 0 0 0 0 2 0								
<b>Reid Nichols, R</b> OBP: 0.270, SLG: 0.248 (1, 7) X	0-0 CS 1B			0-0 F3		0-0 F2		0-0 F8		4 0 1 0 0 0 0								
<b>Harold Baines, L</b> OBP: 0.329, SLG: 0.453 (1, 9) S S S	0-3 K			0-3 K			0-0 6-3	0-0 F8		4 0 0 0 0 2 1								
<b>Russ Morman, R</b> OBP: 0.348, SLG: 0.408 (1, 3)	0-0 CS 1-2	0-3 K		0-3 K			4-0 2B BB		0-0 HR	3 2 1 1 1 2 0								
<b>Ivan Calderon, R</b> OBP: 0.281, SLG: 0.331 (1, 10)			0-3 K2-3		0-0 3B		0-0 1-H SF8 2B		0-3 K	4 1 2 1 0 2 0								
<b>Tim Hulett, R</b> OBP: 0.270, SLG: 0.390 (1, 4) X		0-0 1B		0-3 K			0-0 SF8		0-0 1B 2B	3 0 2 1 0 1 1								
<b>Dave Cochrane, S</b> OBP: 0.250, SLG: 0.303 (1, 5)			0-3 K		0-3 K		0-0 2B 1B		0-0 F4	4 0 1 0 0 2 3								
<b>Ozzie Guillen, L</b> OBP: 0.267, SLG: 0.309 (1, 6) X			0-0 F9		0-0 L3		0-0 1-3 2B		0-0 2-H 1B	4 0 2 0 0 0 1								
<b>Ron Karkovice, R</b> OBP: 0.227, SLG: 0.295 (1, 2) S S S			0-3 K			0-3 K	0-3 K			3 0 0 0 0 3 2								
<b>Inning Stats</b>	R: 0 E: 0 K: 1 S: 5	H: 1 LOB: 0 BB: 0 P: 5	R: 0 E: 0 K: 3 S: 10	H: 1 LOB: 1 BB: 0 P: 10	R: 0 E: 0 K: 2 S: 7	H: 0 LOB: 0 BB: 0 P: 7	R: 0 E: 0 K: 2 S: 7	H: 0 LOB: 0 BB: 0 P: 7	R: 0 E: 0 K: 1 S: 8	H: 3 LOB: 2 BB: 1 P: 12	R: 0 E: 0 K: 0 S: 3	H: 0 LOB: 0 BB: 0 P: 3	R: 1 E: 0 K: 1 S: 7	H: 3 LOB: 2 BB: 0 P: 7	1B: 4 2B: 3 3B: 1 HR: 1	SF: 1 SAC: 0 DP: 0 HBP: 0	WP: 0 PB: 0 SB: 0 CS: 1	PA: 36
<b>PITCHER</b> <b>Mark Langston, L</b> ERA: 4.93 (1, 1)	IP 9.0 WLS L BF 35 H 9 R 3 ER 3 SO 14 BB 1 IBB 0 HBP 0 BLK 0 WP 0 HR 1 S 62 P 66 ERA 3.00 WHIP 1.111																	

**Chicago White Sox @ Seattle Mariners**  
The Kingdome, Seattle, WA  
Wed Sep 17 1986, 10:05 PM EDT  
Att. 6,033 - Unknown

<b>AB</b>	<b>33</b>
<b>R</b>	<b>3</b>
<b>H</b>	<b>9</b>
<b>RBI</b>	<b>3</b>
<b>BB</b>	<b>1</b>
<b>SO</b>	<b>14</b>
<b>LOB</b>	<b>8</b>



Batter	1	2	3	4	5	6	7	8	9	AB	R	H	RBI	BB	SO	LOB
John Moses, S OBP: 0.320, SLG: 0.316 (1, 8)	0-0 F8		4-0 BB		4-0 1B			0-0 F6		2	0	0	0	2	0	0
Phil Bradley, R OBP: 0.398, SLG: 0.433 (1, 7)	0-0 F8		4-0 BB		0-0 1B			0-0 5-3		3	0	1	0	1	0	0
Alvin Davis, L OBP: 0.389, SLG: 0.453 (1, 3)	4-0 BB		0-0 6-4		0-0 4-3			0-0 6-3		3	0	0	0	1	0	4
Jim Presley, R OBP: 0.315, SLG: 0.486 (1, 5)	0-0 F9			0-0 5-3				0-0 F8		4	0	0	0	0	0	1
Danny Tartabull, R OBP: 0.352, SLG: 0.503 (1, 9)		0-0 1B		0-0 2B				0-0 6-3		4	0	2	0	0	1	0
Dave Hengel, R OBP: 0.083, SLG: 0.083 (1, 10)		0-3 K		0-3 K				0-0 6-3		4	0	0	0	0	2	2
Bob Kearney, R OBP: 0.296, SLG: 0.399 (1, 2)		0-0 5-3		0-3 K				0-0 4-3		2	0	0	0	0	1	2
Scott Bradley, L OBP: 0.340, SLG: 0.448 (7, PH) (8, 2)										1	0	0	0	0	0	0
Rey Quinones, R OBP: 0.286, SLG: 0.300 (1, 6)		0-0 G3						0-0 5-3		3	0	0	0	0	1	1
Harold Reynolds, S OBP: 0.274, SLG: 0.288 (1, 4)			0-0 B4-3					0-0 4-3		3	0	1	0	0	0	0

Inning Stats	R: 0	H: 0	E: 0	K: 3	S: 3	R: 0	H: 1	E: 0	K: 1	S: 6	R: 0	H: 0	E: 0	K: 0	S: 2	R: 0	H: 1	E: 0	K: 2	S: 8	R: 0	H: 2	E: 0	K: 1	S: 6	R: 0	H: 0	E: 0	K: 0	S: 3	R: 0	H: 0	E: 0	K: 0	S: 3	R: 0	H: 0	E: 0	K: 1	S: 5	R: 0	H: 0	E: 0	K: 0	S: 3	R: 0	H: 0	E: 0	K: 1	S: 5	1B: 2	2B: 3	3B: 0	HR: 0	SF: 0	SAC: 0	DP: 1	HBP: 0	WP: 0	PB: 1	SB: 0	CS: 0	PA: 33
--------------	------	------	------	------	------	------	------	------	------	------	------	------	------	------	------	------	------	------	------	------	------	------	------	------	------	------	------	------	------	------	------	------	------	------	------	------	------	------	------	------	------	------	------	------	------	------	------	------	------	------	-------	-------	-------	-------	-------	--------	-------	--------	-------	-------	-------	-------	--------


PITCHER	IP	WLS	BF	H	R	ER	SO	BB	IBB	HBP	BLK	WP	HR	S	P	ERA	WHIP
Floyd Bannister, L ERA: 3.31 (1, 1)	6.0	W	24	4	0	0	4	4	0	0	0	0	0	28	44	0.00	1.333
Bobby Thigpen, R ERA: 0.6 (7, 1)	3.0	S	9	0	0	0	1	0	0	0	0	0	0	11	11	0.00	0.000

**BOTTOM**

**Chicago White Sox @ Seattle Mariners**  
The Kingdome, Seattle, WA  
Wed Sep 17 1986, 10:05 PM EDT  
Att. 6,033 - Unknown

livebaseballscorecards.com

<b>AB</b>	<b>29</b>
<b>R</b>	<b>0</b>
<b>H</b>	<b>4</b>
<b>RBI</b>	<b>0</b>
<b>BB</b>	<b>4</b>
<b>SO</b>	<b>5</b>
<b>LOB</b>	<b>10</b>





Batter	1	2	3	4	5	6	7	8	9	AB R H RBI BB SO LOB	TOP		
Daryl Boston, L (1, 8) OBP: 0.353, SLG: 0.430	0-0 1B 1B 2B	0-0 4-3 2B 1B		0-0 L9 1-2 2-3	0-3 K		0-0 G3			5 2 2 0 0 1 2			
Steve Lyons, L (1, 7) OBP: 0.285, SLG: 0.317	0-0 1B 2-3 1B	0-0 4-3		0-0 1B 1B		0-3 K	0-0 F7			5 0 2 1 0 1 2			
Harold Baines, L (1, 9) OBP: 0.335, SLG: 0.460	0-0 BB 1-3 3-H 1B	0-0 2B		0-0 1B		0-0 WP 2B 1B		0-0 G3-6-1 1B		5 1 5 3 0 0 0			
Ron Hassey, L (1, 2) OBP: 0.399, SLG: 0.483	0-0 F5	0-0 G3		0-0 F7		0-3 K	0-0 G3-6-1 1-2f			5 0 0 0 0 1 6			
Russ Morman, R (1, 3) OBP: 0.363, SLG: 0.422	4-0 FC4-6 1-2 BB		4-0 1B BB	0-3 K		0-0 1B 2-H E 2B		0-0 WP 1B		3 1 2 1 2 1 2			
Ivan Calderon, R (1, 10) OBP: 0.279, SLG: 0.323	0-0 FC4-6 1-2f		0-3 K		0-0 6-3	4-0 E IBB		0-0 F3 1-2		4 0 0 0 1 1 4			
Ozzie Guillen, L (1, 6) OBP: 0.270, SLG: 0.314		0-0 1B FC5-2 2B	0-0 1B		0-0 G3	0-0 E2 1-3 2-H 1B		0-0 F9		5 0 3 0 0 0 0			
Tim Hulett, R (1, 5) OBP: 0.269, SLG: 0.388		0-0 1B FC5-2 4-3 1B	0-3 K		0-0 E6 1B	0-0 F9		0-3 K		5 1 1 0 0 2 4			
Jack Perconte, L (1, 4) OBP: 0.346, SLG: 0.227		0-0 FC5-2 4-3 1B 2B	0-0 F8		0-0 1B		0-0 G3		0-0 F7	5 1 1 0 0 0 4			
<b>Inning Stats</b>	R: 1 E: 0 K: 0 S: 5 H: 3 LOB: 2 P: 9	R: 3 E: 0 K: 0 S: 7 H: 4 LOB: 1 BB: 0 P: 7	R: 0 E: 0 K: 2 S: 8 H: 1 LOB: 2 BB: 1 P: 12	R: 0 E: 0 K: 1 S: 7 H: 2 LOB: 2 BB: 0 P: 7	R: 0 E: 1 K: 1 S: 7 H: 1 LOB: 2 BB: 0 P: 7	R: 2 E: 1 K: 2 S: 10 H: 3 LOB: 2 BB: 1 P: 14	R: 0 E: 0 K: 0 S: 3 H: 0 LOB: 0 BB: 0 P: 3	R: 0 E: 0 K: 0 S: 4 H: 2 LOB: 1 BB: 0 P: 4	R: 0 E: 0 K: 1 S: 5 H: 0 LOB: 0 BB: 0 P: 5	1B: 12 2B: 4 3B: 0 HR: 0 SF: 0 SAC: 0 DP: 1 HBP: 0	WP: 2 PB: 0 SB: 0 CS: 0 PA: 45		
<b>PITCHER</b>	IP WLS BF H R ER SO BB IBB HBP BLK WP HR S P ERA WHIP											<b>PITCHER</b>	IP WLS BF H R ER SO BB IBB HBP BLK WP HR S P ERA WHIP
Bill Swift, R (1, 1) ERA: 5.58	2.0 L 14 7 4 4 0 2 0 0 0 0 0 0 12 20 18.00 4.500												
Mark Huismann, R (3, 1) ERA: 3.8	3.0 14 4 0 0 4 0 0 0 0 0 0 0 22 22 0.00 1.333												
Lee Guetterman, L (6, 1) ERA: 6.96	3.0 14 5 2 1 2 0 1 0 0 2 0 17 21 3.00 1.667												
Ed Nunez, R (9, 1) ERA: 4.8	1.0 3 0 0 0 1 0 0 0 0 0 0 5 5 0.00 0.000												

Chicago White Sox @ Seattle Mariners  
The Kingdome, Seattle, WA  
Thu Sep 18 1986, 10:05 PM EDT  
Att. 5,903 - Unknown

livebaseballscorecards.com

AB	42
R	6
H	16
RBI	5
BB	3
SO	7
LOB	24



Batter	1	2	3	4	5	6	7	8	9	AB R H RBI BB SO LOB
John Moses, S (1, 8) OBP: 0.319, SLG: 0.313	4-0 BB 1B BB		0-0 B1-3		0-3 K		0-0 5-3			3 1 0 0 1 1 0
Phil Bradley, R (1, 7) OBP: 0.401, SLG: 0.440	4-0 CS 1B 1-2 BB		0-0 E5 1B			0-0 HR		0-0 1-3		3 1 2 1 1 0 0
Alvin Davis, L (1, 3) OBP: 0.388, SLG: 0.451	0-0 CS 1-2 2-H 1B		0-0 5-3			0-3 K		0-0 6-3		4 0 1 1 0 1 1
Jim Presley, R (1, 5) OBP: 0.315, SLG: 0.486	0-3 K		0-3 K			0-0 2B		0-0 5-3		4 0 1 0 0 2 3
Danny Tartabull, R (1, 9) OBP: 0.354, SLG: 0.509	4-0 1-2 2-3 BB			0-0 1-3		0-0 F9			0-0 HR	3 1 1 1 1 0 1
Dave Hengel, R (1, 10) OBP: 0.074, SLG: 0.074	0-0 F7			0-0 6-3		0-0 6-3			0-0 F7	3 0 0 0 0 0 3
Scott Bradley, L (9, PH) OBP: 0.338, SLG: 0.446										1 0 0 0 0 0 0
Dave Valle, R (1, 2) OBP: 0.440, SLG: 0.650			0-3 K		0-3 K		0-0 HR			4 1 2 1 0 2 0
Rey Quinones, R (1, 6) OBP: 0.283, SLG: 0.297			0-0 F3		0-3 K		0-3 K		0-3 K	3 0 0 0 0 2 0
Ken Phelps, L (9, PH) OBP: 0.410, SLG: 0.523										1 0 0 0 0 1 1
Harold Reynolds, S (1, 4) OBP: 0.272, SLG: 0.286			0-3 K		0-0 G3		0-0 F7		0-3 K	3 0 0 0 0 1 0
Bob Kearney, R (9, PH) OBP: 0.295, SLG: 0.397										1 0 0 0 0 1 1

Inning Stats	R: 1	H: 1	E: 0	K: 1	S: 5	LOB: 2	BB: 3	P: 17	R: 0	H: 0	E: 0	K: 2	S: 7	LOB: 0	BB: 0	P: 7	R: 0	H: 1	E: 1	K: 1	S: 6	LOB: 1	BB: 0	P: 6	R: 0	H: 0	E: 0	K: 1	S: 5	LOB: 0	BB: 0	P: 5	R: 0	H: 0	E: 0	K: 2	S: 7	LOB: 0	BB: 0	P: 7	R: 1	H: 2	E: 0	K: 1	S: 7	LOB: 1	BB: 0	P: 7	R: 1	H: 1	E: 0	K: 1	S: 6	LOB: 0	BB: 0	P: 6	R: 0	H: 0	E: 0	K: 0	S: 3	LOB: 0	BB: 0	P: 3	R: 1	H: 2	E: 0	K: 2	S: 9	LOB: 1	BB: 0	P: 9
--------------	------	------	------	------	------	--------	-------	-------	------	------	------	------	------	--------	-------	------	------	------	------	------	------	--------	-------	------	------	------	------	------	------	--------	-------	------	------	------	------	------	------	--------	-------	------	------	------	------	------	------	--------	-------	------	------	------	------	------	------	--------	-------	------	------	------	------	------	------	--------	-------	------	------	------	------	------	------	--------	-------	------


PITCHER	IP	WLS	BF	H	R	ER	SO	BB	IBB	HBP	BLK	WP	HR	S	P	ERA	WHIP
Steve Carlton, L (1, 1) ERA: 5.33	7.0		28	5	3	3	9	3	0	0	0	0	2	43	55	3.86	1.143
Dave Schmidt, R (8, 1) ERA: 3.45	1.1		6	2	1	1	0	0	0	0	0	0	1	6	6	6.75	1.500
Ray Seavage, L (9, 1) ERA: 3.45	0.1		1	0	0	0	1	0	0	0	0	0	0	3	3	0.00	0.000
Gene Nelson, R (9, 1) ERA: 3.96	0.1	S	1	0	0	0	1	0	0	0	0	0	0	3	3	0.00	0.000

**BOTTOM**

**Chicago White Sox @ Seattle Mariners**  
The Kingdome, Seattle, WA


Thu Sep 18 1986, 10:05 PM EDT  
Att. 5,903 - Unknown

AB	33
R	4
H	7
RBI	4
BB	3
SO	11
LOB	10



WP	PA	ERA	WHIP
0	36		



Batter	1	2	3	4	5	6	7	8	9	AB R H RBI BB SO LOB	TOP	
Willie Wilson, S (1, 8) OBP: 0.314, SLG: 0.360	0-0 F6	0-0 F4			0-3 K		0-0 FC5-2		0-0 FC5-1B	5 0 1 0 0 1 5		
Rudy Law, L (1, 7) OBP: 0.327, SLG: 0.385 Frank White, R (7, PH) OBP: 0.315, SLG: 0.443 (7, 4)	0-0 F3		0-0 L8			0-3 K	0-3 K		0-0 FC5-1B	3 0 0 0 0 1 0 2 1 1 0 0 1 3		
Lonnie Smith, R (1, 10) OBP: 0.368, SLG: 0.421	0-3 K		0-0 F9-1B			0-0 1B-2B	0-0 FC5-1B		0-0 FC5-2B	5 1 3 1 0 1 2		
Jamie Quirk, L (1, 5) OBP: 0.284, SLG: 0.356 Hal McRae, R (7, PH) OBP: 0.306, SLG: 0.394 Greg Pryor, R (7, 6) OBP: 0.193, SLG: 0.215		0-0 HR-1B	0-0 F9			0-0 2B-1B	0-0 FC5-4		0-0 2B	3 1 2 0 0 0 1 1 0 0 0 0 0 3 1 0 1 2 0 0 0		
Mike Kingery, L (1, 9) OBP: 0.292, SLG: 0.392		0-0 HR		0-3 K		0-0 F7		0-0 F5	0-0 F8	5 1 1 2 0 1 3		
Kevin Seitzer, R (1, 3) OBP: 0.389, SLG: 0.370		0-0 FC4-6-1B		0-0 L4		0-0 4-3		4-0 FC5-4-BB		3 0 1 0 1 0 2		
Rondin Johnson, S (1, 4) OBP: 0.375, SLG: 0.500 Darryl Motley, R (7, 7) OBP: 0.241, SLG: 0.350		0-0 FC4-6-1B		0-0 L5			0-0 BB-1B-FC5-2-1B	0-0 FC5-4		3 0 1 0 0 0 1 1 0 0 0 0 0 1	AB 39 R 5 H 13 RBI 5 BB 2 SO 6 LOB 24	
Jim Sundberg, R (1, 2) OBP: 0.301, SLG: 0.302		0-0 1B			0-0 6-3		0-0 FC5-2-1B-BB	0-0 4-3		4 1 2 0 0 0 1		
Buddy Biancalana, S (1, 6) OBP: 0.311, SLG: 0.308 Bo Jackson, R (7, PH) OBP: 0.359, SLG: 0.486 Bill Pecota, R (7, 5)		0-3 K			0-0 4-3		4-0 BB-1B-FC5-2-BB		0-0 6-3	2 0 0 0 0 1 2 0 0 0 0 1 0 0 1 0 0 0 0 0 0		
<b>Inning Stats</b>	R: 0 H: 0 E: 0 LOB: 0 K: 1 BB: 0 S: 5 P: 5	R: 2 H: 4 E: 0 LOB: 2 K: 1 BB: 0 S: 9 P: 9	R: 0 H: 1 E: 0 LOB: 0 K: 0 BB: 0 S: 3 P: 3	R: 0 H: 0 E: 0 LOB: 0 K: 1 BB: 0 S: 5 P: 5	R: 0 H: 0 E: 0 LOB: 0 K: 1 BB: 0 S: 5 P: 5	R: 0 H: 2 E: 0 LOB: 2 K: 1 BB: 0 S: 7 P: 7	R: 1 H: 3 E: 0 LOB: 3 K: 1 BB: 1 S: 8 P: 12	R: 0 H: 0 E: 0 LOB: 1 K: 0 BB: 1 S: 3 P: 7	R: 2 H: 3 E: 0 LOB: 1 K: 0 BB: 0 S: 6 P: 6	1B: 10 SF: 0 2B: 2 SAC: 0 3B: 0 DP: 0 HR: 1 HBP: 0	WP: 0 PA: 41 PB: 0 SB: 0 CS: 0	
<b>PITCHER</b> Mike Moore, R (1, 1) ERA: 4.36 Matt Young, L (7, 1) ERA: 3.8	IP WLS BF H R ER SO BB IBB HBP BLK WP HR S P ERA WHIP	6.0 27 9 3 3 5 1 0 0 0 0 1 36 40 4.50 1.667	3.0 14 4 2 2 1 1 0 0 0 0 0 15 19 6.00 1.667									

**Kansas City Royals @ Seattle Mariners**  
 The Kingdome, Seattle, WA  
 Fri Sep 19 1986, 10:05 PM EDT  
 Att: 10,828 - Unknown

[livebaseballscorecards.com](http://livebaseballscorecards.com)

Batter	1	2	3	4	5	6	7	8	9	AB	R	H	RBI	BB	SO	LOB
John Moses, S OBP: 0.318, SLG: 0.313 (1, 8)	0-3 K		0-3 K		0-0 4-3		0-0 SH1-4		0-0 SH5-3 HBP FC6-4 1B	4	1	1	0	0	2	1
Phil Bradley, R OBP: 0.402, SLG: 0.441 (1, 7)	0-0 4-3		0-0 4-3			0-0 PB 1B 2B 1B	0-0 1B CS 2-3 1B		1-0 FC6-4 SH5-3 1-2 HBP	4	1	2	0	0	0	0
Alvin Davis, L OBP: 0.385, SLG: 0.447 (1, 3)	0-0 4-3			0-0 F7		0-0 F8	0-3 K		0-0 SH5-3	4	0	0	0	0	1	3
Jim Presley, R OBP: 0.317, SLG: 0.486 (1, 5)		0-0 6-3		0-3 K		0-0 PB 1B 2B 1B	0-0 1B		4-0 FC6-4 IBB	4	1	2	1	1	1	0
Ken Phelps, L OBP: 0.411, SLG: 0.529 (1, 10)		4-0 PB 2B BB		0-0 3B		0-0 F7	0-0 CS		0-0 FC6-4 1-2 1B	2	1	1	0	1	0	2
Dave Hengel, R OBP: 0.103, SLG: 0.103 (8, PH)									0-0 5-3 1B	2	0	1	1	0	0	2
Danny Tartabull, R OBP: 0.355, SLG: 0.513 (1, 9)		0-0 1-3 1-H 2B		0-0 5-3		0-0 1B 2B 1-H 2-H			0-0 F8	4	1	2	3	0	0	2
Scott Bradley, L OBP: 0.338, SLG: 0.441 (1, 2)		0-0 1-3 2-3				0-0 G3	4-0 1B IBB		0-0 5-3 1-2	2	0	0	0	1	0	1
Dave Valle, R OBP: 0.423, SLG: 0.619 (8, PH)										1	0	0	0	0	0	1
Domingo Ramos, R OBP: 0.263, SLG: 0.218 (1, 6)		0-0 4-3		0-0 6-3		0-0 1B 1-3 2-H			4-0 BB	3	0	1	1	1	0	1
Harold Reynolds, S OBP: 0.274, SLG: 0.286 (1, 4)			0-0 3-1		4-0 BB		0-0 1B SH1-4 1B 1B		0-0 F7	3	1	1	0	1	0	2

BOTTOM

Kansas City Royals @ Seattle Mariners  
The Kingdome, Seattle, WA  
Fri Sep 19 1986, 10:05 PM EDT  
Att. 10,828 - Unknown

livebaseballscorecards.com

AB	33
R	6
H	11
RBI	6
BB	5
SO	4
LOB	15



Inning Stats	R: 0	H: 0	E: 0	K: 1	S: 5	H: 0	LOB: 0	BB: 0	P: 5	R: 1	H: 1	E: 0	K: 0	S: 4	R: 0	H: 0	E: 0	K: 1	S: 5	R: 0	H: 1	E: 0	K: 1	S: 6	R: 0	H: 0	E: 0	K: 0	S: 3	R: 3	H: 4	E: 0	K: 0	S: 6	R: 1	H: 3	E: 0	K: 1	S: 7	R: 0	H: 1	E: 0	K: 0	S: 4	R: 1	H: 1	E: 0	K: 0	S: 3	1B: 8	2B: 2	3B: 1	HR: 0	SF: 0	SAC: 2	DP: 0	HBP: 1	WP: 0	PA: 42
--------------	------	------	------	------	------	------	--------	-------	------	------	------	------	------	------	------	------	------	------	------	------	------	------	------	------	------	------	------	------	------	------	------	------	------	------	------	------	------	------	------	------	------	------	------	------	------	------	------	------	------	-------	-------	-------	-------	-------	--------	-------	--------	-------	--------

PITCHER	IP	WLS	BF	H	R	ER	SO	BB	IBB	HBP	BLK	WP	HR	S	P	ERA	WHIP
Mark Gubicza, R ERA: 3.95 (1, 1)	6.1		29	8	5	4	3	2	1	0	0	0	0	32	44	5.68	1.579
Bud Black, L ERA: 3.49 (7, 1)	2.0	L	11	3	1	1	1	1	1	1	0	0	0	10	19	4.50	2.000
Dan Quisenberry, R ERA: 3.07 (9, 1)	0.1		1	0	0	0	0	0	0	0	0	0	0	1	1	0.00	0.000



Batter	1	2	3	4	5	6	7	8	9	AB R H RBI BB SO LOB	TOP									
Rudy Law, L (1, 7) OBP: 0.323, SLG: 0.380	0-0 4-3		0-0 F9			0-0 G4-1			0-0 4-3	4 0 0 0 0 0 0										
Kevin Seitzer, R (1, 3) OBP: 0.362, SLG: 0.340	0-0 6-3		0-0 F9			0-0 E3			0-0 F9	4 0 0 0 0 0 0										
Lonnie Smith, R (1, 10) OBP: 0.367, SLG: 0.418	0-0 E5 1B			0-0 F8		0-0 FC5-4			4-0 BB	3 0 0 0 1 0 1										
Jamie Quirk, L (1, 2) OBP: 0.284, SLG: 0.353 (8, 5)	0-0 1-3 1B			0-0 4-3			0-3 K		0-0 5-3	4 0 1 0 0 1 1										
Mike Kingery, L (1, 8) OBP: 0.287, SLG: 0.386	0-0 F8			0-0 1-3			0-0 6-3			3 0 0 0 0 0 2										
Rondin Johnson, S (1, 4) OBP: 0.316, SLG: 0.421		0-0 F8			0-0 4-3		0-3 K2-3			3 0 0 0 0 1 0										
Bo Jackson, R (1, 9) OBP: 0.333, SLG: 0.447		0-0 6-3				0-3 K		0-0 F5		3 0 0 0 0 1 0										
Bill Pecota, R (1, 5) Jorge Orta, L (8, PH) Jim Sundberg, R (8, 2) OBP: 0.327, SLG: 0.413 OBP: 0.301, SLG: 0.302		0-0 L9				0-0 6-3		0-0 L7		2 0 0 0 0 0 0 1 0 0 0 0 0 0 0 0 0 0 0 0 0										
Buddy Biancalana, S (1, 6) Hal McRae, R (8, PH) Greg Pryor, R (8, 6) OBP: 0.307, SLG: 0.304 OBP: 0.305, SLG: 0.392 OBP: 0.193, SLG: 0.215			0-0 F7				0-0 F7		0-0 F8	2 0 0 0 0 0 0 1 0 0 0 0 0 0 0 0 0 0 0 0 0										
<b>Inning Stats</b>	R: 0 E: 1 K: 0 S: 5	H: 1 LOB: 2 BB: 0 P: 5	R: 0 E: 0 K: 0 S: 3	H: 0 LOB: 0 BB: 0 P: 3	R: 0 E: 0 K: 0 S: 3	H: 0 LOB: 0 BB: 0 P: 3	R: 0 E: 0 K: 1 S: 5	H: 0 LOB: 0 BB: 0 P: 5	R: 0 E: 1 K: 0 S: 4	H: 0 LOB: 1 BB: 0 P: 4	R: 0 E: 0 K: 2 S: 7	H: 0 LOB: 0 BB: 0 P: 7	R: 0 E: 0 K: 0 S: 3	H: 0 LOB: 0 BB: 0 P: 3	R: 0 E: 0 K: 0 S: 3	H: 0 LOB: 1 BB: 1 P: 7	1B: 1 2B: 0 3B: 0 HR: 0	SF: 0 SAC: 0 DP: 0 HBP: 0	WP: 0 PB: 0 SB: 0 CS: 0	PA: 31
<b>PITCHER</b> Mike Trujillo, R (1, 1) ERA: 2.62	IP: 9.0 WLS: W BF: 31 H: 1 R: 0 ER: 0 SO: 3 BB: 1 IBB: 0 HBP: 0 BLK: 0 WP: 0 HR: 0 S: 36 P: 40 ERA: 0.00 WHIP: 0.222											<b>PITCHER</b>	IP: WLS: BF: H: R: ER: SO: BB: IBB: HBP: BLK: WP: HR: S: P: ERA: WHIP:							

**Kansas City Royals @ Seattle Mariners**  
 The Kingdom, Seattle, WA  
 Sat Sep 20 1986, 10:05 PM EDT  
 Att: 10,899 - Unknown

[livebaseballscorecards.com](http://livebaseballscorecards.com)

**AB** 30  
**R** 0  
**H** 1  
**RBI** 0  
**BB** 1  
**SO** 3  
**LOB** 4



Batter	1	2	3	4	5	6	7	8	9
John Moses, S OBP: 0.315, SLG: 0.309 (1, 8)	0-3 K	0-3 K			0-0 F7			0-3 K	
Phil Bradley, R OBP: 0.405, SLG: 0.442 (1, 7)	0-0 1B 2B 1B		0-0 CS 1B		0-3 K			4-0 1-2 4-3 BB	
Alvin Davis, L OBP: 0.384, SLG: 0.445 (1, 3)	0-0 2B 1-3 E 1B		0-0 L7			0-3 K		0-0 4-3 1-2 2-3	
Jim Presley, R OBP: 0.317, SLG: 0.486 (1, 5)	0-0 1-3 E 2B		0-0 L9			0-3 K		0-0 F9	
Ken Phelps, L OBP: 0.411, SLG: 0.527 (1, 10)	0-0 E1 2-H 3-H		0-0 CS 1-2	0-3 K		0-0 1B			
Danny Tartabull, R OBP: 0.353, SLG: 0.510 (1, 9)	0-3 K			0-0 4-3			0-0 F3		
Scott Bradley, L OBP: 0.338, SLG: 0.439 (1, 2)	0-0 1-3			0-0 FC5-4 1B			0-0 F5		
Domingo Ramos, R OBP: 0.255, SLG: 0.211 (1, 6)			0-0 5-3		0-0 FC5-4 1-2f		0-3 K		
Harold Reynolds, S OBP: 0.274, SLG: 0.286 (1, 4)			0-0 4-3			0-0 4-3		0-0 4-3 S 1B	

Inning Stats	R: 3	H: 3	E: 1	K: 2	S: 11	LOB: 1	BB: 0	P: 11
	R: 0	H: 0	E: 0	K: 1	S: 5	LOB: 0	BB: 0	P: 5
	R: 0	H: 1	E: 0	K: 0	S: 3	LOB: 0	BB: 0	P: 3
	R: 0	H: 1	E: 0	K: 1	S: 6	LOB: 1	BB: 0	P: 6
	R: 0	H: 0	E: 0	K: 1	S: 5	LOB: 0	BB: 0	P: 5
	R: 0	H: 1	E: 0	K: 2	S: 7	LOB: 1	BB: 0	P: 7
	R: 0	H: 0	E: 0	K: 1	S: 5	LOB: 0	BB: 0	P: 5
	R: 0	H: 1	E: 0	K: 1	S: 6	LOB: 2	BB: 1	P: 10

PITCHER	IP	WLS	BF	H	R	ER	SO	BB	IBB	HBP	BLK	WP	HR	S	P	ERA	WHIP
Bret Saberhagen, R ERA: 4.21 (1, 1)	4.0	L	17	5	3	2	4	0	0	0	0	0	0	25	25	4.50	1.250
David Cone, R ERA: 5.3 (5, 1)	4.0		14	2	0	0	5	1	0	0	0	0	0	23	27	0.00	0.750

AB R H RBI BB SO LOB

4	0	0	0	0	3	1
3	1	2	0	1	1	0
4	1	1	0	0	1	3
4	1	1	1	0	1	3
3	0	1	1	0	1	0
3	0	0	0	0	1	1
3	0	1	0	0	0	1
3	0	0	0	0	1	1
3	0	1	0	0	0	0

1B: 6	SF: 0	WP: 0	PA: 32
2B: 1	SAC: 0	PB: 0	
3B: 0	DP: 0	SB: 1	
HR: 0	HBP: 0	CS: 1	

AB	R	H	RBI	BB	SO	LOB
30	3	7	2	1	9	10

**Kansas City Royals @ Seattle Mariners**  
The Kingdome, Seattle, WA  
Sat Sep 20 1986, 10:05 PM EDT  
Att. 10,899 - Unknown

livebaseballscorecards.com





Batter	1	2	3	4	5	6	7	8	9	AB R H RBI BB SO LOB	TOP			
Willie Wilson, S (1, 8) OBP: 0.315, SLG: 0.367	0-0 4-3		0-0 F8	0-0 HR		0-0 6-3		0-0 2B		5 1 2 2 0 0 0				
Lonnie Smith, R (1, 7) Lynn Jones, R (8, 7) OBP: 0.364, SLG: 0.415 OBP: 0.212, SLG: 0.152	0-0 1-3		0-0 6-3	0-3 K		0-0 5-3		0-0 F8		4 0 0 0 0 1 0 1 0 0 0 0 0 0				
Jorge Orta, L (1, 10) OBP: 0.323, SLG: 0.407	0-0 F7		0-3 K	0-0 4-3		0-3 K		0-0 F7		5 0 0 0 0 2 0				
Jamie Quirk, L (1, 5) OBP: 0.286, SLG: 0.351		0-0 F7		4-0 2B	0-0 1B		0-0 L3		0-0 5-3	4 1 1 0 1 0 0				
Frank White, R (1, 4) OBP: 0.317, SLG: 0.449		0-0 2B		0-0 F9	0-0 F8		0-0 HR		0-0 3B	4 1 2 0 0 0 2				
Kevin Seitzer, R (1, 3) OBP: 0.387, SLG: 0.404		4-0 BB		4-0 2B	0-0 F8		0-0 HR		0-0 HR	2 2 1 2 2 0 1				
Bo Jackson, R (1, 9) OBP: 0.326, SLG: 0.452		0-3 K		0-0 HR	0-3 K		0-0 F7		0-0 F7	4 1 1 2 0 2 3				
Jim Sundberg, R (1, 2) OBP: 0.305, SLG: 0.311		4-0 BB		0-0 HR		0-0 6-3		4-0 BB		2 1 1 2 2 0 0				
Buddy Biancalana, S (1, 6) OBP: 0.305, SLG: 0.309		0-0 FC4-6		0-0 HR		0-0 F4		0-0 FC3-6		4 1 1 0 0 0 4				
<b>Inning Stats</b>	R: 0 E: 0 K: 0 S: 3 H: 0 LOB: 0 BB: 0 P: 3	R: 0 E: 0 K: 1 S: 6 H: 1 LOB: 3 BB: 2 P: 14	R: 0 E: 0 K: 1 S: 5 H: 0 LOB: 0 BB: 0 P: 5	R: 6 E: 0 K: 1 S: 9 H: 4 LOB: 0 BB: 2 P: 17	R: 0 E: 0 K: 1 S: 6 H: 1 LOB: 1 BB: 0 P: 6	R: 0 E: 0 K: 0 S: 3 H: 0 LOB: 0 BB: 0 P: 3	R: 0 E: 0 K: 1 S: 5 H: 0 LOB: 0 BB: 0 P: 5	R: 2 E: 0 K: 0 S: 5 H: 3 LOB: 2 BB: 1 P: 9	R: 0 E: 0 K: 0 S: 3 H: 0 LOB: 0 BB: 0 P: 3	1B: 1 2B: 4 3B: 1 HR: 3 SF: 0 SAC: 0 DP: 0 HBP: 0	WP: 0 PB: 0 SB: 0 CS: 0 PA: 40			
<b>PITCHER</b>	IP WLS BF H R ER SO BB IBB HBP BLK WP HR S P ERA WHIP												<b>PITCHER</b>	IP WLS BF H R ER SO BB IBB HBP BLK WP HR S P ERA WHIP
Mike Morgan, R (1, 1) ERA: 4.38	3.1 L 18 4 5 5 2 4 0 0 0 0 0 1 18 34 13.50 2.400													
Mark Huismann, R (4, 1) ERA: 3.79	2.2 10 2 1 1 2 0 0 0 0 0 0 1 14 14 3.38 0.750													
Mike Brown, R (7, 1) ERA: 5.74	2.0 9 3 2 2 1 1 0 0 0 0 0 1 10 14 9.00 2.000													
Steve Fireovid, R (9, 1) ERA: 4.29	1.0 3 0 0 0 0 0 0 0 0 0 0 0 3 3 0.00 0.000													

**Kansas City Royals @ Seattle Mariners**  
 The Kingdome, Seattle, WA  
 Sun Sep 21 1986, 6:33 AM EDT  
 Att. 9,554 - Unknown

[livebaseballscorecards.com](http://livebaseballscorecards.com)

<b>AB</b>	<b>35</b>
<b>R</b>	<b>8</b>
<b>H</b>	<b>9</b>
<b>RBI</b>	<b>8</b>
<b>BB</b>	<b>5</b>
<b>SO</b>	<b>5</b>
<b>LOB</b>	<b>10</b>



Batter	1	2	3	4	5	6	7	8	9	AB	R	H	RBI	BB	SO	LOB
John Moses, S OBP: 0.317, SLG: 0.323 (1, 8)	0-0 1B 2B		0-0 HR		0-0 B5			0-0 G5-4-3 1-2f		4	1	2	1	0	0	1
Phil Bradley, R OBP: 0.404, SLG: 0.443 (1, 7)	0-0 5-3		0-0 6-3		0-0 1-3			0-0 2B		4	0	1	0	0	0	1
Alvin Davis, L OBP: 0.385, SLG: 0.445 (1, 3)	0-0 2-3 1B		0-0 6-3		0-0 1-3			4-0 BB		3	0	1	0	1	0	0
Jim Presley, R OBP: 0.316, SLG: 0.484 (1, 5)	0-3 K			0-0 1B 1B			0-3 K	0-0 F9		4	0	1	0	0	2	4
Danny Tartabull, R OBP: 0.352, SLG: 0.510 (1, 9)	0-3 K			0-0 F8			0-3 K			4	0	1	0	0	2	3
Dave Valle, R OBP: 0.400, SLG: 0.560 (1, 2)		0-0 F4		0-0 1-2 1B			0-0 5-3		0-0 5-3	4	0	1	0	0	0	1
Dave Hengel, R OBP: 0.121, SLG: 0.121 (1, 10)		0-0 G6-4-3 1B		0-3 K			0-0 F8		0-0 F9	4	0	1	0	0	1	3
Domingo Ramos, R OBP: 0.245, SLG: 0.202 (1, 6)		0-0 G6-4-3 1-2f		0-0 6-3			0-3 K		0-0 F9	4	0	0	0	0	1	4
Harold Reynolds, S OBP: 0.275, SLG: 0.287 (1, 4)			0-0 B1-3		0-0 F8			0-0 G5-4-3 1B		3	0	1	0	0	0	0

<b>Inning Stats</b>	R: 0 E: 0 K: 2 S: 9	H: 2 LOB: 2 BB: 0 P: 9	R: 0 E: 0 K: 0 S: 3	H: 1 LOB: 0 BB: 0 P: 3	R: 1 E: 0 K: 0 S: 4	H: 1 LOB: 0 BB: 0 P: 4	R: 0 E: 0 K: 1 S: 7	H: 2 LOB: 2 BB: 0 P: 7	R: 0 E: 0 K: 0 S: 3	H: 0 LOB: 0 BB: 0 P: 3	R: 0 E: 0 K: 2 S: 7	H: 0 LOB: 0 BB: 0 P: 7	R: 0 E: 0 K: 1 S: 5	H: 0 LOB: 0 BB: 0 P: 5	R: 0 E: 0 K: 0 S: 4	H: 2 LOB: 2 BB: 1 P: 8	R: 0 E: 0 K: 0 S: 4	H: 1 LOB: 1 BB: 0 P: 4	1B: 5 2B: 3 3B: 0 HR: 1	SF: 0 SAC: 0 DP: 2 HBP: 0	WP: 0 PB: 0 SB: 0 CS: 0	PA: 35
---------------------	------------------------------	---------------------------------	------------------------------	---------------------------------	------------------------------	---------------------------------	------------------------------	---------------------------------	------------------------------	---------------------------------	------------------------------	---------------------------------	------------------------------	---------------------------------	------------------------------	---------------------------------	------------------------------	---------------------------------	----------------------------------	------------------------------------	----------------------------------	--------

<b>PITCHER</b> Charlie Leibrandt, L ERA: 4.13 (1, 1)	IP: 9.0 WLS: W BF: 35 H: 9 R: 1 ER: 1 SO: 6 BB: 1 IBB: 0 HBP: 0 BLK: 0 WP: 0 HR: 1 S: 46 P: 50 ERA: 1.00 WHIP: 1.111	<b>PITCHER</b>	IP: 9.0 WLS: W BF: 35 H: 9 R: 1 ER: 1 SO: 6 BB: 1 IBB: 0 HBP: 0 BLK: 0 WP: 0 HR: 1 S: 46 P: 50 ERA: 1.00 WHIP: 1.111
--	--	----------------	--

**BOTTOM**

**Kansas City Royals @ Seattle Mariners**  
The Kingdome, Seattle, WA

Sun Sep 21 1986, 6:33 AM EDT  
Att. 9,554 - Unknown

livebaseballscorecards.com

<b>AB</b>	<b>34</b>
<b>R</b>	<b>1</b>
<b>H</b>	<b>9</b>
<b>RBI</b>	<b>1</b>
<b>BB</b>	<b>1</b>
<b>SO</b>	<b>6</b>
<b>LOB</b>	<b>17</b>





Batter	1	2	3	4	5	6	7	8	9	AB R H RBI BB SO LOB	TOP
<b>Scott Fletcher, R</b> (1, 6) <small>OBP: 0.359, SLG: 0.403</small>	0-3 	0-0 5-3 			0-0 G4-6-3 			0-0 F8 		4 0 0 0 0 1 3	
<b>Ruben Sierra, S</b> (1, 8) <small>OBP: 0.302, SLG: 0.485</small>	0-0 		0-0 F9 			0-0 F7 		0-0 F9 		4 1 1 1 0 0 0	
<b>Pete O'Brien, L</b> (1, 3) <small>OBP: 0.382, SLG: 0.477</small>	0-0 4-3 		0-3 			0-0 		0-3 		4 1 1 1 0 2 0	
<b>Larry Parrish, R</b> (1, 10) <small>OBP: 0.342, SLG: 0.521</small>	4-0 		0-3 			0-0 F9 		0-3 		3 0 0 0 1 2 0	
<b>Pete Incaviglia, R</b> (1, 9) <small>OBP: 0.317, SLG: 0.457</small> <b>Oddibe McDowell, L</b> (9, 8) <small>OBP: 0.338, SLG: 0.437</small>	0-3 			0-3 		4-0 		0-3 		3 0 0 0 1 3 1 0 0 0 0 0 0 0	
<b>Tom Paciorek, R</b> (1, 7) <small>OBP: 0.304, SLG: 0.374</small> <b>Bob Brower, R</b> (9, 7) <small>OBP: 0.333, SLG: 0.667</small>		0-0 		0-0 F3 		0-0 F9 		0-3 		4 0 1 0 0 1 1 0 0 0 0 0 0 0	
<b>Don Slaught, R</b> (1, 2) <small>OBP: 0.304, SLG: 0.461</small>		0-3 		0-3 			0-0 6-3 			3 0 0 0 0 2 1	
<b>Steve Buechele, R</b> (1, 5) <small>OBP: 0.306, SLG: 0.402</small>		0-0 L5 			0-0 6-3 		0-0 F7 			3 0 0 0 0 0 1	
<b>Toby Harrah, R</b> (1, 4) <small>OBP: 0.324, SLG: 0.371</small>		4-0 		4-0 	4-0 G4-6-3 		0-0 F4 			1 0 0 0 2 0 0	
<b>Inning Stats</b>	R: 1 H: 1 E: 0 LOB: 1 K: 2 BB: 1 S: 8 P: 12	R: 0 H: 1 E: 0 LOB: 2 K: 1 BB: 1 S: 6 P: 10	R: 0 H: 0 E: 0 LOB: 0 K: 2 BB: 0 S: 7 P: 7	R: 0 H: 0 E: 0 LOB: 0 K: 2 BB: 0 S: 7 P: 7	R: 0 H: 0 E: 0 LOB: 0 K: 2 BB: 1 S: 2 P: 6	R: 1 H: 1 E: 0 LOB: 1 K: 0 BB: 1 S: 4 P: 8	R: 0 H: 0 E: 0 LOB: 0 K: 0 BB: 0 S: 3 P: 3	R: 0 H: 0 E: 0 LOB: 0 K: 1 BB: 0 S: 5 P: 5	R: 0 H: 0 E: 0 LOB: 0 K: 3 BB: 0 S: 9 P: 9	1B: 1 SF: 0 2B: 0 SAC: 0 3B: 0 DP: 1 HR: 2 HBP: 0	WP: 0 PA: 33 PB: 0 SB: 0 CS: 0
<b>PITCHER</b> <b>Mark Langston, L</b> (1, 1) <small>ERA: 4.81</small>	IP 9.0 WLS L BF 33 H 3 R 2 ER 2 SO 11 BB 4 IBB 0 HBP 0 BLK 0 WP 0 HR 2 S 51 P 67 ERA 2.00 WHIP 0.778					<b>PITCHER</b> IP WLS BF H R ER SO BB IBB HBP BLK WP HR S P ERA WHIP					

**Texas Rangers @ Seattle Mariners**  
 The Kingdome, Seattle, WA  
 Mon Sep 22 1986, 10:05 PM EDT  
 Att. 7,495 - Unknown

livebaseballscorecards.com

<b>AB</b>	29
<b>R</b>	2
<b>H</b>	3
<b>RBI</b>	2
<b>BB</b>	4
<b>SO</b>	11
<b>LOB</b>	7



Batter	1	2	3	4	5	6	7	8	9	AB R H RBI BB SO LOB
<b>John Moses, S</b> OBP: 0.316, SLG: 0.322 (1, 8) X	0-0 G3	0-3 K			0-0 WP 1B		0-3 K			4 0 1 0 0 2 3
<b>Phil Bradley, R</b> OBP: 0.404, SLG: 0.442 (1, 7) BBB	4-0 4-3 S BB		0-0 G3		0-3 K			0-0 1B		3 0 1 0 1 1 1
<b>Alvin Davis, L</b> OBP: 0.384, SLG: 0.442 (1, 3) X	0-0 4-3		4-0 BB		0-0 L7			0-0 F7		3 0 0 0 1 0 3
<b>Jim Presley, R</b> OBP: 0.314, SLG: 0.481 (1, 5) X	0-0 L5		0-0 F9		0-3 K			0-3 K		4 0 0 0 0 2 4
<b>Ken Phelps, L</b> OBP: 0.412, SLG: 0.525 (1, 10) X		0-0 E 1B	0-0 4-3		4-0 BB			0-3 K		3 0 1 0 1 1 2
<b>Danny Tartabull, R</b> OBP: 0.349, SLG: 0.505 (1, 9) X		0-0 F2		0-3 K		0-0 G4-6-3		0-0 F9		4 0 0 0 0 1 2
<b>Scott Bradley, L</b> OBP: 0.341, SLG: 0.446 (1, 2) X		0-0 E6 1B		0-0 2B		0-0 3-1		0-3 K		4 0 2 0 0 1 0
<b>Rey Quinones, R</b> OBP: 0.283, SLG: 0.297 (1, 6) X		0-0 1-2 1B		0-3 K			0-3 K		0-0 6-3	3 0 1 0 0 2 1
<b>Dave Valle, R</b> OBP: 0.387, SLG: 0.538 (9, PH) X										1 0 0 0 0 0 0
<b>Harold Reynolds, S</b> OBP: 0.273, SLG: 0.285 (1, 4) X		0-0 F8		0-0 F5			0-0 4-3			3 0 0 0 0 0 4

<b>Inning Stats</b>	R: 0 E: 0 K: 0 S: 3	H: 0 LOB: 1 BB: 1 P: 7	R: 0 E: 1 K: 1 S: 8	H: 3 LOB: 3 BB: 0 P: 8	R: 0 E: 0 K: 0 S: 3	H: 0 LOB: 1 BB: 1 P: 7	R: 0 E: 0 K: 2 S: 8	H: 1 LOB: 1 BB: 0 P: 8	R: 0 E: 0 K: 2 S: 8	H: 1 LOB: 1 BB: 0 P: 8	R: 0 E: 0 K: 0 S: 2	H: 0 LOB: 0 BB: 1 P: 6	R: 0 E: 0 K: 2 S: 7	H: 0 LOB: 0 BB: 0 P: 7	R: 0 E: 0 K: 2 S: 8	H: 1 LOB: 1 BB: 0 P: 8	R: 0 E: 0 K: 1 S: 5	H: 0 LOB: 0 BB: 0 P: 5	1B: 5 2B: 1 3B: 0 HR: 0	SF: 0 SAC: 0 DP: 1 HBP: 0	WP: 1 PB: 0 SB: 2 CS: 0	PA: 35
---------------------	------------------------------	---------------------------------	------------------------------	---------------------------------	------------------------------	---------------------------------	------------------------------	---------------------------------	------------------------------	---------------------------------	------------------------------	---------------------------------	------------------------------	---------------------------------	------------------------------	---------------------------------	------------------------------	---------------------------------	----------------------------------	------------------------------------	----------------------------------	--------

<b>PITCHER</b> <b>Ed Correa, R</b> ERA: 4.47 (1, 1)	IP 9.0 WLS W BF 35 H 6 R 0 ER 0 SO 10 BB 3 IBB 0 HBP 0 BLK 0 WP 1 HR 0 S 52 P 64 ERA 0.00 WHIP 1.000	<b>PITCHER</b>	IP WLS BF H R ER SO BB IBB HBP BLK WP HR S P ERA WHIP
---	--	----------------	---

**BOTTOM**

**Texas Rangers @ Seattle Mariners**  
The Kingdome, Seattle, WA  
Mon Sep 22 1986, 10:05 PM EDT  
Att. 7,495 - Unknown

[livebaseballscorecards.com](http://livebaseballscorecards.com)

<b>AB</b>	<b>32</b>
<b>R</b>	<b>0</b>
<b>H</b>	<b>6</b>
<b>RBI</b>	<b>0</b>
<b>BB</b>	<b>3</b>
<b>SO</b>	<b>10</b>
<b>LOB</b>	<b>20</b>





Batter	1	2	3	4	5	6	7	8	9	AB R H RBI BB SO LOB	TOP
<b>Oddibe McDowell, L</b> (1, 8) OBP: 0.341, SLG: 0.437	0-0 		4-0 	4-0 		4-0 	4-0 	0-0 	0-0 	3 3 1 0 3 0 2	
<b>Scott Fletcher, R</b> (1, 6) OBP: 0.359, SLG: 0.402 <b>Jeff Kunkel, R</b> (8, 6) OBP: 0.500, SLG: 0.500	0-3 		0-0 	0-0 		4-0 	0-0 	0-0 	0-0 	4 0 1 0 1 1 3 1 0 1 1 0 0 0	
<b>Pete O'Brien, L</b> (1, 3) OBP: 0.383, SLG: 0.476	4-0 		0-0 		0-0 	0-0 	4-0 	0-0 	0-0 	4 2 1 0 2 0 3	
<b>Darrell Porter, L</b> (1, 10) OBP: 0.349, SLG: 0.551 <b>Mike Stanley, R</b> (9, PH) OBP: 0.385, SLG: 0.583	0-0 		0-0 		0-0 	0-0 	0-0 	0-0 	0-0 	5 3 3 1 0 0 4 1 0 1 0 0 0 0	
<b>Ruben Sierra, S</b> (1, 9) OBP: 0.305, SLG: 0.493		0-0 	0-0 		0-0 	4-0 		0-0 	0-0 	5 2 2 3 1 0 2	
<b>Larry Parrish, R</b> (1, 5) OBP: 0.342, SLG: 0.520 <b>Curtis Wilkerson, S</b> (8, 4) OBP: 0.280, SLG: 0.313	0-3 		0-0 		0-3 	0-0 		0-0 		5 0 2 1 0 2 2 0 0 0 0 0 0 0	
<b>Tom Paciorek, R</b> (1, 7) OBP: 0.301, SLG: 0.371 <b>Bob Brower, R</b> (8, 7) OBP: 0.333, SLG: 0.667	0-0 		0-0 		0-0 	0-3 		0-0 		4 0 1 1 0 1 3 0 0 0 0 0 0 0	
<b>Don Slaught, R</b> (1, 2) OBP: 0.304, SLG: 0.460 <b>Orlando Mercado, R</b> (6, 2) OBP: 0.278, SLG: 0.293	0-3 			0-0 			0-0 		0-0 	3 0 1 1 0 1 1 2 1 1 0 0 0 0	
<b>Steve Buechele, R</b> (1, 4) OBP: 0.307, SLG: 0.407 (8, 5)			0-3 	0-0 		0-3 		0-0 	4-0 	4 1 1 1 1 2 1	
<b>Inning Stats</b>	R: 0 H: 1 E: 0 LOB: 1 K: 1 BB: 1 S: 5 P: 9	R: 0 H: 1 E: 0 LOB: 1 K: 2 BB: 0 S: 8 P: 8	R: 4 H: 3 E: 1 LOB: 1 K: 1 BB: 1 S: 9 P: 13	R: 0 H: 0 E: 0 LOB: 1 K: 0 BB: 1 S: 3 P: 7	R: 3 H: 4 E: 0 LOB: 1 K: 2 BB: 0 S: 11 P: 11	R: 2 H: 2 E: 0 LOB: 2 K: 1 BB: 3 S: 6 P: 18	R: 1 H: 2 E: 0 LOB: 2 K: 0 BB: 1 S: 5 P: 9	R: 0 H: 0 E: 0 LOB: 0 K: 0 BB: 0 S: 3 P: 3	R: 2 H: 3 E: 1 LOB: 2 K: 0 BB: 1 S: 6 P: 10	1B: 13 SF: 1 2B: 2 SAC: 0 3B: 0 DP: 2 HR: 2 HBP: 0	WP: 1 PA: 50 PB: 0 SB: 2 CS: 0
<b>PITCHER</b> <b>Bill Swift, R</b> (1, 1) ERA: 5.59 <b>Ed Nunez, R</b> (5, 1) ERA: 5.51 <b>Mike Brown, R</b> (7, 1) ERA: 5.7 <b>Lee Guetterman, L</b> (9, 1) ERA: 7.11	IP WLS BF H R ER SO BB IBB HBP BLK WP HR S P ERA WHIP 4.2 L 26 9 7 3 5 3 0 0 0 1 1 33 45 5.79 2.571 1.1 8 2 2 2 2 2 1 0 0 0 0 9 21 13.50 3.000 2.0 9 2 1 1 0 1 0 0 0 0 1 8 12 4.50 1.500 1.0 7 3 2 2 0 1 0 0 0 0 0 6 10 18.00 4.000	<b>PITCHER</b> IP WLS BF H R ER SO BB IBB HBP BLK WP HR S P ERA WHIP									

**Texas Rangers @ Seattle Mariners**  
 The Kingdome, Seattle, WA  
 Tue Sep 23 1986, 10:05 PM EDT  
 Att. 5,311 - Unknown

livebaseballscorecards.com

**AB** 41  
**R** 12  
**H** 16  
**RBI** 9  
**BB** 8  
**SO** 7  
**LOB** 21



Batter	1	2	3	4	5	6	7	8	9	AB R H RBI BB SO LOB
John Moses, S (1, 8) OBP: 0.314, SLG: 0.322	0-0 PB 2B		0-0 4-3	0-3 K		0-0 4-3		0-0 L5	0-0 F8	6 0 1 0 0 1 2
Phil Bradley, R (1, 7) OBP: 0.408, SLG: 0.443	0-0 5-3 2-3		0-0 S 1B	0-0 1B		4-0 BB		4-0 BB 2B BB		3 1 2 0 2 0 1
Alvin Davis, L (1, 3) OBP: 0.382, SLG: 0.438	4-0 G6-4-3 BB		0-0 F5	0-0 F8		0-0 G3		0-0 F9		4 0 0 0 1 0 5
Jim Presley, R (1, 5) OBP: 0.314, SLG: 0.478	0-0 G6-4-3 1-2		0-3 K 1-2		0-0 B1-3		0-3 K	4-0 2B BB		4 1 0 0 1 2 3
Ken Phelps, L (1, 10) OBP: 0.416, SLG: 0.542		0-0 PB G3 1B		0-0 HR	0-3 K		0-0 1B E 1B	0-0 2B 1-H 2-H		5 2 4 3 0 1 0
Danny Tartabull, R (1, 9) OBP: 0.348, SLG: 0.501		1-0 G3 PB 1-2 HBP		0-0 6-3	0-0 E5		0-0 E5 1B	0-3 K		4 0 0 0 0 1 2
Scott Bradley, L (1, 2) OBP: 0.347, SLG: 0.452		0-0 G3 1-3 2-H		0-0 PB 2B 2B	4-0 BB		0-0 1B 1-2 2-3	0-3 K		4 1 2 1 1 1 1
Rey Quinones, R (1, 6) OBP: 0.284, SLG: 0.301		0-0 F2		0-0 1B 2B	0-3 K		0-0 F6	0-0 1B		3 1 1 1 0 1 3
Dave Valle, R (7, PH) OBP: 0.375, SLG: 0.519										1 0 0 0 0 0 3
Domingo Ramos, R (8, 6) OBP: 0.252, SLG: 0.211										1 0 1 0 0 0 0
Harold Reynolds, S (1, 4) OBP: 0.273, SLG: 0.285		0-3 K2-3		0-0 1B 2B		0-3 K		0-0 F7	0-0 F8	3 0 1 1 0 2 1
Dave Hengel, R (7, PH) OBP: 0.118, SLG: 0.118										1 0 0 0 0 0 3
Ross Jones, R (8, 4) OBP: 0.083, SLG: 0.083										1 0 0 0 0 0 1

Inning Stats	R: 0 E: 0 K: 3 S: 3	H: 1 LOB: 1 BB: 1 P: 7	R: 1 E: 0 K: 1 S: 6	H: 1 LOB: 1 BB: 0 P: 7	R: 0 E: 0 K: 1 S: 6	H: 1 LOB: 1 BB: 0 P: 6	R: 3 E: 0 K: 1 S: 10	H: 5 LOB: 2 BB: 0 P: 10	R: 0 E: 1 K: 2 S: 8	H: 0 LOB: 2 BB: 1 P: 12	R: 0 E: 0 K: 1 S: 5	H: 0 LOB: 1 BB: 1 P: 9	R: 0 E: 1 K: 1 S: 8	H: 2 LOB: 3 BB: 0 P: 8	R: 2 E: 0 K: 1 S: 6	H: 1 LOB: 1 BB: 2 P: 14	R: 0 E: 0 K: 1 S: 6	H: 1 LOB: 1 BB: 0 P: 6	1B: 7 2B: 4 3B: 0 HR: 1	SF: 0 SAC: 0 DP: 1 HBP: 1	WP: 0 PB: 4 SB: 1 CS: 0	PA: 46
--------------	------------------------------	---------------------------------	------------------------------	---------------------------------	------------------------------	---------------------------------	-------------------------------	----------------------------------	------------------------------	----------------------------------	------------------------------	---------------------------------	------------------------------	---------------------------------	------------------------------	----------------------------------	------------------------------	---------------------------------	----------------------------------	------------------------------------	----------------------------------	--------

PITCHER	IP	WLS	BF	H	R	ER	SO	BB	IBB	HBP	BLK	WP	HR	S	P	ERA	WHIP
Charlie Hough, R (1, 1) ERA: 3.88	6.0	W	30	8	4	3	6	3	0	0	0	0	1	38	51	4.50	1.833
Dale Mohorcic, R (7, 1) ERA: 2.3	1.0		6	2	0	0	1	0	0	0	0	0	0	8	8	0.00	2.000
Mitch Williams, L (8, 1) ERA: 3.38	1.0		6	1	2	2	1	2	0	0	0	0	0	6	14	18.00	3.000
Greg Harris, R (9, 1) ERA: 2.71	1.0		4	1	0	0	1	0	0	0	0	0	0	6	6	0.00	1.000

**BOTTOM**

**Texas Rangers @ Seattle Mariners**  
The Kingdome, Seattle, WA

Tue Sep 23 1986, 10:05 PM EDT  
Att. 5,311 - Unknown

livebaseballscorecards.com

<b>AB</b>	<b>40</b>
<b>R</b>	<b>6</b>
<b>H</b>	<b>12</b>
<b>RBI</b>	<b>6</b>
<b>BB</b>	<b>5</b>
<b>SO</b>	<b>9</b>
<b>LOB</b>	<b>25</b>








Batter	1	2	3	4	5	6	7	8	9	AB	R	H	RBI	BB	SO	LOB
Harold Reynolds, S (1, 4) OBP: 0.273, SLG: 0.285	0-0 4-3		0-0 4-3		0-0 1B SH2-4 SF7 1B	0-0 G3				4	1	1	0	0	0	1
John Moses, S (1, 8) OBP: 0.314, SLG: 0.322	0-0 F7		0-0 F8		0-0 SH2-4	0-0 1B				3	0	1	0	0	0	1
Phil Bradley, R (1, 7) OBP: 0.407, SLG: 0.442	0-0 6-3		0-3 K		0-0 BB SF7 1B	0-3 K				4	1	1	1	0	2	2
Ken Phelps, L (1, 3) OBP: 0.417, SLG: 0.552		0-0 FC6-4 1B		0-0 HR	0-0 SF7		0-3 K			3	1	2	2	0	1	0
Danny Tartabull, R (1, 9) OBP: 0.347, SLG: 0.498		0-0 FC6-4 4-3 1-2f		0-0 F6	0-0 BB 1B IBB		0-3 K			3	1	0	0	1	1	1
Scott Bradley, L (1, 10) OBP: 0.349, SLG: 0.449		0-0 4-3		1-0 FC6-4 HBP	4-0 1B BB		0-3 K			1	0	0	0	0	0	1
Dave Hengel, R (5, PH) OBP: 0.139, SLG: 0.114		1-2								1	0	0	0	1	1	0
Dave Valle, R (1, 2) OBP: 0.389, SLG: 0.500		4-0 FC6-4 BB		0-0 F5	0-0 FC6-4 1B			0-0 F8		3	0	1	2	1	0	1
Ross Jones, R (1, 5) OBP: 0.063, SLG: 0.063		0-0 FC6-4 1-2f		0-0 FC6-4 1-2f	0-0 FC6-4			0-0 6-3		4	0	0	0	0	0	5
Rey Quinones, R (1, 6) OBP: 0.287, SLG: 0.304			0-0 F8 4-3 1B		0-0 SH2-4 1B 1B	0-0 F8		0-0 F7		4	1	2	0	0	0	0

Inning Stats	R: 0	H: 0	E: 0	K: 0	S: 3	P: 3	R: 0	H: 1	E: 0	K: 0	S: 4	P: 8	R: 0	H: 1	E: 0	K: 1	S: 6	R: 1	H: 1	E: 0	K: 0	S: 4	P: 5	R: 4	H: 4	E: 0	K: 0	S: 7	P: 15	R: 0	H: 1	E: 0	K: 1	S: 6	P: 6	R: 0	H: 0	E: 0	K: 3	S: 9	P: 9	R: 0	H: 0	E: 0	K: 0	S: 3	P: 3	1B: 7	2B: 0	3B: 0	HR: 1	SF: 1	SAC: 1	DP: 0	HBP: 1	WP: 0	PB: 0	SB: 0	CS: 0	PA: 36
--------------	------	------	------	------	------	------	------	------	------	------	------	------	------	------	------	------	------	------	------	------	------	------	------	------	------	------	------	------	-------	------	------	------	------	------	------	------	------	------	------	------	------	------	------	------	------	------	------	-------	-------	-------	-------	-------	--------	-------	--------	-------	-------	-------	-------	--------

PITCHER	IP	WLS	BF	H	R	ER	SO	BB	IBB	HBP	BLK	WP	HR	S	P	ERA	WHIP
Jose Guzman, R (1, 1) ERA: 4.54	4.1	L	21	6	4	4	1	1	0	1	0	0	1	21	26	8.31	1.615
Ron Meridith, L (5, 1) ERA: 3.0	0.1		2	0	0	0	0	0	1	0	0	0	0	1	5	0.00	0.000
Jeff Russell, R (5, 1) ERA: 3.52	3.1		13	2	1	1	4	1	0	0	0	0	0	20	24	2.70	0.900

**TEXAS RANGERS @ SEATTLE MARINERS**  
The Kingdome, Seattle, WA  
Wed Sep 24 1986, 10:05 PM EDT  
Att. 5,413 - Unknown

<b>AB</b>	<b>30</b>
<b>R</b>	<b>5</b>
<b>H</b>	<b>8</b>
<b>RBI</b>	<b>5</b>
<b>BB</b>	<b>3</b>
<b>SO</b>	<b>5</b>
<b>LOB</b>	<b>12</b>





Batter	1	2	3	4	5	6	7	8	9	10	11	12	AB	R	H	RBI	BB	SO	LOB	TOP								
Tony Bernazard, S OBP: 0.362, SLG: 0.456 Fran Mullins, R OBP: 0.212, SLG: 0.323 (12, 4)	4-0 1B BB		0-0 SF7		0-0 HR	0-0 4-3		0-0 L3		0-0 F8		0-0 2B	4	1	1	2	1	0	5									
Brett Butler, L OBP: 0.352, SLG: 0.368 (1, 8)	0-0 1B		0-0 1B		0-0 L8		0-3 K	0-0 F7		0-0 6-3		0-0 F7	7	0	2	0	0	1	3									
Joe Carter, R OBP: 0.336, SLG: 0.511 (1, 3)	0-3 K		0-0 1B		0-0 1B		0-0 2B		0-0 F8		0-0 5-3		6	1	3	1	0	1	2									
Mel Hall, L OBP: 0.342, SLG: 0.486 (1, 7)	0-0 G4-6-3		0-0 FC4-6		0-3 K		0-0 1B	0-0 HR	4-0 1B		0-0 6-3		5	1	1	1	1	1	5									
Cory Snyder, R OBP: 0.312, SLG: 0.528 (1, 6)		0-0 1B	0-0 F4		0-0 5-3		0-0 HR		0-0 1B		0-0 F9		6	1	3	2	0	0	3									
Pat Tabler, R OBP: 0.368, SLG: 0.424 (1, 10)	0-0 G6-4-3			0-0 6-3		0-0 4-3	0-0 5-3		0-0 F8			0-0 L6	6	0	0	0	0	0	3									
Dave Clark, L OBP: 0.342, SLG: 0.438 Carmen Castillo, R OBP: 0.310, SLG: 0.439 Otis Nixon, S OBP: 0.306, SLG: 0.273 (1, 9)	0-0 4-3			0-0 HR		4-0 1B	0-3 K		0-3 K			0-0 S	3	1	1	1	1	1	0									
Brook Jacoby, R OBP: 0.347, SLG: 0.436 (1, 5)			0-0 1B	0-0 6-3		0-0 1B		4-0 1B		0-0 SH1		0-0 3B	5	2	4	1	1	0	0									
Chris Bando, S OBP: 0.318, SLG: 0.306 (1, 2)			0-0 1B	0-0 F7		0-0 F7		0-0 1B		0-0 SH1		0-3 K	5	1	2	0	0	1	2									
<b>Inning Stats</b>	R: 0 E: 0 K: 1 S: 5	H: 1 LOB: 1 BB: 1 P: 9	R: 0 E: 0 K: 0 S: 3	H: 1 LOB: 0 BB: 0 P: 3	R: 2 E: 0 K: 0 S: 7	H: 4 LOB: 2 BB: 0 P: 7	R: 1 E: 0 K: 0 S: 4	H: 1 LOB: 0 BB: 0 P: 4	R: 1 E: 0 K: 1 S: 7	H: 2 LOB: 1 BB: 0 P: 7	R: 0 E: 0 K: 0 S: 4	H: 1 LOB: 2 BB: 1 P: 8	R: 3 E: 0 K: 2 S: 10	H: 3 LOB: 0 BB: 0 P: 10	R: 0 E: 0 K: 0 S: 3	H: 1 LOB: 1 BB: 1 P: 7	R: 0 E: 0 K: 1 S: 6	H: 1 LOB: 2 BB: 1 P: 10	R: 0 E: 0 K: 0 S: 4	H: 1 LOB: 1 BB: 0 P: 4	R: 0 E: 0 K: 0 S: 3	H: 0 LOB: 0 BB: 0 P: 3	R: 2 E: 1 K: 1 S: 8	H: 3 LOB: 1 BB: 0 P: 8	1B: 11 2B: 5 3B: 1 HR: 3	SF: 1 SAC: 1 DP: 3 HBP: 0	WP: 0 PB: 0 SB: 2 CS: 0	PA: 56
<b>PITCHER</b>	IP	WLS	BF	H	R	ER	SO	BB	IBB	HBP	BLK	WP	HR	S	P	ERA	WHIP											
Mike Trujillo, R ERA: 3.12 (1, 1)	6.0		28	10	4	4	2	2	0	0	0	0	2	30	38	6.00	2.000											
Ed Nunez, R ERA: 6.38 (7, 1)	2.0		10	4	3	3	2	1	0	0	0	0	1	13	17	13.50	2.500											
Matt Young, L ERA: 3.83 (9, 1)	3.0		12	2	0	0	1	1	0	0	0	0	0	13	17	0.00	1.000											
Pete Ladd, R ERA: 3.8 (12, 1)	1.0	L	6	3	2	2	1	0	0	0	0	0	0	8	8	18.00	3.000											

Cleveland Indians @ Seattle Mariners  
The Kingdome, Seattle, WA  
Fri Sep 26 1986, 10:05 PM EDT  
Att: 6,061 - Unknown

AB	50
R	9
H	19
RBI	8
BB	4
SO	6
LOB	25



livebaseballscorecards.com

Batter	1	2	3	4	5	6	7	8	9	10	11	12	AB	R	H	RBI	BB	SO	LOB
John Moses, S OBP: 0.312, SLG: 0.323 (1, 8)	G3		SF7		WP 2B		G3	F7			G3		5	0	1	1	0	0	1
Phil Bradley, R OBP: 0.408, SLG: 0.443 (1, 7)	SF9 1B		6-3		1-3			BB 2B			1-3		5	2	2	0	1	0	1
Alvin Davis, L OBP: 0.379, SLG: 0.434 (1, 10)	E3 1-3		FC6-4 1B		F8 2-3			K		L8		F7	6	0	1	0	0	1	4
Jim Presley, R OBP: 0.311, SLG: 0.474 (1, 5)	SF9		FC6-4 1-2f		K			F9		K		K	5	0	0	1	0	3	3
Ken Phelps, L OBP: 0.416, SLG: 0.546 (1, 3)	F5				F9			F8				E4 FC5-4	4	1	0	0	2	0	1
Danny Tartabull, R OBP: 0.349, SLG: 0.499 (1, 9)		6-3										FC5-4 BB	5	1	2	2	1	1	3
Scott Bradley, L OBP: 0.346, SLG: 0.443 (1, 2)		G3			F5			4-3				G3	5	1	1	0	1	0	2
Rey Quinones, R OBP: 0.284, SLG: 0.301 (1, 6)			F7		F8			F9				F7	3	0	0	0	0	0	1
Dave Valle, R OBP: 0.405, SLG: 0.613 (8, PH)													1	1	1	3	0	0	0
Ross Jones, R OBP: 0.118, SLG: 0.118 (9, 6)													1	0	1	0	0	0	0
Dave Hengel, R OBP: 0.135, SLG: 0.111 (12, PH)													1	0	0	0	0	0	2
Harold Reynolds, S OBP: 0.274, SLG: 0.291 (1, 4)			SF7 3B					G3				G6-4-3	5	1	2	0	0	0	1

Inning Stats	R: 1	H: 1	E: 1	K: 0	S: 5	H: 1	LOB: 1	BB: 0	P: 5	R: 0	H: 0	E: 0	K: 0	S: 3	H: 0	LOB: 0	BB: 0	P: 3	R: 1	H: 2	E: 0	K: 0	S: 5	H: 1	LOB: 1	BB: 1	P: 5	R: 0	H: 1	E: 0	K: 0	S: 4	H: 1	LOB: 1	BB: 0	P: 4	R: 0	H: 1	E: 0	K: 0	S: 4	H: 1	LOB: 1	BB: 0	P: 4	R: 0	H: 0	E: 0	K: 1	S: 5	H: 0	LOB: 0	BB: 0	P: 3	R: 5	H: 4	E: 0	K: 1	S: 9	H: 1	LOB: 1	BB: 2	P: 17	R: 0	H: 1	E: 0	K: 2	S: 8	H: 1	LOB: 2	BB: 1	P: 12	R: 0	H: 1	E: 0	K: 0	S: 3	H: 0	LOB: 0	BB: 0	P: 3	R: 0	H: 0	E: 1	K: 1	S: 6	H: 0	LOB: 2	BB: 1	P: 10	1B: 6	SF: 2	2B: 3	3B: 1	HR: 1	WP: 1	PA: 53
--------------	------	------	------	------	------	------	--------	-------	------	------	------	------	------	------	------	--------	-------	------	------	------	------	------	------	------	--------	-------	------	------	------	------	------	------	------	--------	-------	------	------	------	------	------	------	------	--------	-------	------	------	------	------	------	------	------	--------	-------	------	------	------	------	------	------	------	--------	-------	-------	------	------	------	------	------	------	--------	-------	-------	------	------	------	------	------	------	--------	-------	------	------	------	------	------	------	------	--------	-------	-------	-------	-------	-------	-------	-------	-------	--------

PITCHER	IP	WLS	BF	H	R	ER	SO	BB	IBB	HBP	BLK	WP	HR	S	P	ERA	WHIP
Tom Candiotti, R ERA: 3.65 (1, 1)	7.2		35	8	7	6	2	3	0	0	0	1	1	36	48	7.04	1.435
Frank Wills, R ERA: 4.93 (8, 1)	0.1		3	2	0	0	0	0	0	0	0	0	0	3	3	0.00	6.000
Ernie Camacho, R ERA: 3.86 (9, 1)	2.0		7	1	0	0	2	0	1	0	0	0	0	10	14	0.00	0.500
Doug Jones, R ERA: 3.55 (11, 1)	2.0	W	8	0	0	0	1	1	0	0	0	0	0	9	13	0.00	0.500

**BOTTOM**

**Cleveland Indians @ Seattle Mariners**  
The Kingdome, Seattle, WA

Fri Sep 26 1986, 10:05 PM EDT  
Att. 6,061 - Unknown

livebaseballscorecards.com

AB	46
R	7
H	11
RBI	7
BB	5
SO	5
LOB	19





Batter	1	2	3	4	5	6	7	8	9	AB R H RBI BB SO LOB	TOP		
<b>Brett Butler, L</b> (1, 8) OBP: 0.353, SLG: 0.368 <b>Otis Nixon, S</b> (7, PH) OBP: 0.322, SLG: 0.295 (7, 8)	0-0 6-3		0-0 F5	0-0 3-1 1B		1-0 1B SF8 HBP	0-0 2B		4-0 BB BB BB BB G4-6-3 BB	3 1 1 1 0 0 0 1 0 1 2 1 0 0			
<b>Dave Clark, L</b> (1, 9) OBP: 0.341, SLG: 0.421	0-0 G5-4-3 1B		0-3 K	0-0 3-1		0-0 1B	0-3 K		0-0 G4-6-3	6 0 2 2 0 2 6			
<b>Joe Carter, R</b> (1, 3) OBP: 0.335, SLG: 0.509	0-0 G5-4-3 1-2f		0-0 S 2B 1B	0-0 F3		0-0 SF8		0-0 F5	0-0 6-3	5 1 1 1 0 0 4			
<b>Mel Hall, L</b> (1, 7) OBP: 0.347, SLG: 0.493		4-0 BB BB BB S 2B BB	0-0 1-H 2B		0-0 E E 1B	0-3 K		0-0 E 2B		4 3 3 1 1 1 0			
<b>Cory Snyder, R</b> (1, 6) OBP: 0.311, SLG: 0.526		0-0 1B 1-H G6-4-3 2B	0-0 F6		0-0 5-3		0-3 K	0-3 K		5 1 1 1 0 2 2			
<b>Pat Tabler, R</b> (1, 10) OBP: 0.370, SLG: 0.426		0-0 G6-4-3 2-3 1B		0-0 SH 1B 1B	0-0 F9		0-0 1B 2B 1B	0-0 E3 1B		5 2 3 0 0 0 0			
<b>Brook Jacoby, R</b> (1, 5) OBP: 0.348, SLG: 0.436		0-0 G6-4-3 1-2f 3-H		0-0 1B SH 3-1 1B	0-0 F8		0-0 L7	0-0 1B		5 1 2 0 0 0 2			
<b>Chris Bando, S</b> (1, 2) OBP: 0.324, SLG: 0.313		0-0 1B		0-0 SH 3-1 1B		0-0 E9 1B 1B	0-0 BB 2B 1B	0-3 K		4 2 3 0 0 1 2			
<b>Fran Mullins, R</b> (1, 4) OBP: 0.237, SLG: 0.314		0-0 F5		0-3 K		0-0 1B HBP 1B	4-0 2B BB		0-0 E6 G4-6-3	4 1 1 1 1 1 4			
<b>Inning Stats</b>	R: 0 E: 0 K: 0 S: 3 H: 1 LOB: 0 BB: 0 P: 3	R: 2 E: 0 K: 0 S: 5 H: 3 LOB: 1 BB: 1 P: 9	R: 1 E: 0 K: 1 S: 7 H: 2 LOB: 1 BB: 0 P: 7	R: 2 E: 0 K: 1 S: 9 H: 3 LOB: 2 BB: 0 P: 9	R: 1 E: 2 K: 0 S: 4 H: 1 LOB: 0 BB: 0 P: 4	R: 3 E: 1 K: 1 S: 7 H: 3 LOB: 0 BB: 0 P: 8	R: 2 E: 0 K: 2 S: 10 H: 3 LOB: 2 BB: 1 P: 14	R: 1 E: 1 K: 2 S: 10 H: 2 LOB: 2 BB: 0 P: 10	R: 0 E: 1 K: 0 S: 3 H: 0 LOB: 1 BB: 1 P: 7	1B: 14 2B: 4 3B: 0 HR: 0 SF: 1 SAC: 1 DP: 3 HBP: 1	WP: 0 PB: 0 SB: 2 CS: 0 PA: 48		
<b>PITCHER</b>	IP WLS BF H R ER SO BB IBB HBP BLK WP HR S P ERA WHIP											<b>PITCHER</b>	IP WLS BF H R ER SO BB IBB HBP BLK WP HR S P ERA WHIP
<b>Mike Morgan, R</b> (1, 1) ERA: 4.49	5.0 L 25 10 6 5 2 1 0 0 0 0 0 28 32 9.00 2.200												
<b>Lee Guetterman, L</b> (6, 1) ERA: 7.37	1.0 6 3 3 3 1 0 0 0 1 0 0 0 7 8 27.00 3.000												
<b>Mike Brown, R</b> (7, 1) ERA: 5.79	2.0 13 5 3 2 4 1 0 0 0 0 0 0 20 24 9.00 3.000												
<b>Bill Swift, R</b> (9, 1) ERA: 5.53	1.0 4 0 0 0 0 0 1 0 0 0 0 0 3 7 0.00 1.000												

**Cleveland Indians @ Seattle Mariners**  
 The Kingdome, Seattle, WA  
 Sat Sep 27 1986, 10:05 PM EDT  
 Att. 14,430 - Unknown

[livebaseballscorecards.com](http://livebaseballscorecards.com)

<b>AB</b>	<b>42</b>
<b>R</b>	<b>12</b>
<b>H</b>	<b>18</b>
<b>RBI</b>	<b>9</b>
<b>BB</b>	<b>3</b>
<b>SO</b>	<b>7</b>
<b>LOB</b>	<b>20</b>



Batter	1	2	3	4	5	6	7	8	9	AB	R	H	RBI	BB	SO	LOB
John Moses, S (1, 8) OBP: 0.314, SLG: 0.331	0-0 G3 6-3 2B		0-0 L8 1-2			0-0 2B		0-0 F6		4	1	2	0	0	0	2
Phil Bradley, R (1, 7) OBP: 0.405, SLG: 0.441 Dave Hengel, R (9, 7) OBP: 0.135, SLG: 0.111	0-0 G3 2-3		0-3 K			0-3 K		0-0 SF8 3-H		3	0	0	1	0	2	3
Alvin Davis, L (1, 10) OBP: 0.377, SLG: 0.430	0-0 6-3					0-3 K		0-0 5-3		0	0	0	1	0	1	1
Jim Presley, R (1, 5) OBP: 0.309, SLG: 0.470	0-3 K					0-0 F9		0-0 F9		4	0	0	0	0	1	0
Ken Phelps, L (1, 3) OBP: 0.412, SLG: 0.539		0-0 3-1				0-3 K		0-0 F4		4	0	0	0	0	1	0
Danny Tartabull, R (1, 9) OBP: 0.350, SLG: 0.498		0-3 K				0-0 L5		0-0 1B 1B		3	1	1	0	1	1	0
Dave Valle, R (1, 2) OBP: 0.415, SLG: 0.686		0-0 5-3				0-0 4-3		0-0 1-2 1B		4	1	2	2	0	0	0
Rey Quinones, R (1, 6) OBP: 0.281, SLG: 0.298 Scott Bradley, L (9, PH) OBP: 0.351, SLG: 0.446			0-0 F8			0-3 K		0-0 4-3		3	0	0	0	0	1	2
Harold Reynolds, S (1, 4) OBP: 0.276, SLG: 0.297			0-0 S 1B			0-0 L4		0-0 SF8 3B		1	0	1	0	0	0	0

Inning Stats	R: 1	H: 1	E: 0	K: 1	S: 6	LOB: 0	BB: 0	P: 6	R: 0	H: 0	E: 0	K: 1	S: 5	LOB: 0	BB: 0	P: 5	R: 0	H: 1	E: 0	K: 1	S: 6	LOB: 1	BB: 0	P: 6	R: 0	H: 0	E: 0	K: 1	S: 5	LOB: 0	BB: 0	P: 5	R: 0	H: 1	E: 0	K: 2	S: 8	LOB: 1	BB: 0	P: 8	R: 0	H: 2	E: 0	K: 0	S: 5	LOB: 2	BB: 0	P: 5	R: 1	H: 1	E: 0	K: 0	S: 4	LOB: 0	BB: 0	P: 4	R: 2	H: 2	E: 0	K: 0	S: 5	LOB: 1	BB: 1	P: 9	1B: 4	SF: 1	SAC: 0	DP: 0	HBP: 0	WP: 0	PA: 36
--------------	------	------	------	------	------	--------	-------	------	------	------	------	------	------	--------	-------	------	------	------	------	------	------	--------	-------	------	------	------	------	------	------	--------	-------	------	------	------	------	------	------	--------	-------	------	------	------	------	------	------	--------	-------	------	------	------	------	------	------	--------	-------	------	------	------	------	------	------	--------	-------	------	-------	-------	--------	-------	--------	-------	--------

PITCHER	IP	WLS	BF	H	R	ER	SO	BB	IBB	HBP	BLK	WP	HR	S	P	ERA	WHIP
Ken Schrom, R (1, 1) ERA: 4.46	8.0	W	30	6	2	2	7	0	0	0	0	0	0	44	44	2.25	0.750
Rich Yett, R (9, 1) ERA: 5.15	1.0		6	2	2	2	0	1	0	0	0	0	1	5	9	18.00	3.000

**BOTTOM**

**Cleveland Indians @ Seattle Mariners**  
The Kingdome, Seattle, WA

Sat Sep 27 1986, 10:05 PM EDT  
Att. 14,430 - Unknown

livebaseballscorecards.com

AB	34
R	4
H	8
RBI	4
BB	1
SO	7
LOB	9





Batter	1	2	3	4	5	6	7	8	9	10	11	12	AB R H RBI BB SO LOB	TOP	
<b>Otis Nixon, S</b> (1, 7) OBP: 0.326, SLG: 0.305 <b>Mel Hall, L</b> (12, PH) OBP: 0.346, SLG: 0.492 (12, 7)													4 1 1 1 1 3 2 1 0 0 0 0 0 0	<b>Cleveland Indians @ Seattle Mariners</b> The Kingdome, Seattle, WA Sun Sep 28 1986, 6:33 AM EDT Att: 6,654 - Unknown	
<b>Brett Butler, L</b> (1, 8) OBP: 0.352, SLG: 0.366													6 0 1 1 0 3 3		
<b>Joe Carter, R</b> (1, 3) OBP: 0.335, SLG: 0.509													5 1 1 0 1 2 1		
<b>Cory Snyder, R</b> (1, 6) OBP: 0.311, SLG: 0.523													6 0 2 2 0 3 1		
<b>Pat Tabler, R</b> (1, 10) OBP: 0.367, SLG: 0.423													6 1 1 0 0 3 3		
<b>Brook Jacoby, R</b> (1, 5) OBP: 0.350, SLG: 0.441													5 0 3 1 0 1 0		
<b>Chris Bando, S</b> (1, 2) OBP: 0.322, SLG: 0.311													5 0 1 0 0 3 2		
<b>Dave Clark, L</b> (1, 9) OBP: 0.347, SLG: 0.429													4 2 1 0 1 1 1		
<b>Fran Mullins, R</b> (1, 4) OBP: 0.214, SLG: 0.282													4 0 0 0 0 2 2		
<b>Inning Stats</b> R: 0 H: 0 E: 0 LOB: 0 K: 3 BB: 0 S: 9 P: 9	R: 0 H: 1 E: 0 LOB: 1 K: 2 BB: 0 S: 8 P: 8	R: 0 H: 1 E: 0 LOB: 1 K: 2 BB: 0 S: 8 P: 8	R: 0 H: 0 E: 1 LOB: 1 K: 3 BB: 0 S: 10 P: 10	R: 1 H: 2 E: 0 LOB: 1 K: 1 BB: 0 S: 7 P: 7	R: 2 H: 2 E: 0 LOB: 2 K: 3 BB: 2 S: 11 P: 19	R: 0 H: 1 E: 0 LOB: 1 K: 2 BB: 0 S: 8 P: 8	R: 0 H: 1 E: 0 LOB: 1 K: 0 BB: 1 S: 3 P: 7	R: 0 H: 1 E: 0 LOB: 0 K: 2 BB: 0 S: 7 P: 7	R: 1 H: 2 E: 0 LOB: 1 K: 2 BB: 0 S: 9 P: 9	R: 0 H: 0 E: 0 LOB: 0 K: 2 BB: 0 S: 7 P: 7	R: 0 H: 0 E: 0 LOB: 0 K: 1 BB: 0 S: 5 P: 5	R: 1 H: 1 E: 1 LOB: 1 K: 0 BB: 0 S: 5 P: 5	1B: 6 SF: 0 2B: 4 SAC: 1 3B: 1 DP: 0 HR: 0 HBP: 0		WP: 0 PA: 50 PB: 0 SB: 3 CS: 0
<b>PITCHER</b> <b>Mark Langston, L</b> (1, 1) ERA: 4.78 <b>Pete Ladd, R</b> (8, 1) ERA: 3.75 <b>Matt Young, L</b> (9, 1) ERA: 3.9 <b>Ed Nunez, R</b> (9, 1) ERA: 5.4	IP WLS BF H R ER SO BB IBB HBP BLK WP HR S P ERA WHIP 7.0 31 7 3 3 14 3 0 0 0 0 0 0 56 68 3.86 1.429 1.0 3 1 0 0 2 0 0 0 0 0 0 0 7 7 0.00 1.000 0.2 4 2 1 1 1 0 0 0 0 0 0 0 6 6 13.50 3.000 3.1 L 12 1 1 0 4 0 0 0 0 0 0 0 20 20 0.00 0.300	<b>PITCHER</b> IP WLS BF H R ER SO BB IBB HBP BLK WP HR S P ERA WHIP													

AB	46
R	5
H	11
RBI	5
BB	3
SO	21
LOB	15



livebaseballscores.com

Batter	1	2	3	4	5	6	7	8	9	10	11	12	AB	R	H	RBI	BB	SO	LOB	BOTTOM								
John Moses, S OBP: 0.315, SLG: 0.340 (1, 8)	0-0 1B BB	0-0 HR			0-0 4-3 1-2		0-0 L7			0-3 K			5	2	2	1	0	1	1									
Phil Bradley, R OBP: 0.407, SLG: 0.445 (1, 7)	4-0 1B BB	0-0 L9			0-0 2B 2-H			0-0 1B FC5-2-6-1 2B		0-3 K			4	1	2	1	1	1	0									
Danny Tartabull, R OBP: 0.348, SLG: 0.495 (1, 10)	0-0 E5 1B 1-2 2-3				0-3 K 2			0-0 1B FC5-2-6-1 2-3		0-0 4-3			5	0	1	0	0	1	3									
Jim Presley, R OBP: 0.306, SLG: 0.467 (1, 5)	0-3 K				0-3 K			0-0 FC5-2-6-1 1-2 3-H		0-0 F9			5	0	0	0	0	3	6									
Dave Valle, R OBP: 0.413, SLG: 0.641 (1, 3)	0-0 1B 1-2 2-H 3-H				0-0 F8			4-0 BB G1-4-3		0-0 F3			4	0	1	2	1	0	2									
Dave Hengel, R OBP: 0.119, SLG: 0.098 (1, 9)	0-0 F9				0-0 5-3			0-3 K		0-3 K			5	0	0	0	0	3	5									
Bob Kearney, R OBP: 0.289, SLG: 0.389 (1, 2)	0-0 F8				0-0 4-3			0-0 G1-4-3 1-2		0-0 F2			4	0	0	0	0	0	3									
Scott Bradley, L OBP: 0.350, SLG: 0.444 (12, PH)													1	0	0	0	0	0	0									
Rey Quinones, R OBP: 0.278, SLG: 0.294 (1, 6)		0-0 F3			0-0 6-3			0-0 B2-3		0-3 K			4	0	0	0	0	1	0									
Alvin Davis, L OBP: 0.376, SLG: 0.430 (12, PH)													1	0	0	0	0	0	0									
Harold Reynolds, S OBP: 0.276, SLG: 0.295 (1, 4)		0-0 F9						0-0 5-3		0-0 4-3			3	1	0	0	1	0	0									
Ken Phelps, L OBP: 0.411, SLG: 0.538 (12, PH)								4-0 2B BB					1	0	0	0	0	0	0									
<b>Inning Stats</b>	R: 2 E: 1 K: 1 S: 8	H: 2 LOB: 2 BB: 1 P: 12	R: 1 E: 0 K: 0 S: 4	H: 1 LOB: 0 BB: 0 P: 4	R: 0 E: 0 K: 1 S: 5	H: 0 LOB: 0 BB: 0 P: 5	R: 0 E: 0 K: 0 S: 3	H: 0 LOB: 0 BB: 0 P: 3	R: 1 E: 0 K: 2 S: 8	H: 1 LOB: 1 BB: 1 P: 12	R: 0 E: 0 K: 1 S: 4	H: 0 LOB: 0 BB: 1 P: 8	R: 0 E: 0 K: 0 S: 3	H: 0 LOB: 0 BB: 0 P: 3	R: 0 E: 0 K: 1 S: 7	H: 2 LOB: 2 BB: 0 P: 7	R: 0 E: 0 K: 1 S: 5	H: 0 LOB: 0 BB: 0 P: 5	R: 0 E: 0 K: 2 S: 7	H: 0 LOB: 0 BB: 0 P: 7	R: 0 E: 0 K: 1 S: 5	H: 0 LOB: 0 BB: 0 P: 5	R: 0 E: 0 K: 0 S: 3	H: 0 LOB: 0 BB: 0 P: 3	1B: 3 2B: 2 3B: 0 HR: 1	SF: 0 SAC: 0 DP: 1 HBP: 0	WP: 0 PB: 0 SB: 0 CS: 0	PA: 45
<b>PITCHER</b>	IP	WLS	BF	H	R	ER	SO	BB	IBB	HBP	BLK	WP	HR	S	P	ERA	WHIP											
Scott Bailes, L ERA: 4.95 (1, 1)	2.0		11	3	3	2	1	1	0	0	0	0	1	12	16	9.00	2.000											
Don Schulze, R ERA: 5.0 (3, 1)	2.1		9	1	1	1	1	1	0	0	0	0	0	10	14	3.86	0.857											
Doug Jones, R ERA: 2.87 (5, 1)	3.0		11	2	0	0	3	1	0	0	0	0	0	16	20	0.00	1.000											
Frank Willis, R ERA: 4.46 (8, 1)	3.2	W	11	0	0	0	5	0	0	0	0	0	0	21	21	0.00	0.000											
Ernie Camacho, R ERA: 3.79 (12, 1)	1.0	S	3	0	0	0	0	0	0	0	0	0	0	3	3	0.00	0.000											

Cleveland Indians @ Seattle Mariners  
The Kingdom, Seattle, WA  
Sun Sep 28 1986, 6:33 AM EDT  
Att. 6,654 - Unknown

livebaseballscorecards.com

AB	42
R	4
H	6
RBI	4
BB	3
SO	10
LOB	20







Batter	1	2	3	4	5	6	7	8	9	10	AB	R	H	RBI	BB	SO	LOB
Daryl Boston, L OBP: 0.329, SLG: 0.400 Reid Nichols, R OBP: 0.279, SLG: 0.252	4-3	G4-6-3			6-3			K	BB	1B	4	0	0	0	0	1	3
Ozzie Guillen, L OBP: 0.270, SLG: 0.318	6-3		G3		L7			1B	K		5	0	1	0	0	1	2
Steve Lyons, L OBP: 0.289, SLG: 0.310 Russ Morman, R OBP: 0.330, SLG: 0.365	G3		E4			1B		F9	BB		3	1	1	0	1	0	1
Ron Hassey, L OBP: 0.405, SLG: 0.489 Kenny Williams, R OBP: 0.160, SLG: 0.250 Ron Karkovice, R OBP: 0.301, SLG: 0.412		HR	4-3			1B		1B	K		4	1	3	1	0	0	1
Jerry Hairston, S OBP: 0.349, SLG: 0.415		SH	F7			G4-6-3		G4-6-3			4	2	2	0	1	0	2
Carlton Fisk, R OBP: 0.262, SLG: 0.329		E	F7			K		FC5-4			5	0	2	0	0	1	3
Tim Hulett, R OBP: 0.266, SLG: 0.388		SH	K					4-3			4	0	1	0	0	1	2
Dave Cochrane, S OBP: 0.250, SLG: 0.269 Jack Perconte, L OBP: 0.333, SLG: 0.237		L4	K					4-3			3	0	0	0	0	1	3
John Cangelosi, S OBP: 0.349, SLG: 0.298		E3	K					K			1	1	0	0	1	0	2

Inning Stats	R: 0	H: 0	E: 0	K: 0	S: 3	R: 2	H: 3	E: 2	K: 0	S: 7	R: 0	H: 1	E: 1	K: 0	S: 4	R: 0	H: 0	E: 0	K: 2	S: 7	R: 0	H: 0	E: 0	K: 1	S: 5	R: 1	H: 1	E: 0	K: 1	S: 5	R: 0	H: 0	E: 0	K: 1	S: 5	R: 0	H: 2	E: 0	K: 1	S: 7	R: 1	H: 2	E: 0	K: 2	S: 8	R: 1	H: 3	E: 0	K: 0	S: 5	1B: 10	SF: 0	2B: 1	3B: 0	HR: 1	LOB: 24
--------------	------	------	------	------	------	------	------	------	------	------	------	------	------	------	------	------	------	------	------	------	------	------	------	------	------	------	------	------	------	------	------	------	------	------	------	------	------	------	------	------	------	------	------	------	------	------	------	------	------	------	--------	-------	-------	-------	-------	---------

PITCHER	IP	WLS	BF	H	R	ER	SO	BB	IBB	HBP	BLK	WP	HR	S	P	ERA	WHIP
Mike Moore, R ERA: 4.29	(1, 1)		35	8	4	3	6	2	1	0	0	0	1	44	56	3.24	1.200
Matt Young, L ERA: 3.88	(9, 1)		3	1	0	1	1	0	0	0	0	0	0	4	8	0.00	6.000
Pete Ladd, R ERA: 3.84	(9, 1)	L	5	2	1	1	1	1	0	0	0	0	0	6	10	13.50	4.500
Lee Guetterman, L ERA: 7.34	(10, 1)		2	0	0	0	0	1	0	0	0	0	0	1	5	0.00	3.000
Ed Nunez, R ERA: 5.4	(10, 1)		1	1	0	0	0	0	0	0	0	0	0	1	1	∞	∞


**BOTTOM**

**Seattle Mariners @ Chicago White Sox**  
Comiskey Park, Chicago, IL

Tue Sep 30 1986, 4:33 AM EDT  
Unknown

AB	39
R	5
H	12
RBI	4
BB	6
SO	8
LOB	24

WP: 0 PA: 46  
PB: 0  
SB: 0  
CS: 1





Batter	1	2	3	4	5	6	7	8	9	AB R H RBI BB SO LOB	TOP																									
John Moses, S (1, 8) OBP: 0.317, SLG: 0.342	0-0 BB BB SF7 1B		0-0 L4		4-0 1B BB		0-0 G6-4-3 2-H 1B		0-0 F7	4 1 2 1 1 0 1																										
Scott Bradley, L (1, 2) OBP: 0.354, SLG: 0.444	4-0 BB 1-2 BB		0-0 F7		0-0 1-3 1B		0-0 G6-4-3 1-2f			2 0 1 0 1 0 0																										
Dave Valle, R (7, PH) OBP: 0.380, SLG: 0.581										1 0 0 0 0 0 1																										
Jim Presley, R (1, 5) OBP: 0.305, SLG: 0.464	0-3 K		0-0 F9		0-3 K			0-3 K		4 0 0 0 0 3 4																										
Ken Phelps, L (1, 3) OBP: 0.412, SLG: 0.534	4-0 1-2 2-3 BB			4-0 2B BB		0-3 K		0-0 4-3		2 1 0 0 2 1 2																										
Alvin Davis, L (1, 10) OBP: 0.374, SLG: 0.430	0-0 SF7			0-0 1-H 2B		0-3 K		0-3 K		3 0 1 2 0 2 0																										
Danny Tartabull, R (1, 9) OBP: 0.348, SLG: 0.496	0-0 F4			0-3 K		0-3 K			0-0 2B 6-3 1B	4 1 1 0 0 2 3																										
Dave Hengel, R (1, 7) OBP: 0.140, SLG: 0.143		0-0 F9		0-3 K		0-0 1-3			0-0 1-3 2B	4 0 1 0 0 1 1																										
Domingo Ramos, R (1, 6) OBP: 0.252, SLG: 0.204		0-0 F2		0-3 K			4-0 SH1-3 1B BB		0-0 1-3	3 1 0 0 1 1 3																										
Harold Reynolds, S (1, 4) OBP: 0.275, SLG: 0.292							0-0 SH1-3		0-0 6-3	2 0 0 0 0 1 0																										
Phil Bradley, R (9, PH) OBP: 0.404, SLG: 0.446		0-0 3-1			0-3 K				3-H	1 0 0 1 0 0 1																										
<b>Inning Stats</b>	R: 1 E: 0 K: 1 S: 6	H: 1 LOB: 2 BB: 2 P: 14	R: 0 E: 0 K: 0 S: 3	H: 0 LOB: 0 BB: 0 P: 3	R: 0 E: 0 K: 0 S: 3	H: 0 LOB: 0 BB: 0 P: 3	R: 1 E: 0 K: 3 S: 10	H: 1 LOB: 1 BB: 1 P: 14	R: 0 E: 0 K: 2 S: 7	H: 0 LOB: 0 BB: 0 P: 7	R: 1 E: 0 K: 0 S: 3	H: 1 LOB: 0 BB: 1 P: 7	R: 0 E: 0 K: 2 S: 7	H: 0 LOB: 0 BB: 0 P: 7	R: 1 E: 0 K: 0 S: 5	H: 2 LOB: 1 BB: 0 P: 5	1B: 4 2B: 2 3B: 0 HR: 0	SF: 1 SAC: 1 DP: 1 HBP: 0	WP: 0 PB: 0 SB: 0 CS: 0	PA: 37																
<b>PITCHER</b>	IP WLS BF H R ER SO BB IBB HBP BLK WP HR S P ERA WHIP																																			
Joe Cowley, R (1, 1) ERA: 3.97	6.1		28	4	3	3	9	5	0	0	0	0	0	41	61	4.26	1.421																			
Ray Seavage, L (7, 1) ERA: 3.38	1.2	W	6	2	1	1	2	0	0	0	0	0	0	10	10	5.40	1.200																			
Dave Schmidt, R (9, 1) ERA: 3.22	1.0	S	3	0	0	0	0	0	0	0	0	0	0	3	3	0.00	0.000																			

Seattle Mariners @ Chicago White Sox  
Comiskey Park, Chicago, IL  
Tue Sep 30 1986, 8:05 PM EDT  
Att. 8,528 - Unknown

livebaseballscorecards.com

AB	30
R	4
H	6
RBI	4
BB	5
SO	11
LOB	16



Batter	1	2	3	4	5	6	7	8	9	AB	R	H	RBI	BB	SO	LOB				
Steve Lyons, L (1, 8) OBP: 0.288, SLG: 0.309	0-0 G3		0-0 4-3		0-0 F7		0-0 SH1-4 PB 1B			4	1	1	0	0	0	0				
Ozzie Guillen, L (1, 6) OBP: 0.270, SLG: 0.317	4-0 1B FC4-6 BB		0-0 F8		0-0 L5		0-0 SH1-4 1-2			2	1	0	0	1	0	0				
Ron Hassey, L (1, 10) OBP: 0.409, SLG: 0.491	0-0 FC4-6 1-3 1B		0-0 2B 1B		1-0 1B HBP		0-0 4-3 2-3			3	1	2	0	0	0	1				
Jerry Hairston, S (1, 3) OBP: 0.356, SLG: 0.423	0-0 FC4-6 2B 1-2f 3-H		0-0 1B 2B		0-0 1B FC5-4		4-0 PB IBB			3	1	2	1	1	0	1				
Carlton Fisk, R (1, 7) OBP: 0.283, SLG: 0.333	0-0 1-3 2B		0-0 1B FC6-4		0-0 FC5-4 1-2f		0-0 5-3 1-2 3-H			4	0	2	2	0	0	3				
John Cangelosi, S (8, 7) OBP: 0.349, SLG: 0.298			0-0 1B							0	0	0	0	0	0	0				
Reid Nichols, R (1, 9) OBP: 0.279, SLG: 0.276	0-0 5-3		0-0 FC6-4 1-2f		0-3 K		0-0 HR			4	1	1	1	0	1	3				
Tim Hulett, R (1, 5) OBP: 0.264, SLG: 0.385		0-0 4-3		0-0 5-3		0-0 6-3		0-0 L1		4	0	0	0	0	0	0				
Jack Perconte, L (1, 4) OBP: 0.329, SLG: 0.238		0-0 F8		0-0 F7		0-0 1B		0-0 F7		4	0	1	0	0	0	0				
Ron Karkovice, R (1, 2) OBP: 0.289, SLG: 0.393		0-0 F3		0-0 1-3		0-0 4-3		0-0 F8		4	0	0	0	0	0	1				
<b>Inning Stats</b>	R: 1 E: 0 K: 0 S: 5	H: 2 LOB: 2 BB: 1 P: 9	R: 0 E: 0 K: 0 S: 3	H: 0 LOB: 0 BB: 0 P: 3	R: 2 E: 0 K: 0 S: 6	H: 3 LOB: 1 BB: 0 P: 6	R: 0 E: 0 K: 0 S: 3	H: 0 LOB: 0 BB: 0 P: 3	R: 0 E: 0 K: 1 S: 6	H: 1 LOB: 2 BB: 0 P: 5	R: 0 E: 0 K: 1 S: 6	H: 1 LOB: 1 BB: 0 P: 6	R: 1 E: 0 K: 0 S: 4	H: 1 LOB: 1 BB: 1 P: 8	R: 1 E: 0 K: 0 S: 4	H: 1 LOB: 0 BB: 0 P: 4	1B: 6 2B: 2 3B: 0 HR: 1	SF: 0 SAC: 1 DP: 0 HBP: 1	WP: 0 PB: 1 SB: 0 CS: 0	PA: 36
<b>PITCHER</b> Bill Swift, R (1, 1) ERA: 5.46	IP: 8.0 WLS: L BF: 36 H: 9 R: 5 ER: 4 SO: 1	BB: 1 IBB: 1 HBP: 1 BLK: 0	WP: 0 HR: 1 S: 35 P: 44	ERA: 4.50 WHIP: 1.250	<b>PITCHER</b>	IP: 8.0 WLS: L BF: 36 H: 9 R: 5 ER: 4 SO: 1	BB: 1 IBB: 1 HBP: 1 BLK: 0	WP: 0 HR: 1 S: 35 P: 44	ERA: 4.50 WHIP: 1.250											

**BOTTOM**

**Seattle Mariners @ Chicago White Sox**  
Comiskey Park, Chicago, IL  
Tue Sep 30 1986, 8:05 PM EDT  
Att. 8,528 - Unknown

[livebaseballscorecards.com](http://livebaseballscorecards.com)

<b>AB</b>	<b>32</b>
<b>R</b>	<b>5</b>
<b>H</b>	<b>9</b>
<b>RBI</b>	<b>4</b>
<b>BB</b>	<b>2</b>
<b>SO</b>	<b>1</b>
<b>LOB</b>	<b>9</b>





Batter	1	2	3	4	5	6	7	8	9	AB R H RBI BB SO LOB	TOP																										
John Moses, S (1, 8) OBP: 0.316, SLG: 0.339	0-0 1-3		0-0 4-3			4-0 1B BB	0-0 F9			3 0 0 0 1 0 3																											
Scott Bradley, L (1, 2) OBP: 0.352, SLG: 0.441	0-0 1-3			0-0 G3		0-0 FC6-4 1B		0-0 1-3		4 0 1 0 0 0 0																											
Danny Tartabull, R (1, 9) OBP: 0.348, SLG: 0.494	0-0 1B			0-0 6-3		0-0 F3		0-3 K		4 0 1 0 0 1 2																											
Ken Phelps, L (1, 3) OBP: 0.408, SLG: 0.528	0-0 F4			0-3 K		0-3 K		0-0 F7		4 0 0 0 0 2 3																											
Jim Presley, R (1, 5) OBP: 0.305, SLG: 0.462		4-0 CS BB			0-0 6-3	0-0 FC6-4		0-3 K		3 0 0 0 1 1 2																											
Alvin Davis, L (1, 10) OBP: 0.376, SLG: 0.430		0-3 K			4-0 1B BB		0-0 SH1-4 1B	0-3 K		2 1 1 0 1 1 1																											
Ross Jones, R (7, PR) OBP: 0.111, SLG: 0.111		1-2			G5-6-3					1 0 0 0 0 1 0																											
Dave Hengel, R (1, 7) OBP: 0.187, SLG: 0.170		0-0 6-3			0-0 G5-6-3		0-0 SH1-4 1B	0-0 1B		4 0 2 0 0 0 1																											
Rey Quinones, R (1, 6) OBP: 0.276, SLG: 0.291			0-3 K		0-0		0-0 SH1-4	0-0 1B		2 0 1 1 0 1 0																											
Dave Valle, R (9, PH) OBP: 0.392, SLG: 0.591					2-H 1B		1-2 2-3	1-2 1B		1 0 1 0 0 0 0																											
Harold Reynolds, S (1, 4) OBP: 0.274, SLG: 0.291			0-3 K		0-0		0-3 K	0-0 6-3		2 0 0 0 0 1 1																											
Phil Bradley, R (7, PH) OBP: 0.404, SLG: 0.445										1 0 0 0 0 1 3																											
Domingo Ramos, R (7, 4) OBP: 0.250, SLG: 0.202										1 0 0 0 0 0 2																											
<b>Inning Stats</b>	R: 0 E: 0 K: 0 S: 4	H: 1 LOB: 1 BB: 0 P: 4	R: 0 E: 0 K: 1 S: 4	H: 0 LOB: 0 BB: 1 P: 8	R: 0 E: 0 K: 2 S: 7	H: 0 LOB: 0 BB: 0 P: 7	R: 0 E: 0 K: 1 S: 5	H: 0 LOB: 0 BB: 0 P: 5	R: 1 E: 0 K: 0 S: 4	H: 1 LOB: 1 BB: 1 P: 8	R: 0 E: 0 K: 1 S: 6	H: 1 LOB: 2 BB: 1 P: 10	R: 0 E: 0 K: 1 S: 7	H: 2 LOB: 3 BB: 0 P: 7	R: 0 E: 0 K: 1 S: 5	H: 0 LOB: 0 BB: 0 P: 5	R: 0 E: 0 K: 2 S: 9	H: 2 LOB: 2 BB: 0 P: 9	1B: 7 2B: 1 3B: 0 HR: 0	SF: 0 SAC: 1 DP: 1 HBP: 0	WP: 0 PB: 0 SB: 0 CS: 1	PA: 36															
<b>PITCHER</b>	IP WLS BF H R ER SO BB IBB HBP BLK WP HR S P ERA WHIP																																				
Neil Allen, R (1, 1) ERA: 3.82	5.0		18	2	1	1	4	2	0	0	0	0	0	24	32	1.80	0.800																				
Bob James, R (6, 1) ERA: 5.25	1.0	W	5	1	0	0	1	1	0	0	0	0	0	6	10	0.00	2.000																				
Bill Dawley, R (7, 1) ERA: 3.32	3.0	S	13	4	0	0	4	0	0	0	0	0	0	21	21	0.00	1.333																				
Bill Dawley, R (7, 1) ERA: 3.32	3.0	S	13	4	0	0	4	0	0	0	0	0	0	21	21	0.00	1.333																				

Seattle Mariners @ Chicago White Sox  
Comiskey Park, Chicago, IL  
Wed Oct 01 1986, 8:05 PM EDT  
Att. 8,951 - Unknown

livebaseballscorecards.com

AB 32  
R 1  
H 7  
RBI 1  
BB 3  
SO 9  
LOB 18



Batter	1	2	3	4	5	6	7	8	9	AB	R	H	RBI	BB	SO	LOB
Daryl Boston, L OBP: 0.332, SLG: 0.399 (1, 8)	0-0 SH1-3 1B	0-0 1-3		0-0 F6			4-0 E BB			3	0	1	0	1	0	2
Ozzie Guillen, L OBP: 0.269, SLG: 0.315 (1, 6)	0-0 SH1-3 1-2		0-3 K		0-3 K		0-0 E5 G1-6-3			3	0	0	0	0	2	1
Ron Hassey, L OBP: 0.407, SLG: 0.486 (1, 10) (7, 2)	0-0 5-3		4-0 1B G3 1B BB		0-0 F6		0-0 G1-6-3 1-2f			3	1	0	0	1	0	3
Jerry Hairston, S OBP: 0.359, SLG: 0.419 (1, 3)	4-0 BB		0-0 G3 1-2		0-0 6-3			4-0 WP SH2-3 1B BB		2	1	0	0	2	0	1
Steve Lyons, L OBP: 0.288, SLG: 0.309 (1, 7)	0-0 F7		0-0 1B 2-3 1B			0-0 F9		0-0 SH2-3 1-2		3	0	1	0	0	0	2
Reid Nichols, R OBP: 0.292, SLG: 0.313 (1, 9)		0-0 6-3	0-0 1B 1-2 3-H			0-0 HR		0-0 1B 2-H 1B		4	1	3	3	0	0	0
Tim Hulett, R OBP: 0.262, SLG: 0.382 (1, 5)		0-3 K	0-3 K			0-3 K		0-0 F3		4	0	0	0	0	3	3
Jack Perconte, L OBP: 0.351, SLG: 0.258 (1, 4)		4-0 2B BB		0-0 G5-4-3 1B		0-0 4-3		0-0 1B 1-3		3	0	2	0	1	0	0
Ron Karkovice, R OBP: 0.293, SLG: 0.407 Bill Dawley, R (7, 1)		0-0 1B 1-3 2B		0-0 G5-4-3 1-2f			0-0 1-3	0-0 5-3		2	0	1	0	0	0	1
										2	0	0	0	0	0	2

Inning Stats		R: 0	H: 1	R: 0	H: 1	R: 1	H: 2	R: 0	H: 0	R: 1	H: 1	R: 0	H: 0	R: 0	H: 0	R: 1	H: 2	R: 1	H: 2	1B: 6	SF: 0	WP: 1	PA: 36	
		E: 0	LOB: 2	E: 0	LOB: 2	E: 0	LOB: 2	E: 0	LOB: 0	E: 0	LOB: 0	E: 1	LOB: 1	E: 0	LOB: 0	E: 1	LOB: 1	E: 0	LOB: 2	2B: 1	SAC: 2	PB: 0		
		K: 0	BB: 1	K: 1	BB: 1	K: 2	BB: 1	K: 0	BB: 0	K: 1	BB: 0	K: 0	BB: 1	K: 0	BB: 1	K: 0	BB: 1	K: 0	BB: 1	3B: 0	DP: 2	SB: 0		
		S: 4	P: 8	S: 6	P: 10	S: 9	P: 13	S: 3	P: 3	S: 6	P: 6	S: 3	P: 7	S: 5	P: 9	S: 3	P: 7	S: 5	P: 9	HR: 1	HBP: 0	CS: 0		
PITCHER	IP	WLS	BF	H	R	ER	SO	BB	IBB	HBP	BLK	WP	HR	S	P	ERA	WHIP						ERA	WHIP
Mike Trujillo, R ERA: 3.09 (1, 1)	6.1	L	29	6	2	2	5	4	0	0	0	0	1	35	51	2.84	1.579							
Mark Langston, L ERA: 4.79 (7, 1)	1.2		7	2	1	1	0	1	0	0	0	1	0	6	10	5.40	1.800							


**BOTTOM**

**Seattle Mariners @ Chicago White Sox**  
Comiskey Park, Chicago, IL

Wed Oct 01 1986, 8:05 PM EDT  
Att. 8,951 - Unknown

livebaseballscorecards.com

AB	29
R	3
H	8
RBI	3
BB	5
SO	5
LOB	15





Batter	1	2	3	4	5	6	7	8	9	AB R H RBI BB SO LOB	TOP																
John Moses, S (1, 8) OBP: 0.315, SLG: 0.338	0-0 G1		0-3 K		0-0 G4-3-6 1B		0-0 G4-6-3		0-3 K	5 0 1 0 0 2 5	<b>Seattle Mariners @ Cleveland Indians</b> Cleveland Municipal Stadium, Cleveland, OH Fri Oct 03 1986, 7:05 PM EDT Att. 7,963 - Unknown																
Scott Bradley, L (1, 2) OBP: 0.355, SLG: 0.442	0-0 HR 1B		0-0 1B		0-0 G4-3-6		0-0 4-3			4 1 2 0 0 0 2																	
Jim Presley, R (1, 5) OBP: 0.305, SLG: 0.466	0-0 HR		0-0 5-3		0-0 F9			0-0 5-3		4 1 1 2 0 0 1																	
Ken Phelps, L (1, 3) OBP: 0.407, SLG: 0.528	0-0 4-3			0-0 6-3 1B 2B		0-0 F9		0-0 4-3		4 1 1 0 0 0 0																	
Alvin Davis, L (1, 10) OBP: 0.373, SLG: 0.427	0-0 F7			0-0 6-3 2-3		0-3 K		0-0 4-3		4 0 0 0 0 1 1																	
Danny Tartabull, R (1, 9) OBP: 0.349, SLG: 0.494		0-0 L5		0-0 6-3 2B 1B		0-0 F8		0-0 WP SH1-4 1B		4 1 2 1 0 0 0																	
Dave Hengel, R (1, 7) OBP: 0.175, SLG: 0.232		0-0 F2		0-0 F8			0-0 HR	0-0 SH1-4		3 1 1 1 0 0 1																	
Rey Quinones, R (1, 6) OBP: 0.279, SLG: 0.296 Phil Bradley, R (9, PH) OBP: 0.405, SLG: 0.445 Ross Jones, R (9, PR) OBP: 0.111, SLG: 0.111		0-0 3-1		0-0 1-1 2B			4-0 G4-6-3 BB BB	4-0 WP IBB		2 0 1 1 1 0 0 0 0 0 0 1 0 0 0 0 0 0 0 0 0																	
Harold Reynolds, S (1, 4) OBP: 0.274, SLG: 0.289 Dave Valle, R (9, PH) OBP: 0.385, SLG: 0.578 Domingo Ramos, R (9, 6) OBP: 0.250, SLG: 0.202			0-0 4-3	0-0 6-3			4-0 G4-6-3 1-2 BB	0-0 F4		2 0 0 0 1 0 1 1 0 0 0 0 0 2 0 0 0 0 0 0 0																	
<b>Inning Stats</b>	R: 2 E: 0 K: 0 S: 5	H: 2 LOB: 0 BB: 0 P: 5	R: 0 E: 0 K: 0 S: 3	H: 0 LOB: 0 BB: 0 P: 3	R: 0 E: 0 K: 1 S: 6	H: 1 LOB: 1 BB: 0 P: 6	R: 2 E: 0 K: 0 S: 6	H: 3 LOB: 1 BB: 0 P: 6	R: 0 E: 0 K: 0 S: 3	H: 1 LOB: 0 BB: 0 P: 3	R: 0 E: 0 K: 1 S: 5	H: 0 LOB: 0 BB: 0 P: 5	R: 1 E: 0 K: 0 S: 3	H: 1 LOB: 1 BB: 2 P: 11	R: 0 E: 0 K: 0 S: 3	H: 0 LOB: 0 BB: 0 P: 3	R: 0 E: 0 K: 1 S: 6	H: 1 LOB: 3 BB: 1 P: 10	1B: 5 2B: 2 3B: 0 HR: 2	SF: 0 SAC: 1 DP: 2 HBP: 0	WP: 1 PB: 0 SB: 1 CS: 0	PA: 37					
<b>PITCHER</b>	IP WLS BF H R ER SO BB IBB HBP BLK WP HR S P ERA WHIP																										
Ken Schrom, R (1, 1) ERA: 4.54	6.0		27	8	5	5	2	2	0	0	0	0	2	29	37	7.50	1.667										
Bryan Oelkers, L (7, 1) ERA: 4.7	1.0		2	0	0	0	0	0	0	0	0	0	0	2	2	0.00	0.000										
Doug Jones, R (8, 1) ERA: 2.5	1.1		6	1	0	0	0	0	1	0	0	0	0	5	9	0.00	0.750										
Frank Wills, R (9, 1) ERA: 4.91	0.2	W	2	0	0	0	1	0	0	0	0	1	0	4	4	0.00	0.000										

livebaseballscorecards.com

<b>AB</b>	<b>33</b>
<b>R</b>	<b>5</b>
<b>H</b>	<b>9</b>
<b>RBI</b>	<b>5</b>
<b>BB</b>	<b>3</b>
<b>SO</b>	<b>3</b>
<b>LOB</b>	<b>13</b>



BOTTOM

Seattle Mariners @ Cleveland Indians  
Cleveland Municipal Stadium, Cleveland, OH

livebaseballscorecards.com

AB	36
R	6
H	11
RBI	5
BB	0
SO	6
LOB	7



WP	0	PA	36
PB	0		
SB	0		
CS	0		

Fri Oct 03 1986, 7:05 PM EDT  
Att. 7,963 - Unknown

AB R H RBI BB SO LOB

4 0 0 0 0 0 1

4 1 2 1 0 1 0

4 1 1 0 0 0 1

4 1 1 0 0 2 1

3 1 1 1 0 0 0  
1 0 0 0 0 1 1  
0 0 0 0 0 0 0

4 0 1 0 0 2 1

4 2 2 2 0 0 1

4 0 2 0 0 0 0

4 0 1 1 0 0 1

1B: 6 SF: 0  
2B: 3 SAC: 0  
3B: 0 DP: 0  
HR: 2 HBP: 0

Batter	1	2	3	4	5	6	7	8	9
Brett Butler, L OBP: 0.355, SLG: 0.375 (1, 8)	0-0 L3 		0-0 4-3 			0-0 6-3 	0-0 L9 		
Dave Clark, L OBP: 0.339, SLG: 0.444 (1, 9)	0-3 K 			0-0 4-3 			0-0 HR 	0-0 6-3 1B 	
Julio Franco, R OBP: 0.336, SLG: 0.415 (1, 4)	0-0 F2 			0-0 6-3 			0-0 E 1B 	0-0 6-3 1-2 	
Joe Carter, R OBP: 0.334, SLG: 0.513 (1, 3)		0-0 6-3 		0-3 K 			0-0 E6 2B 1B 	0-3 K 	
Mel Hall, L OBP: 0.347, SLG: 0.493 (1, 7)		0-0 F7 			0-0 4-3 		0-0 HR 2B 	0-3 K 	
Jay Bell, R OBP: 0.417, SLG: 0.727 (8, PH)							0-0 2B 		
Otis Nixon, S OBP: 0.350, SLG: 0.319 (9, 7)									
Cory Snyder, R OBP: 0.302, SLG: 0.509 (1, 6)		0-0 2B 			0-0 5-3 		0-3 K 		0-3 K 
Pat Tabler, R OBP: 0.367, SLG: 0.436 (1, 10)		0-0 6-3 			0-0 4-3 		0-0 HR 		0-0 1B 1B 
Brook Jacoby, R OBP: 0.348, SLG: 0.439 (1, 5)			0-0 L8 			0-0 6-3 	0-0 2B 		0-0 1B 1B 
Chris Bando, S OBP: 0.325, SLG: 0.327 (1, 2)			0-0 5-3 			0-0 L8 	0-0 F8 		0-0 1B 

Inning Stats	R: 0	H: 0	E: 0	K: 1	S: 5	R: 0	H: 1	E: 0	K: 0	S: 4	R: 0	H: 0	E: 0	K: 0	S: 3	R: 0	H: 0	E: 0	K: 1	S: 5	R: 0	H: 0	E: 0	K: 0	S: 3	R: 5	H: 6	E: 1	K: 1	S: 11	R: 0	H: 1	E: 0	K: 2	S: 8	R: 1	H: 3	E: 0	K: 1	S: 6	1B: 6	2B: 3	3B: 0	HR: 2	SF: 0	SAC: 0	DP: 0	HBP: 0	WP: 0	PA: 36
--------------	------	------	------	------	------	------	------	------	------	------	------	------	------	------	------	------	------	------	------	------	------	------	------	------	------	------	------	------	------	-------	------	------	------	------	------	------	------	------	------	------	-------	-------	-------	-------	-------	--------	-------	--------	-------	--------

PITCHER	IP	WLS	BF	H	R	ER	SO	BB	IBB	HBP	BLK	WP	HR	S	P	ERA	WHIP
Mike Morgan, R ERA: 4.53 (1, 1)	6.0		23	5	4	4	2	0	0	0	0	0	1	27	27	6.00	0.833
Pete Ladd, R ERA: 3.82 (7, 1)	0.1		1	0	0	0	1	0	0	0	0	0	0	3	3	0.00	0.000
Ed Nunez, R ERA: 5.82 (7, 1)	0.0		2	2	1	1	0	0	0	0	0	0	1	2	2	∞	∞
Matt Young, L ERA: 3.82 (7, 1)	1.2		6	1	0	0	2	0	0	0	0	0	0	10	10	0.00	0.600
Mike Trujillo, R ERA: 3.26 (9, 1)	0.1	L	4	3	1	1	1	0	0	0	0	0	0	6	6	27.00	9.000



Batter	1	2	3	4	5	6	7	8	9	AB R H RBI BB SO LOB	TOP	
<b>Rey Quinones, R</b> (1, 6) <small>OBP: 0.281, SLG: 0.298</small>										5 0 2 1 0 1 1		
<b>John Moses, S</b> (1, 8) <small>OBP: 0.314, SLG: 0.337</small>										4 1 1 0 0 0 3		
<b>Jim Presley, R</b> (1, 5) <small>OBP: 0.303, SLG: 0.463</small>										4 0 0 0 0 2 4		
<b>Danny Tartabull, R</b> (1, 9) <small>OBP: 0.348, SLG: 0.491</small>										3 0 0 0 1 0 0		
<b>Alvin Davis, L</b> (1, 10) <small>OBP: 0.372, SLG: 0.425</small>										4 1 1 0 0 1 2		
<b>Dave Hengel, R</b> (1, 7) <small>OBP: 0.197, SLG: 0.237</small>										3 1 1 1 0 1 0		
<b>Dave Valle, R</b> (1, 3) <small>OBP: 0.411, SLG: 0.673</small>										4 2 3 3 0 0 2		
<b>Bob Kearney, R</b> (1, 2) <small>OBP: 0.281, SLG: 0.377</small> <b>Scott Bradley, L</b> (9, PH) <small>OBP: 0.353, SLG: 0.440</small>										3 0 0 0 0 1 2 1 0 0 0 0 0 0		
<b>Harold Reynolds, S</b> (1, 4) <small>OBP: 0.274, SLG: 0.290</small> <b>Ken Phelps, L</b> (9, PH) <small>OBP: 0.406, SLG: 0.526</small>										3 0 1 0 0 1 1 1 0 0 0 0 1 0		
<b>Inning Stats</b>	R: 0 H: 1 E: 0 LOB: 0 K: 0 BB: 0 S: 3 P: 3	R: 0 H: 0 E: 0 LOB: 0 K: 2 BB: 0 S: 7 P: 7	R: 1 H: 3 E: 1 LOB: 2 K: 1 BB: 0 S: 8 P: 8	R: 0 H: 0 E: 0 LOB: 0 K: 0 BB: 0 S: 3 P: 3	R: 0 H: 1 E: 0 LOB: 1 K: 3 BB: 0 S: 10 P: 10	R: 1 H: 2 E: 0 LOB: 2 K: 1 BB: 1 S: 7 P: 11	R: 0 H: 0 E: 0 LOB: 0 K: 0 BB: 0 S: 3 P: 3	R: 0 H: 0 E: 0 LOB: 0 K: 0 BB: 0 S: 3 P: 3	R: 3 H: 2 E: 0 LOB: 0 K: 1 BB: 0 S: 7 P: 8	1B: 7 SF: 0 2B: 1 SAC: 0 3B: 0 DP: 1 HR: 1 HBP: 1	WP: 1 PA: 37 PB: 0 SB: 0 CS: 0	
<b>PITCHER</b>	IP WLS BF H R ER SO BB IBB HBP BLK WP HR S P ERA WHIP											
<b>Greg Swindell, L</b> (1, 1) <small>ERA: 4.23</small> <b>Ernie Camacho, R</b> (9, 1) <small>ERA: 4.08</small>	8.0 W 34 9 5 5 7 1 0 1 0 1 1 46 51 5.62 1.250											

Seattle Mariners @ Cleveland Indians  
Cleveland Municipal Stadium, Cleveland, OH  
Sat Oct 04 1986, 3:33 AM EDT  
Att: 11,991 - Unknown

livebaseballscorecards.com

AB 35  
R 5  
H 9  
RBI 5  
BB 1  
SO 8  
LOB 15



Batter	1	2	3	4	5	6	7	8	9	AB	R	H	RBI	BB	SO	LOB
<b>Otis Nixon, S</b> <small>(1, 7)</small> <small>OBP: 0.352, SLG: 0.326</small>	 <small>0-3</small>		 <small>0-0</small>	 <small>0-0</small>		 <small>4-0</small>		 <small>0-0</small>		4	0	1	0	1	1	2
<b>Brett Butler, L</b> <small>(1, 8)</small> <small>OBP: 0.353, SLG: 0.373</small>	 <small>0-3</small>		 <small>0-0</small>		 <small>0-0</small>	 <small>0-0</small>		 <small>0-0</small>		4	0	0	0	0	1	4
<b>Julio Franco, R</b> <small>(1, 4)</small> <small>OBP: 0.339, SLG: 0.424</small>	 <small>0-0</small>			 <small>0-0</small>	 <small>0-0</small>			 <small>0-0</small>		4	2	3	1	0	0	0
<b>Joe Carter, R</b> <small>(1, 9)</small> <small>OBP: 0.335, SLG: 0.516</small>	 <small>0-0</small>			 <small>0-0</small>	 <small>0-3</small>			 <small>0-3</small>		4	1	2	1	0	2	0
<b>Cory Snyder, R</b> <small>(1, 6)</small> <small>OBP: 0.299, SLG: 0.504</small>		 <small>0-3</small>		 <small>0-3</small>	 <small>0-3</small>			 <small>0-3</small>		4	0	0	0	0	4	1
<b>Pat Tabler, R</b> <small>(1, 3)</small> <small>OBP: 0.369, SLG: 0.436</small>		 <small>0-0</small>		 <small>0-0</small>		 <small>0-0</small>		 <small>0-0</small>		4	1	2	1	0	0	0
<b>Brook Jacoby, R</b> <small>(1, 5)</small> <small>OBP: 0.350, SLG: 0.441</small>		 <small>0-3</small>		 <small>0-0</small>		 <small>0-0</small>		 <small>0-0</small>		4	2	3	0	0	1	0
<b>Jay Bell, R</b> <small>(1, 10)</small> <small>OBP: 0.438, SLG: 0.714</small>			 <small>0-0</small>	 <small>0-0</small>		 <small>4-0</small>		 <small>0-0</small>		3	0	1	1	1	0	1
<b>Andy Allanson, R</b> <small>(1, 2)</small> <small>OBP: 0.259, SLG: 0.279</small>			 <small>0-0</small>	 <small>0-0</small>		 <small>0-0</small>		 <small>0-0</small>		4	0	1	0	0	0	3

Inning Stats	R: 0	H: 2	R: 0	H: 0	R: 0	H: 1	R: 4	H: 5	R: 1	H: 1	R: 0	H: 2	R: 1	H: 2	R: 0	H: 0
	E: 0	LOB: 2	E: 0	LOB: 0	E: 0	LOB: 1	E: 1	LOB: 1	E: 0	LOB: 0	E: 0	LOB: 3	E: 0	LOB: 1	E: 0	LOB: 0
	K: 2	BB: 0	K: 2	BB: 0	K: 0	BB: 0	K: 1	BB: 0	K: 2	BB: 0	K: 2	BB: 2	K: 0	BB: 0	K: 2	BB: 0
	S: 8	P: 8	S: 7	P: 7	S: 4	P: 4	S: 10	P: 10	S: 8	P: 8	S: 7	P: 12	S: 5	P: 5	S: 7	P: 7

PITCHER	IP	WLS	BF	H	R	ER	SO	BB	IBB	HBP	BLK	WP	HR	S	P	ERA	WHIP
<b>Mark Langston, L</b> <small>(1, 1)</small> <small>ERA: 4.85</small>	8.0	L	37	13	6	6	9	2	0	0	0	2	1	53	61	6.75	1.875

**BOTTOM**

**Seattle Mariners @ Cleveland Indians**  
**Cleveland Municipal Stadium, Cleveland, OH**

[livebaseballscores.com](http://livebaseballscores.com)

<b>AB</b>	<b>35</b>
<b>R</b>	<b>6</b>
<b>H</b>	<b>13</b>
<b>RBI</b>	<b>4</b>
<b>BB</b>	<b>2</b>
<b>SO</b>	<b>9</b>
<b>LOB</b>	<b>11</b>



WP	PA
2	37
PB: 0	SB: 0
CS: 0	

Sat Oct 04 1986, 3:33 AM EDT  
 Att. 11,991 - Unknown



Batter	1	2	3	4	5	6	7	8	9	AB R H RBI BB SO LOB	TOP
<b>Rey Quinones, R</b> (1, 6) OBP: 0.279, SLG: 0.295	0-3 		0-3 		0-0 			0-0 		3 0 0 0 0 2 0	
<b>John Moses, S</b> (1, 8) OBP: 0.311, SLG: 0.333	0-0 		0-0 		0-0 			0-0 		4 0 0 0 0 0 2	
<b>Dave Valle, R</b> (1, 3) OBP: 0.417, SLG: 0.679	0-3 			0-0 	0-0 			0-0 		4 0 2 0 0 1 2	
<b>Alvin Davis, L</b> (1, 10) OBP: 0.373, SLG: 0.426		0-0 		0-0 		0-0 		0-0 		4 1 2 0 0 0 1	
<b>Danny Tartabull, R</b> (1, 9) OBP: 0.347, SLG: 0.489		0-0 		0-0 		0-0 		0-0 		4 1 1 0 0 0 3	
<b>Scott Bradley, L</b> (1, 2) OBP: 0.347, SLG: 0.432		0-0 		0-0 		0-0 		0-0 		4 0 0 0 0 0 4	
<b>Dave Hengel, R</b> (1, 7) OBP: 0.215, SLG: 0.254		0-0 		0-0 		0-0 		0-0 		4 0 2 2 0 0 0	
<b>Ross Jones, R</b> (1, 5) OBP: 0.095, SLG: 0.095	0-3 		0-0 			0-0 				3 0 0 0 0 1 3	
<b>Harold Reynolds, S</b> (1, 4) OBP: 0.275, SLG: 0.290			0-3 		0-0 		0-0 			3 0 1 0 0 1 0	
<b>Inning Stats</b>	R: 0 H: 0 E: 0 LOB: 0 K: 2 BB: 0 S: 7 P: 7	R: 0 H: 1 E: 1 LOB: 2 K: 1 BB: 0 S: 7 P: 7	R: 0 H: 0 E: 0 LOB: 0 K: 2 BB: 0 S: 7 P: 7	R: 2 H: 3 E: 0 LOB: 1 K: 0 BB: 0 S: 6 P: 6	R: 0 H: 1 E: 0 LOB: 1 K: 0 BB: 0 S: 4 P: 4	R: 0 H: 1 E: 0 LOB: 0 K: 0 BB: 0 S: 3 P: 3	R: 0 H: 0 E: 0 LOB: 0 K: 0 BB: 0 S: 3 P: 3	R: 0 H: 1 E: 0 LOB: 1 K: 0 BB: 0 S: 4 P: 4	R: 0 H: 1 E: 0 LOB: 0 K: 0 BB: 0 S: 3 P: 3	1B: 7 SF: 0 2B: 1 SAC: 1 3B: 0 DP: 2 HR: 0 HBP: 0	WP: 1 PA: 34 PB: 0 SB: 0 CS: 1
<b>PITCHER</b> <b>Tom Candiotti, R</b> (1, 1) ERA: 3.57	IP WLS BF H R ER SO BB IBB HBP BLK WP HR S P ERA WHIP 9.0 W 34 8 2 2 5 0 0 0 0 1 0 44 44 2.00 0.889										

**Seattle Mariners @ Cleveland Indians**  
 Cleveland Municipal Stadium, Cleveland, OH  
 Sun Oct 05 1986, 3:33 AM EDT  
 Att: 12,175 - Unknown

[livebaseballscorecards.com](http://livebaseballscorecards.com)

AB	33
R	2
H	8
RBI	2
BB	0
SO	5
LOB	15



