

Seattle Mariners - 1987

Batter	1	2	3	4	5	6	7	8	9	AB	R	H	RBI	BB	SO	LOB	TOP										
Donell Nixon, R (1, 10) Scott Bradley, L (8, FH)	0-0 6-3		0-0 SH1-3		0-3 K			0-0 F5		2	0	0	0	0	1	1											
John Moses, S (1, 8)	0-0 1-3		0-0 6-3					0-0 G6-3		4	0	0	1	0	0	1											
Phil Bradley, R (1, 7)	0-0 L8		0-0 L9					0-0 G3		4	0	0	0	0	0	0											
Jim Presley, R (1, 5) OBP: 0.250, SLG: 0.250		0-0 4-3		0-3 K				0-0 5-3		4	0	0	0	0	1	0											
Mickey Brantley, R (1, 9)		0-0 F8		0-3 K				0-0 1-3		4	0	0	0	0	2	0											
Alvin Davis, L (1, 3) OBP: 0.286, SLG: 0.286		0-0 BB 1B		0-0 1-3				0-3 K		3	0	1	0	0	1	0											
Dave Valle, R (1, 2) OBP: 0.429, SLG: 0.500		4-0 FC6-4 BB 2B						0-0 F8 1B		2	0	2	0	1	0	0											
Rey Quinones, R (1, 6)		0-0 FC6-4						0-0 F8 2-3		3	0	0	0	0	1	4											
Harold Reynolds, S (1, 4) OBP: 0.500, SLG: 0.500			0-0 SH1-3 6-3 1B					0-0 G6-3 1B		3	1	2	0	0	0	1											
Inning Stats	R: 0 E: 0 K: 0 S: 3	H: 0 LOB: 0 BB: 0 P: 3	R: 0 E: 0 K: 0 S: 4	H: 1 LOB: 2 BB: 1 P: 8	R: 1 E: 0 K: 0 S: 4	H: 1 LOB: 0 BB: 0 P: 4	R: 0 E: 0 K: 2 S: 7	H: 0 LOB: 0 BB: 0 P: 7	R: 0 E: 0 K: 1 S: 6	H: 1 LOB: 1 BB: 0 P: 6	R: 0 E: 0 K: 0 S: 3	H: 0 LOB: 0 BB: 0 P: 3	R: 0 E: 0 K: 2 S: 8	H: 1 LOB: 1 BB: 0 P: 8	R: 0 E: 0 K: 0 S: 3	H: 0 LOB: 0 BB: 0 P: 5	R: 0 E: 0 K: 1 S: 5	H: 0 LOB: 0 BB: 0 P: 5	1B: 4 2B: 1 3B: 0 HR: 0	SF: 0 SAC: 1 DP: 1 HBP: 0	WP: 0 PB: 0 SB: 1 CS: 0	PA: 32					
PITCHER	IP	WLS	BF	H	R	ER	SO	BB	IBB	HBP	BLK	WP	HR	S	P	ERA	WHIP										
John Candelaria, L (1, 1) ERA: 1.35	6.2	W	25	4	1	1	4	1	0	0	0	0	0	32	36	1.35	0.750										
Willie Fraser, R (7, 1) ERA:	2.1		7	1	0	0	2	0	0	0	0	0	0	11	11	0.00	0.429										

Seattle Mariners @ California Angels
Anaheim Stadium, Anaheim, CA
Wed Apr 08 1987, 10:05 PM EDT
Att: 24,703 - Unknown

AB	30
R	1
H	5
RBI	1
BB	1
SO	6
LOB	8



Batter	1	2	3	4	5	6	7	8	9	AB	R	H	RBI	BB	SO	LOB	BOTTOM										
Brian Downing, R (1, 10) OBP: 0.600, SLG: 1.125	0-0 5-3		0-0 4-3	0-0 F9		HR		0-0 G4-6-3 1-2 2-H 1B		5	1	2	2	0	0	1											
Devon White, S (1, 9) OBP: 0.333, SLG: 0.625	0-0 3B		4-0 BB BB		0-0 1B SF8 2B			0-3 K		4	1	2	0	1	1	2											
Wally Joyner, L (1, 3) OBP: 0.300, SLG: 0.333	0-0 F8		4-0 G3-6-3 1-2 BB		0-0 1B 1B			0-0 G4-6-3 1-2		4	1	1	0	1	0	3											
Doug DeCinces, R (1, 5) OBP: 0.667, SLG: 1.333		4-0 BB								2	1	1	2	1	0	2											
Gus Polidor, R (9, 5)		0-0 BB		0-0 G3-6-3 1-2		0-0 SF8				0	0	0	0	0	0	0											
Jack Howell, L (1, 7) OBP: 0.250, SLG: 0.250	0-0 4-3			0-0 G3 1B 1B		0-3 K		0-3 K		4	1	1	0	0	2	3											
Butch Wynegar, S (1, 2) OBP: 0.250, SLG: 0.250		0-0 4-3 SH1-3 1B		0-0 F6		0-0 1B		0-3 K2-3		4	0	2	0	0	1	1											
Dick Schofield, R (1, 6) OBP: 0.429, SLG: 0.200		0-0 SH1-3		4-0 G3 1B BB		0-0 1B		0-3 K		2	1	1	1	1	1	0											
Gary Pettis, S (1, 8) OBP: 0.500, SLG: 0.625		0-0 4-3		0-0 G3		0-3 K		0-0 S 1B 1B		4	1	1	0	0	1	5											
Mark McLemore, S (1, 4) OBP: 0.429, SLG: 0.429		0-0 L7		0-0 2-3 1B		0-0 1-3		0-0 1B 1-2		4	0	2	2	0	0	1											
Inning Stats	R: 0 E: 0 K: 0 S: 4	H: 1 LOB: 2 BB: 1 P: 8	R: 0 E: 0 K: 0 S: 4	H: 1 LOB: 1 BB: 0 P: 4	R: 0 E: 0 K: 0 S: 2	H: 0 LOB: 1 BB: 2 P: 10	R: 2 E: 0 K: 0 S: 5	H: 2 LOB: 1 BB: 1 P: 9	R: 2 E: 0 K: 2 S: 11	H: 4 LOB: 2 BB: 0 P: 11	R: 1 E: 0 K: 0 S: 4	H: 1 LOB: 0 BB: 0 P: 4	R: 1 E: 0 K: 3 S: 10	H: 1 LOB: 0 BB: 0 P: 10	R: 1 E: 0 K: 1 S: 7	H: 3 LOB: 1 BB: 0 P: 7	R: 1 E: 0 K: 1 S: 7	H: 3 LOB: 1 BB: 0 P: 7	1B: 9 2B: 1 3B: 1 HR: 2	SF: 1 SAC: 1 DP: 2 HBP: 0	WP: 0 PB: 0 SB: 1 CS: 0	PA: 39					
PITCHER	IP	WLS	BF	H	R	ER	SO	BB	IBB	HBP	BLK	WP	HR	S	P	ERA	WHIP										
Mike Moore, R (1, 1) ERA: 7.5	6.0	L	30	9	5	5	2	4	0	0	0	0	0	30	46	7.50	2.167										
Jerry Reed, R (7, 1) ERA: 9.0	2.0		9	4	2	2	4	0	0	0	0	0	1	17	17	9.00	2.000										

Seattle Mariners @ California Angels
Anaheim Stadium, Anaheim, CA
Wed Apr 08 1987, 10:05 PM EDT
Att: 24,703 - Unknown

AB	33
R	7
H	13
RBI	7
BB	4
SO	6
LOB	18



Batter	1	2	3	4	5	6	7	8	9	AB	R	H	RBI	BB	SO	LOB	TOP			
Donell Nixon, R (1, 8) John Moses, S OBP: 0.200, SLG: 0.400	F9		HBP			F8		F9	G3 1B 2B	3	0	0	0	0	0	0				
Mike Kingery, L (1, 9) OBP: 0.222, SLG: 0.125	K		5-3 1-2					1B BB	G3	4	1	1	0	1	1	3				
Phil Bradley, R (1, 7) OBP: 0.385, SLG: 0.111	4-3		4-3					1B 2B BB	1B	3	1	1	1	2	0	2				
Ken Phelps, L (1, 10) Mickey Brantley, R OBP: 0.143, SLG: 0.143 OBP: 0.333, SLG: 0.200		F7		F9		F8		2B 1B		3	0	0	0	0	0	1				
Alvin Davis, L (1, 3) OBP: 0.333, SLG: 0.500	F7			K				HR 2B	K	5	1	2	2	0	2	2				
Jim Prestley, R (1, 5) OBP: 0.187, SLG: 0.167	F7			K				6-3	4-3	4	0	0	0	0	1	2				
Dave Valle, R (1, 2) OBP: 0.545, SLG: 1.222				HR		F9		HR BB		3	2	2	3	1	0	0				
Rey Quinones, R (1, 6) OBP: 0.100, SLG: 0.200			4-3 2B		L5			B1-3 FC6-4		4	0	1	0	0	0	2				
Harold Reynolds, S (1, 4) OBP: 0.300, SLG: 0.300			4-3 2-3		G3			6-3	K	4	0	0	0	0	1	1				
Inning Stats	R: 0 E: 0 K: 1 S: 5	H: 0 LOB: 0 BB: 0 P: 5	R: 0 E: 0 K: 0 S: 3	H: 0 LOB: 0 BB: 0 P: 3	R: 1 E: 0 K: 0 S: 5	H: 2 LOB: 2 BB: 0 P: 6	R: 0 E: 0 K: 2 S: 7	H: 0 LOB: 0 BB: 0 P: 7	R: 0 E: 0 K: 0 S: 3	H: 1 LOB: 1 BB: 1 P: 7	R: 2 E: 0 K: 0 S: 5	H: 2 LOB: 0 BB: 0 P: 5	R: 3 E: 0 K: 0 S: 5	H: 2 LOB: 2 BB: 3 P: 17	R: 1 E: 0 K: 2 S: 9	H: 2 LOB: 2 BB: 1 P: 13	1B: 3 2B: 4 3B: 0 HR: 2	SF: 0 SAC: 0 DP: 0 HBP: 1	WP: 1 PB: 0 SB: 2 CS: 1	PA: 41
PITCHER	IP	WLS	BF	H	R	ER	SO	BB	IBB	HBP	BLK	WP	HR	S	P	ERA	WHIP			
Don Sutton, R ERA: 4.26	6.1	L	25	5	3	3	3	1	0	1	0	0	2	29	34	4.26	0.947			
Mike Cook, R ERA: 18.0	1.0		5	0	2	2	0	2	0	0	0	1	0	3	11	18.00	2.000			
Gary Lucas, L ERA:	0.0		2	2	1	1	0	0	0	0	0	0	0	2	2	∞	∞			
Chuck Finley, L ERA: 5.4	1.2		9	2	1	1	2	2	0	0	0	0	0	11	19	5.40	2.400			

Seattle Mariners @ California Angels
Anaheim Stadium, Anaheim, CA
Thu Apr 09 1987, 10:05 PM EDT
Att: 24,244 - Unknown

AB	35
R	7
H	9
RBI	7
BB	5
SO	5
LOB	13



Batter	1	2	3	4	5	6	7	8	9	AB	R	H	RBI	BB	SO	LOB	BOTTOM					
Brian Downing, R (1, 10) OBP: 0.643, SLG: 1.000	FC3-6 BB		F8 2-3			FC3-6 1B		FC6-4 1B		3	0	2	0	1	0	1						
Devon White, S (1, 9) OBP: 0.231, SLG: 0.417	FC3-6 1-2		G3			FC3-6 1-2		FC6-4 S		4	0	0	0	0	0	4						
Wally Joyner, L (1, 3) OBP: 0.214, SLG: 0.231	F8			F5		4-3		F9 1-2		4	0	0	0	0	0	3						
Doug DeCinces, R (1, 5) OBP: 0.538, SLG: 0.714	K 1-2			5-3			1B SF8 1B	K		4	1	1	0	0	2	2						
Jack Howell, L (1, 7) OBP: 0.250, SLG: 0.625	F9			G3			F9	HR		4	1	1	1	0	0	1						
Darrell Miller, R (1, 2) Mark Ryal, L OBP: 1.000, SLG: 1.000 Butch Wynegar, S OBP: 0.222, SLG: 0.222	G3			K			1B 1-3 1B	L8		2	0	0	0	0	1	0						
Dick Schofield, R (1, 6) OBP: 0.273, SLG: 0.125	K			F4			SF8	L8		3	0	0	1	0	1	0						
Gary Pettis, S (1, 8) OBP: 0.417, SLG: 0.500			K		4-3			4-3		4	0	1	0	0	1	0						
Mark McLemore, S (1, 4) OBP: 0.400, SLG: 0.500			F8 2B			K		K		3	0	1	0	0	2	2						
Inning Stats	R: 0 E: 0 K: 1 S: 5	H: 0 LOB: 1 BB: 1 P: 9	R: 0 E: 0 K: 1 S: 5	H: 0 LOB: 0 BB: 0 P: 5	R: 0 E: 0 K: 1 S: 6	H: 1 LOB: 1 BB: 0 P: 6	R: 0 E: 0 K: 0 S: 3	H: 0 LOB: 0 BB: 0 P: 3	R: 0 E: 0 K: 1 S: 5	H: 0 LOB: 0 BB: 0 P: 5	R: 0 E: 0 K: 1 S: 6	H: 1 LOB: 1 BB: 0 P: 6	R: 1 E: 0 K: 1 S: 8	H: 3 LOB: 2 BB: 0 P: 8	R: 0 E: 0 K: 1 S: 6	H: 1 LOB: 1 BB: 0 P: 6	R: 1 E: 0 K: 0 S: 4	H: 1 LOB: 0 BB: 0 P: 4	1B: 5 2B: 1 3B: 0 HR: 1	SF: 1 SAC: 0 DP: 0 HBP: 0	WP: 0 PB: 0 SB: 2 CS: 0	PA: 35
PITCHER	IP	WLS	BF	H	R	ER	SO	BB	IBB	HBP	BLK	WP	HR	S	P	ERA	WHIP					
Scott Bankhead, R ERA: 1.35	6.2	W	26	5	1	1	5	1	0	0	0	0	1	35	39	1.35	0.900					
Steve Shields, R ERA: 3.86	2.1	S	9	2	1	1	2	0	0	0	0	0	1	13	13	3.86	0.857					

Seattle Mariners @ California Angels
Anaheim Stadium, Anaheim, CA
Thu Apr 09 1987, 10:05 PM EDT
Att: 24,244 - Unknown

AB	33
R	2
H	7
RBI	2
BB	1
SO	7
LOB	13



Batter	1	2	3	4	5	6	7	8	9	AB	R	H	RBI	BB	SO	LOB	TOP					
Al Newman, S (1, 6) OBP: 0.333, SLG: 0.333										5	1	3	0	0	0	2	Minnesota Twins @ Seattle Mariners The Kingdome, Seattle, WA Fri Apr 10 1987, 10:05 PM EDT Att: 38,122 - Unknown					
Randy Bush, L (1, 9) OBP: 0.417, SLG: 0.636 Mark Davidson, R (8, 7)										4	1	3	3	0	0	1						
Kirby Puckett, R (1, 8) OBP: 0.471, SLG: 0.938										4	2	2	2	0	0	2						
Kent Hrbek, L (1, 3) OBP: 0.412, SLG: 0.500										4	0	0	0	0	0	2						
Gary Gaetti, R (1, 5) OBP: 0.294, SLG: 0.625										4	1	1	2	0	1	0						
Tom Brunansky, R (1, 7) OBP: 0.438, SLG: 0.538										4	0	0	0	0	1	0						
Roy Smalley, S (1, 10) OBP: 0.250, SLG: 0.583										4	1	1	0	0	1	0						
Steve Lombardozzi, R (1, 4) OBP: 0.462, SLG: 0.545										3	2	2	1	1	0	0						
Tom Nieto, R (1, 2) OBP: 0.214, SLG: 0.167 Tim Laudner, R (9, 2)										3	0	0	0	0	1	2						
Inning Stats	R: 0 E: 0 K: 0 S: 4	H: 2 LOB: 1 BB: 0 P: 4	R: 0 E: 0 K: 1 S: 5	H: 0 LOB: 0 BB: 0 P: 5	R: 1 E: 0 K: 0 S: 4	H: 2 LOB: 0 BB: 0 P: 4	R: 1 E: 0 K: 2 S: 8	H: 1 LOB: 0 BB: 0 P: 8	R: 3 E: 0 K: 0 S: 6	H: 3 LOB: 0 BB: 0 P: 6	R: 0 E: 0 K: 0 S: 3	H: 0 LOB: 0 BB: 0 P: 3	R: 0 E: 0 K: 0 S: 3	H: 0 LOB: 0 BB: 0 P: 3	R: 3 E: 0 K: 0 S: 6	H: 3 LOB: 0 BB: 0 P: 6		R: 0 E: 0 K: 1 S: 6	H: 1 LOB: 2 BB: 1 P: 10	1B: 7 2B: 1 3B: 1 HR: 3	SF: 0 SAC: 1 DP: 1 HBP: 0	WP: 0 PB: 0 CS: 1
PITCHER	IP	WLS	BF	H	R	ER	SO	BB	IBB	HBP	BLK	WP	HR	S	P	ERA	WHIP					
Mike Morgan, R (1, 1) ERA: 9.0	8.0	L	33	11	8	8	3	0	0	0	0	0	3	39	39	9.00	1.375					
Ed Nunez, R (9, 1) ERA:	1.0		5	1	0	0	1	1	0	0	0	0	0	6	10	0.00	2.000					

AB	36
R	8
H	12
RBI	8
BB	1
SO	4
LOB	11



Batter	1	2	3	4	5	6	7	8	9	AB	R	H	RBI	BB	SO	LOB	BOTTOM					
Donell Nixon, R (1, 8)										4	0	0	0	0	0	2	Minnesota Twins @ Seattle Mariners The Kingdome, Seattle, WA Fri Apr 10 1987, 10:05 PM EDT Att: 38,122 - Unknown					
Mike Kingery, L (1, 9) OBP: 0.308, SLG: 0.182										3	0	1	0	1	1	0						
Phil Bradley, R (1, 7) OBP: 0.294, SLG: 0.077										4	1	0	0	0	1	3						
Ken Phelps, L (1, 10) OBP: 0.091, SLG: 0.091										4	0	0	0	0	0	2						
Alvin Davis, L (1, 3) OBP: 0.250, SLG: 0.375										4	0	0	0	0	0	2						
Jim Presley, R (1, 5) OBP: 0.250, SLG: 0.250										4	0	2	1	0	1	0						
Dave Valle, R (1, 2) OBP: 0.400, SLG: 0.846										4	0	0	0	0	1	3						
Rey Quinones, R (1, 6) OBP: 0.214, SLG: 0.286										4	0	2	0	0	0	2						
Harold Reynolds, S (1, 4) OBP: 0.231, SLG: 0.231										3	0	0	0	0	0	2						
Inning Stats	R: 0 E: 0 K: 1 S: 5	H: 0 LOB: 0 BB: 0 P: 5	R: 0 E: 1 K: 0 S: 5	H: 1 LOB: 2 BB: 0 P: 5	R: 0 E: 0 K: 1 S: 5	H: 0 LOB: 0 BB: 0 P: 5	R: 1 E: 1 K: 0 S: 5	H: 1 LOB: 1 BB: 0 P: 5	R: 0 E: 0 K: 0 S: 4	H: 1 LOB: 1 BB: 1 P: 8	R: 0 E: 0 K: 0 S: 3	H: 0 LOB: 0 BB: 0 P: 3	R: 0 E: 0 K: 1 S: 6	H: 1 LOB: 1 BB: 0 P: 6	R: 0 E: 0 K: 0 S: 4	H: 1 LOB: 1 BB: 0 P: 4		R: 0 E: 0 K: 1 S: 5	H: 0 LOB: 0 BB: 0 P: 5	1B: 5 2B: 0 3B: 0 HR: 0	SF: 0 SAC: 0 DP: 0 HBP: 0	WP: 0 PB: 0 CS: 0
PITCHER	IP	WLS	BF	H	R	ER	SO	BB	IBB	HBP	BLK	WP	HR	S	P	ERA	WHIP					
Mike Smithson, R (1, 1) ERA:	8.0	W	32	5	1	0	3	1	0	0	0	0	0	37	41	0.00	0.750					
George Frazier, R (9, 1) ERA:	1.0		3	0	0	0	1	0	0	0	0	0	0	5	5	0.00	0.000					


AB	34
R	1
H	5
RBI	1
BB	1
SO	4
LOB	16



Batter	1	2	3	4	5	6	7	8	9	AB	R	H	RBI	BB	SO	LOB	TOP								
Steve Lombardozzi, R OBP: 0.389, SLG: 0.400	5-3		F7		L6		K			4	0	0	0	1	1	2									
Randy Bush, L OBP: 0.412, SLG: 0.750	HR		3-1				K		F6	5	2	2	1	0	1	2									
Kirby Puckett, R OBP: 0.524, SLG: 1.050	6-3				G4-3 1B		HR			4	1	3	1	0	0	0									
Kent Hrbek, L OBP: 0.429, SLG: 0.438					G4-3				FC3-6 1B	2	0	0	0	2	0	2									
Gary Gaetti, R OBP: 0.238, SLG: 0.500	FC5-4				6-3		F4		G5-4-3	4	0	0	0	0	0	3									
Tom Brunansky, R OBP: 0.350, SLG: 0.412					6-3		K			4	0	0	0	0	1	1									
Roy Smalley, S OBP: 0.313, SLG: 0.563										4	0	2	0	0	1	0									
Al Newman, S OBP: 0.333, SLG: 0.333			3-1				K		1B SF8	0	1	0	0	0	0	0									
Greg Gagne, R OBP: 0.357, SLG: 0.429										3	1	1	0	0	2	1									
Mark Salas, L OBP: 1.000, SLG: 1.000										1	0	1	0	0	0	0									
Mark Davidson, R OBP: 1.000, SLG: 1.000										0	0	0	0	0	0	0									
Jeff Reardon, R OBP: 1.000, SLG: 1.000										0	0	0	0	0	0	0									
Tom Nieto, R OBP: 0.235, SLG: 0.267										3	0	1	1	0	0	1									
Dan Gladden, R OBP: 0.286, SLG: 0.500										0	0	0	1	0	0	0									
Tim Laudner, R OBP: 0.286, SLG: 0.500										0	0	0	0	0	0	0									
Inning Stats	R: 1 E: 0 K: 0 S: 4	H: 1 LOB: 1 BB: 1 P: 8	R: 0 E: 0 K: 1 S: 5	H: 0 LOB: 0 BB: 0 P: 5	R: 0 E: 0 K: 0 S: 3	H: 0 LOB: 0 BB: 0 P: 3	R: 0 E: 0 K: 0 S: 3	H: 1 LOB: 0 BB: 0 P: 3	R: 1 E: 0 K: 1 S: 7	H: 2 LOB: 1 BB: 0 P: 7	R: 1 E: 0 K: 2 S: 8	H: 1 LOB: 1 BB: 1 P: 12	R: 0 E: 0 K: 2 S: 8	H: 1 LOB: 0 BB: 0 P: 8	R: 1 E: 1 K: 0 S: 4	H: 2 LOB: 0 BB: 0 P: 4	R: 1 E: 0 K: 0 S: 5	H: 2 LOB: 2 BB: 1 P: 9	1B: 7 2B: 1 3B: 0 HR: 2	SF: 1 SAC: 0 DP: 2 HBP: 0	WP: 0 PB: 0 SB: 1 CS: 0	PA: 38			
PITCHER	IP	WLS	BF	H	R	ER	SO	BB	IBB	HBP	BLK	WP	HR	S	P	ERA	WHIP								
Mike Trujillo, R ERA: 5.06	(1, 1)	5.1	22	5	3	3	3	2	0	0	0	0	2	26	34	5.06	1.312								
Steve Shields, R ERA: 2.25	(6, 1)	1.2	8	3	1	0	3	0	0	0	0	0	0	14	14	0.00	1.800								
Ed Nunez, R ERA: 3.0	(8, 1)	2.0	W	8	2	1	1	0	1	0	0	0	0	7	11	4.50	1.500								

Minnesota Twins @ Seattle Mariners
The Kingdome, Seattle, WA
Sat Apr 11 1987, 10:05 PM EDT
Att: 26,312 - Unknown


AB 34
R 5
H 10
RBI 4
BB 3
SO 6
LOB 12



Batter	1	2	3	4	5	6	7	8	9	AB	R	H	RBI	BB	SO	LOB	BOTTOM								
Donell Nixon, R OBP: 0.333, SLG: 0.214	4-3 S BB				E S 4-3 1B		1-3		1B 2B	3	1	2	1	1	0	0									
Mickey Brantley, R OBP: 0.429, SLG: 0.500										1	0	1	0	0	0	0									
Mike Kingery, L OBP: 0.333, SLG: 0.200	4-3		F7		1B S BB		L7			4	1	1	1	1	0	1									
Phil Bradley, R OBP: 0.286, SLG: 0.063			4-3		4-3		5-3			3	0	0	1	1	0	1									
Ken Phelps, L OBP: 0.267, SLG: 0.429							4-3			3	1	2	2	1	0	0									
Alvin Davis, L OBP: 0.250, SLG: 0.316										3	0	0	0	1	1	3									
John Moses, S OBP: 0.200, SLG: 0.400										0	0	0	0	0	0	0									
Jim Prestley, R OBP: 0.200, SLG: 0.200										4	0	0	0	0	1	2									
Dave Valle, R OBP: 0.368, SLG: 0.706										4	1	1	0	0	0	2									
Rey Quinones, R OBP: 0.333, SLG: 0.389										4	1	3	1	0	0	0									
Harold Reynolds, S OBP: 0.188, SLG: 0.188										3	0	0	0	0	0	2									
Scott Bradley, L OBP: 0.500, SLG: 0.500										1	1	1	0	0	0	0									
Inning Stats	R: 0 E: 0 K: 0 S: 2	H: 0 LOB: 2 BB: 3 P: 14	R: 1 E: 1 K: 0 S: 5	H: 2 LOB: 2 BB: 0 P: 5	R: 1 E: 0 K: 1 S: 6	H: 1 LOB: 0 BB: 0 P: 6	R: 1 E: 0 K: 0 S: 4	H: 2 LOB: 0 BB: 0 P: 4	R: 2 E: 0 K: 1 S: 7	H: 2 LOB: 2 BB: 2 P: 15	R: 0 E: 0 K: 0 S: 3	H: 1 LOB: 0 BB: 0 P: 3	R: 0 E: 0 K: 0 S: 3	H: 0 LOB: 0 BB: 0 P: 3	R: 0 E: 0 K: 0 S: 3	H: 0 LOB: 0 BB: 0 P: 3	R: 1 E: 0 K: 0 S: 4	H: 3 LOB: 2 BB: 0 P: 4	1B: 8 2B: 2 3B: 0 HR: 1	SF: 0 SAC: 0 DP: 1 HBP: 0	WP: 0 PB: 0 SB: 5 CS: 1	PA: 38			
PITCHER	IP	WLS	BF	H	R	ER	SO	BB	IBB	HBP	BLK	WP	HR	S	P	ERA	WHIP								
Les Straker, R ERA: 6.75	(1, 1)	4.0	20	6	5	3	1	4	0	0	0	0	0	18	34	6.75	2.500								
Keith Atherton, R ERA: 6.75	(5, 1)	4.0	14	2	0	0	1	1	0	0	0	0	0	15	19	0.00	0.750								
Jeff Reardon, R ERA: 6.75	(9, 1)	0.1	L	4	3	1	1	0	0	0	0	0	0	4	4	27.00	9.000								

Minnesota Twins @ Seattle Mariners
The Kingdome, Seattle, WA
Sat Apr 11 1987, 10:05 PM EDT
Att: 26,312 - Unknown

AB 33
R 6
H 11
RBI 6
BB 5
SO 2
LOB 11



Batter	1	2	3	4	5	6	7	8	9	AB	R	H	RBI	BB	SO	LOB	TOP									
Dan Gladden, R OBP: 0.333, SLG: 0.545	0-0 E6 1B 3B	0-0 L7		0-0 CS 2B		0-3 K		0-0 S 1B	5 1 2 1 0 1 1																	
Steve Lombardozzi, R OBP: 0.391, SLG: 0.369	0-0 3B 1B		4-0 S 1B BB	0-3 K		0-3 K		0-3 K 1B	4 1 1 0 1 3 2																	
Kirby Puckett, R OBP: 0.538, SLG: 1.160	0-0 1H 2H BLK 3B		0-0 S 1B		0-0 HR		0-0 5-3	0-3 K	5 2 3 3 0 1 1																	
Gary Gaetti, R OBP: 0.240, SLG: 0.500	0-0 P3		0-0 P3		0-0 4-3			0-0 HR 2B	4 1 1 0 0 0 3																	
Tom Brunansky, R OBP: 0.292, SLG: 0.333	0-3 K		0-0 F2		0-3 K			0-3 K	4 0 0 0 0 3 3																	
Tim Laudner, R OBP: 0.200, SLG: 0.800	0-3 3H 2H K		0-3 1-2 2-3 K		0-0 F4			0-0 2H HR	4 1 1 2 0 2 2																	
Mark Davidson, R OBP: 0.250, SLG: 0.250		0-0 S 1B		0-0 S 2B 1B		0-0 F9		0-0 6-3	4 1 2 0 0 0 0																	
Greg Gagne, R OBP: 0.278, SLG: 0.333		0-3 K		0-0 F4		0-3 K		0-0 4-3	4 0 0 0 0 2 2																	
Tom Nieto, R OBP: 0.238, SLG: 0.316		0-0 F9		0-0 2B 2B		0-0 4-3		0-0 F9	4 1 1 1 0 0 1																	
Inning Stats	R: 3 E: 1 K: 2 S: 10	H: 2 LOB: 0 BB: 0 P: 10	R: 0 E: 0 K: 1 S: 6	H: 1 LOB: 1 BB: 0 P: 6	R: 0 E: 0 K: 1 S: 6	H: 1 LOB: 2 BB: 1 P: 10	R: 2 E: 0 K: 1 S: 7	H: 3 LOB: 0 BB: 0 P: 7	R: 1 E: 0 K: 1 S: 6	H: 1 LOB: 0 BB: 0 P: 6	R: 0 E: 0 K: 1 S: 5	H: 0 LOB: 0 BB: 0 P: 5	R: 0 E: 0 K: 2 S: 7	H: 0 LOB: 0 BB: 0 P: 7	R: 2 E: 0 K: 1 S: 7	H: 2 LOB: 2 BB: 0 P: 7	R: 0 E: 0 K: 2 S: 8	H: 1 LOB: 1 BB: 0 P: 8	1B: 5 2B: 3 3B: 1 HR: 2	SF: 0 SAC: 0 DP: 0 HBP: 0	WP: 0 PB: 0 SB: 5 CS: 1	PA: 39				
PITCHER	IP	WLS	BF	H	R	ER	SO	BB	IBB	HBP	BLK	WP	HR	S	P	ERA	WHIP									
Mark Langston, L ERA: 6.75	(1, 1)	7.1	L	33	10	8	7	10	1	0	0	1	0	2	52	56	8.59	1.500								
Mark Huisman, R ERA: 6.75	(8, 1)	1.2		6	1	0	0	2	0	0	0	0	0	10	10	0.00	0.600									

Minnesota Twins @ Seattle Mariners
The Kingdome, Seattle, WA
Sun Apr 12 1987, 6:33 AM EDT
Att: 9,358 - Unknown

AB 38
R 8
H 11
RBI 7
BB 1
SO 12
LOB 15



Batter	1	2	3	4	5	6	7	8	9	AB	R	H	RBI	BB	SO	LOB	BOTTOM								
Donell Nixon, R OBP: 0.304, SLG: 0.211	0-0 WP S 1B		0-0 1-3		0-0 P3		0-0 P4		0-3 K	5 0 1 0 0 1 0															
Mike Kingery, L OBP: 0.273, SLG: 0.158	0-0 F8		0-0 L6		0-0 1-3			0-3 K	4 0 0 0 0 1 1																
Phil Bradley, R OBP: 0.320, SLG: 0.056	4-0 1-2 S BB		0-0 4-3		0-0 6-3			4-0 1B 2B BB	2 1 0 0 2 0 0																
Ken Phelps, L OBP: 0.368, SLG: 0.833	0-0 F4			0-0 HR		0-0 HR		0-0 1-2 2B 1B	4 3 3 2 0 0 2																
Alvin Davis, L OBP: 0.292, SLG: 0.391	0-0 F8			0-0 G4-6-3 1B 1B		0-3 K		0-0 1H 2H 2B	4 1 2 2 0 1 2																
Jim Presley, R OBP: 0.250, SLG: 0.217		0-0 G6-4-3 1B 1B		4-0 1-2 G4-6-3 BB		0-0 6-3		0-3 K	3 0 1 0 1 1 1																
Scott Bradley, L OBP: 0.333, SLG: 0.333		0-0 G6-4-3 1B		0-0 G4-6-3 1-2 2-3		0-0 F8		0-0 F9	4 0 1 0 0 0 3																
Rey Quinones, R OBP: 0.318, SLG: 0.364		0-0 G6-4-3		0-0 1-2 2-3			0-0 L8	0-3 K	4 0 1 1 0 1 2																
Harold Reynolds, S OBP: 0.158, SLG: 0.158		0-3 K		0-0 3H 1B		0-3 K		0-3 K	3 0 0 0 0 2 2																
John Moses, S OBP: 0.167, SLG: 0.333				0-0 4-3			0-3 K		1 0 0 0 0 1 0																
Inning Stats	R: 0 E: 0 K: 0 S: 4	H: 1 LOB: 2 BB: 1 P: 8	R: 0 E: 0 K: 1 S: 6	H: 2 LOB: 0 BB: 0 P: 6	R: 0 E: 0 K: 0 S: 3	H: 0 LOB: 0 BB: 0 P: 3	R: 2 E: 0 K: 0 S: 5	H: 3 LOB: 1 BB: 1 P: 9	R: 0 E: 0 K: 0 S: 3	H: 0 LOB: 0 BB: 0 P: 3	R: 1 E: 0 K: 1 S: 6	H: 1 LOB: 0 BB: 0 P: 6	R: 0 E: 0 K: 1 S: 5	H: 0 LOB: 0 BB: 0 P: 5	R: 2 E: 0 K: 2 S: 9	H: 2 LOB: 1 BB: 1 P: 13	R: 0 E: 0 K: 3 S: 9	H: 0 LOB: 0 BB: 0 P: 9	1B: 6 2B: 1 3B: 0 HR: 2	SF: 0 SAC: 0 DP: 2 HBP: 0	WP: 1 PB: 0 SB: 2 CS: 0	PA: 37			
PITCHER	IP	WLS	BF	H	R	ER	SO	BB	IBB	HBP	BLK	WP	HR	S	P	ERA	WHIP								
Bert Blyleven, R ERA: 4.5	(1, 1)	6.0	W	25	7	3	3	2	2	0	0	0	0	27	35	4.50	1.500								
Juan Berenguer, R ERA: 3.0	(7, 1)	3.0	S	12	2	2	2	6	1	0	0	0	0	23	27	6.00	1.000								

Minnesota Twins @ Seattle Mariners
The Kingdome, Seattle, WA
Sun Apr 12 1987, 6:33 AM EDT
Att: 9,358 - Unknown

AB 34
R 5
H 9
RBI 5
BB 3
SO 8
LOB 13



Batter	1	2	3	4	5	6	7	8	9	10	AB	R	H	RBI	BB	SO	LOB	TOP			
Brian Downing, R OBP: 0.438, SLG: 0.741 (1, 10)	5-3		9-3		K		P3			SH1-4	4	0	0	0	0	1	3				
Devon White, S OBP: 0.344, SLG: 0.500 (1, 9)	K			FC4-6 BB	2B BB			K		HR	3	2	1	2	2	2	0				
Wally Joyner, L OBP: 0.242, SLG: 0.290 (1, 3)	F8			FC4-6 1B	2B			4-3		F9	5	0	1	3	0	0	1				
Mark Ryal, L OBP: 0.167, SLG: 0.167 (1, 7)		F6		F6	6-3			G3		K	5	0	0	0	0	1	2				
Jack Howell, L OBP: 0.318, SLG: 0.421 (1, 5)		4-3 1B				1-3			K		4	0	2	0	0	1	0				
Butch Wynegar, S OBP: 0.399, SLG: 0.318 (1, 2)		4-3		L8		G3			1B		4	0	1	0	0	0	3				
Dick Schofield, R OBP: 0.179, SLG: 0.083 (1, 6)					6-3			F5		F7	4	0	0	0	0	1	2				
Gary Pettis, S OBP: 0.407, SLG: 0.480 (1, 8)			G3		BB 1B 2B 1B			3-1		K	4	1	1	0	0	1	1				
Mark McLemore, S OBP: 0.480, SLG: 0.429 (1, 4)					BB 1B			F8		SH1-4 HR 1B	4	2	3	0	0	0	0				
Inning Stats	R: 0 E: 0 K: 1 S: 5	H: 0 LOB: 0 BB: 0 P: 5	R: 0 E: 0 K: 1 S: 6	H: 1 LOB: 1 BB: 0 P: 6	R: 0 E: 0 K: 0 S: 3	H: 1 LOB: 0 BB: 0 P: 3	R: 0 E: 0 K: 0 S: 4	H: 1 LOB: 2 BB: 1 P: 8	R: 3 E: 0 K: 1 S: 8	H: 3 LOB: 1 BB: 1 P: 12	R: 0 E: 0 K: 0 S: 3	H: 0 LOB: 0 BB: 0 P: 3	R: 0 E: 0 K: 1 S: 5	H: 0 LOB: 0 BB: 0 P: 5	R: 0 E: 0 K: 2 S: 8	H: 1 LOB: 1 BB: 0 P: 8	R: 2 E: 0 K: 1 S: 7	H: 2 LOB: 0 BB: 0 P: 7	1B: 7 2B: 2 3B: 0 HR: 1	SF: 0 SAC: 1 DP: 1 HBP: 0	WP: 0 PA: 40 PB: 0 SB: 0 CS: 0
PITCHER	IP 9.0	WLS 7	BF 35	H 7	R 3	ER 3	SO 6	BB 2	IBB 0	HBP 0	BLK 0	WP 0	HR 0	S 45	P 53	ERA 3.00	WHIP 1.000				
Mike Moore, R ERA: 4.8 (1, 1)																					
Ed Nunez, R ERA: 6.75 (10, 1)																					

California Angels @ Seattle Mariners
The Kingdome, Seattle, WA
Mon Apr 13 1987, 10:05 PM EDT
Att. 11,834 - Unknown

AB	37
R	5
H	9
RBI	5
BB	2
SO	7
LOB	12



Batter	1	2	3	4	5	6	7	8	9	10	AB	R	H	RBI	BB	SO	LOB	BOTTOM			
Donell Nixon, R OBP: 0.308, SLG: 0.227 (1, 10)	K				L8						3	0	1	0	0	1	2				
Scott Bradley, L OBP: 0.500, SLG: 0.500 (7, PH)			1B								2	0	2	2	0	0	0				
Mickey Brantley, R OBP: 0.300, SLG: 0.333 (1, 9)	6-3			5-3		F7	BB 1B			1B	3	0	0	0	0	0	0				
Ken Phelps, L OBP: 0.400, SLG: 0.833 (7, PH)											0	0	0	0	1	0	0				
Mike Kingery, L OBP: 0.261, SLG: 0.150 (8, 9)							G6-4-3 BB				1	0	0	0	0	0	1				
Phil Bradley, R OBP: 0.300, SLG: 0.045 (1, 7)	K			2B BB		K	G6-4-3 1-2f			K	4	0	0	0	1	3	3				
Jim Presley, R OBP: 0.276, SLG: 0.222 (1, 5)		6-3		F8		1B			L6		4	0	1	0	1	0	1				
Alvin Davis, L OBP: 0.310, SLG: 0.429 (1, 3)						5-3			F6		5	0	2	0	0	0	2				
Dave Valle, R OBP: 0.348, SLG: 0.762 (1, 2)		G5-4-3 1B			1-2f	2B			F8		4	1	1	1	0	0	1				
Rey Quinones, R OBP: 0.346, SLG: 0.385 (1, 6)				5-3		1B 1B			5-3		4	1	2	0	0	0	0				
John Moses, S OBP: 0.400, SLG: 0.700 (1, 8)									F7		4	1	3	0	0	0	1				
Harold Reynolds, S OBP: 0.217, SLG: 0.261 (1, 4)									1B 3B		4	0	2	0	0	1	3				
Inning Stats	R: 0 E: 0 K: 2 S: 7	H: 0 LOB: 0 BB: 0 P: 7	R: 0 E: 0 K: 0 S: 3	H: 1 LOB: 0 BB: 0 P: 3	R: 0 E: 0 K: 0 S: 4	H: 3 LOB: 2 BB: 0 P: 4	R: 0 E: 0 K: 1 S: 7	H: 2 LOB: 2 BB: 0 P: 7	R: 0 E: 0 K: 1 S: 6	H: 1 LOB: 1 BB: 0 P: 6	R: 2 E: 0 K: 0 S: 6	H: 4 LOB: 3 BB: 1 P: 10	R: 0 E: 0 K: 0 S: 3	H: 0 LOB: 0 BB: 0 P: 3	R: 1 E: 0 K: 0 S: 5	H: 2 LOB: 1 BB: 0 P: 5	R: 0 E: 0 K: 1 S: 4	H: 0 LOB: 0 BB: 1 P: 8	1B: 10 2B: 3 3B: 1 HR: 1	SF: 0 SAC: 0 DP: 3 HBP: 0	WP: 0 PA: 41 PB: 0 SB: 0 CS: 2
PITCHER	IP 6.0	WLS 2	BF 25	H 10	R 2	ER 2	SO 4	BB 1	IBB 0	HBP 0	BLK 0	WP 0	HR 1	S 32	P 36	ERA 3.00	WHIP 1.833				
John Candelaria, L ERA: 2.13 (1, 1)																					
Willie Fraser, R ERA: 7.1 (7, 1)																					
Donnie Moore, R ERA: 3.6 (9, 1)																					

California Angels @ Seattle Mariners
The Kingdome, Seattle, WA
Mon Apr 13 1987, 10:05 PM EDT
Att. 11,834 - Unknown

AB	38
R	3
H	14
RBI	3
BB	3
SO	5
LOB	14



Batter	1	2	3	4	5	6	7	8	9	AB	R	H	RBI	BB	SO	LOB	TOP				
Brian Downing, R OBP: 0.486, SLG: 0.833 (1, 10)	0-0 HR		4-0 2B BB		4-0 BB		0-0 1-2 1B	0-0 F6		3	1	2	1	2	0	2					
Devon White, S OBP: 0.351, SLG: 0.606 (1, 9)	0-0 4-3		0-0 1-3 2B		0-0 L4		0-0 K		0-0 HR	5	1	2	1	0	1	4					
Wally Joyner, L OBP: 0.237, SLG: 0.278 (1, 3)	0-0 F5		0-0 G3			0-0 1B 1B	0-0 FC3-6 WP BB		0-0 4-3	5	1	1	0	0	0	4					
Doug DeCinces, R OBP: 0.464, SLG: 0.474 (1, 5)	0-0 6-3			0-0 6-3		0-3 K	4-0 WP BB		0-0 6-3	4	0	0	0	1	1	1					
Jack Howell, L OBP: 0.333, SLG: 0.417 (1, 7)		0-0 F8		0-0 G4-6-3 1B		0-0 1B 1B	0-0 F7		0-3 K	5	0	2	0	0	1	2					
Dick Schofield, R OBP: 0.194, SLG: 0.111 Ruppert Jones, L (8, PH) (8, 8)		0-0 L7		0-0 G4-6-3 1-2		0-0 1B 1-2 2-H		0-0 4-3		3	0	1	1	0	0	1					
Darrell Miller, R Mark Ryal, L OBP: 0.143, SLG: 0.143 Butch Wynegar, S OBP: 0.360, SLG: 0.318 (8, PH) (8, 2)		0-0 L9			0-0 F7	0-0 F9		0-0 3-1		3	0	0	0	0	0	2	AB 36 R 4 H 10 RBI 3 BB 4 SO 5 LOB 19				
Gary Pettis, S OBP: 0.419, SLG: 0.500 Gus Polidor, R (8, 6)			0-0 F4		0-0 2B	0-3 K		1-0 HBP		3	0	1	0	0	1	2					
Mark McLemore, S OBP: 0.483, SLG: 0.417 (1, 4)			0-0 3-1		0-3 K		0-0 FC3-6 WP 1B 1B	4-0 BB		3	1	1	0	1	1	1					
Inning Stats	R: 1 E: 0 K: 0 S: 4	H: 1 LOB: 0 BB: 0 P: 4	R: 0 E: 0 K: 0 S: 3	H: 0 LOB: 0 BB: 0 P: 3	R: 0 E: 0 K: 0 S: 4	H: 1 LOB: 2 BB: 1 P: 8	R: 0 E: 0 K: 0 S: 3	H: 1 LOB: 0 BB: 0 P: 3	R: 0 E: 0 K: 1 S: 6	H: 3 LOB: 2 BB: 1 P: 10	R: 1 E: 0 K: 1 S: 7	H: 2 LOB: 2 BB: 1 P: 11	R: 0 E: 0 K: 0 S: 3	H: 0 LOB: 0 BB: 1 P: 8	R: 1 E: 0 K: 1 S: 6	H: 1 LOB: 0 BB: 0 P: 6	1B: 6 2B: 2 3B: 0 HR: 2	SF: 0 SAC: 0 DP: 1 HBP: 1	WP: 1 PB: 0 SB: 1 CS: 0	PA: 41	
PITCHER	IP WLS BF H R ER SO BB IBB HBP BLK WP HR S P ERA WHIP	IP WLS BF H R ER SO BB IBB HBP BLK WP HR S P ERA WHIP	IP WLS BF H R ER SO BB IBB HBP BLK WP HR S P ERA WHIP	IP WLS BF H R ER SO BB IBB HBP BLK WP HR S P ERA WHIP	IP WLS BF H R ER SO BB IBB HBP BLK WP HR S P ERA WHIP	IP WLS BF H R ER SO BB IBB HBP BLK WP HR S P ERA WHIP	IP WLS BF H R ER SO BB IBB HBP BLK WP HR S P ERA WHIP	IP WLS BF H R ER SO BB IBB HBP BLK WP HR S P ERA WHIP	IP WLS BF H R ER SO BB IBB HBP BLK WP HR S P ERA WHIP	IP WLS BF H R ER SO BB IBB HBP BLK WP HR S P ERA WHIP	IP WLS BF H R ER SO BB IBB HBP BLK WP HR S P ERA WHIP	IP WLS BF H R ER SO BB IBB HBP BLK WP HR S P ERA WHIP	IP WLS BF H R ER SO BB IBB HBP BLK WP HR S P ERA WHIP	IP WLS BF H R ER SO BB IBB HBP BLK WP HR S P ERA WHIP	IP WLS BF H R ER SO BB IBB HBP BLK WP HR S P ERA WHIP	IP WLS BF H R ER SO BB IBB HBP BLK WP HR S P ERA WHIP	IP WLS BF H R ER SO BB IBB HBP BLK WP HR S P ERA WHIP	IP WLS BF H R ER SO BB IBB HBP BLK WP HR S P ERA WHIP	IP WLS BF H R ER SO BB IBB HBP BLK WP HR S P ERA WHIP	IP WLS BF H R ER SO BB IBB HBP BLK WP HR S P ERA WHIP	IP WLS BF H R ER SO BB IBB HBP BLK WP HR S P ERA WHIP

California Angels @ Seattle Mariners
The Kingdome, Seattle, WA
Tue Apr 14 1987, 10:05 PM EDT
Att: 7,301 - Unknown




Batter	1	2	3	4	5	6	7	8	9	AB	R	H	RBI	BB	SO	LOB	BOTTOM					
Donell Nixon, R OBP: 0.300, SLG: 0.231 Mickey Brantley, R OBP: 0.300, SLG: 0.333 (1, 8) (7, 8)	0-0 P3			0-3 K		0-3 K				4	0	1	0	0	2	2						
John Moses, S OBP: 0.500, SLG: 0.786 (1, 9) (7, 3)	0-0 HR	0-3 K2-3			0-0 4-3 SF9	0-0 1-3 2-H 1B				4	2	3	1	0	1	1						
Phil Bradley, R OBP: 0.294, SLG: 0.192 (1, 7)	0-0 1-H HR		0-0 F8		0-0 4-3	0-0 4-1				4	1	1	2	0	0	3						
Ken Phelps, L OBP: 0.375, SLG: 0.714 (1, 10)	0-0 F8		0-0 4-3		4-0 FC6-4 BB		0-3 K			3	0	0	0	1	1	0						
Alvin Davis, L OBP: 0.344, SLG: 0.429 Mike Kingery, L OBP: 0.250, SLG: 0.143 (1, 3) (7, 9)	4-0 2B 1B BB		4-0 1B BB		0-0 SF9		0-0 6-3			0	1	0	1	2	0	0						
Jim Prestley, R OBP: 0.303, SLG: 0.290 (1, 5)	0-0 1-3 1B 2B		0-0 1-3 1B		0-0 FC6-4		0-0 3-1			4	0	2	0	0	0	1						
Dave Valle, R OBP: 0.720 Bob Kearney, R (9, 2)	0-0 2-H 3-H 1B		0-3 K		0-0 1B 1B		0-0 5-3			4	1	2	1	0	1	2	AB 32 R 6 H 11 RBI 6 BB 3 SO 6 LOB 10					
Rey Quinones, R OBP: 0.333, SLG: 0.467 (1, 6)		0-0 HR		0-0 5-3		0-3 K		0-0 4-3		4	1	1	1	0	1	1						
Harold Reynolds, S OBP: 0.222, SLG: 0.259 (1, 4)		0-0 F7		0-0 F8		0-0 1B 1-2 1B		0-0 F7		4	0	1	0	0	0	0						
Inning Stats	R: 3 E: 0 K: 0 S: 6	H: 4 LOB: 2 BB: 1 P: 10	R: 1 E: 0 K: 1 S: 6	H: 2 LOB: 0 BB: 0 P: 6	R: 0 E: 0 K: 1 S: 6	H: 1 LOB: 2 BB: 1 P: 10	R: 0 E: 0 K: 1 S: 5	H: 0 LOB: 0 BB: 0 P: 5	R: 1 E: 0 K: 0 S: 4	H: 1 LOB: 1 BB: 1 P: 8	R: 1 E: 0 K: 2 S: 10	H: 3 LOB: 0 BB: 0 P: 10	R: 0 E: 0 K: 1 S: 5	H: 0 LOB: 0 BB: 0 P: 5	R: 0 E: 0 K: 0 S: 3	H: 0 LOB: 0 BB: 0 P: 3	R: 0 E: 0 K: 0 S: 6	H: 0 LOB: 0 BB: 0 P: 6	1B: 7 2B: 2 3B: 0 HR: 2	SF: 1 SAC: 0 DP: 0 HBP: 0	WP: 0 PB: 0 SB: 0 CS: 1	PA: 36
PITCHER	IP WLS BF H R ER SO BB IBB HBP BLK WP HR S P ERA WHIP	IP WLS BF H R ER SO BB IBB HBP BLK WP HR S P ERA WHIP	IP WLS BF H R ER SO BB IBB HBP BLK WP HR S P ERA WHIP	IP WLS BF H R ER SO BB IBB HBP BLK WP HR S P ERA WHIP	IP WLS BF H R ER SO BB IBB HBP BLK WP HR S P ERA WHIP	IP WLS BF H R ER SO BB IBB HBP BLK WP HR S P ERA WHIP	IP WLS BF H R ER SO BB IBB HBP BLK WP HR S P ERA WHIP	IP WLS BF H R ER SO BB IBB HBP BLK WP HR S P ERA WHIP	IP WLS BF H R ER SO BB IBB HBP BLK WP HR S P ERA WHIP	IP WLS BF H R ER SO BB IBB HBP BLK WP HR S P ERA WHIP	IP WLS BF H R ER SO BB IBB HBP BLK WP HR S P ERA WHIP	IP WLS BF H R ER SO BB IBB HBP BLK WP HR S P ERA WHIP	IP WLS BF H R ER SO BB IBB HBP BLK WP HR S P ERA WHIP	IP WLS BF H R ER SO BB IBB HBP BLK WP HR S P ERA WHIP	IP WLS BF H R ER SO BB IBB HBP BLK WP HR S P ERA WHIP	IP WLS BF H R ER SO BB IBB HBP BLK WP HR S P ERA WHIP	IP WLS BF H R ER SO BB IBB HBP BLK WP HR S P ERA WHIP	IP WLS BF H R ER SO BB IBB HBP BLK WP HR S P ERA WHIP	IP WLS BF H R ER SO BB IBB HBP BLK WP HR S P ERA WHIP	IP WLS BF H R ER SO BB IBB HBP BLK WP HR S P ERA WHIP	IP WLS BF H R ER SO BB IBB HBP BLK WP HR S P ERA WHIP	


California Angels @ Seattle Mariners
The Kingdome, Seattle, WA
Tue Apr 14 1987, 10:05 PM EDT
Att: 7,301 - Unknown



Batter	1	2	3	4	5	6	7	8	9	AB	R	H	RBI	BB	SO	LOB	TOP										
Brian Downing, R OBP: 0.512, SLG: 0.909 (1, 10)										3	1	2	2	1	0	0	California Angels @ Seattle Mariners The Kingdome, Seattle, WA Wed Apr 15 1987, 6:33 AM EDT Att: 8,333 - Unknown										
Devon White, S OBP: 0.341, SLG: 0.568 (1, 9)										4	0	1	0	0	0	2											
Wally Joyner, L OBP: 0.214, SLG: 0.250 (1, 3)										4	0	0	0	0	1	2											
Doug DeCinces, R OBP: 0.406, SLG: 0.391 (1, 5)										4	0	0	0	0	2	1											
Jack Howell, L OBP: 0.355, SLG: 0.444 (1, 7)										3	1	1	0	1	0	0											
Butch Wynegar, S OBP: 0.379, SLG: 0.346 (1, 2)										4	0	2	1	0	1	0											
Dick Schofield, R OBP: 0.235, SLG: 0.300 (1, 6)										3	2	2	1	0	0	2											
Gary Pettis, S OBP: 0.371, SLG: 0.438 (1, 8)										4	0	0	0	0	1	4											
Mark McLemore, S OBP: 0.438, SLG: 0.370 (1, 4)										3	0	0	0	0	0	2											
Inning Stats	R: 1 E: 0 K: 1 S: 6	H: 1 LOB: 0 BB: 0 P: 6	R: 0 E: 0 K: 0 S: 5	H: 1 LOB: 0 BB: 0 P: 5	R: 0 E: 0 K: 1 S: 5	H: 0 LOB: 0 BB: 0 P: 5	R: 1 E: 0 K: 0 S: 5	H: 2 LOB: 1 BB: 0 P: 5	R: 0 E: 0 K: 1 S: 5	H: 0 LOB: 0 BB: 0 P: 5	R: 1 E: 0 K: 1 S: 6	H: 1 LOB: 0 BB: 0 P: 6	R: 0 E: 0 K: 1 S: 5	H: 0 LOB: 1 BB: 1 P: 9	R: 0 E: 0 K: 0 S: 3	H: 1 LOB: 1 BB: 1 P: 7	1B: 4 2B: 2 3B: 0 HR: 2	SF: 0 SAC: 1 DP: 2 HBP: 0	WP: 0 PB: 0 SB: 0 CS: 0	PA: 35							
PITCHER	IP	WLS	BF	H	R	ER	SO	BB	IBB	HBP	BLK	WP	HR	S	P	ERA	WHIP										
Mike Morgan, R ERA: 7.2 (1, 1)	7.0	L	27	7	4	4	4	0	0	0	0	0	2	35	35	5.14	1.000										
Bill Wilkinson, L ERA: (8, 1)	1.0		4	0	0	0	1	1	0	0	0	0	0	5	9	0.00	1.000										
Rich Monteleone, R ERA: (9, 1)	1.0		4	1	0	0	0	1	0	0	0	0	0	3	7	0.00	2.000										

Batter	1	2	3	4	5	6	7	8	9	AB	R	H	RBI	BB	SO	LOB	BOTTOM										
John Moses, S OBP: 0.444, SLG: 0.667 (1, 8)										4	0	1	0	0	1	0	California Angels @ Seattle Mariners The Kingdome, Seattle, WA Wed Apr 15 1987, 6:33 AM EDT Att: 8,333 - Unknown										
Scott Bradley, L OBP: 0.333, SLG: 0.333 (1, 5)										4	0	0	0	0	1												
Phil Bradley, R OBP: 0.324, SLG: 0.214 (1, 7)										2	0	1	0	1	1												
Ken Phelps, L OBP: 0.333, SLG: 0.625 (1, 10)										3	0	0	0	0	0	1											
Alvin Davis, L OBP: 0.343, SLG: 0.419 (1, 3)										3	0	1	0	0	1	0											
Dave Valle, R OBP: 0.333, SLG: 0.643 (1, 2)										3	0	0	0	0	3	1											
Mickey Brantley, R OBP: 0.308, SLG: 0.333 (1, 9)										3	0	1	0	0	1	0											
Rey Quinones, R OBP: 0.303, SLG: 0.424 (1, 6)										3	0	0	0	0	1	1											
Harold Reynolds, S OBP: 0.200, SLG: 0.233 (1, 4)										3	0	0	0	0	1	0											
Inning Stats	R: 0 E: 0 K: 1 S: 4	H: 0 LOB: 0 BB: 1 P: 8	R: 0 E: 0 K: 1 S: 5	H: 1 LOB: 0 BB: 0 P: 5	R: 0 E: 0 K: 1 S: 5	H: 1 LOB: 0 BB: 0 P: 5	R: 0 E: 0 K: 2 S: 7	H: 0 LOB: 0 BB: 0 P: 7	R: 0 E: 0 K: 0 S: 3	H: 0 LOB: 0 BB: 0 P: 3	R: 0 E: 0 K: 0 S: 4	H: 1 LOB: 1 BB: 0 P: 4	R: 0 E: 0 K: 2 S: 8	H: 1 LOB: 1 BB: 0 P: 8	R: 0 E: 0 K: 1 S: 5	H: 0 LOB: 0 BB: 0 P: 5	1B: 4 2B: 1 3B: 0 HR: 0	SF: 0 SAC: 0 DP: 1 HBP: 0	WP: 0 PB: 0 SB: 0 CS: 2	PA: 31							
PITCHER	IP	WLS	BF	H	R	ER	SO	BB	IBB	HBP	BLK	WP	HR	S	P	ERA	WHIP										
Kirk McCaskill, R ERA: 1.8 (1, 1)	9.0	W	29	4	0	0	9	1	0	0	0	0	0	46	50	0.00	0.556										

Batter	1	2	3	4	5	6	7	8	9	AB	R	H	RBI	BB	SO	LOB	TOP									
Mike Davis, L OBP: 0.256, SLG: 0.548 (1, 9)	K		F9	G3			K			4	0	0	0	0	2	2	<p>Oakland Athletics @ Seattle Mariners The Kingdome, Seattle, WA Thu Apr 16 1987, 10:05 PM EDT Att: 7,349 - Unknown</p> <p>AB 32 R 5 H 6 RBI 5 BB 3 SO 11 LOB 8</p> 									
Tony Phillips, S OBP: 0.376, SLG: 0.389 (1, 4)	6-3		HR				F8			3	1	1	0	1	0	0										
Carney Lansford, R OBP: 0.467, SLG: 0.605 (1, 5)	K		HR					F9		4	1	1	3	0	2	1										
Reggie Jackson, L OBP: 0.286, SLG: 0.375 (1, 10)		K	K					4-3		4	0	0	0	0	3	0										
Jose Canseco, R OBP: 0.211, SLG: 0.342 (1, 7)		E5					4-3			4	1	1	0	0	1	0										
Dwayne Murphy, L OBP: 0.343, SLG: 0.276 (1, 8)							K			3	1	1	0	1	2	0										
Ron Cey, R OBP: 0.500, SLG: 0.375 Mark McGwire, R OBP: 0.278, SLG: 0.333 (9, PH)								K		2	0	1	1	1	0	2										
Terry Steinbach, R OBP: 0.300, SLG: 0.444 (1, 2)			6-3	6-3			P3			4	0	0	1	0	0	2										
Alfredo Griffin, S OBP: 0.270, SLG: 0.405 (1, 6)				1-3			6-3			3	1	1	0	0	0	1										
Inning Stats	R: 0 E: 0 K: 2 S: 7	H: 0 LOB: 0 BB: 0 P: 7	R: 0 E: 1 K: 1 S: 6	H: 1 LOB: 1 BB: 0 P: 6	R: 3 E: 0 K: 1 S: 7	H: 2 LOB: 0 BB: 1 P: 11	R: 2 E: 0 K: 0 S: 5	H: 2 LOB: 1 BB: 1 P: 9	R: 0 E: 0 K: 1 S: 5	H: 0 LOB: 0 BB: 0 P: 9	R: 0 E: 0 K: 1 S: 5	H: 0 LOB: 0 BB: 0 P: 5	R: 0 E: 0 K: 2 S: 7	H: 0 LOB: 0 BB: 0 P: 7	R: 0 E: 0 K: 1 S: 5	H: 0 LOB: 0 BB: 0 P: 7		1B: 4 2B: 3 3B: 0 HR: 1	SF: 0 SAC: 0 DP: 2 HBP: 0	WP: 0 PB: 0 SB: 0 CS: 1	PA: 35					
PITCHER	IP	WLS	BF	H	R	ER	SO	BB	IBB	HBP	BLK	WP	HR	S	P	ERA	WHIP									
Mike Trujillo, R ERA: 5.84 Ed Nunez, R ERA: 5.14	(1, 1)	7.0	W	29	6	5	5	8	3	0	0	0	0	1	42	54	6.43	1.286								

Batter	1	2	3	4	5	6	7	8	9	AB	R	H	RBI	BB	SO	LOB	BOTTOM									
John Moses, S OBP: 0.409, SLG: 0.591 (8, 3)	6-3		FC6-4	6-3		4-3				4	0	1	0	0	0	1	<p>Oakland Athletics @ Seattle Mariners The Kingdome, Seattle, WA Thu Apr 16 1987, 10:05 PM EDT Att: 7,349 - Unknown</p> <p>AB 32 R 6 H 8 RBI 5 BB 4 SO 5 LOB 11</p> 									
Mickey Brantley, R OBP: 0.353, SLG: 0.333 (8, 8)			FC6-4	1B		K				3	2	1	0	1	1	2										
Phil Bradley, R OBP: 0.341, SLG: 0.200 (1, 7)			1B	1B			6-3			2	1	0	0	2	1	1										
Ken Phelps, L OBP: 0.387, SLG: 0.630 (1, 10)			1B	1B						3	1	2	3	1	1	1										
Alvin Davis, L OBP: 0.333, SLG: 0.400 Mike Kingery, L OBP: 0.250, SLG: 0.143 (8, 9)		4-3	1B	FC6-4		F6				4	0	1	1	0	0	3										
Jim Prestley, R OBP: 0.297, SLG: 0.286 (1, 5)			1B				6-3			4	0	1	1	0	2	1										
Dave Valle, R OBP: 0.563 Bob Kearney, R (9, 2)			1B	1B						4	0	0	0	0	0	2										
Rey Quinones, R OBP: 0.270, SLG: 0.378 (1, 6)			F7	F7		6-3				4	0	0	0	0	0	0										
Harold Reynolds, S OBP: 0.235, SLG: 0.294 (1, 4)			FC6-4	6-3		1-3				4	2	2	0	0	0	0										
Inning Stats	R: 0 E: 0 K: 2 S: 8	H: 1 LOB: 1 BB: 0 P: 8	R: 0 E: 0 K: 1 S: 5	H: 0 LOB: 0 BB: 0 P: 5	R: 4 E: 0 K: 0 S: 8	H: 5 LOB: 2 BB: 1 P: 12	R: 2 E: 1 K: 0 S: 5	H: 2 LOB: 2 BB: 2 P: 13	R: 0 E: 0 K: 1 S: 5	H: 0 LOB: 0 BB: 0 P: 5	R: 0 E: 0 K: 1 S: 5	H: 0 LOB: 1 BB: 1 P: 9	R: 0 E: 0 K: 0 S: 3	H: 0 LOB: 0 BB: 0 P: 3	R: 0 E: 0 K: 1 S: 3	H: 0 LOB: 0 BB: 0 P: 3		1B: 7 2B: 1 3B: 0 HR: 0	SF: 0 SAC: 0 DP: 0 HBP: 0	WP: 0 PB: 0 SB: 1 CS: 0	PA: 36					
PITCHER	IP	WLS	BF	H	R	ER	SO	BB	IBB	HBP	BLK	WP	HR	S	P	ERA	WHIP									
Jose Rijo, R ERA: 7.45 Gene Nelson, R ERA: 7.04 Dennis Eckersley, R ERA:	(1, 1)	3.2	L	22	6	5	3	3	0	0	0	0	0	0	25	37	12.27	3.000								

Batter	1	2	3	4	5	6	7	8	9	AB	R	H	RBI	BB	SO	LOB	TOP					
Tony Phillips, S OBP: 0.367, SLG: 0.375 (1, 4)										4	0	1	0	0	0	0	Oakland Athletics @ Seattle Mariners The Kingdome, Seattle, WA Fri Apr 17 1987, 10:05 PM EDT Att: 12,168 - Unknown					
Alfredo Griffin, S OBP: 0.293, SLG: 0.400 (1, 6)										3	1	1	0	1	0	0						
Carney Lansford, R OBP: 0.490, SLG: 0.619 (1, 3)										4	1	3	0	0	0	2						
Terry Steinbach, R OBP: 0.292, SLG: 0.500 (1, 10) (5, 2)										4	0	1	1	0	2	4						
Jose Canseco, R OBP: 0.190, SLG: 0.310 (1, 7)										4	0	0	0	0	2	2						
Mark McGwire, R OBP: 0.318, SLG: 0.333 (1, 5)										3	0	1	0	1	1	1						
Mike Davis, L OBP: 0.234, SLG: 0.500 (1, 9)										4	0	0	0	0	2	3						
Mickey Tettleton, S (1, 2)										2	0	0	0	0	1	0						
Curt Young, R (5, 1)										1	0	0	0	0	0	0						
Jay Howell, R (8, 1)										0	0	0	0	0	0	0						
Johnnie LeMaster, R (8, 6)										0	0	0	0	0	0	0						
Reggie Jackson, L OBP: 0.279, SLG: 0.364 (8, PH)										1	0	0	0	0	1	1						
Stan Javier, S OBP: 0.250, SLG: 0.182 (1, 8)										3	0	0	0	0	2	0						
Inning Stats	R: 0 E: 0 K: 1 S: 6	H: 2 LOB: 1 BB: 0 P: 6	R: 0 E: 0 K: 2 S: 7	H: 0 LOB: 0 BB: 0 P: 7	R: 0 E: 0 K: 0 S: 3	H: 0 LOB: 0 BB: 0 P: 3	R: 1 E: 0 K: 1 S: 7	H: 2 LOB: 2 BB: 1 P: 11	R: 0 E: 0 K: 2 S: 7	H: 0 LOB: 0 BB: 0 P: 7	R: 1 E: 1 K: 1 S: 6	H: 1 LOB: 1 BB: 1 P: 10	R: 0 E: 0 K: 2 S: 7	H: 0 LOB: 0 BB: 0 P: 7	R: 0 E: 0 K: 0 S: 4	H: 1 LOB: 1 BB: 0 P: 4	R: 0 E: 0 K: 2 S: 8	H: 1 LOB: 1 BB: 0 P: 8	1B: 6 2B: 0 3B: 1 HR: 0	SF: 0 SAC: 0 DP: 1 HBP: 0	WP: 0 PB: 0 SB: 0 CS: 0	PA: 35
PITCHER Mark Langston, L ERA: 4.43 (1, 1)	IP: 9.0 WLS: W BF: 35	H: 7 R: 2 ER: 1 SO: 11	BB: 2 IBB: 0 HBP: 0 BLK: 0	WP: 0 HR: 0 S: 55 P: 63	ERA: 1.00 WHIP: 1.000	PITCHER										IP: 9.0 WLS: W BF: 35	H: 7 R: 2 ER: 1 SO: 11	BB: 2 IBB: 0 HBP: 0 BLK: 0	WP: 0 HR: 0 S: 55 P: 63	ERA: 1.00 WHIP: 1.000		

AB	33
R	2
H	7
RBI	1
BB	2
SO	11
LOB	13




Batter	1	2	3	4	5	6	7	8	9	AB	R	H	RBI	BB	SO	LOB	BOTTOM				
Donell Nixon, R OBP: 0.265, SLG: 0.200 (1, 10)										4	0	0	0	0	3	4	Oakland Athletics @ Seattle Mariners The Kingdome, Seattle, WA Fri Apr 17 1987, 10:05 PM EDT Att: 12,168 - Unknown				
John Moses, S OBP: 0.385, SLG: 0.538 (1, 8) (9, 3)										4	0	1	0	0	0	3					
Phil Bradley, R OBP: 0.356, SLG: 0.188 (1, 7)										2	1	0	0	2	0	0					
Jim Presley, R OBP: 0.268, SLG: 0.256 (1, 5)										4	0	0	0	0	3	2					
Alvin Davis, L OBP: 0.326, SLG: 0.368 (1, 3)										3	0	0	0	1	0	1					
Mike Kingery, L OBP: 0.250, SLG: 0.143 (8, PR) (9, 9)										0	0	0	0	0	0	0					
Mickey Brantley, R OBP: 0.333, SLG: 0.316 (1, 9) (9, 8)										4	1	1	1	0	0	1					
Rey Quinones, R OBP: 0.290, SLG: 0.390 (1, 6)										4	2	2	0	0	0	2					
Bob Kearney, R OBP: 1.000, SLG: 2.500 (1, 2)										2	0	2	0	0	0	0					
Harold Reynolds, S OBP: 0.243, SLG: 0.306 (1, 4)										2	0	1	2	0	0	1					
Inning Stats	R: 0 E: 0 K: 1 S: 5	H: 0 LOB: 0 BB: 0 P: 5	R: 0 E: 0 K: 1 S: 5	H: 0 LOB: 0 BB: 0 P: 5	R: 1 E: 0 K: 0 S: 5	H: 2 LOB: 1 BB: 0 P: 5	R: 0 E: 0 K: 0 S: 3	H: 0 LOB: 1 BB: 1 P: 7	R: 0 E: 0 K: 1 S: 7	H: 1 LOB: 2 BB: 0 P: 7	R: 2 E: 2 K: 1 S: 7	H: 2 LOB: 2 BB: 0 P: 7	R: 0 E: 0 K: 1 S: 6	H: 2 LOB: 2 BB: 2 P: 14	1B: 5 2B: 1 3B: 1 HR: 0	SF: 1 SAC: 1 DP: 0 HBP: 0	WP: 0 PB: 0 SB: 3 CS: 2	PA: 34			
PITCHER Curt Young, L ERA: 1.96 (1, 1)	IP: 7.0 WLS: L BF: 29	H: 6 R: 4 ER: 2 SO: 5	BB: 1 IBB: 0 HBP: 0 BLK: 0	WP: 0 HR: 0 S: 38 P: 42	ERA: 2.57 WHIP: 1.000	PITCHER										IP: 7.0 WLS: L BF: 29	H: 6 R: 4 ER: 2 SO: 5	BB: 1 IBB: 0 HBP: 0 BLK: 0	WP: 0 HR: 0 S: 38 P: 42	ERA: 2.57 WHIP: 1.000	
Curt Young, L ERA: 1.96 (5, 1)	7.0 L 29	6 4 2 5	1 0 0 0	0 0 0 0	0 0 38 42	2.57 1.000											7.0 L 29	6 4 2 5	1 0 0 0	0 0 38 42	2.57 1.000
Jay Howell, R ERA: 12.46 (8, 1)	1.0 5	1 0 0 1	2 0 0 0	0 0 5 13	0.00 3.000											1.0 5	1 0 0 1	2 0 0 0	0 0 5 13	0.00 3.000	


AB	29
R	4
H	7
RBI	3
BB	3
SO	6
LOB	14



Batter	1	2	3	4	5	6	7	8	9	AB	R	H	RBI	BB	SO	LOB	TOP			
Mike Davis, L (1.9) OBP: 0.250, SLG: 0.560										4	1	2	3	0	0	0	Oakland Athletics @ Seattle Mariners The Kingdome, Seattle, WA Sat Apr 18, 1987, 10:05 PM EDT Att: 19,383 - Unknown			
Tony Phillips, S (1.4) OBP: 0.370, SLG: 0.364										4	1	1	0	1	1	2				
Carney Lansford, R (1.5) OBP: 0.463, SLG: 0.574										5	1	1	0	0	0	4				
Reggie Jackson, L (1.10) OBP: 0.275, SLG: 0.333										3	1	0	0	1	1	0				
Jose Canseco, R (1.7) OBP: 0.239, SLG: 0.370										4	0	3	1	0	0	0				
Dwayne Murphy, L (1.8) OBP: 0.333, SLG: 0.250										3	0	0	0	1	0	1				
Terry Steinbach, R (1.2) Stan Javier, S (9. PR) Mickey Tettleton, S (9.2)										3	1	0	0	1	1	3				
Rob Nelson, L (1.3) OBP: 0.190, SLG: 0.238										3	0	0	0	0	2	4				
Alfredo Griffin, S (1.6) OBP: 0.311, SLG: 0.409										4	1	2	1	0	0	0				
Inning Stats	R: 0 E: 0 K: 0 S: 3	H: 1 LOB: 0 BB: 0 P: 3	R: 0 E: 0 K: 1 S: 5	H: 1 LOB: 0 BB: 0 P: 5	R: 1 E: 0 K: 1 S: 5	H: 1 LOB: 0 BB: 1 P: 9	R: 1 E: 1 K: 2 S: 10	H: 2 LOB: 3 BB: 1 P: 14	R: 0 E: 0 K: 0 S: 4	H: 0 LOB: 0 BB: 0 P: 3	R: 0 E: 0 K: 1 S: 5	H: 0 LOB: 0 BB: 0 P: 5	R: 2 E: 0 K: 0 S: 4	H: 1 LOB: 1 BB: 2 P: 12	R: 3 E: 2 K: 0 S: 6	H: 2 LOB: 1 BB: 0 P: 6	1B: 7 2B: 2 3B: 0 HR: 1	SF: 1 SAC: 1 DP: 2 HBP: 0	WP: 0 PB: 0 SB: 2 CS: 0	PA: 39
PITCHER Mike Moore, R (1.1) ERA: 4.88	IP: 9.0 WLS: L BF: 39	H: 9 R: 7 ER: 5 SO: 5	BB: 4 IBB: 0 HBP: 0 BLK: 0	WP: 0 HR: 1 S: 45 P: 61	ERA: 5.00 WHIP: 1.444	PITCHER														

Batter	1	2	3	4	5	6	7	8	9	AB	R	H	RBI	BB	SO	LOB	BOTTOM					
John Moses, S (1.8) OBP: 0.400, SLG: 0.533										4	2	2	0	0	0	0	Oakland Athletics @ Seattle Mariners The Kingdome, Seattle, WA Sat Apr 18, 1987, 10:05 PM EDT Att: 19,383 - Unknown					
Scott Bradley, L (1.2) OBP: 0.438, SLG: 0.625										4	1	3	2	0	1	0						
Bob Kearney, R (8.2) OBP: 0.667, SLG: 1.667										1	0	0	0	0	1	1						
Phil Bradley, R (1.7) OBP: 0.400, SLG: 0.229										3	0	2	0	1	0	2						
Ken Phelps, L (1.10) OBP: 0.389, SLG: 0.586										2	0	0	2	2	1	2						
Alvin Davis, L (1.3) OBP: 0.298, SLG: 0.333										4	0	0	0	0	0	6						
Mike Kingery, L (8.9) OBP: 0.240, SLG: 0.136										1	0	0	0	0	0	1						
Mickey Brantley, R (1.9) OBP: 0.280, SLG: 0.261										4	0	0	0	0	0	0						
Jim Prestley, R (1.5) OBP: 0.311, SLG: 0.349										4	1	3	0	0	0	0						
Rey Quinones, R (1.6) OBP: 0.289, SLG: 0.386										3	0	1	1	0	1	2						
Harold Reynolds, S (1.4) OBP: 0.244, SLG: 0.282										3	1	0	0	1	0	1						
Inning Stats	R: 0 E: 0 K: 2 S: 7	H: 0 LOB: 1 BB: 1 P: 11	R: 0 E: 0 K: 1 S: 6	H: 1 LOB: 0 BB: 0 P: 6	R: 0 E: 0 K: 0 S: 5	H: 2 LOB: 3 BB: 1 P: 9	R: 0 E: 0 K: 0 S: 4	H: 1 LOB: 1 BB: 0 P: 4	R: 1 E: 0 K: 0 S: 5	H: 2 LOB: 1 BB: 0 P: 5	R: 0 E: 0 K: 0 S: 3	H: 1 LOB: 0 BB: 2 P: 3	R: 2 E: 0 K: 0 S: 3	H: 1 LOB: 1 BB: 2 P: 12	R: 1 E: 0 K: 0 S: 4	H: 1 LOB: 0 BB: 0 P: 4	R: 1 E: 0 K: 1 S: 7	H: 2 LOB: 1 BB: 0 P: 7	1B: 9 2B: 0 3B: 1 HR: 1	SF: 2 SAC: 1 DP: 2 HBP: 1	WP: 0 PB: 0 SB: 2 CS: 0	PA: 41
PITCHER Eric Plunk, R (1.1) ERA: 3.6	IP: 6.0 WLS: 27 BF: 27	H: 7 R: 2 ER: 2 SO: 3	BB: 3 IBB: 0 HBP: 0 BLK: 0	WP: 0 HR: 0 S: 30 P: 42	ERA: 3.00 WHIP: 1.667	PITCHER																
Gene Nelson, R (7.1) ERA: 7.89	0.1	3	1	1	1	0	0	0	0	0	1	2	3	27.00	3.000							
Bill Krueger, L (7.1) ERA: 7.71	0.2	2	0	0	0	0	1	0	0	0	1	5	0.00	1.500								
Jay Howell, R (8.1) ERA: 11.37	2.0	W	9	3	2	2	1	0	0	0	0	11	9.00	1.500								

Batter	1	2	3	4	5	6	7	8	9	AB	R	H	RBI	BB	SO	LOB	TOP			
Mike Davis, L (1, 10) OBP: 0.250, SLG: 0.528	4-3		1B BB					6-3		3	0	0	0	1	0	0	<p>Oakland Athletics @ Seattle Mariners The Kingdome, Seattle, WA Sun Apr 19 1987, 6:33 AM EDT Att: 8,036 - Unknown</p> <p>livebaseballscorecards.com</p> <p>AB 30 R 1 H 5 RBI 1 BB 3 SO 9 LOB 9</p> 			
Tony Phillips, S (1, 4) OBP: 0.382, SLG: 0.354	K		1-3 1B					4-3		4	0	1	0	0	1	0				
Carney Lansford, R (1, 5) OBP: 0.466, SLG: 0.560	S BB		K1-3-2 1B							3	0	1	0	1	1	2				
Reggie Jackson, L (1, 9) OBP: 0.273, SLG: 0.375	G3									4	0	1	0	0	0	2				
Jose Canseco, R (1, 7) OBP: 0.220, SLG: 0.340										4	0	0	0	0	2	2				
Dwayne Murphy, L (1, 8) OBP: 0.346, SLG: 0.343										3	1	1	1	1	1	1				
Terry Steinbach, R (1, 2) OBP: 0.290, SLG: 0.429	HR									3	0	1	0	0	1	0				
Rob Nelson, L (1, 3) OBP: 0.167, SLG: 0.208	K									3	0	0	0	0	2	2				
Alfredo Griffin, S (1, 6) OBP: 0.292, SLG: 0.383										3	0	0	0	0	1	0				
Johnnie LeMaster, R (8, 6)			G3					K2-3		0	0	0	0	0	0	0				
Inning Stats	R: 0 E: 0 K: 1 S: 5	H: 0 LOB: 1 BB: 1 P: 9	R: 1 E: 0 K: 2 S: 8	H: 1 LOB: 0 BB: 0 P: 8	R: 0 E: 0 K: 1 S: 5	H: 1 LOB: 2 BB: 1 P: 9	R: 0 E: 0 K: 2 S: 8	H: 1 LOB: 0 BB: 1 P: 12	R: 0 E: 0 K: 0 S: 3	H: 0 LOB: 0 BB: 0 P: 3	R: 0 E: 0 K: 1 S: 5	H: 0 LOB: 0 BB: 0 P: 5	R: 0 E: 0 K: 1 S: 5	H: 0 LOB: 0 BB: 0 P: 5	R: 0 E: 0 K: 1 S: 6	H: 1 LOB: 1 BB: 0 P: 6	1B: 3 2B: 2 3B: 1 HR: 1	SF: 0 SAC: 0 DP: 2 HBP: 0	WP: 0 PB: 0 SB: 1 CS: 0	PA: 33
PITCHER Scott Bankhead, R (1, 1) ERA: 1.66	IP: 9.0 WLS: W BF: 33 H: 5 R: 1 ER: 1 SO: 9 BB: 3 IBB: 0 HBP: 0 BLK: 0 WP: 0 HR: 1 S: 48 P: 60 ERA: 1.00 WHIP: 0.889															PITCHER				

Batter	1	2	3	4	5	6	7	8	9	AB	R	H	RBI	BB	SO	LOB	BOTTOM				
John Moses, S (1, 8) OBP: 0.400, SLG: 0.485	S BB		F7	FC6 BB				K	FC3-2 FC6-4	3	0	0	0	2	1	4	<p>Oakland Athletics @ Seattle Mariners The Kingdome, Seattle, WA Sun Apr 19 1987, 6:33 AM EDT Att: 8,036 - Unknown</p> <p>livebaseballscorecards.com</p> <p>AB 31 R 8 H 9 RBI 8 BB 10 SO 6 LOB 26</p> 				
Phil Bradley, R (1, 7) OBP: 0.400, SLG: 0.211	1-3		FC3-6 BB	FC6 BB				BB 1B HBP	FC6-4 1B	3	2	0	1	1	0	4					
Scott Bradley, L (1, 2) OBP: 0.571, SLG: 0.667			FC3-6 BB	FC6 BB				BB 1B	FC6-4 1B	2	1	2	1	3	0	0					
Ken Phelps, L (1, 10) OBP: 0.366, SLG: 0.515	F7		FC3-6 BB 1B HBP	K				BB 1B	K	4	1	0	1	1	2	8					
Jim Prestley, R (1, 5) OBP: 0.320, SLG: 0.340	F8		BB 1B HBP					BB 1B	G6-4-3 1B	4	1	1	2	0	1	2					
Alvin Davis, L (1, 3) OBP: 0.327, SLG: 0.333			G6-3 BB	1B BB				BB 1B	G6-4-3 1B	3	0	1	1	2	1	2					
Mike Kingery, L (1, 9) OBP: 0.267, SLG: 0.185			G6-3 1-2	1-3 2-3 3-H				BB 1B	FC3-2 1B	5	0	2	2	0	1	2					
Rey Quinones, R (1, 6) OBP: 0.306, SLG: 0.396			F6	F8				BB 1B	FC3-2 FC6-4 1B	4	1	2	0	0	0	2					
Harold Reynolds, S (1, 4) OBP: 0.267, SLG: 0.310			BB FC3-6 2B	E3 CS				BB 1B	FC6-4 FC3-2 1B BB	3	2	1	0	1	0	2					
Inning Stats	R: 0 E: 0 K: 0 S: 3	H: 0 LOB: 2 BB: 2 P: 11	R: 0 E: 0 K: 0 S: 2	H: 0 LOB: 0 BB: 1 P: 6	R: 4 E: 0 K: 0 S: 5	H: 2 LOB: 3 BB: 3 P: 18	R: 0 E: 2 K: 1 S: 5	H: 0 LOB: 2 BB: 2 P: 13	R: 0 E: 0 K: 1 S: 7	H: 2 LOB: 2 BB: 0 P: 7	R: 2 E: 0 K: 1 S: 6	H: 2 LOB: 1 BB: 1 P: 11	R: 2 E: 0 K: 1 S: 8	H: 3 LOB: 2 BB: 1 P: 12	R: 0 E: 0 K: 2 S: 7	H: 0 LOB: 0 BB: 0 P: 7		1B: 8 2B: 1 3B: 0 HR: 0	SF: 0 SAC: 0 DP: 2 HBP: 2	WP: 0 PB: 0 SB: 1 CS: 1	PA: 43
PITCHER Chris Codiroli, R (1, 1) ERA: 8.74	IP: 2.2 WLS: L BF: 15 H: 1 R: 4 ER: 4 SO: 4 BB: 6 IBB: 0 HBP: 1 BLK: 0 WP: 0 HR: 0 S: 8 P: 33 ERA: 13.50 WHIP: 2.625															PITCHER					
Rick Rodriguez, R (3, 1) ERA: 4.15	IP: 4.0 WLS: L BF: 24 H: 8 R: 4 ER: 4 SO: 3 BB: 4 IBB: 0 HBP: 1 BLK: 0 WP: 0 HR: 0 S: 25 P: 42 ERA: 9.00 WHIP: 3.000															PITCHER					
Jose Rijo, R (7, 1) ERA: 6.55	IP: 1.1 WLS: L BF: 4 H: 0 R: 0 ER: 0 SO: 3 BB: 0 IBB: 0 HBP: 0 BLK: 0 WP: 0 HR: 0 S: 10 P: 10 ERA: 0.00 WHIP: 0.000															PITCHER					

Batter	1	2	3	4	5	6	7	8	9	AB	R	H	RBI	BB	SO	LOB	TOP											
John Moses, S OBP: 0.450, SLG: 0.526 (1, 8)	F8		FC4-6 1B	3B 1B			G6-5-3 1B		1B	5	1	4	1	0	0	0	Seattle Mariners @ Minnesota Twins Hubert H. Humphrey Metrodome, Minneapolis, MN Mon Apr 20 1987, 8:05 PM EDT Att: 11,927 - Unknown livebaseballscorecards.com											
Phil Bradley, R OBP: 0.390, SLG: 0.262 Donell Nixon, R OBP: 0.257, SLG: 0.194 (1, 7)	6-3		FC4-6 FC3-6 E 1-2 2-3	3B			G6-5-3 1-2		4-3	4	0	1	1	0	0	3												
Scott Bradley, L OBP: 0.480, SLG: 0.545 (1, 2)	6-3		E3 FC3-6 1-2	G3			L3			4	0	0	0	0	0	3												
Ken Phelps, L OBP: 0.378, SLG: 0.583 (1, 10)		4-0 1B BB	FC3-6 WP 1-2 2-3 3-H				F9		HR	3	1	1	2	1	0	2												
Jim Prestley, R OBP: 0.296, SLG: 0.314 (1, 5)	F9		5-3 1-2				F3		6-3	4	0	0	0	0	0	3												
Alvin Davis, L OBP: 0.321, SLG: 0.327 (1, 3)	F7			G3 1B			4-3		K	4	1	1	0	0	1	1												
Mike Kingery, L OBP: 0.265, SLG: 0.194 (1, 9)	FC5-4 1B			F6			F7		F2	4	0	1	0	0	0	1												
Rey Quinones, R OBP: 0.308, SLG: 0.412 Rick Renteria, R (6, 4)	FC5-4 1-2			G3 1B 2B			F8		4-3	3	1	1	0	0	0	2												
Harold Reynolds, S OBP: 0.271, SLG: 0.311 Domingo Ramos, R (6, 6)			FC4-6 FC3-6 1B	G3			F6		6-3	3	1	1	1	0	0	1												
Inning Stats	R: 0 E: 0 K: 0 S: 3	H: 0 LOB: 0 BB: 0 P: 3	R: 0 E: 0 K: 0 S: 4	H: 1 LOB: 2 BB: 1 P: 8	R: 1 E: 1 K: 0 S: 6	H: 2 LOB: 2 BB: 0 P: 6	R: 3 E: 0 K: 0 S: 7	H: 4 LOB: 1 BB: 0 P: 7	R: 0 E: 0 K: 0 S: 3	H: 0 LOB: 0 BB: 0 P: 3	R: 0 E: 0 K: 0 S: 3	H: 1 LOB: 0 BB: 0 P: 3	R: 1 E: 0 K: 1 S: 6	H: 1 LOB: 1 BB: 0 P: 6	R: 0 E: 0 K: 0 S: 4	H: 1 LOB: 1 BB: 0 P: 4		1B: 7 2B: 1 3B: 1 HR: 1	SF: 0 SAC: 0 DP: 1 HBP: 0	WP: 1 PB: 0 SB: 0 CS: 0	PA: 38							
PITCHER	IP	WLS	BF	H	R	ER	SO	BB	IBB	HBP	BLK	WP	HR	S	P	ERA	WHIP											
Mike Smithson, R ERA: 2.01 Joe Klink, L ERA: 8.31	(1, 1)	7.0	W	30	8	4	3	0	1	0	0	0	0	1	29	33	3.86	1.286										
(8, 1)	2.0		8	2	1	1	1	0	0	0	0	0	0	1	10	10	4.50	1.000										

Batter	1	2	3	4	5	6	7	8	9	AB	R	H	RBI	BB	SO	LOB	BOTTOM											
Al Newman, S OBP: 0.389, SLG: 0.394 (8, 5)	6-3		BB 1B				F6			4	2	2	2	1	0	1	Seattle Mariners @ Minnesota Twins Hubert H. Humphrey Metrodome, Minneapolis, MN Mon Apr 20 1987, 8:05 PM EDT Att: 11,927 - Unknown livebaseballscorecards.com											
Randy Bush, L OBP: 0.333, SLG: 0.553 Mark Davidson, R OBP: 0.250, SLG: 0.250 (8, PH)	E6 2B	1-5-3	2H 1B				SF7 2B		FC6 1B SF9	2	1	1	2	1	0	0												
Kirby Puckett, R OBP: 0.474, SLG: 0.780 Dan Gladden, R OBP: 0.357, SLG: 0.423 (7, 8)	FC1 2B HR		FC6-4 BB				6-3		SF9 1B E 1B	3	1	0	0	1	0	3												
Kent Hrbek, L OBP: 0.358, SLG: 0.356 (1, 3)	F8 HR 2B						F8 K		FC6 1B	5	1	1	1	0	1	3												
Gary Gaetti, R OBP: 0.259, SLG: 0.480 Greg Gagne, R OBP: 0.324, SLG: 0.375 (8, 6)	HR	1-3					K		SF9	3	1	1	3	1	1	1												
Roy Smalley, S OBP: 0.256, SLG: 0.488 (1, 10)	HR						L4		F6	5	1	1	1	0	1	3												
Tom Brunansky, R OBP: 0.250, SLG: 0.250 (1, 7)	F7		1B 1B HBP				F6		1B	4	1	1	1	0	0	1												
Steve Lombardozzi, R OBP: 0.342, SLG: 0.303 (1, 4)	6-3		1B 1B				HBP E 1B		4-3	5	2	2	1	0	0	2												
Tom Nieto, R OBP: 0.325, SLG: 0.343 Tim Laudner, R OBP: 0.200, SLG: 0.800 (9, 2)	1B		L5				E HBP			3	1	1	0	0	0	1												
Inning Stats	R: 6 E: 1 K: 0 S: 9	H: 5 LOB: 1 BB: 1 P: 13	R: 0 E: 0 K: 0 S: 3	H: 0 LOB: 1 BB: 1 P: 7	R: 2 E: 0 K: 0 S: 5	H: 2 LOB: 2 BB: 1 P: 10	R: 0 E: 0 K: 1 S: 5	H: 0 LOB: 1 BB: 1 P: 9	R: 3 E: 1 K: 1 S: 7	H: 2 LOB: 0 BB: 0 P: 8	R: 0 E: 0 K: 1 S: 5	H: 0 LOB: 0 BB: 0 P: 5	R: 0 E: 0 K: 0 S: 3	H: 0 LOB: 0 BB: 0 P: 3	R: 2 E: 1 K: 0 S: 7	H: 3 LOB: 2 BB: 0 P: 7		1B: 7 2B: 3 3B: 0 HR: 2	SF: 2 SAC: 0 DP: 0 HBP: 2	WP: 0 PB: 0 SB: 0 CS: 0	PA: 44							
PITCHER	IP	WLS	BF	H	R	ER	SO	BB	IBB	HBP	BLK	WP	HR	S	P	ERA	WHIP											
Mike Morgan, R ERA: 10.8 Rich Monteleone, R ERA: 3.6 Mark Huisman, R ERA: 7.71 Jerry Reed, R ERA: 5.4 Bill Wilkerson, L ERA: 3.0	(1, 1)	0.0	L	6	4	6	6	0	1	0	0	0	0	2	5	9	∞	∞										
(1, 1)	4.0		19	3	2	2	1	3	0	1	0	0	0	17	30	4.50	1.500											
(5, 1)	2.0		9	2	3	2	2	0	0	1	0	0	0	12	13	9.00	1.000											
(7, 1)	1.0		3	0	0	0	0	0	0	0	0	0	0	3	3	0.00	0.000											
(8, 1)	1.0		7	3	2	1	0	0	0	0	0	0	0	7	7	9.00	3.000											



Batter	1	2	3	4	5	6	7	8	9	AB	R	H	RBI	BB	SO	LOB	TOP				
John Moses, S (1, 8) OBP: 0.400, SLG: 0.465										5	0	0	0	0	2	2					
Phil Bradley, R (1, 7) OBP: 0.413, SLG: 0.311										3	1	2	0	1	0	0					
Scott Bradley, L (1, 2) OBP: 0.448, SLG: 0.500										4	0	1	0	0	0	3					
Ken Phelps, L (1, 10) OBP: 0.408, SLG: 0.579										2	0	1	1	2	1	0					
Jim Prestley, R (1, 5) OBP: 0.276, SLG: 0.291										4	0	0	0	0	2	5					
Alvin Davis, L (1, 3) OBP: 0.300, SLG: 0.302										4	0	0	0	0	1	0					
Mike Kingery, L (1, 9) OBP: 0.289, SLG: 0.286										4	0	2	0	0	0	0					
Rey Quinones, R (1, 6) OBP: 0.286, SLG: 0.382										4	0	0	0	0	2	2					
Harold Reynolds, S (1, 4) OBP: 0.289, SLG: 0.306										4	0	1	0	0	0	1					
Inning Stats	R: 0 E: 0 K: 2 S: 8	H: 1 LOB: 2 BB: 1 P: 12	R: 0 E: 0 K: 1 S: 5	H: 0 LOB: 0 BB: 0 P: 5	R: 0 E: 0 K: 0 S: 3	H: 0 LOB: 1 BB: 1 P: 7	R: 0 E: 0 K: 1 S: 5	H: 0 LOB: 0 BB: 0 P: 5	R: 0 E: 0 K: 1 S: 5	H: 1 LOB: 2 BB: 1 P: 8	R: 0 E: 0 K: 0 S: 4	H: 1 LOB: 1 BB: 0 P: 4	R: 1 E: 0 K: 2 S: 9	H: 2 LOB: 1 BB: 0 P: 9	R: 0 E: 0 K: 1 S: 7	H: 2 LOB: 2 BB: 0 P: 7	1B: 5 2B: 1 3B: 1 HR: 0	SF: 0 SAC: 0 DP: 0 HBP: 0	WP: 0 PB: 1 CS: 0	PA: 37	
PITCHER	IP	WLS	BF	H	R	ER	SO	BB	IBB	HBP	BLK	WP	HR	S	P	ERA	WHIP				
Les Straker, R (1, 1) ERA: 2.45	7.0	W	27	3	0	0	5	3	0	0	0	0	0	34	46	0.00	0.857				
Keith Atherton, R (8, 1) ERA: 0.93	2.0		10	4	1	1	3	0	0	0	0	0	0	16	16	4.50	2.000				

Seattle Mariners @ Minnesota Twins
Hubert H. Humphrey Metrodome, Minneapolis, MN

AB 34
R 1
H 7
RBI 1
BB 3
SO 8
LOB 13



WP: 0 PA: 37
PB: 1
CS: 0

Batter	1	2	3	4	5	6	7	8	9	AB	R	H	RBI	BB	SO	LOB	BOTTOM				
Al Newman, S (1, 4) OBP: 0.350, SLG: 0.351										4	0	0	0	0	0	0					
Randy Bush, L (1, 9) OBP: 0.333, SLG: 0.525										2	1	0	0	1	1	0					
Mark Davidson, R (7, PH) OBP: 0.308, SLG: 0.308										1	0	1	0	0	0	0					
Kirby Puckett, R (1, 8) OBP: 0.459, SLG: 0.736										3	0	0	0	1	1	2					
Kent Hrbek, L (1, 3) OBP: 0.368, SLG: 0.354										3	2	1	1	1	0	2					
Gary Gaetti, R (1, 5) OBP: 0.276, SLG: 0.481										4	2	2	1	0	0	1					
Roy Smalley, S (1, 10) OBP: 0.255, SLG: 0.467										4	0	1	0	0	0	3					
Tom Brunansky, R (1, 7) OBP: 0.250, SLG: 0.318										4	1	1	3	0	3	2					
Mark Salas, L (1, 2) OBP: 0.500, SLG: 0.333										2	0	0	1	0	0	0					
Greg Gagne, R (1, 6) OBP: 0.297, SLG: 0.343										3	0	0	0	0	0	1					
Inning Stats	R: 0 E: 0 K: 0 S: 3	H: 0 LOB: 0 BB: 0 P: 3	R: 3 E: 1 K: 0 S: 5	H: 1 LOB: 0 BB: 1 P: 9	R: 2 E: 1 K: 0 S: 5	H: 2 LOB: 1 BB: 1 P: 9	R: 0 E: 0 K: 1 S: 5	H: 0 LOB: 0 BB: 0 P: 5	R: 0 E: 0 K: 1 S: 5	H: 0 LOB: 1 BB: 1 P: 9	R: 1 E: 0 K: 1 S: 7	H: 2 LOB: 1 BB: 0 P: 7	R: 0 E: 0 K: 1 S: 6	H: 1 LOB: 1 BB: 0 P: 6	R: 0 E: 0 K: 1 S: 5	H: 0 LOB: 0 BB: 0 P: 5	1B: 5 2B: 0 3B: 0 HR: 1	SF: 1 SAC: 0 DP: 0 HBP: 0	WP: 1 PB: 0 CS: 0	PA: 34	
PITCHER	IP	WLS	BF	H	R	ER	SO	BB	IBB	HBP	BLK	WP	HR	S	P	ERA	WHIP				
Mike Trujillo, R (1, 1) ERA: 6.75	5.0	L	24	5	6	5	2	3	0	0	0	0	1	25	37	9.00	1.600				
Mike Morgan, R (6, 1) ERA: 10.13	1.0		3	0	0	0	1	0	0	0	0	0	0	5	5	0.00	0.000				
Bill Wilkinson, L (7, 1) ERA: 2.25	1.0		4	1	0	0	1	0	0	0	0	0	0	6	6	0.00	1.000				
Ed Nunez, R (8, 1) ERA: 4.5	1.0		3	0	0	0	1	0	0	0	0	0	0	5	5	0.00	0.000				

Seattle Mariners @ Minnesota Twins
Hubert H. Humphrey Metrodome, Minneapolis, MN

AB 30
R 6
H 6
RBI 6
BB 3
SO 5
LOB 11



WP: 1 PA: 34
PB: 0
CS: 0

Batter	1	2	3	4	5	6	7	8	9	AB	R	H	RBI	BB	SO	LOB	TOP								
John Moses, S OBP: 0.367, SLG: 0.426 (1, 8)	4-3	6-3			F9		SH	F6		4	0	0	0	0	0	4	Seattle Mariners @ Minnesota Twins Hubert H. Humphrey Metrodome, Minneapolis, MN Wed Apr 22 1987, 4:33 AM EDT Att: 11,247 - Unknown livebaseballscorecards.com								
Phil Bradley, R OBP: 0.412, SLG: 0.320 (1, 7)	1B		G3				FC4-6	K		5	0	2	1	0	1	4									
Scott Bradley, L OBP: 0.455, SLG: 0.500 (7, PR)	1B																								
Donell Nixon, R OBP: 0.257, SLG: 0.194 (7, 2)	1B		4-3		F9				K	4	0	2	1	0	0	1									
Bob Kearney, R OBP: 0.500, SLG: 1.250 (7, 2)	1B									0	0	0	0	0	0	0									
Ken Phelps, L OBP: 0.407, SLG: 0.548 (1, 10)	K									1	0	0	0	0	1	0									
Jim Prestley, R OBP: 0.270, SLG: 0.300 (1, 5)	K									4	0	1	0	1	3	2									
Alvin Davis, L OBP: 0.292, SLG: 0.293 (1, 3)										5	0	1	0	0	1	2									
Mike Kingery, L OBP: 0.310, SLG: 0.308 (1, 9)										5	0	1	0	0	1	2									
Rey Quinones, R OBP: 0.317, SLG: 0.448 (1, 6)										4	1	2	0	0	0	1									
Harold Reynolds, S OBP: 0.286, SLG: 0.321 (1, 4)										3	2	2	1	1	0	2									
Inning Stats	R: 0 E: 0 K: 2 S: 9	H: 2 LOB: 2 BB: 0 P: 9	R: 0 E: 0 K: 0 S: 5	H: 2 LOB: 2 BB: 0 P: 5	R: 0 E: 0 K: 1 S: 5	H: 0 LOB: 0 BB: 0 P: 5	R: 0 E: 0 K: 0 S: 3	H: 0 LOB: 0 BB: 0 P: 3	R: 1 E: 0 K: 0 S: 5	H: 2 LOB: 1 BB: 0 P: 5	R: 0 E: 0 K: 0 S: 4	H: 1 LOB: 1 BB: 0 P: 4	R: 2 E: 1 K: 0 S: 5	H: 2 LOB: 3 BB: 2 P: 13	R: 1 E: 0 K: 1 S: 8	H: 3 LOB: 2 BB: 0 P: 8	R: 0 E: 0 K: 3 S: 10	H: 1 LOB: 1 BB: 0 P: 10	1B: 11 2B: 3 3B: 0 HR: 1	SF: 0 SAC: 1 DP: 1 HBP: 0	WP: 0 PB: 0 CS: 0	PA: 42			
PITCHER	IP	WLS	BF	H	R	ER	SO	BB	IBB	HBP	BLK	WP	HR	S	P	ERA	WHIP								
Bert Blyleven, R ERA: 3.86 (1, 1)	6.0		28	8	3	3	3	1	0	0	0	0	1	33	37	4.50	1.500								
George Frazier, R ERA: 5.14 (7, 1)	1.1	L	8	4	1	1	0	0	1	0	0	0	0	7	11	6.75	3.000								
Juan Berenguer, R ERA: 2.0 (8, 1)	1.2		6	1	0	0	4	0	0	0	0	0	0	14	14	0.00	0.600								

Batter	1	2	3	4	5	6	7	8	9	AB	R	H	RBI	BB	SO	LOB	BOTTOM								
Al Newman, S OBP: 0.364, SLG: 0.415 (1, 4)	4-3							L6		4	1	2	2	0	0	0	Seattle Mariners @ Minnesota Twins Hubert H. Humphrey Metrodome, Minneapolis, MN Wed Apr 22 1987, 4:33 AM EDT Att: 11,247 - Unknown livebaseballscorecards.com								
Dan Gladden, R OBP: 0.375, SLG: 0.433 (1, 8)								F6		4	0	2	1	0	0	0									
Kirby Puckett, R OBP: 0.431, SLG: 0.684 (1, 10)	K									4	0	0	0	0	2	2									
Gary Gaetti, R OBP: 0.258, SLG: 0.448 (1, 5)										4	0	0	0	0	0	1									
Kent Hrbek, L OBP: 0.377, SLG: 0.365 (1, 3)										4	0	2	0	0	2	1									
Tom Brunansky, R OBP: 0.289, SLG: 0.319 (1, 9)										3	1	1	0	1	0	1									
Mark Davidson, R OBP: 0.235, SLG: 0.235 (1, 7)										4	0	0	0	0	1	4									
Greg Gagne, R OBP: 0.300, SLG: 0.324 (1, 6)										2	1	0	0	1	2	1									
Tom Nieto, R OBP: 0.302, SLG: 0.316 (1, 2)										3	0	0	0	0	2	2									
Inning Stats	R: 0 E: 0 K: 1 S: 5	H: 1 LOB: 1 BB: 0 P: 5	R: 0 E: 0 K: 1 S: 5	H: 0 LOB: 0 BB: 0 P: 5	R: 0 E: 0 K: 2 S: 7	H: 0 LOB: 0 BB: 0 P: 7	R: 1 E: 0 K: 2 S: 9	H: 2 LOB: 1 BB: 0 P: 9	R: 2 E: 0 K: 1 S: 6	H: 2 LOB: 0 BB: 1 P: 10	R: 0 E: 0 K: 0 S: 3	H: 0 LOB: 0 BB: 0 P: 3	R: 0 E: 0 K: 1 S: 6	H: 1 LOB: 1 BB: 0 P: 6	R: 0 E: 0 K: 1 S: 5	H: 0 LOB: 0 BB: 0 P: 5		R: 0 E: 0 K: 0 S: 4	H: 1 LOB: 2 BB: 1 P: 8	1B: 6 2B: 1 3B: 1 HR: 0	SF: 0 SAC: 0 DP: 1 HBP: 0	WP: 1 PB: 0 CS: 2	PA: 35		
PITCHER	IP	WLS	BF	H	R	ER	SO	BB	IBB	HBP	BLK	WP	HR	S	P	ERA	WHIP								
Mark Langston, L ERA: 4.02 (1, 1)	9.0	W	34	7	3	3	9	2	0	0	0	1	0	50	58	3.00	1.000								

Batter	1	2	3	4	5	6	7	8	9	AB	R	H	RBI	BB	SO	LOB	TOP					
John Moses, S OBP: 0.358, SLG: 0.412 (1, 8)	G3		K		K		SH1-3	FC6-4 1B		4	0	1	1	0	2	1	Seattle Mariners @ Oakland Athletics Oakland-Alameda County Coliseum, Oakland, CA Fri Apr 24 1987, 7:05 PM PDT Att: 11,152 - Unknown					
Phil Bradley, R OBP: 0.425, SLG: 0.321 (1, 7)	6-3			F S BB		G3 1B FC6-5 BB	4-3 1B	FC6-4 S		3	1	1	2	2	0	2						
Scott Bradley, L OBP: 0.444, SLG: 0.485 Rick Renteria, R (7, PH) Bob Keamey, R OBP: 0.400, SLG: 1.000 (7, 2)	4-3			F6		FC6-5 G3 1B	4-3	6-3		3	0	1	0	0	0	1						
Ken Phelps, L OBP: 0.386, SLG: 0.511 John Christensen, R OBP: 0.500, SLG: 0.500 (7, PH) (8, 9)		L4		K		G3	4-3		FC3-6 1B	3	0	0	0	0	1	3						
Alvin Davis, L OBP: 0.333, SLG: 0.322 Donell Nixon, R OBP: 0.257, SLG: 0.194 Mike Moore, R (8, 1)									FC3-6 1B	1	1	1	0	3	0	0						
Jim Prestley, R OBP: 0.265, SLG: 0.292 (1, 5)		2B							FC3-6 1B	0	0	0	0	0	0	0						
Mike Kingery, L OBP: 0.298, SLG: 0.295 (1, 9) (8, 8)		K				FC6-5 1B		FC1-5 BB	K	5	1	1	1	0	2	6						
Rey Quinones, R OBP: 0.313, SLG: 0.426 (1, 6)									FC1-5 1B	3	1	0	0	1	0	2						
Harold Reynolds, S OBP: 0.300, SLG: 0.333 (1, 4)									E4 FC6-4 1B	4	1	2	0	0	0	2						
Inning Stats	R: 0 E: 0 K: 0 S: 3	H: 0 LOB: 0 BB: 0 P: 3	R: 0 E: 0 K: 1 S: 6	H: 1 LOB: 1 BB: 0 P: 6	R: 0 E: 0 K: 1 S: 5	H: 0 LOB: 0 BB: 0 P: 5	R: 0 E: 0 K: 1 S: 5	H: 0 LOB: 2 BB: 2 P: 13	R: 0 E: 0 K: 1 S: 6	H: 1 LOB: 1 BB: 0 P: 6	R: 2 E: 0 K: 0 S: 5	H: 2 LOB: 2 BB: 2 P: 13	R: 1 E: 0 K: 0 S: 5	H: 2 LOB: 1 BB: 0 P: 5	R: 3 E: 1 K: 0 S: 6	H: 2 LOB: 3 BB: 2 P: 14		R: 0 E: 0 K: 1 S: 6	H: 1 LOB: 1 BB: 0 P: 6	1B: 8 2B: 1 3B: 0 HR: 0	SF: 0 SAC: 1 DP: 0 HBP: 0	WP: 0 PB: 0 SB: 3 CS: 0
PITCHER	IP	WLS	BF	H	R	ER	SO	BB	IBB	HBP	BLK	WP	HR	S	P	ERA	WHIP					
Eric Plunk, R ERA: 3.58 Dennis Eckersley, R ERA: 5.87 Steve Ontiveros, R ERA: Bill Krueger, L ERA: 8.44 Jay Howell, R ERA: 7.71	(1, 1)	5.1	23	3	2	2	4	4	0	0	0	0	0	27	43	3.38	1.312					
Rick Rodriguez, R ERA: 3.72 (9, 1)	1.0		4	1	0	0	1	0	0	0	0	0	0	6	6	0.00	1.000					

AB	36
R	6
H	9
RBI	5
BB	6
SO	5
LOB	26



Batter	1	2	3	4	5	6	7	8	9	AB	R	H	RBI	BB	SO	LOB	BOTTOM				
Luis Polonia, L (1, 8)	4-3	G3					F9			3	0	0	0	1	0	2	Seattle Mariners @ Oakland Athletics Oakland-Alameda County Coliseum, Oakland, CA Fri Apr 24 1987, 7:05 PM PDT Att: 11,152 - Unknown				
Tony Phillips, S OBP: 0.338, SLG: 0.344 (1, 4)	L7			2B 1B BB			K			3	1	0	0	1	1	1					
Carney Lansford, R OBP: 0.419, SLG: 0.492 (7, 3)				5-3			F7			3	1	1	0	1	0	1					
Reggie Jackson, L OBP: 0.274, SLG: 0.321 (1, 10)	4-3						3-1		F7	4	0	1	1	0	0	1					
Jose Canseco, R OBP: 0.233, SLG: 0.350 (1, 7)									5-3	4	0	0	0	0	1	2					
Terry Steinbach, R OBP: 0.318, SLG: 0.500 (1, 2)									4-3	2	1	0	1	1	0	0					
Mark McGwire, R OBP: 0.351, SLG: 0.419 Mike Gallego, R OBP: 0.250, SLG: 0.250 (7, 5)									5-3	3	0	2	0	0	0	0					
Stan Javier, S OBP: 0.261, SLG: 0.333 (1, 9)									4-3	4	0	0	0	0	1	4					
Alfredo Griffin, S OBP: 0.281, SLG: 0.381 (1, 6)									1-3	4	0	1	1	0	0	0					
Inning Stats	R: 0 E: 0 K: 0 S: 3	H: 0 LOB: 1 BB: 1 P: 7	R: 1 E: 0 K: 0 S: 5	H: 2 LOB: 2 BB: 1 P: 9	R: 2 E: 0 K: 0 S: 6	H: 3 LOB: 2 BB: 1 P: 10	R: 0 E: 0 K: 0 S: 3	H: 0 LOB: 1 BB: 1 P: 7	R: 0 E: 0 K: 1 S: 5	H: 0 LOB: 0 BB: 0 P: 5	R: 0 E: 0 K: 1 S: 5	H: 0 LOB: 0 BB: 0 P: 5	R: 0 E: 0 K: 0 S: 3	H: 0 LOB: 0 BB: 0 P: 3	R: 0 E: 0 K: 0 S: 3	H: 0 LOB: 0 BB: 0 P: 3		1B: 4 2B: 1 3B: 0 HR: 0	SF: 1 SAC: 0 DP: 0 HBP: 0	WP: 0 PB: 0 SB: 0 CS: 0	PA: 36
PITCHER	IP	WLS	BF	H	R	ER	SO	BB	IBB	HBP	BLK	WP	HR	S	P	ERA	WHIP				
Mike Moore, R ERA: 4.36 Mike Moore, R ERA: 4.36	(1, 1)	9.0	36	5	3	3	3	4	0	0	0	0	0	38	54	3.00	1.000				
Mike Moore, R ERA: 4.36 (8, 1)	9.0	W	36	5	3	3	3	4	0	0	0	0	0	38	54	3.00	1.000				

AB	31
R	3
H	5
RBI	3
BB	4
SO	3
LOB	11

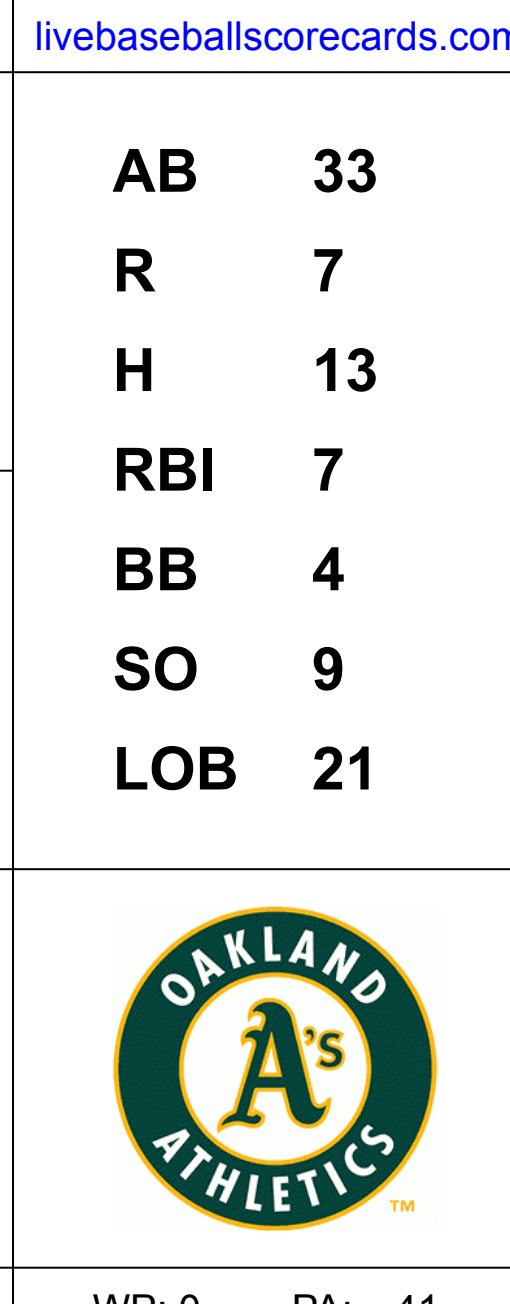


Batter	1	2	3	4	5	6	7	8	9	AB	R	H	RBI	BB	SO	LOB	TOP										
John Moses, S OBP: 0.345, SLG: 0.382 (1, 8)	0-0 4-3		0-0 4-3		0-0 G4-6-3		4-0 BB		0-0 6-3	4	0	0	0	1	0	3	Seattle Mariners @ Oakland Athletics Oakland-Alameda County Coliseum, Oakland, CA Sat Apr 25 1987, 3:33 AM PDT Att: 15,720 - Unknown										
Phil Bradley, R OBP: 0.397, SLG: 0.293 (1, 7)	0-3 K			0-0 6-3		0-0 5-3	0-0 F9		0-0 6-3	5	0	0	0	0	1	3											
Scott Bradley, L OBP: 0.462, SLG: 0.500 Rick Renteria, R (7, PH)	0-0 1B			0-0 6-3		0-0 BB 1B	0-0 F8			3	1	2	0	0	0	0											
Bob Kearney, R OBP: 0.400, SLG: 1.000 (7, 2)	0-0 4-3			0-0 1B WP 1B		0-3 K	0-3 K			3	1	1	0	0	1	2											
Ken Phelps, L OBP: 0.383, SLG: 0.500 John Christensen, R OBP: 0.333, SLG: 0.333 (7, PH)	0-0 4-3			0-0 1B		0-3 K	0-3 K			1	0	0	0	0	1	2											
Alvin Davis, L OBP: 0.342, SLG: 0.323 (1, 3)		0-0 4-3		0-0 WP 1B		4-0 1B BB		0-0 F8		3	1	1	0	1	0	0											
Jim Presley, R OBP: 0.276, SLG: 0.294 (1, 5)	0-3 K			4-0 1B BB		0-0 1B		0-3 K		3	0	1	1	1	2	0											
Mike Kingery, L OBP: 0.294, SLG: 0.292 (1, 9)	0-0 4-3			1-2 3-H BB		1-2 2-H 1B		0-0 4-3		4	0	1	1	0	0	2											
Rey Quinones, R OBP: 0.294, SLG: 0.400 (1, 6)			0-0 F6		0-0 F2	0-0 FC6-4		0-0 F7		4	0	0	0	0	0	2											
Harold Reynolds, S OBP: 0.344, SLG: 0.383 (1, 4)			0-0 CS 1B		0-0 G4-6-3 1B	4-0 F8 BB BB		0-0 2B		3	0	3	0	1	0	0											
Inning Stats	R: 0 E: 0 K: 1 S: 6	H: 1 LOB: 1 BB: 0 P: 6	R: 0 E: 0 K: 1 S: 5	H: 0 LOB: 0 BB: 0 P: 5	R: 0 E: 0 K: 0 S: 3	H: 1 LOB: 0 BB: 0 P: 3	R: 1 E: 0 K: 0 S: 5	H: 2 LOB: 2 BB: 1 P: 9	R: 0 E: 0 K: 0 S: 3	H: 1 LOB: 0 BB: 0 P: 3	R: 2 E: 0 K: 1 S: 8	H: 3 LOB: 2 BB: 1 P: 12	R: 0 E: 0 K: 1 S: 5	H: 0 LOB: 0 BB: 2 P: 13	R: 0 E: 0 K: 1 S: 4	H: 0 LOB: 0 BB: 0 P: 5	R: 0 E: 0 K: 0 S: 4	H: 1 LOB: 1 BB: 0 P: 4	1B: 8 2B: 1 3B: 0 HR: 0	SF: 0 SAC: 0 DP: 1 HBP: 0	WP: 1 PB: 0 SB: 1 CS: 1	PA: 38					
PITCHER	IP	WLS	BF	H	R	ER	SO	BB	IBB	HBP	BLK	WP	HR	S	P	ERA	WHIP										
Dave Stewart, R ERA: 4.88 (1, 1)	6.1	W	29	8	3	3	3	4	0	0	0	1	0	31	47	4.26	1.895										
Dave Leiper, L ERA: (7, 1)	0.1		1	0	0	0	0	0	0	0	0	0	0	1	1	0.00	0.000										
Dennis Eckersley, R ERA: 4.5 (7, 1)	2.1	S	8	1	0	0	2	0	0	0	0	0	0	12	12	0.00	0.429										

AB	34
R	3
H	9
RBI	2
BB	4
SO	5
LOB	16



Batter	1	2	3	4	5	6	7	8	9	AB	R	H	RBI	BB	SO	LOB	BOTTOM										
Luis Polonia, L OBP: 0.333, SLG: 0.250 (1, 8)	0-0 BB 1B	0-0 1-3 2-H 1B		0-0 4-3		0-3 K	0-0 F9			5	0	2	1	0	1	5	Seattle Mariners @ Oakland Athletics Oakland-Alameda County Coliseum, Oakland, CA Sat Apr 25 1987, 3:33 AM PDT Att: 15,720 - Unknown										
Alfredo Griffin, S OBP: 0.278, SLG: 0.373 (1, 6)	0-0 1B	0-0 F9		0-0 SH1-4		0-0 F9		0-0 F9		4	0	1	1	0	0	2											
Carney Lansford, R OBP: 0.430, SLG: 0.500 (1, 5)	4-0 1-2 2-3 BB		0-0 6-3	0-0 S 2B		4-0 E S 1B BB		0-0 G1-6-3		3	1	1	0	2	0	0											
Ron Cey, R OBP: 0.389, SLG: 0.231 Tony Phillips, S OBP: 0.336, SLG: 0.344 (8, PR)	0-3 K		0-0 F6	0-3 K		0-3 K	0-3 K	4-0 CS BB		4	0	0	0	1	3	5											
Reggie Jackson, L OBP: 0.288, SLG: 0.322 (1, 9)	0-3 K		0-0 HR 1B		0-0 F7	1-0 1B HBP		0-0 CS		3	2	1	0	0	1	3											
Mark McGwire, R OBP: 0.366, SLG: 0.514 (1, 3)	0-0 3-1		0-0 HR		0-3 K	0-0 BB 1B		0-0 CS		4	1	2	3	0	1	3											
Mickey Tettleton, S OBP: 0.194, SLG: 0.074 (1, 2)		0-0 F9	0-3 K		0-3 K	1-2 2-H 1B		0-0 1B		4	0	1	1	0	2	0											
Stan Javier, S OBP: 0.370, SLG: 0.458 (1, 7)		0-0 1B 1B		0-0 2B 2B		0-0 SH1-4 1B	4-0 1-2 2-3 BB			3	2	3	0	1	0	0											
Mike Gallego, R OBP: 0.429, SLG: 0.571 (1, 4)		0-0 1B		0-0 4-3 2-H SH1-4 2B		0-0 SH1-4	0-3 K			3	1	2	1	0	1	3											
Inning Stats	R: 0 E: 0 K: 2 S: 9	H: 2 LOB: 3 BB: 1 P: 13	R: 1 E: 0 K: 0 S: 5	H: 3 LOB: 1 BB: 0 P: 5	R: 2 E: 0 K: 1 S: 7	H: 2 LOB: 0 BB: 0 P: 7	R: 2 E: 0 K: 1 S: 8	H: 3 LOB: 1 BB: 0 P: 8	R: 0 E: 0 K: 2 S: 7	H: 0 LOB: 0 BB: 0 P: 7	R: 0 E: 0 K: 1 S: 6	H: 1 LOB: 0 BB: 0 P: 6	R: 2 E: 0 K: 2 S: 9	H: 2 LOB: 3 BB: 2 P: 18	R: 0 E: 0 K: 0 S: 2	H: 0 LOB: 1 BB: 1 P: 6		1B: 9 2B: 3 3B: 0 HR: 1	SF: 0 SAC: 2 DP: 0 HBP: 1	WP: 0 PB: 0 SB: 2 CS: 1	PA: 41						
PITCHER	IP	WLS	BF	H	R	ER	SO	BB	IBB	HBP	BLK	WP	HR	S	P	ERA	WHIP										
Scott Bankhead, R ERA: 3.28 (1, 1)	3.0	L	18	9	5	5	3	1	0	0	0	0	0	23	27	5.40	0.900										
Mark Huismann, R ERA: 6.75 (4, 1)	3.1		14	2	2	2	5	1	0	1	0	0	0	22	27	5.40	0.900										
Mike Morgan, R ERA: 9.17 (7, 1)	1.2		8	2	0	0	1	2	0	0	0	0	0	8	16	0.00	2.400										



Batter	1	2	3	4	5	6	7	8	9	AB	R	H	RBI	BB	SO	LOB	TOP										
Donell Nixon, R OBP: 0.275, SLG: 0.176 John Christensen, R OBP: 0.333, SLG: 0.333	4-0 BB	0-3 K		0-0 1-3		4-0 1B FC3-2 BB		0-0 F9		3	0	0	0	2	1	3											
Phil Bradley, R OBP: 0.410, SLG: 0.306	0-3 K		0-3 K		0-0 1B 2B	0-0 1B BB FC3-2 SF7 1B		4-0 BB G6-3		4	2	2	0	1	2	1											
Scott Bradley, L OBP: 0.432, SLG: 0.463	0-0 6-3		0-0 4-3		0-0 1B 2B BB	0-0 1B FC3-2 BB		0-0 BB G6-3		5	1	1	0	0	0	3											
Ken Phelps, L OBP: 0.415, SLG: 0.538 Rick Renteria, R OBP: 0.353, SLG: 0.353		0-3 K	0-0 1B		0-0 BB 2B	4-0 BB		0-0 HR 1B		4	0	3	1	1	1	0											
Alvin Davis, L OBP: 0.321, SLG: 0.303	0-0 6-3		0-0 3-1		0-0 G3	0-0 SF7		0-0 F8		4	0	0	1	0	0	4											
Jim Prestley, R OBP: 0.299, SLG: 0.347	0-0 1B E			0-0 F7	4-0 BB IBB	0-0 F9		0-0 HR		4	2	2	2	1	0	2											
Mike Kingery, L OBP: 0.302, SLG: 0.300 John Moses, S OBP: 0.344, SLG: 0.368	0-0 E			0-0 F8	4-0 BB		0-0 1-3 BB	0-0 G3		2	1	1	0	0	0	0											
Rey Quinones, R OBP: 0.301, SLG: 0.406	4-0 E BB			0-0 3B 2B	0-0 K		0-0 F9	0-3 K		4	1	1	0	1	2	4											
Harold Reynolds, S OBP: 0.338, SLG: 0.406	0-0 E8			0-0 3B	0-3 K		0-0 6-3			4	0	1	1	0	1	4											
Inning Stats	R: 0 E: 0 K: 1 S: 4	H: 0 LOB: 0 BB: 1 P: 8	R: 2 E: 1 K: 2 S: 10	H: 2 LOB: 2 BB: 1 P: 14	R: 0 E: 0 K: 1 S: 6	H: 1 LOB: 1 BB: 0 P: 6	R: 1 E: 0 K: 0 S: 5	H: 2 LOB: 1 BB: 0 P: 5	R: 2 E: 0 K: 2 S: 10	H: 3 LOB: 3 BB: 2 P: 18	R: 1 E: 0 K: 0 S: 4	H: 1 LOB: 2 BB: 2 P: 12	R: 0 E: 0 K: 0 S: 3	H: 0 LOB: 0 BB: 0 P: 3	R: 0 E: 0 K: 0 S: 2	H: 0 LOB: 0 BB: 1 P: 6	R: 2 E: 0 K: 1 S: 7	H: 2 LOB: 1 BB: 0 P: 7	1B: 7 2B: 2 3B: 1 HR: 1	SF: 1 SAC: 0 DP: 1 HBP: 0	WP: 0 PB: 0 SB: 2 CS: 0	PA: 44					
PITCHER	IP	WLS	BF	H	R	ER	SO	BB	IBB	HBP	BLK	WP	HR	S	P	ERA	WHIP										
Jose Rijo, R ERA: 5.85	4.0	L	20	6	4	2	4	2	0	0	0	0	0	26	34	4.50	2.000										
Bill Krueger, L ERA: 9.53	0.1		5	2	1	1	0	1	1	0	0	0	0	3	11	27.00	9.000										
Gene Nelson, R ERA: 7.45	0.2		4	1	1	1	2	1	0	0	0	0	0	7	11	13.50	3.000										
Dave Leiper, L ERA: 4.15	0.2		3	0	0	0	0	1	0	0	0	0	0	2	6	0.00	1.500										
Rick Rodriguez, R ERA: 4.15	3.1		12	2	2	2	1	1	0	0	0	0	1	13	17	5.40	0.900										

Seattle Mariners @ Oakland Athletics
Oakland-Alameda County Coliseum, Oakland, CA
Sun Apr 26 1987, 3:33 AM PDT
Att: 16,603 - Unknown

AB 36
R 8
H 11
RBI 6
BB 7
SO 7
LOB 22



Batter	1	2	3	4	5	6	7	8	9	AB	R	H	RBI	BB	SO	LOB	BOTTOM										
Luis Polonia, L OBP: 0.214, SLG: 0.154	0-0 6-3		0-0 5-3		0-0 F9	0-0 G3		0-0 6-3		5	0	0	0	0	0	3											
Alfredo Griffin, S OBP: 0.278, SLG: 0.366	0-0 4-3		0-0 S 1B		0-0 5-3		0-0 6-3			4	0	1	1	0	0	0											
Carney Lansford, R OBP: 0.410, SLG: 0.471	0-0 6-3		0-0 5-3		0-0 P3		0-0 F9			4	0	0	0	0	0	1											
Jose Canseco, R OBP: 0.266, SLG: 0.375		0-0 2B 4-3 1B		0-0 WP F5 1B		0-0 HR 1B		0-0 F3		4	2	3	0	0	0	0											
Reggie Jackson, L OBP: 0.300, SLG: 0.397		0-0 4-3 WP 2B		0-0 F5		0-0 HR		0-0 3-1		4	2	2	2	0	0	1											
Mark McSwire, R OBP: 0.376, SLG: 0.486		0-0 P3		4-0 BB		4-0 HR		0-0 4-3		2	0	0	0	2	0	2											
Mickey Tettleton, S OBP: 0.171, SLG: 0.065	0-0 4-3		0-0 K		0-0 5-3		0-0 K			4	0	0	1	0	2	4											
Stan Javier, S OBP: 0.323, SLG: 0.393	0-3 K		0-0 F8		0-0 FC1-5 HBP		0-0 4-3			4	0	0	0	0	1	3											
Mike Gallego, R OBP: 0.500, SLG: 0.667 Tony Phillips, S OBP: 0.333, SLG: 0.338		0-0 6-3		0-0 F9 5-3 2B		1-0 HBP		0-0 F8		2	1	1	0	0	0	0											
Inning Stats	R: 0 E: 0 K: 0 S: 3	H: 0 LOB: 0 BB: 0 P: 3	R: 2 E: 0 K: 1 S: 7	H: 2 LOB: 0 BB: 0 P: 7	R: 0 E: 0 K: 1 S: 6	H: 1 LOB: 2 BB: 1 P: 10	R: 1 E: 0 K: 0 S: 4	H: 1 LOB: 0 BB: 0 P: 4	R: 2 E: 0 K: 0 S: 5	H: 2 LOB: 2 BB: 1 P: 10	R: 0 E: 0 K: 0 S: 3	H: 0 LOB: 0 BB: 0 P: 3	R: 0 E: 0 K: 1 S: 5	H: 0 LOB: 0 BB: 0 P: 5	R: 0 E: 0 K: 0 S: 3	H: 0 LOB: 0 BB: 0 P: 3	1B: 4 2B: 2 3B: 0 HR: 1	SF: 0 SAC: 0 DP: 0 HBP: 1	WP: 2 PB: 0 SB: 1 CS: 0	PA: 37							
PITCHER	IP	WLS	BF	H	R	ER	SO	BB	IBB	HBP	BLK	WP	HR	S	P	ERA	WHIP										
Mike Trujillo, R ERA: 6.45	5.0	W	21	5	3	3	2	1	0	0	0	0	1	24	28	5.40	1.200										
Jerry Reed, R ERA: 5.63	3.0		13	2	2	2	1	1	0	1	0	0	1	13	18	6.00	1.000										
Ed Nunez, R ERA: 4.0	1.0	S	3	0	0	0	0	0	0	0	0	0	0	3	3	0.00	0.000										

Seattle Mariners @ Oakland Athletics
Oakland-Alameda County Coliseum, Oakland, CA
Sun Apr 26 1987, 3:33 AM PDT
Att: 16,603 - Unknown


AB 34
R 5
H 7
RBI 4
BB 2
SO 3
LOB 14



Batter	1	2	3	4	5	6	7	8	9	AB	R	H	RBI	BB	SO	LOB	TOP										
Tom Brookens, R (1,4) OBP: 0.333, SLG: 0.500 Dave Bergman, L (9, FH) OBP: 0.519, SLG: 0.700	0-0 4-3		0-0 4-3		0-0 1-3 2B			0-0 F9	0-3 K	4	0	1	0	0	0	0											
Larry Hemdon, R (1,7) OBP: 0.421, SLG: 0.625	0-3 K		0-0 F8		0-3 K			0-0 2B 2B		4	1	1	0	0	2	2											
Mike Heath, R (1,9) OBP: 0.458, SLG: 0.632	4-0 BB		0-0 F8		0-0 F8			0-0 FC5 2-H 2B		3	0	1	1	1	0	2											
Alan Trammell, R (1,6) OBP: 0.366, SLG: 0.475	0-0 6-3			0-0 F8		0-0 F4		0-0 1B		4	0	1	0	0	0	1											
Terry Harper, R (1,10) OBP: 0.192, SLG: 0.217		0-0 5-3		0-0 F6		4-0 5-3 BB		0-0 F8		3	0	0	0	1	0	2											
Darnell Coles, R (1,5) OBP: 0.205, SLG: 0.197		0-0 L9		0-0 F7		0-0 5-3 1-2		0-0 FC5 2-3f		4	0	0	0	0	0	3											
Chet Lemon, R (1,8) Pat Sheridan, L (8,8) OBP: 0.356, SLG: 0.386 OBP: 0.321, SLG: 0.308	4-0 BB BB				0-0 SH1-4 1B		0-0 5-3		0-0 L3	2	1	1	0	1	0	0											
Darrell Evans, L (1,3) OBP: 0.352, SLG: 0.424	4-0 1-2 BB			0-0 SH1-4 1-2		0-0 L9		1-0 HBP		1	0	0	0	1	0	0											
Orlando Mercado, R (1,2) Matt Nokes, L (9, FH) OBP: 0.238, SLG: 0.158 OBP: 0.353, SLG: 0.478	0-0 G3			0-0 2B 2-H 1B		0-0 F4		0-3 K		3	0	1	1	0	0	2											
Inning Stats	R: 0 E: 0 K: 1 S: 5	H: 0 LOB: 1 BB: 1 P: 9	R: 0 E: 0 K: 0 S: 3	H: 0 LOB: 2 BB: 2 P: 11	R: 0 E: 0 K: 0 S: 3	H: 0 LOB: 0 BB: 0 P: 3	R: 0 E: 0 K: 0 S: 3	H: 0 LOB: 0 BB: 0 P: 3	R: 1 E: 0 K: 1 S: 8	H: 3 LOB: 2 BB: 0 P: 8	R: 0 E: 0 K: 0 S: 2	H: 0 LOB: 0 BB: 1 P: 6	R: 0 E: 0 K: 0 S: 3	H: 0 LOB: 0 BB: 0 P: 3	R: 1 E: 0 K: 0 S: 6	H: 3 LOB: 2 BB: 0 P: 6	R: 0 E: 0 K: 2 S: 7	H: 0 LOB: 1 BB: 0 P: 8	1B: 3 2B: 3 3B: 0 HR: 0	SF: 0 SAC: 1 DP: 0 HBP: 1	WP: 0 PB: 0 SB: 0 CS: 0	PA: 37					
PITCHER	IP	WLS	BF	H	R	ER	SO	BB	IBB	HBP	BLK	WP	HR	S	P	ERA	WHIP										
Mark Langston, L (1,1) ERA: 3.66	8.0	W	33	6	2	2	2	4	0	0	0	0	0	33	49	2.25	1.250										
Ed Nunez, R (9,1) ERA: 3.6	1.0	S	4	0	0	0	2	0	0	1	0	0	0	7	8	0.00	0.000										

Detroit Tigers @ Seattle Mariners
The Kingdome, Seattle, WA
Mon Apr 27 1987, 10:05 PM EDT
Att: 8,492 - Unknown


AB 31
R 2
H 6
RBI 2
BB 4
SO 4
LOB 14





Batter	1	2	3	4	5	6	7	8	9	AB	R	H	RBI	BB	SO	LOB	BOTTOM										
Donell Nixon, R (1,10) OBP: 0.279, SLG: 0.189 Mike Kingery, L (8, FH) OBP: 0.296, SLG: 0.294	0-0 F7			0-0 F9		0-0 1-3 1B		0-3 K		3	1	1	0	0	0	0											
Phil Bradley, R (1,7) OBP: 0.402, SLG: 0.292	0-3 K			0-3 K		0-0 1-3		4-0 1B BB		3	1	0	0	1	2	2											
John Christensen, R (1,9) OBP: 0.429, SLG: 0.333	0-0 5-3			0-0 F8		4-0 1B BB		0-0 1B 1-H 1B		3	1	1	1	1	0	0											
Jim Presley, R (1,5) OBP: 0.296, SLG: 0.342		0-0 F8			0-0 4-3	0-0 1B		0-0 1-3		4	0	1	2	0	0	1											
Alvin Davis, L (1,3) OBP: 0.329, SLG: 0.304		0-0 F8			0-0 5-3 1B	0-0 F7		4-0 1B 1B		3	1	1	0	1	0	2											
John Moses, S (1,8) OBP: 0.354, SLG: 0.377		0-0 1-3			0-0 5-3	0-0 6-3 SH2-4 1B		0-0 1B 1-3 2-H 1B		4	0	2	1	0	0	1											
Rey Quinones, R (1,6) OBP: 0.316, SLG: 0.417			0-0 4-3		0-0 2-H 1B		0-0 SH2-4	0-0 1-3 3-H 1B		3	0	2	1	0	0	0											
Bob Kearney, R (1,2) OBP: 0.222, SLG: 0.556			0-0 1-3			0-0 F8	0-0 6-3	0-0 F8		4	0	0	0	0	0	3											
Harold Reynolds, S (1,4) OBP: 0.338, SLG: 0.418			0-0 F2			0-0 1B 1B 2B	0-0 2-3	0-0 2-3		3	1	1	0	0	0	1											
Inning Stats	R: 0 E: 0 K: 1 S: 5	H: 0 LOB: 0 BB: 0 P: 5	R: 0 E: 0 K: 0 S: 3	H: 0 LOB: 0 BB: 0 P: 3	R: 0 E: 0 K: 0 S: 3	H: 0 LOB: 0 BB: 0 P: 3	R: 0 E: 0 K: 1 S: 5	H: 0 LOB: 0 BB: 0 P: 5	R: 0 E: 0 K: 0 S: 4	H: 2 LOB: 2 BB: 0 P: 4	R: 2 E: 0 K: 0 S: 6	H: 3 LOB: 1 BB: 1 P: 10	R: 0 E: 0 K: 0 S: 4	H: 1 LOB: 1 BB: 0 P: 4	R: 3 E: 0 K: 1 S: 8	H: 3 LOB: 2 BB: 2 P: 16	1B: 8 2B: 1 3B: 0 HR: 0	SF: 0 SAC: 1 DP: 0 HBP: 0	WP: 0 PB: 0 SB: 1 CS: 0	PA: 35							
PITCHER	IP	WLS	BF	H	R	ER	SO	BB	IBB	HBP	BLK	WP	HR	S	P	ERA	WHIP										
Frank Tanana, L (1,1) ERA: 2.57	7.0	L	27	6	2	2	2	1	0	0	0	0	0	30	34	2.57	1.000										
Eric King, R (8,1) ERA: 3.09	1.0	L	8	3	3	3	1	1	1	0	0	0	0	8	16	27.00	4.000										

Detroit Tigers @ Seattle Mariners
The Kingdome, Seattle, WA
Mon Apr 27 1987, 10:05 PM EDT
Att: 8,492 - Unknown

AB 31
R 5
H 9
RBI 5
BB 3
SO 3
LOB 10

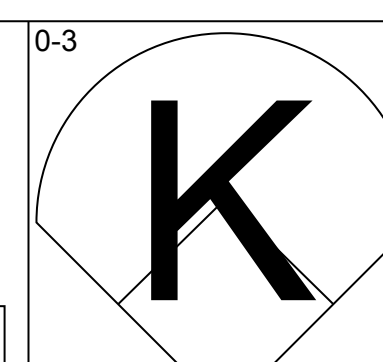
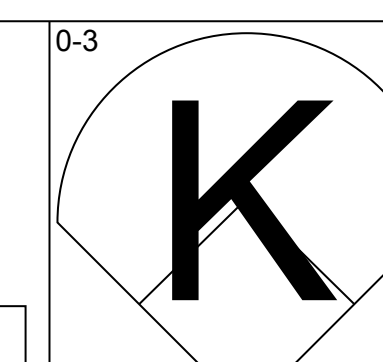
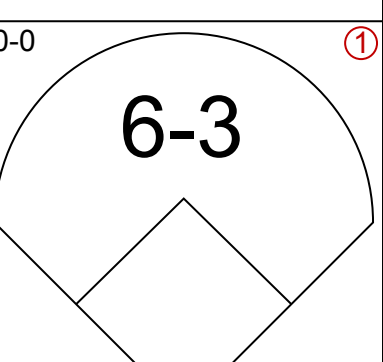
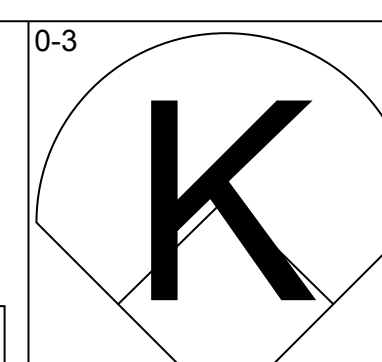
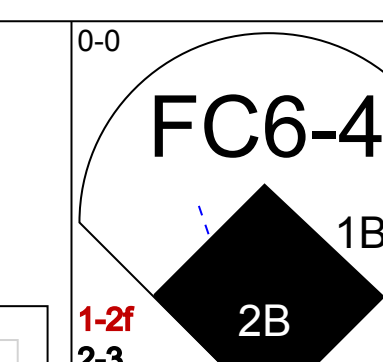
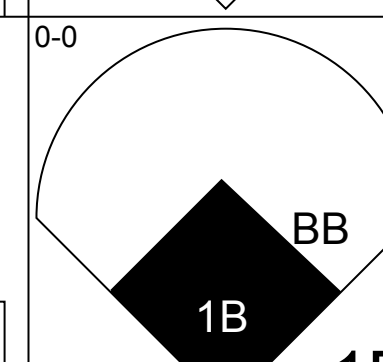
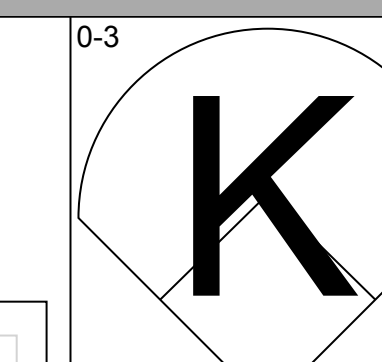
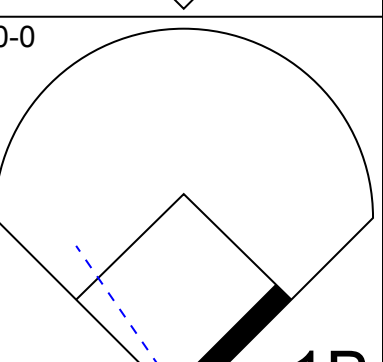
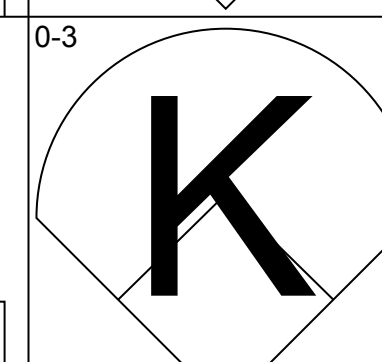
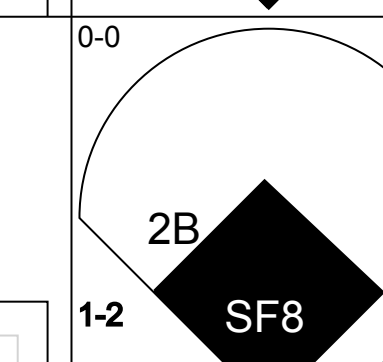
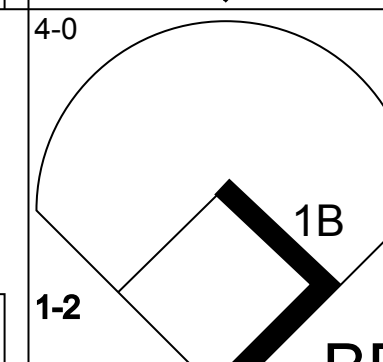
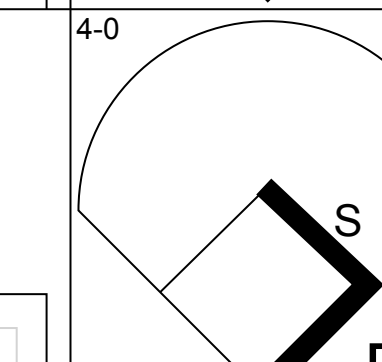
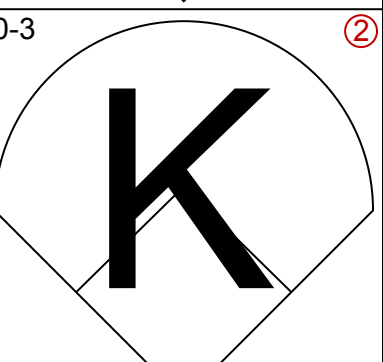
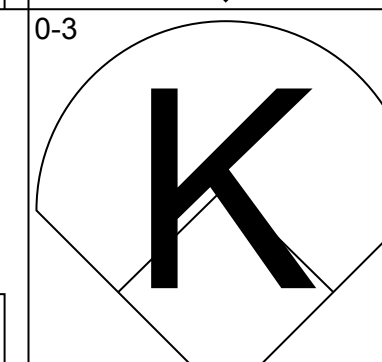
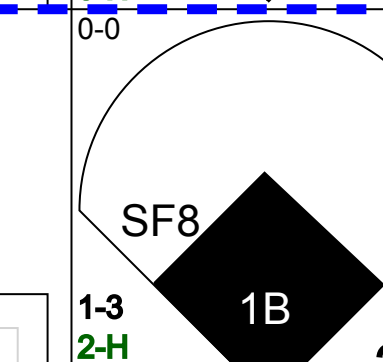
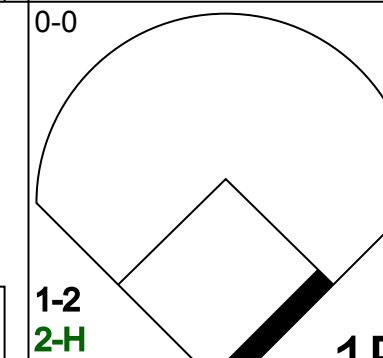
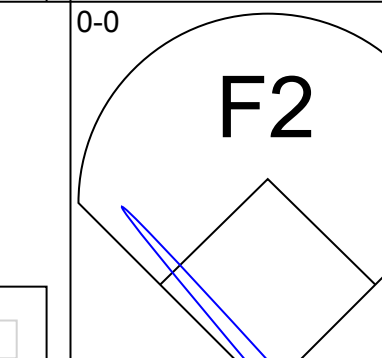
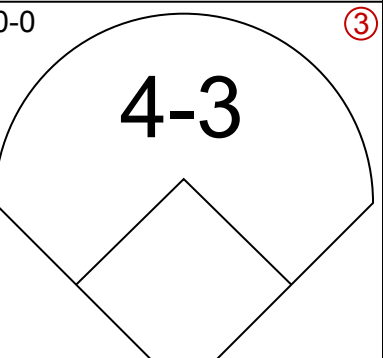
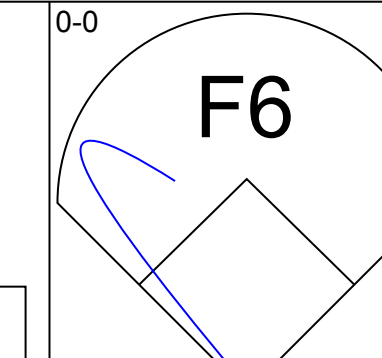
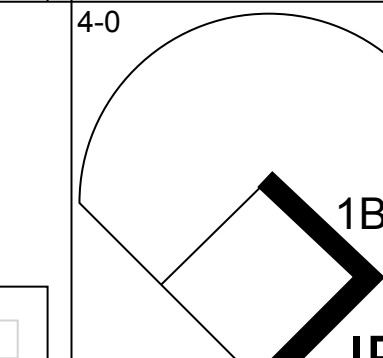
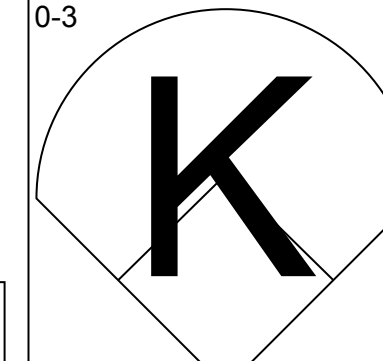
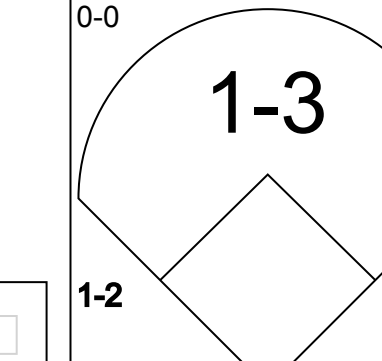
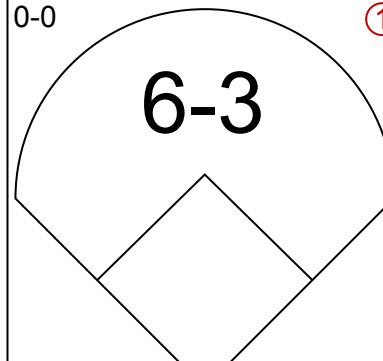
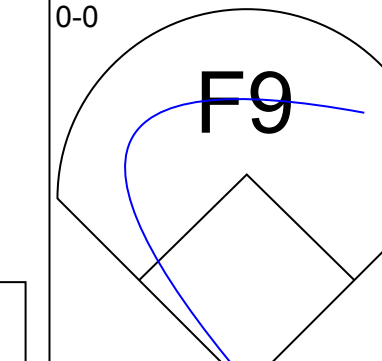
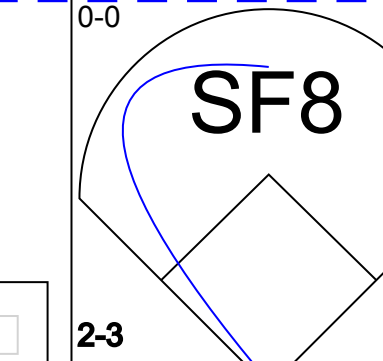
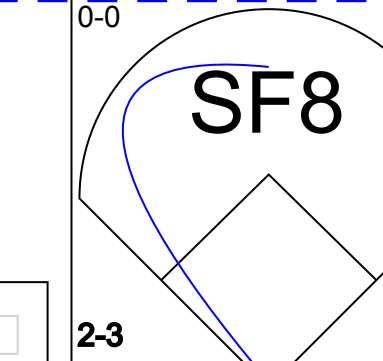
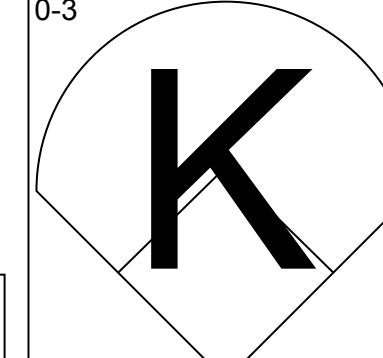
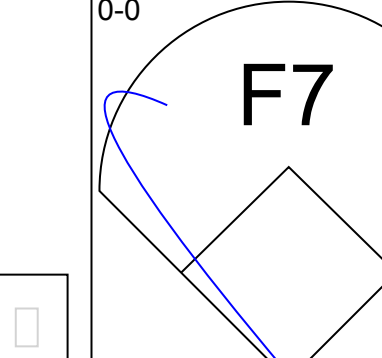
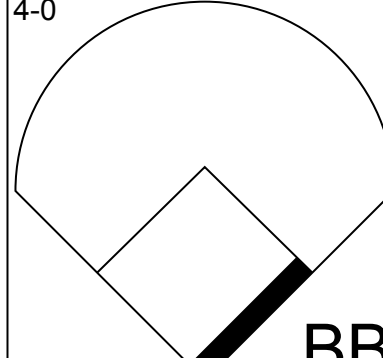
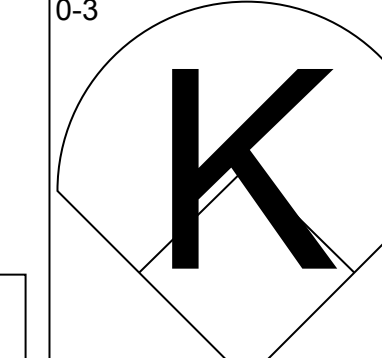
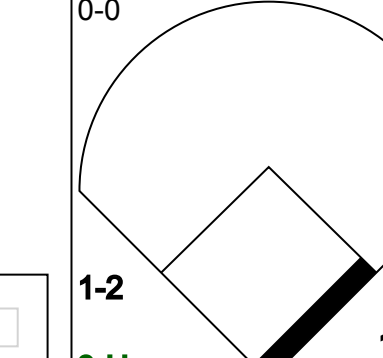
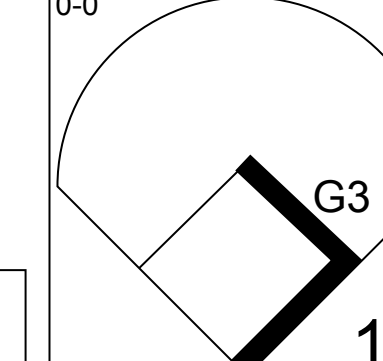
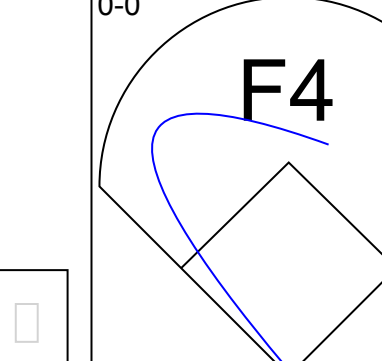
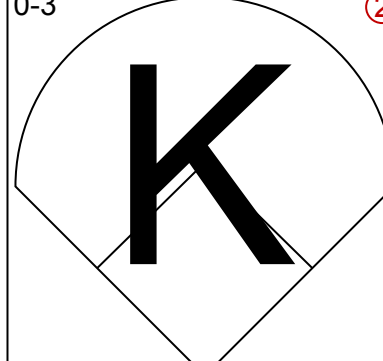
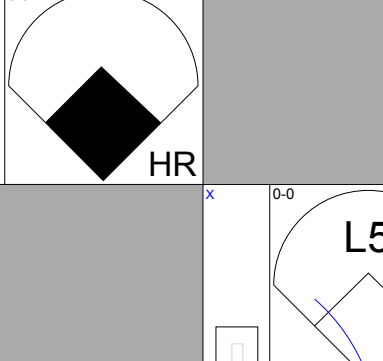
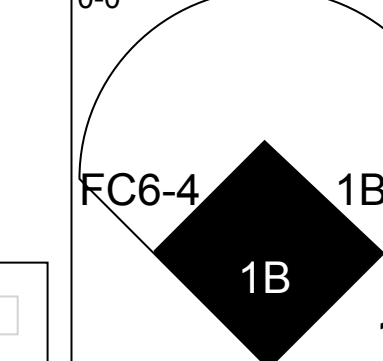
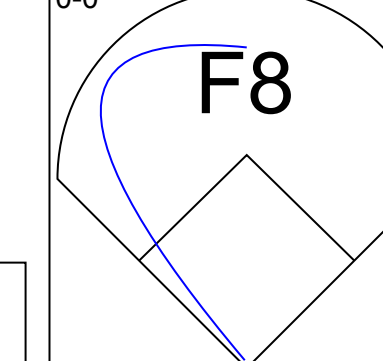
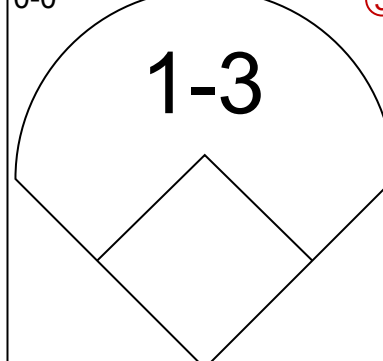
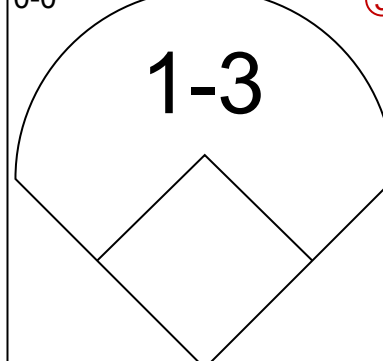
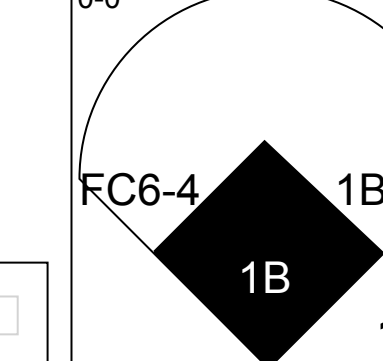
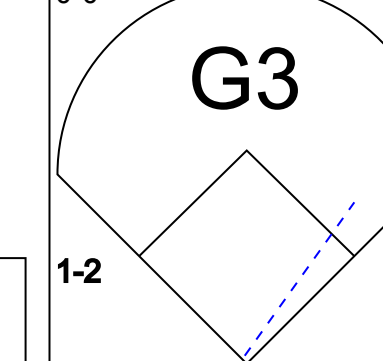
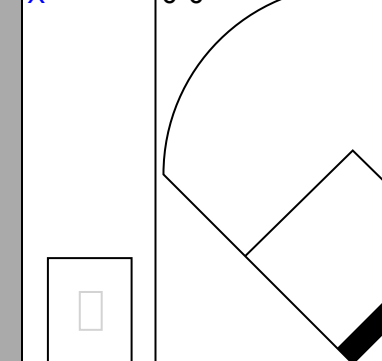
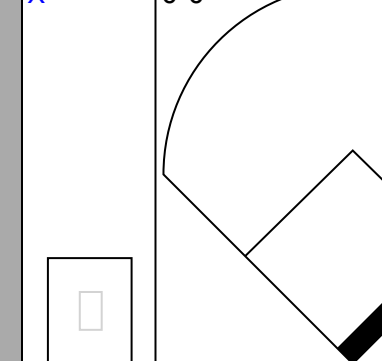
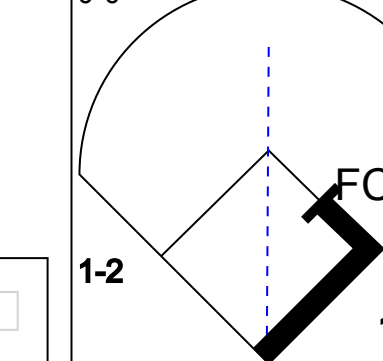


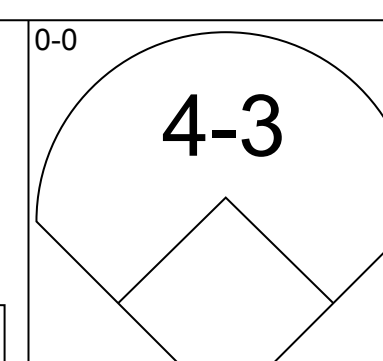
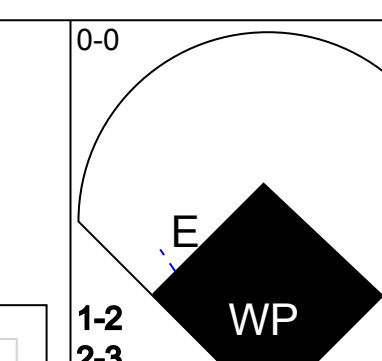
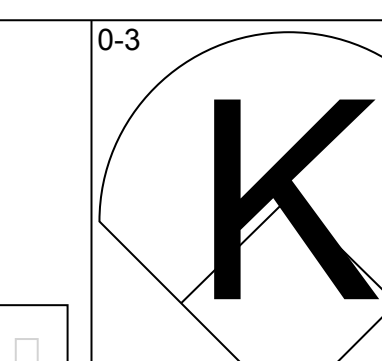
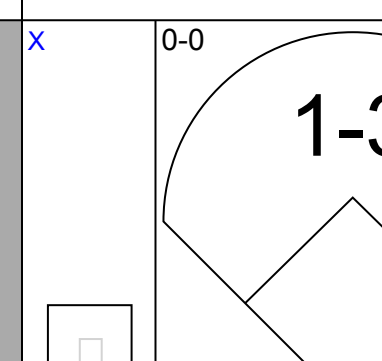
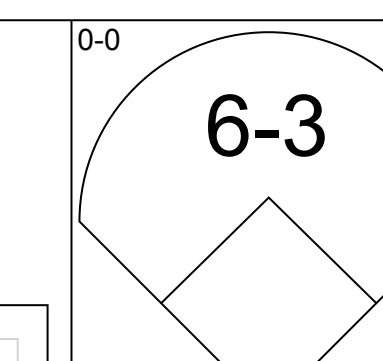
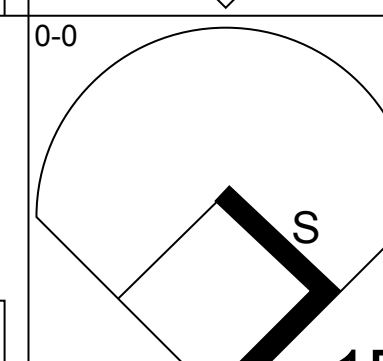
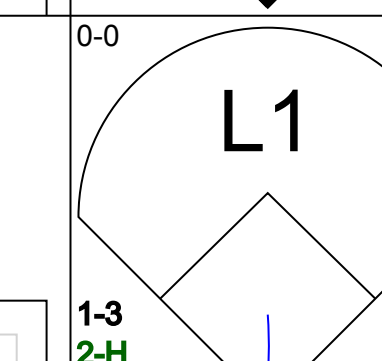
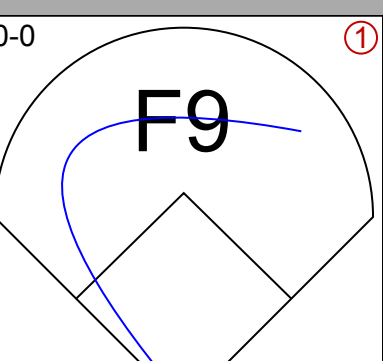
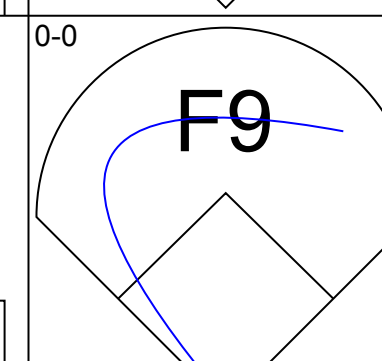
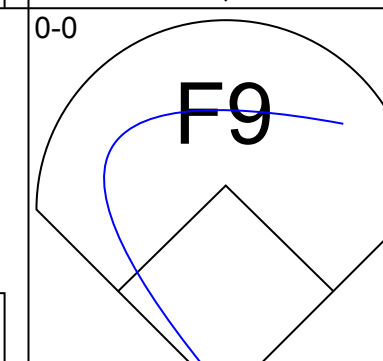
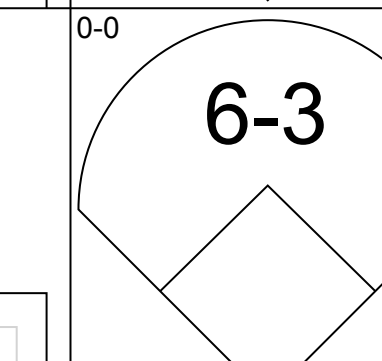
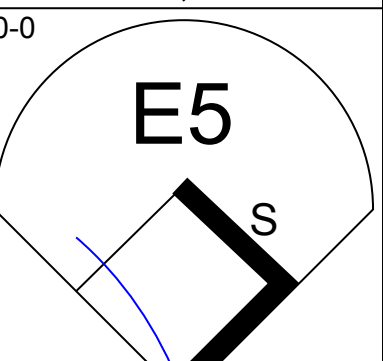
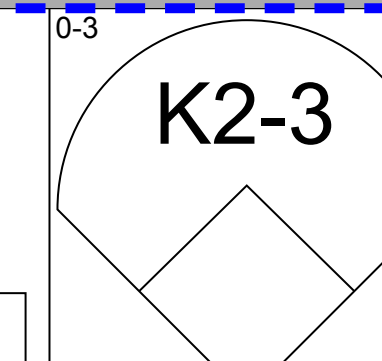
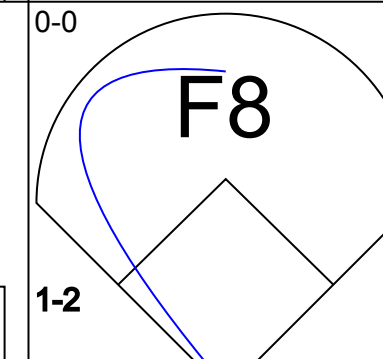
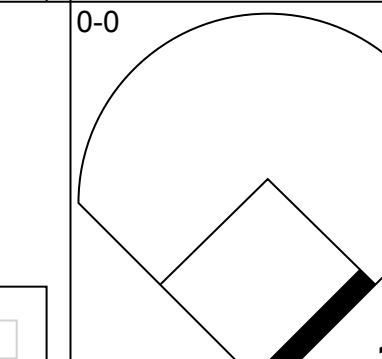
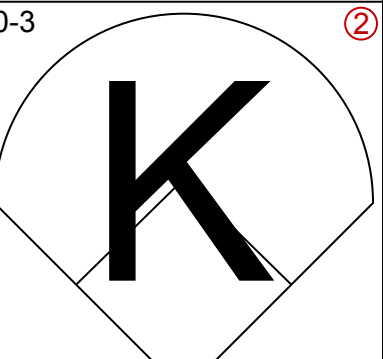
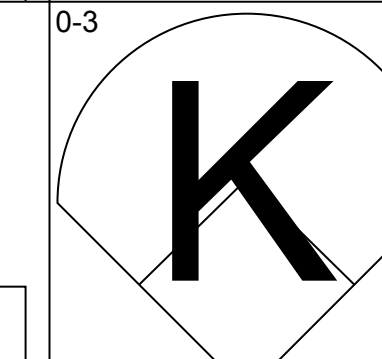
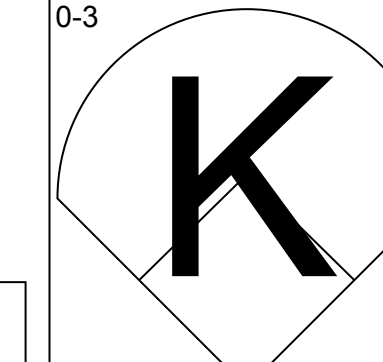
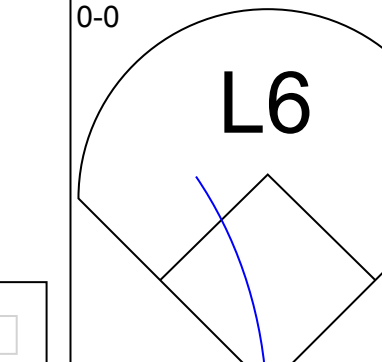
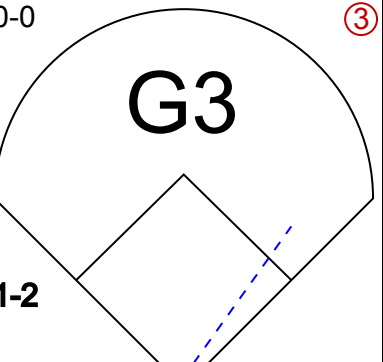
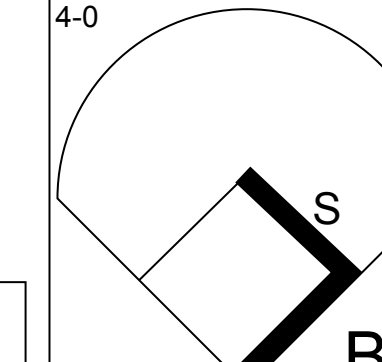
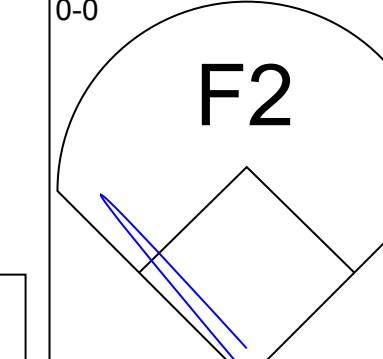
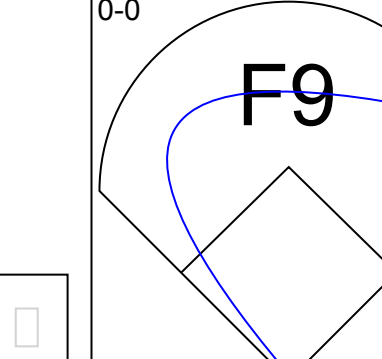
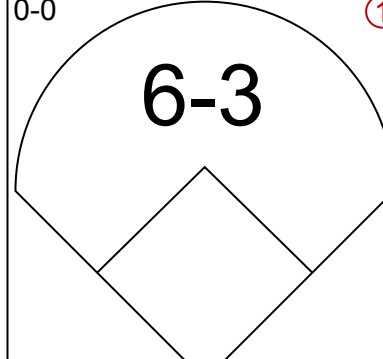
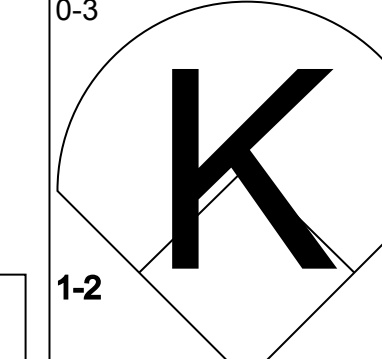
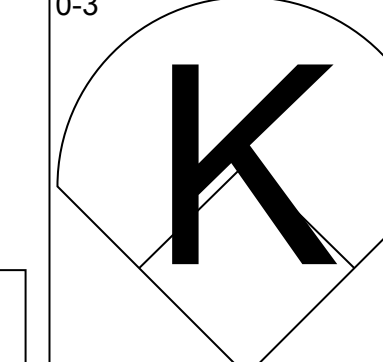
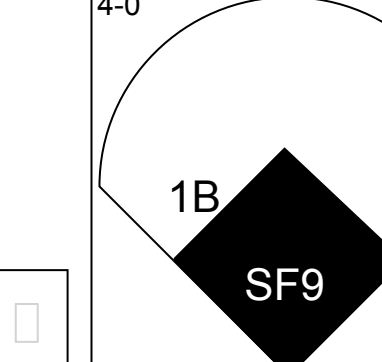
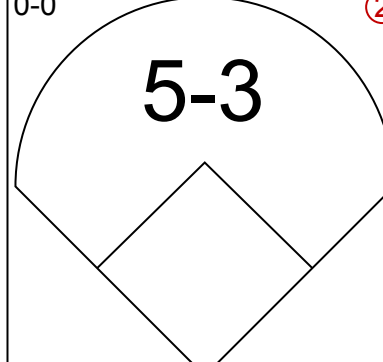
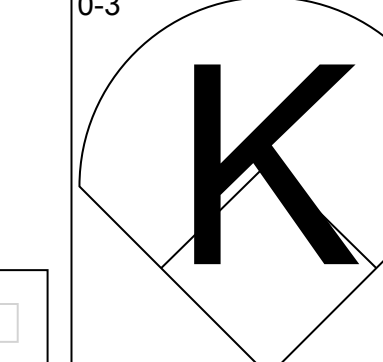
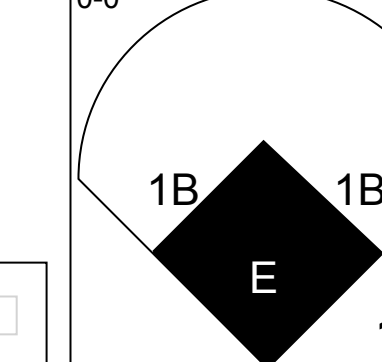
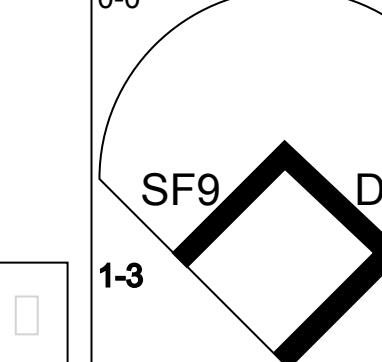
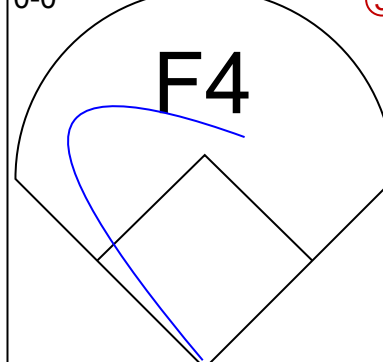
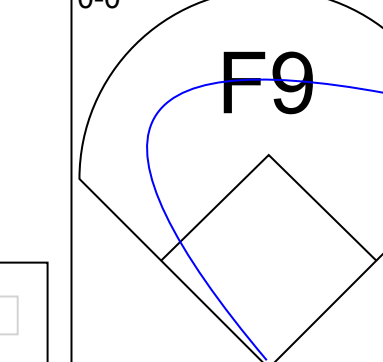
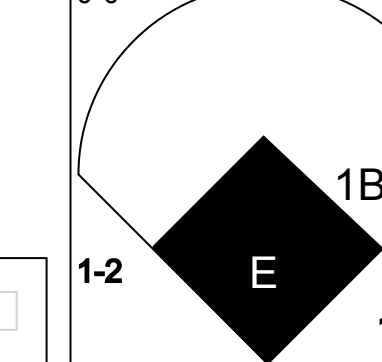
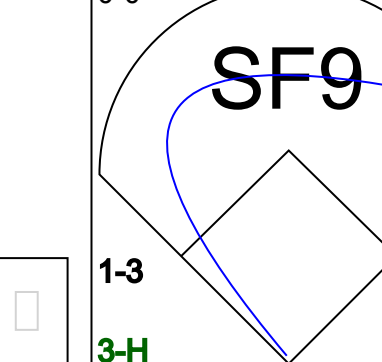
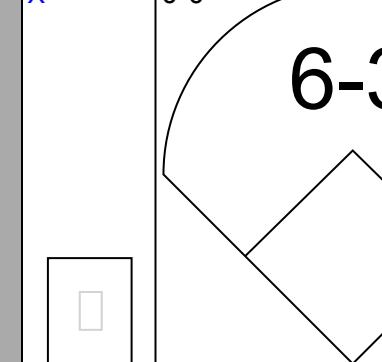
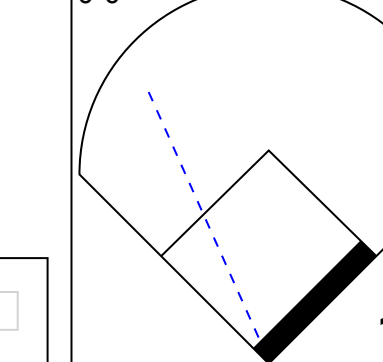
Batter	1	2	3	4	5	6	7	8	9	AB	R	H	RBI	BB	SO	LOB	TOP			
Wade Boggs, L (1, 5) OBP: 0.392, SLG: 0.375 Spike Owen, S (7, 6) OBP: 0.225, SLG: 0.194	0-0 FC1-6 1B		0-0 3-1			0-0 F7		0-3 K		3	0	1	0	0	0	0	Boston Red Sox @ Seattle Mariners The Kingdom, Seattle, WA Thu Apr 30 1987, 10:05 PM EDT Att: 9,985 - Unknown livebaseballscorecards.com			
Marty Barrett, R (1, 4) OBP: 0.235, SLG: 0.188	0-0 FC1-6 1B		0-0 F9			0-0 4-3		0-0 L9		4	0	0	0	0	0	1				
Bill Buckner, L (1, 3) OBP: 0.267, SLG: 0.310	0-0 1-2 1B		0-0 F9			0-0 F7			0-0 4-3	4	0	1	0	0	0	0				
Don Baylor, R (1, 10) OBP: 0.376, SLG: 0.455	0-3 K			0-0 F7			0-0 F8		0-0 F9	4	0	0	0	0	1	2				
Dwight Evans, R (1, 9) OBP: 0.444, SLG: 0.592	0-3 K			0-0 P3			0-0 HR		4-0 4-3 BB	3	1	1	1	1	1	2				
Mike Greenwell, L (1, 7) OBP: 0.350, SLG: 0.737		0-0 HR		1-0 CS HBP			0-0 2B		0-0 4-3	3	1	2	1	0	0	1				
Glenn Hoffman, R (1, 6) (7, 5)	0-0 F4			0-0 CS	0-0 F6		0-0 F9			3	0	0	0	0	0	1				
Marc Sullivan, R (1, 2) OBP: 0.182, SLG: 0.256	0-3 K				0-3 K		0-3 K			3	0	0	0	0	3	1				
Ellis Burks, R (1, 8)	0-0 1-3				0-0 P3			0-3 K		3	0	0	0	0	1	0				
Inning Stats	R: 0 E: 0 K: 2 S: 9	H: 2 LOB: 2 BB: 0 P: 9	R: 1 E: 0 K: 1 S: 6	H: 1 LOB: 0 BB: 0 P: 6	R: 0 E: 0 K: 0 S: 3	H: 0 LOB: 0 BB: 0 P: 3	R: 0 E: 0 K: 1 S: 5	H: 0 LOB: 0 BB: 0 P: 5	R: 0 E: 0 K: 0 S: 3	H: 0 LOB: 0 BB: 0 P: 3	R: 1 E: 0 K: 1 S: 7	H: 2 LOB: 1 BB: 0 P: 7	R: 0 E: 0 K: 2 S: 7	H: 0 LOB: 0 BB: 0 P: 7	R: 0 E: 0 K: 0 S: 3	H: 0 LOB: 1 BB: 1 P: 7		1B: 2 2B: 1 3B: 0 HR: 2	SF: 0 SAC: 0 DP: 0 HBP: 1	WP: 0 PB: 0 SB: 0 CS: 1
PITCHER Scott Bankhead, R (1, 1) ERA: 2.94	IP: 9.0 WLS: W BF: 33	H: 5 R: 2 ER: 2 SO: 7	BB: 1 IBB: 0 HBP: 1 BLK: 0	WP: 0 HR: 2 S: 45 P: 50	ERA: 2.00 WHIP: 0.667	PITCHER										IP: 9.0 WLS: W BF: 33	H: 5 R: 2 ER: 2 SO: 7	BB: 1 IBB: 0 HBP: 1 BLK: 0	WP: 0 HR: 2 S: 45 P: 50	ERA: 2.00 WHIP: 0.667

Batter	1	2	3	4	5	6	7	8	9	AB	R	H	RBI	BB	SO	LOB	BOTTOM								
Donell Nixon, R (1, 10) OBP: 0.259, SLG: 0.152	0-3 K	0-0 F4		4-0 2B HR BB		0-0 6-3	4-0 1-2 BB			3	1	0	0	2	1	2	Boston Red Sox @ Seattle Mariners The Kingdom, Seattle, WA Thu Apr 30 1987, 10:05 PM EDT Att: 9,985 - Unknown livebaseballscorecards.com								
Phil Bradley, R (1, 7) OBP: 0.374, SLG: 0.263	0-0 5-3		4-0 S BB	0-3 K		0-3 K	0-0 4-3			4	0	0	0	1	2	5									
John Christensen, R (1, 9) OBP: 0.369, SLG: 0.333	0-0 5-3		0-0 F9	0-0 HR		0-3 K		0-0 F6		5	1	1	2	0	1	1									
Jim Presley, R (1, 5) OBP: 0.309, SLG: 0.443		0-0 HR	0-0 F9	0-0 HR			1-0 HR HBP	0-3 K		4	3	2	4	0	1	1									
Alvin Davis, L (1, 3) OBP: 0.337, SLG: 0.382	0-3 K	0-3 K	0-3 K	0-0 1-3		0-3 K	0-0 K	0-0 2B		5	0	1	0	0	3	2									
John Moses, S (1, 8) OBP: 0.354, SLG: 0.427	0-0 S 1B			0-0 E5 S 1B	0-0 1B		0-0 HR	0-3 K		5	3	3	2	0	1	1									
Bob Kearney, R (1, 2) OBP: 0.306, SLG: 0.615	0-0 F9			0-0 FC6-4 1B	0-3 K		0-0 E 2B			4	1	2	1	0	1	2									
Rey Quinones, R (1, 6) OBP: 0.318, SLG: 0.407	0-0 1B			0-0 FC6-4 BB FC 2B	0-0 F9		0-0 F9			4	1	1	1	0	0	3									
Harold Reynolds, S (1, 4) OBP: 0.325, SLG: 0.387	0-0 1B			0-0 FC BB 2B	0-0 4-3		0-0 E8 BB			4	1	1	0	0	0	2									
Inning Stats	R: 0 E: 1 K: 1 S: 5	H: 0 LOB: 0 BB: 0 P: 5	R: 2 E: 0 K: 1 S: 9	H: 4 LOB: 2 BB: 0 P: 9	R: 0 E: 0 K: 1 S: 5	H: 0 LOB: 1 BB: 1 P: 9	R: 6 E: 1 K: 1 S: 10	H: 3 LOB: 0 BB: 1 P: 14	R: 0 E: 0 K: 1 S: 6	H: 1 LOB: 1 BB: 0 P: 6	R: 0 E: 0 K: 2 S: 7	H: 0 LOB: 0 BB: 0 P: 7	R: 3 E: 1 K: 1 S: 8	H: 2 LOB: 2 BB: 1 P: 13	R: 0 E: 0 K: 2 S: 8	H: 1 LOB: 1 BB: 0 P: 8		1B: 5 2B: 3 3B: 0 HR: 3	SF: 0 SAC: 0 DP: 0 HBP: 1	WP: 0 PB: 0 SB: 3 CS: 0	PA: 42				
PITCHER Bruce Hurst, L (1, 1) ERA: 4.45 Steve Crawford, R (4, 1) ERA: 7.02 Bob Woodward, R (7, 1) ERA: 10.13	IP: 3.2 WLS: L BF: 21	H: 6 R: 7 ER: 3 SO: 4	BB: 2 IBB: 0 HBP: 0 BLK: 0	WP: 0 HR: 1 S: 27 P: 35	ERA: 7.36 WHIP: 2.182	PITCHER										IP: 2.1 WLS: 10 BF: 10	H: 2 R: 2 ER: 1 SO: 3	BB: 0 IBB: 0 HBP: 1 BLK: 0	WP: 0 HR: 1 S: 15 P: 16	ERA: 3.86 WHIP: 0.857	IP: 2.0 WLS: 11 BF: 3	H: 2 R: 2 ER: 1 SO: 3	BB: 1 IBB: 0 HBP: 0 BLK: 0	WP: 0 HR: 1 S: 16 P: 20	ERA: 4.50 WHIP: 2.000

Batter	1	2	3	4	5	6	7	8	9	AB	R	H	RBI	BB	SO	LOB	TOP								
Robin Yount, R OBP: 0.347, SLG: 0.396 (1, 8)	F9	F8			F2	1B 1-2		6-3		5	0	1	0	0	0	2	Milwaukee Brewers @ Seattle Mariners The Kingdome, Seattle, WA Fri May 01 1987, 10:05 PM EDT Att: 13,689 - Unknown								
Dale Sveum, S OBP: 0.341, SLG: 0.469 (1, 6)	HR		4-3		F9	1B 1-3 2-H		K		5	1	2	2	0	1										
Glenn Braggs, R OBP: 0.356, SLG: 0.527 (1, 9)	5-3		4-3		HR			K	6-3	5	1	1	2	0	1	0									
Greg Brock, L OBP: 0.395, SLG: 0.500 (1, 3)	1B		4-3		4-3			F6	4-3	5	0	1	0	0	0	0									
Rob Deer, R OBP: 0.457, SLG: 0.779 Rick Manning, L OBP: 0.167, SLG: 0.167 (1, 7) (8, 7)	F7				1B	F8 1B 2B		BB	1-3	3	1	2	0	1	0	1									
Cecil Cooper, L OBP: 0.172, SLG: 0.197 (1, 10)		5-3			F8	F8		K		4	0	0	0	0	1	2									
B.J. Surhoff, L OBP: 0.321, SLG: 0.426 (1, 2)	F7				F8	G3		FC2-6 1B		4	0	1	0	0	0	1									
Juan Castillo, S OBP: 0.474, SLG: 0.563 (1, 4)		2B BB			1B WP	1B S		FC2-6 S HR		3	4	2	1	1	0	1									
Jim Gantner, L OBP: 0.397, SLG: 0.500 (1, 5)	1-H 2B				HR 1B	1B 1B		HR		4	3	4	5	0	0	0									
Inning Stats	R: 1 E: 0 K: 0 S: 5	H: 2 LOB: 1 BB: 0 P: 5	R: 1 E: 0 K: 0 S: 4	H: 1 LOB: 1 BB: 1 P: 8	R: 0 E: 0 K: 0 S: 3	H: 0 LOB: 0 BB: 0 P: 3	R: 0 E: 0 K: 0 S: 3	H: 1 LOB: 0 BB: 0 P: 3	R: 3 E: 0 K: 0 S: 6	H: 3 LOB: 0 BB: 0 P: 6	R: 3 E: 0 K: 0 S: 7	H: 5 LOB: 2 BB: 0 P: 7	R: 0 E: 0 K: 2 S: 7	H: 0 LOB: 1 BB: 1 P: 11	R: 2 E: 0 K: 1 S: 7	H: 2 LOB: 0 BB: 0 P: 7		R: 0 E: 0 K: 0 S: 3	H: 0 LOB: 0 BB: 0 P: 3	1B: 9 2B: 2 3B: 0 HR: 3	SF: 0 SAC: 0 DP: 0 HBP: 0	WP: 1 PB: 0 CS: 3	PA: 41		
PITCHER	IP	WLS	BF	H	R	ER	SO	BB	IBB	HBP	BLK	WP	HR	S	P	ERA	WHIP								
Mike Trujillo, R ERA: 7.0 (1, 1)	4.2		21	7	5	5	0	1	0	0	0	1	2	20	24	9.64	1.714								
Bill Wilkinson, L ERA: 4.91 (5, 1)	1.1	L	8	5	3	3	0	0	0	0	0	0	0	8	8	20.25	3.750								
Jerry Reed, R ERA: 5.73 (7, 1)	3.0		12	2	2	2	3	1	0	0	0	0	1	17	21	6.00	1.000								

Batter	1	2	3	4	5	6	7	8	9	AB	R	H	RBI	BB	SO	LOB	BOTTOM								
John Moses, S OBP: 0.333, SLG: 0.400 (1, 8)	F7	4-3		F7		K		E1 BB 1B		5	0	0	0	0	1	3	Milwaukee Brewers @ Seattle Mariners The Kingdome, Seattle, WA Fri May 01 1987, 10:05 PM EDT Att: 13,689 - Unknown								
Phil Bradley, R OBP: 0.385, SLG: 0.275 (1, 7)	S 2B 1B		F8		G3	BB BB		BB 1B		4	1	2	0	1	0	0									
Scott Bradley, L OBP: 0.429, SLG: 0.528 John Christensen, R OBP: 0.357, SLG: 0.333 Bob Keamey, R OBP: 0.358, SLG: 0.615 (1, 2) (8, PH) (9, 2)	S 2B 1B		CS 1B		BB PB 1B	1B		1-3 BB		4	2	3	0	0	0	1									
Ken Phelps, L OBP: 0.442, SLG: 0.672 Rick Renteria, R OBP: 0.197, SLG: 0.333 (1, 10) (8, PH)	F8		K		PB BB BB	BB		K K		3	1	0	0	1	2	3									
Jim Prestley, R OBP: 0.323, SLG: 0.489 (1, 5)	1-H 2B 2B			HR	3-1 PB BB	BB		6-3	K2-3	4	2	2	3	1	1	0									
Alvin Davis, L OBP: 0.340, SLG: 0.383 (1, 3)	2-H 1B			4-3	3-1	4-3		4-3	1B 1B	5	0	2	2	0	0	1									
Mike Kingery, L OBP: 0.303, SLG: 0.381 Domingo Ramos, R OBP: 0.250, SLG: 0.250 (1, 9) (9, PH)		2B		F7	K			3-1 E 5-3 1B	K	4	1	2	0	0	1	1									
Rey Quinones, R OBP: 0.333, SLG: 0.453 Donell Nixon, R OBP: 0.259, SLG: 0.152 (1, 6) (9, PR)	G1-6-3			1B 1B		HR		5-3	1B	5	1	3	1	0	0	2									
Harold Reynolds, S OBP: 0.318, SLG: 0.375 (1, 4)	F7			1-2 1B		L3		3-1 F4		5	0	1	0	0	0	4									
Inning Stats	R: 3 E: 0 K: 0 S: 6	H: 4 LOB: 1 BB: 0 P: 6	R: 0 E: 0 K: 0 S: 4	H: 1 LOB: 1 BB: 0 P: 4	R: 0 E: 0 K: 1 S: 5	H: 1 LOB: 1 BB: 0 P: 5	R: 1 E: 0 K: 0 S: 6	H: 3 LOB: 2 BB: 0 P: 6	R: 2 E: 0 K: 1 S: 6	H: 1 LOB: 1 BB: 2 P: 14	R: 1 E: 0 K: 1 S: 6	H: 1 LOB: 1 BB: 1 P: 10	R: 0 E: 0 K: 1 S: 5	H: 0 LOB: 0 BB: 0 P: 5	R: 1 E: 1 K: 1 S: 8	H: 2 LOB: 3 BB: 1 P: 12		R: 0 E: 0 K: 2 S: 9	H: 2 LOB: 2 BB: 0 P: 9	1B: 11 2B: 3 3B: 0 HR: 2	SF: 0 SAC: 0 DP: 1 HBP: 0	WP: 0 PB: 1 CS: 1	PA: 45		
PITCHER	IP	WLS	BF	H	R	ER	SO	BB	IBB	HBP	BLK	WP	HR	S	P	ERA	WHIP								
Mike Birkbeck, R ERA: 6.26 (1, 1)	4.1		23	10	6	5	1	2	0	0	0	0	1	23	31	10.38	2.769								
Paul Mirabella, L ERA: (5, 1)	0.2	W	2	0	0	0	1	0	0	0	0	0	0	4	4	0.00	0.000								
Chuck Crim, R ERA: 3.98 (6, 1)	2.2		12	2	2	1	2	1	0	0	0	0	1	15	19	3.38	1.125								
Dan Plesac, L ERA: 0.6 (8, 1)	1.1	S	8	3	0	0	3	1	0	0	0	0	0	13	17	0.00	3.000								

Batter	1	2	3	4	5	6	7	8	9	AB	R	H	RBI	BB	SO	LOB	TOP			
Robin Yount, R OBP: 0.330, SLG: 0.375 (1, 8)										5	1	0	0	0	3	4	Milwaukee Brewers @ Seattle Mariners The Kingdome, Seattle, WA Sat May 02 1987, 10:05 PM EDT Att: 23,701 - Unknown			
Dale Sveum, S OBP: 0.355, SLG: 0.477 (1, 6)										5	2	3	1	0	2	1				
Glenn Braggs, R OBP: 0.367, SLG: 0.531 (1, 9)										3	1	1	1	2	2	2				
Greg Brock, L OBP: 0.396, SLG: 0.488 (1, 3)										4	0	1	1	1	0	2				
Jim Pacionek, R OBP: 0.313, SLG: 0.250 Rick Manning, L OBP: 0.143, SLG: 0.167 (9, PH) (9, 7)										4	0	0	0	0	1	3				
Billy Jo Robidoux, L OBP: 0.331, SLG: 0.235 (1, 10)										4	0	1	1	1	2	2				
Bill Schroeder, R OBP: 0.362, SLG: 0.556 (1, 2)										5	1	2	1	0	1	3				
Juan Castillo, S OBP: 0.476, SLG: 0.550 (1, 4)										4	1	2	0	0	0	2				
Jim Gantner, L OBP: 0.402, SLG: 0.500 (1, 5)										4	0	2	0	0	0	2				
Inning Stats	R: 1 E: 0 K: 3 S: 11	H: 2 LOB: 2 BB: 1 P: 15	R: 0 E: 0 K: 1 S: 6	H: 1 LOB: 1 BB: 0 P: 6	R: 0 E: 0 K: 1 S: 5	H: 0 LOB: 1 BB: 1 P: 9	R: 0 E: 0 K: 0 S: 4	H: 1 LOB: 1 BB: 0 P: 4	R: 0 E: 0 K: 1 S: 6	H: 0 LOB: 1 BB: 0 P: 9	R: 0 E: 0 K: 3 S: 10	H: 1 LOB: 0 BB: 0 P: 10	R: 0 E: 0 K: 1 S: 5	H: 0 LOB: 0 BB: 0 P: 5	R: 5 E: 0 K: 0 S: 9	H: 6 LOB: 2 BB: 1 P: 13		1B: 10 2B: 1 3B: 0 HR: 1	SF: 1 SAC: 0 DP: 0 HBP: 0	WP: 0 PB: 0 SB: 1 CS: 0
PITCHER	IP	WLS	BF	H	R	ER	SO	BB	IBB	HBP	BLK	WP	HR	S	P	ERA	WHIP			
Mark Langston, L ERA: 3.97 (1, 1)	8.1	L	38	10	5	5	11	3	0	0	0	0	1	57	69	5.40	1.560			
Ed Nunez, R ERA: 4.91 (9, 1)	0.0		2	1	0	0	0	0	1	0	0	0	0	1	5	∞	∞			
Stan Clarke, L ERA: (9, 1)	0.2		3	1	1	1	0	0	0	0	0	0	0	3	3	13.50	1.500			

Batter	1	2	3	4	5	6	7	8	9	AB	R	H	RBI	BB	SO	LOB	BOTTOM				
John Moses, S OBP: 0.326, SLG: 0.388 (1, 8) (9, 3)										5	1	1	0	0	1	2	Milwaukee Brewers @ Seattle Mariners The Kingdome, Seattle, WA Sat May 02 1987, 10:05 PM EDT Att: 23,701 - Unknown				
Phil Bradley, R OBP: 0.380, SLG: 0.274 (1, 7)										4	0	1	0	0	0	1					
John Christensen, R OBP: 0.279, SLG: 0.250 (1, 9)										4	0	0	0	0	1	1					
Jim Presley, R OBP: 0.320, SLG: 0.479 (1, 5)										4	0	1	0	0	2	2					
Alvin Davis, L OBP: 0.337, SLG: 0.369 Mike Kingery, L OBP: 0.303, SLG: 0.381 (8, PR) (9, 8)										3	0	0	0	1	1	2					
Dave Valle, R OBP: 0.283, SLG: 0.500 (1, 10)										4	0	0	0	0	1	1					
Bob Kearney, R OBP: 0.294, SLG: 0.500 (1, 2)										3	1	0	0	1	2	0					
Rey Quinones, R OBP: 0.340, SLG: 0.456 (1, 6)										4	1	2	0	0	0	0					
Harold Reynolds, S OBP: 0.326, SLG: 0.386 (1, 4)										3	1	2	1	0	0	0					
Inning Stats	R: 0 E: 0 K: 0 S: 4	H: 1 LOB: 1 BB: 0 P: 4	R: 0 E: 0 K: 2 S: 7	H: 0 LOB: 0 BB: 0 P: 7	R: 3 E: 1 K: 0 S: 7	H: 4 LOB: 1 BB: 0 P: 7	R: 1 E: 0 K: 1 S: 6	H: 1 LOB: 1 BB: 1 P: 10	R: 0 E: 0 K: 1 S: 6	H: 0 LOB: 0 BB: 0 P: 6	R: 0 E: 0 K: 0 S: 3	H: 0 LOB: 0 BB: 0 P: 3	R: 0 E: 0 K: 3 S: 9	H: 0 LOB: 2 BB: 1 P: 13	R: 0 E: 0 K: 1 S: 6	H: 1 LOB: 1 BB: 0 P: 6		1B: 7 2B: 0 3B: 0 HR: 0	SF: 1 SAC: 0 DP: 0 HBP: 0	WP: 1 PB: 0 SB: 3 CS: 0	PA: 37
PITCHER	IP	WLS	BF	H	R	ER	SO	BB	IBB	HBP	BLK	WP	HR	S	P	ERA	WHIP				
Juan Nieves, L ERA: 4.94 (1, 1)	7.0		29	6	4	4	4	6	4	4	4	1	0	0	0	0	5.14	1.000			
Mark Clear, R ERA: 4.5 (8, 1)	1.0	W	4	0	0	0	3	1	0	0	0	0	0	9	13	0.00	1.000				
Dan Plesac, L ERA: 0.56 (9, 1)	1.0	S	4	1	0	0	1	0	0	0	0	0	0	6	6	0.00	1.000				

Batter	1	2	3	4	5	6	7	8	9	AB	R	H	RBI	BB	SO	LOB	TOP			
Robin Yount, R OBP: 0.336, SLG: 0.380 (1, 8)										4	0	2	0	0	0	1	Milwaukee Brewers @ Seattle Mariners The Kingdome, Seattle, WA Sun May 03 1987, 6:33 AM EDT Att: 12,632 - Unknown			
Dale Sveum, S OBP: 0.351, SLG: 0.467 (1, 6)										4	1	1	0	0	0	2				
Glenn Braggs, R OBP: 0.365, SLG: 0.520 (1, 9)										4	0	1	0	0	1	1				
Greg Brock, L OBP: 0.389, SLG: 0.476 (1, 3)										4	0	1	1	0	0	1				
Billy Jo Robidoux, L OBP: 0.302, SLG: 0.211 (1, 10)											4	0	0	0	0	1		2		
Rick Manning, L OBP: 0.182, SLG: 0.200 (1, 7)											4	1	1	0	0	0		2		
Bill Schroeder, R OBP: 0.353, SLG: 0.531 (1, 2)											4	1	1	0	0	0		0		
Juan Castillo, S OBP: 0.538, SLG: 0.619 (1, 4)										1	0	1	2	2	0	0				
Jim Gantner, L OBP: 0.388, SLG: 0.481 (1, 5)										3	0	0	0	0	1	3				
Inning Stats	R: 0 E: 0 K: 1 S: 5	H: 1 LOB: 0 BB: 0 P: 5	R: 0 E: 0 K: 0 S: 3	H: 0 LOB: 0 BB: 0 P: 3	R: 0 E: 0 K: 1 S: 4	H: 0 LOB: 0 BB: 1 P: 8	R: 0 E: 0 K: 0 S: 3	H: 1 LOB: 0 BB: 0 P: 3	R: 2 E: 0 K: 0 S: 6	H: 3 LOB: 1 BB: 0 P: 6	R: 1 E: 1 K: 0 S: 6	H: 2 LOB: 2 BB: 0 P: 6	R: 0 E: 0 K: 0 S: 3	H: 0 LOB: 1 BB: 1 P: 7	R: 0 E: 0 K: 1 S: 5	H: 0 LOB: 0 BB: 0 P: 5	1B: 7 2B: 2 3B: 0 HR: 0	SF: 0 SAC: 0 DP: 3 HBP: 0	WP: 0 PB: 0 CS: 1	PA: 34
PITCHER Mike Morgan, R ERA: 5.97 (1, 1)	IP: 9.0 WLS: W BF: 34 H: 8 R: 3 ER: 2 SO: 3 BB: 2 IBB: 0 HBP: 0 BLK: 0 WP: 0 HR: 0 S: 38 P: 46 ERA: 2.00 WHIP: 1.111															PITCHER				

Batter	1	2	3	4	5	6	7	8	9	AB	R	H	RBI	BB	SO	LOB	BOTTOM	
John Moses, S OBP: 0.330, SLG: 0.382 (1, 8)										4	1	1	1	1	2	2	Milwaukee Brewers @ Seattle Mariners The Kingdome, Seattle, WA Sun May 03 1987, 6:33 AM EDT Att: 12,632 - Unknown	
Phil Bradley, R OBP: 0.375, SLG: 0.264 (1, 7)										3	0	0	0	1	0	2		
John Christensen, R OBP: 0.319, SLG: 0.390 (1, 9)										4	2	2	1	0	1	3		
Jim Presley, R OBP: 0.318, SLG: 0.465 (1, 5)										3	1	0	0	1	1	4		
Alvin Davis, L OBP: 0.343, SLG: 0.386 (1, 3)										4	1	2	2	0	0	0		
Dave Valle, R OBP: 0.250, SLG: 0.486 (1, 10)										1	0	0	1	0	0	1		
Ken Phelps, L OBP: 0.430, SLG: 0.651 (5, FH)										2	0	0	0	0	0	0		
Bob Kearney, R OBP: 0.286, SLG: 0.450 (1, 2)										4	1	1	0	0	2	1		
Rey Quinones, R OBP: 0.357, SLG: 0.473 (1, 6)										3	1	2	1	1	1	0		
Harold Reynolds, S OBP: 0.323, SLG: 0.379 (1, 4)										4	0	1	0	0	0	2		
Inning Stats	R: 2 E: 1 K: 1 S: 7	H: 2 LOB: 1 BB: 1 P: 11	R: 1 E: 0 K: 1 S: 7	H: 2 LOB: 1 BB: 0 P: 7	R: 3 E: 0 K: 1 S: 8	H: 3 LOB: 1 BB: 1 P: 12	R: 0 E: 0 K: 0 S: 3	H: 0 LOB: 0 BB: 0 P: 3	R: 0 E: 0 K: 2 S: 9	H: 2 LOB: 3 BB: 2 P: 17	R: 0 E: 0 K: 0 S: 3	H: 0 LOB: 0 BB: 0 P: 3	R: 0 E: 0 K: 2 S: 7	H: 0 LOB: 0 BB: 0 P: 7	1B: 7 2B: 2 3B: 0 HR: 0	SF: 1 SAC: 0 DP: 0 HBP: 0	WP: 0 PB: 0 CS: 0	PA: 37
PITCHER Teddy Higuera, L ERA: 4.15 (1, 1)	IP: 3.0 WLS: L BF: 18 H: 7 R: 6 ER: 5 SO: 3 BB: 2 IBB: 0 HBP: 0 BLK: 0 WP: 0 HR: 0 S: 22 P: 30 ERA: 15.00 WHIP: 3.000															PITCHER		
Chris Bosio, R ERA: 4.29 (4, 1)	IP: 3.0 WLS: L BF: 13 H: 2 R: 1 ER: 1 SO: 2 BB: 1 IBB: 0 HBP: 0 BLK: 0 WP: 0 HR: 0 S: 15 P: 23 ERA: 3.00 WHIP: 1.000															PITCHER		
Paul Mirabella, L ERA: (7, 1)	IP: 1.0 WLS: L BF: 3 H: 0 R: 0 ER: 0 SO: 0 BB: 0 IBB: 0 HBP: 0 BLK: 0 WP: 0 HR: 0 S: 3 P: 3 ERA: 0.00 WHIP: 0.000															PITCHER		
Mark Clear, R ERA: 4.09 (8, 1)	IP: 1.0 WLS: L BF: 3 H: 0 R: 0 ER: 0 SO: 2 BB: 0 IBB: 0 HBP: 0 BLK: 0 WP: 0 HR: 0 S: 7 P: 7 ERA: 0.00 WHIP: 0.000															PITCHER		

Batter	1	2	3	4	5	6	7	8	9	AB	R	H	RBI	BB	SO	LOB	TOP									
John Moses, S OBP: 0.327, SLG: 0.370 (1, 8)	F6		FC5-4 BB		F8		F9			3	0	0	0	1	0	1	Seattle Mariners @ Detroit Tigers Tiger Stadium, Detroit, MI Tue May 05 1987, 7:05 PM EDT Att: 10,918 - Unknown									
Phil Bradley, R OBP: 0.362, SLG: 0.256 (1, 7)	5-3		FC5-4 S		SF9			4-3		3	0	0	1	0	0	2										
Scott Bradley, L OBP: 0.400, SLG: 0.491 Bob Kearney, R OBP: 0.286, SLG: 0.450 (1, 2) (9, 2)	F8		K		6-3			4-3		4	0	0	0	0	1	1										
Ken Phelps, L OBP: 0.422, SLG: 0.621 (1, 10)		3B BB			P3			F5		3	1	0	0	1	0	0										
Jim Prestley, R OBP: 0.333, SLG: 0.490 (1, 5)		1-H SF8 3B			K			1B		3	2	1	1	1	1	0										
Alvin Davis, L OBP: 0.340, SLG: 0.380 (1, 3)		F2			HR 1B			K		4	1	1	0	0	1	3										
Mike Kingery, L OBP: 0.304, SLG: 0.431 John Christensen, R OBP: 0.304, SLG: 0.286 (1, 9) (9, PH) (9, 9)		SF8			HR			F6		2	1	1	3	0	0	1										
Rey Quinones, R OBP: 0.353, SLG: 0.495 (1, 6)		3-H 6-3			HR			K		4	1	1	2	0	1	0										
Harold Reynolds, S OBP: 0.330, SLG: 0.378 (1, 4)					FC5-4 BB			F8		3	1	1	0	1	0	0										
Inning Stats	R: 0 E: 0 K: 0 S: 3	H: 0 LOB: 0 BB: 0 P: 3	R: 2 E: 0 K: 0 S: 4	H: 1 LOB: 0 BB: 1 P: 8	R: 0 E: 0 K: 1 S: 4	H: 0 LOB: 1 BB: 2 P: 12	R: 2 E: 0 K: 1 S: 7	H: 2 LOB: 0 BB: 0 P: 7	R: 1 E: 0 K: 0 S: 4	H: 1 LOB: 0 BB: 0 P: 4	R: 0 E: 0 K: 1 S: 6	H: 1 LOB: 1 BB: 0 P: 6	R: 0 E: 0 K: 1 S: 5	H: 0 LOB: 0 BB: 0 P: 5	R: 0 E: 0 K: 0 S: 3	H: 0 LOB: 0 BB: 0 P: 3		R: 2 E: 0 K: 1 S: 6	H: 1 LOB: 0 BB: 1 P: 10	1B: 3 2B: 0 3B: 1 HR: 2	SF: 2 SAC: 0 DP: 0 HBP: 0	WP: 0 PB: 0 SB: 2 CS: 0	PA: 36			
PITCHER	IP	WLS	BF	H	R	ER	SO	BB	IBB	HBP	BLK	WP	HR	S	P	ERA	WHIP									
Jack Morris, R ERA: 3.94 (1, 1)	6.0		25	5	5	5	3	3	0	0	0	0	0	1	28	40	7.50	1.333								
Jeff Robinson, R ERA: 3.75 (7, 1)	2.0	L	7	0	1	1	1	1	0	0	0	0	0	1	8	12	4.50	0.500								
Willie Hernandez, L ERA: 13.5 (9, 1)	1.0		4	1	1	1	1	0	0	0	0	0	0	1	6	6	9.00	1.000								

Batter	1	2	3	4	5	6	7	8	9	AB	R	H	RBI	BB	SO	LOB	BOTTOM									
Pat Sheridan, L OBP: 0.348, SLG: 0.357 Mike Heath, R OBP: 0.487, SLG: 0.581 (1, 9) (8, PH) (9, 9)	FC5-4 3B		F8	4-3 1B		S 1B				4	1	3	2	0	0	0	Seattle Mariners @ Detroit Tigers Tiger Stadium, Detroit, MI Tue May 05 1987, 7:05 PM EDT Att: 10,918 - Unknown									
Lou Whitaker, L OBP: 0.337, SLG: 0.310 (1, 4)	FC5-4 BB		F9	4-3		B2		K		4	0	0	0	1	1	5										
Kirk Gibson, L (1, 7)	FC5-4 4-3 1B S			6-3		K		1-3		4	1	0	1	1	1	6										
Alan Trammell, R OBP: 0.311, SLG: 0.366 (1, 6)	4-3		F4		E 1B BB	F9		F3		4	0	0	0	1	0	3										
Matt Nokes, L OBP: 0.317, SLG: 0.461 (1, 2)			F8		E8 L4 BB 1B		F6	F9		5	0	2	1	0	0	0										
Darrell Evans, L OBP: 0.333, SLG: 0.358 Larry Hemdon, R OBP: 0.429, SLG: 0.563 (1, 10) (5, PH)	4-3			1B BB 1B		4-3				2	1	1	0	0	0	1										
Dave Bergman, L OBP: 0.449, SLG: 0.553 Darrell Coles, R OBP: 0.236, SLG: 0.205 (6, 3) (6, 3)		G3		FC4 1B BB		L4		6-3		1	1	0	0	1	0	0										
Johnny Grubb, L OBP: 0.275, SLG: 0.125 (9, PH)				1B BB						1	0	0	0	0	0	1										
Bill Bean, L OBP: 0.344, SLG: 0.387 Chet Lemon, R OBP: 0.344, SLG: 0.338 (1, 8) (5, PH) (6, 8)	4-3			1B E 1B 1B				WP SH2-3 1B		2	1	1	1	0	0	0										
Tom Brookens, R OBP: 0.309, SLG: 0.429 (1, 5)		P3		FC4 4-3 1B		6-3		SH2-3		3	0	0	0	0	0	5										
Inning Stats	R: 2 E: 0 K: 0 S: 5	H: 2 LOB: 1 BB: 1 P: 9	R: 0 E: 0 K: 0 S: 3	H: 0 LOB: 0 BB: 0 P: 3	R: 0 E: 0 K: 0 S: 3	H: 0 LOB: 1 BB: 1 P: 7	R: 3 E: 1 K: 0 S: 7	H: 3 LOB: 2 BB: 1 P: 11	R: 0 E: 1 K: 0 S: 3	H: 1 LOB: 3 BB: 3 P: 15	R: 0 E: 0 K: 1 S: 6	H: 1 LOB: 1 BB: 0 P: 6	R: 0 E: 0 K: 1 S: 5	H: 0 LOB: 0 BB: 0 P: 5	R: 0 E: 0 K: 1 S: 6	H: 1 LOB: 2 BB: 1 P: 10	R: 0 E: 0 K: 0 S: 3	H: 0 LOB: 1 BB: 1 P: 7	1B: 7 2B: 1 3B: 1 HR: 0	SF: 0 SAC: 1 DP: 1 HBP: 0	WP: 1 PB: 0 SB: 2 CS: 0	PA: 43				
PITCHER	IP	WLS	BF	H	R	ER	SO	BB	IBB	HBP	BLK	WP	HR	S	P	ERA	WHIP									
Mike Moore, R ERA: 5.21 (1, 1)	4.0		23	6	5	4	0	4	0	0	0	0	0	1	19	35	9.00	2.500								
Bill Wilkinson, L ERA: 4.5 (5, 1)	0.2		2	0	0	0	0	1	0	0	0	0	0	1	5	0.00	1.500									
Mark Huisman, R ERA: 4.91 (5, 1)	2.2		11	2	0	0	2	1	0	0	0	0	0	14	18	0.00	1.125									
Stan Clarke, L ERA: (8, 1)	0.2	W	3	0	0	0	1	1	0	0	0	1	0	4	8	0.00	1.500									
Ed Nunez, R ERA: 4.5 (9, 1)	1.0	S	4	0	0	0	0	1	0	0	0	0	0	3	7	0.00	1.000									

AB	30
R	7
H	6
RBI	7
BB	4
SO	5
LOB	9



AB	34
R	5
H	8
RBI	5
BB	8
SO	3
LOB	24



Batter	1	2	3	4	5	6	7	8	9	AB	R	H	RBI	BB	SO	LOB	TOP			
John Moses, S OBP: 0.320, SLG: 0.354 (1, 8)	L4		K				K		6-3	4	0	0	0	1	2	0	Seattle Mariners @ Detroit Tigers Tiger Stadium, Detroit, MI Wed May 06 1987, 3:33 AM EDT Att: 13,718 - Unknown			
Phil Bradley, R OBP: 0.347, SLG: 0.242 (1, 7)	F8		6-3				F9		K2-3	5	0	0	0	0	2	2				
Scott Bradley, L OBP: 0.415, SLG: 0.516 (1, 2)	1B		K						E4	5	3	3	0	0	1	0				
Ken Phelps, L OBP: 0.443, SLG: 0.676 (1, 10)	1B								4-3	5	2	4	2	0	0	1				
Jim Prestley, R OBP: 0.330, SLG: 0.481 (1, 5)	1B								K2-3	4	0	1	1	0	3	3				
Alvin Davis, L OBP: 0.336, SLG: 0.379 (1, 3)	4-3								FC5	3	0	1	1	0	0	3				
Mike Kingery, L OBP: 0.292, SLG: 0.418 (1, 9)									P3	2	0	0	1	0	1	0				
John Christensen, R OBP: 0.292, SLG: 0.273 (8, PH)										1	0	0	0	0	0	1				
Rey Quinones, R OBP: 0.349, SLG: 0.485 (1, 6)	F9									4	0	1	0	0	0	1				
Harold Reynolds, S OBP: 0.330, SLG: 0.376 (1, 4)										3	0	1	0	0	0	0				
Dave Valle, R OBP: 0.244, SLG: 0.474 (8, PH)										1	0	0	0	0	0	2				
Rick Renner, R OBP: 0.167, SLG: 0.333 (8, 4)										0	0	0	0	0	0	0				
Inning Stats	R: 1 E: 0 K: 0 S: 6	H: 3 LOB: 2 BB: 0 P: 6	R: 0 E: 0 K: 0 S: 3	H: 0 LOB: 0 BB: 0 P: 3	R: 0 E: 0 K: 2 S: 7	H: 0 LOB: 0 BB: 0 P: 7	R: 0 E: 0 K: 1 S: 5	H: 1 LOB: 0 BB: 0 P: 5	R: 0 E: 0 K: 1 S: 8	H: 2 LOB: 1 BB: 1 P: 12	R: 0 E: 0 K: 1 S: 5	H: 0 LOB: 0 BB: 0 P: 5	R: 2 E: 1 K: 1 S: 9	H: 3 LOB: 2 BB: 0 P: 9	R: 0 E: 0 K: 1 S: 6	H: 1 LOB: 1 BB: 0 P: 6	1B: 9 2B: 1 3B: 0 HR: 1	SF: 2 SAC: 0 DP: 1 HBP: 0	WP: 0 PB: 0 SB: 0 CS: 0	PA: 40
PITCHER	IP WLS BF H R ER SO BB IBB HBP BLK WP HR S P ERA WHIP																			
Walt Terrell, R ERA: 2.7 (1, 1)	7.1 W 32 8 5 3 8 1 0 0 0 0 1 47 51 3.68 1.227																			
Mark Thurmond, L ERA: 1.13 (8, 1)	1.2 S 8 3 0 0 1 0 0 0 0 0 0 10 10 0.00 1.800																			

AB	37
R	5
H	11
RBI	5
BB	1
SO	9
LOB	13



Batter	1	2	3	4	5	6	7	8	9	AB	R	H	RBI	BB	SO	LOB	BOTTOM			
Pat Sheridan, L OBP: 0.344, SLG: 0.352 (1, 9)	B1		1B	4-3			K			4	1	1	0	0	1	0	Seattle Mariners @ Detroit Tigers Tiger Stadium, Detroit, MI Wed May 06 1987, 3:33 AM EDT Att: 13,718 - Unknown			
Lou Whitaker, L OBP: 0.343, SLG: 0.311 (1, 4)	F7		1B				4-3		6-3	3	1	1	0	1	0	0				
Kirk Gibson, L OBP: 0.333, SLG: 0.625 (1, 7)	F7		1B						F8	4	2	2	2	0	0	1				
Alan Trammell, R OBP: 0.295, SLG: 0.347 (1, 6)	6-3		F3				5-3		5-3	4	0	0	0	0	0	3				
Matt Nokes, L OBP: 0.326, SLG: 0.513 (1, 10)			F8						F5	4	2	2	3	0	0	0				
Darrell Evans, L OBP: 0.340, SLG: 0.393 (1, 3)	3-1		HR						F5	3	1	1	2	1	0	0				
Mike Heath, R OBP: 0.465, SLG: 0.543 (1, 2)	1B		K						K	4	0	1	0	0	2	1				
Bill Bean, L OBP: 0.324, SLG: 0.364 (1, 8)									6-3	2	0	0	0	0	0	1				
Chet Lemon, R OBP: 0.341, SLG: 0.333 (6, PH)	G3									1	0	0	0	0	0	0				
Tom Brookens, R OBP: 0.296, SLG: 0.409 (1, 5)			6-3				6-3		5-3	3	0	0	0	0	0	0				
Inning Stats	R: 0 E: 0 K: 0 S: 3	H: 0 LOB: 1 BB: 1 P: 7	R: 0 E: 0 K: 0 S: 4	H: 1 LOB: 1 BB: 0 P: 4	R: 5 E: 0 K: 1 S: 10	H: 5 LOB: 0 BB: 0 P: 10	R: 0 E: 0 K: 0 S: 3	H: 0 LOB: 0 BB: 0 P: 3	R: 2 E: 0 K: 0 S: 5	H: 2 LOB: 1 BB: 1 P: 9	R: 0 E: 0 K: 1 S: 5	H: 0 LOB: 0 BB: 0 P: 5	R: 0 E: 0 K: 1 S: 5	H: 0 LOB: 0 BB: 0 P: 5	R: 0 E: 0 K: 1 S: 5	H: 0 LOB: 0 BB: 0 P: 5	1B: 4 2B: 1 3B: 0 HR: 3	SF: 0 SAC: 0 DP: 0 HBP: 0	WP: 0 PB: 0 SB: 0 CS: 0	PA: 34
PITCHER	IP WLS BF H R ER SO BB IBB HBP BLK WP HR S P ERA WHIP																			
Scott Bankhead, R ERA: 4.19 (1, 1)	5.0 L 25 8 7 7 1 2 0 0 0 0 0 25 33 12.60 2.000																			
Bill Wilkinson, L ERA: 3.27 (6, 1)	3.0 9 0 0 0 2 0 0 0 0 0 0 13 13 0.00 0.000																			



Batter	1	2	3	4	5	6	7	8	9	AB	R	H	RBI	BB	SO	LOB	TOP					
John Moses, S OBP: 0.298, SLG: 0.327 (1, 8)	G1-6-3	K				G1-6-3		K		5	1	1	0	0	2	4	Seattle Mariners @ Milwaukee Brewers Milwaukee County Stadium, Milwaukee, WI Sat May 09 1987, 4:33 AM EDT Att: 43,502 - Unknown livebaseballscorecards.com					
Phil Bradley, R OBP: 0.346, SLG: 0.243 (1, 7)	CS		1B	5-3	BB	2B	1B	5-3	F9	2	2	0	0	3	0	1						
John Christensen, R OBP: 0.314, SLG: 0.393 (1, 9)	F8		5-3	BB	1B	F8		1B	2B	1B	5	1	2	0	0	1		3				
Jim Presley, R OBP: 0.352, SLG: 0.491 (1, 5)	CS	BB	5-3	BB	1B	BB	2B	1B	BB	1B	4	2	2	3	1	1						
Alvin Davis, L OBP: 0.355, SLG: 0.408 (1, 3)		SH3	K	BB	1B	K		K		K	4	1	0	0	1	4						
Dave Valle, R OBP: 0.260, SLG: 0.489 (1, 10)		4-3	4-3	1B	SH3	4-3		2B			4	1	2	3	0	2						
Bob Kearney, R OBP: 0.250, SLG: 0.391 (1, 2)		SH3				F9		F3	F8		3	0	0	0	0	1						
Rey Quinones, R OBP: 0.336, SLG: 0.455 (1, 6)	4-3		6-3			1B		K		4	0	1	1	0	1	1						
Harold Reynolds, S OBP: 0.339, SLG: 0.376 (1, 4)			4-3			1B		BB		3	0	2	1	1	0	0						
Inning Stats	R: 0 E: 0 K: 0 S: 2	H: 0 LOB: 0 BB: 1 P: 6	R: 3 E: 0 K: 1 S: 7	H: 2 LOB: 1 BB: 2 P: 15	R: 1 E: 0 K: 1 S: 6	H: 1 LOB: 1 BB: 1 P: 10	R: 0 E: 0 K: 0 S: 3	H: 0 LOB: 0 BB: 0 P: 3	R: 2 E: 0 K: 1 S: 7	H: 2 LOB: 1 BB: 1 P: 11	R: 0 E: 0 K: 0 S: 4	H: 2 LOB: 1 BB: 0 P: 4	R: 2 E: 0 K: 1 S: 8	H: 3 LOB: 1 BB: 0 P: 8	R: 0 E: 0 K: 3 S: 7	H: 0 LOB: 1 BB: 1 P: 11	R: 0 E: 0 K: 3 S: 9	H: 0 LOB: 0 BB: 0 P: 9	1B: 8 2B: 2 3B: 0 HR: 0	SF: 0 SAC: 1 DP: 1 HBP: 0	WP: 0 PB: 0 SB: 2 CS: 1	PA: 42
PITCHER	IP	WLS	BF	H	R	ER	SO	BB	IBB	HBP	BLK	WP	HR	S	P	ERA	WHIP					
Juan Nieves, L ERA: 5.73 (1, 1)	2.0	L	12	3	4	4	1	4	0	0	0	0	0	10	26	18.00	3.500					
Chuck Grim, R ERA: 4.24 (3, 1)	3.0		12	2	2	2	2	1	0	0	0	0	0	15	19	6.00	1.000					
John Henry Johnson, L ERA: 15.43 (6, 1)	2.0		10	5	2	2	1	0	0	0	0	0	0	12	12	9.00	2.500					
Mark Clear, R ERA: 4.5 (8, 1)	2.0		7	0	0	0	5	1	0	0	0	0	0	16	20	0.00	0.500					

Batter	1	2	3	4	5	6	7	8	9	AB	R	H	RBI	BB	SO	LOB	BOTTOM					
Juan Castillo, S OBP: 0.524, SLG: 0.559 (1, 4)	CS		1B			K		K		3	0	1	0	1	2	3	Seattle Mariners @ Milwaukee Brewers Milwaukee County Stadium, Milwaukee, WI Sat May 09 1987, 4:33 AM EDT Att: 43,502 - Unknown livebaseballscorecards.com					
Robin Yount, R OBP: 0.349, SLG: 0.402 (1, 8)	BB		F9			K		F4		4	0	1	0	0	1	2						
Glenn Braggs, R OBP: 0.366, SLG: 0.496 (1, 9)	G5-4-3		F8			6-3		F8		4	1	1	0	0	0	1						
Greg Brock, L OBP: 0.375, SLG: 0.459 (1, 3)		G3				6-3		6-3		4	0	1	1	0	0	0						
Cecil Cooper, L OBP: 0.151, SLG: 0.171 (1, 10)		F7				4-3		4-3		4	0	0	0	0	0	1						
Jim Gantner, L OBP: 0.406, SLG: 0.484 (1, 5)		4-3				FC4-6		1B		3	0	1	0	1	0	0						
Rick Manning, L OBP: 0.250, SLG: 0.190 (1, 7)			K			FC4-6		1B		4	1	1	0	0	1	1						
B.J. Surhoff, L OBP: 0.333, SLG: 0.451 (1, 2)			1B			4-3		F8		4	0	2	1	0	0	2						
Dale Sveum, S OBP: 0.316, SLG: 0.425 (1, 6)			K			4-3		K		3	0	0	0	0	2	4						
Inning Stats	R: 0 E: 0 K: 0 S: 2	H: 1 LOB: 0 BB: 1 P: 6	R: 0 E: 0 K: 0 S: 3	H: 0 LOB: 0 BB: 0 P: 3	R: 0 E: 0 K: 2 S: 9	H: 2 LOB: 2 BB: 0 P: 9	R: 0 E: 0 K: 0 S: 3	H: 0 LOB: 0 BB: 0 P: 3	R: 1 E: 0 K: 1 S: 6	H: 1 LOB: 1 BB: 1 P: 10	R: 1 E: 0 K: 1 S: 6	H: 1 LOB: 0 BB: 0 P: 6	R: 0 E: 0 K: 2 S: 9	H: 2 LOB: 2 BB: 0 P: 9	R: 0 E: 0 K: 0 S: 4	H: 1 LOB: 1 BB: 0 P: 4	R: 0 E: 0 K: 0 S: 3	H: 0 LOB: 0 BB: 0 P: 3	1B: 6 2B: 1 3B: 1 HR: 0	SF: 0 SAC: 0 DP: 1 HBP: 0	WP: 0 PB: 0 SB: 0 CS: 1	PA: 35
PITCHER	IP	WLS	BF	H	R	ER	SO	BB	IBB	HBP	BLK	WP	HR	S	P	ERA	WHIP					
Mike Morgan, R ERA: 5.15 (1, 1)	9.0	W	35	8	2	2	6	2	0	0	0	0	0	45	53	2.00	1.111					

Batter	1	2	3	4	5	6	7	8	9	AB	R	H	RBI	BB	SO	LOB	TOP									
John Moses, S OBP: 0.299, SLG: 0.321	4-0 G3 SF9 BB		0-0 4-3		0-0 SH5-3		0-3 K			2	1	0	1	1	1	1										
Phil Bradley, R OBP: 0.336, SLG: 0.234	0-0 G3		0-0 F8		0-3 K			0-0 F9		4	0	0	0	0	1	1										
Scott Bradley, L OBP: 0.408, SLG: 0.522	0-0 SF9			0-0 HR		0-0 6-3		0-0 3-1		3	1	1	1	0	0	0										
Ken Phelps, L OBP: 0.441, SLG: 0.737	0-0 HR			0-0 HR		0-0 1-3		0-0 F7		4	2	2	3	0	0	0										
Jim Prestley, R OBP: 0.349, SLG: 0.483	0-0 F8			0-0 6-3		0-0 1B		0-3 K		4	0	1	0	0	1	0										
Alvin Davis, L OBP: 0.344, SLG: 0.393		0-0 F9		0-0 F8		0-0 F7		0-0 F7		4	0	0	0	0	0	1										
Mike Kingery, L OBP: 0.289, SLG: 0.408		0-0 G6-4-3 1B		0-0 F8		0-0 F8		0-0 F8		4	0	1	0	0	0	0										
Rey Quinones, R OBP: 0.336, SLG: 0.460		0-0 G6-4-3			0-0 1B SH5-3 2B		0-0 F8			3	1	1	0	0	0	1										
Harold Reynolds, S OBP: 0.348, SLG: 0.404			0-3 K		0-0 CS 1B		0-0 3B			3	0	2	0	0	1	0										
Inning Stats	R: 2 E: 0 K: 0 S: 4	H: 1 LOB: 0 BB: 1 P: 8	R: 0 E: 0 K: 0 S: 3	H: 1 LOB: 0 BB: 0 P: 3	R: 0 E: 0 K: 1 S: 5	H: 0 LOB: 0 BB: 0 P: 5	R: 2 E: 0 K: 0 S: 5	H: 2 LOB: 0 BB: 0 P: 5	R: 1 E: 0 K: 1 S: 6	H: 2 LOB: 0 BB: 0 P: 6	R: 0 E: 0 K: 0 S: 4	H: 1 LOB: 1 BB: 0 P: 4	R: 0 E: 0 K: 1 S: 6	H: 1 LOB: 0 BB: 0 P: 6	R: 0 E: 0 K: 0 S: 3	H: 0 LOB: 0 BB: 0 P: 3	R: 0 E: 0 K: 1 S: 5	H: 0 LOB: 0 BB: 0 P: 5	1B: 3 2B: 2 3B: 1 HR: 2	SF: 1 SAC: 1 DP: 1 HBP: 0	WP: 0 PB: 0 SB: 1 CS: 1	PA: 34				
PITCHER	IP	WLS	BF	H	R	ER	SO	BB	IBB	HBP	BLK	WP	HR	S	P	ERA	WHIP									
Bill Wegman, R ERA: 3.35	(1, 1)	8.0	L	31	8	5	5	3	1	0	0	0	0	2	36	40	5.62	1.125								
Dan Plesac, L ERA: 0.96	(9, 1)	1.0		3	0	0	0	1	0	0	0	0	0	5	5	0.00	0.000									

Seattle Mariners @ Milwaukee Brewers
Milwaukee County Stadium, Milwaukee, WI
Sun May 10 1987, 4:33 AM EDT
Att: 25,496 - Unknown

AB	31
R	5
H	8
RBI	5
BB	1
SO	4
LOB	4



Batter	1	2	3	4	5	6	7	8	9	AB	R	H	RBI	BB	SO	LOB	BOTTOM								
Juan Castillo, S OBP: 0.532, SLG: 0.632	0-0 HR		0-0 L4		0-0 G5-4-3 1B		0-3 K		4-0 BB	4	1	2	1	1	1	1									
Robin Yount, R OBP: 0.351, SLG: 0.402	0-0 BLK 1B		0-0 S 1B		0-3 K		0-0 F8		0-3 K	5	0	2	0	0	2	4									
Glenn Braggs, R OBP: 0.356, SLG: 0.479	0-0 6-3		0-0 5-3		0-0 G5-4-3			0-0 6-3		4	0	0	0	0	0	3									
Greg Brock, L OBP: 0.371, SLG: 0.451	0-0 F7		0-0 5-3			0-0 FC6-4 1B		0-0 F8		4	0	1	0	0	0	2									
Rob Deer, R OBP: 0.459, SLG: 0.778	0-0 F3			0-0 2B		0-0 F8		0-0 1B		4	0	2	0	0	0	2									
B.J. Surhoff, L OBP: 0.311, SLG: 0.418		0-0 F7		0-0 F4		0-3 K		0-0 4-3		4	0	0	0	0	1	3									
Jim Gantner, L OBP: 0.410, SLG: 0.479		0-0 4-3		4-0 BB		0-0 FC6-4		0-0 PB 1B		3	0	1	0	1	0	1									
Charlie O'Brien, R OBP: 0.200, SLG: 0.200		0-0 1B		0-0 F5			0-0 WP 1B	0-0 F7		4	0	2	0	0	0	3									
Dale Sveum, S OBP: 0.398, SLG: 0.413		0-0 6-3		0-0 F6			0-3 K	0-3 K		3	0	0	0	0	1	4									
Billy Jo Robidoux, L OBP: 0.271, SLG: 0.196										1	0	0	0	0	1	1									
Inning Stats	R: 1 E: 0 K: 0 S: 5	H: 2 LOB: 1 BB: 0 P: 5	R: 0 E: 0 K: 0 S: 4	H: 1 LOB: 1 BB: 0 P: 4	R: 0 E: 0 K: 0 S: 4	H: 1 LOB: 2 BB: 1 P: 8	R: 0 E: 0 K: 1 S: 5	H: 1 LOB: 0 BB: 0 P: 5	R: 0 E: 0 K: 1 S: 6	H: 1 LOB: 1 BB: 0 P: 6	R: 0 E: 0 K: 2 S: 8	H: 1 LOB: 1 BB: 0 P: 8	R: 0 E: 0 K: 0 S: 4	H: 1 LOB: 1 BB: 0 P: 4	R: 0 E: 0 K: 2 S: 8	H: 1 LOB: 2 BB: 1 P: 12	R: 0 E: 0 K: 0 S: 8	H: 1 LOB: 0 BB: 0 P: 12	1B: 8 2B: 1 3B: 0 HR: 1	SF: 0 SAC: 0 DP: 1 HBP: 0	WP: 1 PB: 1 SB: 1 CS: 0	PA: 38			
PITCHER	IP	WLS	BF	H	R	ER	SO	BB	IBB	HBP	BLK	WP	HR	S	P	ERA	WHIP								
Mike Moore, R ERA: 4.4	(1, 1)	9.0	W	38	10	1	1	6	2	0	0	1	1	48	56	1.00	1.333								

Seattle Mariners @ Milwaukee Brewers
Milwaukee County Stadium, Milwaukee, WI
Sun May 10 1987, 4:33 AM EDT
Att: 25,496 - Unknown

AB	36
R	1
H	10
RBI	1
BB	2
SO	6
LOB	24



Batter	1	2	3	4	5	6	7	8	9	AB	R	H	RBI	BB	SO	LOB	TOP			
John Moses, S OBP: 0.306, SLG: 0.327 (1, 8)	0-3 K	0-0 CS 1B			0-0 4-3 1B		0-0 F7			4	0	2	0	0	1	1				
Phil Bradley, R OBP: 0.325, SLG: 0.225 (1, 7)	0-3 K	0-3 K			0-0 4-3			0-3 K		4	0	0	0	0	3	2				
Scott Bradley, L OBP: 0.413, SLG: 0.529 (1, 2)	0-0 1B 2B			0-0 5-3		1-0 L6-3 HBP		0-0 F6		3	1	1	0	0	0	0				
Ken Phelps, L OBP: 0.433, SLG: 0.709 (1, 10)	4-0 BB 1B 2B BB			0-3 K		0-0 L6-3		0-0 F7		3	1	0	0	1	1	2				
Jim Prestley, R OBP: 0.346, SLG: 0.475 (1, 5)	0-0 BB 1B			0-0 4-3		0-0 6-3			0-0 6-3	4	1	1	1	0	0	0				
Alvin Davis, L OBP: 0.349, SLG: 0.391 (1, 3)	4-0 2B BB			0-0 1B SF9		0-0 3-1			0-0 4-3	3	1	1	0	1	0	0				
Mike Kingery, L OBP: 0.300, SLG: 0.427 (1, 9)	0-0 1B			0-0 CS 1B		0-0 F7			0-0 F7	4	0	2	2	0	0	0				
Rey Quinones, R OBP: 0.336, SLG: 0.461 (1, 6)	0-0 F9			0-0 SF9			0-0 FC5-6 1B			2	0	1	1	0	0	2				
Harold Reynolds, S OBP: 0.339, SLG: 0.393 (1, 4)		0-0 B1-3		0-0 F7			0-0 FC5-6 CS			3	0	0	0	0	0	1				
Inning Stats	R: 3 E: 0 K: 2 S: 10	H: 3 LOB: 2 BB: 2 P: 18	R: 0 E: 0 K: 1 S: 5	H: 1 LOB: 0 BB: 0 P: 5	R: 0 E: 0 K: 1 S: 5	H: 0 LOB: 0 BB: 0 P: 5	R: 1 E: 0 K: 0 S: 4	H: 2 LOB: 0 BB: 0 P: 4	R: 0 E: 0 K: 0 S: 3	H: 0 LOB: 0 BB: 0 P: 3	R: 0 E: 0 K: 1 S: 5	H: 1 LOB: 0 BB: 0 P: 5	R: 0 E: 0 K: 1 S: 5	H: 0 LOB: 0 BB: 0 P: 5	R: 0 E: 0 K: 0 S: 3	H: 0 LOB: 0 BB: 0 P: 3	1B: 6 2B: 3 3B: 0 HR: 0	SF: 1 SAC: 0 DP: 1 HBP: 1	WP: 0 PB: 0 SB: 1 CS: 3	PA: 34
PITCHER Roger Clemens, R ERA: 3.18 (1, 1)	IP: 9.0 WLS: L BF: 34	H: 8 R: 4 ER: 4 SO: 5	BB: 2 IBB: 0 HBP: 1 BLK: 0	WP: 0 HR: 0 S: 41 P: 50	ERA: 4.00 WHIP: 1.111															

Seattle Mariners @ Boston Red Sox
Fenway Park, Boston, MA
Mon May 11 1987, 7:05 PM EDT
Att: 21,410 - Unknown

AB	30
R	4
H	8
RBI	4
BB	2
SO	5
LOB	8



Batter	1	2	3	4	5	6	7	8	9	AB	R	H	RBI	BB	SO	LOB	BOTTOM					
Ellis Burks, R OBP: 0.300, SLG: 0.538 (1, 8)	0-0 HR		0-3 K		0-0 B2-3		0-0 E5		0-3 K	5	1	1	1	0	2	3						
Marty Barrett, R OBP: 0.284, SLG: 0.235 (1, 4)	0-0 F9		0-0 L5		0-0 E4 1B		0-0 F3		0-0 F4	5	1	1	0	0	0	4						
Wade Boggs, L OBP: 0.414, SLG: 0.491 (1, 5)	0-0 WP 2B		0-0 F8		0-0 2H 1B			0-3 K		4	0	2	1	0	1	0						
Mike Greenwell, L OBP: 0.409, SLG: 0.775 (1, 7)	0-0 F3			0-0 4-3	0-0 G3			0-0 4-3		4	0	0	0	0	0	2						
Don Baylor, R OBP: 0.385, SLG: 0.533 (1, 10)	0-0 6-3			4-0 2B 4-3 BB		0-0 F6		0-0 1B		3	1	1	0	1	0	1						
Dwight Evans, R OBP: 0.402, SLG: 0.557 (1, 9)		0-0 L7		0-0 1-3 2B		0-0 L8			0-0 F4	4	0	1	0	0	0	0						
Bill Buckner, L OBP: 0.270, SLG: 0.288 Spike Owen, S OBP: 0.225, SLG: 0.194 (0, PR)		0-0 F8		0-0 4-3		0-0 F9			4-0 1B 1B BB	3	0	0	1	1	0	1						
Ed Romero, R OBP: 0.393, SLG: 0.342 (1, 6)		4-0 BB		3-0 F8			0-3 K		0-0 1B	3	0	1	0	1	1	1						
Rich Gedman, L OBP: 0.048, SLG: 0.048 (1, 2)		0-0 6-3			0-0 L4		0-0 3-1		0-0 1B	4	0	1	0	0	0	1						
Inning Stats	R: 1 E: 0 K: 0 S: 5	H: 2 LOB: 1 BB: 0 P: 5	R: 0 E: 0 K: 0 S: 3	H: 0 LOB: 1 BB: 1 P: 7	R: 0 E: 0 K: 1 S: 5	H: 0 LOB: 0 BB: 0 P: 5	R: 1 E: 0 K: 0 S: 4	H: 1 LOB: 1 BB: 1 P: 8	R: 1 E: 1 K: 0 S: 5	H: 2 LOB: 1 BB: 0 P: 5	R: 0 E: 0 K: 0 S: 3	H: 0 LOB: 0 BB: 0 P: 3	R: 0 E: 1 K: 1 S: 6	H: 0 LOB: 1 BB: 0 P: 6	R: 0 E: 0 K: 1 S: 5	H: 1 LOB: 0 BB: 0 P: 5	R: 0 E: 0 K: 1 S: 7	H: 2 LOB: 3 BB: 1 P: 11	1B: 5 2B: 2 3B: 0 HR: 1	SF: 0 SAC: 0 DP: 0 HBP: 0	WP: 1 PB: 0 SB: 0 CS: 0	PA: 38
PITCHER Scott Bankhead, R ERA: 3.94 Bill Wilkinson, L ERA: 3.0 Ed Nunez, R ERA: 3.86 (8, 1)	IP: 7.0 WLS: W BF: 29	H: 5 R: 3 ER: 2 SO: 2	BB: 2 IBB: 0 HBP: 0 BLK: 0	WP: 1 HR: 1 S: 31 P: 39	ERA: 2.57 WHIP: 1.000																	
PITCHER Ed Nunez, R ERA: 3.86 (8, 1)	IP: 1.1 WLS: S BF: 7	H: 3 R: 0 ER: 0 SO: 1	BB: 1 IBB: 0 HBP: 0 BLK: 0	WP: 0 HR: 0 S: 8 P: 12	ERA: 0.00 WHIP: 3.000																	

Seattle Mariners @ Boston Red Sox
Fenway Park, Boston, MA
Mon May 11 1987, 7:05 PM EDT
Att: 21,410 - Unknown

AB	35
R	3
H	8
RBI	3
BB	3
SO	4
LOB	13



Batter	1	2	3	4	5	6	7	8	9	AB	R	H	RBI	BB	SO	LOB	TOP										
John Moses, S OBP: 0.304, SLG: 0.325 (1, 8)										4	0	1	0	0	1	3	Seattle Mariners @ Boston Red Sox Fenway Park, Boston, MA Tue May 12 1987, 7:05 PM EDT Att: 19,193 - Unknown										
Phil Bradley, R OBP: 0.340, SLG: 0.254 (1, 7)										3	1	2	0	1	0	0											
Scott Bradley, L OBP: 0.405, SLG: 0.514 (1, 2)										4	0	1	1	0	0	4											
Ken Phelps, L OBP: 0.426, SLG: 0.683 (1, 10)										3	0	0	1	1	1	3											
Jim Prestley, R OBP: 0.336, SLG: 0.460 (1, 5)										4	0	0	0	0	3	2											
Alvin Davis, L OBP: 0.353, SLG: 0.395 (1, 3)										4	0	2	0	0	0	0											
Mike Kingery, L OBP: 0.310, SLG: 0.430 (1, 9)										4	0	2	0	0	0	2											
Rey Quinones, R OBP: 0.341, SLG: 0.462 (1, 6)										4	0	2	0	0	1	1											
Harold Reynolds, S OBP: 0.345, SLG: 0.400 (1, 4)										3	1	1	0	1	0	3											
Inning Stats	R: 0 E: 1 K: 1 S: 6	H: 1 LOB: 1 BB: 0 P: 6	R: 0 E: 0 K: 1 S: 5	H: 1 LOB: 0 BB: 0 P: 5	R: 1 E: 0 K: 1 S: 7	H: 2 LOB: 2 BB: 1 P: 11	R: 0 E: 0 K: 0 S: 3	H: 1 LOB: 0 BB: 0 P: 3	R: 0 E: 0 K: 0 S: 2	H: 0 LOB: 0 BB: 1 P: 6	R: 1 E: 0 K: 1 S: 6	H: 1 LOB: 0 BB: 0 P: 6	R: 0 E: 0 K: 0 S: 5	H: 2 LOB: 2 BB: 0 P: 5	R: 0 E: 0 K: 1 S: 5	H: 1 LOB: 2 BB: 1 P: 9	R: 0 E: 0 K: 1 S: 6	H: 2 LOB: 2 BB: 0 P: 6	R: 0 E: 0 K: 1 S: 6	H: 2 LOB: 2 BB: 0 P: 6	1B: 9 2B: 2 3B: 1 HR: 0	SF: 0 SAC: 0 DP: 2 HBP: 0	WP: 1 PB: 0 SB: 0 CS: 2	PA: 38			
PITCHER	IP	WLS	BF	H	R	ER	SO	BB	IBB	HBP	BLK	WP	HR	S	P	ERA	WHIP										
Jeff Sellers, R ERA: 7.59 (1, 1)	6.1	W	26	8	2	2	4	2	0	0	0	0	0	32	40	2.84	1.579										
Joe Sambito, L ERA: 0.94 (7, 1)	1.0		5	1	0	0	0	1	0	0	0	1	0	4	8	0.00	2.000										
Wes Gardner, R ERA: 4.96 (8, 1)	1.2	S	5	2	0	0	2	0	0	0	0	0	0	9	9	0.00	1.200										

Batter	1	2	3	4	5	6	7	8	9	AB	R	H	RBI	BB	SO	LOB	BOTTOM										
Ellis Burks, R OBP: 0.318, SLG: 0.558 (1, 8)										4	1	2	0	0	0	1	Seattle Mariners @ Boston Red Sox Fenway Park, Boston, MA Tue May 12 1987, 7:05 PM EDT Att: 19,193 - Unknown										
Marty Barrett, R OBP: 0.276, SLG: 0.239 (1, 4)										3	0	1	0	1	0	1											
Wade Boggs, L OBP: 0.409, SLG: 0.483 (1, 5)										4	0	1	1	0	1	2											
Mike Greenwell, L OBP: 0.375, SLG: 0.705 (1, 7)										4	0	0	0	0	0	3											
Don Baylor, R OBP: 0.381, SLG: 0.518 (1, 10)										3	1	0	0	1	0	1											
Dwight Evans, R OBP: 0.408, SLG: 0.556 (1, 9)										2	1	1	0	1	1	0											
Bill Buckner, L OBP: 0.280, SLG: 0.292 (1, 3)										2	0	1	1	1	0	1											
Ed Romero, R OBP: 0.391, SLG: 0.341 (1, 6)										3	0	1	0	0	0	1											
Marc Sullivan, R OBP: 0.176, SLG: 0.240 (1, 2)										3	0	0	0	0	0	3											
Inning Stats	R: 1 E: 0 K: 0 S: 4	H: 2 LOB: 0 BB: 0 P: 4	R: 2 E: 0 K: 0 S: 4	H: 1 LOB: 2 BB: 2 P: 12	R: 0 E: 0 K: 0 S: 3	H: 0 LOB: 1 BB: 1 P: 7	R: 0 E: 0 K: 1 S: 5	H: 1 LOB: 1 BB: 1 P: 9	R: 0 E: 0 K: 0 S: 4	H: 1 LOB: 0 BB: 0 P: 4	R: 0 E: 0 K: 0 S: 3	H: 1 LOB: 0 BB: 0 P: 3	R: 0 E: 0 K: 0 S: 4	H: 1 LOB: 1 BB: 0 P: 4	R: 0 E: 0 K: 1 S: 5	H: 0 LOB: 0 BB: 0 P: 5	1B: 6 2B: 1 3B: 0 HR: 0	SF: 0 SAC: 0 DP: 2 HBP: 0	WP: 1 PB: 0 SB: 1 CS: 1	PA: 32							
PITCHER	IP	WLS	BF	H	R	ER	SO	BB	IBB	HBP	BLK	WP	HR	S	P	ERA	WHIP										
Mike Trujillo, R ERA: 7.45 (1, 1)	2.0	L	11	3	3	3	0	3	0	0	0	1	0	8	20	13.50	3.000										
Jerry Reed, R ERA: 3.94 (3, 1)	5.0		18	4	0	0	1	1	0	0	0	0	0	19	23	0.00	1.000										
Stan Clarke, L ERA: (8, 1)	1.0		3	0	0	0	1	0	0	0	0	0	0	5	5	0.00	0.000										

AB	33
R	2
H	11
RBI	2
BB	3
SO	6
LOB	18



AB	28
R	3
H	7
RBI	2
BB	4
SO	2
LOB	13



Batter	1	2	3	4	5	6	7	8	9	AB R H RBI BB SO LOB	TOP									
Rickey Henderson, R OBP: 0.457, SLG: 0.624 (1, 7)	5-3		4-3 S E 1B		5-3		4-0 S S 2B BB		5-3 1-2	4 2 1 0 1 0 1	New York Yankees @ Seattle Mariners The Kingdome, Seattle, WA Fri May 15 1987, 10:05 PM EDT Att: 27,923 - Unknown									
Wille Randolph, R OBP: 0.416, SLG: 0.381 (1, 4)	S E 1B		4-3 1-3		6-3 S 1B		0-3 1-2 K		4-0 HR BB	4 2 2 0 1 1 2										
Don Mattingly, L OBP: 0.329, SLG: 0.468 (1, 3)	E 1-2 1B		E4 FC6-4		6-3 1-3		0-0 2-H 2B		0-0 1-H 2-H HR	5 1 3 5 0 0 1										
Claudell Washington, L OBP: 0.344, SLG: 0.508 (1, 8)	K		F7		6-3		0-0 3 4-3		0-0 1B	5 0 1 0 0 1 5										
Dave Winfield, R OBP: 0.420, SLG: 0.520 (1, 9)	E9 1-3 2-H 1B		FC6-4 1-2		4-3		0-0 1 6-3		0-3 K	5 0 1 1 0 1 1										
Dan Pasqua, L OBP: 0.318, SLG: 0.260 (1, 10)	K				E7 G1 FC4-2 1B		0-0 2 F8		0-0 5-3	3 0 1 0 0 1 2										
Ron Kittle, R OBP: 0.294, SLG: 0.489 (8, FH)	K				E: 1 LOB: 1 K: 0 BB: 0 S: 5 P: 4		0-3 3 K		4-0 BB	1 0 0 0 0 0 0										
Mike Pagliarulo, L OBP: 0.270, SLG: 0.327 (1, 5)			4-3		G1		0-3 3 K		0-0 BB	3 0 0 0 1 1 1										
Joel Skinner, R OBP: 0.193, SLG: 0.218 (1, 2)	K		FC4-2 FC6-4		FC4-2 FC6-4		0-3 1 K		0-3 3 K	4 0 0 0 0 3 2										
Wayne Tolleson, S OBP: 0.370, SLG: 0.333 (1, 6)	F5		FC6-4 1-2		FC6-4 1-2		0-0 HR		4-0 5-3 HR BB	3 2 1 1 1 0 1										
Inning Stats	R: 1 E: 1 K: 2 S: 10	H: 3 LOB: 2 BB: 0 P: 10	R: 0 E: 0 K: 1 S: 5	H: 0 LOB: 0 BB: 0 P: 5	R: 1 E: 1 K: 0 S: 5	H: 1 LOB: 1 BB: 0 P: 5	R: 0 E: 1 K: 0 S: 4	H: 1 LOB: 1 BB: 0 P: 4	R: 0 E: 0 K: 1 S: 5	H: 0 LOB: 0 BB: 0 P: 5	R: 2 E: 0 K: 2 S: 9	H: 2 LOB: 1 BB: 1 P: 13	R: 0 E: 0 K: 1 S: 5	H: 0 LOB: 1 BB: 1 P: 9	R: 3 E: 0 K: 1 S: 6	H: 2 LOB: 0 BB: 2 P: 14	1B: 7 2B: 1 3B: 0 HR: 2	SF: 0 SAC: 0 DP: 0 HBP: 0	WP: 0 PB: 0 SB: 5 CS: 0	PA: 41
PITCHER	IP WLS BF H R ER SO BB IBB HBP BLK WP HR S P ERA WHIP											IP WLS BF H R ER SO BB IBB HBP BLK WP HR S P ERA WHIP								
Mike Morgan, R ERA: 5.19 (1, 1)	6.2 L 29 7 4 4 6 1 0 0 0 0 0 1 40 44 5.40 1.200																			
Bill Wilkinson, L ERA: 3.29 (7, 1)	1.1 7 1 1 1 1 2 0 0 0 0 0 0 7 15 6.75 2.250																			
Ed Nunez, R ERA: 4.3 (9, 1)	0.1 2 0 0 0 0 1 0 0 0 0 0 0 1 5 0.00 3.000																			
Stan Clarke, L ERA: 1.8 (9, 1)	0.2 3 2 2 2 1 0 0 0 0 0 0 1 5 5 27.00 3.000																			

Batter	1	2	3	4	5	6	7	8	9	AB R H RBI BB SO LOB	BOTTOM											
John Moses, S OBP: 0.319, SLG: 0.349 (1, 8)	G6-4-3 BB		0-0 S 1B		F9		0-0 1-3		0-0 2B 1-2 1B	4 0 2 0 1 0 1	New York Yankees @ Seattle Mariners The Kingdome, Seattle, WA Fri May 15 1987, 10:05 PM EDT Att: 27,923 - Unknown											
Phil Bradley, R OBP: 0.327, SLG: 0.260 (1, 7)	G6-4-3 1-2		0-3 1-2 K		6-3		0-0 2 6-3		0-3 2 K	5 0 0 0 0 2 5												
Scott Bradley, L OBP: 0.386, SLG: 0.500 (1, 2)	F8				F8		0-0 1 F7		0-0 1-3 2-H 2B	5 0 1 1 0 0 1												
Ken Phelps, L OBP: 0.427, SLG: 0.667 (1, 10)			0-3 K		0-0 BB 1B		0-0 2 F8		4-0 FC6 5-3 BB	4 0 1 0 1 1 2												
Jim Prestey, R OBP: 0.331, SLG: 0.470 (1, 5)			0-0 F8		0-3 K		0-0 HR		0-0 5-3 1-2	4 1 1 1 0 1 2												
Alvin Davis, L OBP: 0.369, SLG: 0.405 (1, 3)			4-0 BB		0-0 1-2 1B		0-0 3B 1B		0-0 FC6 FC6-4	3 1 2 0 1 0 1												
Mike Kingery, L OBP: 0.371, SLG: 0.440 (1, 9)			0-0 BB		4-0 1-2 2-3 BB		0-0 1-H 3B		0-0 FC6-4 1-2	2 0 1 1 1 0 1												
John Christensen, R OBP: 0.324, SLG: 0.371 (8, FH)			F4		1-2 2-3 BB		0-0 3B		0-0 1-2	1 0 0 0 0 0 1												
Rey Quinones, R OBP: 0.328, SLG: 0.437 (1, 6)			0-0 F7		0-0 F9		0-0 3 F8		0-3 K	4 0 0 0 0 1 4												
Harold Reynolds, S OBP: 0.346, SLG: 0.393 (1, 4)			0-0 F7		0-0 F8		0-0 1-3 1B		4-0 1B 2B BB	3 1 1 0 1 0 0												
Inning Stats	R: 0 E: 0 K: 0 S: 2	H: 0 LOB: 1 BB: 1 P: 6	R: 0 E: 0 K: 1 S: 5	H: 0 LOB: 1 BB: 1 P: 9	R: 0 E: 0 K: 1 S: 6	H: 1 LOB: 3 BB: 0 P: 6	R: 0 E: 0 K: 1 S: 7	H: 2 LOB: 3 BB: 1 P: 11	R: 0 E: 0 K: 0 S: 3	H: 0 LOB: 0 BB: 0 P: 3	R: 2 E: 0 K: 0 S: 6	H: 3 LOB: 1 BB: 0 P: 6	R: 0 E: 0 K: 0 S: 4	H: 1 LOB: 1 BB: 0 P: 4	R: 0 E: 0 K: 0 S: 3	H: 0 LOB: 1 BB: 1 P: 7	R: 1 E: 0 K: 2 S: 9	H: 2 LOB: 2 BB: 1 P: 13	1B: 6 2B: 1 3B: 1 HR: 1	SF: 0 SAC: 0 DP: 1 HBP: 0	WP: 0 PB: 0 SB: 1 CS: 0	PA: 40
PITCHER	IP WLS BF H R ER SO BB IBB HBP BLK WP HR S P ERA WHIP											IP WLS BF H R ER SO BB IBB HBP BLK WP HR S P ERA WHIP										
Charles Hudson, R ERA: 2.02 (1, 1)	6.0 W 27 7 2 2 3 3 0 0 0 0 0 0 1 30 42 3.00 1.667																					
Cecilio Guante, R ERA: 3.27 (7, 1)	1.1 5 0 0 0 0 1 0 0 0 0 0 0 4 8 0.00 0.750																					
Dave Righetti, L ERA: 4.63 (8, 1)	1.2 S 8 2 1 1 2 1 0 0 0 0 0 0 11 15 5.40 1.800																					

Batter	1	2	3	4	5	6	7	8	9	AB	R	H	RBI	BB	SO	LOB	TOP										
Rickey Henderson, R OBP: 0.462, SLG: 0.636 (1, 7)										4	2	2	0	1	0	3	New York Yankees @ Seattle Mariners The Kingdome, Seattle, WA Sat May 16 1987, 10:05 PM EDT Att: 42,570 - Unknown										
Wille Randolph, R OBP: 0.415, SLG: 0.377 (1, 4)										4	1	1	1	1	0	1											
Don Mattingly, L OBP: 0.331, SLG: 0.465 (1, 3)										5	1	2	1	0	0	2											
Claudell Washington, L OBP: 0.358, SLG: 0.508 (7, PH) Dave Winfield, R OBP: 0.421, SLG: 0.528 (7, 9)										2	0	1	0	1	0	0											
Dan Pasqua, L OBP: 0.309, SLG: 0.250 Henry Cotto, R (7, PH) (7, 8)										3	0	0	0	0	1	3											
Gary Ward, R OBP: 0.343, SLG: 0.496 (1, 10)										5	2	3	1	0	0	2											
Mike Pagliarulo, L OBP: 0.260, SLG: 0.313 (1, 5)										5	0	0	1	0	1	1											
Wayne Tolleson, S OBP: 0.366, SLG: 0.330 Ron Kittle, R OBP: 0.288, SLG: 0.479 (9, PH)										4	0	1	0	0	1	1											
Joel Skinner, R OBP: 0.207, SLG: 0.259 (1, 2)										3	1	1	1	1	1	1											
Inning Stats	R: 1 E: 0 K: 0 S: 6	H: 3 LOB: 2 BB: 0 P: 6	R: 0 E: 0 K: 1 S: 6	H: 1 LOB: 1 BB: 0 P: 6	R: 0 E: 0 K: 1 S: 5	H: 0 LOB: 1 BB: 1 P: 9	R: 2 E: 0 K: 2 S: 9	H: 2 LOB: 2 BB: 2 P: 17	R: 0 E: 0 K: 0 S: 3	H: 0 LOB: 0 BB: 0 P: 3	R: 5 E: 1 K: 1 S: 11	H: 5 LOB: 2 BB: 1 P: 15	R: 0 E: 0 K: 0 S: 3	H: 0 LOB: 0 BB: 0 P: 3	R: 0 E: 0 K: 1 S: 6	H: 1 LOB: 1 BB: 0 P: 6		1B: 6 2B: 4 3B: 0 HR: 2	SF: 0 SAC: 0 DP: 0 HBP: 0	WP: 0 PB: 0 CS: 0	PA: 44						
PITCHER	IP	WLS	BF	H	R	ER	SO	BB	IBB	HBP	BLK	WP	HR	S	P	ERA	WHIP										
Scott Bankhead, R ERA: 4.35 (1, 1)	6.0		29	8	5	5	4	3	0	0	0	0	2	34	46	7.50	1.833										
Bill Wilkinson, L ERA: 4.81 (7, 1)	0.0		2	2	1	1	0	0	0	0	0	0	0	2	2	∞	∞										
Steve Shields, R ERA: 1.23 (7, 1)	3.0	W	13	2	2	1	2	1	0	0	0	0	0	16	20	3.00	1.000										

Batter	1	2	3	4	5	6	7	8	9	AB	R	H	RBI	BB	SO	LOB	BOTTOM										
John Moses, S OBP: 0.321, SLG: 0.351 (1, 8)										5	2	2	0	0	0	1	New York Yankees @ Seattle Mariners The Kingdome, Seattle, WA Sat May 16 1987, 10:05 PM EDT Att: 42,570 - Unknown										
Phil Bradley, R OBP: 0.325, SLG: 0.260 (1, 7)										4	1	1	0	0	1	1											
Scott Bradley, L OBP: 0.380, SLG: 0.488 Bob Kearney, R OBP: 0.250, SLG: 0.391 (1, 2) (8, 2)										4	1	1	1	0	0	2											
Ken Phelps, L OBP: 0.439, SLG: 0.745 (1, 10)										4	3	3	5	0	0	0											
Jim Prestley, R OBP: 0.336, SLG: 0.493 (1, 5)										4	2	2	1	0	0	0											
Alvin Davis, L OBP: 0.372, SLG: 0.403 (1, 3)										3	1	1	1	1	0	0											
Mike Kingery, L OBP: 0.319, SLG: 0.453 John Christensen, R OBP: 0.308, SLG: 0.351 (1, 9) (6, PH) (7, 9)										2	0	1	1	0	0	0											
Rey Quinones, R OBP: 0.333, SLG: 0.438 (1, 6)										4	0	2	1	0	1	1											
Harold Reynolds, S OBP: 0.336, SLG: 0.380 (1, 4)										4	0	0	0	0	0	1											
Inning Stats	R: 4 E: 0 K: 1 S: 9	H: 4 LOB: 1 BB: 1 P: 13	R: 0 E: 0 K: 1 S: 5	H: 0 LOB: 0 BB: 0 P: 5	R: 0 E: 0 K: 0 S: 3	H: 0 LOB: 0 BB: 0 P: 3	R: 0 E: 0 K: 0 S: 3	H: 0 LOB: 0 BB: 0 P: 3	R: 2 E: 0 K: 0 S: 6	H: 4 LOB: 2 BB: 0 P: 6	R: 4 E: 0 K: 0 S: 7	H: 4 LOB: 0 BB: 0 P: 7	R: 0 E: 0 K: 1 S: 6	H: 1 LOB: 1 BB: 0 P: 6	1B: 8 2B: 2 3B: 0 HR: 3	SF: 0 SAC: 0 DP: 0 HBP: 0		WP: 0 PB: 0 CS: 0	PA: 37								
PITCHER	IP	WLS	BF	H	R	ER	SO	BB	IBB	HBP	BLK	WP	HR	S	P	ERA	WHIP										
Rick Rhoden, R ERA: 4.26 (1, 1)	5.1		24	7	6	6	2	1	0	0	0	0	1	27	31	10.12	1.500										
Pat Clements, L ERA: 8.75 (6, 1)	0.2	L	6	4	4	4	0	0	0	0	0	0	2	6	6	54.00	6.000										
Cecilio Guante, R ERA: 4.76 (7, 1)	0.2		6	4	4	4	0	0	0	0	0	0	2	6	6	54.00	6.000										
Bob Shirley, L ERA: 3.71 (7, 1)	1.1		5	1	0	0	1	0	0	0	0	0	0	7	7	0.00	0.750										

Batter	1	2	3	4	5	6	7	8	9	AB	R	H	RBI	BB	SO	LOB	TOP			
Claudell Washington, L OBP: 0.384, SLG: 0.551 Henry Cotto, R (1, 8)	L9	1B 2B				SH1-3 HR 2B		F7	2B 1B	6	1	4	2	0	0	0	New York Yankees @ Seattle Mariners The Kingdome, Seattle, WA Sun May 17 1987, 6:33 AM EDT Att: 32,832 - Unknown			
Willie Randolph, R OBP: 0.427, SLG: 0.391 (1, 4)	1B 1B BB	2B 1B			SH1-3 2-3	F9 2-3		1B BB	2B 1B	3	1	2	1	2	0	2				
Don Mattingly, L OBP: 0.345, SLG: 0.469 (1, 3)	1B 1B	F9			HR BB			BB 1B		3	2	2	0	2	0	2				
Dan Pasqua, L OBP: 0.323, SLG: 0.300 (1, 7)	1B 1B				G3	HR K		BB 1B		4	1	2	3	1	1	3				
Dave Winfield, R OBP: 0.414, SLG: 0.515 (1, 9)	1B 1B				K	K		F4		5	0	1	2	0	3	3				
Gary Ward, R OBP: 0.345, SLG: 0.500 (1, 10)	G6-4-3				K				F2	5	0	2	0	0	1	2				
Mike Pagliarulo, L OBP: 0.265, SLG: 0.325 (1, 5)					4-3	FC6 1-2		K	1B 1B	5	2	2	0	0	1	2				
Rick Cerone, R OBP: 0.279, SLG: 0.243 (1, 2)		1-3			6-3			F9 1B BB	1B 1B	4	1	1	0	1	0	2				
Wayne Tolleson, S OBP: 0.353, SLG: 0.317 (1, 6)					L6			F7	K	5	0	0	0	0	2	4				
Inning Stats	R: 2 E: 0 K: 0 S: 5	H: 3 LOB: 1 BB: 1 P: 9	R: 1 E: 0 K: 1 S: 8	H: 3 LOB: 2 BB: 0 P: 8	R: 0 E: 0 K: 2 S: 7	H: 0 LOB: 0 BB: 0 P: 7	R: 0 E: 0 K: 0 S: 3	H: 0 LOB: 0 BB: 0 P: 3	R: 3 E: 0 K: 1 S: 8	H: 3 LOB: 1 BB: 1 P: 12	R: 0 E: 0 K: 2 S: 8	H: 1 LOB: 1 BB: 2 P: 8	R: 0 E: 0 K: 0 S: 4	H: 1 LOB: 3 BB: 2 P: 12	R: 2 E: 0 K: 1 S: 8	H: 4 LOB: 2 BB: 0 P: 8	1B: 10 2B: 5 3B: 0 HR: 1	SF: 0 SAC: 1 DP: 1 HBP: 0	WP: 0 PB: 0 SB: 0 CS: 0	PA: 47
PITCHER	IP WLS BF H R ER SO BB IBB HBP BLK WP HR S P ERA WHIP	IP WLS BF H R ER SO BB IBB HBP BLK WP HR S P ERA WHIP	IP WLS BF H R ER SO BB IBB HBP BLK WP HR S P ERA WHIP	IP WLS BF H R ER SO BB IBB HBP BLK WP HR S P ERA WHIP	IP WLS BF H R ER SO BB IBB HBP BLK WP HR S P ERA WHIP	IP WLS BF H R ER SO BB IBB HBP BLK WP HR S P ERA WHIP	IP WLS BF H R ER SO BB IBB HBP BLK WP HR S P ERA WHIP	IP WLS BF H R ER SO BB IBB HBP BLK WP HR S P ERA WHIP	IP WLS BF H R ER SO BB IBB HBP BLK WP HR S P ERA WHIP	IP WLS BF H R ER SO BB IBB HBP BLK WP HR S P ERA WHIP	IP WLS BF H R ER SO BB IBB HBP BLK WP HR S P ERA WHIP	IP WLS BF H R ER SO BB IBB HBP BLK WP HR S P ERA WHIP	IP WLS BF H R ER SO BB IBB HBP BLK WP HR S P ERA WHIP	IP WLS BF H R ER SO BB IBB HBP BLK WP HR S P ERA WHIP	IP WLS BF H R ER SO BB IBB HBP BLK WP HR S P ERA WHIP	IP WLS BF H R ER SO BB IBB HBP BLK WP HR S P ERA WHIP	IP WLS BF H R ER SO BB IBB HBP BLK WP HR S P ERA WHIP			
Mike Moore, R ERA: 5.02 Stan Clarke, L ERA: 1.5 Jerry Reed, R ERA: 4.26 (1, 1) (6, 1) (7, 1)	5.0 L 26 9 6 6 4 3 0 0 0 0 1 31 43 10.80 2.400	1.0 5 1 0 0 1 1 0 0 0 0 0 6 10 0.00 2.000	3.0 16 6 2 2 3 2 0 0 0 0 0 20 28 6.00 2.667																	

AB	40
R	8
H	16
RBI	8
BB	6
SO	8
LOB	20



Batter	1	2	3	4	5	6	7	8	9	AB	R	H	RBI	BB	SO	LOB	BOTTOM					
John Moses, S OBP: 0.317, SLG: 0.346 (1, 8)	F7	CS 1B						F8	L4	5	0	1	0	0	1	0	New York Yankees @ Seattle Mariners The Kingdome, Seattle, WA Sun May 17 1987, 6:33 AM EDT Att: 32,832 - Unknown					
Phil Bradley, R OBP: 0.323, SLG: 0.260 (1, 7)	PB 1B 1B	K						K		4	1	1	0	0	3	1						
Mike Kingery, L OBP: 0.302, SLG: 0.433 (1, 9)	K							F8		4	0	0	0	0	1	1						
Ken Phelps, L OBP: 0.449, SLG: 0.737 (1, 10)	BB 2B BB	1B PB BB						G3	BB BB	1	1	0	0	3	0	0						
Jim Prestley, R OBP: 0.340, SLG: 0.489 (1, 5)	BB 2B 1B	1B BB						K	K	3	1	1	1	1	2	1						
Alvin Davis, L OBP: 0.383, SLG: 0.405 (1, 3)	2B BB	1B BB						F7	BB	2	0	1	0	2	0	0						
Dave Valle, R OBP: 0.259, SLG: 0.490 (1, 2)	1-3 2H 3H	2B						F6	5-3	4	0	1	2	0	1	5						
Rey Quinones, R OBP: 0.324, SLG: 0.425 (1, 6)	5-3	F3						5-3	6-3	4	0	0	0	0	5							
Harold Reynolds, S OBP: 0.326, SLG: 0.368 (1, 4)	L3	G3						F3	6-3	4	0	0	0	0	0	0						
Inning Stats	R: 3 E: 0 K: 1 S: 8	H: 3 LOB: 2 BB: 2 P: 16	R: 0 E: 0 K: 1 S: 5	H: 1 LOB: 0 BB: 0 P: 5	R: 0 E: 0 K: 1 S: 6	H: 1 LOB: 3 BB: 2 P: 14	R: 0 E: 0 K: 2 S: 7	H: 0 LOB: 0 BB: 0 P: 7	R: 0 E: 0 K: 1 S: 5	H: 0 LOB: 0 BB: 0 P: 5	R: 0 E: 0 K: 0 S: 3	H: 0 LOB: 0 BB: 0 P: 3	R: 0 E: 0 K: 1 S: 5	H: 0 LOB: 0 BB: 0 P: 5	R: 0 E: 0 K: 0 S: 5	H: 0 LOB: 2 BB: 2 P: 13	R: 0 E: 0 K: 0 S: 3	H: 0 LOB: 0 BB: 0 P: 3	1B: 4 2B: 1 3B: 0 HR: 0	SF: 0 SAC: 0 DP: 0 HBP: 0	WP: 0 PB: 2 SB: 1 CS: 1	PA: 37
PITCHER	IP WLS BF H R ER SO BB IBB HBP BLK WP HR S P ERA WHIP	IP WLS BF H R ER SO BB IBB HBP BLK WP HR S P ERA WHIP	IP WLS BF H R ER SO BB IBB HBP BLK WP HR S P ERA WHIP	IP WLS BF H R ER SO BB IBB HBP BLK WP HR S P ERA WHIP	IP WLS BF H R ER SO BB IBB HBP BLK WP HR S P ERA WHIP	IP WLS BF H R ER SO BB IBB HBP BLK WP HR S P ERA WHIP	IP WLS BF H R ER SO BB IBB HBP BLK WP HR S P ERA WHIP	IP WLS BF H R ER SO BB IBB HBP BLK WP HR S P ERA WHIP	IP WLS BF H R ER SO BB IBB HBP BLK WP HR S P ERA WHIP	IP WLS BF H R ER SO BB IBB HBP BLK WP HR S P ERA WHIP	IP WLS BF H R ER SO BB IBB HBP BLK WP HR S P ERA WHIP	IP WLS BF H R ER SO BB IBB HBP BLK WP HR S P ERA WHIP	IP WLS BF H R ER SO BB IBB HBP BLK WP HR S P ERA WHIP	IP WLS BF H R ER SO BB IBB HBP BLK WP HR S P ERA WHIP	IP WLS BF H R ER SO BB IBB HBP BLK WP HR S P ERA WHIP	IP WLS BF H R ER SO BB IBB HBP BLK WP HR S P ERA WHIP	IP WLS BF H R ER SO BB IBB HBP BLK WP HR S P ERA WHIP					
Joe Niekro, R ERA: 3.27 Dave Righetti, L ERA: 4.35 (1, 1) (8, 1)	7.2 W 33 5 3 3 8 6 0 0 0 0 0 43 67 3.52 1.435	1.1 S 4 0 0 0 0 0 0 0 0 0 4 4 0.00 0.000																				



Batter	1	2	3	4	5	6	7	8	9	AB	R	H	RBI	BB	SO	LOB	TOP								
Alan Wiggins, S OBP: 0.342, SLG: 0.355	4-3		4-0 BB 1B	3-1		1B	SF8		F8	4	2	1	1	1	0	0									
Jim Dwyer, L OBP: 0.371, SLG: 0.607	HR		1B BB	L7		K			F7	5	2	2	2	1	1	1									
Cal Ripken Jr., R OBP: 0.394, SLG: 0.624	K		1B HR	5-3		1B	F8		6-3	6	1	2	1	0	1	1									
Eddie Murray, S OBP: 0.347, SLG: 0.571	1-3		1B HR			SF8	F7			5	2	3	2	0	0	1									
Larry Sheets, L OBP: 0.400, SLG: 0.613		F8	HR			SF8	FC4		K	4	1	1	4	0	1	2									
Ray Knight, R OBP: 0.367, SLG: 0.447	6-3		L6			2B				4	1	2	0	0	0	0									
Rene Gonzales, R OBP: 0.267, SLG: 0.429						2B			HR	1	1	1	0	0	0	0									
Terry Kennedy, L OBP: 0.420, SLG: 1.333			3B			K			L5	3	2	2	0	1	1	1									
Dave Vangorder, R OBP: 0.500, SLG: 1.333			2B			K				1	0	0	0	0	0	1									
Ken Gerhart, R OBP: 0.306, SLG: 0.462	F6		3B			5-3				5	2	3	3	0	0	2									
Rick Burleson, R OBP: 0.297, SLG: 0.250			1B				F8		K	5	1	2	2	0	1	1									
Inning Stats	R: 1 E: 0 K: 1 S: 6	H: 1 LOB: 0 BB: 0 P: 6	R: 0 E: 0 K: 0 S: 4	H: 1 LOB: 1 BB: 0 P: 4	R: 6 E: 0 K: 0 S: 8	H: 6 LOB: 1 BB: 2 P: 16	R: 0 E: 0 K: 0 S: 3	H: 0 LOB: 0 BB: 0 P: 3	R: 1 E: 0 K: 1 S: 7	H: 2 LOB: 1 BB: 0 P: 7	R: 1 E: 0 K: 1 S: 8	H: 3 LOB: 2 BB: 0 P: 8	R: 4 E: 0 K: 0 S: 7	H: 4 LOB: 1 BB: 1 P: 11	R: 2 E: 0 K: 2 S: 9	H: 2 LOB: 0 BB: 0 P: 9	R: 0 E: 0 K: 0 S: 3	H: 0 LOB: 0 BB: 0 P: 3	1B: 10 2B: 4 3B: 2 HR: 3	SF: 2 SAC: 0 DP: 0 HBP: 0	WP: 0 PB: 0 SB: 0 CS: 1	PA: 48			
PITCHER	IP	WLS	BF	H	R	ER	SO	BB	IBB	HBP	BLK	WP	HR	S	P	ERA	WHIP								
Mike Trujillo, R ERA: 8.62	2.1	L	14	6	6	6	1	2	0	0	0	0	2	14	22	23.14	3.429								
Steve Shields, R ERA: 2.7	2.2		12	4	2	2	1	0	0	0	0	0	0	14	14	6.75	1.500								
Bill Wilkinson, L ERA: 6.89	2.0		14	7	5	5	1	1	0	0	0	0	0	15	19	22.50	4.000								
Stan Clarke, L ERA: 3.86	1.0		5	2	2	2	2	0	0	0	0	0	1	9	9	18.00	2.000								
Ed Nunez, R ERA: 4.02	1.0		3	0	0	0	0	0	0	0	0	0	0	3	3	0.00	0.000								

Baltimore Orioles @ Seattle Mariners
The Kingdome, Seattle, WA
Tue May 19 1987, 10:05 PM EDT
Att: 7,109 - Unknown

AB 43
R 15
H 19
RBI 15
BB 3
SO 5
LOB 10



Batter	1	2	3	4	5	6	7	8	9	AB	R	H	RBI	BB	SO	LOB	BOTTOM								
John Moses, S OBP: 0.325, SLG: 0.347	CS BB		6-3		E7 2B		G1-4-6-3		FC6 1B	4	1	2	0	1	0	1									
Phil Bradley, R OBP: 0.324, SLG: 0.293	K				2B		HR		FC6	5	1	3	3	0	1	2									
Jim Presley, R OBP: 0.323, SLG: 0.463	L7		1B		2B		K			4	0	0	0	0	2	2									
Ken Phelps, L OBP: 0.444, SLG: 0.700		F6			F9				3-1	3	0	0	0	1	0	0									
John Christensen, R OBP: 0.302, SLG: 0.341		F9			F9		6-3			4	0	1	0	0	0	2									
Alvin Davis, L OBP: 0.372, SLG: 0.391					K		G3		F7	4	0	1	0	0	1	1									
Dave Valle, R OBP: 0.276, SLG: 0.545							F8		1-3	4	1	2	1	0	0	1									
Rey Quinones, R OBP: 0.318, SLG: 0.410										2	0	0	0	1	0	2									
Domingo Ramos, R OBP: 0.400, SLG: 0.400							G3		G6-4-3	1	0	1	0	0	0	0									
Harold Reynolds, S OBP: 0.326, SLG: 0.366									G6-4-3	3	1	1	0	0	0	1									
Rick Renteria, R OBP: 0.182, SLG: 0.200			5-3		FC4-6 2B				G6-4-3	1	0	0	0	0	0	1									
Inning Stats	R: 0 E: 0 K: 1 S: 4	H: 0 LOB: 0 BB: 1 P: 8	R: 0 E: 0 K: 0 S: 5	H: 2 LOB: 2 BB: 0 P: 5	R: 0 E: 0 K: 1 S: 6	H: 1 LOB: 1 BB: 0 P: 6	R: 0 E: 0 K: 1 S: 5	H: 0 LOB: 0 BB: 0 P: 5	R: 3 E: 1 K: 0 S: 6	H: 3 LOB: 2 BB: 2 P: 14	R: 0 E: 0 K: 0 S: 3	H: 0 LOB: 0 BB: 0 P: 3	R: 1 E: 0 K: 1 S: 6	H: 2 LOB: 0 BB: 0 P: 6	R: 0 E: 0 K: 0 S: 4	H: 1 LOB: 1 BB: 0 P: 4	R: 0 E: 0 K: 0 S: 4	H: 2 LOB: 1 BB: 0 P: 4	1B: 8 2B: 2 3B: 0 HR: 2	SF: 0 SAC: 0 DP: 3 HBP: 0	WP: 0 PB: 0 SB: 0 CS: 1	PA: 38			
PITCHER	IP	WLS	BF	H	R	ER	SO	BB	IBB	HBP	BLK	WP	HR	S	P	ERA	WHIP								
Jeff Ballard, L ERA: 6.91	7.0		30	8	4	4	4	3	0	0	0	0	2	35	47	5.14	1.571								
Mark Williamson, R ERA: 4.75	2.0		8	3	0	0	0	0	0	0	0	0	0	8	8	0.00	1.500								

Baltimore Orioles @ Seattle Mariners
The Kingdome, Seattle, WA
Tue May 19 1987, 10:05 PM EDT
Att: 7,109 - Unknown

AB 35
R 4
H 11
RBI 4
BB 3
SO 4
LOB 13



Batter	1	2	3	4	5	6	7	8	9	AB	R	H	RBI	BB	SO	LOB	TOP			
Alan Wiggins, S (1, 10) OBP: 0.340, SLG: 0.347										3	1	0	0	1	1	0				
Jim Dwyer, L (1, 9) OBP: 0.392, SLG: 0.662										4	1	3	2	0	0	0				
Cal Ripken Jr., R (1, 6) OBP: 0.386, SLG: 0.609										4	0	0	0	0	1	2				
Eddie Murray, S (1, 3) OBP: 0.344, SLG: 0.561										3	0	0	0	1	0	2				
Larry Sheets, L (1, 7) OBP: 0.404, SLG: 0.607										4	0	2	0	0	0	0				
Ray Knight, R (1, 5) OBP: 0.364, SLG: 0.441										4	0	1	0	0	1	2				
Terry Kennedy, L (1, 2) OBP: 0.312, SLG: 0.422										4	0	2	0	0	0	2				
Ken Gerhart, R (1, 8) OBP: 0.297, SLG: 0.449										3	0	0	0	0	1	3				
Mike Young, S (9, PH) OBP: 0.450, SLG: 0.077										1	0	0	0	0	0	1				
Rick Burleson, R (1, 4) OBP: 0.289, SLG: 0.243										3	0	0	0	0	0	2				
Inning Stats	R: 0 E: 0 K: 1 S: 6	H: 1 LOB: 1 BB: 0 P: 6	R: 0 E: 0 K: 0 S: 5	H: 2 LOB: 2 BB: 0 P: 5	R: 2 E: 0 K: 0 S: 4	H: 1 LOB: 0 BB: 1 P: 8	R: 0 E: 0 K: 1 S: 5	H: 0 LOB: 0 BB: 0 P: 5	R: 0 E: 0 K: 0 S: 3	H: 0 LOB: 0 BB: 0 P: 3	R: 0 E: 0 K: 0 S: 3	H: 1 LOB: 0 BB: 0 P: 7	R: 0 E: 0 K: 1 S: 6	H: 1 LOB: 1 BB: 0 P: 6	R: 0 E: 0 K: 1 S: 6	H: 1 LOB: 1 BB: 0 P: 6	1B: 7 2B: 0 3B: 0 HR: 1	SF: 0 SAC: 0 DP: 2 HBP: 0	WP: 0 PB: 0 SB: 0 CS: 0	PA: 35
PITCHER Mike Morgan, R (1, 1) ERA: 4.7	IP: 9.0 WLS: W BF: 35 H: 8 R: 2 ER: 2 SO: 4 BB: 2 IBB: 0 HBP: 0 BLK: 0 WP: 0 HR: 1 S: 41 P: 49 ERA: 2.00 WHIP: 1.111															PITCHER				

Baltimore Orioles @ Seattle Mariners
The Kingdome, Seattle, WA
Wed May 20 1987, 6:33 AM EDT
Att: 9,160 - Unknown

AB 33
R 2
H 8
RBI 2
BB 2
SO 4
LOB 14



Batter	1	2	3	4	5	6	7	8	9	AB	R	H	RBI	BB	SO	LOB	BOTTOM			
John Moses, S (1, 8) OBP: 0.333, SLG: 0.358										4	1	2	2	1	1	2				
Phil Bradley, R (1, 7) OBP: 0.331, SLG: 0.306										4	0	2	1	1	1	4				
Scott Bradley, L (1, 2) OBP: 0.356, SLG: 0.453										5	0	0	0	0	0	6				
Ken Phelps, L (1, 10) OBP: 0.446, SLG: 0.718										3	1	1	1	1	0	2				
Jim Prestey, R (1, 5) OBP: 0.315, SLG: 0.451										4	0	0	0	0	3	4				
Alvin Davis, L (1, 3) OBP: 0.381, SLG: 0.438										4	3	3	1	0	1	0				
Mike Kingery, L (1, 9) OBP: 0.291, SLG: 0.412										4	1	1	0	0	1	1				
Domingo Ramos, R (1, 6) OBP: 0.333, SLG: 0.333										4	0	1	1	0	1	2				
Harold Reynolds, S (1, 4) OBP: 0.331, SLG: 0.366										3	0	1	0	1	0	2				
Inning Stats	R: 0 E: 0 K: 1 S: 6	H: 1 LOB: 2 BB: 1 P: 10	R: 1 E: 0 K: 0 S: 4	H: 1 LOB: 0 BB: 0 P: 4	R: 0 E: 0 K: 1 S: 6	H: 1 LOB: 2 BB: 1 P: 10	R: 1 E: 0 K: 0 S: 4	H: 1 LOB: 2 BB: 2 P: 12	R: 0 E: 0 K: 1 S: 5	H: 0 LOB: 0 BB: 0 P: 5	R: 3 E: 0 K: 1 S: 9	H: 4 LOB: 1 BB: 0 P: 9	R: 1 E: 0 K: 2 S: 8	H: 1 LOB: 0 BB: 0 P: 8	R: 0 E: 0 K: 2 S: 9	H: 2 LOB: 2 BB: 0 P: 9	1B: 5 2B: 4 3B: 0 HR: 2	SF: 0 SAC: 0 DP: 0 HBP: 0	WP: 0 PB: 0 SB: 3 CS: 0	PA: 39
PITCHER John Habyan, R (1, 1) ERA: 3.6	IP: 5.0 WLS: L BF: 23 H: 4 R: 2 ER: 2 SO: 3 BB: 4 IBB: 0 HBP: 0 BLK: 0 WP: 0 HR: 0 S: 25 P: 41 ERA: 3.60 WHIP: 1.600															PITCHER				
Ken Dixon, R (6, 1) ERA: 6.32	0.2	L	6	4	3	3	1	0	0	0	0	0	0	0	8	8	40.50	6.000		
Jack O'Connor, L (6, 1) ERA: 3.86	1.1	5	1	1	1	1	2	0	0	0	0	0	0	1	9	9	6.75	0.750		
Don Aase, R (8, 1) ERA: 2.45	1.0	5	2	0	0	0	2	0	0	0	0	0	0	0	9	9	0.00	2.000		

Baltimore Orioles @ Seattle Mariners
The Kingdome, Seattle, WA
Wed May 20 1987, 6:33 AM EDT
Att: 9,160 - Unknown

AB 35
R 6
H 11
RBI 6
BB 4
SO 8
LOB 23



Batter	1	2	3	4	5	6	7	8	9	AB	R	H	RBI	BB	SO	LOB	TOP										
Tony Fernandez, S (1, 6) OBP: 0.369, SLG: 0.379										4	1	1	0	1	0	1											
Ernie Whitt, L (1, 2) OBP: 0.354, SLG: 0.414										5	1	1	0	0	0	2											
Willie Upshaw, L (1, 3) OBP: 0.373, SLG: 0.514										5	0	3	1	0	1	0											
George Bell, R (1, 7) OBP: 0.348, SLG: 0.634										3	2	2	2	0	1	1											
Rick Leach, L (5, 7) OBP: 0.000, SLG: 0.524										1	0	1	1	0	0	0											
Rob Ducey, L (7, PR) OBP: 0.324, SLG: 0.154										1	0	0	0	0	1	2											
Jesse Barfield, R (1, 9) OBP: 0.386, SLG: 0.557										5	0	1	0	0	1	4											
Lloyd Moseby, L (1, 8) OBP: 0.297, SLG: 0.447										4	1	1	1	0	1	1											
Fred McGriff, L (1, 10) OBP: 0.357, SLG: 0.398										4	0	0	0	0	3	1											
Kelly Gruber, R (1, 5) OBP: 0.341, SLG: 0.430										4	2	4	2	0	0	0											
Mike Sharperson, R (1, 4) OBP: 0.267, SLG: 0.269										4	0	1	0	0	1	3											
Garth Iorg, R (8, 4) OBP: 0.234, SLG: 0.143										0	0	0	0	0	0	0											
Inning Stats	R: 0 E: 0 K: 1 S: 5	H: 0 LOB: 0 BB: 0 P: 5	R: 1 E: 0 K: 2 S: 10	H: 3 LOB: 2 BB: 0 P: 10	R: 0 E: 0 K: 0 S: 3	H: 1 LOB: 1 BB: 0 P: 3	R: 2 E: 0 K: 1 S: 8	H: 3 LOB: 1 BB: 0 P: 8	R: 0 E: 0 K: 1 S: 6	H: 0 LOB: 0 BB: 0 P: 6	R: 0 E: 0 K: 1 S: 5	H: 0 LOB: 0 BB: 0 P: 5	R: 3 E: 1 K: 1 S: 8	H: 3 LOB: 2 BB: 1 P: 12	R: 1 E: 0 K: 1 S: 7	H: 2 LOB: 1 BB: 0 P: 7	R: 0 E: 0 K: 1 S: 6	H: 2 LOB: 1 BB: 0 P: 6	1B: 10 2B: 0 3B: 0 HR: 5	SF: 0 SAC: 0 DP: 2 HBP: 0	WP: 0 PB: 0 SB: 0 CS: 1	PA: 41					
PITCHER	IP	WLS	BF	H	R	ER	SO	BB	IBB	HBP	BLK	WP	HR	S	P	ERA	WHIP										
Scott Bankhead, R (1, 1) ERA: 4.66	6.1	L	31	11	6	5	7	1	0	0	0	0	4	44	48	7.11	1.895										
Jerry Reed, R (7, 1) ERA: 3.97	1.2		6	2	1	1	1	0	0	0	0	0	1	8	8	5.40	1.200										
Bill Wilkinson, L (9, 1) ERA: 6.75	0.1		3	2	0	0	1	0	0	0	0	0	0	5	5	0.00	6.000										
Steve Shields, R (9, 1) ERA: 2.53	0.2		1	0	0	0	0	0	0	0	0	0	0	1	1	0.00	0.000										

Toronto Blue Jays @ Seattle Mariners
The Kingdome, Seattle, WA
Fri May 22, 1987, 10:05 PM EDT
Att: 10,012 - Unknown

AB	40
R	7
H	15
RBI	7
BB	1
SO	9
LOB	15

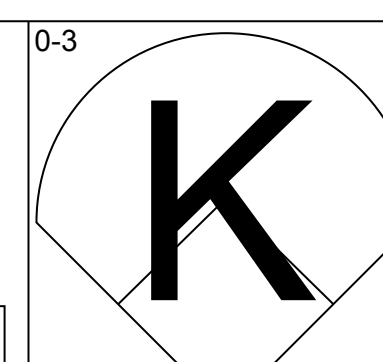
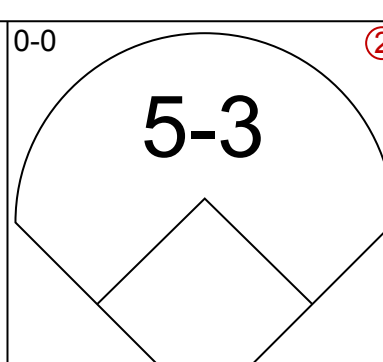
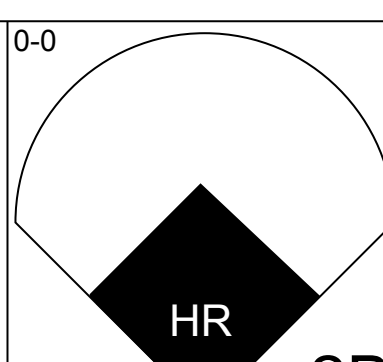
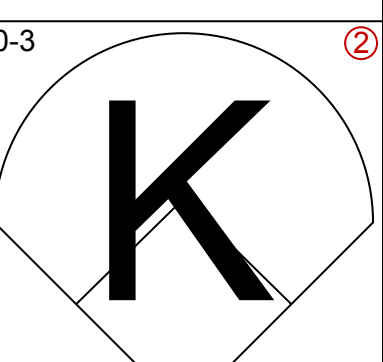
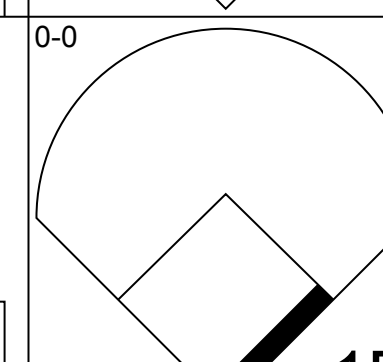
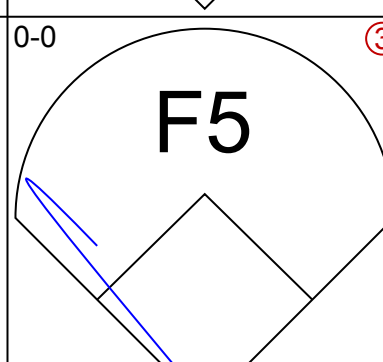
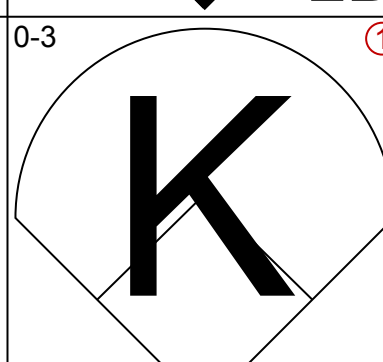
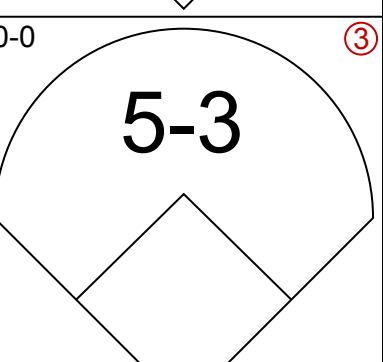
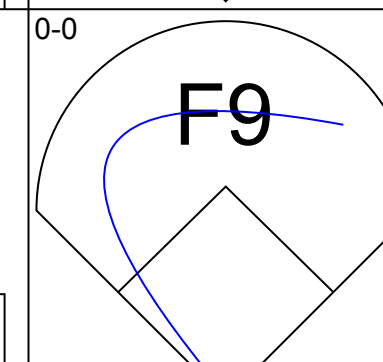
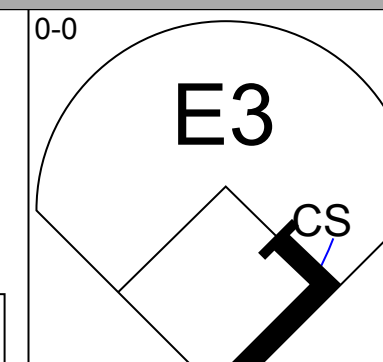
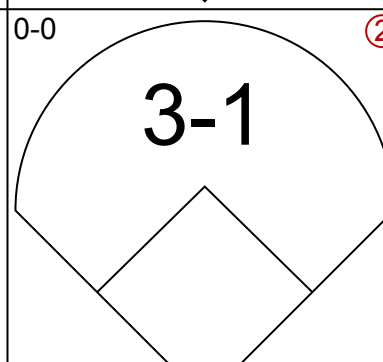
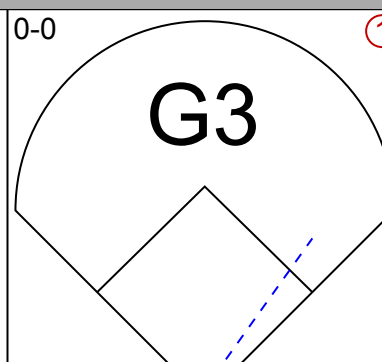
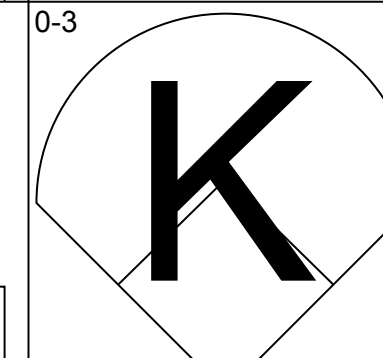
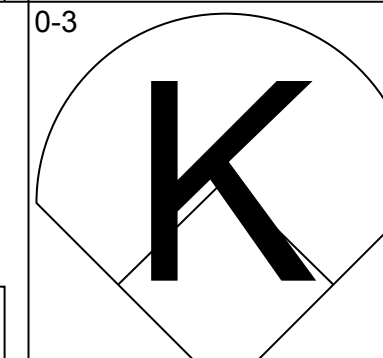
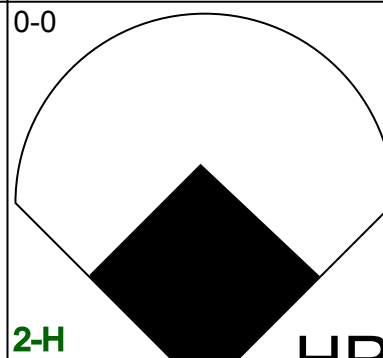
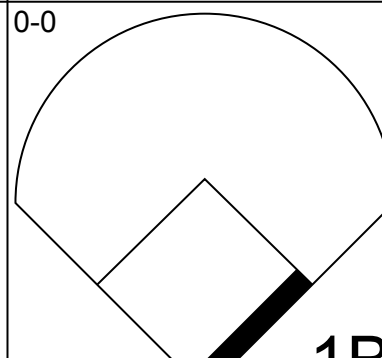
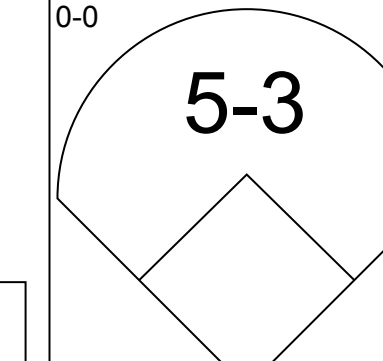
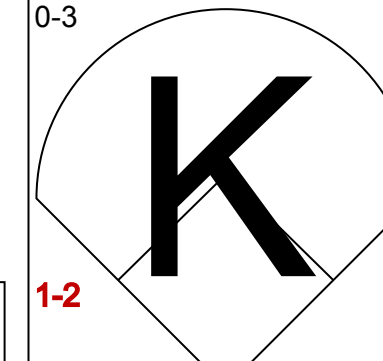
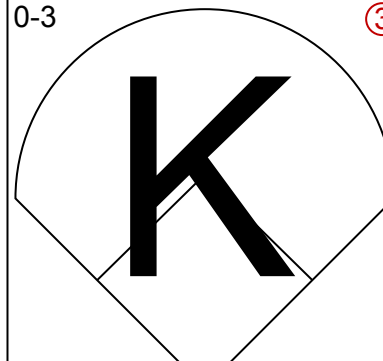
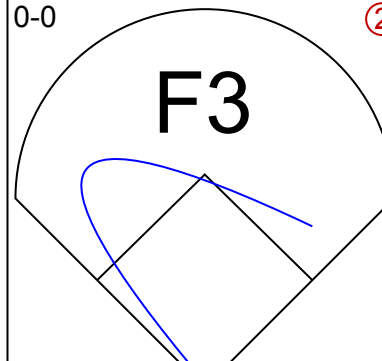
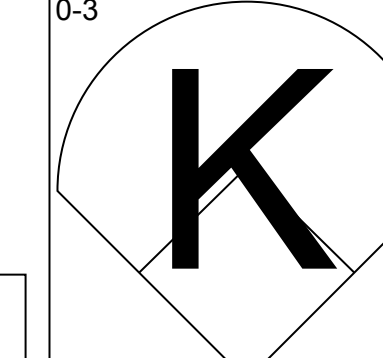
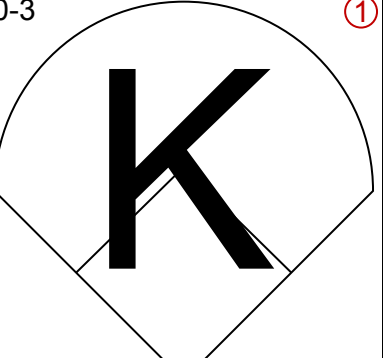
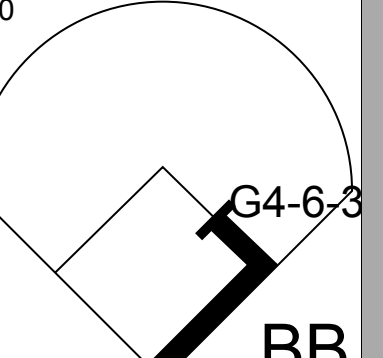
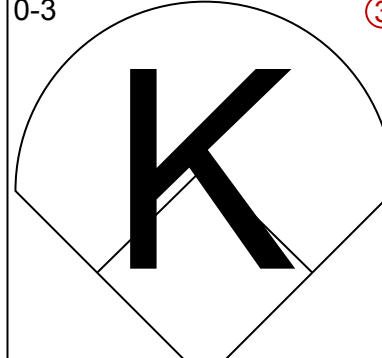
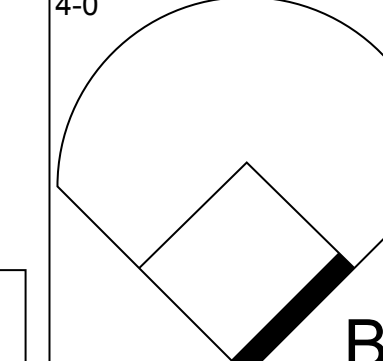
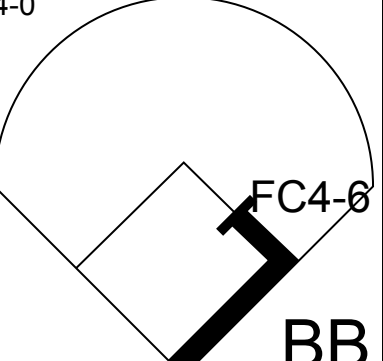

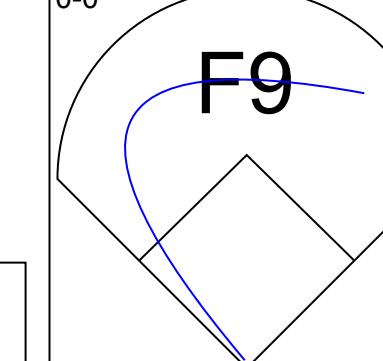
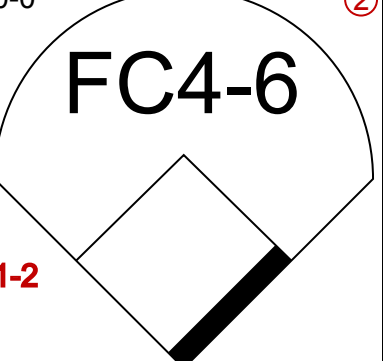
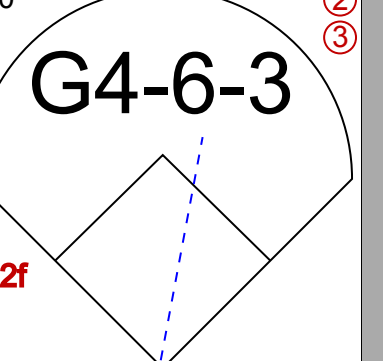

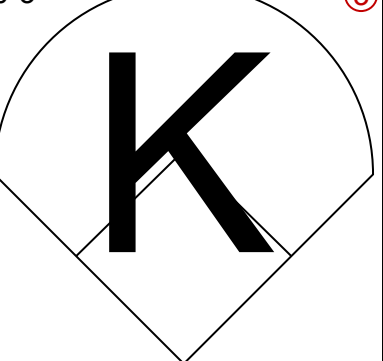
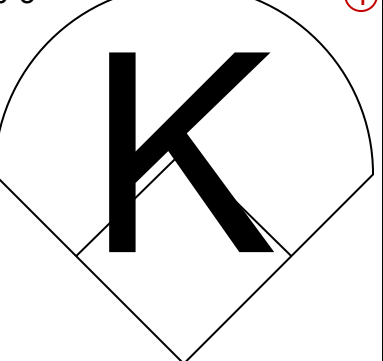


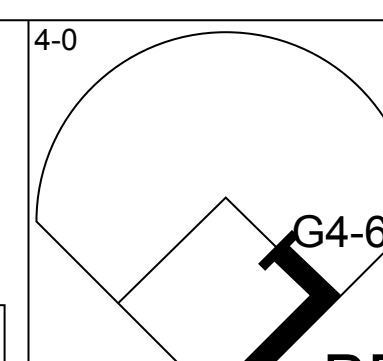
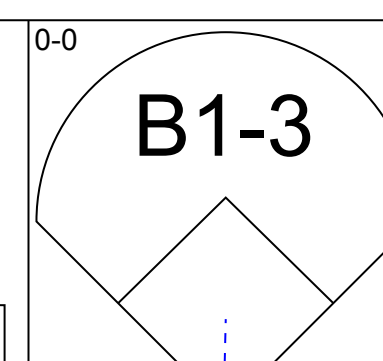
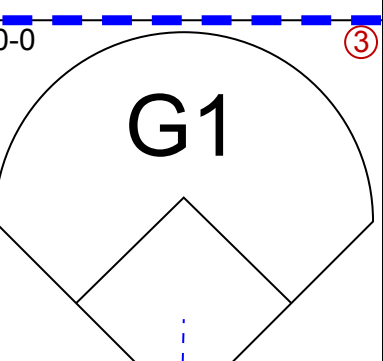
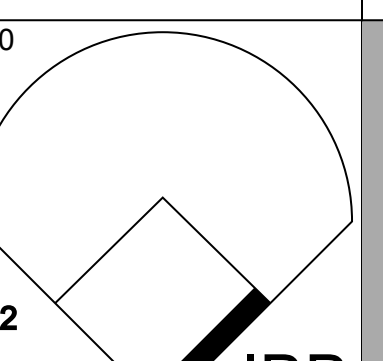
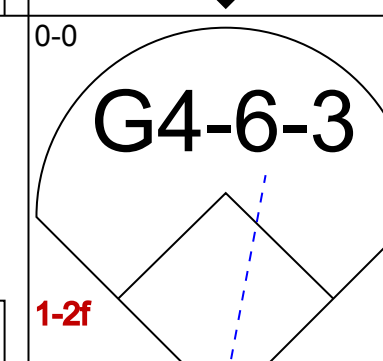
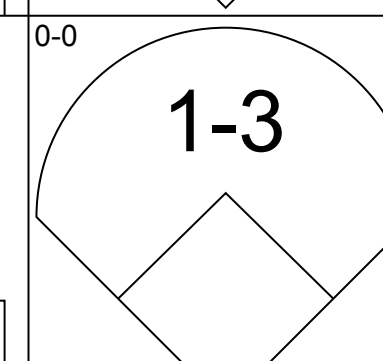
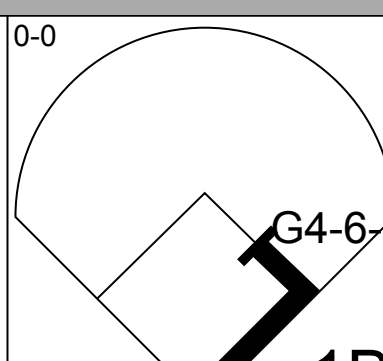
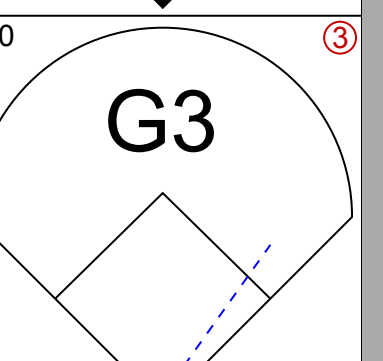
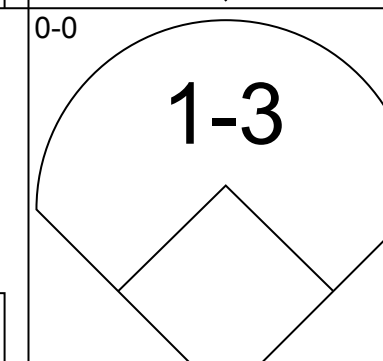
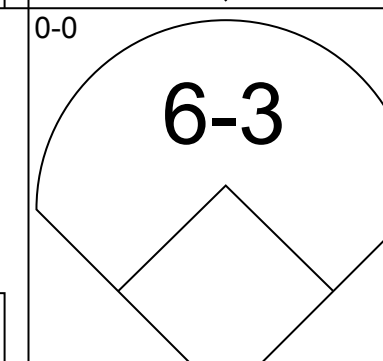
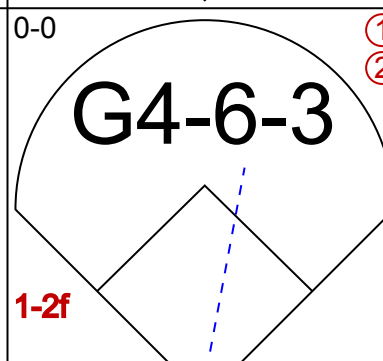

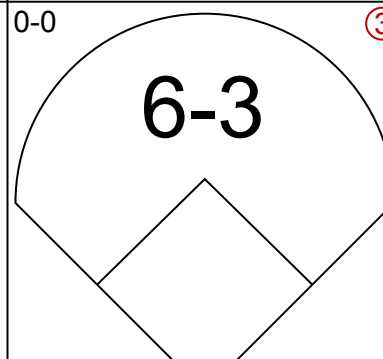
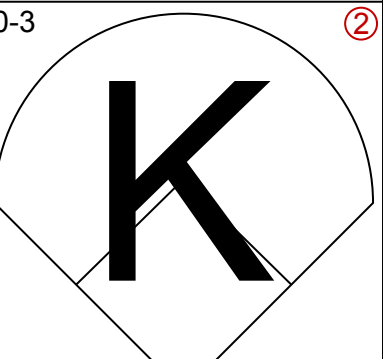
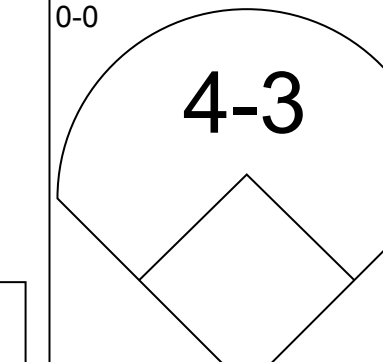
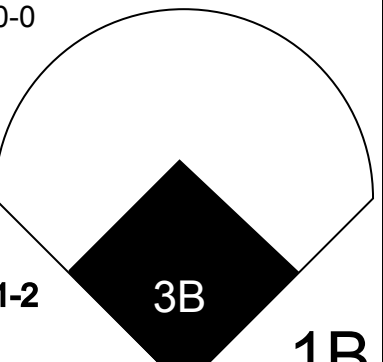

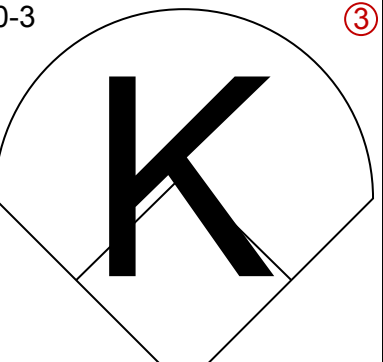
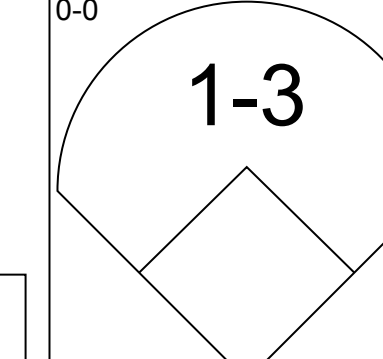
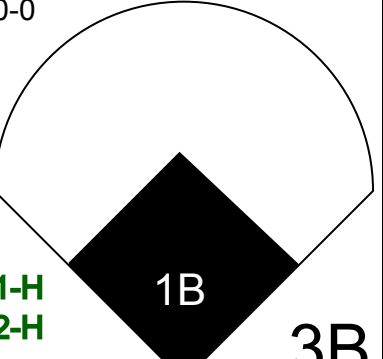
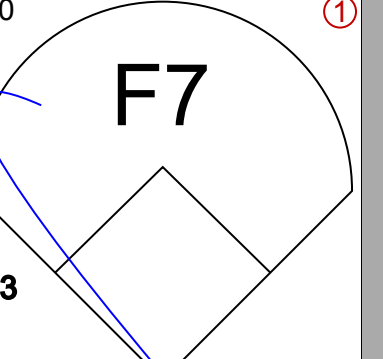


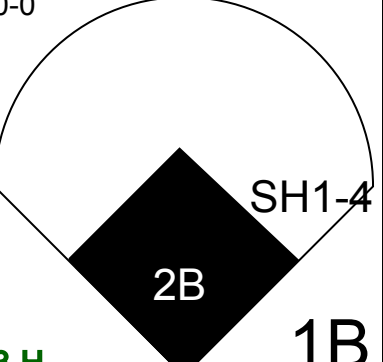
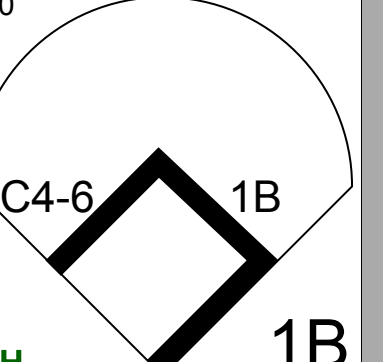
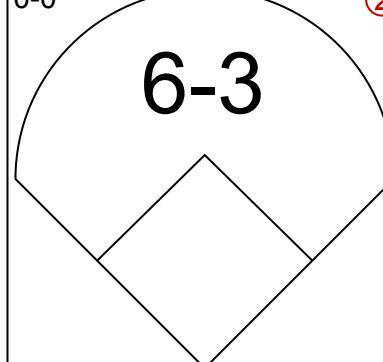
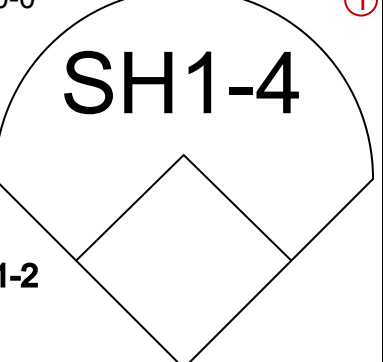
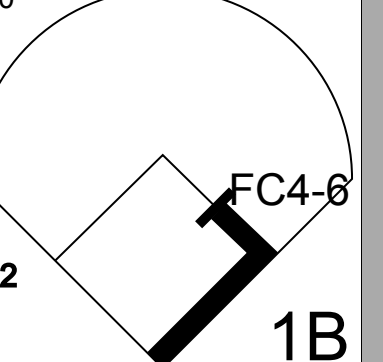
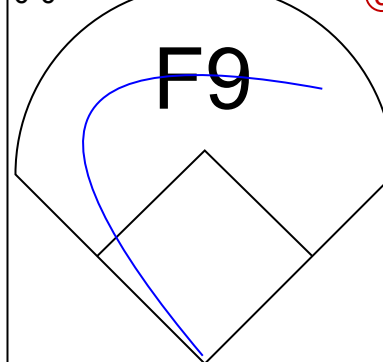
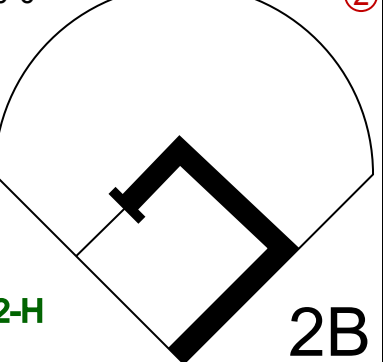
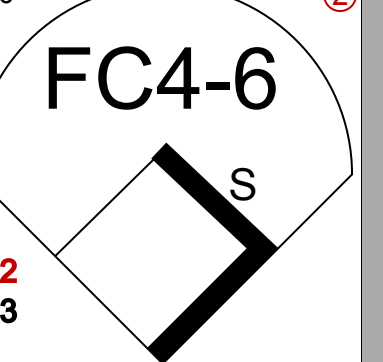
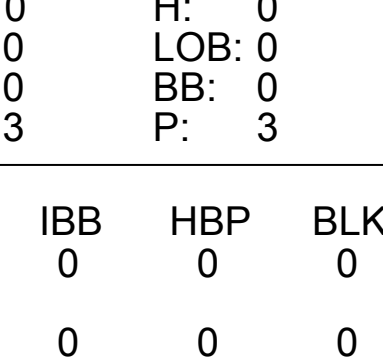
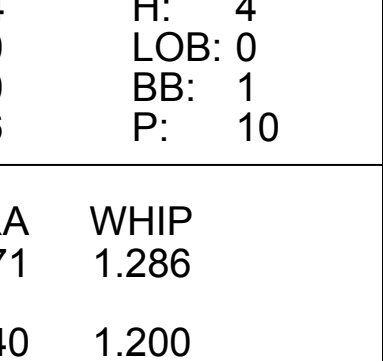
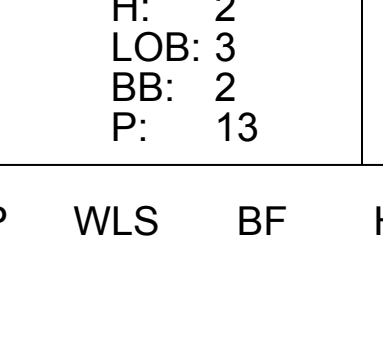
Batter	1	2	3	4	5	6	7	8	9	AB	R	H	RBI	BB	SO	LOB	BOTTOM										
John Moses, S (1, 8) OBP: 0.329, SLG: 0.349										4	0	0	0	0	1	3											
Phil Bradley, R (1, 7) OBP: 0.339, SLG: 0.338										4	1	2	0	1	1	0											
Jim Presley, R (1, 5) OBP: 0.312, SLG: 0.443										5	1	1	1	0	3	2											
Ken Phelps, L (1, 10) OBP: 0.444, SLG: 0.701										4	1	1	0	1	2	1											
Dave Valle, R (1, 2) OBP: 0.274, SLG: 0.517										3	1	0	0	0	2												
Alvin Davis, L (1, 3) OBP: 0.390, SLG: 0.443										3	0	2	1	1	0	0											
John Christensen, R (1, 9) OBP: 0.299, SLG: 0.353										1	0	0	0	0	1												
Mike Kingery, L (4, PH) OBP: 0.292, SLG: 0.424										2	0	1	1	0	0	3											
Rey Quinones, R (1, 6) OBP: 0.311, SLG: 0.401										3	1	0	1	0	2												
Scott Bradley, L (8, PH) OBP: 0.353, SLG: 0.448										1	0	0	0	0	1												
Rick Renteria, R (9, 6) OBP: 0.182, SLG: 0.200										0	0	0	0	0	0	0											
Domingo Ramos, R (1, 4) OBP: 0.385, SLG: 0.417										3	0	1	0	1	0	0											
Harold Reynolds, S (8, PR) OBP: 0.331, SLG: 0.366										0	0	0	0	0	0	0											
Inning Stats	R: 0 E: 0 K: 2 S: 8	H: 1 LOB: 1 BB: 0 P: 8	R: 0 E: 0 K: 0 S: 4	H: 1 LOB: 1 BB: 0 P: 4	R: 0 E: 0 K: 0 S: 3	H: 0 LOB: 0 BB: 0 P: 3	R: 4 E: 1 K: 1 S: 9	H: 4 LOB: 1 BB: 0 P: 10	R: 0 E: 0 K: 1 S: 5	H: 0 LOB: 3 BB: 3 P: 17	R: 0 E: 0 K: 0 S: 2	H: 0 LOB: 0 BB: 0 P: 3	R: 1 E: 0 K: 0 S: 4	H: 1 LOB: 0 BB: 0 P: 4	R: 0 E: 0 K: 0 S: 4	H: 1 LOB: 2 BB: 1 P: 8	R: 0 E: 0 K: 3 S: 9	H: 0 LOB: 0 BB: 0 P: 9	1B: 4 2B: 2 3B: 2 HR: 0	SF: 1 SAC: 0 DP: 0 HBP: 2	WP: 0 PB: 0 SB: 1 CS: 1	PA: 41					
PITCHER	IP	WLS	BF	H	R	ER	SO	BB	IBB	HBP	BLK	WP	HR	S	P	ERA	WHIP										
John Cerutti, L (1, 1) ERA: 4.82	3.0		13	4	2	2	2	0	0	0	0	0	0	17	17	6.00	1.333										
Mark Eichhorn, R (4, 1) ERA: 2.51	3.1	W	17	3	3	2	2	2	1	2	0	0	0	16	30	5.40	1.500										
Jeff Musselman, L (7, 1) ERA: 3.0	1.0		4	1	0	0	0	0	0	0	0	0	0	4	4	0.00	1.000										
Tom Henke, R (8, 1) ERA: 0.39	1.2	S	6	0	0	0	3	1	0	0	0	0	0	11	15	0.00	0.600										

Toronto Blue Jays @ Seattle Mariners
The Kingdome, Seattle, WA
Fri May 22, 1987, 10:05 PM EDT
Att: 10,012 - Unknown

AB	33
R	5
H	8
RBI	4
BB	4
SO	7
LOB	15



Batter	1	2	3	4	5	6	7	8	9	AB	R	H	RBI	BB	SO	LOB	TOP					
Tony Fernandez, S (1,6) OBP: 0.373, SLG: 0.381										4	1	1	0	0	2	0	Toronto Blue Jays @ Seattle Mariners The Kingdome, Seattle, WA Sun May 24 1987, 10:05 PM EDT Att: 12,751 - Unknown					
Kelly Gruber, R (1,5) OBP: 0.333, SLG: 0.448										4	0	1	0	0	1	1						
Willie Upshaw, L (1,3) OBP: 0.367, SLG: 0.500										4	0	0	0	0	0	2						
George Bell, R (1,7) OBP: 0.343, SLG: 0.634										4	1	2	2	0	2	2						
Jesse Barfield, R (1,9) OBP: 0.374, SLG: 0.534										4	0	0	0	0	2	2						
Lloyd Moseby, L (1,8) OBP: 0.301, SLG: 0.436											3	0	0	0	1	3		1				
Cecil Fielder, R (1,10) OBP: 0.444, SLG: 0.667										1	0	0	0	2	1	1						
Garth Iorg, R (1,4) OBP: 0.221, SLG: 0.133										3	0	0	0	0	0	3						
Jeffrey DeWitt, R (1,2) OBP: 0.143, SLG: 0.333										3	0	0	0	0	3	1						
Inning Stats	R: 0 E: 0 K: 2 S: 8	H: 1 LOB: 1 BB: 0 P: 8	R: 0 E: 0 K: 1 S: 5	H: 0 LOB: 1 BB: 1 P: 9	R: 0 E: 0 K: 1 S: 5	H: 0 LOB: 0 BB: 0 P: 5	R: 0 E: 1 K: 2 S: 7	H: 0 LOB: 0 BB: 0 P: 7	R: 0 E: 0 K: 2 S: 7	H: 0 LOB: 1 BB: 1 P: 11	R: 2 E: 0 K: 1 S: 9	H: 2 LOB: 0 BB: 0 P: 9	R: 0 E: 0 K: 1 S: 4	H: 0 LOB: 0 BB: 1 P: 8	R: 0 E: 0 K: 2 S: 7	H: 0 LOB: 0 BB: 0 P: 7	R: 0 E: 0 K: 1 S: 6	H: 1 LOB: 1 BB: 0 P: 6	1B: 2 2B: 1 3B: 0 HR: 1	SF: 0 SAC: 0 DP: 1 HBP: 0	WP: 0 PB: 0 SB: 0 CS: 1	PA: 33
PITCHER Mark Langston, L (1,1) ERA: 4.02	IP: 9.0 WLS: W BF: 33	H: 4 R: 2 ER: 2 SO: 14	BB: 3 IBB: 0 HBP: 0 BLK: 0	WP: 0 HR: 1 S: 58 P: 70	ERA: 2.00 WHIP: 0.778	PITCHER	IP: 9.0 WLS: W BF: 33	H: 4 R: 2 ER: 2 SO: 14	BB: 3 IBB: 0 HBP: 0 BLK: 0	WP: 0 HR: 1 S: 58 P: 70	ERA: 2.00 WHIP: 0.778	PITCHER	IP: 9.0 WLS: W BF: 33	H: 4 R: 2 ER: 2 SO: 14	BB: 3 IBB: 0 HBP: 0 BLK: 0	WP: 0 HR: 1 S: 58 P: 70	ERA: 2.00 WHIP: 0.778					

Batter	1	2	3	4	5	6	7	8	9	AB	R	H	RBI	BB	SO	LOB	BOTTOM	
John Moses, S (1,8) OBP: 0.326, SLG: 0.335										2	0	0	0	2	0	0	Toronto Blue Jays @ Seattle Mariners The Kingdome, Seattle, WA Sun May 24 1987, 10:05 PM EDT Att: 12,751 - Unknown	
Phil Bradley, R (1,7) OBP: 0.340, SLG: 0.340										4	0	1	0	0	0	4		
Scott Bradley, L (1,5) OBP: 0.349, SLG: 0.437										3	0	0	0	0	0	1		
Jim Presley, R (8,5) OBP: 0.303, SLG: 0.429										1	0	0	0	0	1	0		
Ken Phelps, L (1,10) OBP: 0.427, SLG: 0.658										3	1	0	0	1	2	0		
Alvin Davis, L (1,3) OBP: 0.390, SLG: 0.442										3	2	1	0	1	1	0		
Mike Kingery, L (1,9) OBP: 0.295, SLG: 0.438										3	1	1	2	0	0	1		
Dave Valle, R (1,2) OBP: 0.292, SLG: 0.525										3	1	2	2	0	0	0		
Domingo Ramos, R (1,6) OBP: 0.400, SLG: 0.429										2	0	1	0	0	0	0		
Harold Reynolds, S (1,4) OBP: 0.325, SLG: 0.364										3	0	1	1	0	0	2		
Inning Stats	R: 0 E: 0 K: 0 S: 2	H: 0 LOB: 0 BB: 1 P: 6	R: 0 E: 0 K: 1 S: 5	H: 0 LOB: 0 BB: 0 P: 5	R: 0 E: 0 K: 0 S: 3	H: 0 LOB: 0 BB: 0 P: 3	R: 4 E: 0 K: 0 S: 6	H: 4 LOB: 0 BB: 1 P: 10	R: 0 E: 0 K: 0 S: 3	H: 1 LOB: 0 BB: 0 P: 3	R: 1 E: 0 K: 0 S: 5	H: 2 LOB: 3 BB: 2 P: 13	R: 0 E: 0 K: 3 S: 9	H: 0 LOB: 0 BB: 0 P: 9	1B: 5 2B: 1 3B: 1 HR: 0	SF: 0 SAC: 1 DP: 2 HBP: 0	WP: 0 PB: 0 SB: 1 CS: 0	PA: 32
PITCHER Dave Stieb, R (1,1) ERA: 5.6	IP: 4.2 WLS: L BF: 18	H: 4 R: 4 ER: 4 SO: 1	BB: 2 IBB: 0 HBP: 0 BLK: 0	WP: 0 HR: 0 S: 18 P: 26	ERA: 7.71 WHIP: 1.286	PITCHER	IP: 4.2 WLS: L BF: 18	H: 4 R: 4 ER: 4 SO: 1	BB: 2 IBB: 0 HBP: 0 BLK: 0	WP: 0 HR: 0 S: 18 P: 26	ERA: 7.71 WHIP: 1.286	PITCHER	IP: 0.2 WLS: L BF: 2	H: 2 R: 0 ER: 0 SO: 0	BB: 1 IBB: 0 HBP: 0 BLK: 0	WP: 0 HR: 0 S: 4 P: 8	ERA: 0.00 WHIP: 3.000	
Jeff Musselman, L (5,1) ERA: 3.16	IP: 1.2 WLS: L BF: 6	H: 1 R: 1 ER: 1 SO: 0	BB: 1 IBB: 0 HBP: 0 BLK: 0	WP: 0 HR: 0 S: 5 P: 9	ERA: 5.40 WHIP: 1.200	PITCHER	IP: 0.2 WLS: L BF: 2	H: 2 R: 0 ER: 0 SO: 0	BB: 1 IBB: 0 HBP: 0 BLK: 0	WP: 0 HR: 0 S: 4 P: 8	ERA: 0.00 WHIP: 3.000	PITCHER	IP: 0.2 WLS: L BF: 2	H: 2 R: 0 ER: 0 SO: 0	BB: 1 IBB: 0 HBP: 0 BLK: 0	WP: 0 HR: 0 S: 4 P: 8	ERA: 0.00 WHIP: 3.000	
Mark Eichhorn, R (7,1) ERA: 2.47	IP: 0.2 WLS: L BF: 5	H: 2 R: 0 ER: 0 SO: 0	BB: 1 IBB: 0 HBP: 0 BLK: 0	WP: 0 HR: 0 S: 4 P: 8	ERA: 0.00 WHIP: 3.000	PITCHER	IP: 0.2 WLS: L BF: 2	H: 2 R: 0 ER: 0 SO: 0	BB: 1 IBB: 0 HBP: 0 BLK: 0	WP: 0 HR: 0 S: 4 P: 8	ERA: 0.00 WHIP: 3.000	PITCHER	IP: 1.0 WLS: L BF: 3	H: 0 R: 0 ER: 0 SO: 3	BB: 0 IBB: 0 HBP: 0 BLK: 0	WP: 0 HR: 0 S: 9 P: 9	ERA: 4.66	

AB	30
R	2
H	4
RBI	2
BB	3
SO	14
LOB	13



AB	27
R	5
H	7
RBI	5
BB	4
SO	4
LOB	8



Batter	1	2	3	4	5	6	7	8	9	AB	R	H	RBI	BB	SO	LOB	TOP	
Tony Fernandez, S OBP: 0.379, SLG: 0.384 (1, 6)	4-0 CS BB		0-0 G1-6-3			0-0 3-1 WP SF9 1B		0-0 E7 1B 1B	0-0 F7	4	2	2	0	1	0	3		
Rance Mulliniks, L OBP: 0.337, SLG: 0.357 Rob Ducey, L OBP: 0.324, SLG: 0.154 (1, 10) (8, FR)	0-3 K			0-0 G3		4-0 SF9 3-1 BB		0-0 HR BB 1B	3-H	3	0	1	1	1	1	1		
Willie Upshaw, L OBP: 0.364, SLG: 0.490 (1, 3)	0-3 K			0-0 4-3		0-0 3-1		4-0 HR BB	1-2	3	1	0	0	1	1	2		
George Bell, R OBP: 0.347, SLG: 0.671 (1, 7)		0-0 4-3		0-0 HR		0-0 SF9		0-0 HR HR	1-H 2-H	3	2	2	5	0	0	0		
Ernie Whitt, L OBP: 0.348, SLG: 0.437 (1, 2)	0-0 F5		0-0 F6			0-0 L8		0-0 6-3		4	0	0	0	0	0	2		
Lloyd Moseby, L OBP: 0.294, SLG: 0.425 (1, 8)	0-0 1-3				0-0 F6		0-0 F5	0-0 E6		4	0	0	0	0	0	1		
Rick Leach, L OBP: 0.576, SLG: 0.500 Jesse Barfield, R OBP: 0.371, SLG: 0.530 (8, PH) (8, 9)			0-3 K		0-0 5-3 1B		0-0 F7	0-3 K		3	0	1	0	0	1	0		
Kelly Gruber, R OBP: 0.340, SLG: 0.456 (1, 5)			1-0 1B HBP		0-0 5-3		0-0 F8		0-0 SH1-3 CS 2B	3	0	1	0	0	0	1		
Garth Iorg, R OBP: 0.225, SLG: 0.143 (1, 4)			0-0 G1-6-3 1B		0-0 4-3			0-0 F7	0-0 SH1-3	3	0	1	0	0	0	1		
Inning Stats	R: 0 E: 0 K: 2 S: 6	H: 0 LOB: 0 BB: 1 P: 10	R: 0 E: 0 K: 0 S: 3	H: 0 LOB: 0 BB: 0 P: 3	R: 0 E: 0 K: 1 S: 5	H: 1 LOB: 1 BB: 0 P: 6	R: 1 E: 0 K: 0 S: 4	H: 1 LOB: 0 BB: 0 P: 4	R: 0 E: 0 K: 0 S: 4	H: 0 LOB: 0 BB: 0 P: 3	R: 4 E: 2 K: 1 S: 9	H: 3 LOB: 1 BB: 1 P: 13	R: 0 E: 0 K: 0 S: 3	H: 1 LOB: 0 BB: 0 P: 3	1B: 5 2B: 1 3B: 0 HR: 2	SF: 1 SAC: 1 DP: 1 HBP: 1	WP: 1 PA: 37 PB: 0 SB: 0 CS: 2	
PITCHER	IP WLS BF H R ER SO BB IBB HBP BLK WP HR S P ERA WHIP																	
Mike Morgan, R ERA: 4.86 (1, 1)	7.1 L	30 6	5 5	3 3	3 0	1 0	0 0	0 0	0 0	0 0	1 1	32 45	6.14 1.227					
Steve Shields, R ERA: 3.39 (8, 1)	0.0	1	1	1	0	0	0	0	0	0	1	1	∞	∞				
Bill Wilkinson, L ERA: 6.11 (8, 1)	1.2	6	1	0	0	1	0	0	0	0	0	8	0.00	0.600				

Toronto Blue Jays @ Seattle Mariners
The Kingdome, Seattle, WA
Mon May 25 1987, 6:33 AM EDT
Att: 8,499 - Unknown

AB	31
R	6
H	8
RBI	6
BB	3
SO	4
LOB	12



Batter	1	2	3	4	5	6	7	8	9	AB	R	H	RBI	BB	SO	LOB	BOTTOM		
John Moses, S OBP: 0.316, SLG: 0.325 (1, 8)	0-3 K		0-0 F6		0-0 6-3		0-0 5-3		0-0 G4-6-3	5	0	0	0	0	1	3			
Phil Bradley, R OBP: 0.344, SLG: 0.350 (1, 7)	0-0 1B 2B		0-0 F9			0-3 K		0-0 WP 3B 1B		4	2	2	0	0	1	0			
John Christensen, R OBP: 0.299, SLG: 0.333 Mike Kingery, L OBP: 0.292, SLG: 0.434 (1, 9) (8, PH) (9, 9)	0-0 G3 2-3 1B		0-0 5-3			0-0 E5 2B SF7		0-0 F5		3	1	1	0	0	0	0			
Jim Presley, R OBP: 0.313, SLG: 0.455 (1, 5)	0-0 G3 1-2 3-H 1B			0-3 K		0-0 2B		0-0 SF5 3B		4	1	3	2	0	1	0			
Alvin Davis, L OBP: 0.381, SLG: 0.436 (1, 3)	0-0 G3 1-2 2-3			0-0 F9		0-0 SF7		0-0 SF5		2	0	0	2	0	0	2			
Dave Valle, R OBP: 0.279, SLG: 0.500 Ken Phelps, L OBP: 0.431, SLG: 0.670 Rick Renteria, R OBP: 0.192, SLG: 0.200 (1, 10) (8, PH) (8, FR)	0-0 6-3			0-3 K		0-0 4-3		0-0 2B		3	0	0	0	0	1	3			
Bob Kearney, R OBP: 0.346, SLG: 0.346 Scott Bradley, L OBP: 0.345, SLG: 0.433 (1, 2) (8, PH) (9, 2)		0-3 K		0-0 F9		0-0 FC4-2 1B		0-0 6-3	0-0 F5	3	0	0	0	0	1	0			
Rey Quinones, R OBP: 0.316, SLG: 0.419 (1, 6)		0-0 F9		0-0 E9 WP FC4-2 1B		0-0 HR		4-0 G4-6-3 BB		3	1	2	1	1	0	0			
Harold Reynolds, S OBP: 0.323, SLG: 0.361 (1, 4)		0-3 K		0-0 FC4-2 BLK		0-0 CS 1B		0-0 B1		4	0	1	0	0	1	2			
Inning Stats	R: 1 E: 0 K: 1 S: 8	H: 3 LOB: 2 BB: 0 P: 8	R: 0 E: 0 K: 2 S: 7	H: 0 LOB: 0 BB: 0 P: 7	R: 0 E: 0 K: 0 S: 3	H: 0 LOB: 0 BB: 0 P: 3	R: 0 E: 0 K: 2 S: 7	H: 0 LOB: 0 BB: 0 P: 7	R: 0 E: 1 K: 1 S: 7	H: 1 LOB: 1 BB: 0 P: 7	R: 1 E: 0 K: 0 S: 4	H: 2 LOB: 0 BB: 0 P: 4	R: 2 E: 0 K: 0 S: 6	H: 3 LOB: 1 BB: 0 P: 6	R: 0 E: 0 K: 0 S: 2	H: 0 LOB: 0 BB: 1 P: 6	1B: 5 2B: 3 3B: 1 HR: 1	SF: 2 SAC: 0 DP: 1 HBP: 0	WP: 2 PA: 37 PB: 0 SB: 0 CS: 1
PITCHER	IP WLS BF H R ER SO BB IBB HBP BLK WP HR S P ERA WHIP																		
Jimmy Key, L ERA: 3.58 (1, 1)	7.0 W	28 3	2 2	0 0	1 0	1 0	40 40	2.57 1.000											
Tom Henke, R ERA: 1.11 (8, 1)	1.0	7	3	2	2	0	1	0	6	10	18.00	4.000							
Jeff Musselman, L ERA: 3.04 (9, 1)	1.0 S	2	0	0	0	0	0	0	2	2	0.00	0.000							

Toronto Blue Jays @ Seattle Mariners
The Kingdome, Seattle, WA
Mon May 25 1987, 6:33 AM EDT
Att: 8,499 - Unknown

AB	34
R	5
H	10
RBI	5
BB	1
SO	6
LOB	12



Batter	1	2	3	4	5	6	7	8	9	AB	R	H	RBI	BB	SO	LOB	TOP								
John Moses, S OBP: 0.319, SLG: 0.327 (1, 8)	G3		F7		FC3-6 HBP SF8 1B	6-3		1B		5	1	2	1	0	0	2	Seattle Mariners @ New York Yankees Yankee Stadium, Bronx, NY Wed May 27 1987, 7:05 PM EDT Att: 26,741 - Unknown								
Phil Bradley, R OBP: 0.355, SLG: 0.368 (1, 7)	6-3		WP SF8 2B		FC3-6 HBP 1-2		SH3-4 1B 2B	BB		3	2	2	0	1	0	0									
Scott Bradley, L OBP: 0.342, SLG: 0.430 (1, 2)	1B		SF8 2-H		FC3-6 1-2 2-3		SH3-4 2-3	F7		3	0	1	1	0	0	4									
Ken Phelps, L OBP: 0.425, SLG: 0.658 Dave Valle, R OBP: 0.296, SLG: 0.515 (1, 10) (5, PH)	F7		K		SF8 3-H		F8 1B	1B FC5-2 1B		2	0	0	0	0	1	1									
Alvin Davis, L OBP: 0.387, SLG: 0.448 (1, 3)		1B 2B			K		F8 1-2	1B FC5-2 1B		5	1	3	0	0	1	2									
Jim Prestey, R OBP: 0.310, SLG: 0.448 (1, 5)	1B				K		6-3 5-3	FC5-2 G5-4-3 1-2		5	1	1	1	0	1	4									
Mike Kingery, L OBP: 0.299, SLG: 0.435 John Christensen, R OBP: 0.300, SLG: 0.333 (1, 9) (6, PH) (6, 9)	G6-3 1B		F6				FC5-4 1B	F8 G5-4-3 1-2		2	0	1	1	0	0	1									
Rey Quinones, R OBP: 0.315, SLG: 0.414 (1, 6)	G6-3 1-2						FC5-4 2B 1-2	5-3		4	0	1	0	0	0	2									
Harold Reynolds, S OBP: 0.327, SLG: 0.367 (1, 4)	4-3		4-3				1-3 2B	1B S BB		3	1	1	0	1	0	2									
Inning Stats	R: 0 E: 0 K: 0 S: 4	H: 1 LOB: 1 BB: 0 P: 4	R: 2 E: 0 K: 0 S: 5	H: 3 LOB: 0 BB: 0 P: 5	R: 1 E: 0 K: 1 S: 6	H: 1 LOB: 0 BB: 0 P: 6	R: 0 E: 0 K: 1 S: 7	H: 2 LOB: 2 BB: 0 P: 7	R: 1 E: 0 K: 1 S: 6	H: 1 LOB: 1 BB: 0 P: 7	R: 0 E: 0 K: 0 S: 5	H: 2 LOB: 2 BB: 0 P: 5	R: 1 E: 0 K: 0 S: 5	H: 2 LOB: 1 BB: 0 P: 5	R: 1 E: 0 K: 0 S: 4	H: 1 LOB: 2 BB: 2 P: 12		R: 0 E: 0 K: 0 S: 4	H: 2 LOB: 1 BB: 0 P: 4	1B: 11 2B: 4 3B: 0 HR: 0	SF: 2 SAC: 1 DP: 2 HBP: 1	WP: 1 PB: 0 SB: 1 CS: 0	PA: 43		
PITCHER	IP	WLS	BF	H	R	ER	SO	BB	IBB	HBP	BLK	WP	HR	S	P	ERA	WHIP								
Charles Hudson, R ERA: 3.08 (1, 1)	4.0		20	8	4	4	2	0	0	1	0	1	0	23	24	9.00	2.000								
Ron Guidry, L ERA: 4.5 (5, 1)	2.2	L	12	4	1	1	1	0	0	0	0	0	0	14	14	3.38	1.500								
Tim Stoddard, R ERA: 3.98 (7, 1)	1.0		6	1	1	1	0	2	0	0	0	0	0	4	12	9.00	3.000								
Bob Shirley, L ERA: 3.33 (8, 1)	1.1		5	2	0	0	0	0	0	0	0	0	0	5	5	0.00	1.500								

Batter	1	2	3	4	5	6	7	8	9	AB	R	H	RBI	BB	SO	LOB	BOTTOM								
Rickey Henderson, R OBP: 0.454, SLG: 0.588 (1, 10)	F4			L5			6-3		5-3	4	0	0	0	1	0	1	Seattle Mariners @ New York Yankees Yankee Stadium, Bronx, NY Wed May 27 1987, 7:05 PM EDT Att: 26,741 - Unknown								
Willie Randolph, R OBP: 0.395, SLG: 0.381 (1, 4)	6-3		5-3				6-3		BB	5	0	1	0	0	0	2									
Don Mattingly, L OBP: 0.378, SLG: 0.492 (1, 3)	1B 2B		F8		F7			1B G6-4-3 BB	BB	3	2	1	0	2	0	0									
Gary Ward, R OBP: 0.354, SLG: 0.481 (1, 8) (9, 7)	1B		HR BB					G6-4-3 1B	F9	4	1	3	1	1	0	3									
Dave Winfield, R OBP: 0.385, SLG: 0.509 (1, 9)	6-3		1-H HR		F3			G6-4-3 1-2 3-H		4	1	1	2	0	0	3									
Dan Pasqua, L OBP: 0.328, SLG: 0.371 Ron Kittle, R OBP: 0.298, SLG: 0.462 Henry Cotto, R (8, PR) (9, 8)		5-3 2B 1B	K				K	BB		3	1	1	0	0	2	0									
Mike Pagliarulo, L OBP: 0.285, SLG: 0.377 (1, 5)	F7		F8				5-3	K		4	0	0	0	0	1	2									
Joel Skinner, R OBP: 0.202, SLG: 0.281 Keith Hughes, L (9, PH)	5-3			K			6-3		K	3	0	0	0	0	1	1									
Wayne Tolleson, S OBP: 0.353, SLG: 0.318 (1, 6)	2B			G3				1B 5-3 1B		4	0	2	1	0	1	0									
Inning Stats	R: 1 E: 0 K: 0 S: 5	H: 2 LOB: 1 BB: 0 P: 5	R: 1 E: 0 K: 0 S: 5	H: 2 LOB: 1 BB: 1 P: 9	R: 2 E: 0 K: 1 S: 6	H: 1 LOB: 0 BB: 1 P: 10	R: 0 E: 0 K: 1 S: 5	H: 0 LOB: 0 BB: 0 P: 5	R: 0 E: 0 K: 1 S: 5	H: 0 LOB: 0 BB: 0 P: 5	R: 0 E: 0 K: 1 S: 5	H: 0 LOB: 0 BB: 0 P: 5	R: 0 E: 0 K: 1 S: 5	H: 1 LOB: 2 BB: 2 P: 13	R: 0 E: 0 K: 1 S: 7	H: 2 LOB: 3 BB: 1 P: 11		1B: 6 2B: 2 3B: 0 HR: 1	SF: 0 SAC: 0 DP: 1 HBP: 0	WP: 0 PB: 0 SB: 0 CS: 0	PA: 40				
PITCHER	IP	WLS	BF	H	R	ER	SO	BB	IBB	HBP	BLK	WP	HR	S	P	ERA	WHIP								
Scott Bankhead, R ERA: 4.86 (1, 1)	5.0		23	6	4	4	2	2	0	0	0	0	0	10	14	4.50	0.500								
Lee Guetterman, L ERA: 4.5 (6, 1)	2.0	W	7	0	1	1	2	1	0	0	0	0	0	2	2	0.00	1.500								
Jerry Reed, R ERA: 3.86 (8, 1)	0.2		2	1	0	0	0	0	0	0	0	0	0	2	2	0.00	1.500								
Bill Wilkinson, L ERA: 6.0 (8, 1)	0.1		2	0	0	0	1	1	0	0	0	0	0	3	7	0.00	3.000								
Steve Shields, R ERA: 3.18 (9, 1)	0.2		4	2	0	0	1	0	0	0	0	0	0	6	6	0.00	3.000								
PITCHER	IP	WLS	BF	H	R	ER	SO	BB	IBB	HBP	BLK	WP	HR	S	P	ERA	WHIP								
Stan Clarke, L ERA: 4.32 (9, 1)	0.0		1	0	0	0	0	0	0	0	0	0	0	1	1	0.00	0.000								
Mike Trujillo, R ERA: 7.79 (9, 1)	0.1	S	1	0	0	0	0	0	0	0	0	0	0	1	4	0.00	0.000								

Batter	1	2	3	4	5	6	7	8	9	AB	R	H	RBI	BB	SO	LOB	TOP											
John Moses, S OBP: 0.328, SLG: 0.333	F7		CS BB			FC1-6 WP 1B		G4-6-3 1B		3	0	2	0	1	0	0	Seattle Mariners @ New York Yankees Yankee Stadium, Bronx, NY Thu May 28 1987, 7:05 PM EDT Att: 20,105 - Unknown											
Phil Bradley, R OBP: 0.346, SLG: 0.359	4-3		K			FC1-6 1B		G4-6-3 1B		4	0	0	0	0	1	3												
Scott Bradley, L OBP: 0.356, SLG: 0.441	1B			G3		1B		HR 1B		4	1	3	0	0	0	0												
Ken Phelps, L OBP: 0.420, SLG: 0.669	4-3		K			K		HR 1B		4	1	1	2	0	2	3												
Alvin Davis, L OBP: 0.384, SLG: 0.443		6-3		F7				K		4	0	1	0	0	1	0												
Jim Prestley, R OBP: 0.303, SLG: 0.438	K				F7			5-3		4	0	0	0	0	1	1												
Mike Kingery, L OBP: 0.297, SLG: 0.432 John Christensen, R OBP: 0.294, SLG: 0.327	1B 1B				F9			1-3		3	0	1	0	0	0	1												
Rey Quinones, R OBP: 0.315, SLG: 0.413	1B				F8					3	0	1	0	0	0	1												
Harold Reynolds, S OBP: 0.327, SLG: 0.367			6-3			1B 1B		F5		3	0	1	0	0	0	0												
Inning Stats	R: 0 E: 0 K: 0 S: 4	H: 1 LOB: 1 BB: 0 P: 4	R: 0 E: 0 K: 1 S: 6	H: 2 LOB: 2 BB: 0 P: 6	R: 0 E: 0 K: 1 S: 4	H: 0 LOB: 1 BB: 1 P: 8	R: 0 E: 0 K: 1 S: 5	H: 0 LOB: 0 BB: 0 P: 5	R: 0 E: 0 K: 0 S: 3	H: 0 LOB: 0 BB: 0 P: 3	R: 0 E: 0 K: 1 S: 7	H: 3 LOB: 2 BB: 0 P: 7	R: 0 E: 0 K: 0 S: 4	H: 1 LOB: 1 BB: 0 P: 4	R: 0 E: 0 K: 0 S: 3	H: 1 LOB: 0 BB: 0 P: 3		R: 2 E: 0 K: 1 S: 7	H: 2 LOB: 0 BB: 0 P: 7	1B: 9 2B: 1 3B: 0 HR: 1	SF: 0 SAC: 0 DP: 2 HBP: 0	WP: 1 PB: 0 CS: 1	PA: 34					
PITCHER	IP	WLS	BF	H	R	ER	SO	BB	IBB	HBP	BLK	WP	HR	S	P	ERA	WHIP											
Rick Rhoden, R ERA: 3.86	(1, 1)	8.0	W	31	10	2	2	4	1	0	0	0	1	1	38	42	2.25	1.375										
Dave Righetti, L ERA: 3.99	(9, 1)	1.0	S	3	0	0	0	1	0	0	0	0	0	5	5	0.00	0.000											

AB	33
R	2
H	10
RBI	2
BB	1
SO	5
LOB	9



Batter	1	2	3	4	5	6	7	8	9	AB	R	H	RBI	BB	SO	LOB	BOTTOM										
Rickey Henderson, R OBP: 0.455, SLG: 0.604	5-3	F7				HR				4	1	2	1	0	0	0	Seattle Mariners @ New York Yankees Yankee Stadium, Bronx, NY Thu May 28 1987, 7:05 PM EDT Att: 20,105 - Unknown										
Willie Randolph, R OBP: 0.391, SLG: 0.372	F7		F6		6-3		F8			4	0	0	0	0	1												
Don Mattingly, L OBP: 0.380, SLG: 0.489	HR BB		4-3			5-3				3	1	1	0	1	0	0											
Gary Ward, R OBP: 0.352, SLG: 0.494	HR		1-3			K		FC6-4		4	1	1	2	0	1	1											
Dan Pasqua, L OBP: 0.333, SLG: 0.370	BB BB					BB 1B		F9		3	1	1	0	1	1	0											
Dave Winfield, R OBP: 0.398, SLG: 0.530	BB BB					1B BB				1	1	1	1	3	0	0											
Mike Pagliarulo, L OBP: 0.290, SLG: 0.380	F8		G4-6-3			BB 1B				4	0	2	1	0	0	3											
Rick Cerone, R OBP: 0.293, SLG: 0.275		F8				K		G5-4-3		3	0	0	0	1	1	1											
Wayne Tolleson, S OBP: 0.347, SLG: 0.311	1-3					4-3		F8		3	0	0	0	0	0	3											
Inning Stats	R: 2 E: 0 K: 0 S: 4	H: 1 LOB: 2 BB: 3 P: 16	R: 0 E: 0 K: 0 S: 3	H: 0 LOB: 0 BB: 0 P: 3	R: 0 E: 0 K: 1 S: 3	H: 0 LOB: 0 BB: 0 P: 3	R: 0 E: 0 K: 1 S: 4	H: 0 LOB: 0 BB: 1 P: 8	R: 1 E: 0 K: 1 S: 6	H: 1 LOB: 0 BB: 0 P: 6	R: 1 E: 0 K: 1 S: 7	H: 2 LOB: 3 BB: 2 P: 15	R: 0 E: 0 K: 0 S: 4	H: 2 LOB: 1 BB: 0 P: 4	R: 1 E: 0 K: 0 S: 4	H: 2 LOB: 0 BB: 0 P: 4		R: 1 E: 0 K: 0 S: 4	H: 2 LOB: 0 BB: 0 P: 4	1B: 5 2B: 0 3B: 0 HR: 3	SF: 0 SAC: 0 DP: 2 HBP: 0	WP: 0 PB: 0 CS: 1	PA: 35				
PITCHER	IP	WLS	BF	H	R	ER	SO	BB	IBB	HBP	BLK	WP	HR	S	P	ERA	WHIP										
Mike Moore, R ERA: 5.01	(1, 1)	8.0	L	35	8	5	5	3	6	0	0	0	3	35	59	5.62	1.750										

AB	29
R	5
H	8
RBI	5
BB	6
SO	3
LOB	9



Batter	1	2	3	4	5	6	7	8	9	AB R H RBI BB SO LOB	TOP												
John Moses, S (1, 8) OBP: 0.330, SLG: 0.331										4 1 1 0 1 0 1	Seattle Mariners @ Baltimore Orioles Memorial Stadium, Baltimore, MD Fri May 29 1987, 7:05 PM EDT Att: 24,774 - Unknown												
Phil Bradley, R (1, 7) OBP: 0.350, SLG: 0.363										4 1 1 0 1 2 3													
Dave Valle, R (1, 10) OBP: 0.316, SLG: 0.514										4 1 2 2 1 1 0													
Jim Presley, R (1, 5) OBP: 0.306, SLG: 0.436										5 1 2 0 0 1 2													
Alvin Davis, L (1, 3) OBP: 0.381, SLG: 0.438										4 0 1 0 0 0 3													
John Christensen, R (1, 9) OBP: 0.256, SLG: 0.327										3 0 1 0 0 1 2													
Mike Kingery, L (7, PH) OBP: 0.303, SLG: 0.464										1 1 1 3 0 0 0													
Bob Kearney, R (1, 2) OBP: 0.226, SLG: 0.333										4 1 1 0 0 0 2													
Rey Quinones, R (1, 6) OBP: 0.314, SLG: 0.428										4 1 1 1 0 2 2													
Harold Reynolds, S (1, 4) OBP: 0.331, SLG: 0.370										4 0 2 1 0 0 0													
Inning Stats	R: 1 E: 0 K: 0 S: 4	H: 2 LOB: 1 BB: 1 P: 8	R: 1 E: 0 K: 0 S: 5	H: 3 LOB: 2 BB: 1 P: 9	R: 0 E: 0 K: 0 S: 3	H: 0 LOB: 0 BB: 0 P: 3	R: 1 E: 0 K: 0 S: 5	H: 2 LOB: 1 BB: 0 P: 5	R: 1 E: 0 K: 1 S: 8	H: 4 LOB: 2 BB: 0 P: 8	R: 0 E: 0 K: 1 S: 5	H: 0 LOB: 0 BB: 0 P: 5	R: 3 E: 0 K: 1 S: 7	H: 2 LOB: 1 BB: 1 P: 11	R: 0 E: 0 K: 1 S: 5	H: 0 LOB: 0 BB: 0 P: 5	R: 0 E: 0 K: 3 S: 9	H: 0 LOB: 0 BB: 0 P: 9	1B: 10 2B: 1 3B: 0 HR: 2	SF: 0 SAC: 0 DP: 2 HBP: 0	WP: 0 PB: 0 SB: 4 CS: 0	PA: 40	
PITCHER	IP WLS BF H R ER SO BB IBB HBP BLK WP HR S P ERA WHIP											PITCHER	IP WLS BF H R ER SO BB IBB HBP BLK WP HR S P ERA WHIP										
Jeff Ballard, L (1, 1) ERA: 6.31	4.1 L 21 9 4 4 0 0 2 0 0 0 0 0 1 19 27 8.31 2.538																						
Dave Schmidt, R (5, 1) ERA: 2.09	2.0 10 3 2 2 3 1 0 0 0 0 0 0 15 19 9.00 2.000																						
Scott McGregor, L (7, 1) ERA: 5.53	0.1 1 0 0 0 0 0 0 0 0 0 0 0 1 1 0.00 0.000																						
Mark Williamson, R (7, 1) ERA: 4.67	2.1 8 1 1 1 4 0 0 0 0 0 0 1 16 16 3.86 0.429																						

Batter	1	2	3	4	5	6	7	8	9	AB R H RBI BB SO LOB	BOTTOM												
Lee Lacy, R (1, 9) OBP: 0.315, SLG: 0.293										3 1 1 0 1 1 1	Seattle Mariners @ Baltimore Orioles Memorial Stadium, Baltimore, MD Fri May 29 1987, 7:05 PM EDT Att: 24,774 - Unknown												
Rick Burleson, R (1, 4) OBP: 0.284, SLG: 0.295										4 1 1 1 0 0 1													
Cal Ripken Jr., R (1, 6) OBP: 0.373, SLG: 0.584										4 1 1 1 0 1 2													
Eddie Murray, S (1, 3) OBP: 0.341, SLG: 0.541										4 0 2 1 0 1 1													
Fred Lynn, L (1, 8) OBP: 0.350, SLG: 0.461										4 0 1 0 0 0 1													
Ray Knight, R (1, 5) OBP: 0.367, SLG: 0.447										4 0 0 0 0 2 2													
Terry Kennedy, L (1, 2) OBP: 0.319, SLG: 0.410										3 0 0 0 1 2 0													
Ken Gerhart, R (1, 7) OBP: 0.292, SLG: 0.443										4 0 0 0 0 1 3													
Mike Young, S (1, 10) OBP: 0.444, SLG: 0.481										3 0 1 0 0 2 0													
Inning Stats	R: 0 E: 0 K: 0 S: 4	H: 1 LOB: 0 BB: 0 P: 4	R: 0 E: 0 K: 1 S: 5	H: 0 LOB: 0 BB: 0 P: 5	R: 0 E: 0 K: 2 S: 7	H: 0 LOB: 0 BB: 0 P: 7	R: 1 E: 0 K: 1 S: 8	H: 3 LOB: 3 BB: 1 P: 12	R: 2 E: 0 K: 1 S: 7	H: 2 LOB: 1 BB: 1 P: 11		R: 0 E: 0 K: 3 S: 9	H: 0 LOB: 0 BB: 0 P: 9	R: 0 E: 0 K: 2 S: 7	H: 1 LOB: 0 BB: 0 P: 3	R: 0 E: 0 K: 2 S: 7	H: 0 LOB: 0 BB: 0 P: 7	R: 0 E: 0 K: 3 S: 3	H: 0 LOB: 0 BB: 0 P: 3	1B: 5 2B: 0 3B: 1 HR: 1	SF: 0 SAC: 0 DP: 1 HBP: 0	WP: 0 PB: 0 SB: 0 CS: 0	PA: 35
PITCHER	IP WLS BF H R ER SO BB IBB HBP BLK WP HR S P ERA WHIP											PITCHER	IP WLS BF H R ER SO BB IBB HBP BLK WP HR S P ERA WHIP										
Mark Langston, L (1, 1) ERA: 3.91	9.0 W 35 7 3 3 10 2 0 0 0 0 0 1 53 61 3.00 1.000																						



Batter	1	2	3	4	5	6	7	8	9	AB	R	H	RBI	BB	SO	LOB	TOP								
John Moses, S OBP: 0.330, SLG: 0.328 (1, 8)										5	1	1	1	1	0	0									
Phil Bradley, R OBP: 0.344, SLG: 0.354 (1, 7)										4	1	0	1	1	0	3									
Dave Valle, R OBP: 0.329, SLG: 0.547 (1, 10)										5	2	2	3	1	0	4									
Jim Presley, R OBP: 0.317, SLG: 0.473 (1, 5)										5	2	3	3	1	0	2									
Alvin Davis, L OBP: 0.385, SLG: 0.443 (1, 3)										5	1	2	0	1	2	2									
John Christensen, R OBP: 0.317, SLG: 0.345 (1, 9)										6	2	3	0	0	2	2									
Bob Kearney, R OBP: 0.229, SLG: 0.353 (1, 2)										4	0	1	0	0	0	4									
Rey Quinones, R OBP: 0.328, SLG: 0.429 (1, 6)										2	2	1	1	3	1	0									
Harold Reynolds, S OBP: 0.333, SLG: 0.377 (1, 4)										5	1	2	2	0	0	6									
Inning Stats	R: 0 E: 1 K: 0 S: 4	H: 0 LOB: 1 BB: 0 P: 4	R: 0 E: 0 K: 1 S: 5	H: 0 LOB: 0 BB: 0 P: 5	R: 0 E: 0 K: 1 S: 5	H: 0 LOB: 0 BB: 0 P: 5	R: 2 E: 1 K: 1 S: 8	H: 3 LOB: 3 BB: 2 P: 16	R: 1 E: 1 K: 0 S: 4	H: 1 LOB: 1 BB: 1 P: 8	R: 4 E: 0 K: 0 S: 7	H: 4 LOB: 1 BB: 1 P: 11	R: 3 E: 0 K: 0 S: 7	H: 4 LOB: 2 BB: 1 P: 11	R: 0 E: 0 K: 1 S: 6	H: 1 LOB: 3 BB: 2 P: 14	R: 2 E: 0 K: 1 S: 7	H: 2 LOB: 1 BB: 1 P: 11	1B: 9 2B: 3 3B: 0 HR: 3	SF: 1 SAC: 1 DP: 0 HBP: 0	WP: 0 PB: 0 SB: 0 CS: 0	PA: 51			
PITCHER	IP	WLS	BF	H	R	ER	SO	BB	IBB	HBP	BLK	WP	HR	S	P	ERA	WHIP								
Eric Bell, L ERA: 4.24 (1, 1)	5.1	L	26	6	5	4	3	3	0	0	0	0	2	29	41	6.75	1.688								
Jack O'Connor, R ERA: 7.45 (6, 1)	1.0		9	4	5	5	0	1	1	0	0	0	0	7	15	45.00	5.000								
Mark Williamson, R ERA: 4.46 (7, 1)	1.2		10	3	0	0	1	2	0	0	0	0	0	10	18	0.00	3.000								
Tom Niedenfuer, R ERA: 4.09 (9, 1)	1.0		6	2	2	2	1	1	0	0	0	0	1	7	11	18.00	3.000								

Seattle Mariners @ Baltimore Orioles
Memorial Stadium, Baltimore, MD
Sat May 30 1987, 7:05 PM EDT
Att: 28,874 - Unknown

AB 41
R 12
H 15
RBI 11
BB 8
SO 5
LOB 23



Batter	1	2	3	4	5	6	7	8	9	AB	R	H	RBI	BB	SO	LOB	BOTTOM								
Mike Young, S OBP: 0.400, SLG: 0.419 (1, 10)										4	0	0	0	0	1	3									
Jim Dwyer, L OBP: 0.385, SLG: 0.612 (1, 9)										4	0	1	0	0	1	2									
Cal Ripken Jr., R OBP: 0.367, SLG: 0.572 (1, 6)										4	0	0	0	0	1	1									
Eddie Murray, S OBP: 0.340, SLG: 0.535 (1, 3)										4	0	1	0	0	0	1									
Fred Lynn, L OBP: 0.354, SLG: 0.468 (1, 8)										4	0	2	0	0	0	0									
Ray Knight, R OBP: 0.359, SLG: 0.436 (1, 5)										4	0	0	0	0	0	4									
Terry Kennedy, L OBP: 0.319, SLG: 0.409 (1, 2)										3	0	1	0	0	0	0									
Dave Vangorder, R OBP: 0.333, SLG: 0.800 (9, 2)										1	0	0	0	0	1	2									
Larry Sheets, L OBP: 0.388, SLG: 0.638 (1, 7)										3	0	1	0	0	0	1									
Rick Burleson, R OBP: 0.285, SLG: 0.296 (1, 4)										3	0	1	0	0	0	1									
Inning Stats	R: 0 E: 0 K: 1 S: 5	H: 0 LOB: 0 BB: 0 P: 5	R: 0 E: 0 K: 0 S: 3	H: 0 LOB: 0 BB: 0 P: 3	R: 0 E: 0 K: 1 S: 6	H: 1 LOB: 1 BB: 0 P: 6	R: 0 E: 0 K: 0 S: 5	H: 2 LOB: 2 BB: 0 P: 5	R: 0 E: 0 K: 0 S: 3	H: 0 LOB: 0 BB: 0 P: 3	R: 0 E: 0 K: 1 S: 5	H: 0 LOB: 0 BB: 0 P: 5	R: 0 E: 0 K: 0 S: 3	H: 0 LOB: 0 BB: 0 P: 3	R: 0 E: 0 K: 1 S: 5	H: 2 LOB: 2 BB: 0 P: 5	R: 0 E: 0 K: 0 S: 7	H: 2 LOB: 2 BB: 0 P: 7	1B: 6 2B: 1 3B: 0 HR: 0	SF: 0 SAC: 0 DP: 0 HBP: 0	WP: 0 PB: 0 SB: 0 CS: 0	PA: 34			
PITCHER	IP	WLS	BF	H	R	ER	SO	BB	IBB	HBP	BLK	WP	HR	S	P	ERA	WHIP								
Mike Morgan, R ERA: 4.28 (1, 1)	9.0	W	34	7	0	0	4	0	0	0	0	0	0	42	42	0.00	0.778								

Seattle Mariners @ Baltimore Orioles
Memorial Stadium, Baltimore, MD
Sat May 30 1987, 7:05 PM EDT
Att: 28,874 - Unknown

AB 34
R 0
H 7
RBI 0
BB 0
SO 4
LOB 15



Batter	1	2	3	4	5	6	7	8	9	AB	R	H	RBI	BB	SO	LOB	TOP								
John Moses, S OBP: 0.342, SLG: 0.357 (1, 8)										5	4	4	0	0	0	0	Seattle Mariners @ Baltimore Orioles Memorial Stadium, Baltimore, MD Sun May 31 1987, 3:33 AM EDT Att: 31,909 - Unknown livebaseballscorecards.com								
Phil Bradley, R OBP: 0.346, SLG: 0.374 (1, 7)										4	2	2	3	0	1	2									
Scott Bradley, L OBP: 0.358, SLG: 0.440 (1, 2)										5	0	2	1	0	0	2									
Ken Phelps, L OBP: 0.419, SLG: 0.669 (1, 10)										3	1	1	1	1	0	2									
Alvin Davis, L OBP: 0.375, SLG: 0.430 (1, 3)										5	0	0	0	0	1	4									
Jim Prestley, R OBP: 0.315, SLG: 0.487 (1, 5)										3	1	1	2	0	0	0									
Mike Kingery, L OBP: 0.301, SLG: 0.457 (1, 9)										4	0	1	0	0	0	0									
Rey Quinones, R OBP: 0.320, SLG: 0.418 (1, 6)										4	0	0	0	0	0	1									
Harold Reynolds, S OBP: 0.326, SLG: 0.368 (1, 4)										4	0	0	0	0	0	0									
Inning Stats	R: 1 E: 0 K: 0 S: 5	H: 2 LOB: 1 BB: 0 P: 5	R: 1 E: 0 K: 0 S: 4	H: 1 LOB: 0 BB: 0 P: 4	R: 2 E: 0 K: 0 S: 5	H: 2 LOB: 0 BB: 0 P: 5	R: 0 E: 0 K: 0 S: 3	H: 0 LOB: 0 BB: 0 P: 3	R: 0 E: 0 K: 0 S: 4	H: 1 LOB: 1 BB: 0 P: 4	R: 1 E: 0 K: 0 S: 5	H: 2 LOB: 1 BB: 0 P: 5	R: 1 E: 0 K: 1 S: 7	H: 2 LOB: 1 BB: 0 P: 7	R: 0 E: 0 K: 1 S: 5	H: 0 LOB: 0 BB: 0 P: 5	R: 2 E: 2 K: 0 S: 6	H: 1 LOB: 2 BB: 1 P: 10	1B: 5 2B: 3 3B: 2 HR: 1	SF: 3 SAC: 0 DP: 0 HBP: 0	WP: 0 PB: 0 SB: 3 CS: 0	PA: 41			
PITCHER	IP	WLS	BF	H	R	ER	SO	BB	IBB	HBP	BLK	WP	HR	S	P	ERA	WHIP								
John Habyan, R ERA: 5.54 (1, 1)	5.2	L	25	8	5	5	0	0	0	0	0	0	1	25	25	7.94	1.412								
Dave Schmidt, R ERA: 2.2 (6, 1)	2.1		9	2	1	1	2	0	0	0	0	0	0	13	13	3.86	0.857								
Ken Dixon, R ERA: 5.67 (9, 1)	1.0		7	1	2	0	0	1	0	0	0	0	0	6	10	0.00	2.000								

Batter	1	2	3	4	5	6	7	8	9	AB	R	H	RBI	BB	SO	LOB	BOTTOM								
Alan Wiggins, S OBP: 0.337, SLG: 0.345 (1, 4)										4	0	1	0	0	0	3	Seattle Mariners @ Baltimore Orioles Memorial Stadium, Baltimore, MD Sun May 31 1987, 3:33 AM EDT Att: 31,909 - Unknown livebaseballscorecards.com								
Lee Lacy, R OBP: 0.323, SLG: 0.329 (1, 9)										4	2	2	1	0	0	1									
Terry Kennedy, L OBP: 0.319, SLG: 0.409 (9, 2)										0	0	0	0	0	0	0									
Cal Ripken Jr., R OBP: 0.364, SLG: 0.566 (1, 6)										4	0	1	1	0	0	2									
Eddie Murray, S OBP: 0.343, SLG: 0.534 (1, 3)										4	0	2	2	0	0	1									
Ray Knight, R OBP: 0.351, SLG: 0.426 (1, 10)										4	0	0	0	0	0	2									
Larry Sheets, L OBP: 0.392, SLG: 0.661 (1, 7) (9, 9)										4	1	2	1	0	1	0									
Ken Gerhart, R OBP: 0.290, SLG: 0.445 (1, 8)										4	0	1	0	0	0	1									
Rene Gonzales, R OBP: 0.263, SLG: 0.389 (1, 5)										4	1	1	0	0	0	2									
Dave Vangorder, R OBP: 0.250, SLG: 0.571 (1, 2)										2	0	0	0	0	0	2									
Mike Young, S OBP: 0.405, SLG: 0.424 (8, PH) (9, 7)										2	1	1	0	0	0	0									
Inning Stats	R: 0 E: 0 K: 0 S: 3	H: 1 LOB: 0 BB: 0 P: 3	R: 0 E: 0 K: 0 S: 3	H: 1 LOB: 0 BB: 0 P: 3	R: 0 E: 0 K: 0 S: 4	H: 1 LOB: 0 BB: 0 P: 4	R: 1 E: 0 K: 0 S: 4	H: 1 LOB: 0 BB: 0 P: 4	R: 0 E: 0 K: 0 S: 4	H: 1 LOB: 1 BB: 0 P: 4	R: 0 E: 0 K: 1 S: 5	H: 0 LOB: 0 BB: 0 P: 5	R: 0 E: 0 K: 0 S: 7	H: 4 LOB: 1 BB: 0 P: 7	R: 0 E: 0 K: 0 S: 4	H: 1 LOB: 0 BB: 0 P: 4	1B: 7 2B: 3 3B: 0 HR: 1	SF: 0 SAC: 0 DP: 2 HBP: 0	WP: 0 PB: 0 SB: 0 CS: 0	PA: 36					
PITCHER	IP	WLS	BF	H	R	ER	SO	BB	IBB	HBP	BLK	WP	HR	S	P	ERA	WHIP								
Lee Guetterman, L ERA: 4.82 (1, 1)	7.1	W	29	9	4	4	4	0	0	0	0	0	0	31	31	4.91	1.227								
Jerry Reed, R ERA: 3.75 (8, 1)	0.2		3	1	0	0	0	0	0	0	0	0	0	3	3	0.00	1.500								
Bill Wilkinson, L ERA: 6.16 (9, 1)	1.0		4	1	1	1	0	0	0	0	0	0	1	4	4	9.00	1.000								

Seattle Mariners @ Baltimore Orioles
 Memorial Stadium, Baltimore, MD
 Sun May 31 1987, 3:33 AM EDT
 Att: 31,909 - Unknown

AB	37
R	8
H	11
RBI	7
BB	1
SO	2
LOB	11



Seattle Mariners @ Baltimore Orioles
 Memorial Stadium, Baltimore, MD
 Sun May 31 1987, 3:33 AM EDT
 Att: 31,909 - Unknown

AB	36
R	5
H	11
RBI	5
BB	0
SO	1
LOB	14



Batter	1	2	3	4	5	6	7	8	9	AB	R	H	RBI	BB	SO	LOB	TOP										
John Moses, S OBP: 0.345, SLG: 0.365 (1, 8)	0-3 K		0-0 2B		0-3 K		0-0 CS 1B			4	0	2	0	0	2	1	Seattle Mariners @ Toronto Blue Jays Exhibition Stadium, Toronto, ON Mon Jun 01 1987, 7:05 PM EDT Att: 28,294 - Unknown										
Phil Bradley, R OBP: 0.357, SLG: 0.381 (1, 7)	4-0 S BB		4-0 BB			0-0 E 1B	0-0 CS 1-2	0-0 G6-3 1B		2	1	2	0	2	0	0											
Scott Bradley, L OBP: 0.346, SLG: 0.425 (1, 2)	0-3 K 1-2		0-0 F8			0-0 FC4 F8 1B SF9		0-0 G6-3 1-2		4	1	0	0	0	1	5											
Ken Phelps, L OBP: 0.421, SLG: 0.661 (1, 10)	0-0 F2			0-0 F7		0-0 1B 1-2 2H		1-0 HBP		3	0	1	1	0	0	1											
Alvin Davis, L OBP: 0.373, SLG: 0.426 (1, 3)		0-0 G5-4-3 1B		0-0 1-3		0-0 F8 2-3		0-3 K		4	0	1	0	0	1	3											
Jim Prestey, R OBP: 0.314, SLG: 0.484 (1, 5)		0-0 G5-4-3 1-2		0-0 5-3		0-0 SF9			0-0 G1-6-3 1B	3	0	1	1	0	0	1											
Mike Kingery, L OBP: 0.291, SLG: 0.442 (1, 9)		0-0 L6			0-0 F7	0-0 F8		0-3 K		4	0	0	0	0	1	2											
Rey Quinones, R OBP: 0.319, SLG: 0.414 (1, 6)			0-0 G3-6-3 1B		0-0 F3		0-0 F9	0-0 G1-6-3 1-2		4	0	1	0	0	0	1											
Harold Reynolds, S OBP: 0.326, SLG: 0.373 (1, 4)			0-0 G3-6-3 1-2			0-0 2B		0-0 F9		3	0	1	0	0	0	1											
Inning Stats	R: 0 E: 0 K: 2 S: 7	H: 0 LOB: 1 BB: 1 P: 11	R: 0 E: 0 K: 0 S: 3	H: 1 LOB: 0 BB: 0 P: 3	R: 0 E: 0 K: 0 S: 4	H: 2 LOB: 2 BB: 1 P: 8	R: 0 E: 0 K: 0 S: 3	H: 0 LOB: 0 BB: 0 P: 3	R: 0 E: 0 K: 1 S: 6	H: 1 LOB: 1 BB: 0 P: 6	R: 2 E: 1 K: 0 S: 6	H: 2 LOB: 1 BB: 0 P: 6	R: 0 E: 0 K: 0 S: 3	H: 1 LOB: 0 BB: 0 P: 3	R: 0 E: 0 K: 1 S: 5	H: 1 LOB: 1 BB: 0 P: 6	R: 0 E: 0 K: 1 S: 5	H: 1 LOB: 0 BB: 0 P: 5	R: 0 E: 0 K: 1 S: 5	H: 1 LOB: 0 BB: 0 P: 5	1B: 7 2B: 2 3B: 0 HR: 0	SF: 1 SAC: 0 DP: 4 HBP: 1	WP: 0 PB: 0 SB: 1 CS: 1	PA: 36			
PITCHER	IP	WLS	BF	H	R	ER	SO	BB	IBB	HBP	BLK	WP	HR	S	P	ERA	WHIP										
Joe Johnson, R ERA: 4.61 (1, 1)	7.0	L	29	8	2	0	3	2	0	0	0	0	0	33	41	0.00	1.429										
Jeff Musselman, L ERA: 2.7 (8, 1)	1.1		5	1	0	0	2	0	0	1	0	0	0	8	9	0.00	0.750										
Mark Eichhorn, R ERA: 2.33 (9, 1)	0.2		1	0	0	0	0	0	0	0	0	0	0	1	1	0.00	0.000										

AB	31
R	2
H	9
RBI	2
BB	2
SO	5
LOB	15



Batter	1	2	3	4	5	6	7	8	9	AB	R	H	RBI	BB	SO	LOB	BOTTOM										
Tony Fernandez, S OBP: 0.369, SLG: 0.394 (1, 6)	0-3 K		0-0 F8			0-0 E6 1-2			0-0 F9	4	0	0	0	0	1	1	Seattle Mariners @ Toronto Blue Jays Exhibition Stadium, Toronto, ON Mon Jun 01 1987, 7:05 PM EDT Att: 28,294 - Unknown										
Lloyd Moseby, L OBP: 0.294, SLG: 0.418 (1, 8)	0-0 1B 1B			0-0 4-3		0-0 F5		0-3 K		4	0	1	0	0	1	2											
Willie Upshaw, L OBP: 0.348, SLG: 0.464 (1, 3)				0-0 4-3		0-0 4-3			0-0 F4	3	0	1	0	0	0	2											
Cecil Fielder, R OBP: 0.423, SLG: 0.585 (9, PH)				0-0 4-3 1B					0-0 F4	1	0	0	0	0	0	0											
George Bell, R OBP: 0.327, SLG: 0.642 (1, 7)				0-0 G1-4-3 1-2		0-0 5-3			0-0 F8	3	0	0	0	0	0	2											
Jesse Barfield, R OBP: 0.379, SLG: 0.538 (1, 9)			0-0 1B		0-0 F4		0-0 G4-6-3 1B			3	0	2	0	0	0	0											
Ernie Whitt, L OBP: 0.329, SLG: 0.407 (1, 2)			0-0 F4		0-0 L3		0-0 G4-6-3 1-2			3	0	0	0	0	0	2											
Kelly Gruber, R OBP: 0.322, SLG: 0.417 (1, 5)			0-0 3		0-3 K			0-3 K		3	0	0	0	0	2	1											
Fred McGriff, L OBP: 0.351, SLG: 0.376 (1, 10)			0-3 K			0-3 K		0-0 4-3		2	0	0	0	0	2	0											
Garth Iorg, R OBP: 0.213, SLG: 0.139 (8, PH)								0-0 4-3		1	0	0	0	0	0	0											
Manuel Lee, S OBP: 0.250, SLG: 0.143 (1, 4)			0-0 6-3			4-0 E BB		0-0 5-3		2	0	0	0	1	0	0											
Inning Stats	R: 0 E: 0 K: 1 S: 6	H: 2 LOB: 1 BB: 0 P: 6	R: 0 E: 0 K: 0 S: 3	H: 1 LOB: 0 BB: 0 P: 3	R: 0 E: 0 K: 1 S: 5	H: 0 LOB: 0 BB: 0 P: 5	R: 0 E: 0 K: 0 S: 3	H: 0 LOB: 0 BB: 0 P: 3	R: 0 E: 1 K: 1 S: 6	H: 0 LOB: 2 BB: 1 P: 10	R: 0 E: 0 K: 0 S: 3	H: 1 LOB: 0 BB: 0 P: 3	R: 0 E: 0 K: 1 S: 5	H: 0 LOB: 0 BB: 0 P: 5	R: 0 E: 0 K: 1 S: 5	H: 0 LOB: 0 BB: 0 P: 5	R: 0 E: 0 K: 1 S: 5	H: 0 LOB: 0 BB: 0 P: 5	1B: 4 2B: 1 3B: 0 HR: 0	SF: 0 SAC: 0 DP: 3 HBP: 0	WP: 0 PB: 0 SB: 0 CS: 0	PA: 30					
PITCHER	IP	WLS	BF	H	R	ER	SO	BB	IBB	HBP	BLK	WP	HR	S	P	ERA	WHIP										
Scott Bankhead, R ERA: 4.37 (1, 1)	7.0	W	24	4	0	0	4	1	0	0	0	0	0	31	35	0.00	0.714										
Bill Wilkinson, L ERA: 5.57 (8, 1)	2.0	S	6	0	0	0	2	0	0	0	0	0	0	10	10	0.00	0.000										

AB	29
R	0
H	4
RBI	0
BB	1
SO	6
LOB	10



Batter	1	2	3	4	5	6	7	8	9	AB	R	H	RBI	BB	SO	LOB	TOP										
John Moses, S OBP: 0.343, SLG: 0.368 (1, 8)	4-3	CS	F7				F8			4	0	1	2	0	0	1	Seattle Mariners @ Toronto Blue Jays Exhibition Stadium, Toronto, ON Tue Jun 02 1987, 7:05 PM EDT Att: 31,076 - Unknown livebaseballscorecards.com										
Phil Bradley, R OBP: 0.360, SLG: 0.380 (1, 7)	1B		4-3				BB			3	0	1	0	1	0	1											
Scott Bradley, L OBP: 0.344, SLG: 0.415 (1, 2)	L8		F5				BB			3	0	0	0	1	0	3											
Ken Phelps, L OBP: 0.423, SLG: 0.654 (1, 10)	BB									3	0	1	0	1	1	2											
Alvin Davis, L OBP: 0.365, SLG: 0.417 (1, 3)	L9									4	0	0	0	0	0	3											
Jim Presley, R OBP: 0.316, SLG: 0.500 (1, 5)		HR								4	1	2	1	0	1	1											
Mike Kingery, L OBP: 0.295, SLG: 0.438 John Christensen, R OBP: 0.306, SLG: 0.333 (6, PH) (6, 9)		BB								1	0	0	0	1	0	1											
Rey Quinones, R OBP: 0.323, SLG: 0.413 (1, 6)		G1-6-3								3	1	1	0	1	0	1											
Harold Reynolds, S OBP: 0.331, SLG: 0.385 (1, 4)		1B								3	1	2	0	0	1	0											
Inning Stats	R: 0 E: 0 K: 0 S: 4	H: 1 LOB: 2 BB: 1 P: 8	R: 1 E: 0 K: 0 S: 3	H: 2 LOB: 0 BB: 1 P: 7	R: 0 E: 0 K: 0 S: 3	H: 0 LOB: 0 BB: 0 P: 3	R: 0 E: 0 K: 0 S: 4	H: 1 LOB: 1 BB: 0 P: 4	R: 2 E: 0 K: 0 S: 5	H: 3 LOB: 1 BB: 1 P: 9	R: 0 E: 0 K: 0 S: 3	H: 1 LOB: 0 BB: 0 P: 3	R: 0 E: 0 K: 0 S: 3	H: 0 LOB: 2 BB: 2 P: 11	R: 0 E: 0 K: 2 S: 7	H: 0 LOB: 0 BB: 0 P: 7		R: 0 E: 0 K: 0 S: 7	H: 0 LOB: 0 BB: 0 P: 7	R: 0 E: 0 K: 0 S: 7	H: 0 LOB: 0 BB: 0 P: 7	1B: 5 2B: 2 3B: 0 HR: 1	SF: 0 SAC: 1 DP: 3 HBP: 0	WP: 0 PB: 0 SB: 1 CS: 1	PA: 37		
PITCHER	IP	WLS	BF	H	R	ER	SO	BB	IBB	HBP	BLK	WP	HR	S	P	ERA	WHIP										
Jim Clancy, R ERA: 2.81 (1, 1)	4.1		20	7	3	3	0	2	0	0	0	0	1	18	26	6.23	2.077										
Jeff Musselman, L ERA: 2.51 (5, 1)	2.1	W	8	1	0	0	0	2	0	0	0	0	0	6	14	0.00	1.286										
Tom Henke, R ERA: 0.95 (7, 1)	2.1	S	8	0	0	0	4	1	0	0	0	0	0	15	19	0.00	0.429										

Batter	1	2	3	4	5	6	7	8	9	AB	R	H	RBI	BB	SO	LOB	BOTTOM										
Tony Fernandez, S OBP: 0.367, SLG: 0.396 (1, 6)	F8						F8			4	0	1	1	0	0	0	Seattle Mariners @ Toronto Blue Jays Exhibition Stadium, Toronto, ON Tue Jun 02 1987, 7:05 PM EDT Att: 31,076 - Unknown livebaseballscorecards.com										
Lloyd Moseby, L OBP: 0.293, SLG: 0.415 (1, 8)	K	K								4	0	1	0	0	2	1											
Willie Upshaw, L OBP: 0.346, SLG: 0.459 (1, 3)	F7									4	0	1	0	0	0	1											
George Bell, R OBP: 0.325, SLG: 0.649 (1, 7)		HR								4	1	1	1	0	1	1											
Jesse Barfield, R OBP: 0.378, SLG: 0.534 (1, 9)		L9								3	0	1	0	0	0	0											
Rance Mulliniks, L OBP: 0.345, SLG: 0.384 (1, 10)		2B								3	1	2	0	0	0	0											
Ernie Whitt, L OBP: 0.329, SLG: 0.413 (1, 2)		2B								3	1	1	1	0	1	2											
Kelly Gruber, R OBP: 0.322, SLG: 0.423 (1, 5)		2B								3	1	1	1	0	1	0											
Manuel Lee, S OBP: 0.182, SLG: 0.100 (1, 4)	1-3									3	0	0	0	0	0	1											
Inning Stats	R: 0 E: 0 K: 1 S: 5	H: 0 LOB: 0 BB: 0 P: 5	R: 4 E: 0 K: 1 S: 10	H: 5 LOB: 1 BB: 0 P: 10	R: 0 E: 0 K: 0 S: 3	H: 1 LOB: 0 BB: 0 P: 3	R: 0 E: 0 K: 1 S: 5	H: 0 LOB: 0 BB: 0 P: 5	R: 0 E: 0 K: 2 S: 9	H: 2 LOB: 2 BB: 0 P: 9	R: 0 E: 0 K: 0 S: 3	H: 0 LOB: 0 BB: 0 P: 3	R: 0 E: 0 K: 0 S: 3	H: 1 LOB: 0 BB: 0 P: 3	R: 0 E: 0 K: 0 S: 3	H: 0 LOB: 0 BB: 0 P: 3		1B: 5 2B: 3 3B: 0 HR: 1	SF: 0 SAC: 0 DP: 1 HBP: 0	WP: 0 PB: 0 SB: 0 CS: 1	PA: 31						
PITCHER	IP	WLS	BF	H	R	ER	SO	BB	IBB	HBP	BLK	WP	HR	S	P	ERA	WHIP										
Mike Moore, R ERA: 5.12 (1, 1)	5.2	L	24	8	4	4	4	0	0	0	0	0	0	32	32	6.35	1.412										
Stan Clarke, L ERA: 4.15 (6, 1)	0.1		1	0	0	0	1	0	0	0	0	0	0	3	3	0.00	0.000										
Mike Trujillo, R ERA: 7.36 (7, 1)	2.0		6	1	0	0	0	0	0	0	0	0	0	6	6	0.00	0.500										

Batter	1	2	3	4	5	6	7	8	9	AB	R	H	RBI	BB	SO	LOB	TOP					
John Moses, S OBP: 0.341, SLG: 0.365	F7			E1		G3-6-3	G3			4	1	1	0	0	0	1						
Phil Bradley, R OBP: 0.336, SLG: 0.378	F9			G4-6-3		G3-6-3	1-3			4	0	1	1	0	0	1						
Scott Bradley, L OBP: 0.341, SLG: 0.409	4-3			BB		G3-6-3	F8			4	0	1	0	0	0	1						
Ken Phelps, L OBP: 0.431, SLG: 0.652		F6		BB		FC5	1B			2	0	1	0	2	0	0						
Alvin Davis, L OBP: 0.368, SLG: 0.424	3-1			BB		BB	F8			4	0	2	0	0	0	2						
Jim Prestey, R OBP: 0.372, SLG: 0.490	K			F4		1B	F8			4	0	0	0	0	1	3						
Mike Kingery, L OBP: 0.286, SLG: 0.424				F8		2-3f	F9			4	0	0	0	0	0	1						
Rey Quinones, R OBP: 0.316, SLG: 0.403				F4			F2			4	0	0	0	0	1	1						
Harold Reynolds, S OBP: 0.337, SLG: 0.392	1-3			1-3		1B	BLK			2	1	1	0	1	0	0						
Inning Stats	R: 0 E: 0 K: 0 S: 3	H: 0 LOB: 0 BB: 0 P: 3	R: 0 E: 0 K: 1 S: 5	H: 0 LOB: 0 BB: 0 P: 5	R: 0 E: 0 K: 0 S: 3	H: 0 LOB: 0 BB: 0 P: 3	R: 0 E: 1 K: 0 S: 4	H: 1 LOB: 2 BB: 1 P: 8	R: 0 E: 0 K: 0 S: 3	H: 0 LOB: 0 BB: 0 P: 3	R: 2 E: 0 K: 0 S: 6	H: 4 LOB: 2 BB: 1 P: 10	R: 0 E: 0 K: 1 S: 5	H: 0 LOB: 1 BB: 1 P: 9	R: 0 E: 0 K: 0 S: 3	H: 1 LOB: 1 BB: 0 P: 3	R: 0 E: 0 K: 0 S: 4	H: 1 LOB: 1 BB: 0 P: 4	1B: 5 2B: 2 3B: 0 HR: 0	SF: 0 SAC: 0 DP: 2 HBP: 0	WP: 0 PB: 0 SB: 0 CS: 0	PA: 35
PITCHER	IP	WLS	BF	H	R	ER	SO	BB	IBB	HBP	BLK	WP	HR	S	P	ERA	WHIP					
Dave Stieb, R ERA: 4.84	(1, 1)	5.2	W	22	4	2	2	1	2	0	0	0	0	22	30	3.18	1.059					
John Cerutti, L ERA: 4.19	(6, 1)	0.0		1	1	0	0	0	0	0	0	0	0	1	1	∞	∞					
Mark Eichhorn, R ERA: 2.17	(6, 1)	3.1	S	12	2	0	0	1	1	0	0	1	0	13	17	0.00	0.900					

Seattle Mariners @ Toronto Blue Jays
Exhibition Stadium, Toronto, ON
Wed Jun 03 1987, 3:33 AM EDT
Att: 30,502 - Unknown

AB	32
R	2
H	7
RBI	1
BB	3
SO	2
LOB	10



Batter	1	2	3	4	5	6	7	8	9	AB	R	H	RBI	BB	SO	LOB	BOTTOM				
Tony Fernandez, S OBP: 0.372, SLG: 0.395	3B		G3	BB		F8				3	1	1	0	2	0	1					
Lloyd Moseby, L OBP: 0.296, SLG: 0.427	K		HR	F8		WP	2B			4	2	1	1	1	1	4					
Jesse Barfield, R OBP: 0.379, SLG: 0.542	1B		K			BB	K			5	1	2	1	0	2	2					
George Bell, R OBP: 0.328, SLG: 0.644	1B		HR	BB			F9			3	1	1	1	1	1	2					
Cecil Fielder, R OBP: 0.429, SLG: 0.667	F9		HR	K			K			4	2	2	3	0	1	2					
Willie Upshaw, L OBP: 0.344, SLG: 0.454	F9		G3				1B			4	0	1	1	0	0	2					
Kelly Gruber, R OBP: 0.320, SLG: 0.412		K		5-3		K	BB			3	0	0	0	1	2	0					
Manuel Lee, S OBP: 0.133, SLG: 0.071	4-3			F8		5-3	F7			4	0	0	0	0	0	2					
Jeffrey DeWitt, R OBP: 0.185, SLG: 0.280	K			BB		BB				2	0	0	0	2	2	0					
Inning Stats	R: 2 E: 0 K: 1 S: 7	H: 2 LOB: 1 BB: 1 P: 11	R: 0 E: 0 K: 2 S: 7	H: 0 LOB: 0 BB: 0 P: 7	R: 3 E: 0 K: 1 S: 7	H: 2 LOB: 1 BB: 1 P: 11	R: 0 E: 0 K: 0 S: 3	H: 0 LOB: 2 BB: 2 P: 11	R: 0 E: 0 K: 2 S: 8	H: 1 LOB: 1 BB: 0 P: 8	R: 0 E: 0 K: 1 S: 5	H: 0 LOB: 1 BB: 1 P: 9	R: 2 E: 0 K: 1 S: 7	H: 2 LOB: 2 BB: 2 P: 15	R: 0 E: 0 K: 1 S: 6	H: 1 LOB: 1 BB: 0 P: 6	1B: 4 2B: 1 3B: 1 HR: 2	SF: 0 SAC: 0 DP: 0 HBP: 0	WP: 1 PB: 0 SB: 0 CS: 0	PA: 39	
PITCHER	IP	WLS	BF	H	R	ER	SO	BB	IBB	HBP	BLK	WP	HR	S	P	ERA	WHIP				
Mark Langston, L ERA: 4.3	(1, 1)	6.2	L	33	7	7	8	6	0	0	0	0	0	7	11	9.45	1.950				
Steve Shields, R ERA: 2.64	(7, 1)	1.1		6	1	0	0	1	0	0	0	0	0	7	11	0.00	1.500				


Seattle Mariners @ Toronto Blue Jays
Exhibition Stadium, Toronto, ON
Wed Jun 03 1987, 3:33 AM EDT
Att: 30,502 - Unknown


AB	32
R	7
H	8
RBI	7
BB	7
SO	9
LOB	15



Batter	1	2	3	4	5	6	7	8	9	AB	R	H	RBI	BB	SO	LOB	TOP					
Willie Wilson, S OBP: 0.317, SLG: 0.376 (1, 8)	0-0 4-3		0-0 F7			0-0 G3	0-3 K		0-0 F6	5	0	0	0	0	1	0	Kansas City Royals @ Seattle Mariners The Kingdome, Seattle, WA Thu Jun 04 1987, 10:05 PM EDT Att: 12,153 - Unknown livebaseballscorecards.com					
Kevin Seitzer, R OBP: 0.411, SLG: 0.454 (1, 5)	0-3 K			0-0 G3 1B		0-0 E6 HR		0-0 SH2-4 1B FC2-5 1B	5	3	3	1	0	1	0							
Danny Tartabull, R OBP: 0.372, SLG: 0.470 (1, 9)	0-0 1B			0-0 F9		0-0 HR		0-0 FC2-5 SH2-4 1B	5	1	3	2	0	0	1							
Thad Bosley, L OBP: 0.338, SLG: 0.444 (1, 10)	0-0 G3			0-0 G3		0-0 4-3		0-0 SH2-4	3	0	0	0	0	0	2							
Frank White, R OBP: 0.299, SLG: 0.359 Buddy Biancalana, S OBP: 0.309, SLG: 0.400 (1, 4) (9, 4)		0-3 K		0-0 L6		0-0 1B 1B		0-0 FC2-5 1B 2B	4	1	1	1	0	1	2							
Juan Beniquez, R OBP: 0.313, SLG: 0.374 (1, 7)	0-0 G3			0-0 4-3		0-0 1B		0-0 2B 1B	4	0	2	0	0	0	0							
Steve Balboni, R OBP: 0.253, SLG: 0.376 (1, 3)	0-0 F7			0-0 HR		0-0 F6		0-0 1B 2B	4	1	2	2	0	0	2							
Angel Salazar, R OBP: 0.252, SLG: 0.323 (1, 6)			0-0 5-3		0-0 G1-6-3 1B		0-0 F4	0-3 K	4	0	1	0	0	1	2							
Jamie Quirk, L OBP: 0.350, SLG: 0.356 (1, 2)			0-3 K		0-0 G1-6-3		0-0 4-3		0-0 F4	4	0	0	0	0	1	1						
Inning Stats	R: 0 E: 0 K: 1 S: 6	H: 1 LOB: 1 BB: 0 P: 6	R: 0 E: 0 K: 1 S: 5	H: 0 LOB: 0 BB: 0 P: 5	R: 0 E: 0 K: 1 S: 5	H: 0 LOB: 0 BB: 0 P: 5	R: 0 E: 0 K: 0 S: 4	H: 1 LOB: 1 BB: 0 P: 4	R: 1 E: 0 K: 0 S: 4	H: 2 LOB: 0 BB: 0 P: 4	R: 2 E: 1 K: 0 S: 7	H: 3 LOB: 2 BB: 0 P: 7	R: 0 E: 0 K: 1 S: 5	H: 0 LOB: 0 BB: 0 P: 5	R: 2 E: 0 K: 1 S: 9	H: 4 LOB: 2 BB: 0 P: 9		R: 1 E: 0 K: 0 S: 4	H: 1 LOB: 0 BB: 0 P: 4	1B: 8 2B: 1 3B: 0 HR: 3	SF: 0 SAC: 1 DP: 1 HBP: 0	WP: 0 PB: 0 SB: 0 CS: 0
PITCHER	IP WLS BF H R ER SO BB IBB HBP BLK WP HR S P ERA WHIP	IP WLS BF H R ER SO BB IBB HBP BLK WP HR S P ERA WHIP																				
Mike Morgan, R ERA: 4.32 (1, 1)	7.2 L 33 10 5 4 4 0 0 0 0 0 2 41 41 4.70 1.304	1.1 6 2 1 1 1 0 0 0 0 0 1 8 8 6.75 1.500																				
Jerry Reed, R ERA: 3.91 (8, 1)																						

Batter	1	2	3	4	5	6	7	8	9	AB	R	H	RBI	BB	SO	LOB	BOTTOM			
John Moses, S OBP: 0.333, SLG: 0.356 (1, 8)	0-3 K		0-0 4-3		0-0 F7			0-0 5-3	0-0 F7	5	0	0	0	0	1	3	Kansas City Royals @ Seattle Mariners The Kingdome, Seattle, WA Thu Jun 04 1987, 10:05 PM EDT Att: 12,153 - Unknown livebaseballscorecards.com			
Phil Bradley, R OBP: 0.356, SLG: 0.375 (1, 7)	0-0 BB 1B		0-3 K		0-0 L6			0-0 F8		4	1	1	0	0	1	1				
Scott Bradley, L OBP: 0.345, SLG: 0.408 (1, 2)	4-0 1B 1-2 BB		0-0 4-3		0-0 4-3			0-0 BB 1B		3	0	1	0	1	0	0				
Ken Phelps, L OBP: 0.427, SLG: 0.637 (1, 10)	0-0 F7			0-0 4-3		0-0 4-3		4-0 1-2 BB		3	0	0	0	1	0	2				
Alvin Davis, L OBP: 0.375, SLG: 0.431 (1, 3)	0-0 1-3 2-H 1B			0-0 FC6-4 1B		0-0 1B		0-0 4-3		4	0	3	1	0	0	2				
Jim Prestley, R OBP: 0.311, SLG: 0.485 (1, 5)	0-0 F5			0-0 F7		0-3 K			0-0 G3 BB 1B	4	0	1	0	0	1	4				
Mike Kingery, L OBP: 0.292, SLG: 0.417 (1, 9)		4-0 G1-6-3 BB		0-0 FC6-4		0-3 K		4-0 BB BB BB BB BB BB BB	2	0	0	0	2	1	1					
Rey Quinones, R OBP: 0.311, SLG: 0.397 Mickey Brantley, R OBP: 0.209, SLG: 0.250 (9, PH) (1, 6)		0-0 G1-6-3		0-0 6-3		0-3 K			0-0 G3 BB	3	0	0	0	0	1	1				
Harold Reynolds, S OBP: 0.335, SLG: 0.389 (1, 4)		0-0 6-3		0-0 1B		0-0 F7			0-0 4-3	4	0	1	0	0	0	2				
Inning Stats	R: 1 E: 0 K: 1 S: 7	H: 2 LOB: 2 BB: 1 P: 11	R: 0 E: 0 K: 0 S: 2	H: 0 LOB: 0 BB: 1 P: 6	R: 0 E: 0 K: 1 S: 5	H: 0 LOB: 0 BB: 0 P: 5	R: 0 E: 0 K: 0 S: 4	H: 1 LOB: 1 BB: 0 P: 4	R: 0 E: 0 K: 1 S: 6	H: 1 LOB: 1 BB: 0 P: 6	R: 0 E: 0 K: 2 S: 7	H: 0 LOB: 0 BB: 0 P: 7	R: 0 E: 0 K: 0 S: 4	H: 1 LOB: 2 BB: 1 P: 8	R: 0 E: 0 K: 0 S: 4	H: 1 LOB: 2 BB: 1 P: 8		1B: 7 2B: 0 3B: 0 HR: 0	SF: 0 SAC: 0 DP: 1 HBP: 0	WP: 0 PB: 0 SB: 1 CS: 0
PITCHER	IP WLS BF H R ER SO BB IBB HBP BLK WP HR S P ERA WHIP	IP WLS BF H R ER SO BB IBB HBP BLK WP HR S P ERA WHIP																		
Bret Saberhagen, R ERA: 2.2 (1, 1)	9.0 W 37 7 1 1 5 4 0 0 0 0 0 0 43 59 1.00 1.222																			


Batter	1	2	3	4	5	6	7	8	9	AB	R	H	RBI	BB	SO	LOB	TOP								
Willie Wilson, S OBP: 0.316, SLG: 0.372 (1, 8)	F7			F8	F8		S 1B		F8	5	0	1	0	0	0	2	Kansas City Royals @ Seattle Mariners The Kingdome, Seattle, WA Sat Jun 06 1987, 10:05 PM EDT Att: 25,083 - Unknown livebaseballscorecards.com AB 36 R 5 H 9 RBI 5 BB 1 SO 6 LOB 6 								
Kevin Seitzer, R OBP: 0.403, SLG: 0.443 (1, 5)	F3			K			F9		F8	4	0	0	0	0	1										
Danny Tartabull, R OBP: 0.375, SLG: 0.463 (1, 9)	F9			F7			K		4-3	4	0	0	0	0	1										
Jorge Orta, L OBP: 0.239, SLG: 0.395 (1, 10)					K		1B 2B BB		F8	3	1	0	0	1	1										
Frank White, R OBP: 0.297, SLG: 0.354 (1, 4)	F8				6-3		1B 2B 1B		K	4	1	1	0	0	1										
Thad Bosley, L OBP: 0.357, SLG: 0.471 Bo Jackson, R OBP: 0.312, SLG: 0.456 (8, FR) (8, 7)	6-3				HR		1-2 2B 1B			4	2	3	0	0	0										
Steve Balboni, R OBP: 0.264, SLG: 0.402 (1, 3)				K			2B HR		1-3	4	1	2	5	0	1										
Angel Salazar, R OBP: 0.247, SLG: 0.315 (1, 6)				K			2H HR		1-3	4	0	1	0	0	1										
Jamie Quirk, L OBP: 0.343, SLG: 0.348 (1, 2)				G3			1B		4-3	4	0	1	0	0	0										
							1-2 1B		4-3	4	0	1	0	0	0										
Inning Stats	R: 0 E: 0 K: 0 S: 3	H: 0 LOB: 0 BB: 0 P: 3	R: 0 E: 0 K: 0 S: 3	H: 0 LOB: 0 BB: 0 P: 3	R: 0 E: 0 K: 2 S: 7	H: 0 LOB: 0 BB: 0 P: 7	R: 0 E: 0 K: 1 S: 5	H: 0 LOB: 0 BB: 0 P: 5	R: 2 E: 0 K: 1 S: 9	H: 4 LOB: 2 BB: 0 P: 9	R: 3 E: 0 K: 1 S: 8	H: 3 LOB: 1 BB: 1 P: 12	R: 0 E: 0 K: 0 S: 4	H: 1 LOB: 1 BB: 0 P: 4	R: 0 E: 0 K: 1 S: 6	H: 1 LOB: 1 BB: 0 P: 6	R: 0 E: 0 K: 0 S: 3	H: 0 LOB: 0 BB: 0 P: 3	1B: 6 2B: 2 3B: 0 HR: 1	SF: 0 SAC: 0 DP: 0 HBP: 0	WP: 0 PB: 0 SB: 1 CS: 0	PA: 37			
PITCHER	IP	WLS	BF	H	R	ER	SO	BB	IBB	HBP	BLK	WP	HR	S	P	ERA	WHIP								
Scott Bankhead, R ERA: 4.62 (1, 1)	6.0	L	26	7	5	5	5	1	0	0	0	0	1	35	39	7.50	1.333								
Jerry Reed, R ERA: 3.52 (7, 1)	2.0		8	2	0	0	1	0	0	0	0	0	0	10	10	0.00	1.000								
Ed Nunez, R ERA: 3.78 (9, 1)	1.0		3	0	0	0	0	0	0	0	0	0	0	3	3	0.00	0.000								

Batter	1	2	3	4	5	6	7	8	9	AB	R	H	RBI	BB	SO	LOB	BOTTOM								
Mickey Brantley, R OBP: 0.314, SLG: 0.394 (1, 10)	B1-3									4	0	1	0	0	0		Kansas City Royals @ Seattle Mariners The Kingdome, Seattle, WA Sat Jun 06 1987, 10:05 PM EDT Att: 25,083 - Unknown livebaseballscorecards.com AB 33 R 2 H 6 RBI 1 BB 2 SO 4 LOB 9 								
Phil Bradley, R OBP: 0.360, SLG: 0.387 (1, 7)	G1									3	1	1	1	1	0										
John Christensen, R OBP: 0.314, SLG: 0.333 (1, 9)	5-3									4	0	1	0	0	0										
Jim Presley, R OBP: 0.300, SLG: 0.467 (1, 5)										4	0	0	0	0	1										
Alvin Davis, L OBP: 0.366, SLG: 0.415 (1, 3)	4-3									4	0	0	0	0	1										
Dave Valle, R OBP: 0.356, SLG: 0.585 (1, 2)										3	0	1	0	1	0										
Domingo Ramos, R OBP: 0.304, SLG: 0.318 (1, 6)										4	0	1	0	0	2										
John Moses, S OBP: 0.330, SLG: 0.349 (1, 8)										4	0	0	0	0	2										
Harold Reynolds, S OBP: 0.344, SLG: 0.389 (1, 4)										3	1	1	0	0	0										
Inning Stats	R: 0 E: 0 K: 0 S: 3	H: 0 LOB: 0 BB: 0 P: 3	R: 0 E: 0 K: 2 S: 7	H: 0 LOB: 1 BB: 1 P: 11	R: 1 E: 1 K: 0 S: 4	H: 1 LOB: 0 BB: 0 P: 4	R: 0 E: 0 K: 0 S: 3	H: 0 LOB: 0 BB: 0 P: 3	R: 0 E: 0 K: 1 S: 5	H: 0 LOB: 0 BB: 0 P: 5	R: 1 E: 0 K: 0 S: 5	H: 2 LOB: 1 BB: 0 P: 5	R: 0 E: 0 K: 0 S: 4	H: 1 LOB: 1 BB: 0 P: 4	R: 0 E: 0 K: 0 S: 4	H: 1 LOB: 2 BB: 1 P: 8	R: 0 E: 0 K: 1 S: 6	H: 1 LOB: 1 BB: 0 P: 6	1B: 3 2B: 2 3B: 0 HR: 1	SF: 0 SAC: 0 DP: 0 HBP: 0	WP: 0 PB: 0 SB: 1 CS: 0	PA: 35			
PITCHER	IP	WLS	BF	H	R	ER	SO	BB	IBB	HBP	BLK	WP	HR	S	P	ERA	WHIP								
Charlie Leibrandt, L ERA: 2.31 (1, 1)	8.2	W	34	6	2	1	4	2	0	0	1	40	48	1.04	0.923										
Dan Quisenberry, R ERA: 1.61 (9, 1)	0.1	S	1	0	0	0	0	0	0	0	0	0	0	1	1	0.00	0.000								

Batter	1	2	3	4	5	6	7	8	9	AB	R	H	RBI	BB	SO	LOB	TOP
Jerry Browne, S OBP: 0.353, SLG: 0.322	0-0 6-3		0-0 1-3			0-0 F9			0-0 L5	4	0	0	0	0	0	1	
Scott Fletcher, R OBP: 0.376, SLG: 0.425	0-0 5-3			0-0 2-3			0-3 K		0-0 E5	4	0	0	0	0	1	1	
Ruben Sierra, S OBP: 0.323, SLG: 0.438	4-0 BB			0-0 PO 1B			0-0 F6		0-0 F9	3	0	1	0	1	0	2	
Pete Incaviglia, R OBP: 0.352, SLG: 0.525	0-0 F8			0-3 K			0-3 K2-3			3	0	0	0	0	2	2	
Pete O'Brien, L OBP: 0.329, SLG: 0.510		0-0 4-3		0-0 PO 1-2	0-0 6-3			0-3 K		3	0	0	0	0	1	0	
Larry Parrish, R OBP: 0.384, SLG: 0.569		0-3 K			0-3 K			0-3 K		3	0	0	0	0	3	0	
Mike Stanley, R OBP: 0.333, SLG: 0.471			0-0 F8		0-3 K2-3			0-0 F9		3	0	0	0	0	1	0	
Bob Brower, R OBP: 0.356, SLG: 0.375			0-3 K			0-0 4-3			0-0 4-3	3	0	0	0	0	1	0	
Steve Buechele, R OBP: 0.290, SLG: 0.423			0-0 1-3			0-0 F3			0-0 E 1B	3	0	1	0	0	0	0	
Inning Stats	R: 0 E: 0 K: 0 S: 3	H: 0 LOB: 1 BB: 1 P: 7	R: 0 E: 0 K: 1 S: 5	H: 0 LOB: 0 BB: 0 P: 5	R: 0 E: 0 K: 1 S: 5	H: 1 LOB: 0 BB: 0 P: 5	R: 0 E: 0 K: 2 S: 7	H: 0 LOB: 0 BB: 0 P: 7	R: 0 E: 0 K: 2 S: 7	H: 0 LOB: 0 BB: 0 P: 7	R: 0 E: 1 K: 0 S: 5	H: 1 LOB: 2 BB: 0 P: 5	1B: 2 2B: 0 3B: 0 HR: 0	SF: 0 SAC: 0 DP: 0 HBP: 0	WP: 0 PB: 0 SB: 0 CS: 0	PA: 31	
PITCHER Mark Langston, L ERA: 3.93	IP: 9.0 WLS: W BF: 30 H: 2 R: 0 ER: 0 SO: 9 BB: 1 IBB: 0 HBP: 0 BLK: 0 WP: 0 HR: 0 S: 47 P: 51 ERA: 0.00 WHIP: 0.333																

Texas Rangers @ Seattle Mariners
The Kingdome, Seattle, WA
Mon Jun 08 1987, 10:05 PM EDT
Att: 13,123 - Unknown


AB 29
R 0
H 2
RBI 0
BB 1
SO 9
LOB 6



Batter	1	2	3	4	5	6	7	8	9	AB	R	H	RBI	BB	SO	LOB	BOTTOM
Mickey Brantley, R OBP: 0.326, SLG: 0.463	0-0 F8		0-0 E5		0-0 HR 1B		0-0 2B 2B			4	2	2	0	0	0	0	
Phil Bradley, R OBP: 0.354, SLG: 0.413	0-0 HR		4-0 FC6-4 BB		0-0 6-3		0-0 F5			3	1	1	1	1	0	3	
Jim Presley, R OBP: 0.302, SLG: 0.482	0-0 G6-4-3 1B		0-0 FC6-4 1-2		0-0 HR		0-0 2B 2B			4	1	3	4	0	0	2	
Dave Valle, R OBP: 0.340, SLG: 0.545	0-0 G6-4-3			0-0 F4	0-0 F9		0-0 F5			3	0	0	0	0	0	1	
Ken Phelps, L OBP: 0.424, SLG: 0.632	0-0 G6-4-3 1-2				0-0 F9		0-0 F5			1	0	0	0	0	0	1	
Alvin Davis, L OBP: 0.366, SLG: 0.433		0-0 5-3		0-0 HR		0-0 F8		0-0 4-3 2B		4	1	2	1	0	0	0	
John Christensen, R OBP: 0.295, SLG: 0.311		0-0 5-3		0-0 FC5-4 1B		0-0 F4		0-0 4-3		4	0	1	0	0	0	1	
Bob Kearney, R OBP: 0.190, SLG: 0.293		0-0 F9		0-0 FC5-4 1-2 2B		0-0 F9		0-3 K		4	0	0	0	0	1	2	
Domingo Ramos, R OBP: 0.333, SLG: 0.414			0-0 F9		0-0 2B		0-0 2B 2B 1B		0-0 F6	4	1	2	0	0	0	1	
Harold Reynolds, S OBP: 0.337, SLG: 0.376			0-0 F6		0-0 F7		0-3 K			3	0	0	0	0	1	1	
Inning Stats	R: 1 E: 0 K: 0 S: 4	H: 2 LOB: 0 BB: 0 P: 4	R: 0 E: 0 K: 0 S: 3	H: 0 LOB: 0 BB: 1 P: 8	R: 1 E: 0 K: 0 S: 5	H: 3 LOB: 2 BB: 0 P: 5	R: 2 E: 0 K: 0 S: 3	H: 2 LOB: 0 BB: 0 P: 3	R: 2 E: 0 K: 1 S: 8	H: 3 LOB: 1 BB: 0 P: 8	R: 0 E: 0 K: 1 S: 6	H: 1 LOB: 1 BB: 0 P: 6	1B: 4 2B: 4 3B: 0 HR: 3	SF: 0 SAC: 0 DP: 1 HBP: 0	WP: 0 PB: 0 SB: 2 CS: 0	PA: 35	
PITCHER Mike Jeffcoat, L ERA: 8.53 Mike Loynd, R ERA: 4.19 Paul Kilgus, L ERA:	IP: 6.1 WLS: L BF: 28 H: 9 R: 6 ER: 6 SO: 1 BB: 1 IBB: 0 HBP: 0 BLK: 0 WP: 0 HR: 3 S: 29 P: 33 ERA: 8.53 WHIP: 1.579																

Texas Rangers @ Seattle Mariners
The Kingdome, Seattle, WA
Mon Jun 08 1987, 10:05 PM EDT
Att: 13,123 - Unknown

AB 34
R 6
H 11
RBI 6
BB 1
SO 2
LOB 12



Batter	1	2	3	4	5	6	7	8	9	AB	R	H	RBI	BB	SO	LOB	TOP			
Jerry Browne, S (1.4) OBP: 0.362, SLG: 0.333										4	0	3	0	0	0	0				
Scott Fletcher, R (1.6) OBP: 0.370, SLG: 0.417										4	0	0	0	0	1	3				
Ruben Sierra, S (1.9) OBP: 0.326, SLG: 0.458										4	1	2	1	0	1	0				
Pete Incaviglia, R (1.7) OBP: 0.351, SLG: 0.529										4	0	1	0	0	1	1				
Pete O'Brien, L (1.3) OBP: 0.327, SLG: 0.520										4	1	1	1	0	1	1				
Larry Parrish, R (1.10) OBP: 0.357, SLG: 0.557										4	0	0	0	0	0	0				
Oddibe McDowell, L (1.8) OBP: 0.365, SLG: 0.442										4	0	2	0	0	1	0				
Mike Stanley, R (1.2) OBP: 0.364, SLG: 0.450										3	0	1	0	1	0	1				
Steve Buechele, R (1.5) OBP: 0.289, SLG: 0.438										4	1	1	1	0	1	4				
Inning Stats	R: 0 E: 0 K: 0 S: 3	H: 1 LOB: 0 BB: 0 P: 3	R: 1 E: 0 K: 0 S: 5	H: 2 LOB: 2 BB: 1 P: 9	R: 1 E: 0 K: 1 S: 7	H: 3 LOB: 1 BB: 0 P: 7	R: 0 E: 0 K: 1 S: 6	H: 1 LOB: 1 BB: 0 P: 6	R: 0 E: 0 K: 2 S: 7	H: 0 LOB: 0 BB: 0 P: 7	R: 1 E: 0 K: 0 S: 4	H: 2 LOB: 0 BB: 0 P: 4	R: 0 E: 0 K: 1 S: 5	H: 0 LOB: 0 BB: 0 P: 5	R: 0 E: 0 K: 0 S: 4	H: 1 LOB: 1 BB: 0 P: 4	1B: 4 2B: 2 3B: 2 HR: 3	SF: 0 SAC: 0 DP: 2 HBP: 0	WP: 0 PB: 0 SB: 0 CS: 1	PA: 36
PITCHER Mike Morgan, R (1.1) ERA: 4.19	IP: 9.0 WLS: L BF: 36 H: 11 R: 3 ER: 3 SO: 6 BB: 1 IBB: 0 HBP: 0 BLK: 0 WP: 0 HR: 3 S: 47 P: 51 ERA: 3.00 WHIP: 1.333																			

Texas Rangers @ Seattle Mariners
The Kingdome, Seattle, WA
Tue Jun 09 1987, 10:05 PM EDT
Att: 6,729 - Unknown


AB 35
R 3
H 11
RBI 3
BB 1
SO 6
LOB 10



Batter	1	2	3	4	5	6	7	8	9	AB	R	H	RBI	BB	SO	LOB	BOTTOM			
John Moses, S (1.8) OBP: 0.329, SLG: 0.352										4	0	1	0	0	1	1				
Phil Bradley, R (1.7) OBP: 0.335, SLG: 0.405										4	0	0	0	0	1	2				
Scott Bradley, L (1.2) OBP: 0.340, SLG: 0.402										2	0	0	0	0	0	0				
Dave Valle, R (6, PH) OBP: 0.343, SLG: 0.544										2	0	1	0	0	1	0				
Ken Phelps, L (1.10) OBP: 0.415, SLG: 0.614										4	0	0	0	0	1	3				
Jim Prestley, R (1.5) OBP: 0.297, SLG: 0.473										4	0	0	0	0	1	0				
Alvin Davis, L (1.3) OBP: 0.366, SLG: 0.432										3	0	1	0	0	0	0				
Mike Kingery, L (1.9) OBP: 0.295, SLG: 0.419										2	0	1	0	0	1	0				
Mickey Brantley, R (7, PH) OBP: 0.318, SLG: 0.452										1	0	0	0	0	0	1				
Domingo Ramos, R (1.6) OBP: 0.303, SLG: 0.375										3	0	0	0	0	0	2				
Harold Reynolds, S (1.4) OBP: 0.337, SLG: 0.376										3	0	1	0	0	0	0				
Inning Stats	R: 0 E: 1 K: 2 S: 8	H: 0 LOB: 1 BB: 0 P: 8	R: 0 E: 0 K: 2 S: 7	H: 0 LOB: 0 BB: 0 P: 7	R: 0 E: 0 K: 0 S: 4	H: 1 LOB: 1 BB: 0 P: 4	R: 0 E: 0 K: 0 S: 3	H: 0 LOB: 0 BB: 0 P: 3	R: 0 E: 0 K: 0 S: 5	H: 2 LOB: 2 BB: 0 P: 5	R: 0 E: 0 K: 0 S: 4	H: 1 LOB: 1 BB: 0 P: 4	R: 0 E: 0 K: 1 S: 5	H: 0 LOB: 0 BB: 0 P: 5	R: 0 E: 0 K: 1 S: 5	H: 0 LOB: 0 BB: 0 P: 5	1B: 4 2B: 2 3B: 0 HR: 0	SF: 0 SAC: 0 DP: 1 HBP: 0	WP: 0 PB: 0 SB: 0 CS: 0	PA: 32
PITCHER Jose Guzman, R (1.1) ERA: 5.74	IP: 5.0 WLS: W BF: 17 H: 2 R: 0 ER: 0 SO: 4 BB: 0 IBB: 0 HBP: 0 BLK: 0 WP: 0 HR: 0 S: 25 P: 25 ERA: 0.00 WHIP: 0.400																			
Paul Kilgus, L (6.1) ERA: 2.63	IP: 1.1 WLS: S BF: 7 H: 3 R: 0 ER: 0 SO: 0 BB: 0 IBB: 0 HBP: 0 BLK: 0 WP: 0 HR: 0 S: 7 P: 7 ERA: 0.00 WHIP: 2.250																			
Dale Mohorcic, R (7.1) ERA: 2.63	IP: 2.2 WLS: S BF: 8 H: 0 R: 0 ER: 0 SO: 2 BB: 0 IBB: 0 HBP: 0 BLK: 0 WP: 0 HR: 0 S: 12 P: 12 ERA: 0.00 WHIP: 0.000																			

Texas Rangers @ Seattle Mariners
The Kingdome, Seattle, WA
Tue Jun 09 1987, 10:05 PM EDT
Att: 6,729 - Unknown

AB 32
R 0
H 5
RBI 0
BB 0
SO 6
LOB 9



Batter	1	2	3	4	5	6	7	8	9	AB	R	H	RBI	BB	SO	LOB	TOP										
Jerry Browne, S (1.4) OBP: 0.368, SLG: 0.348	5-3		L1							5	0	3	0	0	0	0											
Scott Fletcher, R (1.6) OBP: 0.370, SLG: 0.417	1B		2B				1-3	G6-3		5	1	2	0	0	0	3											
Ruben Sierra, S (1.9) OBP: 0.324, SLG: 0.457	F8		6-3				K			5	0	1	0	0	2	3											
Pete Incaviglia, R (1.7) OBP: 0.356, SLG: 0.545	1-2		6-3					5-3		5	1	3	2	0	0	1											
Bob Brower, R (9.7) OBP: 0.356, SLG: 0.375	1B		2-3							0	0	0	0	0	0	0											
Pete O'Brien, L (1.3) OBP: 0.329, SLG: 0.517	F7		4-3					1B		5	2	2	0	0	0	5											
Larry Parrish, R (1.10) OBP: 0.338, SLG: 0.569		F8						1B		5	2	2	1	0	0	1											
Mike Stanley, R (1.2) OBP: 0.320, SLG: 0.391		4-3						2B		3	0	0	0	0	0	0											
Geno Petralli, L (8. PH) OBP: 0.455, SLG: 0.524			5-3					HR		0	0	0	0	0	0	0											
Don Slaught, R (8. PH) OBP: 0.286, SLG: 0.403								1B		2	1	2	1	0	0	0											
Oddibe McDowell, L (1.8) OBP: 0.373, SLG: 0.451								HR		4	1	2	2	1	0	0											
Steve Buechele, R (1.5) OBP: 0.284, SLG: 0.429								2B		3	0	0	0	0	0	1											
Darrell Porter, L (8. PH) OBP: 0.351, SLG: 0.413								HR		1	1	1	3	0	0	0											
Curtis Wilkerson, S (8.5) OBP: 0.333, SLG: 0.351								HR		1	0	0	0	0	0	2											
Inning Stats	R: 0 E: 0 K: 0 S: 5	H: 2 LOB: 2 BB: 0 P: 5	R: 0 E: 0 K: 0 S: 4	H: 1 LOB: 1 BB: 0 P: 4	R: 1 E: 0 K: 0 S: 5	H: 2 LOB: 1 BB: 0 P: 5	R: 1 E: 0 K: 0 S: 4	H: 1 LOB: 0 BB: 0 P: 4	R: 0 E: 0 K: 0 S: 3	H: 0 LOB: 0 BB: 0 P: 3	R: 0 E: 0 K: 1 S: 6	H: 1 LOB: 1 BB: 0 P: 6	R: 5 E: 0 K: 0 S: 8	H: 6 LOB: 0 BB: 0 P: 8	R: 2 E: 0 K: 1 S: 8	H: 3 LOB: 2 BB: 1 P: 12	1B: 11 2B: 4 3B: 0 HR: 3	SF: 0 SAC: 0 DP: 1 HBP: 0	WP: 1 PB: 0 SB: 0 CS: 0	PA: 45							
PITCHER	IP	WLS	BF	H	R	ER	SO	BB	IBB	HBP	BLK	WP	HR	S	P	ERA	WHIP										
Lee Guetterman, L (1.1) ERA: 3.57	6.1		28	9	2	2	0	0	0	0	0	0	1	28	28	2.84	1.421										
Jerry Reed, R (7.1) ERA: 4.13	1.0	5	2	2	2	1	0	0	0	0	0	0	0	7	7	18.00	2.000										
Bill Wilkinson, L (8.1) ERA: 6.55	0.0	L	2	2	0	0	0	0	0	0	0	0	0	2	2	∞	∞										
Steve Shields, R (8.1) ERA: 3.86	1.2		10	5	5	5	1	1	0	0	0	1	2	11	15	27.00	3.600										

Texas Rangers @ Seattle Mariners
The Kingdome, Seattle, WA
Wed Jun 10 1987, 10:05 PM EDT
Att: 7,449 - Unknown

AB 44
R 9
H 18
RBI 9
BB 1
SO 2
LOB 16





Batter	1	2	3	4	5	6	7	8	9	AB	R	H	RBI	BB	SO	LOB	BOTTOM										
John Moses, S (1.8) OBP: 0.331, SLG: 0.347	S		BLK					FC1-5		3	2	0	0	2	0	2											
Phil Bradley, R (1.7) OBP: 0.363, SLG: 0.414	K		BLK					1-2		5	1	3	1	0	1	1											
Scott Bradley, L (1.2) OBP: 0.329, SLG: 0.387	1-3		3-2-3					1-3		5	0	0	2	0	0	3											
Ken Phelps, L (1.10) OBP: 0.419, SLG: 0.610	4-3		1B							1	1	0	0	1	0	0											
John Christensen, R (7. PH) OBP: 0.288, SLG: 0.303			PB					2-3		2	0	0	0	0	1	0											
Jim Prestley, R (1.5) OBP: 0.299, SLG: 0.480			1B							5	1	2	1	0	1	1											
Alvin Davis, L (1.3) OBP: 0.375, SLG: 0.433			1B							2	0	1	0	3	0	1											
Mike Kingery, L (1.9) OBP: 0.287, SLG: 0.409			F8							3	0	0	1	0	0	5											
Domingo Ramos, R (1.6) OBP: 0.342, SLG: 0.371			G3							3	0	1	0	1	0	4											
Harold Reynolds, S (1.4) OBP: 0.335, SLG: 0.370			F9							3	0	0	0	1	0	4											
Inning Stats	R: 1 E: 0 K: 1 S: 5	H: 0 LOB: 0 BB: 1 P: 9	R: 1 E: 0 K: 0 S: 5	H: 2 LOB: 1 BB: 0 P: 5	R: 3 E: 0 K: 0 S: 5	H: 2 LOB: 2 BB: 2 P: 14	R: 0 E: 0 K: 0 S: 4	H: 1 LOB: 1 BB: 0 P: 4	R: 0 E: 0 K: 1 S: 5	H: 0 LOB: 3 BB: 2 P: 14	R: 0 E: 0 K: 0 S: 3	H: 0 LOB: 0 BB: 0 P: 3	R: 0 E: 0 K: 1 S: 5	H: 1 LOB: 2 BB: 2 P: 11	R: 0 E: 2 K: 0 S: 5	H: 1 LOB: 2 BB: 0 P: 5	1B: 5 2B: 1 3B: 1 HR: 0	SF: 1 SAC: 0 DP: 0 HBP: 2	WP: 0 PB: 2 SB: 1 CS: 0	PA: 44							
PITCHER	IP	WLS	BF	H	R	ER	SO	BB	IBB	HBP	BLK	WP	HR	S	P	ERA	WHIP										
Charlie Hough, R (1.1) ERA: 4.45	6.0		30	5	5	4	2	5	0	2	3	0	0	27	49	6.00	1.667										
Mitch Williams, L (7.1) ERA: 4.13	1.0	W	6	0	0	0	1	3	0	0	0	0	0	5	17	0.00	3.000										
Dale Mohorcic, R (8.1) ERA: 2.53	2.0	S	8	2	0	0	0	0	0	0	0	0	0	8	8	0.00	1.000										

Texas Rangers @ Seattle Mariners
The Kingdome, Seattle, WA
Wed Jun 10 1987, 10:05 PM EDT
Att: 7,449 - Unknown

AB 32
R 5
H 7
RBI 5
BB 8
SO 3
LOB 21



Batter	1	2	3	4	5	6	7	8	9	AB	R	H	RBI	BB	SO	LOB	TOP								
Brett Butler, L OBP: 0.412, SLG: 0.369 (1, 8)	0-0 4-3		0-0 G3		0-0 1-2 1B	4-0 FC4-6 BB		0-0 FC6-2 HR		4	1	1	1	1	0	3	Cleveland Indians @ Seattle Mariners The Kingdome, Seattle, WA Fri Jun 12, 1987, 10:05 PM EDT Att: 11,561 - Unknown AB 37 R 10 H 11 RBI 10 BB 3 SO 7 LOB 10 								
Julio Franco, R OBP: 0.398, SLG: 0.442 (1, 6)	0-0 6-3			0-0 6-3	0-3 K	0-0 SF8		0-0 1-H 3-H HR		4	1	1	4	0	1	2									
Pat Tabler, R OBP: 0.369, SLG: 0.509 (1, 10)	0-0 L6			0-0 5-3		0-0 FC4-6 1B		0-0 F8		5	1	1	0	0	0	2									
Joe Carter, R OBP: 0.287, SLG: 0.494 (1, 3)		0-0 F9		0-3 K		0-0 1-H HR	0-3 K		0-3 K	5	1	1	2	0	3	0									
Mel Hall, L OBP: 0.259, SLG: 0.383 (1, 7)	0-0 F8				0-0 F7	0-0 BLK 1B	0-3 K		0-0 4-3	5	1	1	0	0	1	0									
Cory Snyder, R OBP: 0.266, SLG: 0.450 (1, 9)	0-0 F8				0-0 HR	0-0 1B	0-0 F6	0-0 F9		5	1	1	0	0	1	1									
Tony Bernazard, S OBP: 0.281, SLG: 0.389 (1, 4)			0-0 F7		0-0 F4	4-0 HBP 1B BB		0-0 2B FC6-2 1B		3	1	1	0	1	0	1									
Brook Jacoby, R OBP: 0.325, SLG: 0.405 (1, 5)			0-0 F9		0-0 F9	0-0 HBP BB	0-3 K			4	2	2	3	0	1	1									
Rick Dempsey, R OBP: 0.357, SLG: 0.315 (1, 2)				0-0 1B	4-0 1B	1-2 2-3 HBP	1-0 SF8 BB	0-0 FC6-2 HR		2	1	2	0	1	0	0									
Inning Stats	R: 0 E: 0 K: 0 S: 3	H: 0 LOB: 0 BB: 0 P: 3	R: 0 E: 0 K: 0 S: 3	H: 0 LOB: 0 BB: 0 P: 3	R: 0 E: 0 K: 1 S: 4	H: 1 LOB: 1 BB: 0 P: 4	R: 0 E: 0 K: 1 S: 5	H: 0 LOB: 0 BB: 0 P: 5	R: 2 E: 0 K: 1 S: 8	H: 3 LOB: 2 BB: 1 P: 12	R: 5 E: 0 K: 0 S: 7	H: 4 LOB: 2 BB: 2 P: 16	R: 0 E: 0 K: 2 S: 7	H: 0 LOB: 0 BB: 0 P: 7	R: 3 E: 0 K: 1 S: 8	H: 3 LOB: 0 BB: 0 P: 8	R: 0 E: 0 K: 2 S: 7	H: 0 LOB: 0 BB: 0 P: 7	1B: 7 2B: 1 3B: 0 HR: 3	SF: 1 SAC: 0 DP: 0 HBP: 1	WP: 0 PB: 0 SB: 0 CS: 0	PA: 42			
PITCHER	IP	WLS	BF	H	R	ER	SO	BB	IBB	HBP	BLK	WP	HR	S	P	ERA	WHIP								
Scott Bankhead, R ERA: 4.89 (1, 1)	5.0		23	7	5	5	2	1	0	0	0	0	2	26	30	9.00	1.600								
Mike Trujillo, R ERA: 7.59 (6, 1)	0.1	L	4	1	0	0	0	1	0	1	1	0	0	2	7	0.00	6.000								
Bill Wilkinson, L ERA: 6.66 (6, 1)	2.1		10	2	4	4	3	1	0	0	0	0	0	15	19	15.43	1.286								
Ed Nunez, R ERA: 4.0 (8, 1)	1.1		5	1	1	1	2	0	0	0	0	0	1	9	9	6.75	0.750								

Batter	1	2	3	4	5	6	7	8	9	AB	R	H	RBI	BB	SO	LOB	BOTTOM								
Mickey Brantley, R OBP: 0.286, SLG: 0.404 (1, 8)	0-0 F4		0-0 F6	0-0 F8			0-3 K		0-0 6-3	5	0	0	1	0	1	2	Cleveland Indians @ Seattle Mariners The Kingdome, Seattle, WA Fri Jun 12, 1987, 10:05 PM EDT Att: 11,561 - Unknown AB 37 R 6 H 11 RBI 6 BB 1 SO 11 LOB 12 								
Phil Bradley, R OBP: 0.360, SLG: 0.409 (1, 7)	0-3 K		0-3 K		0-3 K		0-0 4-3		0-0 3-H 1B	5	0	1	0	0	3	2									
Jim Presley, R OBP: 0.301, SLG: 0.496 (1, 5)	0-0 HR		0-0 2B		0-3 K		0-3 K		0-0 6-3	5	2	2	2	0	2	2									
Dave Valle, R OBP: 0.340, SLG: 0.543 (1, 10)	0-0 5-3		0-0 1B		0-3 K			0-0 L1		4	1	1	1	0	1	0									
Alvin Davis, L OBP: 0.381, SLG: 0.436 (1, 3)		0-0 SH1-3 1B	0-0 2B		0-0 L7		4-0 FC6-4 BB			3	1	2	1	1	0	0									
John Christensen, R OBP: 0.296, SLG: 0.325 (1, 9)		0-0 SH1-3	0-0 2B		0-0 4-3		0-3 K			1	0	1	1	0	0	0									
Mike Kingery, L OBP: 0.283, SLG: 0.403 (6, PH) (7, 9)		1-2 1-H 2B	0-0 1-H 2B		0-0 4-3		0-0 FC6-4			2	0	0	0	0	0	1									
Bob Kearney, R OBP: 0.192, SLG: 0.279 (1, 2)		0-0 F9	0-0 F5		0-0 2B		0-0 FC6-4			2	0	0	0	0	0	2									
Scott Bradley, L OBP: 0.331, SLG: 0.396 (6, PH) (7, 2)								1-2 1-H 2B		2	0	1	0	0	0	1									
Domingo Ramos, R OBP: 0.310, SLG: 0.333 (1, 6)		0-3 K		0-3 K		0-0 F8			0-0 6-3	4	0	0	0	0	2	2									
Harold Reynolds, S OBP: 0.343, SLG: 0.388 (1, 4)			0-0 E 2B		0-3 K		0-0 4-3 1B		0-0 6-3 3B	4	2	3	0	0	1	0									
Inning Stats	R: 1 E: 0 K: 1 S: 6	H: 1 LOB: 0 BB: 0 P: 6	R: 0 E: 0 K: 1 S: 6	H: 1 LOB: 0 BB: 0 P: 6	R: 4 E: 1 K: 1 S: 10	H: 5 LOB: 1 BB: 0 P: 10	R: 0 E: 0 K: 2 S: 7	H: 0 LOB: 0 BB: 0 P: 7	R: 0 E: 0 K: 3 S: 9	H: 0 LOB: 0 BB: 0 P: 9	R: 0 E: 0 K: 0 S: 4	H: 1 LOB: 1 BB: 0 P: 4	R: 0 E: 0 K: 2 S: 8	H: 1 LOB: 0 BB: 0 P: 8	R: 0 E: 0 K: 1 S: 5	H: 0 LOB: 1 BB: 1 P: 9	R: 1 E: 0 K: 0 S: 5	H: 2 LOB: 1 BB: 0 P: 5	1B: 5 2B: 4 3B: 1 HR: 1	SF: 0 SAC: 1 DP: 0 HBP: 0	WP: 0 PB: 0 SB: 1 CS: 0	PA: 39			
PITCHER	IP	WLS	BF	H	R	ER	SO	BB	IBB	HBP	BLK	WP	HR	S	P	ERA	WHIP								
Greg Swindell, L ERA: 4.68 (1, 1)	3.0		16	7	5	5	3	0	0	0	0	0	0	22	22	15.00	2.333								
Mark Huisman, R ERA: 4.5 (4, 1)	4.0	W	14	2	0	0	7	0	0	0	0	0	0	28	28	0.00	0.500								
Scott Bailes, L ERA: 2.45 (8, 1)	2.0		9	2	1	1	1	1	0	0	0	0	0	10	14	4.50	1.500								

Batter	1	2	3	4	5	6	7	8	9	AB	R	H	RBI	BB	SO	LOB	TOP					
Brett Butler, L OBP: 0.412, SLG: 0.366 (1, 8)	0-0 4-3		0-3 K			0-3 K	0-0 G3 1B		4-0 1B 1B BB	4	1	1	1	1	2	1	Cleveland Indians @ Seattle Mariners The Kingdome, Seattle, WA Sat Jun 13 1987, 6:33 AM EDT Att: 14,013 - Unknown livebaseballscorecards.com					
Julio Franco, R OBP: 0.394, SLG: 0.437 (1, 6)	0-0 F4		0-0 4-3			0-0 FC5-4 1B	0-0 G3		0-0 WP 1B 1B	5	1	1	0	0	0	2						
Pat Tabler, R OBP: 0.374, SLG: 0.509 (1, 3)	0-0 1B				0-0 F7		4-0 1B 2B BB		0-0 WP 1B	4	1	2	1	1	0	1						
Joe Carter, R OBP: 0.286, SLG: 0.488 (1, 7)	0-0 F6				0-0 F9		0-0 2B 1B		0-0 F9 K	5	1	1	1	0	1	3						
Carmen Castillo, R OBP: 0.321, SLG: 0.580 (1, 10)		0-3 K			0-3 K		0-0 1B		0-0 FC6-4 1B	4	0	2	2	0	2	0						
Brook Jacoby, R OBP: 0.328, SLG: 0.418 (1, 5)		0-0 HR			0-0 5-3		0-0 2B BB		0-3 K	3	1	1	1	1	1	1						
Tony Bernazard, S OBP: 0.276, SLG: 0.381 (1, 4)		0-0 6-3			0-3 K		0-3 K		0-0 FC6-4 1B	4	0	0	0	0	2	3						
Cory Snyder, R OBP: 0.265, SLG: 0.444 (1, 9)		0-3 K			0-3 K		4-0 SH1-4 1B BB		0-0 6-3	3	1	0	0	1	2	0						
Chris Bando, S OBP: 0.235, SLG: 0.241 (1, 2)				0-0 F2			0-0 FC5-4 1B		0-0 SH1-4 F7	3	0	1	0	0	0	0						
Inning Stats	R: 0 E: 0 K: 0 S: 4	H: 1 LOB: 1 BB: 0 P: 4	R: 1 E: 0 K: 2 S: 8	H: 1 LOB: 0 BB: 0 P: 8	R: 0 E: 0 K: 1 S: 5	H: 0 LOB: 0 BB: 0 P: 5	R: 0 E: 0 K: 1 S: 5	H: 0 LOB: 0 BB: 0 P: 5	R: 0 E: 0 K: 2 S: 7	H: 0 LOB: 0 BB: 0 P: 7	R: 3 E: 0 K: 2 S: 10	H: 3 LOB: 2 BB: 2 P: 18	R: 1 E: 0 K: 0 S: 4	H: 1 LOB: 1 BB: 1 P: 8	R: 0 E: 0 K: 1 S: 6	H: 1 LOB: 1 BB: 0 P: 6	R: 1 E: 0 K: 1 S: 7	H: 2 LOB: 2 BB: 1 P: 11	1B: 7 2B: 1 3B: 0 HR: 1	SF: 0 SAC: 1 DP: 0 HBP: 0	WP: 1 PB: 0 SB: 1 CS: 0	PA: 40
PITCHER Mark Langston, L ERA: 4.09 (1, 1)	IP: 9.0 WLS: L BF: 40	H: 9 R: 6 ER: 6 SO: 10	BB: 4 IBB: 0 HBP: 0 BLK: 0	WP: 1 HR: 1 S: 56 P: 72	ERA: 6.00 WHIP: 1.444	PITCHER										IP: 9.0 WLS: L BF: 40	H: 9 R: 6 ER: 6 SO: 10	BB: 4 IBB: 0 HBP: 0 BLK: 0	WP: 1 HR: 1 S: 56 P: 72	ERA: 6.00 WHIP: 1.444		

Batter	1	2	3	4	5	6	7	8	9	AB	R	H	RBI	BB	SO	LOB	BOTTOM			
John Moses, S OBP: 0.332, SLG: 0.353 (1, 8)	0-0 F8		0-0 6-3			0-0 F8			0-0 F9 1-3 2B	5	0	2	0	0	0	0	Cleveland Indians @ Seattle Mariners The Kingdome, Seattle, WA Sat Jun 13 1987, 6:33 AM EDT Att: 14,013 - Unknown livebaseballscorecards.com			
Phil Bradley, R OBP: 0.357, SLG: 0.404 (1, 7)	0-0 S 1B		0-0 6-3			0-3 K			0-0 1-3 6-3	5	0	1	1	0	1	2				
Scott Bradley, L OBP: 0.329, SLG: 0.392 (1, 2) (7, 5)	0-0 F7		0-0 3-1			0-0 F8 1B 1B			0-0 F9 2-3	4	0	1	0	0	0	2				
Mickey Brantley, R OBP: 0.280, SLG: 0.396 (9, PH)									0-3 K	1	0	0	0	0	1	1				
Ken Phelps, L OBP: 0.426, SLG: 0.608 (1, 10)	4-0 1-2 BB				1-0 1B HBP				0-0 F4	2	0	1	0	1	0	1				
Jim Prestley, R OBP: 0.296, SLG: 0.487 (1, 5) (7, 6)	0-0 L6				0-0 F6				0-3 K	4	0	0	0	0	1	5				
Alvin Davis, L OBP: 0.379, SLG: 0.433 (1, 3)		0-0 F8			0-0 F8				0-0 6-3	4	0	1	0	0	0	2				
Mike Kingery, L OBP: 0.291, SLG: 0.404 (1, 9) John Christensen, R OBP: 0.305, SLG: 0.325 (8, PH) (9, 9)		0-0 S 1B			0-0 F7				4-0 1-2 BB	2	0	1	0	1	0	2				
Domingo Ramos, R OBP: 0.295, SLG: 0.317 (1, 6) Dave Valle, R OBP: 0.333, SLG: 0.531 (6, PH) (7, 2)		0-0 F8			0-3 K				0-0 1-3 BB	2	0	0	0	0	1	3				
Harold Reynolds, S OBP: 0.341, SLG: 0.382 (1, 4)		0-0 F8			0-0 4-3				4-0 2B 1-3 BB	3	1	0	0	1	0	1				
Inning Stats	R: 0 E: 0 K: 0 S: 4	H: 1 LOB: 2 BB: 1 P: 8	R: 0 E: 0 K: 0 S: 3	H: 1 LOB: 1 BB: 0 P: 4	R: 0 E: 0 K: 1 S: 6	H: 1 LOB: 2 BB: 0 P: 7	R: 0 E: 0 K: 1 S: 5	H: 0 LOB: 0 BB: 0 P: 5	R: 0 E: 0 K: 0 S: 5	H: 2 LOB: 3 BB: 1 P: 9	R: 1 E: 0 K: 0 S: 4	H: 1 LOB: 1 BB: 1 P: 8	R: 0 E: 0 K: 1 S: 5	H: 0 LOB: 1 BB: 1 P: 9	R: 0 E: 0 K: 1 S: 6	H: 1 LOB: 1 BB: 0 P: 6	1B: 6 2B: 1 3B: 0 HR: 0	SF: 0 SAC: 0 DP: 0 HBP: 1	WP: 0 PB: 0 SB: 2 CS: 0	PA: 39
PITCHER Phil Niekro, R ERA: 5.09 (1, 1) Mike Armstrong, R ERA: 7.04 (6, 1) Ed Vande Berg, L ERA: 4.81 (7, 1)	IP: 5.2 WLS: W BF: 25	H: 5 R: 0 ER: 0 SO: 2	BB: 2 IBB: 0 HBP: 1 BLK: 0	WP: 0 HR: 0 S: 26 P: 35	ERA: 0.00 WHIP: 1.235	PITCHER										IP: 2.2 WLS: 10 BF: 1	H: 1 R: 0 ER: 0 SO: 2	BB: 1 IBB: 0 HBP: 0 BLK: 0	WP: 0 HR: 0 S: 13 P: 17	ERA: 0.00 WHIP: 0.750

Batter	1	2	3	4	5	6	7	8	9	AB	R	H	RBI	BB	SO	LOB	TOP								
Gary Redus, R OBP: 0.324, SLG: 0.360 (1, 7)	F9		K					K		4	1	1	0	0	2	0	Chicago White Sox @ Seattle Mariners The Kingdome, Seattle, WA Mon Jun 15 1987, 10:05 PM EDT Att: 7,796 - Unknown								
Jerry Royster, R OBP: 0.335, SLG: 0.459 (1, 5)	K			4-3		2B			1B	4	1	2	1	0	1	0									
Harold Baines, L OBP: 0.346, SLG: 0.454 (1, 10)	G3			6-3		1B			F6	4	0	1	1	0	0	1									
Carlton Fisk, R OBP: 0.301, SLG: 0.380 (1, 2)		F7		5-3		K			F7	4	0	0	0	0	1	2									
Ivan Calderon, R OBP: 0.373, SLG: 0.549 (1, 9)		4-3 1B			F9				F3	4	0	1	0	0	0	1									
Greg Walker, L OBP: 0.325, SLG: 0.490 (1, 3)		4-3 1-2			K				3-1	3	0	0	0	0	1	1									
Kenny Williams, R OBP: 0.293, SLG: 0.430 Daryl Boston, L OBP: 0.321, SLG: 0.415 (7, PH) (7, 8)		5-3			F8				G3	2	0	0	0	0	0	1									
Fred Manrique, R OBP: 0.232, SLG: 0.253 Donnie Hill, S OBP: 0.241, SLG: 0.281 (8, PH) (8, 4)			K			K			F8	2	0	0	0	0	2	0									
Ozzie Guillen, L OBP: 0.318, SLG: 0.353 (1, 6)			B1-3			6-3			F8	3	0	0	0	0	0	0									
Inning Stats	R: 0 E: 0 K: 1 S: 5	H: 0 LOB: 0 BB: 0 P: 5	R: 0 E: 0 K: 0 S: 4	H: 1 LOB: 1 BB: 0 P: 4	R: 0 E: 0 K: 2 S: 7	H: 0 LOB: 0 BB: 0 P: 7	R: 0 E: 0 K: 0 S: 3	H: 0 LOB: 0 BB: 0 P: 3	R: 0 E: 0 K: 1 S: 5	H: 0 LOB: 0 BB: 0 P: 5	R: 2 E: 0 K: 2 S: 10	H: 3 LOB: 1 BB: 0 P: 10	R: 0 E: 0 K: 0 S: 3	H: 0 LOB: 0 BB: 0 P: 3	R: 0 E: 0 K: 1 S: 5	H: 0 LOB: 0 BB: 0 P: 5		R: 0 E: 0 K: 0 S: 4	H: 1 LOB: 1 BB: 0 P: 4	1B: 3 2B: 2 3B: 0 HR: 0	SF: 0 SAC: 0 DP: 0 HBP: 0	WP: 0 PB: 0 SB: 0 CS: 0	PA: 32		
PITCHER	IP	WLS	BF	H	R	ER	SO	BB	IBB	HBP	BLK	WP	HR	S	P	ERA	WHIP								
Lee Guetterman, L ERA: 3.49 (1, 1)	5.2	W	21	4	2	2	5	0	0	0	0	0	0	31	31	3.18	0.706								
Jerry Reed, R ERA: 3.69 (6, 1)	3.1	S	11	1	0	0	2	0	0	0	0	0	0	15	15	0.00	0.300								

Batter	1	2	3	4	5	6	7	8	9	AB	R	H	RBI	BB	SO	LOB	BOTTOM								
John Moses, S OBP: 0.324, SLG: 0.343 (1, 8)	F8		F3		1-3			E6 FC4-6		4	0	0	0	0	0	0	Chicago White Sox @ Seattle Mariners The Kingdome, Seattle, WA Mon Jun 15 1987, 10:05 PM EDT Att: 7,796 - Unknown								
Phil Bradley, R OBP: 0.360, SLG: 0.425 (1, 7)	SF9 3B		K			HR		FC4-6 1-2		4	2	2	1	0	1	1									
Mickey Brantley, R OBP: 0.259, SLG: 0.418 (1, 10)	SF9		HR		5-3			F8		3	1	1	2	0	0	1									
Jim Presley, R OBP: 0.305, SLG: 0.504 (1, 5)	K		1B			K		1-3		4	0	1	0	0	2	1									
Alvin Davis, L OBP: 0.383, SLG: 0.437 (1, 3)		K	1B			IHR 1B		6-3		4	1	2	0	0	1	0									
Dave Valle, R OBP: 0.336, SLG: 0.544 (1, 2)		E6 HR			F6		IHR 1B	F3		4	2	1	0	0	0	0									
John Christensen, R OBP: 0.311, SLG: 0.365 (1, 9)		HR			1B	K		FC6 1B		4	1	3	2	0	1	2									
Domingo Ramos, R OBP: 0.308, SLG: 0.388 (1, 6)		F8			6-3		IHR	FC6 1-2		4	1	1	3	0	0	1									
Harold Reynolds, S OBP: 0.336, SLG: 0.373 (1, 4)		5-3			5-3		F7			3	0	0	0	0	0	0									
Inning Stats	R: 1 E: 0 K: 1 S: 6	H: 1 LOB: 0 BB: 0 P: 6	R: 2 E: 1 K: 1 S: 7	H: 1 LOB: 0 BB: 0 P: 7	R: 1 E: 0 K: 1 S: 7	H: 3 LOB: 2 BB: 0 P: 7	R: 0 E: 0 K: 0 S: 3	H: 1 LOB: 0 BB: 0 P: 3	R: 1 E: 0 K: 0 S: 4	H: 1 LOB: 0 BB: 0 P: 4	R: 3 E: 0 K: 2 S: 10	H: 3 LOB: 0 BB: 0 P: 10	R: 0 E: 1 K: 0 S: 4	H: 0 LOB: 1 BB: 0 P: 4	R: 0 E: 0 K: 0 S: 4	H: 1 LOB: 1 BB: 0 P: 4		R: 0 E: 0 K: 0 S: 4	H: 1 LOB: 1 BB: 0 P: 4	1B: 6 2B: 0 3B: 1 HR: 4	SF: 1 SAC: 0 DP: 0 HBP: 0	WP: 0 PB: 0 SB: 0 CS: 0	PA: 35		
PITCHER	IP	WLS	BF	H	R	ER	SO	BB	IBB	HBP	BLK	WP	HR	S	P	ERA	WHIP								
Floyd Bannister, L ERA: 4.96 (1, 1)	5.1	L	23	8	6	5	4	0	0	0	0	0	0	31	31	8.44	1.500								
Jim Winn, R ERA: 4.2 (6, 1)	2.2		12	3	2	2	1	0	0	0	0	0	0	14	14	6.75	1.125								


Batter	1	2	3	4	5	6	7	8	9	AB	R	H	RBI	BB	SO	LOB	TOP								
Daryl Boston, L (1.8) OBP: 0.313, SLG: 0.406	F8		SF9		F8	4-3		F9		4	0	1	0	0	1		Chicago White Sox @ Seattle Mariners The Kingdome, Seattle, WA Tue Jun 16 1987, 10:05 PM EDT Att: 8,566 - Unknown								
Gary Redus, R (1.7) OBP: 0.330, SLG: 0.376	F6		HR		BB		K	4-3		3	2	1	1	2	1	0									
Harold Baines, L (1.10) OBP: 0.354, SLG: 0.469			HR		BB		L7	4-3		4	1	2	0	1	0	1									
Greg Walker, L (1.3) OBP: 0.323, SLG: 0.498	F7		HR		BB		5-3	4-3		5	1	1	2	0	0	4									
Ivan Calderon, R (1.9) OBP: 0.381, SLG: 0.554			E5					SH5-4	HBP	4	1	3	1	0	0	0									
Carlton Fisk, R (1.2) OBP: 0.300, SLG: 0.373	F7		L4		BB		F4	SH5-4	HBP	3	0	0	0	0	0	4									
Donnie Hill, S (1.4) OBP: 0.243, SLG: 0.283	G3							SH5-4		3	0	1	0	0	0	0									
Tim Hulett, R (1.5) OBP: 0.240, SLG: 0.348			6-3		6-3		G6-4-3	SF7		3	0	0	1	0	0	1									
Ozzie Guillen, L (1.6) OBP: 0.317, SLG: 0.361			SF9		4-3		K	F8		4	1	1	0	0	1	1									
Inning Stats	R: 0 E: 0 K: 0 S: 4	H: 1 LOB: 1 BB: 0 P: 4	R: 0 E: 0 K: 0 S: 3	H: 1 LOB: 0 BB: 0 P: 3	R: 4 E: 1 K: 0 S: 8	H: 4 LOB: 1 BB: 0 P: 8	R: 0 E: 0 K: 0 S: 3	H: 0 LOB: 0 BB: 0 P: 3	R: 1 E: 0 K: 1 S: 4	H: 1 LOB: 1 BB: 2 P: 12	R: 0 E: 0 K: 1 S: 5	H: 0 LOB: 0 BB: 0 P: 5	R: 0 E: 0 K: 0 S: 4	H: 1 LOB: 1 BB: 1 P: 5	R: 0 E: 0 K: 0 S: 3	H: 0 LOB: 1 BB: 1 P: 7		1B: 5 2B: 0 3B: 0 HR: 2	SF: 2 SAC: 1 DP: 1 HBP: 1	WP: 1 PB: 0 SB: 0 CS: 0	PA: 40				
PITCHER	IP	WLS	BF	H	R	ER	SO	BB	IBB	HBP	BLK	WP	HR	S	P	ERA	WHIP								
Mike Moore, R (1.1) ERA: 5.42	4.2		23	7	5	5	0	2	0	0	0	0	2	21	29	9.64	1.929								
Mike Trujillo, R (5.1) ERA: 7.34	3.0		12	2	1	1	2	0	0	1	0	1	0	15	16	3.00	0.667								
Bill Wilkinson, L (8.1) ERA: 6.31	1.1	W	5	0	0	0	0	1	0	0	0	0	0	4	8	0.00	0.750								

Batter	1	2	3	4	5	6	7	8	9	AB	R	H	RBI	BB	SO	LOB	BOTTOM								
Mickey Brantley, R (1.8) OBP: 0.306, SLG: 0.500	F8		G6-4-3		HR		CS			3	1	3	5	1	0	0	Chicago White Sox @ Seattle Mariners The Kingdome, Seattle, WA Tue Jun 16 1987, 10:05 PM EDT Att: 8,566 - Unknown								
Phil Bradley, R (1.7) OBP: 0.362, SLG: 0.426			G6-4-3		HR		F9			4	0	2	0	0	0	2									
Scott Bradley, L (1.2) OBP: 0.327, SLG: 0.388					F8					4	0	1	0	0	0	3									
John Moses, S (6. PR) OBP: 0.324, SLG: 0.343					G3-6-3					0	1	0	0	0	0	0									
Bob Keamey, R (9.2) OBP: 0.182, SLG: 0.279								G1		0	0	0	0	0	0	0									
Ken Phelps, L (1.10) OBP: 0.415, SLG: 0.588	K				F6		4-3	G1		4	0	0	0	0	1	3									
Jim Prestley, R (1.5) OBP: 0.305, SLG: 0.500			L9		F9			F9		4	0	1	0	0	0	2									
Alvin Davis, L (1.3) OBP: 0.385, SLG: 0.440			F5				1B			3	2	1	0	1	1	1									
Mike Kingery, L (1.9) OBP: 0.303, SLG: 0.429					HR		F5			4	1	3	2	0	0	1									
Domingo Ramos, R (1.6) OBP: 0.339, SLG: 0.434			FC3-6		HR		SH5-4	F8		4	2	3	1	0	0	2									
Harold Reynolds, S (1.4) OBP: 0.333, SLG: 0.369			FC3-6		F8		SH5-4			2	1	0	0	0	0	3									
Inning Stats	R: 0 E: 0 K: 1 S: 5	H: 1 LOB: 2 BB: 1 P: 9	R: 0 E: 0 K: 0 S: 3	H: 1 LOB: 0 BB: 0 P: 3	R: 1 E: 1 K: 0 S: 4	H: 2 LOB: 0 BB: 0 P: 4	R: 0 E: 0 K: 0 S: 3	H: 0 LOB: 0 BB: 0 P: 3	R: 4 E: 0 K: 0 S: 7	H: 5 LOB: 0 BB: 0 P: 7	R: 0 E: 0 K: 1 S: 6	H: 1 LOB: 1 BB: 0 P: 6	R: 1 E: 0 K: 0 S: 4	H: 2 LOB: 0 BB: 0 P: 4	R: 2 E: 0 K: 0 S: 5	H: 2 LOB: 2 BB: 1 P: 9	1B: 10 2B: 3 3B: 1 HR: 1	SF: 0 SAC: 1 DP: 3 HBP: 0	WP: 0 PB: 0 SB: 1 CS: 2	PA: 35					
PITCHER	IP	WLS	BF	H	R	ER	SO	BB	IBB	HBP	BLK	WP	HR	S	P	ERA	WHIP								
Neil Allen, R (1.1) ERA: 9.72	2.1		10	4	1	1	1	1	0	0	0	0	0	11	15	3.86	2.143								
Ray Searge, L (3.1) ERA: 3.95	2.0		9	4	4	4	0	0	0	0	0	0	1	9	9	18.00	2.000								
Bryan Clark, L (5.1) ERA: 3.18	2.0		8	3	1	1	1	0	0	0	0	0	0	10	10	4.50	1.500								
Jim Winn, R (7.1) ERA: 4.32	1.0	L	4	2	2	2	0	0	0	0	0	0	0	4	4	18.00	2.000								
Bob James, R (8.1) ERA: 3.82	0.2		4	1	0	0	0	0	1	0	0	0	0	3	7	0.00	1.500								

Batter	1	2	3	4	5	6	7	8	9	AB	R	H	RBI	BB	SO	LOB	TOP				
Daryl Boston, L (1, 8) OBP: 0.307, SLG: 0.398	F7		F9			F5			4-3	4	0	0	0	0	0	0					
Gary Redus, R (1, 7) OBP: 0.325, SLG: 0.368	6-3			L6		K			K	4	0	0	0	0	2	0					
Harold Baines, L (1, 10) OBP: 0.357, SLG: 0.466		BB		K			4-3		2B 1B	3	0	1	0	1	1	0					
Greg Walker, L (1, 3) OBP: 0.321, SLG: 0.498 Jerry Royster, R (9, PR) OBP: 0.333, SLG: 0.459	K			4-3			F9		1-3 2B	4	0	1	0	0	1	1					
Ivan Calderon, R (1, 9) OBP: 0.373, SLG: 0.541			F4			4-3			K	4	0	0	0	0	1	2					
Donnie Hill, S (1, 4) OBP: 0.237, SLG: 0.275 (8, 5)			K			F6			G3	3	0	0	0	0	1	0					
Ozzie Guillen, L (1, 6) OBP: 0.317, SLG: 0.365			F4			2B			F4	3	0	1	0	0	0	0					
Tim Hulett, R (1, 5) OBP: 0.238, SLG: 0.344 Jerry Hairston, S (8, PH) OBP: 0.316, SLG: 0.333 Fred Manrique, R (8, PR) OBP: 0.232, SLG: 0.253 (8, 4)			F8			F2			1B	2	0	0	0	0	0	1					
Ron Karkovice, R (1, 2) OBP: 0.167, SLG: 0.147 Carlton Fisk, R (8, PH) OBP: 0.298, SLG: 0.371 (8, 2)			K			F9			K	2	0	0	0	0	1	0					
Inning Stats	R: 0 E: 0 K: 1 S: 5	H: 0 LOB: 1 BB: 1 P: 9	R: 0 E: 0 K: 1 S: 5	H: 0 LOB: 0 BB: 0 P: 5	R: 0 E: 0 K: 1 S: 5	H: 0 LOB: 0 BB: 0 P: 5	R: 0 E: 0 K: 0 S: 4	H: 1 LOB: 1 BB: 0 P: 4	R: 0 E: 0 K: 1 S: 5	H: 0 LOB: 0 BB: 0 P: 5	R: 0 E: 0 K: 0 S: 3	H: 0 LOB: 0 BB: 0 P: 3	R: 0 E: 0 K: 1 S: 6	H: 1 LOB: 1 BB: 0 P: 6	R: 0 E: 0 K: 2 S: 9	H: 2 LOB: 2 BB: 0 P: 9	1B: 2 2B: 2 3B: 0 HR: 0	SF: 0 SAC: 0 DP: 0 HBP: 0	WP: 0 PB: 0 SB: 0 CS: 0	PA: 32	
PITCHER	IP	WLS	BF	H	R	ER	SO	BB	IBB	HBP	BLK	WP	HR	S	P	ERA	WHIP				
Scott Bankhead, R (1, 1) ERA: 4.42	8.2	W	31	4	0	0	7	1	0	0	0	0	0	44	48	0.00	0.577				
Ed Nunez, R (9, 1) ERA: 3.72	0.1	S	1	0	0	0	1	0	0	0	0	0	0	3	3	0.00	0.000				

Chicago White Sox @ Seattle Mariners
The Kingdome, Seattle, WA
Wed Jun 17 1987, 6:33 AM EDT
Att: 10,561 - Unknown


AB	31
R	0
H	4
RBI	0
BB	1
SO	8
LOB	5



Batter	1	2	3	4	5	6	7	8	9	AB	R	H	RBI	BB	SO	LOB	BOTTOM				
Mickey Brantley, R (1, 8) OBP: 0.318, SLG: 0.517	6-3					SF7				2	0	1	1	1	0	0					
Phil Bradley, R (1, 7) OBP: 0.365, SLG: 0.427			2B		6-3			SH3-4 BB		2	0	1	0	1	0	0					
Scott Bradley, L (1, 2) OBP: 0.319, SLG: 0.377	1B		BB		K			G3		4	0	0	0	0	1	4					
Ken Phelps, L (1, 10) OBP: 0.414, SLG: 0.580	F8				F7			G5-4-3 BB		2	0	0	0	1	0	1					
Jim Prestley, R (1, 5) OBP: 0.301, SLG: 0.494			K		L3			G5-4-3		3	0	0	0	0	1	1					
Alvin Davis, L (1, 3) OBP: 0.384, SLG: 0.439					4-3			K		3	0	1	0	0	1	0					
Mike Kingery, L (1, 9) OBP: 0.310, SLG: 0.430			K			2B 4-3 HBP		G5-4-3 1B		2	1	1	0	0	1	0					
Domingo Ramos, R (1, 4) OBP: 0.339, SLG: 0.446					5-3			G5-4-3		3	1	1	0	0	0	1					
Rey Quinones, R (1, 6) OBP: 0.306, SLG: 0.390			L9			4-3		F8		3	0	0	1	0	0	1					
Inning Stats	R: 0 E: 0 K: 0 S: 4	H: 1 LOB: 1 BB: 0 P: 4	R: 0 E: 0 K: 2 S: 7	H: 1 LOB: 0 BB: 0 P: 7	R: 0 E: 0 K: 1 S: 6	H: 1 LOB: 2 BB: 1 P: 10	R: 0 E: 0 K: 0 S: 3	H: 0 LOB: 0 BB: 0 P: 3	R: 2 E: 0 K: 0 S: 4	H: 1 LOB: 0 BB: 0 P: 5	R: 0 E: 0 K: 0 S: 2	H: 0 LOB: 1 BB: 1 P: 6	R: 0 E: 0 K: 1 S: 5	H: 1 LOB: 0 BB: 0 P: 5	R: 0 E: 0 K: 0 S: 3	H: 0 LOB: 1 BB: 1 P: 7	1B: 3 2B: 2 3B: 0 HR: 0	SF: 1 SAC: 1 DP: 2 HBP: 1	WP: 0 PB: 0 SB: 0 CS: 0	PA: 30	
PITCHER	IP	WLS	BF	H	R	ER	SO	BB	IBB	HBP	BLK	WP	HR	S	P	ERA	WHIP				
Bill Long, R (1, 1) ERA: 3.28	8.0	L	30	5	2	2	4	3	0	1	0	0	0	34	47	2.25	1.000				

Chicago White Sox @ Seattle Mariners
The Kingdome, Seattle, WA
Wed Jun 17 1987, 6:33 AM EDT
Att: 10,561 - Unknown

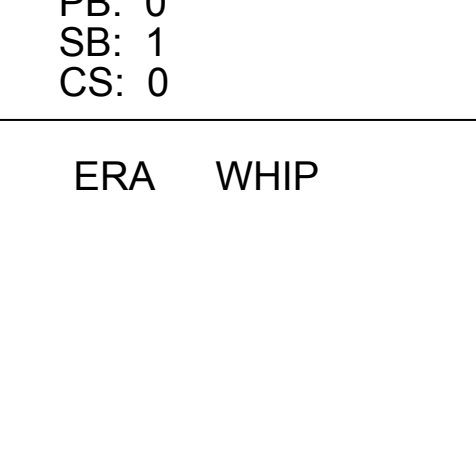
AB	24
R	2
H	5
RBI	2
BB	3
SO	4
LOB	8



Batter	1	2	3	4	5	6	7	8	9	AB	R	H	RBI	BB	SO	LOB	TOP										
Mickey Brantley, R OBP: 0.310, SLG: 0.492										5	1	1	0	0	0	1											
Phil Bradley, R OBP: 0.366, SLG: 0.430										5	1	2	0	0	1	1											
Scott Bradley, L OBP: 0.321, SLG: 0.374										4	1	1	0	0	0	1											
Ken Phelps, L OBP: 0.413, SLG: 0.569										3	2	0	0	2	1	3											
Jim Prestley, R OBP: 0.299, SLG: 0.488										3	0	0	1	1	0	1											
Alvin Davis, L OBP: 0.393, SLG: 0.439										0	1	0	1	4	0	0											
Mike Kingery, L OBP: 0.306, SLG: 0.424 John Christensen, R OBP: 0.315, SLG: 0.360										2	0	0	0	0	0	3	AB 31										
Rey Quinones, R OBP: 0.310, SLG: 0.409										4	1	2	3	0	1	1	R 7										
Harold Reynolds, S OBP: 0.332, SLG: 0.367										1	0	0	0	0	0	0	H 7										
Inning Stats	R: 2 E: 0 K: 0 S: 5	H: 2 LOB: 2 BB: 1 P: 10	R: 1 E: 0 K: 0 S: 5	H: 2 LOB: 1 BB: 0 P: 5	R: 0 E: 0 K: 1 S: 5	H: 0 LOB: 1 BB: 1 P: 9	R: 0 E: 1 K: 2 S: 8	H: 1 LOB: 1 BB: 0 P: 8	R: 2 E: 0 K: 0 S: 3	H: 1 LOB: 2 BB: 3 P: 15	R: 0 E: 0 K: 0 S: 3	H: 0 LOB: 0 BB: 0 P: 3	R: 2 E: 0 K: 0 S: 3	H: 1 LOB: 2 BB: 3 P: 15	R: 0 E: 0 K: 0 S: 3	H: 0 LOB: 0 BB: 0 P: 3	R: 0 E: 0 K: 0 S: 3	H: 0 LOB: 0 BB: 0 P: 3	1B: 5 2B: 1 3B: 0 HR: 1	SF: 1 SAC: 0 DP: 1 HBP: 1	WP: 1 PB: 0 SB: 1 CS: 0	PA: 41					
PITCHER	IP	WLS	BF	H	R	ER	SO	BB	IBB	HBP	BLK	WP	HR	S	P	ERA	WHIP	PITCHER									
Phil Niekro, R ERA: 5.42	4.0	L	24	6	5	5	3	5	0	1	0	1	1	24	45	11.25	2.750										
Ed VanDe Berg, L ERA: 4.71	2.2		9	0	2	2	0	2	0	0	0	0	0	7	15	6.75	0.750										
Mark Huisman, R ERA: 4.03	2.1		8	1	0	0	0	1	0	0	0	0	0	7	11	0.00	0.857										
Batter	1	2	3	4	5	6	7	8	9	AB	R	H	RBI	BB	SO	LOB	BOTTOM										
Brett Butler, L OBP: 0.415, SLG: 0.392 Andre Thornton, R OBP: 0.219, SLG: 0.169										4	0	2	0	0	0	0											
Julio Franco, R OBP: 0.388, SLG: 0.422										4	1	0	0	0	0	3											
Pat Tabler, R OBP: 0.369, SLG: 0.490										3	1	0	0	0	0	1											
Joe Carter, R OBP: 0.281, SLG: 0.477										3	1	1	3	1	0	1											
Carmen Castillo, R OBP: 0.323, SLG: 0.593										4	0	1	0	0	2	1											
Brook Jacoby, R OBP: 0.330, SLG: 0.440										3	1	1	1	1	0	1											
Cory Snyder, R OBP: 0.272, SLG: 0.448										4	0	0	0	0	3	2	AB 34										
Junior Noboa, R OBP: 0.500, SLG: 0.500										4	0	2	0	0	1	0	R 4										
Chris Bando, S OBP: 0.228, SLG: 0.267 Rick Dempsey, R OBP: 0.325, SLG: 0.280										1	0	0	0	0	0	2	H 7										
Inning Stats	R: 0 E: 0 K: 0 S: 4	H: 1 LOB: 1 BB: 0 P: 4	R: 0 E: 0 K: 1 S: 7	H: 2 LOB: 2 BB: 0 P: 7	R: 4 E: 1 K: 2 S: 10	H: 2 LOB: 0 BB: 0 P: 11	R: 0 E: 0 K: 0 S: 3	H: 0 LOB: 0 BB: 0 P: 3	R: 0 E: 0 K: 1 S: 5	H: 0 LOB: 1 BB: 1 P: 9	R: 0 E: 0 K: 2 S: 7	H: 0 LOB: 0 BB: 0 P: 7	R: 0 E: 0 K: 1 S: 5	H: 1 LOB: 0 BB: 0 P: 5	R: 0 E: 0 K: 0 S: 3	H: 0 LOB: 0 BB: 0 P: 3	R: 0 E: 0 K: 0 S: 4	H: 1 LOB: 2 BB: 1 P: 8	1B: 5 2B: 0 3B: 0 HR: 2	SF: 0 SAC: 0 DP: 1 HBP: 1	WP: 0 PB: 0 SB: 0 CS: 0	PA: 37					
PITCHER	IP	WLS	BF	H	R	ER	SO	BB	IBB	HBP	BLK	WP	HR	S	P	ERA	WHIP	PITCHER									
Mark Langston, L ERA: 4.01	9.0	W	37	7	4	3	7	2	0	1	0	0	2	48	57	3.00	1.000										

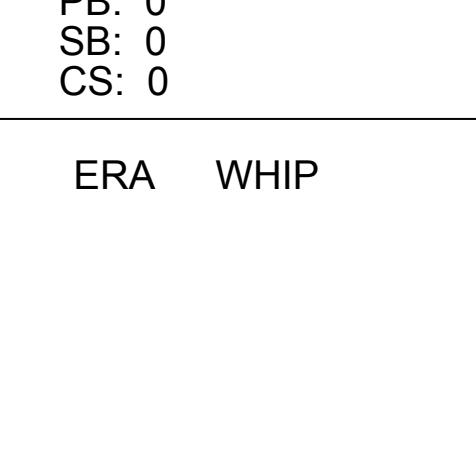
Seattle Mariners @ Cleveland Indians
Cleveland Municipal Stadium, Cleveland, OH

Fri Jun 19 1987, 7:05 PM EDT
Att: 57,386 - Unknown



Seattle Mariners @ Cleveland Indians
Cleveland Municipal Stadium, Cleveland, OH

Fri Jun 19 1987, 7:05 PM EDT
Att: 57,386 - Unknown



Batter	1	2	3	4	5	6	7	8	9	AB	R	H	RBI	BB	SO	LOB	TOP					
Mickey Brantley, R (1, 8) OBP: 0.316, SLG: 0.514	0-0 2B		0-0 F4		0-0 F4			0-0 2B	0-0 FC6-4	5	1	2	0	0	0	2						
Phil Bradley, R (1, 7) OBP: 0.367, SLG: 0.427	4-0 BB		4-0 BB		0-0 F8			0-0 5-3		2	0	0	0	2	0	1						
Dave Valle, R (1, 10) OBP: 0.342, SLG: 0.570	0-3 K		0-0 F4		0-0 3B			0-0 2B		4	0	2	1	0	1	3						
Jim Presley, R (1, 5) OBP: 0.295, SLG: 0.481	0-3 K			0-3 K		0-3 K		0-0 L6		4	0	0	0	0	3	4						
Alvin Davis, L (1, 3) OBP: 0.387, SLG: 0.431	0-0 F6			0-0 F7		0-0 F8		0-3 K		4	0	0	0	0	1	4						
John Christensen, R (1, 9) OBP: 0.352, SLG: 0.344		0-3 K		0-0 E5				0-3 K		4	0	0	0	0	2	0						
Rey Quinones, R (1, 6) OBP: 0.309, SLG: 0.405		0-0 6-3		0-0 CS				0-0 L7		4	0	1	0	0	0	0						
Bob Kearney, R (1, 2) OBP: 0.188, SLG: 0.298		0-0 F7		0-0 CS		0-0 P3		0-0 E5		4	1	1	0	0	0	0						
Harold Reynolds, S (1, 4) OBP: 0.335, SLG: 0.366			4-0 CS		0-0 F8			0-0 FC4-6		3	0	1	1	1	0	1						
Inning Stats	R: 0 E: 0 K: 2 S: 8	H: 1 LOB: 2 BB: 1 P: 12	R: 0 E: 0 K: 1 S: 5	H: 0 LOB: 0 BB: 0 P: 5	R: 0 E: 0 K: 0 S: 2	H: 0 LOB: 1 BB: 2 P: 10	R: 0 E: 1 K: 1 S: 6	H: 1 LOB: 1 BB: 0 P: 6	R: 0 E: 0 K: 1 S: 3	H: 0 LOB: 0 BB: 0 P: 3	R: 0 E: 0 K: 1 S: 6	H: 1 LOB: 1 BB: 0 P: 6	R: 0 E: 1 K: 1 S: 6	H: 0 LOB: 1 BB: 0 P: 6	R: 1 E: 0 K: 1 S: 7	H: 2 LOB: 1 BB: 0 P: 7	R: 1 E: 0 K: 0 S: 5	H: 2 LOB: 1 BB: 0 P: 5	1B: 2 2B: 4 3B: 1 HR: 0	SF: 0 SAC: 0 DP: 0 HBP: 0	WP: 0 PB: 0 SB: 0 CS: 2	PA: 38
PITCHER Steve Carlton, L (1, 1) ERA: 4.25	IP: 9.0 WLS: W BF: 37 H: 7 R: 2 ER: 2 SO: 7 BB: 3 IBB: 0 HBP: 0 BLK: 0 WP: 0 HR: 0 S: 48 P: 60 ERA: 2.00 WHIP: 1.111															PITCHER						

Seattle Mariners @ Cleveland Indians
Cleveland Municipal Stadium, Cleveland, OH
Sat Jun 20 1987, 3:33 AM EDT
Att: 12,307 - Unknown

AB 34
R 2
H 7
RBI 2
BB 3
SO 7
LOB 15





Batter	1	2	3	4	5	6	7	8	9	AB	R	H	RBI	BB	SO	LOB	BOTTOM			
Brett Butler, L (1, 8) OBP: 0.419, SLG: 0.409	0-0 1B		0-0 5-3	0-0 L8		0-0 BB	0-0 F4			5	3	3	0	0	0	1				
Julio Franco, R (1, 6) OBP: 0.392, SLG: 0.424	0-0 1B		0-0 5-3		0-0 2B	4-0 FC5	0-0 6-3			4	0	2	1	1	0	2				
Pat Tabler, R (1, 10) OBP: 0.374, SLG: 0.496	0-0 1B		0-0 FC6-2-5		0-0 2B	0-0 BB	0-0 F8			5	1	3	2	0	0	2				
Joe Carter, R (1, 3) OBP: 0.283, SLG: 0.480	0-0 L5		0-0 1B		0-0 5-3	0-0 FC5	0-0 1B			5	1	2	1	0	0	5				
Mel Hall, L (1, 7) OBP: 0.273, SLG: 0.386	0-0 G6-3		0-0 3-1		4-0 WP	4-0 BB	0-0 FC6-4			3	0	1	1	2	0	4				
Cory Snyder, R (1, 9) OBP: 0.274, SLG: 0.444		0-0 6-3		4-0 2B	4-0 BB	0-0 SF9	0-0 FC6-4			2	1	0	1	2	0	1				
Tony Bernazard, S (1, 4) OBP: 0.288, SLG: 0.390		0-0 3-1		0-0 G3	0-3 K	0-3 K	0-0 FC4-6			5	0	0	0	0	2	7				
Brook Jacoby, R (1, 5) OBP: 0.336, SLG: 0.475		0-0 5-3		0-0 2B		0-0 HR	0-0 HR			4	2	3	3	0	0	0				
Rick Dempsey, R (1, 2) OBP: 0.331, SLG: 0.298			0-0 1B	0-0 1-3		0-0 5-3				4	1	2	0	0	0	1				
Inning Stats	R: 1 E: 0 K: 0 S: 5	H: 3 LOB: 1 BB: 0 P: 5	R: 0 E: 0 K: 0 S: 3	H: 0 LOB: 0 BB: 0 P: 3	R: 1 E: 0 K: 0 S: 6	H: 3 LOB: 2 BB: 0 P: 6	R: 1 E: 0 K: 0 S: 4	H: 1 LOB: 1 BB: 1 P: 8	R: 0 E: 0 K: 1 S: 6	H: 2 LOB: 3 BB: 2 P: 14	R: 4 E: 0 K: 1 S: 9	H: 4 LOB: 2 BB: 2 P: 17	R: 1 E: 0 K: 0 S: 4	H: 1 LOB: 0 BB: 0 P: 4	R: 1 E: 0 K: 0 S: 5	H: 2 LOB: 1 BB: 0 P: 5	1B: 9 2B: 4 3B: 1 HR: 2	SF: 1 SAC: 0 DP: 1 HBP: 0	WP: 1 PB: 0 SB: 0 CS: 0	PA: 43
PITCHER Mike Morgan, R (1, 1) ERA: 4.16 Steve Shields, R (6, 1) ERA: 5.94 Mike Trujillo, R (6, 1) ERA: 7.25	IP: 0.1 WLS: L BF: 5 H: 3 R: 4 ER: 4 SO: 1 BB: 1 IBB: 0 HBP: 0 BLK: 0 WP: 1 HR: 6 S: 10 P: 10 ERA: 108.00 WHIP: 12.000															PITCHER				

Seattle Mariners @ Cleveland Indians
Cleveland Municipal Stadium, Cleveland, OH
Sat Jun 20 1987, 3:33 AM EDT
Att: 12,307 - Unknown

AB 37
R 9
H 16
RBI 9
BB 5
SO 2
LOB 23



Batter	1	2	3	4	5	6	7	8	9	AB	R	H	RBI	BB	SO	LOB	TOP										
Mickey Brantley, R (1, 8) OBP: 0.321, SLG: 0.500	F8	1B 6-3		F4			P3		BB 4-0	4	1	1	1	1	0	0	Seattle Mariners @ Cleveland Indians Cleveland Municipal Stadium, Cleveland, OH Sun Jun 21 1987, 3:33 AM EDT Att: 14,494 - Unknown AB 35 R 5 H 10 RBI 5 BB 3 SO 4 LOB 13 										
Phil Bradley, R (1, 7) OBP: 0.395, SLG: 0.426	1B	1B 6-3		F9			K		F9	5	1	2	0	0	1												
Scott Bradley, L (1, 2) OBP: 0.320, SLG: 0.371	1B	6-3			6-3		4-3			4	0	1	1	0	0	1											
Ken Phelps, L (1, 10) OBP: 0.410, SLG: 0.561	F2	3-1				5-3 1B			F8	4	1	1	0	0	0	3											
Jim Prestley, R (1, 5) OBP: 0.301, SLG: 0.483						5-3			4-0 S BB	3	0	2	1	1	0	1											
Alvin Davis, L (1, 3) OBP: 0.385, SLG: 0.428	L7								F8	4	0	1	1	0	1	4											
Mike Kingery, L (1, 9) OBP: 0.304, SLG: 0.415									F5 K	3	0	0	0	1	2	2											
Rey Quinones, R (1, 6) OBP: 0.308, SLG: 0.407									1-3 6-3	4	1	1	0	0	0	1											
Harold Reynolds, S (1, 4) OBP: 0.333, SLG: 0.369									F9 6-3	4	1	1	1	0	0	0											
Inning Stats	R: 1 E: 0 K: 0 S: 6	H: 3 LOB: 2 BB: 0 P: 6	R: 3 E: 0 K: 0 S: 6	H: 4 LOB: 1 BB: 1 P: 10	R: 0 E: 0 K: 2 S: 8	H: 1 LOB: 1 BB: 0 P: 8	R: 0 E: 0 K: 0 S: 3	H: 0 LOB: 0 BB: 0 P: 3	R: 1 E: 0 K: 0 S: 4	H: 2 LOB: 1 BB: 0 P: 4	R: 0 E: 0 K: 0 S: 3	H: 0 LOB: 0 BB: 0 P: 3	R: 0 E: 0 K: 1 S: 5	H: 0 LOB: 0 BB: 0 P: 5	R: 0 E: 0 K: 1 S: 5	H: 0 LOB: 1 BB: 1 P: 9	R: 0 E: 0 K: 0 S: 3	H: 0 LOB: 1 BB: 1 P: 7	1B: 8 2B: 2 3B: 0 HR: 0	SF: 0 SAC: 0 DP: 0 HBP: 0	WP: 0 PB: 0 SB: 2 CS: 1	PA: 38					
PITCHER	IP	WLS	BF	H	R	ER	SO	BB	IBB	HBP	BLK	WP	HR	S	P	ERA	WHIP	PITCHER									
Ken Schrom, R (1, 1) ERA: 5.95	1.1	L	11	7	4	4	0	1	0	0	0	0	0	10	14	27.00	6.000										
Ed Vande Berg, L (2, 1) ERA: 4.45	3.2		13	3	1	1	2	0	0	0	0	0	0	17	17	2.46	0.818										
Mike Armstrong, R (6, 1) ERA: 3.77	3.0		10	0	0	0	2	1	0	0	0	0	0	13	17	0.00	0.333										
Rich Yett, R (9, 1) ERA: 5.53	1.0		4	0	0	0	2	1	0	0	0	0	0	3	7	0.00	1.000										
Batter	1	2	3	4	5	6	7	8	9	AB	R	H	RBI	BB	SO	LOB	BOTTOM										
Brett Butler, L (1, 8) OBP: 0.411, SLG: 0.400	G1-5-3								6-3	4	0	0	0	0	0	0	Seattle Mariners @ Cleveland Indians Cleveland Municipal Stadium, Cleveland, OH Sun Jun 21 1987, 3:33 AM EDT Att: 14,494 - Unknown AB 29 R 0 H 3 RBI 0 BB 1 SO 2 LOB 6 										
Julio Franco, R (1, 6) OBP: 0.386, SLG: 0.417	6-3								3-1	4	0	0	0	0	0	0											
Pat Tabler, R (1, 10) OBP: 0.368, SLG: 0.488	4-3								F8	4	0	0	0	0	0	0											
Joe Carter, R (1, 3) OBP: 0.287, SLG: 0.482										3	0	2	0	0	1	0											
Cory Snyder, R (1, 7) OBP: 0.271, SLG: 0.438										3	0	0	0	0	0	2											
Brook Jacoby, R (1, 5) OBP: 0.336, SLG: 0.471										2	0	0	0	1	0	1											
Carmen Castillo, R (1, 9) OBP: 0.328, SLG: 0.590										2	0	1	0	0	0	2											
Junior Noboa, R (8, PH) OBP: 0.400, SLG: 0.400										1	0	0	0	0	0	0											
Casey Parsons, L (9, 9)										0	0	0	0	0	0	0											
Tony Benazard, S (1, 4) OBP: 0.284, SLG: 0.384										3	0	0	0	0	0	1											
Rick Dempsey, R (1, 2) OBP: 0.326, SLG: 0.292										2	0	0	0	0	0	0											
Andre Thornton, R (8, PH) OBP: 0.216, SLG: 0.167										1	0	0	0	0	1	0											
Chris Bando, S (9, 2) OBP: 0.228, SLG: 0.267										0	0	0	0	0	0	0											
Inning Stats	R: 0 E: 0 K: 0 S: 3	H: 0 LOB: 0 BB: 0 P: 3	R: 0 E: 0 K: 0 S: 3	H: 1 LOB: 1 BB: 1 P: 7	R: 0 E: 0 K: 0 S: 3	H: 0 LOB: 0 BB: 0 P: 3	R: 0 E: 0 K: 1 S: 5	H: 0 LOB: 0 BB: 0 P: 5	R: 0 E: 0 K: 0 S: 4	H: 1 LOB: 1 BB: 0 P: 4	R: 0 E: 0 K: 0 S: 3	H: 0 LOB: 0 BB: 0 P: 3	R: 0 E: 0 K: 0 S: 4	H: 1 LOB: 1 BB: 0 P: 4	R: 0 E: 0 K: 1 S: 5	H: 0 LOB: 0 BB: 0 P: 5	R: 0 E: 0 K: 0 S: 3	H: 0 LOB: 0 BB: 0 P: 3	1B: 3 2B: 1 3B: 0 HR: 0	SF: 0 SAC: 0 DP: 1 HBP: 0	WP: 1 PB: 0 SB: 1 CS: 0	PA: 30					
PITCHER	IP	WLS	BF	H	R	ER	SO	BB	IBB	HBP	BLK	WP	HR	S	P	ERA	WHIP	PITCHER									
Lee Guetterman, L (1, 1) ERA: 2.65	9.0	W	30	3	0	0	2	1	0	0	0	1	0	33	37	0.00	0.444										

Batter	1	2	3	4	5	6	7	8	9	AB R H RBI BB SO LOB	TOP									
Mickey Brantley R (1,9) OBP: 0.326, SLG: 0.487	FC4-6 BB BB	FC4 2H 1B			F7		K		F8	4 1 1 1 1 1 2	Seattle Mariners @ Chicago White Sox Comiskey Park, Chicago, IL Mon Jun 22 1987, 8:05 PM EDT Att: 11,873 - Unknown									
Phil Bradley R (1,7) OBP: 0.370, SLG: 0.423	FC4-6 BB	FC4 1-2			6-3		FC1-2-4 BB			2 0 0 0 2 0 1										
Scott Bradley L (1,2) OBP: 0.312, SLG: 0.362	FC4-6 1-2 2-3				6-3		FC1-2-5 1-2			4 0 0 0 0 0 4										
Ken Phelps L (1,10) OBP: 0.407, SLG: 0.553	FC6-4 1-2 3-H				3-1		G5-4-3 1B			4 0 1 1 0 0 1										
Jim Prestley R (1,5) OBP: 0.297, SLG: 0.476	E5 1-2				K		K			4 0 0 0 0 3 2										
Alvin Davis L (1,3) OBP: 0.380, SLG: 0.421	FC4-6 1-2				4-3		G5-4-3 1-2			4 0 0 0 0 0 3										
John Moses S (1,8) OBP: 0.323, SLG: 0.342		6-3			5-3		SH2-4 1B			4 1 1 0 0 0 0										
Rey Quinones R (1,6) OBP: 0.313, SLG: 0.411		1-3 1B			1B		SH2-4 1-3			3 1 2 0 0 0 0										
Harold Reynolds S (1,4) OBP: 0.332, SLG: 0.367		1-3 1-2			B1-3		S FC1-2-5 1B 3-H			4 0 1 1 0 0 2										
Inning Stats	R: 1 E: 1 K: 0 S: 4	H: 0 LOB: 2 BB: 2 P: 12	R: 1 E: 0 K: 0 S: 5	H: 2 LOB: 1 BB: 0 P: 5	R: 0 E: 0 K: 1 S: 5	H: 0 LOB: 0 BB: 0 P: 5	R: 0 E: 0 K: 0 S: 4	H: 1 LOB: 1 BB: 0 P: 4	R: 0 E: 0 K: 0 S: 3	H: 0 LOB: 0 BB: 0 P: 3	R: 0 E: 1 K: 1 S: 7	H: 2 LOB: 2 BB: 1 P: 11	R: 0 E: 0 K: 1 S: 5	H: 0 LOB: 0 BB: 0 P: 5	R: 0 E: 1 K: 0 S: 4	H: 0 LOB: 1 BB: 0 P: 4	1B: 6 2B: 0 3B: 0 HR: 0	SF: 0 SAC: 1 DP: 1 HBP: 0	WP: 0 PB: 0 SB: 2 CS: 0	PA: 37
PITCHER	IP WLS BF H R ER SO BB IBB HBP BLK WP HR S P ERA WHIP											IP WLS BF H R ER SO BB IBB HBP BLK WP HR S P ERA WHIP								
Scott Nielsen R (1,1) ERA: 5.52	6.2 L 29 6 3 3 3 3 0 0 0 0 0 0 32 44 4.05 1.350																			
Ray Searage L (7,1) ERA: 3.69	1.1 4 0 0 0 1 0 0 0 0 0 0 0 6 6 0.00 0.000																			
Bob James R (9,1) ERA: 3.69	1.0 4 0 0 0 0 0 0 0 0 0 0 0 4 4 0.00 0.000																			

Batter	1	2	3	4	5	6	7	8	9	AB R H RBI BB SO LOB	BOTTOM											
Ozzie Guillen L (1,6) OBP: 0.322, SLG: 0.369	FC5-4 1B		6-3			1B			1B	4 0 3 0 0 0 0	Seattle Mariners @ Chicago White Sox Comiskey Park, Chicago, IL Mon Jun 22 1987, 8:05 PM EDT Att: 11,873 - Unknown											
Gary Redus R (1,8) OBP: 0.332, SLG: 0.386	L6				G6-4-3 1B				K	4 0 1 0 0 2 3												
Ivan Calderon R (1,9) OBP: 0.368, SLG: 0.540	FC5-4 1-2				G6-4-3 1-2				G4-6-3 1B	4 0 2 0 0 0 2												
Harold Baines L (1,10) OBP: 0.350, SLG: 0.460	K				4-3				F7	4 0 0 0 0 1 4												
Greg Walker L (1,3) OBP: 0.327, SLG: 0.498		4-3			3-1				G4-6-3 1-2	3 0 0 0 0 0 1												
Donnie Hill S (1,4) OBP: 0.252, SLG: 0.297		4-3			F6				2B	3 0 1 0 0 0 0												
Daryll Boston L (1,7) OBP: 0.304, SLG: 0.417		K			F8				L9	3 0 0 0 0 1 1												
Carlton Fisk R (1,2) OBP: 0.284, SLG: 0.344					K				F7	3 0 0 0 0 1 1												
Tim Lueftl R (1,5) OBP: 0.250, SLG: 0.357					K				F7	2 0 0 0 0 1 0												
Jerry Hairston S (8,PH) OBP: 0.325, SLG: 0.429					K				F7	1 0 0 0 0 0 1												
Fred Manrique R (9,4) OBP: 0.232, SLG: 0.284					K					0 0 0 0 0 0 0												
Inning Stats	R: 0 E: 0 K: 1 S: 6	H: 1 LOB: 1 BB: 0 P: 6	R: 0 E: 0 K: 1 S: 5	H: 0 LOB: 0 BB: 0 P: 5	R: 0 E: 0 K: 2 S: 7	H: 0 LOB: 0 BB: 0 P: 7	R: 0 E: 0 K: 0 S: 3	H: 1 LOB: 0 BB: 0 P: 3	R: 0 E: 0 K: 0 S: 3	H: 1 LOB: 1 BB: 0 P: 3	R: 0 E: 0 K: 1 S: 6	H: 1 LOB: 1 BB: 0 P: 6	R: 0 E: 0 K: 0 S: 3	H: 1 LOB: 0 BB: 0 P: 3	R: 0 E: 0 K: 0 S: 4	H: 1 LOB: 1 BB: 0 P: 4	R: 0 E: 0 K: 1 S: 6	H: 2 LOB: 1 BB: 0 P: 6	1B: 6 2B: 1 3B: 0 HR: 0	SF: 0 SAC: 0 DP: 3 HBP: 0	WP: 0 PB: 0 SB: 0 CS: 0	PA: 31
PITCHER	IP WLS BF H R ER SO BB IBB HBP BLK WP HR S P ERA WHIP											IP WLS BF H R ER SO BB IBB HBP BLK WP HR S P ERA WHIP										
Mike Moore R (1,1) ERA: 4.92	8.1 W 30 7 0 0 6 0 0 0 0 0 0 0 42 42 0.00 0.840																					
Bill Wilkinson L (9,1) ERA: 6.15	0.2 S 1 0 0 0 0 0 0 0 0 0 0 0 1 1 0.00 0.000																					

Batter	1	2	3	4	5	6	7	8	9	AB	R	H	RBI	BB	SO	LOB	TOP								
Mickey Brantley R (1,9) OBP: 0.330, SLG: 0.482	1-3	1-2		F9			1B FC6-4		6-3	5	1	2	0	0	0	0									
Phil Bradley R (1,7) OBP: 0.370, SLG: 0.426	6-3	FC5			4-3		1-3		4-3	5	0	2	0	0	0	2									
Scott Bradley L (1,2) Dave Valle R (7,PH) OBP: 0.336, SLG: 0.560	1B		G3		BB		FC6-4		4-3	3	0	2	0	0	0	0									
Ken Phelps L (1,10) John Christensen R (7,PH) Mike Kingery L (7,PH) OBP: 0.411, SLG: 0.652 OBP: 0.302, SLG: 0.344 OBP: 0.303, SLG: 0.409	F8			HBP		1-2	BB		4-3	2	0	1	0	1	0	1									
Jim Prestley R (1,5) OBP: 0.300, SLG: 0.472		1B 3B			K				K	2	1	0	0	1	2	3									
Alvin Davis L (1,3) OBP: 0.378, SLG: 0.418		1B			HBP				F8	4	1	1	0	0	0	4									
John Moses S (1,8) OBP: 0.322, SLG: 0.349		1B			F7				4-3	4	0	1	2	0	1	2									
Rey Quinones R (1,6) OBP: 0.312, SLG: 0.408		1B			K				L6	4	0	1	0	0	0	0									
Harold Reynolds S (1,4) OBP: 0.335, SLG: 0.369		1B			K				G3	4	0	2	0	0	1	0									
Inning Stats	R: 0 E: 0 K: 0 S: 4	H: 1 LOB: 1 BB: 0 P: 4	R: 2 E: 0 K: 0 S: 6	H: 4 LOB: 2 BB: 1 P: 10	R: 0 E: 0 K: 1 S: 6	H: 1 LOB: 2 BB: 0 P: 7	R: 0 E: 0 K: 1 S: 5	H: 0 LOB: 0 BB: 0 P: 5	R: 0 E: 0 K: 1 S: 6	H: 1 LOB: 2 BB: 1 P: 10	R: 0 E: 0 K: 0 S: 3	H: 0 LOB: 0 BB: 0 P: 3	R: 1 E: 0 K: 1 S: 7	H: 2 LOB: 1 BB: 0 P: 7	R: 0 E: 0 K: 0 S: 4	H: 2 LOB: 2 BB: 0 P: 4	R: 0 E: 0 K: 0 S: 4	H: 1 LOB: 1 BB: 0 P: 4	1B: 10 2B: 1 3B: 1 HR: 0	SF: 0 SAC: 0 DP: 0 HBP: 1	WP: 0 PB: 0 SB: 0 CS: 0	PA: 40			
PITCHER	IP	WLS	BF	H	R	ER	SO	BB	IBB	HBP	BLK	WP	HR	S	P	ERA	WHIP								
Bill Long R (1,1) ERA: 3.39	6.0	W	29	9	3	3	3	2	0	1	0	0	0	32	41	4.50	1.833								
Ray Seearge L (7,1) ERA: 3.64	0.1		1	0	0	0	0	0	0	0	0	0	0	1	1	0.00	0.000								
Jim Winn R (7,1) ERA: 4.22	2.2		10	3	0	0	1	0	0	0	0	0	0	12	12	0.00	1.125								

Seattle Mariners @ Chicago White Sox
Comiskey Park, Chicago, IL
Tue Jun 23 1987, 8:05 PM EDT
Att: 13,408 - Unknown

AB	37
R	3
H	12
RBI	3
BB	2
SO	4
LOB	16



Batter	1	2	3	4	5	6	7	8	9	AB	R	H	RBI	BB	SO	LOB	BOTTOM								
Ozzie Guillen L (1,6) OBP: 0.325, SLG: 0.371	1B SF9	SH5-3		S		4-3	1-3			4	2	2	1	0	0	0									
Donnie Hill S (1,4) OBP: 0.272, SLG: 0.328	1B	1B		1B		4-3		HR		4	1	3	1	1	0	0									
Harold Baines L (1,10) OBP: 0.356, SLG: 0.482	F5	1B		K				HR		5	1	3	2	0	1	3									
Greg Walker L (1,3) OBP: 0.321, SLG: 0.490	SF9	F8		K		L4		4-3		4	0	0	1	0	1	4									
Ivan Calderon R (1,9) OBP: 0.369, SLG: 0.541	F7		F5		F9		1B	1B	2B	5	2	2	0	0	0	1									
Carlton Fisk R (1,2) OBP: 0.296, SLG: 0.369		1B		HR		F9	1B	1B	1B	4	3	3	2	1	0	0									
Daryl Boston L (1,7) OBP: 0.311, SLG: 0.422		1B		6-3		2B	1B		F6	5	3	3	1	0	0	1									
Jerry Royster R (1,5) OBP: 0.337, SLG: 0.462		1B		6-3		2B	1B		F7	4	0	1	1	1	1	3									
Kenny Williams R (1,8) OBP: 0.313, SLG: 0.418		1B		F7		K			G5-4-3	4	1	1	2	0	1	2									
Inning Stats	R: 1 E: 0 K: 0 S: 5	H: 2 LOB: 1 BB: 0 P: 5	R: 3 E: 0 K: 0 S: 6	H: 3 LOB: 2 BB: 2 P: 14	R: 1 E: 0 K: 1 S: 6	H: 1 LOB: 0 BB: 0 P: 6	R: 1 E: 0 K: 2 S: 9	H: 2 LOB: 1 BB: 0 P: 9	R: 1 E: 0 K: 1 S: 7	H: 2 LOB: 1 BB: 0 P: 7	R: 0 E: 0 K: 0 S: 4	H: 1 LOB: 1 BB: 0 P: 4	R: 3 E: 1 K: 0 S: 5	H: 3 LOB: 0 BB: 1 P: 9	R: 3 E: 0 K: 0 S: 7	H: 4 LOB: 1 BB: 0 P: 7	1B: 13 2B: 2 3B: 1 HR: 2	SF: 1 SAC: 1 DP: 1 HBP: 0	WP: 0 PB: 0 SB: 0 CS: 0	PA: 44					
PITCHER	IP	WLS	BF	H	R	ER	SO	BB	IBB	HBP	BLK	WP	HR	S	P	ERA	WHIP								
Scott Bankhead R (1,1) ERA: 4.8	4.0	L	22	8	6	6	3	2	0	0	0	0	0	26	34	13.50	2.500								
Jerry Reed R (5,1) ERA: 3.74	2.0		9	3	1	1	1	0	0	0	0	0	0	11	11	4.50	1.500								
Steve Shields R (7,1) ERA: 6.62	1.0		6	3	3	2	0	1	0	0	0	0	0	5	9	18.00	4.000								
Mike Trujillo R (8,1) ERA: 7.69	1.0		7	4	3	3	0	0	0	0	0	0	1	7	7	27.00	4.000								

Seattle Mariners @ Chicago White Sox
Comiskey Park, Chicago, IL
Tue Jun 23 1987, 8:05 PM EDT
Att: 13,408 - Unknown

AB	39
R	13
H	18
RBI	11
BB	3
SO	4
LOB	14



Batter	1	2	3	4	5	6	7	8	9	AB	R	H	RBI	BB	SO	LOB	TOP					
Mickey Brantley, R (1, 8) OBP: 0.333, SLG: 0.489										5	2	2	1	0	0	0						
Phil Bradley, R (1, 7) OBP: 0.371, SLG: 0.433										5	1	2	1	0	0	1						
Scott Bradley, L (1, 2) OBP: 0.326, SLG: 0.374										5	1	3	2	0	0	2						
Ken Phelps, L (1, 10) OBP: 0.415, SLG: 0.551										4	2	2	1	1	2	2						
Jim Prestley, R (1, 5) OBP: 0.298, SLG: 0.467										5	1	1	0	0	3	5						
Alvin Davis, L (1, 3) OBP: 0.378, SLG: 0.434										5	1	2	4	0	0	3						
Mike Kingery, L (1, 9) OBP: 0.305, SLG: 0.428										3	1	1	1	0	1	1						
Domingo Ramos, R (1, 6) OBP: 0.317, SLG: 0.417										4	0	0	0	0	1	1						
Harold Reynolds, S (1, 4) OBP: 0.333, SLG: 0.364										3	1	0	0	1	0	0						
Inning Stats	R: 2 E: 0 K: 2 S: 10	H: 3 LOB: 1 BB: 0 P: 10	R: 0 E: 0 K: 0 S: 3	H: 0 LOB: 0 BB: 0 P: 3	R: 0 E: 0 K: 0 S: 3	H: 1 LOB: 0 BB: 0 P: 3	R: 4 E: 0 K: 1 S: 9	H: 4 LOB: 0 BB: 0 P: 9	R: 0 E: 0 K: 0 S: 2	H: 0 LOB: 0 BB: 0 P: 3	R: 4 E: 0 K: 2 S: 11	H: 4 LOB: 1 BB: 1 P: 15	R: 0 E: 0 K: 0 S: 3	H: 0 LOB: 0 BB: 0 P: 3	R: 0 E: 1 K: 0 S: 4	H: 0 LOB: 2 BB: 1 P: 8	1B: 8 2B: 2 3B: 1 HR: 2	SF: 0 SAC: 0 DP: 0 HBP: 1	WP: 0 PB: 0 SB: 2 CS: 2	PA: 43		
PITCHER	IP WLS BF H R ER SO BB IBB HBP BLK WP HR S P ERA WHIP																					
Richard Dotson, R (1, 1) ERA: 4.38	3.0 L 16 8 6 6 2 0 0 0 0 0 0 2 20 20 18.00 2.667																					
Ralph Citarella, R (4, 1) ERA: 6.23	3.1 13 2 2 2 3 1 0 0 0 0 0 0 17 22 5.40 0.900																					
Ray Seearge, L (7, 1) ERA: 4.2	0.1 4 3 2 2 1 0 0 0 0 0 0 0 6 6 54.00 9.000																					
Bryan Clark, L (7, 1) ERA: 2.7	1.1 4 0 0 0 1 0 0 0 0 0 0 0 6 6 0.00 0.000																					
Bob James, R (9, 1) ERA: 3.59	1.0 5 0 0 0 0 0 0 1 0 0 0 0 4 8 0.00 0.000																					
Batter	1	2	3	4	5	6	7	8	9	AB	R	H	RBI	BB	SO	LOB	BOTTOM					
Jerry Royster, R (1, 5) OBP: 0.330, SLG: 0.463										4	0	1	3	0	0	0						
Donnie Hill, S (1, 10) OBP: 0.264, SLG: 0.317										4	0	0	0	0	0	2						
Gary Redus, R (1, 7) OBP: 0.331, SLG: 0.388										4	1	1	0	0	0	0						
Jerry Hairston, S (1, 3) OBP: 0.341, SLG: 0.513										4	1	2	2	0	2	0						
Ivan Calderon, R (1, 9) OBP: 0.367, SLG: 0.534										3	0	0	0	1	1	1						
Carlton Fisk, R (1, 2) OBP: 0.295, SLG: 0.366										4	1	1	0	0	0	1						
Kenny Williams, R (1, 8) OBP: 0.333, SLG: 0.452										2	3	2	1	1	0	0						
Harold Baines, L (6, PH) OBP: 0.354, SLG: 0.479										1	0	0	0	0	0	1						
Tim Lulett, R (9, 5) OBP: 0.250, SLG: 0.357										0	0	0	0	0	0	0						
Fred Manrique, R (1, 4) OBP: 0.245, SLG: 0.296										3	1	2	0	0	0	1						
Daryl Boston, L (9, PH) OBP: 0.309, SLG: 0.420										1	0	0	0	0	1	0						
Ozzie Guillen, L (1, 6) OBP: 0.321, SLG: 0.366										3	0	0	1	0	0	2						
Inning Stats	R: 0 E: 0 K: 0 S: 3	H: 0 LOB: 0 BB: 0 P: 3	R: 0 E: 0 K: 1 S: 4	H: 0 LOB: 0 BB: 1 P: 8	R: 0 E: 0 K: 0 S: 3	H: 0 LOB: 0 BB: 1 P: 7	R: 0 E: 0 K: 1 S: 6	H: 1 LOB: 1 BB: 0 P: 6	R: 2 E: 0 K: 0 S: 6	H: 3 LOB: 1 BB: 0 P: 6	R: 0 E: 0 K: 1 S: 5	H: 0 LOB: 0 BB: 0 P: 5	R: 2 E: 1 K: 0 S: 6	H: 2 LOB: 1 BB: 0 P: 6	R: 2 E: 0 K: 0 S: 5	H: 3 LOB: 0 BB: 0 P: 5	R: 0 E: 0 K: 1 S: 5	H: 0 LOB: 0 BB: 0 P: 5	1B: 4 2B: 4 3B: 0 HR: 1	SF: 1 SAC: 1 DP: 2 HBP: 0	WP: 0 PB: 0 SB: 1 CS: 0	PA: 37
PITCHER	IP WLS BF H R ER SO BB IBB HBP BLK WP HR S P ERA WHIP																					
Mark Langston, L (1, 1) ERA: 4.14	7.0 W 31 8 7 5 3 2 0 0 0 0 0 0 35 43 6.43 1.429																					
Ed Nunez, R (8, 1) ERA: 3.35	2.0 S 6 1 0 0 1 0 0 0 0 0 0 0 8 8 0.00 0.500																					

Seattle Mariners @ Chicago White Sox
Comiskey Park, Chicago, IL
Wed Jun 24 1987, 8:05 PM EDT
Att: 13,070 - Unknown

AB 39
R 10
H 13
RBI 10
BB 2
SO 7
LOB 15



Seattle Mariners @ Chicago White Sox
Comiskey Park, Chicago, IL
Wed Jun 24 1987, 8:05 PM EDT
Att: 13,070 - Unknown

AB 33
R 7
H 9
RBI 7
BB 2
SO 4
LOB 8



Batter	1	2	3	4	5	6	7	8	9	AB	R	H	RBI	BB	SO	LOB	TOP								
John Moses, S OBP: 0.316, SLG: 0.342 (1, 8)	B1-3		F9		4-3		F5		F7	5	0	0	0	0	0	0									
Phil Bradley, R OBP: 0.374, SLG: 0.438 (1, 7)	F8				F8		1B 3B 1B		1B 2B	4	1	2	0	0	0	0									
Mickey Brantley, R OBP: 0.327, SLG: 0.473 (1, 10)	K				1-3		K		K	5	0	1	0	0	3	2									
Jim Presley, R OBP: 0.297, SLG: 0.462 (1, 5)					5-3		F9		CS 1-3	5	1	1	0	0	1	3									
Alvin Davis, L OBP: 0.384, SLG: 0.437 (1, 3)	K				K		1B 3B 1B		1B BB	3	1	2	0	1	1	0									
Dave Valle, R OBP: 0.358, SLG: 0.611 (1, 2)					3B		1B 3B 1B		1B WP	4	1	4	3	0	0	0									
John Christensen, R OBP: 0.300, SLG: 0.333 (1, 9)	F4				F5		1B S BB		K	3	1	0	0	1	1	5									
Rey Quinones, R OBP: 0.311, SLG: 0.405 (1, 6)					F7		1B 3B 1B		F8	4	0	1	2	0	1	2									
Harold Reynolds, S OBP: 0.328, SLG: 0.358 (1, 4)	F4				K		6-3		F4	4	0	0	0	0	1	1									
Inning Stats	R: 0 E: 0 K: 1 S: 5	H: 0 LOB: 0 BB: 0 P: 5	R: 0 E: 0 K: 1 S: 6	H: 1 LOB: 1 BB: 0 P: 6	R: 0 E: 0 K: 0 S: 3	H: 0 LOB: 0 BB: 0 P: 3	R: 1 E: 0 K: 0 S: 6	H: 3 LOB: 2 BB: 0 P: 6	R: 0 E: 0 K: 2 S: 7	H: 0 LOB: 0 BB: 0 P: 7	R: 4 E: 0 K: 1 S: 9	H: 4 LOB: 1 BB: 1 P: 13	R: 0 E: 0 K: 1 S: 4	H: 0 LOB: 0 BB: 0 P: 5	R: 0 E: 0 K: 2 S: 8	H: 1 LOB: 2 BB: 1 P: 12	R: 0 E: 0 K: 0 S: 5	H: 2 LOB: 2 BB: 0 P: 5	1B: 8 2B: 1 3B: 2 HR: 0	SF: 0 SAC: 0 DP: 0 HBP: 1	WP: 1 PB: 0 CS: 1	PA: 41			
PITCHER	IP	WLS	BF	H	R	ER	SO	BB	IBB	HBP	BLK	WP	HR	S	P	ERA	WHIP								
Charlie Leibrandt, L ERA: 2.8 (1, 1)	6.0	L	27	8	5	5	5	1	0	0	0	0	0	36	40	7.50	1.500								
Bob Stoddard, R ERA: (7, 1)	3.0	S	13	3	0	0	3	1	0	1	0	1	0	17	22	0.00	1.333								

Seattle Mariners @ Kansas City Royals
Royals Stadium, Kansas City, MO
Fri Jun 26 1987, 8:05 PM EDT
Att: 39,299 - Unknown

AB	37
R	5
H	11
RBI	5
BB	2
SO	8
LOB	13



Batter	1	2	3	4	5	6	7	8	9	AB	R	H	RBI	BB	SO	LOB	BOTTOM								
Willie Wilson, S OBP: 0.316, SLG: 0.381 (1, 8)	K		4-3		6-3		K			4	0	0	0	0	2	3									
Kevin Seitzer, R OBP: 0.378, SLG: 0.416 (1, 5)	F9				4-3		K			4	0	1	0	0	1	3									
George Brett, L OBP: 0.425, SLG: 0.545 (1, 3)	4-3		L6				F8 1B SF8 1B		4-3	4	1	1	0	0	0	3									
Danny Tartabull, R OBP: 0.391, SLG: 0.500 (1, 9)					6-3		1B 1-2 1B		6-3	4	0	2	0	0	0	0									
Frank White, R OBP: 0.296, SLG: 0.354 (1, 4)	F8				1-3 BB		F8		6-3	3	0	0	0	1	0	3									
Jim Eisenreich, L (1, 10)					1-3 1-2		SF8		F8	3	0	0	1	0	0	2									
Juan Beniquez, R OBP: 0.285, SLG: 0.345 (1, 7)					6-3		4-3		F6	3	0	0	0	1	0	2									
Angel Salazar, R OBP: 0.222, SLG: 0.269 (1, 6)									5-3	2	0	0	0	0	0	2									
Thad Bosley, L OBP: 0.315, SLG: 0.388 (7, PH)					E1 6-3 SH3-4		1B BB			0	0	0	0	1	0	0									
Buddy Biancalana, S OBP: 0.290, SLG: 0.387 (8, 6)										1	0	0	0	0	0	0									
Jamie Quirk, L OBP: 0.309, SLG: 0.338 (1, 2)									4-3	2	0	1	0	0	0	0									
Hal McRae, R OBP: 0.412, SLG: 0.533 (8, PH)					4-3		SH3-4 1-2 1B			1	0	0	0	0	0	0									
Inning Stats	R: 0 E: 0 K: 1 S: 5	H: 0 LOB: 0 BB: 0 P: 5	R: 0 E: 0 K: 0 S: 4	H: 1 LOB: 2 BB: 1 P: 8	R: 0 E: 0 K: 0 S: 4	H: 1 LOB: 1 BB: 0 P: 4	R: 0 E: 0 K: 0 S: 3	H: 0 LOB: 1 BB: 1 P: 7	R: 0 E: 0 K: 0 S: 4	H: 0 LOB: 1 BB: 0 P: 4	R: 1 E: 0 K: 0 S: 5	H: 2 LOB: 1 BB: 0 P: 5	R: 0 E: 0 K: 2 S: 8	H: 1 LOB: 2 BB: 1 P: 12	R: 0 E: 0 K: 0 S: 3	H: 0 LOB: 0 BB: 0 P: 3	R: 0 E: 0 K: 0 S: 3	H: 0 LOB: 0 BB: 0 P: 3	1B: 4 2B: 1 3B: 0 HR: 0	SF: 1 SAC: 1 DP: 0 HBP: 0	WP: 0 PB: 0 CS: 0	PA: 36			
PITCHER	IP	WLS	BF	H	R	ER	SO	BB	IBB	HBP	BLK	WP	HR	S	P	ERA	WHIP								
Mike Morgan, R ERA: 4.02 (1, 1)	6.0	W	27	5	1	1	1	3	0	0	0	0	0	26	38	1.50	1.333								
Bill Wilkinson, L ERA: 5.52 (7, 1)	3.0	S	9	0	0	0	2	0	0	0	0	0	0	13	13	0.00	0.000								

Seattle Mariners @ Kansas City Royals
Royals Stadium, Kansas City, MO
Fri Jun 26 1987, 8:05 PM EDT
Att: 39,299 - Unknown

AB	31
R	1
H	5
RBI	1
BB	3
SO	3
LOB	18



Batter	1	2	3	4	5	6	7	8	9	AB	R	H	RBI	BB	SO	LOB	TOP			
Mickey Brantley, R OBP: 0.314, SLG: 0.454	L4		6-3			F4			5-3	4	0	0	0	0	0	0				
Phil Bradley, R OBP: 0.370, SLG: 0.432	1-3			1-3		K			4-3	4	0	0	0	0	1	0				
Scott Bradley, L OBP: 0.324, SLG: 0.371	4-3			4-3		5-3			1B	4	0	1	0	0	0	0				
Ken Phelps, L OBP: 0.407, SLG: 0.538		F8		F5		K			F8	4	0	0	0	0	1	1				
Jim Prestley, R OBP: 0.300, SLG: 0.465		1B			G4-6-3 1B	K				3	0	2	0	0	1	0				
Alvin Davis, L OBP: 0.383, SLG: 0.433		F9			G4-6-3 1-2 BB	K				2	0	0	0	1	1	1				
Mike Kingery, L OBP: 0.300, SLG: 0.419		F9			G4-6-3 1-2 2-3			F9		3	0	0	0	0	0	3				
Rey Quinones, R OBP: 0.311, SLG: 0.401			4-3					6-3		2	0	0	0	1	0	0				
Harold Reynolds, S OBP: 0.324, SLG: 0.353		L6				F8		G3		3	0	0	0	0	0	2				
Inning Stats	R: 0 E: 0 K: 0 S: 3	H: 0 LOB: 0 BB: 0 P: 3	R: 0 E: 0 K: 0 S: 4	H: 1 LOB: 1 BB: 0 P: 4	R: 0 E: 0 K: 0 S: 3	H: 0 LOB: 0 BB: 0 P: 3	R: 0 E: 0 K: 0 S: 3	H: 0 LOB: 0 BB: 0 P: 3	R: 0 E: 0 K: 1 S: 5	H: 0 LOB: 0 BB: 0 P: 5	R: 0 E: 0 K: 3 S: 9	H: 0 LOB: 0 BB: 0 P: 9	R: 0 E: 0 K: 0 S: 3	H: 0 LOB: 0 BB: 0 P: 3	R: 0 E: 0 K: 0 S: 4	H: 1 LOB: 1 BB: 0 P: 4	1B: 3 2B: 0 3B: 0 HR: 0	SF: 0 SAC: 0 DP: 1 HBP: 0	WP: 0 PB: 0 SB: 0 CS: 0	PA: 31
PITCHER Bret Saberhagen, R ERA: 2.17	IP: 9.0 WLS: W BF: 31 H: 3 R: 0 ER: 0 SO: 4 BB: 2 IBB: 0 HBP: 0 BLK: 0 WP: 0 HR: 0 S: 37 P: 45 ERA: 0.00 WHIP: 0.556																			

Seattle Mariners @ Kansas City Royals
Royals Stadium, Kansas City, MO
Sat Jun 27 1987, 8:05 PM EDT
Att: 39,447 - Unknown

AB	29
R	0
H	3
RBI	0
BB	2
SO	4
LOB	7



Batter	1	2	3	4	5	6	7	8	9	AB	R	H	RBI	BB	SO	LOB	BOTTOM			
Willie Wilson, S OBP: 0.318, SLG: 0.381	G3 E 1B	1B 1B		5-3		F6		F7		5	1	2	0	0	0	0				
Kevin Seitzer, R OBP: 0.379, SLG: 0.413	G3 2B BB	1B 1B		F9		F8		F9		4	1	1	1	1	0	0				
George Brett, L OBP: 0.414, SLG: 0.527	G3 1-2 2-3	FC4-6 1B		F7		G3		F5		5	0	1	0	0	0	2				
Danny Tartabull, R OBP: 0.389, SLG: 0.494	E6 2B 4-3	K			F7		SH5-3 1B BB			3	2	0	1	1	1	4				
Frank White, R OBP: 0.302, SLG: 0.364	4-3 1-3 2-H	FC4-6 1-2			1B		F8 SH5-3 1B			4	0	3	1	0	0	3				
Juan Beniquez, R OBP: 0.286, SLG: 0.345	4-3 2-3 3-H		5-3		1B		SH5-3 1-2 2-3			3	0	1	1	0	0	1				
Bo Jackson, R OBP: 0.325, SLG: 0.498	3-1				F4		FC6-4 1B			4	0	2	1	0	0	3				
Angel Salazar, R OBP: 0.218, SLG: 0.264		1-3	G1-6-3		4-3		F8 3-H			4	0	0	0	0	0	5				
Larry Owen, R OBP: 0.260, SLG: 0.353		1B 1B	L9			HR	FC6-4 1-2			4	2	2	1	0	0	3				
Inning Stats	R: 3 E: 1 K: 0 S: 6	H: 2 LOB: 1 BB: 1 P: 10	R: 1 E: 0 K: 1 S: 9	H: 4 LOB: 3 BB: 0 P: 9	R: 0 E: 0 K: 0 S: 4	H: 1 LOB: 1 BB: 0 P: 4	R: 0 E: 0 K: 0 S: 3	H: 0 LOB: 0 BB: 0 P: 3	R: 0 E: 0 K: 0 S: 5	H: 2 LOB: 2 BB: 0 P: 5	R: 1 E: 0 K: 0 S: 4	H: 1 LOB: 0 BB: 0 P: 4	R: 1 E: 0 K: 0 S: 5	H: 2 LOB: 2 BB: 1 P: 9	R: 0 E: 0 K: 0 S: 3	H: 0 LOB: 0 BB: 0 P: 3	1B: 10 2B: 1 3B: 0 HR: 1	SF: 0 SAC: 1 DP: 0 HBP: 0	WP: 0 PB: 0 SB: 1 CS: 0	PA: 39
PITCHER Lee Guetterman, L ERA: 3.25 Stan Clarke, L ERA: 3.72	IP: 7.0 WLS: L BF: 36 H: 12 R: 6 ER: 5 SO: 12 BB: 2 IBB: 0 HBP: 0 BLK: 0 WP: 0 HR: 1 S: 36 P: 44 ERA: 6.43 WHIP: 2.000																			

Seattle Mariners @ Kansas City Royals
Royals Stadium, Kansas City, MO
Sat Jun 27 1987, 8:05 PM EDT
Att: 39,447 - Unknown

AB	36
R	6
H	12
RBI	6
BB	2
SO	1
LOB	21



Batter	1	2	3	4	5	6	7	8	9	AB	R	H	RBI	BB	SO	LOB	TOP			
Mickey Brantley, R OBP: 0.303, SLG: 0.436 (1, 8)	0-0 6-3		0-0 6-3		0-0 5-3		0-3 K2-3			4	0	0	0	0	1	1				
Phil Bradley, R OBP: 0.371, SLG: 0.429 (1, 7)	0-0 6-3			0-3 K	4-0 BB			4-0 G4-6-3 BB		2	0	0	0	2	1	0				
Scott Bradley, L OBP: 0.323, SLG: 0.365 (1, 2)	4-0 BB			0-0 G3	0-0 L8			0-0 G4-6-3 1-2		3	0	0	0	1	0	3				
Ken Phelps, L OBP: 0.405, SLG: 0.531 (1, 10)	0-0 F9			0-0 PB 3B	1B			0-0 L9		4	1	1	0	0	0	1				
Jim Prestley, R OBP: 0.303, SLG: 0.470 (1, 5)		0-0 L4		4-0 3B BB	1-2			0-3 K		3	2	1	0	1	1	0				
Alvin Davis, L OBP: 0.385, SLG: 0.441 (1, 3)		0-0 G3		0-0 3B	1-H 2-H			4-0 BB		2	0	1	3	1	0	0				
Mike Kingery, L OBP: 0.299, SLG: 0.411 (1, 9)	4-0 CS BB			0-0 1-3				0-3 K		3	0	0	0	1	2	2				
Rey Quinones, R OBP: 0.314, SLG: 0.408 (1, 6)	0-0 CS	0-0 4-3						0-0 3-1 2B		4	0	2	0	0	1	0				
Harold Reynolds, S OBP: 0.320, SLG: 0.349 (1, 4)			0-3 K		0-0 3-1			0-0 G4-6-3 1-2		3	0	0	0	0	1	2				
Inning Stats	R: 0 E: 0 K: 0 S: 3	H: 0 LOB: 1 BB: 1 P: 7	R: 0 E: 0 K: 0 S: 2	H: 0 LOB: 0 BB: 1 P: 6	R: 0 E: 0 K: 1 S: 5	H: 0 LOB: 0 BB: 0 P: 5	R: 2 E: 0 K: 1 S: 7	H: 2 LOB: 1 BB: 1 P: 11	R: 0 E: 0 K: 2 S: 4	H: 1 LOB: 2 BB: 1 P: 8	R: 0 E: 0 K: 1 S: 5	H: 1 LOB: 0 BB: 0 P: 5	R: 0 E: 0 K: 0 S: 2	H: 0 LOB: 0 BB: 1 P: 6	R: 1 E: 0 K: 2 S: 8	H: 1 LOB: 0 BB: 0 P: 8	1B: 2 2B: 1 3B: 2 HR: 0	SF: 1 SAC: 0 DP: 2 HBP: 0	WP: 0 PB: 1 SB: 0 CS: 1	PA: 36
PITCHER Mark Gubicza, R ERA: 4.25 (1, 1)	IP: 9.0 WLS: W BF: 35 H: 5 R: 3 ER: 3 SO: 7 BB: 6 IBB: 0 HBP: 0 BLK: 0 WP: 0 HR: 0 S: 43 P: 67 ERA: 3.00 WHIP: 1.222															PITCHER				

Seattle Mariners @ Kansas City Royals
Royals Stadium, Kansas City, MO
Sun Jun 28 1987, 4:33 AM EDT
Att: 32,634 - Unknown

AB 28
R 3
H 5
RBI 3
BB 6
SO 7
LOB 9



Batter	1	2	3	4	5	6	7	8	9	AB	R	H	RBI	BB	SO	LOB	BOTTOM			
Willie Wilson, S OBP: 0.320, SLG: 0.384 (1, 8)	4-0 1B BB		0-3 K		0-0 S 1B	0-3 K				3	2	1	0	1	2	0				
Kevin Seitzer, R OBP: 0.381, SLG: 0.413 (1, 5)	0-0 FC5 1B		0-3 K		4-0 1B BB	0-0 5-3				3	1	1	0	1	1	0				
George Brett, L OBP: 0.435, SLG: 0.573 (1, 3)	0-0 FC5 1B		4-0 BB		0-0 1B BB			0-0 HR		3	2	3	3	1	0	0				
Danny Tartabull, R OBP: 0.391, SLG: 0.492 (1, 9)	0-0 FC5		4-0 FC5-4 BB		0-0 1B 3-1 1B			0-3 K		3	1	1	1	1	1	2				
Frank White, R OBP: 0.302, SLG: 0.362 (1, 4)	0-0 F7		0-0 FC5-4		0-0 1B 3-1 1B			0-0 G1-4-3		4	1	1	1	0	0	4				
Jim Eisenreich, L (1, 10)	0-0 G3			0-0 F7	0-0 3-1			0-3 K		2	0	0	0	0	0	2				
Juan Beniquez, R OBP: 0.282, SLG: 0.340 (5, FH)				0-0 F7	1-2 3-H					2	0	0	1	0	1	1				
Bo Jackson, R OBP: 0.332, SLG: 0.515 (1, 7)		0-0 F3		0-0 F4 1B	0-0 HR			0-0 G4-6-3 1B		4	1	3	2	0	0	0				
Angel Salazar, R OBP: 0.214, SLG: 0.260 (1, 6)		0-0 6-3		0-0 F4	0-3 K			0-0 G4-6-3 1-2		4	0	0	0	0	1	2				
Jamie Quirk, L OBP: 0.301, SLG: 0.328 (1, 2)		0-3 K			0-0 F8			0-0 F7		4	0	0	0	0	1	0				
Inning Stats	R: 1 E: 0 K: 0 S: 5	H: 2 LOB: 2 BB: 1 P: 9	R: 0 E: 0 K: 1 S: 5	H: 0 LOB: 0 BB: 0 P: 5	R: 0 E: 0 K: 2 S: 7	H: 0 LOB: 2 BB: 2 P: 15	R: 0 E: 0 K: 0 S: 3	H: 1 LOB: 0 BB: 0 P: 3	R: 6 E: 0 K: 1 S: 10	H: 5 LOB: 0 BB: 1 P: 14	R: 0 E: 0 K: 1 S: 5	H: 0 LOB: 0 BB: 0 P: 5	R: 1 E: 0 K: 2 S: 8	H: 1 LOB: 0 BB: 0 P: 8	R: 0 E: 0 K: 0 S: 3	H: 1 LOB: 0 BB: 0 P: 3	1B: 7 2B: 1 3B: 0 HR: 2	SF: 0 SAC: 0 DP: 1 HBP: 0	WP: 0 PB: 0 SB: 1 CS: 0	PA: 36
PITCHER Mike Moore, R ERA: 5.27 Stan Clarke, L ERA: 3.5 Roy Thomas, R ERA: 5.4	IP: 4.1 WLS: L BF: 23 H: 7 R: 6 ER: 6 SO: 3 BB: 4 IBB: 0 HBP: 0 BLK: 0 WP: 0 HR: 0 S: 25 P: 41 ERA: 12.46 WHIP: 2.538															PITCHER				

Seattle Mariners @ Kansas City Royals
Royals Stadium, Kansas City, MO
Sun Jun 28 1987, 4:33 AM EDT
Att: 32,634 - Unknown

AB 32
R 8
H 10
RBI 8
BB 4
SO 7
LOB 11



Batter	1	2	3	4	5	6	7	8	9	AB	R	H	RBI	BB	SO	LOB	TOP										
John Moses, S OBP: 0.315, SLG: 0.340 (1, 8)	3-1		2B 1B	6-3			4-3			4	1	1	0	0	0	1											
Phil Bradley, R OBP: 0.373, SLG: 0.428 (1, 7)	2B 1B		5-3			G3-6-3 BB		K		3	1	1	0	1	1	1											
Scott Bradley, L OBP: 0.328, SLG: 0.381 (1, 2)										3	1	2	2	0	1	1											
Dave Valle, R OBP: 0.355, SLG: 0.605 (8, PH) (8, 2)	1-H 2B		1B 2B					K		1	0	0	0	0	1	0											
Alvin Davis, L OBP: 0.383, SLG: 0.438 (1, 3)	K		1B 2B			G3-6-3 1-2		5-3		4	0	1	0	0	1	2											
Jim Prestley, R OBP: 0.305, SLG: 0.471 (1, 5)	4-3		1-2 1B					K		4	0	2	1	0	1	1											
Ken Phelps, L OBP: 0.397, SLG: 0.520 (1, 10)		G3	4-3					3-1		4	0	0	0	0	1	3											
Mickey Brantley, R OBP: 0.301, SLG: 0.429 (1, 9)	6-3					SH2-3 1B		F7		4	0	1	0	0	0	1											
Rey Quinones, R OBP: 0.310, SLG: 0.402 (1, 6)	K		SH2-3					5-3		3	0	0	0	0	2	1											
Harold Reynolds, S OBP: 0.317, SLG: 0.344 (1, 4)			6-3			L3		G3		3	0	0	0	0	0	1											
Inning Stats	R: 1 E: 0 K: 1 S: 7	H: 2 LOB: 1 BB: 0 P: 7	R: 0 E: 0 K: 1 S: 5	H: 0 LOB: 0 BB: 0 P: 5	R: 2 E: 0 K: 0 S: 7	H: 4 LOB: 2 BB: 0 P: 7	R: 0 E: 0 K: 0 S: 4	H: 1 LOB: 1 BB: 0 P: 4	R: 0 E: 0 K: 1 S: 4	H: 0 LOB: 0 BB: 1 P: 8	R: 0 E: 0 K: 0 S: 5	H: 0 LOB: 0 BB: 0 P: 5	R: 0 E: 0 K: 0 S: 3	H: 0 LOB: 0 BB: 0 P: 3	R: 0 E: 0 K: 2 S: 8	H: 1 LOB: 1 BB: 0 P: 8	1B: 6 2B: 2 3B: 0 HR: 0	SF: 0 SAC: 1 DP: 1 HBP: 0	WP: 0 PB: 0 SB: 1 CS: 0	PA: 35							
PITCHER	IP	WLS	BF	H	R	ER	SO	BB	IBB	HBP	BLK	WP	HR	S	P	ERA	WHIP										
Greg Harris, R ERA: 5.88 (1, 1)	7.0		28	7	3	3	4	1	0	0	0	0	0	35	39	3.86	1.143										
Mitch Williams, L ERA: 3.92 (8, 1)	2.0	W	7	1	0	0	4	0	0	0	0	0	0	15	15	0.00	0.500										

Seattle Mariners @ Texas Rangers
Arlington Stadium, Arlington, TX
Mon Jun 29 1987, 8:05 PM EDT
Att: 19,265 - Unknown

AB 33
R 3
H 8
RBI 3
BB 1
SO 8
LOB 12



Batter	1	2	3	4	5	6	7	8	9	AB	R	H	RBI	BB	SO	LOB	BOTTOM										
Jerry Browne, S OBP: 0.345, SLG: 0.323 (1, 4)	4-3							SH 1B		3	1	2	1	0	0	0											
Scott Fletcher, R OBP: 0.373, SLG: 0.437 (1, 6)	K		6-3			G6-4-3 1-2		B3		4	0	0	0	0	1	3											
Ruben Sierra, S OBP: 0.325, SLG: 0.441 (1, 9)	1B					P5		F8 1B		4	0	3	0	0	0	1											
Pete O'Brien, L OBP: 0.343, SLG: 0.509 (1, 3)	6-3		F7					5-3		4	0	1	1	0	0	2											
Pete Incaviglia, R OBP: 0.330, SLG: 0.515 (1, 7)			FC5-4 1B					F9		3	1	0	0	0	0	3											
Larry Parrish, R OBP: 0.346, SLG: 0.554 (1, 10)	F8					F6		F7		4	0	0	0	0	0	3											
Oddibe McDowell, L OBP: 0.374, SLG: 0.477 (1, 8)	K					1-3		F8		3	0	0	0	0	1	1											
Mike Stanley, R OBP: 0.392, SLG: 0.418 (1, 2)	1-H 2B 1B					6-3		F8		3	1	1	1	0	0	0											
Steve Buechele, R OBP: 0.261, SLG: 0.380 (1, 5)	1-H 1B 2B							F2		2	1	1	1	1	0	0											
Inning Stats	R: 0 E: 0 K: 1 S: 6	H: 1 LOB: 1 BB: 0 P: 6	R: 3 E: 0 K: 1 S: 7	H: 3 LOB: 0 BB: 0 P: 8	R: 0 E: 0 K: 0 S: 4	H: 1 LOB: 1 BB: 0 P: 4	R: 0 E: 0 K: 0 S: 3	H: 0 LOB: 0 BB: 0 P: 3	R: 0 E: 0 K: 0 S: 3	H: 0 LOB: 0 BB: 1 P: 7	R: 0 E: 0 K: 0 S: 3	H: 0 LOB: 0 BB: 0 P: 3	R: 0 E: 0 K: 0 S: 3	H: 0 LOB: 0 BB: 0 P: 3	R: 1 E: 0 K: 0 S: 6	H: 3 LOB: 2 BB: 0 P: 6	1B: 7 2B: 1 3B: 0 HR: 0	SF: 0 SAC: 1 DP: 1 HBP: 1	WP: 0 PB: 0 SB: 1 CS: 1	PA: 34							
PITCHER	IP	WLS	BF	H	R	ER	SO	BB	IBB	HBP	BLK	WP	HR	S	P	ERA	WHIP										
Jerry Reed, R ERA: 3.96 (1, 1)	5.0		21	5	3	3	2	1	0	1	0	0	0	23	28	5.40	1.200										
Stan Clarke, L ERA: 3.55 (6, 1)	2.2	L	11	3	1	1	0	0	0	0	0	0	0	11	11	3.38	1.125										
Ed Nunez, R ERA: 3.32 (8, 1)	0.1		1	0	0	0	0	0	0	0	0	0	0	1	1	0.00	0.000										

Seattle Mariners @ Texas Rangers
Arlington Stadium, Arlington, TX
Mon Jun 29 1987, 8:05 PM EDT
Att: 19,265 - Unknown

AB 30
R 4
H 8
RBI 4
BB 1
SO 2
LOB 13




Batter	1	2	3	4	5	6	7	8	9	AB	R	H	RBI	BB	SO	LOB	TOP										
John Moses, S OBP: 0.317, SLG: 0.343 (1, 8)										4	1	2	3	0	1	1	Seattle Mariners @ Texas Rangers Arlington Stadium, Arlington, TX Tue Jun 30 1987, 8:05 PM EDT Att: 21,504 - Unknown										
Phil Bradley, R OBP: 0.377, SLG: 0.437 (1, 7)										3	0	2	1	1	0	0											
Scott Bradley, L OBP: 0.321, SLG: 0.373 (1, 10)										4	0	0	0	0	0	2											
Alvin Davis, L OBP: 0.381, SLG: 0.447 (1, 3)										4	1	1	1	0	0	1											
Jim Prestley, R OBP: 0.302, SLG: 0.464 (1, 5)										4	0	0	0	0	2	1											
Dave Valle, R OBP: 0.352, SLG: 0.590 (1, 2)										3	1	0	0	1	1	0											
Mickey Brantley, R OBP: 0.321, SLG: 0.413 (1, 9)										4	0	0	0	0	0	1											
Rey Quinones, R OBP: 0.309, SLG: 0.399 (1, 6)										4	1	1	0	0	1	0											
Harold Reynolds, S OBP: 0.321, SLG: 0.352 (1, 4)										3	1	2	0	0	0	2											
Inning Stats	R: 0 E: 0 K: 1 S: 5	H: 0 LOB: 0 BB: 0 P: 5	R: 1 E: 0 K: 1 S: 6	H: 1 LOB: 0 BB: 0 P: 6	R: 0 E: 0 K: 1 S: 5	H: 1 LOB: 1 BB: 1 P: 9	R: 0 E: 0 K: 0 S: 3	H: 0 LOB: 0 BB: 0 P: 3	R: 3 E: 0 K: 0 S: 6	H: 3 LOB: 1 BB: 1 P: 10	R: 0 E: 0 K: 1 S: 5	H: 0 LOB: 0 BB: 0 P: 5	R: 1 E: 0 K: 0 S: 4	H: 2 LOB: 0 BB: 0 P: 4	R: 0 E: 0 K: 0 S: 4	H: 1 LOB: 1 BB: 0 P: 4	R: 0 E: 0 K: 1 S: 5	H: 0 LOB: 0 BB: 0 P: 5	1B: 4 2B: 3 HR: 1	SF: 0 SAC: 0 DP: 0 HBP: 0	WP: 0 PB: 0 SB: 1 CS: 2	PA: 37					
PITCHER	IP	WLS	BF	H	R	ER	SO	BB	IBB	HBP	BLK	WP	HR	S	P	ERA	WHIP										
Mike Loynd, R ERA: 4.41 (1, 1)	4.2	L	20	5	4	4	3	2	0	0	0	0	1	24	32	7.71	1.500										
Paul Kilgus, L ERA: 1.84 (5, 1)	3.0		11	3	1	1	1	0	0	0	0	0	0	13	13	3.00	1.000										
Dale Mohorcic, R ERA: 2.37 (8, 1)	1.1		4	0	0	0	1	0	0	0	0	0	0	6	6	0.00	0.000										

Batter	1	2	3	4	5	6	7	8	9	AB	R	H	RBI	BB	SO	LOB	BOTTOM										
Jerry Browne, S OBP: 0.348, SLG: 0.321 (1, 4)										1	0	0	1	2	1	0	Seattle Mariners @ Texas Rangers Arlington Stadium, Arlington, TX Tue Jun 30 1987, 8:05 PM EDT Att: 21,504 - Unknown										
Scott Fletcher, R OBP: 0.388, SLG: 0.431 (1, 6)										4	0	0	0	0	1	4											
Ruben Sierra, S OBP: 0.321, SLG: 0.435 (1, 9)										4	0	0	0	0	0	1											
Pete Incaviglia, R OBP: 0.332, SLG: 0.516 (1, 7)										3	1	1	0	1	2	0											
Larry Parrish, R OBP: 0.345, SLG: 0.550 (1, 10)										4	0	1	0	0	3	2											
Mike Stanley, R OBP: 0.385, SLG: 0.408 (1, 3)										4	0	1	1	0	2	2											
Don Slaught, R OBP: 0.278, SLG: 0.382 (1, 2)										4	0	1	0	0	0	2											
Steve Buechele, R OBP: 0.262, SLG: 0.384 (1, 5)										3	0	1	0	0	2	0											
Bob Brower, R OBP: 0.364, SLG: 0.436 (1, 8)										3	1	1	0	0	0	2											
Inning Stats	R: 0 E: 0 K: 0 S: 2	H: 0 LOB: 1 BB: 1 P: 6	R: 0 E: 0 K: 2 S: 7	H: 0 LOB: 1 BB: 1 P: 11	R: 1 E: 0 K: 1 S: 6	H: 1 LOB: 0 BB: 0 P: 6	R: 0 E: 0 K: 2 S: 7	H: 0 LOB: 0 BB: 0 P: 7	R: 0 E: 0 K: 2 S: 9	H: 2 LOB: 3 BB: 1 P: 13	R: 0 E: 0 K: 1 S: 6	H: 1 LOB: 1 BB: 0 P: 6	R: 0 E: 0 K: 1 S: 5	H: 0 LOB: 0 BB: 0 P: 5	R: 0 E: 0 K: 1 S: 5	H: 0 LOB: 0 BB: 0 P: 5	R: 1 E: 0 K: 1 S: 6	H: 2 LOB: 2 BB: 0 P: 6	1B: 3 2B: 3 HR: 0	SF: 1 SAC: 0 DP: 1 HBP: 0	WP: 0 PB: 0 SB: 1 CS: 1	PA: 35					
PITCHER	IP	WLS	BF	H	R	ER	SO	BB	IBB	HBP	BLK	WP	HR	S	P	ERA	WHIP										
Mark Langston, L ERA: 4.0 (1, 1)	9.0	W	34	6	2	2	11	3	0	0	0	0	0	53	65	2.00	1.000										

Batter	1	2	3	4	5	6	7	8	9	AB	R	H	RBI	BB	SO	LOB	TOP										
John Moses, S (1, 8) OBP: 0.312, SLG: 0.337	0-0 5-3	0-0 SF9			0-0 L7		0-0 P5		0-0 1-3	4	0	0	1	0	0	4											
Phil Bradley, R (1, 7) OBP: 0.351, SLG: 0.440	0-0 1B 2B	0-0 5-3			0-0 F8		4-0 BB		4-0 BB	3	1	1	0	2	0	1											
Ken Phelps, L (1, 10) OBP: 0.390, SLG: 0.514 John Christensen, R (7, PH) OBP: 0.297, SLG: 0.330 Scott Bradley, L (9, PH) OBP: 0.320, SLG: 0.371	1-0 1B HBP		0-0 3-1		0-0 P4		0-0 F7		0-0 K	2	0	0	0	0	0	0											
Jim Presley, R (1, 5) OBP: 0.301, SLG: 0.459	0-0 F8		0-0 F7		0-3 K2-3		4-0 BB		4-0 BB	3	0	0	0	1	1	2											
Alvin Davis, L (1, 3) OBP: 0.383, SLG: 0.446	0-0 1-3 2-H 1B		0-0 4-3		4-0 BB		0-0 F8		0-0 F8	3	0	1	1	1	0	1											
Dave Valle, R (1, 2) OBP: 0.341, SLG: 0.570	0-3 K		0-0 P6		0-3 K		0-0 G6-4-3		0-0 G6-4-3	4	0	0	0	0	2	4											
Mickey Brantley, R (1, 9) OBP: 0.298, SLG: 0.411		0-3 K		0-0 6-3		0-0 4-3 1B		4-0 1-3 BB	3	1	1	0	1	1	0												
Rey Quinones, R (1, 6) OBP: 0.316, SLG: 0.407		0-0 1B SF9 2B		0-3 K		0-0 4-3 1B		4-0 WP 1-3 BB	3	1	2	0	1	1	0												
Harold Reynolds, S (1, 4) OBP: 0.320, SLG: 0.351		0-0 SF9 S 1B		0-0 F9		0-0 4-3		0-0 F9	4	0	1	0	0	0	4												
Inning Stats	R: 1 E: 0 K: 1 S: 7	H: 2 LOB: 2 BB: 0 P: 8	R: 1 E: 0 K: 1 S: 7	H: 2 LOB: 1 BB: 0 P: 7	R: 0 E: 0 K: 0 S: 3	H: 0 LOB: 0 BB: 0 P: 3	R: 0 E: 0 K: 1 S: 5	H: 0 LOB: 0 BB: 0 P: 5	R: 0 E: 0 K: 2 S: 7	H: 0 LOB: 1 BB: 1 P: 11	R: 0 E: 0 K: 0 S: 5	H: 2 LOB: 3 BB: 1 P: 9	R: 0 E: 0 K: 0 S: 2	H: 0 LOB: 0 BB: 1 P: 6	R: 1 E: 0 K: 1 S: 5	H: 0 LOB: 2 BB: 3 P: 17	1B: 4 2B: 2 3B: 0 HR: 0	SF: 1 SAC: 0 DP: 1 HBP: 1	WP: 1 PB: 0 SB: 1 CS: 0	PA: 39							
PITCHER	IP	WLS	BF	H	R	ER	SO	BB	IBB	HBP	BLK	WP	HR	S	P	ERA	WHIP										
Charlie Hough, R (1, 1) ERA: 3.71	6.0	W	26	6	2	2	5	1	0	1	0	0	0	34	39	3.00	1.167										
Mitch Williams, L (7, 1) ERA: 3.94	2.0		9	0	1	1	0	4	0	0	0	0	0	5	21	4.50	2.000										
Jeff Russell, R (9, 1) ERA: 2.87	1.0		4	0	0	0	1	1	0	0	0	1	0	5	9	0.00	1.000										

Seattle Mariners @ Texas Rangers
Arlington Stadium, Arlington, TX
Wed Jul 01 1987, 8:05 PM EDT
Att: 22,569 - Unknown

AB 31
R 3
H 6
RBI 2
BB 6
SO 6
LOB 21



Batter	1	2	3	4	5	6	7	8	9	AB	R	H	RBI	BB	SO	LOB	BOTTOM										
Jerry Browne, S (1, 4) OBP: 0.354, SLG: 0.333	0-0 L6		0-0 1B		0-0 1B 2B		0-0 1-3 1B			4	1	3	1	0	0	0											
Scott Fletcher, R (1, 6) OBP: 0.367, SLG: 0.428	0-0 4-3		0-0 5-3		0-0 2B S		0-0 F7			4	1	1	1	0	0	2											
Ruben Sierra, S (1, 9) OBP: 0.323, SLG: 0.438	0-3 K			4-0 HR BB	0-0 4-3 2B		0-0 6-3			3	1	1	1	1	1	0											
Pete O'Brien, L (1, 3) OBP: 0.345, SLG: 0.520		0-0 G1-6-3 1B		0-0 1-H HR	0-0 4-3		0-3 K		0-3 K	4	1	2	2	0	1	1											
Pete Incaviglia, R (1, 7) OBP: 0.328, SLG: 0.509		0-0 G1-6-3 1-2f		0-3 K	0-3 K		0-0 6-3			4	0	0	0	0	2	2											
Darrell Porter, L (1, 10) OBP: 0.326, SLG: 0.350 Don Slaught, R (8, PH) OBP: 0.277, SLG: 0.379	0-3 K			4-0 BB		0-3 K		0-0 F7		2	0	0	0	1	2	0											
Oddibe McDowell, L (1, 8) OBP: 0.376, SLG: 0.497 Bob Brower, R (9, 8) OBP: 0.364, SLG: 0.436			0-0 4-3 2B	0-3 K		0-0 HR		0-0 4-3		4	2	2	1	0	1	1											
Geno Petralli, L (1, 2) OBP: 0.414, SLG: 0.458			0-0 4-3	0-0 5-3		0-3 K		0-0 5-3		4	0	0	0	0	1	2											
Steve Buechele, R (1, 5) OBP: 0.263, SLG: 0.383			0-0 4-3		0-0 F9		0-0 1B 1B			3	1	1	1	0	0	0											
Inning Stats	R: 0 E: 0 K: 1 S: 5	H: 0 LOB: 0 BB: 0 P: 5	R: 0 E: 0 K: 1 S: 5	H: 1 LOB: 0 BB: 0 P: 5	R: 1 E: 0 K: 0 S: 5	H: 2 LOB: 1 BB: 0 P: 5	R: 2 E: 0 K: 2 S: 8	H: 1 LOB: 1 BB: 2 P: 16	R: 2 E: 0 K: 1 S: 8	H: 3 LOB: 1 BB: 0 P: 8	R: 2 E: 1 K: 2 S: 10	H: 3 LOB: 1 BB: 0 P: 10	R: 0 E: 0 K: 0 S: 5	H: 0 LOB: 0 BB: 0 P: 5	R: 0 E: 0 K: 0 S: 3	H: 0 LOB: 0 BB: 0 P: 3	1B: 5 2B: 3 3B: 0 HR: 2	SF: 0 SAC: 0 DP: 1 HBP: 0	WP: 0 PB: 0 SB: 1 CS: 0	PA: 35							
PITCHER	IP	WLS	BF	H	R	ER	SO	BB	IBB	HBP	BLK	WP	HR	S	P	ERA	WHIP										
Mike Morgan, R (1, 1) ERA: 4.26	4.1	L	21	7	5	5	4	2	0	0	0	0	1	27	35	10.38	2.077										
Bill Wilkinson, L (5, 1) ERA: 5.19	3.2		14	3	2	1	4	0	0	0	0	0	1	22	22	2.46	0.818										

Seattle Mariners @ Texas Rangers
Arlington Stadium, Arlington, TX
Wed Jul 01 1987, 8:05 PM EDT
Att: 22,569 - Unknown

AB 33
R 7
H 10
RBI 7
BB 2
SO 8
LOB 8



Batter	1	2	3	4	5	6	7	8	9	AB	R	H	RBI	BB	SO	LOB	TOP					
Lou Whitaker, L (1, 4) OBP: 0.332, SLG: 0.416	1-3		F7		5-3			FC5-4 1B		4	0	1	0	0	0	0						
Bill Madlock, R (1, 3) OBP: 0.309, SLG: 0.449	FC6-4 BB		F7			K		FC5-4 1-2		3	0	0	0	1	1	1						
Kirk Gibson, L (1, 7) OBP: 0.380, SLG: 0.505	FC6-4 1-2 1B			F6		K			F7	4	0	0	0	0	1	1						
Alan Trammell, R (1, 6) OBP: 0.397, SLG: 0.552				HR BB		F8			F7	3	1	1	0	1	0	0						
Larry Herndon, R (1, 9) OBP: 0.386, SLG: 0.535	K			HR			K		1B	4	1	2	2	0	2	2						
Chet Lemon, R (1, 8) OBP: 0.387, SLG: 0.464					5-3				1B	4	0	1	0	0	0	0						
Tom Brookens, R (1, 5) OBP: 0.305, SLG: 0.411					6-3				1B	4	0	0	0	0	0	2						
Darnell Coles, R (1, 10) OBP: 0.252, SLG: 0.304										3	0	0	0	0	1	0						
Mike Heath, R (1, 2) OBP: 0.358, SLG: 0.466					6-3				G1	3	0	0	0	0	0	0						
Inning Stats	R: 0 E: 0 K: 1 S: 6	H: 1 LOB: 2 BB: 1 P: 10	R: 0 E: 0 K: 1 S: 5	H: 0 LOB: 0 BB: 0 P: 5	R: 0 E: 0 K: 0 S: 3	H: 0 LOB: 0 BB: 1 P: 3	R: 2 E: 0 K: 0 S: 4	H: 1 LOB: 0 BB: 1 P: 8	R: 0 E: 0 K: 0 S: 3	H: 0 LOB: 0 BB: 0 P: 3	R: 0 E: 0 K: 2 S: 7	H: 0 LOB: 0 BB: 0 P: 7	R: 0 E: 0 K: 1 S: 5	H: 0 LOB: 0 BB: 0 P: 5	R: 0 E: 0 K: 0 S: 4	H: 1 LOB: 1 BB: 0 P: 4	R: 0 E: 0 K: 0 S: 5	H: 2 LOB: 2 BB: 0 P: 5	1B: 4 2B: 0 3B: 0 HR: 1	SF: 0 SAC: 0 DP: 0 HBP: 0	WP: 0 PB: 0 SB: 2 CS: 0	PA: 34
PITCHER Lee Guetterman, L (1, 1) ERA: 3.04	IP: 9.0 WLS: W BF: 34 H: 5 R: 2 ER: 2 SO: 5 BB: 2 IBB: 0 HBP: 0 BLK: 0 WP: 0 HR: 1 S: 42 P: 50 ERA: 2.00 WHIP: 0.778															PITCHER						

Detroit Tigers @ Seattle Mariners
The Kingdome, Seattle, WA
Thu Jul 02, 1987, 10:05 PM EDT
Att: 10,646 - Unknown

AB 32
R 2
H 5
RBI 2
BB 2
SO 5
LOB 6



Batter	1	2	3	4	5	6	7	8	9	AB	R	H	RBI	BB	SO	LOB	BOTTOM			
John Moses, S (1, 8) OBP: 0.311, SLG: 0.333	F8		F9							3	1	0	0	1	0	0				
Phil Bradley, R (1, 7) OBP: 0.382, SLG: 0.455	K									4	2	2	2	0	2	0				
Dave Valle, R (1, 2) OBP: 0.346, SLG: 0.589	HR		F9							3	1	1	1	1	0	0				
Jim Presley, R (1, 5) OBP: 0.303, SLG: 0.465	1B		6-3							3	0	2	1	0	0	0				
Alvin Davis, L (1, 3) OBP: 0.381, SLG: 0.441	G3									3	0	0	0	1	0	2				
Mickey Brantley, R (1, 10) OBP: 0.296, SLG: 0.405										4	0	1	0	0	1	2				
John Christensen, R (1, 9) OBP: 0.289, SLG: 0.320										3	0	0	0	0	0	1				
Ken Phelps, L (8, PH) OBP: 0.395, SLG: 0.511										1	0	0	0	0	0	2				
Mike Kingery, L (9, 9) OBP: 0.299, SLG: 0.411										0	0	0	0	0	0	0				
Rey Quinones, R (1, 6) OBP: 0.317, SLG: 0.411										3	1	1	0	0	0	1				
Harold Reynolds, S (1, 4) OBP: 0.316, SLG: 0.347										3	0	0	0	0	0	2				
Inning Stats	R: 1 E: 0 K: 1 S: 7	H: 2 LOB: 1 BB: 0 P: 7	R: 0 E: 0 K: 0 S: 4	H: 1 LOB: 1 BB: 0 P: 4	R: 1 E: 0 K: 0 S: 4	H: 1 LOB: 0 BB: 0 P: 4	R: 0 E: 0 K: 0 S: 3	H: 0 LOB: 0 BB: 0 P: 3	R: 3 E: 0 K: 0 S: 5	H: 2 LOB: 1 BB: 2 P: 13	R: 0 E: 0 K: 0 S: 3	H: 0 LOB: 0 BB: 0 P: 3	R: 0 E: 0 K: 1 S: 5	H: 0 LOB: 0 BB: 0 P: 5	R: 0 E: 0 K: 1 S: 6	H: 1 LOB: 2 BB: 1 P: 10	1B: 2 2B: 3 3B: 0 HR: 2	SF: 1 SAC: 0 DP: 0 HBP: 0	WP: 1 PB: 0 SB: 0 CS: 0	PA: 34
PITCHER Frank Tanana, L (1, 1) ERA: 3.42 Eric King, R (8, 1) ERA: 3.99	IP: 7.1 WLS: L BF: 32 H: 7 R: 5 ER: 5 SO: 2 BB: 2 IBB: 1 HBP: 0 BLK: 0 WP: 1 HR: 2 S: 33 P: 45 ERA: 6.14 WHIP: 1.227															PITCHER				

Detroit Tigers @ Seattle Mariners
The Kingdome, Seattle, WA
Thu Jul 02, 1987, 10:05 PM EDT
Att: 10,646 - Unknown

AB 30
R 5
H 7
RBI 4
BB 3
SO 3
LOB 10



Batter	1	2	3	4	5	6	7	8	9	AB	R	H	RBI	BB	SO	LOB	TOP			
Lou Whitaker, L (1,4) OBP: 0.333, SLG: 0.413										4	2	1	0	1	1	2				
Bill Madlock, R (1,10) OBP: 0.315, SLG: 0.473										3	1	2	2	0	0	0				
Kirk Gibson, L (1,7) OBP: 0.373, SLG: 0.495										4	0	0	0	0	0	2				
Alan Trammell, R (1,6) OBP: 0.399, SLG: 0.550										3	0	1	0	1	1	0				
Matt Nokes, L (1,2) OBP: 0.372, SLG: 0.575										4	0	1	1	0	0	1				
Pat Sheridan, L (1,9) OBP: 0.351, SLG: 0.388										4	0	1	0	0	0	3				
Darrell Evans, L (1,3) OBP: 0.379, SLG: 0.522										4	1	1	1	0	1	1				
Chet Lemon, R (1,8) OBP: 0.373, SLG: 0.467										3	1	2	0	1	1	0				
Tom Brookens, R (1,5) OBP: 0.300, SLG: 0.404										4	0	0	0	0	1	4				
Inning Stats	R: 1 E: 0 K: 0 S: 4	H: 2 LOB: 0 BB: 0 P: 4	R: 0 E: 0 K: 0 S: 3	H: 0 LOB: 0 BB: 0 P: 3	R: 2 E: 0 K: 1 S: 7	H: 2 LOB: 0 BB: 0 P: 7	R: 0 E: 0 K: 0 S: 3	H: 1 LOB: 1 BB: 0 P: 3	R: 0 E: 0 K: 1 S: 6	H: 0 LOB: 0 BB: 0 P: 5	R: 0 E: 0 K: 1 S: 6	H: 1 LOB: 2 BB: 1 P: 10	R: 1 E: 0 K: 0 S: 4	H: 1 LOB: 2 BB: 2 P: 12	R: 1 E: 0 K: 0 S: 6	H: 1 LOB: 0 BB: 0 P: 6	1B: 6 2B: 1 3B: 0 HR: 2	SF: 0 SAC: 1 DP: 2 HBP: 0	WP: 0 PB: 1 SB: 0 CS: 0	PA: 37
PITCHER Mike Moore, R (1,1) ERA: 5.16	IP: 9.0 WLS: L BF: 37	H: 9 R: 5 ER: 4 SO: 5	BB: 3 IBB: 0 HBP: 0 BLK: 0	WP: 0 HR: 2 S: 44 P: 56	ERA: 4.00 WHIP: 1.333															

Detroit Tigers @ Seattle Mariners
 The Kingdome, Seattle, WA
 Fri Jul 03 1987, 10:05 PM EDT
 Att: 13,568 - Unknown

AB 33
 R 5
 H 9
 RBI 4
 BB 3
 SO 5
 LOB 13



Batter	1	2	3	4	5	6	7	8	9	AB	R	H	RBI	BB	SO	LOB	BOTTOM			
John Moses, S (1,8) OBP: 0.306, SLG: 0.328										4	0	0	0	0	0	2				
Phil Bradley, R (1,7) OBP: 0.383, SLG: 0.453										3	0	1	1	1	1	0				
Scott Bradley, L (1,2) OBP: 0.323, SLG: 0.374										4	0	2	1	0	0	1				
Alvin Davis, L (1,3) OBP: 0.376, SLG: 0.434										4	0	0	0	0	0	4				
Jim Presteley, R (1,5) OBP: 0.300, SLG: 0.459										4	0	0	0	0	0	2				
Ken Phelps, L (1,10) OBP: 0.390, SLG: 0.503										3	0	0	0	0	1	0				
Mickey Brantley, R (1,9) OBP: 0.289, SLG: 0.395										3	0	0	0	0	0	0				
Rey Quinones, R (1,6) OBP: 0.317, SLG: 0.410										3	1	1	0	0	0	0				
Harold Reynolds, S (1,4) OBP: 0.316, SLG: 0.346										3	1	1	0	0	0	0				
Inning Stats	R: 0 E: 0 K: 0 S: 3	H: 0 LOB: 1 BB: 1 P: 7	R: 0 E: 0 K: 0 S: 3	H: 0 LOB: 0 BB: 0 P: 3	R: 0 E: 0 K: 0 S: 3	H: 1 LOB: 0 BB: 0 P: 3	R: 0 E: 0 K: 0 S: 3	H: 0 LOB: 0 BB: 0 P: 3	R: 2 E: 0 K: 0 S: 7	H: 4 LOB: 2 BB: 0 P: 7	R: 0 E: 0 K: 1 S: 5	H: 0 LOB: 0 BB: 0 P: 5	R: 0 E: 0 K: 1 S: 5	H: 0 LOB: 0 BB: 0 P: 5	R: 0 E: 0 K: 0 S: 3	H: 0 LOB: 0 BB: 0 P: 3	1B: 5 2B: 0 3B: 0 HR: 0	SF: 0 SAC: 0 DP: 1 HBP: 0	WP: 0 PB: 0 SB: 0 CS: 0	PA: 32
PITCHER Jeff Robinson, R (1,1) ERA: 5.62 Eric King, R (6,1) ERA: 3.76	IP: 5.1 WLS: W BF: 21	H: 5 R: 2 ER: 2 SO: 0	BB: 1 IBB: 0 HBP: 0 BLK: 0	WP: 0 HR: 0 S: 20 P: 24	ERA: 3.38 WHIP: 1.125															

Detroit Tigers @ Seattle Mariners
 The Kingdome, Seattle, WA
 Fri Jul 03 1987, 10:05 PM EDT
 Att: 13,568 - Unknown

AB 31
 R 2
 H 5
 RBI 2
 BB 1
 SO 2
 LOB 9



Batter	1	2	3	4	5	6	7	8	9	AB	R	H	RBI	BB	SO	LOB	TOP																					
Lou Whitaker, L (1, 4) OBP: 0.341, SLG: 0.416	F7		1B HBP BB	S BLK SF7 BB		1B 4-3 1B		2B 1B		3	2	0	2	0	0	0																						
Bill Madlock, R (1, 10) OBP: 0.323, SLG: 0.473 Johnny Grubb, L (4, FH) OBP: 0.286, SLG: 0.261	CS BB		1B 1B BB HBP	K		4-3 1-2		1-3 2B		0	1	0	0	1	0	0																						
Kirk Gibson, L (1, 7) OBP: 0.374, SLG: 0.493	K		BB 1B 1-2 2-3	SF7		1B BB		F9		3	1	1	1	1	1	3																						
Alan Trammell, R (1, 6) OBP: 0.399, SLG: 0.545		K	K	FC5 S BB		1-2 2-3 1B		5-3		4	0	1	0	1	2	5																						
Matt Nokes, L (1, 2) OBP: 0.373, SLG: 0.569	1B HR BB		BB BB 1-2 2-3 3-4 1B	FC5		G3		F4		4	1	1	1	1	0	4																						
Pat Sheridan, L (1, 9) OBP: 0.352, SLG: 0.386	1-2 HR 1B		F7			K		CS BB		4	1	1	0	1	1	3																						
Darrell Evans, L (1, 3) OBP: 0.379, SLG: 0.530	1-2 HR 1B		1-2 2-3 3-4 BB			K		F8		4	1	1	4	1	1	1																						
Chet Lemon, R (1, 8) OBP: 0.371, SLG: 0.460	1-2 HR 1B		1-2 2-3 3-4 BB	FC6-4 BB		F6		L5		3	0	0	1	1	1	1																						
Tom Brookens, R (1, 5) OBP: 0.296, SLG: 0.396	F2		1-2 FC6-4 BB			6-3		CS		4	0	0	0	0	0	3																						
6-3			1-2 FC6-4 BB			6-3		CS		6-3																												
Inning Stats	R: 0 E: 0 K: 1 S: 4	H: 0 LOB: 1 BB: 1 P: 8	R: 3 E: 0 K: 2 S: 9	H: 2 LOB: 0 BB: 1 P: 13	R: 3 E: 0 K: 1 S: 7	H: 2 LOB: 3 BB: 3 P: 20	R: 1 E: 0 K: 1 S: 5	H: 0 LOB: 1 BB: 2 P: 13	R: 0 E: 0 K: 2 S: 7	H: 0 LOB: 0 BB: 0 P: 7	R: 0 E: 0 K: 0 S: 5	H: 2 LOB: 3 BB: 1 P: 9	R: 0 E: 0 K: 0 S: 2	H: 0 LOB: 0 BB: 1 P: 6	R: 0 E: 0 K: 0 S: 5	H: 2 LOB: 2 BB: 0 P: 5	R: 0 E: 0 K: 0 S: 3	H: 0 LOB: 0 BB: 0 P: 3	1B: 6 2B: 2 3B: 0 HR: 1	SF: 1 SAC: 0 DP: 1 HBP: 1	WP: 0 PB: 0 SB: 2 CS: 2	PA: 44																
PITCHER	IP	WLS	BF	H	R	ER	SO	BB	IBB	HBP	BLK	WP	HR	S	P	ERA	WHIP	PITCHER				IP	WLS	BF	H	R	ER	SO	BB	IBB	HBP	BLK	WP	HR	S	P	ERA	WHIP
Mike Campbell, R (1, 1) ERA: 23.14	2.1	L	14	4	6	6	4	3	0	1	0	0	1	18	31	23.14	3.000																					
Stan Clarke, L (3, 1) ERA: 3.46	0.1		2	0	0	0	0	1	0	0	0	0	0	1	5	0.00	3.000																					
Roy Thomas, R (3, 1) ERA: 3.12	5.1		24	4	1	1	3	5	0	0	1	0	0	25	45	1.69	1.688																					
Ed Nunez, R (9, 1) ERA: 3.18	1.0		3	0	0	0	0	0	0	0	0	0	0	3	3	0.00	0.000																					

Detroit Tigers @ Seattle Mariners
The Kingdome, Seattle, WA
Sat Jul 04 1987, 10:05 PM EDT
Att: 16,884 - Unknown

AB 32
R 7
H 8
RBI 7
BB 9
SO 7
LOB 22



Batter	1	2	3	4	5	6	7	8	9	AB	R	H	RBI	BB	SO	LOB	BOTTOM																					
Mike Kingery, L (1, 9) OBP: 0.302, SLG: 0.426	6-3 4-3 BB	F9		F7			HR	F7		4	1	1	1	1	0	4																						
Phil Bradley, R (1, 7) OBP: 0.351, SLG: 0.456	4-3 1-2		6-3		5-3		K	3B		5	0	1	0	0	1	1																						
Alvin Davis, L (1, 3) OBP: 0.373, SLG: 0.430	6-3 2-3		K		K		1B	1-3		5	0	1	0	0	2	2																						
Jim Presley, R (1, 5) OBP: 0.298, SLG: 0.455	K		1B		K		F9	K		5	0	1	0	0	3	3																						
Scott Bradley, L (1, 2) OBP: 0.332, SLG: 0.381 Dave Valle, R (9, FH) OBP: 0.343, SLG: 0.584		2B 1B	1-2 1B		1B		1B	F9	L4	4	1	3	0	0	0	1																						
Ken Phelps, L (1, 10) OBP: 0.383, SLG: 0.492	K		F7			F9		F4		4	0	0	0	0	1	4																						
John Moses, S (1, 8) OBP: 0.306, SLG: 0.331		1-2 1B 2B		F9		F7		P3		4	1	1	1	0	0	1																						
Rey Quinones, R (1, 6) OBP: 0.324, SLG: 0.416		FC3-6 1B		F7		1-2 1B		WP 1B		4	0	3	1	0	0	0																						
Harold Reynolds, S (1, 4) OBP: 0.319, SLG: 0.346	FC3-6 1-2					4-3		1-2 BB		3	0	1	0	1	0	3																						
Inning Stats	R: 0 E: 0 K: 1 S: 5	H: 0 LOB: 1 BB: 1 P: 9	R: 2 E: 0 K: 1 S: 8	H: 3 LOB: 1 BB: 0 P: 8	R: 0 E: 0 K: 1 S: 7	H: 2 LOB: 0 BB: 0 P: 7	R: 0 E: 0 K: 0 S: 4	H: 1 LOB: 1 BB: 0 P: 4	R: 0 E: 0 K: 2 S: 7	H: 0 LOB: 0 BB: 0 P: 7	R: 0 E: 0 K: 0 S: 5	H: 2 LOB: 2 BB: 0 P: 5	R: 1 E: 0 K: 1 S: 7	H: 2 LOB: 1 BB: 0 P: 7	R: 0 E: 0 K: 0 S: 4	H: 1 LOB: 2 BB: 1 P: 8	R: 0 E: 0 K: 1 S: 6	H: 1 LOB: 1 BB: 0 P: 6	1B: 9 2B: 1 3B: 1 HR: 1	SF: 0 SAC: 0 DP: 0 HBP: 0	WP: 1 PB: 0 SB: 1 CS: 0	PA: 41																
PITCHER	IP	WLS	BF	H	R	ER	SO	BB	IBB	HBP	BLK	WP	HR	S	P	ERA	WHIP	PITCHER				IP	WLS	BF	H	R	ER	SO	BB	IBB	HBP	BLK	WP	HR	S	P	ERA	WHIP
Jack Morris, R (1, 1) ERA: 3.56	8.0	W	38	12	3	3	6	2	0	0	0	0	0	48	56	3.38	1.750																					
Willie Hernandez, L (9, 1) ERA: 3.57	1.0		3	0	0	0	1	0	0	0	0	0	0	5	5	0.00	0.000																					

Detroit Tigers @ Seattle Mariners
The Kingdome, Seattle, WA
Sat Jul 04 1987, 10:05 PM EDT
Att: 16,884 - Unknown


AB 39
R 3
H 12
RBI 3
BB 2
SO 7
LOB 20



Batter	1	2	3	4	5	6	7	8	9	AB	R	H	RBI	BB	SO	LOB	TOP								
Tom Brookens, R OBP: 0.296, SLG: 0.396 Lou Whitaker, L OBP: 0.339, SLG: 0.413	5-3	HBP 1B 1B		F7		K			6-3	3	1	1	1	0	0	0									
Bill Madlock, R OBP: 0.326, SLG: 0.464 Dave Bergman, L OBP: 0.340, SLG: 0.528	K	1B HBP			K	K			1B BB	3	0	0	0	1	3	2									
Chet Lemon, R OBP: 0.376, SLG: 0.478	F9	1B			HR				G4-6-3 1B	5	1	3	3	0	0	0									
Alan Trammell, R OBP: 0.392, SLG: 0.536		6-3			F8				G4-6-3	5	0	0	0	0	0	4									
Larry Herndon, R OBP: 0.382, SLG: 0.525		E7 2B 1B		K	F6				K	4	1	1	0	0	2	0									
Mike Heath, R OBP: 0.355, SLG: 0.467		CS 2B		K		K			E4 4-3	4	0	1	1	0	2	0									
Darnell Coles, R OBP: 0.372, SLG: 0.491 Kirk Gibson, L OBP: 0.372, SLG: 0.491		BB 1B BB		5-3		2B 1B BB			K	1	2	0	0	2	0	0									
Pat Sheridan, L OBP: 0.354, SLG: 0.389		1B BB			F6	1B 2B			4-3	3	1	1	0	1	0	1									
Jim Walewander, S OBP: 0.278, SLG: 0.294		HBP 1B 1B			F4	S 1B			1-3	4	1	2	2	0	0	1									
Inning Stats	R: 0 E: 0 K: 1 S: 5	H: 0 LOB: 0 BB: 0 P: 5	R: 5 E: 1 K: 0 S: 7	H: 5 LOB: 2 BB: 2 P: 16	R: 0 E: 0 K: 2 S: 7	H: 0 LOB: 0 BB: 0 P: 7	R: 0 E: 0 K: 0 S: 3	H: 0 LOB: 0 BB: 0 P: 3	R: 1 E: 0 K: 1 S: 6	H: 1 LOB: 0 BB: 0 P: 6	R: 1 E: 0 K: 3 S: 11	H: 2 LOB: 2 BB: 1 P: 15	R: 0 E: 0 K: 1 S: 5	H: 0 LOB: 0 BB: 0 P: 5	R: 0 E: 1 K: 1 S: 6	H: 0 LOB: 1 BB: 0 P: 6	R: 0 E: 0 K: 0 S: 3	H: 1 LOB: 1 BB: 1 P: 7	1B: 6 2B: 2 3B: 0 HR: 1	SF: 0 SAC: 0 DP: 1 HBP: 1	WP: 0 PB: 0 SB: 1 CS: 1	PA: 40			
PITCHER	IP	WLS	BF	H	R	ER	SO	BB	IBB	HBP	BLK	WP	HR	S	P	ERA	WHIP								
Mark Langston, L ERA: 4.29	5.1	L	27	8	7	7	5	3	0	1	0	0	1	33	46	11.81	2.062								
Jerry Reed, R ERA: 3.79	1.2		6	0	0	0	3	0	0	0	0	0	0	12	12	0.00	0.000								
Bill Wilkinson, L ERA: 4.98	1.1		6	1	0	0	1	1	0	0	0	0	0	7	11	0.00	1.500								
Ed Nunez, R ERA: 3.09	0.2		1	0	0	0	0	0	0	0	0	0	0	1	1	0.00	0.000								

Detroit Tigers @ Seattle Mariners
The Kingdome, Seattle, WA
Sun Jul 05 1987, 6:33 AM EDT
Att: 13,232 - Unknown


AB 35
R 7
H 9
RBI 7
BB 4
SO 9
LOB 11



Batter	1	2	3	4	5	6	7	8	9	AB	R	H	RBI	BB	SO	LOB	BOTTOM								
Mike Kingery, L OBP: 0.304, SLG: 0.422	F8		5-3		4-3 1B				F8	4	0	1	0	1	0	1									
Phil Bradley, R OBP: 0.376, SLG: 0.450	K		K		4-3				F9	4	0	0	1	0	2	3									
Scott Bradley, L OBP: 0.330, SLG: 0.376	6-3				3-1				F8	3	0	0	0	1	0	3									
Jim Presley, R OBP: 0.295, SLG: 0.449		K		G6-4-3 1B		F8			K	4	0	0	0	2	1										
Alvin Davis, L OBP: 0.375, SLG: 0.431		HR 1B		F8					G3	4	1	2	0	0	0	0									
Dave Valle, R OBP: 0.348, SLG: 0.605		HR			2B 1B				F5	4	2	2	2	0	0	1									
John Moses, S OBP: 0.301, SLG: 0.326		F9			F9				3-1	4	0	0	0	0	0	2									
Rey Quinones, R OBP: 0.323, SLG: 0.417		6-3			2B 2B				K	4	1	1	1	0	1	0									
Harold Reynolds, S OBP: 0.325, SLG: 0.362			G3		1B 4-3 2B				3B	3	1	2	1	1	0	0									
Inning Stats	R: 0 E: 0 K: 1 S: 5	H: 0 LOB: 0 BB: 0 P: 5	R: 2 E: 0 K: 1 S: 7	H: 2 LOB: 0 BB: 0 P: 7	R: 0 E: 0 K: 1 S: 5	H: 0 LOB: 0 BB: 0 P: 5	R: 0 E: 0 K: 0 S: 2	H: 0 LOB: 0 BB: 1 P: 6	R: 3 E: 0 K: 0 S: 7	H: 4 LOB: 1 BB: 0 P: 7	R: 0 E: 0 K: 0 S: 4	H: 1 LOB: 1 BB: 0 P: 4	R: 0 E: 0 K: 0 S: 3	H: 0 LOB: 2 BB: 2 P: 11	R: 0 E: 0 K: 1 S: 5	H: 0 LOB: 0 BB: 0 P: 5	R: 0 E: 0 K: 1 S: 6	H: 1 LOB: 0 BB: 0 P: 6	1B: 4 2B: 2 3B: 1 HR: 1	SF: 0 SAC: 0 DP: 1 HBP: 0	WP: 0 PB: 0 SB: 1 CS: 0	PA: 37			
PITCHER	IP	WLS	BF	H	R	ER	SO	BB	IBB	HBP	BLK	WP	HR	S	P	ERA	WHIP								
Dan Petry, R ERA: 5.51	7.0	W	30	7	5	5	3	3	0	0	0	0	1	33	45	6.43	1.429								
Mike Henneman, R ERA: 2.66	2.0	S	7	1	0	0	2	0	0	0	0	0	0	11	11	0.00	0.500								

Detroit Tigers @ Seattle Mariners
The Kingdome, Seattle, WA
Sun Jul 05 1987, 6:33 AM EDT
Att: 13,232 - Unknown

AB 34
R 5
H 8
RBI 5
BB 3
SO 5
LOB 11




Batter	1	2	3	4	5	6	7	8	9	AB	R	H	RBI	BB	SO	LOB	TOP								
Ernest Riles, L (1, 5) OBP: 0.324, SLG: 0.412	6-3		FC6-4 BB		4-1 1B		F9	K		3	0	1	1	1	0	0	Milwaukee Brewers @ Seattle Mariners The Kingdome, Seattle, WA Mon Jul 06 1987, 10:05 PM EDT Att: 15,922 - Unknown								
Jim Pacione, R (8, PH) OBP: 0.330, SLG: 0.349	6-3		FC6-4		4-1 1B		F9	K		0	0	0	0	0	0	0									
Rick Manning, L (8, PH) OBP: 0.349, SLG: 0.352	6-3		FC6-4		4-1 1B		F9	K		1	0	0	0	0	1	2									
Bill Schroeder, R (8, 2) OBP: 0.379, SLG: 0.505	6-3		FC6-4		4-1 1B		F9	K		0	0	0	0	0	0	0									
Robin Yount, R (1, 8) OBP: 0.376, SLG: 0.465	5-3		FC6-4		4-1 1B		F9	K		5	0	2	1	0	0	1									
Cecil Cooper, L (1, 10) OBP: 0.296, SLG: 0.382	6-3			1-5-3	4-1		F9	K		4	0	1	0	0	0	2									
Mike Felder, S (7, PR) OBP: 0.296, SLG: 0.362	6-3			1-5-3	4-1		F9	K		1	0	0	0	0	0	0									
Greg Brock, L (1, 3) OBP: 0.362, SLG: 0.449	6-3			4-3 1B	FC4-6 IBB		F9	K		4	0	2	0	1	1	2									
B.J. Surhoff, L (1, 2) OBP: 0.324, SLG: 0.445				4-3	FC4-6		F9	K		5	0	1	0	0	0	7									
Rob Deer, R (1, 7) OBP: 0.367, SLG: 0.522				K			F9	K		4	0	0	0	0	1	2									
Glenn Braggs, R (1, 9) OBP: 0.344, SLG: 0.413							F9	G3		4	1	1	0	0	0	1									
Jim Gantner, L (1, 4) OBP: 0.336, SLG: 0.376							F9	G3		4	1	3	0	0	0	0									
Juan Castillo, S (1, 6) OBP: 0.351, SLG: 0.405							F9	G3		2	0	0	0	0	0	1									
Dale Sveum, S (8, PH) OBP: 0.266, SLG: 0.359							F9	G3		1	0	1	0	0	0	0									
Inning Stats	R: 0 E: 0 K: 0 S: 3	H: 0 LOB: 0 BB: 0 P: 3	R: 0 E: 0 K: 0 S: 4	H: 1 LOB: 1 BB: 0 P: 4	R: 0 E: 0 K: 0 S: 3	H: 0 LOB: 1 BB: 1 P: 7	R: 0 E: 0 K: 1 S: 6	H: 1 LOB: 1 BB: 0 P: 6	R: 2 E: 0 K: 0 S: 7	H: 4 LOB: 3 BB: 1 P: 11	R: 0 E: 0 K: 0 S: 4	H: 1 LOB: 1 BB: 0 P: 4	R: 0 E: 0 K: 1 S: 7	H: 2 LOB: 2 BB: 0 P: 7	R: 0 E: 0 K: 1 S: 7	H: 2 LOB: 2 BB: 0 P: 7	R: 0 E: 0 K: 0 S: 4	H: 1 LOB: 1 BB: 0 P: 4	1B: 11 2B: 0 3B: 1 HR: 0	SF: 0 SAC: 1 DP: 0 HBP: 0	WP: 0 PB: 0 SB: 0 CS: 0	PA: 41			
PITCHER	IP	WLS	BF	H	R	ER	SO	BB	IBB	HBP	BLK	WP	HR	S	P	ERA	WHIP								
Mike Morgan, R (1, 1) ERA: 4.19	6.0	W	27	7	2	2	1	1	1	0	0	0	0	27	35	3.00	1.333								
Bill Wilkinson, L (7, 1) ERA: 4.75	1.2		9	4	0	0	1	0	0	0	0	0	0	11	11	0.00	2.400								
Ed Nunez, R (8, 1) ERA: 2.92	1.1	S	5	1	0	0	1	0	0	0	0	0	0	7	7	0.00	0.750								

Batter	1	2	3	4	5	6	7	8	9	AB	R	H	RBI	BB	SO	LOB	BOTTOM								
Mike Kingery, L (1, 9) OBP: 0.314, SLG: 0.429	1-3 1B	PO	CS 1B		1-3 1B		F4			4	0	3	1	0	0	0	Milwaukee Brewers @ Seattle Mariners The Kingdome, Seattle, WA Mon Jul 06 1987, 10:05 PM EDT Att: 15,922 - Unknown								
Phil Bradley, R (1, 7) OBP: 0.372, SLG: 0.444	F8		1-3		5-3		F4	G3		4	0	0	0	0	0	3									
Scott Bradley, L (1, 5) OBP: 0.324, SLG: 0.368	1-3		F7				F4	G3		4	0	0	0	0	0	1									
Jim Presley, R (9, 5) OBP: 0.295, SLG: 0.449	1-3		F7				F4	L6		0	0	0	0	0	0	0									
Ken Phelps, L (1, 10) OBP: 0.385, SLG: 0.490	K						F4	L6		3	0	1	0	0	2	1									
Dave Valle, R (1, 2) OBP: 0.352, SLG: 0.609							F4	L6		4	0	2	0	0	0	1									
Alvin Davis, L (1, 3) OBP: 0.372, SLG: 0.427							F4	L6		3	1	0	0	0	0	3									
John Moses, S (1, 8) OBP: 0.298, SLG: 0.322							F4	L6		3	0	0	0	0	0	3									
Rey Quinones, R (1, 6) OBP: 0.323, SLG: 0.429							F4	L6		3	1	1	2	0	0	0									
Harold Reynolds, S (1, 4) OBP: 0.329, SLG: 0.365							F4	L6		3	1	2	0	0	0	0									
Inning Stats	R: 0 E: 0 K: 1 S: 6	H: 1 LOB: 1 BB: 0 P: 6	R: 2 E: 0 K: 0 S: 5	H: 3 LOB: 0 BB: 0 P: 5	R: 0 E: 0 K: 0 S: 3	H: 1 LOB: 0 BB: 0 P: 3	R: 0 E: 0 K: 1 S: 5	H: 0 LOB: 0 BB: 0 P: 5	R: 1 E: 0 K: 0 S: 5	H: 2 LOB: 1 BB: 0 P: 5	R: 0 E: 0 K: 0 S: 4	H: 1 LOB: 2 BB: 0 P: 5	R: 0 E: 0 K: 0 S: 3	H: 0 LOB: 0 BB: 0 P: 3	R: 0 E: 0 K: 0 S: 4	H: 1 LOB: 1 BB: 0 P: 4	1B: 7 2B: 1 3B: 0 HR: 1	SF: 0 SAC: 0 DP: 0 HBP: 1	WP: 0 PB: 0 SB: 1 CS: 1	PA: 33					
PITCHER	IP	WLS	BF	H	R	ER	SO	BB	IBB	HBP	BLK	WP	HR	S	P	ERA	WHIP								
Bill Wegman, R (1, 1) ERA: 4.13	8.0	L	32	9	3	3	2	0	0	1	0	0	1	35	36	3.38	1.125								

AB	38
R	2
H	12
RBI	2
BB	2
SO	3
LOB	18

AB	31
R	3
H	9
RBI	3
BB	0
SO	2
LOB	12



Batter	1	2	3	4	5	6	7	8	9	AB	R	H	RBI	BB	SO	LOB	TOP																			
Mike Felder, S OBP: 0.292, SLG: 0.355 (1, 8)	0-0 1-3 1B	0-0 FC4-6			0-0 1-3		0-0 4-3		0-0 3-1	5	0	1	0	0	0	1	Milwaukee Brewers @ Seattle Mariners The Kingdome, Seattle, WA Tue Jul 07 1987, 10:05 PM EDT Att: 9,041 - Unknown																			
Juan Castillo, S OBP: 0.345, SLG: 0.397 Jim Gantner, L OBP: 0.341, SLG: 0.382 (7, PH) (7, 4)	0-0 1-3	0-0 4-3			0-3 K		0-0 2B			3	0	0	0	0	1	2																				
Robin Yount, R OBP: 0.378, SLG: 0.466 (1, 10)	0-3 K		0-0 G1-4-3 1B		0-0 1B		0-3 K			4	0	2	0	0	2	2																				
Greg Brock, L OBP: 0.357, SLG: 0.442 (1, 3)	0-0 G3		0-0 F9		0-0 F7		0-0 L6			4	0	0	0	0	0	4																				
Jim Paciorek, R OBP: 0.340, SLG: 0.388 B.J. Surhoff, L OBP: 0.322, SLG: 0.443 (8, PH) (8, 5)		0-0 HR	0-0 G1-4-3		4-0 HR BB		0-0 4-3			2	2	1	1	1	0	1																				
Rob Deer, R OBP: 0.372, SLG: 0.534 (1, 7)		4-0 HR BB		4-0 G3 BB		0-0 HR	0-3 K			2	2	1	2	2	1	0																				
Glenn Braggs, R OBP: 0.339, SLG: 0.407 (1, 9)		0-3 K		0-0 G3		0-0 F8	0-0 F3			4	0	0	0	0	1	2																				
Bill Schroeder, R OBP: 0.383, SLG: 0.527 (1, 2)		0-0 HR		0-0 1-3		4-0 G1-6-3 BB		0-3 K		3	1	1	2	1	1	1																				
Dale Sveum, S OBP: 0.267, SLG: 0.360 Ernest Riles, L OBP: 0.308, SLG: 0.389 (6, PH) (6, 6)		0-0 FC4-6 1B		0-0 5-3		0-0 G1-6-3	0-0 F7			2	0	1	0	0	0	1																				
										2	0	0	0	0	0	1																				
Inning Stats	R: 0 E: 0 K: 1 S: 6	H: 1 LOB: 1 BB: 0 P: 6	R: 3 E: 0 K: 1 S: 8	H: 3 LOB: 1 BB: 1 P: 12	R: 0 E: 0 K: 0 S: 3	H: 1 LOB: 0 BB: 0 P: 3	R: 0 E: 0 K: 0 S: 3	H: 0 LOB: 1 BB: 1 P: 7	R: 0 E: 0 K: 1 S: 6	H: 1 LOB: 1 BB: 0 P: 6	R: 0 E: 0 K: 1 S: 6	H: 1 LOB: 1 BB: 0 P: 6	R: 0 E: 0 K: 1 S: 5	H: 0 LOB: 0 BB: 0 P: 5	R: 0 E: 0 K: 1 S: 5	H: 0 LOB: 0 BB: 0 P: 5	1B: 4 2B: 1 3B: 0 HR: 3	SF: 0 SAC: 0 DP: 2 HBP: 0	WP: 0 PA: 37																	
PITCHER	IP	WLS	BF	H	R	ER	SO	BB	IBB	HBP	BLK	WP	HR	S	P	ERA	WHIP	PITCHER		IP	WLS	BF	H	R	ER	SO	BB	IBB	HBP	BLK	WP	HR	S	P	ERA	WHIP
Lee Guetterman, L ERA: 3.55 Jery Reed, R ERA: 3.45	(1, 1)	5.0	W	24	7	5	5	3	3	0	0	0	0	3	27	39	9.00	2.000																		
(6, 1)	4.0	S	13	1	0	0	3	1	0	0	0	0	0	0	18	22	0.00	0.500																		

AB	33
R	5
H	8
RBI	5
BB	4
SO	6
LOB	15



Batter	1	2	3	4	5	6	7	8	9	AB	R	H	RBI	BB	SO	LOB	BOTTOM																			
John Moses, S OBP: 0.294, SLG: 0.318 (1, 8)	0-0 F9			0-0 F7		0-0 F8		0-0 SH5-4		4	0	0	0	0	0	3	Milwaukee Brewers @ Seattle Mariners The Kingdome, Seattle, WA Tue Jul 07 1987, 10:05 PM EDT Att: 9,041 - Unknown																			
Phil Bradley, R OBP: 0.373, SLG: 0.444 (1, 7)	0-0 HR 2B	0-0 6-3		0-0 E6 BB		0-0 5-3		4-0 SF6 S WP IBB		4	2	1	0	1	0	0																				
Dave Valle, R OBP: 0.360, SLG: 0.640 (1, 2)	0-0 HR	0-0 F4		4-0 G6-4-3 BB		0-0 E 2B		0-0 SF6		3	2	2	3	1	0	0																				
Jim Presley, R OBP: 0.296, SLG: 0.448 (1, 5)	0-0 1B 1B	0-0 5-3		0-0 G6-4-3		0-0 E5 1B		0-3 K		5	1	2	1	0	1	2																				
Alvin Davis, L OBP: 0.373, SLG: 0.438 (1, 3)	0-0 1B BB 1B		0-0 HR		0-0 F7		0-0 1-3			4	2	2	1	0	0	1																				
Mickey Brantley, R OBP: 0.303, SLG: 0.415 (1, 9)	0-0 BB 1B		0-0 F8 SH1-3 1B		0-0 1B 2B		0-0 4-3			4	1	3	1	0	0	0																				
John Christensen, R OBP: 0.290, SLG: 0.320 (1, 10)	0-0 F9		0-0 SH1-3		0-0 1B		0-0 3-1			3	0	1	1	0	0	2																				
Rey Quinones, R OBP: 0.322, SLG: 0.426 (1, 6)	0-0 BB 1B		0-0 F8		0-0 1-3		0-0 F8			4	0	1	0	0	0	2																				
Harold Reynolds, S OBP: 0.331, SLG: 0.368 (1, 4)	4-0 1-2 2-3 3H BB		0-0 4-3		0-0 6-3		0-0 SH5-4 SF6 2B			3	1	1	1	1	0	2																				
										1B: 7 2B: 4 3B: 0 HR: 2	SF: 1 SAC: 2 DP: 1 HBP: 0	WP: 1 PA: 40																								
Inning Stats	R: 4 E: 0 K: 0 S: 9	H: 6 LOB: 3 BB: 1 P: 13	R: 0 E: 0 K: 0 S: 3	H: 0 LOB: 0 BB: 0 P: 3	R: 1 E: 0 K: 0 S: 5	H: 2 LOB: 1 BB: 0 P: 5	R: 0 E: 1 K: 0 S: 3	H: 0 LOB: 1 BB: 1 P: 7	R: 1 E: 1 K: 0 S: 5	H: 2 LOB: 1 BB: 0 P: 5	R: 0 E: 0 K: 0 S: 3	H: 0 LOB: 0 BB: 0 P: 3	R: 2 E: 0 K: 1 S: 6	H: 1 LOB: 0 BB: 1 P: 10	1B: 7 2B: 4 3B: 0 HR: 2	SF: 1 SAC: 2 DP: 1 HBP: 0	WP: 1 PA: 40																			
PITCHER	IP	WLS	BF	H	R	ER	SO	BB	IBB	HBP	BLK	WP	HR	S	P	ERA	WHIP	PITCHER		IP	WLS	BF	H	R	ER	SO	BB	IBB	HBP	BLK	WP	HR	S	P	ERA	WHIP
Juan Nieves, L ERA: 5.36 Chuck Crim, R ERA: 4.29 Jay Aldrich, R ERA: 4.91 Paul Mirabella, L ERA: 7.56 Mark Clear, R ERA: 5.64	(1, 1)	0.1	L	6	5	4	4	0	0	0	0	0	0	6	6	108.00	15.000																			
(1, 1)	3.0		15	3	1	1	0	2	0	0	0	0	1	13	21	3.00	1.667																			
(4, 1)	2.1		10	4	2	2	0	0	0	0	0	0	0	10	10	7.71	1.714																			
(6, 1)	1.2		7	1	2	2	0	0	1	0	0	0	0	6	10	10.80	0.600																			
(8, 1)	0.2		2	0	0	0	1	0	0	0	0	1	0	4	4	0.00	0.000																			



Batter	1	2	3	4	5	6	7	8	9	10	11	AB	R	H	RBI	BB	SO	LOB	TOP						
Rick Manning, L OBP: 0.328, SLG: 0.328 Mike Falder, S OBP: 0.289, SLG: 0.351 (11, 7)	5-3		4-3		4-3			L6			K	4	0	0	0	0	0	1							
Robin Yount, R OBP: 0.372, SLG: 0.458 (1, 8)	1-3			4-3		5-3		6-3			6-3	5	0	0	0	0	0	1							
Cecil Cooper, L OBP: 0.290, SLG: 0.374 (1, 10)	F7			K		K			G3		K	5	0	0	0	0	3	0							
Greg Brock, L OBP: 0.355, SLG: 0.438 (1, 3)		G3			HR	1B		4-3				4	1	1	0	0	0	0							
Rob Deer, R OBP: 0.378, SLG: 0.546 (11, 9)		BB			HR			K		BB		2	1	1	2	2	1	0							
B.J. Surhoff, L OBP: 0.321, SLG: 0.436 (1, 2)		BB			BB			4-3			4-3	3	0	0	0	1	1	2							
Ernest Riles, L OBP: 0.286, SLG: 0.359 Juan Castillo, S OBP: 0.343, SLG: 0.395 (10, 4)					F8			4-3			K	3	0	0	0	0	0	2							
Jim Gantner, L OBP: 0.336, SLG: 0.376 (10, 5)					L5			4-3			K	4	0	0	0	0	1	0							
Dale Sveum, S OBP: 0.297, SLG: 0.362 (1, 6)					4-3						K	4	0	1	0	0	1	0							
Inning Stats	R: 0 E: 0 K: 0 S: 3	H: 0 LOB: 0 BB: 0 P: 3	R: 0 E: 0 K: 1 S: 5	H: 0 LOB: 1 BB: 1 P: 9	R: 0 E: 0 K: 0 S: 3	H: 0 LOB: 0 BB: 0 P: 3	R: 2 E: 0 K: 1 S: 7	H: 2 LOB: 1 BB: 1 P: 11	R: 0 E: 0 K: 0 S: 3	H: 0 LOB: 0 BB: 0 P: 5	R: 0 E: 0 K: 1 S: 5	H: 0 LOB: 0 BB: 0 P: 5	R: 0 E: 0 K: 0 S: 4	H: 1 LOB: 1 BB: 0 P: 4	R: 0 E: 0 K: 0 S: 3	H: 0 LOB: 1 BB: 1 P: 7	R: 0 E: 0 K: 3 S: 9	H: 0 LOB: 0 BB: 0 P: 9	R: 0 E: 0 K: 2 S: 7	H: 0 LOB: 0 BB: 0 P: 7	1B: 1 2B: 1 3B: 0 HR: 1	SF: 0 SAC: 0 DP: 0 HBP: 0	WP: 0 PB: 0 SB: 1 CS: 0	PA: 39	
PITCHER Mike Moore, R ERA: 4.9 Bill Wilkinson, L ERA: 4.5 (10, 1)	IP 9.0	WLS 33	BF 6	H 0	R 0	ER 0	SO 5	BB 0	IBB 0	HBP 0	BLK 0	WP 0	HR 0	S 16	P 16	ERA 0.00	WHIP 0.000								

Milwaukee Brewers @ Seattle Mariners
The Kingdom, Seattle, WA
Wed Jul 08 1987, 10:05 PM EDT
Att. 8,482 - Unknown

AB 36
R 2
H 3
RBI 2
BB 3
SO 9
LOB 6



Batter	1	2	3	4	5	6	7	8	9	10	11	AB	R	H	RBI	BB	SO	LOB	BOTTOM						
John Moses, S OBP: 0.293, SLG: 0.316 (1, 8)	6-3							K			4-3	5	0	1	0	0	1	0							
Phil Bradley, R OBP: 0.373, SLG: 0.453 (1, 7)	K							F8				5	1	2	1	0	2	3							
Dave Valle, R OBP: 0.348, SLG: 0.617 (1, 2)	F8							5-3			F3	5	0	0	0	0	0	4							
Jim Presley, R OBP: 0.295, SLG: 0.444 (1, 5)								1-4-3			K	5	1	1	0	0	3	1							
Alvin Davis, L OBP: 0.371, SLG: 0.432 (1, 3)								G3			F9	4	0	0	0	1	1	1							
Mickey Brantley, R OBP: 0.397, SLG: 0.414 (1, 9)								FC5-4			F9	5	1	2	0	0	0	1							
John Christensen, R OBP: 0.313, SLG: 0.330 (1, 10)								BB			F4	5	1	2	0	0	0	1							
Rey Quinones, R OBP: 0.327, SLG: 0.439 (1, 6)								1B			1B	3	1	2	0	2	1	2							
Harold Reynolds, S OBP: 0.327, SLG: 0.363 (1, 4)								FC1-5			F8	4	0	0	0	1	1	1							
Inning Stats	R: 0 E: 0 K: 1 S: 5	H: 0 LOB: 0 BB: 0 P: 5	R: 0 E: 0 K: 2 S: 7	H: 0 LOB: 0 BB: 0 P: 7	R: 0 E: 0 K: 1 S: 6	H: 1 LOB: 3 BB: 12 P: 14	R: 1 E: 0 K: 1 S: 8	H: 3 LOB: 2 BB: 0 P: 8	R: 1 E: 0 K: 1 S: 6	H: 1 LOB: 0 BB: 0 P: 6	R: 0 E: 0 K: 0 S: 3	H: 0 LOB: 0 BB: 0 P: 7	R: 0 E: 0 K: 1 S: 5	H: 0 LOB: 0 BB: 0 P: 5	R: 0 E: 0 K: 0 S: 6	H: 1 LOB: 1 BB: 0 P: 6	R: 3 E: 0 K: 0 S: 4	H: 3 LOB: 0 BB: 0 P: 4	1B: 8 2B: 0 3B: 0 HR: 2	SF: 0 SAC: 0 DP: 0 HBP: 0	WP: 0 PB: 0 SB: 1 CS: 1	PA: 44			
PITCHER Teddy Higuera, L ERA: 4.86 Dan Plesac, L ERA: 1.49 (10, 1)	IP 9.0	WLS 8	BF 8	H 4	R 3	ER 2	SO 7	BB 4	IBB 0	HBP 0	BLK 0	WP 0	HR 1	S 46	P 62	ERA 2.00	WHIP 1.111								

Milwaukee Brewers @ Seattle Mariners
The Kingdom, Seattle, WA
Wed Jul 08 1987, 10:05 PM EDT
Att. 8,482 - Unknown

AB 40
R 5
H 10
RBI 5
BB 4
SO 8
LOB 20



Batter	1	2	3	4	5	6	7	8	9	AB	R	H	RBI	BB	SO	LOB	TOP										
Ellis Burks, R OBP: 0.283, SLG: 0.453 (1, 8)	G3	K				6-3		F7		5	0	1	0	0	1	6											
Marty Barrett, R OBP: 0.321, SLG: 0.310 (1, 4)	4-3		F4	5-3			F9		4-3	5	0	0	0	0	0	1											
Wade Boggs, L OBP: 0.476, SLG: 0.613 (1, 5)	F8		K			G3		4-3		5	0	2	0	0	1	0											
Jim Rice, R OBP: 0.363, SLG: 0.416 (1, 7)						G3		F9		4	2	1	1	1	0	2											
Don Baylor, R OBP: 0.349, SLG: 0.402 (1, 10)						F4		F4		2	2	0	0	1	0	1											
Dwight Evans, R OBP: 0.411, SLG: 0.563 (1, 9)						K		4-3		3	1	1	3	1	1	1											
Bill Buckner, L OBP: 0.292, SLG: 0.319 (1, 3)								4-3		4	0	2	0	0	0	0											
Spike Owen, S OBP: 0.330, SLG: 0.345 (1, 6)										1	0	1	1	2	0	0											
Marc Sullivan, R OBP: 0.218, SLG: 0.257 (1, 2)										3	0	0	0	0	1	4											
Mike Greenwell, L OBP: 0.362, SLG: 0.578 (8, PH)										0	0	0	0	0	0	0											
Dave Henderson, R OBP: 0.295, SLG: 0.394 (8, PH)										1	0	0	0	0	1	2											
Danny Sheaffer, R OBP: 0.143, SLG: 0.265 (8, 2)										0	0	0	0	0	0	0											
Inning Stats	R: 0 E: 0 K: 0 S: 3	H: 0 LOB: 0 BB: 0 P: 3	R: 2 E: 0 K: 2 S: 9	H: 2 LOB: 2 BB: 1 P: 14	R: 3 E: 0 K: 1 S: 6	H: 1 LOB: 0 BB: 2 P: 14	R: 0 E: 0 K: 0 S: 4	H: 2 LOB: 1 BB: 0 P: 4	R: 0 E: 0 K: 1 S: 6	H: 1 LOB: 1 BB: 0 P: 6	R: 0 E: 0 K: 0 S: 3	H: 1 LOB: 0 BB: 0 P: 3	R: 0 E: 0 K: 1 S: 7	H: 1 LOB: 3 BB: 1 P: 11	R: 0 E: 0 K: 0 S: 3	H: 0 LOB: 0 BB: 0 P: 3	1B: 4 2B: 2 3B: 0 HR: 2	SF: 1 SAC: 0 DP: 2 HBP: 1	WP: 1 PB: 0 SB: 1 CS: 0	PA: 40							
PITCHER	IP	WLS	BF	H	R	ER	SO	BB	IBB	HBP	BLK	WP	HR	S	P	ERA	WHIP										
Mike Campbell, R ERA: 18.56 (1, 1)	3.0		16	3	5	5	3	3	0	1	0	0	2	18	31	15.00	2.000										
Roy Thomas, R ERA: 2.03 (4, 1)	4.2	W	19	5	0	0	1	2	0	0	0	0	0	19	27	0.00	1.500										
Stan Clarke, L ERA: 3.14 (8, 1)	1.1		5	0	0	0	1	0	0	0	0	1	0	7	7	0.00	0.000										

Boston Red Sox @ Seattle Mariners
The Kingdome, Seattle, WA
Thu Jul 09 1987, 10:05 PM EDT
Att: 12,344 - Unknown

AB	33
R	5
H	8
RBI	5
BB	5
SO	5
LOB	17



Batter	1	2	3	4	5	6	7	8	9	AB	R	H	RBI	BB	SO	LOB	BOTTOM										
John Moses, S OBP: 0.298, SLG: 0.324 (1, 8)		4-3								5	2	3	1	0	1	2											
Phil Bradley, R OBP: 0.351, SLG: 0.478 (1, 7)										3	2	3	3	2	0	0											
Dave Valle, R OBP: 0.344, SLG: 0.603 (1, 2)										5	1	1	0	0	0	4											
Jim Presley, R OBP: 0.293, SLG: 0.443 (1, 5)										5	0	1	0	0	1	2											
Alvin Davis, L OBP: 0.371, SLG: 0.452 (1, 3)										5	2	2	3	0	2	1											
Mickey Brantley, R OBP: 0.310, SLG: 0.409 (1, 9)										4	1	1	0	1	0	0											
John Christensen, R OBP: 0.325, SLG: 0.374 (1, 10)										4	2	2	1	1	1	1											
Rey Quinones, R OBP: 0.330, SLG: 0.440 (1, 6)										4	1	2	1	0	1	2											
Harold Reynolds, S OBP: 0.327, SLG: 0.363 (1, 4)										3	0	1	1	0	1	2											
Inning Stats	R: 1 E: 0 K: 1 S: 7	H: 3 LOB: 1 BB: 0 P: 7	R: 0 E: 0 K: 1 S: 6	H: 1 LOB: 2 BB: 1 P: 10	R: 1 E: 0 K: 1 S: 6	H: 1 LOB: 0 BB: 0 P: 6	R: 0 E: 0 K: 1 S: 5	H: 0 LOB: 1 BB: 1 P: 9	R: 0 E: 0 K: 2 S: 7	H: 0 LOB: 1 BB: 1 P: 11	R: 1 E: 0 K: 0 S: 5	H: 2 LOB: 1 BB: 0 P: 5	R: 7 E: 0 K: 0 S: 11	H: 8 LOB: 2 BB: 1 P: 15	R: 1 E: 0 K: 1 S: 6	H: 1 LOB: 0 BB: 0 P: 6	1B: 8 2B: 3 3B: 0 HR: 5	SF: 0 SAC: 1 DP: 1 HBP: 0	WP: 0 PB: 1 SB: 2 CS: 0	PA: 43							
PITCHER	IP	WLS	BF	H	R	ER	SO	BB	IBB	HBP	BLK	WP	HR	S	P	ERA	WHIP										
Bruce Hurst, L ERA: 3.81 (1, 1)	6.0		29	9	5	5	6	3	0	0	0	0	3	38	50	7.50	2.000										
Wes Gardner, R ERA: 7.53 (7, 1)	0.1	L	6	5	3	3	0	0	0	0	0	0	1	6	6	81.00	15.000										
Tom Bolton, L ERA: 4.54 (7, 1)	1.2		8	2	3	3	1	1	0	0	0	0	1	9	13	16.20	1.800										

Boston Red Sox @ Seattle Mariners
The Kingdome, Seattle, WA
Thu Jul 09 1987, 10:05 PM EDT
Att: 12,344 - Unknown

AB	38
R	11
H	16
RBI	10
BB	4
SO	7
LOB	14



Batter	1	2	3	4	5	6	7	8	9	AB	R	H	RBI	BB	SO	LOB	TOP					
Ellis Burks, R OBP: 0.286, SLG: 0.460 (1, 8)	0-0 6-3		0-0 5-3		0-3 K		0-0 2B		0-0 1B 2B	5	1	2	1	0	1	1	Boston Red Sox @ Seattle Mariners The Kingdom, Seattle, WA Fri Jul 10 1987, 10:05 PM EDT Att: 23,935 - Unknown					
Marty Barrett, R OBP: 0.329, SLG: 0.319 (1, 4)	0-0 HR		0-0 1B		0-0 1B		0-0 F8		0-0 1B	5	1	4	2	0	0	1						
Wade Boggs, L OBP: 0.473, SLG: 0.616 (1, 5)	0-0 HR		0-0 F7		0-0 F7			0-0 F7	0-0 1-3	5	1	1	2	0	0	2						
Jim Rice, R OBP: 0.358, SLG: 0.409 (1, 7)	0-0 F4			0-0 6-3		0-0 F9		0-0 5-3		4	0	0	0	0	0	0						
Don Baylor, R OBP: 0.348, SLG: 0.400 (1, 10)	0-0 F8			0-0 4-3		0-0 1B		0-0 F9		4	0	1	0	0	0	0						
Dwight Evans, R OBP: 0.415, SLG: 0.575 (1, 3)		0-0 HR		0-0 BB		0-3 K		0-0 SH1-4 1B		3	2	2	1	1	1	1						
Todd Benzinger, S OBP: 0.397, SLG: 0.388 (1, 9)		0-3 K		0-3 K		0-0 5-3		0-0 SH1-4		3	0	0	0	0	2	2						
Spike Owen, S OBP: 0.333, SLG: 0.348 (1, 6)		0-3 K			0-0 1B		0-0 F2		0-0 2B 1B	4	2	2	1	0	1	0						
Danny Sheaffer, R OBP: 0.128, SLG: 0.237 (1, 2)		0-0 F8			0-0 F8		0-0 F9		0-3 K	4	0	0	0	0	1	2						
Inning Stats	R: 2 E: 0 K: 0 S: 5	H: 2 LOB: 0 BB: 0 P: 5	R: 1 E: 0 K: 2 S: 8	H: 1 LOB: 0 BB: 0 P: 8	R: 0 E: 0 K: 1 S: 3	H: 1 LOB: 1 BB: 1 P: 3	R: 0 E: 0 K: 1 S: 5	H: 0 LOB: 1 BB: 1 P: 9	R: 1 E: 0 K: 1 S: 7	H: 2 LOB: 1 BB: 0 P: 7	R: 0 E: 0 K: 1 S: 6	H: 1 LOB: 1 BB: 0 P: 6	R: 0 E: 0 K: 0 S: 4	H: 1 LOB: 1 BB: 0 P: 4	R: 0 E: 0 K: 0 S: 3	H: 0 LOB: 0 BB: 0 P: 3	R: 3 E: 0 K: 1 S: 9	H: 4 LOB: 1 BB: 0 P: 9	1B: 8 2B: 2 3B: 0 HR: 2	SF: 0 SAC: 1 DP: 0 HBP: 0	WP: 0 PB: 0 SB: 2 CS: 0	PA: 39
PITCHER	IP WLS BF H R ER SO BB IBB HBP BLK WP HR S P ERA WHIP	IP WLS BF H R ER SO BB IBB HBP BLK WP HR S P ERA WHIP															IP WLS BF H R ER SO BB IBB HBP BLK WP HR S P ERA WHIP					
Mark Langston, L ERA: 4.46 (1, 1)	8.2 L 38 12 7 7 6															7.27 1.500						
Bill Wilkinson, L ERA: 4.46 (9, 1)	0.1 1 0 0 0 0															0.00 0.000						

Batter	1	2	3	4	5	6	7	8	9	AB	R	H	RBI	BB	SO	LOB	BOTTOM			
Mickey Brantley, R OBP: 0.329, SLG: 0.444 (1, 8)	4-0 BB		0-0 1B			0-0 HR		0-0 1B 3B	0-3 K	3	2	3	1	1	0	0	Boston Red Sox @ Seattle Mariners The Kingdom, Seattle, WA Fri Jul 10 1987, 10:05 PM EDT Att: 23,935 - Unknown			
John Moses, S OBP: 0.297, SLG: 0.323 (9, 8)	0-0 BB		0-0 1B			0-0 F9		0-0 1B 3B	0-3 K	5	1	1	0	0	1	3				
Phil Bradley, R OBP: 0.376, SLG: 0.473 (1, 7)	0-0 G6-4-3		0-0 F9			0-0 F9		0-0 1B 3B	0-3 K	4	0	1	2	0	0	0				
Scott Bradley, L OBP: 0.323, SLG: 0.376 (1, 2)	0-0 4-3			0-0 G3		0-0 3-1		0-0 1B 3B		4	0	1	2	0	0	0				
Ken Phelps, L OBP: 0.380, SLG: 0.482 (1, 10)		0-0 F7		0-3 K		0-3 K		0-0 6-3		3	0	0	0	0	2	0				
Dave Valle, R OBP: 0.342, SLG: 0.599 (8, PH)		0-0 F7		0-0 K		0-0 K		0-0 6-3		1	0	0	0	0	0	1				
Alvin Davis, L OBP: 0.375, SLG: 0.460 (1, 3)		0-0 3B		0-0 F8			0-0 2B SF9	0-0 BB		3	1	2	0	1	0	0				
Jim Presley, R OBP: 0.290, SLG: 0.438 (1, 5)		0-0 F3			0-0 G3		0-0 F8	0-3 K		4	0	0	0	0	1	4				
Mike Kingery, L OBP: 0.313, SLG: 0.431 (1, 9)		0-0 5-3			0-0 F6		0-0 SF9	0-3 K		4	0	1	0	0	1	3				
Rey Quinones, R OBP: 0.332, SLG: 0.440 (1, 6)			0-0 B1-3		1-0 HBP		0-0 SF9		0-0 1B	2	0	1	1	0	0	0				
Harold Reynolds, S OBP: 0.322, SLG: 0.357 (1, 4)			0-0 F7		0-0 F8		0-0 1-3		0-0 F6	4	0	0	0	0	0	3				
Inning Stats	R: 0 E: 0 K: 0 S: 2	H: 0 LOB: 1 BB: 1 P: 6	R: 0 E: 0 K: 0 S: 4	H: 1 LOB: 1 BB: 0 P: 4	R: 0 E: 0 K: 1 S: 4	H: 1 LOB: 1 BB: 0 P: 4	R: 0 E: 0 K: 1 S: 5	H: 0 LOB: 0 BB: 0 P: 5	R: 0 E: 0 K: 1 S: 6	H: 1 LOB: 1 BB: 0 P: 6	R: 1 E: 0 K: 0 S: 5	H: 2 LOB: 1 BB: 0 P: 5	R: 2 E: 0 K: 2 S: 10	H: 3 LOB: 2 BB: 1 P: 14	R: 0 E: 0 K: 2 S: 8	H: 1 LOB: 1 BB: 0 P: 8	1B: 5 2B: 1 3B: 2 HR: 1	SF: 1 SAC: 0 DP: 1 HBP: 1	WP: 0 PB: 0 SB: 0 CS: 0	PA: 38
PITCHER	IP WLS BF H R ER SO BB IBB HBP BLK WP HR S P ERA WHIP	IP WLS BF H R ER SO BB IBB HBP BLK WP HR S P ERA WHIP															IP WLS BF H R ER SO BB IBB HBP BLK WP HR S P ERA WHIP			
Oil Can Boyd, R ERA: 5.04 (1, 1)	7.0 30 8 4 4 2															5.14 1.286				
Joe Sambillo, L ERA: 3.71 (8, 1)	0.1 2 0 0 0 0															0.00 3.000				
Calvin Schiraldi, R ERA: 4.32 (8, 1)	1.2 W 6 1 0 0 4															0.00 0.600				




Batter	1	2	3	4	5	6	7	8	9	AB	R	H	RBI	BB	SO	LOB	TOP				
Ellis Burks, R OBP: 0.298, SLG: 0.477 (1, 8)	0-0 SH3 S 2B	1-0 HBP	4-0 FC6-4 BB		0-0 HR	0-0 6-3			0-0 BB 1B	4	2	3	1	1	0	3					
Marty Barrett, R OBP: 0.327, SLG: 0.317 (1, 4)	0-0 SH3	0-0 SF9	0-0 SF8		0-0 5-3		0-0 5-3		4-0 BB 1B	2	0	0	2	1	0	0					
Wade Boggs, L OBP: 0.471, SLG: 0.623 (1, 5)	0-0 4-3 WP	0-0 F8	0-0 FC6-4			0-0 HR	0-0 4-3		0-3 K	6	2	2	2	0	1	6					
Jim Rice, R OBP: 0.362, SLG: 0.413 (1, 7)	0-0 4-3		0-0 1B 1B	0-0 FC6-4 1B		0-0 1B 1B	0-3 K			5	2	3	0	0	1	1					
Mike Greenwell, L OBP: 0.368, SLG: 0.576 (1, 10)	4-0 BB		0-0 1B 1B	0-0 FC6-4 1B		0-0 1B 1B		0-0 4-3		4	1	2	0	1	0	1					
Dwight Evans, R OBP: 0.418, SLG: 0.575 (1, 9)	0-0 F8		0-0 1B 2B	0-0 G4-6-3 1B		0-0 1B	0-0 4-3		0-0 4-3	5	1	3	2	0	0	1					
Bill Buckner, L OBP: 0.293, SLG: 0.324 (1, 3)		0-0 1B 2B	0-0 2B SF8	0-0 G4-6-3		0-3 K		0-0 F8		5	1	2	1	0	1	4					
Ed Romero, R OBP: 0.374, SLG: 0.323 (8, 3)			1-2 2H	1-2						0	0	0	0	0	0	0					
Spike Owen, S OBP: 0.335, SLG: 0.354 (1, 6)		0-0 SF9 1B	0-0 1-3 2H	0-0 2B		0-0 F8	0-0 F9		0-0 L7	5	1	2	1	0	0	2					
Danny Sheaffer, R OBP: 0.136, SLG: 0.233 (1, 2)		0-0 FC5-2-6 HBP	0-0 F6			0-0 F9	0-0 1-2 2-3		0-0 4-3	5	0	1	0	0	0	4					
Inning Stats	R: 2 E: 0 K: 0 S: 5	H: 2 LOB: 1 BB: 1 P: 9	R: 1 E: 0 K: 0 S: 5	H: 2 LOB: 2 BB: 0 P: 6	R: 4 E: 0 K: 0 S: 8	H: 5 LOB: 2 BB: 1 P: 12	R: 0 E: 0 K: 0 S: 4	H: 2 LOB: 1 BB: 0 P: 4	R: 1 E: 0 K: 0 S: 4	H: 1 LOB: 0 BB: 0 P: 4	R: 2 E: 0 K: 1 S: 10	H: 5 LOB: 3 BB: 0 P: 10	R: 0 E: 0 K: 0 S: 3	H: 0 LOB: 0 BB: 0 P: 3	R: 0 E: 0 K: 1 S: 6	H: 1 LOB: 2 BB: 1 P: 10	1B: 13 2B: 3 3B: 0 HR: 2	SF: 2 SAC: 1 DP: 1 HBP: 1	WP: 1 PB: 0 SB: 1 CS: 0	PA: 48	
PITCHER	IP	WLS	BF	H	R	ER	SO	BB	IBB	HBP	BLK	WP	HR	S	P	ERA	WHIP				
Mike Morgan, R ERA: 4.56 (1, 1)	2.0	L	15	7	6	6	0	1	0	1	0	1	0	13	18	27.00	4.000				
Stan Clarke, L ERA: 4.57 (3, 1)	3.0		18	9	4	4	0	1	0	0	0	0	2	17	21	12.00	3.333				
Bill Wilkinson, L ERA: 4.14 (6, 1)	3.0		10	1	0	0	2	0	0	0	0	0	0	14	14	0.00	0.333				
Ed Nunez, R ERA: 2.81 (9, 1)	1.0		5	1	0	0	1	1	0	0	0	0	0	6	10	0.00	2.000				

Boston Red Sox @ Seattle Mariners
The Kingdom, Seattle, WA
Sat Jul 11, 1987, 10:05 PM EDT
Att: 33,315 - Unknown

livebaseballscores.com

AB 41
R 10
H 18
RBI 9
BB 3
SO 3
LOB 22




Batter	1	2	3	4	5	6	7	8	9	AB	R	H	RBI	BB	SO	LOB	BOTTOM				
John Moses, S OBP: 0.296, SLG: 0.322 (1, 8)	0-3 K		0-0 2B 1B		0-0 6-3		0-0 F8			4	1	1	0	0	1	1					
Phil Bradley, R OBP: 0.383, SLG: 0.486 (1, 7)	0-0 S 1B		0-0 F9		0-0 3B			0-0 HR 2B		4	1	3	0	0	0	2					
Scott Bradley, L OBP: 0.317, SLG: 0.368 (1, 2)	0-3 K		0-0 F5		0-0 5-3			0-0 F7		4	0	0	0	0	1	5					
Alvin Davis, L OBP: 0.382, SLG: 0.479 (1, 3)	4-0 BB		0-0 1-3 2H	0-0 2B		0-0 G4-3-6 1B		0-0 2H HR		3	1	3	4	1	0	0					
Jim Prestey, R OBP: 0.287, SLG: 0.433 (1, 5)	0-3 K		0-0 K		0-0 G4-3-6 1B	0-0 4-3		0-0 4-3		4	0	0	0	0	2	4					
Ken Phelps, L OBP: 0.374, SLG: 0.472 (1, 10)		0-3 K		0-3 K		0-0 F6		0-0 F9		4	0	0	0	0	2	0					
Mike Kingery, L OBP: 0.306, SLG: 0.421 (1, 9)		0-3 K		0-0 F5			0-3 K		0-0 F6	4	0	0	0	0	2	0					
Domingo Ramos, R OBP: 0.299, SLG: 0.391 (1, 6)		0-3 K		0-0 F8			0-0 6-3		0-0 1-3	4	0	0	0	0	1	0					
Harold Reynolds, S OBP: 0.325, SLG: 0.355 (1, 4)			0-0 F9 2B	0-0 HBP		0-0 F5		4-0 BB		2	1	0	0	1	0	0					
Inning Stats	R: 0 E: 0 K: 3 S: 10	H: 1 LOB: 2 BB: 1 P: 14	R: 0 E: 0 K: 3 S: 9	H: 0 LOB: 0 BB: 0 P: 9	R: 2 E: 0 K: 1 S: 7	H: 2 LOB: 1 BB: 0 P: 8	R: 0 E: 0 K: 1 S: 5	H: 0 LOB: 0 BB: 0 P: 5	R: 0 E: 0 K: 0 S: 4	H: 1 LOB: 1 BB: 0 P: 4	R: 0 E: 0 K: 0 S: 3	H: 1 LOB: 0 BB: 0 P: 3	R: 0 E: 0 K: 1 S: 5	H: 2 LOB: 0 BB: 0 P: 5	R: 0 E: 0 K: 0 S: 3	H: 0 LOB: 0 BB: 0 P: 3	1B: 3 2B: 2 3B: 1 HR: 1	SF: 0 SAC: 0 DP: 1 HBP: 1	WP: 0 PB: 0 SB: 1 CS: 0	PA: 36	
PITCHER	IP	WLS	BF	H	R	ER	SO	BB	IBB	HBP	BLK	WP	HR	S	P	ERA	WHIP				
Roger Clemens, R ERA: 3.66 (1, 1)	9.0	W	36	7	4	4	9	2	0	1	0	0	1	51	60	4.00	1.000				

Boston Red Sox @ Seattle Mariners
The Kingdom, Seattle, WA
Sat Jul 11, 1987, 10:05 PM EDT
Att: 33,315 - Unknown

livebaseballscores.com

AB 33
R 4
H 7
RBI 4
BB 2
SO 9
LOB 12



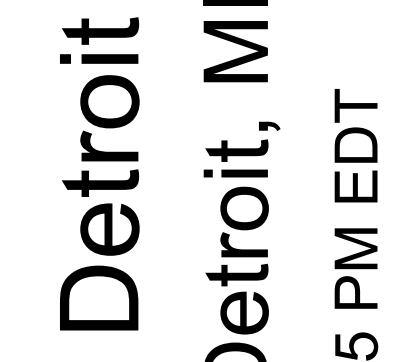
Batter	1	2	3	4	5	6	7	8	9	AB	R	H	RBI	BB	SO	LOB	TOP			
Mike Kingery, L (1, 9) OBP: 0.314, SLG: 0.432	F8		2B		F8		G6-4-3 BB			3	0	1	0	1	0	1	Seattle Mariners @ Detroit Tigers Tiger Stadium, Detroit, MI Thu Jul 16 1987, 7:05 PM EDT Att: 20,488 - Unknown			
Phil Bradley, R (1, 7) John Moses, S (7, 8) OBP: 0.296, SLG: 0.322	5-3		6-3		L9		G6-4-3			4	0	0	0	0	0	3				
Scott Bradley, L (1, 5) OBP: 0.314, SLG: 0.369	F7			1B 2B		6-3		L9		4	1	1	0	0	0	0				
Alvin Davis, L (1, 3) John Christensen, R (8, PR) OBP: 0.325, SLG: 0.374		2B		1B SF9		1B		G6-4-3 BB		3	1	3	0	1	0	0				
Gary Matthews, R (1, 10) OBP: 0.352, SLG: 0.420	6-3			1B		1B		G6-4-3		4	0	2	1	0	0	2				
Dave Valle, R (1, 2) OBP: 0.337, SLG: 0.601	L1			SF9		F7		F9		3	0	0	1	0	0	3				
Mickey Brantley, R (1, 8) OBP: 0.331, SLG: 0.444	F8			P3		P3		1-3 1B		4	0	1	0	0	0	4				
Rey Quinones, R (1, 6) OBP: 0.323, SLG: 0.427			K	L8			F2	1-3		4	0	0	0	0	1	2				
Harold Reynolds, S (1, 4) Ken Phelps, L (9, PH) OBP: 0.372, SLG: 0.470			4-3				CS BB		K	2	0	1	0	1	0	0				
Inning Stats	R: 0 E: 0 K: 0 S: 3	H: 0 LOB: 0 BB: 0 P: 3	R: 0 E: 0 K: 0 S: 4	H: 1 LOB: 1 BB: 0 P: 4	R: 0 E: 0 K: 1 S: 6	H: 1 LOB: 1 BB: 0 P: 6	R: 2 E: 0 K: 0 S: 6	H: 3 LOB: 1 BB: 0 P: 6	R: 0 E: 0 K: 0 S: 2	H: 2 LOB: 2 BB: 0 P: 5	R: 0 E: 0 K: 0 S: 3	H: 1 LOB: 1 BB: 1 P: 7	R: 0 E: 0 K: 0 S: 2	H: 0 LOB: 1 BB: 1 P: 6	R: 0 E: 0 K: 1 S: 6	H: 1 LOB: 1 BB: 0 P: 6	1B: 5 2B: 4 3B: 0 HR: 0	SF: 1 SAC: 0 DP: 2 HBP: 0	WP: 0 PB: 0 SB: 0 CS: 1	PA: 36
PITCHER Walt Terrell, R (1, 1) ERA: 4.24	IP: 9.0 WLS: W BF: 36 H: 9 R: 2 ER: 2 SO: 2 BB: 3 IBB: 0 HBP: 0 BLK: 0 WP: 0 HR: 0 S: 37 P: 49 ERA: 2.00 WHIP: 1.333																			

Batter	1	2	3	4	5	6	7	8	9	AB	R	H	RBI	BB	SO	LOB	BOTTOM			
Lou Whitaker, L (1, 4) OBP: 0.340, SLG: 0.405	4-3	F8		E4 FC5-4		4-3		5-3 1B		5	0	1	1	0	0	3	Seattle Mariners @ Detroit Tigers Tiger Stadium, Detroit, MI Thu Jul 16 1987, 7:05 PM EDT Att: 20,488 - Unknown			
Bill Madlock, R (1, 10) OBP: 0.325, SLG: 0.459	1B		BB	FC5-4		F8		5-3		4	0	1	0	1	0	3				
Kirk Gibson, L (1, 7) OBP: 0.366, SLG: 0.502	1-2 1B		K	L3			HR	IBB		4	1	2	1	1	1	3				
Alan Trammell, R (1, 6) OBP: 0.386, SLG: 0.518	F9		F4		5-3		SH2-4 2B	G3		5	0	1	0	0	0	5				
Matt Nokes, L (1, 2) OBP: 0.375, SLG: 0.595	K		F8		1B		SH2-4			3	0	1	0	0	1	3				
Darrell Evans, L (1, 3) OBP: 0.382, SLG: 0.529		F7		F9		1-3		1-3		4	0	1	0	0	0	1				
Pat Sheridan, L (1, 9) OBP: 0.340, SLG: 0.365		F8 1B		1B BB		F7		BB		2	1	1	0	2	0	2				
Chet Lemon, R (1, 8) OBP: 0.381, SLG: 0.485		1-2 1B		1B E		F4		F6		4	1	2	0	0	0	4				
Tom Brookens, R (1, 5) OBP: 0.291, SLG: 0.381	F8			FC5-4 E		F3		F9		4	0	1	1	0	0	2				
Inning Stats	R: 0 E: 0 K: 1 S: 7	H: 2 LOB: 2 BB: 0 P: 7	R: 0 E: 0 K: 0 S: 5	H: 2 LOB: 0 BB: 0 P: 5	R: 0 E: 0 K: 1 S: 5	H: 0 LOB: 1 BB: 1 P: 9	R: 2 E: 1 K: 0 S: 6	H: 2 LOB: 2 BB: 1 P: 10	R: 0 E: 0 K: 0 S: 5	H: 2 LOB: 2 BB: 0 P: 5	R: 0 E: 0 K: 0 S: 3	H: 0 LOB: 0 BB: 1 P: 3	R: 1 E: 0 K: 0 S: 5	H: 2 LOB: 2 BB: 1 P: 9	R: 0 E: 0 K: 0 S: 4	H: 1 LOB: 2 BB: 1 P: 8	1B: 9 2B: 1 3B: 0 HR: 1	SF: 0 SAC: 1 DP: 0 HBP: 0	WP: 0 PB: 0 SB: 0 CS: 0	PA: 40
PITCHER Mike Moore, R (1, 1) ERA: 4.88 Bill Wilkinson, L (7, 1) ERA: 4.07 Jerry Reed, R (7, 1) ERA: 3.14	IP: 6.0 WLS: L BF: 31 H: 10 R: 3 ER: 3 SO: 3 BB: 2 IBB: 0 HBP: 0 BLK: 0 WP: 0 HR: 1 S: 33 P: 41 ERA: 4.50 WHIP: 2.000																			

AB 32
R 2
H 9
RBI 2
BB 3
SO 2
LOB 16



AB 35
R 3
H 11
RBI 3
BB 4
SO 2
LOB 26



Batter	1	2	3	4	5	6	7	8	9	AB	R	H	RBI	BB	SO	LOB	TOP			
John Moses, S OBP: 0.296, SLG: 0.321 (1, 8)	6-3			E5			F8		FC6-4	4	0	1	0	0	0	0				
Mickey Brantley, R OBP: 0.323, SLG: 0.432 (1, 7)	5-3			K			P3		FC6-4	4	0	0	0	0	1	2				
Jim Presley, R OBP: 0.285, SLG: 0.429 (1, 5)	F8			G5-4-3			6-3			3	0	0	0	0	0	1				
Gary Matthews, R OBP: 0.368, SLG: 0.434 (1, 10)		5-3							FC5-4	3	0	2	0	0	0	0				
Alvin Davis, L OBP: 0.387, SLG: 0.479 (1, 3)		6-3					F9		F6	3	0	0	0	0	0	2				
Dave Valle, R OBP: 0.331, SLG: 0.590 (1, 2)		L7					G1-4-3		F5	3	0	0	0	0	0	2				
John Christensen, R OBP: 0.317, SLG: 0.364 (1, 9)				L1			F5		FC5-4	3	0	0	0	0	0	1				
Rey Quinones, R OBP: 0.319, SLG: 0.422 (1, 6)				K			F7		1-3	3	0	0	0	0	1	0				
Harold Reynolds, S OBP: 0.325, SLG: 0.355 (1, 4)				F4			F9		K	3	0	0	0	0	1	0				
Inning Stats	R: 0 E: 0 K: 0 S: 3	H: 0 LOB: 0 BB: 0 P: 3	R: 0 E: 0 K: 0 S: 3	H: 0 LOB: 0 BB: 0 P: 3	R: 0 E: 0 K: 1 S: 5	H: 0 LOB: 0 BB: 0 P: 5	R: 0 E: 1 K: 0 S: 5	H: 0 LOB: 0 BB: 0 P: 5	R: 0 E: 0 K: 0 S: 3	H: 1 LOB: 0 BB: 0 P: 3	R: 0 E: 0 K: 0 S: 3	H: 0 LOB: 0 BB: 0 P: 3	R: 0 E: 0 K: 0 S: 4	H: 1 LOB: 1 BB: 0 P: 4	R: 0 E: 0 K: 1 S: 6	H: 1 LOB: 1 BB: 0 P: 6	1B: 3 2B: 0 3B: 0 HR: 0	SF: 0 SAC: 0 DP: 2 HBP: 0	WP: 0 PB: 0 SB: 0 CS: 0	PA: 29
PITCHER Frank Tanana, L ERA: 3.41 (1, 1)	IP: 9.0 WLS: W BF: 29 H: 3 R: 0 ER: 0 SO: 3 BB: 0 IBB: 0 HBP: 0 BLK: 0 WP: 0 HR: 0 S: 35 P: 35 ERA: 0.00 WHIP: 0.333																			

Seattle Mariners @ Detroit Tigers
Tiger Stadium, Detroit, MI
Fri Jul 17 1987, 7:05 PM EDT
Att: 24,669 - Unknown

AB 29
R 0
H 3
RBI 0
BB 0
SO 3
LOB 8



Batter	1	2	3	4	5	6	7	8	9	AB	R	H	RBI	BB	SO	LOB	BOTTOM			
Lou Whitaker, L OBP: 0.335, SLG: 0.399 (1, 4)	K	K		4-3		F8		F8		5	0	0	0	0	2	4				
Bill Madlock, R OBP: 0.328, SLG: 0.457 (1, 3)	5-3					5-3		3-1		3	0	1	0	1	0	0				
Dave Bergman, L OBP: 0.440, SLG: 0.538 (7, 3)										1	0	0	0	0	0	2				
Kirk Gibson, L OBP: 0.361, SLG: 0.494 (1, 7)	K	FC6		F9			K			4	0	0	0	0	2	3				
Alan Trammell, R OBP: 0.391, SLG: 0.530 (1, 6)		2B					5-3			4	2	3	1	0	0	0				
Larry Herndon, R OBP: 0.371, SLG: 0.512 (1, 10)		1B		5-3		G5-4-3		K		4	1	1	0	0	1	1				
Chet Lemon, R OBP: 0.390, SLG: 0.485 (1, 8)		E						F8		0	2	0	0	4	0	0				
Mike Heath, R OBP: 0.358, SLG: 0.469 (1, 2)	E5	FC5-4		FC5-4		FC6-4		F8		4	1	1	1	0	0	3				
Tom Brookens, R OBP: 0.294, SLG: 0.381 (1, 5)		BLK		F2		1-3		1B		3	0	1	1	1	0	1				
Darnell Coles, R OBP: 0.264, SLG: 0.321 (1, 9)										3	1	1	1	0	1	2				
Pat Sheridan, L OBP: 0.342, SLG: 0.368 (7, 9)	K			5-3		HR		1-2		1	0	1	1	0	0	0				
Inning Stats	R: 0 E: 0 K: 2 S: 7	H: 4 LOB: 2 BB: 2 P: 19	R: 4 E: 1 K: 2 S: 11	H: 4 LOB: 2 BB: 2 P: 19	R: 1 E: 0 K: 0 S: 4	H: 1 LOB: 1 BB: 1 P: 8	R: 0 E: 0 K: 0 S: 4	H: 1 LOB: 1 BB: 0 P: 4	R: 0 E: 0 K: 0 S: 3	H: 1 LOB: 1 BB: 1 P: 7	R: 1 E: 0 K: 0 S: 4	H: 1 LOB: 0 BB: 0 P: 4	R: 0 E: 0 K: 2 S: 7	H: 0 LOB: 0 BB: 0 P: 7	R: 1 E: 0 K: 0 S: 4	H: 1 LOB: 2 BB: 2 P: 12	1B: 6 2B: 1 3B: 0 HR: 2	SF: 0 SAC: 0 DP: 1 HBP: 0	WP: 1 PB: 0 SB: 1 CS: 0	PA: 38
PITCHER Mark Langston, L ERA: 4.52 (1, 1)	IP: 6.0 WLS: L BF: 29 H: 8 R: 6 ER: 4 SO: 4 BB: 4 IBB: 0 HBP: 0 BLK: 1 WP: 0 HR: 2 S: 33 P: 49 ERA: 6.00 WHIP: 2.000																			
Roy Thomas, R ERA: 1.88 (7, 1)	1.0	3	0	0	0	2	0	0	0	0	0	7	7	0.00	0.000					
Stan Clarke, L ERA: 4.91 (8, 1)	1.0	6	1	1	1	0	2	0	0	0	1	0	4	12	9.00	3.000				

Seattle Mariners @ Detroit Tigers
Tiger Stadium, Detroit, MI
Fri Jul 17 1987, 7:05 PM EDT
Att: 24,669 - Unknown

AB 32
R 7
H 9
RBI 5
BB 6
SO 6
LOB 16



Batter	1	2	3	4	5	6	7	8	9	AB	R	H	RBI	BB	SO	LOB	TOP	
Mike Kingery, L OBP: 0.311, SLG: 0.426 (1, 9)	F8			F8		K			F8	5	0	1	2	0	1	1	Seattle Mariners @ Detroit Tigers Tiger Stadium, Detroit, MI Sat Jul 18 1987, 7:05 PM EDT Att: 31,594 - Unknown	
Mickey Brantley, R OBP: 0.325, SLG: 0.430 (1, 7)	K	K					F4		WP 1B	5	0	2	0	0	2	2		
Scott Bradley, L OBP: 0.308, SLG: 0.360 (1, 2)	K2-3	4-3		F8			4-3		5-3	5	0	0	0	0	1	4		
Avin Davis, L OBP: 0.388, SLG: 0.481 (1, 3)		1B 1B		HR 1B		F8		6-3	F5	5	2	2	0	0	0	1		
Jim Prestley, R OBP: 0.287, SLG: 0.430 (1, 5)		1B SF8 1B		K				K		4	1	2	0	0	2	1		
Ken Phelps, L OBP: 0.378, SLG: 0.490 (1, 10)		1B 1B		HR		F5		FC1-4 1B		4	2	3	3	0	0	1		
John Moses, S OBP: 0.295, SLG: 0.321 (1, 8)		SF8 1B		F8		G3		FC1-4 1B		3	0	1	1	0	0	1		
Rey Quinones, R OBP: 0.318, SLG: 0.419 (1, 6)		1B BB 1B		K		6-3		FC1-4		4	1	1	0	0	1	2		
Harold Reynolds, S OBP: 0.328, SLG: 0.356 (8, PH)		1B		4-3				4-3		2	0	1	0	1	0	0		
Dave Valle, R OBP: 0.329, SLG: 0.596 (8, PH)		1B								1	0	0	0	0	0	2		
Domingo Ramos, R OBP: 0.299, SLG: 0.391 (8, 4)		1B BB								0	0	0	0	0	0	0		
Inning Stats	R: 0 E: 0 K: 2 S: 7	H: 0 LOB: 0 BB: 0 P: 7	R: 4 E: 0 K: 1 S: 10	H: 5 LOB: 2 BB: 1 P: 14	R: 2 E: 0 K: 2 S: 9	H: 2 LOB: 0 BB: 0 P: 9	R: 0 E: 0 K: 0 S: 4	H: 1 LOB: 1 BB: 0 P: 4	R: 0 E: 0 K: 0 S: 4	H: 0 LOB: 0 BB: 0 P: 3	R: 0 E: 0 K: 1 S: 7	H: 2 LOB: 2 BB: 0 P: 7	R: 0 E: 0 K: 0 S: 4	H: 1 LOB: 1 BB: 0 P: 4	1B: 11 2B: 1 3B: 0 HR: 1	SF: 1 SAC: 0 DP: 0 HBP: 0	WP: 1 PA: 40 PB: 0 SB: 0 CS: 0	
PITCHER	IP	WLS	BF	H	R	ER	SO	BB	IBB	HBP	BLK	WP	HR	S	P	ERA	WHIP	
Dan Petry, R ERA: 6.09 (1, 1)	1.1		10	5	4	4	2	1	0	0	0	0	0	13	17	27.00	4.500	
Mike Henneman, R ERA: 2.53 (2, 1)	4.2	W	18	5	2	2	4	0	0	0	0	0	1	26	26	3.86	1.071	
Eric King, R ERA: 3.59 (7, 1)	3.0	S	12	3	0	0	1	0	0	0	0	1	0	14	14	0.00	1.000	

Batter	1	2	3	4	5	6	7	8	9	AB	R	H	RBI	BB	SO	LOB	BOTTOM		
Lou Whitaker, L OBP: 0.339, SLG: 0.403 (1, 4)	4-3		F8 1B 1B	1B 2B	G3			1B BB		4	2	2	0	1	0	2	Seattle Mariners @ Detroit Tigers Tiger Stadium, Detroit, MI Sat Jul 18 1987, 7:05 PM EDT Att: 31,594 - Unknown		
Bill Madlock, R OBP: 0.342, SLG: 0.483 (1, 3)			F8 1B 1B	1B BB			HR			3	3	3	1	1	0	0			
Dave Bergman, L OBP: 0.446, SLG: 0.544 (7, 3)	F9 S 1B		1-2 1B 1B	2B BB				1B		1	0	1	0	0	0	0			
Kirk Gibson, L OBP: 0.358, SLG: 0.486 (1, 7)	4-0 1-2 BB		F8 1-2 2-3	F8 2B BB		K		K		4	0	0	0	1	2	6			
Aian Trammell, R OBP: 0.394, SLG: 0.530 (1, 6)	F9 2-3		HR 1B	2B 1B			BB	F7		4	2	2	3	1	0	4			
Larry Herndon, R OBP: 0.372, SLG: 0.508 (1, 10)	6-3		HR BB	1-2 2B		K		K		1	1	0	0	1	0	2			
Darrell Evans, L OBP: 0.382, SLG: 0.531 (4, PH)			1-2 HR BB	1-2 2B		K		K		3	0	1	2	0	2	3			
Chet Lemon, R OBP: 0.395, SLG: 0.506 (1, 8)			F8 SF9 2B	1-2 HR				5-3		4	2	3	3	0	0	1			
Johnny Grubb, L OBP: 0.280, SLG: 0.247 (8, 9)			F8 SF9 2B	1-2 HR						0	0	0	0	0	0	0			
Mike Heath, R OBP: 0.356, SLG: 0.463 (1, 2)			F8 2-3	6-3				E5 G6-3 1B		4	0	1	0	0	0	1			
Tom Brookens, R OBP: 0.290, SLG: 0.376 (1, 5)			SF9 3-3	5-3				E4 G6-3 1-2		3	0	0	1	0	0	2			
Darnell Coles, R OBP: 0.262, SLG: 0.318 (4, 9)			F8					F7		1	0	0	0	0	0	0			
Pat Sheridan, L OBP: 0.339, SLG: 0.364 (8, 8)				K				K		3	0	0	0	0	2	2			
Inning Stats	R: 0 E: 0 K: 0 S: 4	H: 1 LOB: 2 BB: 1 P: 8	R: 1 E: 0 K: 0 S: 4	H: 1 LOB: 0 BB: 0 P: 4	R: 5 E: 0 K: 0 S: 7	H: 4 LOB: 0 BB: 1 P: 11	R: 3 E: 0 K: 1 S: 7	H: 3 LOB: 1 BB: 1 P: 11	R: 0 E: 1 K: 1 S: 7	H: 2 LOB: 2 BB: 0 P: 7	R: 1 E: 0 K: 2 S: 8	H: 1 LOB: 1 BB: 1 P: 12	R: 0 E: 0 K: 0 S: 3	H: 0 LOB: 0 BB: 0 P: 3	R: 0 E: 0 K: 2 S: 8	H: 1 LOB: 2 BB: 1 P: 12	1B: 8 2B: 3 3B: 0 HR: 2	SF: 1 SAC: 0 DP: 1 HBP: 0	WP: 0 PA: 41 PB: 0 SB: 1 CS: 0
PITCHER	IP	WLS	BF	H	R	ER	SO	BB	IBB	HBP	BLK	WP	HR	S	P	ERA	WHIP		
Lee Guetterman, L ERA: 3.92 (1, 1)	2.1		14	5	5	5	0	2	0	0	0	0	0	12	20	19.29	3.000		
Jerry Reed, R ERA: 3.33 (3, 1)	2.0	L	12	6	4	4	1	1	0	0	0	0	1	13	17	18.00	3.500		
Bill Wilkinson, L ERA: 4.03 (5, 1)	2.2		11	1	1	1	3	2	0	0	0	0	1	15	23	3.38	1.125		
Stan Clarke, L ERA: 4.66 (8, 1)	1.0		4	1	0	0	2	0	0	0	0	0	0	8	8	0.00	1.000		

AB	38
R	6
H	13
RBI	6
BB	1
SO	7
LOB	15



Batter	1	2	3	4	5	6	7	8	9	AB	R	H	RBI	BB	SO	LOB	TOP								
Mike Kingery, L OBP: 0.310, SLG: 0.428 (1, 9)	0-3 K		0-0 2B			0-3 K		0-0 F7		4	0	1	0	0	2	0									
Mickey Brantley, R OBP: 0.323, SLG: 0.426 (1, 7)	0-0 5-3		0-0 L4			0-0 5-3			0-0 HR	4	1	1	0	0	0	1									
Alvin Davis, L OBP: 0.386, SLG: 0.488 (1, 3)	0-3 K		0-0 F7			0-0 F8			0-0 HR	4	1	1	2	0	1	1									
Gary Matthews, R OBP: 0.344, SLG: 0.404 (1, 10)		0-0 5-3		0-0 5-3			0-3 K		0-3 K	4	0	0	0	0	2	0									
Jim Prestley, R OBP: 0.284, SLG: 0.425 (1, 5)		0-3 K		0-0 F9			0-3 K		0-0 F9	4	0	0	0	0	2	0									
Dave Valle, R OBP: 0.326, SLG: 0.578 (1, 2)		0-0 HR		0-3 K			0-0 5-3		0-0 6-3	4	1	1	0	0	1	0									
John Moses, S OBP: 0.295, SLG: 0.331 (1, 8)		0-0 HR		0-0 4-3			0-3 K			3	1	1	2	0	1	0	AB 33								
Rey Quinones, R OBP: 0.318, SLG: 0.430 (1, 6)		0-0 4-3		0-0 1-3			0-0 HR			3	1	1	1	0	0	0	R 5								
Harold Reynolds, S OBP: 0.325, SLG: 0.353 (1, 4)			0-3 K		0-0 F9			0-0 F8		3	0	0	0	0	1	0	H 6								
Inning Stats	R: 0 E: 0 K: 2 S: 7	H: 0 LOB: 0 BB: 0 P: 7	R: 2 E: 0 K: 1 S: 7	H: 2 LOB: 0 BB: 0 P: 7	R: 0 E: 0 K: 1 S: 6	H: 1 LOB: 1 BB: 0 P: 6	R: 0 E: 0 K: 1 S: 5	H: 0 LOB: 0 BB: 0 P: 5	R: 0 E: 0 K: 0 S: 3	H: 0 LOB: 0 BB: 0 P: 3	R: 0 E: 0 K: 2 S: 5	H: 0 LOB: 0 BB: 0 P: 5	R: 0 E: 0 K: 2 S: 7	H: 0 LOB: 0 BB: 0 P: 7	R: 1 E: 0 K: 1 S: 6	H: 1 LOB: 0 BB: 0 P: 6	R: 2 E: 0 K: 1 S: 7	H: 2 LOB: 0 BB: 0 P: 7	1B: 2 2B: 1 3B: 0 HR: 3	SF: 0 SAC: 0 DP: 0 HBP: 0	WP: 0 PB: 0 SB: 0 CS: 0	PA: 33			
PITCHER	IP	WLS	BF	H	R	ER	SO	BB	IBB	HBP	BLK	WP	HR	S	P	ERA	WHIP								
Jack Morris, R ERA: 3.73 (1, 1)	8.0		29	5	4	4	9	0	0	0	0	0	2	47	47	4.50	0.625								
Willie Hernandez, L ERA: 3.18 (9, 1)	1.0	L	4	1	1	1	1	0	0	0	0	0	1	6	6	9.00	1.000								

Seattle Mariners @ Detroit Tigers
Tiger Stadium, Detroit, MI
Sun Jul 19 1987, 3:33 AM EDT
Att: 23,577 - Unknown

AB	33
R	5
H	6
RBI	5
BB	0
SO	10
LOB	2

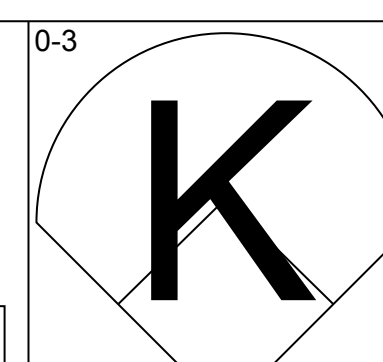
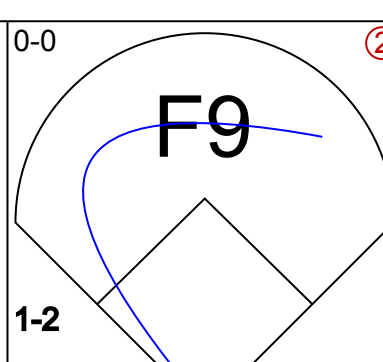
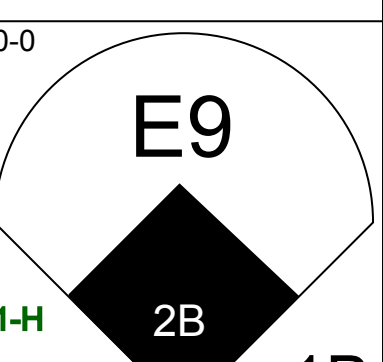
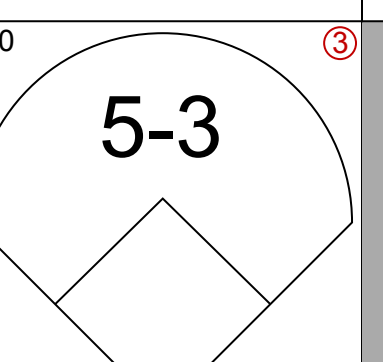
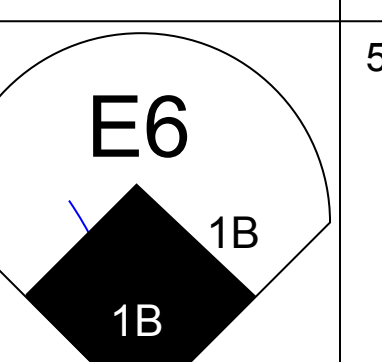
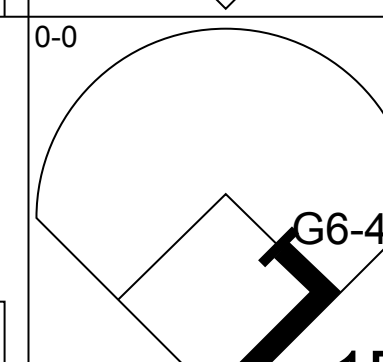
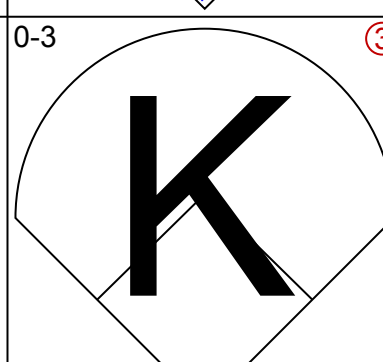
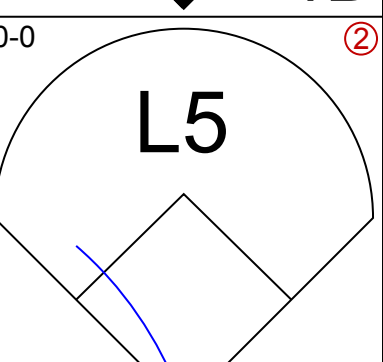
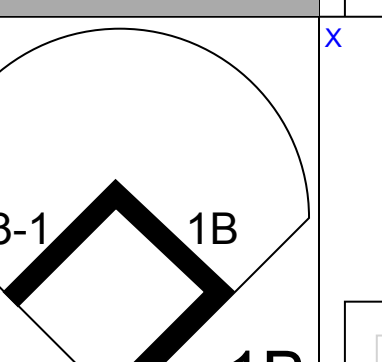
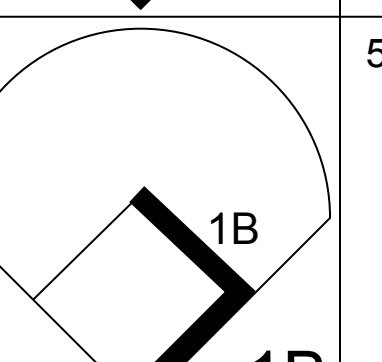
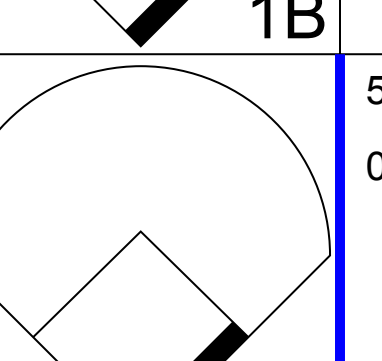
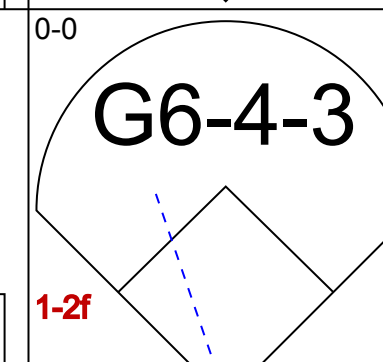
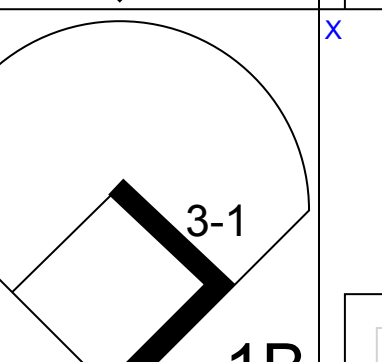
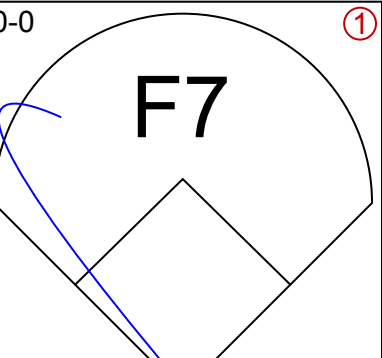
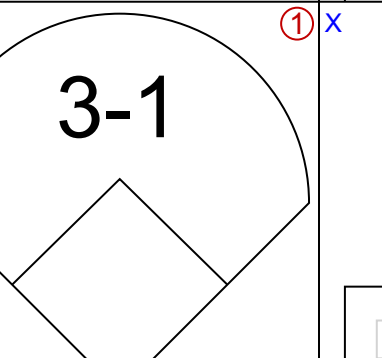
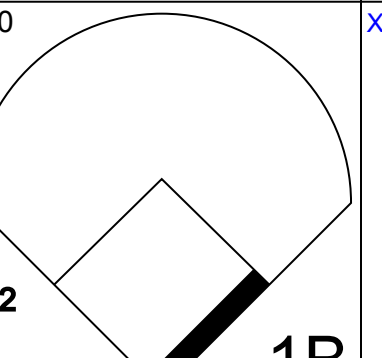
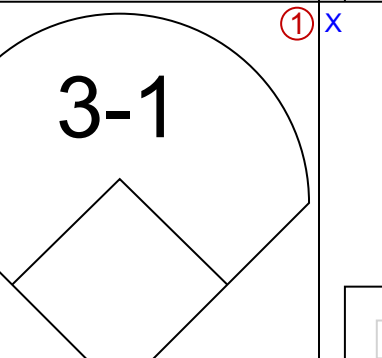
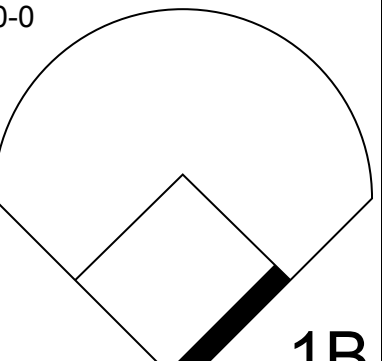

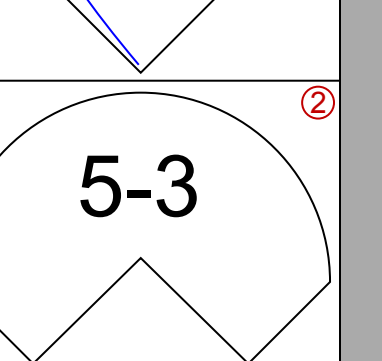
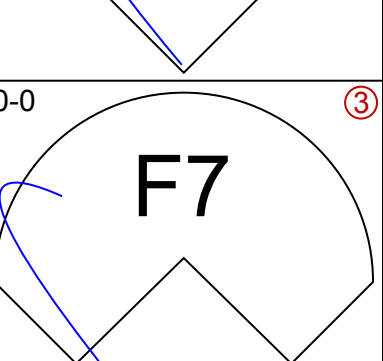

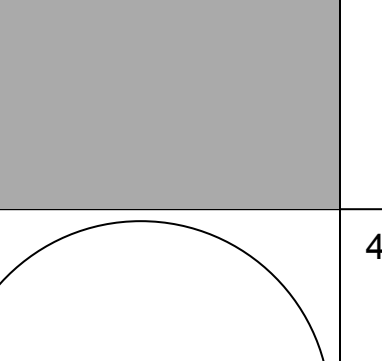
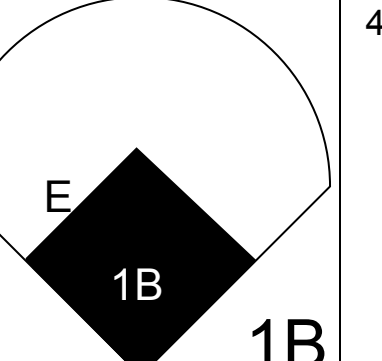
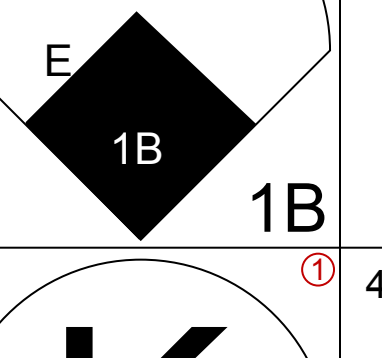
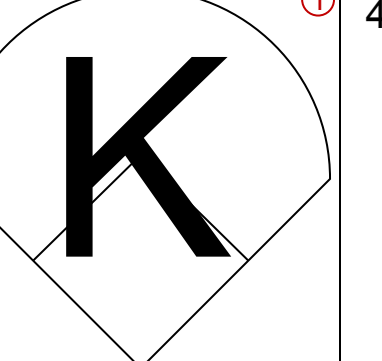


Batter	1	2	3	4	5	6	7	8	9	AB	R	H	RBI	BB	SO	LOB	BOTTOM								
Lou Whitaker, L OBP: 0.338, SLG: 0.404 (1, 4)	0-0 F6		0-0 F7		0-3 K			0-0 F8		4	0	1	0	0	1	0									
Darrell Evans, L OBP: 0.380, SLG: 0.538 (1, 10)			0-3 K		0-0 F8			0-0 F8		4	1	1	1	0	1	1									
Kirk Gibson, L OBP: 0.354, SLG: 0.479 (1, 7)	0-3 K			0-0 F5		0-0 F9		0-0 F7		4	0	0	0	0	1	1									
Alan Trammell, R OBP: 0.395, SLG: 0.539 (1, 6)	0-0 F5			0-0 HR		0-0 F3			0-0 CS	4	1	2	1	0	0	0									
Matt Nokes, L OBP: 0.369, SLG: 0.586 (1, 2)		0-0 F6		0-3 K		0-0 F8			0-3 K	4	0	0	0	0	2	1									
Dave Bergman, L OBP: 0.448, SLG: 0.542 (1, 3)		0-0 1B		0-3 K			0-0 F7		0-0 1B	4	0	2	0	0	1	0									
Pat Sheridan, L OBP: 0.341, SLG: 0.366 (1, 8)		0-3 K			0-0 HR		0-0 CS		0-3 K	4	1	2	0	0	2	3	AB 34								
Mike Heath, R OBP: 0.355, SLG: 0.479 (1, 9)		0-3 K			0-0 HR		0-3 K		0-0 CS	3	1	1	2	0	2	2	R 4								
Tom Brookens, R OBP: 0.287, SLG: 0.372 (1, 5)			0-0 F9		0-0 F8			0-0 6-3		3	0	0	0	0	0	0	H 9								
Inning Stats	R: 1 E: 0 K: 1 S: 6	H: 1 LOB: 0 BB: 0 P: 6	R: 0 E: 0 K: 2 S: 8	H: 1 LOB: 1 BB: 0 P: 8	R: 0 E: 0 K: 1 S: 5	H: 0 LOB: 0 BB: 0 P: 5	R: 1 E: 0 K: 2 S: 8	H: 1 LOB: 0 BB: 0 P: 8	R: 2 E: 0 K: 1 S: 7	H: 2 LOB: 0 BB: 0 P: 7	R: 0 E: 0 K: 0 S: 3	H: 0 LOB: 0 BB: 0 P: 3	R: 0 E: 0 K: 1 S: 5	H: 1 LOB: 0 BB: 0 P: 5	R: 0 E: 0 K: 0 S: 4	H: 1 LOB: 1 BB: 0 P: 4	R: 0 E: 0 K: 2 S: 8	H: 2 LOB: 1 BB: 0 P: 8	1B: 5 2B: 1 3B: 0 HR: 3	SF: 0 SAC: 0 DP: 0 HBP: 0	WP: 0 PB: 0 SB: 0 CS: 2	PA: 35			
PITCHER	IP	WLS	BF	H	R	ER	SO	BB	IBB	HBP	BLK	WP	HR	S	P	ERA	WHIP								
Scott Bankhead, R ERA: 4.83 (1, 1)	7.0		26	6	4	4	8	0	0	0	0	0	3	42	42	5.14	0.857								
Ed Nunez, R ERA: 2.6 (8, 1)	2.0	W	8	3	0	0	2	0	0	0	0	0	0	12	12	0.00	1.500								

Seattle Mariners @ Detroit Tigers
Tiger Stadium, Detroit, MI
Sun Jul 19 1987, 3:33 AM EDT
Att: 23,577 - Unknown

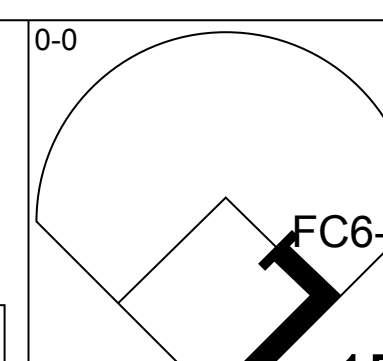
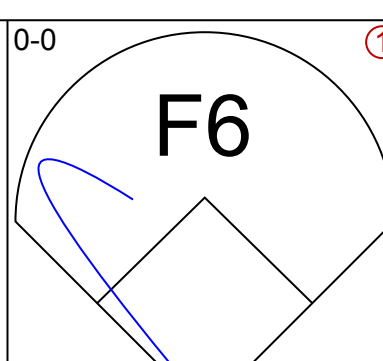
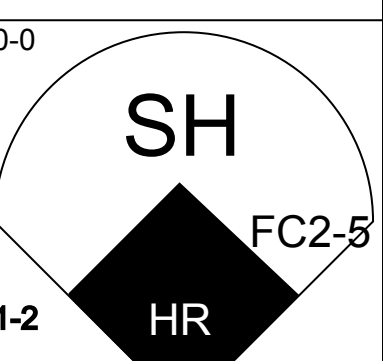
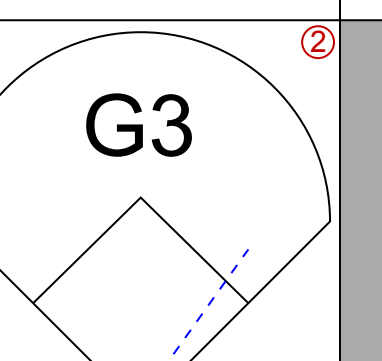
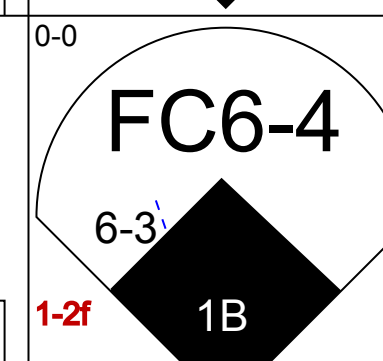
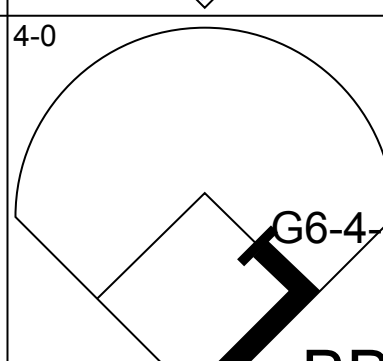
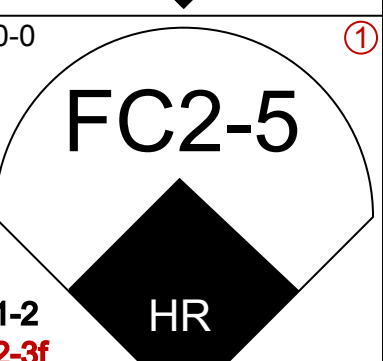
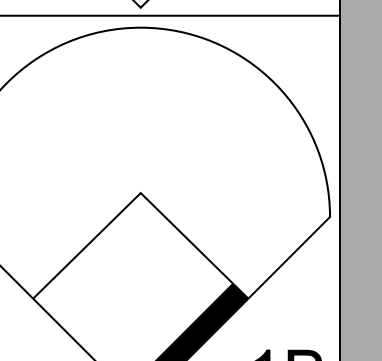
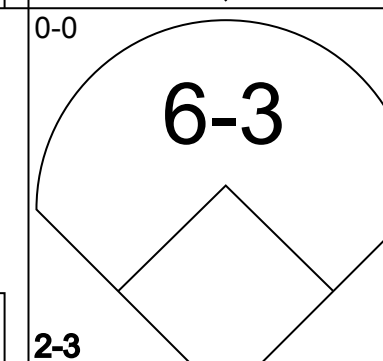
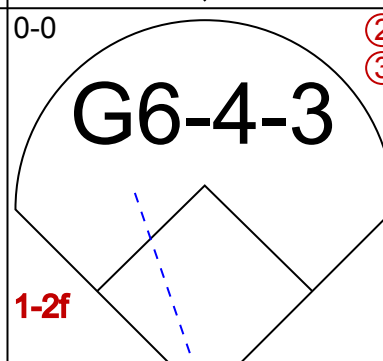
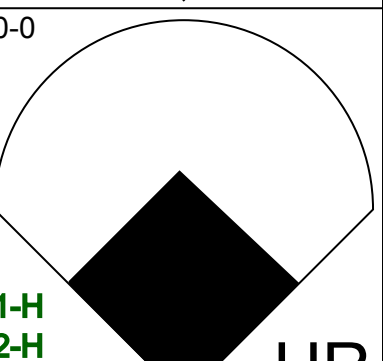
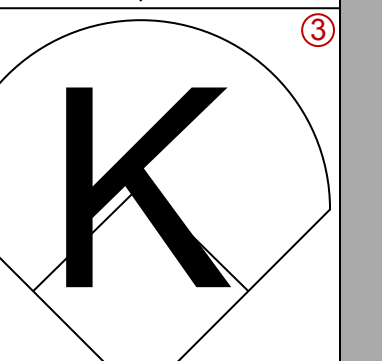
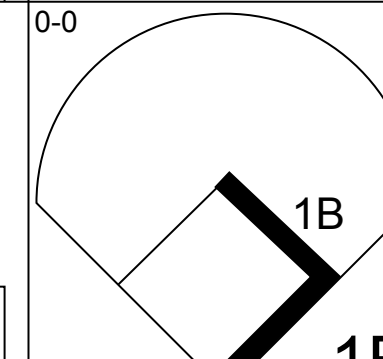
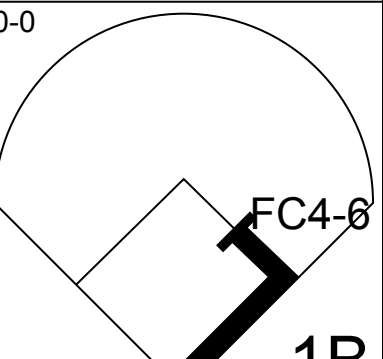
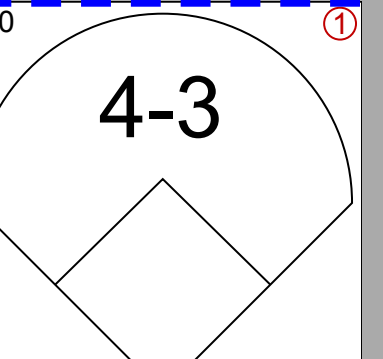
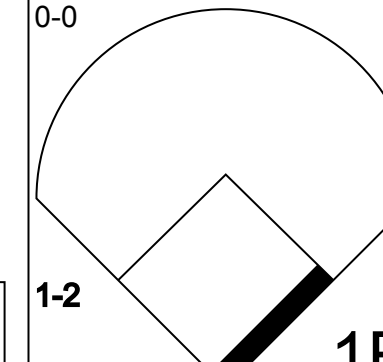
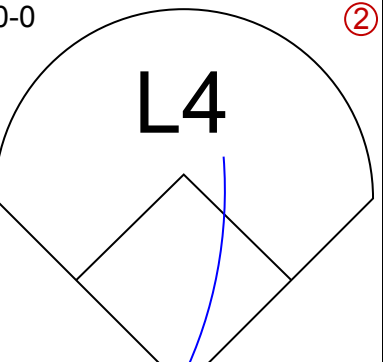
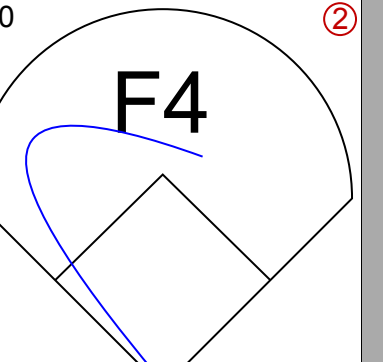
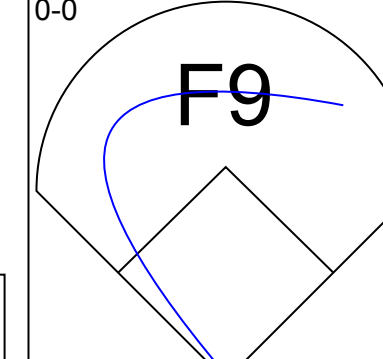
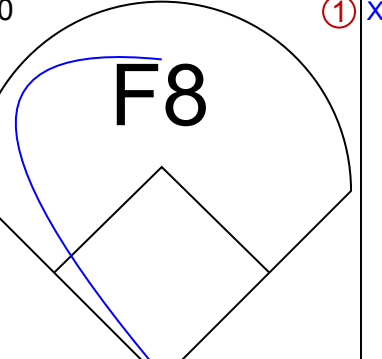

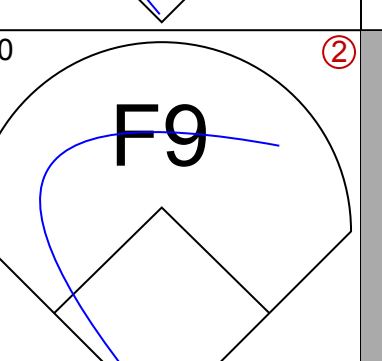
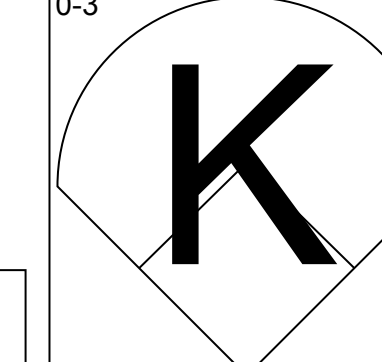
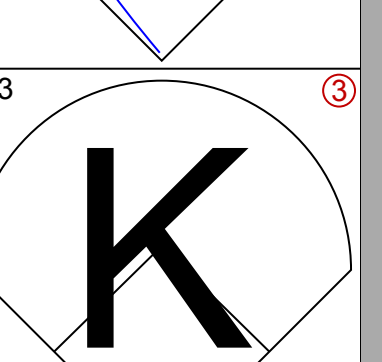
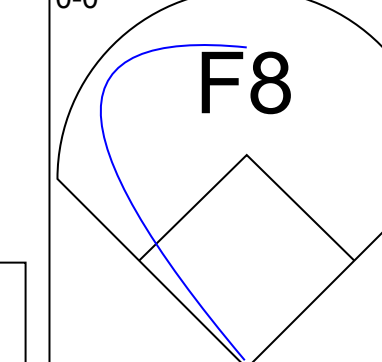

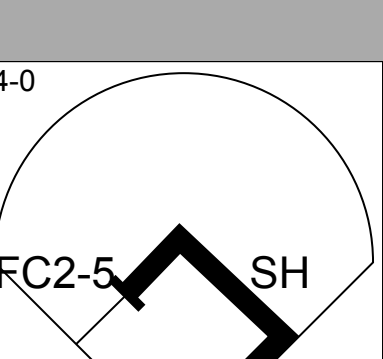
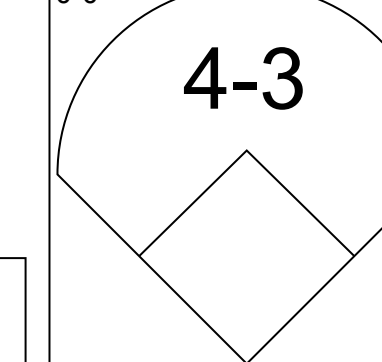
AB	34
R	4
H	9
RBI	4
BB	0
SO	10
LOB	8



Batter	1	2	3	4	5	6	7	8	9	AB	R	H	RBI	BB	SO	LOB	TOP					
Donell Nixon, R OBP: 0.254, SLG: 0.157										5	2	1	1	0	1	2	<p>Seattle Mariners @ Milwaukee Brewers Milwaukee County Stadium, Milwaukee, WI</p> <p>Tue Jul 21 1987, 8:05 PM EDT Att: 13,373 - Unknown</p>					
Phil Bradley, R OBP: 0.363, SLG: 0.490										5	0	3	1	0	1	2						
Gary Matthews, R OBP: 0.379, SLG: 0.452																						
Mike Kingery, L OBP: 0.311, SLG: 0.422																						
Avin Davis, L OBP: 0.383, SLG: 0.480																						
Jim Prestley, R OBP: 0.285, SLG: 0.431																						
Dave Valle, R OBP: 0.320, SLG: 0.564																						
John Christensen, R OBP: 0.315, SLG: 0.360																						
Rey Quinones, R OBP: 0.319, SLG: 0.430																						
Harold Reynolds, S OBP: 0.328, SLG: 0.359																						
Inning Stats	R: 0 E: 0 K: 1 S: 5	H: 1 LOB: 0 BB: 0 P: 5	R: 0 E: 0 K: 1 S: 6	H: 1 LOB: 1 BB: 0 P: 6	R: 0 E: 0 K: 1 S: 6	H: 1 LOB: 1 BB: 0 P: 6	R: 0 E: 0 K: 2 S: 9	H: 2 LOB: 2 BB: 0 P: 9	R: 2 E: 1 K: 0 S: 6	H: 3 LOB: 1 BB: 0 P: 6	R: 0 E: 0 K: 0 S: 3	H: 0 LOB: 0 BB: 0 P: 3	R: 0 E: 0 K: 2 S: 7	H: 0 LOB: 0 BB: 0 P: 7	R: 0 E: 0 K: 0 S: 5	H: 2 LOB: 2 BB: 0 P: 5	R: 2 E: 1 K: 1 S: 9	H: 3 LOB: 2 BB: 0 P: 9	1B: 12 2B: 1 3B: 0 HR: 0	SF: 0 SAC: 0 DP: 1 HBP: 0	WP: 0 PB: 0 SB: 2 CS: 0	PA: 40
PITCHER Teddy Higuera, L ERA: 4.76	IP: 9.0 WLS: W BF: 40	H: 13 R: 4 ER: 2 SO: 8	BB: 0 IBB: 0 HBP: 0 BLK: 0	WP: 0 HR: 0 S: 56 P: 56	ERA: 2.00 WHIP: 1.444	PITCHER										IP: 9.0 WLS: W BF: 40	H: 13 R: 4 ER: 2 SO: 8	BB: 0 IBB: 0 HBP: 0 BLK: 0	WP: 0 HR: 0 S: 56 P: 56	ERA: 2.00 WHIP: 1.444		

AB	40
R	4
H	13
RBI	4
BB	0
SO	8
LOB	25



Batter	1	2	3	4	5	6	7	8	9	AB	R	H	RBI	BB	SO	LOB	BOTTOM			
Mike Felder, S OBP: 0.297, SLG: 0.346										3	1	1	0	0	0	1	<p>Seattle Mariners @ Milwaukee Brewers Milwaukee County Stadium, Milwaukee, WI</p> <p>Tue Jul 21 1987, 8:05 PM EDT Att: 13,373 - Unknown</p>			
Ernest Riles, L OBP: 0.321, SLG: 0.338										3	2	1	1	1	0	3				
Robin Yount, R OBP: 0.374, SLG: 0.497										4	1	1	3	0	1	3				
Greg Brock, L OBP: 0.347, SLG: 0.433										4	0	3	1	0	0	0				
Rob Deer, R OBP: 0.390, SLG: 0.565										4	0	2	0	0	0	1				
B.J. Surhoff, L OBP: 0.310, SLG: 0.432										4	0	0	0	0	1	5				
Steve Kiefer, R OBP: 0.167, SLG: 0.261										3	1	0	0	1	1	2				
Glenn Braggs, R OBP: 0.340, SLG: 0.418										4	1	1	1	0	1	2				
Dale Sveum, S OBP: 0.278, SLG: 0.410										3	0	0	0	1	1	1				
Inning Stats	R: 1 E: 1 K: 0 S: 6	H: 3 LOB: 2 BB: 0 P: 6	R: 0 E: 0 K: 0 S: 3	H: 0 LOB: 0 BB: 0 P: 3	R: 0 E: 0 K: 1 S: 7	H: 2 LOB: 2 BB: 0 P: 7	R: 3 E: 0 K: 0 S: 6	H: 2 LOB: 1 BB: 1 P: 10	R: 2 E: 0 K: 2 S: 9	H: 2 LOB: 1 BB: 1 P: 13	R: 0 E: 0 K: 1 S: 5	H: 0 LOB: 0 BB: 0 P: 5	R: 0 E: 0 K: 1 S: 5	H: 0 LOB: 0 BB: 0 P: 5	R: 0 E: 0 K: 1 S: 5	H: 0 LOB: 0 BB: 0 P: 5	1B: 7 2B: 1 3B: 0 HR: 1	SF: 0 SAC: 1 DP: 1 HBP: 0	WP: 0 PB: 0 SB: 0 CS: 0	PA: 36
PITCHER Mike Moore, R ERA: 5.08 Stan Clarke, L ERA: 4.22 Ed Nunez, R ERA: 2.51	IP: 6.0 WLS: L BF: 30	H: 9 R: 6 ER: 6 SO: 3	BB: 3 IBB: 0 HBP: 0 BLK: 0	WP: 0 HR: 1 S: 33 P: 45	ERA: 9.00 WHIP: 2.000	PITCHER										IP: 6.0 WLS: L BF: 30	H: 9 R: 6 ER: 6 SO: 3	BB: 3 IBB: 0 HBP: 0 BLK: 0	WP: 0 HR: 1 S: 33 P: 45	ERA: 9.00 WHIP: 2.000



Batter	1	2	3	4	5	6	7	8	9	AB	R	H	RBI	BB	SO	LOB	TOP			
Donell Nixon, R OBP: 0.270, SLG: 0.200										4	1	2	0	0	0	0	Seattle Mariners @ Milwaukee Brewers Milwaukee County Stadium, Milwaukee, WI Wed Jul 22 1987, 4:33 AM EDT Att: 19,221 - Unknown			
Phil Bradley, R OBP: 0.394, SLG: 0.488										3	0	1	0	0	1					
Scott Bradley, L OBP: 0.303, SLG: 0.353										4	0	0	0	0	4					
Alvin Davis, L OBP: 0.379, SLG: 0.475										4	0	0	1	0	2					
Ken Phelps, L OBP: 0.386, SLG: 0.498 John Moses, S (7, PR) OBP: 0.299, SLG: 0.338										2	0	1	0	1	0					
Jim Prestley, R OBP: 0.285, SLG: 0.429										4	0	1	0	0	1					
Mike Kingery, L OBP: 0.306, SLG: 0.416										3	0	0	0	0	3					
Rey Quinones, R OBP: 0.326, SLG: 0.440										3	0	3	1	0	0					
Harold Reynolds, S OBP: 0.325, SLG: 0.355										3	0	0	0	0	2					
Inning Stats	R: 1 E: 0 K: 0 S: 4	H: 1 LOB: 1 BB: 0 P: 5	R: 0 E: 0 K: 0 S: 4	H: 1 LOB: 1 BB: 0 P: 4	R: 0 E: 0 K: 0 S: 3	H: 0 LOB: 0 BB: 0 P: 3	R: 0 E: 0 K: 0 S: 4	H: 1 LOB: 1 BB: 0 P: 4	R: 0 E: 0 K: 0 S: 3	H: 1 LOB: 0 BB: 0 P: 3	R: 0 E: 0 K: 0 S: 3	H: 2 LOB: 2 BB: 1 P: 7	R: 0 E: 0 K: 1 S: 6	H: 1 LOB: 1 BB: 0 P: 6	R: 0 E: 0 K: 0 S: 3	H: 0 LOB: 0 BB: 0 P: 3		1B: 5 2B: 3 3B: 0 HR: 0	SF: 0 SAC: 0 DP: 1 HBP: 1	WP: 0 PB: 0 SB: 1 CS: 0
PITCHER Bill Wegman, R ERA: 3.93	(1, 1)	IP: 9.0 WLS: L BF: 33	H: 8 R: 2 ER: 2 SO: 1	BB: 1 IBB: 0 HBP: 1 BLK: 0	WP: 0 HR: 0 S: 33 P: 38	ERA: 2.00 WHIP: 1.000	PITCHER	IP: 9.0 WLS: L BF: 33	H: 8 R: 2 ER: 2 SO: 1	BB: 1 IBB: 0 HBP: 1 BLK: 0	WP: 0 HR: 0 S: 33 P: 38	ERA: 2.00 WHIP: 1.000	PITCHER	IP: 9.0 WLS: L BF: 33	H: 8 R: 2 ER: 2 SO: 1	BB: 1 IBB: 0 HBP: 1 BLK: 0	WP: 0 HR: 0 S: 33 P: 38	ERA: 2.00 WHIP: 1.000		

Batter	1	2	3	4	5	6	7	8	9	AB	R	H	RBI	BB	SO	LOB	BOTTOM			
Mike Felder, S OBP: 0.291, SLG: 0.338										3	0	0	0	0	2	Seattle Mariners @ Milwaukee Brewers Milwaukee County Stadium, Milwaukee, WI Wed Jul 22 1987, 4:33 AM EDT Att: 19,221 - Unknown				
Robin Yount, R OBP: 0.370, SLG: 0.492										4	0	0	0	2	2					
Paul Molitor, R OBP: 0.403, SLG: 0.494										3	0	1	1	1	1					
Rob Deer, R OBP: 0.385, SLG: 0.557										4	0	0	0	1	2					
Bill Schroeder, R OBP: 0.392, SLG: 0.569										4	0	2	0	1	0					
Glenn Briggs, R OBP: 0.339, SLG: 0.414										3	0	0	0	1	2					
Steve Kiefer, R OBP: 0.148, SLG: 0.231										3	0	0	0	1	2					
Dale Sveum, S OBP: 0.279, SLG: 0.407										2	0	0	0	1	2					
Ernest Riles, L OBP: 0.333, SLG: 0.356										2	1	1	0	1	1					
Inning Stats	R: 0 E: 0 K: 1 S: 5	H: 0 LOB: 0 BB: 0 P: 5	R: 0 E: 0 K: 2 S: 7	H: 0 LOB: 1 BB: 1 P: 11	R: 0 E: 0 K: 1 S: 4	H: 0 LOB: 1 BB: 1 P: 8	R: 0 E: 0 K: 1 S: 5	H: 0 LOB: 1 BB: 1 P: 9	R: 1 E: 0 K: 1 S: 6	H: 1 LOB: 1 BB: 1 P: 10	R: 0 E: 0 K: 0 S: 4	H: 1 LOB: 1 BB: 0 P: 4	R: 0 E: 0 K: 0 S: 4	H: 1 LOB: 1 BB: 0 P: 4	R: 0 E: 0 K: 1 S: 5		H: 0 LOB: 0 BB: 0 P: 5	1B: 3 2B: 1 3B: 0 HR: 0	SF: 0 SAC: 1 DP: 2 HBP: 0	WP: 0 PB: 0 SB: 1 CS: 0
PITCHER Mark Langston, L ERA: 4.33	(1, 1)	IP: 9.0 WLS: W BF: 33	H: 4 R: 1 ER: 1 SO: 7	BB: 4 IBB: 0 HBP: 0 BLK: 0	WP: 0 HR: 0 S: 43 P: 59	ERA: 1.00 WHIP: 0.889	PITCHER	IP: 9.0 WLS: W BF: 33	H: 4 R: 1 ER: 1 SO: 7	BB: 4 IBB: 0 HBP: 0 BLK: 0	WP: 0 HR: 0 S: 43 P: 59	ERA: 1.00 WHIP: 0.889	PITCHER	IP: 9.0 WLS: W BF: 33	H: 4 R: 1 ER: 1 SO: 7	BB: 4 IBB: 0 HBP: 0 BLK: 0	WP: 0 HR: 0 S: 43 P: 59	ERA: 1.00 WHIP: 0.889		

Batter	1	2	3	4	5	6	7	8	9	AB	R	H	RBI	BB	SO	LOB	TOP			
Donell Nixon, R OBP: 0.269, SLG: 0.254 (1, 8)	0-0 1-3		0-0 HR			0-0 1-3		0-3 K		4	1	1	3	0	1	0	Seattle Mariners @ Boston Red Sox Fenway Park, Boston, MA Fri Jul 24, 1987, 7:05 PM EDT Att: 29,999 - Unknown			
Phil Bradley, R OBP: 0.363, SLG: 0.485 (1, 7)	0-0 5-3		0-0 F9			0-0 2B		0-0 F6		4	1	1	0	0	0	0				
John Christensen, R OBP: 0.319, SLG: 0.388 Mickey Brantley, R OBP: 0.322, SLG: 0.420 (1, 9)	0-3 K		0-0 F8			0-0 1B		0-0 6-3		3	0	1	1	0	1	0				
Gary Matthews, R OBP: 0.371, SLG: 0.439 John Moses, S OBP: 0.299, SLG: 0.338 (9, PR)		0-0 5-3		0-3 K		0-0 F8		0-0 1B		4	0	1	0	0	1	1				
Jim Prestley, R OBP: 0.284, SLG: 0.427 (1, 5)		0-0 F9		0-0 F9		0-0 1B		0-0 F9		4	0	1	0	0	0	1				
Alvin Davis, L OBP: 0.378, SLG: 0.472 (1, 3)		0-3 K		0-0 3-1				0-0 1B		4	0	1	0	0	2	0				
Dave Valle, R OBP: 0.319, SLG: 0.562 (1, 2)			0-0 FC5-6		0-0 5-3		0-0 F8		0-0 F7	4	0	1	0	0	0	2				
Rey Quinones, R OBP: 0.326, SLG: 0.437 (1, 6)			4-0 HR		0-0 1-3		0-3 K			2	1	0	0	1	1	0				
Harold Reynolds, S OBP: 0.322, SLG: 0.352 (1, 4)			0-0 FC5-6		0-0 5-3			0-3 K		3	1	0	0	0	1	2				
Inning Stats	R: 0 E: 0 K: 1 S: 5	H: 0 LOB: 0 BB: 0 P: 5	R: 0 E: 0 K: 1 S: 5	H: 0 LOB: 0 BB: 0 P: 5	R: 3 E: 0 K: 0 S: 5	H: 2 LOB: 0 BB: 1 P: 9	R: 0 E: 0 K: 1 S: 5	H: 0 LOB: 0 BB: 0 P: 5	R: 0 E: 0 K: 2 S: 7	H: 0 LOB: 0 BB: 0 P: 7	R: 0 E: 0 K: 2 S: 7	H: 0 LOB: 0 BB: 0 P: 7	R: 0 E: 0 K: 0 S: 5	H: 2 LOB: 2 BB: 0 P: 5	1B: 4 2B: 2 3B: 0 HR: 1	SF: 0 SAC: 0 DP: 0 HBP: 0		WP: 0 PA: 34 PB: 0 CS: 0		
PITCHER Bruce Hurst, L ERA: 3.75 (1, 1)	IP: 9.0 WLS: W BF: 34 H: 7 R: 4 ER: 4 SO: 7	BB: 1 IBB: 0 HBP: 0 BLK: 0	WP: 0 HR: 1 S: 47 P: 51	ERA: 4.00 WHIP: 0.889	PITCHER												IP: 9.0 WLS: W BF: 34 H: 7 R: 4 ER: 4 SO: 7	BB: 1 IBB: 0 HBP: 0 BLK: 0	WP: 0 HR: 1 S: 47 P: 51	ERA: 4.00 WHIP: 0.889

Batter	1	2	3	4	5	6	7	8	9	AB	R	H	RBI	BB	SO	LOB	BOTTOM			
Ellis Burks, R OBP: 0.311, SLG: 0.470 (1, 8)	0-0 6-3		0-0 F3			0-0 1B		0-0 F2		4	1	1	0	0	0	1	Seattle Mariners @ Boston Red Sox Fenway Park, Boston, MA Fri Jul 24, 1987, 7:05 PM EDT Att: 29,999 - Unknown			
Marty Barrett, R OBP: 0.335, SLG: 0.319 (1, 4)	0-0 E4		0-0 1B			0-0 E		0-0 F7		4	1	2	1	0	0	1				
Wade Boggs, L OBP: 0.462, SLG: 0.610 (1, 5)	0-0 1B		0-0 4-3			0-0 E7		4-0 BB		3	1	2	2	1	0	0				
Jim Rice, R OBP: 0.362, SLG: 0.436 (1, 7)	0-0 1B				0-3 K		0-0 F9		0-0 F8	4	0	1	0	0	1	3				
Don Baylor, R OBP: 0.351, SLG: 0.413 (1, 10)	4-0 1B				0-0 5-3			0-0 F8		3	1	1	1	1	0	0				
Dwight Evans, R OBP: 0.417, SLG: 0.572 (1, 9)	0-0 1B				0-0 F9		0-0 6-3		0-0 F8	4	0	1	1	0	0	0				
Todd Benzinger, S OBP: 0.397, SLG: 0.397 (1, 3)		0-3 K			0-3 K2-3		0-0 F9		0-0 PB	4	0	1	0	0	2	0				
Spike Owen, S OBP: 0.322, SLG: 0.330 (1, 6)		0-0 1B			0-0 1B		0-0 G3		0-0 F2	4	1	2	0	0	0	1				
Marc Sullivan, R OBP: 0.213, SLG: 0.248 (1, 2)		0-0 G4-6-3			0-0 F2			0-0 BB		3	0	1	0	0	0	2				
Inning Stats	R: 1 E: 1 K: 0 S: 5	H: 3 LOB: 2 BB: 1 P: 9	R: 0 E: 0 K: 1 S: 5	H: 1 LOB: 0 BB: 0 P: 5	R: 0 E: 0 K: 1 S: 5	H: 0 LOB: 0 BB: 0 P: 5	R: 3 E: 0 K: 1 S: 9	H: 4 LOB: 1 BB: 0 P: 9	R: 1 E: 0 K: 0 S: 4	H: 1 LOB: 2 BB: 1 P: 4	R: 0 E: 0 K: 0 S: 4	H: 1 LOB: 1 BB: 0 P: 4	R: 0 E: 0 K: 0 S: 4	H: 1 LOB: 1 BB: 0 P: 4	1B: 10 2B: 1 3B: 0 HR: 1	SF: 0 SAC: 0 DP: 1 HBP: 0		WP: 0 PA: 35 PB: 1 CS: 0		
PITCHER Lee Guetterman, L ERA: 4.27 Jerry Reed, R ERA: 3.65 (6, 1)	IP: 5.0 WLS: L BF: 23 H: 10 R: 5 ER: 5 SO: 3	BB: 1 IBB: 0 HBP: 0 BLK: 0	WP: 0 HR: 1 S: 28 P: 32	ERA: 9.00 WHIP: 2.200	PITCHER												IP: 3.0 WLS: 12 BF: 12 H: 2 R: 0 ER: 0 SO: 0	BB: 1 IBB: 0 HBP: 0 BLK: 0	WP: 0 HR: 1 S: 11 P: 15	ERA: 0.00 WHIP: 1.000



Batter	1	2	3	4	5	6	7	8	9	AB	R	H	RBI	BB	SO	LOB	TOP										
Donell Nixon, R OBP: 0.268, SLG: 0.242										3	1	0	1	1	0	2											
Phil Bradley, R OBP: 0.376, SLG: 0.484										5	0	2	1	0	0	2											
Scott Bradley, L OBP: 0.302, SLG: 0.352										4	0	1	0	0	0	1											
Avin Davis, L OBP: 0.376, SLG: 0.472										4	0	1	0	0	0	2											
Jim Prestley, R OBP: 0.286, SLG: 0.428										4	0	2	0	0	0	2											
Ken Phelps, L OBP: 0.385, SLG: 0.495										3	1	1	0	0	0	2											
Gary Matthews, R OBP: 0.366, SLG: 0.433										1	0	0	0	0	0	1											
Mike Kingery, L OBP: 0.313, SLG: 0.419										1	2	1	0	1	0	0											
Dave Valle, R OBP: 0.317, SLG: 0.559										1	0	0	0	0	0	1											
Rey Quinones, R OBP: 0.325, SLG: 0.434										4	0	1	1	0	0	2											
Harold Reynolds, S OBP: 0.324, SLG: 0.361										3	1	2	2	0	0	1											
Inning Stats	R: 1 E: 0 K: 0 S: 4	H: 2 LOB: 1 BB: 1 P: 8	R: 2 E: 1 K: 0 S: 6	H: 2 LOB: 1 BB: 0 P: 6	R: 0 E: 0 K: 0 S: 4	H: 1 LOB: 1 BB: 0 P: 4	R: 2 E: 0 K: 0 S: 5	H: 2 LOB: 1 BB: 1 P: 9	R: 0 E: 0 K: 0 S: 3	H: 1 LOB: 0 BB: 0 P: 3	R: 0 E: 0 K: 0 S: 3	H: 0 LOB: 0 BB: 0 P: 3	R: 0 E: 0 K: 0 S: 4	H: 1 LOB: 1 BB: 0 P: 4	R: 0 E: 0 K: 0 S: 4	H: 1 LOB: 1 BB: 0 P: 4	1B: 9 2B: 1 3B: 1 HR: 0	SF: 1 SAC: 1 DP: 3 HBP: 0	WP: 0 PB: 0 SB: 2 CS: 0	PA: 38							
PITCHER	IP	WLS	BF	H	R	ER	SO	BB	IBB	HBP	BLK	WP	HR	S	P	ERA	WHIP										
Oil Can Boyd, R ERA: 5.89	(1, 1)	4.0	21	7	5	4	0	2	0	0	0	0	0	19	27	9.00	2.250										
Tom Bolton, L ERA: 3.96	(5, 1)	5.0	W	17	4	0	0	0	0	0	0	0	0	17	17	0.00	0.800										

Seattle Mariners @ Boston Red Sox
Fenway Park, Boston, MA
Sat Jul 25 1987, 3:33 AM EDT
Att: 32,040 - Unknown

AB	33
R	5
H	11
RBI	5
BB	2
SO	0
LOB	16



Batter	1	2	3	4	5	6	7	8	9	AB	R	H	RBI	BB	SO	LOB	BOTTOM										
Ellis Burks, R OBP: 0.316, SLG: 0.486										5	2	3	1	0	0	1											
Marty Barrett, R OBP: 0.337, SLG: 0.321										4	0	2	0	0	0	1											
Wade Boggs, L OBP: 0.359, SLG: 0.604										5	0	1	1	0	1	3											
Jim Rice, R OBP: 0.366, SLG: 0.439										5	1	3	0	0	0	1											
Sam Horn, L OBP: 0.400, SLG: 1.000										4	2	1	2	1	1	3											
Dwight Evans, R OBP: 0.420, SLG: 0.574										4	2	3	0	0	0	0											
Mike Greenwell, L OBP: 0.359, SLG: 0.538										4	2	2	1	0	0	1											
Dave Henderson, R OBP: 0.302, SLG: 0.421										0	0	0	0	0	0	0											
Spike Owen, S OBP: 0.328, SLG: 0.346										4	1	3	3	0	0	0											
Rich Gedman, L OBP: 0.256, SLG: 0.285										2	1	1	3	0	0	1											
Inning Stats	R: 1 E: 0 K: 1 S: 7	H: 2 LOB: 1 BB: 0 P: 7	R: 2 E: 0 K: 0 S: 6	H: 3 LOB: 1 BB: 0 P: 6	R: 0 E: 0 K: 0 S: 3	H: 1 LOB: 0 BB: 0 P: 3	R: 2 E: 0 K: 0 S: 7	H: 4 LOB: 2 BB: 0 P: 7	R: 2 E: 0 K: 1 S: 6	H: 2 LOB: 0 BB: 0 P: 5	R: 1 E: 0 K: 1 S: 6	H: 1 LOB: 0 BB: 0 P: 6	R: 2 E: 0 K: 0 S: 5	H: 3 LOB: 1 BB: 1 P: 9	R: 1 E: 0 K: 0 S: 5	H: 3 LOB: 1 BB: 0 P: 5	1B: 13 2B: 2 3B: 1 HR: 3	SF: 2 SAC: 1 DP: 2 HBP: 0	WP: 0 PB: 0 SB: 1 CS: 0	PA: 41							
PITCHER	IP	WLS	BF	H	R	ER	SO	BB	IBB	HBP	BLK	WP	HR	S	P	ERA	WHIP										
Scott Bankhead, R ERA: 5.11	(1, 1)	3.1	L	17	5	3	3	0	0	0	0	0	2	10	10	16.20	3.000										
Stan Clarke, L ERA: 5.09	(4, 1)	1.2	L	10	5	3	3	0	0	0	0	0	2	10	10	16.20	3.000										
Roy Thomas, R ERA: 4.58	(6, 1)	2.0		9	3	2	2	1	1	0	0	0	0	10	14	9.00	2.000										
Mike Morgan, R ERA: 4.78	(8, 1)	1.0		5	3	1	1	0	0	0	0	0	1	5	5	9.00	3.000										

Seattle Mariners @ Boston Red Sox
Fenway Park, Boston, MA
Sat Jul 25 1987, 3:33 AM EDT
Att: 32,040 - Unknown

AB	37
R	11
H	19
RBI	11
BB	1
SO	2
LOB	11



Batter	1	2	3	4	5	6	7	8	9	AB	R	H	RBI	BB	SO	LOB	TOP			
Donell Nixon, R OBP: 0.267, SLG: 0.242 (1, 8)										4	0	1	0	0	2	2				
Phil Bradley, R OBP: 0.375, SLG: 0.479 (1, 7)										4	0	0	0	0	1	2				
Scott Bradley, L OBP: 0.298, SLG: 0.346 (1, 2)										4	0	0	0	0	1	1				
Avin Davis, L OBP: 0.380, SLG: 0.481 (1, 3)										4	1	3	0	0	0	0				
Ken Phelps, L OBP: 0.387, SLG: 0.493 (1, 10)										3	0	1	0	1	2	2				
Jim Prestley, R OBP: 0.384, SLG: 0.423 (1, 5)										4	0	0	0	0	4	5				
Mike Kingery, L OBP: 0.311, SLG: 0.413 (1, 9)										3	0	0	0	1	2	2				
Rey Quinones, R OBP: 0.324, SLG: 0.432 (1, 6)										4	0	1	0	0	1	4				
Harold Reynolds, S OBP: 0.326, SLG: 0.365 Domingo Ramos, R OBP: 0.309, SLG: 0.400 (5, 4)										2	0	1	0	0	1	2				
Inning Stats	R: 0 E: 0 K: 1 S: 5	H: 0 LOB: 0 BB: 0 P: 5	R: 1 E: 1 K: 3 S: 12	H: 2 LOB: 2 BB: 0 P: 12	R: 0 E: 0 K: 1 S: 5	H: 1 LOB: 0 BB: 0 P: 5	R: 0 E: 0 K: 1 S: 5	H: 1 LOB: 1 BB: 0 P: 13	R: 0 E: 0 K: 3 S: 10	H: 1 LOB: 1 BB: 0 P: 10	R: 0 E: 0 K: 0 S: 3	H: 1 LOB: 0 BB: 0 P: 3	R: 0 E: 0 K: 0 S: 3	H: 0 LOB: 0 BB: 0 P: 3	R: 0 E: 0 K: 3 S: 10	H: 1 LOB: 1 BB: 0 P: 10	1B: 5 2B: 4 3B: 0 HR: 0	SF: 0 SAC: 0 DP: 3 HBP: 0	WP: 0 PB: 0 CS: 0	PA: 35
PITCHER Rogier Clemens, R ERA: 3.37 (1, 1)	IP: 9.0 WLS: W BF: 35 H: 8 R: 1 ER: 0 SO: 14 BB: 2 IBB: 0 HBP: 0 BLK: 0 WP: 0 HR: 0 S: 61 P: 69 ERA: 0.00 WHIP: 1.111															PITCHER				

Seattle Mariners @ Boston Red Sox
Fenway Park, Boston, MA
Sun Jul 26 1987, 3:33 AM EDT
Att: 31,974 - Unknown

AB	33
R	1
H	8
RBI	0
BB	2
SO	14
LOB	20



Batter	1	2	3	4	5	6	7	8	9	AB	R	H	RBI	BB	SO	LOB	BOTTOM			
Ellis Burks, R OBP: 0.317, SLG: 0.485 (1, 8)										5	2	2	0	0	1	3				
Marty Barrett, R OBP: 0.333, SLG: 0.317 (1, 4)										4	1	0	0	0	0	1				
Wade Boggs, L OBP: 0.365, SLG: 0.617 (1, 5)										4	2	4	1	1	0	0				
Jim Rice, R OBP: 0.366, SLG: 0.438 (1, 7)										5	1	2	2	0	1	2				
Sam Horn, L OBP: 0.500, SLG: 1.111 (1, 10)										5	2	3	3	0	1	2				
Dwight Evans, R OBP: 0.423, SLG: 0.581 (1, 3)										3	1	1	1	2	1	2				
Mike Greenwell, L OBP: 0.360, SLG: 0.545 (1, 9)										5	1	2	0	0	0	5				
Spike Owen, S OBP: 0.331, SLG: 0.357 (1, 6)										4	1	2	3	0	0	2				
Rich Gedman, L OBP: 0.250, SLG: 0.279 (1, 2)										3	0	0	1	0	0	2				
Inning Stats	R: 1 E: 0 K: 0 S: 5	H: 3 LOB: 1 BB: 0 P: 5	R: 3 E: 0 K: 0 S: 6	H: 3 LOB: 0 BB: 0 P: 6	R: 1 E: 0 K: 0 S: 5	H: 3 LOB: 1 BB: 1 P: 9	R: 5 E: 2 K: 0 S: 9	H: 4 LOB: 3 BB: 2 P: 17	R: 1 E: 0 K: 1 S: 6	H: 1 LOB: 0 BB: 0 P: 6	R: 0 E: 0 K: 1 S: 5	H: 0 LOB: 0 BB: 0 P: 5	R: 0 E: 0 K: 1 S: 5	H: 0 LOB: 0 BB: 0 P: 5	R: 0 E: 0 K: 1 S: 7	H: 2 LOB: 2 BB: 0 P: 7	1B: 10 2B: 3 3B: 1 HR: 3	SF: 1 SAC: 1 DP: 2 HBP: 0	WP: 0 PB: 0 CS: 0	PA: 43
PITCHER Mike Moore, R ERA: 5.44 Stan Clarke, L ERA: 5.48 Steve Shields, R ERA: 5.91 Ed Nunez, R ERA: 2.43 (8, 1)	IP: 3.1 WLS: L BF: 22 H: 11 R: 9 ER: 8 SO: 0 BB: 1 IBB: 0 HBP: 0 BLK: 0 WP: 0 HR: 2 S: 20 P: 28 ERA: 21.60 WHIP: 3.600															PITCHER				

Seattle Mariners @ Boston Red Sox
Fenway Park, Boston, MA
Sun Jul 26 1987, 3:33 AM EDT
Att: 31,974 - Unknown

AB	38
R	11
H	16
RBI	11
BB	3
SO	4
LOB	19




Batter	1	2	3	4	5	6	7	8	9	AB	R	H	RBI	BB	SO	LOB	TOP		
Dan Gladden, R OBP: 0.334, SLG: 0.376 (1, 7)	F8		K			F9			HR	3	1	0	0	1	1	1	Minnesota Twins @ Seattle Mariners The Kingdome, Seattle, WA Mon Jul 27 1987, 10:05 PM EDT Att: 13,858 - Unknown		
Steve Lombardozzi, R OBP: 0.298, SLG: 0.344 (1, 4)	K		F8			6-3			HR	4	1	1	3	0	1	1			
Kirby Puckett, R OBP: 0.370, SLG: 0.514 (1, 8)	1B				F8		G6-4-3		F7	3	0	1	0	1	0	0			
Gary Gaetti, R OBP: 0.295, SLG: 0.472 (1, 5)	K				F8		G6-4-3		HR	4	1	1	1	0	1	2			
Tom Brunansky, R OBP: 0.366, SLG: 0.502 Mark Davidson, R OBP: 0.322, SLG: 0.317 (1, 9)		F3			K				HR	4	0	1	0	0	1	0			
Kent Hrbek, L OBP: 0.369, SLG: 0.521 (1, 3)	F9				K				F5	4	0	0	0	0	1	1			
Gene Larkin, S OBP: 0.339, SLG: 0.420 (1, 10)	F9				5-3					3	0	0	0	0	0	0			
Tim Laudner, R OBP: 0.255, SLG: 0.426 (1, 2)			F3		6-3					3	0	0	0	0	1	0			
Greg Gagne, R OBP: 0.312, SLG: 0.430 (1, 6)						K			HR	3	1	2	0	0	1	0			
Inning Stats	R: 0 H: 1 E: 0 K: 2 S: 8	H: 1 LOB: 1 BB: 0 P: 8	R: 0 H: 0 E: 0 K: 0 S: 3	H: 0 LOB: 0 BB: 0 P: 3	R: 0 H: 1 E: 0 K: 1 S: 6	H: 1 LOB: 1 BB: 0 P: 6	R: 0 H: 0 E: 0 K: 1 S: 5	H: 0 LOB: 0 BB: 0 P: 5	R: 0 H: 0 E: 0 K: 1 S: 5	H: 0 LOB: 0 BB: 1 P: 6	R: 0 H: 0 E: 0 K: 1 S: 5	H: 0 LOB: 0 BB: 1 P: 5	R: 0 H: 0 E: 0 K: 1 S: 5	H: 0 LOB: 0 BB: 1 P: 5	R: 4 H: 4 E: 0 K: 0 S: 6	H: 4 LOB: 0 BB: 1 P: 10	1B: 3 2B: 1 3B: 0 HR: 2	SF: 0 SAC: 0 DP: 1 HBP: 0	WP: 0 PA: 33 PB: 0 CS: 1
PITCHER	IP	WLS	BF	H	R	ER	SO	BB	IBB	HBP	BLK	WP	HR	S	P	ERA	WHIP		
Mark Langston, L ERA: 4.29 (1, 1)	8.0		29	4	3	3	7	2	0	0	0	0	1	41	49	3.38	0.750		
Ed Nunez, R ERA: 2.64 (9, 1)	1.0	L	4	2	1	1	0	0	0	0	0	0	1	4	4	9.00	2.000		

AB	31
R	4
H	6
RBI	4
BB	2
SO	7
LOB	5



Batter	1	2	3	4	5	6	7	8	9	AB	R	H	RBI	BB	SO	LOB	BOTTOM		
Donell Nixon, R OBP: 0.291, SLG: 0.271 (1, 8)	K		S			E1				4	1	3	0	0	1	0	Minnesota Twins @ Seattle Mariners The Kingdome, Seattle, WA Mon Jul 27 1987, 10:05 PM EDT Att: 13,858 - Unknown		
Phil Bradley, R OBP: 0.376, SLG: 0.473 (1, 7)	1-3		P3			1-3				4	0	0	0	0	1	3			
Jim Presley, R OBP: 0.283, SLG: 0.429 (1, 5)	F8		F8			HR			F8	4	1	1	2	0	0	2			
Gary Matthews, R OBP: 0.360, SLG: 0.423 (1, 10)		1B			F9	6-3			K	4	0	1	0	0	1	0			
Alvin Davis, L OBP: 0.376, SLG: 0.476 (1, 3)	K		L5			4-3			F8	4	0	0	0	0	1	1			
Dave Valle, R OBP: 0.316, SLG: 0.557 (1, 2)	K		K			1-3			1B	4	0	1	0	0	2	1			
Rey Quinones, R OBP: 0.323, SLG: 0.429 (1, 6)	5-3				1-3				2B	4	0	1	0	0	0	1			
John Moses, S OBP: 0.296, SLG: 0.334 (1, 9)			6-3		K				1B	3	0	0	0	0	1	0			
Harold Reynolds, S OBP: 0.326, SLG: 0.375 (1, 4)			HR		K				1-3	3	1	1	1	0	1	0			
Inning Stats	R: 0 H: 0 E: 0 K: 1 S: 5	H: 1 LOB: 1 BB: 0 P: 8	R: 1 H: 2 E: 0 K: 0 S: 5	H: 2 LOB: 1 BB: 0 P: 5	R: 0 H: 0 E: 0 K: 1 S: 5	H: 0 LOB: 0 BB: 0 P: 5	R: 0 H: 0 E: 0 K: 2 S: 7	H: 0 LOB: 0 BB: 0 P: 7	R: 2 H: 2 E: 1 K: 0 S: 5	H: 2 LOB: 0 BB: 0 P: 5	R: 0 H: 0 E: 0 K: 0 S: 3	H: 0 LOB: 0 BB: 0 P: 3	R: 0 H: 1 E: 0 K: 1 S: 6	H: 1 LOB: 1 BB: 0 P: 6	R: 0 H: 2 E: 0 K: 1 S: 6	H: 2 LOB: 2 BB: 0 P: 6	1B: 5 2B: 1 3B: 0 HR: 2	SF: 0 SAC: 0 DP: 0 HBP: 0	WP: 0 PA: 34 PB: 0 CS: 0
PITCHER	IP	WLS	BF	H	R	ER	SO	BB	IBB	HBP	BLK	WP	HR	S	P	ERA	WHIP		
Frank Viola, L ERA: 2.87 (1, 1)	8.0	W	30	6	3	3	7	0	0	0	0	0	2	44	44	3.38	0.750		
Jeff Reardon, R ERA: 5.29 (9, 1)	1.0	S	4	2	0	0	1	0	0	0	0	0	0	6	6	0.00	2.000		

AB	34
R	3
H	8
RBI	3
BB	0
SO	8
LOB	8



Batter	1	2	3	4	5	6	7	8	9	AB	R	H	RBI	BB	SO	LOB	TOP			
Dan Gladden, R OBP: 0.330, SLG: 0.371	F8		FC5-4 4-3 S 1-2 E		4-3		6-3			4	1	0	0	0	0	2	Minnesota Twins @ Seattle Mariners The Kingdome, Seattle, WA Tue Jul 28 1987, 10:05 PM EDT Att: 13,495 - Unknown			
Al Newman, S OBP: 0.276, SLG: 0.311	3-1		4-3		4-3			4-3		4	0	0	0	0	0	2				
Kirby Puckett, R OBP: 0.368, SLG: 0.512	5-3		E6 1B			5-3		F9		4	0	1	1	0	0	0				
Kent Hrbek, L OBP: 0.370, SLG: 0.519		G4-1	F7 3-H			WP BB			1B	3	0	1	0	1	0	1				
Gary Gaetti, R OBP: 0.297, SLG: 0.471				F7		BB		F8		3	0	1	0	1	0	1				
Roy Smalley, S OBP: 0.351, SLG: 0.427		F9		F9		BB			F8	4	0	0	0	0	0	3				
Randy Bush, L OBP: 0.319, SLG: 0.394		E3		F5			1-3		F8	4	0	0	0	0	0	3				
Steve Lombardozzi, R OBP: 0.297, SLG: 0.346		F4					G3		F7	4	0	1	0	0	0	2				
Sal Butera, R OBP: 0.247, SLG: 0.333				F9			F8			2	0	0	0	1	0	1				
Inning Stats	R: 0 E: 0 K: 0 S: 3	H: 0 LOB: 0 BB: 0 P: 3	R: 0 E: 1 K: 0 S: 5	H: 1 LOB: 2 BB: 0 P: 5	R: 1 E: 1 K: 0 S: 4	H: 1 LOB: 1 BB: 1 P: 8	R: 0 E: 0 K: 0 S: 3	H: 0 LOB: 0 BB: 2 P: 3	R: 0 E: 0 K: 0 S: 3	H: 0 LOB: 2 BB: 0 P: 11	R: 0 E: 0 K: 0 S: 3	H: 0 LOB: 0 BB: 0 P: 3	R: 0 E: 0 K: 0 S: 4	H: 1 LOB: 0 BB: 0 P: 4	R: 0 E: 0 K: 0 S: 3	H: 0 LOB: 0 BB: 0 P: 3	1B: 3 2B: 1 3B: 0 HR: 0	SF: 0 SAC: 0 DP: 0 HBP: 0	WP: 1 PB: 0 SB: 1 CS: 0	PA: 35
PITCHER Mike Morgan, R ERA: 4.53	(1, 1)	IP: 9.0 WLS: W BF: 35	H: 4 R: 1 ER: 1 SO: 0	BB: 3 IBB: 0 HBP: 0 BLK: 0	WP: 1 HR: 0 S: 32 P: 44	ERA: 1.00 WHIP: 0.778											ERA: 1.00 WHIP: 0.778			

Batter	1	2	3	4	5	6	7	8	9	AB	R	H	RBI	BB	SO	LOB	BOTTOM			
Donell Nixon, R OBP: 0.286, SLG: 0.267	4-3	F5		1-3			S 1B	K		5	1	1	0	0	1	5	Minnesota Twins @ Seattle Mariners The Kingdome, Seattle, WA Tue Jul 28 1987, 10:05 PM EDT Att: 13,495 - Unknown			
Phil Bradley, R OBP: 0.351, SLG: 0.482							WP 1-H 1B	SF8		4	2	4	2	0	0	0				
Scott Bradley, L OBP: 0.301, SLG: 0.348								CS		4	0	2	1	0	0	2				
Gary Matthews, R OBP: 0.354, SLG: 0.453										4	1	1	2	0	1	4				
Alvin Davis, L OBP: 0.375, SLG: 0.473										4	0	1	0	0	0	2				
Jim Presley, R OBP: 0.285, SLG: 0.430										4	1	2	0	0	1	3				
Mike Kingery, L OBP: 0.310, SLG: 0.414										4	1	1	0	0	1	2				
Rey Quinones, R OBP: 0.325, SLG: 0.428										3	0	1	1	1	0	0				
Harold Reynolds, S OBP: 0.328, SLG: 0.374										3	0	1	0	1	0	0				
Inning Stats	R: 0 E: 0 K: 0 S: 4	H: 1 LOB: 1 BB: 0 P: 4	R: 1 E: 0 K: 1 S: 8	H: 3 LOB: 0 BB: 0 P: 8	R: 2 E: 0 K: 0 S: 6	H: 3 LOB: 1 BB: 0 P: 6	R: 0 E: 0 K: 0 S: 3	H: 0 LOB: 0 BB: 0 P: 3	R: 1 E: 0 K: 1 S: 7	H: 3 LOB: 1 BB: 0 P: 7	R: 0 E: 0 K: 0 S: 3	H: 0 LOB: 2 BB: 0 P: 3	R: 1 E: 0 K: 1 S: 8	H: 3 LOB: 2 BB: 0 P: 8	R: 1 E: 0 K: 1 S: 5	H: 1 LOB: 1 BB: 2 P: 13	1B: 11 2B: 2 3B: 0 HR: 1	SF: 1 SAC: 0 DP: 1 HBP: 0	WP: 2 PB: 1 SB: 2 CS: 1	PA: 39
PITCHER Joe Niekro, R ERA: 4.51 Juan Berenguer, R ERA: 3.59 George Frazier, R ERA: 5.68	(1, 1)	IP: 6.0 WLS: L BF: 28	H: 11 R: 5 ER: 5 SO: 2	BB: 0 IBB: 0 HBP: 0 BLK: 0	WP: 0 HR: 1 S: 32 P: 32	ERA: 7.50 WHIP: 1.833											ERA: 7.50 WHIP: 1.833			

AB	32
R	1
H	4
RBI	1
BB	3
SO	0
LOB	15



AB	35
R	6
H	14
RBI	6
BB	2
SO	4
LOB	18



Batter	1	2	3	4	5	6	7	8	9	AB	R	H	RBI	BB	SO	LOB	TOP										
Dan Gladden, R OBP: 0.326, SLG: 0.365	F9		1-3	G6-4-3			5-3		K	5	0	0	0	0	1	1											
Steve Lombardozzi, R OBP: 0.300, SLG: 0.349	FC4-6 1B		2B 1B				5-3			4	1	2	0	0	0	0											
Kirby Puckett, R OBP: 0.370, SLG: 0.517	FC4-6 1B		1B SF9 2B				F8		1B 2B	4	2	2	0	0	0	1											
Gary Gaetti, R OBP: 0.299, SLG: 0.471	1B		FC6 SF9 1B				5-3		6-3	4	0	2	1	0	0	1											
Tom Brunansky, R OBP: 0.365, SLG: 0.500	F8		SF9 1B						G1-3-1 WP 2H 1B	3	0	1	2	0	0	2											
Kent Hrbek, L OBP: 0.372, SLG: 0.520							4-3		G1-3-1 1B	3	0	1	0	1	0	1											
Gene Larkin, S OBP: 0.336, SLG: 0.422	F9		FC6						6-3	4	0	1	0	0	0	4											
Greg Gagne, R OBP: 0.313, SLG: 0.429							F8			3	0	1	0	0	1	2											
Roy Smalley, S OBP: 0.354, SLG: 0.430										1	0	1	0	0	0	0											
Sal Butera, R OBP: 0.238, SLG: 0.321	F9									3	0	0	0	0	0	2											
Randy Bush, L OBP: 0.317, SLG: 0.391										1	0	0	0	0	1	0											
Inning Stats	R: 0 E: 0 K: 0 S: 5	H: 2 LOB: 2 BB: 0 P: 5	R: 0 E: 0 K: 1 S: 6	H: 1 LOB: 1 BB: 0 P: 6	R: 2 E: 0 K: 0 S: 6	H: 3 LOB: 2 BB: 1 P: 10	R: 0 E: 0 K: 0 S: 3	H: 1 LOB: 0 BB: 0 P: 3	R: 0 E: 0 K: 0 S: 3	H: 0 LOB: 0 BB: 0 P: 3	R: 0 E: 0 K: 0 S: 4	H: 1 LOB: 1 BB: 0 P: 4	R: 0 E: 0 K: 0 S: 3	H: 0 LOB: 0 BB: 0 P: 3	R: 1 E: 0 K: 0 S: 5	H: 2 LOB: 1 BB: 0 P: 5	R: 0 E: 0 K: 2 S: 7	H: 1 LOB: 0 BB: 0 P: 7	1B: 7 2B: 4 3B: 0 HR: 0	SF: 1 SAC: 0 DP: 1 HBP: 0	WP: 1 PB: 0 CS: 0	PA: 37					
PITCHER	IP	WLS	BF	H	R	ER	SO	BB	IBB	HBP	BLK	WP	HR	S	P	ERA	WHIP										
Lee Guetterman, L ERA: 4.18	(1, 1)	8.0	W	34	10	3	3	1	1	0	0	0	0	35	39	3.38	1.375										
Ed Nunez, R ERA: 2.96	(9, 1)	1.0		3	1	0	0	2	0	0	0	0	0	7	7	0.00	1.000										

Minnesota Twins @ Seattle Mariners
The Kingdome, Seattle, WA
Wed Jul 29 1987, 6:33 AM EDT
Att: 14,320 - Unknown

AB	35
R	3
H	11
RBI	3
BB	1
SO	3
LOB	14



Batter	1	2	3	4	5	6	7	8	9	AB	R	H	RBI	BB	SO	LOB	BOTTOM										
Donell Nixon, R OBP: 0.292, SLG: 0.275	S 2B 1B		5-3							5	1	2	0	0	2	1											
Phil Bradley, R OBP: 0.354, SLG: 0.486	WP SF8 2B		F8							3	1	2	1	1	0	0											
Scott Bradley, L OBP: 0.300, SLG: 0.344	2B FC3-6 BB		4-3							3	2	0	0	1	0	2											
Gary Matthews, R OBP: 0.349, SLG: 0.449	SF8		HR 1B							3	1	1	1	0	1	2											
Alvin Davis, L OBP: 0.381, SLG: 0.497	FC3-6 2B		HR							3	2	3	4	1	0	0											
Jim Presley, R OBP: 0.287, SLG: 0.430	FC3-6 HBP		F6							0	0	0	0	0	0	0											
Domingo Ramos, R OBP: 0.296, SLG: 0.382	FC3-6 HBP		F6							3	0	0	0	0	0	2											
Mike Kingery, L OBP: 0.314, SLG: 0.430	FC3-6		K							4	1	2	2	0	1	2											
Rey Quinones, R OBP: 0.321, SLG: 0.422	1-3									4	0	0	0	0	1	3											
Harold Reynolds, S OBP: 0.324, SLG: 0.370			4-3							4	0	0	0	0	0	1											
Inning Stats	R: 3 E: 0 K: 0 S: 6	H: 3 LOB: 2 BB: 1 P: 11	R: 0 E: 0 K: 0 S: 3	H: 0 LOB: 0 BB: 0 P: 3	R: 2 E: 0 K: 1 S: 7	H: 2 LOB: 0 BB: 0 P: 7	R: 0 E: 0 K: 1 S: 5	H: 0 LOB: 0 BB: 0 P: 5	R: 2 E: 0 K: 1 S: 6	H: 1 LOB: 0 BB: 1 P: 10	R: 0 E: 0 K: 1 S: 6	H: 1 LOB: 1 BB: 0 P: 6	R: 0 E: 0 K: 0 S: 4	H: 1 LOB: 2 BB: 1 P: 8	R: 1 E: 0 K: 1 S: 6	H: 2 LOB: 0 BB: 0 P: 6	R: 0 E: 0 K: 1 S: 6	H: 2 LOB: 2 BB: 0 P: 6	1B: 5 2B: 2 3B: 0 HR: 3	SF: 1 SAC: 0 DP: 0 HBP: 1	WP: 1 PB: 0 CS: 1	PA: 38					
PITCHER	IP	WLS	BF	H	R	ER	SO	BB	IBB	HBP	BLK	WP	HR	S	P	ERA	WHIP										
Mike Smithson, R ERA: 6.17	(1, 1)	5.0	L	24	6	7	7	3	2	0	1	0	0	27	36	12.60	1.600										
Les Straker, R ERA: 4.28	(6, 1)	3.0		13	4	1	1	2	0	1	0	0	1	16	20	3.00	1.333										

Minnesota Twins @ Seattle Mariners
The Kingdome, Seattle, WA
Wed Jul 29 1987, 6:33 AM EDT
Att: 14,320 - Unknown

AB	32
R	8
H	10
RBI	8
BB	3
SO	5
LOB	13



Batter	1	2	3	4	5	6	7	8	9	AB	R	H	RBI	BB	SO	LOB	TOP								
Donell Nixon, R OBP: 0.280, SLG: 0.262	4-3		F3		F9		G5-4-3			4	0	0	0	0	0	3									
Phil Bradley, R OBP: 0.353, SLG: 0.484	5-3		K			1B		F8		4	0	1	0	0	1	2									
Jim Presley, R OBP: 0.289, SLG: 0.433	2B		K			F3		1B		4	0	2	0	0	1	3									
Gary Matthews, R OBP: 0.356, SLG: 0.444	6-3			G5-3	1B	1B		G6-4-3		3	1	1	0	1	0	2									
Alvin Davis, L OBP: 0.385, SLG: 0.508		G3		1B		1B				4	1	3	1	0	0	0									
Dave Valle, R OBP: 0.314, SLG: 0.551	F7		G5-3			1B		F8		4	0	1	1	0	0	2									
Mickey Brantley, R OBP: 0.320, SLG: 0.416	6-3		5-3			1B		1B		4	0	1	0	0	0	3									
Rey Quinones, R OBP: 0.323, SLG: 0.422			BB			F8		G5-4-3		3	0	1	0	1	0	1									
Harold Reynolds, S OBP: 0.324, SLG: 0.367			BB		4-3			FC4		2	0	0	0	1	0	1									
Inning Stats	R: 0 E: 0 K: 0 S: 4	H: 1 LOB: 1 BB: 0 P: 4	R: 0 E: 0 K: 0 S: 3	H: 0 LOB: 0 BB: 0 P: 3	R: 0 E: 0 K: 2 S: 7	H: 0 LOB: 2 BB: 2 P: 15	R: 0 E: 0 K: 0 S: 3	H: 1 LOB: 1 BB: 1 P: 7	R: 0 E: 0 K: 0 S: 3	H: 0 LOB: 0 BB: 0 P: 3	R: 1 E: 0 K: 0 S: 6	H: 4 LOB: 2 BB: 0 P: 6	R: 0 E: 0 K: 0 S: 3	H: 1 LOB: 0 BB: 0 P: 3	R: 0 E: 0 K: 0 S: 3	H: 1 LOB: 0 BB: 0 P: 3	R: 1 E: 0 K: 0 S: 4	H: 2 LOB: 2 BB: 0 P: 4	1B: 8 2B: 1 3B: 0 HR: 1	SF: 0 SAC: 0 DP: 4 HBP: 0	WP: 0 PB: 0 SB: 0 CS: 1	PA: 35			
PITCHER	IP	WLS	BF	H	R	ER	SO	BB	IBB	HBP	BLK	WP	HR	S	P	ERA	WHIP								
Jerry Reuss, L ERA: 5.96	1.0		4	1	0	0	0	0	0	0	0	0	0	4	4	0.00	1.000								
Jack Lazorko, R ERA: 4.29	4.2	W	20	5	1	1	2	3	0	0	0	0	0	21	33	1.93	1.714								
Greg Minton, R ERA: 2.86	3.1	S	11	4	1	1	0	0	0	0	0	0	1	11	11	2.70	1.200								

Seattle Mariners @ California Angels
Anaheim Stadium, Anaheim, CA
Fri Jul 31 1987, 10:05 PM EDT
Att: 32,471 - Unknown

AB 32
R 2
H 10
RBI 2
BB 3
SO 2
LOB 17



Batter	1	2	3	4	5	6	7	8	9	AB	R	H	RBI	BB	SO	LOB	BOTTOM								
Brian Downing, R OBP: 0.396, SLG: 0.495	1B				F9	SF9				3	1	1	1	0	0	3									
Gary Pettis, S OBP: 0.306, SLG: 0.267	FC3-6							K		1	0	0	0	0	1	0									
Wally Joyner, L OBP: 0.369, SLG: 0.540	1B				F9	SF8				3	1	2	2	0	0	1									
Devon White, S OBP: 0.321, SLG: 0.494	FC3-6					HR				4	1	1	2	0	0	2									
Bill Buckner, L OBP: 0.300, SLG: 0.322	4-3			1-3						3	0	0	0	1	0	1									
Jack Howell, L OBP: 0.344, SLG: 0.465	CS				F9	G4-6-3				3	1	1	0	1	0	1									
Doug DeCinces, R OBP: 0.354, SLG: 0.389										2	1	1	0	2	1	0									
Bob Boone, R OBP: 0.319, SLG: 0.338										4	2	2	0	0	1	4									
Gus Polidor, R OBP: 0.206, SLG: 0.279										4	1	3	2	0	0	0									
Mark McLemore, S OBP: 0.292, SLG: 0.272										2	0	0	1	1	0	2									
Inning Stats	R: 1 E: 0 K: 0 S: 4	H: 2 LOB: 0 BB: 0 P: 4	R: 1 E: 0 K: 1 S: 7	H: 2 LOB: 1 BB: 1 P: 11	R: 2 E: 0 K: 1 S: 7	H: 2 LOB: 0 BB: 0 P: 7	R: 0 E: 0 K: 0 S: 5	H: 2 LOB: 1 BB: 0 P: 5	R: 0 E: 0 K: 0 S: 2	H: 0 LOB: 0 BB: 1 P: 6	R: 3 E: 0 K: 0 S: 6	H: 3 LOB: 1 BB: 1 P: 10	R: 0 E: 0 K: 0 S: 2	H: 0 LOB: 2 BB: 2 P: 10	R: 0 E: 0 K: 1 S: 5	H: 0 LOB: 0 BB: 0 P: 5	1B: 7 2B: 3 3B: 0 HR: 2	SF: 3 SAC: 0 DP: 2 HBP: 0	WP: 0 PB: 0 SB: 0 CS: 1	PA: 38					
PITCHER	IP	WLS	BF	H	R	ER	SO	BB	IBB	HBP	BLK	WP	HR	S	P	ERA	WHIP								
Scott Bankhead, R ERA: 5.35	3.2	L	19	8	5	5	2	1	0	0	0	0	0	3	7	0.00	0.750								
Dennis Powell, L ERA	4.1		4	0	0	0	0	1	0	0	0	0	0	3	7	0.00	0.750								
Roy Thomas, R ERA: 5.79	1.0		7	3	3	3	0	1	0	0	0	0	0	6	10	27.00	4.000								
Mike Trujillo, R ERA: 7.52	1.0		4	0	0	0	0	2	0	0	0	0	0	2	10	0.00	2.000								
Steve Shields, R ERA: 5.64	1.0		3	0	0	0	1	0	0	0	0	0	0	5	5	0.00	0.000								

Seattle Mariners @ California Angels
Anaheim Stadium, Anaheim, CA
Fri Jul 31 1987, 10:05 PM EDT
Att: 32,471 - Unknown

AB 29
R 8
H 11
RBI 8
BB 5
SO 3
LOB 14



Batter	1	2	3	4	5	6	7	8	9	AB	R	H	RBI	BB	SO	LOB	TOP																					
Donell Nixon, R OBP: 0.278, SLG: 0.261 (1, 8)	B5-3		5-3		2H 3H		1-2			4	0	1	1	0	1	1	Seattle Mariners @ California Angels Anaheim Stadium, Anaheim, CA Sat Aug 01 1987, 10:05 PM EDT Att: 42,142 - Unknown																					
Phil Bradley, R OBP: 0.396, SLG: 0.488 (1, 7)	F8			BB		G4-3		L4-6		3	0	2	0	1	0	0																						
Scott Bradley, L OBP: 0.295, SLG: 0.339 (1, 2)	K			F8		G4-3		K		4	0	0	0	0	2	3																						
Arvin Davis, L OBP: 0.383, SLG: 0.504 (1, 3)		3-1		K				L4-6		3	0	0	0	1	1	2																						
Gary Matthews, R OBP: 0.341, SLG: 0.424 (1, 10)	F4			F9		4-3			5-3	4	0	0	0	0	0	2																						
Jim Prestley, R OBP: 0.291, SLG: 0.450 (1, 5)		HR			5-3				K	4	2	2	2	0	1	0																						
Mickey Brantley, R OBP: 0.313, SLG: 0.406 (1, 9)	5-3				K			5-3	K	4	0	0	0	0	2	0																						
Rey Quinones, R OBP: 0.323, SLG: 0.421 (1, 6)			F8		2B 1B			6-3		3	1	1	0	0	0	0																						
Harold Reynolds, S OBP: 0.327, SLG: 0.373 (1, 4)			F8		1-3 1B				S 1B	3	0	2	0	0	0	0																						
Inning Stats	R: 0 E: 0 K: 1 S: 5	H: 0 LOB: 0 BB: 0 P: 5	R: 1 E: 0 K: 0 S: 4	H: 1 LOB: 0 BB: 0 P: 4	R: 0 E: 0 K: 0 S: 3	H: 0 LOB: 0 BB: 0 P: 3	R: 0 E: 0 K: 1 S: 5	H: 0 LOB: 1 BB: 1 P: 9	R: 1 E: 0 K: 1 S: 7	H: 3 LOB: 2 BB: 0 P: 7	R: 0 E: 0 K: 0 S: 3	H: 1 LOB: 1 BB: 1 P: 7	R: 1 E: 0 K: 1 S: 7	H: 2 LOB: 1 BB: 0 P: 7	R: 0 E: 0 K: 2 S: 5	H: 1 LOB: 0 BB: 0 P: 5	R: 0 E: 0 K: 2 S: 7	H: 0 LOB: 0 BB: 0 P: 7	1B: 4 2B: 3 3B: 0 HR: 2	SF: 0 SAC: 0 DP: 2 HBP: 0	WP: 0 PB: 0 SB: 1 CS: 0	PA: 34																
PITCHER	IP	WLS	BF	H	R	ER	SO	BB	IBB	HBP	BLK	WP	HR	S	P	ERA	WHIP	PITCHER				IP	WLS	BF	H	R	ER	SO	BB	IBB	HBP	BLK	WP	HR	S	P	ERA	WHIP
Willie Fraser, R ERA: 3.76 (1, 1)	6.0	W	24	6	3	3	3	2	0	0	0	0	2	28	36	4.50	1.333					6.0	W	24	6	3	3	3	2	0	0	0	0	2	28	36	4.50	1.333
DeWayne Buice, R ERA: 2.55 (7, 1)	3.0	S	10	2	0	0	4	0	0	0	0	0	0	18	18	0.00	0.667					3.0	S	10	2	0	0	4	0	0	0	0	0	18	18	0.00	0.667	

AB	32
R	3
H	8
RBI	3
BB	2
SO	7
LOB	8



Batter	1	2	3	4	5	6	7	8	9	AB	R	H	RBI	BB	SO	LOB	BOTTOM																					
Ruppert Jones, L OBP: 0.300, SLG: 0.435 (1, 7)	F6									4	0	0	0	0	0	3	Seattle Mariners @ California Angels Anaheim Stadium, Anaheim, CA Sat Aug 01 1987, 10:05 PM EDT Att: 42,142 - Unknown																					
Gary Pettis, S OBP: 0.306, SLG: 0.267 (9, 8)			G3	F6		1-3				0	0	0	0	0	0	0																						
Jack Howell, L OBP: 0.346, SLG: 0.468 (1, 9)	3-1		K			3H				4	0	2	0	0	1	0																						
Devon White, S OBP: 0.323, SLG: 0.495 (1, 8)	E9			2B G3	K			F5		3	1	1	0	1	1	2																						
Wally Joyner, L OBP: 0.368, SLG: 0.540 (1, 3)	F6			G3 1B	L9			F8		4	1	1	0	0	0	3																						
Bill Buckner, L OBP: 0.299, SLG: 0.325 (1, 10)			F9	G3	3-1			G3		4	0	1	1	0	0	3																						
Doug DeCinces, R OBP: 0.356, SLG: 0.388 (1, 5)	F9			BB 1B		1B SH3-4		F4		3	1	1	0	1	0	1																						
Mark McLemore, S OBP: 0.292, SLG: 0.273 (1, 4)	K			BB 1B		SH3-4		3-1		3	0	1	1	0	1	1																						
Bob Boone, R OBP: 0.325, SLG: 0.339 (1, 2)	4-3					1B WP				2	1	1	0	2	0	1																						
Gus Polidor, R OBP: 0.208, SLG: 0.278 (1, 6)			K	P3		1-3 3H		K		4	0	1	1	0	2	4																						
Inning Stats	R: 0 E: 1 K: 0 S: 4	H: 1 LOB: 1 BB: 0 P: 4	R: 0 E: 0 K: 1 S: 6	H: 1 LOB: 1 BB: 0 P: 6	R: 0 E: 0 K: 2 S: 7	H: 0 LOB: 0 BB: 0 P: 7	R: 2 E: 0 K: 0 S: 5	H: 2 LOB: 3 BB: 3 P: 17	R: 0 E: 0 K: 1 S: 6	H: 1 LOB: 1 BB: 0 P: 6	R: 2 E: 0 K: 0 S: 5	H: 3 LOB: 0 BB: 0 P: 5	R: 0 E: 0 K: 0 S: 4	H: 1 LOB: 1 BB: 0 P: 4	R: 0 E: 0 K: 1 S: 5	H: 0 LOB: 1 BB: 1 P: 9	1B: 5 2B: 4 3B: 0 HR: 0	SF: 0 SAC: 1 DP: 0 HBP: 0	WP: 2 PB: 0 SB: 0 CS: 0	PA: 36																		
PITCHER	IP	WLS	BF	H	R	ER	SO	BB	IBB	HBP	BLK	WP	HR	S	P	ERA	WHIP	PITCHER				IP	WLS	BF	H	R	ER	SO	BB	IBB	HBP	BLK	WP	HR	S	P	ERA	WHIP
Mike Moore, R ERA: 5.39 (1, 1)	8.0	L	36	9	4	4	5	4	0	0	0	2	0	42	58	4.50	1.625					8.0	L	36	9	4	4	5	4	0	0	0	2	0	42	58	4.50	1.625

AB	31
R	4
H	9
RBI	3
BB	4
SO	5
LOB	18



Batter	1	2	3	4	5	6	7	8	9	AB	R	H	RBI	BB	SO	LOB	TOP	
Donell Nixon, R OBP: 0.277, SLG: 0.261 John Moses, S OBP: 0.296, SLG: 0.334	(1, 8) K	(2) 5-3			(1) CS 1B		(3) F8		(2) SH1-3	4	0	1	0	0	1	2		
Phil Bradley, R OBP: 0.481	(1, 7) K	(3) K			(1) K			(1) F9	(3) K	5	0	0	0	0	4	3		
Alvin Davis, L OBP: 0.382, SLG: 0.501	(1, 3) BB HR 1B			(1) G3			(3) F7		(2) G3	4	1	1	0	0	0	0		
Jim Presley, R OBP: 0.296, SLG: 0.448	(1, 5) BB HR BB			(1) F8-6 BB BB		(1) 6-3			(2) 2B BB	1	1	0	0	3	0	0		
Ken Phelps, L OBP: 0.393, SLG: 0.498	(1, 10) HR BB			(1) BB		(2) K			(1) BB	2	1	1	0	2	1	0		
Mike Kingery, L OBP: 0.313, SLG: 0.440	(1, 9) HR			(2) F8-6		(3) L6			(3) G3	4	1	1	4	0	0	4		
Dave Valle, R OBP: 0.318, SLG: 0.555	(1, 2) 1-3			(1) F8					(1) FC1-5 2B	4	1	2	0	0	0	0		
Domingo Ramos, R OBP: 0.307, SLG: 0.403				(2) 3-1					(1) FC1-5	4	0	2	0	0	0	1		
Harold Reynolds, S OBP: 0.323, SLG: 0.369	(1, 4) F8			(3) 4-3					(2) L4	4	0	0	0	0	0	4		
Inning Stats	R: 4 H: 2 E: 0 K: 2 S: 9	H: 2 R: 0 ER: 0 LOB: 0 BB: 2 P: 17	R: 0 H: 1 E: 0 K: 1 S: 6	H: 1 R: 0 ER: 0 LOB: 1 BB: 0 P: 6	R: 0 H: 0 E: 0 K: 0 S: 2	H: 0 R: 0 ER: 0 LOB: 1 BB: 2 P: 10	R: 0 H: 0 E: 0 K: 0 S: 3	H: 0 R: 0 ER: 0 LOB: 0 BB: 0 P: 3	R: 0 H: 1 E: 0 K: 1 S: 5	H: 0 R: 0 ER: 0 LOB: 0 BB: 0 P: 5	R: 0 H: 1 E: 0 K: 0 S: 4	H: 1 R: 0 ER: 0 LOB: 2 BB: 1 P: 8	R: 0 H: 1 E: 0 K: 0 S: 4	H: 2 R: 1 ER: 1 LOB: 1 BB: 0 P: 7	1B: 4 2B: 4 3B: 0 HR: 1	SF: 0 SAC: 1 DP: 1 HBP: 0	WP: 0 PA: 38 PB: 0 SB: 0 CS: 1	
PITCHER	IP	WLS	BF	H	R	ER	SO	BB	IBB	HBP	BLK	WP	HR	S	P	ERA	WHIP	
Kirk McCaskill, R ERA: 5.27	(1, 1)	7.2	31	5	4	4	5	5	0	0	0	0	1	36	56	4.70	1.304	
Gary Lucas, L ERA: 4.44	(8, 1)	0.1	2	1	0	0	0	0	0	0	0	0	0	2	2	0.00	3.000	
Greg Minton, R ERA: 2.81	(9, 1)	1.0	L	5	2	1	0	1	0	0	0	0	0	7	7	0.00	2.000	

Seattle Mariners @ California Angels
Anaheim Stadium, Anaheim, CA
Sun Aug 02 1987, 6:33 AM EDT
Att: 28,318 - Unknown

AB	32
R	5
H	8
RBI	5
BB	5
SO	6
LOB	14



Batter	1	2	3	4	5	6	7	8	9	AB	R	H	RBI	BB	SO	LOB	BOTTOM	
Brian Downing, R OBP: 0.396, SLG: 0.492	(1, 10) 5-3		(3) 5-3			(1) 1B BB		(3) F4		4	0	1	1	1	0	3		
Wally Joyner, L OBP: 0.394, SLG: 0.532	(1, 3) 4-3			(1) 3-1		(1) K	(3) K		(1) L8	5	0	0	0	0	2	3		
Doug DeCinces, R OBP: 0.356, SLG: 0.387	(1, 5) 6-3			(2) F8		(2) FC6-4 1B			(2) 1B BB	4	1	1	0	1	0	0		
George Hendrick, R OBP: 0.337, SLG: 0.494 Jack Howell, L OBP: 0.350, SLG: 0.472	(1, 7) (8, PH) (9, 4)			(3) 4-3		(2) L5			(2) FC5-4 1B	3	0	1	0	0	0	2		
Devon White, S OBP: 0.319, SLG: 0.490	(1, 9) 1-3			(1) 4-3		(3) FC6-4			(1) FC5-4 1B	5	1	0	0	0	0	6		
Bob Boone, R OBP: 0.328, SLG: 0.341 Bill Buckner, L OBP: 0.301, SLG: 0.327 Mark Ryal, L OBP: 0.244, SLG: 0.430	(1, 2) (8, PH) (9, 7)			(2) 6-3					(2) 1B BB	2	1	1	0	1	0	1		
Gus Polidor, R OBP: 0.213, SLG: 0.280 Ruppert Jones, L OBP: 0.300, SLG: 0.435 Darrell Miller, R OBP: 0.250, SLG: 0.278	(1, 6) (8, PH) (9, 2)			(3) F9		(2) K			(2) 1B BB	3	0	1	0	0	1	2		
Gary Pettis, S OBP: 0.303, SLG: 0.264	(1, 8) 5-3			(1) 5-3		(3) F8			(2) K	4	0	0	0	0	2	5		
Mark McLemore, S OBP: 0.294, SLG: 0.282	(1, 4) (9, 6) 6-3			(2) 6-3		(2) HR			(2) K	3	1	1	1	1	1	2		
Inning Stats	R: 0 H: 0 E: 0 K: 0 S: 3	H: 0 R: 0 ER: 0 LOB: 0 BB: 0 P: 3	R: 0 H: 1 E: 0 K: 0 S: 4	H: 1 R: 0 ER: 0 LOB: 1 BB: 0 P: 4	R: 0 H: 0 E: 0 K: 0 S: 3	H: 0 R: 0 ER: 0 LOB: 0 BB: 0 P: 3	R: 0 H: 0 E: 0 K: 0 S: 3	H: 0 R: 0 ER: 0 LOB: 0 BB: 0 P: 3	R: 1 H: 2 E: 0 K: 3 S: 11	H: 2 R: 0 ER: 0 LOB: 2 BB: 1 P: 11	R: 1 H: 2 E: 0 K: 3 S: 11	H: 3 R: 2 ER: 0 LOB: 3 BB: 2 P: 16	R: 2 H: 3 E: 0 K: 1 S: 8	H: 1 R: 0 ER: 0 LOB: 1 BB: 0 P: 4	1B: 8 2B: 1 3B: 0 HR: 1	SF: 0 SAC: 0 DP: 0 HBP: 0	WP: 0 PA: 41 PB: 0 SB: 0 CS: 0	
PITCHER	IP	WLS	BF	H	R	ER	SO	BB	IBB	HBP	BLK	WP	HR	S	P	ERA	WHIP	
Mark Langston, L ERA: 4.22	(1, 1)	7.0	29	6	2	2	5	2	0	0	0	0	0	3	7	54.00	9.000	
Ed Nunez, R ERA: 3.09	(8, 1)	0.1	4	2	2	2	0	1	0	0	0	0	0	3	7	0.00	6.000	
Dennis Powell, L ERA:	(8, 1)	0.1	3	1	0	0	1	1	0	0	0	0	0	4	8	0.00	6.000	
Steve Shields, R ERA: 5.32	(8, 1)	1.1	W	5	1	0	0	0	0	0	0	0	0	5	5	0.00	0.750	

Seattle Mariners @ California Angels
Anaheim Stadium, Anaheim, CA
Sun Aug 02 1987, 6:33 AM EDT
Att: 28,318 - Unknown

AB	37
R	4
H	10
RBI	4
BB	4
SO	6
LOB	24



Batter	1	2	3	4	5	6	7	8	9	AB	R	H	RBI	BB	SO	LOB	TOP											
Donell Nixon, R OBP: 0.276, SLG: 0.260 (1, 8)	6-3	CS	5-3					K		4	0	1	0	0	1	0	Seattle Mariners @ Oakland Athletics Oakland-Alameda County Coliseum, Oakland, CA Mon Aug 03 1987, 7:05 PM PDT Att: 16,644 - Unknown livebaseballscorecards.com											
Phil Bradley, R OBP: 0.361, SLG: 0.477 (1, 7)	K		6-3			5-3				3	0	0	0	1	1													
Scott Bradley, L OBP: 0.295, SLG: 0.337 (1, 2)	1B HR		5-3			F7		F8		4	1	1	0	0	0													
Avin Davis, L OBP: 0.381, SLG: 0.499 (1, 3)	1B HR			4-3			E3 1B		F7	4	2	1	0	0	0													
Jim Prestley, R OBP: 0.298, SLG: 0.455 (1, 5)	1B HR			F9			4-3		1B BB	3	1	1	3	1	0													
Ken Phelps, L OBP: 0.390, SLG: 0.493 Gary Matthews, R OBP: 0.344, SLG: 0.425 (1, 10) (7, PH)	4-3			K			FC3-6 1B		F3	2	0	0	0	0	1													
Mike Kingery, L OBP: 0.311, SLG: 0.437 (1, 9)		B1-3			4-3		FC3-6 1B			4	0	1	0	0	0													
Rey Quinones, R OBP: 0.319, SLG: 0.415 (1, 6)		5-3			F3		F7		F8	4	0	0	0	0	3													
Harold Reynolds, S OBP: 0.323, SLG: 0.368 (1, 4)				5-3				4-3		3	0	1	0	0	0													
Inning Stats	R: 3 E: 0 K: 1 S: 8	H: 3 LOB: 0 BB: 0 P: 8	R: 0 E: 0 K: 0 S: 3	H: 1 LOB: 0 BB: 0 P: 3	R: 0 E: 0 K: 0 S: 3	H: 0 LOB: 0 BB: 0 P: 3	R: 0 E: 0 K: 1 S: 5	H: 0 LOB: 0 BB: 0 P: 5	R: 0 E: 0 K: 0 S: 3	H: 1 LOB: 0 BB: 0 P: 3	R: 1 E: 1 K: 0 S: 5	H: 1 LOB: 1 BB: 0 P: 5	R: 0 E: 0 K: 1 S: 4	H: 0 LOB: 1 BB: 1 P: 9	R: 0 E: 0 K: 0 S: 4	H: 1 LOB: 2 BB: 1 P: 8	1B: 6 2B: 0 3B: 0 HR: 1	SF: 0 SAC: 0 DP: 0 HBP: 0	WP: 0 PA: 36 PB: 0 SB: 0 CS: 2									
PITCHER	IP	WLS	BF	H	R	ER	SO	BB	IBB	HBP	BLK	WP	HR	S	P	ERA	WHIP											
Joaquin Andujar, R ERA: 6.08 (1, 1)	0.2	L	5	3	3	3	1	0	0	0	0	0	0	1	7	7	40.50	4.500										
Dave Leiper, L ERA: 2.57 (1, 1)	6.1		21	3	1	0	1	0	0	0	0	0	0	23	23	0.00	0.474											
Dennis Lamp, R ERA: 4.39 (8, 1)	0.2		3	0	0	0	1	1	0	0	0	0	0	4	8	0.00	1.500											
Greg Cadaret, L ERA: 6.55 (8, 1)	0.2		2	0	0	0	0	0	0	0	0	0	0	2	2	0.00	0.000											
Rick Rodriguez, R ERA: 4.02 (9, 1)	0.2		4	1	0	0	0	1	0	0	0	0	0	3	7	0.00	3.000											

Batter	1	2	3	4	5	6	7	8	9	AB	R	H	RBI	BB	SO	LOB	BOTTOM										
Luis Polonia, L OBP: 0.350, SLG: 0.418 (1, 8)	1-3						F7		4-3	5	0	1	1	0	0	3	Seattle Mariners @ Oakland Athletics Oakland-Alameda County Coliseum, Oakland, CA Mon Aug 03 1987, 7:05 PM PDT Att: 16,644 - Unknown livebaseballscorecards.com										
Carney Lansford, R OBP: 0.379, SLG: 0.455 (1, 5)	F8		F4				F3			4	0	1	1	1	0	1											
Jose Canseco, R OBP: 0.317, SLG: 0.487 (1, 7)	5-3			6-3			4-3		F6	4	0	0	1	1	0	2											
Mark McGwire, R OBP: 0.364, SLG: 0.645 (1, 3)		F8						5-3		3	0	0	0	1	1	3											
Mike Davis, L OBP: 0.336, SLG: 0.530 (1, 10)		F8		E6			6-3		F8	4	0	0	0	0	0	1											
Reggie Jackson, L OBP: 0.275, SLG: 0.397 (1, 9)			K		G4-3					4	0	2	0	0	1	2											
Terry Steinbach, R OBP: 0.350, SLG: 0.500 (1, 2)									F8	4	1	1	0	0	0	2											
Tony Bernazard, S OBP: 0.327, SLG: 0.429 Mike Gallego, R OBP: 0.304, SLG: 0.300 (1, 4) (9, PR)			G3							4	1	3	0	0	0	1											
Alfredo Griffin, S OBP: 0.320, SLG: 0.342 (1, 6)			6-3						K	4	0	1	0	0	2	4											
Inning Stats	R: 0 E: 0 K: 0 S: 3	H: 0 LOB: 0 BB: 0 P: 3	R: 0 E: 0 K: 1 S: 5	H: 0 LOB: 0 BB: 0 P: 5	R: 1 E: 0 K: 0 S: 5	H: 2 LOB: 1 BB: 0 P: 5	R: 0 E: 1 K: 0 S: 3	H: 0 LOB: 1 BB: 1 P: 7	R: 1 E: 0 K: 1 S: 7	H: 2 LOB: 3 BB: 2 P: 15	R: 0 E: 0 K: 1 S: 7	H: 2 LOB: 2 BB: 0 P: 7	R: 0 E: 0 K: 0 S: 3	H: 0 LOB: 0 BB: 0 P: 3	R: 0 E: 0 K: 0 S: 4	H: 1 LOB: 1 BB: 0 P: 4	R: 1 E: 0 K: 1 S: 7	H: 2 LOB: 2 BB: 0 P: 7	1B: 8 2B: 1 3B: 0 HR: 0	SF: 0 SAC: 0 DP: 1 HBP: 0	WP: 0 PA: 39 PB: 0 SB: 0 CS: 0						
PITCHER	IP	WLS	BF	H	R	ER	SO	BB	IBB	HBP	BLK	WP	HR	S	P	ERA	WHIP										
Mike Morgan, R ERA: 4.48 (1, 1)	5.2	W	26	6	2	2	2	2	2	2	2	0	0	27	39	3.18	1.588										
Dennis Powell, L ERA (6, 1)	0.2		2	0	0	0	1	0	0	0	0	0	0	4	4	0.00	0.000										
Mike Trujillo, R ERA: 7.35 (7, 1)	2.1		10	3	1	1	1	0	0	0	0	0	0	12	12	3.86	1.286										
Ed Nunez, R ERA: 3.06 (9, 1)	0.1	S	1	0	0	0	0	0	0	0	0	0	0	1	1	0.00	0.000										

Batter	1	2	3	4	5	6	7	8	9	AB	R	H	RBI	BB	SO	LOB	TOP			
Brian Downing, R OBP: 0.395, SLG: 0.495 Ruppert Jones, L OBP: 0.298, SLG: 0.431	0-0 4-1 2B	0-0 5-3		0-3 K		0-3 K		0-0 F9	4 0 1 0 0 2 2 1 0 0 0 0 0 1											
Devon White, S OBP: 0.323, SLG: 0.493	0-0 F6		0-0 1B		0-0 G3 2B		0-0 L7	0-0 G3	5 0 2 0 0 0 2											
Wally Joyner, L OBP: 0.362, SLG: 0.531	0-0 4-1 2-3		0-0 1B FC5-4		0-3 K		0-0 4-3		4 1 1 0 0 1 2											
Bill Buckner, L OBP: 0.308, SLG: 0.343	0-0 L9		0-0 1B FC5-4		0-0 G3 2-3		0-0 F8		4 0 1 0 0 0 2											
Doug DeCinces, R OBP: 0.365, SLG: 0.402 Mark Ryal, L OBP: 0.241, SLG: 0.425		0-0 E 2B	0-0 1B FC5-4		4-0 BB		0-3 K	0-3 K	2 1 1 1 1 0 1 1 0 0 0 0 1 0											
Jack Howell, L OBP: 0.349, SLG: 0.466	0-0 F5	0-0 F5	0-0 1B		0-3 K		0-3 K	0-3 K	4 0 1 0 0 2 3											
Mark McLemore, S OBP: 0.303, SLG: 0.288		4-0 E 4-3 BB		0-0 S 1B		0-3 K		0-0 2B 1B	3 2 2 0 1 1 0								AB 36			
Bob Boone, R OBP: 0.336, SLG: 0.348 Darrell Miller, R OBP: 0.293, SLG: 0.302		0-0 E2 4-3 1-3 2-H 1B		0-0 6-3		0-0 F8		0-0 1-H 2B	3 0 1 1 0 0 1 1 0 1 1 0 0 0								RBI 4 BB 2 SO 7 LOB 17			
Gus Polidor, R OBP: 0.228, SLG: 0.278		0-0 4-3 2-3 3-H		0-0 6-3		0-0 6-3		0-0 F9	4 0 0 1 0 0 3											
Inning Stats	R: 0 E: 0 K: 0 S: 4	H: 1 LOB: 1 BB: 0 P: 4	R: 2 E: 1 K: 0 S: 5	H: 2 LOB: 1 BB: 1 P: 9	R: 1 E: 0 K: 0 S: 5	H: 4 LOB: 2 BB: 0 P: 5	R: 0 E: 0 K: 1 S: 6	H: 1 LOB: 1 BB: 0 P: 6	R: 0 E: 0 K: 2 S: 8	H: 0 LOB: 0 BB: 1 P: 12	R: 0 E: 0 K: 1 S: 5	H: 0 LOB: 0 BB: 0 P: 5	R: 0 E: 0 K: 2 S: 7	H: 0 LOB: 0 BB: 0 P: 7	R: 1 E: 0 K: 0 S: 5	H: 2 LOB: 1 BB: 0 P: 5	1B: 7 2B: 4 3B: 0 HR: 0	SF: 0 SAC: 0 DP: 0 HBP: 0	WP: 0 PB: 0 SB: 1 CS: 0	PA: 38
PITCHER Mike Moore, R ERA: 5.24	IP: 9.0 WLS: W BF: 38 H: 11 R: 4 ER: 3 SO: 7 BB: 2 IBB: 0 HBP: 0 BLK: 0 WP: 0 HR: 0 S: 50 P: 58 ERA: 3.00 WHIP: 1.444																			

California Angels @ Seattle Mariners
The Kingdome, Seattle, WA
Thu Aug 06 1987, 10:05 PM EDT
Att: 11,065 - Unknown

livebaseballscores.com



Batter	1	2	3	4	5	6	7	8	9	AB	R	H	RBI	BB	SO	LOB	BOTTOM			
John Moses, S OBP: 0.297, SLG: 0.332	4-0 1B WP BB	0-0 CS 1B		0-0 E6 BLK 1B		0-0 E3 5-3 HR	0-0 F5		4 3 1 1 1 0 2											
Phil Bradley, R OBP: 0.380, SLG: 0.470	0-0 WP BB 1-3 1B	0-0 CS 1-2	0-0 6-3	4-0 1B 1-2 BB		0-0 5-3 1-2	0-0 6-3		4 0 1 0 1 0 2											
Scott Bradley, L OBP: 0.292, SLG: 0.332	4-0 WP BB 1-2		0-0 4-3	0-0 1B 1-3 2-H		0-0 SF8 3-H		0-0 L8	3 0 1 2 1 0 0											
Alvin Davis, L OBP: 0.387, SLG: 0.508	0-3 K		4-0 WP HR BB		0-0 2B 1B	0-0 2B HR		0-0 3-1	4 3 2 2 1 1 3											
Jim Presteley, R OBP: 0.300, SLG: 0.460	0-3 K		0-0 HR		4-0 2B BB	4-0 3B BB		0-0 2B 2B	3 4 2 2 2 1 2											
Ken Phelps, L OBP: 0.397, SLG: 0.516	0-0 L8		0-0 1B 2B		0-0 4-3 1-H 2-H 2B	0-0 2B 3B		4-0 2B BB	4 2 3 3 1 0 2											
Mike Kingery, L OBP: 0.315, SLG: 0.438		0-0 F7	0-0 1B		0-0 4-3 2-3	0-0 2B		0-0 1B 2B	5 1 3 2 0 0 1								AB 37 R 15 H 17 RBI 14 BB 7 SO 3 LOB 15			
Rey Quinones, R OBP: 0.316, SLG: 0.408		0-3 K		0-0 F4	0-0 1-3	0-0 G3		0-0 1B	5 0 1 2 0 1 2											
Harold Reynolds, S OBP: 0.332, SLG: 0.386		0-0 1B 3B		0-0 CS 1B		0-0 SF8 2B		0-0 F9 F8	5 2 3 0 0 0 1											
Inning Stats	R: 1 E: 0 K: 2 S: 8	H: 1 LOB: 2 BB: 2 P: 16	R: 1 E: 0 K: 1 S: 6	H: 2 LOB: 0 BB: 0 P: 6	R: 2 E: 0 K: 0 S: 5	H: 3 LOB: 1 BB: 1 P: 9	R: 1 E: 1 K: 0 S: 4	H: 2 LOB: 2 BB: 1 P: 8	R: 2 E: 0 K: 0 S: 4	H: 2 LOB: 1 BB: 1 P: 8	R: 5 E: 1 K: 0 S: 8	H: 4 LOB: 1 BB: 1 P: 12	R: 0 E: 0 K: 0 S: 3	H: 0 LOB: 0 BB: 0 P: 3	R: 3 E: 0 K: 0 S: 6	H: 3 LOB: 1 BB: 1 P: 10	1B: 7 2B: 6 3B: 2 HR: 2	SF: 1 SAC: 0 DP: 0 HBP: 0	WP: 2 PB: 0 SB: 0 CS: 2	PA: 46
PITCHER Willie Fraser, R ERA: 3.97 Chuck Finley, L ERA: 5.02 Jack Lazorko, R ERA: 4.76	IP: 2.2 WLS: L BF: 14 H: 4 R: 4 ER: 4 SO: 3 BB: 3 IBB: 0 HBP: 0 BLK: 1 WP: 0 HR: 1 S: 17 P: 29 ERA: 13.50 WHIP: 2.625																			

California Angels @ Seattle Mariners
The Kingdome, Seattle, WA
Thu Aug 06 1987, 10:05 PM EDT
Att: 11,065 - Unknown

livebaseballscores.com



Batter	1	2	3	4	5	6	7	8	9	AB	R	H	RBI	BB	SO	LOB	TOP			
Brian Downing, R OBP: 0.395, SLG: 0.493 (1, 10)	4-0 FC5-4 BB		0-3 K		0-0 L7		0-3 K		0-0 1B	4	0	1	0	1	2	2	California Angels @ Seattle Mariners The Kingdome, Seattle, WA Fri Aug 07 1987, 10:05 PM EDT Att: 12,464 - Unknown			
Darrell Miller, R OBP: 0.260, SLG: 0.308 (1, 7) (2, 2)	0-0 FC5-4 1B		0-0 F8		0-0 F7		0-0 F4		0-0 F4	5	0	1	0	0	0	4				
Doug DeCinces, R OBP: 0.363, SLG: 0.401 (1, 5)	0-0 F4		0-3 K		0-0 G3				0-0 1B	4	0	1	0	0	1	2				
George Hendrick, R OBP: 0.327, SLG: 0.467 (1, 3)	0-0 1B			4-0 1B BB		0-3 K		0-0 F7		3	0	1	0	1	1	2				
Bob Boone, R OBP: 0.335, SLG: 0.347 Jack Howell, L OBP: 0.346, SLG: 0.462 (1, 2) (2, 7)	0-0 4-3			0-3 K		0-3 K		0-3 K		1	0	0	0	0	0	2				
Devon White, S OBP: 0.323, SLG: 0.491 (1, 9)		0-3 K		0-0 FC6-4 1B		0-0 5-3		0-3 K		4	0	1	0	0	2	2				
Gus Polidor, R OBP: 0.240, SLG: 0.287 (1, 6)		0-0 BB 1B		0-3 K			0-0 G6-4-3 1B		0-0 F9	4	0	2	0	0	1	2				
Mark McLemore, S OBP: 0.304, SLG: 0.286 (1, 4)		4-0 G6-4-3 BB		0-0 FC6-4			0-0 G6-4-3		4-0 1B BB	2	0	0	0	2	0	3				
Gary Pettis, S OBP: 0.305, SLG: 0.264 (1, 8)		0-0 G6-4-3		4-0 BB			4-0 BB		0-3 K	2	0	0	0	2	1	3				
Inning Stats	R: 0 E: 0 K: 1 S: 4	H: 1 LOB: 2 BB: 1 P: 8	R: 0 E: 0 K: 1 S: 5	H: 1 LOB: 1 BB: 1 P: 9	R: 0 E: 0 K: 2 S: 7	H: 0 LOB: 0 BB: 0 P: 7	R: 0 E: 0 K: 2 S: 8	H: 1 LOB: 1 BB: 1 P: 12	R: 0 E: 0 K: 0 S: 3	H: 0 LOB: 1 BB: 1 P: 7	R: 0 E: 0 K: 1 S: 5	H: 1 LOB: 1 BB: 1 P: 9	R: 0 E: 0 K: 2 S: 9	H: 2 LOB: 2 BB: 0 P: 9	R: 0 E: 0 K: 1 S: 6	H: 1 LOB: 2 BB: 1 P: 10		1B: 6 2B: 1 3B: 0 HR: 0	SF: 0 SAC: 0 DP: 2 HBP: 0	WP: 0 PB: 0 SB: 1 CS: 0
PITCHER Mark Langston, L ERA: 4.02 (1, 1)	IP: 9.0 WLS: W BF: 38 H: 7 R: 0 ER: 0 SO: 11 BB: 6 IBB: 0 HBP: 0 BLK: 0 WP: 0 HR: 0 S: 54 P: 78 ERA: 0.00 WHIP: 1.444											PITCHER	IP: 9.0 WLS: W BF: 38 H: 7 R: 0 ER: 0 SO: 11 BB: 6 IBB: 0 HBP: 0 BLK: 0 WP: 0 HR: 0 S: 54 P: 78 ERA: 0.00 WHIP: 1.444							

Batter	1	2	3	4	5	6	7	8	9	AB	R	H	RBI	BB	SO	LOB	BOTTOM			
John Moses, S OBP: 0.299, SLG: 0.329 (1, 8)	1-0 CS HBP	0-0 4-3		0-0 E3 HR		4-0 1B E BB		0-0 L6		3	2	0	0	1	0	3	California Angels @ Seattle Mariners The Kingdome, Seattle, WA Fri Aug 07 1987, 10:05 PM EDT Att: 12,464 - Unknown			
Phil Bradley, R OBP: 0.382, SLG: 0.482 (1, 7)	0-3 K		0-0 4-3	0-0 HR		0-0 E1 1B BB		0-0 1B 2B		5	3	3	5	0	1	1				
Scott Bradley, L OBP: 0.294, SLG: 0.337 (1, 2)	0-0 G3		0-0 G3 2B	0-0 F9		0-0 6-3 2B		0-0 1B E 1B		5	1	2	1	0	0	1				
Alvin Davis, L OBP: 0.387, SLG: 0.505 (1, 3)		4-0 PB HR BB	0-0 G3	0-0 F6		0-0 1B		0-0 E5 BB 1B		4	1	1	1	1	0	2				
Jim Prestey, R OBP: 0.301, SLG: 0.458 (1, 5)		4-0 HR BB	0-0 1-3	0-0 F8		0-3 K		0-0 BB 1B		4	1	1	1	1	1	2				
Ken Phelps, L OBP: 0.404, SLG: 0.544 (1, 10)		0-0 HR		4-0 FC1-5 1B BB		0-0 F7		4-0 HR		3	2	2	4	2	0	0				
Mike Kingery, L OBP: 0.317, SLG: 0.441 (1, 9)	0-0 F7		0-0 G3 FC1-5 E 1B	0-0 FC1-5 1B		0-0 1B 2B		0-0 F9		5	2	2	0	0	0	3				
Rey Quinones, R OBP: 0.317, SLG: 0.406 (1, 6)	0-0 L9		0-0 FC1-5 E G3 HR	0-0 FC1-5 G3		0-0 1B WP 1B		0-0 G6-4-3		4	2	1	0	0	0	5				
Harold Reynolds, S OBP: 0.331, SLG: 0.384 (1, 4)	0-0 S 1B		0-0 G3	0-0 G3		0-0 1-3		0-0 F9		4	0	1	0	0	0	5				
Inning Stats	R: 0 E: 0 K: 1 S: 4	H: 0 LOB: 0 BB: 0 P: 5	R: 3 E: 0 K: 0 S: 5	H: 2 LOB: 1 BB: 2 P: 13	R: 0 E: 0 K: 0 S: 4	H: 1 LOB: 1 BB: 0 P: 4	R: 4 E: 1 K: 0 S: 6	H: 2 LOB: 0 BB: 1 P: 10	R: 0 E: 0 K: 0 S: 3	H: 0 LOB: 0 BB: 0 P: 3	R: 4 E: 1 K: 1 S: 9	H: 4 LOB: 1 BB: 1 P: 13	R: 1 E: 0 K: 0 S: 4	H: 1 LOB: 1 BB: 0 P: 5	R: 2 E: 1 K: 0 S: 6	H: 3 LOB: 2 BB: 1 P: 10		1B: 7 2B: 4 3B: 0 HR: 3	SF: 0 SAC: 0 DP: 2 HBP: 2	WP: 1 PB: 1 SB: 1 CS: 1
PITCHER Kirk McCaskill, R ERA: 5.66 Gary Lucas, L ERA: 4.44 (1, 1) (6, 1)	IP: 5.0 WLS: L BF: 26 H: 7 R: 5 ER: 5 SO: 1 BB: 3 IBB: 0 HBP: 1 BLK: 0 WP: 1 HR: 2 S: 24 P: 37 ERA: 9.00 WHIP: 2.000											PITCHER	IP: 5.0 WLS: L BF: 26 H: 7 R: 5 ER: 5 SO: 1 BB: 3 IBB: 0 HBP: 1 BLK: 0 WP: 1 HR: 2 S: 24 P: 37 ERA: 9.00 WHIP: 2.000							

Batter	1	2	3	4	5	6	7	8	9	AB	R	H	RBI	BB	SO	LOB	TOP										
Ruppert Jones, L BP: 0.306, SLG: 0.437 Brian Downing, R BP: 0.298, SLG: 0.493 Gary Matthews, S OBP: 0.305, SLG: 0.284 Darrel Miller, R BP: 0.257, SLG: 0.304	F8		2B 1B		HR 1B	1-2 2-3 BB		F4		3	1	2	0	0	0	0	3 1 2 0 0 0 0 0 0 0 0 0 1 0 0 0 0 0 0 0 0 0 0 0 0 1 0 0 0 0 0 0 0 0										
Wally Joyner, L OBP: 0.363, SLG: 0.540	F7		1-H 2B		HR					5	1	2	2	0	1	3	5 1 2 2 0 1 3										
Devon White, S OBP: 0.323, SLG: 0.490										5	1	2	0	0	1	0	5 1 2 0 0 1 0										
Bill Buckner, L OBP: 0.309, SLG: 0.342	CS 1-2	1-3			FC4-6 BB 1B	6-3				4	0	1	0	1	0	0	4 0 1 0 1 0 0										
Jack Howell, L OBP: 0.343, SLG: 0.457 George Hendrick, R OBP: 0.333, SLG: 0.473		6-3			FC4-6 BB 1B	4-3				3	0	0	0	0	0	2	3 0 0 0 0 0 2 1 0 1 0 0 0 0										
Doug DeCinces, R OBP: 0.360, SLG: 0.396		E5								4	0	0	0	0	2	4	4 0 0 0 0 2 4										
Bob Boone, R OBP: 0.337, SLG: 0.347		1-3								3	0	1	0	1	0	3	3 0 1 0 1 0 3										
Gus Polidor, R OBP: 0.240, SLG: 0.286					F7	E5				4	0	1	0	0	0	2	4 0 1 0 0 0 2										
Mark McLemore, S OBP: 0.301, SLG: 0.283										4	0	0	0	0	2	5	4 0 0 0 0 2 5										
Inning Stats	R: 0 E: 0 K: 0 S: 3	H: 1 LOB: 0 BB: 0 P: 3	R: 0 E: 1 K: 0 S: 4	H: 0 LOB: 1 BB: 0 P: 4	R: 0 E: 0 K: 1 S: 6	H: 2 LOB: 2 BB: 0 P: 6	R: 1 E: 1 K: 1 S: 7	H: 1 LOB: 3 BB: 2 P: 15	R: 2 E: 0 K: 0 S: 5	H: 2 LOB: 0 BB: 0 P: 5	R: 0 E: 0 K: 1 S: 7	H: 2 LOB: 3 BB: 1 P: 9	R: 0 E: 0 K: 1 S: 7	H: 2 LOB: 0 BB: 0 P: 7	R: 0 E: 0 K: 1 S: 5	H: 0 LOB: 0 BB: 0 P: 5	R: 0 E: 0 K: 2 S: 7	H: 0 LOB: 0 BB: 0 P: 7	1B: 8 2B: 1 3B: 0 HR: 1	SF: 0 SAC: 0 DP: 0 HBP: 0	WP: 0 PB: 0 SB: 1 CS: 1	PA: 41					
PITCHER	IP	WLS	BF	H	R	ER	SO	BB	IBB	HBP	BLK	WP	HR	S	P	ERA	WHIP										
Mike Morgan, R ERA: 4.44	5.1	W	26	8	3	2	2	2	0	0	0	0	1	28	36	3.38	1.875										
Bill Wilkinson, L ERA: 3.65	6.1	S	14	2	0	0	4	1	0	0	0	0	0	21	25	0.00	0.818										

California Angels @ Seattle Mariners
The Kingdome, Seattle, WA
Sat Aug 08 1987, 10:05 PM EDT
Att: 15,540 - Unknown

AB	37
R	3
H	10
RBI	2
BB	3
SO	6
LOB	19



Batter	1	2	3	4	5	6	7	8	9	AB	R	H	RBI	BB	SO	LOB	BOTTOM										
John Moses, S OBP: 0.297, SLG: 0.327	K				3-1 2-3					5	0	1	1	0	1	3	5 0 1 1 0 1 3										
Phil Bradley, R OBP: 0.351, SLG: 0.479	5-3									3	1	0	0	1	2	3	3 1 0 0 1 2 3										
Scott Bradley, L OBP: 0.298, SLG: 0.348										3	2	2	0	0	0	0	3 2 2 0 0 0 0										
Alvin Davis, L OBP: 0.390, SLG: 0.513										2	1	1	2	2	0	1	2 1 1 2 2 0 1										
Jim Prestey, R OBP: 0.303, SLG: 0.459										4	0	2	1	0	1	1	4 0 2 1 0 1 1										
Ken Phelps, L OBP: 0.406, SLG: 0.541										3	1	1	1	1	1	4	3 1 1 1 1 1 4										
Mike Kingery, L OBP: 0.316, SLG: 0.438										4	0	1	0	0	0	4	4 0 1 0 0 0 4										
Rey Quinones, R OBP: 0.317, SLG: 0.405										3	0	1	0	0	1	0	3 0 1 0 0 1 0										
Harold Reynolds, S OBP: 0.335, SLG: 0.389										3	0	2	0	1	0	0	3 0 2 0 1 0 0										
Inning Stats	R: 2 E: 0 K: 2 S: 9	H: 2 LOB: 0 BB: 0 P: 9	R: 1 E: 0 K: 1 S: 6	H: 2 LOB: 2 BB: 2 P: 14	R: 1 E: 0 K: 0 S: 5	H: 2 LOB: 1 BB: 0 P: 5	R: 0 E: 0 K: 2 S: 8	H: 1 LOB: 1 BB: 0 P: 8	R: 0 E: 0 K: 0 S: 3	H: 1 LOB: 1 BB: 1 P: 7	R: 0 E: 0 K: 0 S: 4	H: 2 LOB: 1 BB: 0 P: 4	R: 1 E: 0 K: 1 S: 6	H: 1 LOB: 2 BB: 2 P: 14	R: 0 E: 0 K: 0 S: 3	H: 0 LOB: 0 BB: 0 P: 3	R: 0 E: 0 K: 2 S: 7	H: 0 LOB: 0 BB: 0 P: 3	1B: 7 2B: 3 3B: 0 HR: 1	SF: 0 SAC: 2 DP: 1 HBP: 0	WP: 0 PB: 0 SB: 0 CS: 1	PA: 37					
PITCHER	IP	WLS	BF	H	R	ER	SO	BB	IBB	HBP	BLK	WP	HR	S	P	ERA	WHIP										
Mike Witt, R ERA: 3.87	6.1	L	32	11	5	5	5	4	1	0	0	0	1	37	57	7.11	2.368										
Chuck Finley, L ERA: 4.85	7.1		5	0	0	0	1	0	0	0	0	0	0	7	7	0.00	0.000										

California Angels @ Seattle Mariners
The Kingdome, Seattle, WA
Sat Aug 08 1987, 10:05 PM EDT
Att: 15,540 - Unknown

AB	30
R	5
H	11
RBI	5
BB	5
SO	6
LOB	16



Batter	1	2	3	4	5	6	7	8	9	AB	R	H	RBI	BB	SO	LOB	TOP																
Brian Downing, R OBP: 0.398, SLG: 0.500 (1, 10)										2	1	1	2	2	0	0	California Angels @ Seattle Mariners The Kingdome, Seattle, WA Sun Aug 09 1987, 6:33 AM EDT Att: 16,191 - Unknown																
Wally Joyner, L OBP: 0.381, SLG: 0.540 (1, 3)										4	0	1	1	0	0	2																	
Doug DeCinces, R OBP: 0.356, SLG: 0.390 (1, 5)										5	0	0	0	0	1	3																	
George Hendrick, R OBP: 0.333, SLG: 0.463 Ruppert Jones, L OBP: 0.301, SLG: 0.430 (7, PH) (7, 7)										2	0	0	0	1	0	0																	
Devon White, S OBP: 0.326, SLG: 0.492 (8, 9) (8, 9)										4	1	2	0	1	1	1																	
Bob Boone, R OBP: 0.335, SLG: 0.341 (1, 2)										4	0	0	0	1	2	2																	
Darrell Miller, R OBP: 0.262, SLG: 0.301 Jack Howell, L OBP: 0.344, SLG: 0.456 (5, PH) (5, 7) (7, 9) (8, 4)										1	1	0	0	1	0	0																	
Gus Polidor, R OBP: 0.252, SLG: 0.320 Bill Buckner, L OBP: 0.311, SLG: 0.344 Gary Pettis, S OBP: 0.305, SLG: 0.264 (8, PH) (8, FR) (8, 8)										2	1	1	1	0	0	0																	
Mark McLemore, S OBP: 0.303, SLG: 0.289 (8, 6) (8, 6)										3	1	1	2	1	0	0																	
Inning Stats	R: 1 E: 0 K: 1 S: 6	H: 1 LOB: 1 BB: 1 P: 10	R: 0 E: 0 K: 0 S: 3	H: 0 LOB: 2 BB: 2 P: 12	R: 0 E: 0 K: 0 S: 4	H: 1 LOB: 1 BB: 0 P: 4	R: 1 E: 0 K: 0 S: 5	H: 2 LOB: 2 BB: 1 P: 9	R: 0 E: 0 K: 1 S: 4	H: 0 LOB: 0 BB: 0 P: 12	R: 0 E: 0 K: 0 S: 3	H: 0 LOB: 0 BB: 0 P: 7	R: 0 E: 0 K: 1 S: 8	H: 3 LOB: 1 BB: 2 P: 16	R: 0 E: 0 K: 1 S: 5	H: 0 LOB: 0 BB: 0 P: 5		1B: 2 2B: 2 HR: 2	SF: 2 SAC: 0 DP: 0 HBP: 1	WP: 0 PB: 0 SB: 0 CS: 1	PA: 42												
PITCHER	IP WLS BF H R ER SO BB IBB HBP BLK WP HR S P ERA WHIP																																
Lee Guetterman, L ERA: 4.19 (1, 1)	3.2	20	4	3	3	1	4	0	1	0	0	0	2	17	34	7.36	2.182																
Mike Trujillo, R ERA: 7.18 (4, 1)	3.2	13	1	1	1	4	2	0	0	0	0	0	0	19	27	2.46	0.818																
Dennis Powell, L ERA: 2.7 (8, 1)	0.0	L	1	0	0	0	1	0	0	0	0	0	0	4	4	∞	∞																
Ed Nunez, R ERA: 3.44 (8, 1)	1.2	8	2	3	3	1	1	0	0	0	0	0	0	9	13	16.20	1.800																

Batter	1	2	3	4	5	6	7	8	9	AB	R	H	RBI	BB	SO	LOB	BOTTOM																
John Moses, S OBP: 0.299, SLG: 0.331 (1, 8)										5	0	2	1	0	1	1	California Angels @ Seattle Mariners The Kingdome, Seattle, WA Sun Aug 09 1987, 6:33 AM EDT Att: 16,191 - Unknown																
Phil Bradley, R OBP: 0.380, SLG: 0.479 (1, 7)										4	1	1	1	0	2	2																	
Dave Valle, R OBP: 0.306, SLG: 0.532 (1, 2)										4	0	0	0	0	1	2																	
Alvin Davis, L OBP: 0.393, SLG: 0.522 (1, 3)										3	1	2	2	1	0	0																	
Jim Presteley, R OBP: 0.300, SLG: 0.454 (1, 5)										4	0	0	0	0	1	2																	
Ken Phelps, L OBP: 0.400, SLG: 0.532 (1, 10)										4	0	0	0	0	1	2																	
Mike Kingery, L OBP: 0.322, SLG: 0.453 (1, 9)										3	2	2	1	1	0	0																	
Rey Quinones, R OBP: 0.318, SLG: 0.405 (1, 6)										3	0	1	0	0	1	2																	
Harold Reynolds, S OBP: 0.334, SLG: 0.388 (1, 4)										4	1	1	0	0	0	2																	
Inning Stats	R: 0 E: 0 K: 1 S: 5	H: 0 LOB: 0 BB: 0 P: 5	R: 0 E: 0 K: 1 S: 6	H: 1 LOB: 2 BB: 1 P: 10	R: 3 E: 0 K: 1 S: 8	H: 3 LOB: 0 BB: 0 P: 8	R: 0 E: 0 K: 0 S: 4	H: 1 LOB: 1 BB: 0 P: 4	R: 0 E: 0 K: 0 S: 3	H: 0 LOB: 0 BB: 0 P: 3	R: 0 E: 0 K: 1 S: 7	H: 2 LOB: 1 BB: 0 P: 7	R: 0 E: 0 K: 1 S: 5	H: 0 LOB: 1 BB: 1 P: 9	R: 1 E: 0 K: 2 S: 8	H: 1 LOB: 0 BB: 0 P: 8		1B: 5 2B: 2 HR: 2	SF: 0 SAC: 1 DP: 1 HBP: 0	WP: 0 PB: 0 SB: 1 CS: 0	PA: 37												
PITCHER	IP WLS BF H R ER SO BB IBB HBP BLK WP HR S P ERA WHIP																																
Don Sutton, R ERA: 4.36 (1, 1)	6.0	24	6	3	3	3	1	0	0	0	0	1	29	33	4.50	1.167																	
DeWayne Buice, R ERA: 2.64 (7, 1)	3.0	W	13	3	2	2	4	1	0	0	0	0	1	20	24	6.00	1.333																

Batter	1	2	3	4	5	6	7	8	9	AB	R	H	RBI	BB	SO	LOB	TOP										
Tony Bernazard, S OBP: 0.327, SLG: 0.432 Mickey Tettleton, S OBP: 0.299, SLG: 0.333	(1,4) 0-3 K	(1,4) 0-0	(1,4) 1-3		(1,4) 0-0		(1,4) 0-0 F9		(1,4) 0-0	5	1	2	4	0	1	1											
Carney Lansford, R OBP: 0.376, SLG: 0.451 Mike Gallego, R OBP: 0.306, SLG: 0.342	(1,5) 0-0	(1,5) 0-3		(1,5) 0-3	(1,5) 0-0		(1,5) 0-0	(1,5) 0-0	(1,5) 0-0	5	0	1	0	0	2	1											
Jose Canseco, R OBP: 0.323, SLG: 0.489	(1,10) 0-0		(1,10) 0-0	(1,10) 0-3	(1,10) 0-3			(1,10) 0-0		5	1	1	0	0	2	1											
Mark McGwire, R OBP: 0.365, SLG: 0.624		(1,3) 0-0	(1,3) 4-0	(1,3) 4-0		(1,3) 4-0		(1,3) 4-0		1	1	0	0	4	0	0											
Mike Davis, L OBP: 0.332, SLG: 0.519 Steve Henderson, R OBP: 0.453, SLG: 0.574	(1,9) 0-3	(1,9) 0-0	(1,9) 0-0	(1,9) 0-3	(1,9) 0-0		(1,9) 0-0	(1,9) 0-0	(1,9) 0-0	4	0	0	0	0	2	4											
Terry Steinbach, R OBP: 0.353, SLG: 0.480	(1,2) 0-0	(1,2) 0-0	(1,2) 1-0		(1,2) 0-0		(1,2) 0-0		(1,2) 0-0	4	3	2	0	0	0	1											
Dwayne Murphy, L OBP: 0.395, SLG: 0.341	(1,8) 4-0	(1,8) 1-2	(1,8) 1-2	(1,8) 1-2	(1,8) 4-0	(1,8) 1-2	(1,8) 0-0	(1,8) 4-0	(1,8) 4-0	2	4	1	2	3	0	1											
Alfredo Griffin, S OBP: 0.323, SLG: 0.347	(1,6) 0-0	(1,6) 1-2	(1,6) 0-0	(1,6) 0-0	(1,6) 0-0	(1,6) 1-2	(1,6) 0-0	(1,6) 0-0	(1,6) 0-0	5	3	3	3	0	0	2											
Luis Polonia, L OBP: 0.336, SLG: 0.417	(1,7) 0-0	(1,7) 0-0	(1,7) 0-0	(1,7) 0-0	(1,7) 0-0	(1,7) 0-0	(1,7) 0-0	(1,7) 0-0	(1,7) 0-3	4	1	2	3	0	1	2											
Inning Stats	R: 0 E: 0 K: 1 S: 5	H: 1 LOB: 0 BB: 0 P: 5	R: 4 E: 1 K: 2 S: 11	H: 3 LOB: 1 BB: 1 P: 15	R: 4 E: 0 K: 0 S: 6	H: 4 LOB: 1 BB: 1 P: 11	R: 0 E: 0 K: 3 S: 9	H: 0 LOB: 1 BB: 1 P: 13	R: 4 E: 0 K: 1 S: 8	H: 3 LOB: 0 BB: 1 P: 12	R: 0 E: 0 K: 0 S: 3	H: 0 LOB: 1 BB: 1 P: 7	R: 0 E: 0 K: 0 S: 3	H: 0 LOB: 0 BB: 0 P: 3	R: 0 E: 0 K: 0 S: 3	H: 0 LOB: 1 BB: 1 P: 7	R: 3 E: 0 K: 1 S: 7	H: 2 LOB: 0 BB: 1 P: 11	1B: 7 2B: 2 3B: 2 HR: 2	SF: 1 SAC: 0 DP: 1 HBP: 1	WP: 1 PB: 0 SB: 2 CS: 0	PA: 47					
PITCHER	IP	WLS	BF	H	R	ER	SO	BB	IBB	HBP	BLK	WP	HR	S	P	ERA	WHIP										
Scott Bankhead, R ERA: 5.42	(1,1) 2.2	L	17	7	8	4	3	2	0	1	0	0	0	20	29	13.50	3.375										
Steve Shields, R ERA: 6.91	(3,1) 2.1		13	4	4	4	4	2	0	0	0	1	1	19	27	15.43	2.571										
Dennis Powell, L ERA: 1.42	(6,1) 3.0		11	0	0	0	0	2	0	0	0	0	0	9	17	0.00	0.667										
Ed Nunez, R ERA: 4.11	(9,1) 1.0		6	2	3	3	1	1	0	0	0	0	1	7	11	27.00	3.000										

Oakland Athletics @ Seattle Mariners
The Kingdome, Seattle, WA
Mon Aug 10 1987, 10:05 PM EDT
Att: 26,657 - Unknown

AB 38
R 15
H 13
RBI 15
BB 7
SO 8
LOB 14



Batter	1	2	3	4	5	6	7	8	9	AB	R	H	RBI	BB	SO	LOB	BOTTOM										
John Moses, S OBP: 0.300, SLG: 0.330	(1,8) 0-0		(1,8) 0-0	(1,8) 0-0	(1,8) 0-0		(1,8) 0-0		(1,8) 4-0	4	1	1	0	1	0	3											
Phil Bradley, R OBP: 0.382, SLG: 0.480	(1,7) 0-0		(1,7) 0-0	(1,7) 0-0	(1,7) 0-0		(1,7) 0-0	(1,7) 0-0	(1,7) 0-0	5	1	3	0	0	0	2											
Scott Bradley, L OBP: 0.300, SLG: 0.371	(1,2) 0-0		(1,2) 0-0	(1,2) 0-0	(1,2) 0-0		(1,2) 0-0	(1,2) 0-0	(1,2) 0-0	5	2	2	4	0	0	3											
Alvin Davis, L OBP: 0.396, SLG: 0.521	(1,3) 0-0		(1,3) 0-0	(1,3) 0-0	(1,3) 4-0	(1,3) 1-2	(1,3) 0-0	(1,3) 0-0	(1,3) 0-0	4	0	2	0	1	0	2											
Jim Prestey, R OBP: 0.298, SLG: 0.450	(1,5) 0-3		(1,5) 0-0	(1,5) 0-0	(1,5) 0-0	(1,5) 0-0	(1,5) 0-0	(1,5) 0-0	(1,5) 0-0	4	0	0	0	0	1	4											
Ken Phelps, L OBP: 0.398, SLG: 0.527	(1,10) 0-0		(1,10) 0-0	(1,10) 0-0	(1,10) 0-0		(1,10) 0-0		(1,10) 0-0	4	0	1	0	0	0	2											
Mike Kingery, L OBP: 0.325, SLG: 0.456	(1,9) 0-3		(1,9) 0-0	(1,9) 0-0	(1,9) 0-0	(1,9) 0-0	(1,9) 0-0	(1,9) 4-0	(1,9) 4-0	3	0	1	0	1	1	0											
Rey Quinones, R OBP: 0.317, SLG: 0.401	(1,6) 0-3		(1,6) 0-0	(1,6) 4-0	(1,6) 0-0	(1,6) 0-0	(1,6) 0-0	(1,6) 0-0	(1,6) 0-0	3	0	0	0	1	1	3											
Harold Reynolds, S OBP: 0.333, SLG: 0.384	(1,4) 0-0		(1,4) 4-0	(1,4) 0-0	(1,4) 0-0	(1,4) 0-0	(1,4) 0-0	(1,4) 0-0	(1,4) 0-0	3	0	0	0	1	0	2											
Inning Stats	R: 2 E: 0 K: 1 S: 7	H: 2 LOB: 0 BB: 0 P: 7	R: 0 E: 0 K: 2 S: 7	H: 0 LOB: 0 BB: 0 P: 7	R: 2 E: 1 K: 0 S: 6	H: 2 LOB: 2 BB: 1 P: 10	R: 0 E: 0 K: 0 S: 3	H: 1 LOB: 1 BB: 1 P: 7	R: 0 E: 0 K: 0 S: 3	H: 0 LOB: 0 BB: 0 P: 3	R: 0 E: 0 K: 0 S: 3	H: 1 LOB: 0 BB: 0 P: 3	R: 0 E: 0 K: 0 S: 5	H: 2 LOB: 3 BB: 1 P: 9	R: 0 E: 0 K: 0 S: 4	H: 1 LOB: 2 BB: 1 P: 8	1B: 7 2B: 1 3B: 0 HR: 2	SF: 0 SAC: 0 DP: 2 HBP: 0	WP: 0 PB: 0 SB: 0 CS: 1	PA: 40							
PITCHER	IP	WLS	BF	H	R	ER	SO	BB	IBB	HBP	BLK	WP	HR	S	P	ERA	WHIP										
Dave Stewart, R ERA: 3.7	(1,1) 7.0	W	29	7	4	4	3	3	0	0	0	0	2	32	44	5.14	1.429										
Rick Rodriguez, R ERA: 3.43	(8,1) 2.0		11	3	0	0	0	2	0	0	0	0	0	9	17	0.00	2.500										

Oakland Athletics @ Seattle Mariners
The Kingdome, Seattle, WA
Mon Aug 10 1987, 10:05 PM EDT
Att: 26,657 - Unknown

AB 35
R 4
H 10
RBI 4
BB 5
SO 3
LOB 21



Batter	1	2	3	4	5	6	7	8	9	AB	R	H	RBI	BB	SO	LOB	TOP			
Tony Bernazard, S OBP: 0.329, SLG: 0.444 Mike Gallego, R OBP: 0.302, SLG: 0.338	0-0 WP 2B		0-0 HR			0-0 6-3		0-0 L6		3	1	2	1	0	0	0				
Carney Lansford, R OBP: 0.372, SLG: 0.446	0-3 K		0-0 F8			0-0 F4		0-0 5-3		4	0	0	0	0	1	1				
Jose Canseco, R OBP: 0.320, SLG: 0.484	0-0 F8			0-0 F9		0-3 K			0-0 F9	4	0	0	0	0	1	1				
Mark McGwire, R OBP: 0.367, SLG: 0.630	0-0 5-3			0-0 5-3					0-0 G4-6-3 1B	4	1	2	1	0	0	1				
Mike Davis, L OBP: 0.329, SLG: 0.513		0-0 4-3		0-0 F4					0-0 G4-6-3 1B	4	0	0	0	0	0	1				
Terry Steinbach, R OBP: 0.353, SLG: 0.478		0-3 K			0-0 3-1					3	0	1	0	0	1	0				
Dwayne Murphy, L OBP: 0.393, SLG: 0.352		0-0 G3								3	0	2	0	0	0	0				
Alfredo Griffin, S OBP: 0.320, SLG: 0.345			0-0 F7			0-0 F9			0-0 G4-6-3 1B	3	0	0	0	0	0	3				
Luis Polonia, L OBP: 0.333, SLG: 0.413			0-0 G3			0-0 F7			0-3 K	3	0	0	0	0	1	1				
Inning Stats	R: 0 E: 0 K: 1 S: 6	H: 1 LOB: 1 BB: 0 P: 6	R: 0 E: 0 K: 1 S: 5	H: 0 LOB: 0 BB: 0 P: 5	R: 1 E: 0 K: 0 S: 4	H: 1 LOB: 0 BB: 0 P: 4	R: 0 E: 0 K: 0 S: 3	H: 0 LOB: 1 BB: 0 P: 3	R: 0 E: 0 K: 1 S: 5	H: 0 LOB: 0 BB: 0 P: 5	R: 1 E: 0 K: 0 S: 5	H: 3 LOB: 1 BB: 0 P: 5	R: 0 E: 0 K: 1 S: 5	H: 0 LOB: 0 BB: 0 P: 5	R: 0 E: 0 K: 0 S: 3	H: 1 LOB: 0 BB: 0 P: 3	1B: 4 2B: 1 3B: 0 HR: 2	SF: 0 SAC: 0 DP: 2 HBP: 0	WP: 1 PB: 0 SB: 0 CS: 0	PA: 32
PITCHER Mike Moore, R ERA: 5.05	IP: 9.0 WLS: W BF: 32 H: 7 R: 2 ER: 2 SO: 4 BB: 0 IBB: 0 HBP: 0 BLK: 0 WP: 1 HR: 2 S: 40 P: 40 ERA: 2.00 WHIP: 0.778																			

Oakland Athletics @ Seattle Mariners
The Kingdome, Seattle, WA
Tue Aug 11 1987, 10:05 PM EDT
Att: 10,859 - Unknown

AB	32
R	2
H	7
RBI	2
BB	0
SO	4
LOB	8



Batter	1	2	3	4	5	6	7	8	9	AB	R	H	RBI	BB	SO	LOB	BOTTOM			
Mickey Brantley, R OBP: 0.316, SLG: 0.417	0-3 K		0-0 BB SF7 2B	0-0 1-3	0-0 5-3			0-0 1-3 2B		5	1	2	0	0	1	1				
Phil Bradley, R OBP: 0.385, SLG: 0.480	0-0 HR 1B		4-0 BB 2B BB	0-0 F8		0-0 G4-6-3 1B		0-0 1-3 2B		4	2	2	0	1	0	1				
Alvin Davis, L OBP: 0.398, SLG: 0.531	0-0 1-H HR		4-0 1-2 2-3 3-H BB	0-0 2B 2B	0-0 1B 2B	0-0 G4-6-3 1-2		0-3 K		4	3	2	3	1	1	2				
Ken Phelps, L OBP: 0.396, SLG: 0.523	0-0 G3		0-0 SF7	4-0 1B BB	0-0 1B BB	0-0 F8				2	0	0	1	1	0	0				
Jim Prestey, R OBP: 0.300, SLG: 0.453 Domingo Ramos, R OBP: 0.307, SLG: 0.403	0-0 1-3		0-0 1-H 2-H 1B 2B	0-0 1B 1B	0-0 1B		0-0 6-3			4	1	2	3	0	0	0				
Mike Kingery, L OBP: 0.320, SLG: 0.448		0-0 L8	0-0 F7	0-0 4-3			0-0 F9			4	0	0	0	0	3	3				
Dave Valle, R OBP: 0.310, SLG: 0.528		0-0 6-3	0-0 2B 2H 1B		0-0 5-3		1-0 HBP			3	0	1	1	0	0	0				
Rey Quinones, R OBP: 0.316, SLG: 0.402	0-3 K		0-0 1-3 2B		0-0 5-3		0-0 F9			4	0	1	0	0	1	1				
Harold Reynolds, S OBP: 0.335, SLG: 0.384			0-0 BB BB 6-3		0-0 WP 1B			0-0 4-3		3	1	1	0	1	0	2				
Inning Stats	R: 2 E: 0 K: 1 S: 7	H: 2 LOB: 0 BB: 0 P: 7	R: 0 E: 0 K: 1 S: 5	H: 0 LOB: 0 BB: 0 P: 5	R: 5 E: 0 K: 0 S: 7	H: 4 LOB: 2 BB: 3 P: 19	R: 1 E: 0 K: 0 S: 5	H: 2 LOB: 2 BB: 1 P: 9	R: 0 E: 0 K: 0 S: 4	H: 1 LOB: 1 BB: 0 P: 4	R: 0 E: 0 K: 0 S: 3	H: 0 LOB: 1 BB: 0 P: 3	R: 0 E: 0 K: 0 S: 3	H: 0 LOB: 1 BB: 0 P: 4	R: 0 E: 0 K: 1 S: 6	H: 1 LOB: 1 BB: 0 P: 6	1B: 5 2B: 5 3B: 0 HR: 1	SF: 1 SAC: 0 DP: 1 HBP: 1	WP: 1 PB: 0 SB: 0 CS: 0	PA: 39
PITCHER Jose Rijo, R ERA: 5.9 Dave Leiper, L ERA: 2.53 Dennis Lamp, R ERA: 4.47	IP: 2.0 WLS: L BF: 11 H: 5 R: 3 ER: 3 SO: 0 BB: 2 IBB: 0 HBP: 0 BLK: 0 WP: 0 HR: 1 S: 13 P: 21 ERA: 22.50 WHIP: 2.500																			

Oakland Athletics @ Seattle Mariners
The Kingdome, Seattle, WA
Tue Aug 11 1987, 10:05 PM EDT
Att: 10,859 - Unknown

AB	33
R	8
H	11
RBI	8
BB	4
SO	3
LOB	10



Batter	1	2	3	4	5	6	7	8	9	AB	R	H	RBI	BB	SO	LOB	TOP					
Alfredo Griffin, S OBP: 0.317, SLG: 0.340 (1, 6)	F9		4-3		5-3		F9		F7	5	0	0	0	0	0	1						
Steve Henderson, R OBP: 0.456, SLG: 0.588 Luis Polonia, L OBP: 0.333, SLG: 0.413 (1, 9) (7, 9)	F4		4-3			1B	1B			4	1	2	0	0	0	0						
Jose Canseco, R OBP: 0.324, SLG: 0.486 (1, 7)	K					1B	1B			3	0	2	1	1	1	0						
Mark McGwire, R OBP: 0.365, SLG: 0.625 (1, 3)										3	0	0	0	1	1	5						
Carney Lansford, R OBP: 0.374, SLG: 0.445 (1, 5)	G6-4-3									3	0	1	1	1	0	1						
Mike Davis, L OBP: 0.328, SLG: 0.510 (1, 10)	1B									4	0	1	0	0	3	4						
Mickey Tettleton, S OBP: 0.299, SLG: 0.331 (1, 2)	1B									4	0	1	0	0	1	4						
Dwayne Murphy, L OBP: 0.397, SLG: 0.344 (1, 8)	3-1									2	1	0	0	2	1	2						
Mike Gallego, R OBP: 0.303, SLG: 0.338 Terry Steinbach, R OBP: 0.352, SLG: 0.477 (9, PH) (1, 4)	6-3									3	1	1	0	0	1	1						
Inning Stats	R: 0 E: 0 K: 1 S: 5	H: 0 LOB: 0 BB: 0 P: 5	R: 0 E: 0 K: 0 S: 4	H: 2 LOB: 2 BB: 1 P: 8	R: 0 E: 0 K: 0 S: 3	H: 0 LOB: 0 BB: 0 P: 3	R: 0 E: 0 K: 2 S: 8	H: 1 LOB: 2 BB: 1 P: 12	R: 0 E: 0 K: 1 S: 4	H: 0 LOB: 0 BB: 1 P: 8	R: 1 E: 0 K: 2 S: 9	H: 2 LOB: 2 BB: 1 P: 13	R: 2 E: 1 K: 0 S: 5	H: 3 LOB: 1 BB: 1 P: 9	R: 0 E: 0 K: 1 S: 5	H: 0 LOB: 0 BB: 0 P: 5	R: 0 E: 0 K: 1 S: 5	H: 0 LOB: 0 BB: 0 P: 5	1B: 7 2B: 1 3B: 0 HR: 0	SF: 0 SAC: 0 DP: 2 HBP: 0	WP: 0 PB: 0 SB: 1 CS: 1	PA: 37
PITCHER	IP	WLS	BF	H	R	ER	SO	BB	IBB	HBP	BLK	WP	HR	S	P	ERA	WHIP					
Mark Langston, L ERA: 3.99 (1, 1)	6.1	W	29	7	3	2	6	5	0	0	0	0	0	36	56	2.84	1.895					
Mike Trujillo, R ERA: 7.04 (7, 1)	1.0		3	1	0	0	0	0	0	0	0	0	0	3	3	0.00	1.000					
Bill Wilkinson, L ERA: 3.53 (8, 1)	1.2	S	5	0	0	0	2	0	0	0	0	0	0	9	9	0.00	0.000					

Oakland Athletics @ Seattle Mariners
The Kingdome, Seattle, WA
Wed Aug 12 1987, 6:33 AM EDT
Att: 13,601 - Unknown

AB	32
R	3
H	8
RBI	2
BB	5
SO	8
LOB	18



Batter	1	2	3	4	5	6	7	8	9	AB	R	H	RBI	BB	SO	LOB	BOTTOM					
Mickey Brantley, R OBP: 0.314, SLG: 0.430 (1, 8)	K									4	1	1	2	0	1	0						
Phil Bradley, R OBP: 0.386, SLG: 0.479 (1, 7)	6-3									3	1	1	0	0	1	0						
Scott Bradley, L OBP: 0.303, SLG: 0.368 (1, 2)	BB									2	0	0	0	2	0	1						
Alvin Davis, L OBP: 0.397, SLG: 0.531 (1, 3)	K									4	0	1	1	0	2	3						
Jim Prestley, R OBP: 0.297, SLG: 0.448 (1, 5)										4	0	0	0	0	2	1						
Ken Phelps, L OBP: 0.397, SLG: 0.533 (1, 10)										3	1	1	1	1	1	0						
Mike Kingery, L OBP: 0.323, SLG: 0.453 (1, 9)										4	0	2	0	0	0	0						
Rey Quinones, R OBP: 0.314, SLG: 0.399 (1, 6)										3	0	0	0	0	1	1						
Harold Reynolds, S OBP: 0.335, SLG: 0.384 (1, 4)										3	1	1	0	0	1	0						
Inning Stats	R: 0 E: 0 K: 2 S: 7	H: 0 LOB: 1 BB: 1 P: 11	R: 1 E: 0 K: 0 S: 4	H: 1 LOB: 0 BB: 0 P: 4	R: 3 E: 0 K: 0 S: 6	H: 4 LOB: 2 BB: 1 P: 11	R: 0 E: 0 K: 2 S: 7	H: 0 LOB: 0 BB: 0 P: 7	R: 0 E: 0 K: 1 S: 6	H: 1 LOB: 1 BB: 0 P: 6	R: 0 E: 0 K: 0 S: 4	H: 1 LOB: 2 BB: 1 P: 8	R: 0 E: 0 K: 2 S: 7	H: 0 LOB: 0 BB: 0 P: 7	R: 0 E: 0 K: 1 S: 5	H: 0 LOB: 0 BB: 0 P: 5	1B: 3 2B: 2 3B: 0 HR: 2	SF: 0 SAC: 0 DP: 0 HBP: 1	WP: 0 PB: 0 SB: 0 CS: 0	PA: 34		
PITCHER	IP	WLS	BF	H	R	ER	SO	BB	IBB	HBP	BLK	WP	HR	S	P	ERA	WHIP					
Gene Nelson, R ERA: 3.14 (1, 1)	2.1	L	13	4	4	4	2	1	0	1	0	0	0	15	20	15.43	2.143					
Dennis Eckerley, R ERA: 3.01 (3, 1)	4.1		17	3	0	0	5	1	1	0	0	0	0	25	33	0.00	0.923					
Greg Cadaret, L ERA: 5.17 (7, 1)	1.1		4	0	0	0	2	0	0	0	0	0	0	8	8	0.00	0.000					

Oakland Athletics @ Seattle Mariners
The Kingdome, Seattle, WA
Wed Aug 12 1987, 6:33 AM EDT
Att: 13,601 - Unknown

AB	30
R	4
H	7
RBI	4
BB	3
SO	9
LOB	6



Batter	1	2	3	4	5	6	7	8	9	AB	R	H	RBI	BB	SO	LOB	TOP								
Mickey Brantley, R (1.8) OBP: 0.318, SLG: 0.434	5-3		1-3 BB		2H 2B		5-3			3	0	1	1	1	0	0	Seattle Mariners @ Minnesota Twins Hubert H. Humphrey Metrodome, Minneapolis, MN Fri Aug 14 1987, 8:05 PM EDT Att: 26,291 - Unknown livebaseballscorecards.com								
Phil Bradley, R (1.7) OBP: 0.394, SLG: 0.477	BB HBP 1B		6-3		5-3			4-3		4	0	1	0	0	0	2									
Scott Bradley, L (1.2) OBP: 0.305, SLG: 0.366	BB HBP		1-3		4-3			FC3-6 BB		2	0	0	0	1	0	2									
Alvin Davis, L (1.3) OBP: 0.395, SLG: 0.527	1-2 BB		P5		K			FC3-6 FC6-4		3	0	0	0	1	1	2									
Jim Preseley, R (1.5) OBP: 0.297, SLG: 0.447	K				K			FC6-4		4	0	1	0	0	2	4									
Ken Phelps, L (1.10) OBP: 0.399, SLG: 0.549	K		G3-6-3 1B		K					4	2	2	1	0	1	4									
Mike Kingery, L (1.9) OBP: 0.322, SLG: 0.452			4-3		1-3			PB SF8 2B		3	0	1	1	0	0	0									
Rey Quinones, R (1.6) OBP: 0.310, SLG: 0.394	G6-4-3				6-3		K			4	0	0	0	0	2	1									
Harold Reynolds, S (1.4) OBP: 0.334, SLG: 0.385	K				F5		F5		F9	4	1	1	0	0	1	0									
Inning Stats	R: 0 E: 0 K: 2 S: 8	H: 1 LOB: 3 BB: 1 P: 13	R: 0 E: 0 K: 1 S: 5	H: 1 LOB: 0 BB: 0 P: 5	R: 0 E: 0 K: 0 S: 3	H: 0 LOB: 1 BB: 1 P: 7	R: 0 E: 0 K: 0 S: 3	H: 1 LOB: 0 BB: 0 P: 3	R: 1 E: 0 K: 0 S: 5	H: 2 LOB: 1 BB: 0 P: 5	R: 1 E: 0 K: 2 S: 8	H: 1 LOB: 0 BB: 0 P: 8	R: 0 E: 0 K: 1 S: 5	H: 0 LOB: 1 BB: 1 P: 5	R: 0 E: 0 K: 0 S: 3	H: 0 LOB: 1 BB: 1 P: 7	R: 1 E: 0 K: 1 S: 6	H: 1 LOB: 0 BB: 0 P: 6	1B: 3 2B: 3 3B: 0 HR: 1	SF: 1 SAC: 0 DP: 2 HBP: 1	WP: 0 PB: 1 SB: 0 CS: 0	PA: 36			
PITCHER	IP	WLS	BF	H	R	ER	SO	BB	IBB	HBP	BLK	WP	HR	S	P	ERA	WHIP								
Bert Blyleven, R (1.1) ERA: 4.31	8.0	W	32	6	2	2	6	3	0	1	0	0	1	40	53	2.25	1.125								
Jeff Reardon, R (9.1) ERA: 5.02	1.0		4	1	1	0	1	0	0	0	0	0	0	6	6	0.00	1.000								

Batter	1	2	3	4	5	6	7	8	9	AB	R	H	RBI	BB	SO	LOB	BOTTOM								
Greg Gagne, R (1.6) OBP: 0.313, SLG: 0.437	4-3		1B 2B		SH1-4		6-3			3	1	1	0	0	0	0	Seattle Mariners @ Minnesota Twins Hubert H. Humphrey Metrodome, Minneapolis, MN Fri Aug 14 1987, 8:05 PM EDT Att: 26,291 - Unknown livebaseballscorecards.com								
Randy Bush, L (1.9) OBP: 0.333, SLG: 0.383	1B		2H 1B		F7		4-3			4	0	2	1	0	0	1									
Mark Davidson, R (8.7) OBP: 0.328, SLG: 0.333	1B		K		4-3					0	0	0	0	0	0	0									
Kirby Puckett, R (1.8) OBP: 0.360, SLG: 0.498	1B									3	1	1	0	0	1	2									
Dan Gladden, R (9.8) OBP: 0.316, SLG: 0.346	G6-4-3 1B							E 2B HBP		0	0	0	0	0	0	0									
Kent Hrbek, L (1.3) OBP: 0.374, SLG: 0.554	G6-4-3		G1-6-3		HR			E6 2B		4	2	1	1	0	0	4									
Gary Gaetti, R (1.5) OBP: 0.307, SLG: 0.494					F9		F3		1H 2H 2B	4	1	2	2	0	0	0									
Gene Larkin, S (1.10) OBP: 0.341, SLG: 0.421					4-3		P6		F7	4	0	0	0	0	0	1									
Tom Brunansky, R (1.7) OBP: 0.358, SLG: 0.492					F8					3	0	2	1	1	0	0									
Tim Laudner, R (1.2) OBP: 0.260, SLG: 0.445										3	1	1	1	1	0	2									
Steve Lombardozzi, R (1.4) OBP: 0.291, SLG: 0.343			P3		SH1-4 1B		5-3		K	4	0	1	0	0	1	2									
Inning Stats	R: 0 E: 0 K: 0 S: 4	H: 2 LOB: 1 BB: 0 P: 4	R: 1 E: 0 K: 0 S: 4	H: 2 LOB: 0 BB: 0 P: 4	R: 1 E: 0 K: 1 S: 7	H: 2 LOB: 1 BB: 0 P: 7	R: 0 E: 0 K: 0 S: 3	H: 0 LOB: 0 BB: 0 P: 3	R: 1 E: 0 K: 0 S: 5	H: 2 LOB: 1 BB: 0 P: 5	R: 1 E: 0 K: 0 S: 5	H: 2 LOB: 1 BB: 0 P: 5	R: 0 E: 0 K: 0 S: 3	H: 0 LOB: 0 BB: 0 P: 3	R: 2 E: 1 K: 1 S: 6	H: 1 LOB: 2 BB: 2 P: 15	1B: 6 2B: 3 3B: 0 HR: 2	SF: 0 SAC: 1 DP: 1 HBP: 1	WP: 0 PB: 0 SB: 1 CS: 1	PA: 36					
PITCHER	IP	WLS	BF	H	R	ER	SO	BB	IBB	HBP	BLK	WP	HR	S	P	ERA	WHIP								
Mike Morgan, R (1.1) ERA: 4.53	7.0	L	30	10	5	5	1	0	0	1	0	0	0	1	32	6.43	1.429								
Dennis Powell, L (8.1) ERA: 1.52	0.0		1	0	0	0	0	0	0	0	0	0	0	1	1	∞	∞								
Steve Shields, R (8.1) ERA: 6.75	0.2		4	1	1	0	0	2	0	0	0	0	0	2	10	0.00	4.500								
Ed Nunez, R (8.1) ERA: 4.08	0.1		1	0	0	0	1	0	0	0	0	0	0	3	3	0.00	0.000								

Batter	1	2	3	4	5	6	7	8	9	AB	R	H	RBI	BB	SO	LOB	TOP								
Mickey Brantley, R OBP: 0.315, SLG: 0.428 (1, 8) (5, 7)	E7 PB 5-3 1B	F7			G3		G5-4-3		1B	5	1	1	0	0	0	2	Seattle Mariners @ Minnesota Twins Hubert H. Humphrey Metrodome, Minneapolis, MN Sat Aug 15 1987, 8:05 PM EDT Att: 31,154 - Unknown livebaseballscorecards.com								
Phil Bradley, R OBP: 0.384, SLG: 0.476 John Moses, S OBP: 0.301, SLG: 0.334 (1, 7) (5, 8)	5-3	FC6-4			HR 1B		1B		L9	3	1	1	0	0	0	2									
Alvin Davis, L Dave Valle, R OBP: 0.398, SLG: 0.535 OBP: 0.313, SLG: 0.531 (1, 3) (7, 3)	CI 2H 1B			F5	HR 1B		BB 1B		1B	3	1	2	3	1	0	0									
Ken Phelps, L Gary Matthews, R OBP: 0.400, SLG: 0.546 OBP: 0.337, SLG: 0.411 (1, 10) (9, PH)	CI 1-2 BB			F8	L9		1B		5-3	3	0	1	1	1	0	0									
Jim Prestley, R Domingo Ramos, R OBP: 0.295, SLG: 0.443 OBP: 0.303, SLG: 0.397 (1, 5) (6, 5)	K			6-3		K	F9			3	0	0	0	0	2	2									
Mike Kingery, L OBP: 0.325, SLG: 0.458 (1, 9)	CI FC6-4 1-2 2-3			F3		2B			G6-4-3 1B	3	0	2	0	0	0	0									
Scott Bradley, L OBP: 0.301, SLG: 0.360 (1, 2)	FC6-4 1-2			4-3		6-3			G6-4-3	4	0	0	0	0	0	5									
Rey Quinones, R OBP: 0.307, SLG: 0.390 (1, 6)		F7		F7		6-3			F9	4	0	0	0	0	0	1									
Harold Reynolds, S OBP: 0.336, SLG: 0.386 (1, 4)		FC6-4 1B		4-3			G5-4-3 1B		F8	4	0	2	0	0	0	0									
Inning Stats	R: 1 E: 2 K: 1 S: 8	H: 1 LOB: 3 BB: 1 P: 12	R: 0 E: 0 K: 0 S: 4	H: 1 LOB: 1 BB: 0 P: 4	R: 0 E: 0 K: 0 S: 3	H: 0 LOB: 0 BB: 0 P: 3	R: 0 E: 0 K: 0 S: 3	H: 0 LOB: 0 BB: 0 P: 3	R: 2 E: 0 K: 1 S: 5	H: 2 LOB: 1 BB: 0 P: 5	R: 0 E: 0 K: 0 S: 6	H: 1 LOB: 1 BB: 0 P: 6	R: 1 E: 0 K: 0 S: 5	H: 3 LOB: 2 BB: 1 P: 9	R: 0 E: 0 K: 0 S: 3	H: 1 LOB: 0 BB: 0 P: 3		R: 0 E: 0 K: 0 S: 5	H: 2 LOB: 2 BB: 0 P: 5	1B: 8 2B: 2 3B: 0 HR: 1	SF: 0 SAC: 0 DP: 2 HBP: 0	WP: 0 PB: 1 SB: 0 CS: 0	PA: 40		
PITCHER	IP WLS BF H R ER SO BB IBB HBP BLK WP HR S P ERA WHIP	7.0 W 32 8 4 3 2 2 0 0 0 0 1 34 42 3.86 1.429	2.0 8 3 0 0 0 0 0 0 0 0 0 0 8 8 0.00 1.500	PITCHER	IP WLS BF H R ER SO BB IBB HBP BLK WP HR S P ERA WHIP																				
Roy Smith, R ERA: 4.32 Dan Schatzeder, L ERA: 4.8 (1, 1) (8, 1)																									

Batter	1	2	3	4	5	6	7	8	9	AB	R	H	RBI	BB	SO	LOB	BOTTOM							
Dan Gladden, R OBP: 0.317, SLG: 0.349 (1, 7)	E8 1B	FC5-4			FC6-4		F8 1B 2B			5	3	2	2	0	0	2	Seattle Mariners @ Minnesota Twins Hubert H. Humphrey Metrodome, Minneapolis, MN Sat Aug 15 1987, 8:05 PM EDT Att: 31,154 - Unknown livebaseballscorecards.com							
Steve Lombardozzi, R OBP: 0.289, SLG: 0.344 (1, 4)	6-3			L8	F8		P1			5	0	1	1	0	0	3								
Gary Gaetti, R OBP: 0.369, SLG: 0.501 Roy Smalley, S OBP: 0.346, SLG: 0.423 (1, 5) (7, PH) (8, 5)	6-3 1B			6-3			F8			4	2	2	2	0	0	1								
Tom Brunansky, R Randy Bush, L OBP: 0.362, SLG: 0.504 OBP: 0.336, SLG: 0.386 (1, 9) (6, PR) (7, 9)	1B 2B	HR		K		HR	FC4 1B			3	2	2	1	1	1	0								
Gene Larkin, S OBP: 0.349, SLG: 0.419 (1, 10)	1B E BB	HR 1B		P5		5-3 BB	FC4			3	2	1	0	2	0	1								
Kent Hrbek, L Al Newman, S OBP: 0.373, SLG: 0.559 OBP: 0.286, SLG: 0.315 (1, 3) (8, 6)	K	HR 1B		F8		5-3	G3			4	1	1	2	0	1	5								
Tim Laudner, R OBP: 0.258, SLG: 0.440 (1, 2) (8, 3)	E 1B	5-3		K		K	4-3			5	1	1	2	0	2	3								
Greg Gagne, R Sal Butera, R OBP: 0.316, SLG: 0.444 OBP: 0.240, SLG: 0.297 (1, 6) (8, 2)	E2 1B	K			FC1-8 1B	F6	F2			4	1	2	2	0	1	3								
Mark Davidson, R OBP: 0.341, SLG: 0.357 (1, 8)	1B 2B	FC5-4 1B		FC1-6 FC6-4 1B			2B 1B			4	2	3	0	0	0	1								
Inning Stats	R: 8 E: 2 K: 1 S: 13	H: 7 LOB: 1 BB: 1 P: 17	R: 3 E: 0 K: 1 S: 9	H: 4 LOB: 1 BB: 0 P: 9	R: 0 E: 0 K: 1 S: 5	H: 0 LOB: 0 BB: 0 P: 5	R: 0 E: 0 K: 1 S: 5	H: 0 LOB: 0 BB: 0 P: 5	R: 0 E: 0 K: 0 S: 4	H: 1 LOB: 1 BB: 0 P: 4	R: 1 E: 0 K: 0 S: 6	H: 1 LOB: 3 BB: 2 P: 14	R: 2 E: 0 K: 0 S: 6	H: 3 LOB: 1 BB: 0 P: 6	R: 0 E: 0 K: 0 S: 3	H: 0 LOB: 0 BB: 0 P: 3		R: 0 E: 0 K: 0 S: 3	H: 0 LOB: 0 BB: 0 P: 3	1B: 8 2B: 4 3B: 1 HR: 3	SF: 0 SAC: 0 DP: 0 HBP: 0	WP: 0 PB: 0 SB: 1 CS: 0	PA: 44	
PITCHER	IP WLS BF H R ER SO BB IBB HBP BLK WP HR S P ERA WHIP	0.2 L 4 3 2 2 0 0 0 0 0 0 4 4 54.00 9.000	5.0 23 6 4 4 4 2 0 0 0 0 3 29 37 7.20 1.600	2.0 9 3 2 2 0 0 0 0 0 0 0 9 9 9.00 1.500	PITCHER	IP WLS BF H R ER SO BB IBB HBP BLK WP HR S P ERA WHIP																		
Lee Guetterman, L ERA: 4.16 Mike Brown, R ERA: 54.0 Scott Bankhead, R ERA: 5.49 Steve Shields, R ERA: 6.9 (1, 1) (1, 1) (2, 1) (7, 1)																								



Batter	1	2	3	4	5	6	7	8	9	AB	R	H	RBI	BB	SO	LOB	TOP								
John Moses, S OBP: 0.298, SLG: 0.330 (1, 8)	0-0 6-3		0-0 F3		0-0 6-3			0-0 6-3		4	0	0	1	0	0	2	Seattle Mariners @ Minnesota Twins Hubert H. Humphrey Metrodome, Minneapolis, MN Sun Aug 16 1987, 4:33 AM EDT Att: 28,006 - Unknown								
Phil Bradley, R OBP: 0.325, SLG: 0.474 (1, 7)	0-0 1-3			0-0 F9	0-3 K			0-0 1B		4	0	1	0	0	1	2									
Alvin Davis, L OBP: 0.395, SLG: 0.530 (1, 3)	0-0 4-3			0-3 K		0-0 F6		0-0 F9		4	0	0	0	0	1	1									
Gary Matthews, R OBP: 0.343, SLG: 0.414 Mike Kingery, L OBP: 0.325, SLG: 0.458 (9, PR)		0-0 5-3		0-0 1B		0-0 4-3		0-0 G1-6-3 1B		4	0	2	0	0	0	0									
Jim Prestley, R OBP: 0.294, SLG: 0.440 (1, 5)		4-0 BB		0-3 K		0-3 K		0-0 G1-6-3 1B		3	0	0	0	1	2	2									
Dave Valle, R OBP: 0.312, SLG: 0.525 (1, 2)		0-0 F4			0-0 E 6-3 1B		0-0 F4		0-3 K	4	1	1	0	0	1	2									
Mickey Brantley, R OBP: 0.310, SLG: 0.421 (1, 9)		0-0 F3			0-0 F7		0-0 P3			3	0	0	0	0	0	2									
Rey Quinones, R OBP: 0.307, SLG: 0.389 (1, 6)			0-0 F7		0-0 6-3 E 1B		0-3 K			3	0	1	0	0	1	0									
Harold Reynolds, S OBP: 0.333, SLG: 0.383 (1, 4)			0-0 5-3		0-0 E4 6-3			0-0 B3		3	0	0	0	0	0	2									
Inning Stats	R: 0 E: 0 K: 0 S: 3	H: 0 LOB: 0 BB: 0 P: 3	R: 0 E: 0 K: 0 S: 3	H: 0 LOB: 1 BB: 1 P: 7	R: 0 E: 0 K: 0 S: 3	H: 0 LOB: 0 BB: 0 P: 3	R: 0 E: 0 K: 2 S: 8	H: 1 LOB: 1 BB: 0 P: 8	R: 1 E: 1 K: 1 S: 8	H: 2 LOB: 2 BB: 0 P: 8	R: 0 E: 0 K: 1 S: 5	H: 0 LOB: 0 BB: 0 P: 5	R: 0 E: 0 K: 1 S: 5	H: 0 LOB: 0 BB: 0 P: 5	R: 0 E: 0 K: 0 S: 4	H: 1 LOB: 1 BB: 0 P: 4		R: 0 E: 0 K: 1 S: 5	H: 1 LOB: 1 BB: 0 P: 5	1B: 5 2B: 0 3B: 0 HR: 0	SF: 0 SAC: 0 DP: 1 HBP: 0	WP: 0 PB: 0 SB: 0 CS: 0	PA: 33		
PITCHER	IP	WLS	BF	H	R	ER	SO	BB	IBB	HBP	BLK	WP	HR	S	P	ERA	WHIP								
Frank Viola, L ERA: 2.78 Jeff Reardon, R ERA: 4.94	(1, 1)	8.0	W	31	5	1	0	5	1	0	0	0	0	40	44	0.00	0.750								
(9, 1)	1.0	2	0	0	0	0	1	0	0	0	0	0	0	4	4	0.00	0.000								

AB	32
R	1
H	5
RBI	1
BB	1
SO	6
LOB	13



Batter	1	2	3	4	5	6	7	8	9	AB	R	H	RBI	BB	SO	LOB	BOTTOM								
Randy Bush, L OBP: 0.330, SLG: 0.378 Mark Davidson, R OBP: 0.339, SLG: 0.354 (8, 7)	0-0 3-1	0-0 F6		0-0 4-3		0-0 1-3		0-0 5-3		4	0	0	0	0	0	1	Seattle Mariners @ Minnesota Twins Hubert H. Humphrey Metrodome, Minneapolis, MN Sun Aug 16 1987, 4:33 AM EDT Att: 28,006 - Unknown								
Steve Lombardozzi, R OBP: 0.292, SLG: 0.347 (1, 4)	0-0 4-3 2B	4-0 E BB		0-0 F4		0-3 K				3	1	1	0	1	1	0									
Kirby Puckett, R OBP: 0.359, SLG: 0.496 (1, 8)	0-0 4-3	0-0 E6 BB		0-0 1-3 2-H 1B		0-0 4-3				4	0	1	0	0	0	2									
Kent Hrbek, L OBP: 0.374, SLG: 0.556 (1, 3)	4-0 2B BB	4-0 1-2 BB		0-0 F8		0-3 K				2	1	0	0	2	1	1									
Gary Gaetti, R OBP: 0.310, SLG: 0.506 (1, 5)	0-0 1-H 3-H 2B	0-0 F9			0-0 F3			0-0 G3 2B		4	2	2	2	0	0	3									
Gene Larkin, S OBP: 0.352, SLG: 0.434 (1, 10)	0-0 2-H 2B		0-0 6-3 2B		0-0 6-3			0-0 G3		4	0	2	1	0	0	1									
Tom Brunansky, R OBP: 0.361, SLG: 0.504 (8, 9)	0-0 F9		0-0 5-3		0-0 F3			0-0 2B		4	0	1	1	0	0	2									
Greg Gagne, R OBP: 0.315, SLG: 0.442 (1, 6)		0-0 SH1-3 E 1B		0-0 6-3		0-0 F3		0-0 F4		4	1	1	0	0	0	2									
Tim Laudner, R OBP: 0.259, SLG: 0.436 (1, 2)		0-0 SH1-3		0-0 6-3		0-3 K		4-0 BB		2	0	0	0	1	1	1									
Inning Stats	R: 3 E: 0 K: 0 S: 6	H: 3 LOB: 1 BB: 1 P: 10	R: 1 E: 1 K: 0 S: 5	H: 1 LOB: 3 BB: 2 P: 13	R: 0 E: 0 K: 0 S: 4	H: 1 LOB: 1 BB: 0 P: 4	R: 0 E: 0 K: 0 S: 4	H: 1 LOB: 1 BB: 0 P: 4	R: 0 E: 0 K: 1 S: 5	H: 0 LOB: 0 BB: 0 P: 5	R: 0 E: 0 K: 2 S: 7	H: 0 LOB: 0 BB: 0 P: 7	R: 0 E: 0 K: 0 S: 5	H: 0 LOB: 0 BB: 0 P: 7	R: 1 E: 0 K: 0 S: 5	H: 2 LOB: 2 BB: 1 P: 9		R: 0 E: 0 K: 0 S: 5	H: 2 LOB: 2 BB: 1 P: 9	1B: 2 2B: 6 3B: 0 HR: 0	SF: 0 SAC: 1 DP: 0 HBP: 0	WP: 0 PB: 0 SB: 0 CS: 0	PA: 37		
PITCHER	IP	WLS	BF	H	R	ER	SO	BB	IBB	HBP	BLK	WP	HR	S	P	ERA	WHIP								
Mike Moore, R ERA: 5.02	(1, 1)	8.0	L	37	8	5	4	3	4	0	0	0	0	39	55	4.50	1.500								

AB	32
R	5
H	8
RBI	4
BB	4
SO	3
LOB	15



Batter	1	2	3	4	5	6	7	8	9	AB	R	H	RBI	BB	SO	LOB	TOP																					
Bobby Meacham, S (1,6) OBP: 0.330, SLG: 0.375	0-0 HR		0-0 P4		0-0 F9		4-0 BB		0-3 K	3	1	1	1	1	0	1	New York Yankees @ Seattle Mariners The Kingdome, Seattle, WA Tue Aug 18 1987, 10:05 PM EDT Att: 20,039 - Unknown																					
Mike Easter, L (9, FH) OBP: 0.336, SLG: 0.351										1	0	0	0	0	1	2																						
Joel Skinner, R (9, 2) OBP: 0.210, SLG: 0.269										0	0	0	0	0	0	0																						
Don Mattingly, L (1,3) OBP: 0.392, SLG: 0.579	0-0 2B		0-0 4-3		0-0 1B		0-0 F8		0-0 1B	5	0	3	2	0	0	2																						
Dave Winfield, R (1,9) OBP: 0.364, SLG: 0.474	0-0 F3		4-0 BB		0-0 G3			0-0 6-3	0-0 5-3	4	0	0	0	1	0	4																						
Ron Kittle, R (1,10) OBP: 0.331, SLG: 0.528	0-0 F8		0-0 F9			0-3 K		0-0 5-3		4	0	0	0	0	1	2																						
Gary Ward, R (1,8) OBP: 0.290, SLG: 0.385	0-0 L4			0-0 6-3		0-0 F9		0-3 K		4	0	0	0	0	1	1																						
Mike Pagliarulo, L (1,5) OBP: 0.320, SLG: 0.499		0-0 P6		0-3 K		0-3 K			0-0 HR	4	1	1	1	0	2	0																						
Dan Pasqua, L (1,7) OBP: 0.318, SLG: 0.405		4-0 1B BB		0-0 F8			0-0 SH1-4 1B		0-0 F6	3	0	1	0	1	0	0																						
Rick Cerone, R (1,2) OBP: 0.332, SLG: 0.340			0-0 F9		0-0 SH3-4 1B		0-0 SH1-4		4-0 1B BB	2	1	1	0	1	0	1																						
Wayne Tolleson, S (9, PR) OBP: 0.310, SLG: 0.245							1-2 1B		0-0 1B BB	0	1	0	0	0	0	0																						
Juan Bonilla, R (1,4) OBP: 0.346, SLG: 0.417		1-3 1B		0-0 SH3-4		1-2 1B		0-0 F7	1-3 1B	3	0	2	0	0	0	1																						
Inning Stats	R: 1 E: 0 K: 0 S: 5	H: 2 LOB: 1 BB: 5	R: 0 E: 0 K: 0 S: 3	H: 1 LOB: 2 BB: 1 P: 7	R: 0 E: 0 K: 1 S: 3	H: 0 LOB: 1 BB: 1 P: 7	R: 0 E: 0 K: 1 S: 5	H: 0 LOB: 0 BB: 0 P: 5	R: 1 E: 0 K: 0 S: 5	H: 2 LOB: 1 BB: 0 P: 5	R: 0 E: 0 K: 2 S: 7	H: 0 LOB: 0 BB: 0 P: 7	R: 0 E: 0 K: 0 S: 4	H: 1 LOB: 2 BB: 1 P: 8	R: 0 E: 0 K: 1 S: 5	H: 0 LOB: 0 BB: 0 P: 5	R: 2 E: 0 K: 1 S: 8	H: 3 LOB: 2 BB: 1 P: 12	1B: 6 2B: 1 3B: 0 HR: 2	SF: 0 SAC: 2 DP: 0 HBP: 0	WP: 0 PA: 39																	
PITCHER	IP	WLS	BF	H	R	ER	SO	BB	IBB	HBP	BLK	WP	HR	S	P	ERA	WHIP	PITCHER				IP	WLS	BF	H	R	ER	SO	BB	IBB	HBP	BLK	WP	HR	S	P	ERA	WHIP
Dennis Powell, L (1,1) ERA: 2.08	6.2		28	6	2	2	3	3	0	0	0	0	1	31	43	2.70	1.350																					
Bill Wilkinson, L (7,1) ERA: 3.75	1.2	L	8	2	2	2	1	1	0	0	0	0	1	9	13	10.80	1.800																					
Ed Nunez, R (9,1) ERA: 4.0	0.2		3	1	0	0	1	0	0	0	0	0	0	5	5	0.00	1.500																					

AB	33
R	4
H	9
RBI	4
BB	4
SO	5
LOB	14



Batter	1	2	3	4	5	6	7	8	9	AB	R	H	RBI	BB	SO	LOB	BOTTOM																					
Mickey Brantley, R (1,8) OBP: 0.307, SLG: 0.412	0-0 6-3		0-0 1-3	0-0 F9		0-0 BB 2B 1B		0-0 F5		5	1	1	0	0	0	4	New York Yankees @ Seattle Mariners The Kingdome, Seattle, WA Tue Aug 18 1987, 10:05 PM EDT Att: 20,039 - Unknown																					
Phil Bradley, R (1,7) OBP: 0.380, SLG: 0.466	0-0 5-3		0-0 F8		4-0 BB S BB	4-0 2B BB		0-0 G3		3	1	0	0	2	0	1																						
Alvin Davis, L (1,3) OBP: 0.398, SLG: 0.534	0-0 WP 1B		4-0 BB		0-0 G3	0-0 1-2 2-H 2B		0-3 K		4	0	2	2	1	1	1																						
Ken Phelps, L (1,10) OBP: 0.403, SLG: 0.539	0-0 F5		0-0 P4		1-0 BB HBP	4-0 BB			0-0 4-3	3	0	0	0	1	0	3																						
Jim Prestley, R (1,5) OBP: 0.295, SLG: 0.446		0-0 G3 2B		0-0 1-3	4-0 FC6-4 BB	0-3 K			0-0 5-3	4	0	1	0	1	1	2																						
Mike Kingery, L (1,9) OBP: 0.323, SLG: 0.450		0-0 P5		0-0 P4			0-0 F9		4-0 1B BB	4	0	0	0	0	0	4																						
Gary Matthews, R (9, FH) OBP: 0.346, SLG: 0.410										0	0	0	0	1	0	0																						
Domingo Ramos, R (9, PR) OBP: 0.308, SLG: 0.490										0	1	0	0	0	0	0																						
Dave Valle, R (1,2) OBP: 0.308, SLG: 0.512		0-0 G3		0-0 1B	0-0 FC6-4		0-0 F2		0-0 1B BB	5	0	2	0	0	0	4																						
John Moses, S (9, PR) OBP: 0.298, SLG: 0.330		2-3 G3		0-0 1B	1-2 1B				1-3 1B	0	0	0	0	0	0	0																						
Rey Quinones, R (1,6) OBP: 0.313, SLG: 0.395		0-0 F9		0-0 BB 1B					0-0 1B	5	0	4	1	0	0	1																						
Harold Reynolds, S (1,4) OBP: 0.332, SLG: 0.379			0-0 S 1B	4-0 BB		0-0 G1-4-3	0-0 P4		0-0 F4	4	0	1	0	1	0	4																						
Inning Stats	R: 0 E: 0 K: 0 S: 4	H: 1 LOB: 1 BB: 0 P: 4	R: 0 E: 0 K: 0 S: 4	H: 1 LOB: 1 BB: 0 P: 4	R: 0 E: 0 K: 0 S: 4	H: 1 LOB: 2 BB: 1 P: 8	R: 0 E: 0 K: 0 S: 5	H: 2 LOB: 3 BB: 1 P: 9	R: 2 E: 0 K: 1 S: 7	H: 3 LOB: 2 BB: 2 P: 15	R: 0 E: 0 K: 0 S: 4	H: 1 LOB: 1 BB: 0 P: 4	R: 0 E: 0 K: 1 S: 5	H: 0 LOB: 0 BB: 0 P: 5	R: 1 E: 0 K: 0 S: 5	H: 2 LOB: 2 BB: 1 P: 9	1B: 9 2B: 2 3B: 0 HR: 0	SF: 0 SAC: 0 DP: 1 HBP: 1	WP: 1 PA: 45																			
PITCHER	IP	WLS	BF	H	R	ER	SO	BB	IBB	HBP	BLK	WP	HR	S	P	ERA	WHIP	PITCHER				IP	WLS	BF	H	R	ER	SO	BB	IBB	HBP	BLK	WP	HR	S	P	ERA	WHIP
Rick Rhoden, R (1,1) ERA: 3.75	5.2		29	7	2	2	0	1	0	0	0	0	0	1	5	3.18	2.118																					
Pat Clements, L (6,1) ERA: 4.07	0.0		2	1	0	0	0	1	0	0	0	0	0	1	5	∞	∞																					
Tim Stoddard, R (6,1) ERA: 3.5	2.1	W	8	1	0	0	2	0	0	0	0	0	0	12	12	0.00	0.429																					
Dave Righetti, L (9,1) ERA: 3.71	1.0	S	6	2	1	1	0	1	0	0	0	0	0	5	9	9.00	3.000																					



Batter	1	2	3	4	5	6	7	8	9	AB	R	H	RBI	BB	SO	LOB	TOP											
Claudell Washington, L OBP: 0.335, SLG: 0.430	0-0 2B 1B	0-0 1B		0-0 1-3			0-0 4-3		0-0 5-3	5	1	2	0	0	0	1	New York Yankees @ Seattle Mariners The Kingdome, Seattle, WA Wed Aug 19 1987, 10:05 PM EDT Att: 16,226 - Unknown											
Don Mattingly, L OBP: 0.395, SLG: 0.589	0-0 2B 2B	0-0 1-2 1B			0-0 3-1		0-0 L9		0-0 HR	5	2	3	1	0	0	0												
Dan Pasqua, L OBP: 0.320, SLG: 0.415	4-0 2B FC3	0-3 K			0-3 K		0-0 HR		0-0 4-3	4	2	1	1	1	2	2												
Mike Pagliarulo, L OBP: 0.321, SLG: 0.504	0-0 FC3 G6-4-3 2B			0-0 F9		0-0 E 2B		0-0 F7		4	2	2	2	0	0	0												
Mike Easter, L OBP: 0.331, SLG: 0.345	0-0 FC3 G6-4-3 2B			0-0 6-3		0-0 E3 WP		0-0 F8		4	0	0	1	0	0	1												
Ron Kittle, R OBP: 0.329, SLG: 0.543	0-0 G6-4-3 1-2 3-H			0-0 6-3		0-0 5-3 1-2		0-0 HR		4	1	1	1	0	0	2												
Juan Bonilla, R OBP: 0.339, SLG: 0.392	0-0 1-3			4-0 FC2-6 BB		0-0 5-3		0-0 6-3		3	0	0	0	1	0	0												
Joel Skinner, R OBP: 0.203, SLG: 0.259		0-3 K		0-0 FC2-6 FC6-4 1-2		0-0 6-3		0-0 6-3		4	0	0	0	0	1	1												
Bobby Meacham, S OBP: 0.316, SLG: 0.357		0-3 K		0-0 FC6-4 1-2		0-0 5-3		0-3 K		4	0	0	0	0	2	1												
Inning Stats	R: 4 E: 0 K: 0 S: 6	H: 3 LOB: 0 BB: 1 P: 10	R: 0 E: 0 K: 3 S: 11	H: 2 LOB: 2 BB: 0 P: 11	R: 0 E: 0 K: 0 S: 3	H: 0 LOB: 0 BB: 0 P: 3	R: 0 E: 0 K: 0 S: 3	H: 0 LOB: 1 BB: 1 P: 7	R: 1 E: 1 K: 1 S: 7	H: 1 LOB: 1 BB: 0 P: 7	R: 0 E: 0 K: 0 S: 3	H: 0 LOB: 0 BB: 0 P: 3	R: 1 E: 0 K: 0 S: 4	H: 1 LOB: 0 BB: 0 P: 4	R: 1 E: 0 K: 0 S: 4	H: 1 LOB: 0 BB: 0 P: 4	R: 1 E: 0 K: 1 S: 6	H: 1 LOB: 0 BB: 0 P: 6	1B: 3 2B: 3 3B: 0 HR: 3	SF: 0 SAC: 0 DP: 1 HBP: 0	WP: 1 PB: 0 CS: 0	PA: 39						
PITCHER	IP	WLS	BF	H	R	ER	SO	BB	IBB	HBP	BLK	WP	HR	S	P	ERA	WHIP											
Mike Morgan, R ERA: 4.61	(1, 1)	7.0	L	31	7	6	5	4	2	0	0	0	1	1	37	45	6.43	1.286										
Mike Trujillo, R ERA: 7.09	(8, 1)	1.0		4	1	1	1	0	0	0	0	0	0	1	4	4	9.00	1.000										
Ed Nunez, R ERA: 4.14	(9, 1)	1.0		4	1	1	1	1	0	0	0	0	0	1	6	6	9.00	1.000										

AB	37
R	8
H	9
RBI	6
BB	2
SO	5
LOB	8



Batter	1	2	3	4	5	6	7	8	9	AB	R	H	RBI	BB	SO	LOB	BOTTOM											
John Moses, S OBP: 0.297, SLG: 0.327	4-0 G3 S BB		0-0 L8		0-0 FC3-6 G6-3 1-2 2-3			0-0 F8		3	0	0	0	1	0	2	New York Yankees @ Seattle Mariners The Kingdome, Seattle, WA Wed Aug 19 1987, 10:05 PM EDT Att: 16,226 - Unknown											
Phil Bradley, R OBP: 0.351, SLG: 0.468	0-0 6-3 1-2		4-0 S BB		0-0 G6-3 1-2		0-0 2B		0-0 2B	3	0	1	0	1	0	3												
Alvin Davis, L OBP: 0.395, SLG: 0.529	0-0 G3 2-3		0-0 F4		0-0 G3		0-0 L9		0-0 L9	4	0	0	0	0	0	3												
Gary Matthews, R OBP: 0.342, SLG: 0.398	4-0 BB		0-3 K		0-0 F8		0-0 F8		0-0 F8	3	0	0	0	1	1	1												
Jim Prestley, R OBP: 0.295, SLG: 0.444	0-0 6-3		0-0 5-3		0-0 6-3		0-0 6-3		0-0 1B 1B	4	0	1	0	0	0	2												
Dave Valle, R OBP: 0.307, SLG: 0.507		0-0 F3		0-3 K		0-0 6-3		0-0 6-3		4	0	1	0	0	1	0												
Mickey Brantley, R OBP: 0.301, SLG: 0.404		0-3 K		0-0 1-3		0-0 F7		0-0 F9		4	0	0	0	0	1	2												
Rey Quinones, R OBP: 0.315, SLG: 0.395		0-0 1B		4-0 FC3-6 1B BB		0-0 6-3		0-0 FC6-4 1-2		3	0	1	0	1	0	2												
Harold Reynolds, S OBP: 0.332, SLG: 0.378		0-0 F8		0-0 FC3-6 1-2 1B		0-0 G3				3	0	1	0	0	0	1												
Inning Stats	R: 0 E: 0 K: 0 S: 3	H: 0 LOB: 2 BB: 2 P: 11	R: 0 E: 0 K: 1 S: 6	H: 1 LOB: 1 BB: 0 P: 6	R: 0 E: 0 K: 1 S: 5	H: 0 LOB: 1 BB: 1 P: 9	R: 0 E: 0 K: 1 S: 5	H: 0 LOB: 0 BB: 0 P: 5	R: 0 E: 0 K: 0 S: 3	H: 1 LOB: 1 BB: 1 P: 7	R: 0 E: 0 K: 0 S: 3	H: 0 LOB: 0 BB: 0 P: 3	R: 0 E: 0 K: 0 S: 3	H: 0 LOB: 0 BB: 0 P: 3	R: 0 E: 0 K: 0 S: 4	H: 1 LOB: 1 BB: 0 P: 4	R: 0 E: 0 K: 0 S: 5	H: 2 LOB: 2 BB: 0 P: 5	1B: 4 2B: 1 3B: 0 HR: 0	SF: 0 SAC: 0 DP: 1 HBP: 0	WP: 0 PB: 0 CS: 0	PA: 35						
PITCHER	IP	WLS	BF	H	R	ER	SO	BB	IBB	HBP	BLK	WP	HR	S	P	ERA	WHIP											
Tommy John, L ERA: 4.02	(1, 1)	1.0		5	0	0	0	3	2	0	0	0	0	0	34	42	0.00	2.000										
Charles Hudson, R ERA: 3.43	(2, 1)	8.0	W	30	5	0	0	3	2	0	0	0	0	0	34	42	0.00	0.875										

AB	31
R	0
H	5
RBI	0
BB	4
SO	3
LOB	16



Batter	1	2	3	4	5	6	7	8	9	AB	R	H	RBI	BB	SO	LOB	TOP					
Jim Dwyer, L (1, 10) OBP: 0.387, SLG: 0.524	0-3 K		0-0 G3			4-0 CS BB		0-0 HR		3	1	1	1	1	1	0						
Billy Ripken, R (1, 4) OBP: 0.358, SLG: 0.351	0-0 5-3		0-0 6-3			0-0 F4 1-2		0-3 K		4	0	0	0	0	1	1						
Cal Ripken Jr., R (1, 6) OBP: 0.339, SLG: 0.450	0-0 F9			0-0 4-3		0-0 F4		0-0 1-3		4	0	0	0	0	0	0						
Eddie Murray, S (1, 3) OBP: 0.348, SLG: 0.503		0-0 5-3 E 1B		0-0 1B E 1B			0-0 F8		0-0 F7	4	1	2	0	0	0	0						
Fred Lynn, L (1, 8) OBP: 0.332, SLG: 0.492	0-0 L8			0-0 G4-6-3 1B			0-0 FC3-6 E 1B		0-0 1-3	4	0	2	0	0	0	1						
Ray Knight, R (1, 5) OBP: 0.316, SLG: 0.372	0-0 5-3			0-0 G4-6-3 1B			0-0 E6 FC3-6		0-0 F8	4	0	0	0	0	0	4						
Terry Kennedy, L (1, 2) OBP: 0.318, SLG: 0.415	0-0 E4			0-0 G4-6-3 1B			0-0 FC3-6			3	0	1	0	0	0	2						
Larry Sheets, L (1, 9) OBP: 0.365, SLG: 0.590	0-3 K			0-0 G4-6-3			0-0 G3			3	0	0	0	0	1	4						
Mike Young, S (1, 7) OBP: 0.329, SLG: 0.398			0-0 4-3		0-0 4-3			0-0 F8		3	0	0	0	0	0	0						
Inning Stats	R: 0 E: 0 K: 1 S: 5	H: 0 LOB: 0 BB: 0 P: 5	R: 1 E: 1 K: 1 S: 7	H: 1 LOB: 1 BB: 0 P: 7	R: 0 E: 0 K: 0 S: 3	H: 0 LOB: 0 BB: 0 P: 3	R: 0 E: 1 K: 0 S: 4	H: 2 LOB: 1 BB: 0 P: 4	R: 0 E: 0 K: 0 S: 3	H: 1 LOB: 0 BB: 0 P: 3	R: 0 E: 0 K: 0 S: 2	H: 0 LOB: 0 BB: 1 P: 6	R: 0 E: 1 K: 0 S: 5	H: 1 LOB: 2 BB: 0 P: 5	R: 1 E: 0 K: 1 S: 6	H: 1 LOB: 0 BB: 0 P: 6	R: 0 E: 0 K: 0 S: 3	H: 0 LOB: 0 BB: 0 P: 3	1B: 5 2B: 0 3B: 0 HR: 1	SF: 0 SAC: 0 DP: 2 HBP: 0	WP: 0 PB: 0 SB: 0 CS: 1	PA: 33
PITCHER Mike Moore, R (1, 1) ERA: 4.81	IP: 9.0 WLS: W BF: 33 H: 6 R: 2 ER: 1 SO: 3 BB: 1 IBB: 0 HBP: 0 BLK: 0 WP: 0 HR: 1 S: 38 P: 42 ERA: 1.00 WHIP: 0.778															PITCHER	IP: 9.0 WLS: W BF: 33 H: 6 R: 2 ER: 1 SO: 3 BB: 1 IBB: 0 HBP: 0 BLK: 0 WP: 0 HR: 1 S: 38 P: 42 ERA: 1.00 WHIP: 0.778					

Baltimore Orioles @ Seattle Mariners
The Kingdome, Seattle, WA
Fri Aug 21, 1987, 10:05 PM EDT
Att: 10,114 - Unknown

AB 32
R 2
H 6
RBI 1
BB 1
SO 3
LOB 12



Batter	1	2	3	4	5	6	7	8	9	AB	R	H	RBI	BB	SO	LOB	BOTTOM			
John Moses, S (1, 8) OBP: 0.297, SLG: 0.333	0-0 HR		0-0 6-3		0-0 SH1-3		0-0 6-3	0-0 F8		4	1	1	1	0	0	1				
Phil Bradley, R (1, 7) OBP: 0.380, SLG: 0.472	0-0 3-1 2B		0-0 6-3		0-0 6-3		0-0 HR			4	1	2	1	0	0	1				
Alvin Davis, L (1, 3) OBP: 0.403, SLG: 0.540	0-0 3-1		0-0 FC6-4 1B		0-0 G3		4-0 FC3-6 BB			3	0	1	0	1	0	2				
Gary Matthews, R (1, 10) OBP: 0.347, SLG: 0.394	4-0 G5-4-3 BB		0-0 FC6-4		0-0 F7		0-0 FC3-6 1B			2	0	0	0	1	0	1				
Ken Phelps, L (7, PH) OBP: 0.403, SLG: 0.537			0-0 1-2				0-0 1B			1	0	0	0	0	0	1				
Jim Prestley, R (1, 5) OBP: 0.293, SLG: 0.441	0-0 G5-4-3			0-0 4-3		0-0 PB 1B 2B		0-0 1B		4	1	2	0	0	0	2				
Dave Valle, R (1, 2) OBP: 0.307, SLG: 0.498		0-0 5-3		0-0 1B		0-0 1B		0-0 F8		4	0	2	1	0	0	2				
Mickey Brantley, R (1, 9) OBP: 0.305, SLG: 0.415		0-0 5-3		0-0 F8		0-0 FC6-4 1B		0-0 6-3		4	0	1	0	0	0	1				
Rey Quinones, R (1, 6) OBP: 0.318, SLG: 0.397		0-0 2B		0-0 L5		0-3 K		0-0 1B		4	0	2	0	0	1	3				
Harold Reynolds, S (1, 4) OBP: 0.332, SLG: 0.375		0-0 F7			4-0 6-3 SH1-3 BB		0-0 FC6-4		0-0 F8	3	0	0	0	1	0	4				
Inning Stats	R: 1 E: 0 K: 0 S: 4	H: 2 LOB: 1 BB: 1 P: 8	R: 0 E: 0 K: 0 S: 4	H: 1 LOB: 1 BB: 0 P: 4	R: 0 E: 0 K: 0 S: 4	H: 1 LOB: 1 BB: 0 P: 4	R: 0 E: 0 K: 0 S: 4	H: 1 LOB: 1 BB: 0 P: 4	R: 0 E: 0 K: 1 S: 8	H: 3 LOB: 2 BB: 0 P: 8	R: 1 E: 0 K: 0 S: 5	H: 2 LOB: 2 BB: 1 P: 9	R: 0 E: 0 K: 0 S: 4	H: 1 LOB: 1 BB: 0 P: 4	R: 0 E: 0 K: 0 S: 4	H: 1 LOB: 1 BB: 0 P: 4	1B: 6 2B: 3 3B: 0 HR: 2	SF: 0 SAC: 1 DP: 1 HBP: 0	WP: 0 PB: 1 SB: 0 CS: 0	PA: 37
PITCHER Mike Flanagan, L (1, 1) ERA: 4.94	IP: 6.1 WLS: L BF: 30 H: 9 R: 3 ER: 3 SO: 3 BB: 3 IBB: 0 HBP: 0 BLK: 0 WP: 0 HR: 2 S: 29 P: 41 ERA: 4.26 WHIP: 1.895															PITCHER Mike Griffin, R (7, 1) ERA: 3.63	IP: 1.2 WLS: L BF: 7 H: 2 R: 0 ER: 0 SO: 0 BB: 0 IBB: 0 HBP: 0 BLK: 0 WP: 0 HR: 0 S: 7 P: 7 ERA: 0.00 WHIP: 1.200			

Baltimore Orioles @ Seattle Mariners
The Kingdome, Seattle, WA
Fri Aug 21, 1987, 10:05 PM EDT
Att: 10,114 - Unknown

AB 33
R 3
H 11
RBI 3
BB 3
SO 1
LOB 18



Batter	1	2	3	4	5	6	7	8	9	AB R H RBI BB SO LOB	TOP											
Alan Wiggins, S (1, 10) OBP: 0.302, SLG: 0.272	0-0 6-3		0-0 PB 1B		1-0 2B HBP		0-3 K		4-0 HR BB	3 3 1 0 1 1 0	<p>Baltimore Orioles @ Seattle Mariners</p> <p>The Kingdome, Seattle, WA</p> <p>Sat Aug 22 1987, 10:05 PM EDT</p> <p>Att: 12,238 - Unknown</p> <p>livebaseballscores.com</p>											
Billy Ripken, R (1, 4) OBP: 0.371, SLG: 0.390	0-0 FC6-4 1B		0-0 SF8		0-0 2B		4-0 BB		0-0 HR BB	3 1 3 5 1 0 0												
Cal Ripken Jr., R (1, 6) OBP: 0.338, SLG: 0.447	0-0 FC6-4 1-2		0-0 1B		0-0 F9		0-3 K		0-3 K	5 0 1 1 0 2 3												
Eddie Murray, S (1, 3) OBP: 0.347, SLG: 0.500	0-0 4-3		0-0 1B		0-0 5-3		0-0 G3		0-0 4-3	5 0 1 0 0 0 3												
Fred Lynn, L (1, 8) OBP: 0.332, SLG: 0.488		0-0 F9	0-0 F8		4-0 BB		0-3 K			3 0 0 0 1 1 2												
Ray Knight, R (1, 5) OBP: 0.317, SLG: 0.372		4-0 BB		0-0 1B		0-0 1-3		0-3 K		3 0 1 0 1 1 2												
Ron Washington, R (8, 5) OBP: 0.262, SLG: 0.439		0-0 G1-6-3 BB		0-3 K				0-0 1-3		0 0 0 0 0 0 0												
Terry Kennedy, L (1, 2) OBP: 0.318, SLG: 0.414		0-0 G1-6-3 1-2		0-3 K		0-0 FC3-6 1B		0-0 1-3		4 0 1 0 0 1 2												
Larry Sheets, L (1, 7) OBP: 0.364, SLG: 0.584			4-0 1B SF8 BB	0-3 K		0-0 FC3-6 G5-4-3 1-2		0-0 F9		3 1 0 0 1 1 2												
Lee Lacy, R (1, 9) OBP: 0.320, SLG: 0.372			0-0 F8	0-0 F8		0-0 G5-4-3 1-2		0-0 BB HR 1B		4 1 1 0 0 0 3												
Inning Stats	R: 0 E: 0 K: 0 S: 4	H: 1 LOB: 1 BB: 0 P: 4	R: 0 E: 0 K: 0 S: 2	H: 0 LOB: 0 BB: 1 P: 6	R: 2 E: 0 K: 0 S: 6	H: 3 LOB: 2 BB: 1 P: 10	R: 0 E: 0 K: 2 S: 8	H: 1 LOB: 1 BB: 0 P: 8	R: 1 E: 0 K: 0 S: 4	H: 1 LOB: 2 BB: 1 P: 9	R: 0 E: 0 K: 2 S: 3	H: 1 LOB: 0 BB: 0 P: 3	R: 0 E: 0 K: 2 S: 7	H: 0 LOB: 1 BB: 1 P: 11	R: 0 E: 0 K: 2 S: 7	H: 0 LOB: 0 BB: 0 P: 7	R: 3 E: 0 K: 1 S: 7	H: 2 LOB: 0 BB: 1 P: 11	1B: 7 2B: 1 3B: 0 HR: 1	SF: 1 SAC: 0 DP: 2 HBP: 1	WP: 0 PB: 1 SB: 0 CS: 0	PA: 40
PITCHER	IP WLS BF H R ER SO BB IBB HBP BLK WP HR S P ERA WHIP											IP WLS BF H R ER SO BB IBB HBP BLK WP HR S P ERA WHIP										
Mark Langston, L (1, 1) ERA: 3.96	7.0 W 31 7 3 3 4 4 0 0 0 0 0 0 0 0 34 51 3.86 1.571																					
Lee Guetterman, L (8, 1) ERA: 4.12	1.0 3 0 0 0 2 0 0 0 0 0 0 0 0 7 7 0.00 0.000																					
Scott Bankhead, R (9, 1) ERA: 5.66	1.0 6 2 3 3 1 1 0 0 0 0 0 1 7 11 27.00 3.000																					

Batter	1	2	3	4	5	6	7	8	9	AB R H RBI BB SO LOB	BOTTOM									
Mickey Brantley, R (1, 8) OBP: 0.303, SLG: 0.410	0-0 6-3	0-0 5-3		0-0 5-3		0-3 K	0-0 1B			5 0 1 0 0 1 3	<p>Baltimore Orioles @ Seattle Mariners</p> <p>The Kingdome, Seattle, WA</p> <p>Sat Aug 22 1987, 10:05 PM EDT</p> <p>Att: 12,238 - Unknown</p> <p>livebaseballscores.com</p>									
Phil Bradley, R (1, 7) OBP: 0.380, SLG: 0.471	0-0 1-3	0-0 G1-6-3		0-0 HR 1B		4-0 BB BB	0-0 SF9			3 2 1 1 1 0 2										
Alvin Davis, L (1, 3) OBP: 0.405, SLG: 0.539	0-0 BB 1B		4-0 1B BB	0-0 F9		4-0 2B BB	0-0 F7			3 2 1 0 2 0 2										
Ken Phelps, L (1, 10) OBP: 0.406, SLG: 0.549	4-0 BB		0-3 K	0-0 HR		0-0 2B 1B	0-3 K			2 1 1 2 1 1 1										
Gary Matthews, R (6, PH) OBP: 0.350, SLG: 0.396	1-2 BB		0-0 K	1-H HR		1-2 2B 1B	0-0 K			2 1 1 2 0 1 1										
Jim Prestey, R (1, 5) OBP: 0.292, SLG: 0.442	0-0 F9		0-3 K	0-0 6-3		0-0 1B 2B		0-0 HR		4 1 1 1 0 1 3										
Scott Bradley, L (8, 5) OBP: 0.303, SLG: 0.372			0-0 K	0-0 6-3		1-3 1B 2B		0-0 HR		1 1 1 1 0 0 0										
Dave Valle, R (1, 2) OBP: 0.313, SLG: 0.500		0-0 2B 1B	0-0 1B	1-2 E 1B		0-0 F7	0-0 1B	0-0 5-3		5 2 3 2 0 0 0										
Mike Kingery, L (1, 9) OBP: 0.327, SLG: 0.465		0-0 1B	0-0 E 1B	1-3 2B		0-3 K	0-3 K		0-0 HR	5 2 3 2 0 2 1										
Domingo Ramos, R (1, 6) OBP: 0.329, SLG: 0.407		0-0 F9	0-0 E7 1B	0-0 L8		0-0 5-3		0-0 HR		5 0 2 2 0 0 3										
Harold Reynolds, S (1, 4) OBP: 0.335, SLG: 0.380		0-0 S 1B	0-0 4-3		0-0 BB 1B	0-0 S 1B	0-0 SF9 2B	0-0 G4-6-3 1B		5 2 3 1 0 0 2										
Inning Stats	R: 0 E: 0 K: 0 S: 4	H: 1 LOB: 2 BB: 1 P: 8	R: 1 E: 0 K: 0 S: 6	H: 3 LOB: 2 BB: 0 P: 6	R: 3 E: 1 K: 2 S: 10	H: 3 LOB: 1 BB: 1 P: 14	R: 2 E: 0 K: 0 S: 5	H: 2 LOB: 0 BB: 0 P: 5	R: 0 E: 0 K: 1 S: 5	H: 0 LOB: 0 BB: 0 P: 5	R: 5 E: 0 K: 2 S: 11	H: 4 LOB: 2 BB: 2 P: 19	R: 1 E: 0 K: 1 S: 7	H: 2 LOB: 1 BB: 0 P: 7	R: 2 E: 0 K: 0 S: 5	H: 3 LOB: 0 BB: 0 P: 5	1B: 12 2B: 3 3B: 0 HR: 3	SF: 1 SAC: 0 DP: 1 HBP: 0	WP: 0 PB: 2 SB: 2 CS: 0	PA: 45
PITCHER	IP WLS BF H R ER SO BB IBB HBP BLK WP HR S P ERA WHIP											IP WLS BF H R ER SO BB IBB HBP BLK WP HR S P ERA WHIP								
Dave Schmidt, R (1, 1) ERA: 3.77	3.2 L 22 9 6 6 2 2 0 0 0 0 0 0 10 18 16.20 1.800																			
John Habayan, R (4, 1) ERA: 4.43	1.2 8 1 3 3 2 2 0 0 0 0 0 2 18 18 22.50 4.000																			
Jack O'Connor, L (6, 1) ERA: 8.14	2.0 14 8 5 5 2 0 0 0 0 0 0 2 18 18 22.50 4.000																			
Mark Williamson, R (8, 1) ERA: 3.86	0.2 1 0 0 0 0 0 0 0 0 0 0 0 1 1 0.00 0.000																			

Batter	1	2	3	4	5	6	7	8	9	AB	R	H	RBI	BB	SO	LOB	TOP									
Alan Wiggins, S OBP: 0.300, SLG: 0.271 (1, 10)	F7		F8		F9		CS 1B		F7	5	0	1	0	0	0	0	Baltimore Orioles @ Seattle Mariners The Kingdome, Seattle, WA Sun Aug 23 1987, 6:33 AM EDT Att: 13,595 - Unknown									
Billy Ripken, R OBP: 0.371, SLG: 0.390 (1, 4)	1-3		F7		K		CS 1B		1B	5	0	2	0	0	1	0										
Lee Lacy, R OBP: 0.317, SLG: 0.368 (1, 9)	K		4-3		1B		1-2 1B		K	5	0	1	0	0	2	3										
Cal Ripken Jr., R OBP: 0.339, SLG: 0.448 (1, 6)		2B		2B	F8				F9	4	2	1	0	1	0	2										
Larry Sheets, L OBP: 0.366, SLG: 0.595 Fred Lynn, L OBP: 0.332, SLG: 0.488 (1, 3) (8, 8)	L5		1B	2B	F8				HR	4	2	2	2	0	0	1										
Mike Young, S OBP: 0.334, SLG: 0.408 Ray Knight, R OBP: 0.317, SLG: 0.372 (1, 7) (8, 3)	1B	2B	F7		1B				HR	4	1	3	1	0	0	1										
Mike Hart, L OBP: 0.290, SLG: 0.625 (1, 8) (8, 7)	F5		F7		F9				HR	4	1	1	2	0	0	3										
Ron Washington, R OBP: 0.304, SLG: 0.467 (1, 5)	2-3	1B		1B	F9				1B	4	0	3	1	0	0	1										
Floyd Rayford, R OBP: 0.233, SLG: 0.357 (1, 2)	L8		F8		5-3				F4	4	0	0	0	0	0	3										
Inning Stats	R: 0 E: 0 K: 1 S: 5	H: 0 LOB: 0 BB: 0 P: 5	R: 1 E: 0 K: 0 S: 6	H: 3 LOB: 2 BB: 0 P: 6	R: 0 E: 0 K: 0 S: 3	H: 0 LOB: 0 BB: 0 P: 3	R: 2 E: 0 K: 0 S: 5	H: 2 LOB: 1 BB: 1 P: 9	R: 0 E: 0 K: 1 S: 6	H: 1 LOB: 1 BB: 0 P: 6	R: 0 E: 0 K: 0 S: 4	H: 1 LOB: 1 BB: 0 P: 4	R: 0 E: 0 K: 0 S: 4	H: 2 LOB: 1 BB: 0 P: 4	R: 3 E: 0 K: 0 S: 6	H: 4 LOB: 0 BB: 0 P: 6		R: 0 E: 0 K: 1 S: 6	H: 1 LOB: 1 BB: 0 P: 6	1B: 9 2B: 3 3B: 0 HR: 2	SF: 0 SAC: 0 DP: 0 HBP: 0	WP: 0 PB: 0 SB: 0 CS: 2	PA: 40			
PITCHER	IP	WLS	BF	H	R	ER	SO	BB	IBB	HBP	BLK	WP	HR	S	P	ERA	WHIP									
Dennis Powell, L ERA: 2.79 Bill Wilkinson, L ERA: 3.9 Jerry Reed, R ERA: 3.43	(1, 1)	6.1	L	29	9	3	3	2	1	0	0	0	0	0	32	36	4.26	1.579								

Batter	1	2	3	4	5	6	7	8	9	AB	R	H	RBI	BB	SO	LOB	BOTTOM									
John Moses, S OBP: 0.294, SLG: 0.330 (1, 8)	F9		F5			G3			L5	4	0	0	1	0	0	1	Baltimore Orioles @ Seattle Mariners The Kingdome, Seattle, WA Sun Aug 23 1987, 6:33 AM EDT Att: 13,595 - Unknown									
Phil Bradley, R OBP: 0.351, SLG: 0.471 (1, 7)	F8		G3-6-3	1B		6-3			FC6-4	4	0	2	0	0	0	0										
Alvin Davis, L OBP: 0.404, SLG: 0.536 (1, 3)	F5		F7		G3	1B			FC6-4	4	1	1	0	0	0	2										
Ken Phelps, L OBP: 0.404, SLG: 0.542 (1, 10)	F6		G3-6-3	1B		F8			1B	3	1	0	0	1	0	2										
Dave Valle, R OBP: 0.312, SLG: 0.496 (1, 2)	L5		F2		G3				1B	4	1	1	1	0	0	1										
Mike Kingery, L OBP: 0.324, SLG: 0.460 (1, 9)	G3		L9		L9				1B	3	1	0	0	0	0	1										
Domingo Ramos, R OBP: 0.318, SLG: 0.393 Scott Bradley, L OBP: 0.305, SLG: 0.374 (1, 5) (9, PH)	L4		F3						1B	3	0	0	0	0	0	0										
Rey Quinones, R OBP: 0.319, SLG: 0.398 (1, 6)			1B			K			1B	4	0	2	1	0	2	0										
Harold Reynolds, S OBP: 0.335, SLG: 0.385 Gary Matthews, R OBP: 0.347, SLG: 0.393 (1, 4) (9, PH)	K		K		G3	3B			K	3	1	1	0	0	1	1										
			K						K	1	0	0	0	0	1	2										
Inning Stats	R: 0 E: 0 K: 0 S: 3	H: 0 LOB: 0 BB: 0 P: 3	R: 0 E: 0 K: 0 S: 3	H: 0 LOB: 0 BB: 0 P: 3	R: 0 E: 0 K: 1 S: 6	H: 1 LOB: 1 BB: 0 P: 6	R: 0 E: 0 K: 0 S: 3	H: 1 LOB: 0 BB: 0 P: 3	R: 0 E: 0 K: 1 S: 6	H: 0 LOB: 0 BB: 0 P: 6	R: 1 E: 0 K: 1 S: 6	H: 1 LOB: 1 BB: 0 P: 6	R: 0 E: 0 K: 0 S: 4	H: 1 LOB: 1 BB: 0 P: 4	R: 0 E: 0 K: 1 S: 5	H: 0 LOB: 0 BB: 0 P: 5	R: 4 E: 1 K: 1 S: 10	H: 4 LOB: 2 BB: 1 P: 14	1B: 7 2B: 0 3B: 1 HR: 0	SF: 0 SAC: 0 DP: 1 HBP: 0	WP: 0 PB: 0 SB: 0 CS: 0	PA: 36				
PITCHER	IP	WLS	BF	H	R	ER	SO	BB	IBB	HBP	BLK	WP	HR	S	P	ERA	WHIP									
Ken Dixon, R ERA: 5.84 Mike Griffin, R ERA: 3.61 Tom Niedenfuer, R ERA: 4.69	(1, 1)	6.0	W	20	3	1	1	2	0	0	0	0	0	0	12	16	3.38	1.125								



Batter	1	2	3	4	5	6	7	8	9	AB	R	H	RBI	BB	SO	LOB	TOP																									
Tony Fernandez, S (1, 6) OBP: 0.380, SLG: 0.432	0-0 4-3	0-0 2B			0-0 F8		0-0 HR		0-0 BB 1B	5	1	3	1	0	0	0	Toronto Blue Jays @ Seattle Mariners The Kingdome, Seattle, WA Mon Aug 24 1987, 10:05 PM EDT Att: 11,869 - Unknown																									
Rance Mulliniks, L (1, 5) OBP: 0.384, SLG: 0.474	0-0 4-3	0-0 4-3			0-0 HR 1B		0-0 F2		0-3 K	3	1	1	0	0	0	2																										
Kelly Gruber, R (7, PH) OBP: 0.279, SLG: 0.400	0-0 4-3	0-0 4-3			0-0 HR 1B		0-0 F2		0-3 K	2	0	0	0	0	1	1																										
Ernie Whitt, L (1, 2) OBP: 0.340, SLG: 0.432	0-0 L9			0-0 WP 2B		0-0 HR	4-0 2B BB		4-0 BB 1-2 BB	3	1	2	2	2	0	0																										
George Bell, R (1, 7) OBP: 0.345, SLG: 0.614		0-0 1B 2B 1B	0-0 L4		0-0 6-3		0-0 2B BB		0-0 F5	5	1	2	0	0	0	3																										
Fred McGriff, L (1, 10) OBP: 0.379, SLG: 0.510		0-0 2B E 1B	0-3 K		0-3 K		0-3 K		0-0 F6	5	1	1	0	0	3	4																										
Jesse Barfield, R (1, 8) OBP: 0.324, SLG: 0.462		0-0 F8	0-0 F9			0-0 1B 3B			0-0 5-3	4	1	1	0	0	0	3																										
Rick Leach, L (1, 9) OBP: 0.401, SLG: 0.416		0-0 E 2B		0-0 G3		0-0 G5-4-3 1B		0-0 F8		4	1	2	2	0	0	0																										
Willie Upshaw, L (1, 3) OBP: 0.320, SLG: 0.404		0-0 E4 FC4-6		0-0 F7		0-0 L8		0-0 K		4	0	1	1	0	0	1																										
Garth Iorg, R (1, 4) OBP: 0.275, SLG: 0.297		0-0 FC4-6 2B		0-0 F3		0-0 G5-4-3		0-3 K		4	0	0	0	0	1	3																										
Inning Stats	R: 0 E: 0 K: 0 S: 3	H: 0 LOB: 0 BB: 0 P: 3	R: 3 E: 1 K: 0 S: 8	H: 4 LOB: 2 BB: 0 P: 8	R: 0 E: 0 K: 1 S: 6	H: 1 LOB: 1 BB: 0 P: 6	R: 0 E: 0 K: 0 S: 3	H: 0 LOB: 0 BB: 0 P: 3	R: 2 E: 0 K: 1 S: 7	H: 2 LOB: 0 BB: 0 P: 7	R: 1 E: 0 K: 0 S: 4	H: 2 LOB: 0 BB: 0 P: 4	R: 1 E: 0 K: 1 S: 6	H: 2 LOB: 1 BB: 1 P: 10	R: 0 E: 0 K: 1 S: 6	H: 1 LOB: 2 BB: 0 P: 6	R: 0 E: 0 K: 1 S: 6	H: 1 LOB: 2 BB: 1 P: 10	1B: 6 2B: 4 3B: 1 HR: 2	SF: 0 SAC: 0 DP: 1 HBP: 0	WP: 1 PB: 0 SB: 0 CS: 0	PA: 41																				
PITCHER	IP	WLS	BF	H	R	ER	SO	BB	IBB	HBP	BLK	WP	HR	S	P	ERA	WHIP	PITCHER								IP	WLS	BF	H	R	ER	SO	BB	IBB	HBP	BLK	WP	HR	S	P	ERA	WHIP
Mike Morgan, R (1, 1) ERA: 4.69	5.0	L	23	7	5	4	2	0	0	0	0	1	1	27	27	7.20	1.400																									
Lee Guetterman, L (6, 1) ERA: 4.22	2.0		9	4	2	2	1	1	0	0	0	0	1	10	14	9.00	2.500																									
Ed Nunez, R (8, 1) ERA: 3.92	2.0		9	2	0	0	2	1	0	0	0	0	0	12	16	0.00	1.500																									

AB	39
R	7
H	13
RBI	6
BB	2
SO	5
LOB	17



Batter	1	2	3	4	5	6	7	8	9	AB	R	H	RBI	BB	SO	LOB	BOTTOM																									
John Moses, S (1, 8) OBP: 0.290, SLG: 0.325	0-0 L9		0-0 6-3		0-3 K		0-0 F9		0-0 F5	5	0	0	0	0	1	2	Toronto Blue Jays @ Seattle Mariners The Kingdome, Seattle, WA Mon Aug 24 1987, 10:05 PM EDT Att: 11,869 - Unknown																									
Phil Bradley, R (1, 7) OBP: 0.383, SLG: 0.476	0-0 5-3 1B		0-0 F9		0-0 1B		0-0 2B 1B		0-0 3B 2B	4	1	3	0	0	0	0																										
Alvin Davis, L (1, 3) OBP: 0.400, SLG: 0.532	0-0 5-3 1-2		0-0 F7		0-0 F8		0-0 F3		0-0 F3	4	0	0	0	0	0	4																										
Gary Matthews, R (1, 10) OBP: 0.347, SLG: 0.386	4-0 BB		0-3 K		0-0 F2		0-0 F8		0-0 F8	3	0	0	0	1	1	1																										
Jim Presteley, R (1, 5) OBP: 0.294, SLG: 0.448	0-0 5-3		0-0 2B		0-0 5-3		0-0 5-3		0-0 HR 3B	4	1	2	1	0	0	2																										
Dave Valle, R (1, 2) OBP: 0.315, SLG: 0.513		0-0 2B		0-0 F4		0-0 F8		0-0 HR		4	1	2	2	0	0	1																										
Mickey Brantley, R (1, 9) OBP: 0.302, SLG: 0.407		0-0 6-3		0-0 F6		0-0 1B		0-0 2-3		4	0	1	0	0	0	2																										
Rey Quinones, R (1, 6) OBP: 0.319, SLG: 0.399		0-0 6-3		0-0 1B 2B		0-0 L5		0-0 F8		4	0	1	0	0	0	2																										
Harold Reynolds, S (1, 4) OBP: 0.332, SLG: 0.381		0-0 L6		0-0 5-3		0-0 L6		0-0 G3		4	0	0	0	0	0	3																										
Inning Stats	R: 0 E: 0 K: 0 S: 4	H: 1 LOB: 2 BB: 1 P: 8	R: 0 E: 0 K: 0 S: 4	H: 1 LOB: 1 BB: 0 P: 4	R: 0 E: 0 K: 1 S: 6	H: 0 LOB: 0 BB: 0 P: 3	R: 0 E: 0 K: 1 S: 6	H: 1 LOB: 1 BB: 0 P: 6	R: 0 E: 0 K: 0 S: 4	H: 0 LOB: 0 BB: 0 P: 3	R: 0 E: 0 K: 0 S: 4	H: 1 LOB: 1 BB: 0 P: 4	R: 3 E: 0 K: 0 S: 6	H: 3 LOB: 0 BB: 0 P: 6	R: 0 E: 0 K: 0 S: 3	H: 0 LOB: 0 BB: 0 P: 3	1B: 3 2B: 4 3B: 1 HR: 1	SF: 0 SAC: 0 DP: 0 HBP: 0	WP: 0 PB: 0 SB: 0 CS: 0	PA: 37																						
PITCHER	IP	WLS	BF	H	R	ER	SO	BB	IBB	HBP	BLK	WP	HR	S	P	ERA	WHIP	PITCHER								IP	WLS	BF	H	R	ER	SO	BB	IBB	HBP	BLK	WP	HR	S	P	ERA	WHIP
John Cerutti, L (1, 1) ERA: 4.28	7.2	W	33	9	3	3	2	1	0	0	0	0	1	36	40	3.52	1.304																									
Mark Eichhorn, R (8, 1) ERA: 3.22	1.1		4	0	0	0	0	0	0	0	0	0	0	4	4	0.00	0.000																									

AB	36
R	3
H	9
RBI	3
BB	1
SO	2
LOB	17



Batter	1	2	3	4	5	6	7	8	9	AB	R	H	RBI	BB	SO	LOB	TOP			
Nelson Liriano, S OBP: 0.200, SLG: 0.200 (1, 4)										5	1	1	0	0	1	4				
Lloyd Moseby, L OBP: 0.347, SLG: 0.461 (1, 8)										5	1	2	2	0	1	1				
Tony Fernandez, S OBP: 0.379, SLG: 0.430 Kelly Gruber, R OBP: 0.278, SLG: 0.399 (1, 6) (7, 6)										4	0	1	0	0	0	2				
George Bell, R OBP: 0.346, SLG: 0.616 Juan Beniquez, R OBP: 0.303, SLG: 0.384 (1, 7) (4, 7)										2	1	1	0	0	0	1				
Ernie Whitt, L OBP: 0.341, SLG: 0.428 (1, 2)										3	1	0	0	2	0	4				
Rance Mulliniks, L OBP: 0.382, SLG: 0.474 Garth Iorg, R OBP: 0.275, SLG: 0.297 (1, 5) (8, 5)										4	1	1	1	0	0	4				
Jesse Barfield, R OBP: 0.322, SLG: 0.458 (1, 9)										4	0	0	0	0	1	2				
Fred McGriff, L OBP: 0.384, SLG: 0.530 (1, 10)										4	1	3	3	0	0	1				
Willie Upshaw, L OBP: 0.319, SLG: 0.402 (1, 3)										4	0	1	0	0	1	3				
Inning Stats	R: 0 E: 0 K: 0 S: 4	H: 1 LOB: 1 BB: 0 P: 4	R: 0 E: 0 K: 1 S: 5	H: 0 LOB: 0 BB: 0 P: 5	R: 2 E: 0 K: 0 S: 5	H: 2 LOB: 0 BB: 0 P: 5	R: 3 E: 0 K: 1 S: 8	H: 3 LOB: 1 BB: 1 P: 12	R: 0 E: 0 K: 1 S: 7	H: 2 LOB: 2 BB: 0 P: 7	R: 0 E: 0 K: 1 S: 6	H: 1 LOB: 2 BB: 1 P: 10	R: 0 E: 1 K: 0 S: 4	H: 0 LOB: 1 BB: 0 P: 4	R: 0 E: 1 K: 0 S: 4	H: 1 LOB: 1 BB: 0 P: 4	1B: 7 2B: 3 3B: 0 HR: 2	SF: 0 SAC: 0 DP: 1 HBP: 0	WP: 0 PB: 0 SB: 0 CS: 1	PA: 41
PITCHER Mike Moore, R ERA: 4.87 (1, 1)	IP: 9.0 WLS: L BF: 41	H: 12 R: 6 ER: 6 SO: 5	BB: 2 IBB: 0 HBP: 0 BLK: 0	WP: 0 HR: 2 S: 49 P: 57	ERA: 6.00 WHIP: 1.556	PITCHER														IP: WLS: BF: H: R: ER: SO: BB: IBB: HBP: BLK: WP: HR: S: P: ERA: WHIP

Toronto Blue Jays @ Seattle Mariners
The Kingdome, Seattle, WA
Tue Aug 25 1987, 10:05 PM EDT
Att: 12,367 - Unknown

AB	39
R	6
H	12
RBI	6
BB	2
SO	5
LOB	23



Batter	1	2	3	4	5	6	7	8	9	AB	R	H	RBI	BB	SO	LOB	BOTTOM			
Mickey Brantley, R OBP: 0.297, SLG: 0.400 (1, 8) (8, 9)										4	0	0	0	0	0	3				
Phil Bradley, R OBP: 0.382, SLG: 0.474 (1, 7)										4	1	1	0	0	1	1				
Alvin Davis, L OBP: 0.399, SLG: 0.536 (1, 3)										4	1	1	2	0	1	0				
Ken Phelps, L OBP: 0.402, SLG: 0.536 (1, 10)										3	1	0	0	1	0	0				
Jim Prestey, R OBP: 0.292, SLG: 0.445 (1, 5)										4	0	0	0	0	1	1				
Mike Kingery, L OBP: 0.324, SLG: 0.463 John Moses, S OBP: 0.289, SLG: 0.324 (1, 9) (8, 8)										3	0	1	1	0	1	0				
Dave Valle, R OBP: 0.310, SLG: 0.504 (1, 2)										4	0	0	0	0	1	1				
Rey Quinones, R OBP: 0.321, SLG: 0.400 (1, 6)										2	0	1	0	1	0	0				
Harold Reynolds, S OBP: 0.332, SLG: 0.383 (1, 4)										3	0	1	0	0	0	1				
Inning Stats	R: 0 E: 0 K: 0 S: 3	H: 0 LOB: 0 BB: 0 P: 3	R: 0 E: 0 K: 0 S: 3	H: 0 LOB: 0 BB: 0 P: 3	R: 0 E: 0 K: 2 S: 10	H: 3 LOB: 1 BB: 1 P: 14	R: 0 E: 0 K: 1 S: 5	H: 0 LOB: 1 BB: 1 P: 9	R: 0 E: 0 K: 1 S: 5	H: 0 LOB: 0 BB: 0 P: 5	R: 0 E: 0 K: 1 S: 7	H: 2 LOB: 2 BB: 0 P: 7	R: 0 E: 0 K: 0 S: 3	H: 0 LOB: 0 BB: 0 P: 3	R: 0 E: 0 K: 0 S: 3	H: 0 LOB: 0 BB: 0 P: 3	1B: 2 2B: 2 3B: 0 HR: 1	SF: 0 SAC: 0 DP: 0 HBP: 0	WP: 0 PB: 0 SB: 0 CS: 0	PA: 34
PITCHER Jim Clancy, R ERA: 3.63 Mark Eichhorn, R ERA: 3.15 (1, 1) (7, 1)	IP: 6.2 WLS: W BF: 27	H: 5 R: 3 ER: 3 SO: 5	BB: 2 IBB: 0 HBP: 0 BLK: 0	WP: 0 HR: 1 S: 35 P: 43	ERA: 4.05 WHIP: 1.050	PITCHER														IP: WLS: BF: H: R: ER: SO: BB: IBB: HBP: BLK: WP: HR: S: P: ERA: WHIP

Toronto Blue Jays @ Seattle Mariners
The Kingdome, Seattle, WA
Tue Aug 25 1987, 10:05 PM EDT
Att: 12,367 - Unknown

AB	32
R	3
H	5
RBI	3
BB	2
SO	5
LOB	7



Batter	1	2	3	4	5	6	7	8	9	AB	R	H	RBI	BB	SO	LOB	TOP								
John Moses, S OBP: 0.295, SLG: 0.329 (1, 8)	0-0 5-3		0-0 F8 2B	4-0 1-2 BB		4-0 1-2 HR BB	0-0 3-1		0-0 1B	4	1	2	0	2	0	1	Seattle Mariners @ New York Yankees Yankee Stadium, Bronx, NY Fri Aug 28 1987, 7:05 PM EDT Att: 22,095 - Unknown								
Phil Bradley, R OBP: 0.362, SLG: 0.472 (1, 7)	0-0 4-3		0-0 F8 2-3	0-0 1-3		0-3 K		0-0 G3 1B PB	0-0 G4-6-3 1B	6	1	2	0	0	1	6									
Alvin Davis, L OBP: 0.398, SLG: 0.542 (1, 3)	0-0 2B		0-0 6-3		0-0 3-1	0-0 HR		0-3 K	0-0 G4-6-3 1B	6	1	2	4	0	1	4									
Gary Matthews, R OBP: 0.357, SLG: 0.385 (1, 10)	0-3 K			0-0 2B 1B	4-0 BB			0-0 G3		3	1	1	0	2	1	2									
Jim Prestley, R OBP: 0.293, SLG: 0.446 (1, 5)		0-0 L3		0-0 2B 2B	0-3 K	0-0 F8		0-0 1B 1B		5	2	2	1	0	1	2									
Dave Valle, R OBP: 0.308, SLG: 0.498 (1, 2)		0-0 6-3		0-3 K	0-0 6-3			0-0 1B 1B		5	0	1	0	0	1	3									
Mickey Brantley, R OBP: 0.307, SLG: 0.424 (1, 9)		4-0 BB		0-0 4-3 1B 2B		0-3 K		0-0 HR 1B	0-0 FC6-4 1B	4	2	3	4	1	1	0									
Rey Quinones, R OBP: 0.320, SLG: 0.397 (1, 6)	0-0 5-3		0-0 4-3		0-0 2-3	0-0 1B HR		0-0 F5	0-0 FC6-4	5	1	1	0	0	0	4									
Harold Reynolds, S OBP: 0.335, SLG: 0.384 (1, 4)			0-0 5-3	0-0 S 1B		0-0 HR 1B			0-0 6-3	4	1	2	1	1	0	0									
Inning Stats	R: 0 E: 0 K: 1 S: 6	H: 1 LOB: 1 BB: 0 P: 6	R: 0 E: 0 K: 0 S: 3	H: 0 LOB: 1 BB: 1 P: 7	R: 0 E: 0 K: 0 S: 4	H: 1 LOB: 1 BB: 0 P: 4	R: 3 E: 0 K: 1 S: 9	H: 4 LOB: 2 BB: 1 P: 13	R: 0 E: 0 K: 1 S: 5	H: 0 LOB: 1 BB: 1 P: 9	R: 4 E: 0 K: 2 S: 10	H: 3 LOB: 1 BB: 2 P: 18	R: 1 E: 0 K: 0 S: 4	H: 1 LOB: 1 BB: 1 P: 8	R: 2 E: 0 K: 1 S: 9	H: 4 LOB: 2 BB: 0 P: 9	R: 0 E: 0 K: 0 S: 4	H: 2 LOB: 1 BB: 0 P: 4	1B: 10 2B: 4 3B: 0 HR: 2	SF: 0 SAC: 0 DP: 1 HBP: 0	WP: 0 PB: 1 SB: 2 CS: 0	PA: 48			
PITCHER	IP	WLS	BF	H	R	ER	SO	BB	IBB	HBP	BLK	WP	HR	S	P	ERA	WHIP	PITCHER							
Steve Trout, L ERA: 4.11 (1, 1)	4.1		22	6	3	3	2	3	0	0	0	0	0	23	35	6.23	2.077								
Charles Hudson, R ERA: 3.62 (5, 1)	2.2	L	15	4	5	5	3	3	0	0	0	0	2	18	30	16.88	2.625								
Pat Clements, L ERA: 4.82 (8, 1)	2.0		11	6	2	2	1	0	0	0	0	0	0	13	13	9.00	3.000								

Batter	1	2	3	4	5	6	7	8	9	AB	R	H	RBI	BB	SO	LOB	BOTTOM								
Claudell Washington, L OBP: 0.334, SLG: 0.416 (1, 8)	0-0 F9		4-0 5-3 1B BB	0-0 F8			0-0 G5-4-3 1B		0-3 K	4	1	1	0	1	1	2	Seattle Mariners @ New York Yankees Yankee Stadium, Bronx, NY Fri Aug 28 1987, 7:05 PM EDT Att: 22,095 - Unknown								
Jerry Royster, R OBP: 0.315, SLG: 0.434 (1, 6)	0-3 K		0-0 5-3		0-0 F4		0-0 G5-4-3		0-0 6-3	5	0	0	0	0	1	2									
Don Mattingly, L OBP: 0.392, SLG: 0.576 (1, 3)	0-0 G3		0-0 2B 1B		0-0 F7		0-0 1B			4	1	2	1	0	0	0									
Dave Winfield, R OBP: 0.364, SLG: 0.471 (1, 9)		4-0 2B BB	0-0 1H 2B		0-0 1B		0-0 F8			3	1	2	1	1	0	1									
Gary Ward, R OBP: 0.285, SLG: 0.378 (1, 7)		0-0 1H 2B	0-0 F9		0-0 5-3			0-0 1B 1B		4	0	2	1	0	0	2									
Ron Kittle, R OBP: 0.318, SLG: 0.524 (1, 10)		0-3 K		0-0 FC5-4 1B		0-0 F8		0-0 1B 1B		2	0	1	0	0	1	1									
Dan Pasqua, L OBP: 0.311, SLG: 0.398 (6, PH)								0-0 G6-4-3 1B		2	0	1	0	0	0	0									
Mike Pagliarulo, L OBP: 0.316, SLG: 0.507 (1, 5)		0-0 F5		0-0 F8		0-0 F8		0-3 K		4	0	0	0	0	1	4									
Rick Cerone, R OBP: 0.322, SLG: 0.335 (1, 2)		0-3 K		0-0 FC5-4 BB		0-0 F6		0-0 G6-4-3		2	0	0	0	0	1	2									
Mark Salas, L OBP: 0.329, SLG: 0.417 (6, PH)										1	0	0	0	0	0	0									
Joel Skinner, R OBP: 0.203, SLG: 0.256 (8, PH)										1	0	0	0	0	0	2									
Bobby Meacham, S OBP: 0.342, SLG: 0.419 (1, 4)			0-0 F8		4-0 BB		4-0 1B G5-4-3 BB		0-0 F8	2	1	0	0	2	0	0									
Inning Stats	R: 0 E: 0 K: 1 S: 5	H: 0 LOB: 0 BB: 0 P: 5	R: 1 E: 0 K: 2 S: 8	H: 1 LOB: 1 BB: 1 P: 12	R: 2 E: 0 K: 0 S: 5	H: 2 LOB: 1 BB: 1 P: 9	R: 0 E: 0 K: 0 S: 4	H: 1 LOB: 2 BB: 1 P: 8	R: 0 E: 0 K: 0 S: 3	H: 0 LOB: 0 BB: 0 P: 3	R: 1 E: 0 K: 0 S: 4	H: 2 LOB: 1 BB: 1 P: 8	R: 0 E: 0 K: 1 S: 6	H: 2 LOB: 1 BB: 0 P: 6	R: 0 E: 0 K: 1 S: 5	H: 0 LOB: 0 BB: 0 P: 5	1B: 7 2B: 2 3B: 0 HR: 0	SF: 0 SAC: 0 DP: 2 HBP: 0	WP: 0 PB: 0 SB: 0 CS: 0	PA: 38					
PITCHER	IP	WLS	BF	H	R	ER	SO	BB	IBB	HBP	BLK	WP	HR	S	P	ERA	WHIP	PITCHER							
Dennis Powell, L ERA: 3.38 (1, 1)	4.2		22	5	3	3	3	3	0	0	0	0	0	25	37	5.79	1.714								
Mike Trujillo, R ERA: 6.55 (5, 1)	2.1	W	11	4	1	1	0	1	0	0	0	0	0	10	14	3.86	2.143								
Bill Wilkinson, L ERA: 3.77 (8, 1)	2.0		5	0	0	0	2	0	0	0	0	0	0	9	9	0.00	0.000								

AB	42
R	10
H	16
RBI	10
BB	6
SO	6
LOB	22



AB	34
R	4
H	9
RBI	3
BB	4
SO	5
LOB	16



Batter	1	2	3	4	5	6	7	8	9	AB	R	H	RBI	BB	SO	LOB	TOP										
Mickey Brantley R (1.8) OBP: 0.309, SLG: 0.427	0-3 K		0-0 BB 1B		0-0 B3		0-0 6-3		0-0 1B 2B	5	2	2	1	0	1	1	Seattle Mariners @ New York Yankees Yankee Stadium, Bronx, NY Sat Aug 29 1987, 7:05 PM EDT Unknown										
Phil Bradley R (1.7) OBP: 0.354, SLG: 0.478	0-3 K		4-0 1B BB		1-0 HBP		0-0 HR		0-0 L3	3	1	1	1	1	1	1											
Alvin Davis L (1.3) OBP: 0.397, SLG: 0.538	0-0 6-3		0-0 1-3 2-H 1B		0-0 F8		0-0 F9		0-0 F8	5	0	1	1	0	0	3											
Ken Phelps L (1.10) Gary Matthews R (5, PH) John Moses S (9, PR) OBP: 0.399, SLG: 0.532 OBP: 0.356, SLG: 0.383 OBP: 0.295, SLG: 0.329		0-0 F5	0-3 K		0-0 5-3		0-0 F8		0-0 1B	2	0	0	0	0	1	2											
Jim Prestley R (1.5) OBP: 0.294, SLG: 0.448		0-0 1B 2B		0-3 K		0-0 G3 2B 1B		0-0 G1	5	2	2	0	0	2	1												
Mike Kingery L (1.9) OBP: 0.326, SLG: 0.463		0-0 G6-4-3 2-H 1B		0-0 F3		0-0 G3		0-0 1B	4	0	2	1	0	0	1												
Scott Bradley L (1.2) OBP: 0.307, SLG: 0.379		0-0 G6-4-3 1-2		0-0 FC6-4 1B		0-0 1B 2B		0-0 F7	4	1	2	1	0	0	2												
Rey Quinones R (1.6) OBP: 0.317, SLG: 0.393			0-0 F6	0-0 FC6-4 1B		0-0 F7		0-3 K	4	0	0	0	0	1	3												
Harold Reynolds S (1.4) OBP: 0.338, SLG: 0.390			0-0 5-3		0-0 F8 2B		0-0 2-H 1B		0-0 S 2B 1B	4	1	3	1	0	0												
Inning Stats	R: 0 E: 0 K: 2 S: 7	H: 0 LOB: 0 BB: 0 P: 7	R: 1 E: 0 K: 0 S: 4	H: 2 LOB: 0 BB: 0 P: 4	R: 1 E: 0 K: 1 S: 7	H: 2 LOB: 2 BB: 1 P: 11	R: 0 E: 0 K: 1 S: 6	H: 1 LOB: 1 BB: 0 P: 6	R: 0 E: 0 K: 0 S: 4	H: 1 LOB: 2 BB: 0 P: 5	R: 2 E: 0 K: 0 S: 5	H: 3 LOB: 1 BB: 0 P: 5	R: 1 E: 0 K: 0 S: 4	H: 1 LOB: 0 BB: 0 P: 4	R: 0 E: 0 K: 1 S: 6	H: 1 LOB: 1 BB: 0 P: 6		R: 2 E: 0 K: 1 S: 8	H: 3 LOB: 1 BB: 0 P: 8	1B: 9 2B: 4 3B: 0 HR: 1	SF: 0 SAC: 0 DP: 1 HBP: 1	WP: 0 PB: 0 CS: 1	PA: 41				
PITCHER	IP	WLS	BF	H	R	ER	SO	BB	IBB	HBP	BLK	WP	HR	S	P	ERA	WHIP										
Rick Rhoden R (1.1) ERA: 3.65	2.0	L	7	2	1	1	2	0	0	0	0	0	0	11	11	4.50	1.000										
Pete Filson L (3.1) ERA: 6.0	6.0		28	9	4	4	3	1	0	1	0	0	1	32	37	6.00	1.667										
Tim Stoddard R (9.1) ERA: 3.45	1.0		6	3	2	2	1	0	0	0	0	0	0	8	8	18.00	3.000										

Batter	1	2	3	4	5	6	7	8	9	AB	R	H	RBI	BB	SO	LOB	BOTTOM										
Willie Randolph R (1.4) OBP: 0.415, SLG: 0.416	4-0 BB BB		0-0 G1		0-0 1-6-3		0-0 4-3			3	0	0	0	1	0	1	Seattle Mariners @ New York Yankees Yankee Stadium, Bronx, NY Sat Aug 29 1987, 7:05 PM EDT Unknown										
Jerry Royster R (1.5) OBP: 0.319, SLG: 0.432	0-0 F8		0-0 WP 1B		0-0 4-3		4-0 FC5-4 BB			3	0	1	0	1	0	1											
Don Mattingly L (1.3) OBP: 0.389, SLG: 0.571	0-3 K		0-0 4-3		0-0 G1-3		0-0 FC5-4 1-2			4	0	0	0	0	1	3											
Dave Winfield R (1.9) OBP: 0.363, SLG: 0.468	4-0 1-2 BB		0-3 K		0-0 F3		0-3 K			3	0	0	0	1	2	1											
Gary Ward R (1.8) OBP: 0.283, SLG: 0.374	0-0 F9		0-3 K		0-0 F9		0-0 F9			4	0	0	0	0	1	3											
Ron Kittle R (1.10) OBP: 0.323, SLG: 0.544		0-0 F9		0-0 1B 1B		0-0 HR		0-3 K	4	1	2	1	0	1	0												
Dan Pasqua L (1.7) OBP: 0.314, SLG: 0.399		0-0 F8		0-0 1-2 1B		0-3 K		0-0 1B	4	0	2	0	0	1	0												
Rick Cerone R (1.2) OBP: 0.317, SLG: 0.329		0-3 K		0-0 F7		0-3 K		0-0 F8	4	0	0	0	0	2	3												
Bobby Meacham S (1.6) OBP: 0.339, SLG: 0.413			0-0 F6		0-0 4-3		0-0 1B		0-0 4-3	4	0	1	0	0	0	1											
Inning Stats	R: 0 E: 0 K: 1 S: 5	H: 0 LOB: 2 BB: 2 P: 13	R: 0 E: 0 K: 1 S: 5	H: 0 LOB: 0 BB: 0 P: 5	R: 0 E: 0 K: 2 S: 9	H: 1 LOB: 1 BB: 0 P: 4	R: 0 E: 0 K: 2 S: 9	H: 2 LOB: 2 BB: 0 P: 9	R: 0 E: 0 K: 0 S: 3	H: 0 LOB: 0 BB: 0 P: 3	R: 1 E: 0 K: 2 S: 9	H: 2 LOB: 1 BB: 0 P: 9	R: 0 E: 0 K: 1 S: 5	H: 0 LOB: 1 BB: 1 P: 9	R: 0 E: 0 K: 1 S: 6	H: 1 LOB: 1 BB: 0 P: 6		1B: 5 2B: 0 3B: 0 HR: 1	SF: 0 SAC: 0 DP: 0 HBP: 0	WP: 1 PB: 0 CS: 0	PA: 36						
PITCHER	IP	WLS	BF	H	R	ER	SO	BB	IBB	HBP	BLK	WP	HR	S	P	ERA	WHIP										
Mark Langston L (1.1) ERA: 3.84	9.0	W	36	6	1	1	8	3	0	0	0	1	1	49	61	1.00	1.000										

Batter	1	2	3	4	5	6	7	8	9	AB	R	H	RBI	BB	SO	LOB	TOP											
John Moses, S OBP: 0.295, SLG: 0.328 (1, 8)	0-0 1-3		0-0 G6-4-3			0-0 5-3		0-0 1B		4	0	1	1	0	0	1	Seattle Mariners @ New York Yankees Yankee Stadium, Bronx, NY Sat Aug 29 1987, 7:05 PM EDT Att: 37,276 - Unknown											
Phil Bradley, R OBP: 0.395, SLG: 0.478 (1, 7)	0-0 4-3 1B			0-3 K		0-0 L4		0-0 1B		4	0	2	0	0	1	0												
Alvin Davis, L OBP: 0.394, SLG: 0.533 (1, 3)	0-0 4-3 1-3			0-0 6-3		0-0 4-3		0-3 K		4	0	0	0	0	1	2												
Gary Matthews, R OBP: 0.353, SLG: 0.403 (1, 10)	0-0 P3			0-0 HR			0-0 F9		0-3 K	4	1	1	1	0	1	1												
Jim Prestley, R OBP: 0.292, SLG: 0.444 (1, 5)		0-0 6-3		0-0 6-3			0-0 F9		0-0 E5 BB	4	0	0	0	0	0	0												
Dave Valle, R OBP: 0.311, SLG: 0.498 (1, 2)		0-0 4-3			0-0 FC4-6 1B		0-0 FC6-4 1B		0-0 F4	4	0	2	0	0	0	1												
Mickey Brantley, R OBP: 0.308, SLG: 0.422 (1, 9)		0-0 6-3			0-0 FC4-6 1-2		0-0 FC6-4 1-2		4-0 FC4-6 BB	3	0	0	0	1	0	2												
Domingo Ramos, R OBP: 0.304, SLG: 0.375 (1, 6)			0-0 6-3		0-0 FC1-6-4 1-2			0-0 G3	0-0 FC4-6 1-2	4	0	0	0	0	0	3												
Harold Reynolds, S OBP: 0.341, SLG: 0.395 (1, 4)			0-0 G6-4-3 1B		0-3 K			0-0 1B 2B		3	1	2	0	0	1	1												
Inning Stats	R: 0 E: 0 K: 0 S: 4	H: 1 LOB: 1 BB: 0 P: 4	R: 0 E: 0 K: 0 S: 3	H: 0 LOB: 0 BB: 0 P: 3	R: 0 E: 0 K: 0 S: 3	H: 1 LOB: 0 BB: 0 P: 3	R: 1 E: 0 K: 1 S: 6	H: 1 LOB: 1 BB: 0 P: 6	R: 0 E: 0 K: 0 S: 3	H: 0 LOB: 0 BB: 0 P: 3	R: 0 E: 0 K: 0 S: 4	H: 1 LOB: 1 BB: 0 P: 4	R: 1 E: 0 K: 1 S: 7	H: 3 LOB: 1 BB: 0 P: 7	R: 0 E: 1 K: 1 S: 6	H: 0 LOB: 2 BB: 1 P: 10	1B: 6 2B: 1 3B: 0 HR: 1	SF: 0 SAC: 0 DP: 1 HBP: 0	WP: 0 PB: 0 SB: 1 CS: 0	PA: 35								
PITCHER	IP	WLS	BF	H	R	ER	SO	BB	IBB	HBP	BLK	WP	HR	S	P	ERA	WHIP											
Tommy John, L ERA: 3.88 Dave Righetti, L ERA: 5.52	(1, 1)	7.2	W	29	8	2	2	2	0	0	0	0	0	1	33	33	2.35	1.043										
	(8, 1)	1.1	S	6	0	0	0	2	1	0	0	0	0	0	9	13	0.00	0.750										

Batter	1	2	3	4	5	6	7	8	9	AB	R	H	RBI	BB	SO	LOB	BOTTOM											
Claudell Washington, L OBP: 0.333, SLG: 0.412 (1, 8)	0-3 K	4-0 BB		0-0 F7			0-0 3-1			3	0	0	0	1	1	2	Seattle Mariners @ New York Yankees Yankee Stadium, Bronx, NY Sat Aug 29 1987, 7:05 PM EDT Att: 37,276 - Unknown											
Don Mattingly, L OBP: 0.386, SLG: 0.566 (1, 3)	0-0 E4 HR	0-0 F8		0-0 F8		0-0 F9		0-0 F9		4	1	0	0	0	0	4												
Dan Pasqua, L OBP: 0.310, SLG: 0.393 (1, 9)	0-3 K		0-0 F9		0-0 F7		0-0 F2			4	0	0	0	0	1	1												
Mike Pagliarulo, L OBP: 0.315, SLG: 0.504 (1, 5)	4-0 HR BB		0-0 P3		0-0 F7		0-3 K			3	1	0	0	1	1	0												
Mike Easter, L OBP: 0.327, SLG: 0.366 Gary Ward, R OBP: 0.283, SLG: 0.374 (8, PR) (9, 7)	0-0 HR		0-0 3-1		0-0 4-3		0-0 G6-4-3 1B			4	1	2	3	0	0	0												
Mark Salas, L OBP: 0.329, SLG: 0.422 Ron Kittle, R OBP: 0.321, SLG: 0.540 (8, FH)	0-3 K		0-0 SH1-4 E		0-0 F9		0-0 G6-4-3 1-2			3	1	1	0	0	1	0												
Jerry Royster, R OBP: 0.326, SLG: 0.439 (1, 4)		0-0 WP SH1-4 1B		0-0 SH1-4		0-0 F9 S				2	0	2	0	0	0	0												
Joel Skinner, R OBP: 0.200, SLG: 0.252 (1, 2)		0-0 SH1-4		0-0 E6 1B		0-0 F9				2	0	0	1	0	0	1												
Bobby Meacham, S OBP: 0.339, SLG: 0.411 (1, 6)		0-0 6-3		0-0 3-H 1B		0-0 F6				3	0	1	0	0	0	2												
Inning Stats	R: 3 E: 1 K: 3 S: 11	H: 1 LOB: 0 BB: 1 P: 15	R: 0 E: 0 K: 0 S: 4	H: 1 LOB: 2 BB: 1 P: 8	R: 0 E: 0 K: 0 S: 3	H: 0 LOB: 0 BB: 0 P: 3	R: 1 E: 1 K: 0 S: 6	H: 2 LOB: 2 BB: 0 P: 6	R: 0 E: 0 K: 0 S: 3	H: 0 LOB: 0 BB: 0 P: 3	R: 0 E: 0 K: 0 S: 3	H: 0 LOB: 0 BB: 0 P: 3	R: 0 E: 0 K: 1 S: 5	H: 1 LOB: 1 BB: 0 P: 5	R: 0 E: 1 K: 1 S: 6	H: 0 LOB: 2 BB: 1 P: 10	1B: 4 2B: 1 3B: 0 HR: 1	SF: 0 SAC: 2 DP: 1 HBP: 0	WP: 1 PB: 0 SB: 1 CS: 0	PA: 33								
PITCHER	IP	WLS	BF	H	R	ER	SO	BB	IBB	HBP	BLK	WP	HR	S	P	ERA	WHIP											
Mike Campbell, R ERA: 7.23 Lee Guetterman, L ERA: 4.19	(1, 1)	7.1	L	32	6	4	1	4	2	0	0	0	0	1	38	46	1.23	1.091										
	(8, 1)	0.2		1	0	0	0	0	0	0	0	0	0	1	1	0.00	0.000											

Batter	1	2	3	4	5	6	7	8	9	AB	R	H	RBI	BB	SO	LOB	TOP					
Mickey Brantley, R (1, 8) OBP: 0.311, SLG: 0.423	F6		1-3			BB 1B		FC4-6 2H 1B		4	0	2	1	0	0	0	Seattle Mariners @ New York Yankees Yankee Stadium, Bronx, NY Sun Aug 30 1987, 3:33 AM EDT Att: 37,854 - Unknown					
Phil Bradley, R (1, 7) OBP: 0.394, SLG: 0.478	6-3			L3-6 2B		K		FC4-6 1-2		4	0	1	0	0	1	2						
Alvin Davis, L (1, 3) OBP: 0.393, SLG: 0.530	F8			L3-6 2-3		BB 1-2		4-3		3	0	0	0	1	0	2						
Ken Phelps, L (1, 10) OBP: 0.399, SLG: 0.528 John Moses, S (9, PH) OBP: 0.294, SLG: 0.327	F7			BB		G3		4-3		2	0	0	0	1	0	2						
Jim Prestley, R (1, 5) OBP: 0.291, SLG: 0.443				F7				6-3		4	0	1	0	0	0	1						
Mike Kingsley, L (1, 9) OBP: 0.323, SLG: 0.458 Gary Matthews, R (9, PH) OBP: 0.350, SLG: 0.400	F8					6-3		F7		3	0	0	0	0	0	1						
Dave Valle, R (1, 2) OBP: 0.307, SLG: 0.492	F7					6-3		5-3		3	0	0	0	0	0	1						
Rey Quinones, R (1, 6) OBP: 0.314, SLG: 0.390			K			F8		L6		3	0	0	0	0	1	0						
Harold Reynolds, S (1, 4) OBP: 0.341, SLG: 0.397			G3			F6		1B 2B		3	1	1	0	0	0	0						
Inning Stats	R: 0 E: 0 K: 0 S: 3	H: 0 LOB: 0 BB: 0 P: 3	R: 0 E: 0 K: 0 S: 4	H: 1 LOB: 1 BB: 0 P: 4	R: 0 E: 0 K: 1 S: 5	H: 0 LOB: 0 BB: 0 P: 5	R: 0 E: 0 K: 0 S: 3	H: 1 LOB: 1 BB: 1 P: 7	R: 0 E: 0 K: 0 S: 3	H: 0 LOB: 0 BB: 0 P: 3	R: 0 E: 0 K: 1 S: 6	H: 1 LOB: 2 BB: 1 P: 10	R: 0 E: 0 K: 0 S: 3	H: 0 LOB: 0 BB: 0 P: 3	R: 1 E: 0 K: 0 S: 5	H: 2 LOB: 1 BB: 0 P: 5		R: 0 E: 0 K: 0 S: 3	H: 0 LOB: 0 BB: 0 P: 3	1B: 3 2B: 3 3B: 0 HR: 0	SF: 0 SAC: 0 DP: 1 HBP: 0	WP: 0 PB: 0 CS: 0
PITCHER	IP WLS BF H R ER SO BB IBB HBP BLK WP HR S P ERA WHIP																					
Bill Gullickson, R (1, 1) ERA: 4.7	7.1 W 28 5 1 1 2 2 0 0 0 0 0 0 30 38 1.23 0.955																					
Dave Righetti, L (8, 1) ERA: 3.45	1.2 S 5 0 0 0 0 0 0 0 0 0 0 0 5 5 0.00 0.000																					

Batter	1	2	3	4	5	6	7	8	9	AB	R	H	RBI	BB	SO	LOB	BOTTOM			
Claudell Washington, L (1, 8) OBP: 0.336, SLG: 0.413	6-3				L3			1B SF8 1B		4	1	2	0	0	0	0	Seattle Mariners @ New York Yankees Yankee Stadium, Bronx, NY Sun Aug 30 1987, 3:33 AM EDT Att: 37,854 - Unknown			
Willie Randolph, R (1, 4) OBP: 0.411, SLG: 0.411	F9			1B	F9			K		4	0	0	0	0	1	3				
Don Mattingly, L (1, 3) OBP: 0.387, SLG: 0.565	F6			E4 1B SH2-3 1B	1B			1B		4	1	2	0	0	0	0				
Dave Winfield, R (1, 9) OBP: 0.365, SLG: 0.469				SH2-3				SF8		1	0	1	1	1	0	0				
Mike Pagliarulo, L (1, 5) OBP: 0.315, SLG: 0.501	G6-4-3			F7 E 1B	K			4-3		4	1	1	0	0	1	4				
Dan Pasqua, L (1, 7) OBP: 0.312, SLG: 0.398	K			E 1B				K		4	1	2	1	0	2	0				
Mike Easler, L (1, 10) OBP: 0.331, SLG: 0.369 Ron Kittle, R (8, PH) OBP: 0.319, SLG: 0.536				1B	F7			K		3	0	2	0	0	0	2				
Rick Cerone, R (1, 2) OBP: 0.312, SLG: 0.324				K	E4			SF9-6		3	0	0	1	0	1	2				
Bobby Meacham, S (1, 6) OBP: 0.331, SLG: 0.400				F7	F4			K		3	0	0	0	0	1	3				
Inning Stats	R: 0 E: 0 K: 0 S: 3	H: 0 LOB: 0 BB: 0 P: 3	R: 0 E: 0 K: 1 S: 4	H: 0 LOB: 0 BB: 1 P: 8	R: 0 E: 0 K: 1 S: 7	H: 2 LOB: 2 BB: 0 P: 7	R: 2 E: 2 K: 0 S: 7	H: 2 LOB: 2 BB: 0 P: 7	R: 0 E: 0 K: 1 S: 7	H: 2 LOB: 2 BB: 0 P: 7	R: 1 E: 0 K: 1 S: 6	H: 2 LOB: 0 BB: 0 P: 6	R: 1 E: 0 K: 1 S: 7	H: 2 LOB: 1 BB: 0 P: 7	R: 0 E: 0 K: 2 S: 7	H: 0 LOB: 0 BB: 0 P: 7		1B: 9 2B: 2 3B: 0 HR: 0	SF: 2 SAC: 1 DP: 2 HBP: 0	WP: 0 PB: 0 CS: 0
PITCHER	IP WLS BF H R ER SO BB IBB HBP BLK WP HR S P ERA WHIP																			
Mike Moore, R (1, 1) ERA: 4.8	6.1 L 29 9 4 2 5 1 0 0 0 0 0 0 38 42 2.84 1.579																			
Bill Wilkinson, L (7, 1) ERA: 3.67	1.2 6 1 0 0 2 0 0 0 0 0 0 0 10 10 0.00 0.600																			



Batter	1	2	3	4	5	6	7	8	9	AB	R	H	RBI	BB	SO	LOB	TOP								
Mickey Brantley, R (1, 8) OBP: 0.310, SLG: 0.424	F9		F9 2B		K		K			4	0	1	0	0	2	0	Seattle Mariners @ Baltimore Orioles Memorial Stadium, Baltimore, MD Mon Aug 31 1987, 7:05 PM EDT Att: 15,411 - Unknown								
Phil Bradley, R (1, 7) OBP: 0.395, SLG: 0.486	HR		K					4-3		4	1	2	1	0	1	1									
Alvin Davis, L (1, 3) OBP: 0.390, SLG: 0.526	F9		F9 2-3		F8			3-1		4	0	0	0	0	2										
Ken Phelps, L (1, 10) OBP: 0.406, SLG: 0.541	FC6-4 BB							HR		1	1	1	1	3	0	0									
Jim Prestley, R (1, 5) OBP: 0.289, SLG: 0.439	FC6-4 1-2		F8		K			5-3		4	0	0	0	0	1	4									
Mike Kingery, L (1, 9) OBP: 0.325, SLG: 0.462									4-3	4	0	2	0	0	0	1									
Dave Valle, R (1, 2) OBP: 0.306, SLG: 0.500		5-3		G4-6-3 1B				HR		4	1	1	1	0	0	3									
Rey Quinones, R (1, 6) OBP: 0.311, SLG: 0.387		K		F8				F9		4	0	0	0	0	1	1									
Harold Reynolds, S (1, 4) OBP: 0.338, SLG: 0.394		F8			4-3				F6	3	0	0	0	0	0	1									
Scott Bradley, L (9, PH) OBP: 0.306, SLG: 0.378										1	0	0	0	0	0	0									
Inning Stats	R: 1 E: 0 K: 0 S: 4	H: 1 LOB: 1 BB: 1 P: 8	R: 0 E: 0 K: 1 S: 6	H: 1 LOB: 1 BB: 0 P: 6	R: 0 E: 0 K: 1 S: 6	H: 1 LOB: 2 BB: 1 P: 10	R: 0 E: 0 K: 0 S: 3	H: 1 LOB: 0 BB: 0 P: 3	R: 0 E: 0 K: 1 S: 6	H: 1 LOB: 1 BB: 1 P: 6	R: 0 E: 0 K: 1 S: 5	H: 0 LOB: 1 BB: 1 P: 9	R: 0 E: 0 K: 1 S: 5	H: 0 LOB: 0 BB: 0 P: 5	R: 1 E: 0 K: 0 S: 4	H: 1 LOB: 0 BB: 0 P: 4	R: 1 E: 0 K: 0 S: 4	H: 1 LOB: 0 BB: 0 P: 4	1B: 1 2B: 3 3B: 0 HR: 3	SF: 0 SAC: 0 DP: 1 HBP: 0	WP: 0 PB: 0 SB: 0 CS: 0	PA: 36			
PITCHER	IP	WLS	BF	H	R	ER	SO	BB	IBB	HBP	BLK	WP	HR	S	P	ERA	WHIP								
Mike Griffin, R (1, 1) ERA: 3.62	5.2	W	24	5	1	1	4	3	0	0	0	0	1	29	41	1.59	1.412								
Mark Williamson, R (6, 1) ERA: 3.99	2.2		10	2	2	2	1	0	0	0	0	0	2	12	12	6.75	0.750								
Tom Niedenfuer, R (9, 1) ERA: 4.55	0.2	S	2	0	0	0	0	0	0	0	0	0	0	2	2	0.00	0.000								

Batter	1	2	3	4	5	6	7	8	9	AB	R	H	RBI	BB	SO	LOB	BOTTOM								
Jim Dwyer, L (1, 10) OBP: 0.373, SLG: 0.500	1-3		4-3			CS		F9		4	1	1	0	0	0	0	Seattle Mariners @ Baltimore Orioles Memorial Stadium, Baltimore, MD Mon Aug 31 1987, 7:05 PM EDT Att: 15,411 - Unknown								
Billy Ripken, R (1, 4) OBP: 0.368, SLG: 0.388	4-3							5-3		4	1	2	0	0	0	0									
Cal Ripken Jr., R (1, 6) OBP: 0.335, SLG: 0.444	6-3		1-3					K		4	0	0	0	0	1	1									
Eddie Murray, S (1, 3) OBP: 0.352, SLG: 0.502		6-3			F8					3	0	1	0	1	0	0									
Larry Sheets, L (1, 9) OBP: 0.360, SLG: 0.584		6-3			K			F7		4	0	0	0	0	1	3									
Ray Knight, R (1, 5) OBP: 0.313, SLG: 0.378								K		4	1	2	0	0	1	3									
Terry Kennedy, L (1, 2) OBP: 0.313, SLG: 0.401					FC4-6			4-3		4	0	1	1	0	0	2									
Mike Young, S (1, 7) OBP: 0.337, SLG: 0.407										3	0	1	0	0	1	1									
Mike Hart, L (1, 8) OBP: 0.217, SLG: 0.609					F9					3	1	1	1	0	1	1									
Inning Stats	R: 0 E: 0 K: 0 S: 3	H: 0 LOB: 0 BB: 0 P: 3	R: 1 E: 0 K: 1 S: 7	H: 2 LOB: 1 BB: 0 P: 7	R: 0 E: 0 K: 0 S: 4	H: 1 LOB: 1 BB: 0 P: 4	R: 0 E: 0 K: 1 S: 6	H: 1 LOB: 1 BB: 0 P: 6	R: 3 E: 1 K: 0 S: 8	H: 4 LOB: 2 BB: 0 P: 8	R: 0 E: 0 K: 1 S: 5	H: 1 LOB: 0 BB: 0 P: 5	R: 0 E: 0 K: 1 S: 5	H: 0 LOB: 0 BB: 0 P: 5	R: 0 E: 0 K: 1 S: 5	H: 0 LOB: 1 BB: 1 P: 9	1B: 7 2B: 1 3B: 0 HR: 1	SF: 0 SAC: 0 DP: 0 HBP: 0	WP: 1 PB: 0 SB: 1 CS: 1	PA: 35					
PITCHER	IP	WLS	BF	H	R	ER	SO	BB	IBB	HBP	BLK	WP	HR	S	P	ERA	WHIP								
Mike Morgan, R (1, 1) ERA: 4.6	7.0	L	31	9	4	2	4	1	0	0	0	0	1	38	42	2.57	1.429								
Lee Guetterman, L (8, 1) ERA: 4.15	1.0		3	0	0	0	1	0	0	0	0	0	0	5	5	0.00	0.000								

Batter	1	2	3	4	5	6	7	8	9	AB	R	H	RBI	BB	SO	LOB	TOP										
Mickey Brantley, R (1, 8) OBP: 0.317, SLG: 0.435										3	1	2	1	1	0	1	Seattle Mariners @ Baltimore Orioles Memorial Stadium, Baltimore, MD Tue Sep 01 1987, 7:05 PM EDT Att: 12,985 - Unknown										
Phil Bradley, R (1, 7) OBP: 0.392, SLG: 0.482										4	0	0	0	0	1	4											
Gary Matthews, R (1, 10) OBP: 0.348, SLG: 0.391										3	1	0	0	1	0	2											
Ken Phelps, L (1, 3) OBP: 0.404, SLG: 0.548										4	1	1	2	0	1	1											
John Moses, S (8, 3) OBP: 0.294, SLG: 0.327										0	0	0	0	0	0	0											
Jim Prestley, R (1, 5) OBP: 0.287, SLG: 0.435										4	0	0	0	0	1	0											
Mike Kingsley, L (1, 9) OBP: 0.324, SLG: 0.463										4	1	1	0	0	2	0											
Dave Valle, R (1, 2) OBP: 0.309, SLG: 0.500										4	0	2	0	0	0	0											
Rey Quinones, R (1, 6) OBP: 0.313, SLG: 0.388										4	1	2	1	0	0	1											
Harold Reynolds, S (1, 4) OBP: 0.338, SLG: 0.393										3	0	1	0	0	0	2											
Inning Stats	R: 0 E: 0 K: 0 S: 3	H: 0 LOB: 1 BB: 1 P: 7	R: 1 E: 0 K: 1 S: 7	H: 3 LOB: 1 BB: 0 P: 7	R: 1 E: 0 K: 1 S: 6	H: 1 LOB: 0 BB: 0 P: 6	R: 0 E: 0 K: 1 S: 5	H: 0 LOB: 0 BB: 0 P: 5	R: 0 E: 0 K: 1 S: 6	H: 1 LOB: 1 BB: 0 P: 6	R: 2 E: 0 K: 0 S: 4	H: 1 LOB: 1 BB: 1 P: 8	R: 1 E: 0 K: 0 S: 5	H: 2 LOB: 1 BB: 0 P: 5	R: 0 E: 0 K: 1 S: 5	H: 0 LOB: 0 BB: 0 P: 5	R: 0 E: 0 K: 0 S: 3	H: 1 LOB: 0 BB: 0 P: 3	1B: 5 2B: 3 3B: 0 HR: 1	SF: 0 SAC: 1 DP: 2 HBP: 0	WP: 0 PB: 1 SB: 2 CS: 0	PA: 36					
PITCHER	IP	WLS	BF	H	R	ER	SO	BB	IBB	HBP	BLK	WP	HR	S	P	ERA	WHIP										
John Habyan, R (1, 1) ERA: 4.46	6.1	L	28	8	5	4	4	2	0	0	0	0	1	34	42	5.68	1.579										
Luis DeLeon, R (7, 1) ERA: 7.11	2.2		8	1	0	0	1	0	0	0	0	0	0	10	10	0.00	0.375										

AB	33
R	5
H	9
RBI	4
BB	2
SO	5
LOB	11



Batter	1	2	3	4	5	6	7	8	9	AB	R	H	RBI	BB	SO	LOB	BOTTOM										
Pete Stanicek, S (1, 10) OBP: 0.250, SLG: 0.250										4	0	1	0	0	1	2	Seattle Mariners @ Baltimore Orioles Memorial Stadium, Baltimore, MD Tue Sep 01 1987, 7:05 PM EDT Att: 12,985 - Unknown										
Billy Ripken, R (1, 4) OBP: 0.365, SLG: 0.385										4	0	1	0	0	0	2											
Cal Ripken Jr., R (1, 6) OBP: 0.333, SLG: 0.440										4	0	0	0	0	3	3											
Eddie Murray, S (1, 3) OBP: 0.350, SLG: 0.498										4	0	0	0	0	0	1											
Larry Sheets, L (1, 7) OBP: 0.361, SLG: 0.582										3	0	1	0	1	1	0											
Ray Knight, R (1, 5) OBP: 0.311, SLG: 0.374										4	0	0	0	0	1	2											
Terry Kennedy, L (1, 2) OBP: 0.311, SLG: 0.398										3	0	0	0	0	1	1											
Jim Dwyer, L (1, 9) OBP: 0.374, SLG: 0.498										1	0	0	0	1	0	0											
Lee Lacy, R (8, PH) OBP: 0.318, SLG: 0.386										1	0	0	0	0	1	0											
Mike Hart, L (1, 8) OBP: 0.231, SLG: 0.560										2	0	0	0	1	0	1											
Inning Stats	R: 0 E: 0 K: 0 S: 3	H: 0 LOB: 0 BB: 0 P: 3	R: 0 E: 0 K: 1 S: 5	H: 0 LOB: 1 BB: 1 P: 9	R: 0 E: 0 K: 2 S: 8	H: 1 LOB: 0 BB: 0 P: 8	R: 0 E: 0 K: 1 S: 3	H: 0 LOB: 0 BB: 0 P: 3	R: 0 E: 0 K: 2 S: 8	H: 1 LOB: 2 BB: 1 P: 12	R: 0 E: 0 K: 1 S: 5	H: 0 LOB: 0 BB: 0 P: 5	1B: 3 2B: 0 3B: 0 HR: 0	SF: 0 SAC: 0 DP: 0 HBP: 0	WP: 0 PB: 0 SB: 0 CS: 0	PA: 33											
PITCHER	IP	WLS	BF	H	R	ER	SO	BB	IBB	HBP	BLK	WP	HR	S	P	ERA	WHIP										
Scott Bankhead, R (1, 1) ERA: 5.36	7.0	W	25	2	0	0	5	2	0	0	0	0	0	33	41	0.00	0.571										
Bill Wilkinson, L (8, 1) ERA: 3.55	2.0		8	1	0	0	3	1	0	0	0	0	0	13	17	0.00	1.000										



Batter	1	2	3	4	5	6	7	8	9	AB	R	H	RBI	BB	SO	LOB	TOP										
John Moses, S OBP: 0.295, SLG: 0.326 (1, 3)										4	0	1	0	1	0	3	Seattle Mariners @ Baltimore Orioles Memorial Stadium, Baltimore, MD Wed Sep 02 1987, 7:05 PM EDT Att: 22,418 - Unknown										
Phil Bradley, R OBP: 0.362, SLG: 0.482 (1, 7)										5	3	2	0	0	2												
Gary Matthews, R OBP: 0.342, SLG: 0.379 (1, 10)										4	1	0	0	1	2												
Dave Valle, R OBP: 0.318, SLG: 0.504 (1, 2)										4	2	3	2	1	0												
Jim Prestley, R OBP: 0.286, SLG: 0.435 (1, 5)										5	1	1	1	0	2												
Mickey Brantley, R OBP: 0.319, SLG: 0.443 (1, 8)										5	1	2	3	0	1												
John Christensen, R OBP: 0.313, SLG: 0.372 (1, 9)										4	0	1	0	0	2												
Rey Quinones, R OBP: 0.313, SLG: 0.385 (1, 6)										3	0	0	0	1	1												
Harold Reynolds, S OBP: 0.338, SLG: 0.392 (1, 4)										4	0	1	1	0	0												
Inning Stats	R: 1 E: 0 K: 0 S: 5	H: 2 LOB: 1 BB: 0 P: 5	R: 0 E: 0 K: 0 S: 5	H: 2 LOB: 2 BB: 0 P: 5	R: 5 E: 0 K: 0 S: 7	H: 4 LOB: 1 BB: 2 P: 15	R: 2 E: 0 K: 2 S: 9	H: 2 LOB: 1 BB: 1 P: 13	R: 0 E: 0 K: 1 S: 5	H: 0 LOB: 1 BB: 1 P: 9	R: 0 E: 0 K: 0 S: 3	H: 0 LOB: 0 BB: 0 P: 3	R: 0 E: 0 K: 0 S: 3	H: 0 LOB: 0 BB: 0 P: 3	R: 0 E: 0 K: 2 S: 8	H: 1 LOB: 1 BB: 0 P: 8	1B: 7 2B: 4 3B: 0 HR: 0	SF: 0 SAC: 0 DP: 0 HBP: 0	WP: 2 PB: 0 SB: 3 CS: 0	PA: 42							
PITCHER	IP	WLS	BF	H	R	ER	SO	BB	IBB	HBP	BLK	WP	HR	S	P	ERA	WHIP										
Jeff Ballard, L ERA: 7.39 (1, 1)	2.0	L	15	8	6	6	0	1	0	0	0	0	0	14	18	27.00	4.500										
Jack O'Connor, R ERA: 6.1 (3, 1)	3.0		14	2	2	2	3	2	1	0	0	2	0	17	29	6.00	1.333										
Mark Williamson, R ERA: 3.87 (6, 1)	3.0		9	0	0	0	1	0	0	0	0	0	0	11	11	0.00	0.000										
Tom Niedenfuer, R ERA: 4.47 (9, 1)	1.0		4	1	0	0	2	0	0	0	0	0	0	8	8	0.00	1.000										

AB	38
R	8
H	11
RBI	7
BB	4
SO	6
LOB	16



Batter	1	2	3	4	5	6	7	8	9	AB	R	H	RBI	BB	SO	LOB	BOTTOM										
Pete Stanicek, S OBP: 0.444, SLG: 0.500 (1, 10)										4	1	2	0	1	2	0	Seattle Mariners @ Baltimore Orioles Memorial Stadium, Baltimore, MD Wed Sep 02 1987, 7:05 PM EDT Att: 22,418 - Unknown										
Billy Ripken, R OBP: 0.366, SLG: 0.383 (1, 4)										4	1	1	0	1	2												
Cal Ripken Jr., R OBP: 0.335, SLG: 0.440 (1, 6)										3	1	1	1	2	0												
Eddie Murray, S OBP: 0.350, SLG: 0.499 (1, 3)										5	2	2	1	0	4												
Ray Knight, R OBP: 0.310, SLG: 0.373 (1, 5)										5	0	1	0	0	1												
Larry Sheets, L OBP: 0.383, SLG: 0.581 (1, 7)										4	0	2	2	0	2												
Lee Lacy, R OBP: 0.245, SLG: 0.382 (1, 9)										2	0	0	1	0	1												
Jim Dwyer, L OBP: 0.373, SLG: 0.495 (8, PH) (9, 9)										1	1	0	0	0	0												
Mike Hart, L OBP: 0.233, SLG: 0.552 (1, 8)										4	0	1	1	0	1												
Floyd Rayford, R OBP: 0.245, SLG: 0.340 (1, 2)										3	0	0	0	0	2												
Terry Kennedy, L OBP: 0.311, SLG: 0.397 (8, PH) (9, 2)										1	0	0	0	0	1												
Inning Stats	R: 4 E: 0 K: 1 S: 10	H: 5 LOB: 1 BB: 0 P: 10	R: 0 E: 0 K: 2 S: 8	H: 1 LOB: 2 BB: 1 P: 12	R: 0 E: 0 K: 1 S: 5	H: 0 LOB: 0 BB: 0 P: 5	R: 0 E: 0 K: 1 S: 5	H: 0 LOB: 1 BB: 1 P: 9	R: 0 E: 0 K: 1 S: 6	H: 1 LOB: 1 BB: 0 P: 6	R: 0 E: 0 K: 2 S: 7	H: 0 LOB: 0 BB: 0 P: 7	R: 0 E: 0 K: 1 S: 5	H: 0 LOB: 0 BB: 0 P: 5	R: 2 E: 0 K: 1 S: 8	H: 3 LOB: 1 BB: 0 P: 8	R: 0 E: 0 K: 1 S: 5	H: 0 LOB: 2 BB: 2 P: 13	1B: 7 2B: 3 3B: 0 HR: 0	SF: 1 SAC: 0 DP: 0 HBP: 0	WP: 0 PB: 0 SB: 1 CS: 0	PA: 41					
PITCHER	IP	WLS	BF	H	R	ER	SO	BB	IBB	HBP	BLK	WP	HR	S	P	ERA	WHIP										
Mark Langston, L ERA: 3.95 (1, 1)	7.1	W	33	9	6	6	9	2	0	0	0	0	0	49	57	7.36	1.500										
Ed Nunez, R ERA: 3.89 (8, 1)	0.1		2	1	0	0	0	0	0	0	0	0	0	2	2	0.00	3.000										
Bill Wilkinson, L ERA: 3.5 (8, 1)	1.0		5	0	0	0	2	2	0	0	0	0	0	7	15	0.00	2.000										
Jerry Reed, R ERA: 3.41 (9, 1)	0.1	S	1	0	0	0	0	0	0	0	0	0	0	1	1	0.00	0.000										

AB	36
R	6
H	10
RBI	6
BB	4
SO	11
LOB	15



Batter	1	2	3	4	5	6	7	8	9	10	AB	R	H	RBI	BB	SO	LOB
Mickey Brantley, R OBP: 0.322, SLG: 0.440	(1, 8) 0-3 K		(1, 0) F4		(4, 0) BB S BB		(4, 0) BB E BB	(4, 0) 4-3 S BB		(1, 0) F8	4	1	1	0	2	1	0
Phil Bradley, R OBP: 0.382, SLG: 0.480	(1, 7) 0-0 E S 1B		(1, 0) 1-3		(1, 2) K		(4, 0) BB E BB	(4, 0) 4-3			4	1	1	0	1	1	3
Alvin Davis, L OBP: 0.388, SLG: 0.521	(1, 3) 0-3 K		(1, 0) 4-3		(4, 0) FC6-5 BB BB		(4, 0) F8	(4, 0) 3-1			4	0	0	0	1	1	4
Ken Phelps, L OBP: 0.408, SLG: 0.560	(1, 10) 4-0 BB BB				(4, 0) HR		(4, 0) E BB		(4, 0) G3 SH1-4		1	1	1	2	2	0	0
Gary Matthews, R OBP: 0.347, SLG: 0.379	(7, PH) 0-0 BB				(1, 2) 2-3 3-4		(1, 2) 2-3 BB		(4, 0) SH1-4		0	0	0	0	1	0	0
Domingo Ramos, R OBP: 0.312, SLG: 0.382	(7, PR) 0-0 BB				(2, 3) 2-3		(1, 3) 2-3 SH		(1, 2) G3		1	0	1	0	0	0	0
Jim Presley, R OBP: 0.226, SLG: 0.434	(1, 5) 0-0 1-3				(0, 0) F9		(0, 0) FC6-5		(1, 3) 2-3 SH		4	0	1	2	0	0	5
Mike Kinsay, L OBP: 0.227, SLG: 0.468	(1, 9) 0-0				(0, 0) F6		(0, 0) G5-4-3		(4, 0) G3		3	0	2	0	0	0	0
John Christensen, R OBP: 0.310, SLG: 0.372	(7, PH) 0-0				(0, 0) FC1-6 2B		(0, 0) 1B		(2, 3) 2-3		0	0	0	0	0	0	0
Scott Bradley, L OBP: 0.308, SLG: 0.377	(7, PH) 0-0				(0, 0) P3		(1, 2) 1-2		(0, 3) K		1	0	0	0	1	0	1
Dave Valle, R OBP: 0.312, SLG: 0.494	(1, 2) 0-0 FC1-6				(0, 0) K		(0, 0) 6-3		(0, 3) K		5	0	0	0	0	2	6
Rey Quinones, R OBP: 0.309, SLG: 0.380	(1, 6) 0-3 K				(0, 0) F9		(0, 0) E S BB		(0, 0) 3-1		5	0	0	0	0	3	4
Harold Reynolds, S OBP: 0.338, SLG: 0.394	(1, 4) 0-0				(0, 0) K		(0, 0) E		(0, 0) K		5	2	2	0	0	1	1

Inning Stats	R: 0	H: 1	R: 0	H: 1	R: 0	H: 0	R: 1	H: 1	R: 1	H: 1	R: 0	H: 1	R: 3	H: 3	R: 0	H: 0	R: 0	H: 1	R: 0	H: 0	1B: 6	SF: 0	WP: 0	PA: 46
	E: 1	LOB: 2	E: 0	LOB: 1	E: 0	LOB: 0	E: 0	LOB: 0	E: 0	LOB: 3	E: 0	LOB: 1	E: 0	LOB: 3	E: 0	LOB: 1	E: 0	LOB: 0	E: 0	LOB: 0	2B: 2 <td>SAC: 1 <td>PB: 0 <td></td> </td></td>	SAC: 1 <td>PB: 0 <td></td> </td>	PB: 0 <td></td>	
	K: 2	BB: 1	K: 1	BB: 0	K: 0	BB: 0	K: 0	BB: 0	K: 2	BB: 3	K: 1	BB: 1	K: 2	BB: 3	K: 1	BB: 0	K: 0	BB: 0	K: 0	BB: 0	3B: 0	DP: 1	SB: 4	
	S: 8	P: 12	S: 6	P: 6	S: 3	P: 3	S: 4	P: 4	S: 8	P: 20	S: 5	P: 9	S: 10	P: 22	S: 6	P: 6	S: 3	P: 3	S: 3	P: 3	HR: 1	HBP: 0	CS: 0	


Batter	1	2	3	4	5	6	7	8	9	10	AB	R	H	RBI	BB	SO	LOB
Nelson Liriano, S OBP: 0.325, SLG: 0.378	(1, 4) 0-0 1B 2B		(1, 0) F6		(1, 2) 1-3		(1, 0) 1B		(1, 0) 1B		5	1	3	0	0	0	4
Lloyd Moseby, L OBP: 0.346, SLG: 0.456	(1, 8) 0-3 K		(1, 0) F6		(2, H) 2B		(1, 3) 1B		(1, 2) 1B		5	0	2	1	0	1	6
Tony Fernandez, S OBP: 0.367, SLG: 0.438	(1, 6) 0-0 FC6-4		(1, 0) 1-3		(4, 0) 4-3		(0, 0) G3		(0, 3) K		5	0	1	1	0	1	7
George Bell, R OBP: 0.342, SLG: 0.618	(1, 7) 0-0 FC6-4		(1, 0) L6		(1, 0) F8		(1, 0) F4		(1, 0) F4		5	0	0	0	0	0	1
Ernie Whitt, L OBP: 0.338, SLG: 0.423	(1, 2) 4-0 FC6-4		(1, 0) F4		(4, 0) 4-3		(1, 0) F2		(1, 0) 4-3		4	0	0	0	1	0	0
Jesse Barfield, R OBP: 0.321, SLG: 0.461	(1, 9) 0-0 FC6-4		(1, 0) 6-3		(0, 0) 6-3		(1, 0) 1B		(1, 0) F5		5	0	1	0	0	0	2
Rance Mulliniks, L OBP: 0.357, SLG: 0.471	(1, 5) 0-0		(1, 0) G3		(1, 0) F8		(0, 3) K		(1, 0) HR		3	0	1	0	0	0	0
Kelly Gruber, R OBP: 0.283, SLG: 0.413	(7, 5) 0-0 1B 2B										1	0	0	0	0	1	1
Rick Leach, L OBP: 0.390, SLG: 0.404	(10, PH) 0-0										0	0	0	0	0	0	0
Cecil Fielder, R OBP: 0.367, SLG: 0.599	(10, PH) 0-0										1	1	1	1	0	0	0
Fred McGriff, L OBP: 0.389, SLG: 0.531	(1, 10) 4-0 1B BB				(4, 0) E 2B		(4, 0) HR BB		(1, 0) F7		2	2	1	0	2	0	0
Willie Upshaw, L OBP: 0.320, SLG: 0.396	(1, 3) 0-0 1B				(0, 0) E4		(1, 0) HR		(4, 0) 1B BB		3	2	2	2	1	0	0

Inning Stats	R: 1	H: 2	R: 0	H: 2	R: 0	H: 0	R: 2	H: 2	R: 0	H: 1	R: 0	H: 0	R: 0	H: 0	R: 1	H: 1	R: 0	H: 1	R: 0	H: 0	1B: 6	SF: 0	WP: 0	PA: 43
	E: 1	LOB: 2	E: 0	LOB: 3	E: 0	LOB: 0	E: 1	LOB: 1	E: 0	LOB: 2	E: 0	LOB: 0	E: 0	LOB: 0	E: 0	LOB: 2	E: 0	LOB: 0	E: 0	LOB: 0	2B: 4	SAC: 0	PB: 0	
	K: 1	BB: 1	K: 0	BB: 1	K: 0	BB: 0	K: 0	BB: 0	K: 1	BB: 1	K: 1	BB: 0	K: 1	BB: 0	K: 0	BB: 0	K: 0	BB: 0	K: 0	BB: 0	3B: 0	DP: 0	SB: 0	
	S: 7	P: 11	S: 5	P: 9	S: 3	P: 3	S: 5	P: 5	S: 6	P: 10	S: 6	P: 6	S: 6	P: 10	S: 3	P: 3	S: 1	P: 1	S: 1	P: 1	HR: 2	HBP: 0	CS: 0	

PITCHER	IP	WLS	BF	H	R	ER	SO	BB	IBB	HBP	BLK	WP	HR	S	P	ERA	WHIP
Mike Moore, R ERA: 4.76	(1, 1)	7.1	37	11	5	3	2	3	1	0	0	0	1	37	53	3.68	1.909
Bill Wilkinson, L ERA: 3.40	(8, 1)	0.2	2	0	0	0	1	0	0	0	0	0	0	4	4	0.00	0.000
Jerry Reed, R ERA: 3.36	(9, 1)	1.0	3	0	0	0	0	0	0	0	0	0	0	3	3	0.00	0.000
Dennis Powell, L ERA: 3.75	(10, 1)	0.0	L	1	1	1	0	0	0	0	0	0	1	1	1	∞	∞


Seattle Mariners @ Toronto Blue Jays
 Exhibition Stadium, Toronto, ON
 Fri Sep 04 1987, 7:05 PM EDT
 Att: 33,042 - Unknown

AB 37
 R 5
 H 9
 RBI 4
 BB 8
 SO 9
 LOB 24



Seattle Mariners @ Toronto Blue Jays
 Exhibition Stadium, Toronto, ON
 Fri Sep 04 1987, 7:05 PM EDT
 Att: 33,042 - Unknown


AB 39
 R 6
 H 12
 RBI 5
 BB 4
 SO 3
 LOB 21



Batter	1	2	3	4	5	6	7	8	9	AB	R	H	RBI	BB	SO	LOB	TOP					
Mickey Brantley, R OBP: 0.321, SLG: 0.441	F4		6-3			K		2B		4	0	1	0	0	1	1						
Phil Bradley, R OBP: 0.353, SLG: 0.484	G3 2B			1-3		K		K		4	0	2	0	0	1	1						
Alvin Davis, L OBP: 0.385, SLG: 0.517	G3 2-3			K		G3			3-1	4	0	0	0	0	1	3						
Gary Matthews, R OBP: 0.340, SLG: 0.370 Ken Phelps, L OBP: 0.406, SLG: 0.558	6-3			4-3			K		K	3	0	0	0	0	1	1						
1 0 0 0 0 1 0																						
Jim Prestley, R OBP: 0.284, SLG: 0.430		K			K		1-3		6-3	4	0	0	0	0	2	0						
Dave Valle, R OBP: 0.313, SLG: 0.491		6-3			K		4-0			2	0	0	0	1	1	0						
John Christensen, R OBP: 0.309, SLG: 0.363				F4		K		F9		3	0	0	0	0	1	1						
Rey Quinones, R OBP: 0.309, SLG: 0.380			F7			FC6-4 1B		K		3	0	1	0	0	1	0						
Harold Reynolds, S OBP: 0.336, SLG: 0.392			F8			FC6-4 2B		4-3		3	0	0	0	0	0	1						
Inning Stats	R: 0 E: 0 K: 0 S: 4	H: 1 LOB: 1 BB: 0 P: 4	R: 0 E: 0 K: 1 S: 5	H: 0 LOB: 0 BB: 0 P: 5	R: 0 E: 0 K: 1 S: 3	H: 0 LOB: 0 BB: 0 P: 3	R: 0 E: 0 K: 3 S: 5	H: 0 LOB: 0 BB: 0 P: 5	R: 0 E: 0 K: 3 S: 9	H: 0 LOB: 0 BB: 0 P: 9	R: 0 E: 0 K: 1 S: 7	H: 2 LOB: 2 BB: 0 P: 7	R: 0 E: 0 K: 1 S: 5	H: 0 LOB: 1 BB: 1 P: 9	R: 0 E: 0 K: 2 S: 8	H: 1 LOB: 1 BB: 0 P: 8	R: 0 E: 0 K: 1 S: 5	H: 0 LOB: 0 BB: 0 P: 5	1B: 1 2B: 3 3B: 0 HR: 0	SF: 0 SAC: 0 DP: 0 HBP: 0	WP: 0 PB: 0 SB: 0 CS: 0	PA: 32
PITCHER	IP	WLS	BF	H	R	ER	SO	BB	IBB	HBP	BLK	WP	HR	S	P	ERA	WHIP					
Mike Flanagan, L ERA: 4.57	(1, 1)	7.2	W	28	4	0	0	8	1	0	0	0	0	43	47	0.00	0.652					
Tom Henke, R ERA: 2.57	(8, 1)	1.1	S	4	0	0	0	2	0	0	0	0	0	8	8	0.00	0.000					

Seattle Mariners @ Toronto Blue Jays
Exhibition Stadium, Toronto, ON
Sat Sep 05 1987, 3:33 AM EDT
Att: 38,436 - Unknown


AB 31
R 0
H 4
RBI 0
BB 1
SO 10
LOB 8



Batter	1	2	3	4	5	6	7	8	9	AB	R	H	RBI	BB	SO	LOB	BOTTOM				
Nelson Liriano, S OBP: 0.341, SLG: 0.359	F6		F8 SF9 BB	IBB		L9				2	1	0	0	2	0	3					
Lloyd Moseby, L OBP: 0.345, SLG: 0.456	1B 2B		F8 1-3	4-3		FC6-4 1-2				4	1	1	0	0	0	7					
Tony Fernandez, S OBP: 0.386, SLG: 0.438	BB 2H 1B		SF9 3H		5-3		6-3			3	0	1	2	0	0	0					
George Bell, R OBP: 0.342, SLG: 0.614 Rob Ducey, L OBP: 0.351, SLG: 0.179	F5		K		G1-4-3 BB		5-3			3	0	0	0	1	1	1					
0 0 0 0 0 0 0																					
Ernie Whitt, L OBP: 0.340, SLG: 0.422	1-2 BB		F9		G1-4-3 1-2		1B			3	0	1	0	1	0	1					
Jesse Barfield, R OBP: 0.322, SLG: 0.463	K			BB 2B BB		BB 2B		L7		3	1	1	0	1	1	3					
Fred McGriff, L OBP: 0.390, SLG: 0.529 Cecil Fielder, R OBP: 0.365, SLG: 0.595 Rick Leach, L OBP: 0.388, SLG: 0.401		5-3		2B 1-2 BB		K		F7		1	0	0	0	1	0	0					
1 0 0 0 1 0 0																					
Willie Upshaw, L OBP: 0.321, SLG: 0.398		4-3		1-3 2H 2B		BB BB		F8		3	0	1	1	1	0	0					
Kelly Gruber, R OBP: 0.283, SLG: 0.411 Garth Iorg, R OBP: 0.272, SLG: 0.293		1-3		K		FC6-4 1-2 2-3 BB		K		2	0	0	0	1	1	2					
1 0 0 0 0 1 0																					
Inning Stats	R: 1 E: 0 K: 1 S: 7	H: 2 LOB: 2 BB: 1 P: 11	R: 0 E: 0 K: 0 S: 3	H: 0 LOB: 0 BB: 0 P: 3	R: 1 E: 0 K: 1 S: 5	H: 0 LOB: 0 BB: 1 P: 9	R: 1 E: 0 K: 1 S: 6	H: 1 LOB: 3 BB: 3 P: 18	R: 0 E: 0 K: 0 S: 2	H: 0 LOB: 0 BB: 1 P: 6	R: 0 E: 0 K: 0 S: 6	H: 1 LOB: 2 BB: 2 P: 14	R: 0 E: 0 K: 0 S: 4	H: 1 LOB: 1 BB: 0 P: 4	R: 0 E: 0 K: 1 S: 5	H: 0 LOB: 0 BB: 0 P: 5	1B: 2 2B: 3 3B: 0 HR: 0	SF: 1 SAC: 0 DP: 1 HBP: 0	WP: 0 PB: 0 SB: 1 CS: 0	PA: 36	
PITCHER	IP	WLS	BF	H	R	ER	SO	BB	IBB	HBP	BLK	WP	HR	S	P	ERA	WHIP				
Mike Campbell, R ERA: 7.25	(1, 1)	3.2	L	18	3	3	3	4	0	0	0	0	0	20	36	7.36	1.909				
Lee Guetterman, L ERA: 4.0	(4, 1)	3.1		15	2	0	0	1	3	1	0	0	0	13	29	0.00	1.500				
Ed Nunez, R ERA: 3.79	(8, 1)	1.0		3	0	0	0	1	0	0	0	0	0	5	5	0.00	0.000				

Seattle Mariners @ Toronto Blue Jays
Exhibition Stadium, Toronto, ON
Sat Sep 05 1987, 3:33 AM EDT
Att: 38,436 - Unknown

AB 27
R 3
H 5
RBI 3
BB 8
SO 5
LOB 18



Batter	1	2	3	4	5	6	7	8	9	AB	R	H	RBI	BB	SO	LOB	TOP					
Mickey Brantley, R OBP: 0.324, SLG: 0.437 (1, 8)										5	1	2	1	0	0	2						
Phil Bradley, R OBP: 0.392, SLG: 0.480 (1, 7)										5	1	1	1	0	2	2						
Mike Kingery, L OBP: 0.327, SLG: 0.464 (1, 9)										4	0	1	0	1	0	0						
Alvin Davis, L OBP: 0.384, SLG: 0.513 (1, 3)										5	1	2	1	0	1	1						
Ken Phelps, L OBP: 0.410, SLG: 0.565 (1, 10)										4	1	1	1	0	0	4						
Scott Bradley, L OBP: 0.307, SLG: 0.375 (1, 2)										4	0	1	0	0	0	3						
Jim Presley, R OBP: 0.284, SLG: 0.427 (1, 5)										4	1	2	1	0	0	1						
Rey Quinones, R OBP: 0.309, SLG: 0.383 (1, 6)										3	1	1	0	0	2	1						
Harold Reynolds, S OBP: 0.335, SLG: 0.389 (1, 4)										4	0	2	1	0	0	3						
Inning Stats	R: 3 E: 1 K: 0 S: 9	H: 6 LOB: 3 BB: 0 P: 9	R: 0 E: 0 K: 0 S: 3	H: 0 LOB: 0 BB: 0 P: 3	R: 1 E: 0 K: 2 S: 9	H: 2 LOB: 1 BB: 0 P: 9	R: 0 E: 0 K: 0 S: 3	H: 1 LOB: 0 BB: 0 P: 3	R: 0 E: 0 K: 0 S: 4	H: 1 LOB: 1 BB: 0 P: 4	R: 2 E: 0 K: 1 S: 7	H: 2 LOB: 0 BB: 0 P: 7	R: 0 E: 0 K: 0 S: 3	H: 0 LOB: 1 BB: 0 P: 4	R: 0 E: 0 K: 1 S: 6	H: 1 LOB: 1 BB: 0 P: 6	R: 0 E: 0 K: 1 S: 5	H: 0 LOB: 1 BB: 1 P: 9	1B: 12 2B: 1 3B: 0 HR: 1	SF: 0 SAC: 1 DP: 2 HBP: 1	WP: 1 PB: 0 SB: 3 CS: 0	PA: 41
PITCHER	IP WLS BF H R ER SO BB IBB HBP BLK WP HR S P ERA WHIP																					
Tom Candiotti, R ERA: 4.61 (1, 1)	5.0 L 27 12 6 5 2 0 0 0 0 0 0 1 31 31 9.00 2.400																					
Don Gordon, R ERA: 4.46 (6, 1)	1.0 2 0 0 0 1 0 0 0 0 0 0 0 4 4 0.00 0.000																					
Jamie Easterly, L ERA: 3.0 (7, 1)	3.0 12 1 0 0 2 1 0 1 0 1 0 0 14 19 0.00 0.667																					

Seattle Mariners @ Cleveland Indians
Cleveland Municipal Stadium, Cleveland, OH
Mon Sep 07 1987, 3:33 AM EDT
Att: 10,147 - Unknown

AB 38
R 6
H 13
RBI 6
BB 1
SO 5
LOB 17

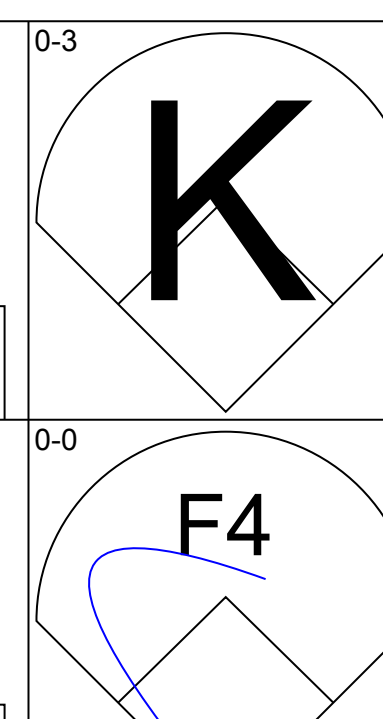
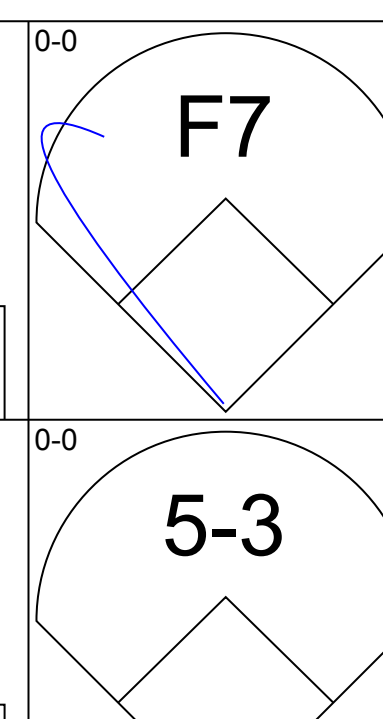
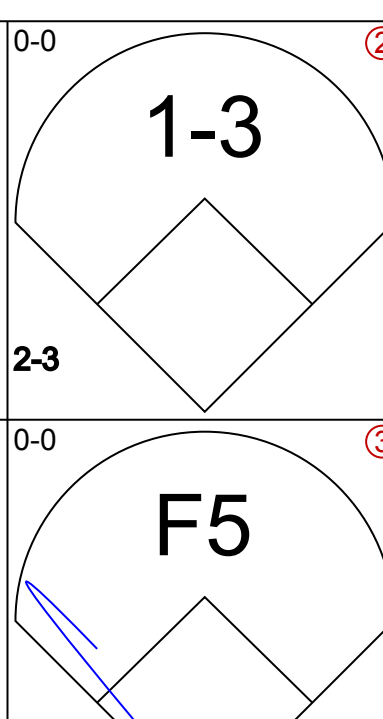
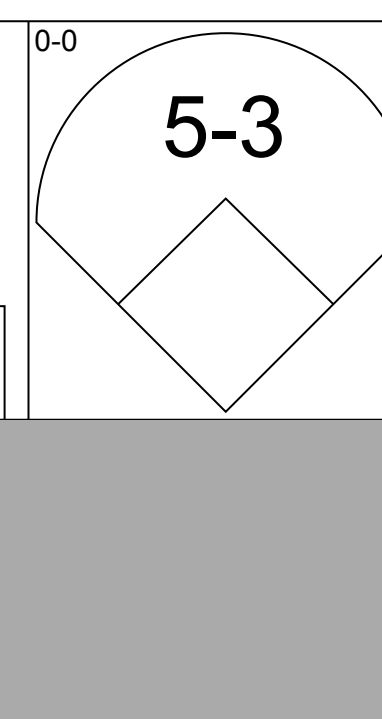
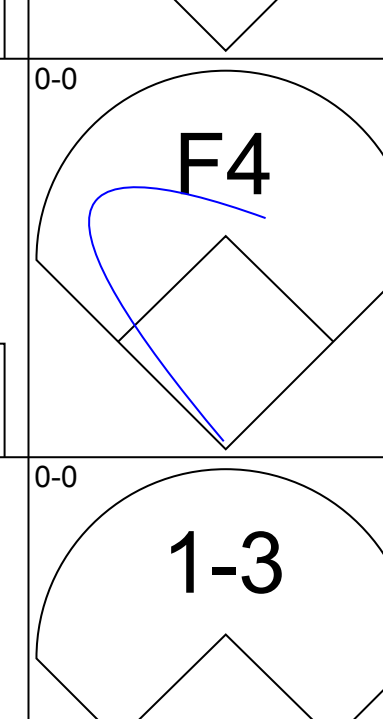
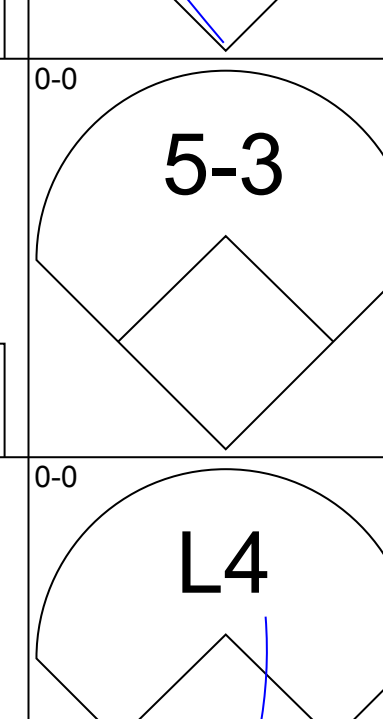
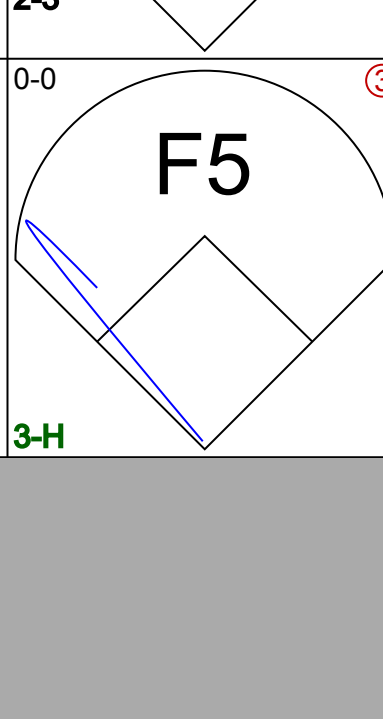
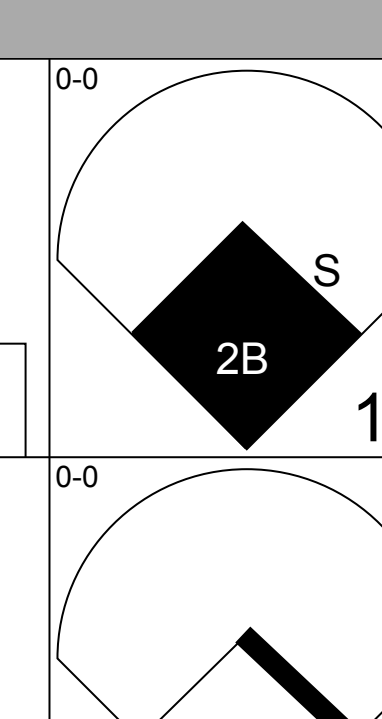
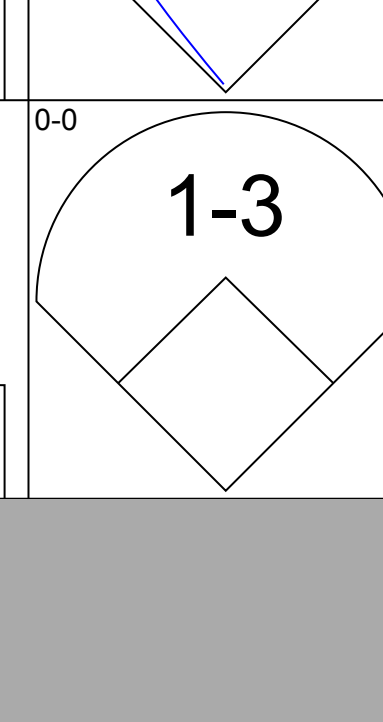
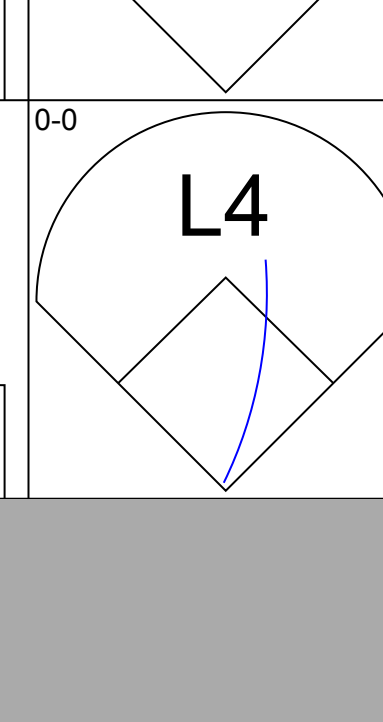
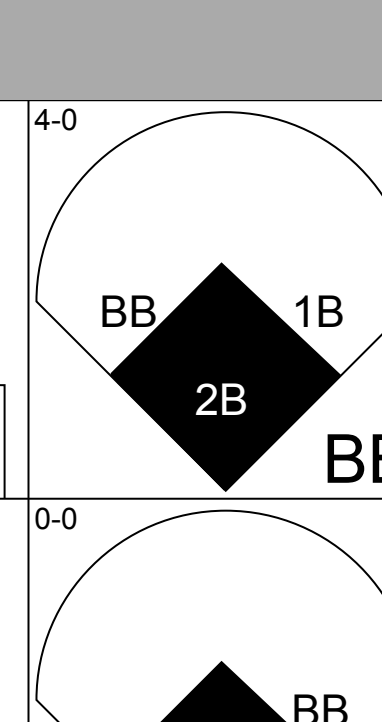
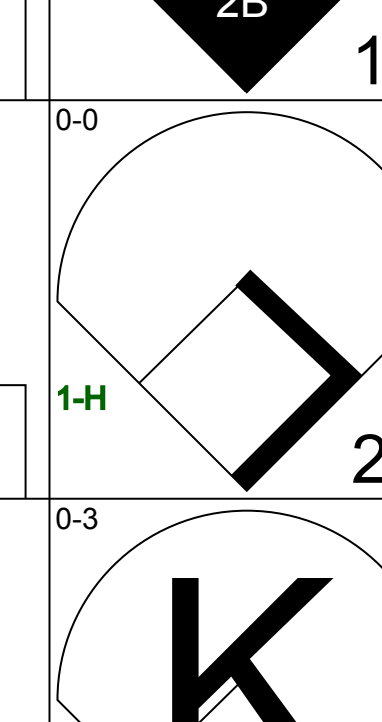
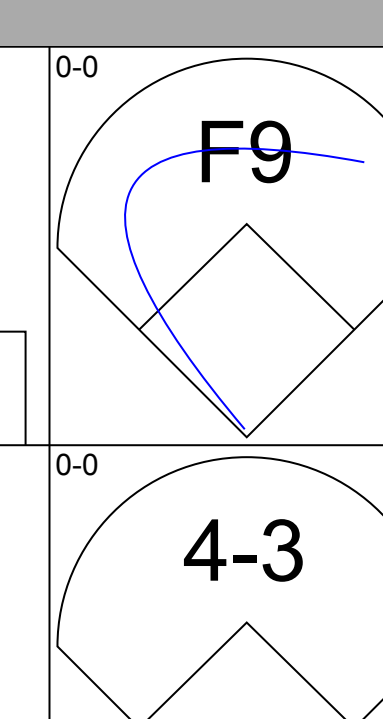
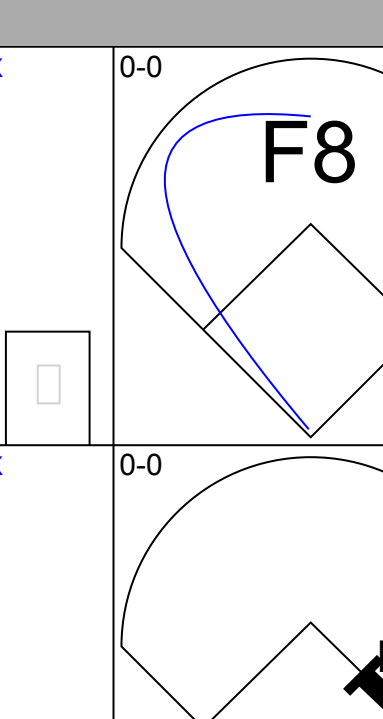
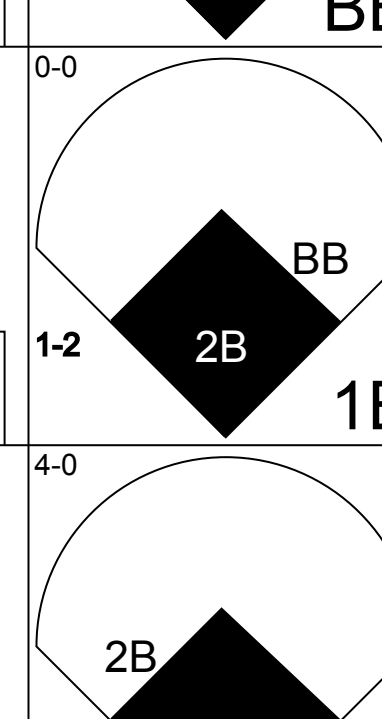
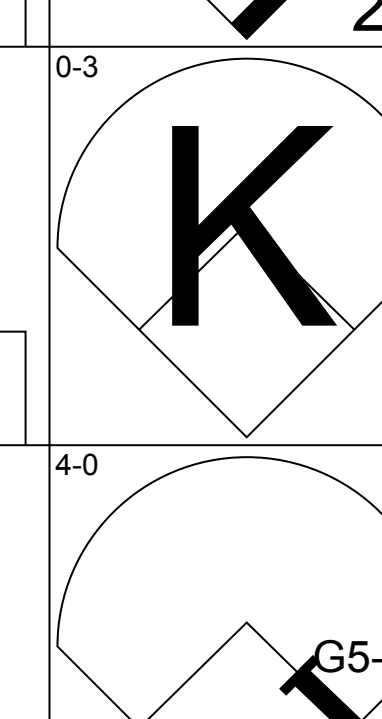
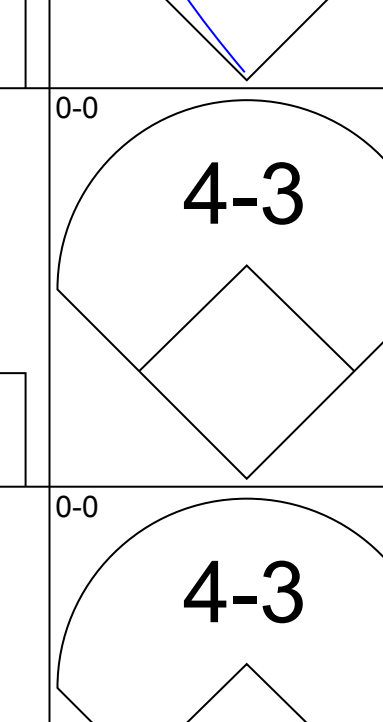
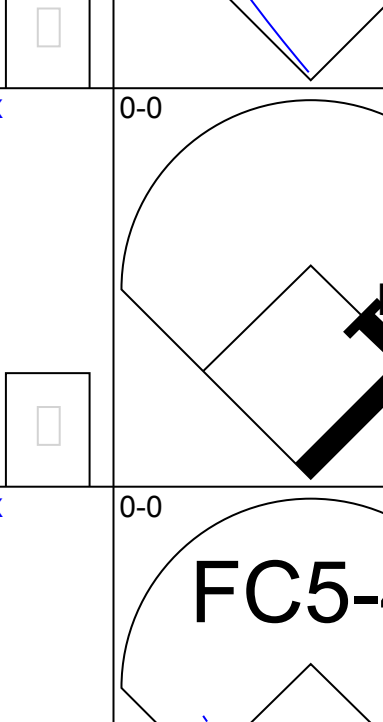
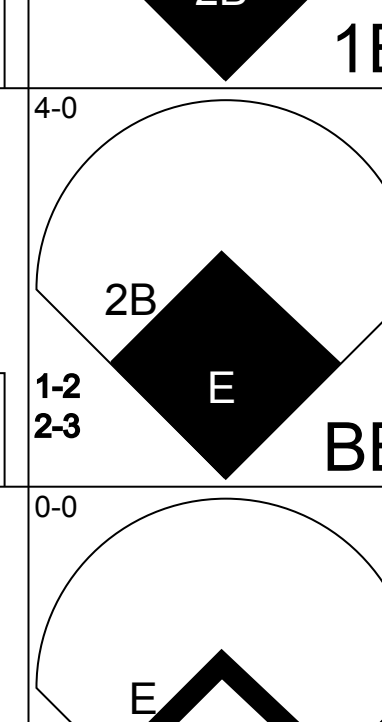
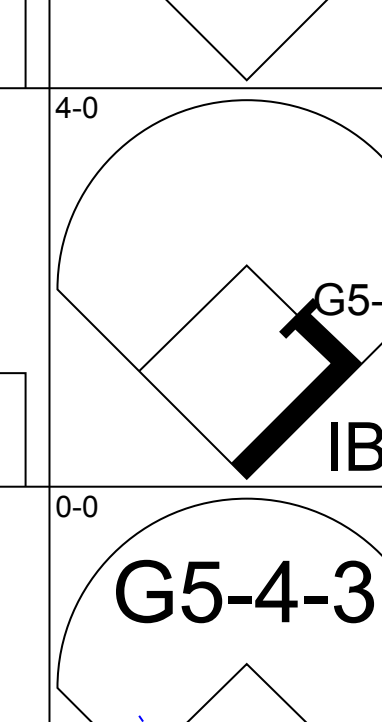
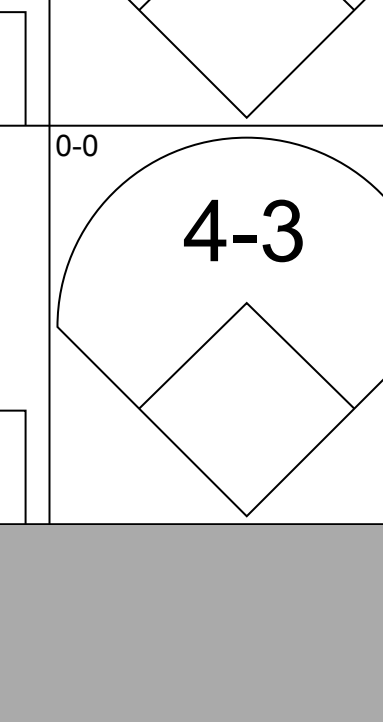
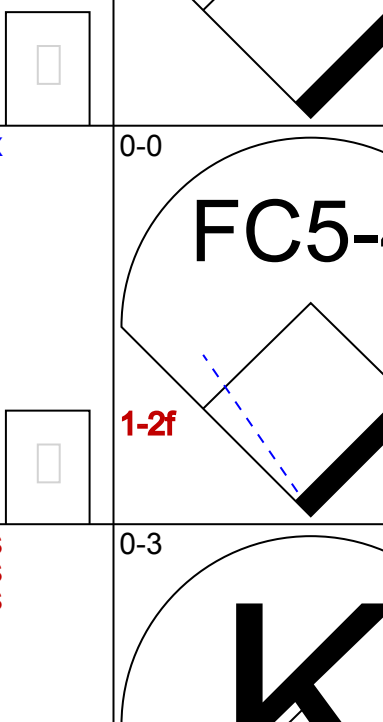
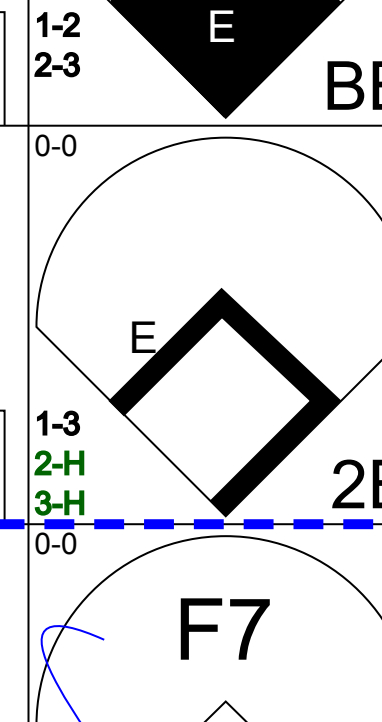
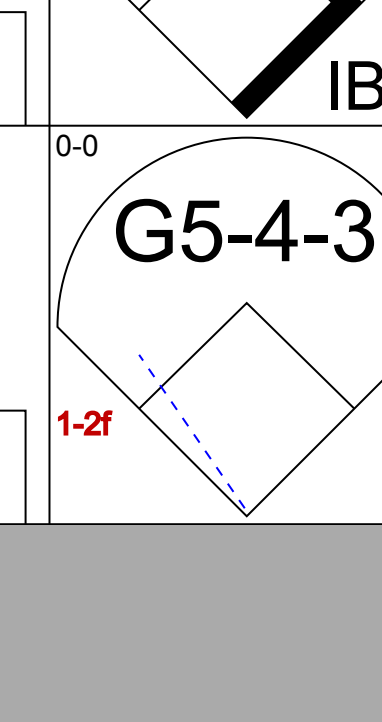
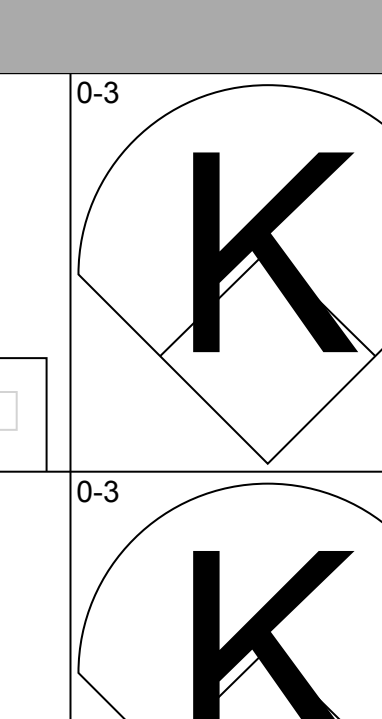
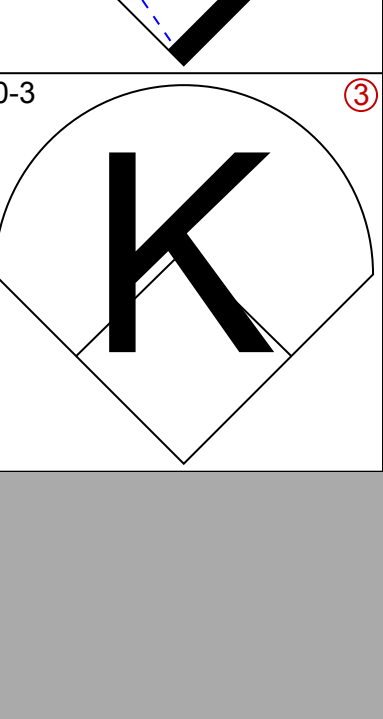
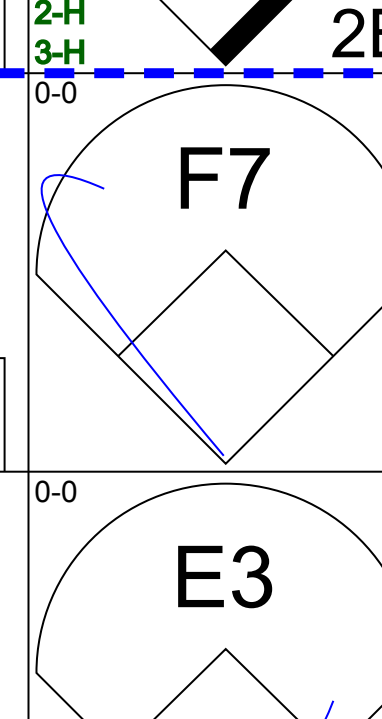
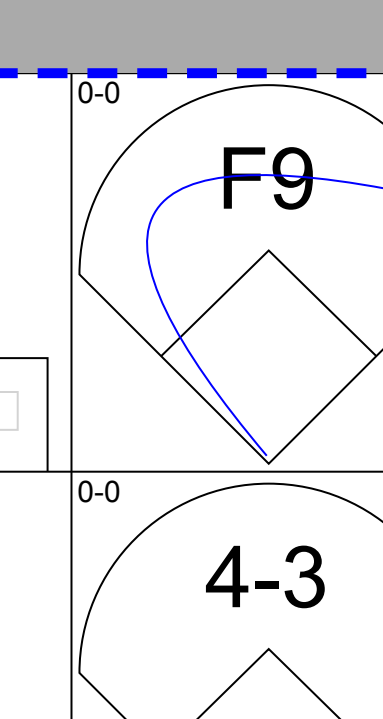
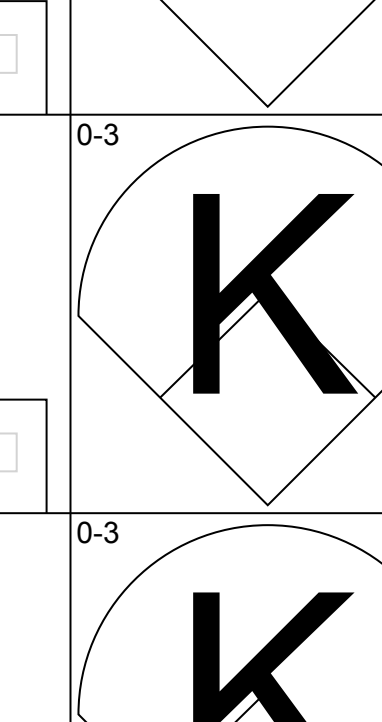
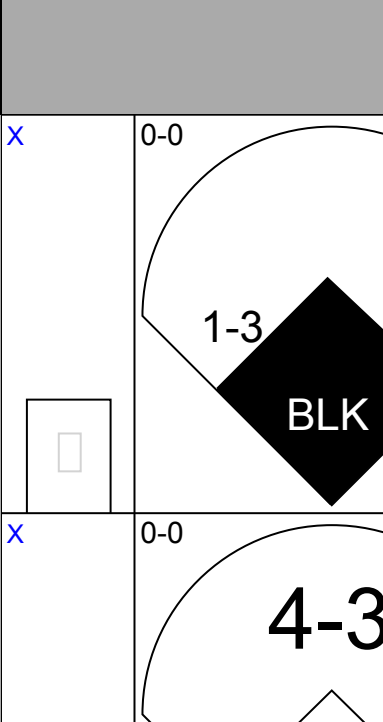
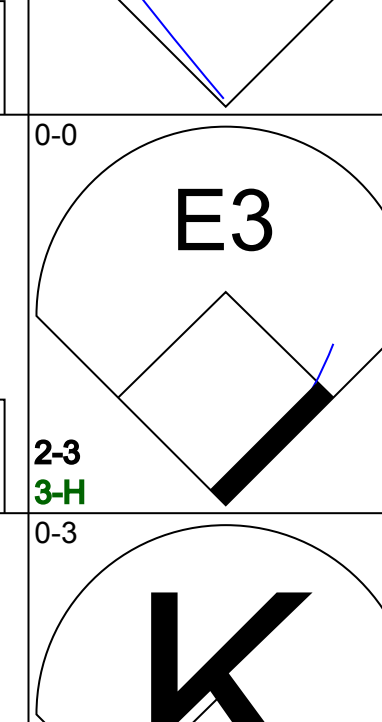
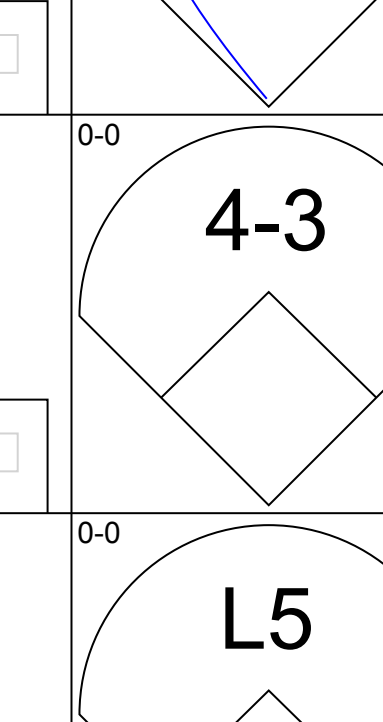
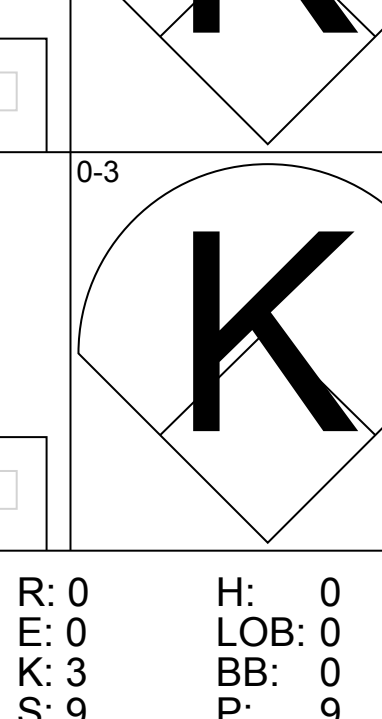
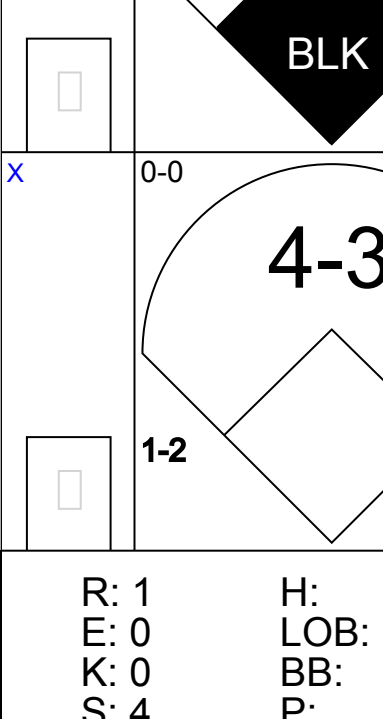
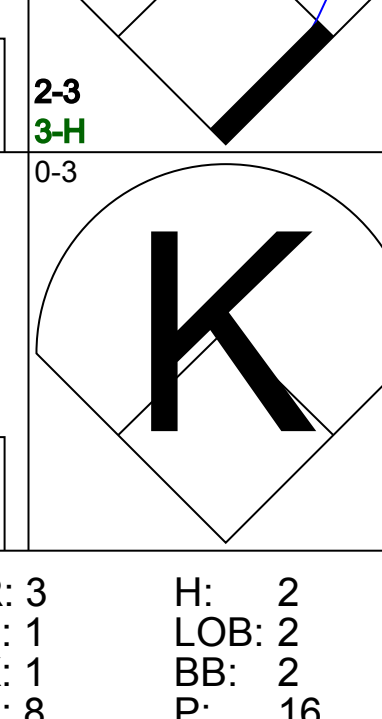
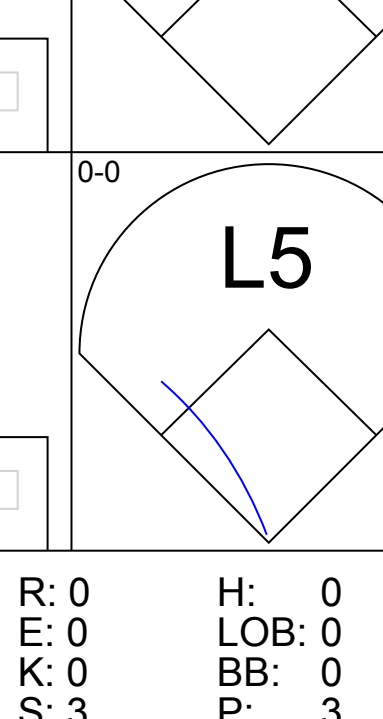


Batter	1	2	3	4	5	6	7	8	9	AB	R	H	RBI	BB	SO	LOB	BOTTOM					
Julio Franco, R OBP: 0.391, SLG: 0.428 (1, 6)										4	1	0	0	0	0	3						
Jay Bell, R OBP: 0.281, SLG: 0.354 (8, 6)										1	0	0	0	0	0	1						
Tommy Hinzo, S OBP: 0.294, SLG: 0.342 (1, 4)										3	0	0	0	1	2	0						
Dave Clark, L OBP: 0.111, SLG: 0.111 (9, PH)										1	0	0	0	0	0	1						
Pat Tabler, R OBP: 0.386, SLG: 0.464 (1, 3)										4	0	3	1	0	0	0						
Joe Carter, R OBP: 0.300, SLG: 0.493 (1, 8)										4	1	3	0	0	0	0						
Carmen Castillo, R OBP: 0.300, SLG: 0.473 (1, 9)										3	0	0	1	0	1	2						
Mel Hall, L OBP: 0.292, SLG: 0.401 (8, PH)										1	0	0	0	0	0	2						
Cory Snyder, R OBP: 0.271, SLG: 0.470 (1, 7)										4	0	0	0	0	2	5						
Brook Jacoby, R OBP: 0.378, SLG: 0.517 (1, 10)										4	1	1	1	0	0	3						
Eddie Williams, R OBP: 0.303, SLG: 0.286 (1, 5)										3	1	2	0	1	1	0						
Andy Allanson, R OBP: 0.295, SLG: 0.353 (1, 2)										3	0	1	0	0	0	2						
Chris Bando, S OBP: 0.266, SLG: 0.335 (9, PH)										1	0	0	0	0	0	1						
Inning Stats	R: 0 E: 0 K: 1 S: 5	H: 0 LOB: 0 BB: 0 P: 5	R: 0 E: 1 K: 1 S: 6	H: 0 LOB: 1 BB: 0 P: 6	R: 1 E: 0 K: 0 S: 4	H: 2 LOB: 2 BB: 1 P: 8	R: 1 E: 0 K: 0 S: 4	H: 1 LOB: 0 BB: 0 P: 4	R: 0 E: 0 K: 1 S: 5	H: 0 LOB: 0 BB: 0 P: 5	R: 0 E: 0 K: 3 S: 11	H: 2 LOB: 2 BB: 0 P: 11	R: 2 E: 0 K: 0 S: 5	H: 3 LOB: 0 BB: 0 P: 5	R: 0 E: 0 K: 0 S: 5	H: 2 LOB: 2 BB: 0 P: 5	R: 0 E: 0 K: 0 S: 3	H: 0 LOB: 1 BB: 1 P: 7	1B: 7 2B: 2 3B: 0 HR: 1	SF: 0 SAC: 0 DP: 2 HBP: 0	WP: 2 PB: 0 SB: 0 CS: 0	PA: 38
PITCHER	IP WLS BF H R ER SO BB IBB HBP BLK WP HR S P ERA WHIP																					
Mark Langston, L ERA: 4.0 (1, 1)	6.0 W 27 8 4 4 4 0 0 0 0 0 0 0 10 14 6.00 1.500																					
Jerry Reed, R ERA: 3.2 (7, 1)	3.0 S 11 2 0 0 0 1 0 0 0 0 0 0 10 14 0.00 1.000																					

Seattle Mariners @ Cleveland Indians
Cleveland Municipal Stadium, Cleveland, OH
Mon Sep 07 1987, 3:33 AM EDT
Att: 10,147 - Unknown


AB 36
R 4
H 10
RBI 3
BB 2
SO 6
LOB 20

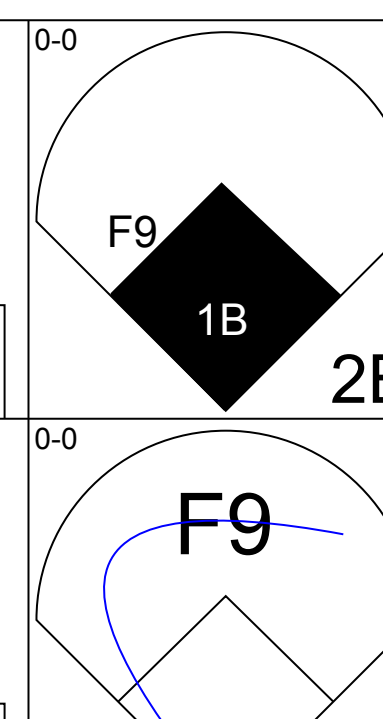
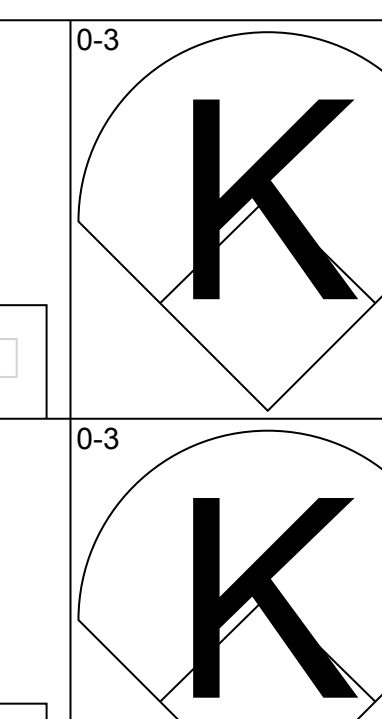
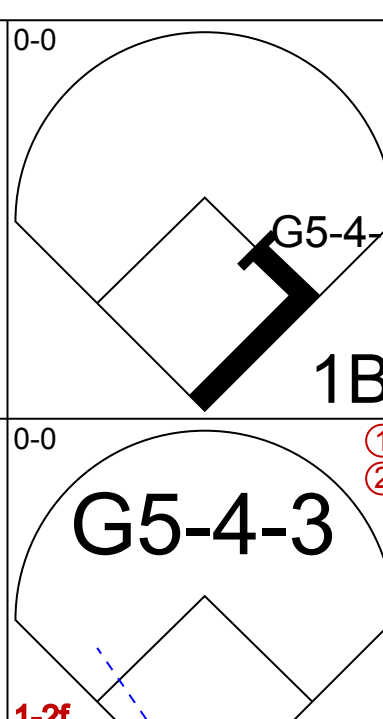
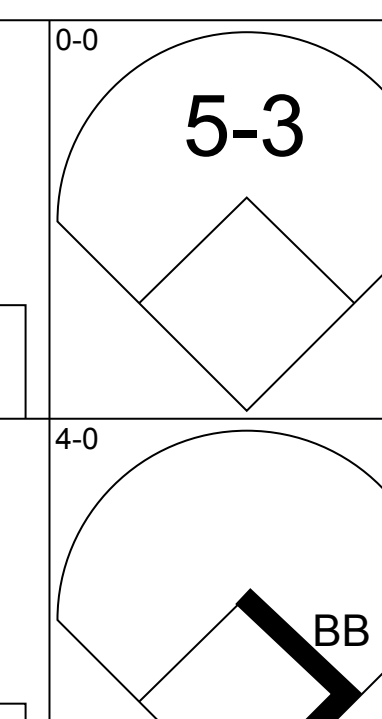
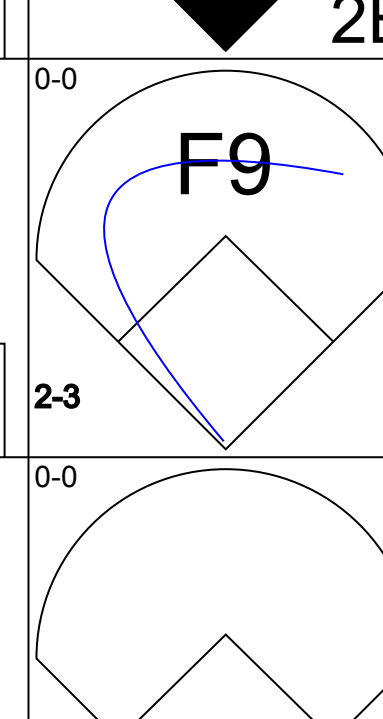
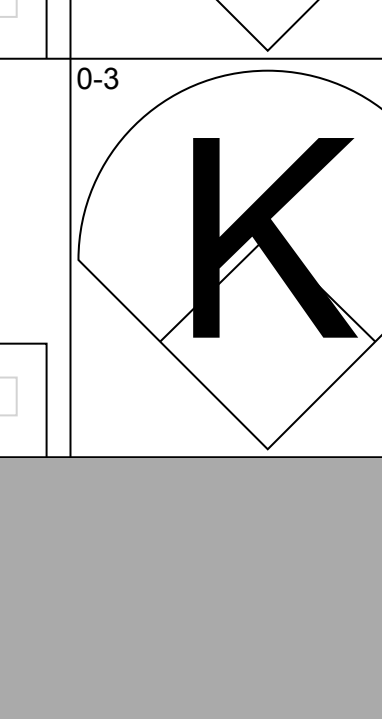
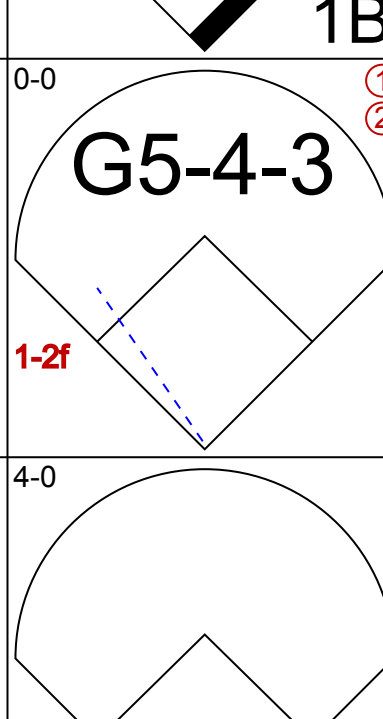
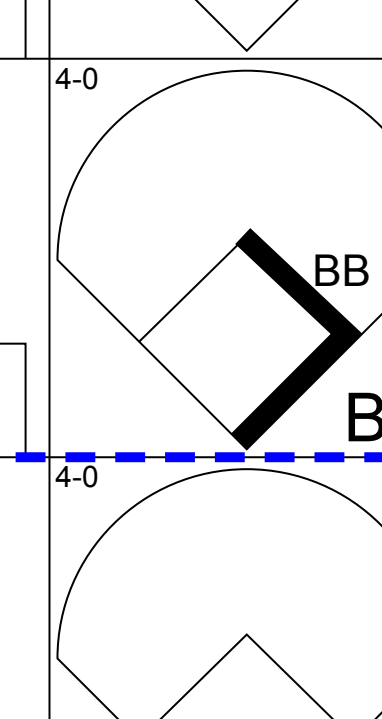
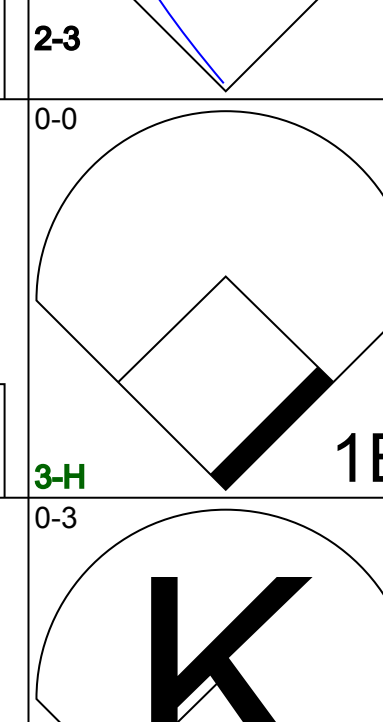
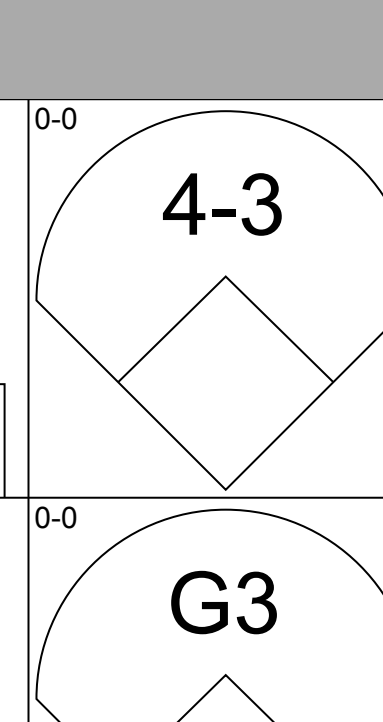
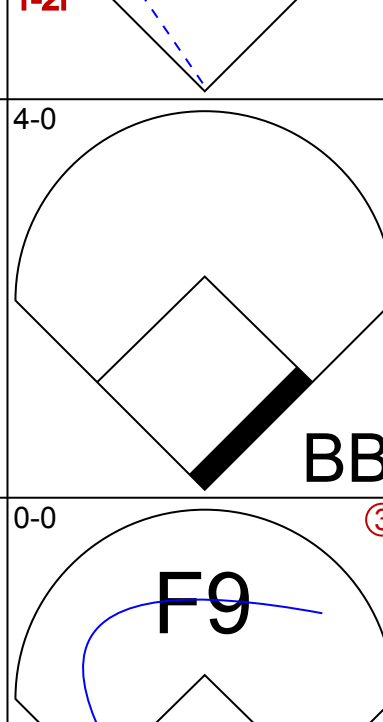
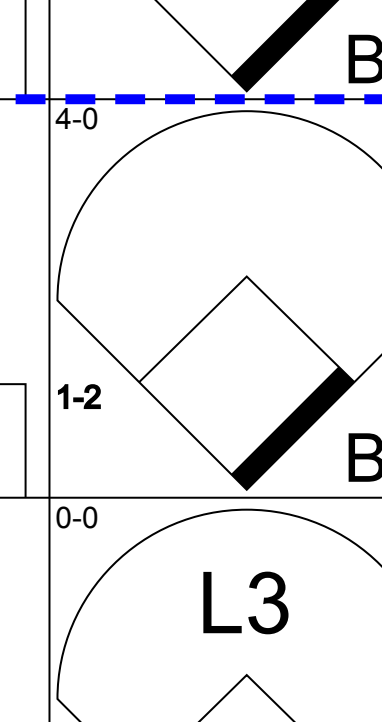
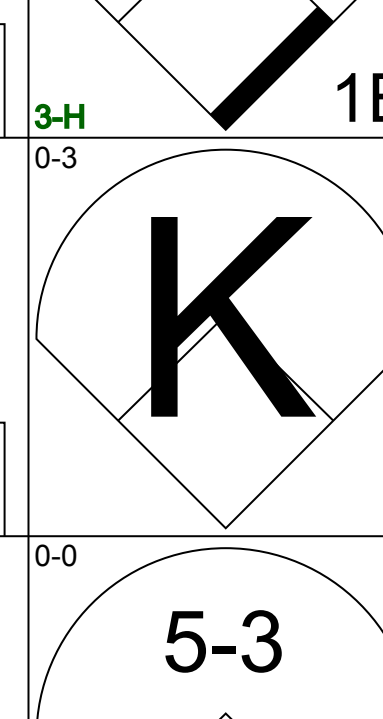
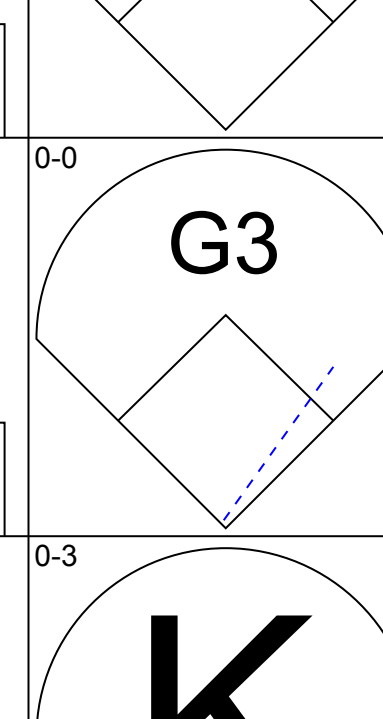
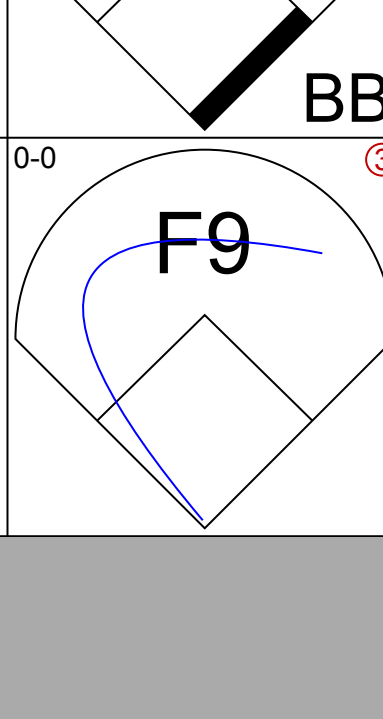
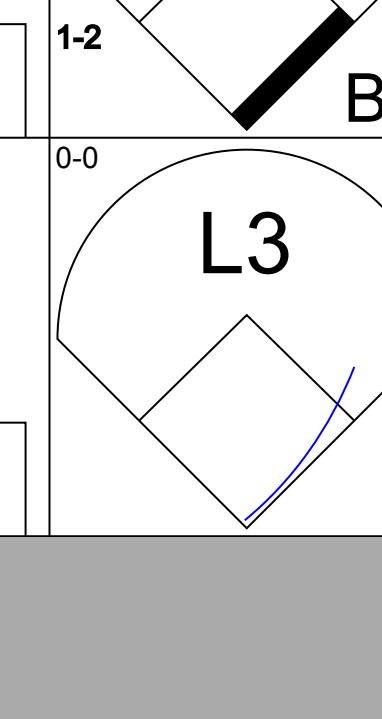
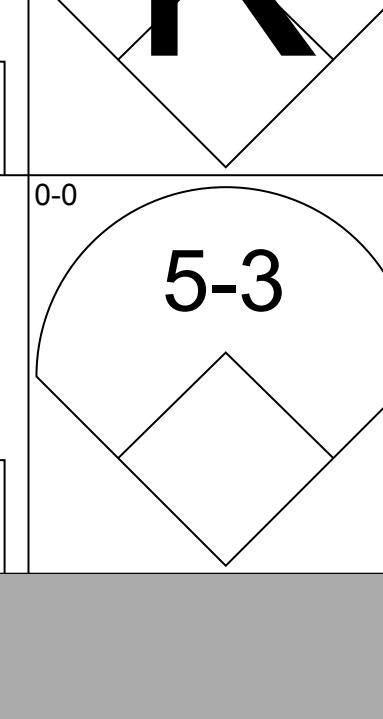
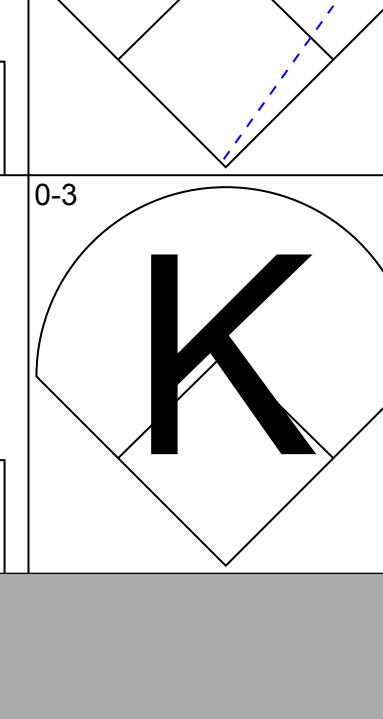
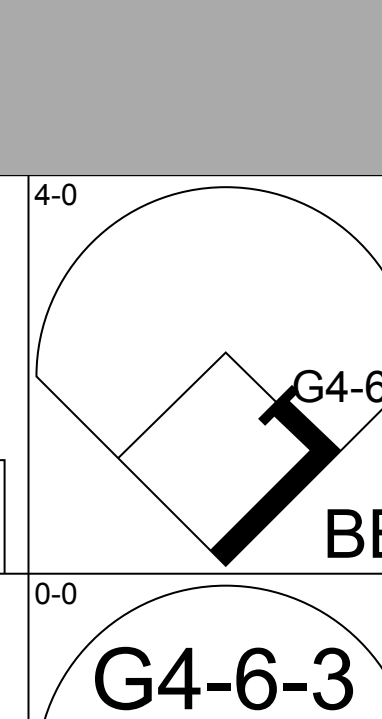
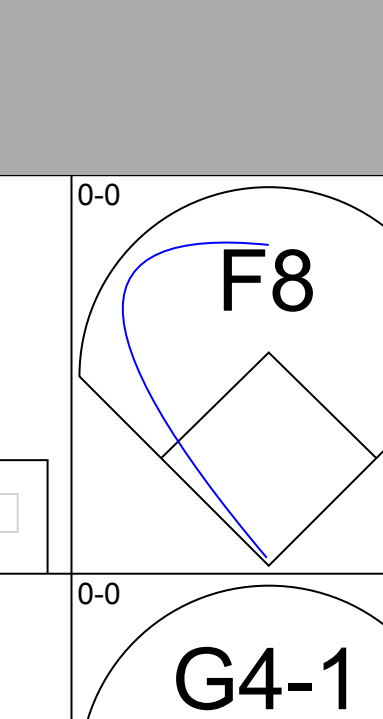
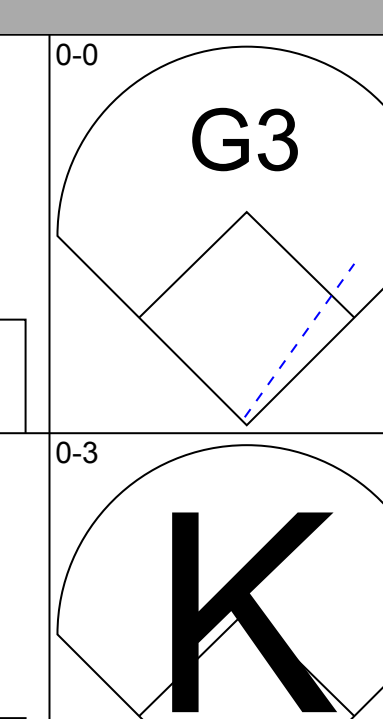
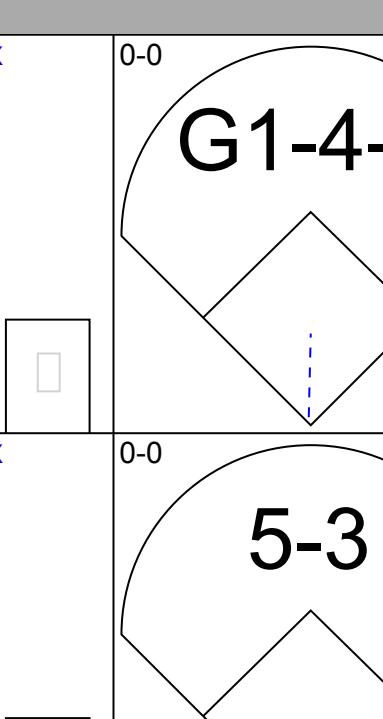
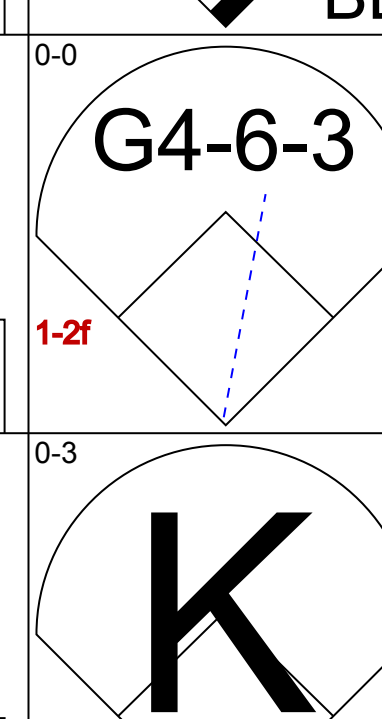
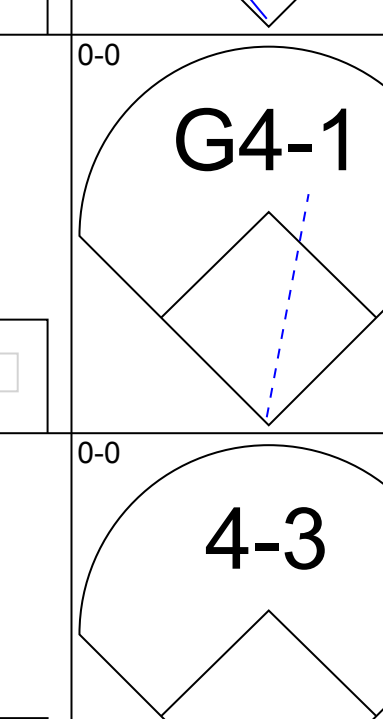
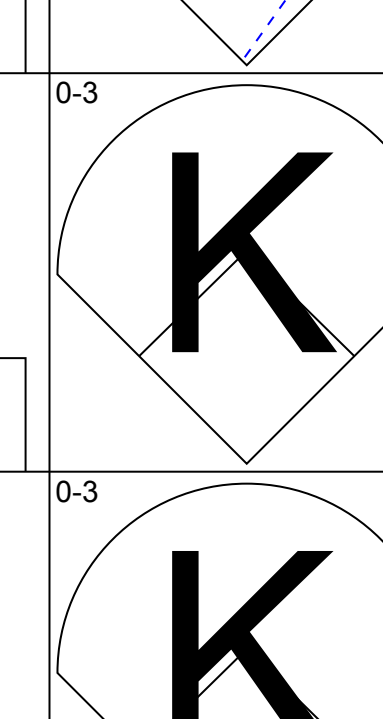
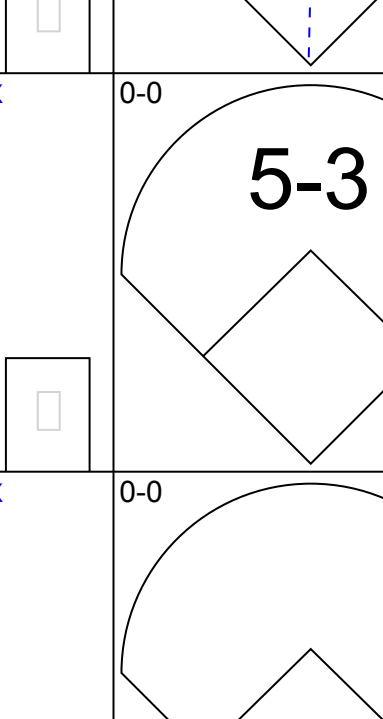
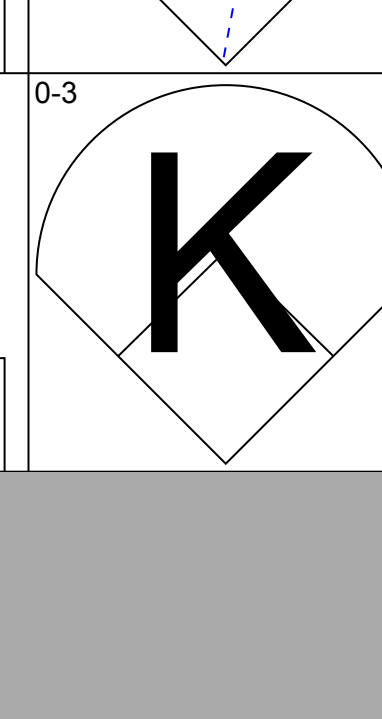
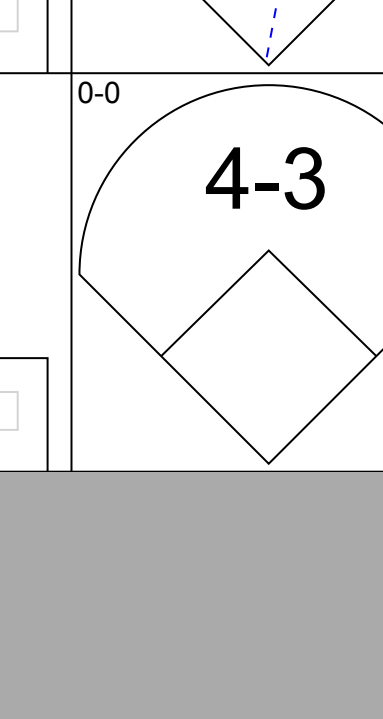
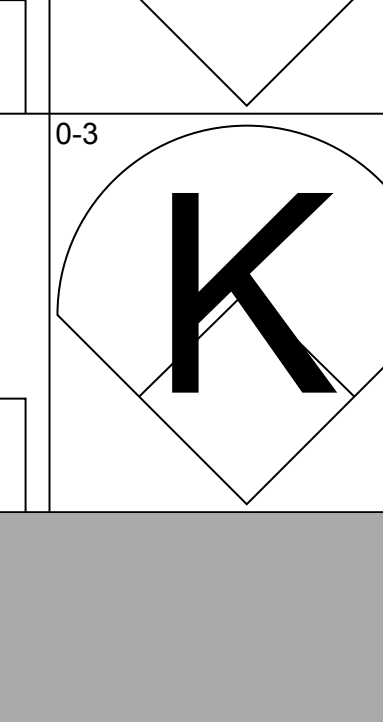
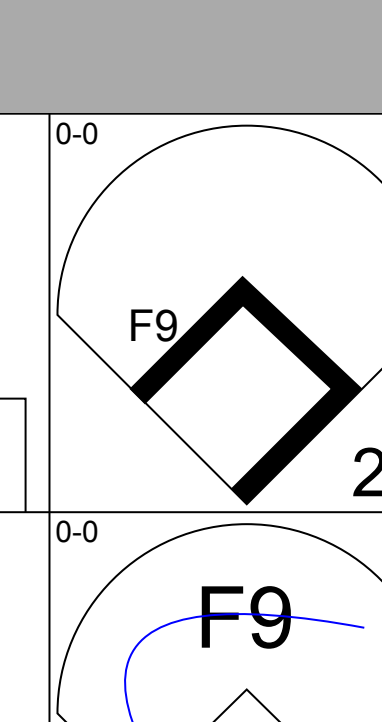
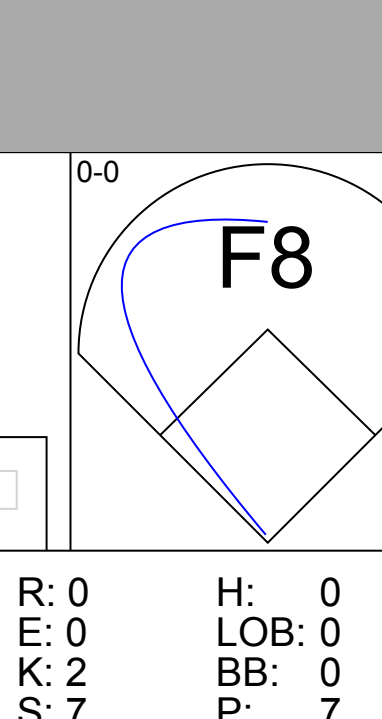
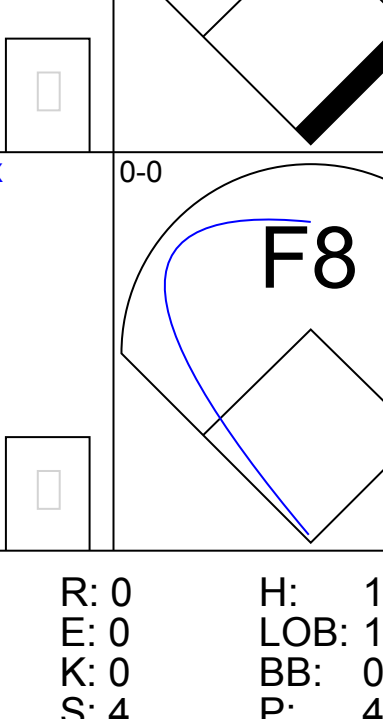
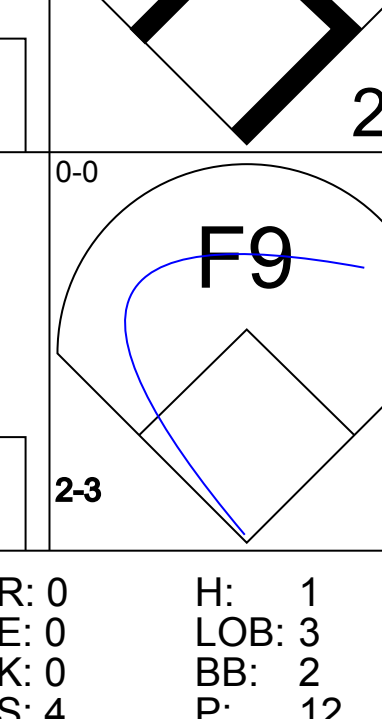


Batter	1	2	3	4	5	6	7	8	9	AB	R	H	RBI	BB	SO	LOB	TOP					
Ozzie Guillen, L OBP: 0.307, SLG: 0.350 (1, 6)										4	0	0	0	0	1	3						
Gary Redus, R OBP: 0.329, SLG: 0.393 (1, 7)										4	1	1	0	0	0	0						
Harold Baines, L OBP: 0.349, SLG: 0.468 (1, 10)										3	1	1	1	1	0	0						
Ivan Calderon, R OBP: 0.357, SLG: 0.514 (1, 9)										4	1	1	0	0	1	1						
Greg Walker, L OBP: 0.340, SLG: 0.455 (1, 3)									2	1	1	0	2	0	0							
Carlton Fisk, R OBP: 0.315, SLG: 0.447 (1, 2)									4	0	1	2	0	0	3							
Donnie Hill, S OBP: 0.290, SLG: 0.363 (1, 5)										4	0	0	0	0	2	3						
Steve Lyons, L OBP: 0.313, SLG: 0.331 (1, 8)										4	1	1	1	0	1	1						
Fred Manrique, R OBP: 0.300, SLG: 0.367 (1, 4)										4	0	0	0	0	2	3						
Inning Stats	R: 0 E: 0 K: 1 S: 5	H: 0 LOB: 0 BB: 0 P: 5	R: 0 E: 0 K: 0 S: 3	H: 0 LOB: 0 BB: 0 P: 3	R: 0 E: 0 K: 3 S: 9	H: 0 LOB: 0 BB: 0 P: 9	R: 0 E: 0 K: 0 S: 3	H: 0 LOB: 0 BB: 0 P: 3	R: 0 E: 0 K: 1 S: 6	H: 1 LOB: 1 BB: 0 P: 6	R: 1 E: 0 K: 0 S: 4	H: 1 LOB: 0 BB: 0 P: 4	R: 3 E: 1 K: 1 S: 8	H: 2 LOB: 2 BB: 2 P: 16	R: 1 E: 0 K: 0 S: 6	H: 2 LOB: 1 BB: 1 P: 10	R: 0 E: 0 K: 0 S: 3	H: 0 LOB: 0 BB: 0 P: 3	1B: 4 2B: 2 3B: 0 HR: 0	SF: 0 SAC: 0 DP: 1 HBP: 0	WP: 0 PB: 0 SB: 1 CS: 0	PA: 36
PITCHER	IP	WLS	BF	H	R	ER	SO	BB	IBB	HBP	BLK	WP	HR	S	P	ERA	WHIP					
Mike Campbell, R ERA: 6.99 (1, 1)	6.0	L	24	4	4	4	5	2	0	0	1	0	0	32	40	6.00	1.000					
Jerry Reed, R ERA: 3.24 (7, 1)	2.0		9	2	1	1	2	0	1	0	0	0	0	12	16	4.50	1.000					
Mike Trujillo, R ERA: 6.83 (9, 1)	1.0		3	0	0	0	0	0	0	0	0	0	0	3	3	0.00	0.000					

Chicago White Sox @ Seattle Mariners
The Kingdome, Seattle, WA
Fri Sep 11 1987, 10:05 PM EDT
Att: 9,282 - Unknown

AB 33
R 5
H 6
RBI 4
BB 3
SO 7
LOB 14



Batter	1	2	3	4	5	6	7	8	9	AB	R	H	RBI	BB	SO	LOB	BOTTOM					
Mickey Brantley, R OBP: 0.334, SLG: 0.458 (1, 8)										4	1	2	0	0	1	1						
Phil Bradley, R OBP: 0.394, SLG: 0.479 (1, 7)										3	0	0	0	1	1	2						
Mike Kingery, L OBP: 0.335, SLG: 0.460 (1, 9)										2	0	1	1	2	0	0						
Alvin Davis, L OBP: 0.381, SLG: 0.508 (1, 3)										4	0	0	0	0	1	5						
Ken Phelps, L OBP: 0.404, SLG: 0.549 (1, 10)										3	0	0	0	1	1	1						
Scott Bradley, L OBP: 0.306, SLG: 0.372 (1, 2)										4	0	0	0	0	0	1						
Jim Prestley, R OBP: 0.284, SLG: 0.429 (1, 5)										4	0	0	0	0	2	0						
Rey Quinones, R OBP: 0.312, SLG: 0.387 (1, 6)										3	0	2	0	0	1	0						
Harold Reynolds, S OBP: 0.334, SLG: 0.390 (1, 4)										3	0	0	0	0	0	2						
Inning Stats	R: 1 E: 0 K: 1 S: 7	H: 2 LOB: 1 BB: 0 P: 7	R: 0 E: 0 K: 2 S: 7	H: 0 LOB: 0 BB: 0 P: 7	R: 0 E: 0 K: 2 S: 7	H: 0 LOB: 0 BB: 0 P: 7	R: 0 E: 0 K: 1 S: 5	H: 0 LOB: 0 BB: 0 P: 5	R: 0 E: 0 K: 0 S: 4	H: 1 LOB: 1 BB: 0 P: 4	R: 0 E: 0 K: 0 S: 3	H: 1 LOB: 1 BB: 1 P: 7	R: 0 E: 0 K: 1 S: 4	H: 0 LOB: 0 BB: 1 P: 8	R: 0 E: 0 K: 0 S: 4	H: 1 LOB: 3 BB: 2 P: 12	R: 0 E: 0 K: 0 S: 3	H: 0 LOB: 0 BB: 0 P: 3	1B: 3 2B: 2 3B: 0 HR: 0	SF: 0 SAC: 0 DP: 2 HBP: 0	WP: 0 PB: 0 SB: 0 CS: 0	PA: 34
PITCHER	IP	WLS	BF	H	R	ER	SO	BB	IBB	HBP	BLK	WP	HR	S	P	ERA	WHIP					
Jose DeLeon, R ERA: 4.17 (1, 1)	7.2	W	29	5	1	1	7	3	0	0	0	0	0	40	52	1.17	1.043					
Bobby Thigpen, R ERA: 2.63 (8, 1)	1.1	S	5	0	0	0	0	1	0	0	0	0	0	4	8	0.00	0.750					

Chicago White Sox @ Seattle Mariners
The Kingdome, Seattle, WA
Fri Sep 11 1987, 10:05 PM EDT
Att: 9,282 - Unknown

AB 30
R 1
H 5
RBI 1
BB 4
SO 7
LOB 12



Batter	1	2	3	4	5	6	7	8	9	AB	R	H	RBI	BB	SO	LOB	TOP			
Gary Redus, R OBP: 0.330, SLG: 0.392 (1, 7)	0-0 6-3		0-0 F8			0-0 E3 4-3 5-3		4-0 BB		3	0	0	0	1	0	0	Chicago White Sox @ Seattle Mariners The Kingdome, Seattle, WA Sun Sep 13 1987, 6:33 AM EDT Att: 7,810 - Unknown livebaseballscorecards.com			
Kenny Williams, R OBP: 0.315, SLG: 0.420 (1, 8)	4-0 4-3 S BB		0-3 K			0-0 5-3 1-2		0-0 F8		3	0	0	0	1	1	2				
Harold Baines, L OBP: 0.347, SLG: 0.465 (1, 10)	0-0 4-3 1-3		0-3 K			0-0 4-3 2-3		0-3 K		4	0	0	0	0	2	3				
Ivan Calderon, R OBP: 0.355, SLG: 0.516 Greg Walker, L OBP: 0.339, SLG: 0.452 (1, 9)	0-3 K			0-3 K		0-0 F7			0-0 F5	2	0	0	0	0	2	1				
Carlton Fisk, R OBP: 0.313, SLG: 0.442 (1, 2)		0-3 K		0-0 6-3			0-0 F3		0-0 5-3	4	0	0	0	0	1	0				
Jerry Hairston, S OBP: 0.348, SLG: 0.432 (1, 3)		4-0 BB		0-0 F7			0-0 F4		0-0 F5	3	0	0	0	1	0	0				
Steve Lyons, L OBP: 0.313, SLG: 0.331 (9, 7)		BB								0	0	0	0	0	0	0				
Donnie Hill, S OBP: 0.287, SLG: 0.367 (1, 4)		0-0 L8				0-0 F7		0-0 HR		3	1	1	1	0	0	1				
Fred Manrique, R OBP: 0.297, SLG: 0.363 (1, 6)		0-3 K		0-0 6-3			0-3 K			3	0	0	0	0	2	1				
Pat Keedy, R OBP: 0.235, SLG: 0.406 (1, 5)				0-0 HR		0-3 K		0-0 F6		3	1	1	1	0	1	0				
Inning Stats	R: 0 E: 0 K: 1 S: 5	H: 0 LOB: 1 BB: 1 P: 9	R: 0 E: 0 K: 2 S: 7	H: 0 LOB: 1 BB: 1 P: 11	R: 1 E: 0 K: 2 S: 8	H: 1 LOB: 0 BB: 0 P: 8	R: 0 E: 0 K: 1 S: 5	H: 0 LOB: 0 BB: 0 P: 5	R: 0 E: 1 K: 0 S: 4	H: 0 LOB: 1 BB: 0 P: 4	R: 1 E: 0 K: 1 S: 6	H: 1 LOB: 0 BB: 0 P: 6	R: 0 E: 0 K: 1 S: 5	H: 0 LOB: 1 BB: 1 P: 9	R: 0 E: 0 K: 0 S: 3	H: 0 LOB: 0 BB: 0 P: 3	1B: 0 2B: 0 3B: 0 HR: 2	SF: 0 SAC: 0 DP: 0 HBP: 0	WP: 0 PB: 0 SB: 1 CS: 0	PA: 33
PITCHER Mark Langston, L ERA: 3.93 (1, 1)	IP: 9.0 WLS: L BF: 33	H: 2 R: 2 ER: 2 SO: 9	BB: 3 IBB: 0 HBP: 0 BLK: 0	WP: 0 HR: 2 S: 48 P: 60	ERA: 2.00 WHIP: 0.556															

Batter	1	2	3	4	5	6	7	8	9	AB	R	H	RBI	BB	SO	LOB	BOTTOM			
Mickey Brantley, R OBP: 0.330, SLG: 0.452 (1, 8)	0-0 4-3			0-0 5-3			0-0 F7			3	0	0	0	0	0	0	Chicago White Sox @ Seattle Mariners The Kingdome, Seattle, WA Sun Sep 13 1987, 6:33 AM EDT Att: 7,810 - Unknown livebaseballscorecards.com			
Phil Bradley, R OBP: 0.354, SLG: 0.478 (1, 7)	0-3 K			0-0 1-3			0-3 K			3	0	0	0	0	2	0				
Dave Valle, R OBP: 0.308, SLG: 0.475 (1, 10)	0-3 K			0-0 G3			0-3 K			3	0	0	0	0	2	0				
Jim Presley, R OBP: 0.286, SLG: 0.428 (1, 5)		0-0 1-3			0-0 5-3			0-0 F8		3	0	0	0	0	0	0				
John Christensen, R OBP: 0.307, SLG: 0.352 (1, 9)		0-3 K			0-0 F8			0-0 F4		3	0	0	0	0	1	0				
Brick Smith, R (1, 3)		0-3 K			0-3 K			0-3 K		3	0	0	0	0	3	0				
Scott Bradley, L OBP: 0.304, SLG: 0.370 Mario Diaz, R OBP: 0.500, SLG: 1.500 (9, PH)				0-0 G3			0-0 4-3		0-3 K	2	0	0	0	0	0	0				
Rey Quinones, R OBP: 0.310, SLG: 0.384 (1, 6)				0-3 K			0-0 L9		0-0 6-3	3	0	0	0	0	1	0				
Harold Reynolds, S OBP: 0.335, SLG: 0.390 (1, 4)				0-0 1B			0-0 F3		0-0 L4	3	0	1	0	0	0	0				
Inning Stats	R: 0 E: 0 K: 2 S: 7	H: 0 LOB: 0 BB: 0 P: 7	R: 0 E: 0 K: 2 S: 7	H: 0 LOB: 0 BB: 0 P: 7	R: 0 E: 0 K: 1 S: 5	H: 1 LOB: 0 BB: 0 P: 5	R: 0 E: 0 K: 0 S: 3	H: 0 LOB: 0 BB: 0 P: 3	R: 0 E: 0 K: 1 S: 5	H: 0 LOB: 0 BB: 0 P: 5	R: 0 E: 0 K: 2 S: 7	H: 0 LOB: 0 BB: 0 P: 7	R: 0 E: 0 K: 1 S: 5	H: 0 LOB: 0 BB: 0 P: 5	R: 0 E: 0 K: 1 S: 5	H: 0 LOB: 0 BB: 0 P: 5		1B: 1 2B: 0 3B: 0 HR: 0	SF: 0 SAC: 0 DP: 0 HBP: 0	WP: 0 PB: 0 SB: 0 CS: 0
PITCHER Floyd Bannister, L ERA: 3.99 (1, 1)	IP: 9.0 WLS: W BF: 27	H: 1 R: 0 ER: 0 SO: 10	BB: 0 IBB: 0 HBP: 0 BLK: 0	WP: 0 HR: 0 S: 47 P: 47	ERA: 0.00 WHIP: 0.111															

Batter	1	2	3	4	5	6	7	8	9	AB	R	H	RBI	BB	SO	LOB	TOP								
Brett Butler, L OBP: 0.399, SLG: 0.411 (1, 8)	0-0 1B 1B		4-0 CS BB	0-0 2B 1B		0-3 K	0-0 G3			4	2	2	1	1	1	0									
Tommy Hinzo, S OBP: 0.304, SLG: 0.367 (1, 4)	0-0 1-3 1B		0-0 2B 1B	0-0 2B 1B		0-0 F9	0-0 F7			5	2	3	0	0	0	0									
Joe Carter, R OBP: 0.295, SLG: 0.486 (1, 7)	0-0 L1-3		0-0 1B 2B	0-0 1B 2B		0-0 1B 1B		0-3 K		5	2	3	2	0	1	2									
Brook Jacoby, R OBP: 0.384, SLG: 0.537 (1, 3)	0-0 1B		0-0 1B	0-0 F8		0-0 1B 1B		0-0 F8		5	1	3	3	0	0	1									
Pat Tabler, R OBP: 0.379, SLG: 0.454 (9, 3)	0-0 1B		0-0 1B	0-0 2-3		1-2 E 1B		0-0 F8		0	0	0	0	0	0	0									
Mel Hall, L OBP: 0.307, SLG: 0.439 (1, 10)	0-0 4-3		0-0 G4-6-3		0-0 HBP 1B	0-3 E9 1B		4-0 BB		4	0	2	1	1	0	2									
Cory Snyder, R OBP: 0.273, SLG: 0.463 (1, 9)		4-0 G3 BB		0-0 2B 1B	1-0 HBP	0-3 K		0-0 F6		3	1	1	0	1	1	2									
Eddie Williams, R OBP: 0.326, SLG: 0.324 (1, 5)		0-0 G3		0-0 4-3 1B 2B	0-3 K		4-0 HR BB		0-0 F4	4	2	1	1	1	1	3	AB 40								
Jay Bell, R OBP: 0.276, SLG: 0.374 (1, 6)		0-0 5-3		0-0 4-3	0-3 K		0-0 1-3 HR		0-3 K	5	1	1	2	0	2	4	R 11								
Andy Allanson, R OBP: 0.278, SLG: 0.326 (1, 2)		0-0 5-3		0-0 4-3	0-0 F5		0-0 6-3		0-3 K	5	0	0	0	0	1	4	H 16								
Inning Stats	R: 1 E: 0 K: 0 S: 5	H: 3 LOB: 1 BB: 0 P: 5	R: 0 E: 0 K: 0 S: 3	H: 0 LOB: 1 BB: 1 P: 7	R: 2 E: 0 K: 0 S: 4	H: 3 LOB: 0 BB: 1 P: 8	R: 4 E: 0 K: 0 S: 8	H: 5 LOB: 1 BB: 0 P: 8	R: 0 E: 0 K: 2 S: 10	H: 1 LOB: 2 BB: 0 P: 9	R: 2 E: 1 K: 2 S: 10	H: 3 LOB: 1 BB: 0 P: 10	R: 2 E: 0 K: 0 S: 4	H: 1 LOB: 0 BB: 1 P: 8	R: 0 E: 0 K: 1 S: 5	H: 0 LOB: 1 BB: 1 P: 9	R: 0 E: 0 K: 2 S: 7	H: 0 LOB: 0 BB: 0 P: 7	1B: 12 2B: 4 3B: 0 HR: 1	SF: 0 SAC: 0 DP: 2 HBP: 1	WP: 0 PB: 0 SB: 1 CS: 1	PA: 45			
PITCHER	IP	WLS	BF	H	R	ER	SO	BB	IBB	HBP	BLK	WP	HR	S	P	ERA	WHIP								
Mike Morgan, R ERA: 4.63 (1, 1)	3.2	L	21	11	7	7	0	2	0	0	0	0	0	19	27	17.18	3.545								
Jerry Reed, R ERA: 3.22 (4, 1)	0.1		1	0	0	0	0	0	0	0	0	0	0	1	1	0.00	0.000								
Clay Parker, R ERA: 11.57 (5, 1)	2.1		14	5	4	3	4	1	0	1	0	0	1	20	25	11.57	2.571								
Lee Guetterman, L ERA: 3.98 (7, 1)	0.2		2	0	0	0	0	0	0	0	0	0	0	2	2	0.00	0.000								
Mike Trujillo, R ERA: 6.71 (8, 1)	1.0		4	0	0	0	1	1	0	0	0	0	0	5	9	0.00	1.000								

Cleveland Indians @ Seattle Mariners
The Kingdome, Seattle, WA
Mon Sep 14 1987, 10:05 PM EDT
Att: 7,839 - Unknown

AB 40
R 11
H 16
RBI 10
BB 4
SO 7
LOB 18





Batter	1	2	3	4	5	6	7	8	9	AB	R	H	RBI	BB	SO	LOB	BOTTOM								
Mickey Brantley, R OBP: 0.340, SLG: 0.490 (1, 8)	0-0 HR	0-0 1-3 1B		0-0 1-3 HR		0-0 1B 1B	0-0 1-3 HR		0-0 5-3	6	3	5	7	0	0	1									
Phil Bradley, R OBP: 0.386, SLG: 0.480 (1, 7)	0-3 K	4-0 1-3 BB		4-0 BB		0-0 1B 1B	0-0 1-2 2B		0-3 K	4	0	2	0	2	2	1									
Mike Kingery, L OBP: 0.337, SLG: 0.466 (1, 9)	0-0 F8 2B	0-0 1-3		0-0 P3		0-0 1B 1B	0-0 F8			2	0	1	0	0	0	2									
Dave Hengel, R OBP: 0.250, SLG: 0.250 (4, PH) (5, 9)	0-0 F8 2B	0-0 1-2 2-3		0-0 F9		0-0 1-2 2-3 1B				3	0	1	0	0	0	2									
Alvin Davis, L OBP: 0.382, SLG: 0.511 (1, 3)	0-0 F8	0-0 3-1		0-0 F9		0-0 F5		0-3 K		5	0	0	0	0	1	7									
Ken Phelps, L OBP: 0.410, SLG: 0.563 (1, 10)	4-0 BB		0-3 K		4-0 G4-6-3 BB	0-0 F9		0-3 K		1	0	0	0	2	1	0									
Gary Matthews, R OBP: 0.327, SLG: 0.355 (6, PH)	0-0 BB		0-0 K		0-0 G4-6-3 BB	0-0 F9		0-3 K		2	0	0	0	0	1	3									
Dave Valle, R OBP: 0.306, SLG: 0.474 (1, 2)	0-0 F7		0-0 4-3		0-0 G4-6-3		0-0 5-3	0-0 2B		5	0	1	0	0	0	3									
Edgar Martinez, R OBP: 0.333, SLG: 0.600 (1, 5)		0-0 4-3 3B		0-0 F7		0-0 HBP		0-3 K		4	1	1	0	0	1	1	AB 40								
Mario Diaz, R OBP: 0.500, SLG: 0.833 (1, 6)		0-0 4-3		0-0 HR 1B		0-0 F9		4-0 BB HR 1B		4	2	2	1	0	0	1	R 8								
John Moses, S OBP: 0.299, SLG: 0.328 (9, PH)		0-0 4-3		0-0 HR 1B		0-0 F9		0-0 1-3 BB		0	0	0	0	1	0	0	H 14								
Harold Reynolds, S OBP: 0.336, SLG: 0.389 (1, 4)		3-3 E 1B		0-0 F9		0-0 6-3		4-0 1-2 HR BB		4	2	1	0	1	0	2	RBI 8								
Inning Stats	R: 1 E: 0 K: 1 S: 7	H: 2 LOB: 2 BB: 1 P: 11	R: 2 E: 1 K: 0 S: 6	H: 3 LOB: 2 BB: 1 P: 10	R: 0 E: 0 K: 1 S: 5	H: 0 LOB: 0 BB: 0 P: 5	R: 2 E: 0 K: 0 S: 5	H: 2 LOB: 1 BB: 1 P: 9	R: 0 E: 0 K: 0 S: 2	H: 0 LOB: 1 BB: 1 P: 7	R: 0 E: 0 K: 0 S: 6	H: 3 LOB: 3 BB: 0 P: 6	R: 3 E: 0 K: 0 S: 6	H: 3 LOB: 1 BB: 1 P: 10	R: 0 E: 0 K: 3 S: 10	H: 1 LOB: 1 BB: 0 P: 10	R: 0 E: 0 K: 1 S: 5	H: 0 LOB: 1 BB: 1 P: 9	1B: 7 2B: 3 3B: 1 HR: 3	SF: 0 SAC: 0 DP: 1 HBP: 1	WP: 0 PB: 0 SB: 1 CS: 0	PA: 47			
PITCHER	IP	WLS	BF	H	R	ER	SO	BB	IBB	HBP	BLK	WP	HR	S	P	ERA	WHIP								
Rich Yett, R ERA: 4.64 (1, 1)	1.0		6	2	1	1	1	1	0	0	0	0	1	7	11	9.00	3.000								
Reggie Ritter, R ERA: 7.32 (2, 1)	2.1		14	5	4	4	1	2	0	0	0	0	1	14	22	15.43	3.000								
Scott Bailes, L ERA: 4.64 (4, 1)	3.1	W	18	6	3	3	0	2	0	1	0	0	1	15	24	8.10	2.400								
Doug Jones, R ERA: 3.32 (7, 1)	2.1	S	9	1	0	0	4	1	0	0	0	0	0	16	20	0.00	0.857								

Cleveland Indians @ Seattle Mariners
The Kingdome, Seattle, WA
Mon Sep 14 1987, 10:05 PM EDT
Att: 7,839 - Unknown

AB 40
R 8
H 14
RBI 8
BB 6
SO 6
LOB 23



Batter	1	2	3	4	5	6	7	8	9	AB R H RBI BB SO LOB	TOP									
Brett Butler, L OBP: 0.396, SLG: 0.406 (1, 8)	0-3 K		0-0 6-3		0-0 F7			0-0 E4 6-3 5-3	0-0 4-3	5 0 0 0 0 1 2	Cleveland Indians @ Seattle Mariners The Kingdome, Seattle, WA Tue Sep 15 1987, 10:05 PM EDT Att: 8,017 - Unknown AB 33 R 4 H 7 RBI 3 BB 4 SO 5 LOB 12 									
Tommy Hinz, S OBP: 0.306, SLG: 0.368 (1, 4)	0-0 4-3		0-0 1B		0-0 4-3			0-0 5-3 1-2	0-0 1B	5 0 2 1 0 0 2										
Brook Jacoby, R OBP: 0.383, SLG: 0.541 (1, 3) (9, 5)	0-3 K		0-0 F9			0-0 HR		0-0 6-3 2-3		4 1 1 1 0 1 2										
Mel Hall, L OBP: 0.307, SLG: 0.436 (1, 7)		0-0 5-3		0-0 4-3		0-0 G3		4-0 BB		3 0 0 0 1 0 0										
Cory Snyder, R OBP: 0.273, SLG: 0.462 (1, 9)		0-0 F8		0-0 FC6-4 1B		0-3 K		0-0 F8		4 0 1 0 0 1 2										
Dave Clark, L OBP: 0.182, SLG: 0.186 (1, 10)		4-0 1B BB		0-0 FC6-4 1-2		0-3 K			0-0 1B WP 2B	3 1 1 0 1 1 1										
Jay Bell, R OBP: 0.277, SLG: 0.372 (9, PH)		0-0		0-0 L6			0-0 F8		0-0 WP BB SF9 1B	3 0 1 0 0 0 1 1 1 1 0 0 0 0										
Julio Franco, R OBP: 0.386, SLG: 0.429 (9, 6)		1-2 1B							2-3											
Chris Bando, S OBP: 0.262, SLG: 0.344 Joe Carter, R OBP: 0.296, SLG: 0.486 Andy Allanson, R OBP: 0.278, SLG: 0.326 (1, 2) (9, PH) (9, 2)		0-0 4-3		0-0 1-3			0-0 F6		4-0 4-3 WP 1B BB	3 0 0 0 0 0 2 0 1 0 0 1 0 0 0 0 0 0 0 0 0										
Eddie Williams, R OBP: 0.326, SLG: 0.308 Pat Tabler, R OBP: 0.378, SLG: 0.454 (1, 5) (9, PH) (9, 3)			0-0 6-3		4-0 BB		0-3 K		0-0 SF9 1-2 2-H 3-H	2 0 0 0 1 1 0 0 0 0 1 0 0 0										
Inning Stats	R: 0 E: 0 K: 2 S: 7	H: 0 LOB: 0 BB: 0 P: 7	R: 0 E: 0 K: 0 S: 4	H: 1 LOB: 2 BB: 1 P: 8	R: 0 E: 0 K: 0 S: 4	H: 1 LOB: 1 BB: 0 P: 4	R: 0 E: 0 K: 0 S: 3	H: 0 LOB: 1 BB: 1 P: 7	R: 1 E: 0 K: 2 S: 8	H: 1 LOB: 0 BB: 0 P: 8	R: 0 E: 1 K: 1 S: 5	H: 0 LOB: 2 BB: 1 P: 8	R: 0 E: 1 K: 0 S: 4	H: 0 LOB: 2 BB: 1 P: 8	R: 3 E: 0 K: 0 S: 5	H: 3 LOB: 1 BB: 1 P: 9	1B: 5 2B: 1 3B: 0 HR: 1	SF: 1 SAC: 0 DP: 0 HBP: 0	WP: 1 PB: 0 SB: 0 CS: 0	PA: 38
PITCHER	IP WLS BF H R ER SO BB IBB HBP BLK WP HR S P ERA WHIP											IP WLS BF H R ER SO BB IBB HBP BLK WP HR S P ERA WHIP								
Mike Moore, R ERA: 4.67 (1, 1)	8.0 L 35 6 4 4 5 4 0 0 0 0 0 1 41 57 4.50 1.250																			
Ed Nunez, R ERA: 3.71 (9, 1)	0.1 1 0 0 0 0 0 0 0 0 0 1 0 1 1 0.00 0.000																			
Bill Wilkinson, L ERA: 3.23 (9, 1)	0.2 2 1 0 0 0 0 0 0 0 0 0 0 2 2 0.00 1.500																			

Batter	1	2	3	4	5	6	7	8	9	AB R H RBI BB SO LOB	BOTTOM									
Mickey Brantley, R OBP: 0.339, SLG: 0.487 (1, 8)	0-0 6-3		0-0 3-1			0-0 1B		0-0 6-3		4 0 1 0 0 0 1	Cleveland Indians @ Seattle Mariners The Kingdome, Seattle, WA Tue Sep 15 1987, 10:05 PM EDT Att: 8,017 - Unknown AB 31 R 2 H 6 RBI 2 BB 0 SO 2 LOB 6 									
Phil Bradley, R OBP: 0.385, SLG: 0.478 (1, 7)	0-0 G4-6-3 1B			0-0 F3		0-3 K			0-0 F8	4 0 1 0 0 1 1										
Mike Kingery, L OBP: 0.333, SLG: 0.460 (1, 9)	0-0 G4-6-3 1-2			0-0 F7		0-0 3-1			0-0 6-3	4 0 0 0 0 0 2										
Alvin Davis, L OBP: 0.381, SLG: 0.515 (1, 3)		0-0 F4		0-0 6-3			0-0 HR		0-0 F5	4 1 1 1 0 0 0										
Ken Phelps, L OBP: 0.410, SLG: 0.571 (1, 10)		0-0 F5			0-0 HR		0-0 G3			3 1 1 1 0 0 0										
Dave Valle, R OBP: 0.303, SLG: 0.469 (1, 2)		0-0 5-3			0-0 5-3		0-3 K			3 0 0 0 0 1 0										
Edgar Martinez, R OBP: 0.333, SLG: 0.625 (1, 5)			0-0 2B		0-0 4-3		0-0 F7			3 0 1 0 0 0 0										
Rey Quinones, R OBP: 0.308, SLG: 0.382 (1, 6)			0-0 1-3		0-0 5-3			0-0 5-3		3 0 0 0 0 0 1										
Harold Reynolds, S OBP: 0.336, SLG: 0.389 (1, 4)			0-0 F3			0-0 1B S 1B		0-0 F8		3 0 1 0 0 0 1										
Inning Stats	R: 0 E: 0 K: 0 S: 3	H: 1 LOB: 0 BB: 0 P: 3	R: 0 E: 0 K: 0 S: 4	H: 1 LOB: 1 BB: 0 P: 4	R: 0 E: 0 K: 0 S: 3	H: 0 LOB: 0 BB: 0 P: 3	R: 1 E: 0 K: 0 S: 4	H: 1 LOB: 1 BB: 0 P: 4	R: 0 E: 0 K: 1 S: 6	H: 2 LOB: 1 BB: 0 P: 6		R: 1 E: 0 K: 1 S: 6	H: 1 LOB: 0 BB: 0 P: 6	R: 0 E: 0 K: 0 S: 3	H: 0 LOB: 0 BB: 0 P: 3	R: 0 E: 0 K: 0 S: 3	H: 0 LOB: 0 BB: 0 P: 3	1B: 3 2B: 1 3B: 0 HR: 2	SF: 0 SAC: 0 DP: 1 HBP: 0	WP: 0 PB: 0 SB: 1 CS: 0
PITCHER	IP WLS BF H R ER SO BB IBB HBP BLK WP HR S P ERA WHIP											IP WLS BF H R ER SO BB IBB HBP BLK WP HR S P ERA WHIP								
Ken Schrom, R ERA: 6.18 (1, 1)	9.0 W 31 6 2 2 2 0 0 0 0 0 0 2 35 35 2.00 0.667																			

Batter	1	2	3	4	5	6	7	8	9	AB	R	H	RBI	BB	SO	LOB	TOP								
Brett Butler, L OBP: 0.395, SLG: 0.412 (1, 8)	L6		F9			HR		3-1		4	1	1	1	0	0	0	Cleveland Indians @ Seattle Mariners The Kingdome, Seattle, WA Wed Sep 16 1987, 6:33 AM EDT Att: 6,851 - Unknown								
Tommy Hinzo, S OBP: 0.305, SLG: 0.366 (1, 4)	F8			F8		K		1B		4	1	1	0	0	1	0									
Julio Franco, R OBP: 0.387, SLG: 0.430 (1, 6)	4-3			1B	S	F9		1B		4	1	2	1	0	0	0									
Joe Carter, R OBP: 0.298, SLG: 0.486 (1, 3)		6-3		SF8	S			K		4	0	2	0	0	1	1									
Mel Hall, L OBP: 0.309, SLG: 0.436 (1, 7)		BB		SF8		F7		FC1-5	1B	2	0	1	1	1	0	1									
Brook Jacoby, R OBP: 0.382, SLG: 0.539 (9, PR)										4	0	1	0	0	1	2									
Eddie Williams, R OBP: 0.326, SLG: 0.308 (9, 5)	F8			K				FC1-5	1B	0	0	0	0	0	0	0									
Pat Tabler, R OBP: 0.376, SLG: 0.450 (1, 10)	5-3									4	0	0	0	0	1	3									
Dave Clark, L OBP: 0.170, SLG: 0.174 (9, PH)			4-3							3	0	0	0	0	1	0									
Cory Snyder, R OBP: 0.272, SLG: 0.461 (9, 9)				K				K		1	0	0	0	0	1	2									
Andy Allanson, R OBP: 0.279, SLG: 0.326 (9, PH)			L6							3	0	1	0	0	0	0									
Carmen Castillo, R OBP: 0.297, SLG: 0.468 (9, 2)										1	0	0	0	0	0	2									
Chris Bando, S OBP: 0.262, SLG: 0.344 (9, 2)								1B		0	0	0	0	0	0	0									
Inning Stats	R: 0 E: 0 K: 0 S: 3	H: 0 LOB: 0 BB: 0 P: 3	R: 0 E: 0 K: 0 S: 3	H: 0 LOB: 1 BB: 1 P: 7	R: 0 E: 0 K: 0 S: 3	H: 0 LOB: 0 BB: 0 P: 3	R: 1 E: 0 K: 1 S: 7	H: 2 LOB: 1 BB: 0 P: 7	R: 0 E: 0 K: 1 S: 5	H: 0 LOB: 0 BB: 0 P: 5	R: 1 E: 0 K: 1 S: 7	H: 2 LOB: 1 BB: 0 P: 7	R: 0 E: 0 K: 1 S: 5	H: 0 LOB: 0 BB: 0 P: 5	R: 1 E: 0 K: 1 S: 7	H: 3 LOB: 1 BB: 0 P: 7	R: 0 E: 0 K: 1 S: 7	H: 2 LOB: 2 BB: 0 P: 7	1B: 8 2B: 0 3B: 0 HR: 1	SF: 1 SAC: 0 DP: 0 HBP: 0	WP: 0 PB: 0 SB: 3 CS: 0	PA: 36			
PITCHER	IP	WLS	BF	H	R	ER	SO	BB	IBB	HBP	BLK	WP	HR	S	P	ERA	WHIP								
Mike Campbell, R ERA: 6.29 (1, 1)	6.0		23	4	2	2	3	1	0	0	0	0	1	28	32	3.00	0.833								
Jerry Reed, R ERA: 3.25 (7, 1)	2.1		11	5	1	1	2	0	0	0	0	0	0	15	15	3.86	2.143								
Bill Wilkinson, L ERA: 3.2 (9, 1)	0.2	W	2	0	0	0	1	0	0	0	0	0	0	4	4	0.00	0.000								

Batter	1	2	3	4	5	6	7	8	9	AB	R	H	RBI	BB	SO	LOB	BOTTOM								
Mickey Brantley, R OBP: 0.337, SLG: 0.484 (1, 8)	6-3	F4			5-3					4	0	1	0	0	0	2	Cleveland Indians @ Seattle Mariners The Kingdome, Seattle, WA Wed Sep 16 1987, 6:33 AM EDT Att: 6,851 - Unknown								
Phil Bradley, R OBP: 0.385, SLG: 0.476 (1, 7)	6-3			E	G3-6-1	BB		K		3	1	0	0	1	2	1									
Jim Weaver, L OBP: 0.378, SLG: 0.511 (1, 9)	K			E1	G3-6-1			CS		2	0	0	0	2	1	1									
Alvin Davis, L OBP: 0.378, SLG: 0.511 (1, 3)		F8		G3-6-1		F8		F9		4	0	0	0	0	0	3									
Ken Phelps, L OBP: 0.408, SLG: 0.570 (1, 10)		2B		F7		F7		G3		4	1	1	0	0	0	0									
Jerry Narron, L OBP: 0.312, SLG: 0.391 (1, 2)		L3			4-3			3-1		4	0	0	0	0	0	1									
Edgar Martinez, R OBP: 0.462, SLG: 0.727 (9, PR)					F5					3	1	2	1	1	0	0									
Donell Nixon, R OBP: 0.274, SLG: 0.252 (9, PR)		E								0	1	0	0	0	0	0									
Rey Quinones, R OBP: 0.312, SLG: 0.391 (1, 6)		HBP						L9		3	1	2	2	0	0	1									
Harold Reynolds, S OBP: 0.334, SLG: 0.386 (1, 4)		E3								3	0	0	0	0	0	2									
Inning Stats	R: 0 E: 0 K: 1 S: 5	H: 0 LOB: 0 BB: 0 P: 5	R: 2 E: 1 K: 0 S: 6	H: 2 LOB: 2 BB: 0 P: 7	R: 1 E: 1 K: 0 S: 3	H: 0 LOB: 0 BB: 1 P: 7	R: 0 E: 0 K: 0 S: 4	H: 1 LOB: 1 BB: 0 P: 4	R: 0 E: 0 K: 1 S: 5	H: 0 LOB: 0 BB: 0 P: 5	R: 0 E: 0 K: 1 S: 5	H: 1 LOB: 1 BB: 0 P: 4	R: 0 E: 0 K: 1 S: 2	H: 0 LOB: 0 BB: 1 P: 6	R: 2 E: 0 K: 0 S: 2	H: 1 LOB: 1 BB: 1 P: 6	1B: 3 2B: 2 3B: 0 HR: 1	SF: 0 SAC: 0 DP: 1 HBP: 1	WP: 0 PB: 0 SB: 2 CS: 2	PA: 36					
PITCHER	IP	WLS	BF	H	R	ER	SO	BB	IBB	HBP	BLK	WP	HR	S	P	ERA	WHIP								
John Farrell, R ERA: 2.22 (1, 1)	8.0		32	5	3	1	3	3	0	1	0	0	0	34	47	1.12	1.000								
Sammy Stewart, R ERA: 4.19 (9, 1)	0.1	L	3	1	2	2	0	1	0	0	0	0	1	2	6	54.00	6.000								

Batter	1	2	3	4	5	6	7	8	9	10	AB	R	H	RBI	BB	SO	LOB	
Mickey Brantley, R OBP: 0.338, SLG: 0.482 (1, 8)	5-3		5-3 2B	F9		F9-2-6-2			1B 2B	CS	5	2	2	0	0	0	3	
Phil Bradley, R OBP: 0.385, SLG: 0.475 (1, 7)	F8		5-3			F9		FC4-6 1B	2B HR		5	1	2	0	0	0	1	
Alvin Davis, L OBP: 0.378, SLG: 0.513 (1, 3)	4-3		1B 2B			F7		FC4-6 G3	HR		5	2	2	2	0	0	1	
Ken Phelps, L OBP: 0.406, SLG: 0.569 (1, 10)		L6						G3			4	0	2	1	0	0	1	
Jim Presley, R OBP: 0.287, SLG: 0.435 (9, PH)			1B					1-2	HR		1	1	1	3	0	0	0	
Dave Valle, R OBP: 0.394, SLG: 0.461 (1, 2)	4-3		K			F9		K	P3		5	0	0	0	0	2	3	
Mike Kingery, L OBP: 0.334, SLG: 0.459 (1, 9)									F8		5	1	2	0	0	0	0	
Edgar Martinez, R OBP: 0.500, SLG: 0.750 (1, 5)											5	1	3	0	0	0	0	
Rey Quinones, R OBP: 0.311, SLG: 0.388 (1, 6)											5	0	1	1	0	0	3	
Harold Reynolds, S OBP: 0.335, SLG: 0.387 (1, 4)											4	0	2	1	0	0	0	
Inning Stats	R: 0 E: 0 K: 0 S: 3	H: 0 LOB: 0 BB: 0 P: 3	R: 0 E: 0 K: 0 S: 5	H: 2 LOB: 2 BB: 0 P: 5	R: 2 E: 0 K: 1 S: 8	H: 3 LOB: 1 BB: 0 P: 8	R: 1 E: 0 K: 0 S: 5	H: 2 LOB: 1 BB: 0 P: 5	R: 0 E: 0 K: 1 S: 6	H: 1 LOB: 1 BB: 0 P: 6	R: 0 E: 0 K: 0 S: 3	H: 0 LOB: 0 BB: 0 P: 3	R: 4 E: 0 K: 0 S: 7	H: 4 LOB: 0 BB: 0 P: 7	R: 0 E: 0 K: 0 S: 3	H: 1 LOB: 0 BB: 0 P: 3	1B: 13 2B: 4 3B: 0 HR: 1	SF: 0 SAC: 1 DP: 1 HBP: 0


PITCHER	IP	WLS	BF	H	R	ER	SO	BB	IBB	HBP	BLK	WP	HR	S	P	ERA	WHIP
Bill Long, R ERA: 4.27 (1, 1)	5.0		26	11	4	4	1	0	0	0	0	0	0	28	28	7.20	2.200
Jim Winn, R ERA: 4.94 (6, 1)	3.1		12	3	2	2	1	0	0	0	0	0	0	14	14	5.40	0.900
Ray Searage, L ERA: 4.14 (9, 1)	0.0		1	1	0	0	0	0	0	0	0	0	1	1	∞	∞	
Bobby Thigpen, R ERA: 2.84 (9, 1)	1.2	W	6	2	2	2	0	0	0	0	0	0	1	6	6	10.80	1.200

TOP

Seattle Mariners @ Chicago White Sox
Comiskey Park, Chicago, IL
Thu Sep 17 1987, 8:05 PM EDT
Att. 11,709 - Unknown

livebaseballscorecards.com

AB	44
R	8
H	17
RBI	8
BB	0
SO	2
LOB	12



Batter	1	2	3	4	5	6	7	8	9	10	AB	R	H	RBI	BB	SO	LOB			
Ozzie Guillen, L OBP: 0.305, SLG: 0.355 (1, 6)				B5-3					F7		5	0	1	0	0	0	1			
Donnie Hill, S OBP: 0.292, SLG: 0.375 (1, 4)											5	1	1	0	0	0	1			
Gary Redus, R OBP: 0.329, SLG: 0.389 (9, PR)	FC1-5-4-2 1B	1-3		K							0	0	0	0	0	0	0			
Fred Manrique, R OBP: 0.300, SLG: 0.363 (10, 4)											0	0	0	0	0	0	0			
Harold Baines, L OBP: 0.348, SLG: 0.474 (1, 10)											5	1	1	1	0	2	2			
Ivan Calderon, R OBP: 0.357, SLG: 0.516 (1, 9)											4	0	1	0	1	0	1			
Greg Walker, L OBP: 0.330, SLG: 0.461 (1, 3)											4	1	0	0	1	1	3			
Carlton Fisk, R OBP: 0.316, SLG: 0.453 (1, 2)											5	2	2	2	0	0	0			
Daryl Boston, L OBP: 0.301, SLG: 0.413 (1, 7)											4	2	3	3	0	0	0			
Kenny Williams, R OBP: 0.320, SLG: 0.429 (1, 8)											4	2	2	2	0	1	1			
Sleeve Lyons, L OBP: 0.320, SLG: 0.343 (1, 5)											4	0	1	1	0	1	1			
Inning Stats	R: 6 E: 0 K: 0 S: 9	H: 6 LOB: 1 BB: 1 P: 13	R: 0 E: 0 K: 0 S: 4	H: 1 LOB: 1 BB: 0 P: 4	R: 0 E: 0 K: 0 S: 4	H: 1 LOB: 1 BB: 0 P: 4	R: 0 E: 0 K: 2 S: 7	H: 0 LOB: 0 BB: 0 P: 7	R: 0 E: 0 K: 0 S: 3	H: 0 LOB: 0 BB: 0 P: 3	R: 2 E: 1 K: 1 S: 8	H: 2 LOB: 1 BB: 0 P: 8	R: 0 E: 0 K: 0 S: 3	H: 0 LOB: 0 BB: 0 P: 5	R: 0 E: 0 K: 2 S: 8	H: 1 LOB: 2 BB: 1 P: 12	R: 1 E: 0 K: 0 S: 1	H: 1 LOB: 0 BB: 0 P: 1	1B: 6 2B: 3 3B: 0 HR: 3	SF: 0 SAC: 0 DP: 0 HBP: 0


PITCHER	IP	WLS	BF	H	R	ER	SO	BB	IBB	HBP	BLK	WP	HR	S	P	ERA	WHIP
Scott Bankhead, R ERA: 5.48 (1, 1)	1.0		6	6	6	6	0	1	0	0	0	0	1	9	13	54.00	7.000
Dennis Powell, L ERA: 3.64 (2, 1)	5.0		20	4	2	2	3	0	0	0	0	0	1	26	26	3.60	0.800
Mike Trujillo, R ERA: 6.48 (7, 1)	2.1		8	1	0	0	1	0	0	0	0	0	0	10	10	0.00	0.429
Bill Wilkinson, L ERA: 3.3 (9, 1)	0.2	L	4	1	1	1	2	0	1	0	0	0	1	7	11	13.50	1.500

BOTTOM

Seattle Mariners @ Chicago White Sox
Comiskey Park, Chicago, IL
Thu Sep 17 1987, 8:05 PM EDT
Att. 11,709 - Unknown

livebaseballscorecards.com


AB	40
R	9
H	12
RBI	9
BB	2
SO	6
LOB	10



Batter	1	2	3	4	5	6	7	8	9	AB	R	H	RBI	BB	SO	LOB	TOP			
Mickey Brantley, R OBP: 0.342, SLG: 0.487 (1, 8)										5	0	3	0	0	1	1				
Phil Bradley, R OBP: 0.353, SLG: 0.472 (1, 7)										4	0	0	0	1	0	4				
Alvin Davis, L OBP: 0.375, SLG: 0.509 (1, 3)										5	0	0	0	0	2	4				
Jim Presley, R OBP: 0.288, SLG: 0.433 Mario Diaz, R OBP: 0.500, SLG: 0.833 (9, 6)										4	0	1	0	1	1	4				
Gary Matthews, R OBP: 0.325, SLG: 0.347 (1, 10)										3	0	0	0	1	1	2				
Edgar Martinez, R OBP: 0.455, SLG: 0.650 (1, 5)										4	0	1	0	0	0	3				
John Christensen, R OBP: 0.309, SLG: 0.348 (1, 9)										4	1	1	0	0	0	2				
Scott Bradley, L OBP: 0.307, SLG: 0.371 (1, 2)										4	0	2	1	0	1	1				
Harold Reynolds, S OBP: 0.335, SLG: 0.386 (1, 4)										4	0	1	0	0	0	2				
Inning Stats	R: 0 E: 0 K: 1 S: 6	H: 1 LOB: 3 BB: 2 P: 14	R: 0 E: 0 K: 0 S: 5	H: 2 LOB: 2 BB: 0 P: 5	R: 0 E: 0 K: 1 S: 7	H: 2 LOB: 2 BB: 0 P: 7	R: 0 E: 0 K: 2 S: 7	H: 0 LOB: 0 BB: 0 P: 7	R: 0 E: 0 K: 0 S: 3	H: 0 LOB: 1 BB: 1 P: 7	R: 0 E: 0 K: 0 S: 3	H: 0 LOB: 0 BB: 0 P: 3	R: 0 E: 0 K: 1 S: 6	H: 1 LOB: 0 BB: 0 P: 6	R: 0 E: 0 K: 1 S: 7	H: 2 LOB: 2 BB: 0 P: 7	1B: 8 2B: 1 3B: 0 HR: 0	SF: 0 SAC: 0 DP: 0 HBP: 0	WP: 0 PB: 0 SB: 0 CS: 0	PA: 40
PITCHER Floyd Bannister, L ERA: 3.81 (1, 1)	IP: 9.0 WLS: L BF: 40 H: 9 R: 1 ER: 0 SO: 6 BB: 3 IBB: 0 HBP: 0 BLK: 0 WP: 0 HR: 0 S: 49 P: 61 ERA: 0.00 WHIP: 1.333															PITCHER				

Seattle Mariners @ Chicago White Sox
Comiskey Park, Chicago, IL
Fri Sep 18 1987, 8:05 PM EDT
Att: 10,775 - Unknown

AB 37
R 1
H 9
RBI 1
BB 3
SO 6
LOB 23



Batter	1	2	3	4	5	6	7	8	9	AB	R	H	RBI	BB	SO	LOB	BOTTOM					
Gary Redus, R OBP: 0.326, SLG: 0.385 (1, 7)										4	0	0	0	0	1	2						
Kenny Williams, R OBP: 0.318, SLG: 0.427 (1, 8)										4	0	1	0	0	1	1						
Jerry Hairston, S OBP: 0.352, SLG: 0.425 (1, 10)										2	0	0	0	2	0	0						
Ivan Calderon, R OBP: 0.358, SLG: 0.514 (1, 9)										2	0	0	0	2	0	3						
Carlton Fisk, R OBP: 0.317, SLG: 0.451 (1, 2)										4	0	1	0	0	0	3						
Greg Walker, L OBP: 0.338, SLG: 0.460 (1, 3)										4	0	1	0	0	1	3						
Donnie Hill, S OBP: 0.292, SLG: 0.374 (1, 4)										4	0	1	0	0	1	0						
Pat Keedy, R OBP: 0.214, SLG: 0.350 (1, 5)										4	0	1	0	0	2	2						
Fred Manrique, R OBP: 0.301, SLG: 0.364 Harold Baines, L OBP: 0.348, SLG: 0.473 (9, PH)										2	0	1	0	0	0	2						
Inning Stats	R: 0 E: 0 K: 0 S: 4	H: 1 LOB: 2 BB: 1 P: 8	R: 0 E: 0 K: 0 S: 4	H: 2 LOB: 1 BB: 0 P: 4	R: 0 E: 0 K: 1 S: 5	H: 0 LOB: 1 BB: 1 P: 9	R: 0 E: 0 K: 2 S: 7	H: 0 LOB: 0 BB: 0 P: 7	R: 0 E: 0 K: 0 S: 4	H: 1 LOB: 1 BB: 0 P: 4	R: 0 E: 0 K: 0 S: 3	H: 0 LOB: 1 BB: 1 P: 7	R: 0 E: 0 K: 2 S: 8	H: 1 LOB: 1 BB: 0 P: 8	R: 0 E: 0 K: 0 S: 4	H: 1 LOB: 2 BB: 1 P: 8	R: 0 E: 0 K: 1 S: 5	H: 0 LOB: 0 BB: 0 P: 5	1B: 6 2B: 0 3B: 0 HR: 0	SF: 0 SAC: 1 DP: 1 HBP: 0	WP: 1 PB: 0 SB: 1 CS: 0	PA: 36
PITCHER Mark Langston, L ERA: 3.79 (1, 1)	IP: 9.0 WLS: W BF: 36 H: 6 R: 0 ER: 0 SO: 6 BB: 4 IBB: 0 HBP: 0 BLK: 0 WP: 1 HR: 0 S: 44 P: 60 ERA: 0.00 WHIP: 1.111															PITCHER						

Seattle Mariners @ Chicago White Sox
Comiskey Park, Chicago, IL
Fri Sep 18 1987, 8:05 PM EDT
Att: 10,775 - Unknown

AB 31
R 0
H 6
RBI 0
BB 4
SO 6
LOB 16



Batter	1	2	3	4	5	6	7	8	9	AB	R	H	RBI	BB	SO	LOB	TOP																
Mickey Brantley, R (1, 8) OBP: 0.346, SLG: 0.491										4	3	2	1	1	1	0	Seattle Mariners @ Chicago White Sox Comiskey Park, Chicago, IL Sat Sep 19 1987, 8:05 PM EDT Att: 12,405 - Unknown																
Phil Bradley, R (1, 7) OBP: 0.297, SLG: 0.474										4	2	3	1	1	1	0																	
Alvin Davis, L (1, 3) Donell Nixon, R (6, PR) John Moses, S (8, 3) OBP: 0.377, SLG: 0.518 OBP: 0.274, SLG: 0.252 OBP: 0.299, SLG: 0.328										4	1	3	4	0	0	1																	
Ken Phelps, L (1, 10) OBP: 0.409, SLG: 0.565										4	0	1	0	1	0	2																	
Scott Bradley, L (1, 2) OBP: 0.311, SLG: 0.376										4	1	2	0	1	0	5																	
Mike Kingery, L (1, 9) OBP: 0.330, SLG: 0.453										4	0	0	1	0	1	4																	
Edgar Martinez, R (1, 5) OBP: 0.444, SLG: 0.600										5	1	2	0	0	2	4																	
Mario Diaz, R (1, 6) Jim Prestley, R (9, PH) Dave Hengel, R (9, PR) OBP: 0.500, SLG: 0.700 OBP: 0.290, SLG: 0.433 OBP: 0.250, SLG: 0.250										4	0	2	1	0	0	2																	
Harold Reynolds, S (1, 4) Jim Weaver, L (9, PH) OBP: 0.332, SLG: 0.383										4	0	0	0	0	0	4																	
Inning Stats	R: 2 E: 0 K: 0 S: 5	H: 2 LOB: 2 BB: 2 P: 13	R: 0 E: 0 K: 1 S: 5	H: 1 LOB: 0 BB: 0 P: 5	R: 0 E: 0 K: 0 S: 4	H: 1 LOB: 2 BB: 1 P: 8	R: 4 E: 0 K: 0 S: 7	H: 4 LOB: 0 BB: 0 P: 7	R: 1 E: 0 K: 1 S: 4	H: 2 LOB: 1 BB: 1 P: 8	R: 0 E: 0 K: 1 S: 6	H: 1 LOB: 1 BB: 0 P: 6	R: 0 E: 0 K: 2 S: 6	H: 1 LOB: 2 BB: 1 P: 6	R: 0 E: 0 K: 2 S: 8	H: 1 LOB: 2 BB: 1 P: 12	1B: 11 2B: 4 3B: 0 HR: 1	SF: 2 SAC: 0 DP: 2 HBP: 0	WP: 0 PB: 0 SB: 2 CS: 0	PA: 45													
PITCHER	IP WLS BF H R ER SO BB IBB HBP BLK WP HR S P ERA WHIP																																
Adam Peterson, R (1, 1) ERA: 13.5	4.0	22	8	6	1	1	3	0	0	0	0	0	0	0	7	7	13.50	2.750															
Dave LaPoint, L (5, 1) ERA: 4.42	1.0	5	2	1	1	1	0	0	0	0	0	0	0	0	10	14	9.00	2.000															
John Pawlowski, R (6, 1) ERA: 4.5	2.0	9	3	1	1	1	1	0	0	0	0	0	0	10	14	4.50	2.000																
Bobby Thigpen, R (8, 1) ERA: 2.77	2.0	W 9	2	0	0	3	1	0	0	0	0	0	0	14	18	0.00	1.500																
Batter	1	2	3	4	5	6	7	8	9	AB	R	H	RBI	BB	SO	LOB	BOTTOM																
Ozzie Guillen, L (1, 6) OBP: 0.306, SLG: 0.360										4	1	1	2	1	1	2	Seattle Mariners @ Chicago White Sox Comiskey Park, Chicago, IL Sat Sep 19 1987, 8:05 PM EDT Att: 12,405 - Unknown																
Donnie Hill, S (1, 4) (8, 5) OBP: 0.291, SLG: 0.371										5	1	1	0	0	0	2																	
Harold Baines, L (1, 10) OBP: 0.350, SLG: 0.483										5	2	3	3	0	0	1																	
Ivan Calderon, R (1, 9) OBP: 0.360, SLG: 0.516										4	2	2	0	1	0	2																	
Greg Walker, L (1, 3) OBP: 0.340, SLG: 0.462										4	0	2	1	0	0	2																	
Ron Hassey, L (1, 2) OBP: 0.283, SLG: 0.312 Carlton Fisk, R (7, PH) OBP: 0.319, SLG: 0.453										3	0	0	0	0	0	3																	
Daryl Boston, L (1, 7) OBP: 0.303, SLG: 0.427										4	2	2	2	0	2	3																	
Kenny Williams, R (1, 8) OBP: 0.321, SLG: 0.428										4	1	2	1	0	1	1																	
Steve Lyons, L (1, 5) OBP: 0.322, SLG: 0.345 Fred Manrique, R (7, PH) OBP: 0.303, SLG: 0.365										2	0	1	0	0	0	0																	
Inning Stats	R: 0 E: 0 K: 0 S: 3	H: 0 LOB: 1 BB: 1 P: 7	R: 0 E: 0 K: 2 S: 8	H: 1 LOB: 0 BB: 0 P: 8	R: 0 E: 1 K: 0 S: 3	H: 0 LOB: 0 BB: 0 P: 3	R: 3 E: 0 K: 0 S: 6	H: 4 LOB: 0 BB: 0 P: 6	R: 0 E: 0 K: 0 S: 3	H: 1 LOB: 0 BB: 0 P: 3	R: 0 E: 0 K: 0 S: 3	H: 0 LOB: 1 BB: 1 P: 7	R: 5 E: 0 K: 3 S: 16	H: 7 LOB: 2 BB: 0 P: 16	R: 2 E: 0 K: 0 S: 6	H: 3 LOB: 1 BB: 0 P: 6	1B: 9 2B: 4 3B: 0 HR: 3	SF: 0 SAC: 0 DP: 2 HBP: 0	WP: 0 PB: 0 SB: 1 CS: 1	PA: 41													
PITCHER	IP WLS BF H R ER SO BB IBB HBP BLK WP HR S P ERA WHIP																																
Mike Morgan, R (1, 1) ERA: 4.67	6.0	25	7	4	4	2	2	0	0	0	0	0	0	1	11	11	6.00	1.500															
Bill Wilkinson, L (7, 1) ERA: 3.77	0.2	7	5	3	3	2	0	0	0	0	0	1	11	11	40.50	7.500																	
Ed Nunez, R (7, 1) ERA: 4.0	1.1	L 8	4	3	3	1	0	0	0	0	0	1	10	10	20.25	3.000																	

Batter	1	2	3	4	5	6	7	8	9	AB	R	H	RBI	BB	SO	LOB	TOP					
Mickey Brantley, R (1, 8) OBP: 0.344, SLG: 0.484	1-3		L5				4-3		5-3	4	0	0	0	1	0	3						
Phil Bradley, R (1, 7) OBP: 0.384, SLG: 0.470	4-3			K		F4	1-3			4	0	0	0	0	1	4						
Domingo Ramos, R (7, 4) OBP: 0.333, SLG: 0.429										0	0	0	0	0	0	0						
Alvin Davis, L (1, 3) OBP: 0.376, SLG: 0.515	F7					F8		4-3		3	0	0	0	1	0	1						
Ken Phelps, L (1, 10) OBP: 0.407, SLG: 0.559		K								3	1	0	0	0	3	1						
Dave Hengel, R (1, 9) OBP: 0.375, SLG: 0.375	L9			F8						4	1	2	0	0	0	1						
Dave Valle, R (1, 2) OBP: 0.301, SLG: 0.462						F8	F7			4	0	2	0	0	0	2						
Edgar Martinez, R (1, 5) OBP: 0.419, SLG: 0.586						F8		F8		4	1	1	2	0	0	3						
Mario Diaz, R (1, 6) OBP: 0.417, SLG: 0.583										2	0	0	0	0	0	0						
Scott Bradley, L (7, PH) OBP: 0.311, SLG: 0.376										0	0	0	0	0	0	0						
Jim Presley, R (7, PH) OBP: 0.291, SLG: 0.433										0	0	0	0	1	0	0						
Donell Nixon, R (7, PR) OBP: 0.274, SLG: 0.252										0	0	0	0	0	0	0						
Rey Quinones, R (7, 6) OBP: 0.310, SLG: 0.388										1	0	0	0	0	1	0						
Harold Reynolds, S (1, 4) OBP: 0.333, SLG: 0.382										1	0	0	0	1	0	0						
Brick Smith, R (7, PH) OBP: 0.331, SLG: 0.454										0	0	0	0	0	0	0						
Mike Kingery, L (7, 9) OBP: 0.331, SLG: 0.454										2	0	1	1	0	1	0						
Inning Stats	R: 0 E: 0 K: 0 S: 3	H: 0 LOB: 0 BB: 0 P: 3	R: 0 E: 0 K: 1 S: 6	H: 1 LOB: 1 BB: 0 P: 6	R: 0 E: 0 K: 2 S: 7	H: 0 LOB: 0 BB: 1 P: 6	R: 0 E: 0 K: 2 S: 7	H: 0 LOB: 1 BB: 1 P: 11	R: 0 E: 0 K: 0 S: 3	H: 0 LOB: 1 BB: 0 P: 3	R: 0 E: 0 K: 0 S: 3	H: 0 LOB: 1 BB: 1 P: 7	R: 3 E: 0 K: 0 S: 6	H: 3 LOB: 3 BB: 1 P: 11	R: 0 E: 0 K: 1 S: 7	H: 2 LOB: 2 BB: 0 P: 7	R: 0 E: 0 K: 2 S: 7	H: 0 LOB: 0 BB: 0 P: 7	1B: 5 2B: 1 3B: 0 HR: 0	SF: 0 SAC: 0 DP: 0 HBP: 1	WP: 0 PB: 0 SB: 0 CS: 0	PA: 37
PITCHER	IP	WLS	BF	H	R	ER	SO	BB	IBB	HBP	BLK	WP	HR	S	P	ERA	WHIP					
Jack McDowell, R (1, 1) ERA: 2.03	6.1	W	25	3	3	3	3	3	0	1	0	0	0	27	40	4.26	0.947					
Ray Searage, L (7, 1) ERA: 4.14	0.0		1	0	0	0	0	1	0	0	0	0	0	0	4	∞	∞					
Jim Winn, R (7, 1) ERA: 4.85	1.2		8	3	0	0	1	0	0	0	0	0	0	10	10	0.00	1.800					
Bobby Thigpen, R (9, 1) ERA: 2.73	1.0	S	3	0	0	0	2	0	0	0	0	0	0	7	7	0.00	0.000					

Seattle Mariners @ Chicago White Sox
Comiskey Park, Chicago, IL
Sun Sep 20 1987, 4:33 AM EDT
Att: 9,294 - Unknown

AB	32
R	3
H	6
RBI	3
BB	4
SO	6
LOB	15



Batter	1	2	3	4	5	6	7	8	9	AB	R	H	RBI	BB	SO	LOB	BOTTOM				
Ozzie Guillen, L (1, 6) OBP: 0.307, SLG: 0.365	F7			G6-4-3			SF8			3	0	2	1	0	0	0					
Donnie Hill, S (1, 4) OBP: 0.288, SLG: 0.367	F7			G6-4-3						4	0	0	0	0	1	3					
Fred Manrique, R (8, 4) OBP: 0.303, SLG: 0.365										0	0	0	0	0	0	0					
Harold Baines, L (1, 10) OBP: 0.347, SLG: 0.479	F7			K			L4			4	0	0	0	0	1	0					
Ivan Calderon, R (1, 9) OBP: 0.365, SLG: 0.524										4	1	4	0	0	0	0					
Greg Walker, L (1, 3) OBP: 0.337, SLG: 0.458										4	0	0	0	0	0	4					
Carlton Fisk, R (1, 2) OBP: 0.320, SLG: 0.452										3	1	1	1	1	1	1					
Daryl Boston, L (1, 7) OBP: 0.306, SLG: 0.434										4	2	2	1	0	1	2					
Kenny Williams, R (1, 8) OBP: 0.324, SLG: 0.434										2	1	1	1	1	0	0					
Steve Lyons, L (1, 5) OBP: 0.319, SLG: 0.343										1	0	0	1	0	1	0					
Inning Stats	R: 0 E: 0 K: 0 S: 3	H: 0 LOB: 0 BB: 0 P: 3	R: 0 E: 0 K: 1 S: 5	H: 1 LOB: 0 BB: 0 P: 5	R: 0 E: 0 K: 2 S: 7	H: 0 LOB: 0 BB: 0 P: 7	R: 0 E: 0 K: 1 S: 5	H: 1 LOB: 0 BB: 0 P: 5	R: 4 E: 0 K: 0 S: 8	H: 5 LOB: 1 BB: 0 P: 8	R: 0 E: 0 K: 0 S: 4	H: 1 LOB: 1 BB: 0 P: 4	R: 1 E: 0 K: 1 S: 6	H: 1 LOB: 1 BB: 1 P: 10	R: 0 E: 0 K: 0 S: 4	H: 1 LOB: 2 BB: 1 P: 8	1B: 4 2B: 4 3B: 2 HR: 0	SF: 2 SAC: 1 DP: 2 HBP: 0	WP: 0 PB: 0 SB: 0 CS: 0	PA: 34	
PITCHER	IP	WLS	BF	H	R	ER	SO	BB	IBB	HBP	BLK	WP	HR	S	P	ERA	WHIP				
Mike Moore, R (1, 1) ERA: 4.75	6.0	L	26	9	5	5	4	1	0	0	0	0	0	33	37	7.50	1.667				
Lee Guetterman, L (7, 1) ERA: 3.9	2.0		8	1	0	0	1	0	1	0	0	0	0	9	13	0.00	0.500				

Seattle Mariners @ Chicago White Sox
Comiskey Park, Chicago, IL
Sun Sep 20 1987, 4:33 AM EDT
Att: 9,294 - Unknown

AB	29
R	5
H	10
RBI	5
BB	2
SO	5
LOB	10



Batter	1	2	3	4	5	6	7	8	9	AB	R	H	RBI	BB	SO	LOB	TOP		
Willie Wilson, S (1,8) OBP: 0.323, SLG: 0.384	F8		K					FC6-4		4	0	1	0	0	1	1	Kansas City Royals @ Seattle Mariners The Kingdome, Seattle, WA Mon Sep 21 1987, 10:05 PM EDT Att: 6,416 - Unknown livebaseballscorecards.com		
Kevin Seitzer, R (1,5) OBP: 0.396, SLG: 0.470				E5		L9			HR	4	1	2	1	0	0	1			
George Brett, L (1,3) OBP: 0.390, SLG: 0.496	F5			F4			G5-4-3 BB		1B	4	0	2	0	0	0	2			
Danny Tartabull, R (1,9) OBP: 0.385, SLG: 0.524	K			3-1			G5-4-3 BB		F7	3	0	0	0	1	1	3			
Frank White, R (1,4) OBP: 0.304, SLG: 0.387		F7			5-3			G5-4-3	F7	4	0	0	0	0	0	3			
Jim Eisenreich, L (1,10) OBP: 0.286, SLG: 0.483		4-3			F6			4-3		4	0	1	0	0	0	1			
Jamie Quirk, L (1,2) OBP: 0.314, SLG: 0.345			L8		F9				1B	4	0	0	0	0	1	2			
Bo Jackson, R (1,7) OBP: 0.303, SLG: 0.462				F9					F9	3	0	0	0	0	0	0			
Ross Jones, R (1,6) OBP: 0.275, SLG: 0.300				F2						2	0	0	0	0	0	0			
Thad Bosley, L (8, PH) OBP: 0.316, SLG: 0.358						6-3				1	0	1	0	0	0	0			
Bill Pecota, R (8, 6) OBP: 0.338, SLG: 0.382								FC6-4	1B	0	0	0	0	0	0	0			
Inning Stats	R: 0 E: 0 K: 1 S: 6	H: 1 LOB: 1 BB: 0 P: 6	R: 0 E: 0 K: 0 S: 3	H: 0 LOB: 0 BB: 0 P: 3	R: 0 E: 0 K: 1 S: 5	H: 0 LOB: 0 BB: 0 P: 5	R: 0 E: 1 K: 0 S: 3	H: 0 LOB: 0 BB: 0 P: 3	R: 0 E: 0 K: 0 S: 4	H: 1 LOB: 1 BB: 0 P: 4	R: 0 E: 0 K: 0 S: 3	H: 1 LOB: 1 BB: 1 P: 7	R: 0 E: 0 K: 1 S: 6	H: 1 LOB: 0 BB: 0 P: 6	R: 1 E: 0 K: 0 S: 6	H: 3 LOB: 2 BB: 0 P: 6	1B: 6 2B: 0 3B: 0 HR: 1	SF: 0 SAC: 0 DP: 1 HBP: 0	WP: 0 PA: 34
PITCHER Mike Campbell, R (1,1) ERA: 5.19	IP: 9.0 WLS: W BF: 34 H: 7 R: 1 ER: 1 SO: 3 BB: 1 IBB: 0 HBP: 0 BLK: 0 WP: 0 HR: 1 S: 39 P: 43 ERA: 1.00 WHIP: 0.889																		

Batter	1	2	3	4	5	6	7	8	9	AB	R	H	RBI	BB	SO	LOB	BOTTOM		
Donell Nixon, R (1,8) OBP: 0.280, SLG: 0.296	HR	E3		G3		K		L3		5	1	2	2	0	1	1	Kansas City Royals @ Seattle Mariners The Kingdome, Seattle, WA Mon Sep 21 1987, 10:05 PM EDT Att: 6,416 - Unknown livebaseballscorecards.com		
Phil Bradley, R (1,7) OBP: 0.351, SLG: 0.466	G3	4-3		G3		4-3		6-3		5	0	0	0	0	0	3			
Alvin Davis, L (1,3) OBP: 0.375, SLG: 0.519	K		F5	K				HR		4	1	1	1	0	2	1			
Ken Phelps, L (1,10) OBP: 0.411, SLG: 0.561	WP			2B		4-3			BB	3	0	2	0	1	0	0			
Jim Prestley, R (1,5) OBP: 0.294, SLG: 0.436						BB		5-3		3	1	2	0	1	0	1			
Dave Valle, R (1,2) OBP: 0.300, SLG: 0.457	F5			F4		1B		F8		3	1	0	0	1	0	4			
Mike Kingery, L (1,9) OBP: 0.330, SLG: 0.451			3-1	L8		FC6		1-3		4	0	1	1	0	0	2			
Rey Quinones, R (1,6) OBP: 0.312, SLG: 0.392						FC6		F8		3	1	1	0	0	0	1			
Harold Reynolds, S (1,4) OBP: 0.330, SLG: 0.379		F7		L5		F6		4-3		4	0	0	0	0	0	3			
Inning Stats	R: 1 E: 0 K: 1 S: 7	H: 2 LOB: 2 BB: 1 P: 11	R: 0 E: 1 K: 0 S: 4	H: 0 LOB: 2 BB: 0 P: 5	R: 0 E: 0 K: 0 S: 5	H: 2 LOB: 1 BB: 0 P: 5	R: 1 E: 0 K: 1 S: 7	H: 2 LOB: 1 BB: 0 P: 7	R: 2 E: 1 K: 0 S: 5	H: 2 LOB: 1 BB: 1 P: 9	R: 1 E: 0 K: 1 S: 6	H: 1 LOB: 1 BB: 1 P: 10	R: 0 E: 0 K: 0 S: 3	H: 0 LOB: 0 BB: 0 P: 3	R: 0 E: 0 K: 0 S: 3	H: 0 LOB: 0 BB: 0 P: 3		1B: 4 2B: 2 3B: 1 HR: 2	SF: 0 SAC: 0 DP: 0 HBP: 1
PITCHER Bret Saberhagen, R (1,1) ERA: 3.35	IP: 8.0 WLS: L BF: 38 H: 9 R: 5 ER: 4 SO: 3 BB: 3 IBB: 0 HBP: 1 BLK: 0 WP: 1 HR: 2 S: 40 P: 53 ERA: 4.50 WHIP: 1.500																		

Batter	1	2	3	4	5	6	7	8	9	AB	R	H	RBI	BB	SO	LOB	TOP																		
Jerry Browne, S OBP: 0.356, SLG: 0.343 Greg Tabor, R (7.4)	0-0 F7		0-0 4-3		0-3 K		0-0 6-3		0-3 K	4	0	0	0	0	1	1																			
Scott Fletcher, R OBP: 0.336, SLG: 0.377 Curtis Wilkerson, S OBP: 0.298, SLG: 0.400 (7.6)	0-0 5-3		0-0 6-3		0-0 6-3		0-0 1B		0-0 6-3	3	0	0	0	0	0	0																			
Ruben Sierra, S OBP: 0.309, SLG: 0.481 Cecl Espy, S (7.9)	0-3 K		0-3 K		0-0 G3 2B 1B		0-0 F7			4	1	1	0	0	2	2																			
Pete O'Brien, L OBP: 0.355, SLG: 0.466 Tom Paciorek, R OBP: 0.294, SLG: 0.375 (8.3)		0-0 4-3		0-0 4-3		0-0 G3		0-0 1B 1B		4	0	1	0	0	0	1																			
Larry Parrish, R OBP: 0.331, SLG: 0.491 Steve Buechele, R OBP: 0.286, SLG: 0.391 (8.5)		0-0 1B 1B		0-0 L3		1-0 2B HBP		0-0 1B 1B		3	1	2	0	0	0	0																			
Oddibe McDowell, L OBP: 0.316, SLG: 0.432 (1.8)		0-3 K		0-0 F7		0-0 2B		0-3 K		4	0	1	1	0	2	3																			
Pete Incaviglia, R OBP: 0.336, SLG: 0.505 Darrell Porter, L OBP: 0.381, SLG: 0.403 (8. PH)		0-0 1B 1B		0-0 4-3 WP 6-3 1B		0-3 K		0-0 F5		3	1	2	0	0	1	2																			
Geno Petralli, L OBP: 0.387, SLG: 0.457 Mike Stanley, R OBP: 0.362, SLG: 0.405 (7.2)		0-0 1B 2H		0-0 4-3		0-0 1B 6-3 1B		0-0 F9		3	0	2	1	0	0	1																			
Bob Brower, R OBP: 0.333, SLG: 0.457 Dave Meier, R OBP: 0.333, SLG: 0.389 (7.7)		0-0 1-3		0-0 6-3		0-3 K		0-0 F8		3	0	0	1	0	1	3																			
Inning Stats	R: 0 E: 0 K: 1 S: 5	H: 0 LOB: 0 BB: 0 P: 5	R: 1 E: 0 K: 1 S: 8	H: 3 LOB: 2 BB: 0 P: 8	R: 0 E: 0 K: 0 S: 5	H: 0 LOB: 0 BB: 0 P: 5	R: 0 E: 0 K: 0 S: 3	H: 0 LOB: 0 BB: 0 P: 3	R: 1 E: 0 K: 1 S: 6	H: 1 LOB: 0 BB: 0 P: 6	R: 1 E: 0 K: 1 S: 7	H: 2 LOB: 2 BB: 0 P: 8	R: 0 E: 0 K: 1 S: 7	H: 2 LOB: 2 BB: 0 P: 7	R: 0 E: 0 K: 1 S: 5	H: 0 LOB: 0 BB: 0 P: 5	1B: 9 2B: 1 3B: 0 HR: 0	SF: 0 SAC: 0 DP: 0 HBP: 1	WP: 1 PA: 38 PB: 0 CS: 0																
PITCHER Mike Morgan, R ERA: 4.6 (1.1)	IP 9.0	WLS W	BF 38	H 10	R 3	ER 3	SO 8	BB 0	IBB 0	HBP 1	BLK 0	WP 1	HR 0	S 53	P 54	ERA 3.00	WHIP 1.111	PITCHER	IP 9.0	WLS W	BF 38	H 10	R 3	ER 3	SO 8	BB 0	IBB 0	HBP 1	BLK 0	WP 1	HR 0	S 53	P 54	ERA 3.00	WHIP 1.111

Texas Rangers @ Seattle Mariners
The Kingdome, Seattle, WA
Fri Sep 25 1987, 10:05 PM EDT
Att: 7,246 - Unknown

AB 37
R 3
H 10
RBI 3
BB 0
SO 8
LOB 17



Batter	1	2	3	4	5	6	7	8	9	AB	R	H	RBI	BB	SO	LOB	BOTTOM																		
Donell Nixon, R OBP: 0.300, SLG: 0.333 (1.8)	0-0 L4		0-0 SH1-4		4-0 G3 S BB		0-0 5-3			3	1	1	1	1	0	0																			
Phil Bradley, R OBP: 0.384, SLG: 0.467 Dave Hengel, R OBP: 0.231, SLG: 0.231 (8.9)	0-0 S BB SF9 1B		0-0 S 1B		0-0 G3		0-3 K		0-3 K	4	1	2	1	0	1	1																			
Alvin Davis, L OBP: 0.372, SLG: 0.509 Brick Smith, R (7.3)	4-0 1-2 BB		0-0 6-3		0-0 3-1		4-0 1B BB WP BB		4-0 4-3 BB	2	1	0	1	2	0	2																			
Ken Phelps, L OBP: 0.411, SLG: 0.556 Gary Matthews, R OBP: 0.321, SLG: 0.342 (8. PH)	0-0 SF9 2H		0-3 K		0-3 K		4-0 WP 1B BB		0-0 4-3	2	1	0	1	1	2	1																			
Jim Prestey, R OBP: 0.298, SLG: 0.438 Edgar Martinez, R OBP: 0.406, SLG: 0.567 (7.5)	0-3 K		0-3 K		0-0 2B 1B		1-2 2-3 1B 1B		0-0 F8	4	2	2	0	0	2	1																			
Mike Kingery, L OBP: 0.331, SLG: 0.453 Jim Weaver, L (8.7)		0-0 BB 1B		0-0 F7		0-0 1B 2B		0-0 F5		4	2	2	0	0	0	2																			
Dave Valle, R OBP: 0.301, SLG: 0.452 (1.2)		4-0 1-2 SH BB		0-0 G3		0-3 K		0-0 1B		3	1	1	2	1	1	2																			
Rey Quinones, R OBP: 0.318, SLG: 0.400 Mario Diaz, R OBP: 0.357, SLG: 0.500 (8.6)		0-0 SH1-4 1B 1B		0-0 SH 1B		0-0 HR		0-3 K		3	2	3	4	0	0	0																			
Harold Reynolds, S OBP: 0.326, SLG: 0.373 (1.4)		0-0 SH S SH1-4		0-0 F9		0-0 G3		0-0 5-3		3	1	0	0	0	0	1																			
Inning Stats	R: 1 E: 0 K: 1 S: 6	H: 1 LOB: 1 BB: 1 P: 10	R: 4 E: 1 K: 1 S: 9	H: 3 LOB: 1 BB: 1 P: 13	R: 0 E: 0 K: 1 S: 5	H: 0 LOB: 0 BB: 0 P: 5	R: 1 E: 0 K: 0 S: 4	H: 1 LOB: 1 BB: 1 P: 8	R: 2 E: 0 K: 2 S: 10	H: 3 LOB: 1 BB: 0 P: 10	R: 4 E: 0 K: 1 S: 7	H: 3 LOB: 1 BB: 2 P: 15	R: 0 E: 0 K: 1 S: 5	H: 0 LOB: 0 BB: 0 P: 5	R: 0 E: 0 K: 1 S: 5	H: 0 LOB: 1 BB: 1 P: 9	1B: 8 2B: 1 3B: 0 HR: 2	SF: 1 SAC: 2 DP: 0 HBP: 0	WP: 1 PA: 41 PB: 0 CS: 0																
PITCHER Bobby Witt, R ERA: 5.17 Dwayne Henry, R ERA: 9.0 Steve Howe, L ERA: 5.19 Mitch Williams, L ERA: 2.9 (8.1)	IP 1.1	WLS L	BF 24	H 7	R 8	ER 8	SO 4	BB 3	IBB 0	HBP 0	BLK 0	WP 1	HR 1	S 29	P 41	ERA 16.61	WHIP 2.308	PITCHER	IP 1.2	WLS L	BF 10	H 4	R 4	ER 4	SO 2	BB 2	IBB 0	HBP 0	BLK 0	WP 0	HR 1	S 12	P 20	ERA 21.60	WHIP 3.600

Texas Rangers @ Seattle Mariners
The Kingdome, Seattle, WA
Fri Sep 25 1987, 10:05 PM EDT
Att: 7,246 - Unknown

AB 32
R 12
H 11
RBI 10
BB 6
SO 8
LOB 12



Batter	1	2	3	4	5	6	7	8	9	AB	R	H	RBI	BB	SO	LOB	TOP																			
Jerry Browne, S OBP: 0.357, SLG: 0.342 (1, 4)	0-3 K		0-0 6-3		0-0 4-3 1B		0-0 B2-6	4-0 BB		4	0	1	1	1	1	1	Texas Rangers @ Seattle Mariners The Kingdome, Seattle, WA Sun Sep 27 1987, 6:33 AM EDT Att: 9,032 - Unknown																			
Curtis Wilkerson, S OBP: 0.299, SLG: 0.398 Larry Parrish, R OBP: 0.332, SLG: 0.489 Scott Fletcher, R OBP: 0.355, SLG: 0.375 (1, 6) (7, PH) (7, PR) (7, 6)	0-3 K			0-0 1B	0-0 4-3		0-0 1B	0-0 6-3		3	0	1	0	0	1	2																				
Ruben Sierra, S OBP: 0.307, SLG: 0.477 (1, 9)	0-0 F8			0-0 F3	0-0 G3		0-0 G6-4-3		0-0 F6	5	0	0	0	0	0	5																				
Pete O'Brien, L OBP: 0.353, SLG: 0.462 (1, 3)		0-3 K		0-0 BB 1B		0-0 3-1		0-3 K	0-0 4-3	5	0	1	0	0	2	0																				
Darrell Porter, L OBP: 0.380, SLG: 0.402 Pete Incaviglia, R OBP: 0.335, SLG: 0.503 (1, 10) (8, PH)	0-0 F8			0-0 F2		0-0 1B 4-3 1B		0-3 K	0-0 L5	3	1	1	0	0	0	2																				
Oddibe McDowell, L OBP: 0.325, SLG: 0.437 (1, 8)	4-0 S BB			4-0 1-2 BB		0-0 4-3 S 1B		0-0 1B 1B		2	1	2	0	2	0	0																				
Geno Petralli, L OBP: 0.380, SLG: 0.447 Mike Stanley, R OBP: 0.364, SLG: 0.407 Greg Tabor, R (1, 2) (8, PH) (8, PR)	0-0 4-3			0-3 K		0-0 4-3		0-0 1B BB 1B		3	0	0	1	0	1	5																				
Tom Paciorek, R OBP: 0.278, SLG: 0.353 Steve Buechele, R OBP: 0.287, SLG: 0.390 (1, 7) (7, 5)			0-3 K		0-0 F8		0-0 F8		0-0 BB BB 1B	3	0	0	0	0	1	1																				
Tom O'Malley, L OBP: 0.331, SLG: 0.346 Bob Brower, R OBP: 0.334, SLG: 0.455 (1, 5) (7, PR) (7, 7)	0-0 4-3				4-0 4-3 1B BB		4-0 B2-6 BB		4-0 BB	1	0	0	0	2	0	0																				
Inning Stats	R: 0 E: 0 K: 2 S: 7	H: 0 LOB: 0 BB: 0 P: 7	R: 0 E: 0 K: 1 S: 5	H: 0 LOB: 1 BB: 1 P: 9	R: 0 E: 0 K: 1 S: 5	H: 0 LOB: 0 BB: 0 P: 5	R: 0 E: 0 K: 1 S: 7	H: 2 LOB: 3 BB: 1 P: 11	R: 0 E: 0 K: 0 S: 4	H: 1 LOB: 2 BB: 1 P: 8	R: 1 E: 0 K: 0 S: 5	H: 2 LOB: 1 BB: 0 P: 5	R: 0 E: 0 K: 0 S: 3	H: 1 LOB: 2 BB: 1 P: 7	R: 2 E: 0 K: 2 S: 10	H: 3 LOB: 3 BB: 2 P: 18		R: 0 E: 0 K: 0 S: 3	H: 0 LOB: 0 BB: 0 P: 3	1B: 9 2B: 0 3B: 0 HR: 0	SF: 0 SAC: 0 DP: 1 HBP: 0	WP: 0 PB: 0 SB: 2 CS: 0	PA: 41													
PITCHER	IP	WLS	BF	H	R	ER	SO	BB	IBB	HBP	BLK	WP	HR	S	P	ERA	WHIP	PITCHER		IP	WLS	BF	H	R	ER	SO	BB	IBB	HBP	BLK	WP	HR	S	P	ERA	WHIP
Mike Campbell, R ERA: 4.74 (1, 1)	6.0		27	5	1	1	5	4	0	0	0	0	0	33	49	1.50	1.500	Ed Nunez, R ERA: 3.91 (9, 1)		1.0	S	3	0	0	0	0	0	0	0	0	0	3	3	0.00	0.000	
Dennis Powell, L ERA: 3.48 (7, 1)	1.1		4	1	0	0	1	0	0	0	0	0	0	6	6	0.00	0.750																			
Jerry Reed, R ERA: 3.28 (8, 1)	0.1		2	1	0	0	1	0	0	0	0	0	0	4	4	0.00	3.000																			
Bill Wilkinson, L ERA: 3.84 (8, 1)	0.0		2	2	1	1	0	0	0	0	0	0	0	2	2	∞	∞																			
Mike Trujillo, R ERA: 6.22 (8, 1)	0.1	W	3	0	1	1	0	2	0	0	0	0	0	1	9	27.00	6.000																			

Batter	1	2	3	4	5	6	7	8	9	AB	R	H	RBI	BB	SO	LOB	BOTTOM																			
Mickey Brantley, R OBP: 0.346, SLG: 0.503 (1, 8) (9, 9)	0-0 9-2 3B		0-0 F9 1B		0-0 FC6-4 1B		0-0 HR			4	1	4	1	0	0	0	Texas Rangers @ Seattle Mariners The Kingdome, Seattle, WA Sun Sep 27 1987, 6:33 AM EDT Att: 9,032 - Unknown																			
Phil Bradley, R OBP: 0.385, SLG: 0.465 (1, 7)	4-0 BB BB		0-0 S 1B		0-0 FC6-4 E S 1B		0-0 F9			3	1	1	0	1	0	1																				
Alvin Davis, L OBP: 0.370, SLG: 0.504 (1, 3)	0-0 F5		0-0 F9		0-0 1H 1B		0-0 4-3			4	0	1	1	0	0	4																				
Ken Phelps, L OBP: 0.410, SLG: 0.551 Edgar Martinez, R OBP: 0.394, SLG: 0.548 (1, 10) (8, PH)	4-0 1-2 BB		0-0 F6		0-3 K			0-0 F9		2	0	0	0	1	1	2																				
Jim Prestley, R OBP: 0.296, SLG: 0.434 John Moses, S OBP: 0.299, SLG: 0.328 (1, 5) (8, PR) (9, 8)	0-0 9-2		0-3 K		0-0 1-3			0-0 BB HR 1B		4	0	1	0	0	1	5																				
Mike Kingery, L OBP: 0.328, SLG: 0.450 Gary Matthews, R OBP: 0.321, SLG: 0.338 Jim Weaver, L (1, 9) (8, PH) (8, PR)		0-0 E6		0-0 F9		0-0 4-3		4-0 BB HR 1B		3	0	0	0	0	0	0																				
Domingo Ramos, R OBP: 0.333, SLG: 0.429 (9, 5)		0-0 CS						1-2 HR BB		0	0	0	0	0	0	0																				
Dave Valle, R OBP: 0.296, SLG: 0.443 Donell Nixon, R OBP: 0.308, SLG: 0.342 Scott Bradley, L OBP: 0.309, SLG: 0.373 Dave Hengel, R OBP: 0.286, SLG: 0.500 Jerry Narron, L (1, 2) (6, PR) (7, 2) (8, PH) (9, 2)	0-0 F8		0-0 6-3		0-0 E7		0-0 S HR			3	0	0	0	0	0	1																				
Rey Quinones, R OBP: 0.319, SLG: 0.398 (1, 6)	4-0 1-2 BB		4-0 BB		0-0 5-3			0-0 F7		2	0	0	0	2	0	2																				
Harold Reynolds, S OBP: 0.322, SLG: 0.369 (1, 4)	0-0 G3		0-0 4-3				0-0 F9			4	0	0	0	0	0	3																				
Inning Stats	R: 0 E: 0 K: 0 S: 3	H: 1 LOB: 2 BB: 2 P: 11	R: 0 E: 1 K: 0 S: 3	H: 0 LOB: 1 BB: 1 P: 7	R: 0 E: 0 K: 1 S: 7	H: 2 LOB: 2 BB: 0 P: 7	R: 0 E: 0 K: 0 S: 3	H: 0 LOB: 1 BB: 1 P: 7	R: 1 E: 1 K: 0 S: 4	H: 2 LOB: 0 BB: 0 P: 6	R: 0 E: 0 K: 0 S: 4	H: 0 LOB: 2 BB: 0 P: 4	R: 1 E: 0 K: 0 S: 4	H: 1 LOB: 0 BB: 0 P: 4	R: 3 E: 0 K: 0 S: 5	H: 2 LOB: 1 BB: 1 P: 9	1B: 5 2B: 1 3B: 1 HR: 2	SF: 0 SAC: 0 DP: 1 HBP: 0	WP: 0 PB: 0 SB: 3 CS: 1	PA: 36																
PITCHER	IP	WLS	BF	H	R	ER	SO	BB	IBB	HBP	BLK	WP	HR	S	P	ERA	WHIP	PITCHER		IP	WLS	BF	H	R	ER	SO	BB	IBB	HBP	BLK	WP	HR	S	P	ERA	WHIP
Greg Harris, R ERA: 4.81 (1, 1)	6.2		29	6	2	2	2	4	0	0	0	0	1	29	45	2.70	1.500	Mitch Williams, L ERA: 3.13 (7, 1)		1.1	L	7	2	3	3	0	1	0	0	0	0	1	6	10	20.25	2.250

AB	35
R	3
H	9
RBI	3
BB	6
SO	7
LOB	19



AB	31
R	5
H	8
RBI	5
BB	5
SO	2
LOB	18



Batter	1	2	3	4	5	6	7	8	9	AB	R	H	RBI	BB	SO	LOB	TOP					
Donell Nixon, R OBP: 0.312, SLG: 0.344 (1, 8)	1-3	SF8 1-3 2-H 1B		L4		PO	WP PB 1B		B1-3	5	1	2	1	0	0	1						
John Moses, S OBP: 0.300, SLG: 0.332 (1, 9)	4-3	SF8					K		2B	4	1	2	1	0	1	1						
Phil Bradley, R OBP: 0.388, SLG: 0.469 (1, 7)	BB S 1B					K	L6-3 1B		2B	4	0	3	2	1	1	1						
Ken Phelps, L OBP: 0.409, SLG: 0.548 Gary Matthews, R OBP: 0.323, SLG: 0.340 (7, PH)	BB 1-2 BB	F7			F4		L6-3		2B	2	0	0	0	1	0	3						
Jim Prestley, R OBP: 0.297, SLG: 0.433 (1, 5)	1-2 2-3 BB			1-3		K			1-4-3 BB	2	0	0	0	2	1	1						
Alvin Davis, L OBP: 0.388, SLG: 0.501 (1, 3)	K			G3			G3		K	4	0	0	0	0	2	4						
Dave Valle, R OBP: 0.292, SLG: 0.438 (1, 2)				K			E6 S 1B		1-4-3	4	1	0	0	0	1	1						
Domingo Ramos, R OBP: 0.340, SLG: 0.431 (1, 6)		1B 1B				L9	CS 1B		4-3	4	1	2	1	0	0	1						
Harold Reynolds, S OBP: 0.325, SLG: 0.372 (1, 4)		1B SF8 1B				CS 1B	PO 1B		3-1	4	1	3	0	0	0	0						
Inning Stats	R: 0 E: 0 K: 1 S: 6	H: 1 LOB: 3 BB: 2 P: 14	R: 2 E: 0 K: 1 S: 8	H: 3 LOB: 2 BB: 1 P: 12	R: 0 E: 0 K: 0 S: 3	H: 0 LOB: 0 BB: 0 P: 3	R: 0 E: 0 K: 0 S: 3	H: 1 LOB: 0 BB: 0 P: 3	R: 0 E: 0 K: 2 S: 8	H: 1 LOB: 1 BB: 0 P: 8	R: 1 E: 1 K: 0 S: 4	H: 2 LOB: 0 BB: 0 P: 4	R: 1 E: 0 K: 1 S: 6	H: 2 LOB: 0 BB: 0 P: 6	R: 0 E: 0 K: 1 S: 5	H: 0 LOB: 1 BB: 1 P: 9	R: 1 E: 0 K: 0 S: 5	H: 3 LOB: 2 BB: 0 P: 5	1B: 11 2B: 3 3B: 0 HR: 0	SF: 1 SAC: 0 DP: 1 HBP: 0	WP: 1 PB: 1 CS: 2	PA: 41
PITCHER	IP	WLS	BF	H	R	ER	SO	BB	IBB	HBP	BLK	WP	HR	S	P	ERA	WHIP					
Mark Gubicza, R ERA: 4.1 (1, 1)	6.1	L	30	10	4	2	5	3	0	0	0	1	0	37	49	2.84	2.053					
Jerry Don Gleaton, L ERA: 4.26 (7, 1)	1.2		5	0	0	0	1	1	0	0	0	0	0	6	10	0.00	0.600					
Dan Quisenberry, R ERA: 2.76 (9, 1)	1.0		5	3	1	1	0	0	0	0	0	0	0	5	5	9.00	3.000					

Seattle Mariners @ Kansas City Royals
Royals Stadium, Kansas City, MO
Mon Sep 28 1987, 8:05 PM EDT
Att: 22,068 - Unknown

AB 35
R 5
H 13
RBI 5
BB 4
SO 6
LOB 14



Batter	1	2	3	4	5	6	7	8	9	AB	R	H	RBI	BB	SO	LOB	BOTTOM				
Willie Wilson, S OBP: 0.319, SLG: 0.379 (1, 8)	6-3		5-3			F9		L4		4	0	0	0	0	0	1					
Kevin Seitzer, R OBP: 0.397, SLG: 0.469 (1, 5)	S 1B		6-3			6-3 3B		F9		4	1	2	0	0	0	1					
George Brett, L OBP: 0.392, SLG: 0.505 (1, 3)	1-3 1-2		F6			6-3		K		4	0	0	1	0	1	1					
Danny Tartabull, R OBP: 0.386, SLG: 0.534 (1, 9)	6-3				F9		K	FC5-4 1B BB		3	0	0	0	1	1	1					
Frank White, R OBP: 0.305, SLG: 0.392 (1, 4)		F8		F7		F9		FC5-4 1B		4	0	1	0	0	0	0					
Bo Jackson, R OBP: 0.299, SLG: 0.455 (1, 10)		5-3		2-3		L8		FC5-4		4	0	0	0	0	0	2					
Bill Pecota, R OBP: 0.349, SLG: 0.403 Jim Eisenreich, L OBP: 0.278, SLG: 0.465 (9, PH)		1B 1B				F9		3-1		3	0	1	0	0	0	0					
Gary Thurman, R OBP: 0.338, SLG: 0.310 (1, 7)		S 1B				L9		6-3		3	0	1	0	0	0	0					
Larry Owen, R OBP: 0.260, SLG: 0.317 Jamie Quirk, L OBP: 0.314, SLG: 0.354 (8, PH)		6-3				6-3		1B		2	0	0	0	0	0	2					
Inning Stats	R: 0 E: 0 K: 0 S: 4	H: 1 LOB: 1 BB: 0 P: 4	R: 0 E: 0 K: 0 S: 5	H: 2 LOB: 2 BB: 0 P: 5	R: 0 E: 0 K: 0 S: 3	H: 0 LOB: 0 BB: 0 P: 3	R: 0 E: 0 K: 0 S: 3	H: 0 LOB: 0 BB: 0 P: 3	R: 1 E: 0 K: 1 S: 6	H: 1 LOB: 0 BB: 0 P: 6	R: 0 E: 0 K: 0 S: 3	H: 0 LOB: 0 BB: 0 P: 3	R: 0 E: 0 K: 0 S: 4	H: 1 LOB: 1 BB: 0 P: 4	R: 0 E: 0 K: 1 S: 6	H: 1 LOB: 2 BB: 1 P: 10	1B: 5 2B: 0 3B: 1 HR: 0	SF: 0 SAC: 0 DP: 0 HBP: 0	WP: 0 PB: 0 CS: 0	PA: 34	
PITCHER	IP	WLS	BF	H	R	ER	SO	BB	IBB	HBP	BLK	WP	HR	S	P	ERA	WHIP				
Lee Guetterman, L ERA: 3.76 (1, 1)	6.0	W	22	4	1	1	1	0	0	0	0	0	0	24	24	1.50	0.667				
Jerry Reed, R ERA: 3.16 (7, 1)	3.0	S	12	2	0	0	1	1	0	0	0	0	0	13	17	0.00	1.000				

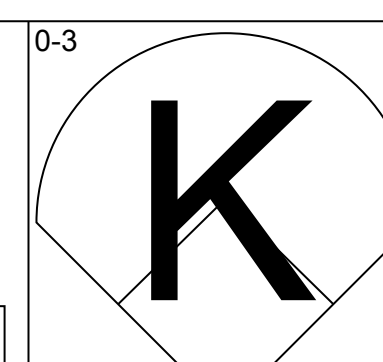
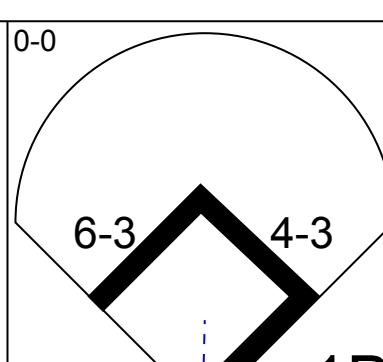
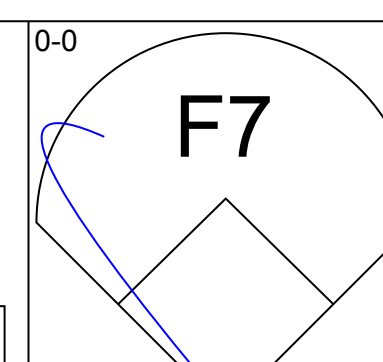
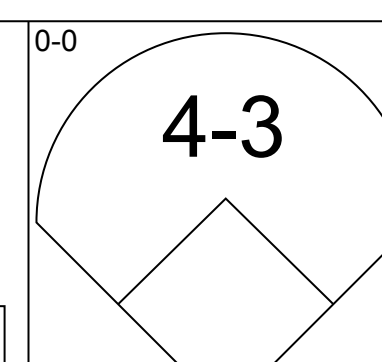
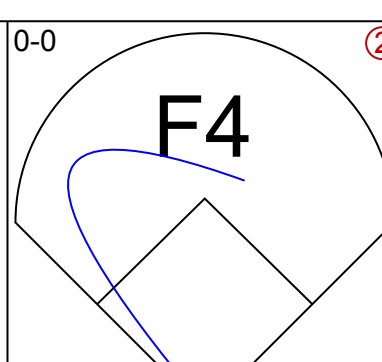
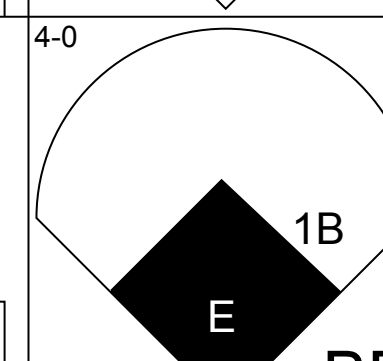
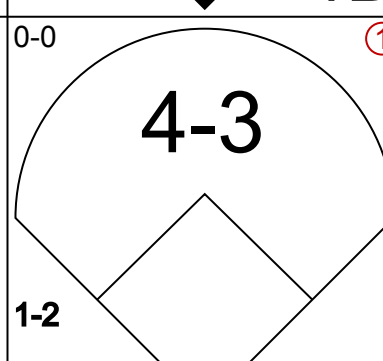
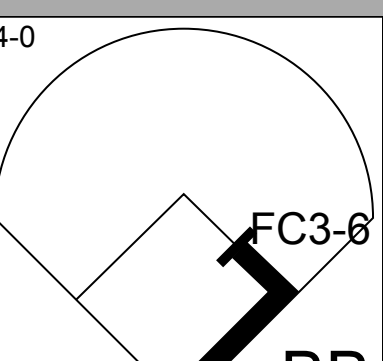
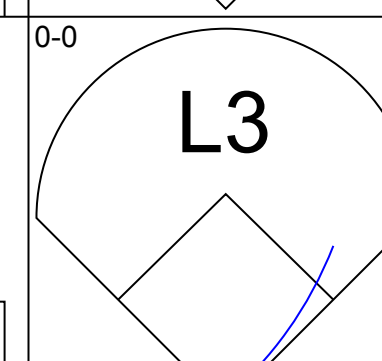
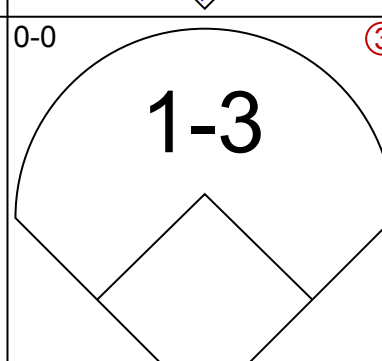
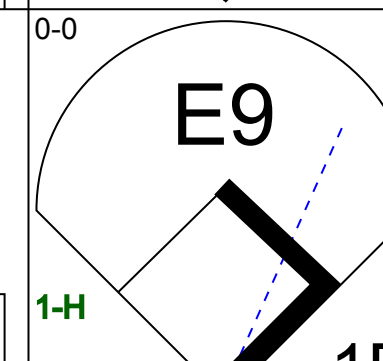
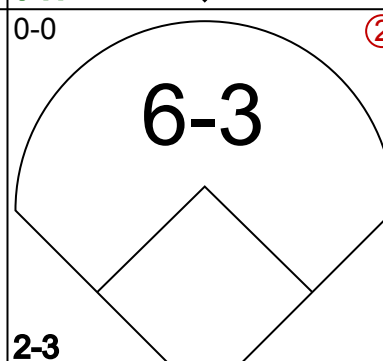
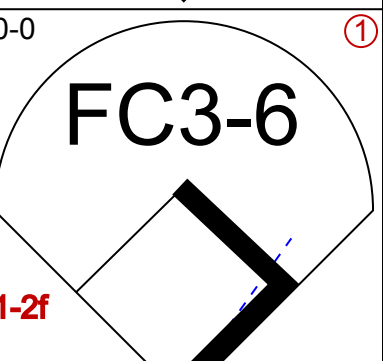
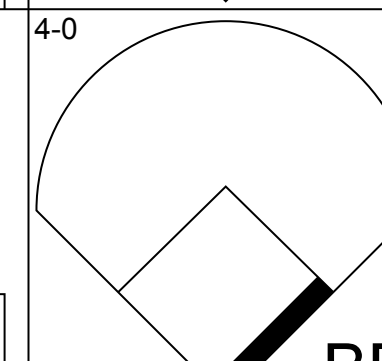
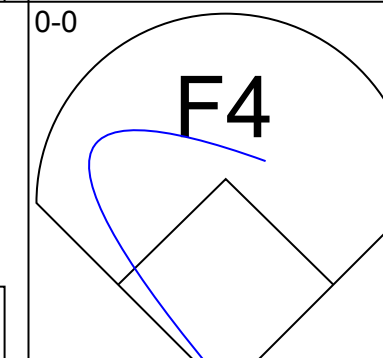
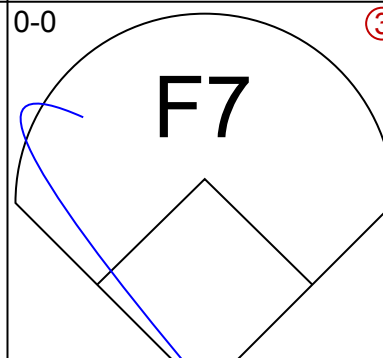
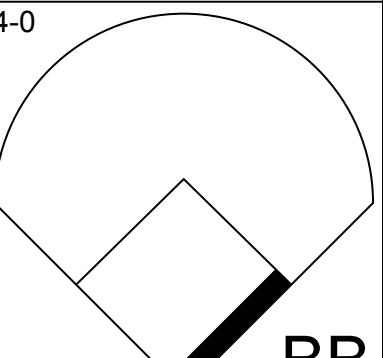
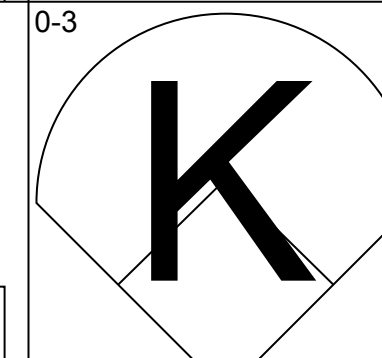
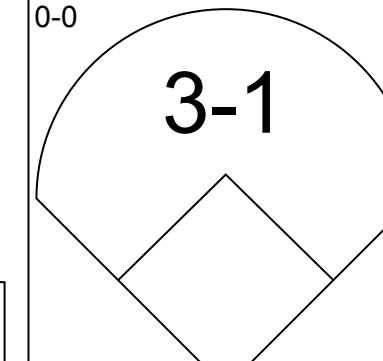
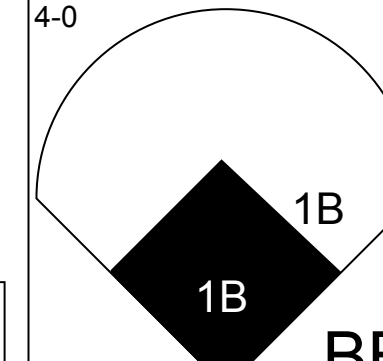
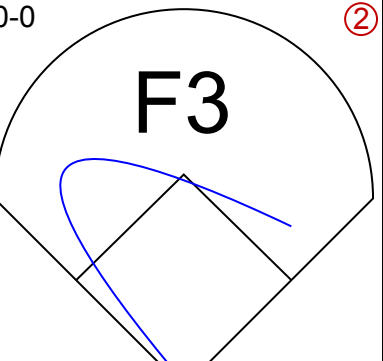
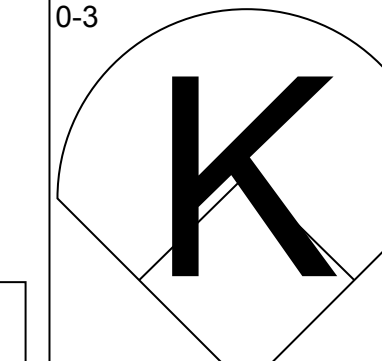
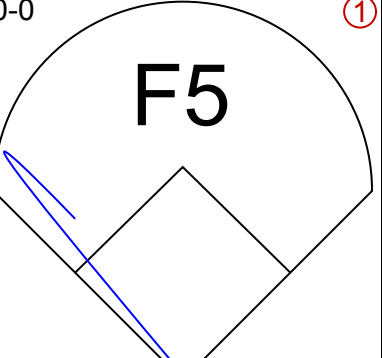
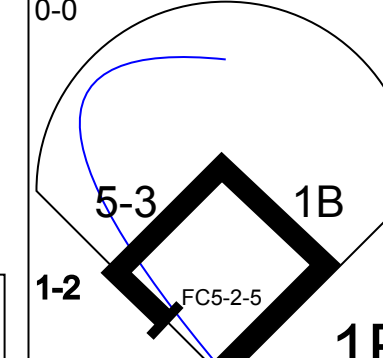
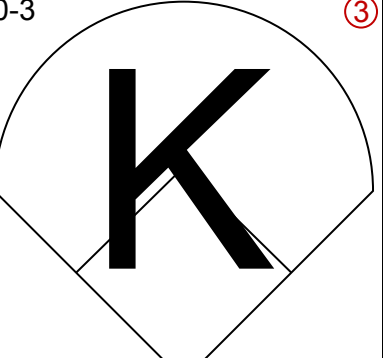
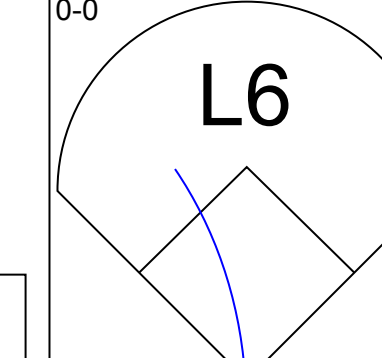
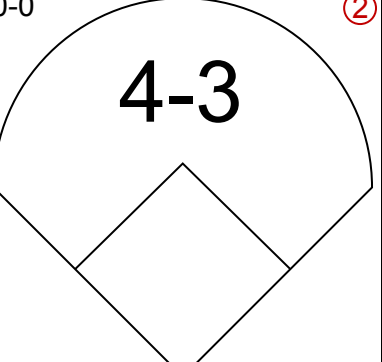
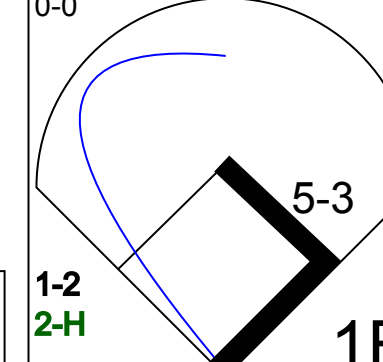
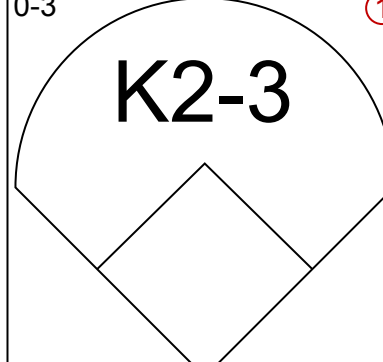
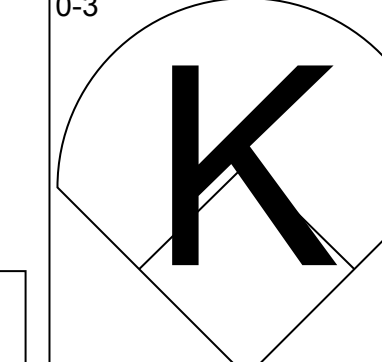
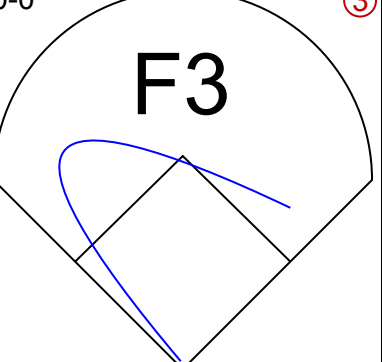
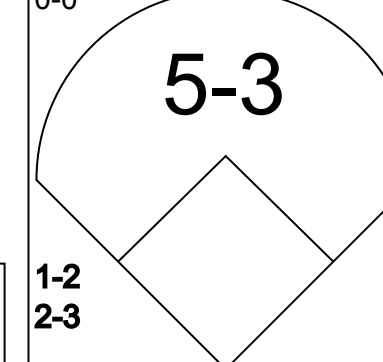
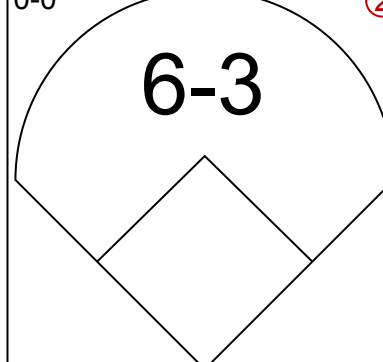
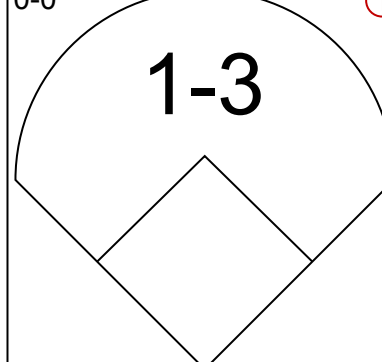
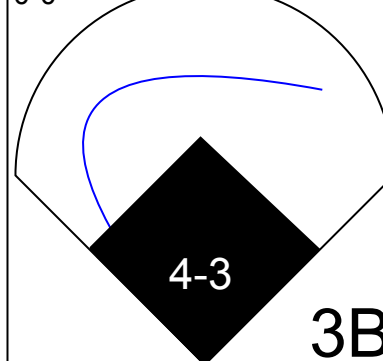
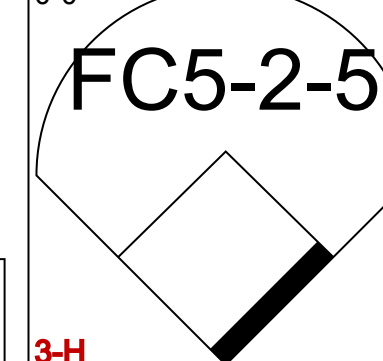
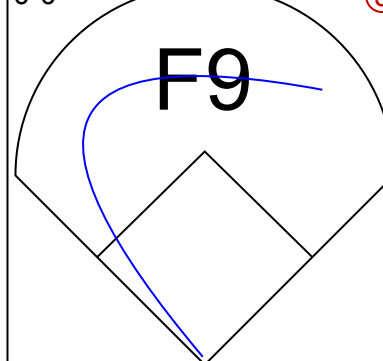
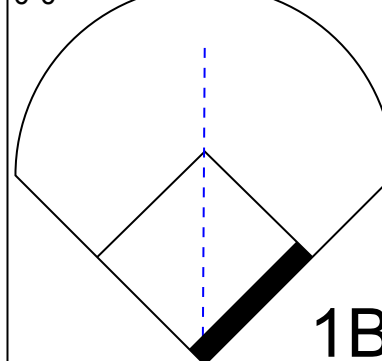
Seattle Mariners @ Kansas City Royals
Royals Stadium, Kansas City, MO
Mon Sep 28 1987, 8:05 PM EDT
Att: 22,068 - Unknown

AB 33
R 1
H 6
RBI 1
BB 1
SO 2
LOB 10



Batter	1	2	3	4	5	6	7	8	9	AB	R	H	RBI	BB	SO	LOB	TOP					
Donell Nixon, R (1, 8) OBP: 0.317, SLG: 0.344 Dave Hengel, R (2, 9) OBP: 0.278, SLG: 0.444										0	1	0	0	0	0	0	Seattle Mariners @ Kansas City Royals Royals Stadium, Kansas City, MO Tue Sep 29 1987, 8:05 PM EDT Att: 17,458 - Unknown					
Phil Bradley, R (1, 7) OBP: 0.369, SLG: 0.469										2	0	1	0	1	0							
Mickey Brantley, R (1, 9) OBP: 0.345, SLG: 0.499										3	0	0	1	1	0							
Jim Presley, R (1, 5) OBP: 0.297, SLG: 0.430										3	0	0	0	1	0							
Gary Matthews, R (1, 10) OBP: 0.318, SLG: 0.333 Ken Phelps, L (8, PH) OBP: 0.408, SLG: 0.546										3	0	0	0	0	1							
Alvin Davis, L (1, 3) OBP: 0.387, SLG: 0.504										4	1	1	1	0	0							
Rey Quinones, R (1, 6) OBP: 0.319, SLG: 0.399										4	1	1	0	0	0							
Scott Bradley, L (1, 2) OBP: 0.311, SLG: 0.375										4	0	2	0	0	0							
Harold Reynolds, S (1, 4) OBP: 0.327, SLG: 0.373										4	0	2	1	0	1							
Inning Stats	R: 1 E: 0 K: 0 S: 3	H: 0 LOB: 1 BB: 1 P: 8	R: 0 E: 0 K: 0 S: 3	H: 0 LOB: 0 BB: 0 P: 3	R: 0 E: 1 K: 1 S: 5	H: 0 LOB: 0 BB: 0 P: 5	R: 0 E: 0 K: 1 S: 5	H: 0 LOB: 1 BB: 1 P: 9	R: 1 E: 0 K: 0 S: 7	H: 2 LOB: 2 BB: 2 P: 11	R: 0 E: 0 K: 0 S: 3	H: 0 LOB: 0 BB: 0 P: 3	R: 0 E: 0 K: 0 S: 4	H: 2 LOB: 1 BB: 0 P: 4	R: 0 E: 0 K: 0 S: 4	H: 1 LOB: 1 BB: 0 P: 4	R: 1 E: 0 K: 0 S: 5	H: 3 LOB: 2 BB: 0 P: 5	1B: 6 2B: 1 3B: 0 HR: 1	SF: 0 SAC: 0 DP: 1 HBP: 1	WP: 0 PB: 0 SB: 5 CS: 1	PA: 38
PITCHER	IP WLS BF H R ER SO BB IBB HBP BLK WP HR S P ERA WHIP																					
Bud Black, L (1, 1) ERA: 3.6	7.0 W 28 4 2 2 3 3 0 1 0 0 0 30 43 2.57 1.000																					
Gene Garber, R (8, 1) ERA: 4.19	2.0 9 4 1 1 0 0 0 0 0 0 0 1 9 9 4.50 2.000																					

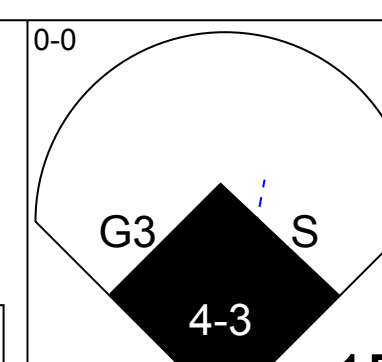
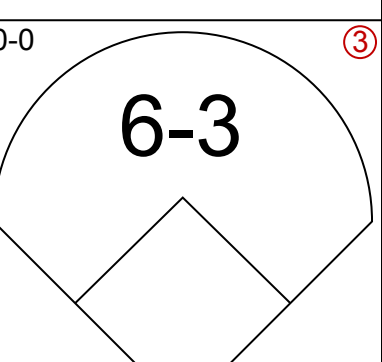
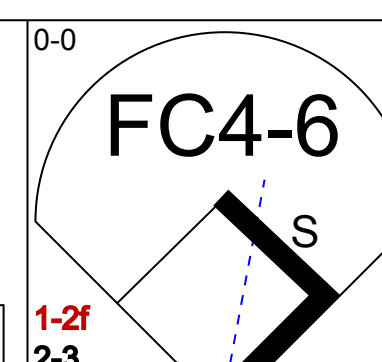
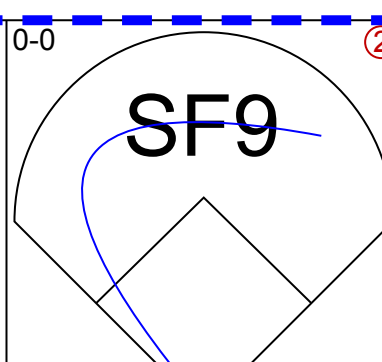
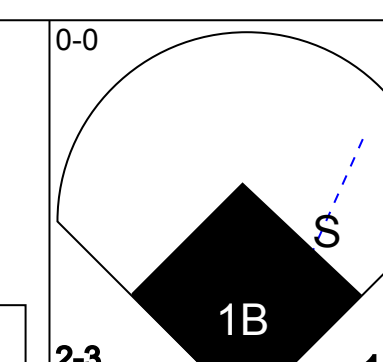
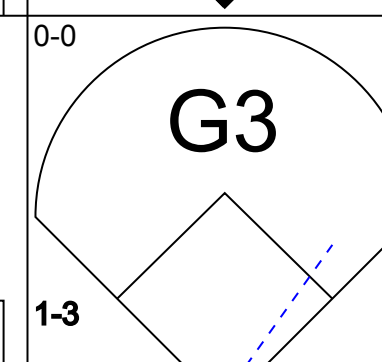
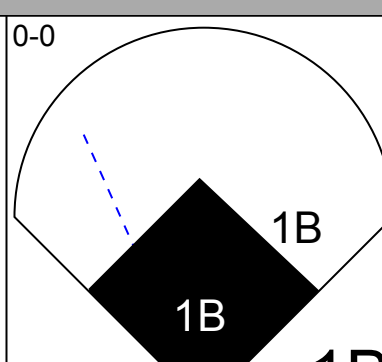
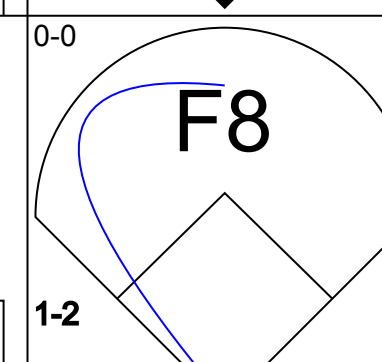
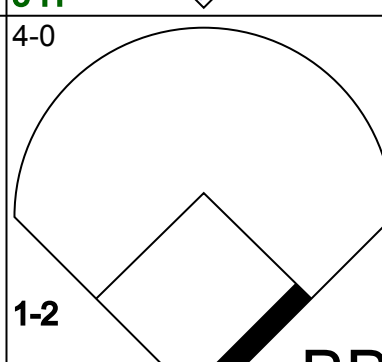
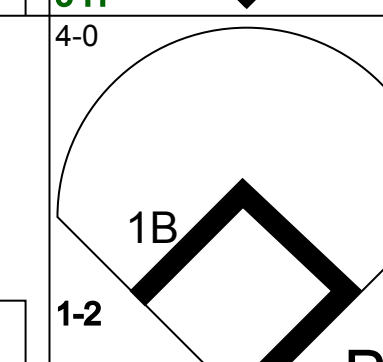
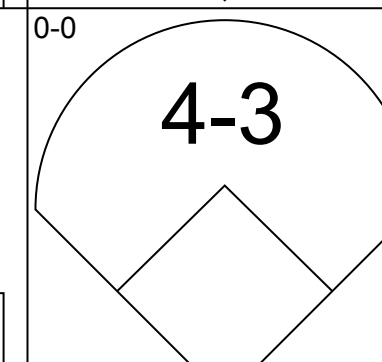
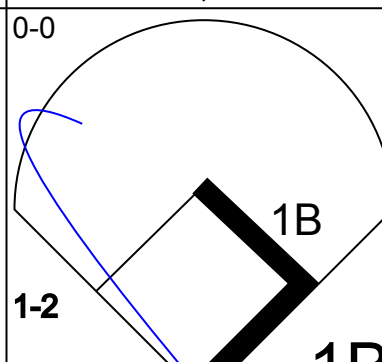
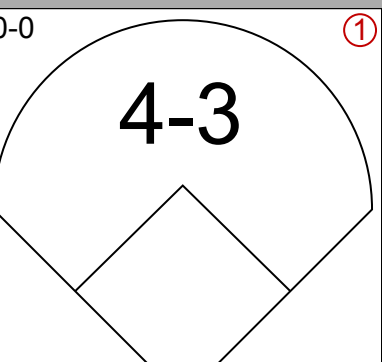
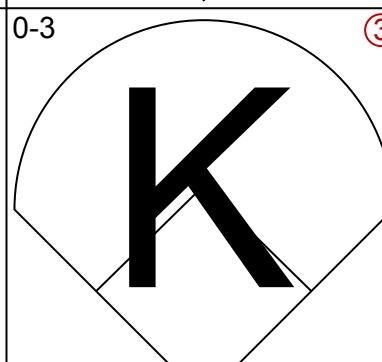
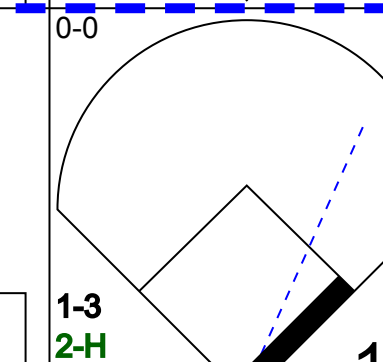
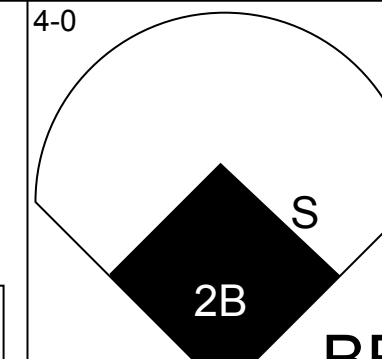
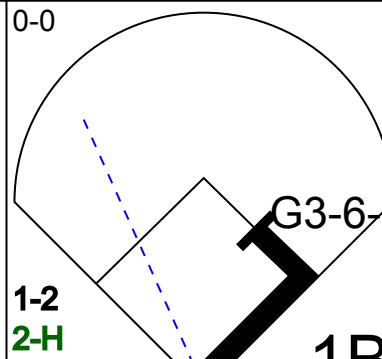


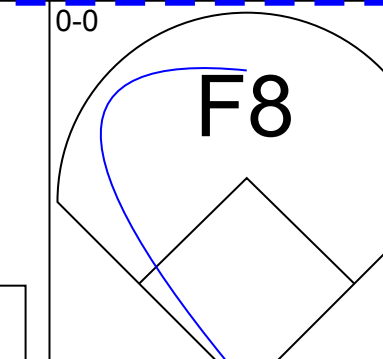
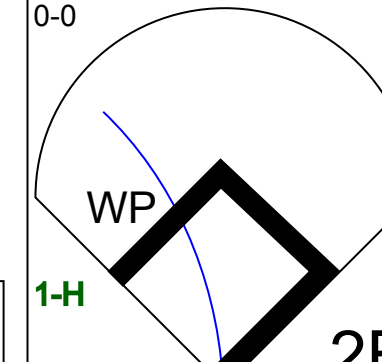
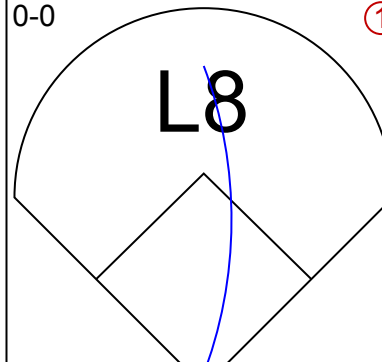
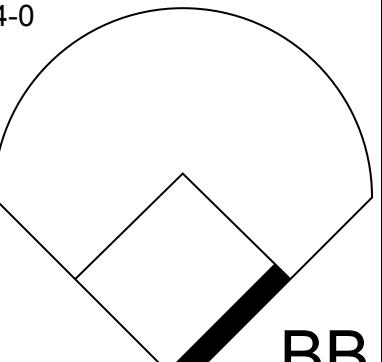

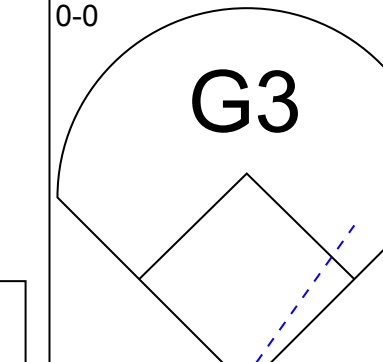
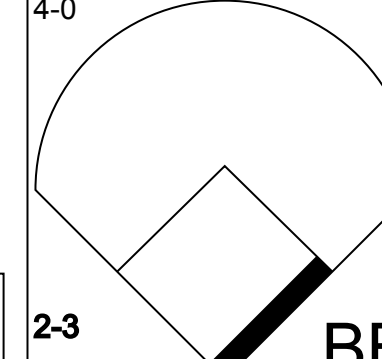
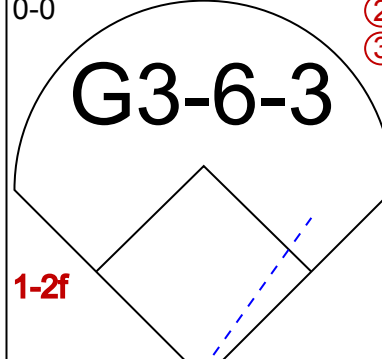
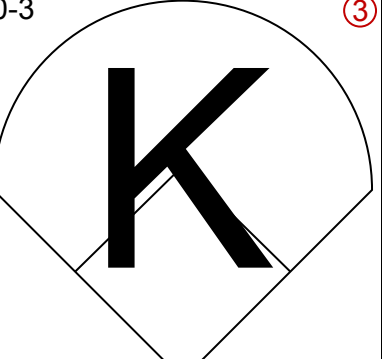

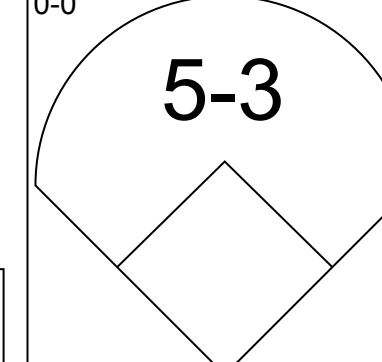
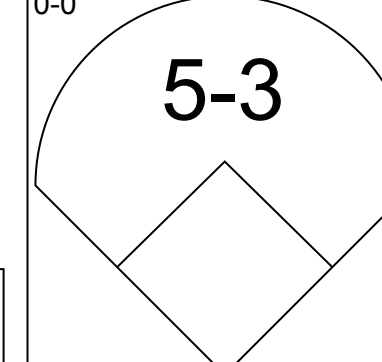
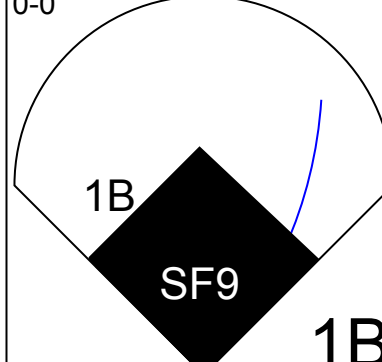
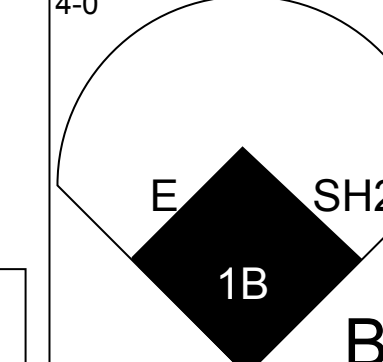
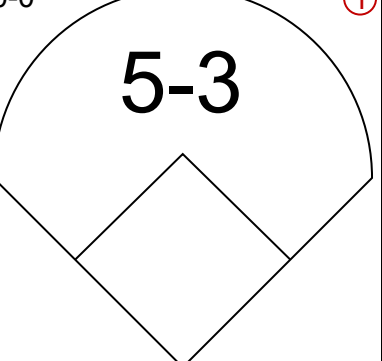
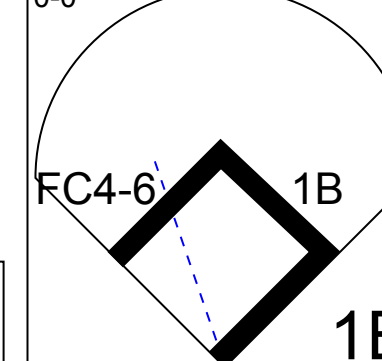
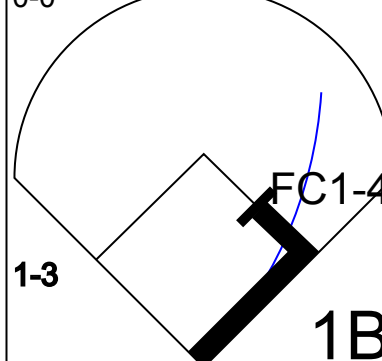
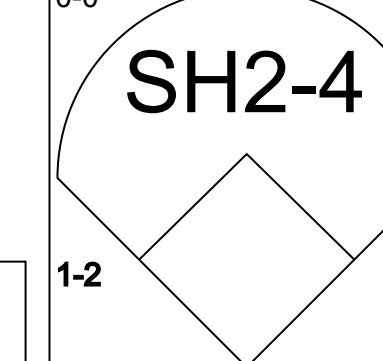
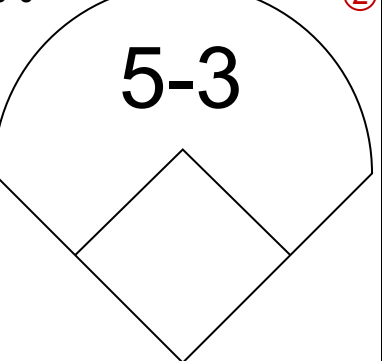
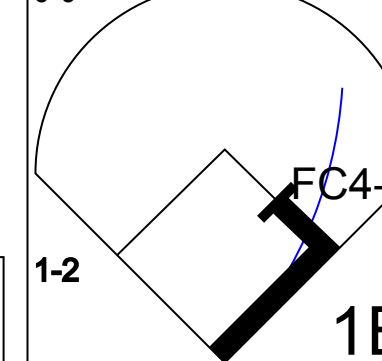
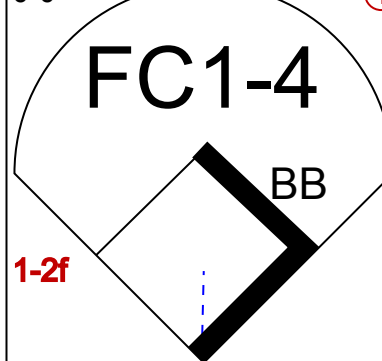
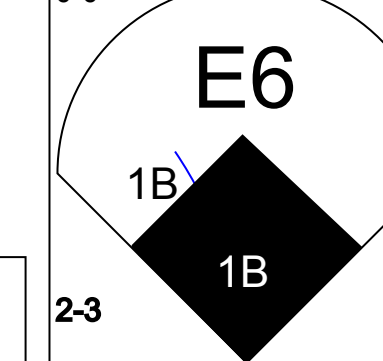
Batter	1	2	3	4	5	6	7	8	9	AB	R	H	RBI	BB	SO	LOB	BOTTOM			
Willie Wilson, S (1, 10) OBP: 0.319, SLG: 0.376										4	0	0	0	1	1	3	Seattle Mariners @ Kansas City Royals Royals Stadium, Kansas City, MO Tue Sep 29 1987, 8:05 PM EDT Att: 17,458 - Unknown			
Bill Pecota, R (1, 4) OBP: 0.346, SLG: 0.399										4	0	1	1	0	2	3				
Kevin Seitzer, R (1, 5) OBP: 0.397, SLG: 0.467										4	0	1	0	0	0	2				
Danny Tartabull, R (1, 9) OBP: 0.388, SLG: 0.536										3	1	2	0	1	0	0				
Steve Balboni, R (1, 3) OBP: 0.273, SLG: 0.427										3	1	0	0	1	2	2				
Scotti Madison, S (1, 2) OBP: 0.397, SLG: 0.467										3	2	0	0	0	2	2				
Bo Jackson, R (1, 7) OBP: 0.299, SLG: 0.461										4	1	1	2	0	2	3				
Gary Thurman, R (1, 8) OBP: 0.333, SLG: 0.307										4	1	1	0	0	2	2				
Ross Jones, R (1, 6) OBP: 0.292, SLG: 0.317										4	0	3	1	0	0	1				
Inning Stats	R: 0 E: 0 K: 1 S: 5	H: 1 LOB: 0 BB: 0 P: 5	R: 2 E: 1 K: 1 S: 7	H: 1 LOB: 0 BB: 0 P: 7	R: 0 E: 0 K: 0 S: 4	H: 1 LOB: 1 BB: 0 P: 4	R: 0 E: 0 K: 3 S: 9	H: 0 LOB: 1 BB: 1 P: 13	R: 1 E: 1 K: 0 S: 5	H: 2 LOB: 1 BB: 0 P: 5	R: 3 E: 1 K: 3 S: 12	H: 2 LOB: 2 BB: 2 P: 20	R: 0 E: 0 K: 1 S: 6	H: 1 LOB: 1 BB: 0 P: 6	R: 0 E: 0 K: 2 S: 8	H: 1 LOB: 1 BB: 0 P: 8	1B: 7 2B: 1 3B: 0 HR: 1	SF: 0 SAC: 1 DP: 0 HBP: 0	WP: 1 PB: 0 SB: 2 CS: 1	PA: 38
PITCHER	IP WLS BF H R ER SO BB IBB HBP BLK WP HR S P ERA WHIP																			
Mark Langston, L (1, 1) ERA: 3.86	6.0 L 29 7 6 0 0 3 0 0 0 0 0 0 42 54 0.00 1.667																			
Mike Trujillo, R (7, 1) ERA: 6.03	2.0 8 2 0 0 3 0 0 0 0 0 0 0 14 14 0.00 1.000																			

Batter	1	2	3	4	5	6	7	8	9	AB	R	H	RBI	BB	SO	LOB	TOP		
John Moses, S OBP: 0.299, SLG: 0.331										5	0	1	0	0	1	3			
Phil Bradley, R OBP: 0.369, SLG: 0.467										3	1	0	1	2	0	2			
Edgar Martinez, R OBP: 0.405, SLG: 0.529										3	0	1	0	1	0	2			
Mickey Brantley, R OBP: 0.344, SLG: 0.494										3	0	0	0	1	1	3			
Gary Matthews, R OBP: 0.316, SLG: 0.327										3	1	0	0	1	1	3			
Alvin Davis, L OBP: 0.386, SLG: 0.503										4	0	1	0	0	1	2			
Dave Valle, R OBP: 0.292, SLG: 0.435										4	0	1	1	0	2	0			
Rey Quinones, R OBP: 0.316, SLG: 0.396										4	0	0	0	0	0	2			
Harold Reynolds, S OBP: 0.328, SLG: 0.378										4	1	2	0	0	0	2			
Inning Stats	R: 1 E: 1 K: 1 S: 6	H: 1 LOB: 1 BB: 1 P: 10	R: 0 E: 0 K: 0 S: 3	H: 0 LOB: 0 BB: 0 P: 3	R: 1 E: 0 K: 0 S: 5	H: 2 LOB: 1 BB: 0 P: 5	R: 1 E: 0 K: 0 S: 5	H: 2 LOB: 2 BB: 1 P: 9	R: 0 E: 1 K: 1 S: 5	H: 0 LOB: 2 BB: 2 P: 13	R: 0 E: 0 K: 1 S: 5	H: 0 LOB: 1 BB: 1 P: 9	R: 0 E: 0 K: 2 S: 7	H: 0 LOB: 0 BB: 0 P: 7	R: 0 E: 0 K: 0 S: 4	H: 1 LOB: 1 BB: 0 P: 4	1B: 5 2B: 0 3B: 1 HR: 0	SF: 0 SAC: 0 DP: 0 HBP: 0	WP: 0 PA: 38 CS: 0
PITCHER Danny Jackson, L ERA: 4.02	IP: 9.0 WLS: W BF: 38 H: 6 R: 3 ER: 2 SO: 6 BB: 5 IBB: 0 HBP: 0 BLK: 0 WP: 0 HR: 0 S: 45 P: 65 ERA: 2.00 WHIP: 1.222															PITCHER			

Seattle Mariners @ Kansas City Royals
 Royals Stadium, Kansas City, MO
 Wed Sep 30 1987, 8:05 PM EDT
 Att: 16,162 - Unknown

AB 33
 R 3
 H 6
 RBI 2
 BB 5
 SO 6
 LOB 19



Batter	1	2	3	4	5	6	7	8	9	AB	R	H	RBI	BB	SO	LOB	BOTTOM		
Willie Wilson, S OBP: 0.319, SLG: 0.377										4	2	2	2	0	0	2			
Kevin Seitzer, R OBP: 0.396, SLG: 0.467										3	1	1	0	2	0	3			
George Brett, L OBP: 0.392, SLG: 0.504										5	0	2	3	0	1	2			
Danny Tartabull, R OBP: 0.388, SLG: 0.534										4	1	1	1	1	0	2			
Bo Jackson, R OBP: 0.300, SLG: 0.462										4	0	1	1	1	1	4			
Jamie Quirk, L OBP: 0.313, SLG: 0.351										3	0	0	0	1	2	3			
Bill Pecota, R OBP: 0.350, SLG: 0.397										3	2	1	0	1	0	2			
Gary Thurman, R OBP: 0.345, SLG: 0.321										3	0	2	0	0	0	0			
Ross Jones, R OBP: 0.291, SLG: 0.315										4	1	1	0	0	0	3			
Inning Stats	R: 2 E: 0 K: 0 S: 5	H: 2 LOB: 2 BB: 2 P: 13	R: 0 E: 0 K: 0 S: 3	H: 0 LOB: 0 BB: 0 P: 3	R: 1 E: 0 K: 0 S: 5	H: 3 LOB: 1 BB: 0 P: 5	R: 0 E: 0 K: 0 S: 5	H: 2 LOB: 2 BB: 0 P: 5	R: 0 E: 0 K: 1 S: 5	H: 0 LOB: 1 BB: 1 P: 9	R: 1 E: 0 K: 1 S: 7	H: 2 LOB: 1 BB: 1 P: 11	R: 0 E: 0 K: 2 S: 7	H: 0 LOB: 0 BB: 0 P: 7	R: 3 E: 1 K: 0 S: 6	H: 2 LOB: 2 BB: 2 P: 14	1B: 10 2B: 1 3B: 0 HR: 0	SF: 1 SAC: 1 DP: 1 HBP: 0	WP: 1 PA: 41 CS: 0
PITCHER Mike Morgan, R ERA: 4.65	IP: 5.1 WLS: L BF: 27 H: 9 R: 4 ER: 4 SO: 4 BB: 3 IBB: 0 HBP: 0 BLK: 0 WP: 0 HR: 0 S: 26 P: 38 ERA: 6.75 WHIP: 2.250															PITCHER			
Dennis Powell, L ERA: 3.41	0.2	3	0	0	0	1	1	0	0	0	0	4	8	0.00	1.500				
Jerry Reed, R ERA: 3.33	1.1	8	1	3	2	2	2	0	0	0	0	10	18	13.50	2.250				
Bill Wilkinson, L ERA: 3.84	0.0	1	1	0	0	0	0	0	0	0	0	1	1	∞	∞				
Ed Nunez, R ERA: 3.66	0.2	2	0	0	0	0	0	0	0	0	0	2	2	0.00	0.000				

Seattle Mariners @ Kansas City Royals
 Royals Stadium, Kansas City, MO
 Wed Sep 30 1987, 8:05 PM EDT
 Att: 16,162 - Unknown

AB 33
 R 7
 H 11
 RBI 7
 BB 6
 SO 4
 LOB 21



Batter	1	2	3	4	5	6	7	8	9	AB	R	H	RBI	BB	SO	LOB	TOP										
Donell Nixon, R OBP: 0.319, SLG: 0.346 (1, 8)	0-3 K	0-0 CS	0-0 F4		0-0 FC6 1B		0-3 K	0-0 FC5-4 1B		5	0	2	0	0	2	2	Seattle Mariners @ Texas Rangers Arlington Stadium, Arlington, TX Thu Oct 01 1987, 8:05 PM EDT Att: 7,890 - Unknown										
Phil Bradley, R OBP: 0.369, SLG: 0.465 (1, 7)	4-0 2B HR BB		0-3 K		0-0 FC6 CS 1-2		0-0 S 1B	0-0 F9		4	2	1	1	1	1	4											
Edgar Martinez, R OBP: 0.429, SLG: 0.615 (1, 5)	0-0 HR 2B		0-3 K		0-0 3B		0-0 BB 1B	0-0 FC5-4 1-2		5	1	3	2	0	1	3											
Mickey Brantley, R OBP: 0.342, SLG: 0.499 (1, 9)	0-0 HR			0-0 6-3	0-0 F7		0-0 F5		0-0 F7	5	1	1	3	0	0	2											
Gary Matthews, R OBP: 0.318, SLG: 0.325 (1, 10)	0-3 K			0-0 CS 1B		0-0 1-3	0-0 BB		0-0 F9	4	0	1	0	1	1	0											
Brick Smith, R (1, 3)	0-3 K			4-0 E 1B BB 1-2		0-0 F8	0-0 F6		0-0 5-3	4	1	0	0	1	1	2											
Scott Bradley, L OBP: 0.311, SLG: 0.373 (1, 2)		0-0 6-3		0-0 E1 1B E 1-3		0-0 6-3		0-0 1B E 1B		4	1	1	0	0	0	1											
Mario Diaz, R OBP: 0.333, SLG: 0.429 (1, 6)	0-3 K			0-0 E8 1-3 1B			0-0 BB 1B	0-0 F9		4	1	2	1	0	1	1											
Harold Reynolds, S OBP: 0.329, SLG: 0.376 (1, 4)		4-0 CS BB		0-0 G3			4-0 S 1B BB 1-2	0-0 E6 1B		2	1	0	0	2	0	2											
Inning Stats	R: 3 E: 0 K: 3 S: 11	H: 2 LOB: 0 BB: 1 P: 15	R: 0 E: 0 K: 1 S: 4	H: 0 LOB: 0 BB: 1 P: 8	R: 0 E: 0 K: 2 S: 7	H: 0 LOB: 1 BB: 0 P: 7	R: 2 E: 2 K: 0 S: 5	H: 2 LOB: 1 BB: 1 P: 9	R: 0 E: 0 K: 0 S: 3	H: 0 LOB: 0 BB: 0 P: 3	R: 3 E: 0 K: 1 S: 8	H: 3 LOB: 2 BB: 2 P: 16	R: 0 E: 1 K: 0 S: 6	H: 2 LOB: 2 BB: 0 P: 6	R: 0 E: 0 K: 0 S: 3	H: 0 LOB: 0 BB: 0 P: 3	1B: 8 2B: 1 3B: 1 HR: 1	SF: 0 SAC: 0 DP: 0 HBP: 0	WP: 0 PB: 0 SB: 2 CS: 3	PA: 43							
PITCHER	IP	WLS	BF	H	R	ER	SO	BB	IBB	HBP	BLK	WP	HR	S	P	ERA	WHIP										
Mitch Williams, L ERA: 3.26 (1, 1)	4.0	L	18	4	5	3	6	3	0	0	0	0	1	27	39	6.75	1.750										
Jeff Russell, R ERA: 4.45 (5, 1)	2.0		7	2	0	0	0	0	0	0	0	0	0	7	7	0.00	1.000										
Mike Loynd, R ERA: 6.1 (7, 1)	0.2		7	3	3	3	1	2	0	0	0	0	0	7	15	40.50	7.500										
Dale Mohorcic, R ERA: 2.95 (7, 1)	1.1		7	2	0	0	0	0	0	0	0	0	0	7	7	0.00	1.500										
Steve Howe, L ERA: 4.89 (9, 1)	1.0		3	0	0	0	0	0	0	0	0	0	0	3	3	0.00	0.000										

AB	37
R	8
H	11
RBI	7
BB	5
SO	7
LOB	17



Batter	1	2	3	4	5	6	7	8	9	AB	R	H	RBI	BB	SO	LOB	BOTTOM										
Jerry Browne, S OBP: 0.358, SLG: 0.340 (1, 4)	0-0 6-3		0-0 6-3			0-0 4-3		0-0 1B 6-3 1B	4-0 BB	4	1	1	2	1	0	0	Seattle Mariners @ Texas Rangers Arlington Stadium, Arlington, TX Thu Oct 01 1987, 8:05 PM EDT Att: 7,890 - Unknown										
Curtis Wilkerson, S OBP: 0.310, SLG: 0.394 (8, PH) Cecil Espy, S OBP: 0.299, SLG: 0.410 (9, 2)	0-0 4-3		0-0 1B			0-0 6-3		0-0 6-3	0-3 K	3	0	1	0	0	0	0											
Ruben Sierra, S OBP: 0.304, SLG: 0.469 (1, 9)	0-3 K		0-0 4-3			0-0 F8		0-0 1B SF7 1B	0-0 L6	5	1	1	1	0	1	3											
Pete O'Brien, L OBP: 0.348, SLG: 0.458 Tom Paciorek, R OBP: 0.291, SLG: 0.365 (8, 3)		0-0 3-1		0-0 1-3			0-0 3-1	0-0 WP 1B		3	0	0	0	0	0	0											
Darrell Porter, L OBP: 0.389, SLG: 0.426 (1, 10)		0-0 HR		0-3 K			4-0 BB	4-0 BB		2	1	1	1	2	1	0											
Pete Incaviglia, R OBP: 0.333, SLG: 0.498 (1, 7)		0-0 5-3		0-0 F8			0-3 K	0-0 SF7		3	0	0	1	0	1	1											
Oddibe McDowell, L OBP: 0.322, SLG: 0.429 (1, 8)		0-0 4-3			0-0 4-3		0-3 K	0-0 4-3		4	0	0	0	0	1	3											
Geno Petralli, L OBP: 0.386, SLG: 0.482 Greg Tabor, R OBP: 0.333, SLG: 0.667 Scott Fletcher, R OBP: 0.356, SLG: 0.374 (9, 6)			0-0 G3 6-3 2B				0-0 G4-3 1B	4-0 1B BB	4-0 BB	2	1	2	0	1	0	0											
Tom O'Malley, L OBP: 0.346, SLG: 0.368 Bob Brower, R OBP: 0.334, SLG: 0.454 (9, PH)			0-0 G3			0-0 G4-3		0-0 6-3 1B 1B	0-3 K	3	1	1	0	0	0	2											
Inning Stats	R: 0 E: 0 K: 1 S: 5	H: 0 LOB: 0 BB: 0 P: 5	R: 1 E: 0 K: 0 S: 4	H: 1 LOB: 0 BB: 0 P: 4	R: 1 E: 0 K: 0 S: 5	H: 2 LOB: 1 BB: 0 P: 5	R: 0 E: 0 K: 1 S: 5	H: 0 LOB: 0 BB: 0 P: 5	R: 0 E: 0 K: 0 S: 3	H: 0 LOB: 0 BB: 0 P: 3	R: 0 E: 0 K: 2 S: 7	H: 0 LOB: 1 BB: 1 P: 11	R: 4 E: 0 K: 0 S: 7	H: 4 LOB: 2 BB: 2 P: 15	R: 0 E: 0 K: 2 S: 7	H: 0 LOB: 2 BB: 2 P: 15	1B: 6 2B: 1 3B: 0 HR: 1	SF: 1 SAC: 0 DP: 1 HBP: 0	WP: 1 PB: 0 SB: 0 CS: 0	PA: 39							
PITCHER	IP	WLS	BF	H	R	ER	SO	BB	IBB	HBP	BLK	WP	HR	S	P	ERA	WHIP										
Mike Moore, R ERA: 4.71 (1, 1)	7.1	W	30	7	6	6	4	2	0	0	0	1	0	36	44	7.36	1.227										
Ed Nunez, R ERA: 3.8 (8, 1)	0.2		5	1	0	0	0	2	0	0	0	1	0	3	11	0.00	4.500										
Bill Wilkinson, L ERA: 3.79 (9, 1)	1.0	S	4	0	0	0	2	1	0	0	0	0	0	7	11	0.00	1.000										


AB	33
R	6
H	8
RBI	6
BB	5
SO	6
LOB	14



Batter	1	2	3	4	5	6	7	8	9	AB	R	H	RBI	BB	SO	LOB	TOP								
John Moses, S (1, 8) OBP: 0.300, SLG: 0.330	0-0 6-3	0-0 2H 1B			0-0 F7		4-0 G1-6-3 BB	0-0 6-3	4-0 1-2 6-3	4	0	1	1	1	0	1									
Phil Bradley, R (1, 7) OBP: 0.396, SLG: 0.460	0-0 1-3	0-0 6-3			0-0 1-3		0-0 G1-6-3	0-0 PO	0-0 2-3	4	0	0	0	0	0	2									
Alvin Davis, L (1, 3) Jim Weaver, L (8, PR) (8, 8)	0-0 HR		0-3 K		0-0 6-3		0-0 6-3	4-0 G1-6-3 BB 1B		4	1	2	1	0	1	0									
Ken Phelps, L (1, 10) Donell Nixon, R (8, PH) S: 6	0-3 K		0-3 K		4-0 1B BB		4-0 1B BB	4-0 G1-6-3 BB 1B		2	1	0	0	1	2	0									
Jim Prestley, R (1, 5) OBP: 0.295, SLG: 0.427		0-0 1-3	0-0 6-3		0-0 F8		0-0 G1-6-3	0-0 1-2 2-3 BB		4	0	0	0	0	0	3									
Mike Kingery, L (1, 9) Dave Hengel, R (8, PH) S: 6	4-0 E 1B BB				0-0 F7		0-0 1B 1B	0-0 WP 1B		2	1	1	0	1	0	0									
Scott Bradley, L (1, 2) OBP: 0.311, SLG: 0.373	0-0 E1 E 1B SF9				0-0 G5-4-3 1B		0-0 1-3 3H 1B	0-3 K		4	1	2	1	0	1	3									
Rey Quinones, R (1, 6) OBP: 0.316, SLG: 0.395	0-0 E9 E 1B SF9				0-0 G5-4-3 1-2		0-0 F8	0-3 K		4	1	1	1	0	1	3									
Harold Reynolds, S (1, 4) OBP: 0.327, SLG: 0.373	0-0 SF9				0-0 4-3		0-0 4-3	4-0 PO S BB		2	0	0	1	1	0	0									
Inning Stats	R: 1 E: 0 K: 1 S: 6	H: 1 LOB: 0 BB: 0 P: 6	R: 3 E: 2 K: 0 S: 6	H: 2 LOB: 1 BB: 1 P: 10	R: 0 E: 0 K: 2 S: 7	H: 0 LOB: 0 BB: 0 P: 7	R: 0 E: 0 K: 0 S: 3	H: 1 LOB: 0 BB: 0 P: 3	R: 0 E: 0 K: 0 S: 3	H: 0 LOB: 0 BB: 0 P: 3	R: 1 E: 0 K: 0 S: 5	H: 2 LOB: 2 BB: 1 P: 9	R: 0 E: 0 K: 0 S: 2	H: 0 LOB: 0 BB: 1 P: 6	R: 1 E: 0 K: 1 S: 6	H: 2 LOB: 1 BB: 1 P: 10	R: 0 E: 0 K: 1 S: 4	H: 0 LOB: 0 BB: 1 P: 8	1B: 7 2B: 0 3B: 0 HR: 1	SF: 1 SAC: 0 DP: 3 HBP: 0	WP: 1 PB: 0 SB: 2 CS: 0	PA: 38			
PITCHER	IP	WLS	BF	H	R	ER	SO	BB	IBB	HBP	BLK	WP	HR	S	P	ERA	WHIP								
Jose Guzman, R (1, 1) ERA: 4.67	7.0	L	30	7	6	4	3	3	0	0	0	0	1	33	45	5.14	1.429								
Mitch Williams, L (8, 1) ERA: 3.23	1.0		4	1	0	0	1	1	0	0	0	1	0	5	9	0.00	2.000								
Jeff Russell, R (9, 1) ERA: 4.44	1.0		3	0	0	0	1	1	0	0	0	0	0	4	8	0.00	1.000								

Seattle Mariners @ Texas Rangers
Arlington Stadium, Arlington, TX
Sat Oct 03 1987, 8:05 PM EDT
Att: 19,696 - Unknown

AB 31
R 6
H 8
RBI 6
BB 5
SO 5
LOB 12



Batter	1	2	3	4	5	6	7	8	9	AB	R	H	RBI	BB	SO	LOB	BOTTOM								
Bob Brower, R (1, 8) OBP: 0.336, SLG: 0.453	0-3 K		0-0 CS 1B		0-0 G3			0-0 L4		4	0	1	0	0	1	1									
Scott Fletcher, R (1, 6) OBP: 0.358, SLG: 0.376	0-0 F9		0-0 L1		4-0 2-3 BB		0-0 6-3			3	0	0	0	1	0	1									
Ruben Sierra, S (1, 9) OBP: 0.302, SLG: 0.470	0-0 6-3				0-0 F8		0-0 F9	0-0 5-3		4	0	0	0	0	0	2									
Larry Parrish, R (1, 10) OBP: 0.329, SLG: 0.486		0-0 HR			0-0 F7		0-0 F3	0-0 HR 1B		4	2	2	1	0	0	0									
Tom Paciorek, R (1, 3) OBP: 0.283, SLG: 0.404		0-3 K			0-0 E6		0-0 F4	0-0 1-H HR		4	1	1	2	0	1	0									
Don Slaught, R (1, 2) OBP: 0.286, SLG: 0.403		0-0 6-3			0-0 F8		0-0 4-3	0-3 K		4	0	0	0	0	1	1									
Steve Buechele, R (1, 5) OBP: 0.288, SLG: 0.401							0-0 G3	0-0 4-3		4	1	2	1	0	0	0									
Greg Tabor, R (1, 4) OBP: 0.143, SLG: 0.286		0-0 4-3					0-0 6-3	0-0 E3		4	0	0	0	0	1	1									
Cecil Espy, S (1, 7) Dave Meier, R (9, PH) OBP: 0.300, SLG: 0.350			0-3 K2-3		4-0 S G3 BB		0-3 K	0-0 F8		2	0	0	0	1	2	0									
Inning Stats	R: 0 E: 0 K: 1 S: 5	H: 0 LOB: 0 BB: 0 P: 5	R: 1 E: 0 K: 1 S: 7	H: 2 LOB: 1 BB: 0 P: 7	R: 0 E: 0 K: 1 S: 5	H: 1 LOB: 0 BB: 0 P: 5	R: 0 E: 1 K: 0 S: 4	H: 0 LOB: 1 BB: 0 P: 4	R: 1 E: 0 K: 0 S: 4	H: 1 LOB: 2 BB: 2 P: 12	R: 0 E: 0 K: 0 S: 3	H: 0 LOB: 0 BB: 0 P: 3	R: 0 E: 0 K: 2 S: 7	H: 0 LOB: 0 BB: 0 P: 7	R: 0 E: 0 K: 0 S: 3	R: 2 E: 1 K: 1 S: 8	H: 2 LOB: 1 BB: 0 P: 8	1B: 2 2B: 1 3B: 0 HR: 3	SF: 0 SAC: 0 DP: 0 HBP: 0	WP: 0 PB: 0 SB: 1 CS: 1	PA: 36				
PITCHER	IP	WLS	BF	H	R	ER	SO	BB	IBB	HBP	BLK	WP	HR	S	P	ERA	WHIP								
Lee Guetterman, L (1, 1) ERA: 3.81	8.0	W	32	4	4	4	5	2	0	0	0	0	3	40	48	4.50	1.000								
Bill Wilkinson, L (9, 1) ERA: 3.66	1.0	S	4	0	0	0	1	0	0	0	0	0	0	6	6	0.00	0.000								

Seattle Mariners @ Texas Rangers
Arlington Stadium, Arlington, TX
Sat Oct 03 1987, 8:05 PM EDT
Att: 19,696 - Unknown

AB 34
R 4
H 6
RBI 4
BB 2
SO 6
LOB 7



Batter	1	2	3	4	5	6	7	8	9	AB	R	H	RBI	BB	SO	LOB	TOP										
Harold Reynolds, S OBP: 0.325, SLG: 0.370 (1, 4)	E4 4-3 1B	P4		F8			F8	CS	5-3	5	1	0	0	0	0	1											
John Moses, S OBP: 0.301, SLG: 0.331 (1, 8) (7, 3)	4-3		G4-6-3 1B HR	K			CS 1B		4-3	5	1	2	0	0	1	2											
Phil Bradley, R OBP: 0.387, SLG: 0.463 (1, 7)	PB WP PB 1B		G4-6-3 1B	F8			1B 2B		L1	5	2	3	1	0	0	1											
Alvin Davis, L OBP: 0.370, SLG: 0.516 (7, PR) Dave Hengel, R OBP: 0.316, SLG: 0.474 (7, 9)	K		G4-6-3 1B 2B		K		1B 1B			4	0	1	1	0	2	3											
Ken Phelps, L OBP: 0.410, SLG: 0.548 (7, PH) Brick Smith, R OBP: 0.300, SLG: 0.125 (1, 10)	HR BB		HR		3-1		1B			2	2	1	2	1	0	0											
Jim Prestley, R OBP: 0.296, SLG: 0.433 (1, 5)	HR		1B		5-3		K			4	1	2	2	0	1	2											
Scott Bradley, L OBP: 0.310, SLG: 0.371 (1, 2)	1-3		1B		4-3				6-3	4	0	1	0	0	0	0											
Mike Kingery, L OBP: 0.329, SLG: 0.449 (1, 9) (7, 8)		3-1	P4		F8				1-3	4	0	0	0	0	0	2											
Rey Quinones, R OBP: 0.317, SLG: 0.397 (1, 6)		5-3			6-3				CS 1B	4	0	2	0	0	0	0											
Inning Stats	R: 4 E: 1 K: 1 S: 8	H: 2 LOB: 0 BB: 1 P: 12	R: 0 E: 0 K: 0 S: 3	H: 0 LOB: 0 BB: 0 P: 3	R: 2 E: 0 K: 0 S: 7	H: 5 LOB: 2 BB: 0 P: 7	R: 0 E: 0 K: 1 S: 6	H: 1 LOB: 1 BB: 0 P: 6	R: 0 E: 0 K: 1 S: 5	H: 0 LOB: 0 BB: 0 P: 5	R: 0 E: 0 K: 0 S: 3	H: 0 LOB: 0 BB: 0 P: 3	R: 1 E: 0 K: 1 S: 8	H: 4 LOB: 2 BB: 0 P: 8	R: 0 E: 0 K: 0 S: 3	H: 1 LOB: 0 BB: 0 P: 3	R: 0 E: 0 K: 0 S: 3	H: 0 LOB: 0 BB: 0 P: 3	1B: 9 2B: 2 3B: 0 HR: 2	SF: 0 SAC: 0 DP: 1 HBP: 0	WP: 1 PB: 2 SB: 1 CS: 2	PA: 40					
PITCHER	IP	WLS	BF	H	R	ER	SO	BB	IBB	HBP	BLK	WP	HR	S	P	ERA	WHIP										
Charlie Hough, R ERA: 3.79 Steve Howe, L ERA: 4.31	(1, 1) (7, 1)	6.2 2.1	L 8	31 2	11 0	7 0	3 0	3 1	0 0	0 0	0 0	1 0	2 0	36 10	40 10	4.05 0.00	1.800 0.857										

Seattle Mariners @ Texas Rangers
Arlington Stadium, Arlington, TX
Sun Oct 04 1987, 4:33 AM EDT
Att: 17,208 - Unknown

AB 38
R 7
H 13
RBI 6
BB 1
SO 4
LOB 11



Batter	1	2	3	4	5	6	7	8	9	AB	R	H	RBI	BB	SO	LOB	BOTTOM										
Bob Brower, R OBP: 0.338, SLG: 0.452 (1, 7) Darrell Porter, L OBP: 0.387, SLG: 0.423 (9, PH)	CS BB	K			F3	FC5-4 1B			K	3	0	1	1	1	1	2											
Scott Fletcher, R OBP: 0.358, SLG: 0.374 (1, 6)	S BB		F9		BB	FC5-4			K	3	0	0	0	2	1	3											
Pete O'Brien, L OBP: 0.348, SLG: 0.457 (1, 3)	K		2B 1B		K		L8		BB 1B	5	1	2	0	0	2	2											
Larry Parrish, R OBP: 0.328, SLG: 0.483 (1, 10)	K		K		K		6-3		1B BB	5	1	1	0	0	3	3											
Tom Paciorek, R OBP: 0.302, SLG: 0.483 (7, PH) Geno Petralli, L OBP: 0.388, SLG: 0.480 (8, 9)	HR		2B		K		4-3		1B BB	3	1	2	1	0	1	0											
Steve Buechele, R OBP: 0.290, SLG: 0.399 (8, PH) Tom O'Malley, L OBP: 0.351, SLG: 0.368 (9, 5)	G3 BB		F9		2B 1B BB				1B	1	1	0	0	2	0	2											
Don Slaughter, R OBP: 0.298, SLG: 0.405 (1, 2)	G3 BB				F7	1B 2B			F3	4	0	1	0	1	0	3											
Oddibe McDowell, L OBP: 0.324, SLG: 0.428 (1, 8)	G3		L8		L8	1B BB			F8	3	0	0	0	1	0	3											
Greg Tabor, R OBP: 0.111, SLG: 0.222 (6, PH) Dave Meier, R OBP: 0.296, SLG: 0.333 Curtis Wilkerson, S OBP: 0.308, SLG: 0.391 (7, 4)	K		K		K		4-3			2	0	0	0	0	2	2											
Inning Stats	R: 0 E: 0 K: 2 S: 6	H: 0 LOB: 1 BB: 2 P: 14	R: 1 E: 0 K: 2 S: 8	H: 1 LOB: 2 BB: 2 P: 16	R: 0 E: 0 K: 1 S: 7	H: 2 LOB: 0 BB: 0 P: 7	R: 0 E: 0 K: 1 S: 5	H: 0 LOB: 0 BB: 0 P: 5	R: 0 E: 0 K: 2 S: 7	H: 0 LOB: 1 BB: 1 P: 11	R: 1 E: 0 K: 2 S: 9	H: 2 LOB: 3 BB: 2 P: 17	R: 0 E: 0 K: 0 S: 3	H: 0 LOB: 0 BB: 0 P: 3	R: 0 E: 0 K: 0 S: 3	H: 0 LOB: 1 BB: 1 P: 7	R: 2 E: 0 K: 2 S: 10	H: 3 LOB: 2 BB: 1 P: 14	1B: 5 2B: 2 3B: 0 HR: 1	SF: 0 SAC: 0 DP: 0 HBP: 0	WP: 0 PB: 0 SB: 1 CS: 1	PA: 43					
PITCHER	IP	WLS	BF	H	R	ER	SO	BB	IBB	HBP	BLK	WP	HR	S	P	ERA	WHIP										
Mark Langston, L ERA: 3.84 Jerry Reed, R ERA: 3.42	(1, 1) (7, 1)	6.0 3.0	W S	29 14	5 3	2 2	2 2	10 2	7 0	0 0	0 0	0 0	1 0	42 16	70 24	3.00 6.00	2.000 1.667										

Seattle Mariners @ Texas Rangers
Arlington Stadium, Arlington, TX
Sun Oct 04 1987, 4:33 AM EDT
Att: 17,208 - Unknown

AB 34
R 4
H 8
RBI 4
BB 9
SO 12
LOB 24

